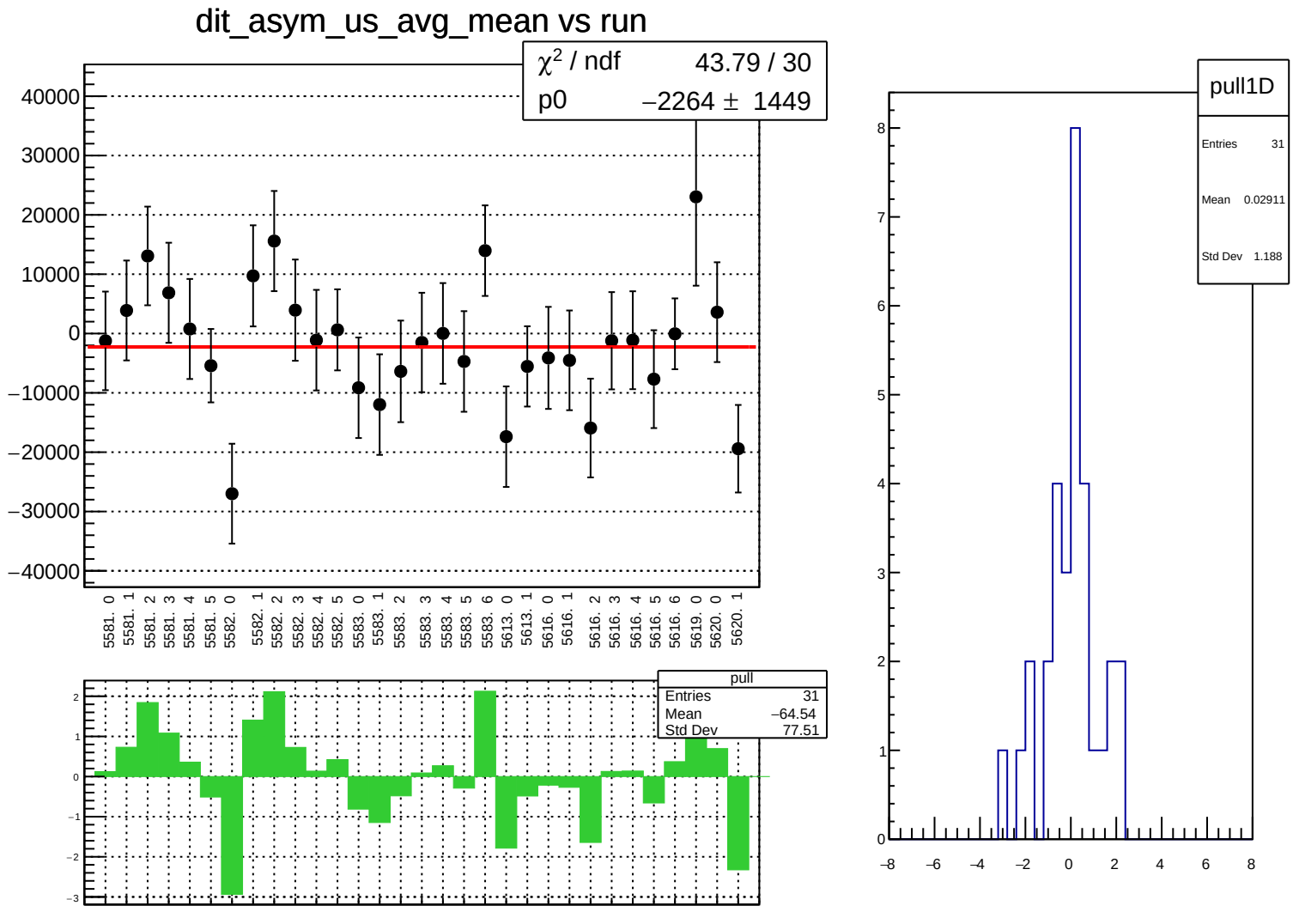
dit_asym_us_avg_mean vs run
χ² / ndf 43.79 / 30
p0 −2264 ± 1449
40000
30000
20000
10000
0
−10000
−20000
−30000
−40000
5581. 0
5581. 1
5581. 2
5581. 3
5581. 4
5581. 5
5582. 0
5582. 1
5582. 2
5582. 3
5582. 4
5582. 5
5583. 0
5583. 1
5583. 2
5583. 3
5583. 4
5583. 5
5583. 6
5613. 0
5613. 1
5616. 0
5616. 1
5616. 2
5616. 3
5616. 4
5616. 5
5616. 6
5619. 0
5620. 0
5620. 1
pull
Entries 31
Mean −64.54
Std Dev 77.51
2
1
0
−1
−2
−3
pull1D
Entries 31
Mean 0.02911
Std Dev 1.188
8
7
6
5
4
3
2
1
0
−8
−6
−4
−2
0
2
4
6
8

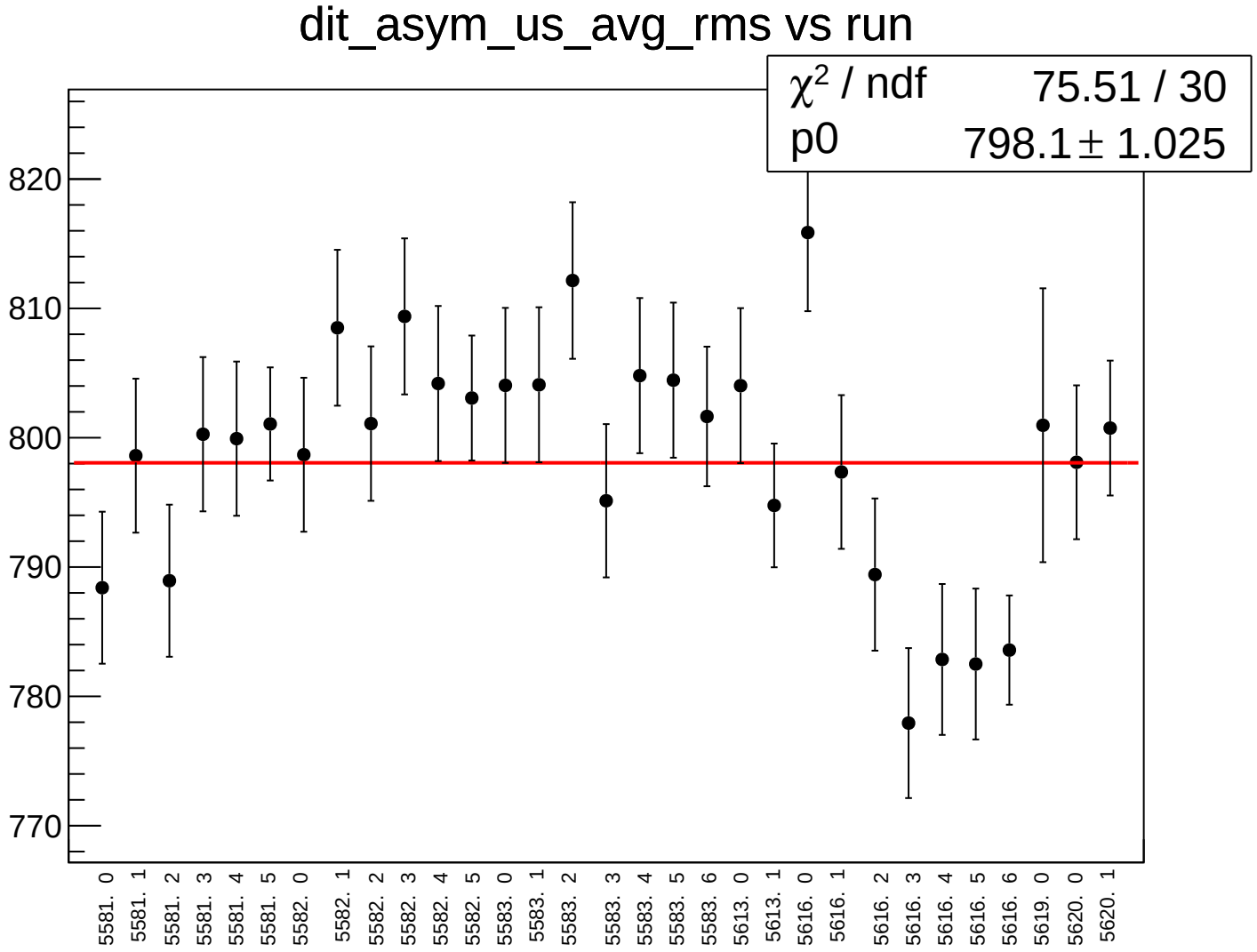
dit_asym_us_avg_rms vs run
χ² / ndf 75.51 / 30
p0 798.1 ± 1.025
820
810
800
790
780
770
5581. 0
5581. 1
5581. 2
5581. 3
5581. 4
5581. 5
5582. 0
5582. 1
5582. 2
5582. 3
5582. 4
5582. 5
5583. 0
5583. 1
5583. 2
5583. 3
5583. 4
5583. 5
5583. 6
5613. 0
5613. 1
5616. 0
5616. 1
5616. 2
5616. 3
5616. 4
5616. 5
5616. 6
5619. 0
5620. 0
5620. 1

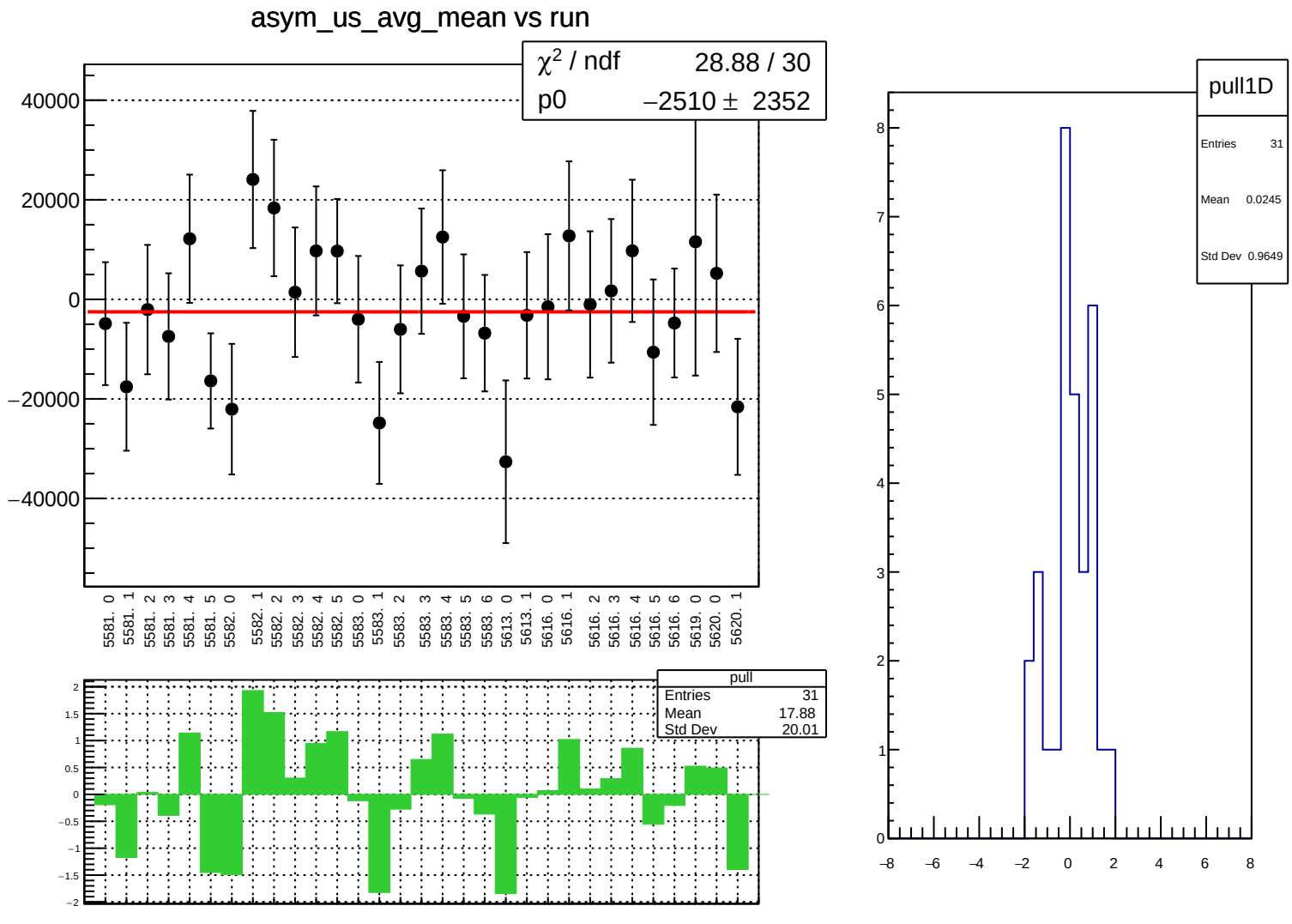
asym_us_avg_mean vs run
χ² / ndf 28.88 / 30
p0 −2510 ± 2352
40000
20000
0
−20000
−40000
5581. 0
5581. 1
5581. 2
5581. 3
5581. 4
5581. 5
5582. 0
5582. 1
5582. 2
5582. 3
5582. 4
5582. 5
5583. 0
5583. 1
5583. 2
5583. 3
5583. 4
5583. 5
5583. 6
5613. 0
5613. 1
5616. 0
5616. 1
5616. 2
5616. 3
5616. 4
5616. 5
5616. 6
5619. 0
5620. 0
5620. 1
pull
Entries 31
Mean 17.88
Std Dev 20.01
pull1D
Entries 31
Mean 0.0245
Std Dev 0.9649

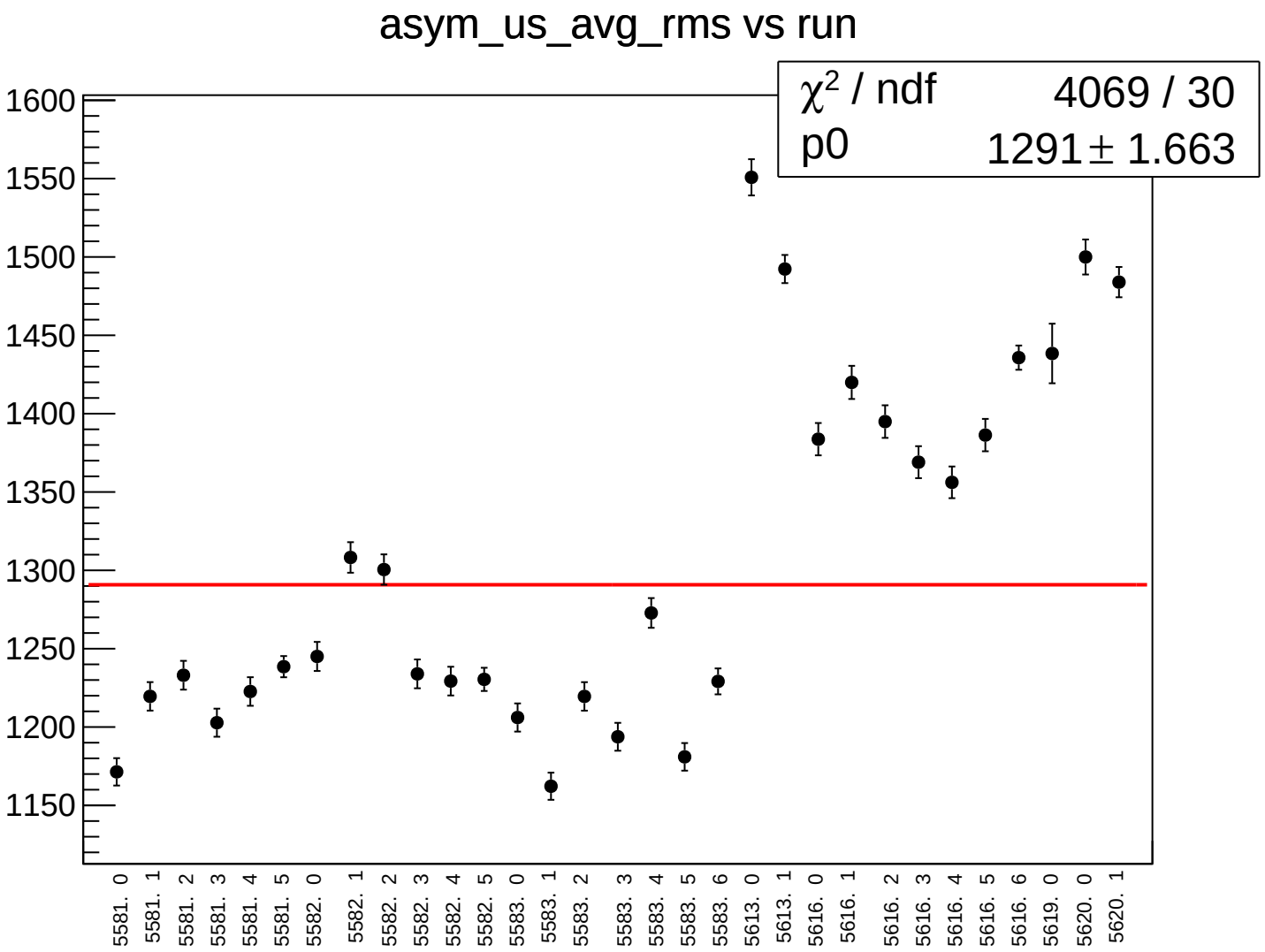
asym_us_avg_rms vs run
χ² / ndf 4069 / 30
p0 1291 ± 1.663
1600
1550
1500
1450
1400
1350
1300
1250
1200
1150
5581. 0
5581. 1
5581. 2
5581. 3
5581. 4
5581. 5
5582. 0
5582. 1
5582. 2
5582. 3
5582. 4
5582. 5
5583. 0
5583. 1
5583. 2
5583. 3
5583. 4
5583. 5
5583. 6
5613. 0
5613. 1
5616. 0
5616. 1
5616. 2
5616. 3
5616. 4
5616. 5
5616. 6
5619. 0
5620. 0
5620. 1

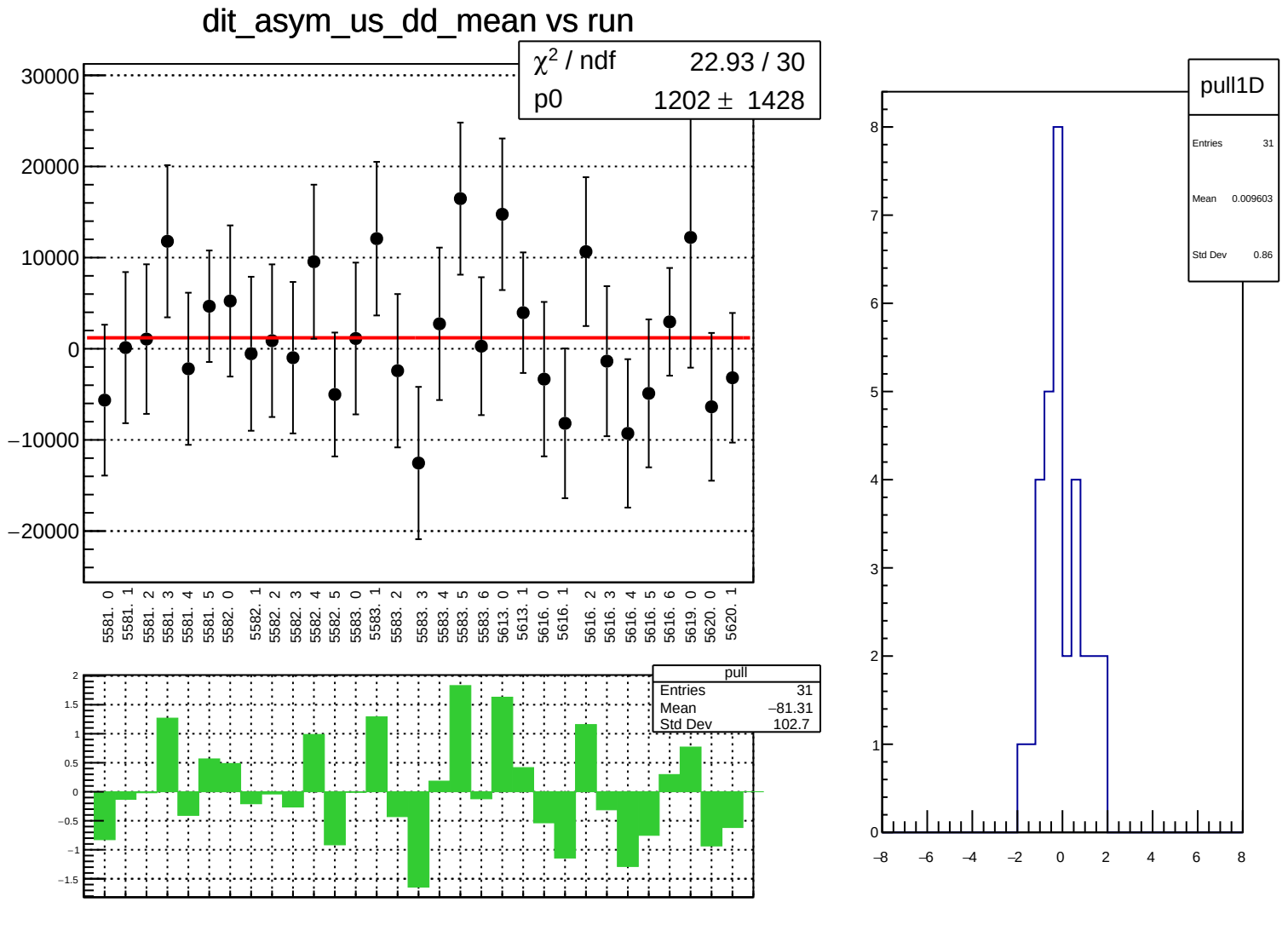
dit_asym_us_dd_mean vs run
χ² / ndf 22.93 / 30
p0 1202 ± 1428
30000
20000
10000
0
−10000
−20000
5581. 0
5581. 1
5581. 2
5581. 3
5581. 4
5581. 5
5582. 0
5582. 1
5582. 2
5582. 3
5582. 4
5582. 5
5583. 0
5583. 1
5583. 2
5583. 3
5583. 4
5583. 5
5583. 6
5613. 0
5613. 1
5616. 0
5616. 1
5616. 2
5616. 3
5616. 4
5616. 5
5616. 6
5619. 0
5620. 0
5620. 1
pull
Entries 31
Mean −81.31
Std Dev 102.7
2
1.5
1
0.5
0
−0.5
−1
−1.5
pull1D
Entries 31
Mean 0.009603
Std Dev 0.86
8
7
6
5
4
3
2
1
0
−8
−6
−4
−2
0
2
4
6
8

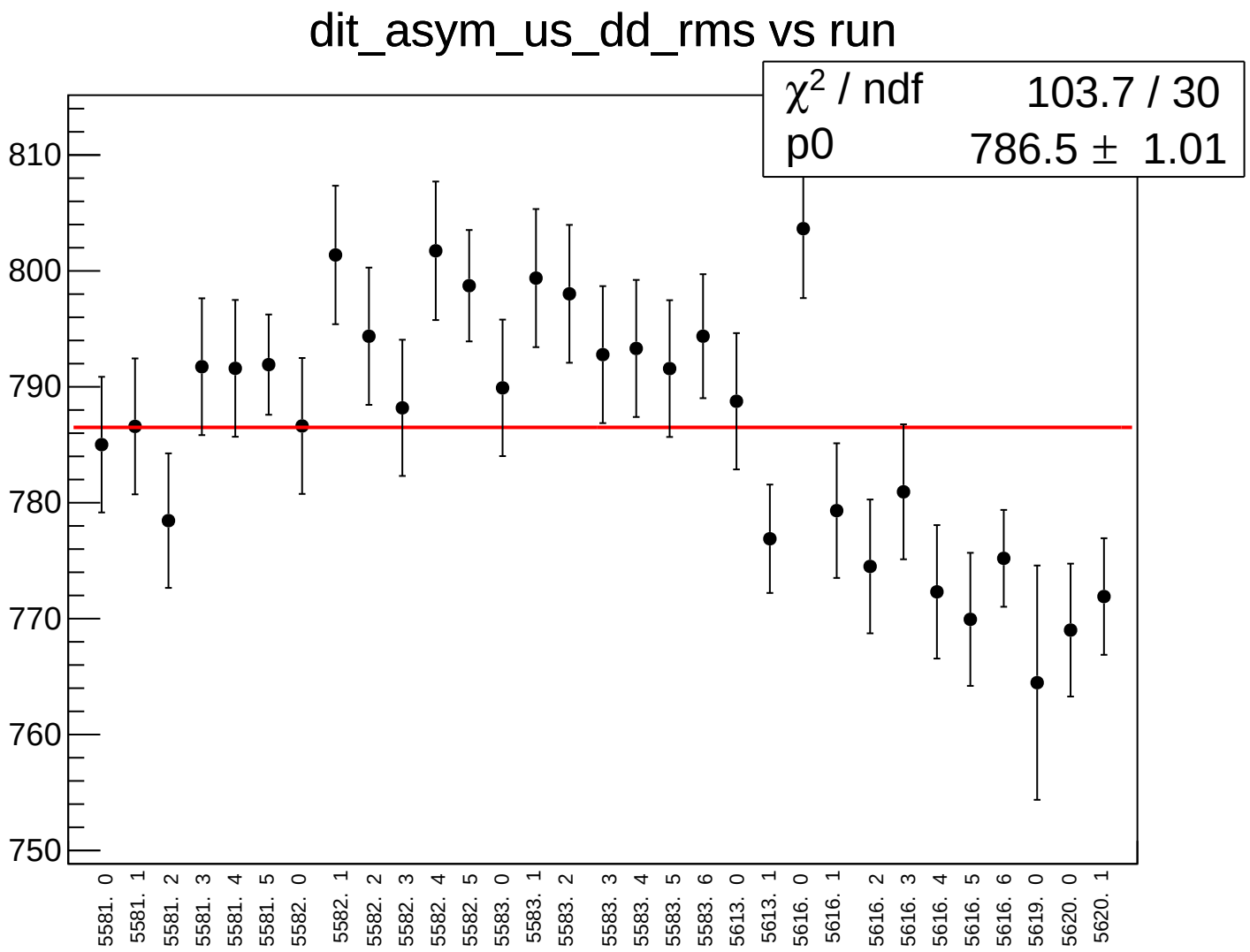
dit_asym_us_dd_rms vs run
χ2 / ndf 103.7 / 30
p0 786.5 ± 1.01
810
800
790
780
770
760
750
5581. 0
5581. 1
5581. 2
5581. 3
5581. 4
5581. 5
5582. 0
5582. 1
5582. 2
5582. 3
5582. 4
5582. 5
5583. 0
5583. 1
5583. 2
5583. 3
5583. 4
5583. 5
5583. 6
5613. 0
5613. 1
5616. 0
5616. 1
5616. 2
5616. 3
5616. 4
5616. 5
5616. 6
5619. 0
5620. 0
5620. 1

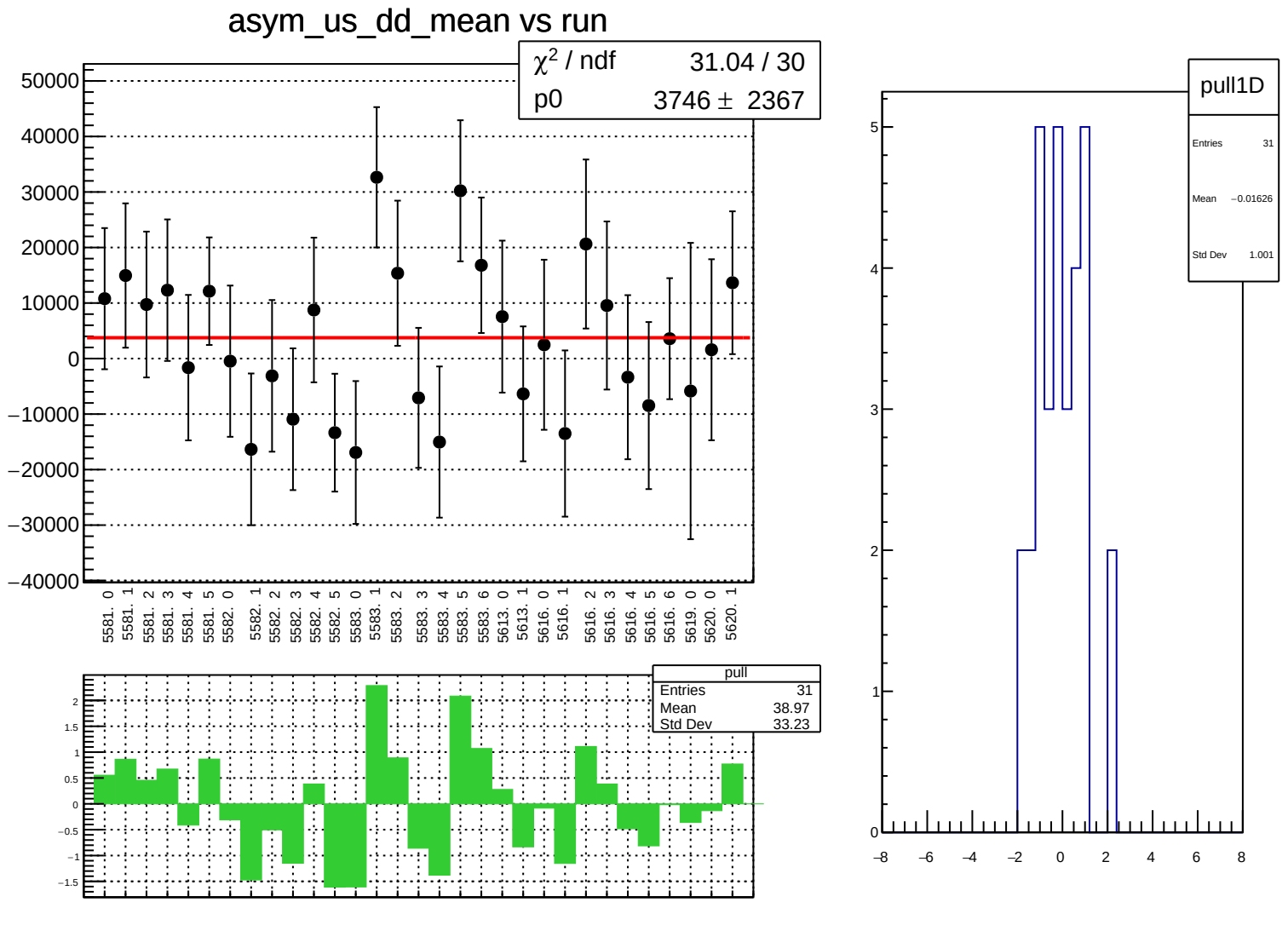
asym_us_dd_mean vs run
χ² / ndf 31.04 / 30
p0 3746 ± 2367
50000
40000
30000
20000
10000
0
−10000
−20000
−30000
−40000
5581. 0
5581. 1
5581. 2
5581. 3
5581. 4
5581. 5
5582. 0
5582. 1
5582. 2
5582. 3
5582. 4
5582. 5
5583. 0
5583. 1
5583. 2
5583. 3
5583. 4
5583. 5
5583. 6
5613. 0
5613. 1
5616. 0
5616. 1
5616. 2
5616. 3
5616. 4
5616. 5
5616. 6
5619. 0
5620. 0
5620. 1
pull
Entries 31
Mean 38.97
Std Dev 33.23
2
1.5
1
0.5
0
−0.5
−1
−1.5
pull1D
Entries 31
Mean −0.01626
Std Dev 1.001
5
4
3
2
1
0
−8
−6
−4
−2
0
2
4
6
8

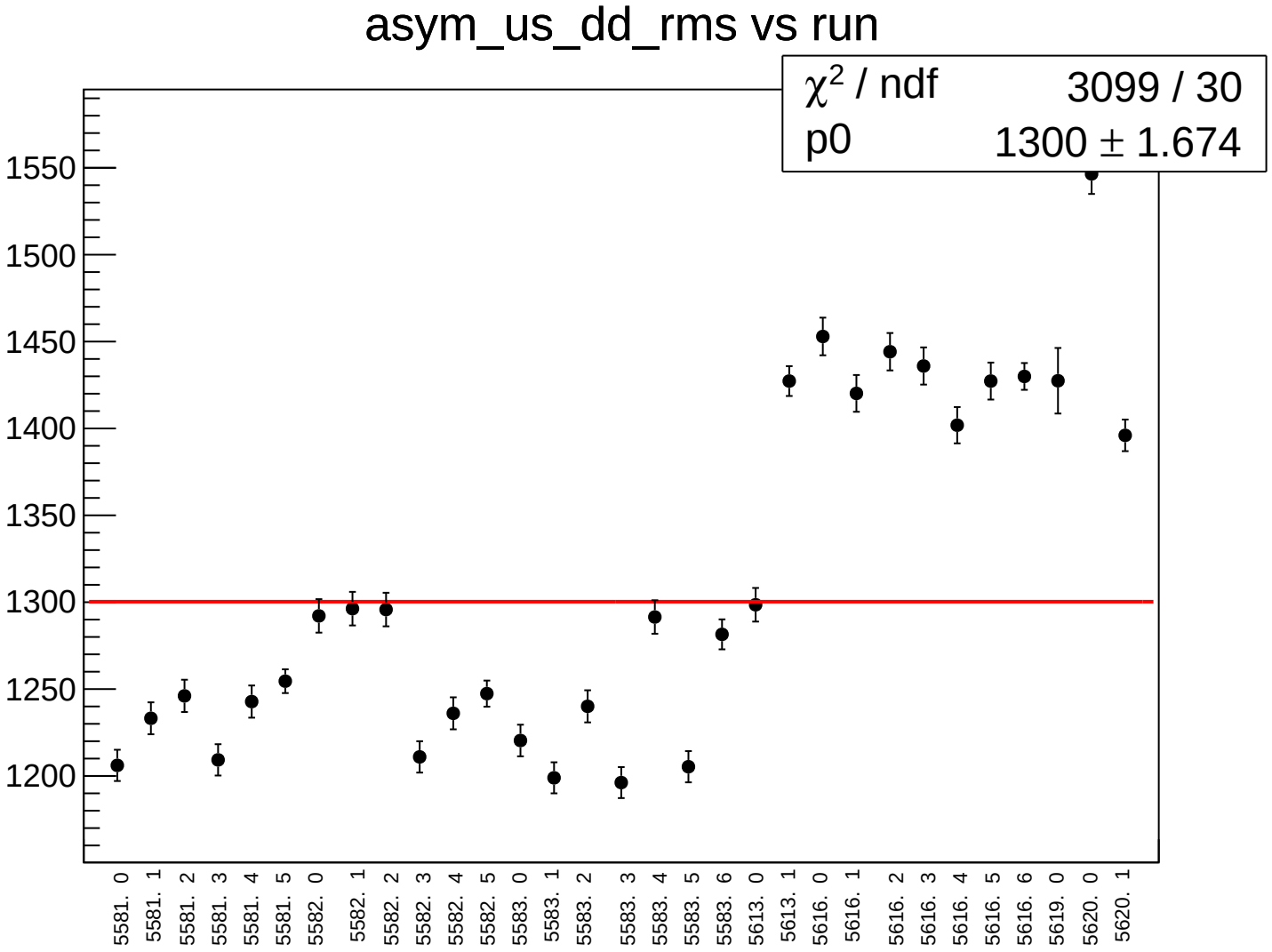
asym_us_dd_rms vs run
χ2 / ndf 3099 / 30
p0 1300 ± 1.674
1550
1500
1450
1400
1350
1300
1250
1200
5581. 0
5581. 1
5581. 2
5581. 3
5581. 4
5581. 5
5582. 0
5582. 1
5582. 2
5582. 3
5582. 4
5582. 5
5583. 0
5583. 1
5583. 2
5583. 3
5583. 4
5583. 5
5583. 6
5613. 0
5613. 1
5616. 0
5616. 1
5616. 2
5616. 3
5616. 4
5616. 5
5616. 6
5619. 0
5620. 0
5620. 1

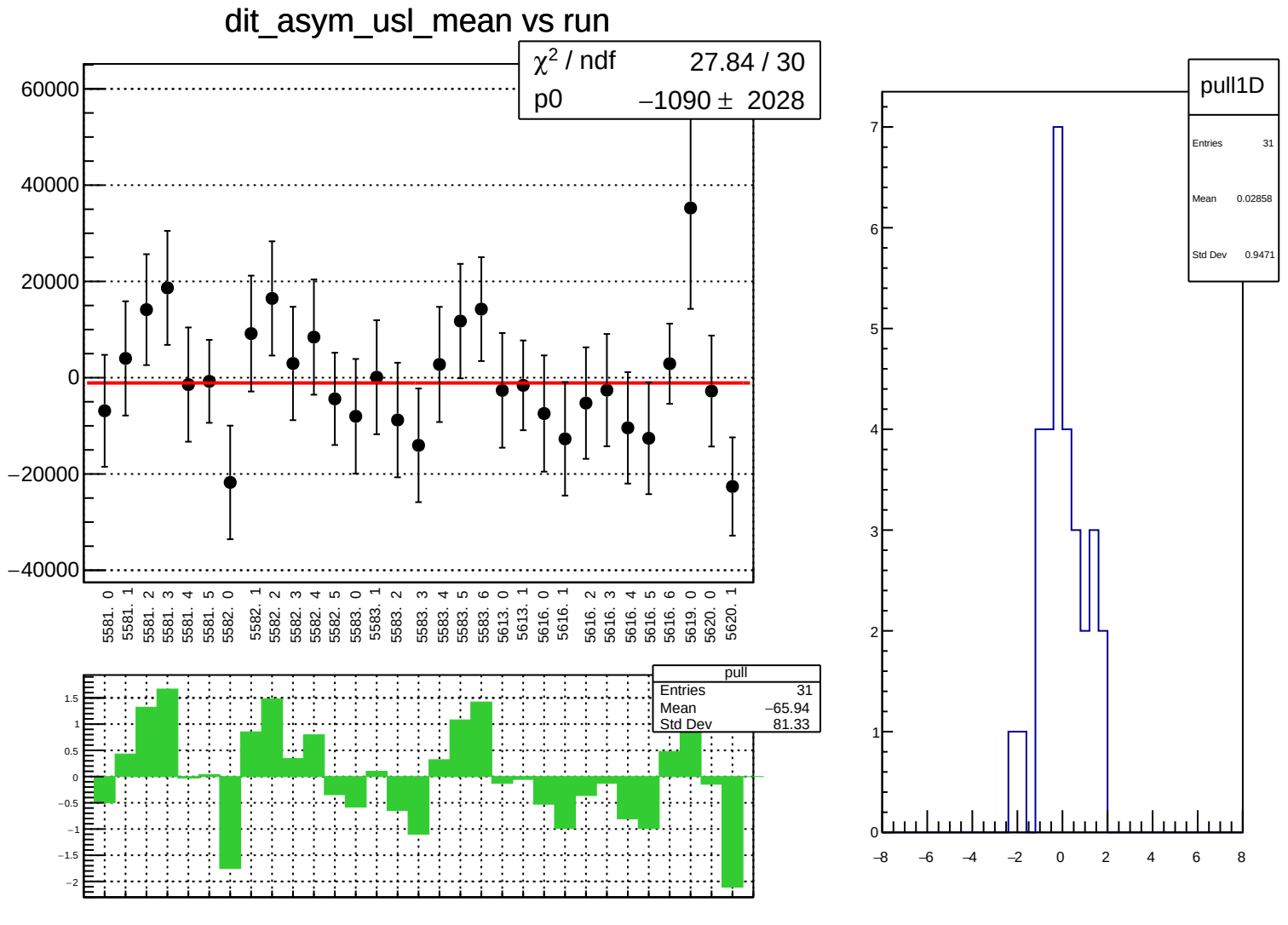
dit_asym_usl_mean vs run
χ² / ndf 27.84 / 30
p0 −1090 ± 2028
60000
40000
20000
0
−20000
−40000
5581. 0
5581. 1
5581. 2
5581. 3
5581. 4
5581. 5
5582. 0
5582. 1
5582. 2
5582. 3
5582. 4
5582. 5
5583. 0
5583. 1
5583. 2
5583. 3
5583. 4
5583. 5
5583. 6
5613. 0
5613. 1
5616. 0
5616. 1
5616. 2
5616. 3
5616. 4
5616. 5
5616. 6
5619. 0
5620. 0
5620. 1
pull
Entries 31
Mean −65.94
Std Dev 81.33
1.5
1
0.5
0
−0.5
−1
−1.5
−2
pull1D
Entries 31
Mean 0.02858
Std Dev 0.9471
7
6
5
4
3
2
1
0
−8
−6
−4
−2
0
2
4
6
8

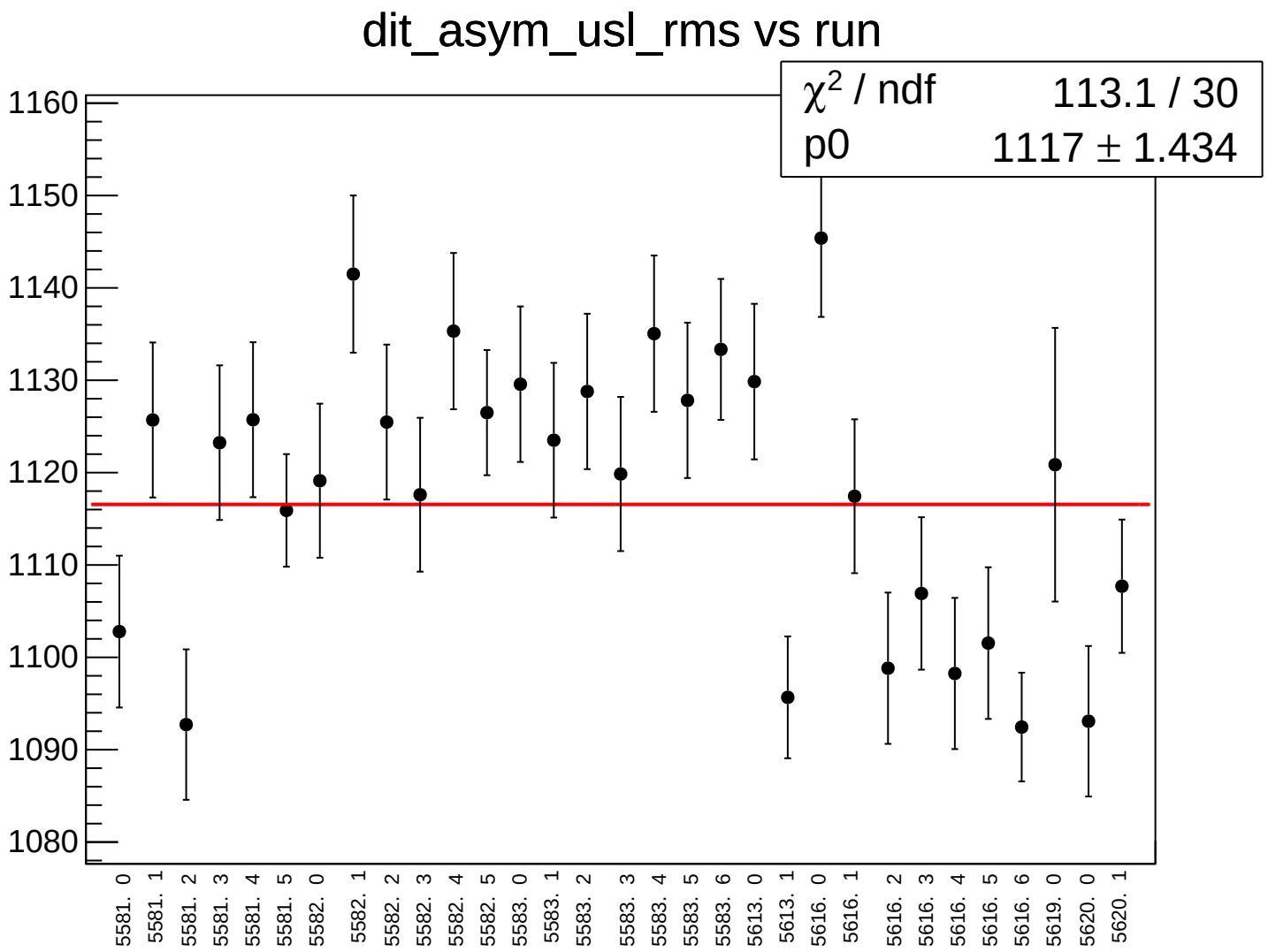
dit_asym_usl_rms vs run
χ² / ndf 113.1 / 30
p0 1117 ± 1.434
1160
1150
1140
1130
1120
1110
1100
1090
1080
5581. 0
5581. 1
5581. 2
5581. 3
5581. 4
5581. 5
5582. 0
5582. 1
5582. 2
5582. 3
5582. 4
5582. 5
5583. 0
5583. 1
5583. 2
5583. 3
5583. 4
5583. 5
5583. 6
5613. 0
5613. 1
5616. 0
5616. 1
5616. 2
5616. 3
5616. 4
5616. 5
5616. 6
5619. 0
5620. 0
5620. 1

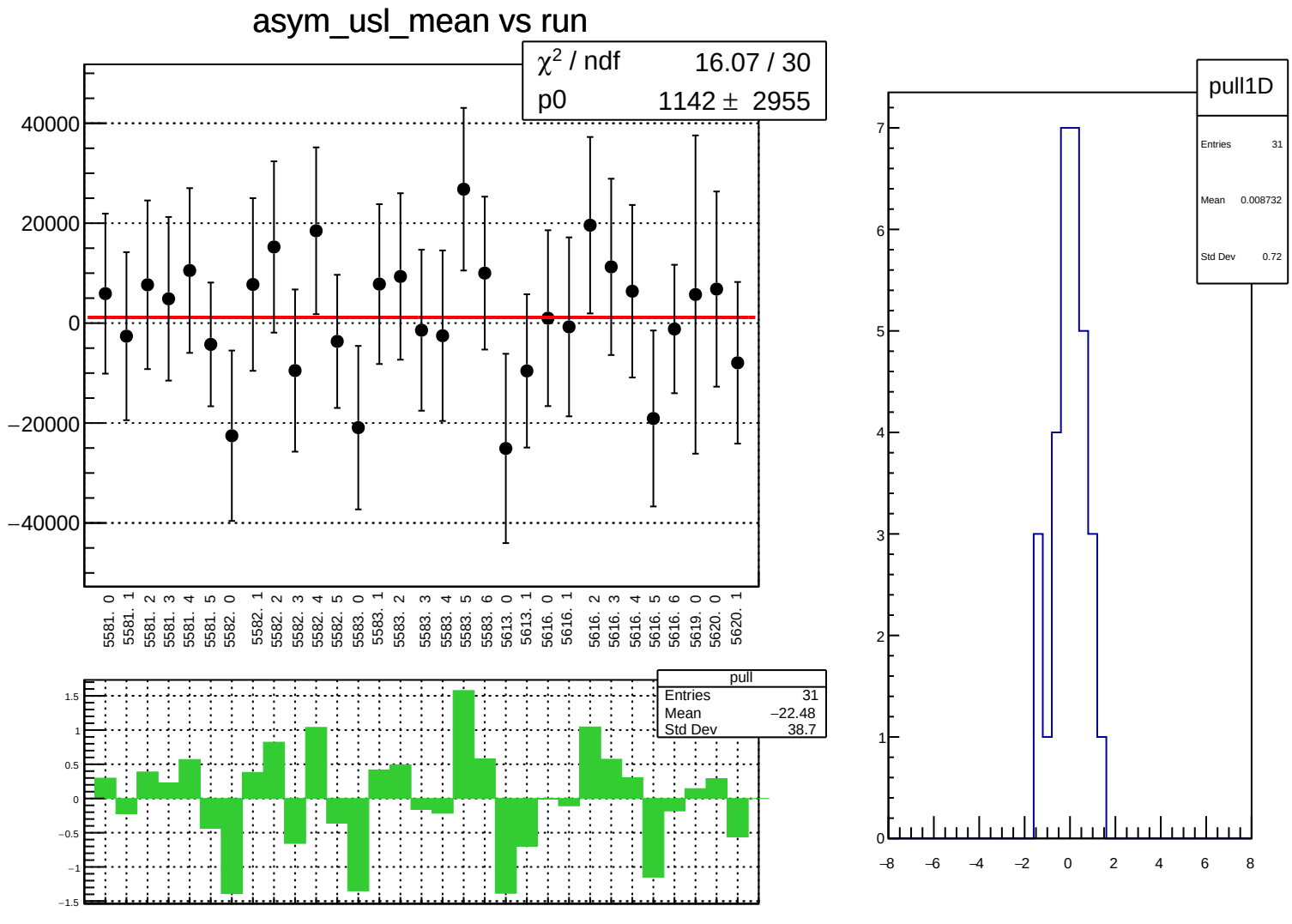
asym_usl_mean vs run
χ² / ndf 16.07 / 30
p0 1142 ± 2955
40000
20000
0
−20000
−40000
5581. 0
5581. 1
5581. 2
5581. 3
5581. 4
5581. 5
5582. 0
5582. 1
5582. 2
5582. 3
5582. 4
5582. 5
5583. 0
5583. 1
5583. 2
5583. 3
5583. 4
5583. 5
5583. 6
5613. 0
5613. 1
5616. 0
5616. 1
5616. 2
5616. 3
5616. 4
5616. 5
5616. 6
5619. 0
5620. 0
5620. 1
pull
Entries 31
Mean −22.48
Std Dev 38.7
1.5
1
0.5
0
−0.5
−1
−1.5
pull1D
Entries 31
Mean 0.008732
Std Dev 0.72
7
6
5
4
3
2
1
0
−8
−6
−4
−2
0
2
4
6
8

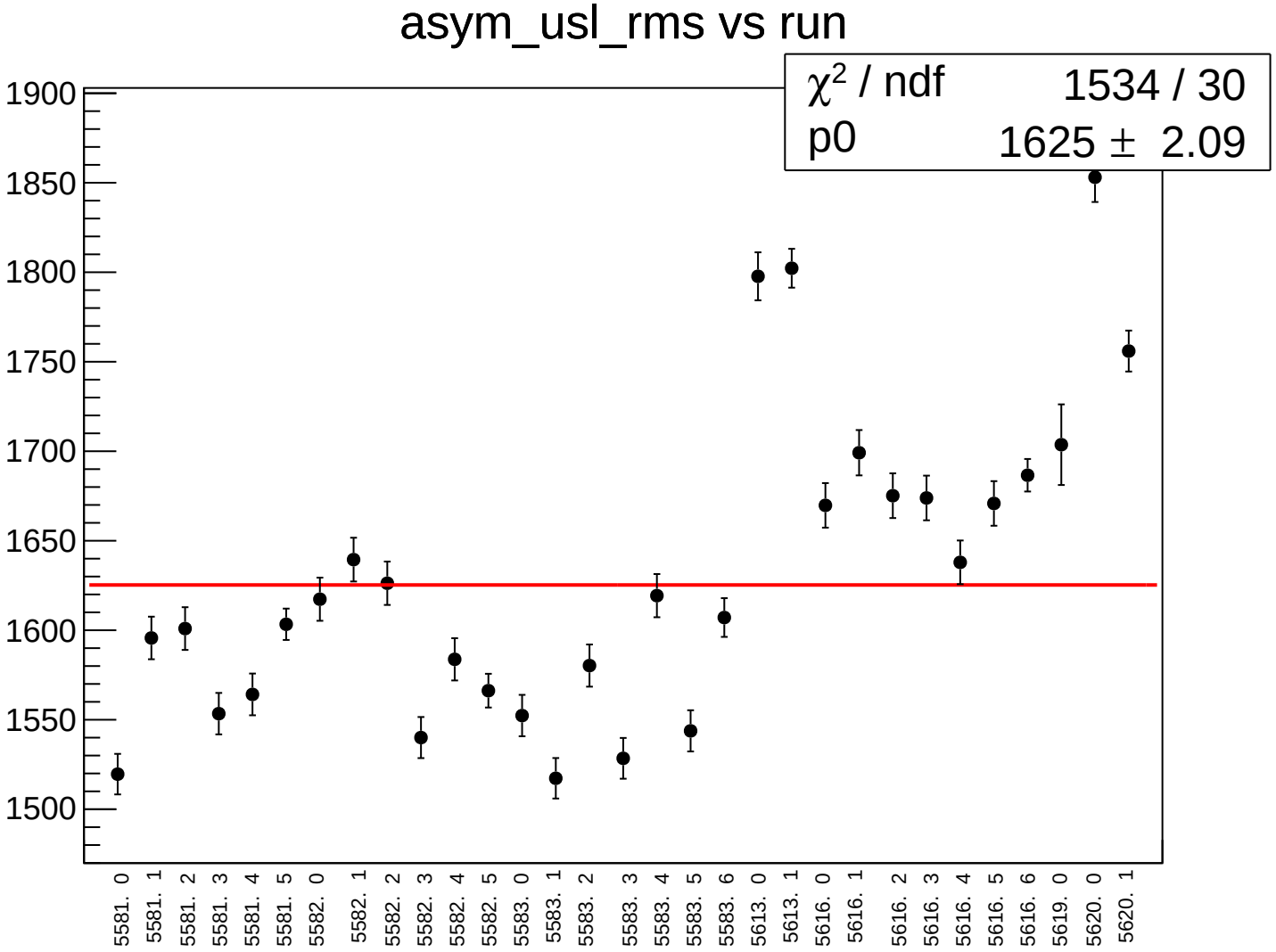
asym_usl_rms vs run
χ² / ndf 1534 / 30
p0 1625 ± 2.09
1900
1850
1800
1750
1700
1650
1600
1550
1500
5581. 0
5581. 1
5581. 2
5581. 3
5581. 4
5581. 5
5582. 0
5582. 1
5582. 2
5582. 3
5582. 4
5582. 5
5583. 0
5583. 1
5583. 2
5583. 3
5583. 4
5583. 5
5583. 6
5613. 0
5613. 1
5616. 0
5616. 1
5616. 2
5616. 3
5616. 4
5616. 5
5616. 6
5619. 0
5620. 0
5620. 1

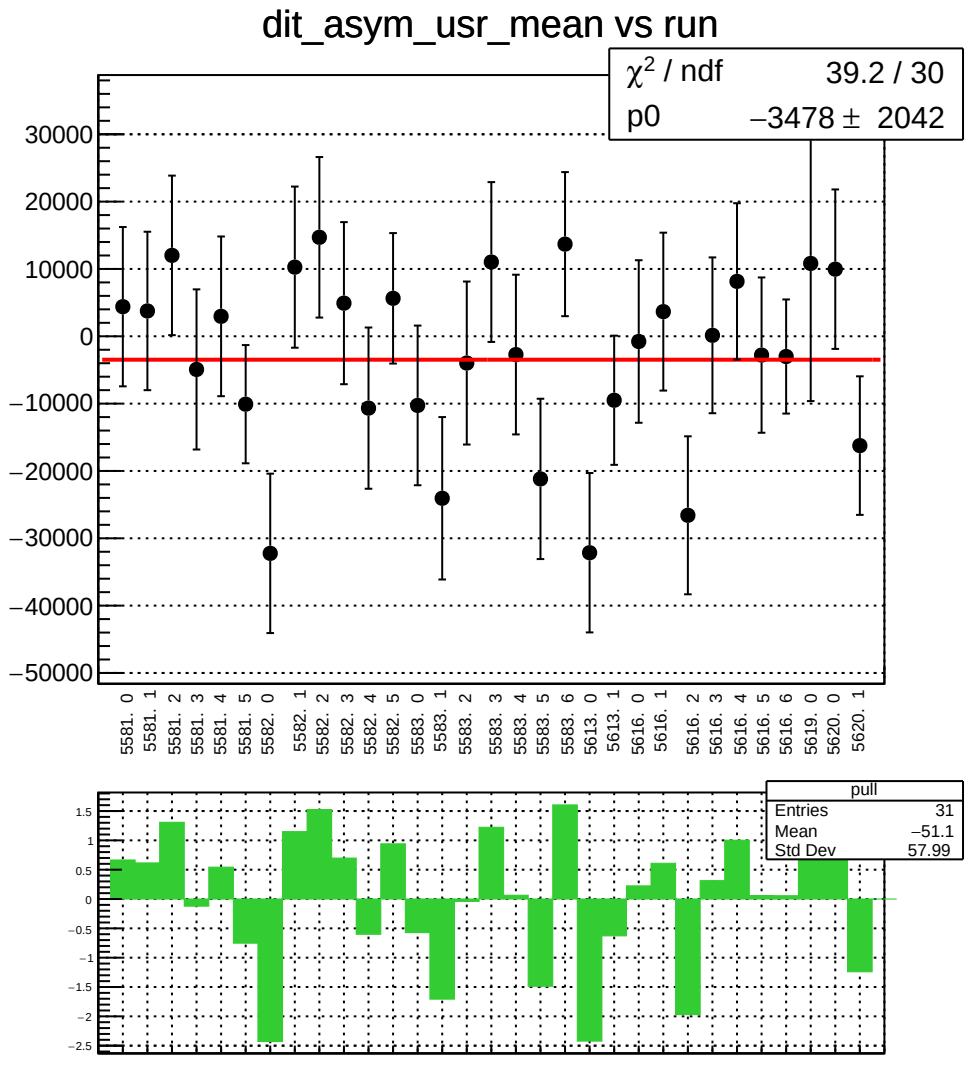
dit_asym_usr_mean vs run
χ² / ndf 39.2 / 30
p0 −3478 ± 2042
30000
20000
10000
0
−10000
−20000
−30000
−40000
−50000
5581. 0
5581. 1
5581. 2
5581. 3
5581. 4
5581. 5
5582. 0
5582. 1
5582. 2
5582. 3
5582. 4
5582. 5
5583. 0
5583. 1
5583. 2
5583. 3
5583. 4
5583. 5
5583. 6
5613. 0
5613. 1
5616. 0
5616. 1
5616. 2
5616. 3
5616. 4
5616. 5
5616. 6
5619. 0
5620. 0
5620. 1
pull
Entries 31
Mean −51.1
Std Dev 57.99
1.5
1
0.5
0
−0.5
−1
−1.5
−2
−2.5

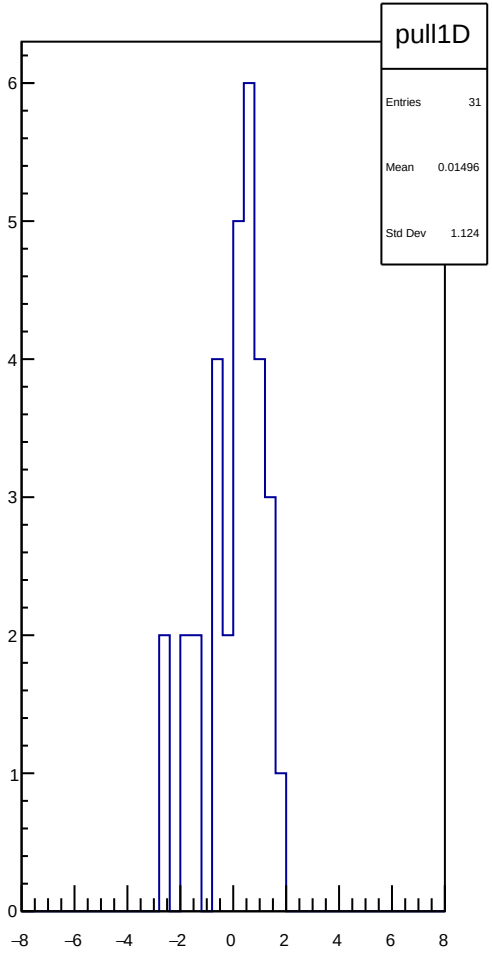
pull1D
Entries 31
Mean 0.01496
Std Dev 1.124
6
5
4
3
2
1
0
−8
−6
−4
−2
0
2
4
6
8

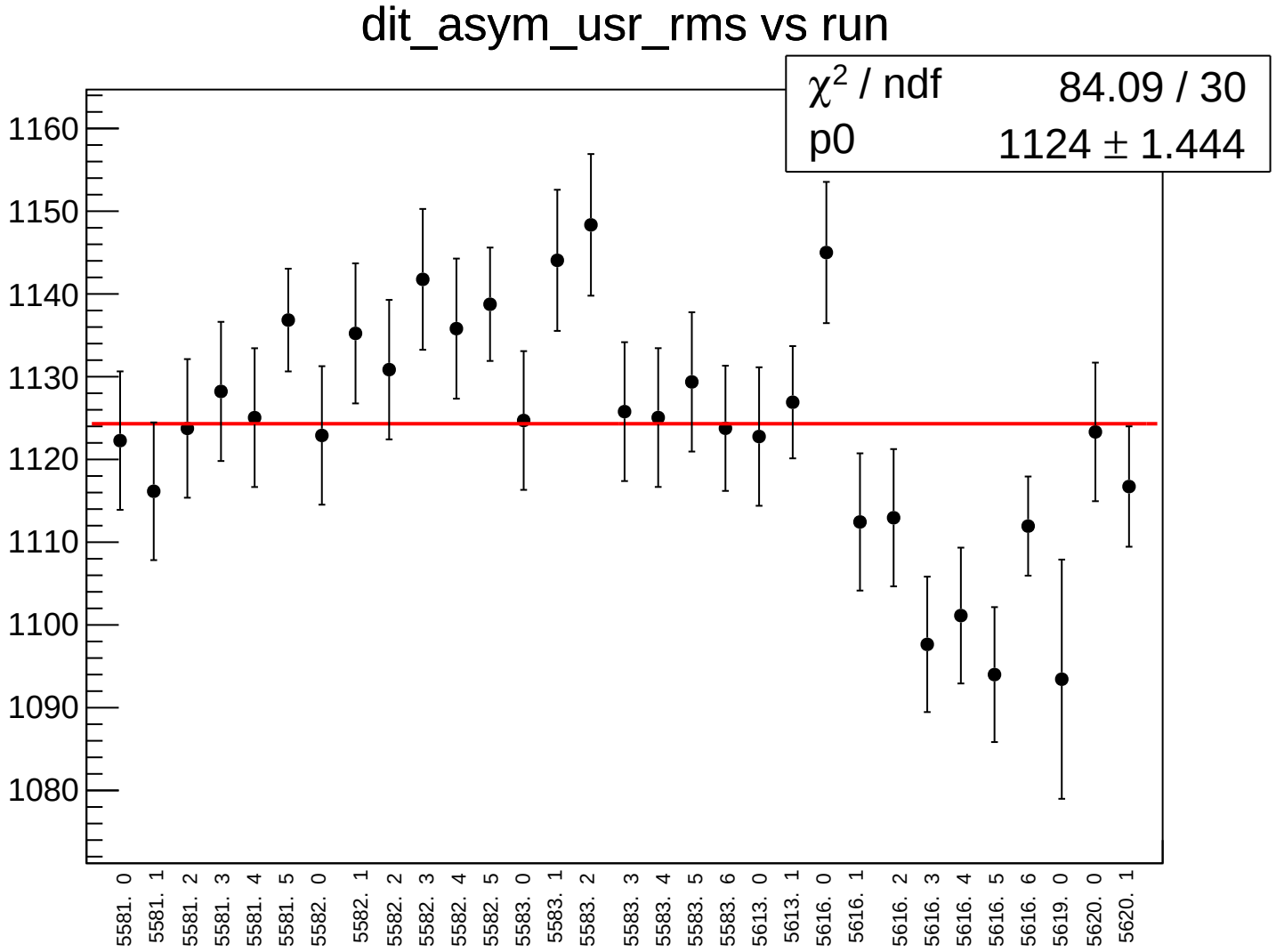
dit_asym_usr_rms vs run
χ² / ndf 84.09 / 30
p0 1124 ± 1.444
1160
1150
1140
1130
1120
1110
1100
1090
1080
5581. 0
5581. 1
5581. 2
5581. 3
5581. 4
5581. 5
5582. 0
5582. 1
5582. 2
5582. 3
5582. 4
5582. 5
5583. 0
5583. 1
5583. 2
5583. 3
5583. 4
5583. 5
5583. 6
5613. 0
5613. 1
5616. 0
5616. 1
5616. 2
5616. 3
5616. 4
5616. 5
5616. 6
5619. 0
5620. 0
5620. 1

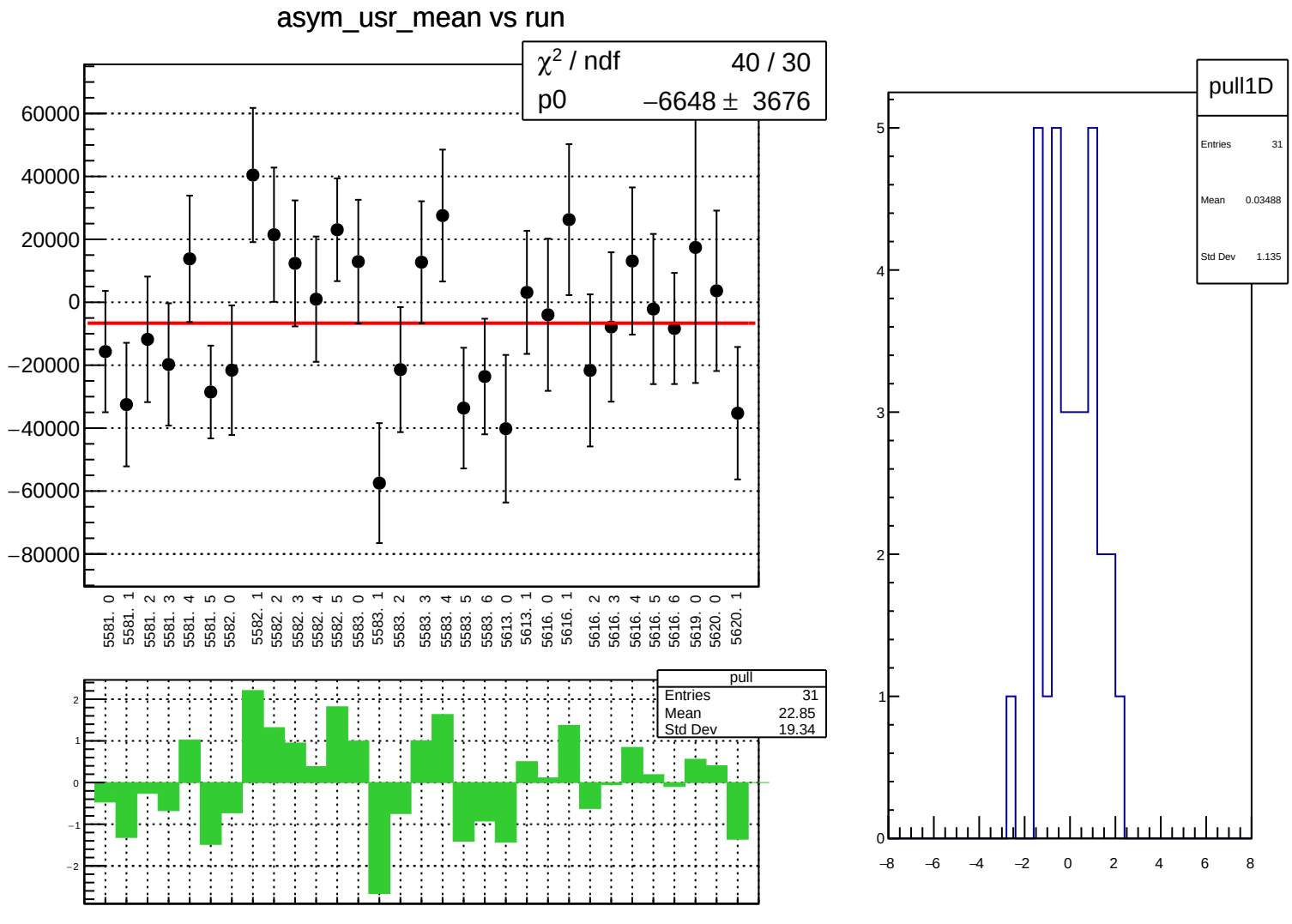
asym_usr_mean vs run
χ² / ndf 40 / 30
p0 −6648 ± 3676
60000
40000
20000
0
−20000
−40000
−60000
−80000
5581. 0
5581. 1
5581. 2
5581. 3
5581. 4
5581. 5
5582. 0
5582. 1
5582. 2
5582. 3
5582. 4
5582. 5
5583. 0
5583. 1
5583. 2
5583. 3
5583. 4
5583. 5
5583. 6
5613. 0
5613. 1
5616. 0
5616. 1
5616. 2
5616. 3
5616. 4
5616. 5
5616. 6
5619. 0
5620. 0
5620. 1
pull
Entries 31
Mean 22.85
Std Dev 19.34
2
1
0
−1
−2
pull1D
Entries 31
Mean 0.03488
Std Dev 1.135
5
4
3
2
1
0
−8
−6
−4
−2
0
2
4
6
8

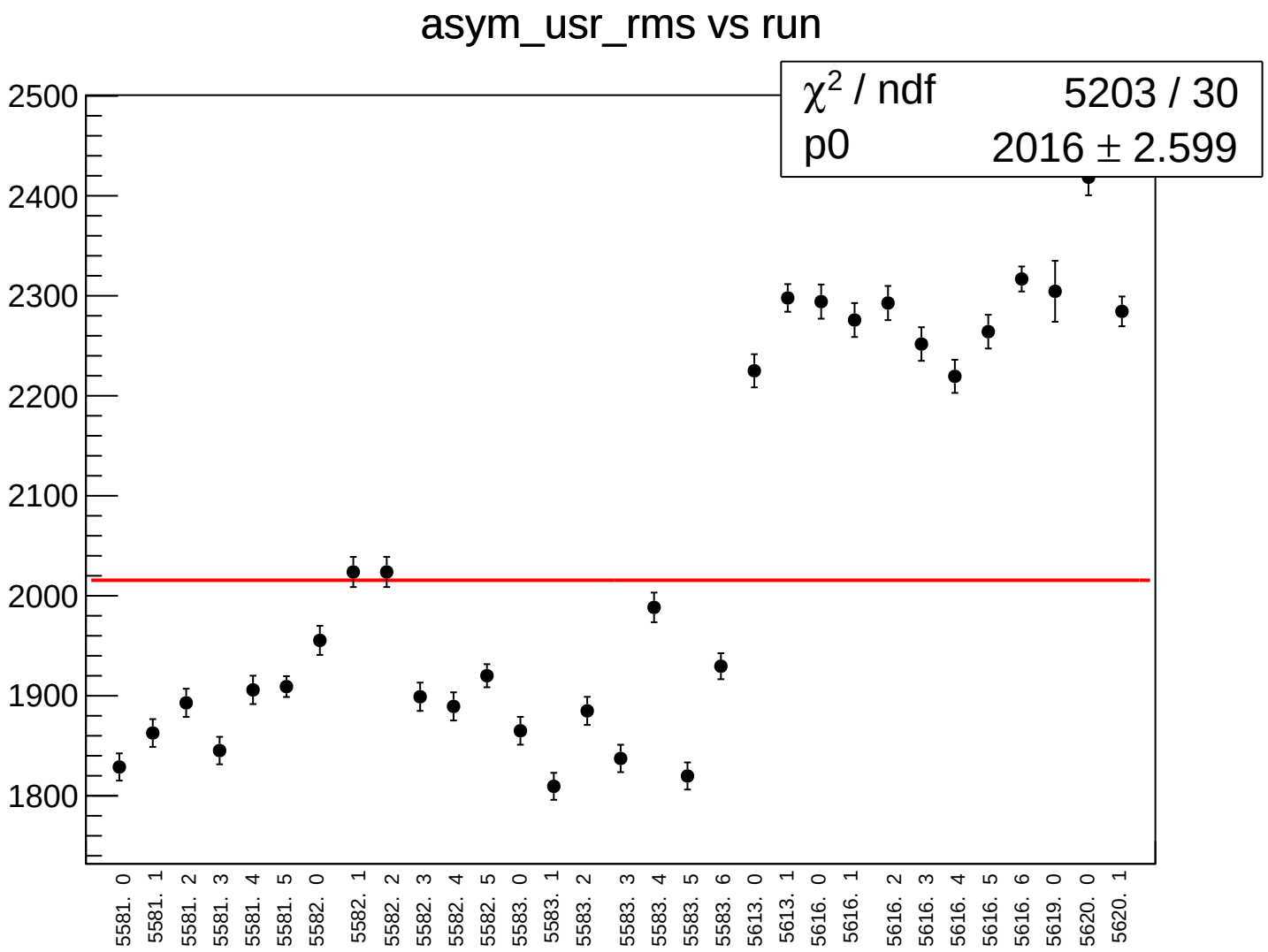
asym_usr_rms vs run
χ2 / ndf 5203 / 30
p0 2016 ± 2.599
2500
2400
2300
2200
2100
2000
1900
1800
5581. 0
5581. 1
5581. 2
5581. 3
5581. 4
5581. 5
5582. 0
5582. 1
5582. 2
5582. 3
5582. 4
5582. 5
5583. 0
5583. 1
5583. 2
5583. 3
5583. 4
5583. 5
5583. 6
5613. 0
5613. 1
5616. 0
5616. 1
5616. 2
5616. 3
5616. 4
5616. 5
5616. 6
5619. 0
5620. 0
5620. 1

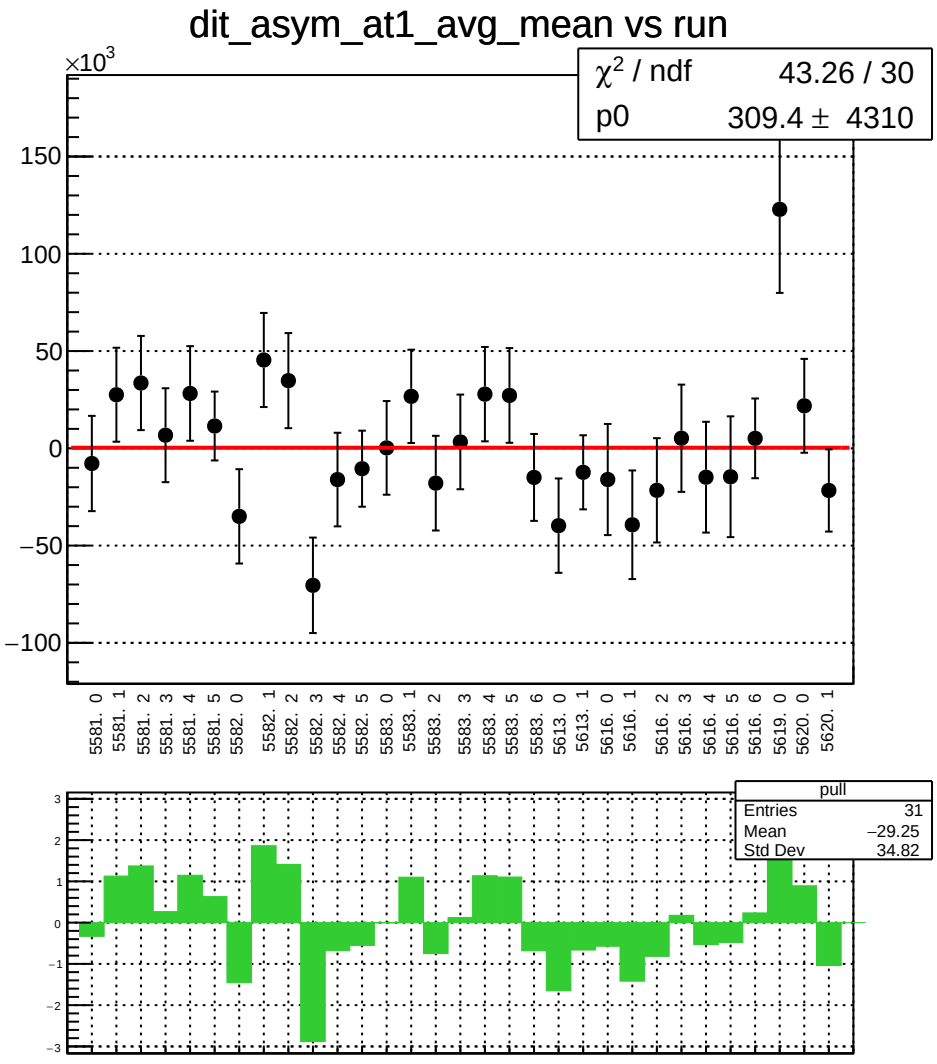
dit_asym_at1_avg_mean vs run
×10^3
χ^2 / ndf 43.26 / 30
p0 309.4 ± 4310
150
100
50
0
−50
−100
5581. 0
5581. 1
5581. 2
5581. 3
5581. 4
5581. 5
5582. 0
5582. 1
5582. 2
5582. 3
5582. 4
5582. 5
5583. 0
5583. 1
5583. 2
5583. 3
5583. 4
5583. 5
5583. 6
5613. 0
5613. 1
5616. 0
5616. 1
5616. 2
5616. 3
5616. 4
5616. 5
5616. 6
5619. 0
5620. 0
5620. 1
pull
Entries 31
Mean −29.25
Std Dev 34.82
3
2
1
0
−1
−2
−3

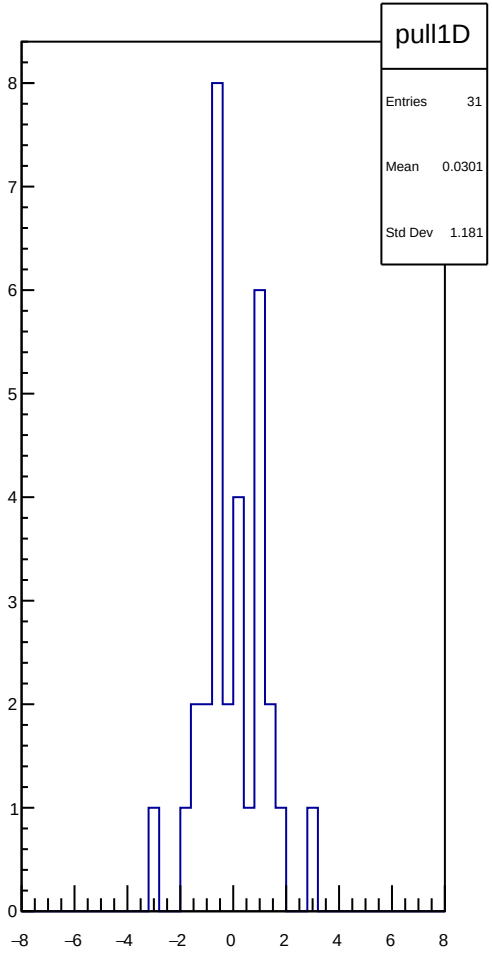
pull1D
Entries 31
Mean 0.0301
Std Dev 1.181
8
7
6
5
4
3
2
1
0
−8
−6
−4
−2
0
2
4
6
8

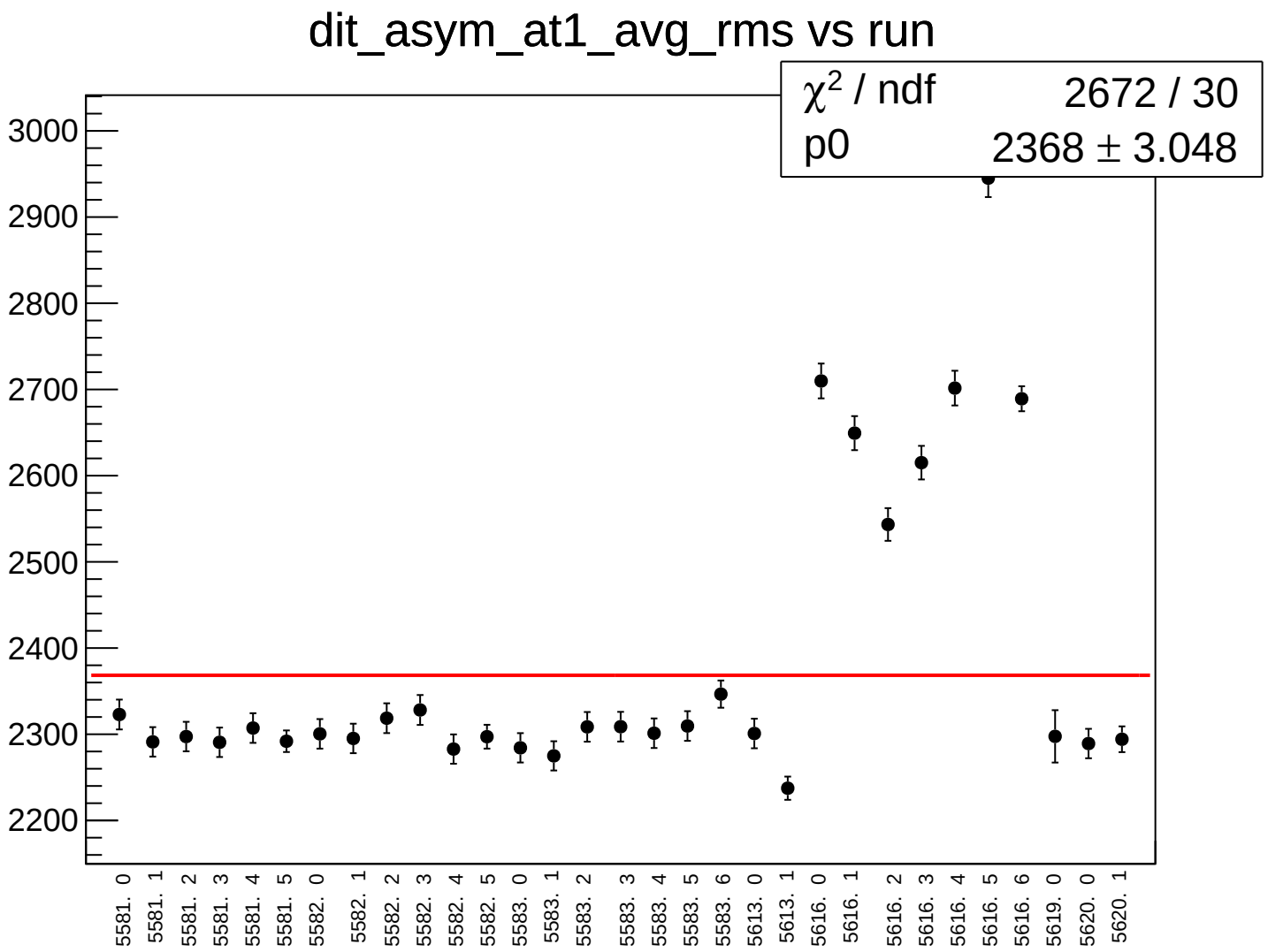
dit_asym_at1_avg_rms vs run
χ² / ndf 2672 / 30
p0 2368 ± 3.048
3000
2900
2800
2700
2600
2500
2400
2300
2200
5581. 0
5581. 1
5581. 2
5581. 3
5581. 4
5581. 5
5582. 0
5582. 1
5582. 2
5582. 3
5582. 4
5582. 5
5583. 0
5583. 1
5583. 2
5583. 3
5583. 4
5583. 5
5583. 6
5613. 0
5613. 1
5616. 0
5616. 1
5616. 2
5616. 3
5616. 4
5616. 5
5616. 6
5619. 0
5620. 0
5620. 1

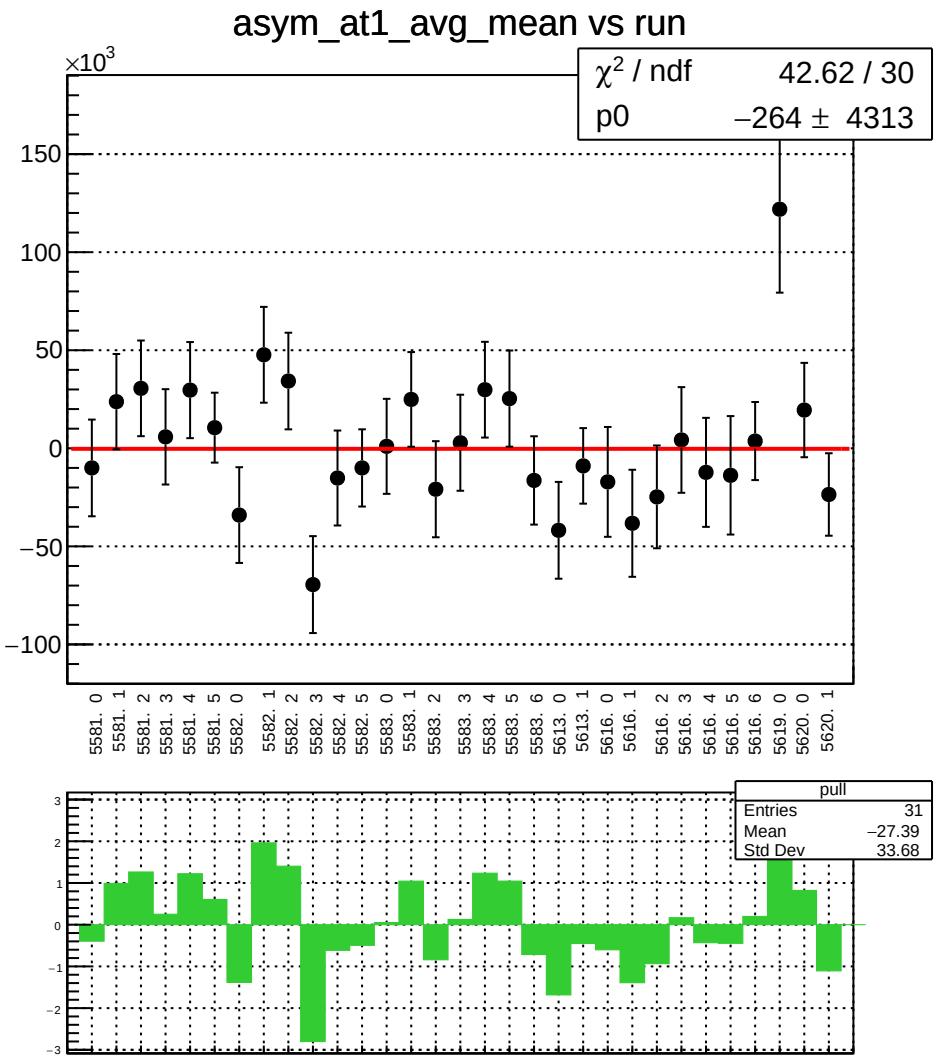
asym_at1_avg_mean vs run
×10^3
χ^2 / ndf 42.62 / 30
p0 −264 ± 4313
150
100
50
0
−50
−100
5581. 0
5581. 1
5581. 2
5581. 3
5581. 4
5581. 5
5582. 0
5582. 1
5582. 2
5582. 3
5582. 4
5582. 5
5583. 0
5583. 1
5583. 2
5583. 3
5583. 4
5583. 5
5583. 6
5613. 0
5613. 1
5616. 0
5616. 1
5616. 2
5616. 3
5616. 4
5616. 5
5616. 6
5619. 0
5620. 0
5620. 1
pull
Entries 31
Mean −27.39
Std Dev 33.68
3
2
1
0
−1
−2
−3

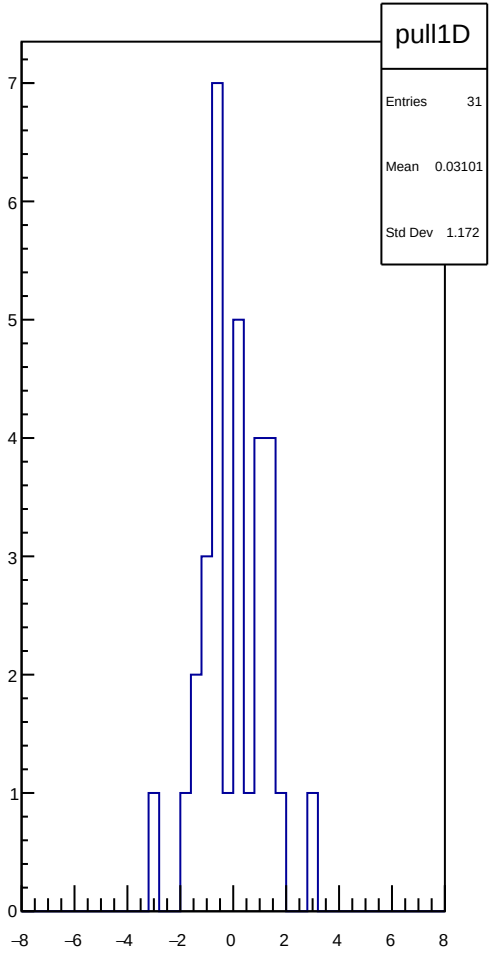
pull1D
Entries 31
Mean 0.03101
Std Dev 1.172
7
6
5
4
3
2
1
0
−8
−6
−4
−2
0
2
4
6
8

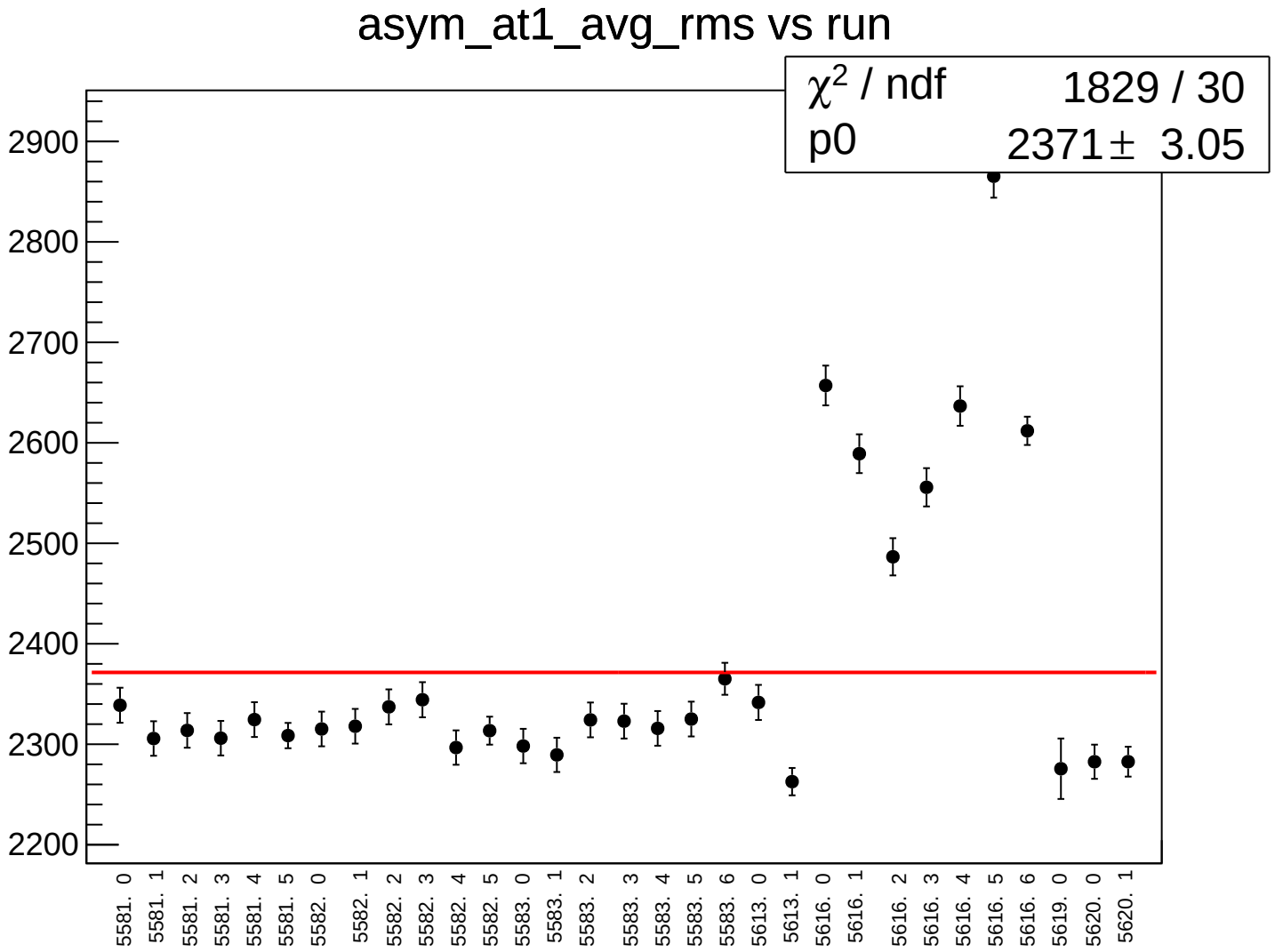
asym_at1_avg_rms vs run
χ2 / ndf 1829 / 30
p0 2371 ± 3.05
2900
2800
2700
2600
2500
2400
2300
2200
5581. 0
5581. 1
5581. 2
5581. 3
5581. 4
5581. 5
5582. 0
5582. 1
5582. 2
5582. 3
5582. 4
5582. 5
5583. 0
5583. 1
5583. 2
5583. 3
5583. 4
5583. 5
5583. 6
5613. 0
5613. 1
5616. 0
5616. 1
5616. 2
5616. 3
5616. 4
5616. 5
5616. 6
5619. 0
5620. 0
5620. 1

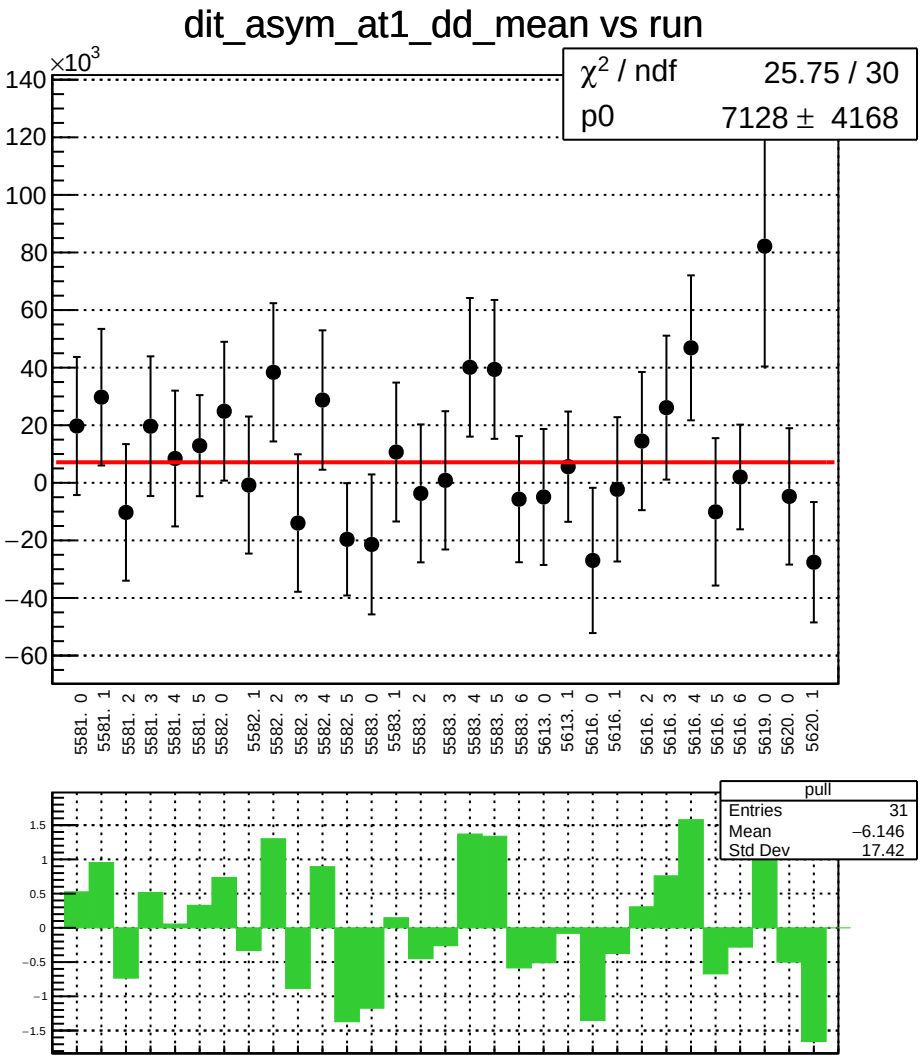
dit_asym_at1_dd_mean vs run
×10^3
χ² / ndf 25.75 / 30
p0 7128 ± 4168
140
120
100
80
60
40
20
0
−20
−40
−60
5581. 0
5581. 1
5581. 2
5581. 3
5581. 4
5581. 5
5582. 0
5582. 1
5582. 2
5582. 3
5582. 4
5582. 5
5583. 0
5583. 1
5583. 2
5583. 3
5583. 4
5583. 5
5583. 6
5613. 0
5613. 1
5616. 0
5616. 1
5616. 2
5616. 3
5616. 4
5616. 5
5616. 6
5619. 0
5620. 0
5620. 1
pull
Entries 31
Mean −6.146
Std Dev 17.42
1.5
1
0.5
0
−0.5
−1
−1.5

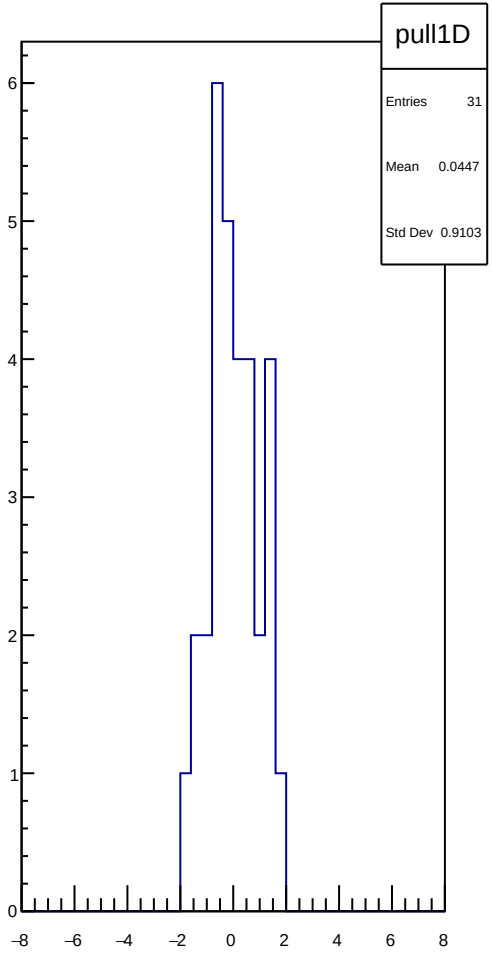
pull1D
Entries 31
Mean 0.0447
Std Dev 0.9103
6
5
4
3
2
1
0
−8
−6
−4
−2
0
2
4
6
8

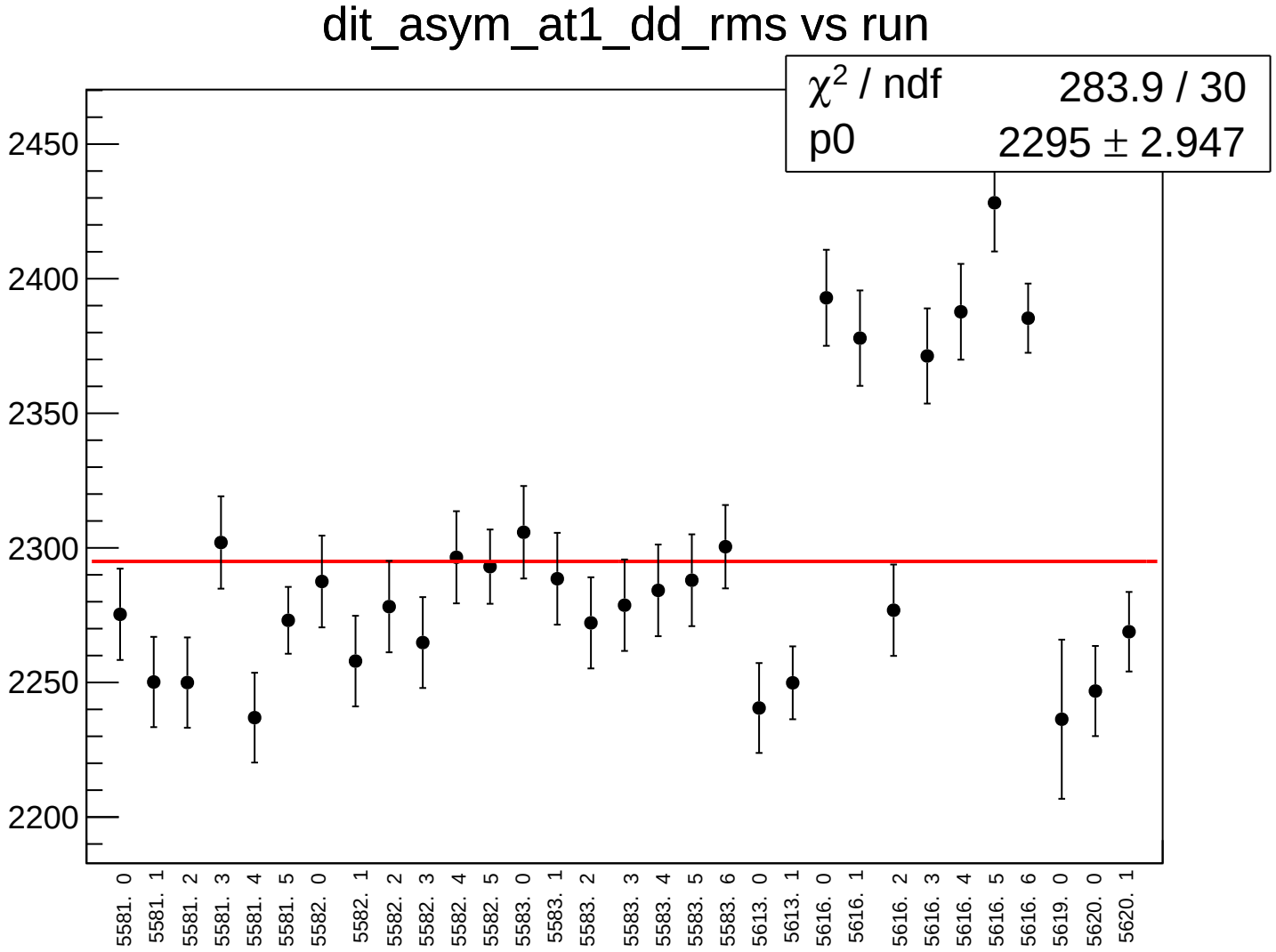
dit_asym_at1_dd_rms vs run
χ2 / ndf 283.9 / 30
p0 2295 ± 2.947
2450
2400
2350
2300
2250
2200
5581. 0
5581. 1
5581. 2
5581. 3
5581. 4
5581. 5
5582. 0
5582. 1
5582. 2
5582. 3
5582. 4
5582. 5
5583. 0
5583. 1
5583. 2
5583. 3
5583. 4
5583. 5
5583. 6
5613. 0
5613. 1
5616. 0
5616. 1
5616. 2
5616. 3
5616. 4
5616. 5
5616. 6
5619. 0
5620. 0
5620. 1

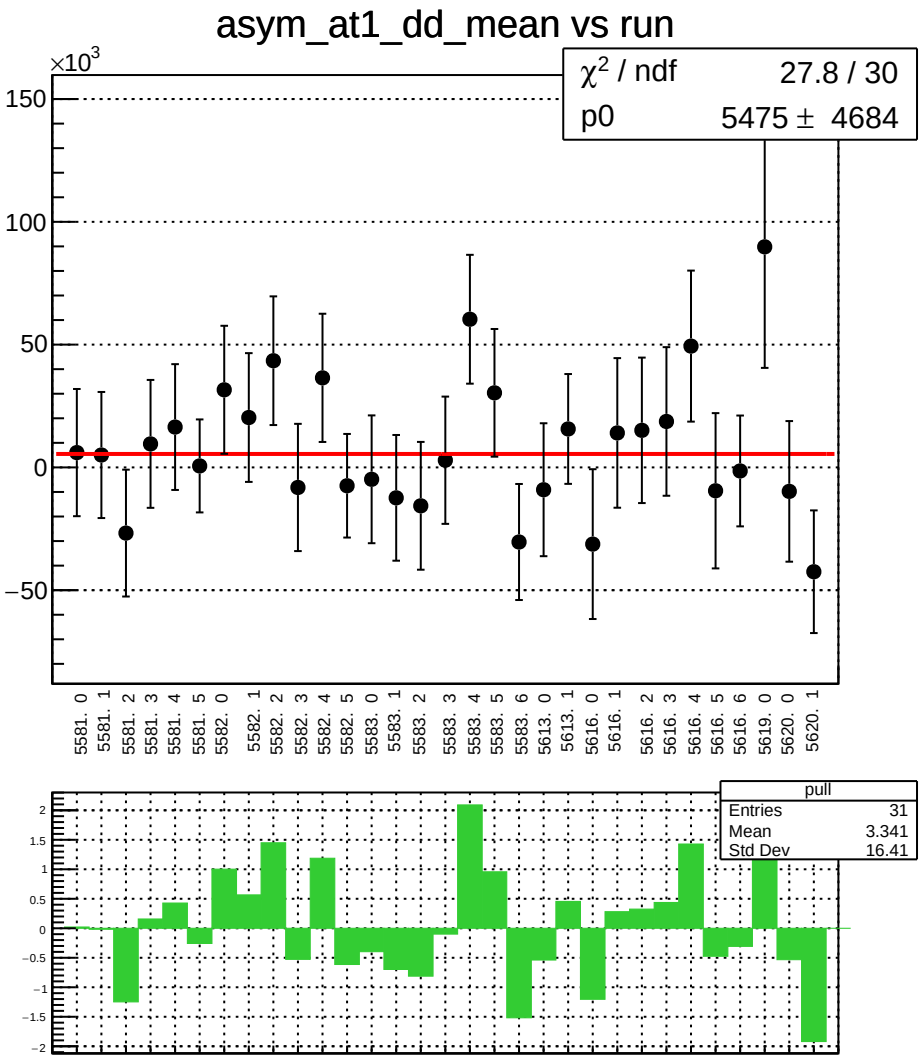
asym_at1_dd_mean vs run
×10^3
χ^2 / ndf 27.8 / 30
p0 5475 ± 4684
150
100
50
0
−50
5581. 0
5581. 1
5581. 2
5581. 3
5581. 4
5581. 5
5582. 0
5582. 1
5582. 2
5582. 3
5582. 4
5582. 5
5583. 0
5583. 1
5583. 2
5583. 3
5583. 4
5583. 5
5583. 6
5613. 0
5613. 1
5616. 0
5616. 1
5616. 2
5616. 3
5616. 4
5616. 5
5616. 6
5619. 0
5620. 0
5620. 1
pull
Entries 31
Mean 3.341
Std Dev 16.41
2
1.5
1
0.5
0
−0.5
−1
−1.5
−2

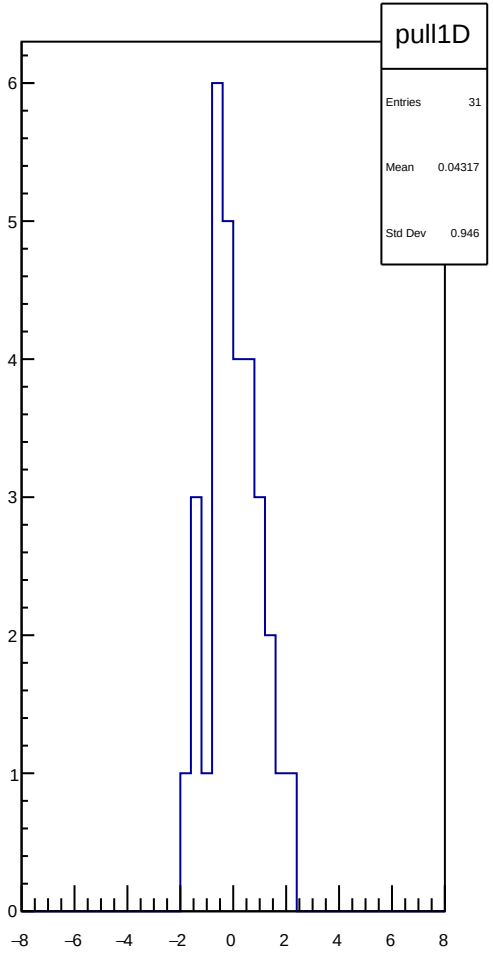
pull1D
Entries 31
Mean 0.04317
Std Dev 0.946
6
5
4
3
2
1
0
−8
−6
−4
−2
0
2
4
6
8

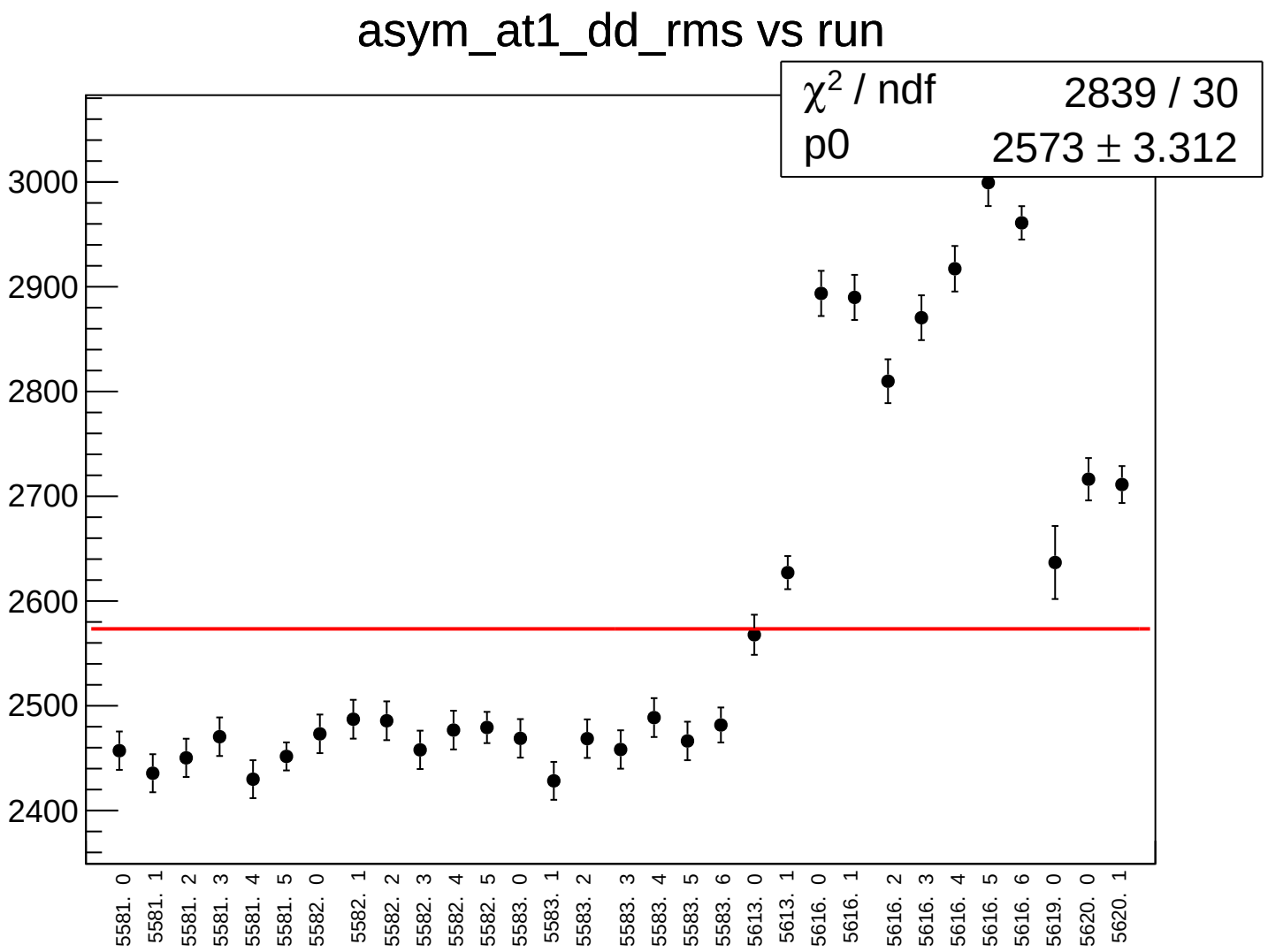
asym_at1_dd_rms vs run
χ2 / ndf 2839 / 30
p0 2573 ± 3.312
3000
2900
2800
2700
2600
2500
2400
5581. 0
5581. 1
5581. 2
5581. 3
5581. 4
5581. 5
5582. 0
5582. 1
5582. 2
5582. 3
5582. 4
5582. 5
5583. 0
5583. 1
5583. 2
5583. 3
5583. 4
5583. 5
5583. 6
5613. 0
5613. 1
5616. 0
5616. 1
5616. 2
5616. 3
5616. 4
5616. 5
5616. 6
5619. 0
5620. 0
5620. 1

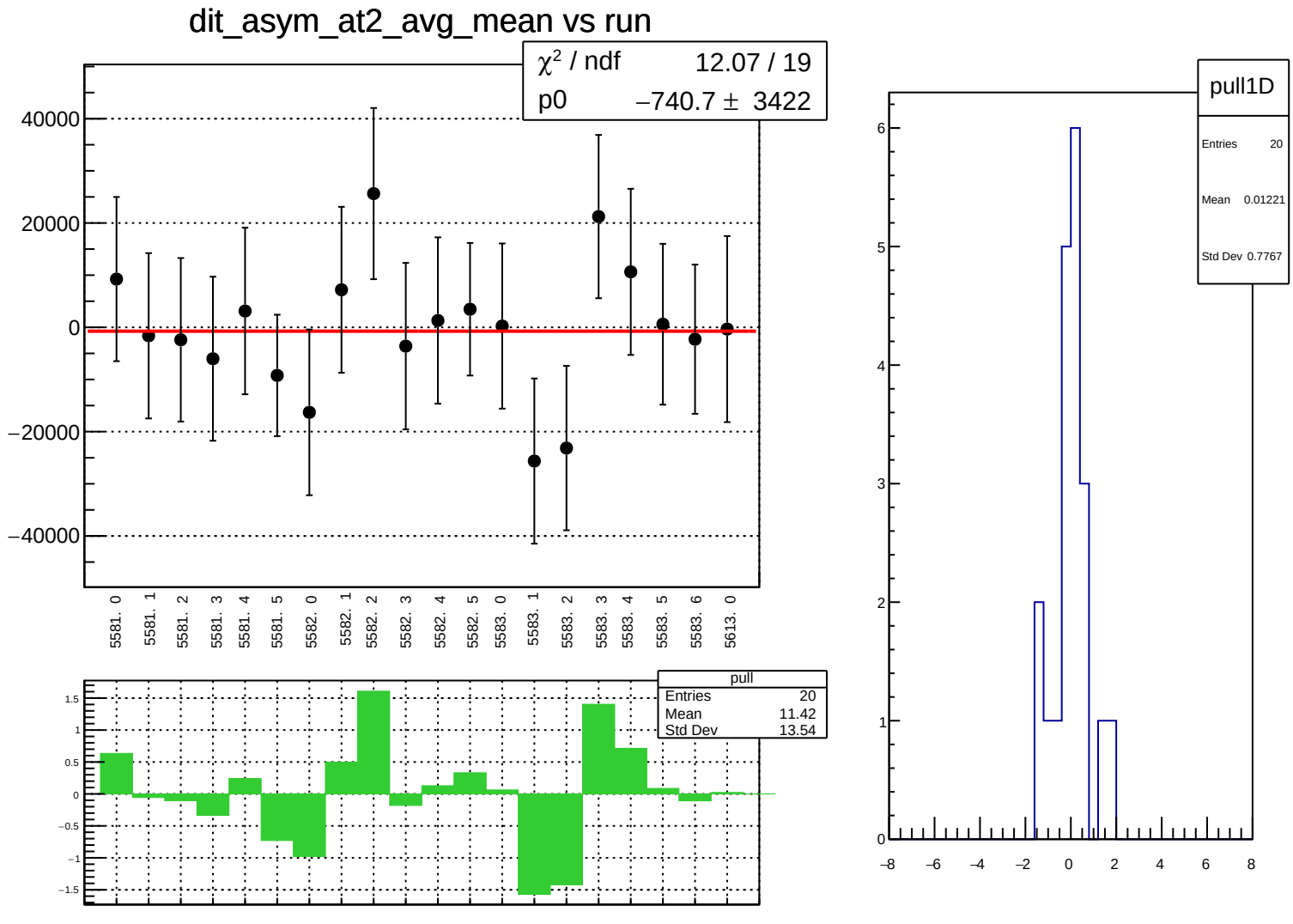
dit_asym_at2_avg_mean vs run
χ² / ndf 12.07 / 19
p0 −740.7 ± 3422
40000
20000
0
−20000
−40000
5581. 0
5581. 1
5581. 2
5581. 3
5581. 4
5581. 5
5582. 0
5582. 1
5582. 2
5582. 3
5582. 4
5582. 5
5583. 0
5583. 1
5583. 2
5583. 3
5583. 4
5583. 5
5583. 6
5613. 0
pull
Entries 20
Mean 11.42
Std Dev 13.54
1.5
1
0.5
0
−0.5
−1
−1.5
pull1D
Entries 20
Mean 0.01221
Std Dev 0.7767
6
5
4
3
2
1
0
−8
−6
−4
−2
0
2
4
6
8

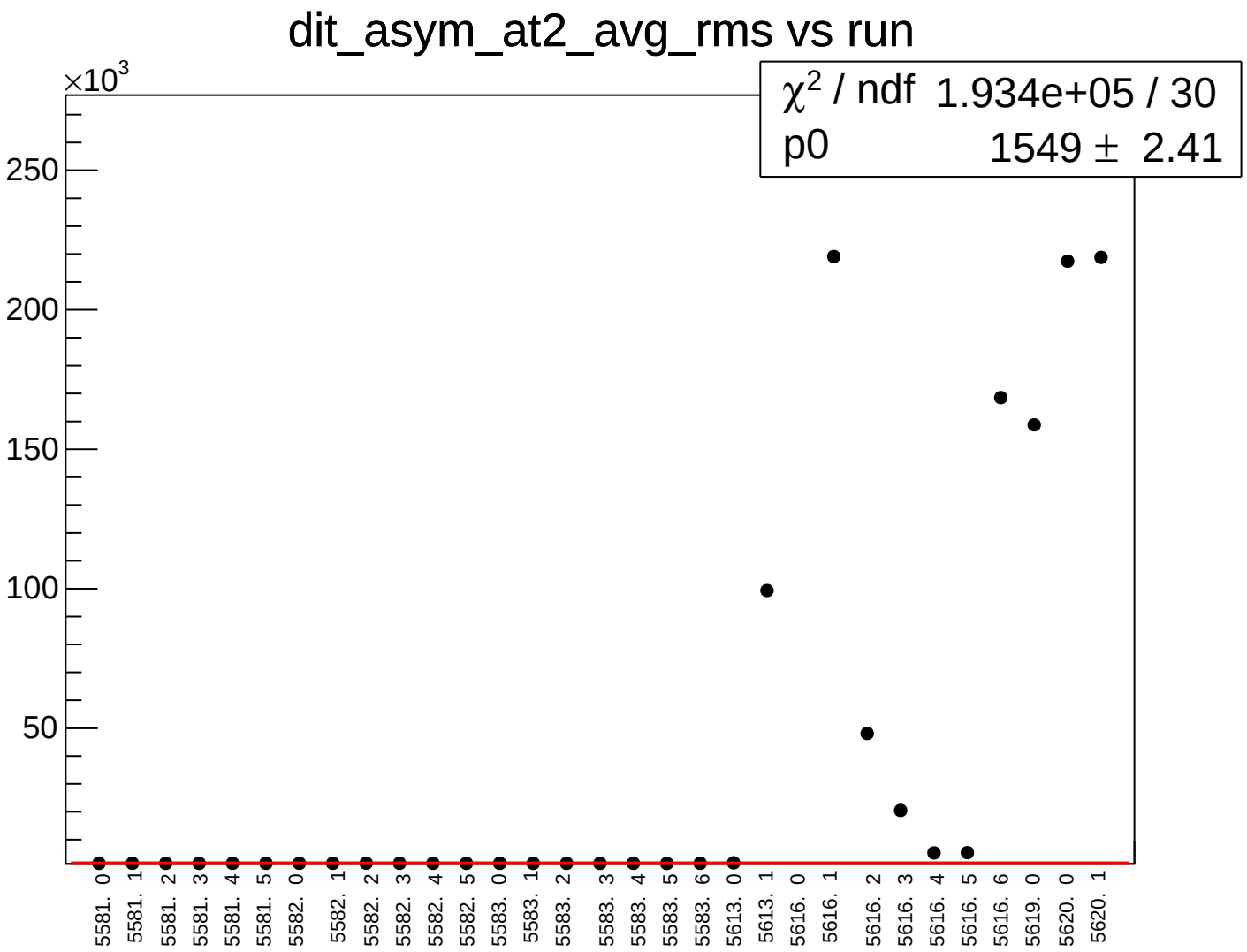
dit_asym_at2_avg_rms vs run
×10^3
250
200
150
100
50
χ² / ndf 1.934e+05 / 30
p0 1549 ± 2.41
5581. 0
5581. 1
5581. 2
5581. 3
5581. 4
5581. 5
5582. 0
5582. 1
5582. 2
5582. 3
5582. 4
5582. 5
5583. 0
5583. 1
5583. 2
5583. 3
5583. 4
5583. 5
5583. 6
5613. 0
5613. 1
5616. 0
5616. 1
5616. 2
5616. 3
5616. 4
5616. 5
5616. 6
5619. 0
5620. 0
5620. 1

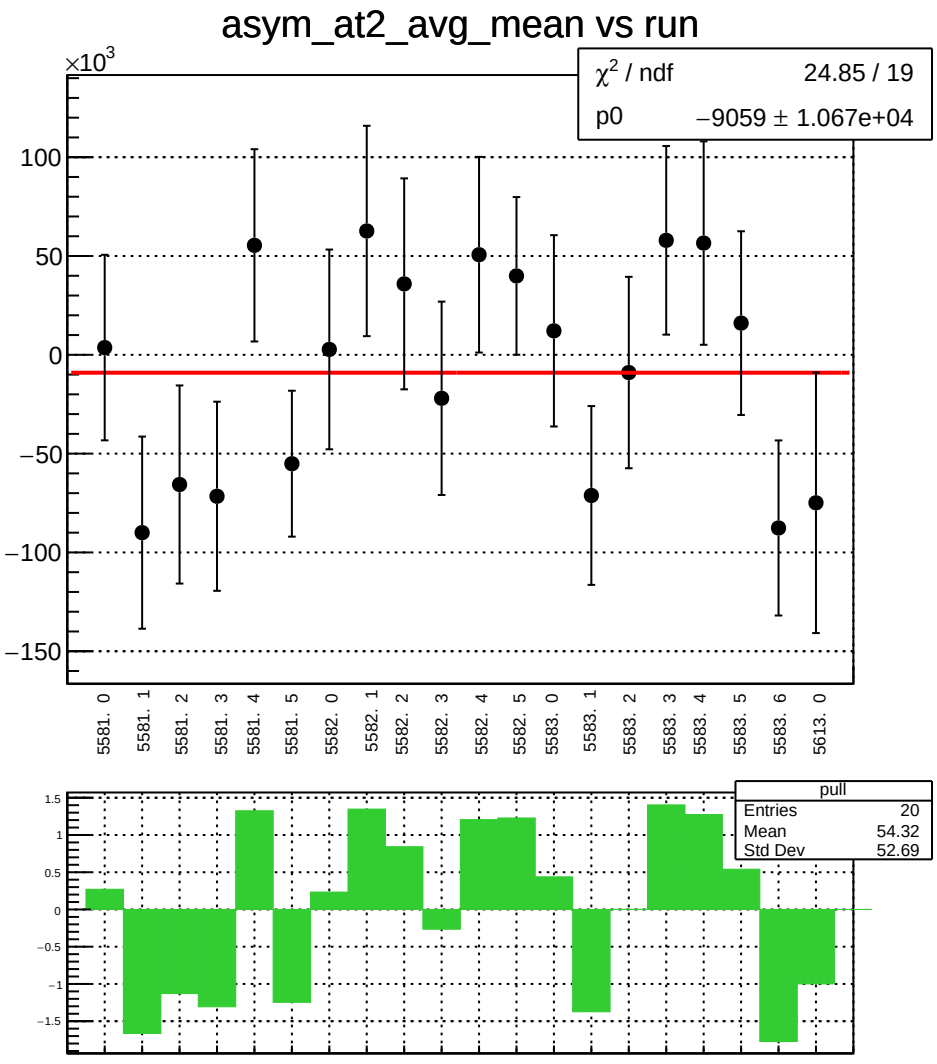
asym_at2_avg_mean vs run
×10^3
χ² / ndf 24.85 / 19
p0 −9059 ± 1.067e+04
100
50
0
−50
−100
−150
5581. 0
5581. 1
5581. 2
5581. 3
5581. 4
5581. 5
5582. 0
5582. 1
5582. 2
5582. 3
5582. 4
5582. 5
5583. 0
5583. 1
5583. 2
5583. 3
5583. 4
5583. 5
5583. 6
5613. 0
pull
Entries 20
Mean 54.32
Std Dev 52.69
1.5
1
0.5
0
−0.5
−1
−1.5

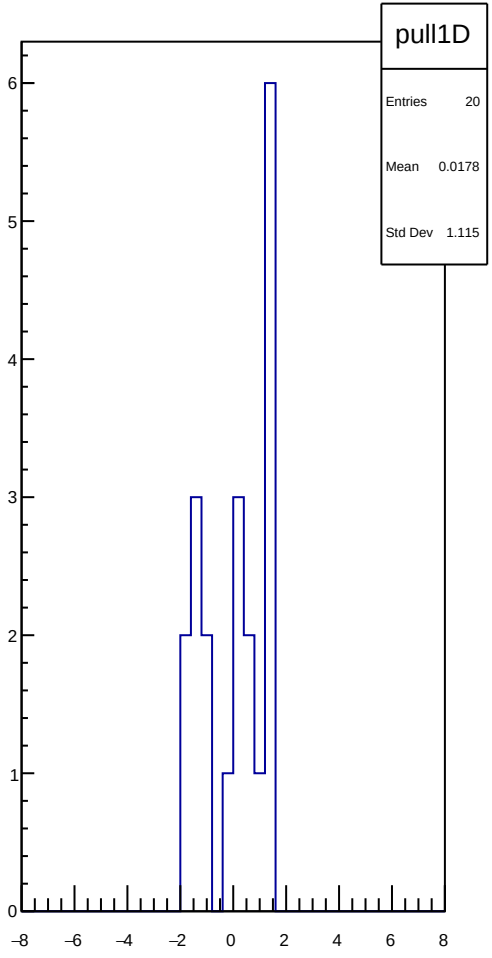
pull1D
Entries 20
Mean 0.0178
Std Dev 1.115
6
5
4
3
2
1
0
−8
−6
−4
−2
0
2
4
6
8

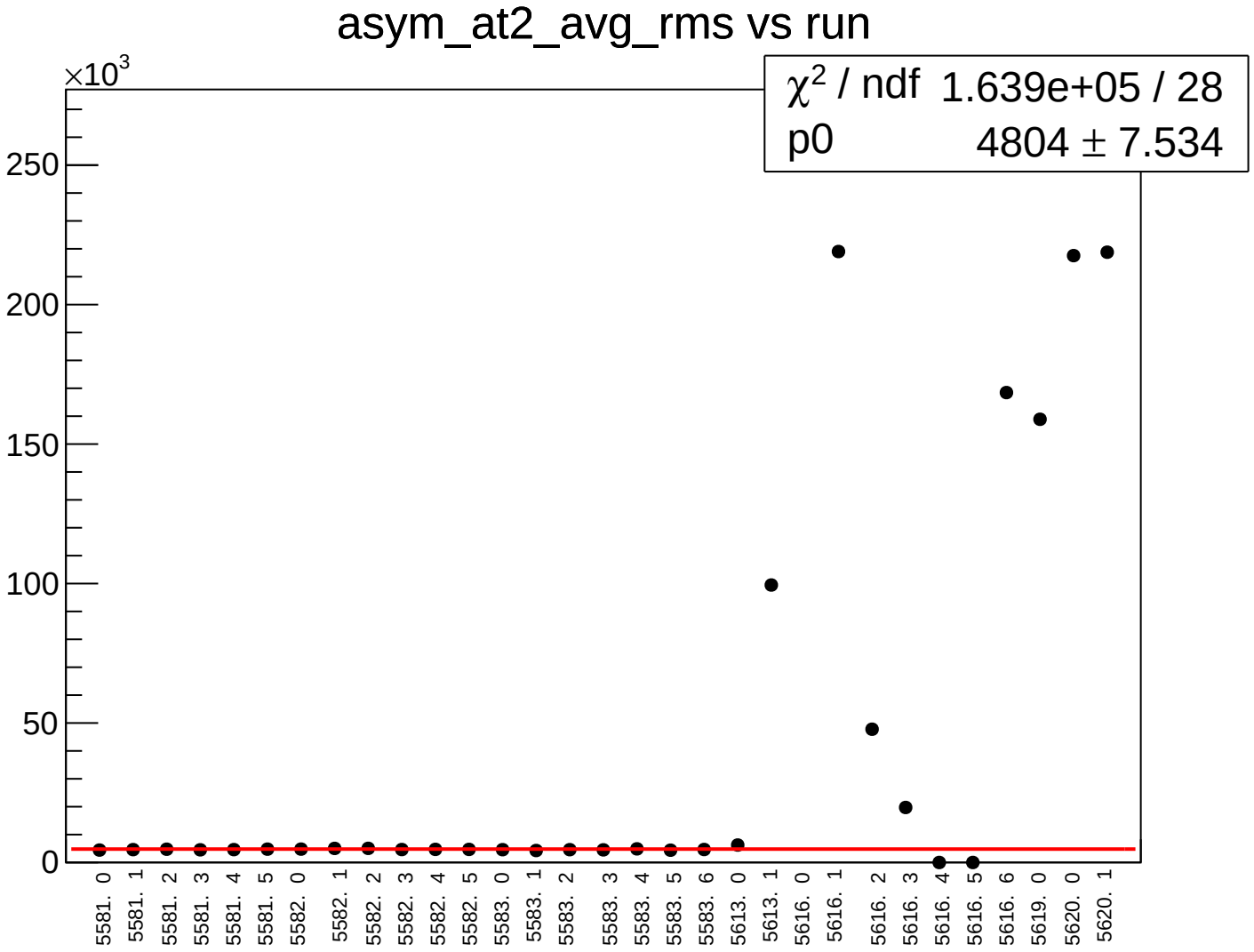
asym_at2_avg_rms vs run
χ^2 / ndf 1.639e+05 / 28
p0 4804 ± 7.534
×10^3
250
200
150
100
50
0
5581. 0
5581. 1
5581. 2
5581. 3
5581. 4
5581. 5
5582. 0
5582. 1
5582. 2
5582. 3
5582. 4
5582. 5
5583. 0
5583. 1
5583. 2
5583. 3
5583. 4
5583. 5
5583. 6
5613. 0
5613. 1
5616. 0
5616. 1
5616. 2
5616. 3
5616. 4
5616. 5
5616. 6
5619. 0
5620. 0
5620. 1

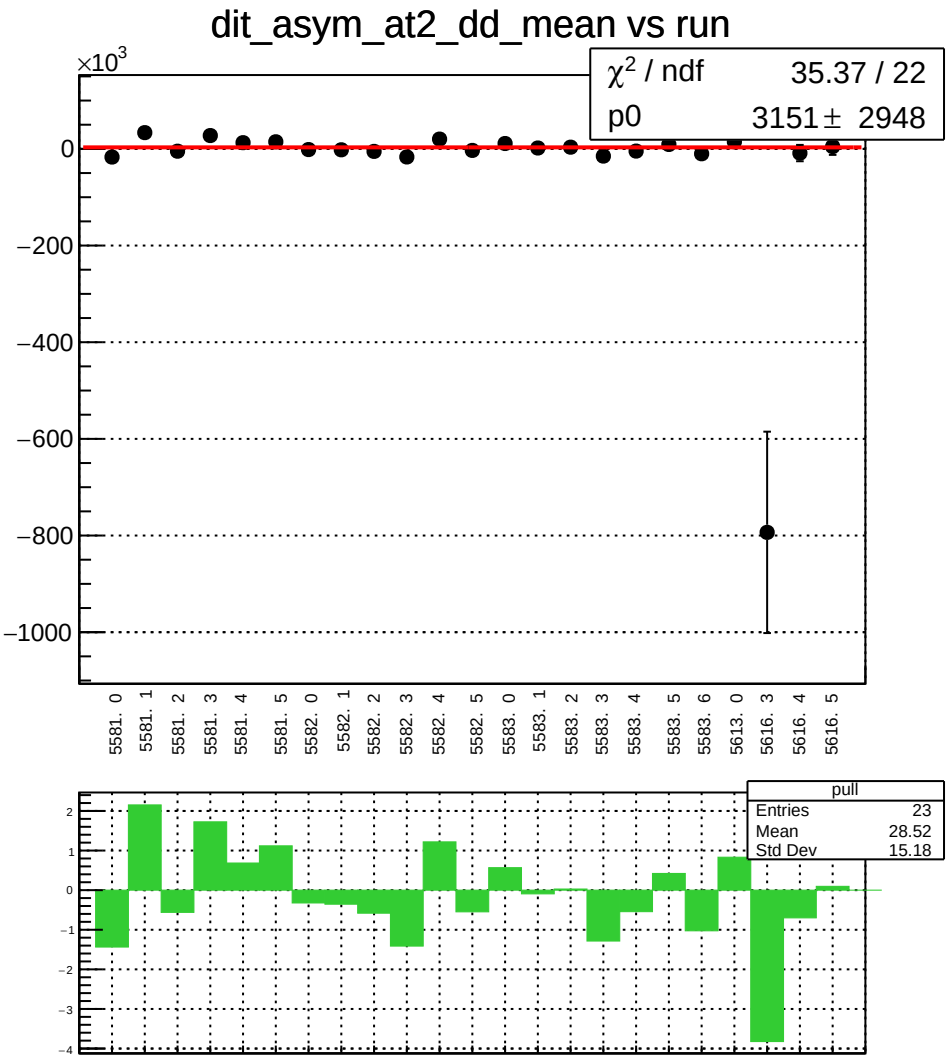
dit_asym_at2_dd_mean vs run
×10^3
χ^2 / ndf 35.37 / 22
p0 3151 ± 2948
0
−200
−400
−600
−800
−1000
5581. 0
5581. 1
5581. 2
5581. 3
5581. 4
5581. 5
5582. 0
5582. 1
5582. 2
5582. 3
5582. 4
5582. 5
5583. 0
5583. 1
5583. 2
5583. 3
5583. 4
5583. 5
5583. 6
5613. 0
5616. 3
5616. 4
5616. 5
pull
Entries 23
Mean 28.52
Std Dev 15.18
2
1
0
−1
−2
−3
−4

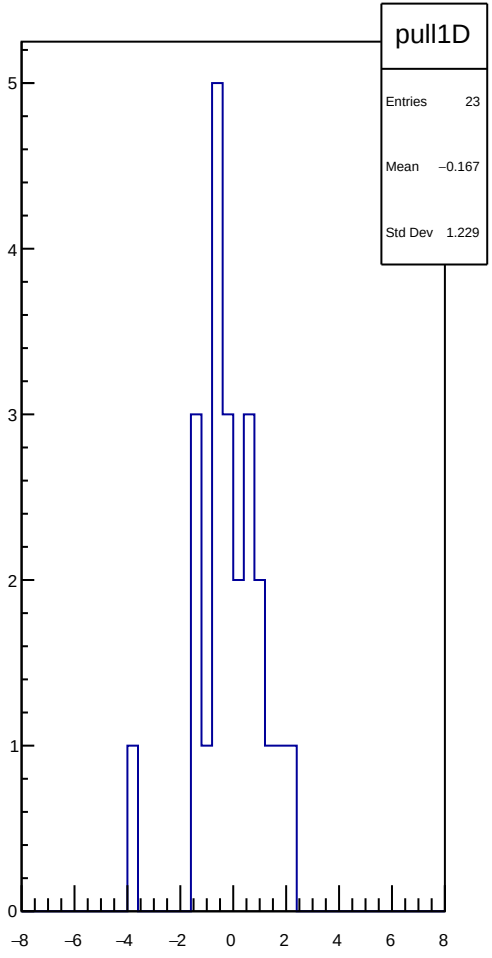
pull1D
Entries 23
Mean −0.167
Std Dev 1.229
5
4
3
2
1
0
−8
−6
−4
−2
0
2
4
6
8

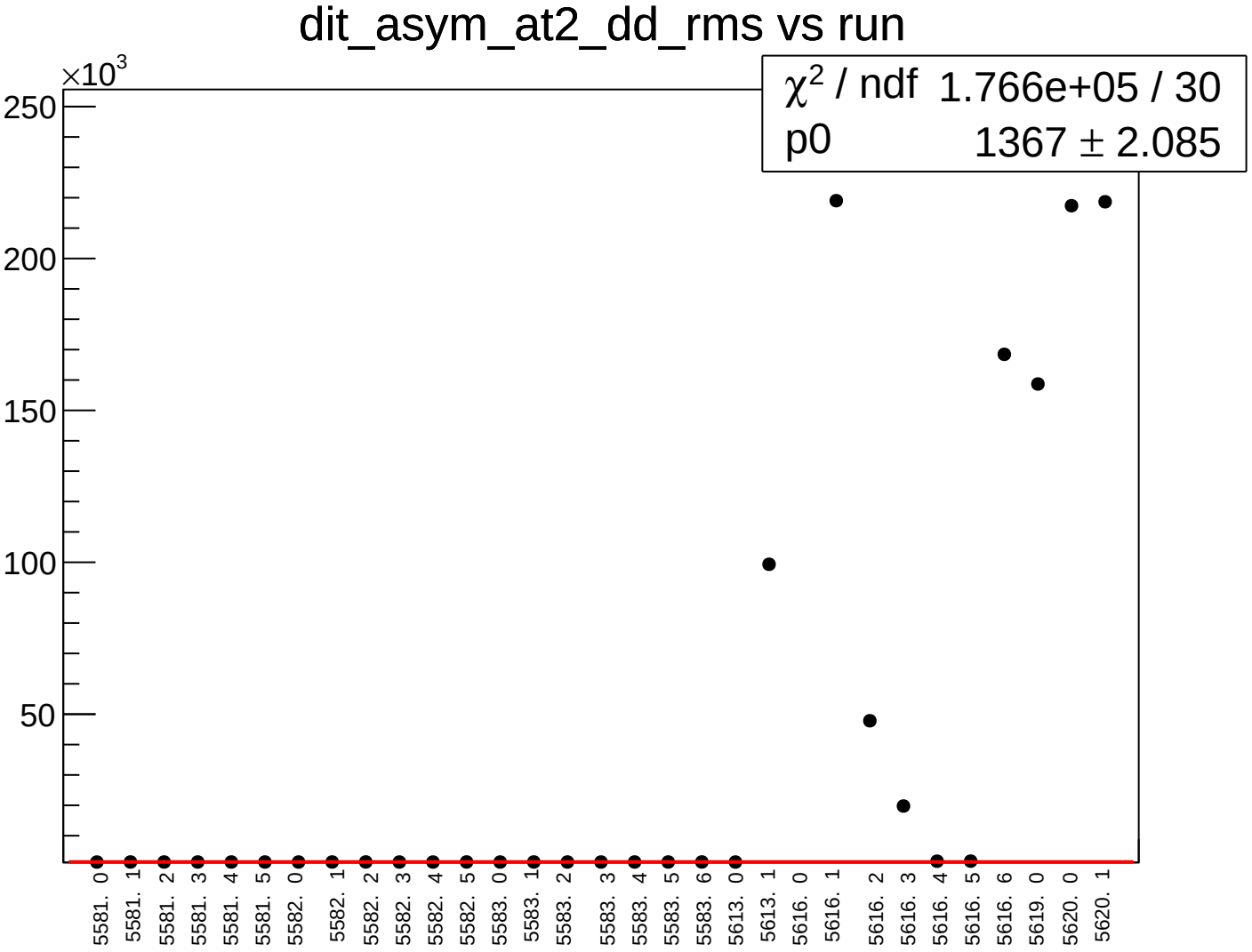
dit_asym_at2_dd_rms vs run
×10^3
250
200
150
100
50
χ² / ndf 1.766e+05 / 30
p0 1367 ± 2.085
5581. 0
5581. 1
5581. 2
5581. 3
5581. 4
5581. 5
5582. 0
5582. 1
5582. 2
5582. 3
5582. 4
5582. 5
5583. 0
5583. 1
5583. 2
5583. 3
5583. 4
5583. 5
5583. 6
5613. 0
5613. 1
5616. 0
5616. 1
5616. 2
5616. 3
5616. 4
5616. 5
5616. 6
5619. 0
5620. 0
5620. 1

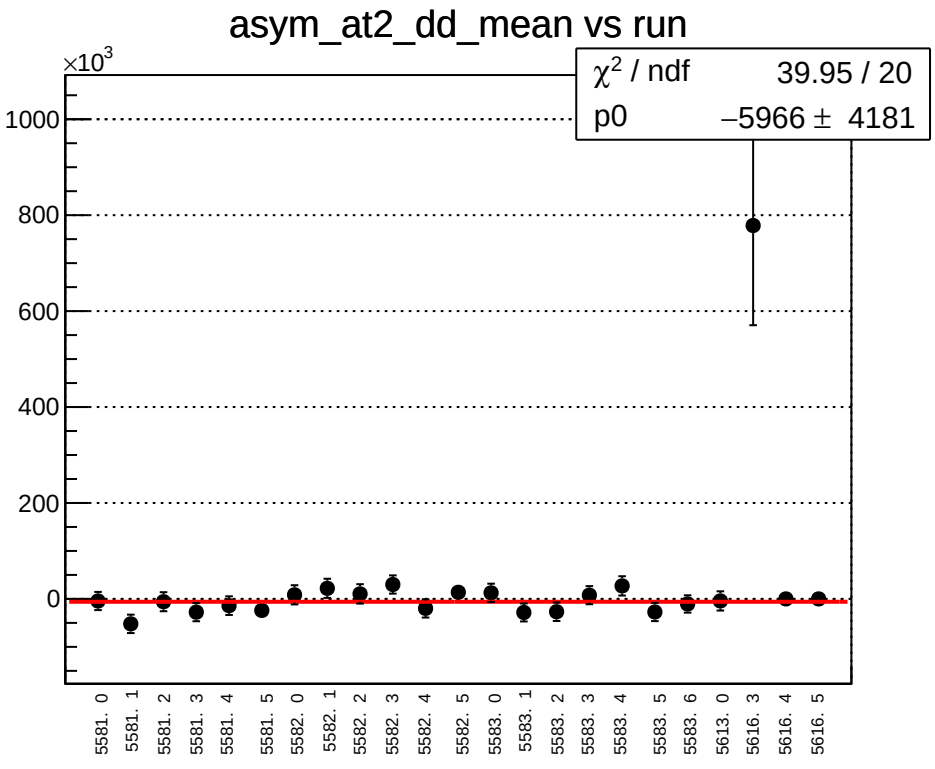
asym_at2_dd_mean vs run
×10^3
χ^2 / ndf 39.95 / 20
p0 −5966 ± 4181
1000
800
600
400
200
0
5581. 0
5581. 1
5581. 2
5581. 3
5581. 4
5581. 5
5582. 0
5582. 1
5582. 2
5582. 3
5582. 4
5582. 5
5583. 0
5583. 1
5583. 2
5583. 3
5583. 4
5583. 5
5583. 6
5613. 0
5616. 3
5616. 4
5616. 5

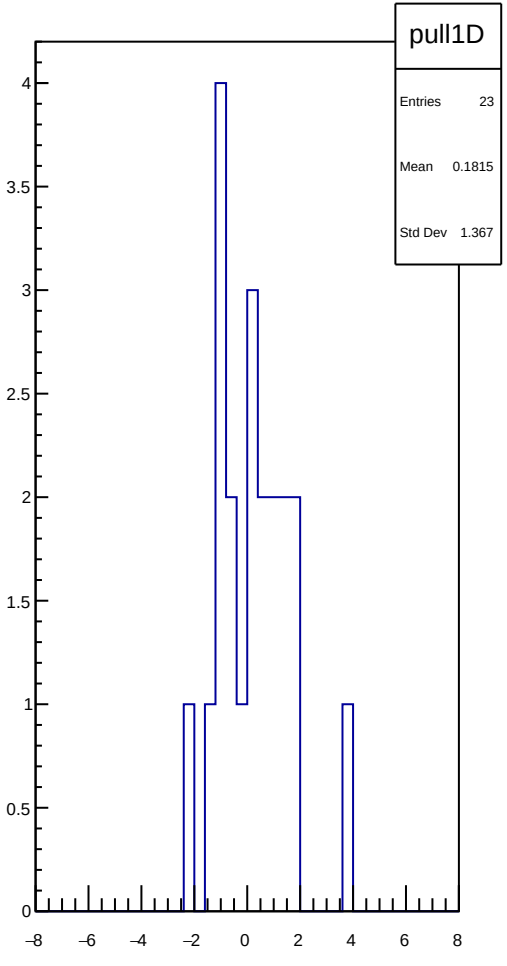
pull1D
Entries 23
Mean 0.1815
Std Dev 1.367
4
3.5
3
2.5
2
1.5
1
0.5
0
−8
−6
−4
−2
0
2
4
6
8

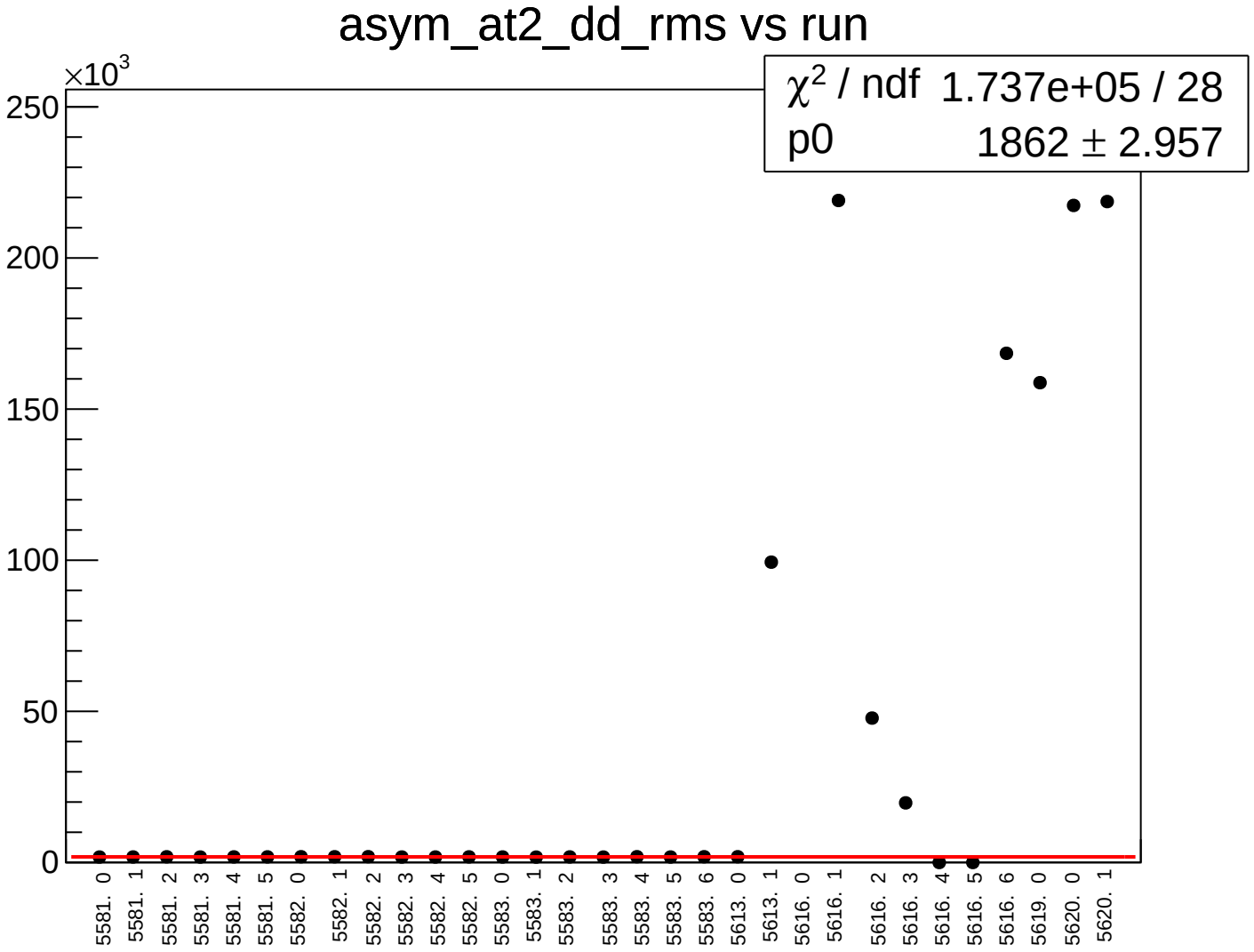
asym_at2_dd_rms vs run
×10^3
250
200
150
100
50
0
χ² / ndf 1.737e+05 / 28
p0 1862 ± 2.957
5581. 0
5581. 1
5581. 2
5581. 3
5581. 4
5581. 5
5582. 0
5582. 1
5582. 2
5582. 3
5582. 4
5582. 5
5583. 0
5583. 1
5583. 2
5583. 3
5583. 4
5583. 5
5583. 6
5613. 0
5613. 1
5616. 0
5616. 1
5616. 2
5616. 3
5616. 4
5616. 5
5616. 6
5619. 0
5620. 0
5620. 1

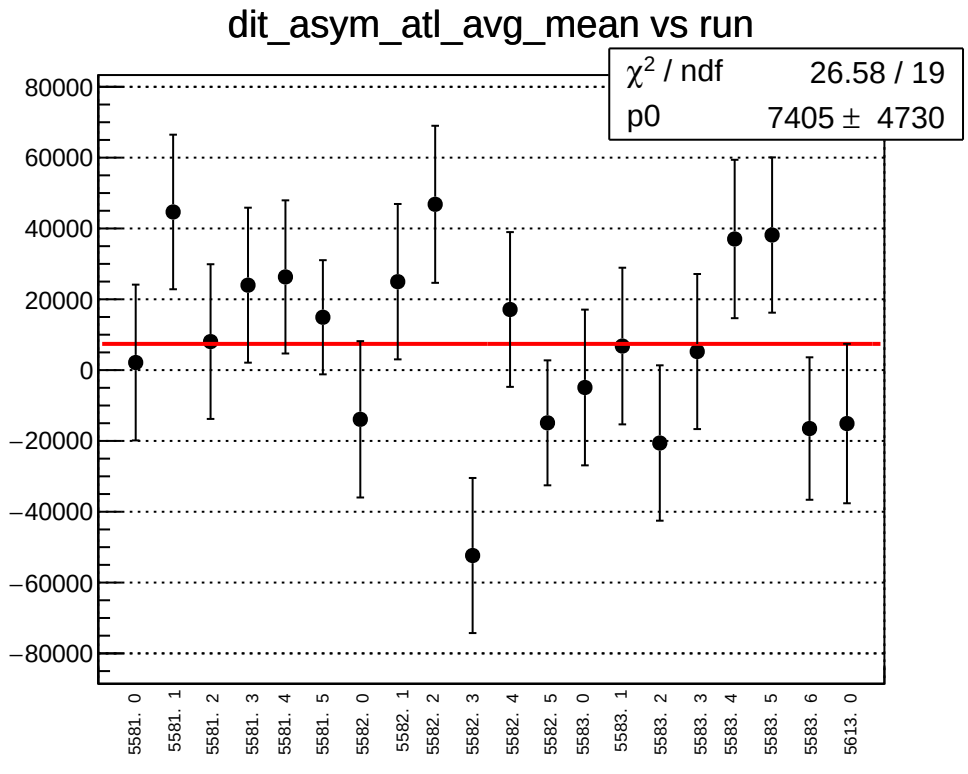
dit_asym_atl_avg_mean vs run
χ² / ndf 26.58 / 19
p0 7405 ± 4730
80000
60000
40000
20000
0
−20000
−40000
−60000
−80000
5581. 0
5581. 1
5581. 2
5581. 3
5581. 4
5581. 5
5582. 0
5582. 1
5582. 2
5582. 3
5582. 4
5582. 5
5583. 0
5583. 1
5583. 2
5583. 3
5583. 4
5583. 5
5583. 6
5613. 0

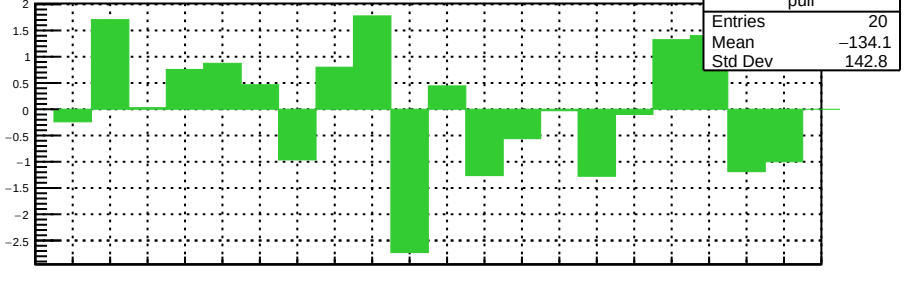
pull
Entries 20
Mean −134.1
Std Dev 142.8
2
1.5
1
0.5
0
−0.5
−1
−1.5
−2
−2.5

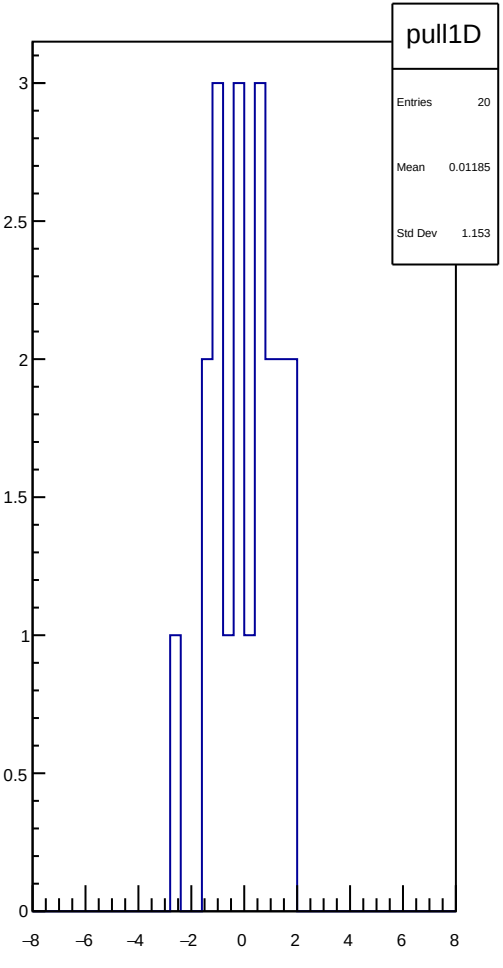
pull1D
Entries 20
Mean 0.01185
Std Dev 1.153
3
2.5
2
1.5
1
0.5
0
−8
−6
−4
−2
0
2
4
6
8

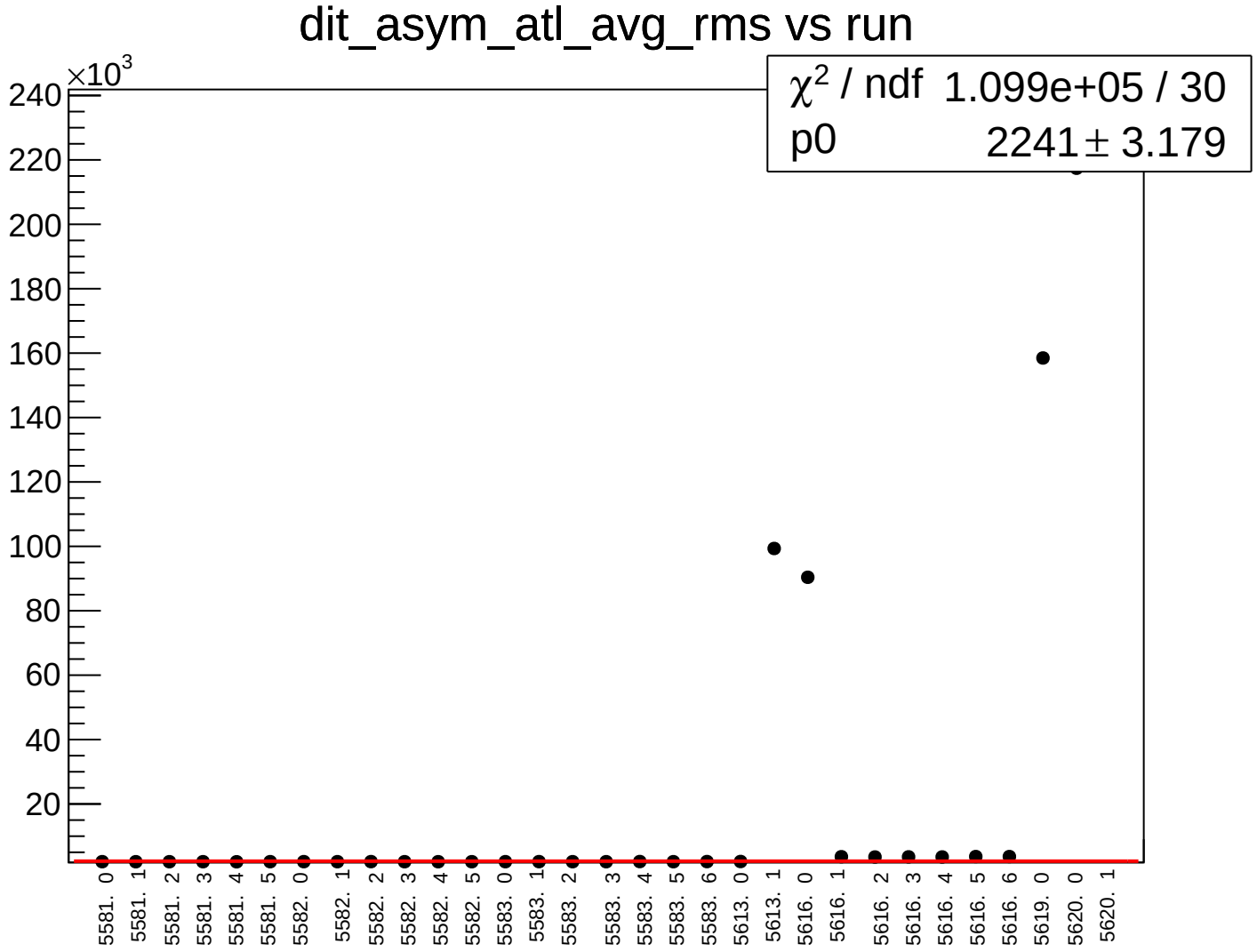
dit_asym_atl_avg_rms vs run
χ^2 / ndf 1.099e+05 / 30
p0 2241 ± 3.179
×10^3
240
220
200
180
160
140
120
100
80
60
40
20
5581. 0
5581. 1
5581. 2
5581. 3
5581. 4
5581. 5
5582. 0
5582. 1
5582. 2
5582. 3
5582. 4
5582. 5
5583. 0
5583. 1
5583. 2
5583. 3
5583. 4
5583. 5
5583. 6
5613. 0
5613. 1
5616. 0
5616. 1
5616. 2
5616. 3
5616. 4
5616. 5
5616. 6
5619. 0
5620. 0
5620. 1

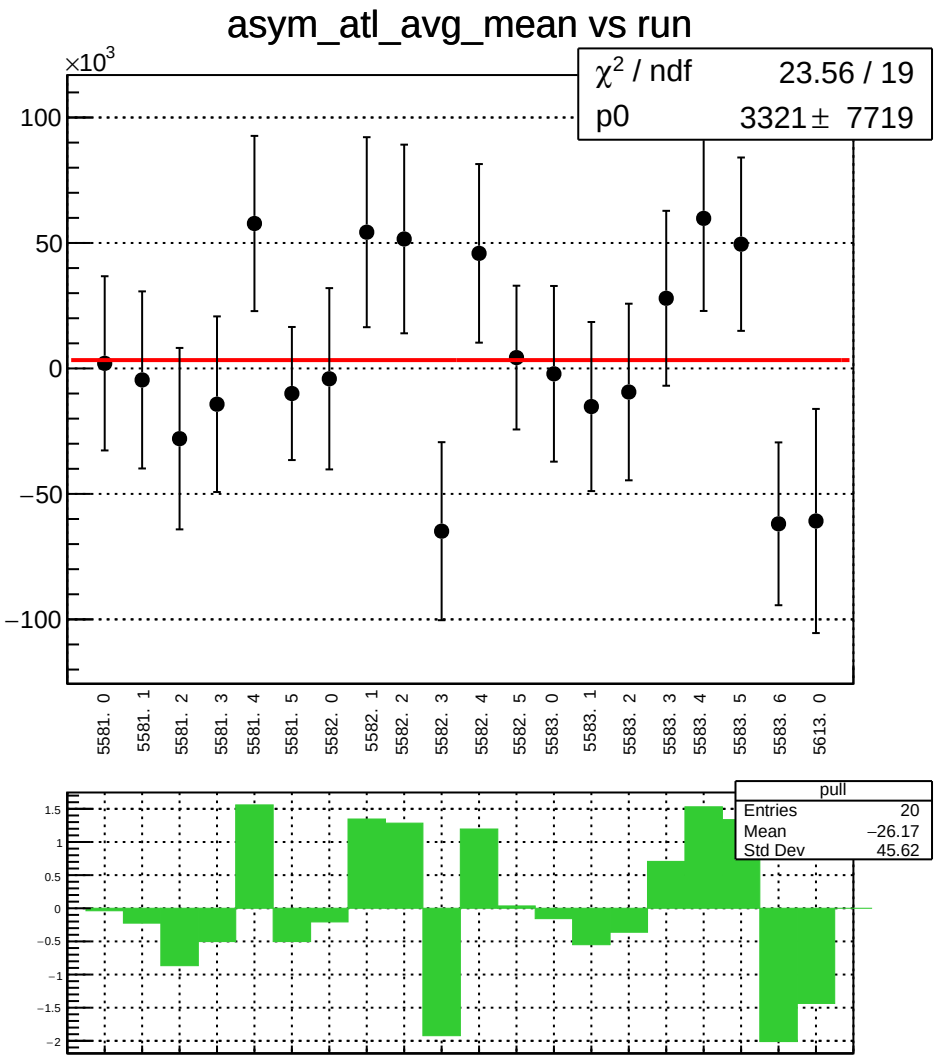
asym_atl_avg_mean vs run
×10^3
χ^2 / ndf 23.56 / 19
p0 3321 ± 7719
100
50
0
−50
−100
5581. 0
5581. 1
5581. 2
5581. 3
5581. 4
5581. 5
5582. 0
5582. 1
5582. 2
5582. 3
5582. 4
5582. 5
5583. 0
5583. 1
5583. 2
5583. 3
5583. 4
5583. 5
5583. 6
5613. 0
pull
Entries 20
Mean −26.17
Std Dev 45.62
1.5
1
0.5
0
−0.5
−1
−1.5
−2

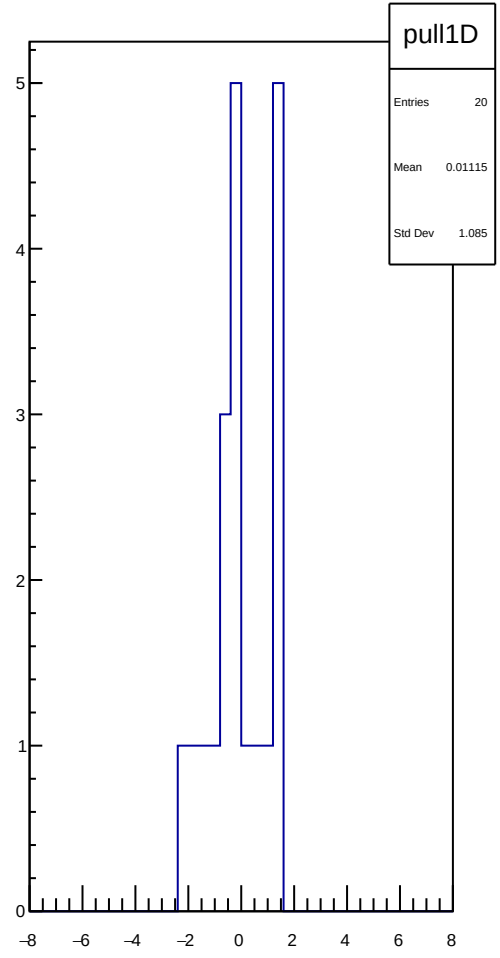
pull1D
Entries 20
Mean 0.01115
Std Dev 1.085
5
4
3
2
1
0
−8
−6
−4
−2
0
2
4
6
8

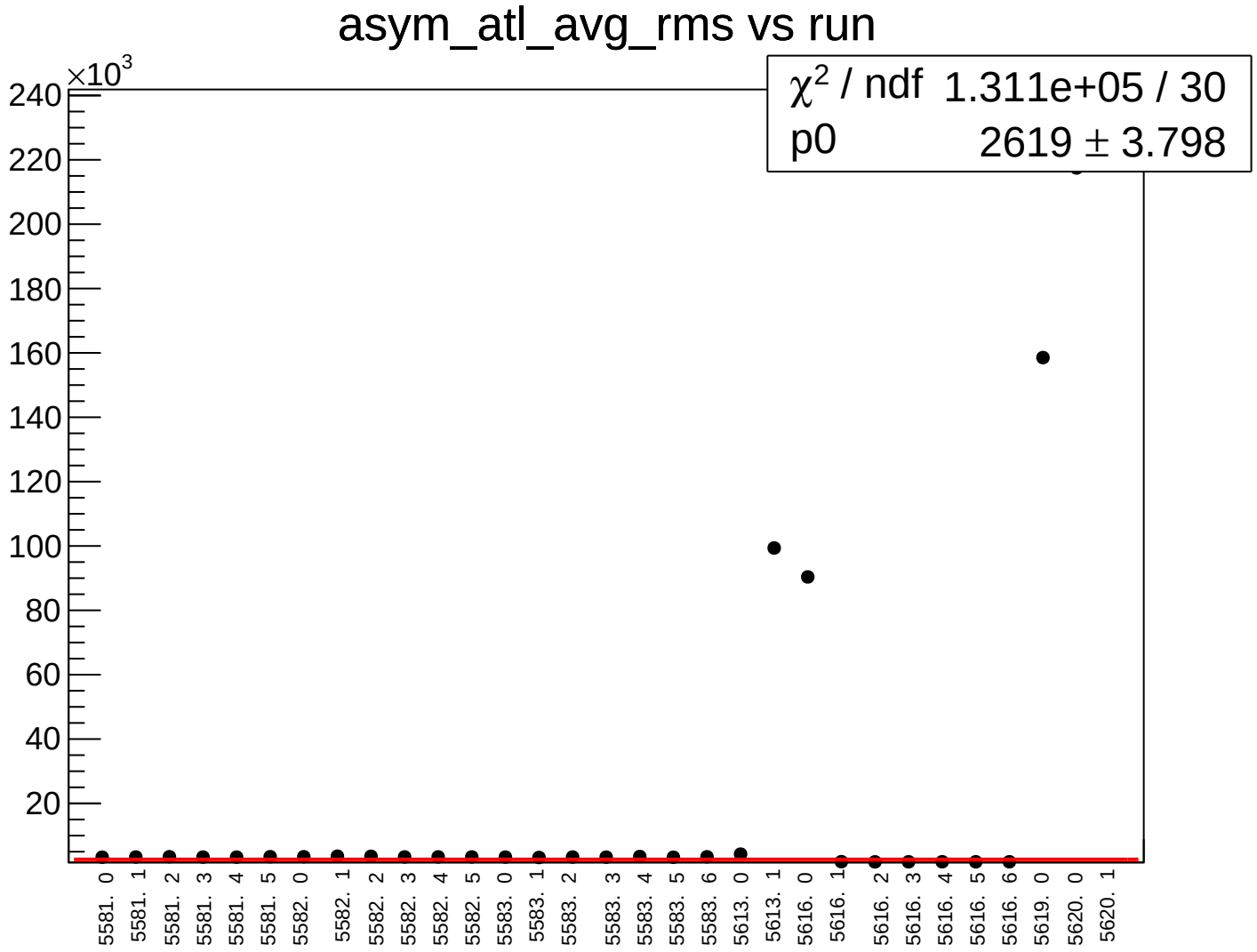
asym_atl_avg_rms vs run
×10^3
240
220
200
180
160
140
120
100
80
60
40
20
χ² / ndf 1.311e+05 / 30
p0 2619 ± 3.798
5581. 0
5581. 1
5581. 2
5581. 3
5581. 4
5581. 5
5582. 0
5582. 1
5582. 2
5582. 3
5582. 4
5582. 5
5583. 0
5583. 1
5583. 2
5583. 3
5583. 4
5583. 5
5583. 6
5613. 0
5613. 1
5616. 0
5616. 1
5616. 2
5616. 3
5616. 4
5616. 5
5616. 6
5619. 0
5620. 0
5620. 1

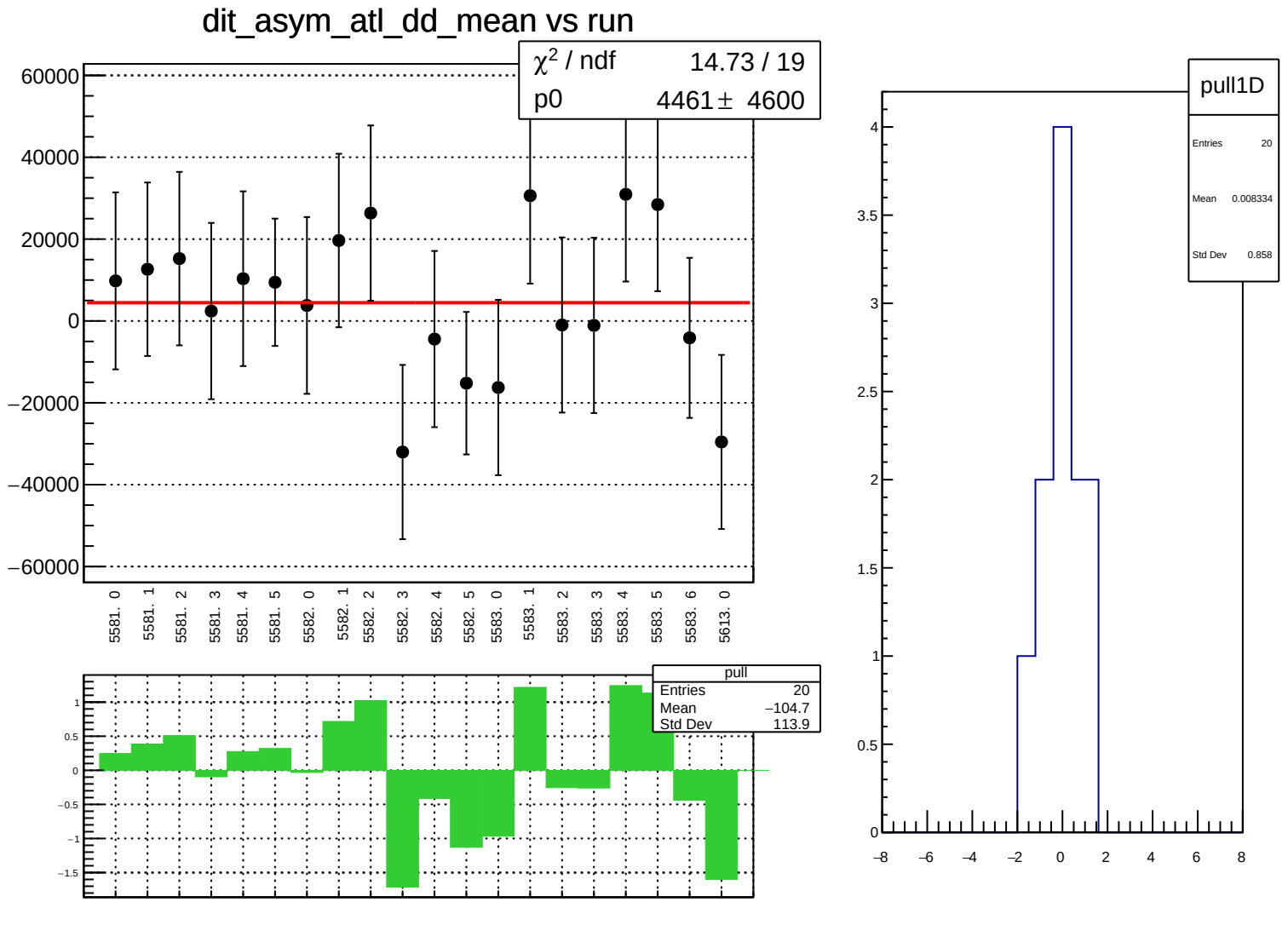
dit_asym_atl_dd_mean vs run
χ² / ndf 14.73 / 19
p0 4461 ± 4600
60000
40000
20000
0
−20000
−40000
−60000
5581. 0
5581. 1
5581. 2
5581. 3
5581. 4
5581. 5
5582. 0
5582. 1
5582. 2
5582. 3
5582. 4
5582. 5
5583. 0
5583. 1
5583. 2
5583. 3
5583. 4
5583. 5
5583. 6
5613. 0
pull
Entries 20
Mean −104.7
Std Dev 113.9
pull1D
Entries 20
Mean 0.008334
Std Dev 0.858

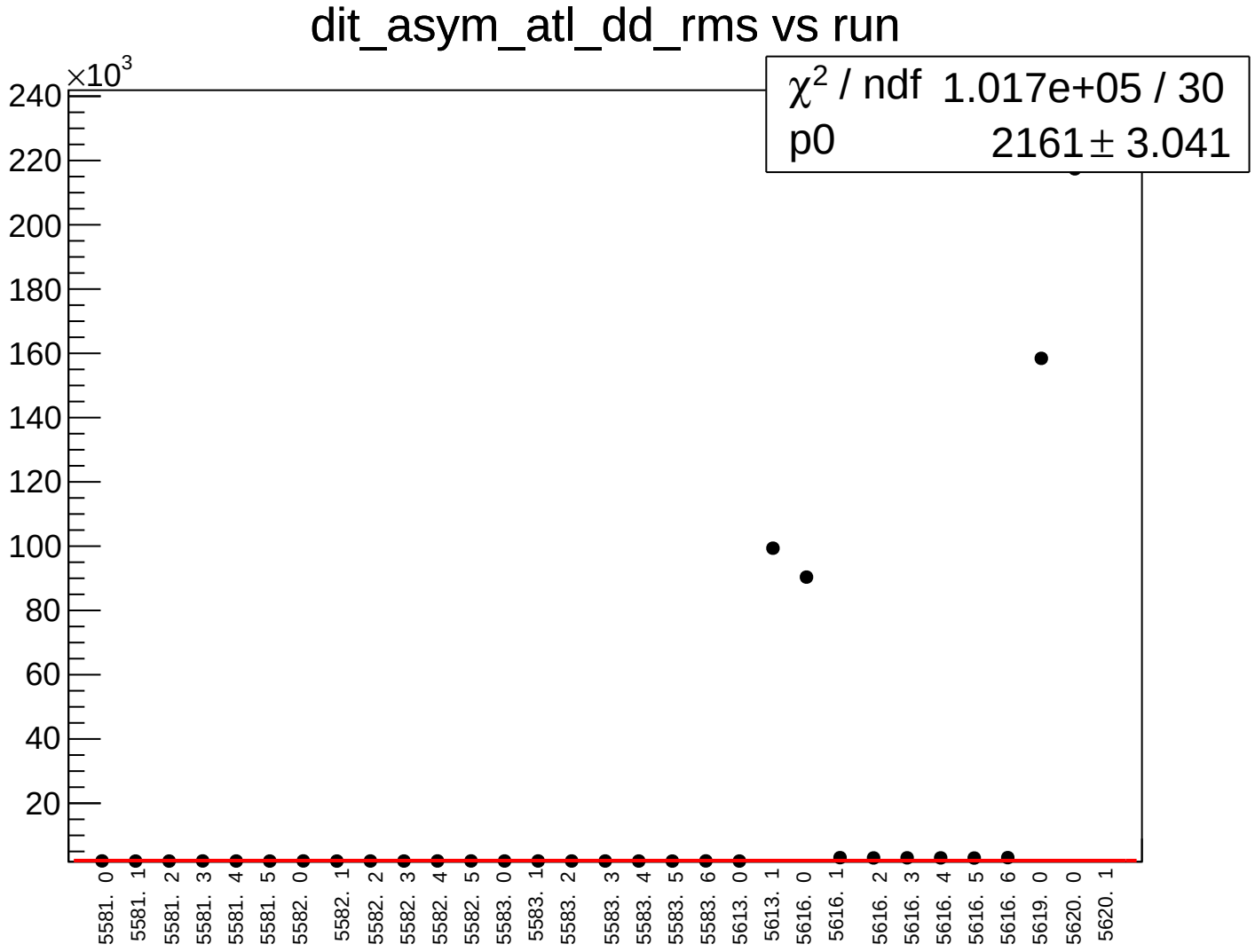
dit_asym_atl_dd_rms vs run
χ^2 / ndf 1.017e+05 / 30
p0 2161 ± 3.041
×10^3
240
220
200
180
160
140
120
100
80
60
40
20
5581. 0
5581. 1
5581. 2
5581. 3
5581. 4
5581. 5
5582. 0
5582. 1
5582. 2
5582. 3
5582. 4
5582. 5
5583. 0
5583. 1
5583. 2
5583. 3
5583. 4
5583. 5
5583. 6
5613. 0
5613. 1
5616. 0
5616. 1
5616. 2
5616. 3
5616. 4
5616. 5
5616. 6
5619. 0
5620. 0
5620. 1

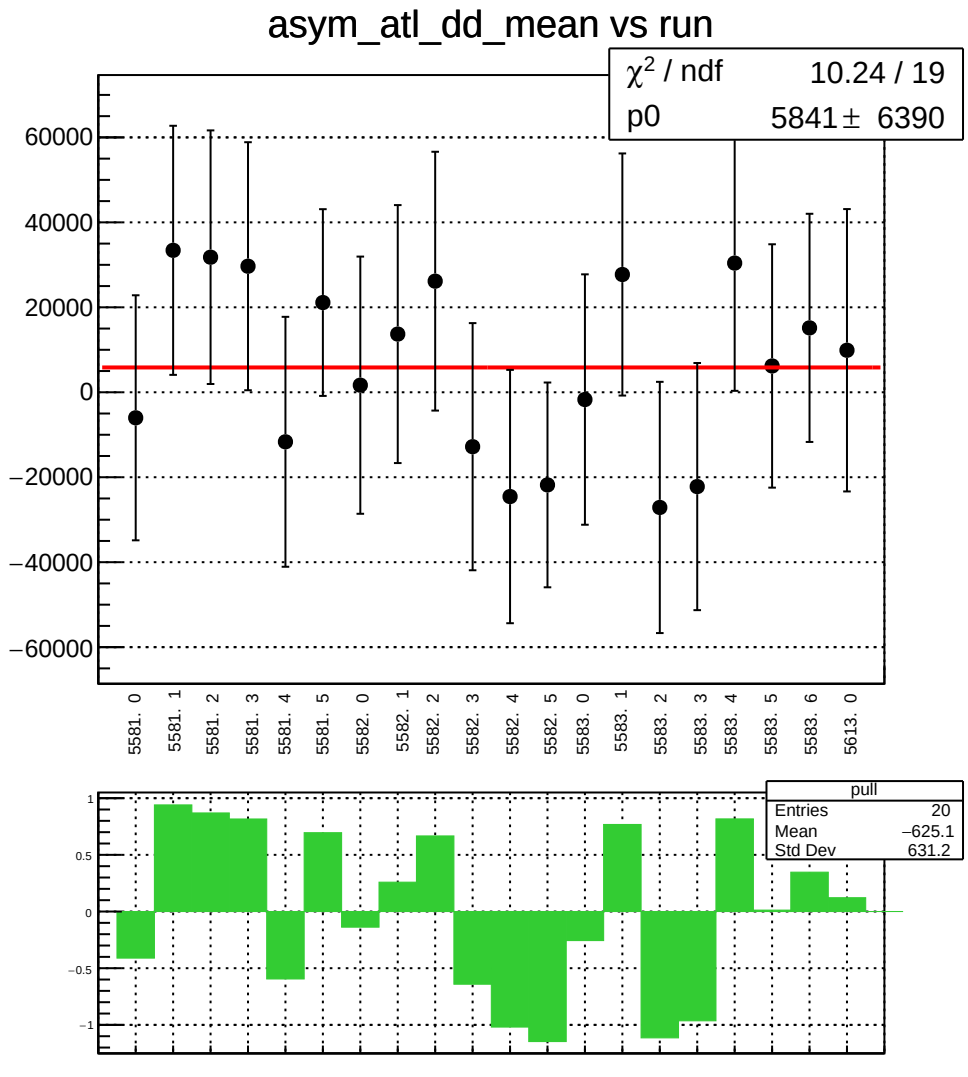
asym_atl_dd_mean vs run
χ² / ndf 10.24 / 19
p0 5841 ± 6390
60000
40000
20000
0
−20000
−40000
−60000
5581. 0
5581. 1
5581. 2
5581. 3
5581. 4
5581. 5
5582. 0
5582. 1
5582. 2
5582. 3
5582. 4
5582. 5
5583. 0
5583. 1
5583. 2
5583. 3
5583. 4
5583. 5
5583. 6
5613. 0
pull
Entries 20
Mean −625.1
Std Dev 631.2
1
0.5
0
−0.5
−1

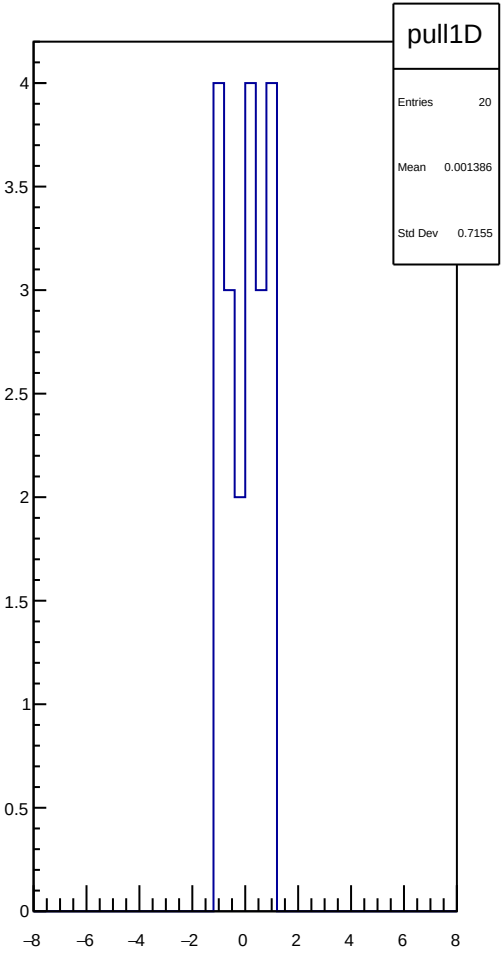
pull1D
Entries 20
Mean 0.001386
Std Dev 0.7155
4
3.5
3
2.5
2
1.5
1
0.5
0
−8
−6
−4
−2
0
2
4
6
8

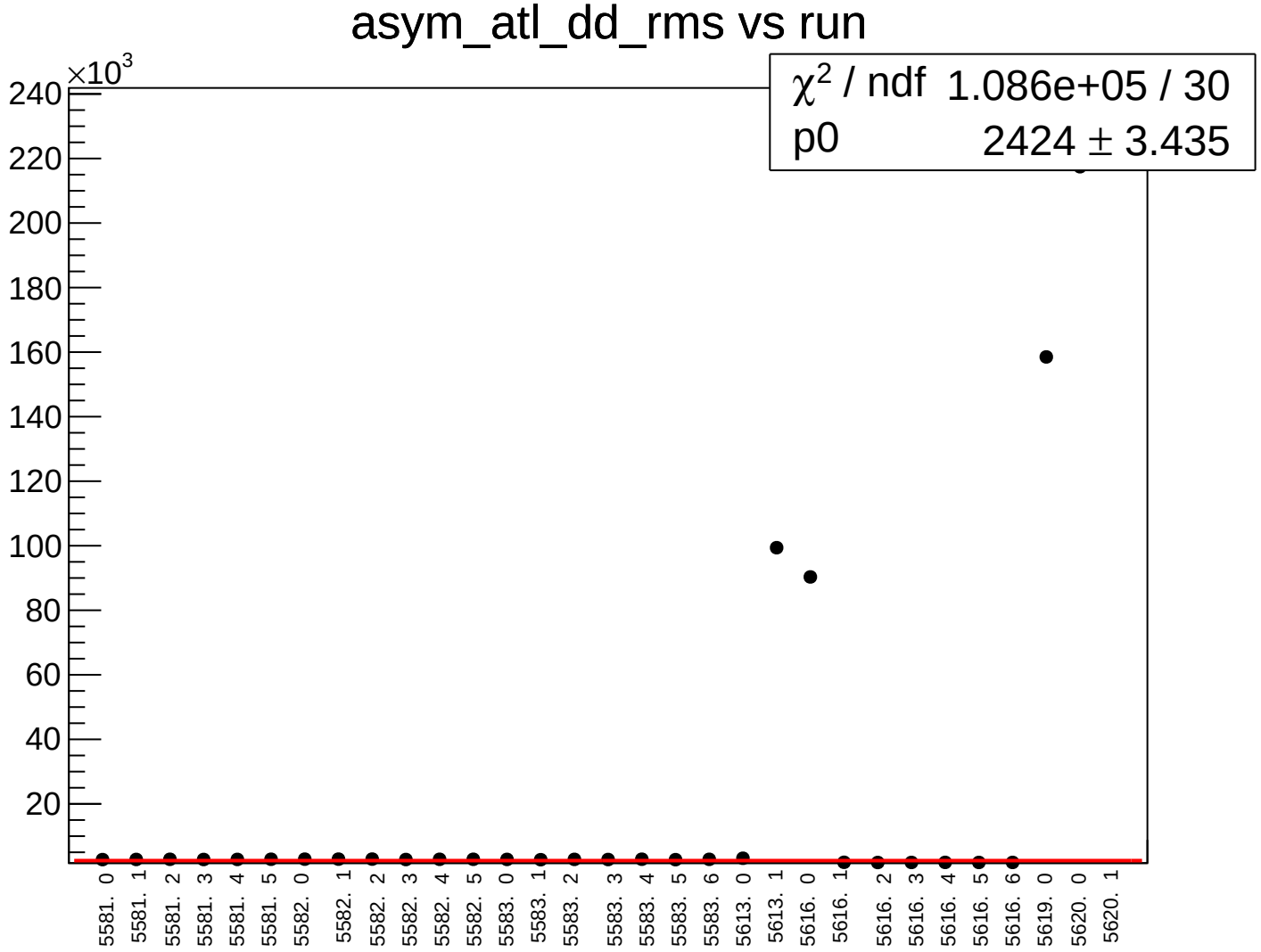
asym_atl_dd_rms vs run
×10^3
240
220
200
180
160
140
120
100
80
60
40
20
χ² / ndf 1.086e+05 / 30
p0 2424 ± 3.435
5581. 0
5581. 1
5581. 2
5581. 3
5581. 4
5581. 5
5582. 0
5582. 1
5582. 2
5582. 3
5582. 4
5582. 5
5583. 0
5583. 1
5583. 2
5583. 3
5583. 4
5583. 5
5583. 6
5613. 0
5613. 1
5616. 0
5616. 1
5616. 2
5616. 3
5616. 4
5616. 5
5616. 6
5619. 0
5620. 0
5620. 1

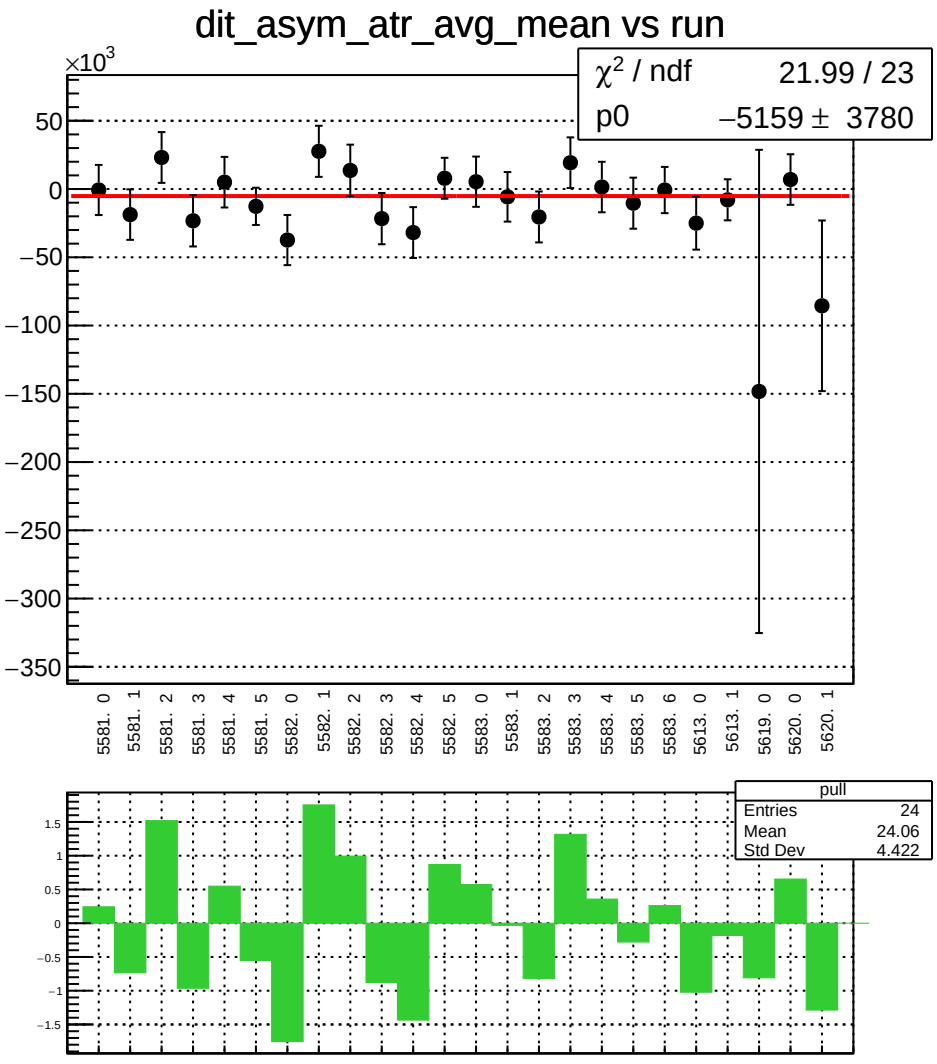
dit_asym_atr_avg_mean vs run
×10^3
χ^2 / ndf 21.99 / 23
p0 −5159 ± 3780
50
0
−50
−100
−150
−200
−250
−300
−350
5581. 0
5581. 1
5581. 2
5581. 3
5581. 4
5581. 5
5582. 0
5582. 1
5582. 2
5582. 3
5582. 4
5582. 5
5583. 0
5583. 1
5583. 2
5583. 3
5583. 4
5583. 5
5583. 6
5613. 0
5613. 1
5619. 0
5620. 0
5620. 1
pull
Entries 24
Mean 24.06
Std Dev 4.422
1.5
1
0.5
0
−0.5
−1
−1.5

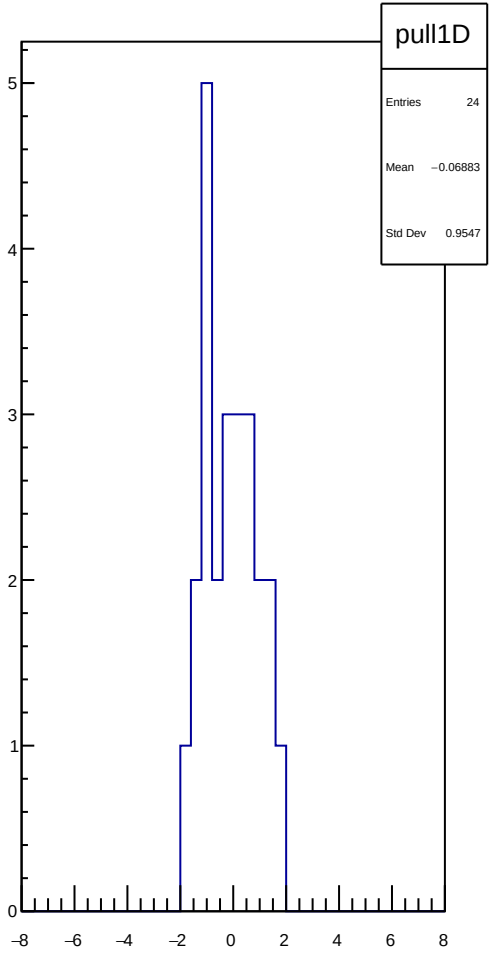
pull1D
Entries 24
Mean −0.06883
Std Dev 0.9547
5
4
3
2
1
0
−8
−6
−4
−2
0
2
4
6
8

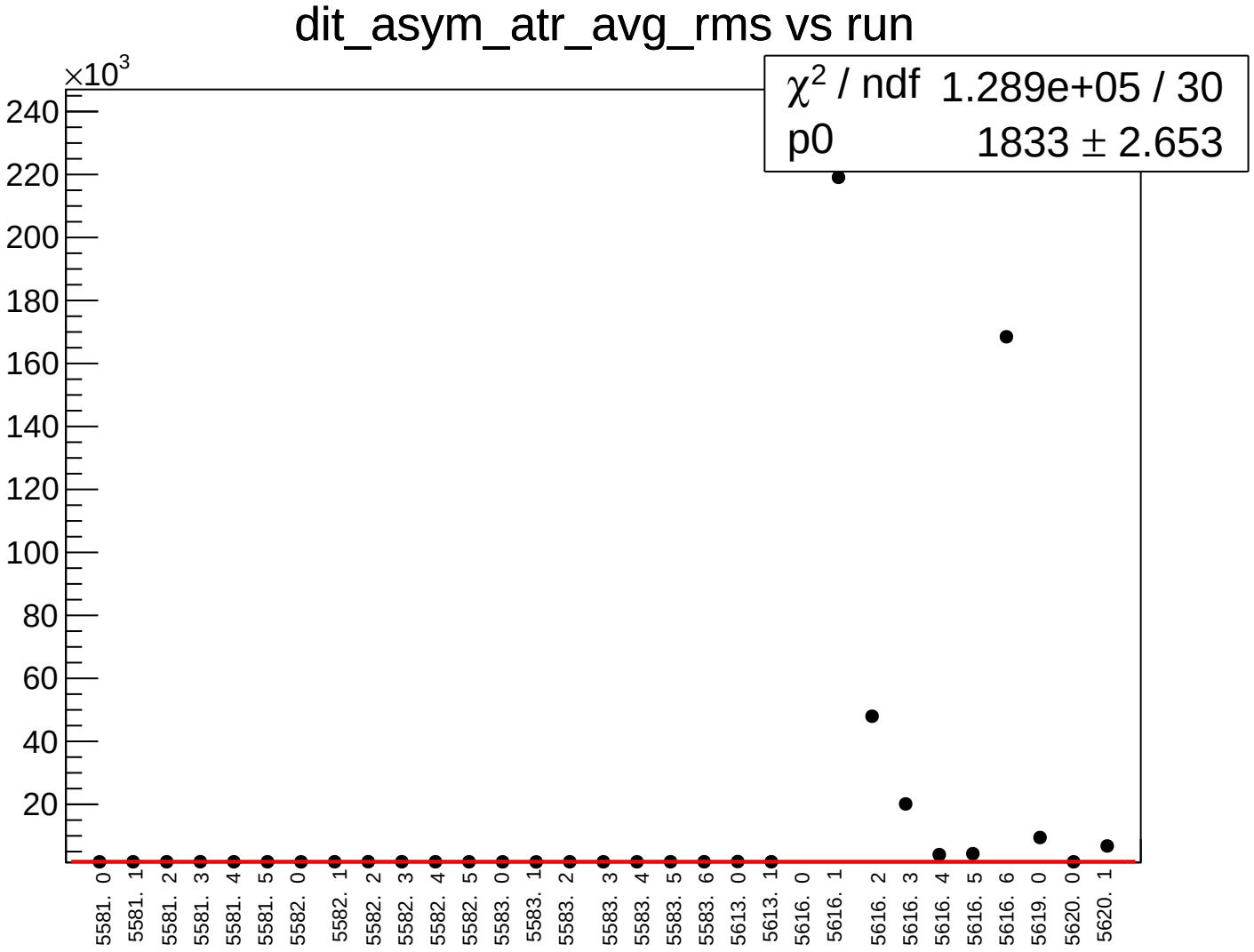
dit_asym_atr_avg_rms vs run
×10^3
240
220
200
180
160
140
120
100
80
60
40
20
χ² / ndf 1.289e+05 / 30
p0 1833 ± 2.653
5581. 0
5581. 1
5581. 2
5581. 3
5581. 4
5581. 5
5582. 0
5582. 1
5582. 2
5582. 3
5582. 4
5582. 5
5583. 0
5583. 1
5583. 2
5583. 3
5583. 4
5583. 5
5583. 6
5613. 0
5613. 1
5616. 0
5616. 1
5616. 2
5616. 3
5616. 4
5616. 5
5616. 6
5619. 0
5620. 0
5620. 1

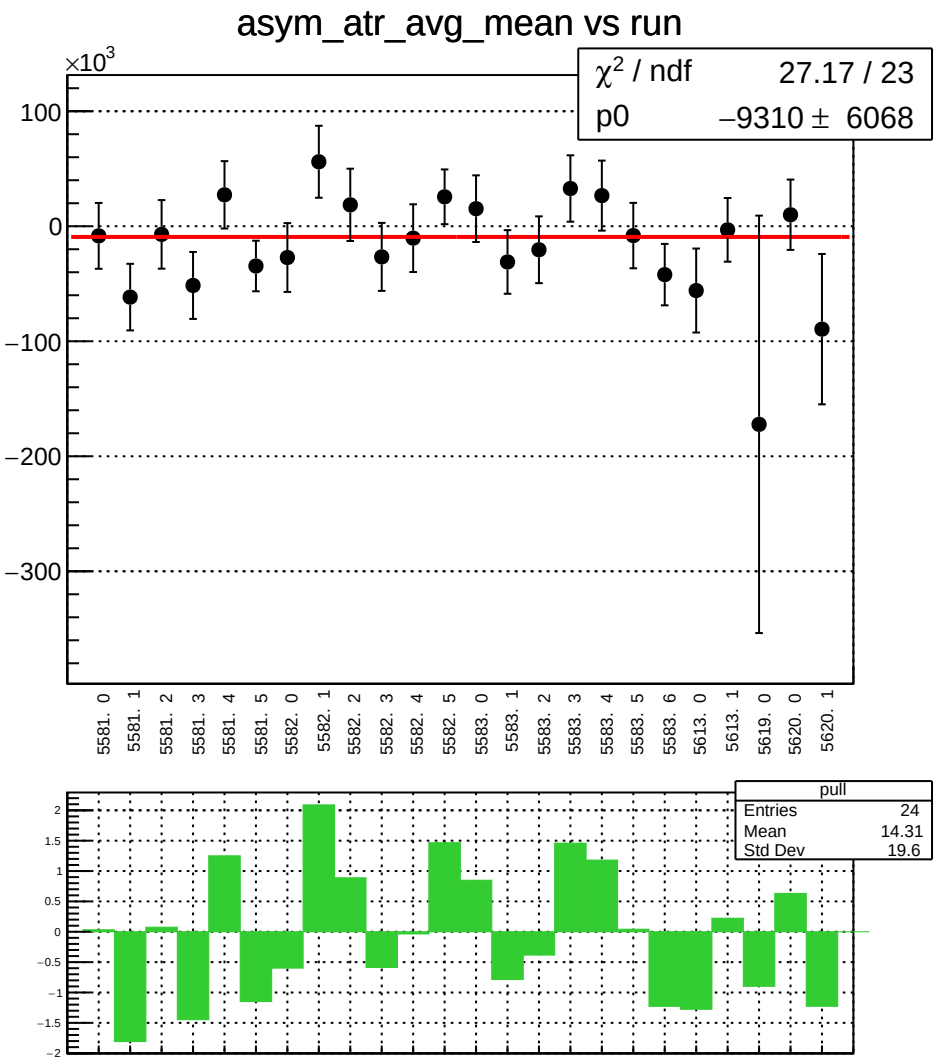
asym_atr_avg_mean vs run
×10^3
χ^2 / ndf 27.17 / 23
p0 −9310 ± 6068
100
0
−100
−200
−300
5581. 0
5581. 1
5581. 2
5581. 3
5581. 4
5581. 5
5582. 0
5582. 1
5582. 2
5582. 3
5582. 4
5582. 5
5583. 0
5583. 1
5583. 2
5583. 3
5583. 4
5583. 5
5583. 6
5613. 0
5613. 1
5619. 0
5620. 0
5620. 1
pull
Entries 24
Mean 14.31
Std Dev 19.6

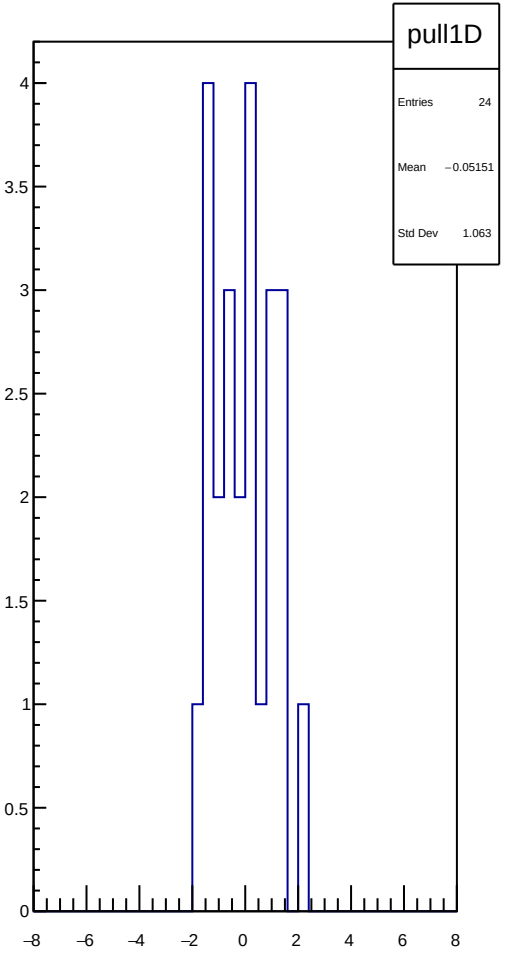
pull1D
Entries 24
Mean −0.05151
Std Dev 1.063

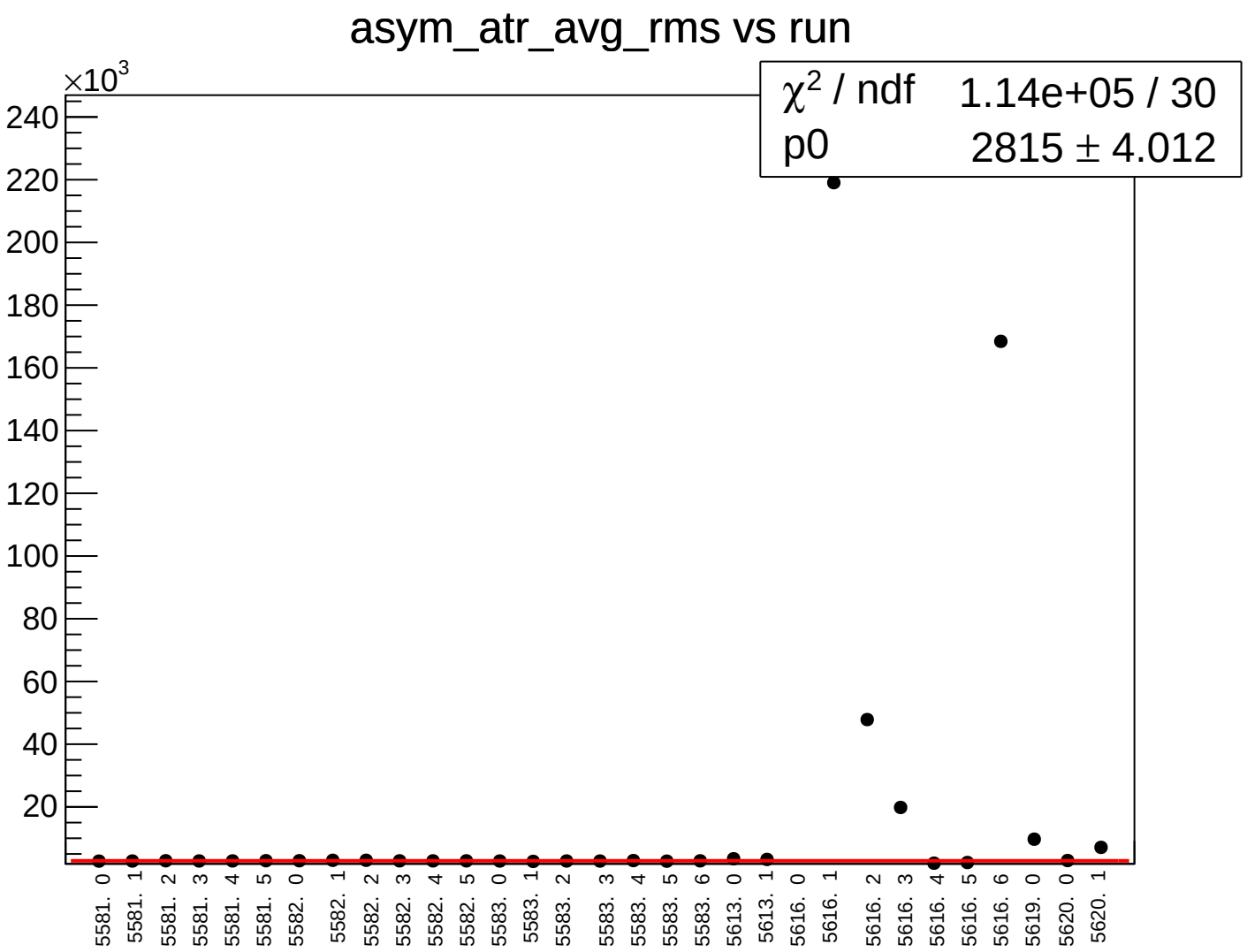
asym_atr_avg_rms vs run
×10^3
240
220
200
180
160
140
120
100
80
60
40
20
χ² / ndf 1.14e+05 / 30
p0 2815 ± 4.012
5581. 0
5581. 1
5581. 2
5581. 3
5581. 4
5581. 5
5582. 0
5582. 1
5582. 2
5582. 3
5582. 4
5582. 5
5583. 0
5583. 1
5583. 2
5583. 3
5583. 4
5583. 5
5583. 6
5613. 0
5613. 1
5616. 0
5616. 1
5616. 2
5616. 3
5616. 4
5616. 5
5616. 6
5619. 0
5620. 0
5620. 1

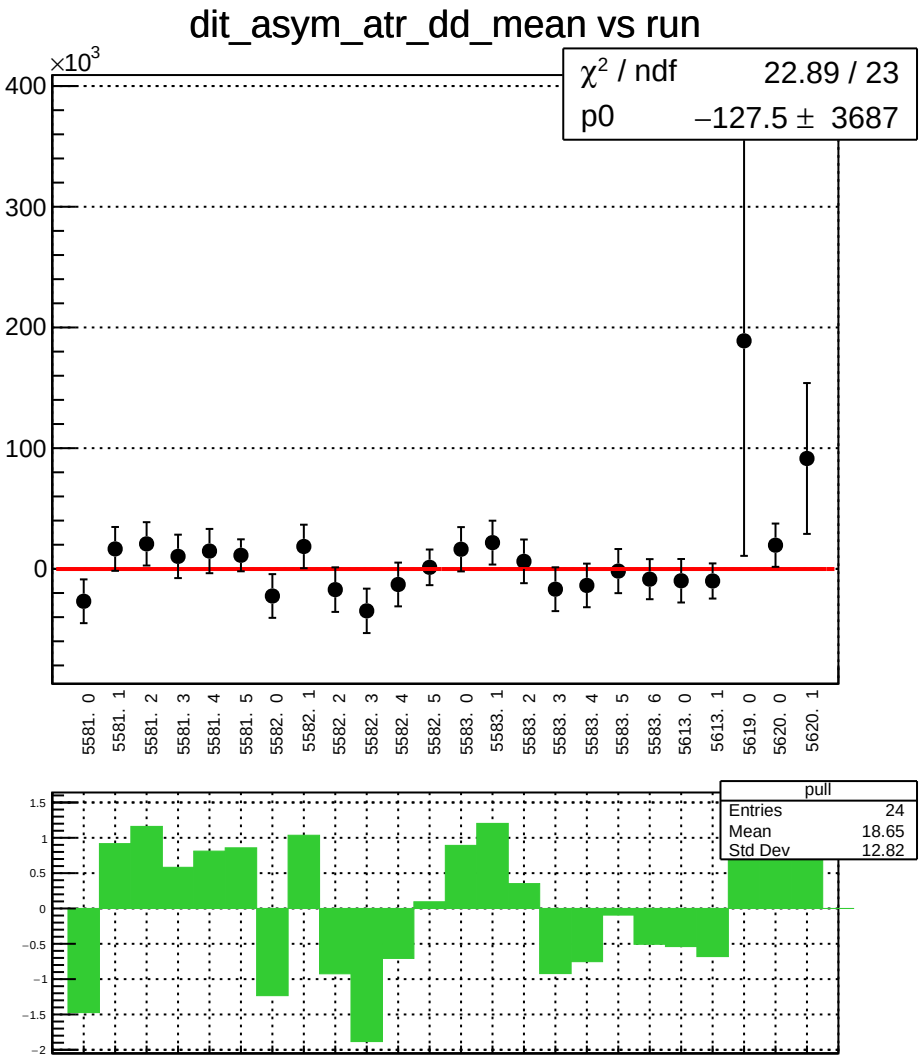
dit_asym_atr_dd_mean vs run
×10^3
χ² / ndf 22.89 / 23
p0 −127.5 ± 3687
400
300
200
100
0
5581. 0
5581. 1
5581. 2
5581. 3
5581. 4
5581. 5
5582. 0
5582. 1
5582. 2
5582. 3
5582. 4
5582. 5
5583. 0
5583. 1
5583. 2
5583. 3
5583. 4
5583. 5
5583. 6
5613. 0
5613. 1
5619. 0
5620. 0
5620. 1
pull
Entries 24
Mean 18.65
Std Dev 12.82
1.5
1
0.5
0
−0.5
−1
−1.5
−2

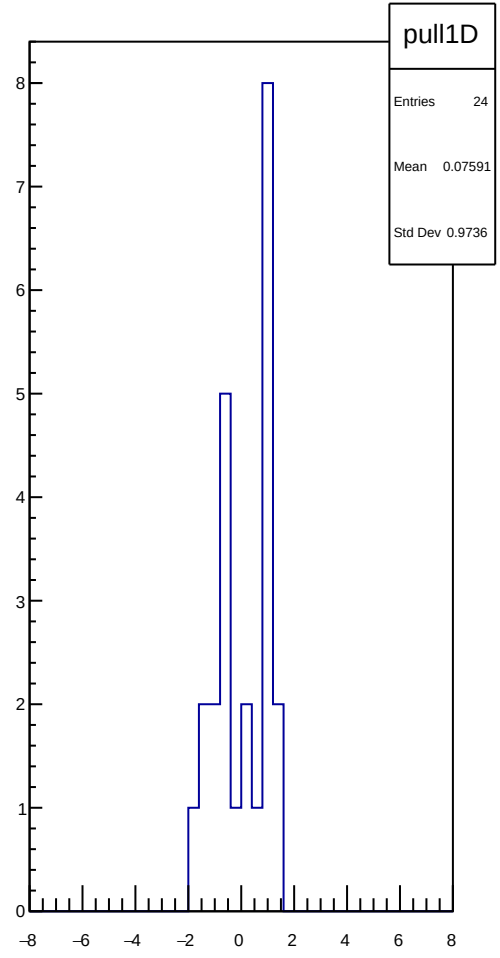
pull1D
Entries 24
Mean 0.07591
Std Dev 0.9736
8
7
6
5
4
3
2
1
0
−8
−6
−4
−2
0
2
4
6
8

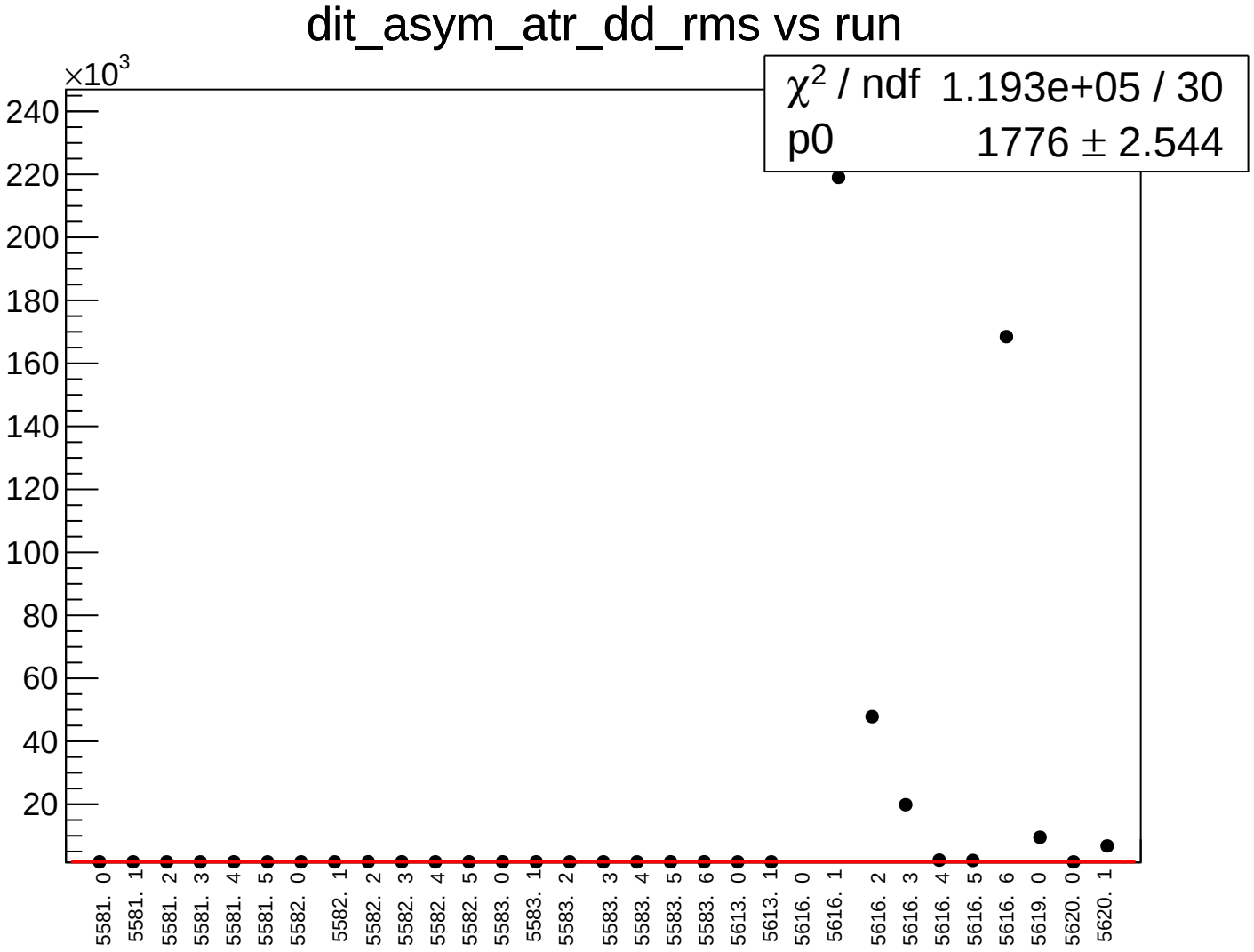
dit_asym_atr_dd_rms vs run
×10^3
240
220
200
180
160
140
120
100
80
60
40
20
χ² / ndf 1.193e+05 / 30
p0 1776 ± 2.544
5581. 0
5581. 1
5581. 2
5581. 3
5581. 4
5581. 5
5582. 0
5582. 1
5582. 2
5582. 3
5582. 4
5582. 5
5583. 0
5583. 1
5583. 2
5583. 3
5583. 4
5583. 5
5583. 6
5613. 0
5613. 1
5616. 0
5616. 1
5616. 2
5616. 3
5616. 4
5616. 5
5616. 6
5619. 0
5620. 0
5620. 1

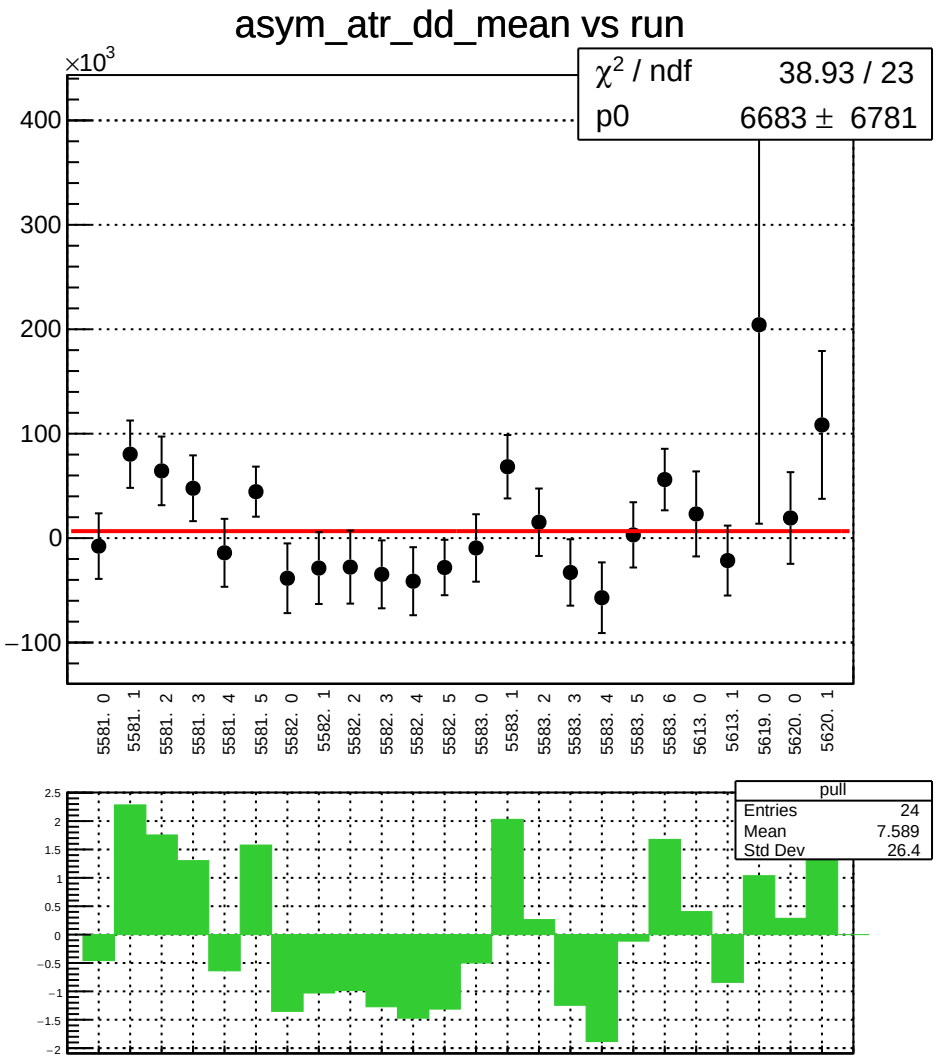
asym_atr_dd_mean vs run
×10^3
χ² / ndf 38.93 / 23
p0 6683 ± 6781
400
300
200
100
0
−100
5581. 0
5581. 1
5581. 2
5581. 3
5581. 4
5581. 5
5582. 0
5582. 1
5582. 2
5582. 3
5582. 4
5582. 5
5583. 0
5583. 1
5583. 2
5583. 3
5583. 4
5583. 5
5583. 6
5613. 0
5613. 1
5619. 0
5620. 0
5620. 1
pull
Entries 24
Mean 7.589
Std Dev 26.4
2.5
2
1.5
1
0.5
0
−0.5
−1
−1.5
−2

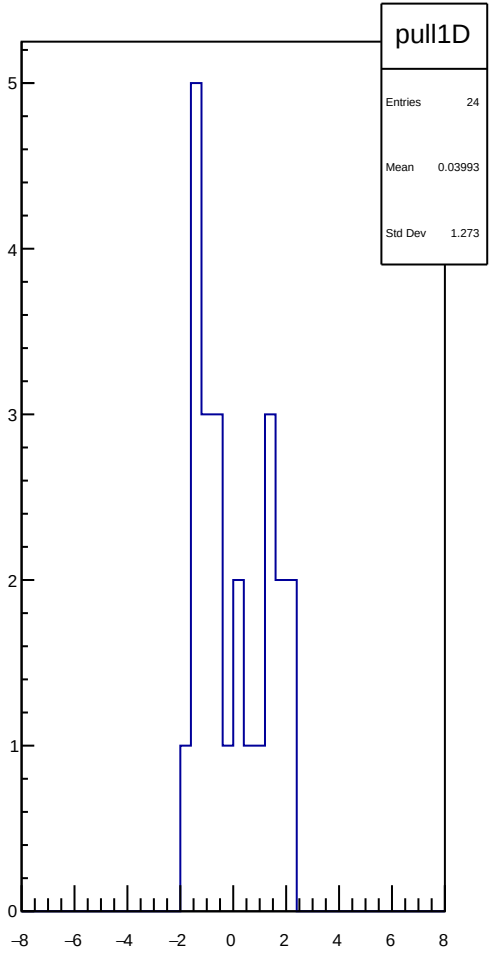
pull1D
Entries 24
Mean 0.03993
Std Dev 1.273
5
4
3
2
1
0
−8
−6
−4
−2
0
2
4
6
8

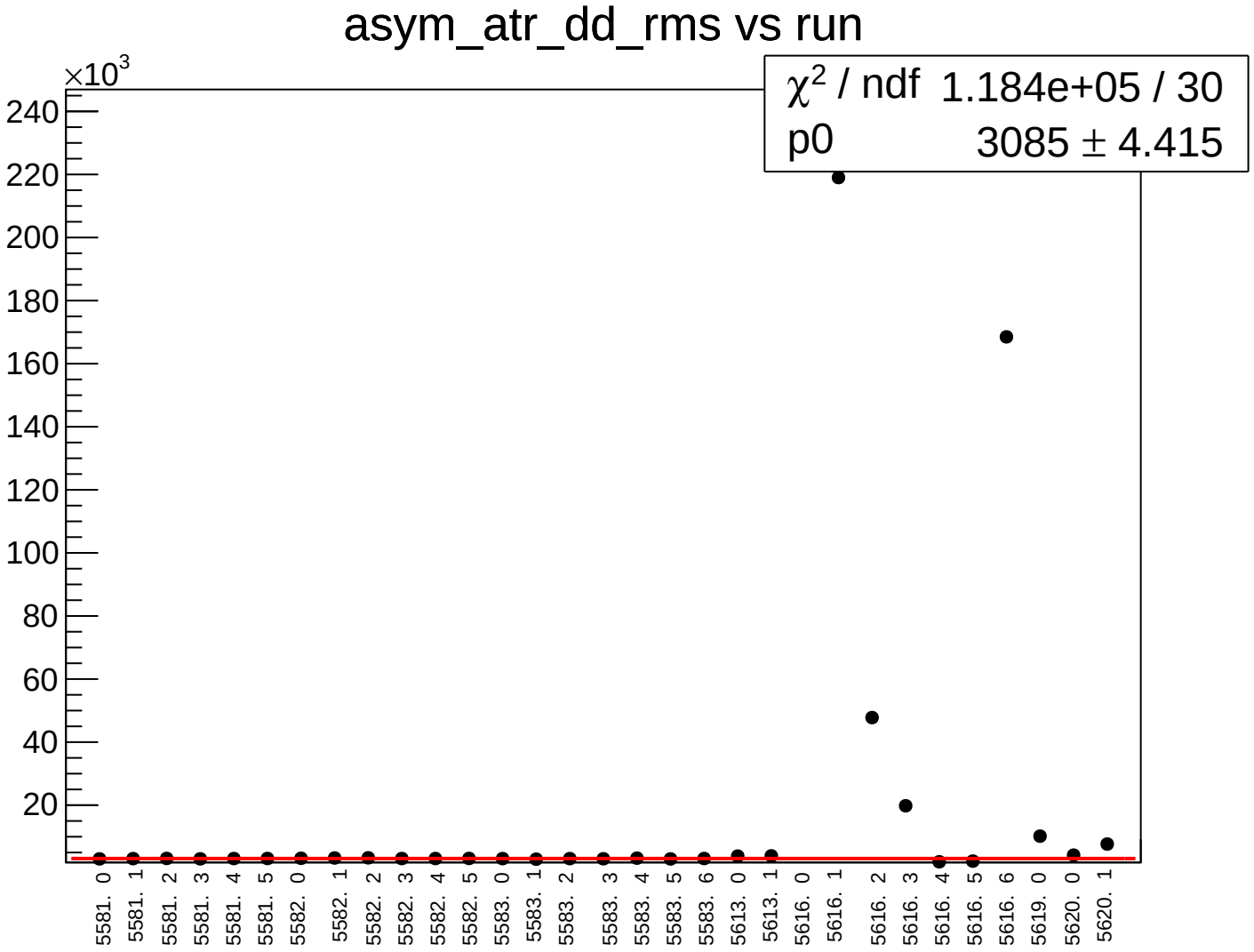
asym_atr_dd_rms vs run
×10^3
240
220
200
180
160
140
120
100
80
60
40
20
χ² / ndf 1.184e+05 / 30
p0 3085 ± 4.415
5581. 0
5581. 1
5581. 2
5581. 3
5581. 4
5581. 5
5582. 0
5582. 1
5582. 2
5582. 3
5582. 4
5582. 5
5583. 0
5583. 1
5583. 2
5583. 3
5583. 4
5583. 5
5583. 6
5613. 0
5613. 1
5616. 0
5616. 1
5616. 2
5616. 3
5616. 4
5616. 5
5616. 6
5619. 0
5620. 0
5620. 1

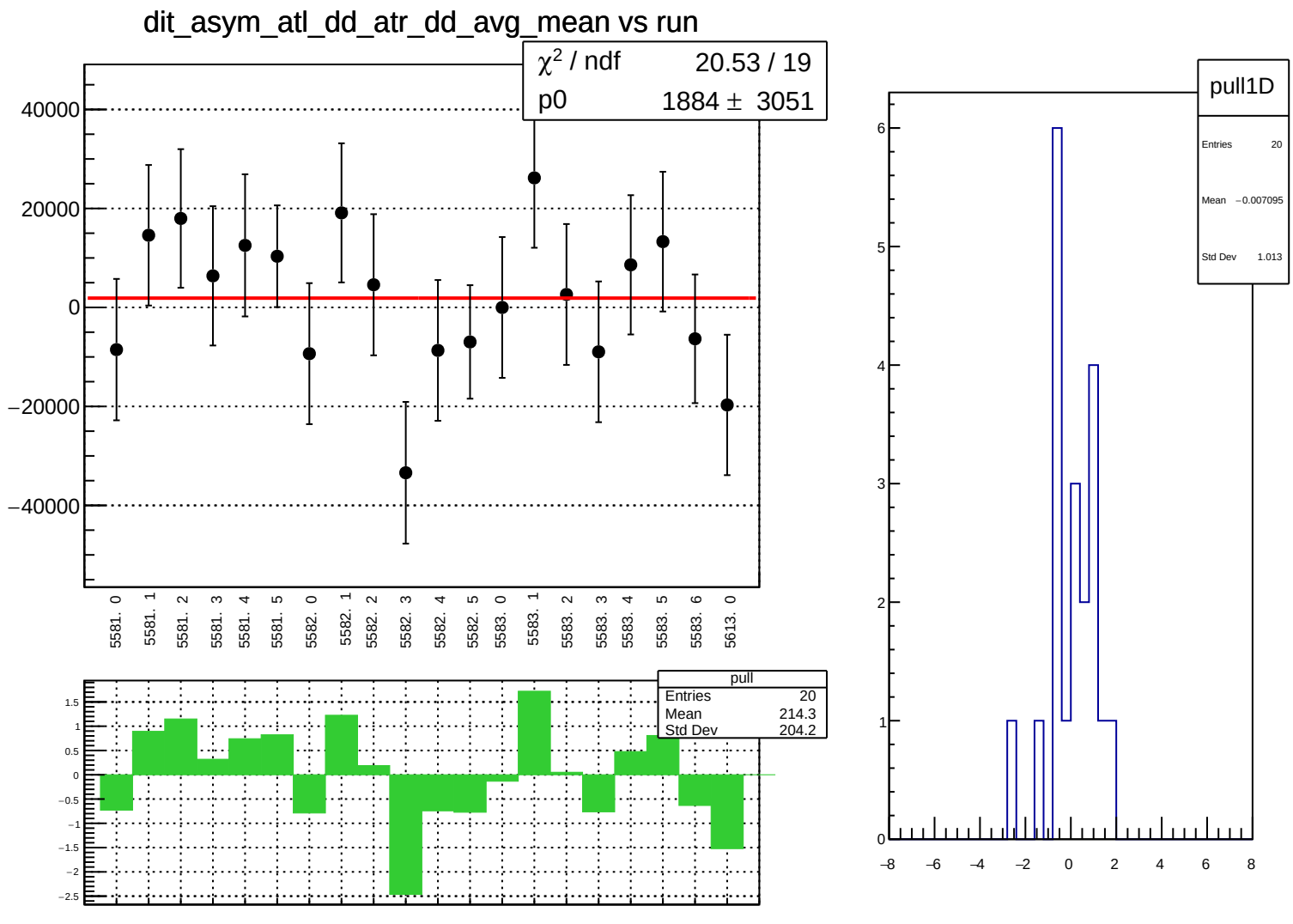
dit_asym_atl_dd_atr_dd_avg_mean vs run
χ² / ndf 20.53 / 19
p0 1884 ± 3051
40000
20000
0
−20000
−40000
5581. 0
5581. 1
5581. 2
5581. 3
5581. 4
5581. 5
5582. 0
5582. 1
5582. 2
5582. 3
5582. 4
5582. 5
5583. 0
5583. 1
5583. 2
5583. 3
5583. 4
5583. 5
5583. 6
5613. 0
pull
Entries 20
Mean 214.3
Std Dev 204.2
pull1D
Entries 20
Mean −0.007095
Std Dev 1.013

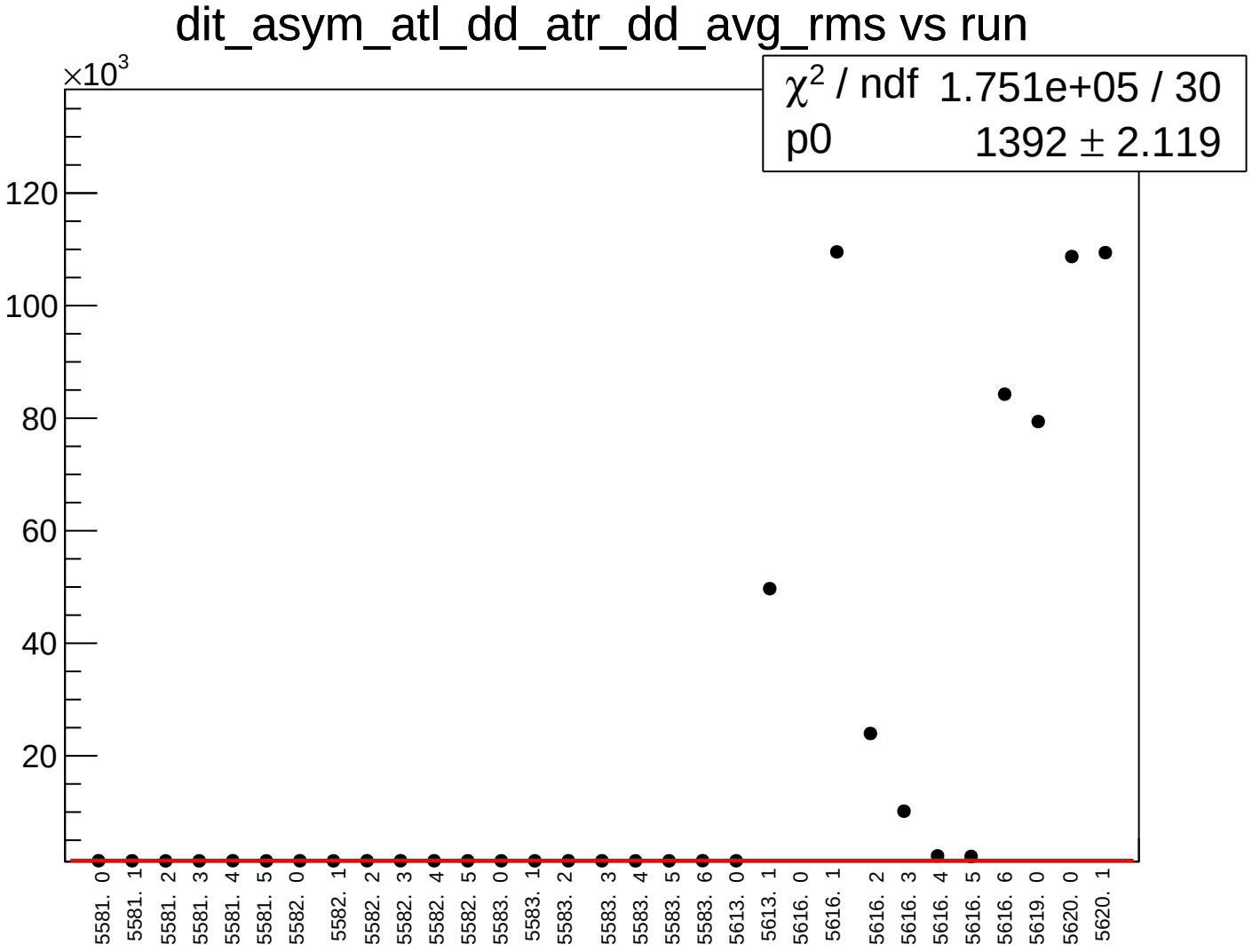
dit_asym_atl_dd_atr_dd_avg_rms vs run
×10^3
χ^2 / ndf 1.751e+05 / 30
p0 1392 ± 2.119
120
100
80
60
40
20
5581. 0
5581. 1
5581. 2
5581. 3
5581. 4
5581. 5
5582. 0
5582. 1
5582. 2
5582. 3
5582. 4
5582. 5
5583. 0
5583. 1
5583. 2
5583. 3
5583. 4
5583. 5
5583. 6
5613. 0
5613. 1
5616. 0
5616. 1
5616. 2
5616. 3
5616. 4
5616. 5
5616. 6
5619. 0
5620. 0
5620. 1

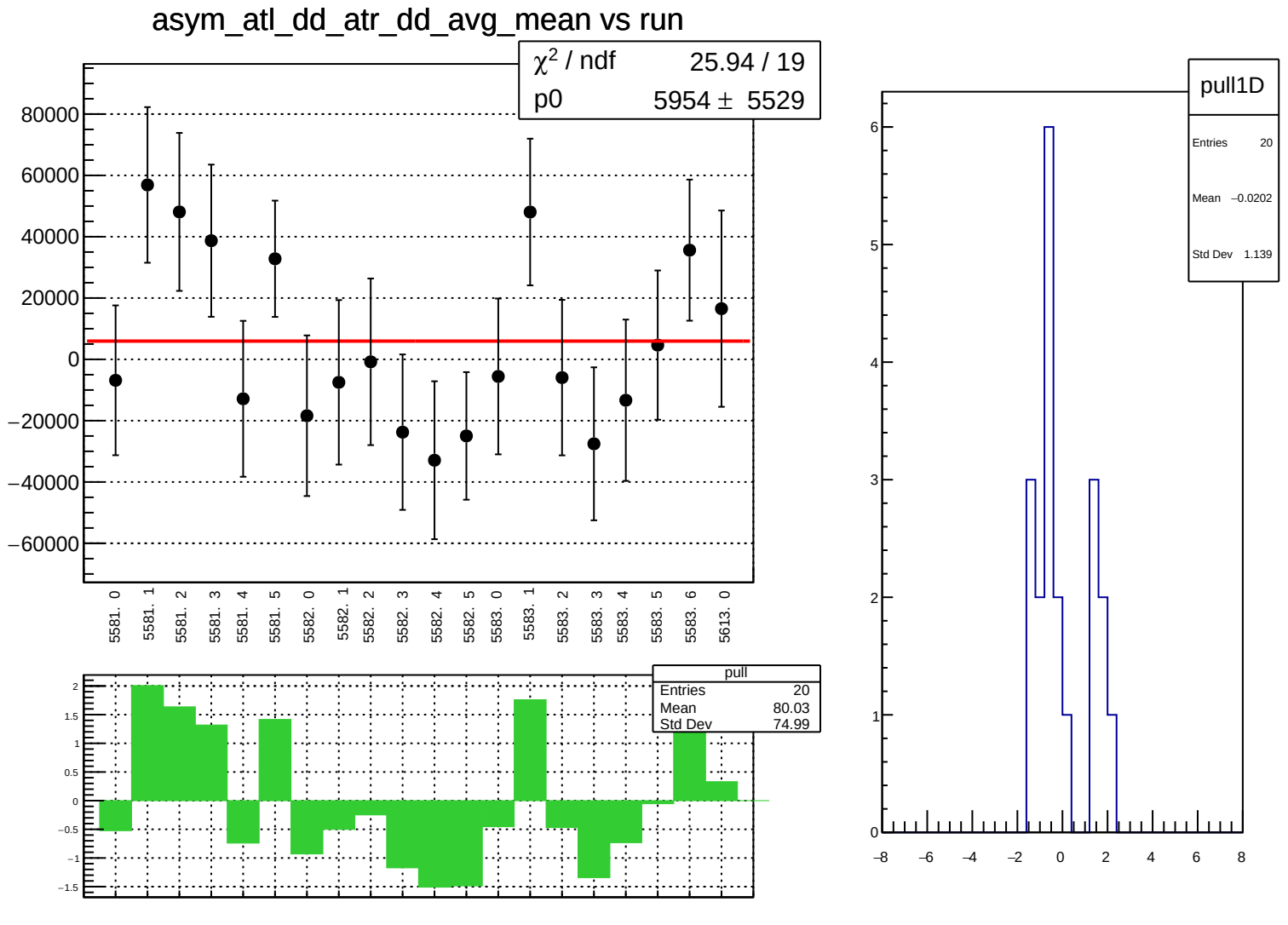
asym_atl_dd_atr_dd_avg_mean vs run
χ2 / ndf 25.94 / 19
p0 5954 ± 5529
80000
60000
40000
20000
0
−20000
−40000
−60000
5581. 0
5581. 1
5581. 2
5581. 3
5581. 4
5581. 5
5582. 0
5582. 1
5582. 2
5582. 3
5582. 4
5582. 5
5583. 0
5583. 1
5583. 2
5583. 3
5583. 4
5583. 5
5583. 6
5613. 0
pull
Entries 20
Mean 80.03
Std Dev 74.99
2
1.5
1
0.5
0
−0.5
−1
−1.5
pull1D
Entries 20
Mean −0.0202
Std Dev 1.139
6
5
4
3
2
1
0
−8
−6
−4
−2
0
2
4
6
8

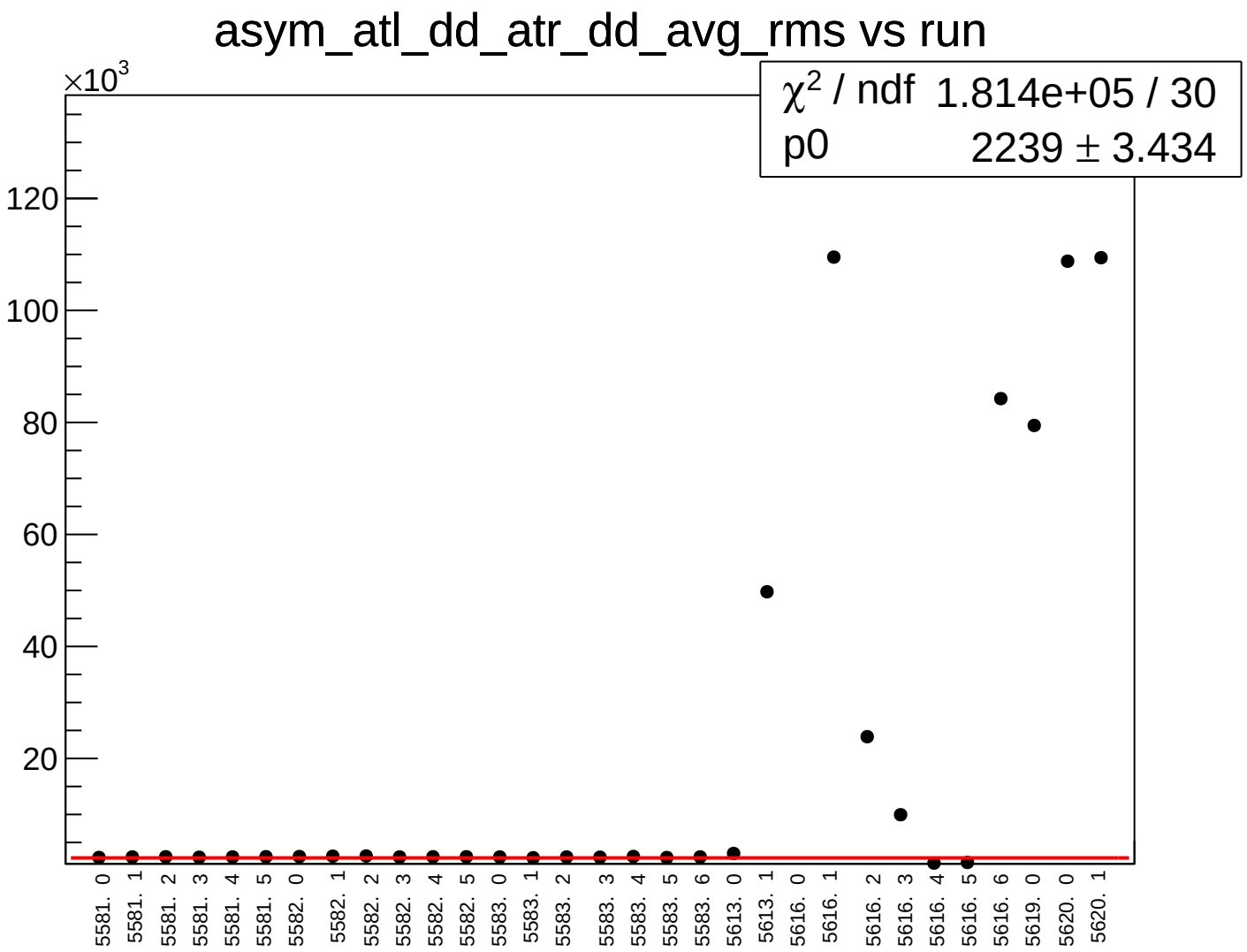
asym_atl_dd_atr_dd_avg_rms vs run
χ^2 / ndf 1.814e+05 / 30
p0 2239 ± 3.434
×10^3
120
100
80
60
40
20
5581. 0
5581. 1
5581. 2
5581. 3
5581. 4
5581. 5
5582. 0
5582. 1
5582. 2
5582. 3
5582. 4
5582. 5
5583. 0
5583. 1
5583. 2
5583. 3
5583. 4
5583. 5
5583. 6
5613. 0
5613. 1
5616. 0
5616. 1
5616. 2
5616. 3
5616. 4
5616. 5
5616. 6
5619. 0
5620. 0
5620. 1

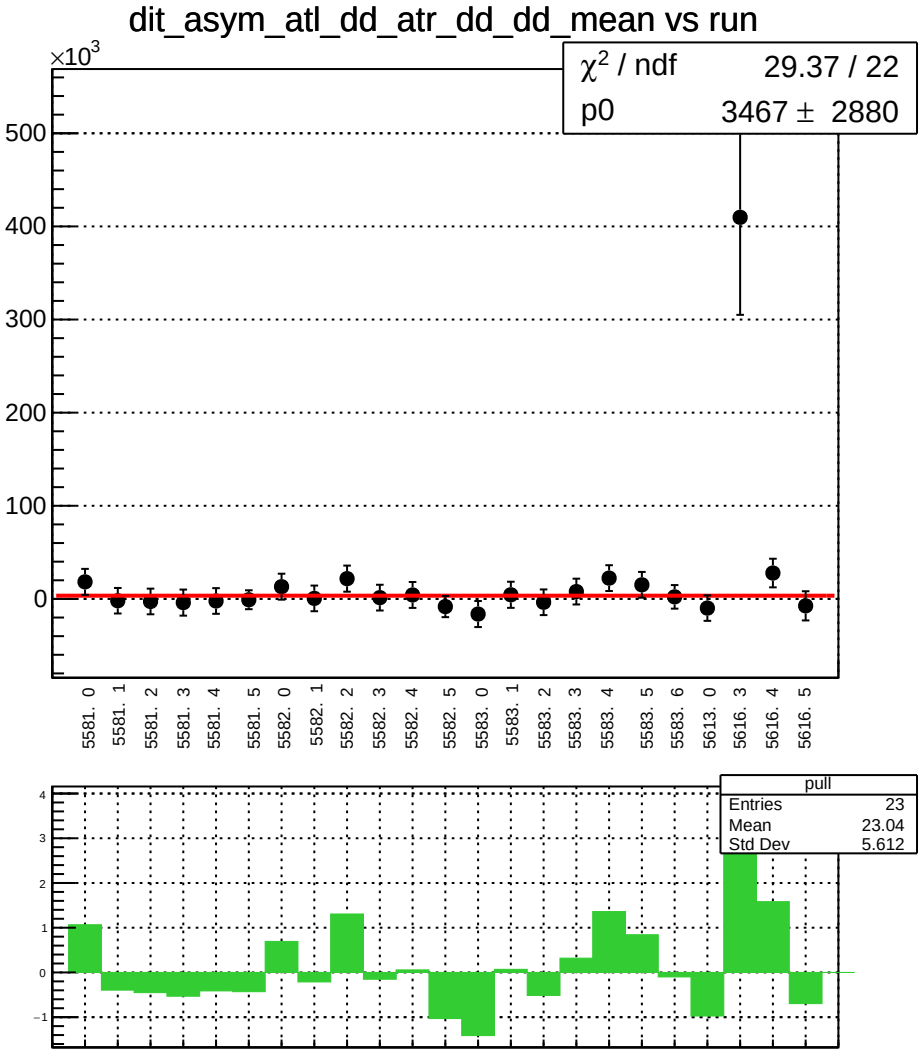
dit_asym_atl_dd_atr_dd_dd_mean vs run
×10^3
χ^2 / ndf 29.37 / 22
p0 3467 ± 2880
500
400
300
200
100
0
5581. 0
5581. 1
5581. 2
5581. 3
5581. 4
5581. 5
5582. 0
5582. 1
5582. 2
5582. 3
5582. 4
5582. 5
5583. 0
5583. 1
5583. 2
5583. 3
5583. 4
5583. 5
5583. 6
5613. 0
5616. 3
5616. 4
5616. 5
pull
Entries 23
Mean 23.04
Std Dev 5.612
4
3
2
1
0
−1

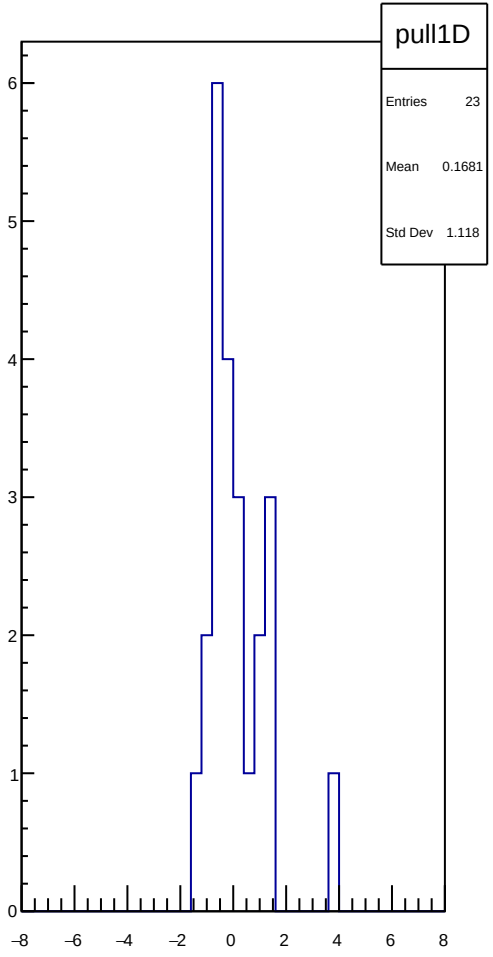
pull1D
Entries 23
Mean 0.1681
Std Dev 1.118
6
5
4
3
2
1
0
−8
−6
−4
−2
0
2
4
6
8

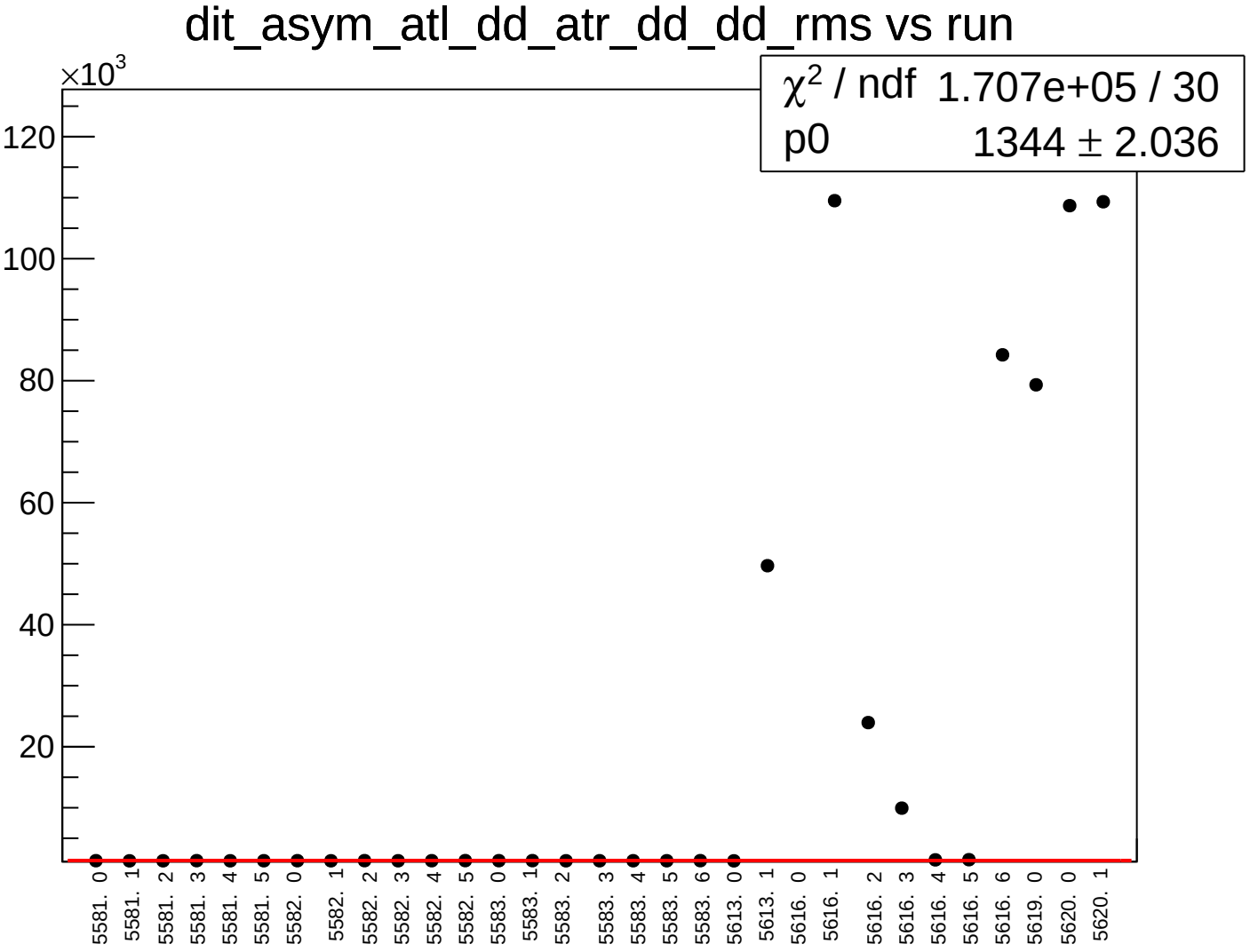
dit_asym_atl_dd_atr_dd_dd_rms vs run
×10^3
120
100
80
60
40
20
χ² / ndf 1.707e+05 / 30
p0 1344 ± 2.036
5581. 0
5581. 1
5581. 2
5581. 3
5581. 4
5581. 5
5582. 0
5582. 1
5582. 2
5582. 3
5582. 4
5582. 5
5583. 0
5583. 1
5583. 2
5583. 3
5583. 4
5583. 5
5583. 6
5613. 0
5613. 1
5616. 0
5616. 1
5616. 2
5616. 3
5616. 4
5616. 5
5616. 6
5619. 0
5620. 0
5620. 1

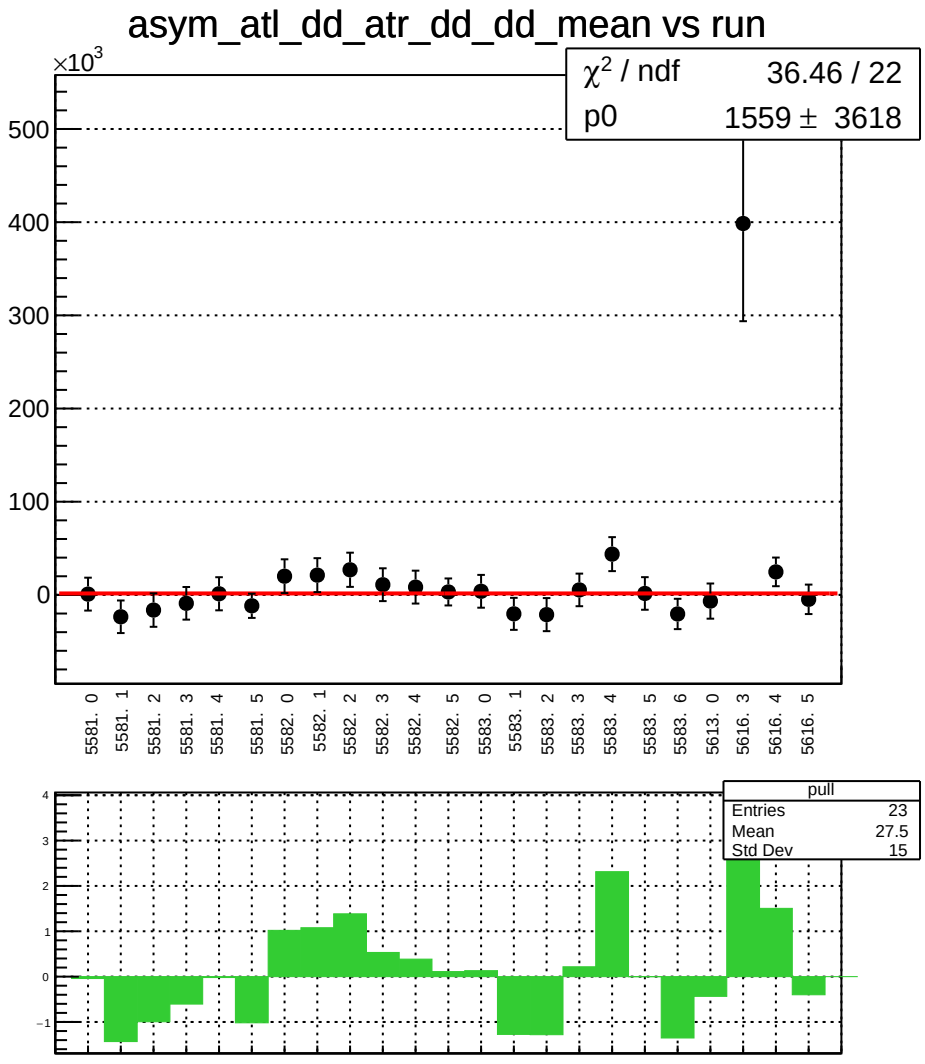
asym_atl_dd_atr_dd_dd_mean vs run
×10^3
χ² / ndf 36.46 / 22
p0 1559 ± 3618
500
400
300
200
100
0
5581. 0
5581. 1
5581. 2
5581. 3
5581. 4
5581. 5
5582. 0
5582. 1
5582. 2
5582. 3
5582. 4
5582. 5
5583. 0
5583. 1
5583. 2
5583. 3
5583. 4
5583. 5
5583. 6
5613. 0
5616. 3
5616. 4
5616. 5
pull
Entries 23
Mean 27.5
Std Dev 15

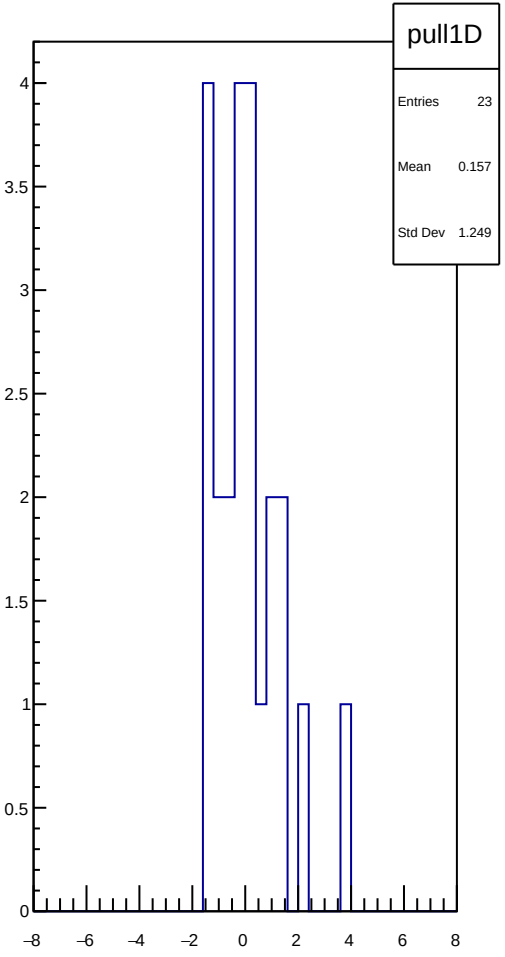
pull1D
Entries 23
Mean 0.157
Std Dev 1.249

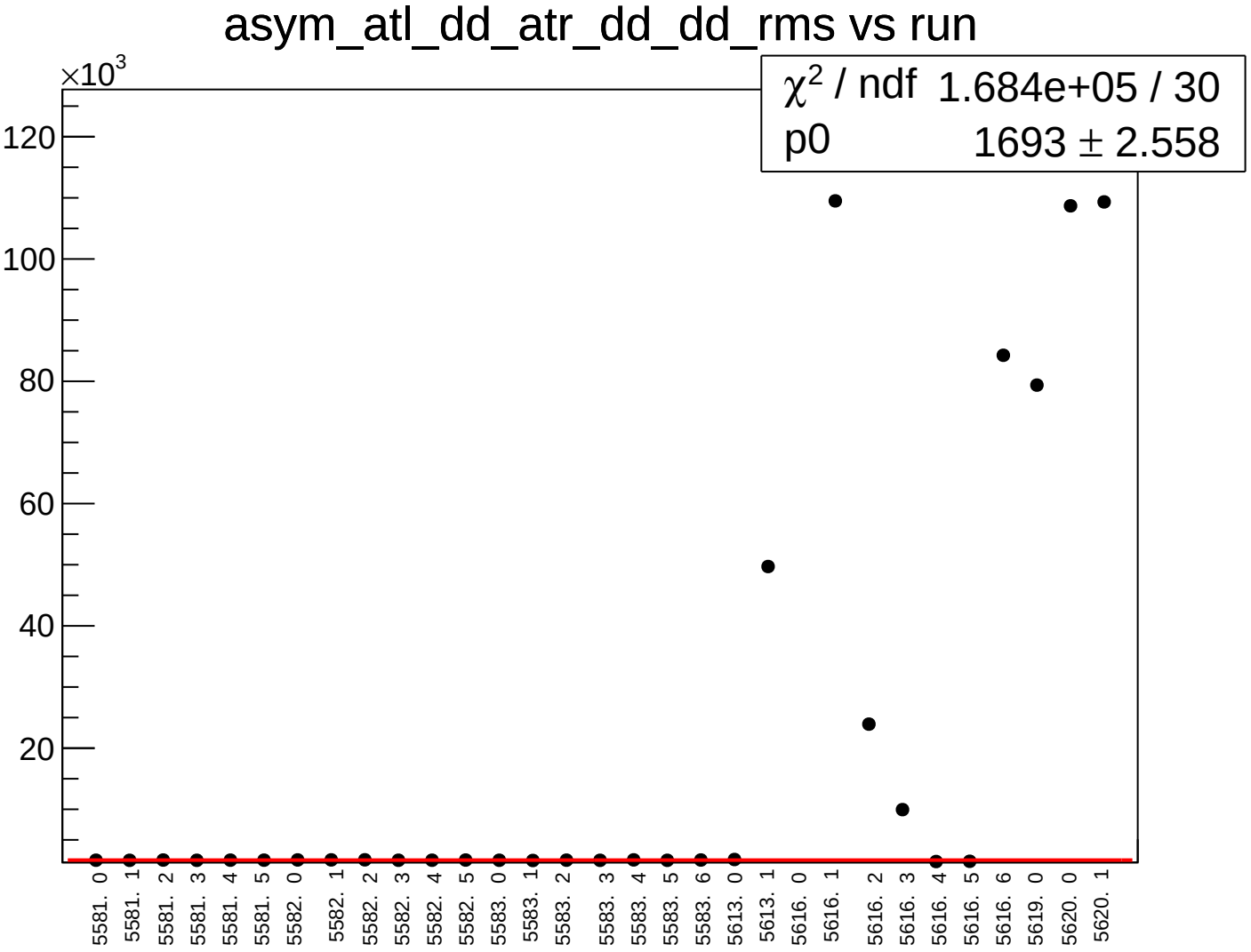
asym_atl_dd_atr_dd_dd_rms vs run
×10^3
120
100
80
60
40
20
χ² / ndf 1.684e+05 / 30
p0 1693 ± 2.558
5581. 0
5581. 1
5581. 2
5581. 3
5581. 4
5581. 5
5582. 0
5582. 1
5582. 2
5582. 3
5582. 4
5582. 5
5583. 0
5583. 1
5583. 2
5583. 3
5583. 4
5583. 5
5583. 6
5613. 0
5613. 1
5616. 0
5616. 1
5616. 2
5616. 3
5616. 4
5616. 5
5616. 6
5619. 0
5620. 0
5620. 1

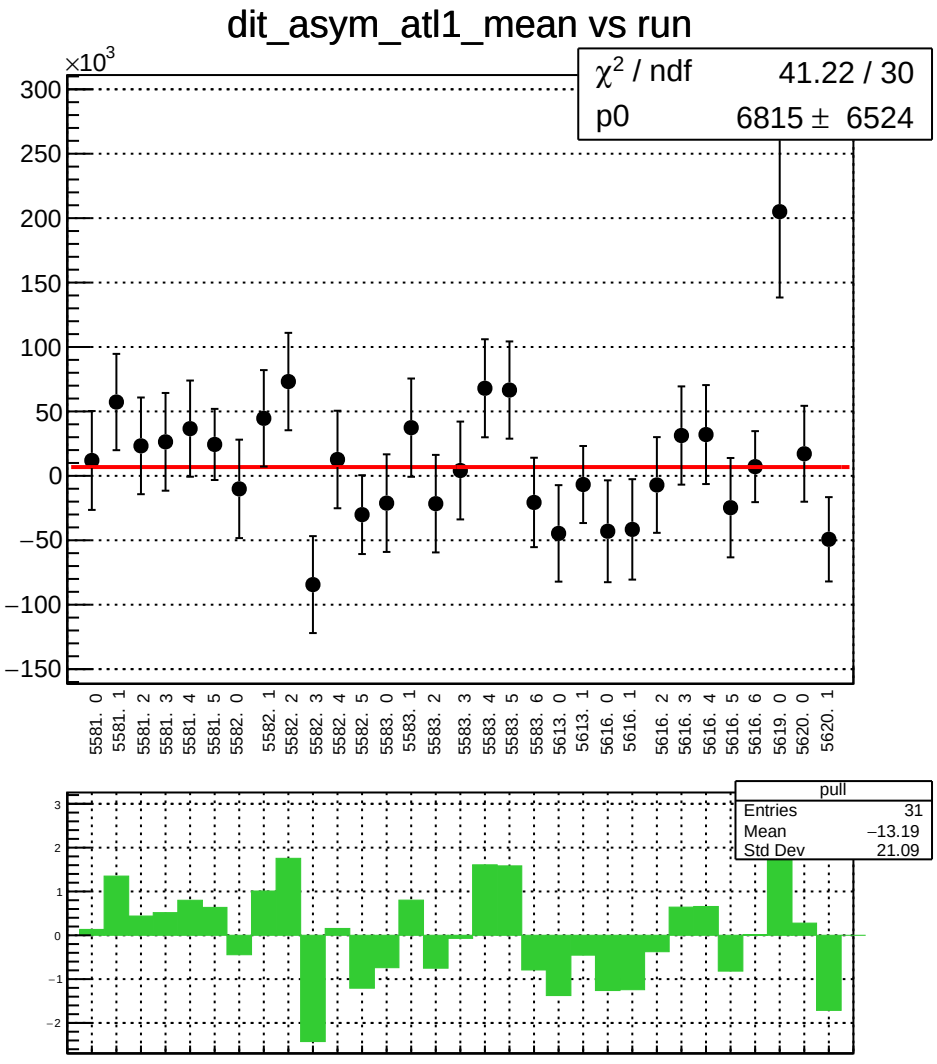
dit_asym_atl1_mean vs run
×10^3
χ² / ndf 41.22 / 30
p0 6815 ± 6524
300
250
200
150
100
50
0
−50
−100
−150
5581. 0
5581. 1
5581. 2
5581. 3
5581. 4
5581. 5
5582. 0
5582. 1
5582. 2
5582. 3
5582. 4
5582. 5
5583. 0
5583. 1
5583. 2
5583. 3
5583. 4
5583. 5
5583. 6
5613. 0
5613. 1
5616. 0
5616. 1
5616. 2
5616. 3
5616. 4
5616. 5
5616. 6
5619. 0
5620. 0
5620. 1
pull
Entries 31
Mean −13.19
Std Dev 21.09
3
2
1
0
−1
−2

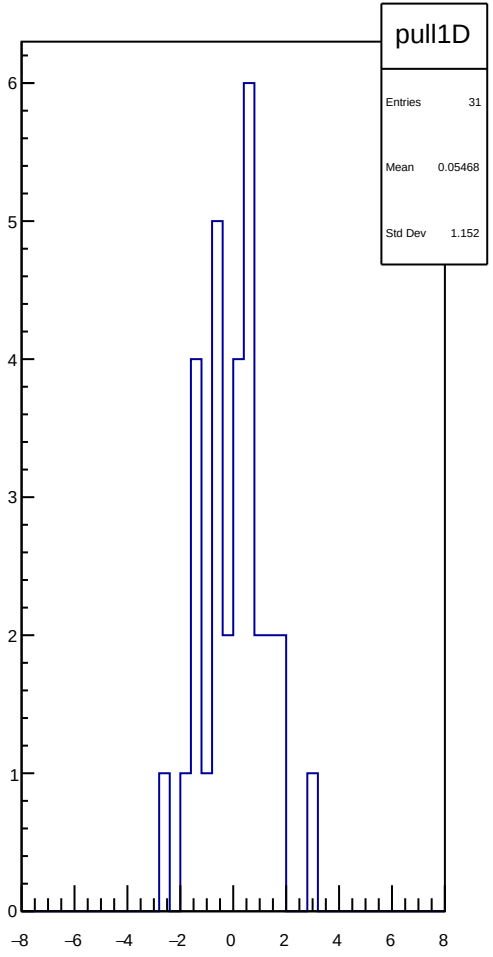
pull1D
Entries 31
Mean 0.05468
Std Dev 1.152
6
5
4
3
2
1
0
−8
−6
−4
−2
0
2
4
6
8

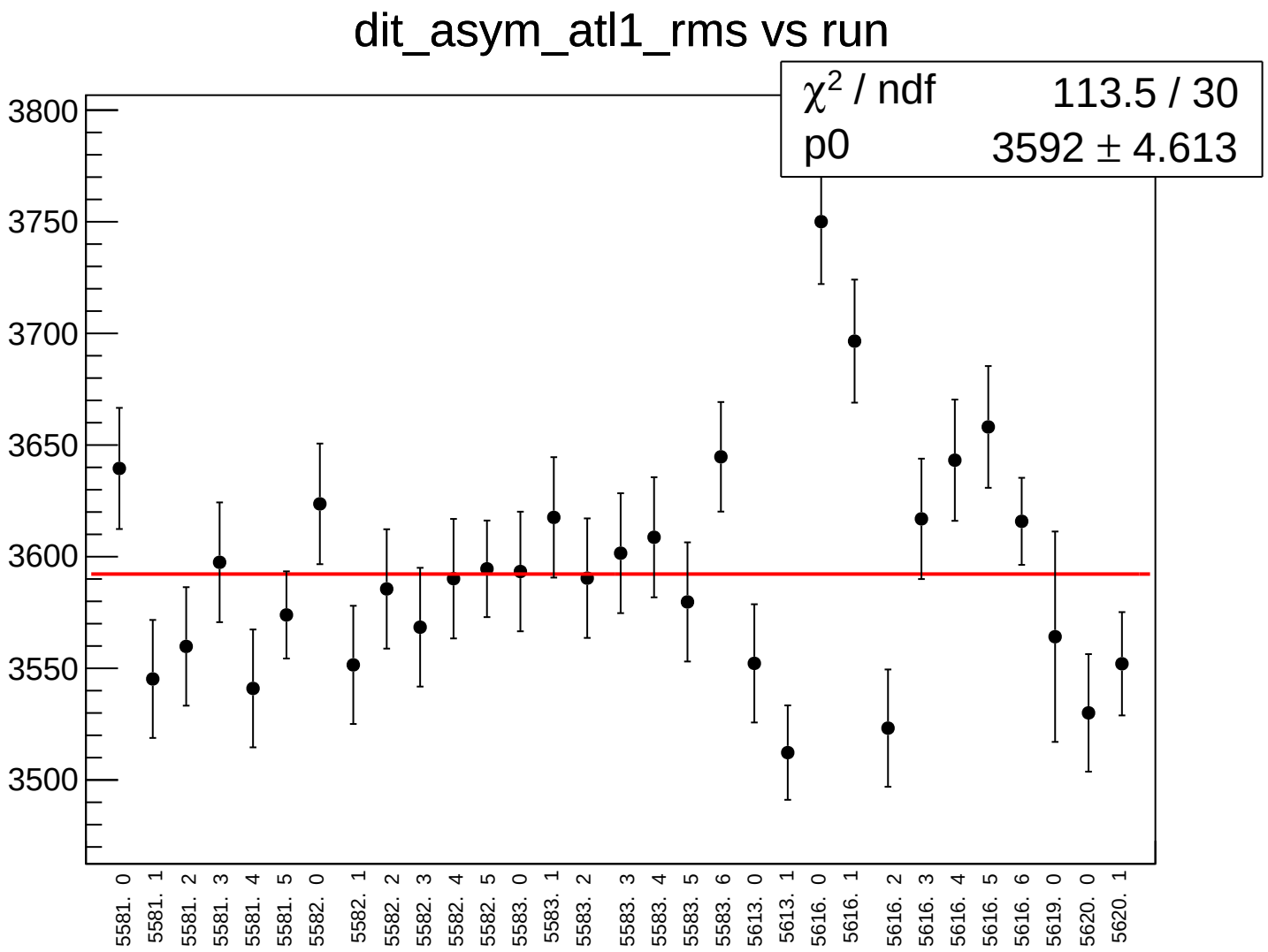
dit_asym_atl1_rms vs run
χ2 / ndf 113.5 / 30
p0 3592 ± 4.613
3800
3750
3700
3650
3600
3550
3500
5581. 0
5581. 1
5581. 2
5581. 3
5581. 4
5581. 5
5582. 0
5582. 1
5582. 2
5582. 3
5582. 4
5582. 5
5583. 0
5583. 1
5583. 2
5583. 3
5583. 4
5583. 5
5583. 6
5613. 0
5613. 1
5616. 0
5616. 1
5616. 2
5616. 3
5616. 4
5616. 5
5616. 6
5619. 0
5620. 0
5620. 1

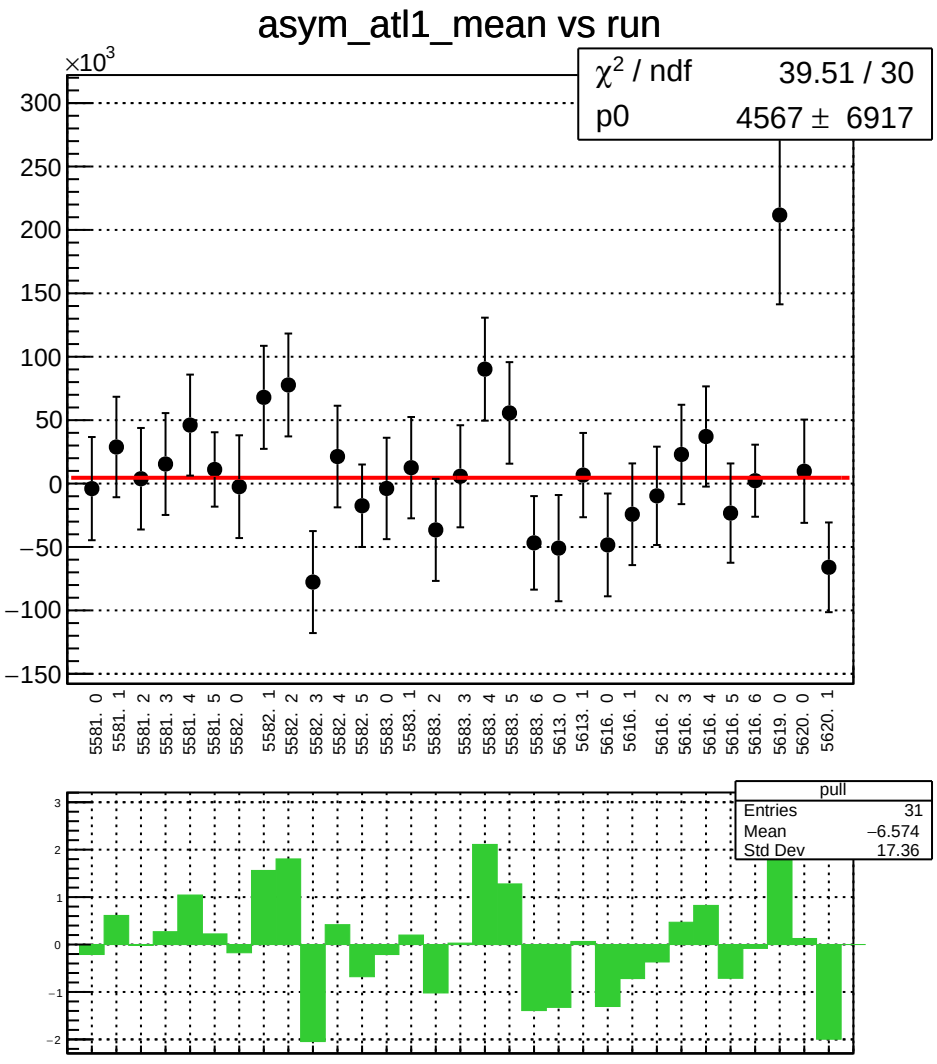
asym_atl1_mean vs run
×10^3
χ² / ndf 39.51 / 30
p0 4567 ± 6917
300
250
200
150
100
50
0
−50
−100
−150
5581. 0
5581. 1
5581. 2
5581. 3
5581. 4
5581. 5
5582. 0
5582. 1
5582. 2
5582. 3
5582. 4
5582. 5
5583. 0
5583. 1
5583. 2
5583. 3
5583. 4
5583. 5
5583. 6
5613. 0
5613. 1
5616. 0
5616. 1
5616. 2
5616. 3
5616. 4
5616. 5
5616. 6
5619. 0
5620. 0
5620. 1
pull
Entries 31
Mean −6.574
Std Dev 17.36
3
2
1
0
−1
−2

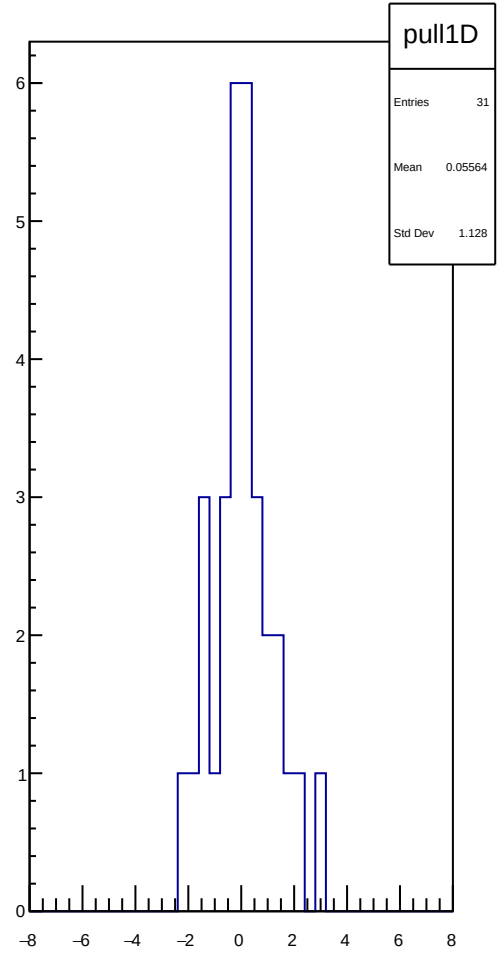
pull1D
Entries 31
Mean 0.05564
Std Dev 1.128
6
5
4
3
2
1
0
−8
−6
−4
−2
0
2
4
6
8

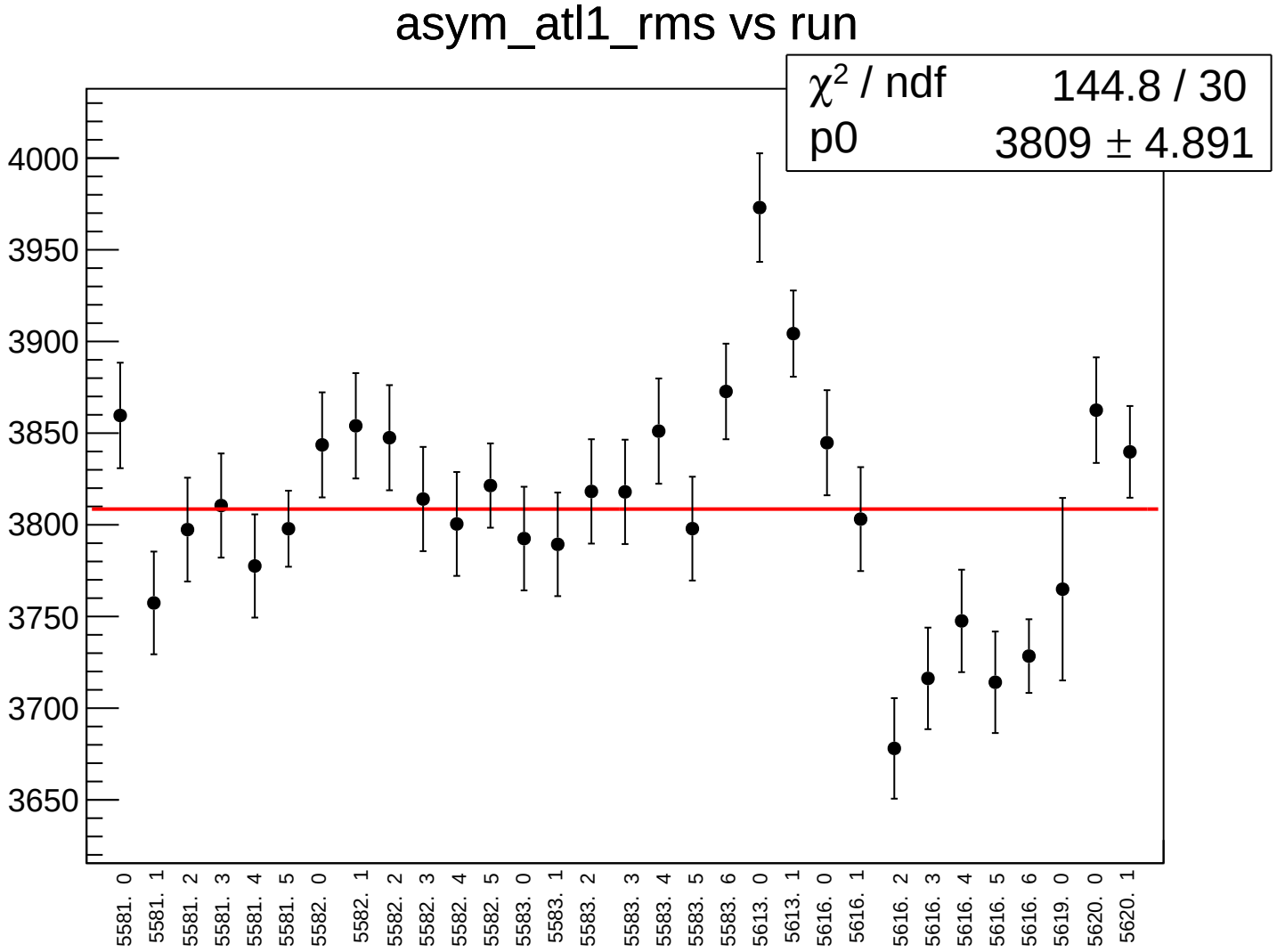
asym_atl1_rms vs run
χ² / ndf 144.8 / 30
p0 3809 ± 4.891
4000
3950
3900
3850
3800
3750
3700
3650
5581. 0
5581. 1
5581. 2
5581. 3
5581. 4
5581. 5
5582. 0
5582. 1
5582. 2
5582. 3
5582. 4
5582. 5
5583. 0
5583. 1
5583. 2
5583. 3
5583. 4
5583. 5
5583. 6
5613. 0
5613. 1
5616. 0
5616. 1
5616. 2
5616. 3
5616. 4
5616. 5
5616. 6
5619. 0
5620. 0
5620. 1

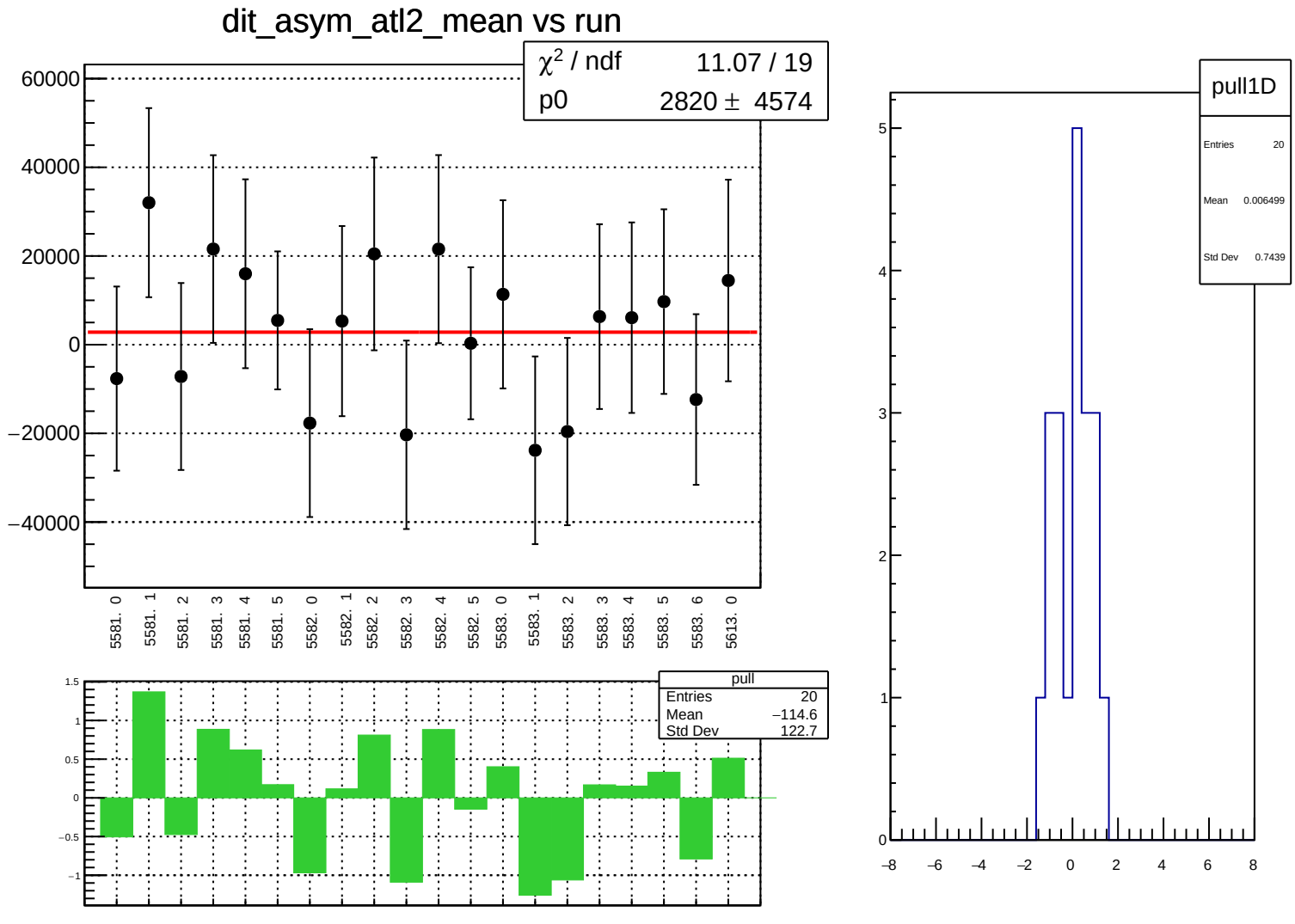
dit_asym_atl2_mean vs run
χ² / ndf 11.07 / 19
p0 2820 ± 4574
60000
40000
20000
0
−20000
−40000
5581. 0
5581. 1
5581. 2
5581. 3
5581. 4
5581. 5
5582. 0
5582. 1
5582. 2
5582. 3
5582. 4
5582. 5
5583. 0
5583. 1
5583. 2
5583. 3
5583. 4
5583. 5
5583. 6
5613. 0
pull
Entries 20
Mean −114.6
Std Dev 122.7
1.5
1
0.5
0
−0.5
−1
pull1D
Entries 20
Mean 0.006499
Std Dev 0.7439
5
4
3
2
1
0
−8
−6
−4
−2
0
2
4
6
8

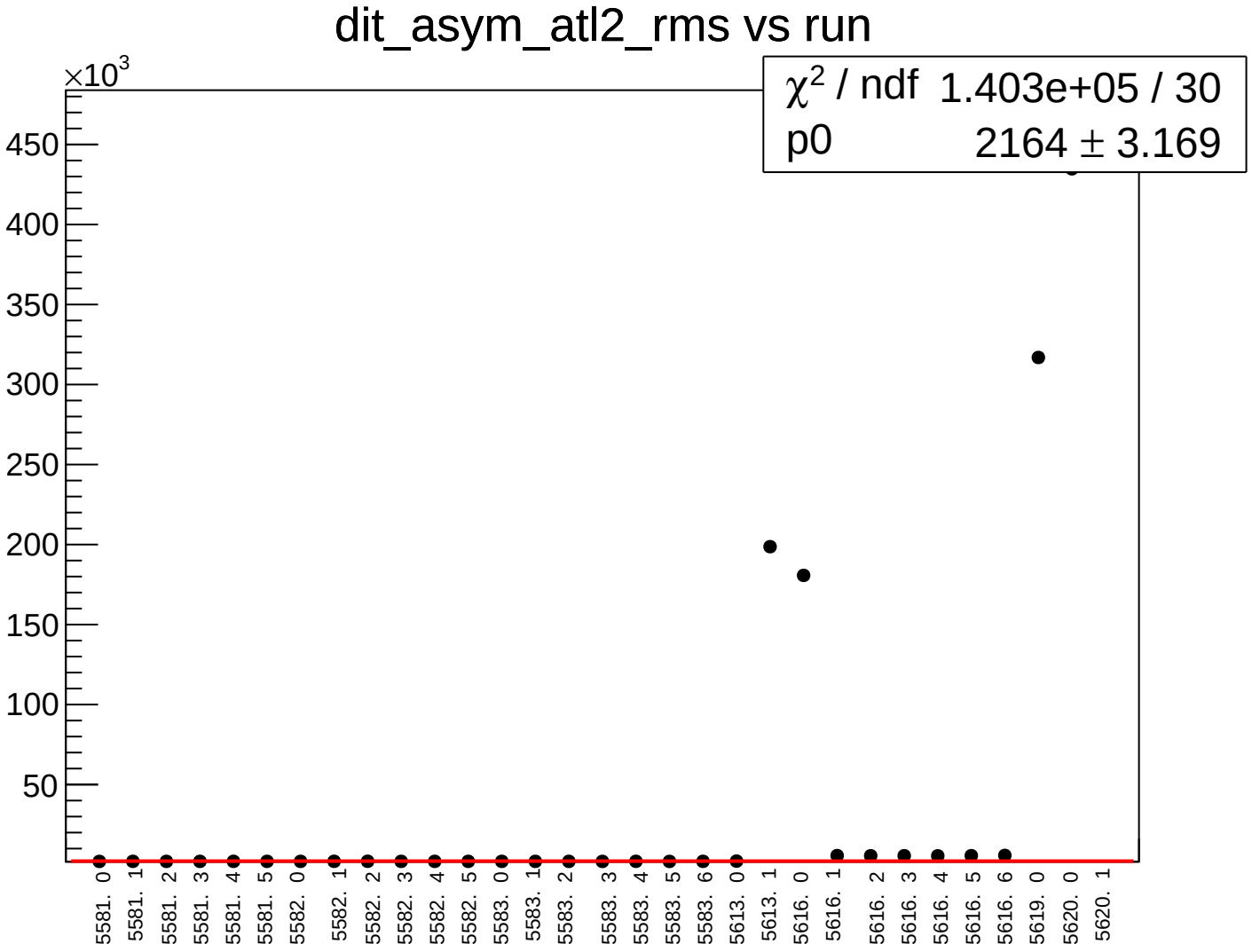
dit_asym_atl2_rms vs run
×10^3
χ^2 / ndf 1.403e+05 / 30
p0 2164 ± 3.169
450
400
350
300
250
200
150
100
50
5581. 0
5581. 1
5581. 2
5581. 3
5581. 4
5581. 5
5582. 0
5582. 1
5582. 2
5582. 3
5582. 4
5582. 5
5583. 0
5583. 1
5583. 2
5583. 3
5583. 4
5583. 5
5583. 6
5613. 0
5613. 1
5616. 0
5616. 1
5616. 2
5616. 3
5616. 4
5616. 5
5616. 6
5619. 0
5620. 0
5620. 1

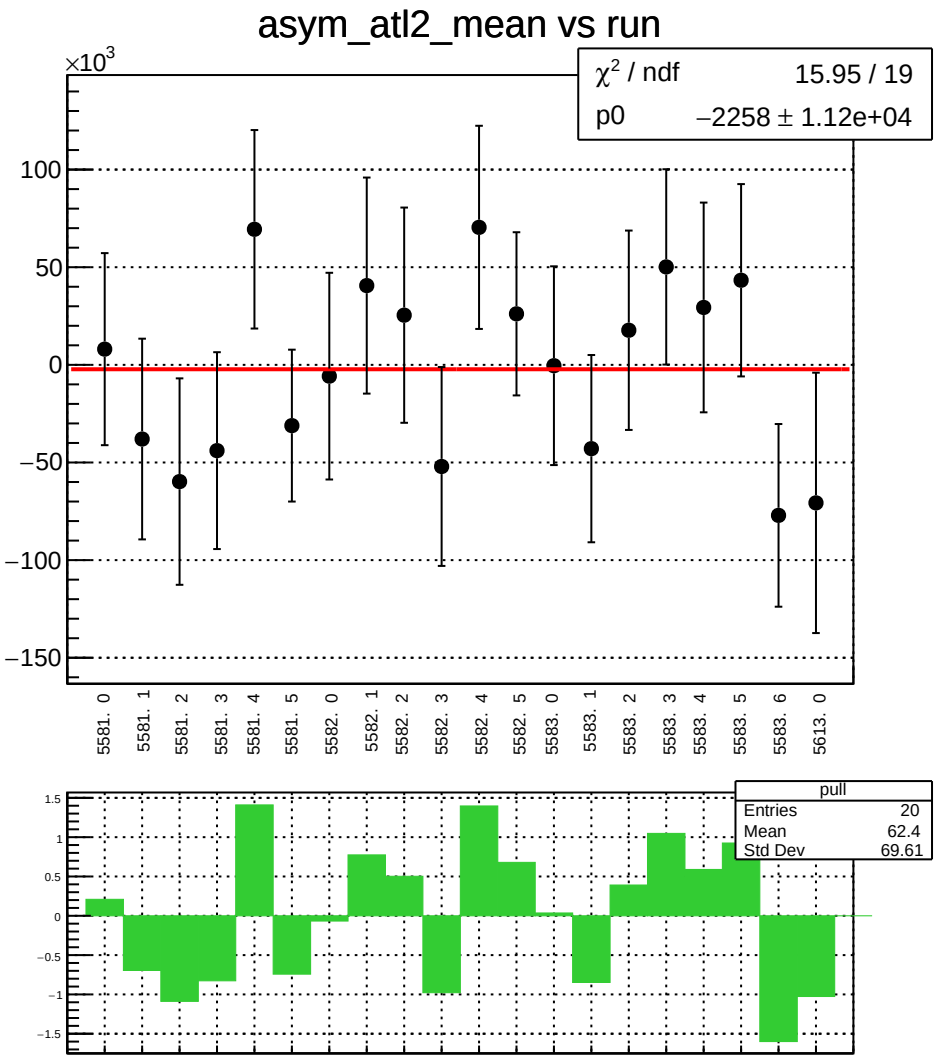
asym_atl2_mean vs run
×10^3
χ² / ndf 15.95 / 19
p0 −2258 ± 1.12e+04
100
50
0
−50
−100
−150
5581. 0
5581. 1
5581. 2
5581. 3
5581. 4
5581. 5
5582. 0
5582. 1
5582. 2
5582. 3
5582. 4
5582. 5
5583. 0
5583. 1
5583. 2
5583. 3
5583. 4
5583. 5
5583. 6
5613. 0
pull
Entries 20
Mean 62.4
Std Dev 69.61
1.5
1
0.5
0
−0.5
−1
−1.5

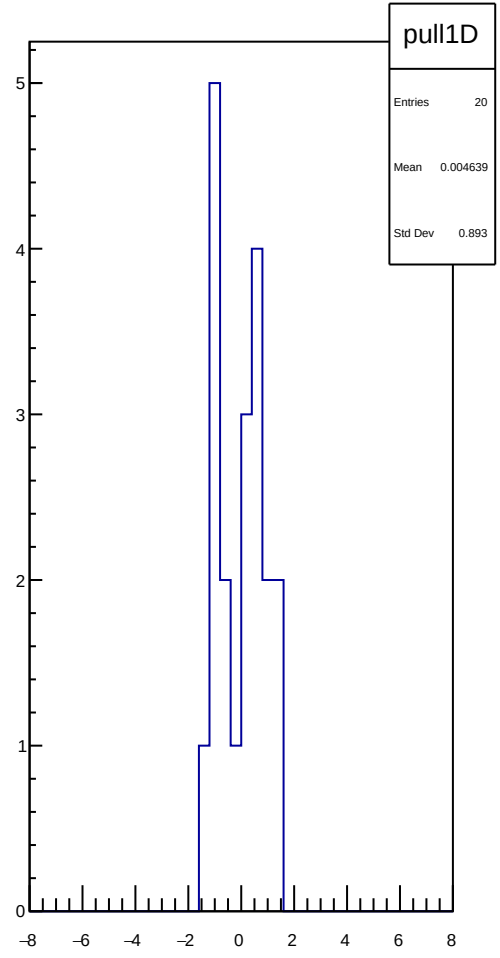
pull1D
Entries 20
Mean 0.004639
Std Dev 0.893
5
4
3
2
1
0
−8
−6
−4
−2
0
2
4
6
8

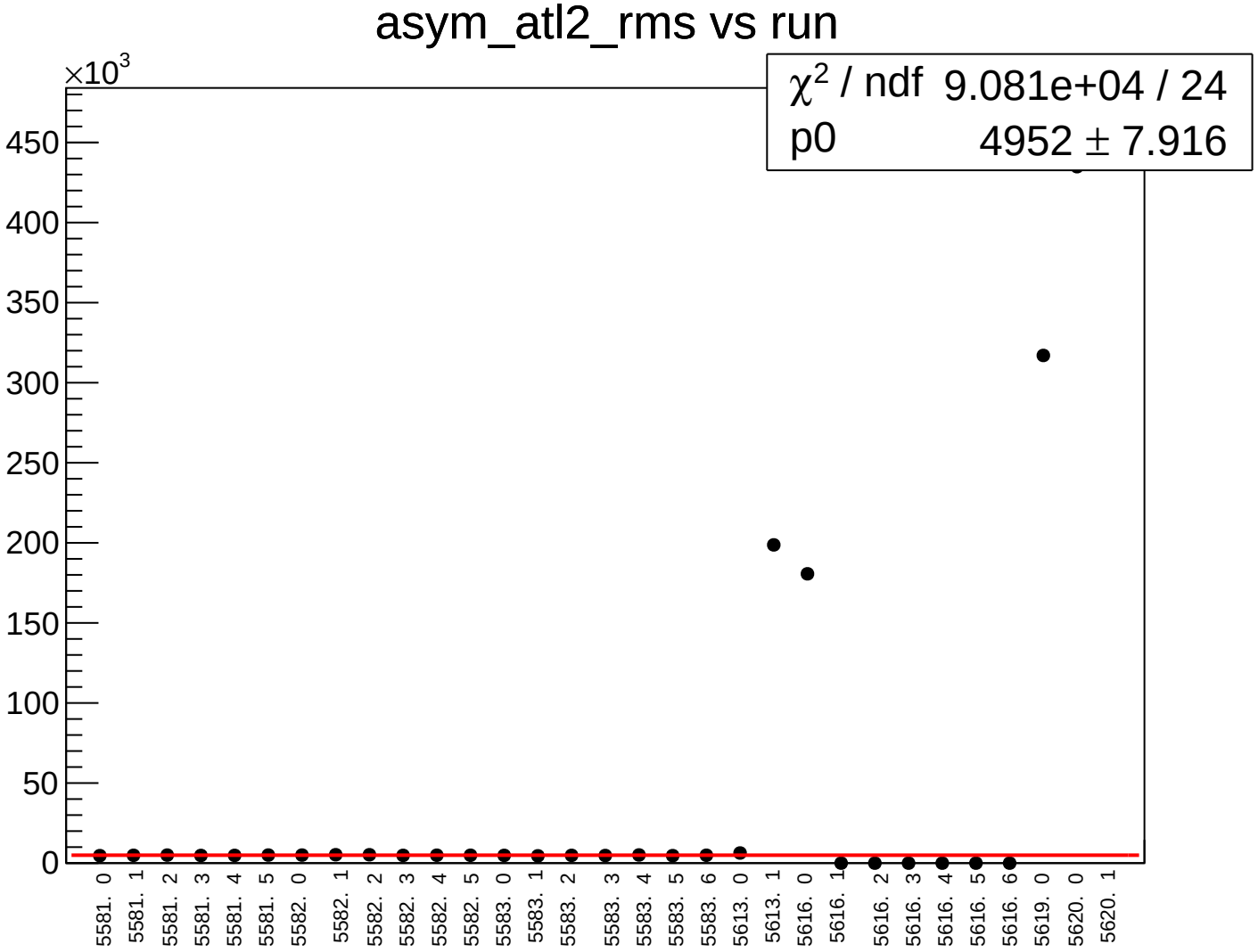
asym_atl2_rms vs run
×10^3
χ^2 / ndf 9.081e+04 / 24
p0 4952 ± 7.916
450
400
350
300
250
200
150
100
50
0
5581. 0
5581. 1
5581. 2
5581. 3
5581. 4
5581. 5
5582. 0
5582. 1
5582. 2
5582. 3
5582. 4
5582. 5
5583. 0
5583. 1
5583. 2
5583. 3
5583. 4
5583. 5
5583. 6
5613. 0
5613. 1
5616. 0
5616. 1
5616. 2
5616. 3
5616. 4
5616. 5
5616. 6
5619. 0
5620. 0
5620. 1

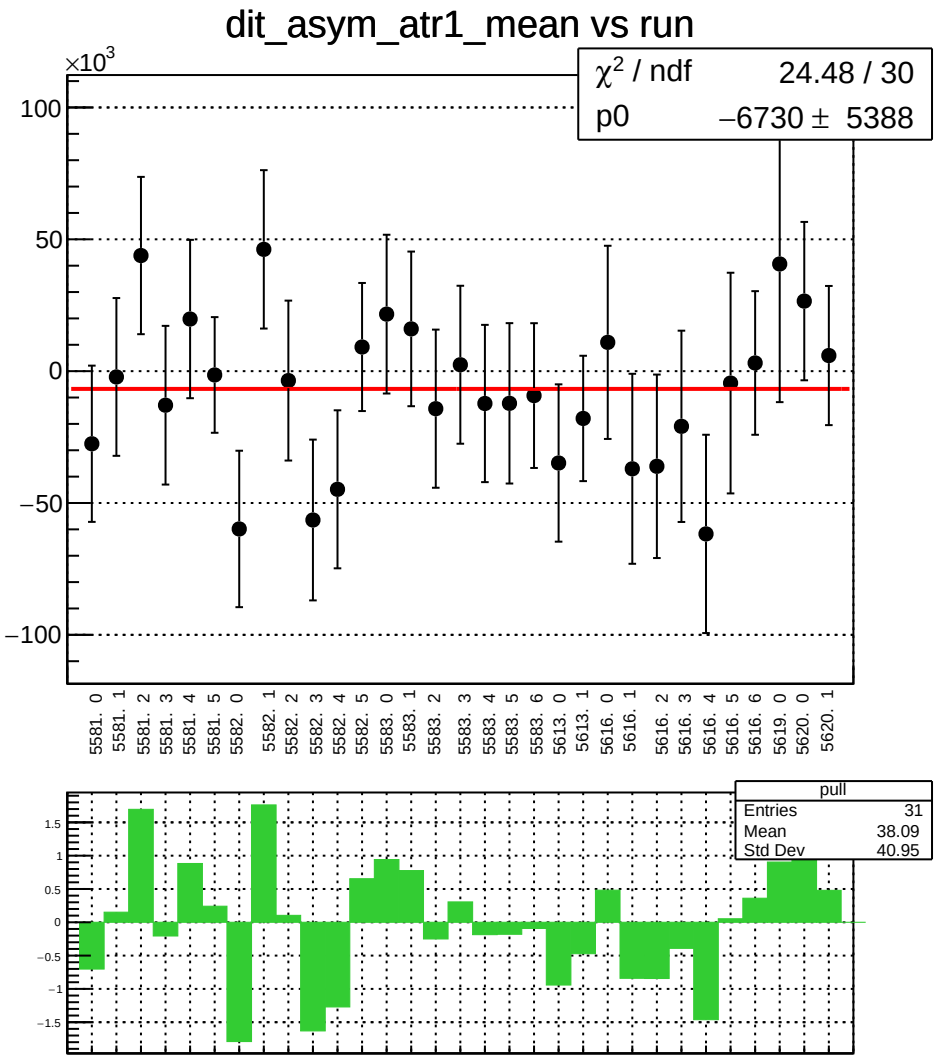
dit_asym_atr1_mean vs run
×10^3
χ² / ndf 24.48 / 30
p0 −6730 ± 5388
100
50
0
−50
−100
5581. 0
5581. 1
5581. 2
5581. 3
5581. 4
5581. 5
5582. 0
5582. 1
5582. 2
5582. 3
5582. 4
5582. 5
5583. 0
5583. 1
5583. 2
5583. 3
5583. 4
5583. 5
5583. 6
5613. 0
5613. 1
5616. 0
5616. 1
5616. 2
5616. 3
5616. 4
5616. 5
5616. 6
5619. 0
5620. 0
5620. 1
pull
Entries 31
Mean 38.09
Std Dev 40.95
1.5
1
0.5
0
−0.5
−1
−1.5

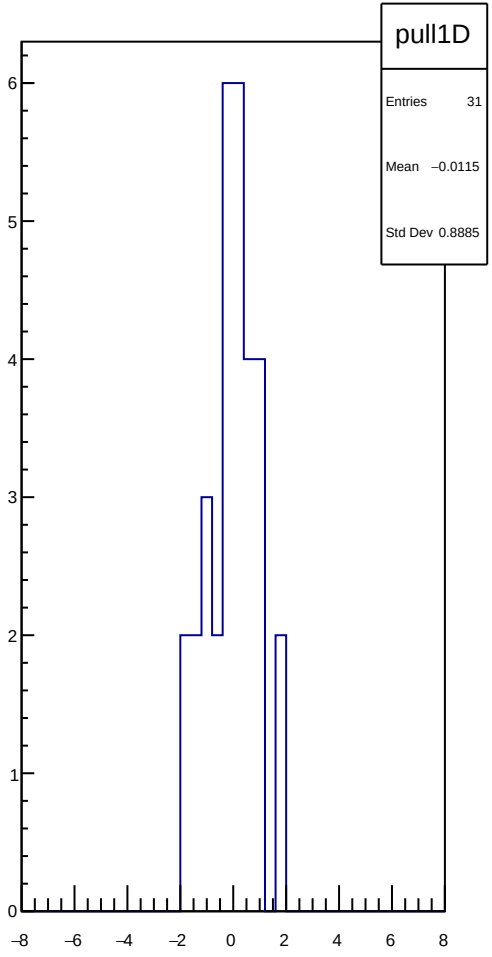
pull1D
Entries 31
Mean −0.0115
Std Dev 0.8885
6
5
4
3
2
1
0
−8
−6
−4
−2
0
2
4
6
8

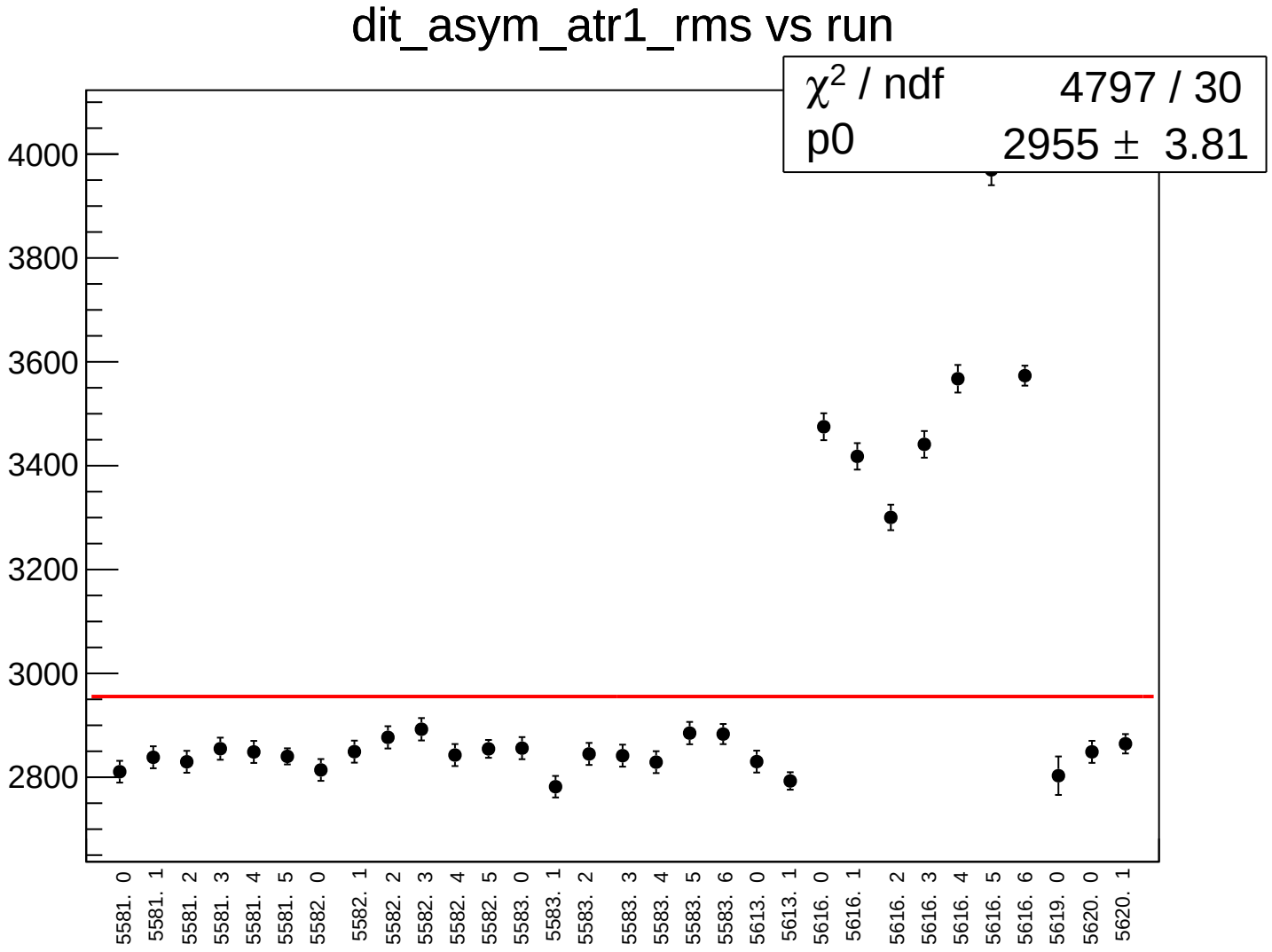
dit_asym_atr1_rms vs run
χ2 / ndf 4797 / 30
p0 2955 ± 3.81
4000
3800
3600
3400
3200
3000
2800
5581. 0
5581. 1
5581. 2
5581. 3
5581. 4
5581. 5
5582. 0
5582. 1
5582. 2
5582. 3
5582. 4
5582. 5
5583. 0
5583. 1
5583. 2
5583. 3
5583. 4
5583. 5
5583. 6
5613. 0
5613. 1
5616. 0
5616. 1
5616. 2
5616. 3
5616. 4
5616. 5
5616. 6
5619. 0
5620. 0
5620. 1

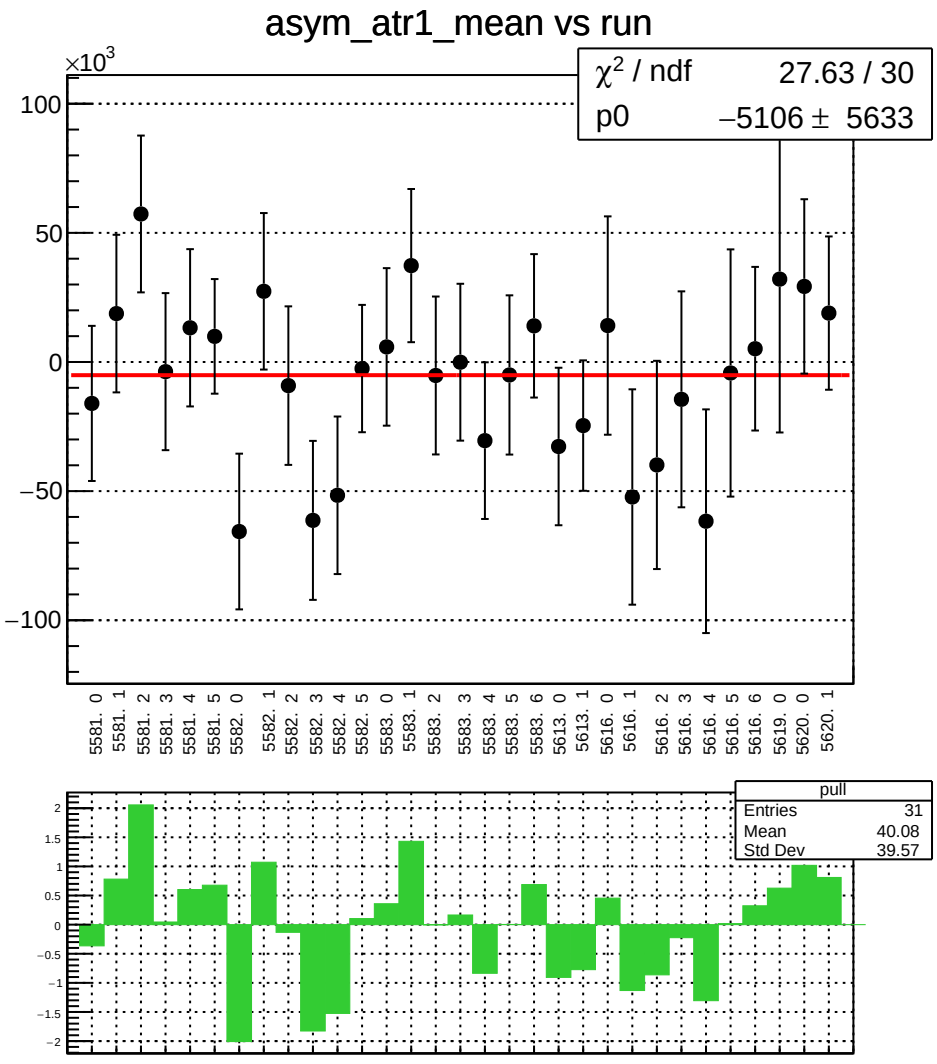
asym_atr1_mean vs run
×10^3
χ² / ndf 27.63 / 30
p0 −5106 ± 5633
100
50
0
−50
−100
5581. 0
5581. 1
5581. 2
5581. 3
5581. 4
5581. 5
5582. 0
5582. 1
5582. 2
5582. 3
5582. 4
5582. 5
5583. 0
5583. 1
5583. 2
5583. 3
5583. 4
5583. 5
5583. 6
5613. 0
5613. 1
5616. 0
5616. 1
5616. 2
5616. 3
5616. 4
5616. 5
5616. 6
5619. 0
5620. 0
5620. 1
pull
Entries 31
Mean 40.08
Std Dev 39.57
2
1.5
1
0.5
0
−0.5
−1
−1.5
−2

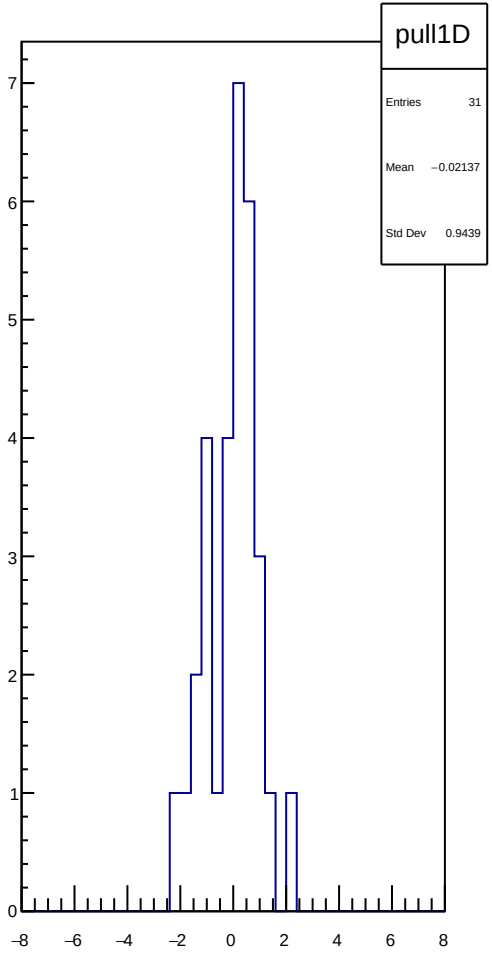
pull1D
Entries 31
Mean −0.02137
Std Dev 0.9439
7
6
5
4
3
2
1
0
−8
−6
−4
−2
0
2
4
6
8

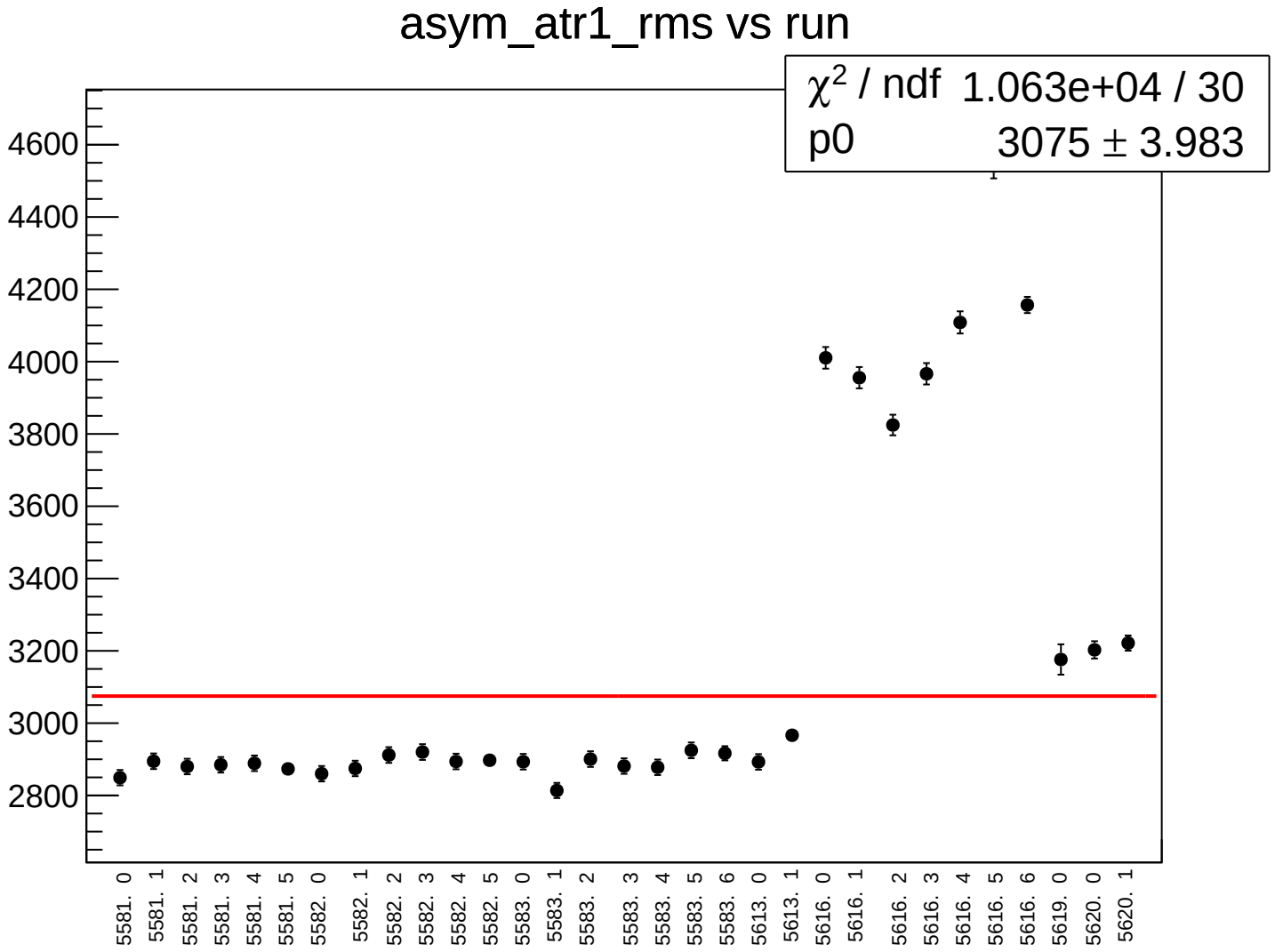
asym_atr1_rms vs run
χ2 / ndf 1.063e+04 / 30
p0 3075 ± 3.983
4600
4400
4200
4000
3800
3600
3400
3200
3000
2800
5581. 0
5581. 1
5581. 2
5581. 3
5581. 4
5581. 5
5582. 0
5582. 1
5582. 2
5582. 3
5582. 4
5582. 5
5583. 0
5583. 1
5583. 2
5583. 3
5583. 4
5583. 5
5583. 6
5613. 0
5613. 1
5616. 0
5616. 1
5616. 2
5616. 3
5616. 4
5616. 5
5616. 6
5619. 0
5620. 0
5620. 1

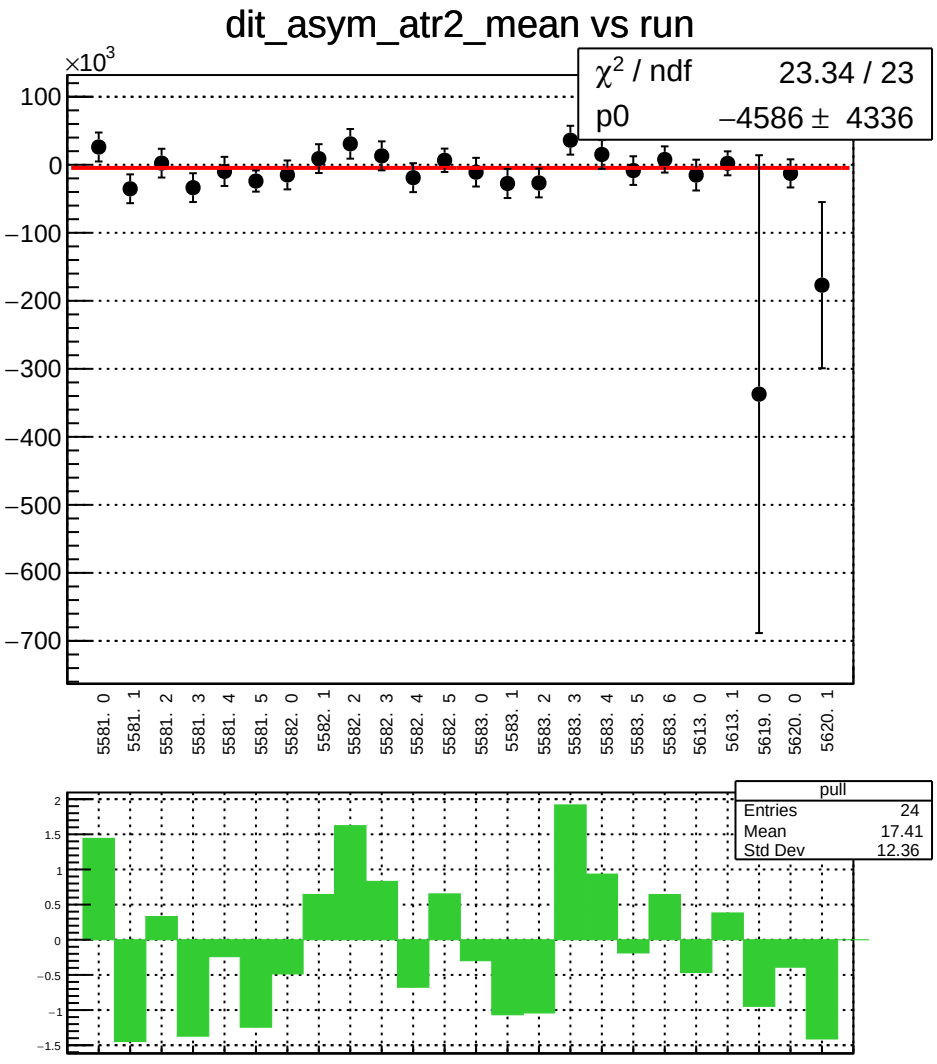
dit_asym_atr2_mean vs run
×10^3
χ^2 / ndf 23.34 / 23
p0 −4586 ± 4336
100
0
−100
−200
−300
−400
−500
−600
−700
5581. 0
5581. 1
5581. 2
5581. 3
5581. 4
5581. 5
5582. 0
5582. 1
5582. 2
5582. 3
5582. 4
5582. 5
5583. 0
5583. 1
5583. 2
5583. 3
5583. 4
5583. 5
5583. 6
5613. 0
5613. 1
5619. 0
5620. 0
5620. 1
pull
Entries 24
Mean 17.41
Std Dev 12.36
2
1.5
1
0.5
0
−0.5
−1
−1.5

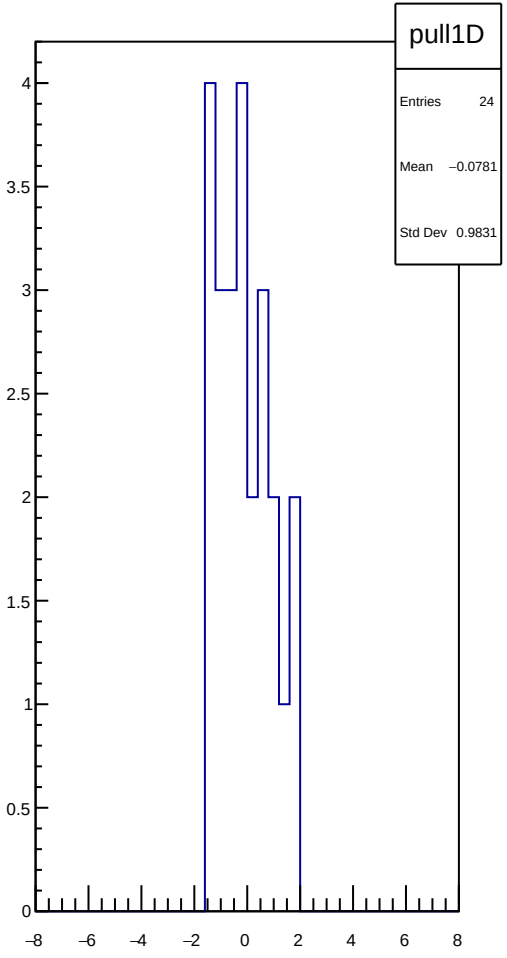
pull1D
Entries 24
Mean −0.0781
Std Dev 0.9831
4
3.5
3
2.5
2
1.5
1
0.5
0
−8
−6
−4
−2
0
2
4
6
8

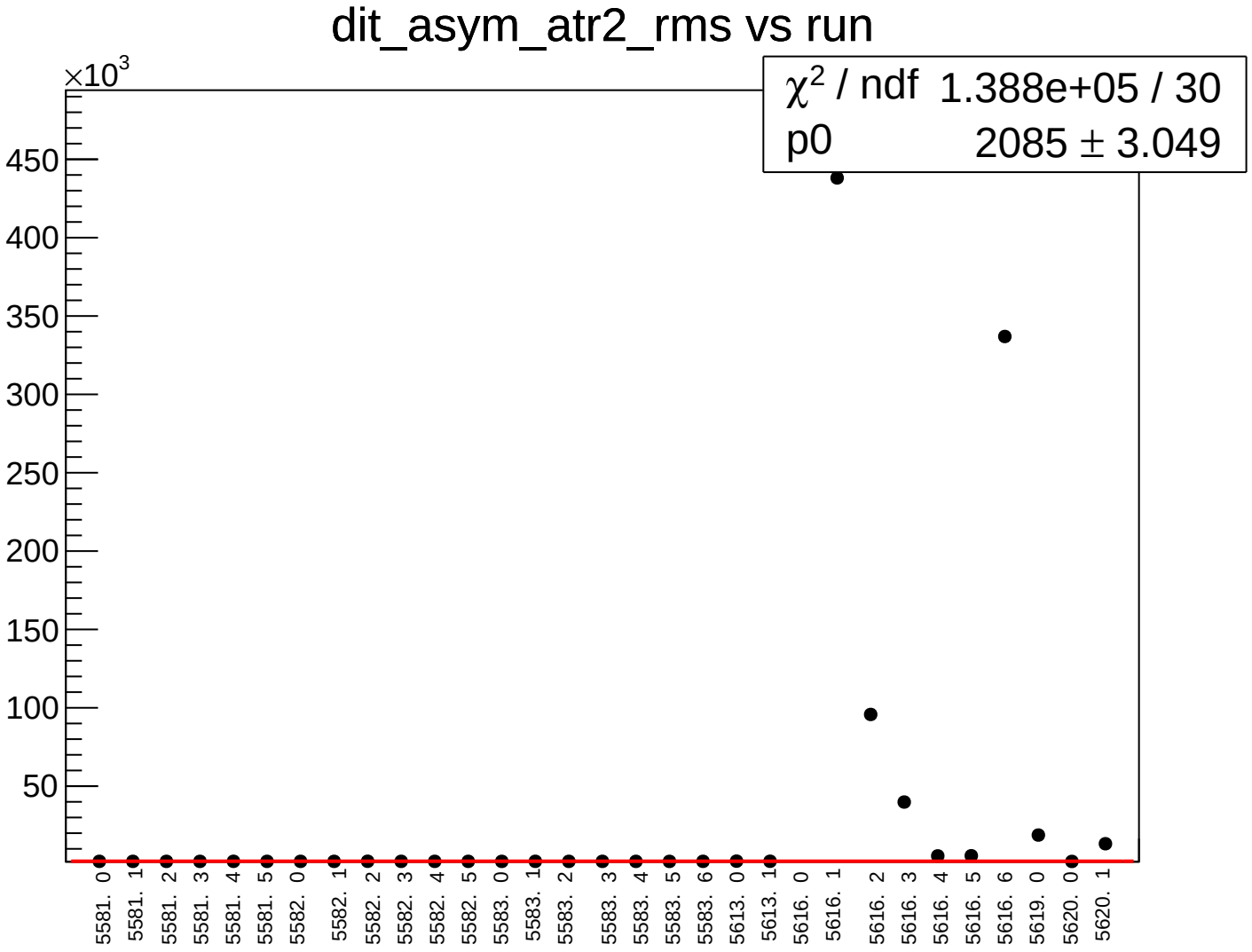
dit_asym_atr2_rms vs run
×10^3
χ^2 / ndf 1.388e+05 / 30
p0 2085 ± 3.049
450
400
350
300
250
200
150
100
50
5581. 0
5581. 1
5581. 2
5581. 3
5581. 4
5581. 5
5582. 0
5582. 1
5582. 2
5582. 3
5582. 4
5582. 5
5583. 0
5583. 1
5583. 2
5583. 3
5583. 4
5583. 5
5583. 6
5613. 0
5613. 1
5616. 0
5616. 1
5616. 2
5616. 3
5616. 4
5616. 5
5616. 6
5619. 0
5620. 0
5620. 1

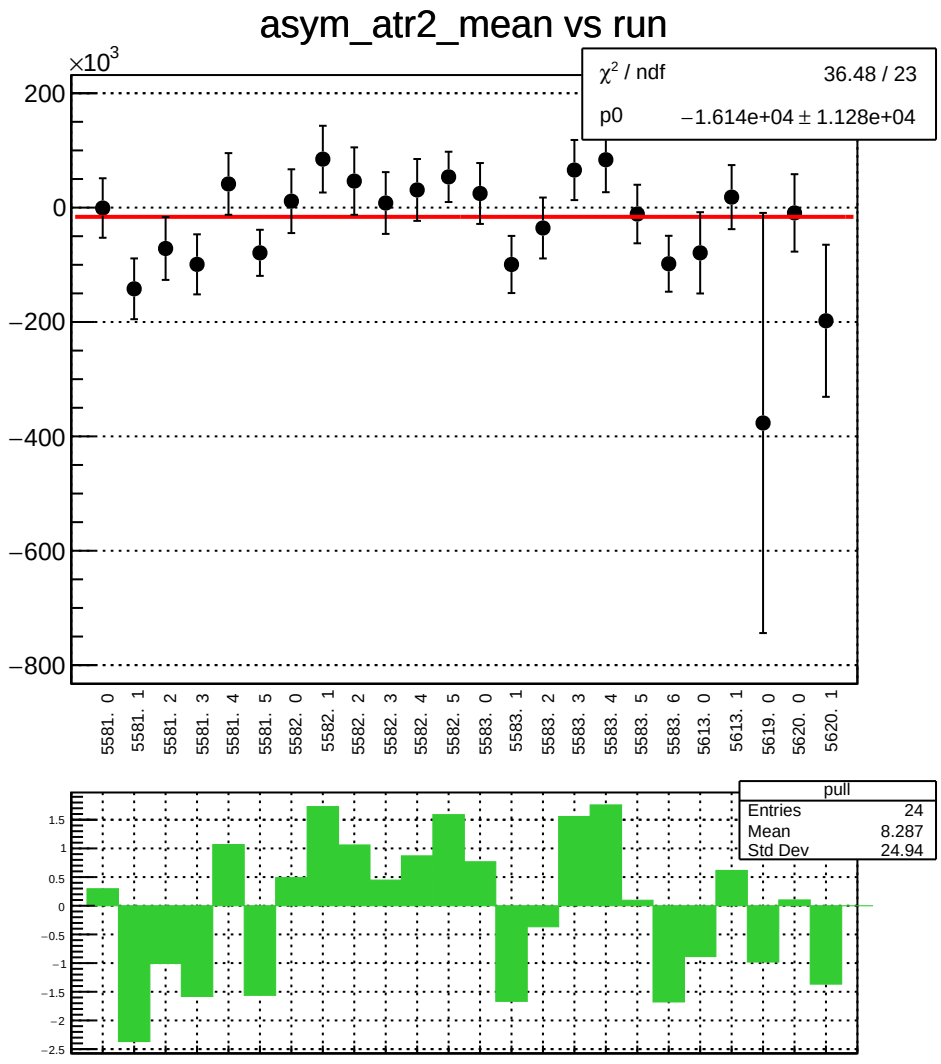
asym_atr2_mean vs run
×10^3
χ² / ndf 36.48 / 23
p0 −1.614e+04 ± 1.128e+04
200
0
−200
−400
−600
−800
5581. 0
5581. 1
5581. 2
5581. 3
5581. 4
5581. 5
5582. 0
5582. 1
5582. 2
5582. 3
5582. 4
5582. 5
5583. 0
5583. 1
5583. 2
5583. 3
5583. 4
5583. 5
5583. 6
5613. 0
5613. 1
5619. 0
5620. 0
5620. 1
pull
Entries 24
Mean 8.287
Std Dev 24.94
1.5
1
0.5
0
−0.5
−1
−1.5
−2
−2.5

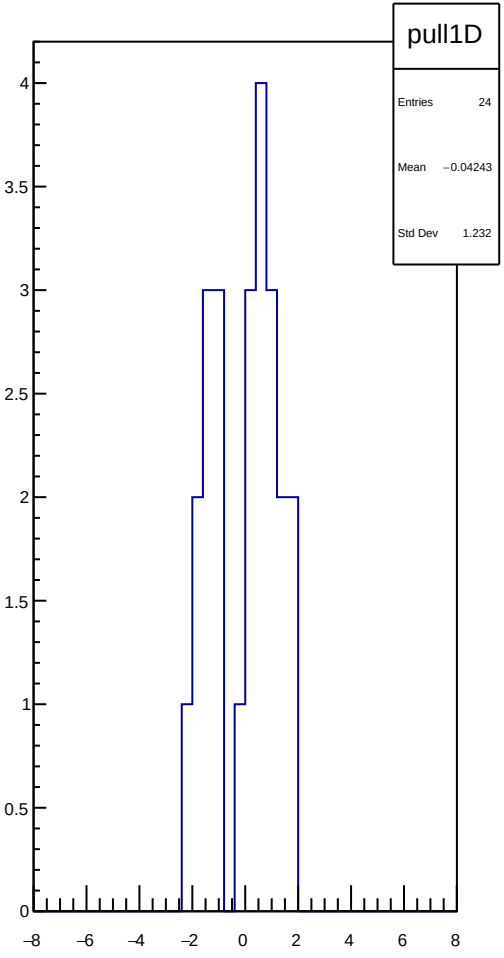
pull1D
Entries 24
Mean −0.04243
Std Dev 1.232
4
3.5
3
2.5
2
1.5
1
0.5
0
−8
−6
−4
−2
0
2
4
6
8

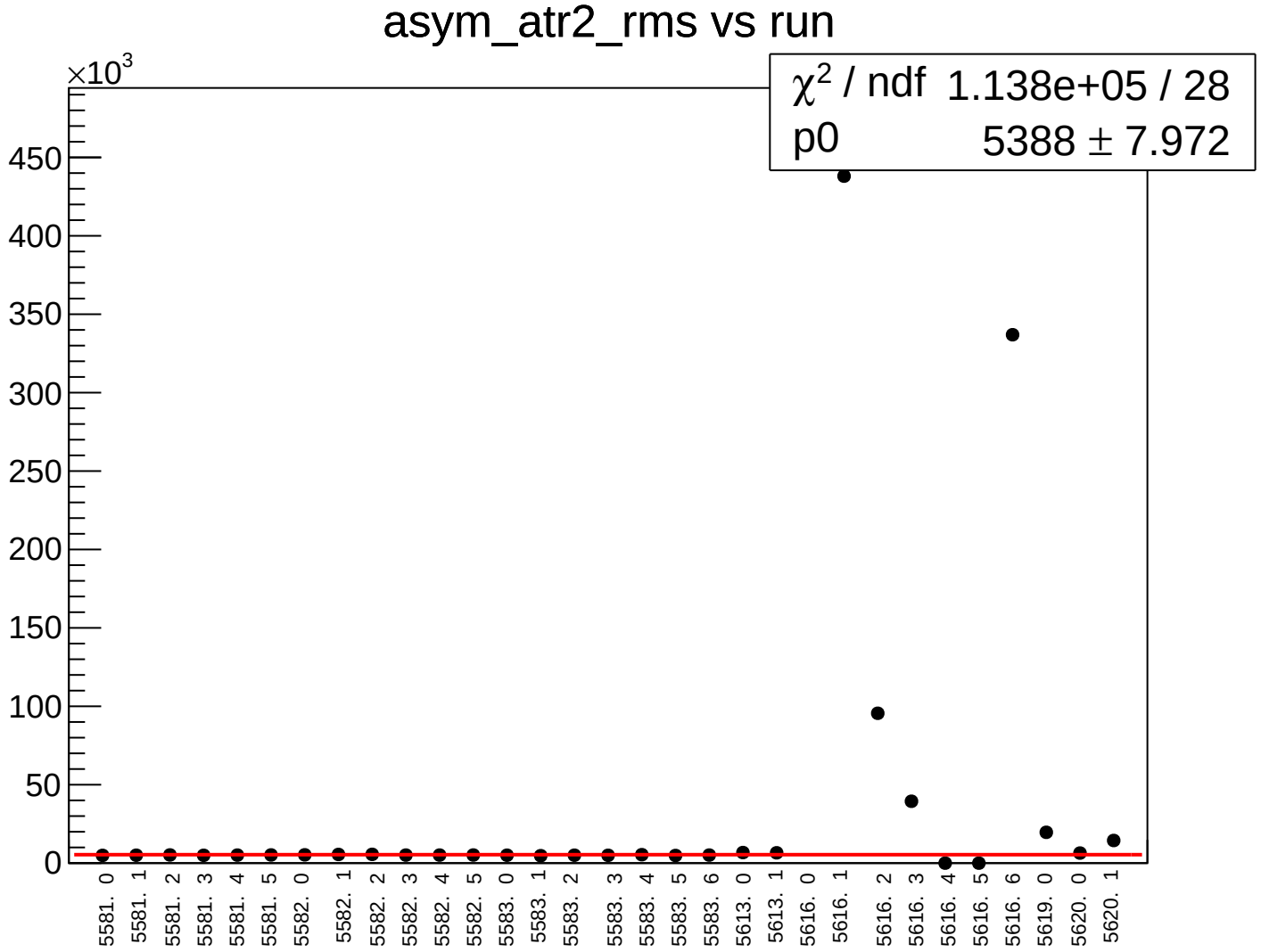
asym_atr2_rms vs run
×10^3
χ^2 / ndf 1.138e+05 / 28
p0 5388 ± 7.972
450
400
350
300
250
200
150
100
50
0
5581. 0
5581. 1
5581. 2
5581. 3
5581. 4
5581. 5
5582. 0
5582. 1
5582. 2
5582. 3
5582. 4
5582. 5
5583. 0
5583. 1
5583. 2
5583. 3
5583. 4
5583. 5
5583. 6
5613. 0
5613. 1
5616. 0
5616. 1
5616. 2
5616. 3
5616. 4
5616. 5
5616. 6
5619. 0
5620. 0
5620. 1

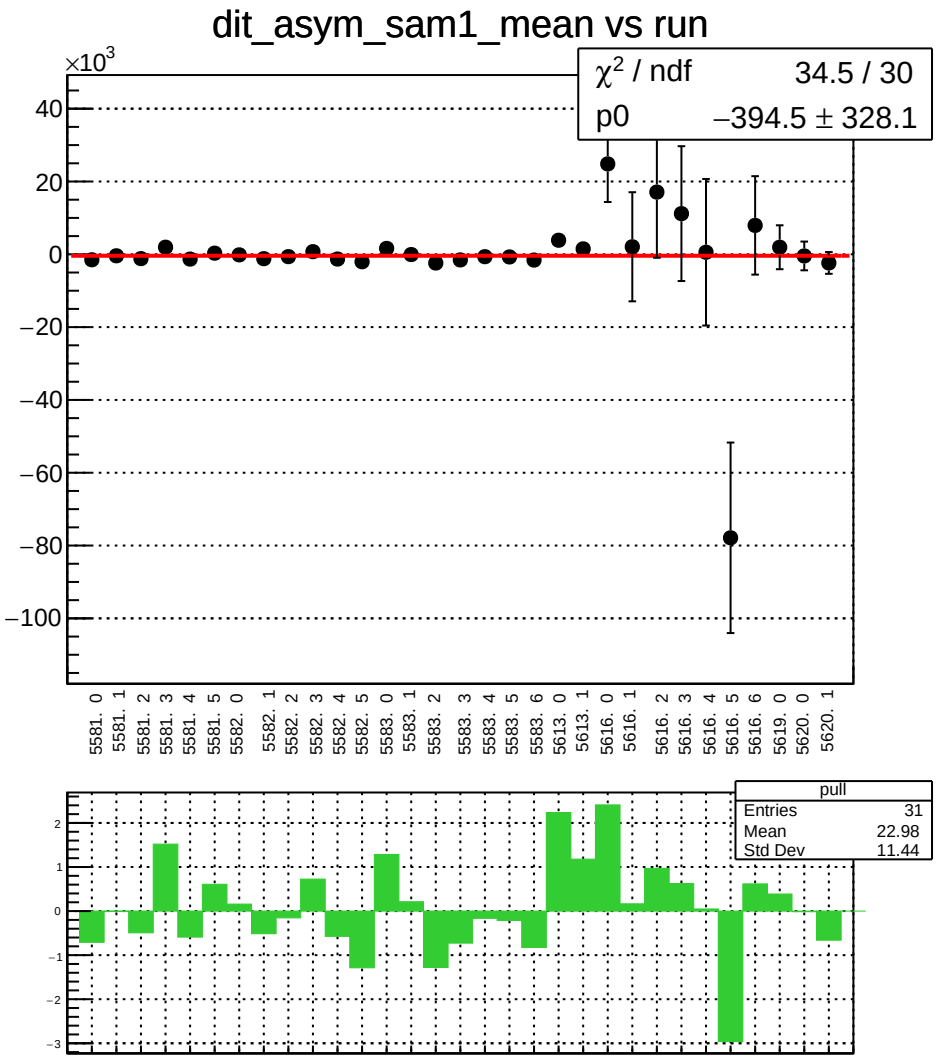
dit_asym_sam1_mean vs run
×10^3
χ² / ndf 34.5 / 30
p0 −394.5 ± 328.1
40
20
0
−20
−40
−60
−80
−100
5581. 0
5581. 1
5581. 2
5581. 3
5581. 4
5581. 5
5582. 0
5582. 1
5582. 2
5582. 3
5582. 4
5582. 5
5583. 0
5583. 1
5583. 2
5583. 3
5583. 4
5583. 5
5583. 6
5613. 0
5613. 1
5616. 0
5616. 1
5616. 2
5616. 3
5616. 4
5616. 5
5616. 6
5619. 0
5620. 0
5620. 1
pull
Entries 31
Mean 22.98
Std Dev 11.44
2
1
0
−1
−2
−3

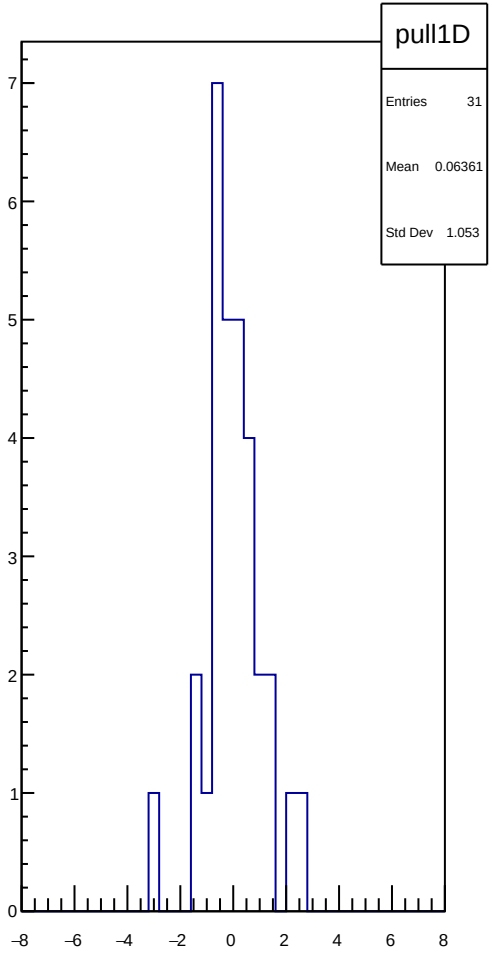
pull1D
Entries 31
Mean 0.06361
Std Dev 1.053
7
6
5
4
3
2
1
0
−8
−6
−4
−2
0
2
4
6
8

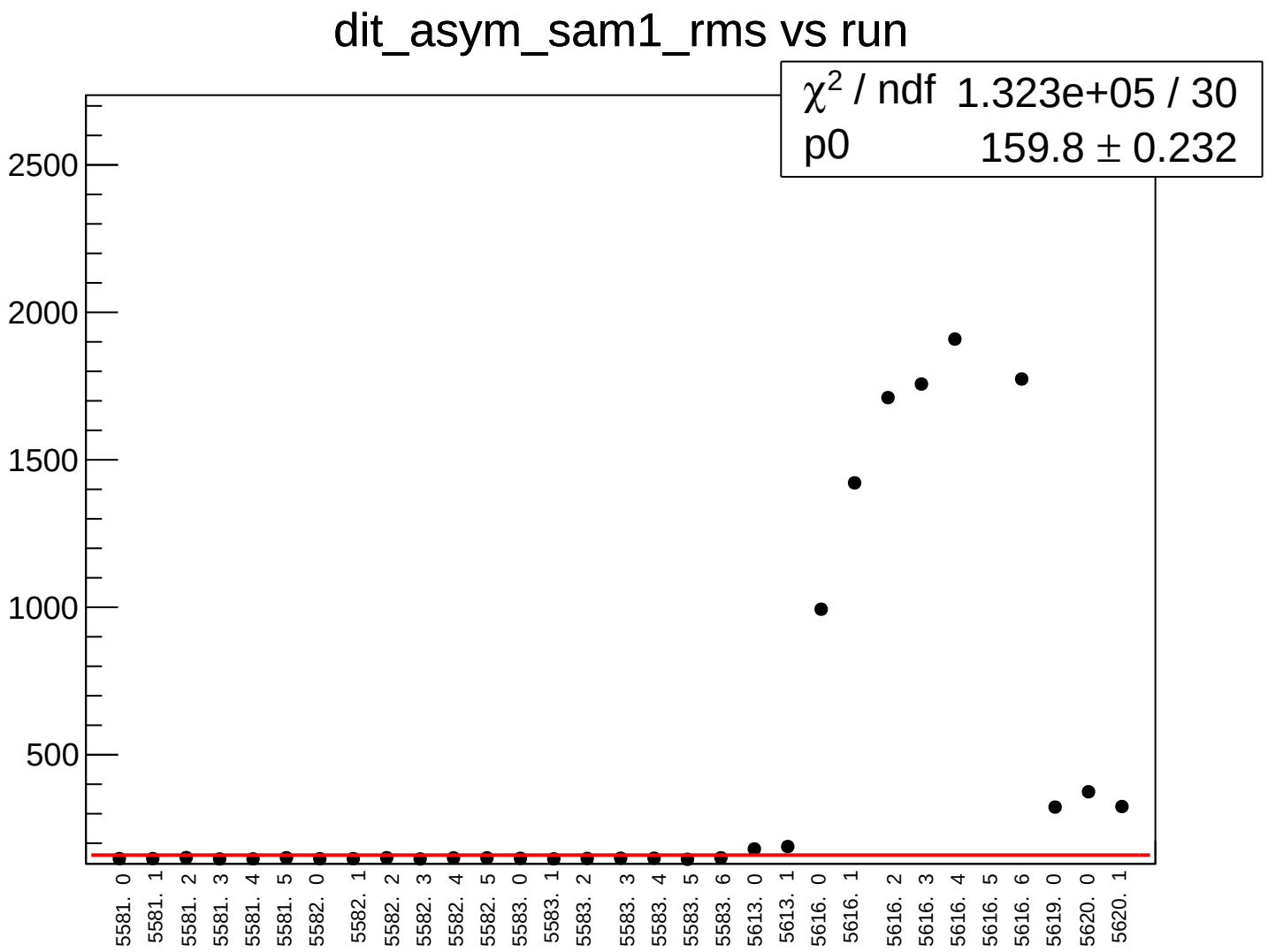
dit_asym_sam1_rms vs run
χ2 / ndf 1.323e+05 / 30
p0 159.8 ± 0.232
2500
2000
1500
1000
500
5581. 0
5581. 1
5581. 2
5581. 3
5581. 4
5581. 5
5582. 0
5582. 1
5582. 2
5582. 3
5582. 4
5582. 5
5583. 0
5583. 1
5583. 2
5583. 3
5583. 4
5583. 5
5583. 6
5613. 0
5613. 1
5616. 0
5616. 1
5616. 2
5616. 3
5616. 4
5616. 5
5616. 6
5619. 0
5620. 0
5620. 1

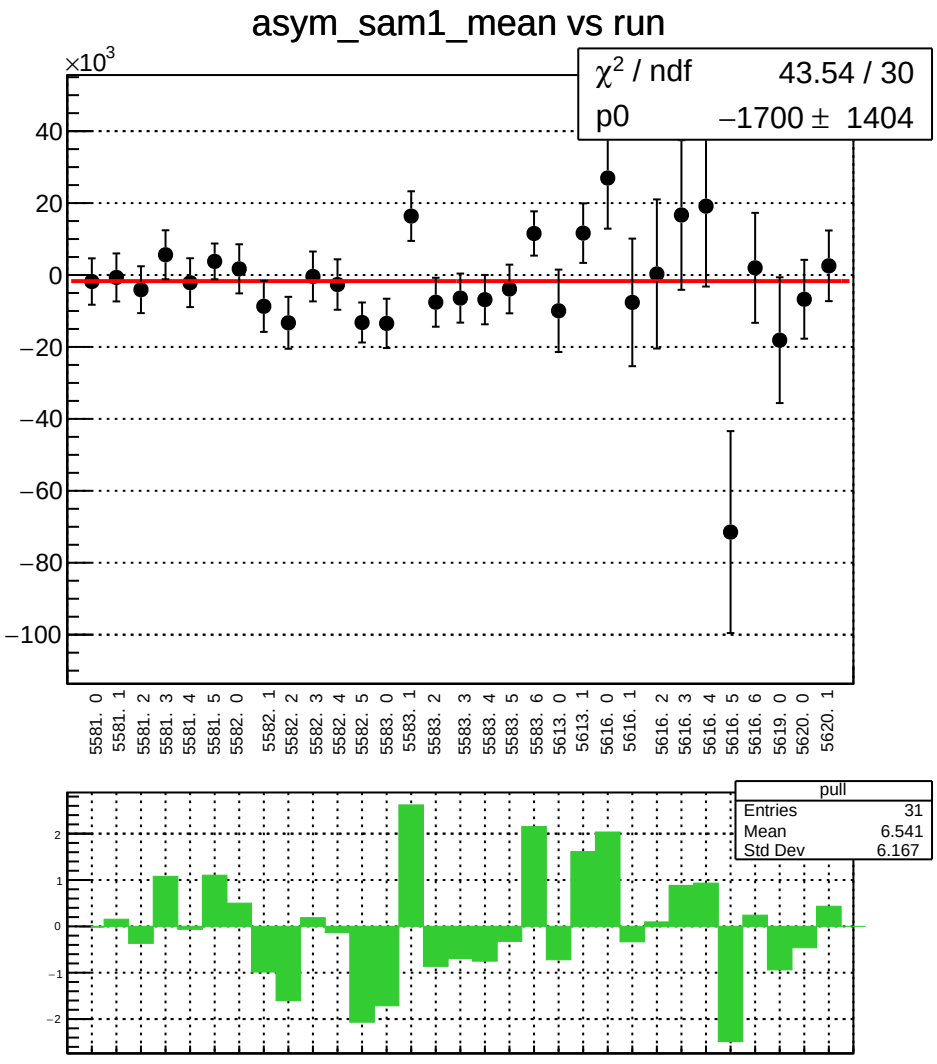
asym_sam1_mean vs run
×10^3
χ² / ndf 43.54 / 30
p0 −1700 ± 1404
40
20
0
−20
−40
−60
−80
−100
5581. 0
5581. 1
5581. 2
5581. 3
5581. 4
5581. 5
5582. 0
5582. 1
5582. 2
5582. 3
5582. 4
5582. 5
5583. 0
5583. 1
5583. 2
5583. 3
5583. 4
5583. 5
5583. 6
5613. 0
5613. 1
5616. 0
5616. 1
5616. 2
5616. 3
5616. 4
5616. 5
5616. 6
5619. 0
5620. 0
5620. 1
pull
Entries 31
Mean 6.541
Std Dev 6.167
2
1
0
−1
−2

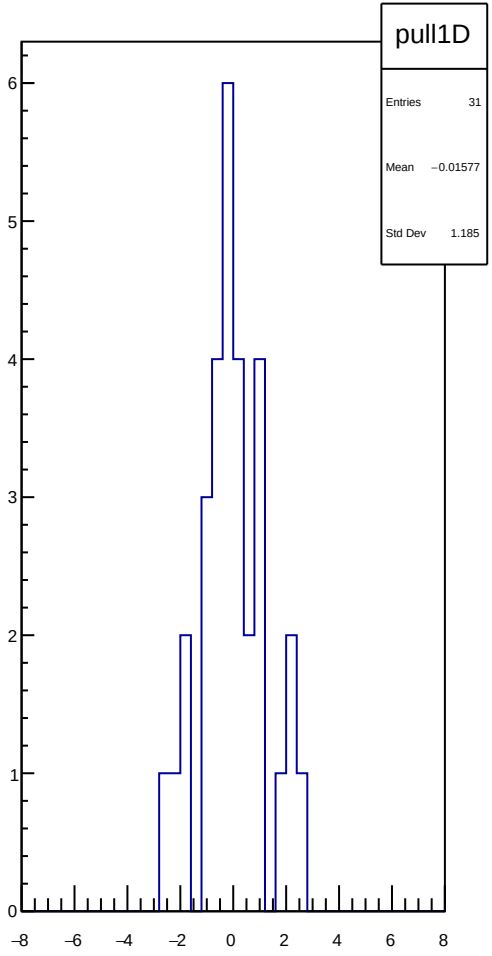
pull1D
Entries 31
Mean −0.01577
Std Dev 1.185
6
5
4
3
2
1
0
−8
−6
−4
−2
0
2
4
6
8

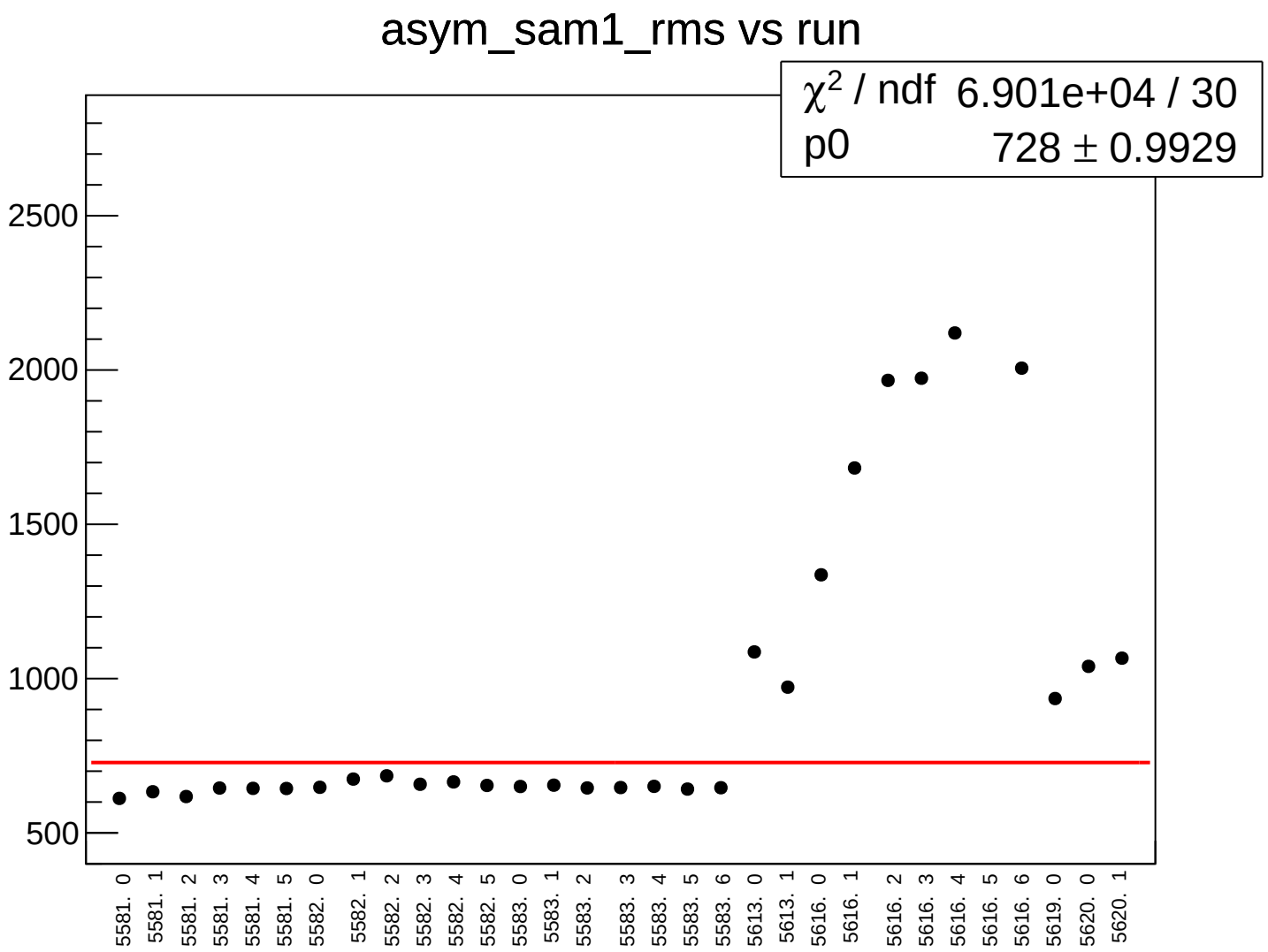
asym_sam1_rms vs run
χ2 / ndf 6.901e+04 / 30
p0 728 ± 0.9929
2500
2000
1500
1000
500
5581. 0
5581. 1
5581. 2
5581. 3
5581. 4
5581. 5
5582. 0
5582. 1
5582. 2
5582. 3
5582. 4
5582. 5
5583. 0
5583. 1
5583. 2
5583. 3
5583. 4
5583. 5
5583. 6
5613. 0
5613. 1
5616. 0
5616. 1
5616. 2
5616. 3
5616. 4
5616. 5
5616. 6
5619. 0
5620. 0
5620. 1

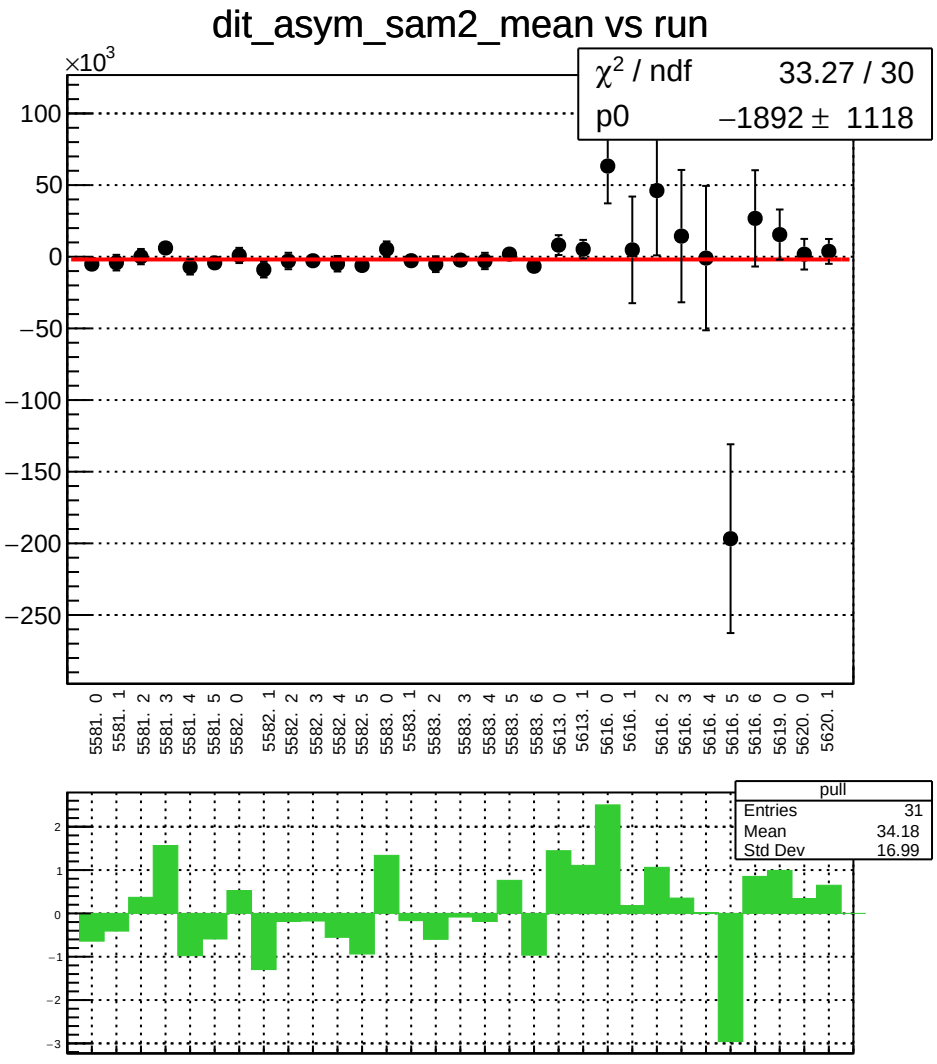
dit_asym_sam2_mean vs run
×10^3
χ² / ndf 33.27 / 30
p0 −1892 ± 1118
100
50
0
−50
−100
−150
−200
−250
5581. 0
5581. 1
5581. 2
5581. 3
5581. 4
5581. 5
5582. 0
5582. 1
5582. 2
5582. 3
5582. 4
5582. 5
5583. 0
5583. 1
5583. 2
5583. 3
5583. 4
5583. 5
5583. 6
5613. 0
5613. 1
5616. 0
5616. 1
5616. 2
5616. 3
5616. 4
5616. 5
5616. 6
5619. 0
5620. 0
5620. 1
pull
Entries 31
Mean 34.18
Std Dev 16.99
2
1
0
−1
−2
−3

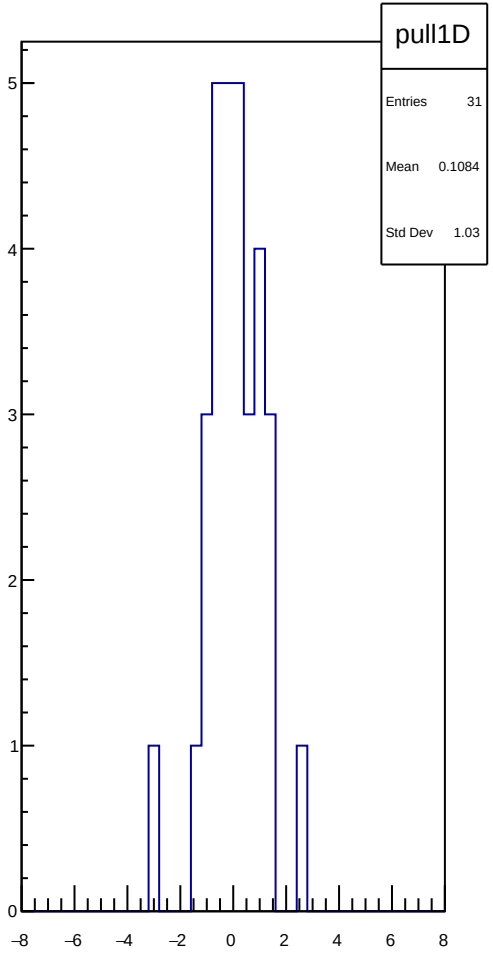
pull1D
Entries 31
Mean 0.1084
Std Dev 1.03
5
4
3
2
1
0
−8
−6
−4
−2
0
2
4
6
8

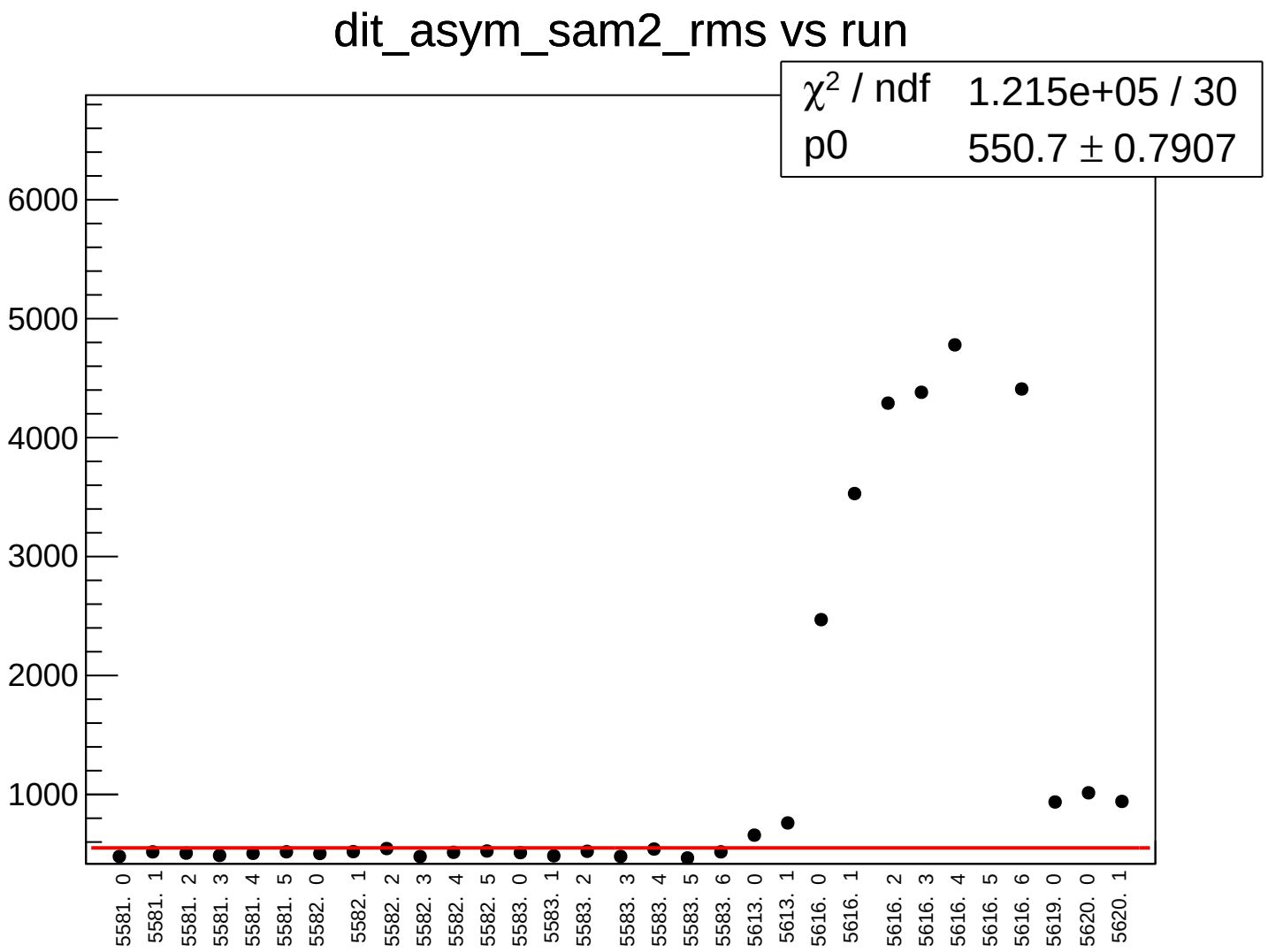
dit_asym_sam2_rms vs run
χ2 / ndf 1.215e+05 / 30
p0 550.7 ± 0.7907
6000
5000
4000
3000
2000
1000
5581. 0
5581. 1
5581. 2
5581. 3
5581. 4
5581. 5
5582. 0
5582. 1
5582. 2
5582. 3
5582. 4
5582. 5
5583. 0
5583. 1
5583. 2
5583. 3
5583. 4
5583. 5
5583. 6
5613. 0
5613. 1
5616. 0
5616. 1
5616. 2
5616. 3
5616. 4
5616. 5
5616. 6
5619. 0
5620. 0
5620. 1

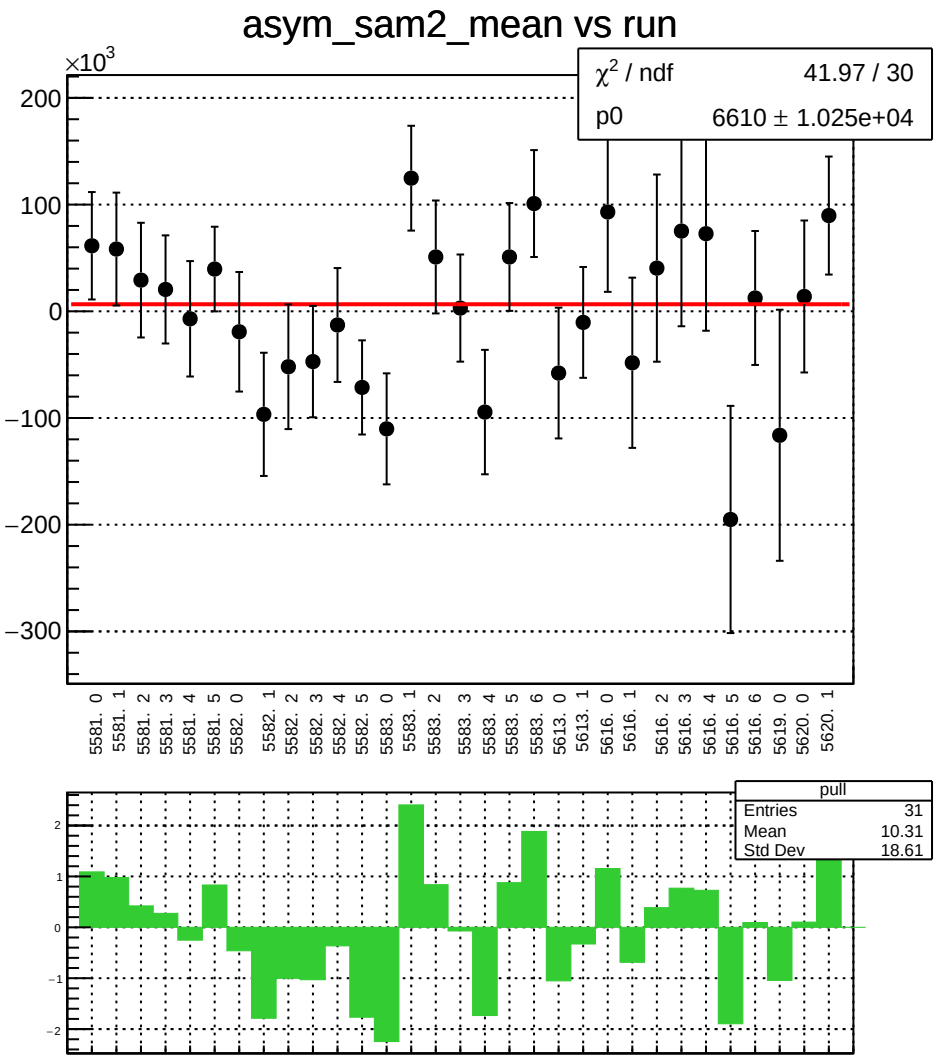
asym_sam2_mean vs run
×10^3
χ² / ndf 41.97 / 30
p0 6610 ± 1.025e+04
200
100
0
−100
−200
−300
5581. 0
5581. 1
5581. 2
5581. 3
5581. 4
5581. 5
5582. 0
5582. 1
5582. 2
5582. 3
5582. 4
5582. 5
5583. 0
5583. 1
5583. 2
5583. 3
5583. 4
5583. 5
5583. 6
5613. 0
5613. 1
5616. 0
5616. 1
5616. 2
5616. 3
5616. 4
5616. 5
5616. 6
5619. 0
5620. 0
5620. 1
pull
Entries 31
Mean 10.31
Std Dev 18.61
2
1
0
−1
−2

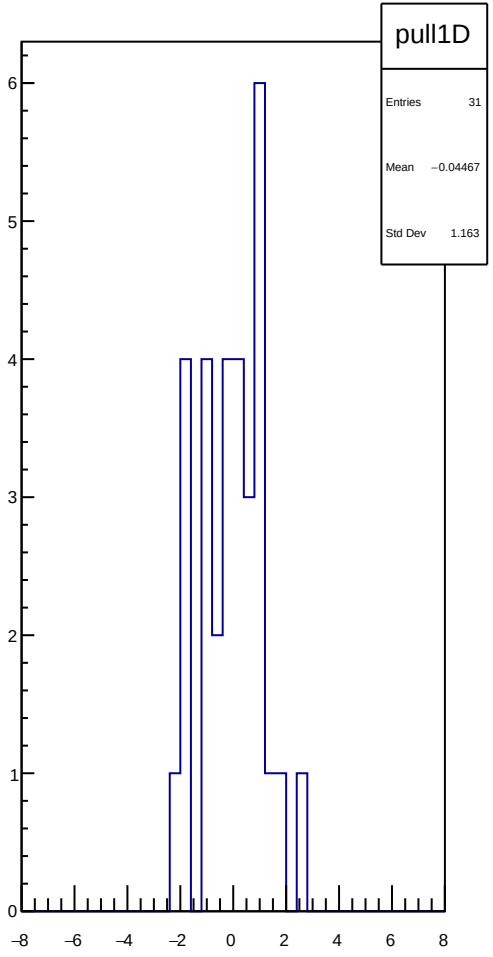
pull1D
Entries 31
Mean −0.04467
Std Dev 1.163
6
5
4
3
2
1
0
−8
−6
−4
−2
0
2
4
6
8

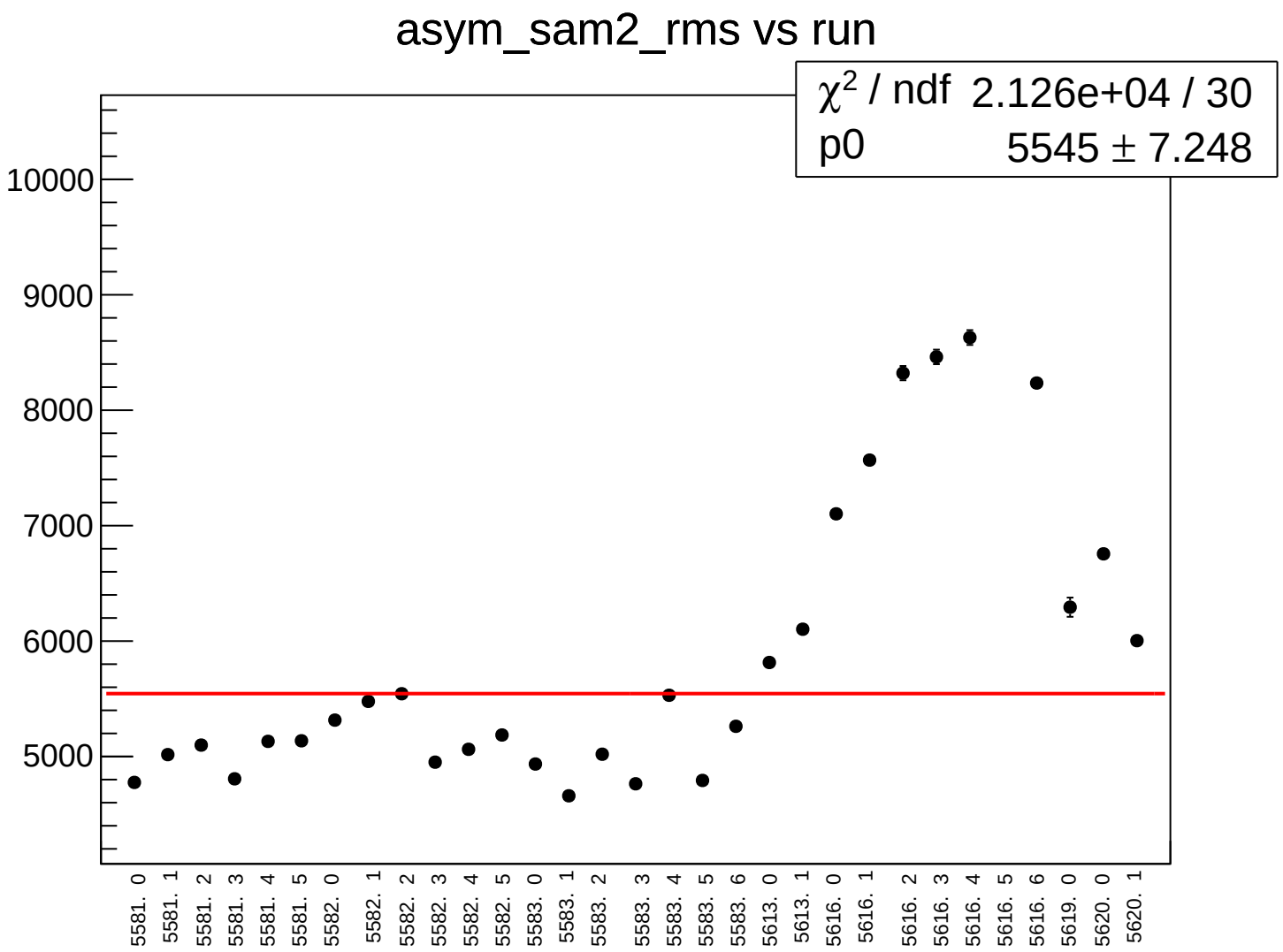
asym_sam2_rms vs run
χ2 / ndf 2.126e+04 / 30
p0 5545 ± 7.248
10000
9000
8000
7000
6000
5000
5581. 0
5581. 1
5581. 2
5581. 3
5581. 4
5581. 5
5582. 0
5582. 1
5582. 2
5582. 3
5582. 4
5582. 5
5583. 0
5583. 1
5583. 2
5583. 3
5583. 4
5583. 5
5583. 6
5613. 0
5613. 1
5616. 0
5616. 1
5616. 2
5616. 3
5616. 4
5616. 5
5616. 6
5619. 0
5620. 0
5620. 1

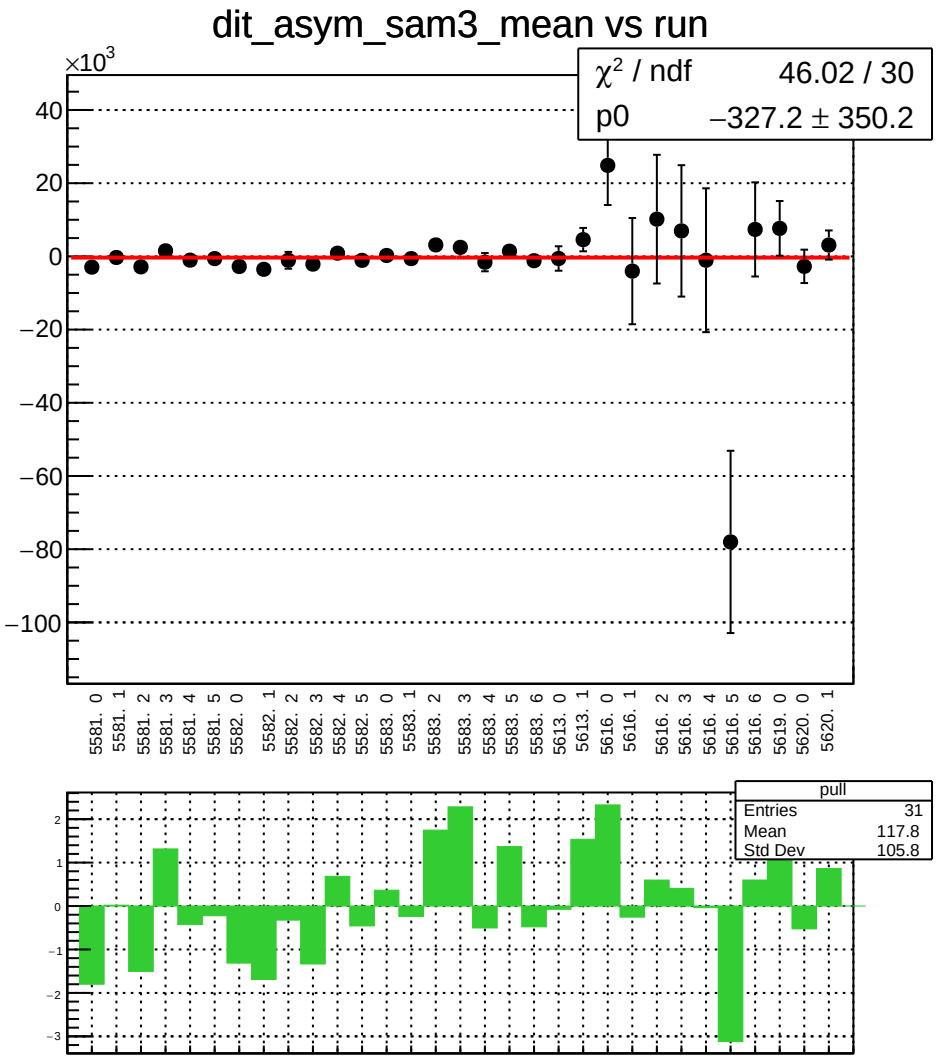
dit_asym_sam3_mean vs run
×10^3
χ² / ndf 46.02 / 30
p0 −327.2 ± 350.2
40
20
0
−20
−40
−60
−80
−100
5581. 0
5581. 1
5581. 2
5581. 3
5581. 4
5581. 5
5582. 0
5582. 1
5582. 2
5582. 3
5582. 4
5582. 5
5583. 0
5583. 1
5583. 2
5583. 3
5583. 4
5583. 5
5583. 6
5613. 0
5613. 1
5616. 0
5616. 1
5616. 2
5616. 3
5616. 4
5616. 5
5616. 6
5619. 0
5620. 0
5620. 1
pull
Entries 31
Mean 117.8
Std Dev 105.8
2
1
0
−1
−2
−3

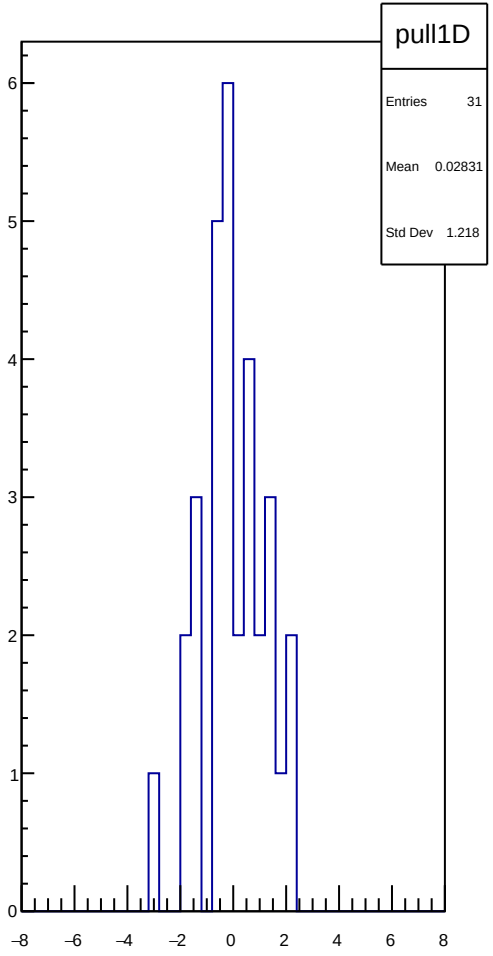
pull1D
Entries 31
Mean 0.02831
Std Dev 1.218
6
5
4
3
2
1
0
−8
−6
−4
−2
0
2
4
6
8

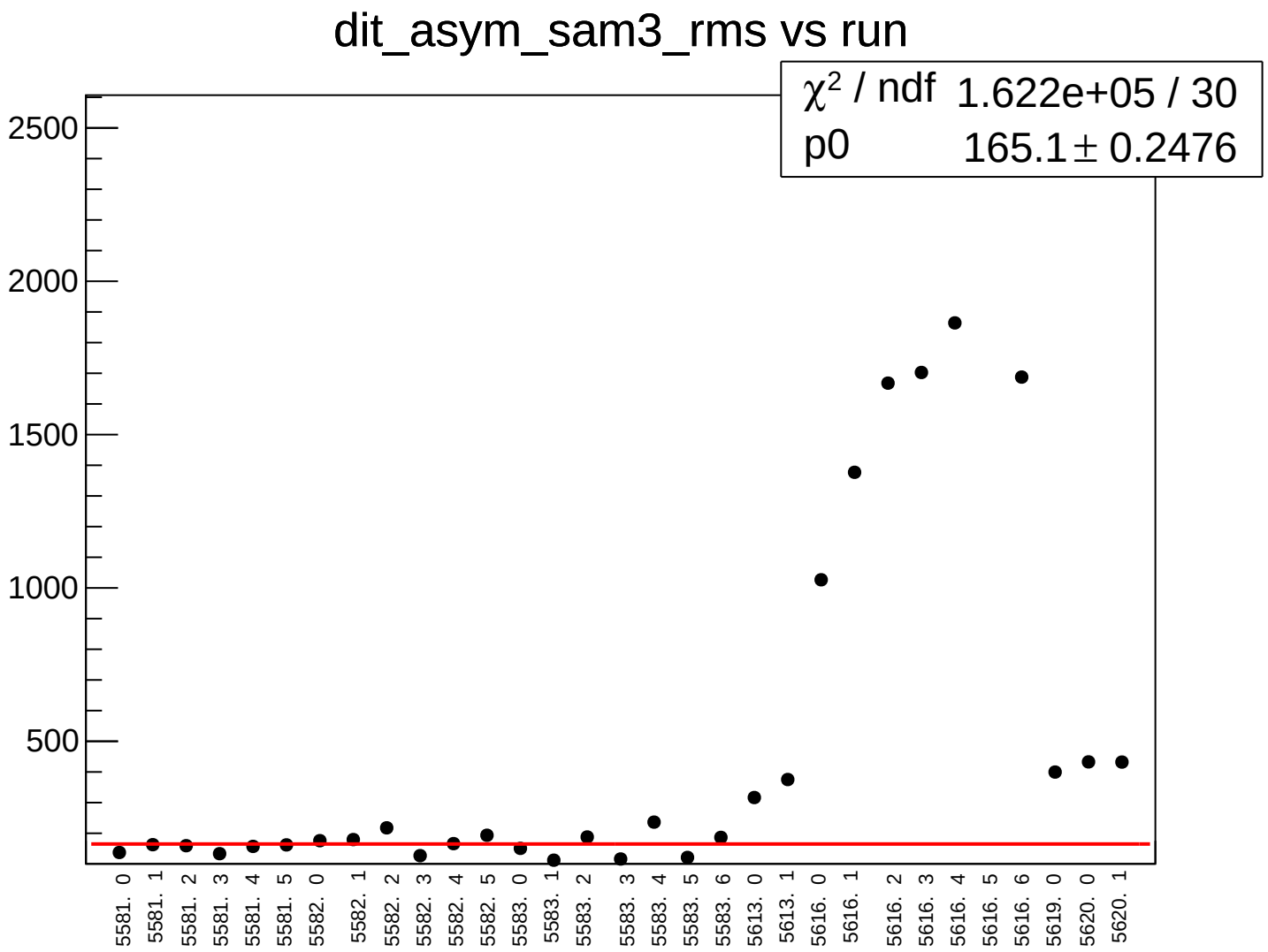
dit_asym_sam3_rms vs run
χ² / ndf 1.622e+05 / 30
p0 165.1 ± 0.2476
2500
2000
1500
1000
500
5581. 0
5581. 1
5581. 2
5581. 3
5581. 4
5581. 5
5582. 0
5582. 1
5582. 2
5582. 3
5582. 4
5582. 5
5583. 0
5583. 1
5583. 2
5583. 3
5583. 4
5583. 5
5583. 6
5613. 0
5613. 1
5616. 0
5616. 1
5616. 2
5616. 3
5616. 4
5616. 5
5616. 6
5619. 0
5620. 0
5620. 1

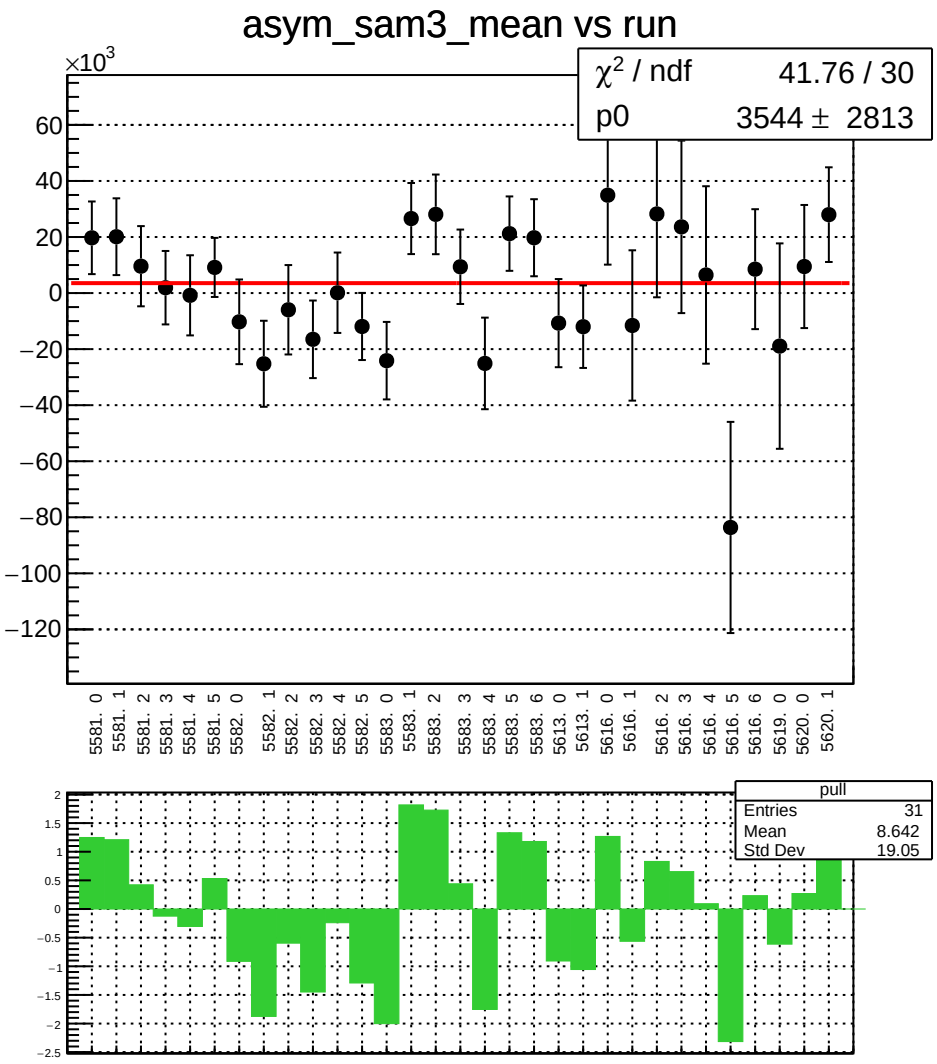
asym_sam3_mean vs run
×10^3
χ² / ndf 41.76 / 30
p0 3544 ± 2813
60
40
20
0
−20
−40
−60
−80
−100
−120
5581. 0
5581. 1
5581. 2
5581. 3
5581. 4
5581. 5
5582. 0
5582. 1
5582. 2
5582. 3
5582. 4
5582. 5
5583. 0
5583. 1
5583. 2
5583. 3
5583. 4
5583. 5
5583. 6
5613. 0
5613. 1
5616. 0
5616. 1
5616. 2
5616. 3
5616. 4
5616. 5
5616. 6
5619. 0
5620. 0
5620. 1
pull
Entries 31
Mean 8.642
Std Dev 19.05
2
1.5
1
0.5
0
−0.5
−1
−1.5
−2
−2.5

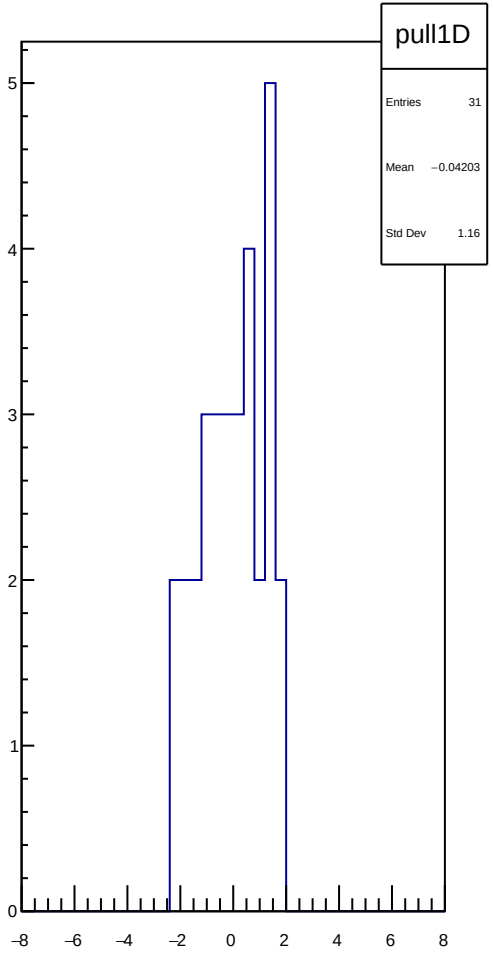
pull1D
Entries 31
Mean −0.04203
Std Dev 1.16
5
4
3
2
1
0
−8
−6
−4
−2
0
2
4
6
8

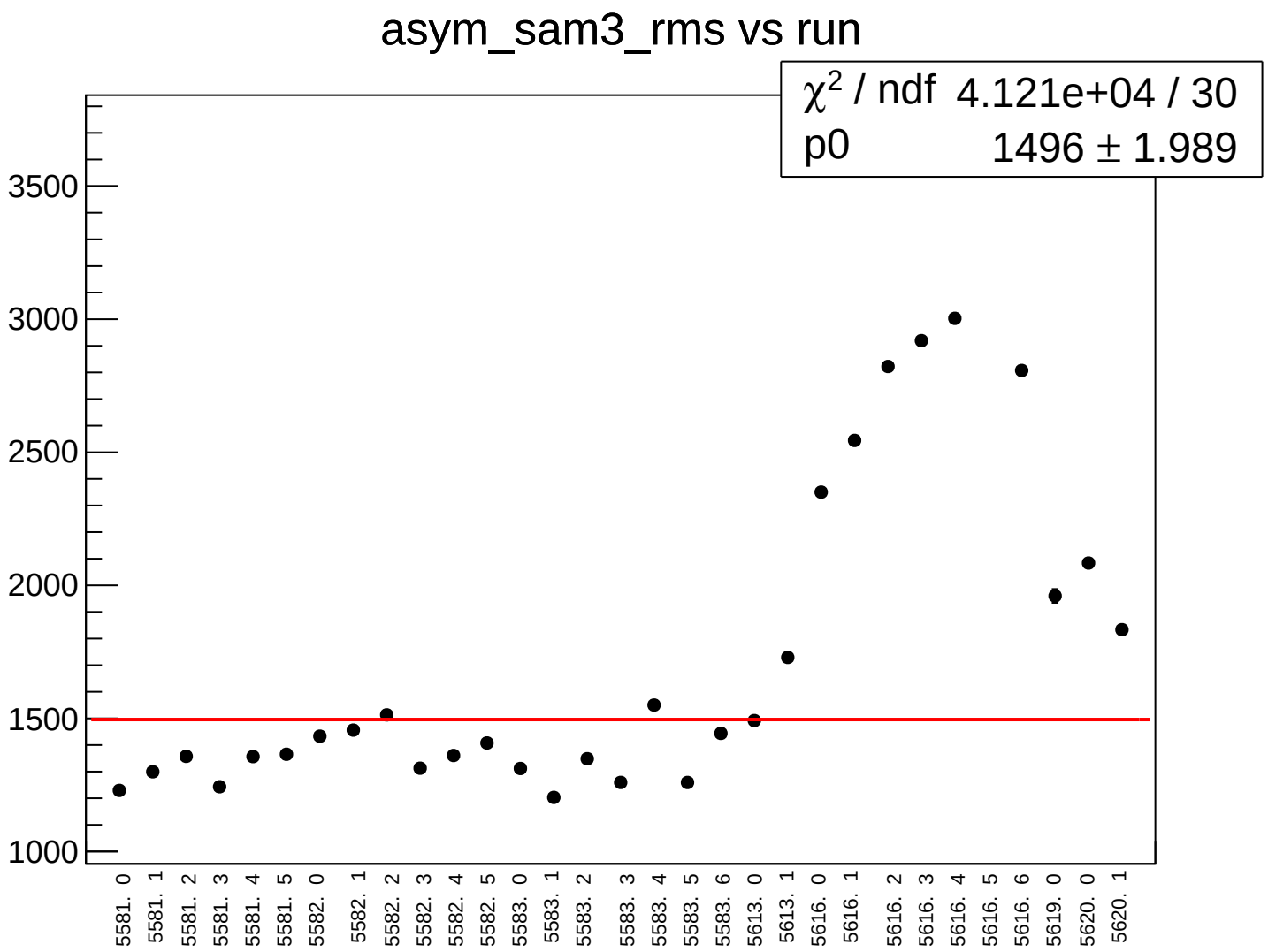
asym_sam3_rms vs run
χ2 / ndf 4.121e+04 / 30
p0 1496 ± 1.989
3500
3000
2500
2000
1500
1000
5581. 0
5581. 1
5581. 2
5581. 3
5581. 4
5581. 5
5582. 0
5582. 1
5582. 2
5582. 3
5582. 4
5582. 5
5583. 0
5583. 1
5583. 2
5583. 3
5583. 4
5583. 5
5583. 6
5613. 0
5613. 1
5616. 0
5616. 1
5616. 2
5616. 3
5616. 4
5616. 5
5616. 6
5619. 0
5620. 0
5620. 1

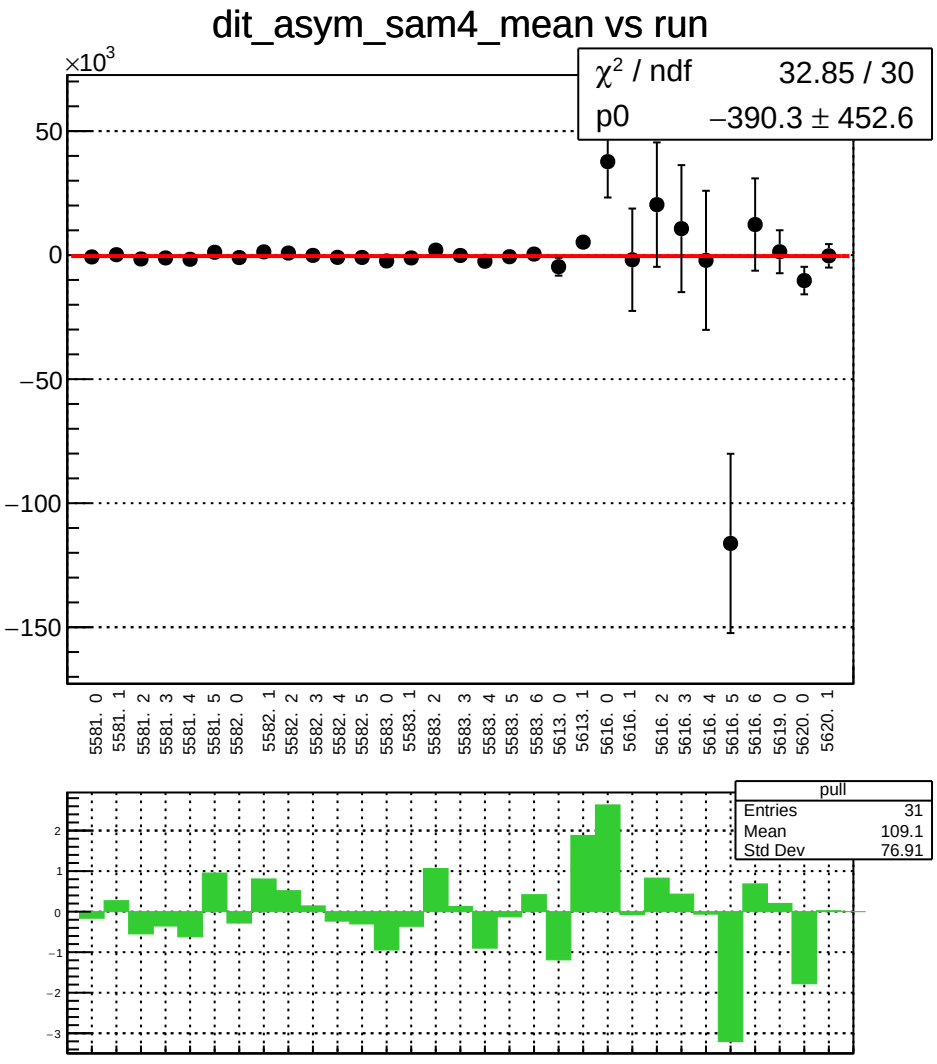
dit_asym_sam4_mean vs run
×10^3
χ² / ndf 32.85 / 30
p0 −390.3 ± 452.6
50
0
−50
−100
−150
5581. 0
5581. 1
5581. 2
5581. 3
5581. 4
5581. 5
5582. 0
5582. 1
5582. 2
5582. 3
5582. 4
5582. 5
5583. 0
5583. 1
5583. 2
5583. 3
5583. 4
5583. 5
5583. 6
5613. 0
5613. 1
5616. 0
5616. 1
5616. 2
5616. 3
5616. 4
5616. 5
5616. 6
5619. 0
5620. 0
5620. 1
pull
Entries 31
Mean 109.1
Std Dev 76.91
2
1
0
−1
−2
−3

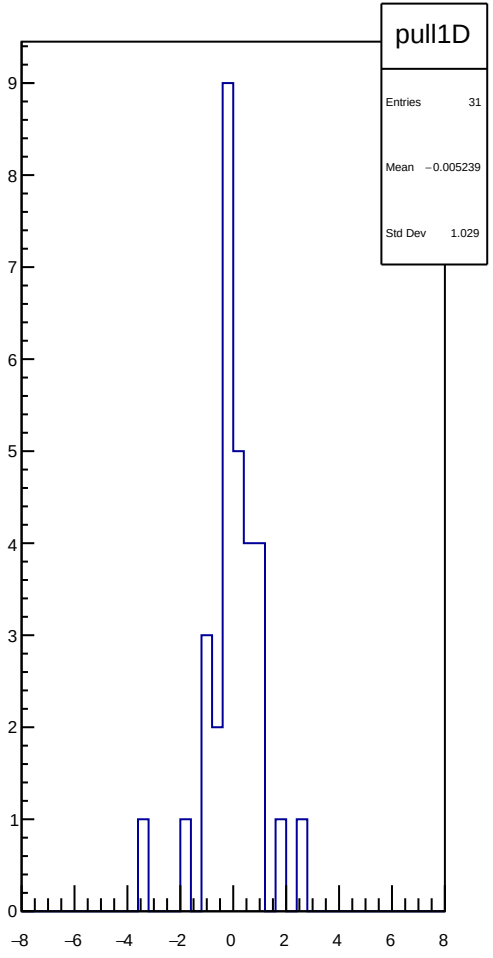
pull1D
Entries 31
Mean −0.005239
Std Dev 1.029
9
8
7
6
5
4
3
2
1
0
−8
−6
−4
−2
0
2
4
6
8

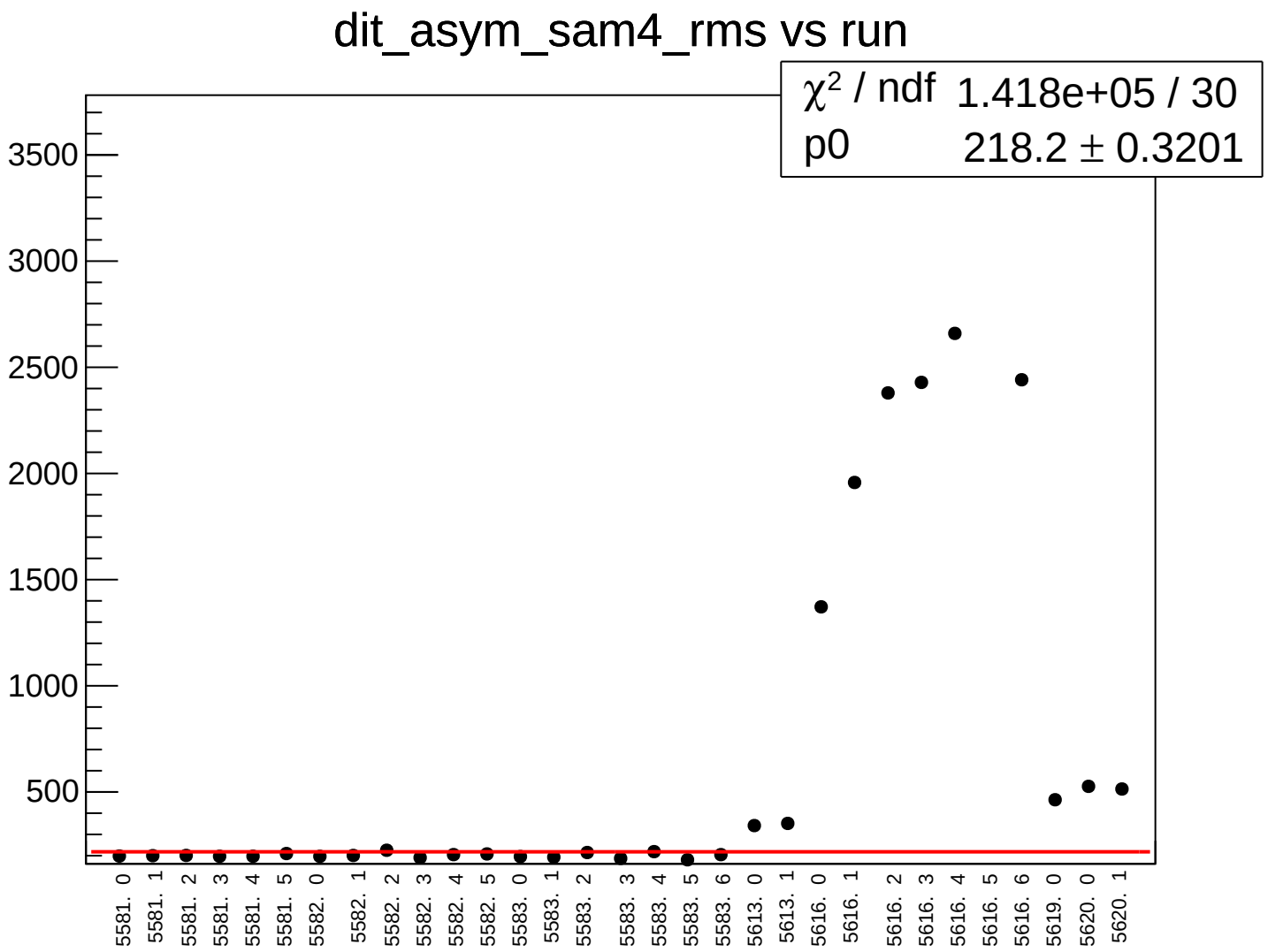
dit_asym_sam4_rms vs run
χ² / ndf 1.418e+05 / 30
p0 218.2 ± 0.3201
3500
3000
2500
2000
1500
1000
500
5581. 0
5581. 1
5581. 2
5581. 3
5581. 4
5581. 5
5582. 0
5582. 1
5582. 2
5582. 3
5582. 4
5582. 5
5583. 0
5583. 1
5583. 2
5583. 3
5583. 4
5583. 5
5583. 6
5613. 0
5613. 1
5616. 0
5616. 1
5616. 2
5616. 3
5616. 4
5616. 5
5616. 6
5619. 0
5620. 0
5620. 1

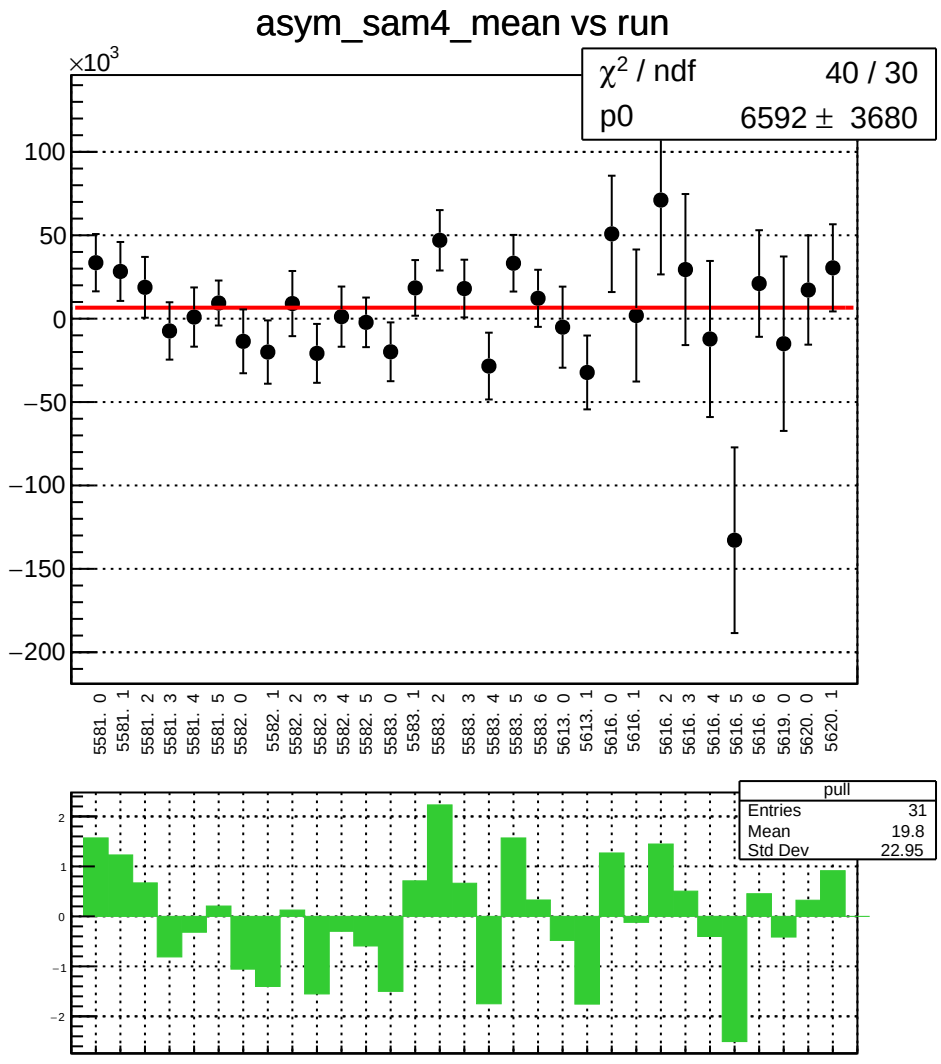
asym_sam4_mean vs run
×10^3
χ² / ndf 40 / 30
p0 6592 ± 3680
100
50
0
−50
−100
−150
−200
5581. 0
5581. 1
5581. 2
5581. 3
5581. 4
5581. 5
5582. 0
5582. 1
5582. 2
5582. 3
5582. 4
5582. 5
5583. 0
5583. 1
5583. 2
5583. 3
5583. 4
5583. 5
5583. 6
5613. 0
5613. 1
5616. 0
5616. 1
5616. 2
5616. 3
5616. 4
5616. 5
5616. 6
5619. 0
5620. 0
5620. 1
pull
Entries 31
Mean 19.8
Std Dev 22.95
2
1
0
−1
−2

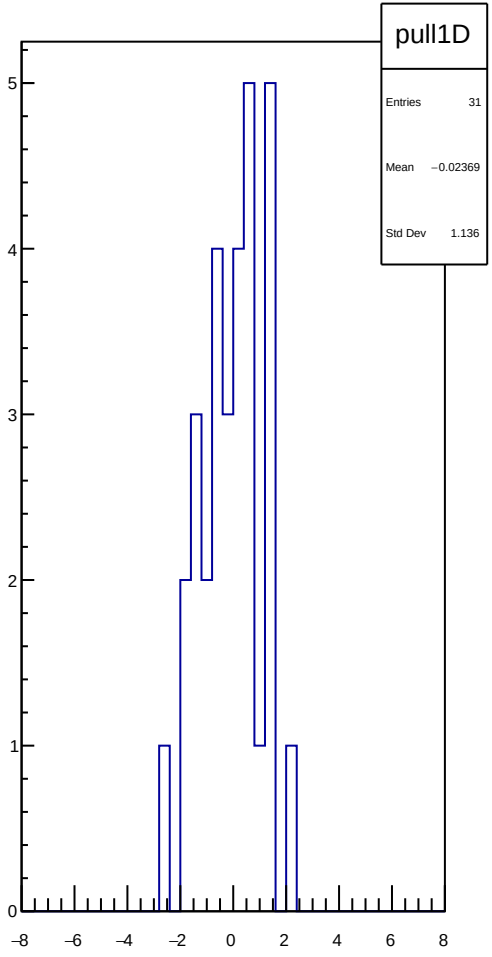
pull1D
Entries 31
Mean −0.02369
Std Dev 1.136
5
4
3
2
1
0
−8
−6
−4
−2
0
2
4
6
8

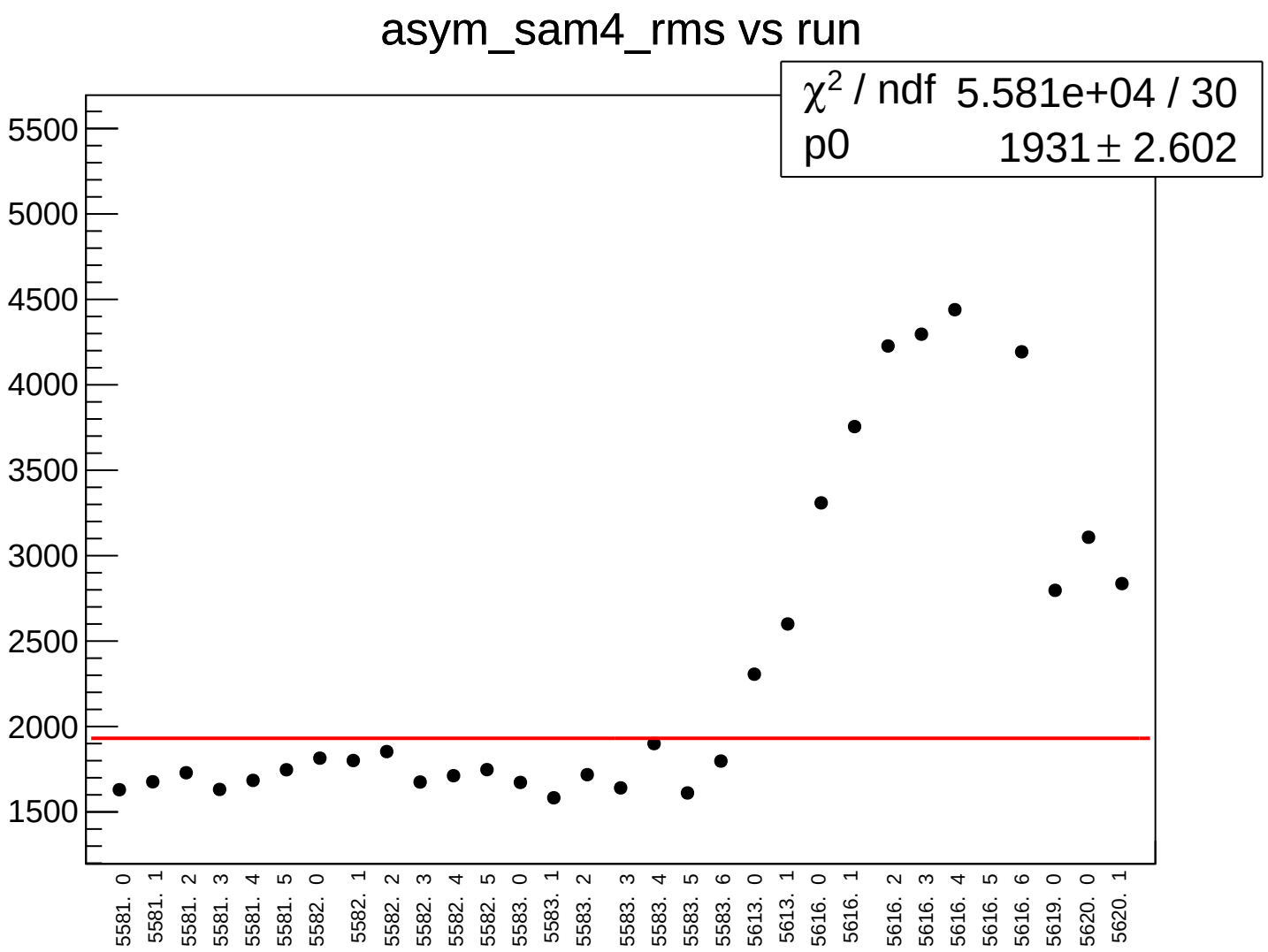
asym_sam4_rms vs run
χ2 / ndf 5.581e+04 / 30
p0 1931 ± 2.602
5500
5000
4500
4000
3500
3000
2500
2000
1500
5581. 0
5581. 1
5581. 2
5581. 3
5581. 4
5581. 5
5582. 0
5582. 1
5582. 2
5582. 3
5582. 4
5582. 5
5583. 0
5583. 1
5583. 2
5583. 3
5583. 4
5583. 5
5583. 6
5613. 0
5613. 1
5616. 0
5616. 1
5616. 2
5616. 3
5616. 4
5616. 5
5616. 6
5619. 0
5620. 0
5620. 1

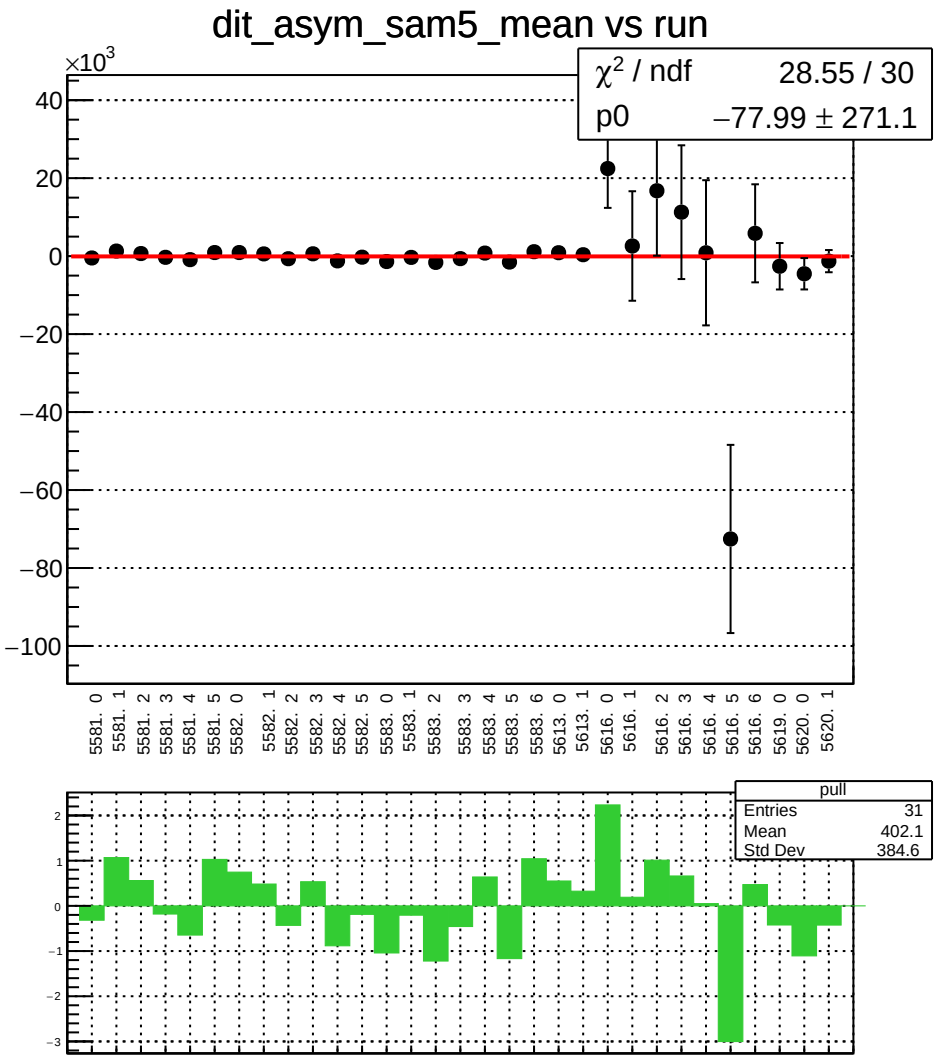
dit_asym_sam5_mean vs run
×10^3
χ² / ndf 28.55 / 30
p0 −77.99 ± 271.1
40
20
0
−20
−40
−60
−80
−100
5581. 0
5581. 1
5581. 2
5581. 3
5581. 4
5581. 5
5582. 0
5582. 1
5582. 2
5582. 3
5582. 4
5582. 5
5583. 0
5583. 1
5583. 2
5583. 3
5583. 4
5583. 5
5583. 6
5613. 0
5613. 1
5616. 0
5616. 1
5616. 2
5616. 3
5616. 4
5616. 5
5616. 6
5619. 0
5620. 0
5620. 1
pull
Entries 31
Mean 402.1
Std Dev 384.6
2
1
0
−1
−2
−3

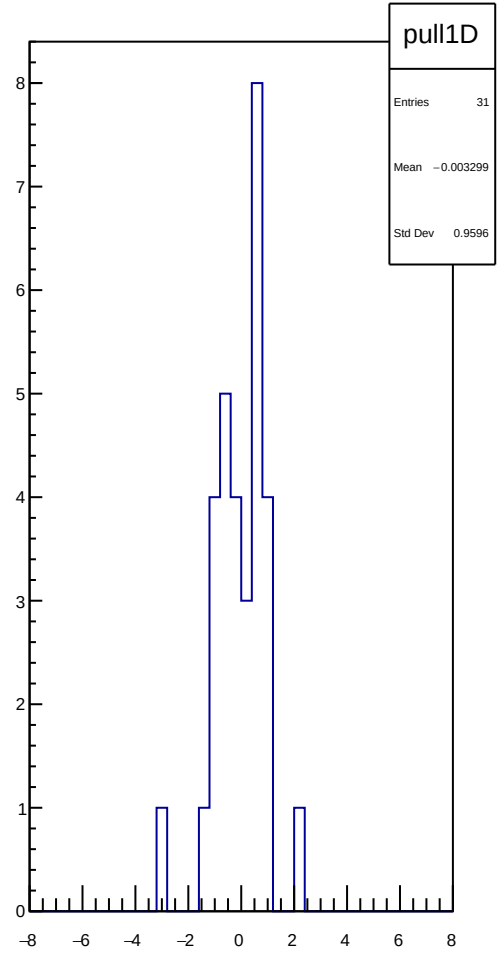
pull1D
Entries 31
Mean −0.003299
Std Dev 0.9596
8
7
6
5
4
3
2
1
0
−8
−6
−4
−2
0
2
4
6
8

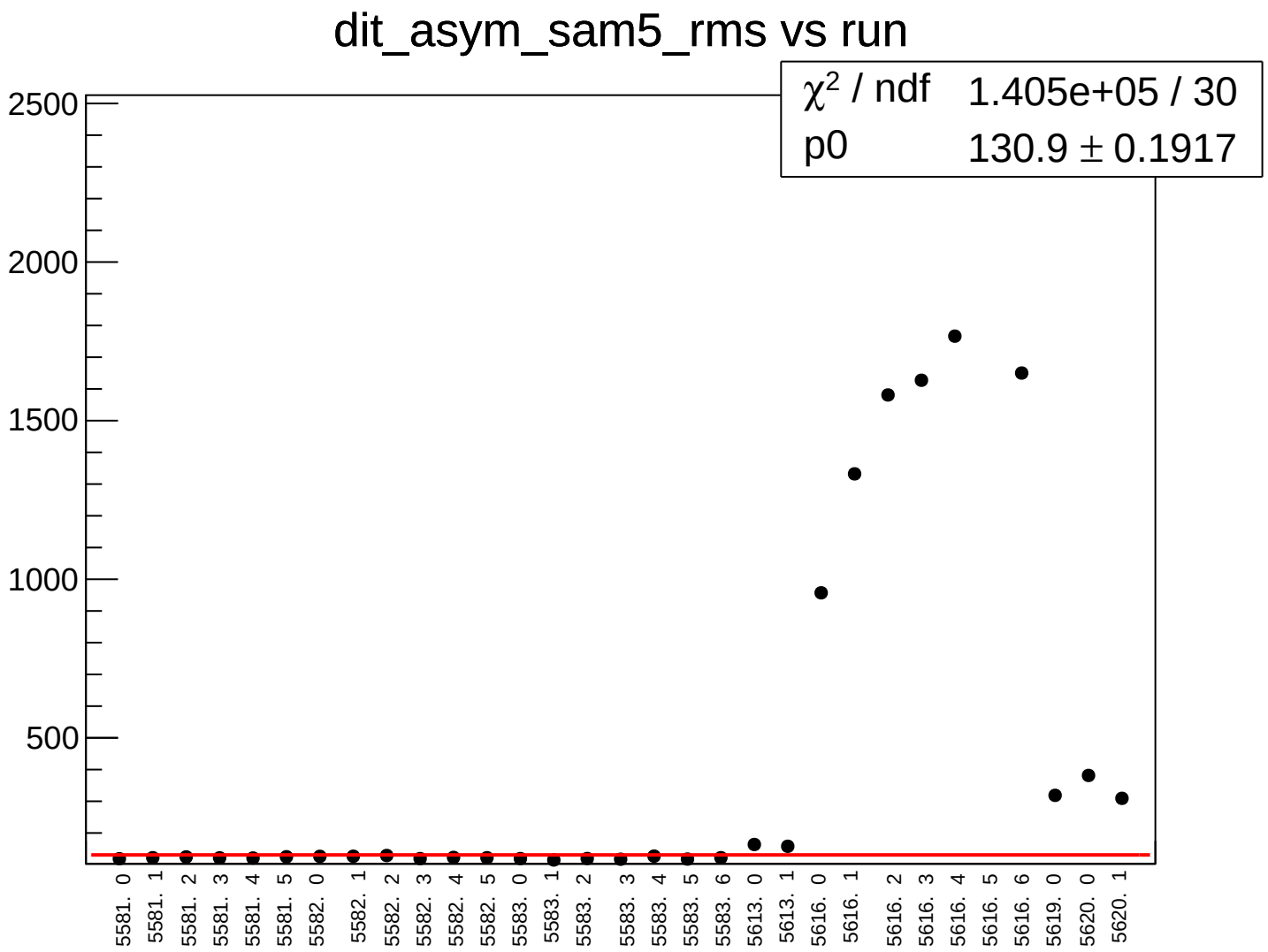
dit_asym_sam5_rms vs run
χ2 / ndf 1.405e+05 / 30
p0 130.9 ± 0.1917
2500
2000
1500
1000
500
5581. 0
5581. 1
5581. 2
5581. 3
5581. 4
5581. 5
5582. 0
5582. 1
5582. 2
5582. 3
5582. 4
5582. 5
5583. 0
5583. 1
5583. 2
5583. 3
5583. 4
5583. 5
5583. 6
5613. 0
5613. 1
5616. 0
5616. 1
5616. 2
5616. 3
5616. 4
5616. 5
5616. 6
5619. 0
5620. 0
5620. 1

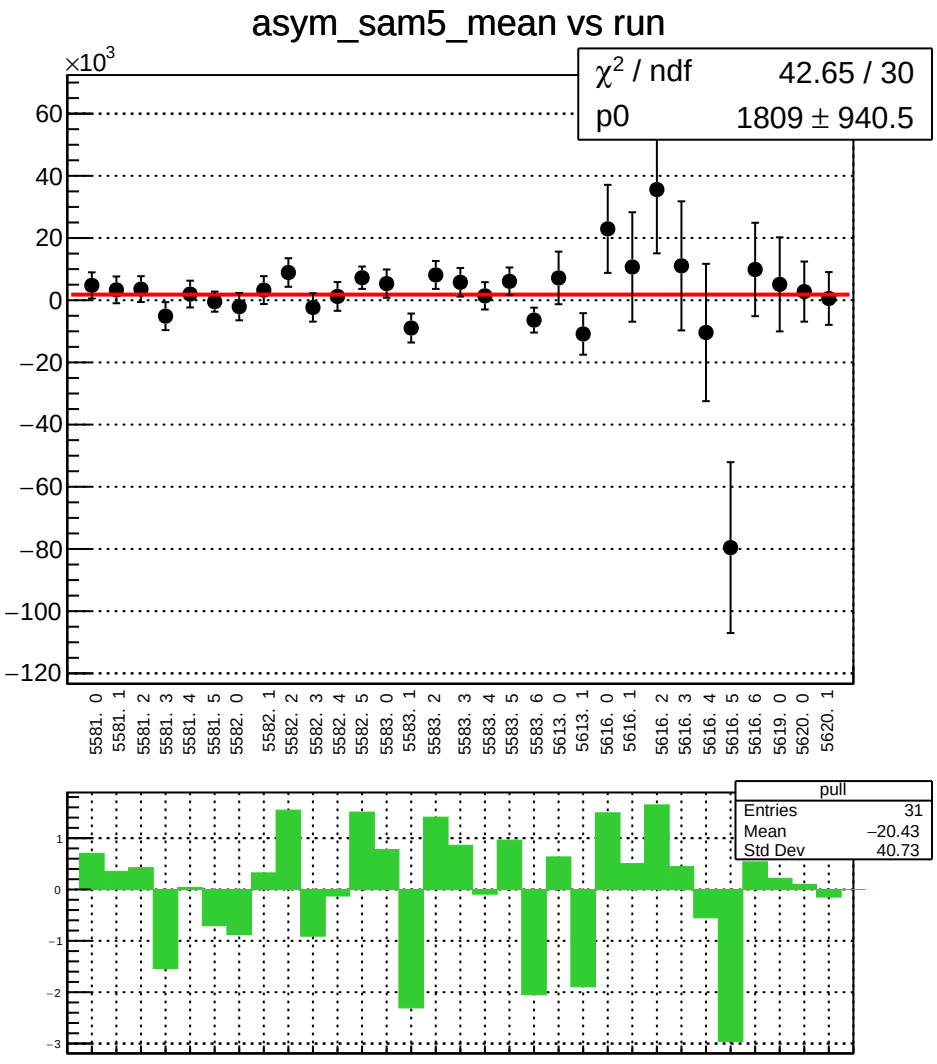
asym_sam5_mean vs run
×10^3
χ² / ndf 42.65 / 30
p0 1809 ± 940.5
60
40
20
0
−20
−40
−60
−80
−100
−120
5581. 0
5581. 1
5581. 2
5581. 3
5581. 4
5581. 5
5582. 0
5582. 1
5582. 2
5582. 3
5582. 4
5582. 5
5583. 0
5583. 1
5583. 2
5583. 3
5583. 4
5583. 5
5583. 6
5613. 0
5613. 1
5616. 0
5616. 1
5616. 2
5616. 3
5616. 4
5616. 5
5616. 6
5619. 0
5620. 0
5620. 1
pull
Entries 31
Mean −20.43
Std Dev 40.73
1
0
−1
−2
−3

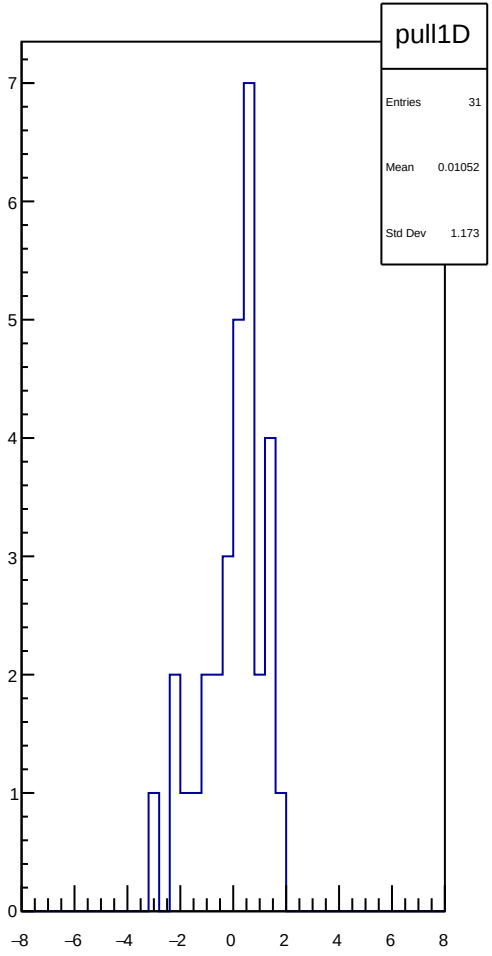
pull1D
Entries 31
Mean 0.01052
Std Dev 1.173
7
6
5
4
3
2
1
0
−8
−6
−4
−2
0
2
4
6
8

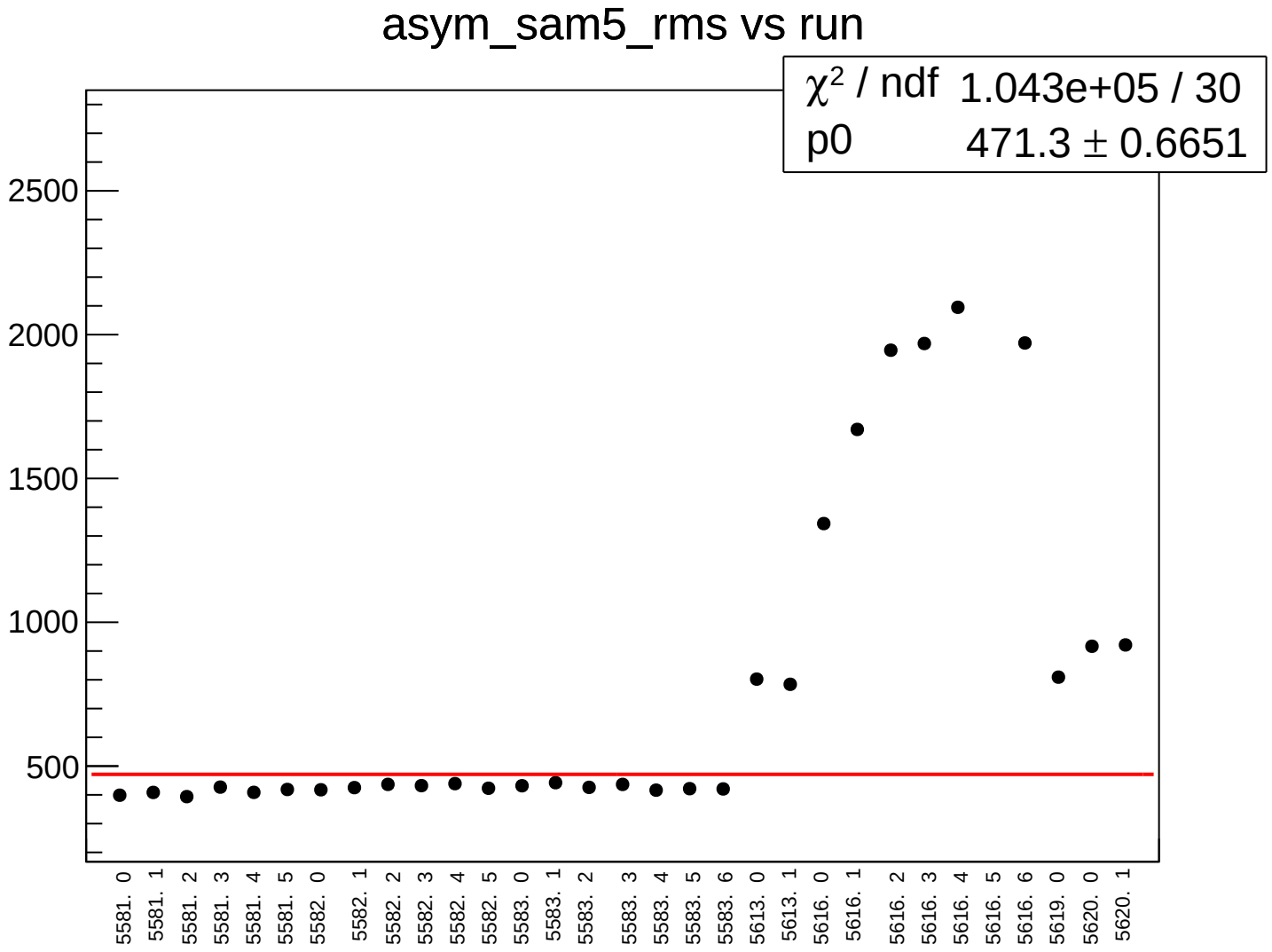
asym_sam5_rms vs run
χ² / ndf 1.043e+05 / 30
p0 471.3 ± 0.6651
2500
2000
1500
1000
500
5581. 0
5581. 1
5581. 2
5581. 3
5581. 4
5581. 5
5582. 0
5582. 1
5582. 2
5582. 3
5582. 4
5582. 5
5583. 0
5583. 1
5583. 2
5583. 3
5583. 4
5583. 5
5583. 6
5613. 0
5613. 1
5616. 0
5616. 1
5616. 2
5616. 3
5616. 4
5616. 5
5616. 6
5619. 0
5620. 0
5620. 1

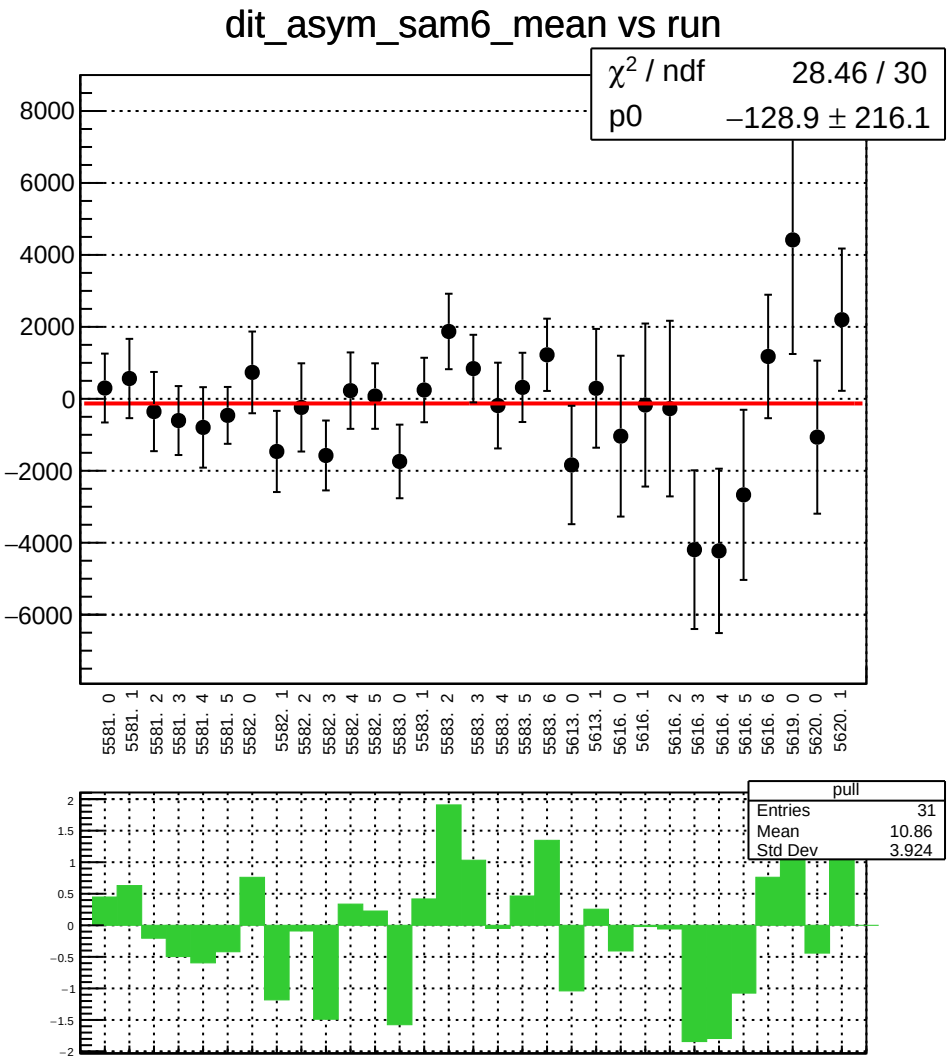
dit_asym_sam6_mean vs run
χ^2 / ndf 28.46 / 30
p0 −128.9 ± 216.1
8000
6000
4000
2000
0
−2000
−4000
−6000
5581. 0
5581. 1
5581. 2
5581. 3
5581. 4
5581. 5
5582. 0
5582. 1
5582. 2
5582. 3
5582. 4
5582. 5
5583. 0
5583. 1
5583. 2
5583. 3
5583. 4
5583. 5
5583. 6
5613. 0
5613. 1
5616. 0
5616. 1
5616. 2
5616. 3
5616. 4
5616. 5
5616. 6
5619. 0
5620. 0
5620. 1
pull
Entries 31
Mean 10.86
Std Dev 3.924
2
1.5
1
0.5
0
−0.5
−1
−1.5
−2

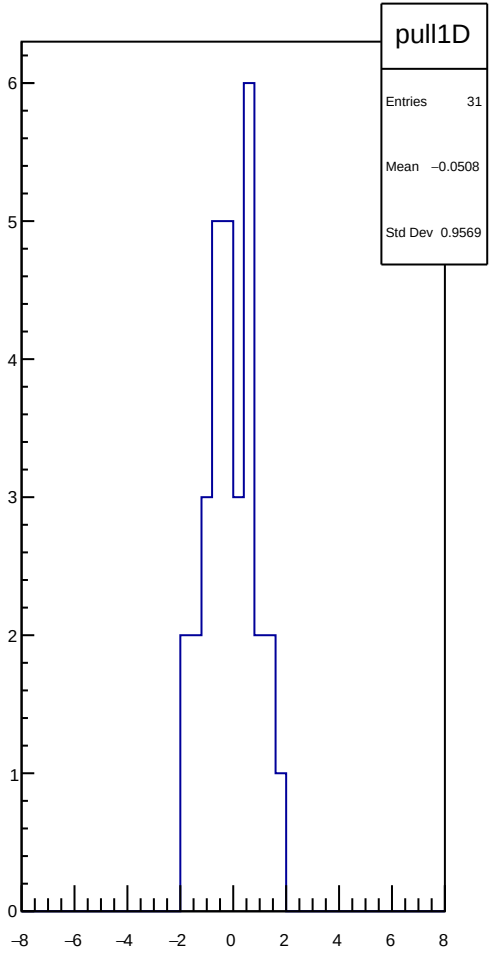
pull1D
Entries 31
Mean −0.0508
Std Dev 0.9569
6
5
4
3
2
1
0
−8
−6
−4
−2
0
2
4
6
8

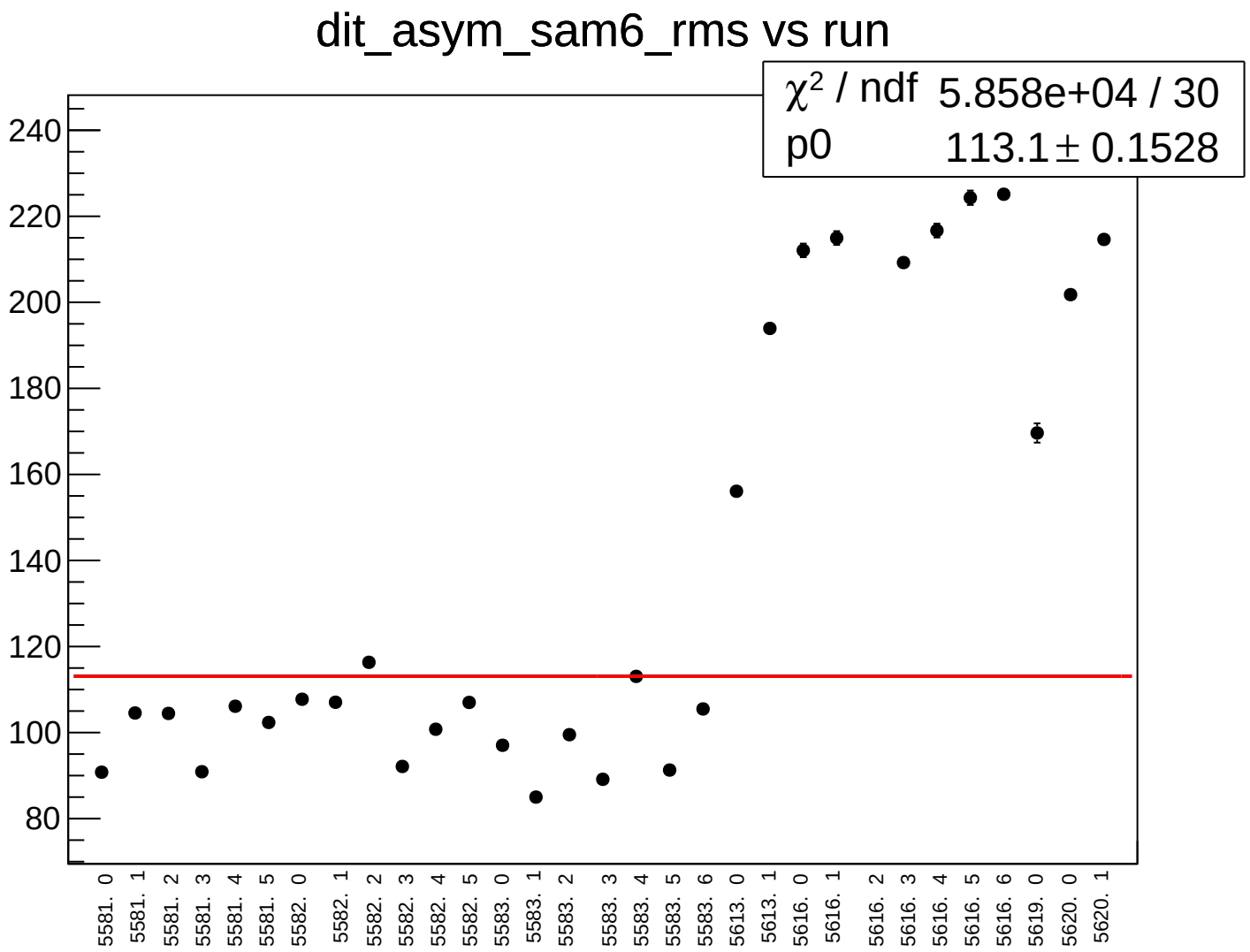
dit_asym_sam6_rms vs run
χ² / ndf 5.858e+04 / 30
p0 113.1 ± 0.1528
240
220
200
180
160
140
120
100
80
5581. 0
5581. 1
5581. 2
5581. 3
5581. 4
5581. 5
5582. 0
5582. 1
5582. 2
5582. 3
5582. 4
5582. 5
5583. 0
5583. 1
5583. 2
5583. 3
5583. 4
5583. 5
5583. 6
5613. 0
5613. 1
5616. 0
5616. 1
5616. 2
5616. 3
5616. 4
5616. 5
5616. 6
5619. 0
5620. 0
5620. 1

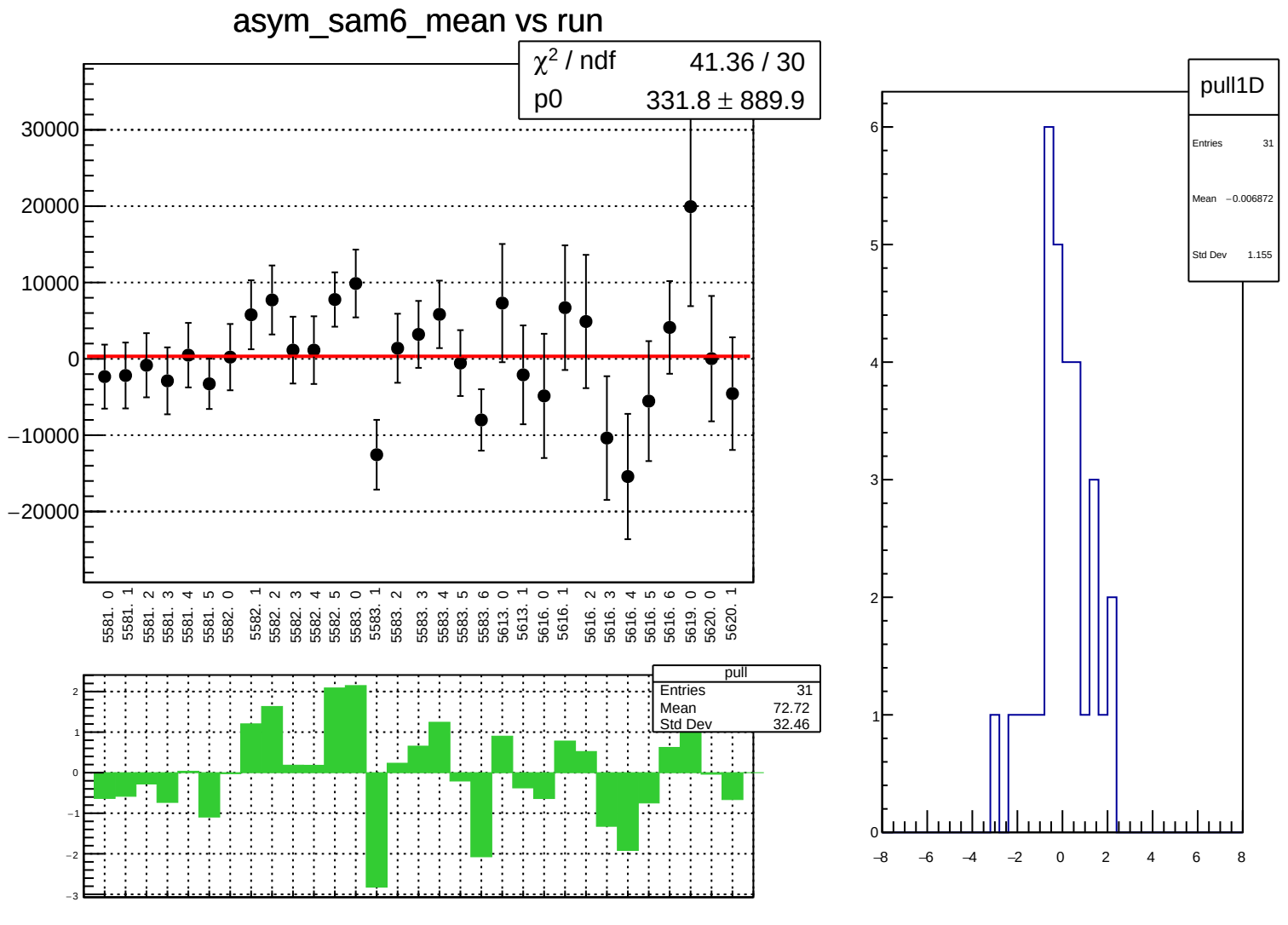
asym_sam6_mean vs run
χ2 / ndf 41.36 / 30
p0 331.8 ± 889.9
30000
20000
10000
0
−10000
−20000
5581. 0
5581. 1
5581. 2
5581. 3
5581. 4
5581. 5
5582. 0
5582. 1
5582. 2
5582. 3
5582. 4
5582. 5
5583. 0
5583. 1
5583. 2
5583. 3
5583. 4
5583. 5
5583. 6
5613. 0
5613. 1
5616. 0
5616. 1
5616. 2
5616. 3
5616. 4
5616. 5
5616. 6
5619. 0
5620. 0
5620. 1
pull
Entries 31
Mean 72.72
Std Dev 32.46
2
1
0
−1
−2
−3
pull1D
Entries 31
Mean −0.006872
Std Dev 1.155
6
5
4
3
2
1
0
−8
−6
−4
−2
0
2
4
6
8

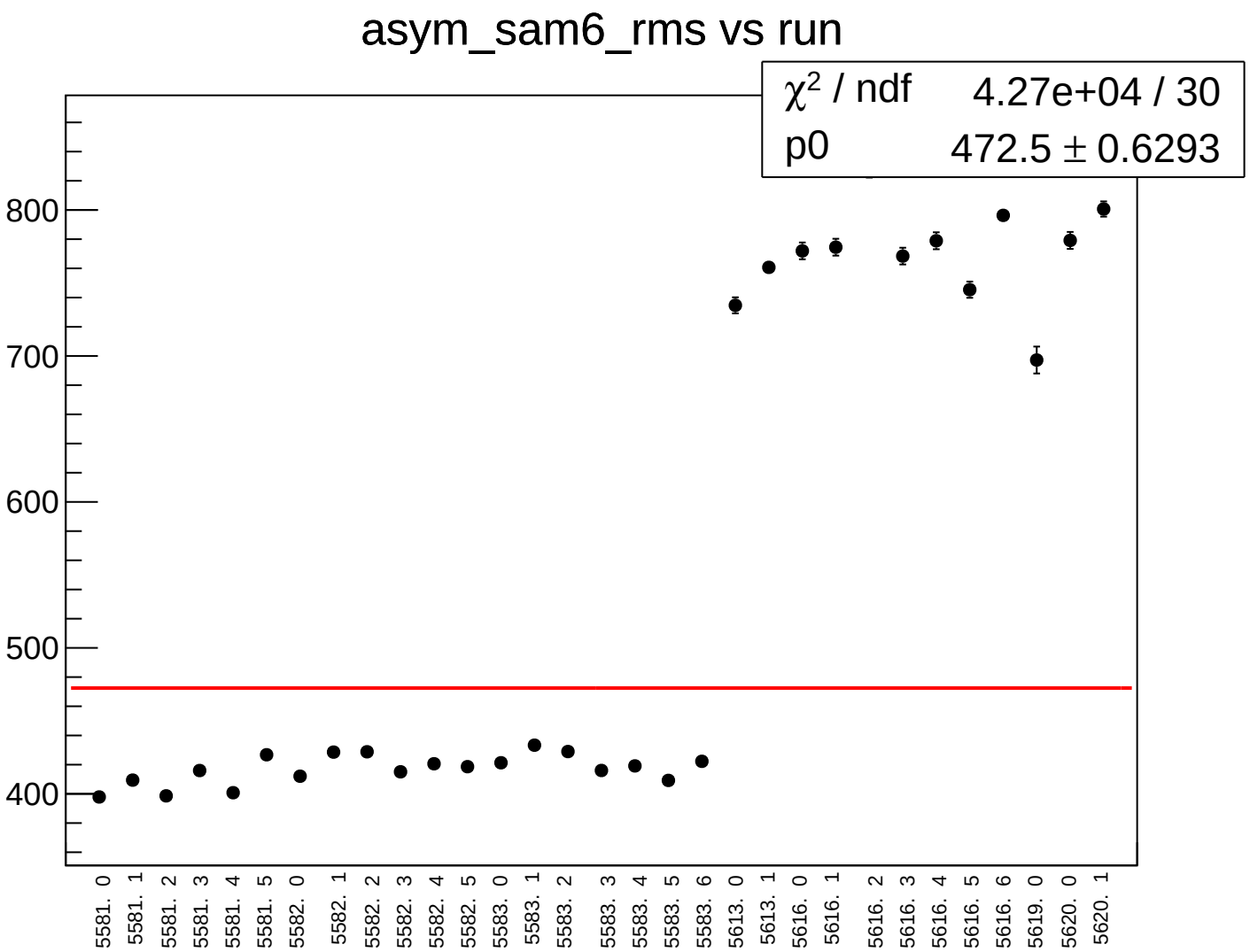
asym_sam6_rms vs run
χ2 / ndf 4.27e+04 / 30
p0 472.5 ± 0.6293
800
700
600
500
400
5581. 0
5581. 1
5581. 2
5581. 3
5581. 4
5581. 5
5582. 0
5582. 1
5582. 2
5582. 3
5582. 4
5582. 5
5583. 0
5583. 1
5583. 2
5583. 3
5583. 4
5583. 5
5583. 6
5613. 0
5613. 1
5616. 0
5616. 1
5616. 2
5616. 3
5616. 4
5616. 5
5616. 6
5619. 0
5620. 0
5620. 1

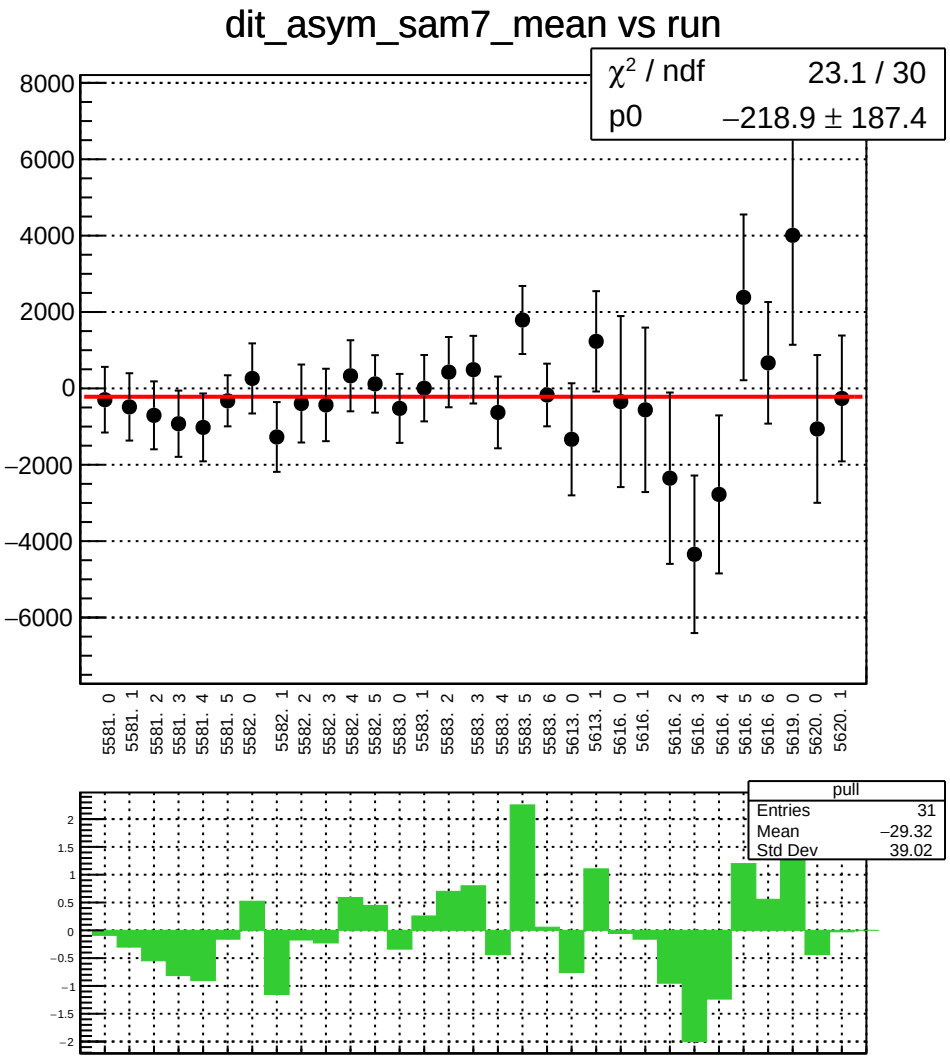
dit_asym_sam7_mean vs run
χ² / ndf 23.1 / 30
p0 −218.9 ± 187.4
8000
6000
4000
2000
0
−2000
−4000
−6000
5581. 0
5581. 1
5581. 2
5581. 3
5581. 4
5581. 5
5582. 0
5582. 1
5582. 2
5582. 3
5582. 4
5582. 5
5583. 0
5583. 1
5583. 2
5583. 3
5583. 4
5583. 5
5583. 6
5613. 0
5613. 1
5616. 0
5616. 1
5616. 2
5616. 3
5616. 4
5616. 5
5616. 6
5619. 0
5620. 0
5620. 1
pull
Entries 31
Mean −29.32
Std Dev 39.02
2
1.5
1
0.5
0
−0.5
−1
−1.5
−2

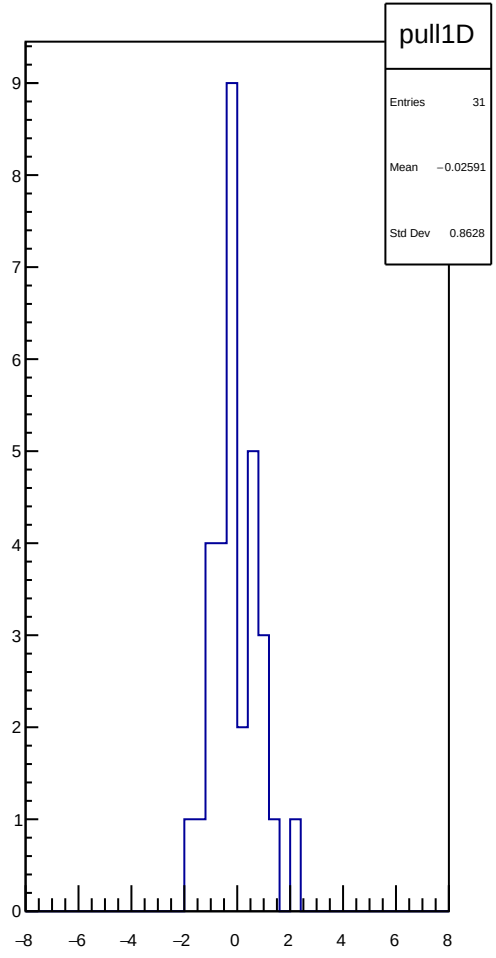
pull1D
Entries 31
Mean −0.02591
Std Dev 0.8628
9
8
7
6
5
4
3
2
1
0
−8
−6
−4
−2
0
2
4
6
8

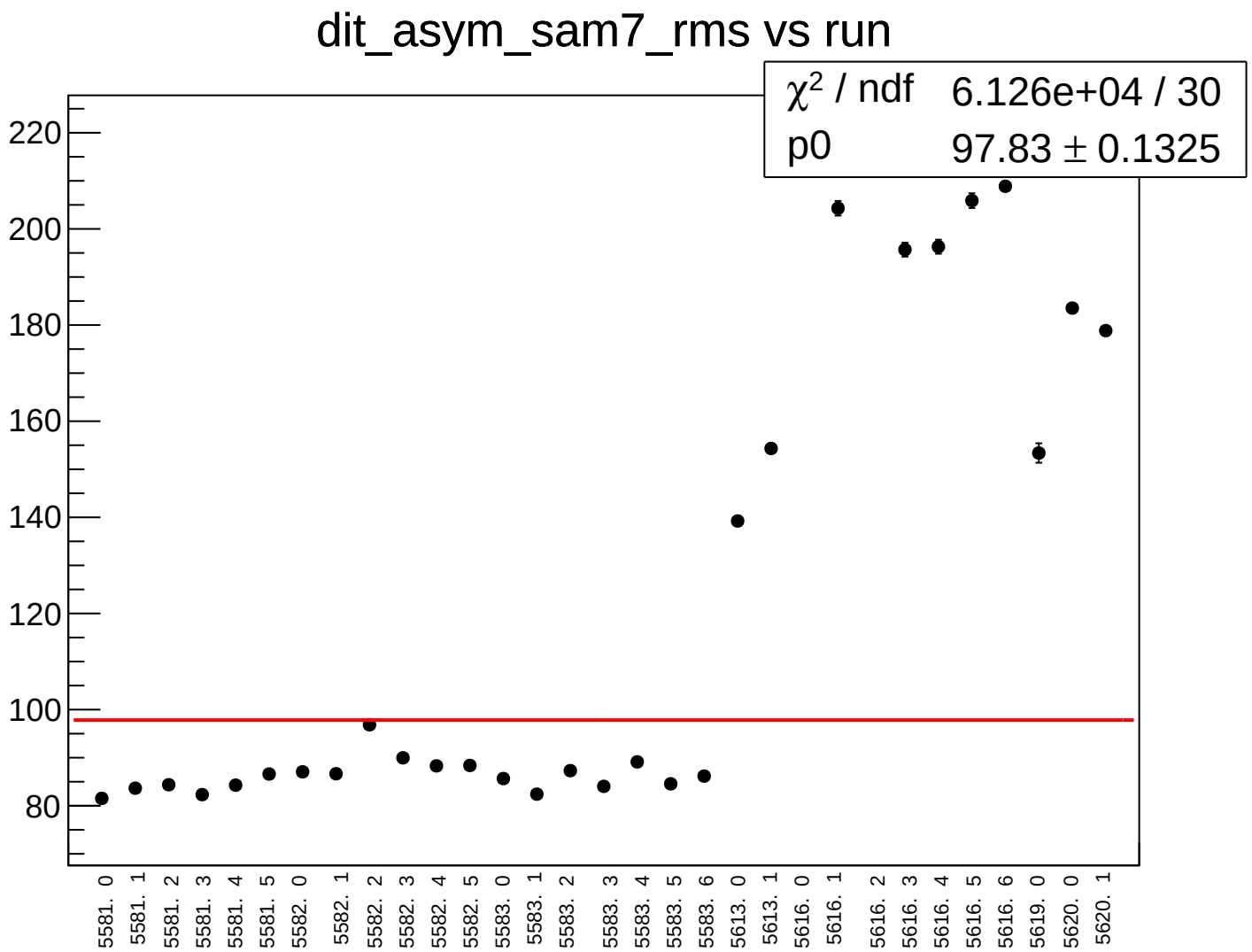
dit_asym_sam7_rms vs run
χ2 / ndf 6.126e+04 / 30
p0 97.83 ± 0.1325
220
200
180
160
140
120
100
80
5581. 0
5581. 1
5581. 2
5581. 3
5581. 4
5581. 5
5582. 0
5582. 1
5582. 2
5582. 3
5582. 4
5582. 5
5583. 0
5583. 1
5583. 2
5583. 3
5583. 4
5583. 5
5583. 6
5613. 0
5613. 1
5616. 0
5616. 1
5616. 2
5616. 3
5616. 4
5616. 5
5616. 6
5619. 0
5620. 0
5620. 1

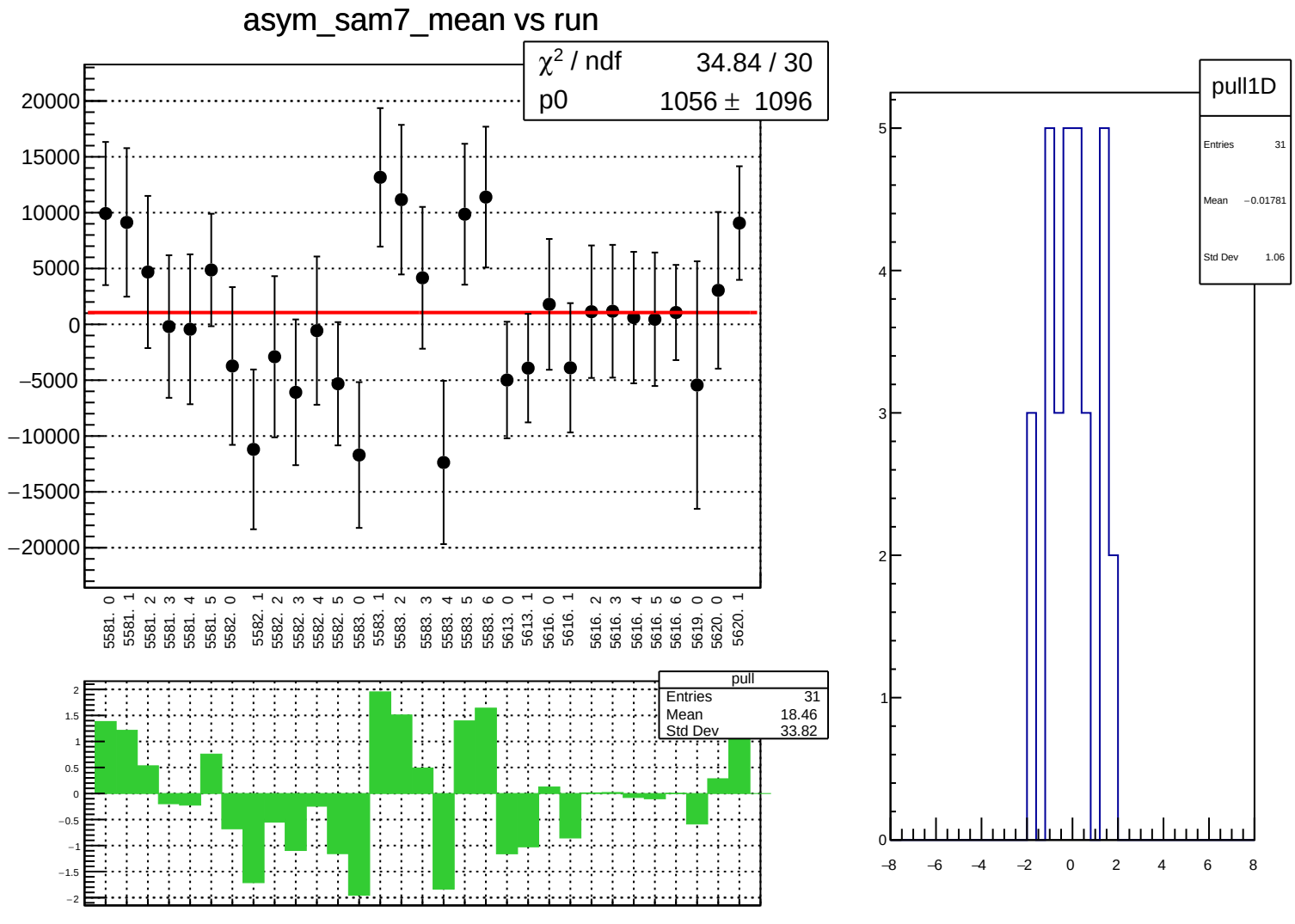
asym_sam7_mean vs run
χ2 / ndf 34.84 / 30
p0 1056 ± 1096
20000
15000
10000
5000
0
−5000
−10000
−15000
−20000
5581. 0
5581. 1
5581. 2
5581. 3
5581. 4
5581. 5
5582. 0
5582. 1
5582. 2
5582. 3
5582. 4
5582. 5
5583. 0
5583. 1
5583. 2
5583. 3
5583. 4
5583. 5
5583. 6
5613. 0
5613. 1
5616. 0
5616. 1
5616. 2
5616. 3
5616. 4
5616. 5
5616. 6
5619. 0
5620. 0
5620. 1
pull
Entries 31
Mean 18.46
Std Dev 33.82
2
1.5
1
0.5
0
−0.5
−1
−1.5
−2
pull1D
Entries 31
Mean −0.01781
Std Dev 1.06
5
4
3
2
1
0
−8
−6
−4
−2
0
2
4
6
8

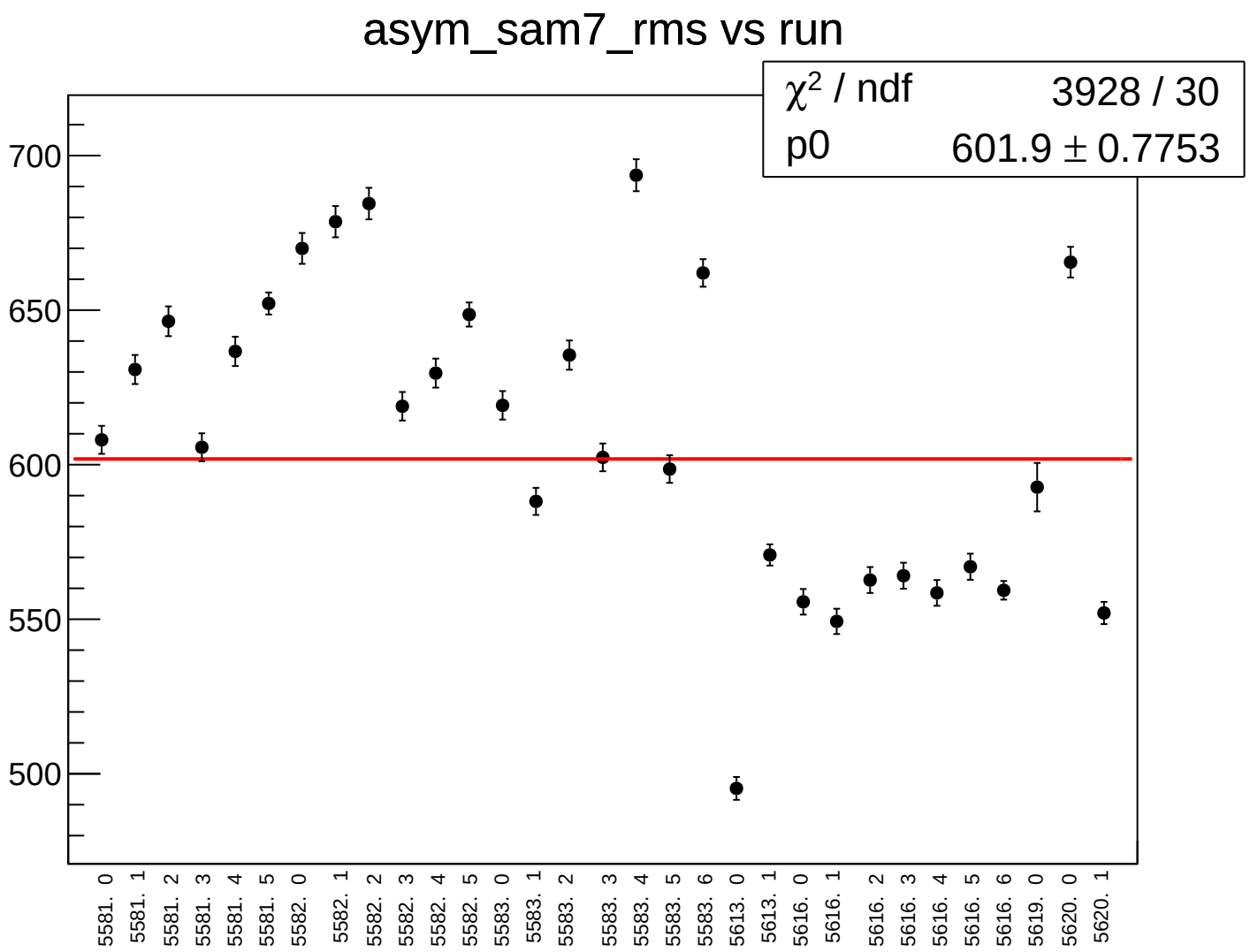
asym_sam7_rms vs run
χ² / ndf 3928 / 30
p0 601.9 ± 0.7753
700
650
600
550
500
5581. 0
5581. 1
5581. 2
5581. 3
5581. 4
5581. 5
5582. 0
5582. 1
5582. 2
5582. 3
5582. 4
5582. 5
5583. 0
5583. 1
5583. 2
5583. 3
5583. 4
5583. 5
5583. 6
5613. 0
5613. 1
5616. 0
5616. 1
5616. 2
5616. 3
5616. 4
5616. 5
5616. 6
5619. 0
5620. 0
5620. 1

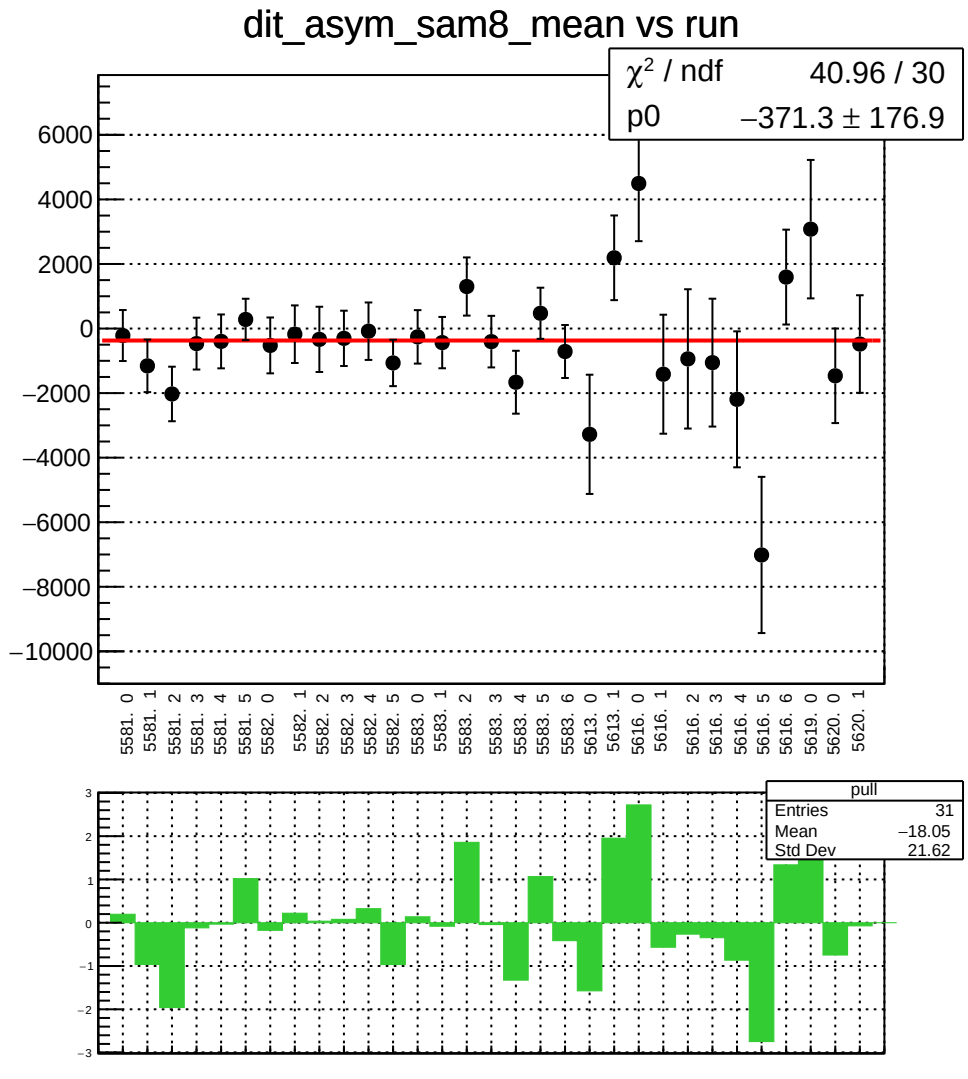
dit_asym_sam8_mean vs run
χ² / ndf 40.96 / 30
p0 −371.3 ± 176.9
6000
4000
2000
0
−2000
−4000
−6000
−8000
−10000
5581. 0
5581. 1
5581. 2
5581. 3
5581. 4
5581. 5
5582. 0
5582. 1
5582. 2
5582. 3
5582. 4
5582. 5
5583. 0
5583. 1
5583. 2
5583. 3
5583. 4
5583. 5
5583. 6
5613. 0
5613. 1
5616. 0
5616. 1
5616. 2
5616. 3
5616. 4
5616. 5
5616. 6
5619. 0
5620. 0
5620. 1
pull
Entries 31
Mean −18.05
Std Dev 21.62
3
2
1
0
−1
−2
−3

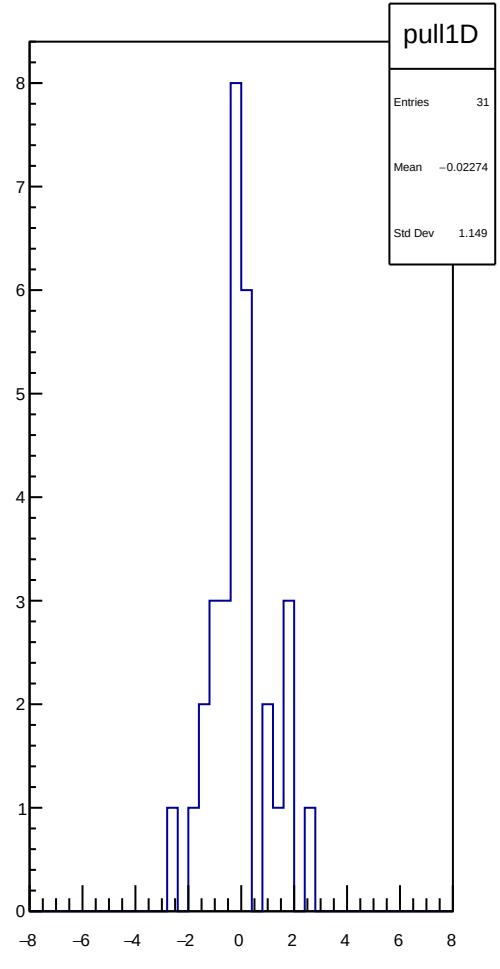
pull1D
Entries 31
Mean −0.02274
Std Dev 1.149
8
7
6
5
4
3
2
1
0
−8
−6
−4
−2
0
2
4
6
8

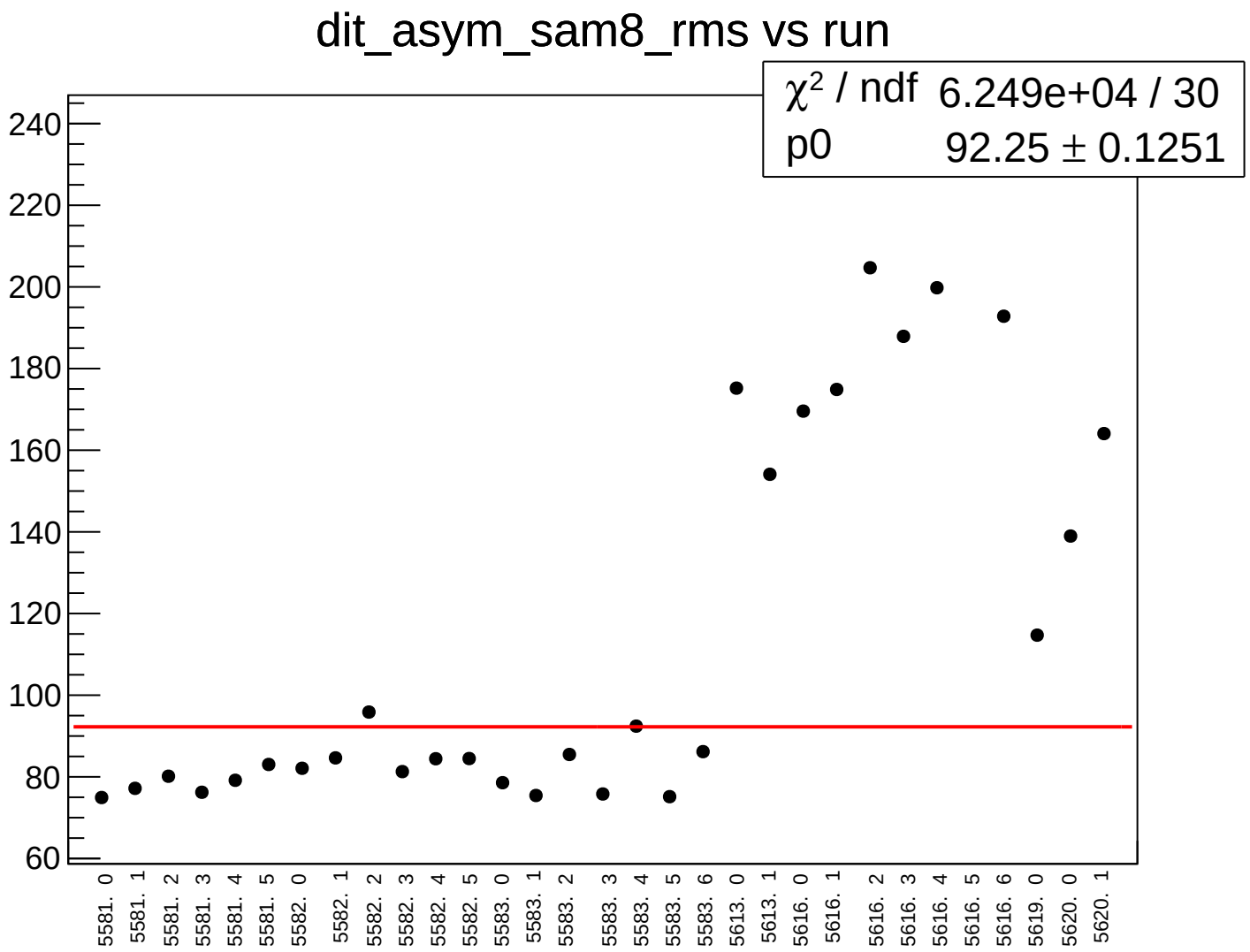
dit_asym_sam8_rms vs run
χ² / ndf 6.249e+04 / 30
p0 92.25 ± 0.1251
240
220
200
180
160
140
120
100
80
60
5581. 0
5581. 1
5581. 2
5581. 3
5581. 4
5581. 5
5582. 0
5582. 1
5582. 2
5582. 3
5582. 4
5582. 5
5583. 0
5583. 1
5583. 2
5583. 3
5583. 4
5583. 5
5583. 6
5613. 0
5613. 1
5616. 0
5616. 1
5616. 2
5616. 3
5616. 4
5616. 5
5616. 6
5619. 0
5620. 0
5620. 1

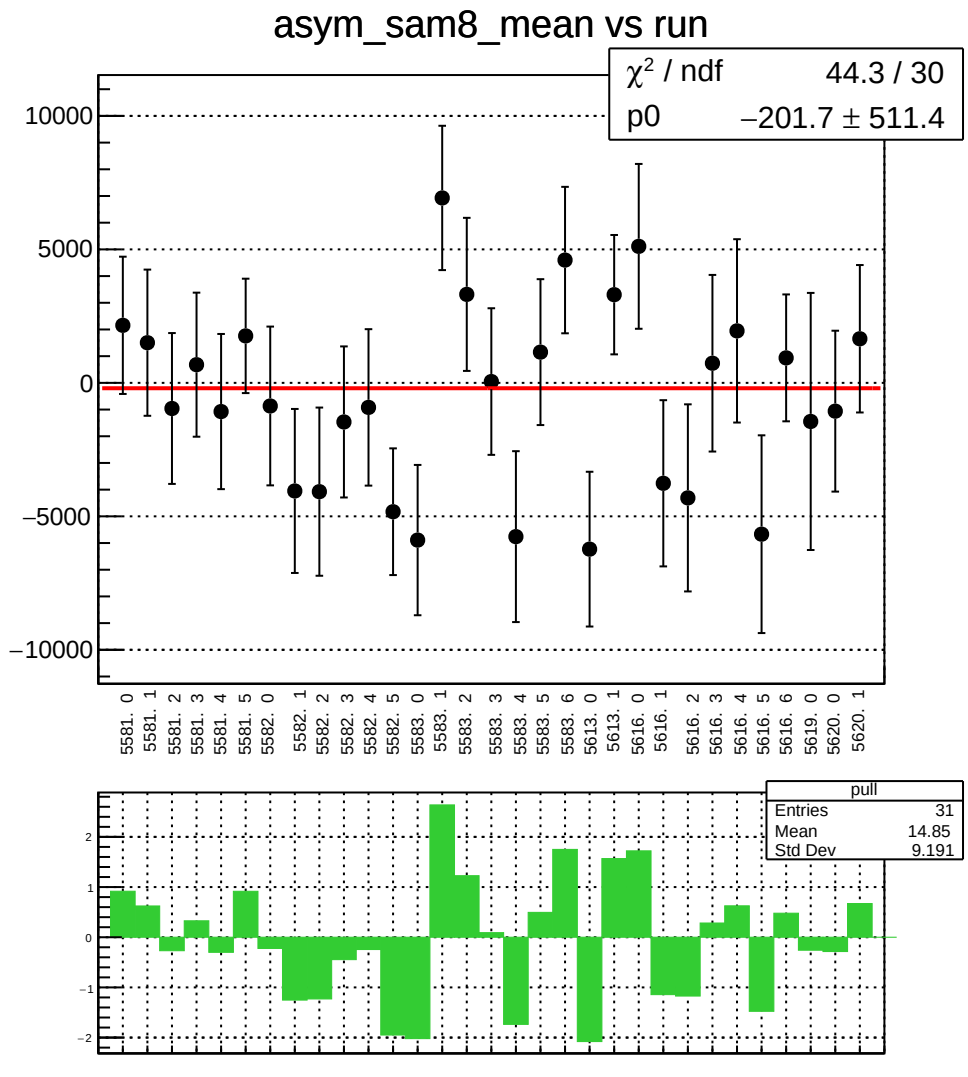
asym_sam8_mean vs run
χ² / ndf 44.3 / 30
p0 −201.7 ± 511.4
10000
5000
0
−5000
−10000
5581. 0
5581. 1
5581. 2
5581. 3
5581. 4
5581. 5
5582. 0
5582. 1
5582. 2
5582. 3
5582. 4
5582. 5
5583. 0
5583. 1
5583. 2
5583. 3
5583. 4
5583. 5
5583. 6
5613. 0
5613. 1
5616. 0
5616. 1
5616. 2
5616. 3
5616. 4
5616. 5
5616. 6
5619. 0
5620. 0
5620. 1
pull
Entries 31
Mean 14.85
Std Dev 9.191
2
1
0
−1
−2

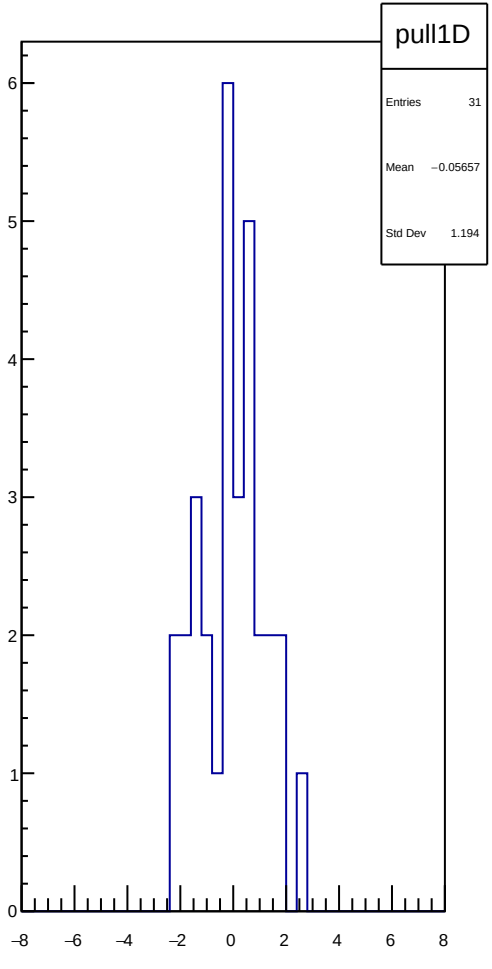
pull1D
Entries 31
Mean −0.05657
Std Dev 1.194
6
5
4
3
2
1
0
−8
−6
−4
−2
0
2
4
6
8

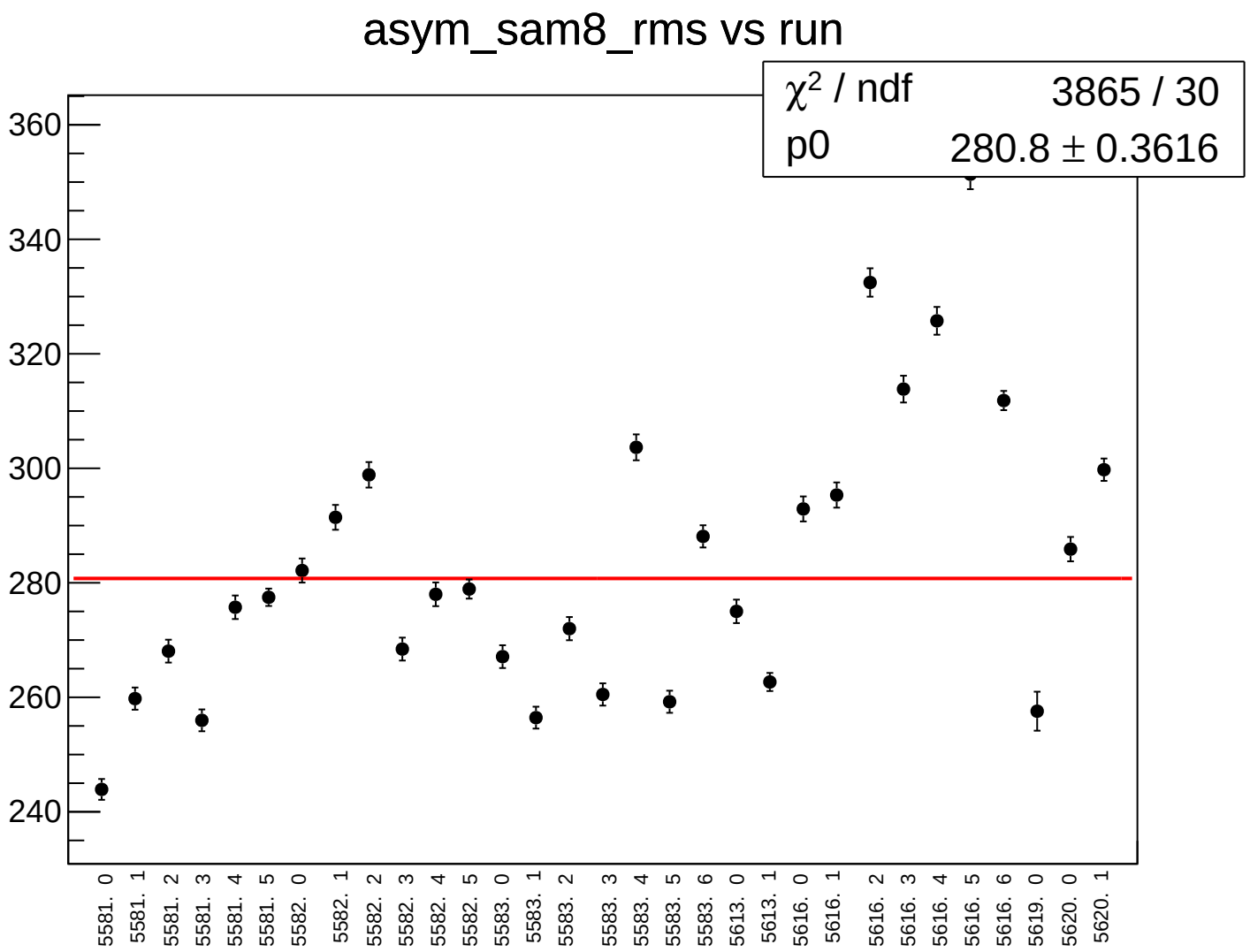
asym_sam8_rms vs run
χ2 / ndf 3865 / 30
p0 280.8 ± 0.3616
360
340
320
300
280
260
240
5581. 0
5581. 1
5581. 2
5581. 3
5581. 4
5581. 5
5582. 0
5582. 1
5582. 2
5582. 3
5582. 4
5582. 5
5583. 0
5583. 1
5583. 2
5583. 3
5583. 4
5583. 5
5583. 6
5613. 0
5613. 1
5616. 0
5616. 1
5616. 2
5616. 3
5616. 4
5616. 5
5616. 6
5619. 0
5620. 0
5620. 1

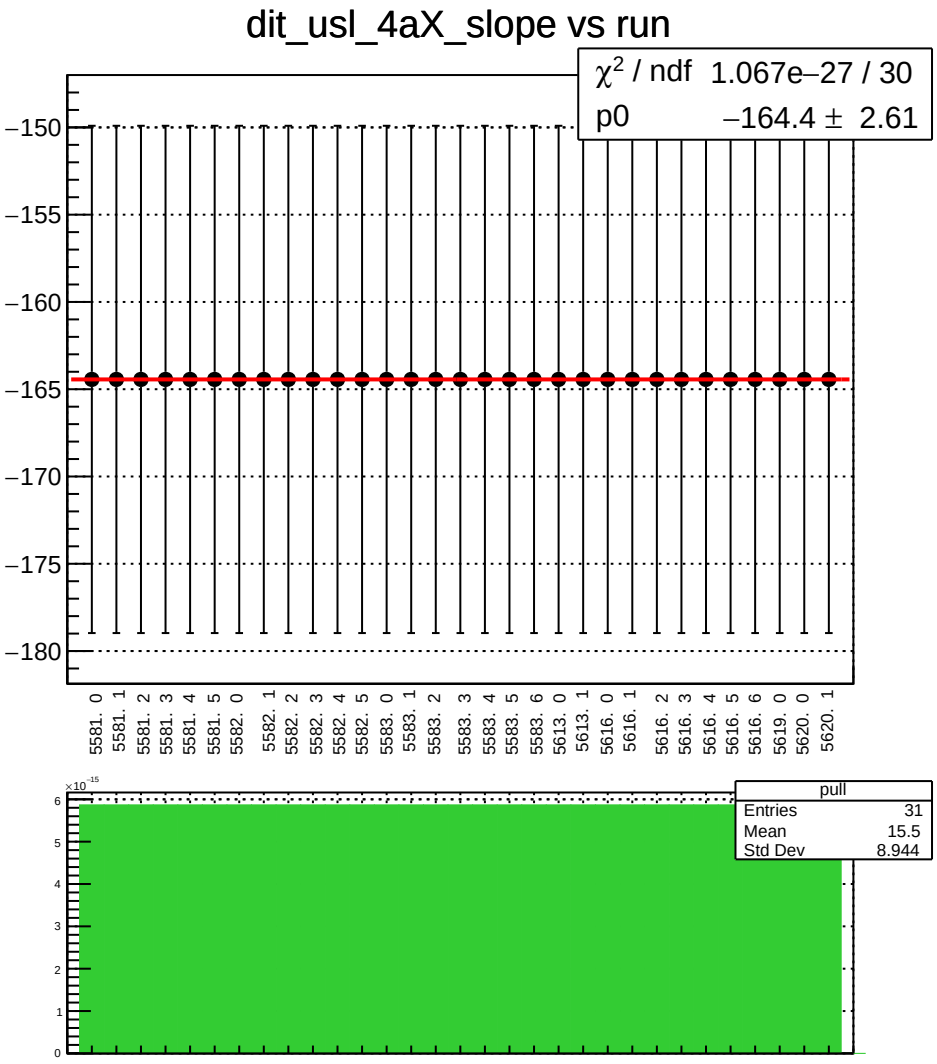
dit_usl_4aX_slope vs run
χ^2 / ndf 1.067e−27 / 30
p0 −164.4 ± 2.61
−150
−155
−160
−165
−170
−175
−180
5581. 0
5581. 1
5581. 2
5581. 3
5581. 4
5581. 5
5582. 0
5582. 1
5582. 2
5582. 3
5582. 4
5582. 5
5583. 0
5583. 1
5583. 2
5583. 3
5583. 4
5583. 5
5583. 6
5613. 0
5613. 1
5616. 0
5616. 1
5616. 2
5616. 3
5616. 4
5616. 5
5616. 6
5619. 0
5620. 0
5620. 1
pull
Entries 31
Mean 15.5
Std Dev 8.944
×10^-15
6
5
4
3
2
1
0

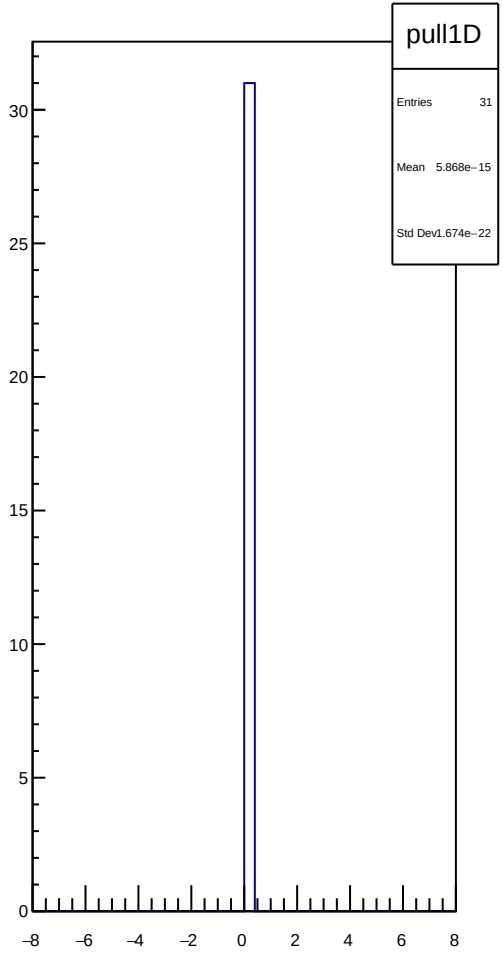
pull1D
Entries 31
Mean 5.868e−15
Std Dev1.674e−22
30
25
20
15
10
5
0
−8
−6
−4
−2
0
2
4
6
8

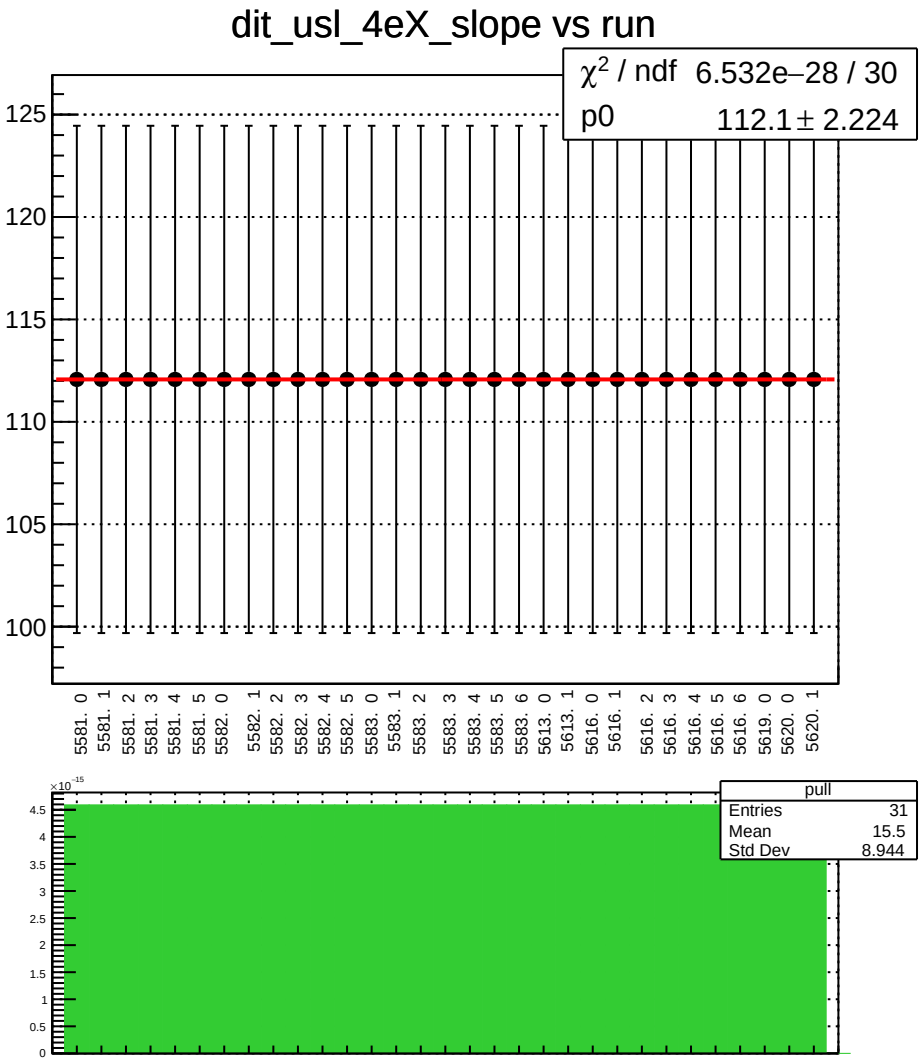
dit_usl_4eX_slope vs run
χ^2 / ndf 6.532e−28 / 30
p0 112.1 ± 2.224
125
120
115
110
105
100
5581. 0
5581. 1
5581. 2
5581. 3
5581. 4
5581. 5
5582. 0
5582. 1
5582. 2
5582. 3
5582. 4
5582. 5
5583. 0
5583. 1
5583. 2
5583. 3
5583. 4
5583. 5
5583. 6
5613. 0
5613. 1
5616. 0
5616. 1
5616. 2
5616. 3
5616. 4
5616. 5
5616. 6
5619. 0
5620. 0
5620. 1
×10^-15
4.5
4
3.5
3
2.5
2
1.5
1
0.5
0
pull
Entries 31
Mean 15.5
Std Dev 8.944

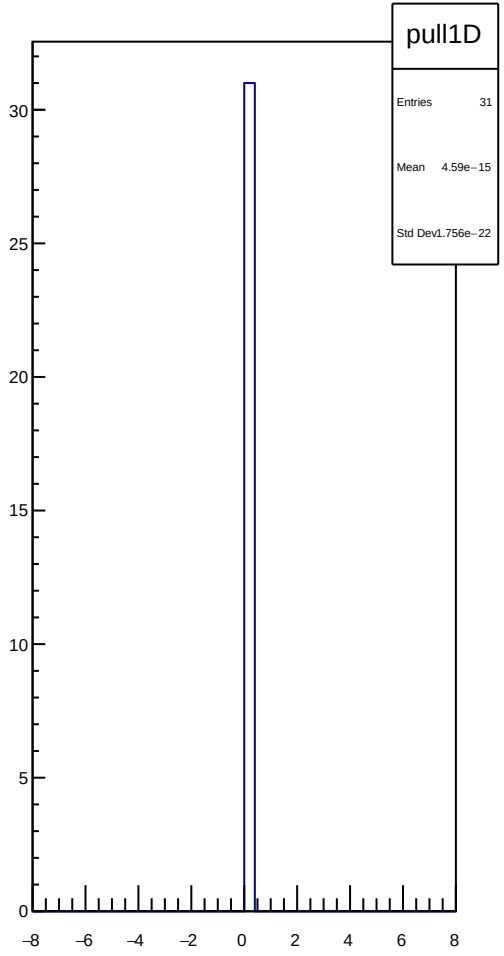
pull1D
Entries 31
Mean 4.59e−15
Std Dev 1.756e−22
30
25
20
15
10
5
0
−8
−6
−4
−2
0
2
4
6
8

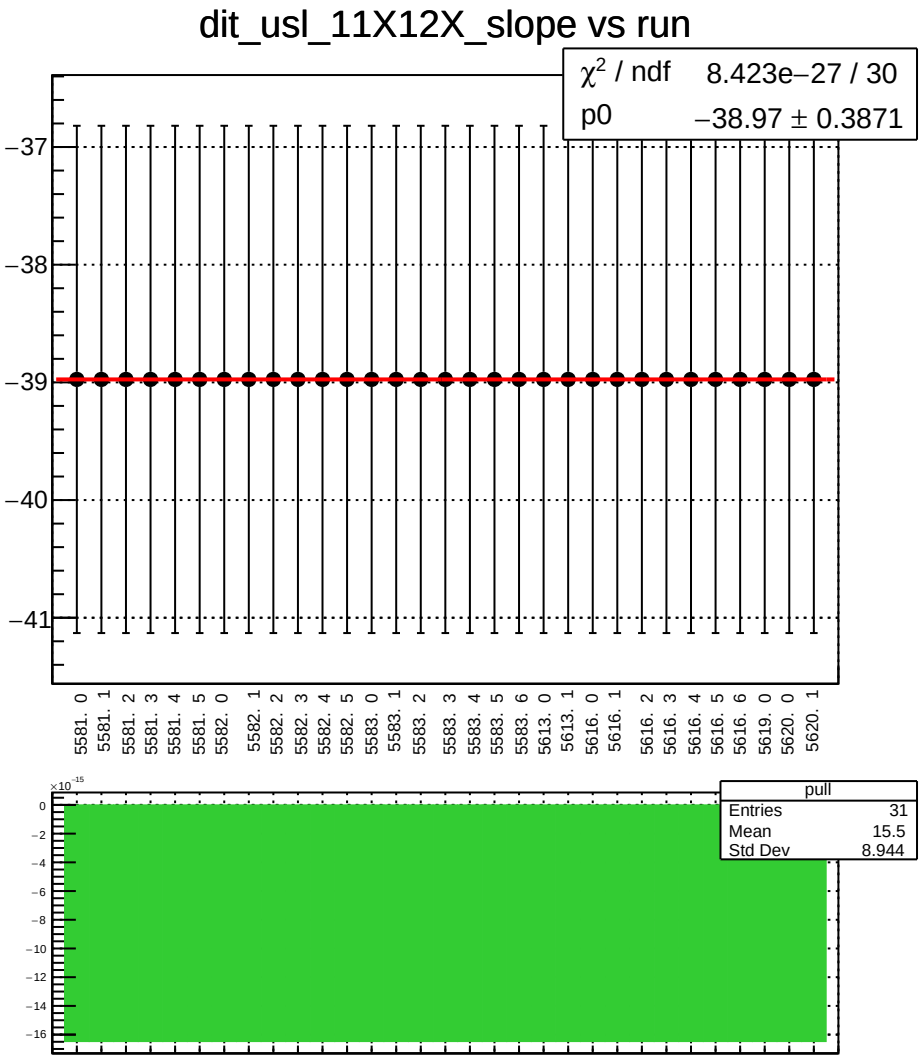
dit_usl_11X12X_slope vs run
χ² / ndf 8.423e−27 / 30
p0 −38.97 ± 0.3871
−37
−38
−39
−40
−41
5581. 0
5581. 1
5581. 2
5581. 3
5581. 4
5581. 5
5582. 0
5582. 1
5582. 2
5582. 3
5582. 4
5582. 5
5583. 0
5583. 1
5583. 2
5583. 3
5583. 4
5583. 5
5583. 6
5613. 0
5613. 1
5616. 0
5616. 1
5616. 2
5616. 3
5616. 4
5616. 5
5616. 6
5619. 0
5620. 0
5620. 1
×10⁻¹⁵
0
−2
−4
−6
−8
−10
−12
−14
−16
pull
Entries 31
Mean 15.5
Std Dev 8.944

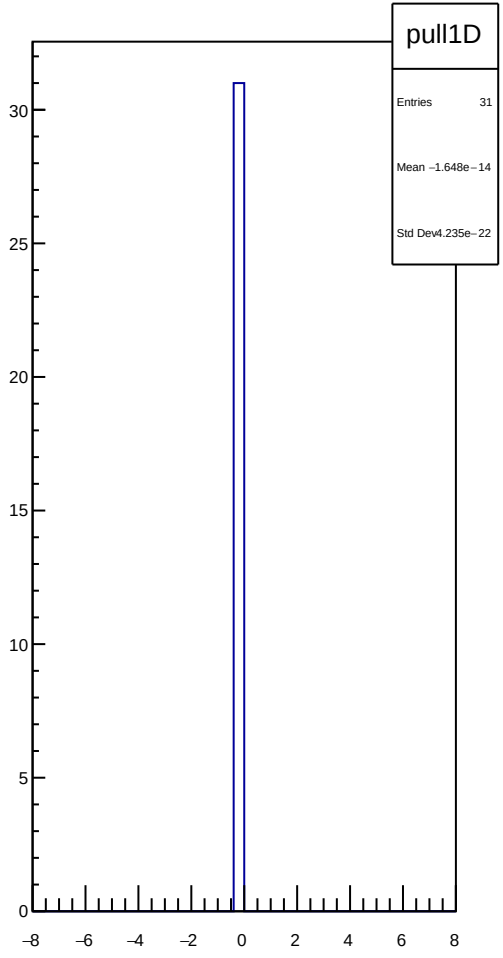
pull1D
Entries 31
Mean −1.648e−14
Std Dev4.235e−22
30
25
20
15
10
5
0
−8
−6
−4
−2
0
2
4
6
8

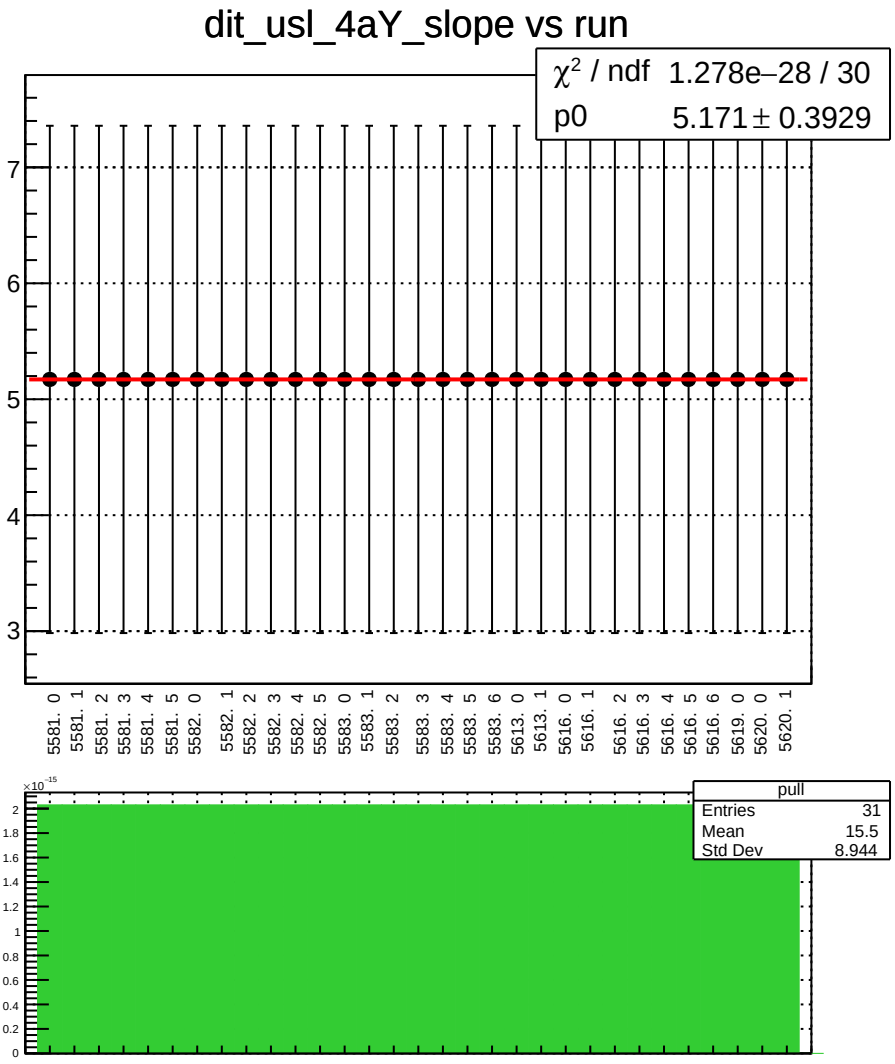
dit_usl_4aY_slope vs run
χ² / ndf 1.278e−28 / 30
p0 5.171 ± 0.3929
7
6
5
4
3
5581. 0
5581. 1
5581. 2
5581. 3
5581. 4
5581. 5
5582. 0
5582. 1
5582. 2
5582. 3
5582. 4
5582. 5
5583. 0
5583. 1
5583. 2
5583. 3
5583. 4
5583. 5
5583. 6
5613. 0
5613. 1
5616. 0
5616. 1
5616. 2
5616. 3
5616. 4
5616. 5
5616. 6
5619. 0
5620. 0
5620. 1
×10⁻¹⁵
2
1.8
1.6
1.4
1.2
1
0.8
0.6
0.4
0.2
0
pull
Entries 31
Mean 15.5
Std Dev 8.944

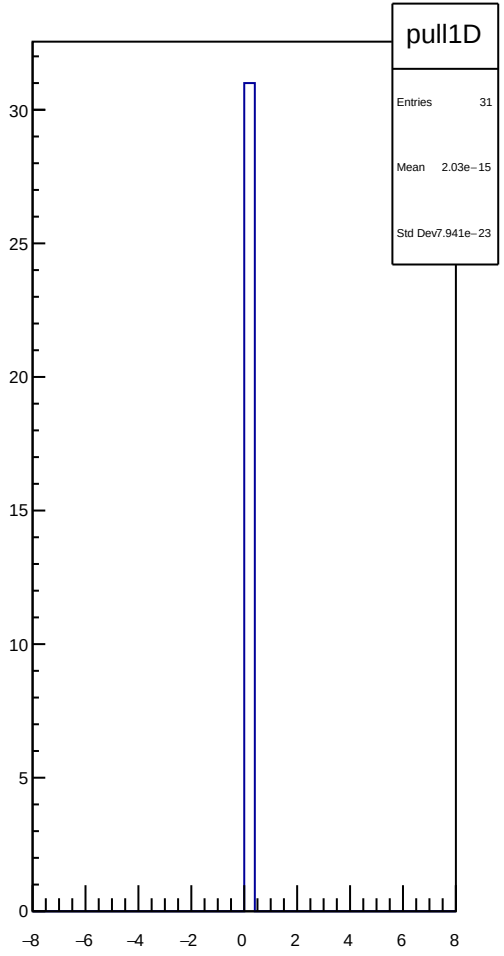
pull1D
Entries 31
Mean 2.03e−15
Std Dev 7.941e−23
30
25
20
15
10
5
0
−8
−6
−4
−2
0
2
4
6
8

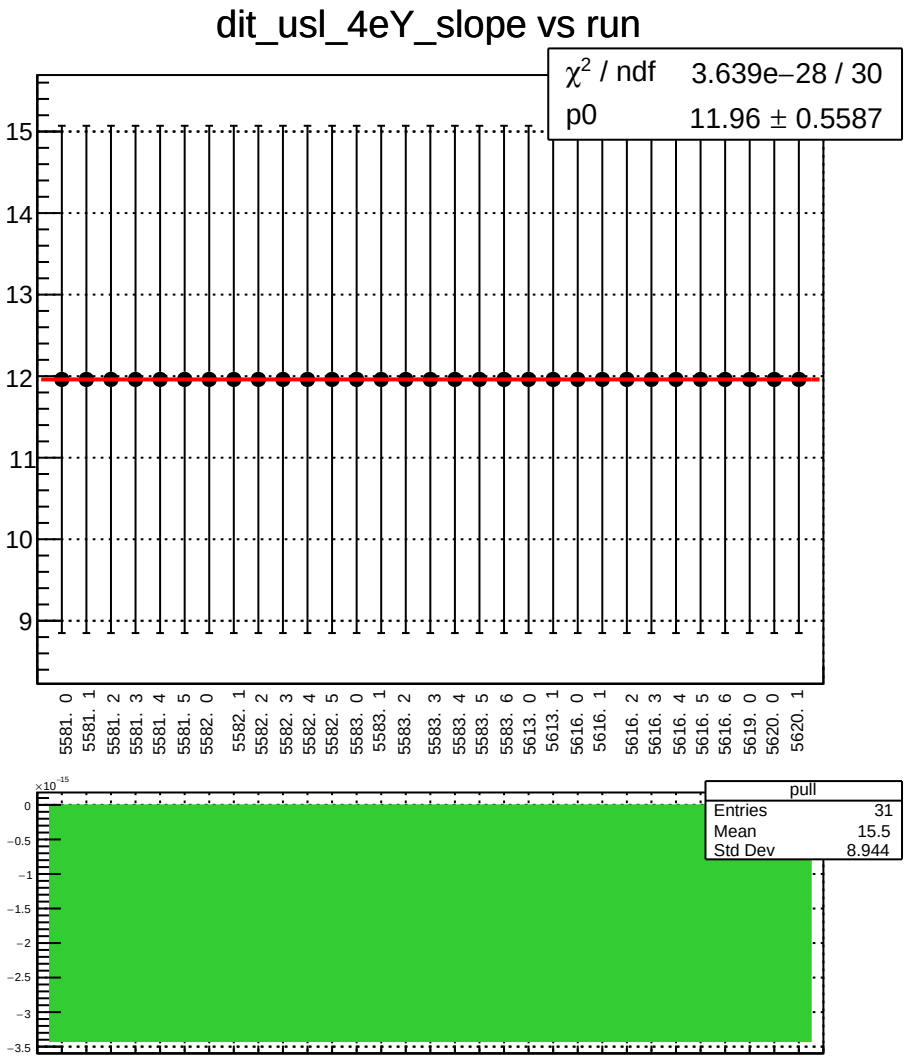
dit_usl_4eY_slope vs run
χ^2 / ndf 3.639e−28 / 30
p0 11.96 ± 0.5587
15
14
13
12
11
10
9
5581. 0
5581. 1
5581. 2
5581. 3
5581. 4
5581. 5
5582. 0
5582. 1
5582. 2
5582. 3
5582. 4
5582. 5
5583. 0
5583. 1
5583. 2
5583. 3
5583. 4
5583. 5
5583. 6
5613. 0
5613. 1
5616. 0
5616. 1
5616. 2
5616. 3
5616. 4
5616. 5
5616. 6
5619. 0
5620. 0
5620. 1
×10^-15
0
−0.5
−1
−1.5
−2
−2.5
−3
−3.5
pull
Entries 31
Mean 15.5
Std Dev 8.944

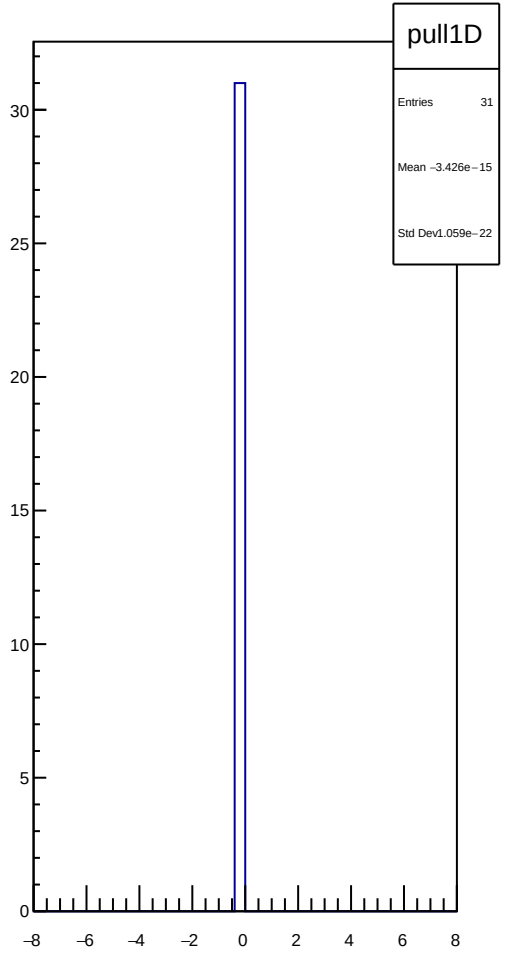
pull1D
Entries 31
Mean −3.426e−15
Std Dev1.059e−22
30
25
20
15
10
5
0
−8
−6
−4
−2
0
2
4
6
8

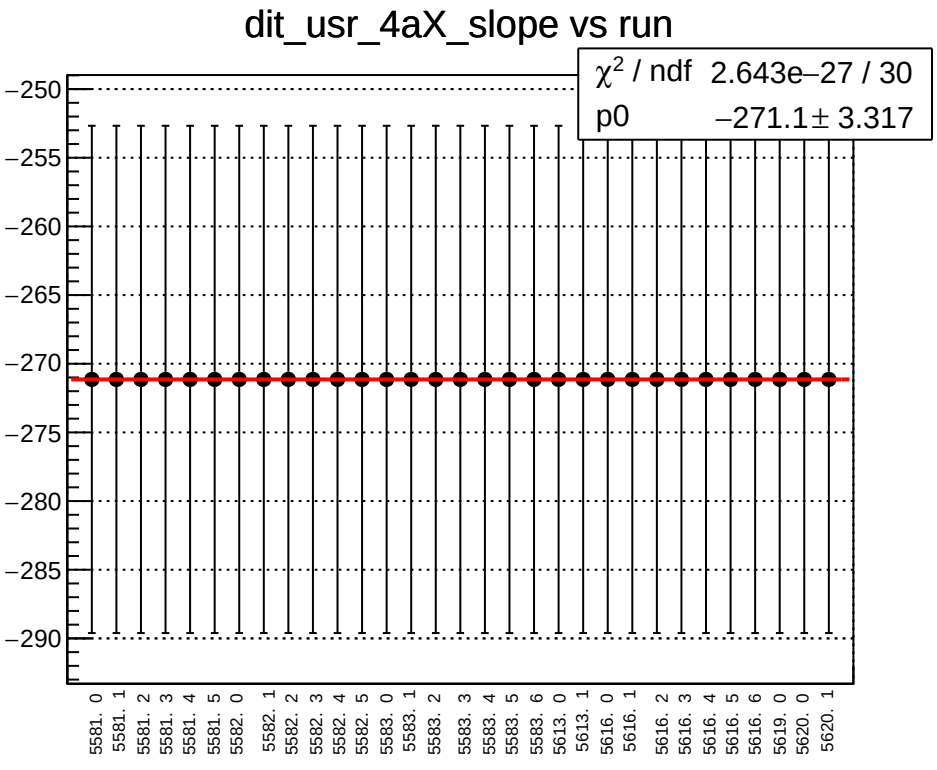
dit_usr_4aX_slope vs run
χ² / ndf 2.643e−27 / 30
p0 −271.1 ± 3.317
−250
−255
−260
−265
−270
−275
−280
−285
−290
5581. 0
5581. 1
5581. 2
5581. 3
5581. 4
5581. 5
5582. 0
5582. 1
5582. 2
5582. 3
5582. 4
5582. 5
5583. 0
5583. 1
5583. 2
5583. 3
5583. 4
5583. 5
5583. 6
5613. 0
5613. 1
5616. 0
5616. 1
5616. 2
5616. 3
5616. 4
5616. 5
5616. 6
5619. 0
5620. 0
5620. 1

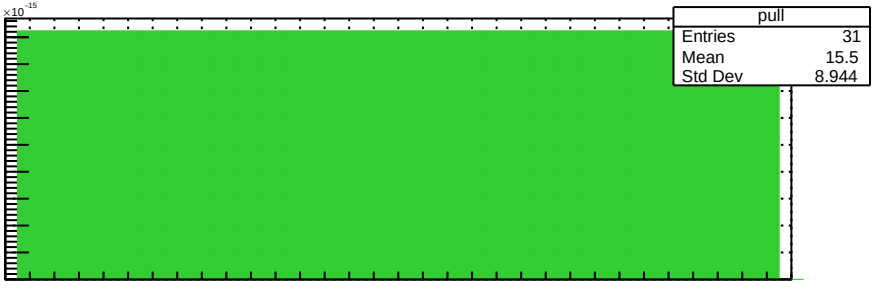
×10⁻¹⁵
pull
Entries 31
Mean 15.5
Std Dev 8.944
9
8
7
6
5
4
3
2
1
0

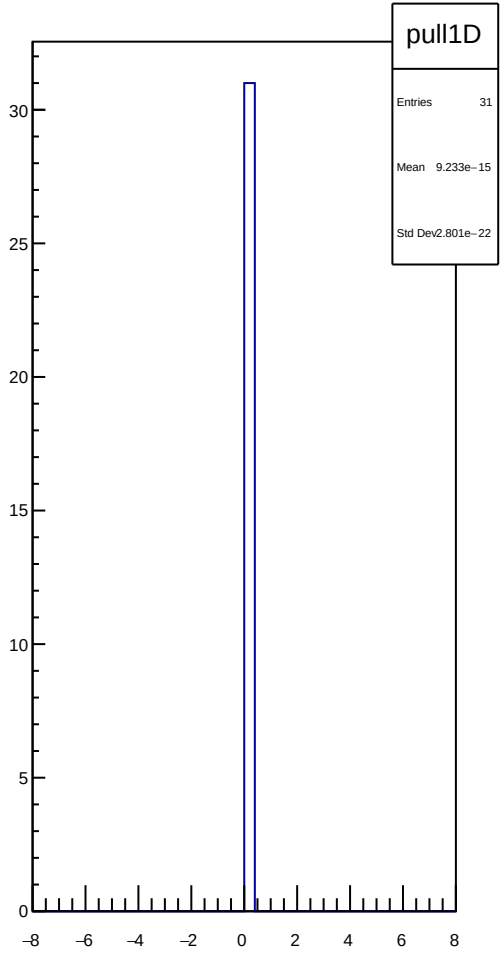
pull1D
Entries 31
Mean 9.233e−15
Std Dev 2.801e−22
30
25
20
15
10
5
0
−8
−6
−4
−2
0
2
4
6
8

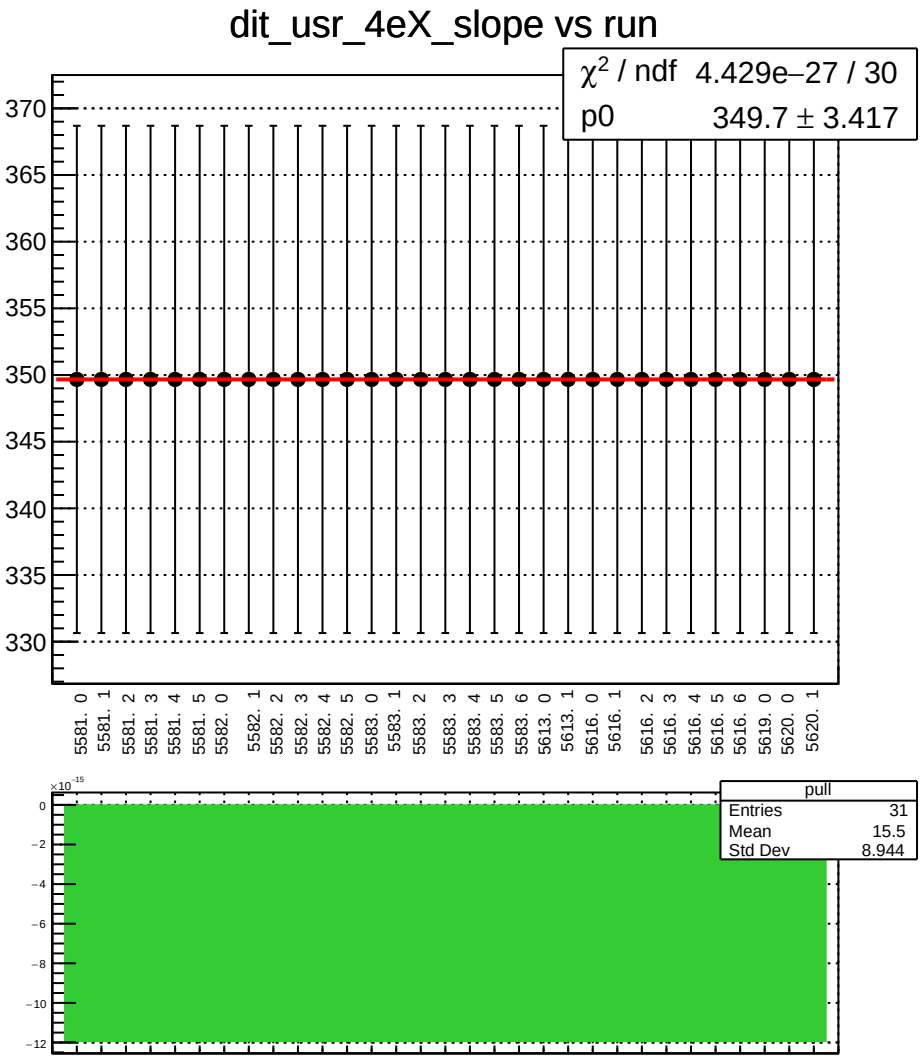
dit_usr_4eX_slope vs run
χ² / ndf 4.429e−27 / 30
p0 349.7 ± 3.417
370
365
360
355
350
345
340
335
330
5581. 0
5581. 1
5581. 2
5581. 3
5581. 4
5581. 5
5582. 0
5582. 1
5582. 2
5582. 3
5582. 4
5582. 5
5583. 0
5583. 1
5583. 2
5583. 3
5583. 4
5583. 5
5583. 6
5613. 0
5613. 1
5616. 0
5616. 1
5616. 2
5616. 3
5616. 4
5616. 5
5616. 6
5619. 0
5620. 0
5620. 1
×10⁻¹⁵
0
−2
−4
−6
−8
−10
−12
pull
Entries 31
Mean 15.5
Std Dev 8.944

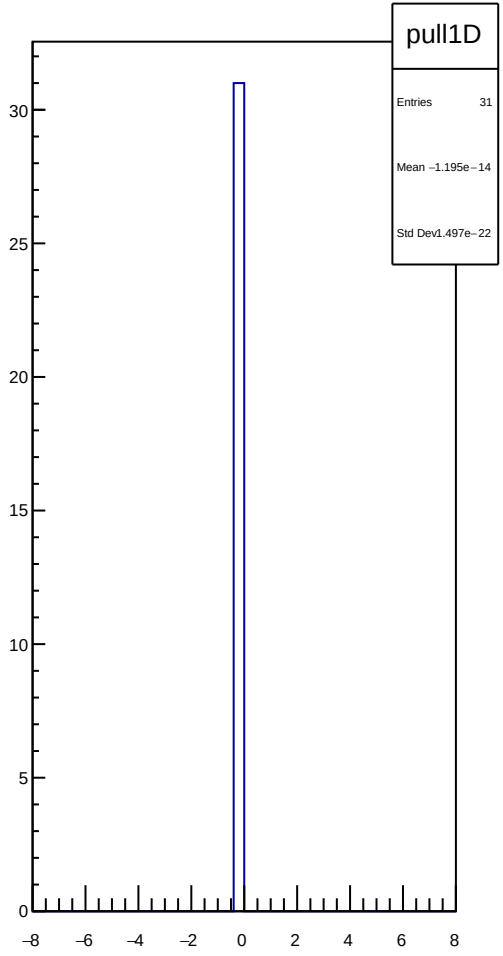
pull1D
Entries 31
Mean −1.195e−14
Std Dev1.497e−22
30
25
20
15
10
5
0
−8
−6
−4
−2
0
2
4
6
8

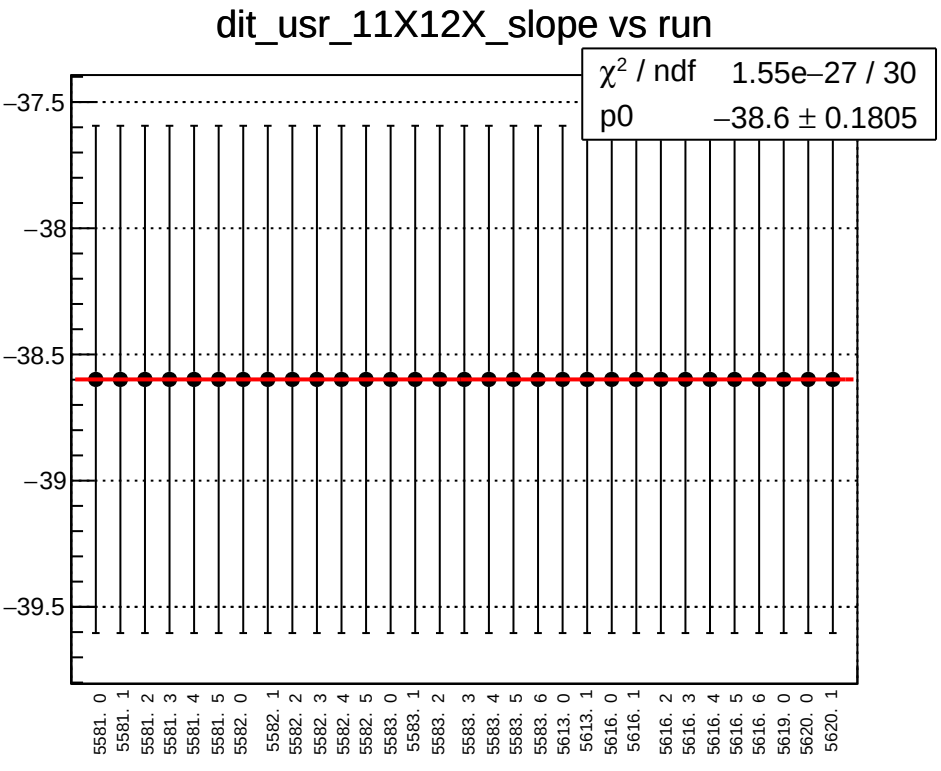
dit_usr_11X12X_slope vs run
χ² / ndf 1.55e−27 / 30
p0 −38.6 ± 0.1805
−37.5
−38
−38.5
−39
−39.5
5581. 0
5581. 1
5581. 2
5581. 3
5581. 4
5581. 5
5582. 0
5582. 1
5582. 2
5582. 3
5582. 4
5582. 5
5583. 0
5583. 1
5583. 2
5583. 3
5583. 4
5583. 5
5583. 6
5613. 0
5613. 1
5616. 0
5616. 1
5616. 2
5616. 3
5616. 4
5616. 5
5616. 6
5619. 0
5620. 0
5620. 1

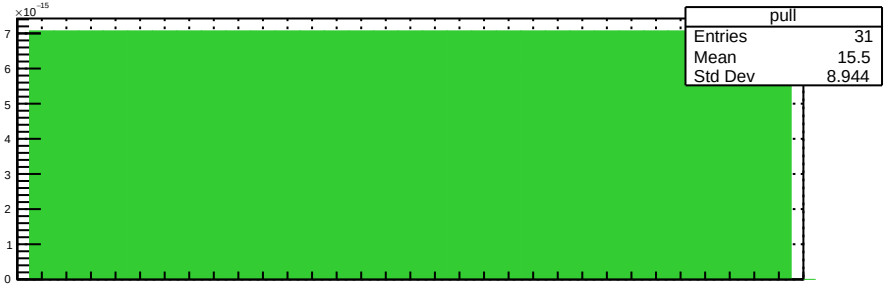
×10⁻¹⁵
pull
Entries 31
Mean 15.5
Std Dev 8.944
0
1
2
3
4
5
6
7

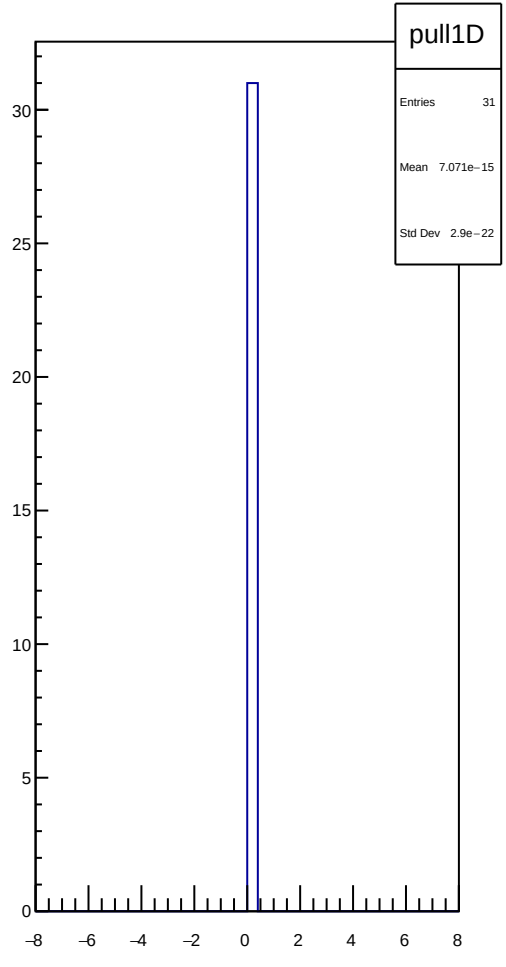
pull1D
Entries 31
Mean 7.071e−15
Std Dev 2.9e−22
0
5
10
15
20
25
30
−8
−6
−4
−2
0
2
4
6
8

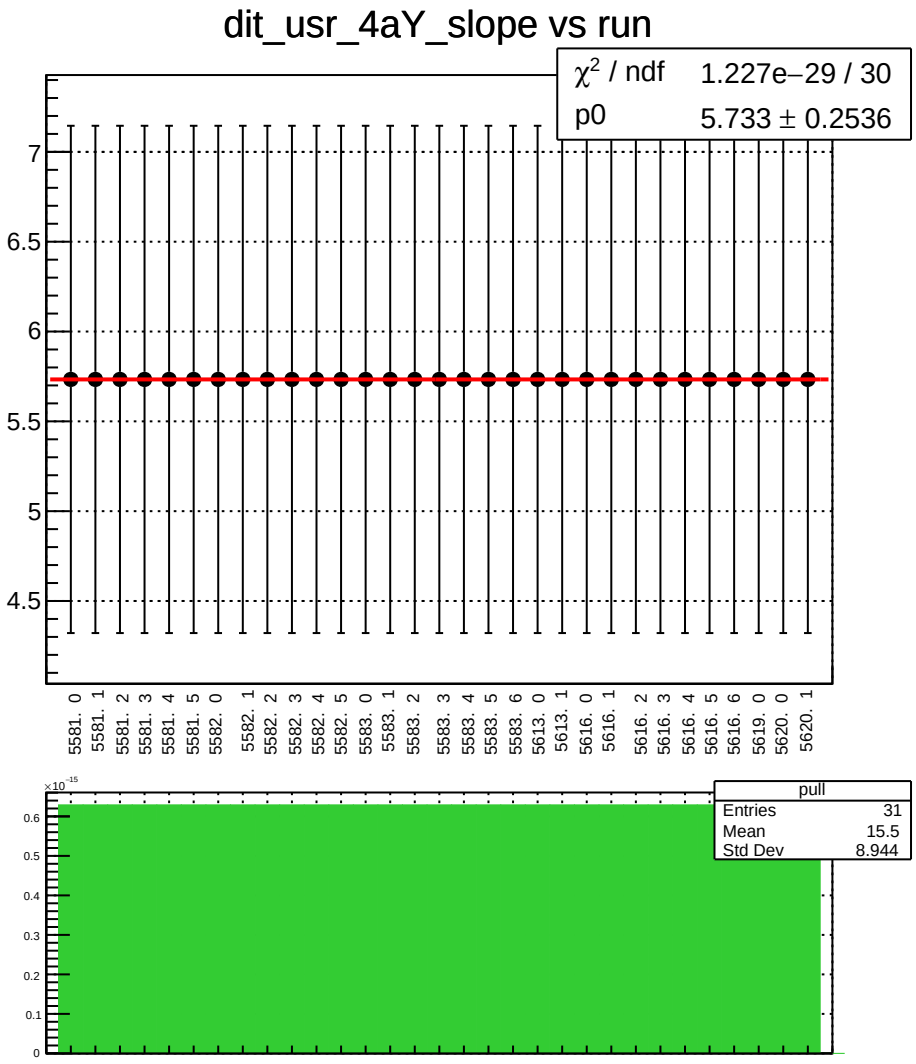
dit_usr_4aY_slope vs run
χ² / ndf 1.227e−29 / 30
p0 5.733 ± 0.2536
7
6.5
6
5.5
5
4.5
5581. 0
5581. 1
5581. 2
5581. 3
5581. 4
5581. 5
5582. 0
5582. 1
5582. 2
5582. 3
5582. 4
5582. 5
5583. 0
5583. 1
5583. 2
5583. 3
5583. 4
5583. 5
5583. 6
5613. 0
5613. 1
5616. 0
5616. 1
5616. 2
5616. 3
5616. 4
5616. 5
5616. 6
5619. 0
5620. 0
5620. 1
×10⁻¹⁵
0.6
0.5
0.4
0.3
0.2
0.1
0
pull
Entries 31
Mean 15.5
Std Dev 8.944

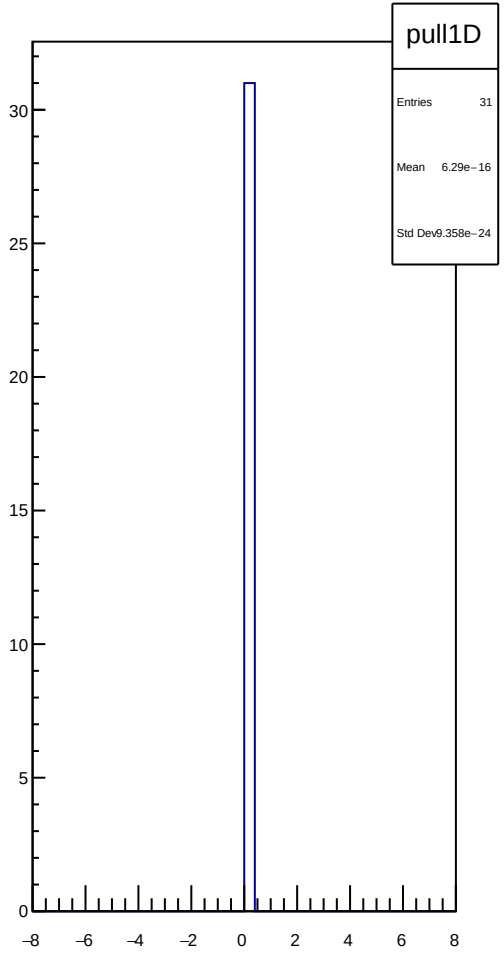
pull1D
Entries 31
Mean 6.29e−16
Std Dev 9.358e−24
30
25
20
15
10
5
0
−8
−6
−4
−2
0
2
4
6
8

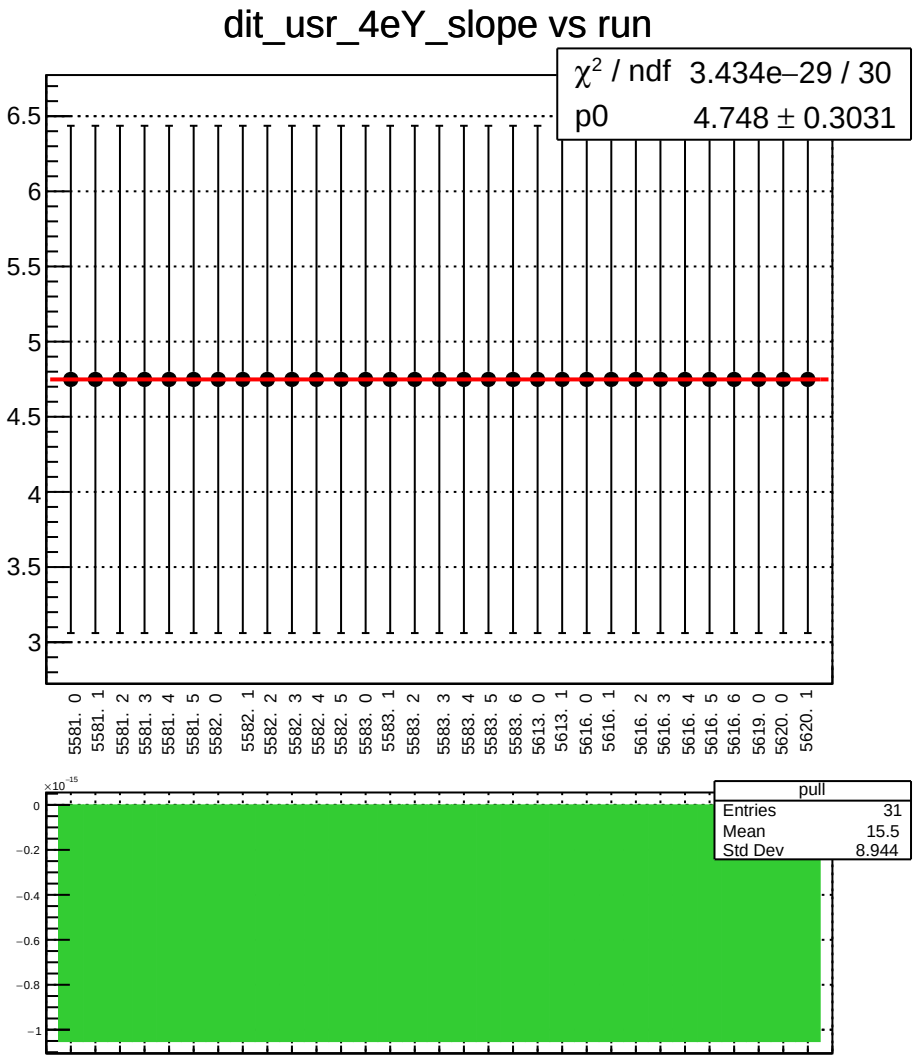
dit_usr_4eY_slope vs run
χ² / ndf 3.434e−29 / 30
p0 4.748 ± 0.3031
6.5
6
5.5
5
4.5
4
3.5
3
5581. 0
5581. 1
5581. 2
5581. 3
5581. 4
5581. 5
5582. 0
5582. 1
5582. 2
5582. 3
5582. 4
5582. 5
5583. 0
5583. 1
5583. 2
5583. 3
5583. 4
5583. 5
5583. 6
5613. 0
5613. 1
5616. 0
5616. 1
5616. 2
5616. 3
5616. 4
5616. 5
5616. 6
5619. 0
5620. 0
5620. 1
×10⁻¹⁵
0
−0.2
−0.4
−0.6
−0.8
−1
pull
Entries 31
Mean 15.5
Std Dev 8.944

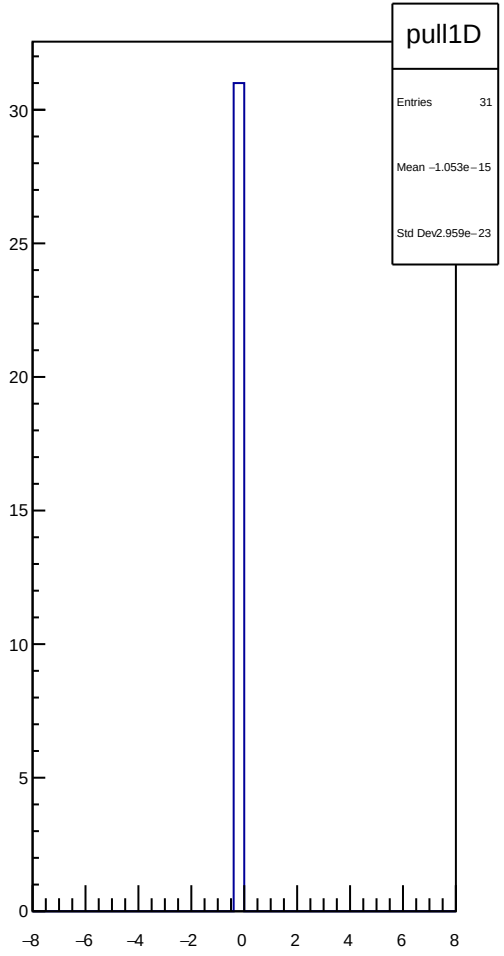
pull1D
Entries 31
Mean −1.053e−15
Std Dev 2.959e−23
30
25
20
15
10
5
0
−8
−6
−4
−2
0
2
4
6
8

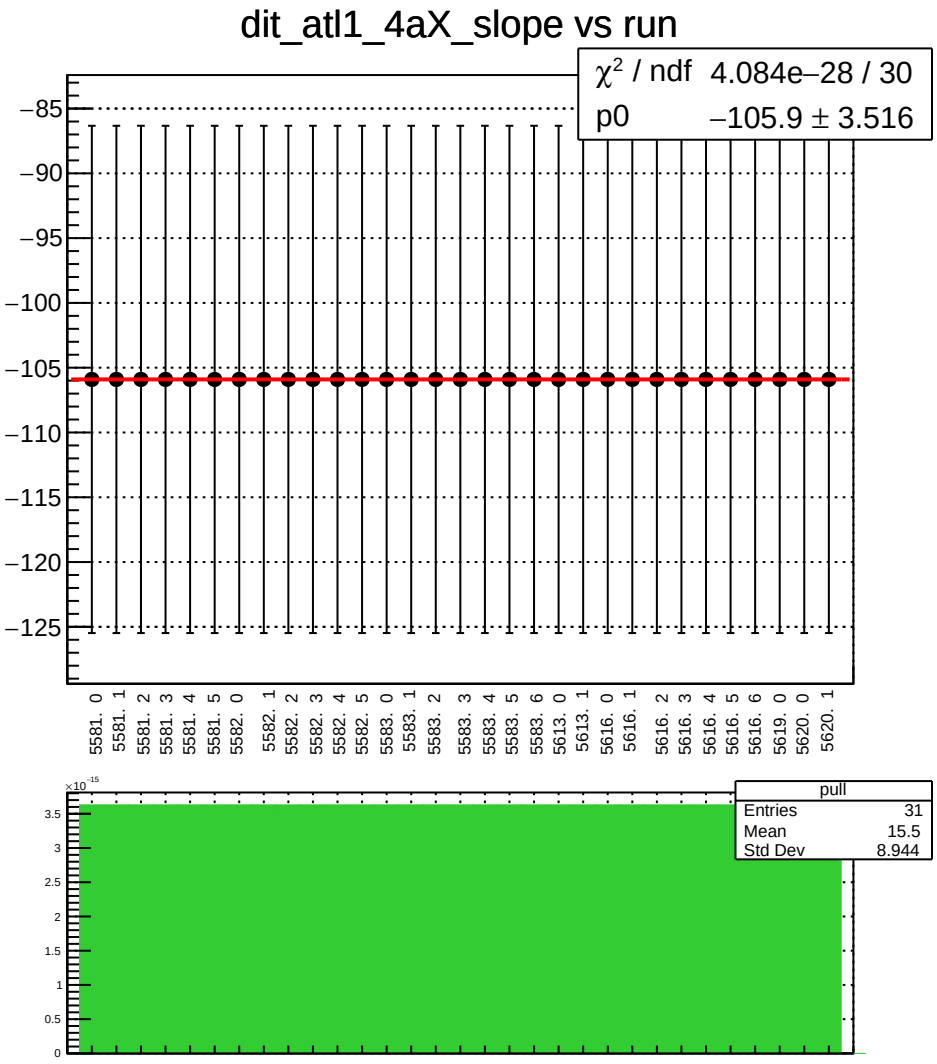
dit_atl1_4aX_slope vs run
χ² / ndf 4.084e−28 / 30
p0 −105.9 ± 3.516
−85
−90
−95
−100
−105
−110
−115
−120
−125
5581. 0
5581. 1
5581. 2
5581. 3
5581. 4
5581. 5
5582. 0
5582. 1
5582. 2
5582. 3
5582. 4
5582. 5
5583. 0
5583. 1
5583. 2
5583. 3
5583. 4
5583. 5
5583. 6
5613. 0
5613. 1
5616. 0
5616. 1
5616. 2
5616. 3
5616. 4
5616. 5
5616. 6
5619. 0
5620. 0
5620. 1
×10⁻¹⁵
3.5
3
2.5
2
1.5
1
0.5
0
pull
Entries 31
Mean 15.5
Std Dev 8.944

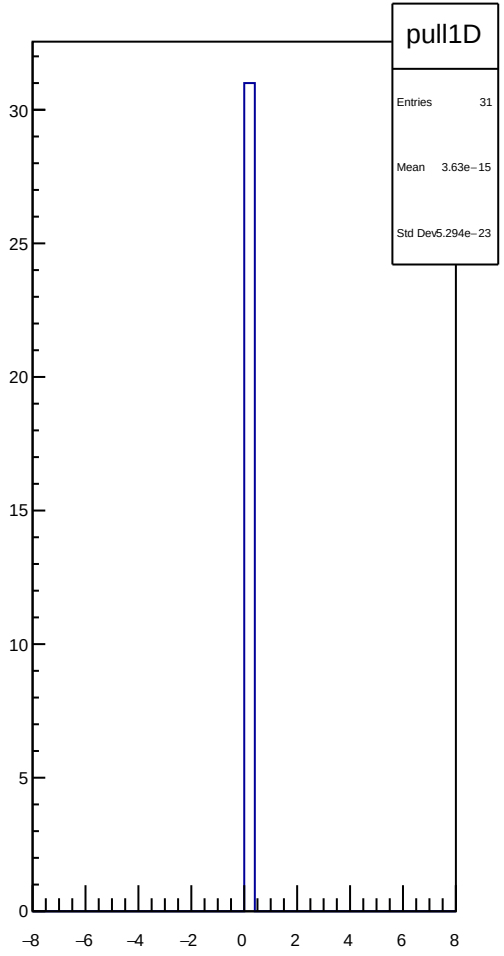
pull1D
Entries 31
Mean 3.63e−15
Std Dev 5.294e−23
30
25
20
15
10
5
0
−8
−6
−4
−2
0
2
4
6
8

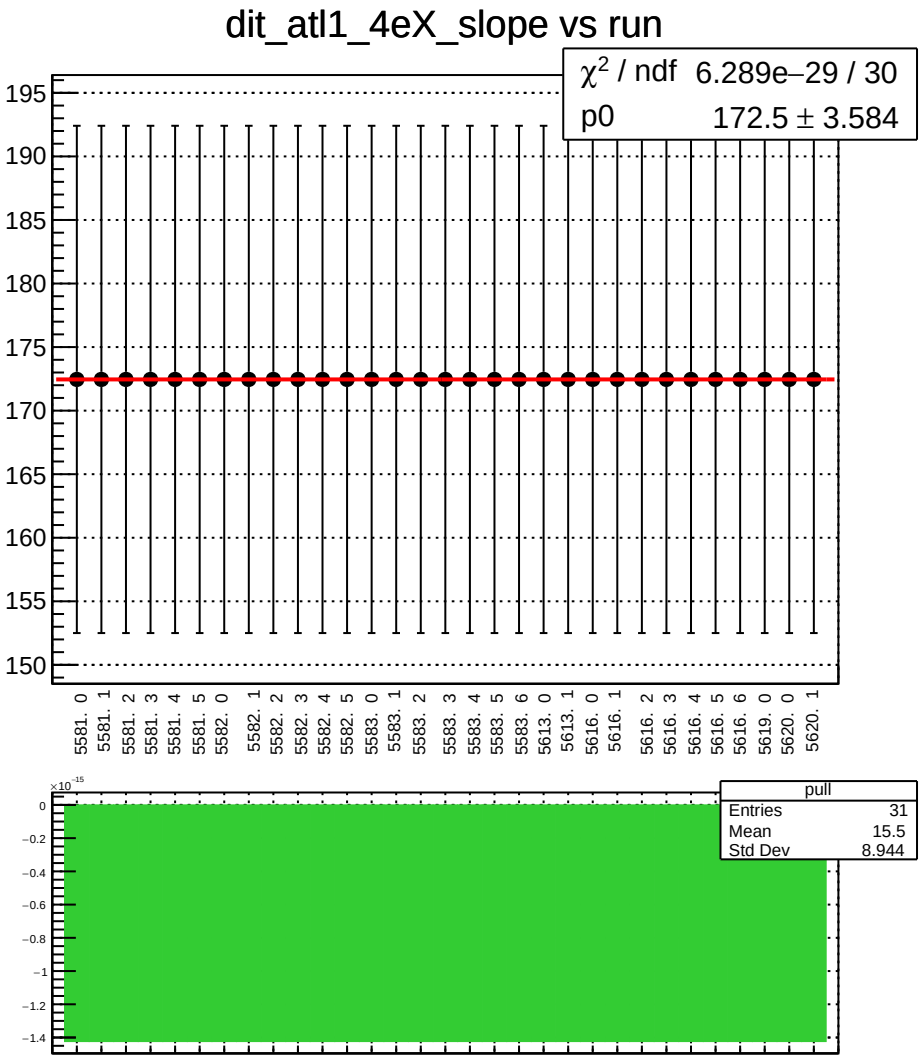
dit_atl1_4eX_slope vs run
χ² / ndf 6.289e−29 / 30
p0 172.5 ± 3.584
195
190
185
180
175
170
165
160
155
150
5581. 0
5581. 1
5581. 2
5581. 3
5581. 4
5581. 5
5582. 0
5582. 1
5582. 2
5582. 3
5582. 4
5582. 5
5583. 0
5583. 1
5583. 2
5583. 3
5583. 4
5583. 5
5583. 6
5613. 0
5613. 1
5616. 0
5616. 1
5616. 2
5616. 3
5616. 4
5616. 5
5616. 6
5619. 0
5620. 0
5620. 1
×10⁻¹⁵
0
−0.2
−0.4
−0.6
−0.8
−1
−1.2
−1.4
pull
Entries 31
Mean 15.5
Std Dev 8.944

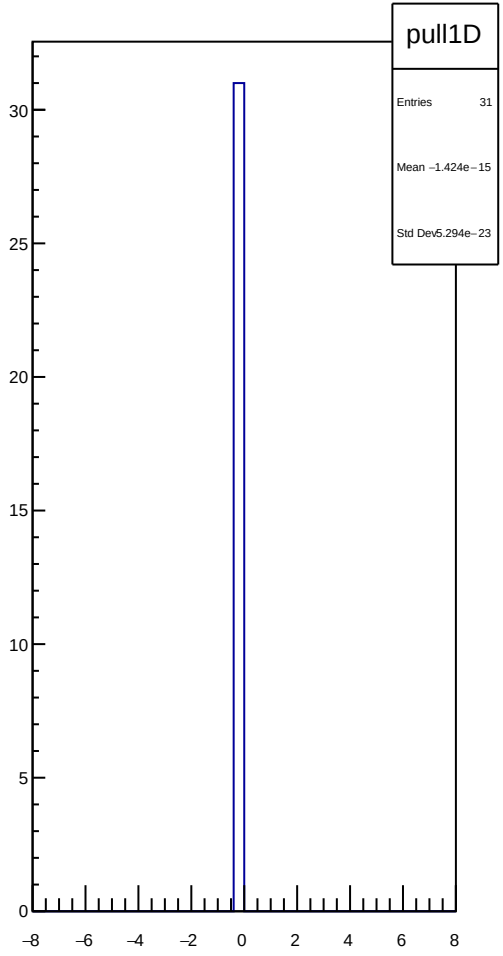
pull1D
Entries 31
Mean −1.424e−15
Std Dev 5.294e−23
30
25
20
15
10
5
0
−8
−6
−4
−2
0
2
4
6
8

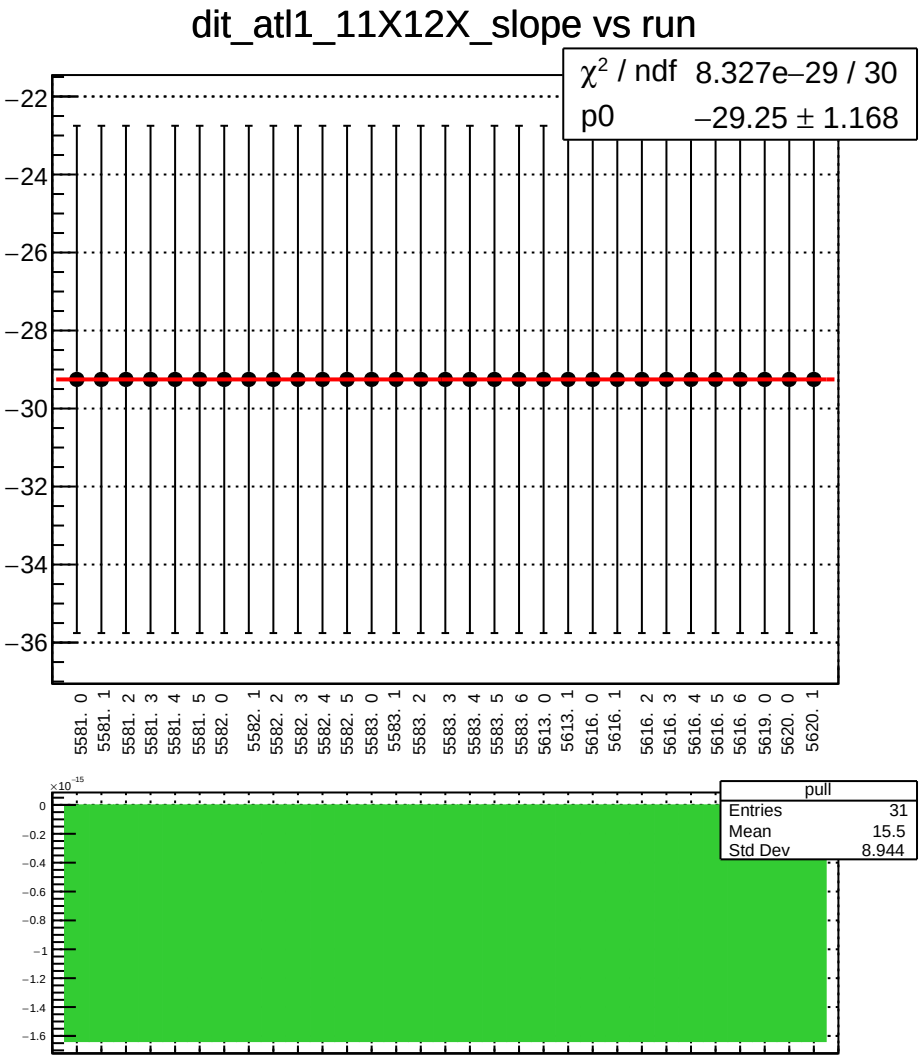
dit_atl1_11X12X_slope vs run
χ² / ndf 8.327e−29 / 30
p0 −29.25 ± 1.168
−22
−24
−26
−28
−30
−32
−34
−36
5581. 0
5581. 1
5581. 2
5581. 3
5581. 4
5581. 5
5582. 0
5582. 1
5582. 2
5582. 3
5582. 4
5582. 5
5583. 0
5583. 1
5583. 2
5583. 3
5583. 4
5583. 5
5583. 6
5613. 0
5613. 1
5616. 0
5616. 1
5616. 2
5616. 3
5616. 4
5616. 5
5616. 6
5619. 0
5620. 0
5620. 1
×10⁻¹⁵
0
−0.2
−0.4
−0.6
−0.8
−1
−1.2
−1.4
−1.6
pull
Entries 31
Mean 15.5
Std Dev 8.944

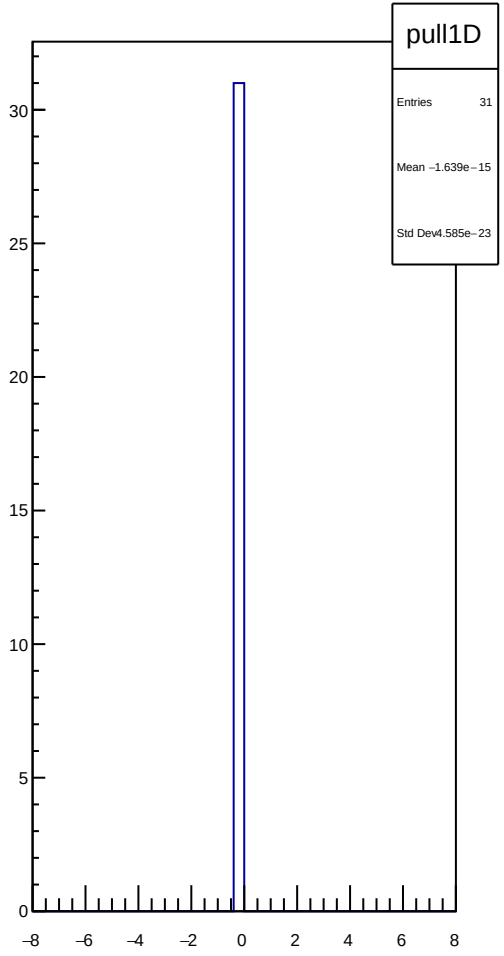
pull1D
Entries 31
Mean −1.639e−15
Std Dev4.585e−23
30
25
20
15
10
5
0
−8
−6
−4
−2
0
2
4
6
8

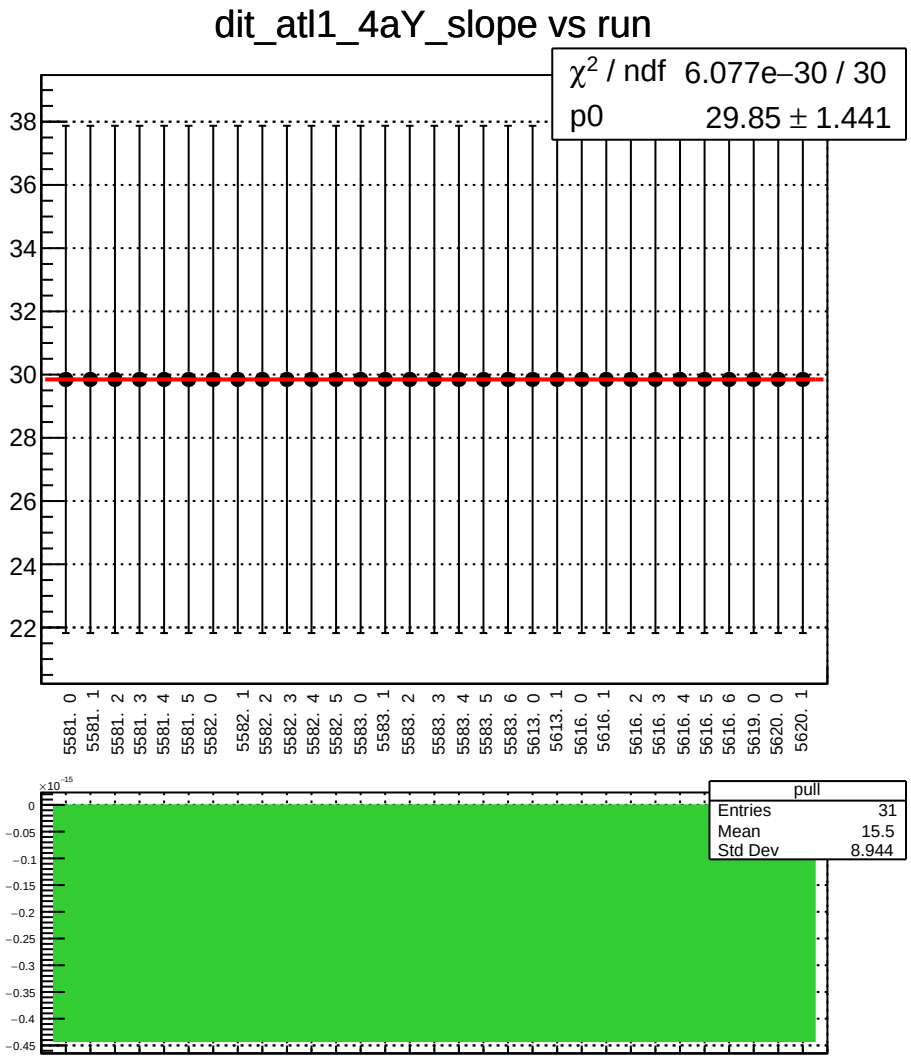
dit_atl1_4aY_slope vs run
χ2 / ndf 6.077e−30 / 30
p0 29.85 ± 1.441
38
36
34
32
30
28
26
24
22
5581. 0
5581. 1
5581. 2
5581. 3
5581. 4
5581. 5
5582. 0
5582. 1
5582. 2
5582. 3
5582. 4
5582. 5
5583. 0
5583. 1
5583. 2
5583. 3
5583. 4
5583. 5
5583. 6
5613. 0
5613. 1
5616. 0
5616. 1
5616. 2
5616. 3
5616. 4
5616. 5
5616. 6
5619. 0
5620. 0
5620. 1
×10−15
0
−0.05
−0.1
−0.15
−0.2
−0.25
−0.3
−0.35
−0.4
−0.45
pull
Entries 31
Mean 15.5
Std Dev 8.944

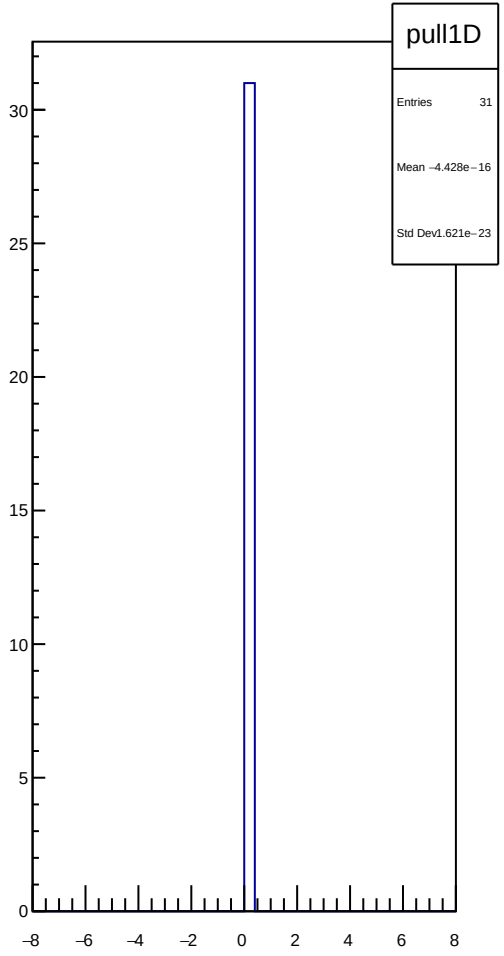
pull1D
Entries 31
Mean −4.428e−16
Std Dev1.621e−23
30
25
20
15
10
5
0
−8
−6
−4
−2
0
2
4
6
8

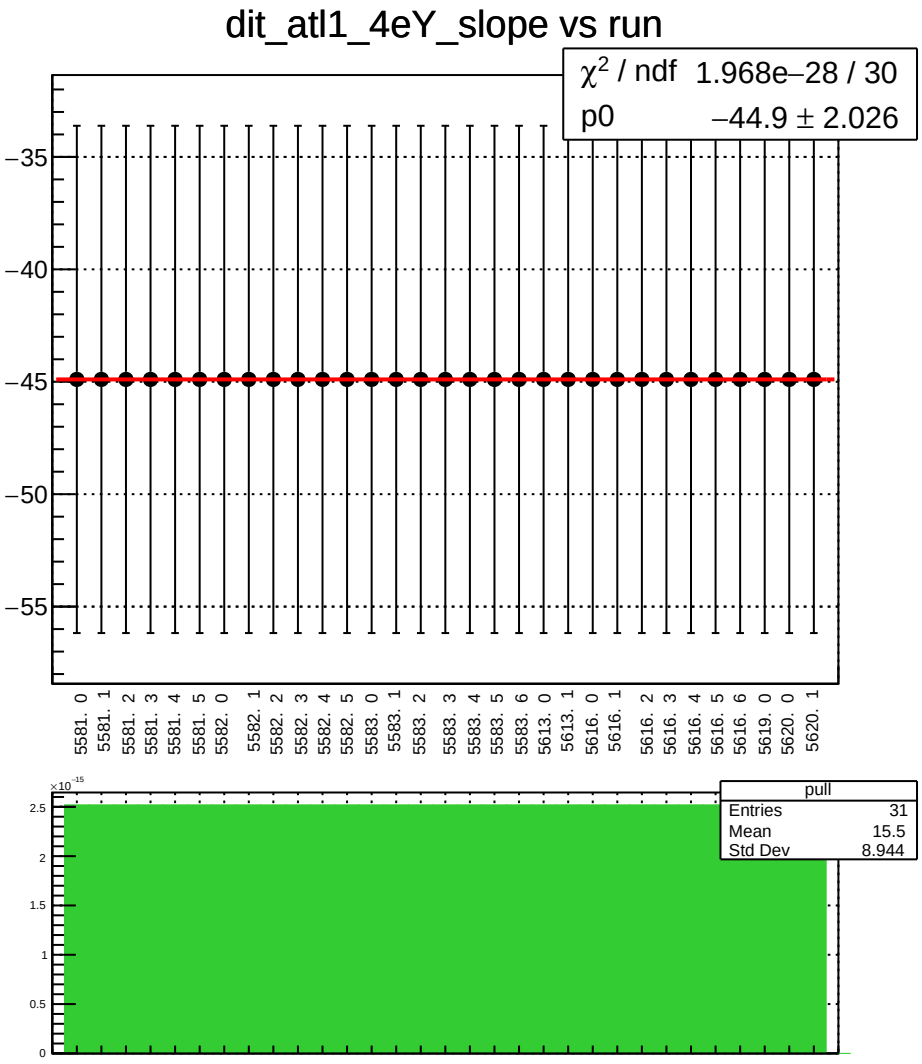
dit_atl1_4eY_slope vs run
χ^2 / ndf 1.968e−28 / 30
p0 −44.9 ± 2.026
−35
−40
−45
−50
−55
5581. 0
5581. 1
5581. 2
5581. 3
5581. 4
5581. 5
5582. 0
5582. 1
5582. 2
5582. 3
5582. 4
5582. 5
5583. 0
5583. 1
5583. 2
5583. 3
5583. 4
5583. 5
5583. 6
5613. 0
5613. 1
5616. 0
5616. 1
5616. 2
5616. 3
5616. 4
5616. 5
5616. 6
5619. 0
5620. 0
5620. 1
pull
Entries 31
Mean 15.5
Std Dev 8.944
×10^-15
2.5
2
1.5
1
0.5
0

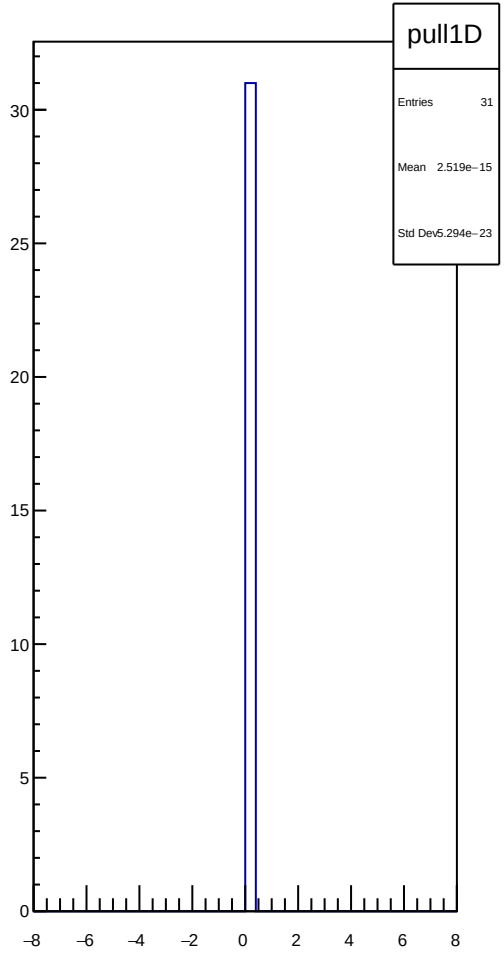
pull1D
Entries 31
Mean 2.519e−15
Std Dev 5.294e−23
30
25
20
15
10
5
0
−8
−6
−4
−2
0
2
4
6
8

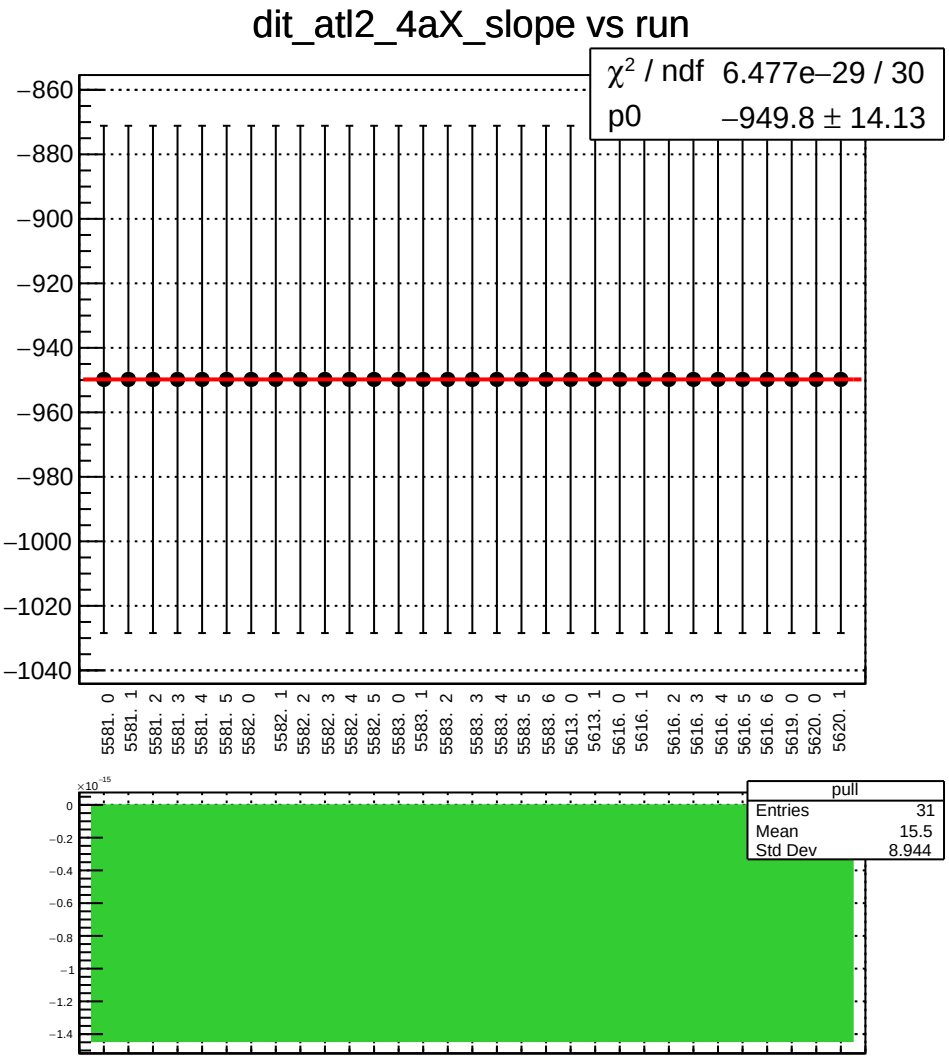
dit_atl2_4aX_slope vs run
χ² / ndf 6.477e−29 / 30
p0 −949.8 ± 14.13
−860
−880
−900
−920
−940
−960
−980
−1000
−1020
−1040
5581. 0
5581. 1
5581. 2
5581. 3
5581. 4
5581. 5
5582. 0
5582. 1
5582. 2
5582. 3
5582. 4
5582. 5
5583. 0
5583. 1
5583. 2
5583. 3
5583. 4
5583. 5
5583. 6
5613. 0
5613. 1
5616. 0
5616. 1
5616. 2
5616. 3
5616. 4
5616. 5
5616. 6
5619. 0
5620. 0
5620. 1
×10⁻¹⁵
0
−0.2
−0.4
−0.6
−0.8
−1
−1.2
−1.4
pull
Entries 31
Mean 15.5
Std Dev 8.944


pull1D
Entries 31
Mean −1.445e−15
Std Dev 3.242e−23
30
25
20
15
10
5
0
−8
−6
−4
−2
0
2
4
6
8

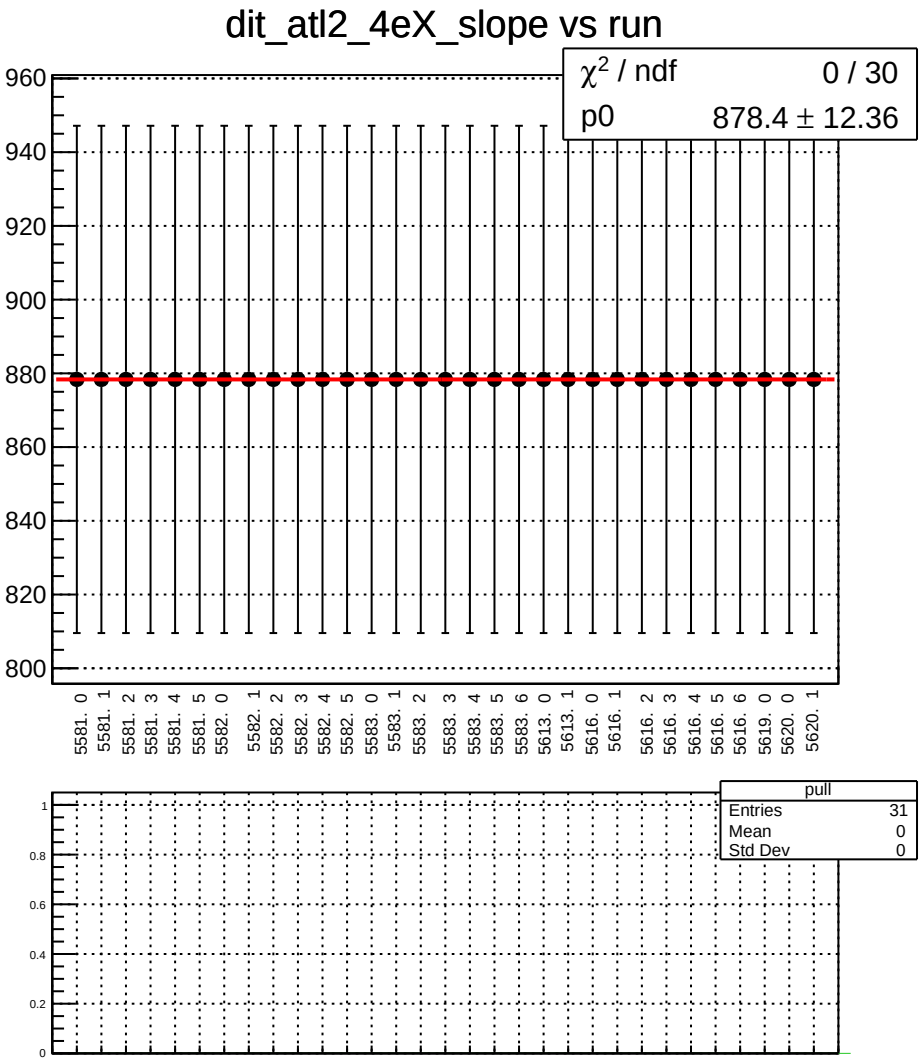
dit_atl2_4eX_slope vs run
χ² / ndf 0 / 30
p0 878.4 ± 12.36
960
940
920
900
880
860
840
820
800
5581. 0
5581. 1
5581. 2
5581. 3
5581. 4
5581. 5
5582. 0
5582. 1
5582. 2
5582. 3
5582. 4
5582. 5
5583. 0
5583. 1
5583. 2
5583. 3
5583. 4
5583. 5
5583. 6
5613. 0
5613. 1
5616. 0
5616. 1
5616. 2
5616. 3
5616. 4
5616. 5
5616. 6
5619. 0
5620. 0
5620. 1
pull
Entries 31
Mean 0
Std Dev 0
1
0.8
0.6
0.4
0.2
0

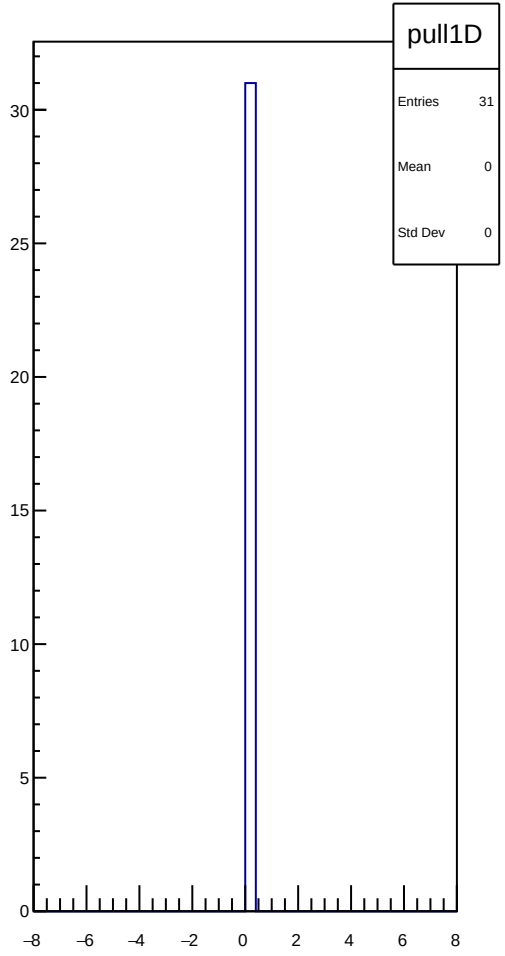
pull1D
Entries 31
Mean 0
Std Dev 0
30
25
20
15
10
5
0
−8
−6
−4
−2
0
2
4
6
8

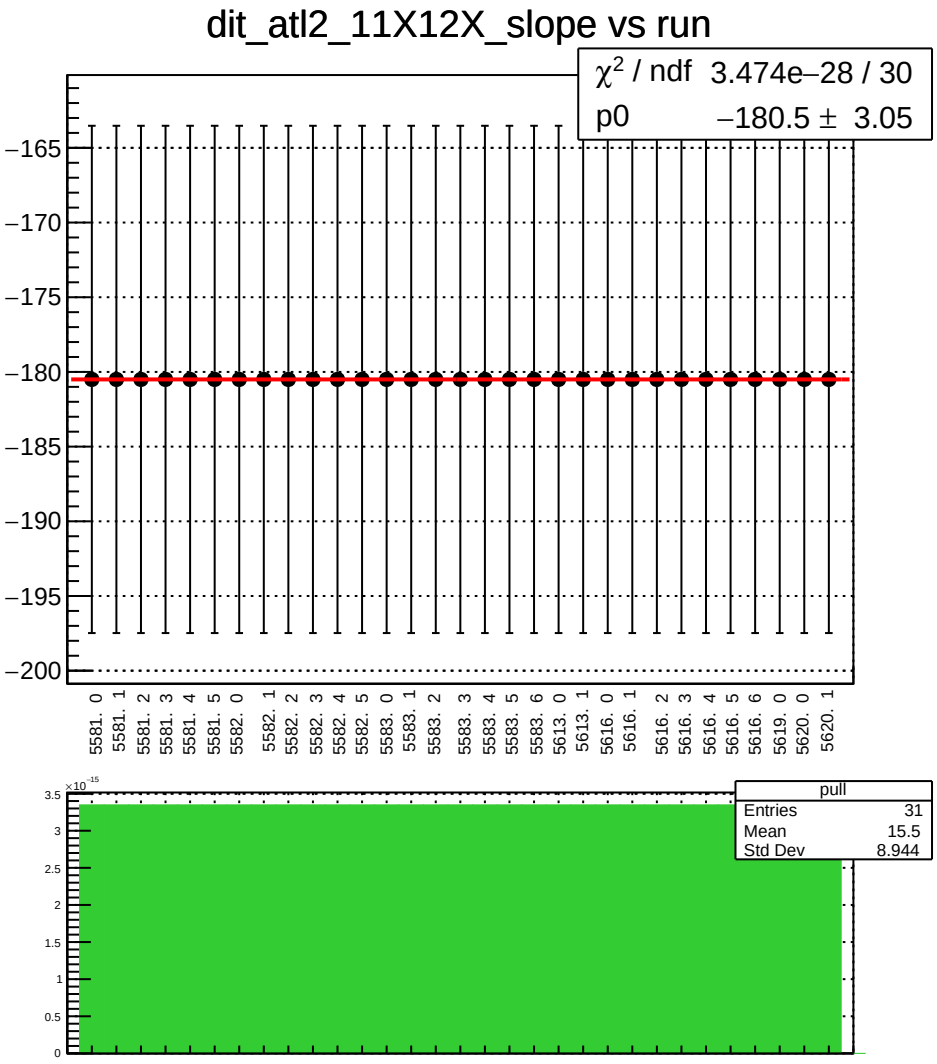
dit_atl2_11X12X_slope vs run
χ^2 / ndf 3.474e−28 / 30
p0 −180.5 ± 3.05
−165
−170
−175
−180
−185
−190
−195
−200
5581. 0
5581. 1
5581. 2
5581. 3
5581. 4
5581. 5
5582. 0
5582. 1
5582. 2
5582. 3
5582. 4
5582. 5
5583. 0
5583. 1
5583. 2
5583. 3
5583. 4
5583. 5
5583. 6
5613. 0
5613. 1
5616. 0
5616. 1
5616. 2
5616. 3
5616. 4
5616. 5
5616. 6
5619. 0
5620. 0
5620. 1
pull
Entries 31
Mean 15.5
Std Dev 8.944
×10^-15
3.5
3
2.5
2
1.5
1
0.5
0

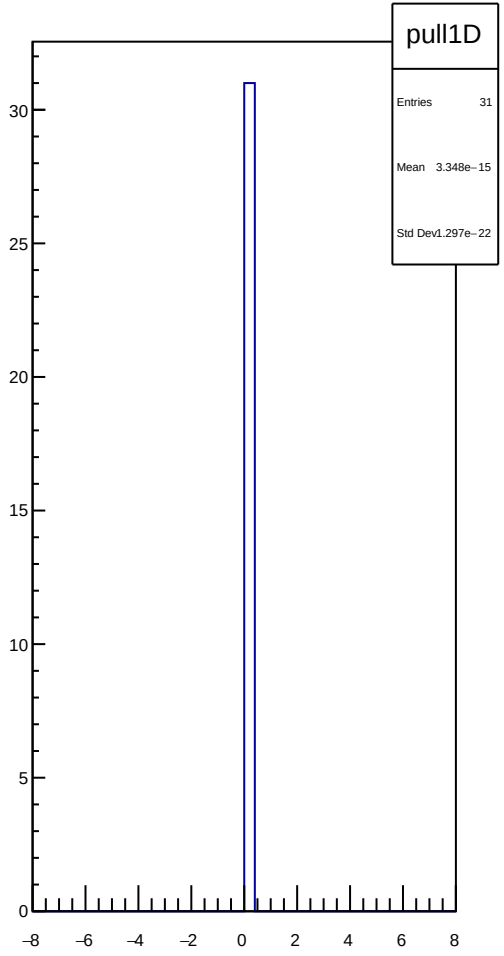
pull1D
Entries 31
Mean 3.348e−15
Std Dev 1.297e−22
30
25
20
15
10
5
0
−8
−6
−4
−2
0
2
4
6
8

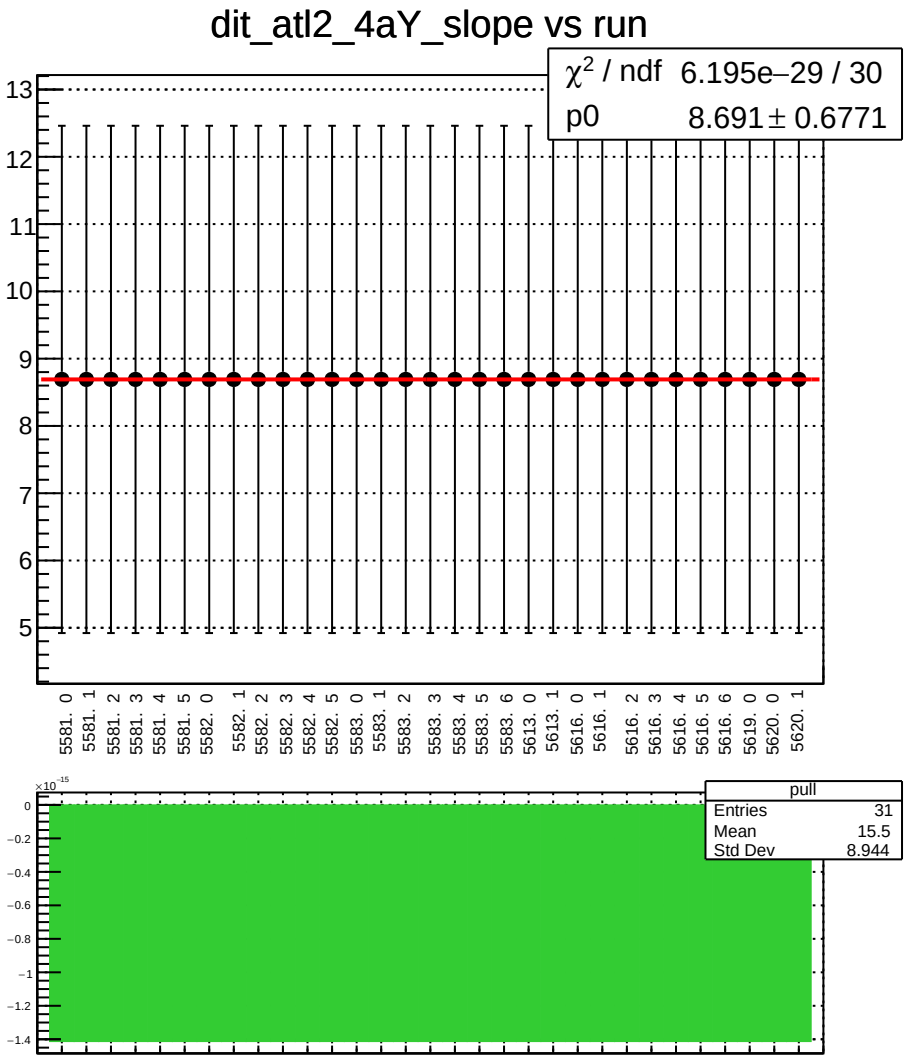
dit_atl2_4aY_slope vs run
χ^2 / ndf 6.195e−29 / 30
p0 8.691 ± 0.6771
13
12
11
10
9
8
7
6
5
5581. 0
5581. 1
5581. 2
5581. 3
5581. 4
5581. 5
5582. 0
5582. 1
5582. 2
5582. 3
5582. 4
5582. 5
5583. 0
5583. 1
5583. 2
5583. 3
5583. 4
5583. 5
5583. 6
5613. 0
5613. 1
5616. 0
5616. 1
5616. 2
5616. 3
5616. 4
5616. 5
5616. 6
5619. 0
5620. 0
5620. 1
×10^-15
0
−0.2
−0.4
−0.6
−0.8
−1
−1.2
−1.4
pull
Entries 31
Mean 15.5
Std Dev 8.944

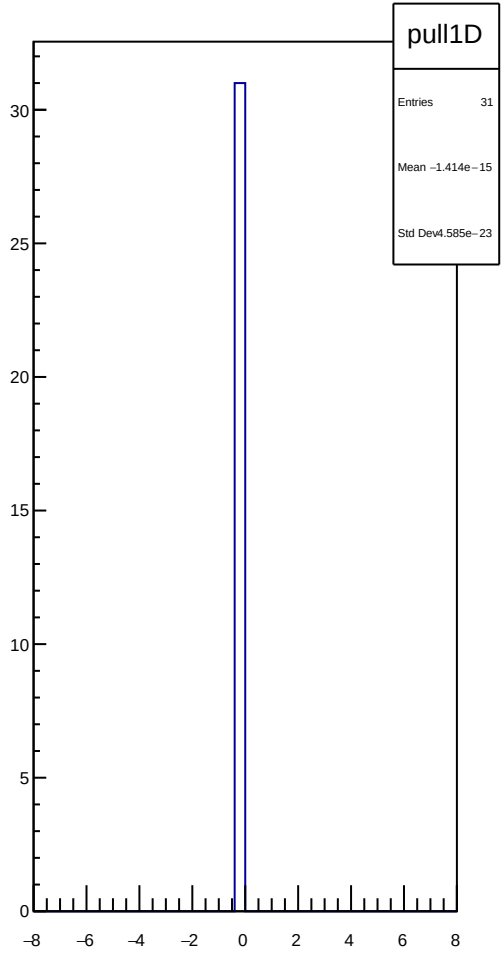
pull1D
Entries 31
Mean −1.414e−15
Std Dev4.585e−23
30
25
20
15
10
5
0
−8
−6
−4
−2
0
2
4
6
8

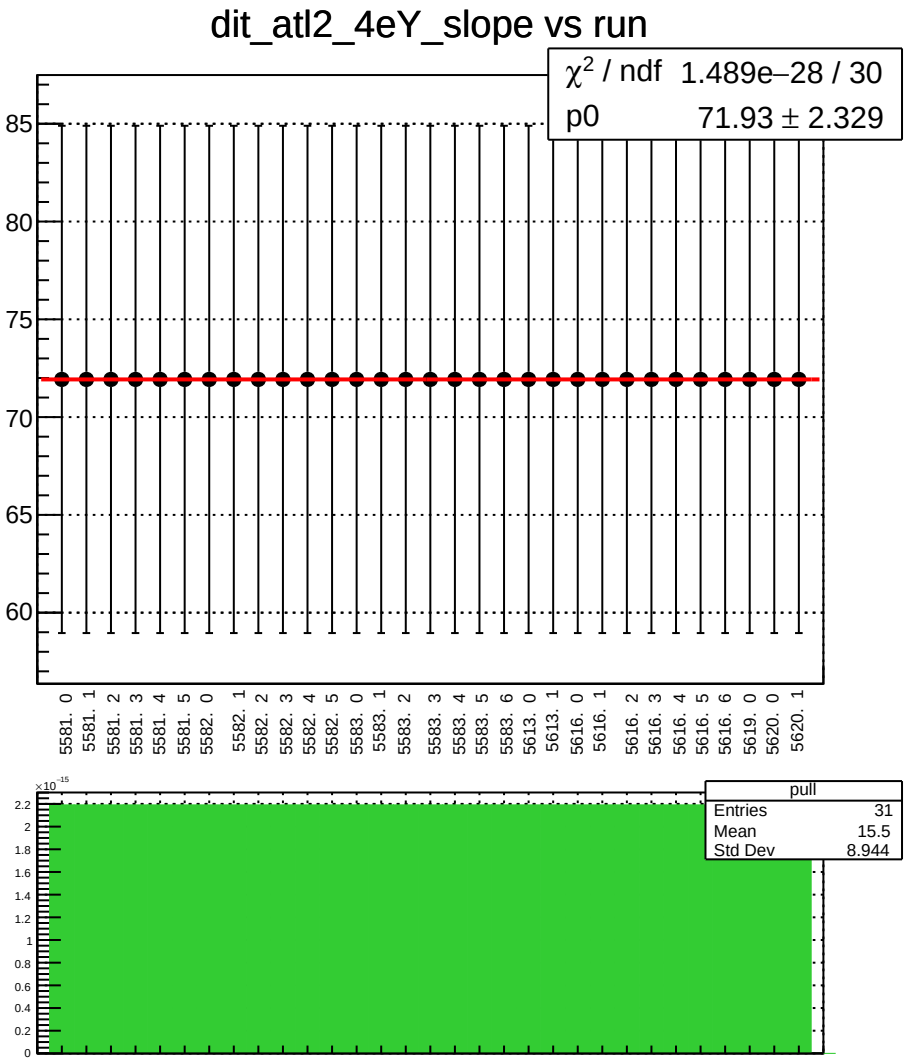
dit_atl2_4eY_slope vs run
χ2 / ndf 1.489e−28 / 30
p0 71.93 ± 2.329
85
80
75
70
65
60
5581. 0
5581. 1
5581. 2
5581. 3
5581. 4
5581. 5
5582. 0
5582. 1
5582. 2
5582. 3
5582. 4
5582. 5
5583. 0
5583. 1
5583. 2
5583. 3
5583. 4
5583. 5
5583. 6
5613. 0
5613. 1
5616. 0
5616. 1
5616. 2
5616. 3
5616. 4
5616. 5
5616. 6
5619. 0
5620. 0
5620. 1
×10-15
2.2
2
1.8
1.6
1.4
1.2
1
0.8
0.6
0.4
0.2
0
pull
Entries 31
Mean 15.5
Std Dev 8.944

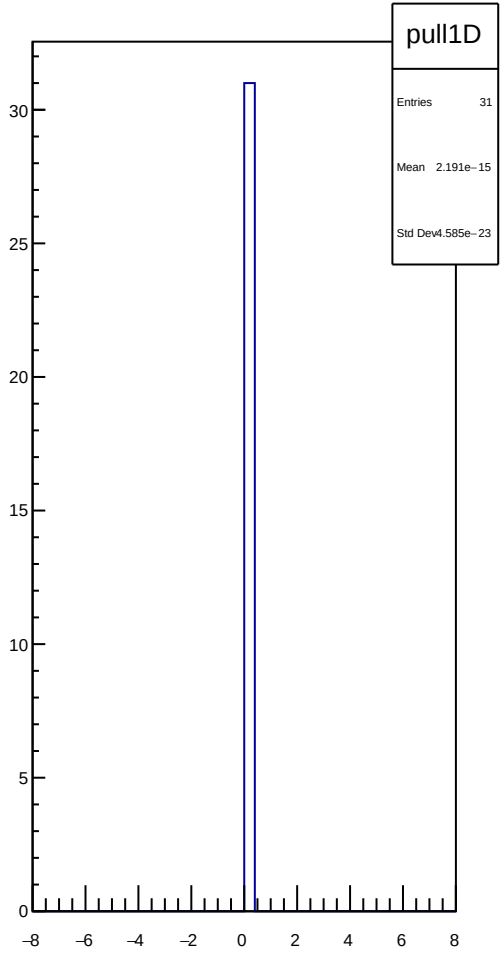
pull1D
Entries 31
Mean 2.191e−15
Std Dev4.585e−23
30
25
20
15
10
5
0
−8
−6
−4
−2
0
2
4
6
8

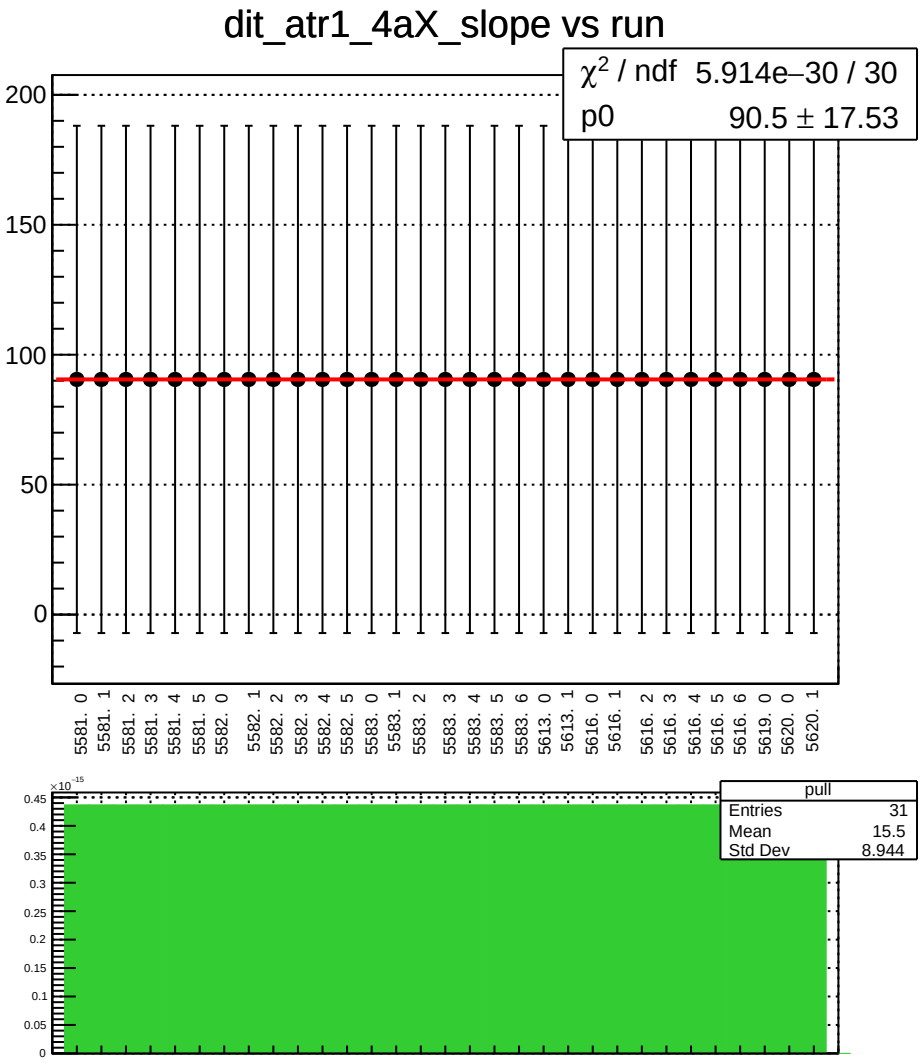
dit_atr1_4aX_slope vs run
χ² / ndf 5.914e−30 / 30
p0 90.5 ± 17.53
200
150
100
50
0
5581. 0
5581. 1
5581. 2
5581. 3
5581. 4
5581. 5
5582. 0
5582. 1
5582. 2
5582. 3
5582. 4
5582. 5
5583. 0
5583. 1
5583. 2
5583. 3
5583. 4
5583. 5
5583. 6
5613. 0
5613. 1
5616. 0
5616. 1
5616. 2
5616. 3
5616. 4
5616. 5
5616. 6
5619. 0
5620. 0
5620. 1
×10⁻¹⁵
0.45
0.4
0.35
0.3
0.25
0.2
0.15
0.1
0.05
0
pull
Entries 31
Mean 15.5
Std Dev 8.944

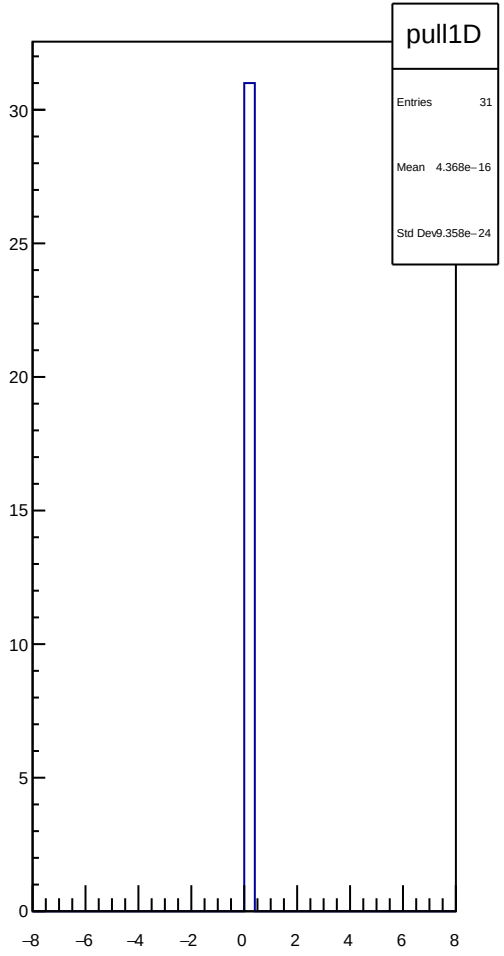
pull1D
Entries 31
Mean 4.368e−16
Std Dev 9.358e−24
30
25
20
15
10
5
0
−8
−6
−4
−2
0
2
4
6
8

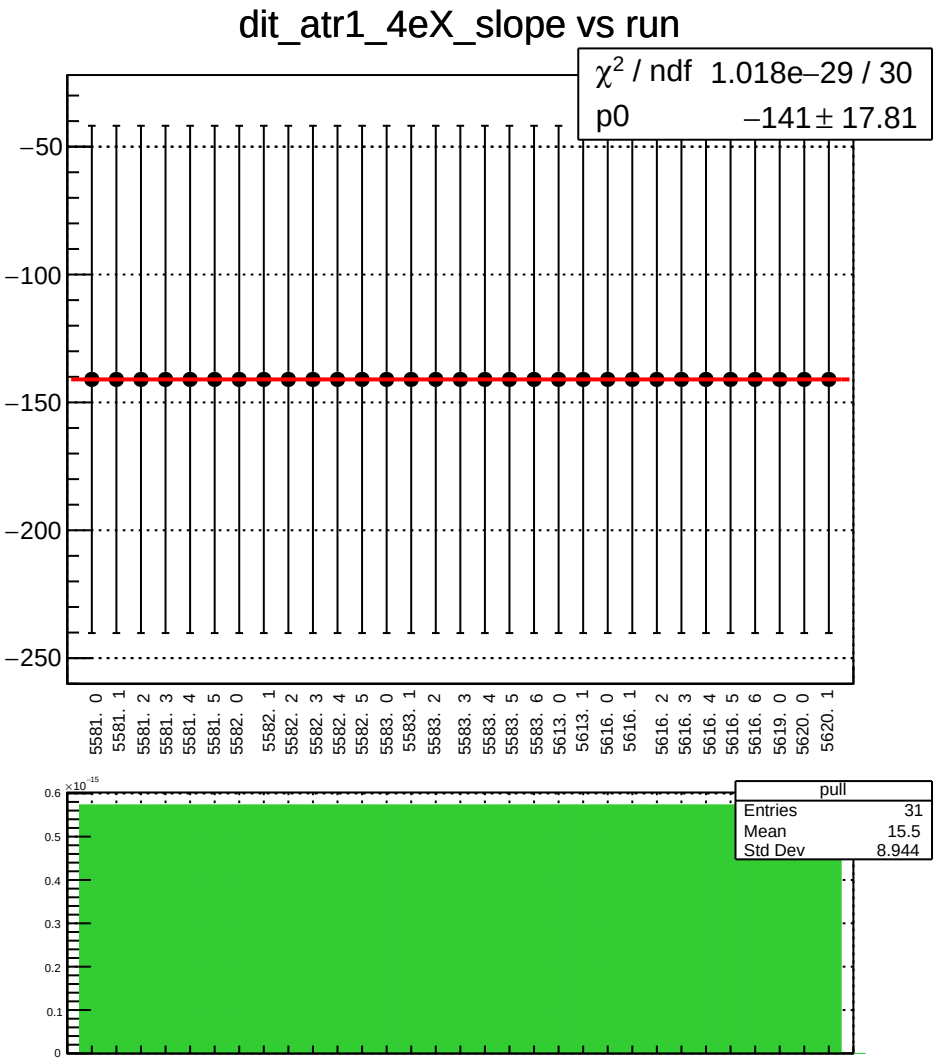
dit_atr1_4eX_slope vs run
χ^2 / ndf 1.018e−29 / 30
p0 −141 ± 17.81
−50
−100
−150
−200
−250
5581. 0
5581. 1
5581. 2
5581. 3
5581. 4
5581. 5
5582. 0
5582. 1
5582. 2
5582. 3
5582. 4
5582. 5
5583. 0
5583. 1
5583. 2
5583. 3
5583. 4
5583. 5
5583. 6
5613. 0
5613. 1
5616. 0
5616. 1
5616. 2
5616. 3
5616. 4
5616. 5
5616. 6
5619. 0
5620. 0
5620. 1
pull
Entries 31
Mean 15.5
Std Dev 8.944
×10⁻¹⁵
0.6
0.5
0.4
0.3
0.2
0.1
0

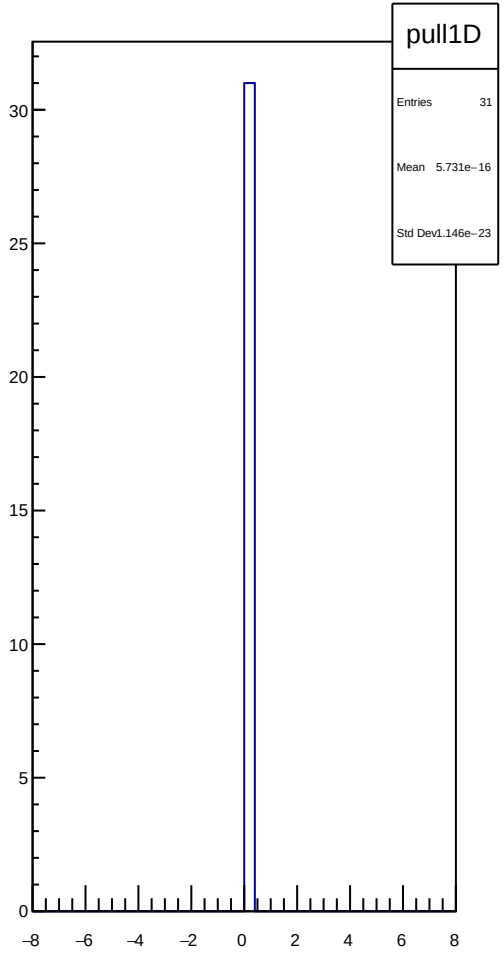
pull1D
Entries 31
Mean 5.731e−16
Std Dev 1.146e−23
30
25
20
15
10
5
0
−8
−6
−4
−2
0
2
4
6
8

dit_atr1_11X12X_slope vs run

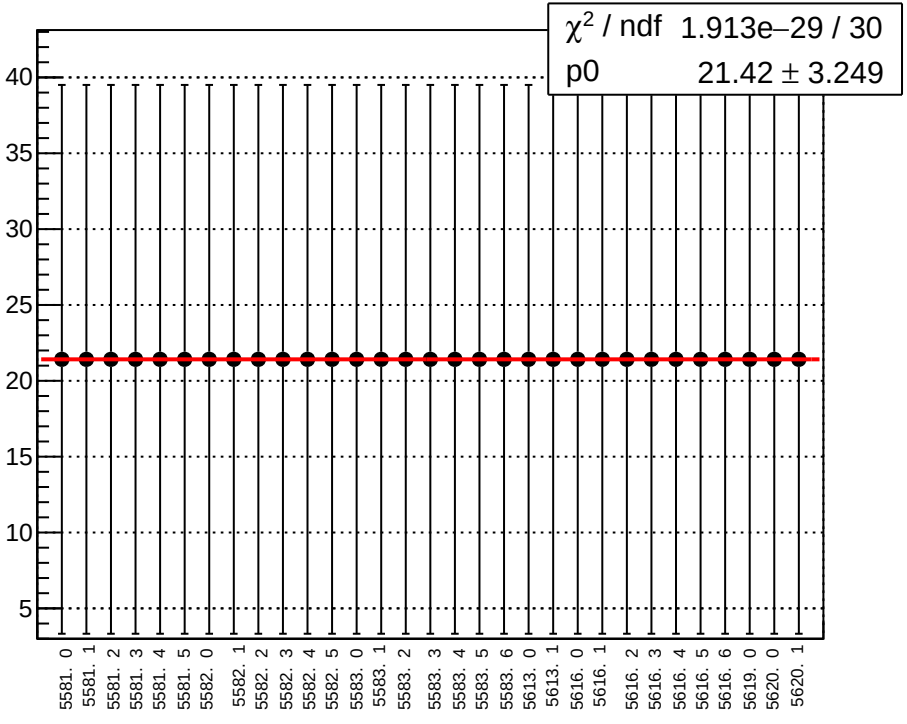



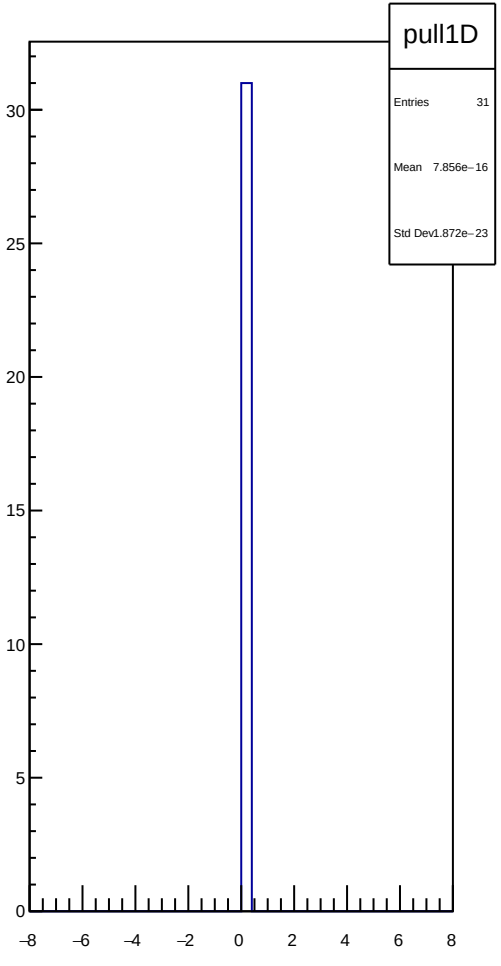

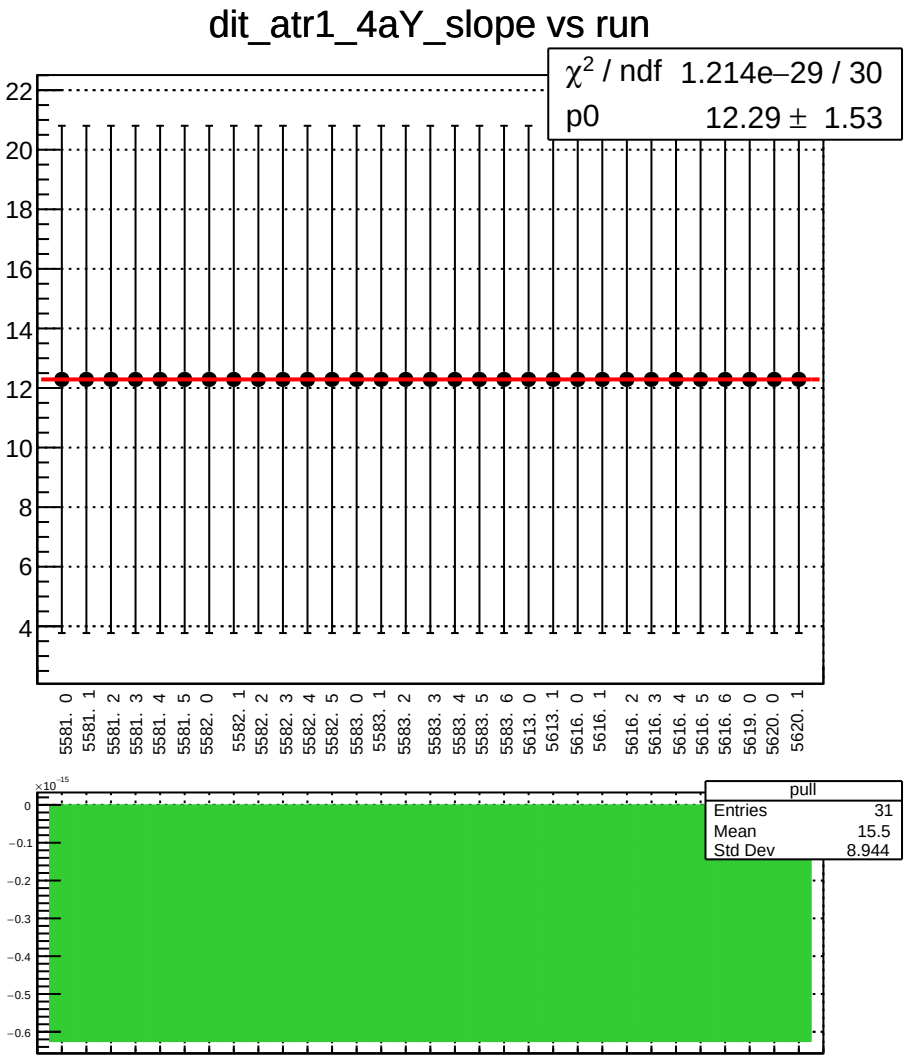
dit_atr1_4aY_slope vs run
χ2 / ndf 1.214e−29 / 30
p0 12.29 ± 1.53
22
20
18
16
14
12
10
8
6
4
5581. 0
5581. 1
5581. 2
5581. 3
5581. 4
5581. 5
5582. 0
5582. 1
5582. 2
5582. 3
5582. 4
5582. 5
5583. 0
5583. 1
5583. 2
5583. 3
5583. 4
5583. 5
5583. 6
5613. 0
5613. 1
5616. 0
5616. 1
5616. 2
5616. 3
5616. 4
5616. 5
5616. 6
5619. 0
5620. 0
5620. 1
×10−15
0
−0.1
−0.2
−0.3
−0.4
−0.5
−0.6
pull
Entries 31
Mean 15.5
Std Dev 8.944

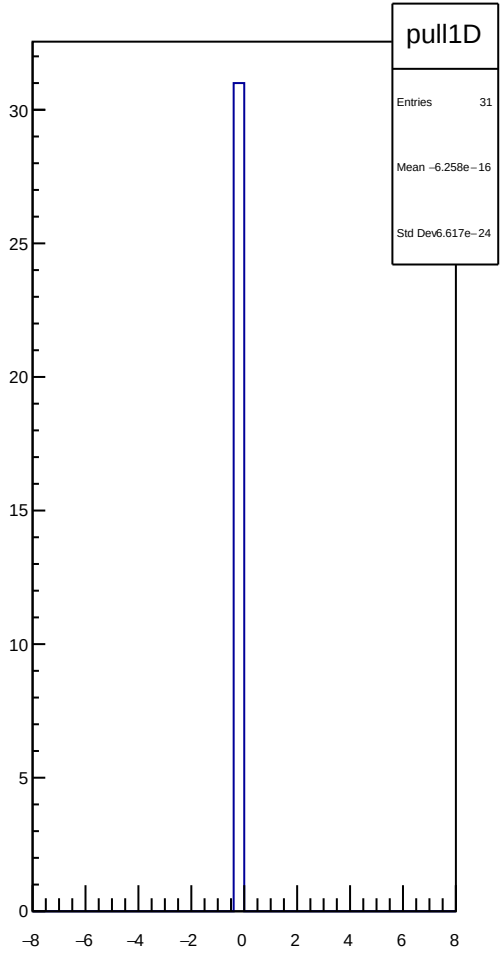
pull1D
Entries 31
Mean −6.258e−16
Std Dev 6.617e−24
30
25
20
15
10
5
0
−8
−6
−4
−2
0
2
4
6
8

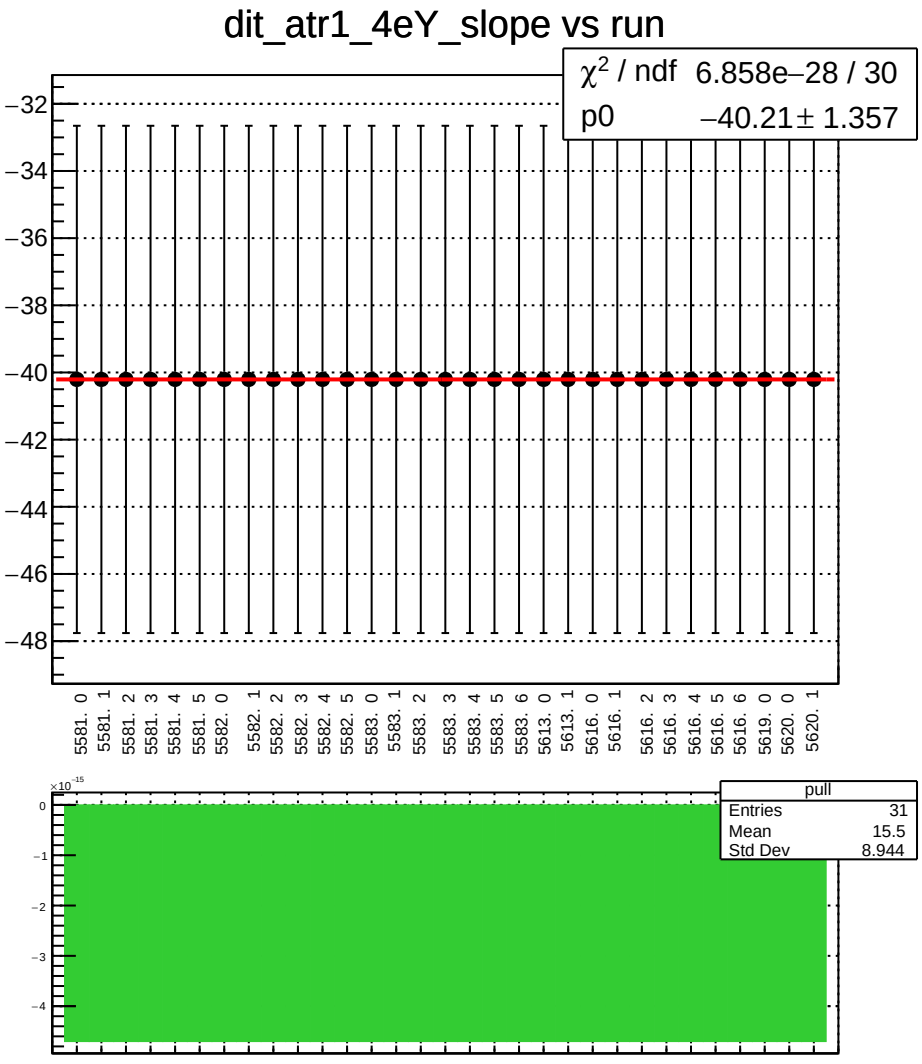
dit_atr1_4eY_slope vs run
χ2 / ndf 6.858e−28 / 30
p0 −40.21 ± 1.357
−32
−34
−36
−38
−40
−42
−44
−46
−48
5581. 0
5581. 1
5581. 2
5581. 3
5581. 4
5581. 5
5582. 0
5582. 1
5582. 2
5582. 3
5582. 4
5582. 5
5583. 0
5583. 1
5583. 2
5583. 3
5583. 4
5583. 5
5583. 6
5613. 0
5613. 1
5616. 0
5616. 1
5616. 2
5616. 3
5616. 4
5616. 5
5616. 6
5619. 0
5620. 0
5620. 1
×10−15
0
−1
−2
−3
−4
pull
Entries 31
Mean 15.5
Std Dev 8.944

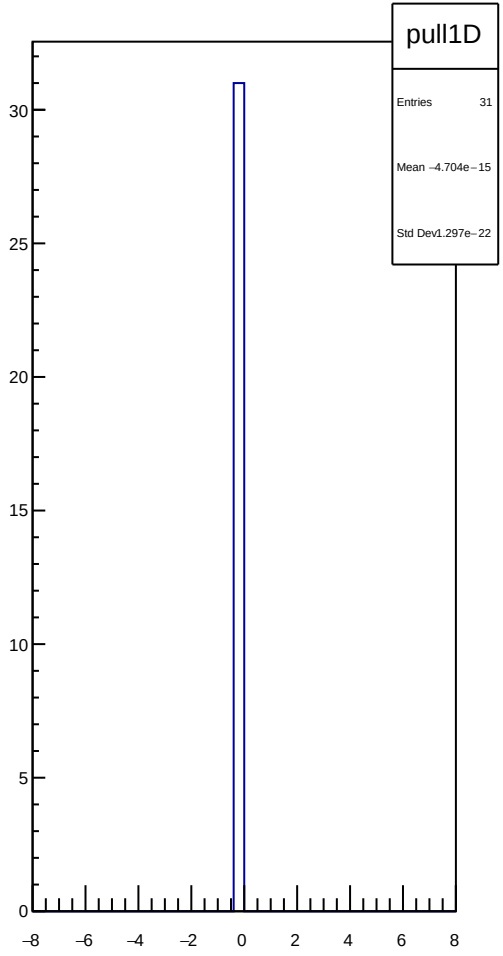
pull1D
Entries 31
Mean −4.704e−15
Std Dev1.297e−22
30
25
20
15
10
5
0
−8
−6
−4
−2
0
2
4
6
8

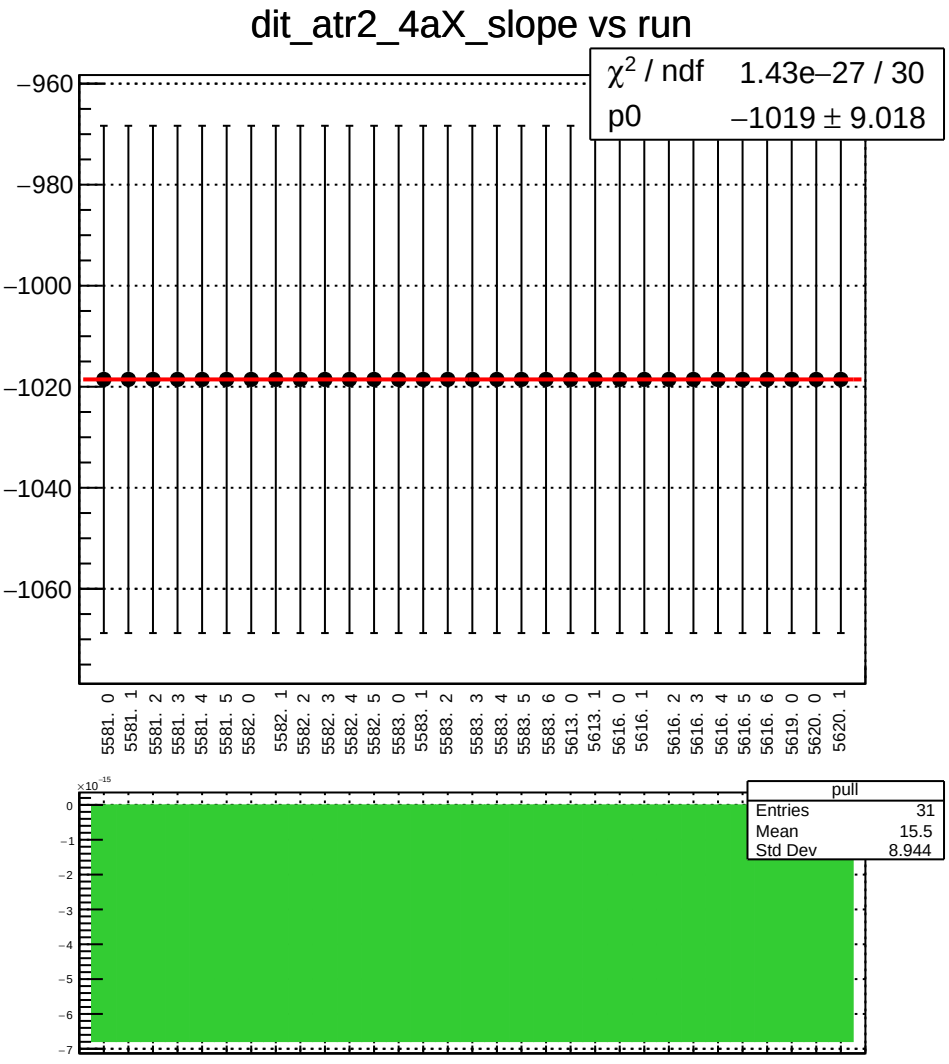
dit_atr2_4aX_slope vs run
χ^2 / ndf 1.43e−27 / 30
p0 −1019 ± 9.018
−960
−980
−1000
−1020
−1040
−1060
5581. 0
5581. 1
5581. 2
5581. 3
5581. 4
5581. 5
5582. 0
5582. 1
5582. 2
5582. 3
5582. 4
5582. 5
5583. 0
5583. 1
5583. 2
5583. 3
5583. 4
5583. 5
5583. 6
5613. 0
5613. 1
5616. 0
5616. 1
5616. 2
5616. 3
5616. 4
5616. 5
5616. 6
5619. 0
5620. 0
5620. 1
×10^-15
0
−1
−2
−3
−4
−5
−6
−7
pull
Entries 31
Mean 15.5
Std Dev 8.944

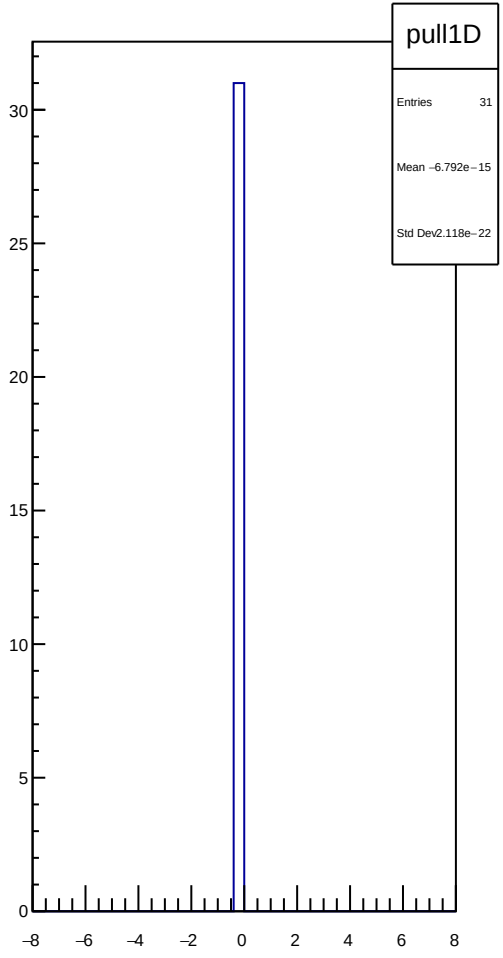
pull1D
Entries 31
Mean −6.792e−15
Std Dev2.118e−22
30
25
20
15
10
5
0
−8
−6
−4
−2
0
2
4
6
8

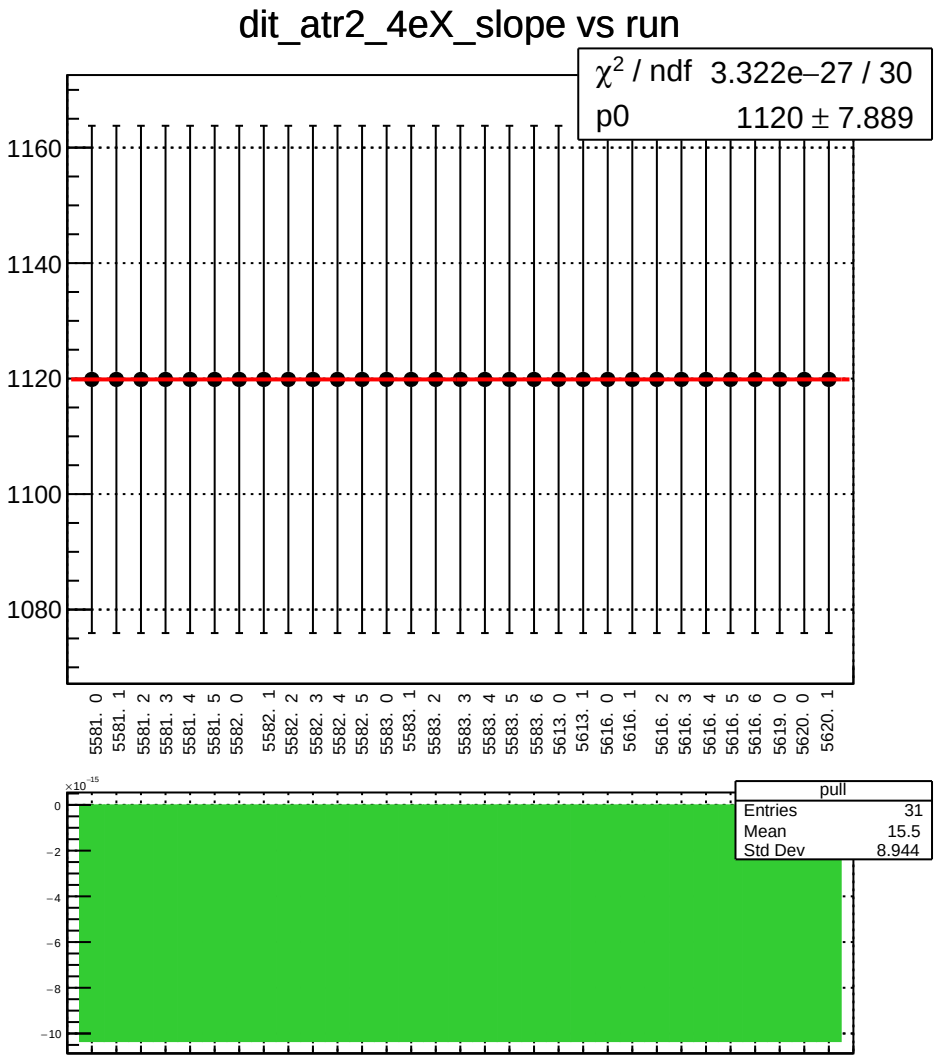
dit_atr2_4eX_slope vs run
χ^2 / ndf 3.322e−27 / 30
p0 1120 ± 7.889
1160
1140
1120
1100
1080
5581. 0
5581. 1
5581. 2
5581. 3
5581. 4
5581. 5
5582. 0
5582. 1
5582. 2
5582. 3
5582. 4
5582. 5
5583. 0
5583. 1
5583. 2
5583. 3
5583. 4
5583. 5
5583. 6
5613. 0
5613. 1
5616. 0
5616. 1
5616. 2
5616. 3
5616. 4
5616. 5
5616. 6
5619. 0
5620. 0
5620. 1
×10^-15
0
−2
−4
−6
−8
−10
pull
Entries 31
Mean 15.5
Std Dev 8.944

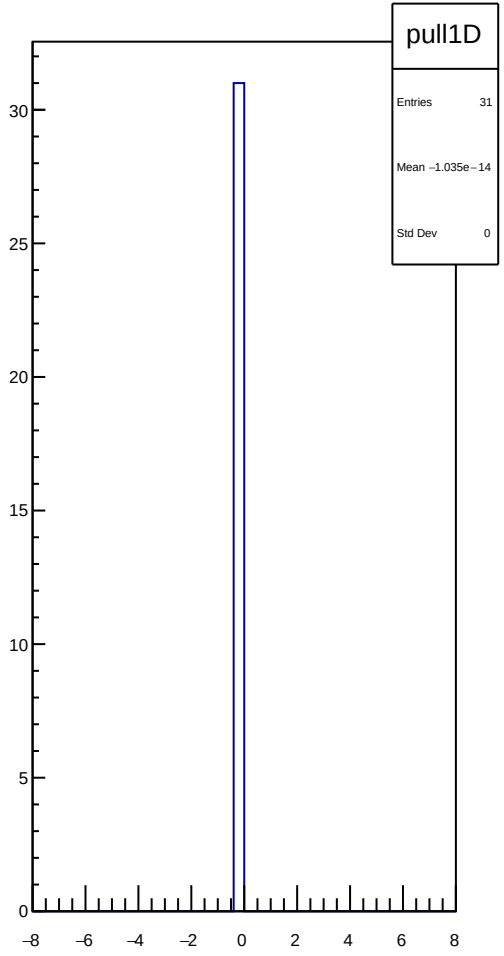
pull1D
Entries 31
Mean −1.035e−14
Std Dev 0
30
25
20
15
10
5
0
−8
−6
−4
−2
0
2
4
6
8

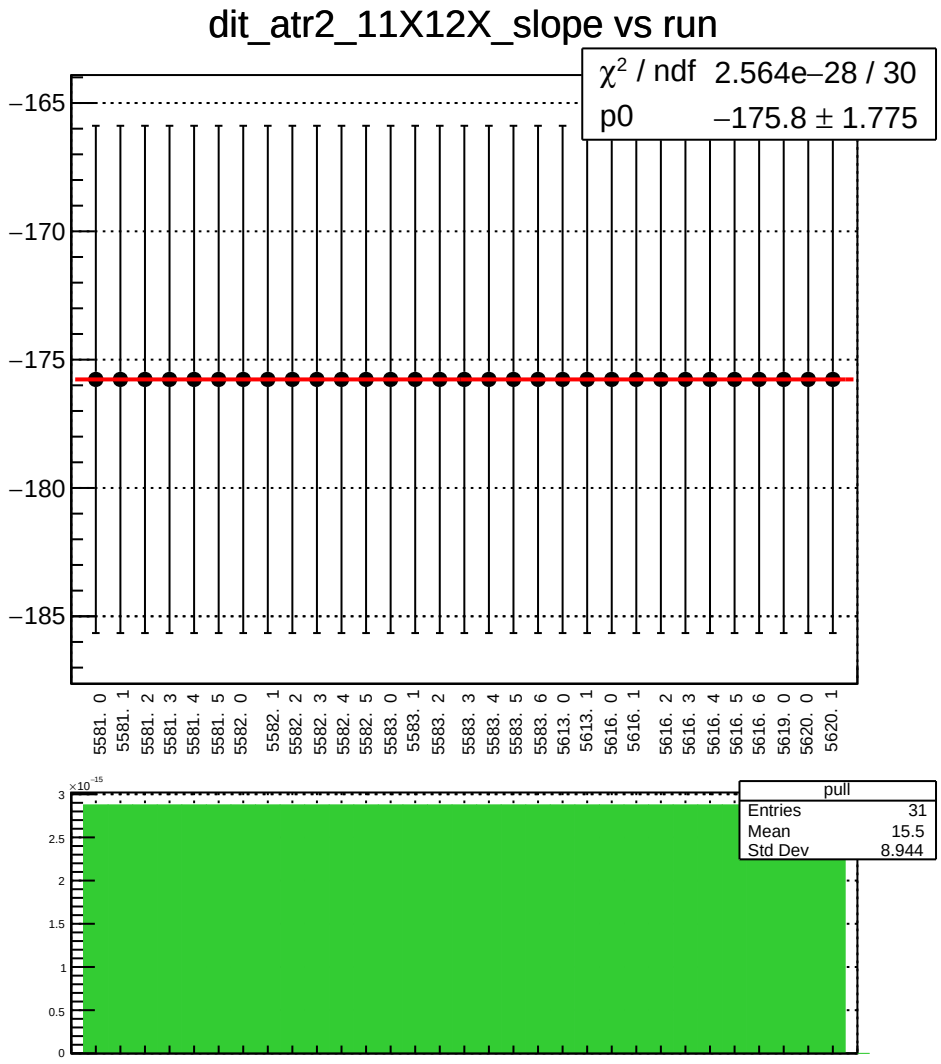
dit_atr2_11X12X_slope vs run
χ^2 / ndf 2.564e−28 / 30
p0 −175.8 ± 1.775
−165
−170
−175
−180
−185
5581. 0
5581. 1
5581. 2
5581. 3
5581. 4
5581. 5
5582. 0
5582. 1
5582. 2
5582. 3
5582. 4
5582. 5
5583. 0
5583. 1
5583. 2
5583. 3
5583. 4
5583. 5
5583. 6
5613. 0
5613. 1
5616. 0
5616. 1
5616. 2
5616. 3
5616. 4
5616. 5
5616. 6
5619. 0
5620. 0
5620. 1
pull
Entries 31
Mean 15.5
Std Dev 8.944
×10^-15
3
2.5
2
1.5
1
0.5
0

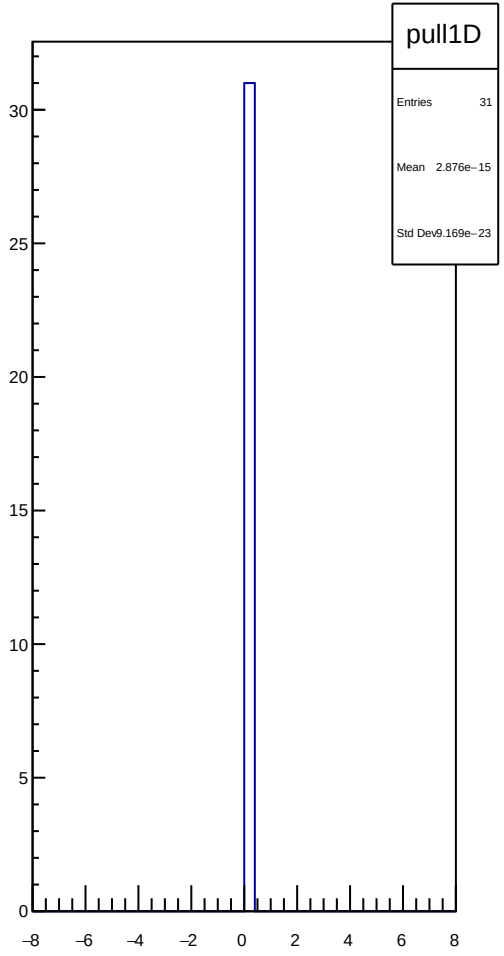
pull1D
Entries 31
Mean 2.876e−15
Std Dev 9.169e−23
30
25
20
15
10
5
0
−8
−6
−4
−2
0
2
4
6
8

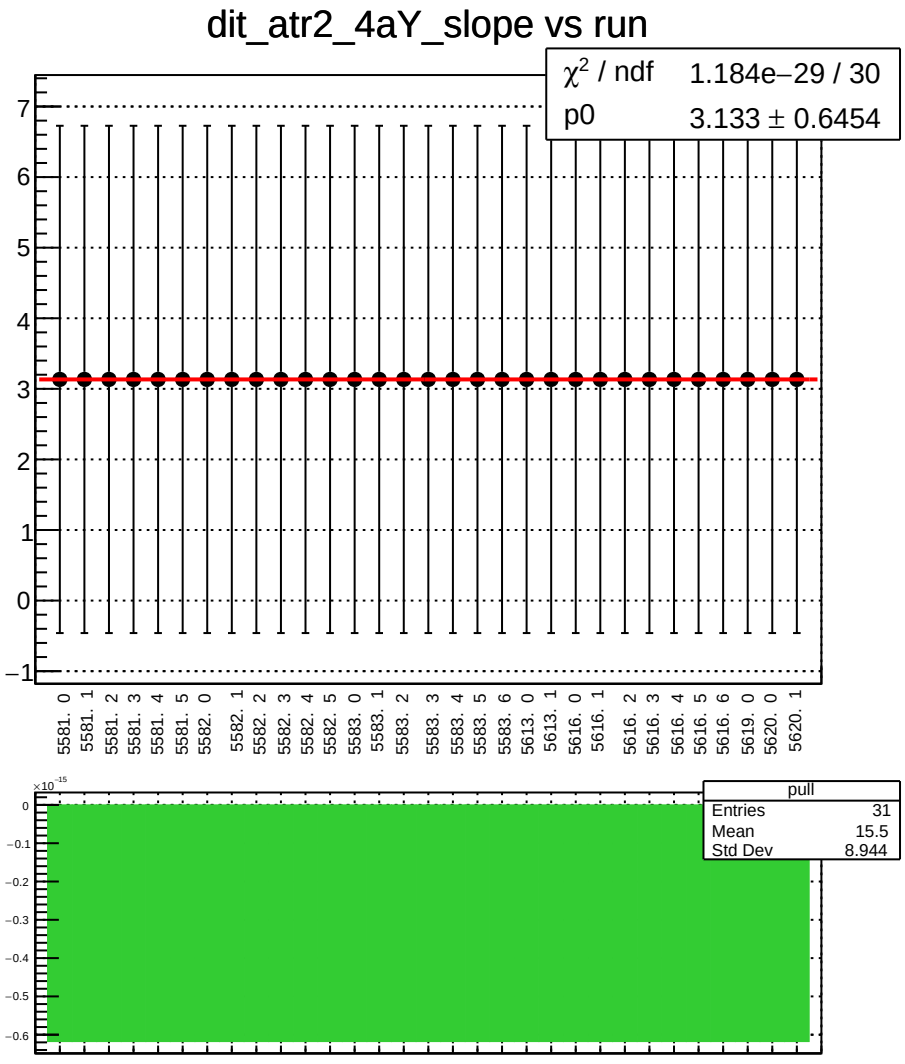
dit_atr2_4aY_slope vs run
χ^2 / ndf 1.184e−29 / 30
p0 3.133 ± 0.6454
5581. 0
5581. 1
5581. 2
5581. 3
5581. 4
5581. 5
5582. 0
5582. 1
5582. 2
5582. 3
5582. 4
5582. 5
5583. 0
5583. 1
5583. 2
5583. 3
5583. 4
5583. 5
5583. 6
5613. 0
5613. 1
5616. 0
5616. 1
5616. 2
5616. 3
5616. 4
5616. 5
5616. 6
5619. 0
5620. 0
5620. 1
pull
Entries 31
Mean 15.5
Std Dev 8.944

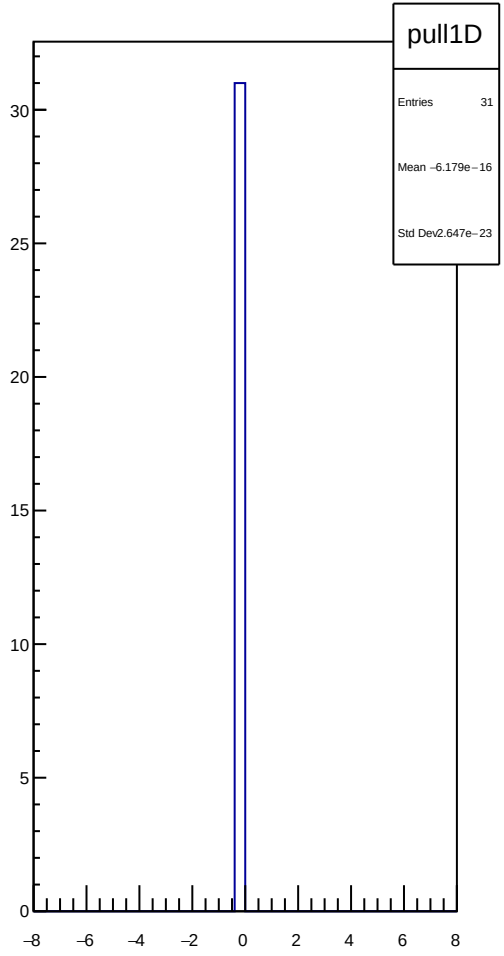
pull1D
Entries 31
Mean −6.179e−16
Std Dev2.647e−23

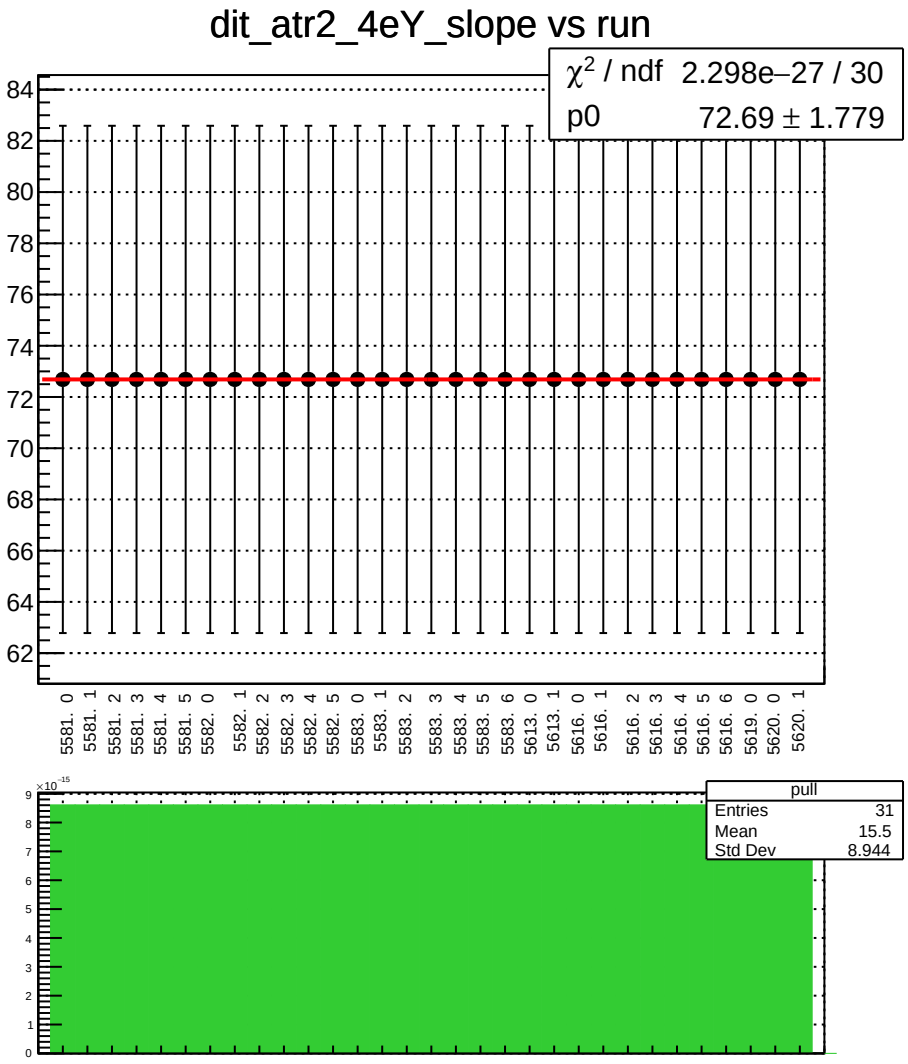
dit_atr2_4eY_slope vs run
χ² / ndf 2.298e−27 / 30
p0 72.69 ± 1.779
84
82
80
78
76
74
72
70
68
66
64
62
5581. 0
5581. 1
5581. 2
5581. 3
5581. 4
5581. 5
5582. 0
5582. 1
5582. 2
5582. 3
5582. 4
5582. 5
5583. 0
5583. 1
5583. 2
5583. 3
5583. 4
5583. 5
5583. 6
5613. 0
5613. 1
5616. 0
5616. 1
5616. 2
5616. 3
5616. 4
5616. 5
5616. 6
5619. 0
5620. 0
5620. 1
×10⁻¹⁵
pull
Entries 31
Mean 15.5
Std Dev 8.944

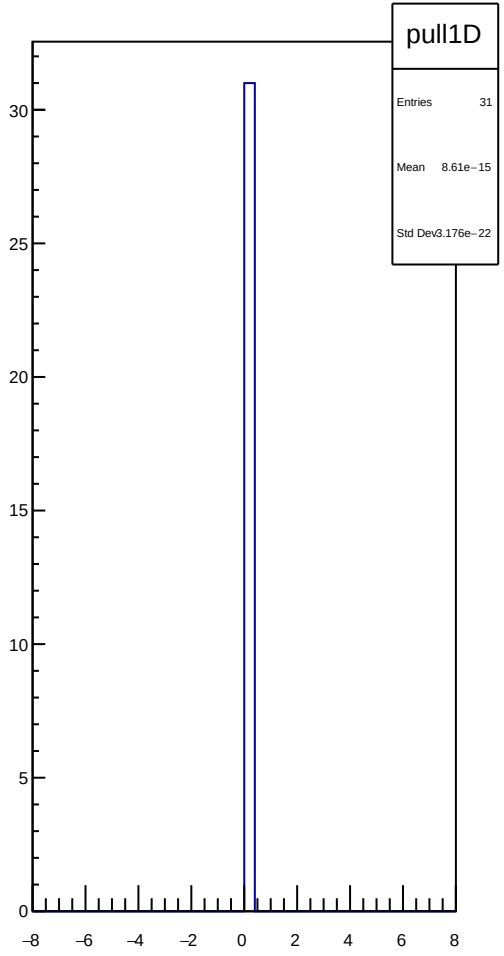
pull1D
Entries 31
Mean 8.61e−15
Std Dev 3.176e−22
30
25
20
15
10
5
0
−8
−6
−4
−2
0
2
4
6
8

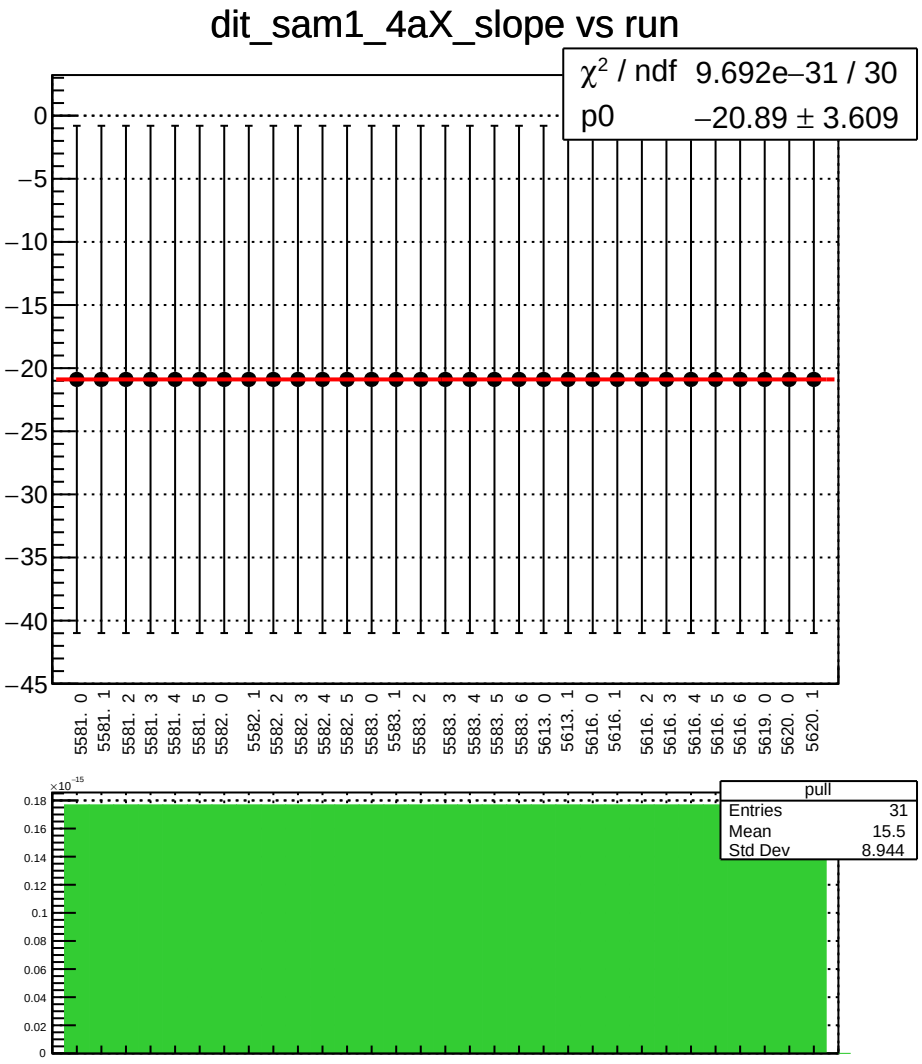
dit_sam1_4aX_slope vs run
χ^2 / ndf 9.692e−31 / 30
p0 −20.89 ± 3.609
0
−5
−10
−15
−20
−25
−30
−35
−40
−45
5581. 0
5581. 1
5581. 2
5581. 3
5581. 4
5581. 5
5582. 0
5582. 1
5582. 2
5582. 3
5582. 4
5582. 5
5583. 0
5583. 1
5583. 2
5583. 3
5583. 4
5583. 5
5583. 6
5613. 0
5613. 1
5616. 0
5616. 1
5616. 2
5616. 3
5616. 4
5616. 5
5616. 6
5619. 0
5620. 0
5620. 1
pull
Entries 31
Mean 15.5
Std Dev 8.944
×10⁻¹⁵
0.18
0.16
0.14
0.12
0.1
0.08
0.06
0.04
0.02
0

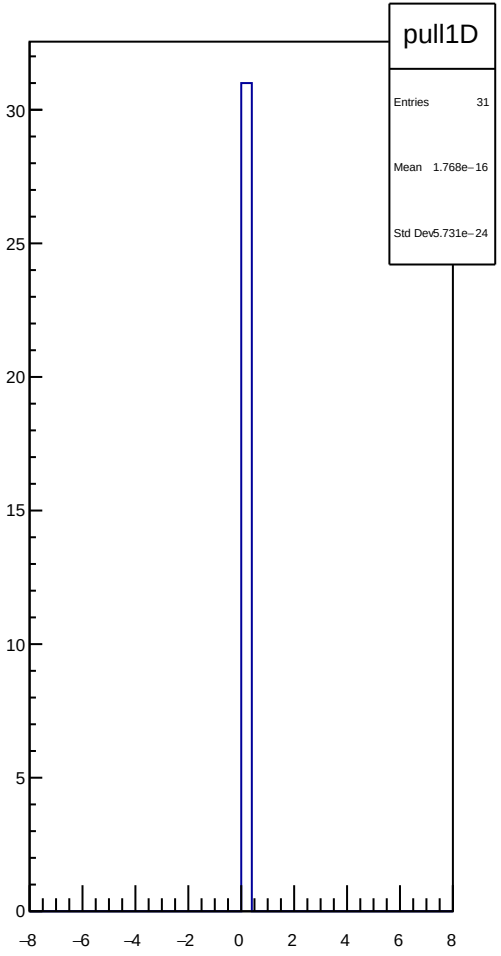
pull1D
Entries 31
Mean 1.768e−16
Std Dev 5.731e−24
30
25
20
15
10
5
0
−8
−6
−4
−2
0
2
4
6
8

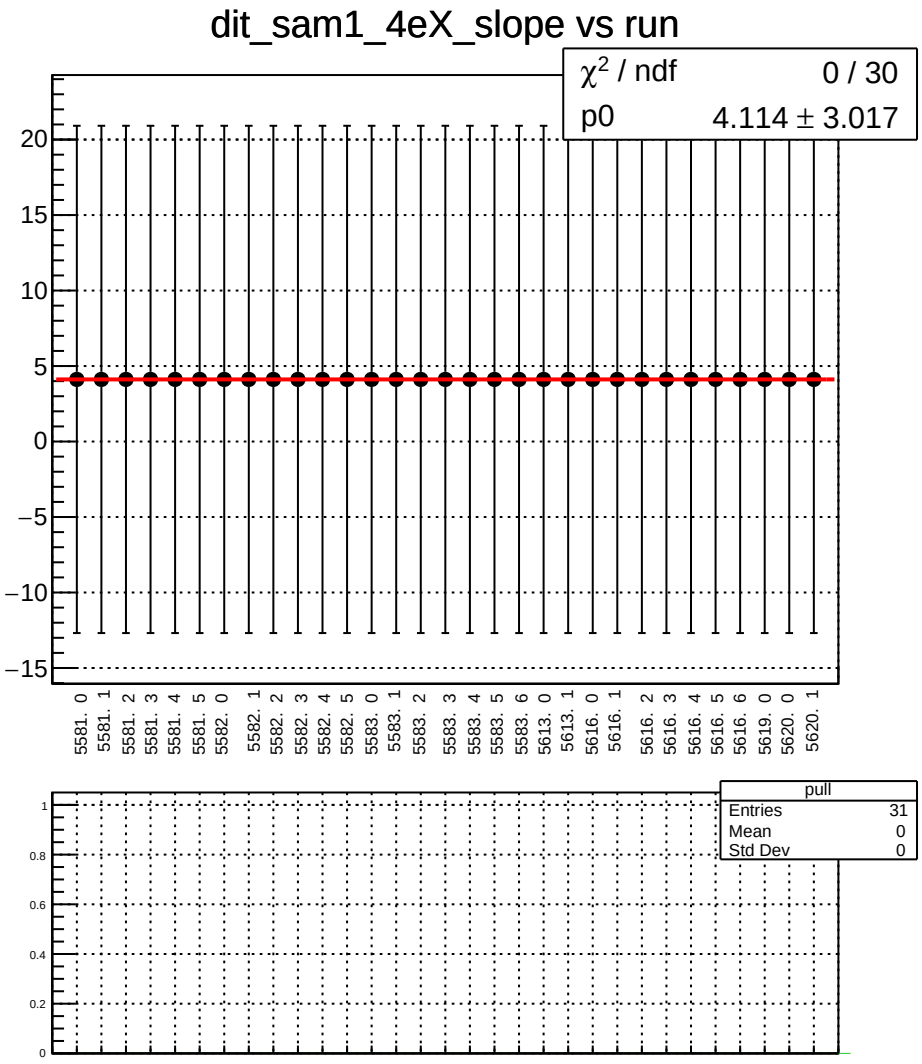
dit_sam1_4eX_slope vs run
χ2 / ndf 0 / 30
p0 4.114 ± 3.017
20
15
10
5
0
−5
−10
−15
5581. 0
5581. 1
5581. 2
5581. 3
5581. 4
5581. 5
5582. 0
5582. 1
5582. 2
5582. 3
5582. 4
5582. 5
5583. 0
5583. 1
5583. 2
5583. 3
5583. 4
5583. 5
5583. 6
5613. 0
5613. 1
5616. 0
5616. 1
5616. 2
5616. 3
5616. 4
5616. 5
5616. 6
5619. 0
5620. 0
5620. 1
pull
Entries 31
Mean 0
Std Dev 0
1
0.8
0.6
0.4
0.2
0

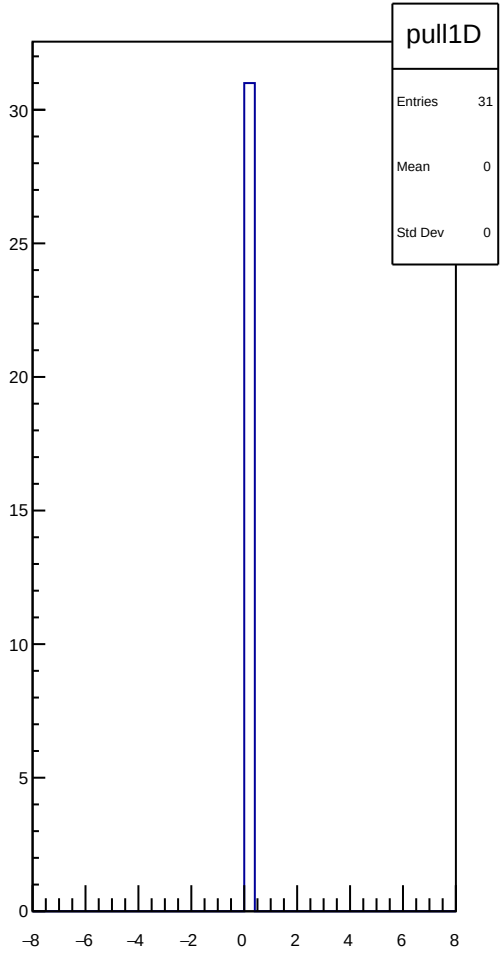
pull1D
Entries 31
Mean 0
Std Dev 0
30
25
20
15
10
5
0
−8
−6
−4
−2
0
2
4
6
8

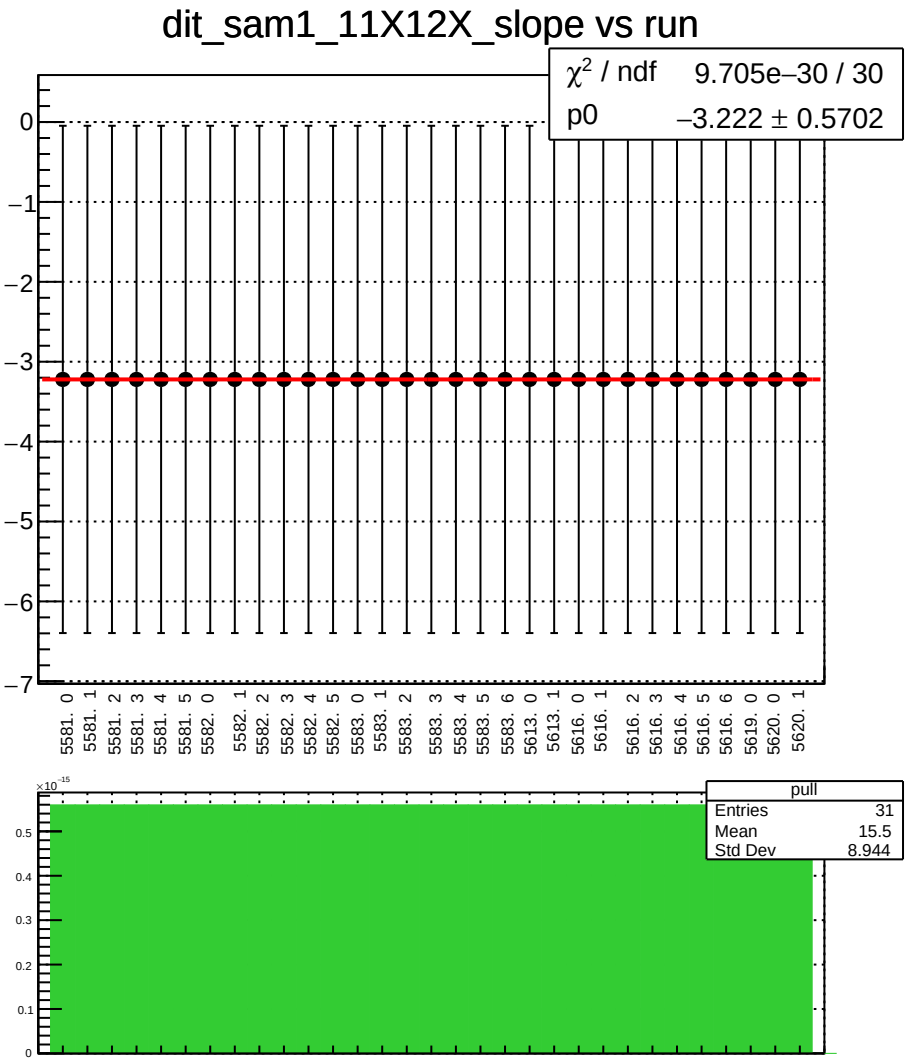
dit_sam1_11X12X_slope vs run
χ² / ndf 9.705e−30 / 30
p0 −3.222 ± 0.5702
0
−1
−2
−3
−4
−5
−6
−7
5581. 0
5581. 1
5581. 2
5581. 3
5581. 4
5581. 5
5582. 0
5582. 1
5582. 2
5582. 3
5582. 4
5582. 5
5583. 0
5583. 1
5583. 2
5583. 3
5583. 4
5583. 5
5583. 6
5613. 0
5613. 1
5616. 0
5616. 1
5616. 2
5616. 3
5616. 4
5616. 5
5616. 6
5619. 0
5620. 0
5620. 1
×10⁻¹⁵
0.5
0.4
0.3
0.2
0.1
0
pull
Entries 31
Mean 15.5
Std Dev 8.944

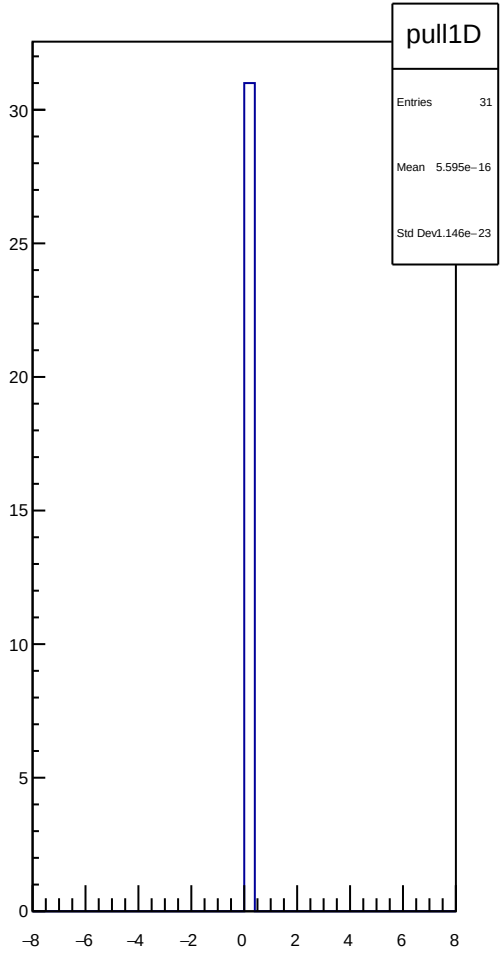
pull1D
Entries 31
Mean 5.595e−16
Std Dev1.146e−23
30
25
20
15
10
5
0
−8
−6
−4
−2
0
2
4
6
8

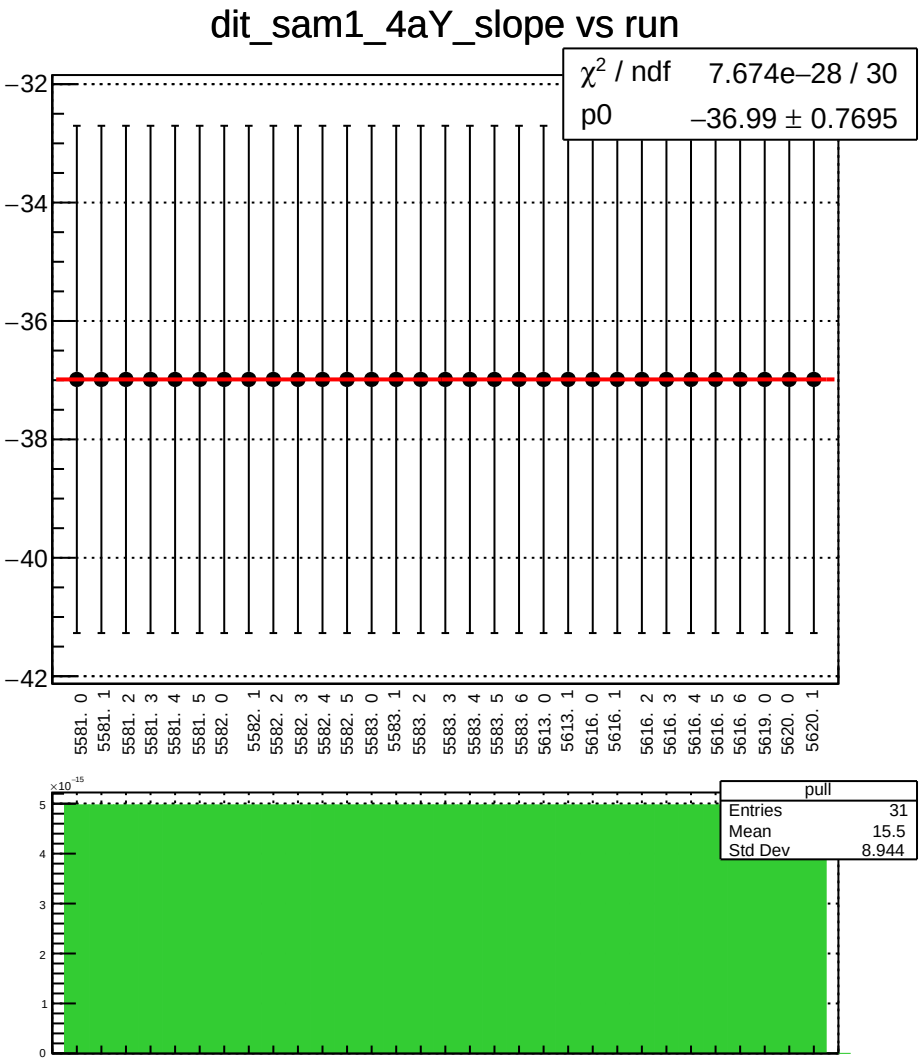
dit_sam1_4aY_slope vs run
χ² / ndf 7.674e−28 / 30
p0 −36.99 ± 0.7695
−32
−34
−36
−38
−40
−42
5581. 0
5581. 1
5581. 2
5581. 3
5581. 4
5581. 5
5582. 0
5582. 1
5582. 2
5582. 3
5582. 4
5582. 5
5583. 0
5583. 1
5583. 2
5583. 3
5583. 4
5583. 5
5583. 6
5613. 0
5613. 1
5616. 0
5616. 1
5616. 2
5616. 3
5616. 4
5616. 5
5616. 6
5619. 0
5620. 0
5620. 1
×10⁻¹⁵
pull
Entries 31
Mean 15.5
Std Dev 8.944

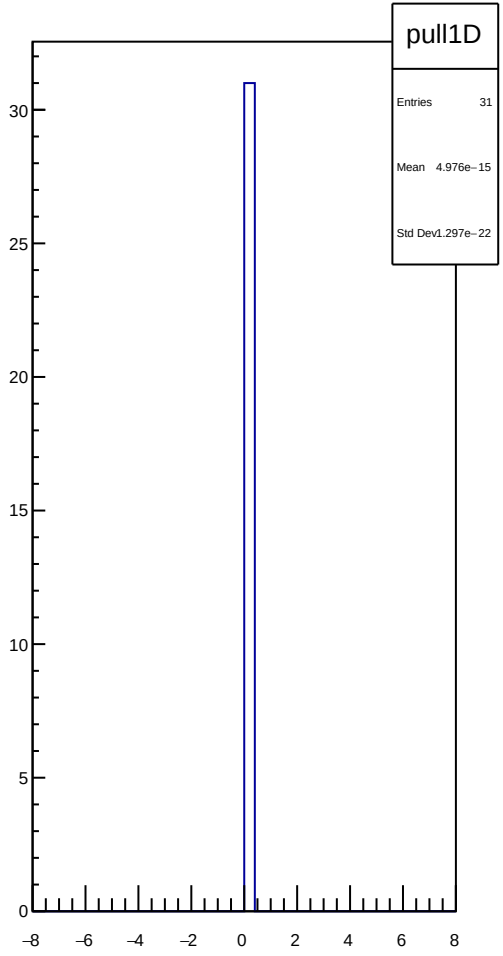
pull1D
Entries 31
Mean 4.976e−15
Std Dev 1.297e−22

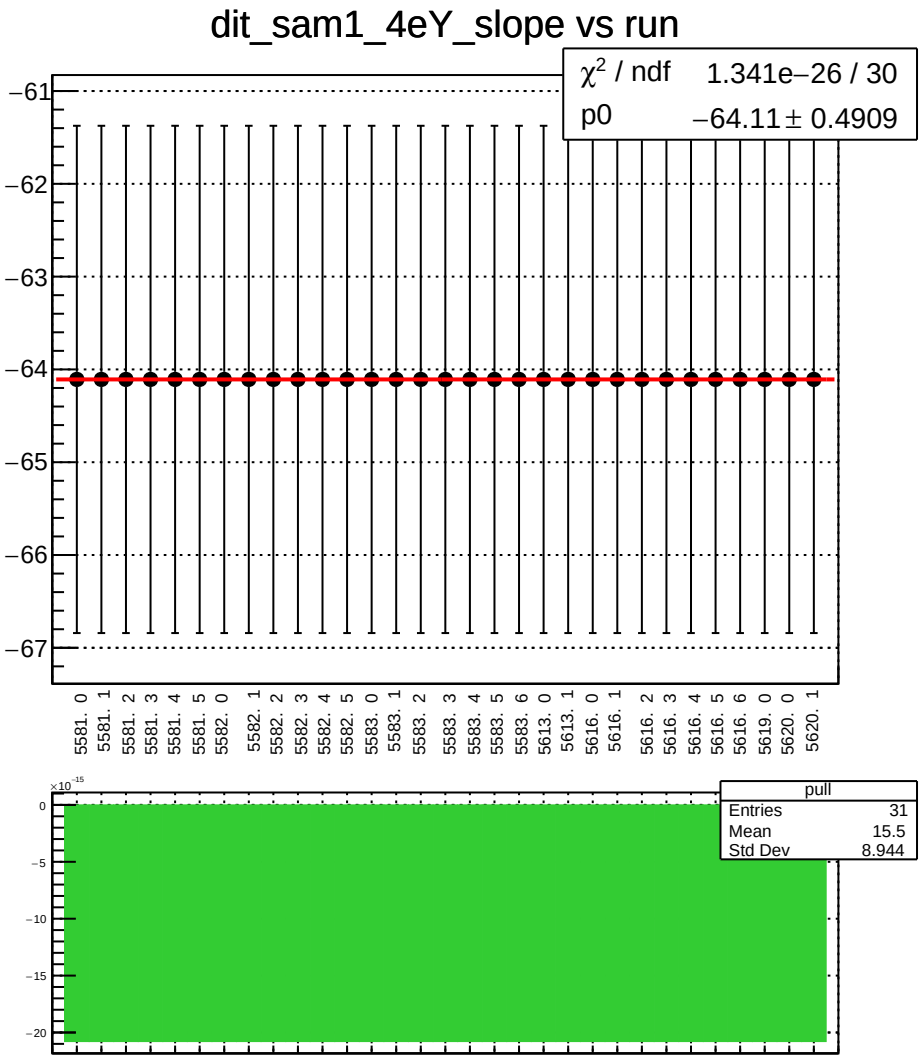
dit_sam1_4eY_slope vs run
χ² / ndf 1.341e−26 / 30
p0 −64.11 ± 0.4909
−61
−62
−63
−64
−65
−66
−67
5581. 0
5581. 1
5581. 2
5581. 3
5581. 4
5581. 5
5582. 0
5582. 1
5582. 2
5582. 3
5582. 4
5582. 5
5583. 0
5583. 1
5583. 2
5583. 3
5583. 4
5583. 5
5583. 6
5613. 0
5613. 1
5616. 0
5616. 1
5616. 2
5616. 3
5616. 4
5616. 5
5616. 6
5619. 0
5620. 0
5620. 1
×10⁻¹⁵
0
−5
−10
−15
−20
pull
Entries 31
Mean 15.5
Std Dev 8.944


pull1D
Entries 31
Mean −2.08e−14
Std Dev 2.995e−22
30
25
20
15
10
5
0
−8
−6
−4
−2
0
2
4
6
8

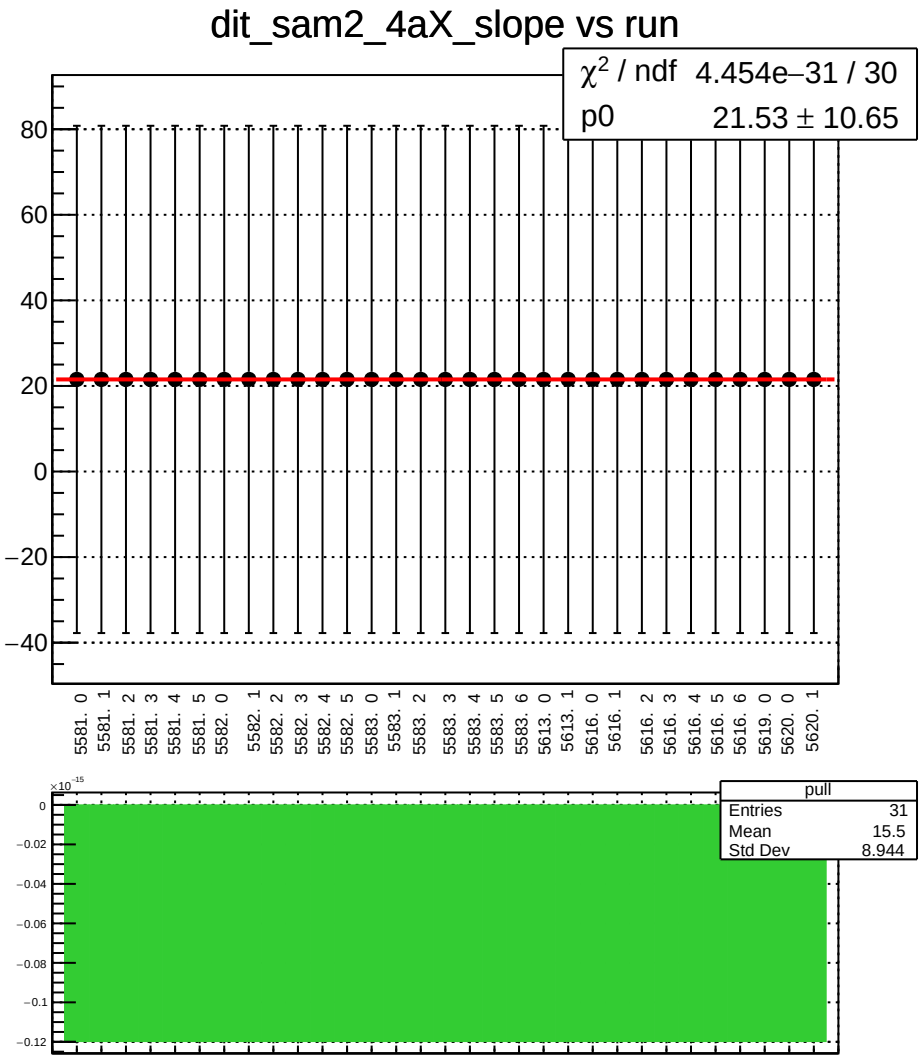
dit_sam2_4aX_slope vs run
χ^2 / ndf 4.454e−31 / 30
p0 21.53 ± 10.65
80
60
40
20
0
−20
−40
5581. 0
5581. 1
5581. 2
5581. 3
5581. 4
5581. 5
5582. 0
5582. 1
5582. 2
5582. 3
5582. 4
5582. 5
5583. 0
5583. 1
5583. 2
5583. 3
5583. 4
5583. 5
5583. 6
5613. 0
5613. 1
5616. 0
5616. 1
5616. 2
5616. 3
5616. 4
5616. 5
5616. 6
5619. 0
5620. 0
5620. 1
×10^-15
0
−0.02
−0.04
−0.06
−0.08
−0.1
−0.12
pull
Entries 31
Mean 15.5
Std Dev 8.944

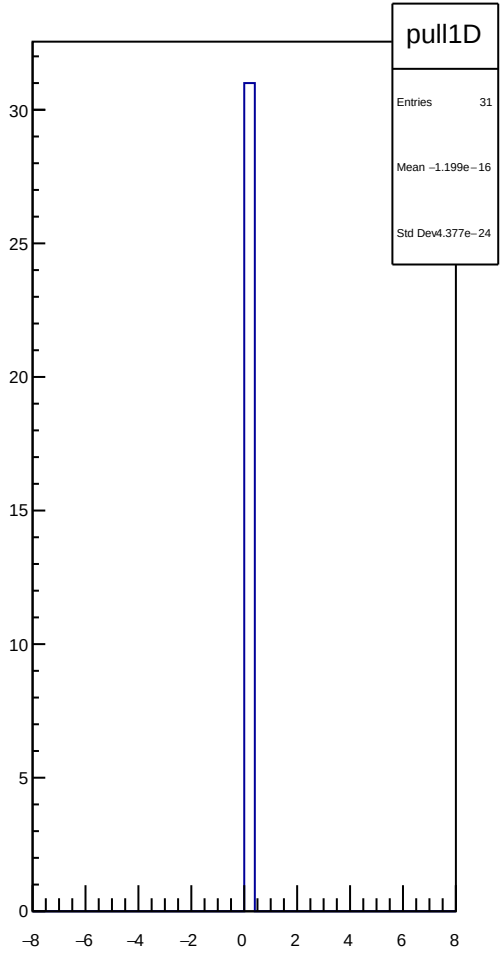
pull1D
Entries 31
Mean −1.199e−16
Std Dev4.377e−24
30
25
20
15
10
5
0
−8
−6
−4
−2
0
2
4
6
8

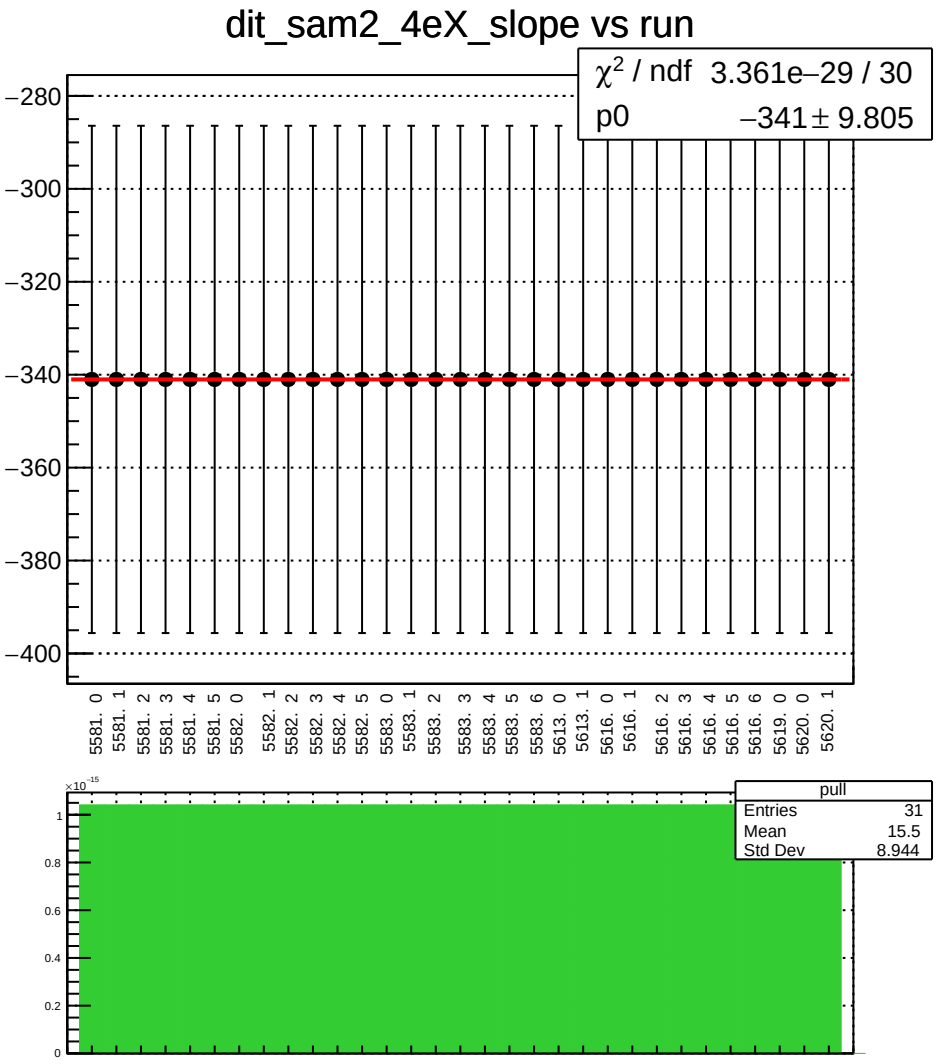
dit_sam2_4eX_slope vs run
χ2 / ndf 3.361e−29 / 30
p0 −341 ± 9.805
−280
−300
−320
−340
−360
−380
−400
5581. 0
5581. 1
5581. 2
5581. 3
5581. 4
5581. 5
5582. 0
5582. 1
5582. 2
5582. 3
5582. 4
5582. 5
5583. 0
5583. 1
5583. 2
5583. 3
5583. 4
5583. 5
5583. 6
5613. 0
5613. 1
5616. 0
5616. 1
5616. 2
5616. 3
5616. 4
5616. 5
5616. 6
5619. 0
5620. 0
5620. 1
×10−15
1
0.8
0.6
0.4
0.2
0
pull
Entries 31
Mean 15.5
Std Dev 8.944

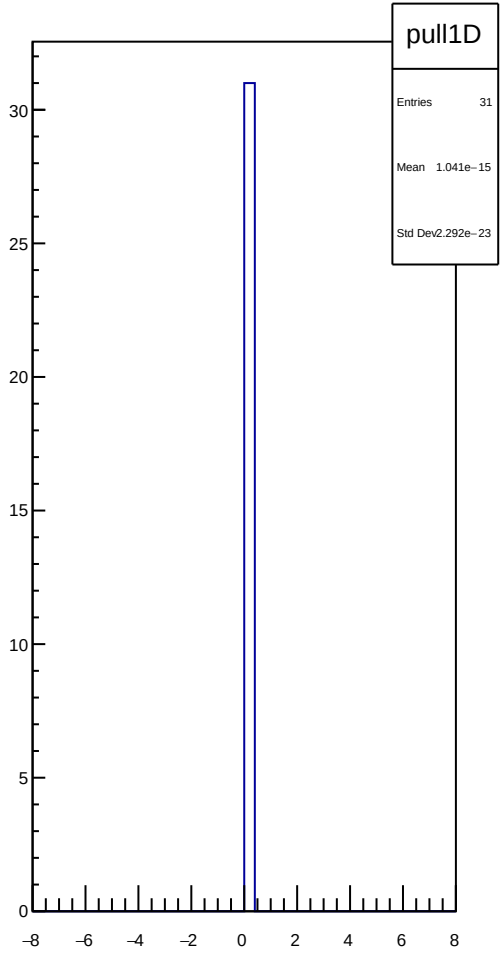
pull1D
Entries 31
Mean 1.041e−15
Std Dev 2.292e−23
30
25
20
15
10
5
0
−8
−6
−4
−2
0
2
4
6
8

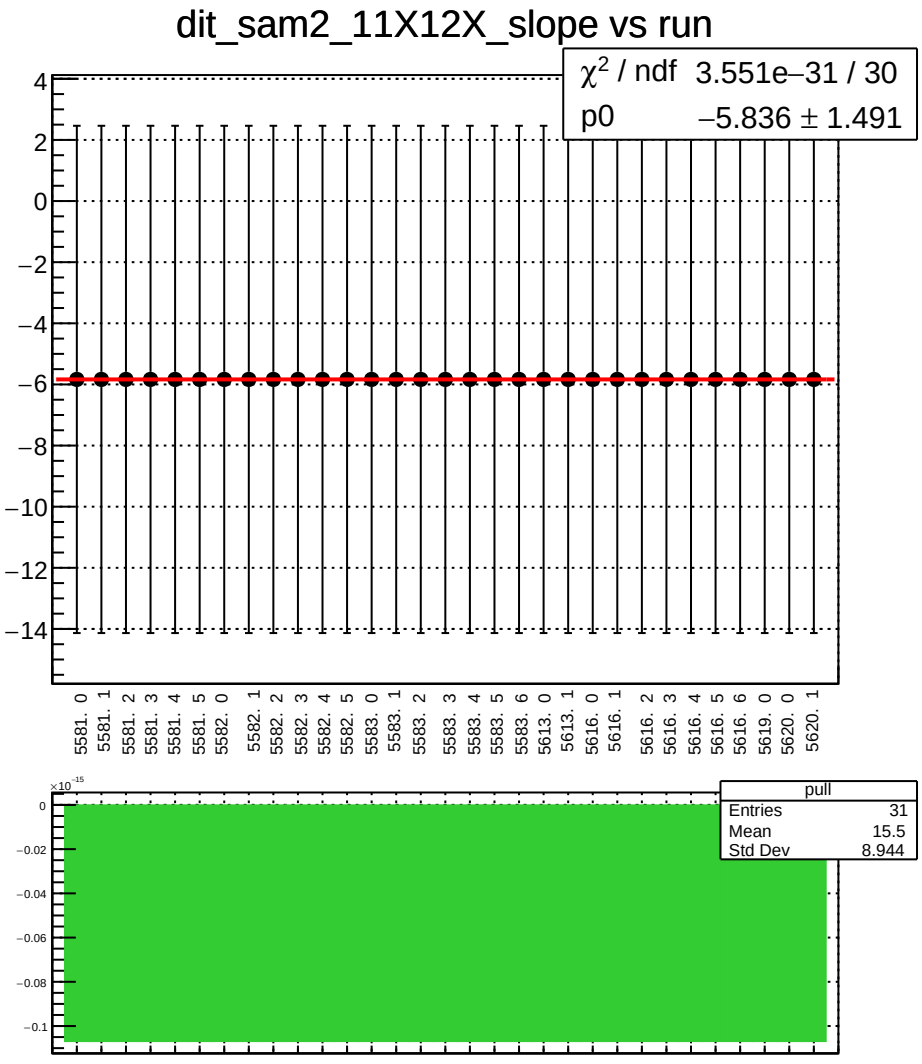
dit_sam2_11X12X_slope vs run
χ² / ndf 3.551e−31 / 30
p0 −5.836 ± 1.491
4
2
0
−2
−4
−6
−8
−10
−12
−14
5581. 0
5581. 1
5581. 2
5581. 3
5581. 4
5581. 5
5582. 0
5582. 1
5582. 2
5582. 3
5582. 4
5582. 5
5583. 0
5583. 1
5583. 2
5583. 3
5583. 4
5583. 5
5583. 6
5613. 0
5613. 1
5616. 0
5616. 1
5616. 2
5616. 3
5616. 4
5616. 5
5616. 6
5619. 0
5620. 0
5620. 1
×10⁻¹⁵
0
−0.02
−0.04
−0.06
−0.08
−0.1
pull
Entries 31
Mean 15.5
Std Dev 8.944

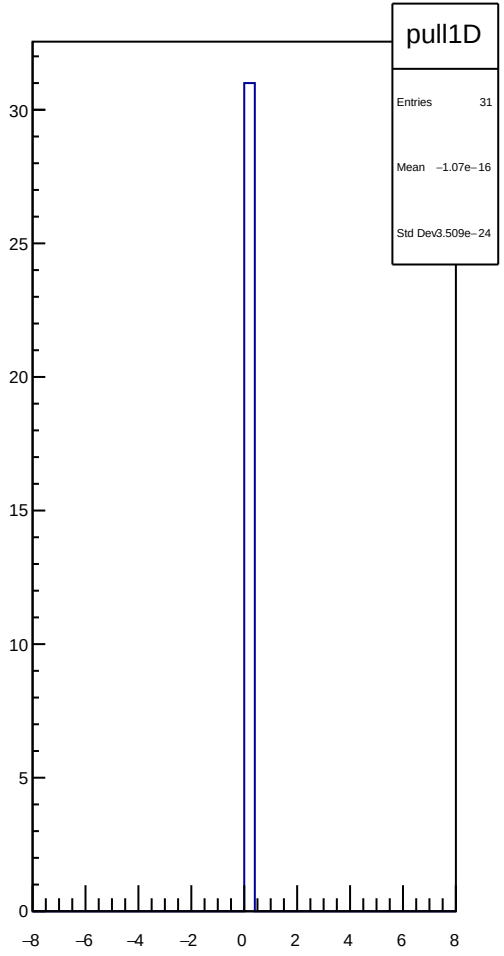
pull1D
Entries 31
Mean −1.07e−16
Std Dev 3.509e−24
30
25
20
15
10
5
0
−8
−6
−4
−2
0
2
4
6
8

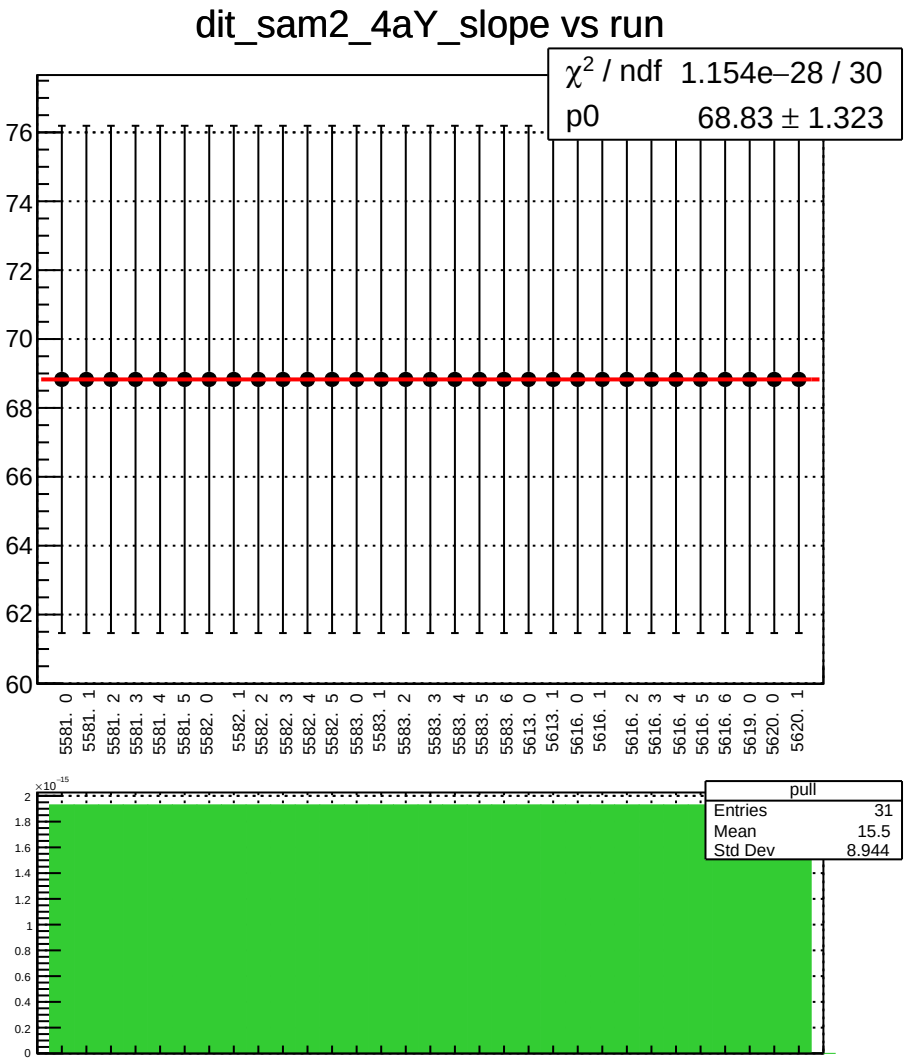
dit_sam2_4aY_slope vs run
χ^2 / ndf 1.154e−28 / 30
p0 68.83 ± 1.323
76
74
72
70
68
66
64
62
60
5581. 0
5581. 1
5581. 2
5581. 3
5581. 4
5581. 5
5582. 0
5582. 1
5582. 2
5582. 3
5582. 4
5582. 5
5583. 0
5583. 1
5583. 2
5583. 3
5583. 4
5583. 5
5583. 6
5613. 0
5613. 1
5616. 0
5616. 1
5616. 2
5616. 3
5616. 4
5616. 5
5616. 6
5619. 0
5620. 0
5620. 1
×10^-15
2
1.8
1.6
1.4
1.2
1
0.8
0.6
0.4
0.2
0
pull
Entries 31
Mean 15.5
Std Dev 8.944

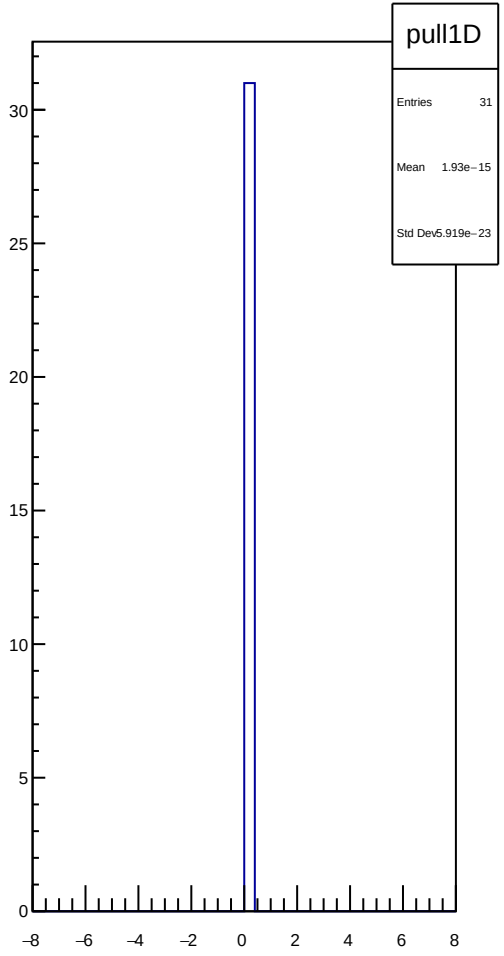
pull1D
Entries 31
Mean 1.93e−15
Std Dev 5.919e−23
30
25
20
15
10
5
0
−8
−6
−4
−2
0
2
4
6
8

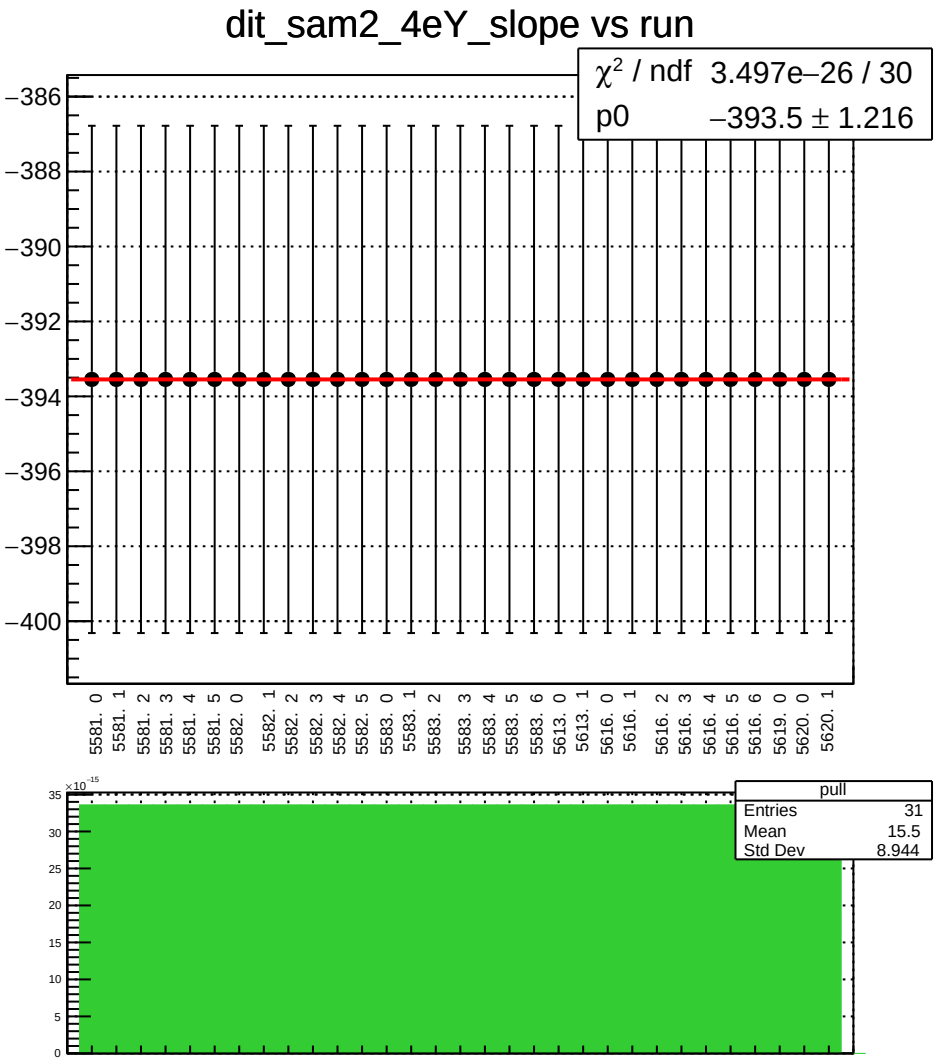
dit_sam2_4eY_slope vs run
χ² / ndf 3.497e−26 / 30
p0 −393.5 ± 1.216
−386
−388
−390
−392
−394
−396
−398
−400
5581. 0
5581. 1
5581. 2
5581. 3
5581. 4
5581. 5
5582. 0
5582. 1
5582. 2
5582. 3
5582. 4
5582. 5
5583. 0
5583. 1
5583. 2
5583. 3
5583. 4
5583. 5
5583. 6
5613. 0
5613. 1
5616. 0
5616. 1
5616. 2
5616. 3
5616. 4
5616. 5
5616. 6
5619. 0
5620. 0
5620. 1
×10⁻¹⁵
pull
Entries 31
Mean 15.5
Std Dev 8.944

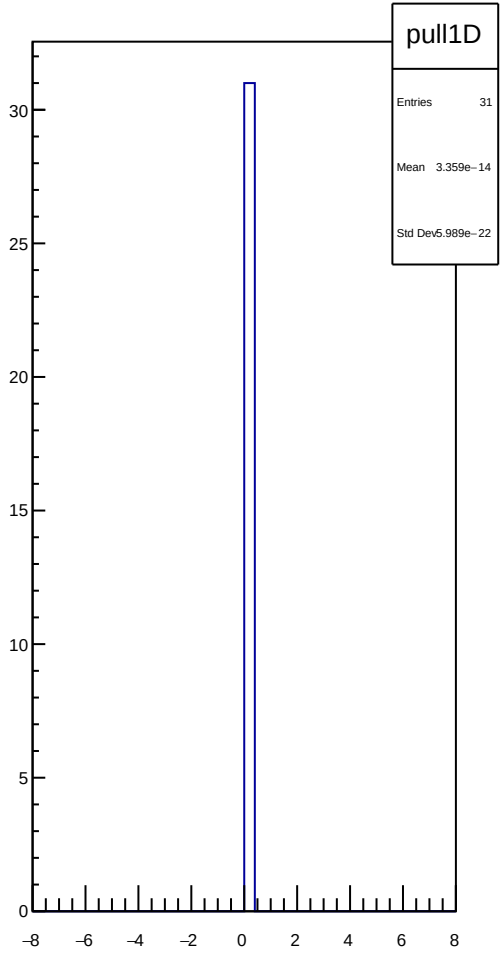
pull1D
Entries 31
Mean 3.359e−14
Std Dev 5.989e−22

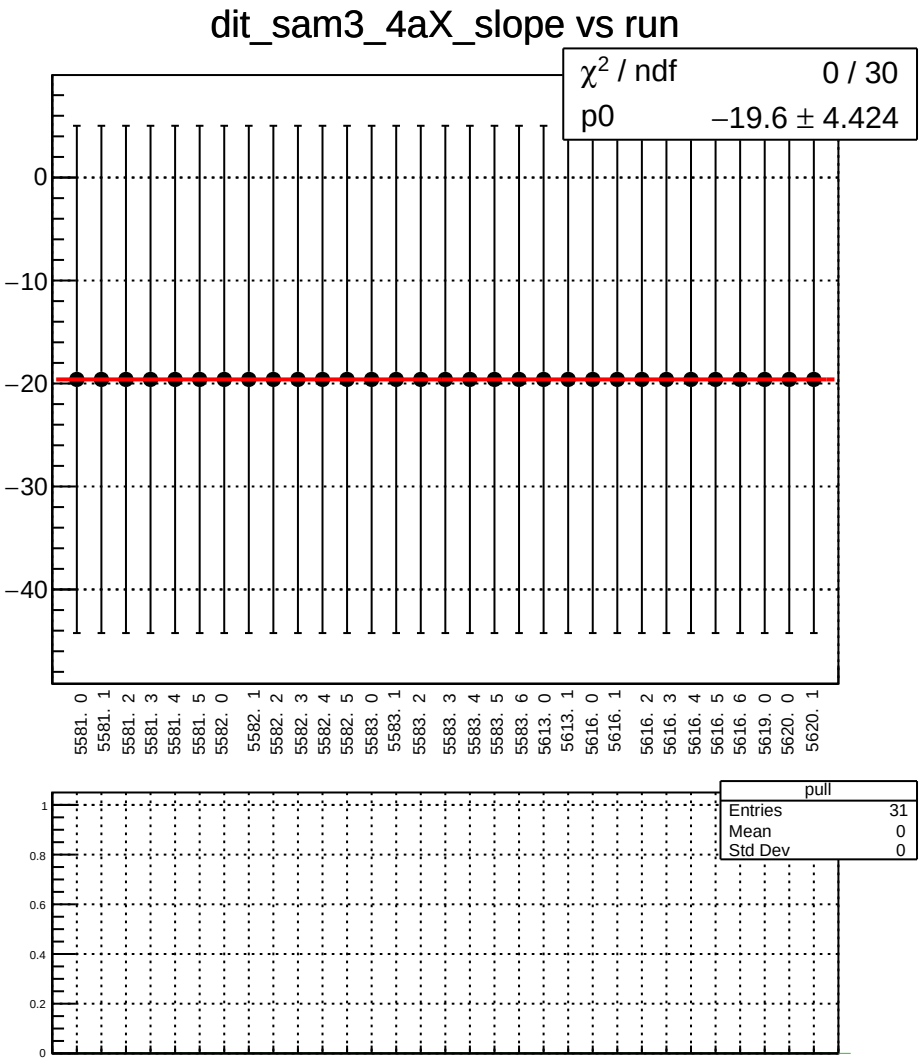
dit_sam3_4aX_slope vs run
χ^2 / ndf 0 / 30
p0 −19.6 ± 4.424
0
−10
−20
−30
−40
5581. 0
5581. 1
5581. 2
5581. 3
5581. 4
5581. 5
5582. 0
5582. 1
5582. 2
5582. 3
5582. 4
5582. 5
5583. 0
5583. 1
5583. 2
5583. 3
5583. 4
5583. 5
5583. 6
5613. 0
5613. 1
5616. 0
5616. 1
5616. 2
5616. 3
5616. 4
5616. 5
5616. 6
5619. 0
5620. 0
5620. 1
pull
Entries 31
Mean 0
Std Dev 0
1
0.8
0.6
0.4
0.2
0

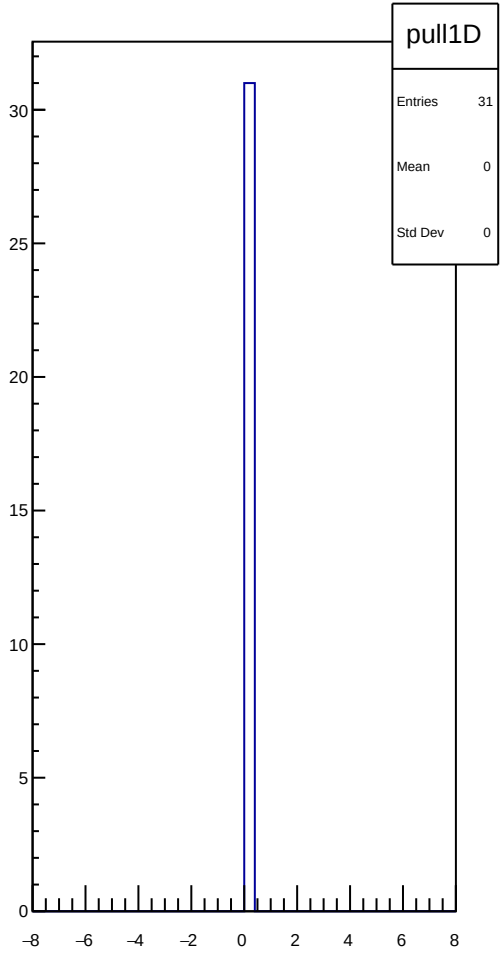
pull1D
Entries 31
Mean 0
Std Dev 0
30
25
20
15
10
5
0
−8
−6
−4
−2
0
2
4
6
8

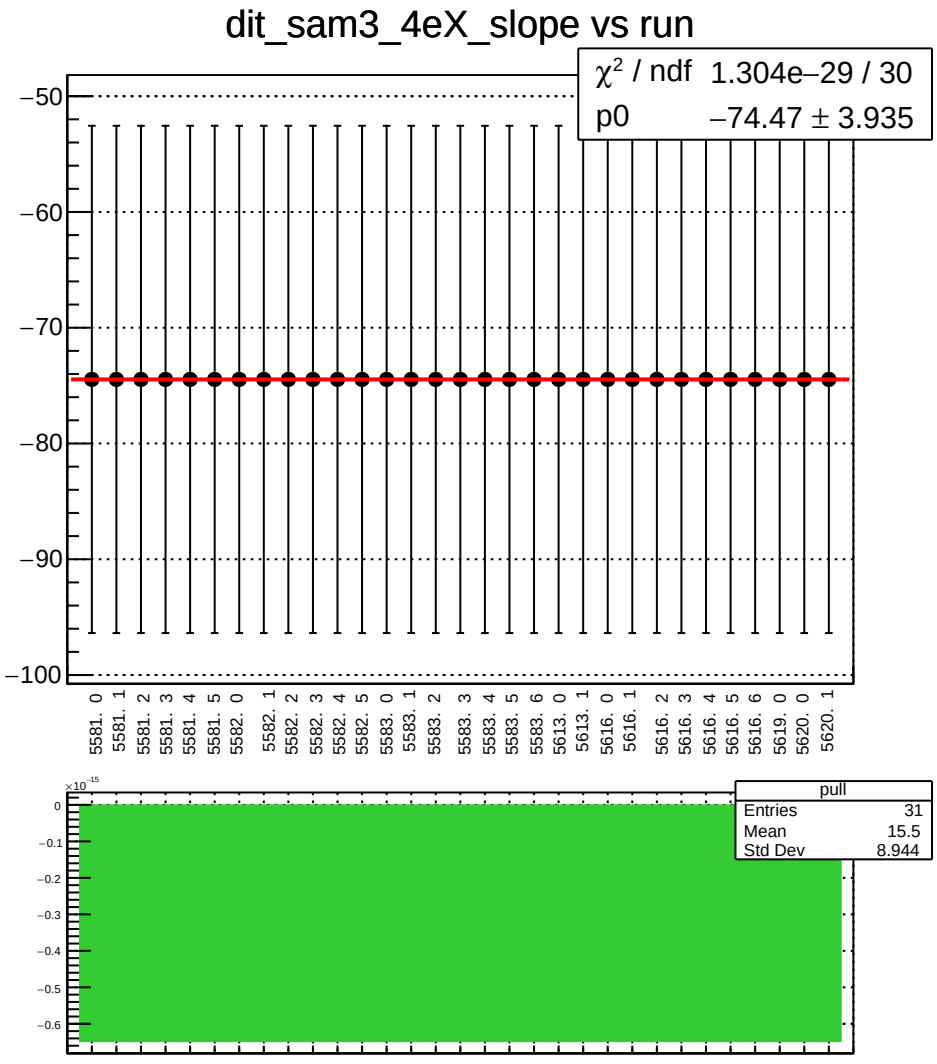
dit_sam3_4eX_slope vs run
χ^2 / ndf 1.304e−29 / 30
p0 −74.47 ± 3.935
−50
−60
−70
−80
−90
−100
5581. 0
5581. 1
5581. 2
5581. 3
5581. 4
5581. 5
5582. 0
5582. 1
5582. 2
5582. 3
5582. 4
5582. 5
5583. 0
5583. 1
5583. 2
5583. 3
5583. 4
5583. 5
5583. 6
5613. 0
5613. 1
5616. 0
5616. 1
5616. 2
5616. 3
5616. 4
5616. 5
5616. 6
5619. 0
5620. 0
5620. 1
pull
Entries 31
Mean 15.5
Std Dev 8.944
×10^-15
0
−0.1
−0.2
−0.3
−0.4
−0.5
−0.6


pull1D
Entries 31
Mean −6.486e−16
Std Dev1.323e−23
30
25
20
15
10
5
0
−8
−6
−4
−2
0
2
4
6
8

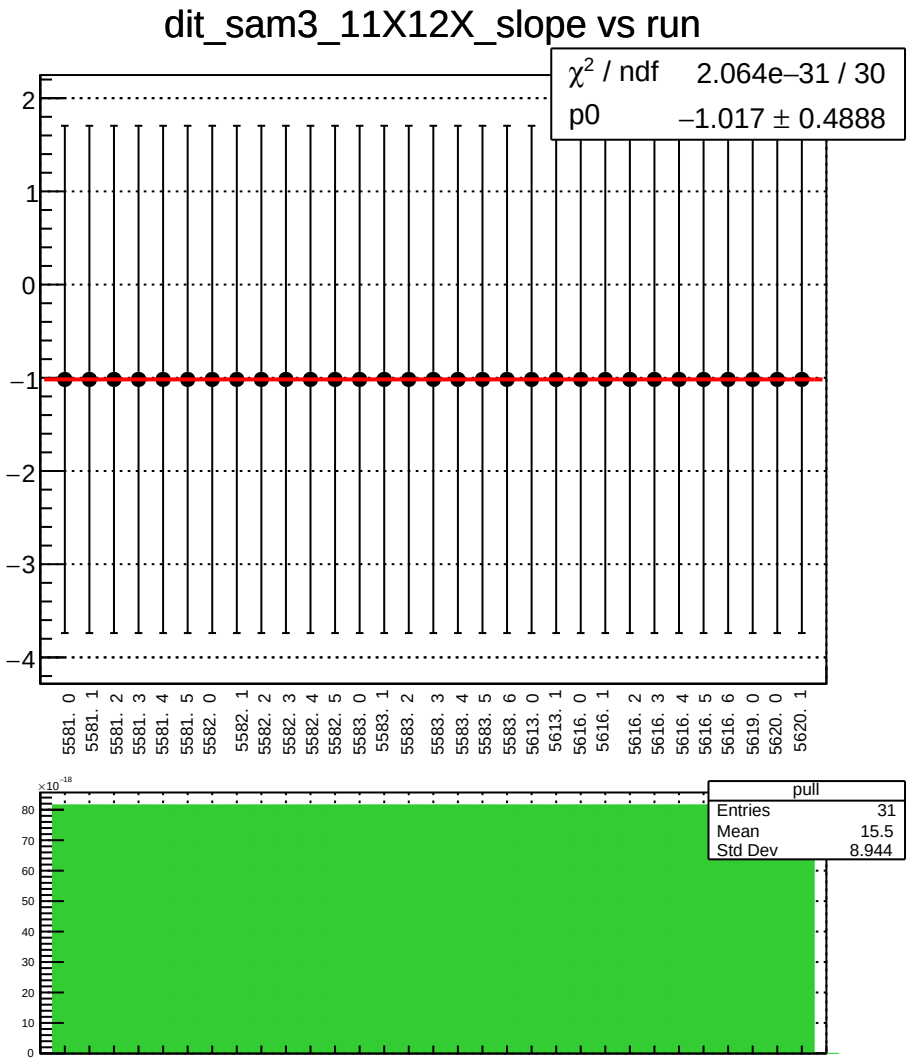
dit_sam3_11X12X_slope vs run
χ² / ndf 2.064e−31 / 30
p0 −1.017 ± 0.4888
2
1
0
−1
−2
−3
−4
5581. 0
5581. 1
5581. 2
5581. 3
5581. 4
5581. 5
5582. 0
5582. 1
5582. 2
5582. 3
5582. 4
5582. 5
5583. 0
5583. 1
5583. 2
5583. 3
5583. 4
5583. 5
5583. 6
5613. 0
5613. 1
5616. 0
5616. 1
5616. 2
5616. 3
5616. 4
5616. 5
5616. 6
5619. 0
5620. 0
5620. 1
×10⁻¹⁸
80
70
60
50
40
30
20
10
0
pull
Entries 31
Mean 15.5
Std Dev 8.944

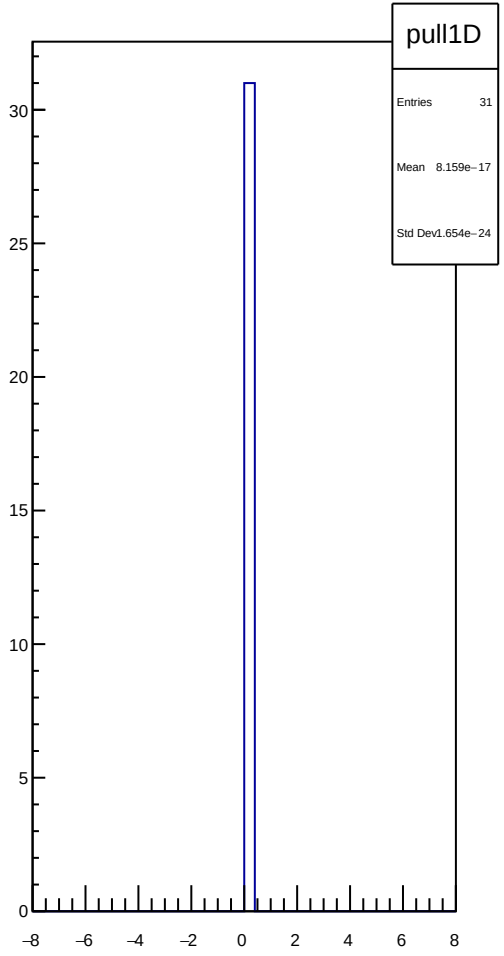
pull1D
Entries 31
Mean 8.159e−17
Std Dev1.654e−24
30
25
20
15
10
5
0
−8
−6
−4
−2
0
2
4
6
8

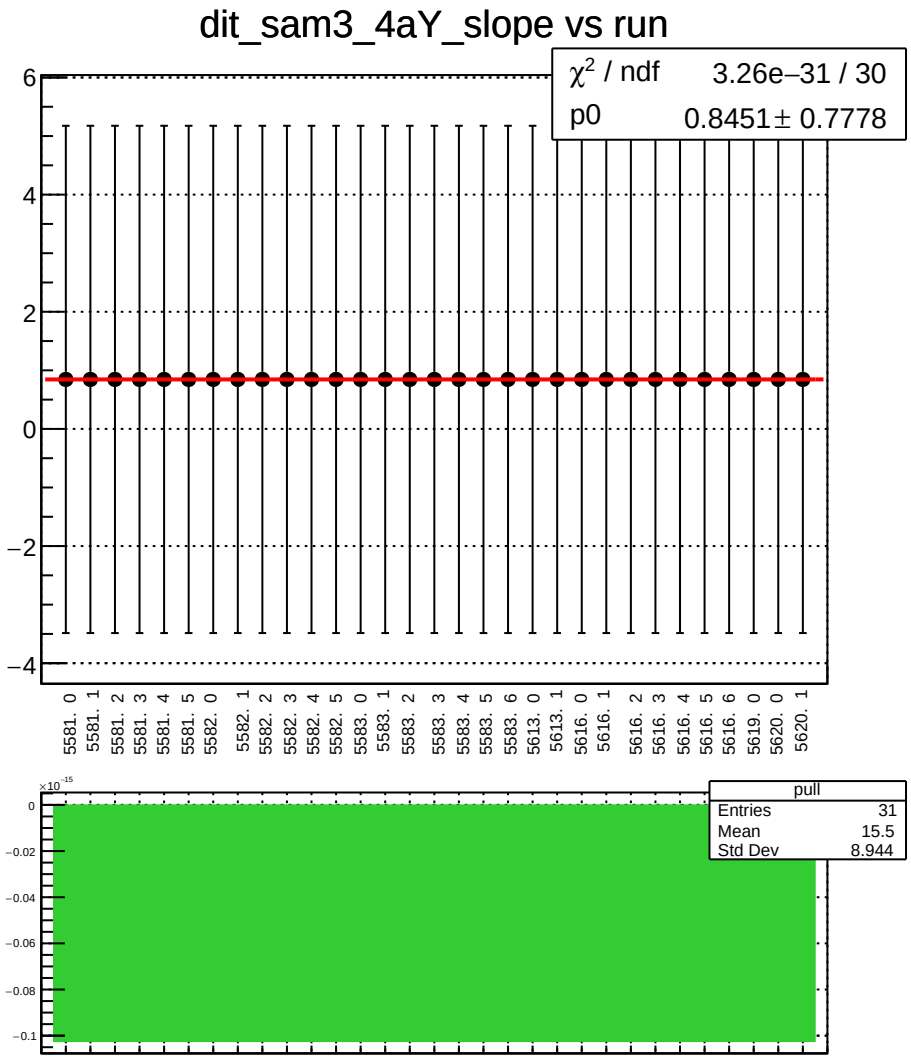
dit_sam3_4aY_slope vs run
χ² / ndf 3.26e−31 / 30
p0 0.8451 ± 0.7778
6
4
2
0
−2
−4
5581. 0
5581. 1
5581. 2
5581. 3
5581. 4
5581. 5
5582. 0
5582. 1
5582. 2
5582. 3
5582. 4
5582. 5
5583. 0
5583. 1
5583. 2
5583. 3
5583. 4
5583. 5
5583. 6
5613. 0
5613. 1
5616. 0
5616. 1
5616. 2
5616. 3
5616. 4
5616. 5
5616. 6
5619. 0
5620. 0
5620. 1
×10⁻¹⁵
0
−0.02
−0.04
−0.06
−0.08
−0.1
pull
Entries 31
Mean 15.5
Std Dev 8.944

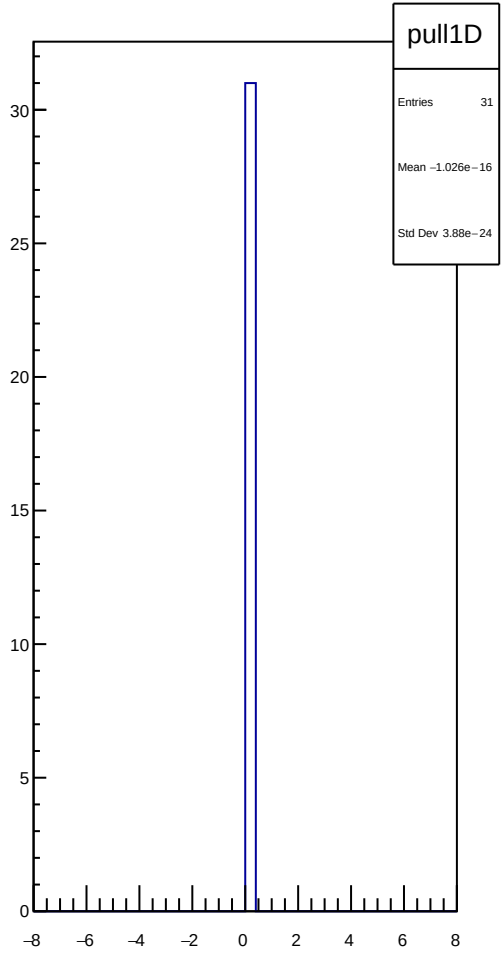
pull1D
Entries 31
Mean −1.026e−16
Std Dev 3.88e−24
30
25
20
15
10
5
0
−8
−6
−4
−2
0
2
4
6
8

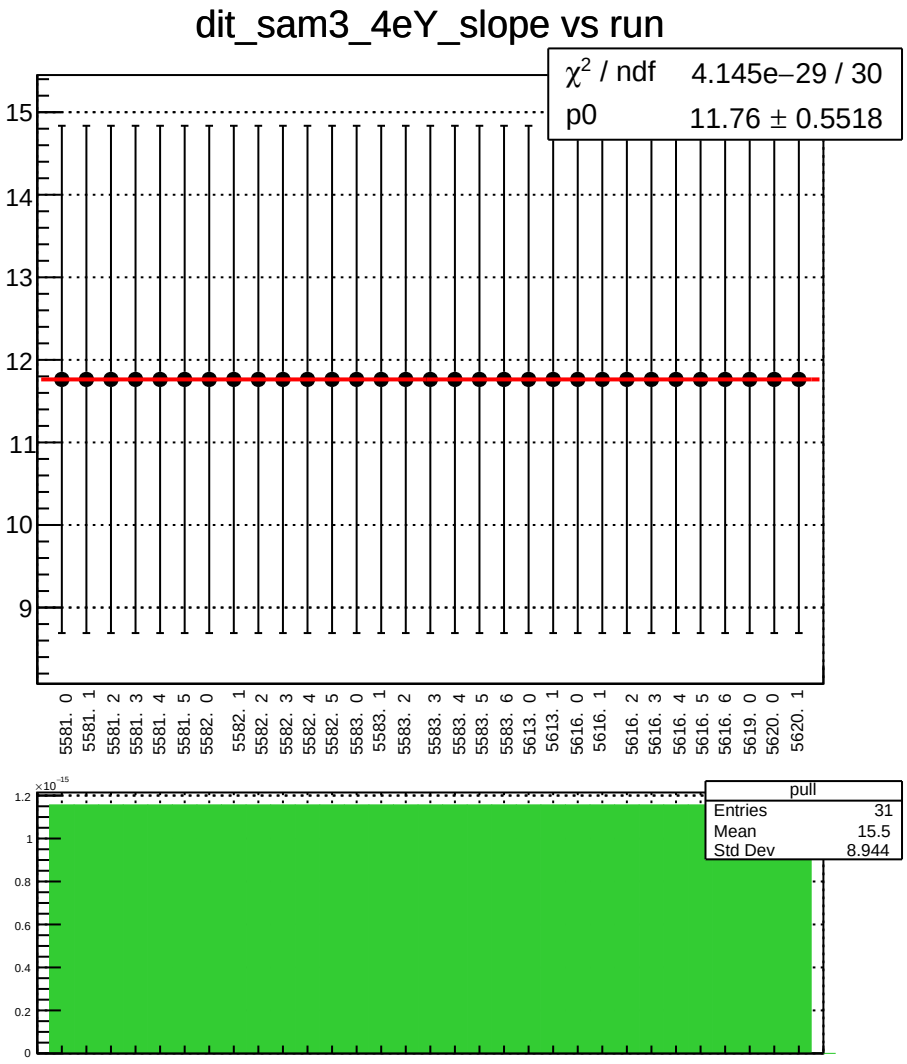
dit_sam3_4eY_slope vs run
χ² / ndf 4.145e−29 / 30
p0 11.76 ± 0.5518
15
14
13
12
11
10
9
5581. 0
5581. 1
5581. 2
5581. 3
5581. 4
5581. 5
5582. 0
5582. 1
5582. 2
5582. 3
5582. 4
5582. 5
5583. 0
5583. 1
5583. 2
5583. 3
5583. 4
5583. 5
5583. 6
5613. 0
5613. 1
5616. 0
5616. 1
5616. 2
5616. 3
5616. 4
5616. 5
5616. 6
5619. 0
5620. 0
5620. 1
×10⁻¹⁵
1.2
1
0.8
0.6
0.4
0.2
0
pull
Entries 31
Mean 15.5
Std Dev 8.944

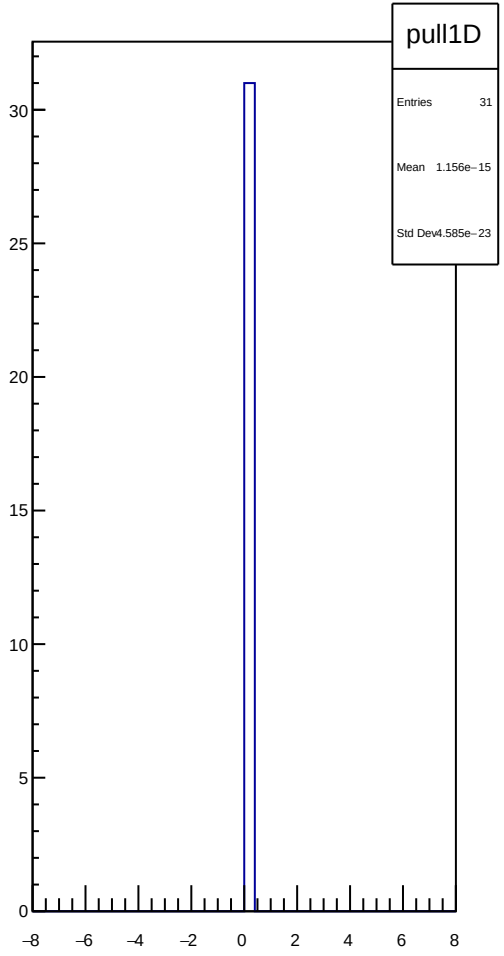
pull1D
Entries 31
Mean 1.156e−15
Std Dev4.585e−23
30
25
20
15
10
5
0
−8
−6
−4
−2
0
2
4
6
8

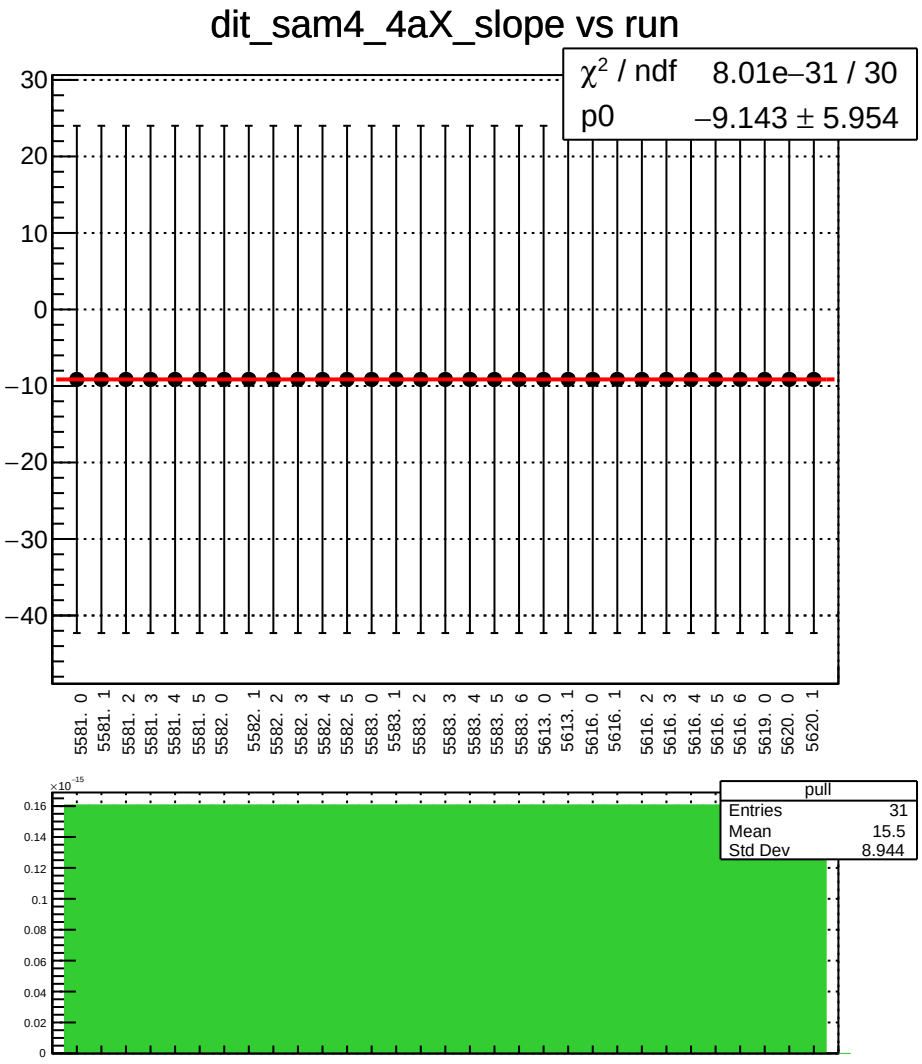
dit_sam4_4aX_slope vs run
χ² / ndf 8.01e−31 / 30
p0 −9.143 ± 5.954
30
20
10
0
−10
−20
−30
−40
5581. 0
5581. 1
5581. 2
5581. 3
5581. 4
5581. 5
5582. 0
5582. 1
5582. 2
5582. 3
5582. 4
5582. 5
5583. 0
5583. 1
5583. 2
5583. 3
5583. 4
5583. 5
5583. 6
5613. 0
5613. 1
5616. 0
5616. 1
5616. 2
5616. 3
5616. 4
5616. 5
5616. 6
5619. 0
5620. 0
5620. 1
×10⁻¹⁵
0.16
0.14
0.12
0.1
0.08
0.06
0.04
0.02
0
pull
Entries 31
Mean 15.5
Std Dev 8.944

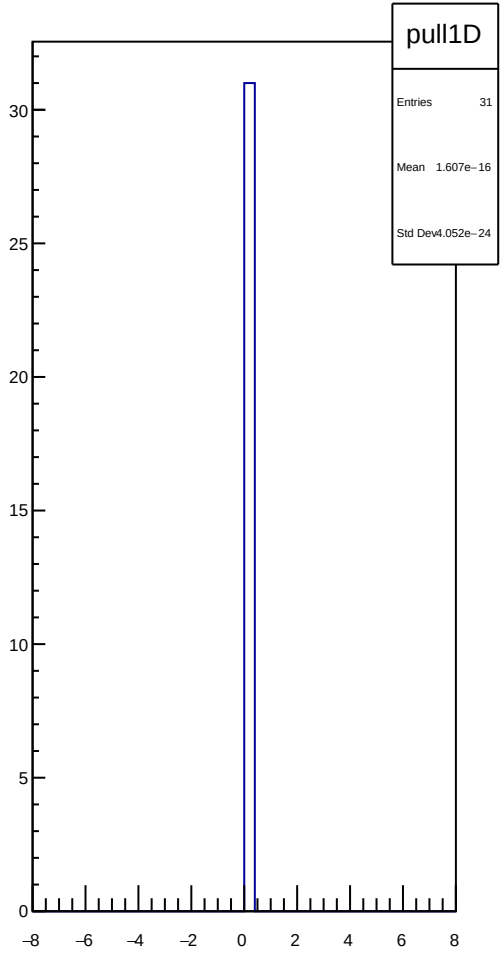
pull1D
Entries 31
Mean 1.607e−16
Std Dev 4.052e−24
30
25
20
15
10
5
0
−8
−6
−4
−2
0
2
4
6
8

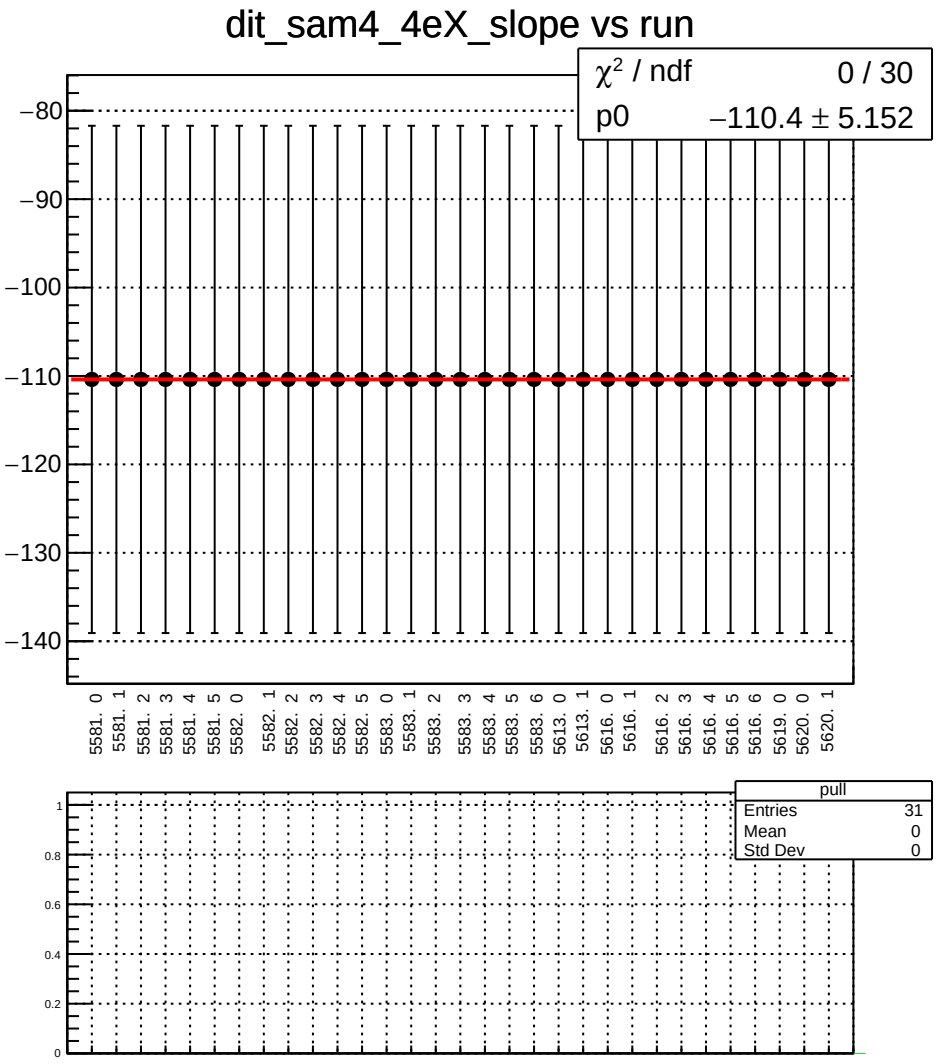
dit_sam4_4eX_slope vs run
χ² / ndf 0 / 30
p0 −110.4 ± 5.152
−80
−90
−100
−110
−120
−130
−140
5581. 0
5581. 1
5581. 2
5581. 3
5581. 4
5581. 5
5582. 0
5582. 1
5582. 2
5582. 3
5582. 4
5582. 5
5583. 0
5583. 1
5583. 2
5583. 3
5583. 4
5583. 5
5583. 6
5613. 0
5613. 1
5616. 0
5616. 1
5616. 2
5616. 3
5616. 4
5616. 5
5616. 6
5619. 0
5620. 0
5620. 1
pull
Entries 31
Mean 0
Std Dev 0
1
0.8
0.6
0.4
0.2
0

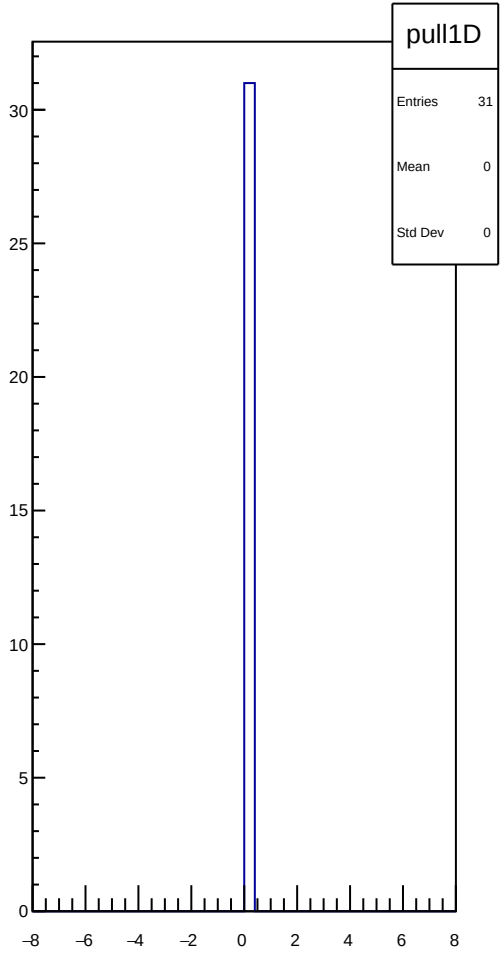
pull1D
Entries 31
Mean 0
Std Dev 0
30
25
20
15
10
5
0
−8
−6
−4
−2
0
2
4
6
8

dit_sam4_11X12X_slope vs run

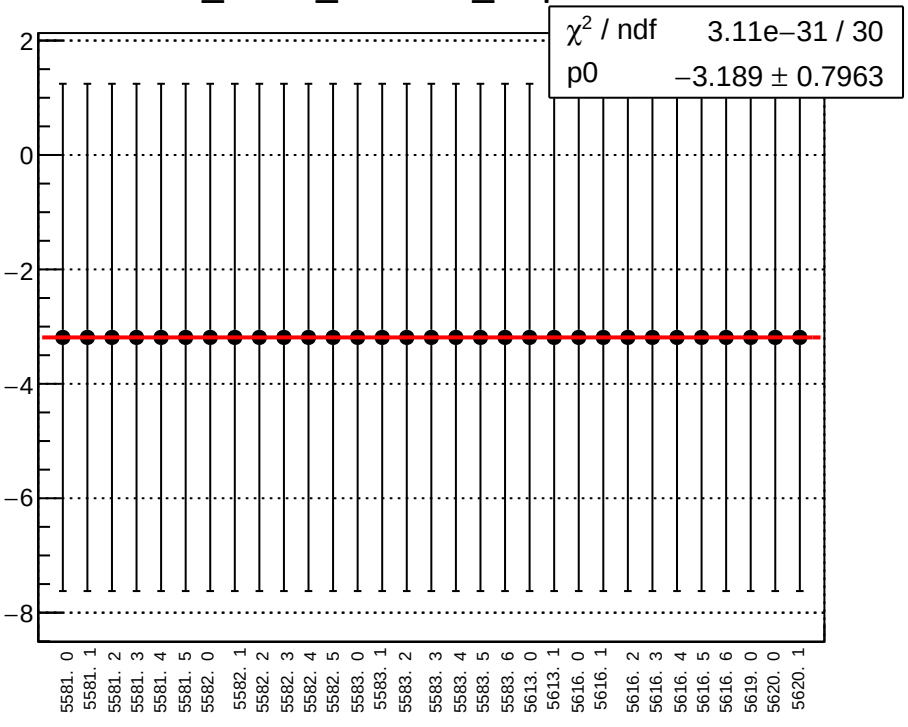



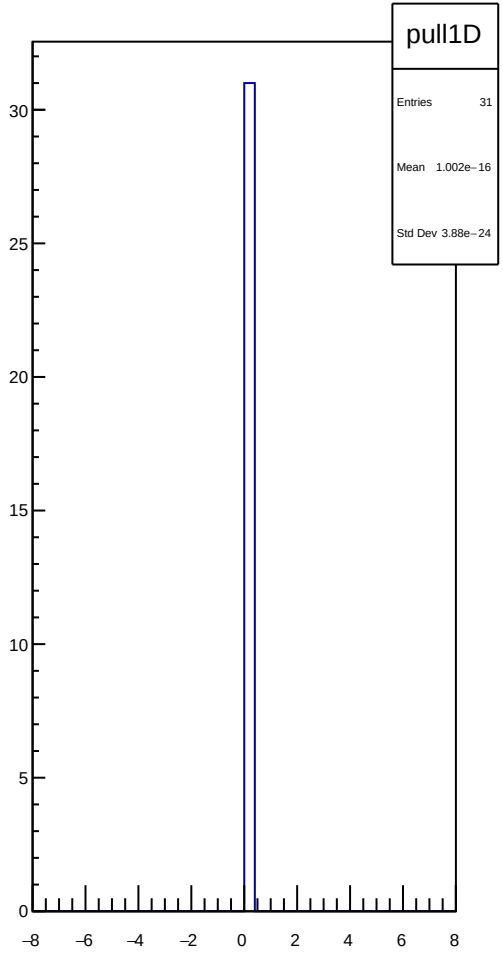

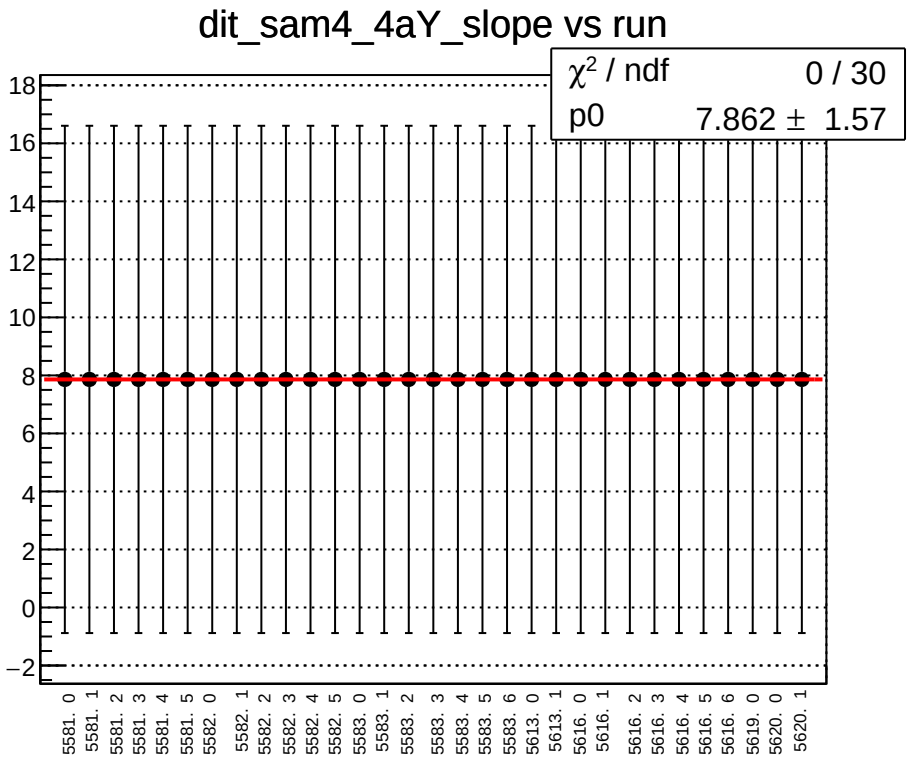
dit_sam4_4aY_slope vs run
χ² / ndf 0 / 30
p0 7.862 ± 1.57
18
16
14
12
10
8
6
4
2
0
−2
5581. 0
5581. 1
5581. 2
5581. 3
5581. 4
5581. 5
5582. 0
5582. 1
5582. 2
5582. 3
5582. 4
5582. 5
5583. 0
5583. 1
5583. 2
5583. 3
5583. 4
5583. 5
5583. 6
5613. 0
5613. 1
5616. 0
5616. 1
5616. 2
5616. 3
5616. 4
5616. 5
5616. 6
5619. 0
5620. 0
5620. 1


pull
Entries 31
Mean 0
Std Dev 0
1
0.8
0.6
0.4
0.2
0

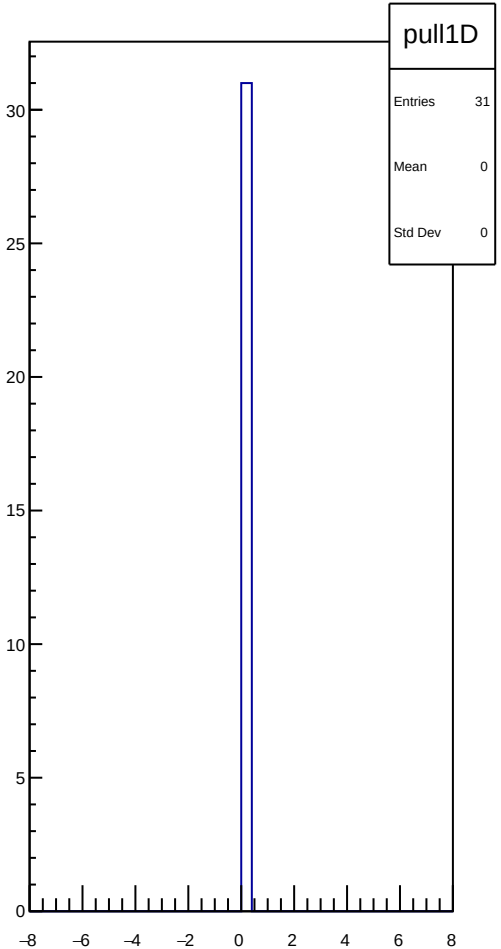
pull1D
Entries 31
Mean 0
Std Dev 0
30
25
20
15
10
5
0
−8
−6
−4
−2
0
2
4
6
8

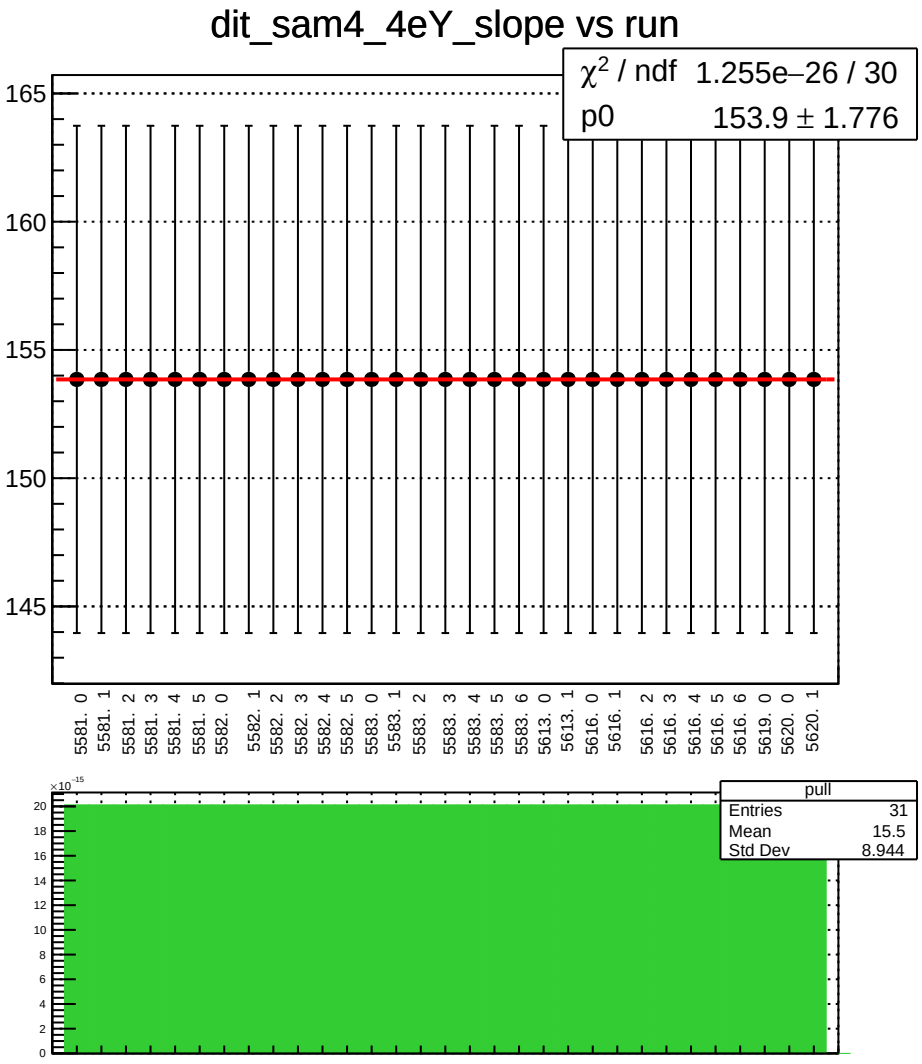
dit_sam4_4eY_slope vs run
χ² / ndf 1.255e−26 / 30
p0 153.9 ± 1.776
165
160
155
150
145
5581. 0
5581. 1
5581. 2
5581. 3
5581. 4
5581. 5
5582. 0
5582. 1
5582. 2
5582. 3
5582. 4
5582. 5
5583. 0
5583. 1
5583. 2
5583. 3
5583. 4
5583. 5
5583. 6
5613. 0
5613. 1
5616. 0
5616. 1
5616. 2
5616. 3
5616. 4
5616. 5
5616. 6
5619. 0
5620. 0
5620. 1
×10⁻¹⁵
20
18
16
14
12
10
8
6
4
2
0
pull
Entries 31
Mean 15.5
Std Dev 8.944

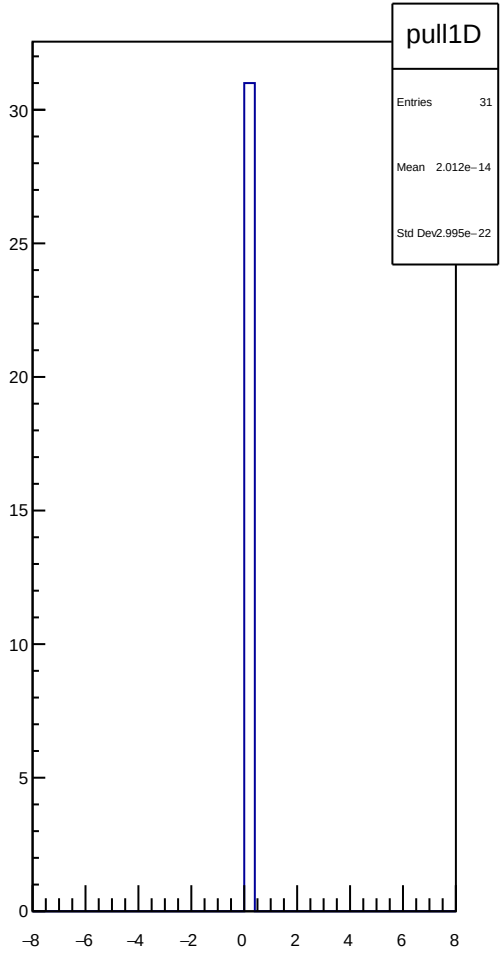
pull1D
Entries 31
Mean 2.012e−14
Std Dev 2.995e−22
30
25
20
15
10
5
0
−8
−6
−4
−2
0
2
4
6
8

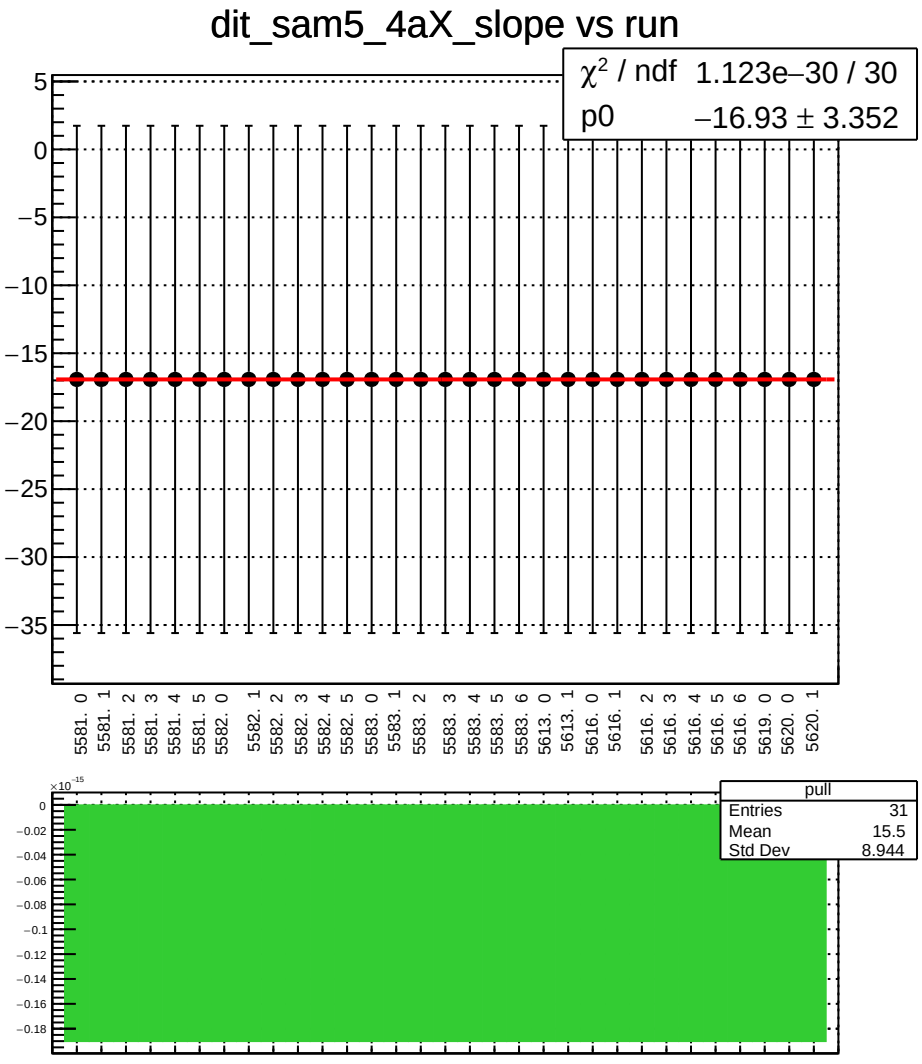
dit_sam5_4aX_slope vs run
χ^2 / ndf 1.123e−30 / 30
p0 −16.93 ± 3.352
5581. 0
5581. 1
5581. 2
5581. 3
5581. 4
5581. 5
5582. 0
5582. 1
5582. 2
5582. 3
5582. 4
5582. 5
5583. 0
5583. 1
5583. 2
5583. 3
5583. 4
5583. 5
5583. 6
5613. 0
5613. 1
5616. 0
5616. 1
5616. 2
5616. 3
5616. 4
5616. 5
5616. 6
5619. 0
5620. 0
5620. 1
pull
Entries 31
Mean 15.5
Std Dev 8.944

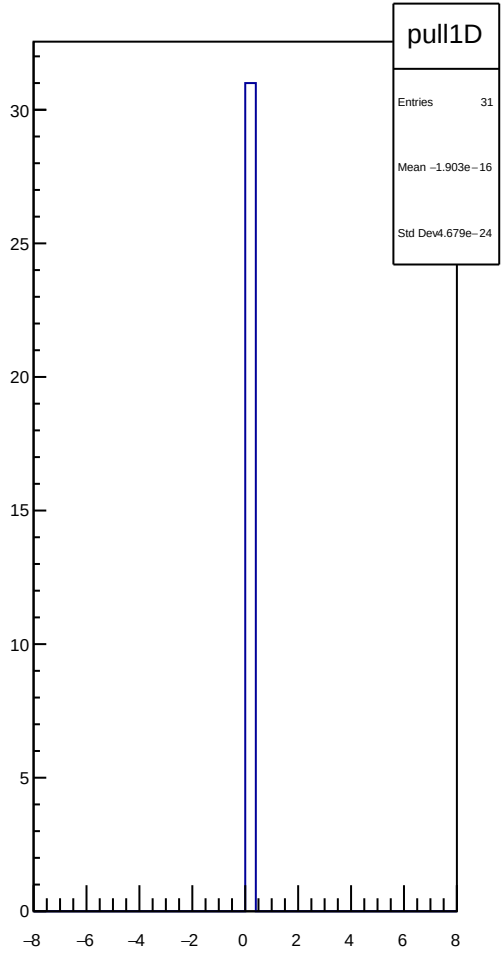
pull1D
Entries 31
Mean −1.903e−16
Std Dev4.679e−24

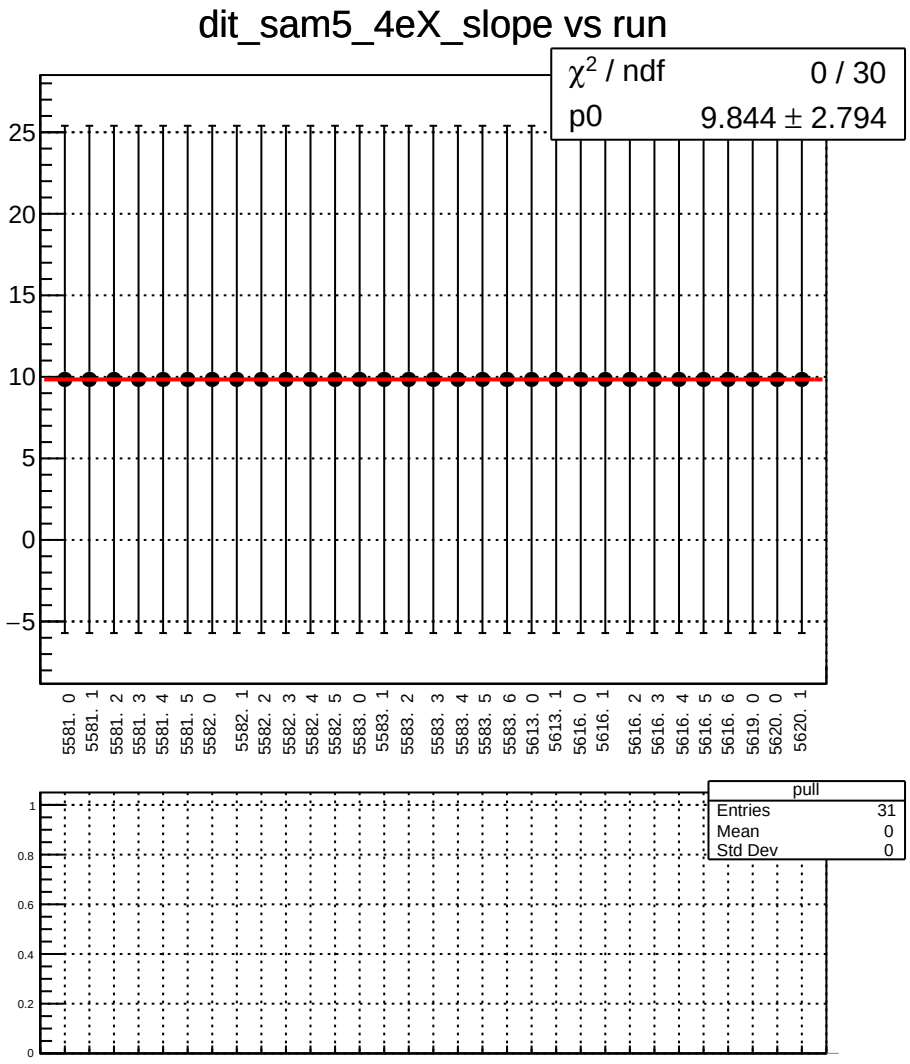
dit_sam5_4eX_slope vs run
χ2 / ndf 0 / 30
p0 9.844 ± 2.794
25
20
15
10
5
0
−5
5581. 0
5581. 1
5581. 2
5581. 3
5581. 4
5581. 5
5582. 0
5582. 1
5582. 2
5582. 3
5582. 4
5582. 5
5583. 0
5583. 1
5583. 2
5583. 3
5583. 4
5583. 5
5583. 6
5613. 0
5613. 1
5616. 0
5616. 1
5616. 2
5616. 3
5616. 4
5616. 5
5616. 6
5619. 0
5620. 0
5620. 1
pull
Entries 31
Mean 0
Std Dev 0
1
0.8
0.6
0.4
0.2
0

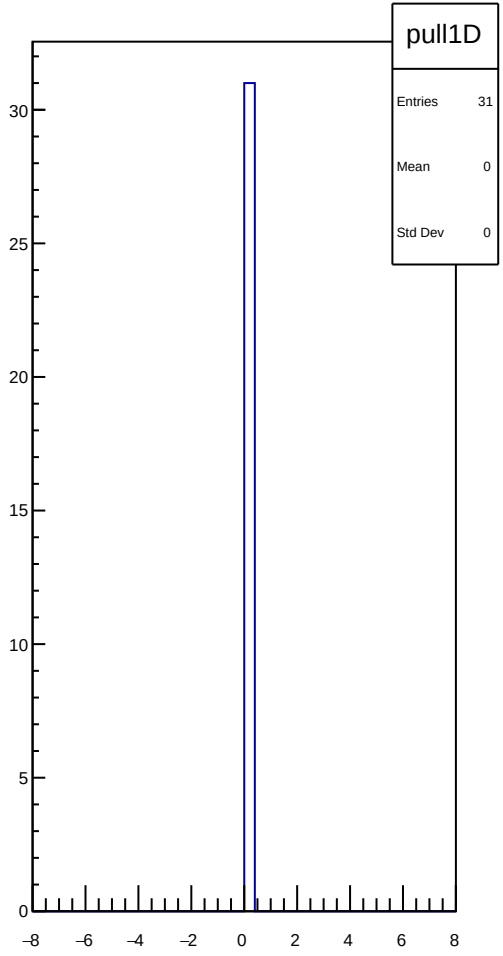
pull1D
Entries 31
Mean 0
Std Dev 0
30
25
20
15
10
5
0
−8
−6
−4
−2
0
2
4
6
8

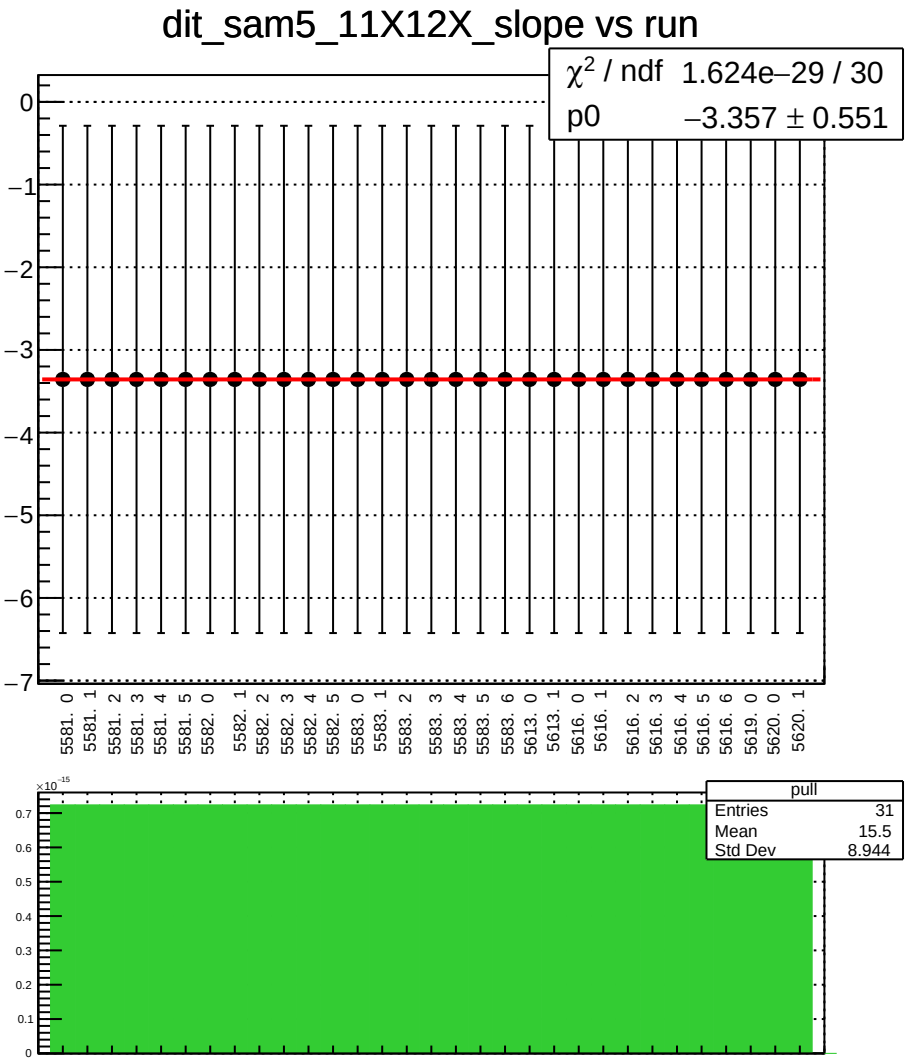
dit_sam5_11X12X_slope vs run
χ^2 / ndf 1.624e−29 / 30
p0 −3.357 ± 0.551
0
−1
−2
−3
−4
−5
−6
−7
5581. 0
5581. 1
5581. 2
5581. 3
5581. 4
5581. 5
5582. 0
5582. 1
5582. 2
5582. 3
5582. 4
5582. 5
5583. 0
5583. 1
5583. 2
5583. 3
5583. 4
5583. 5
5583. 6
5613. 0
5613. 1
5616. 0
5616. 1
5616. 2
5616. 3
5616. 4
5616. 5
5616. 6
5619. 0
5620. 0
5620. 1
×10^-15
0.7
0.6
0.5
0.4
0.3
0.2
0.1
0
pull
Entries 31
Mean 15.5
Std Dev 8.944

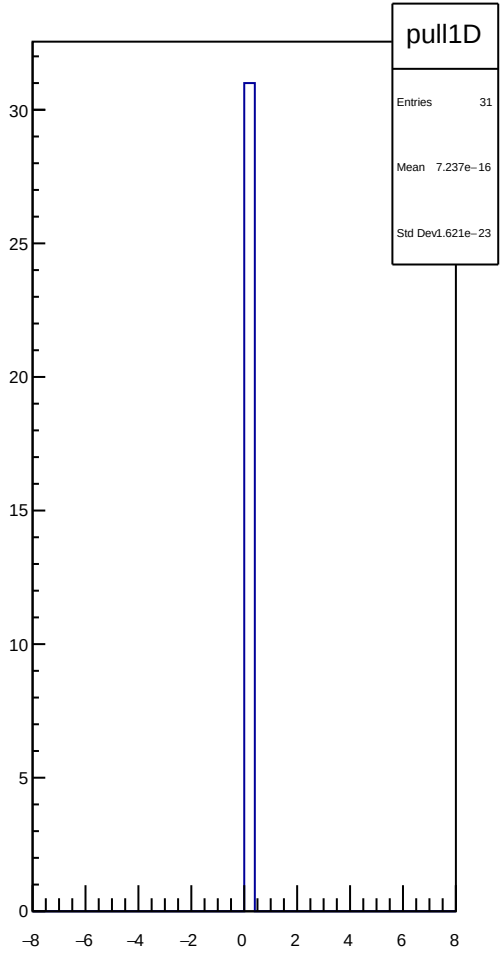
pull1D
Entries 31
Mean 7.237e−16
Std Dev1.621e−23
30
25
20
15
10
5
0
−8
−6
−4
−2
0
2
4
6
8

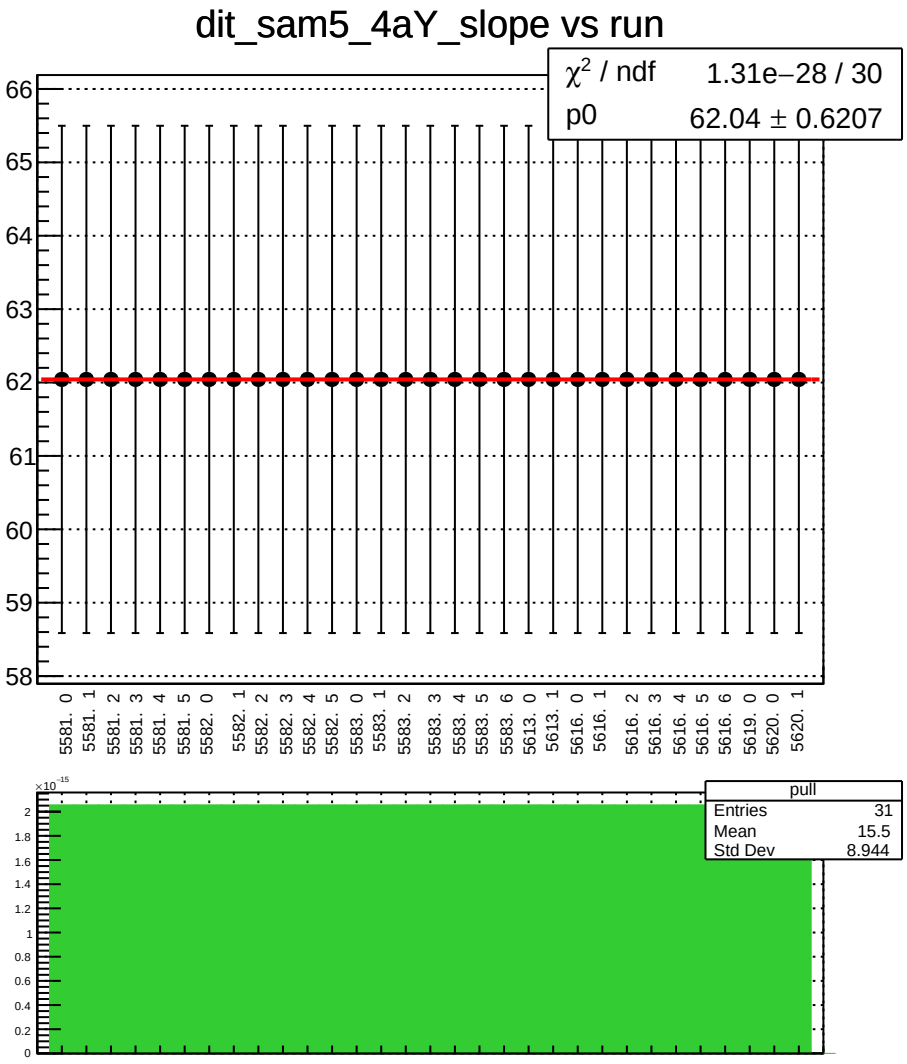
dit_sam5_4aY_slope vs run
χ² / ndf 1.31e−28 / 30
p0 62.04 ± 0.6207
66
65
64
63
62
61
60
59
58
5581. 0
5581. 1
5581. 2
5581. 3
5581. 4
5581. 5
5582. 0
5582. 1
5582. 2
5582. 3
5582. 4
5582. 5
5583. 0
5583. 1
5583. 2
5583. 3
5583. 4
5583. 5
5583. 6
5613. 0
5613. 1
5616. 0
5616. 1
5616. 2
5616. 3
5616. 4
5616. 5
5616. 6
5619. 0
5620. 0
5620. 1
×10⁻¹⁵
2
1.8
1.6
1.4
1.2
1
0.8
0.6
0.4
0.2
0
pull
Entries 31
Mean 15.5
Std Dev 8.944

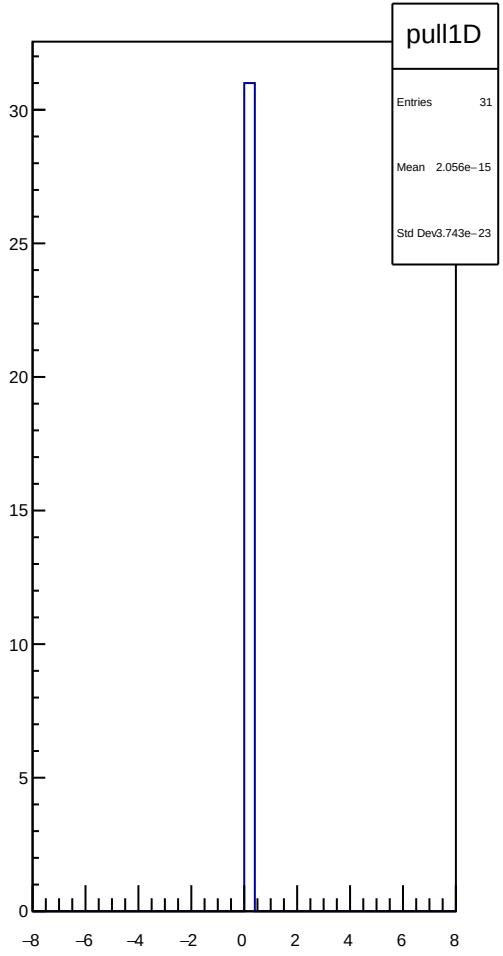
pull1D
Entries 31
Mean 2.056e−15
Std Dev 3.743e−23
30
25
20
15
10
5
0
−8
−6
−4
−2
0
2
4
6
8

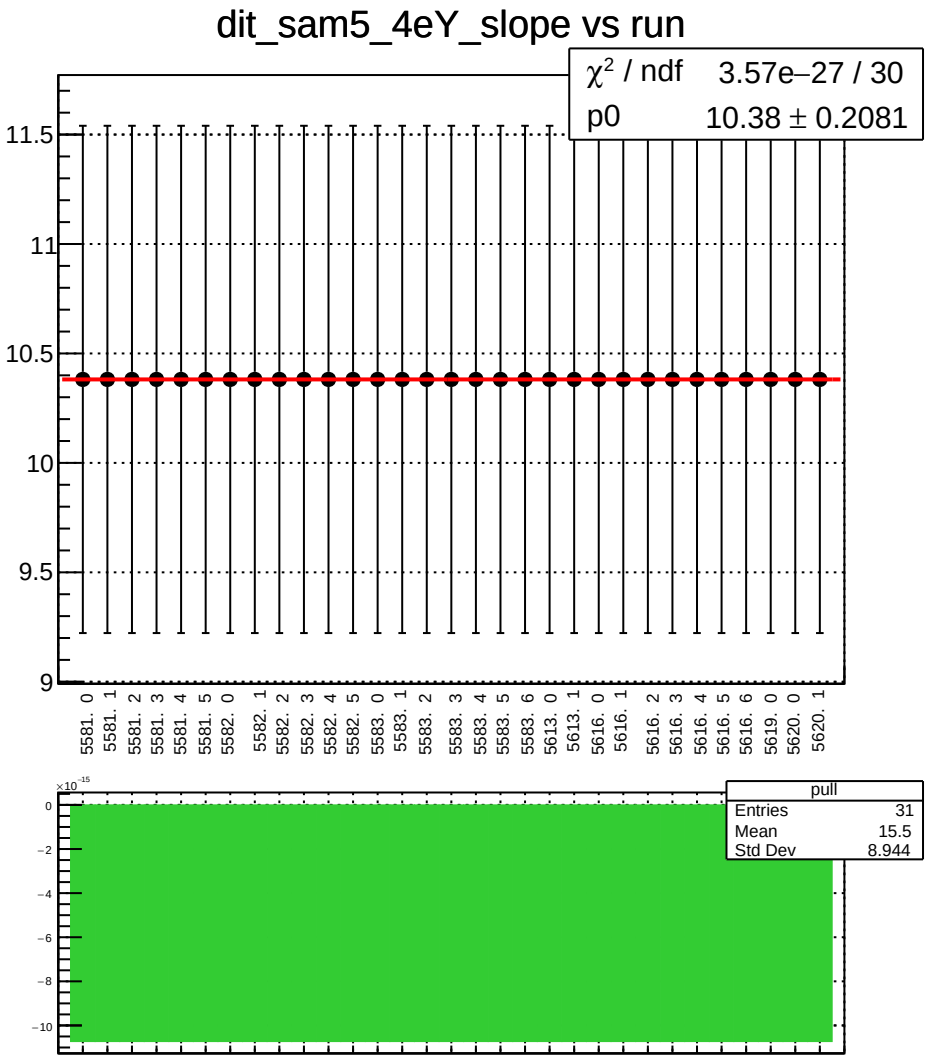
dit_sam5_4eY_slope vs run
χ² / ndf 3.57e−27 / 30
p0 10.38 ± 0.2081
11.5
11
10.5
10
9.5
9
5581. 0
5581. 1
5581. 2
5581. 3
5581. 4
5581. 5
5582. 0
5582. 1
5582. 2
5582. 3
5582. 4
5582. 5
5583. 0
5583. 1
5583. 2
5583. 3
5583. 4
5583. 5
5583. 6
5613. 0
5613. 1
5616. 0
5616. 1
5616. 2
5616. 3
5616. 4
5616. 5
5616. 6
5619. 0
5620. 0
5620. 1
×10⁻¹⁵
0
−2
−4
−6
−8
−10
pull
Entries 31
Mean 15.5
Std Dev 8.944

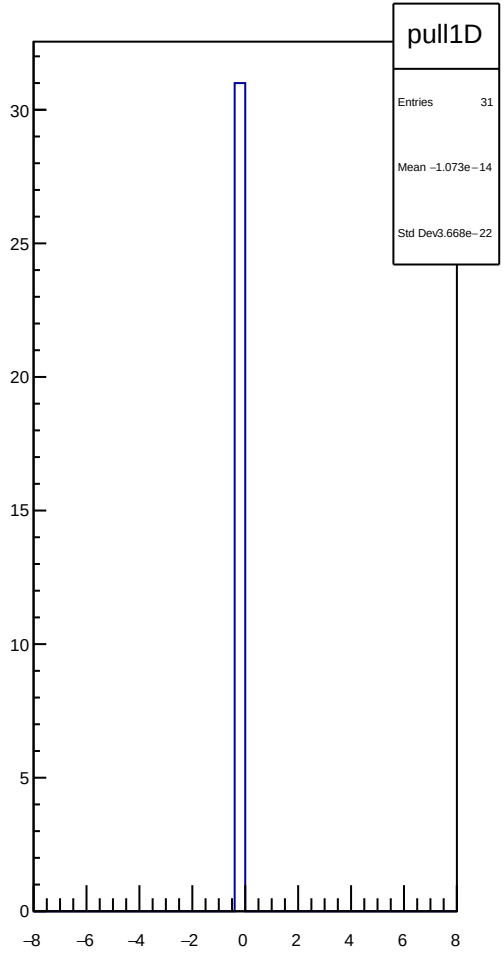
pull1D
Entries 31
Mean −1.073e−14
Std Dev 3.668e−22
30
25
20
15
10
5
0
−8
−6
−4
−2
0
2
4
6
8

dit_sam6_4aX_slope vs run

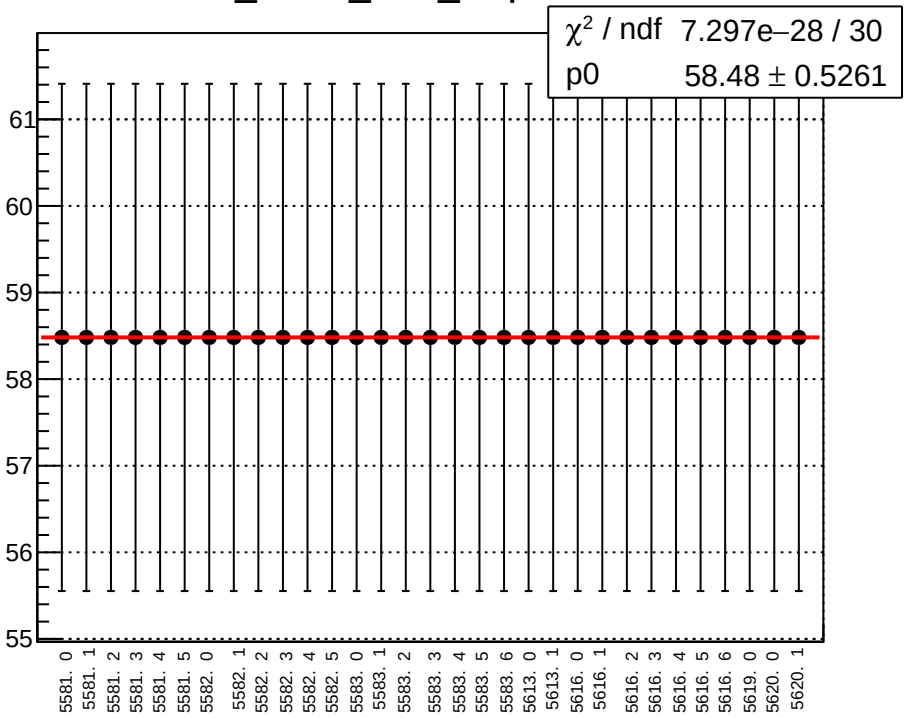



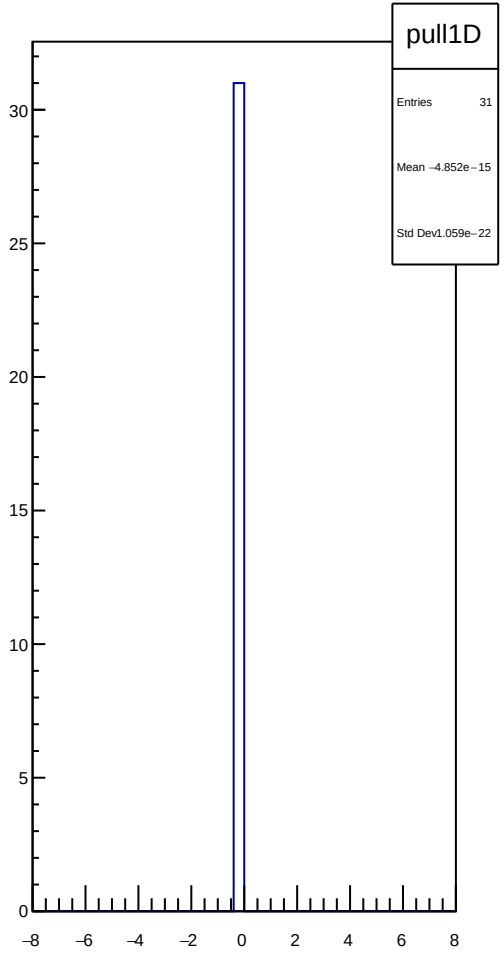

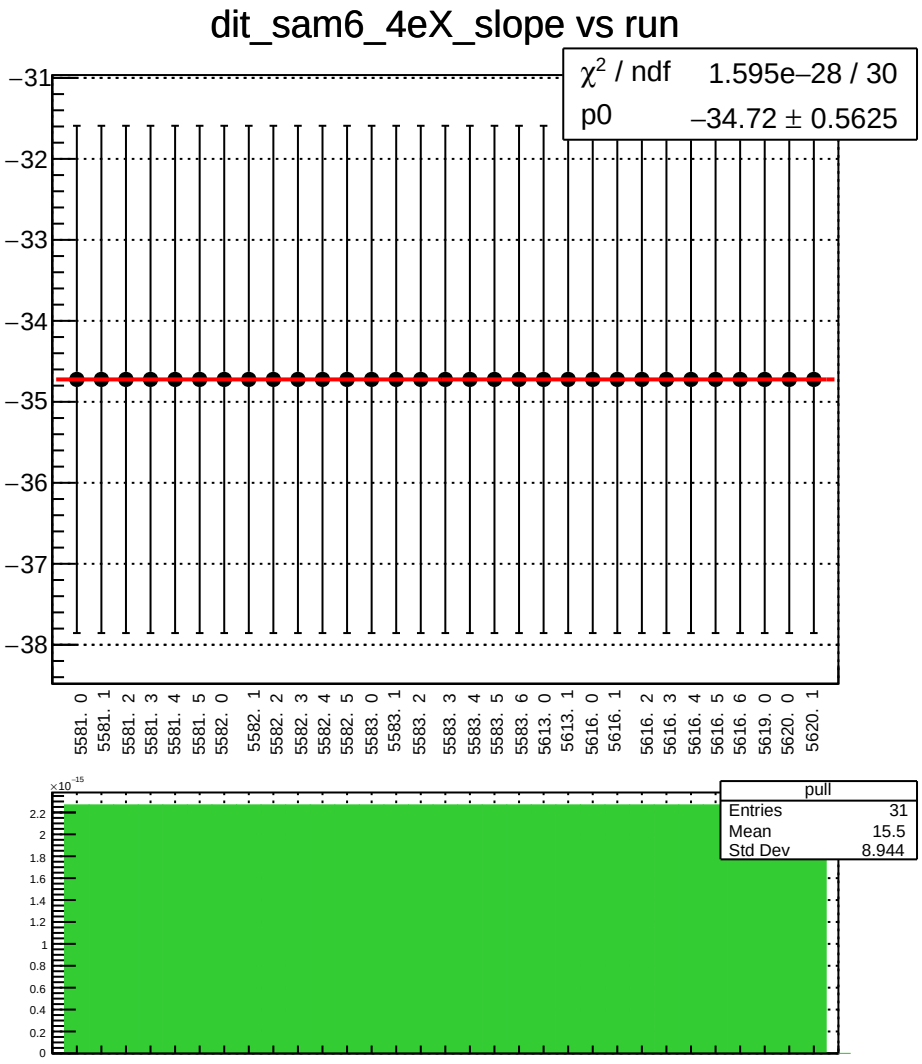
dit_sam6_4eX_slope vs run
χ^2 / ndf 1.595e−28 / 30
p0 −34.72 ± 0.5625
−31
−32
−33
−34
−35
−36
−37
−38
5581. 0
5581. 1
5581. 2
5581. 3
5581. 4
5581. 5
5582. 0
5582. 1
5582. 2
5582. 3
5582. 4
5582. 5
5583. 0
5583. 1
5583. 2
5583. 3
5583. 4
5583. 5
5583. 6
5613. 0
5613. 1
5616. 0
5616. 1
5616. 2
5616. 3
5616. 4
5616. 5
5616. 6
5619. 0
5620. 0
5620. 1
×10^-15
2.2
2
1.8
1.6
1.4
1.2
1
0.8
0.6
0.4
0.2
0
pull
Entries 31
Mean 15.5
Std Dev 8.944

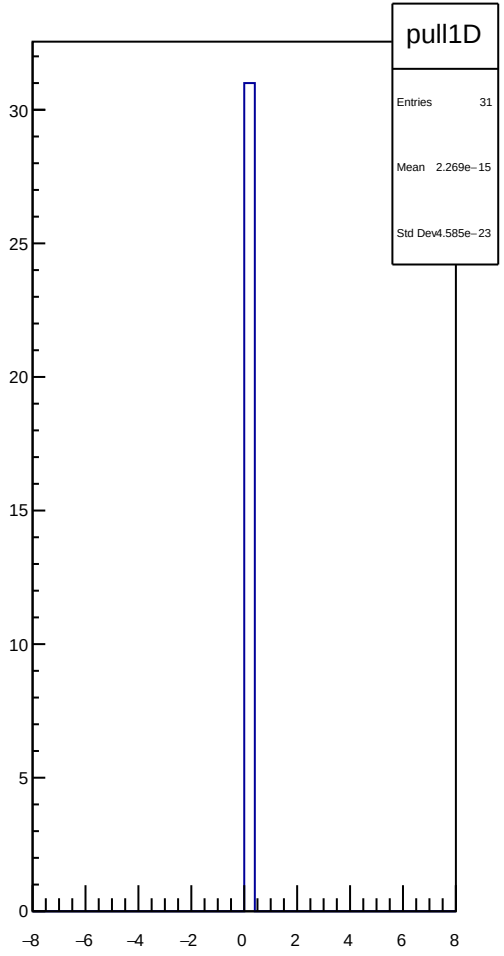
pull1D
Entries 31
Mean 2.269e−15
Std Dev4.585e−23
30
25
20
15
10
5
0
−8
−6
−4
−2
0
2
4
6
8

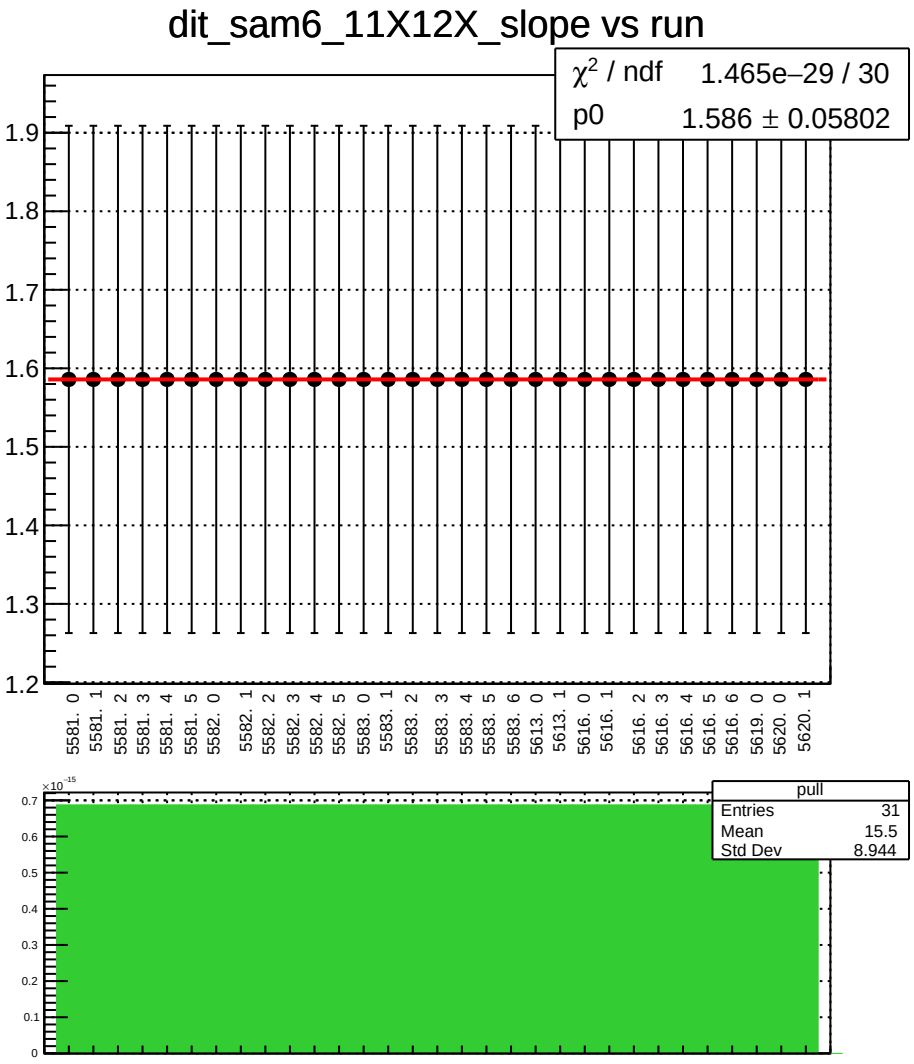
dit_sam6_11X12X_slope vs run
χ^2 / ndf 1.465e−29 / 30
p0 1.586 ± 0.05802
1.9
1.8
1.7
1.6
1.5
1.4
1.3
1.2
5581. 0
5581. 1
5581. 2
5581. 3
5581. 4
5581. 5
5582. 0
5582. 1
5582. 2
5582. 3
5582. 4
5582. 5
5583. 0
5583. 1
5583. 2
5583. 3
5583. 4
5583. 5
5583. 6
5613. 0
5613. 1
5616. 0
5616. 1
5616. 2
5616. 3
5616. 4
5616. 5
5616. 6
5619. 0
5620. 0
5620. 1
pull
Entries 31
Mean 15.5
Std Dev 8.944
×10^-15
0.7
0.6
0.5
0.4
0.3
0.2
0.1
0

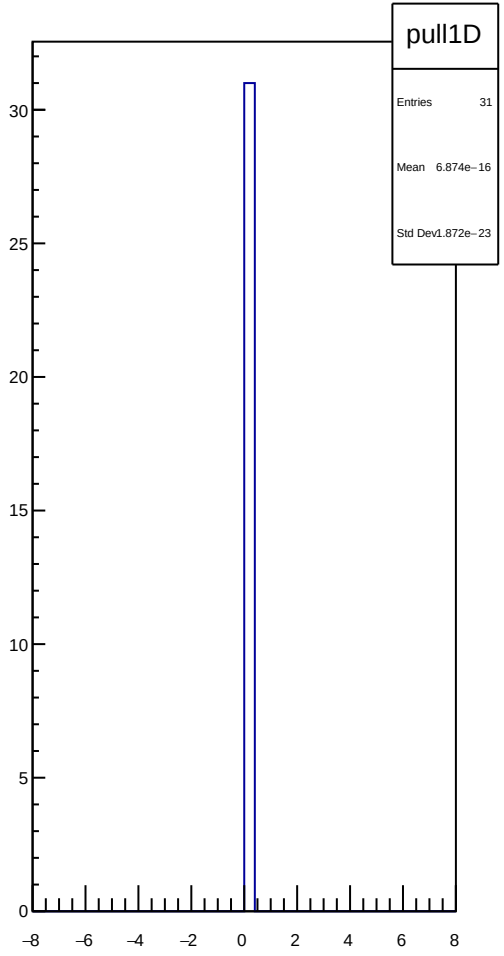
pull1D
Entries 31
Mean 6.874e−16
Std Dev 1.872e−23
30
25
20
15
10
5
0
−8
−6
−4
−2
0
2
4
6
8

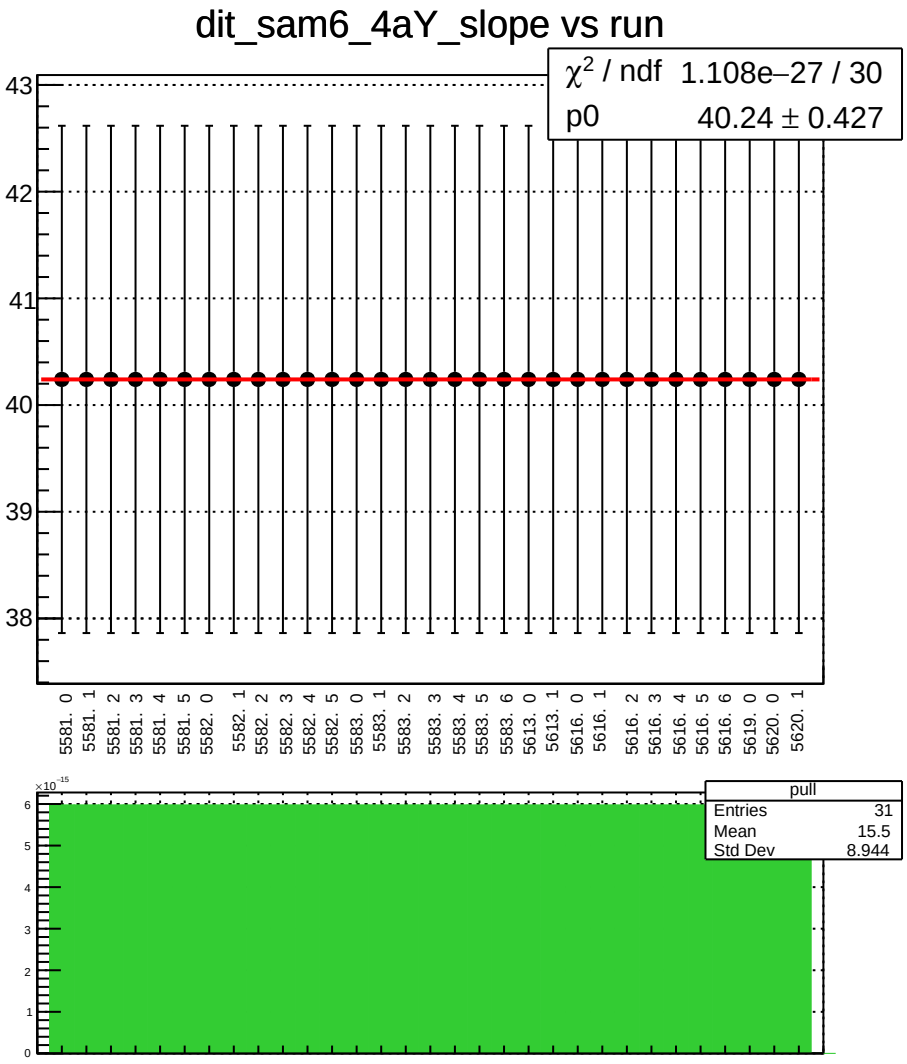
dit_sam6_4aY_slope vs run
χ^2 / ndf 1.108e−27 / 30
p0 40.24 ± 0.427
43
42
41
40
39
38
5581. 0
5581. 1
5581. 2
5581. 3
5581. 4
5581. 5
5582. 0
5582. 1
5582. 2
5582. 3
5582. 4
5582. 5
5583. 0
5583. 1
5583. 2
5583. 3
5583. 4
5583. 5
5583. 6
5613. 0
5613. 1
5616. 0
5616. 1
5616. 2
5616. 3
5616. 4
5616. 5
5616. 6
5619. 0
5620. 0
5620. 1
pull
Entries 31
Mean 15.5
Std Dev 8.944
×10^-15
6
5
4
3
2
1
0

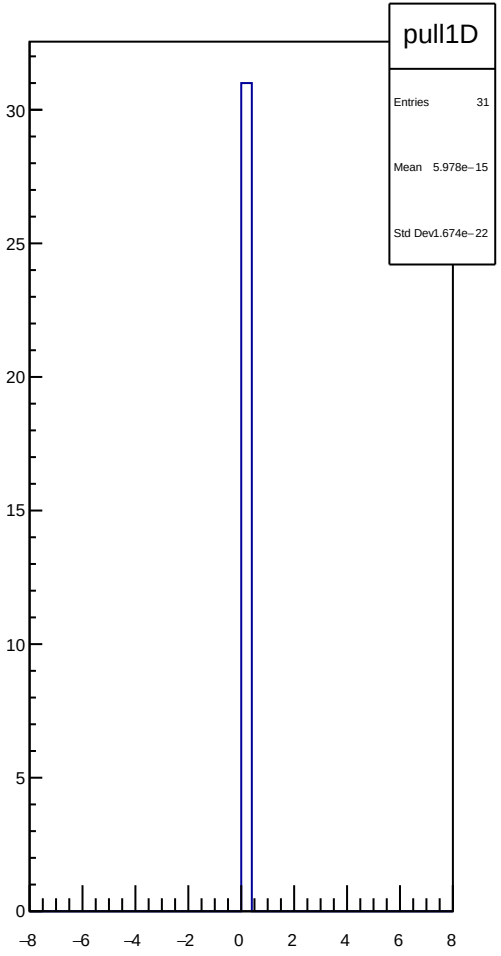
pull1D
Entries 31
Mean 5.978e−15
Std Dev 1.674e−22
30
25
20
15
10
5
0
−8
−6
−4
−2
0
2
4
6
8

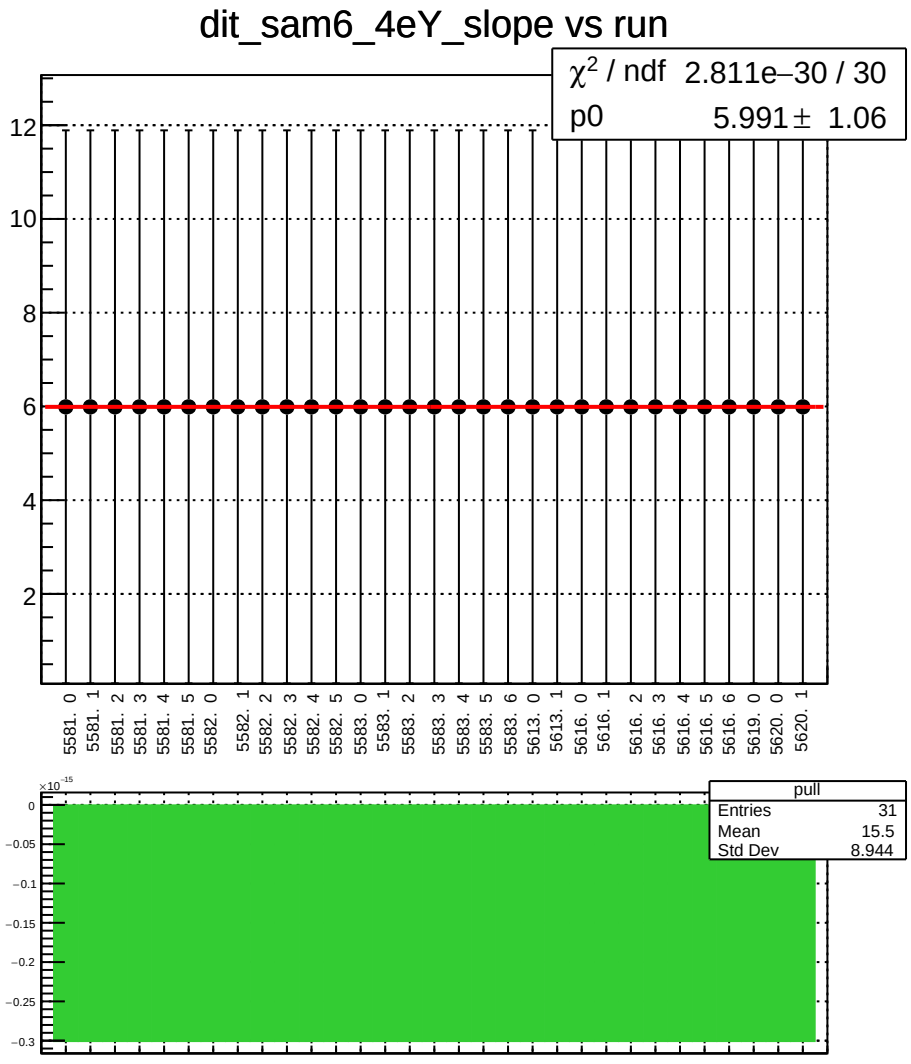
dit_sam6_4eY_slope vs run
χ2 / ndf 2.811e−30 / 30
p0 5.991 ± 1.06
12
10
8
6
4
2
5581. 0
5581. 1
5581. 2
5581. 3
5581. 4
5581. 5
5582. 0
5582. 1
5582. 2
5582. 3
5582. 4
5582. 5
5583. 0
5583. 1
5583. 2
5583. 3
5583. 4
5583. 5
5583. 6
5613. 0
5613. 1
5616. 0
5616. 1
5616. 2
5616. 3
5616. 4
5616. 5
5616. 6
5619. 0
5620. 0
5620. 1
×10-15
0
−0.05
−0.1
−0.15
−0.2
−0.25
−0.3
pull
Entries 31
Mean 15.5
Std Dev 8.944

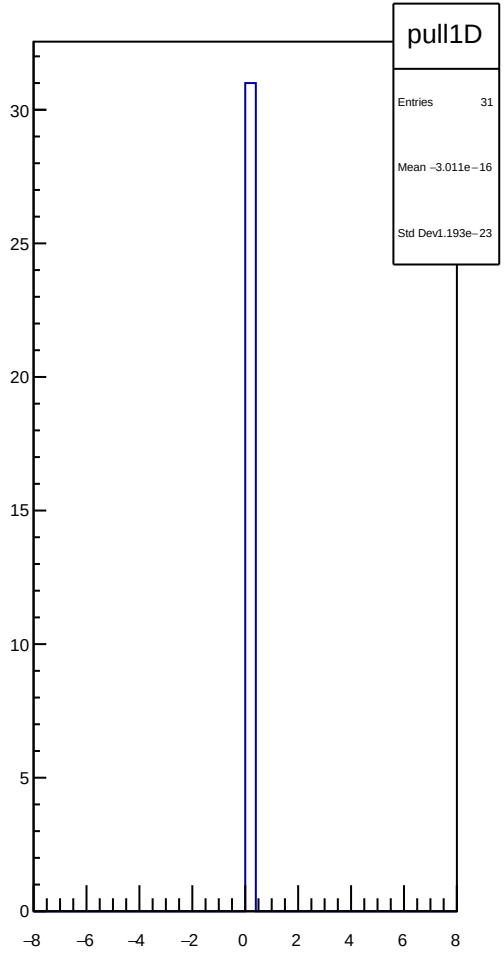
pull1D
Entries 31
Mean −3.011e−16
Std Dev1.193e−23
30
25
20
15
10
5
0
−8
−6
−4
−2
0
2
4
6
8

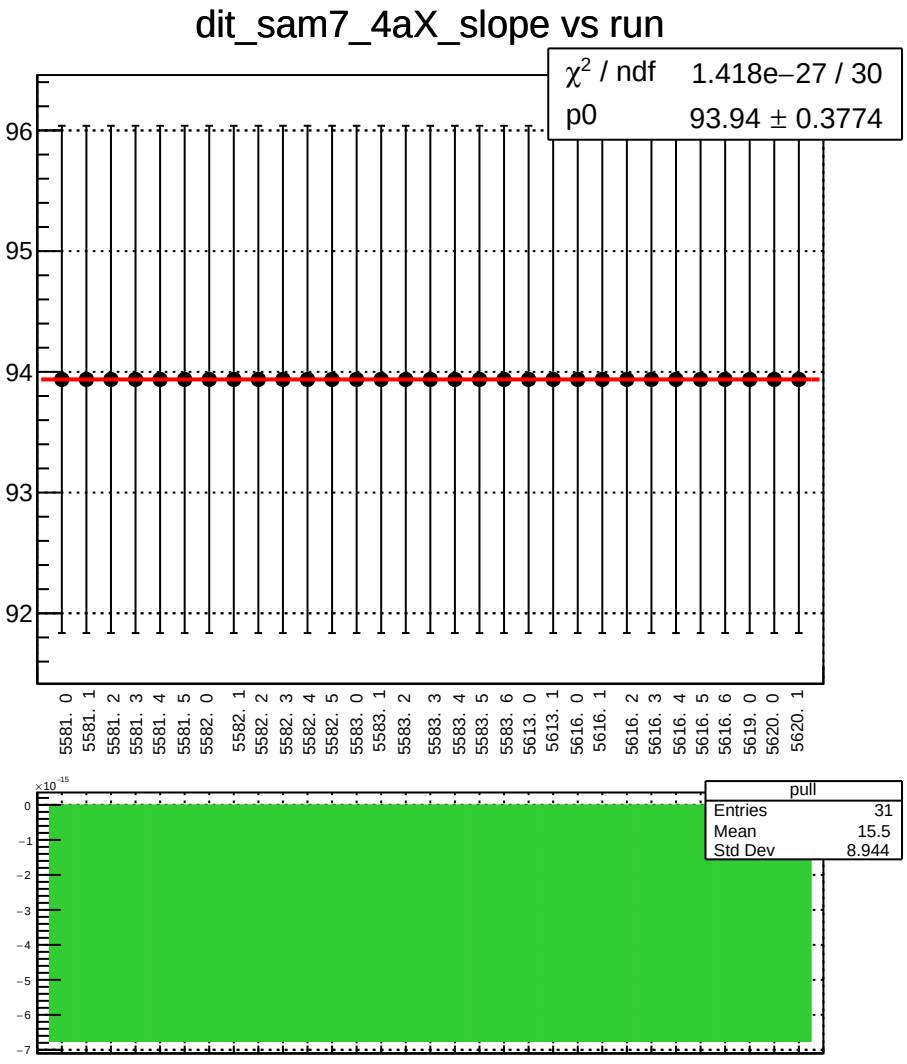
dit_sam7_4aX_slope vs run
χ2 / ndf 1.418e−27 / 30
p0 93.94 ± 0.3774
96
95
94
93
92
5581. 0
5581. 1
5581. 2
5581. 3
5581. 4
5581. 5
5582. 0
5582. 1
5582. 2
5582. 3
5582. 4
5582. 5
5583. 0
5583. 1
5583. 2
5583. 3
5583. 4
5583. 5
5583. 6
5613. 0
5613. 1
5616. 0
5616. 1
5616. 2
5616. 3
5616. 4
5616. 5
5616. 6
5619. 0
5620. 0
5620. 1
×10−15
0
−1
−2
−3
−4
−5
−6
−7
pull
Entries 31
Mean 15.5
Std Dev 8.944

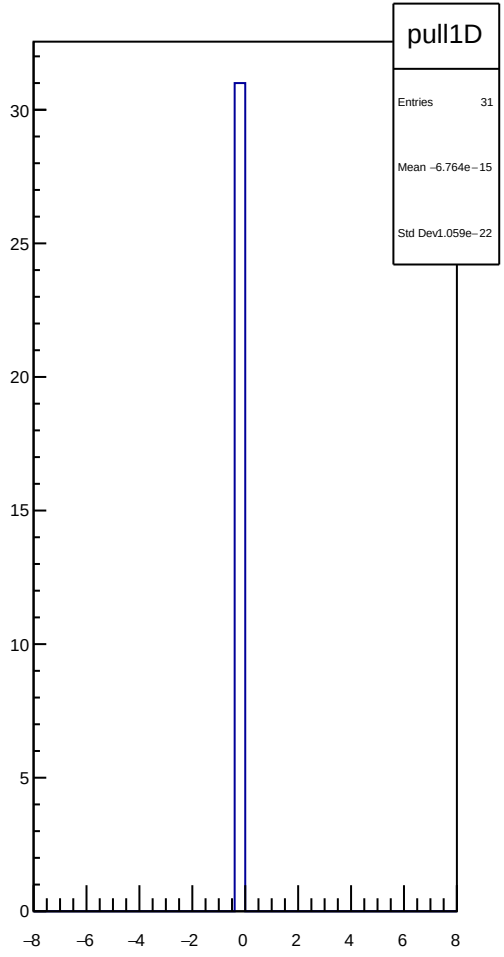
pull1D
Entries 31
Mean −6.764e−15
Std Dev1.059e−22
30
25
20
15
10
5
0
−8
−6
−4
−2
0
2
4
6
8

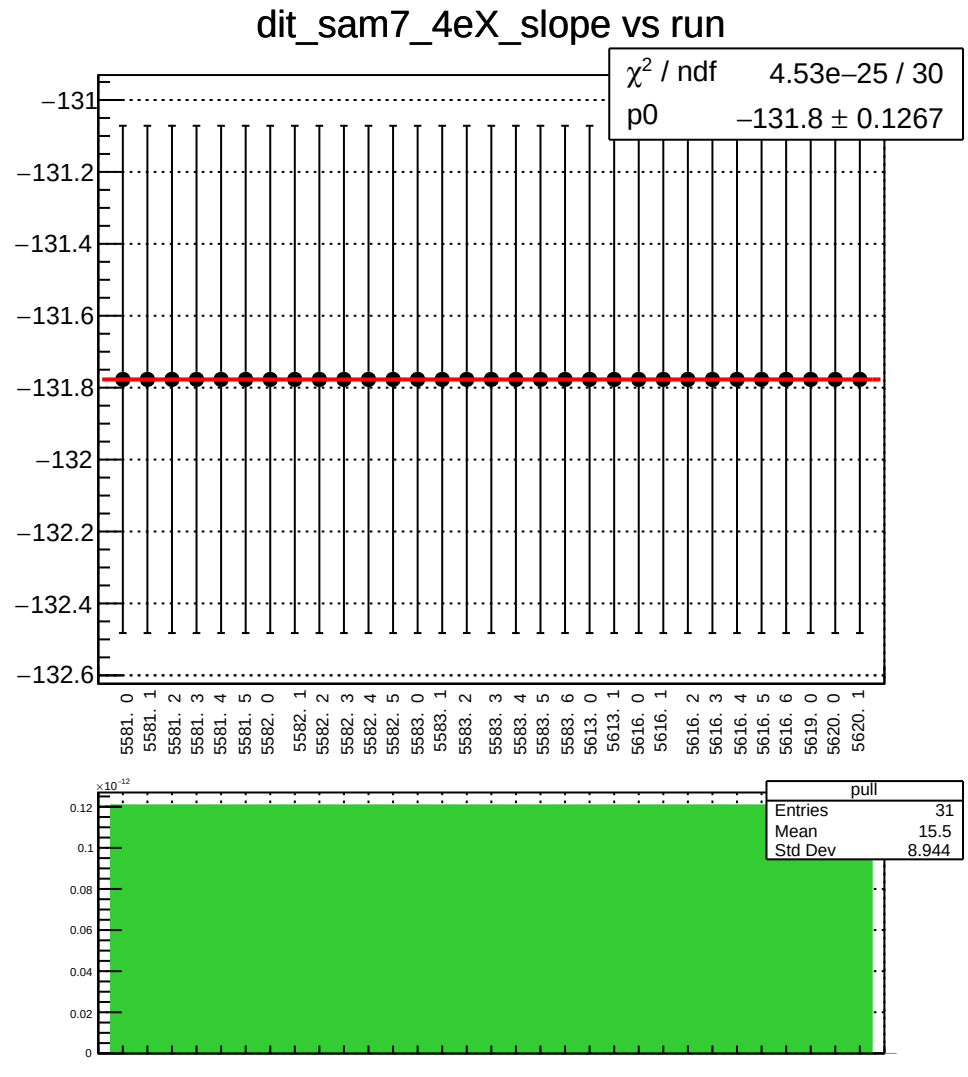
dit_sam7_4eX_slope vs run
χ^2 / ndf 4.53e−25 / 30
p0 −131.8 ± 0.1267
−131
−131.2
−131.4
−131.6
−131.8
−132
−132.2
−132.4
−132.6
5581. 0
5581. 1
5581. 2
5581. 3
5581. 4
5581. 5
5582. 0
5582. 1
5582. 2
5582. 3
5582. 4
5582. 5
5583. 0
5583. 1
5583. 2
5583. 3
5583. 4
5583. 5
5583. 6
5613. 0
5613. 1
5616. 0
5616. 1
5616. 2
5616. 3
5616. 4
5616. 5
5616. 6
5619. 0
5620. 0
5620. 1
pull
Entries 31
Mean 15.5
Std Dev 8.944
×10⁻¹²
0.12
0.1
0.08
0.06
0.04
0.02
0

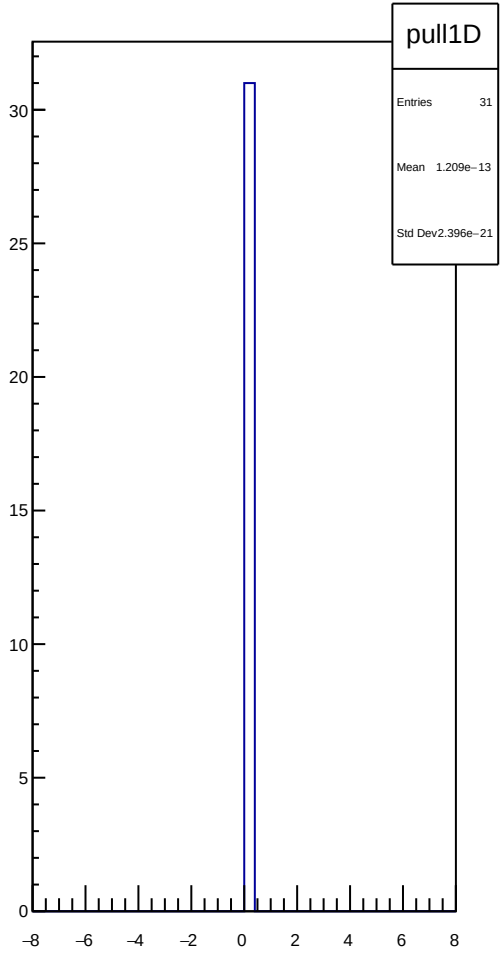
pull1D
Entries 31
Mean 1.209e−13
Std Dev 2.396e−21
30
25
20
15
10
5
0
−8
−6
−4
−2
0
2
4
6
8

dit_sam7_11X12X_slope vs run

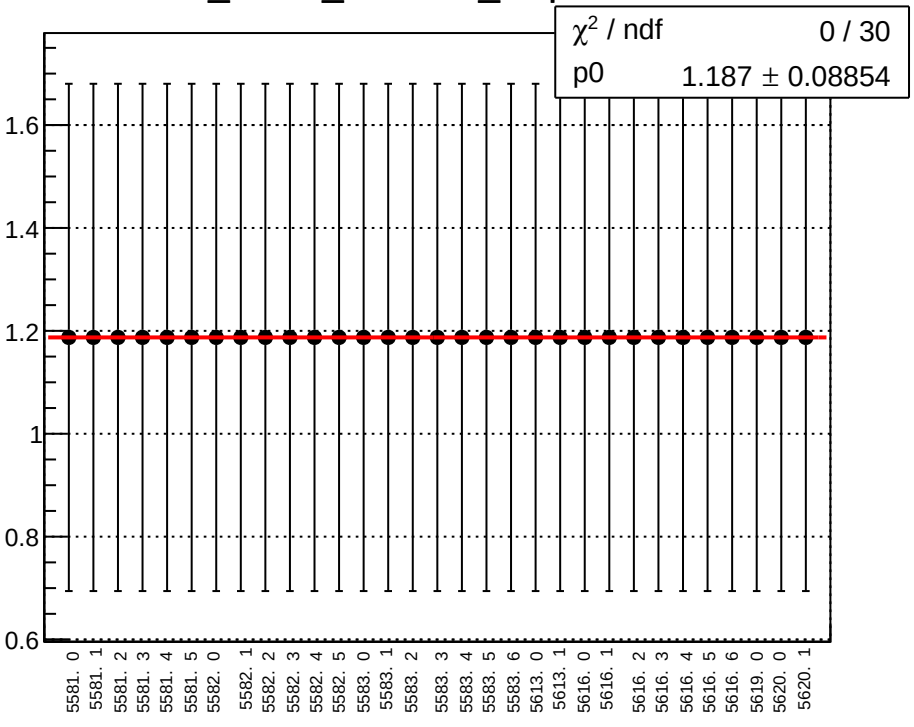

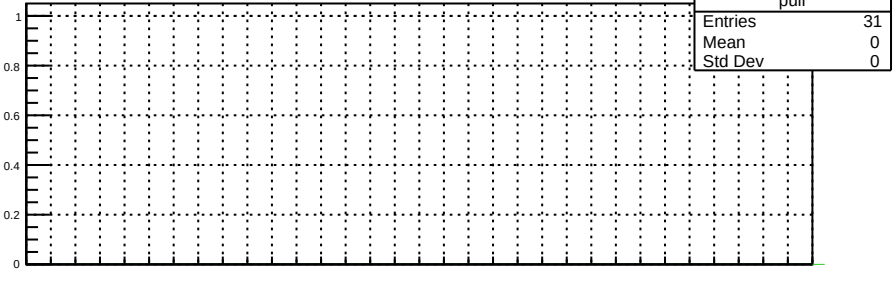

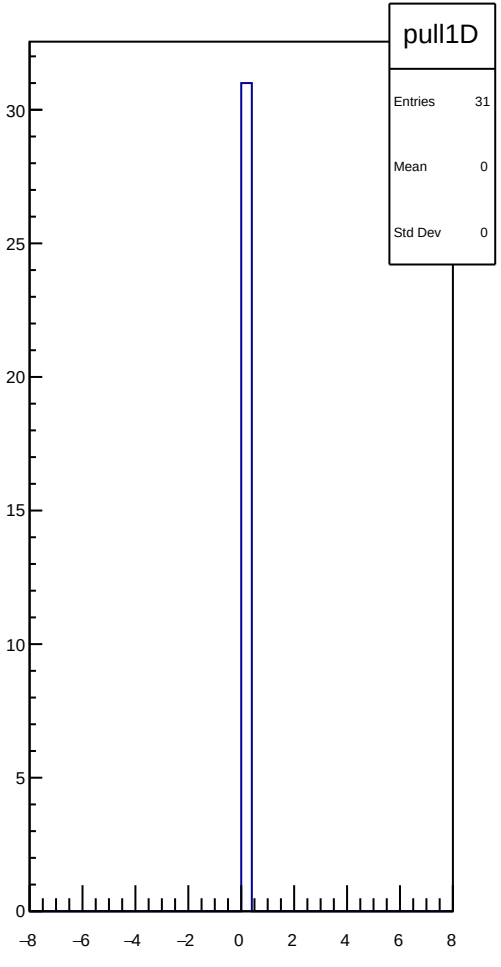

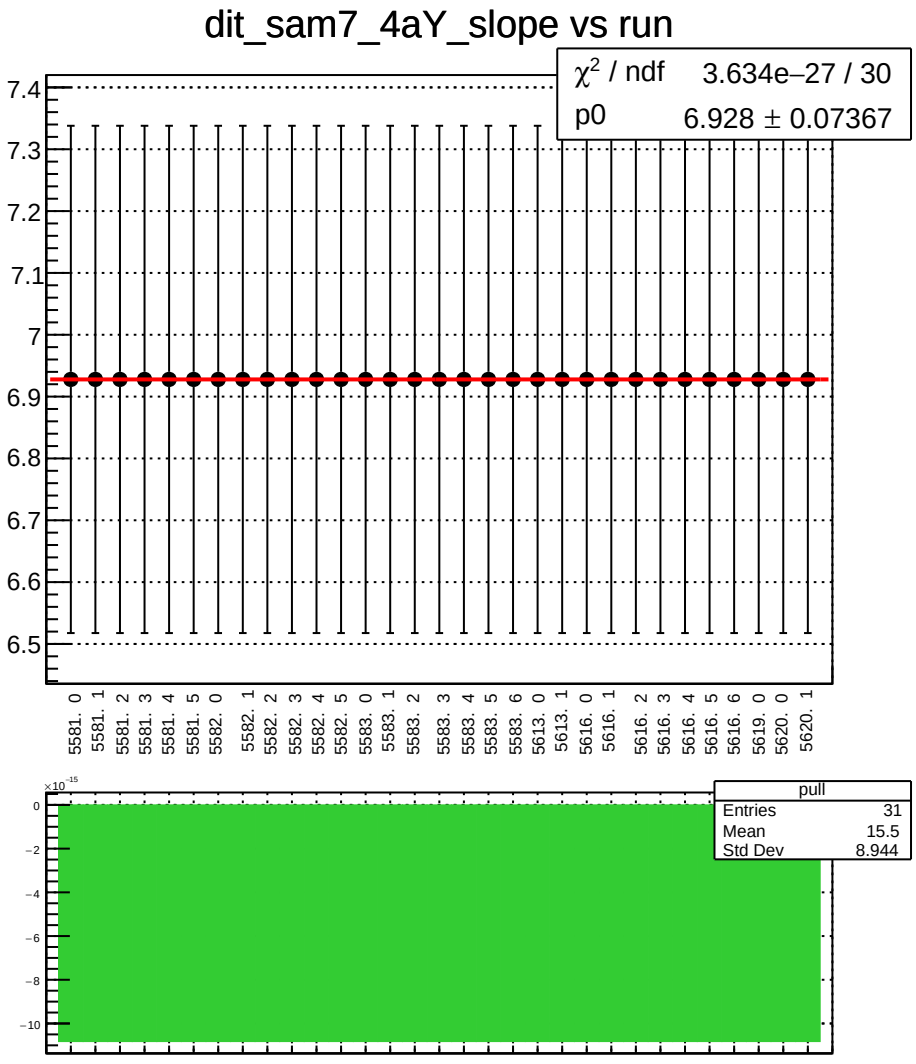
dit_sam7_4aY_slope vs run
χ² / ndf 3.634e−27 / 30
p0 6.928 ± 0.07367
7.4
7.3
7.2
7.1
7
6.9
6.8
6.7
6.6
6.5
5581. 0
5581. 1
5581. 2
5581. 3
5581. 4
5581. 5
5582. 0
5582. 1
5582. 2
5582. 3
5582. 4
5582. 5
5583. 0
5583. 1
5583. 2
5583. 3
5583. 4
5583. 5
5583. 6
5613. 0
5613. 1
5616. 0
5616. 1
5616. 2
5616. 3
5616. 4
5616. 5
5616. 6
5619. 0
5620. 0
5620. 1
×10⁻¹⁵
0
−2
−4
−6
−8
−10
pull
Entries 31
Mean 15.5
Std Dev 8.944

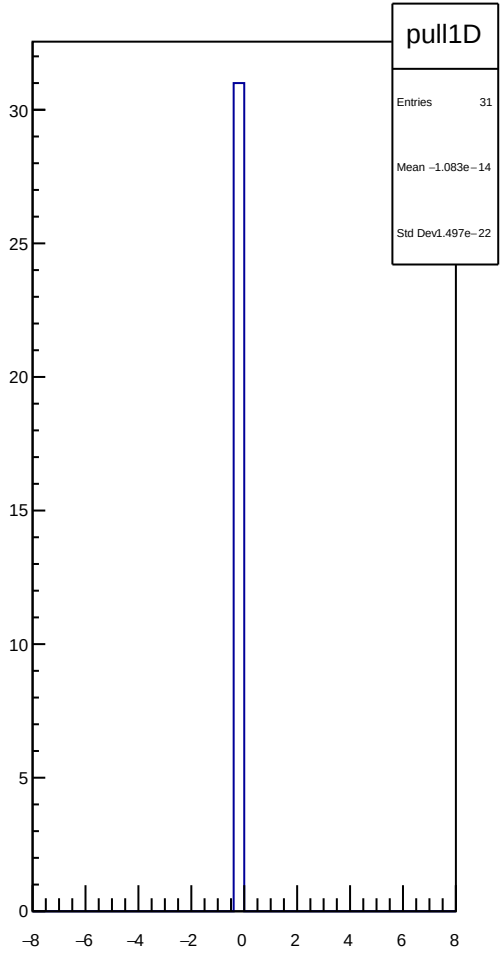
pull1D
Entries 31
Mean −1.083e−14
Std Dev1.497e−22
30
25
20
15
10
5
0
−8
−6
−4
−2
0
2
4
6
8

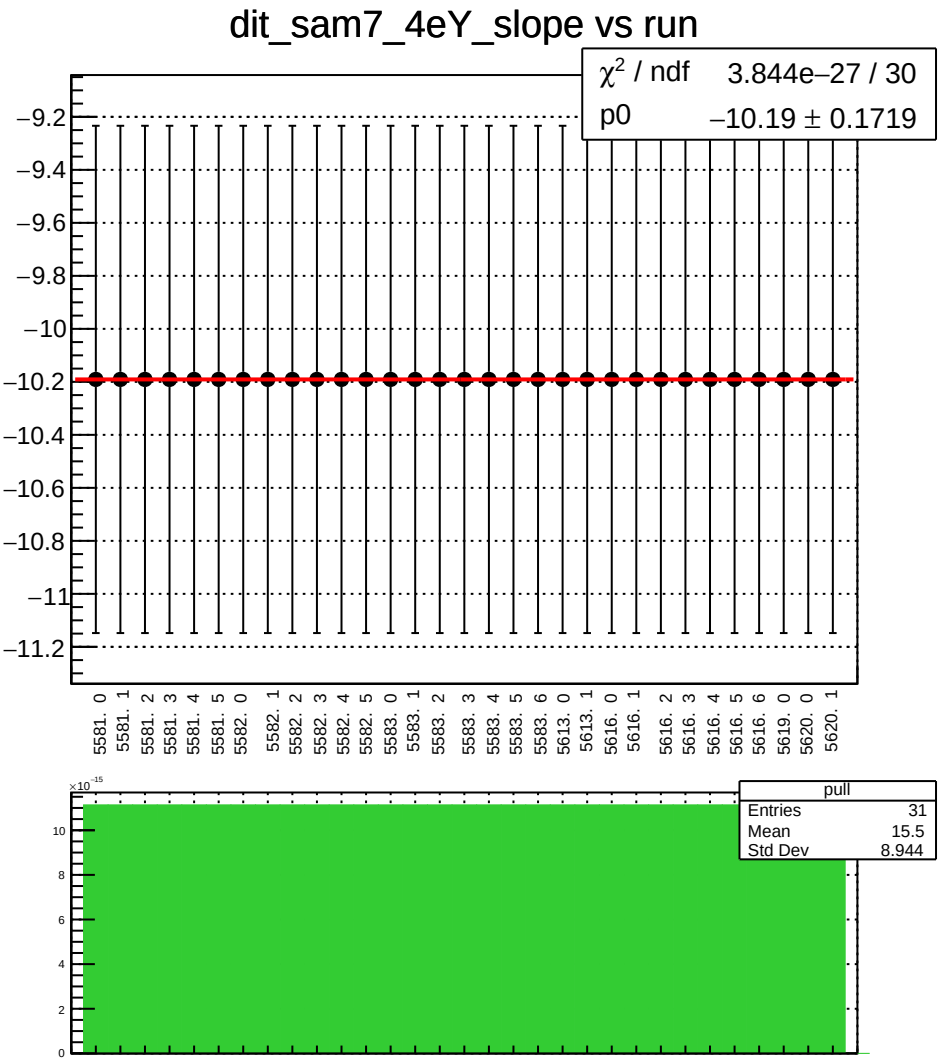
dit_sam7_4eY_slope vs run
χ² / ndf 3.844e−27 / 30
p0 −10.19 ± 0.1719
−9.2
−9.4
−9.6
−9.8
−10
−10.2
−10.4
−10.6
−10.8
−11
−11.2
5581. 0
5581. 1
5581. 2
5581. 3
5581. 4
5581. 5
5582. 0
5582. 1
5582. 2
5582. 3
5582. 4
5582. 5
5583. 0
5583. 1
5583. 2
5583. 3
5583. 4
5583. 5
5583. 6
5613. 0
5613. 1
5616. 0
5616. 1
5616. 2
5616. 3
5616. 4
5616. 5
5616. 6
5619. 0
5620. 0
5620. 1
×10⁻¹⁵
pull
Entries 31
Mean 15.5
Std Dev 8.944

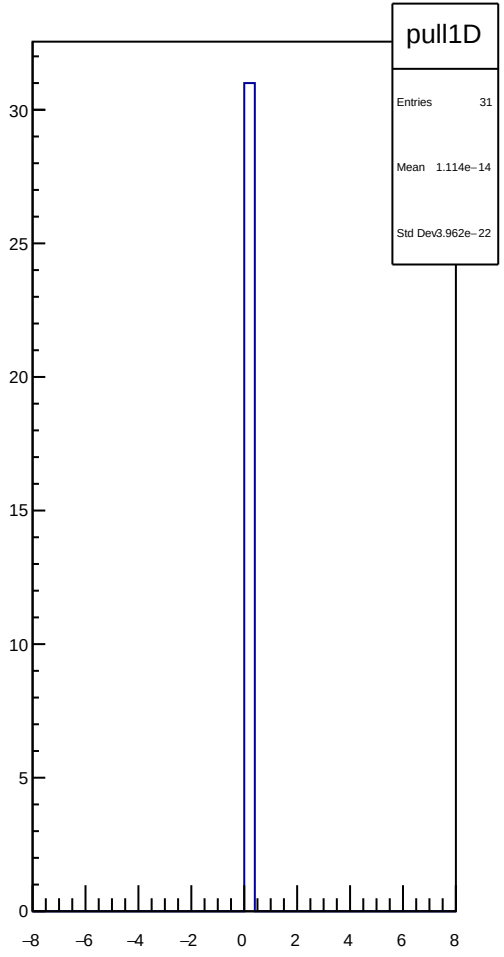
pull1D
Entries 31
Mean 1.114e−14
Std Dev 3.962e−22

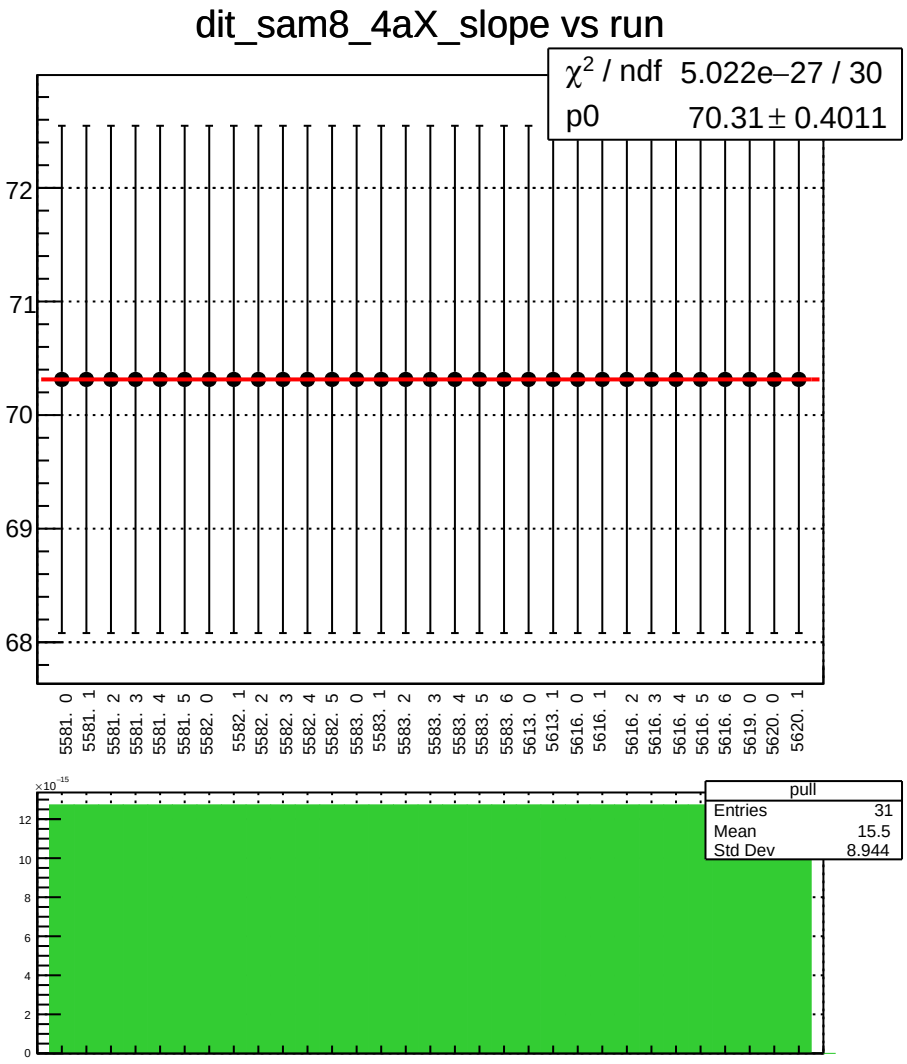
dit_sam8_4aX_slope vs run
χ^2 / ndf 5.022e−27 / 30
p0 70.31 ± 0.4011
72
71
70
69
68
5581. 0
5581. 1
5581. 2
5581. 3
5581. 4
5581. 5
5582. 0
5582. 1
5582. 2
5582. 3
5582. 4
5582. 5
5583. 0
5583. 1
5583. 2
5583. 3
5583. 4
5583. 5
5583. 6
5613. 0
5613. 1
5616. 0
5616. 1
5616. 2
5616. 3
5616. 4
5616. 5
5616. 6
5619. 0
5620. 0
5620. 1
×10^-15
12
10
8
6
4
2
0
pull
Entries 31
Mean 15.5
Std Dev 8.944

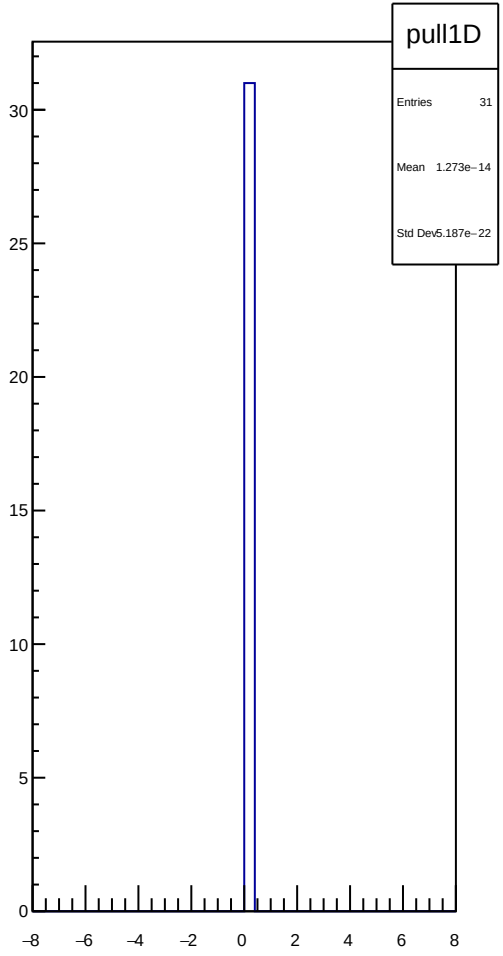
pull1D
Entries 31
Mean 1.273e−14
Std Dev 5.187e−22
30
25
20
15
10
5
0
−8
−6
−4
−2
0
2
4
6
8

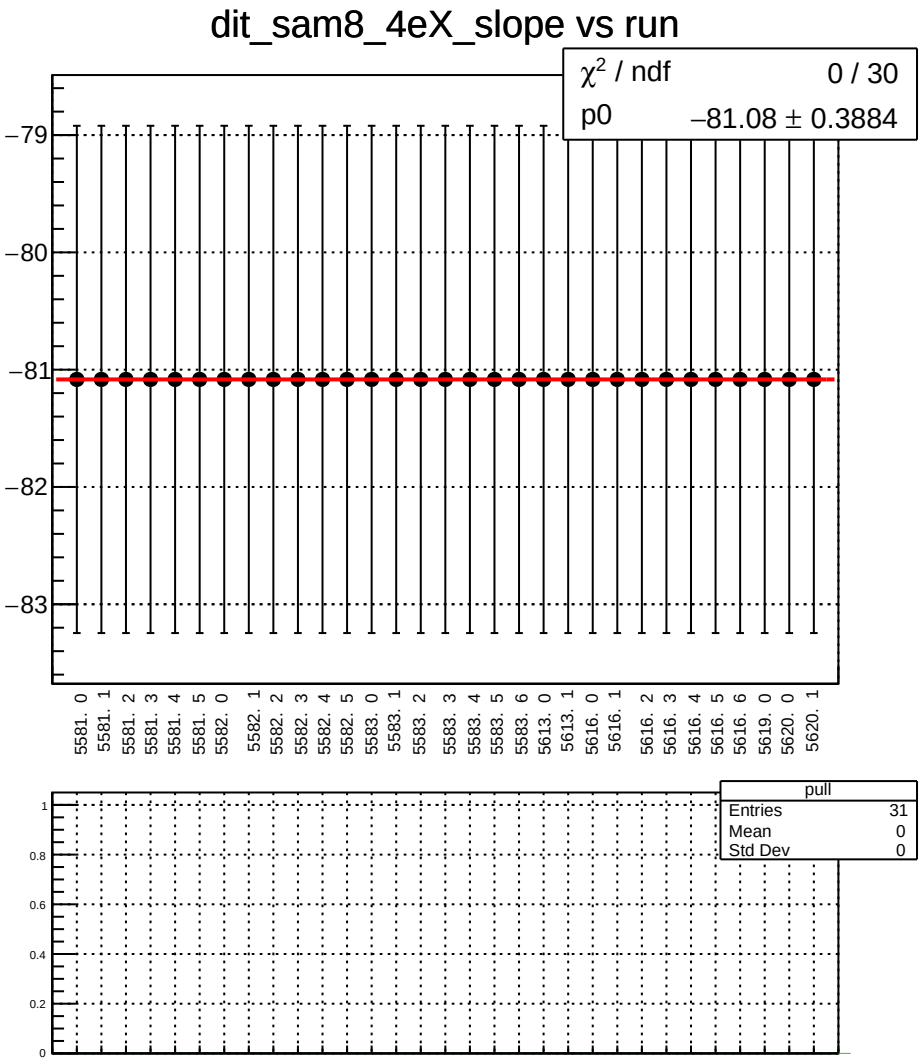
dit_sam8_4eX_slope vs run
χ^2 / ndf 0 / 30
p0 −81.08 ± 0.3884
−79
−80
−81
−82
−83
5581. 0
5581. 1
5581. 2
5581. 3
5581. 4
5581. 5
5582. 0
5582. 1
5582. 2
5582. 3
5582. 4
5582. 5
5583. 0
5583. 1
5583. 2
5583. 3
5583. 4
5583. 5
5583. 6
5613. 0
5613. 1
5616. 0
5616. 1
5616. 2
5616. 3
5616. 4
5616. 5
5616. 6
5619. 0
5620. 0
5620. 1
pull
Entries 31
Mean 0
Std Dev 0
1
0.8
0.6
0.4
0.2
0

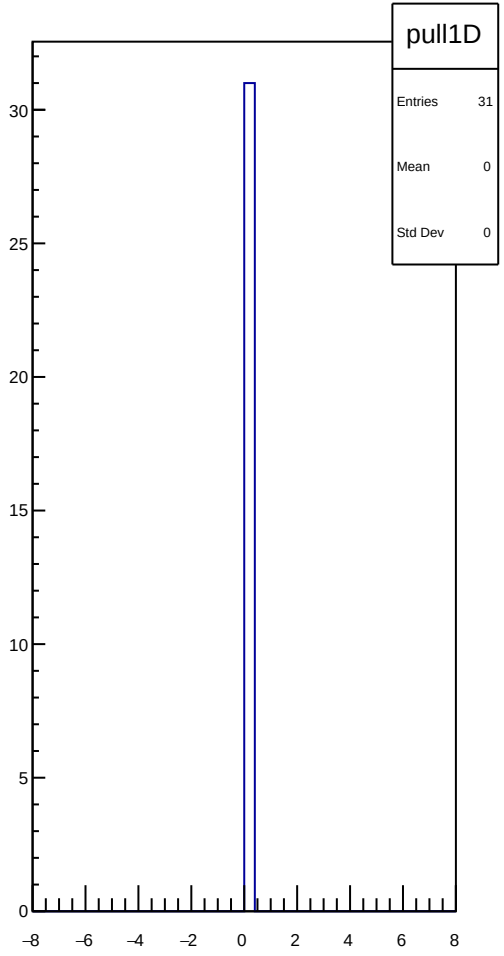
pull1D
Entries 31
Mean 0
Std Dev 0
30
25
20
15
10
5
0
−8
−6
−4
−2
0
2
4
6
8

dit_sam8_11X12X_slope vs run

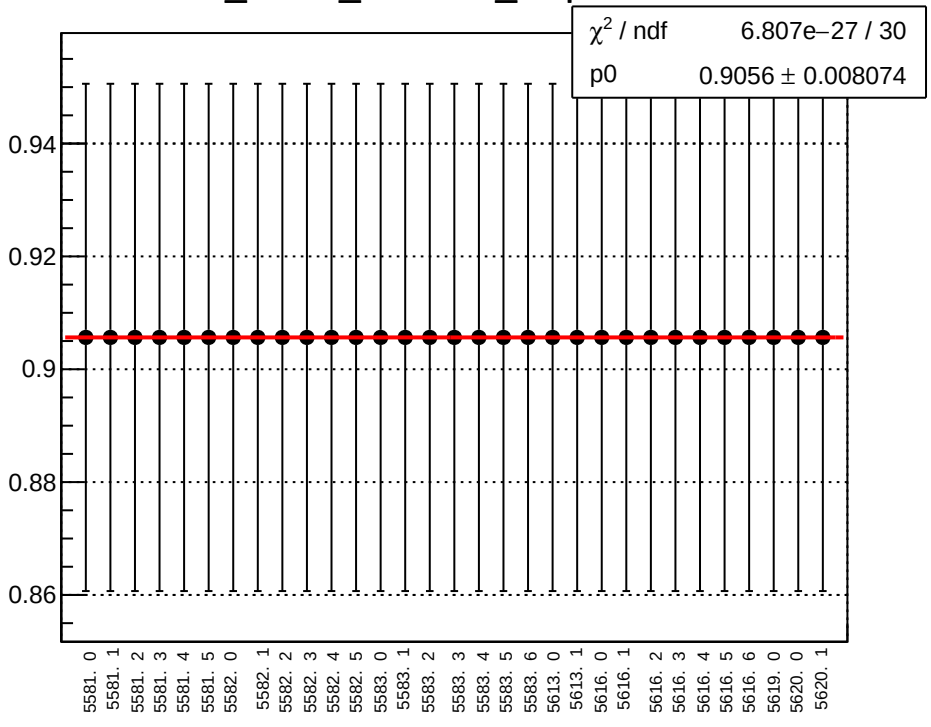



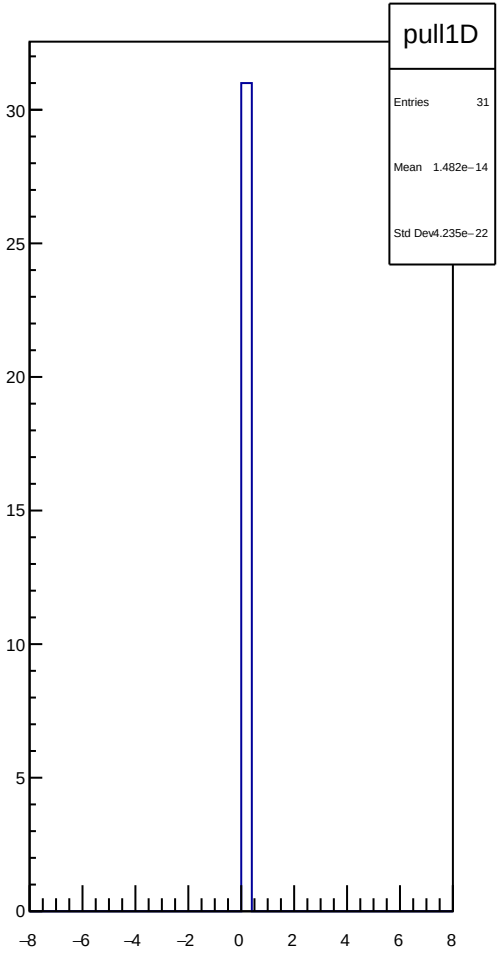

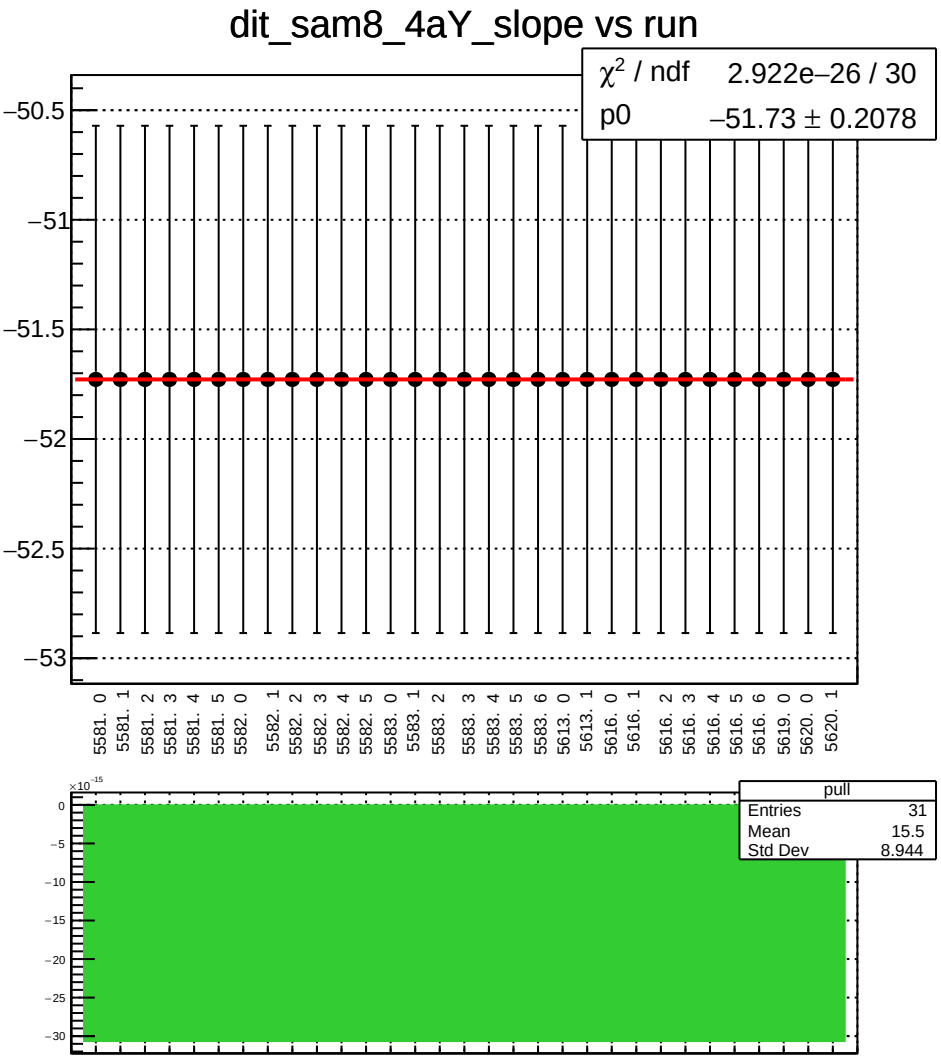
dit_sam8_4aY_slope vs run
χ² / ndf 2.922e−26 / 30
p0 −51.73 ± 0.2078
−50.5
−51
−51.5
−52
−52.5
−53
5581. 0
5581. 1
5581. 2
5581. 3
5581. 4
5581. 5
5582. 0
5582. 1
5582. 2
5582. 3
5582. 4
5582. 5
5583. 0
5583. 1
5583. 2
5583. 3
5583. 4
5583. 5
5583. 6
5613. 0
5613. 1
5616. 0
5616. 1
5616. 2
5616. 3
5616. 4
5616. 5
5616. 6
5619. 0
5620. 0
5620. 1
×10⁻¹⁵
0
−5
−10
−15
−20
−25
−30
pull
Entries 31
Mean 15.5
Std Dev 8.944

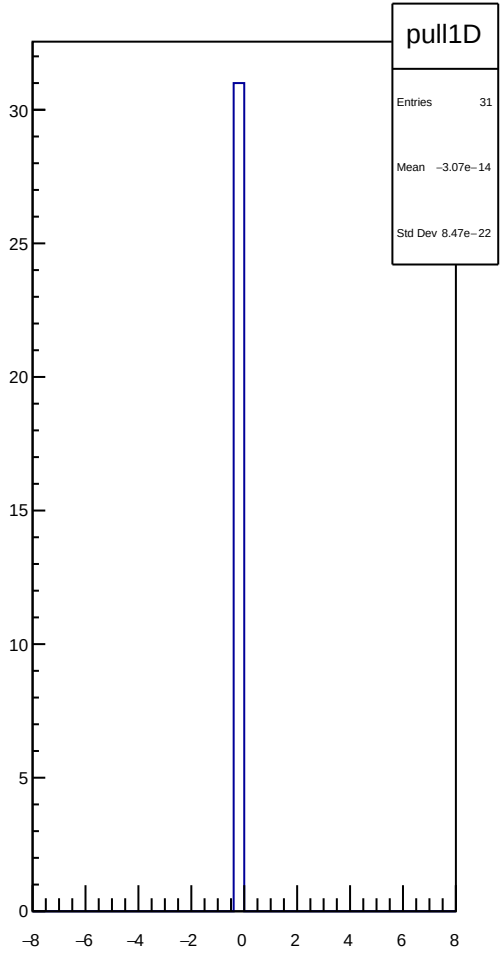
pull1D
Entries 31
Mean −3.07e−14
Std Dev 8.47e−22
30
25
20
15
10
5
0
−8
−6
−4
−2
0
2
4
6
8

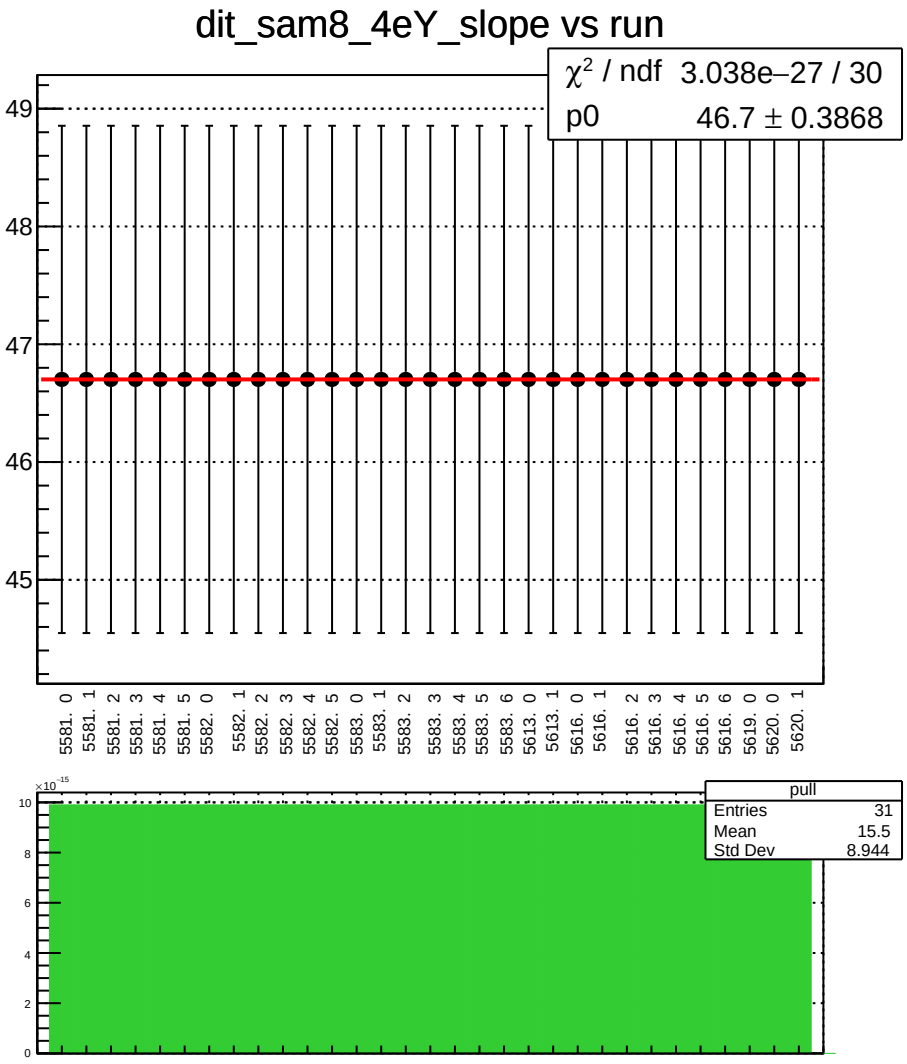
dit_sam8_4eY_slope vs run
χ² / ndf 3.038e−27 / 30
p0 46.7 ± 0.3868
49
48
47
46
45
5581. 0
5581. 1
5581. 2
5581. 3
5581. 4
5581. 5
5582. 0
5582. 1
5582. 2
5582. 3
5582. 4
5582. 5
5583. 0
5583. 1
5583. 2
5583. 3
5583. 4
5583. 5
5583. 6
5613. 0
5613. 1
5616. 0
5616. 1
5616. 2
5616. 3
5616. 4
5616. 5
5616. 6
5619. 0
5620. 0
5620. 1
×10⁻¹⁵
10
8
6
4
2
0
pull
Entries 31
Mean 15.5
Std Dev 8.944

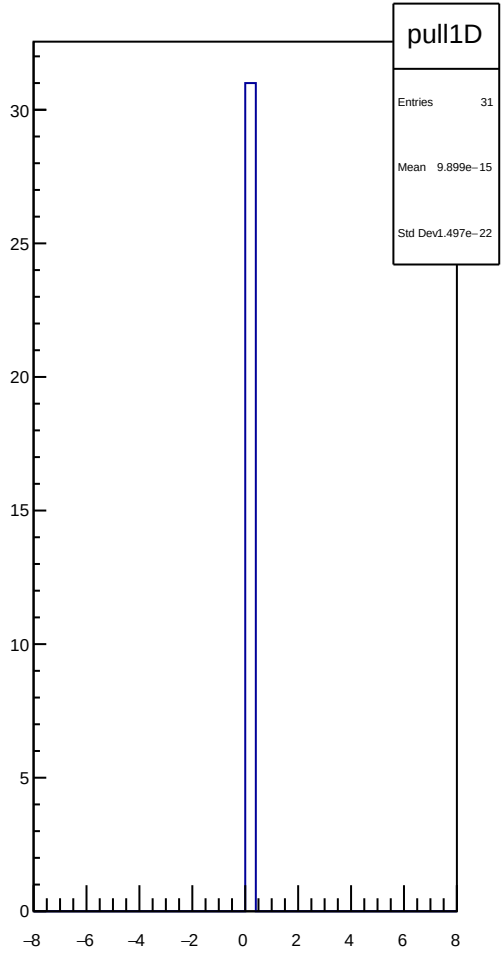
pull1D
Entries 31
Mean 9.899e−15
Std Dev 1.497e−22
30
25
20
15
10
5
0
−8
−6
−4
−2
0
2
4
6
8

dit_4aX_coil1_mean vs run

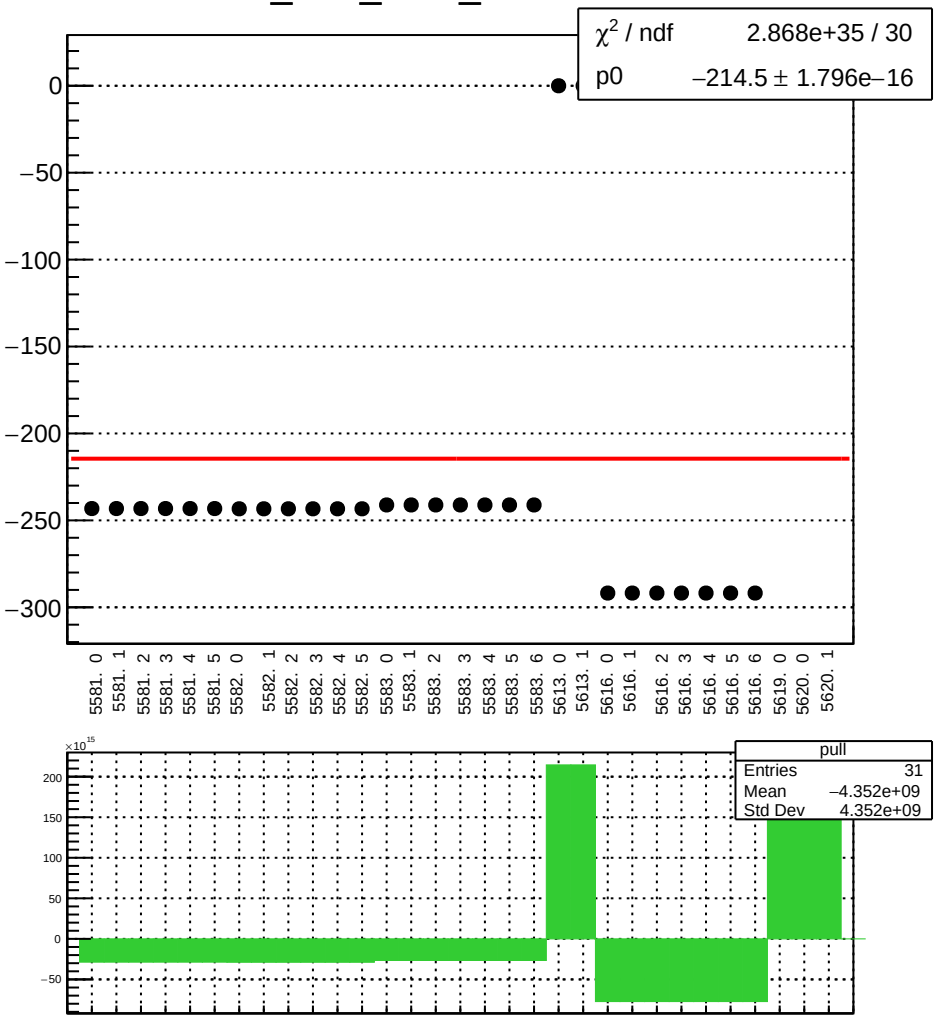

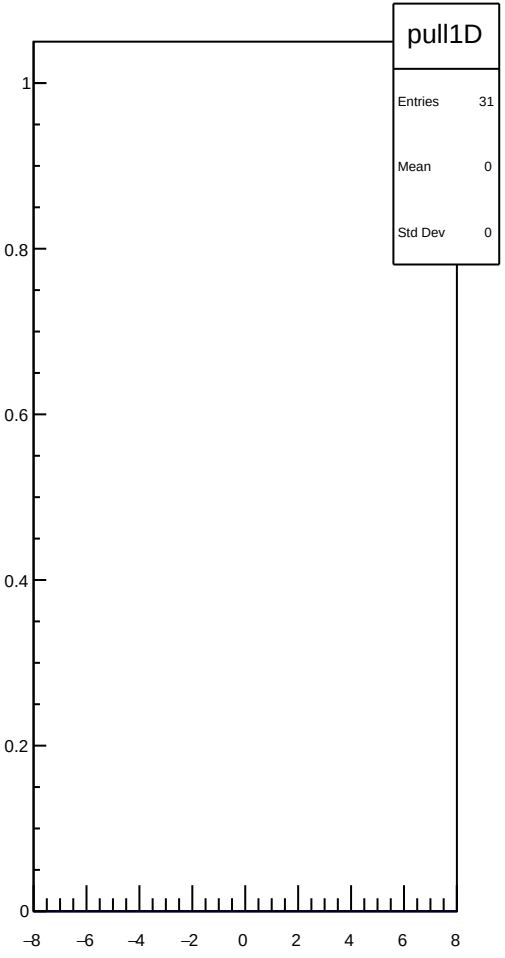

dit_4aX_coil1_err_mean vs run

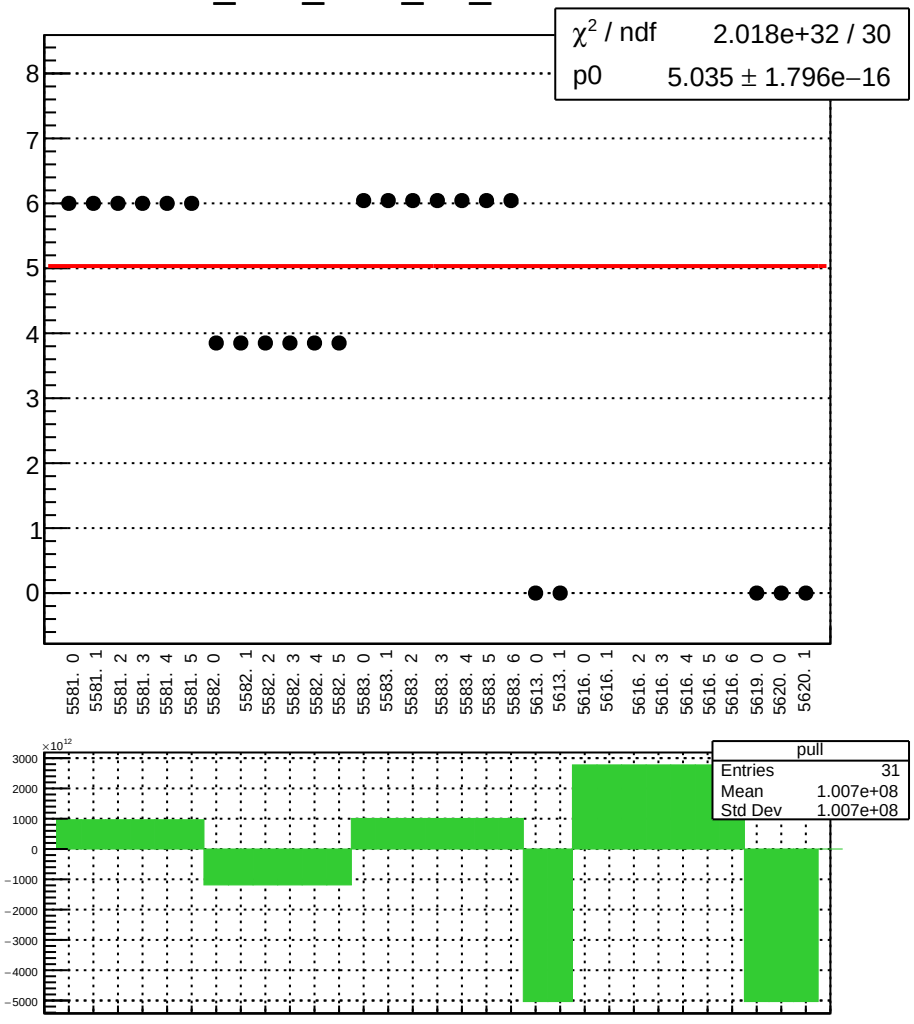

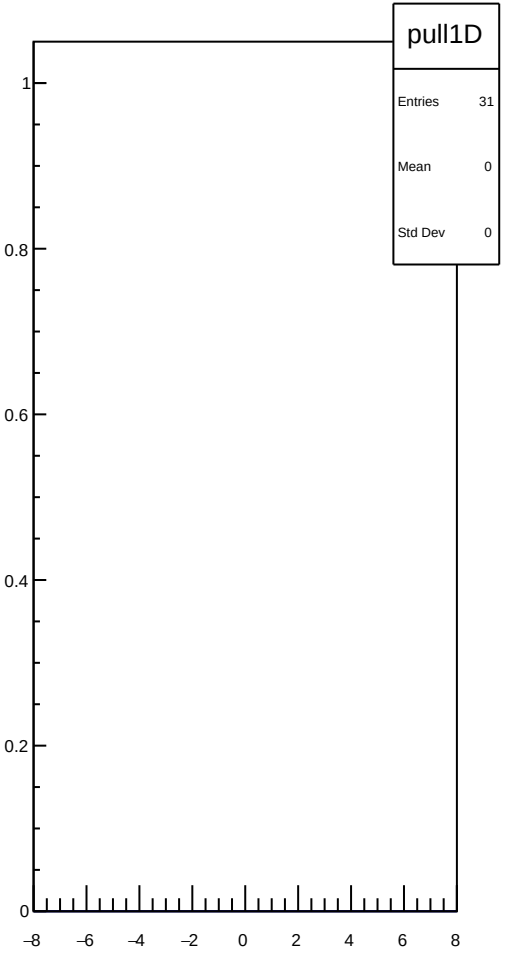

dit_4aX_coil1_Ndata_mean vs run

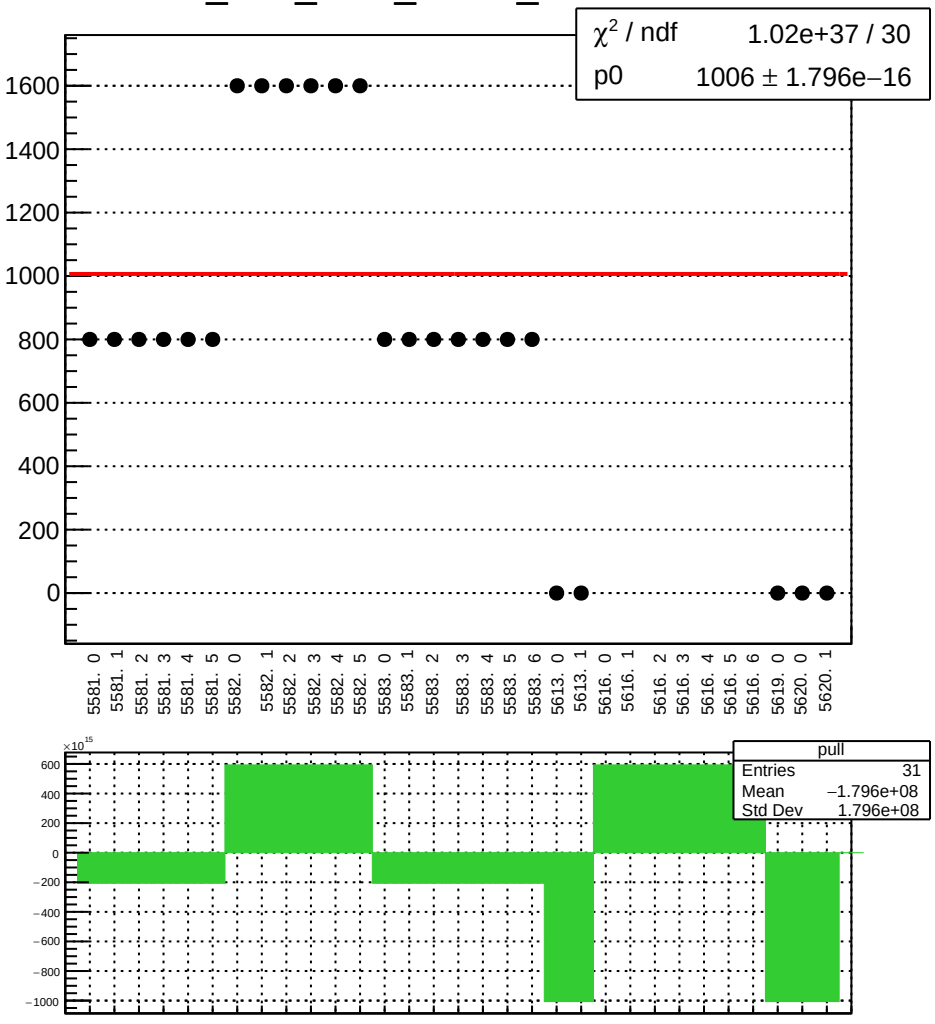

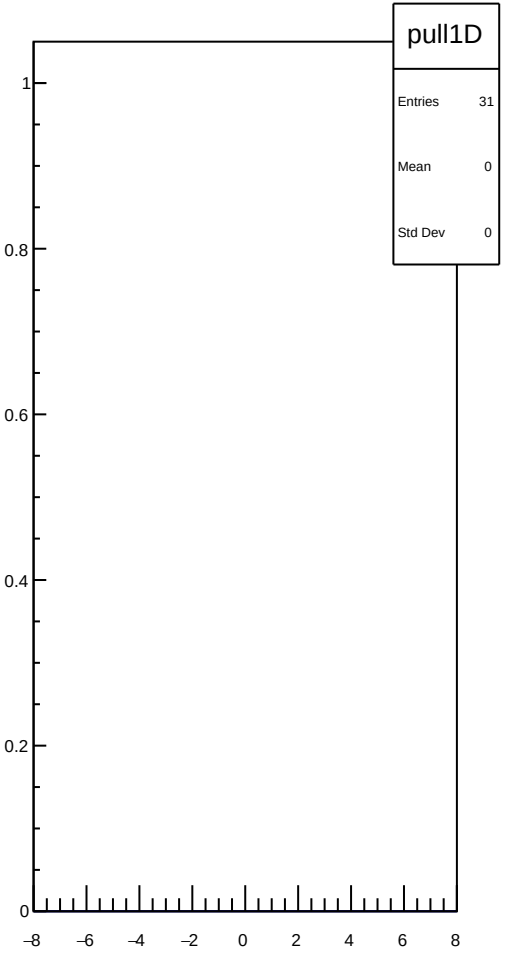

dit_4eX_coil1_mean vs run

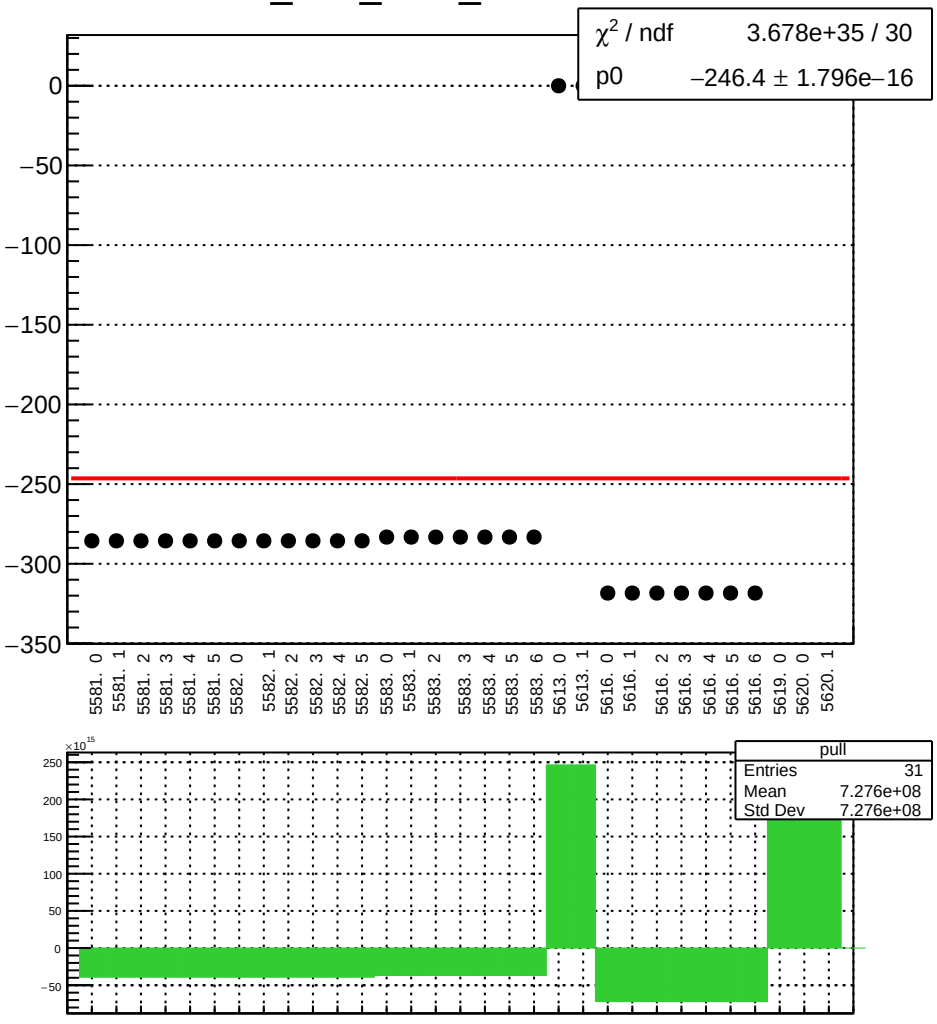

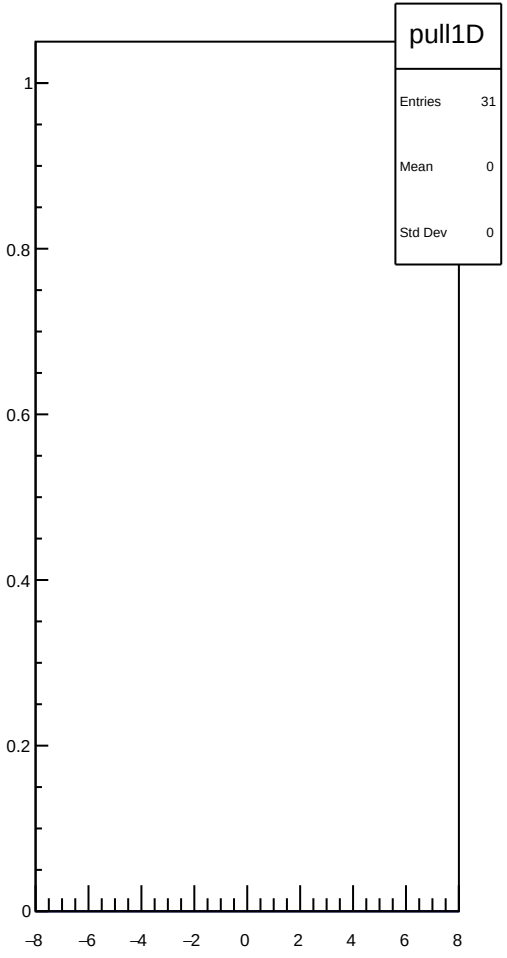

dit_4eX_coil1_err_mean vs run

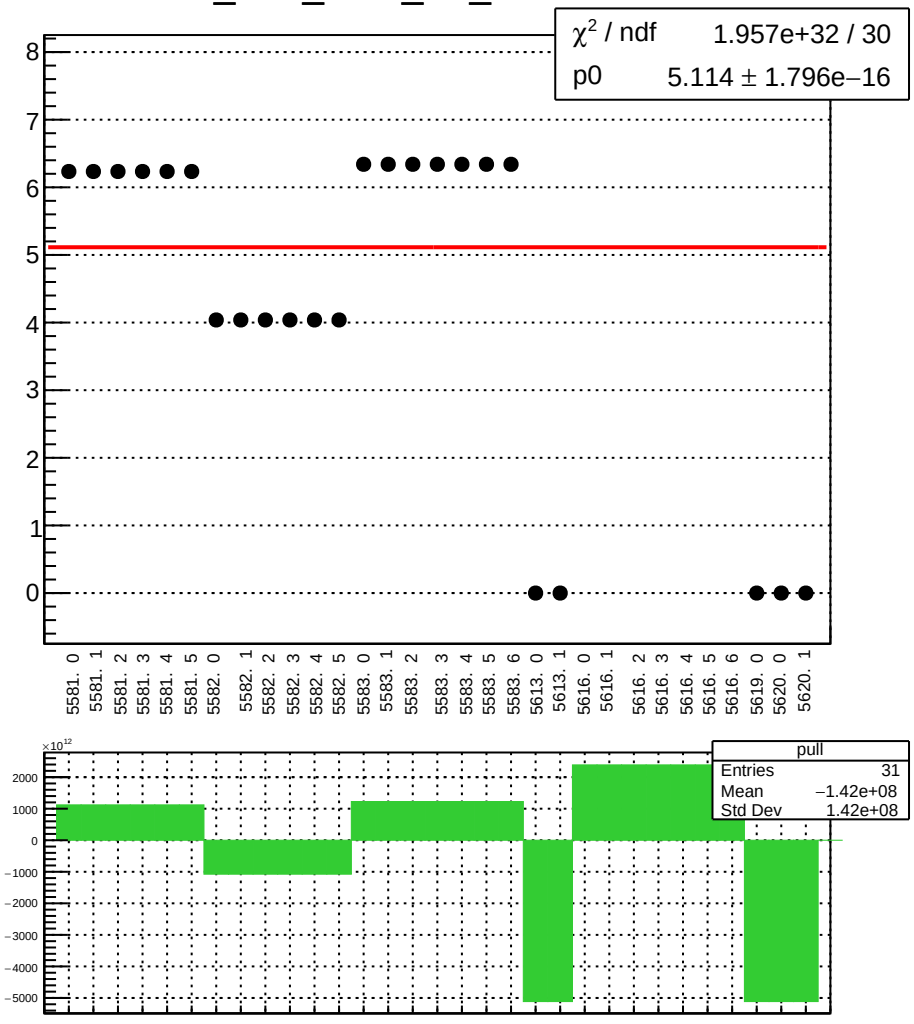

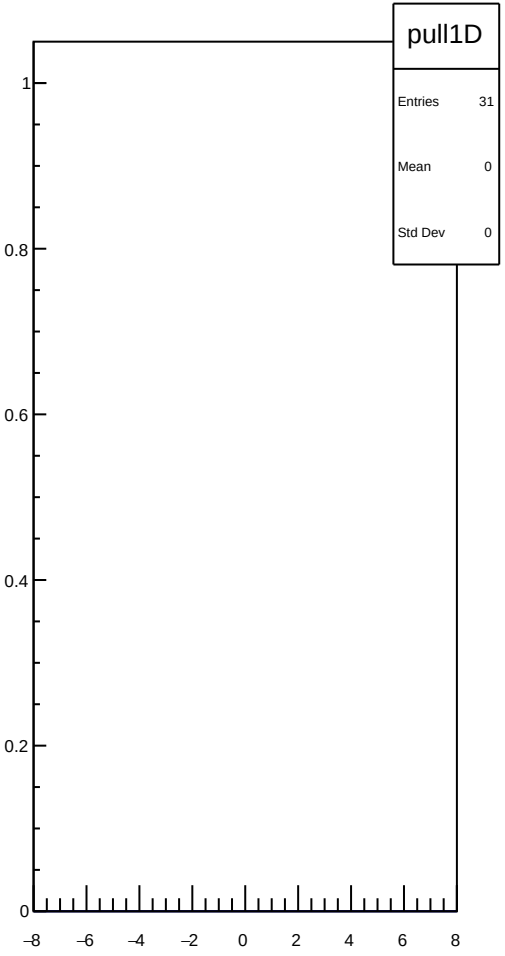

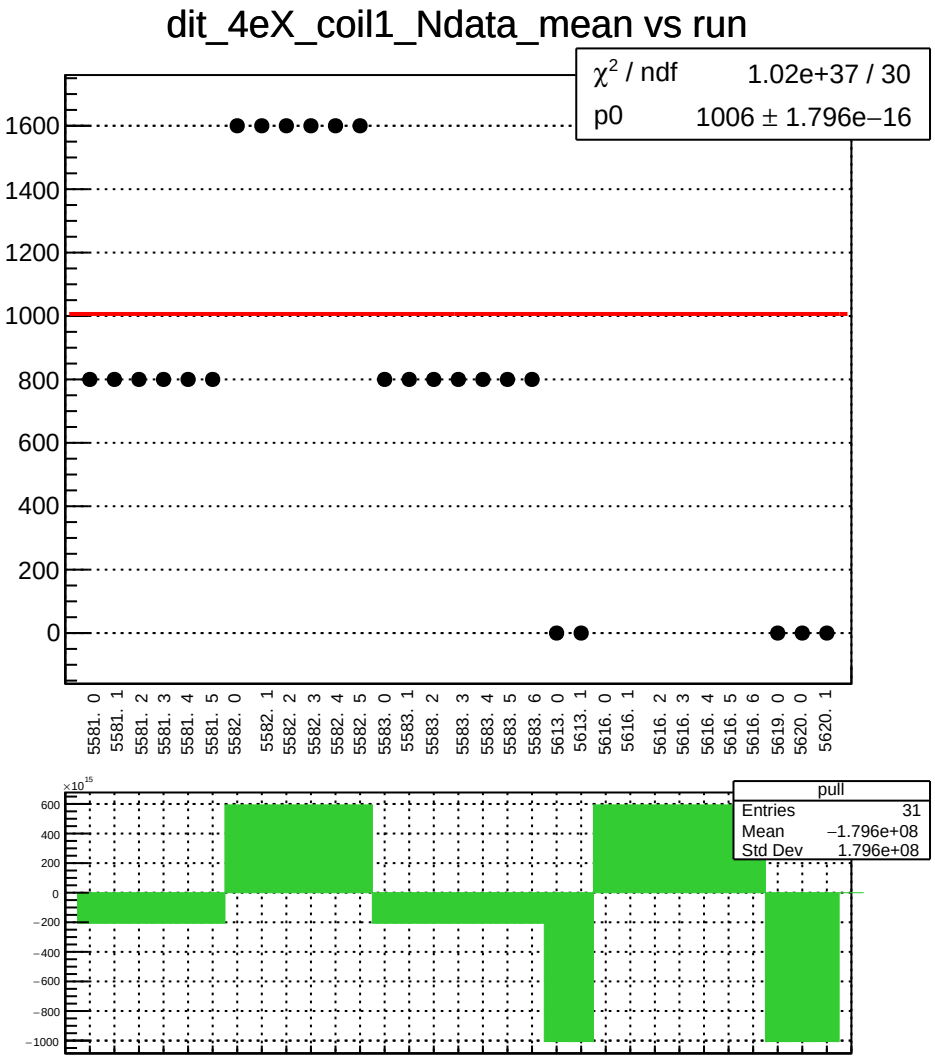
dit_4eX_coil1_Ndata_mean vs run
χ² / ndf 1.02e+37 / 30
p0 1006 ± 1.796e−16
1600
1400
1200
1000
800
600
400
200
0
5581. 0
5581. 1
5581. 2
5581. 3
5581. 4
5581. 5
5582. 0
5582. 1
5582. 2
5582. 3
5582. 4
5582. 5
5583. 0
5583. 1
5583. 2
5583. 3
5583. 4
5583. 5
5583. 6
5613. 0
5613. 1
5616. 0
5616. 1
5616. 2
5616. 3
5616. 4
5616. 5
5616. 6
5619. 0
5620. 0
5620. 1
×10^15
600
400
200
0
−200
−400
−600
−800
−1000
pull
Entries 31
Mean −1.796e+08
Std Dev 1.796e+08

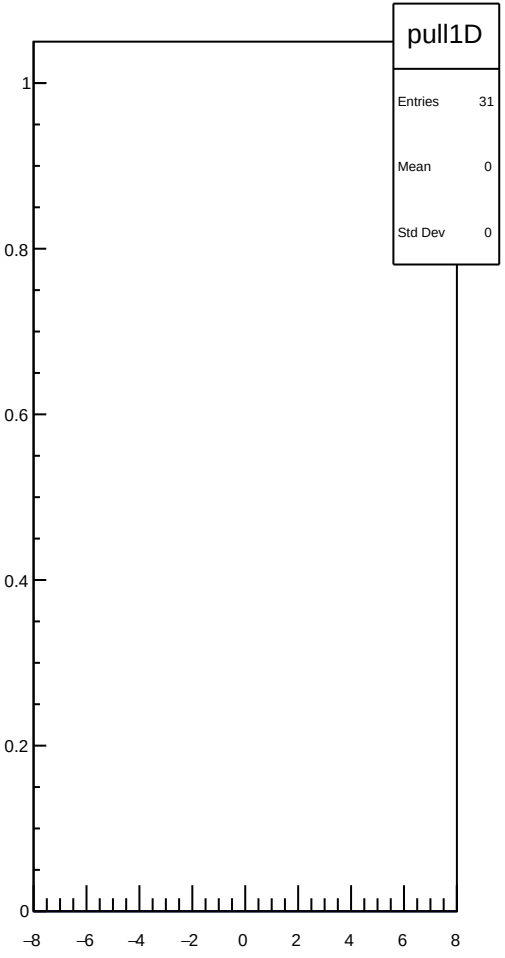
pull1D
Entries 31
Mean 0
Std Dev 0
1
0.8
0.6
0.4
0.2
0
−8
−6
−4
−2
0
2
4
6
8

dit_11X12X_coil1_mean vs run

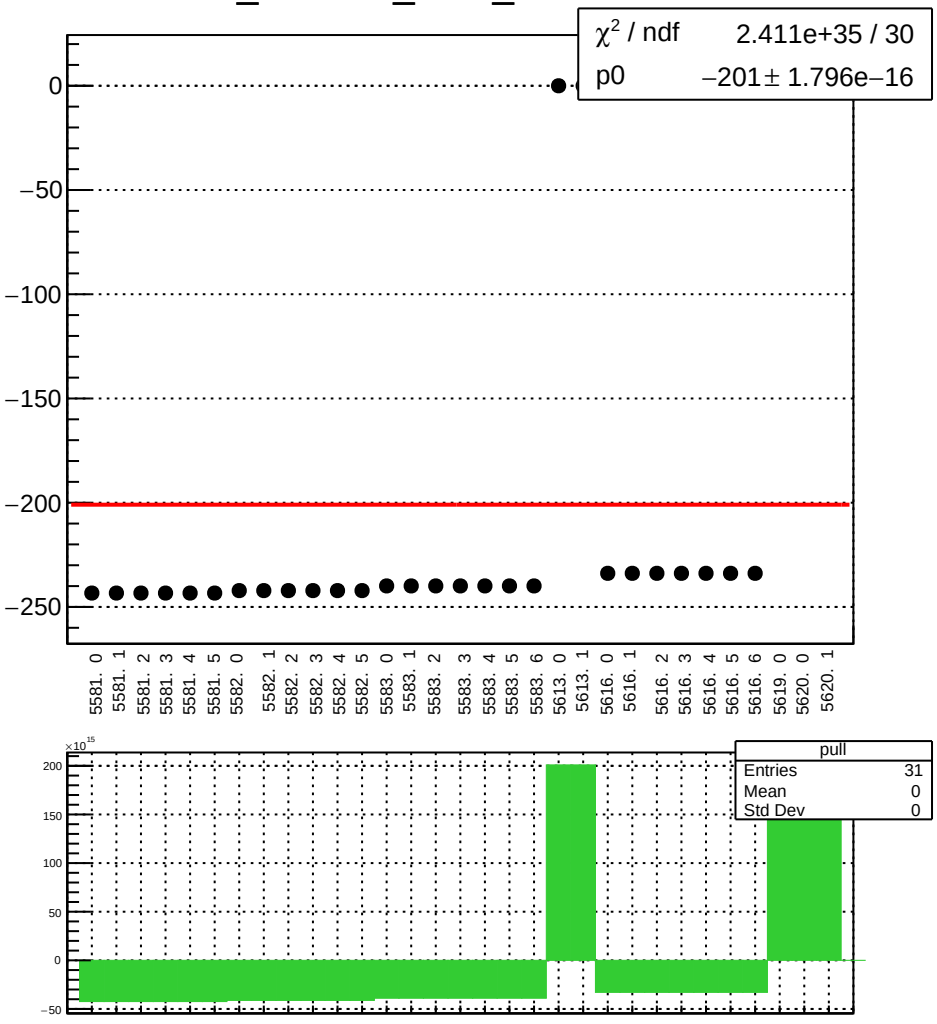

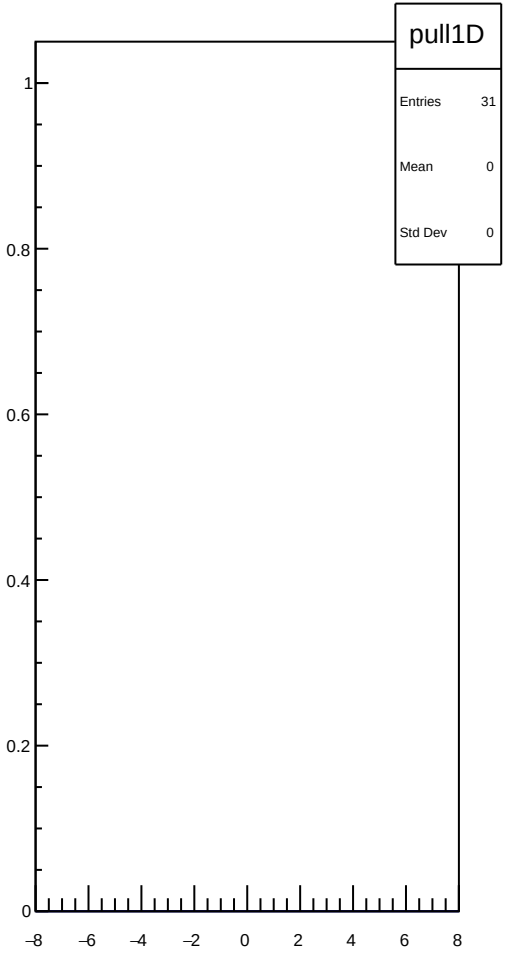

dit_11X12X_coil1_err_mean vs run

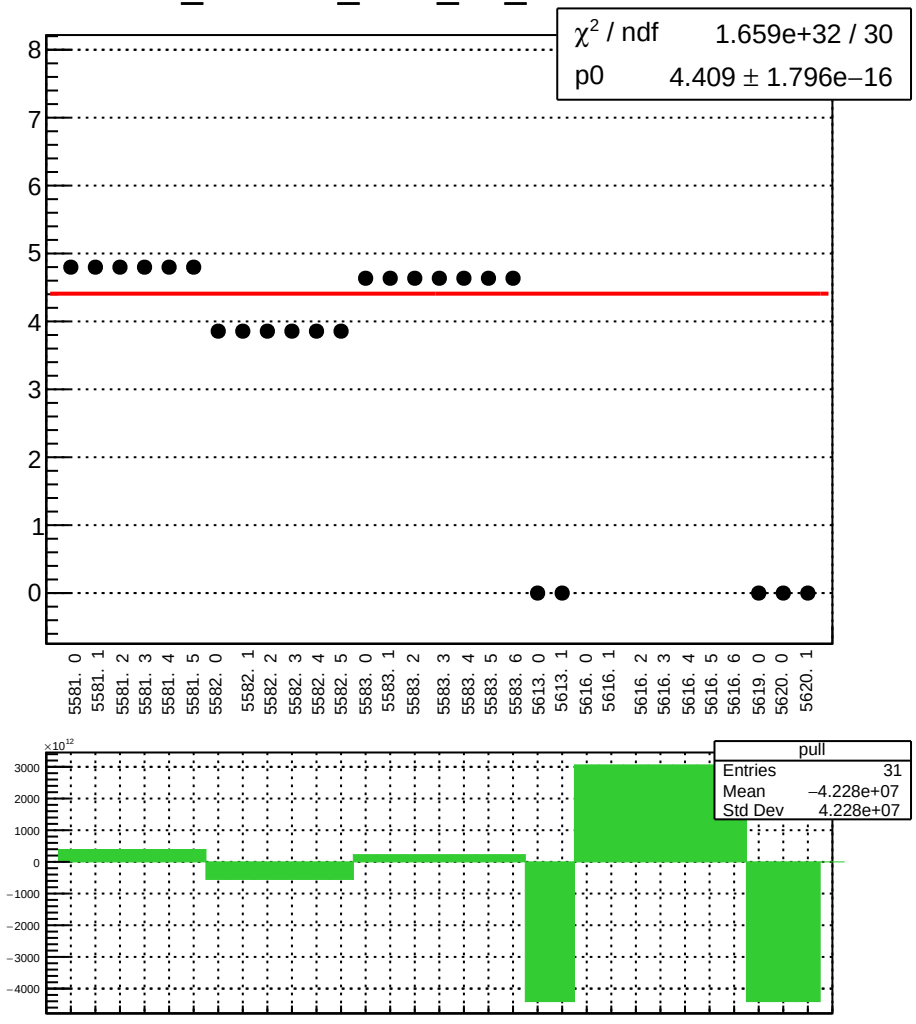

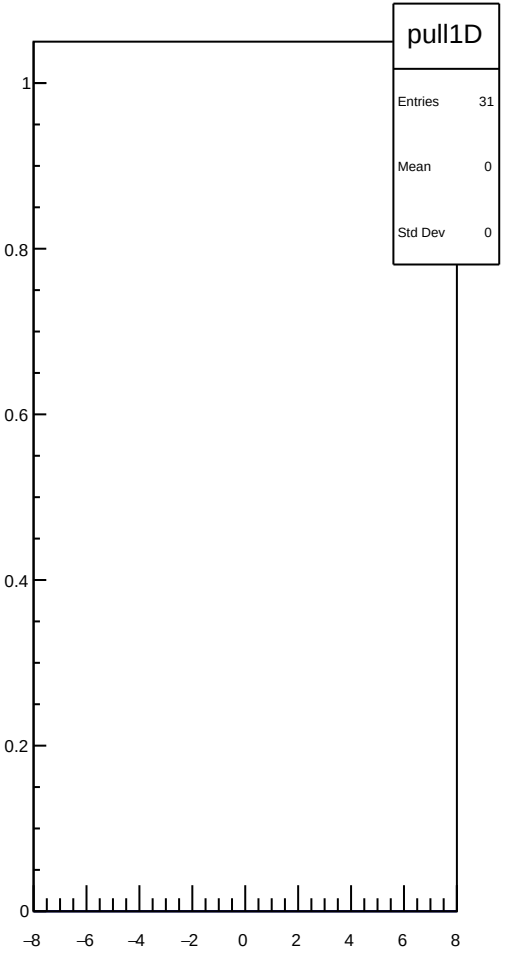

dit_11X12X_coil1_Ndata_mean vs run

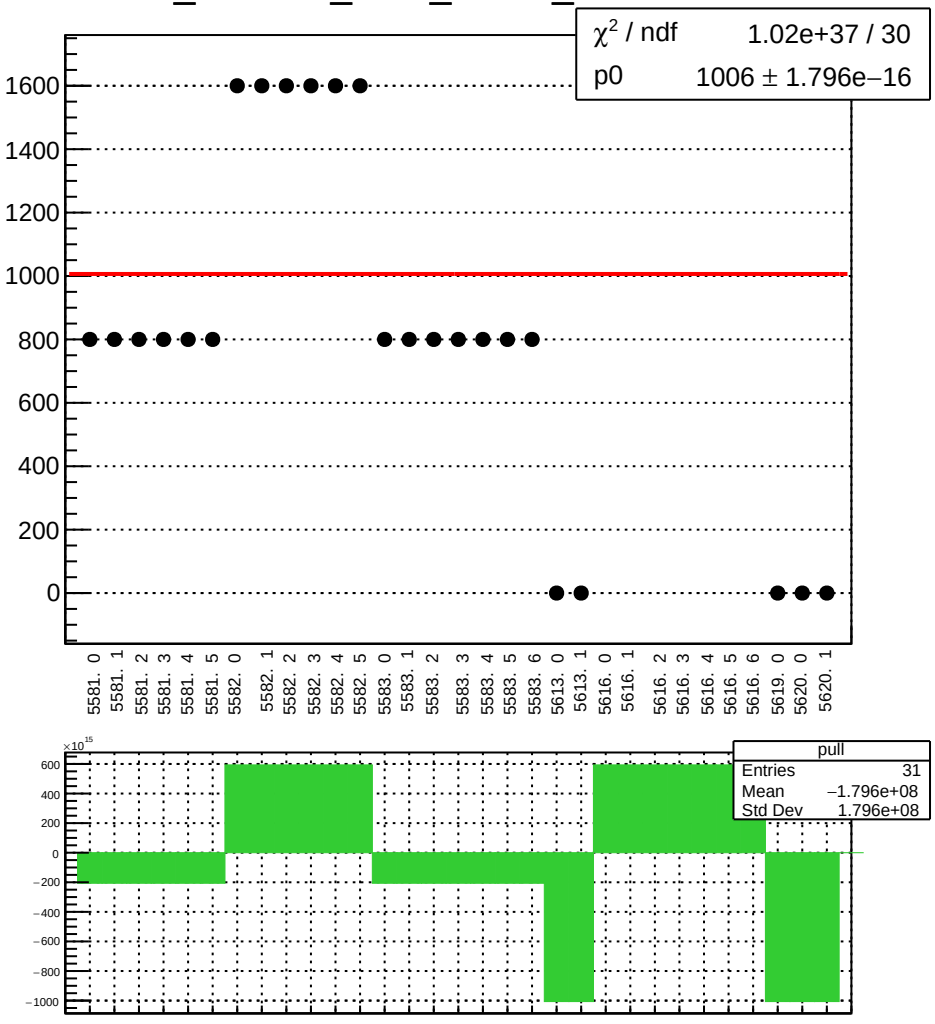

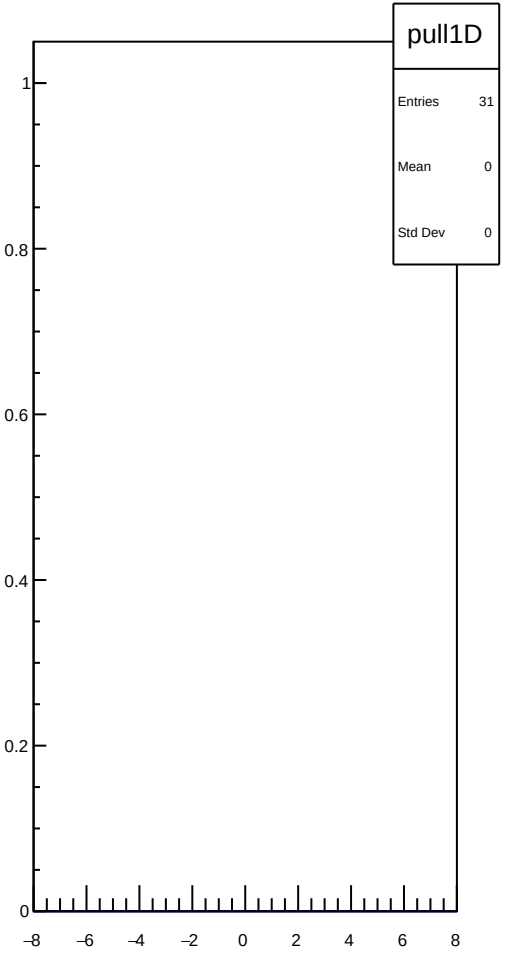

dit_4aY_coil1_mean vs run

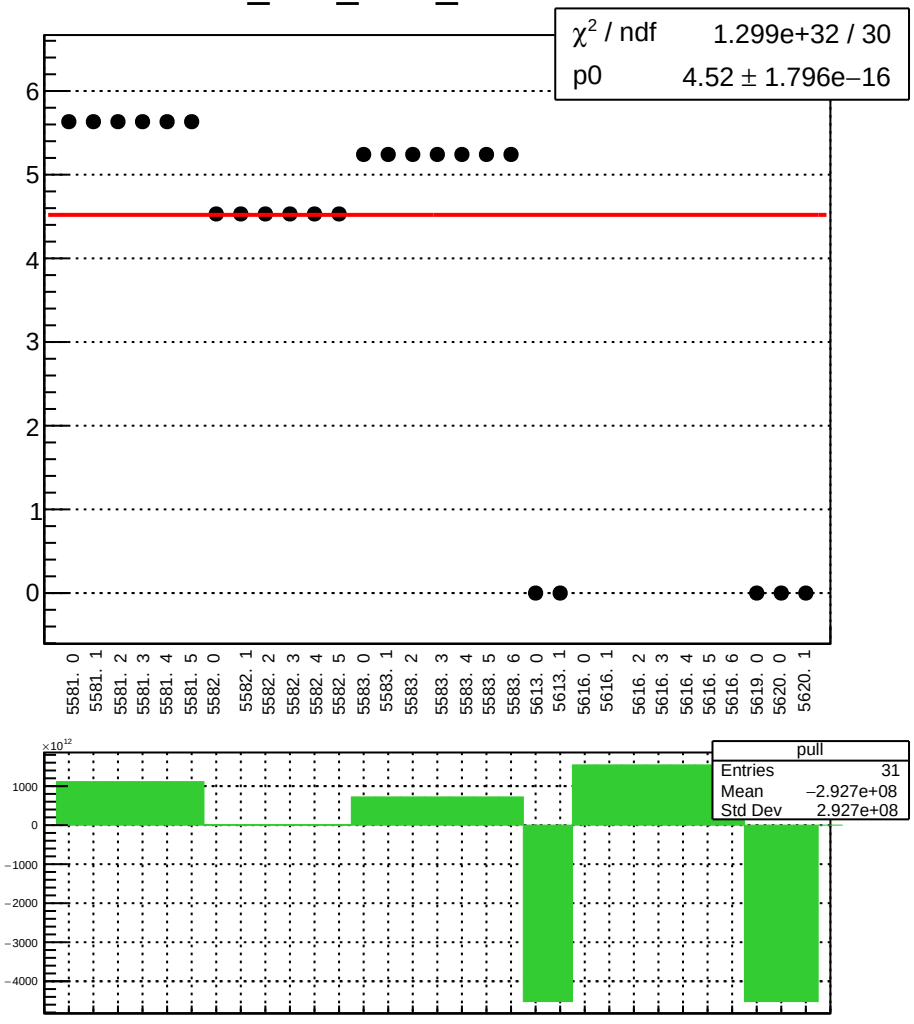

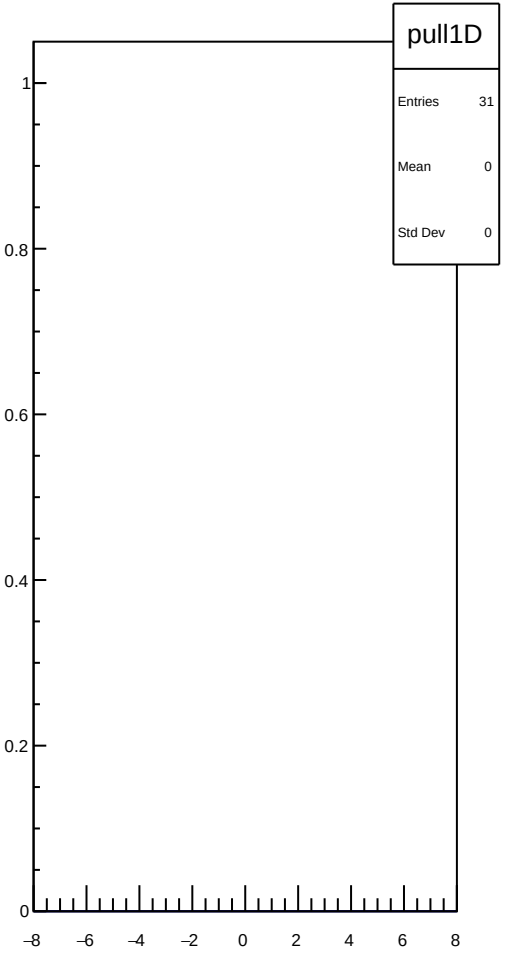

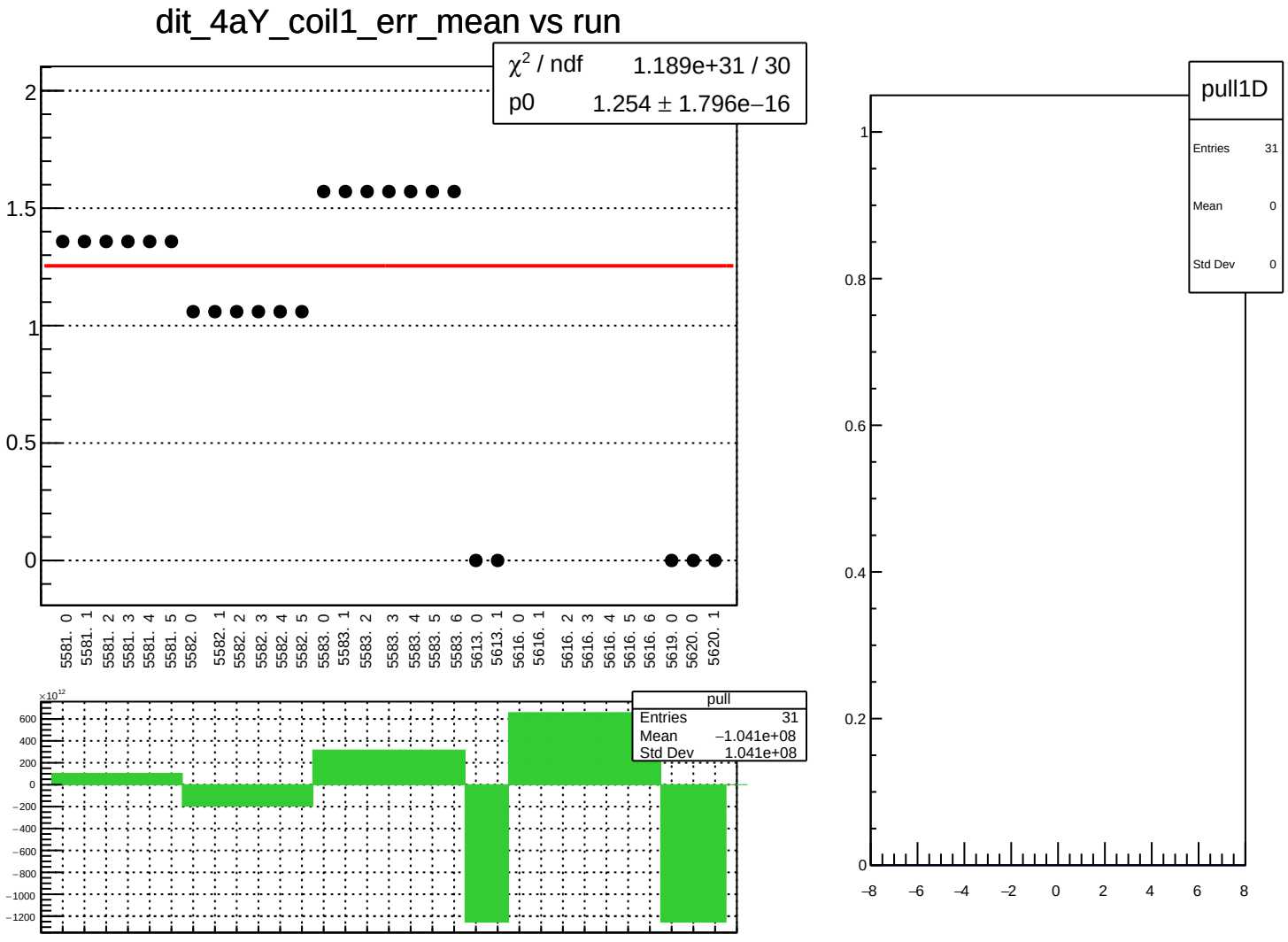
dit_4aY_coil1_err_mean vs run
χ² / ndf 1.189e+31 / 30
p0 1.254 ± 1.796e−16
2
1.5
1
0.5
0
5581. 0
5581. 1
5581. 2
5581. 3
5581. 4
5581. 5
5582. 0
5582. 1
5582. 2
5582. 3
5582. 4
5582. 5
5583. 0
5583. 1
5583. 2
5583. 3
5583. 4
5583. 5
5583. 6
5613. 0
5613. 1
5616. 0
5616. 1
5616. 2
5616. 3
5616. 4
5616. 5
5616. 6
5619. 0
5620. 0
5620. 1
×10¹²
600
400
200
0
−200
−400
−600
−800
−1000
−1200
pull
Entries 31
Mean −1.041e+08
Std Dev 1.041e+08
pull1D
Entries 31
Mean 0
Std Dev 0
1
0.8
0.6
0.4
0.2
0
−8
−6
−4
−2
0
2
4
6
8

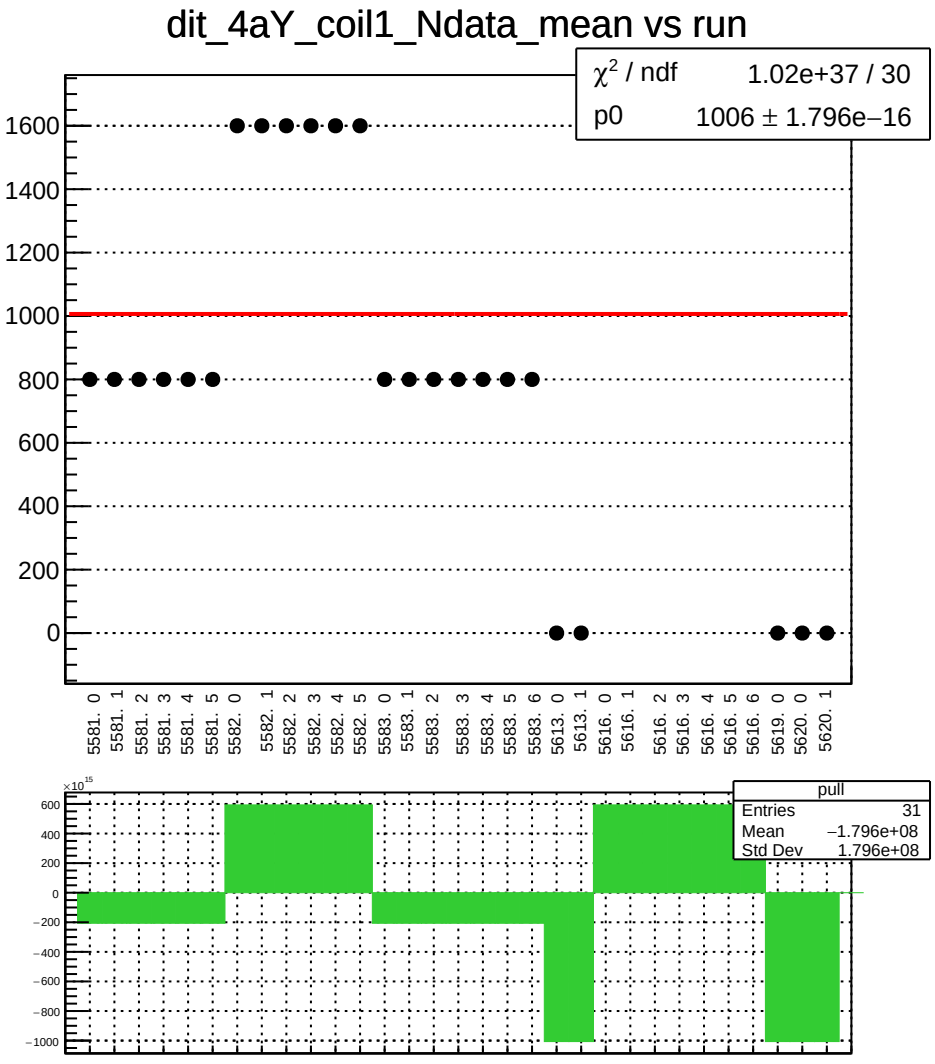
dit_4aY_coil1_Ndata_mean vs run
χ² / ndf 1.02e+37 / 30
p0 1006 ± 1.796e−16
1600
1400
1200
1000
800
600
400
200
0
5581. 0
5581. 1
5581. 2
5581. 3
5581. 4
5581. 5
5582. 0
5582. 1
5582. 2
5582. 3
5582. 4
5582. 5
5583. 0
5583. 1
5583. 2
5583. 3
5583. 4
5583. 5
5583. 6
5613. 0
5613. 1
5616. 0
5616. 1
5616. 2
5616. 3
5616. 4
5616. 5
5616. 6
5619. 0
5620. 0
5620. 1
×10^15
600
400
200
0
−200
−400
−600
−800
−1000
pull
Entries 31
Mean −1.796e+08
Std Dev 1.796e+08

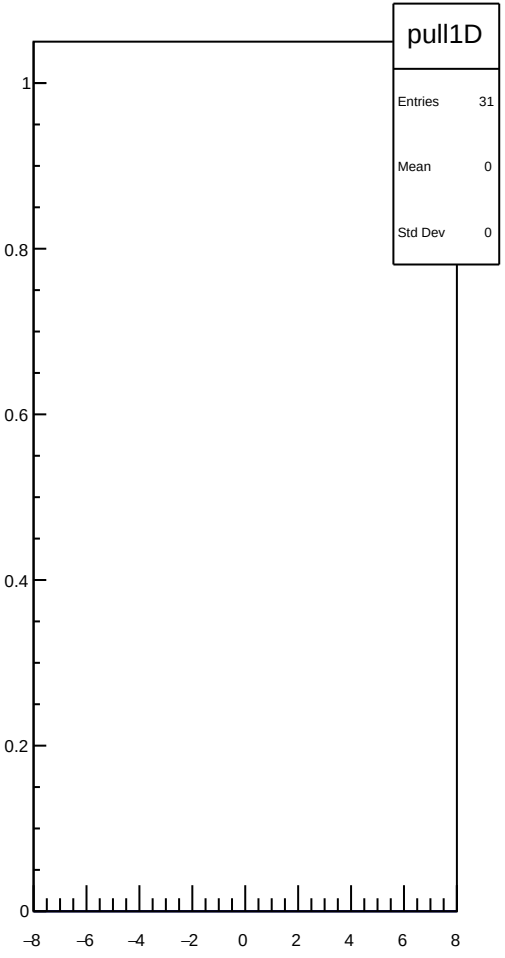
pull1D
Entries 31
Mean 0
Std Dev 0
1
0.8
0.6
0.4
0.2
0
−8
−6
−4
−2
0
2
4
6
8

dit_4eY_coil1_mean vs run

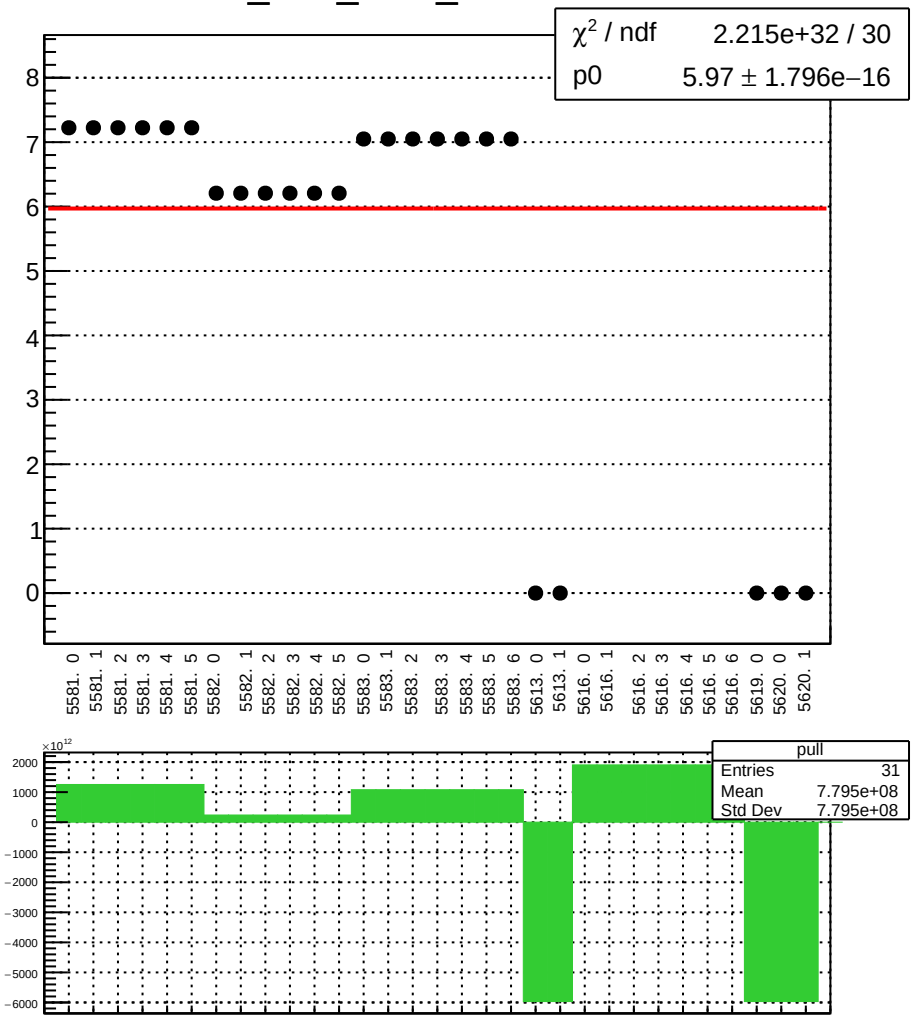

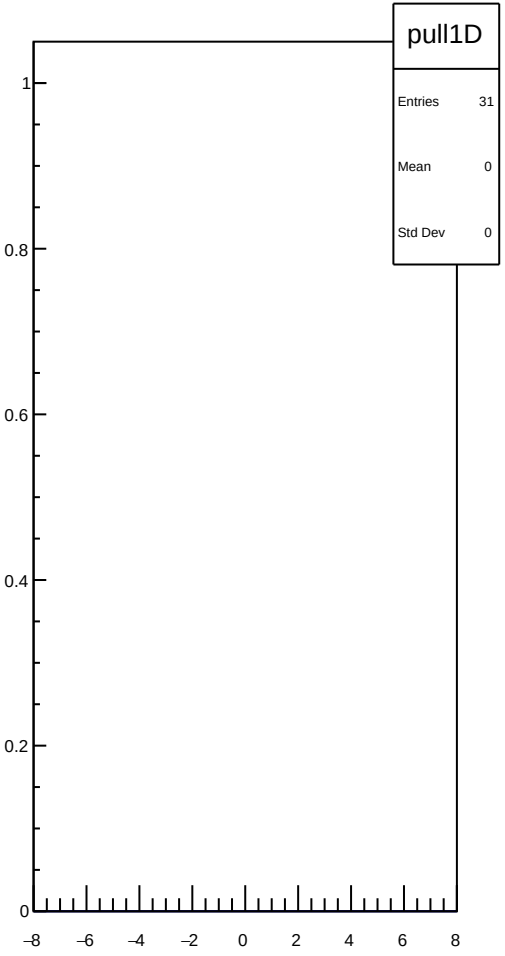

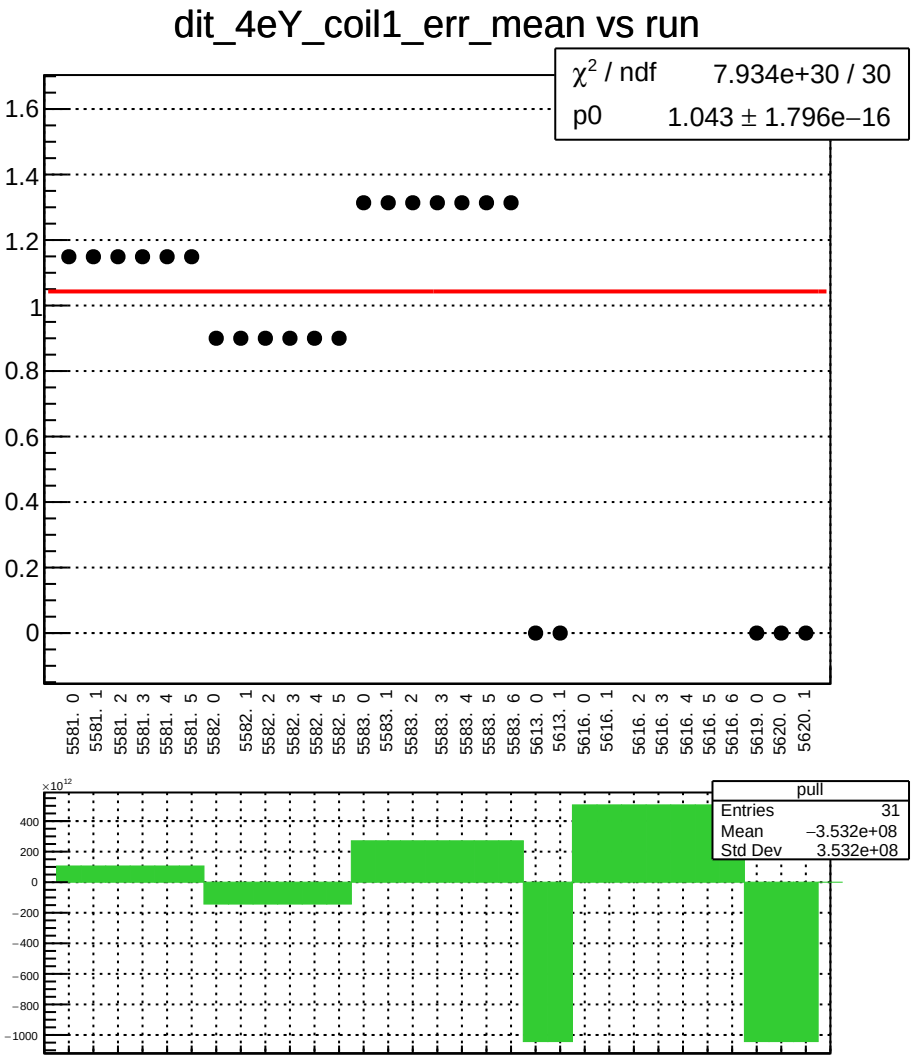
dit_4eY_coil1_err_mean vs run
χ² / ndf 7.934e+30 / 30
p0 1.043 ± 1.796e−16
1.6
1.4
1.2
1
0.8
0.6
0.4
0.2
0
5581. 0
5581. 1
5581. 2
5581. 3
5581. 4
5581. 5
5582. 0
5582. 1
5582. 2
5582. 3
5582. 4
5582. 5
5583. 0
5583. 1
5583. 2
5583. 3
5583. 4
5583. 5
5583. 6
5613. 0
5613. 1
5616. 0
5616. 1
5616. 2
5616. 3
5616. 4
5616. 5
5616. 6
5619. 0
5620. 0
5620. 1
×10¹²
400
200
0
−200
−400
−600
−800
−1000
pull
Entries 31
Mean −3.532e+08
Std Dev 3.532e+08

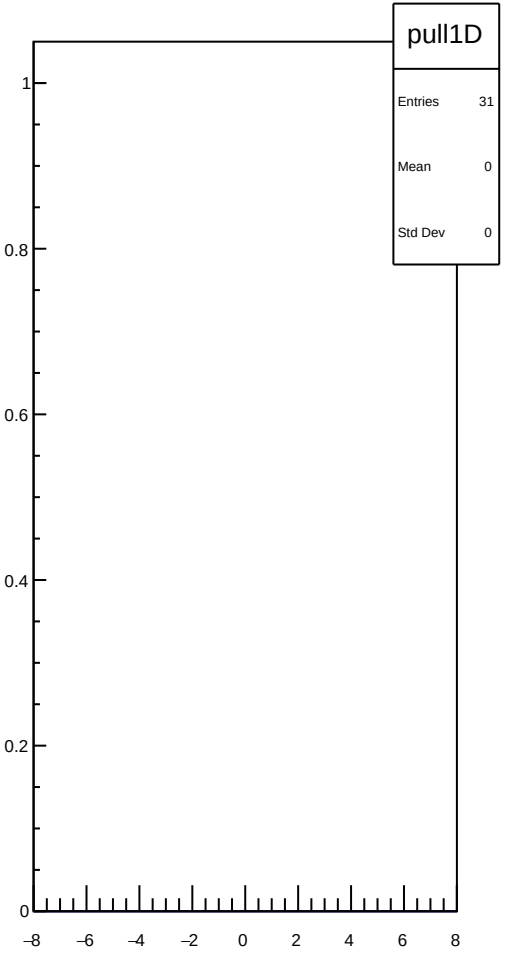
pull1D
Entries 31
Mean 0
Std Dev 0
1
0.8
0.6
0.4
0.2
0
−8
−6
−4
−2
0
2
4
6
8

dit_4eY_coil1_Ndata_mean vs run

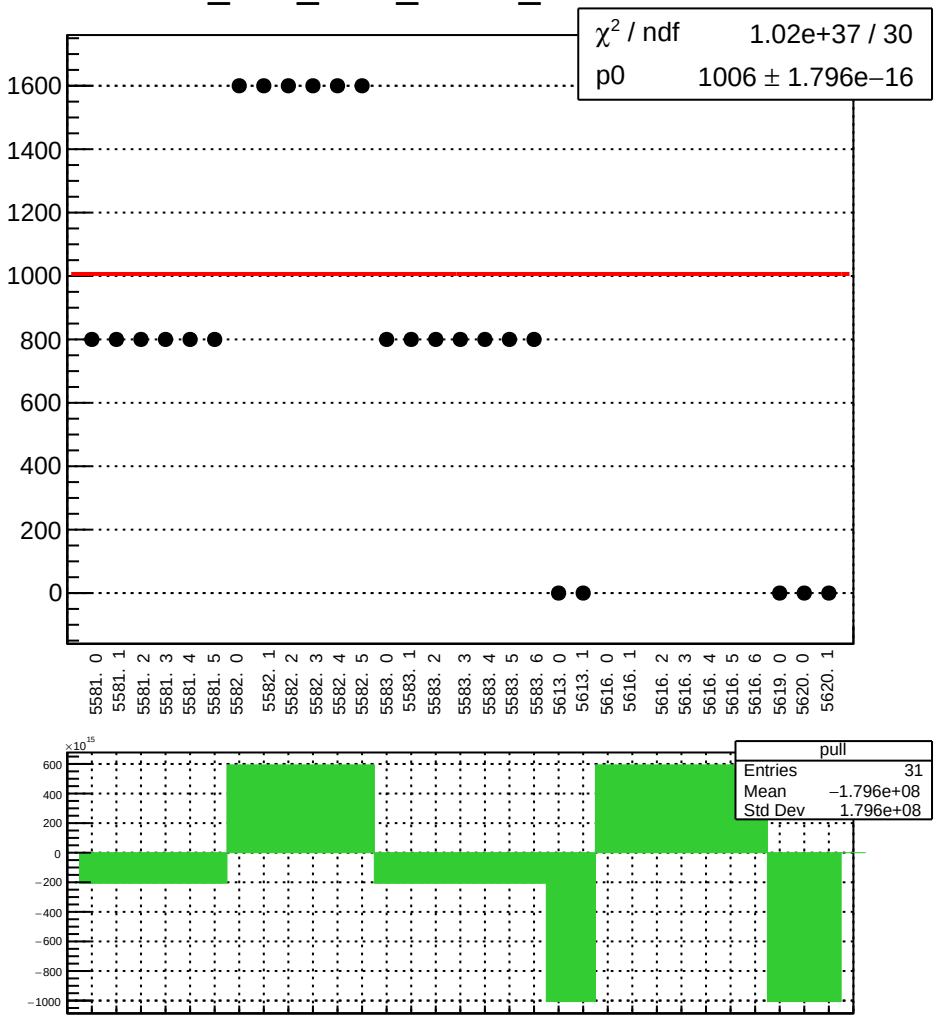

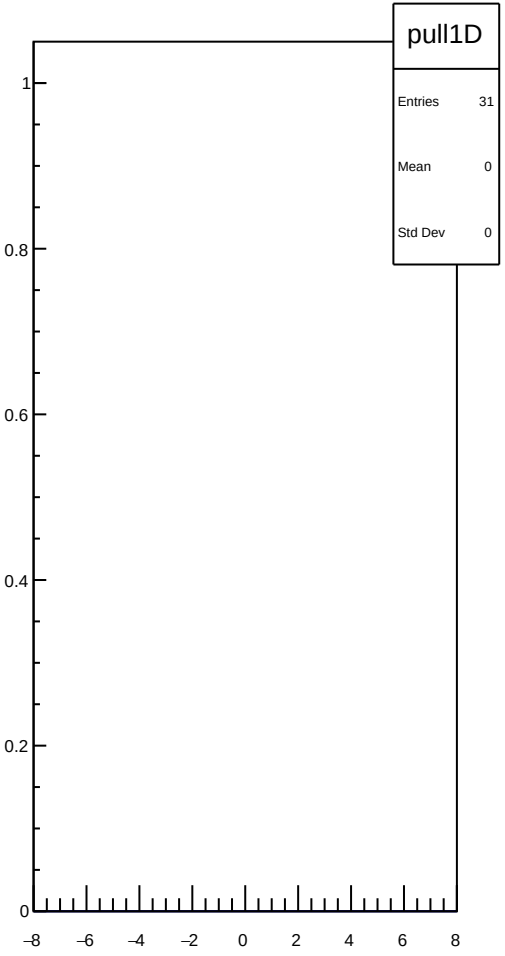

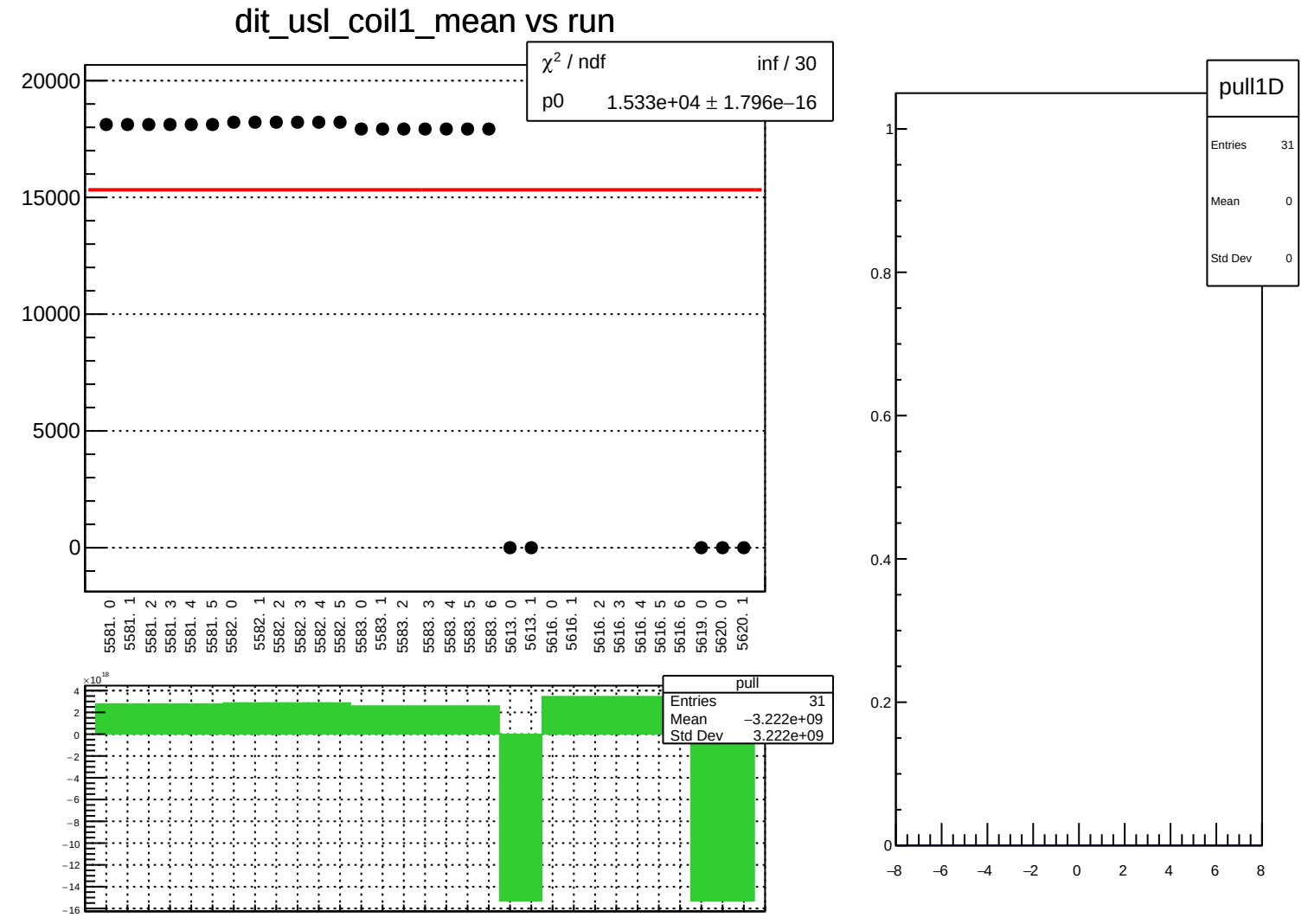
dit_usl_coil1_mean vs run
χ² / ndf inf / 30
p0 1.533e+04 ± 1.796e−16
20000
15000
10000
5000
0
5581. 0
5581. 1
5581. 2
5581. 3
5581. 4
5581. 5
5582. 0
5582. 1
5582. 2
5582. 3
5582. 4
5582. 5
5583. 0
5583. 1
5583. 2
5583. 3
5583. 4
5583. 5
5583. 6
5613. 0
5613. 1
5616. 0
5616. 1
5616. 2
5616. 3
5616. 4
5616. 5
5616. 6
5619. 0
5620. 0
5620. 1
×10¹⁸
pull
Entries 31
Mean −3.222e+09
Std Dev 3.222e+09
pull1D
Entries 31
Mean 0
Std Dev 0

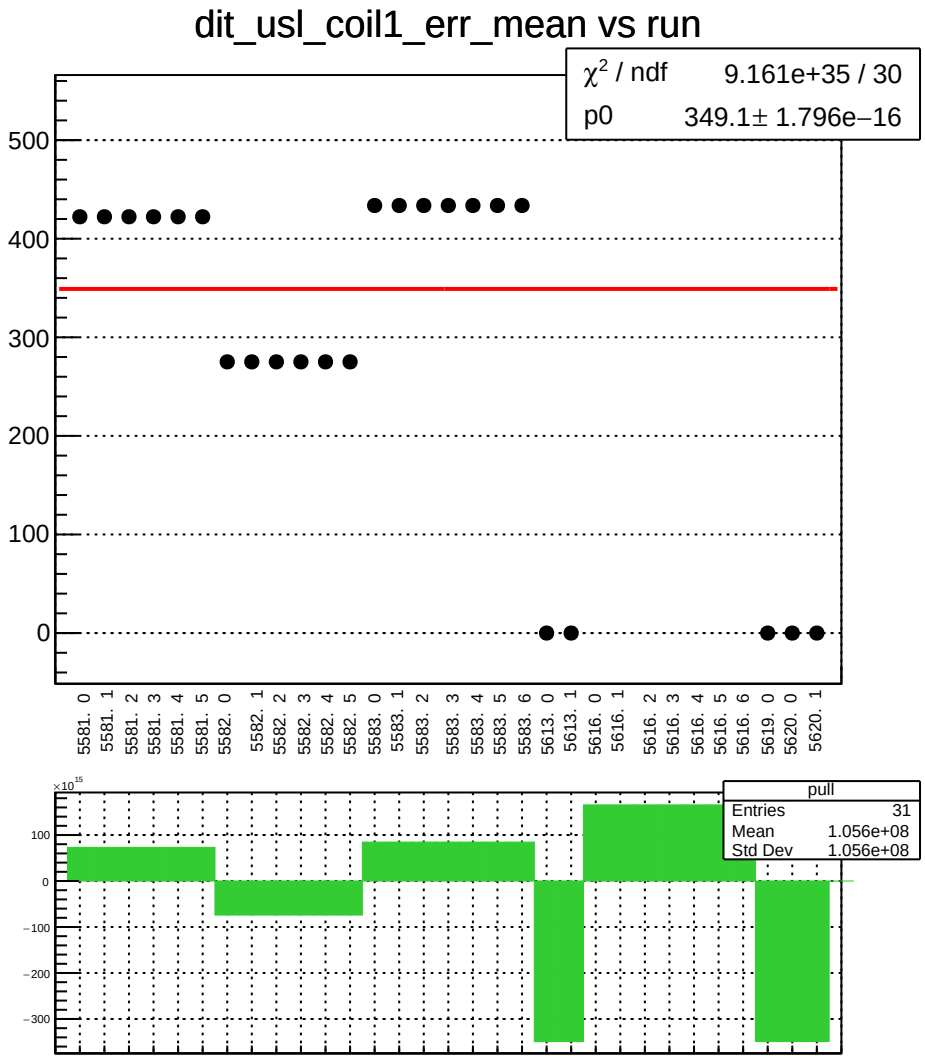
dit_usl_coil1_err_mean vs run
χ² / ndf 9.161e+35 / 30
p0 349.1± 1.796e−16
500
400
300
200
100
0
5581. 0
5581. 1
5581. 2
5581. 3
5581. 4
5581. 5
5582. 0
5582. 1
5582. 2
5582. 3
5582. 4
5582. 5
5583. 0
5583. 1
5583. 2
5583. 3
5583. 4
5583. 5
5583. 6
5613. 0
5613. 1
5616. 0
5616. 1
5616. 2
5616. 3
5616. 4
5616. 5
5616. 6
5619. 0
5620. 0
5620. 1
×10^15
100
0
−100
−200
−300
pull
Entries 31
Mean 1.056e+08
Std Dev 1.056e+08

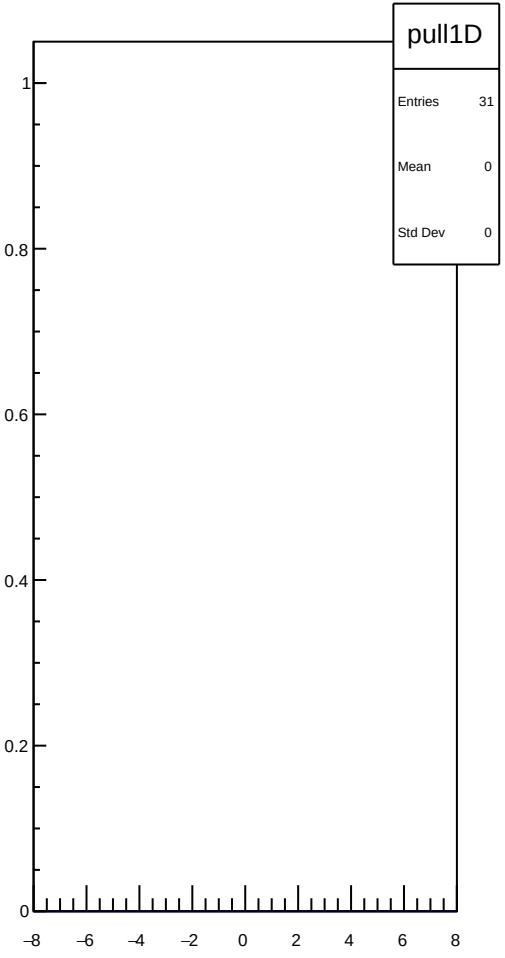
pull1D
Entries 31
Mean 0
Std Dev 0
1
0.8
0.6
0.4
0.2
0
−8
−6
−4
−2
0
2
4
6
8

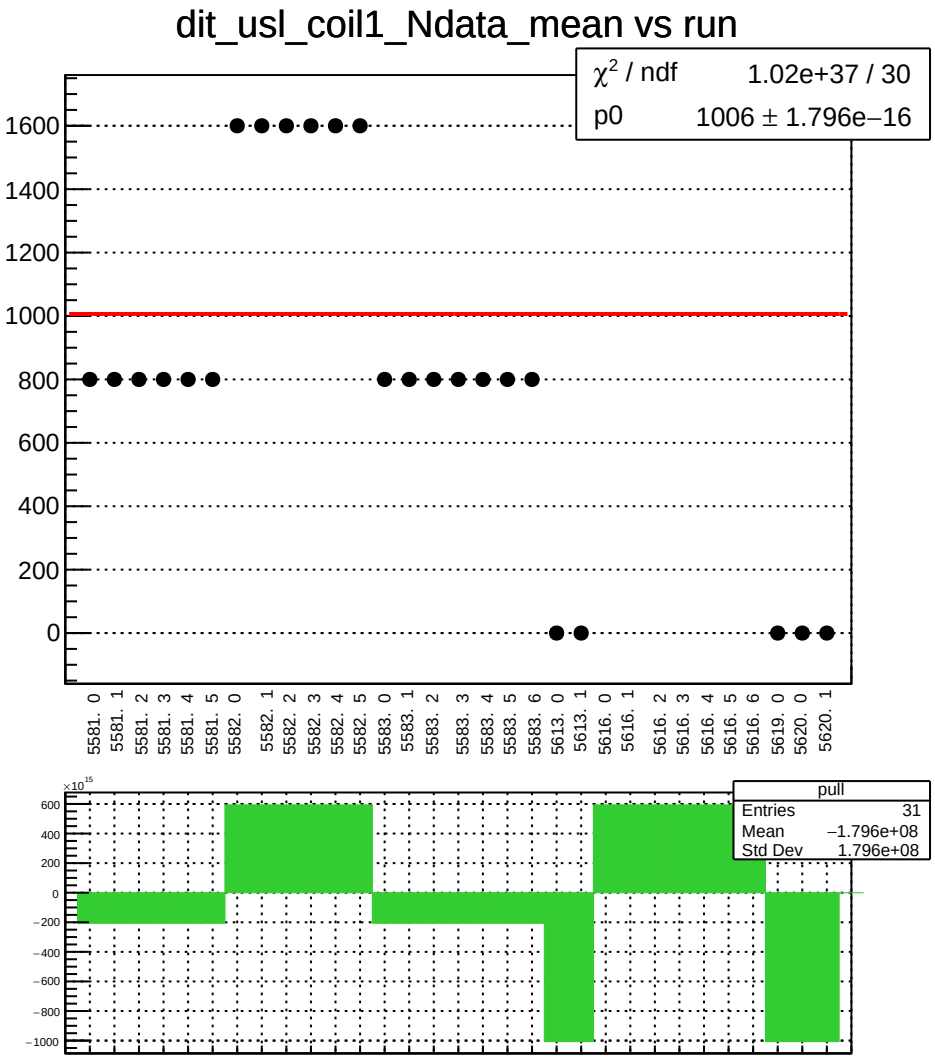
dit_usl_coil1_Ndata_mean vs run
χ² / ndf 1.02e+37 / 30
p0 1006 ± 1.796e−16
1600
1400
1200
1000
800
600
400
200
0
5581. 0
5581. 1
5581. 2
5581. 3
5581. 4
5581. 5
5582. 0
5582. 1
5582. 2
5582. 3
5582. 4
5582. 5
5583. 0
5583. 1
5583. 2
5583. 3
5583. 4
5583. 5
5583. 6
5613. 0
5613. 1
5616. 0
5616. 1
5616. 2
5616. 3
5616. 4
5616. 5
5616. 6
5619. 0
5620. 0
5620. 1
×10^15
600
400
200
0
−200
−400
−600
−800
−1000
pull
Entries 31
Mean −1.796e+08
Std Dev 1.796e+08

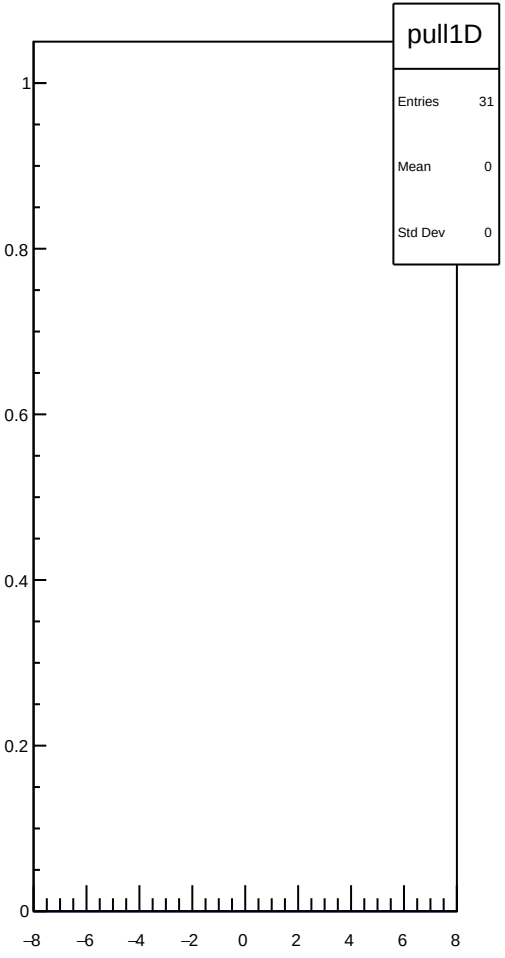
pull1D
Entries 31
Mean 0
Std Dev 0
1
0.8
0.6
0.4
0.2
0
−8
−6
−4
−2
0
2
4
6
8

dit_usr_coil1_mean vs run

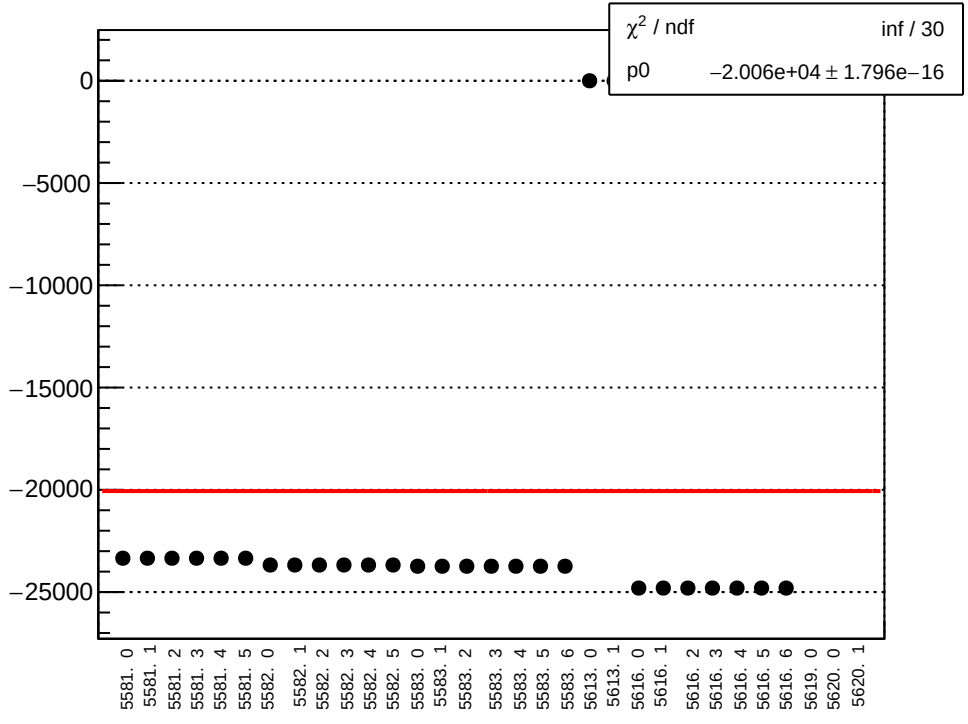

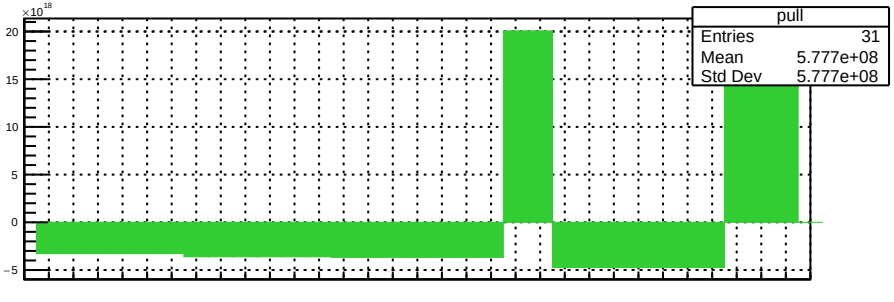

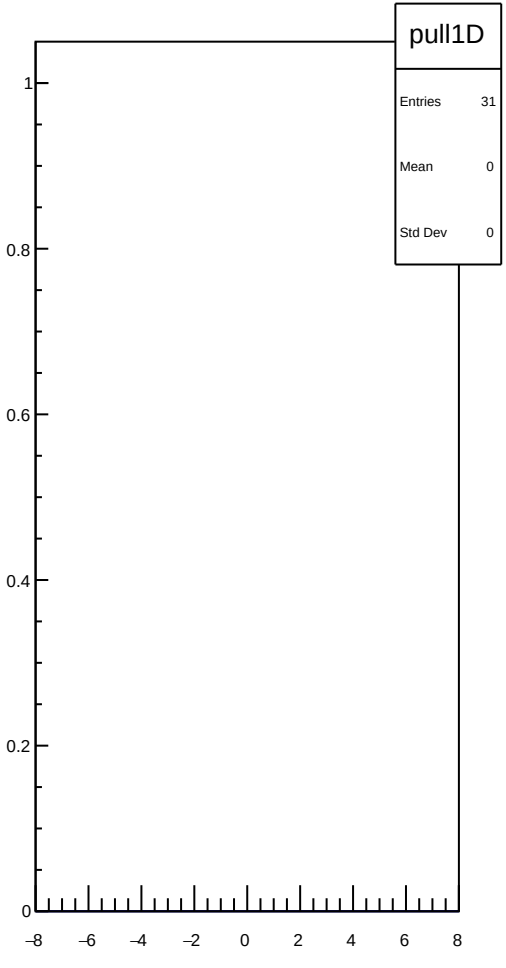

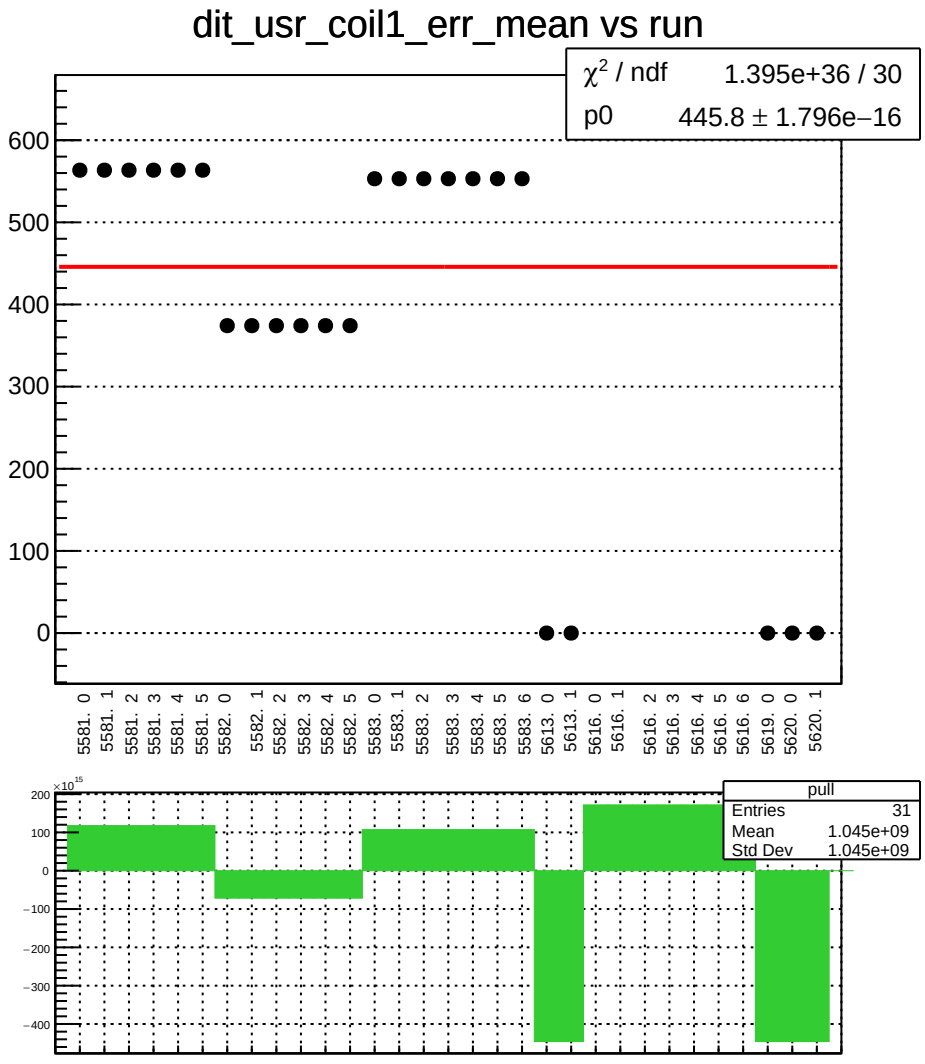
dit_usr_coil1_err_mean vs run
χ² / ndf 1.395e+36 / 30
p0 445.8 ± 1.796e−16
600
500
400
300
200
100
0
5581. 0
5581. 1
5581. 2
5581. 3
5581. 4
5581. 5
5582. 0
5582. 1
5582. 2
5582. 3
5582. 4
5582. 5
5583. 0
5583. 1
5583. 2
5583. 3
5583. 4
5583. 5
5583. 6
5613. 0
5613. 1
5616. 0
5616. 1
5616. 2
5616. 3
5616. 4
5616. 5
5616. 6
5619. 0
5620. 0
5620. 1
×10^15
200
100
0
−100
−200
−300
−400
pull
Entries 31
Mean 1.045e+09
Std Dev 1.045e+09

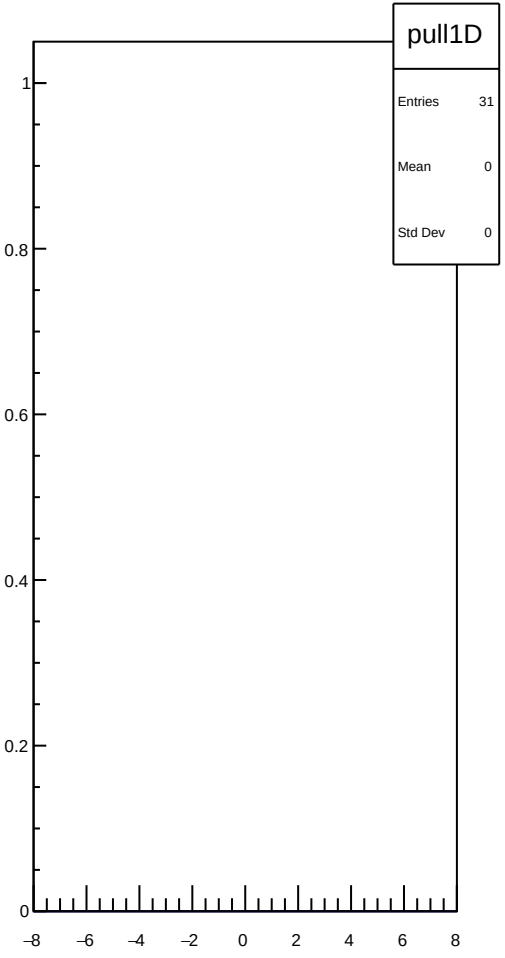
pull1D
Entries 31
Mean 0
Std Dev 0
1
0.8
0.6
0.4
0.2
0
−8
−6
−4
−2
0
2
4
6
8

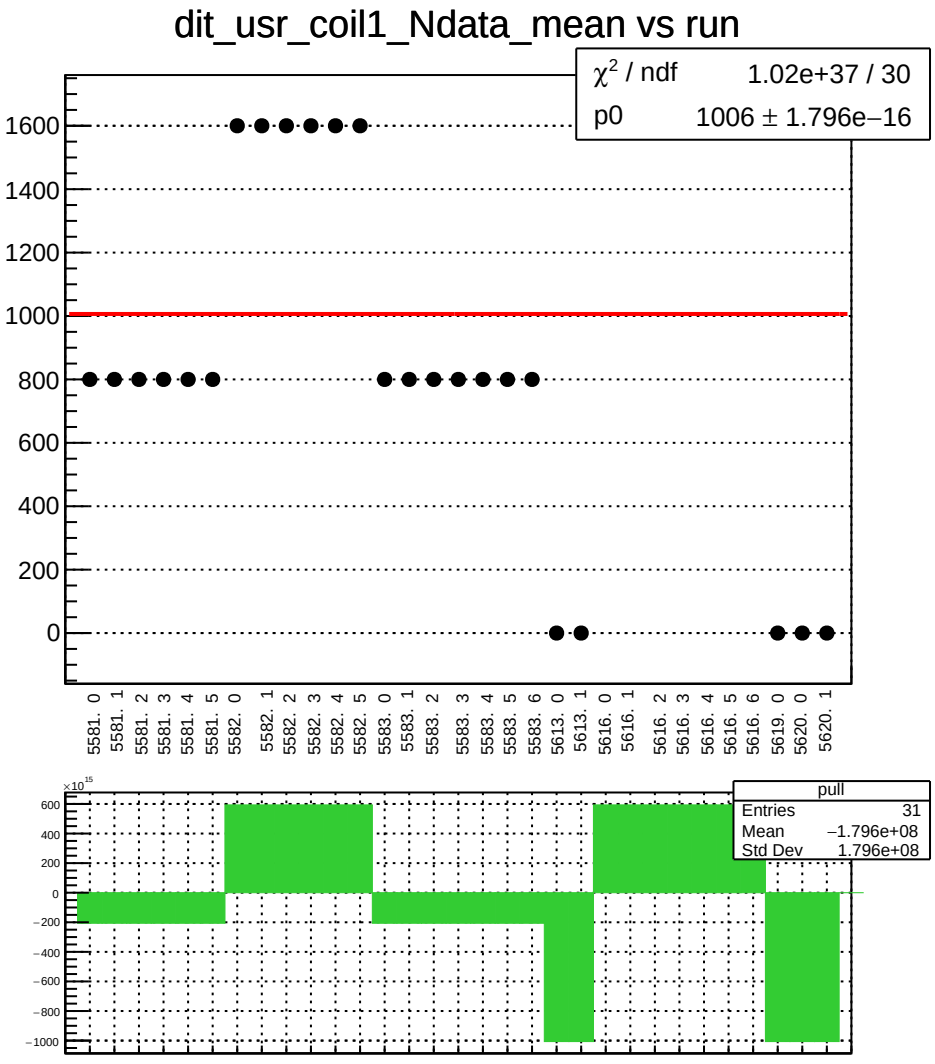
dit_usr_coil1_Ndata_mean vs run
χ² / ndf 1.02e+37 / 30
p0 1006 ± 1.796e−16
1600
1400
1200
1000
800
600
400
200
0
5581. 0
5581. 1
5581. 2
5581. 3
5581. 4
5581. 5
5582. 0
5582. 1
5582. 2
5582. 3
5582. 4
5582. 5
5583. 0
5583. 1
5583. 2
5583. 3
5583. 4
5583. 5
5583. 6
5613. 0
5613. 1
5616. 0
5616. 1
5616. 2
5616. 3
5616. 4
5616. 5
5616. 6
5619. 0
5620. 0
5620. 1
×10^15
600
400
200
0
−200
−400
−600
−800
−1000
pull
Entries 31
Mean −1.796e+08
Std Dev 1.796e+08

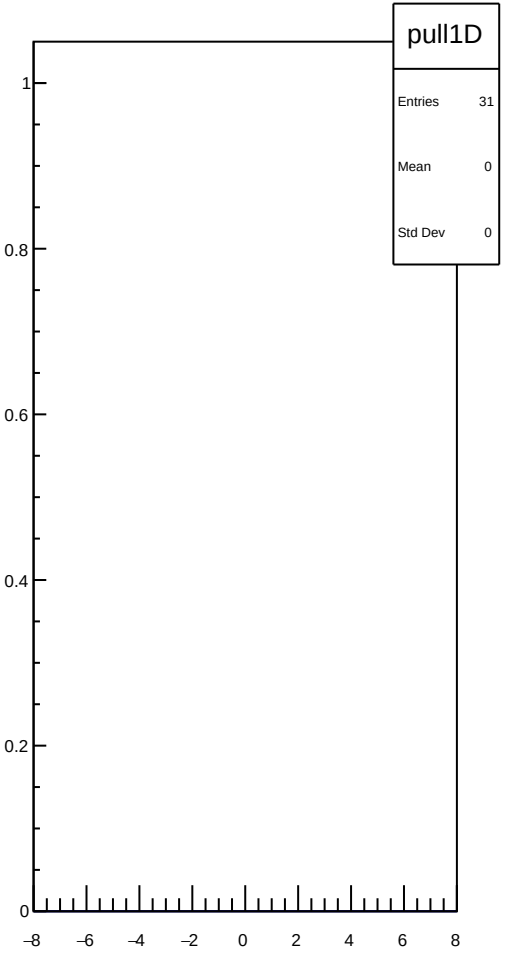
pull1D
Entries 31
Mean 0
Std Dev 0
1
0.8
0.6
0.4
0.2
0
−8
−6
−4
−2
0
2
4
6
8

dit_atl1_coil1_mean vs run

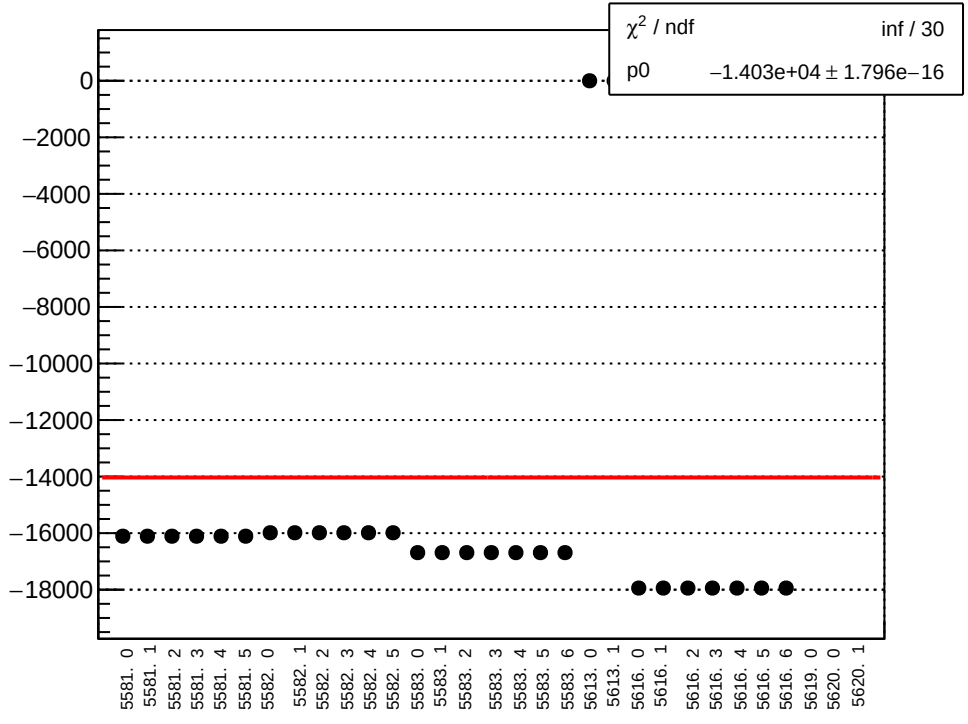

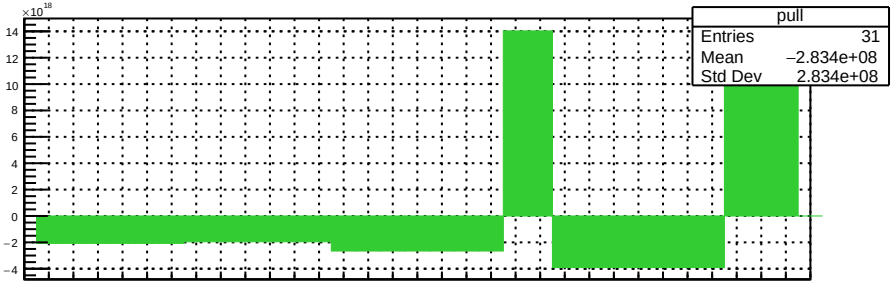

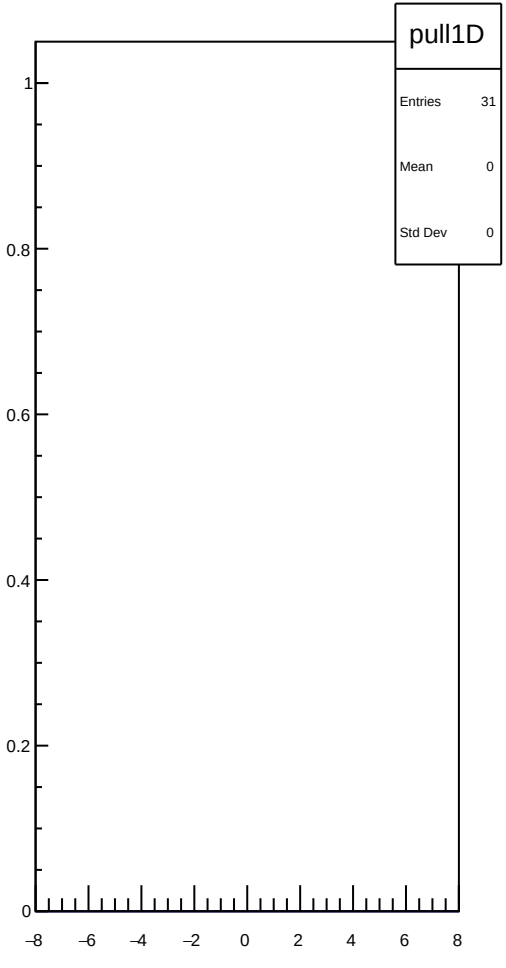

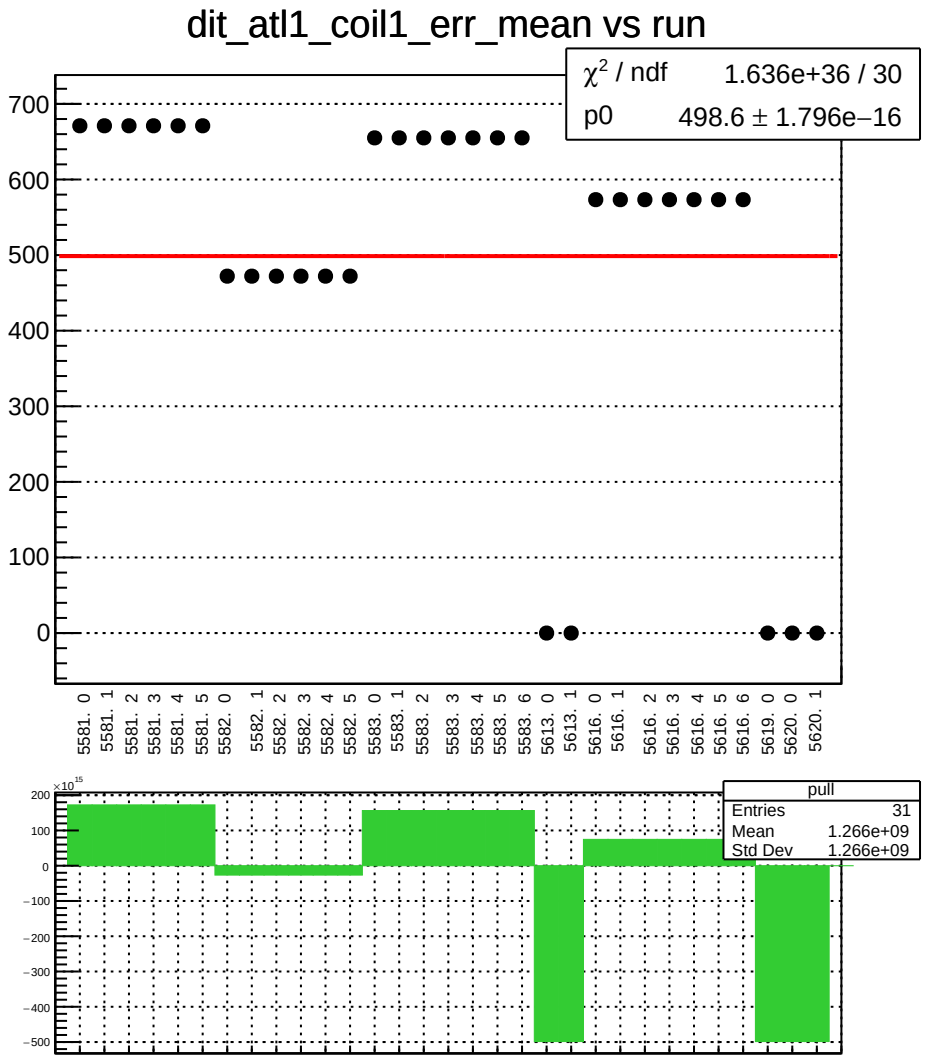
dit_atl1_coil1_err_mean vs run
χ² / ndf 1.636e+36 / 30
p0 498.6 ± 1.796e−16
700
600
500
400
300
200
100
0
5581. 0
5581. 1
5581. 2
5581. 3
5581. 4
5581. 5
5582. 0
5582. 1
5582. 2
5582. 3
5582. 4
5582. 5
5583. 0
5583. 1
5583. 2
5583. 3
5583. 4
5583. 5
5583. 6
5613. 0
5613. 1
5616. 0
5616. 1
5616. 2
5616. 3
5616. 4
5616. 5
5616. 6
5619. 0
5620. 0
5620. 1
×10^15
200
100
0
−100
−200
−300
−400
−500
pull
Entries 31
Mean 1.266e+09
Std Dev 1.266e+09

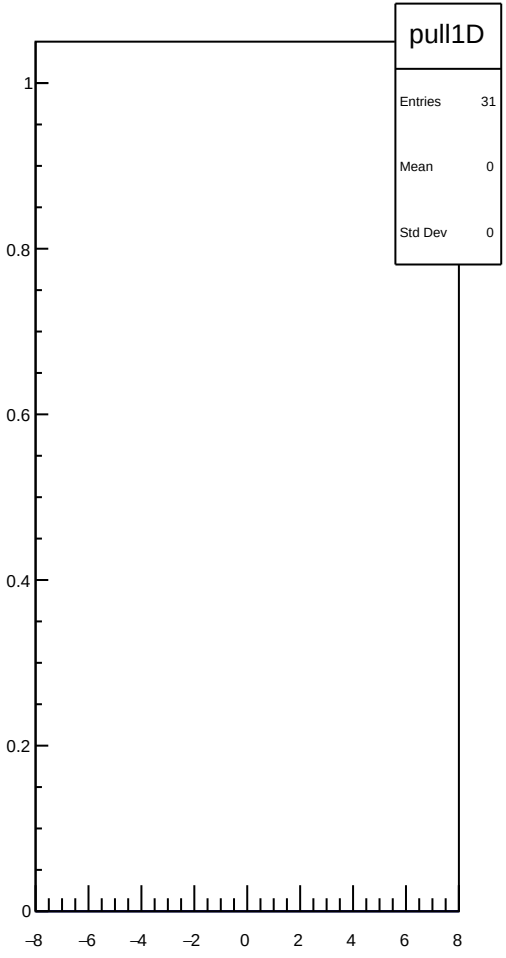
pull1D
Entries 31
Mean 0
Std Dev 0
1
0.8
0.6
0.4
0.2
0
−8
−6
−4
−2
0
2
4
6
8

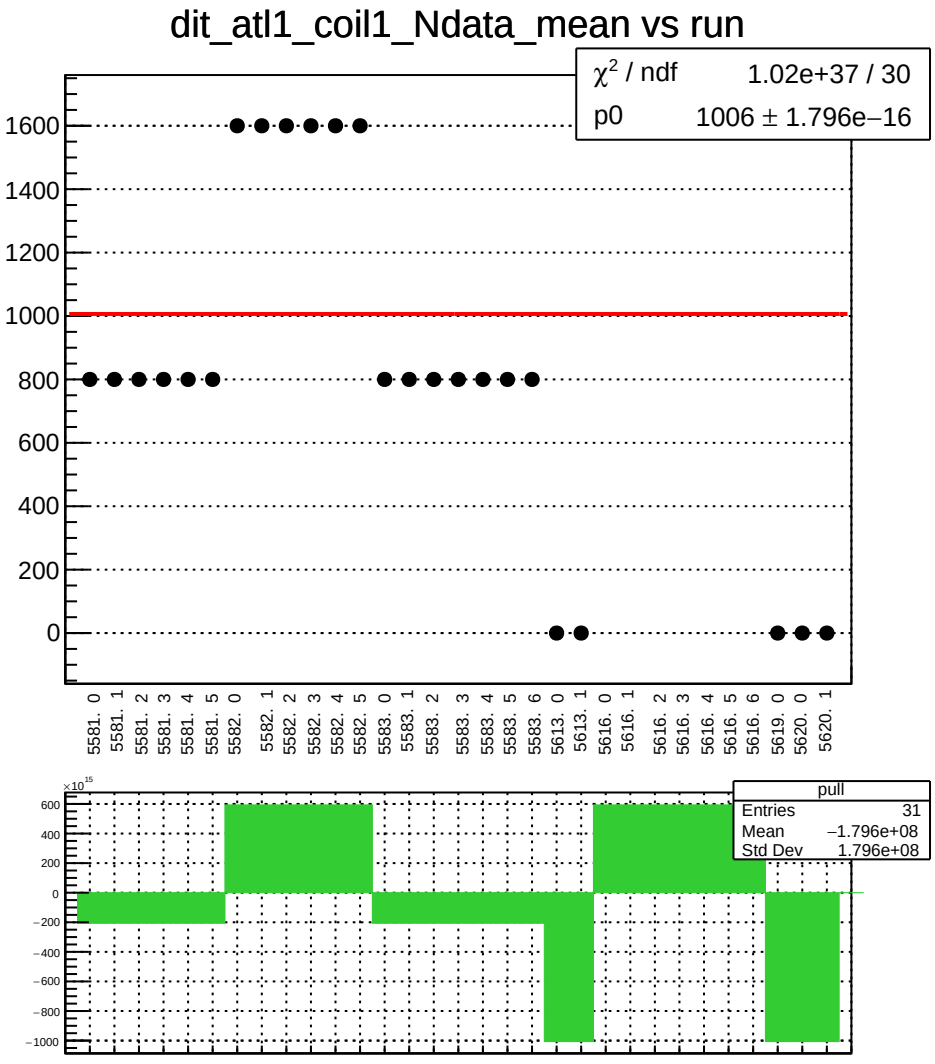
dit_atl1_coil1_Ndata_mean vs run
χ² / ndf 1.02e+37 / 30
p0 1006 ± 1.796e−16
1600
1400
1200
1000
800
600
400
200
0
5581. 0
5581. 1
5581. 2
5581. 3
5581. 4
5581. 5
5582. 0
5582. 1
5582. 2
5582. 3
5582. 4
5582. 5
5583. 0
5583. 1
5583. 2
5583. 3
5583. 4
5583. 5
5583. 6
5613. 0
5613. 1
5616. 0
5616. 1
5616. 2
5616. 3
5616. 4
5616. 5
5616. 6
5619. 0
5620. 0
5620. 1
×10^15
600
400
200
0
−200
−400
−600
−800
−1000
pull
Entries 31
Mean −1.796e+08
Std Dev 1.796e+08

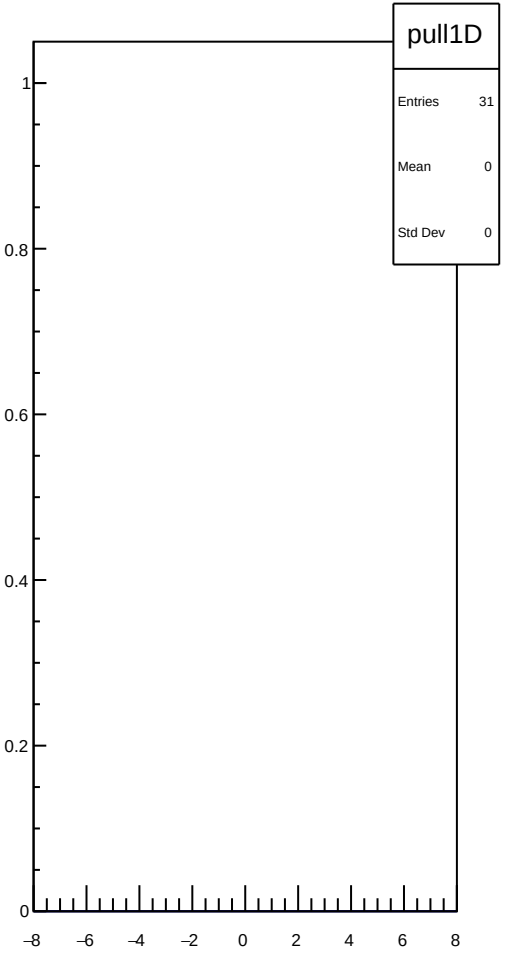
pull1D
Entries 31
Mean 0
Std Dev 0
1
0.8
0.6
0.4
0.2
0
−8
−6
−4
−2
0
2
4
6
8

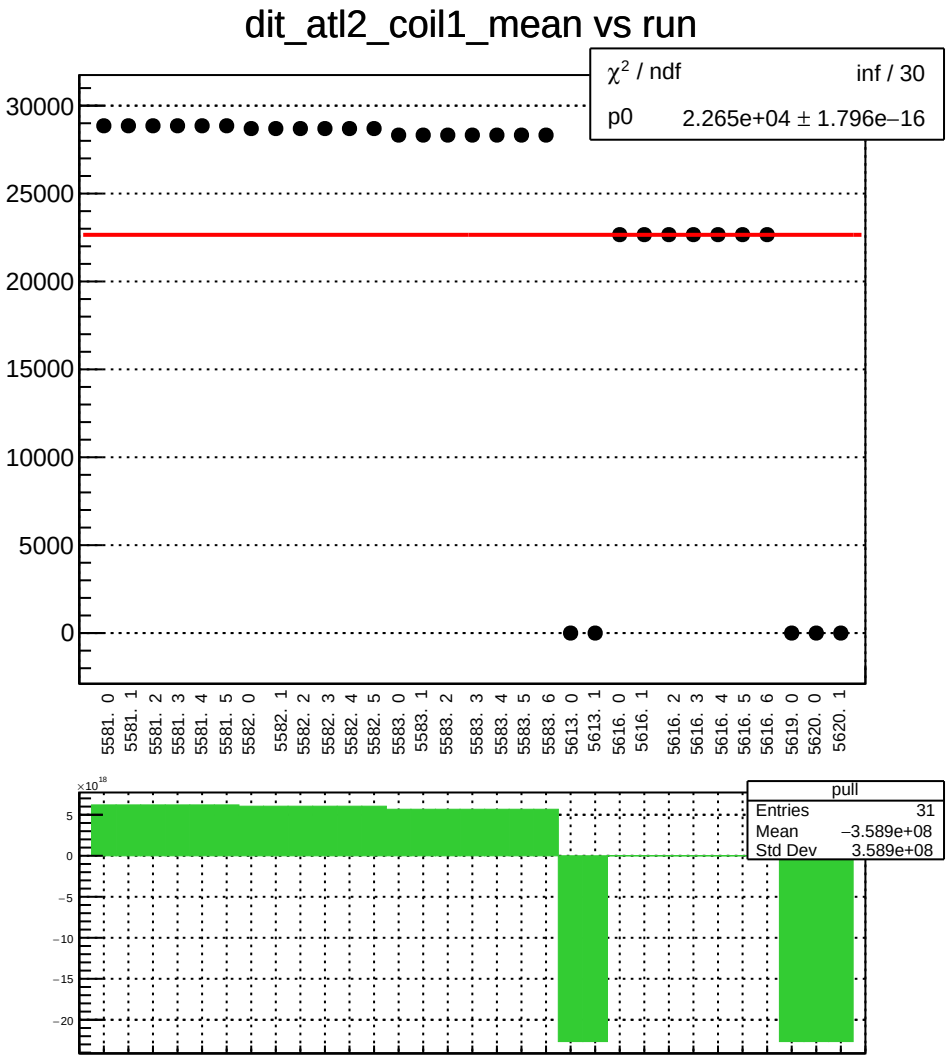
dit_atl2_coil1_mean vs run
χ² / ndf inf / 30
p0 2.265e+04 ± 1.796e−16
30000
25000
20000
15000
10000
5000
0
5581. 0
5581. 1
5581. 2
5581. 3
5581. 4
5581. 5
5582. 0
5582. 1
5582. 2
5582. 3
5582. 4
5582. 5
5583. 0
5583. 1
5583. 2
5583. 3
5583. 4
5583. 5
5583. 6
5613. 0
5613. 1
5616. 0
5616. 1
5616. 2
5616. 3
5616. 4
5616. 5
5616. 6
5619. 0
5620. 0
5620. 1
×10¹⁸
5
0
−5
−10
−15
−20
pull
Entries 31
Mean −3.589e+08
Std Dev 3.589e+08

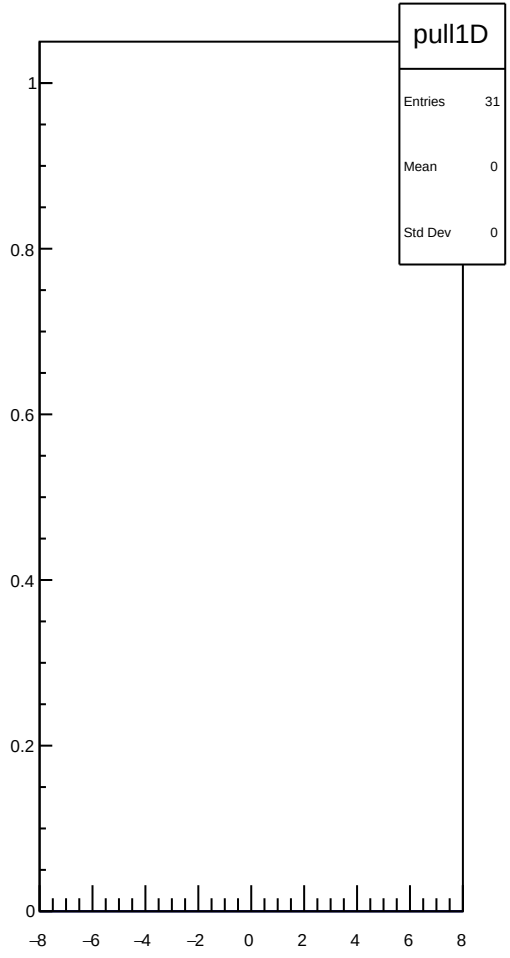
pull1D
Entries 31
Mean 0
Std Dev 0
1
0.8
0.6
0.4
0.2
0
−8
−6
−4
−2
0
2
4
6
8

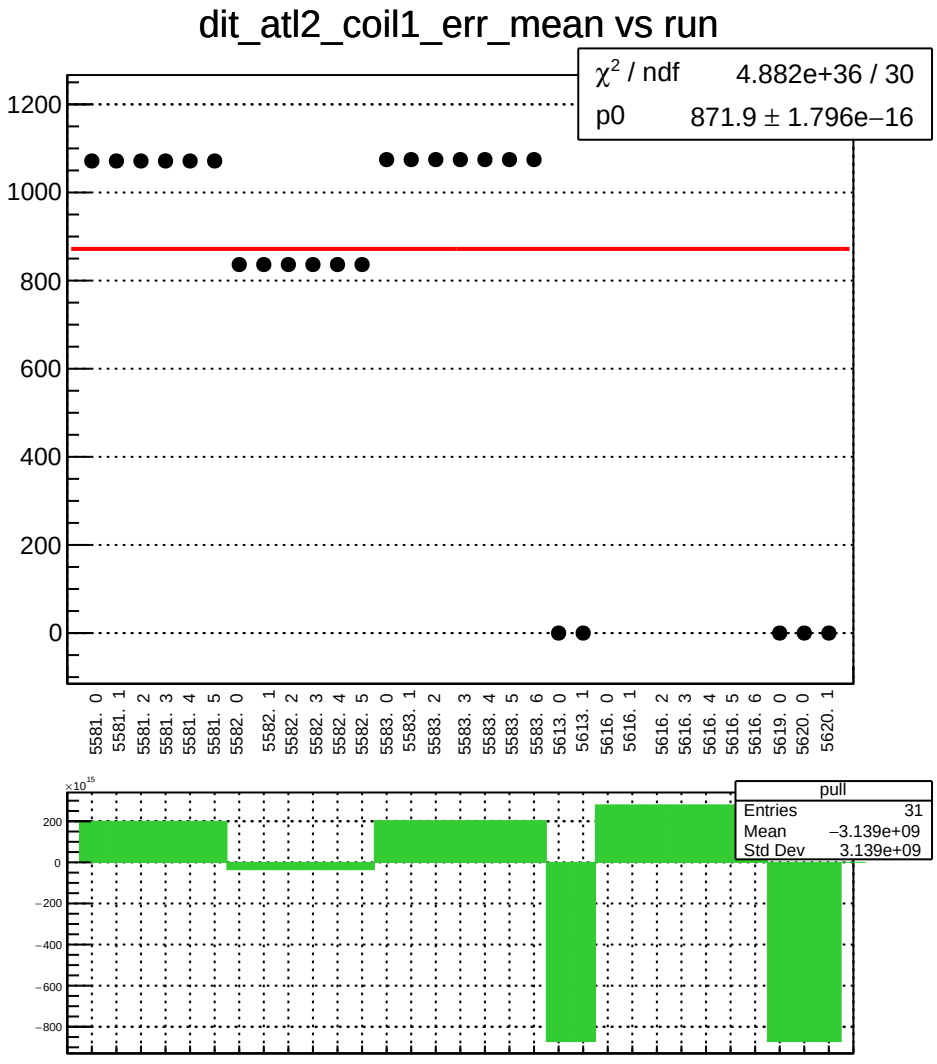
dit_atl2_coil1_err_mean vs run
χ² / ndf 4.882e+36 / 30
p0 871.9 ± 1.796e−16
1200
1000
800
600
400
200
0
5581. 0
5581. 1
5581. 2
5581. 3
5581. 4
5581. 5
5582. 0
5582. 1
5582. 2
5582. 3
5582. 4
5582. 5
5583. 0
5583. 1
5583. 2
5583. 3
5583. 4
5583. 5
5583. 6
5613. 0
5613. 1
5616. 0
5616. 1
5616. 2
5616. 3
5616. 4
5616. 5
5616. 6
5619. 0
5620. 0
5620. 1
×10^15
200
0
−200
−400
−600
−800
pull
Entries 31
Mean −3.139e+09
Std Dev 3.139e+09

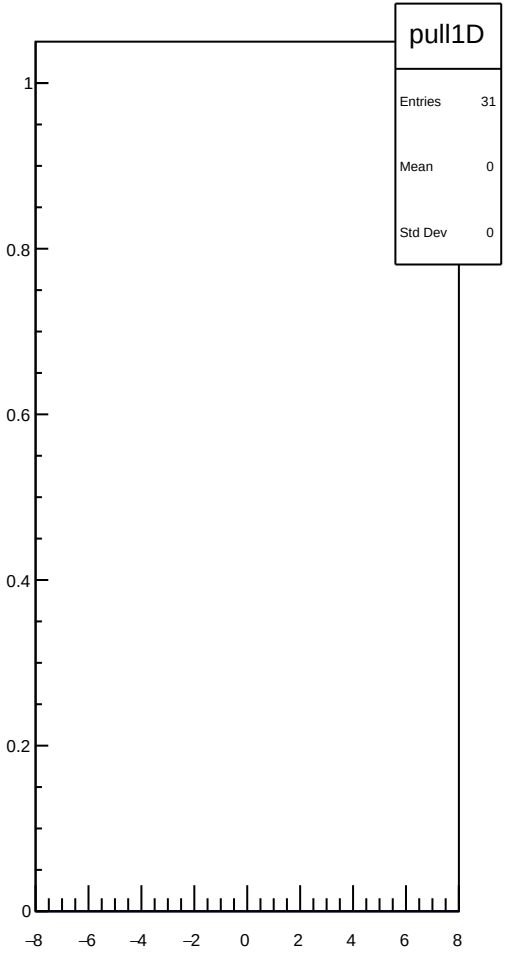
pull1D
Entries 31
Mean 0
Std Dev 0
1
0.8
0.6
0.4
0.2
0
−8
−6
−4
−2
0
2
4
6
8

dit_atl2_coil1_Ndata_mean vs run

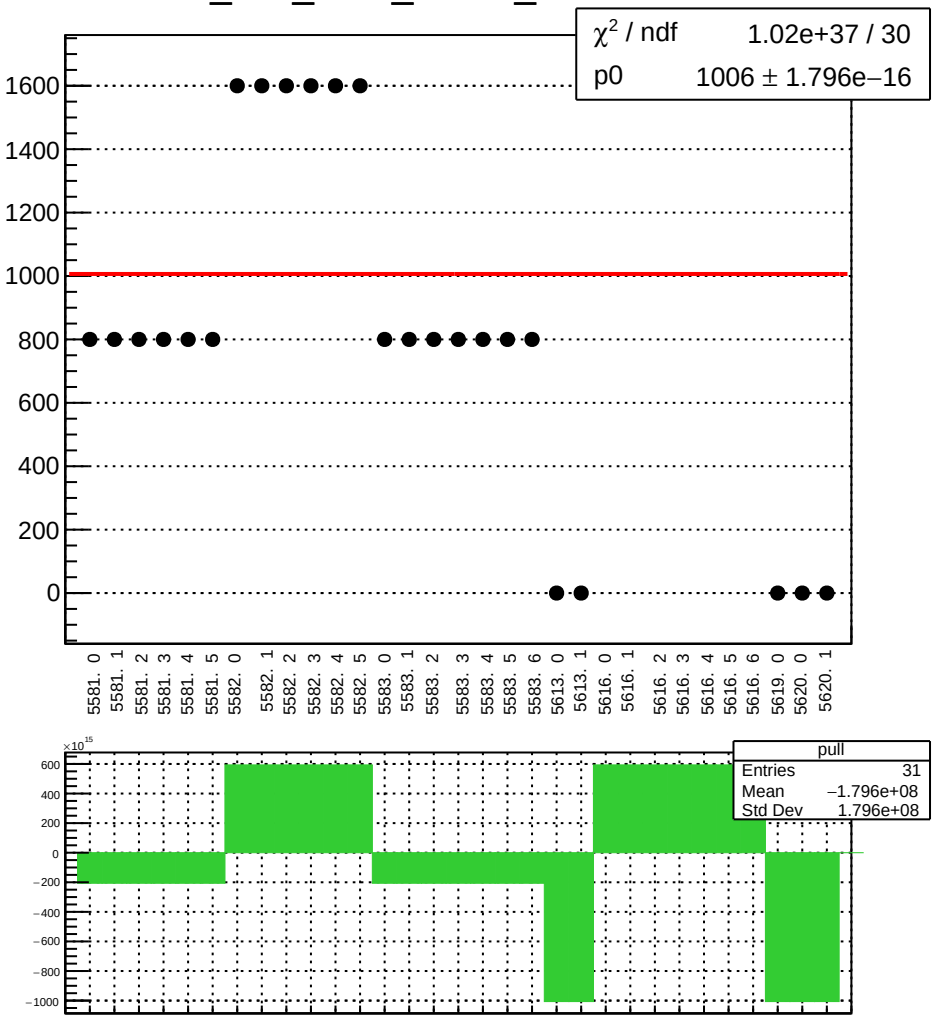

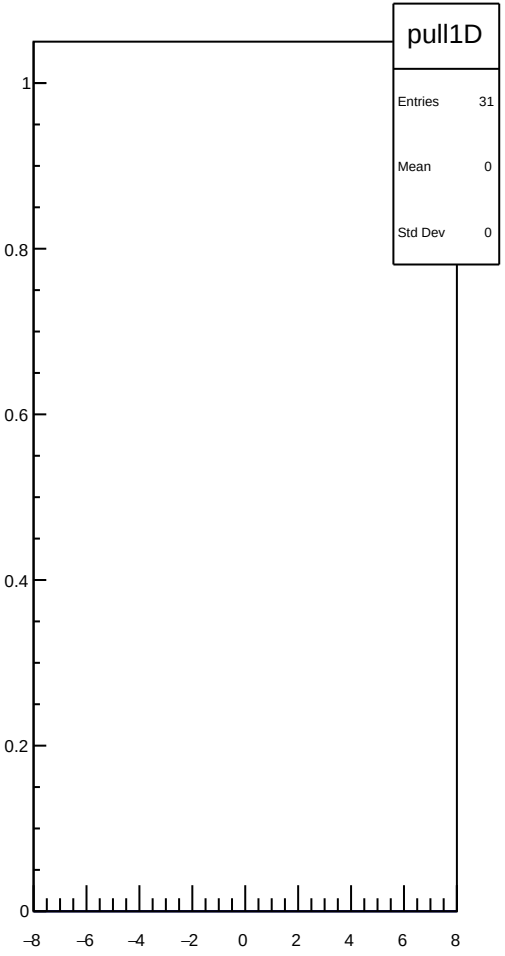

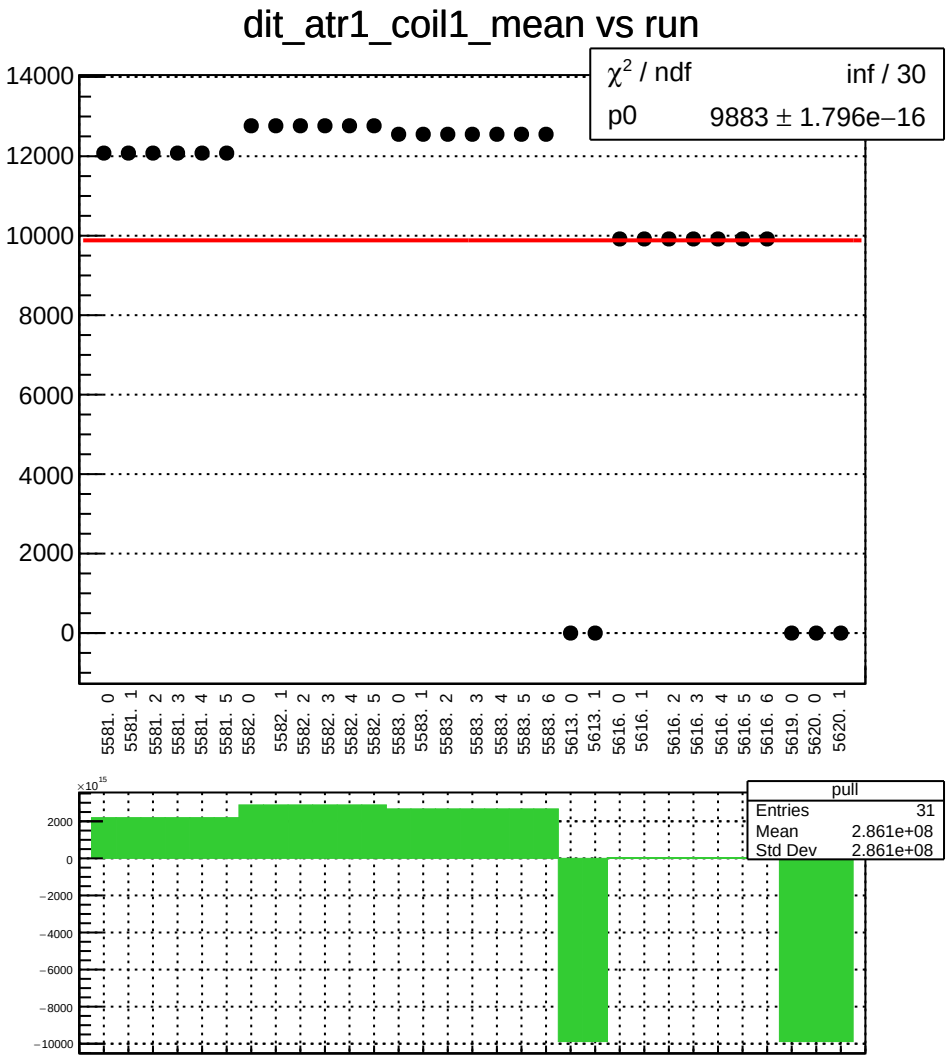
dit_atr1_coil1_mean vs run
χ^2 / ndf inf / 30
p0 9883 ± 1.796e−16
14000
12000
10000
8000
6000
4000
2000
0
5581. 0
5581. 1
5581. 2
5581. 3
5581. 4
5581. 5
5582. 0
5582. 1
5582. 2
5582. 3
5582. 4
5582. 5
5583. 0
5583. 1
5583. 2
5583. 3
5583. 4
5583. 5
5583. 6
5613. 0
5613. 1
5616. 0
5616. 1
5616. 2
5616. 3
5616. 4
5616. 5
5616. 6
5619. 0
5620. 0
5620. 1
pull
Entries 31
Mean 2.861e+08
Std Dev 2.861e+08
×10^15
2000
0
−2000
−4000
−6000
−8000
−10000

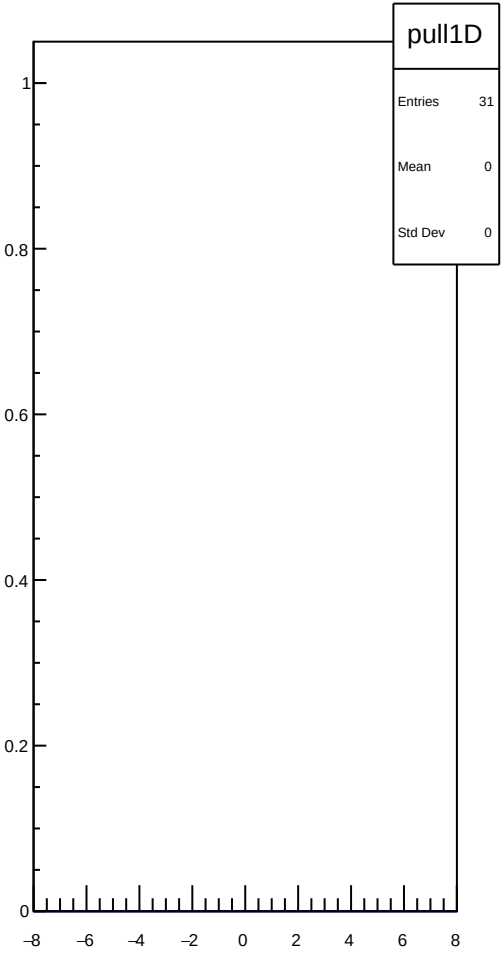
pull1D
Entries 31
Mean 0
Std Dev 0
1
0.8
0.6
0.4
0.2
0
−8
−6
−4
−2
0
2
4
6
8

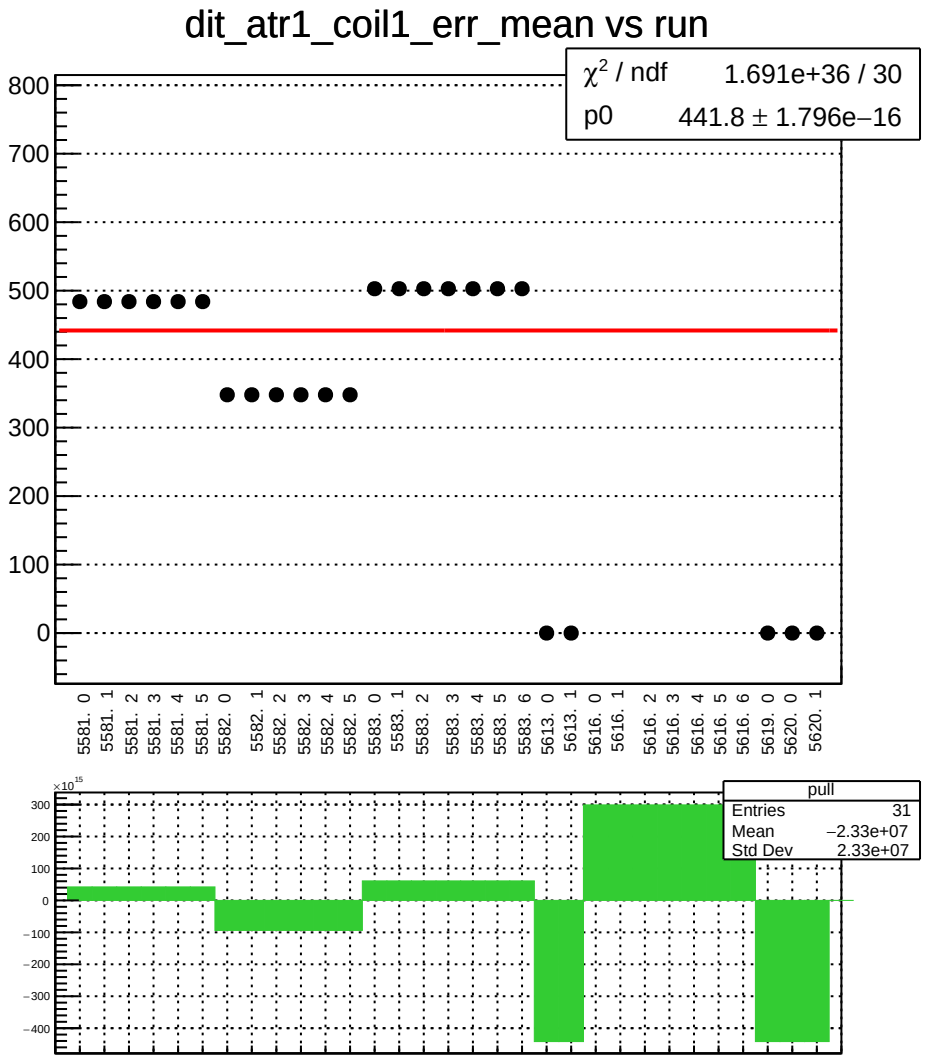
dit_atr1_coil1_err_mean vs run
χ² / ndf 1.691e+36 / 30
p0 441.8 ± 1.796e−16
800
700
600
500
400
300
200
100
0
5581. 0
5581. 1
5581. 2
5581. 3
5581. 4
5581. 5
5582. 0
5582. 1
5582. 2
5582. 3
5582. 4
5582. 5
5583. 0
5583. 1
5583. 2
5583. 3
5583. 4
5583. 5
5583. 6
5613. 0
5613. 1
5616. 0
5616. 1
5616. 2
5616. 3
5616. 4
5616. 5
5616. 6
5619. 0
5620. 0
5620. 1
×10^15
300
200
100
0
−100
−200
−300
−400
pull
Entries 31
Mean −2.33e+07
Std Dev 2.33e+07

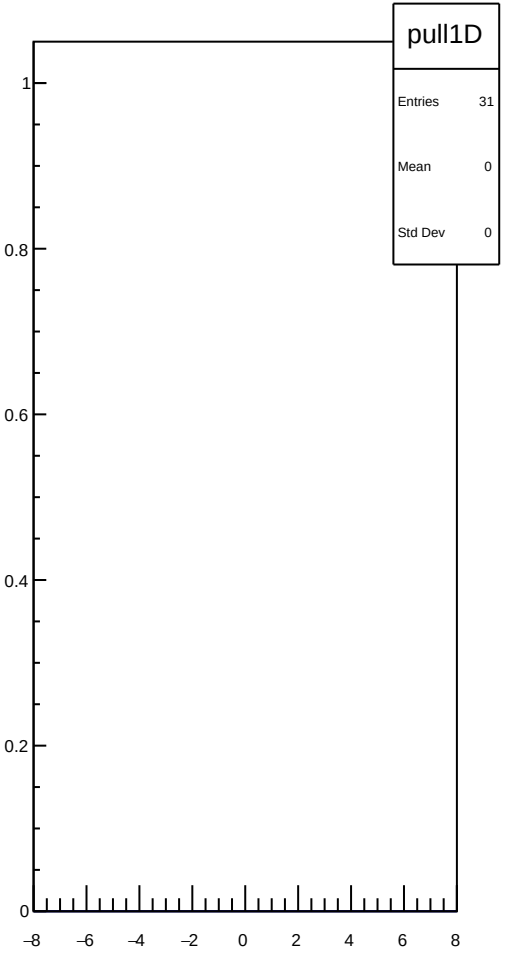
pull1D
Entries 31
Mean 0
Std Dev 0
1
0.8
0.6
0.4
0.2
0
−8
−6
−4
−2
0
2
4
6
8

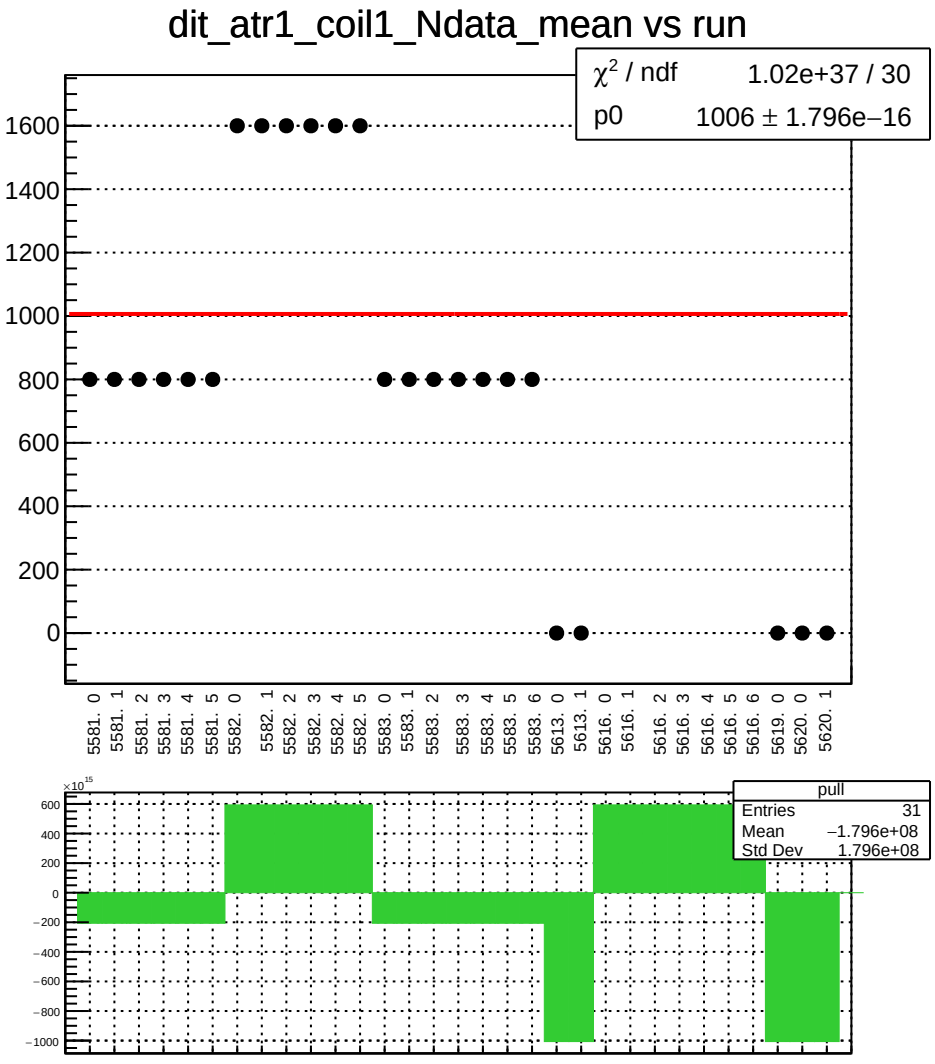
dit_atr1_coil1_Ndata_mean vs run
χ² / ndf 1.02e+37 / 30
p0 1006 ± 1.796e−16
1600
1400
1200
1000
800
600
400
200
0
5581. 0
5581. 1
5581. 2
5581. 3
5581. 4
5581. 5
5582. 0
5582. 1
5582. 2
5582. 3
5582. 4
5582. 5
5583. 0
5583. 1
5583. 2
5583. 3
5583. 4
5583. 5
5583. 6
5613. 0
5613. 1
5616. 0
5616. 1
5616. 2
5616. 3
5616. 4
5616. 5
5616. 6
5619. 0
5620. 0
5620. 1
×10^15
600
400
200
0
−200
−400
−600
−800
−1000
pull
Entries 31
Mean −1.796e+08
Std Dev 1.796e+08

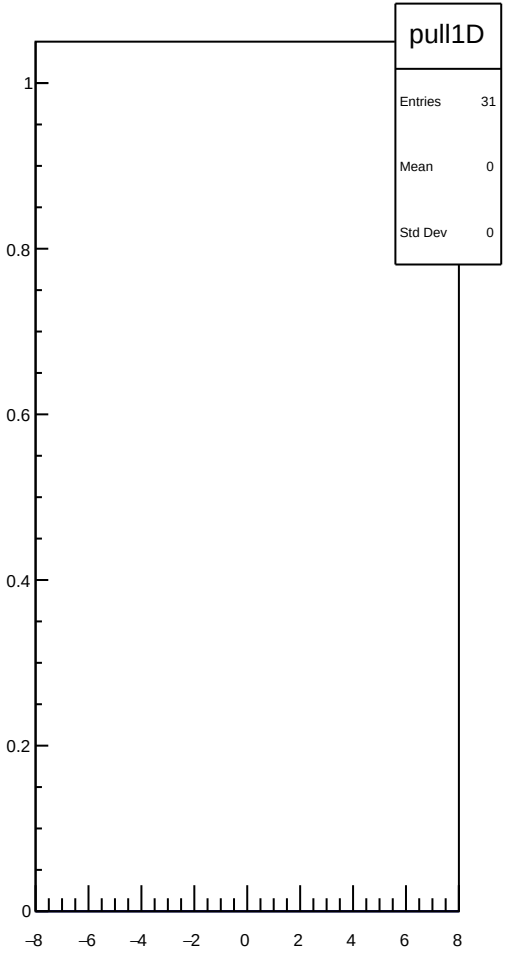
pull1D
Entries 31
Mean 0
Std Dev 0
1
0.8
0.6
0.4
0.2
0
−8
−6
−4
−2
0
2
4
6
8

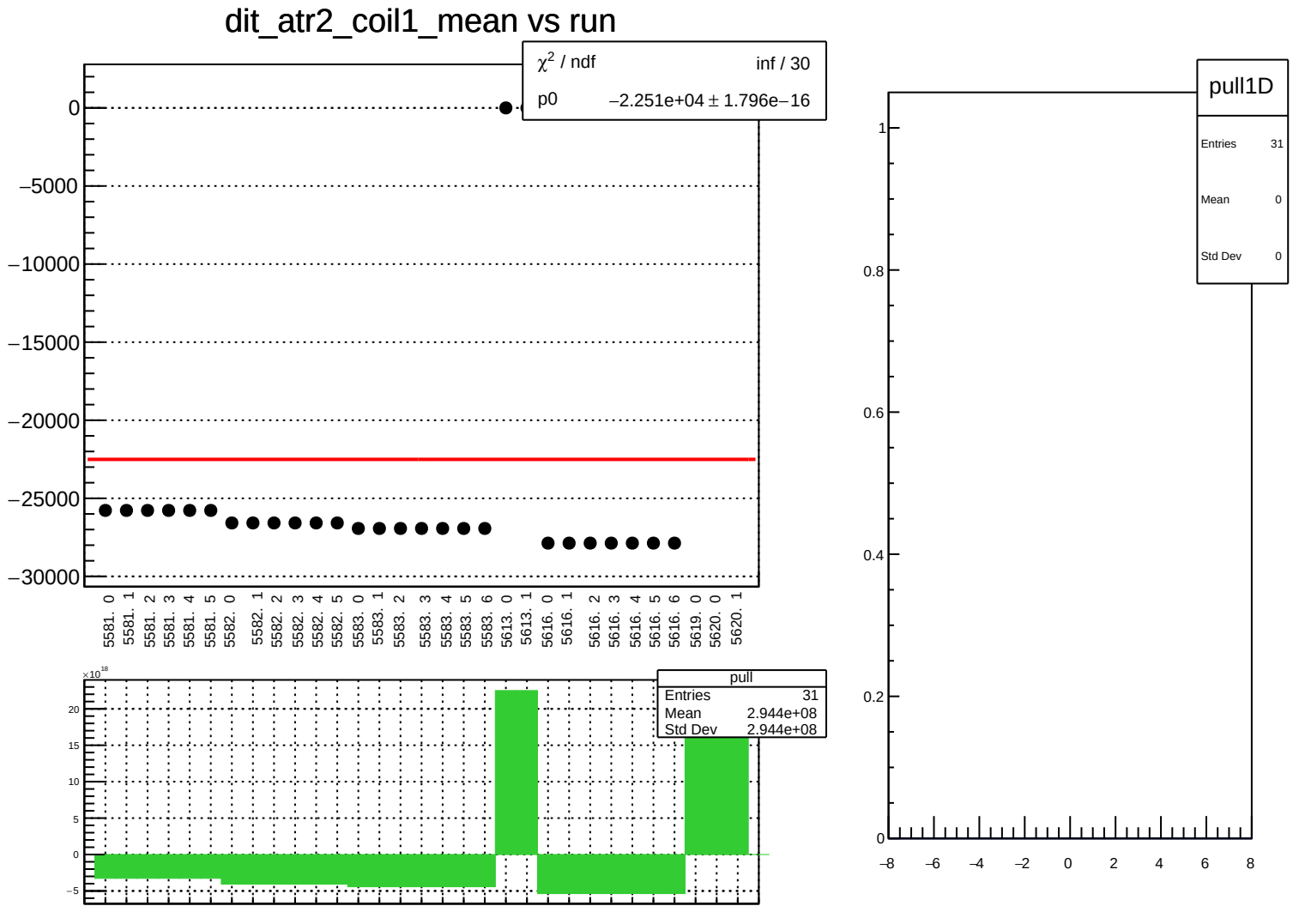
dit_atr2_coil1_mean vs run
χ² / ndf inf / 30
p0 −2.251e+04 ± 1.796e−16
0
−5000
−10000
−15000
−20000
−25000
−30000
5581. 0
5581. 1
5581. 2
5581. 3
5581. 4
5581. 5
5582. 0
5582. 1
5582. 2
5582. 3
5582. 4
5582. 5
5583. 0
5583. 1
5583. 2
5583. 3
5583. 4
5583. 5
5583. 6
5613. 0
5613. 1
5616. 0
5616. 1
5616. 2
5616. 3
5616. 4
5616. 5
5616. 6
5619. 0
5620. 0
5620. 1
×10¹⁸
20
15
10
5
0
−5
pull
Entries 31
Mean 2.944e+08
Std Dev 2.944e+08
pull1D
Entries 31
Mean 0
Std Dev 0
1
0.8
0.6
0.4
0.2
0
−8
−6
−4
−2
0
2
4
6
8

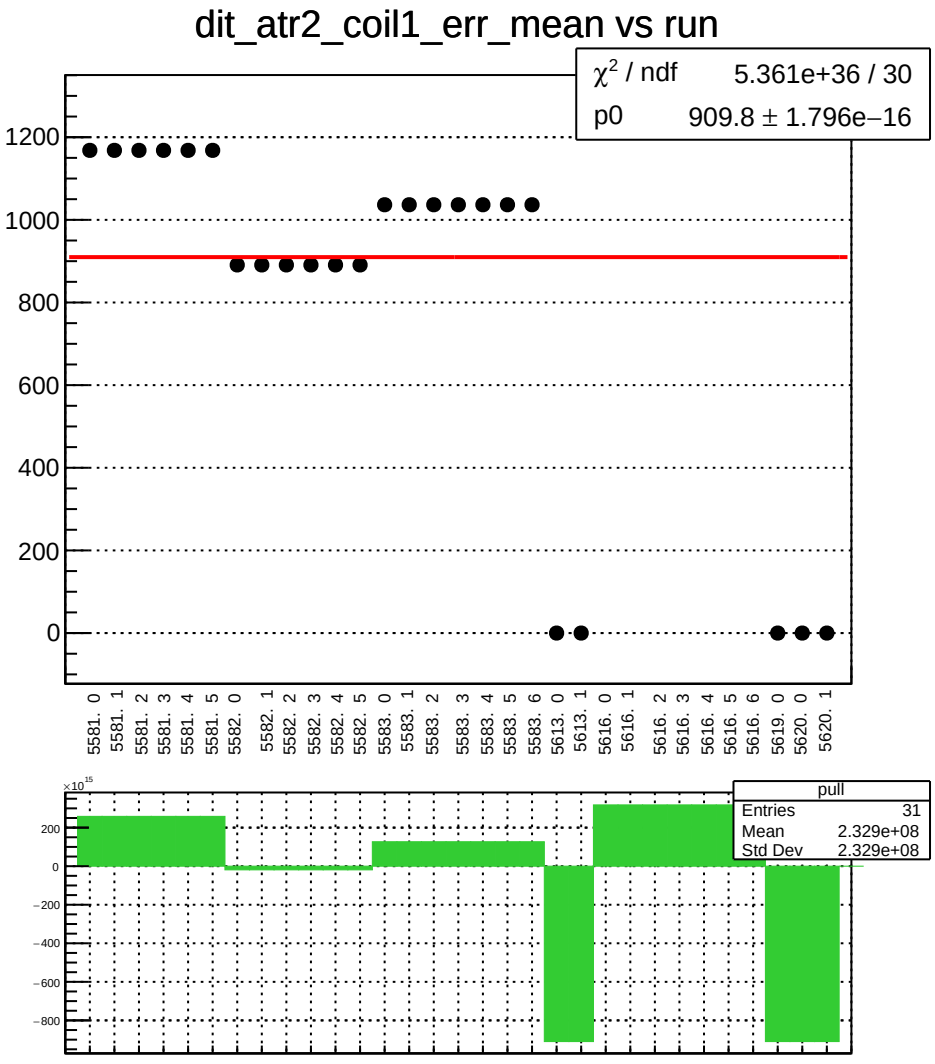
dit_atr2_coil1_err_mean vs run
χ² / ndf 5.361e+36 / 30
p0 909.8 ± 1.796e−16
1200
1000
800
600
400
200
0
5581. 0
5581. 1
5581. 2
5581. 3
5581. 4
5581. 5
5582. 0
5582. 1
5582. 2
5582. 3
5582. 4
5582. 5
5583. 0
5583. 1
5583. 2
5583. 3
5583. 4
5583. 5
5583. 6
5613. 0
5613. 1
5616. 0
5616. 1
5616. 2
5616. 3
5616. 4
5616. 5
5616. 6
5619. 0
5620. 0
5620. 1
×10^15
200
0
−200
−400
−600
−800
pull
Entries 31
Mean 2.329e+08
Std Dev 2.329e+08

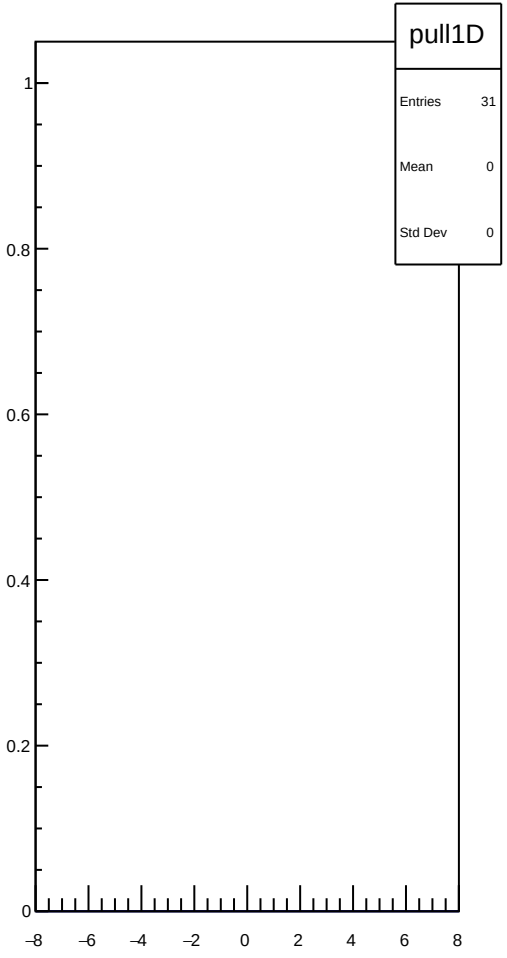
pull1D
Entries 31
Mean 0
Std Dev 0
1
0.8
0.6
0.4
0.2
0
−8
−6
−4
−2
0
2
4
6
8

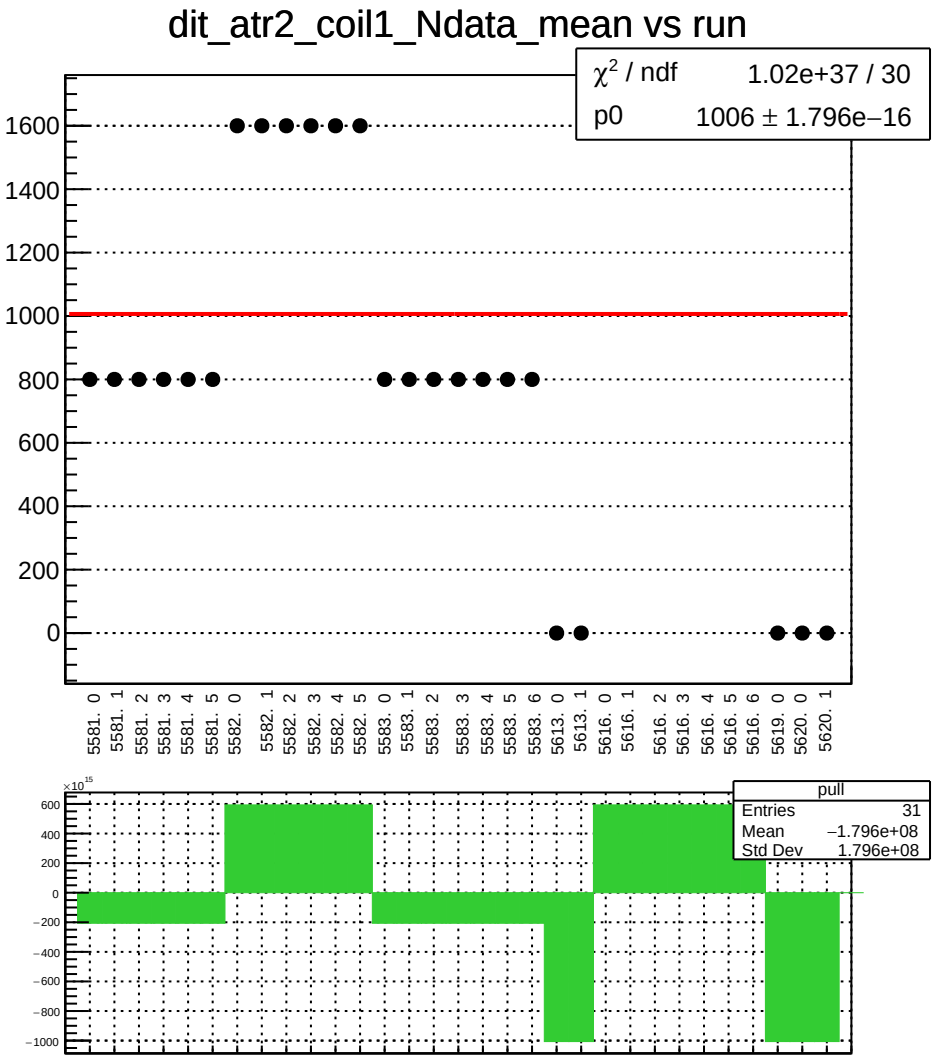
dit_atr2_coil1_Ndata_mean vs run
χ² / ndf 1.02e+37 / 30
p0 1006 ± 1.796e−16
1600
1400
1200
1000
800
600
400
200
0
5581. 0
5581. 1
5581. 2
5581. 3
5581. 4
5581. 5
5582. 0
5582. 1
5582. 2
5582. 3
5582. 4
5582. 5
5583. 0
5583. 1
5583. 2
5583. 3
5583. 4
5583. 5
5583. 6
5613. 0
5613. 1
5616. 0
5616. 1
5616. 2
5616. 3
5616. 4
5616. 5
5616. 6
5619. 0
5620. 0
5620. 1
×10^15
600
400
200
0
−200
−400
−600
−800
−1000
pull
Entries 31
Mean −1.796e+08
Std Dev 1.796e+08

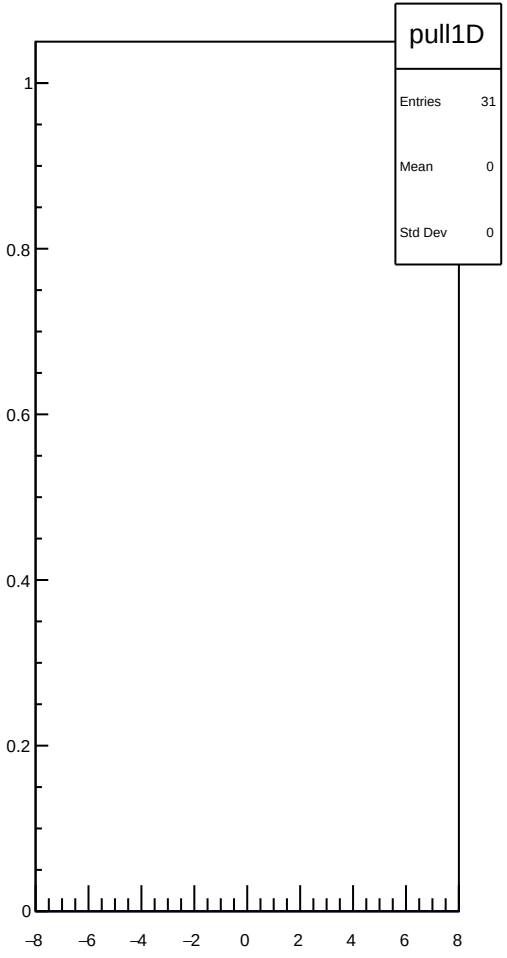
pull1D
Entries 31
Mean 0
Std Dev 0
1
0.8
0.6
0.4
0.2
0
−8
−6
−4
−2
0
2
4
6
8

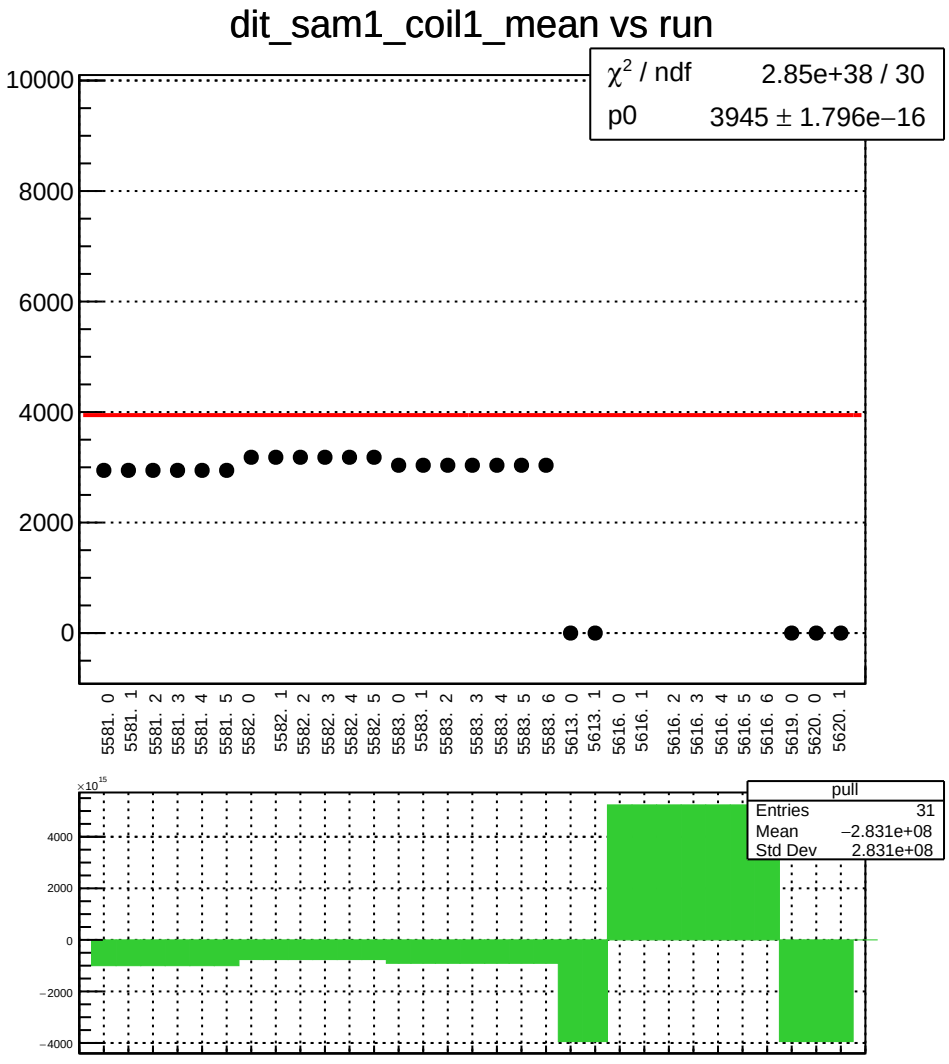
dit_sam1_coil1_mean vs run
χ² / ndf 2.85e+38 / 30
p0 3945 ± 1.796e−16
10000
8000
6000
4000
2000
0
5581. 0
5581. 1
5581. 2
5581. 3
5581. 4
5581. 5
5582. 0
5582. 1
5582. 2
5582. 3
5582. 4
5582. 5
5583. 0
5583. 1
5583. 2
5583. 3
5583. 4
5583. 5
5583. 6
5613. 0
5613. 1
5616. 0
5616. 1
5616. 2
5616. 3
5616. 4
5616. 5
5616. 6
5619. 0
5620. 0
5620. 1
×10^15
4000
2000
0
−2000
−4000
pull
Entries 31
Mean −2.831e+08
Std Dev 2.831e+08

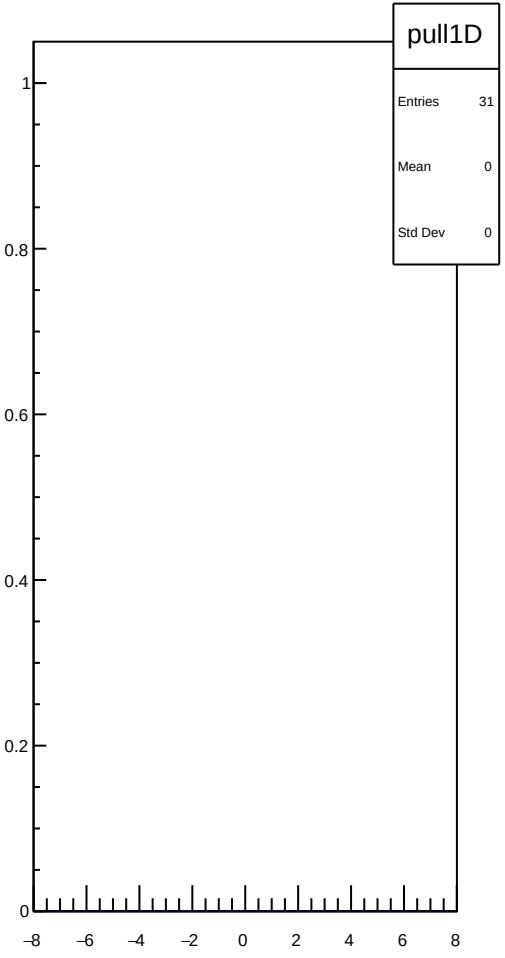
pull1D
Entries 31
Mean 0
Std Dev 0
1
0.8
0.6
0.4
0.2
0
−8
−6
−4
−2
0
2
4
6
8

dit_sam1_coil1_err_mean vs run

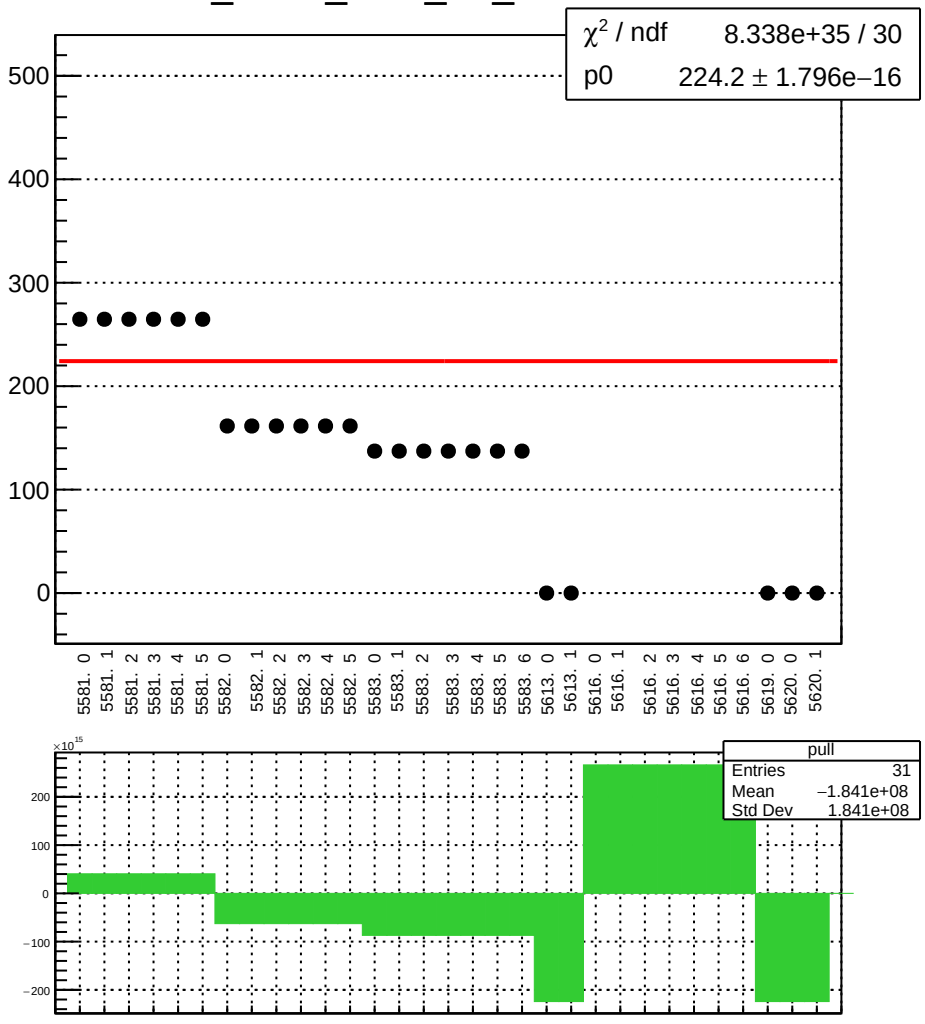

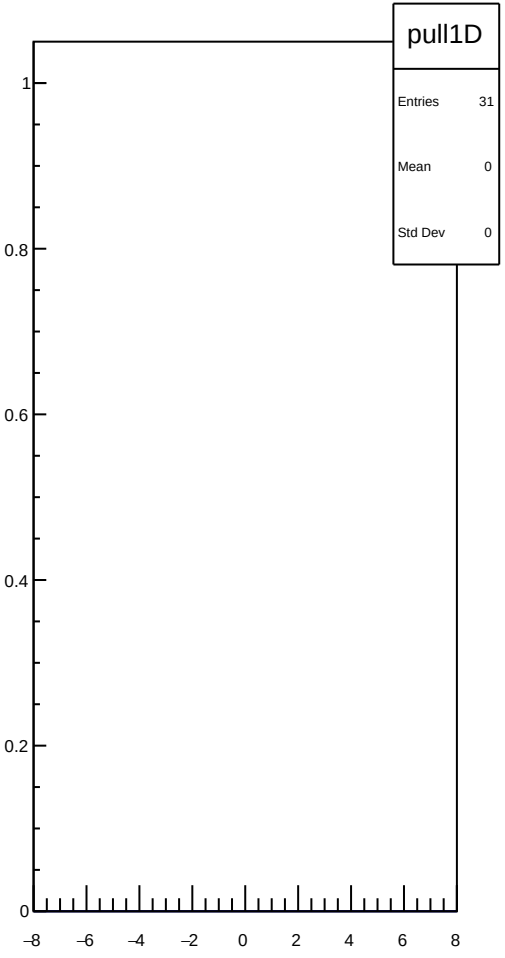

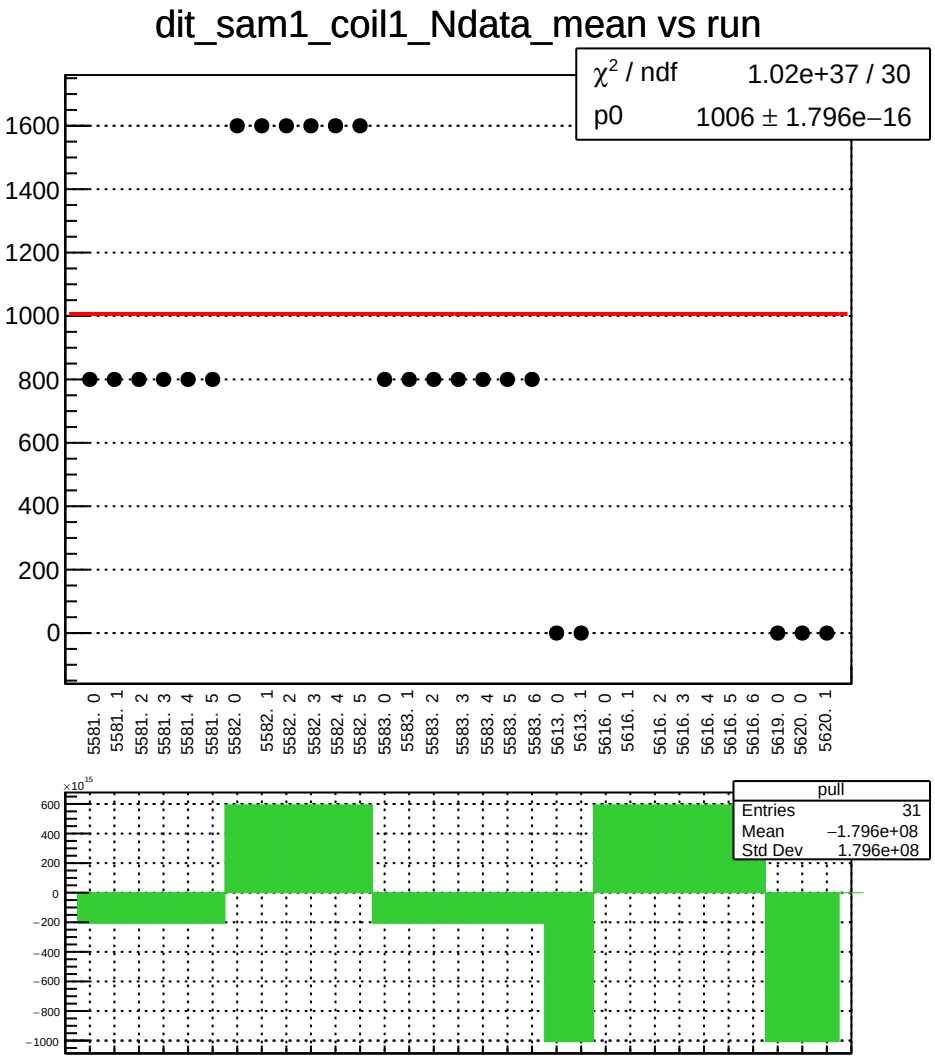
dit_sam1_coil1_Ndata_mean vs run
χ² / ndf 1.02e+37 / 30
p0 1006 ± 1.796e−16
1600
1400
1200
1000
800
600
400
200
0
5581. 0
5581. 1
5581. 2
5581. 3
5581. 4
5581. 5
5582. 0
5582. 1
5582. 2
5582. 3
5582. 4
5582. 5
5583. 0
5583. 1
5583. 2
5583. 3
5583. 4
5583. 5
5583. 6
5613. 0
5613. 1
5616. 0
5616. 1
5616. 2
5616. 3
5616. 4
5616. 5
5616. 6
5619. 0
5620. 0
5620. 1
×10^15
600
400
200
0
−200
−400
−600
−800
−1000
pull
Entries 31
Mean −1.796e+08
Std Dev 1.796e+08

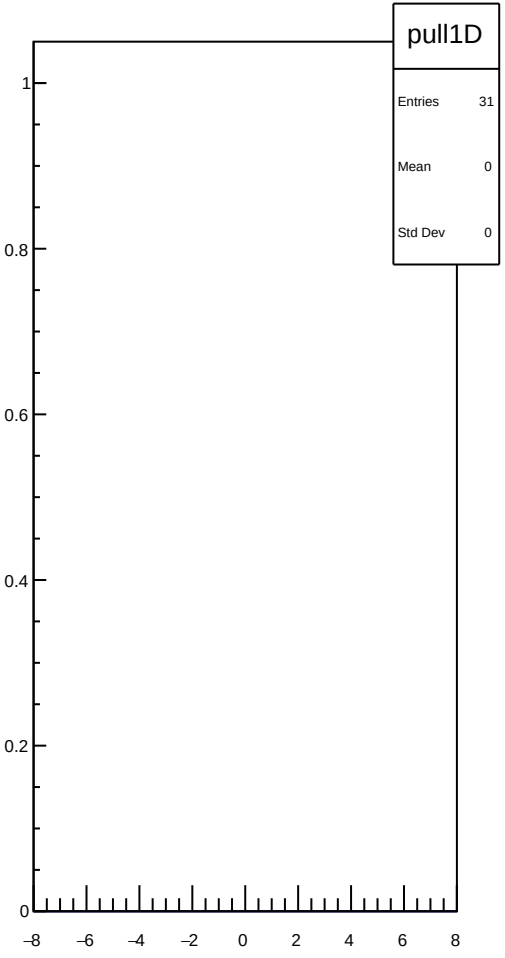
pull1D
Entries 31
Mean 0
Std Dev 0
1
0.8
0.6
0.4
0.2
0
−8
−6
−4
−2
0
2
4
6
8

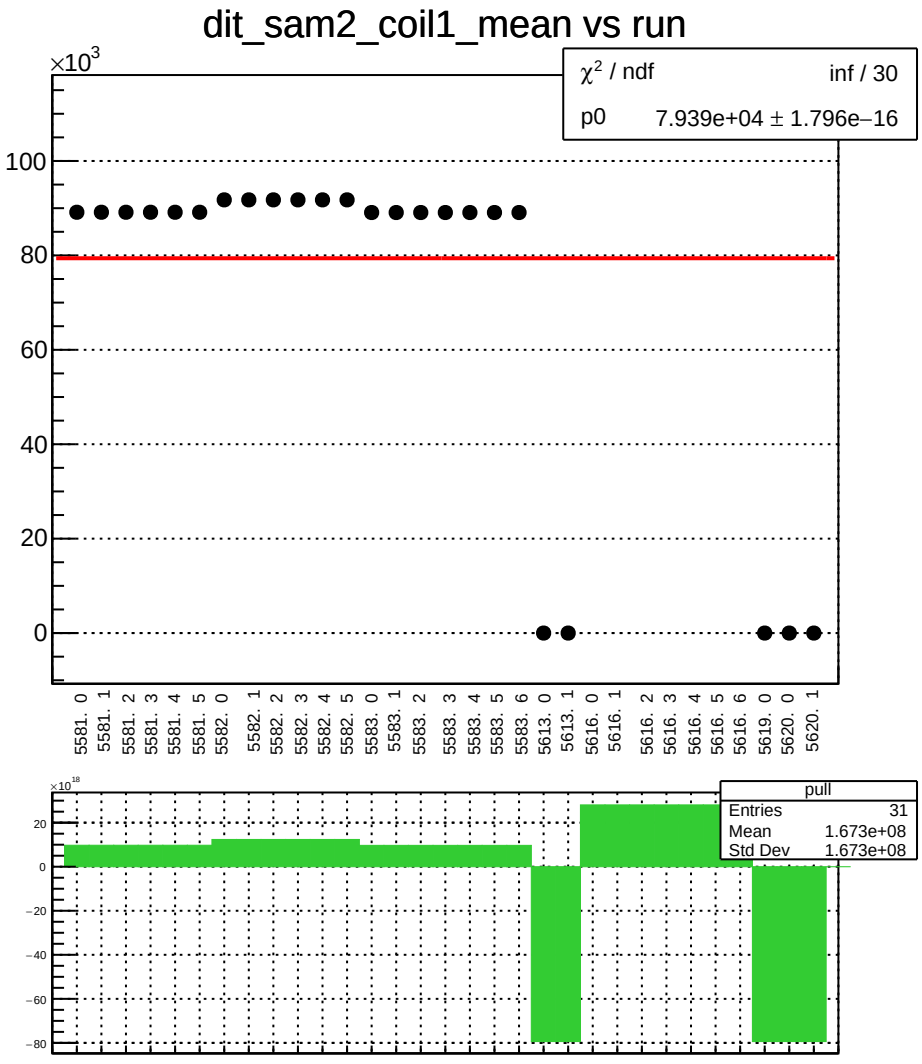
dit_sam2_coil1_mean vs run
×10^3
χ² / ndf inf / 30
p0 7.939e+04 ± 1.796e−16
100
80
60
40
20
0
5581. 0
5581. 1
5581. 2
5581. 3
5581. 4
5581. 5
5582. 0
5582. 1
5582. 2
5582. 3
5582. 4
5582. 5
5583. 0
5583. 1
5583. 2
5583. 3
5583. 4
5583. 5
5583. 6
5613. 0
5613. 1
5616. 0
5616. 1
5616. 2
5616. 3
5616. 4
5616. 5
5616. 6
5619. 0
5620. 0
5620. 1
×10^18
pull
Entries 31
Mean 1.673e+08
Std Dev 1.673e+08
20
0
−20
−40
−60
−80

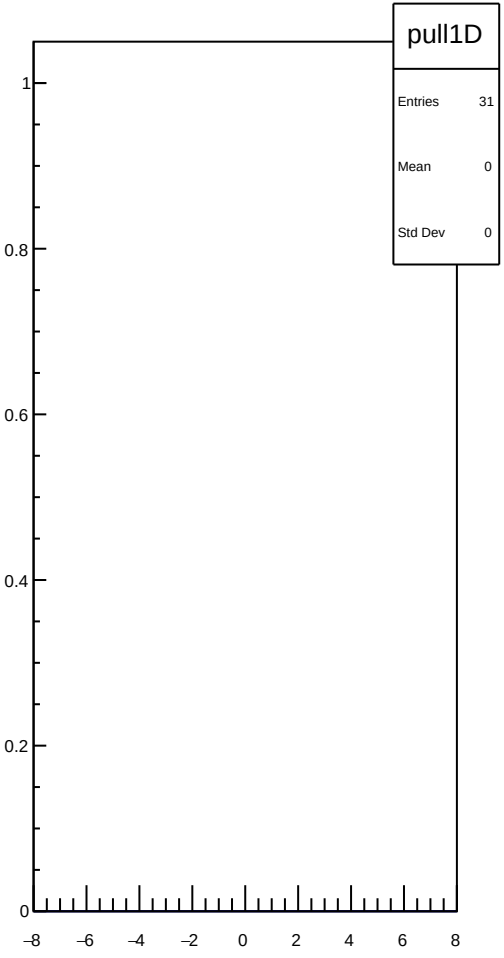
pull1D
Entries 31
Mean 0
Std Dev 0
1
0.8
0.6
0.4
0.2
0
−8
−6
−4
−2
0
2
4
6
8

dit_sam2_coil1_err_mean vs run

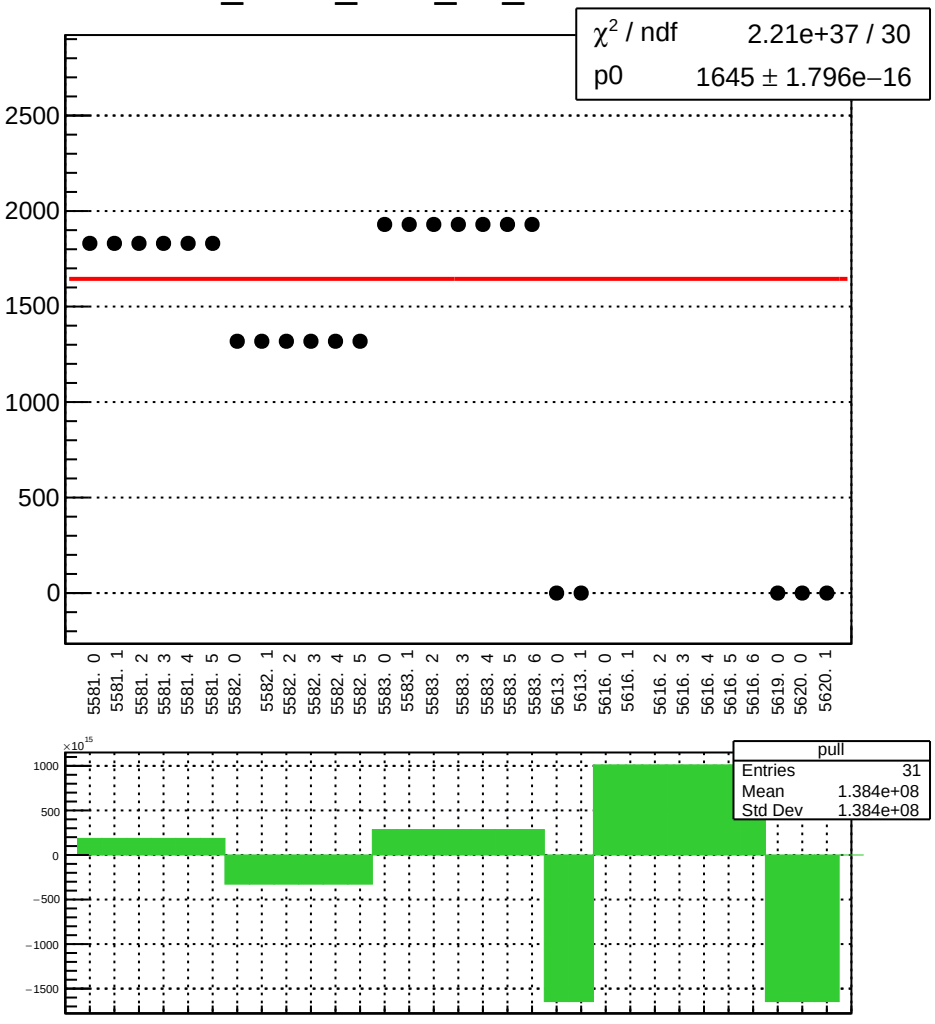

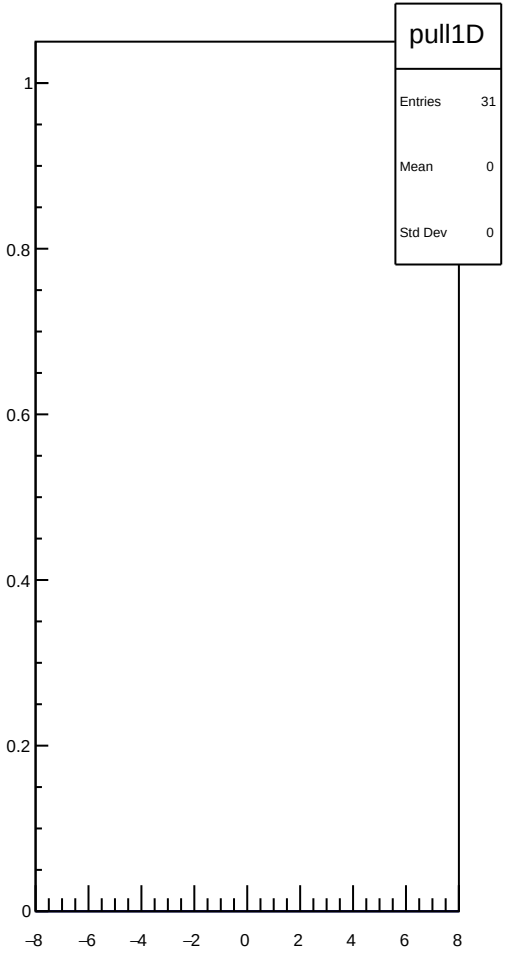

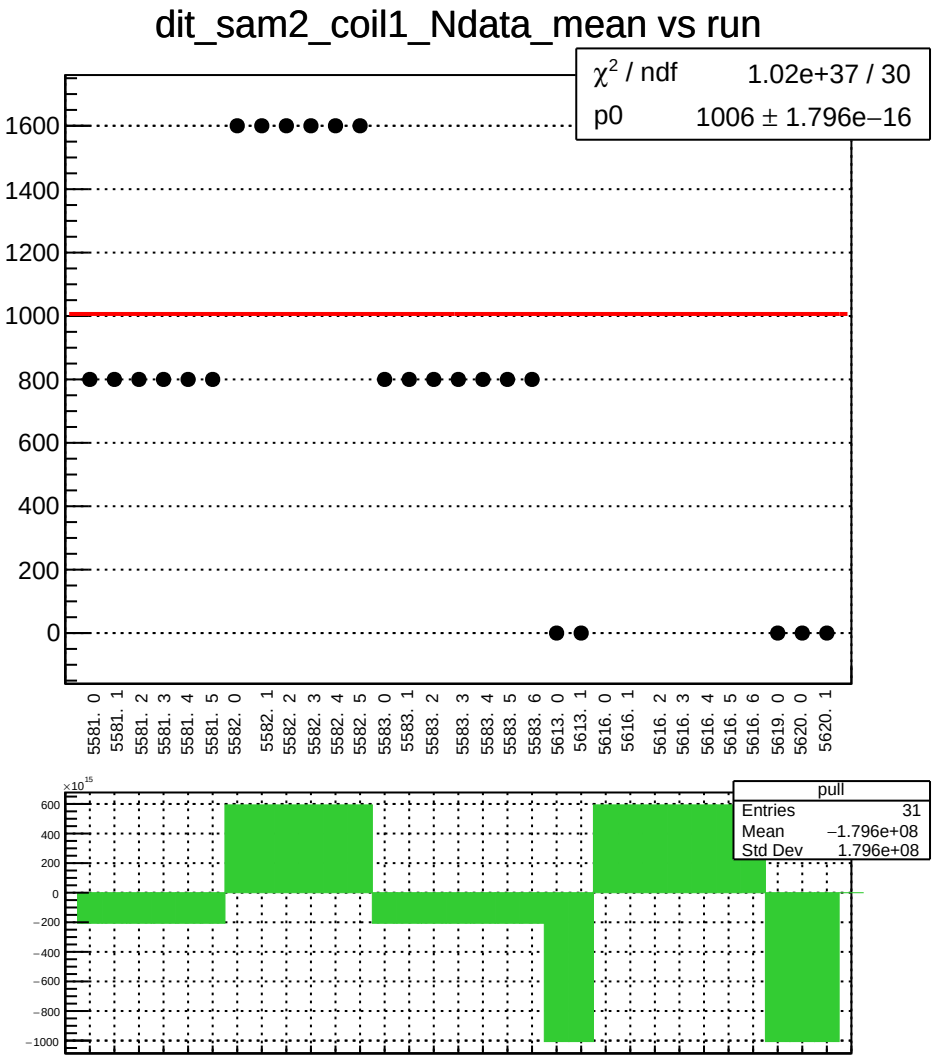
dit_sam2_coil1_Ndata_mean vs run
χ² / ndf 1.02e+37 / 30
p0 1006 ± 1.796e−16
1600
1400
1200
1000
800
600
400
200
0
5581. 0
5581. 1
5581. 2
5581. 3
5581. 4
5581. 5
5582. 0
5582. 1
5582. 2
5582. 3
5582. 4
5582. 5
5583. 0
5583. 1
5583. 2
5583. 3
5583. 4
5583. 5
5583. 6
5613. 0
5613. 1
5616. 0
5616. 1
5616. 2
5616. 3
5616. 4
5616. 5
5616. 6
5619. 0
5620. 0
5620. 1
×10^15
600
400
200
0
−200
−400
−600
−800
−1000
pull
Entries 31
Mean −1.796e+08
Std Dev 1.796e+08

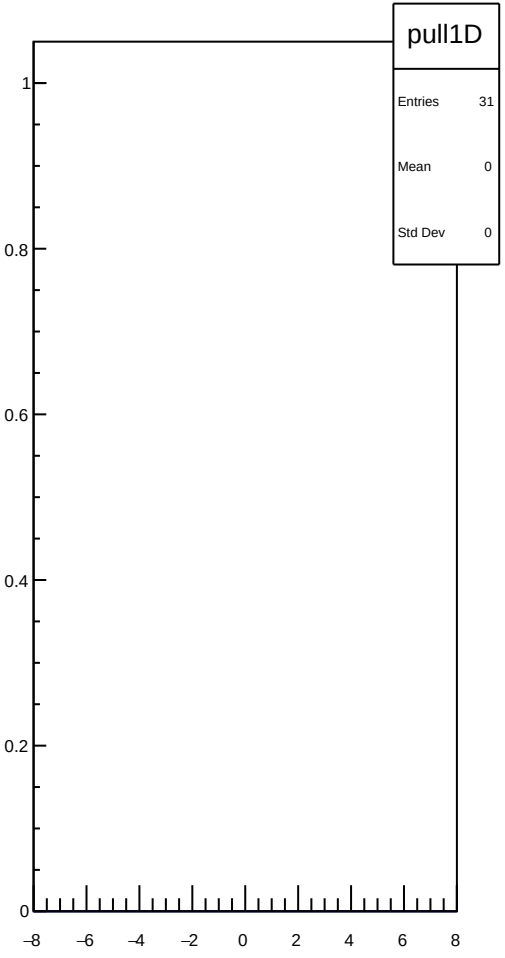
pull1D
Entries 31
Mean 0
Std Dev 0
1
0.8
0.6
0.4
0.2
0
−8
−6
−4
−2
0
2
4
6
8

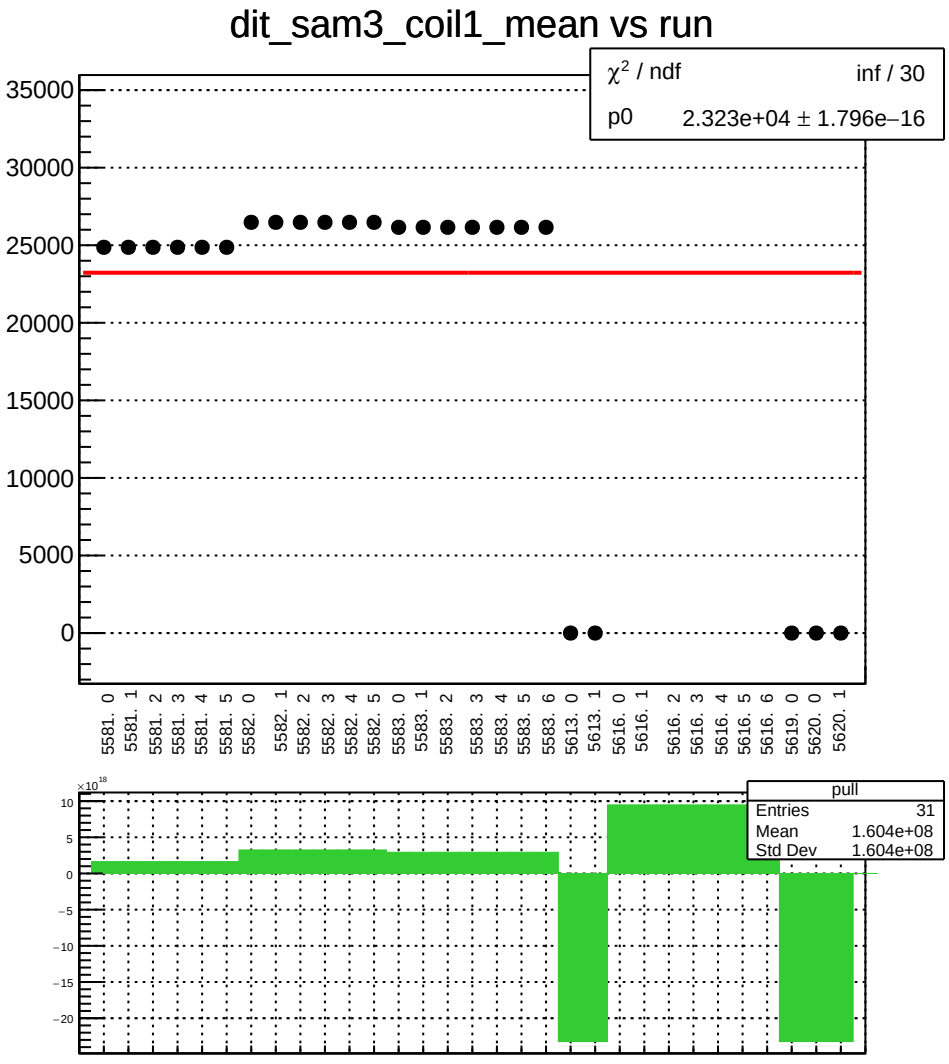
dit_sam3_coil1_mean vs run
χ² / ndf inf / 30
p0 2.323e+04 ± 1.796e−16
35000
30000
25000
20000
15000
10000
5000
0
5581. 0
5581. 1
5581. 2
5581. 3
5581. 4
5581. 5
5582. 0
5582. 1
5582. 2
5582. 3
5582. 4
5582. 5
5583. 0
5583. 1
5583. 2
5583. 3
5583. 4
5583. 5
5583. 6
5613. 0
5613. 1
5616. 0
5616. 1
5616. 2
5616. 3
5616. 4
5616. 5
5616. 6
5619. 0
5620. 0
5620. 1
×10^18
10
5
0
−5
−10
−15
−20
pull
Entries 31
Mean 1.604e+08
Std Dev 1.604e+08

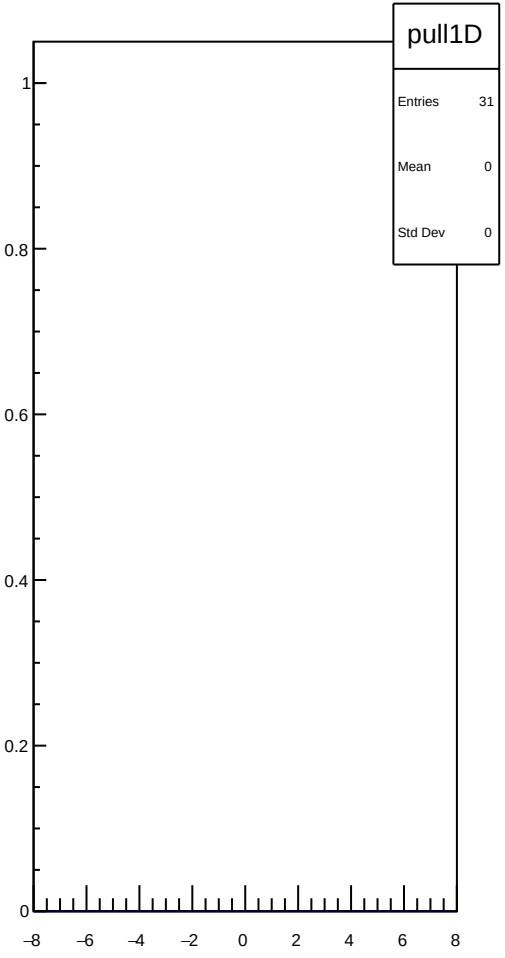
pull1D
Entries 31
Mean 0
Std Dev 0
1
0.8
0.6
0.4
0.2
0
−8
−6
−4
−2
0
2
4
6
8

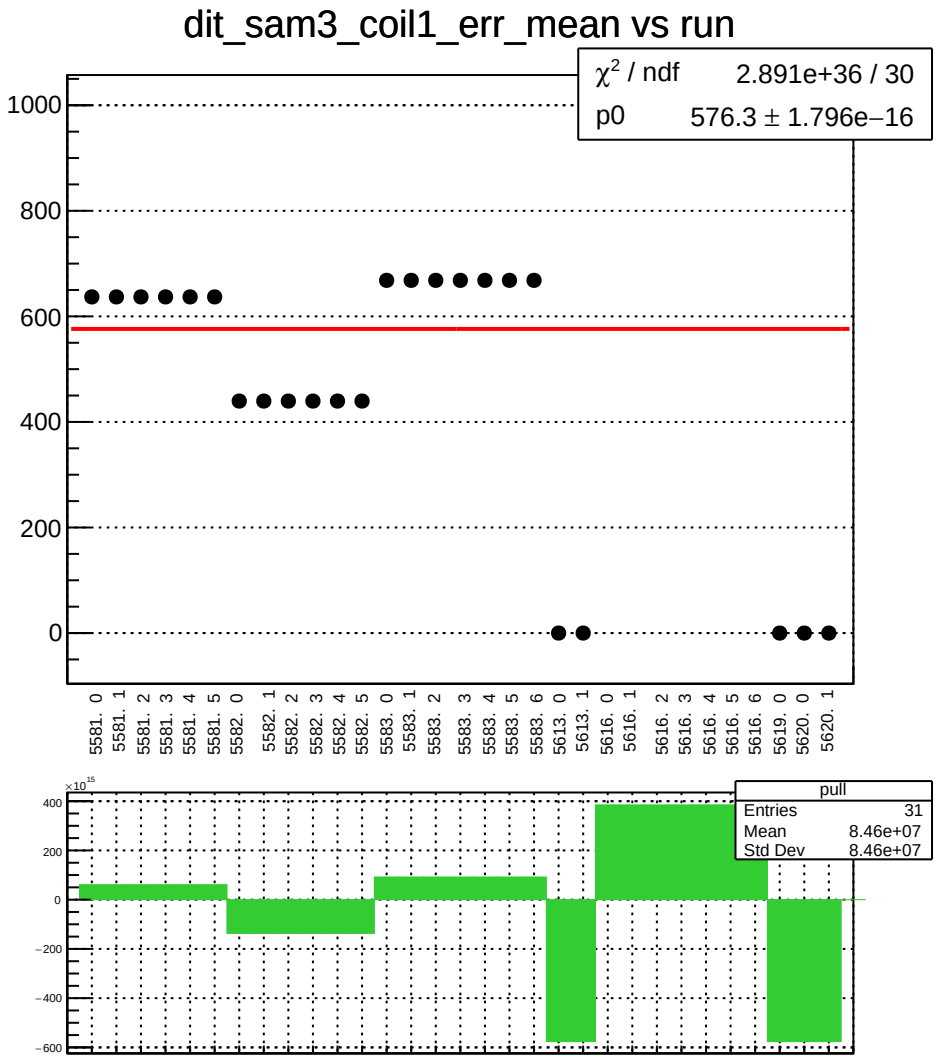
dit_sam3_coil1_err_mean vs run
χ² / ndf 2.891e+36 / 30
p0 576.3 ± 1.796e−16
1000
800
600
400
200
0
5581. 0
5581. 1
5581. 2
5581. 3
5581. 4
5581. 5
5582. 0
5582. 1
5582. 2
5582. 3
5582. 4
5582. 5
5583. 0
5583. 1
5583. 2
5583. 3
5583. 4
5583. 5
5583. 6
5613. 0
5613. 1
5616. 0
5616. 1
5616. 2
5616. 3
5616. 4
5616. 5
5616. 6
5619. 0
5620. 0
5620. 1
×10^15
400
200
0
−200
−400
−600
pull
Entries 31
Mean 8.46e+07
Std Dev 8.46e+07

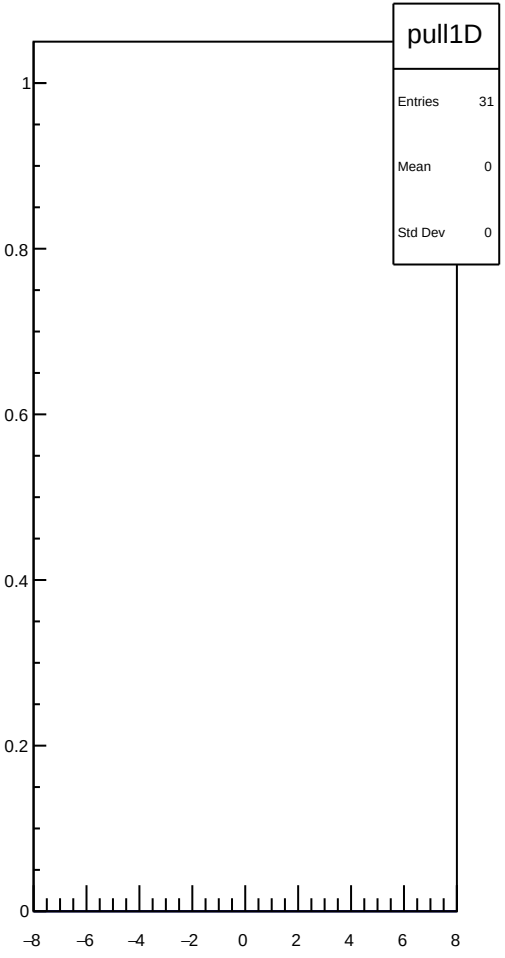
pull1D
Entries 31
Mean 0
Std Dev 0
1
0.8
0.6
0.4
0.2
0
−8
−6
−4
−2
0
2
4
6
8

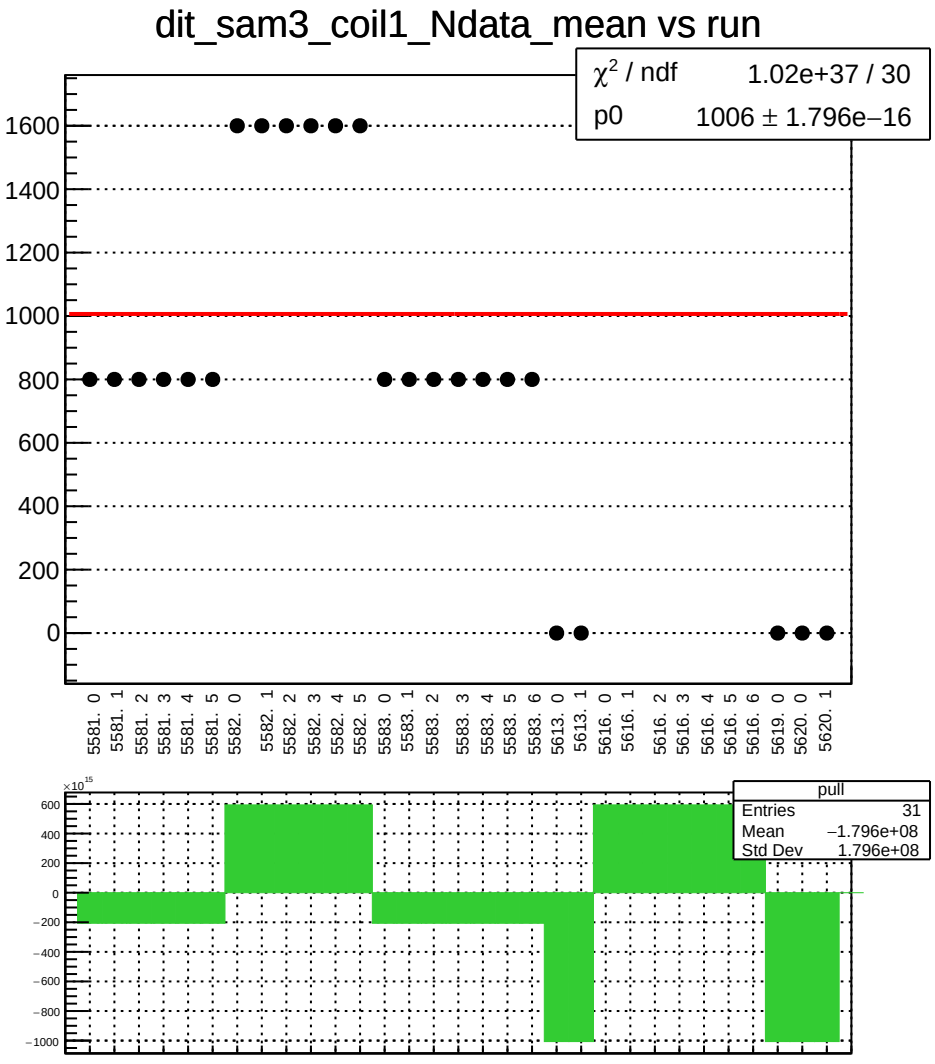
dit_sam3_coil1_Ndata_mean vs run
χ² / ndf 1.02e+37 / 30
p0 1006 ± 1.796e−16
1600
1400
1200
1000
800
600
400
200
0
5581. 0
5581. 1
5581. 2
5581. 3
5581. 4
5581. 5
5582. 0
5582. 1
5582. 2
5582. 3
5582. 4
5582. 5
5583. 0
5583. 1
5583. 2
5583. 3
5583. 4
5583. 5
5583. 6
5613. 0
5613. 1
5616. 0
5616. 1
5616. 2
5616. 3
5616. 4
5616. 5
5616. 6
5619. 0
5620. 0
5620. 1
×10^15
600
400
200
0
−200
−400
−600
−800
−1000
pull
Entries 31
Mean −1.796e+08
Std Dev 1.796e+08

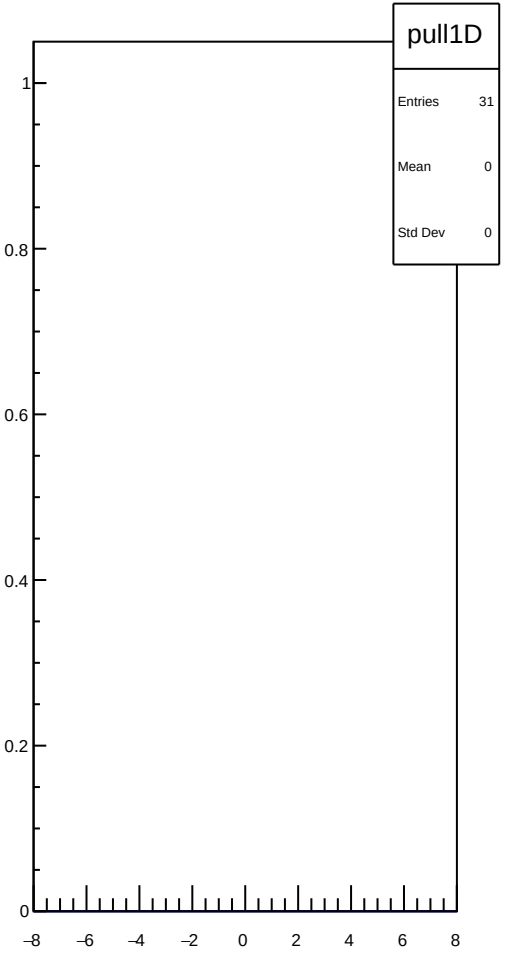
pull1D
Entries 31
Mean 0
Std Dev 0
1
0.8
0.6
0.4
0.2
0
−8
−6
−4
−2
0
2
4
6
8

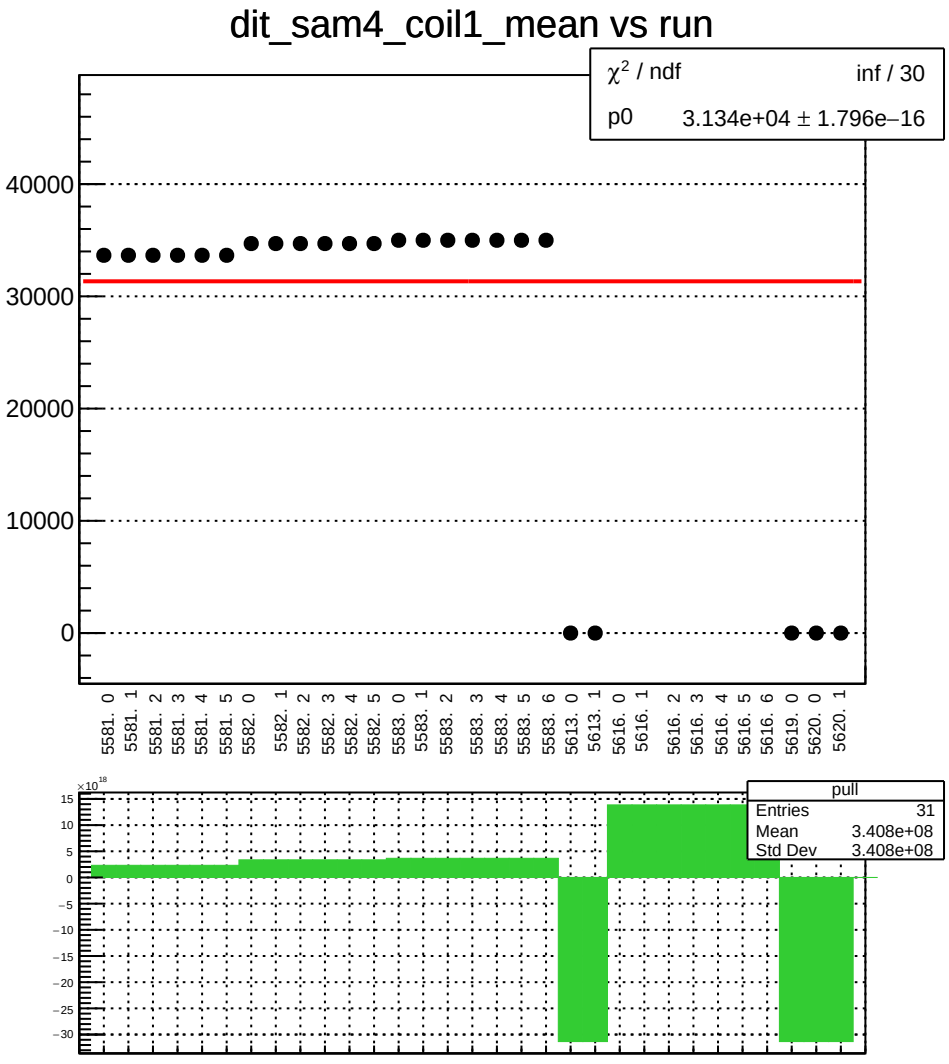
dit_sam4_coil1_mean vs run
χ² / ndf inf / 30
p0 3.134e+04 ± 1.796e−16
40000
30000
20000
10000
0
5581. 0
5581. 1
5581. 2
5581. 3
5581. 4
5581. 5
5582. 0
5582. 1
5582. 2
5582. 3
5582. 4
5582. 5
5583. 0
5583. 1
5583. 2
5583. 3
5583. 4
5583. 5
5583. 6
5613. 0
5613. 1
5616. 0
5616. 1
5616. 2
5616. 3
5616. 4
5616. 5
5616. 6
5619. 0
5620. 0
5620. 1
×10¹⁸
15
10
5
0
−5
−10
−15
−20
−25
−30
pull
Entries 31
Mean 3.408e+08
Std Dev 3.408e+08

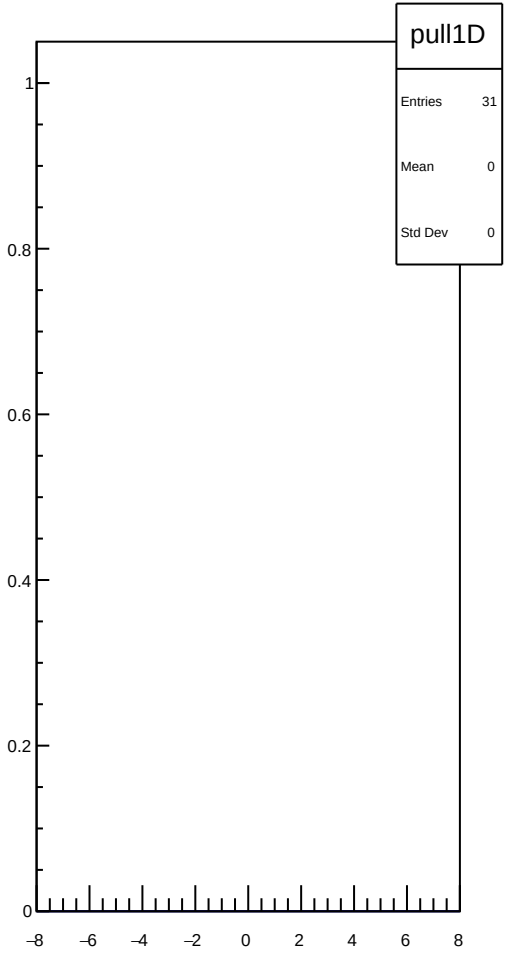
pull1D
Entries 31
Mean 0
Std Dev 0
1
0.8
0.6
0.4
0.2
0
−8
−6
−4
−2
0
2
4
6
8

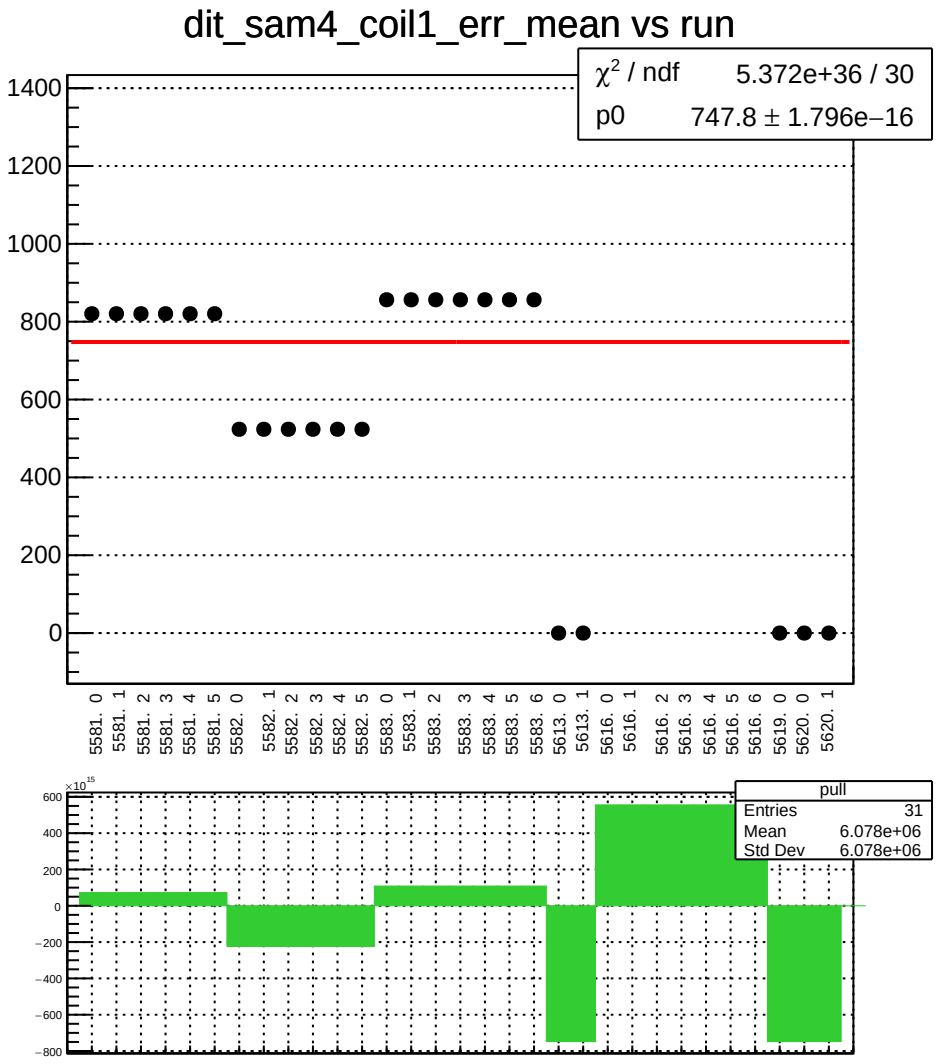
dit_sam4_coil1_err_mean vs run
χ² / ndf 5.372e+36 / 30
p0 747.8 ± 1.796e−16
1400
1200
1000
800
600
400
200
0
5581. 0
5581. 1
5581. 2
5581. 3
5581. 4
5581. 5
5582. 0
5582. 1
5582. 2
5582. 3
5582. 4
5582. 5
5583. 0
5583. 1
5583. 2
5583. 3
5583. 4
5583. 5
5583. 6
5613. 0
5613. 1
5616. 0
5616. 1
5616. 2
5616. 3
5616. 4
5616. 5
5616. 6
5619. 0
5620. 0
5620. 1
×10^15
600
400
200
0
−200
−400
−600
−800
pull
Entries 31
Mean 6.078e+06
Std Dev 6.078e+06

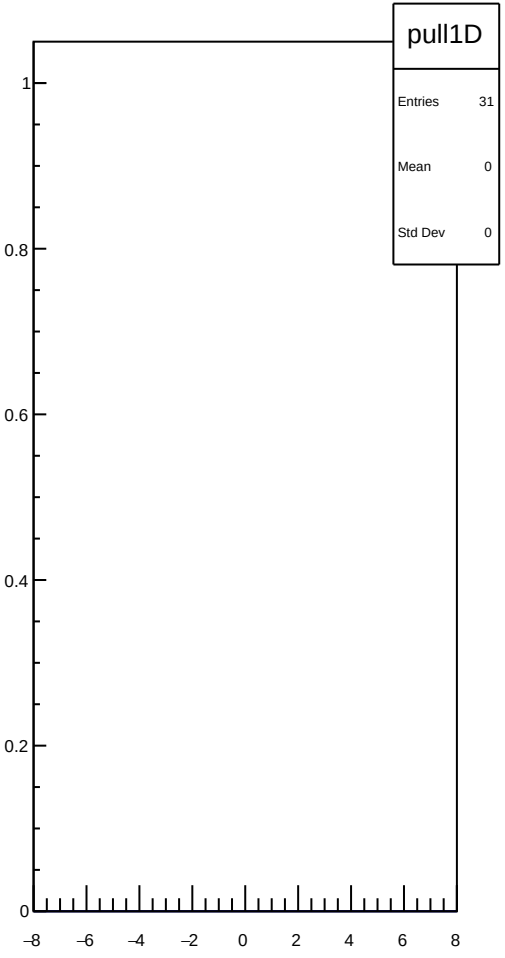
pull1D
Entries 31
Mean 0
Std Dev 0
1
0.8
0.6
0.4
0.2
0
−8
−6
−4
−2
0
2
4
6
8

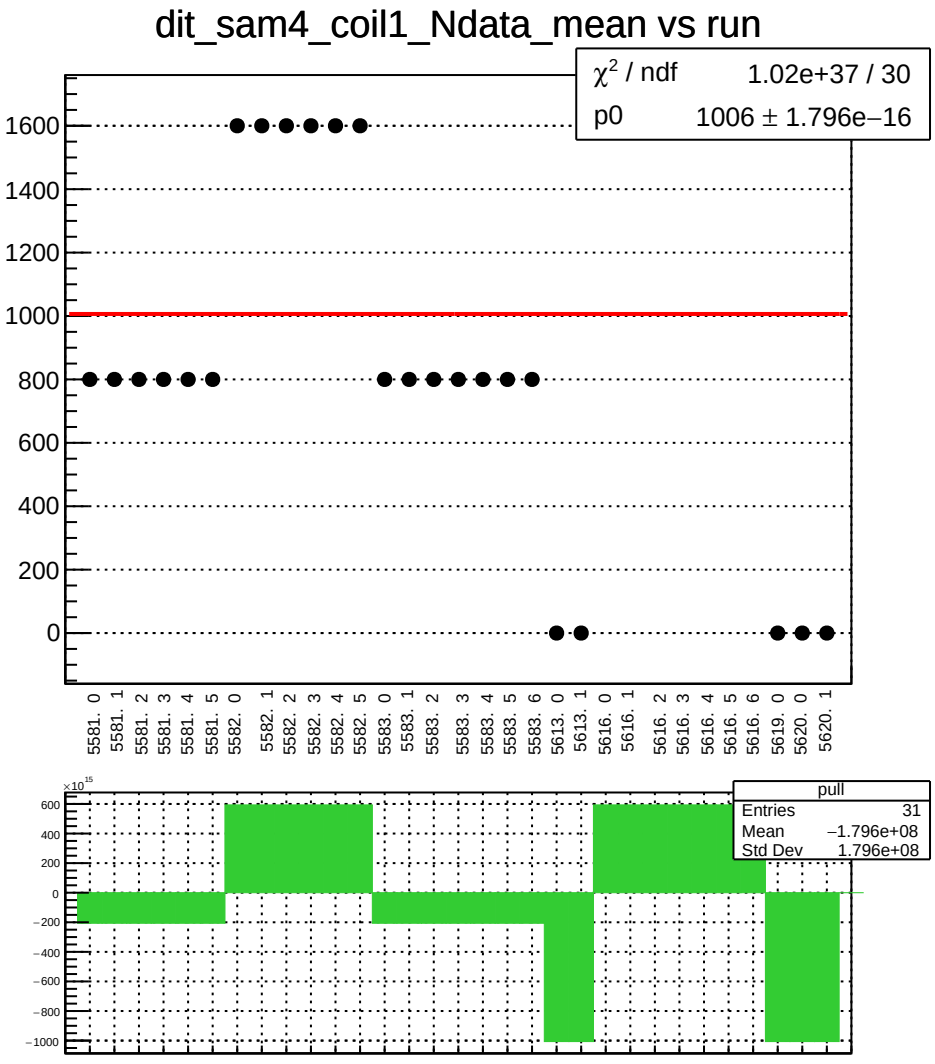
dit_sam4_coil1_Ndata_mean vs run
χ² / ndf 1.02e+37 / 30
p0 1006 ± 1.796e−16
1600
1400
1200
1000
800
600
400
200
0
5581. 0
5581. 1
5581. 2
5581. 3
5581. 4
5581. 5
5582. 0
5582. 1
5582. 2
5582. 3
5582. 4
5582. 5
5583. 0
5583. 1
5583. 2
5583. 3
5583. 4
5583. 5
5583. 6
5613. 0
5613. 1
5616. 0
5616. 1
5616. 2
5616. 3
5616. 4
5616. 5
5616. 6
5619. 0
5620. 0
5620. 1
×10^15
600
400
200
0
−200
−400
−600
−800
−1000
pull
Entries 31
Mean −1.796e+08
Std Dev 1.796e+08

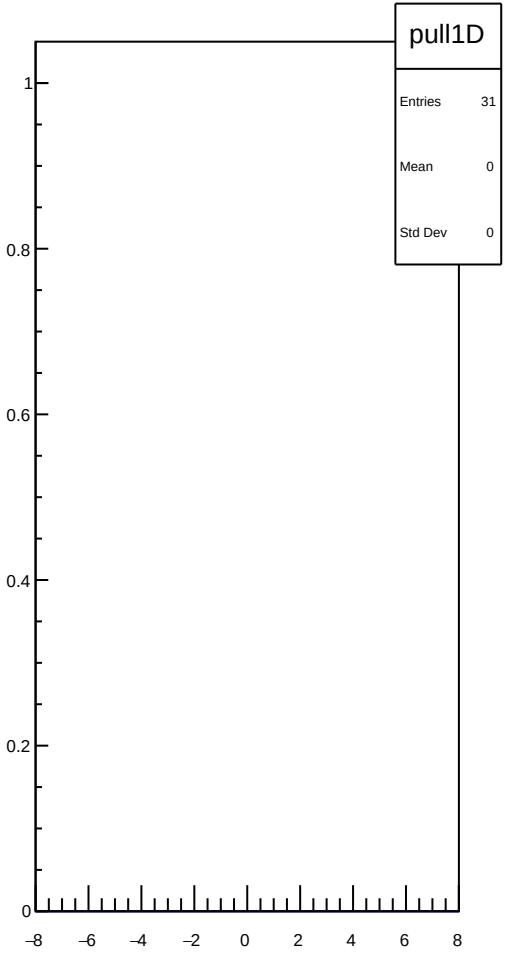
pull1D
Entries 31
Mean 0
Std Dev 0
1
0.8
0.6
0.4
0.2
0
−8
−6
−4
−2
0
2
4
6
8

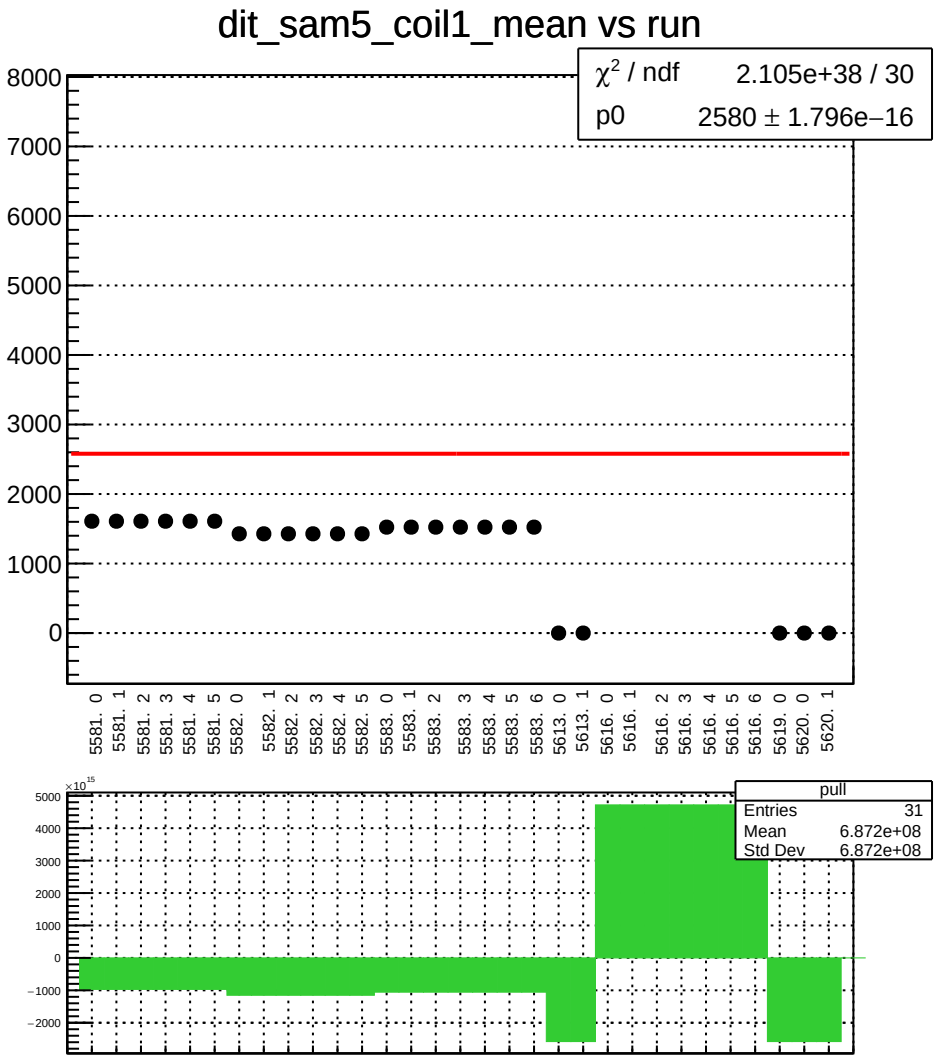
dit_sam5_coil1_mean vs run
χ² / ndf 2.105e+38 / 30
p0 2580 ± 1.796e−16
8000
7000
6000
5000
4000
3000
2000
1000
0
5581. 0
5581. 1
5581. 2
5581. 3
5581. 4
5581. 5
5582. 0
5582. 1
5582. 2
5582. 3
5582. 4
5582. 5
5583. 0
5583. 1
5583. 2
5583. 3
5583. 4
5583. 5
5583. 6
5613. 0
5613. 1
5616. 0
5616. 1
5616. 2
5616. 3
5616. 4
5616. 5
5616. 6
5619. 0
5620. 0
5620. 1
×10¹⁵
5000
4000
3000
2000
1000
0
−1000
−2000
pull
Entries 31
Mean 6.872e+08
Std Dev 6.872e+08

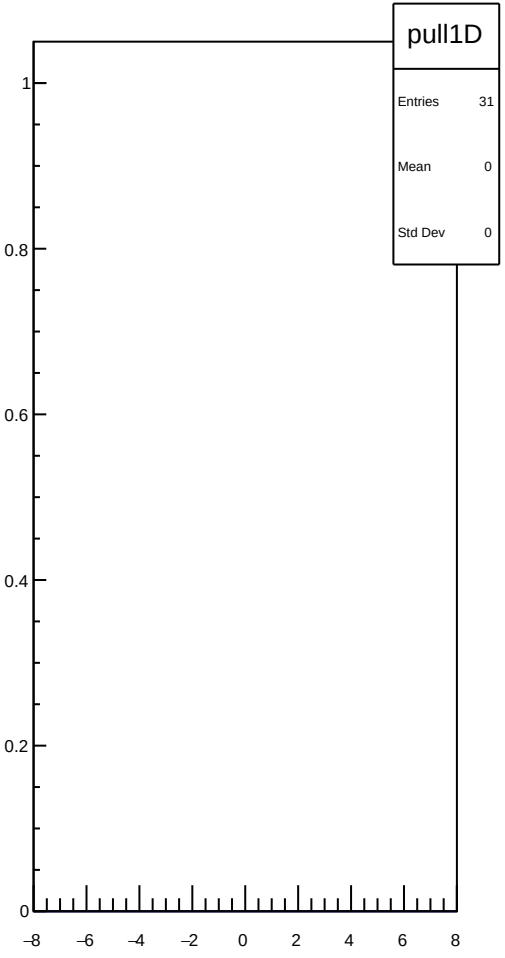
pull1D
Entries 31
Mean 0
Std Dev 0
1
0.8
0.6
0.4
0.2
0
−8
−6
−4
−2
0
2
4
6
8

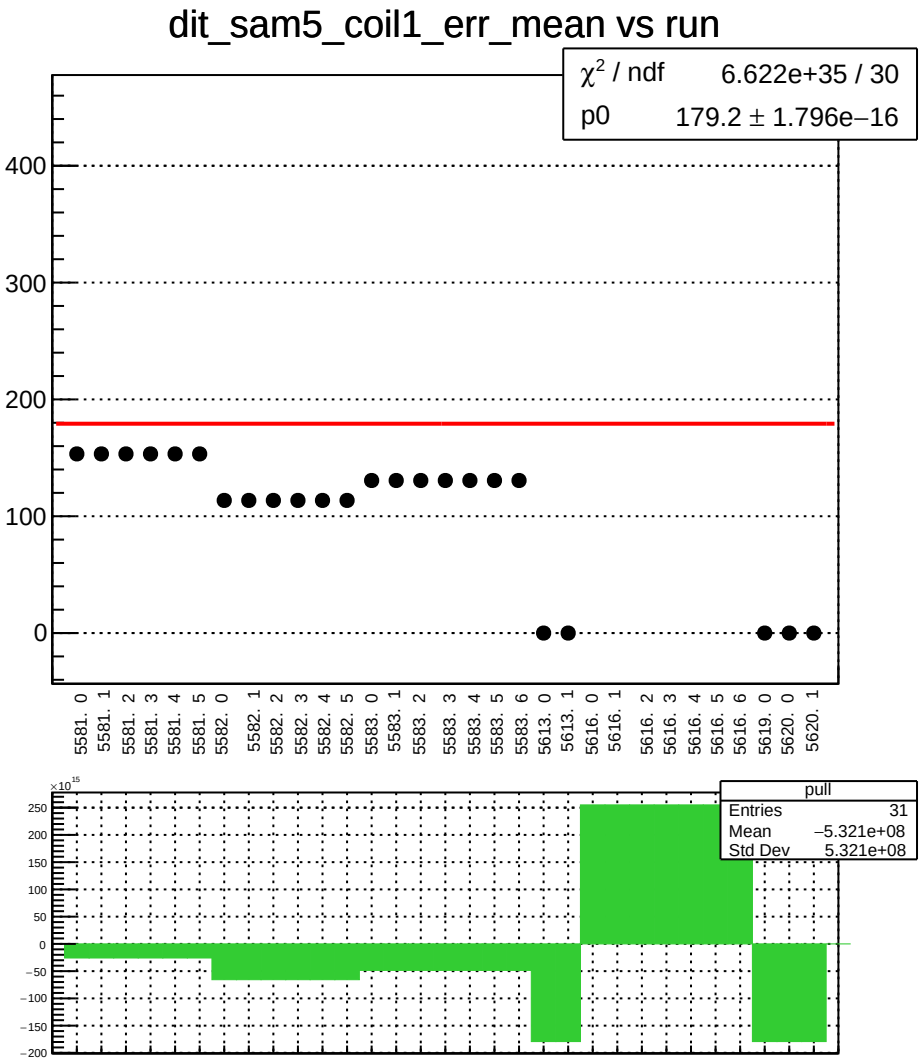
dit_sam5_coil1_err_mean vs run
χ² / ndf 6.622e+35 / 30
p0 179.2 ± 1.796e−16
400
300
200
100
0
5581. 0
5581. 1
5581. 2
5581. 3
5581. 4
5581. 5
5582. 0
5582. 1
5582. 2
5582. 3
5582. 4
5582. 5
5583. 0
5583. 1
5583. 2
5583. 3
5583. 4
5583. 5
5583. 6
5613. 0
5613. 1
5616. 0
5616. 1
5616. 2
5616. 3
5616. 4
5616. 5
5616. 6
5619. 0
5620. 0
5620. 1
×10^15
250
200
150
100
50
0
−50
−100
−150
−200
pull
Entries 31
Mean −5.321e+08
Std Dev 5.321e+08

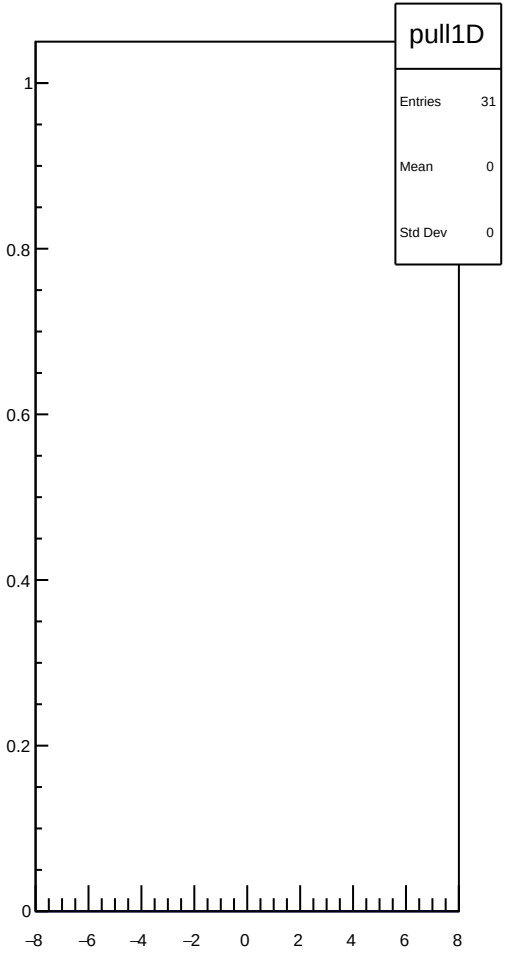
pull1D
Entries 31
Mean 0
Std Dev 0
1
0.8
0.6
0.4
0.2
0
−8
−6
−4
−2
0
2
4
6
8

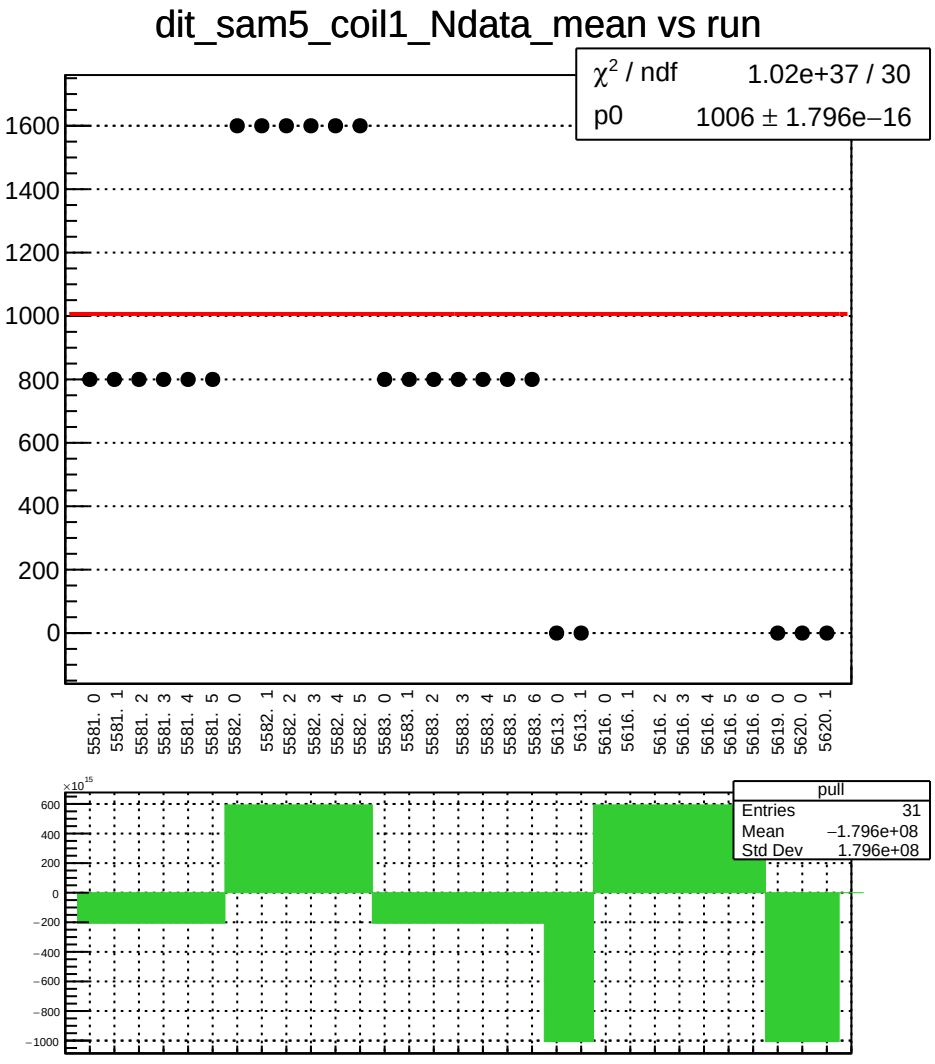
dit_sam5_coil1_Ndata_mean vs run
χ² / ndf 1.02e+37 / 30
p0 1006 ± 1.796e−16
1600
1400
1200
1000
800
600
400
200
0
5581. 0
5581. 1
5581. 2
5581. 3
5581. 4
5581. 5
5582. 0
5582. 1
5582. 2
5582. 3
5582. 4
5582. 5
5583. 0
5583. 1
5583. 2
5583. 3
5583. 4
5583. 5
5583. 6
5613. 0
5613. 1
5616. 0
5616. 1
5616. 2
5616. 3
5616. 4
5616. 5
5616. 6
5619. 0
5620. 0
5620. 1
×10^15
600
400
200
0
−200
−400
−600
−800
−1000
pull
Entries 31
Mean −1.796e+08
Std Dev 1.796e+08

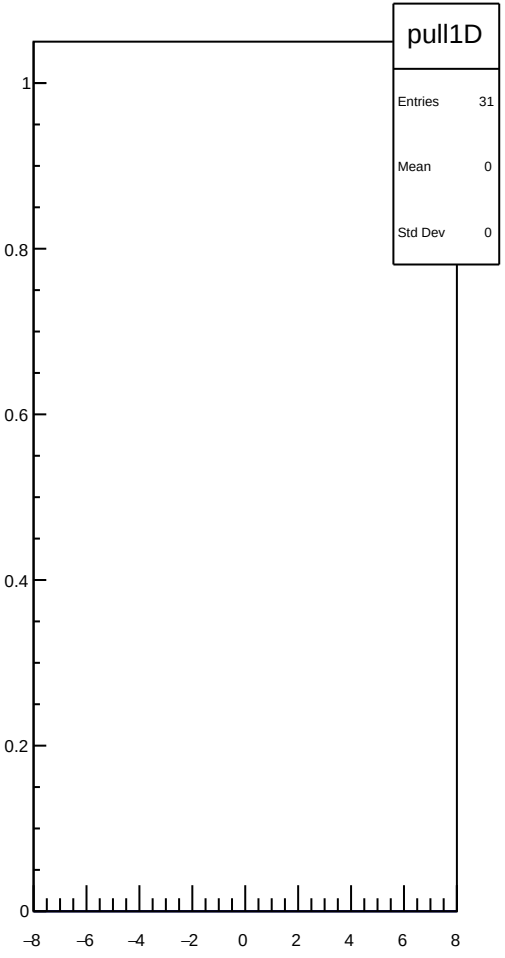
pull1D
Entries 31
Mean 0
Std Dev 0
1
0.8
0.6
0.4
0.2
0
−8
−6
−4
−2
0
2
4
6
8

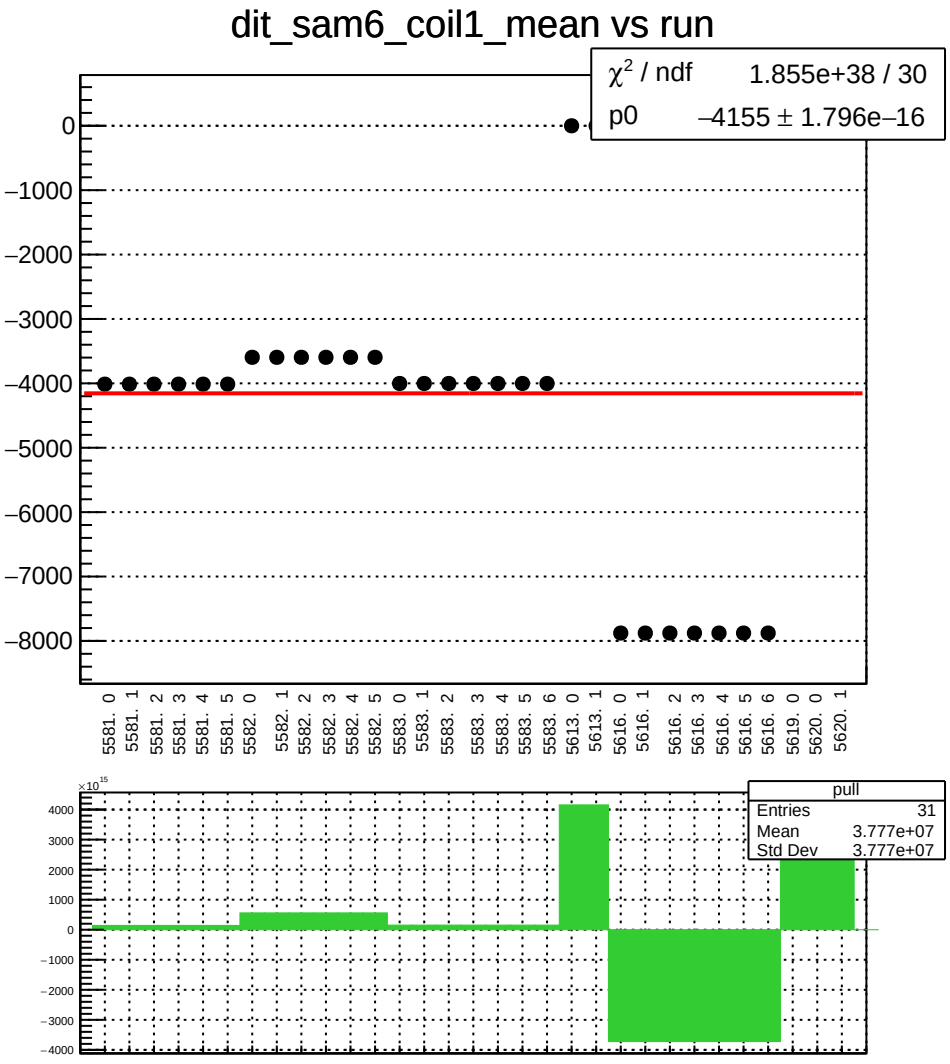
dit_sam6_coil1_mean vs run
χ² / ndf 1.855e+38 / 30
p0 –4155 ± 1.796e–16
0
–1000
–2000
–3000
–4000
–5000
–6000
–7000
–8000
5581. 0
5581. 1
5581. 2
5581. 3
5581. 4
5581. 5
5582. 0
5582. 1
5582. 2
5582. 3
5582. 4
5582. 5
5583. 0
5583. 1
5583. 2
5583. 3
5583. 4
5583. 5
5583. 6
5613. 0
5613. 1
5616. 0
5616. 1
5616. 2
5616. 3
5616. 4
5616. 5
5616. 6
5619. 0
5620. 0
5620. 1
×10^15
4000
3000
2000
1000
0
–1000
–2000
–3000
–4000
pull
Entries 31
Mean 3.777e+07
Std Dev 3.777e+07

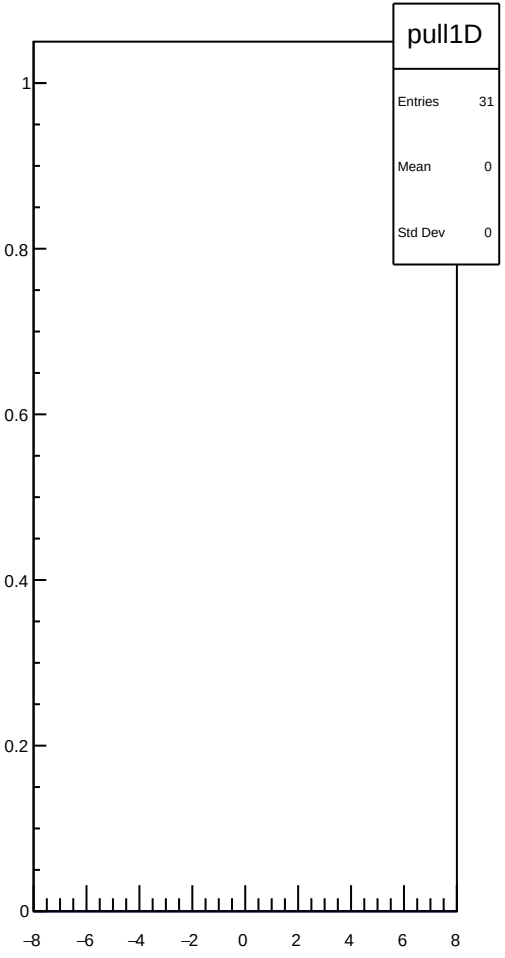
pull1D
Entries 31
Mean 0
Std Dev 0
1
0.8
0.6
0.4
0.2
0
–8
–6
–4
–2
0
2
4
6
8

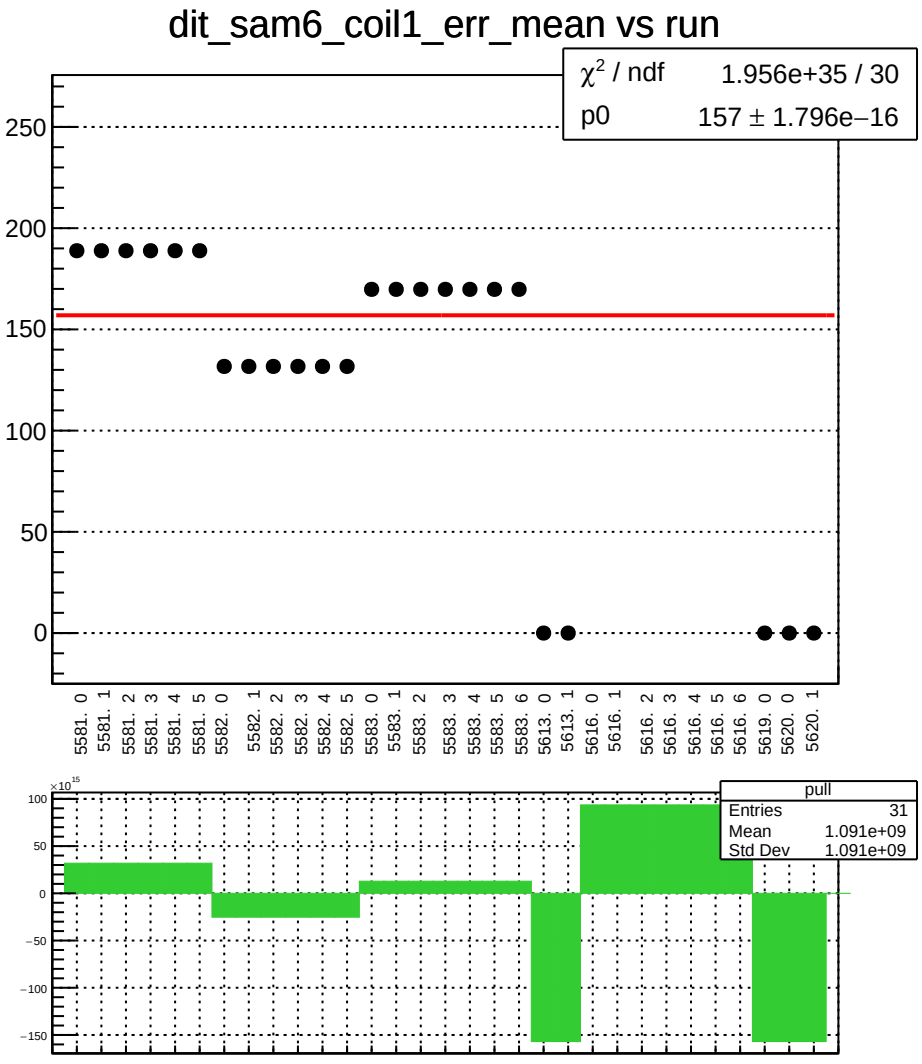
dit_sam6_coil1_err_mean vs run
χ² / ndf 1.956e+35 / 30
p0 157 ± 1.796e−16
250
200
150
100
50
0
5581. 0
5581. 1
5581. 2
5581. 3
5581. 4
5581. 5
5582. 0
5582. 1
5582. 2
5582. 3
5582. 4
5582. 5
5583. 0
5583. 1
5583. 2
5583. 3
5583. 4
5583. 5
5583. 6
5613. 0
5613. 1
5616. 0
5616. 1
5616. 2
5616. 3
5616. 4
5616. 5
5616. 6
5619. 0
5620. 0
5620. 1
×10^15
100
50
0
−50
−100
−150
pull
Entries 31
Mean 1.091e+09
Std Dev 1.091e+09

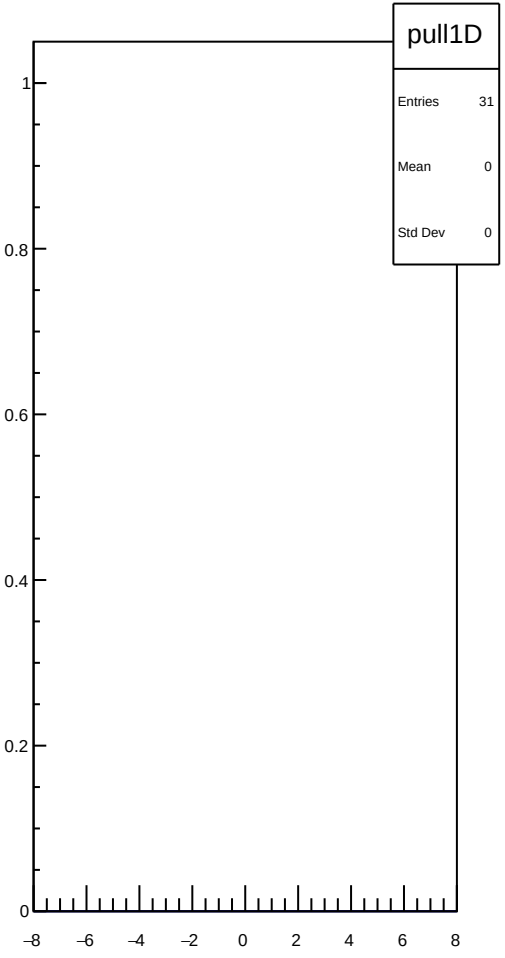
pull1D
Entries 31
Mean 0
Std Dev 0
1
0.8
0.6
0.4
0.2
0
−8
−6
−4
−2
0
2
4
6
8

dit_sam6_coil1_Ndata_mean vs run

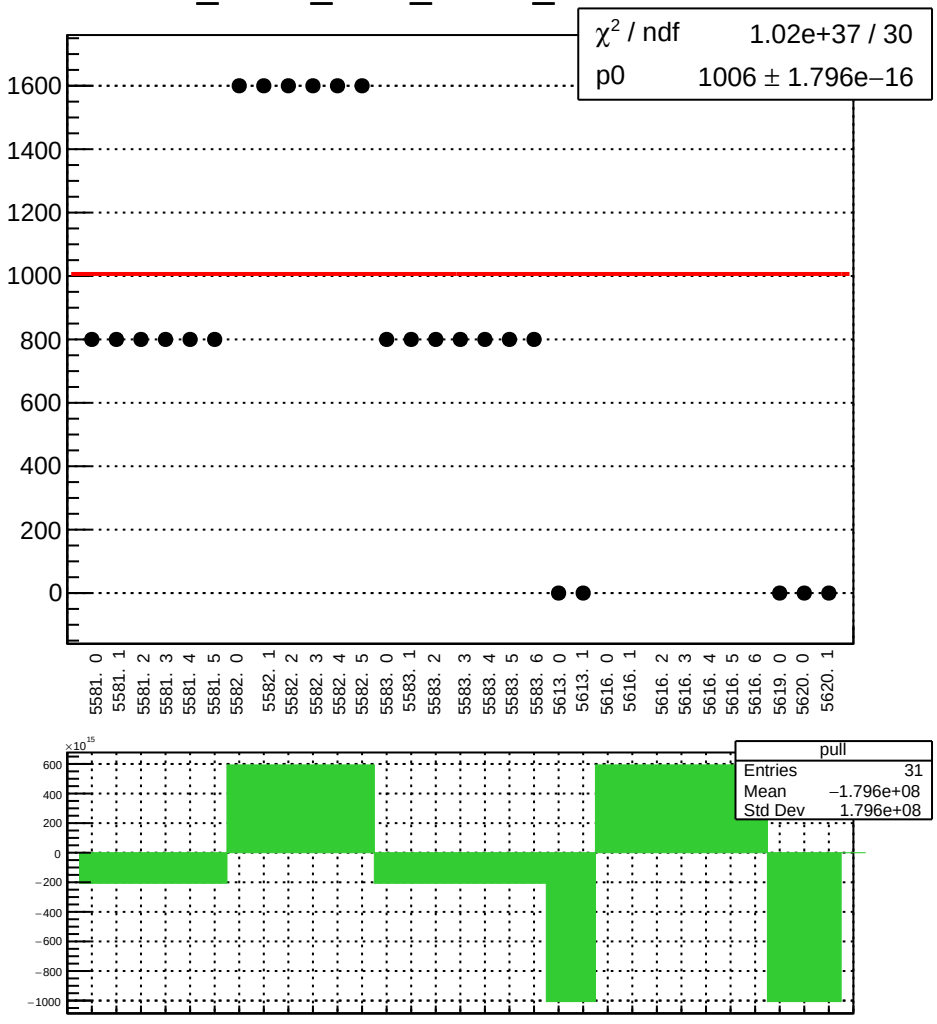

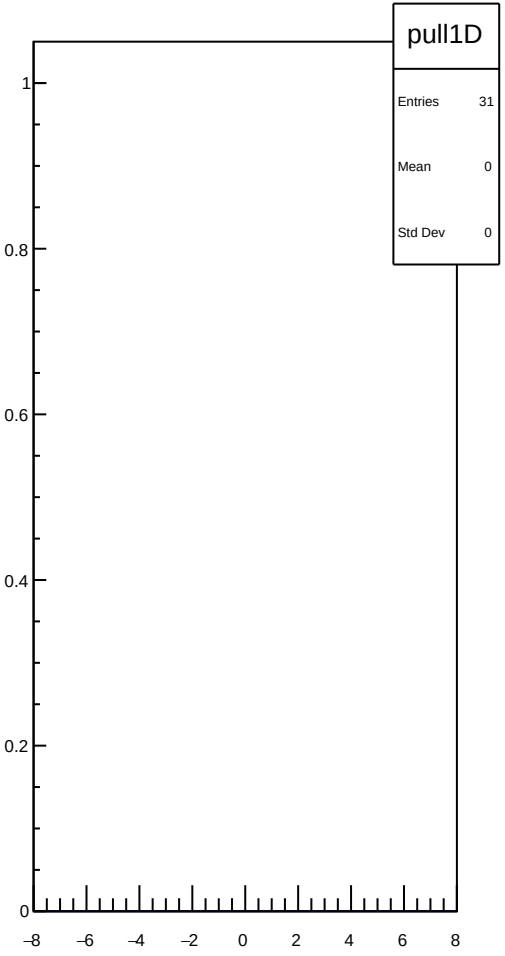

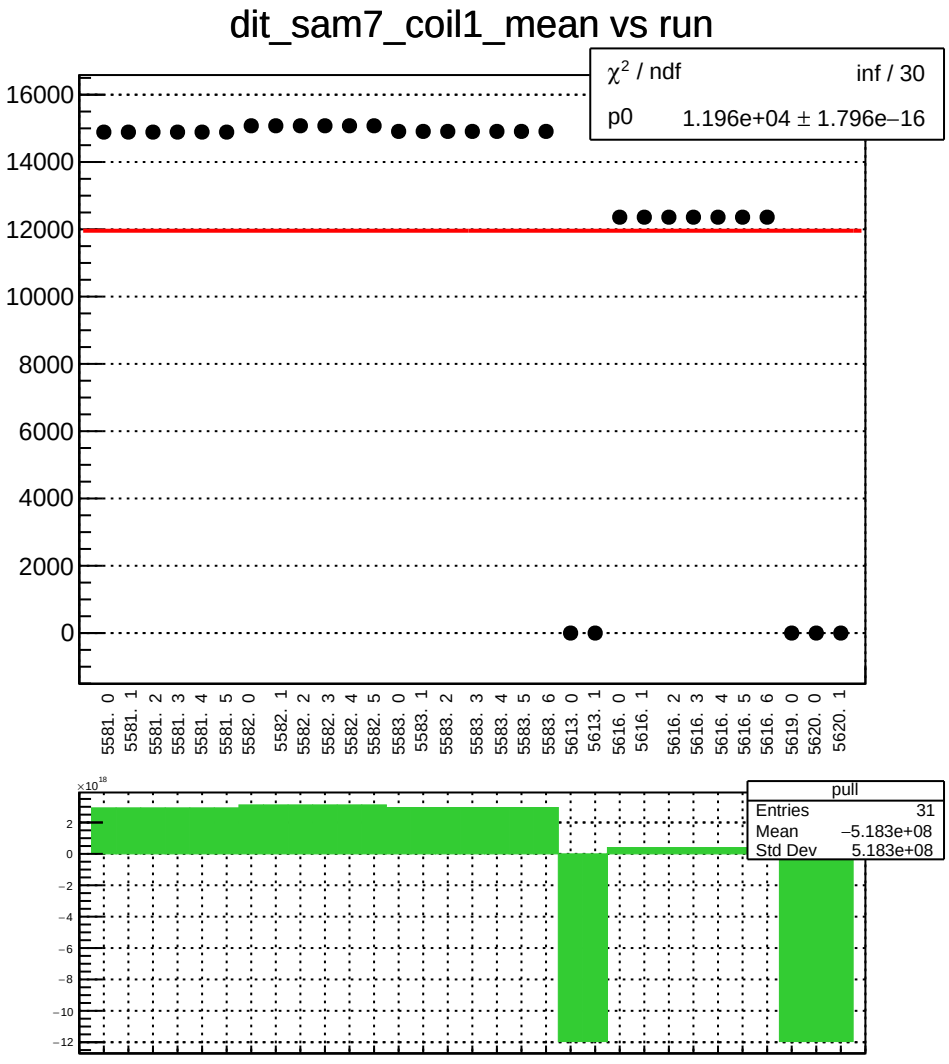
dit_sam7_coil1_mean vs run
χ² / ndf inf / 30
p0 1.196e+04 ± 1.796e−16
16000
14000
12000
10000
8000
6000
4000
2000
0
5581. 0
5581. 1
5581. 2
5581. 3
5581. 4
5581. 5
5582. 0
5582. 1
5582. 2
5582. 3
5582. 4
5582. 5
5583. 0
5583. 1
5583. 2
5583. 3
5583. 4
5583. 5
5583. 6
5613. 0
5613. 1
5616. 0
5616. 1
5616. 2
5616. 3
5616. 4
5616. 5
5616. 6
5619. 0
5620. 0
5620. 1
×10¹⁸
2
0
−2
−4
−6
−8
−10
−12
pull
Entries 31
Mean −5.183e+08
Std Dev 5.183e+08

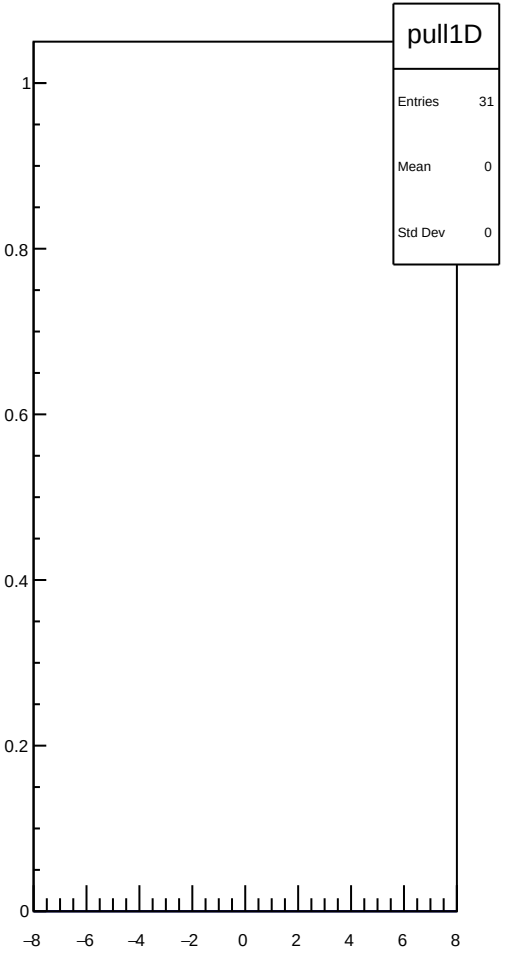
pull1D
Entries 31
Mean 0
Std Dev 0
1
0.8
0.6
0.4
0.2
0
−8
−6
−4
−2
0
2
4
6
8

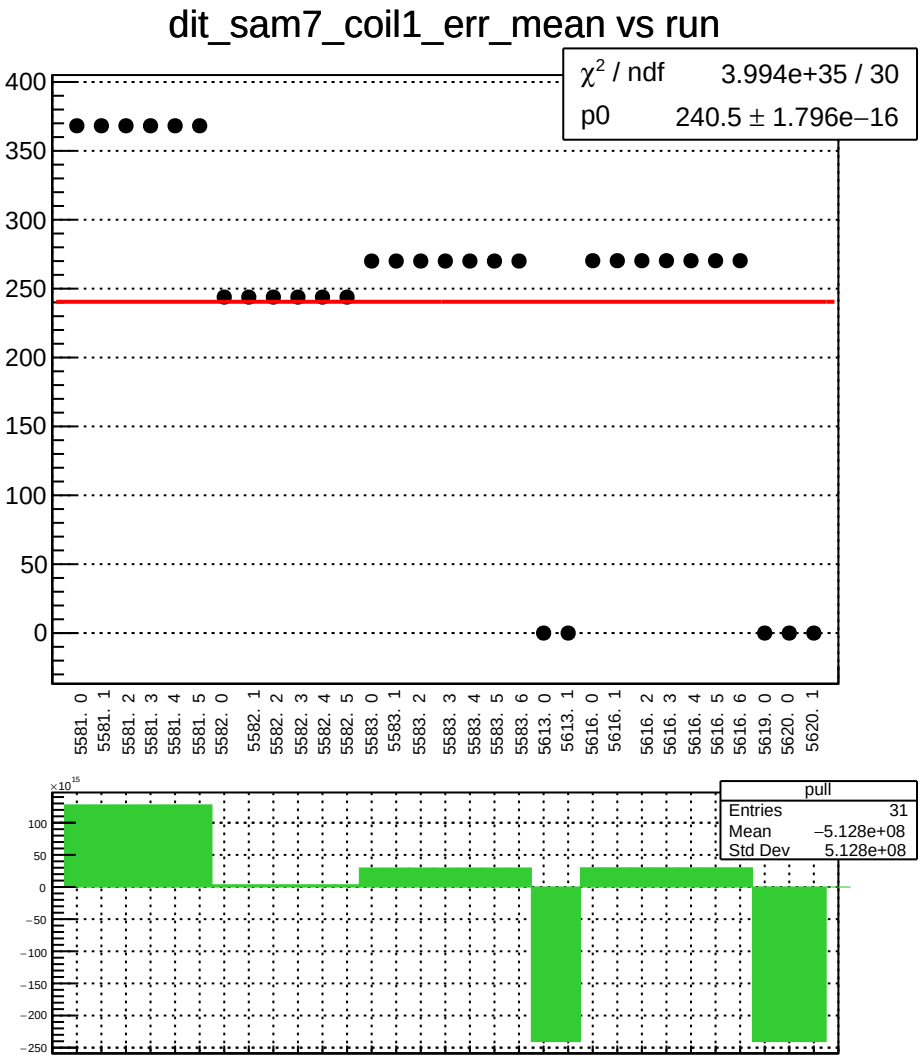
dit_sam7_coil1_err_mean vs run
χ² / ndf 3.994e+35 / 30
p0 240.5 ± 1.796e−16
400
350
300
250
200
150
100
50
0
5581. 0
5581. 1
5581. 2
5581. 3
5581. 4
5581. 5
5582. 0
5582. 1
5582. 2
5582. 3
5582. 4
5582. 5
5583. 0
5583. 1
5583. 2
5583. 3
5583. 4
5583. 5
5583. 6
5613. 0
5613. 1
5616. 0
5616. 1
5616. 2
5616. 3
5616. 4
5616. 5
5616. 6
5619. 0
5620. 0
5620. 1
×10^15
100
50
0
−50
−100
−150
−200
−250
pull
Entries 31
Mean −5.128e+08
Std Dev 5.128e+08

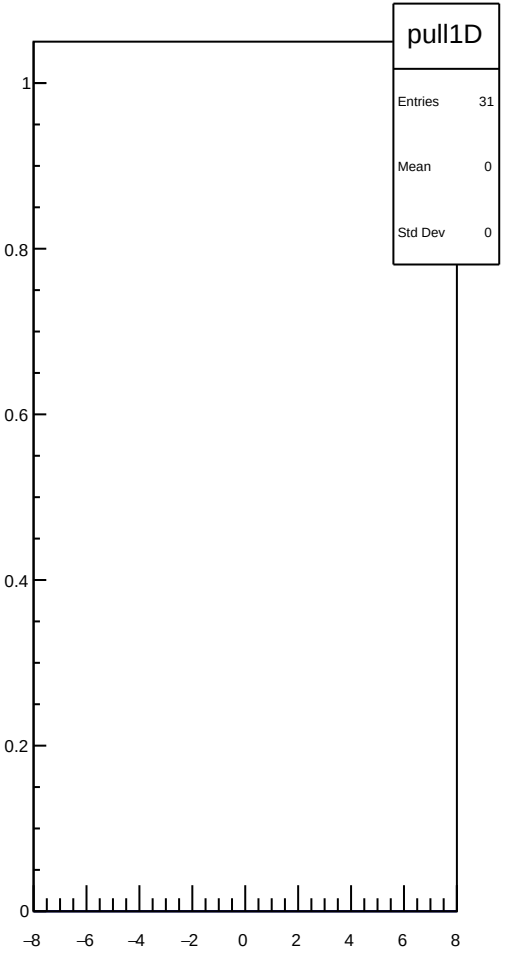
pull1D
Entries 31
Mean 0
Std Dev 0
1
0.8
0.6
0.4
0.2
0
−8
−6
−4
−2
0
2
4
6
8

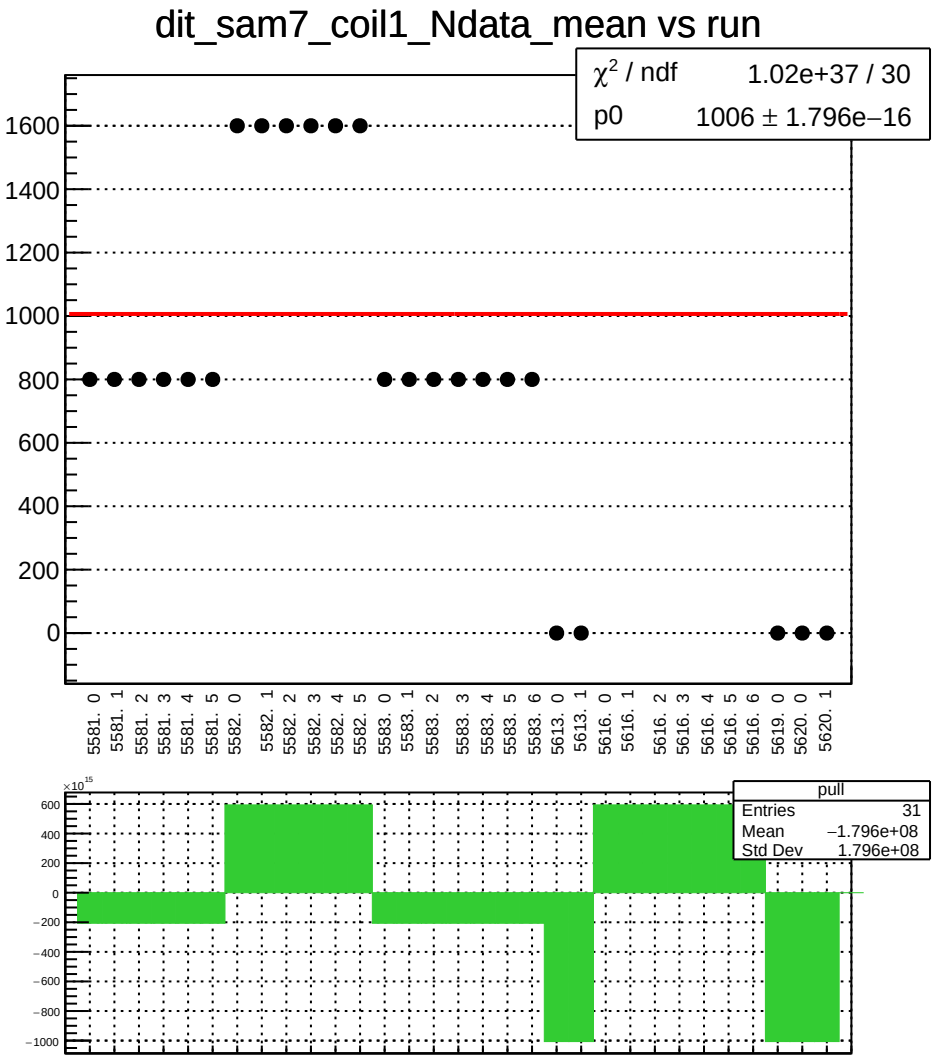
dit_sam7_coil1_Ndata_mean vs run
χ² / ndf 1.02e+37 / 30
p0 1006 ± 1.796e−16
1600
1400
1200
1000
800
600
400
200
0
5581. 0
5581. 1
5581. 2
5581. 3
5581. 4
5581. 5
5582. 0
5582. 1
5582. 2
5582. 3
5582. 4
5582. 5
5583. 0
5583. 1
5583. 2
5583. 3
5583. 4
5583. 5
5583. 6
5613. 0
5613. 1
5616. 0
5616. 1
5616. 2
5616. 3
5616. 4
5616. 5
5616. 6
5619. 0
5620. 0
5620. 1
×10^15
600
400
200
0
−200
−400
−600
−800
−1000
pull
Entries 31
Mean −1.796e+08
Std Dev 1.796e+08

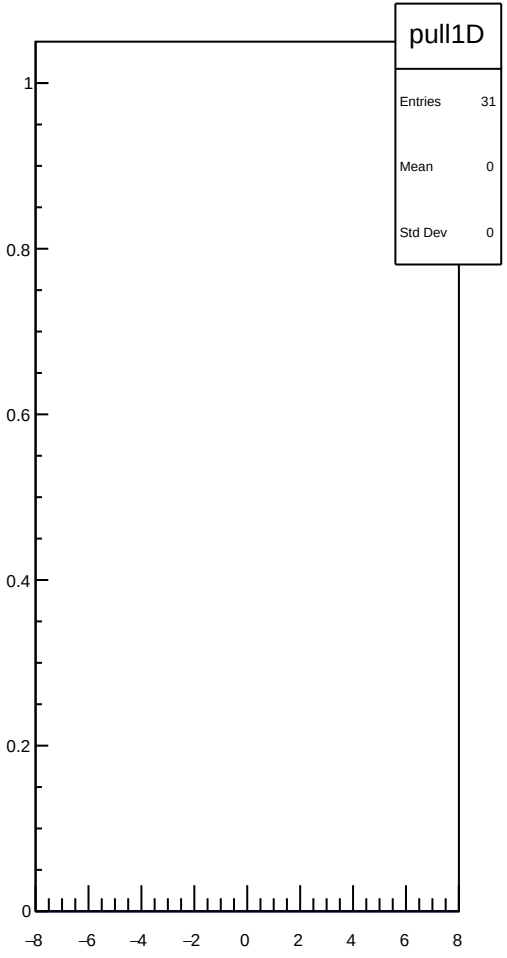
pull1D
Entries 31
Mean 0
Std Dev 0
1
0.8
0.6
0.4
0.2
0
−8
−6
−4
−2
0
2
4
6
8

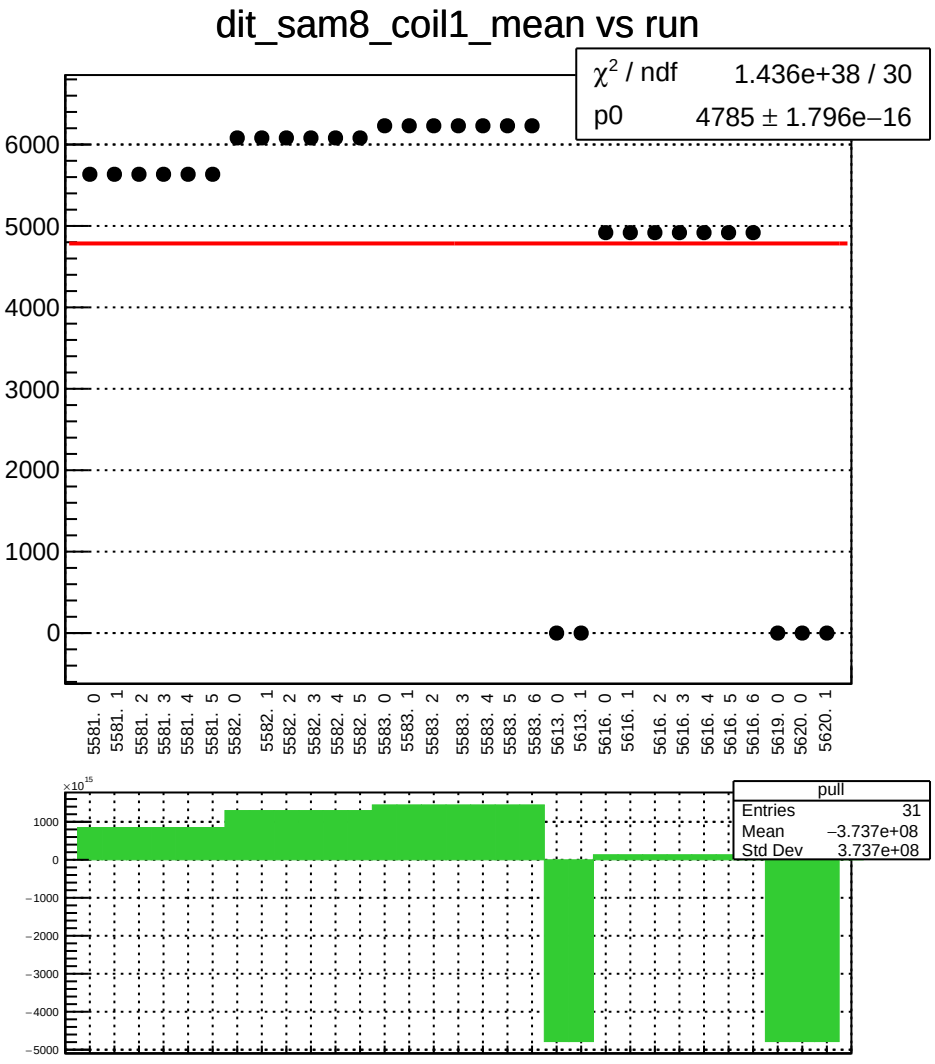
dit_sam8_coil1_mean vs run
χ² / ndf 1.436e+38 / 30
p0 4785 ± 1.796e−16
6000
5000
4000
3000
2000
1000
0
5581. 0
5581. 1
5581. 2
5581. 3
5581. 4
5581. 5
5582. 0
5582. 1
5582. 2
5582. 3
5582. 4
5582. 5
5583. 0
5583. 1
5583. 2
5583. 3
5583. 4
5583. 5
5583. 6
5613. 0
5613. 1
5616. 0
5616. 1
5616. 2
5616. 3
5616. 4
5616. 5
5616. 6
5619. 0
5620. 0
5620. 1
×10^15
1000
0
−1000
−2000
−3000
−4000
−5000
pull
Entries 31
Mean −3.737e+08
Std Dev 3.737e+08

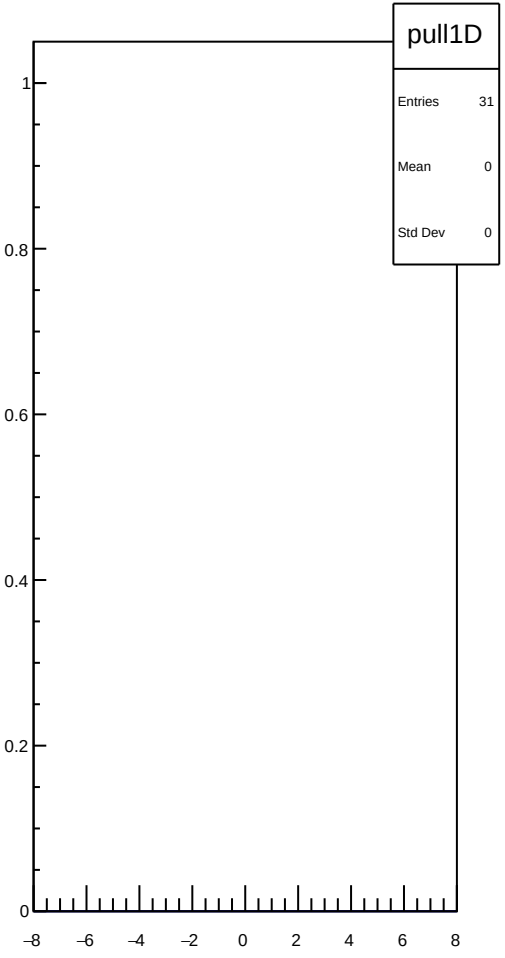
pull1D
Entries 31
Mean 0
Std Dev 0
1
0.8
0.6
0.4
0.2
0
−8
−6
−4
−2
0
2
4
6
8

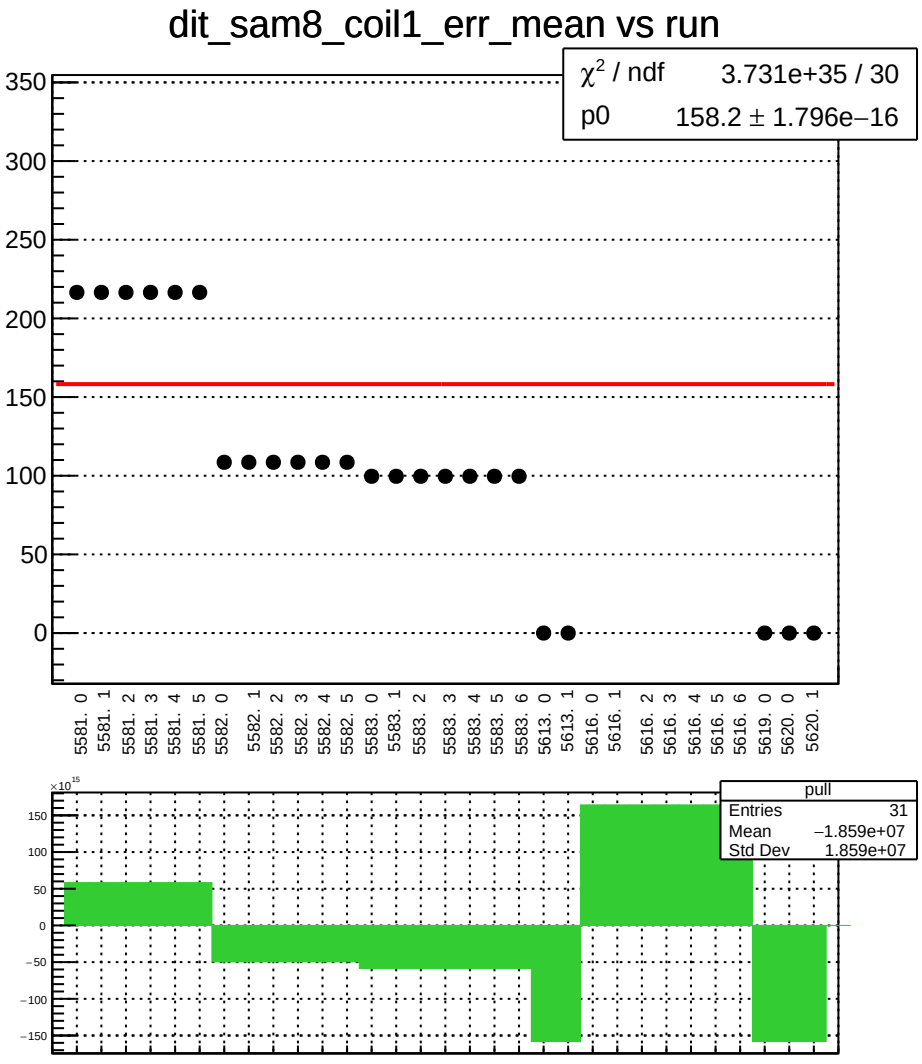
dit_sam8_coil1_err_mean vs run
χ² / ndf 3.731e+35 / 30
p0 158.2 ± 1.796e−16
350
300
250
200
150
100
50
0
5581. 0
5581. 1
5581. 2
5581. 3
5581. 4
5581. 5
5582. 0
5582. 1
5582. 2
5582. 3
5582. 4
5582. 5
5583. 0
5583. 1
5583. 2
5583. 3
5583. 4
5583. 5
5583. 6
5613. 0
5613. 1
5616. 0
5616. 1
5616. 2
5616. 3
5616. 4
5616. 5
5616. 6
5619. 0
5620. 0
5620. 1
×10^15
150
100
50
0
−50
−100
−150
pull
Entries 31
Mean −1.859e+07
Std Dev 1.859e+07

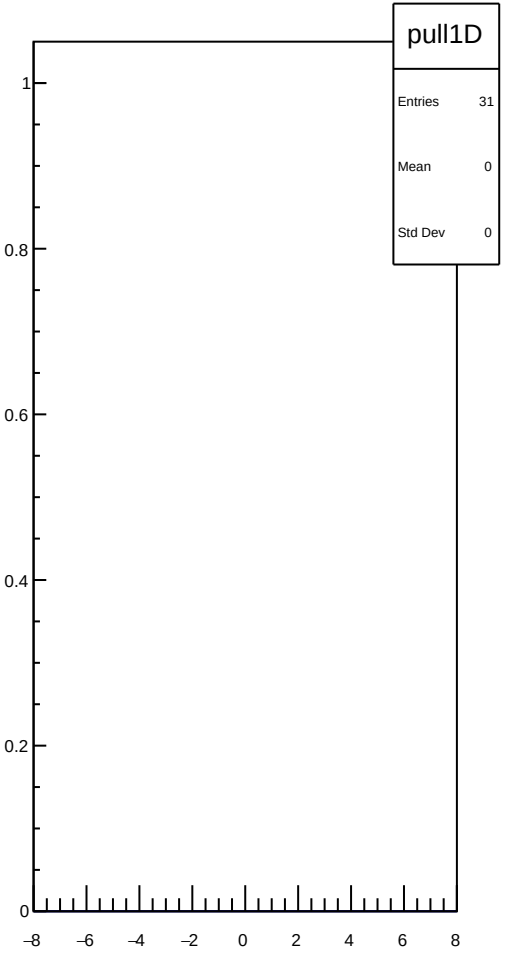
pull1D
Entries 31
Mean 0
Std Dev 0
1
0.8
0.6
0.4
0.2
0
−8
−6
−4
−2
0
2
4
6
8

dit_sam8_coil1_Ndata_mean vs run

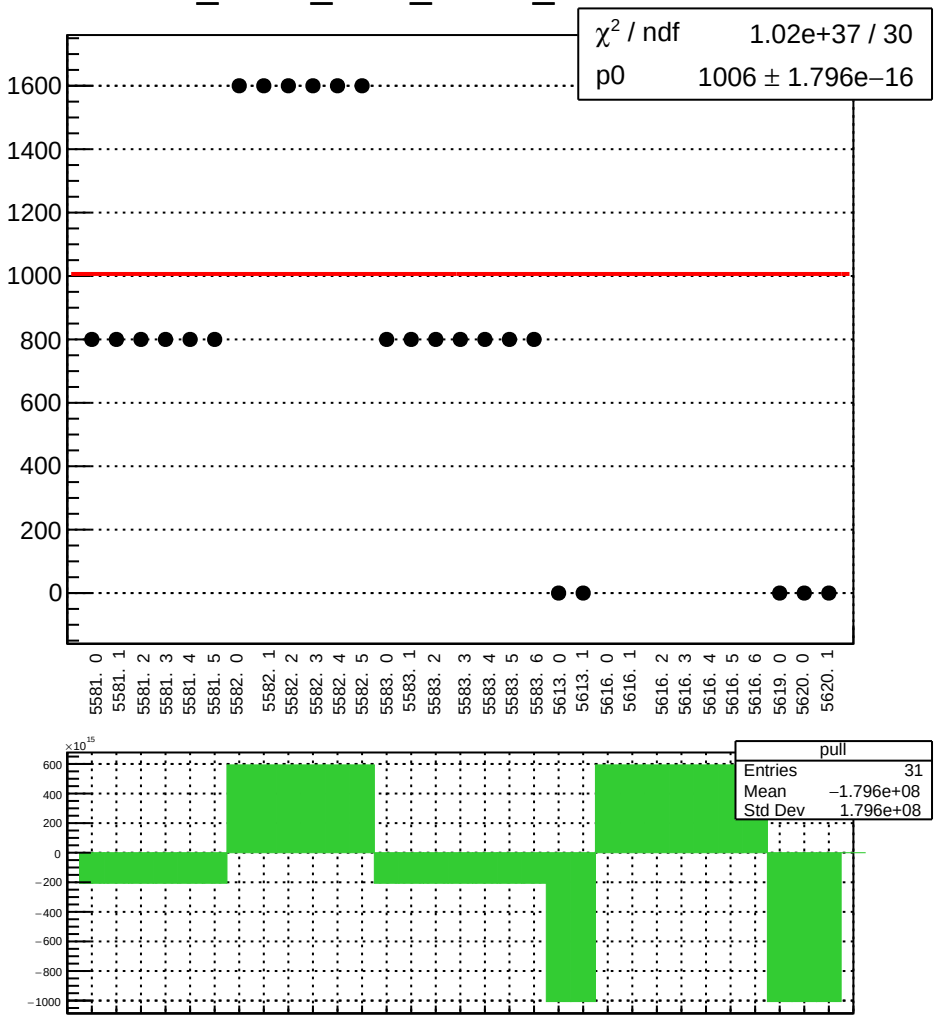

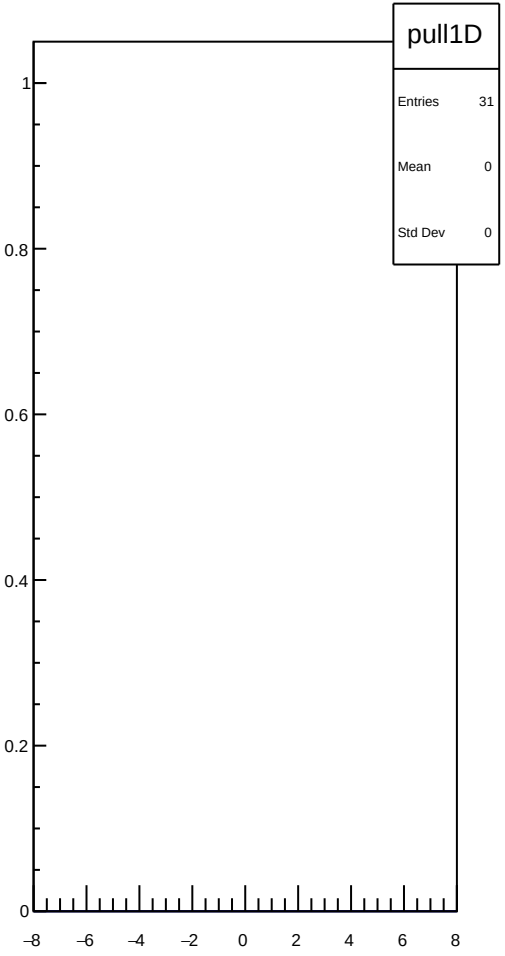

dit_4aX_coil3_mean vs run

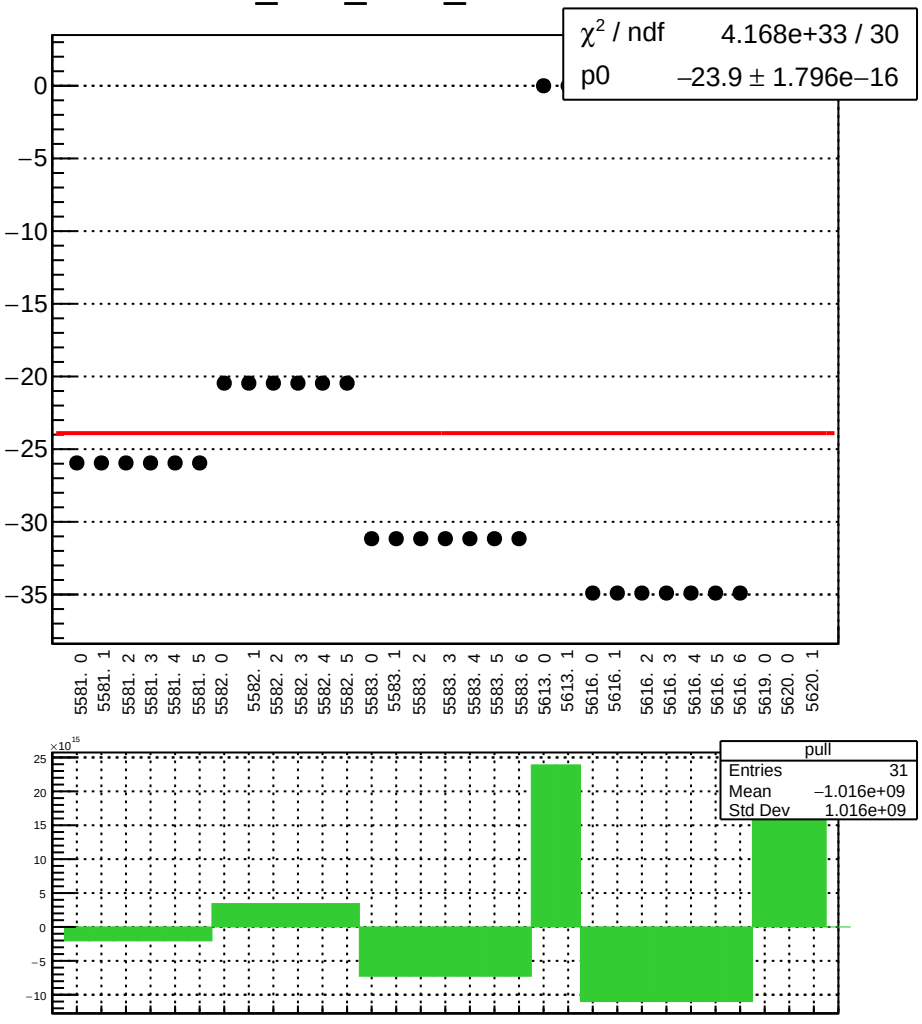

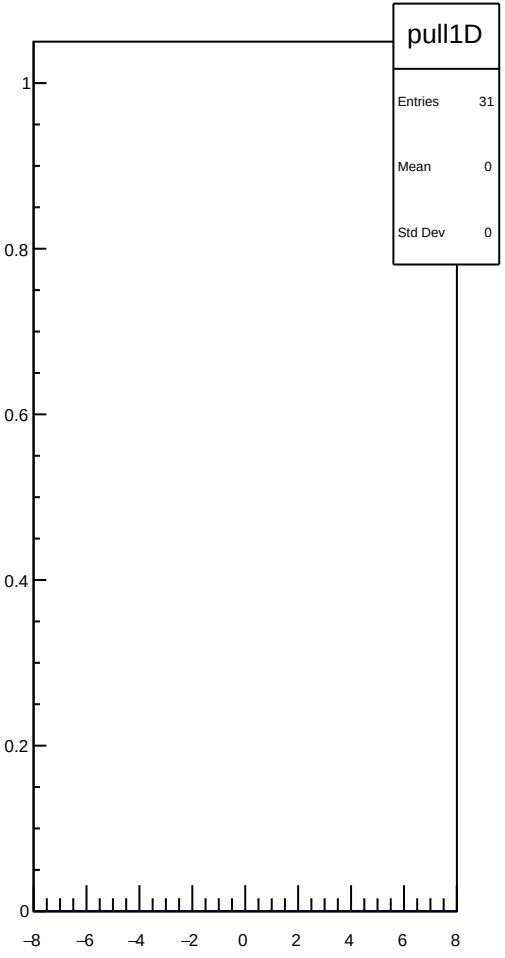

dit_4aX_coil3_err_mean vs run

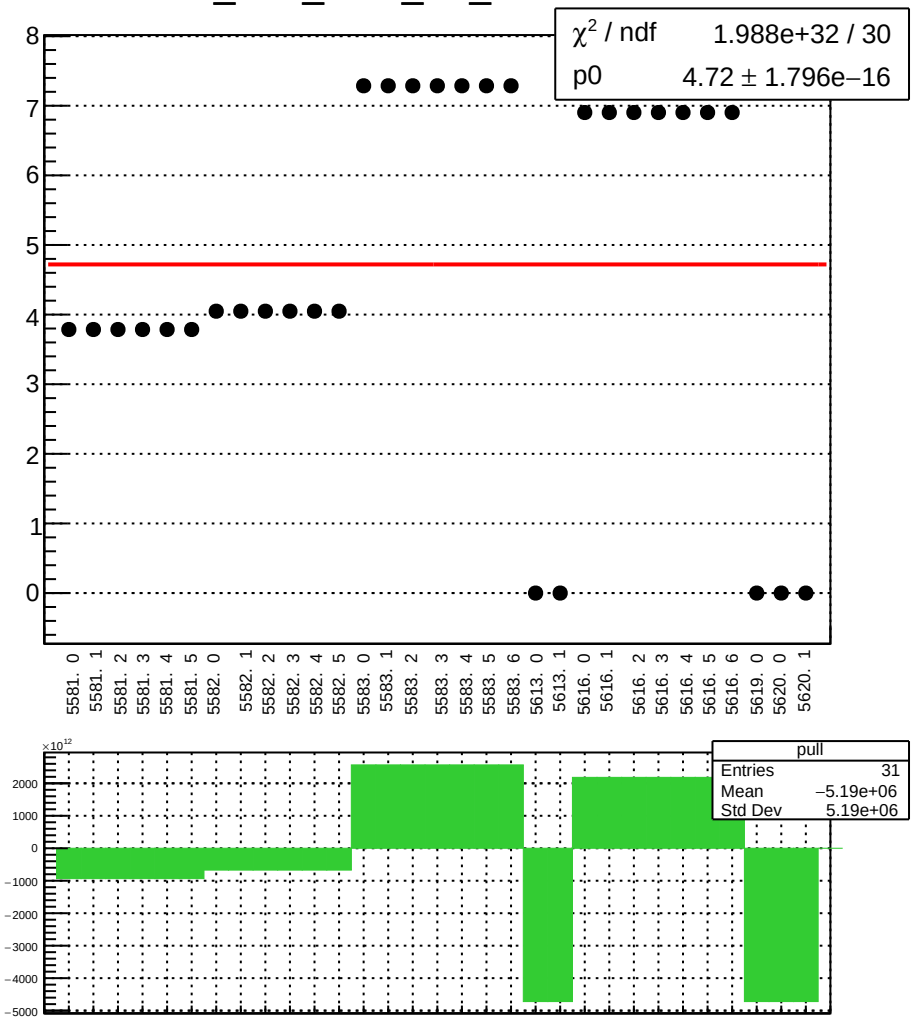

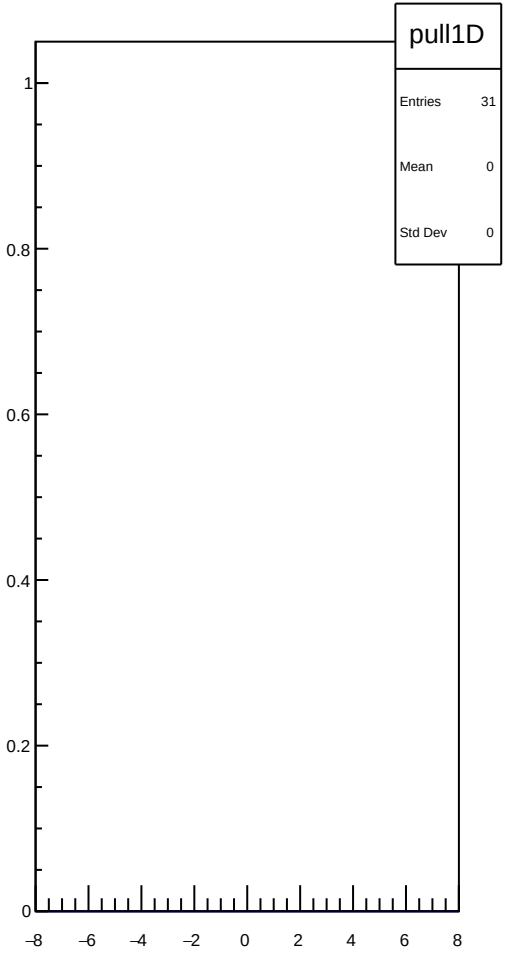

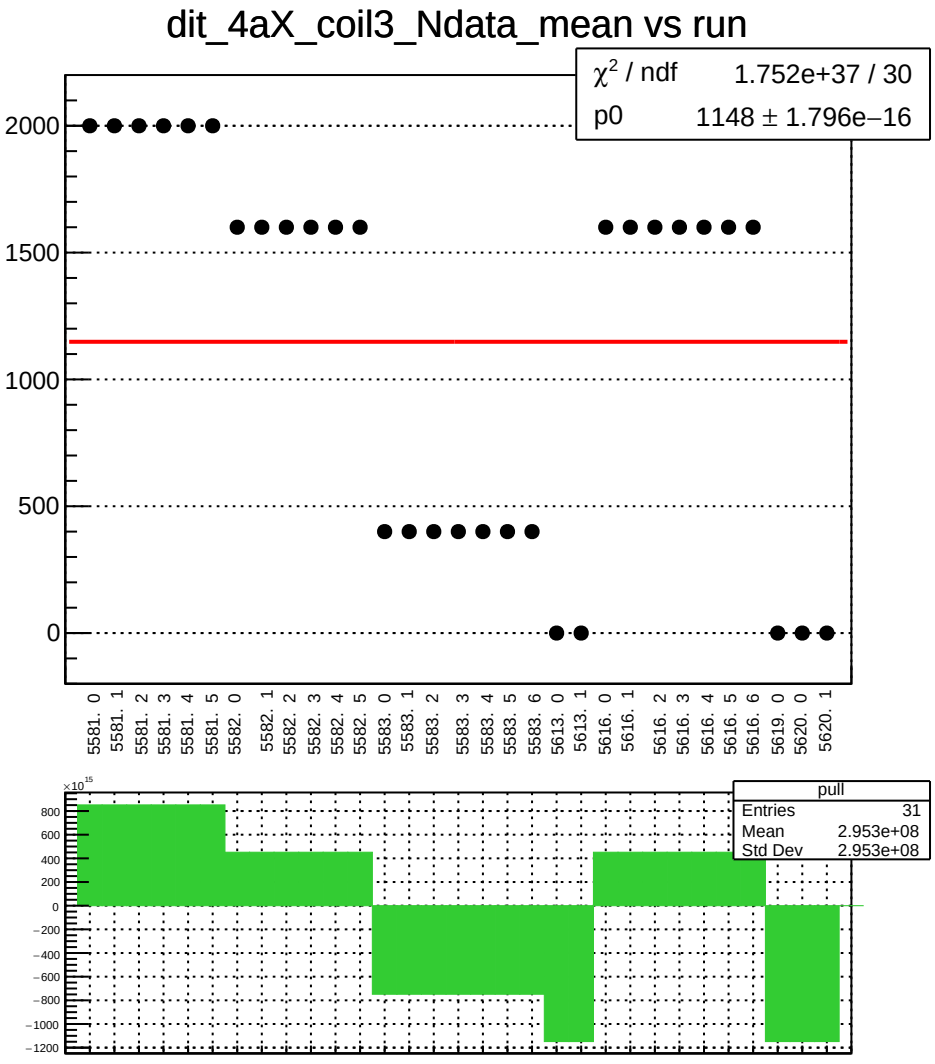
dit_4aX_coil3_Ndata_mean vs run
χ² / ndf 1.752e+37 / 30
p0 1148 ± 1.796e−16
2000
1500
1000
500
0
5581. 0
5581. 1
5581. 2
5581. 3
5581. 4
5581. 5
5582. 0
5582. 1
5582. 2
5582. 3
5582. 4
5582. 5
5583. 0
5583. 1
5583. 2
5583. 3
5583. 4
5583. 5
5583. 6
5613. 0
5613. 1
5616. 0
5616. 1
5616. 2
5616. 3
5616. 4
5616. 5
5616. 6
5619. 0
5620. 0
5620. 1
×10^15
800
600
400
200
0
−200
−400
−600
−800
−1000
−1200
pull
Entries 31
Mean 2.953e+08
Std Dev 2.953e+08

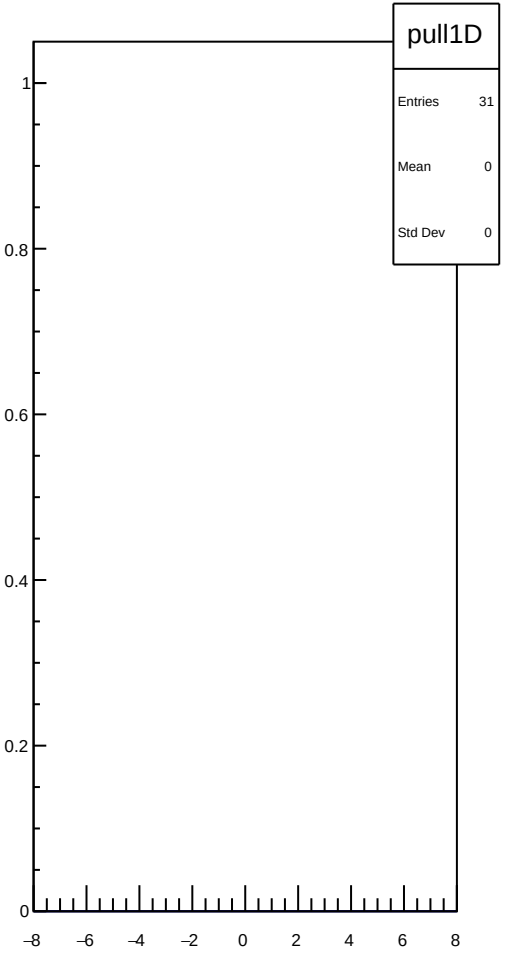
pull1D
Entries 31
Mean 0
Std Dev 0
1
0.8
0.6
0.4
0.2
0
−8
−6
−4
−2
0
2
4
6
8

dit_4eX_coil3_mean vs run

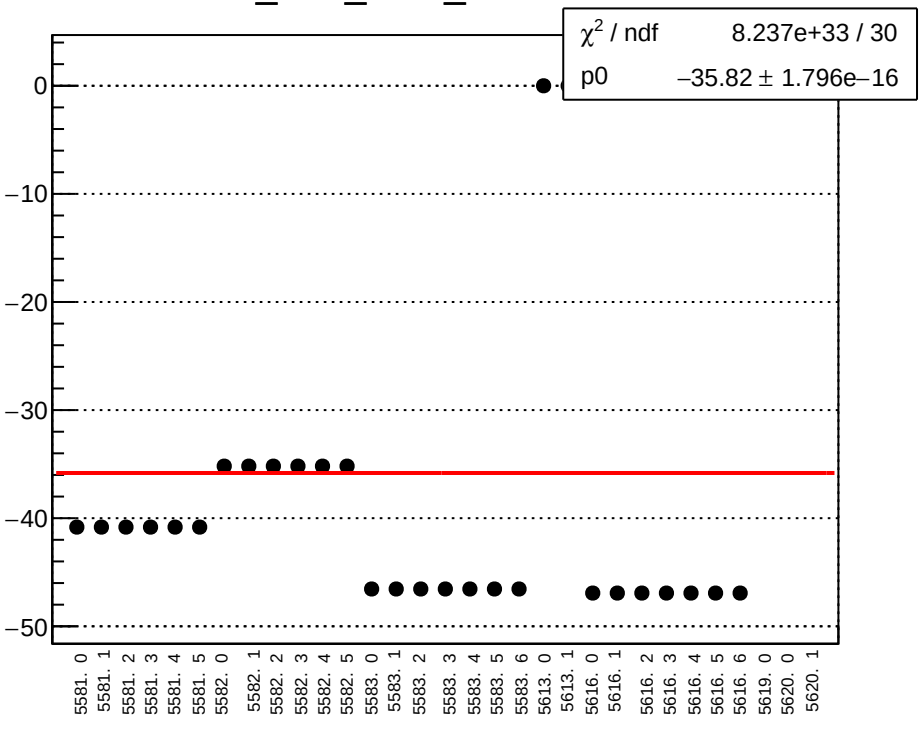

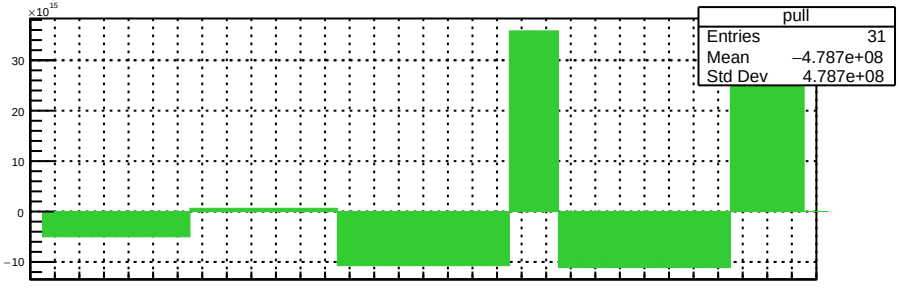

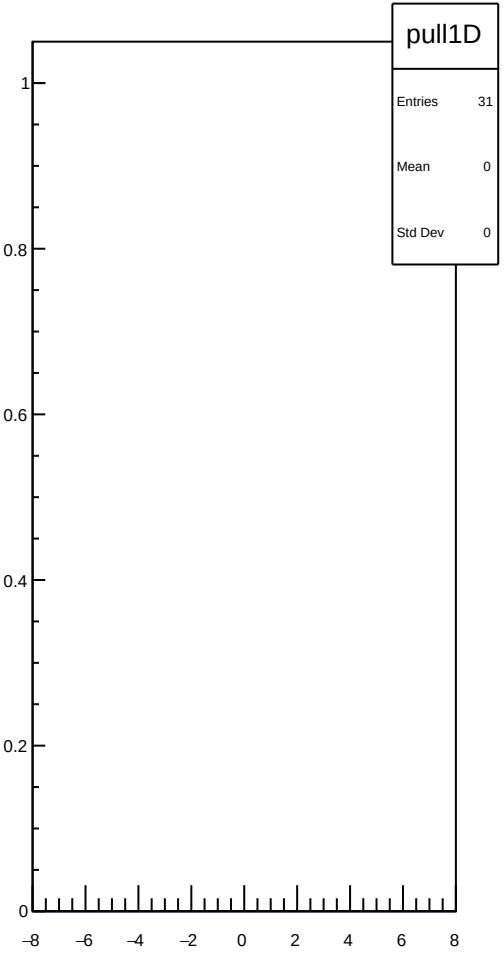

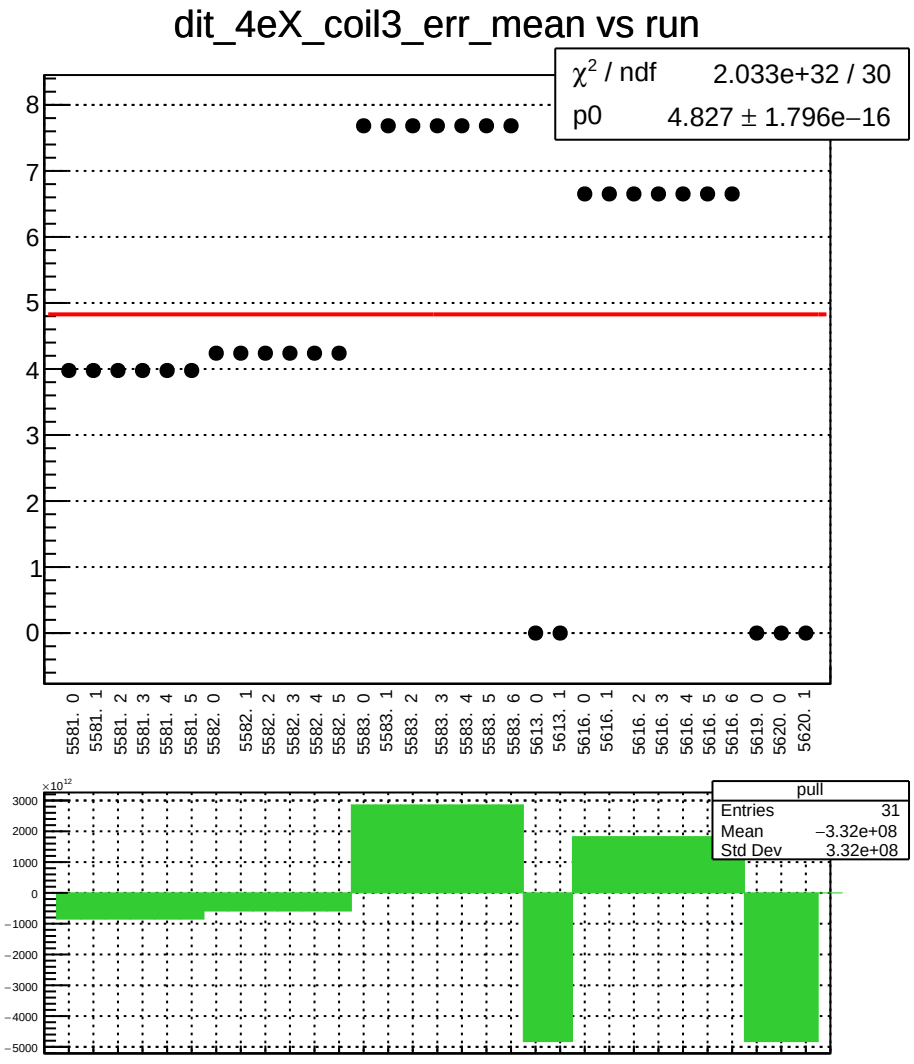
dit_4eX_coil3_err_mean vs run
χ² / ndf 2.033e+32 / 30
p0 4.827 ± 1.796e−16
5581. 0
5581. 1
5581. 2
5581. 3
5581. 4
5581. 5
5582. 0
5582. 1
5582. 2
5582. 3
5582. 4
5582. 5
5583. 0
5583. 1
5583. 2
5583. 3
5583. 4
5583. 5
5583. 6
5613. 0
5613. 1
5616. 0
5616. 1
5616. 2
5616. 3
5616. 4
5616. 5
5616. 6
5619. 0
5620. 0
5620. 1
pull
Entries 31
Mean −3.32e+08
Std Dev 3.32e+08

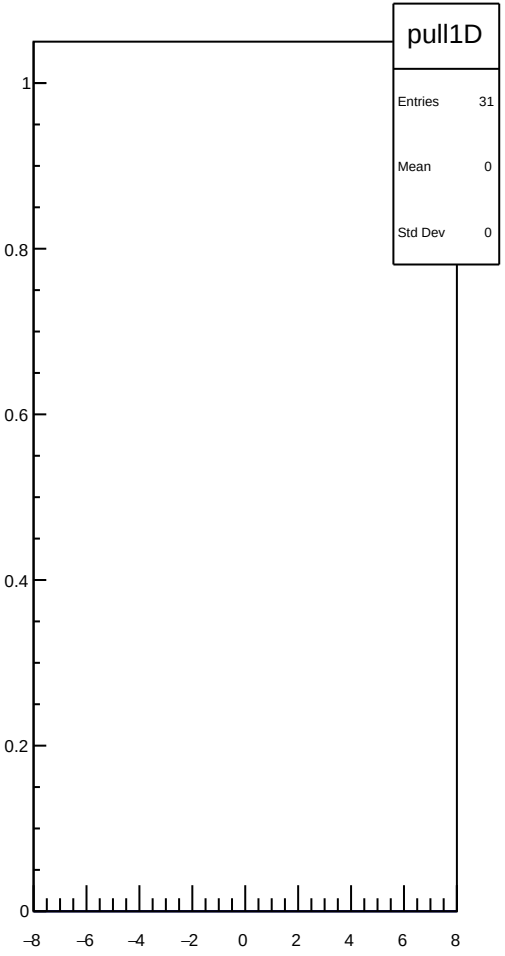
pull1D
Entries 31
Mean 0
Std Dev 0

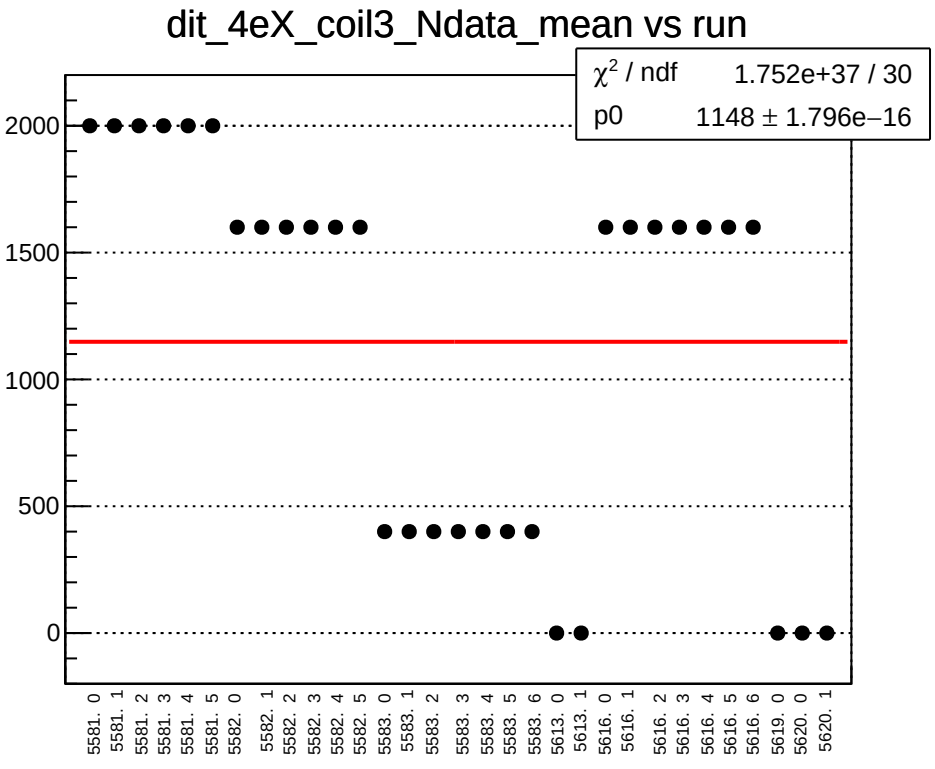
dit_4eX_coil3_Ndata_mean vs run
χ² / ndf 1.752e+37 / 30
p0 1148 ± 1.796e−16
2000
1500
1000
500
0
5581. 0
5581. 1
5581. 2
5581. 3
5581. 4
5581. 5
5582. 0
5582. 1
5582. 2
5582. 3
5582. 4
5582. 5
5583. 0
5583. 1
5583. 2
5583. 3
5583. 4
5583. 5
5583. 6
5613. 0
5613. 1
5616. 0
5616. 1
5616. 2
5616. 3
5616. 4
5616. 5
5616. 6
5619. 0
5620. 0
5620. 1

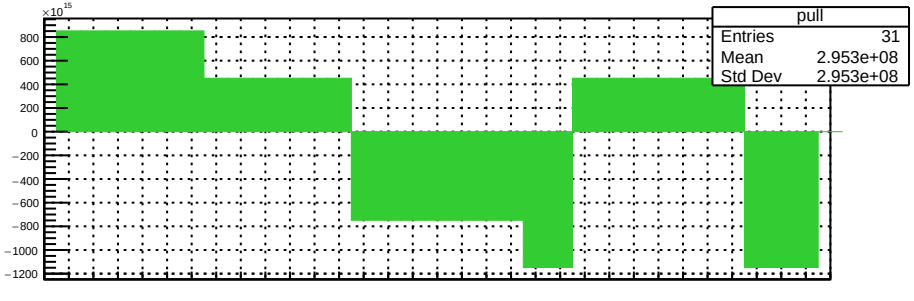
×10¹⁵
800
600
400
200
0
−200
−400
−600
−800
−1000
−1200
pull
Entries 31
Mean 2.953e+08
Std Dev 2.953e+08

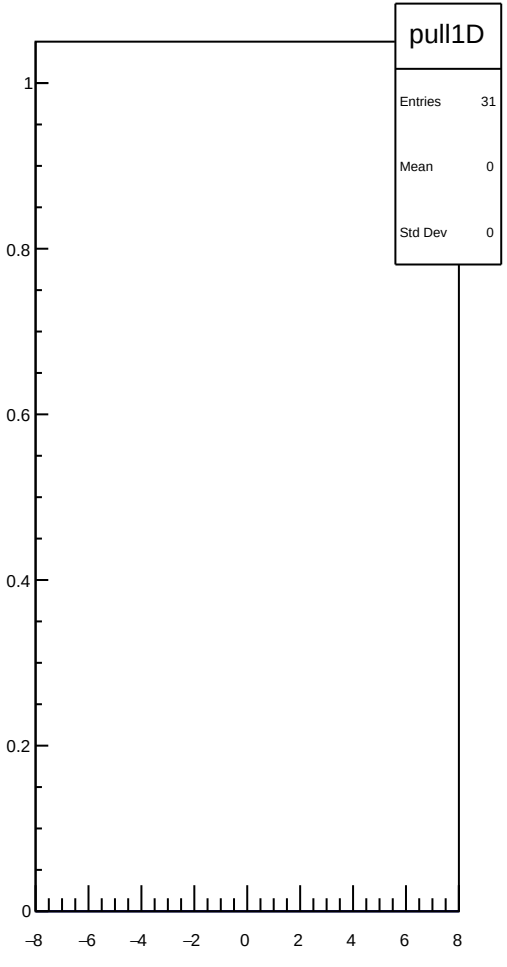
pull1D
Entries 31
Mean 0
Std Dev 0
1
0.8
0.6
0.4
0.2
0
−8
−6
−4
−2
0
2
4
6
8

dit_11X12X_coil3_mean vs run

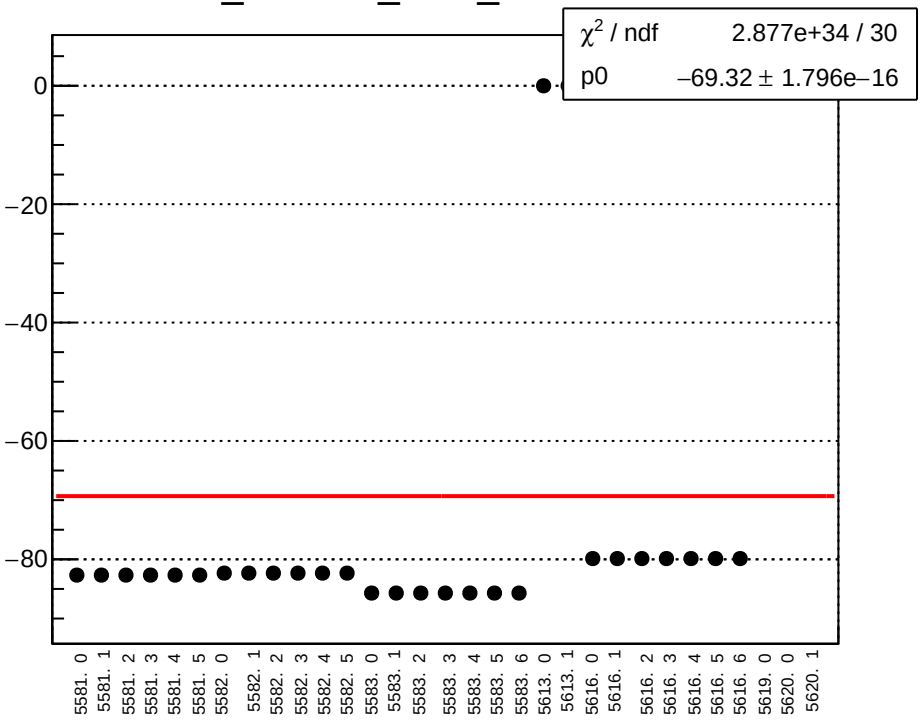

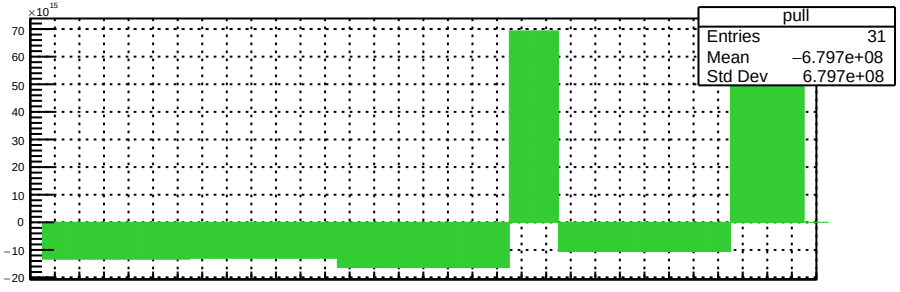

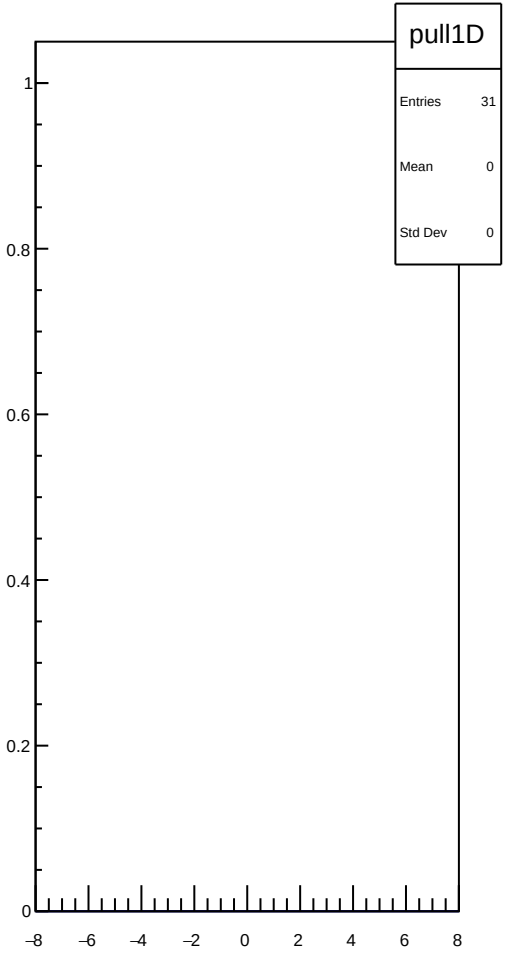

dit_11X12X_coil3_err_mean vs run

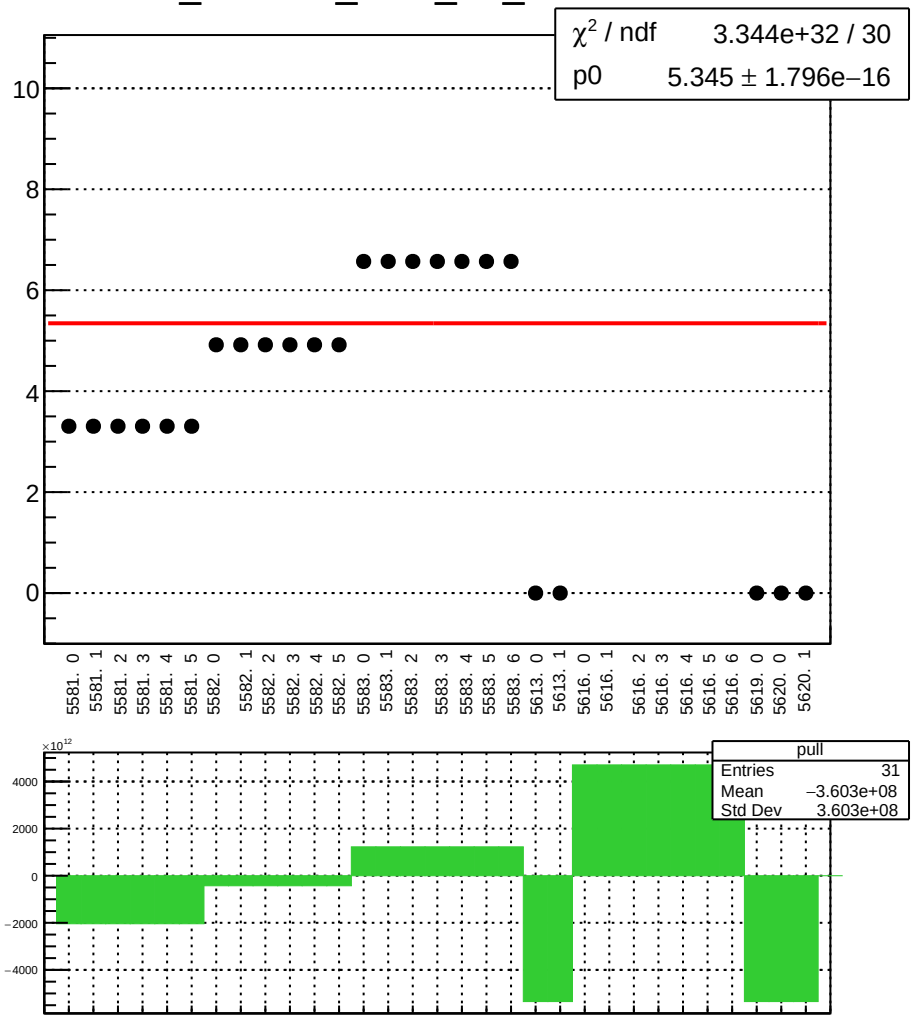

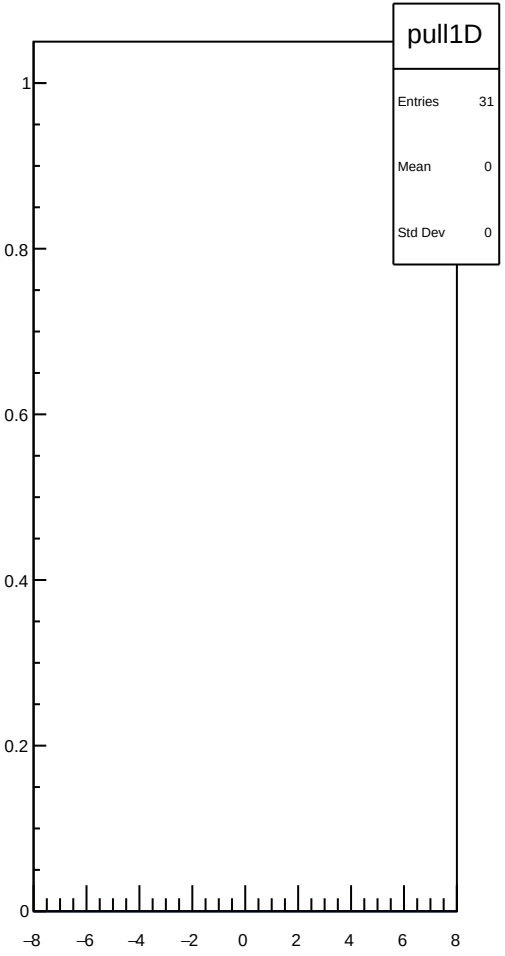

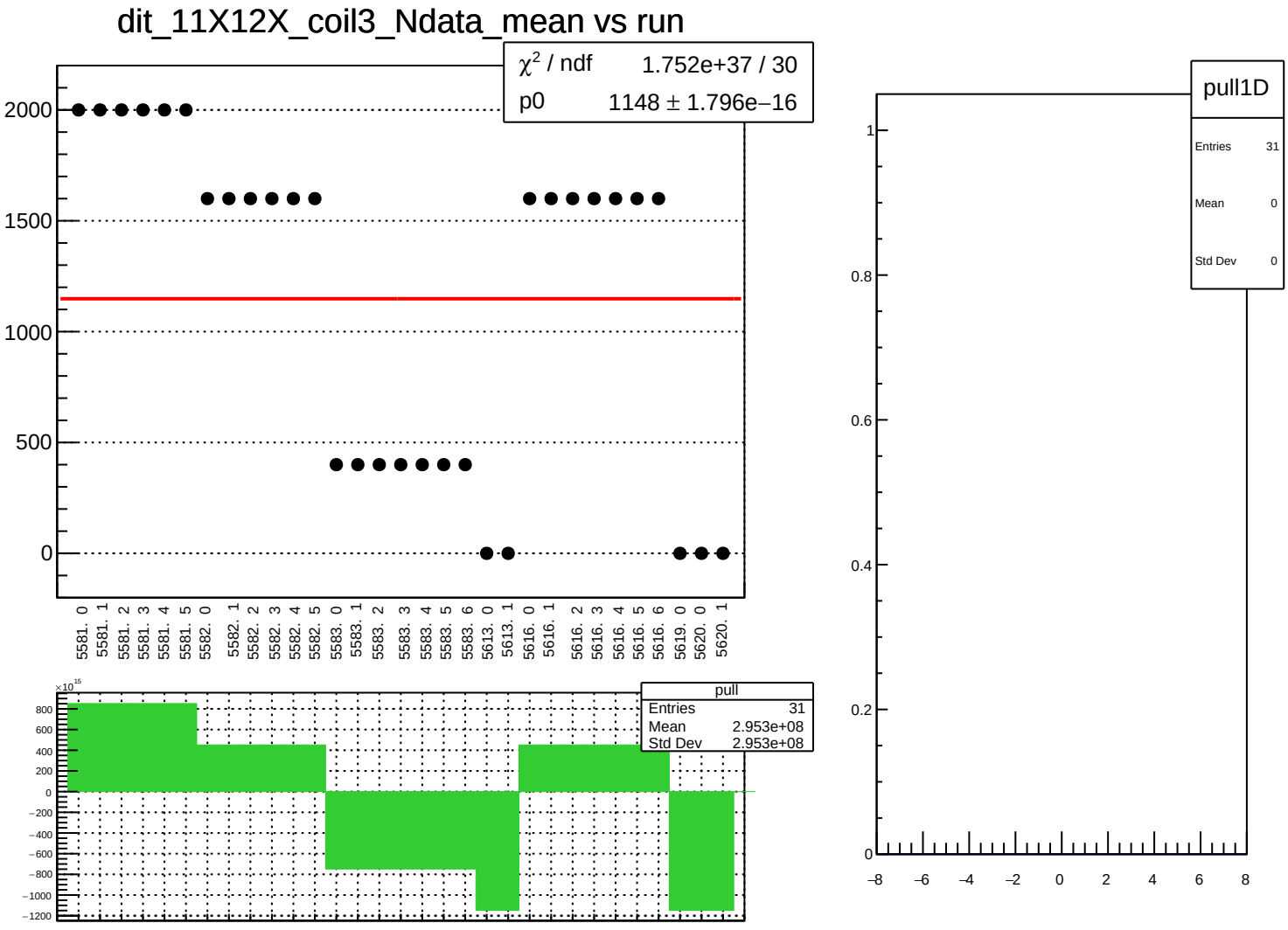
dit_11X12X_coil3_Ndata_mean vs run
χ² / ndf 1.752e+37 / 30
p0 1148 ± 1.796e−16
2000
1500
1000
500
0
5581. 0
5581. 1
5581. 2
5581. 3
5581. 4
5581. 5
5582. 0
5582. 1
5582. 2
5582. 3
5582. 4
5582. 5
5583. 0
5583. 1
5583. 2
5583. 3
5583. 4
5583. 5
5583. 6
5613. 0
5613. 1
5616. 0
5616. 1
5616. 2
5616. 3
5616. 4
5616. 5
5616. 6
5619. 0
5620. 0
5620. 1
×10^15
800
600
400
200
0
−200
−400
−600
−800
−1000
−1200
pull
Entries 31
Mean 2.953e+08
Std Dev 2.953e+08
pull1D
Entries 31
Mean 0
Std Dev 0
1
0.8
0.6
0.4
0.2
0
−8
−6
−4
−2
0
2
4
6
8

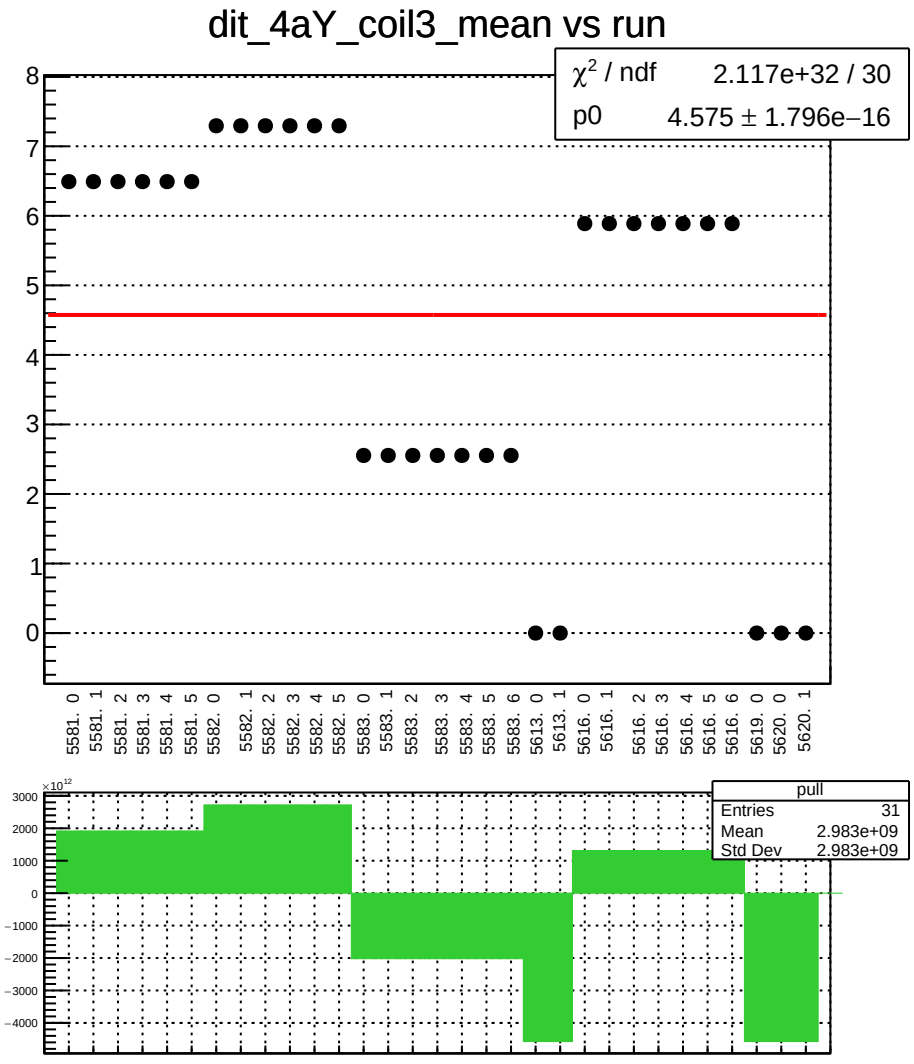
dit_4aY_coil3_mean vs run
χ² / ndf 2.117e+32 / 30
p0 4.575 ± 1.796e−16
5581. 0
5581. 1
5581. 2
5581. 3
5581. 4
5581. 5
5582. 0
5582. 1
5582. 2
5582. 3
5582. 4
5582. 5
5583. 0
5583. 1
5583. 2
5583. 3
5583. 4
5583. 5
5583. 6
5613. 0
5613. 1
5616. 0
5616. 1
5616. 2
5616. 3
5616. 4
5616. 5
5616. 6
5619. 0
5620. 0
5620. 1
pull
Entries 31
Mean 2.983e+09
Std Dev 2.983e+09

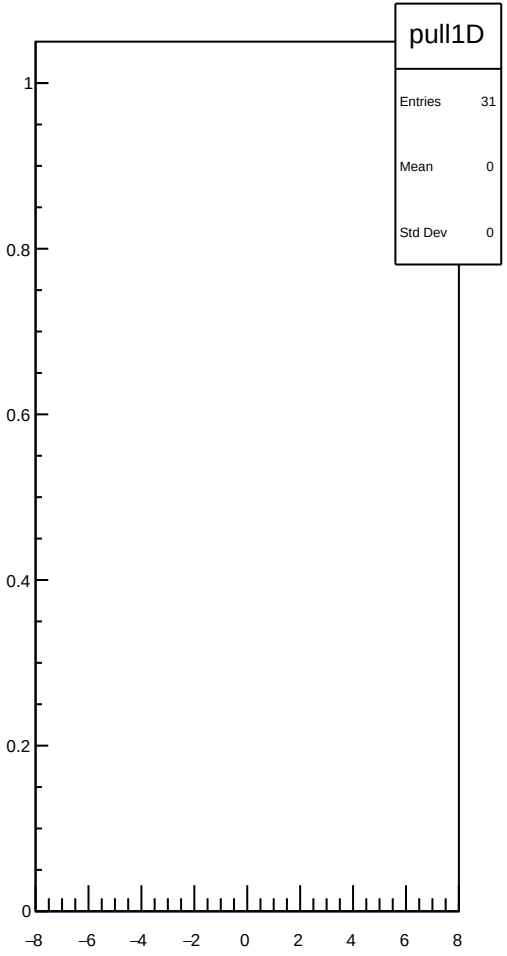
pull1D
Entries 31
Mean 0
Std Dev 0

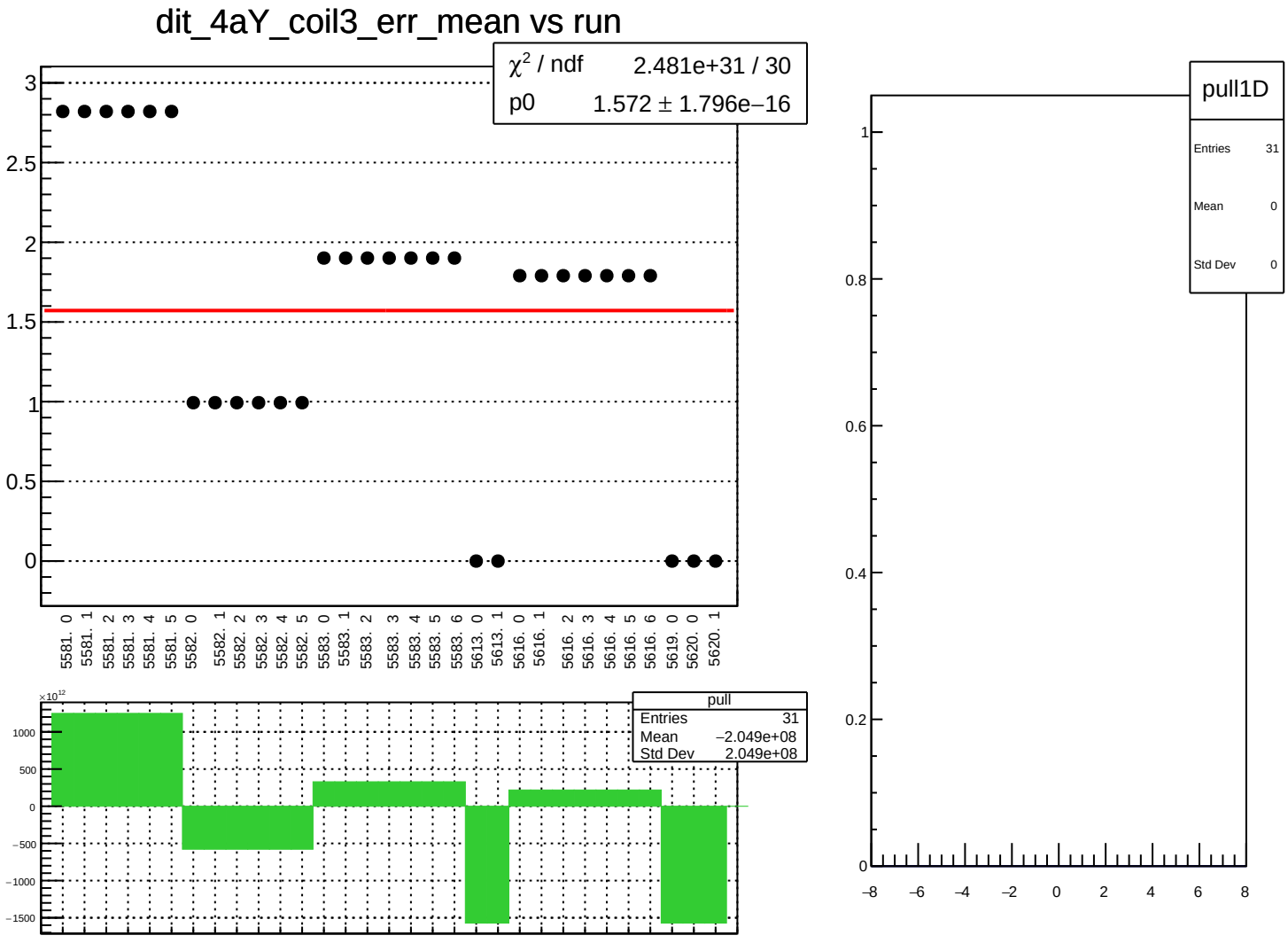
dit_4aY_coil3_err_mean vs run
χ² / ndf 2.481e+31 / 30
p0 1.572 ± 1.796e−16
3
2.5
2
1.5
1
0.5
0
5581. 0
5581. 1
5581. 2
5581. 3
5581. 4
5581. 5
5582. 0
5582. 1
5582. 2
5582. 3
5582. 4
5582. 5
5583. 0
5583. 1
5583. 2
5583. 3
5583. 4
5583. 5
5583. 6
5613. 0
5613. 1
5616. 0
5616. 1
5616. 2
5616. 3
5616. 4
5616. 5
5616. 6
5619. 0
5620. 0
5620. 1
×10¹²
1000
500
0
−500
−1000
−1500
pull
Entries 31
Mean −2.049e+08
Std Dev 2.049e+08
pull1D
Entries 31
Mean 0
Std Dev 0
1
0.8
0.6
0.4
0.2
0
−8
−6
−4
−2
0
2
4
6
8

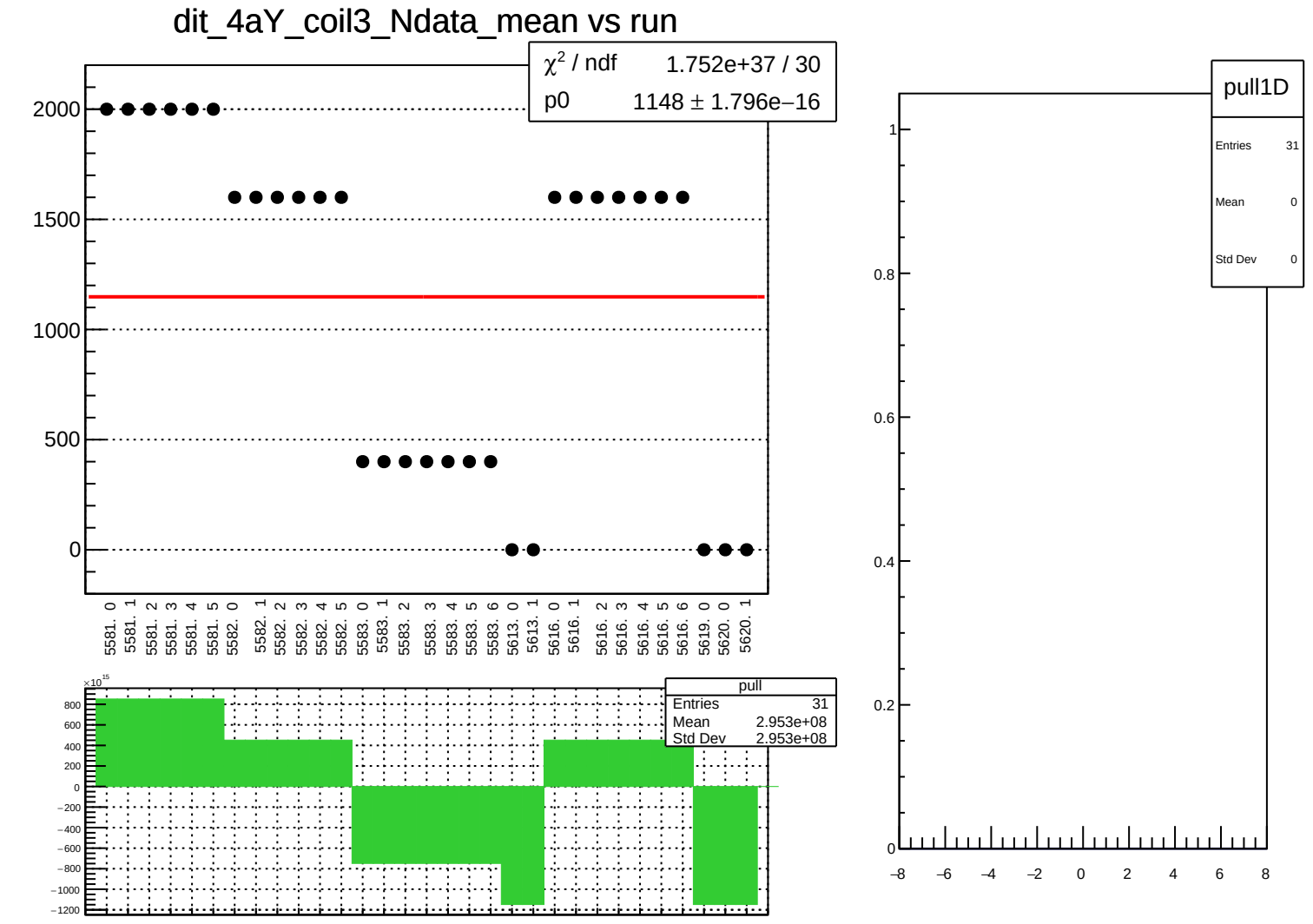
dit_4aY_coil3_Ndata_mean vs run
χ² / ndf 1.752e+37 / 30
p0 1148 ± 1.796e−16
2000
1500
1000
500
0
5581. 0
5581. 1
5581. 2
5581. 3
5581. 4
5581. 5
5582. 0
5582. 1
5582. 2
5582. 3
5582. 4
5582. 5
5583. 0
5583. 1
5583. 2
5583. 3
5583. 4
5583. 5
5583. 6
5613. 0
5613. 1
5616. 0
5616. 1
5616. 2
5616. 3
5616. 4
5616. 5
5616. 6
5619. 0
5620. 0
5620. 1
×10^15
800
600
400
200
0
−200
−400
−600
−800
−1000
−1200
pull
Entries 31
Mean 2.953e+08
Std Dev 2.953e+08
pull1D
Entries 31
Mean 0
Std Dev 0
1
0.8
0.6
0.4
0.2
0
−8
−6
−4
−2
0
2
4
6
8

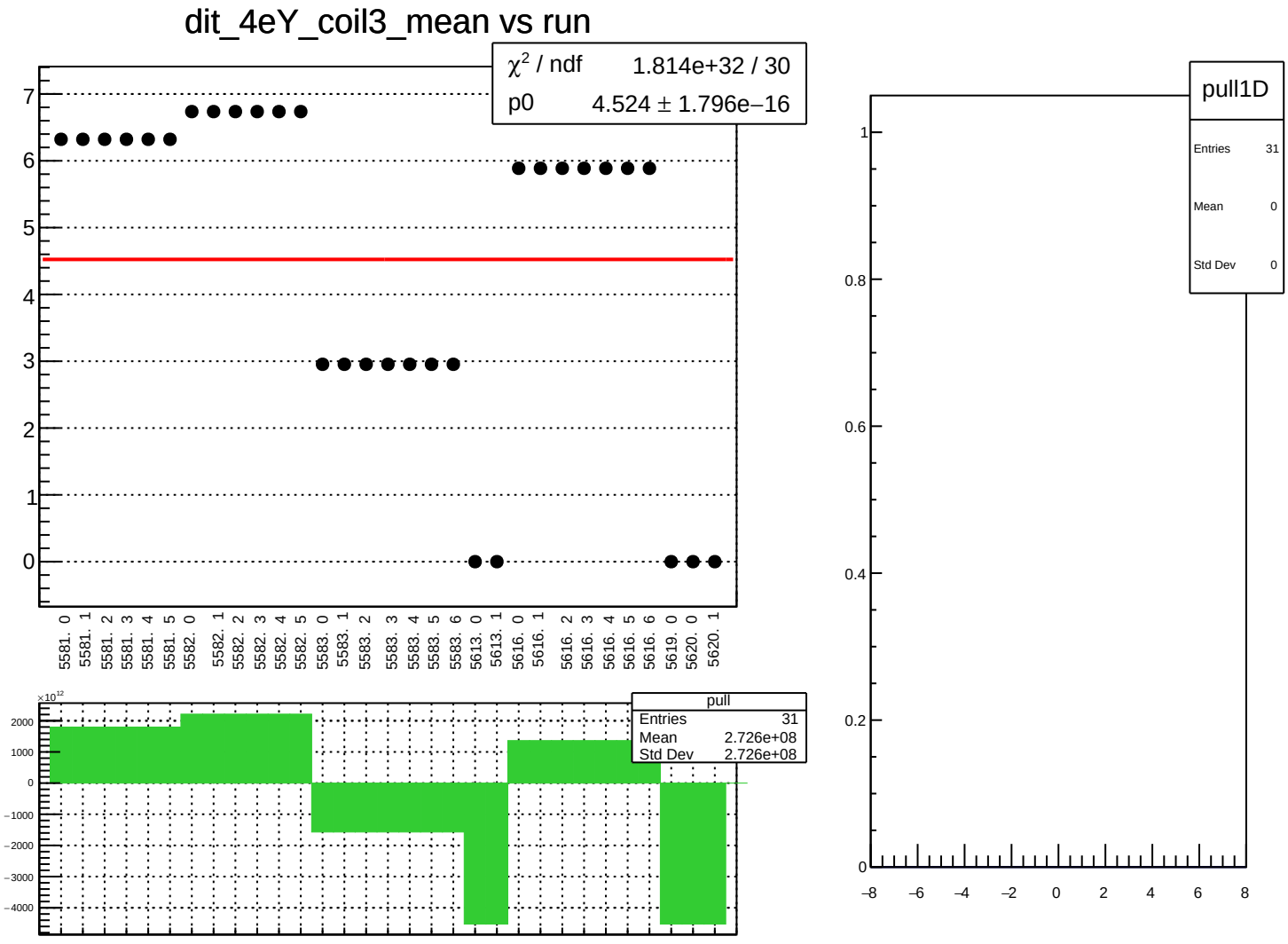
dit_4eY_coil3_mean vs run
χ² / ndf 1.814e+32 / 30
p0 4.524 ± 1.796e−16
7
6
5
4
3
2
1
0
5581. 0
5581. 1
5581. 2
5581. 3
5581. 4
5581. 5
5582. 0
5582. 1
5582. 2
5582. 3
5582. 4
5582. 5
5583. 0
5583. 1
5583. 2
5583. 3
5583. 4
5583. 5
5583. 6
5613. 0
5613. 1
5616. 0
5616. 1
5616. 2
5616. 3
5616. 4
5616. 5
5616. 6
5619. 0
5620. 0
5620. 1
×10¹²
2000
1000
0
−1000
−2000
−3000
−4000
pull
Entries 31
Mean 2.726e+08
Std Dev 2.726e+08
pull1D
Entries 31
Mean 0
Std Dev 0
1
0.8
0.6
0.4
0.2
0
−8
−6
−4
−2
0
2
4
6
8

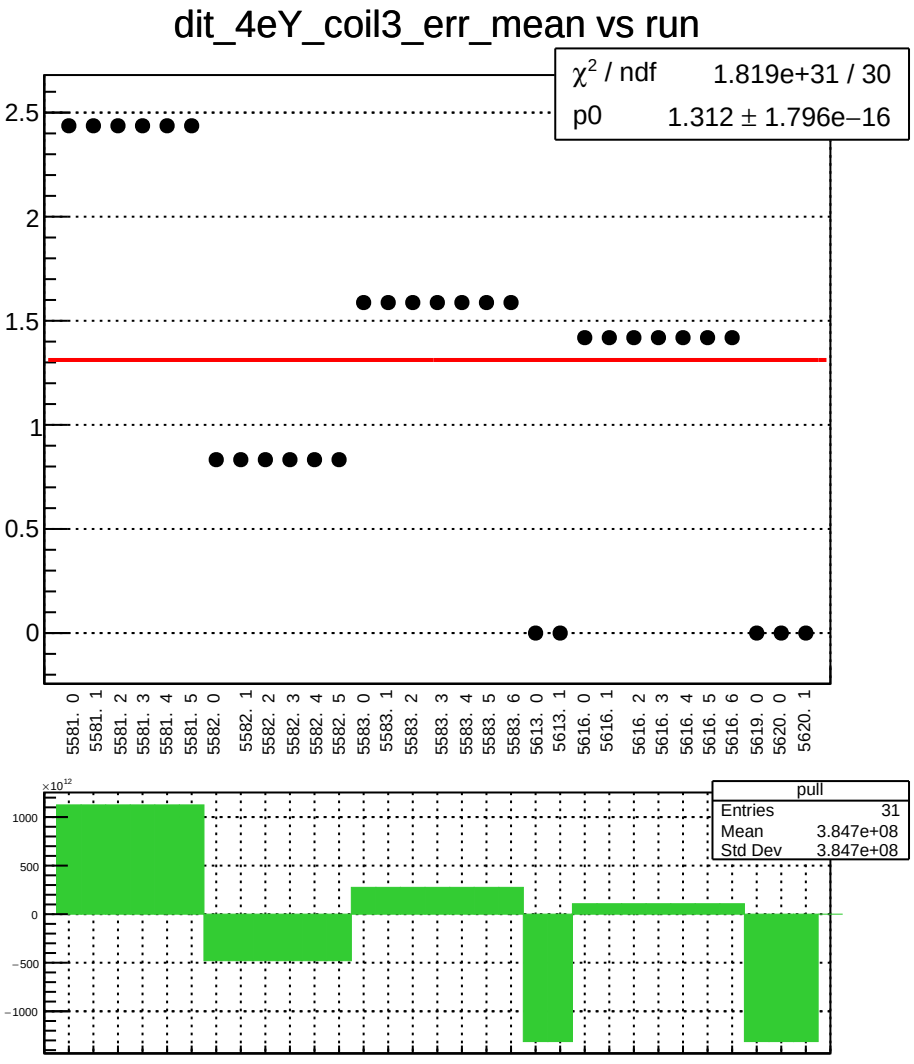
dit_4eY_coil3_err_mean vs run
χ² / ndf 1.819e+31 / 30
p0 1.312 ± 1.796e−16
2.5
2
1.5
1
0.5
0
5581. 0
5581. 1
5581. 2
5581. 3
5581. 4
5581. 5
5582. 0
5582. 1
5582. 2
5582. 3
5582. 4
5582. 5
5583. 0
5583. 1
5583. 2
5583. 3
5583. 4
5583. 5
5583. 6
5613. 0
5613. 1
5616. 0
5616. 1
5616. 2
5616. 3
5616. 4
5616. 5
5616. 6
5619. 0
5620. 0
5620. 1
×10¹²
1000
500
0
−500
−1000
pull
Entries 31
Mean 3.847e+08
Std Dev 3.847e+08

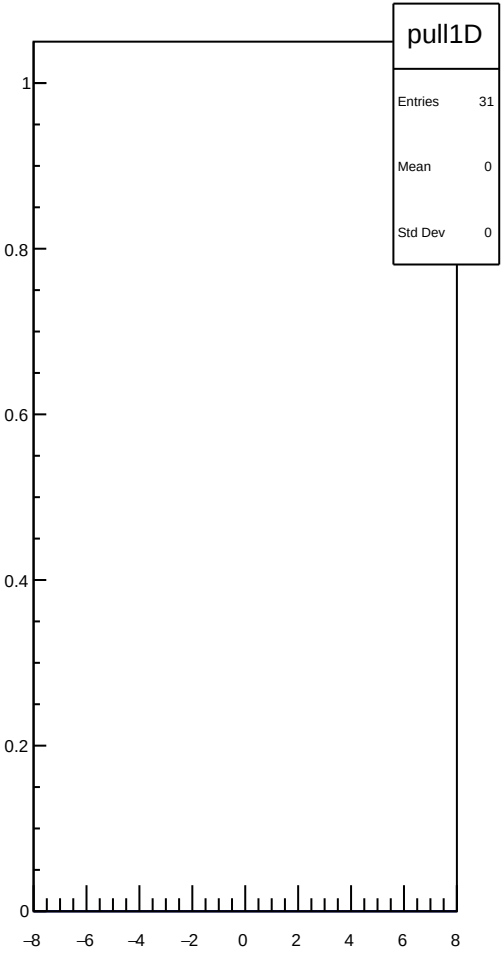
pull1D
Entries 31
Mean 0
Std Dev 0
1
0.8
0.6
0.4
0.2
0
−8
−6
−4
−2
0
2
4
6
8

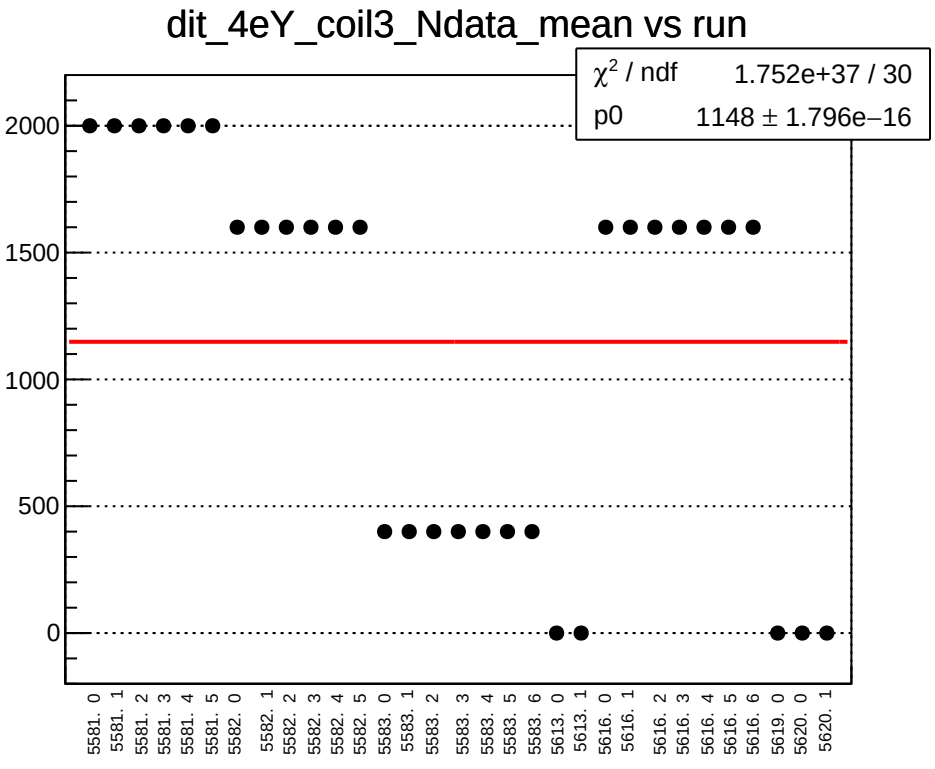
dit_4eY_coil3_Ndata_mean vs run
χ² / ndf 1.752e+37 / 30
p0 1148 ± 1.796e−16
2000
1500
1000
500
0
5581. 0
5581. 1
5581. 2
5581. 3
5581. 4
5581. 5
5582. 0
5582. 1
5582. 2
5582. 3
5582. 4
5582. 5
5583. 0
5583. 1
5583. 2
5583. 3
5583. 4
5583. 5
5583. 6
5613. 0
5613. 1
5616. 0
5616. 1
5616. 2
5616. 3
5616. 4
5616. 5
5616. 6
5619. 0
5620. 0
5620. 1

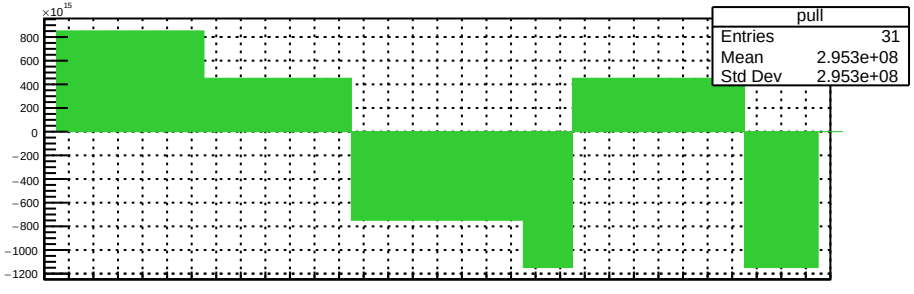
×10¹⁵
pull
Entries 31
Mean 2.953e+08
Std Dev 2.953e+08
800
600
400
200
0
−200
−400
−600
−800
−1000
−1200

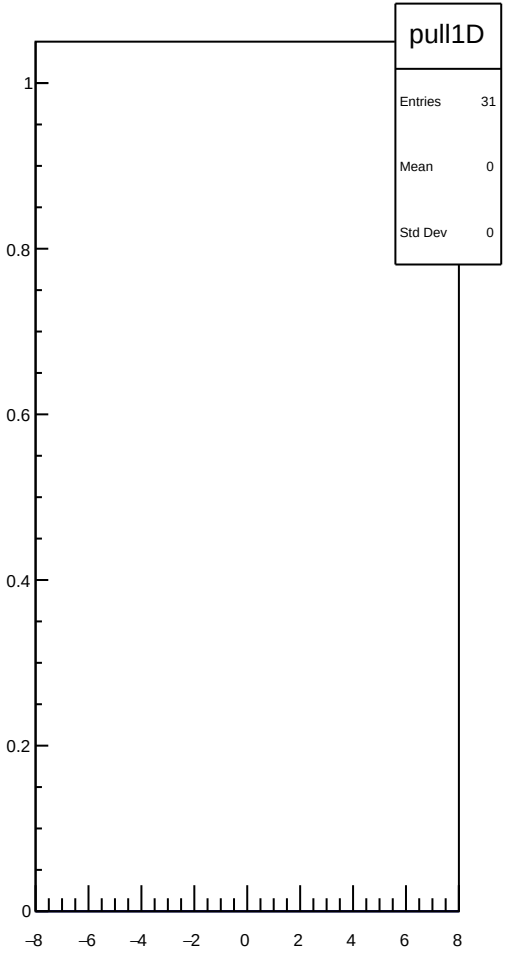
pull1D
Entries 31
Mean 0
Std Dev 0
1
0.8
0.6
0.4
0.2
0
−8
−6
−4
−2
0
2
4
6
8

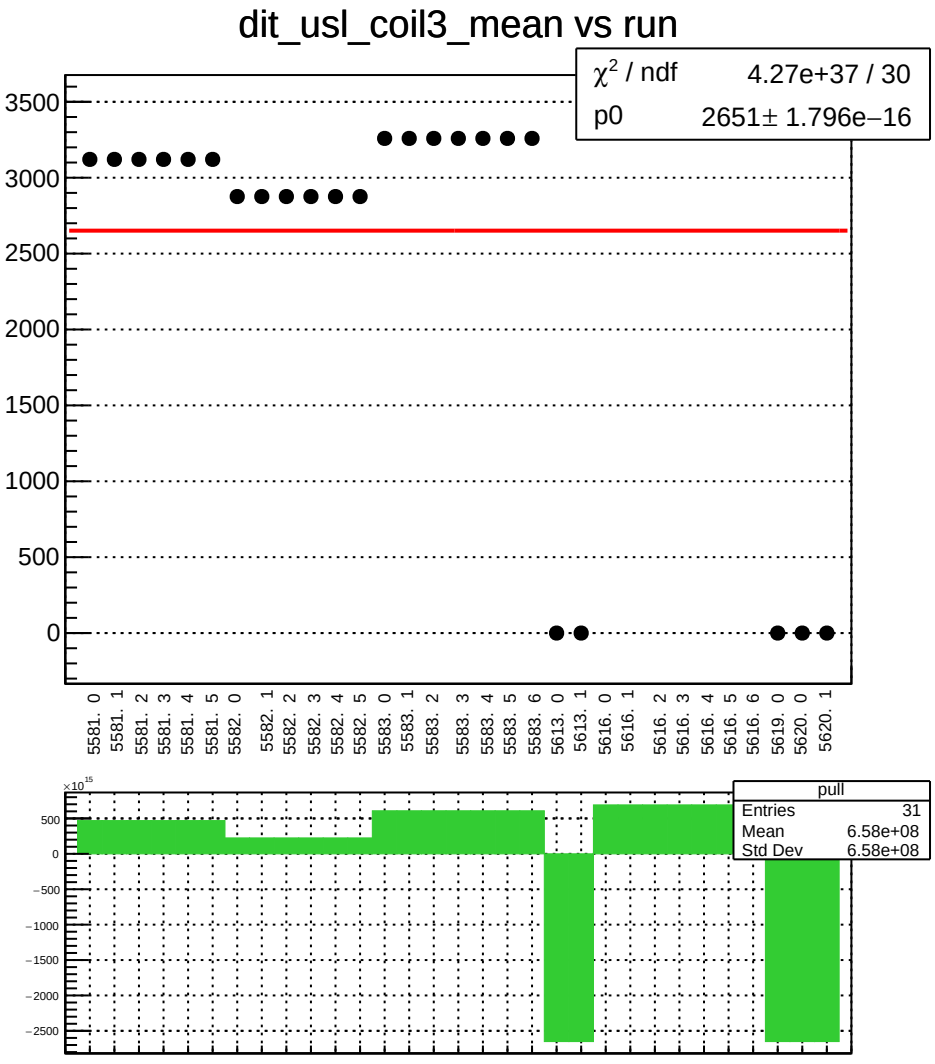
dit_usl_coil3_mean vs run
χ² / ndf 4.27e+37 / 30
p0 2651± 1.796e−16
3500
3000
2500
2000
1500
1000
500
0
5581. 0
5581. 1
5581. 2
5581. 3
5581. 4
5581. 5
5582. 0
5582. 1
5582. 2
5582. 3
5582. 4
5582. 5
5583. 0
5583. 1
5583. 2
5583. 3
5583. 4
5583. 5
5583. 6
5613. 0
5613. 1
5616. 0
5616. 1
5616. 2
5616. 3
5616. 4
5616. 5
5616. 6
5619. 0
5620. 0
5620. 1
×10^15
500
0
−500
−1000
−1500
−2000
−2500
pull
Entries 31
Mean 6.58e+08
Std Dev 6.58e+08

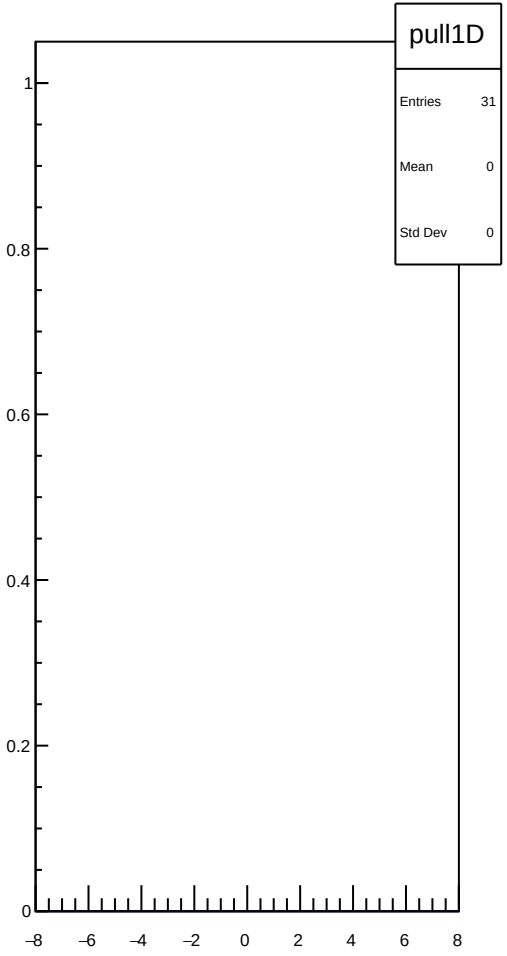
pull1D
Entries 31
Mean 0
Std Dev 0
1
0.8
0.6
0.4
0.2
0
−8
−6
−4
−2
0
2
4
6
8

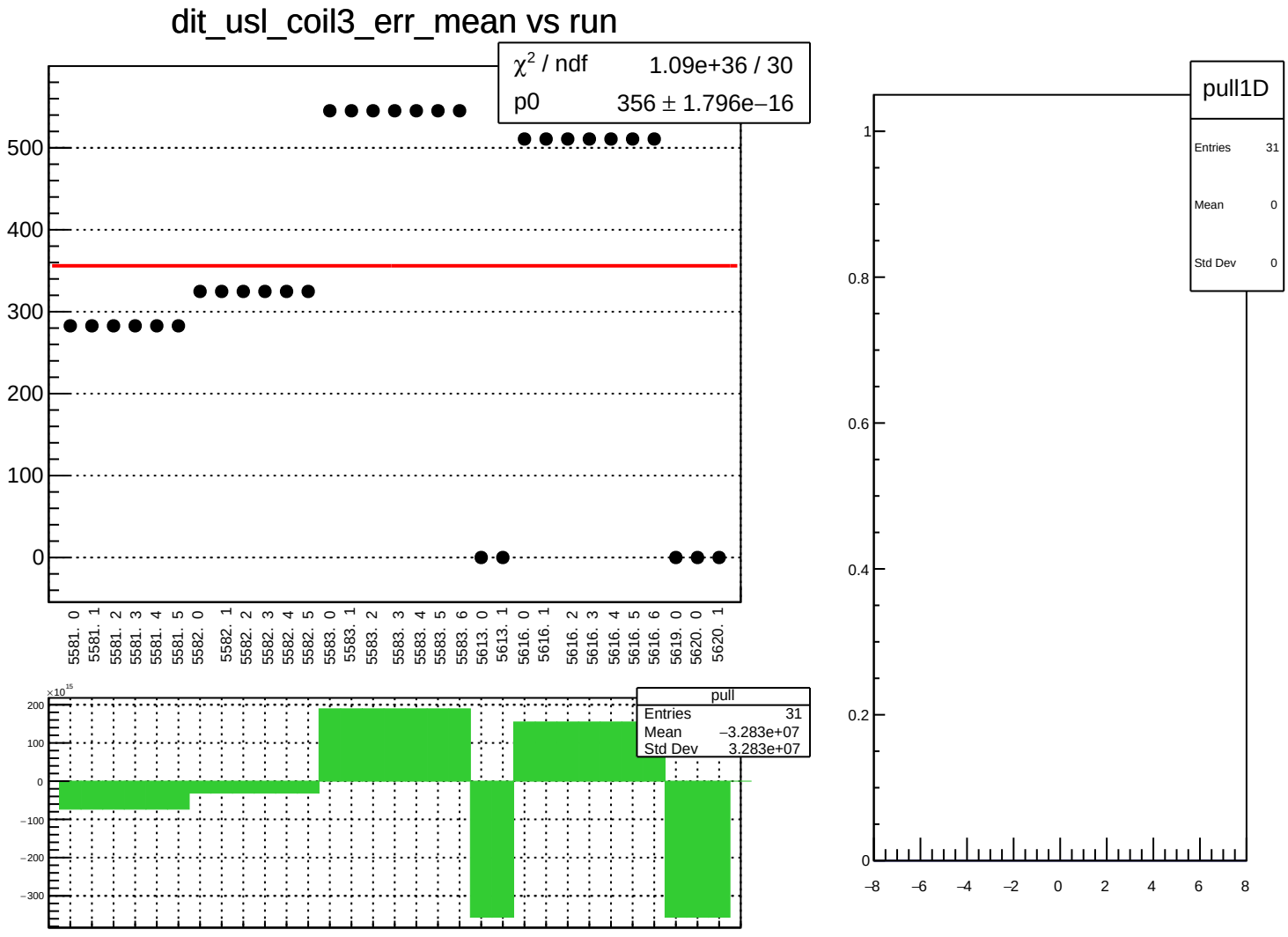
dit_usl_coil3_err_mean vs run
χ² / ndf 1.09e+36 / 30
p0 356 ± 1.796e−16
500
400
300
200
100
0
5581. 0
5581. 1
5581. 2
5581. 3
5581. 4
5581. 5
5582. 0
5582. 1
5582. 2
5582. 3
5582. 4
5582. 5
5583. 0
5583. 1
5583. 2
5583. 3
5583. 4
5583. 5
5583. 6
5613. 0
5613. 1
5616. 0
5616. 1
5616. 2
5616. 3
5616. 4
5616. 5
5616. 6
5619. 0
5620. 0
5620. 1
×10¹⁵
200
100
0
−100
−200
−300
pull
Entries 31
Mean −3.283e+07
Std Dev 3.283e+07
pull1D
Entries 31
Mean 0
Std Dev 0
1
0.8
0.6
0.4
0.2
0
−8
−6
−4
−2
0
2
4
6
8

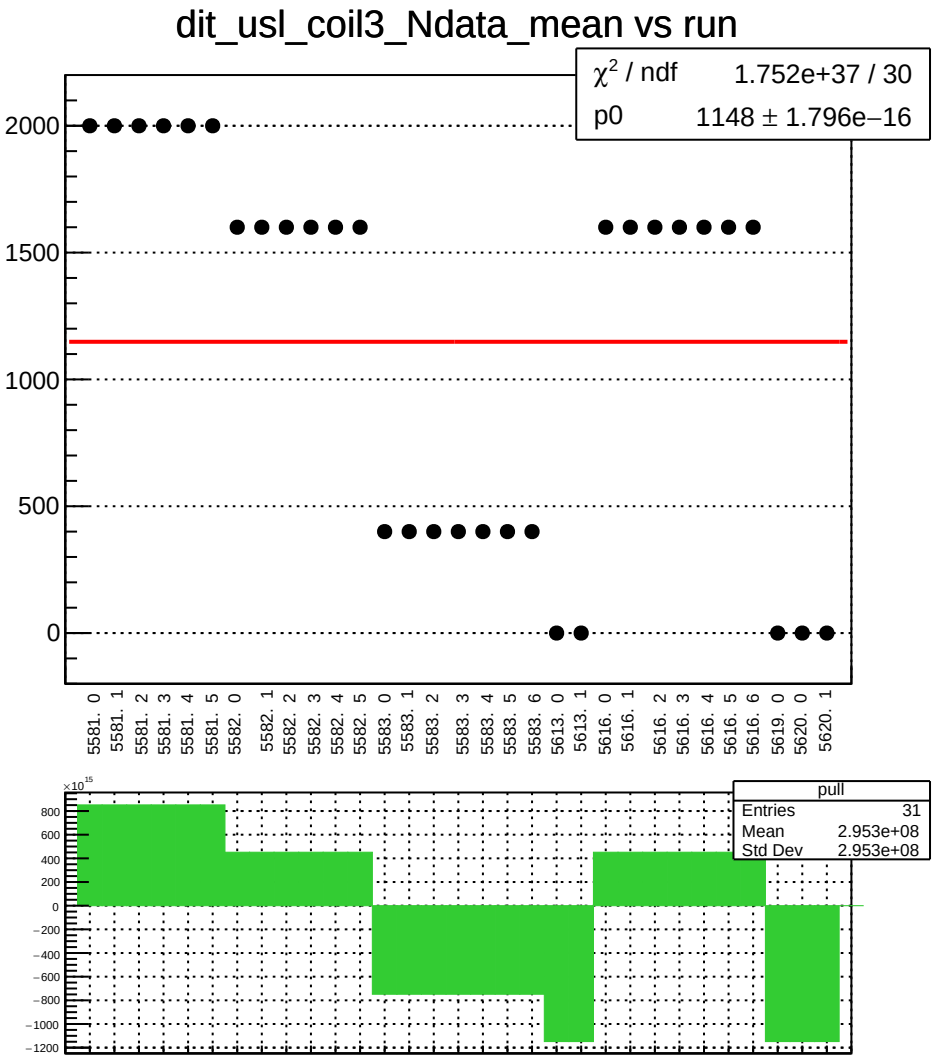
dit_usl_coil3_Ndata_mean vs run
χ² / ndf 1.752e+37 / 30
p0 1148 ± 1.796e−16
2000
1500
1000
500
0
5581. 0
5581. 1
5581. 2
5581. 3
5581. 4
5581. 5
5582. 0
5582. 1
5582. 2
5582. 3
5582. 4
5582. 5
5583. 0
5583. 1
5583. 2
5583. 3
5583. 4
5583. 5
5583. 6
5613. 0
5613. 1
5616. 0
5616. 1
5616. 2
5616. 3
5616. 4
5616. 5
5616. 6
5619. 0
5620. 0
5620. 1
×10^15
800
600
400
200
0
−200
−400
−600
−800
−1000
−1200
pull
Entries 31
Mean 2.953e+08
Std Dev 2.953e+08

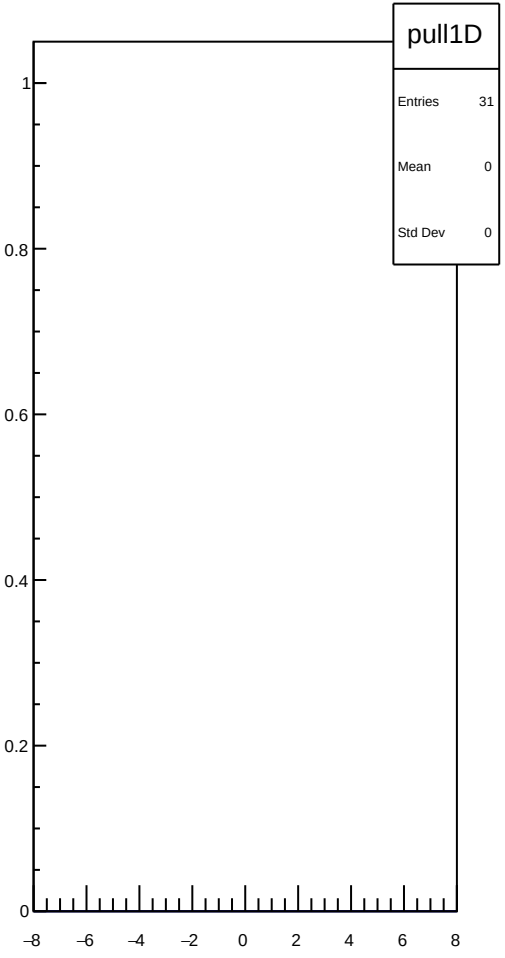
pull1D
Entries 31
Mean 0
Std Dev 0
1
0.8
0.6
0.4
0.2
0
−8
−6
−4
−2
0
2
4
6
8

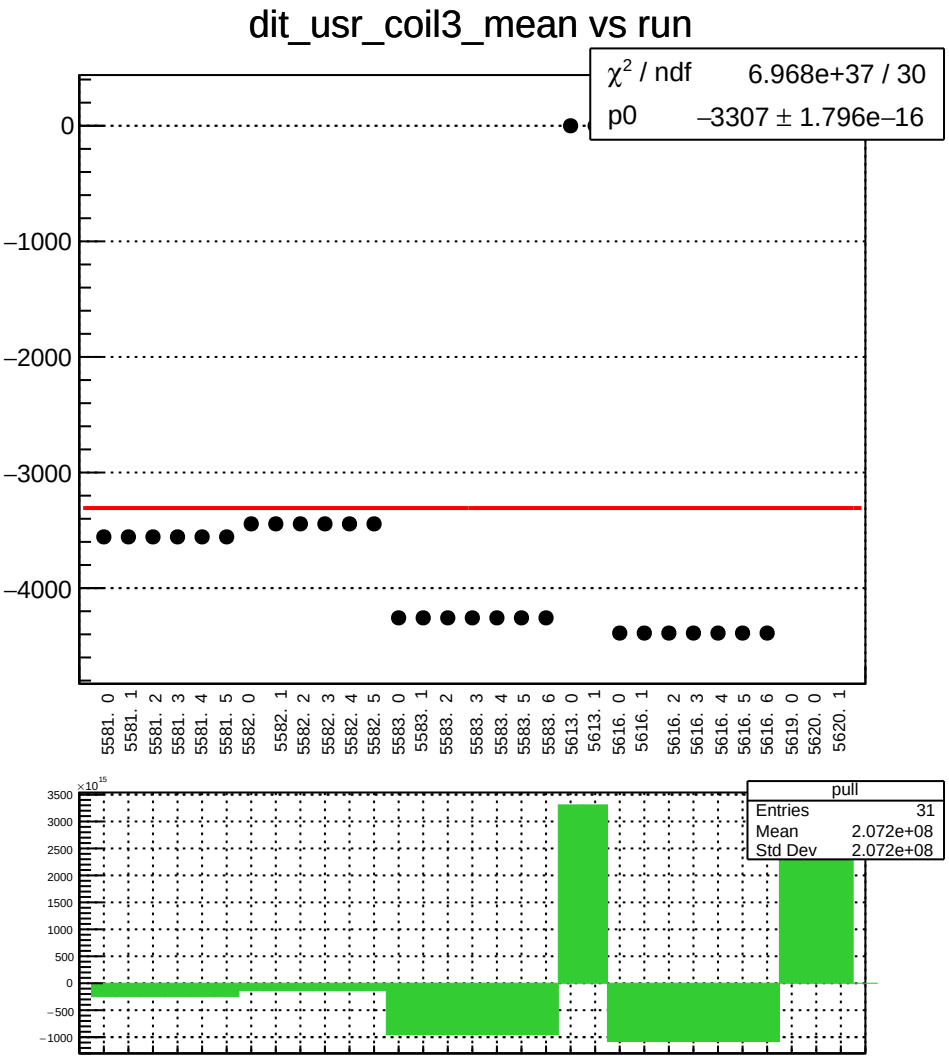
dit_usr_coil3_mean vs run
χ² / ndf 6.968e+37 / 30
p0 –3307 ± 1.796e–16
0
–1000
–2000
–3000
–4000
5581. 0
5581. 1
5581. 2
5581. 3
5581. 4
5581. 5
5582. 0
5582. 1
5582. 2
5582. 3
5582. 4
5582. 5
5583. 0
5583. 1
5583. 2
5583. 3
5583. 4
5583. 5
5583. 6
5613. 0
5613. 1
5616. 0
5616. 1
5616. 2
5616. 3
5616. 4
5616. 5
5616. 6
5619. 0
5620. 0
5620. 1
×10^15
3500
3000
2500
2000
1500
1000
500
0
–500
–1000
pull
Entries 31
Mean 2.072e+08
Std Dev 2.072e+08

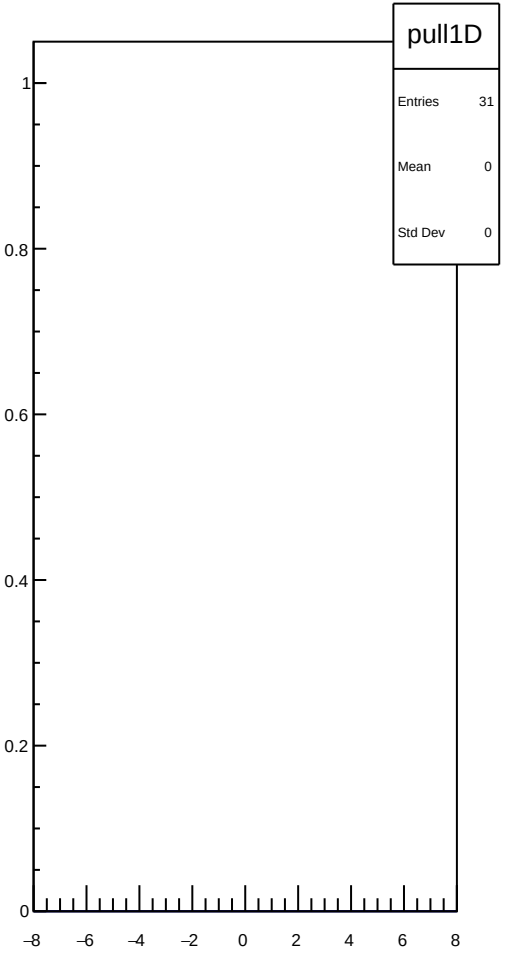
pull1D
Entries 31
Mean 0
Std Dev 0
1
0.8
0.6
0.4
0.2
0
–8
–6
–4
–2
0
2
4
6
8

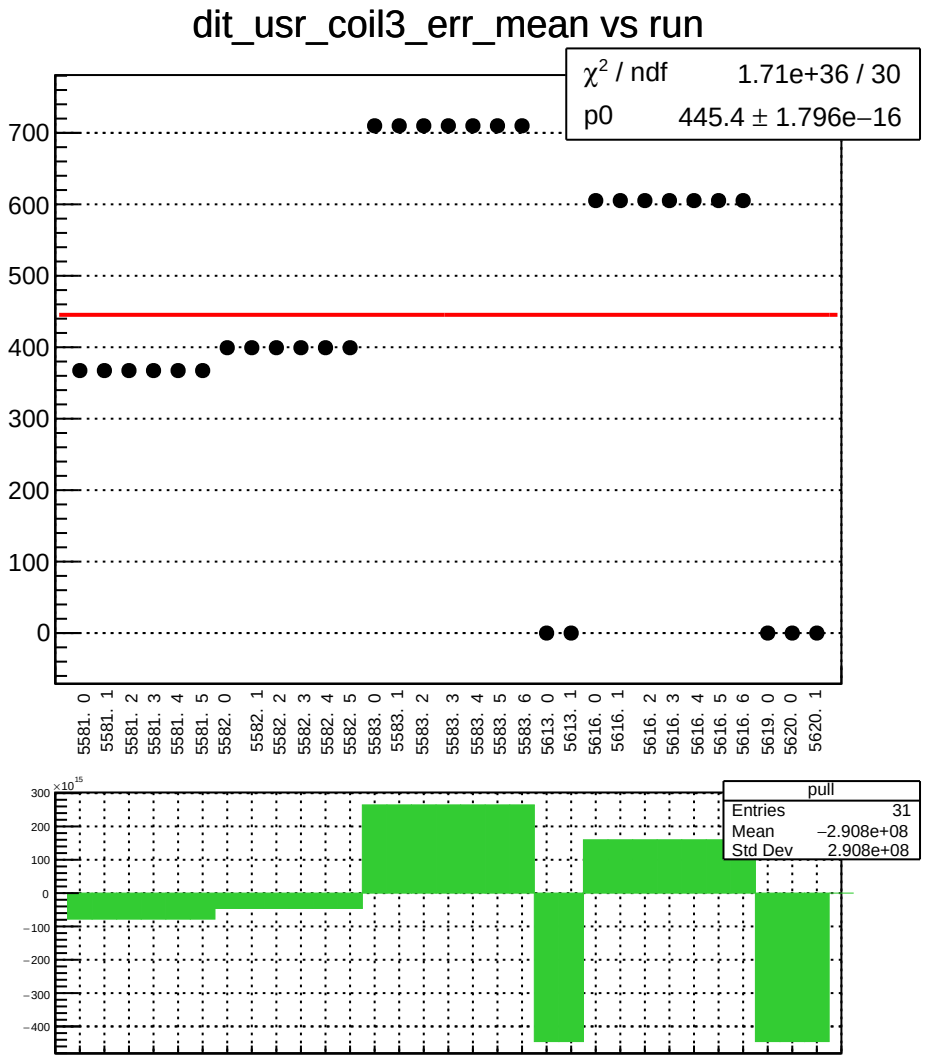
dit_usr_coil3_err_mean vs run
χ² / ndf 1.71e+36 / 30
p0 445.4 ± 1.796e−16
700
600
500
400
300
200
100
0
5581. 0
5581. 1
5581. 2
5581. 3
5581. 4
5581. 5
5582. 0
5582. 1
5582. 2
5582. 3
5582. 4
5582. 5
5583. 0
5583. 1
5583. 2
5583. 3
5583. 4
5583. 5
5583. 6
5613. 0
5613. 1
5616. 0
5616. 1
5616. 2
5616. 3
5616. 4
5616. 5
5616. 6
5619. 0
5620. 0
5620. 1
×10¹⁵
300
200
100
0
−100
−200
−300
−400
pull
Entries 31
Mean −2.908e+08
Std Dev 2.908e+08

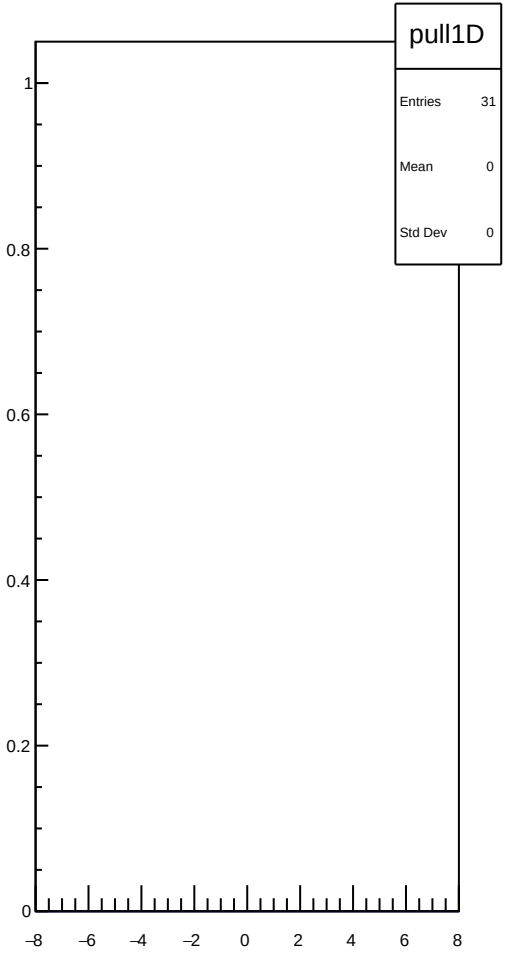
pull1D
Entries 31
Mean 0
Std Dev 0
1
0.8
0.6
0.4
0.2
0
−8
−6
−4
−2
0
2
4
6
8

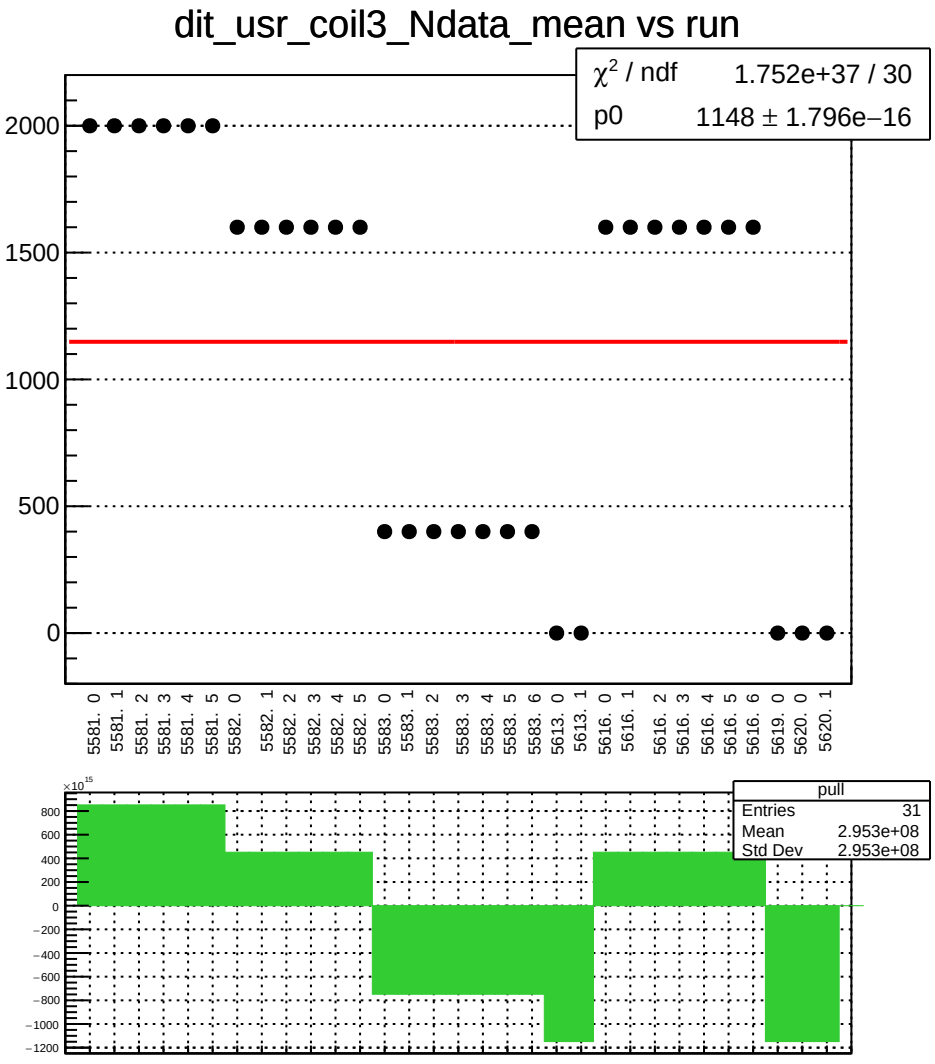
dit_usr_coil3_Ndata_mean vs run
χ² / ndf 1.752e+37 / 30
p0 1148 ± 1.796e−16
2000
1500
1000
500
0
5581. 0
5581. 1
5581. 2
5581. 3
5581. 4
5581. 5
5582. 0
5582. 1
5582. 2
5582. 3
5582. 4
5582. 5
5583. 0
5583. 1
5583. 2
5583. 3
5583. 4
5583. 5
5583. 6
5613. 0
5613. 1
5616. 0
5616. 1
5616. 2
5616. 3
5616. 4
5616. 5
5616. 6
5619. 0
5620. 0
5620. 1
×10^15
800
600
400
200
0
−200
−400
−600
−800
−1000
−1200
pull
Entries 31
Mean 2.953e+08
Std Dev 2.953e+08

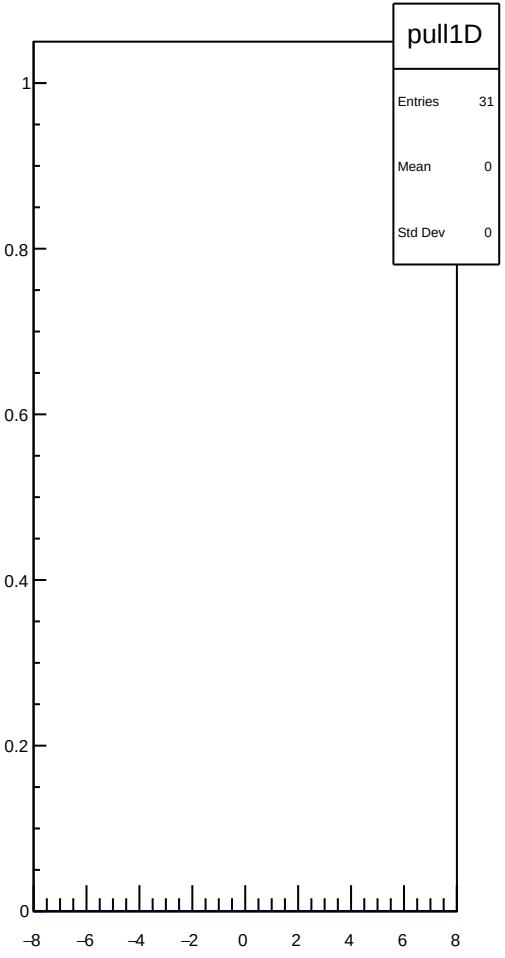
pull1D
Entries 31
Mean 0
Std Dev 0
1
0.8
0.6
0.4
0.2
0
−8
−6
−4
−2
0
2
4
6
8

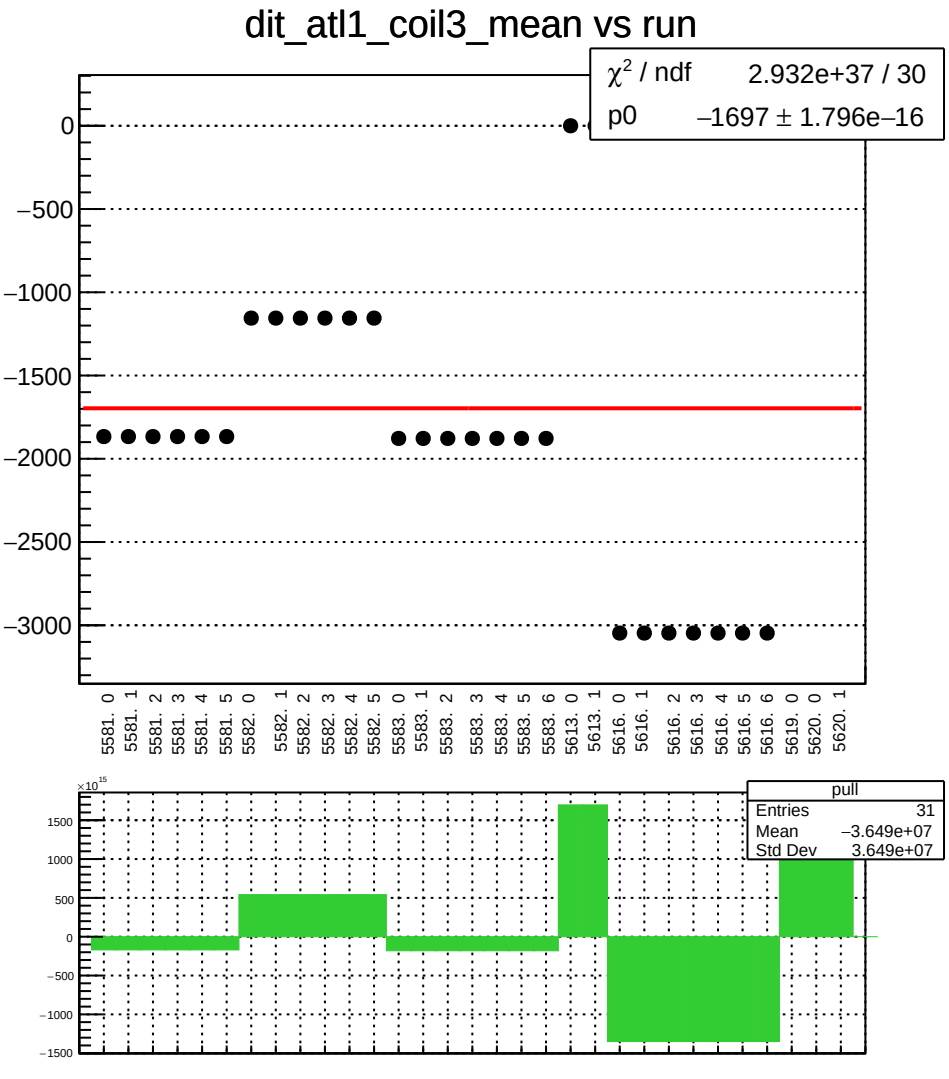
dit_atl1_coil3_mean vs run
χ² / ndf 2.932e+37 / 30
p0 −1697 ± 1.796e−16
0
−500
−1000
−1500
−2000
−2500
−3000
5581. 0
5581. 1
5581. 2
5581. 3
5581. 4
5581. 5
5582. 0
5582. 1
5582. 2
5582. 3
5582. 4
5582. 5
5583. 0
5583. 1
5583. 2
5583. 3
5583. 4
5583. 5
5583. 6
5613. 0
5613. 1
5616. 0
5616. 1
5616. 2
5616. 3
5616. 4
5616. 5
5616. 6
5619. 0
5620. 0
5620. 1
×10^15
1500
1000
500
0
−500
−1000
−1500
pull
Entries 31
Mean −3.649e+07
Std Dev 3.649e+07

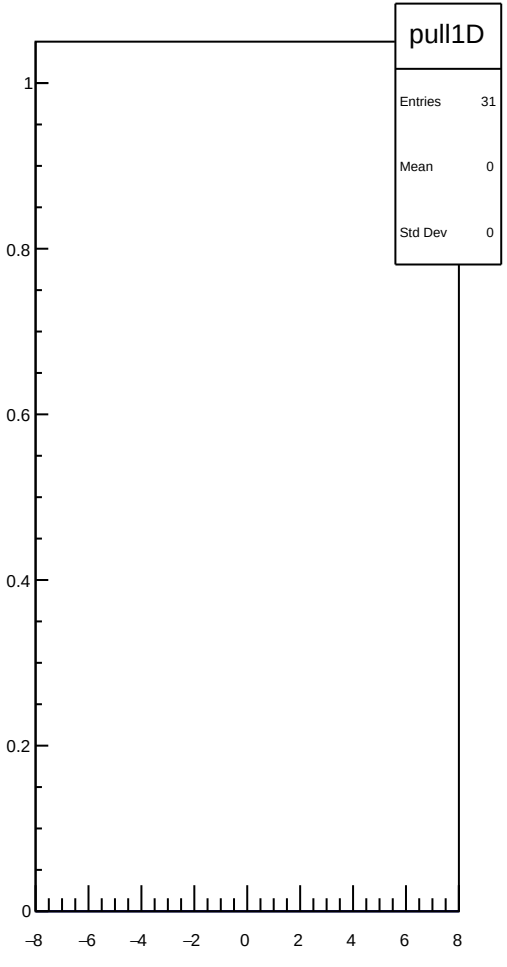
pull1D
Entries 31
Mean 0
Std Dev 0
1
0.8
0.6
0.4
0.2
0
−8
−6
−4
−2
0
2
4
6
8

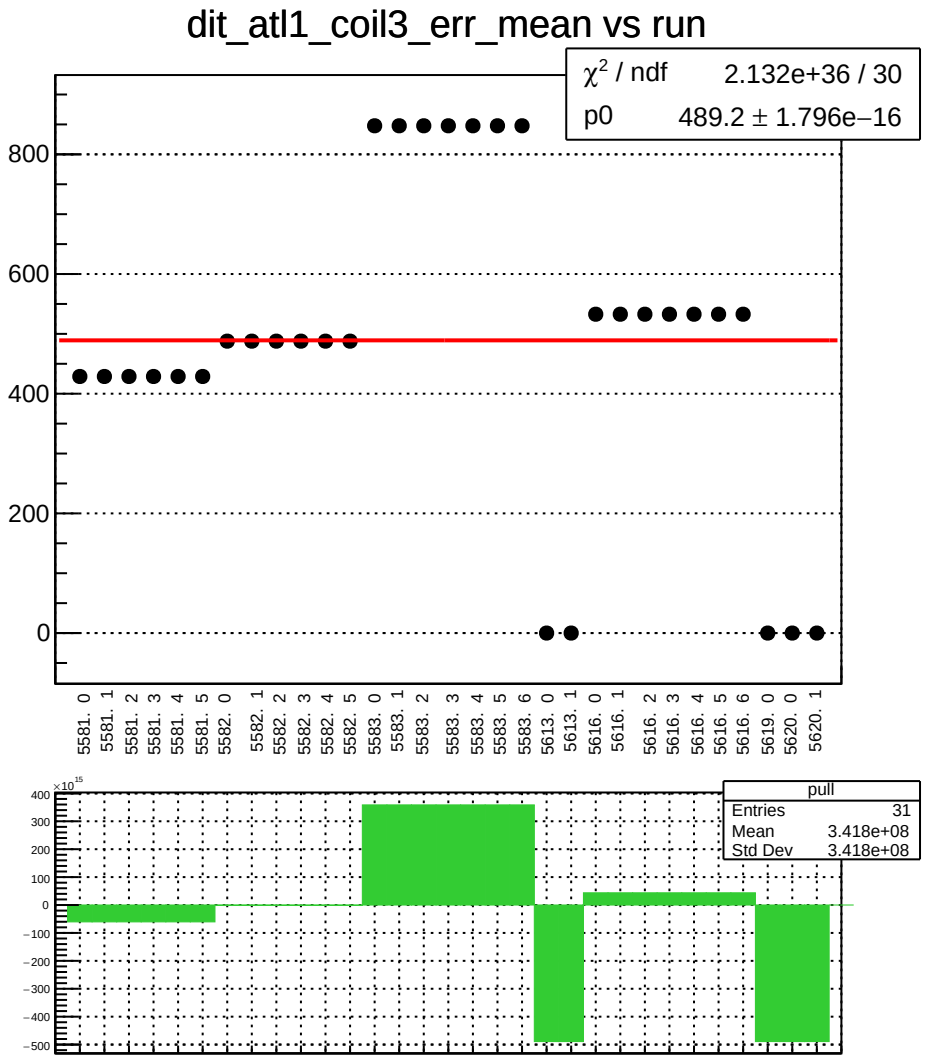
dit_atl1_coil3_err_mean vs run
χ² / ndf 2.132e+36 / 30
p0 489.2 ± 1.796e−16
800
600
400
200
0
5581. 0
5581. 1
5581. 2
5581. 3
5581. 4
5581. 5
5582. 0
5582. 1
5582. 2
5582. 3
5582. 4
5582. 5
5583. 0
5583. 1
5583. 2
5583. 3
5583. 4
5583. 5
5583. 6
5613. 0
5613. 1
5616. 0
5616. 1
5616. 2
5616. 3
5616. 4
5616. 5
5616. 6
5619. 0
5620. 0
5620. 1
×10^15
400
300
200
100
0
−100
−200
−300
−400
−500
pull
Entries 31
Mean 3.418e+08
Std Dev 3.418e+08

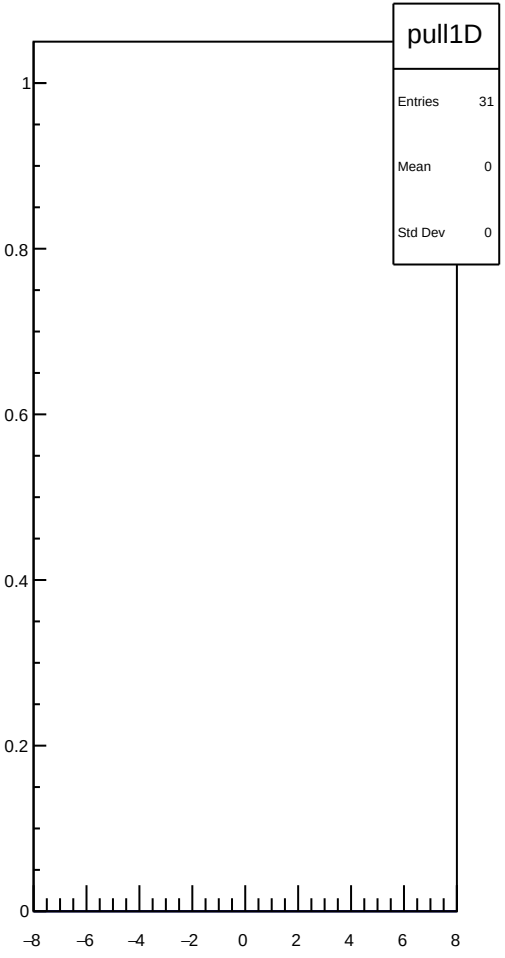
pull1D
Entries 31
Mean 0
Std Dev 0
1
0.8
0.6
0.4
0.2
0
−8
−6
−4
−2
0
2
4
6
8

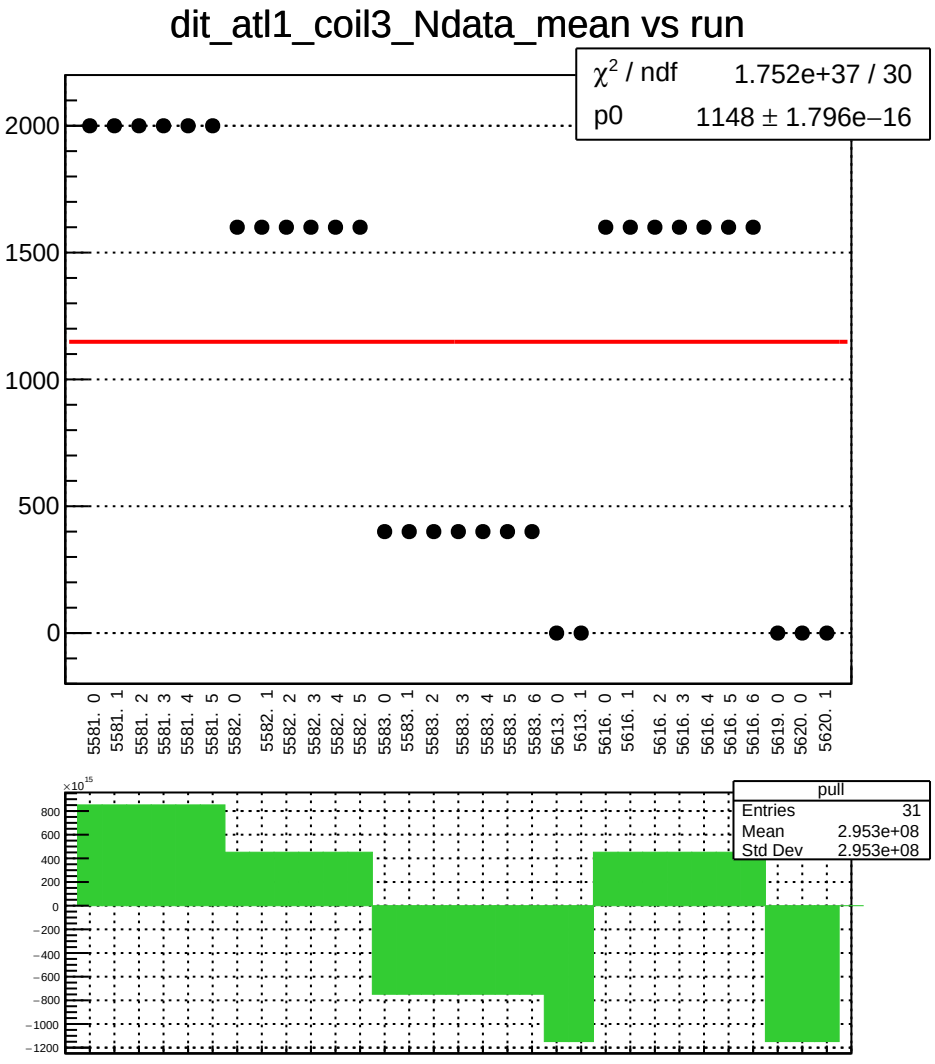
dit_atl1_coil3_Ndata_mean vs run
χ² / ndf 1.752e+37 / 30
p0 1148 ± 1.796e−16
2000
1500
1000
500
0
5581. 0
5581. 1
5581. 2
5581. 3
5581. 4
5581. 5
5582. 0
5582. 1
5582. 2
5582. 3
5582. 4
5582. 5
5583. 0
5583. 1
5583. 2
5583. 3
5583. 4
5583. 5
5583. 6
5613. 0
5613. 1
5616. 0
5616. 1
5616. 2
5616. 3
5616. 4
5616. 5
5616. 6
5619. 0
5620. 0
5620. 1
×10^15
800
600
400
200
0
−200
−400
−600
−800
−1000
−1200
pull
Entries 31
Mean 2.953e+08
Std Dev 2.953e+08

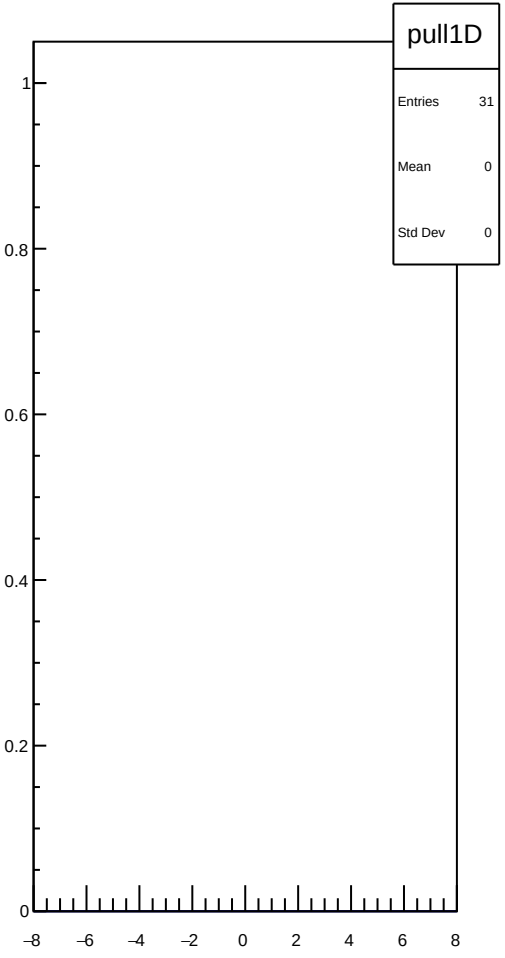
pull1D
Entries 31
Mean 0
Std Dev 0
1
0.8
0.6
0.4
0.2
0
−8
−6
−4
−2
0
2
4
6
8

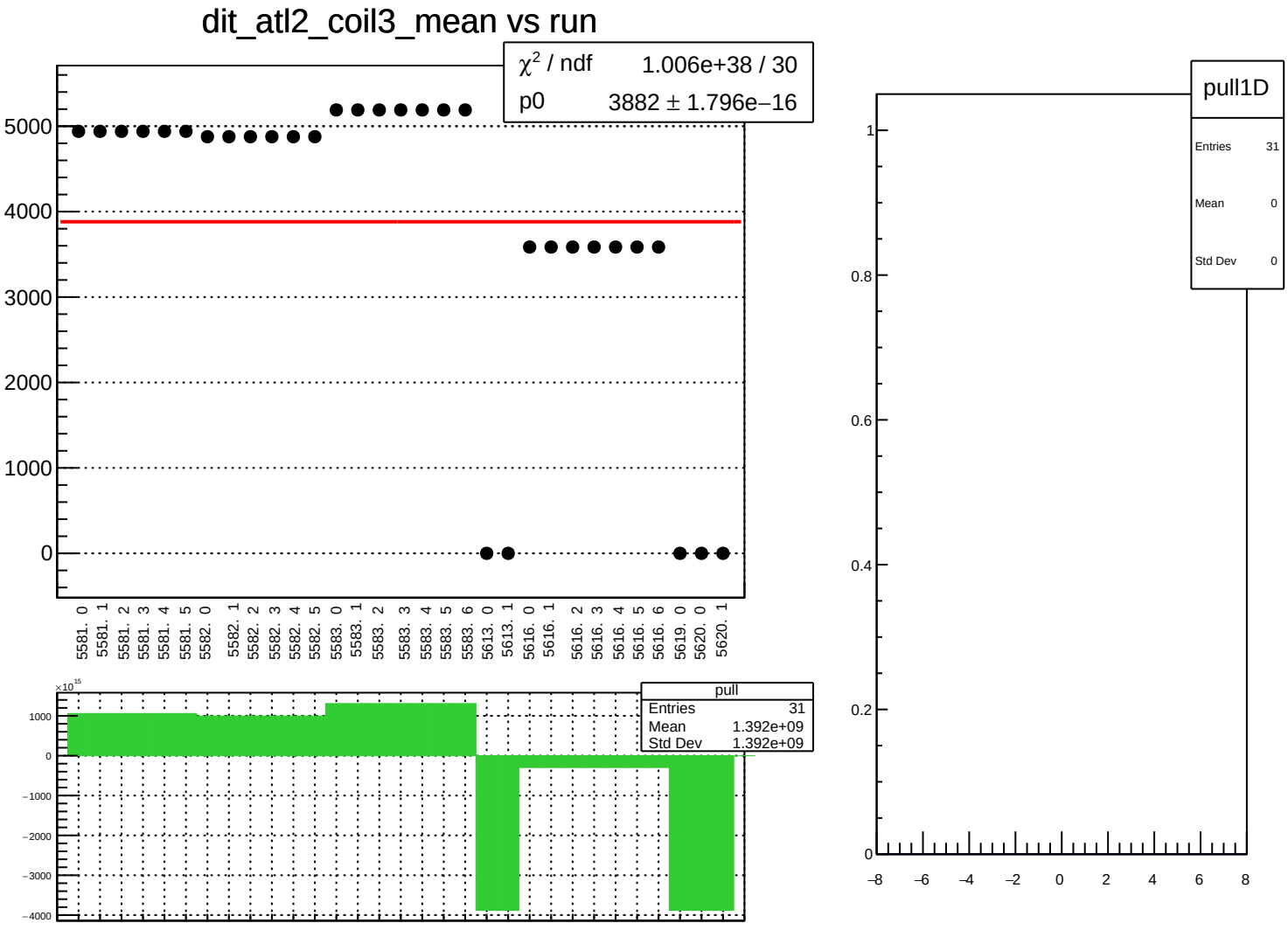
dit_atl2_coil3_mean vs run
χ² / ndf 1.006e+38 / 30
p0 3882 ± 1.796e−16
5000
4000
3000
2000
1000
0
5581. 0
5581. 1
5581. 2
5581. 3
5581. 4
5581. 5
5582. 0
5582. 1
5582. 2
5582. 3
5582. 4
5582. 5
5583. 0
5583. 1
5583. 2
5583. 3
5583. 4
5583. 5
5583. 6
5613. 0
5613. 1
5616. 0
5616. 1
5616. 2
5616. 3
5616. 4
5616. 5
5616. 6
5619. 0
5620. 0
5620. 1
×10¹⁵
1000
0
−1000
−2000
−3000
−4000
pull
Entries 31
Mean 1.392e+09
Std Dev 1.392e+09
pull1D
Entries 31
Mean 0
Std Dev 0
1
0.8
0.6
0.4
0.2
0
−8
−6
−4
−2
0
2
4
6
8

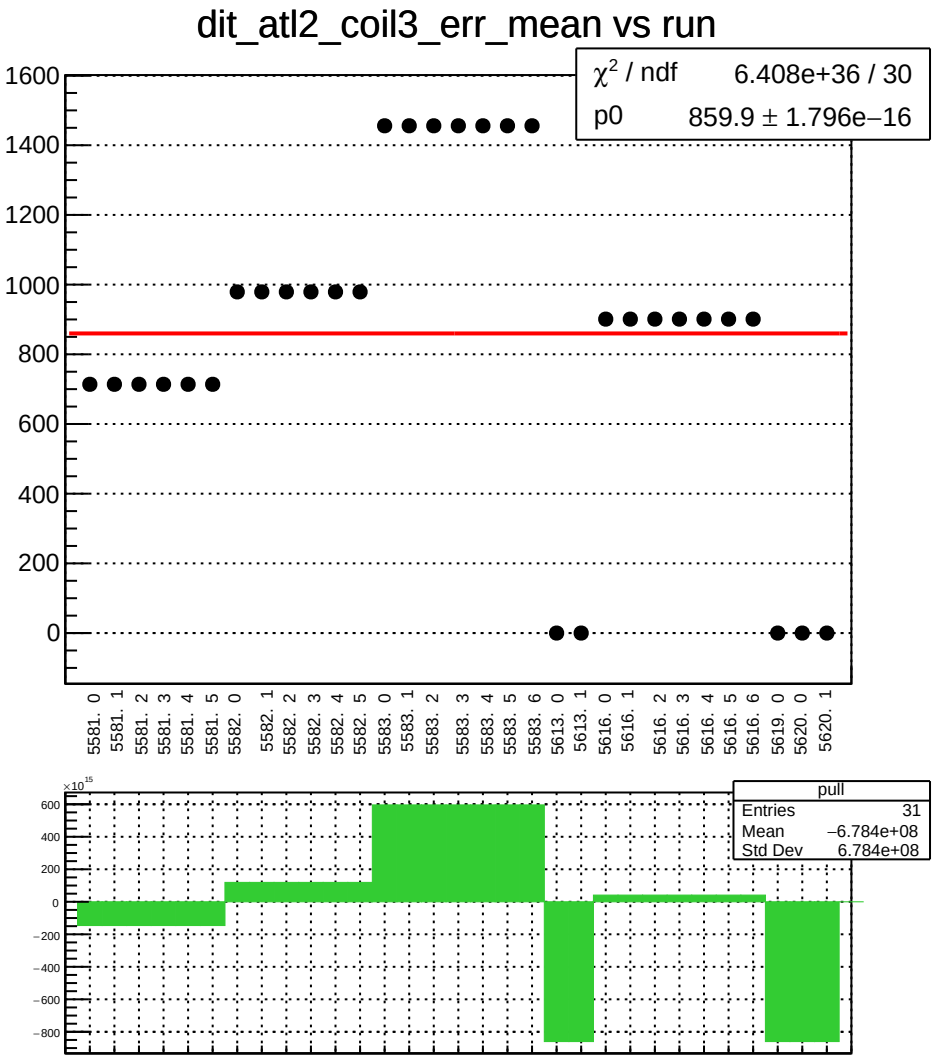
dit_atl2_coil3_err_mean vs run
χ² / ndf 6.408e+36 / 30
p0 859.9 ± 1.796e−16
1600
1400
1200
1000
800
600
400
200
0
5581. 0
5581. 1
5581. 2
5581. 3
5581. 4
5581. 5
5582. 0
5582. 1
5582. 2
5582. 3
5582. 4
5582. 5
5583. 0
5583. 1
5583. 2
5583. 3
5583. 4
5583. 5
5583. 6
5613. 0
5613. 1
5616. 0
5616. 1
5616. 2
5616. 3
5616. 4
5616. 5
5616. 6
5619. 0
5620. 0
5620. 1
×10¹⁵
600
400
200
0
−200
−400
−600
−800
pull
Entries 31
Mean −6.784e+08
Std Dev 6.784e+08

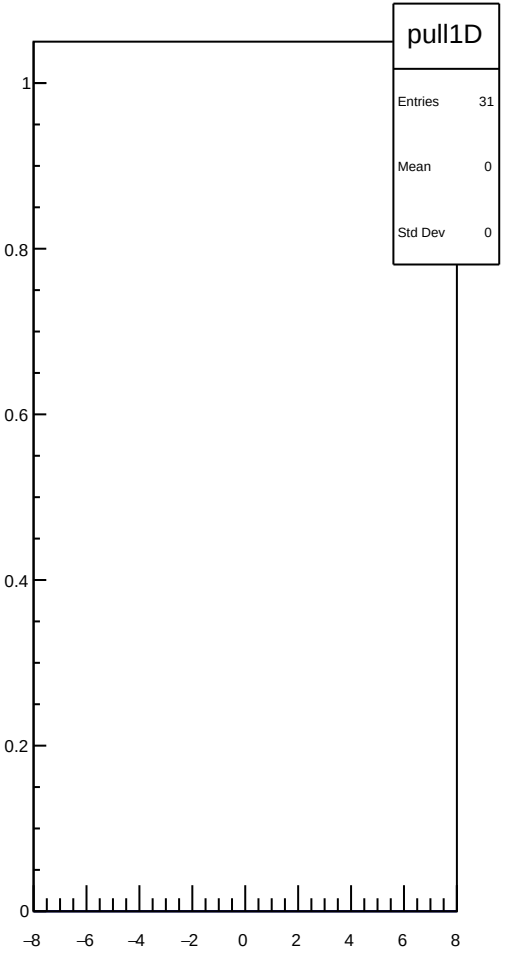
pull1D
Entries 31
Mean 0
Std Dev 0
1
0.8
0.6
0.4
0.2
0
−8
−6
−4
−2
0
2
4
6
8

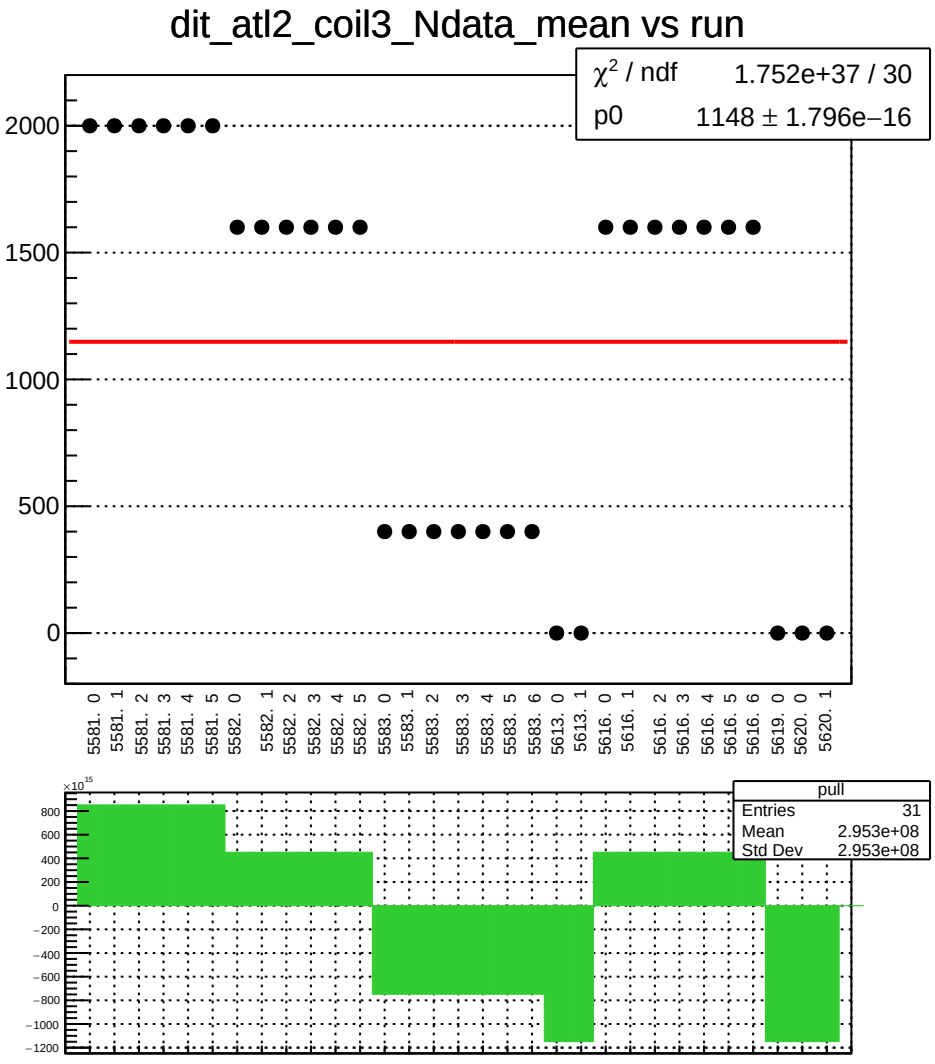
dit_atl2_coil3_Ndata_mean vs run
χ² / ndf 1.752e+37 / 30
p0 1148 ± 1.796e−16
2000
1500
1000
500
0
5581. 0
5581. 1
5581. 2
5581. 3
5581. 4
5581. 5
5582. 0
5582. 1
5582. 2
5582. 3
5582. 4
5582. 5
5583. 0
5583. 1
5583. 2
5583. 3
5583. 4
5583. 5
5583. 6
5613. 0
5613. 1
5616. 0
5616. 1
5616. 2
5616. 3
5616. 4
5616. 5
5616. 6
5619. 0
5620. 0
5620. 1
×10^15
800
600
400
200
0
−200
−400
−600
−800
−1000
−1200
pull
Entries 31
Mean 2.953e+08
Std Dev 2.953e+08

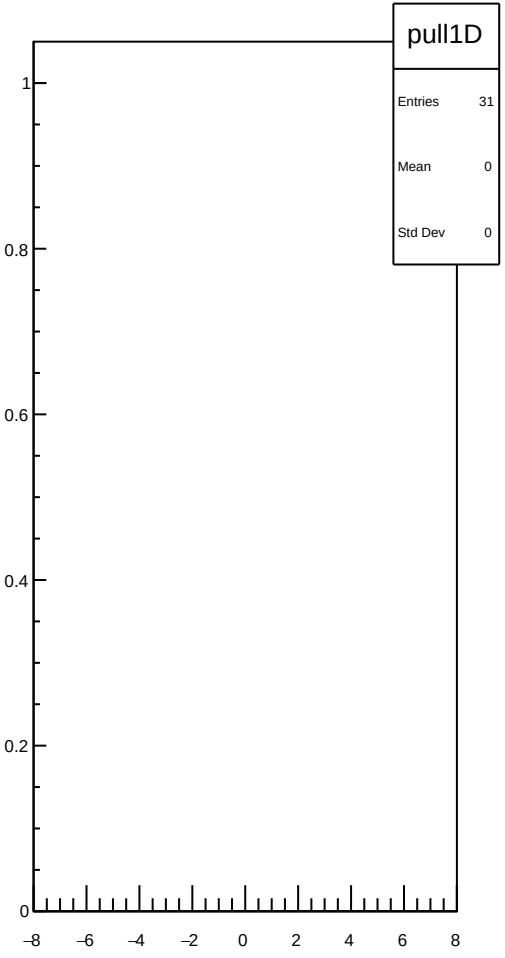
pull1D
Entries 31
Mean 0
Std Dev 0
1
0.8
0.6
0.4
0.2
0
−8
−6
−4
−2
0
2
4
6
8

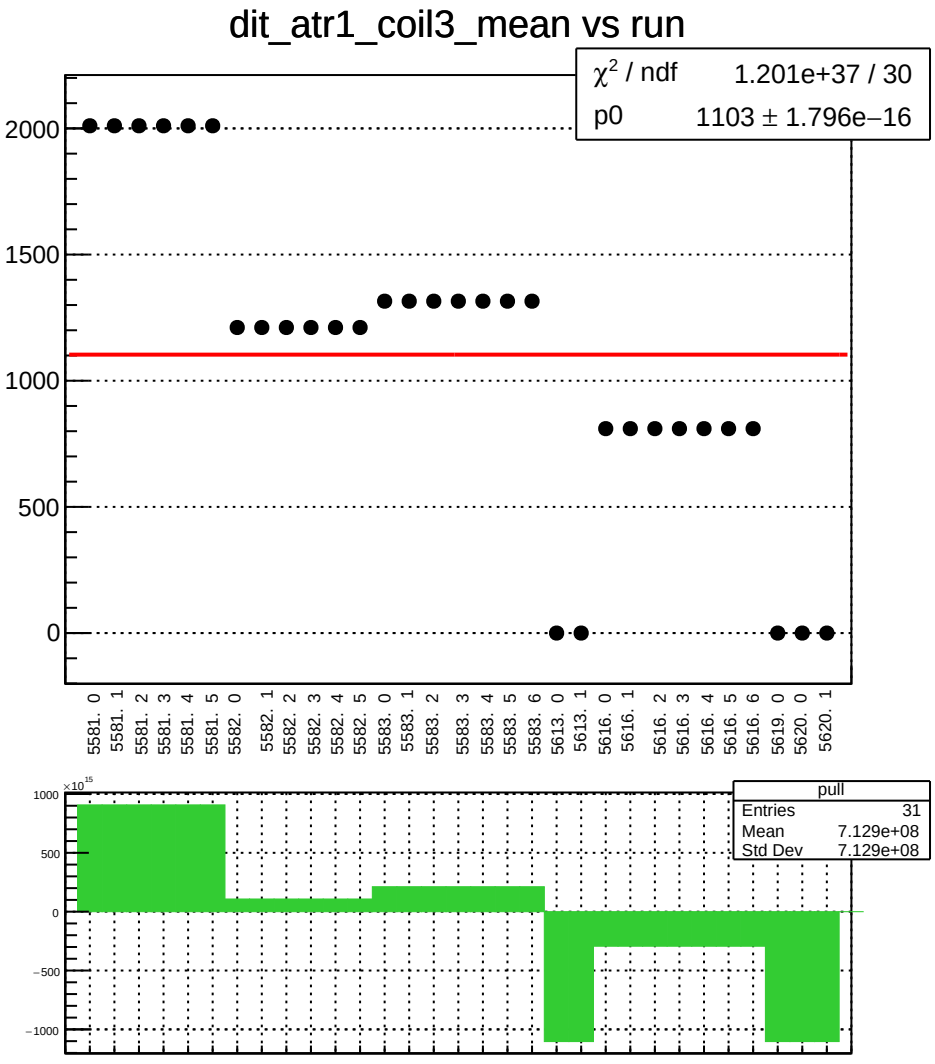
dit_atr1_coil3_mean vs run
χ² / ndf 1.201e+37 / 30
p0 1103 ± 1.796e−16
2000
1500
1000
500
0
5581. 0
5581. 1
5581. 2
5581. 3
5581. 4
5581. 5
5582. 0
5582. 1
5582. 2
5582. 3
5582. 4
5582. 5
5583. 0
5583. 1
5583. 2
5583. 3
5583. 4
5583. 5
5583. 6
5613. 0
5613. 1
5616. 0
5616. 1
5616. 2
5616. 3
5616. 4
5616. 5
5616. 6
5619. 0
5620. 0
5620. 1
×10^15
1000
500
0
−500
−1000
pull
Entries 31
Mean 7.129e+08
Std Dev 7.129e+08

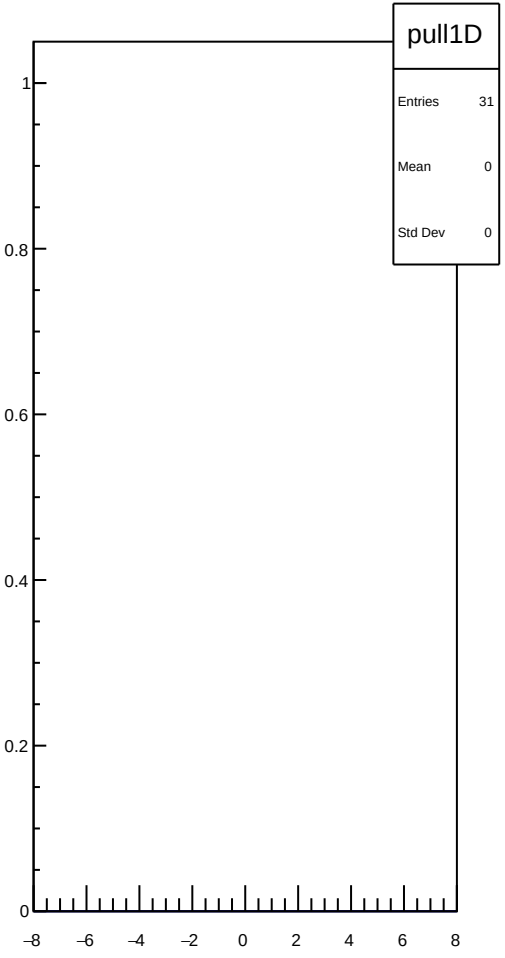
pull1D
Entries 31
Mean 0
Std Dev 0
1
0.8
0.6
0.4
0.2
0
−8
−6
−4
−2
0
2
4
6
8

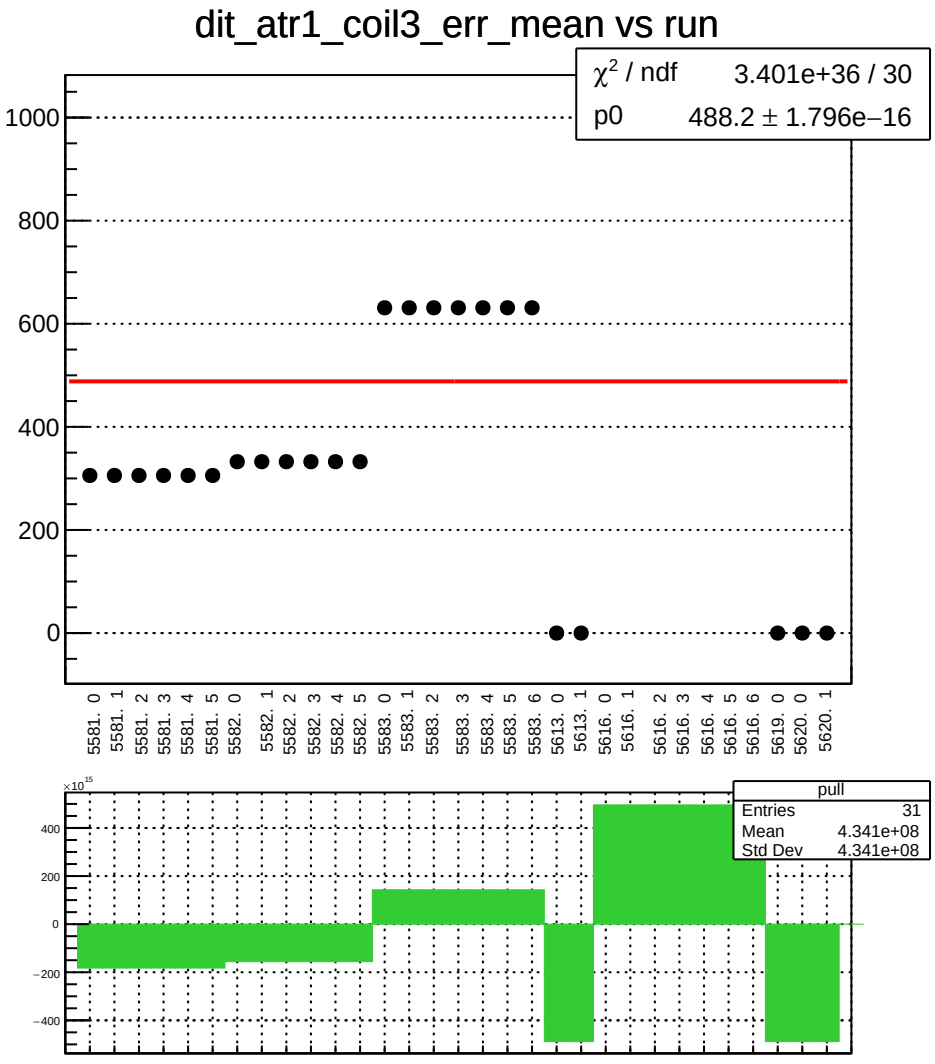
dit_atr1_coil3_err_mean vs run
χ² / ndf 3.401e+36 / 30
p0 488.2 ± 1.796e−16
1000
800
600
400
200
0
5581. 0
5581. 1
5581. 2
5581. 3
5581. 4
5581. 5
5582. 0
5582. 1
5582. 2
5582. 3
5582. 4
5582. 5
5583. 0
5583. 1
5583. 2
5583. 3
5583. 4
5583. 5
5583. 6
5613. 0
5613. 1
5616. 0
5616. 1
5616. 2
5616. 3
5616. 4
5616. 5
5616. 6
5619. 0
5620. 0
5620. 1
×10^15
400
200
0
−200
−400
pull
Entries 31
Mean 4.341e+08
Std Dev 4.341e+08

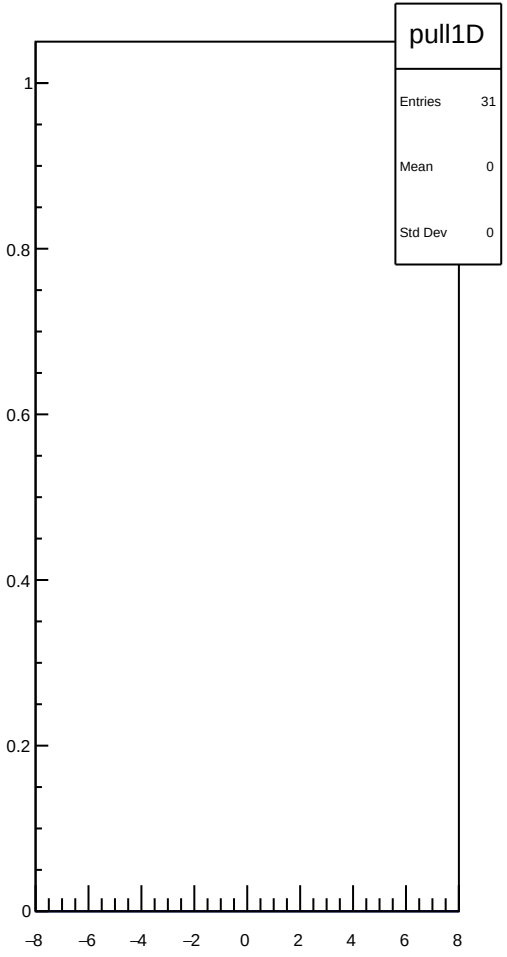
pull1D
Entries 31
Mean 0
Std Dev 0
1
0.8
0.6
0.4
0.2
0
−8
−6
−4
−2
0
2
4
6
8

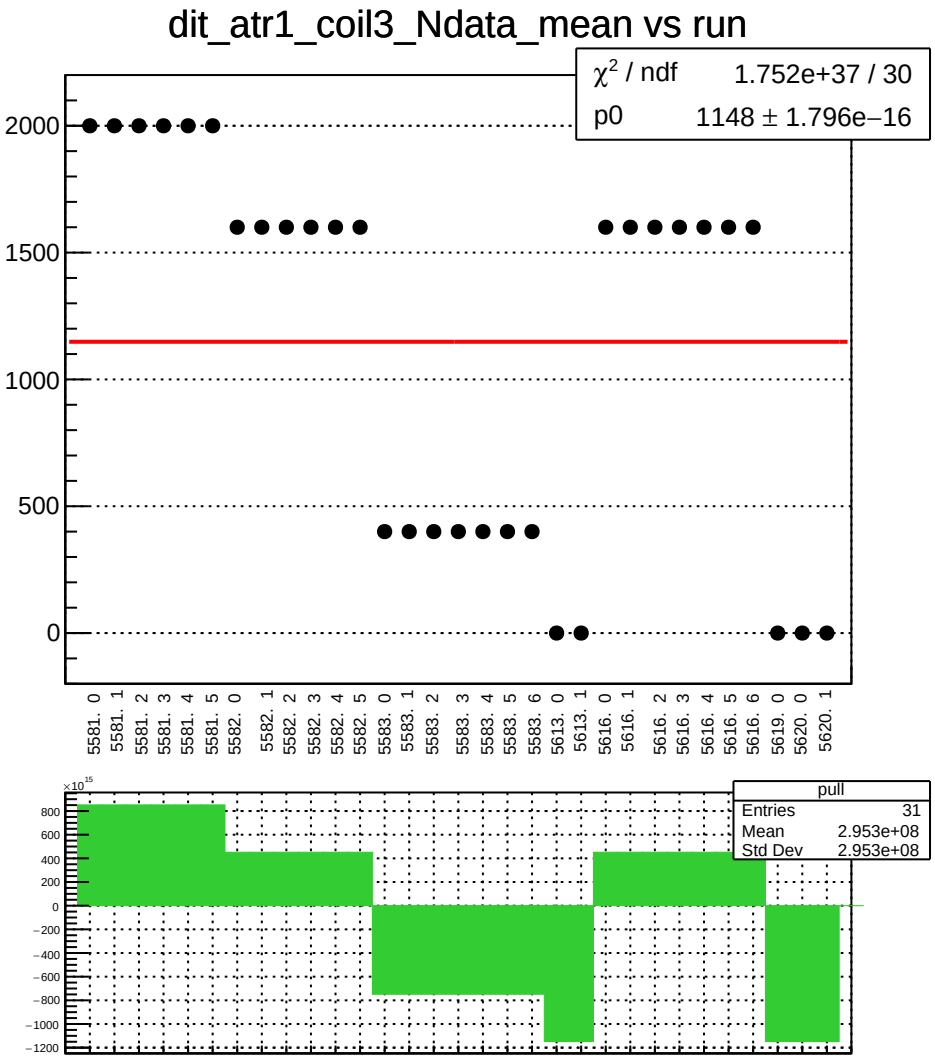
dit_atr1_coil3_Ndata_mean vs run
χ² / ndf 1.752e+37 / 30
p0 1148 ± 1.796e−16
2000
1500
1000
500
0
5581. 0
5581. 1
5581. 2
5581. 3
5581. 4
5581. 5
5582. 0
5582. 1
5582. 2
5582. 3
5582. 4
5582. 5
5583. 0
5583. 1
5583. 2
5583. 3
5583. 4
5583. 5
5583. 6
5613. 0
5613. 1
5616. 0
5616. 1
5616. 2
5616. 3
5616. 4
5616. 5
5616. 6
5619. 0
5620. 0
5620. 1
×10^15
800
600
400
200
0
−200
−400
−600
−800
−1000
−1200
pull
Entries 31
Mean 2.953e+08
Std Dev 2.953e+08

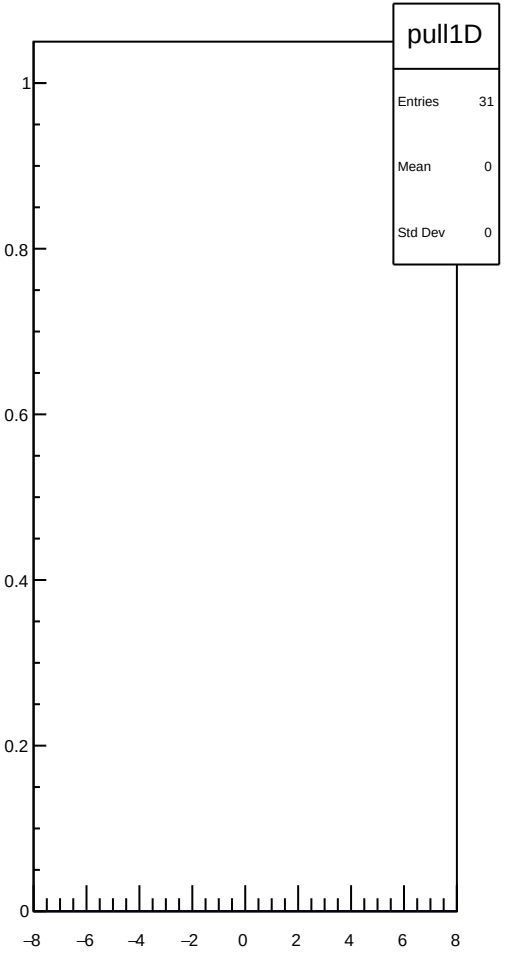
pull1D
Entries 31
Mean 0
Std Dev 0
1
0.8
0.6
0.4
0.2
0
−8
−6
−4
−2
0
2
4
6
8

dit_atr2_coil3_mean vs run

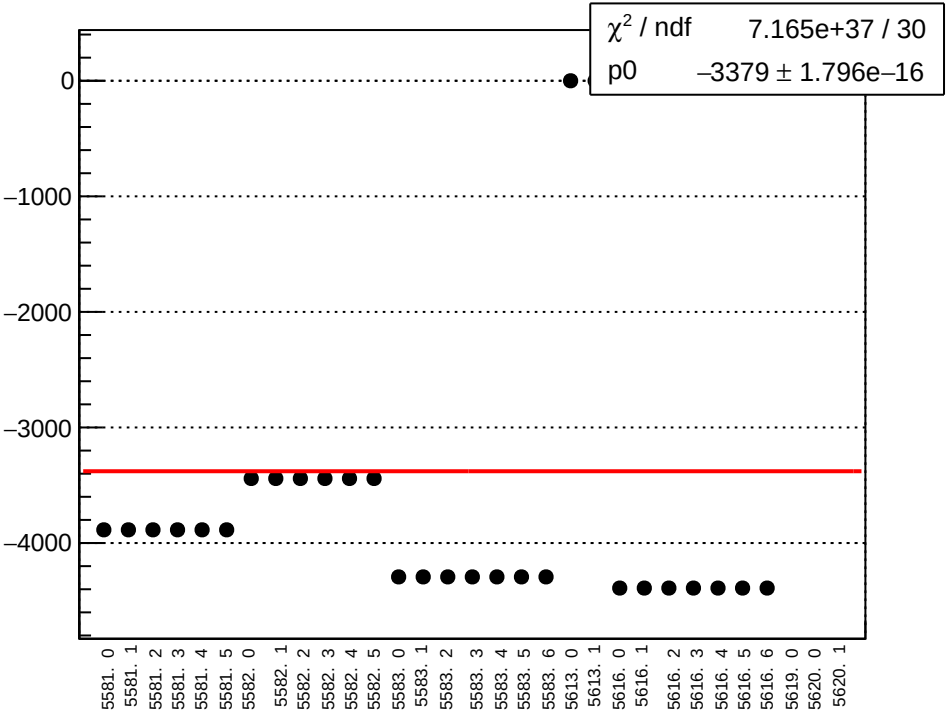

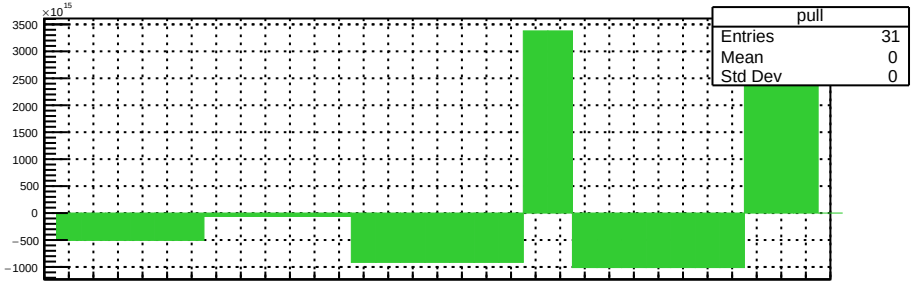

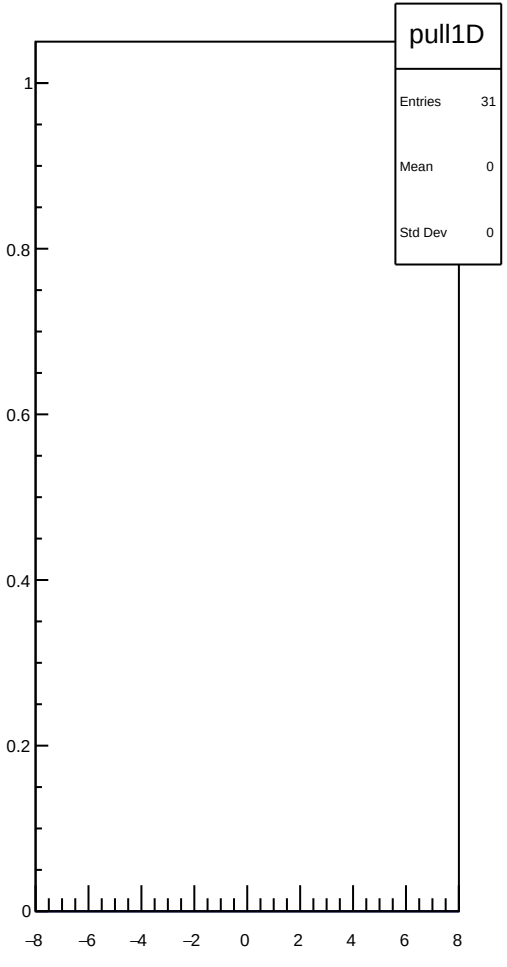

dit_atr2_coil3_err_mean vs run

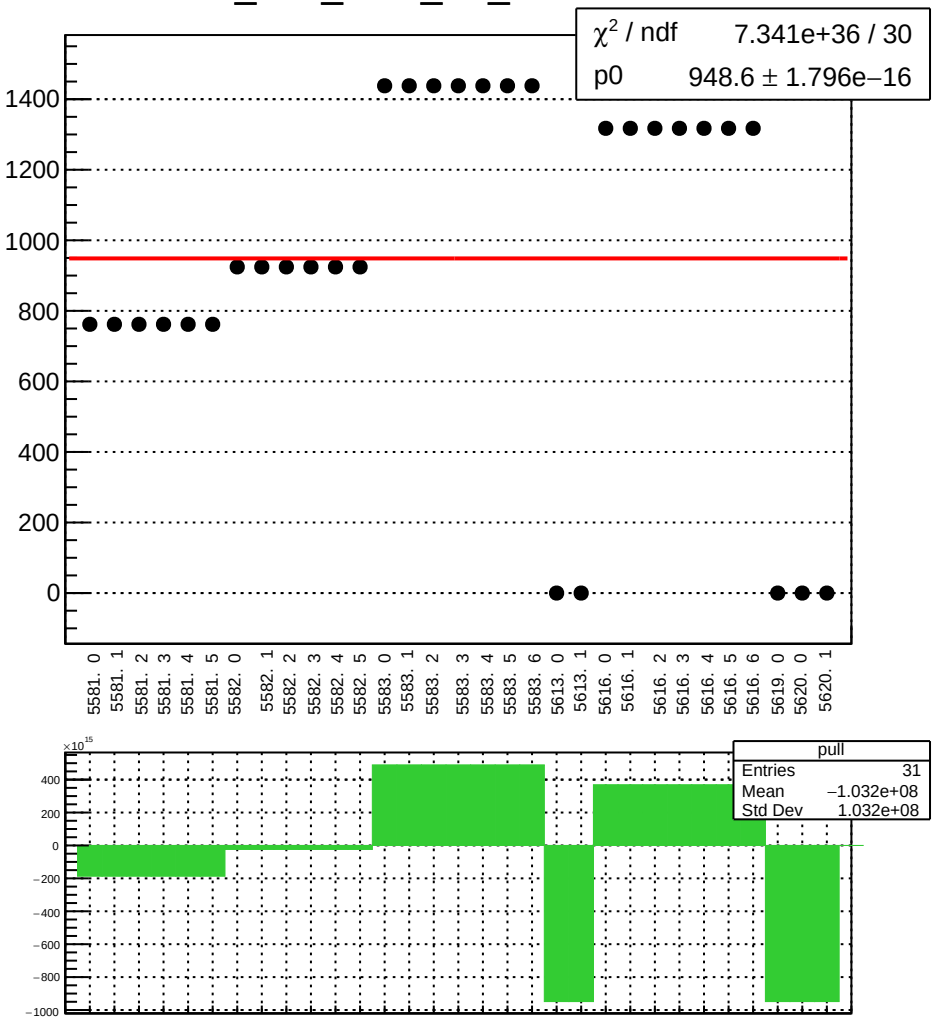

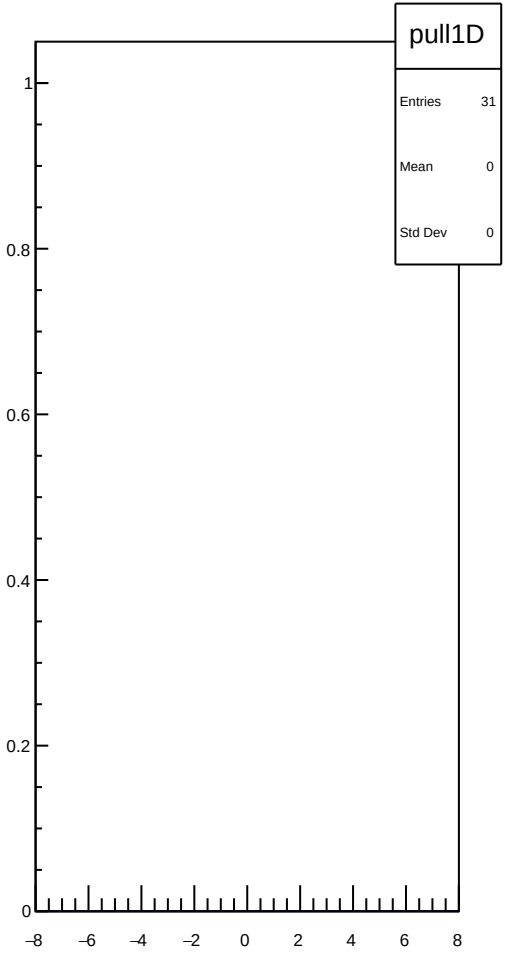

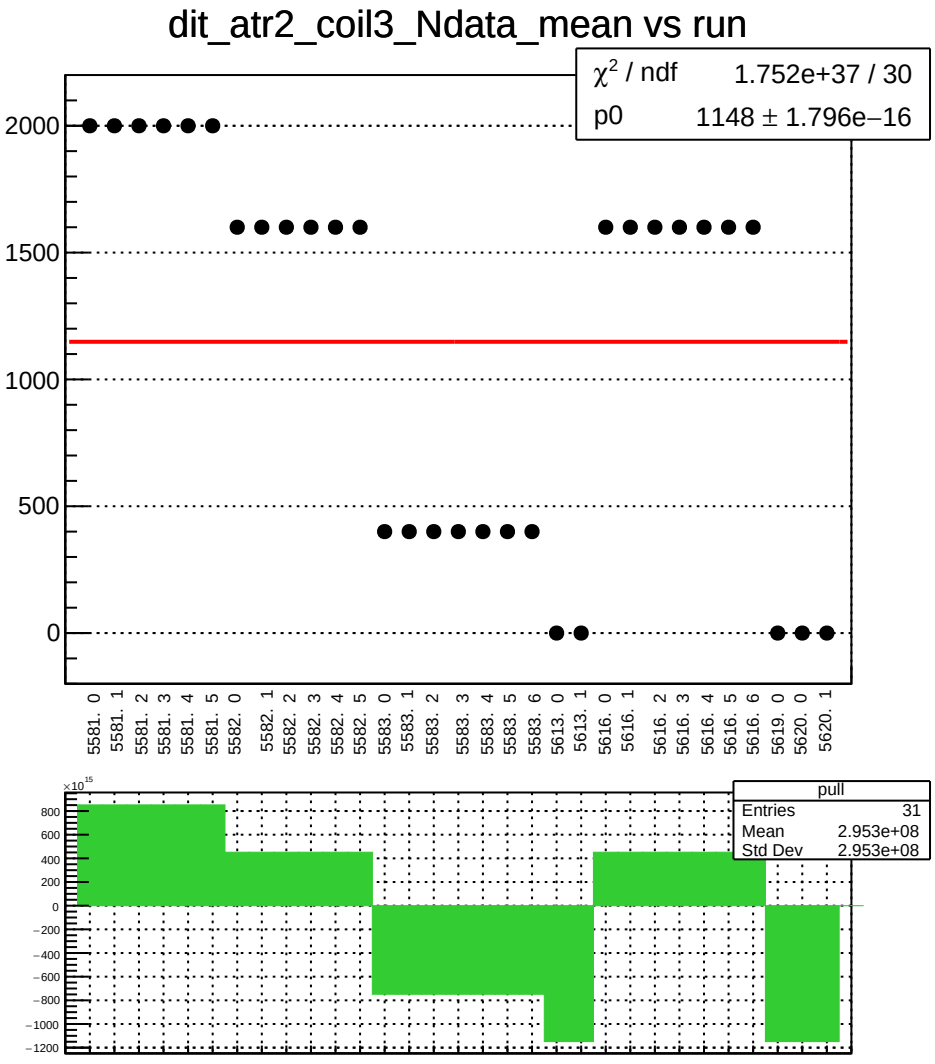
dit_atr2_coil3_Ndata_mean vs run
χ² / ndf 1.752e+37 / 30
p0 1148 ± 1.796e−16
2000
1500
1000
500
0
5581. 0
5581. 1
5581. 2
5581. 3
5581. 4
5581. 5
5582. 0
5582. 1
5582. 2
5582. 3
5582. 4
5582. 5
5583. 0
5583. 1
5583. 2
5583. 3
5583. 4
5583. 5
5583. 6
5613. 0
5613. 1
5616. 0
5616. 1
5616. 2
5616. 3
5616. 4
5616. 5
5616. 6
5619. 0
5620. 0
5620. 1
×10^15
800
600
400
200
0
−200
−400
−600
−800
−1000
−1200
pull
Entries 31
Mean 2.953e+08
Std Dev 2.953e+08

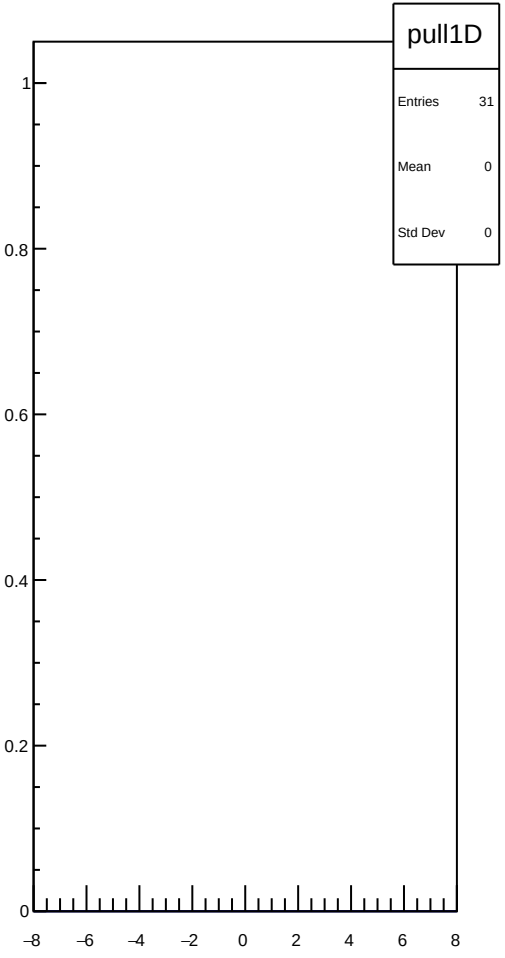
pull1D
Entries 31
Mean 0
Std Dev 0
1
0.8
0.6
0.4
0.2
0
−8
−6
−4
−2
0
2
4
6
8

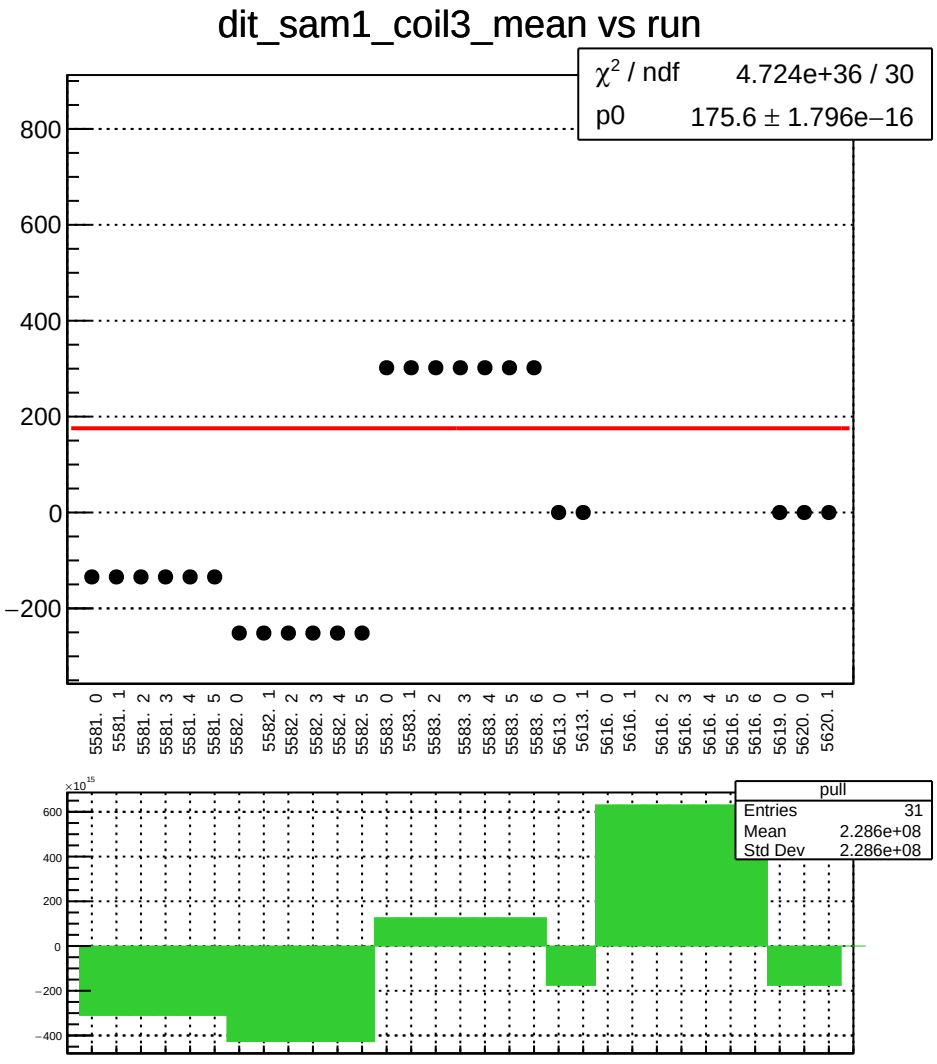
dit_sam1_coil3_mean vs run
χ² / ndf 4.724e+36 / 30
p0 175.6 ± 1.796e−16
800
600
400
200
0
−200
5581. 0
5581. 1
5581. 2
5581. 3
5581. 4
5581. 5
5582. 0
5582. 1
5582. 2
5582. 3
5582. 4
5582. 5
5583. 0
5583. 1
5583. 2
5583. 3
5583. 4
5583. 5
5583. 6
5613. 0
5613. 1
5616. 0
5616. 1
5616. 2
5616. 3
5616. 4
5616. 5
5616. 6
5619. 0
5620. 0
5620. 1
×10^15
600
400
200
0
−200
−400
pull
Entries 31
Mean 2.286e+08
Std Dev 2.286e+08

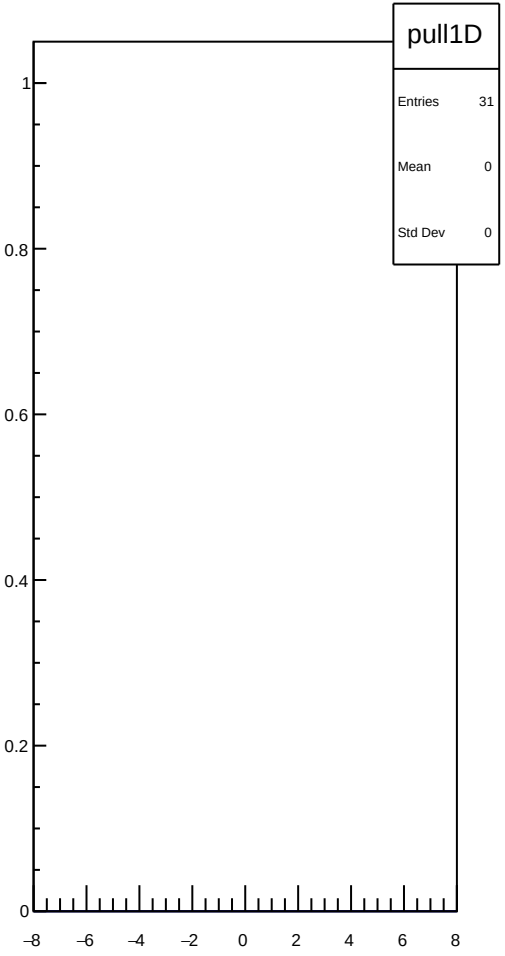
pull1D
Entries 31
Mean 0
Std Dev 0
1
0.8
0.6
0.4
0.2
0
−8
−6
−4
−2
0
2
4
6
8

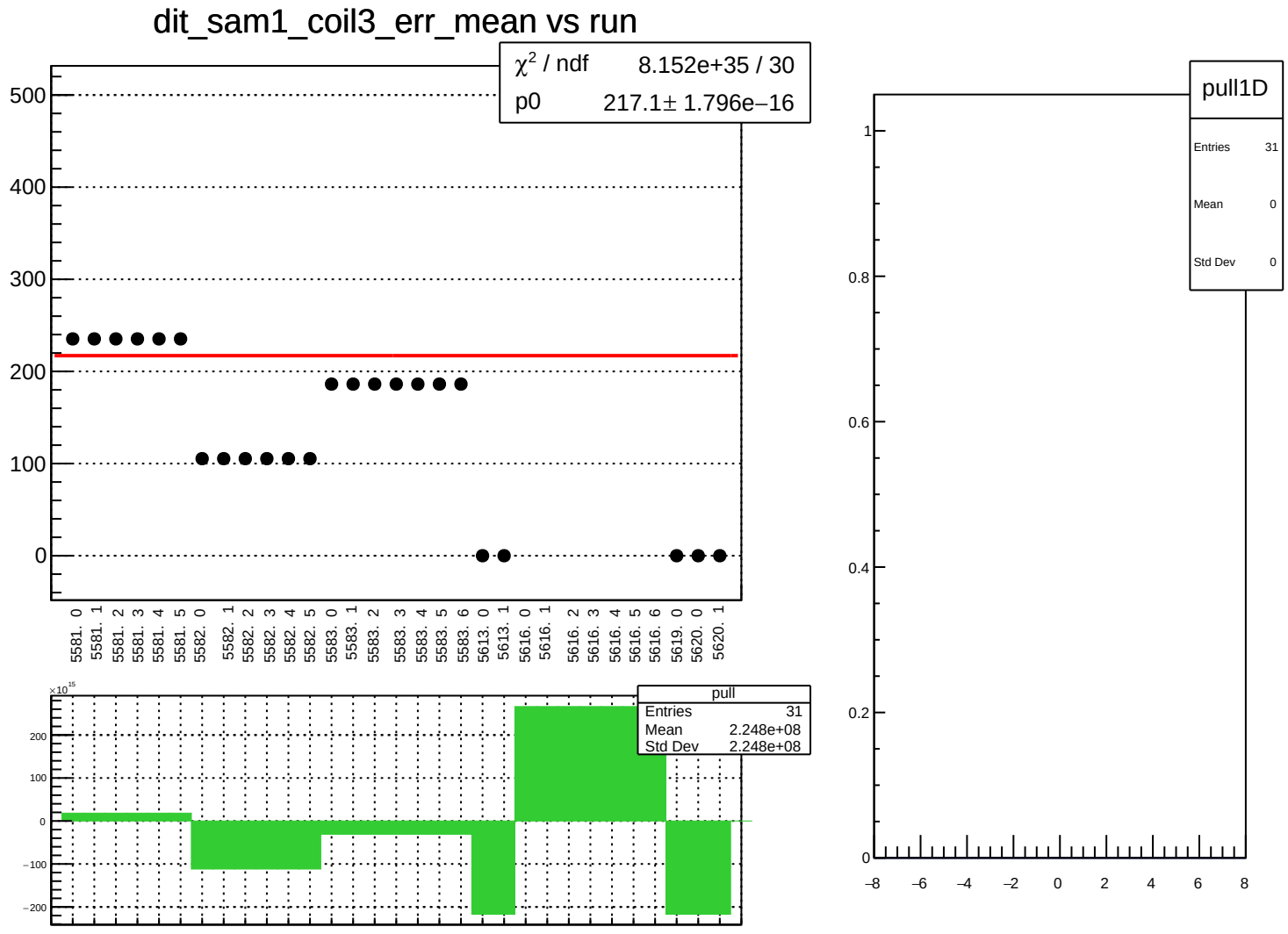
dit_sam1_coil3_err_mean vs run
χ² / ndf 8.152e+35 / 30
p0 217.1± 1.796e−16
500
400
300
200
100
0
5581. 0
5581. 1
5581. 2
5581. 3
5581. 4
5581. 5
5582. 0
5582. 1
5582. 2
5582. 3
5582. 4
5582. 5
5583. 0
5583. 1
5583. 2
5583. 3
5583. 4
5583. 5
5583. 6
5613. 0
5613. 1
5616. 0
5616. 1
5616. 2
5616. 3
5616. 4
5616. 5
5616. 6
5619. 0
5620. 0
5620. 1
×10^15
200
100
0
−100
−200
pull
Entries 31
Mean 2.248e+08
Std Dev 2.248e+08
pull1D
Entries 31
Mean 0
Std Dev 0
1
0.8
0.6
0.4
0.2
0
−8
−6
−4
−2
0
2
4
6
8

dit_sam1_coil3_Ndata_mean vs run

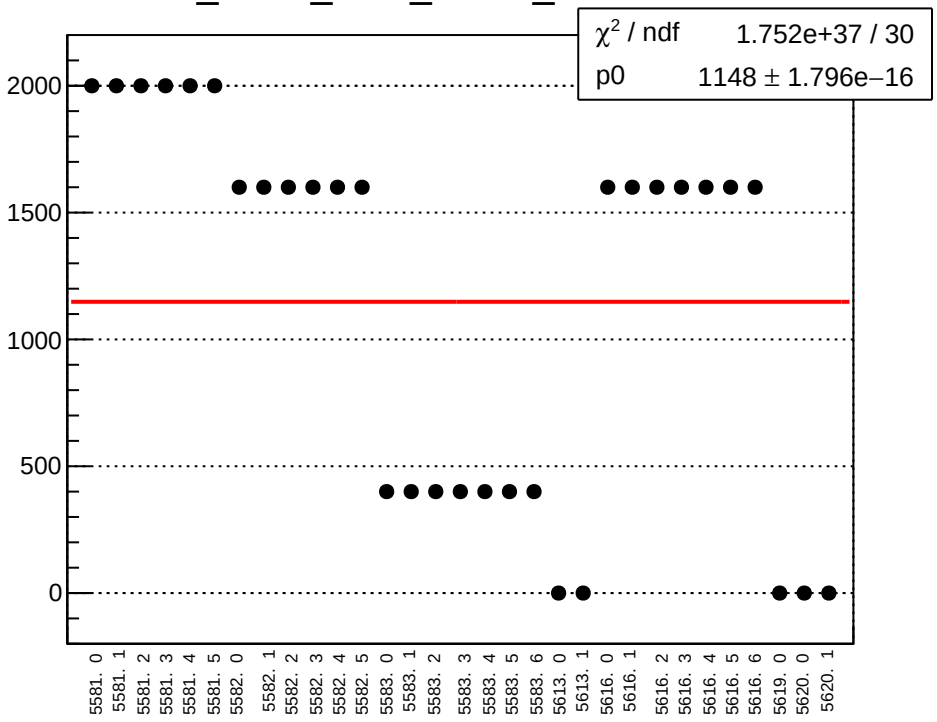

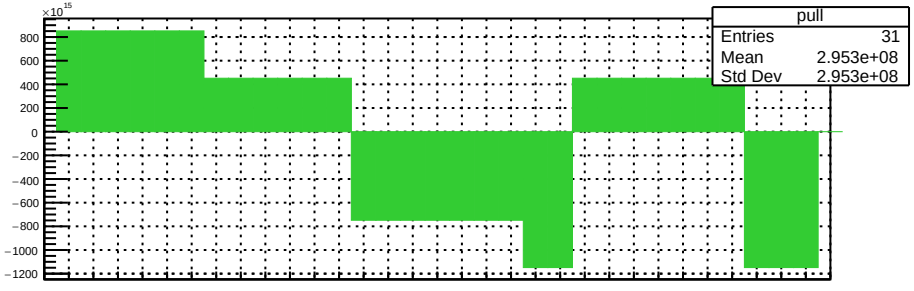

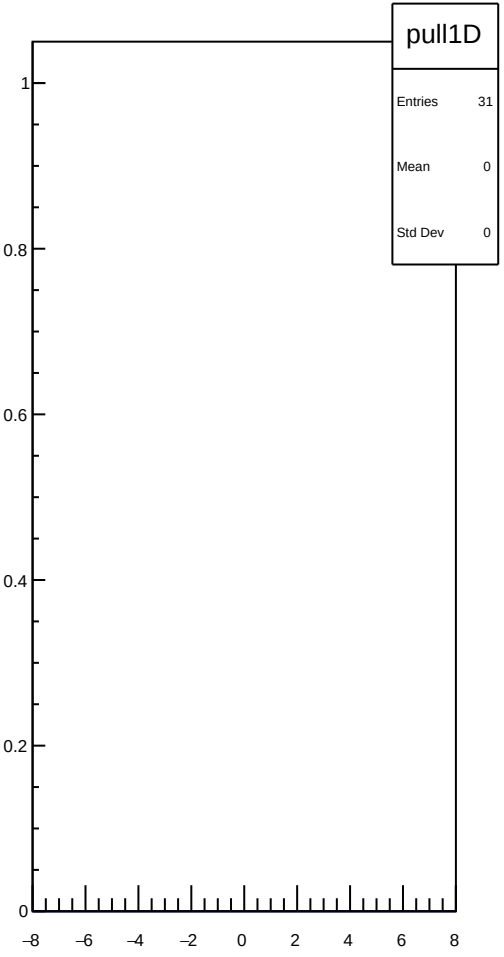

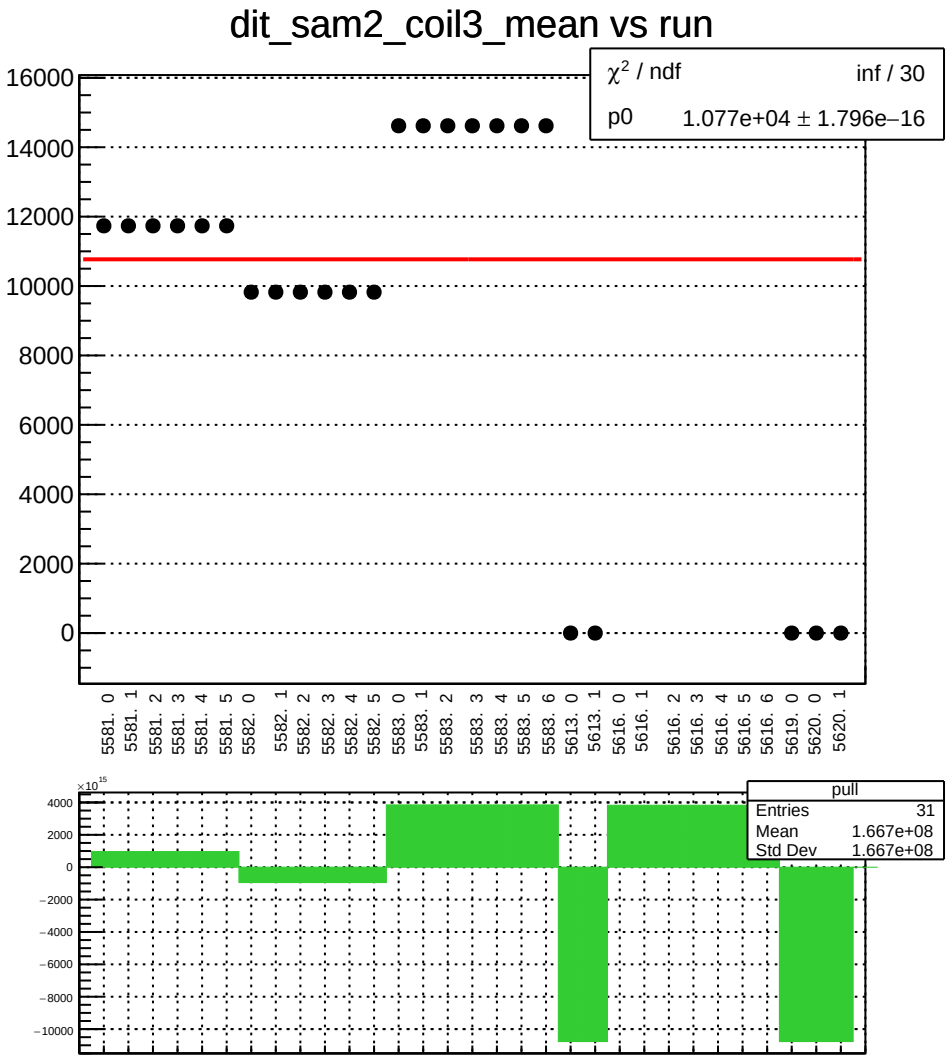
dit_sam2_coil3_mean vs run
χ² / ndf inf / 30
p0 1.077e+04 ± 1.796e−16
16000
14000
12000
10000
8000
6000
4000
2000
0
5581. 0
5581. 1
5581. 2
5581. 3
5581. 4
5581. 5
5582. 0
5582. 1
5582. 2
5582. 3
5582. 4
5582. 5
5583. 0
5583. 1
5583. 2
5583. 3
5583. 4
5583. 5
5583. 6
5613. 0
5613. 1
5616. 0
5616. 1
5616. 2
5616. 3
5616. 4
5616. 5
5616. 6
5619. 0
5620. 0
5620. 1
×10^15
4000
2000
0
−2000
−4000
−6000
−8000
−10000
pull
Entries 31
Mean 1.667e+08
Std Dev 1.667e+08

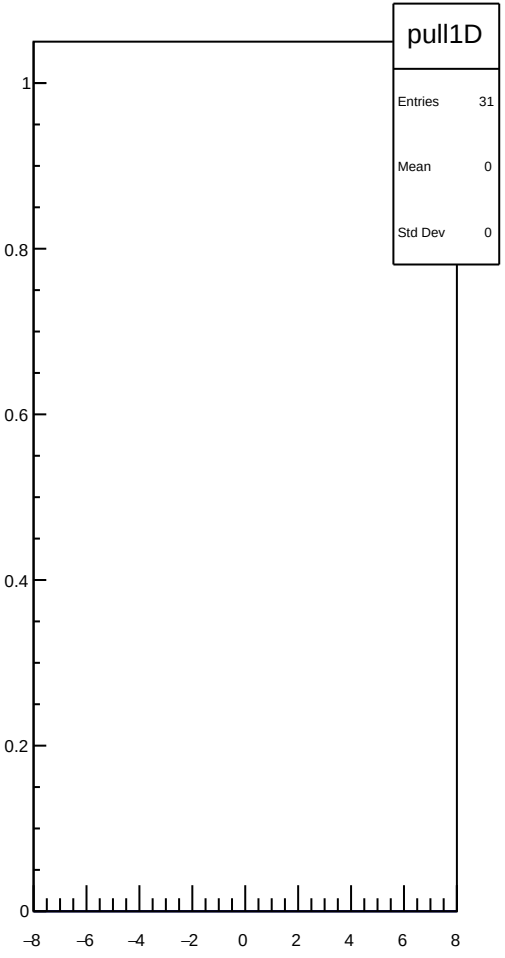
pull1D
Entries 31
Mean 0
Std Dev 0
1
0.8
0.6
0.4
0.2
0
−8
−6
−4
−2
0
2
4
6
8

dit_sam2_coil3_err_mean vs run

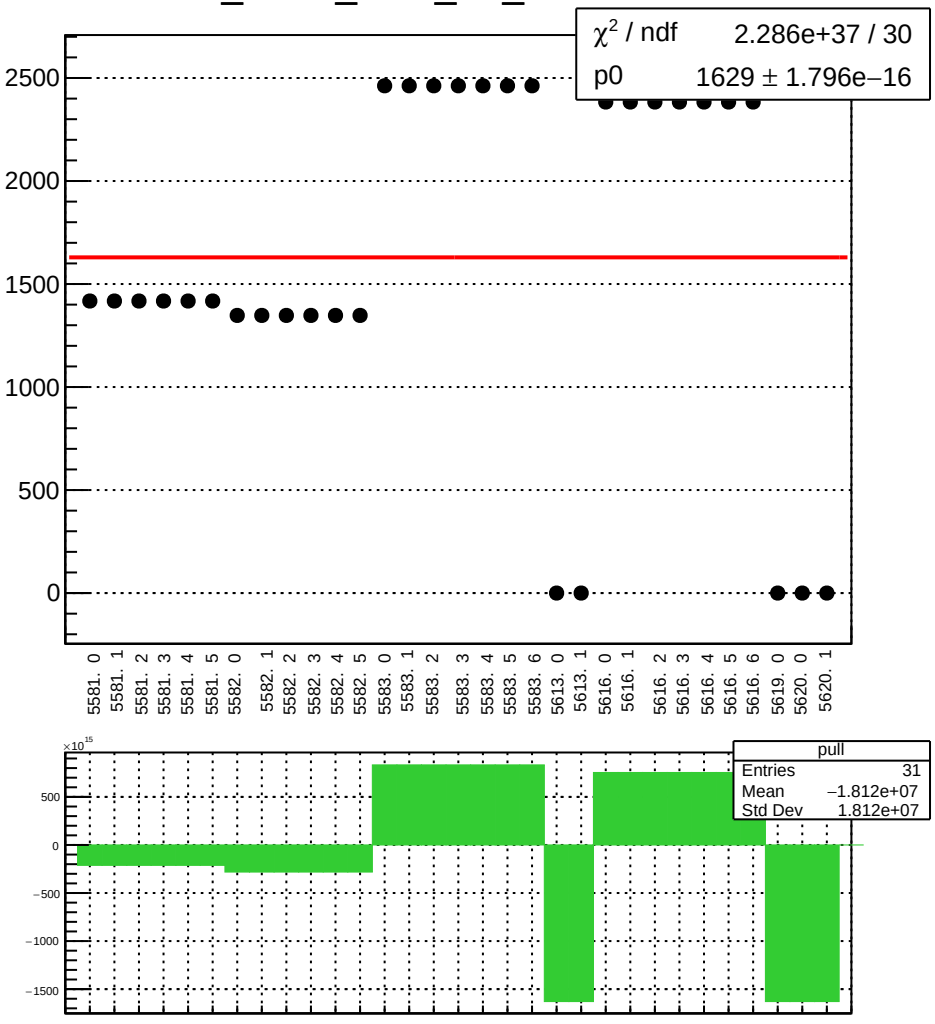

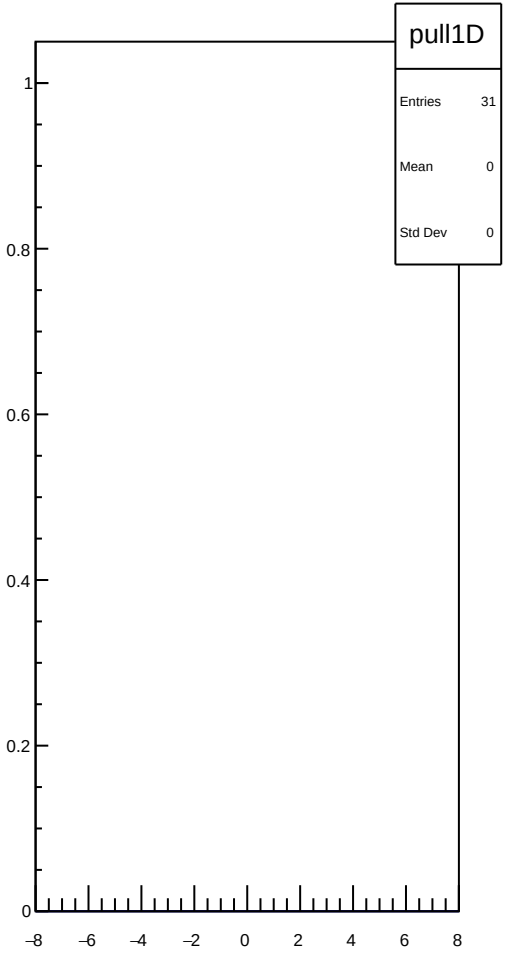

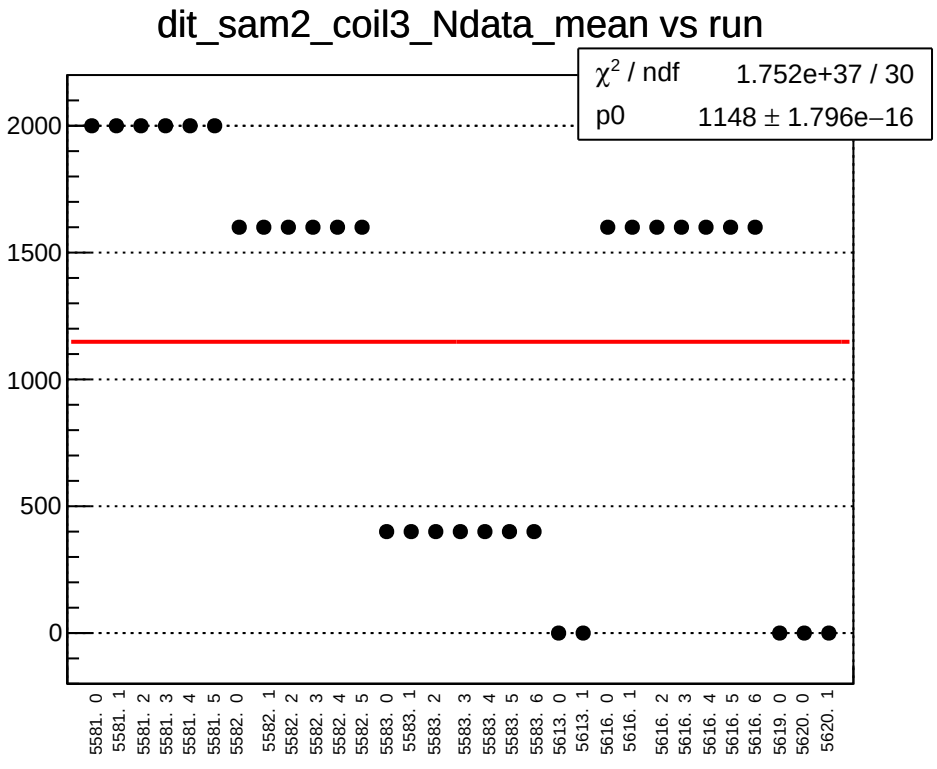
dit_sam2_coil3_Ndata_mean vs run
χ² / ndf 1.752e+37 / 30
p0 1148 ± 1.796e−16
2000
1500
1000
500
0
5581. 0
5581. 1
5581. 2
5581. 3
5581. 4
5581. 5
5582. 0
5582. 1
5582. 2
5582. 3
5582. 4
5582. 5
5583. 0
5583. 1
5583. 2
5583. 3
5583. 4
5583. 5
5583. 6
5613. 0
5613. 1
5616. 0
5616. 1
5616. 2
5616. 3
5616. 4
5616. 5
5616. 6
5619. 0
5620. 0
5620. 1

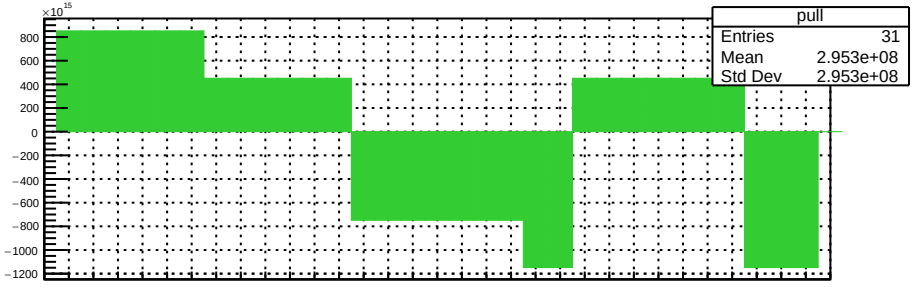
×10¹⁵
pull
Entries 31
Mean 2.953e+08
Std Dev 2.953e+08
800
600
400
200
0
−200
−400
−600
−800
−1000
−1200

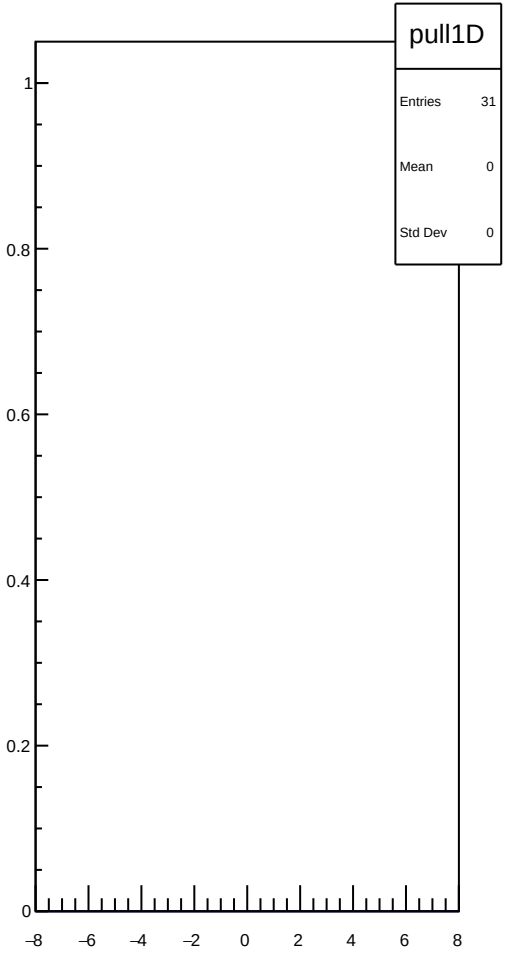
pull1D
Entries 31
Mean 0
Std Dev 0
1
0.8
0.6
0.4
0.2
0
−8
−6
−4
−2
0
2
4
6
8

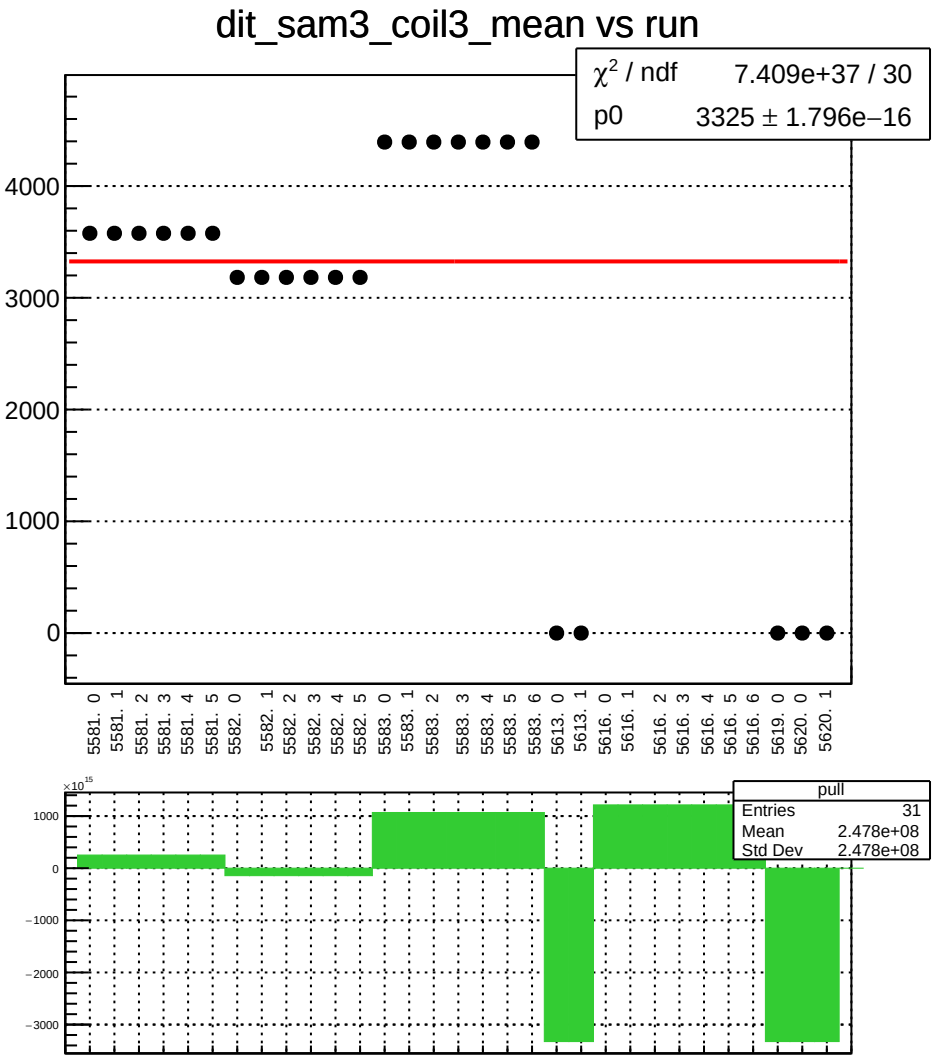
dit_sam3_coil3_mean vs run
χ² / ndf 7.409e+37 / 30
p0 3325 ± 1.796e−16
4000
3000
2000
1000
0
5581. 0
5581. 1
5581. 2
5581. 3
5581. 4
5581. 5
5582. 0
5582. 1
5582. 2
5582. 3
5582. 4
5582. 5
5583. 0
5583. 1
5583. 2
5583. 3
5583. 4
5583. 5
5583. 6
5613. 0
5613. 1
5616. 0
5616. 1
5616. 2
5616. 3
5616. 4
5616. 5
5616. 6
5619. 0
5620. 0
5620. 1
×10^15
1000
0
−1000
−2000
−3000
pull
Entries 31
Mean 2.478e+08
Std Dev 2.478e+08

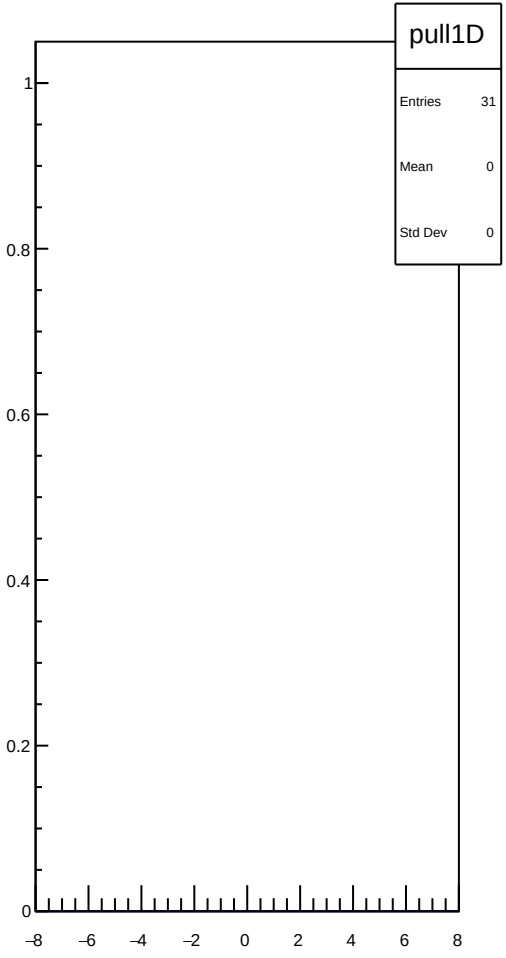
pull1D
Entries 31
Mean 0
Std Dev 0
1
0.8
0.6
0.4
0.2
0
−8
−6
−4
−2
0
2
4
6
8

dit_sam3_coil3_err_mean vs run

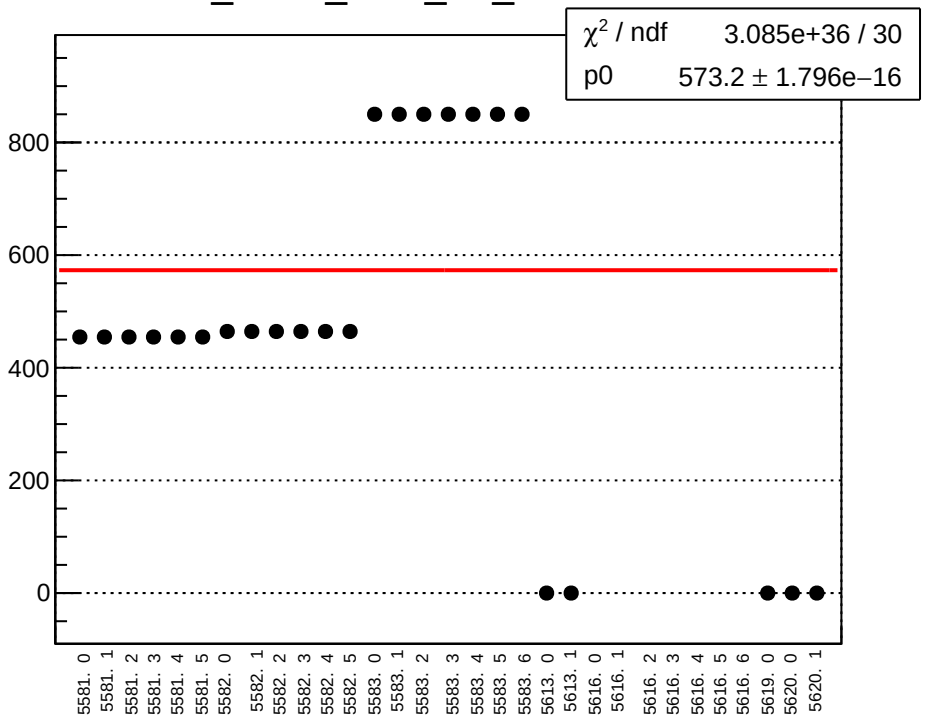

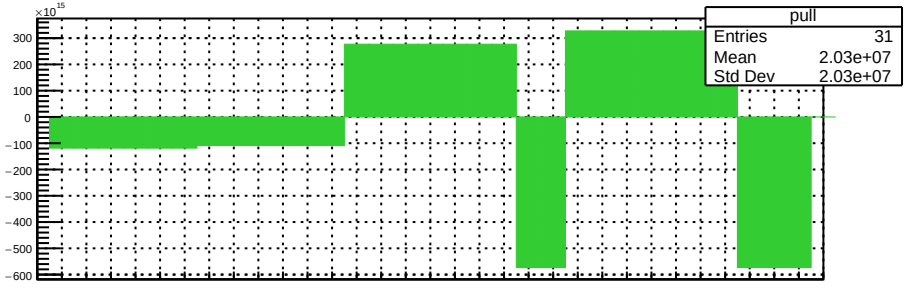

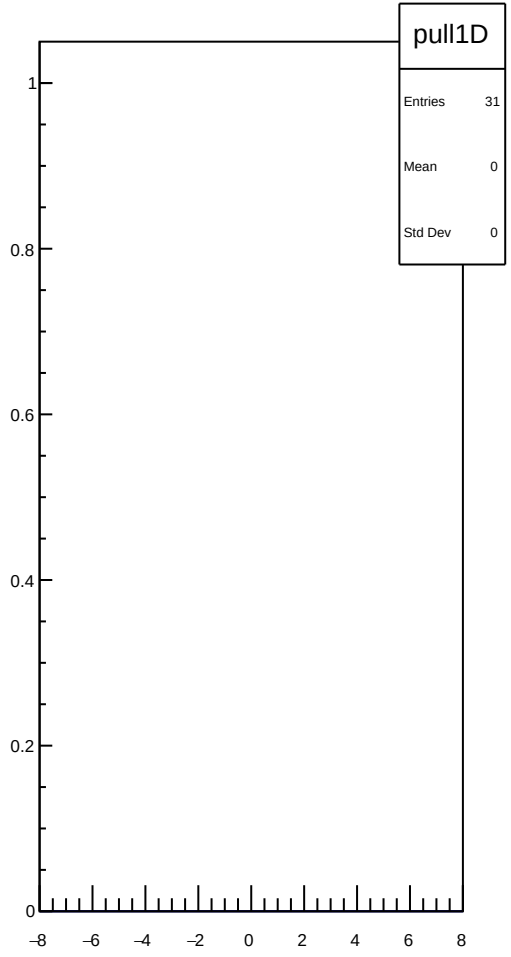

dit_sam3_coil3_Ndata_mean vs run

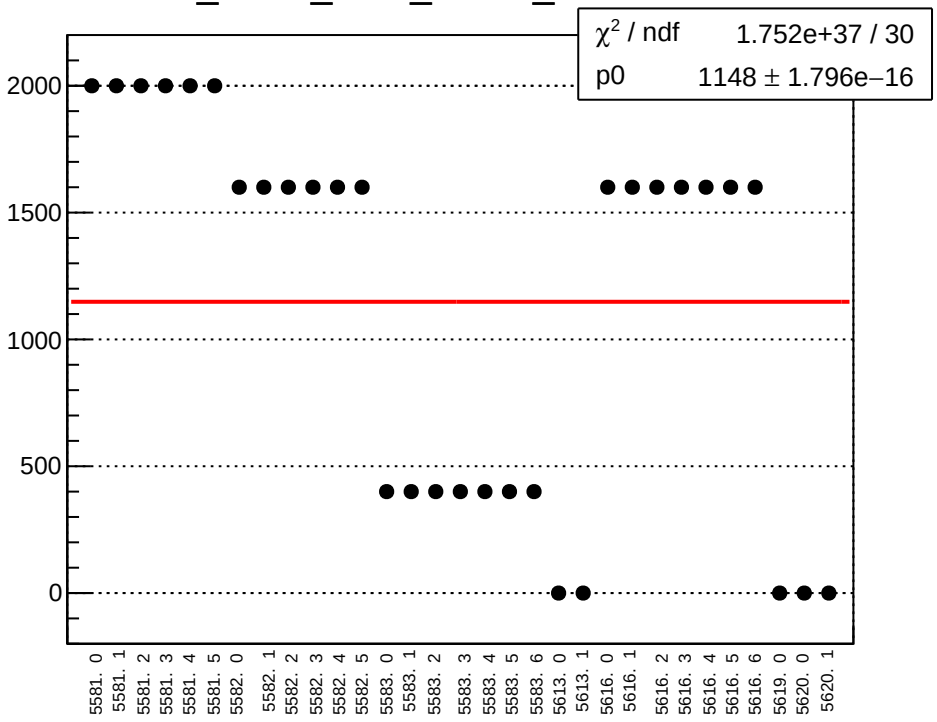

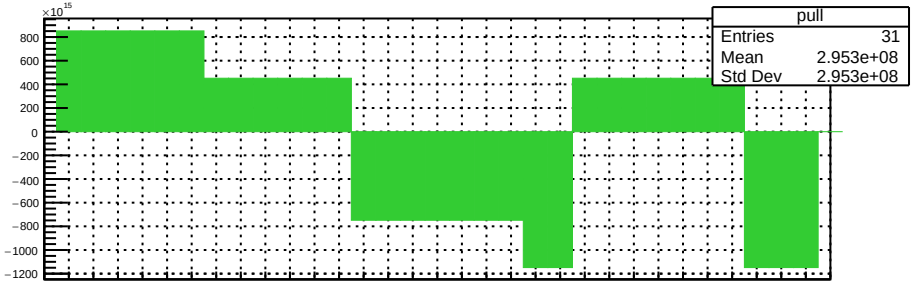

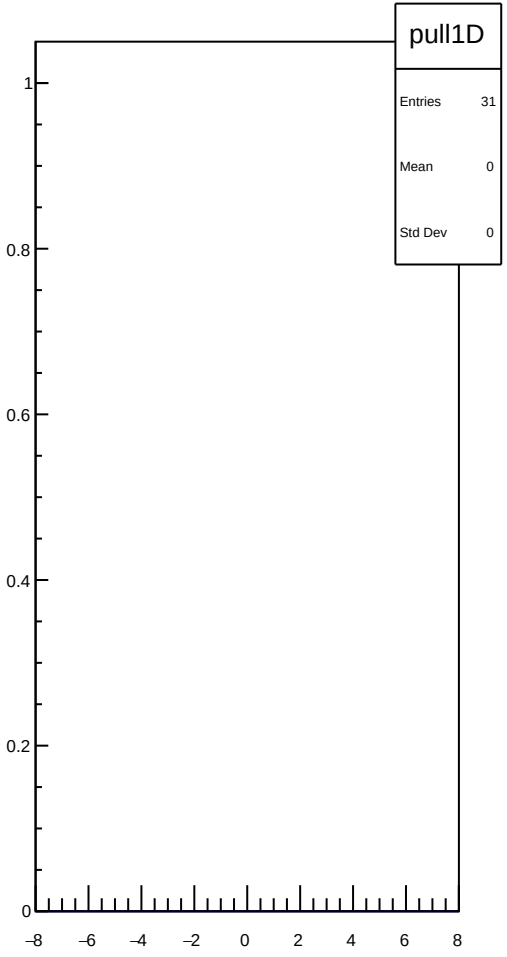

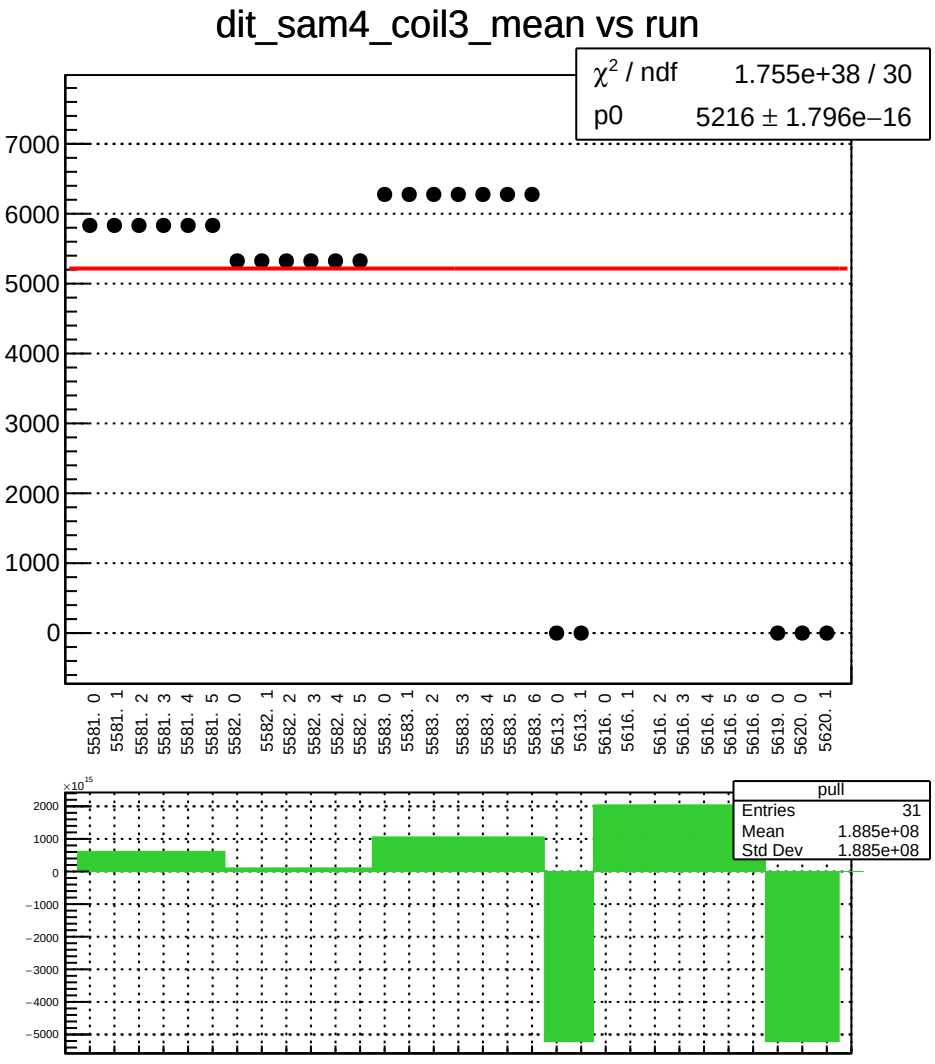
dit_sam4_coil3_mean vs run
χ² / ndf 1.755e+38 / 30
p0 5216 ± 1.796e−16
7000
6000
5000
4000
3000
2000
1000
0
5581. 0
5581. 1
5581. 2
5581. 3
5581. 4
5581. 5
5582. 0
5582. 1
5582. 2
5582. 3
5582. 4
5582. 5
5583. 0
5583. 1
5583. 2
5583. 3
5583. 4
5583. 5
5583. 6
5613. 0
5613. 1
5616. 0
5616. 1
5616. 2
5616. 3
5616. 4
5616. 5
5616. 6
5619. 0
5620. 0
5620. 1
×10^15
2000
1000
0
−1000
−2000
−3000
−4000
−5000
pull
Entries 31
Mean 1.885e+08
Std Dev 1.885e+08

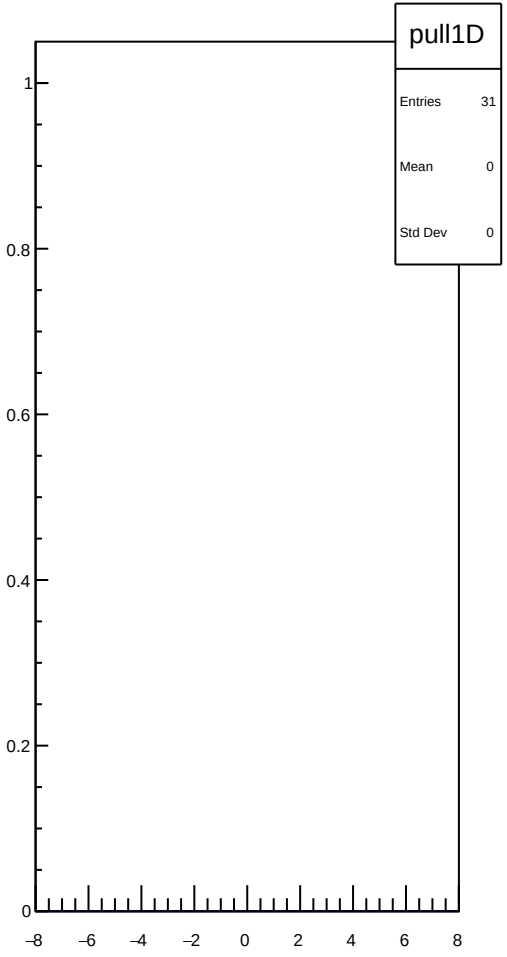
pull1D
Entries 31
Mean 0
Std Dev 0
1
0.8
0.6
0.4
0.2
0
−8
−6
−4
−2
0
2
4
6
8

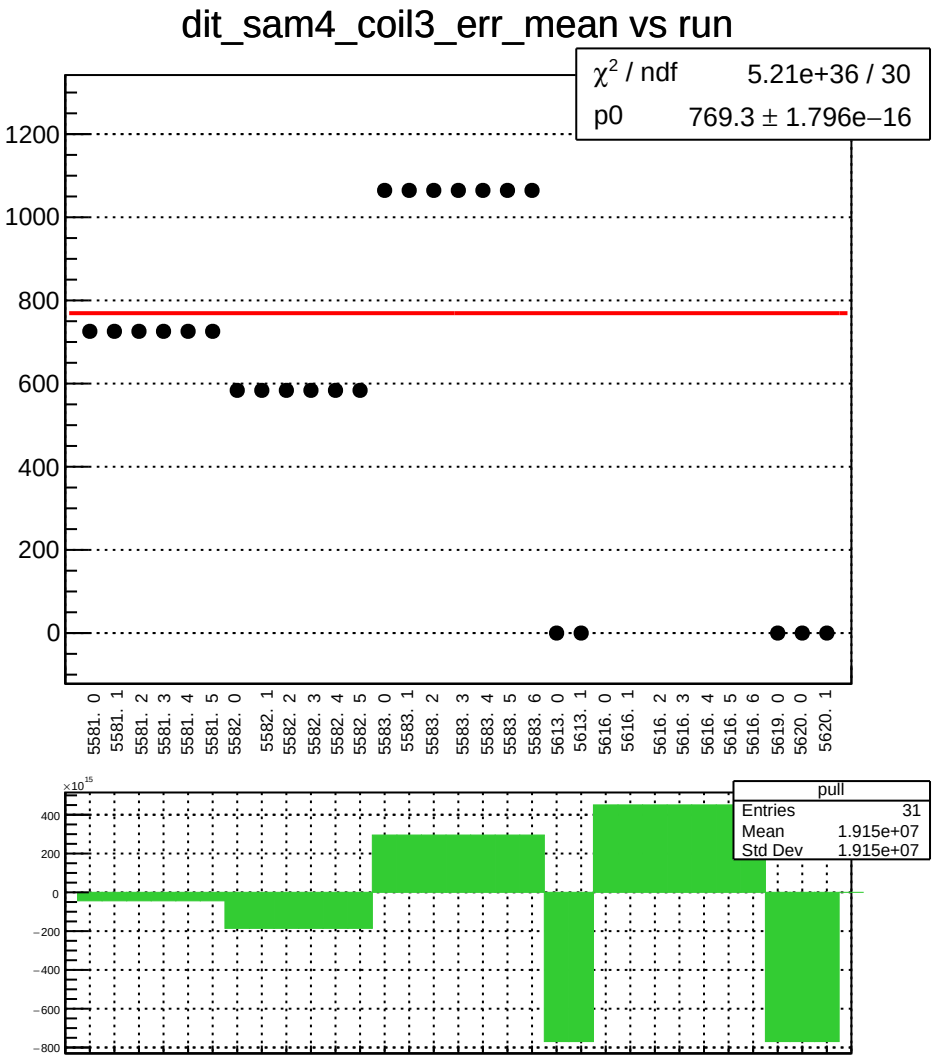
dit_sam4_coil3_err_mean vs run
χ² / ndf 5.21e+36 / 30
p0 769.3 ± 1.796e−16
1200
1000
800
600
400
200
0
5581. 0
5581. 1
5581. 2
5581. 3
5581. 4
5581. 5
5582. 0
5582. 1
5582. 2
5582. 3
5582. 4
5582. 5
5583. 0
5583. 1
5583. 2
5583. 3
5583. 4
5583. 5
5583. 6
5613. 0
5613. 1
5616. 0
5616. 1
5616. 2
5616. 3
5616. 4
5616. 5
5616. 6
5619. 0
5620. 0
5620. 1
×10^15
400
200
0
−200
−400
−600
−800
pull
Entries 31
Mean 1.915e+07
Std Dev 1.915e+07

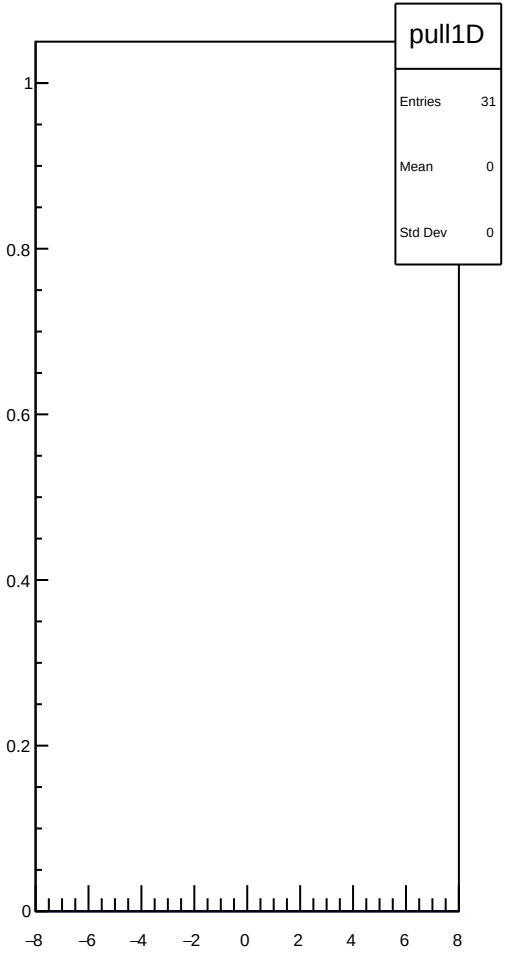
pull1D
Entries 31
Mean 0
Std Dev 0
1
0.8
0.6
0.4
0.2
0
−8
−6
−4
−2
0
2
4
6
8

dit_sam4_coil3_Ndata_mean vs run

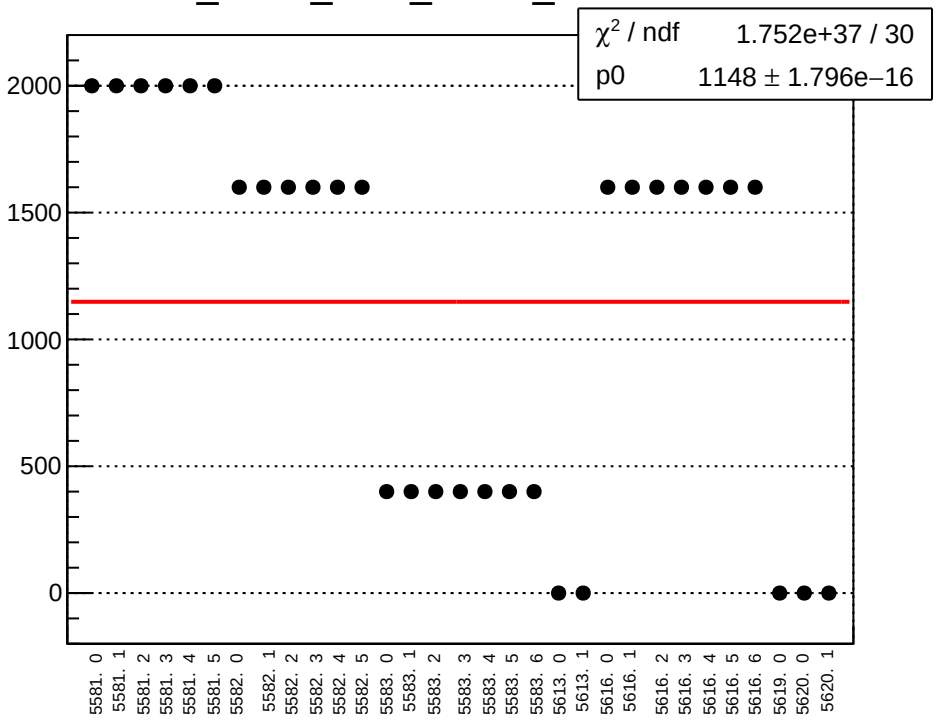

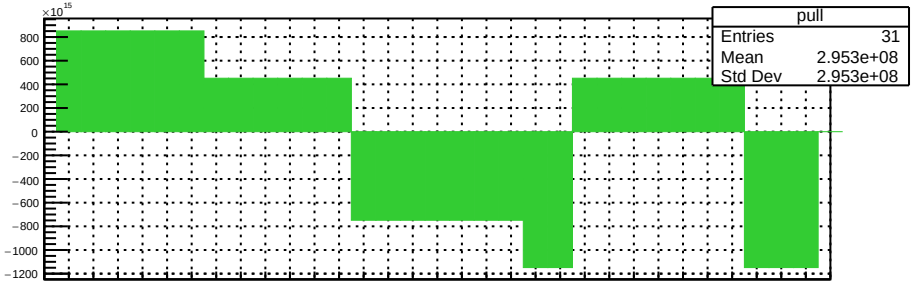

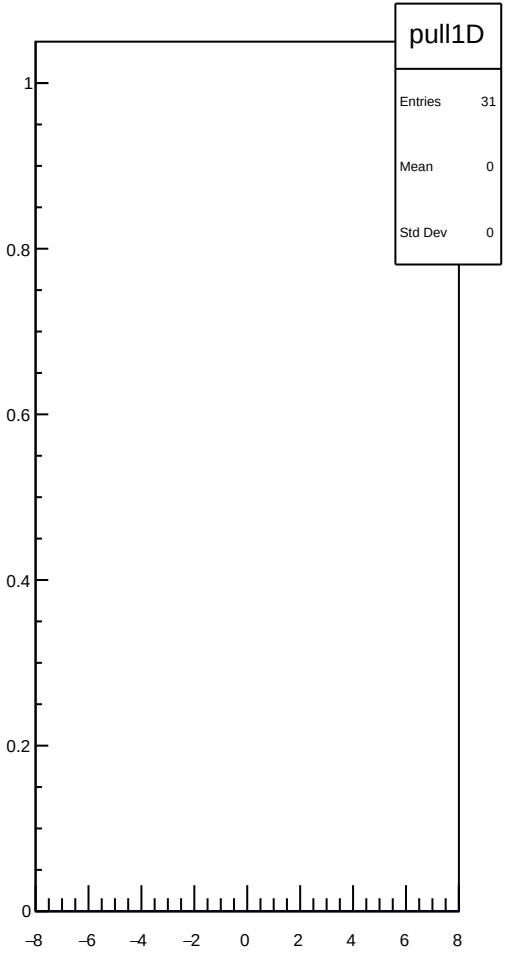

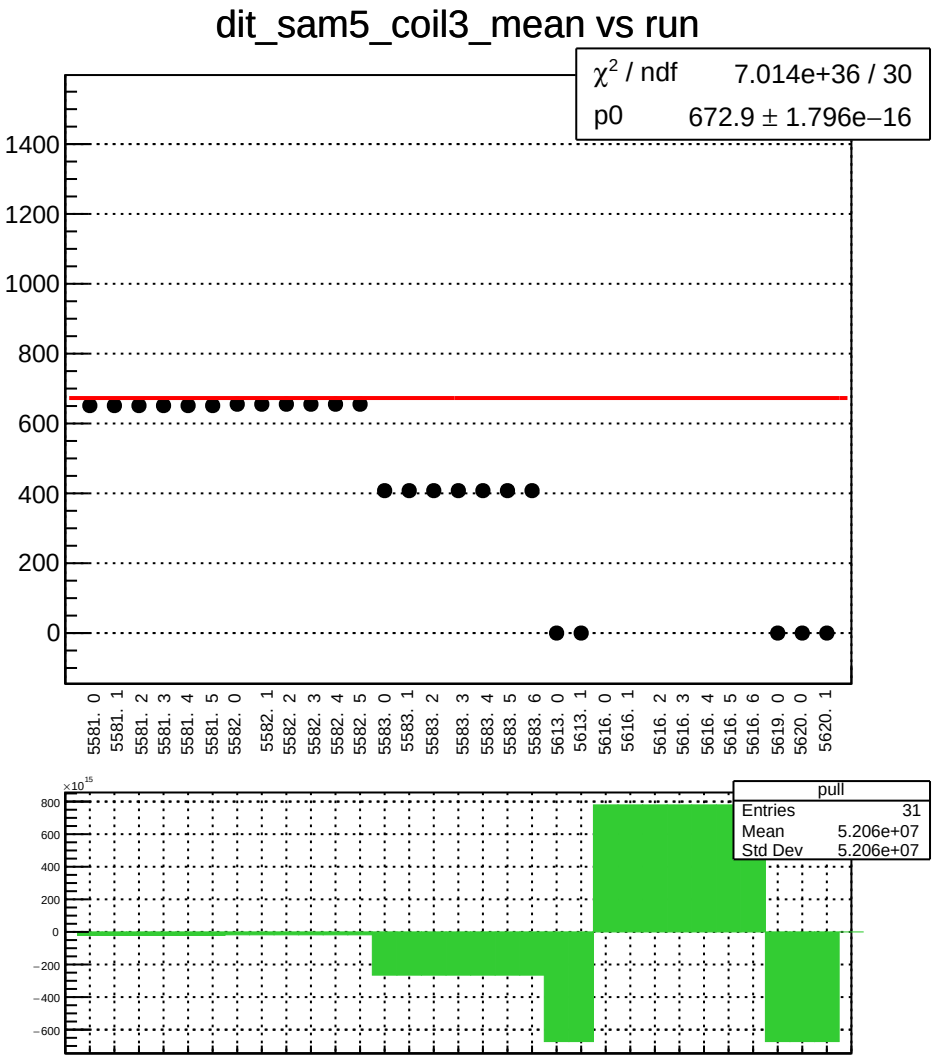
dit_sam5_coil3_mean vs run
χ² / ndf 7.014e+36 / 30
p0 672.9 ± 1.796e−16
1400
1200
1000
800
600
400
200
0
5581. 0
5581. 1
5581. 2
5581. 3
5581. 4
5581. 5
5582. 0
5582. 1
5582. 2
5582. 3
5582. 4
5582. 5
5583. 0
5583. 1
5583. 2
5583. 3
5583. 4
5583. 5
5583. 6
5613. 0
5613. 1
5616. 0
5616. 1
5616. 2
5616. 3
5616. 4
5616. 5
5616. 6
5619. 0
5620. 0
5620. 1
×10^15
800
600
400
200
0
−200
−400
−600
pull
Entries 31
Mean 5.206e+07
Std Dev 5.206e+07

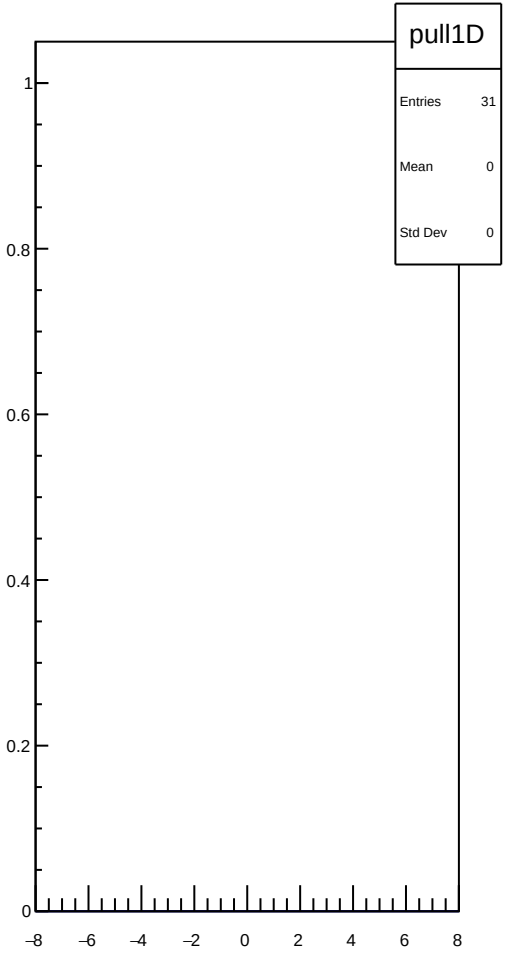
pull1D
Entries 31
Mean 0
Std Dev 0
1
0.8
0.6
0.4
0.2
0
−8
−6
−4
−2
0
2
4
6
8

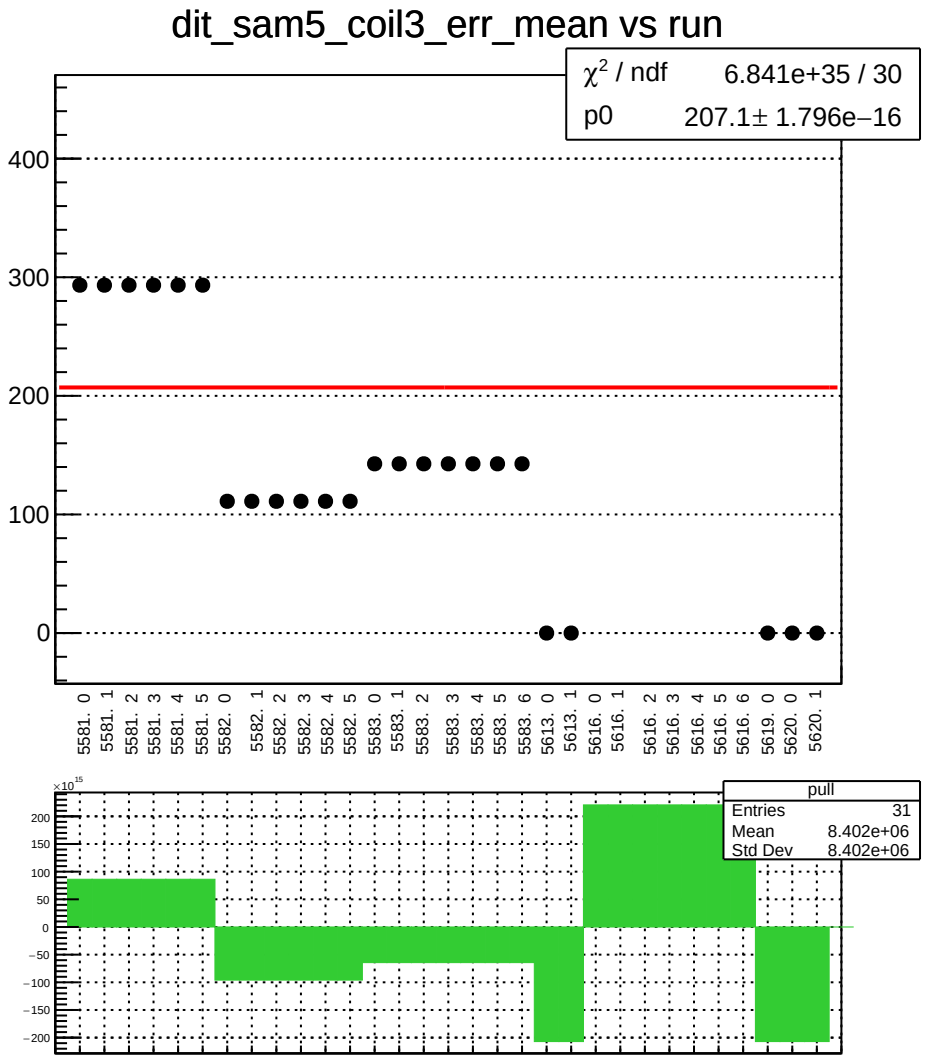
dit_sam5_coil3_err_mean vs run
χ² / ndf 6.841e+35 / 30
p0 207.1± 1.796e−16
400
300
200
100
0
5581. 0
5581. 1
5581. 2
5581. 3
5581. 4
5581. 5
5582. 0
5582. 1
5582. 2
5582. 3
5582. 4
5582. 5
5583. 0
5583. 1
5583. 2
5583. 3
5583. 4
5583. 5
5583. 6
5613. 0
5613. 1
5616. 0
5616. 1
5616. 2
5616. 3
5616. 4
5616. 5
5616. 6
5619. 0
5620. 0
5620. 1
×10^15
pull
Entries 31
Mean 8.402e+06
Std Dev 8.402e+06
200
150
100
50
0
−50
−100
−150
−200

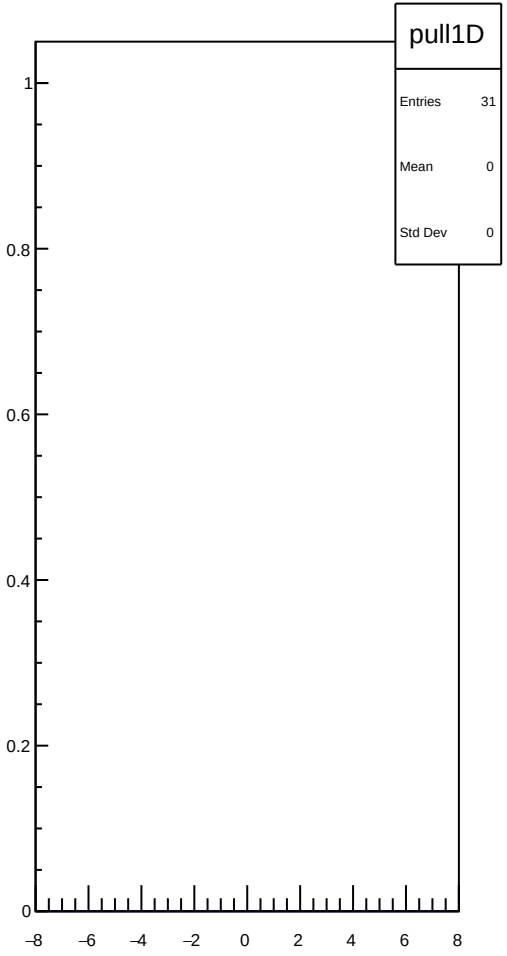
pull1D
Entries 31
Mean 0
Std Dev 0
1
0.8
0.6
0.4
0.2
0
−8
−6
−4
−2
0
2
4
6
8

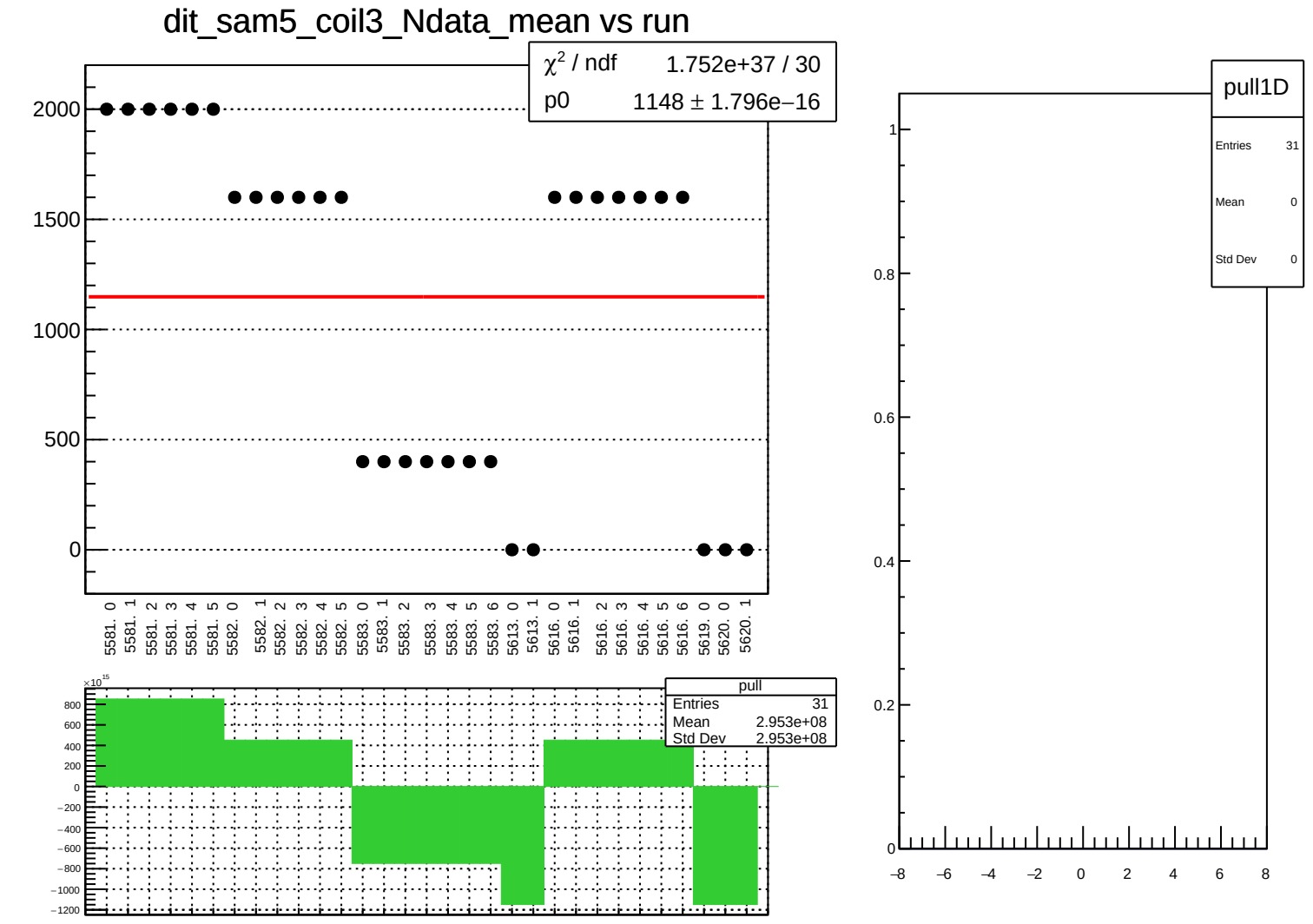
dit_sam5_coil3_Ndata_mean vs run
χ² / ndf 1.752e+37 / 30
p0 1148 ± 1.796e−16
2000
1500
1000
500
0
5581. 0
5581. 1
5581. 2
5581. 3
5581. 4
5581. 5
5582. 0
5582. 1
5582. 2
5582. 3
5582. 4
5582. 5
5583. 0
5583. 1
5583. 2
5583. 3
5583. 4
5583. 5
5583. 6
5613. 0
5613. 1
5616. 0
5616. 1
5616. 2
5616. 3
5616. 4
5616. 5
5616. 6
5619. 0
5620. 0
5620. 1
×10^15
800
600
400
200
0
−200
−400
−600
−800
−1000
−1200
pull
Entries 31
Mean 2.953e+08
Std Dev 2.953e+08
pull1D
Entries 31
Mean 0
Std Dev 0
1
0.8
0.6
0.4
0.2
0
−8
−6
−4
−2
0
2
4
6
8

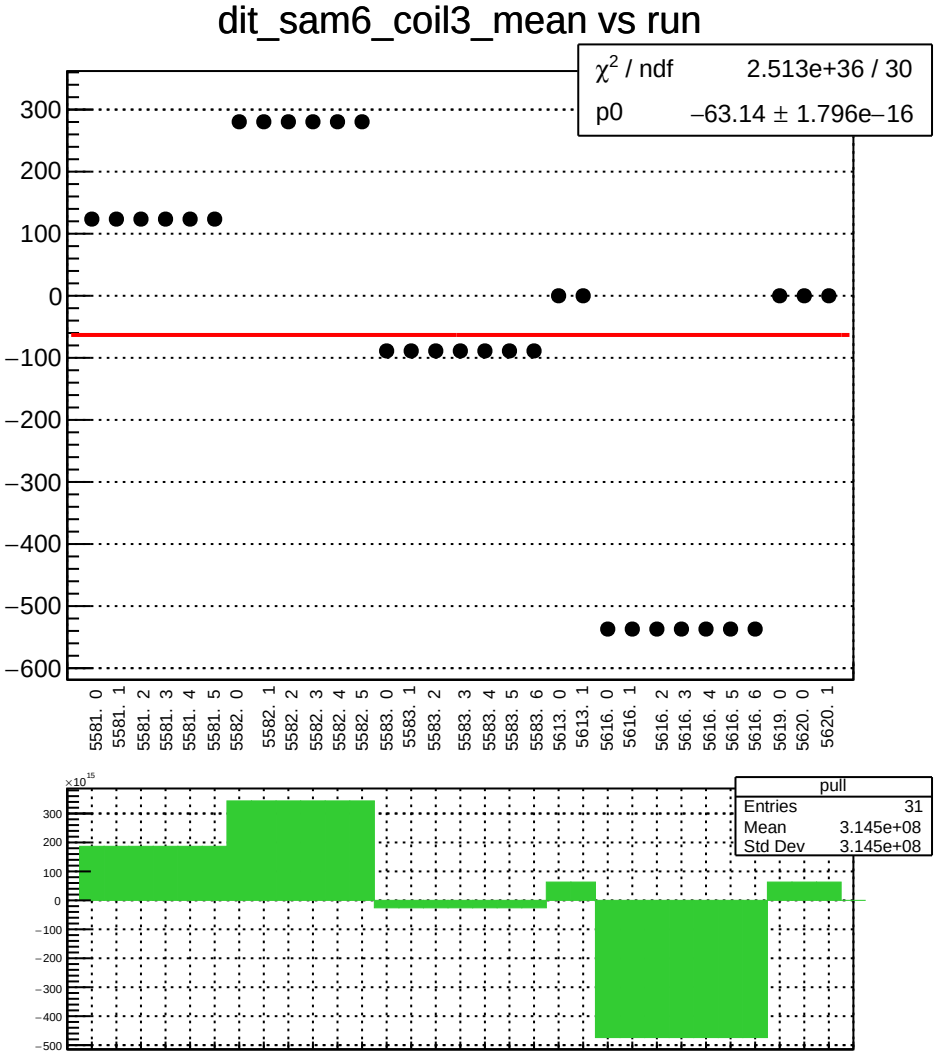
dit_sam6_coil3_mean vs run
χ² / ndf 2.513e+36 / 30
p0 −63.14 ± 1.796e−16
300
200
100
0
−100
−200
−300
−400
−500
−600
5581. 0
5581. 1
5581. 2
5581. 3
5581. 4
5581. 5
5582. 0
5582. 1
5582. 2
5582. 3
5582. 4
5582. 5
5583. 0
5583. 1
5583. 2
5583. 3
5583. 4
5583. 5
5583. 6
5613. 0
5613. 1
5616. 0
5616. 1
5616. 2
5616. 3
5616. 4
5616. 5
5616. 6
5619. 0
5620. 0
5620. 1
×10^15
pull
Entries 31
Mean 3.145e+08
Std Dev 3.145e+08

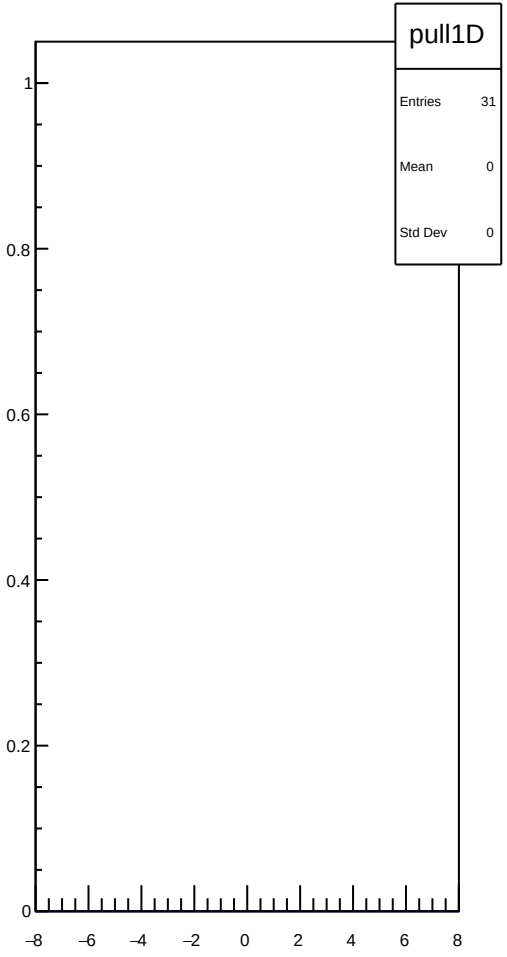
pull1D
Entries 31
Mean 0
Std Dev 0
1
0.8
0.6
0.4
0.2
0
−8
−6
−4
−2
0
2
4
6
8

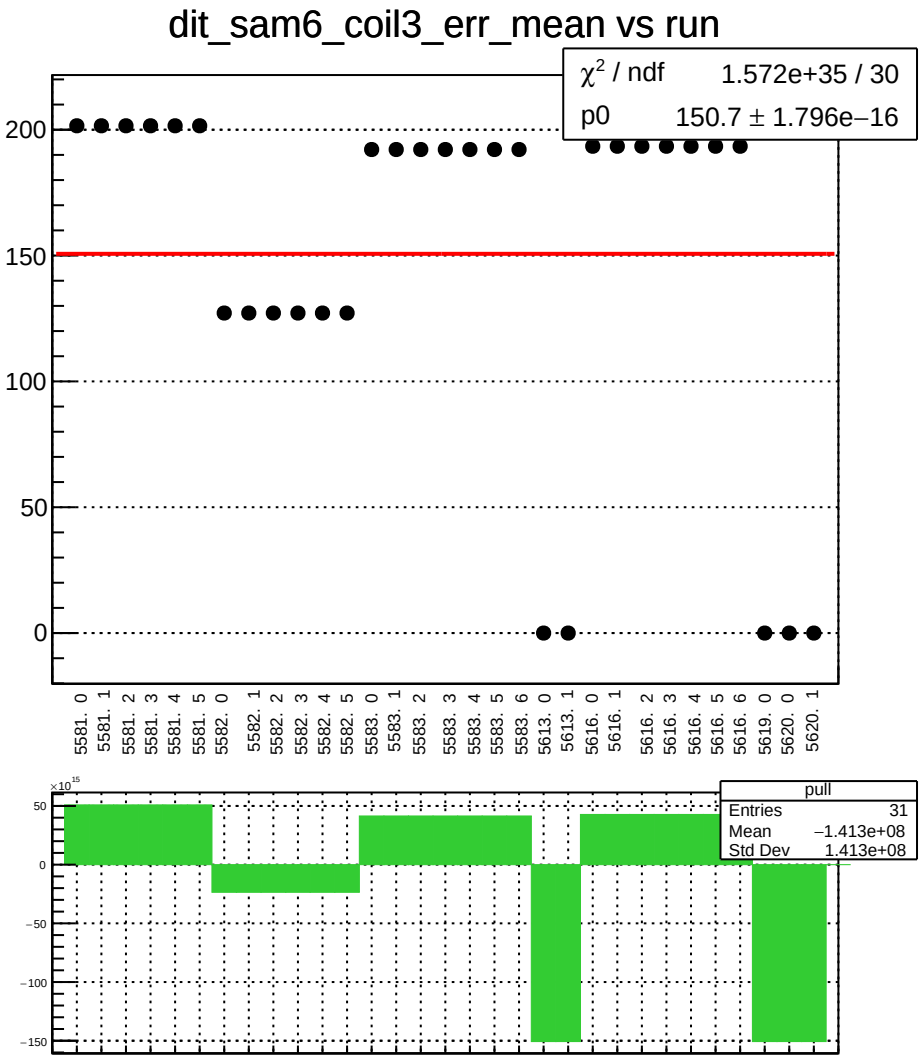
dit_sam6_coil3_err_mean vs run
χ² / ndf 1.572e+35 / 30
p0 150.7 ± 1.796e−16
200
150
100
50
0
5581. 0
5581. 1
5581. 2
5581. 3
5581. 4
5581. 5
5582. 0
5582. 1
5582. 2
5582. 3
5582. 4
5582. 5
5583. 0
5583. 1
5583. 2
5583. 3
5583. 4
5583. 5
5583. 6
5613. 0
5613. 1
5616. 0
5616. 1
5616. 2
5616. 3
5616. 4
5616. 5
5616. 6
5619. 0
5620. 0
5620. 1
×10^15
50
0
−50
−100
−150
pull
Entries 31
Mean −1.413e+08
Std Dev 1.413e+08

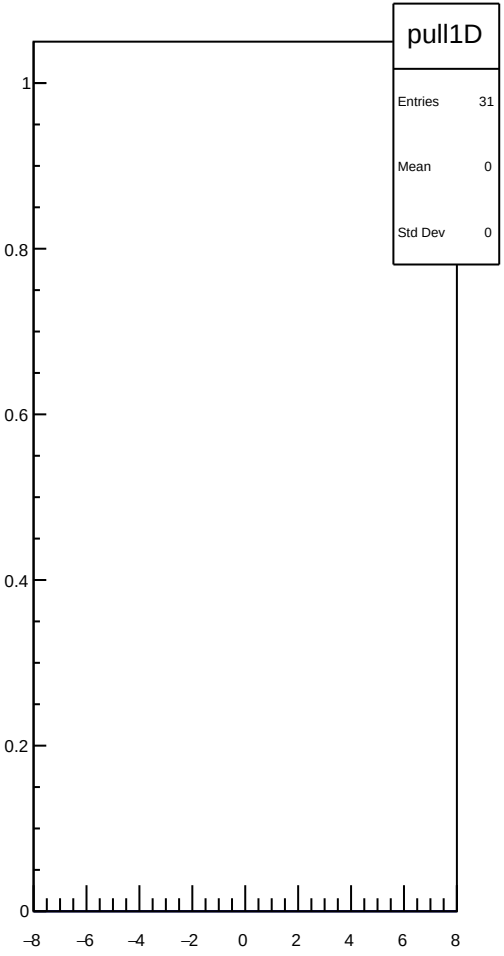
pull1D
Entries 31
Mean 0
Std Dev 0
1
0.8
0.6
0.4
0.2
0
−8
−6
−4
−2
0
2
4
6
8

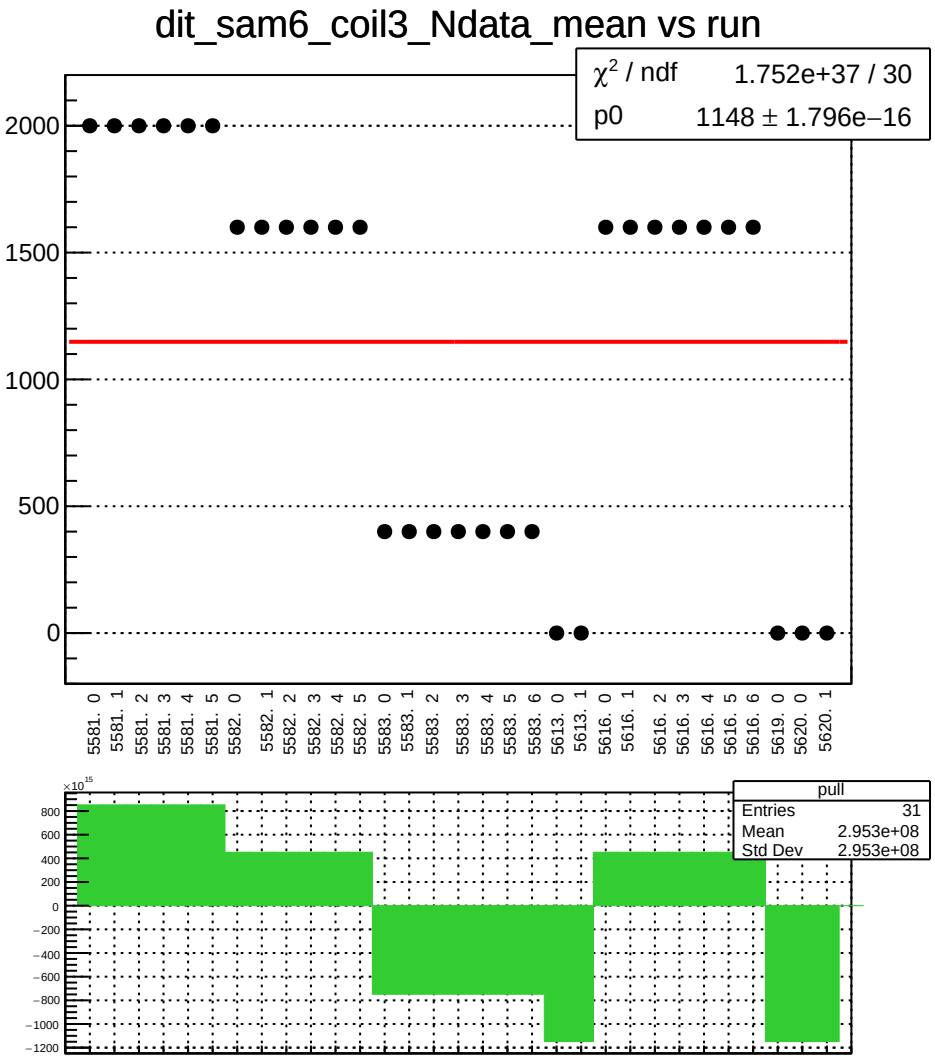
dit_sam6_coil3_Ndata_mean vs run
χ² / ndf 1.752e+37 / 30
p0 1148 ± 1.796e−16
2000
1500
1000
500
0
5581. 0
5581. 1
5581. 2
5581. 3
5581. 4
5581. 5
5582. 0
5582. 1
5582. 2
5582. 3
5582. 4
5582. 5
5583. 0
5583. 1
5583. 2
5583. 3
5583. 4
5583. 5
5583. 6
5613. 0
5613. 1
5616. 0
5616. 1
5616. 2
5616. 3
5616. 4
5616. 5
5616. 6
5619. 0
5620. 0
5620. 1
×10^15
800
600
400
200
0
−200
−400
−600
−800
−1000
−1200
pull
Entries 31
Mean 2.953e+08
Std Dev 2.953e+08

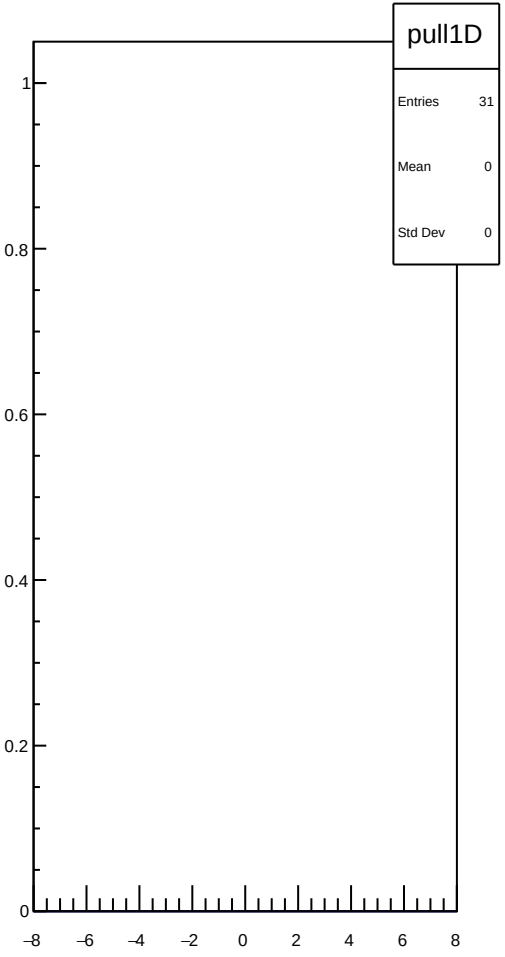
pull1D
Entries 31
Mean 0
Std Dev 0
1
0.8
0.6
0.4
0.2
0
−8
−6
−4
−2
0
2
4
6
8

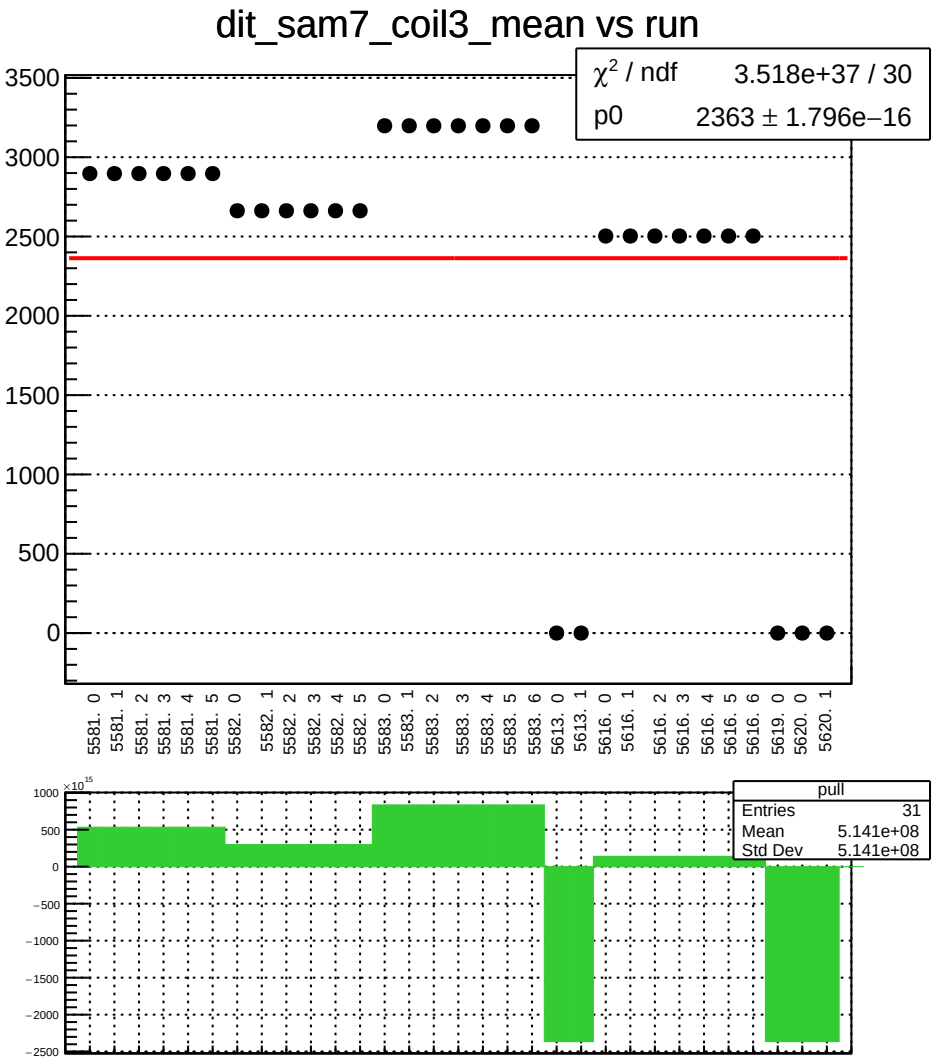
dit_sam7_coil3_mean vs run
χ² / ndf 3.518e+37 / 30
p0 2363 ± 1.796e−16
3500
3000
2500
2000
1500
1000
500
0
5581. 0
5581. 1
5581. 2
5581. 3
5581. 4
5581. 5
5582. 0
5582. 1
5582. 2
5582. 3
5582. 4
5582. 5
5583. 0
5583. 1
5583. 2
5583. 3
5583. 4
5583. 5
5583. 6
5613. 0
5613. 1
5616. 0
5616. 1
5616. 2
5616. 3
5616. 4
5616. 5
5616. 6
5619. 0
5620. 0
5620. 1
pull
Entries 31
Mean 5.141e+08
Std Dev 5.141e+08
×10^15
1000
500
0
−500
−1000
−1500
−2000
−2500

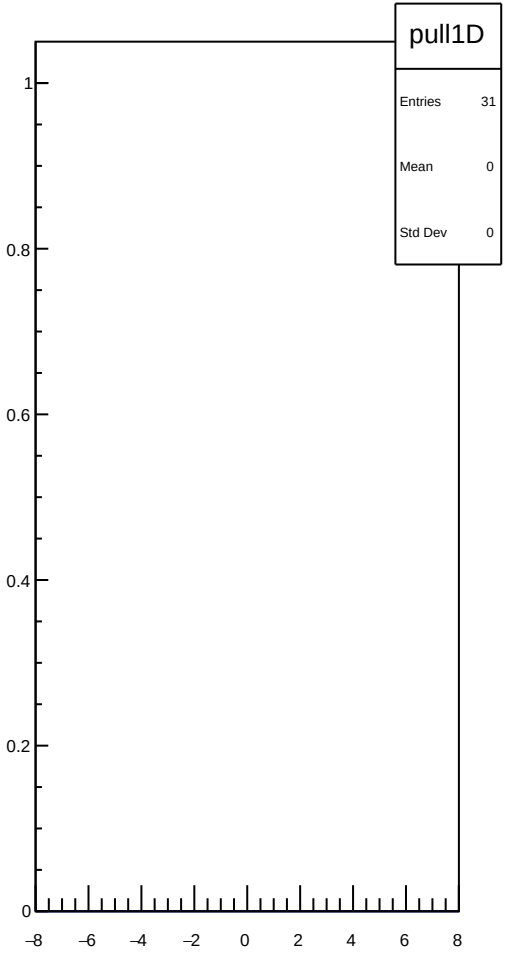
pull1D
Entries 31
Mean 0
Std Dev 0
1
0.8
0.6
0.4
0.2
0
−8
−6
−4
−2
0
2
4
6
8

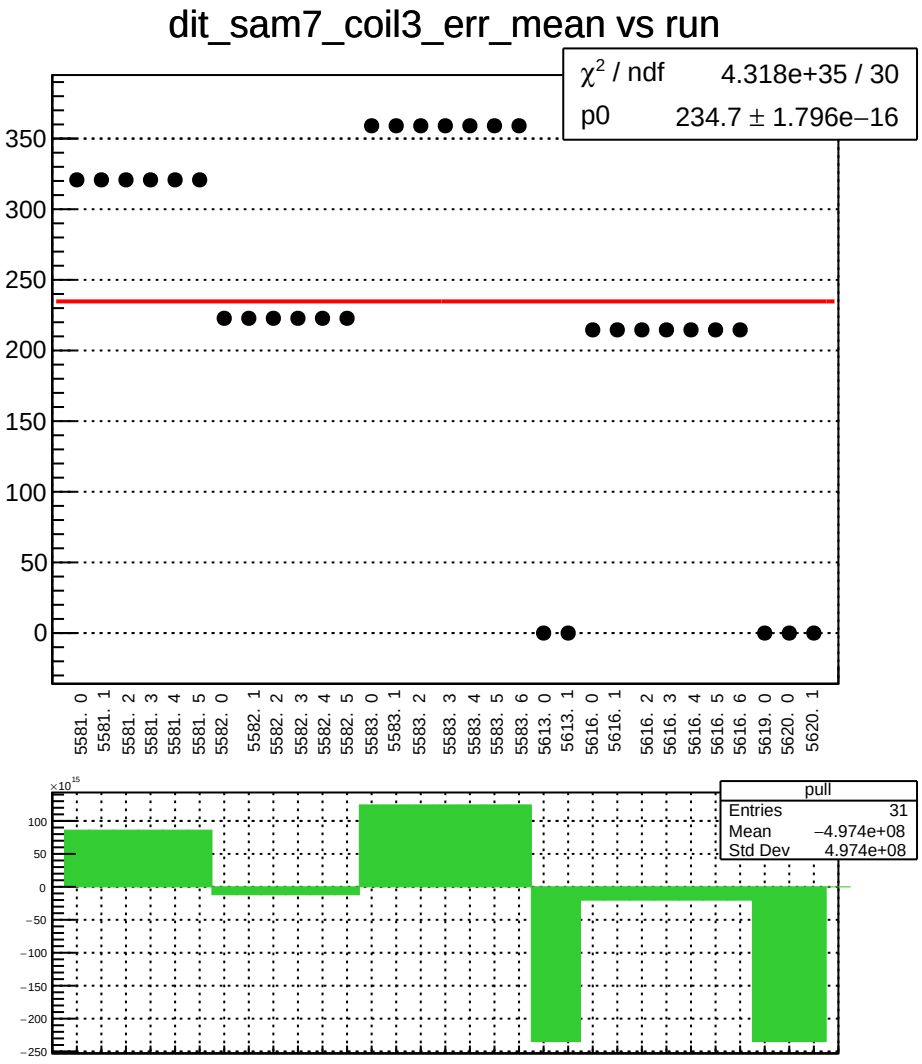
dit_sam7_coil3_err_mean vs run
χ² / ndf 4.318e+35 / 30
p0 234.7 ± 1.796e−16
350
300
250
200
150
100
50
0
5581. 0
5581. 1
5581. 2
5581. 3
5581. 4
5581. 5
5582. 0
5582. 1
5582. 2
5582. 3
5582. 4
5582. 5
5583. 0
5583. 1
5583. 2
5583. 3
5583. 4
5583. 5
5583. 6
5613. 0
5613. 1
5616. 0
5616. 1
5616. 2
5616. 3
5616. 4
5616. 5
5616. 6
5619. 0
5620. 0
5620. 1
×10^15
100
50
0
−50
−100
−150
−200
−250
pull
Entries 31
Mean −4.974e+08
Std Dev 4.974e+08

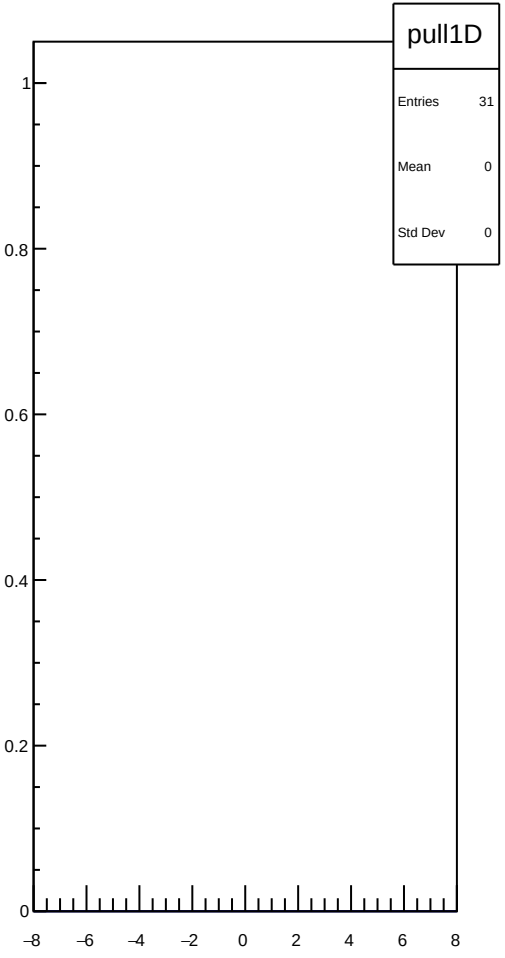
pull1D
Entries 31
Mean 0
Std Dev 0
1
0.8
0.6
0.4
0.2
0
−8
−6
−4
−2
0
2
4
6
8

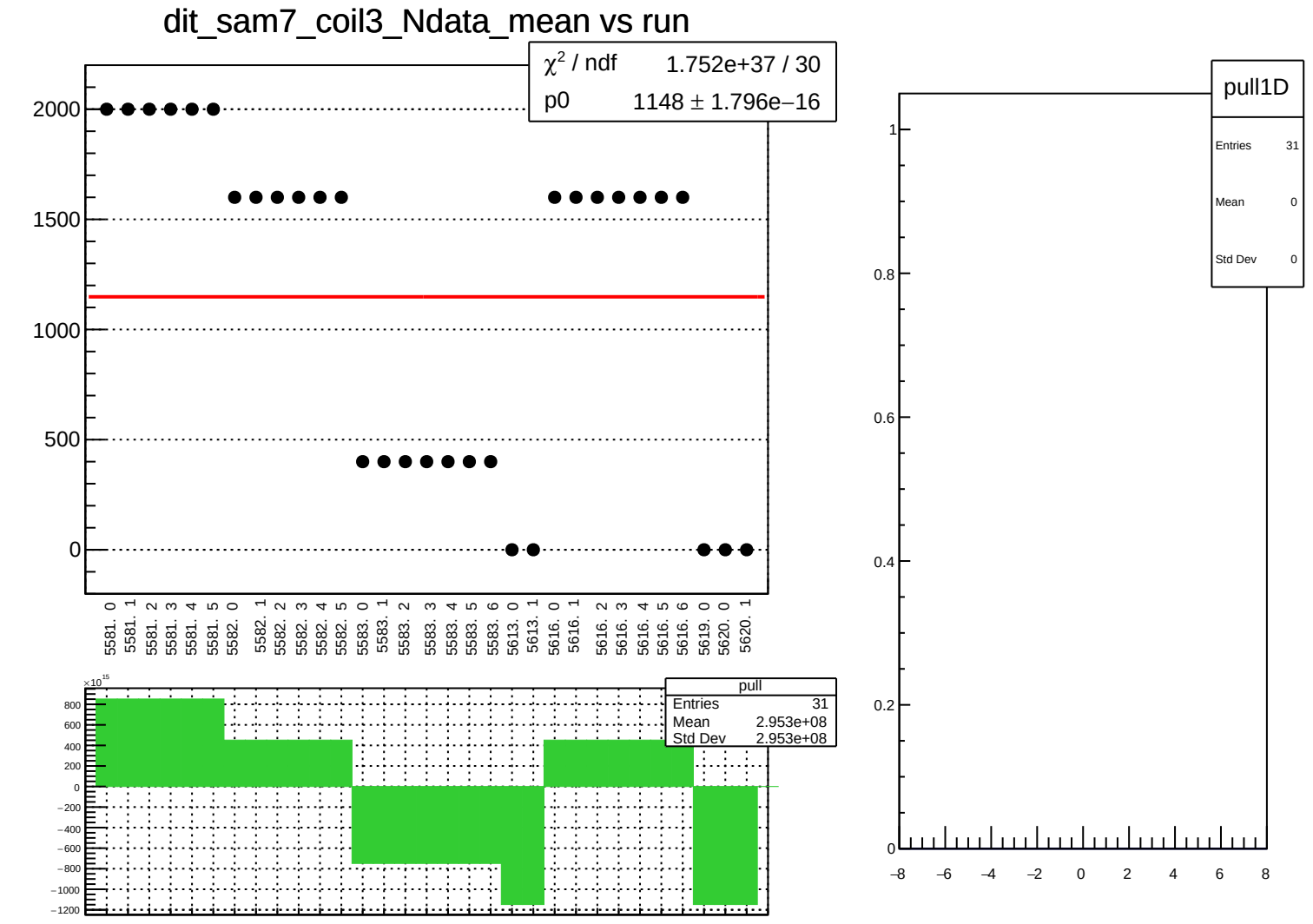
dit_sam7_coil3_Ndata_mean vs run
χ² / ndf 1.752e+37 / 30
p0 1148 ± 1.796e−16
2000
1500
1000
500
0
5581. 0
5581. 1
5581. 2
5581. 3
5581. 4
5581. 5
5582. 0
5582. 1
5582. 2
5582. 3
5582. 4
5582. 5
5583. 0
5583. 1
5583. 2
5583. 3
5583. 4
5583. 5
5583. 6
5613. 0
5613. 1
5616. 0
5616. 1
5616. 2
5616. 3
5616. 4
5616. 5
5616. 6
5619. 0
5620. 0
5620. 1
×10^15
800
600
400
200
0
−200
−400
−600
−800
−1000
−1200
pull
Entries 31
Mean 2.953e+08
Std Dev 2.953e+08
pull1D
Entries 31
Mean 0
Std Dev 0
1
0.8
0.6
0.4
0.2
0
−8
−6
−4
−2
0
2
4
6
8

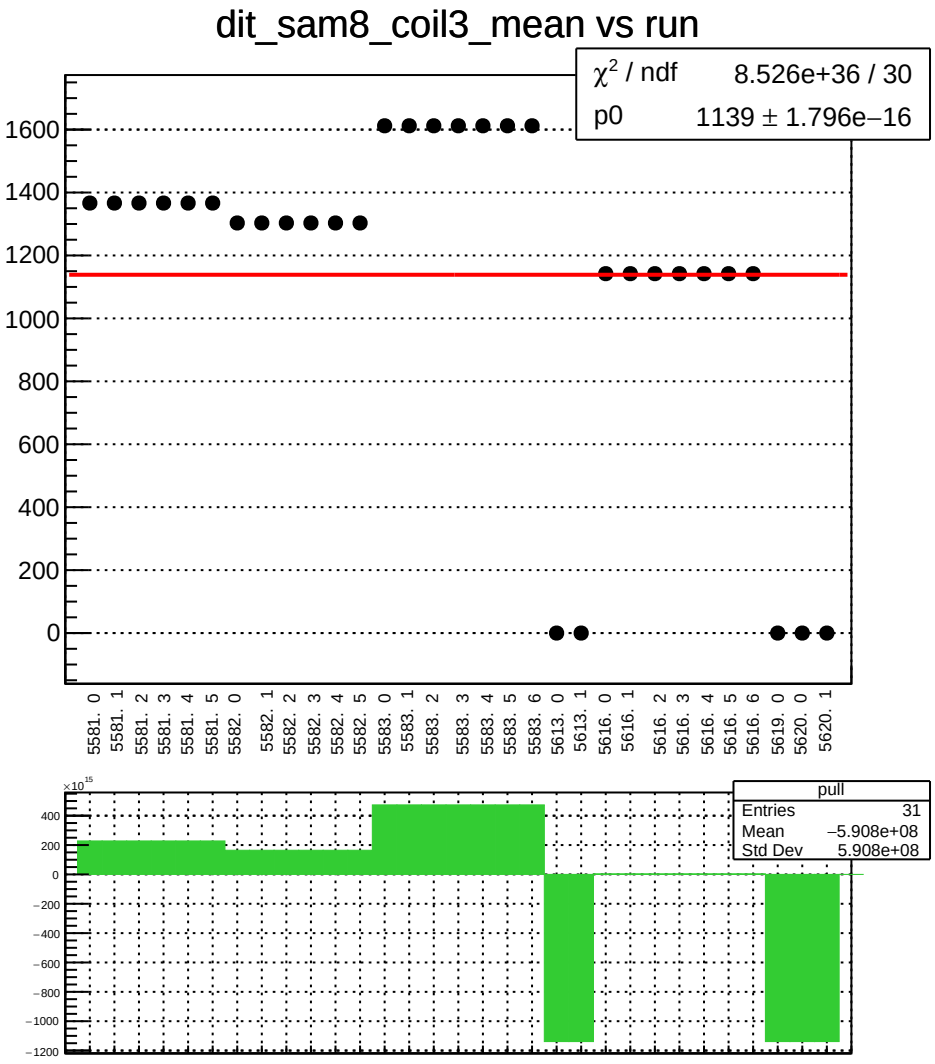
dit_sam8_coil3_mean vs run
χ² / ndf 8.526e+36 / 30
p0 1139 ± 1.796e−16
1600
1400
1200
1000
800
600
400
200
0
5581. 0
5581. 1
5581. 2
5581. 3
5581. 4
5581. 5
5582. 0
5582. 1
5582. 2
5582. 3
5582. 4
5582. 5
5583. 0
5583. 1
5583. 2
5583. 3
5583. 4
5583. 5
5583. 6
5613. 0
5613. 1
5616. 0
5616. 1
5616. 2
5616. 3
5616. 4
5616. 5
5616. 6
5619. 0
5620. 0
5620. 1
×10^15
400
200
0
−200
−400
−600
−800
−1000
−1200
pull
Entries 31
Mean −5.908e+08
Std Dev 5.908e+08

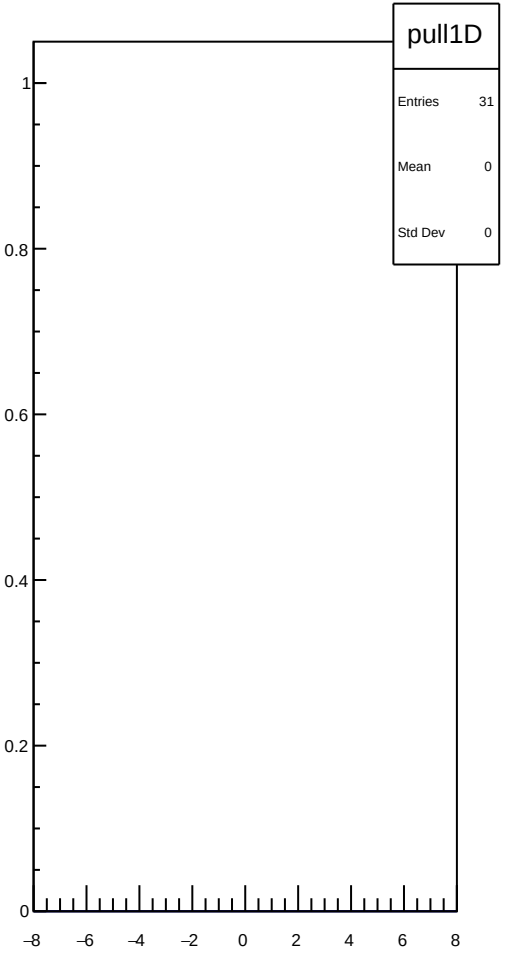
pull1D
Entries 31
Mean 0
Std Dev 0
1
0.8
0.6
0.4
0.2
0
−8
−6
−4
−2
0
2
4
6
8

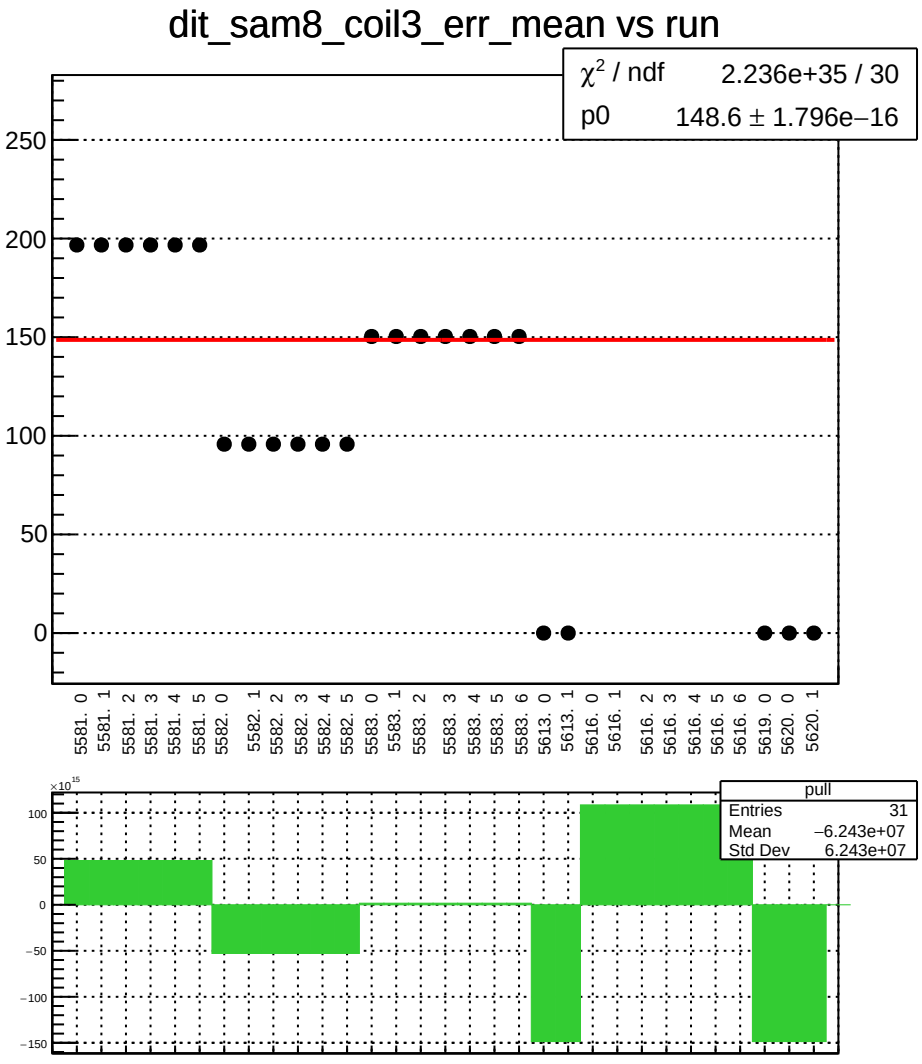
dit_sam8_coil3_err_mean vs run
χ² / ndf 2.236e+35 / 30
p0 148.6 ± 1.796e−16
250
200
150
100
50
0
5581. 0
5581. 1
5581. 2
5581. 3
5581. 4
5581. 5
5582. 0
5582. 1
5582. 2
5582. 3
5582. 4
5582. 5
5583. 0
5583. 1
5583. 2
5583. 3
5583. 4
5583. 5
5583. 6
5613. 0
5613. 1
5616. 0
5616. 1
5616. 2
5616. 3
5616. 4
5616. 5
5616. 6
5619. 0
5620. 0
5620. 1
×10^15
100
50
0
−50
−100
−150
pull
Entries 31
Mean −6.243e+07
Std Dev 6.243e+07

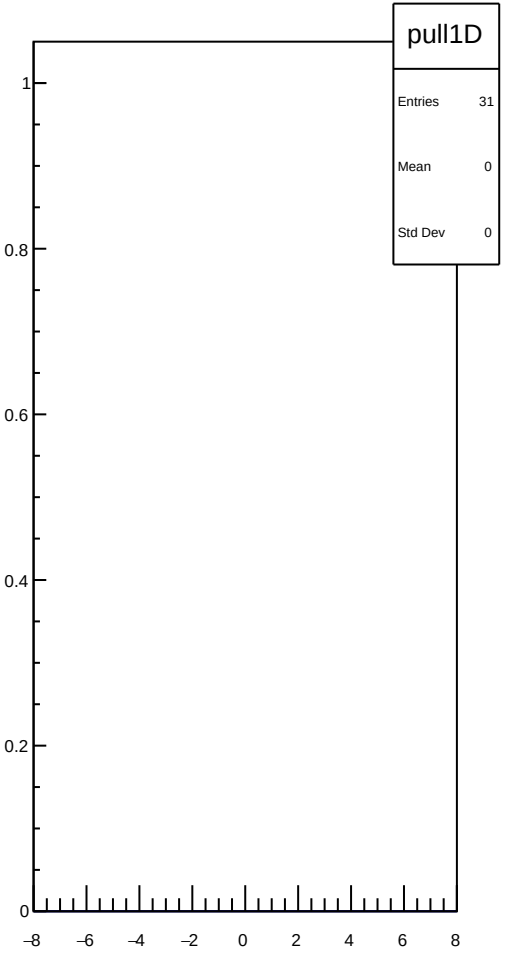
pull1D
Entries 31
Mean 0
Std Dev 0
1
0.8
0.6
0.4
0.2
0
−8
−6
−4
−2
0
2
4
6
8

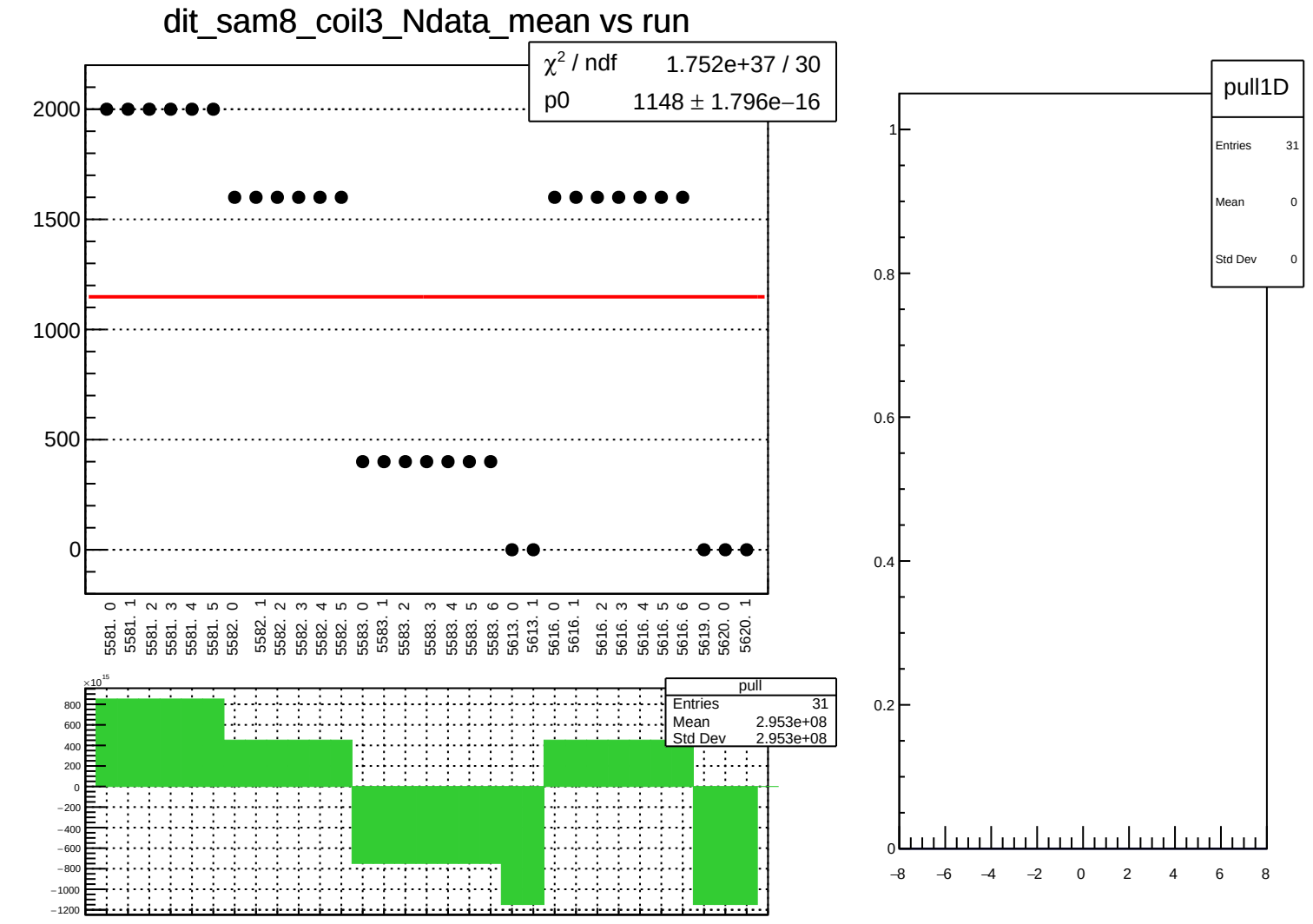
dit_sam8_coil3_Ndata_mean vs run
χ² / ndf 1.752e+37 / 30
p0 1148 ± 1.796e−16
2000
1500
1000
500
0
5581. 0
5581. 1
5581. 2
5581. 3
5581. 4
5581. 5
5582. 0
5582. 1
5582. 2
5582. 3
5582. 4
5582. 5
5583. 0
5583. 1
5583. 2
5583. 3
5583. 4
5583. 5
5583. 6
5613. 0
5613. 1
5616. 0
5616. 1
5616. 2
5616. 3
5616. 4
5616. 5
5616. 6
5619. 0
5620. 0
5620. 1
×10^15
800
600
400
200
0
−200
−400
−600
−800
−1000
−1200
pull
Entries 31
Mean 2.953e+08
Std Dev 2.953e+08
pull1D
Entries 31
Mean 0
Std Dev 0
1
0.8
0.6
0.4
0.2
0
−8
−6
−4
−2
0
2
4
6
8

dit_4aX_coil7_mean vs run

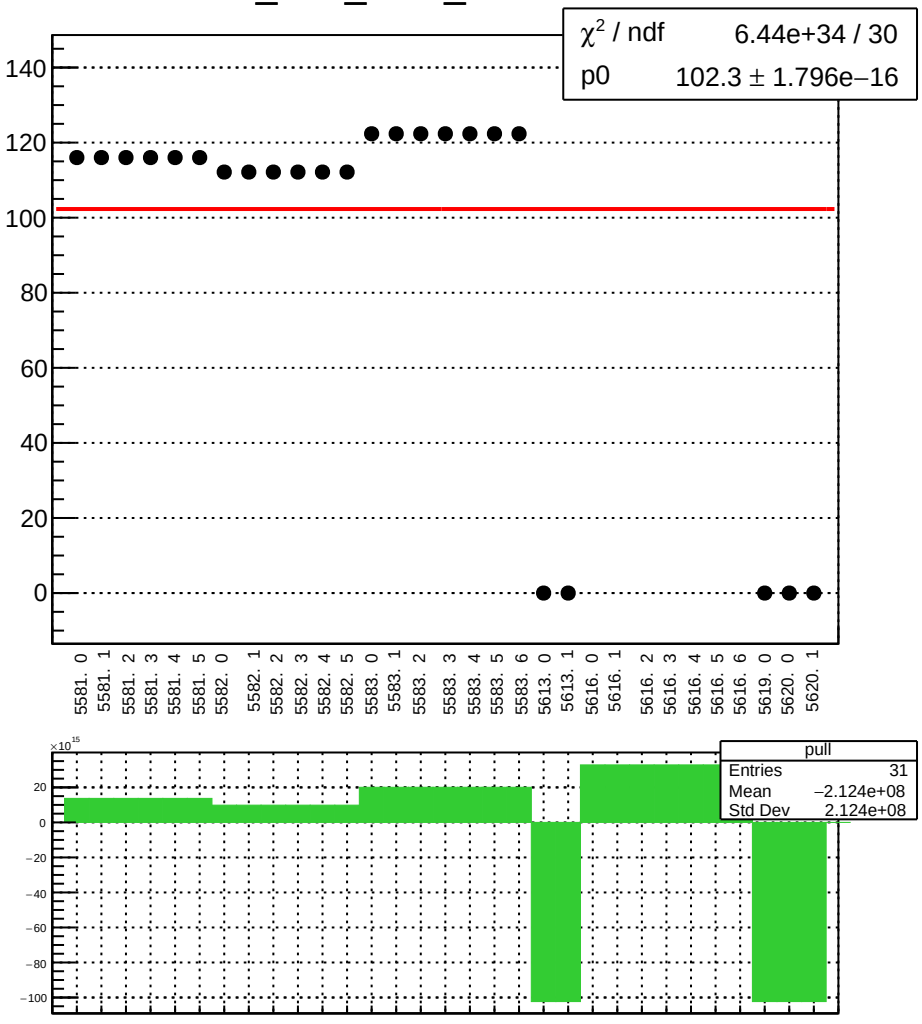

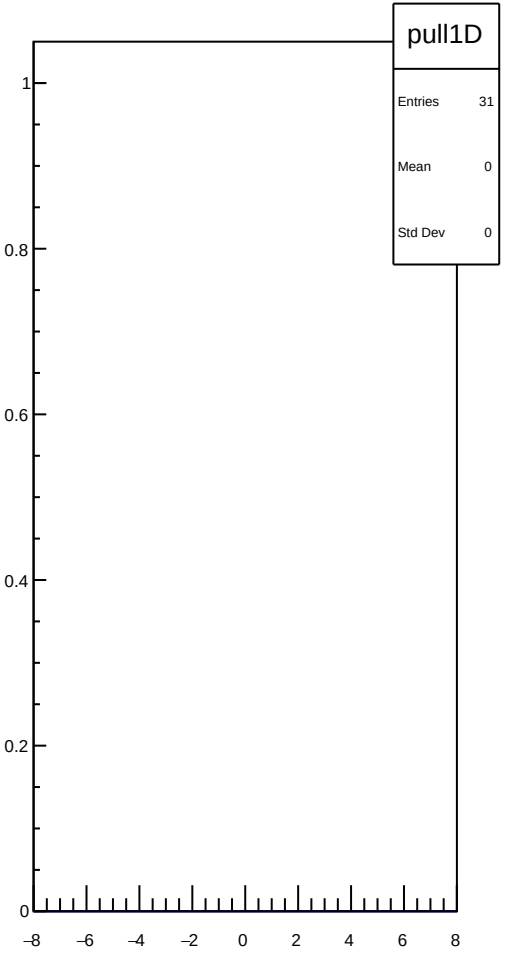

dit_4aX_coil7_err_mean vs run

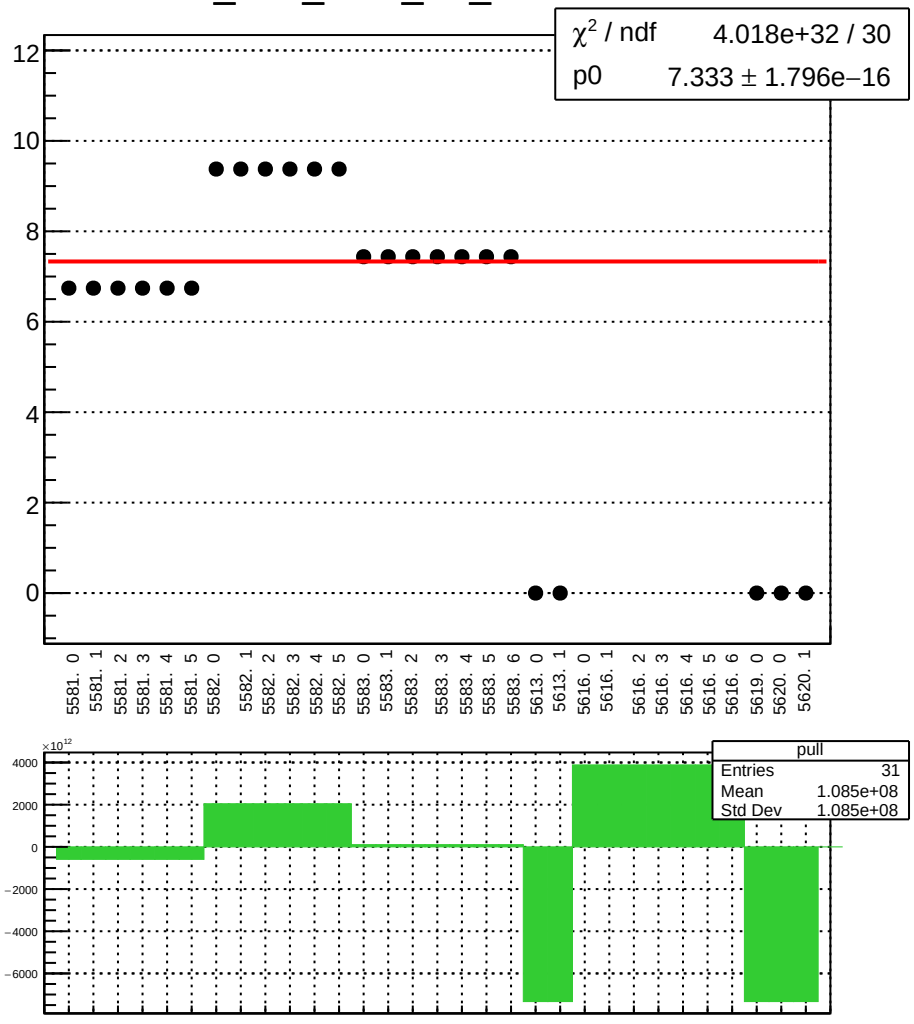

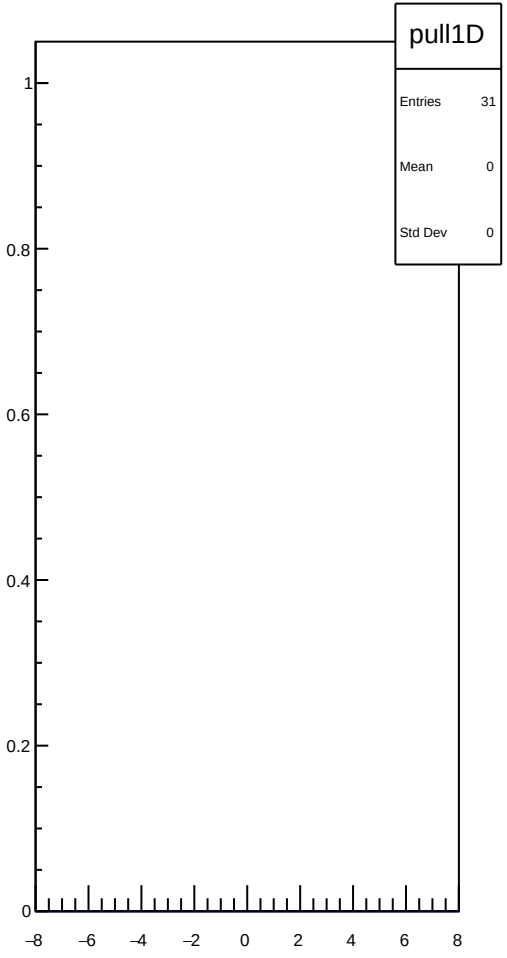

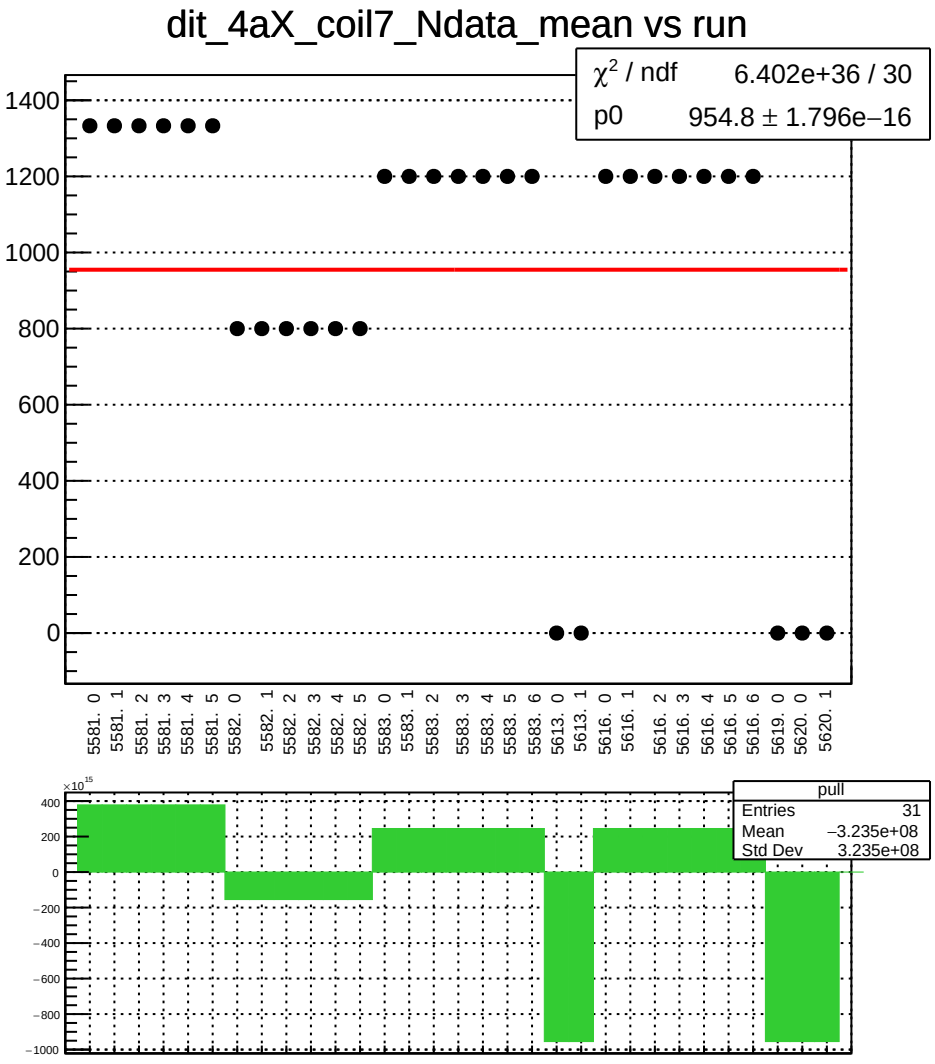
dit_4aX_coil7_Ndata_mean vs run
χ² / ndf 6.402e+36 / 30
p0 954.8 ± 1.796e−16
1400
1200
1000
800
600
400
200
0
5581. 0
5581. 1
5581. 2
5581. 3
5581. 4
5581. 5
5582. 0
5582. 1
5582. 2
5582. 3
5582. 4
5582. 5
5583. 0
5583. 1
5583. 2
5583. 3
5583. 4
5583. 5
5583. 6
5613. 0
5613. 1
5616. 0
5616. 1
5616. 2
5616. 3
5616. 4
5616. 5
5616. 6
5619. 0
5620. 0
5620. 1
×10^15
400
200
0
−200
−400
−600
−800
−1000
pull
Entries 31
Mean −3.235e+08
Std Dev 3.235e+08

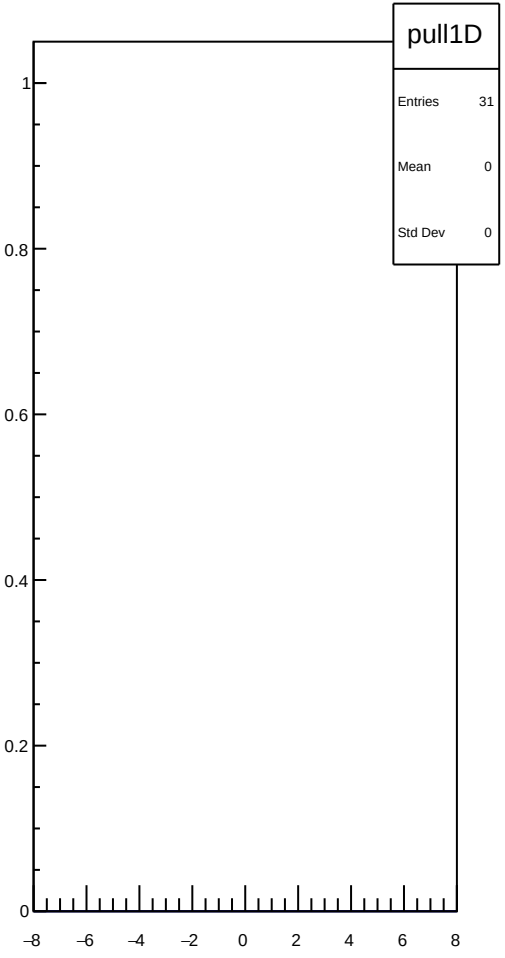
pull1D
Entries 31
Mean 0
Std Dev 0
1
0.8
0.6
0.4
0.2
0
−8
−6
−4
−2
0
2
4
6
8

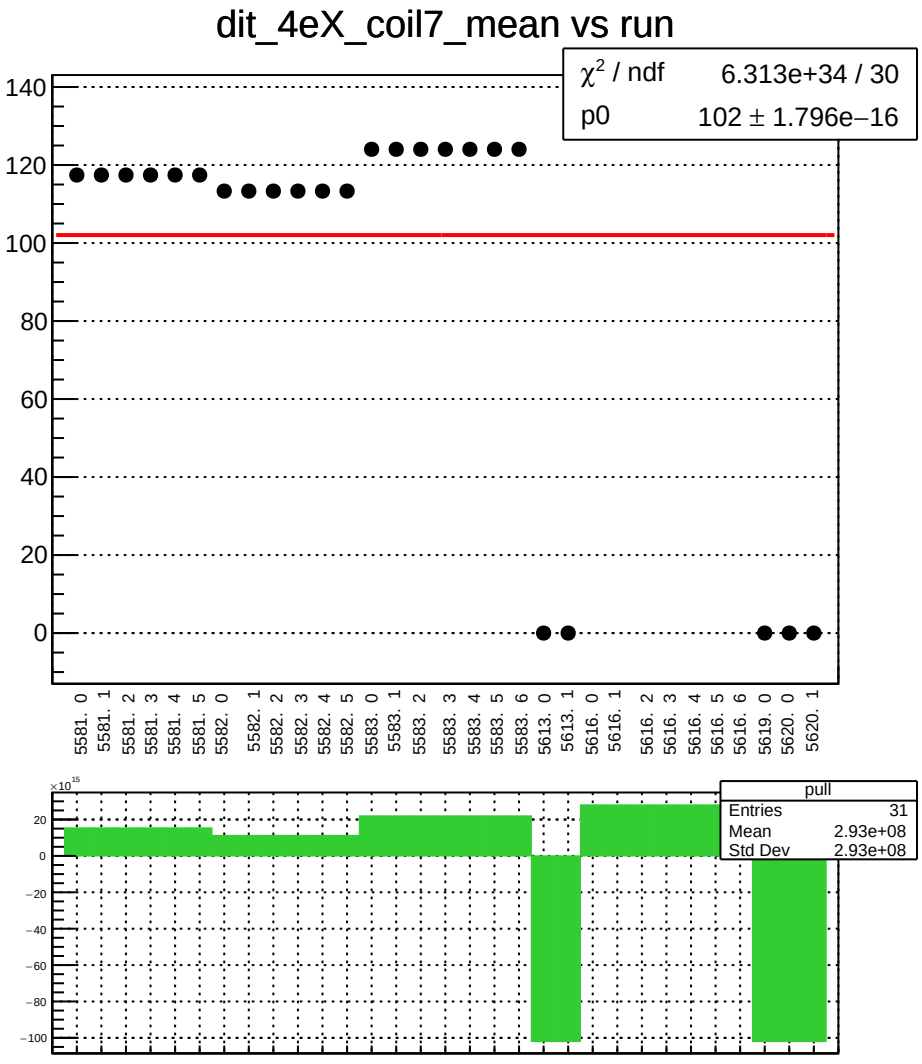
dit_4eX_coil7_mean vs run
χ² / ndf 6.313e+34 / 30
p0 102 ± 1.796e−16
140
120
100
80
60
40
20
0
5581. 0
5581. 1
5581. 2
5581. 3
5581. 4
5581. 5
5582. 0
5582. 1
5582. 2
5582. 3
5582. 4
5582. 5
5583. 0
5583. 1
5583. 2
5583. 3
5583. 4
5583. 5
5583. 6
5613. 0
5613. 1
5616. 0
5616. 1
5616. 2
5616. 3
5616. 4
5616. 5
5616. 6
5619. 0
5620. 0
5620. 1
×10^15
20
0
−20
−40
−60
−80
−100
pull
Entries 31
Mean 2.93e+08
Std Dev 2.93e+08

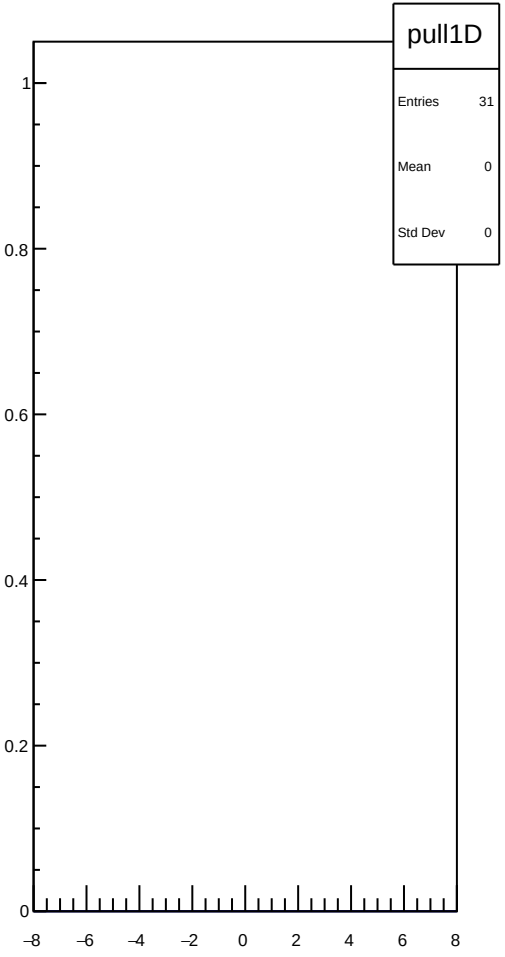
pull1D
Entries 31
Mean 0
Std Dev 0
1
0.8
0.6
0.4
0.2
0
−8
−6
−4
−2
0
2
4
6
8

dit_4eX_coil7_err_mean vs run

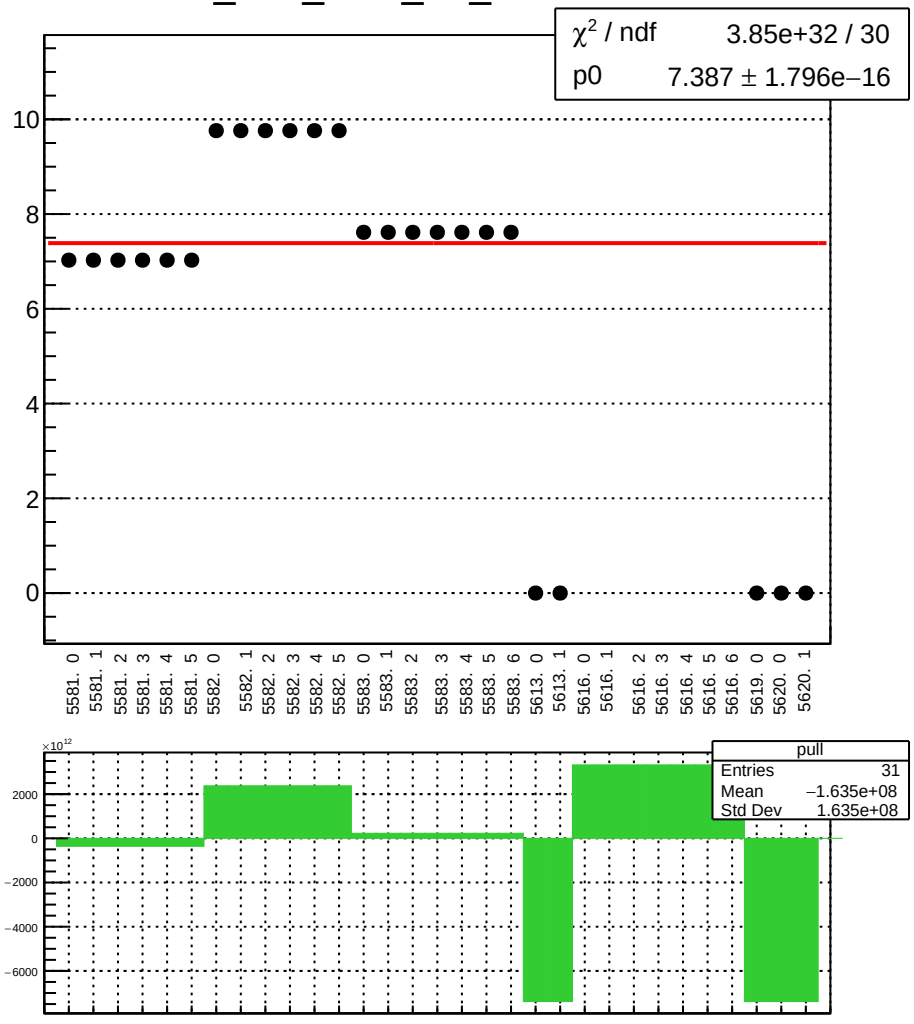

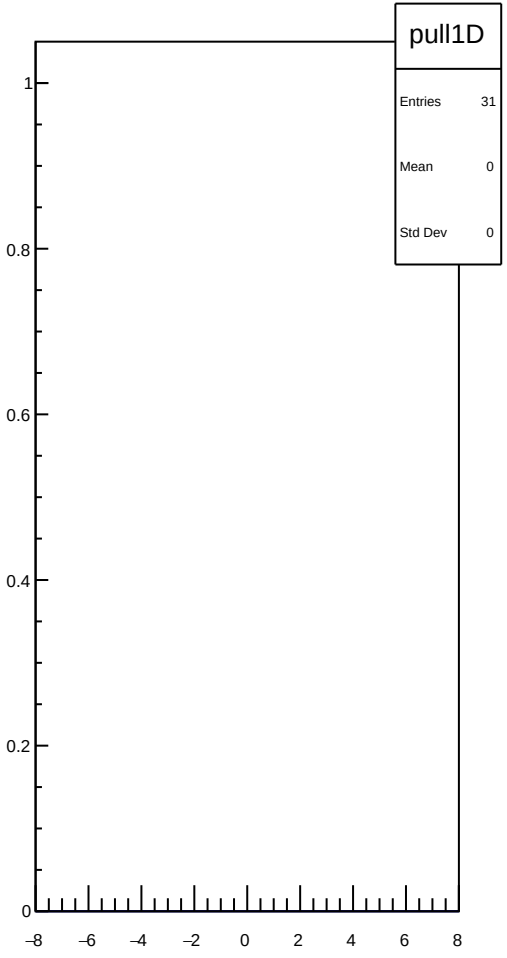

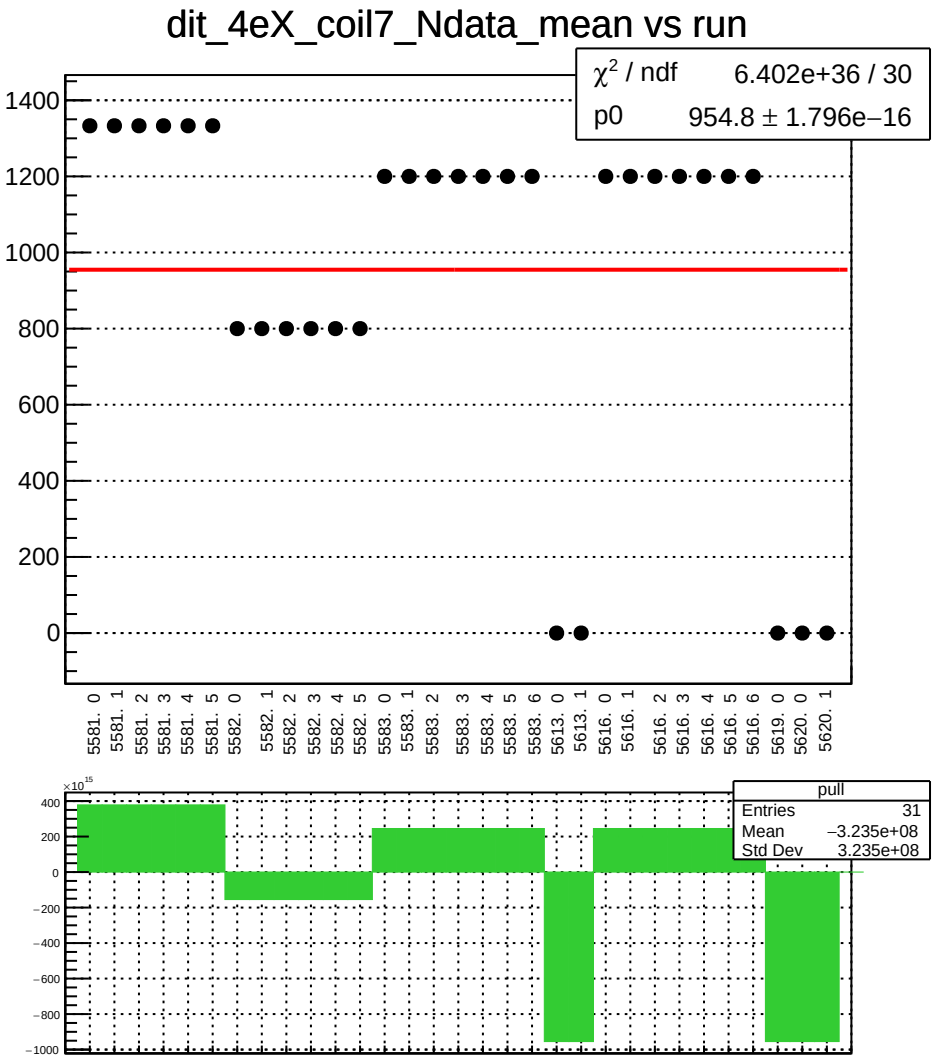
dit_4eX_coil7_Ndata_mean vs run
χ² / ndf 6.402e+36 / 30
p0 954.8 ± 1.796e−16
1400
1200
1000
800
600
400
200
0
5581. 0
5581. 1
5581. 2
5581. 3
5581. 4
5581. 5
5582. 0
5582. 1
5582. 2
5582. 3
5582. 4
5582. 5
5583. 0
5583. 1
5583. 2
5583. 3
5583. 4
5583. 5
5583. 6
5613. 0
5613. 1
5616. 0
5616. 1
5616. 2
5616. 3
5616. 4
5616. 5
5616. 6
5619. 0
5620. 0
5620. 1
×10^15
400
200
0
−200
−400
−600
−800
−1000
pull
Entries 31
Mean −3.235e+08
Std Dev 3.235e+08

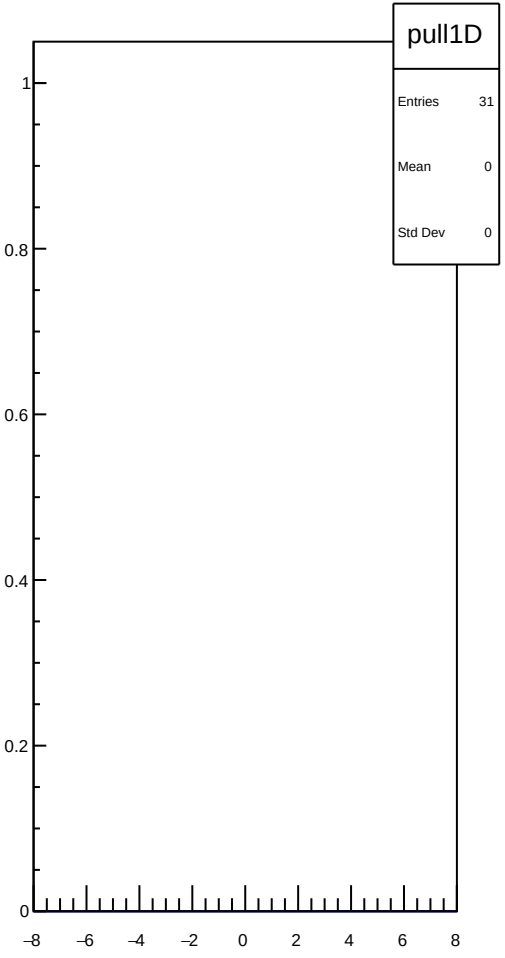
pull1D
Entries 31
Mean 0
Std Dev 0
1
0.8
0.6
0.4
0.2
0
−8
−6
−4
−2
0
2
4
6
8

dit_11X12X_coil7_mean vs run

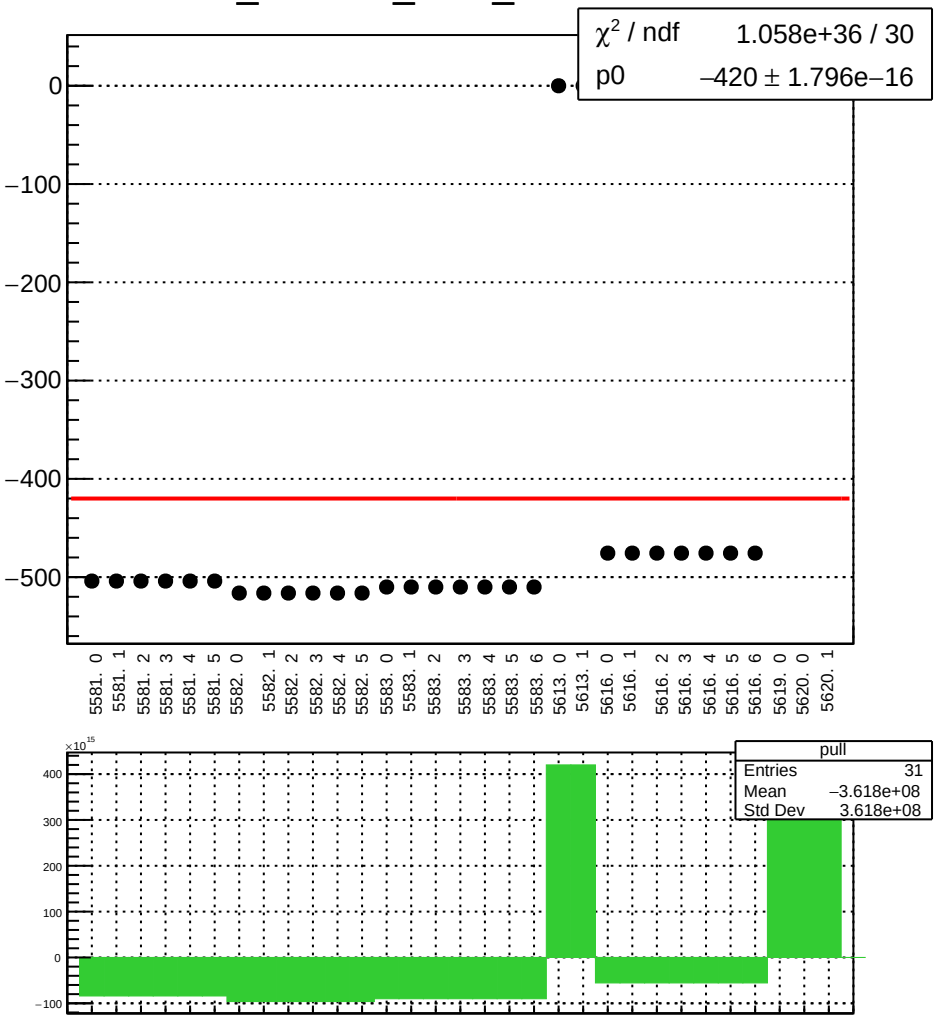

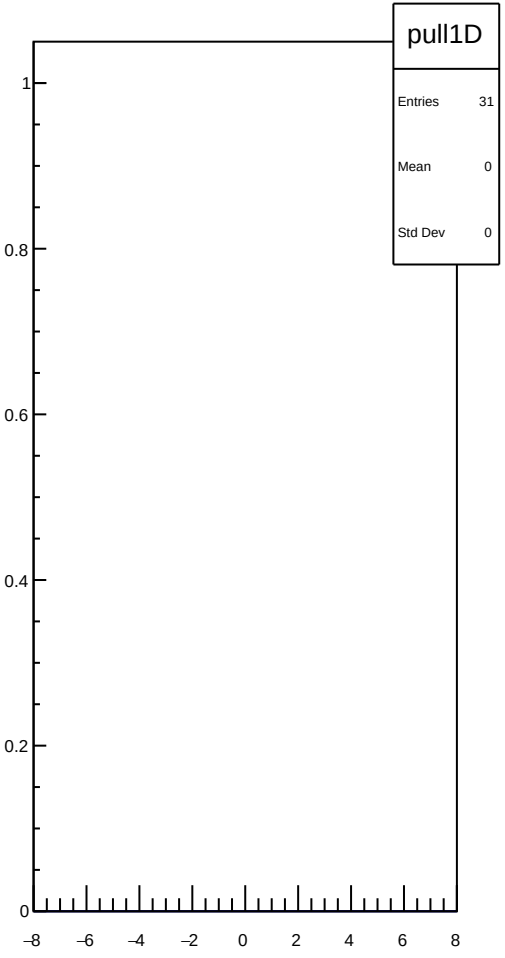

dit_11X12X_coil7_err_mean vs run

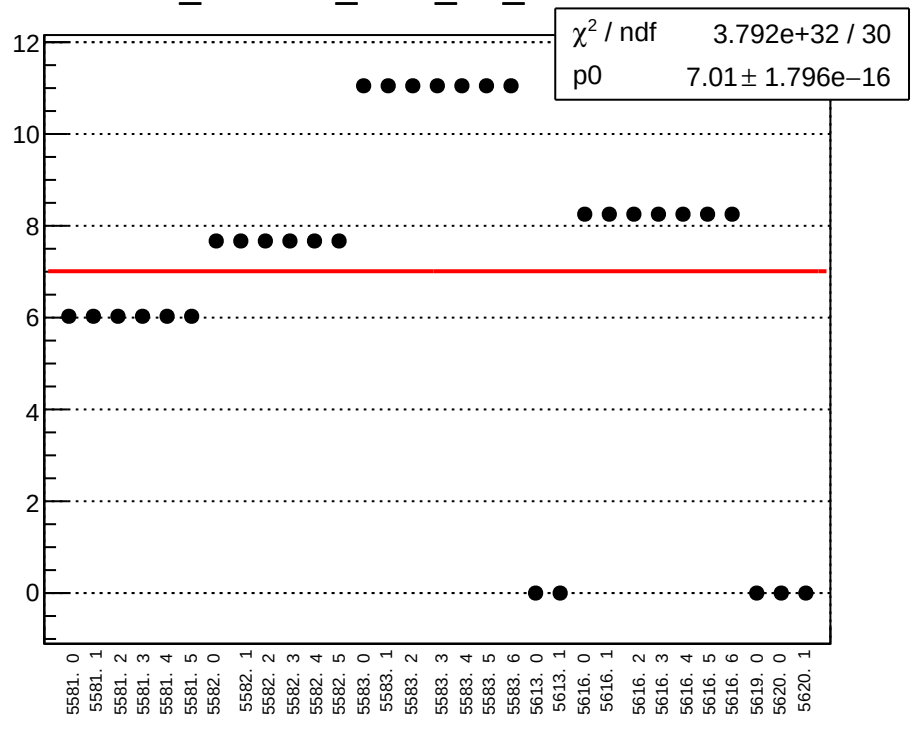

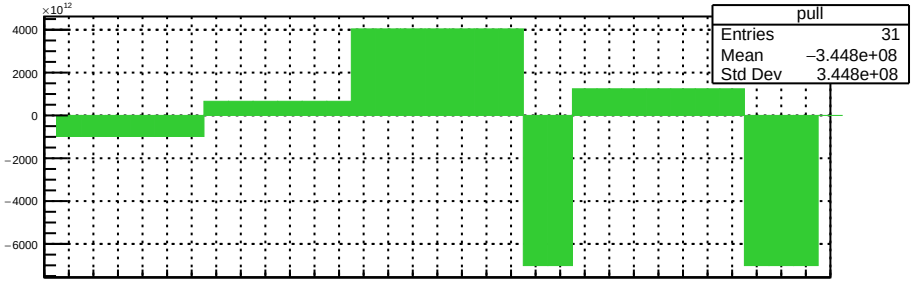

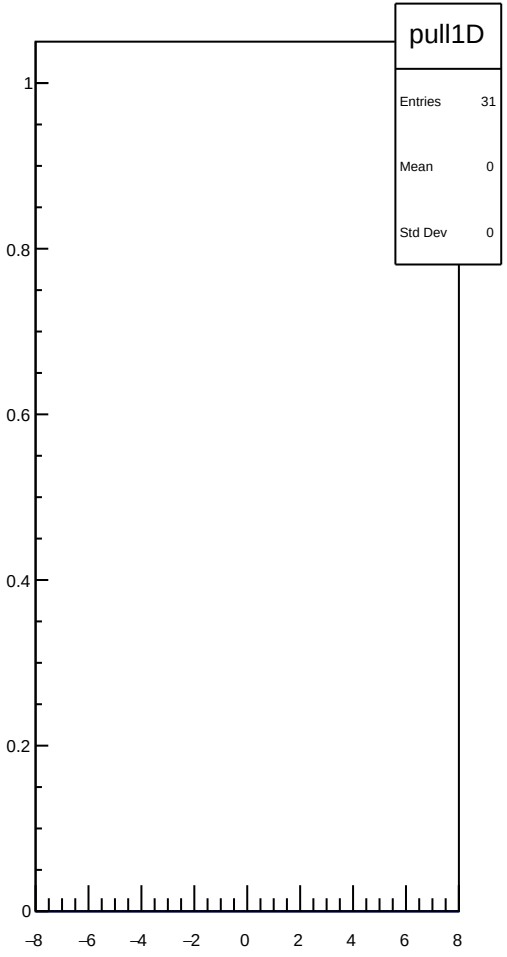

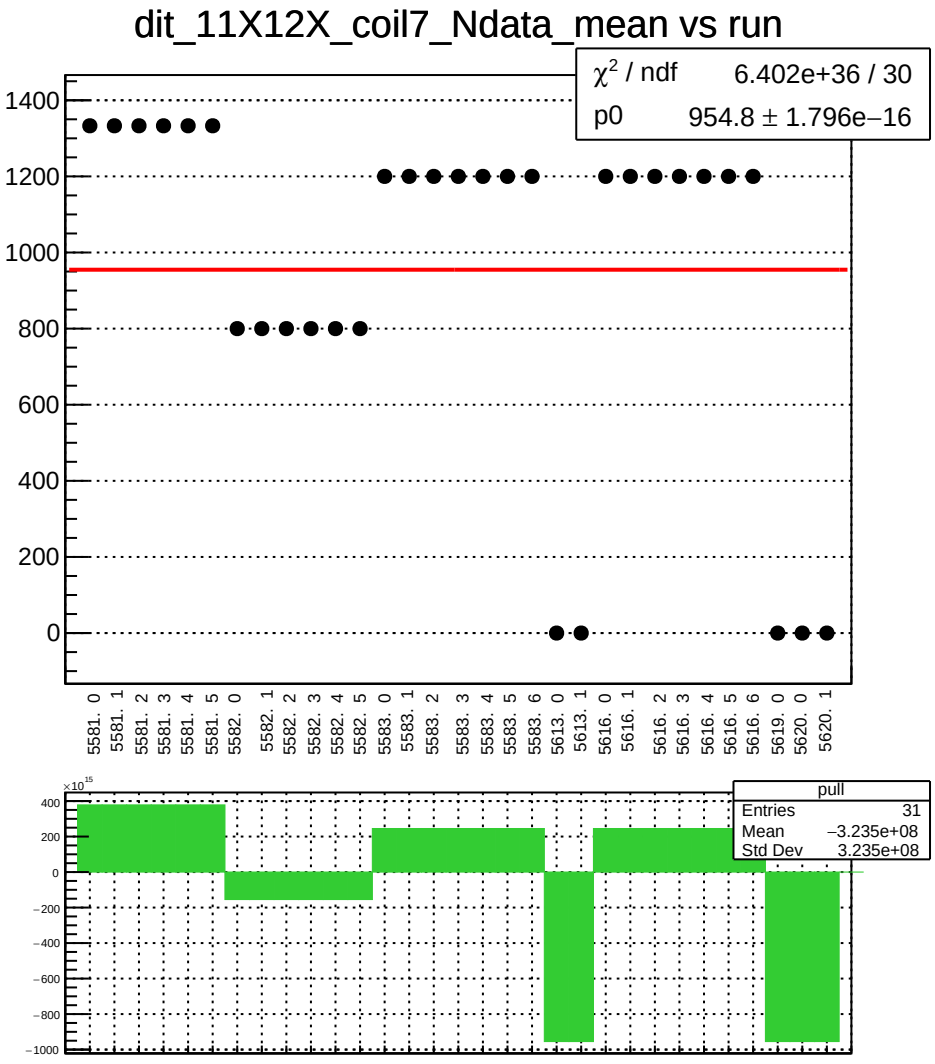
dit_11X12X_coil7_Ndata_mean vs run
χ² / ndf 6.402e+36 / 30
p0 954.8 ± 1.796e−16
1400
1200
1000
800
600
400
200
0
5581. 0
5581. 1
5581. 2
5581. 3
5581. 4
5581. 5
5582. 0
5582. 1
5582. 2
5582. 3
5582. 4
5582. 5
5583. 0
5583. 1
5583. 2
5583. 3
5583. 4
5583. 5
5583. 6
5613. 0
5613. 1
5616. 0
5616. 1
5616. 2
5616. 3
5616. 4
5616. 5
5616. 6
5619. 0
5620. 0
5620. 1
×10^15
400
200
0
−200
−400
−600
−800
−1000
pull
Entries 31
Mean −3.235e+08
Std Dev 3.235e+08

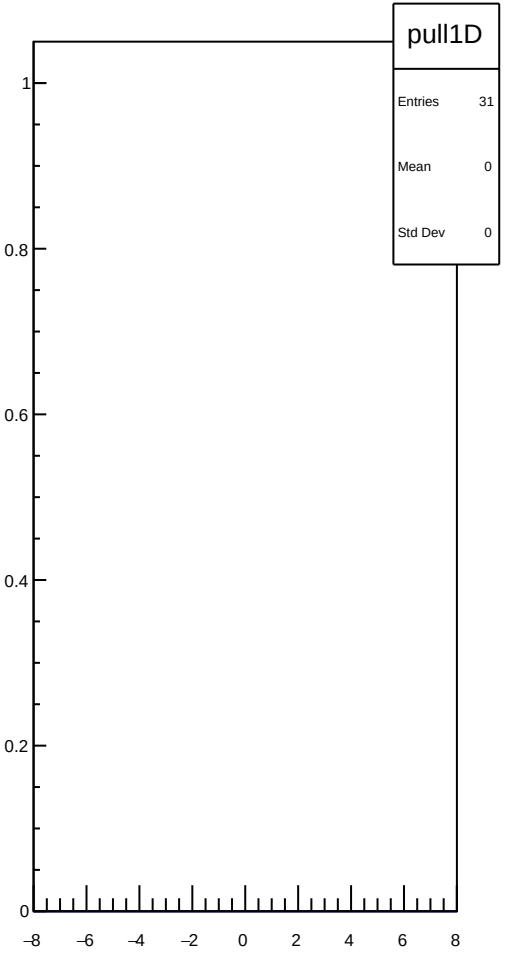
pull1D
Entries 31
Mean 0
Std Dev 0
1
0.8
0.6
0.4
0.2
0
−8
−6
−4
−2
0
2
4
6
8

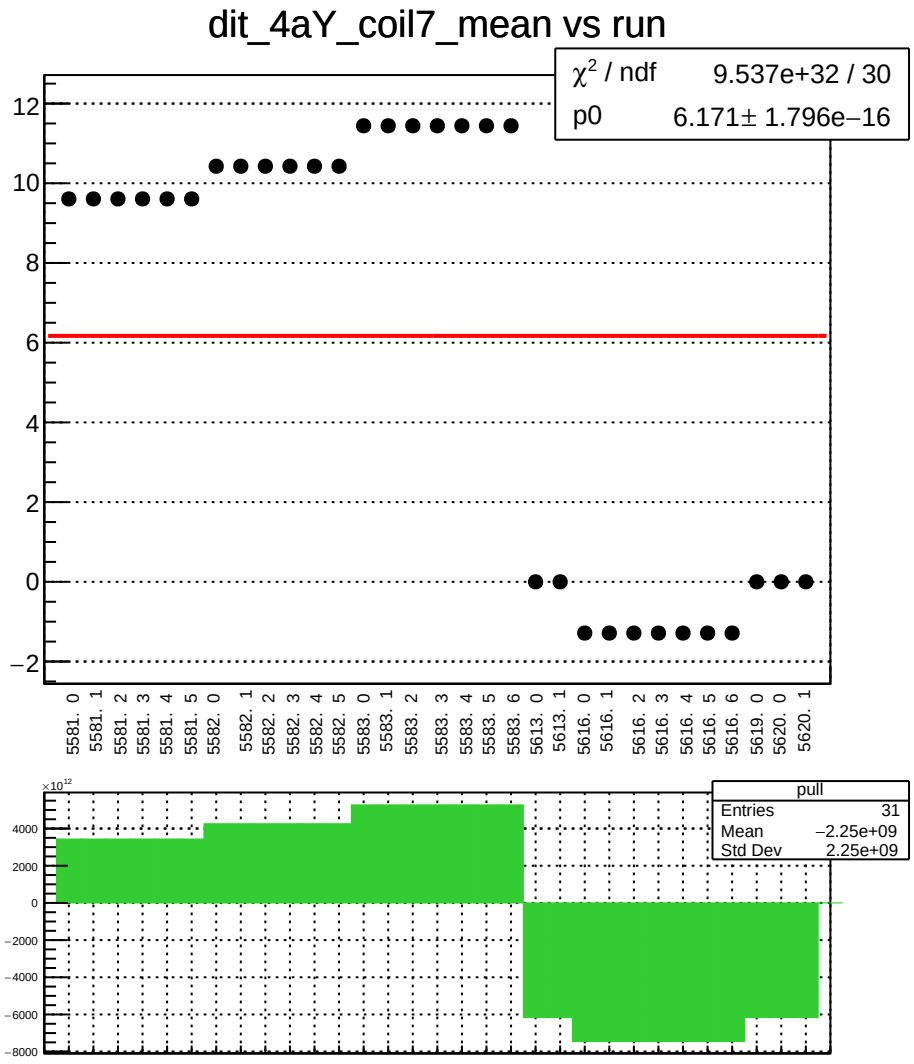
dit_4aY_coil7_mean vs run
χ² / ndf 9.537e+32 / 30
p0 6.171± 1.796e−16
12
10
8
6
4
2
0
−2
5581. 0
5581. 1
5581. 2
5581. 3
5581. 4
5581. 5
5582. 0
5582. 1
5582. 2
5582. 3
5582. 4
5582. 5
5583. 0
5583. 1
5583. 2
5583. 3
5583. 4
5583. 5
5583. 6
5613. 0
5613. 1
5616. 0
5616. 1
5616. 2
5616. 3
5616. 4
5616. 5
5616. 6
5619. 0
5620. 0
5620. 1
×10¹²
4000
2000
0
−2000
−4000
−6000
−8000
pull
Entries 31
Mean −2.25e+09
Std Dev 2.25e+09

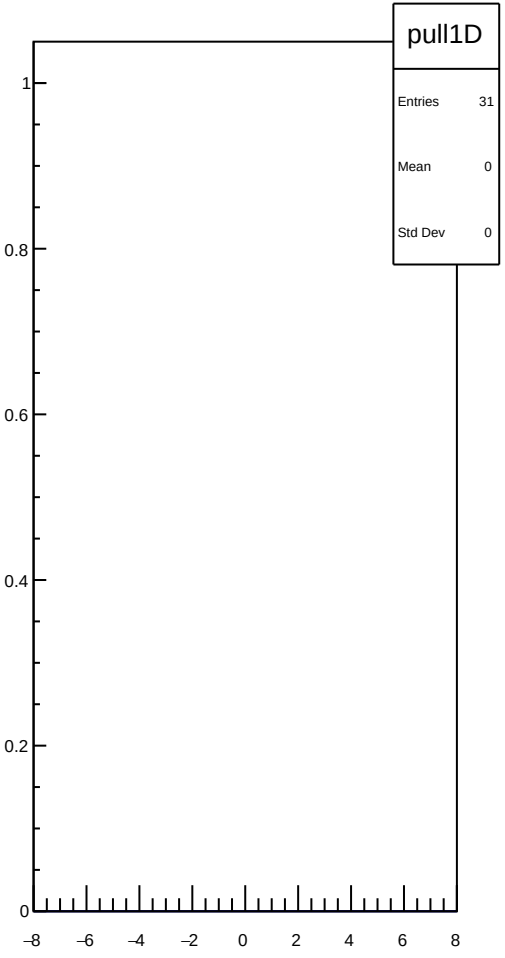
pull1D
Entries 31
Mean 0
Std Dev 0
1
0.8
0.6
0.4
0.2
0
−8
−6
−4
−2
0
2
4
6
8

dit_4aY_coil7_err_mean vs run

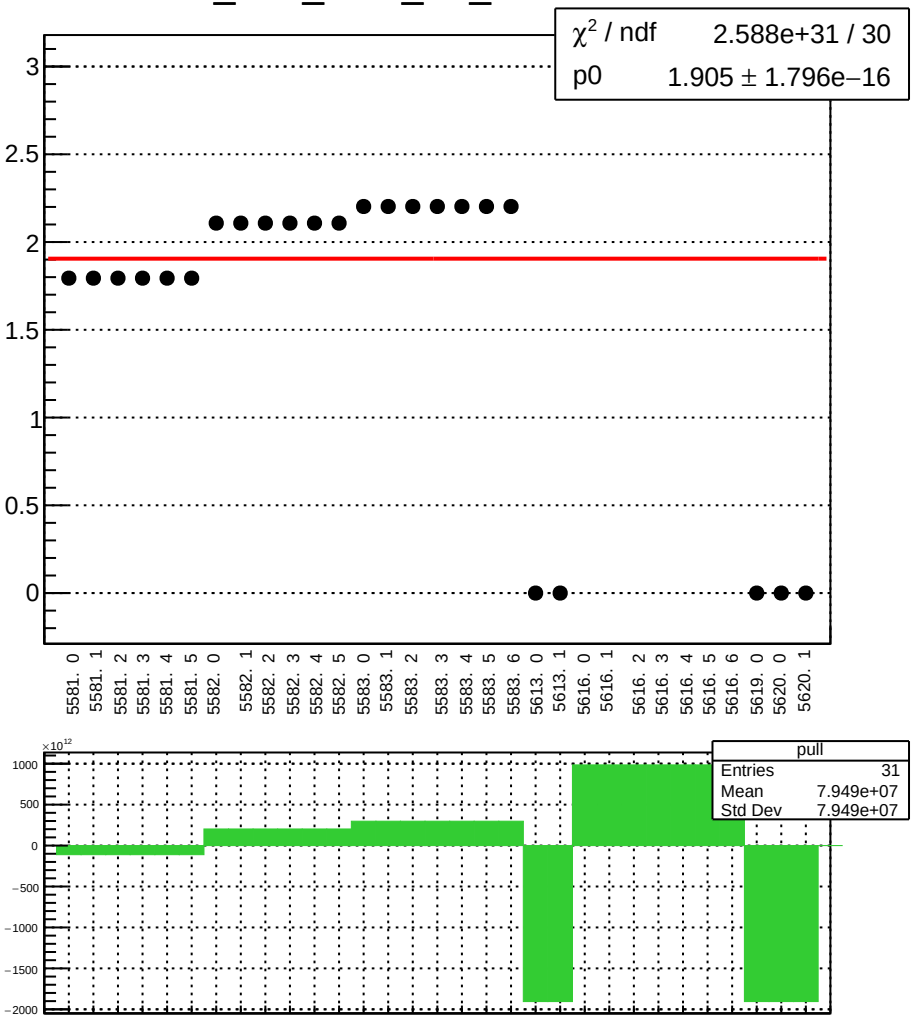

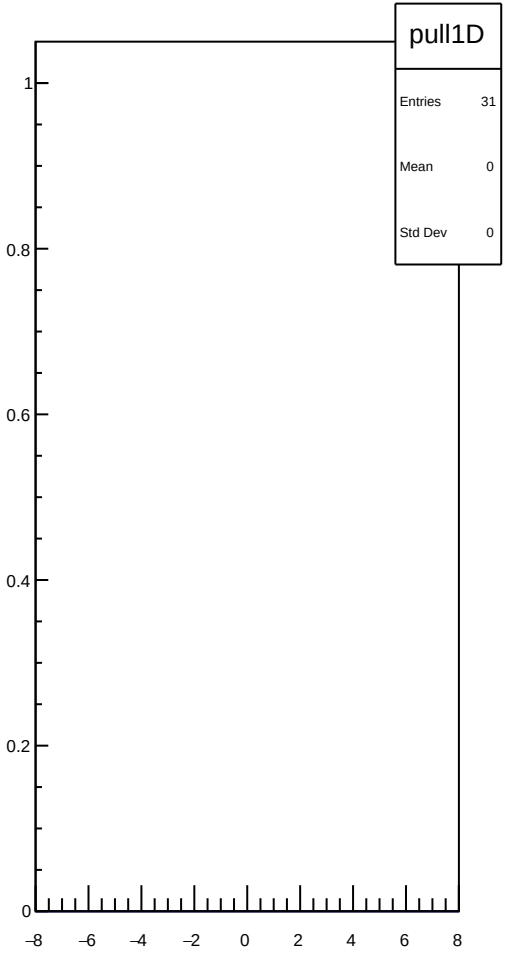

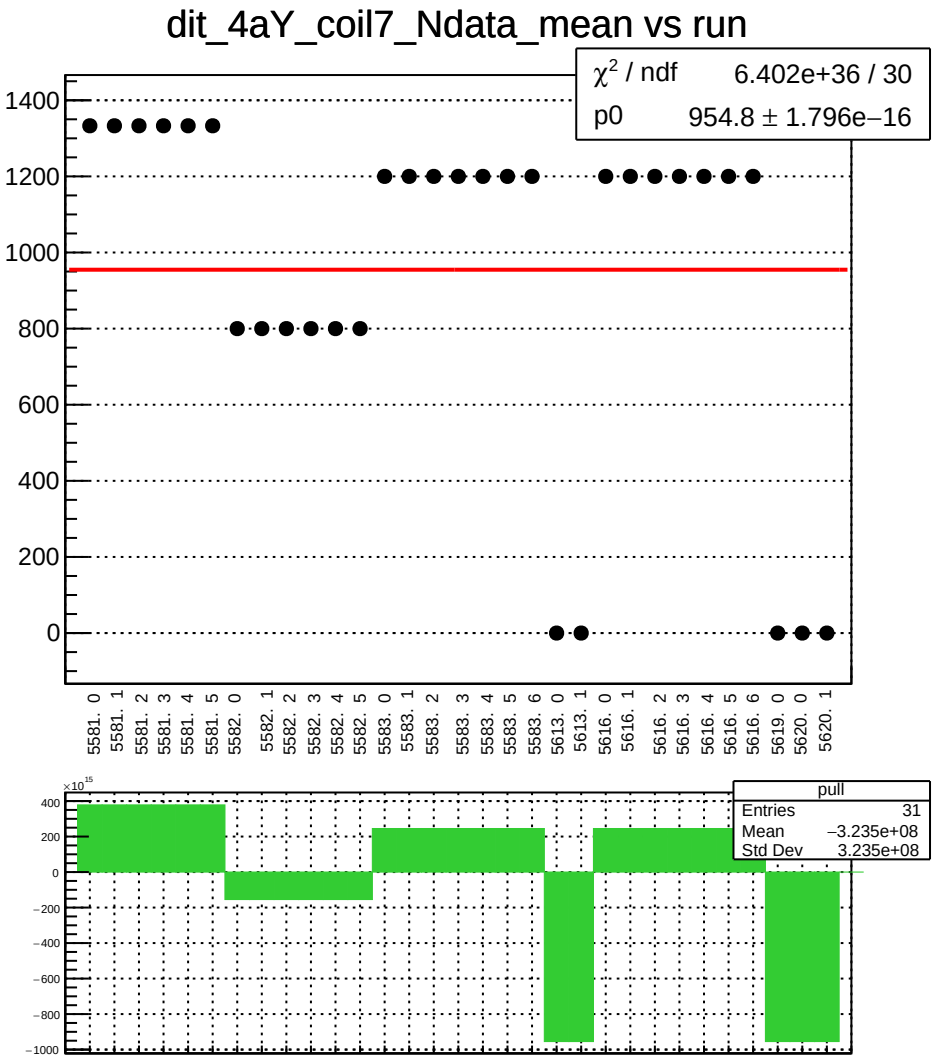
dit_4aY_coil7_Ndata_mean vs run
χ² / ndf 6.402e+36 / 30
p0 954.8 ± 1.796e−16
1400
1200
1000
800
600
400
200
0
5581. 0
5581. 1
5581. 2
5581. 3
5581. 4
5581. 5
5582. 0
5582. 1
5582. 2
5582. 3
5582. 4
5582. 5
5583. 0
5583. 1
5583. 2
5583. 3
5583. 4
5583. 5
5583. 6
5613. 0
5613. 1
5616. 0
5616. 1
5616. 2
5616. 3
5616. 4
5616. 5
5616. 6
5619. 0
5620. 0
5620. 1
×10^15
400
200
0
−200
−400
−600
−800
−1000
pull
Entries 31
Mean −3.235e+08
Std Dev 3.235e+08

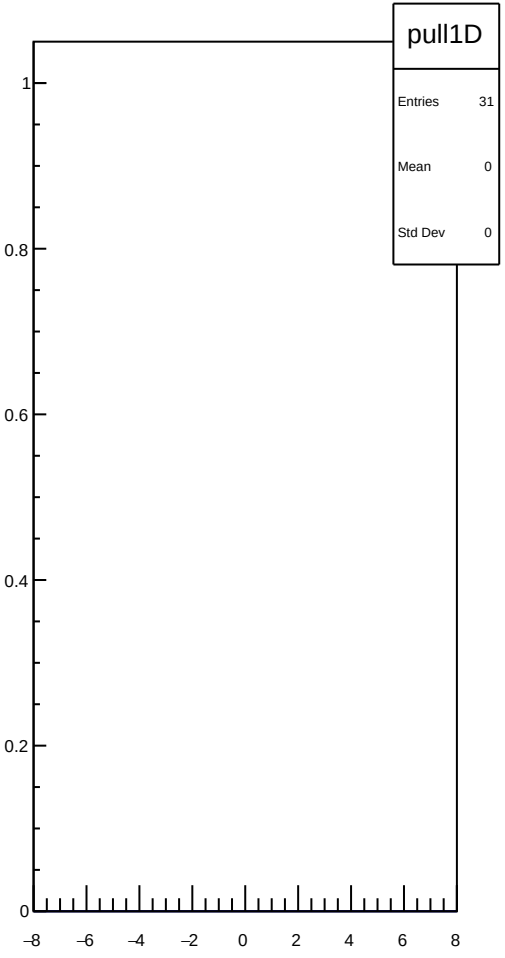
pull1D
Entries 31
Mean 0
Std Dev 0
1
0.8
0.6
0.4
0.2
0
−8
−6
−4
−2
0
2
4
6
8

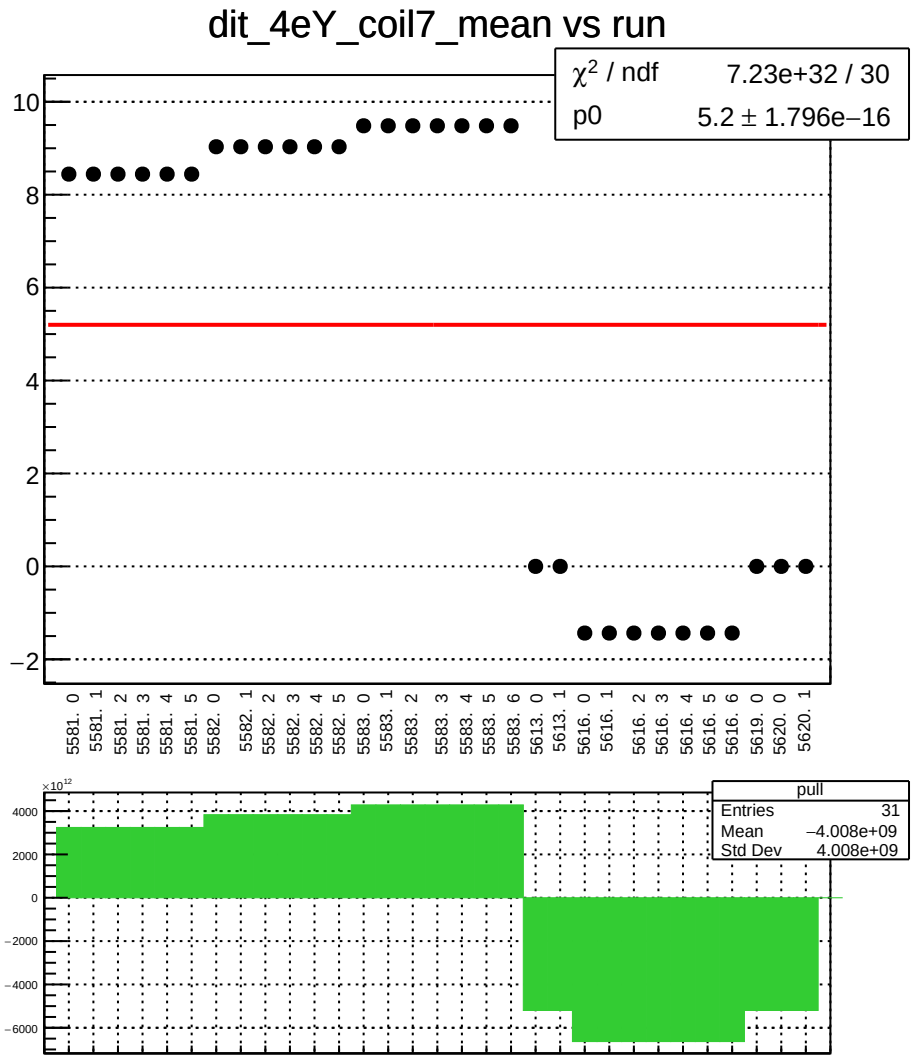
dit_4eY_coil7_mean vs run
χ² / ndf 7.23e+32 / 30
p0 5.2 ± 1.796e−16
10
8
6
4
2
0
−2
5581. 0
5581. 1
5581. 2
5581. 3
5581. 4
5581. 5
5582. 0
5582. 1
5582. 2
5582. 3
5582. 4
5582. 5
5583. 0
5583. 1
5583. 2
5583. 3
5583. 4
5583. 5
5583. 6
5613. 0
5613. 1
5616. 0
5616. 1
5616. 2
5616. 3
5616. 4
5616. 5
5616. 6
5619. 0
5620. 0
5620. 1
×10¹²
4000
2000
0
−2000
−4000
−6000
pull
Entries 31
Mean −4.008e+09
Std Dev 4.008e+09

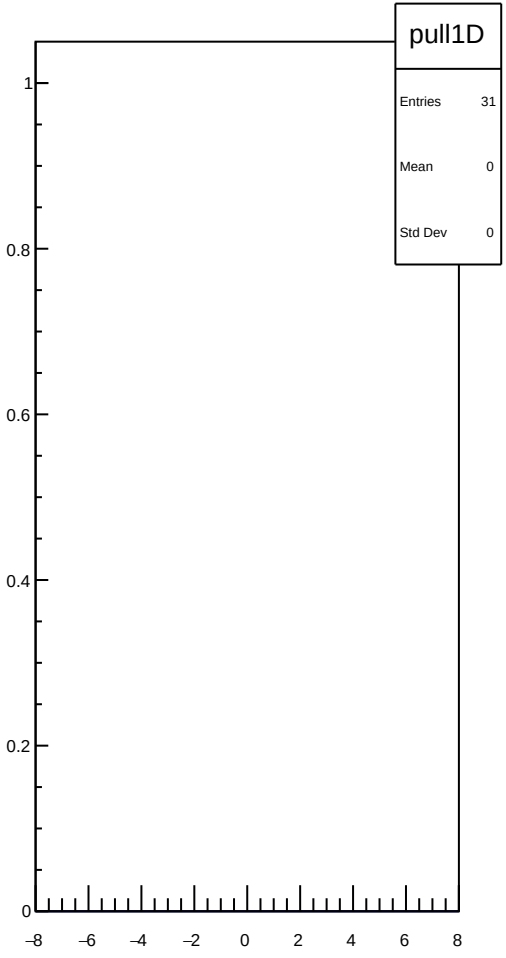
pull1D
Entries 31
Mean 0
Std Dev 0
1
0.8
0.6
0.4
0.2
0
−8
−6
−4
−2
0
2
4
6
8

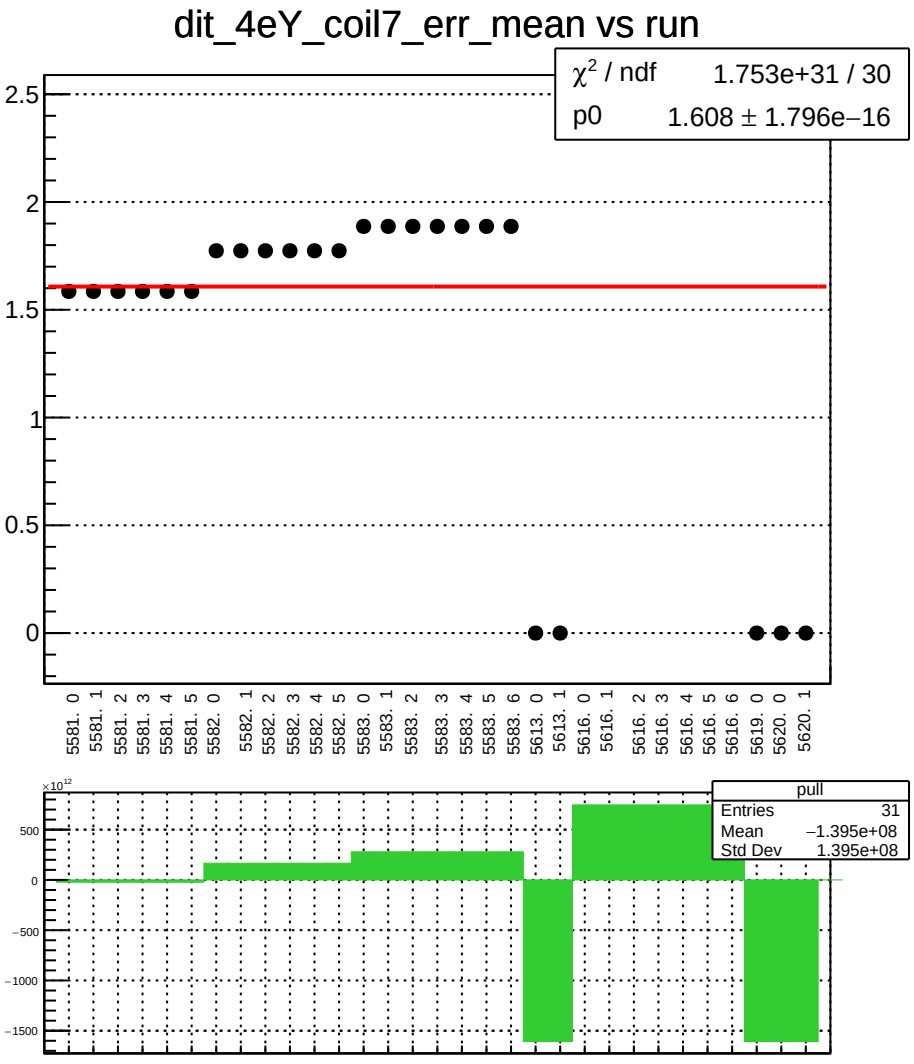
dit_4eY_coil7_err_mean vs run
χ² / ndf 1.753e+31 / 30
p0 1.608 ± 1.796e−16
2.5
2
1.5
1
0.5
0
5581. 0
5581. 1
5581. 2
5581. 3
5581. 4
5581. 5
5582. 0
5582. 1
5582. 2
5582. 3
5582. 4
5582. 5
5583. 0
5583. 1
5583. 2
5583. 3
5583. 4
5583. 5
5583. 6
5613. 0
5613. 1
5616. 0
5616. 1
5616. 2
5616. 3
5616. 4
5616. 5
5616. 6
5619. 0
5620. 0
5620. 1
×10¹²
500
0
−500
−1000
−1500
pull
Entries 31
Mean −1.395e+08
Std Dev 1.395e+08

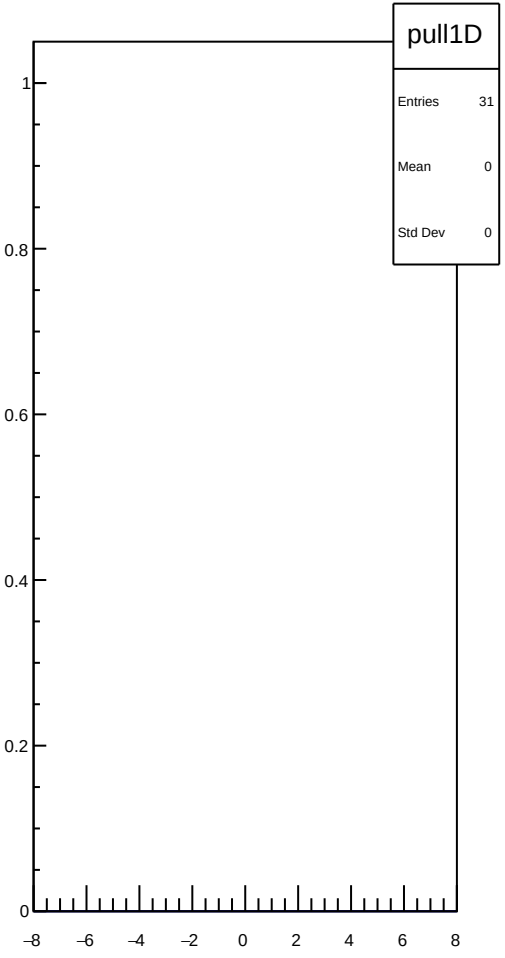
pull1D
Entries 31
Mean 0
Std Dev 0
1
0.8
0.6
0.4
0.2
0
−8
−6
−4
−2
0
2
4
6
8

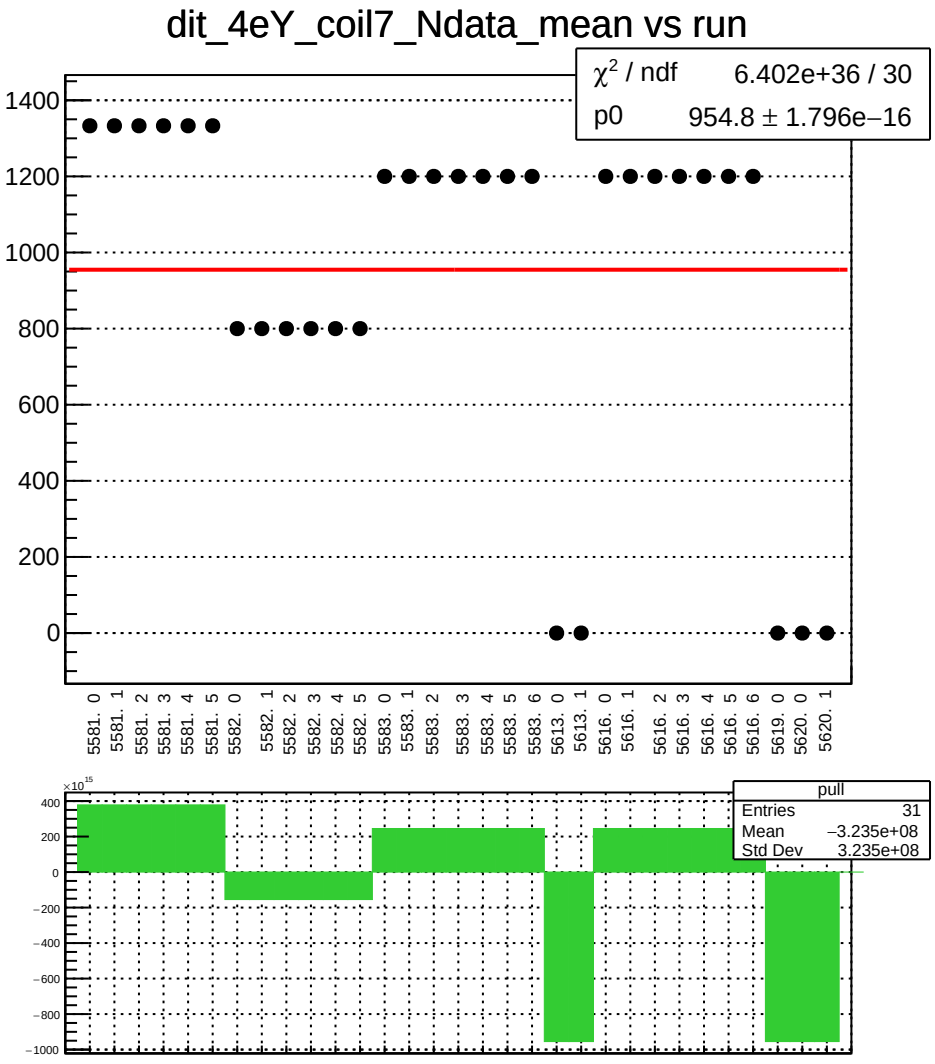
dit_4eY_coil7_Ndata_mean vs run
χ² / ndf 6.402e+36 / 30
p0 954.8 ± 1.796e−16
1400
1200
1000
800
600
400
200
0
5581. 0
5581. 1
5581. 2
5581. 3
5581. 4
5581. 5
5582. 0
5582. 1
5582. 2
5582. 3
5582. 4
5582. 5
5583. 0
5583. 1
5583. 2
5583. 3
5583. 4
5583. 5
5583. 6
5613. 0
5613. 1
5616. 0
5616. 1
5616. 2
5616. 3
5616. 4
5616. 5
5616. 6
5619. 0
5620. 0
5620. 1
×10^15
400
200
0
−200
−400
−600
−800
−1000
pull
Entries 31
Mean −3.235e+08
Std Dev 3.235e+08

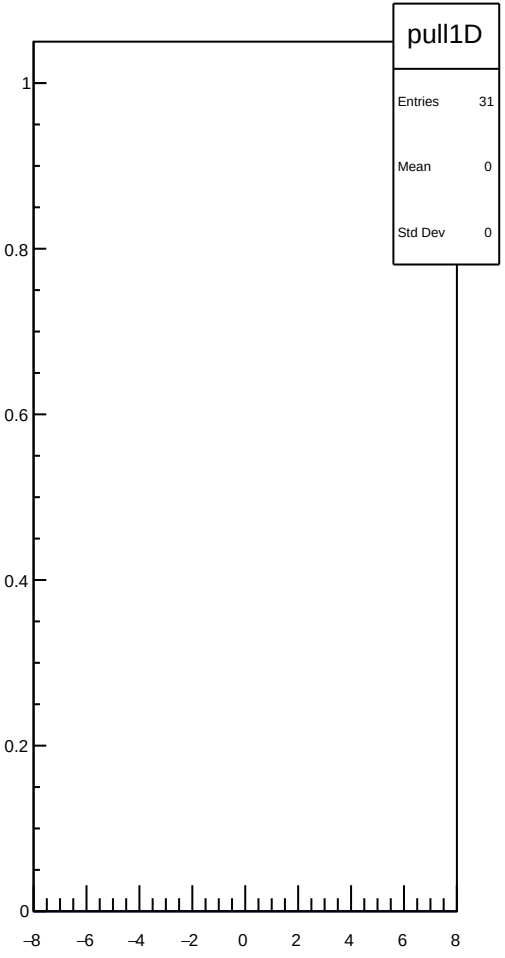
pull1D
Entries 31
Mean 0
Std Dev 0
1
0.8
0.6
0.4
0.2
0
−8
−6
−4
−2
0
2
4
6
8

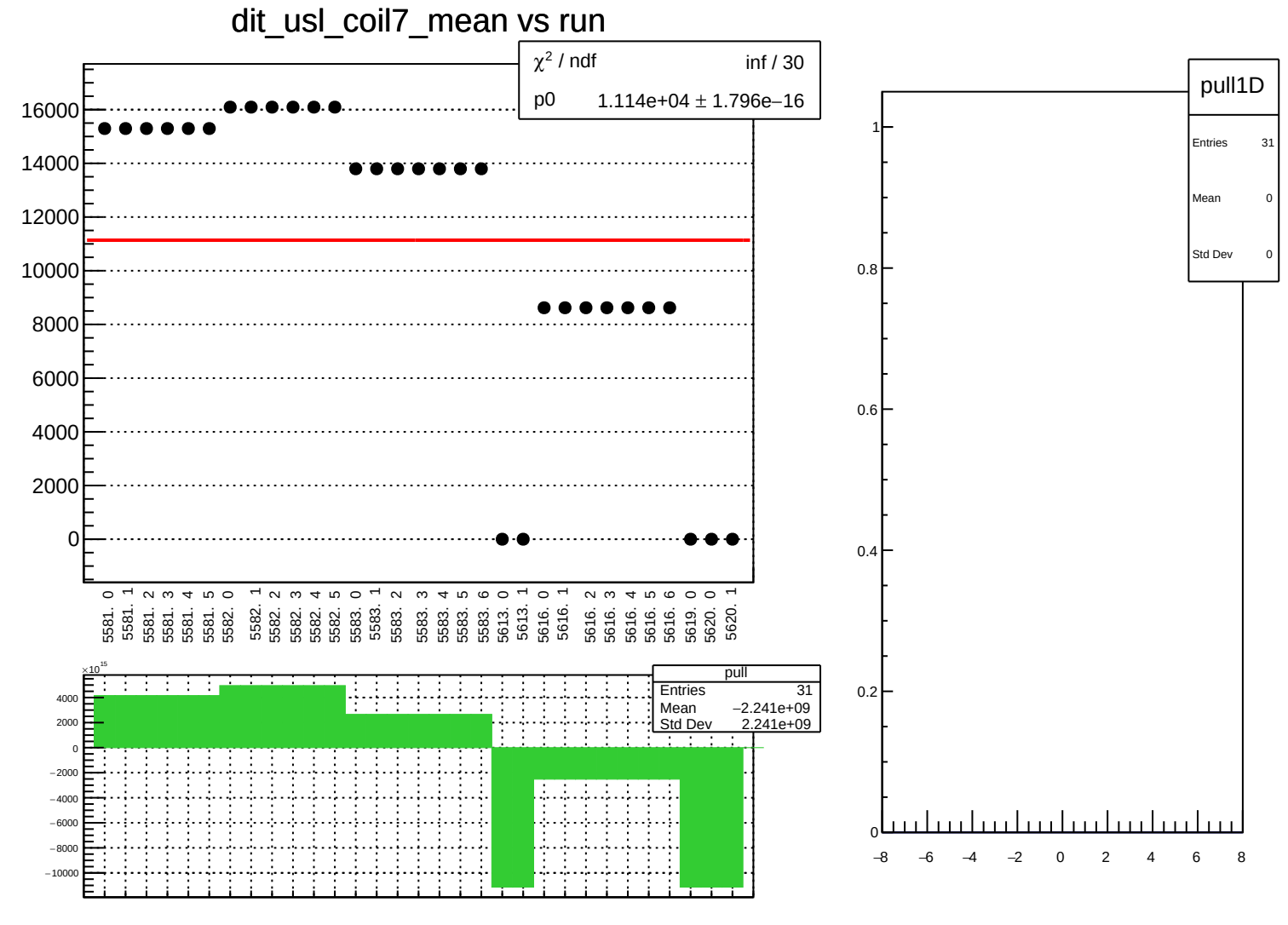
dit_usl_coil7_mean vs run
χ² / ndf inf / 30
p0 1.114e+04 ± 1.796e−16
16000
14000
12000
10000
8000
6000
4000
2000
0
5581. 0
5581. 1
5581. 2
5581. 3
5581. 4
5581. 5
5582. 0
5582. 1
5582. 2
5582. 3
5582. 4
5582. 5
5583. 0
5583. 1
5583. 2
5583. 3
5583. 4
5583. 5
5583. 6
5613. 0
5613. 1
5616. 0
5616. 1
5616. 2
5616. 3
5616. 4
5616. 5
5616. 6
5619. 0
5620. 0
5620. 1
×10^15
4000
2000
0
−2000
−4000
−6000
−8000
−10000
pull
Entries 31
Mean −2.241e+09
Std Dev 2.241e+09
pull1D
Entries 31
Mean 0
Std Dev 0
1
0.8
0.6
0.4
0.2
0
−8
−6
−4
−2
0
2
4
6
8

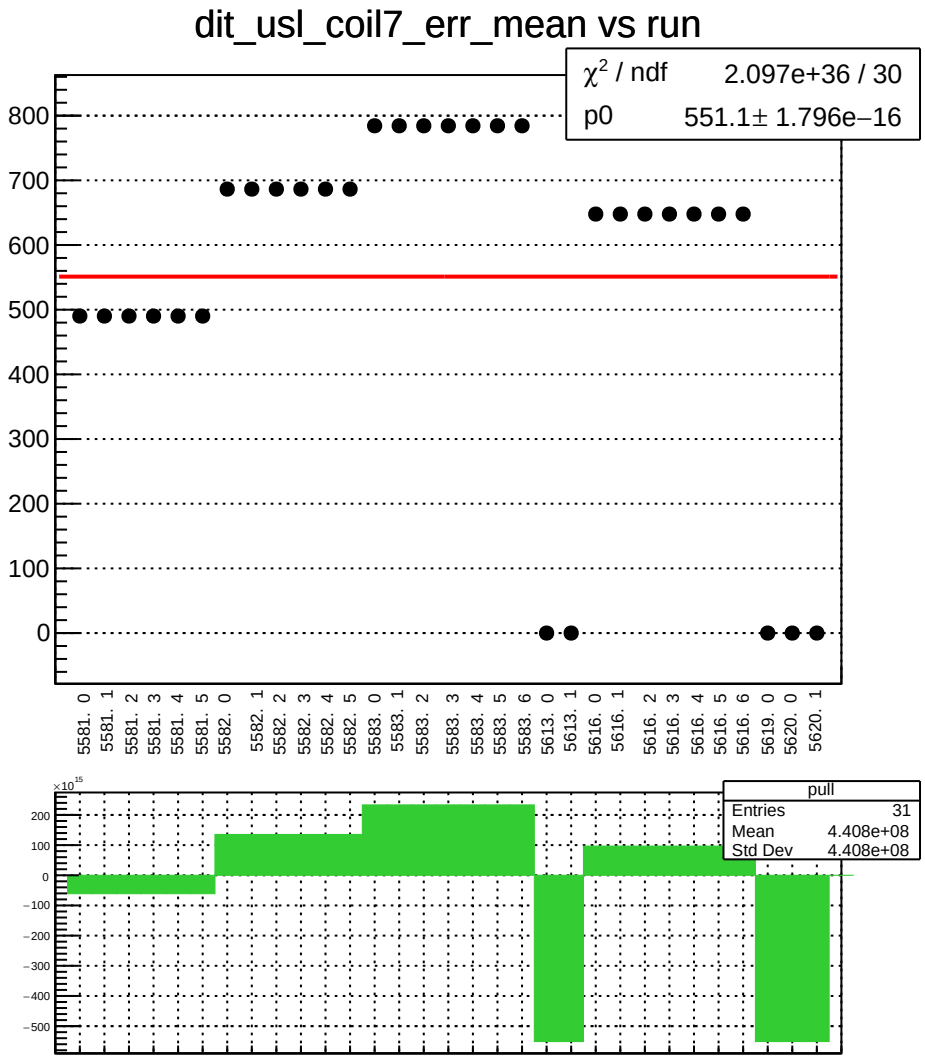
dit_usl_coil7_err_mean vs run
χ² / ndf 2.097e+36 / 30
p0 551.1± 1.796e−16
800
700
600
500
400
300
200
100
0
5581. 0
5581. 1
5581. 2
5581. 3
5581. 4
5581. 5
5582. 0
5582. 1
5582. 2
5582. 3
5582. 4
5582. 5
5583. 0
5583. 1
5583. 2
5583. 3
5583. 4
5583. 5
5583. 6
5613. 0
5613. 1
5616. 0
5616. 1
5616. 2
5616. 3
5616. 4
5616. 5
5616. 6
5619. 0
5620. 0
5620. 1
×10^15
200
100
0
−100
−200
−300
−400
−500
pull
Entries 31
Mean 4.408e+08
Std Dev 4.408e+08

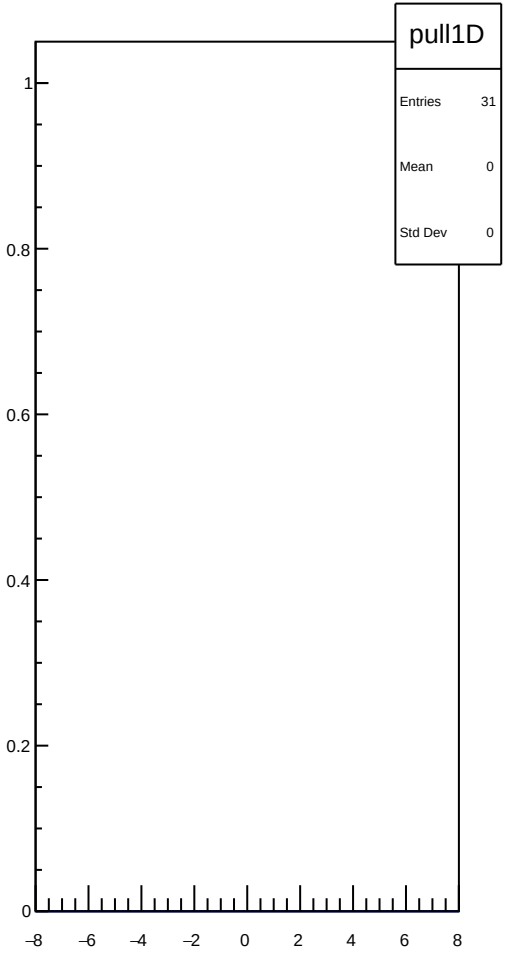
pull1D
Entries 31
Mean 0
Std Dev 0
1
0.8
0.6
0.4
0.2
0
−8
−6
−4
−2
0
2
4
6
8

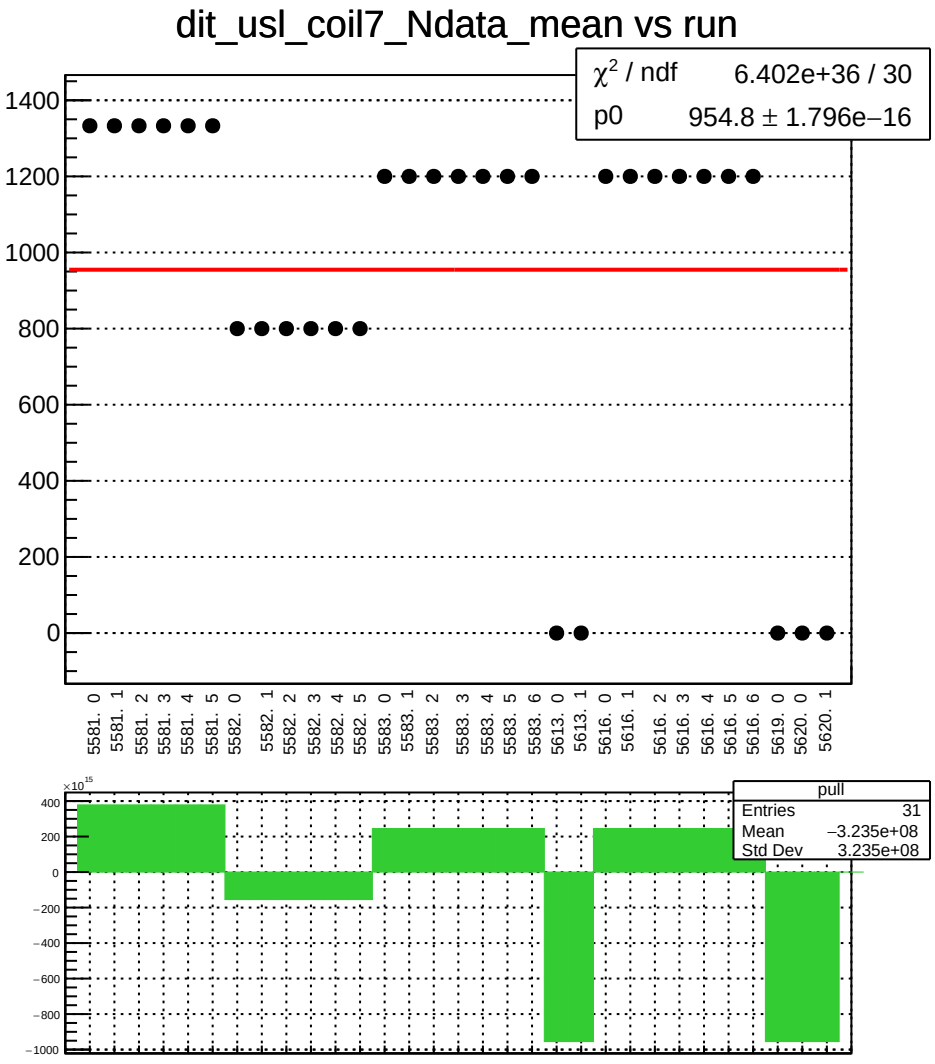
dit_usl_coil7_Ndata_mean vs run
χ² / ndf 6.402e+36 / 30
p0 954.8 ± 1.796e−16
1400
1200
1000
800
600
400
200
0
5581. 0
5581. 1
5581. 2
5581. 3
5581. 4
5581. 5
5582. 0
5582. 1
5582. 2
5582. 3
5582. 4
5582. 5
5583. 0
5583. 1
5583. 2
5583. 3
5583. 4
5583. 5
5583. 6
5613. 0
5613. 1
5616. 0
5616. 1
5616. 2
5616. 3
5616. 4
5616. 5
5616. 6
5619. 0
5620. 0
5620. 1
×10^15
400
200
0
−200
−400
−600
−800
−1000
pull
Entries 31
Mean −3.235e+08
Std Dev 3.235e+08

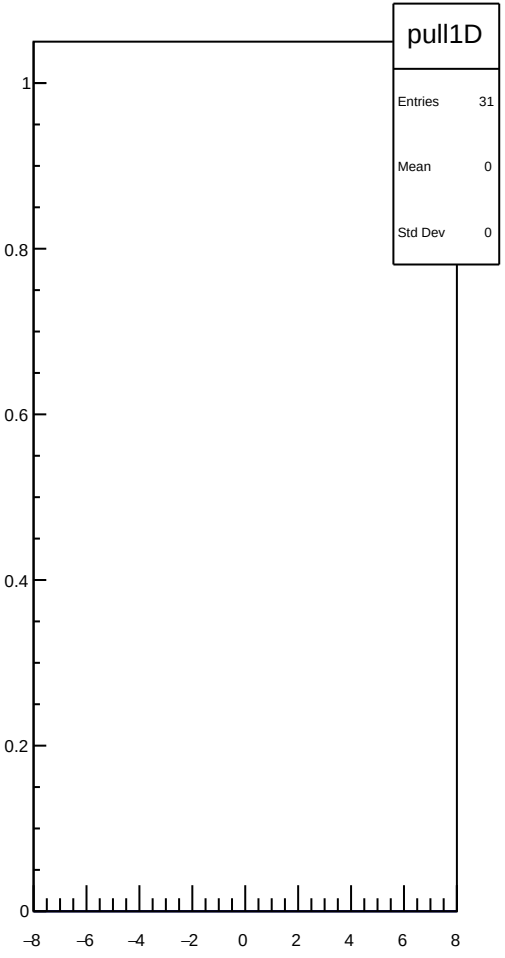
pull1D
Entries 31
Mean 0
Std Dev 0
1
0.8
0.6
0.4
0.2
0
−8
−6
−4
−2
0
2
4
6
8

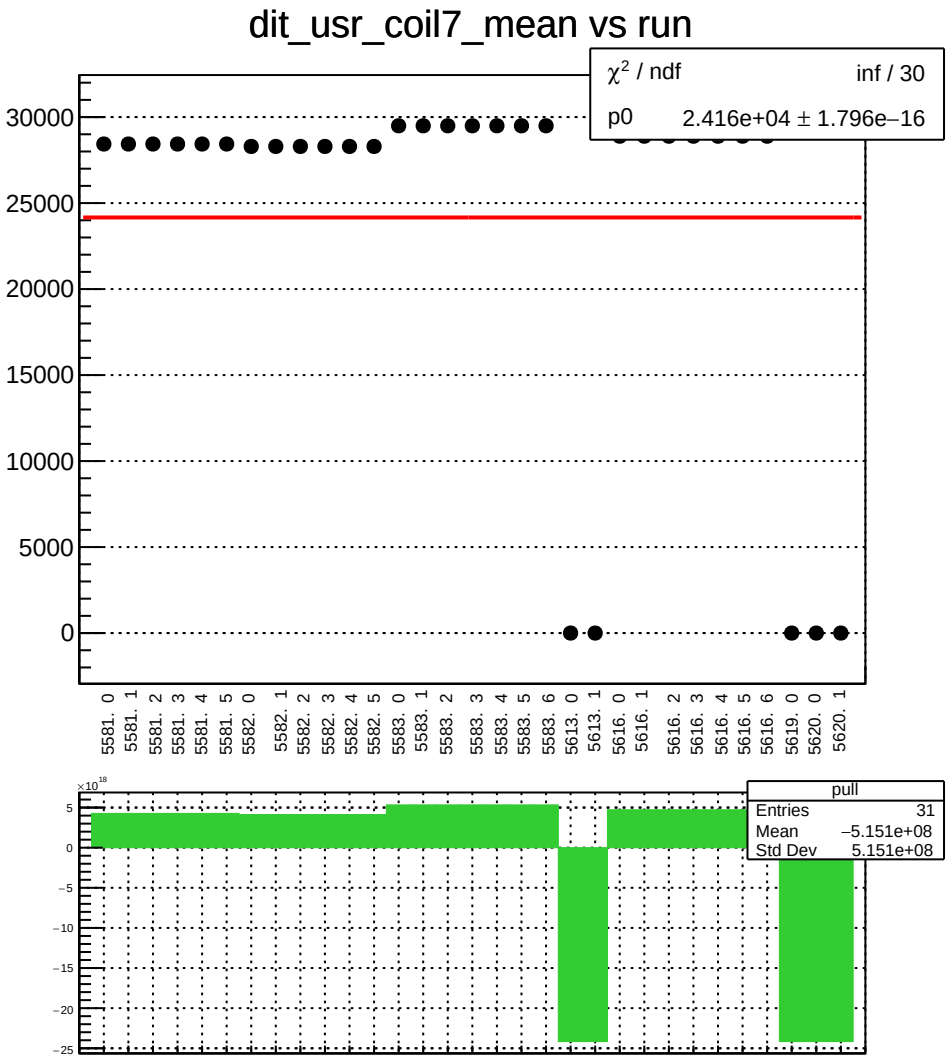
dit_usr_coil7_mean vs run
χ² / ndf inf / 30
p0 2.416e+04 ± 1.796e−16
30000
25000
20000
15000
10000
5000
0
5581. 0
5581. 1
5581. 2
5581. 3
5581. 4
5581. 5
5582. 0
5582. 1
5582. 2
5582. 3
5582. 4
5582. 5
5583. 0
5583. 1
5583. 2
5583. 3
5583. 4
5583. 5
5583. 6
5613. 0
5613. 1
5616. 0
5616. 1
5616. 2
5616. 3
5616. 4
5616. 5
5616. 6
5619. 0
5620. 0
5620. 1
×10¹⁸
5
0
−5
−10
−15
−20
−25
pull
Entries 31
Mean −5.151e+08
Std Dev 5.151e+08

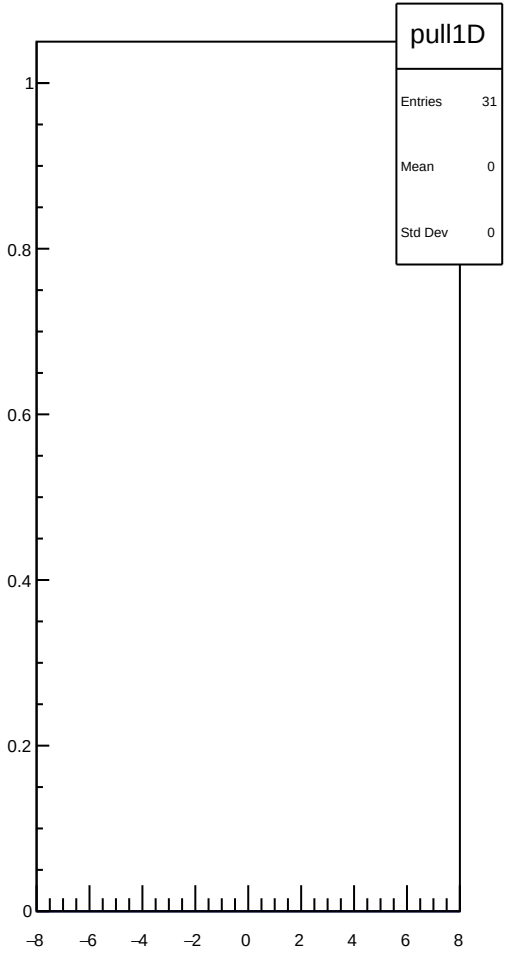
pull1D
Entries 31
Mean 0
Std Dev 0
1
0.8
0.6
0.4
0.2
0
−8
−6
−4
−2
0
2
4
6
8

dit_usr_coil7_err_mean vs run

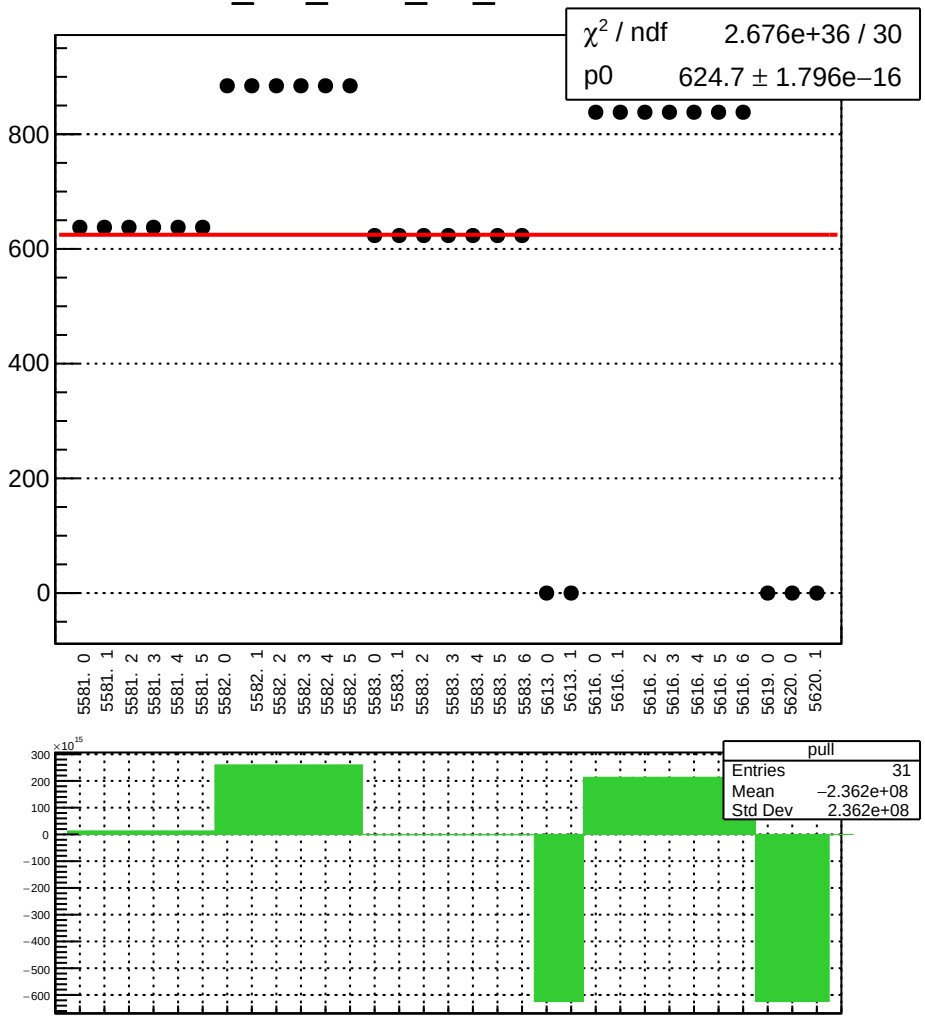

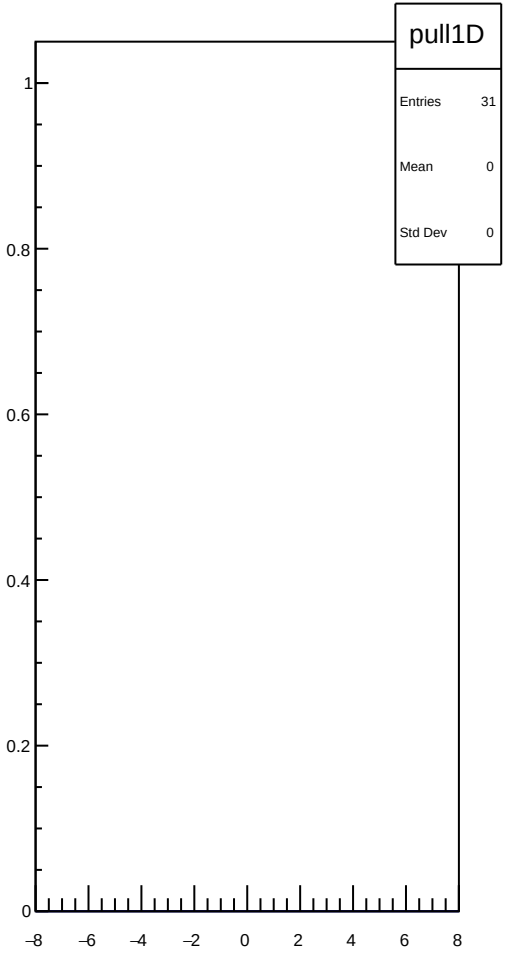

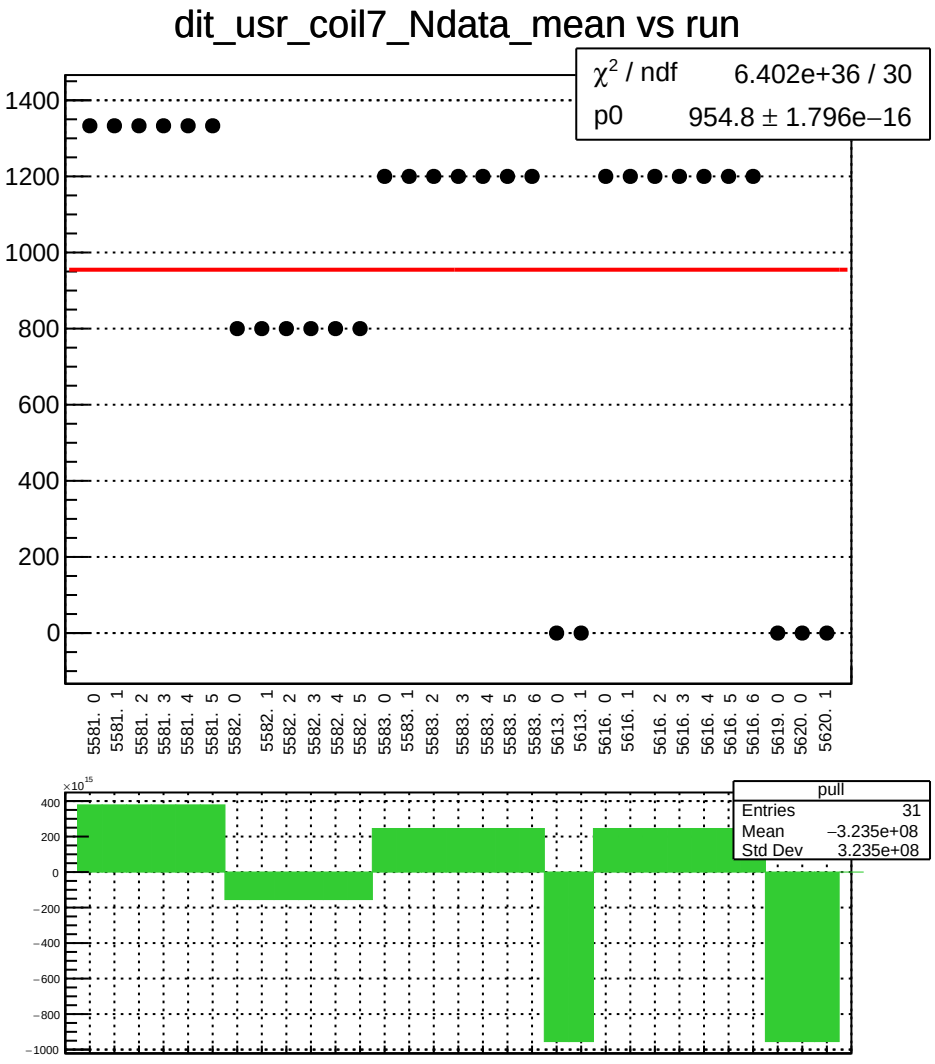
dit_usr_coil7_Ndata_mean vs run
χ² / ndf 6.402e+36 / 30
p0 954.8 ± 1.796e−16
1400
1200
1000
800
600
400
200
0
5581. 0
5581. 1
5581. 2
5581. 3
5581. 4
5581. 5
5582. 0
5582. 1
5582. 2
5582. 3
5582. 4
5582. 5
5583. 0
5583. 1
5583. 2
5583. 3
5583. 4
5583. 5
5583. 6
5613. 0
5613. 1
5616. 0
5616. 1
5616. 2
5616. 3
5616. 4
5616. 5
5616. 6
5619. 0
5620. 0
5620. 1
×10^15
400
200
0
−200
−400
−600
−800
−1000
pull
Entries 31
Mean −3.235e+08
Std Dev 3.235e+08

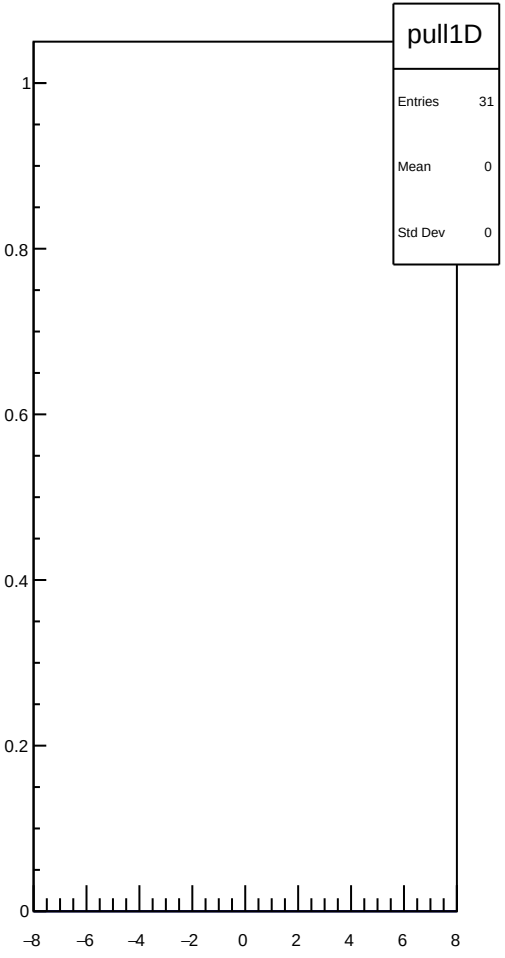
pull1D
Entries 31
Mean 0
Std Dev 0
1
0.8
0.6
0.4
0.2
0
−8
−6
−4
−2
0
2
4
6
8

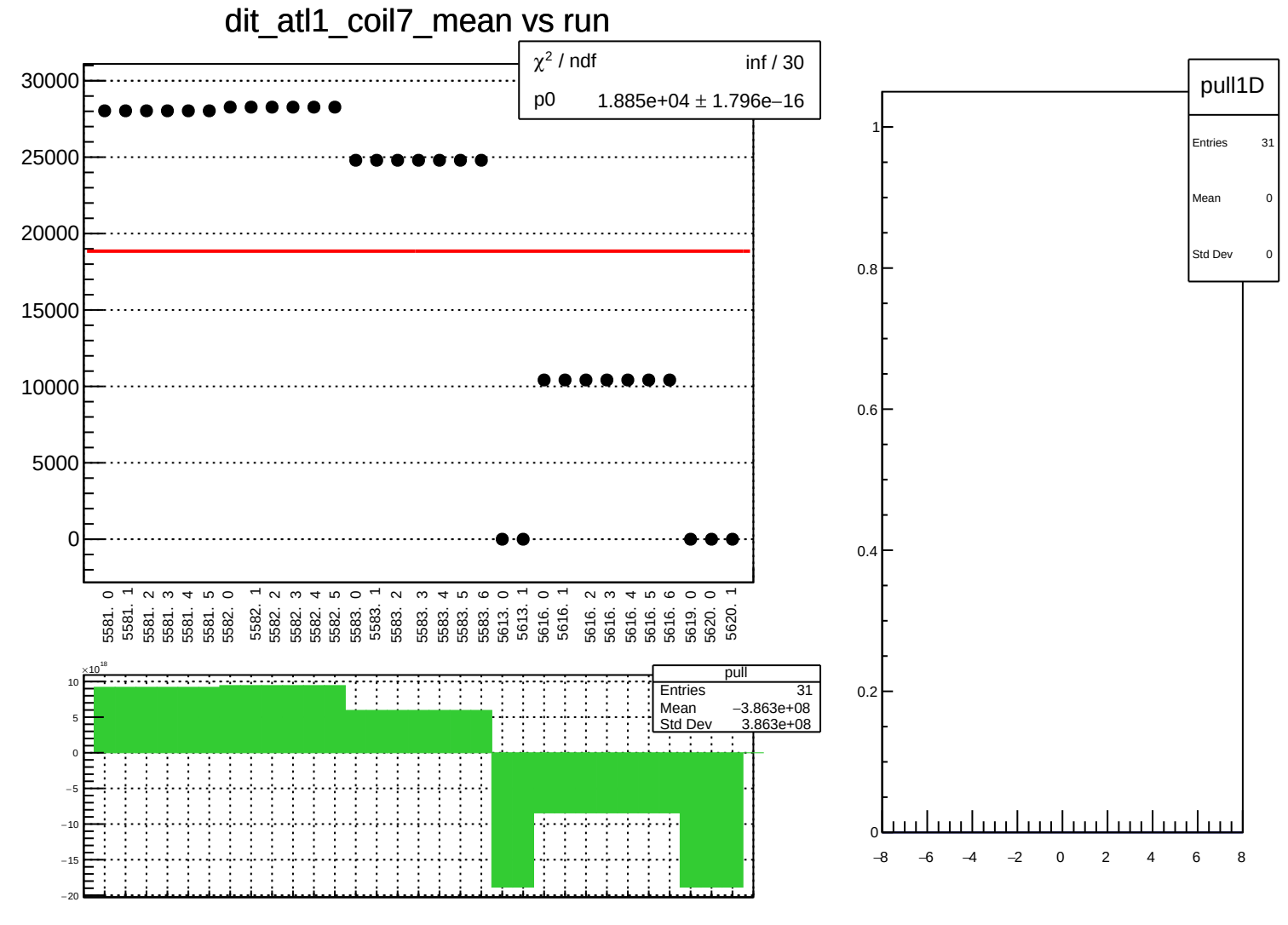
dit_atl1_coil7_mean vs run
χ² / ndf inf / 30
p0 1.885e+04 ± 1.796e−16
30000
25000
20000
15000
10000
5000
0
5581. 0
5581. 1
5581. 2
5581. 3
5581. 4
5581. 5
5582. 0
5582. 1
5582. 2
5582. 3
5582. 4
5582. 5
5583. 0
5583. 1
5583. 2
5583. 3
5583. 4
5583. 5
5583. 6
5613. 0
5613. 1
5616. 0
5616. 1
5616. 2
5616. 3
5616. 4
5616. 5
5616. 6
5619. 0
5620. 0
5620. 1
×10¹⁸
10
5
0
−5
−10
−15
−20
pull
Entries 31
Mean −3.863e+08
Std Dev 3.863e+08
pull1D
Entries 31
Mean 0
Std Dev 0
1
0.8
0.6
0.4
0.2
0
−8
−6
−4
−2
0
2
4
6
8

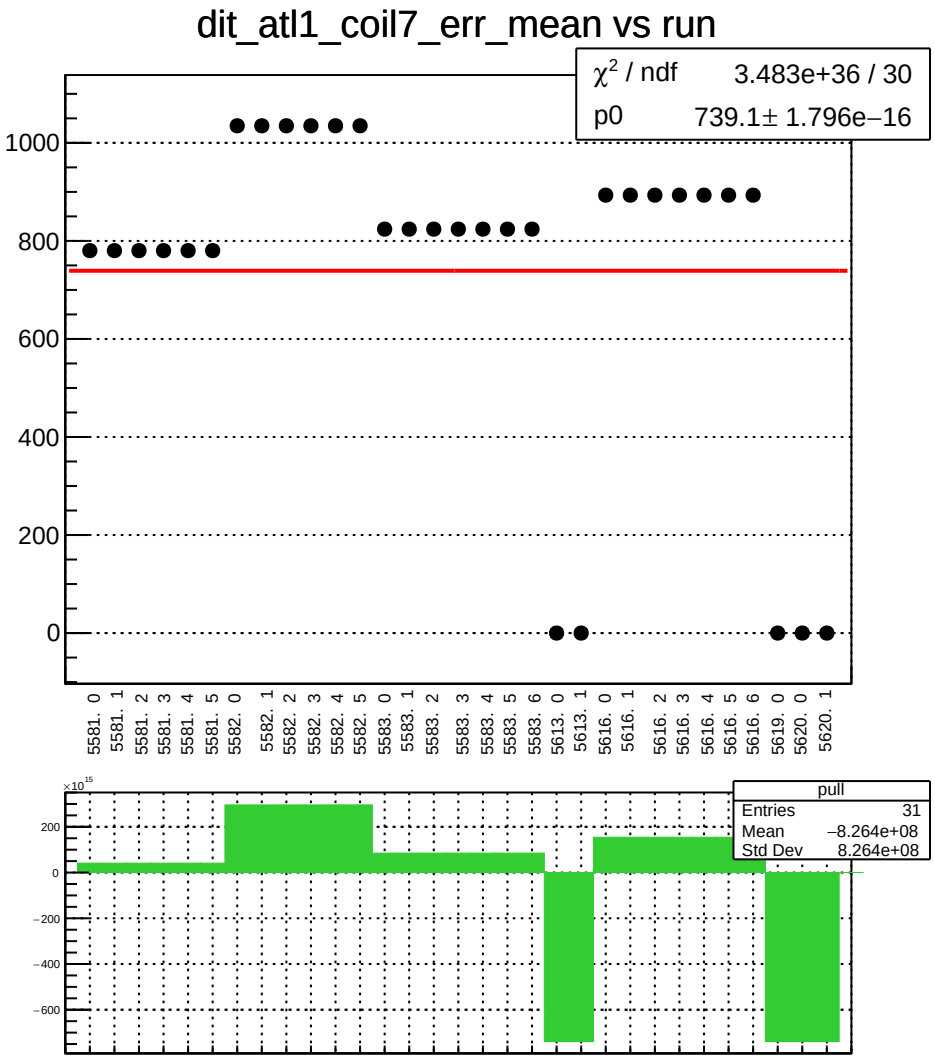
dit_atl1_coil7_err_mean vs run
χ² / ndf 3.483e+36 / 30
p0 739.1± 1.796e−16
1000
800
600
400
200
0
5581. 0
5581. 1
5581. 2
5581. 3
5581. 4
5581. 5
5582. 0
5582. 1
5582. 2
5582. 3
5582. 4
5582. 5
5583. 0
5583. 1
5583. 2
5583. 3
5583. 4
5583. 5
5583. 6
5613. 0
5613. 1
5616. 0
5616. 1
5616. 2
5616. 3
5616. 4
5616. 5
5616. 6
5619. 0
5620. 0
5620. 1
×10^15
200
0
−200
−400
−600
pull
Entries 31
Mean −8.264e+08
Std Dev 8.264e+08

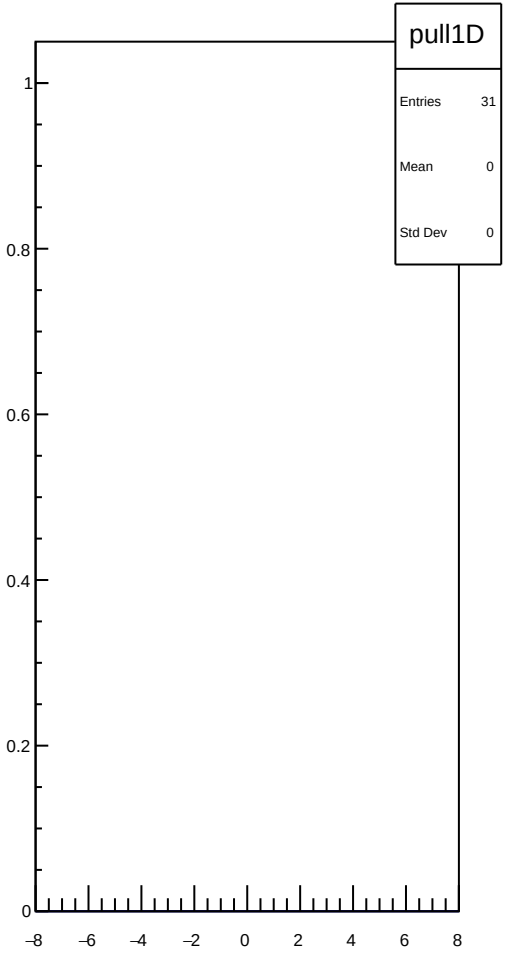
pull1D
Entries 31
Mean 0
Std Dev 0
1
0.8
0.6
0.4
0.2
0
−8
−6
−4
−2
0
2
4
6
8

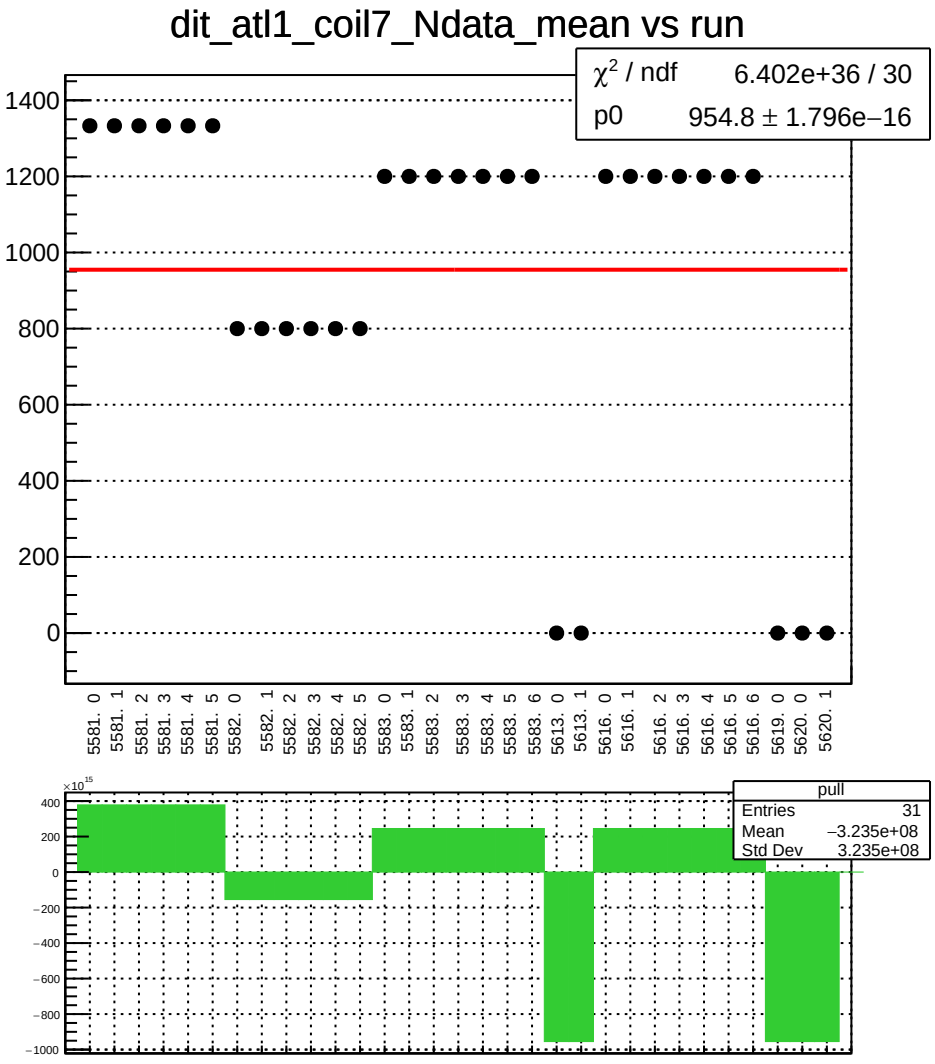
dit_atl1_coil7_Ndata_mean vs run
χ² / ndf 6.402e+36 / 30
p0 954.8 ± 1.796e−16
1400
1200
1000
800
600
400
200
0
5581. 0
5581. 1
5581. 2
5581. 3
5581. 4
5581. 5
5582. 0
5582. 1
5582. 2
5582. 3
5582. 4
5582. 5
5583. 0
5583. 1
5583. 2
5583. 3
5583. 4
5583. 5
5583. 6
5613. 0
5613. 1
5616. 0
5616. 1
5616. 2
5616. 3
5616. 4
5616. 5
5616. 6
5619. 0
5620. 0
5620. 1
×10^15
400
200
0
−200
−400
−600
−800
−1000
pull
Entries 31
Mean −3.235e+08
Std Dev 3.235e+08

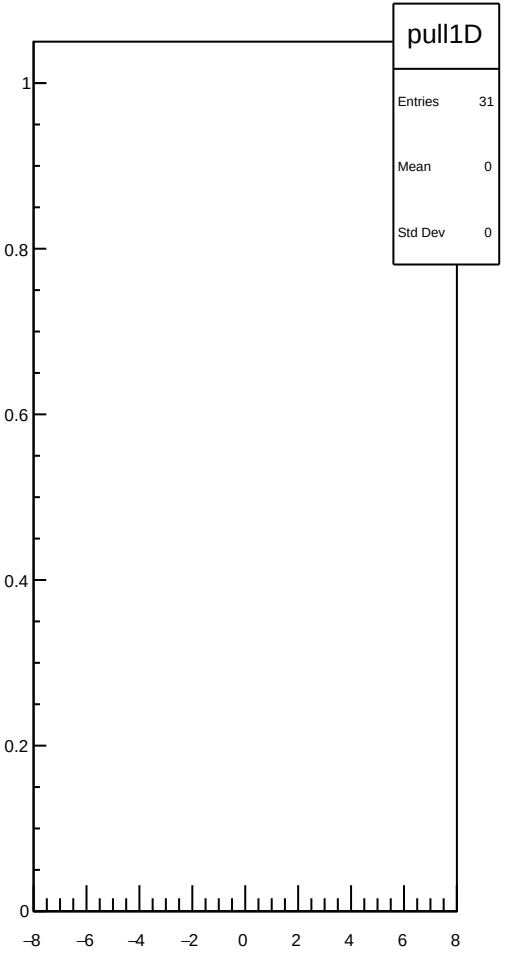
pull1D
Entries 31
Mean 0
Std Dev 0
1
0.8
0.6
0.4
0.2
0
−8
−6
−4
−2
0
2
4
6
8

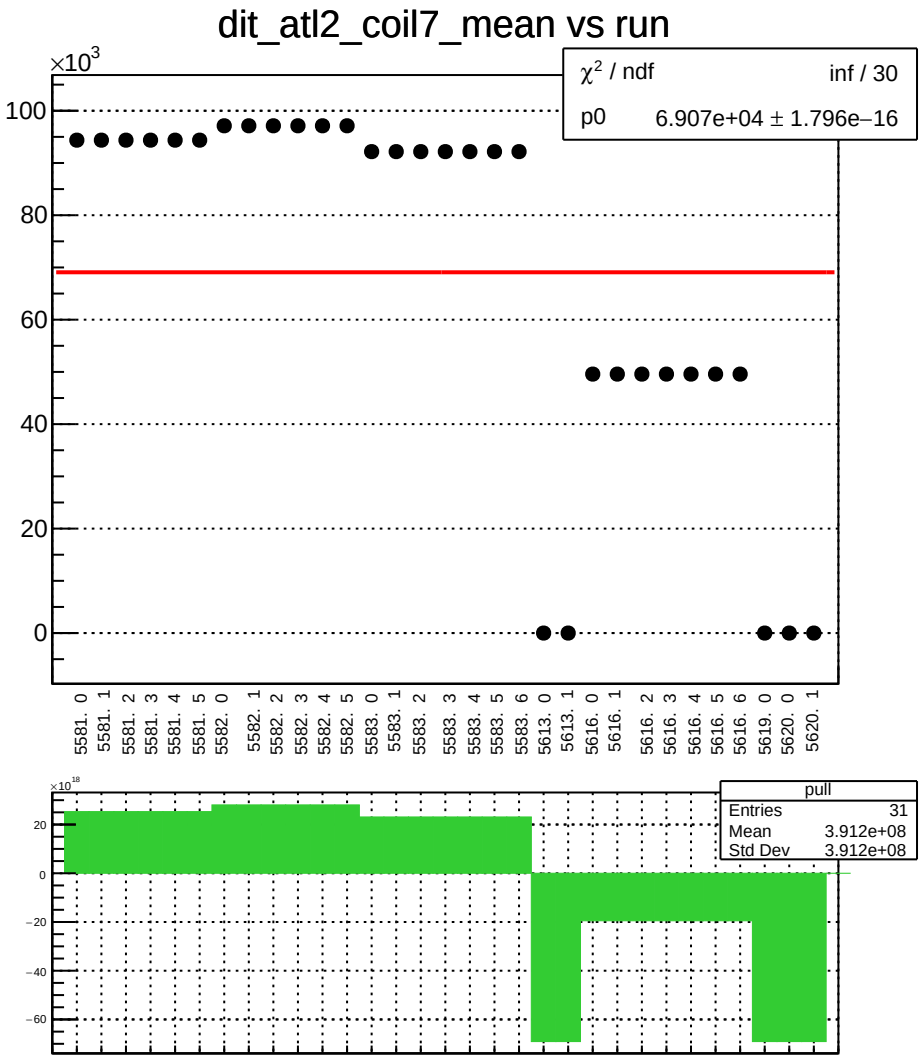
dit_atl2_coil7_mean vs run
×10^3
χ² / ndf inf / 30
p0 6.907e+04 ± 1.796e−16
100
80
60
40
20
0
5581. 0
5581. 1
5581. 2
5581. 3
5581. 4
5581. 5
5582. 0
5582. 1
5582. 2
5582. 3
5582. 4
5582. 5
5583. 0
5583. 1
5583. 2
5583. 3
5583. 4
5583. 5
5583. 6
5613. 0
5613. 1
5616. 0
5616. 1
5616. 2
5616. 3
5616. 4
5616. 5
5616. 6
5619. 0
5620. 0
5620. 1
×10^18
pull
Entries 31
Mean 3.912e+08
Std Dev 3.912e+08
20
0
−20
−40
−60

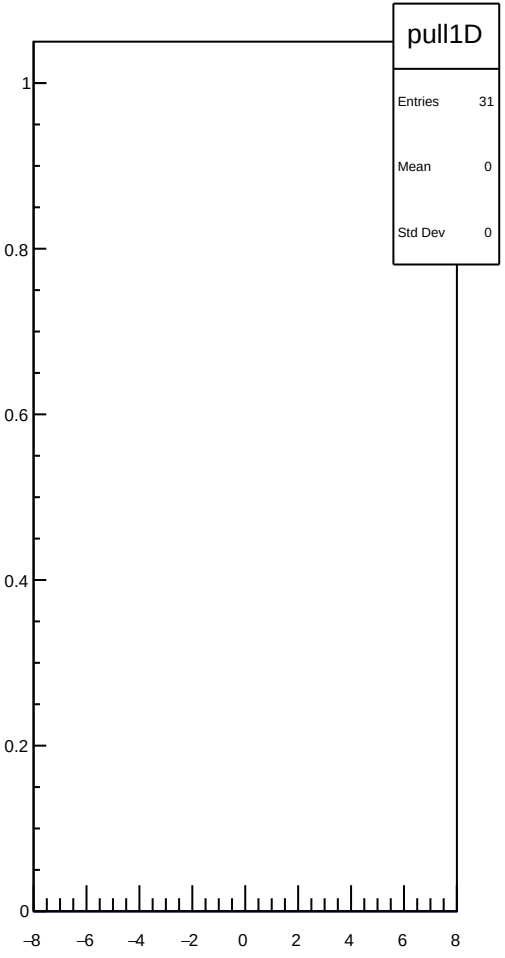
pull1D
Entries 31
Mean 0
Std Dev 0
1
0.8
0.6
0.4
0.2
0
−8
−6
−4
−2
0
2
4
6
8

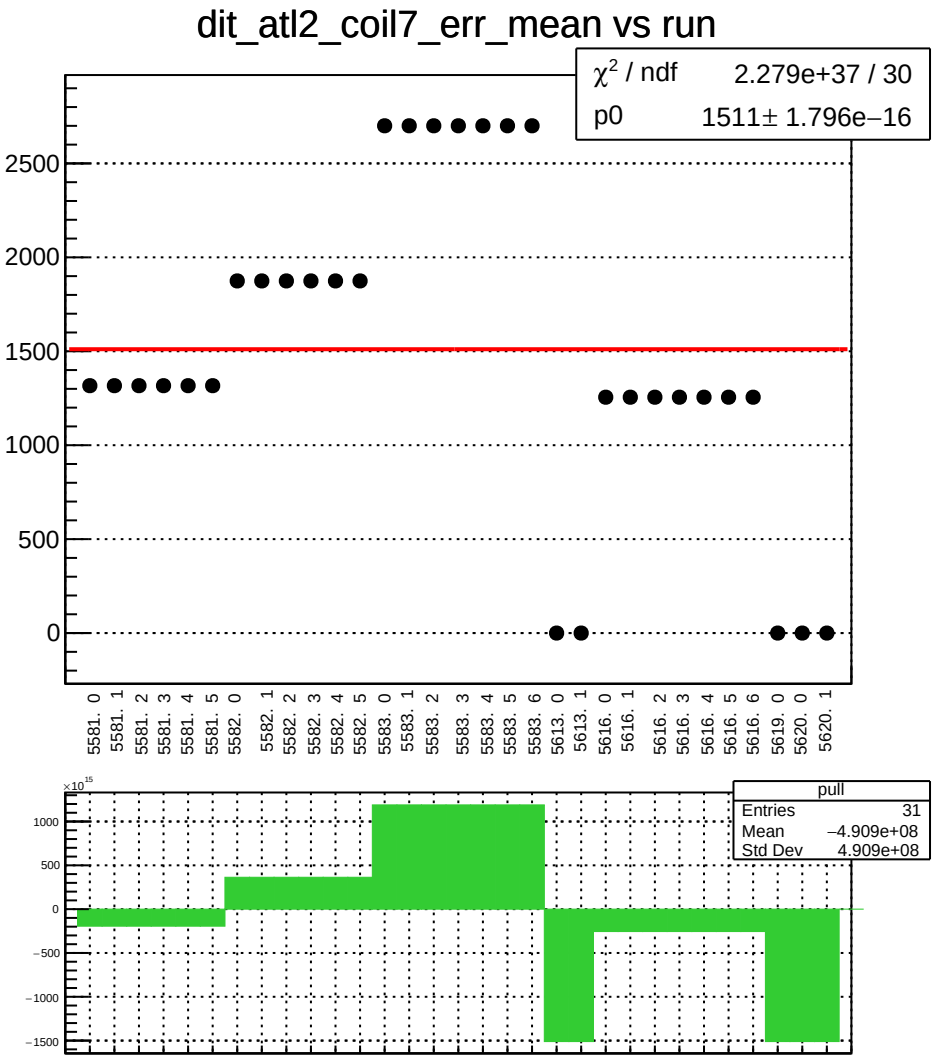
dit_atl2_coil7_err_mean vs run
χ² / ndf 2.279e+37 / 30
p0 1511± 1.796e−16
2500
2000
1500
1000
500
0
5581. 0
5581. 1
5581. 2
5581. 3
5581. 4
5581. 5
5582. 0
5582. 1
5582. 2
5582. 3
5582. 4
5582. 5
5583. 0
5583. 1
5583. 2
5583. 3
5583. 4
5583. 5
5583. 6
5613. 0
5613. 1
5616. 0
5616. 1
5616. 2
5616. 3
5616. 4
5616. 5
5616. 6
5619. 0
5620. 0
5620. 1
×10^15
1000
500
0
−500
−1000
−1500
pull
Entries 31
Mean −4.909e+08
Std Dev 4.909e+08

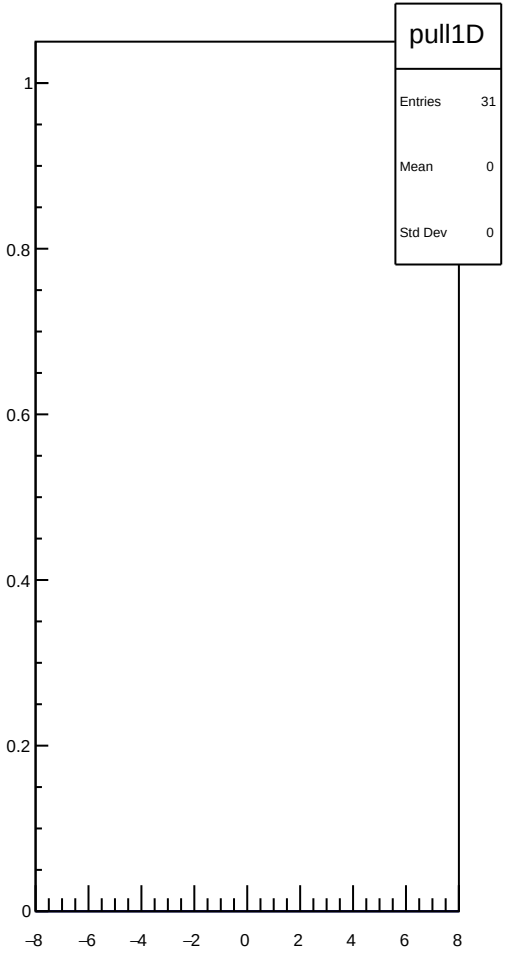
pull1D
Entries 31
Mean 0
Std Dev 0
1
0.8
0.6
0.4
0.2
0
−8
−6
−4
−2
0
2
4
6
8

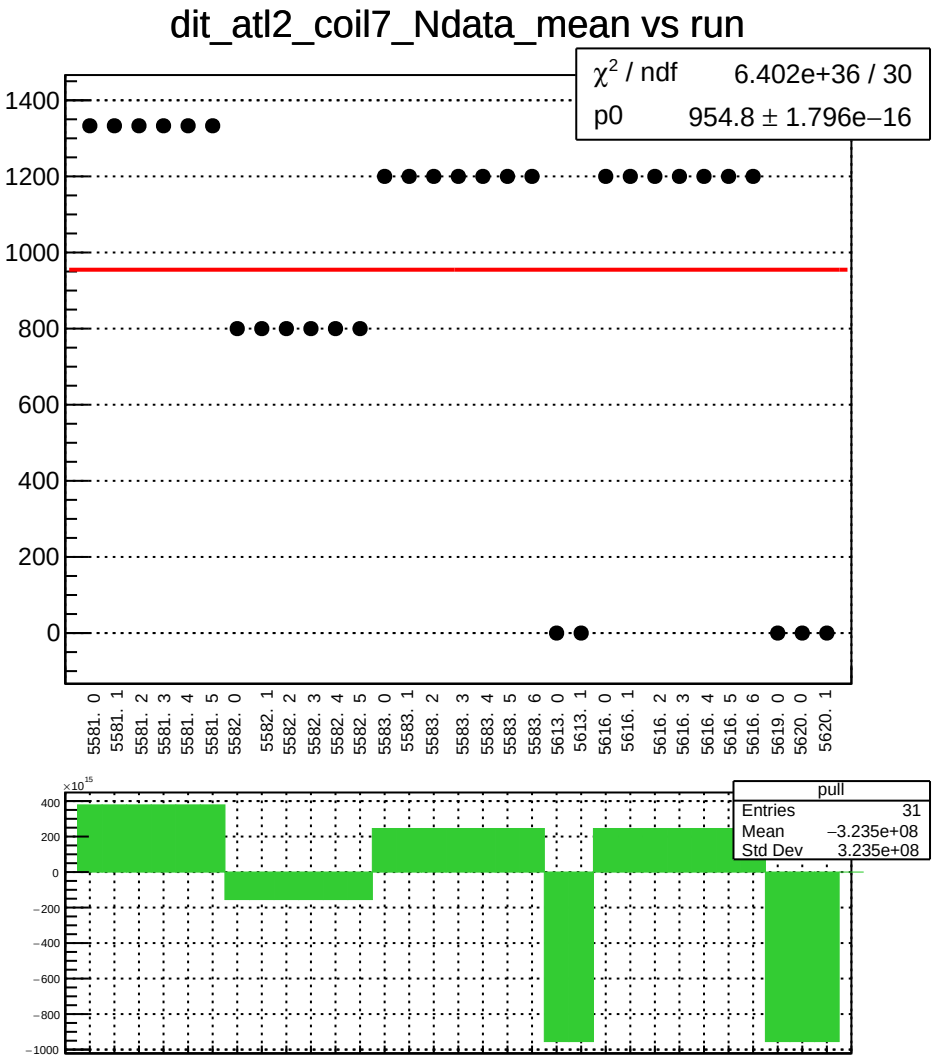
dit_atl2_coil7_Ndata_mean vs run
χ² / ndf 6.402e+36 / 30
p0 954.8 ± 1.796e−16
1400
1200
1000
800
600
400
200
0
5581. 0
5581. 1
5581. 2
5581. 3
5581. 4
5581. 5
5582. 0
5582. 1
5582. 2
5582. 3
5582. 4
5582. 5
5583. 0
5583. 1
5583. 2
5583. 3
5583. 4
5583. 5
5583. 6
5613. 0
5613. 1
5616. 0
5616. 1
5616. 2
5616. 3
5616. 4
5616. 5
5616. 6
5619. 0
5620. 0
5620. 1
×10^15
400
200
0
−200
−400
−600
−800
−1000
pull
Entries 31
Mean −3.235e+08
Std Dev 3.235e+08

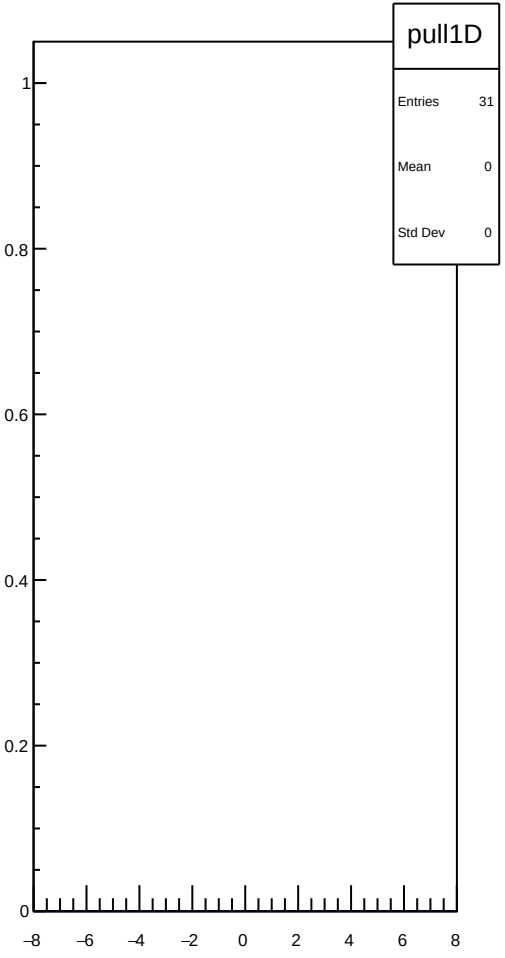
pull1D
Entries 31
Mean 0
Std Dev 0
1
0.8
0.6
0.4
0.2
0
−8
−6
−4
−2
0
2
4
6
8

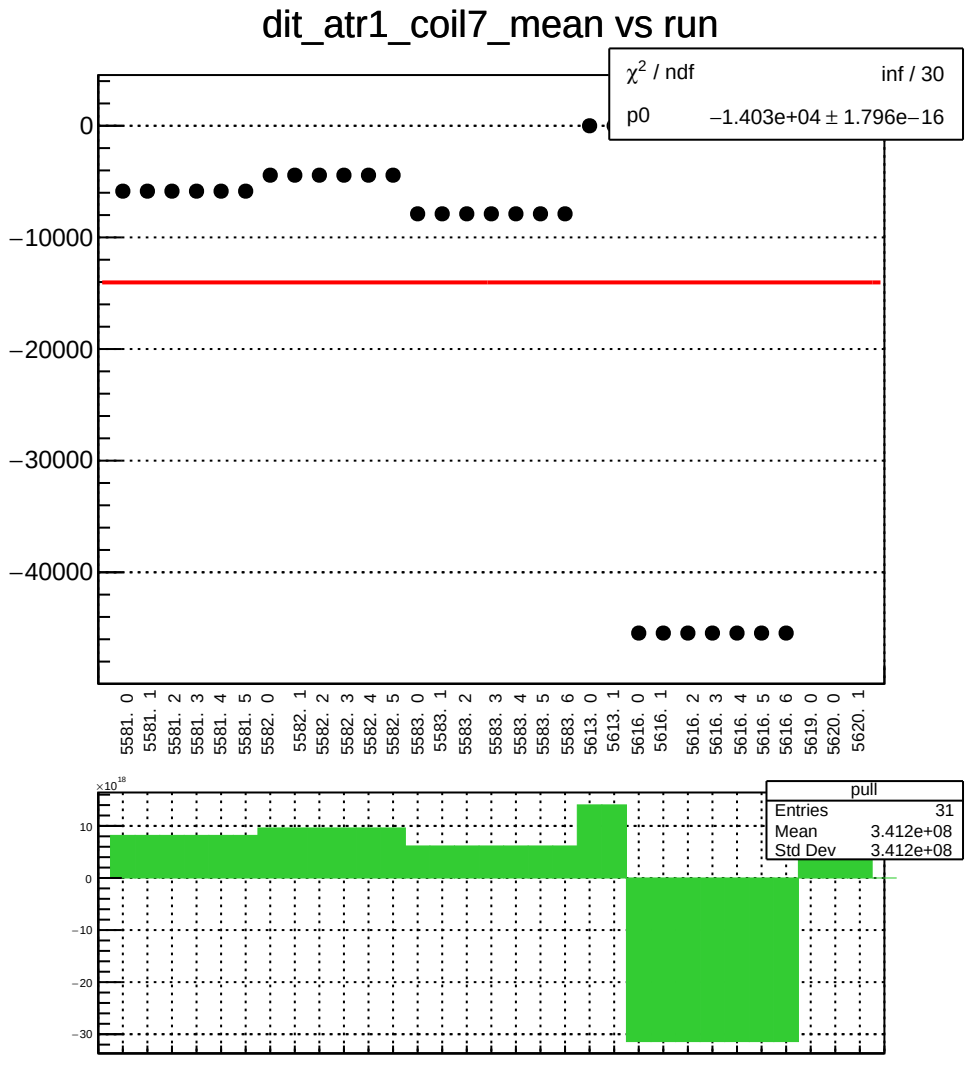
dit_atr1_coil7_mean vs run
χ² / ndf inf / 30
p0 −1.403e+04 ± 1.796e−16
0
−10000
−20000
−30000
−40000
5581. 0
5581. 1
5581. 2
5581. 3
5581. 4
5581. 5
5582. 0
5582. 1
5582. 2
5582. 3
5582. 4
5582. 5
5583. 0
5583. 1
5583. 2
5583. 3
5583. 4
5583. 5
5583. 6
5613. 0
5613. 1
5616. 0
5616. 1
5616. 2
5616. 3
5616. 4
5616. 5
5616. 6
5619. 0
5620. 0
5620. 1
×10¹⁸
10
0
−10
−20
−30
pull
Entries 31
Mean 3.412e+08
Std Dev 3.412e+08

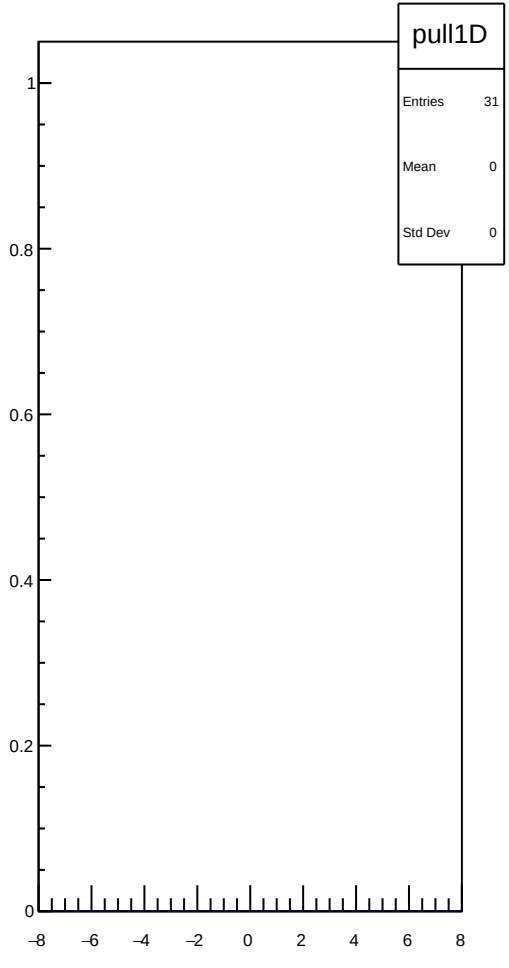
pull1D
Entries 31
Mean 0
Std Dev 0
1
0.8
0.6
0.4
0.2
0
−8
−6
−4
−2
0
2
4
6
8

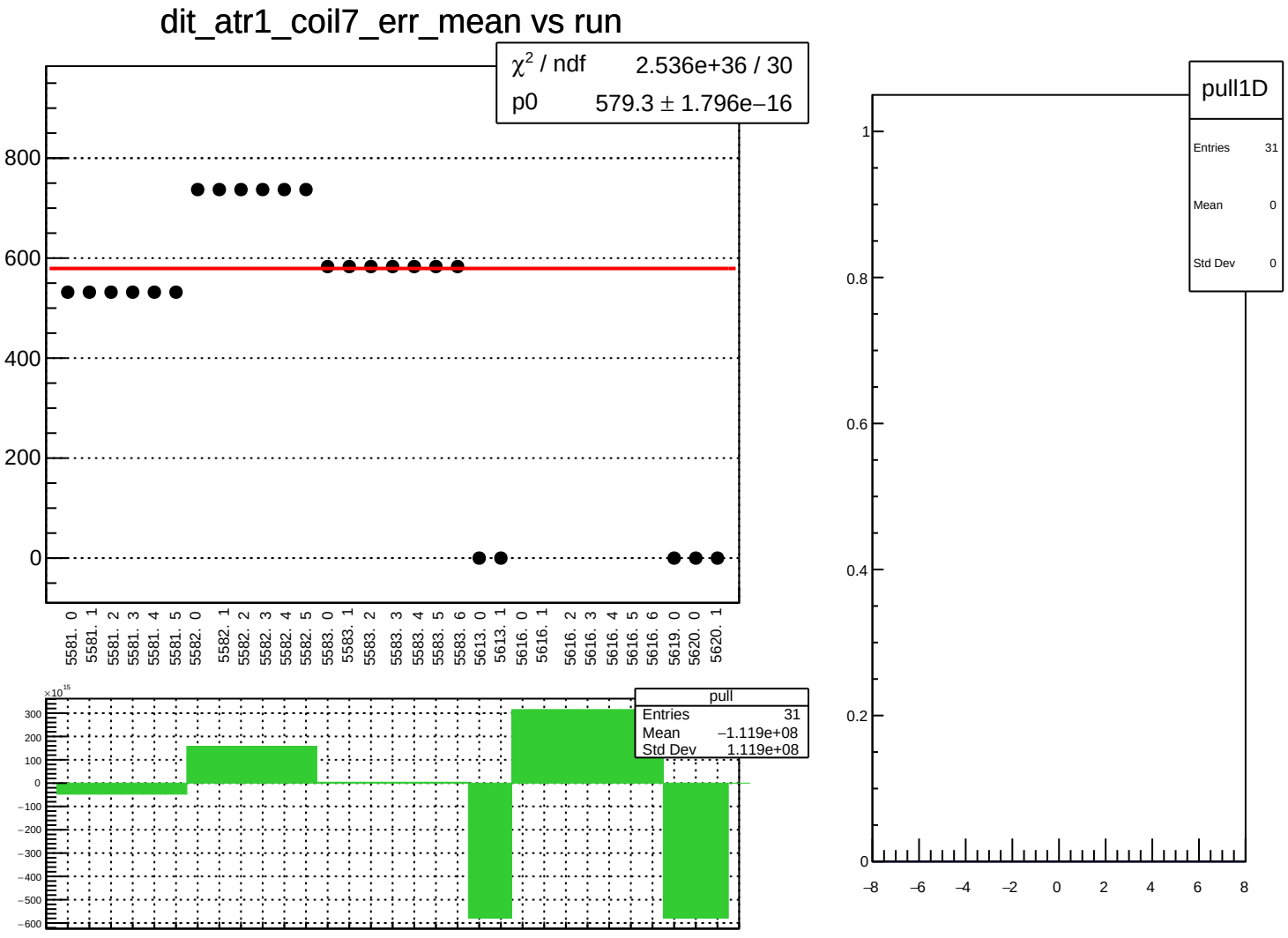
dit_atr1_coil7_err_mean vs run
χ² / ndf 2.536e+36 / 30
p0 579.3 ± 1.796e−16
800
600
400
200
0
5581. 0
5581. 1
5581. 2
5581. 3
5581. 4
5581. 5
5582. 0
5582. 1
5582. 2
5582. 3
5582. 4
5582. 5
5583. 0
5583. 1
5583. 2
5583. 3
5583. 4
5583. 5
5583. 6
5613. 0
5613. 1
5616. 0
5616. 1
5616. 2
5616. 3
5616. 4
5616. 5
5616. 6
5619. 0
5620. 0
5620. 1
×10¹⁵
300
200
100
0
−100
−200
−300
−400
−500
−600
pull
Entries 31
Mean −1.119e+08
Std Dev 1.119e+08
pull1D
Entries 31
Mean 0
Std Dev 0
1
0.8
0.6
0.4
0.2
0
−8
−6
−4
−2
0
2
4
6
8

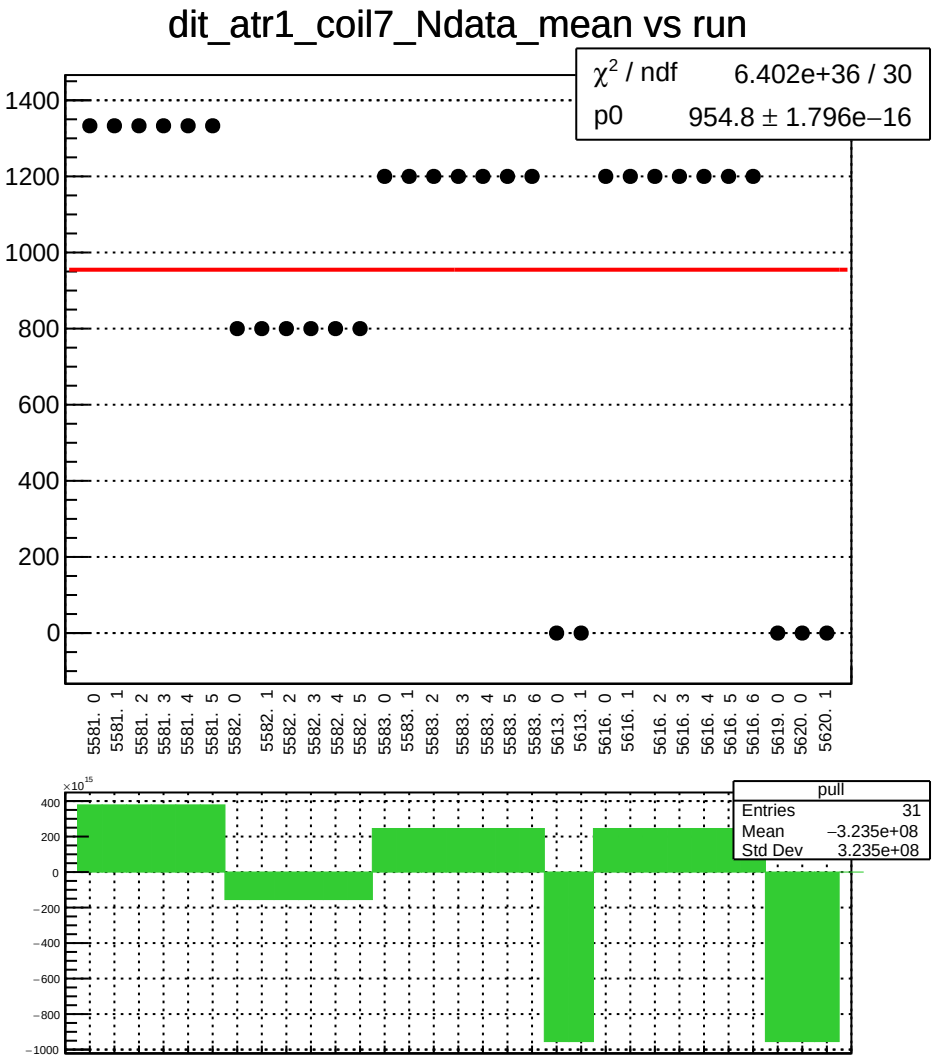
dit_atr1_coil7_Ndata_mean vs run
χ² / ndf 6.402e+36 / 30
p0 954.8 ± 1.796e−16
1400
1200
1000
800
600
400
200
0
5581. 0
5581. 1
5581. 2
5581. 3
5581. 4
5581. 5
5582. 0
5582. 1
5582. 2
5582. 3
5582. 4
5582. 5
5583. 0
5583. 1
5583. 2
5583. 3
5583. 4
5583. 5
5583. 6
5613. 0
5613. 1
5616. 0
5616. 1
5616. 2
5616. 3
5616. 4
5616. 5
5616. 6
5619. 0
5620. 0
5620. 1
×10^15
400
200
0
−200
−400
−600
−800
−1000
pull
Entries 31
Mean −3.235e+08
Std Dev 3.235e+08

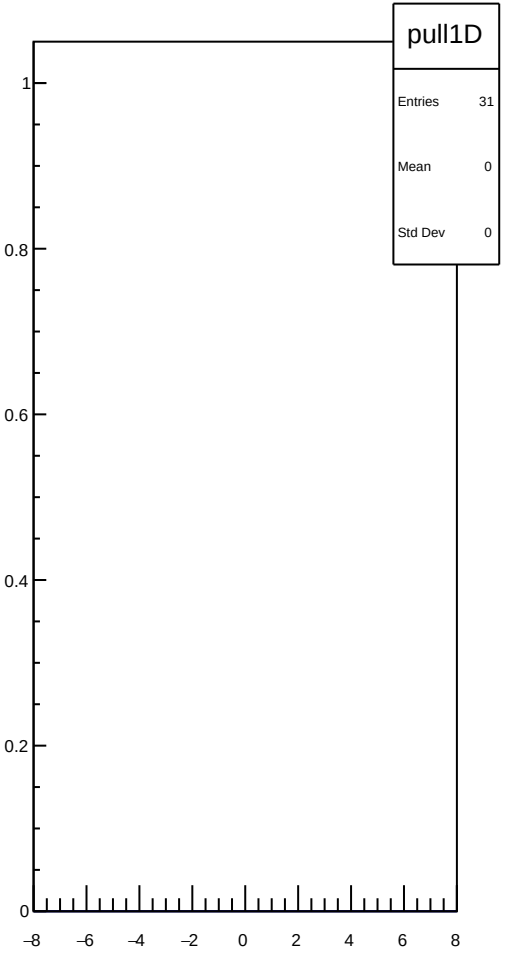
pull1D
Entries 31
Mean 0
Std Dev 0
1
0.8
0.6
0.4
0.2
0
−8
−6
−4
−2
0
2
4
6
8

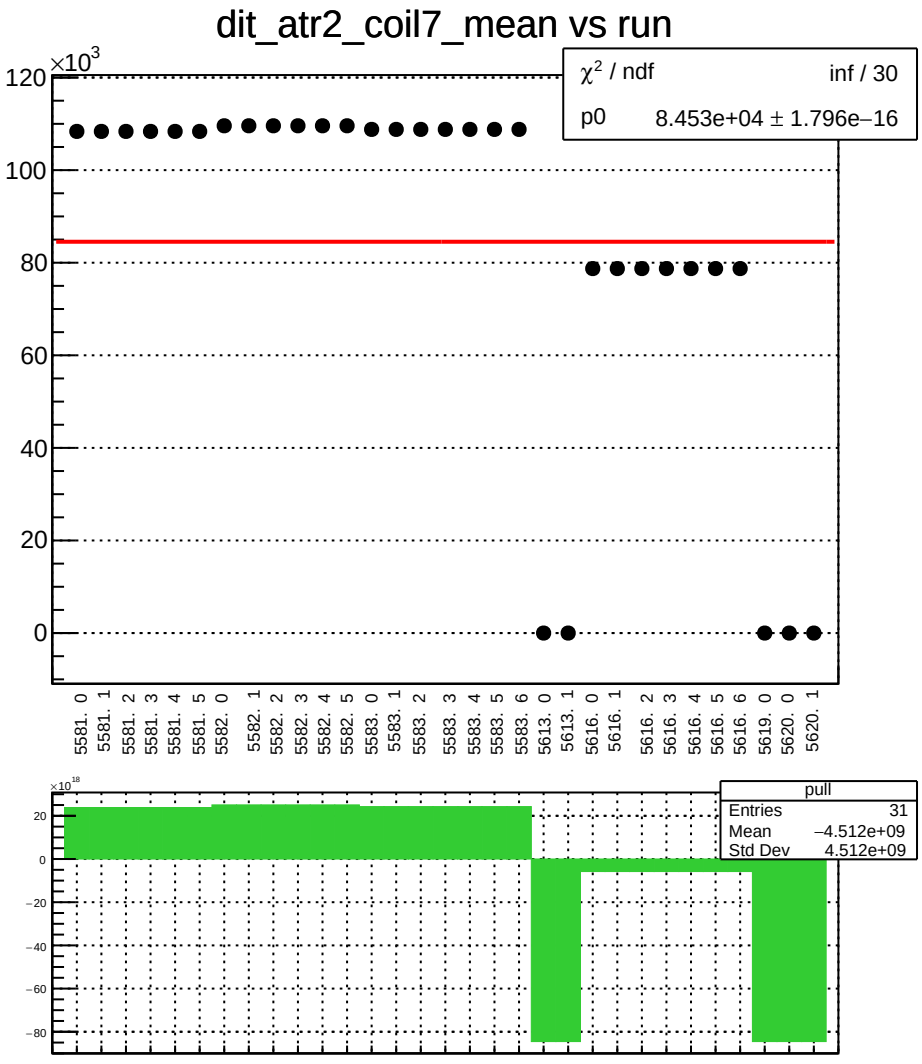
dit_atr2_coil7_mean vs run
×10^3
120
100
80
60
40
20
0
χ² / ndf inf / 30
p0 8.453e+04 ± 1.796e−16
5581. 0
5581. 1
5581. 2
5581. 3
5581. 4
5581. 5
5582. 0
5582. 1
5582. 2
5582. 3
5582. 4
5582. 5
5583. 0
5583. 1
5583. 2
5583. 3
5583. 4
5583. 5
5583. 6
5613. 0
5613. 1
5616. 0
5616. 1
5616. 2
5616. 3
5616. 4
5616. 5
5616. 6
5619. 0
5620. 0
5620. 1
×10^18
20
0
−20
−40
−60
−80
pull
Entries 31
Mean −4.512e+09
Std Dev 4.512e+09

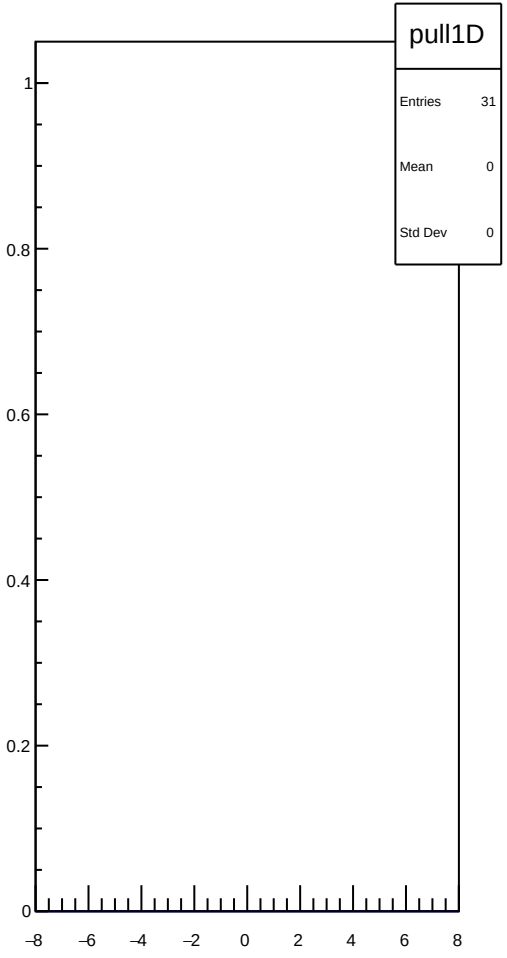
pull1D
Entries 31
Mean 0
Std Dev 0
1
0.8
0.6
0.4
0.2
0
−8
−6
−4
−2
0
2
4
6
8

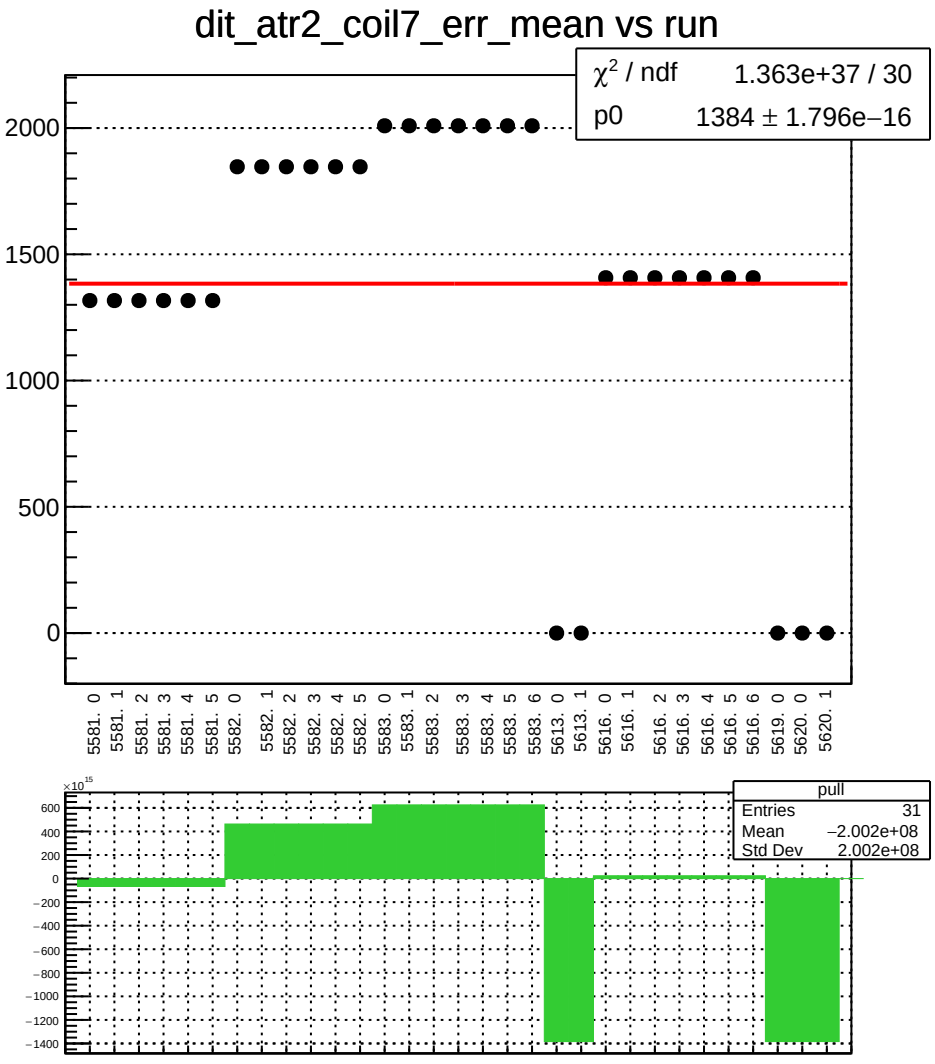
dit_atr2_coil7_err_mean vs run
χ² / ndf 1.363e+37 / 30
p0 1384 ± 1.796e−16
2000
1500
1000
500
0
5581. 0
5581. 1
5581. 2
5581. 3
5581. 4
5581. 5
5582. 0
5582. 1
5582. 2
5582. 3
5582. 4
5582. 5
5583. 0
5583. 1
5583. 2
5583. 3
5583. 4
5583. 5
5583. 6
5613. 0
5613. 1
5616. 0
5616. 1
5616. 2
5616. 3
5616. 4
5616. 5
5616. 6
5619. 0
5620. 0
5620. 1
×10^15
600
400
200
0
−200
−400
−600
−800
−1000
−1200
−1400
pull
Entries 31
Mean −2.002e+08
Std Dev 2.002e+08

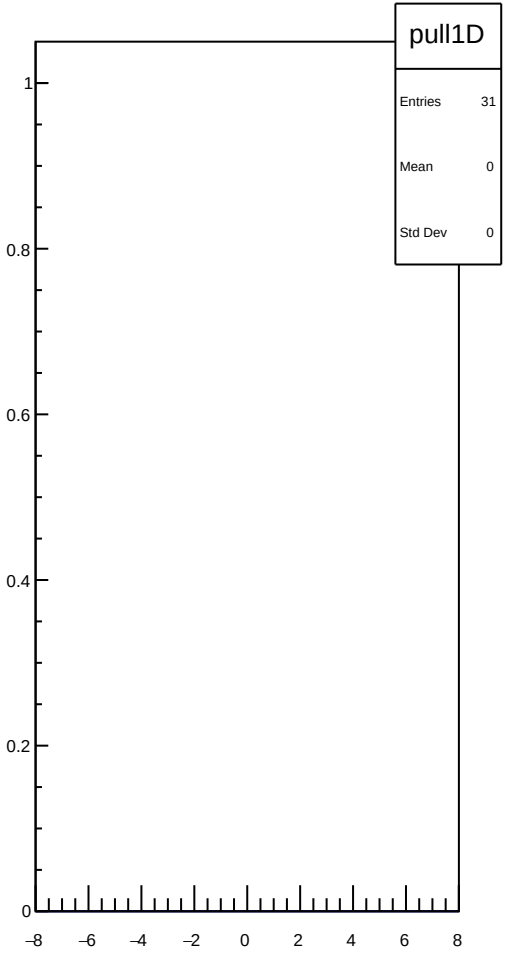
pull1D
Entries 31
Mean 0
Std Dev 0
1
0.8
0.6
0.4
0.2
0
−8
−6
−4
−2
0
2
4
6
8

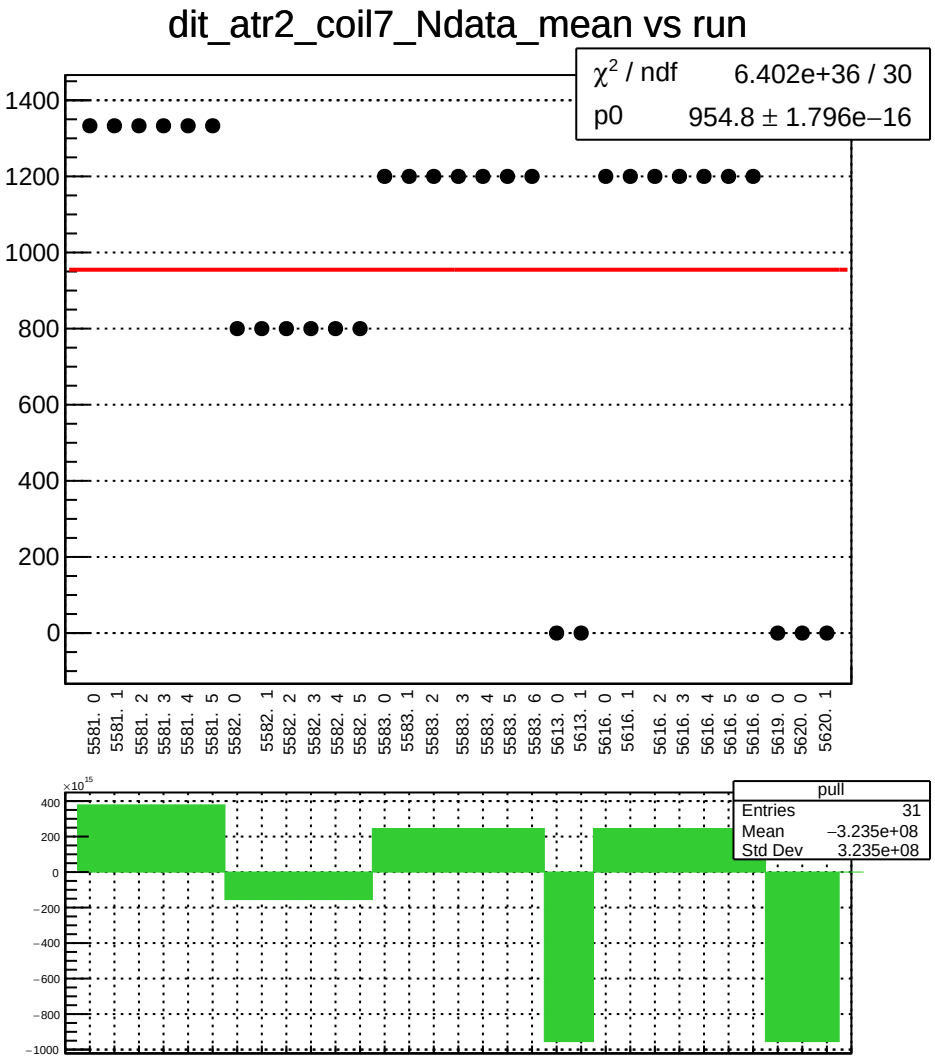
dit_atr2_coil7_Ndata_mean vs run
χ² / ndf 6.402e+36 / 30
p0 954.8 ± 1.796e−16
1400
1200
1000
800
600
400
200
0
5581. 0
5581. 1
5581. 2
5581. 3
5581. 4
5581. 5
5582. 0
5582. 1
5582. 2
5582. 3
5582. 4
5582. 5
5583. 0
5583. 1
5583. 2
5583. 3
5583. 4
5583. 5
5583. 6
5613. 0
5613. 1
5616. 0
5616. 1
5616. 2
5616. 3
5616. 4
5616. 5
5616. 6
5619. 0
5620. 0
5620. 1
×10^15
400
200
0
−200
−400
−600
−800
−1000
pull
Entries 31
Mean −3.235e+08
Std Dev 3.235e+08

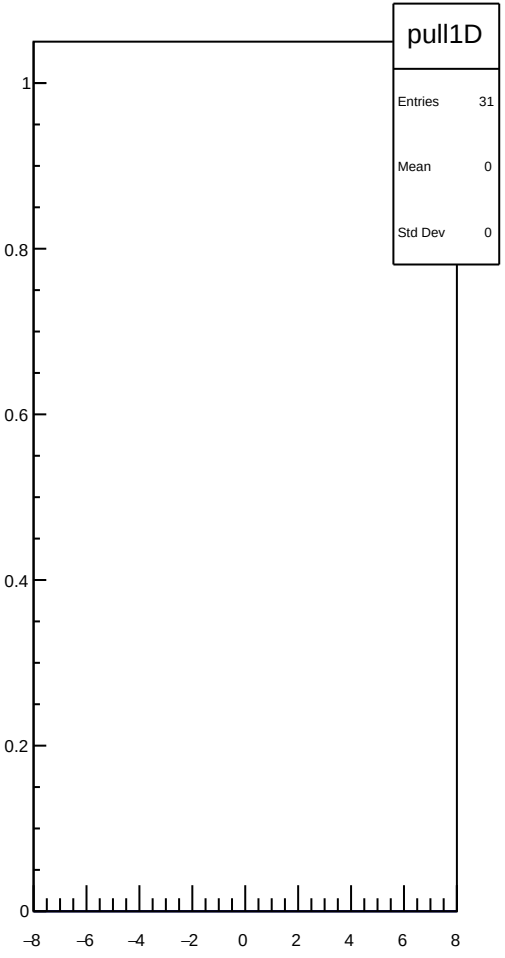
pull1D
Entries 31
Mean 0
Std Dev 0
1
0.8
0.6
0.4
0.2
0
−8
−6
−4
−2
0
2
4
6
8

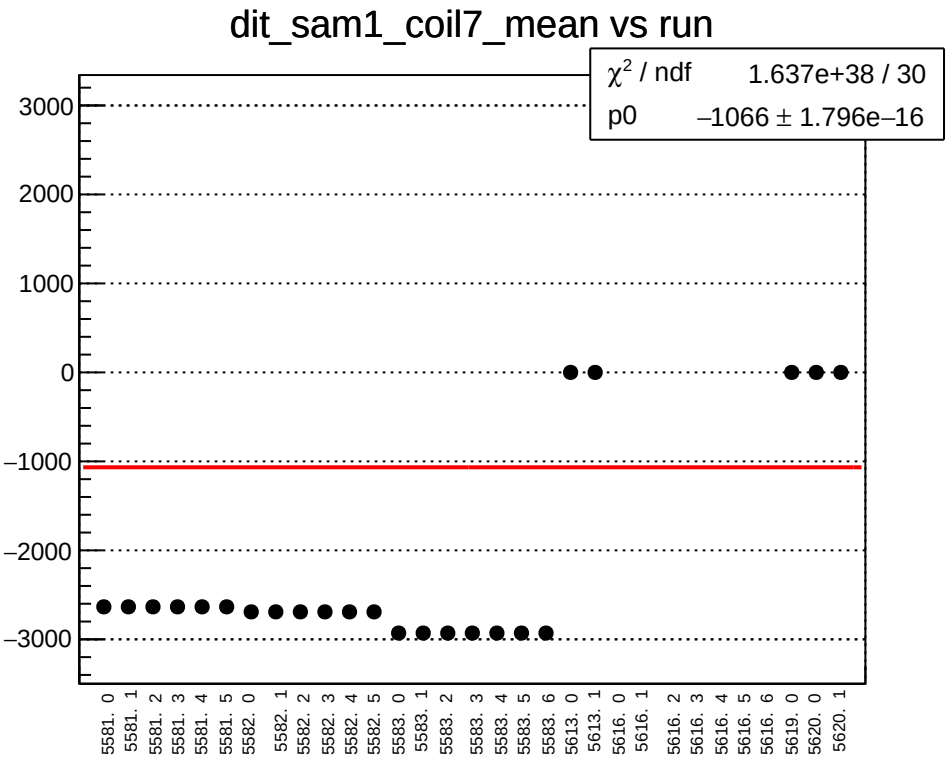
dit_sam1_coil7_mean vs run
χ² / ndf 1.637e+38 / 30
p0 –1066 ± 1.796e–16
3000
2000
1000
0
–1000
–2000
–3000
5581. 0
5581. 1
5581. 2
5581. 3
5581. 4
5581. 5
5582. 0
5582. 1
5582. 2
5582. 3
5582. 4
5582. 5
5583. 0
5583. 1
5583. 2
5583. 3
5583. 4
5583. 5
5583. 6
5613. 0
5613. 1
5616. 0
5616. 1
5616. 2
5616. 3
5616. 4
5616. 5
5616. 6
5619. 0
5620. 0
5620. 1

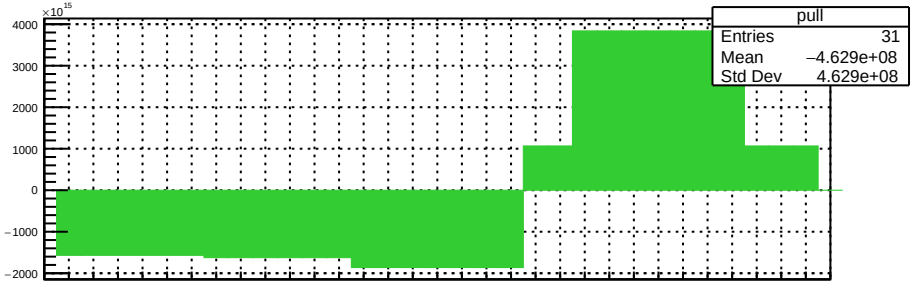
×10¹⁵
4000
3000
2000
1000
0
–1000
–2000
pull
Entries 31
Mean –4.629e+08
Std Dev 4.629e+08

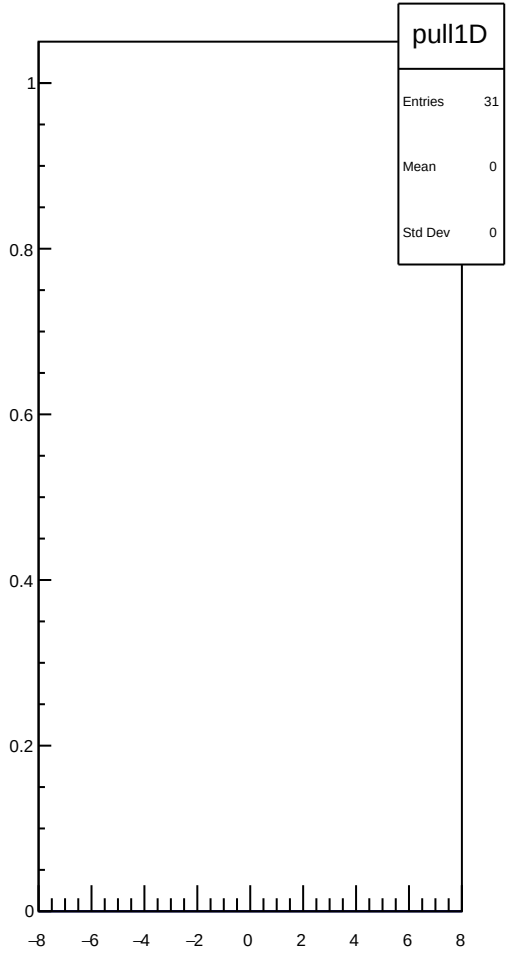
pull1D
Entries 31
Mean 0
Std Dev 0
1
0.8
0.6
0.4
0.2
0
–8
–6
–4
–2
0
2
4
6
8

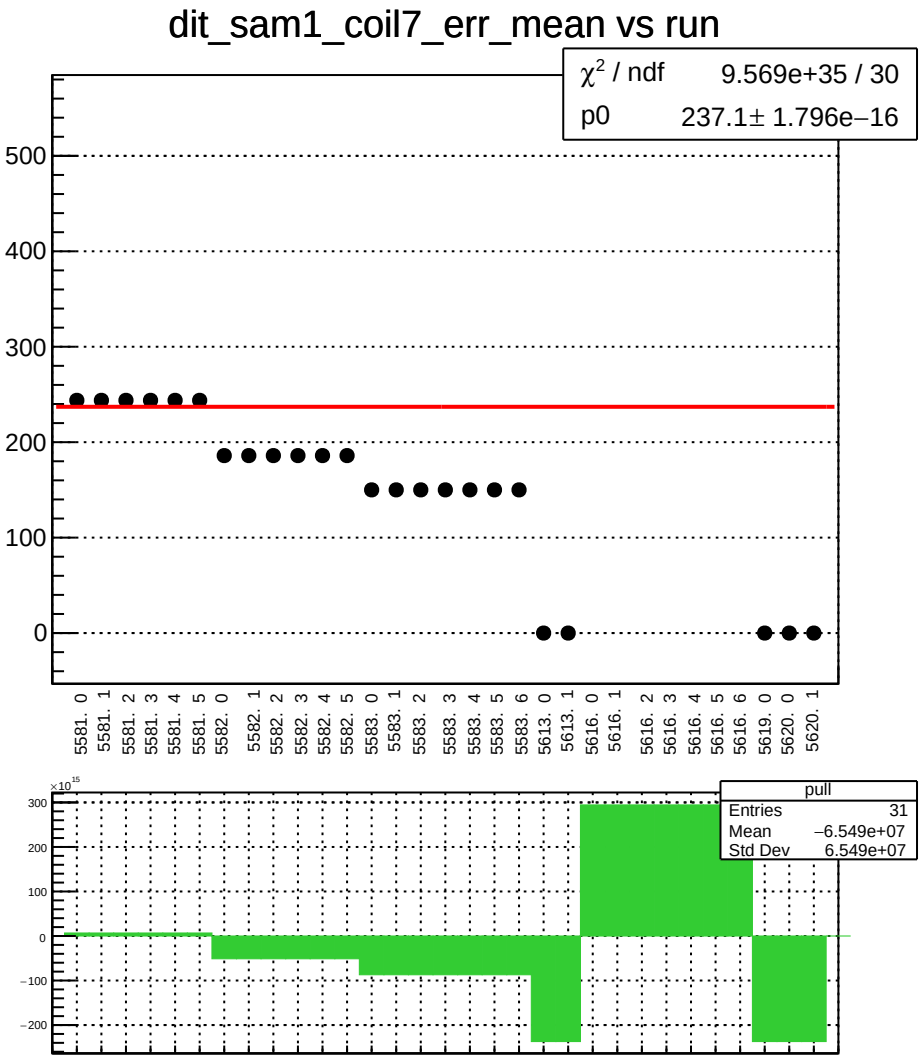
dit_sam1_coil7_err_mean vs run
χ² / ndf 9.569e+35 / 30
p0 237.1± 1.796e−16
500
400
300
200
100
0
5581. 0
5581. 1
5581. 2
5581. 3
5581. 4
5581. 5
5582. 0
5582. 1
5582. 2
5582. 3
5582. 4
5582. 5
5583. 0
5583. 1
5583. 2
5583. 3
5583. 4
5583. 5
5583. 6
5613. 0
5613. 1
5616. 0
5616. 1
5616. 2
5616. 3
5616. 4
5616. 5
5616. 6
5619. 0
5620. 0
5620. 1
×10^15
300
200
100
0
−100
−200
pull
Entries 31
Mean −6.549e+07
Std Dev 6.549e+07

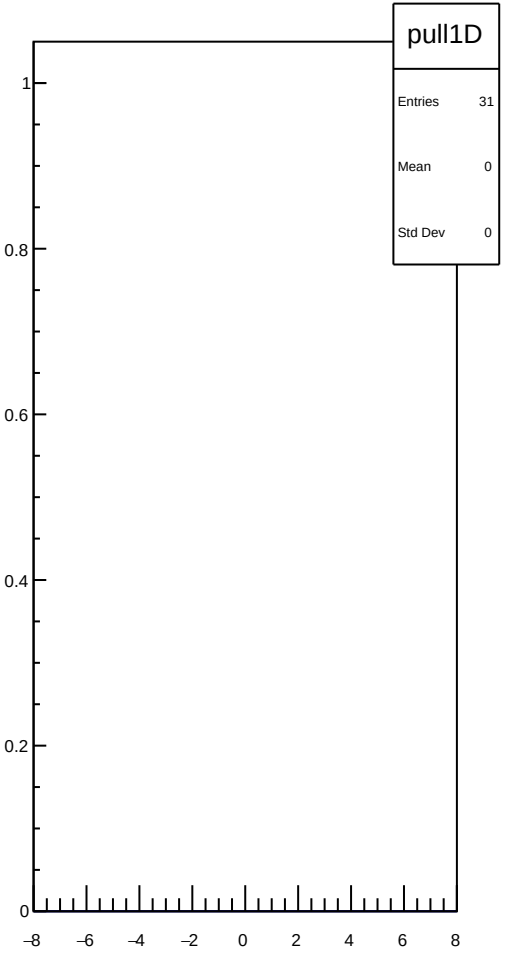
pull1D
Entries 31
Mean 0
Std Dev 0
1
0.8
0.6
0.4
0.2
0
−8
−6
−4
−2
0
2
4
6
8

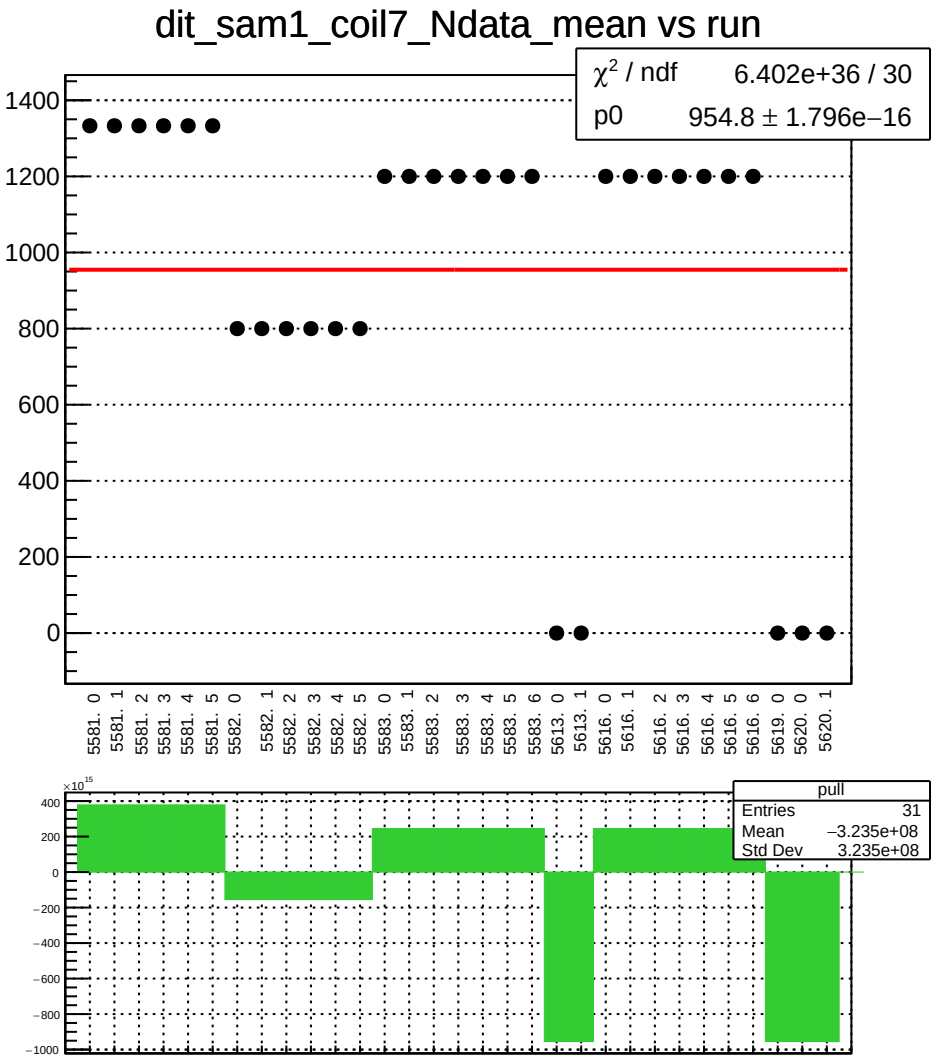
dit_sam1_coil7_Ndata_mean vs run
χ² / ndf 6.402e+36 / 30
p0 954.8 ± 1.796e−16
1400
1200
1000
800
600
400
200
0
5581. 0
5581. 1
5581. 2
5581. 3
5581. 4
5581. 5
5582. 0
5582. 1
5582. 2
5582. 3
5582. 4
5582. 5
5583. 0
5583. 1
5583. 2
5583. 3
5583. 4
5583. 5
5583. 6
5613. 0
5613. 1
5616. 0
5616. 1
5616. 2
5616. 3
5616. 4
5616. 5
5616. 6
5619. 0
5620. 0
5620. 1
×10^15
400
200
0
−200
−400
−600
−800
−1000
pull
Entries 31
Mean −3.235e+08
Std Dev 3.235e+08

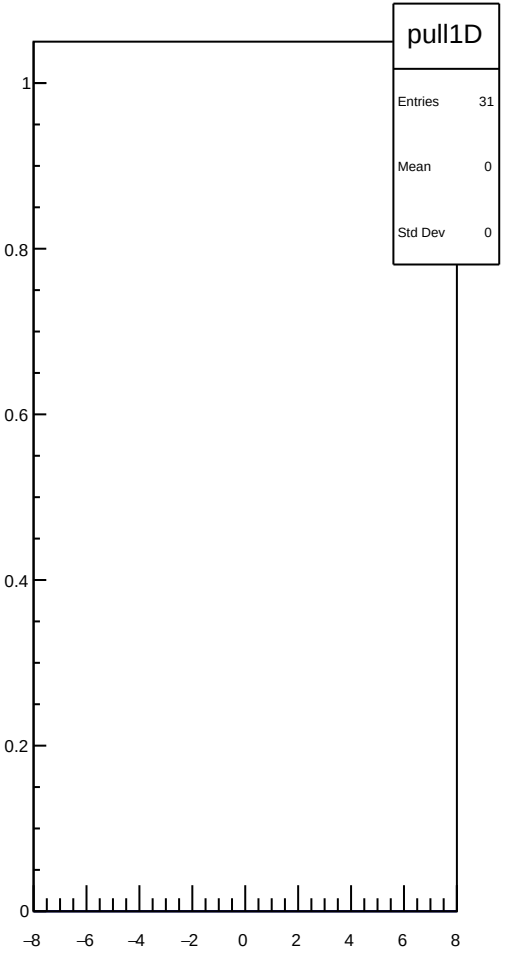
pull1D
Entries 31
Mean 0
Std Dev 0
1
0.8
0.6
0.4
0.2
0
−8
−6
−4
−2
0
2
4
6
8

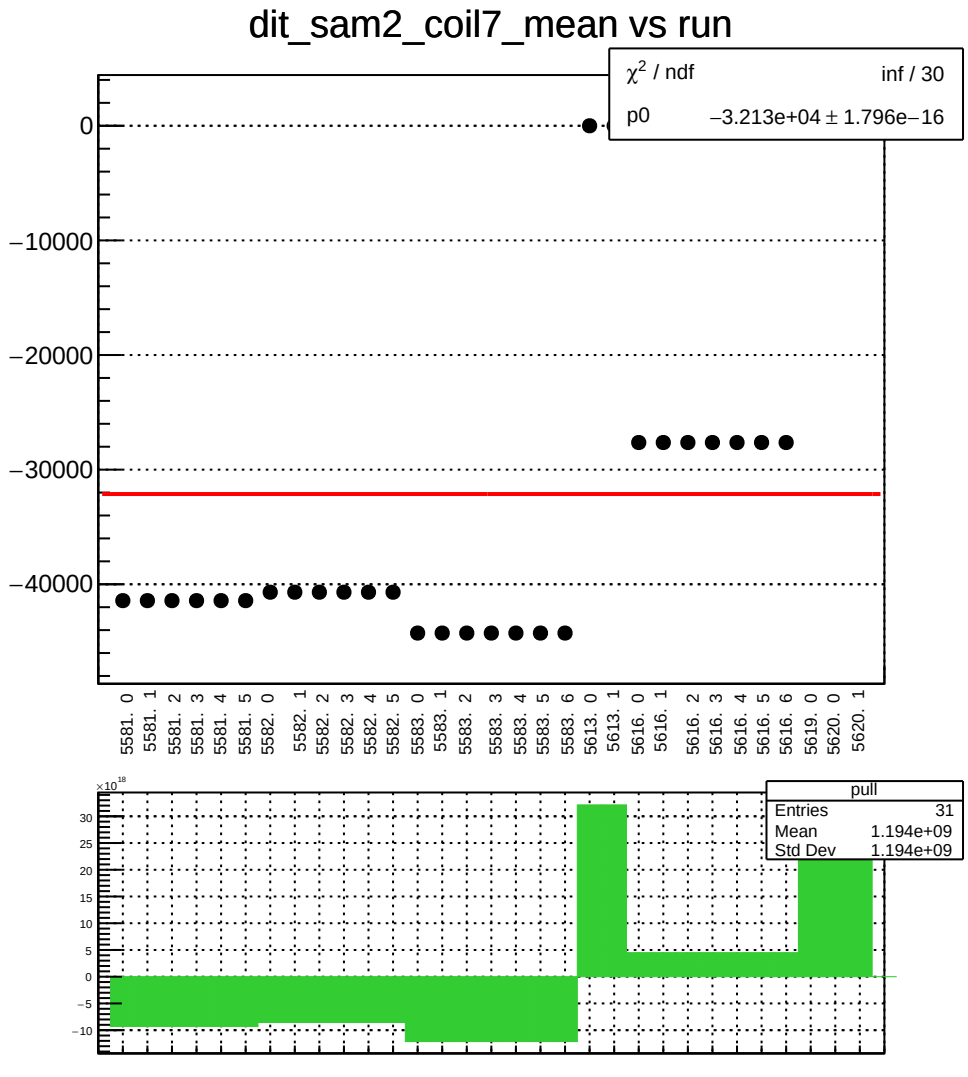
dit_sam2_coil7_mean vs run
χ² / ndf inf / 30
p0 −3.213e+04 ± 1.796e−16
0
−10000
−20000
−30000
−40000
5581. 0
5581. 1
5581. 2
5581. 3
5581. 4
5581. 5
5582. 0
5582. 1
5582. 2
5582. 3
5582. 4
5582. 5
5583. 0
5583. 1
5583. 2
5583. 3
5583. 4
5583. 5
5583. 6
5613. 0
5613. 1
5616. 0
5616. 1
5616. 2
5616. 3
5616. 4
5616. 5
5616. 6
5619. 0
5620. 0
5620. 1
×10^18
30
25
20
15
10
5
0
−5
−10
pull
Entries 31
Mean 1.194e+09
Std Dev 1.194e+09

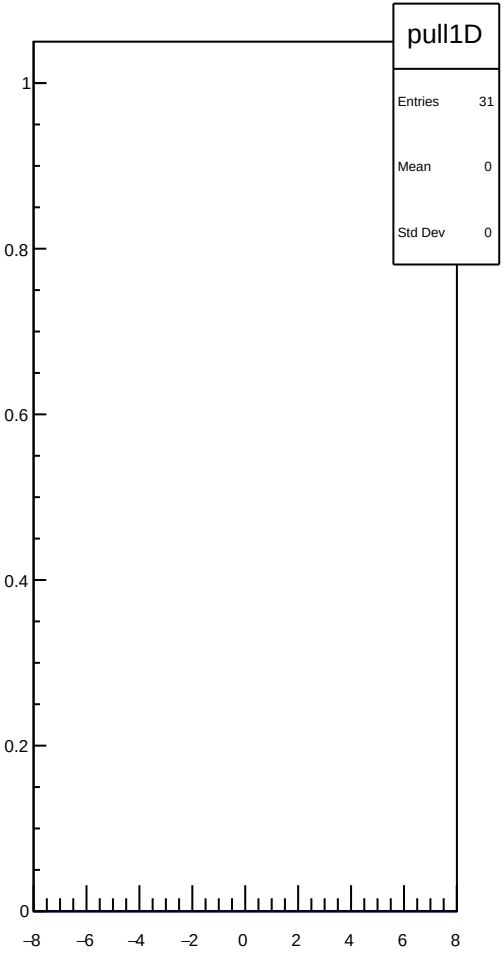
pull1D
Entries 31
Mean 0
Std Dev 0
1
0.8
0.6
0.4
0.2
0
−8
−6
−4
−2
0
2
4
6
8

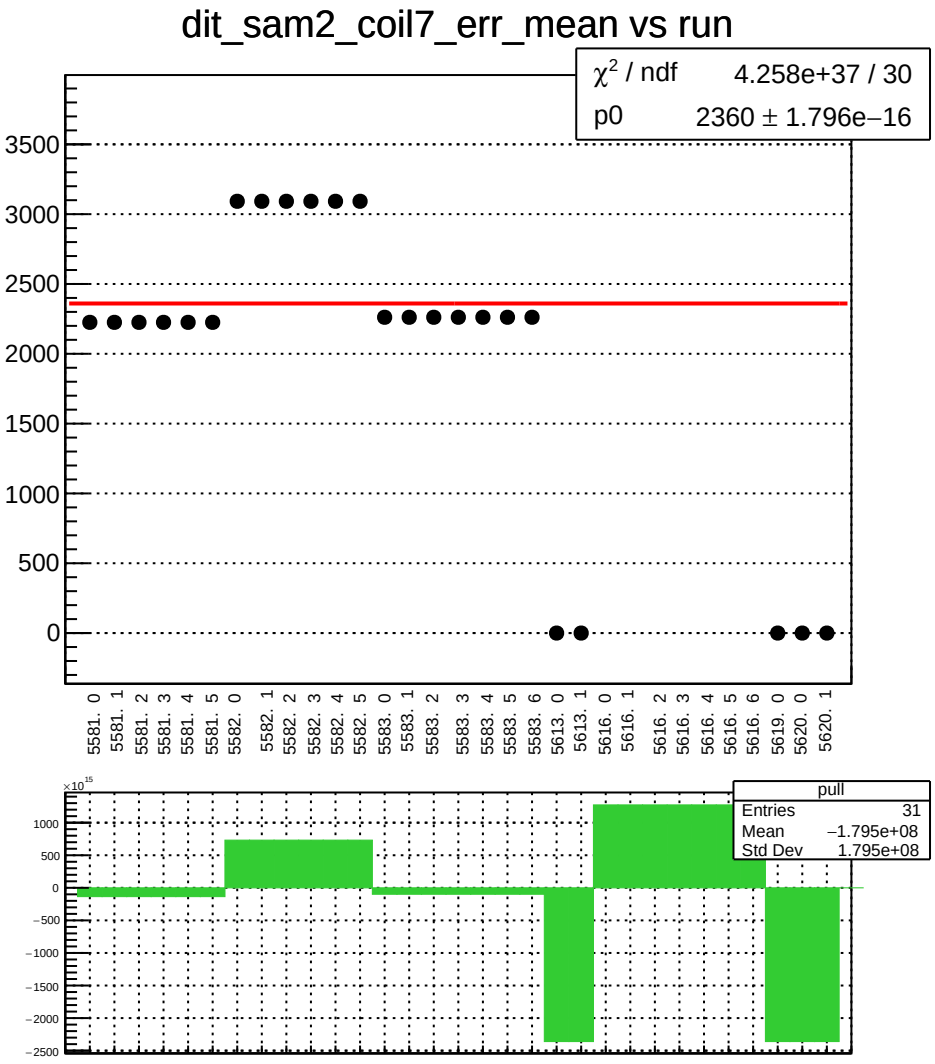
dit_sam2_coil7_err_mean vs run
χ² / ndf 4.258e+37 / 30
p0 2360 ± 1.796e−16
3500
3000
2500
2000
1500
1000
500
0
5581. 0
5581. 1
5581. 2
5581. 3
5581. 4
5581. 5
5582. 0
5582. 1
5582. 2
5582. 3
5582. 4
5582. 5
5583. 0
5583. 1
5583. 2
5583. 3
5583. 4
5583. 5
5583. 6
5613. 0
5613. 1
5616. 0
5616. 1
5616. 2
5616. 3
5616. 4
5616. 5
5616. 6
5619. 0
5620. 0
5620. 1
×10¹⁵
1000
500
0
−500
−1000
−1500
−2000
−2500
pull
Entries 31
Mean −1.795e+08
Std Dev 1.795e+08

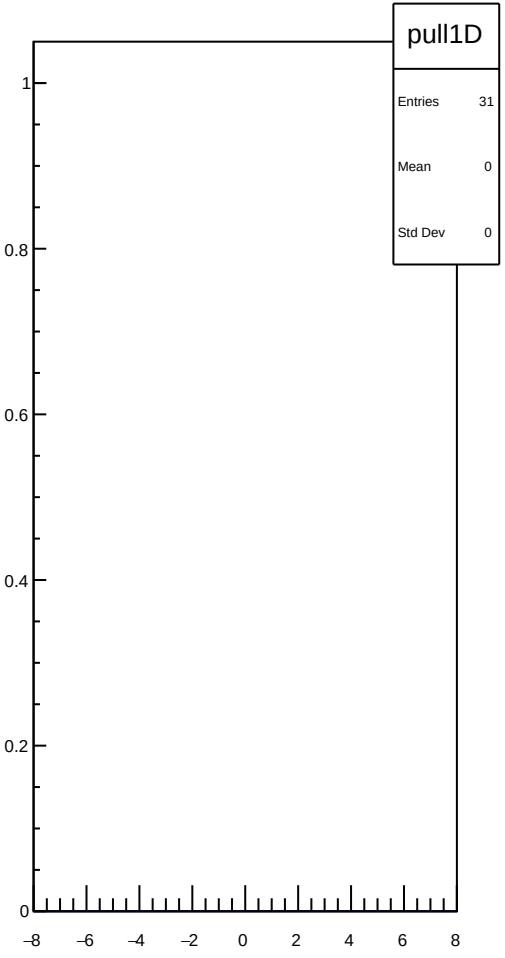
pull1D
Entries 31
Mean 0
Std Dev 0
1
0.8
0.6
0.4
0.2
0
−8
−6
−4
−2
0
2
4
6
8

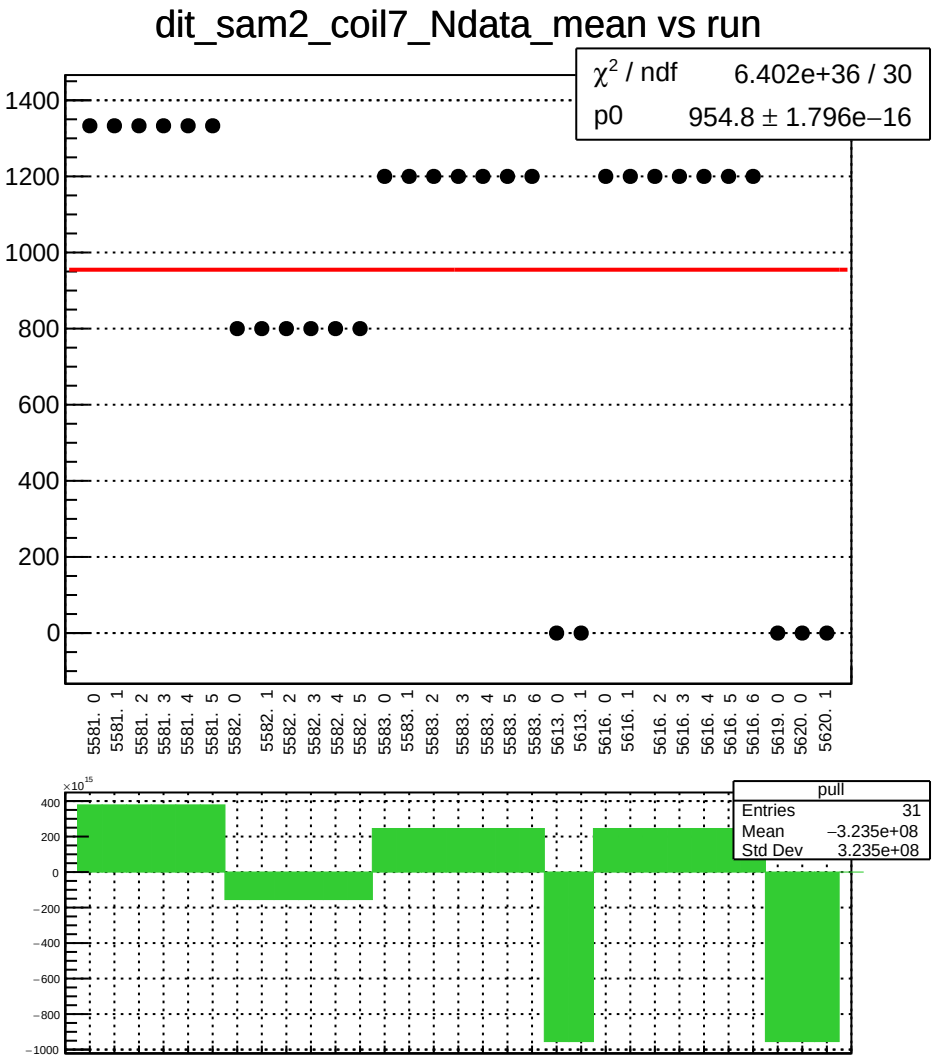
dit_sam2_coil7_Ndata_mean vs run
χ² / ndf 6.402e+36 / 30
p0 954.8 ± 1.796e−16
1400
1200
1000
800
600
400
200
0
5581. 0
5581. 1
5581. 2
5581. 3
5581. 4
5581. 5
5582. 0
5582. 1
5582. 2
5582. 3
5582. 4
5582. 5
5583. 0
5583. 1
5583. 2
5583. 3
5583. 4
5583. 5
5583. 6
5613. 0
5613. 1
5616. 0
5616. 1
5616. 2
5616. 3
5616. 4
5616. 5
5616. 6
5619. 0
5620. 0
5620. 1
×10^15
400
200
0
−200
−400
−600
−800
−1000
pull
Entries 31
Mean −3.235e+08
Std Dev 3.235e+08

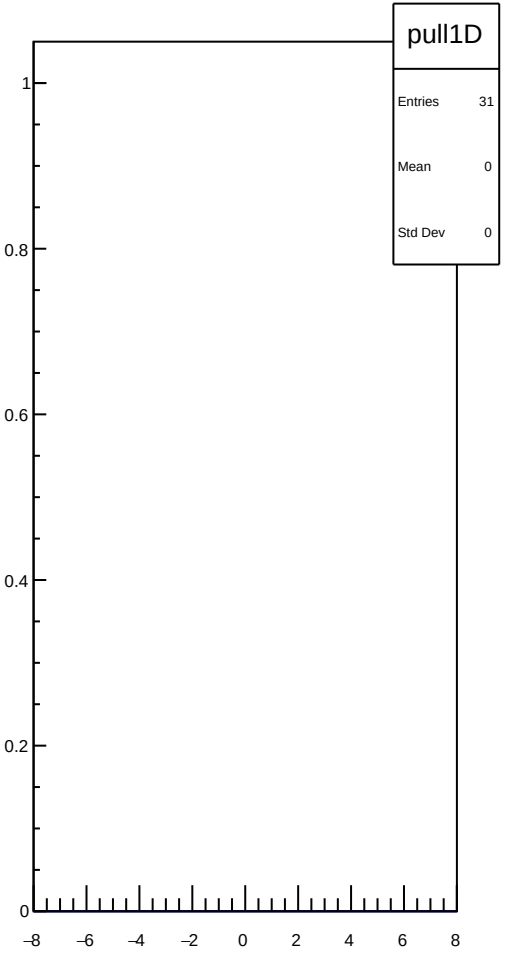
pull1D
Entries 31
Mean 0
Std Dev 0
1
0.8
0.6
0.4
0.2
0
−8
−6
−4
−2
0
2
4
6
8

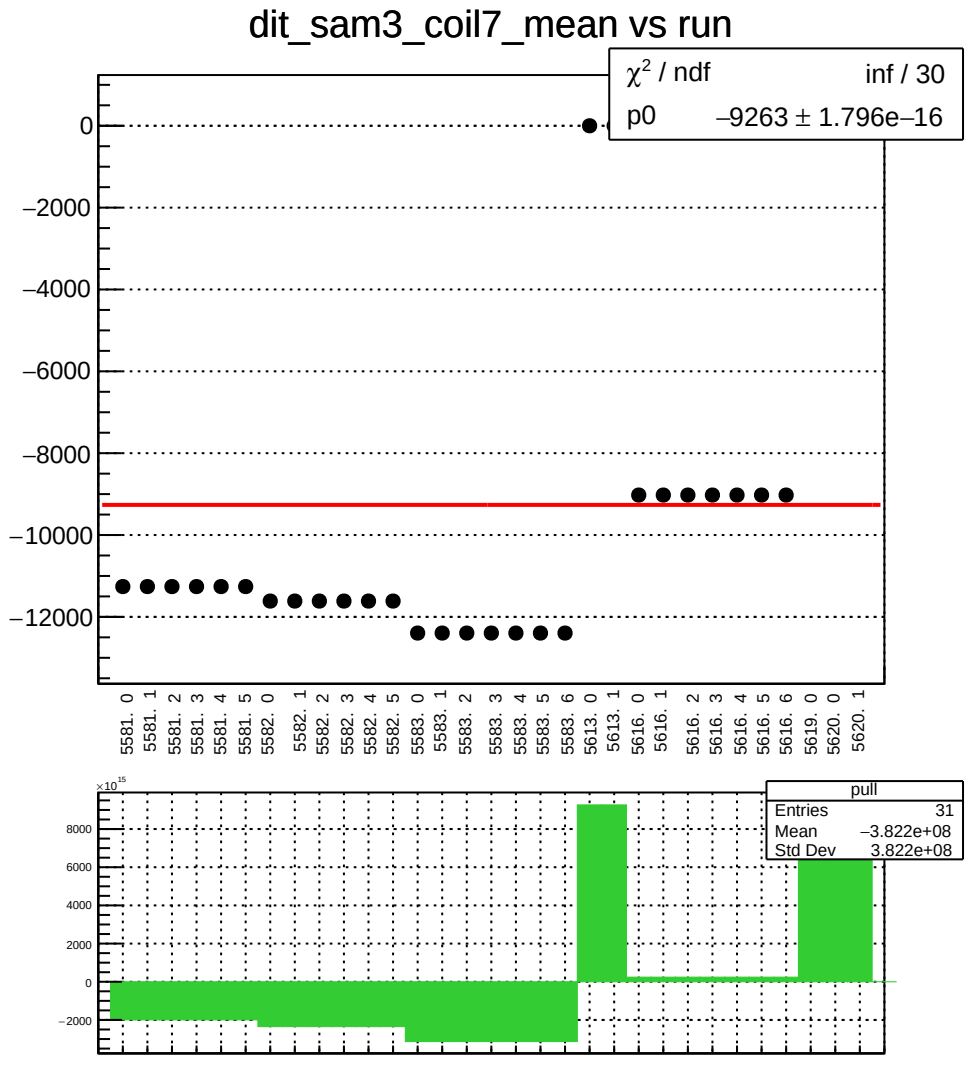
dit_sam3_coil7_mean vs run
χ² / ndf inf / 30
p0 −9263 ± 1.796e−16
0
−2000
−4000
−6000
−8000
−10000
−12000
5581. 0
5581. 1
5581. 2
5581. 3
5581. 4
5581. 5
5582. 0
5582. 1
5582. 2
5582. 3
5582. 4
5582. 5
5583. 0
5583. 1
5583. 2
5583. 3
5583. 4
5583. 5
5583. 6
5613. 0
5613. 1
5616. 0
5616. 1
5616. 2
5616. 3
5616. 4
5616. 5
5616. 6
5619. 0
5620. 0
5620. 1
×10^15
8000
6000
4000
2000
0
−2000
pull
Entries 31
Mean −3.822e+08
Std Dev 3.822e+08

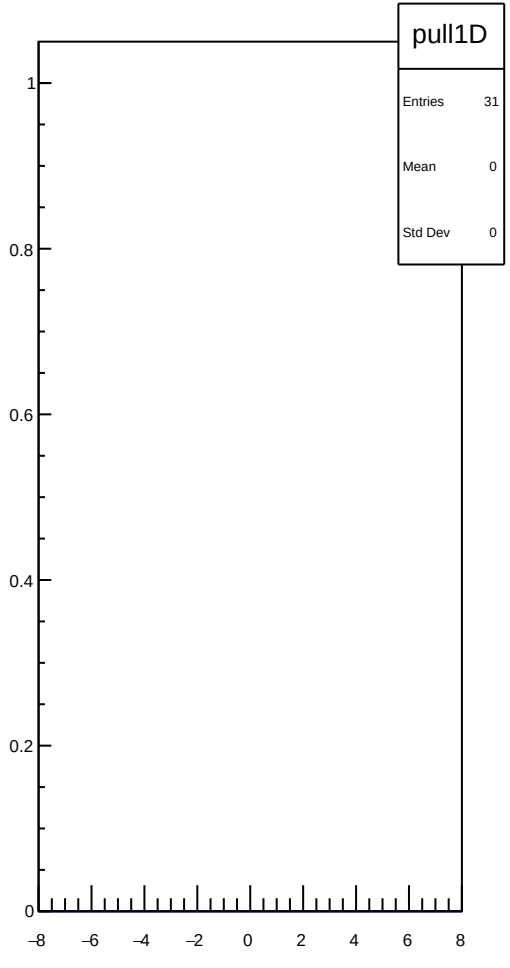
pull1D
Entries 31
Mean 0
Std Dev 0
1
0.8
0.6
0.4
0.2
0
−8
−6
−4
−2
0
2
4
6
8

dit_sam3_coil7_err_mean vs run

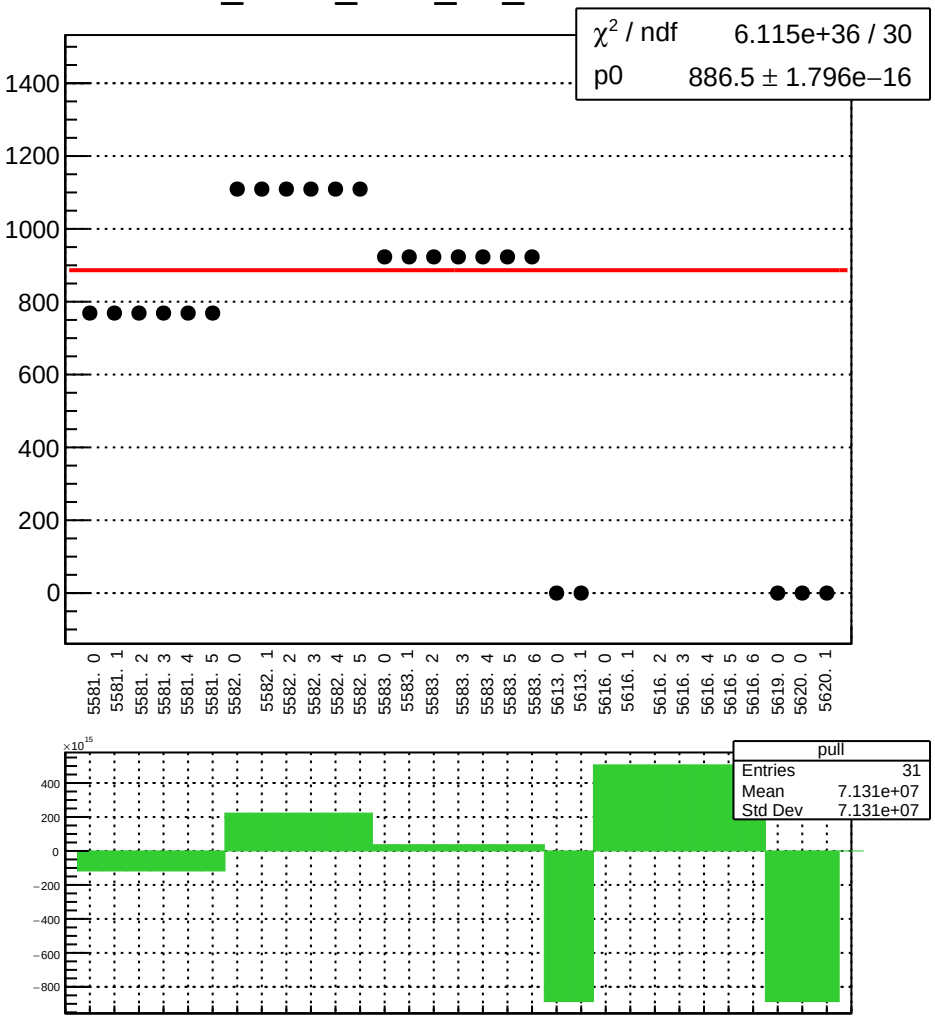

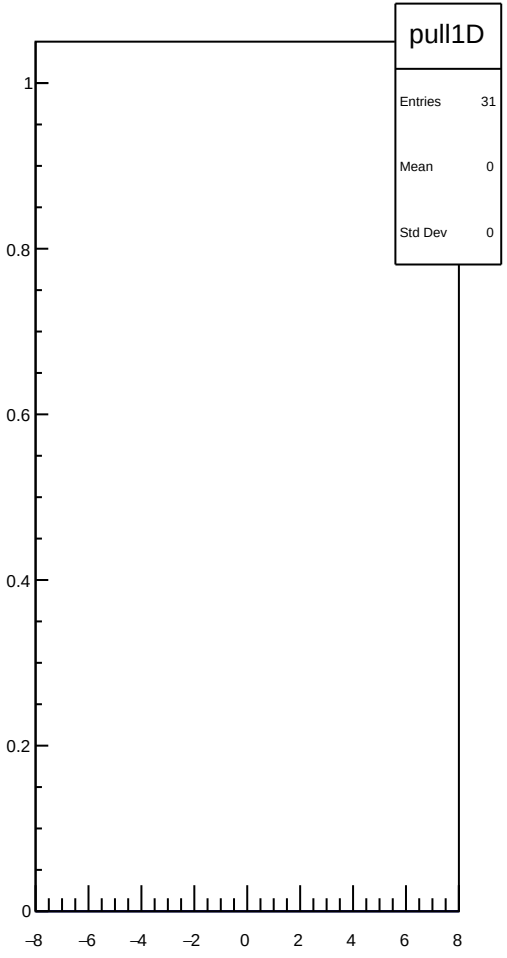

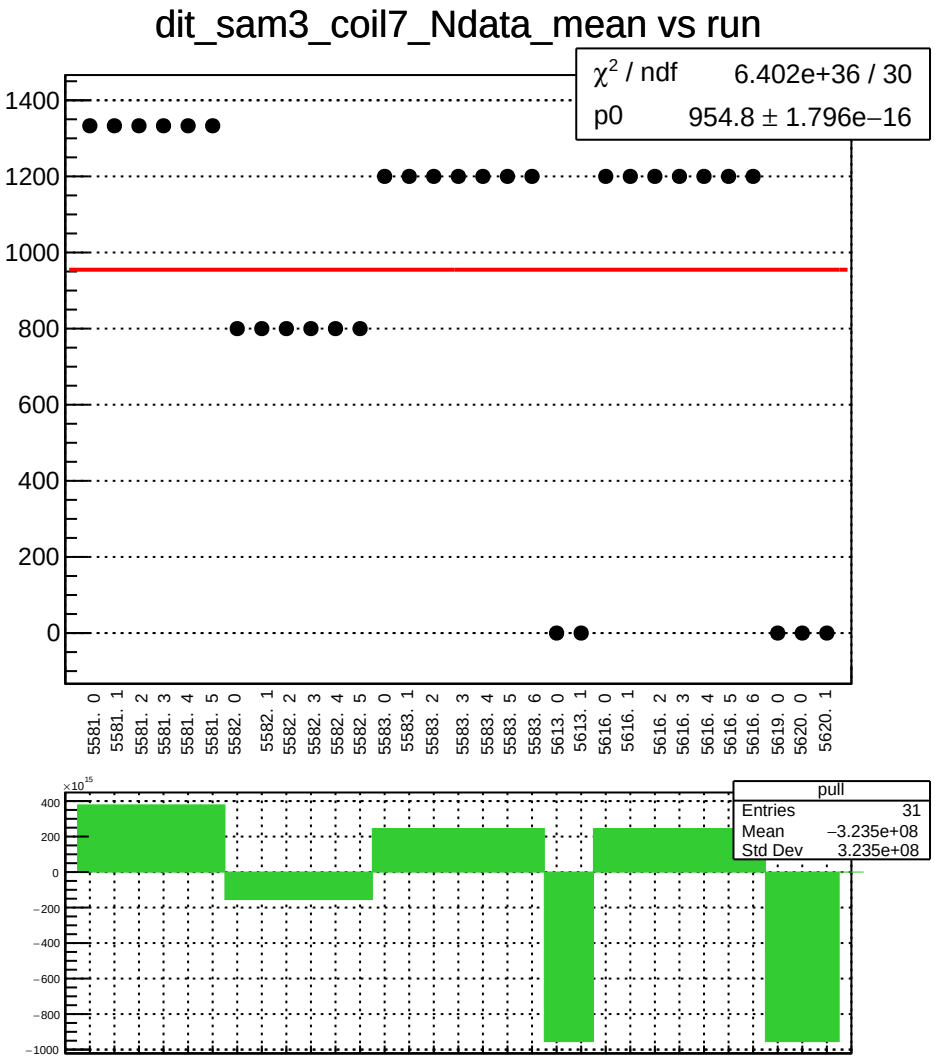
dit_sam3_coil7_Ndata_mean vs run
χ² / ndf 6.402e+36 / 30
p0 954.8 ± 1.796e−16
1400
1200
1000
800
600
400
200
0
5581. 0
5581. 1
5581. 2
5581. 3
5581. 4
5581. 5
5582. 0
5582. 1
5582. 2
5582. 3
5582. 4
5582. 5
5583. 0
5583. 1
5583. 2
5583. 3
5583. 4
5583. 5
5583. 6
5613. 0
5613. 1
5616. 0
5616. 1
5616. 2
5616. 3
5616. 4
5616. 5
5616. 6
5619. 0
5620. 0
5620. 1
×10^15
400
200
0
−200
−400
−600
−800
−1000
pull
Entries 31
Mean −3.235e+08
Std Dev 3.235e+08

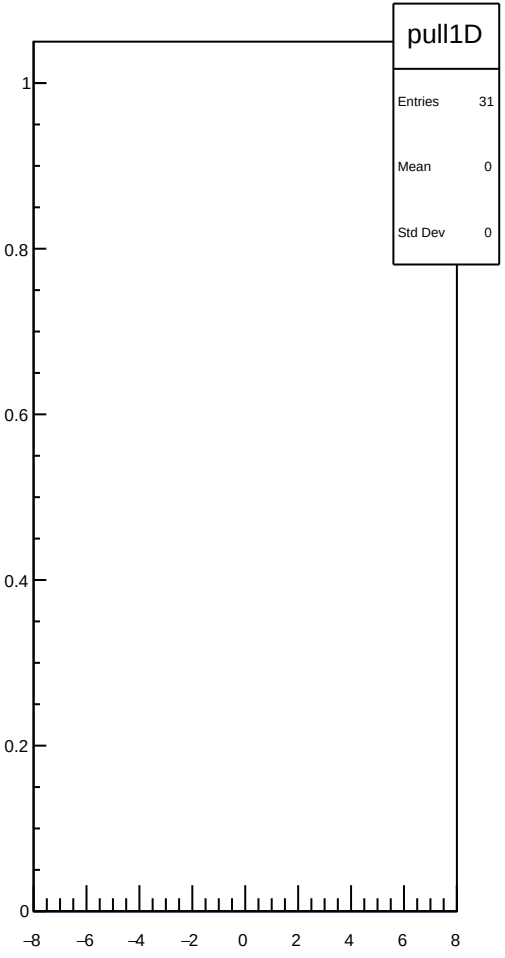
pull1D
Entries 31
Mean 0
Std Dev 0
1
0.8
0.6
0.4
0.2
0
−8
−6
−4
−2
0
2
4
6
8

dit_sam4_coil7_mean vs run

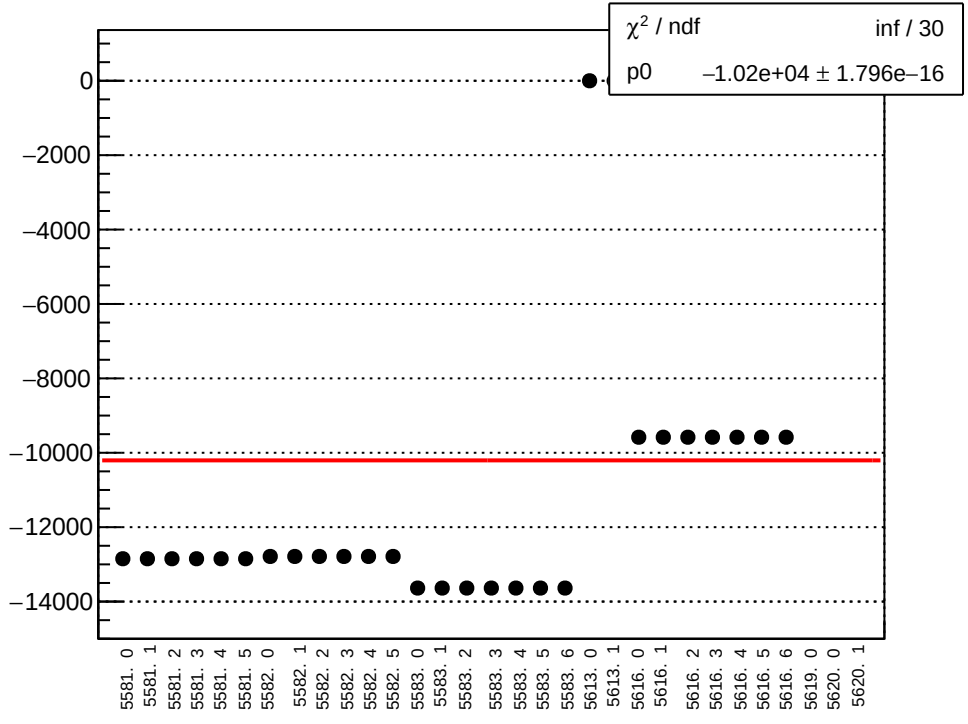

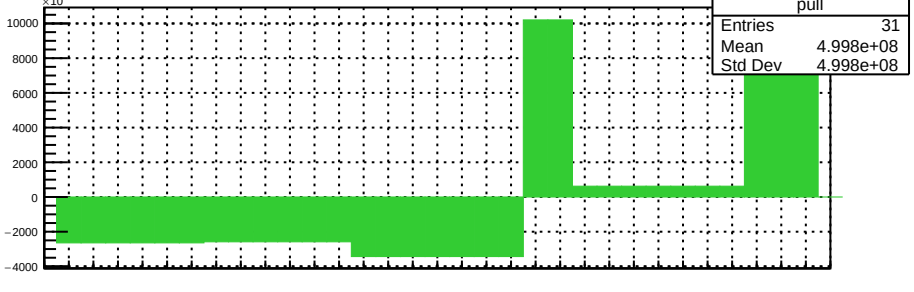

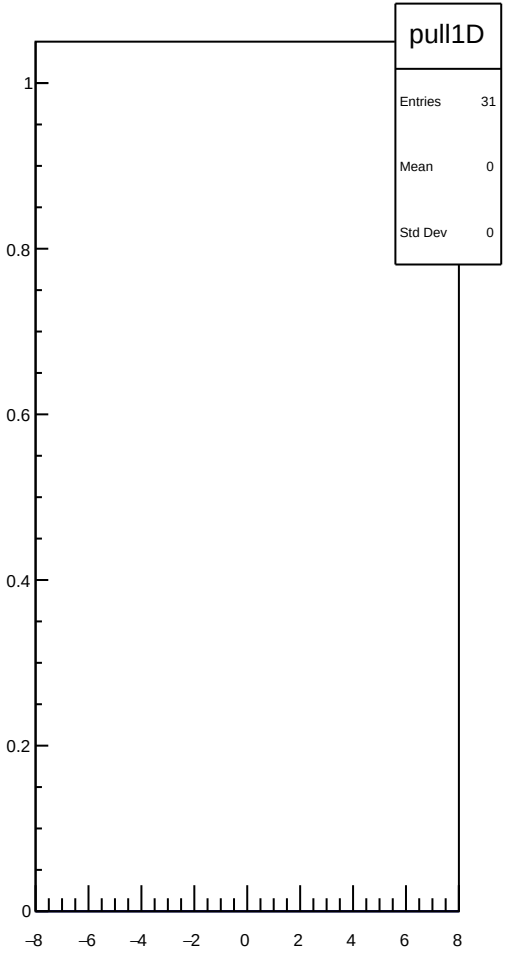

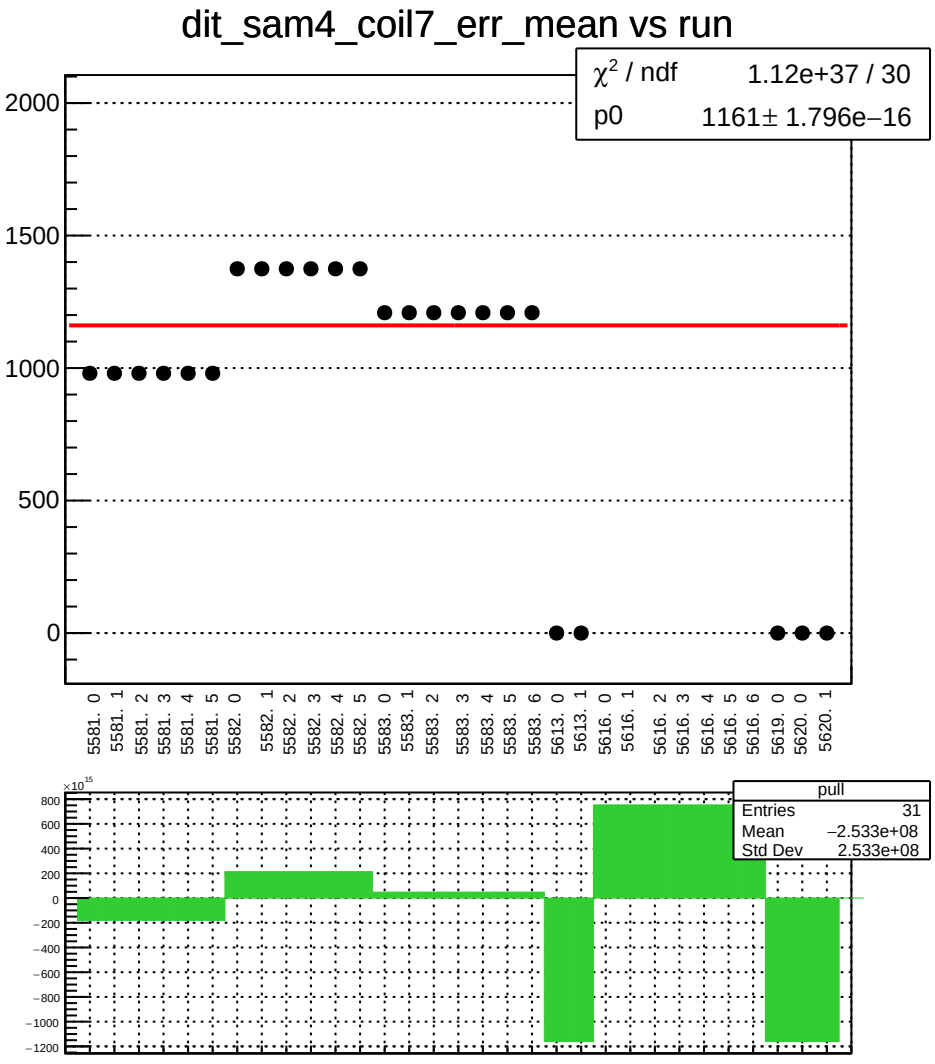
dit_sam4_coil7_err_mean vs run
χ² / ndf 1.12e+37 / 30
p0 1161± 1.796e−16
2000
1500
1000
500
0
5581. 0
5581. 1
5581. 2
5581. 3
5581. 4
5581. 5
5582. 0
5582. 1
5582. 2
5582. 3
5582. 4
5582. 5
5583. 0
5583. 1
5583. 2
5583. 3
5583. 4
5583. 5
5583. 6
5613. 0
5613. 1
5616. 0
5616. 1
5616. 2
5616. 3
5616. 4
5616. 5
5616. 6
5619. 0
5620. 0
5620. 1
×10^15
800
600
400
200
0
−200
−400
−600
−800
−1000
−1200
pull
Entries 31
Mean −2.533e+08
Std Dev 2.533e+08

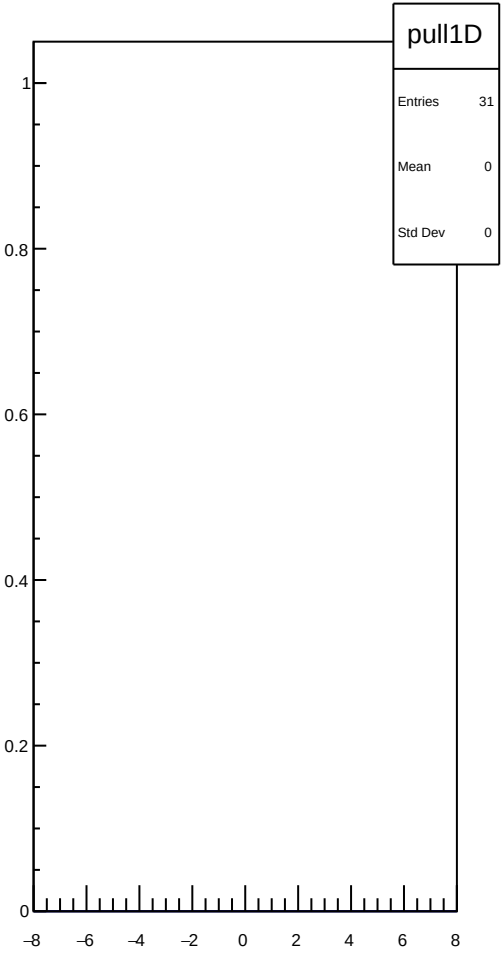
pull1D
Entries 31
Mean 0
Std Dev 0
1
0.8
0.6
0.4
0.2
0
−8
−6
−4
−2
0
2
4
6
8

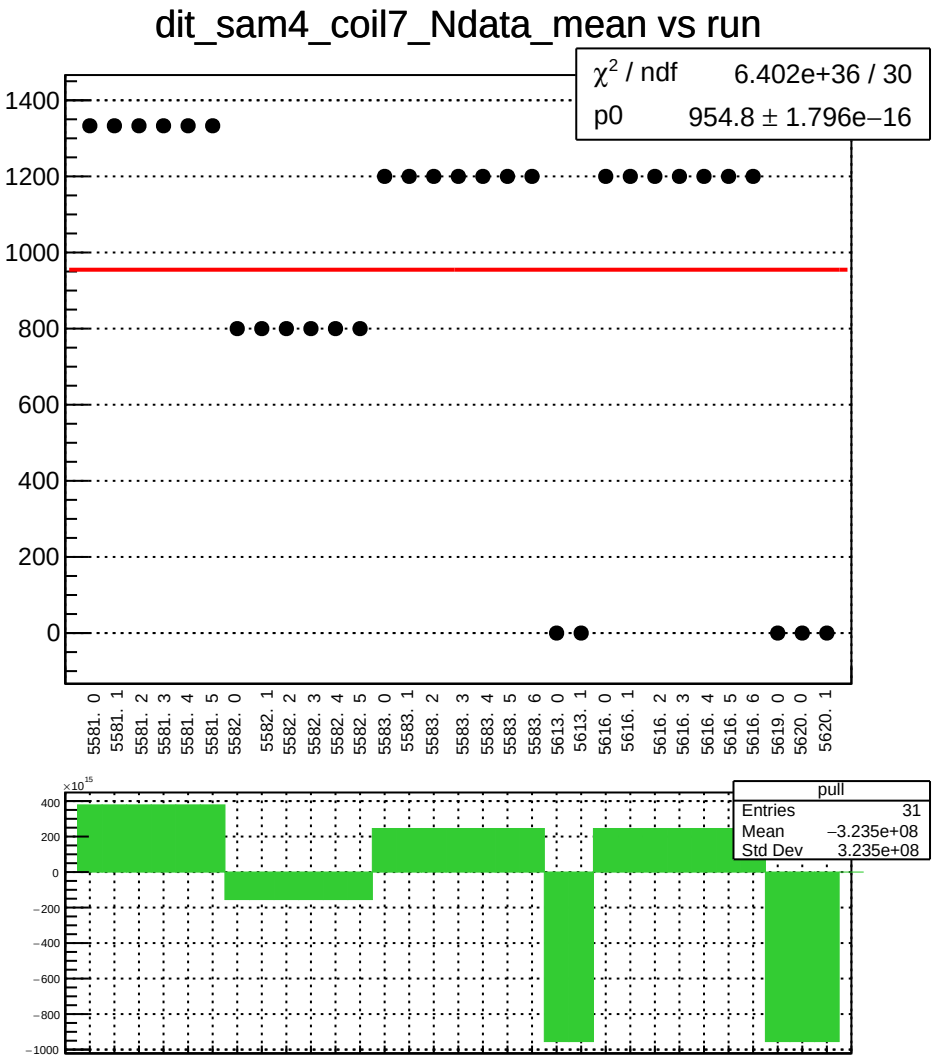
dit_sam4_coil7_Ndata_mean vs run
χ² / ndf 6.402e+36 / 30
p0 954.8 ± 1.796e−16
1400
1200
1000
800
600
400
200
0
5581. 0
5581. 1
5581. 2
5581. 3
5581. 4
5581. 5
5582. 0
5582. 1
5582. 2
5582. 3
5582. 4
5582. 5
5583. 0
5583. 1
5583. 2
5583. 3
5583. 4
5583. 5
5583. 6
5613. 0
5613. 1
5616. 0
5616. 1
5616. 2
5616. 3
5616. 4
5616. 5
5616. 6
5619. 0
5620. 0
5620. 1
×10^15
400
200
0
−200
−400
−600
−800
−1000
pull
Entries 31
Mean −3.235e+08
Std Dev 3.235e+08

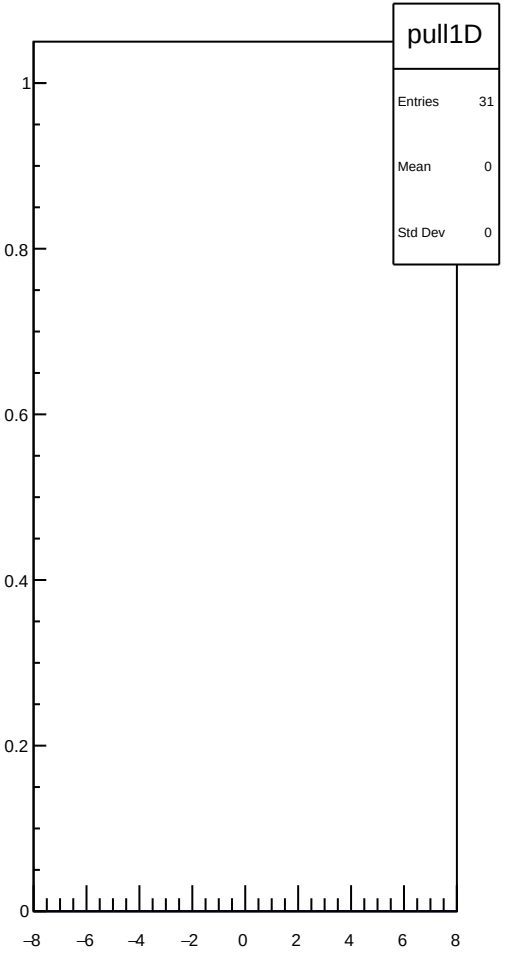
pull1D
Entries 31
Mean 0
Std Dev 0
1
0.8
0.6
0.4
0.2
0
−8
−6
−4
−2
0
2
4
6
8

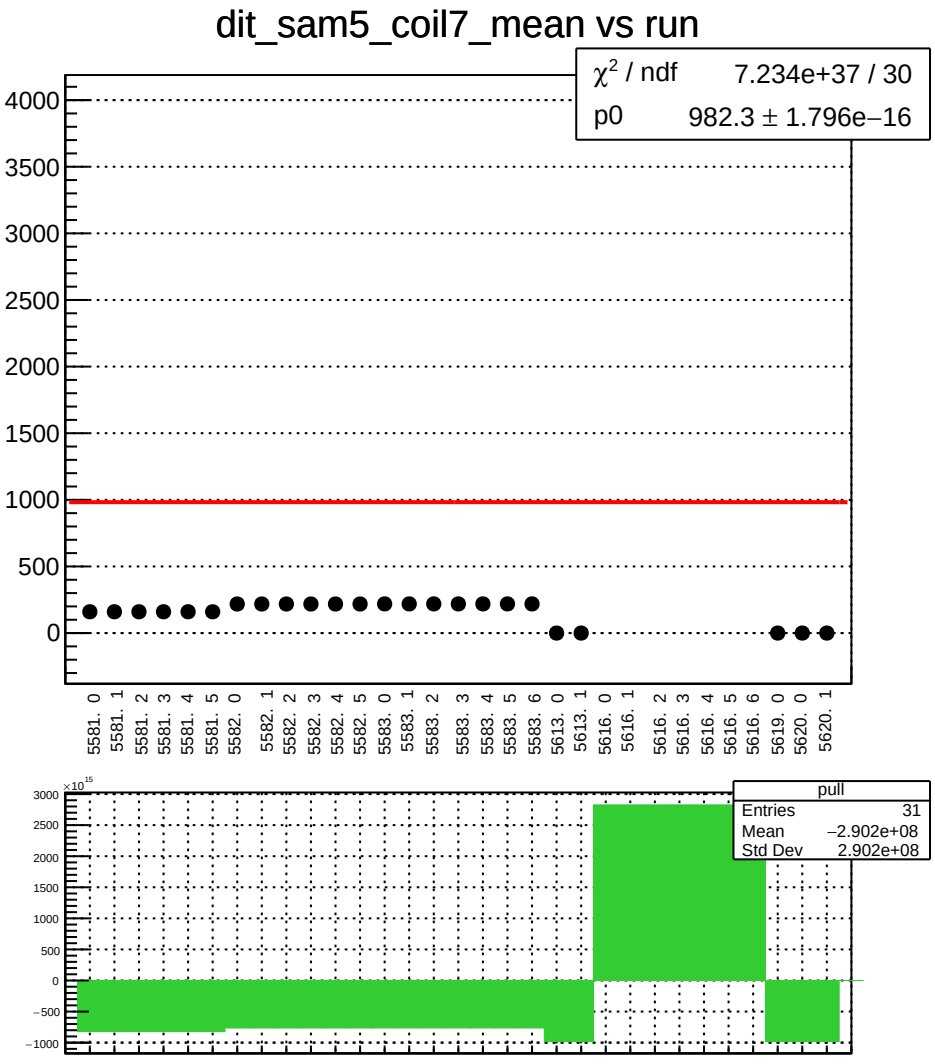
dit_sam5_coil7_mean vs run
χ² / ndf 7.234e+37 / 30
p0 982.3 ± 1.796e−16
4000
3500
3000
2500
2000
1500
1000
500
0
5581. 0
5581. 1
5581. 2
5581. 3
5581. 4
5581. 5
5582. 0
5582. 1
5582. 2
5582. 3
5582. 4
5582. 5
5583. 0
5583. 1
5583. 2
5583. 3
5583. 4
5583. 5
5583. 6
5613. 0
5613. 1
5616. 0
5616. 1
5616. 2
5616. 3
5616. 4
5616. 5
5616. 6
5619. 0
5620. 0
5620. 1
×10^15
3000
2500
2000
1500
1000
500
0
−500
−1000
pull
Entries 31
Mean −2.902e+08
Std Dev 2.902e+08

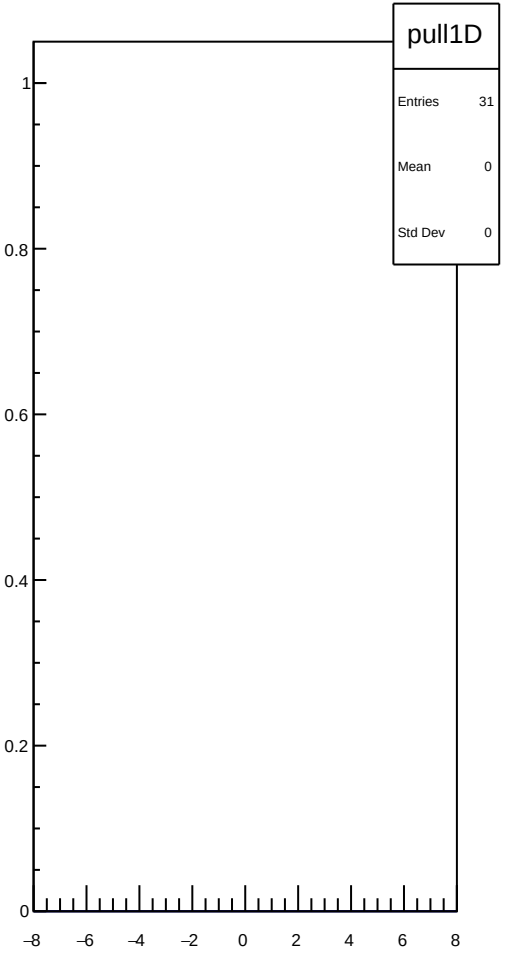
pull1D
Entries 31
Mean 0
Std Dev 0
1
0.8
0.6
0.4
0.2
0
−8
−6
−4
−2
0
2
4
6
8

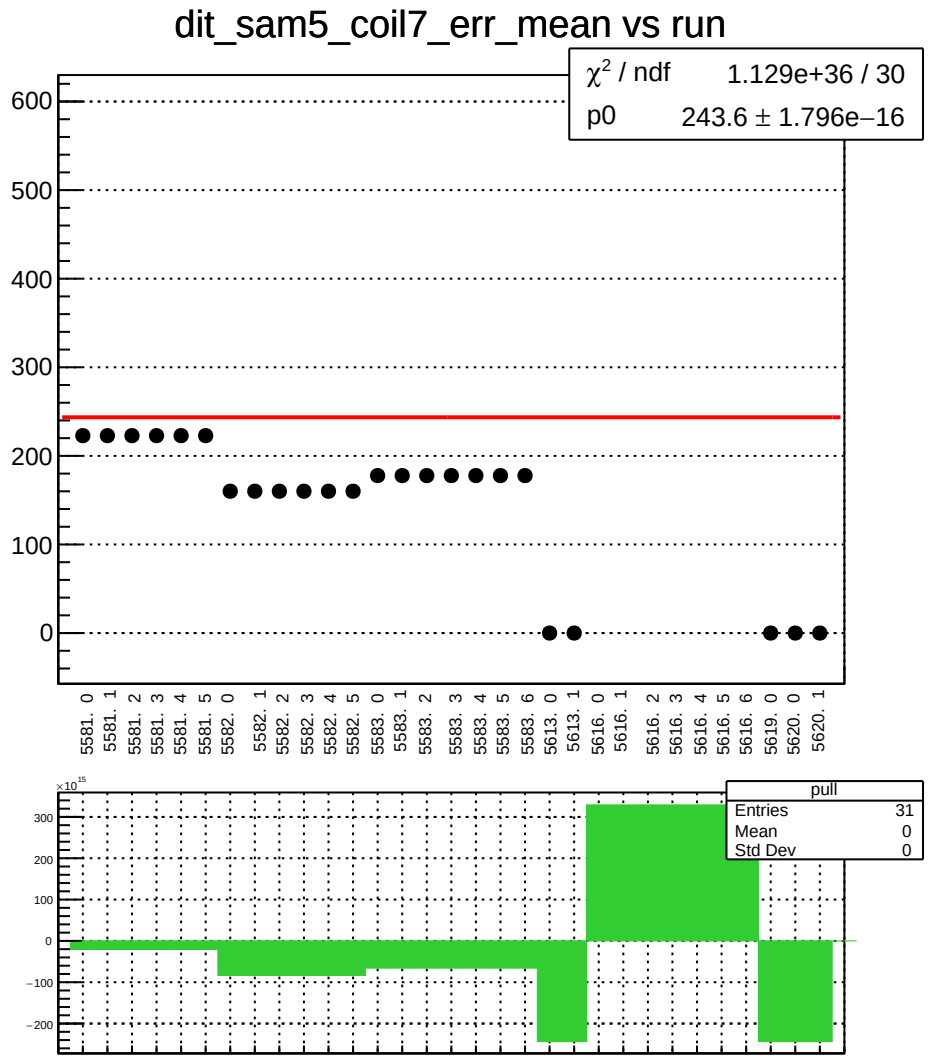
dit_sam5_coil7_err_mean vs run
χ² / ndf 1.129e+36 / 30
p0 243.6 ± 1.796e−16
600
500
400
300
200
100
0
5581. 0
5581. 1
5581. 2
5581. 3
5581. 4
5581. 5
5582. 0
5582. 1
5582. 2
5582. 3
5582. 4
5582. 5
5583. 0
5583. 1
5583. 2
5583. 3
5583. 4
5583. 5
5583. 6
5613. 0
5613. 1
5616. 0
5616. 1
5616. 2
5616. 3
5616. 4
5616. 5
5616. 6
5619. 0
5620. 0
5620. 1
×10^15
300
200
100
0
−100
−200
pull
Entries 31
Mean 0
Std Dev 0

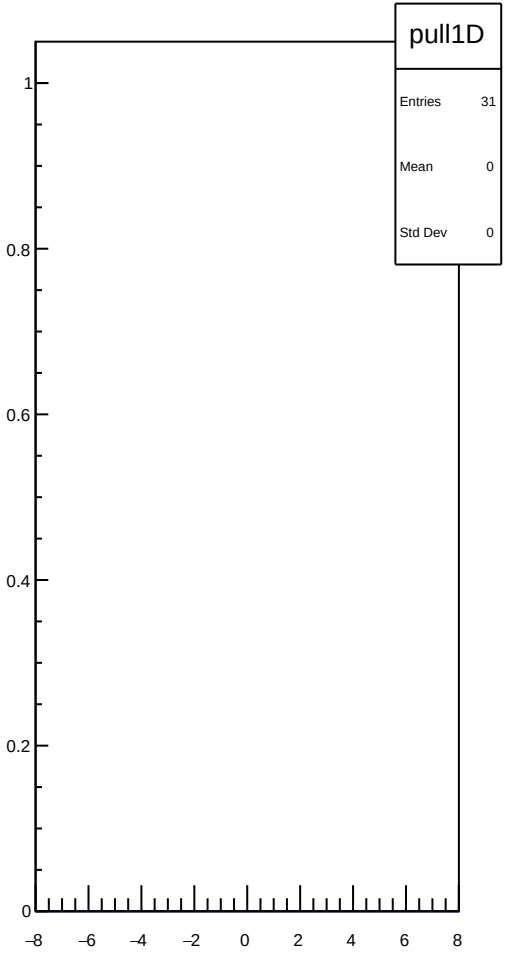
pull1D
Entries 31
Mean 0
Std Dev 0
1
0.8
0.6
0.4
0.2
0
−8
−6
−4
−2
0
2
4
6
8

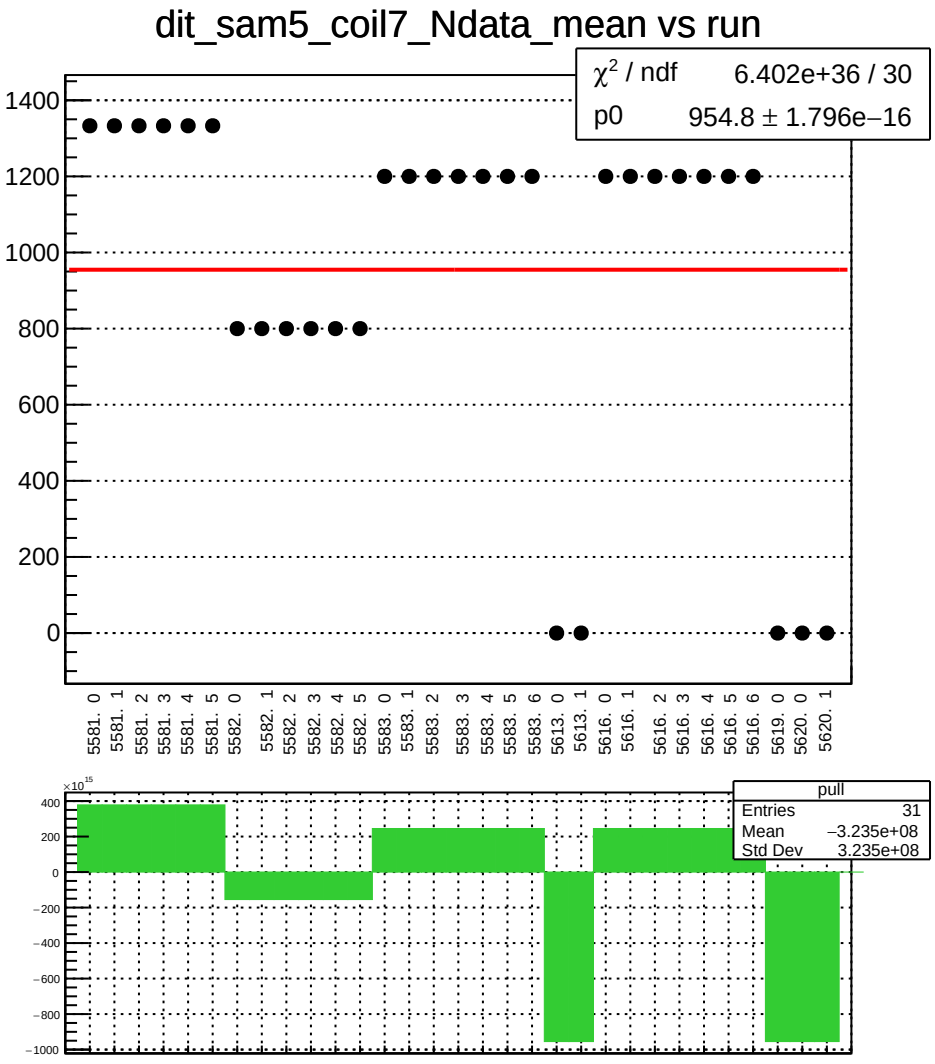
dit_sam5_coil7_Ndata_mean vs run
χ² / ndf 6.402e+36 / 30
p0 954.8 ± 1.796e−16
1400
1200
1000
800
600
400
200
0
5581. 0
5581. 1
5581. 2
5581. 3
5581. 4
5581. 5
5582. 0
5582. 1
5582. 2
5582. 3
5582. 4
5582. 5
5583. 0
5583. 1
5583. 2
5583. 3
5583. 4
5583. 5
5583. 6
5613. 0
5613. 1
5616. 0
5616. 1
5616. 2
5616. 3
5616. 4
5616. 5
5616. 6
5619. 0
5620. 0
5620. 1
×10^15
400
200
0
−200
−400
−600
−800
−1000
pull
Entries 31
Mean −3.235e+08
Std Dev 3.235e+08

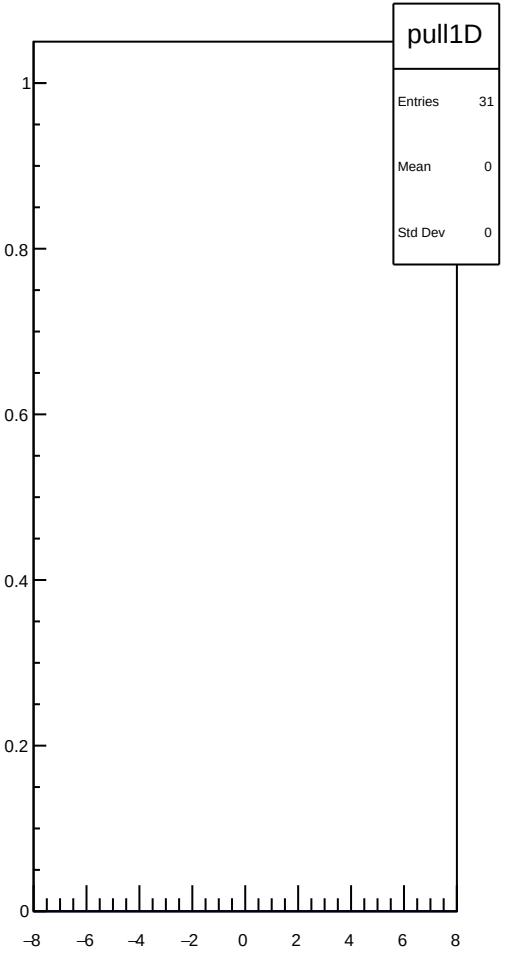
pull1D
Entries 31
Mean 0
Std Dev 0
1
0.8
0.6
0.4
0.2
0
−8
−6
−4
−2
0
2
4
6
8

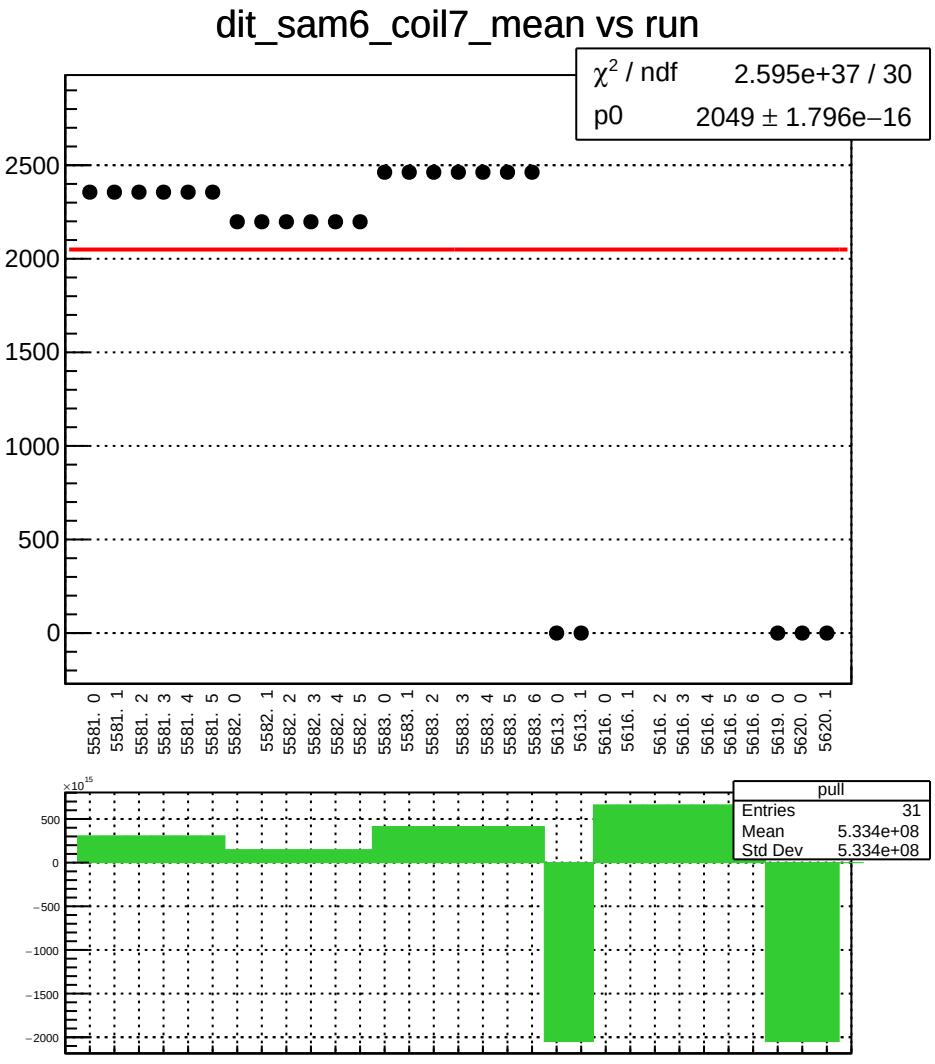
dit_sam6_coil7_mean vs run
χ² / ndf 2.595e+37 / 30
p0 2049 ± 1.796e−16
2500
2000
1500
1000
500
0
5581. 0
5581. 1
5581. 2
5581. 3
5581. 4
5581. 5
5582. 0
5582. 1
5582. 2
5582. 3
5582. 4
5582. 5
5583. 0
5583. 1
5583. 2
5583. 3
5583. 4
5583. 5
5583. 6
5613. 0
5613. 1
5616. 0
5616. 1
5616. 2
5616. 3
5616. 4
5616. 5
5616. 6
5619. 0
5620. 0
5620. 1
×10^15
500
0
−500
−1000
−1500
−2000
pull
Entries 31
Mean 5.334e+08
Std Dev 5.334e+08

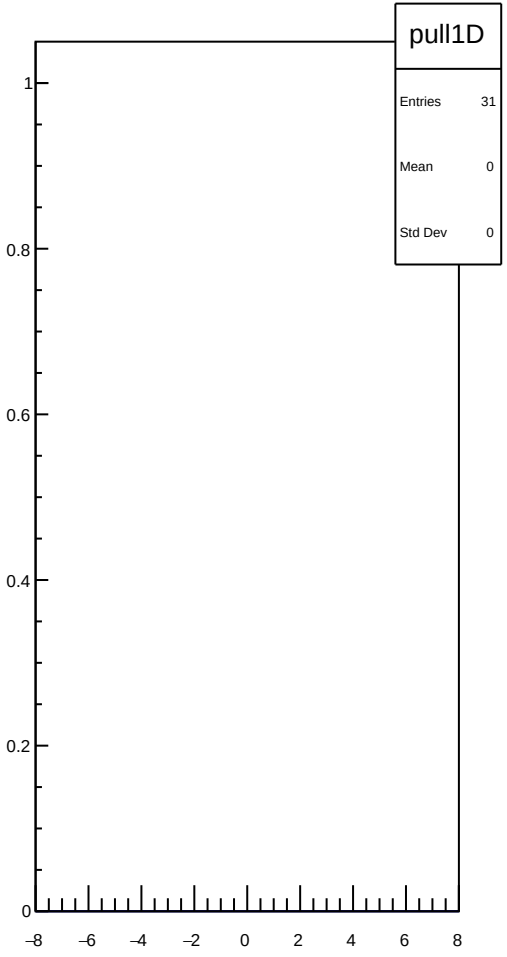
pull1D
Entries 31
Mean 0
Std Dev 0
1
0.8
0.6
0.4
0.2
0
−8
−6
−4
−2
0
2
4
6
8

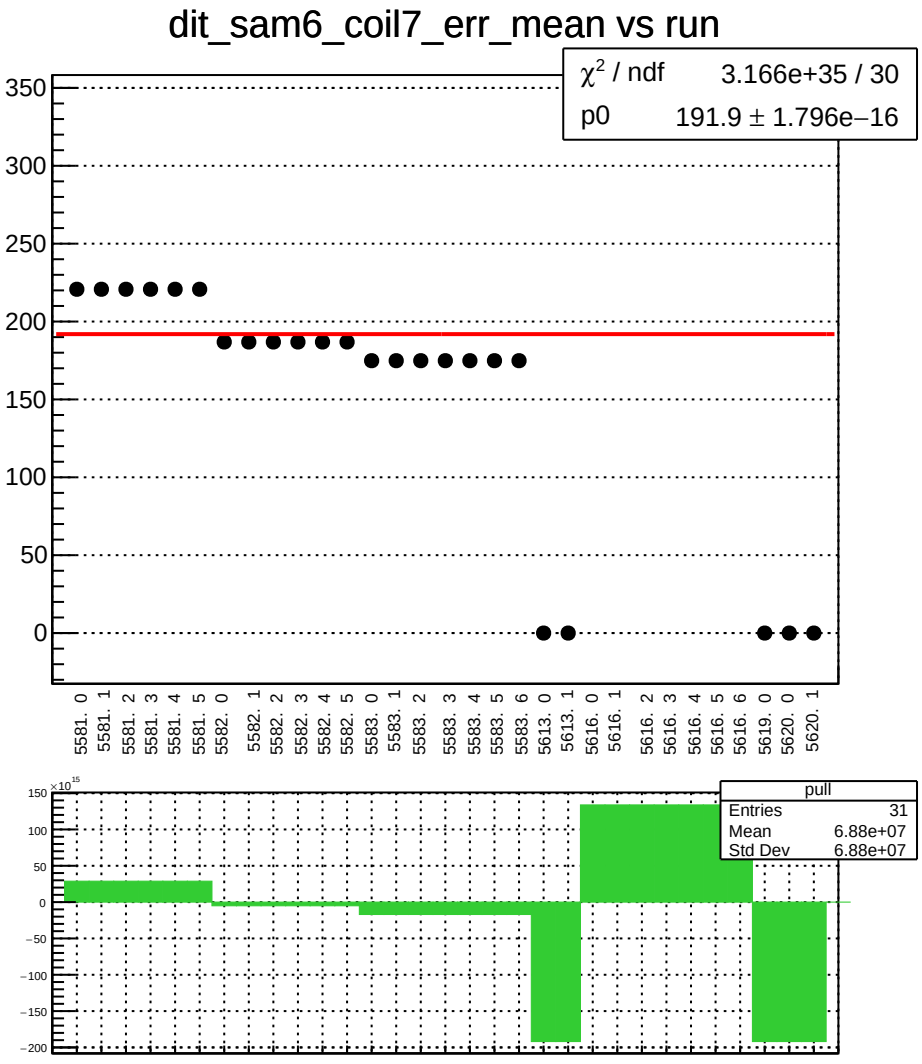
dit_sam6_coil7_err_mean vs run
χ² / ndf 3.166e+35 / 30
p0 191.9 ± 1.796e−16
350
300
250
200
150
100
50
0
5581. 0
5581. 1
5581. 2
5581. 3
5581. 4
5581. 5
5582. 0
5582. 1
5582. 2
5582. 3
5582. 4
5582. 5
5583. 0
5583. 1
5583. 2
5583. 3
5583. 4
5583. 5
5583. 6
5613. 0
5613. 1
5616. 0
5616. 1
5616. 2
5616. 3
5616. 4
5616. 5
5616. 6
5619. 0
5620. 0
5620. 1
×10^15
150
100
50
0
−50
−100
−150
−200
pull
Entries 31
Mean 6.88e+07
Std Dev 6.88e+07

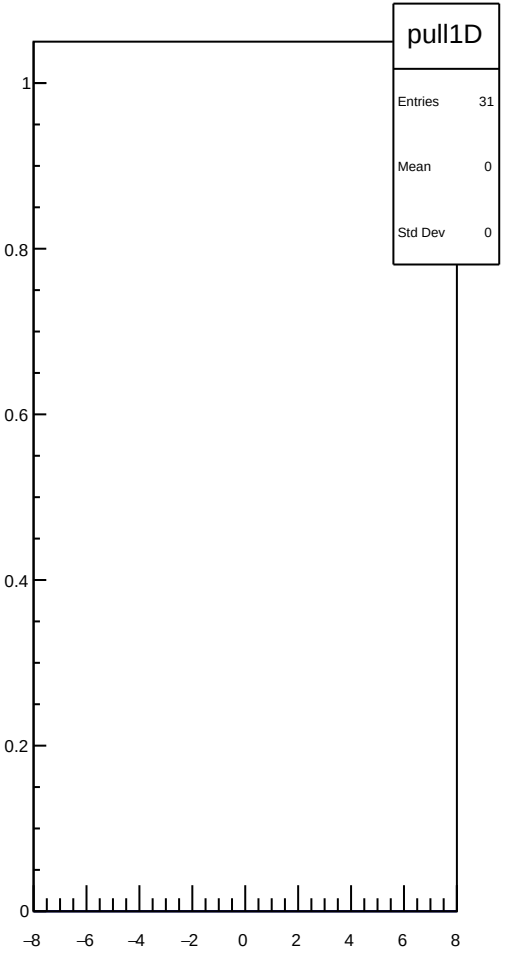
pull1D
Entries 31
Mean 0
Std Dev 0
1
0.8
0.6
0.4
0.2
0
−8
−6
−4
−2
0
2
4
6
8

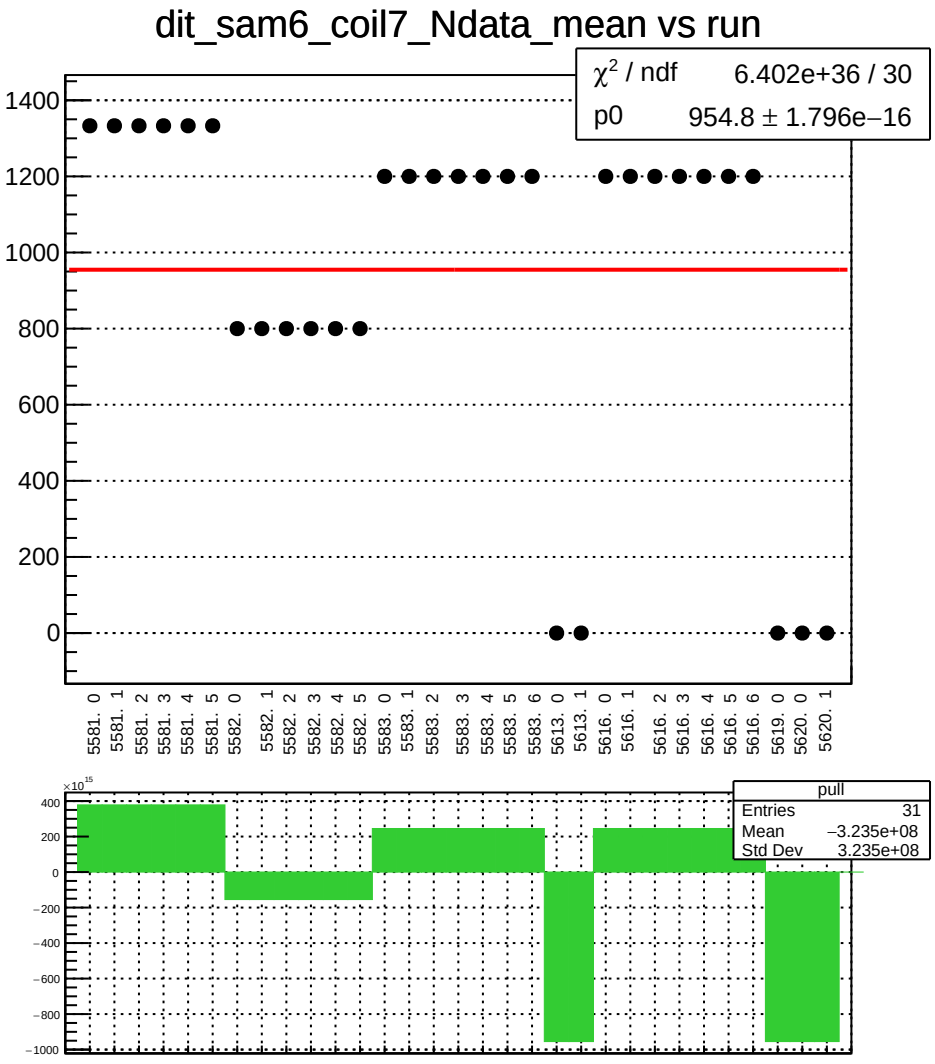
dit_sam6_coil7_Ndata_mean vs run
χ² / ndf 6.402e+36 / 30
p0 954.8 ± 1.796e−16
1400
1200
1000
800
600
400
200
0
5581. 0
5581. 1
5581. 2
5581. 3
5581. 4
5581. 5
5582. 0
5582. 1
5582. 2
5582. 3
5582. 4
5582. 5
5583. 0
5583. 1
5583. 2
5583. 3
5583. 4
5583. 5
5583. 6
5613. 0
5613. 1
5616. 0
5616. 1
5616. 2
5616. 3
5616. 4
5616. 5
5616. 6
5619. 0
5620. 0
5620. 1
×10^15
400
200
0
−200
−400
−600
−800
−1000
pull
Entries 31
Mean −3.235e+08
Std Dev 3.235e+08

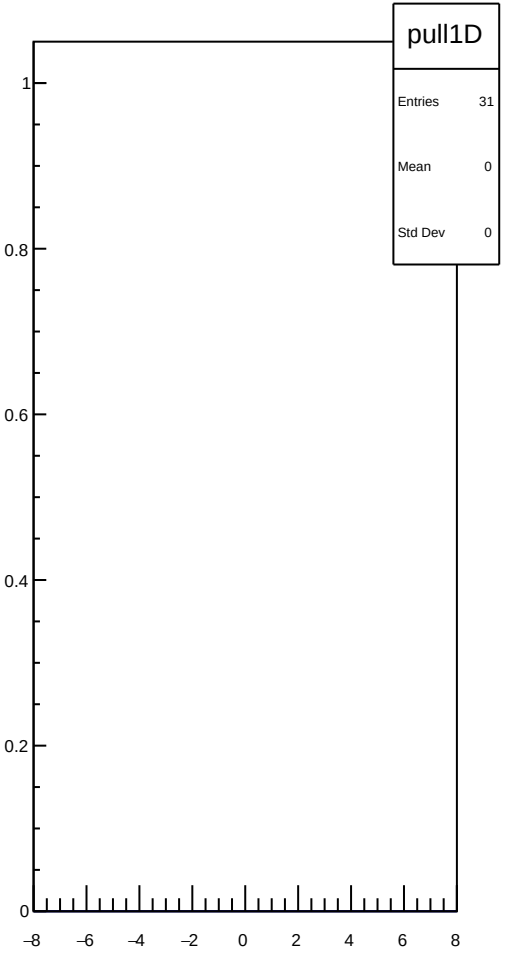
pull1D
Entries 31
Mean 0
Std Dev 0
1
0.8
0.6
0.4
0.2
0
−8
−6
−4
−2
0
2
4
6
8

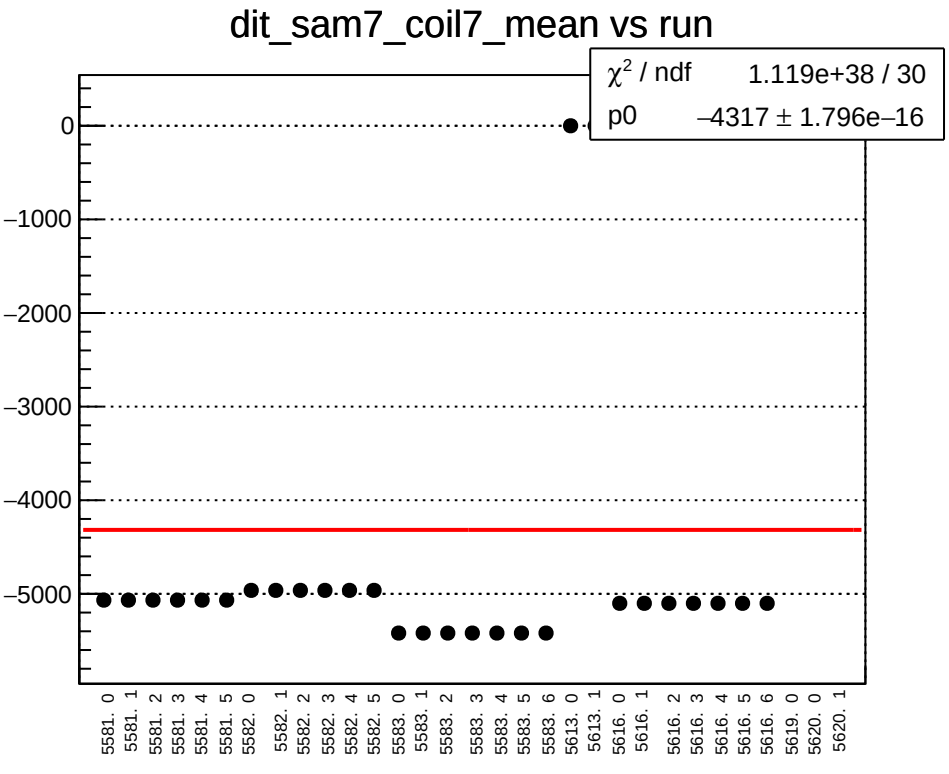
dit_sam7_coil7_mean vs run
χ² / ndf 1.119e+38 / 30
p0 –4317 ± 1.796e–16
0
–1000
–2000
–3000
–4000
–5000
5581. 0
5581. 1
5581. 2
5581. 3
5581. 4
5581. 5
5582. 0
5582. 1
5582. 2
5582. 3
5582. 4
5582. 5
5583. 0
5583. 1
5583. 2
5583. 3
5583. 4
5583. 5
5583. 6
5613. 0
5613. 1
5616. 0
5616. 1
5616. 2
5616. 3
5616. 4
5616. 5
5616. 6
5619. 0
5620. 0
5620. 1

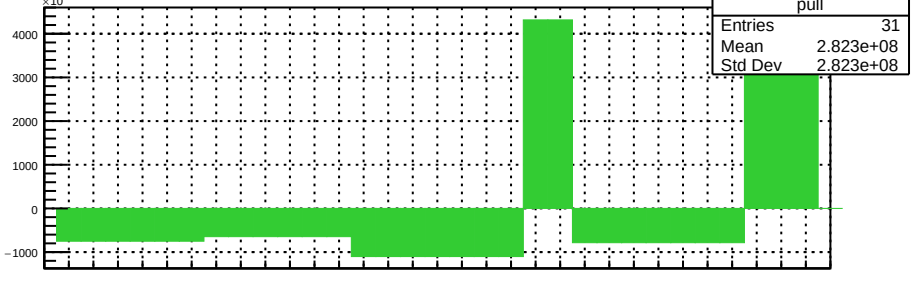
×10¹⁵
4000
3000
2000
1000
0
–1000
pull
Entries 31
Mean 2.823e+08
Std Dev 2.823e+08

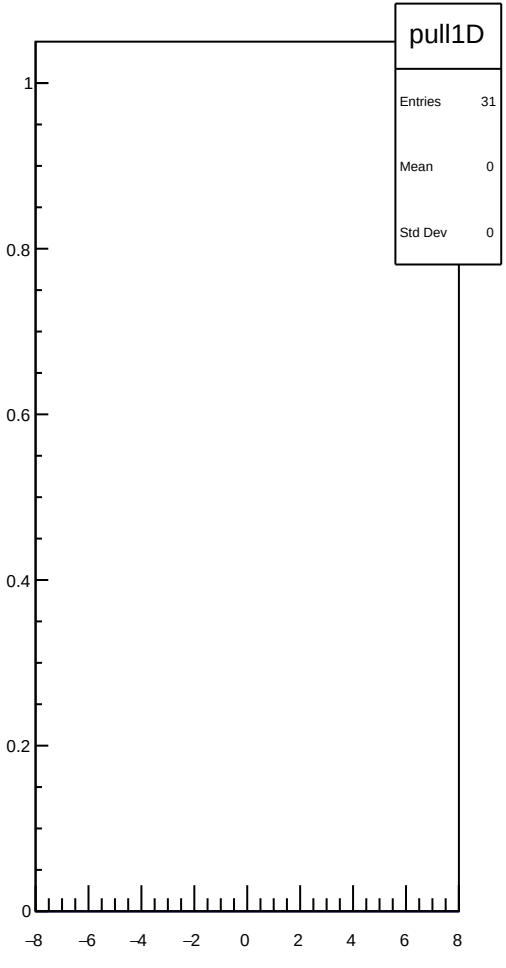
pull1D
Entries 31
Mean 0
Std Dev 0
1
0.8
0.6
0.4
0.2
0
–8
–6
–4
–2
0
2
4
6
8

dit_sam7_coil7_err_mean vs run

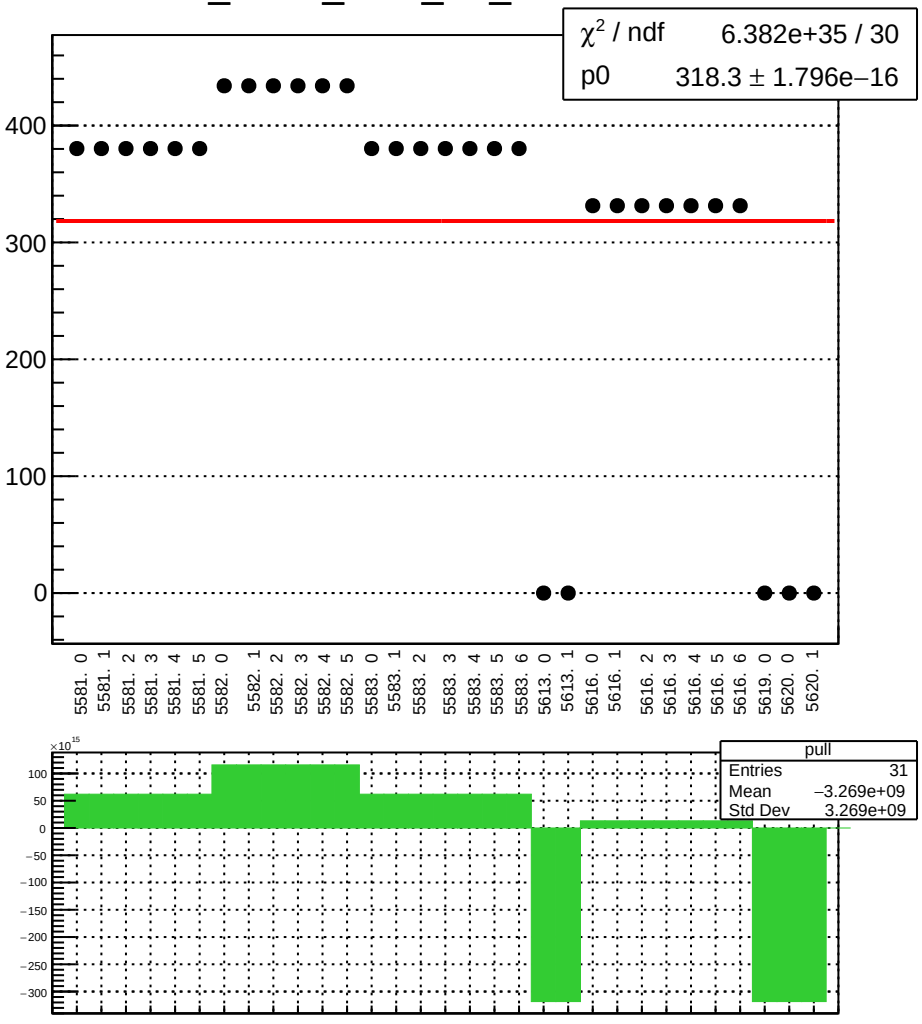

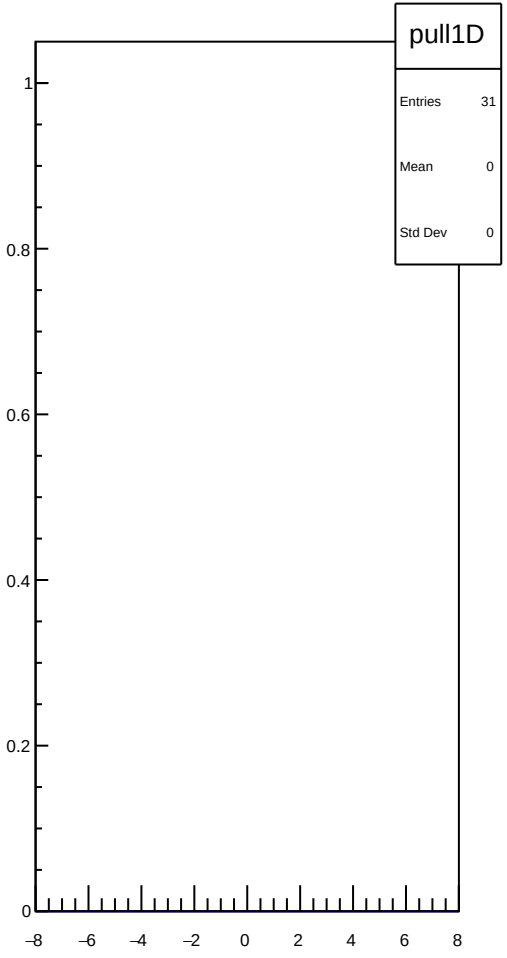

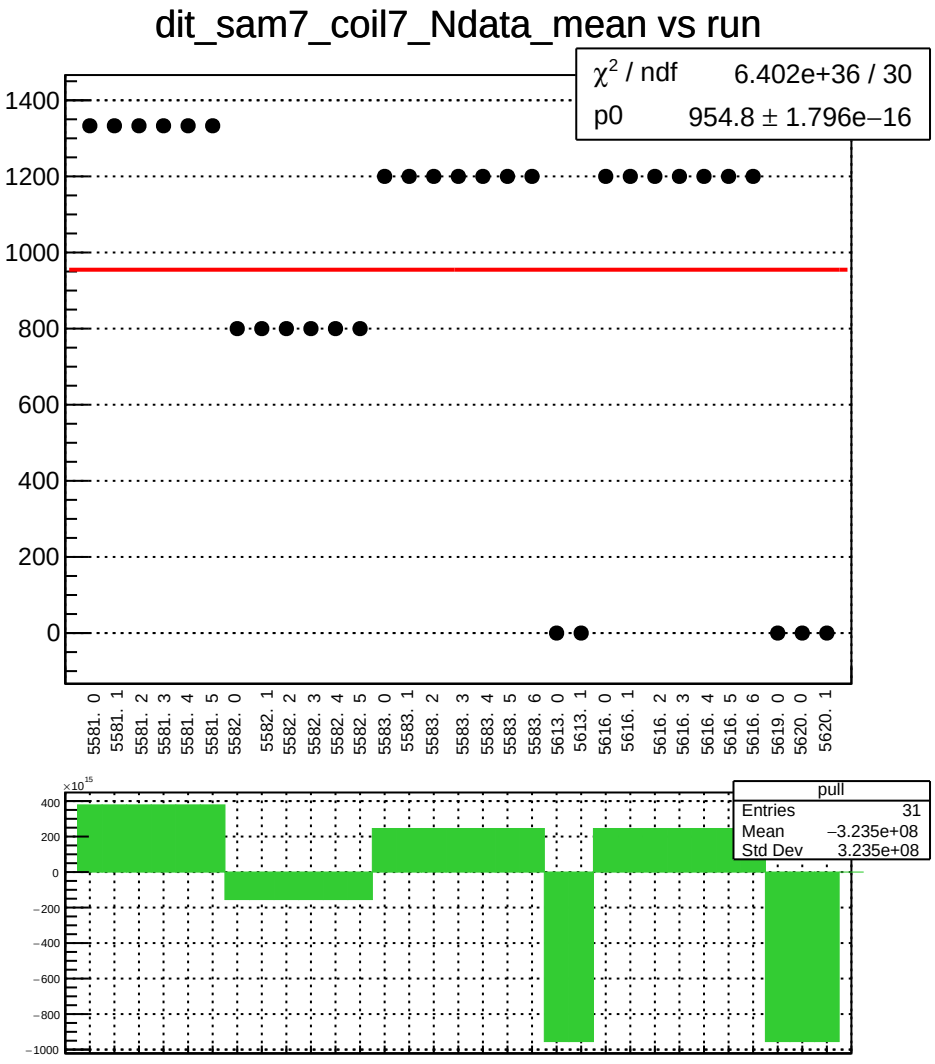
dit_sam7_coil7_Ndata_mean vs run
χ² / ndf 6.402e+36 / 30
p0 954.8 ± 1.796e−16
1400
1200
1000
800
600
400
200
0
5581. 0
5581. 1
5581. 2
5581. 3
5581. 4
5581. 5
5582. 0
5582. 1
5582. 2
5582. 3
5582. 4
5582. 5
5583. 0
5583. 1
5583. 2
5583. 3
5583. 4
5583. 5
5583. 6
5613. 0
5613. 1
5616. 0
5616. 1
5616. 2
5616. 3
5616. 4
5616. 5
5616. 6
5619. 0
5620. 0
5620. 1
×10^15
400
200
0
−200
−400
−600
−800
−1000
pull
Entries 31
Mean −3.235e+08
Std Dev 3.235e+08

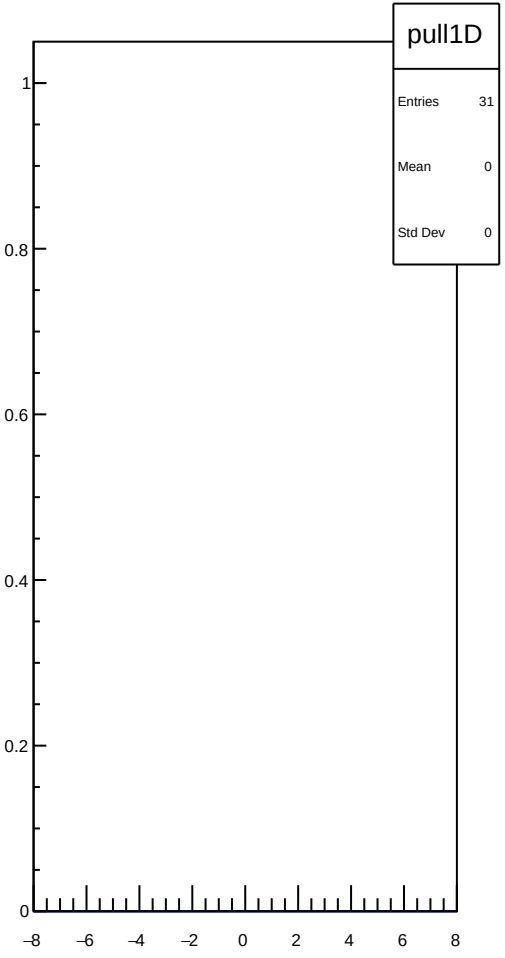
pull1D
Entries 31
Mean 0
Std Dev 0
1
0.8
0.6
0.4
0.2
0
−8
−6
−4
−2
0
2
4
6
8

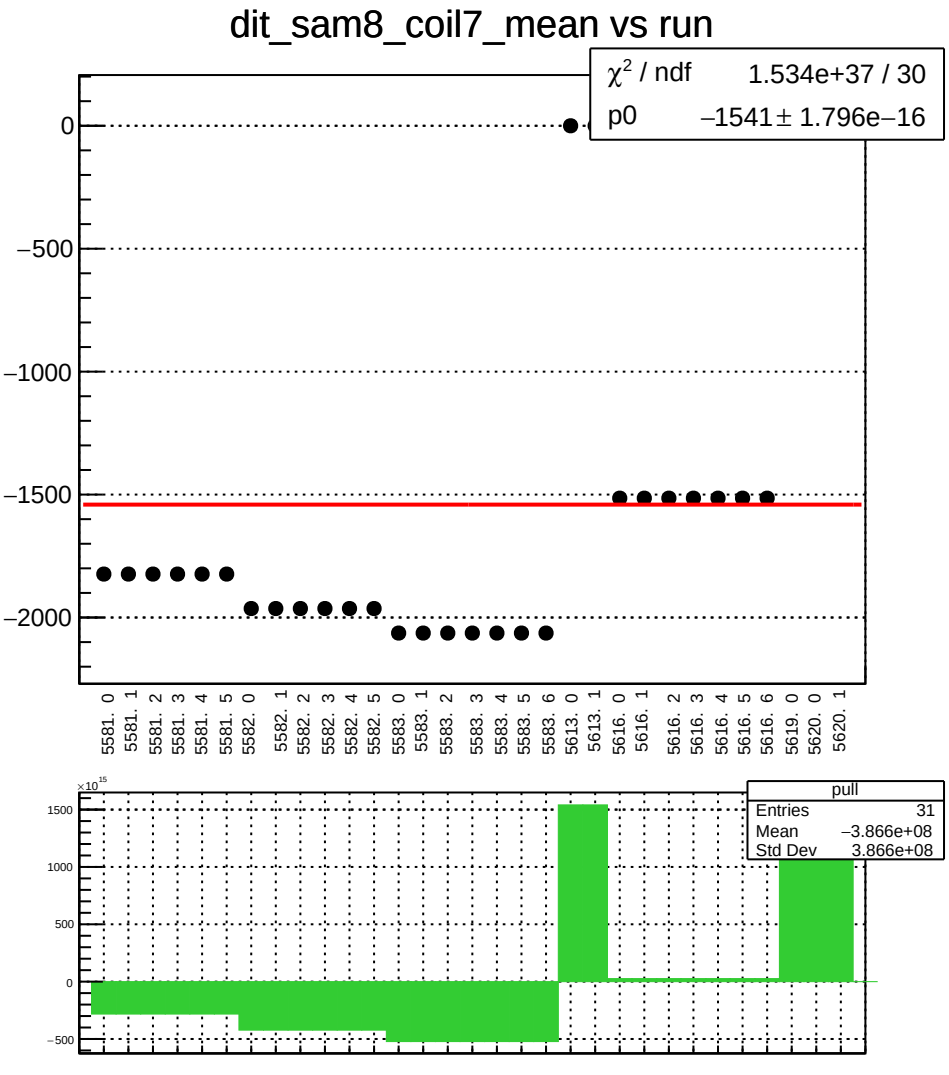
dit_sam8_coil7_mean vs run
χ² / ndf 1.534e+37 / 30
p0 −1541 ± 1.796e−16
0
−500
−1000
−1500
−2000
5581. 0
5581. 1
5581. 2
5581. 3
5581. 4
5581. 5
5582. 0
5582. 1
5582. 2
5582. 3
5582. 4
5582. 5
5583. 0
5583. 1
5583. 2
5583. 3
5583. 4
5583. 5
5583. 6
5613. 0
5613. 1
5616. 0
5616. 1
5616. 2
5616. 3
5616. 4
5616. 5
5616. 6
5619. 0
5620. 0
5620. 1
×10^15
1500
1000
500
0
−500
pull
Entries 31
Mean −3.866e+08
Std Dev 3.866e+08

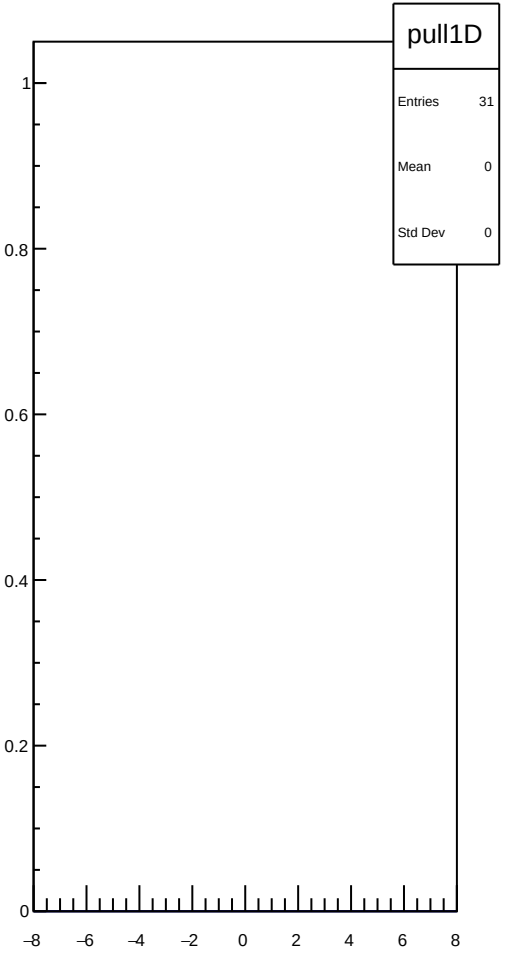
pull1D
Entries 31
Mean 0
Std Dev 0
1
0.8
0.6
0.4
0.2
0
−8
−6
−4
−2
0
2
4
6
8

dit_sam8_coil7_err_mean vs run

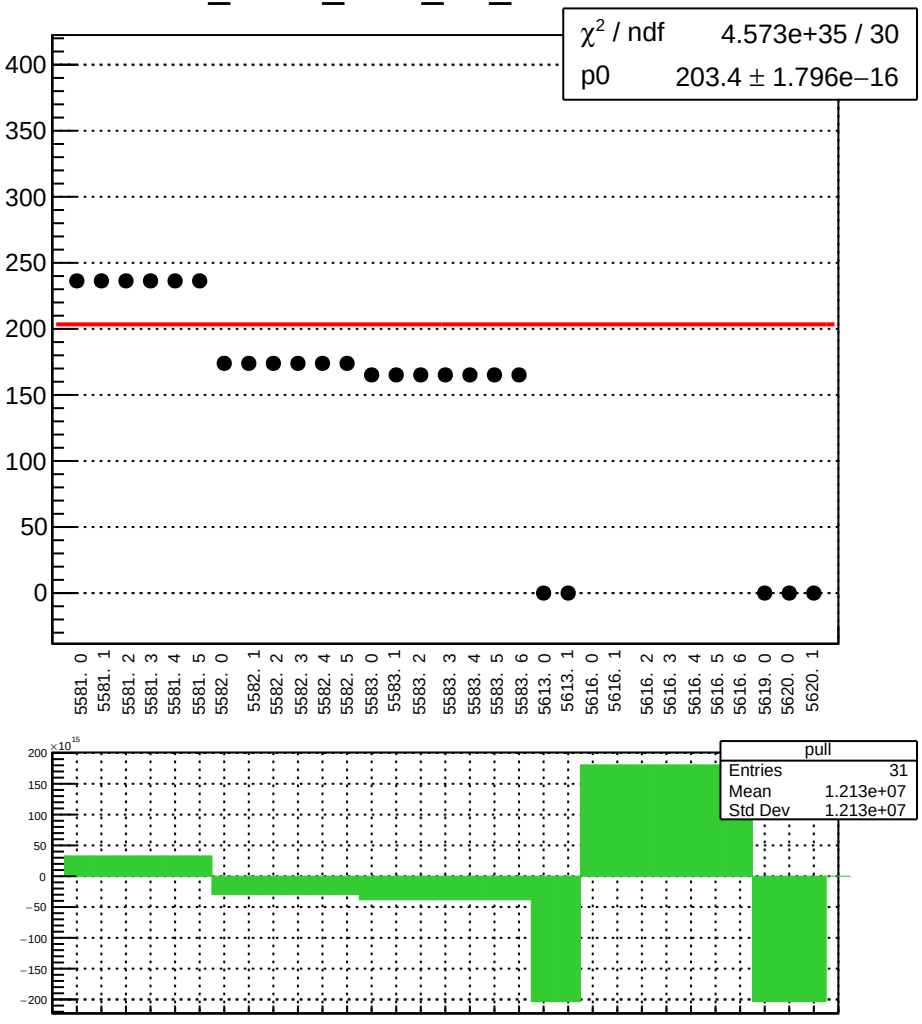

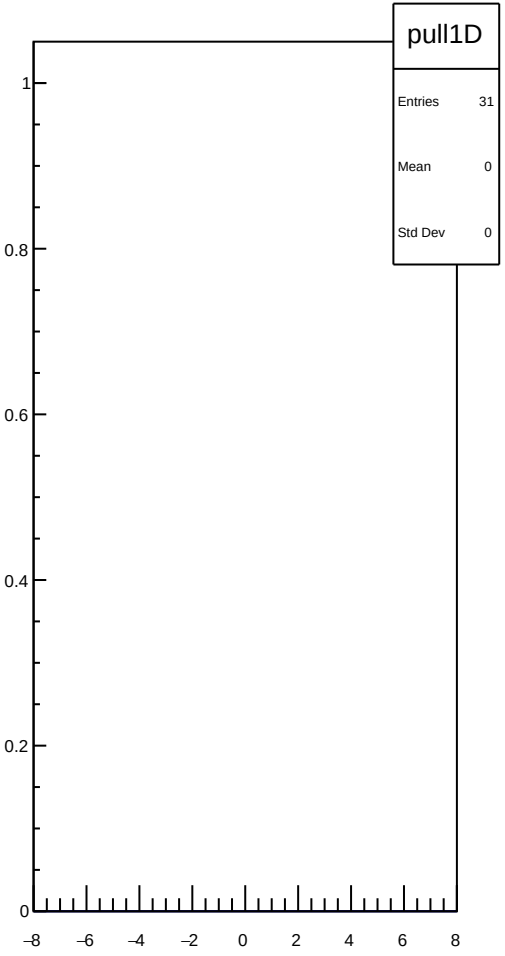

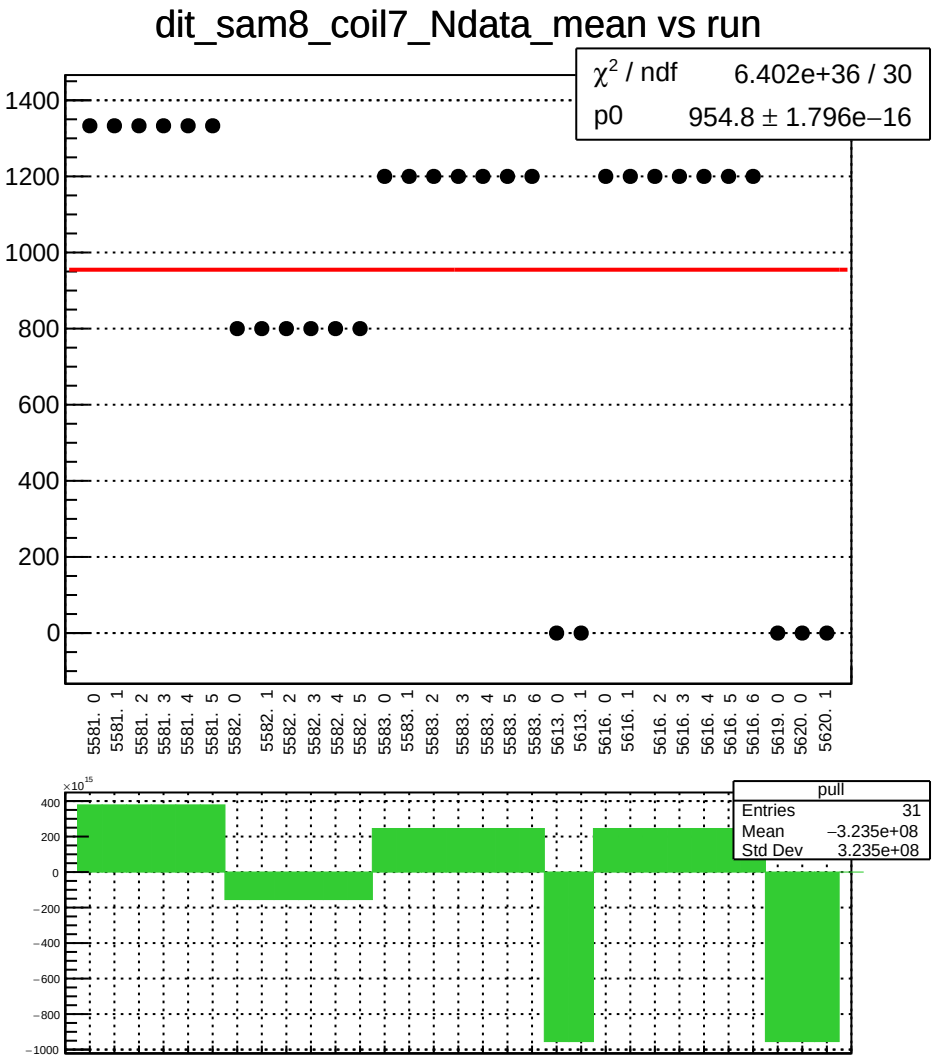
dit_sam8_coil7_Ndata_mean vs run
χ² / ndf 6.402e+36 / 30
p0 954.8 ± 1.796e−16
1400
1200
1000
800
600
400
200
0
5581. 0
5581. 1
5581. 2
5581. 3
5581. 4
5581. 5
5582. 0
5582. 1
5582. 2
5582. 3
5582. 4
5582. 5
5583. 0
5583. 1
5583. 2
5583. 3
5583. 4
5583. 5
5583. 6
5613. 0
5613. 1
5616. 0
5616. 1
5616. 2
5616. 3
5616. 4
5616. 5
5616. 6
5619. 0
5620. 0
5620. 1
×10^15
400
200
0
−200
−400
−600
−800
−1000
pull
Entries 31
Mean −3.235e+08
Std Dev 3.235e+08

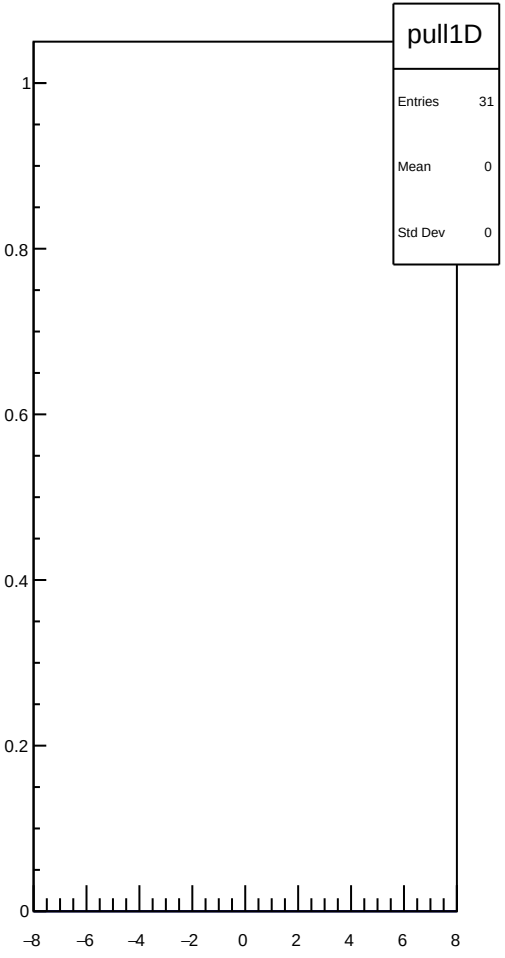
pull1D
Entries 31
Mean 0
Std Dev 0
1
0.8
0.6
0.4
0.2
0
−8
−6
−4
−2
0
2
4
6
8

dit_4aX_coil4_mean vs run

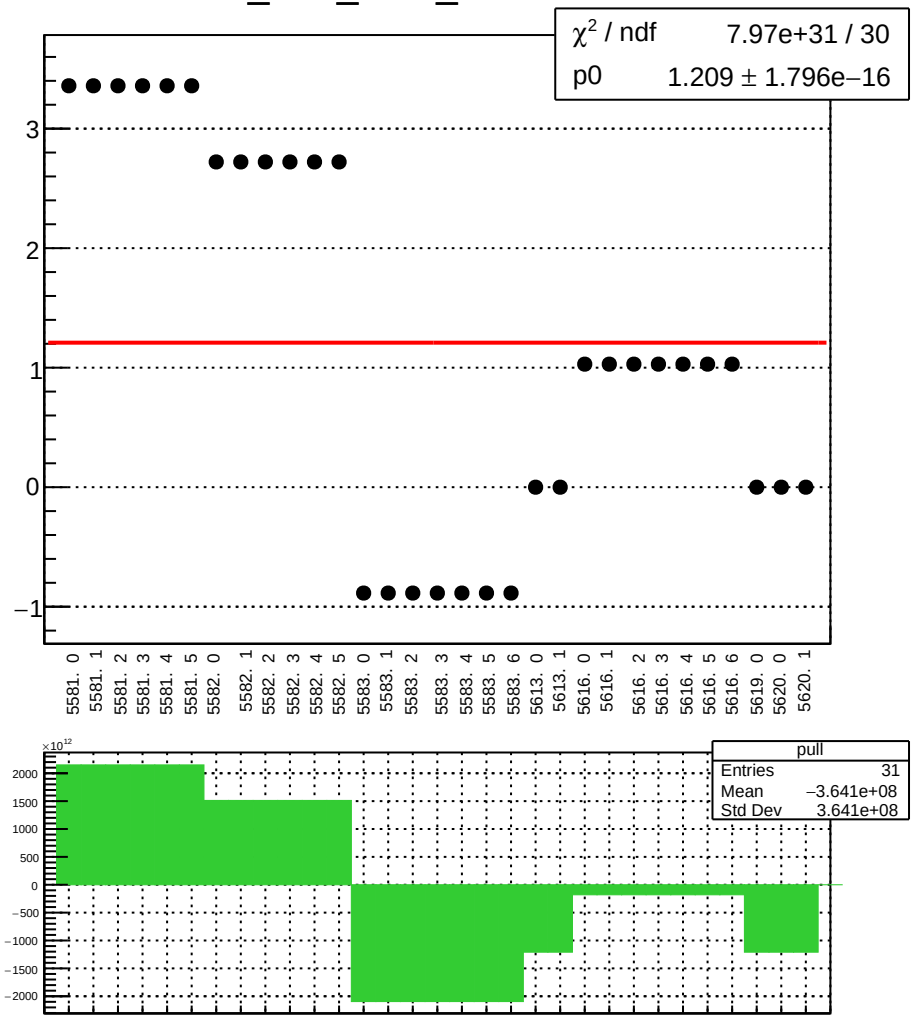

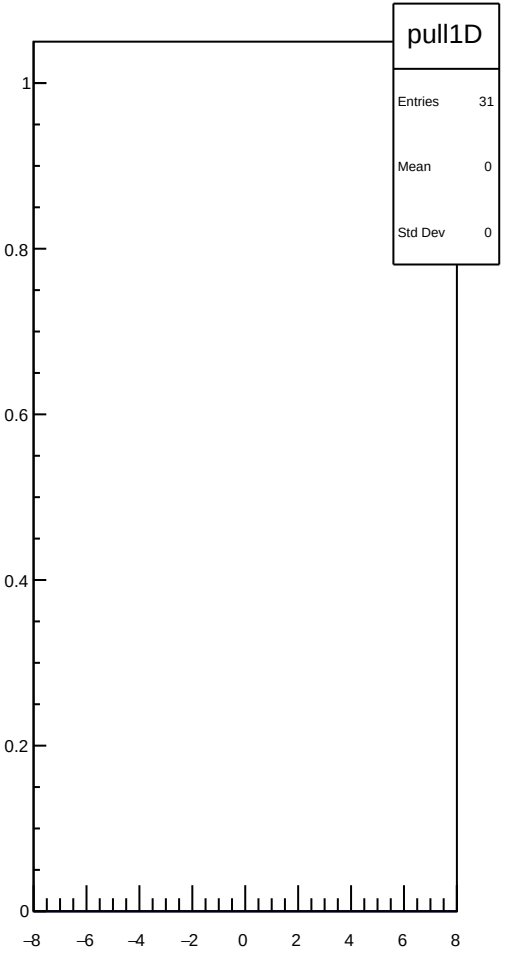

dit_4aX_coil4_err_mean vs run

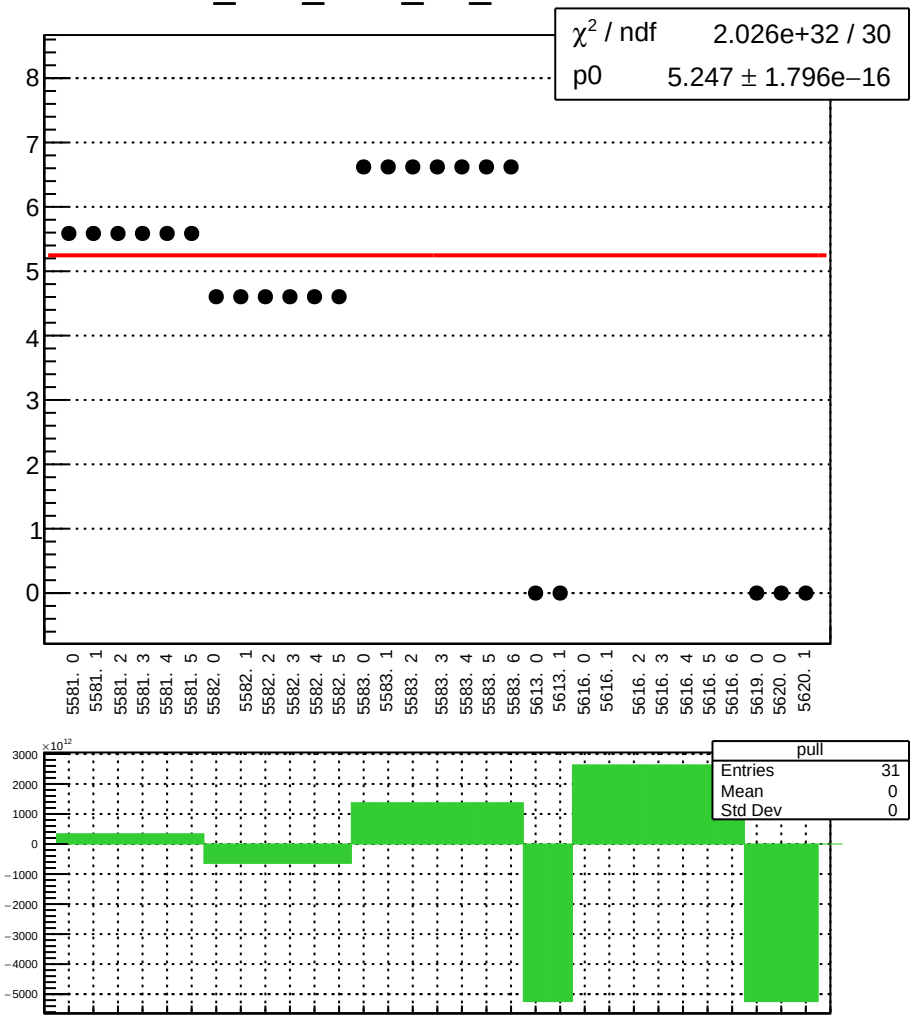

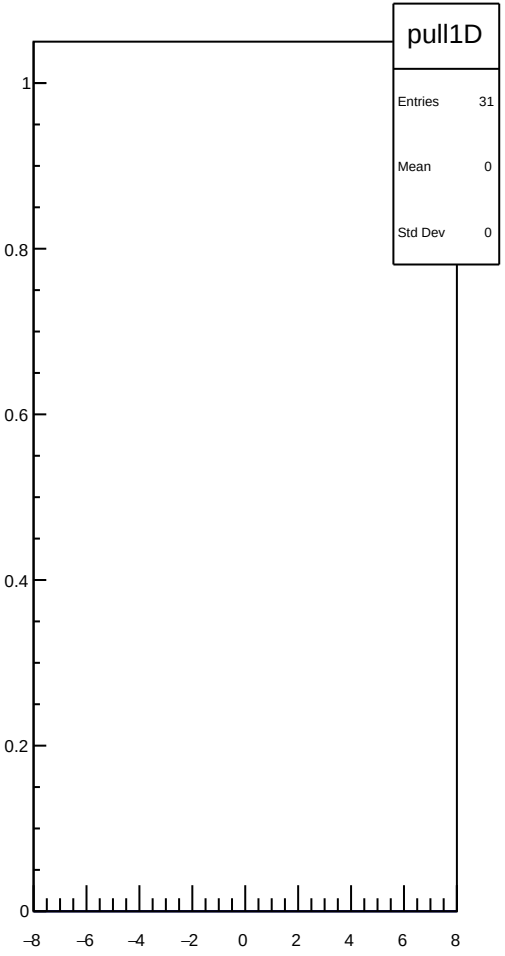

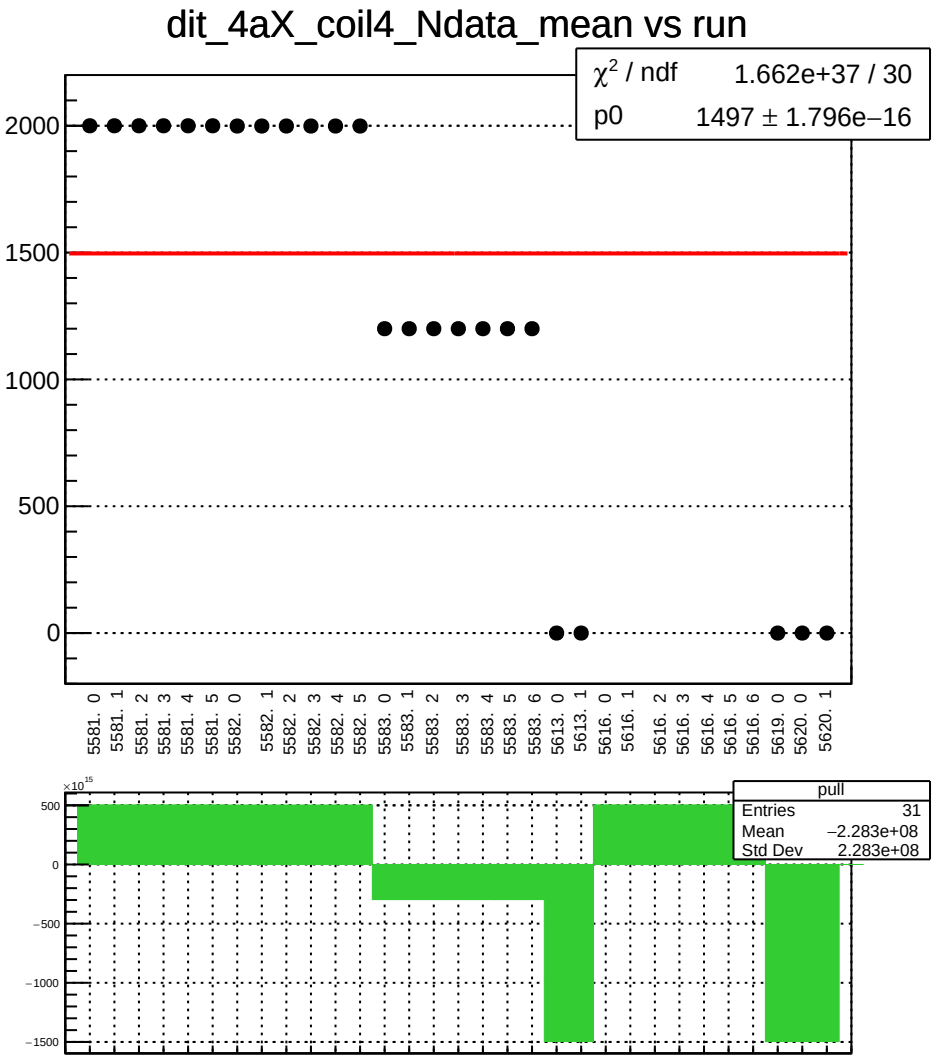
dit_4aX_coil4_Ndata_mean vs run
χ² / ndf 1.662e+37 / 30
p0 1497 ± 1.796e−16
2000
1500
1000
500
0
5581. 0
5581. 1
5581. 2
5581. 3
5581. 4
5581. 5
5582. 0
5582. 1
5582. 2
5582. 3
5582. 4
5582. 5
5583. 0
5583. 1
5583. 2
5583. 3
5583. 4
5583. 5
5583. 6
5613. 0
5613. 1
5616. 0
5616. 1
5616. 2
5616. 3
5616. 4
5616. 5
5616. 6
5619. 0
5620. 0
5620. 1
×10¹⁵
500
0
−500
−1000
−1500
pull
Entries 31
Mean −2.283e+08
Std Dev 2.283e+08

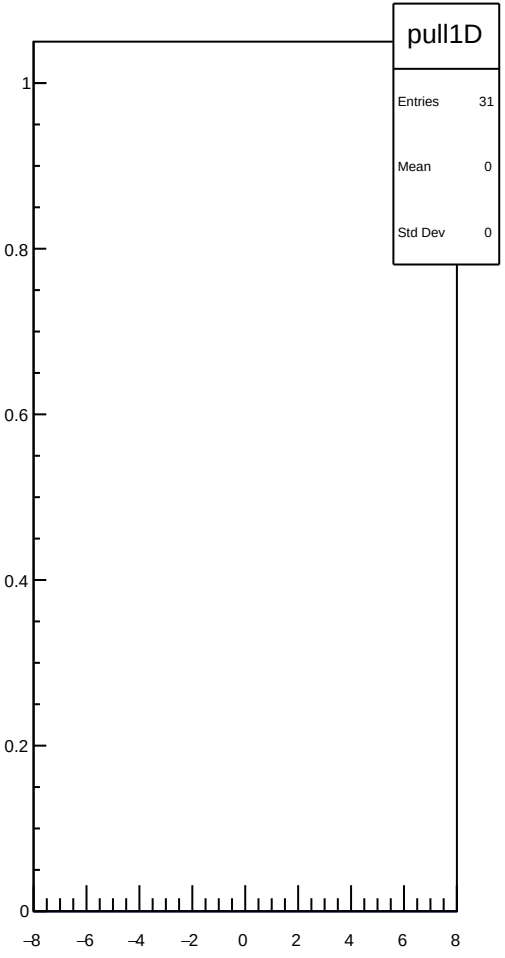
pull1D
Entries 31
Mean 0
Std Dev 0
1
0.8
0.6
0.4
0.2
0
−8
−6
−4
−2
0
2
4
6
8

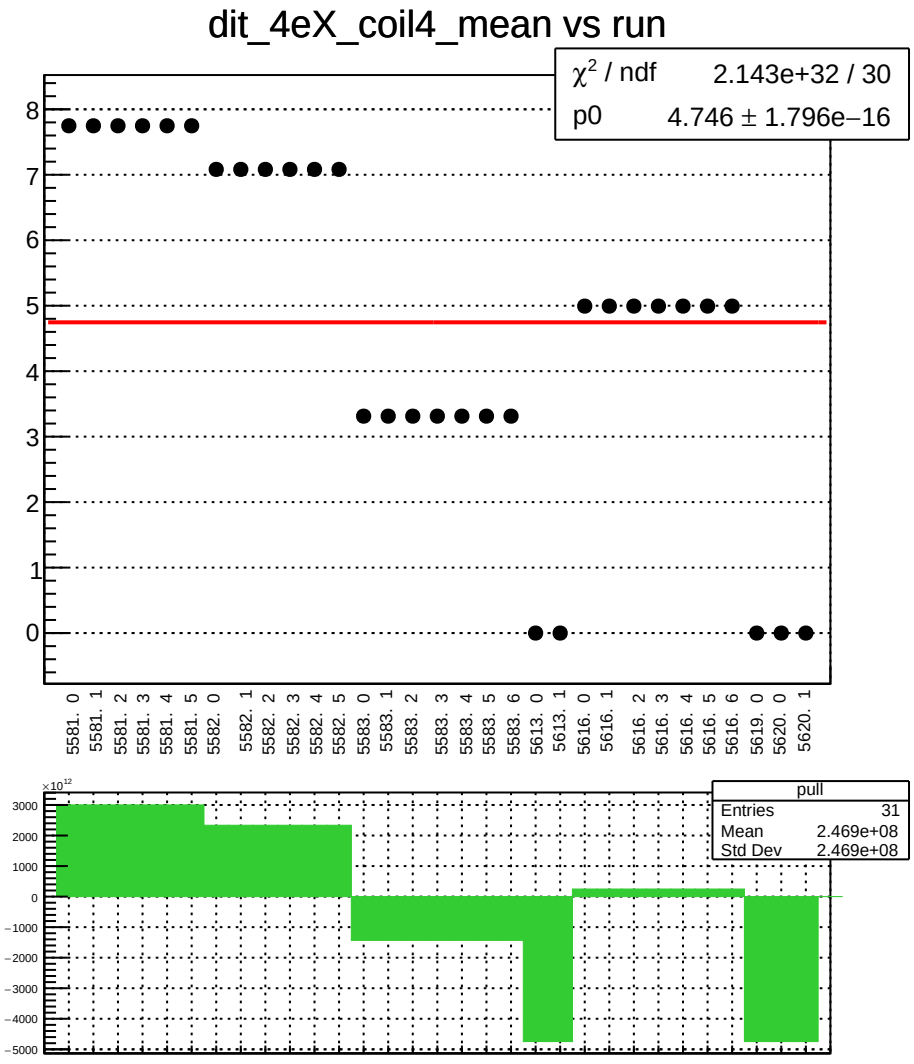
dit_4eX_coil4_mean vs run
χ² / ndf 2.143e+32 / 30
p0 4.746 ± 1.796e−16
5581. 0
5581. 1
5581. 2
5581. 3
5581. 4
5581. 5
5582. 0
5582. 1
5582. 2
5582. 3
5582. 4
5582. 5
5583. 0
5583. 1
5583. 2
5583. 3
5583. 4
5583. 5
5583. 6
5613. 0
5613. 1
5616. 0
5616. 1
5616. 2
5616. 3
5616. 4
5616. 5
5616. 6
5619. 0
5620. 0
5620. 1
pull
Entries 31
Mean 2.469e+08
Std Dev 2.469e+08
×10¹²

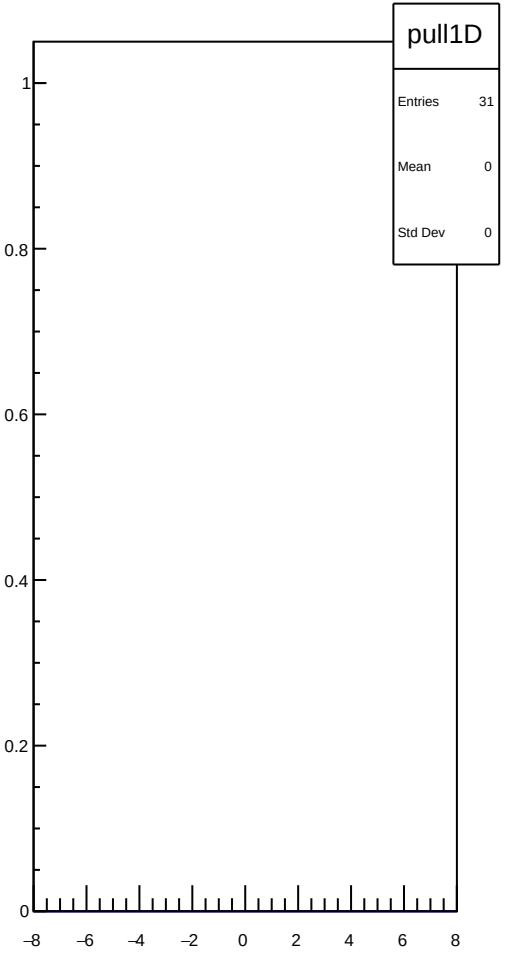
pull1D
Entries 31
Mean 0
Std Dev 0

dit_4eX_coil4_err_mean vs run

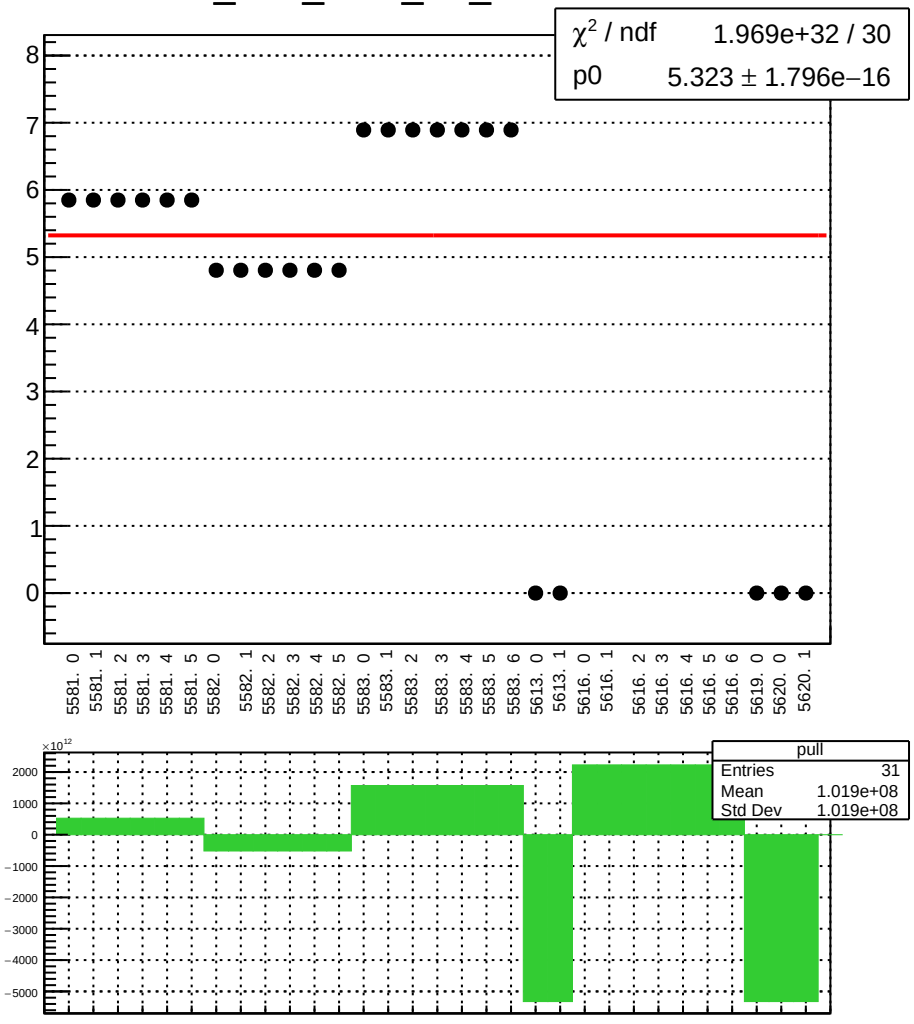

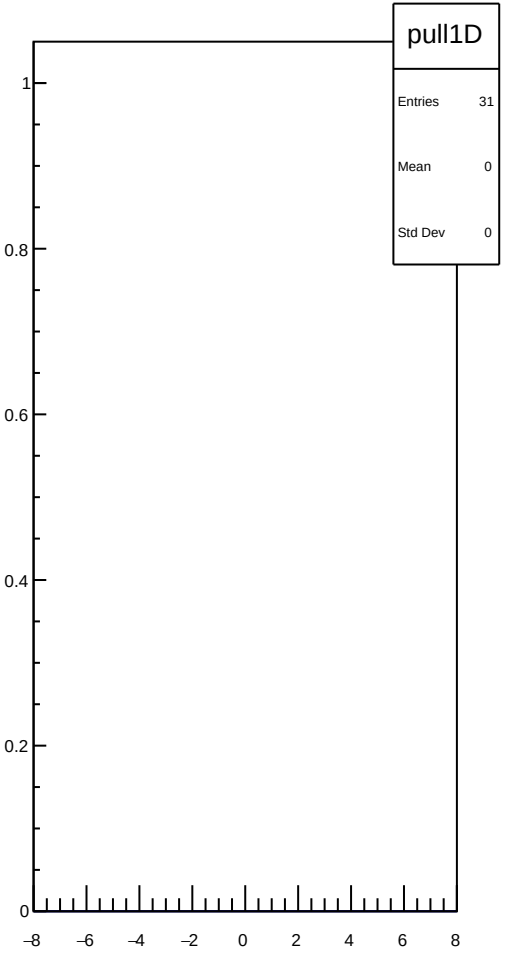

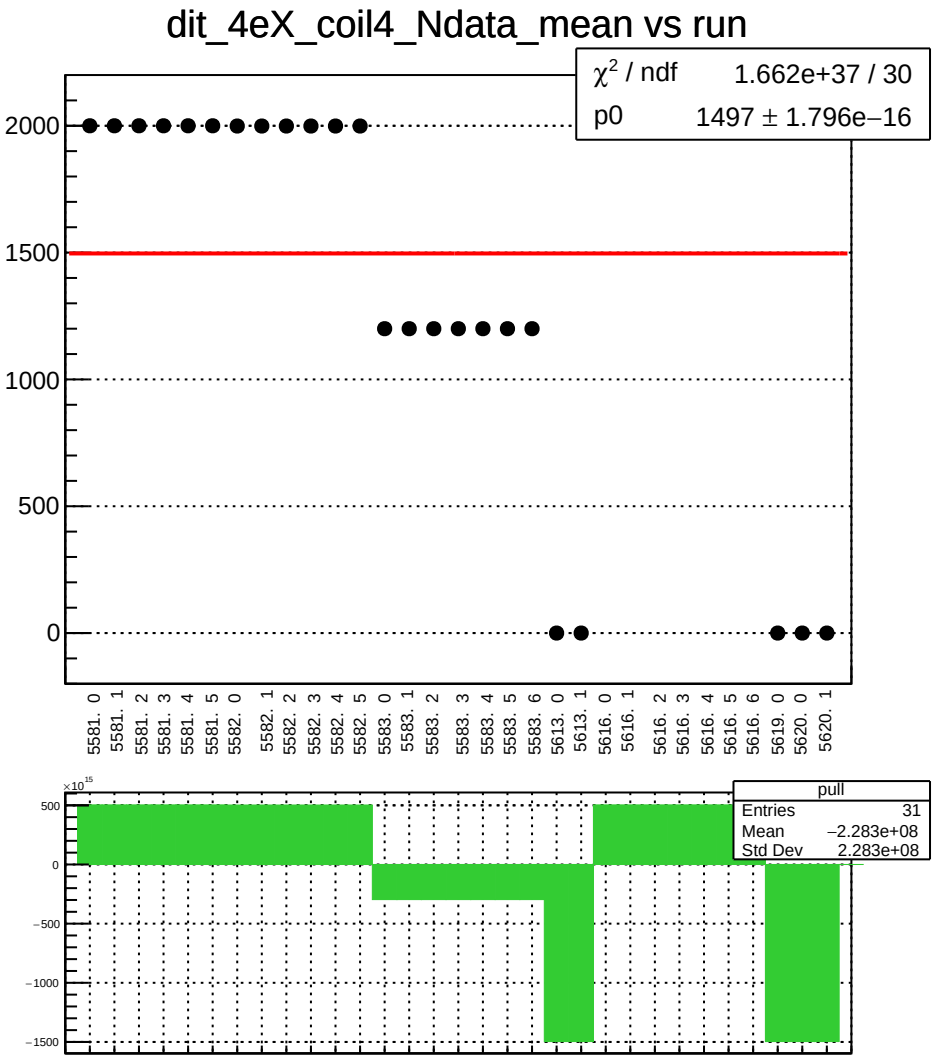
dit_4eX_coil4_Ndata_mean vs run
χ² / ndf 1.662e+37 / 30
p0 1497 ± 1.796e−16
2000
1500
1000
500
0
5581. 0
5581. 1
5581. 2
5581. 3
5581. 4
5581. 5
5582. 0
5582. 1
5582. 2
5582. 3
5582. 4
5582. 5
5583. 0
5583. 1
5583. 2
5583. 3
5583. 4
5583. 5
5583. 6
5613. 0
5613. 1
5616. 0
5616. 1
5616. 2
5616. 3
5616. 4
5616. 5
5616. 6
5619. 0
5620. 0
5620. 1
×10¹⁵
500
0
−500
−1000
−1500
pull
Entries 31
Mean −2.283e+08
Std Dev 2.283e+08

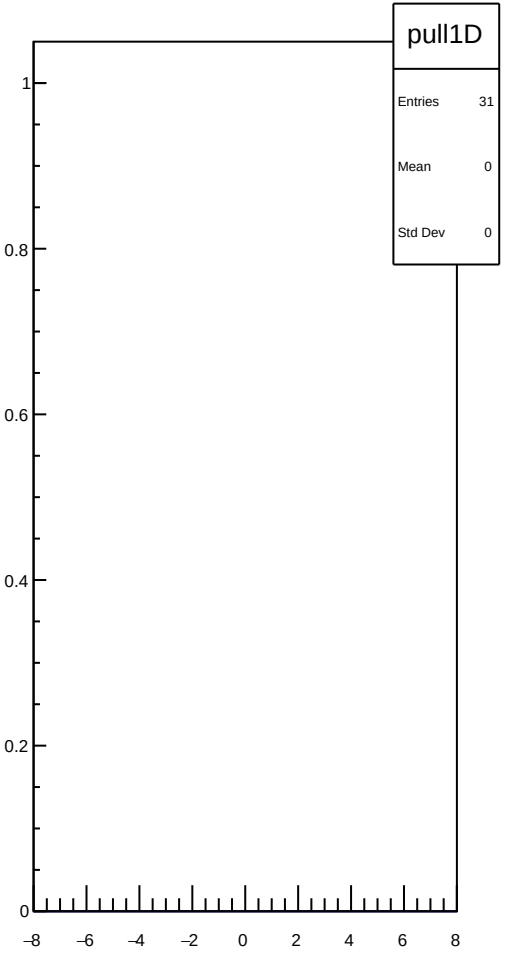
pull1D
Entries 31
Mean 0
Std Dev 0
1
0.8
0.6
0.4
0.2
0
−8
−6
−4
−2
0
2
4
6
8

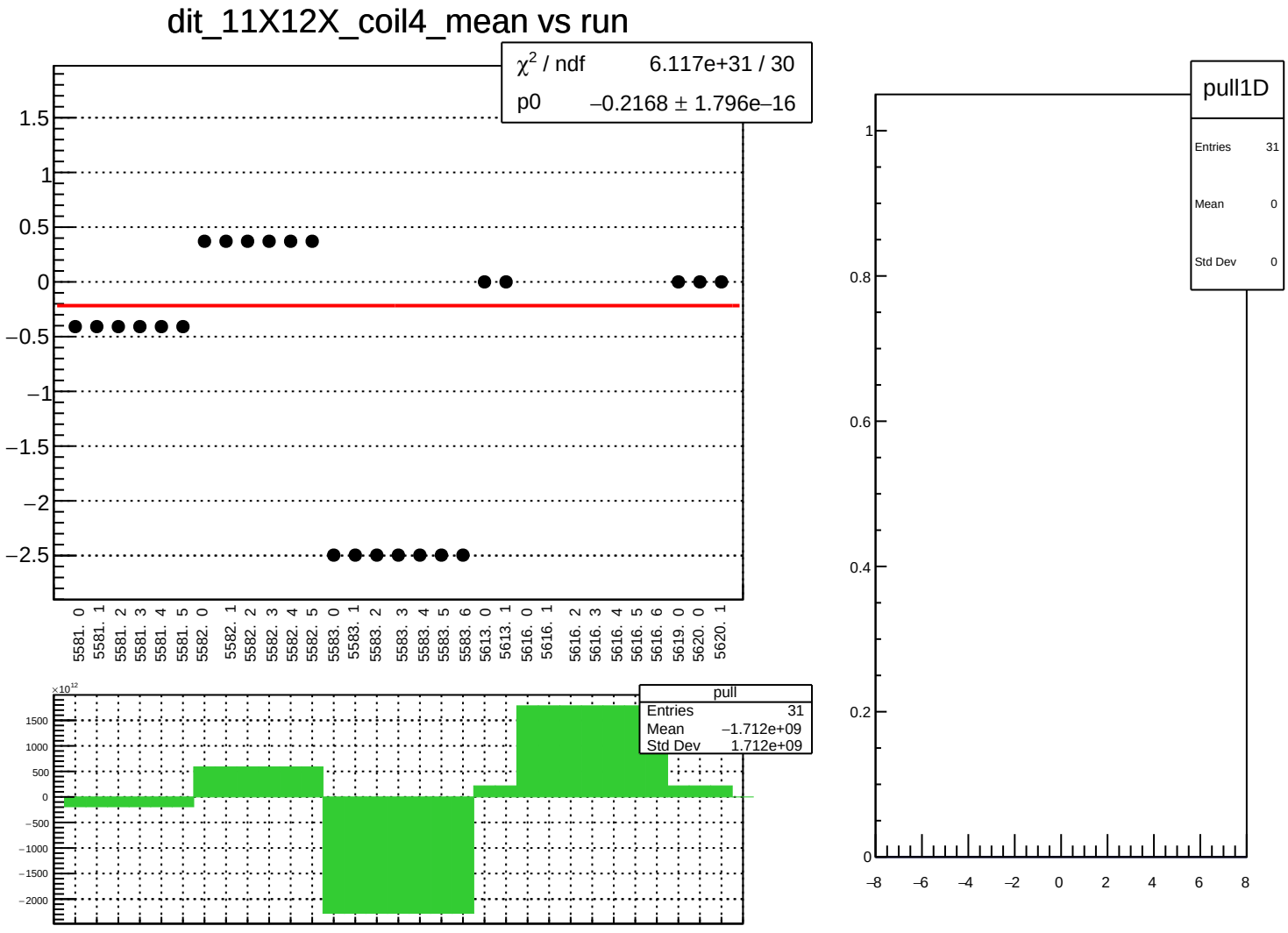
dit_11X12X_coil4_mean vs run
χ² / ndf 6.117e+31 / 30
p0 −0.2168 ± 1.796e−16
1.5
1
0.5
0
−0.5
−1
−1.5
−2
−2.5
5581. 0
5581. 1
5581. 2
5581. 3
5581. 4
5581. 5
5582. 0
5582. 1
5582. 2
5582. 3
5582. 4
5582. 5
5583. 0
5583. 1
5583. 2
5583. 3
5583. 4
5583. 5
5583. 6
5613. 0
5613. 1
5616. 0
5616. 1
5616. 2
5616. 3
5616. 4
5616. 5
5616. 6
5619. 0
5620. 0
5620. 1
×10¹²
1500
1000
500
0
−500
−1000
−1500
−2000
pull
Entries 31
Mean −1.712e+09
Std Dev 1.712e+09
pull1D
Entries 31
Mean 0
Std Dev 0
1
0.8
0.6
0.4
0.2
0
−8
−6
−4
−2
0
2
4
6
8

dit_11X12X_coil4_err_mean vs run

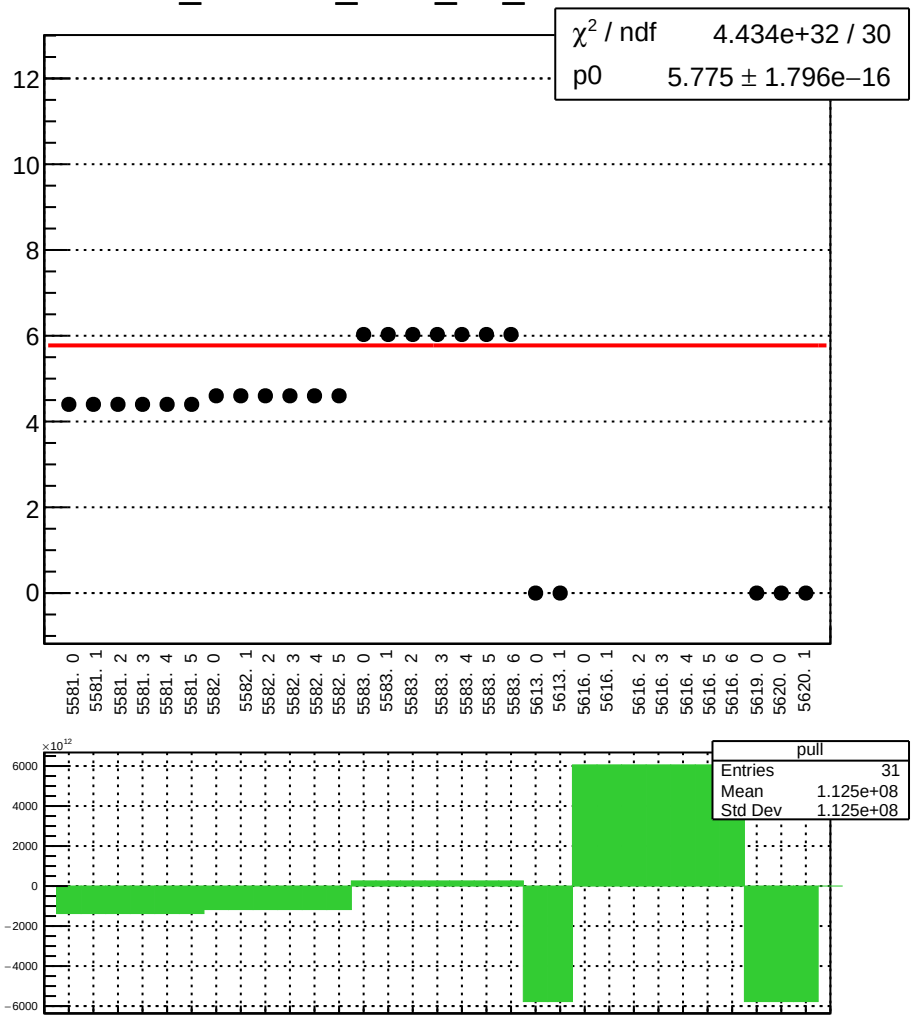

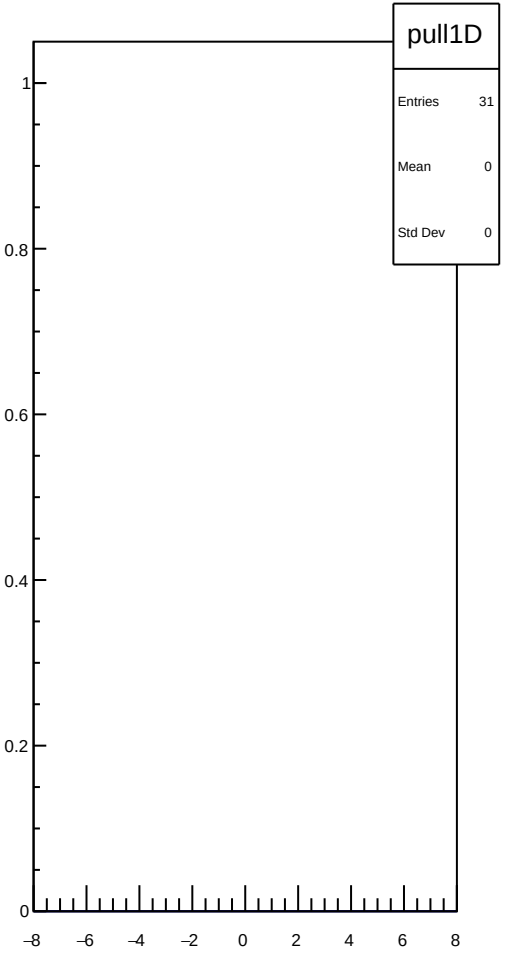

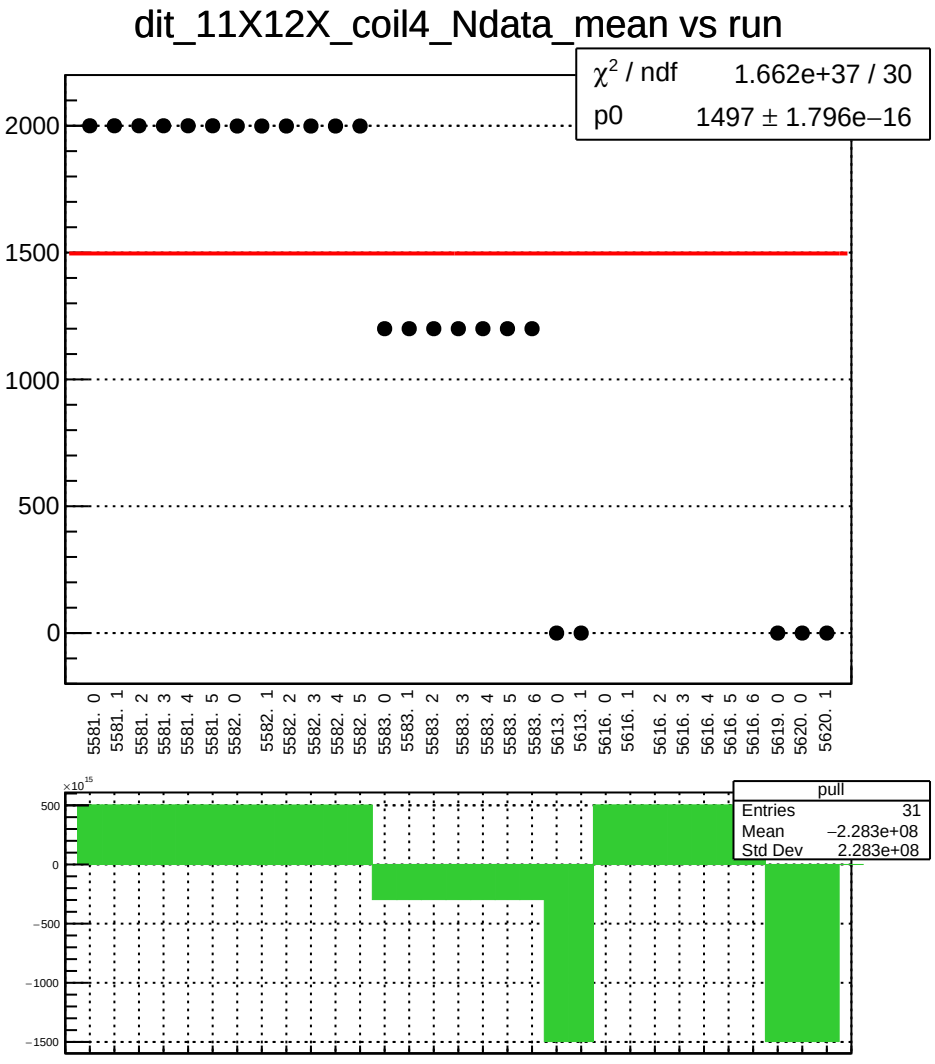
dit_11X12X_coil4_Ndata_mean vs run
χ² / ndf 1.662e+37 / 30
p0 1497 ± 1.796e−16
2000
1500
1000
500
0
5581. 0
5581. 1
5581. 2
5581. 3
5581. 4
5581. 5
5582. 0
5582. 1
5582. 2
5582. 3
5582. 4
5582. 5
5583. 0
5583. 1
5583. 2
5583. 3
5583. 4
5583. 5
5583. 6
5613. 0
5613. 1
5616. 0
5616. 1
5616. 2
5616. 3
5616. 4
5616. 5
5616. 6
5619. 0
5620. 0
5620. 1
×10^15
500
0
−500
−1000
−1500
pull
Entries 31
Mean −2.283e+08
Std Dev 2.283e+08

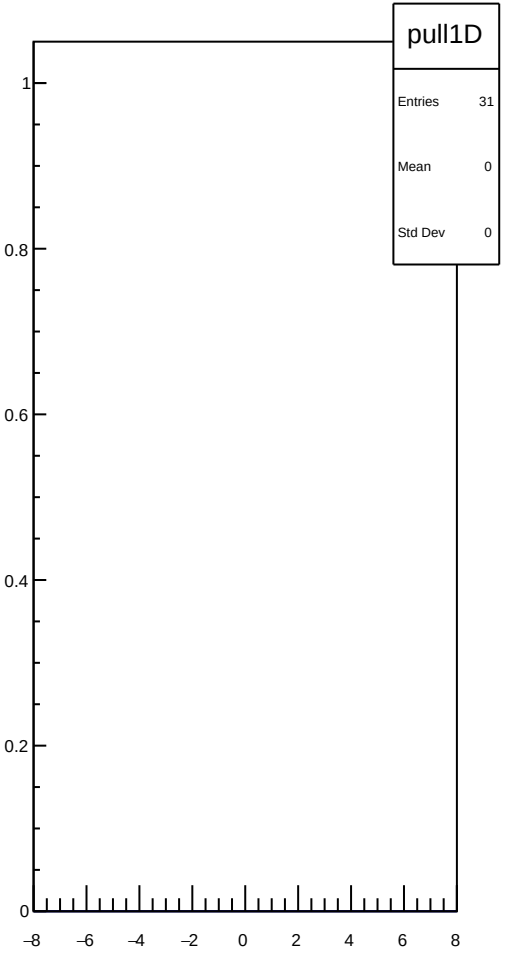
pull1D
Entries 31
Mean 0
Std Dev 0
1
0.8
0.6
0.4
0.2
0
−8
−6
−4
−2
0
2
4
6
8

dit_4aY_coil4_mean vs run

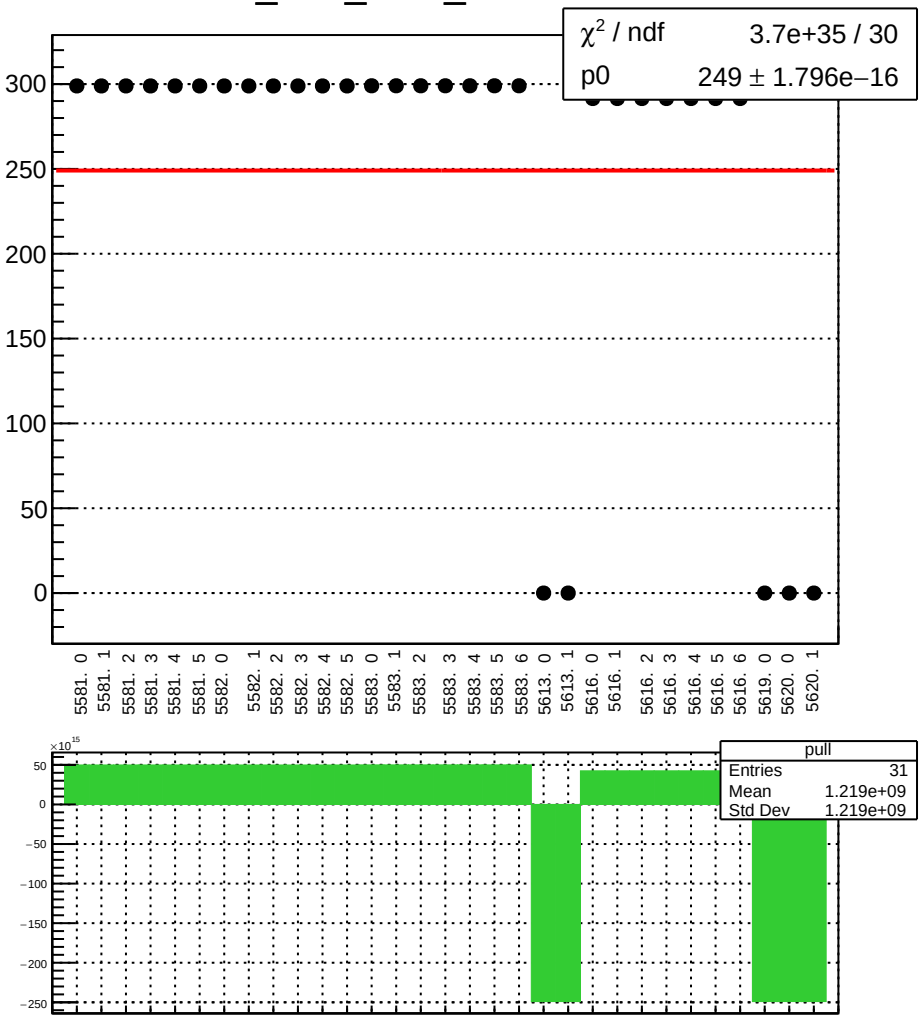

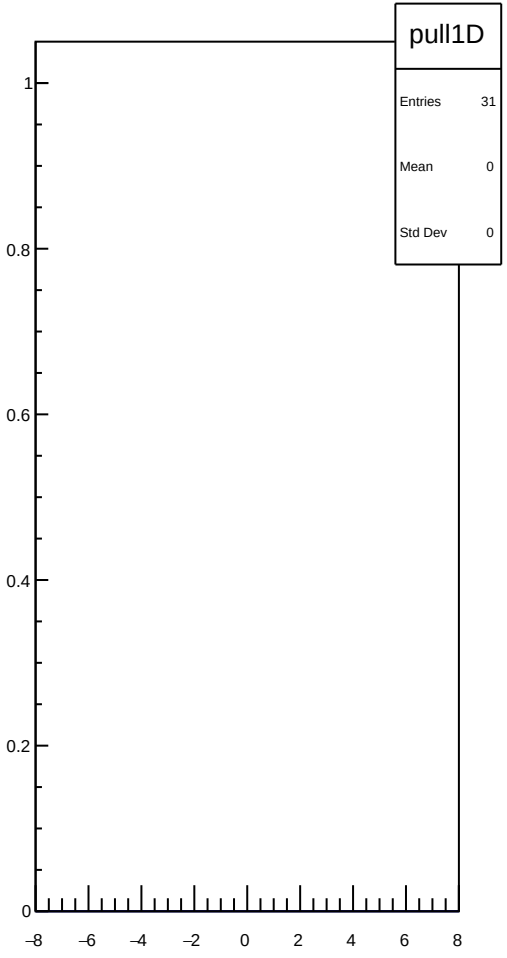

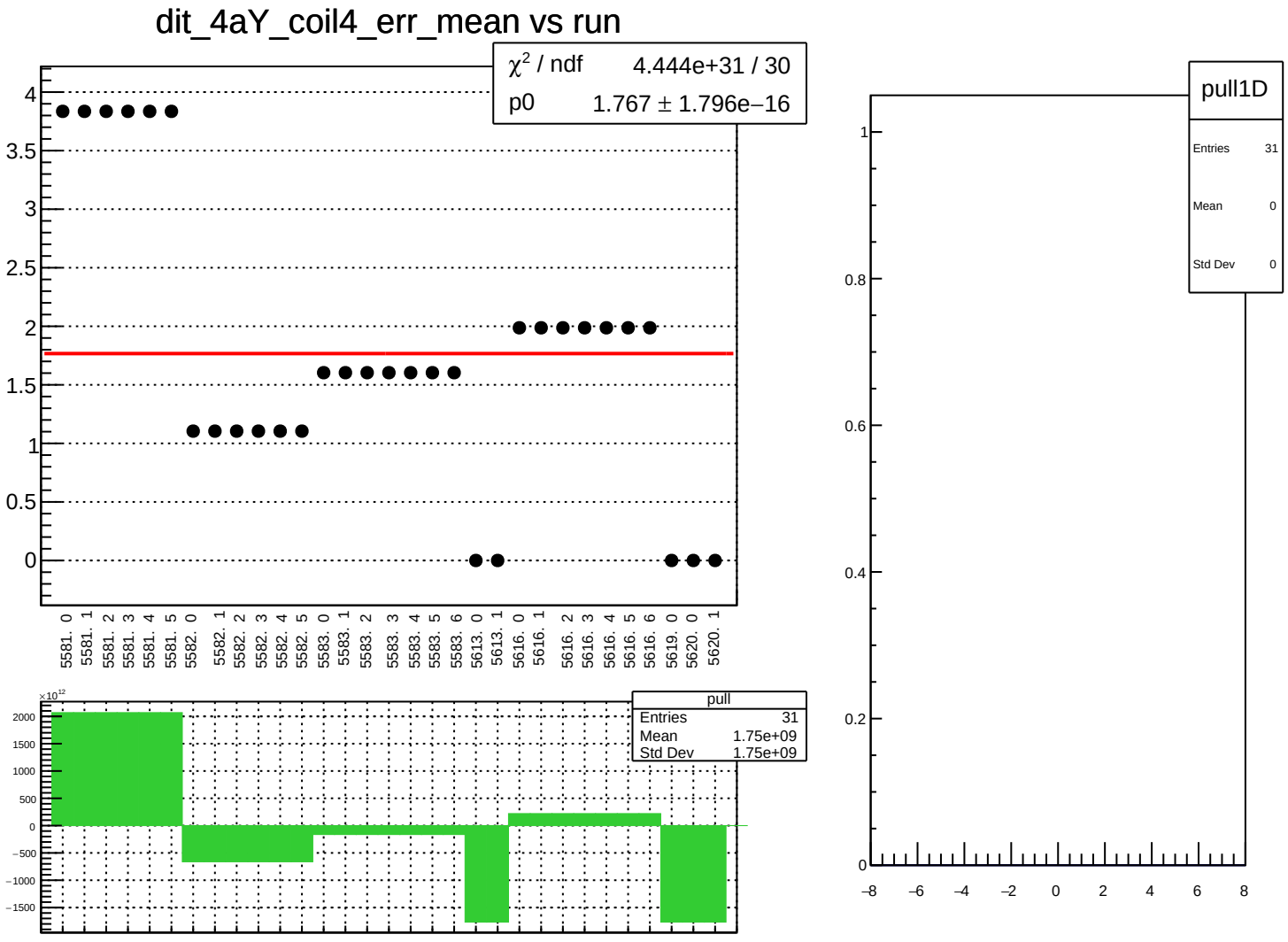
dit_4aY_coil4_err_mean vs run
χ² / ndf 4.444e+31 / 30
p0 1.767 ± 1.796e−16
4
3.5
3
2.5
2
1.5
1
0.5
0
5581. 0
5581. 1
5581. 2
5581. 3
5581. 4
5581. 5
5582. 0
5582. 1
5582. 2
5582. 3
5582. 4
5582. 5
5583. 0
5583. 1
5583. 2
5583. 3
5583. 4
5583. 5
5583. 6
5613. 0
5613. 1
5616. 0
5616. 1
5616. 2
5616. 3
5616. 4
5616. 5
5616. 6
5619. 0
5620. 0
5620. 1
×10¹²
2000
1500
1000
500
0
−500
−1000
−1500
pull
Entries 31
Mean 1.75e+09
Std Dev 1.75e+09
pull1D
Entries 31
Mean 0
Std Dev 0
1
0.8
0.6
0.4
0.2
0
−8
−6
−4
−2
0
2
4
6
8

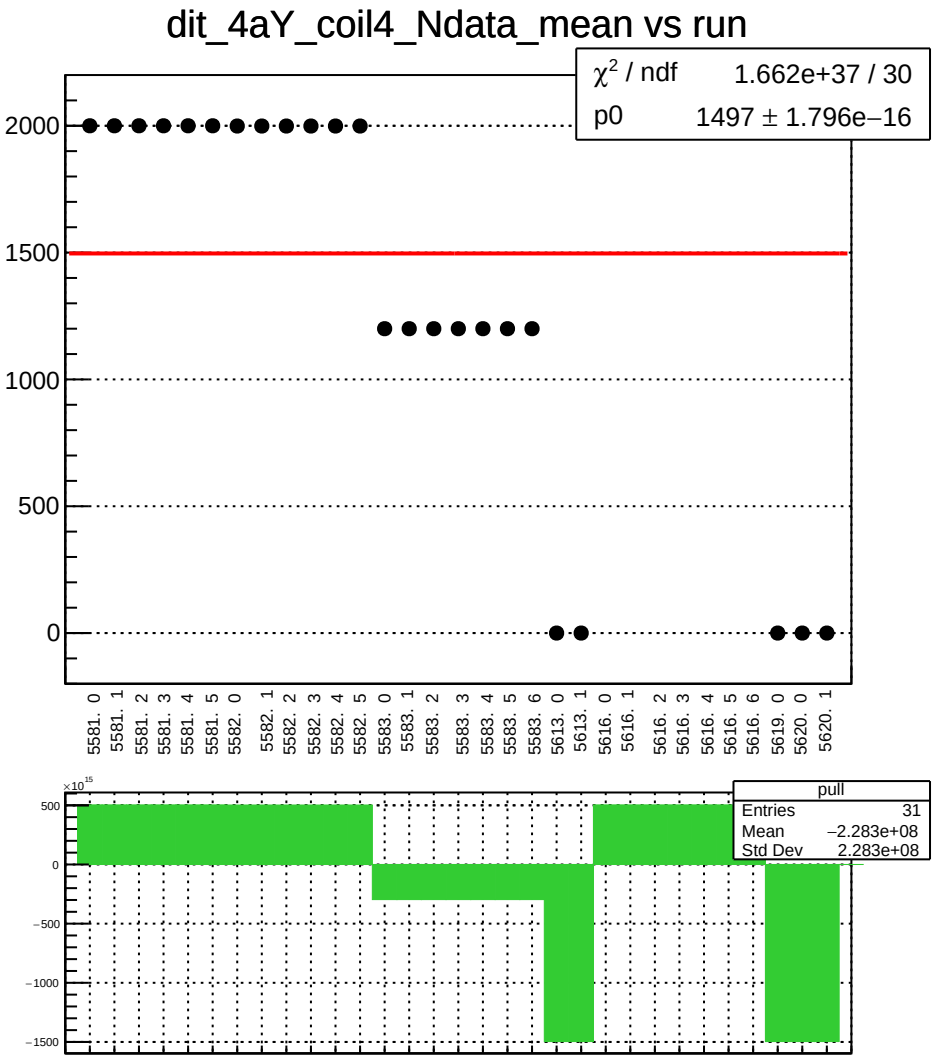
dit_4aY_coil4_Ndata_mean vs run
χ² / ndf 1.662e+37 / 30
p0 1497 ± 1.796e−16
2000
1500
1000
500
0
5581. 0
5581. 1
5581. 2
5581. 3
5581. 4
5581. 5
5582. 0
5582. 1
5582. 2
5582. 3
5582. 4
5582. 5
5583. 0
5583. 1
5583. 2
5583. 3
5583. 4
5583. 5
5583. 6
5613. 0
5613. 1
5616. 0
5616. 1
5616. 2
5616. 3
5616. 4
5616. 5
5616. 6
5619. 0
5620. 0
5620. 1
×10¹⁵
500
0
−500
−1000
−1500
pull
Entries 31
Mean −2.283e+08
Std Dev 2.283e+08

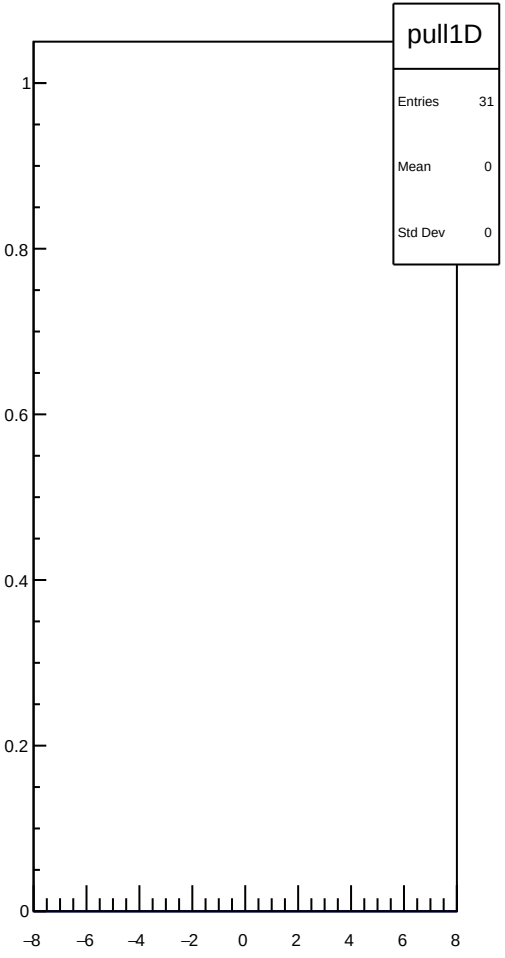
pull1D
Entries 31
Mean 0
Std Dev 0
1
0.8
0.6
0.4
0.2
0
−8
−6
−4
−2
0
2
4
6
8

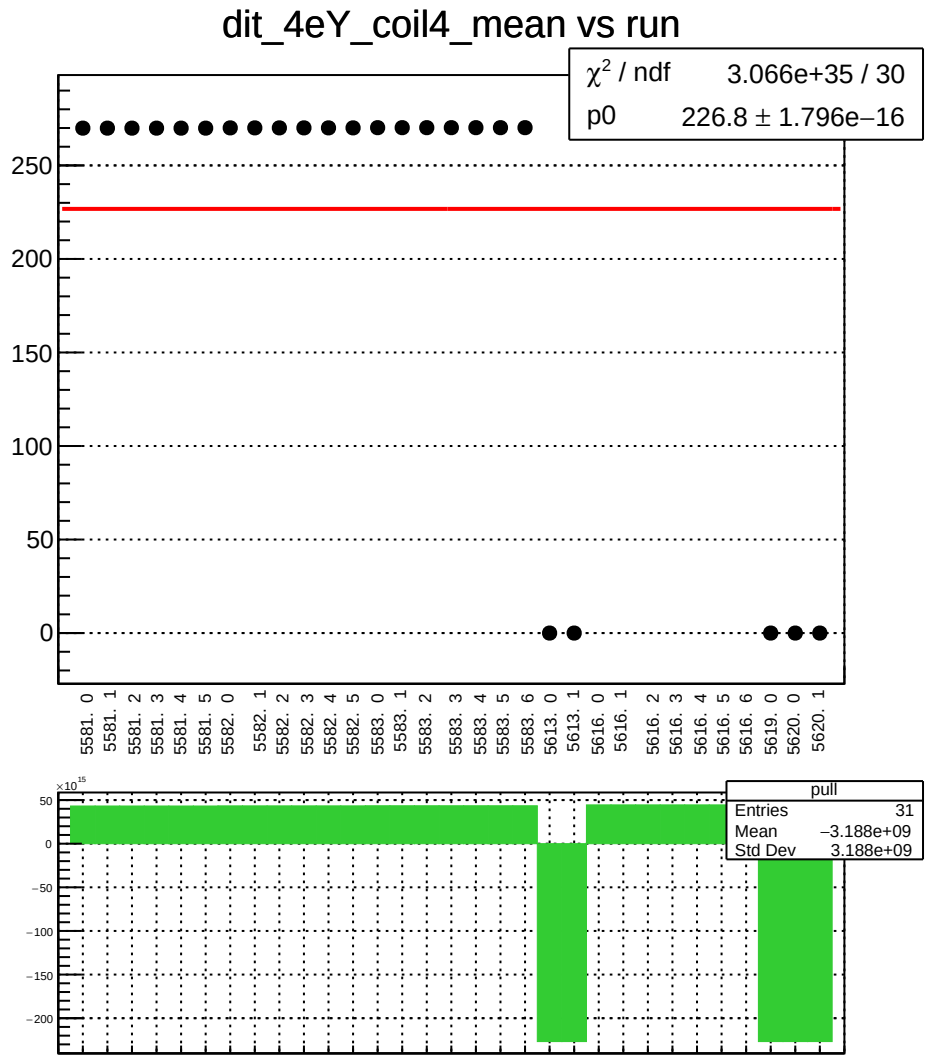
dit_4eY_coil4_mean vs run
χ² / ndf 3.066e+35 / 30
p0 226.8 ± 1.796e−16
250
200
150
100
50
0
5581. 0
5581. 1
5581. 2
5581. 3
5581. 4
5581. 5
5582. 0
5582. 1
5582. 2
5582. 3
5582. 4
5582. 5
5583. 0
5583. 1
5583. 2
5583. 3
5583. 4
5583. 5
5583. 6
5613. 0
5613. 1
5616. 0
5616. 1
5616. 2
5616. 3
5616. 4
5616. 5
5616. 6
5619. 0
5620. 0
5620. 1
×10^15
50
0
−50
−100
−150
−200
pull
Entries 31
Mean −3.188e+09
Std Dev 3.188e+09

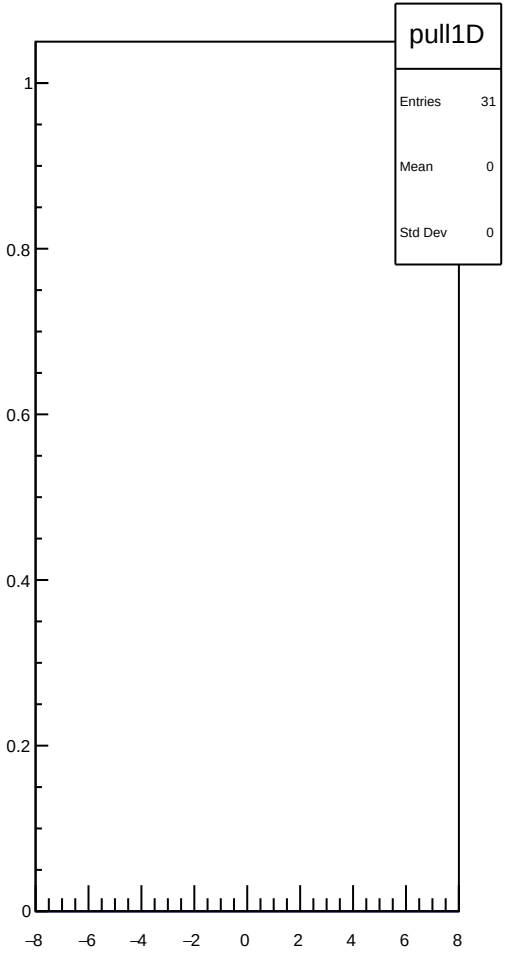
pull1D
Entries 31
Mean 0
Std Dev 0
1
0.8
0.6
0.4
0.2
0
−8
−6
−4
−2
0
2
4
6
8

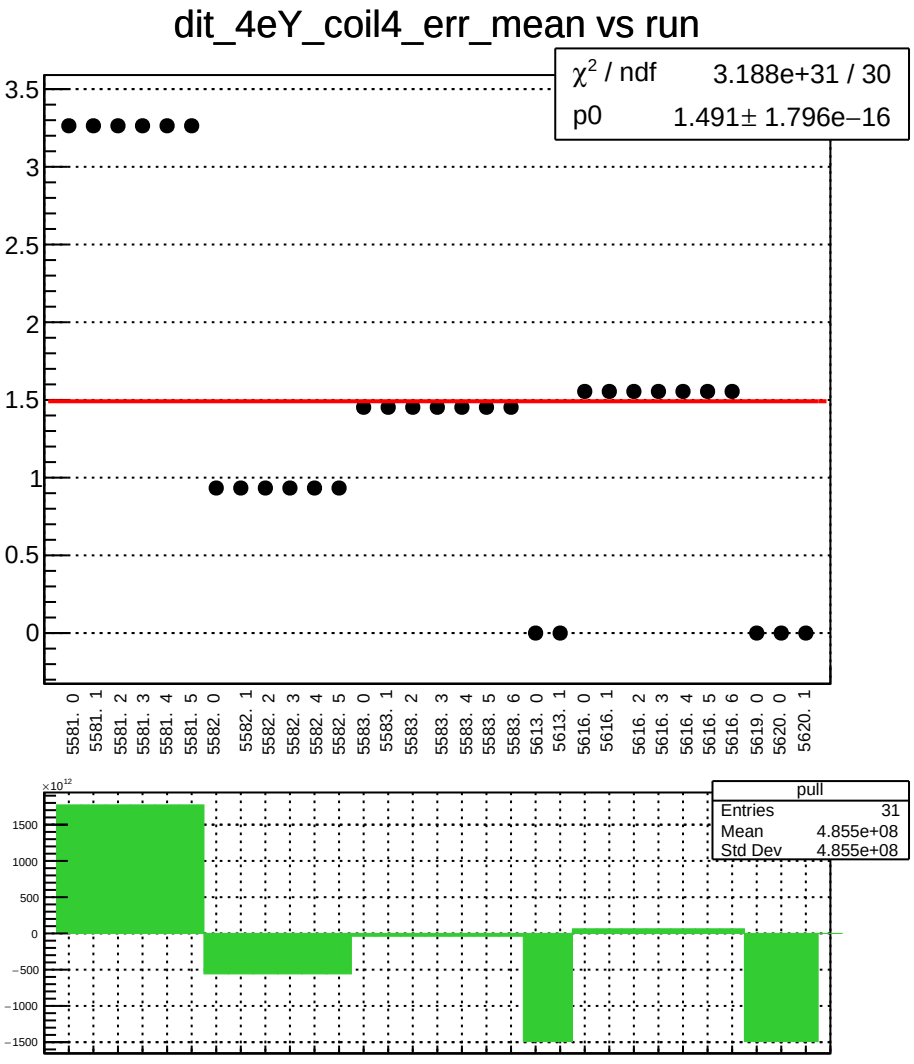
dit_4eY_coil4_err_mean vs run
χ² / ndf 3.188e+31 / 30
p0 1.491± 1.796e−16
3.5
3
2.5
2
1.5
1
0.5
0
5581. 0
5581. 1
5581. 2
5581. 3
5581. 4
5581. 5
5582. 0
5582. 1
5582. 2
5582. 3
5582. 4
5582. 5
5583. 0
5583. 1
5583. 2
5583. 3
5583. 4
5583. 5
5583. 6
5613. 0
5613. 1
5616. 0
5616. 1
5616. 2
5616. 3
5616. 4
5616. 5
5616. 6
5619. 0
5620. 0
5620. 1
×10¹²
1500
1000
500
0
−500
−1000
−1500
pull
Entries 31
Mean 4.855e+08
Std Dev 4.855e+08

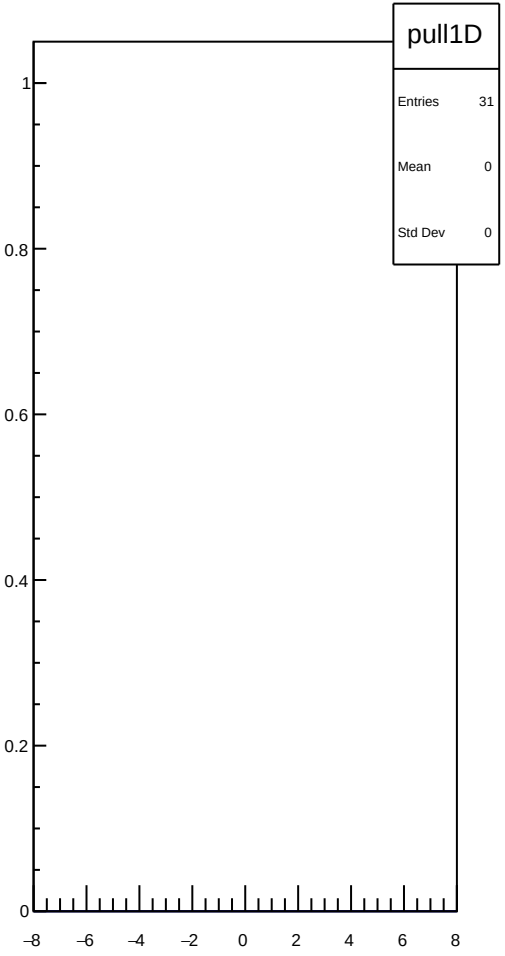
pull1D
Entries 31
Mean 0
Std Dev 0
1
0.8
0.6
0.4
0.2
0
−8
−6
−4
−2
0
2
4
6
8

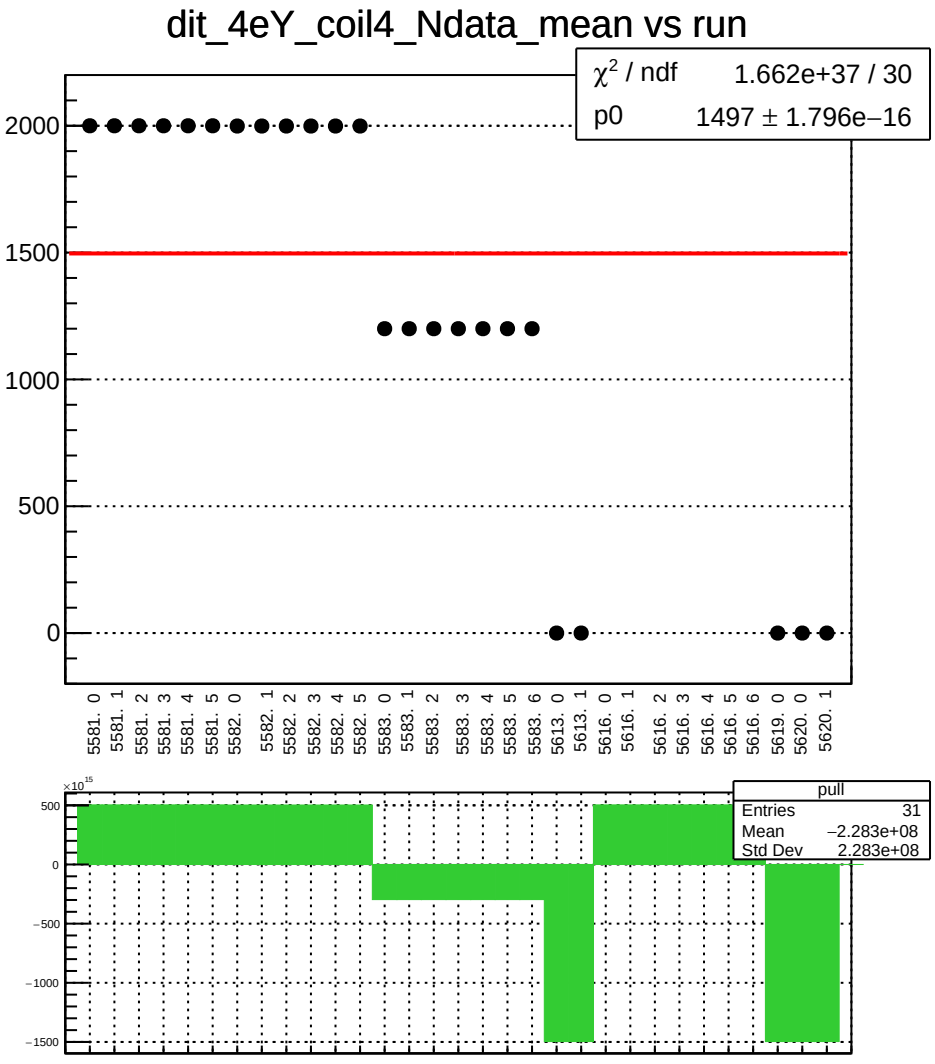
dit_4eY_coil4_Ndata_mean vs run
χ² / ndf 1.662e+37 / 30
p0 1497 ± 1.796e−16
2000
1500
1000
500
0
5581. 0
5581. 1
5581. 2
5581. 3
5581. 4
5581. 5
5582. 0
5582. 1
5582. 2
5582. 3
5582. 4
5582. 5
5583. 0
5583. 1
5583. 2
5583. 3
5583. 4
5583. 5
5583. 6
5613. 0
5613. 1
5616. 0
5616. 1
5616. 2
5616. 3
5616. 4
5616. 5
5616. 6
5619. 0
5620. 0
5620. 1
×10¹⁵
500
0
−500
−1000
−1500
pull
Entries 31
Mean −2.283e+08
Std Dev 2.283e+08

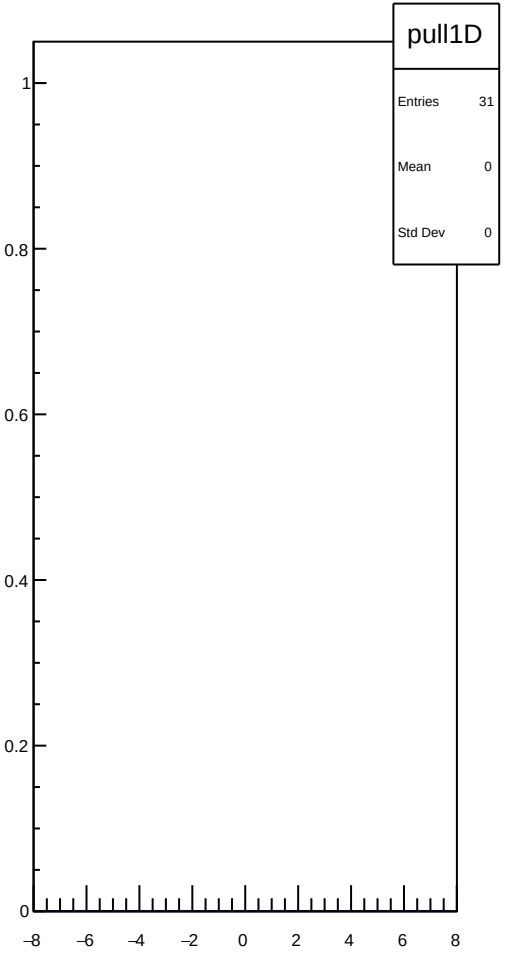
pull1D
Entries 31
Mean 0
Std Dev 0
1
0.8
0.6
0.4
0.2
0
−8
−6
−4
−2
0
2
4
6
8

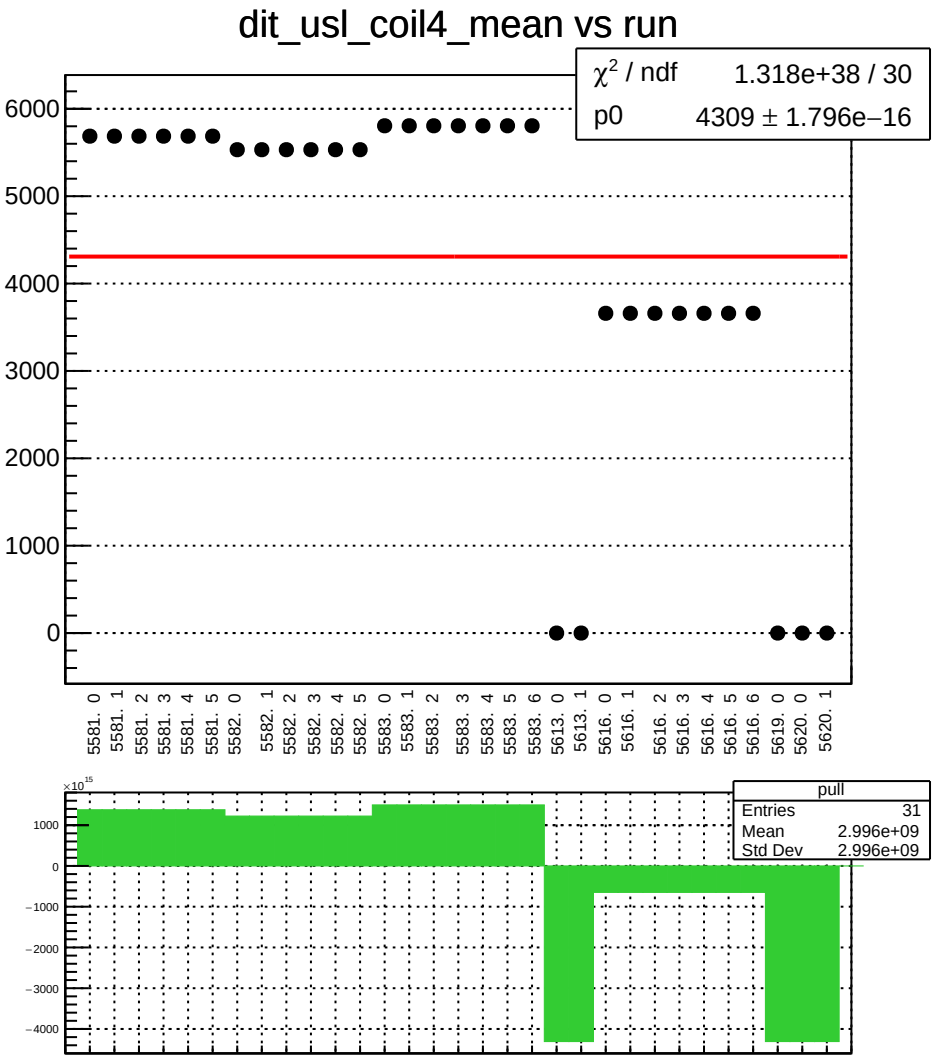
dit_usl_coil4_mean vs run
χ² / ndf 1.318e+38 / 30
p0 4309 ± 1.796e−16
6000
5000
4000
3000
2000
1000
0
5581. 0
5581. 1
5581. 2
5581. 3
5581. 4
5581. 5
5582. 0
5582. 1
5582. 2
5582. 3
5582. 4
5582. 5
5583. 0
5583. 1
5583. 2
5583. 3
5583. 4
5583. 5
5583. 6
5613. 0
5613. 1
5616. 0
5616. 1
5616. 2
5616. 3
5616. 4
5616. 5
5616. 6
5619. 0
5620. 0
5620. 1
×10^15
1000
0
−1000
−2000
−3000
−4000
pull
Entries 31
Mean 2.996e+09
Std Dev 2.996e+09

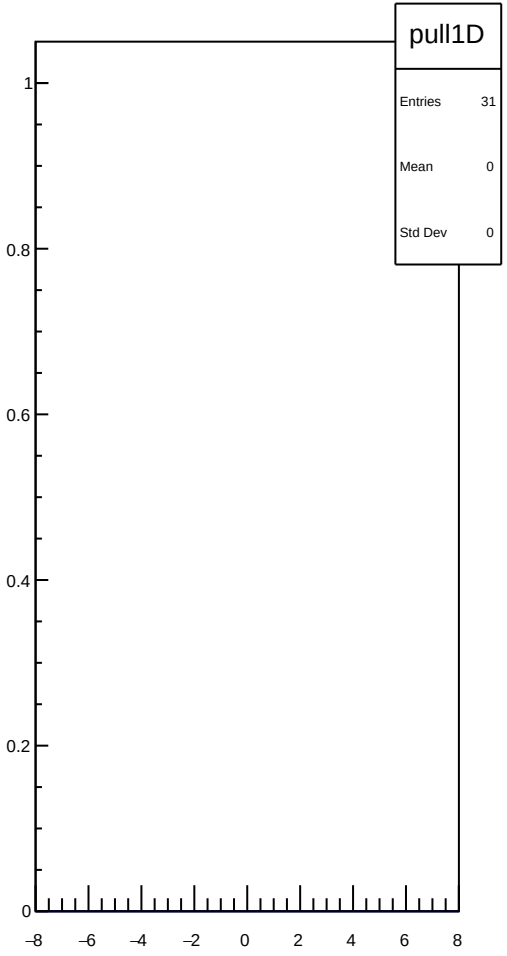
pull1D
Entries 31
Mean 0
Std Dev 0
1
0.8
0.6
0.4
0.2
0
−8
−6
−4
−2
0
2
4
6
8

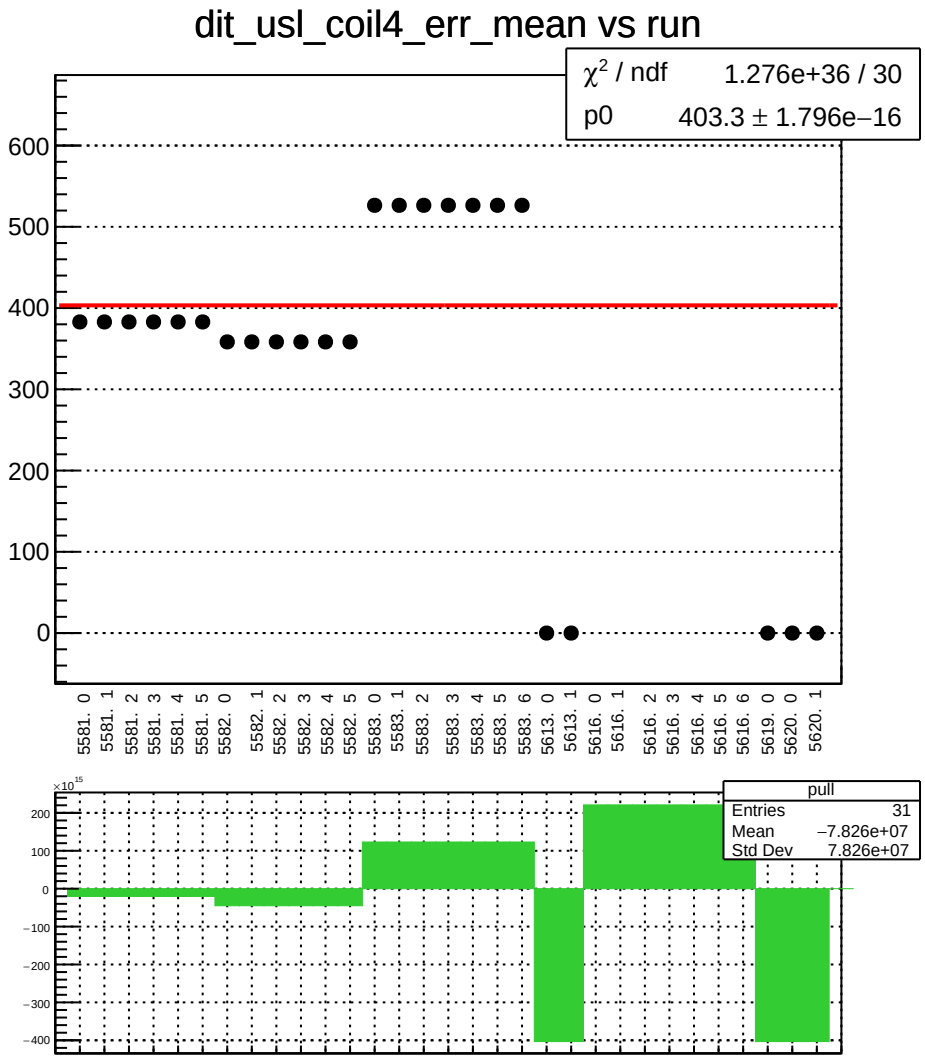
dit_usl_coil4_err_mean vs run
χ² / ndf 1.276e+36 / 30
p0 403.3 ± 1.796e−16
600
500
400
300
200
100
0
5581. 0
5581. 1
5581. 2
5581. 3
5581. 4
5581. 5
5582. 0
5582. 1
5582. 2
5582. 3
5582. 4
5582. 5
5583. 0
5583. 1
5583. 2
5583. 3
5583. 4
5583. 5
5583. 6
5613. 0
5613. 1
5616. 0
5616. 1
5616. 2
5616. 3
5616. 4
5616. 5
5616. 6
5619. 0
5620. 0
5620. 1
×10^15
200
100
0
−100
−200
−300
−400
pull
Entries 31
Mean −7.826e+07
Std Dev 7.826e+07

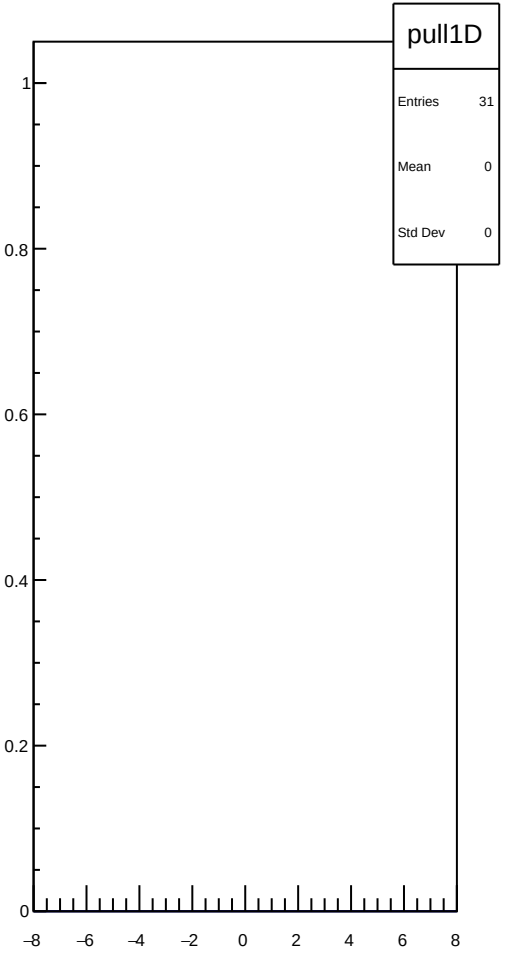
pull1D
Entries 31
Mean 0
Std Dev 0
1
0.8
0.6
0.4
0.2
0
−8
−6
−4
−2
0
2
4
6
8

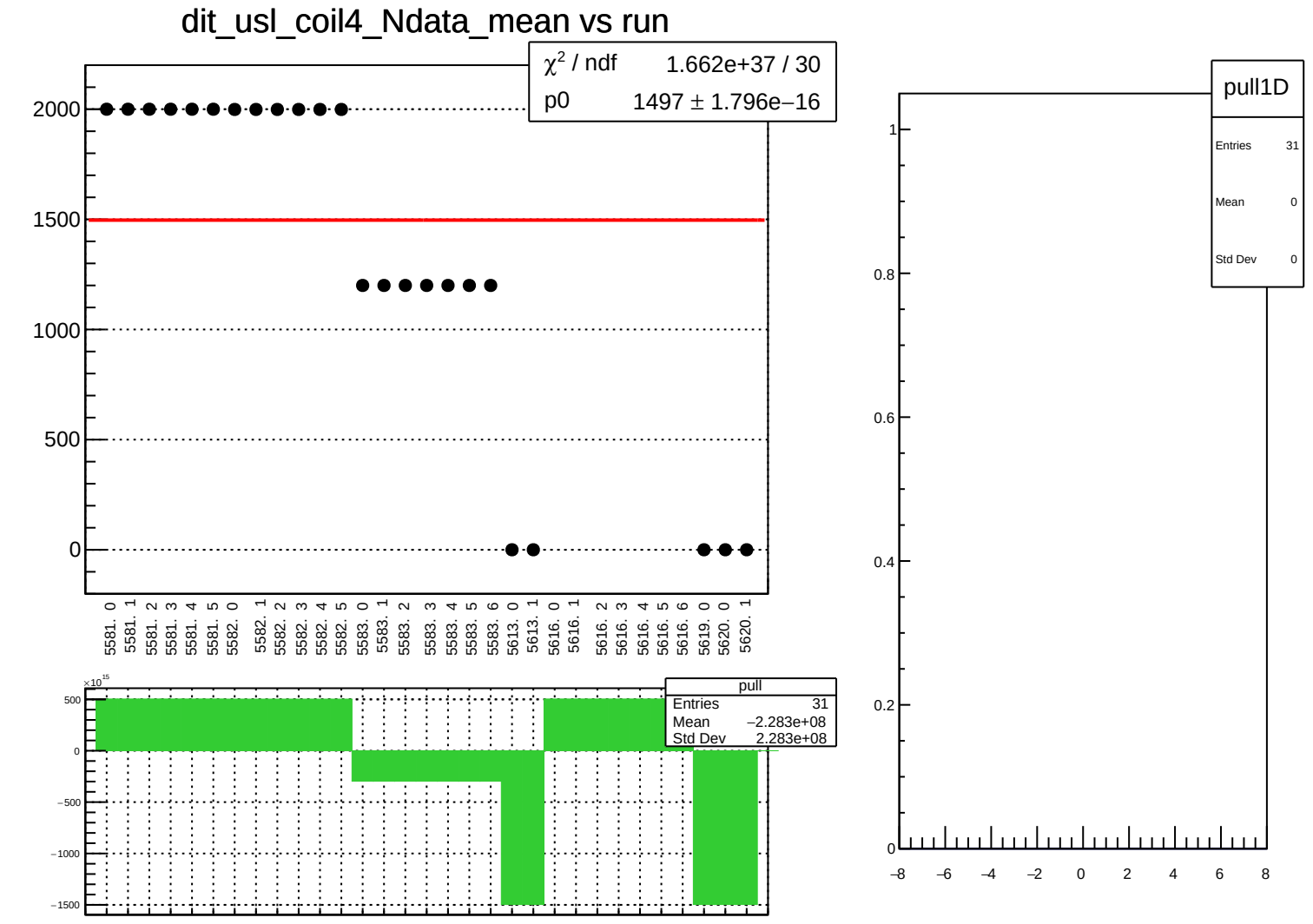
dit_usl_coil4_Ndata_mean vs run
χ² / ndf 1.662e+37 / 30
p0 1497 ± 1.796e−16
2000
1500
1000
500
0
5581. 0
5581. 1
5581. 2
5581. 3
5581. 4
5581. 5
5582. 0
5582. 1
5582. 2
5582. 3
5582. 4
5582. 5
5583. 0
5583. 1
5583. 2
5583. 3
5583. 4
5583. 5
5583. 6
5613. 0
5613. 1
5616. 0
5616. 1
5616. 2
5616. 3
5616. 4
5616. 5
5616. 6
5619. 0
5620. 0
5620. 1
×10¹⁵
500
0
−500
−1000
−1500
pull
Entries 31
Mean −2.283e+08
Std Dev 2.283e+08
pull1D
Entries 31
Mean 0
Std Dev 0
1
0.8
0.6
0.4
0.2
0
−8
−6
−4
−2
0
2
4
6
8

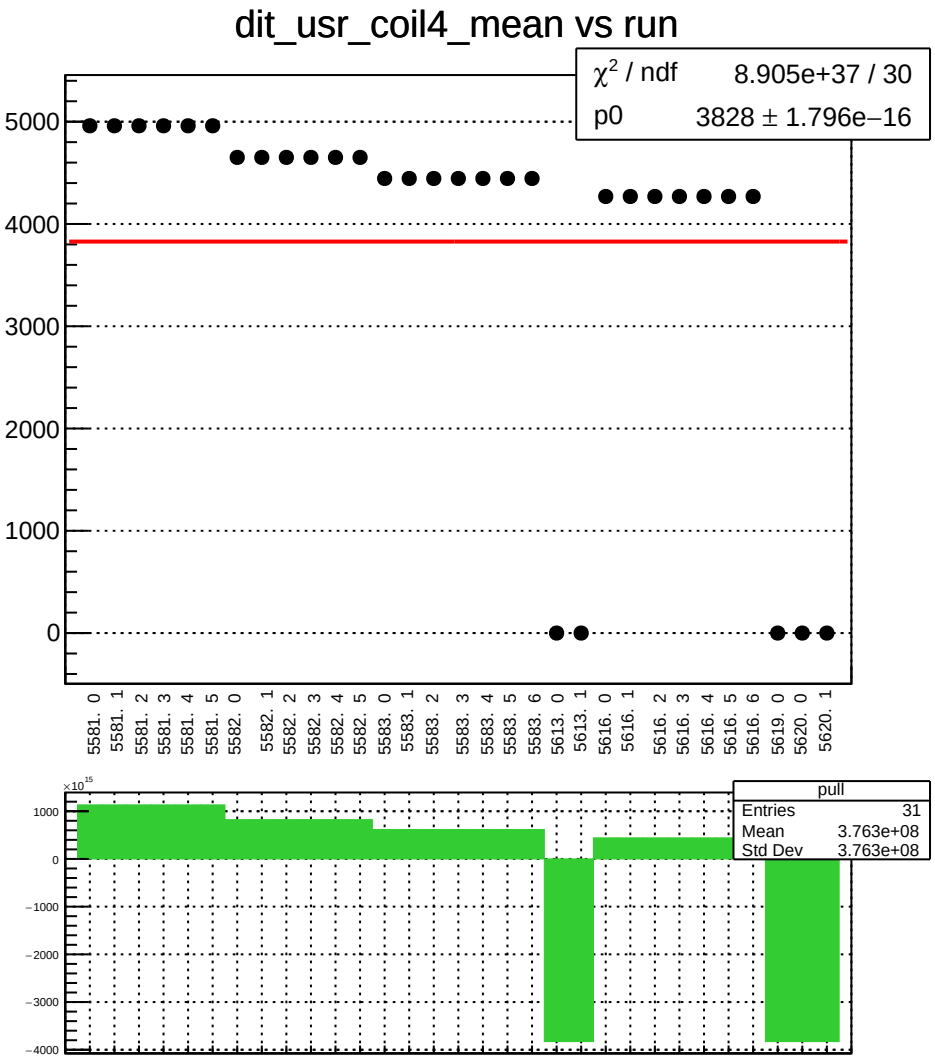
dit_usr_coil4_mean vs run
χ² / ndf 8.905e+37 / 30
p0 3828 ± 1.796e−16
5000
4000
3000
2000
1000
0
5581. 0
5581. 1
5581. 2
5581. 3
5581. 4
5581. 5
5582. 0
5582. 1
5582. 2
5582. 3
5582. 4
5582. 5
5583. 0
5583. 1
5583. 2
5583. 3
5583. 4
5583. 5
5583. 6
5613. 0
5613. 1
5616. 0
5616. 1
5616. 2
5616. 3
5616. 4
5616. 5
5616. 6
5619. 0
5620. 0
5620. 1
×10^15
1000
0
−1000
−2000
−3000
−4000
pull
Entries 31
Mean 3.763e+08
Std Dev 3.763e+08

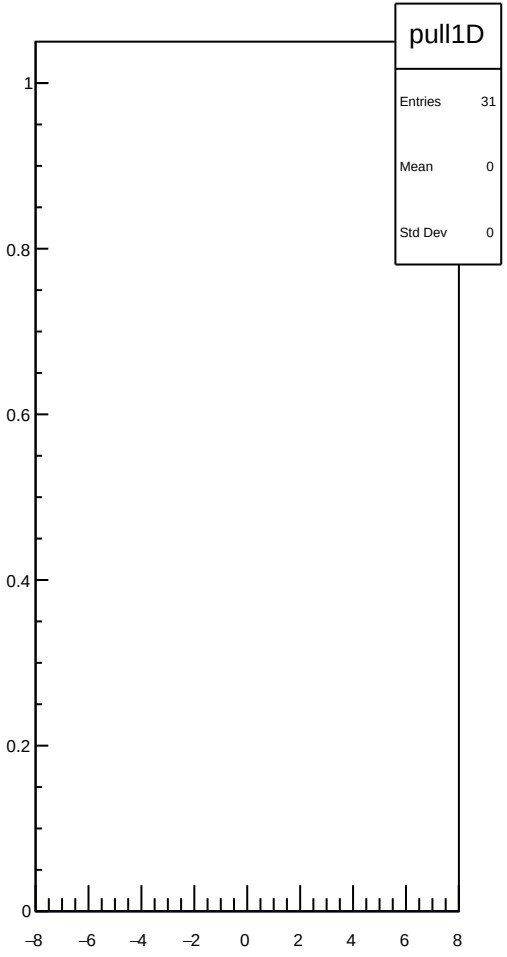
pull1D
Entries 31
Mean 0
Std Dev 0
1
0.8
0.6
0.4
0.2
0
−8
−6
−4
−2
0
2
4
6
8

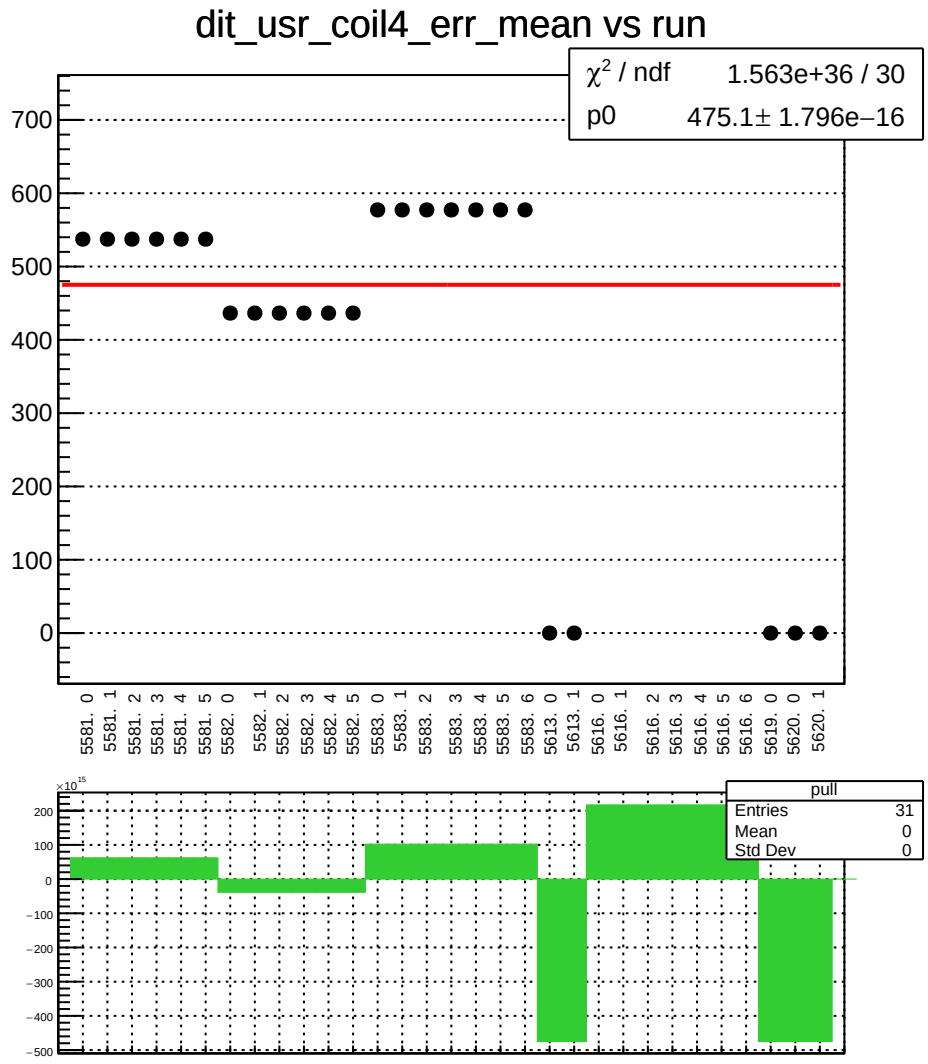
dit_usr_coil4_err_mean vs run
χ² / ndf 1.563e+36 / 30
p0 475.1± 1.796e−16
700
600
500
400
300
200
100
0
5581. 0
5581. 1
5581. 2
5581. 3
5581. 4
5581. 5
5582. 0
5582. 1
5582. 2
5582. 3
5582. 4
5582. 5
5583. 0
5583. 1
5583. 2
5583. 3
5583. 4
5583. 5
5583. 6
5613. 0
5613. 1
5616. 0
5616. 1
5616. 2
5616. 3
5616. 4
5616. 5
5616. 6
5619. 0
5620. 0
5620. 1
×10^15
200
100
0
−100
−200
−300
−400
−500
pull
Entries 31
Mean 0
Std Dev 0

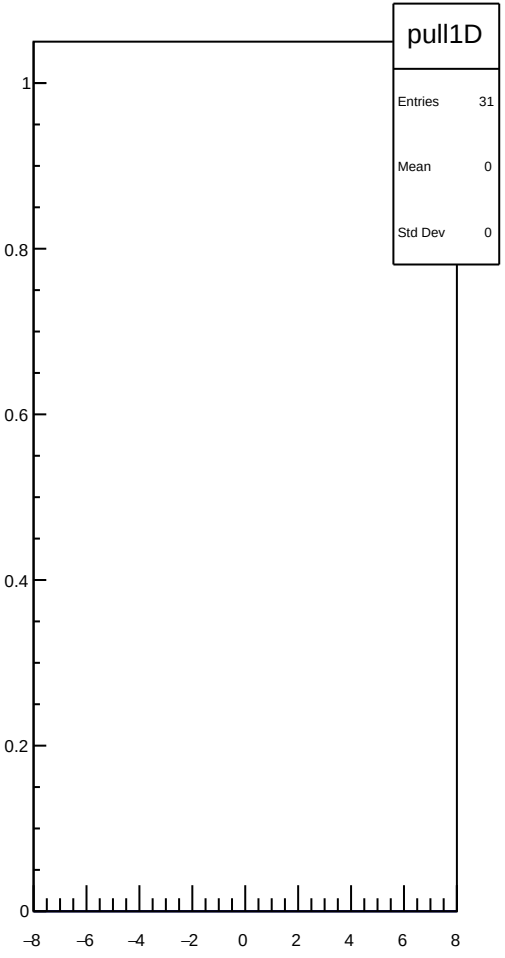
pull1D
Entries 31
Mean 0
Std Dev 0
1
0.8
0.6
0.4
0.2
0
−8
−6
−4
−2
0
2
4
6
8

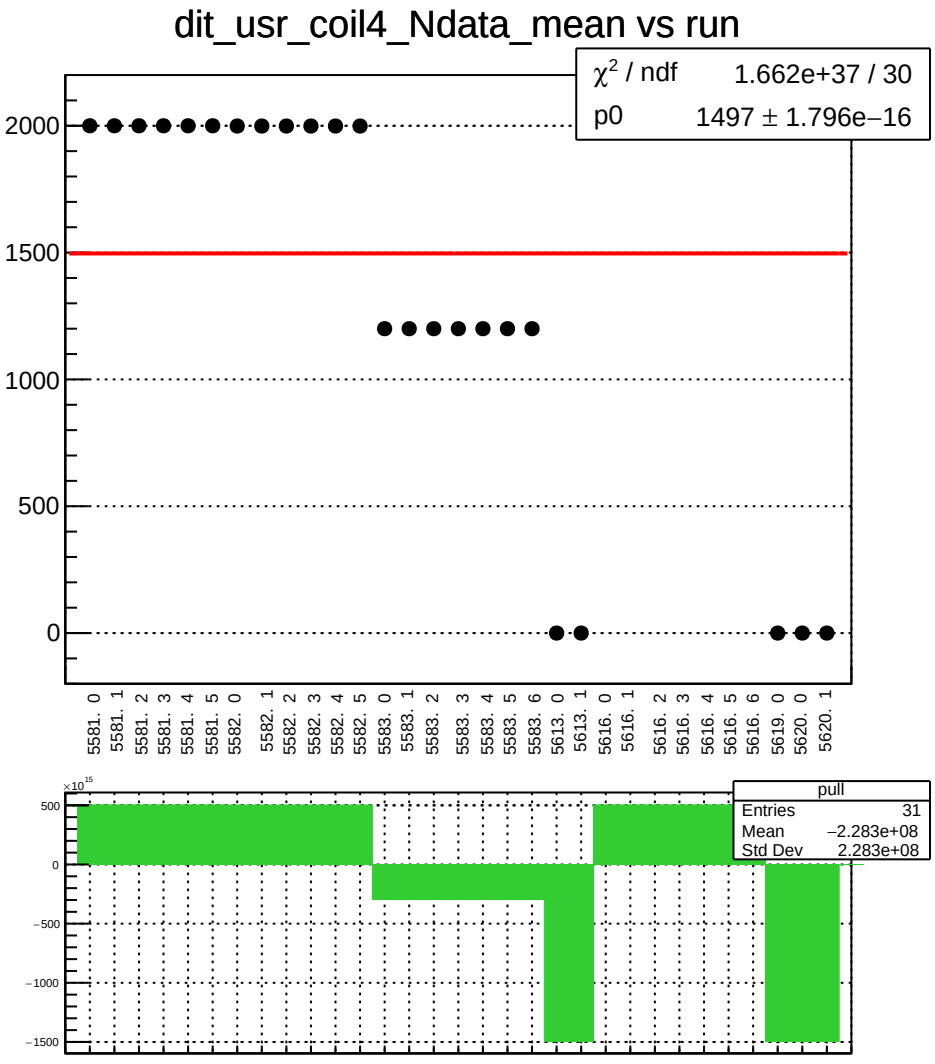
dit_usr_coil4_Ndata_mean vs run
χ² / ndf 1.662e+37 / 30
p0 1497 ± 1.796e−16
2000
1500
1000
500
0
5581. 0
5581. 1
5581. 2
5581. 3
5581. 4
5581. 5
5582. 0
5582. 1
5582. 2
5582. 3
5582. 4
5582. 5
5583. 0
5583. 1
5583. 2
5583. 3
5583. 4
5583. 5
5583. 6
5613. 0
5613. 1
5616. 0
5616. 1
5616. 2
5616. 3
5616. 4
5616. 5
5616. 6
5619. 0
5620. 0
5620. 1
×10^15
500
0
−500
−1000
−1500
pull
Entries 31
Mean −2.283e+08
Std Dev 2.283e+08

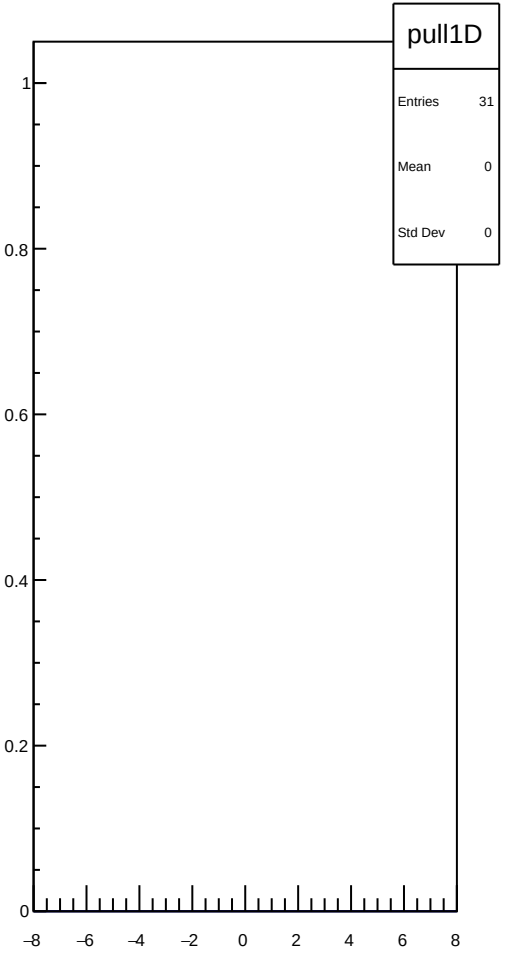
pull1D
Entries 31
Mean 0
Std Dev 0
1
0.8
0.6
0.4
0.2
0
−8
−6
−4
−2
0
2
4
6
8

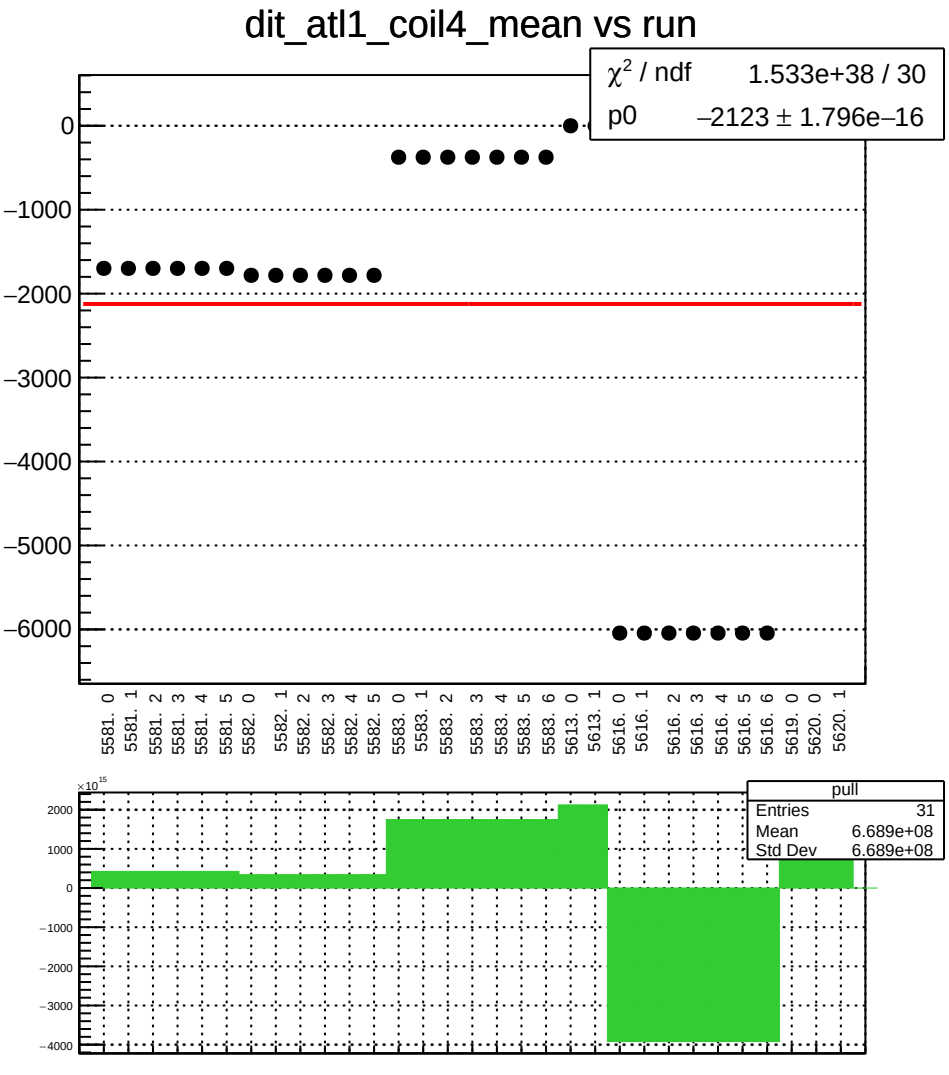
dit_atl1_coil4_mean vs run
χ² / ndf 1.533e+38 / 30
p0 −2123 ± 1.796e−16
0
−1000
−2000
−3000
−4000
−5000
−6000
5581. 0
5581. 1
5581. 2
5581. 3
5581. 4
5581. 5
5582. 0
5582. 1
5582. 2
5582. 3
5582. 4
5582. 5
5583. 0
5583. 1
5583. 2
5583. 3
5583. 4
5583. 5
5583. 6
5613. 0
5613. 1
5616. 0
5616. 1
5616. 2
5616. 3
5616. 4
5616. 5
5616. 6
5619. 0
5620. 0
5620. 1
×10^15
2000
1000
0
−1000
−2000
−3000
−4000
pull
Entries 31
Mean 6.689e+08
Std Dev 6.689e+08

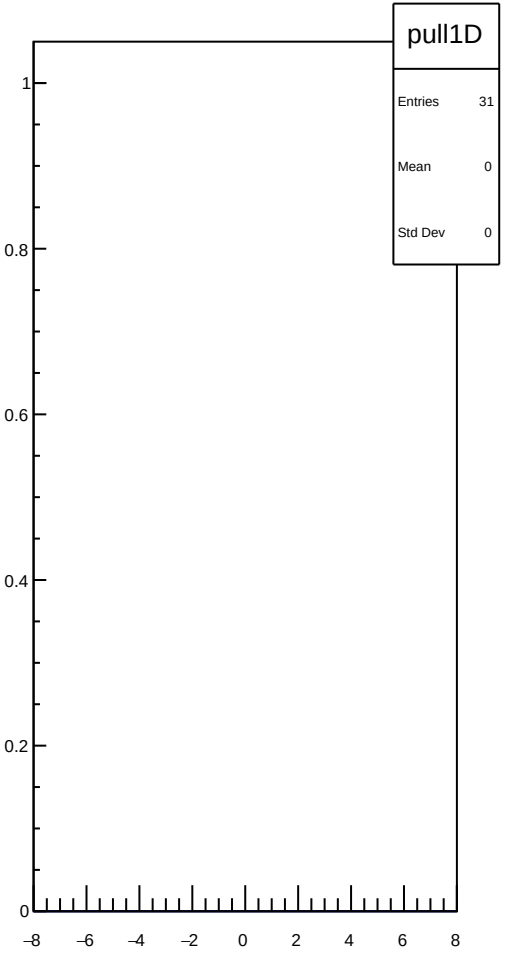
pull1D
Entries 31
Mean 0
Std Dev 0
1
0.8
0.6
0.4
0.2
0
−8
−6
−4
−2
0
2
4
6
8

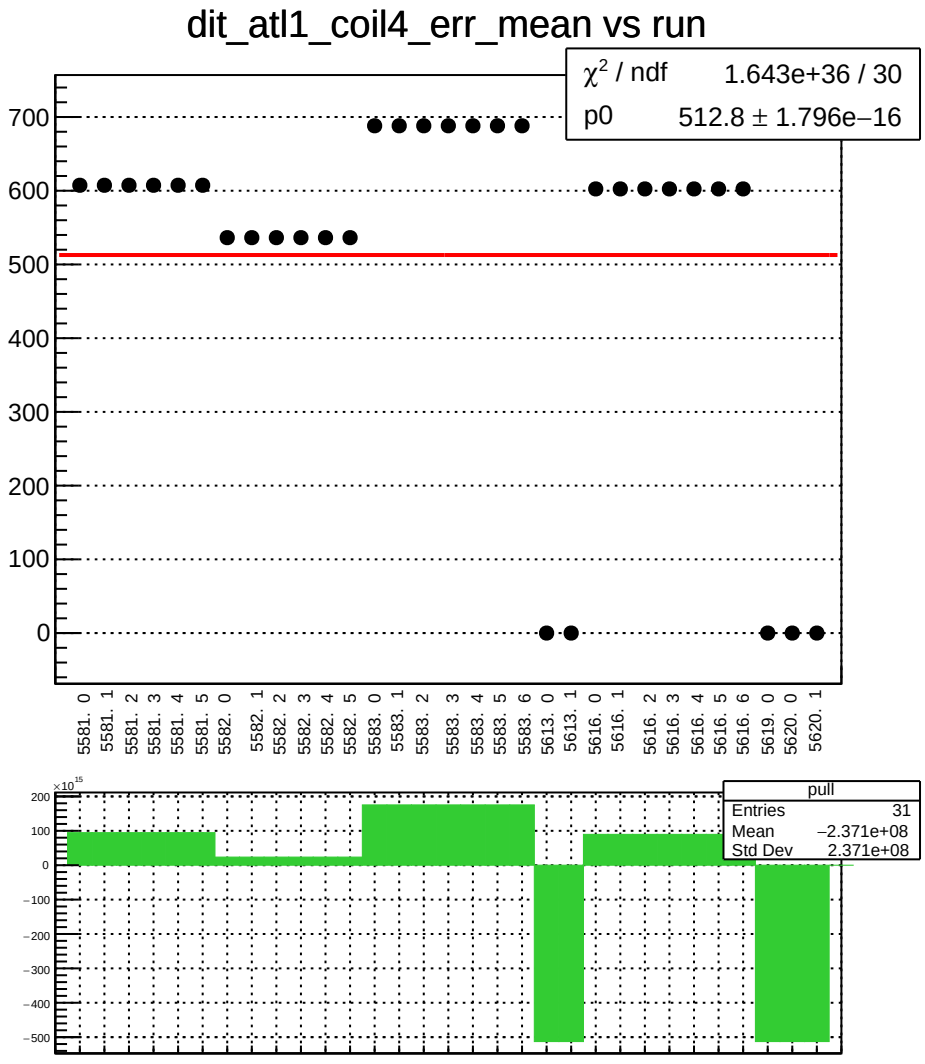
dit_atl1_coil4_err_mean vs run
χ² / ndf 1.643e+36 / 30
p0 512.8 ± 1.796e−16
700
600
500
400
300
200
100
0
5581. 0
5581. 1
5581. 2
5581. 3
5581. 4
5581. 5
5582. 0
5582. 1
5582. 2
5582. 3
5582. 4
5582. 5
5583. 0
5583. 1
5583. 2
5583. 3
5583. 4
5583. 5
5583. 6
5613. 0
5613. 1
5616. 0
5616. 1
5616. 2
5616. 3
5616. 4
5616. 5
5616. 6
5619. 0
5620. 0
5620. 1
×10^15
200
100
0
−100
−200
−300
−400
−500
pull
Entries 31
Mean −2.371e+08
Std Dev 2.371e+08

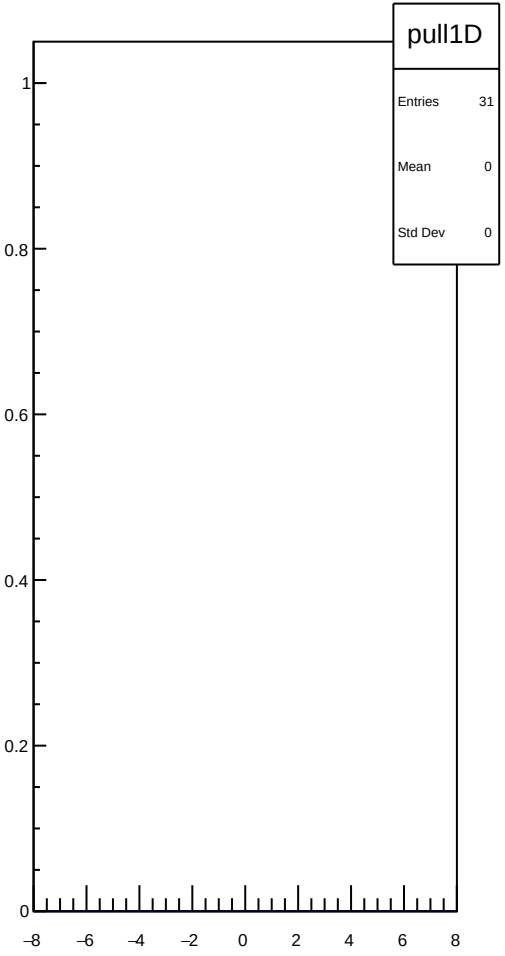
pull1D
Entries 31
Mean 0
Std Dev 0
1
0.8
0.6
0.4
0.2
0
−8
−6
−4
−2
0
2
4
6
8

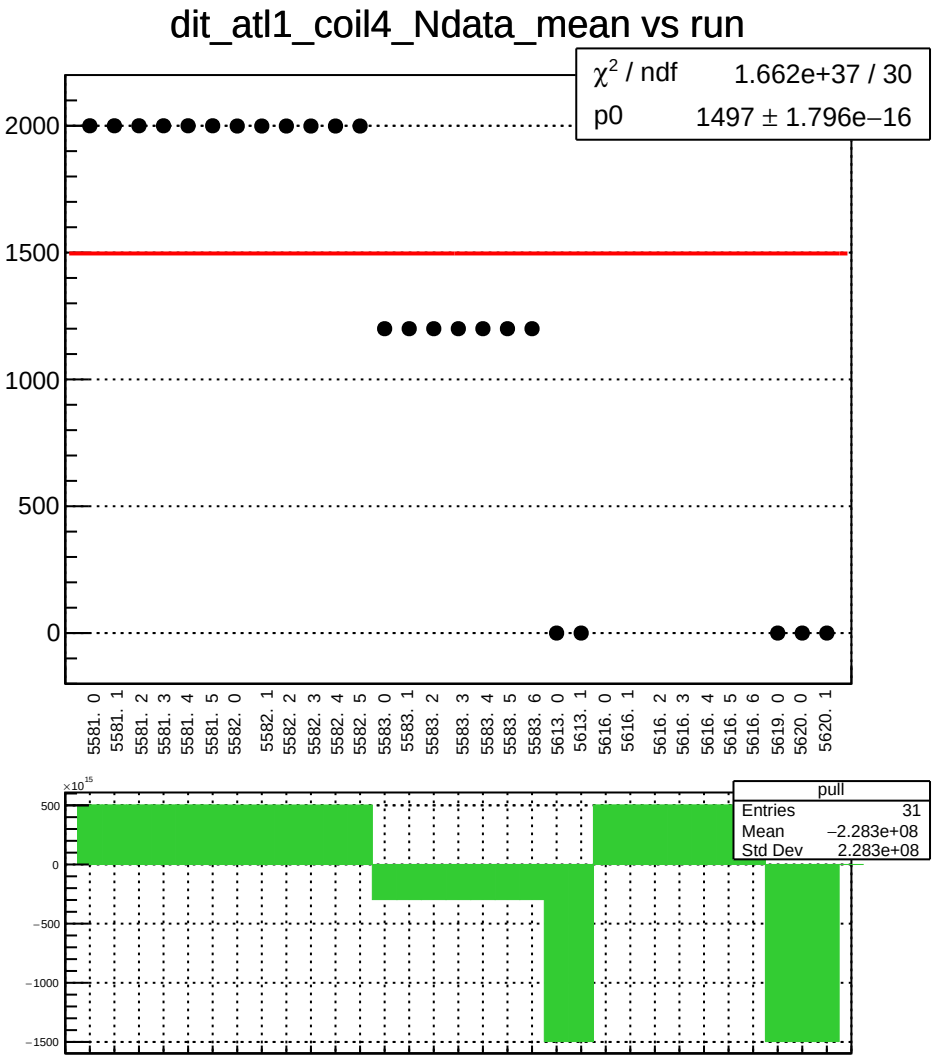
dit_atl1_coil4_Ndata_mean vs run
χ^2 / ndf 1.662e+37 / 30
p0 1497 ± 1.796e−16
2000
1500
1000
500
0
5581. 0
5581. 1
5581. 2
5581. 3
5581. 4
5581. 5
5582. 0
5582. 1
5582. 2
5582. 3
5582. 4
5582. 5
5583. 0
5583. 1
5583. 2
5583. 3
5583. 4
5583. 5
5583. 6
5613. 0
5613. 1
5616. 0
5616. 1
5616. 2
5616. 3
5616. 4
5616. 5
5616. 6
5619. 0
5620. 0
5620. 1
×10^15
500
0
−500
−1000
−1500
pull
Entries 31
Mean −2.283e+08
Std Dev 2.283e+08

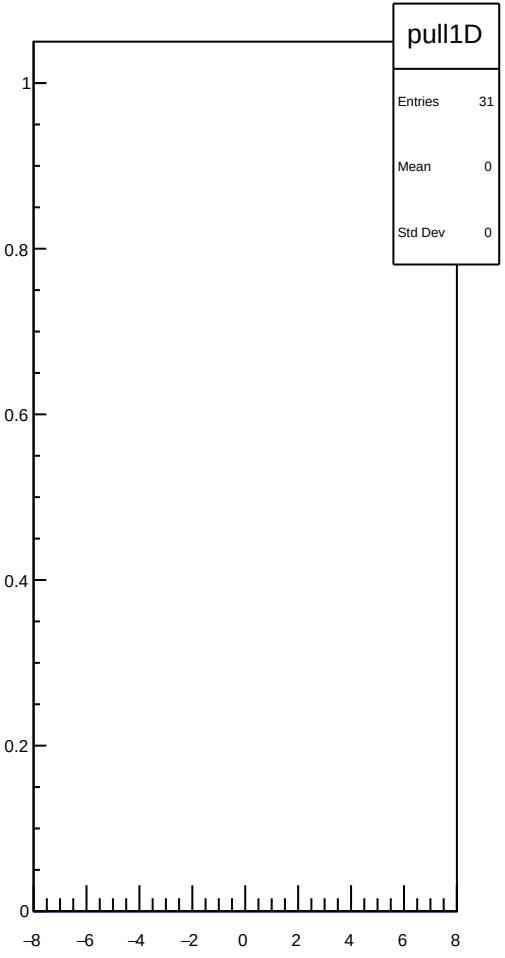
pull1D
Entries 31
Mean 0
Std Dev 0
1
0.8
0.6
0.4
0.2
0
−8
−6
−4
−2
0
2
4
6
8

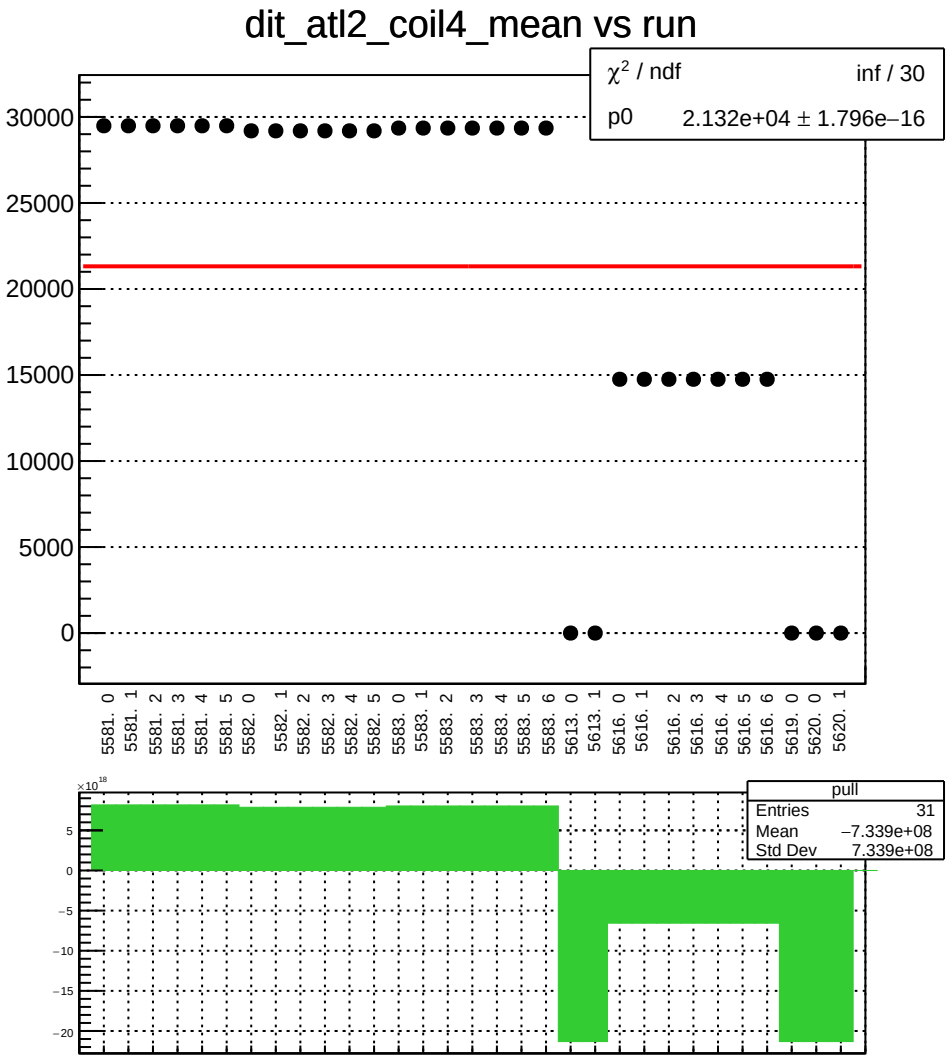
dit_atl2_coil4_mean vs run
χ² / ndf inf / 30
p0 2.132e+04 ± 1.796e−16
30000
25000
20000
15000
10000
5000
0
5581. 0
5581. 1
5581. 2
5581. 3
5581. 4
5581. 5
5582. 0
5582. 1
5582. 2
5582. 3
5582. 4
5582. 5
5583. 0
5583. 1
5583. 2
5583. 3
5583. 4
5583. 5
5583. 6
5613. 0
5613. 1
5616. 0
5616. 1
5616. 2
5616. 3
5616. 4
5616. 5
5616. 6
5619. 0
5620. 0
5620. 1
×10¹⁸
5
0
−5
−10
−15
−20
pull
Entries 31
Mean −7.339e+08
Std Dev 7.339e+08

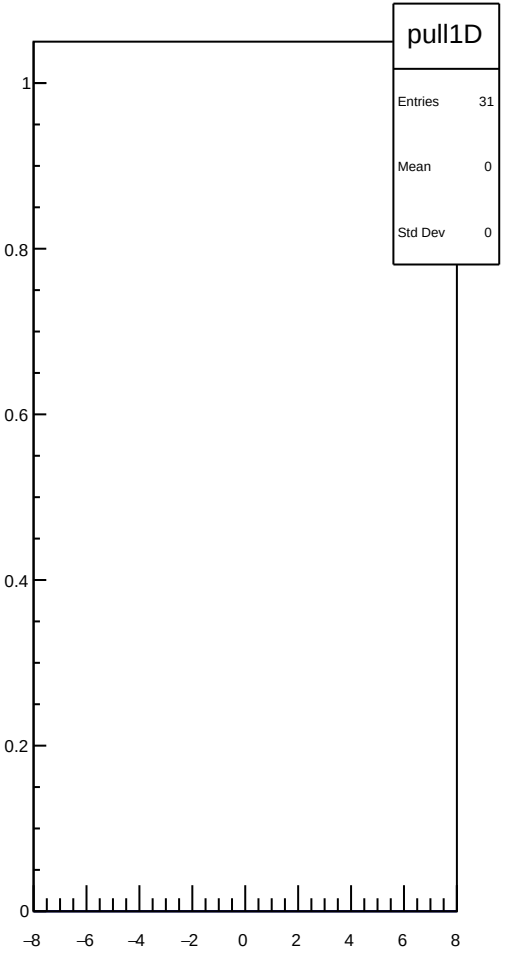
pull1D
Entries 31
Mean 0
Std Dev 0
1
0.8
0.6
0.4
0.2
0
−8
−6
−4
−2
0
2
4
6
8

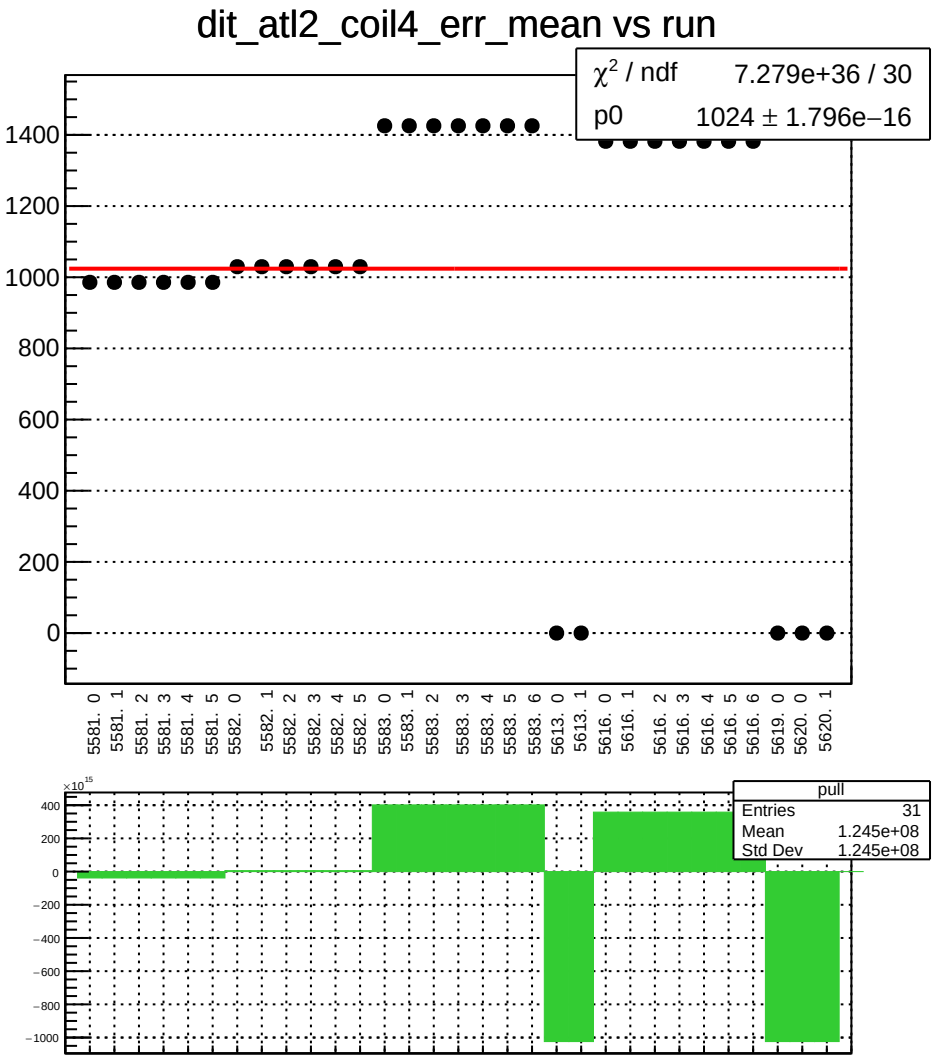
dit_atl2_coil4_err_mean vs run
χ² / ndf 7.279e+36 / 30
p0 1024 ± 1.796e−16
1400
1200
1000
800
600
400
200
0
5581. 0
5581. 1
5581. 2
5581. 3
5581. 4
5581. 5
5582. 0
5582. 1
5582. 2
5582. 3
5582. 4
5582. 5
5583. 0
5583. 1
5583. 2
5583. 3
5583. 4
5583. 5
5583. 6
5613. 0
5613. 1
5616. 0
5616. 1
5616. 2
5616. 3
5616. 4
5616. 5
5616. 6
5619. 0
5620. 0
5620. 1
×10^15
400
200
0
−200
−400
−600
−800
−1000
pull
Entries 31
Mean 1.245e+08
Std Dev 1.245e+08

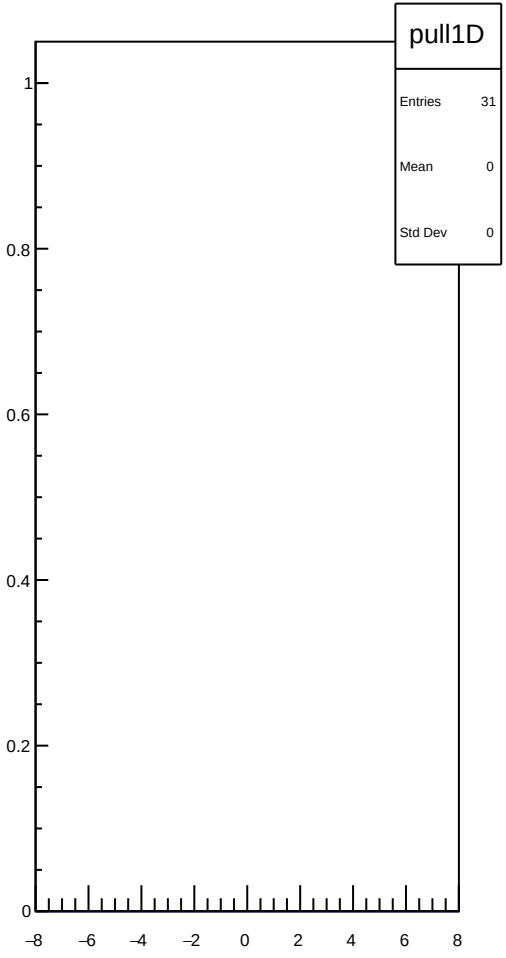
pull1D
Entries 31
Mean 0
Std Dev 0
1
0.8
0.6
0.4
0.2
0
−8
−6
−4
−2
0
2
4
6
8

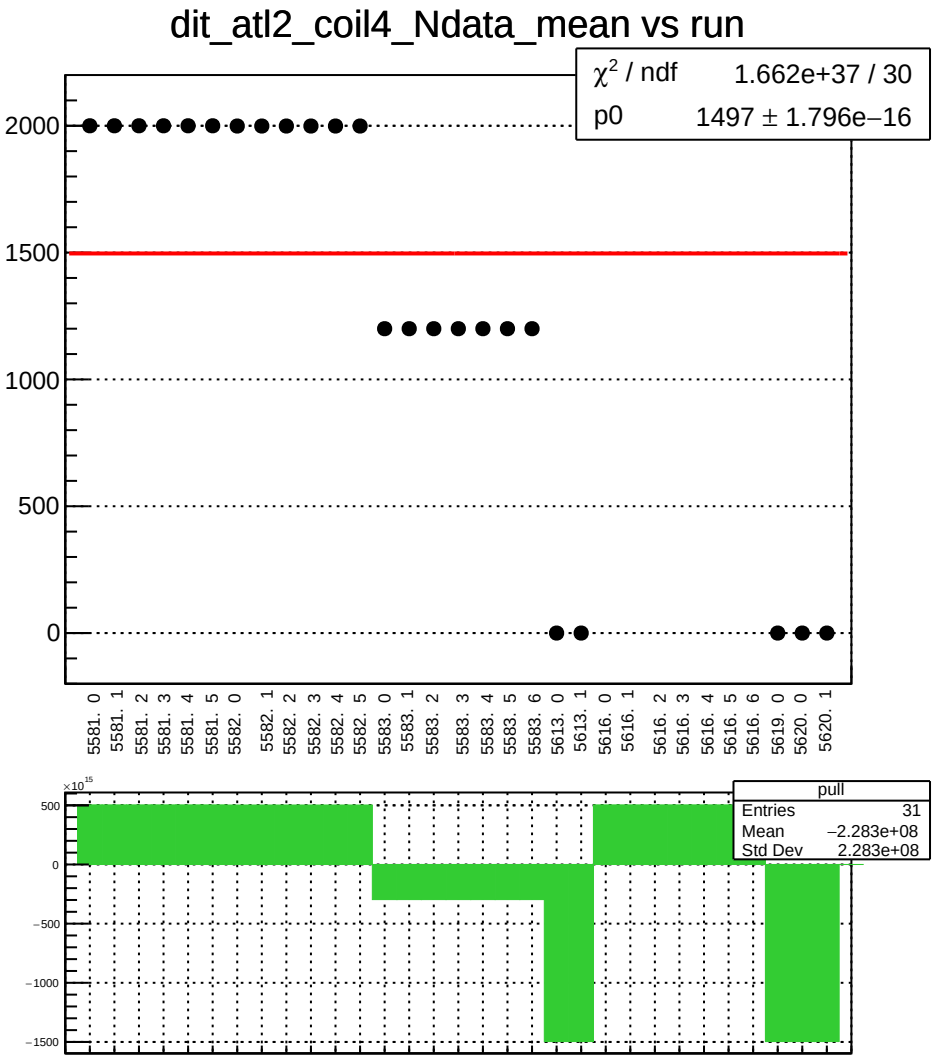
dit_atl2_coil4_Ndata_mean vs run
χ² / ndf 1.662e+37 / 30
p0 1497 ± 1.796e−16
2000
1500
1000
500
0
5581. 0
5581. 1
5581. 2
5581. 3
5581. 4
5581. 5
5582. 0
5582. 1
5582. 2
5582. 3
5582. 4
5582. 5
5583. 0
5583. 1
5583. 2
5583. 3
5583. 4
5583. 5
5583. 6
5613. 0
5613. 1
5616. 0
5616. 1
5616. 2
5616. 3
5616. 4
5616. 5
5616. 6
5619. 0
5620. 0
5620. 1
×10¹⁵
500
0
−500
−1000
−1500
pull
Entries 31
Mean −2.283e+08
Std Dev 2.283e+08

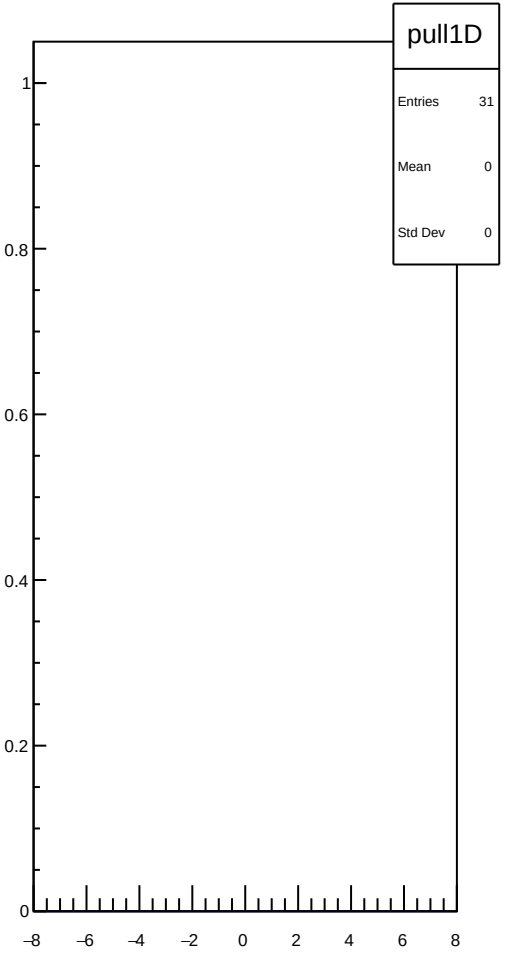
pull1D
Entries 31
Mean 0
Std Dev 0
1
0.8
0.6
0.4
0.2
0
−8
−6
−4
−2
0
2
4
6
8

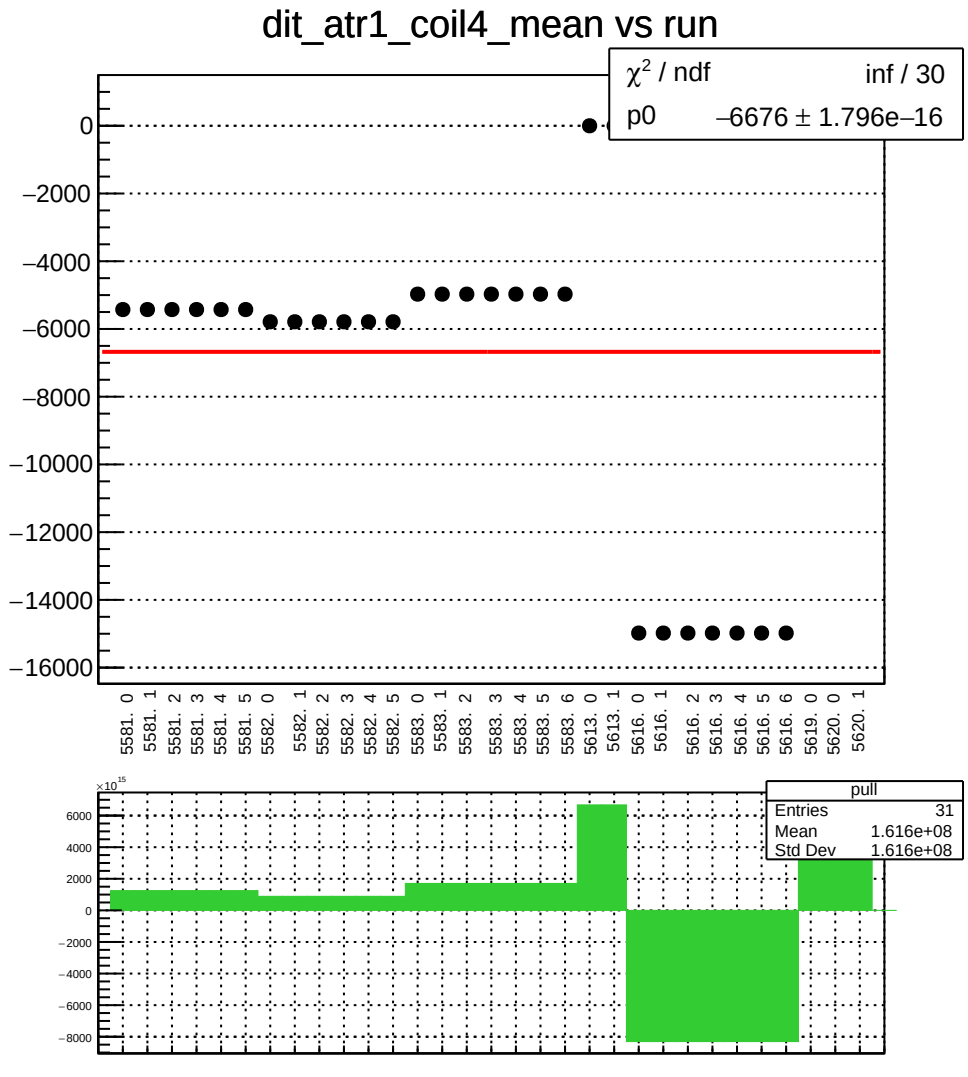
dit_atr1_coil4_mean vs run
χ² / ndf inf / 30
p0 –6676 ± 1.796e–16
0
–2000
–4000
–6000
–8000
–10000
–12000
–14000
–16000
5581. 0
5581. 1
5581. 2
5581. 3
5581. 4
5581. 5
5582. 0
5582. 1
5582. 2
5582. 3
5582. 4
5582. 5
5583. 0
5583. 1
5583. 2
5583. 3
5583. 4
5583. 5
5583. 6
5613. 0
5613. 1
5616. 0
5616. 1
5616. 2
5616. 3
5616. 4
5616. 5
5616. 6
5619. 0
5620. 0
5620. 1
×10^15
6000
4000
2000
0
–2000
–4000
–6000
–8000
pull
Entries 31
Mean 1.616e+08
Std Dev 1.616e+08

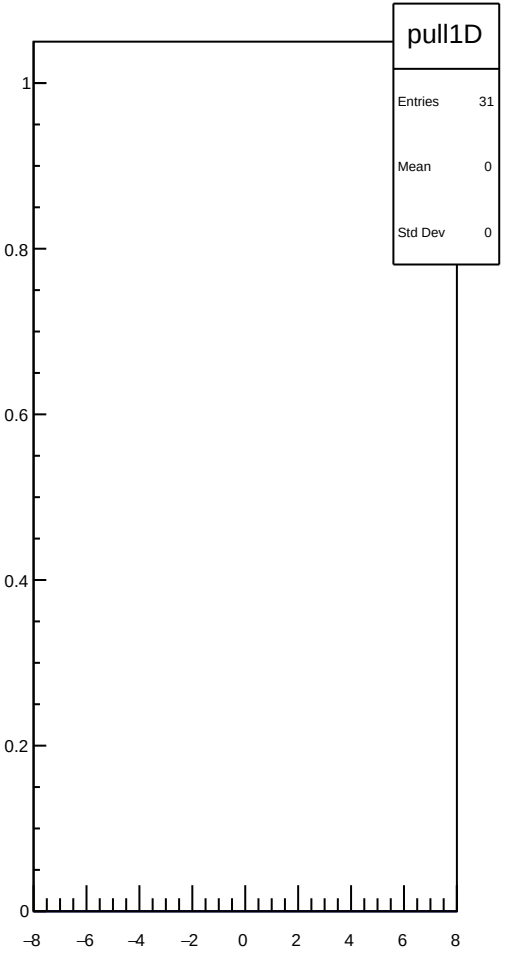
pull1D
Entries 31
Mean 0
Std Dev 0
1
0.8
0.6
0.4
0.2
0
–8
–6
–4
–2
0
2
4
6
8

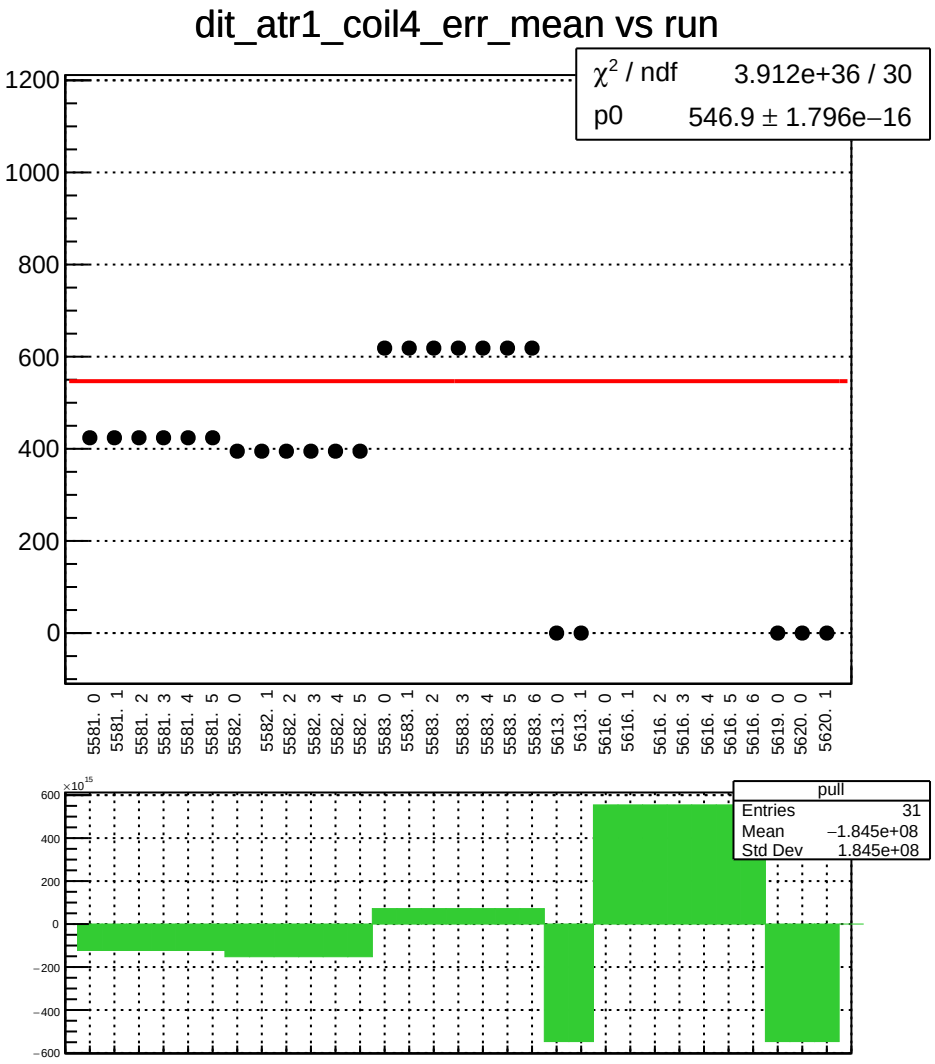
dit_atr1_coil4_err_mean vs run
χ² / ndf 3.912e+36 / 30
p0 546.9 ± 1.796e−16
1200
1000
800
600
400
200
0
5581. 0
5581. 1
5581. 2
5581. 3
5581. 4
5581. 5
5582. 0
5582. 1
5582. 2
5582. 3
5582. 4
5582. 5
5583. 0
5583. 1
5583. 2
5583. 3
5583. 4
5583. 5
5583. 6
5613. 0
5613. 1
5616. 0
5616. 1
5616. 2
5616. 3
5616. 4
5616. 5
5616. 6
5619. 0
5620. 0
5620. 1
×10^15
600
400
200
0
−200
−400
−600
pull
Entries 31
Mean −1.845e+08
Std Dev 1.845e+08

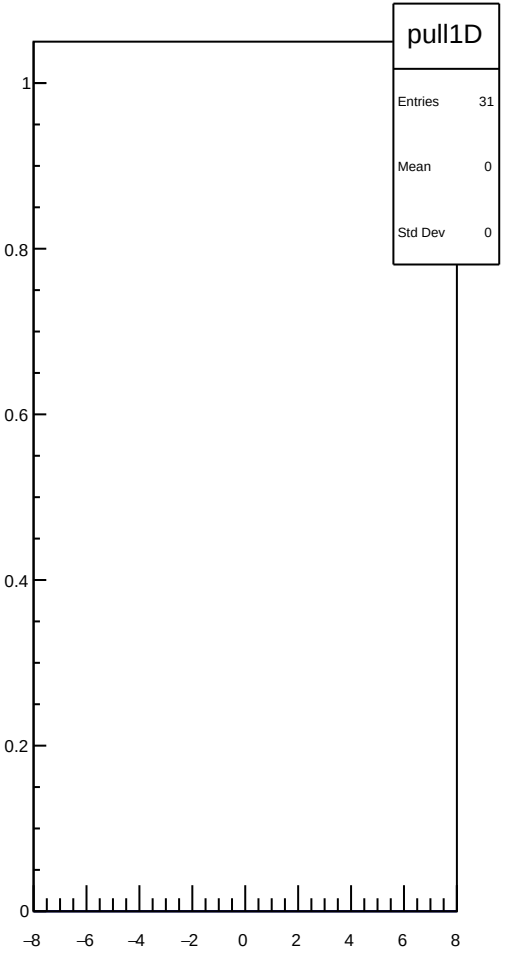
pull1D
Entries 31
Mean 0
Std Dev 0
1
0.8
0.6
0.4
0.2
0
−8
−6
−4
−2
0
2
4
6
8

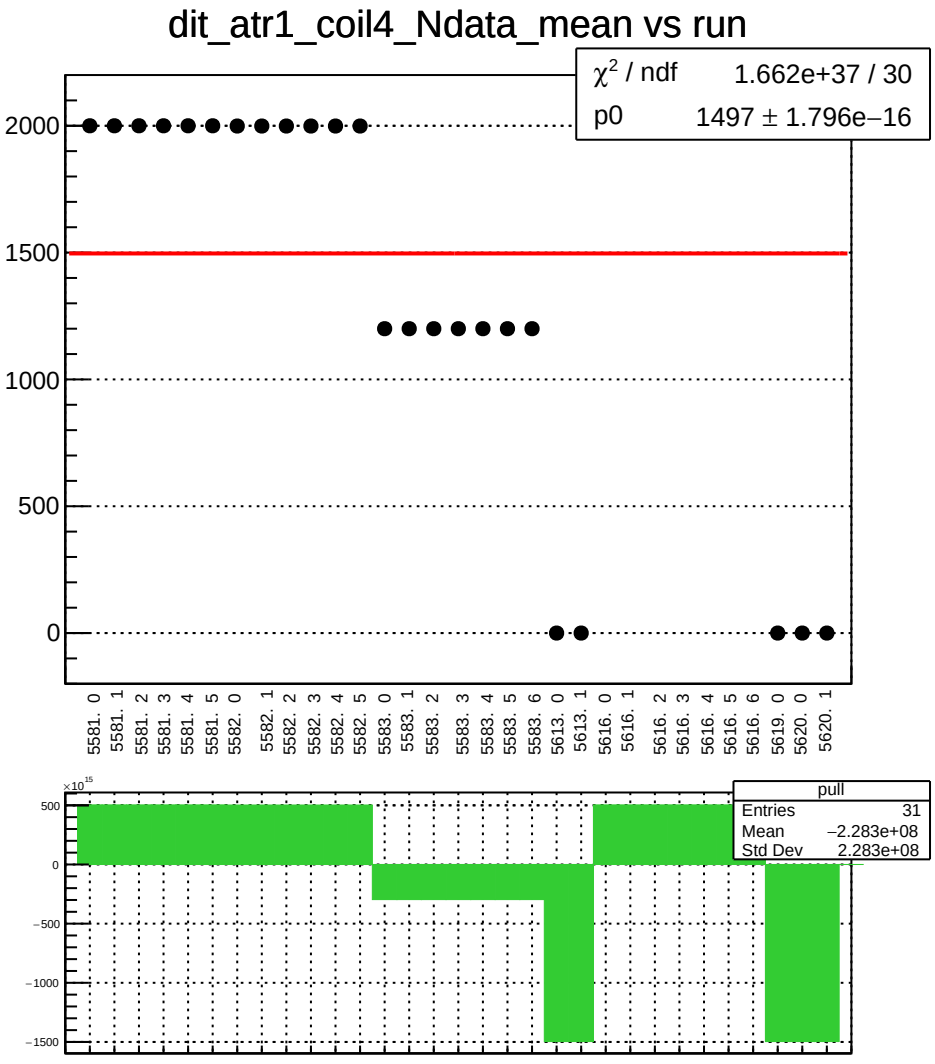
dit_atr1_coil4_Ndata_mean vs run
χ² / ndf 1.662e+37 / 30
p0 1497 ± 1.796e−16
2000
1500
1000
500
0
5581. 0
5581. 1
5581. 2
5581. 3
5581. 4
5581. 5
5582. 0
5582. 1
5582. 2
5582. 3
5582. 4
5582. 5
5583. 0
5583. 1
5583. 2
5583. 3
5583. 4
5583. 5
5583. 6
5613. 0
5613. 1
5616. 0
5616. 1
5616. 2
5616. 3
5616. 4
5616. 5
5616. 6
5619. 0
5620. 0
5620. 1
×10¹⁵
500
0
−500
−1000
−1500
pull
Entries 31
Mean −2.283e+08
Std Dev 2.283e+08

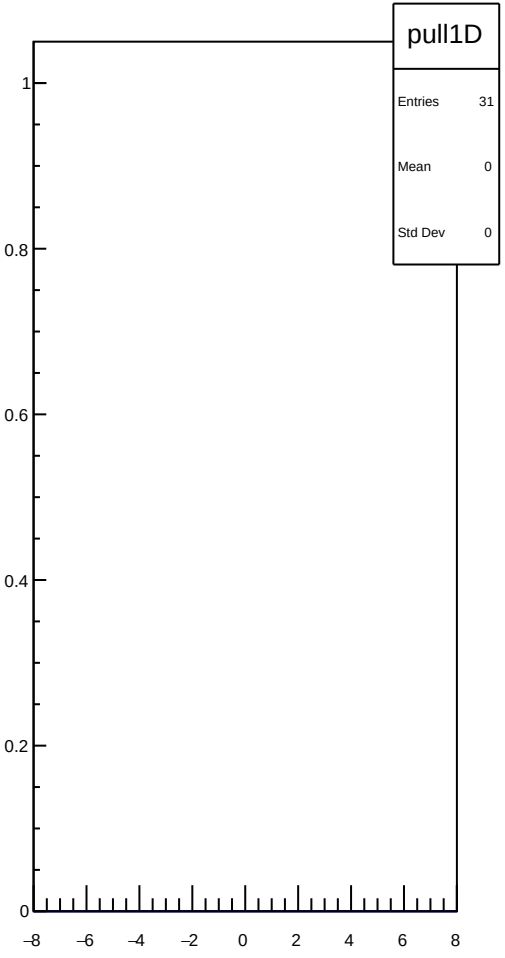
pull1D
Entries 31
Mean 0
Std Dev 0
1
0.8
0.6
0.4
0.2
0
−8
−6
−4
−2
0
2
4
6
8

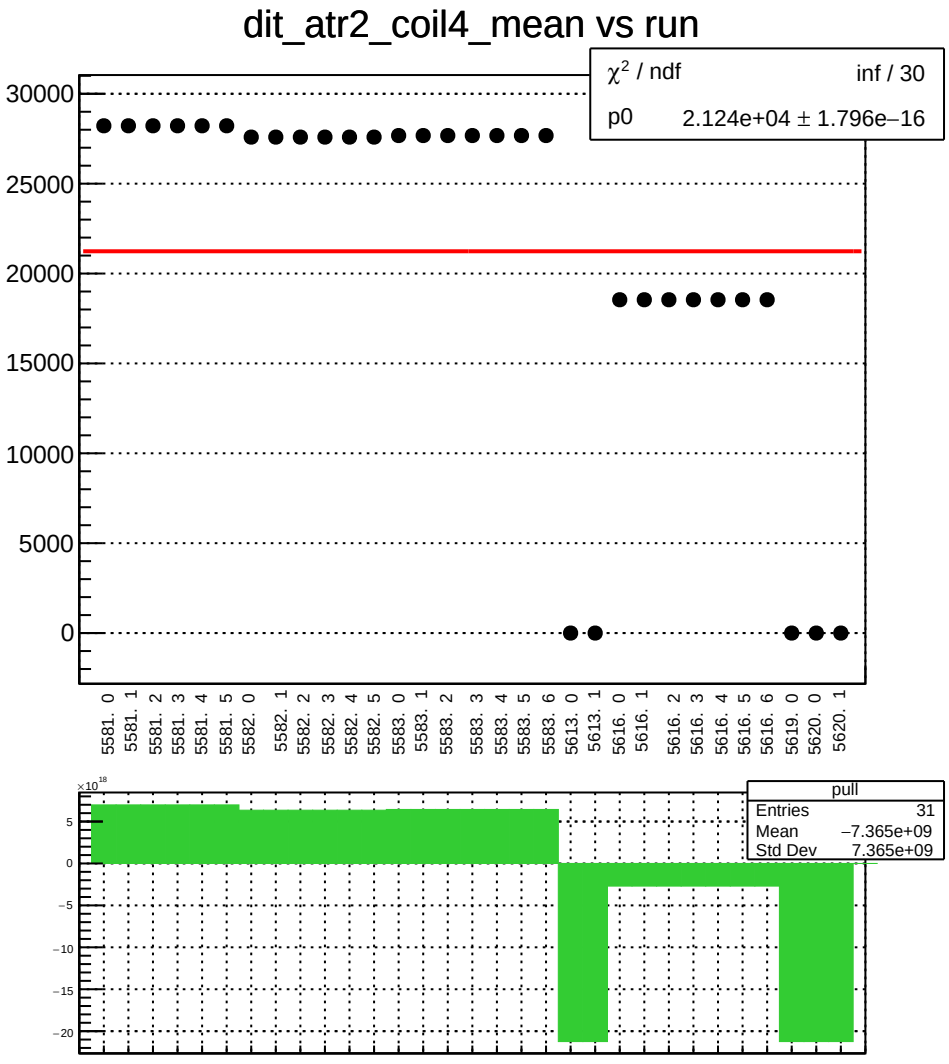
dit_atr2_coil4_mean vs run
χ² / ndf inf / 30
p0 2.124e+04 ± 1.796e−16
30000
25000
20000
15000
10000
5000
0
5581. 0
5581. 1
5581. 2
5581. 3
5581. 4
5581. 5
5582. 0
5582. 1
5582. 2
5582. 3
5582. 4
5582. 5
5583. 0
5583. 1
5583. 2
5583. 3
5583. 4
5583. 5
5583. 6
5613. 0
5613. 1
5616. 0
5616. 1
5616. 2
5616. 3
5616. 4
5616. 5
5616. 6
5619. 0
5620. 0
5620. 1
×10¹⁸
5
0
−5
−10
−15
−20
pull
Entries 31
Mean −7.365e+09
Std Dev 7.365e+09

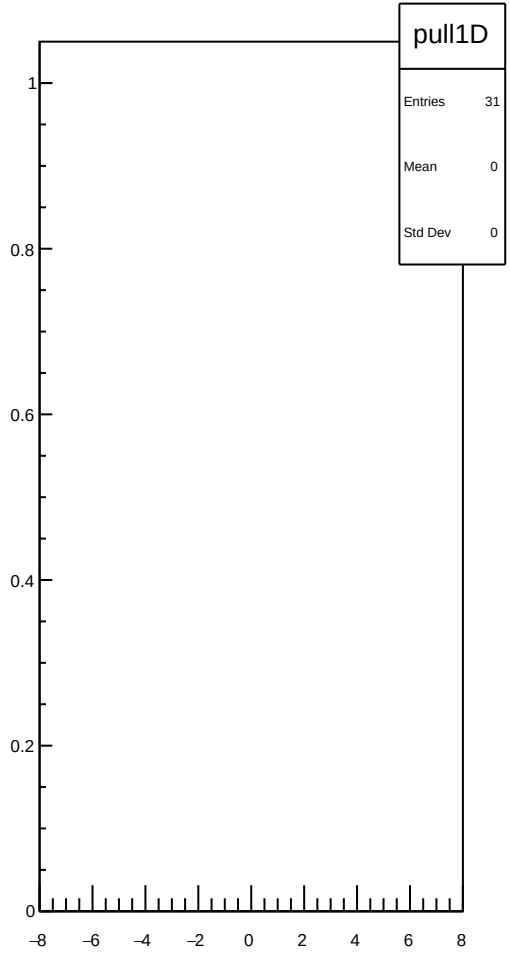
pull1D
Entries 31
Mean 0
Std Dev 0
1
0.8
0.6
0.4
0.2
0
−8
−6
−4
−2
0
2
4
6
8

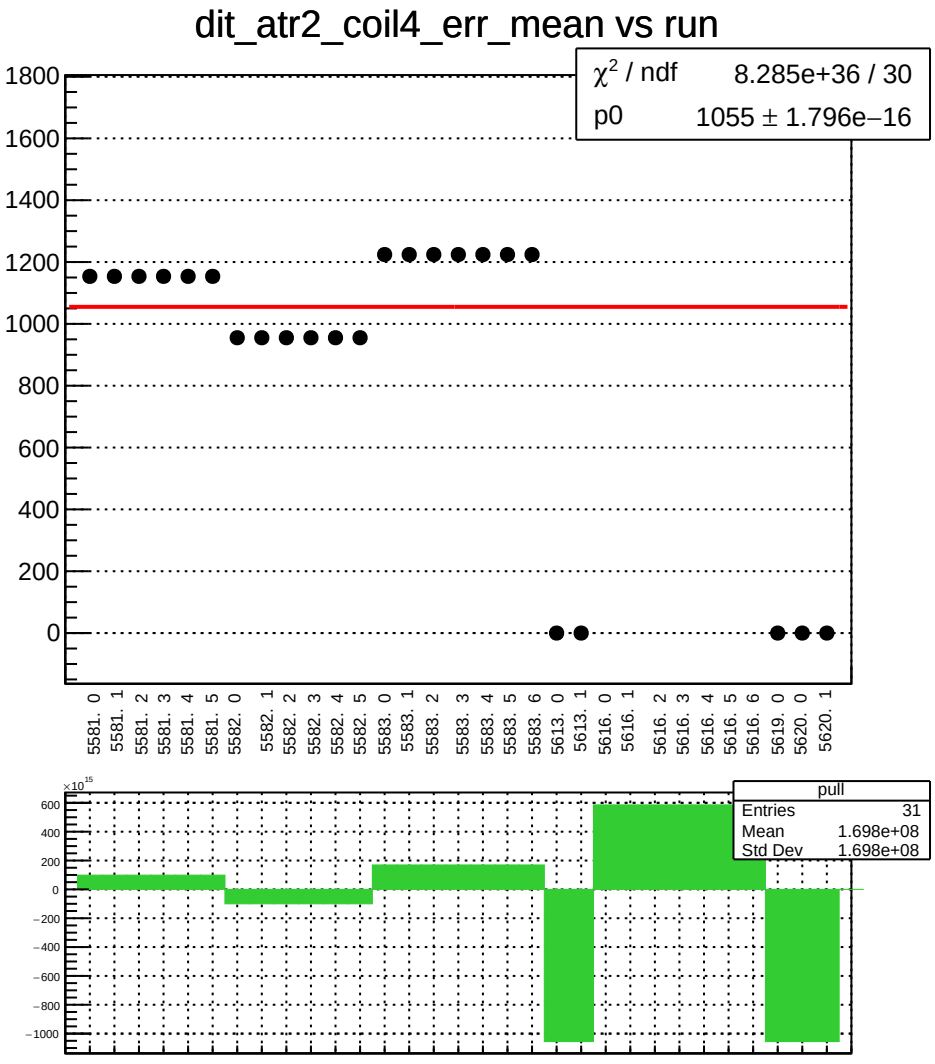
dit_atr2_coil4_err_mean vs run
χ² / ndf 8.285e+36 / 30
p0 1055 ± 1.796e−16
1800
1600
1400
1200
1000
800
600
400
200
0
5581. 0
5581. 1
5581. 2
5581. 3
5581. 4
5581. 5
5582. 0
5582. 1
5582. 2
5582. 3
5582. 4
5582. 5
5583. 0
5583. 1
5583. 2
5583. 3
5583. 4
5583. 5
5583. 6
5613. 0
5613. 1
5616. 0
5616. 1
5616. 2
5616. 3
5616. 4
5616. 5
5616. 6
5619. 0
5620. 0
5620. 1
×10^15
600
400
200
0
−200
−400
−600
−800
−1000
pull
Entries 31
Mean 1.698e+08
Std Dev 1.698e+08

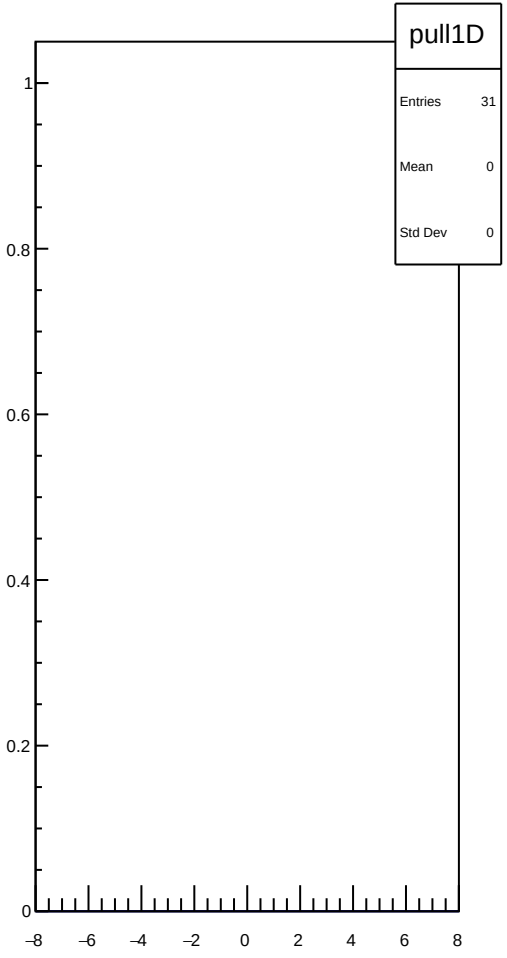
pull1D
Entries 31
Mean 0
Std Dev 0
1
0.8
0.6
0.4
0.2
0
−8
−6
−4
−2
0
2
4
6
8

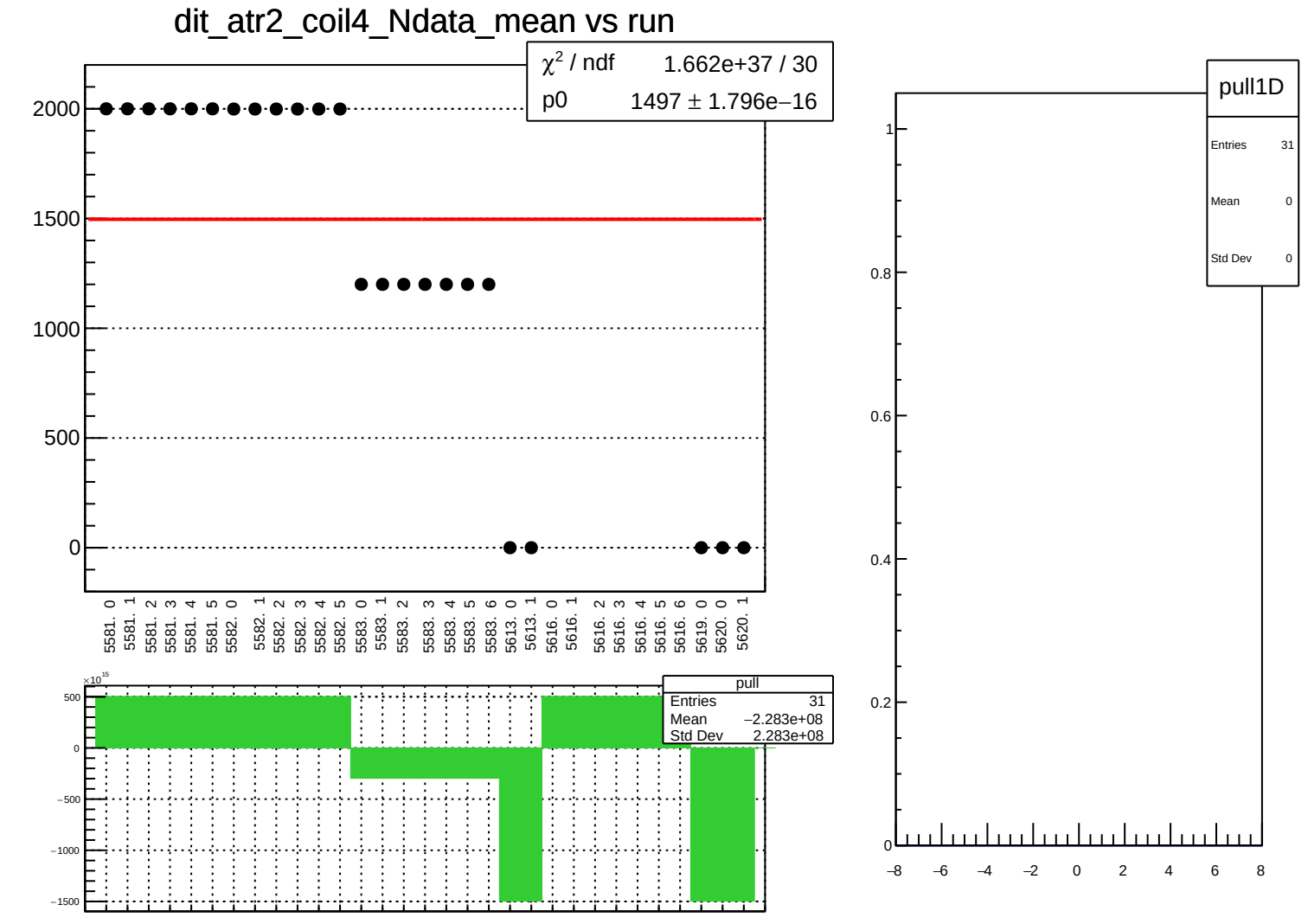
dit_atr2_coil4_Ndata_mean vs run
χ² / ndf 1.662e+37 / 30
p0 1497 ± 1.796e−16
2000
1500
1000
500
0
5581. 0
5581. 1
5581. 2
5581. 3
5581. 4
5581. 5
5582. 0
5582. 1
5582. 2
5582. 3
5582. 4
5582. 5
5583. 0
5583. 1
5583. 2
5583. 3
5583. 4
5583. 5
5583. 6
5613. 0
5613. 1
5616. 0
5616. 1
5616. 2
5616. 3
5616. 4
5616. 5
5616. 6
5619. 0
5620. 0
5620. 1
×10¹⁵
500
0
−500
−1000
−1500
pull
Entries 31
Mean −2.283e+08
Std Dev 2.283e+08
pull1D
Entries 31
Mean 0
Std Dev 0
1
0.8
0.6
0.4
0.2
0
−8
−6
−4
−2
0
2
4
6
8

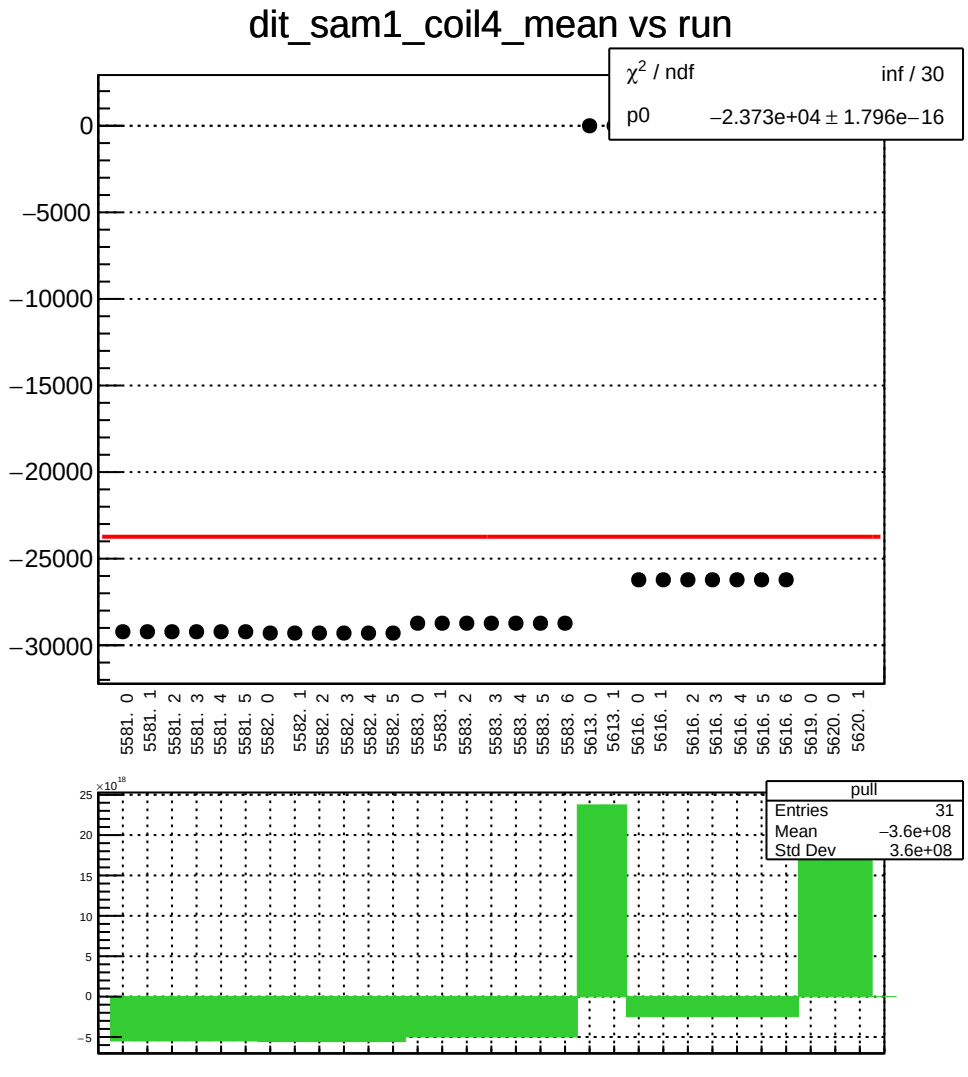
dit_sam1_coil4_mean vs run
χ2 / ndf inf / 30
p0 −2.373e+04 ± 1.796e−16
0
−5000
−10000
−15000
−20000
−25000
−30000
5581. 0
5581. 1
5581. 2
5581. 3
5581. 4
5581. 5
5582. 0
5582. 1
5582. 2
5582. 3
5582. 4
5582. 5
5583. 0
5583. 1
5583. 2
5583. 3
5583. 4
5583. 5
5583. 6
5613. 0
5613. 1
5616. 0
5616. 1
5616. 2
5616. 3
5616. 4
5616. 5
5616. 6
5619. 0
5620. 0
5620. 1
×10^18
25
20
15
10
5
0
−5
pull
Entries 31
Mean −3.6e+08
Std Dev 3.6e+08

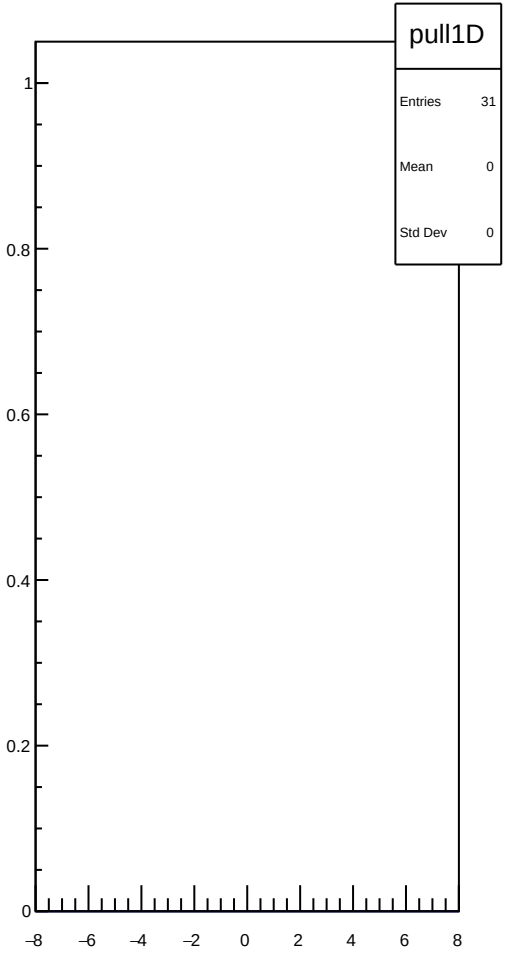
pull1D
Entries 31
Mean 0
Std Dev 0
1
0.8
0.6
0.4
0.2
0
−8
−6
−4
−2
0
2
4
6
8

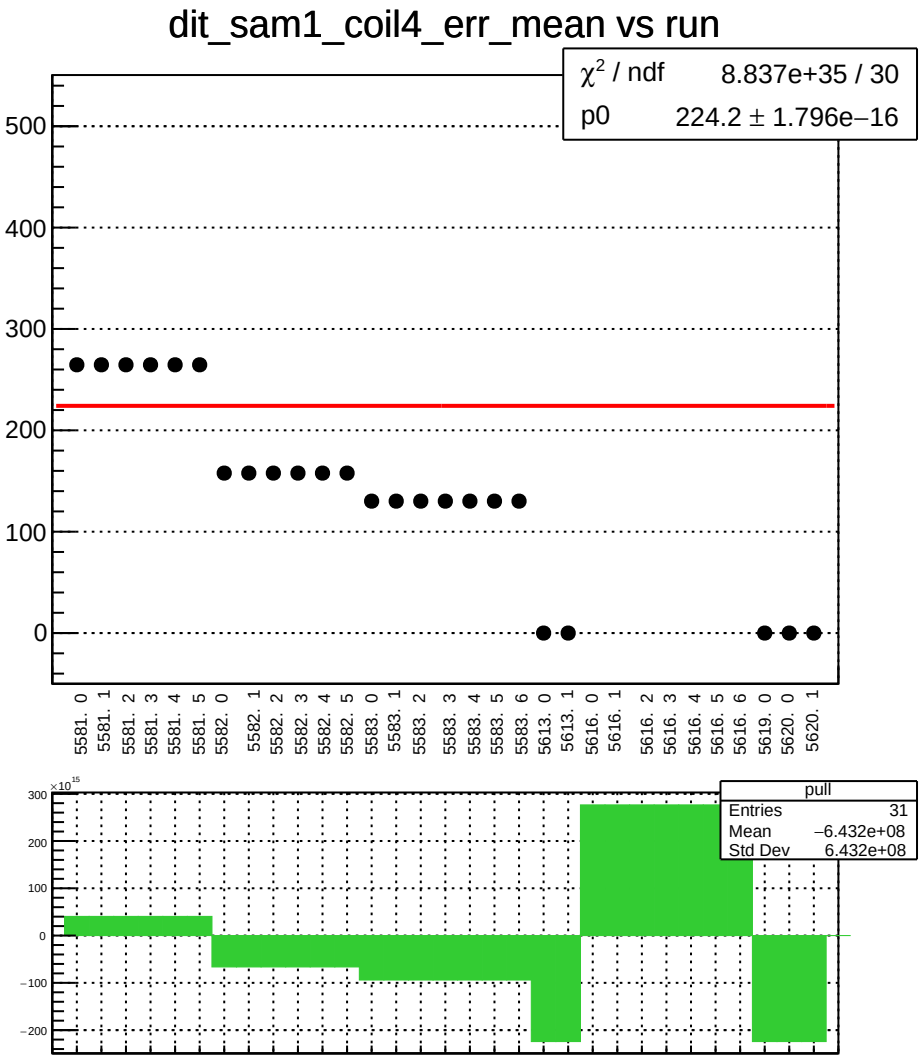
dit_sam1_coil4_err_mean vs run
χ² / ndf 8.837e+35 / 30
p0 224.2 ± 1.796e−16
500
400
300
200
100
0
5581. 0
5581. 1
5581. 2
5581. 3
5581. 4
5581. 5
5582. 0
5582. 1
5582. 2
5582. 3
5582. 4
5582. 5
5583. 0
5583. 1
5583. 2
5583. 3
5583. 4
5583. 5
5583. 6
5613. 0
5613. 1
5616. 0
5616. 1
5616. 2
5616. 3
5616. 4
5616. 5
5616. 6
5619. 0
5620. 0
5620. 1
×10^15
300
200
100
0
−100
−200
pull
Entries 31
Mean −6.432e+08
Std Dev 6.432e+08

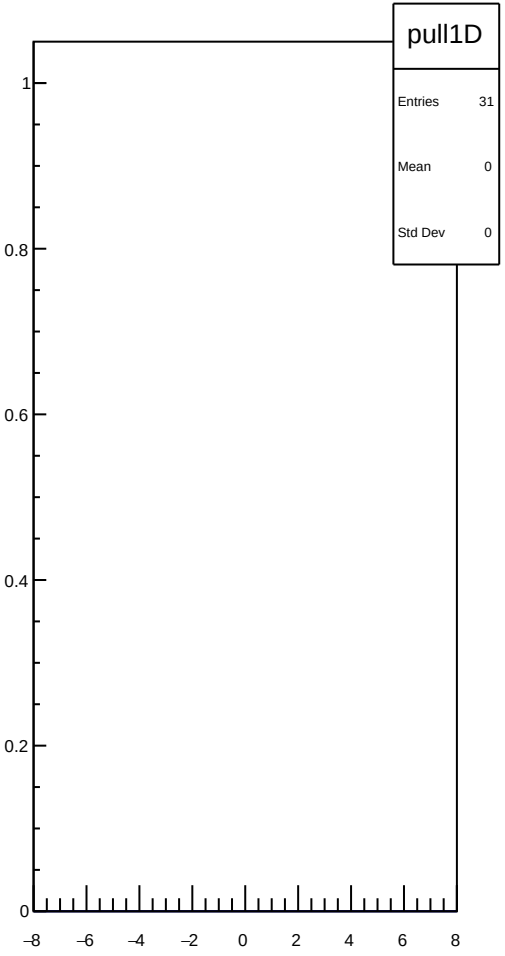
pull1D
Entries 31
Mean 0
Std Dev 0
1
0.8
0.6
0.4
0.2
0
−8
−6
−4
−2
0
2
4
6
8

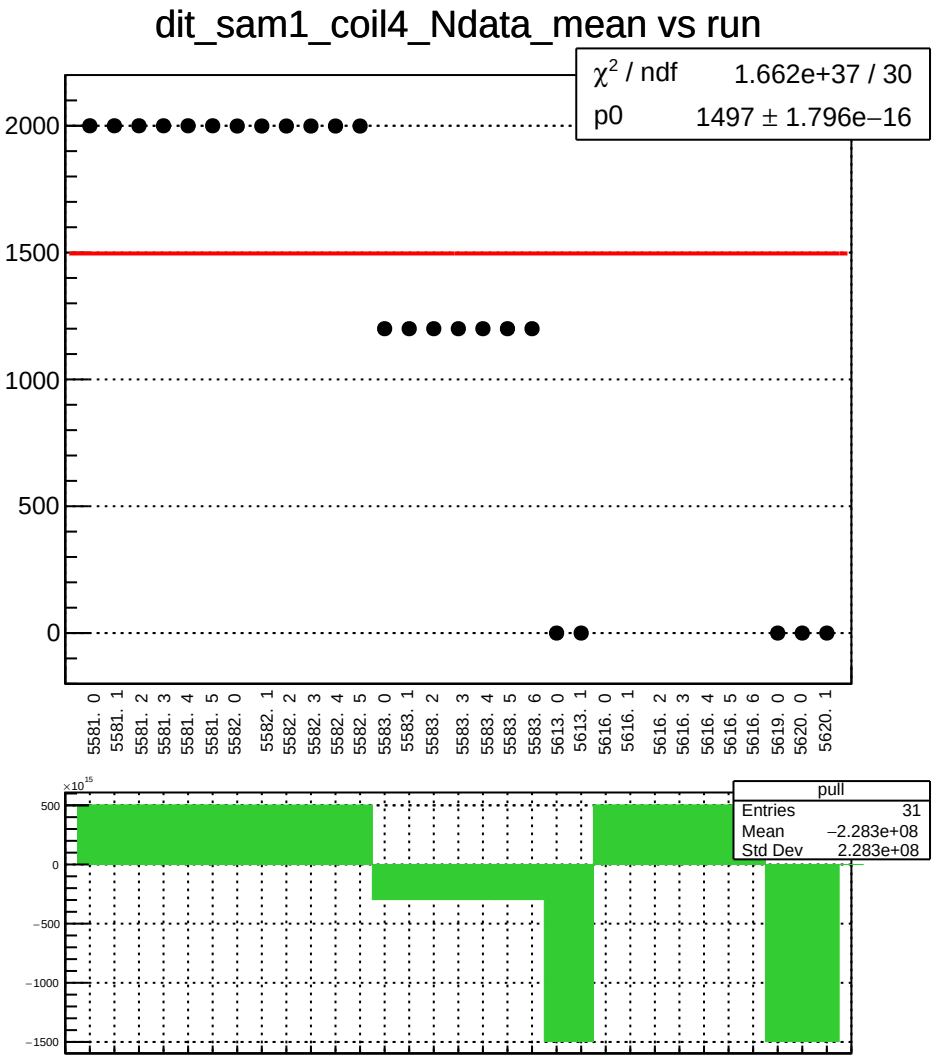
dit_sam1_coil4_Ndata_mean vs run
χ² / ndf 1.662e+37 / 30
p0 1497 ± 1.796e−16
2000
1500
1000
500
0
5581. 0
5581. 1
5581. 2
5581. 3
5581. 4
5581. 5
5582. 0
5582. 1
5582. 2
5582. 3
5582. 4
5582. 5
5583. 0
5583. 1
5583. 2
5583. 3
5583. 4
5583. 5
5583. 6
5613. 0
5613. 1
5616. 0
5616. 1
5616. 2
5616. 3
5616. 4
5616. 5
5616. 6
5619. 0
5620. 0
5620. 1
×10¹⁵
500
0
−500
−1000
−1500
pull
Entries 31
Mean −2.283e+08
Std Dev 2.283e+08

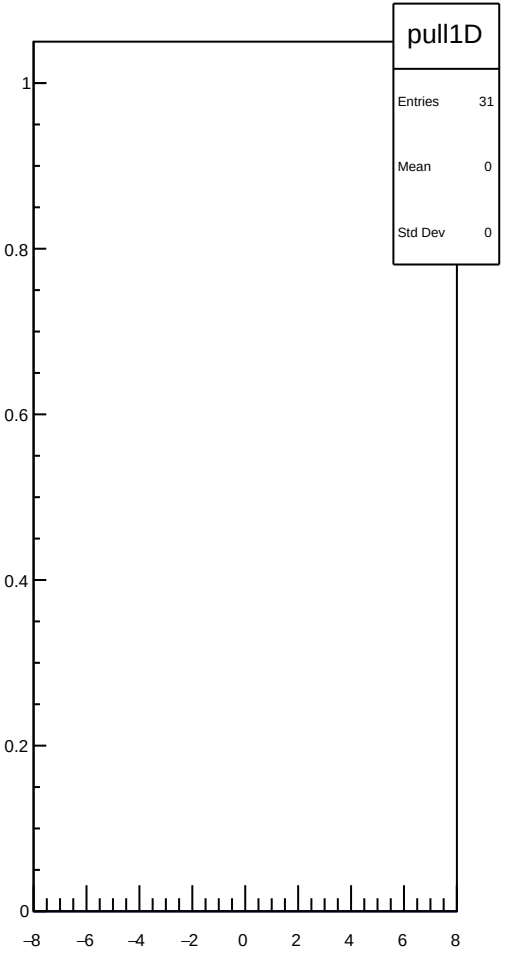
pull1D
Entries 31
Mean 0
Std Dev 0
1
0.8
0.6
0.4
0.2
0
−8
−6
−4
−2
0
2
4
6
8

dit_sam2_coil4_mean vs run

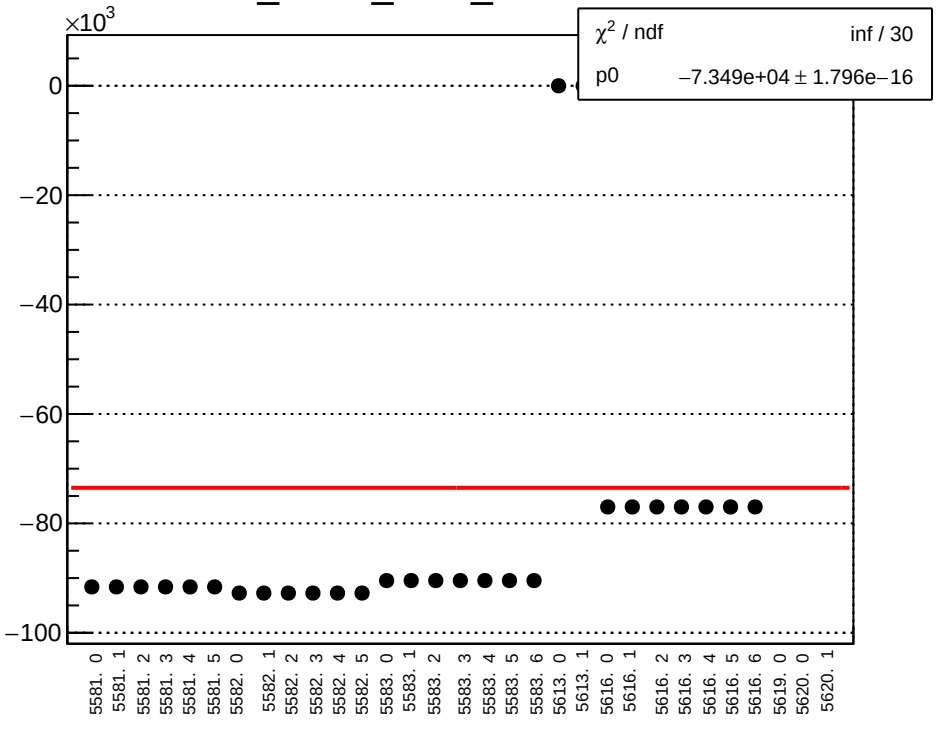

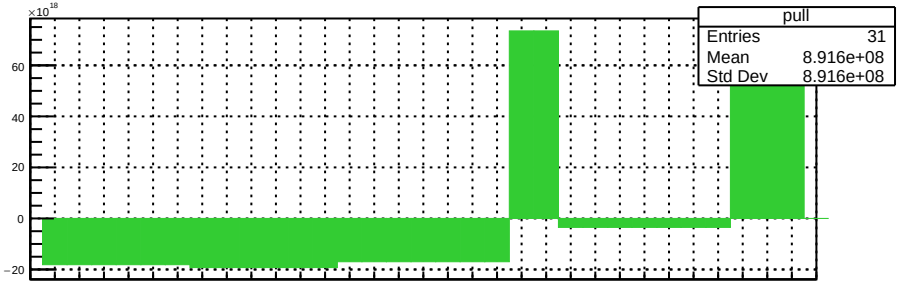

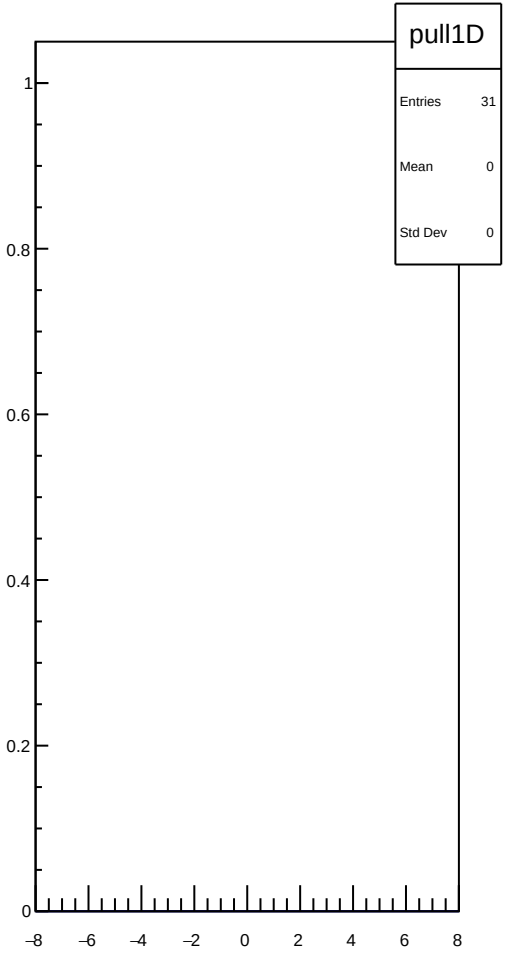

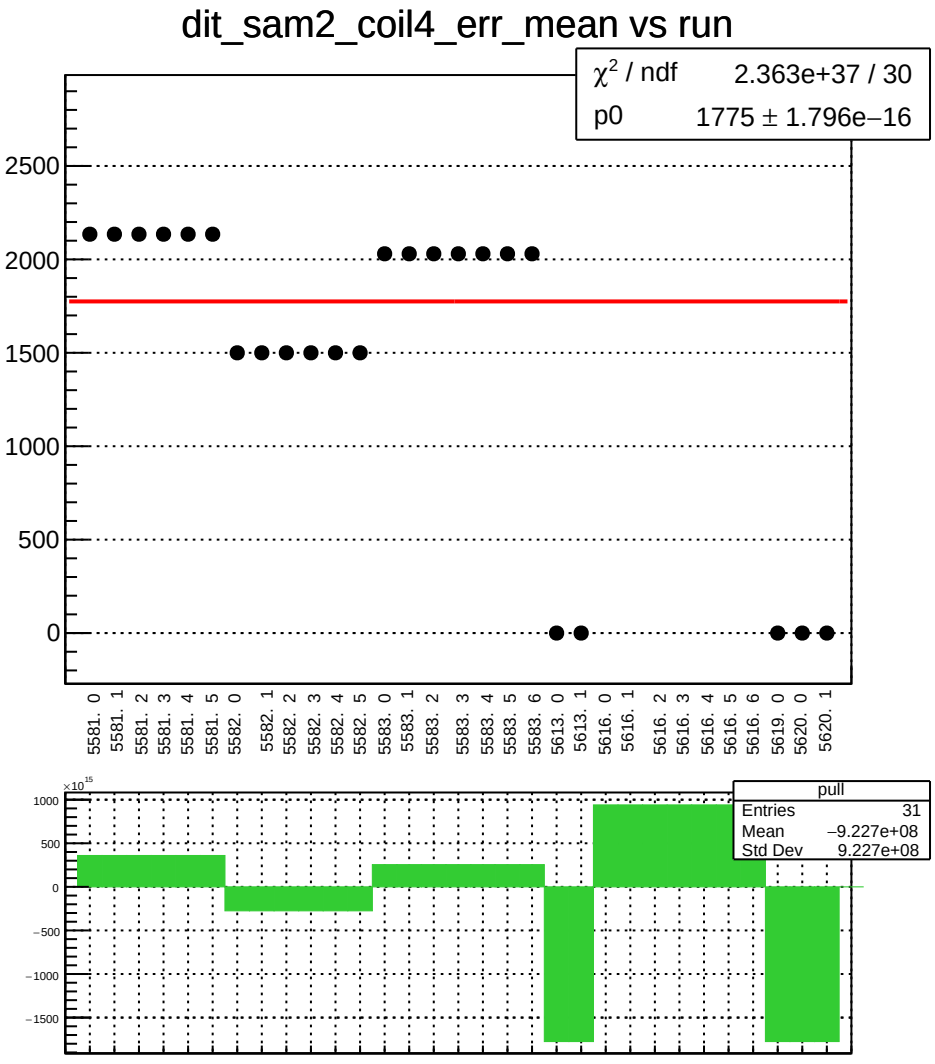
dit_sam2_coil4_err_mean vs run
χ² / ndf 2.363e+37 / 30
p0 1775 ± 1.796e−16
2500
2000
1500
1000
500
0
5581. 0
5581. 1
5581. 2
5581. 3
5581. 4
5581. 5
5582. 0
5582. 1
5582. 2
5582. 3
5582. 4
5582. 5
5583. 0
5583. 1
5583. 2
5583. 3
5583. 4
5583. 5
5583. 6
5613. 0
5613. 1
5616. 0
5616. 1
5616. 2
5616. 3
5616. 4
5616. 5
5616. 6
5619. 0
5620. 0
5620. 1
×10^15
1000
500
0
−500
−1000
−1500
pull
Entries 31
Mean −9.227e+08
Std Dev 9.227e+08

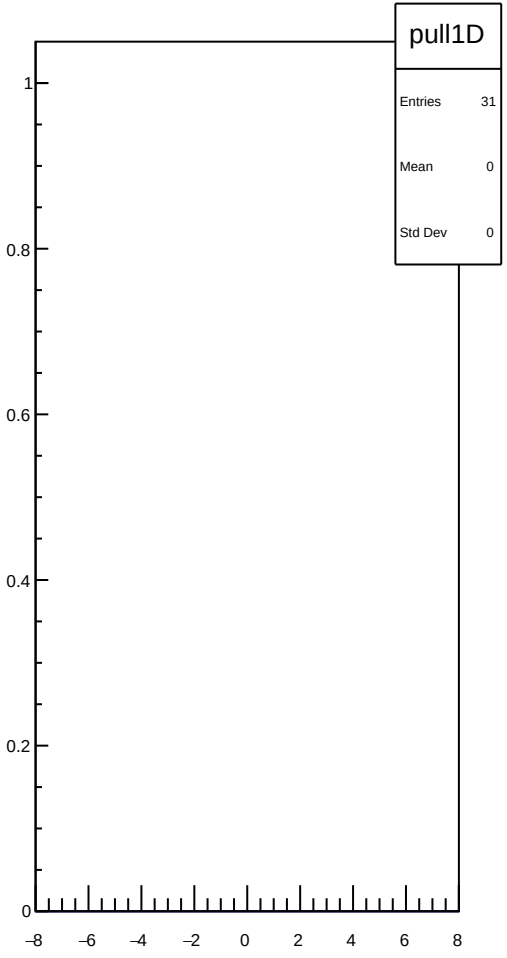
pull1D
Entries 31
Mean 0
Std Dev 0
1
0.8
0.6
0.4
0.2
0
−8
−6
−4
−2
0
2
4
6
8

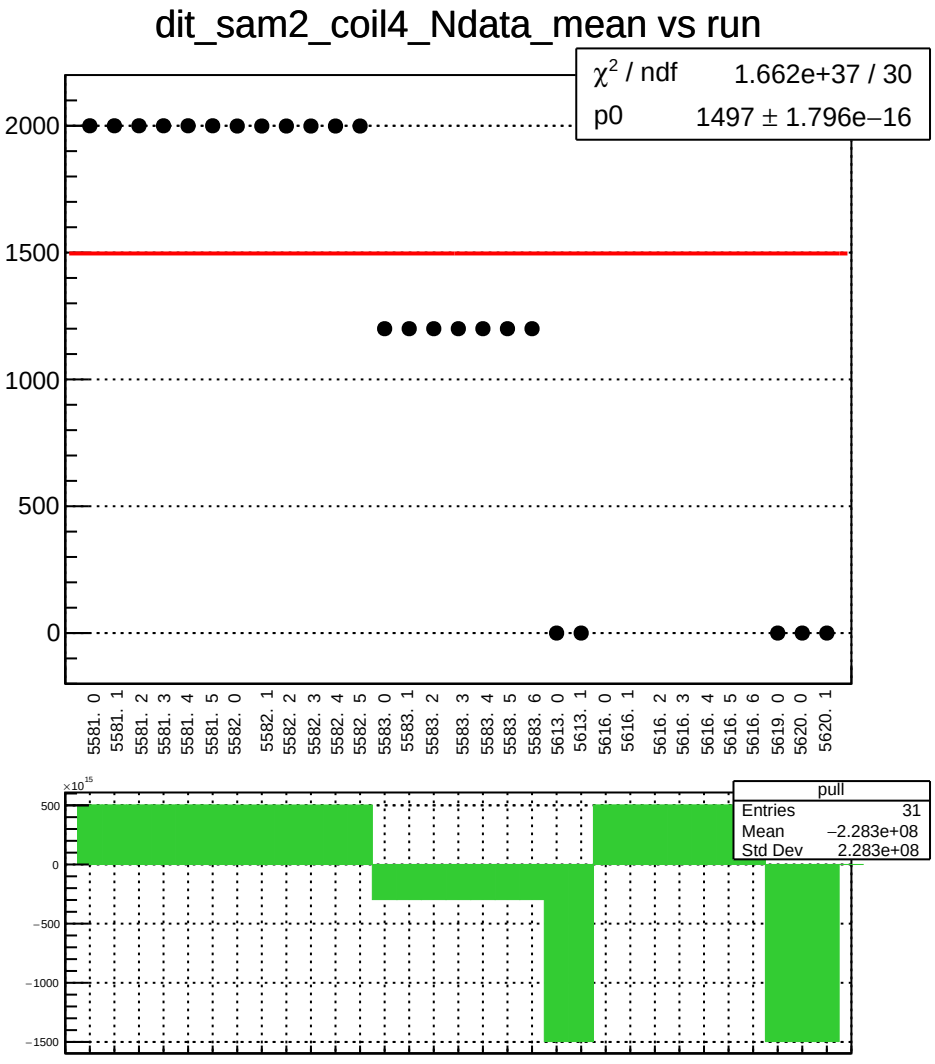
dit_sam2_coil4_Ndata_mean vs run
χ² / ndf 1.662e+37 / 30
p0 1497 ± 1.796e−16
2000
1500
1000
500
0
5581. 0
5581. 1
5581. 2
5581. 3
5581. 4
5581. 5
5582. 0
5582. 1
5582. 2
5582. 3
5582. 4
5582. 5
5583. 0
5583. 1
5583. 2
5583. 3
5583. 4
5583. 5
5583. 6
5613. 0
5613. 1
5616. 0
5616. 1
5616. 2
5616. 3
5616. 4
5616. 5
5616. 6
5619. 0
5620. 0
5620. 1
×10¹⁵
500
0
−500
−1000
−1500
pull
Entries 31
Mean −2.283e+08
Std Dev 2.283e+08

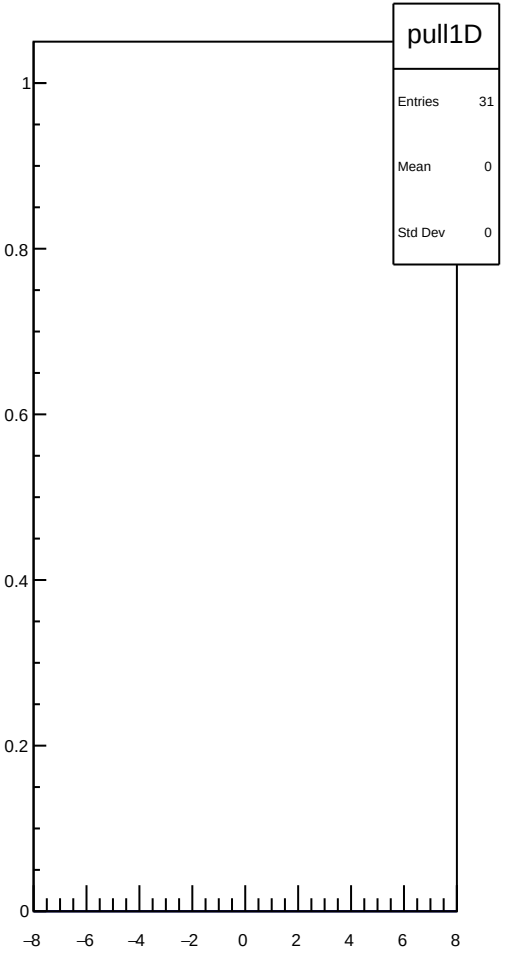
pull1D
Entries 31
Mean 0
Std Dev 0
1
0.8
0.6
0.4
0.2
0
−8
−6
−4
−2
0
2
4
6
8

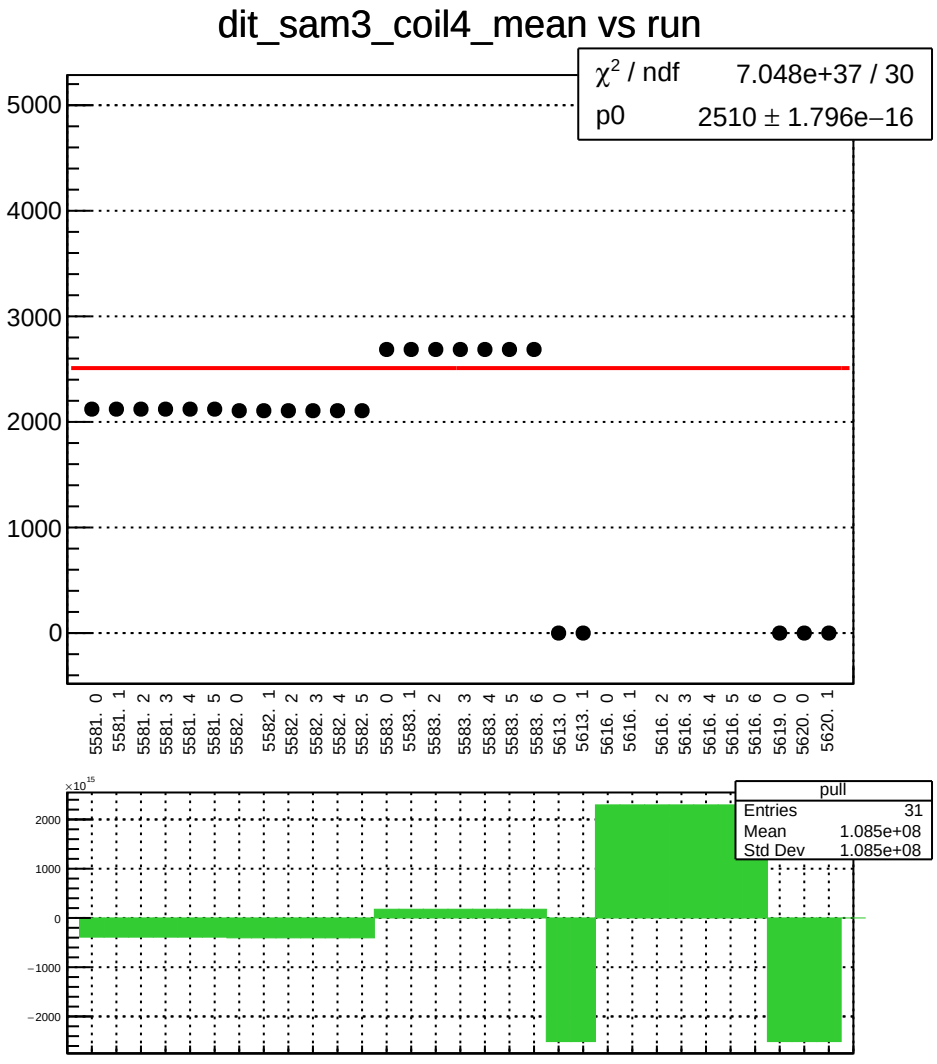
dit_sam3_coil4_mean vs run
χ^2 / ndf 7.048e+37 / 30
p0 2510 ± 1.796e−16
5000
4000
3000
2000
1000
0
5581. 0
5581. 1
5581. 2
5581. 3
5581. 4
5581. 5
5582. 0
5582. 1
5582. 2
5582. 3
5582. 4
5582. 5
5583. 0
5583. 1
5583. 2
5583. 3
5583. 4
5583. 5
5583. 6
5613. 0
5613. 1
5616. 0
5616. 1
5616. 2
5616. 3
5616. 4
5616. 5
5616. 6
5619. 0
5620. 0
5620. 1
pull
Entries 31
Mean 1.085e+08
Std Dev 1.085e+08
×10^15
2000
1000
0
−1000
−2000

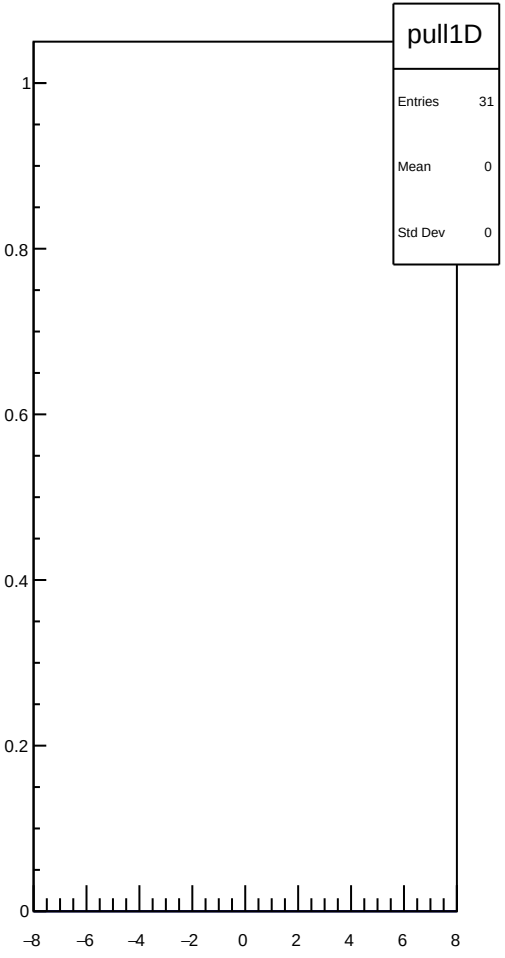
pull1D
Entries 31
Mean 0
Std Dev 0
1
0.8
0.6
0.4
0.2
0
−8
−6
−4
−2
0
2
4
6
8

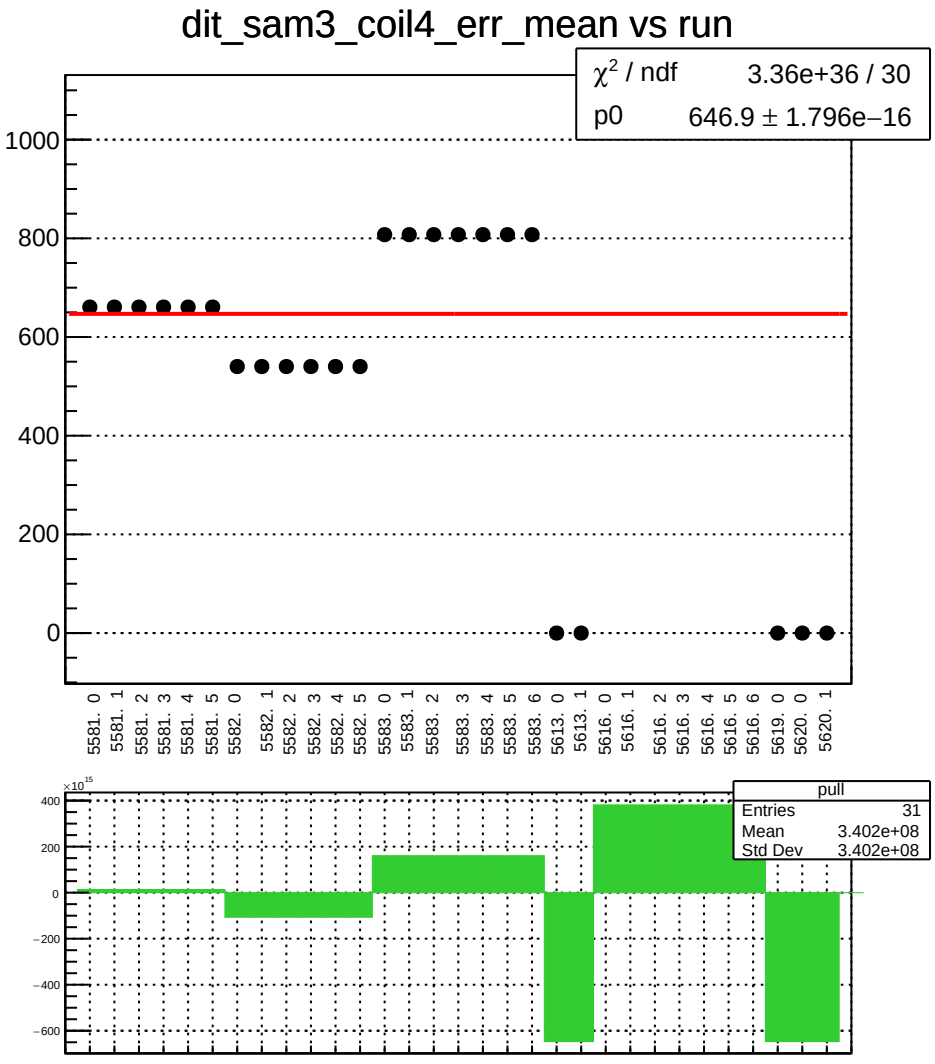
dit_sam3_coil4_err_mean vs run
χ² / ndf 3.36e+36 / 30
p0 646.9 ± 1.796e−16
1000
800
600
400
200
0
5581. 0
5581. 1
5581. 2
5581. 3
5581. 4
5581. 5
5582. 0
5582. 1
5582. 2
5582. 3
5582. 4
5582. 5
5583. 0
5583. 1
5583. 2
5583. 3
5583. 4
5583. 5
5583. 6
5613. 0
5613. 1
5616. 0
5616. 1
5616. 2
5616. 3
5616. 4
5616. 5
5616. 6
5619. 0
5620. 0
5620. 1
×10^15
400
200
0
−200
−400
−600
pull
Entries 31
Mean 3.402e+08
Std Dev 3.402e+08

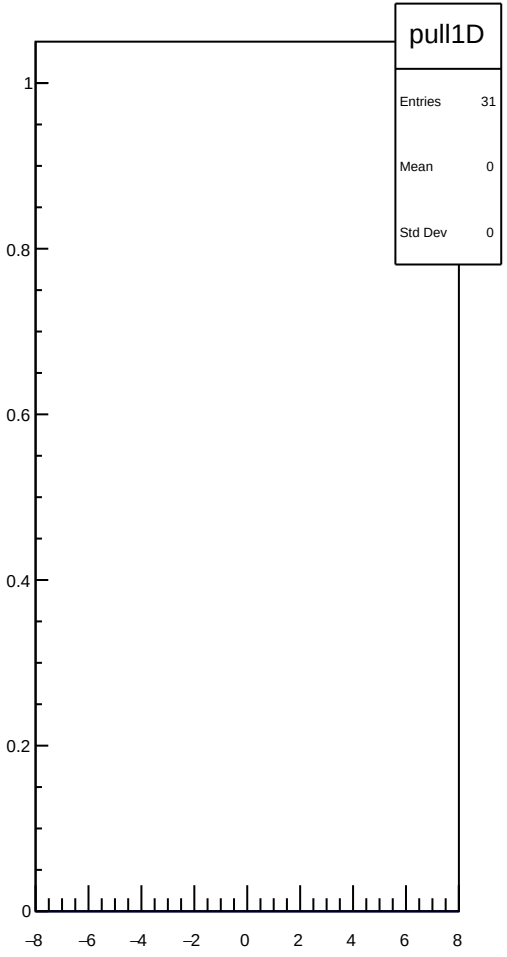
pull1D
Entries 31
Mean 0
Std Dev 0
1
0.8
0.6
0.4
0.2
0
−8
−6
−4
−2
0
2
4
6
8

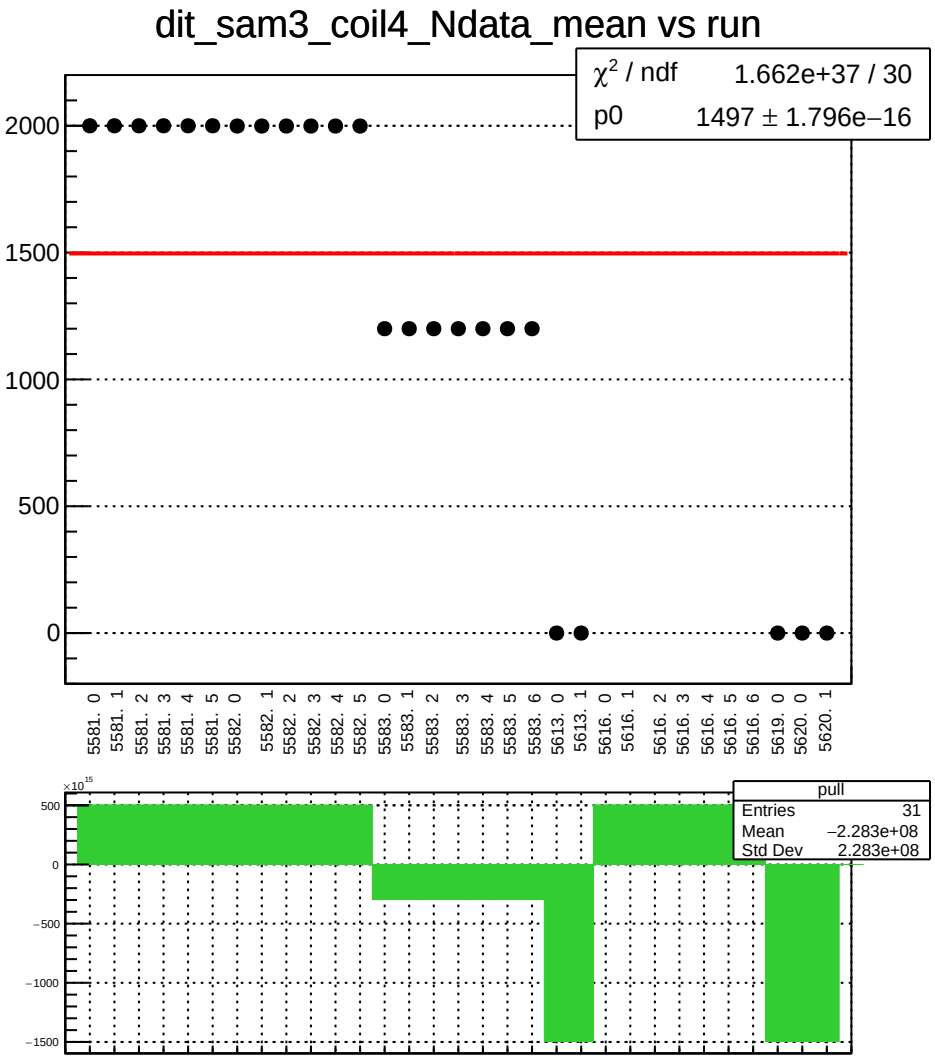
dit_sam3_coil4_Ndata_mean vs run
χ² / ndf 1.662e+37 / 30
p0 1497 ± 1.796e−16
2000
1500
1000
500
0
5581. 0
5581. 1
5581. 2
5581. 3
5581. 4
5581. 5
5582. 0
5582. 1
5582. 2
5582. 3
5582. 4
5582. 5
5583. 0
5583. 1
5583. 2
5583. 3
5583. 4
5583. 5
5583. 6
5613. 0
5613. 1
5616. 0
5616. 1
5616. 2
5616. 3
5616. 4
5616. 5
5616. 6
5619. 0
5620. 0
5620. 1
×10¹⁵
500
0
−500
−1000
−1500
pull
Entries 31
Mean −2.283e+08
Std Dev 2.283e+08

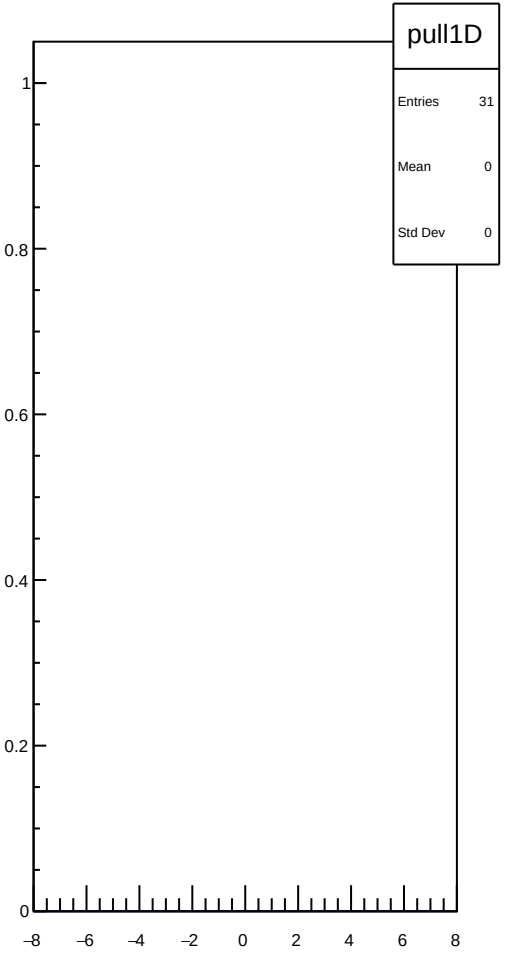
pull1D
Entries 31
Mean 0
Std Dev 0
1
0.8
0.6
0.4
0.2
0
−8
−6
−4
−2
0
2
4
6
8

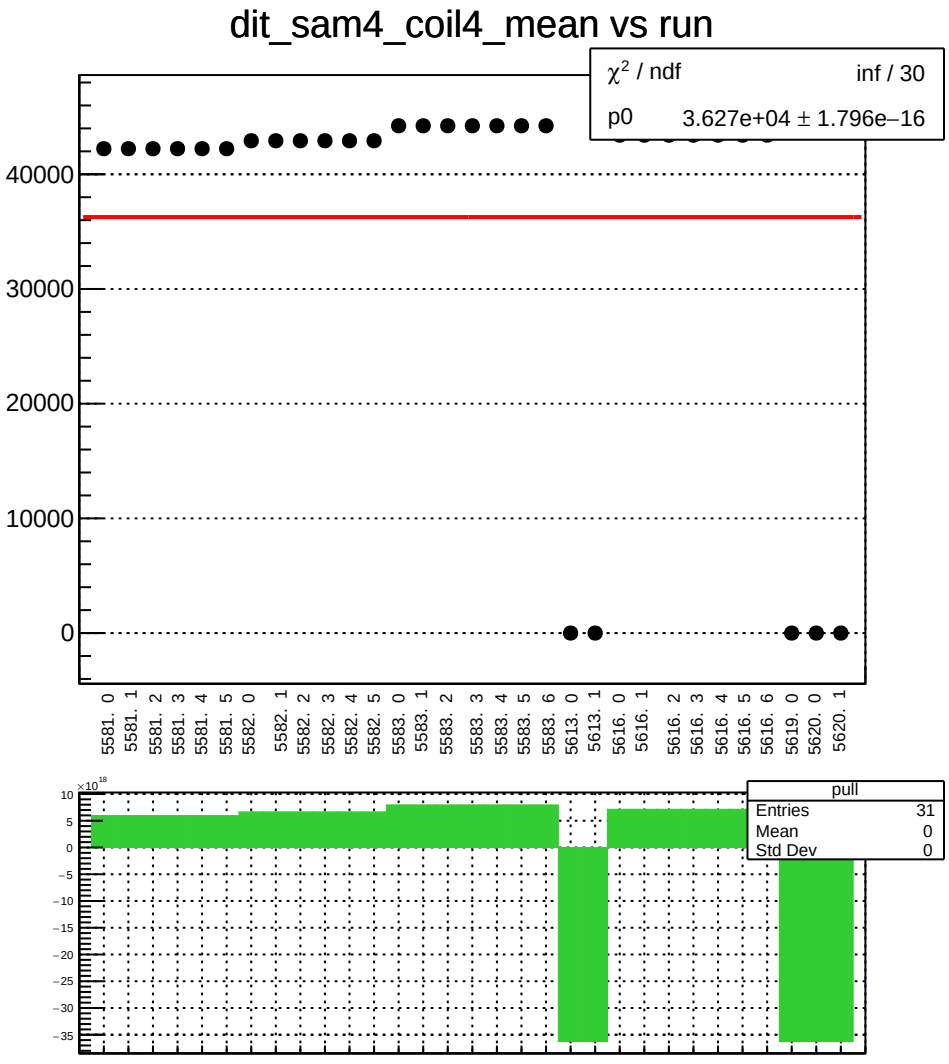
dit_sam4_coil4_mean vs run
χ² / ndf inf / 30
p0 3.627e+04 ± 1.796e−16
40000
30000
20000
10000
0
5581. 0
5581. 1
5581. 2
5581. 3
5581. 4
5581. 5
5582. 0
5582. 1
5582. 2
5582. 3
5582. 4
5582. 5
5583. 0
5583. 1
5583. 2
5583. 3
5583. 4
5583. 5
5583. 6
5613. 0
5613. 1
5616. 0
5616. 1
5616. 2
5616. 3
5616. 4
5616. 5
5616. 6
5619. 0
5620. 0
5620. 1
×10¹⁸
10
5
0
−5
−10
−15
−20
−25
−30
−35
pull
Entries 31
Mean 0
Std Dev 0

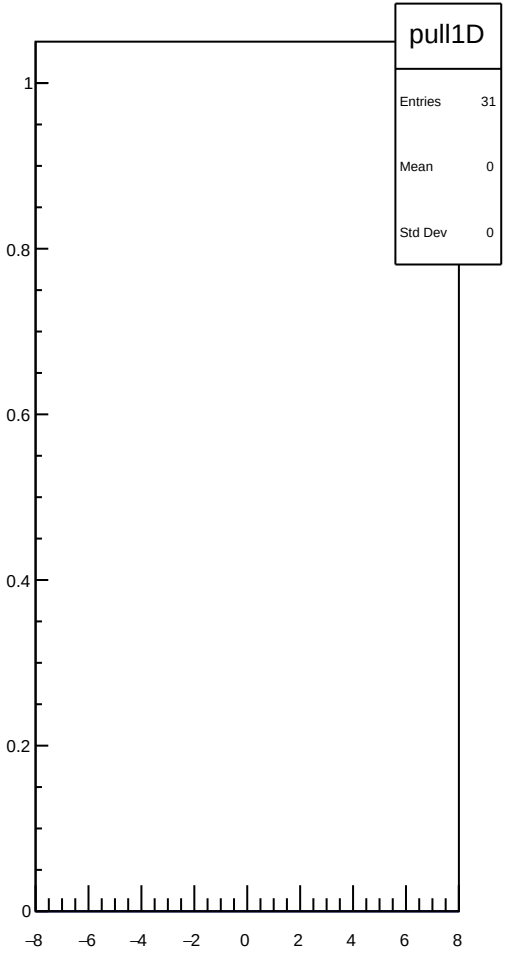
pull1D
Entries 31
Mean 0
Std Dev 0
1
0.8
0.6
0.4
0.2
0
−8
−6
−4
−2
0
2
4
6
8

dit_sam4_coil4_err_mean vs run

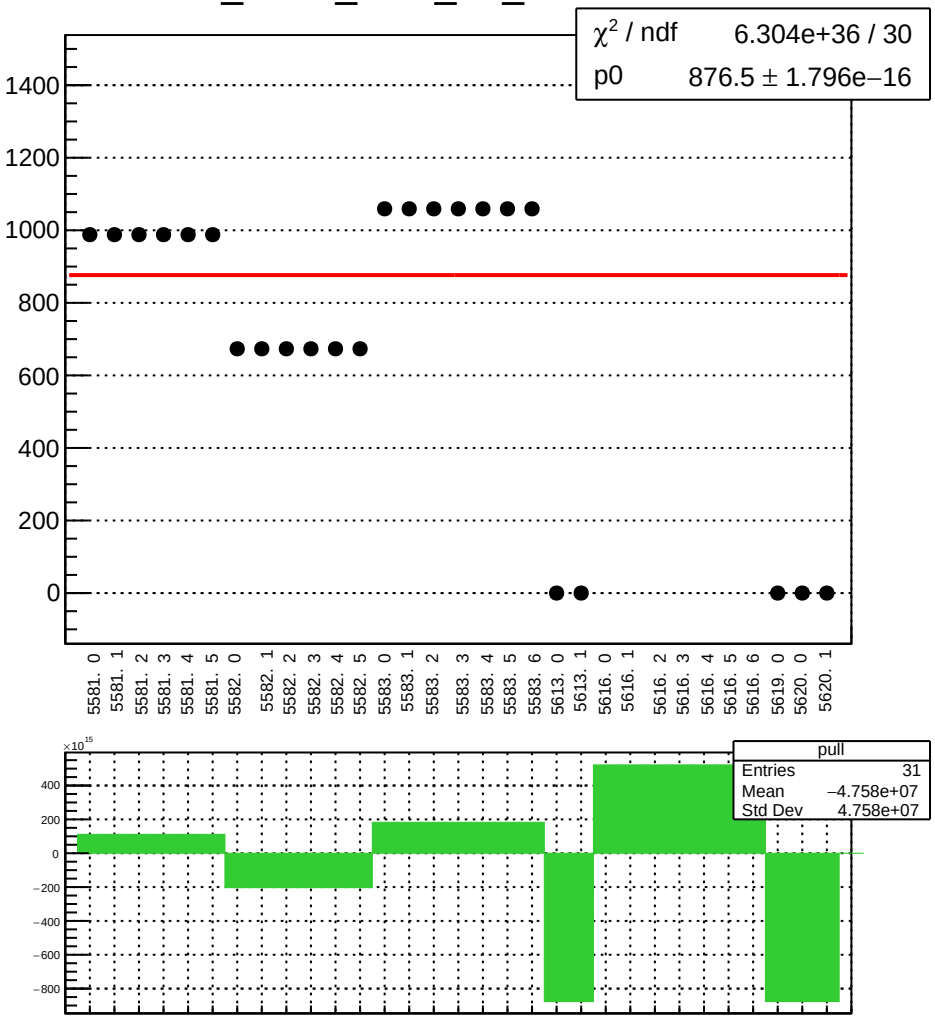

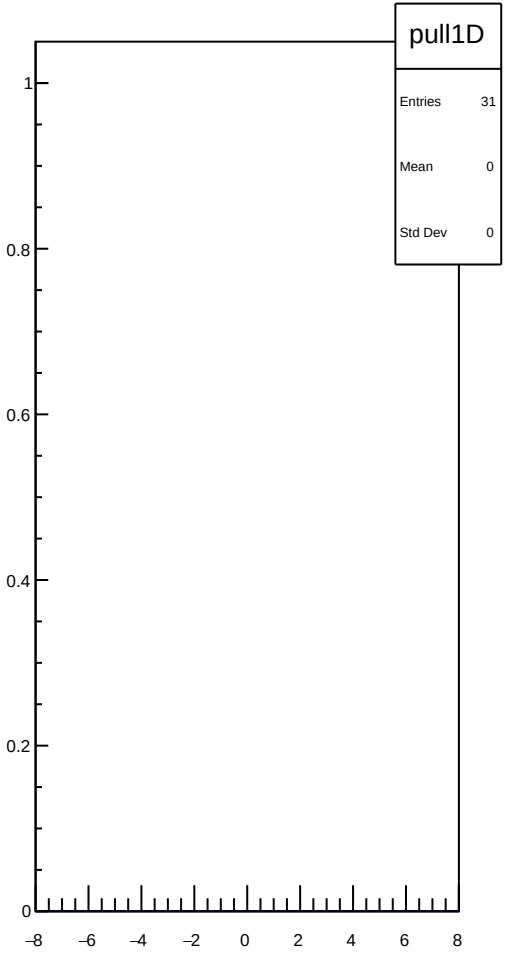

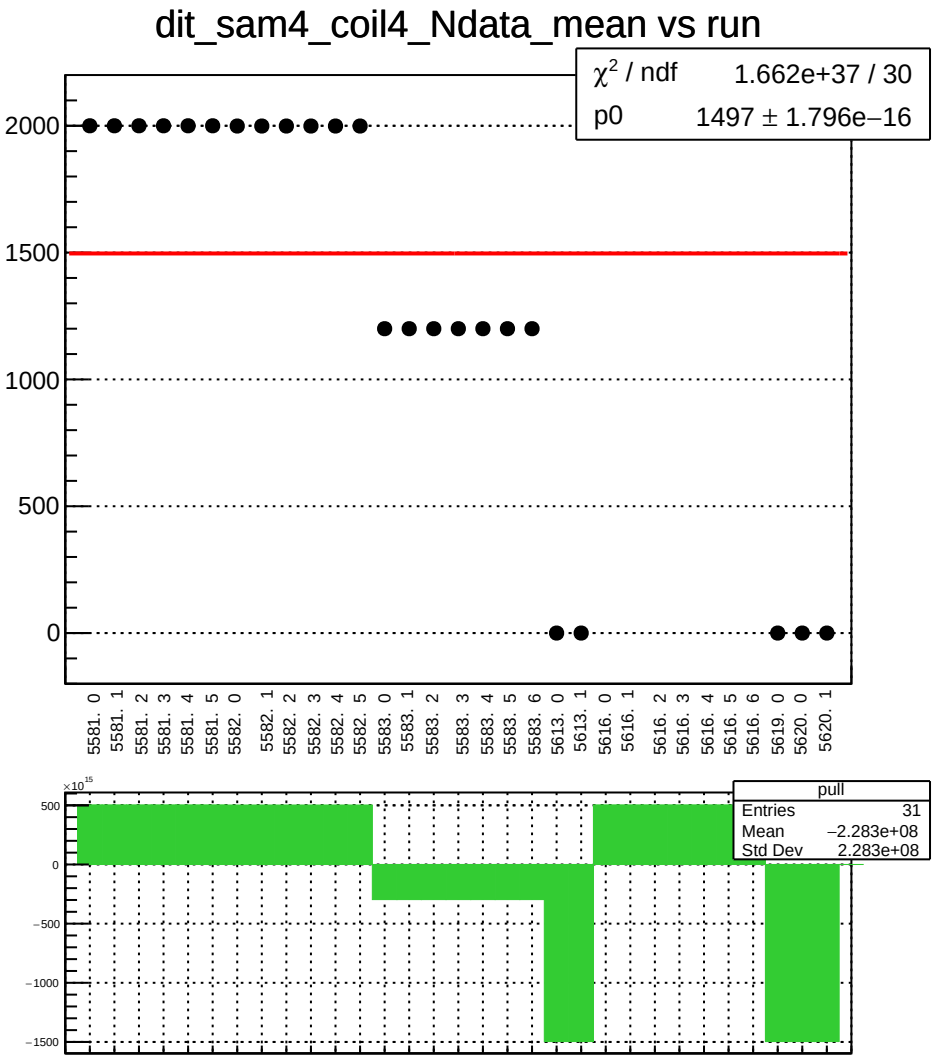
dit_sam4_coil4_Ndata_mean vs run
χ² / ndf 1.662e+37 / 30
p0 1497 ± 1.796e−16
2000
1500
1000
500
0
5581. 0
5581. 1
5581. 2
5581. 3
5581. 4
5581. 5
5582. 0
5582. 1
5582. 2
5582. 3
5582. 4
5582. 5
5583. 0
5583. 1
5583. 2
5583. 3
5583. 4
5583. 5
5583. 6
5613. 0
5613. 1
5616. 0
5616. 1
5616. 2
5616. 3
5616. 4
5616. 5
5616. 6
5619. 0
5620. 0
5620. 1
×10^15
500
0
−500
−1000
−1500
pull
Entries 31
Mean −2.283e+08
Std Dev 2.283e+08

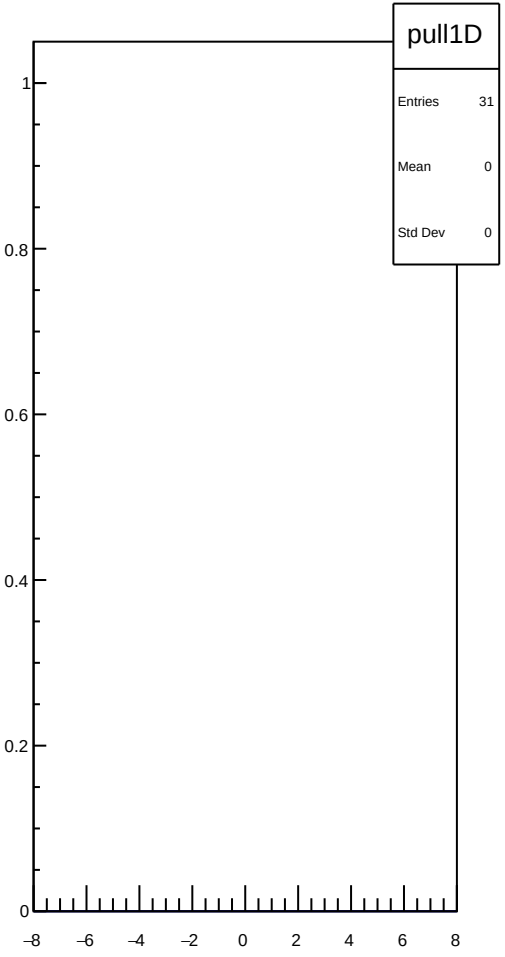
pull1D
Entries 31
Mean 0
Std Dev 0
1
0.8
0.6
0.4
0.2
0
−8
−6
−4
−2
0
2
4
6
8

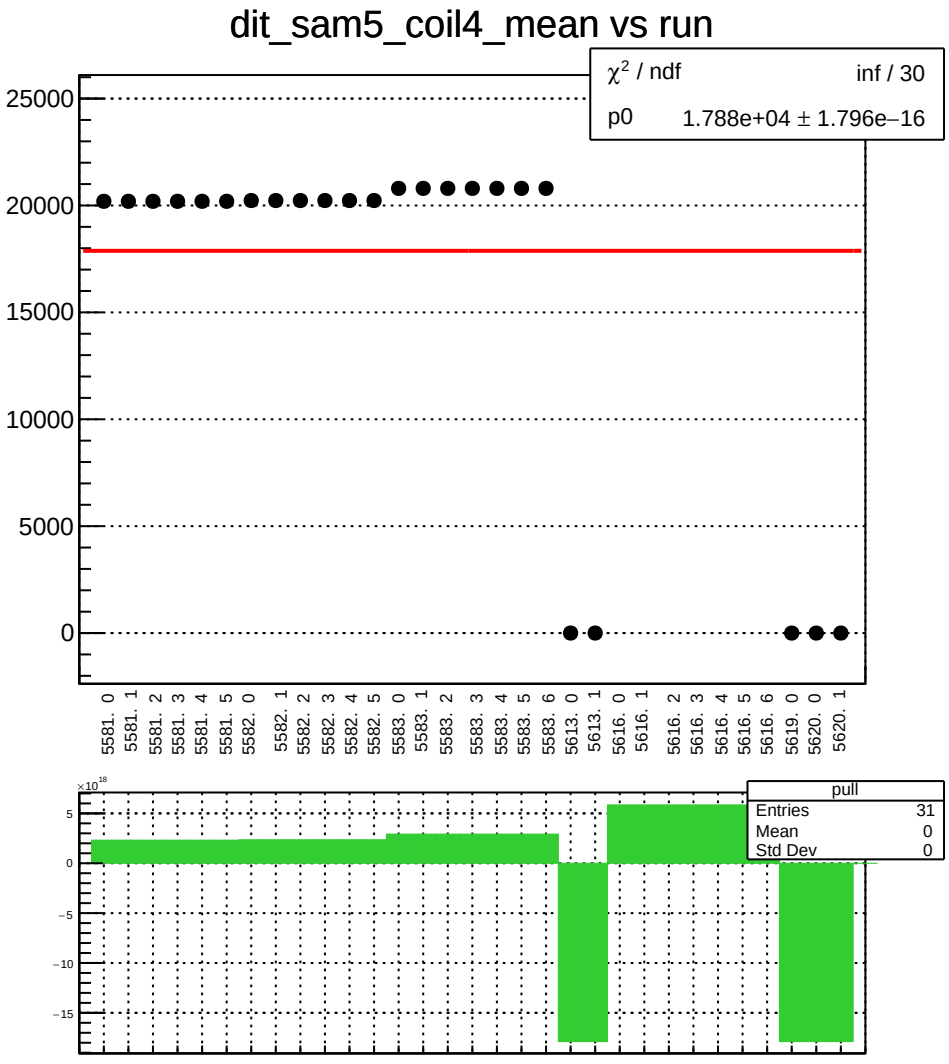
dit_sam5_coil4_mean vs run
χ² / ndf inf / 30
p0 1.788e+04 ± 1.796e−16
25000
20000
15000
10000
5000
0
5581. 0
5581. 1
5581. 2
5581. 3
5581. 4
5581. 5
5582. 0
5582. 1
5582. 2
5582. 3
5582. 4
5582. 5
5583. 0
5583. 1
5583. 2
5583. 3
5583. 4
5583. 5
5583. 6
5613. 0
5613. 1
5616. 0
5616. 1
5616. 2
5616. 3
5616. 4
5616. 5
5616. 6
5619. 0
5620. 0
5620. 1
×10^18
5
0
−5
−10
−15
pull
Entries 31
Mean 0
Std Dev 0

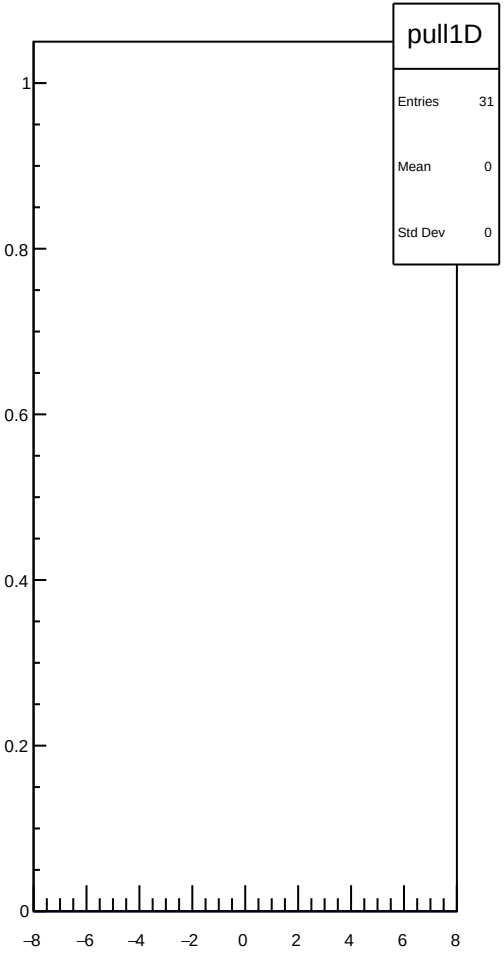
pull1D
Entries 31
Mean 0
Std Dev 0
1
0.8
0.6
0.4
0.2
0
−8
−6
−4
−2
0
2
4
6
8

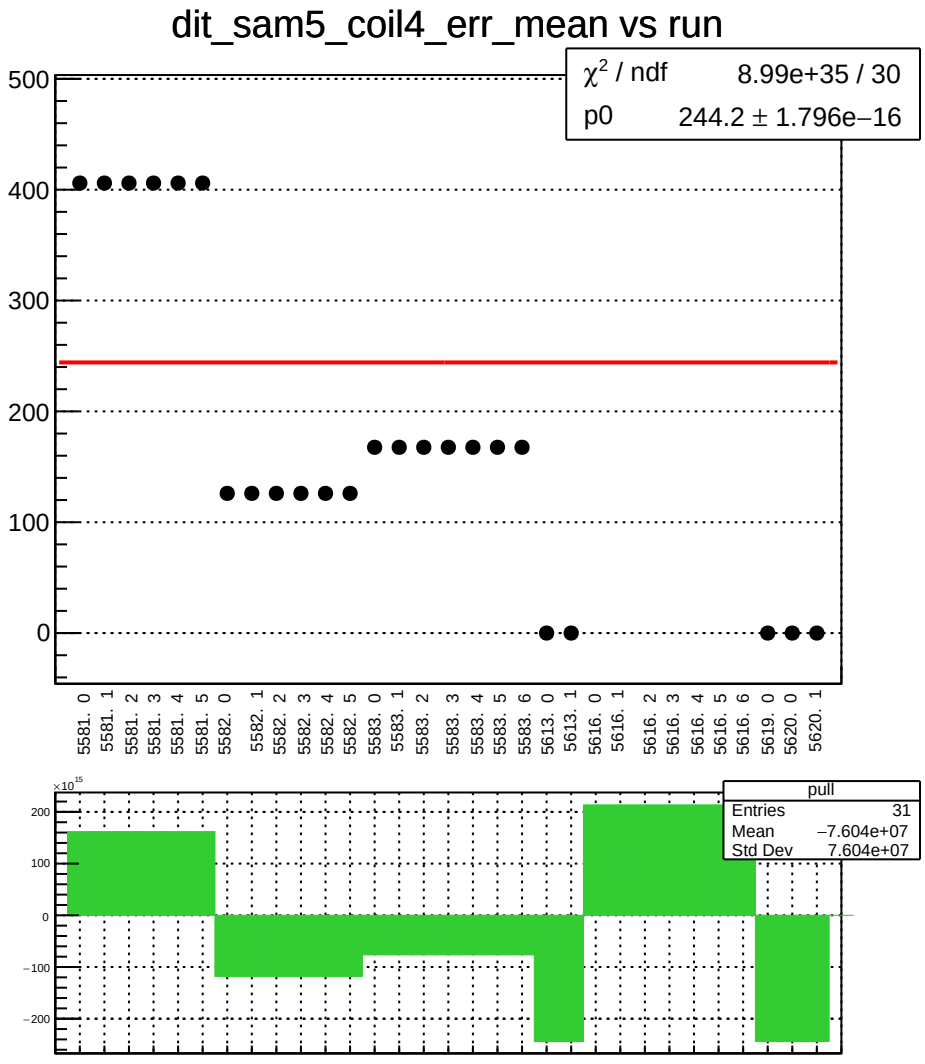
dit_sam5_coil4_err_mean vs run
χ² / ndf 8.99e+35 / 30
p0 244.2 ± 1.796e−16
500
400
300
200
100
0
5581. 0
5581. 1
5581. 2
5581. 3
5581. 4
5581. 5
5582. 0
5582. 1
5582. 2
5582. 3
5582. 4
5582. 5
5583. 0
5583. 1
5583. 2
5583. 3
5583. 4
5583. 5
5583. 6
5613. 0
5613. 1
5616. 0
5616. 1
5616. 2
5616. 3
5616. 4
5616. 5
5616. 6
5619. 0
5620. 0
5620. 1
×10^15
200
100
0
−100
−200
pull
Entries 31
Mean −7.604e+07
Std Dev 7.604e+07

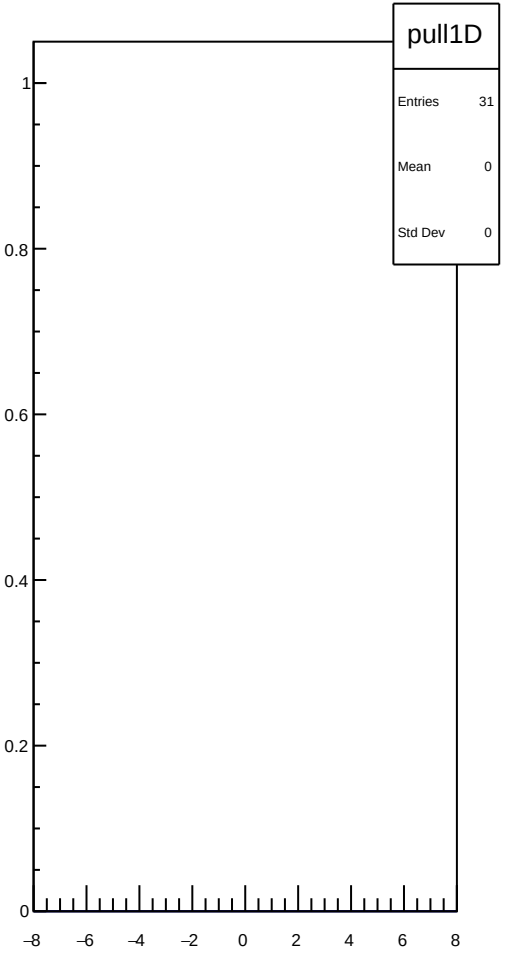
pull1D
Entries 31
Mean 0
Std Dev 0
1
0.8
0.6
0.4
0.2
0
−8
−6
−4
−2
0
2
4
6
8

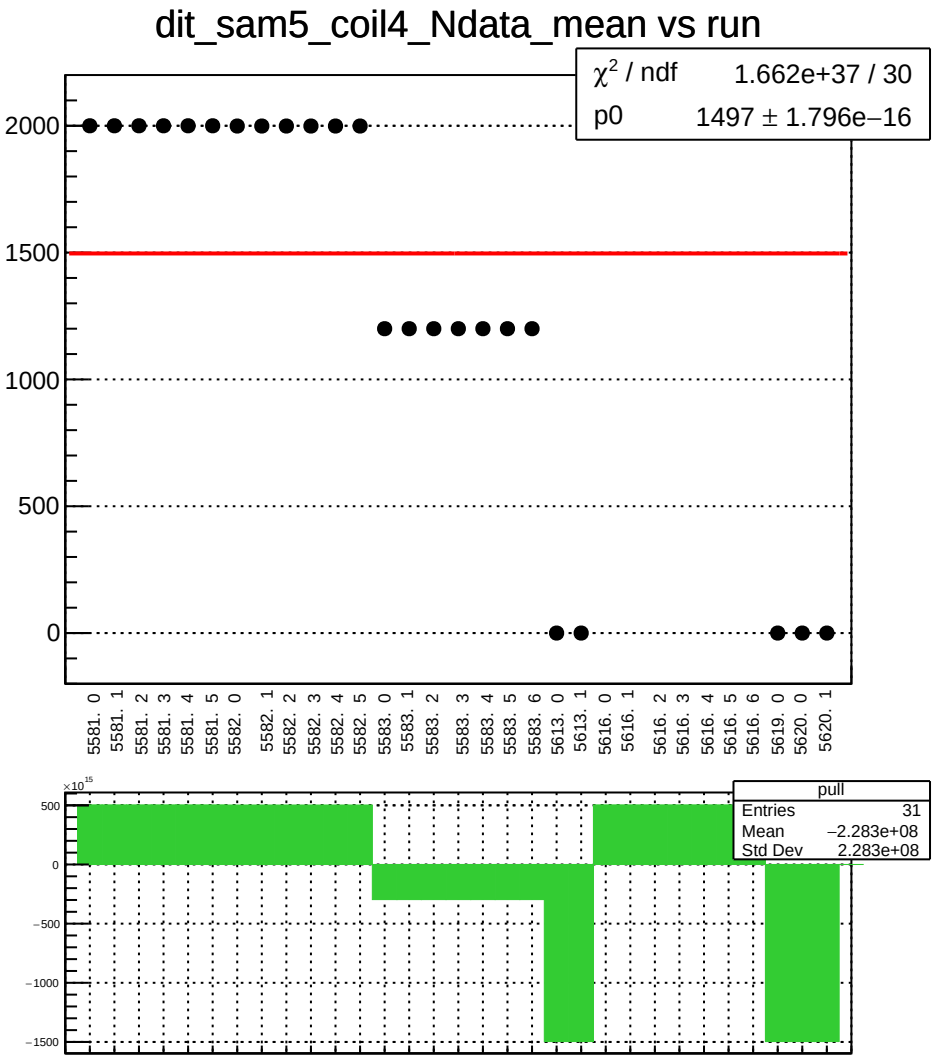
dit_sam5_coil4_Ndata_mean vs run
χ² / ndf 1.662e+37 / 30
p0 1497 ± 1.796e−16
2000
1500
1000
500
0
5581. 0
5581. 1
5581. 2
5581. 3
5581. 4
5581. 5
5582. 0
5582. 1
5582. 2
5582. 3
5582. 4
5582. 5
5583. 0
5583. 1
5583. 2
5583. 3
5583. 4
5583. 5
5583. 6
5613. 0
5613. 1
5616. 0
5616. 1
5616. 2
5616. 3
5616. 4
5616. 5
5616. 6
5619. 0
5620. 0
5620. 1
×10¹⁵
500
0
−500
−1000
−1500
pull
Entries 31
Mean −2.283e+08
Std Dev 2.283e+08

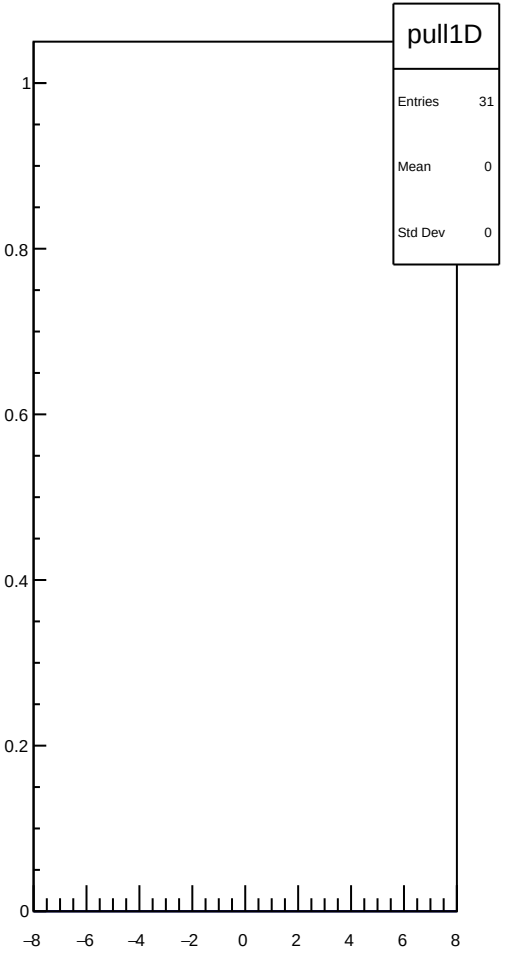
pull1D
Entries 31
Mean 0
Std Dev 0
1
0.8
0.6
0.4
0.2
0
−8
−6
−4
−2
0
2
4
6
8

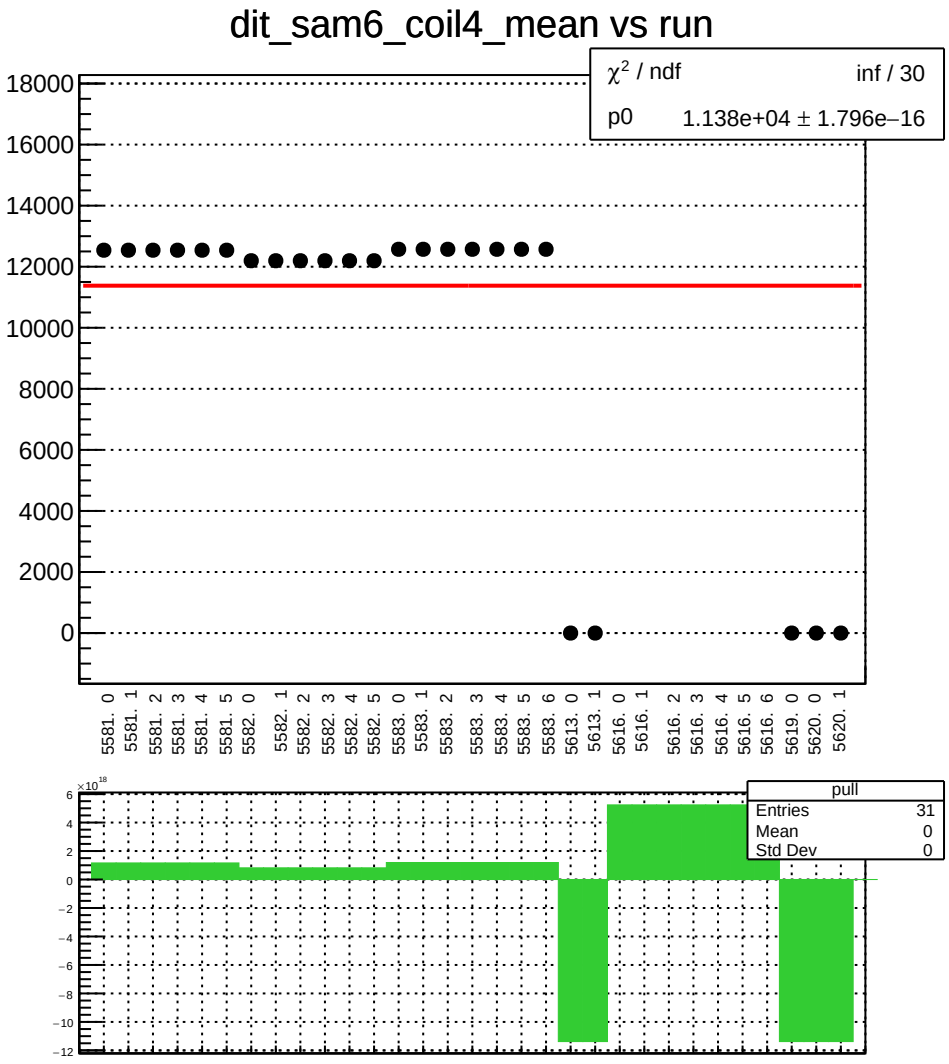
dit_sam6_coil4_mean vs run
χ² / ndf inf / 30
p0 1.138e+04 ± 1.796e−16
18000
16000
14000
12000
10000
8000
6000
4000
2000
0
5581. 0
5581. 1
5581. 2
5581. 3
5581. 4
5581. 5
5582. 0
5582. 1
5582. 2
5582. 3
5582. 4
5582. 5
5583. 0
5583. 1
5583. 2
5583. 3
5583. 4
5583. 5
5583. 6
5613. 0
5613. 1
5616. 0
5616. 1
5616. 2
5616. 3
5616. 4
5616. 5
5616. 6
5619. 0
5620. 0
5620. 1
×10¹⁸
6
4
2
0
−2
−4
−6
−8
−10
−12
pull
Entries 31
Mean 0
Std Dev 0

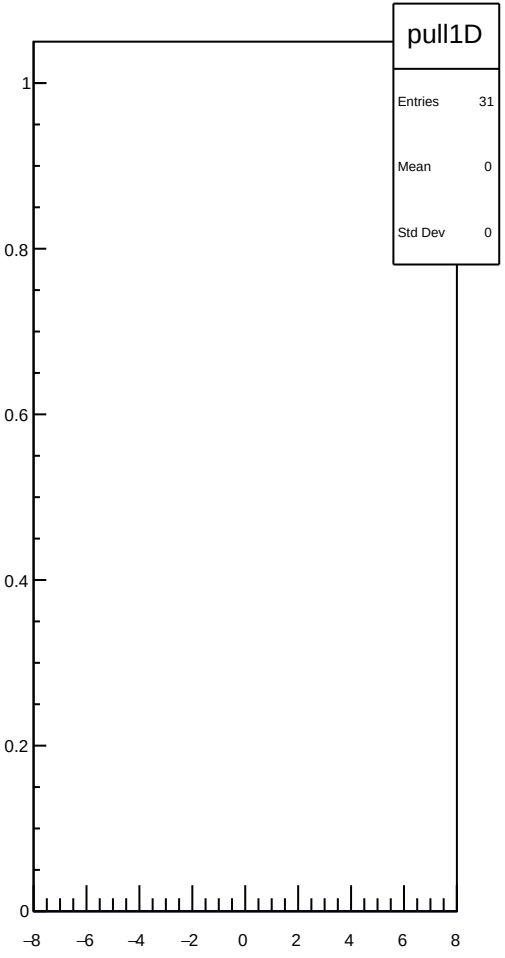
pull1D
Entries 31
Mean 0
Std Dev 0
1
0.8
0.6
0.4
0.2
0
−8
−6
−4
−2
0
2
4
6
8

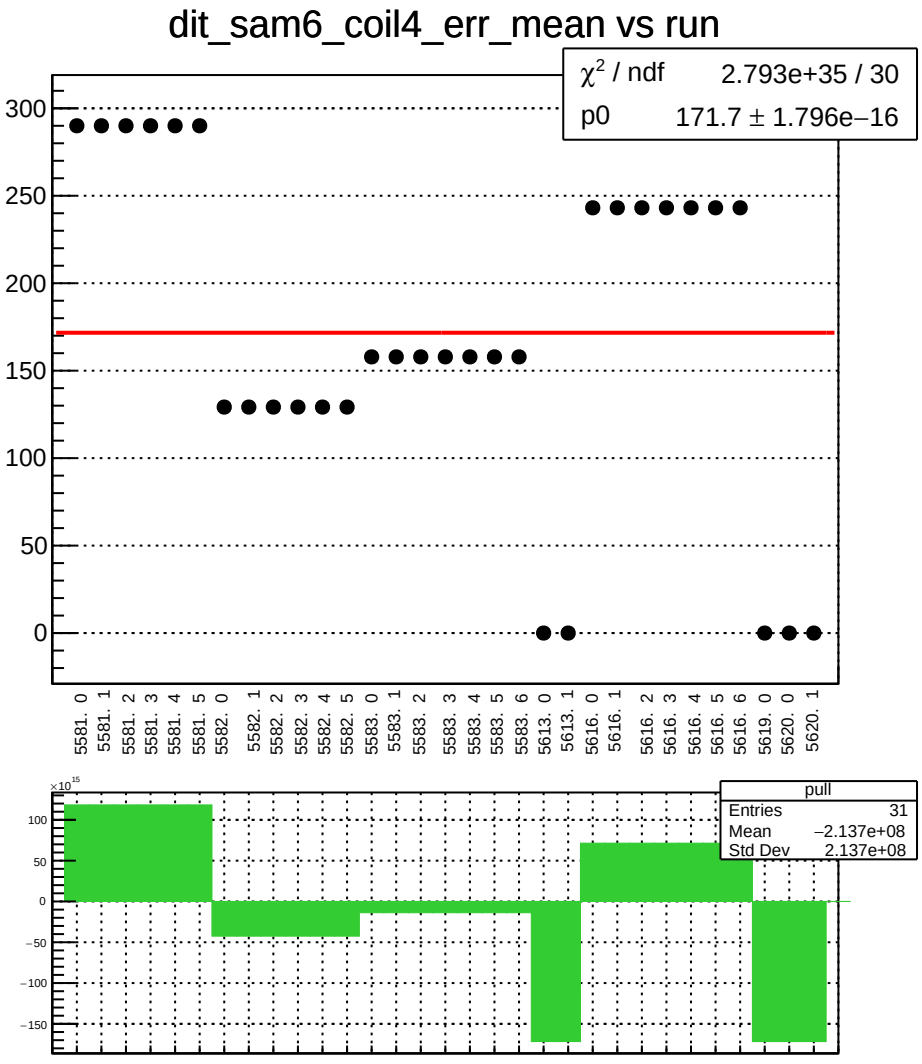
dit_sam6_coil4_err_mean vs run
χ² / ndf 2.793e+35 / 30
p0 171.7 ± 1.796e−16
300
250
200
150
100
50
0
5581. 0
5581. 1
5581. 2
5581. 3
5581. 4
5581. 5
5582. 0
5582. 1
5582. 2
5582. 3
5582. 4
5582. 5
5583. 0
5583. 1
5583. 2
5583. 3
5583. 4
5583. 5
5583. 6
5613. 0
5613. 1
5616. 0
5616. 1
5616. 2
5616. 3
5616. 4
5616. 5
5616. 6
5619. 0
5620. 0
5620. 1
×10^15
100
50
0
−50
−100
−150
pull
Entries 31
Mean −2.137e+08
Std Dev 2.137e+08

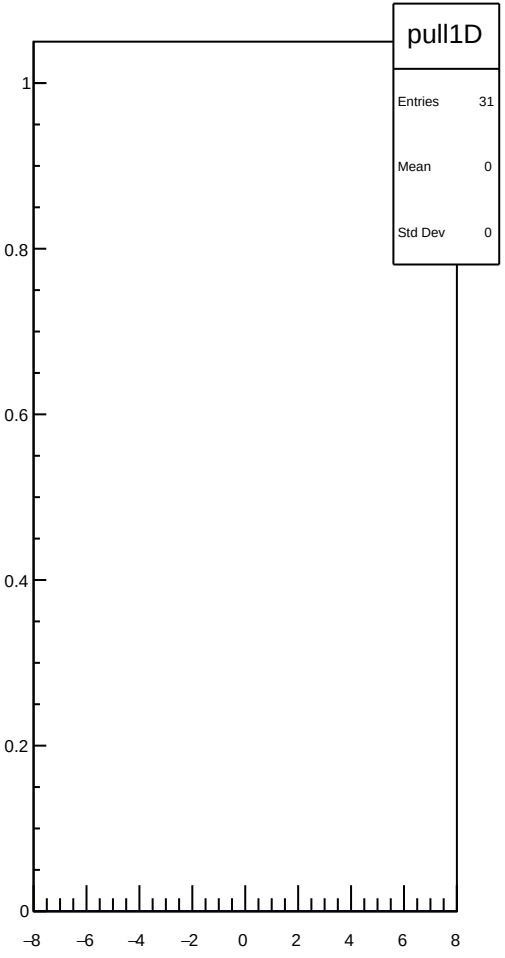
pull1D
Entries 31
Mean 0
Std Dev 0
1
0.8
0.6
0.4
0.2
0
−8
−6
−4
−2
0
2
4
6
8

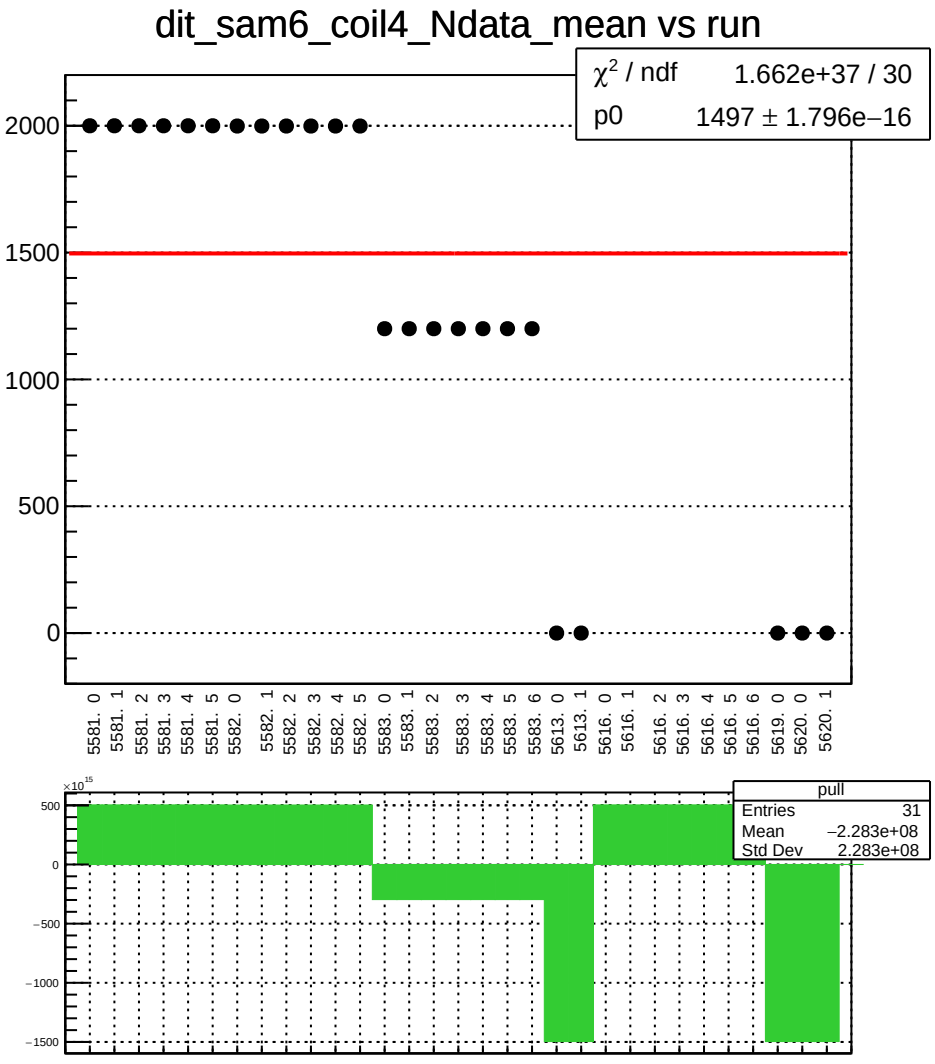
dit_sam6_coil4_Ndata_mean vs run
χ² / ndf 1.662e+37 / 30
p0 1497 ± 1.796e−16
2000
1500
1000
500
0
5581. 0
5581. 1
5581. 2
5581. 3
5581. 4
5581. 5
5582. 0
5582. 1
5582. 2
5582. 3
5582. 4
5582. 5
5583. 0
5583. 1
5583. 2
5583. 3
5583. 4
5583. 5
5583. 6
5613. 0
5613. 1
5616. 0
5616. 1
5616. 2
5616. 3
5616. 4
5616. 5
5616. 6
5619. 0
5620. 0
5620. 1
×10¹⁵
500
0
−500
−1000
−1500
pull
Entries 31
Mean −2.283e+08
Std Dev 2.283e+08

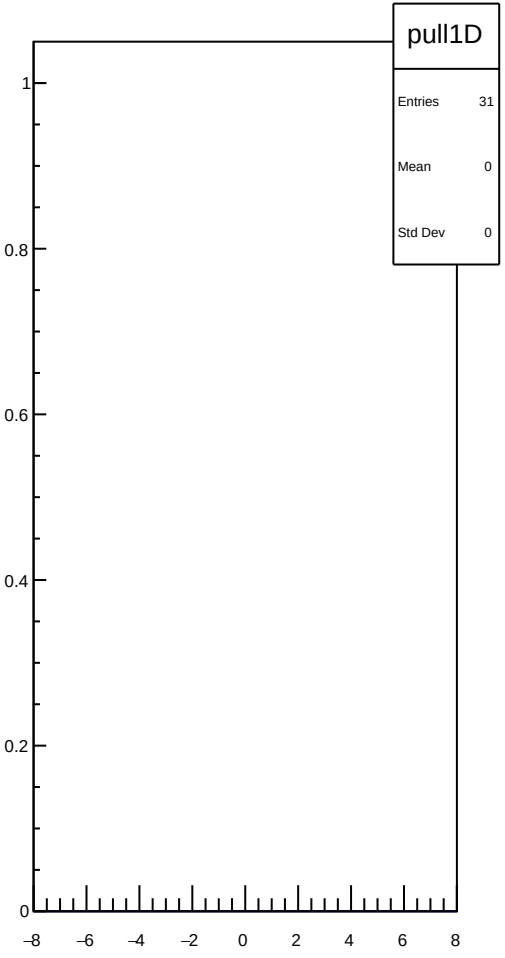
pull1D
Entries 31
Mean 0
Std Dev 0
1
0.8
0.6
0.4
0.2
0
−8
−6
−4
−2
0
2
4
6
8

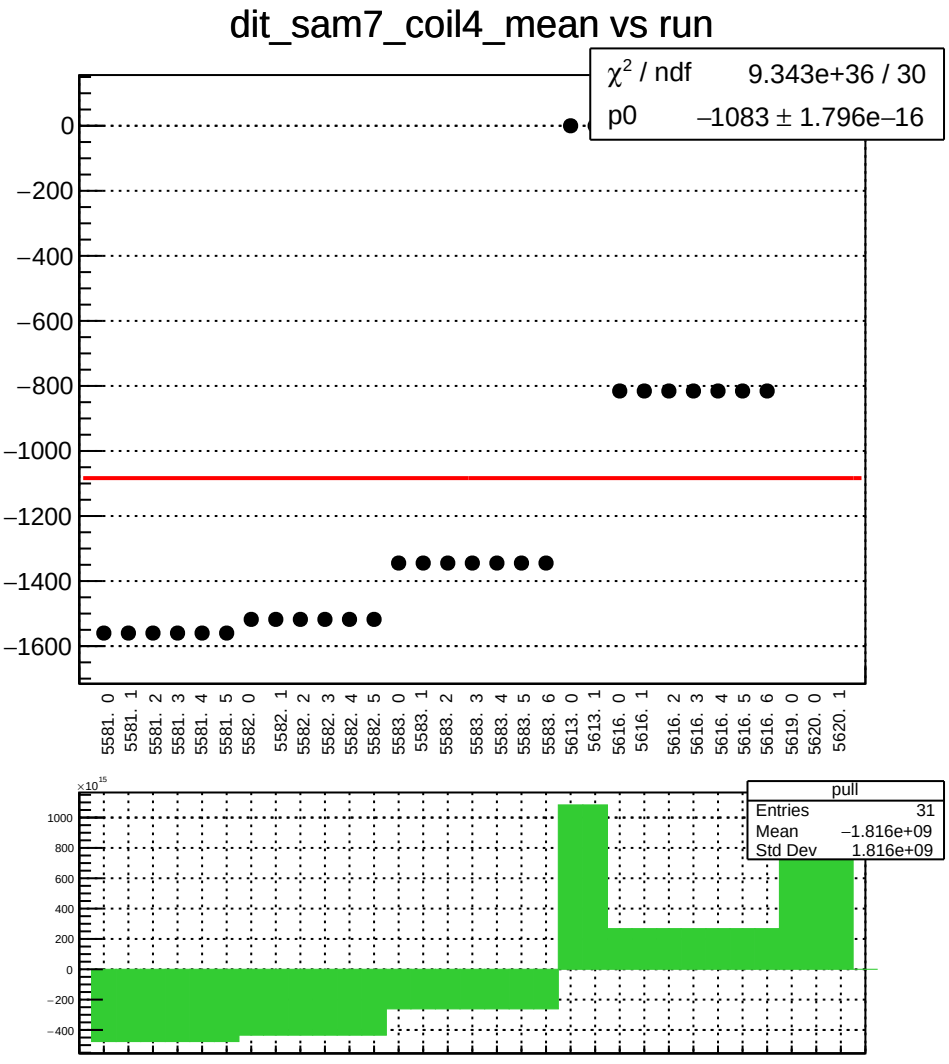
dit_sam7_coil4_mean vs run
χ² / ndf 9.343e+36 / 30
p0 −1083 ± 1.796e−16
0
−200
−400
−600
−800
−1000
−1200
−1400
−1600
5581. 0
5581. 1
5581. 2
5581. 3
5581. 4
5581. 5
5582. 0
5582. 1
5582. 2
5582. 3
5582. 4
5582. 5
5583. 0
5583. 1
5583. 2
5583. 3
5583. 4
5583. 5
5583. 6
5613. 0
5613. 1
5616. 0
5616. 1
5616. 2
5616. 3
5616. 4
5616. 5
5616. 6
5619. 0
5620. 0
5620. 1
×10^15
1000
800
600
400
200
0
−200
−400
pull
Entries 31
Mean −1.816e+09
Std Dev 1.816e+09

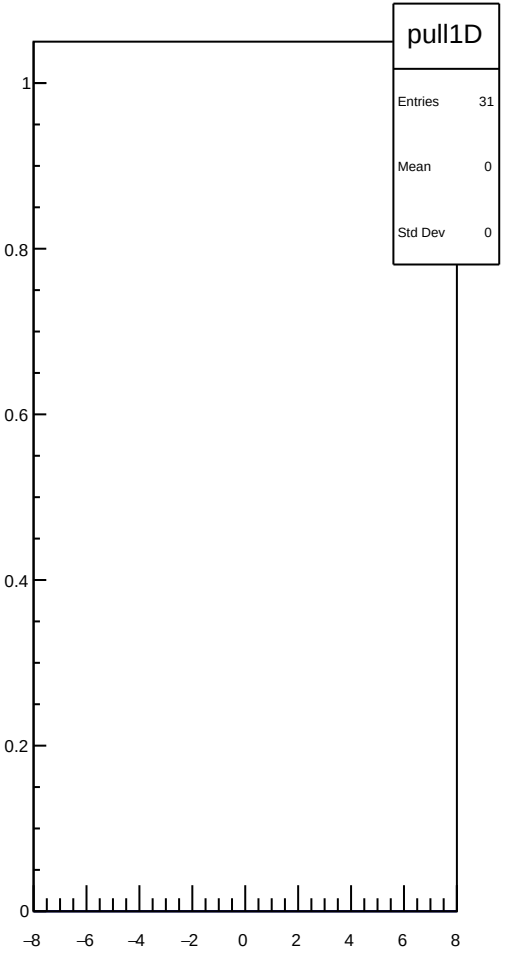
pull1D
Entries 31
Mean 0
Std Dev 0
1
0.8
0.6
0.4
0.2
0
−8
−6
−4
−2
0
2
4
6
8

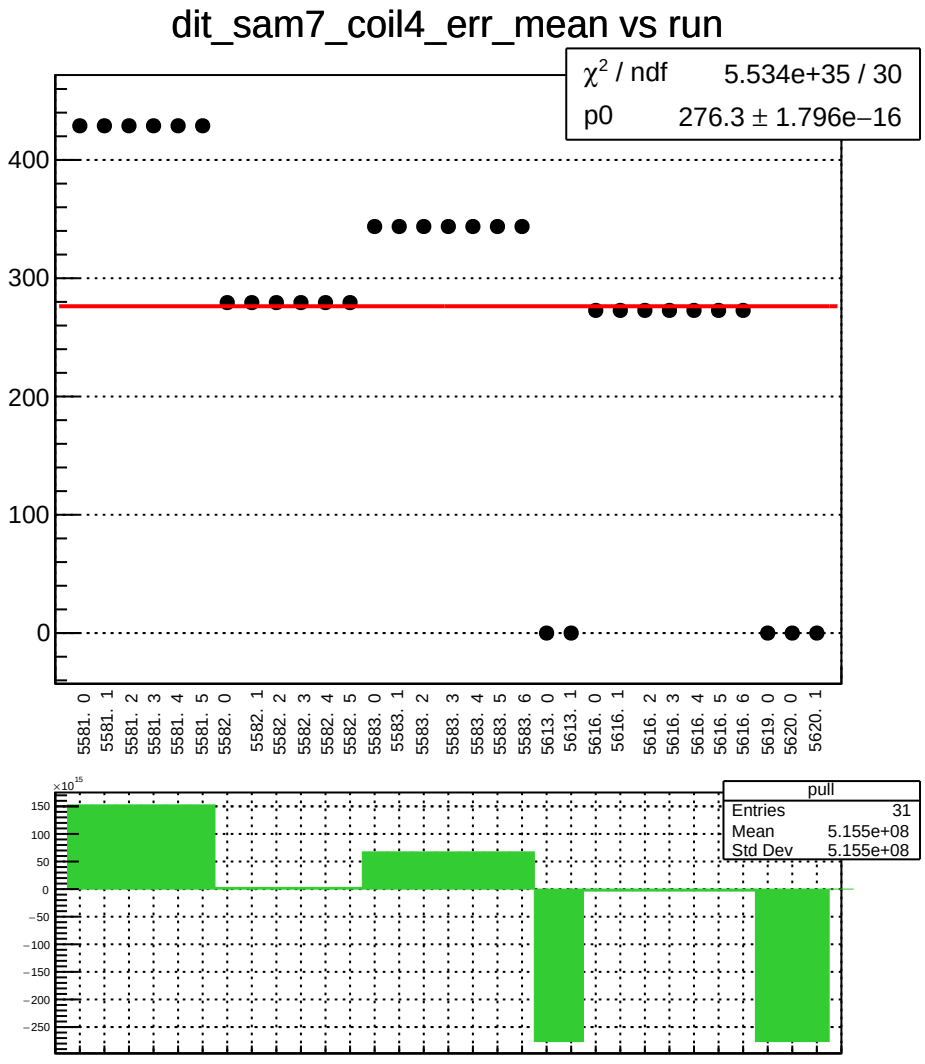
dit_sam7_coil4_err_mean vs run
χ² / ndf 5.534e+35 / 30
p0 276.3 ± 1.796e−16
400
300
200
100
0
5581. 0
5581. 1
5581. 2
5581. 3
5581. 4
5581. 5
5582. 0
5582. 1
5582. 2
5582. 3
5582. 4
5582. 5
5583. 0
5583. 1
5583. 2
5583. 3
5583. 4
5583. 5
5583. 6
5613. 0
5613. 1
5616. 0
5616. 1
5616. 2
5616. 3
5616. 4
5616. 5
5616. 6
5619. 0
5620. 0
5620. 1
×10^15
150
100
50
0
−50
−100
−150
−200
−250
pull
Entries 31
Mean 5.155e+08
Std Dev 5.155e+08

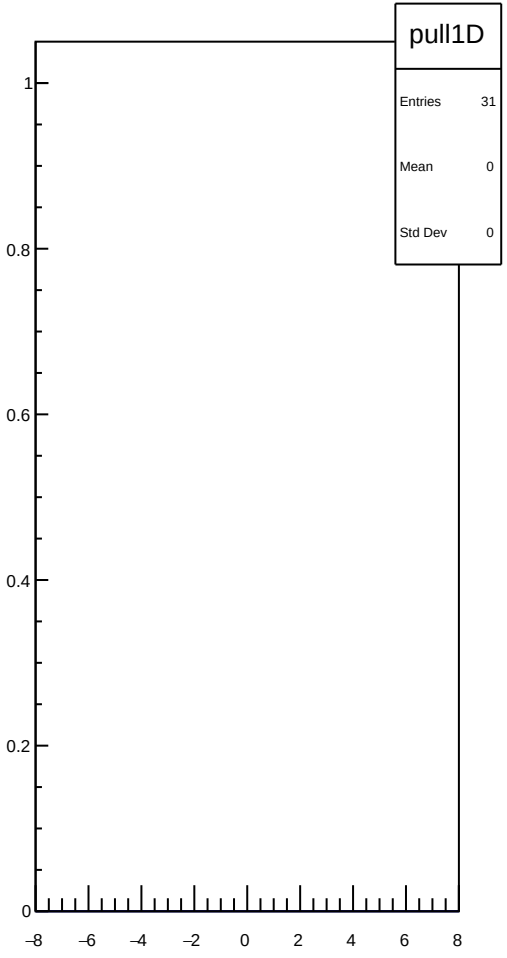
pull1D
Entries 31
Mean 0
Std Dev 0
1
0.8
0.6
0.4
0.2
0
−8
−6
−4
−2
0
2
4
6
8

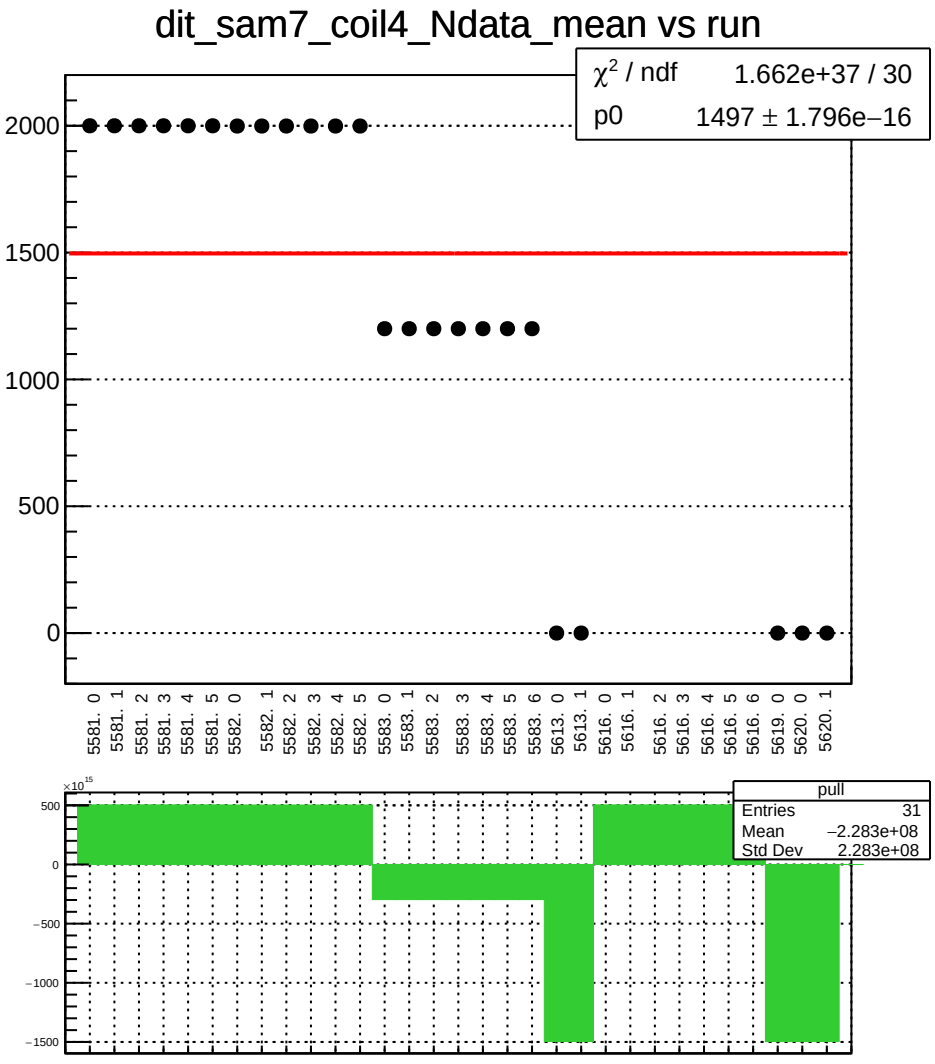
dit_sam7_coil4_Ndata_mean vs run
χ² / ndf 1.662e+37 / 30
p0 1497 ± 1.796e−16
2000
1500
1000
500
0
5581. 0
5581. 1
5581. 2
5581. 3
5581. 4
5581. 5
5582. 0
5582. 1
5582. 2
5582. 3
5582. 4
5582. 5
5583. 0
5583. 1
5583. 2
5583. 3
5583. 4
5583. 5
5583. 6
5613. 0
5613. 1
5616. 0
5616. 1
5616. 2
5616. 3
5616. 4
5616. 5
5616. 6
5619. 0
5620. 0
5620. 1
×10^15
500
0
−500
−1000
−1500
pull
Entries 31
Mean −2.283e+08
Std Dev 2.283e+08

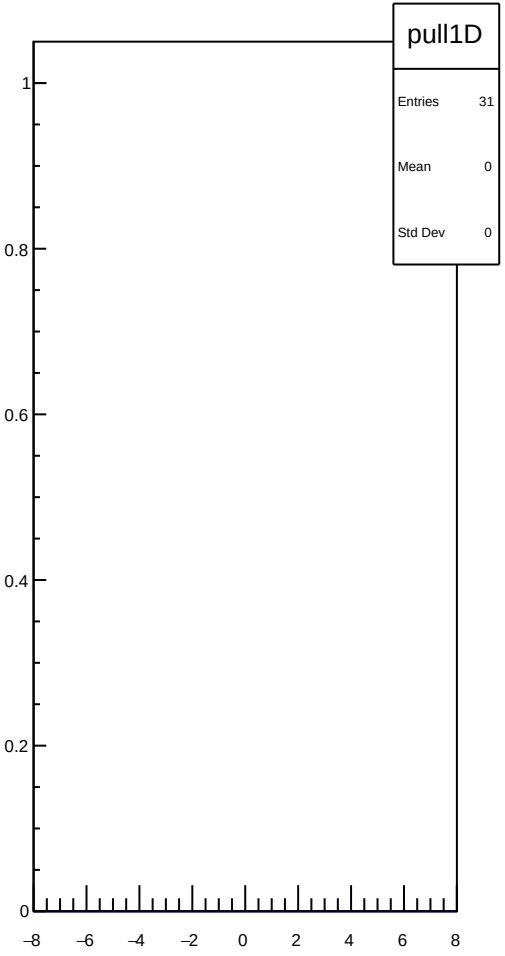
pull1D
Entries 31
Mean 0
Std Dev 0
1
0.8
0.6
0.4
0.2
0
−8
−6
−4
−2
0
2
4
6
8

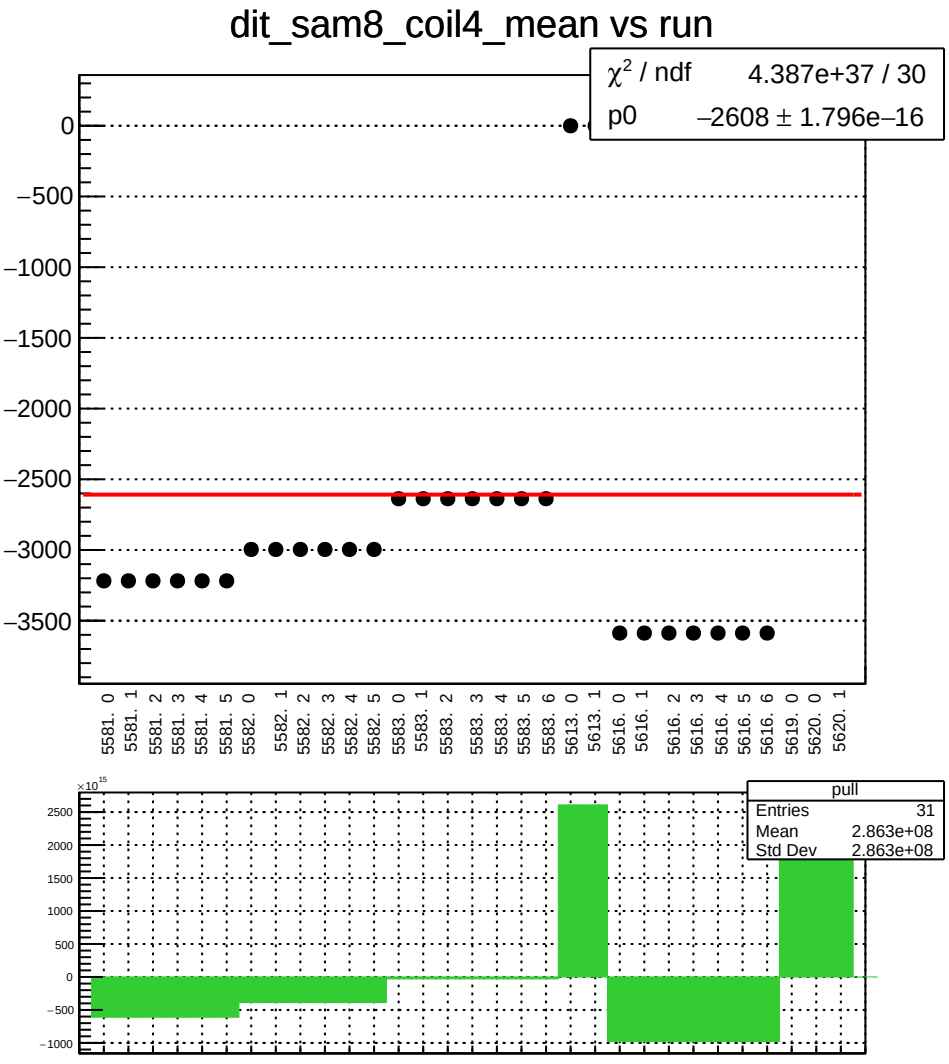
dit_sam8_coil4_mean vs run
χ² / ndf 4.387e+37 / 30
p0 −2608 ± 1.796e−16
0
−500
−1000
−1500
−2000
−2500
−3000
−3500
5581. 0
5581. 1
5581. 2
5581. 3
5581. 4
5581. 5
5582. 0
5582. 1
5582. 2
5582. 3
5582. 4
5582. 5
5583. 0
5583. 1
5583. 2
5583. 3
5583. 4
5583. 5
5583. 6
5613. 0
5613. 1
5616. 0
5616. 1
5616. 2
5616. 3
5616. 4
5616. 5
5616. 6
5619. 0
5620. 0
5620. 1
×10^15
2500
2000
1500
1000
500
0
−500
−1000
pull
Entries 31
Mean 2.863e+08
Std Dev 2.863e+08

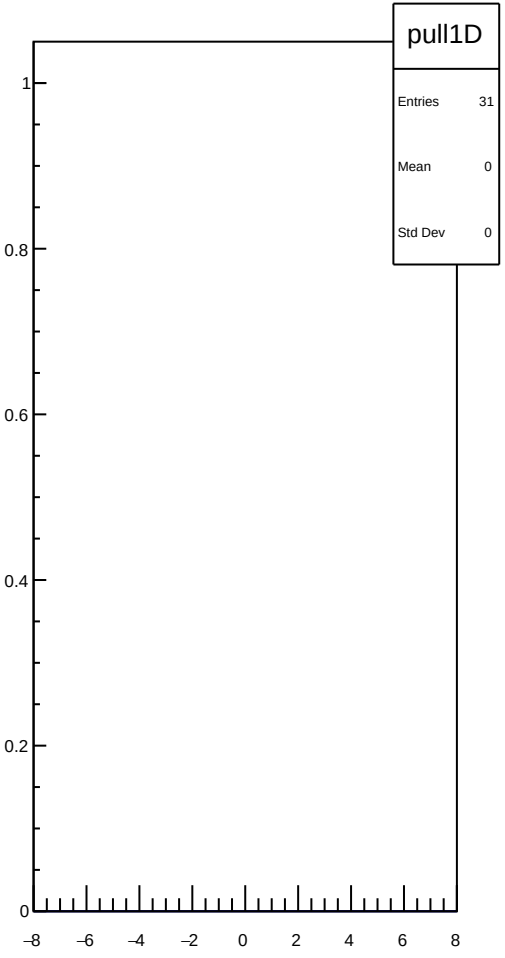
pull1D
Entries 31
Mean 0
Std Dev 0
1
0.8
0.6
0.4
0.2
0
−8
−6
−4
−2
0
2
4
6
8

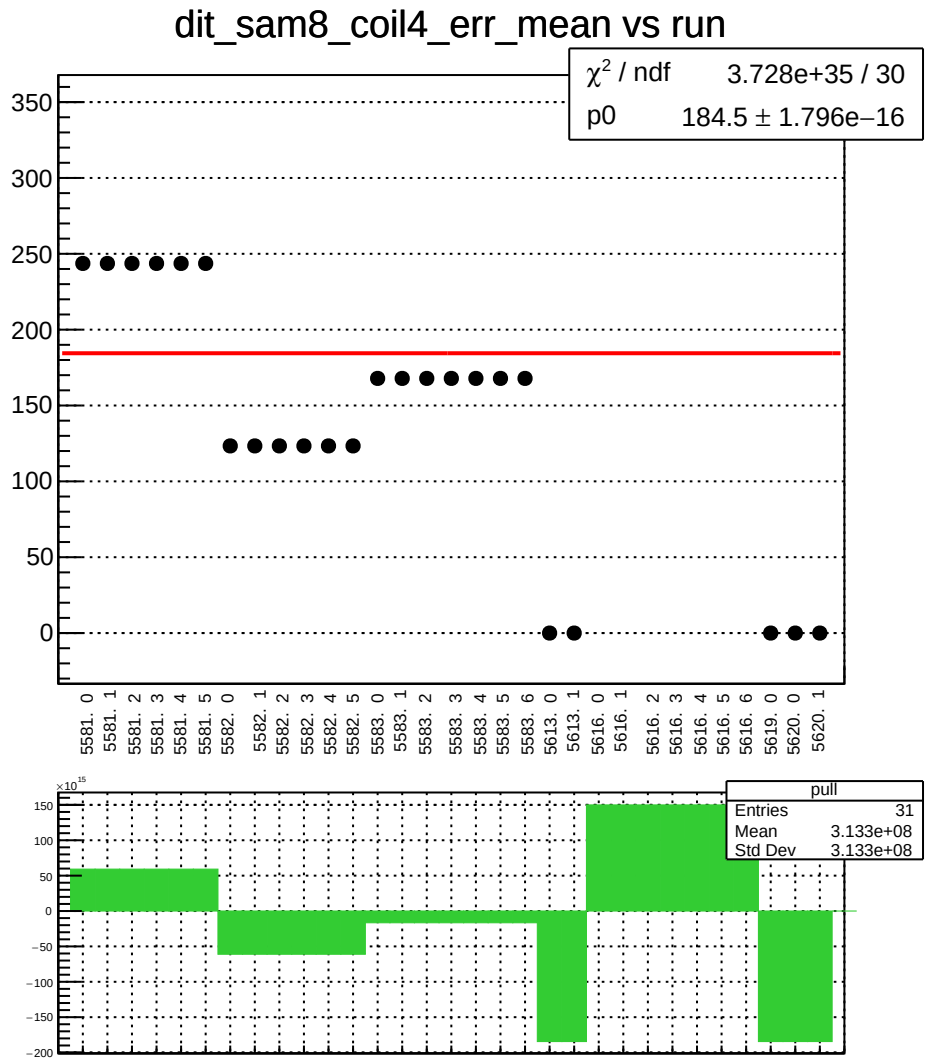
dit_sam8_coil4_err_mean vs run
χ² / ndf 3.728e+35 / 30
p0 184.5 ± 1.796e−16
350
300
250
200
150
100
50
0
5581. 0
5581. 1
5581. 2
5581. 3
5581. 4
5581. 5
5582. 0
5582. 1
5582. 2
5582. 3
5582. 4
5582. 5
5583. 0
5583. 1
5583. 2
5583. 3
5583. 4
5583. 5
5583. 6
5613. 0
5613. 1
5616. 0
5616. 1
5616. 2
5616. 3
5616. 4
5616. 5
5616. 6
5619. 0
5620. 0
5620. 1
×10^15
150
100
50
0
−50
−100
−150
−200
pull
Entries 31
Mean 3.133e+08
Std Dev 3.133e+08

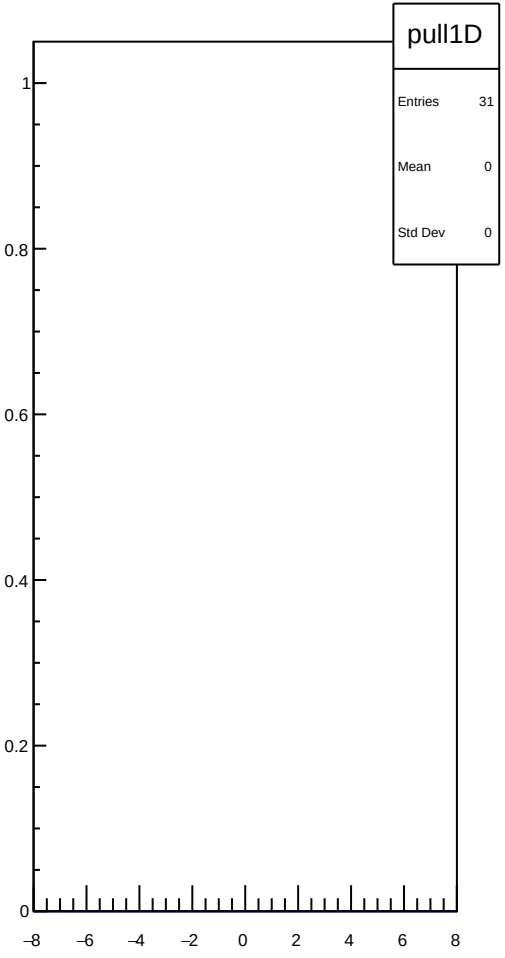
pull1D
Entries 31
Mean 0
Std Dev 0
1
0.8
0.6
0.4
0.2
0
−8
−6
−4
−2
0
2
4
6
8

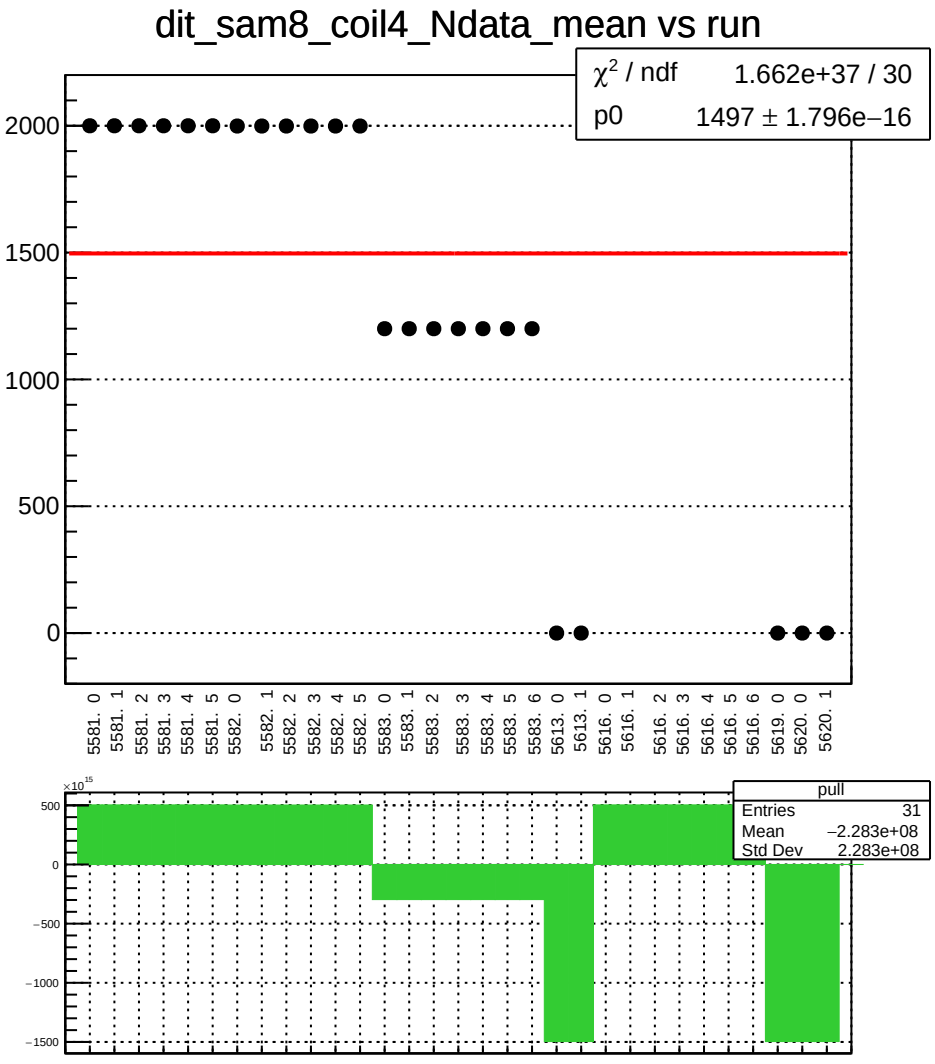
dit_sam8_coil4_Ndata_mean vs run
χ² / ndf 1.662e+37 / 30
p0 1497 ± 1.796e−16
2000
1500
1000
500
0
5581. 0
5581. 1
5581. 2
5581. 3
5581. 4
5581. 5
5582. 0
5582. 1
5582. 2
5582. 3
5582. 4
5582. 5
5583. 0
5583. 1
5583. 2
5583. 3
5583. 4
5583. 5
5583. 6
5613. 0
5613. 1
5616. 0
5616. 1
5616. 2
5616. 3
5616. 4
5616. 5
5616. 6
5619. 0
5620. 0
5620. 1
×10¹⁵
500
0
−500
−1000
−1500
pull
Entries 31
Mean −2.283e+08
Std Dev 2.283e+08

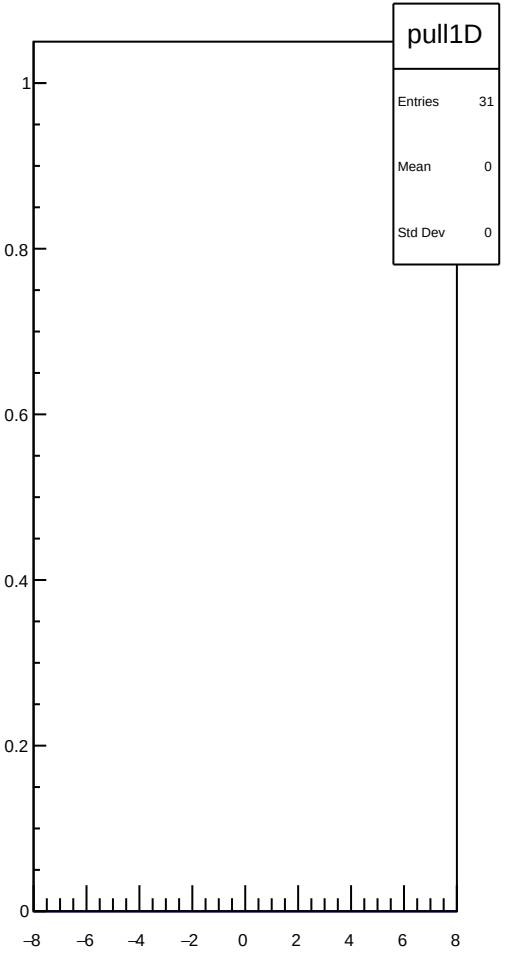
pull1D
Entries 31
Mean 0
Std Dev 0
1
0.8
0.6
0.4
0.2
0
−8
−6
−4
−2
0
2
4
6
8

dit_4aX_coil6_mean vs run

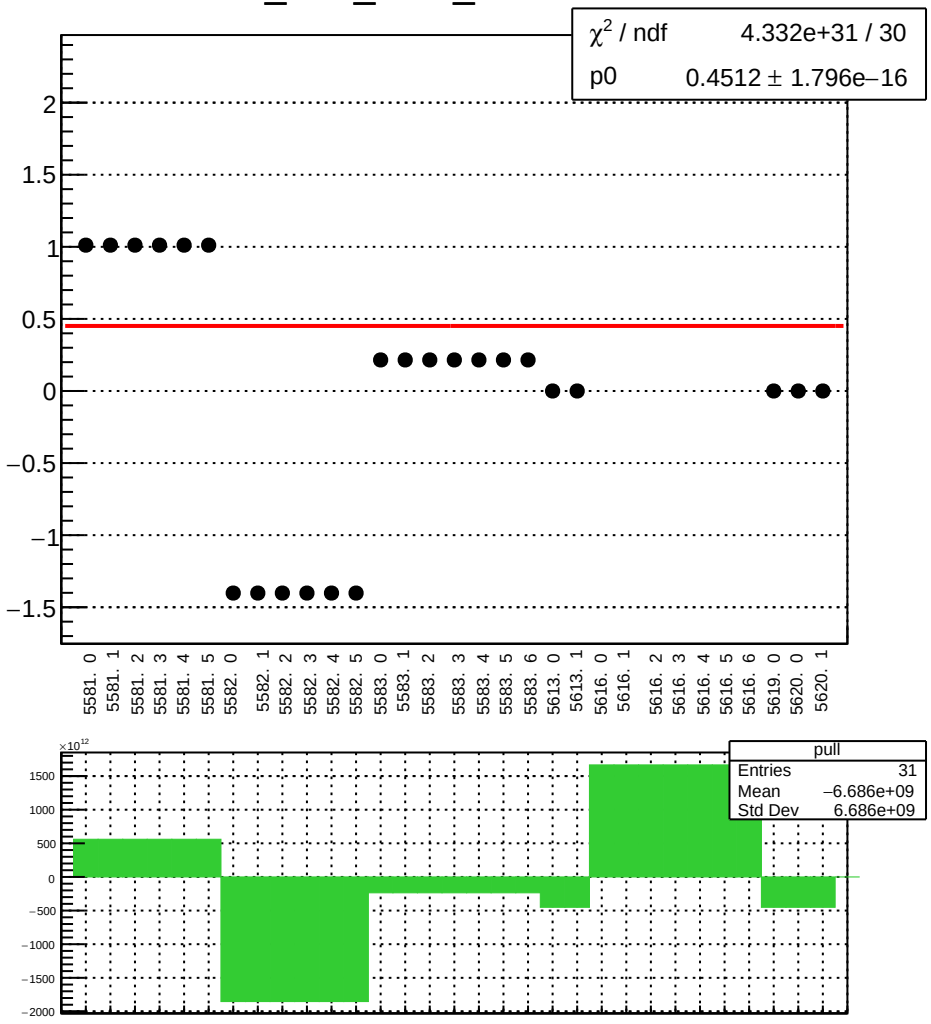

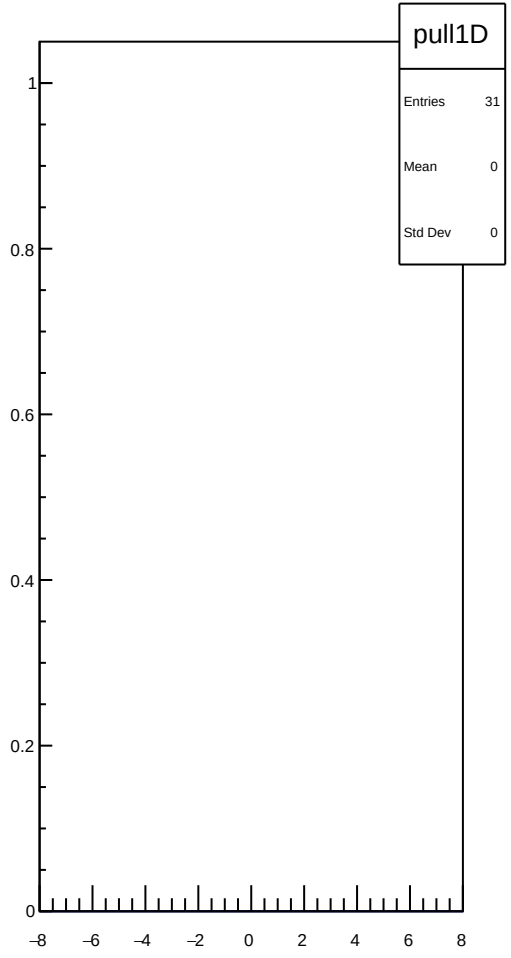

dit_4aX_coil6_err_mean vs run

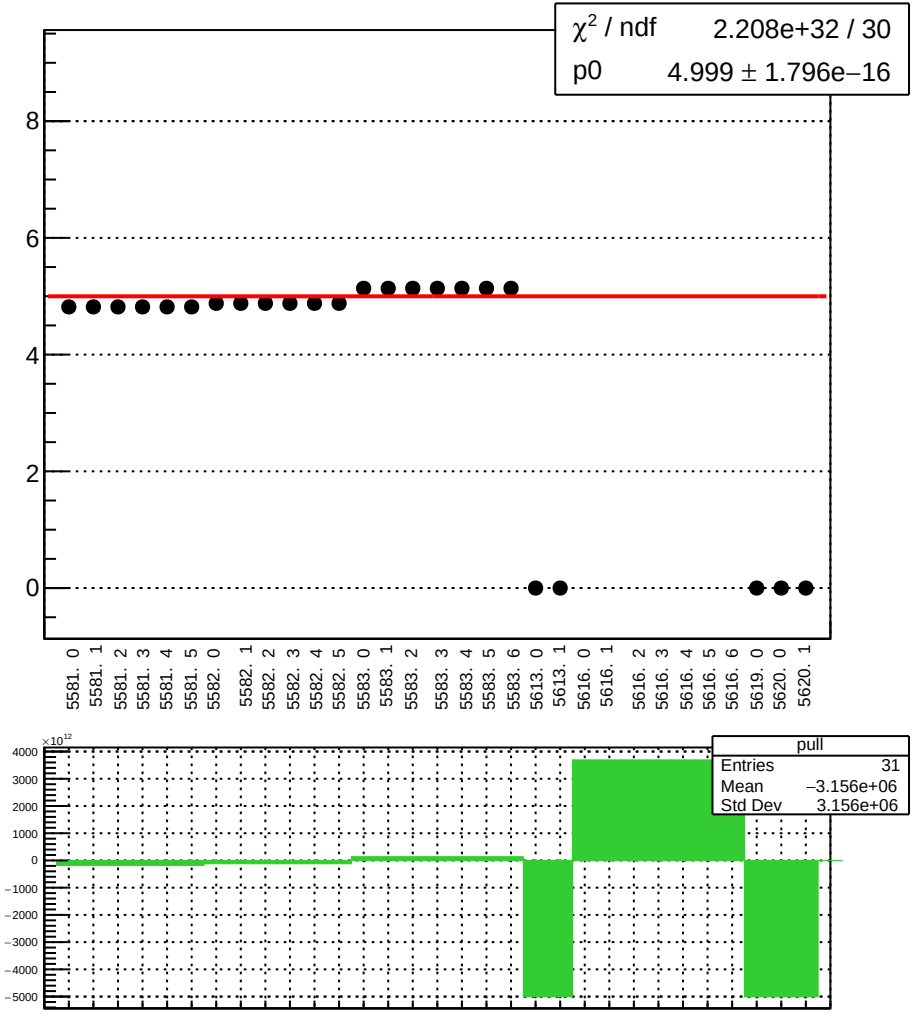

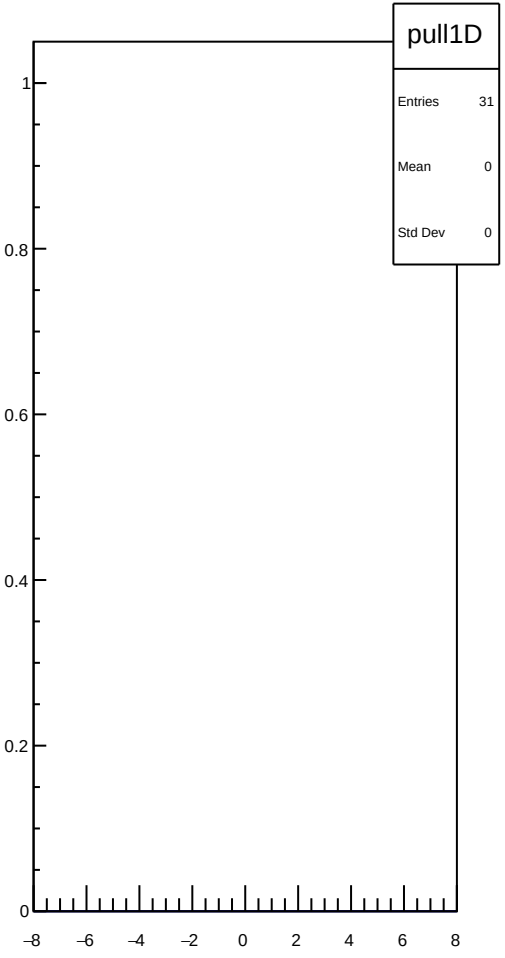

dit_4aX_coil6_Ndata_mean vs run

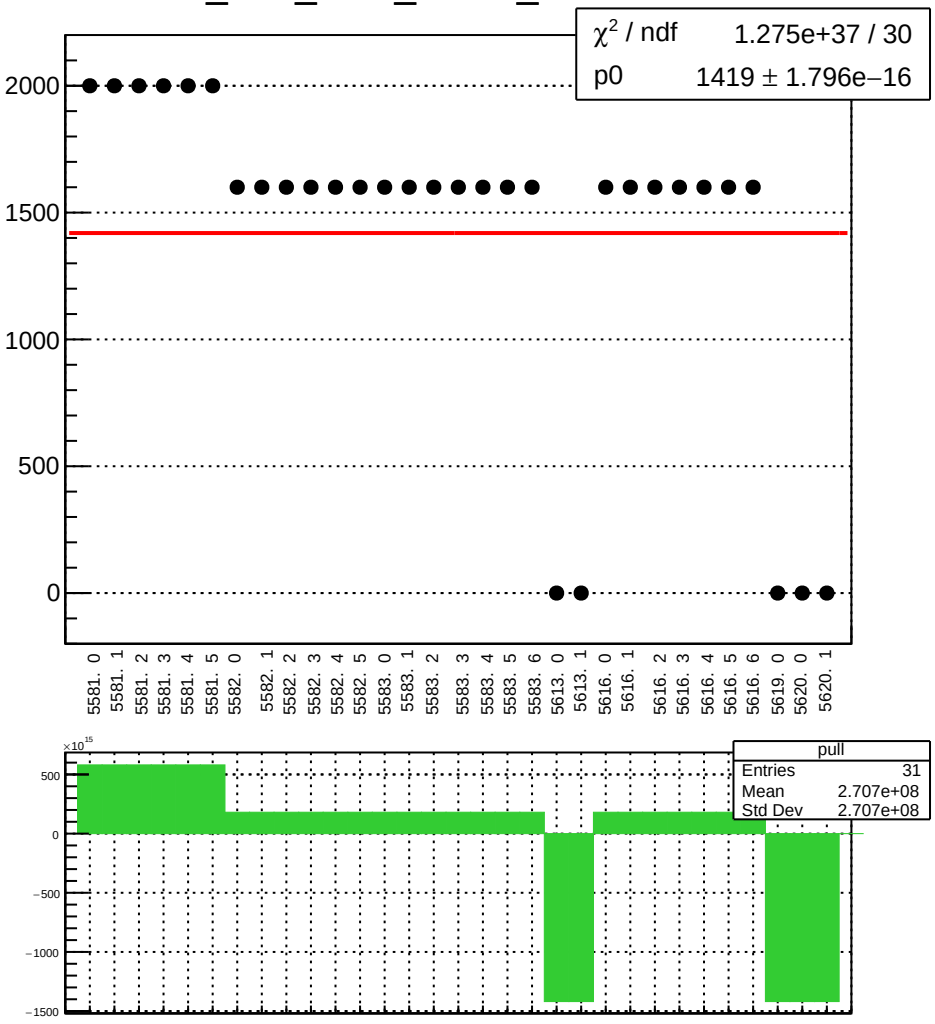

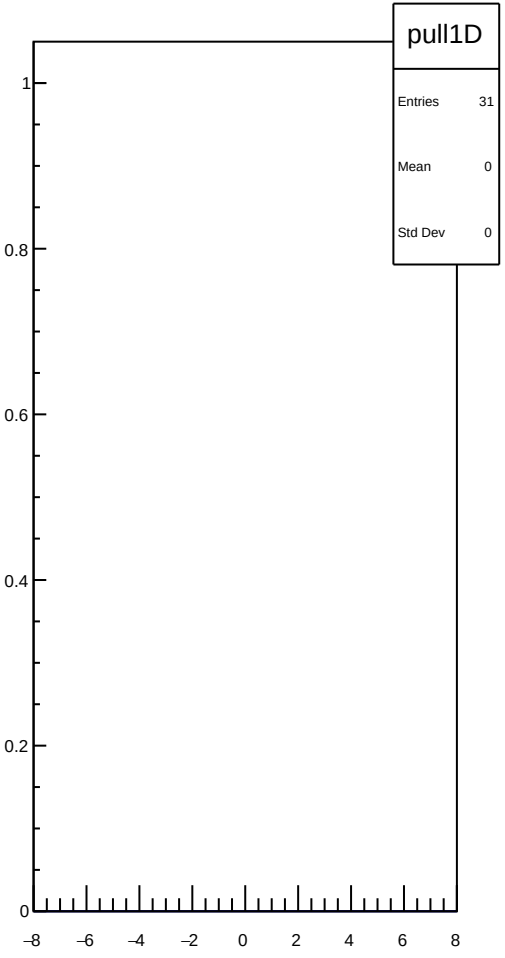

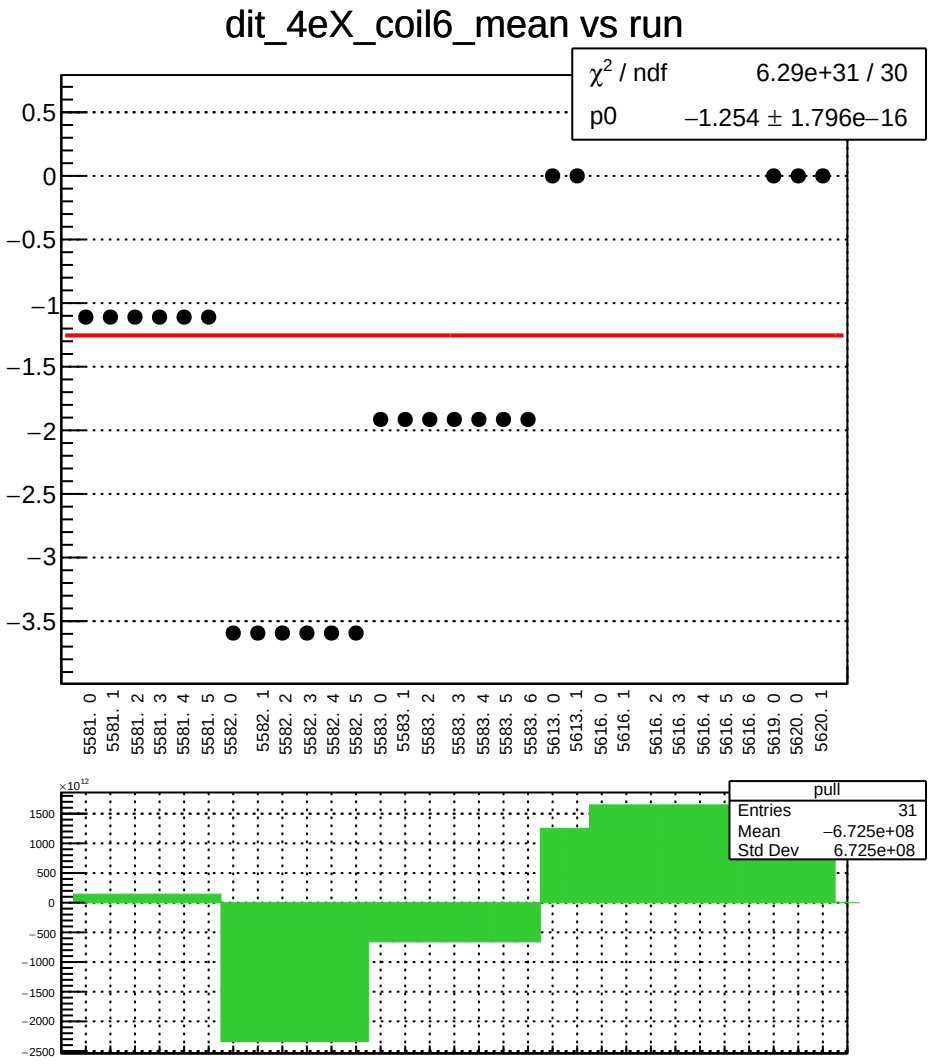
dit_4eX_coil6_mean vs run
χ² / ndf 6.29e+31 / 30
p0 −1.254 ± 1.796e−16
0.5
0
−0.5
−1
−1.5
−2
−2.5
−3
−3.5
5581. 0
5581. 1
5581. 2
5581. 3
5581. 4
5581. 5
5582. 0
5582. 1
5582. 2
5582. 3
5582. 4
5582. 5
5583. 0
5583. 1
5583. 2
5583. 3
5583. 4
5583. 5
5583. 6
5613. 0
5613. 1
5616. 0
5616. 1
5616. 2
5616. 3
5616. 4
5616. 5
5616. 6
5619. 0
5620. 0
5620. 1
×10¹²
1500
1000
500
0
−500
−1000
−1500
−2000
−2500
pull
Entries 31
Mean −6.725e+08
Std Dev 6.725e+08

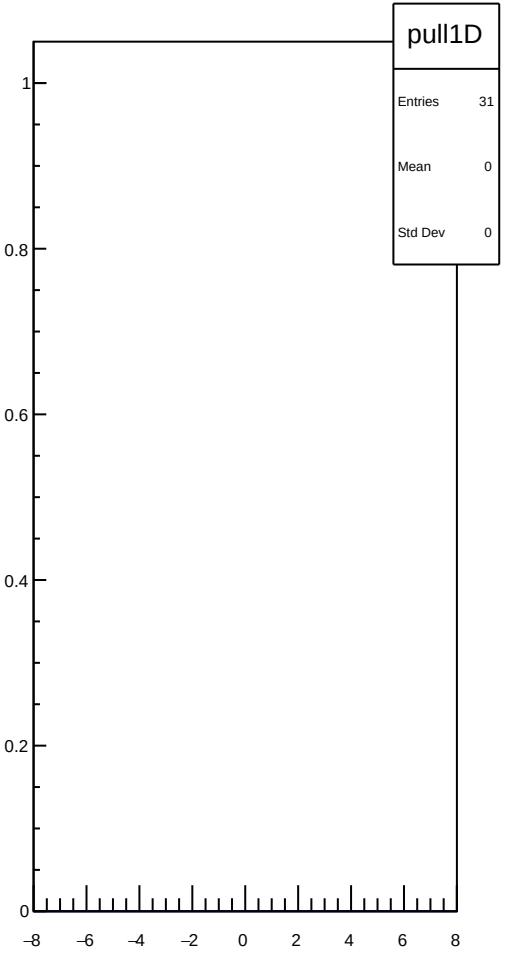
pull1D
Entries 31
Mean 0
Std Dev 0
1
0.8
0.6
0.4
0.2
0
−8
−6
−4
−2
0
2
4
6
8

dit_4eX_coil6_err_mean vs run

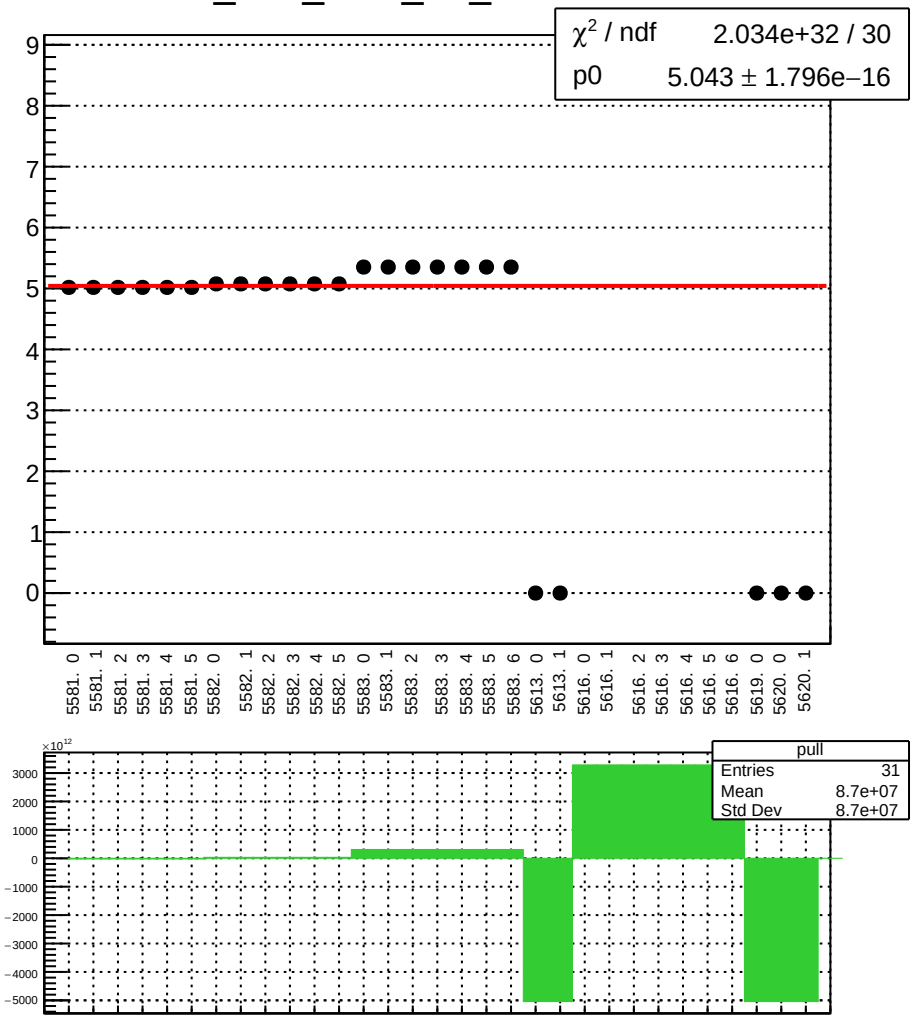

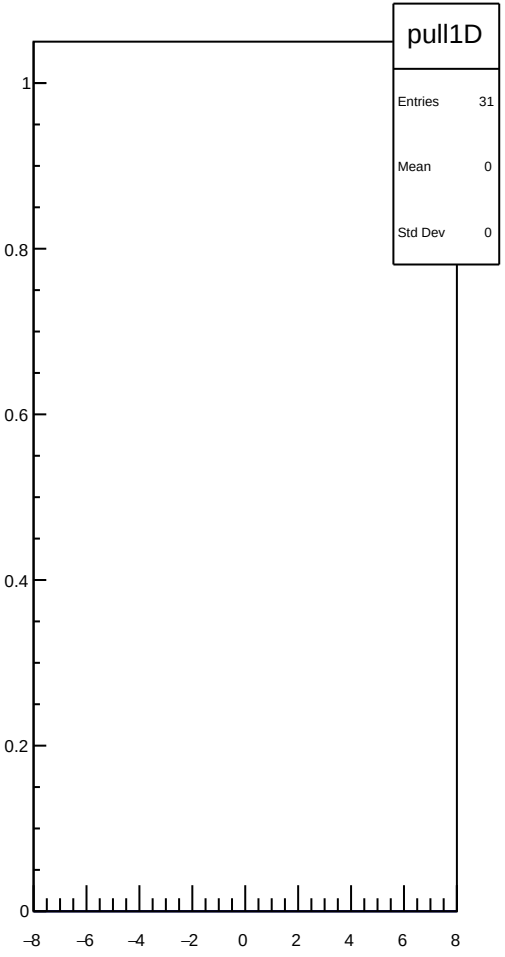

dit_4eX_coil6_Ndata_mean vs run

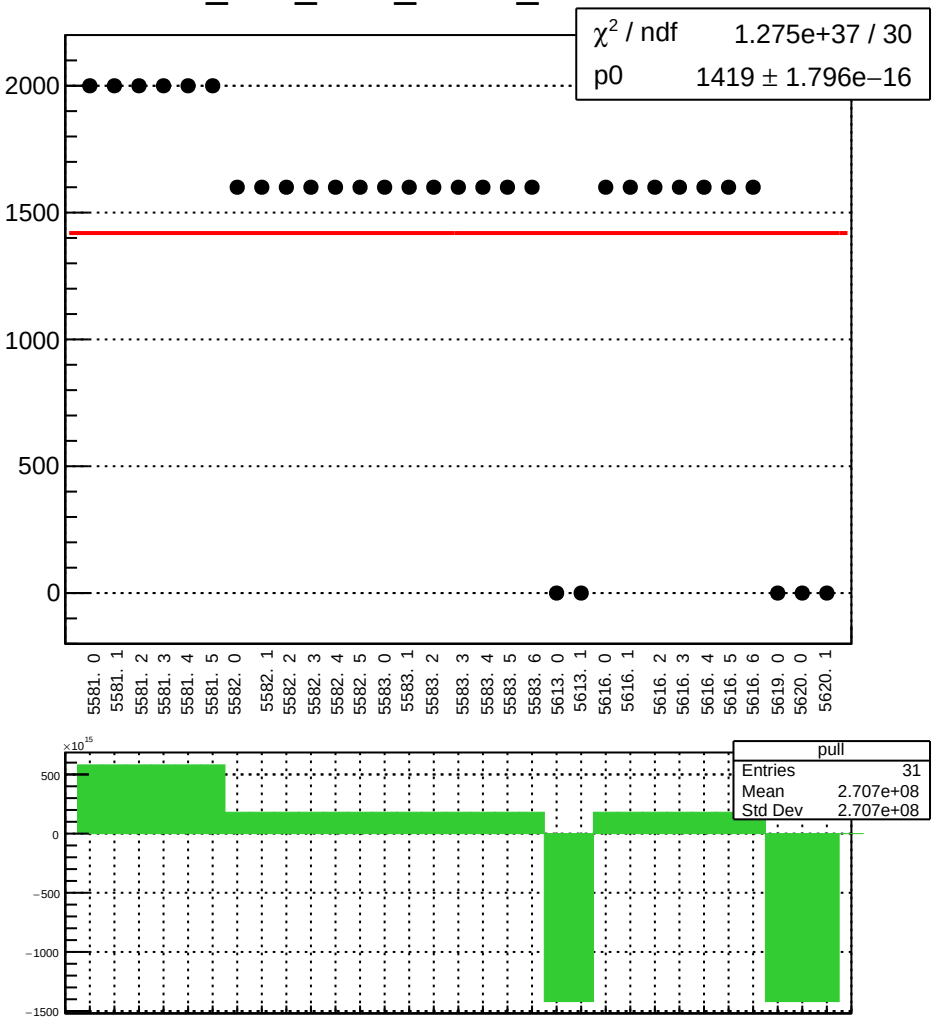

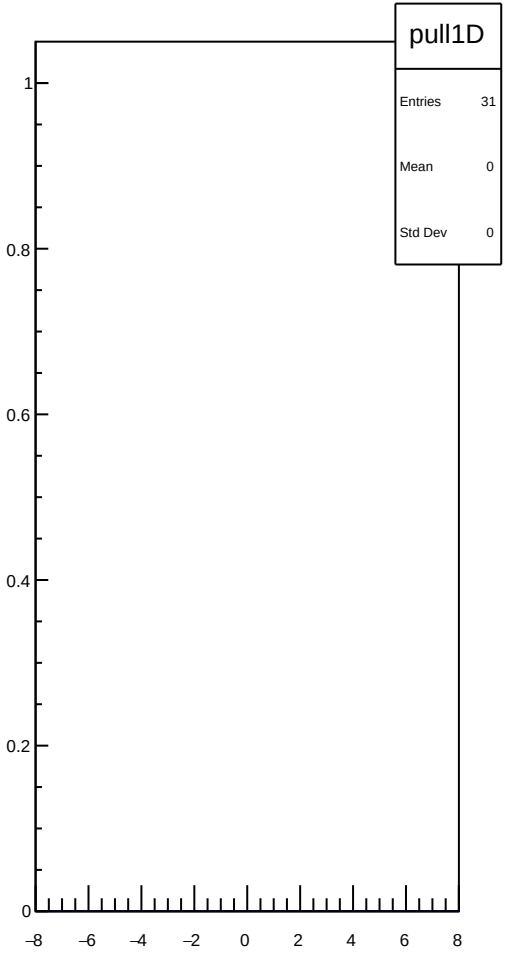

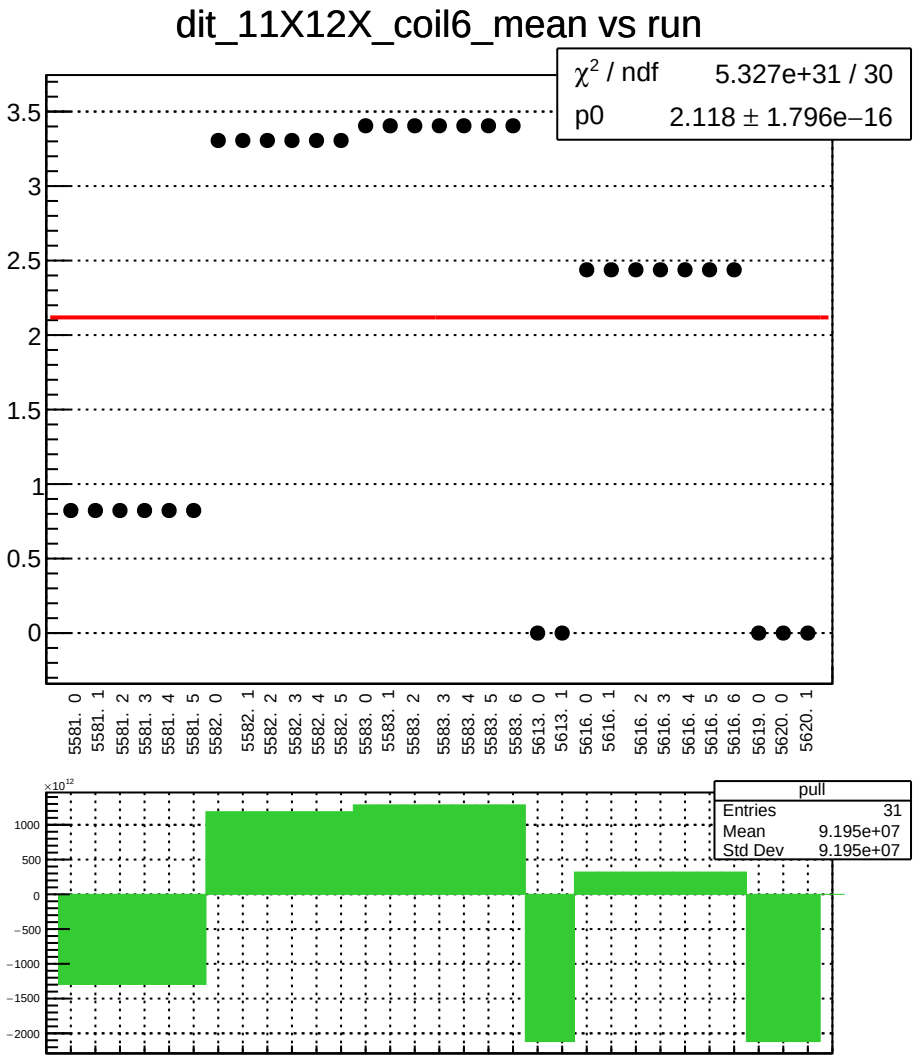
dit_11X12X_coil6_mean vs run
χ² / ndf 5.327e+31 / 30
p0 2.118 ± 1.796e−16
3.5
3
2.5
2
1.5
1
0.5
0
5581. 0
5581. 1
5581. 2
5581. 3
5581. 4
5581. 5
5582. 0
5582. 1
5582. 2
5582. 3
5582. 4
5582. 5
5583. 0
5583. 1
5583. 2
5583. 3
5583. 4
5583. 5
5583. 6
5613. 0
5613. 1
5616. 0
5616. 1
5616. 2
5616. 3
5616. 4
5616. 5
5616. 6
5619. 0
5620. 0
5620. 1
×10¹²
1000
500
0
−500
−1000
−1500
−2000
pull
Entries 31
Mean 9.195e+07
Std Dev 9.195e+07

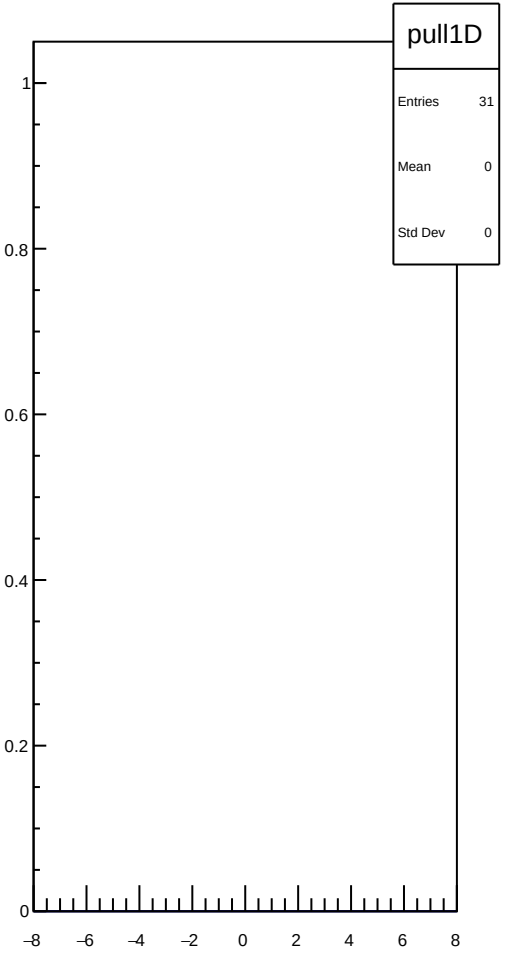
pull1D
Entries 31
Mean 0
Std Dev 0
1
0.8
0.6
0.4
0.2
0
−8
−6
−4
−2
0
2
4
6
8

dit_11X12X_coil6_err_mean vs run

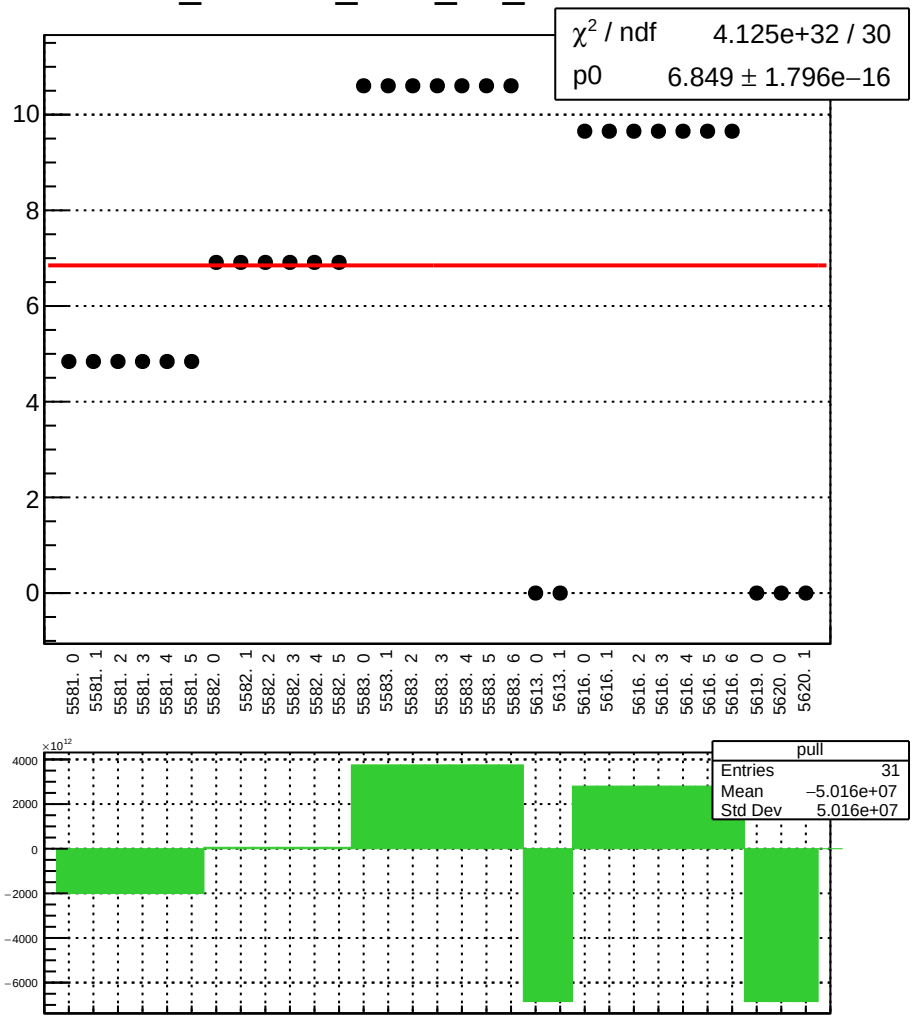

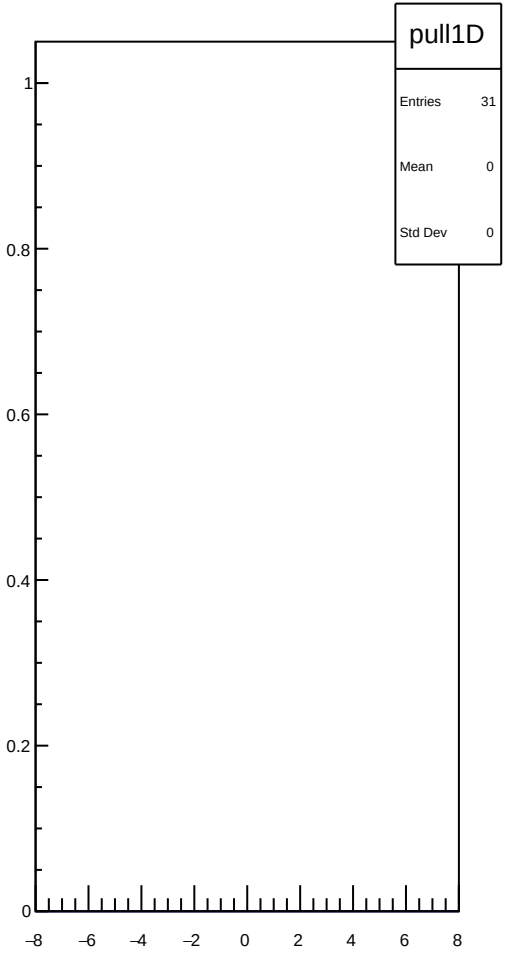

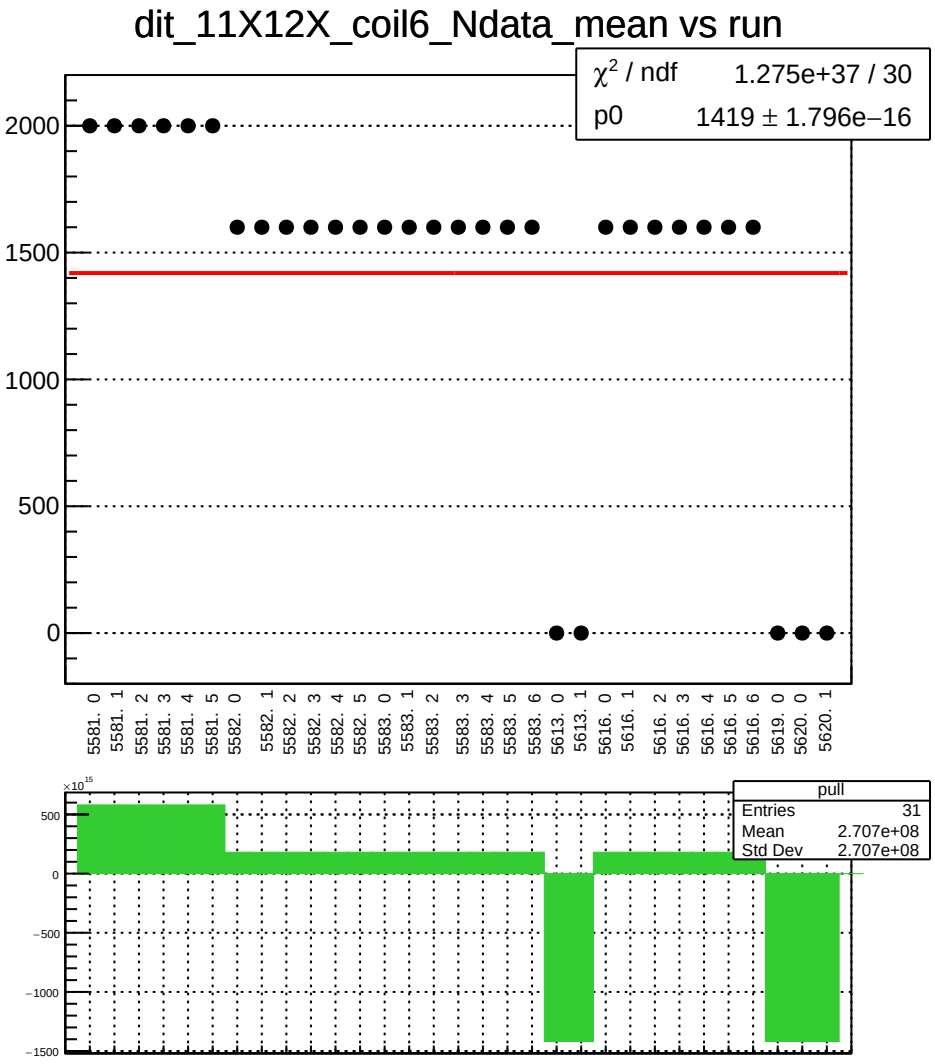
dit_11X12X_coil6_Ndata_mean vs run
χ² / ndf 1.275e+37 / 30
p0 1419 ± 1.796e−16
2000
1500
1000
500
0
5581. 0
5581. 1
5581. 2
5581. 3
5581. 4
5581. 5
5582. 0
5582. 1
5582. 2
5582. 3
5582. 4
5582. 5
5583. 0
5583. 1
5583. 2
5583. 3
5583. 4
5583. 5
5583. 6
5613. 0
5613. 1
5616. 0
5616. 1
5616. 2
5616. 3
5616. 4
5616. 5
5616. 6
5619. 0
5620. 0
5620. 1
×10^15
500
0
−500
−1000
−1500
pull
Entries 31
Mean 2.707e+08
Std Dev 2.707e+08

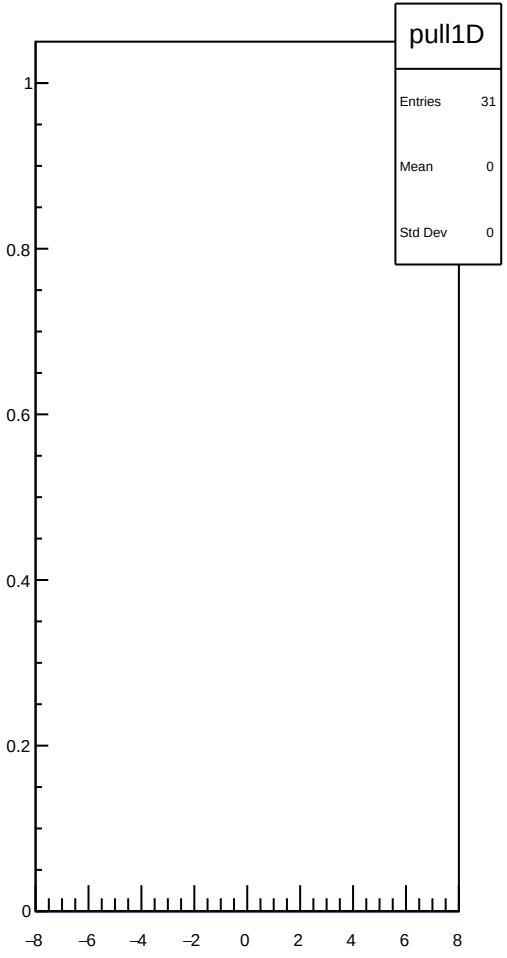
pull1D
Entries 31
Mean 0
Std Dev 0
1
0.8
0.6
0.4
0.2
0
−8
−6
−4
−2
0
2
4
6
8

dit_4aY_coil6_mean vs run

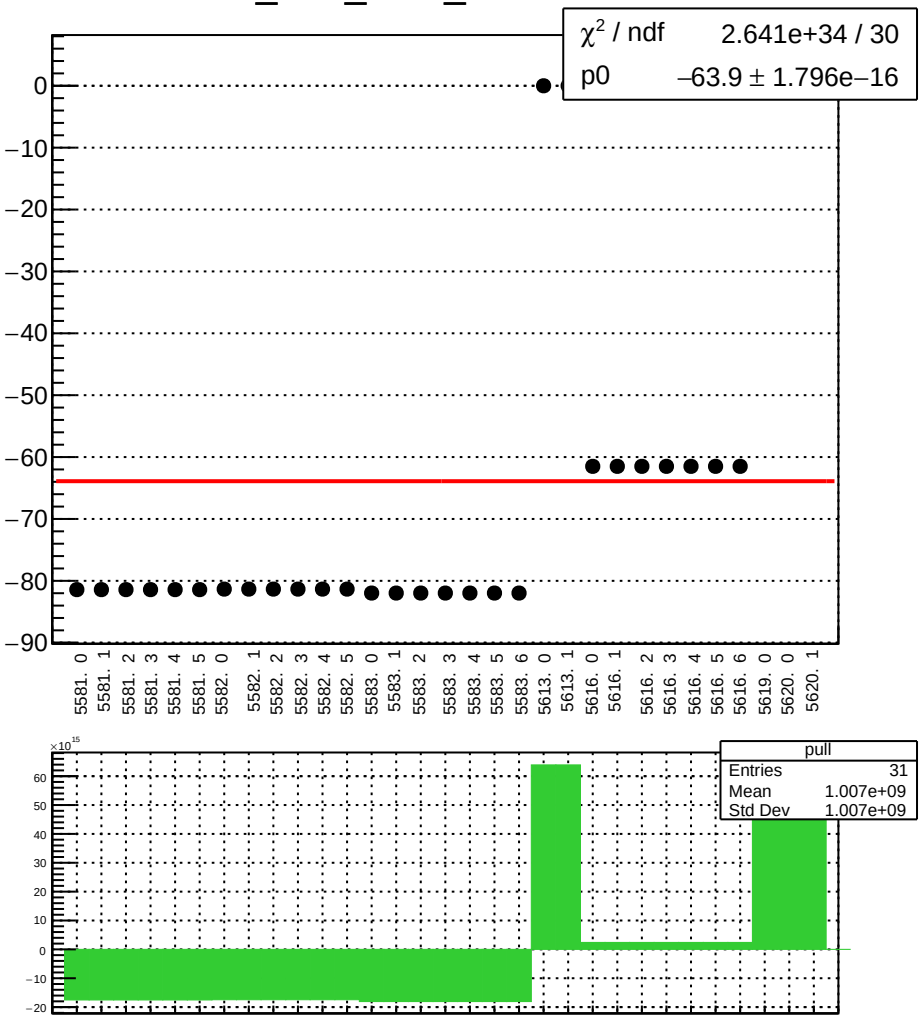

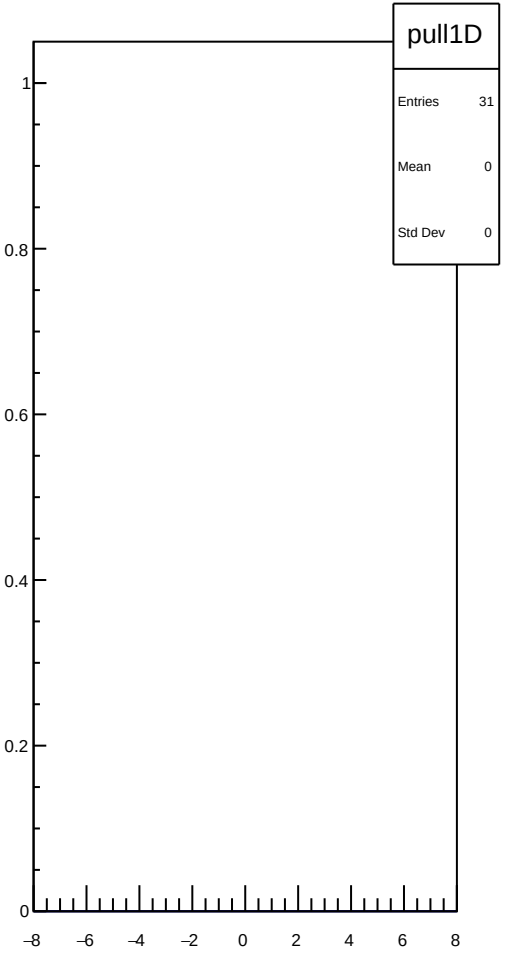

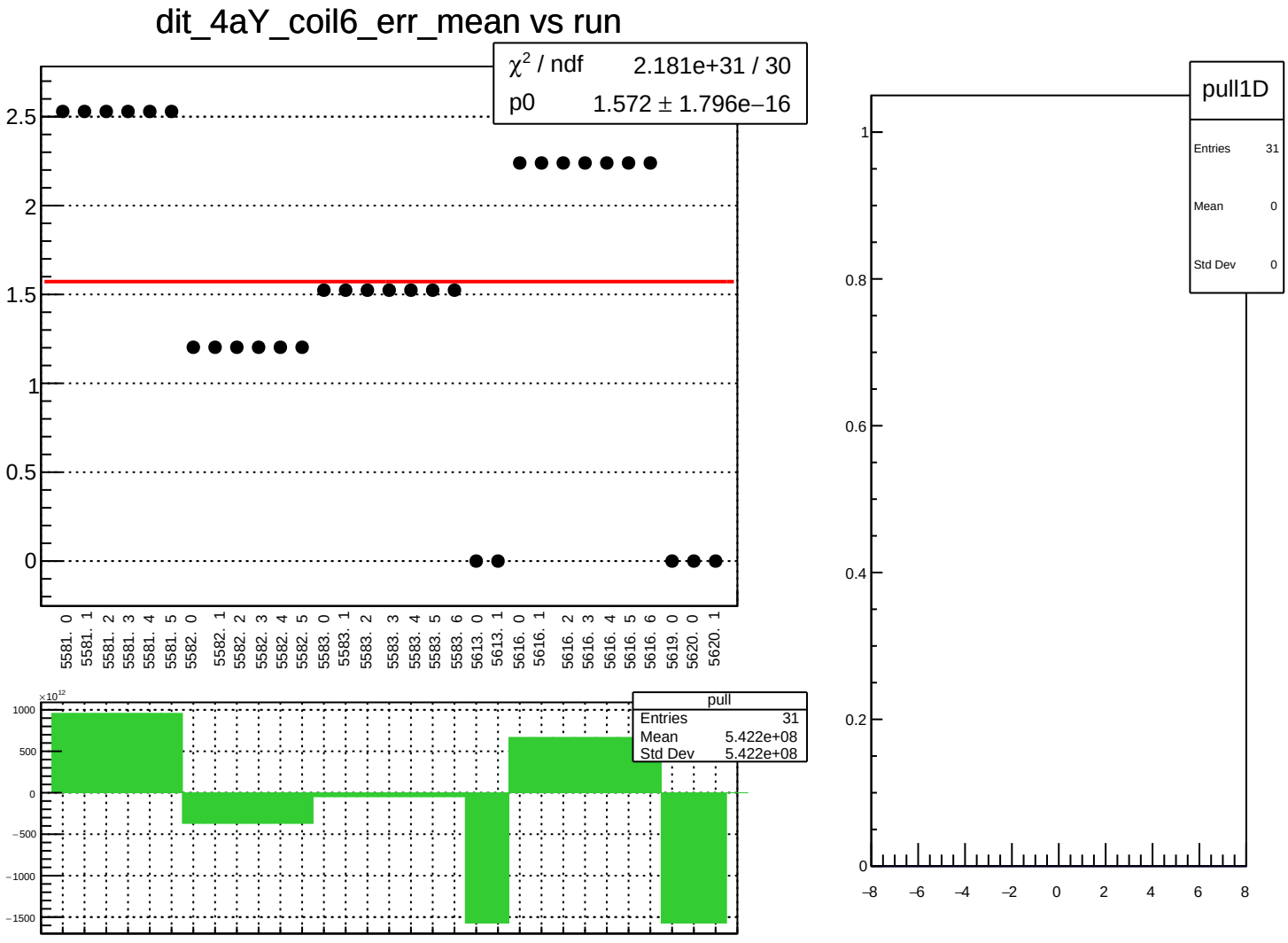
dit_4aY_coil6_err_mean vs run
χ² / ndf 2.181e+31 / 30
p0 1.572 ± 1.796e−16
2.5
2
1.5
1
0.5
0
5581. 0
5581. 1
5581. 2
5581. 3
5581. 4
5581. 5
5582. 0
5582. 1
5582. 2
5582. 3
5582. 4
5582. 5
5583. 0
5583. 1
5583. 2
5583. 3
5583. 4
5583. 5
5583. 6
5613. 0
5613. 1
5616. 0
5616. 1
5616. 2
5616. 3
5616. 4
5616. 5
5616. 6
5619. 0
5620. 0
5620. 1
×10¹²
1000
500
0
−500
−1000
−1500
pull
Entries 31
Mean 5.422e+08
Std Dev 5.422e+08
pull1D
Entries 31
Mean 0
Std Dev 0
1
0.8
0.6
0.4
0.2
0
−8
−6
−4
−2
0
2
4
6
8

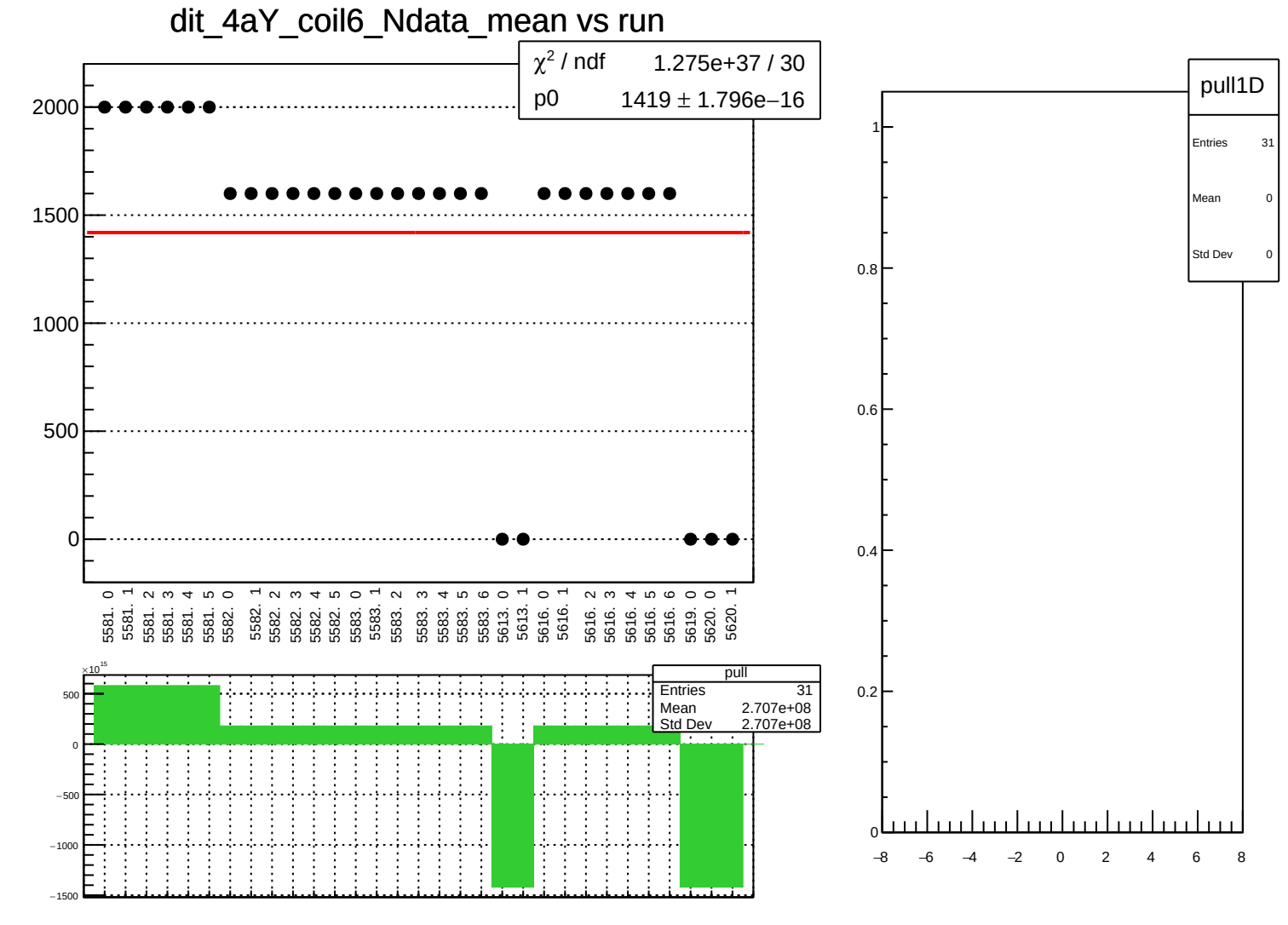
dit_4aY_coil6_Ndata_mean vs run
χ² / ndf 1.275e+37 / 30
p0 1419 ± 1.796e−16
2000
1500
1000
500
0
5581. 0
5581. 1
5581. 2
5581. 3
5581. 4
5581. 5
5582. 0
5582. 1
5582. 2
5582. 3
5582. 4
5582. 5
5583. 0
5583. 1
5583. 2
5583. 3
5583. 4
5583. 5
5583. 6
5613. 0
5613. 1
5616. 0
5616. 1
5616. 2
5616. 3
5616. 4
5616. 5
5616. 6
5619. 0
5620. 0
5620. 1
×10^15
500
0
−500
−1000
−1500
pull
Entries 31
Mean 2.707e+08
Std Dev 2.707e+08
pull1D
Entries 31
Mean 0
Std Dev 0
1
0.8
0.6
0.4
0.2
0
−8
−6
−4
−2
0
2
4
6
8

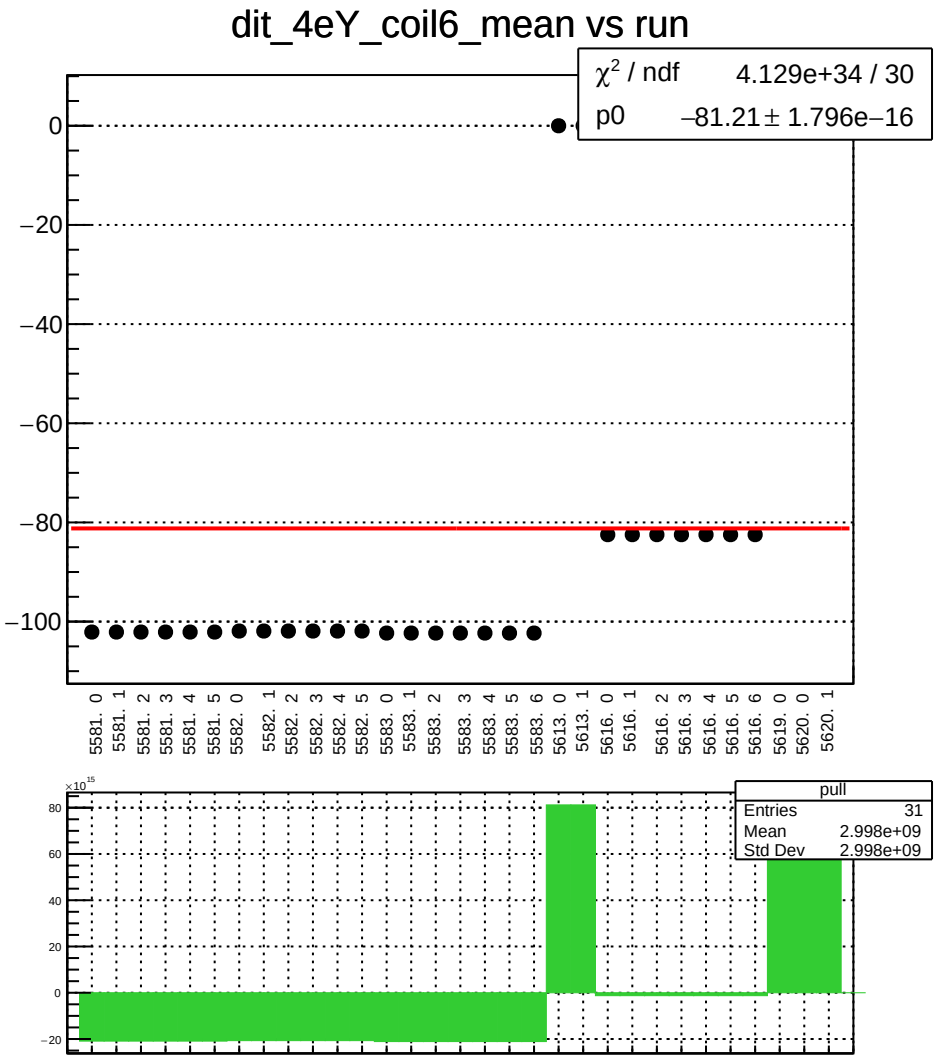
dit_4eY_coil6_mean vs run
χ² / ndf 4.129e+34 / 30
p0 −81.21 ± 1.796e−16
0
−20
−40
−60
−80
−100
5581. 0
5581. 1
5581. 2
5581. 3
5581. 4
5581. 5
5582. 0
5582. 1
5582. 2
5582. 3
5582. 4
5582. 5
5583. 0
5583. 1
5583. 2
5583. 3
5583. 4
5583. 5
5583. 6
5613. 0
5613. 1
5616. 0
5616. 1
5616. 2
5616. 3
5616. 4
5616. 5
5616. 6
5619. 0
5620. 0
5620. 1
×10^15
80
60
40
20
0
−20
pull
Entries 31
Mean 2.998e+09
Std Dev 2.998e+09

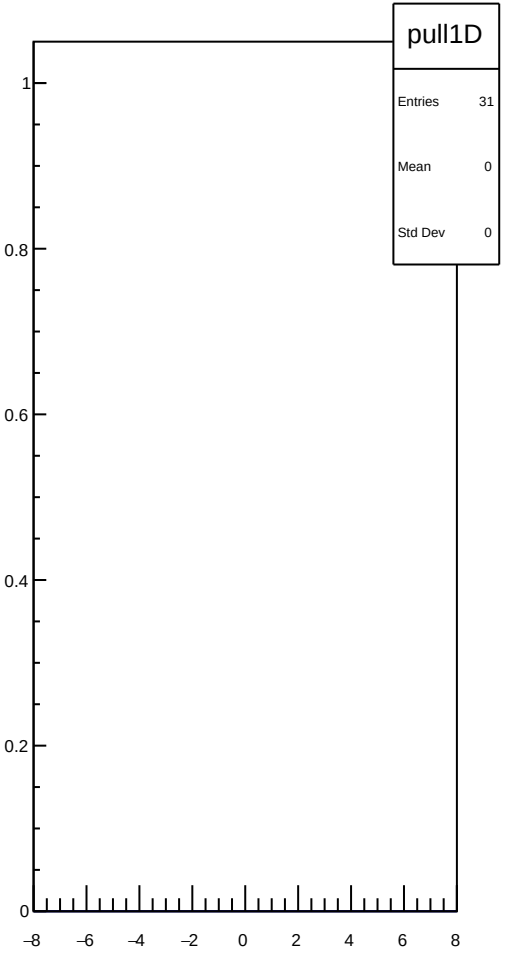
pull1D
Entries 31
Mean 0
Std Dev 0
1
0.8
0.6
0.4
0.2
0
−8
−6
−4
−2
0
2
4
6
8

dit_4eY_coil6_err_mean vs run

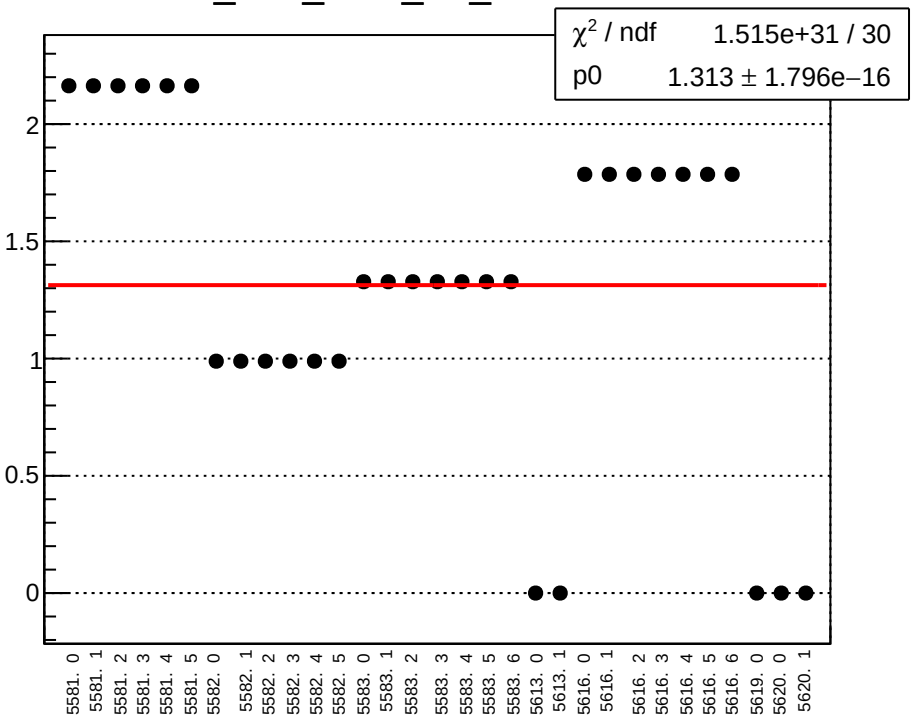

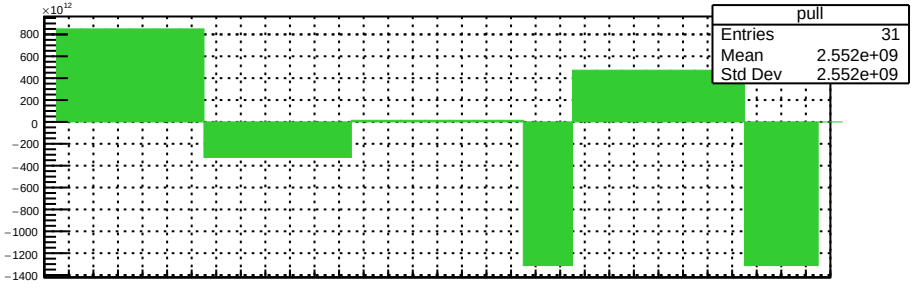

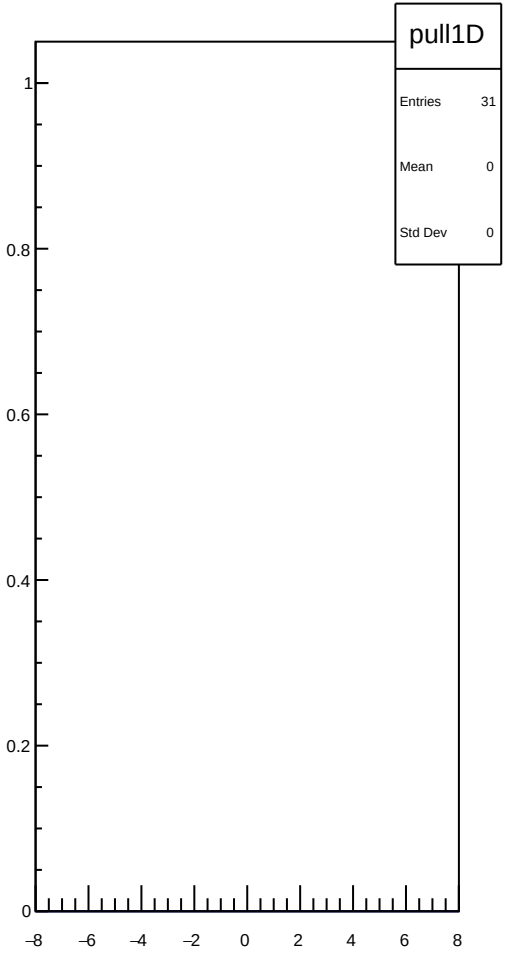

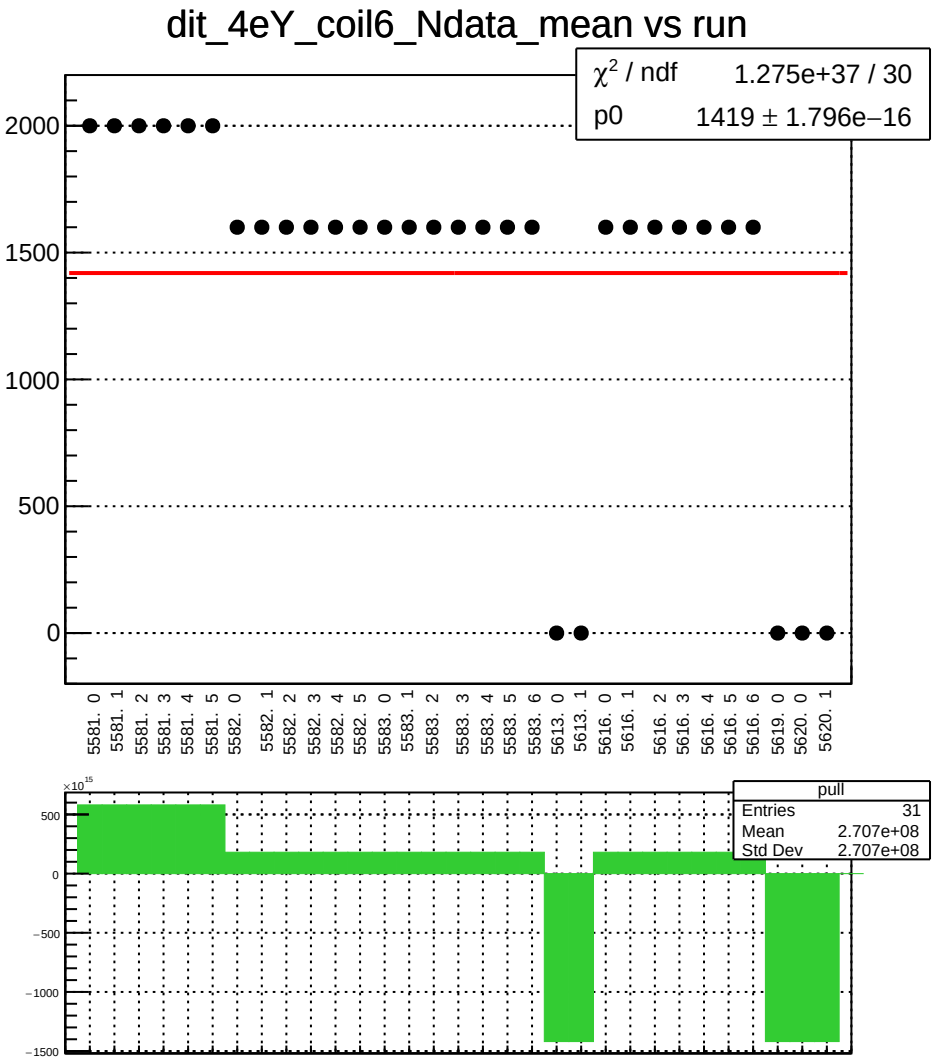
dit_4eY_coil6_Ndata_mean vs run
χ² / ndf 1.275e+37 / 30
p0 1419 ± 1.796e−16
2000
1500
1000
500
0
5581. 0
5581. 1
5581. 2
5581. 3
5581. 4
5581. 5
5582. 0
5582. 1
5582. 2
5582. 3
5582. 4
5582. 5
5583. 0
5583. 1
5583. 2
5583. 3
5583. 4
5583. 5
5583. 6
5613. 0
5613. 1
5616. 0
5616. 1
5616. 2
5616. 3
5616. 4
5616. 5
5616. 6
5619. 0
5620. 0
5620. 1
×10^15
500
0
−500
−1000
−1500
pull
Entries 31
Mean 2.707e+08
Std Dev 2.707e+08

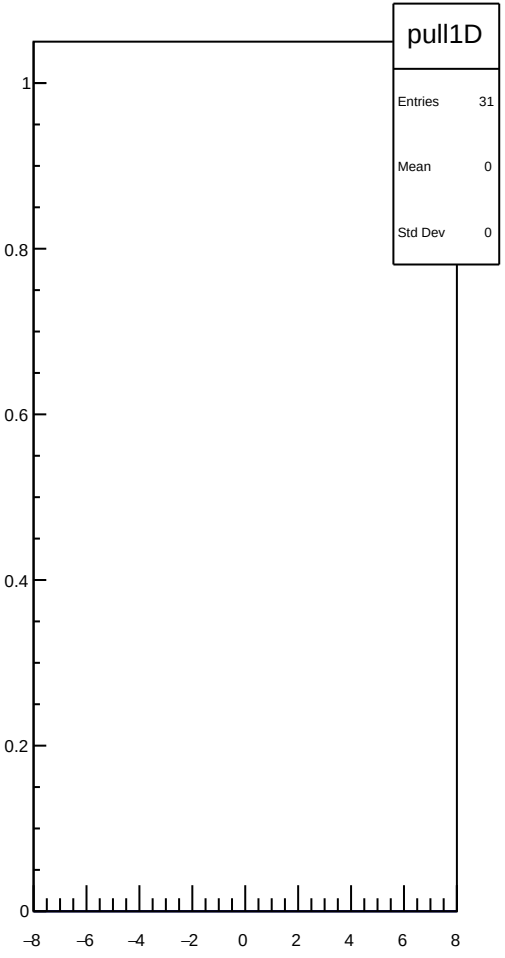
pull1D
Entries 31
Mean 0
Std Dev 0
1
0.8
0.6
0.4
0.2
0
−8
−6
−4
−2
0
2
4
6
8

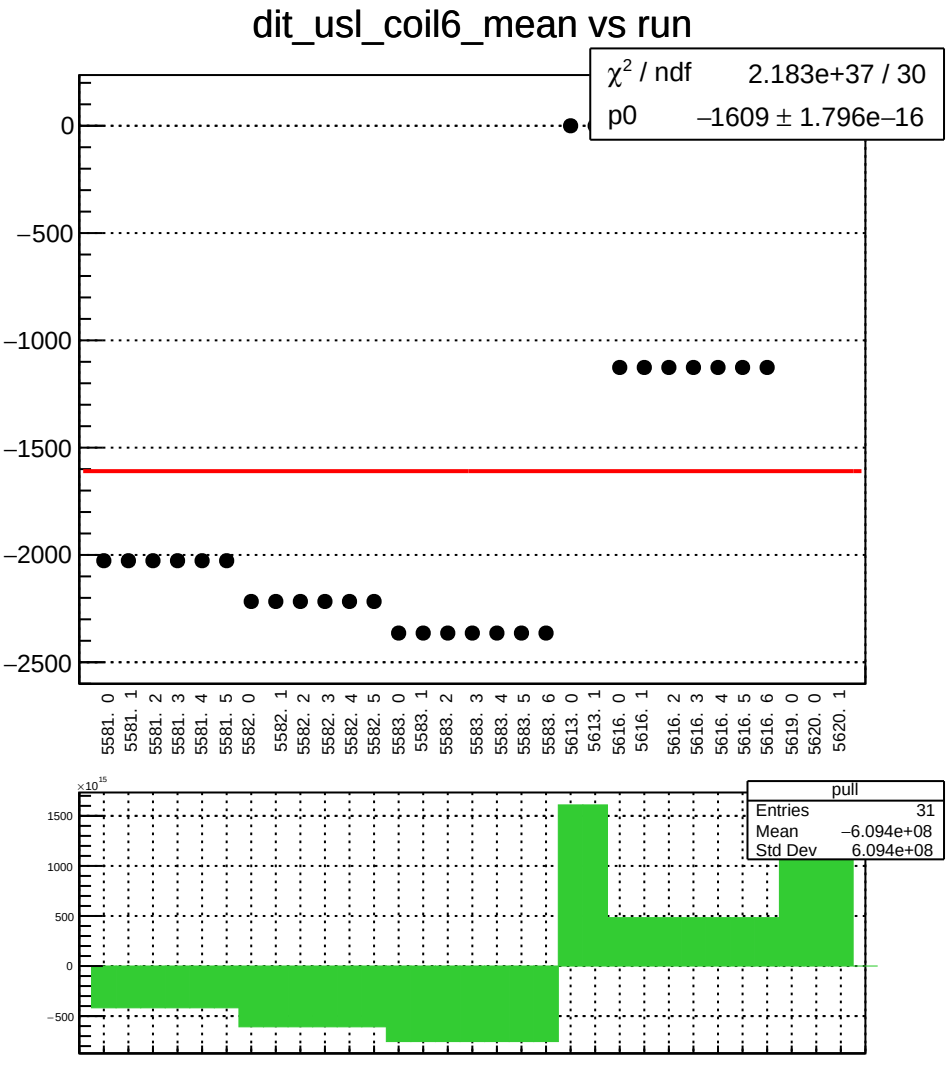
dit_usl_coil6_mean vs run
χ² / ndf 2.183e+37 / 30
p0 −1609 ± 1.796e−16
0
−500
−1000
−1500
−2000
−2500
5581. 0
5581. 1
5581. 2
5581. 3
5581. 4
5581. 5
5582. 0
5582. 1
5582. 2
5582. 3
5582. 4
5582. 5
5583. 0
5583. 1
5583. 2
5583. 3
5583. 4
5583. 5
5583. 6
5613. 0
5613. 1
5616. 0
5616. 1
5616. 2
5616. 3
5616. 4
5616. 5
5616. 6
5619. 0
5620. 0
5620. 1
×10¹⁵
1500
1000
500
0
−500
pull
Entries 31
Mean −6.094e+08
Std Dev 6.094e+08

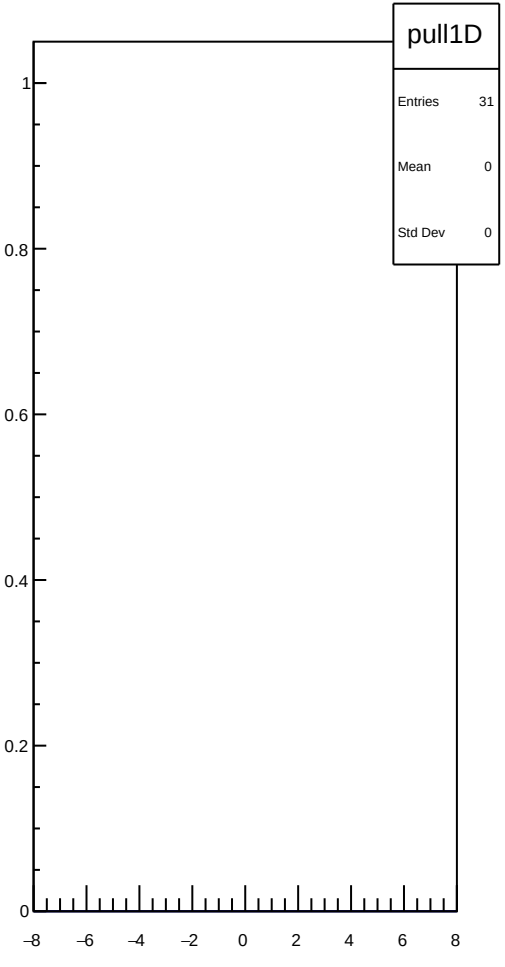
pull1D
Entries 31
Mean 0
Std Dev 0
1
0.8
0.6
0.4
0.2
0
−8
−6
−4
−2
0
2
4
6
8

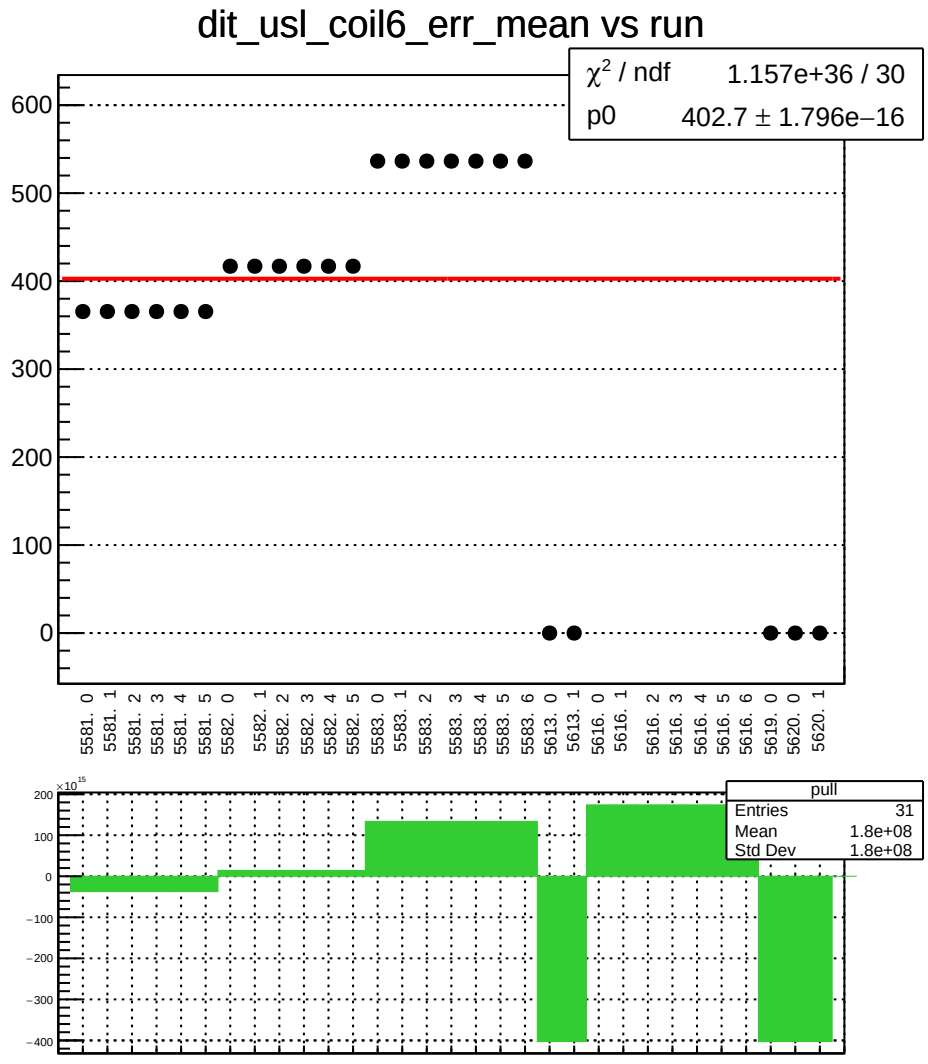
dit_usl_coil6_err_mean vs run
χ² / ndf 1.157e+36 / 30
p0 402.7 ± 1.796e−16
600
500
400
300
200
100
0
5581. 0
5581. 1
5581. 2
5581. 3
5581. 4
5581. 5
5582. 0
5582. 1
5582. 2
5582. 3
5582. 4
5582. 5
5583. 0
5583. 1
5583. 2
5583. 3
5583. 4
5583. 5
5583. 6
5613. 0
5613. 1
5616. 0
5616. 1
5616. 2
5616. 3
5616. 4
5616. 5
5616. 6
5619. 0
5620. 0
5620. 1
×10^15
200
100
0
−100
−200
−300
−400
pull
Entries 31
Mean 1.8e+08
Std Dev 1.8e+08

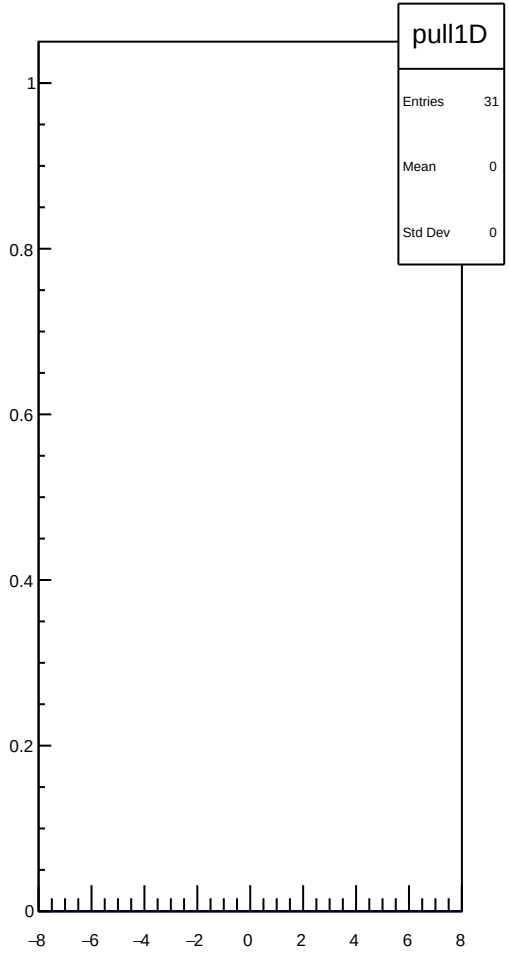
pull1D
Entries 31
Mean 0
Std Dev 0
1
0.8
0.6
0.4
0.2
0
−8
−6
−4
−2
0
2
4
6
8

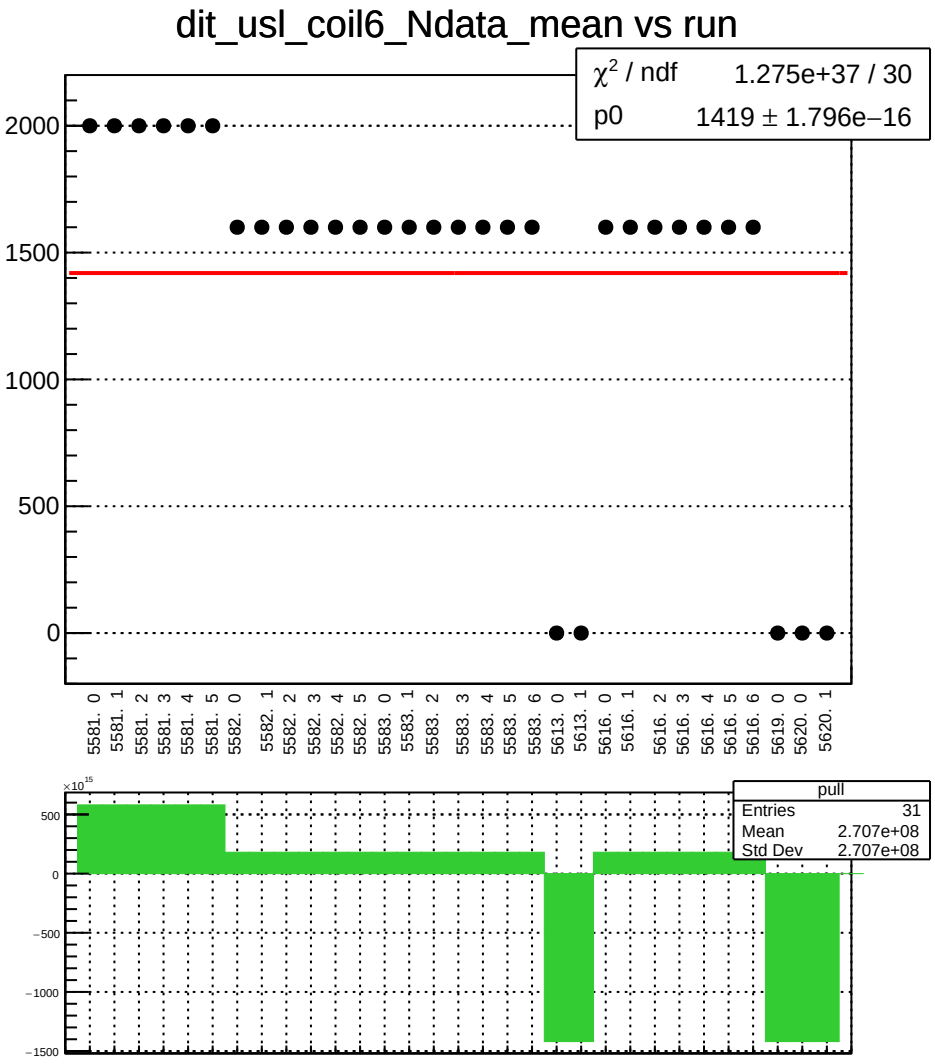
dit_usl_coil6_Ndata_mean vs run
χ² / ndf 1.275e+37 / 30
p0 1419 ± 1.796e−16
2000
1500
1000
500
0
5581. 0
5581. 1
5581. 2
5581. 3
5581. 4
5581. 5
5582. 0
5582. 1
5582. 2
5582. 3
5582. 4
5582. 5
5583. 0
5583. 1
5583. 2
5583. 3
5583. 4
5583. 5
5583. 6
5613. 0
5613. 1
5616. 0
5616. 1
5616. 2
5616. 3
5616. 4
5616. 5
5616. 6
5619. 0
5620. 0
5620. 1
×10^15
500
0
−500
−1000
−1500
pull
Entries 31
Mean 2.707e+08
Std Dev 2.707e+08

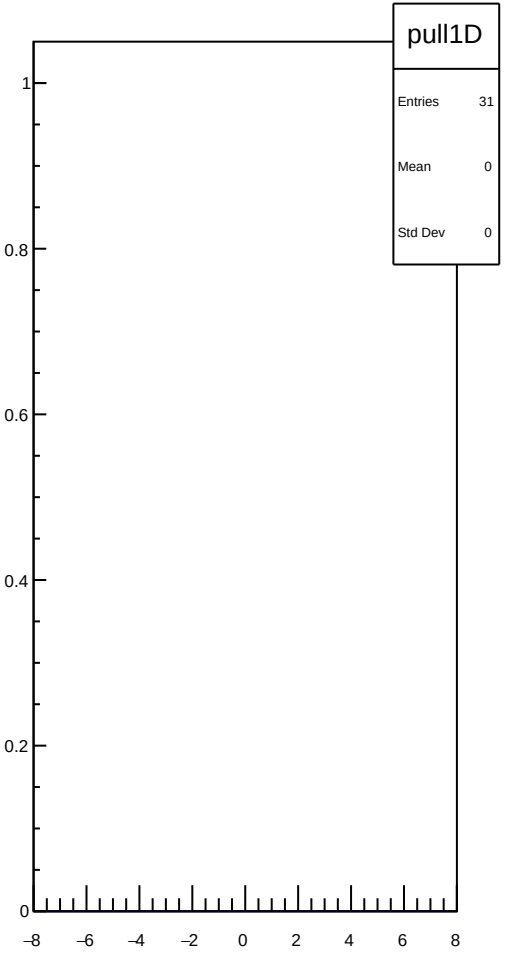
pull1D
Entries 31
Mean 0
Std Dev 0
1
0.8
0.6
0.4
0.2
0
−8
−6
−4
−2
0
2
4
6
8

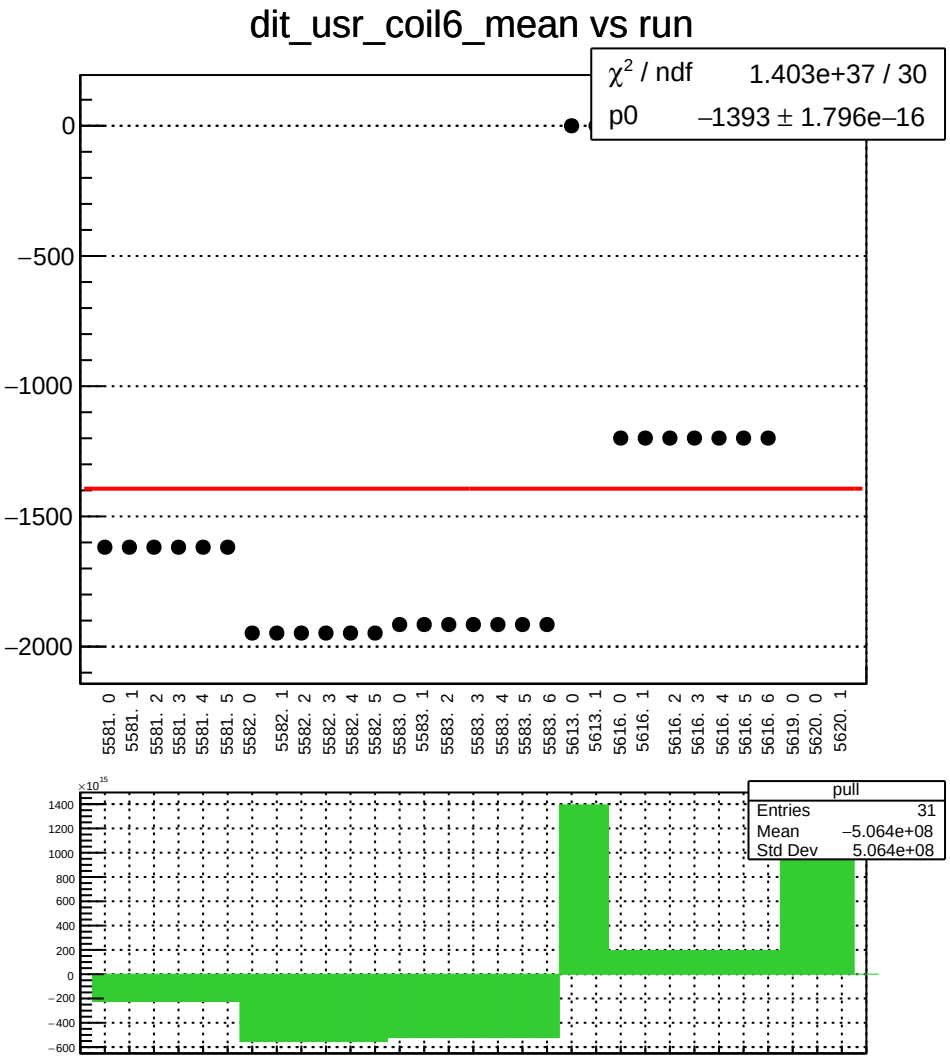
dit_usr_coil6_mean vs run
χ² / ndf 1.403e+37 / 30
p0 −1393 ± 1.796e−16
0
−500
−1000
−1500
−2000
5581. 0
5581. 1
5581. 2
5581. 3
5581. 4
5581. 5
5582. 0
5582. 1
5582. 2
5582. 3
5582. 4
5582. 5
5583. 0
5583. 1
5583. 2
5583. 3
5583. 4
5583. 5
5583. 6
5613. 0
5613. 1
5616. 0
5616. 1
5616. 2
5616. 3
5616. 4
5616. 5
5616. 6
5619. 0
5620. 0
5620. 1
×10^15
1400
1200
1000
800
600
400
200
0
−200
−400
−600
pull
Entries 31
Mean −5.064e+08
Std Dev 5.064e+08

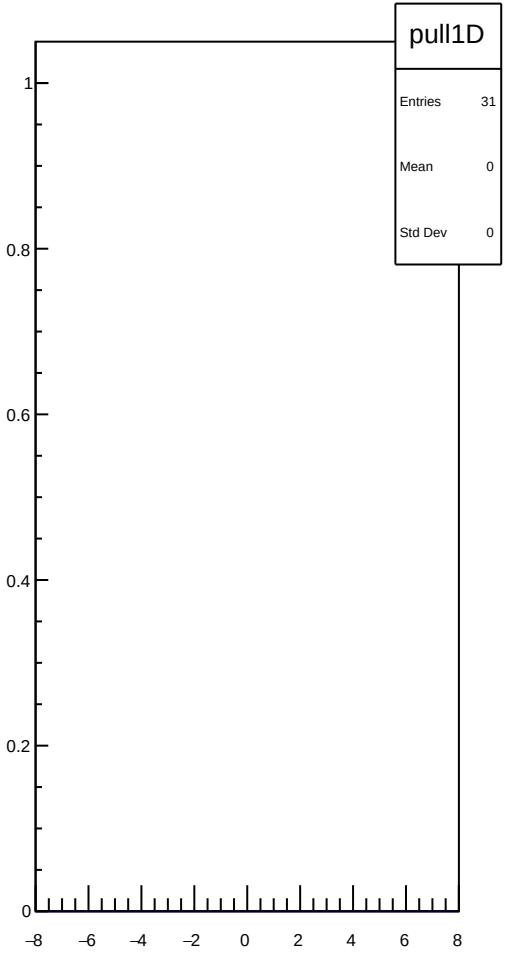
pull1D
Entries 31
Mean 0
Std Dev 0
1
0.8
0.6
0.4
0.2
0
−8
−6
−4
−2
0
2
4
6
8

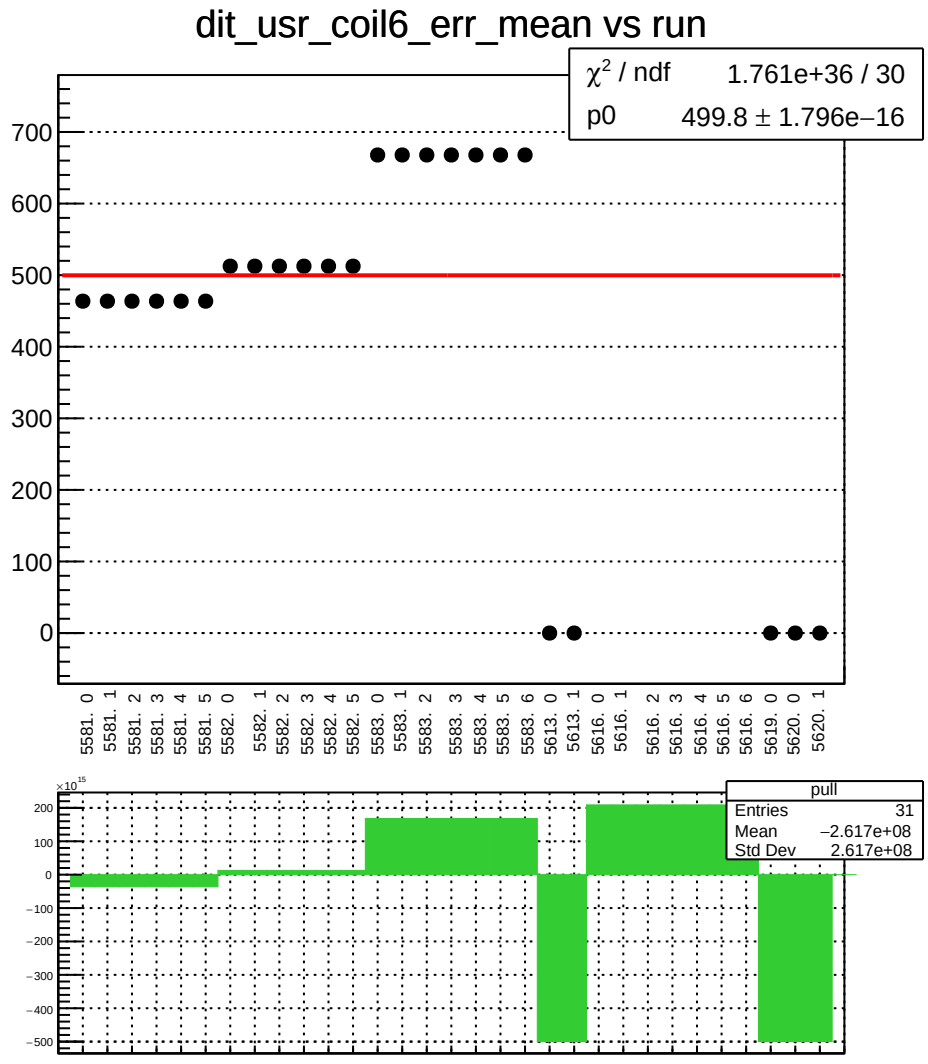
dit_usr_coil6_err_mean vs run
χ² / ndf 1.761e+36 / 30
p0 499.8 ± 1.796e−16
700
600
500
400
300
200
100
0
5581. 0
5581. 1
5581. 2
5581. 3
5581. 4
5581. 5
5582. 0
5582. 1
5582. 2
5582. 3
5582. 4
5582. 5
5583. 0
5583. 1
5583. 2
5583. 3
5583. 4
5583. 5
5583. 6
5613. 0
5613. 1
5616. 0
5616. 1
5616. 2
5616. 3
5616. 4
5616. 5
5616. 6
5619. 0
5620. 0
5620. 1
×10^15
200
100
0
−100
−200
−300
−400
−500
pull
Entries 31
Mean −2.617e+08
Std Dev 2.617e+08

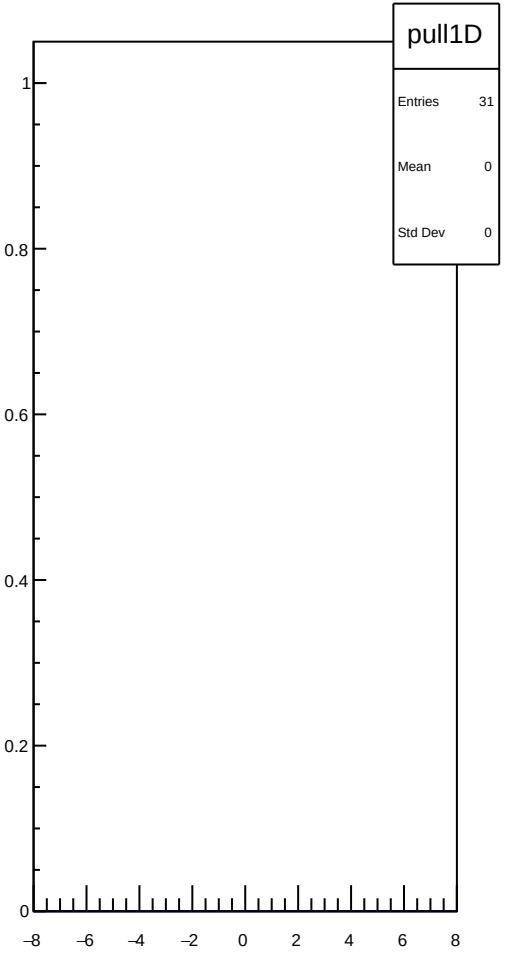
pull1D
Entries 31
Mean 0
Std Dev 0
1
0.8
0.6
0.4
0.2
0
−8
−6
−4
−2
0
2
4
6
8

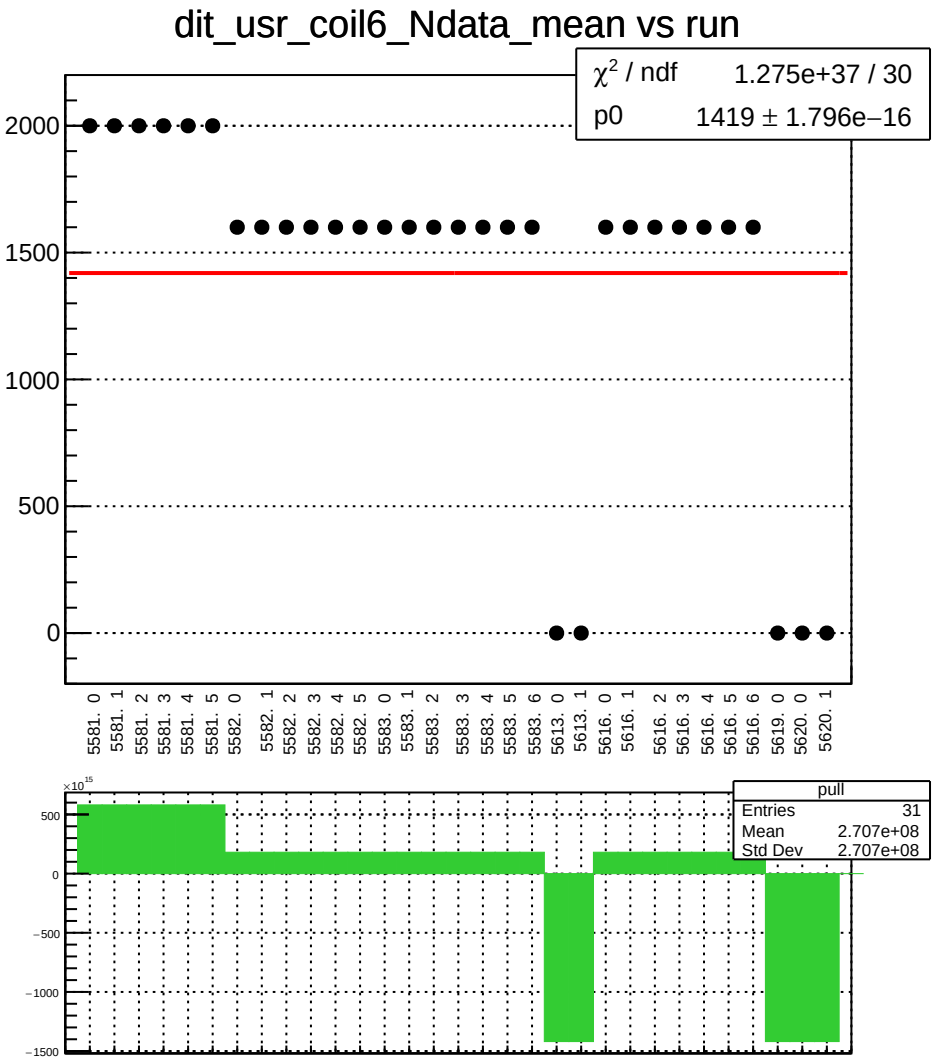
dit_usr_coil6_Ndata_mean vs run
χ² / ndf 1.275e+37 / 30
p0 1419 ± 1.796e−16
2000
1500
1000
500
0
5581. 0
5581. 1
5581. 2
5581. 3
5581. 4
5581. 5
5582. 0
5582. 1
5582. 2
5582. 3
5582. 4
5582. 5
5583. 0
5583. 1
5583. 2
5583. 3
5583. 4
5583. 5
5583. 6
5613. 0
5613. 1
5616. 0
5616. 1
5616. 2
5616. 3
5616. 4
5616. 5
5616. 6
5619. 0
5620. 0
5620. 1
×10^15
500
0
−500
−1000
−1500
pull
Entries 31
Mean 2.707e+08
Std Dev 2.707e+08

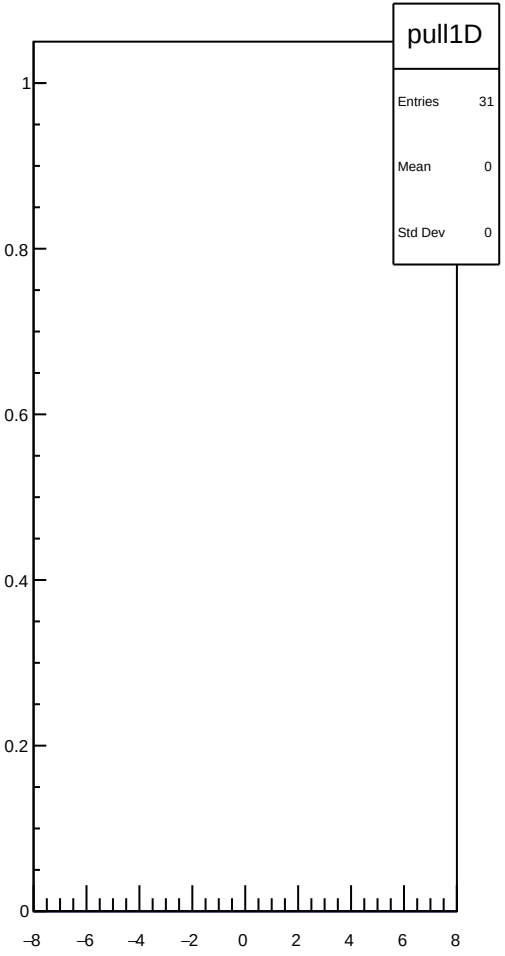
pull1D
Entries 31
Mean 0
Std Dev 0
1
0.8
0.6
0.4
0.2
0
−8
−6
−4
−2
0
2
4
6
8

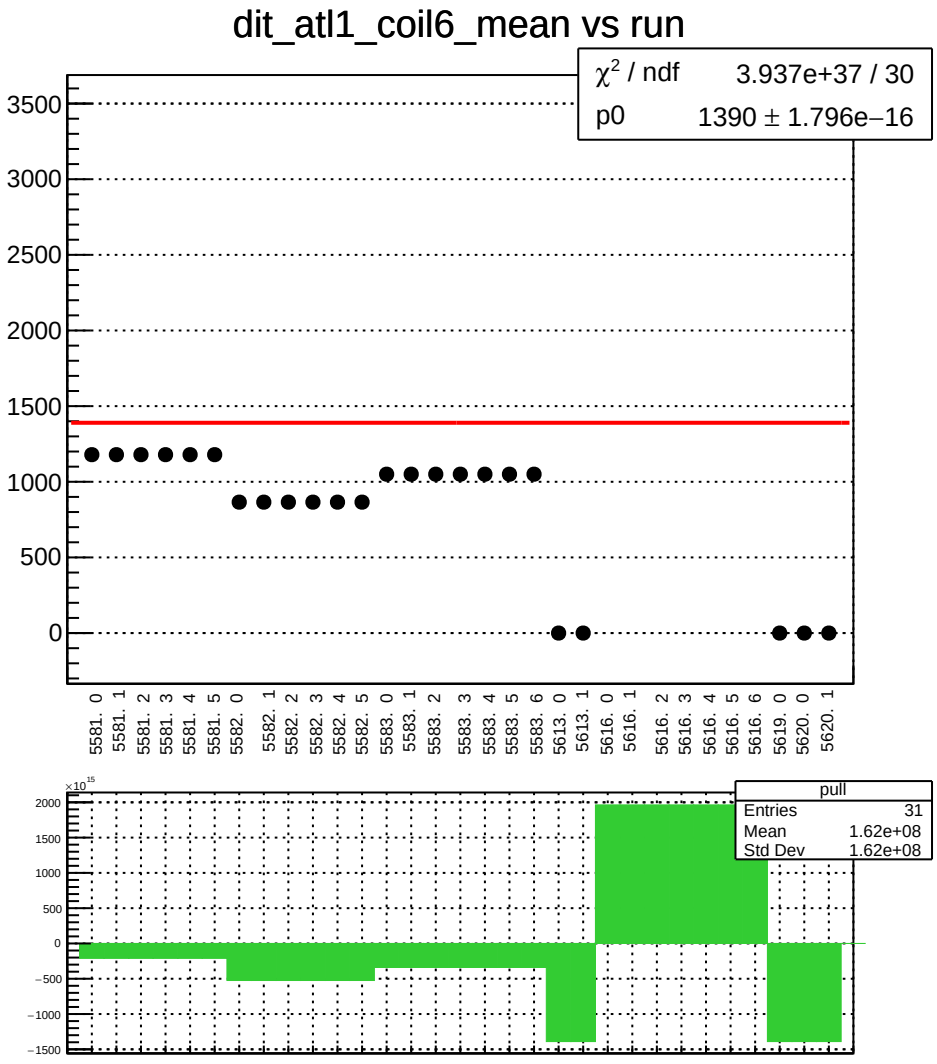
dit_atl1_coil6_mean vs run
χ² / ndf 3.937e+37 / 30
p0 1390 ± 1.796e−16
3500
3000
2500
2000
1500
1000
500
0
5581. 0
5581. 1
5581. 2
5581. 3
5581. 4
5581. 5
5582. 0
5582. 1
5582. 2
5582. 3
5582. 4
5582. 5
5583. 0
5583. 1
5583. 2
5583. 3
5583. 4
5583. 5
5583. 6
5613. 0
5613. 1
5616. 0
5616. 1
5616. 2
5616. 3
5616. 4
5616. 5
5616. 6
5619. 0
5620. 0
5620. 1
×10^15
2000
1500
1000
500
0
−500
−1000
−1500
pull
Entries 31
Mean 1.62e+08
Std Dev 1.62e+08

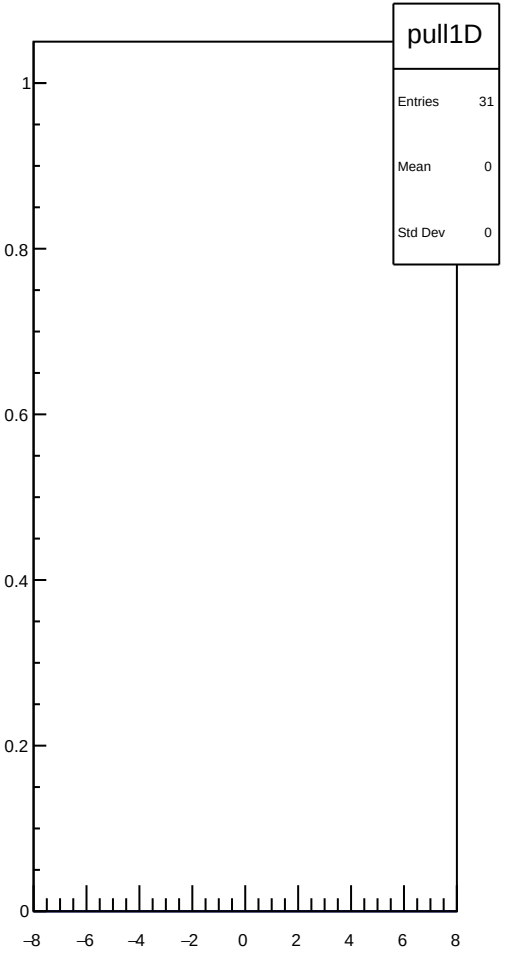
pull1D
Entries 31
Mean 0
Std Dev 0
1
0.8
0.6
0.4
0.2
0
−8
−6
−4
−2
0
2
4
6
8

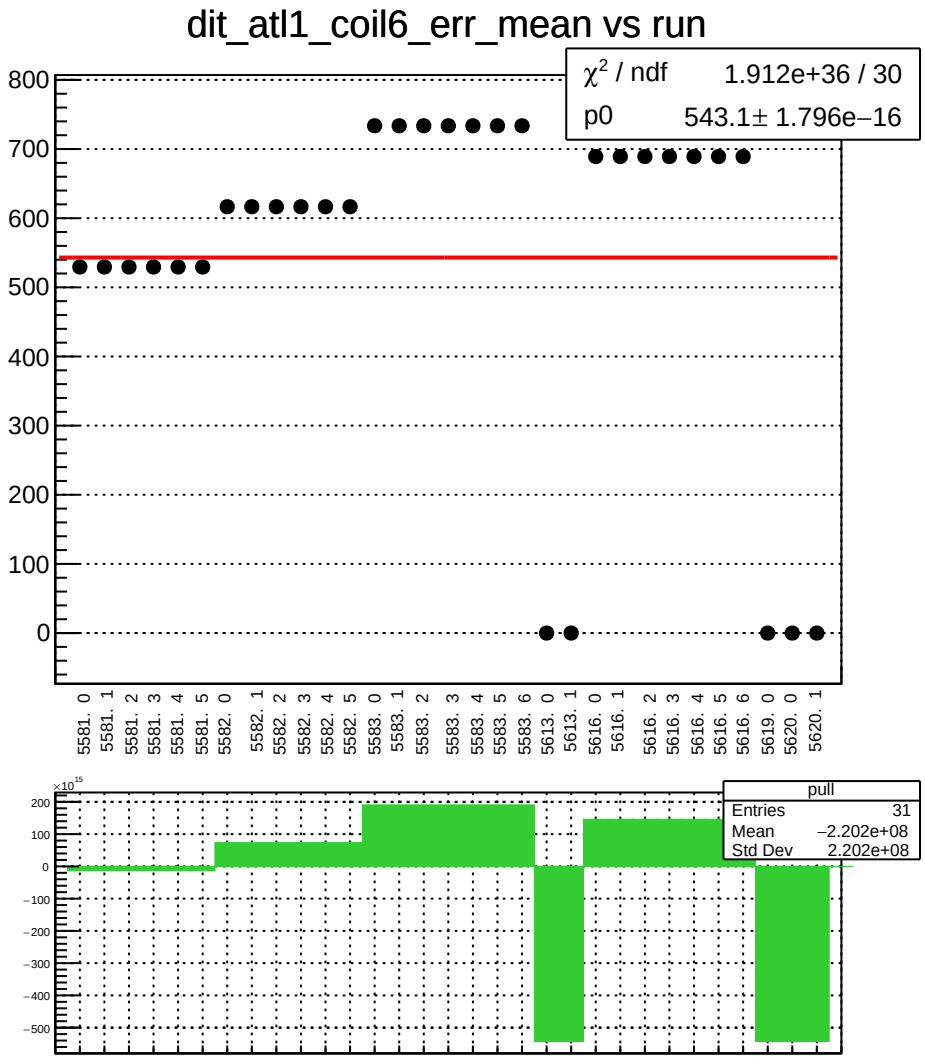
dit_atl1_coil6_err_mean vs run
χ² / ndf 1.912e+36 / 30
p0 543.1± 1.796e−16
800
700
600
500
400
300
200
100
0
5581. 0
5581. 1
5581. 2
5581. 3
5581. 4
5581. 5
5582. 0
5582. 1
5582. 2
5582. 3
5582. 4
5582. 5
5583. 0
5583. 1
5583. 2
5583. 3
5583. 4
5583. 5
5583. 6
5613. 0
5613. 1
5616. 0
5616. 1
5616. 2
5616. 3
5616. 4
5616. 5
5616. 6
5619. 0
5620. 0
5620. 1
×10^15
200
100
0
−100
−200
−300
−400
−500
pull
Entries 31
Mean −2.202e+08
Std Dev 2.202e+08

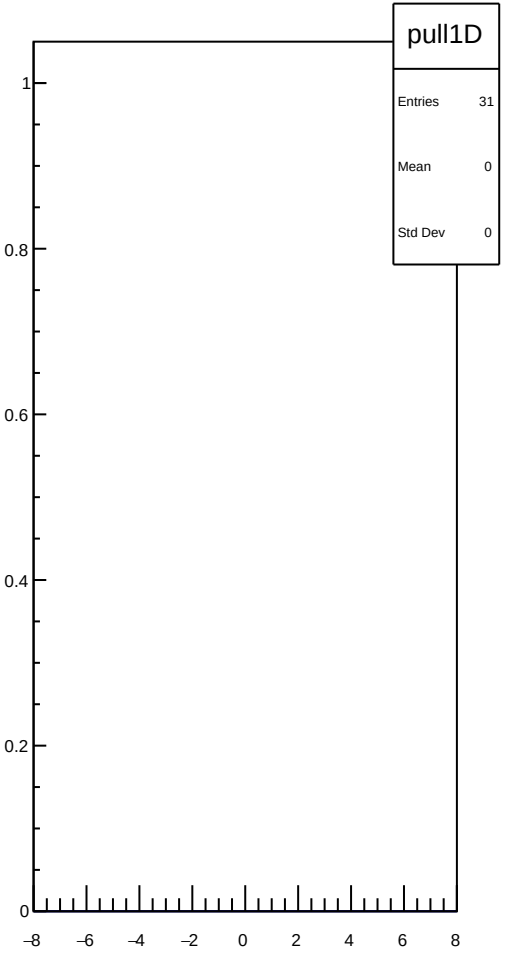
pull1D
Entries 31
Mean 0
Std Dev 0
1
0.8
0.6
0.4
0.2
0
−8
−6
−4
−2
0
2
4
6
8

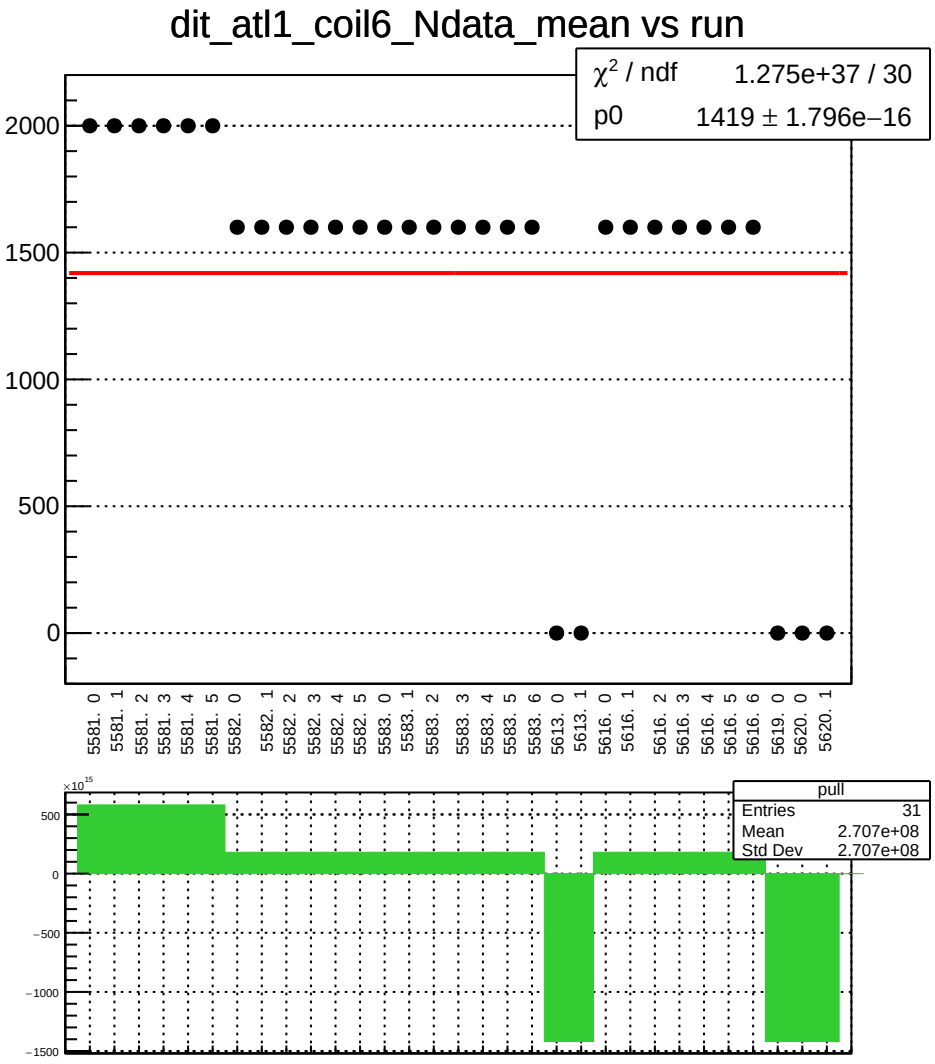
dit_atl1_coil6_Ndata_mean vs run
χ² / ndf 1.275e+37 / 30
p0 1419 ± 1.796e−16
2000
1500
1000
500
0
5581. 0
5581. 1
5581. 2
5581. 3
5581. 4
5581. 5
5582. 0
5582. 1
5582. 2
5582. 3
5582. 4
5582. 5
5583. 0
5583. 1
5583. 2
5583. 3
5583. 4
5583. 5
5583. 6
5613. 0
5613. 1
5616. 0
5616. 1
5616. 2
5616. 3
5616. 4
5616. 5
5616. 6
5619. 0
5620. 0
5620. 1
×10^15
500
0
−500
−1000
−1500
pull
Entries 31
Mean 2.707e+08
Std Dev 2.707e+08

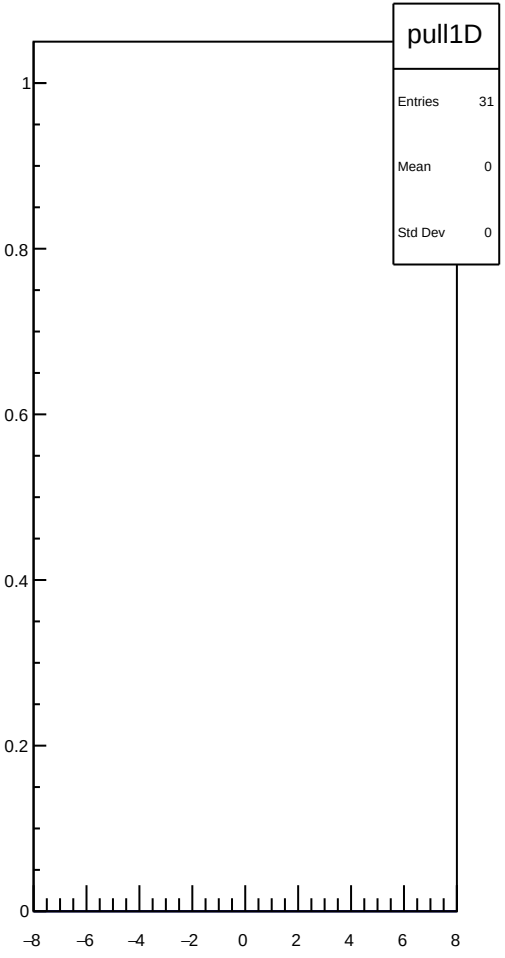
pull1D
Entries 31
Mean 0
Std Dev 0
1
0.8
0.6
0.4
0.2
0
−8
−6
−4
−2
0
2
4
6
8

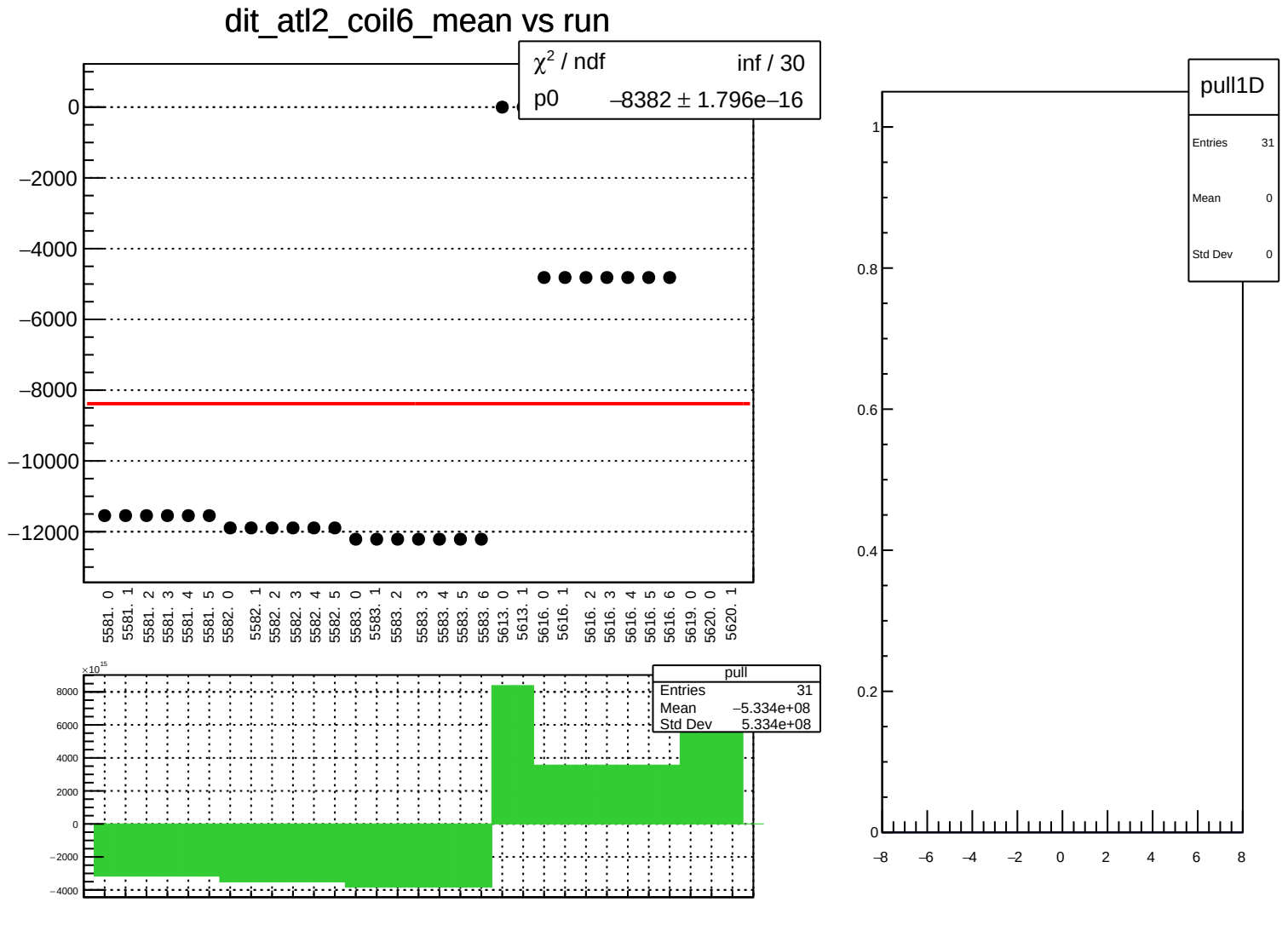
dit_atl2_coil6_mean vs run
χ² / ndf inf / 30
p0 −8382 ± 1.796e−16
0
−2000
−4000
−6000
−8000
−10000
−12000
5581. 0
5581. 1
5581. 2
5581. 3
5581. 4
5581. 5
5582. 0
5582. 1
5582. 2
5582. 3
5582. 4
5582. 5
5583. 0
5583. 1
5583. 2
5583. 3
5583. 4
5583. 5
5583. 6
5613. 0
5613. 1
5616. 0
5616. 1
5616. 2
5616. 3
5616. 4
5616. 5
5616. 6
5619. 0
5620. 0
5620. 1
×10^15
8000
6000
4000
2000
0
−2000
−4000
pull
Entries 31
Mean −5.334e+08
Std Dev 5.334e+08
pull1D
Entries 31
Mean 0
Std Dev 0
1
0.8
0.6
0.4
0.2
0
−8
−6
−4
−2
0
2
4
6
8

dit_atl2_coil6_err_mean vs run

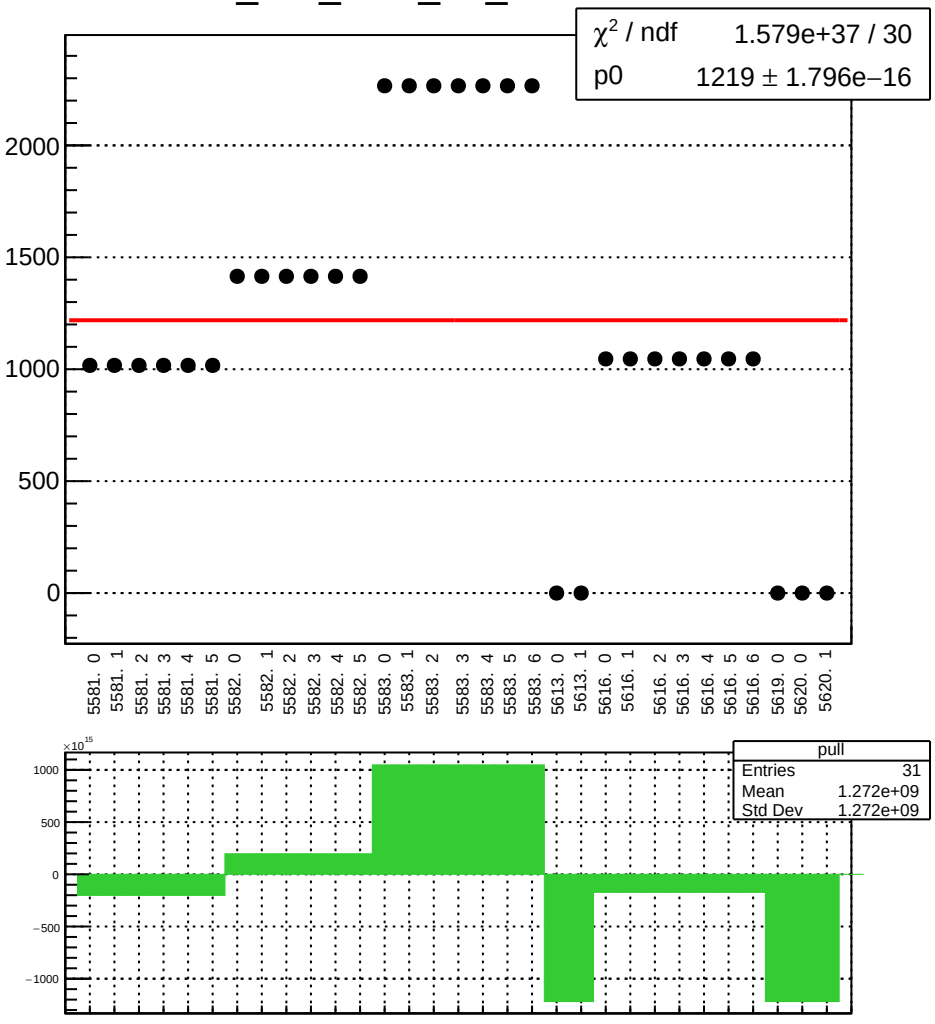

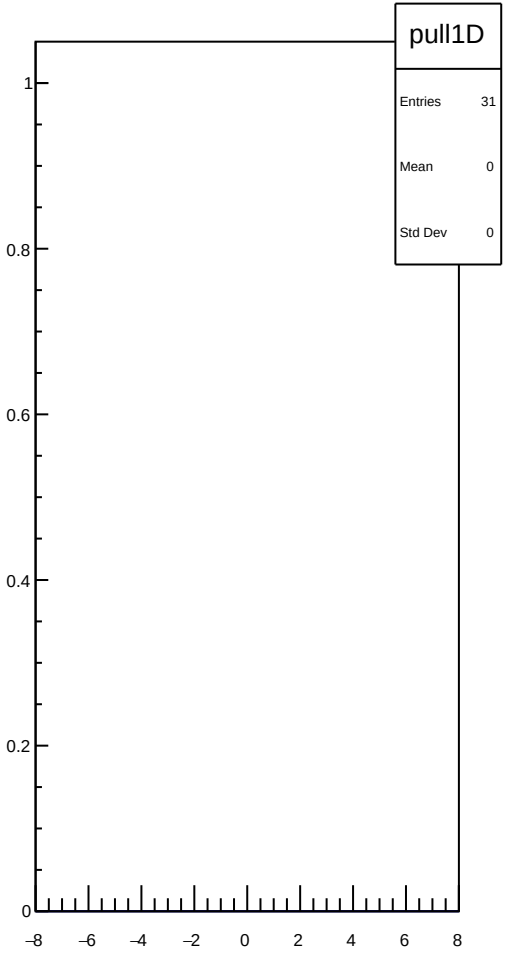

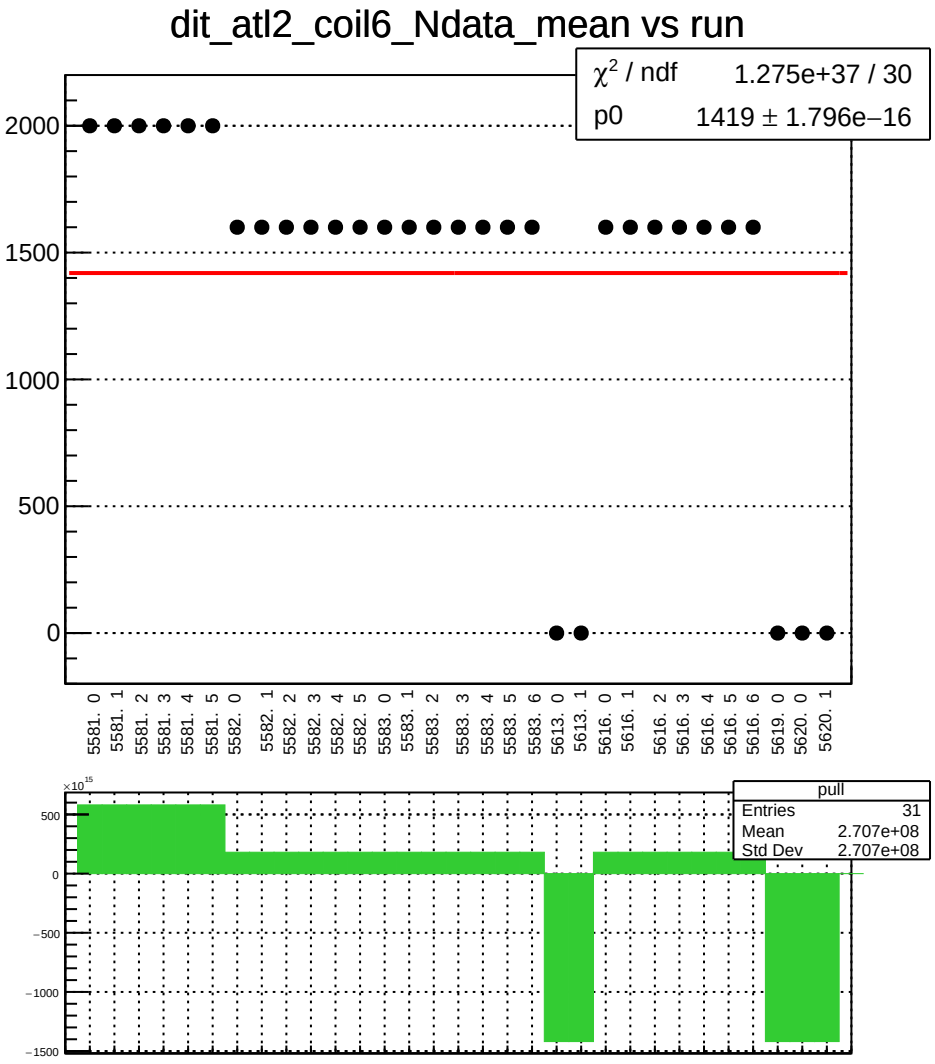
dit_atl2_coil6_Ndata_mean vs run
χ² / ndf 1.275e+37 / 30
p0 1419 ± 1.796e−16
2000
1500
1000
500
0
5581. 0
5581. 1
5581. 2
5581. 3
5581. 4
5581. 5
5582. 0
5582. 1
5582. 2
5582. 3
5582. 4
5582. 5
5583. 0
5583. 1
5583. 2
5583. 3
5583. 4
5583. 5
5583. 6
5613. 0
5613. 1
5616. 0
5616. 1
5616. 2
5616. 3
5616. 4
5616. 5
5616. 6
5619. 0
5620. 0
5620. 1
×10^15
500
0
−500
−1000
−1500
pull
Entries 31
Mean 2.707e+08
Std Dev 2.707e+08

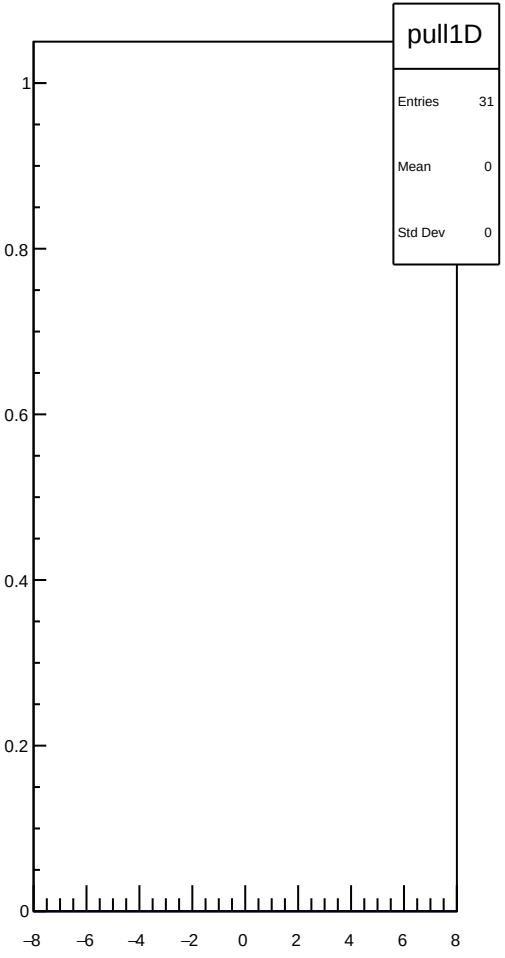
pull1D
Entries 31
Mean 0
Std Dev 0
1
0.8
0.6
0.4
0.2
0
−8
−6
−4
−2
0
2
4
6
8

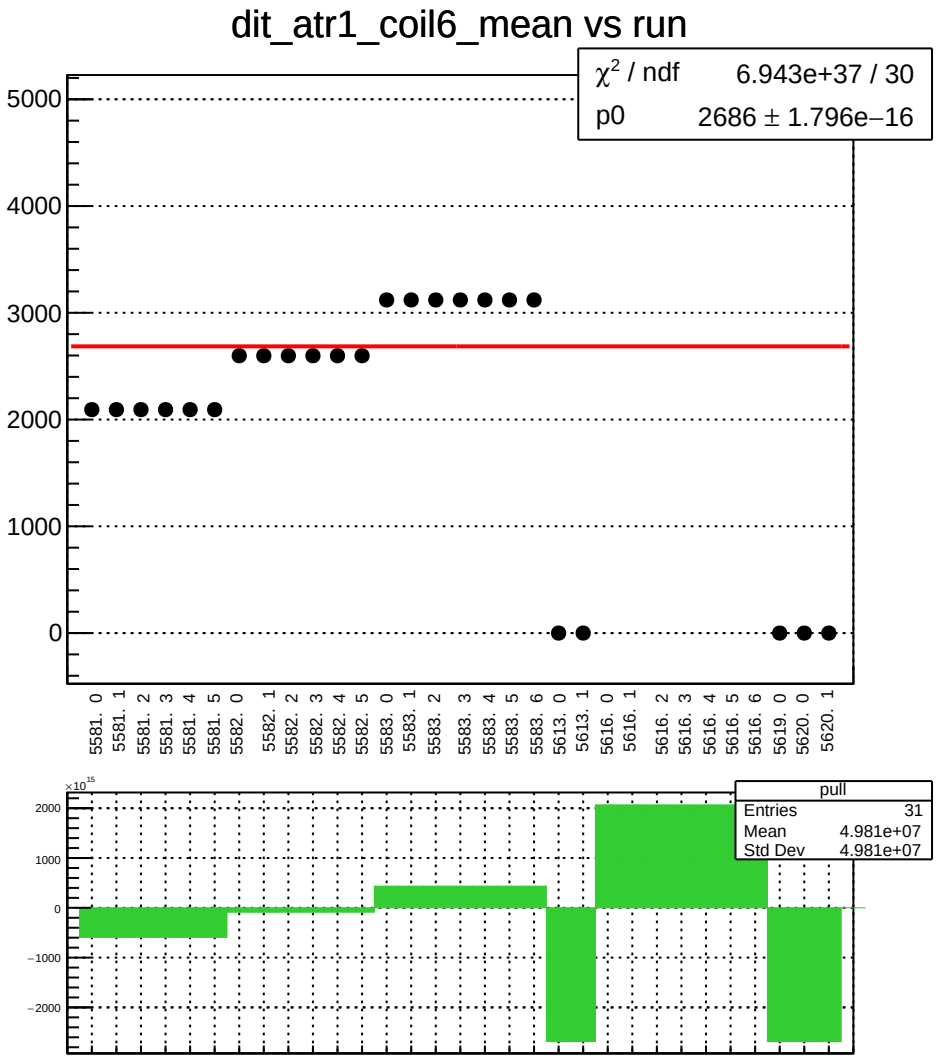
dit_atr1_coil6_mean vs run
χ² / ndf 6.943e+37 / 30
p0 2686 ± 1.796e−16
5000
4000
3000
2000
1000
0
5581. 0
5581. 1
5581. 2
5581. 3
5581. 4
5581. 5
5582. 0
5582. 1
5582. 2
5582. 3
5582. 4
5582. 5
5583. 0
5583. 1
5583. 2
5583. 3
5583. 4
5583. 5
5583. 6
5613. 0
5613. 1
5616. 0
5616. 1
5616. 2
5616. 3
5616. 4
5616. 5
5616. 6
5619. 0
5620. 0
5620. 1
×10¹⁵
2000
1000
0
−1000
−2000
pull
Entries 31
Mean 4.981e+07
Std Dev 4.981e+07

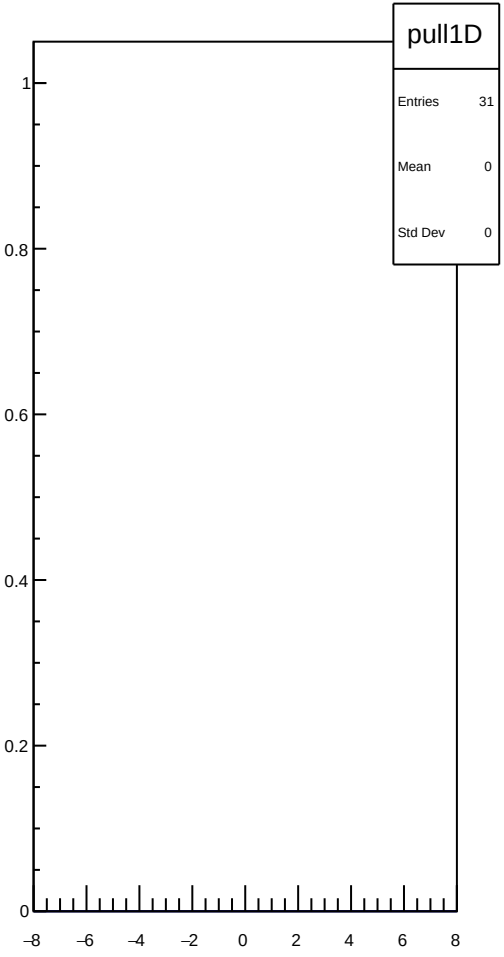
pull1D
Entries 31
Mean 0
Std Dev 0
1
0.8
0.6
0.4
0.2
0
−8
−6
−4
−2
0
2
4
6
8

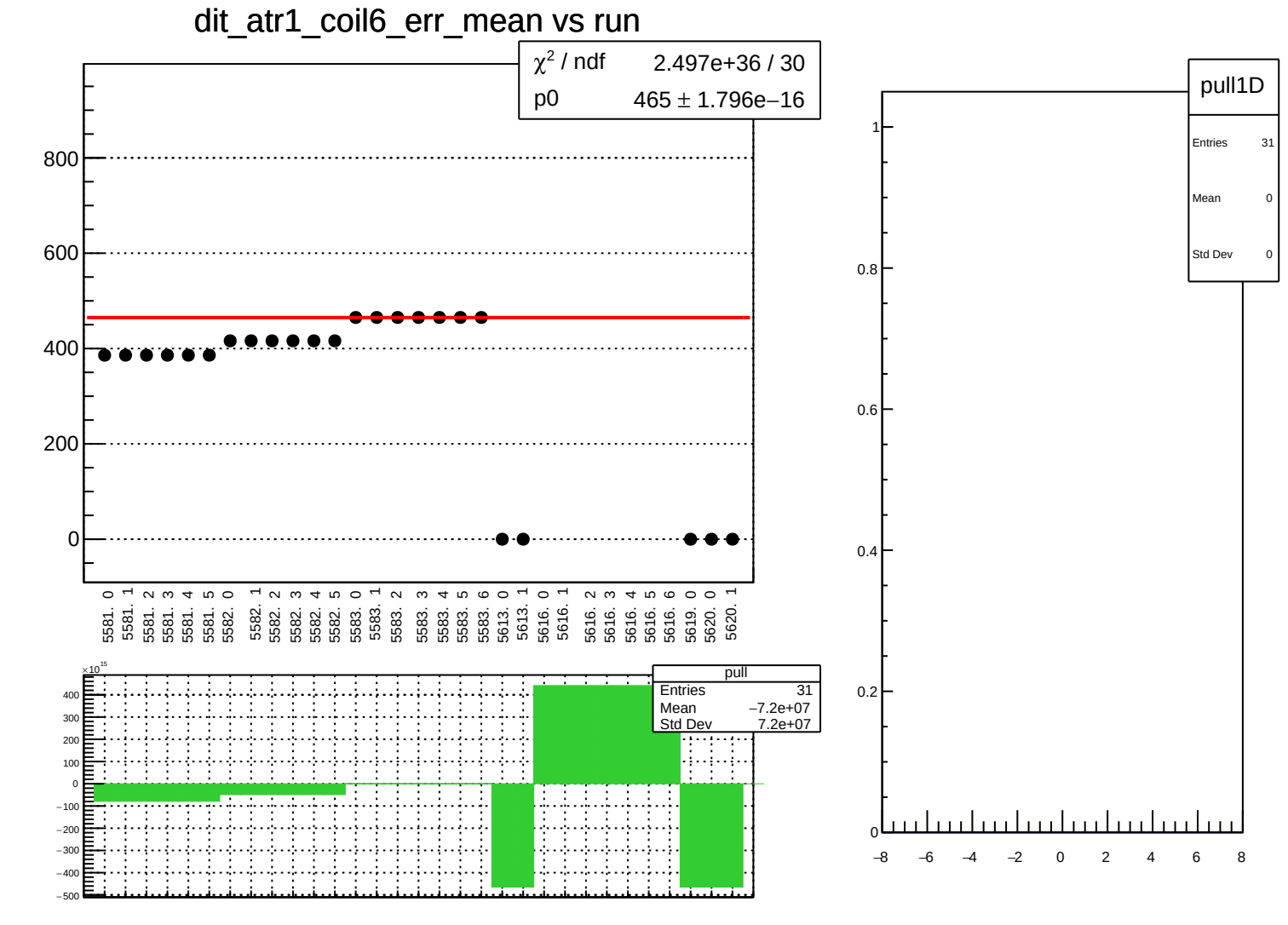
dit_atr1_coil6_err_mean vs run
χ² / ndf 2.497e+36 / 30
p0 465 ± 1.796e−16
800
600
400
200
0
5581. 0
5581. 1
5581. 2
5581. 3
5581. 4
5581. 5
5582. 0
5582. 1
5582. 2
5582. 3
5582. 4
5582. 5
5583. 0
5583. 1
5583. 2
5583. 3
5583. 4
5583. 5
5583. 6
5613. 0
5613. 1
5616. 0
5616. 1
5616. 2
5616. 3
5616. 4
5616. 5
5616. 6
5619. 0
5620. 0
5620. 1
×10¹⁵
400
300
200
100
0
−100
−200
−300
−400
−500
pull
Entries 31
Mean −7.2e+07
Std Dev 7.2e+07
pull1D
Entries 31
Mean 0
Std Dev 0
1
0.8
0.6
0.4
0.2
0
−8
−6
−4
−2
0
2
4
6
8

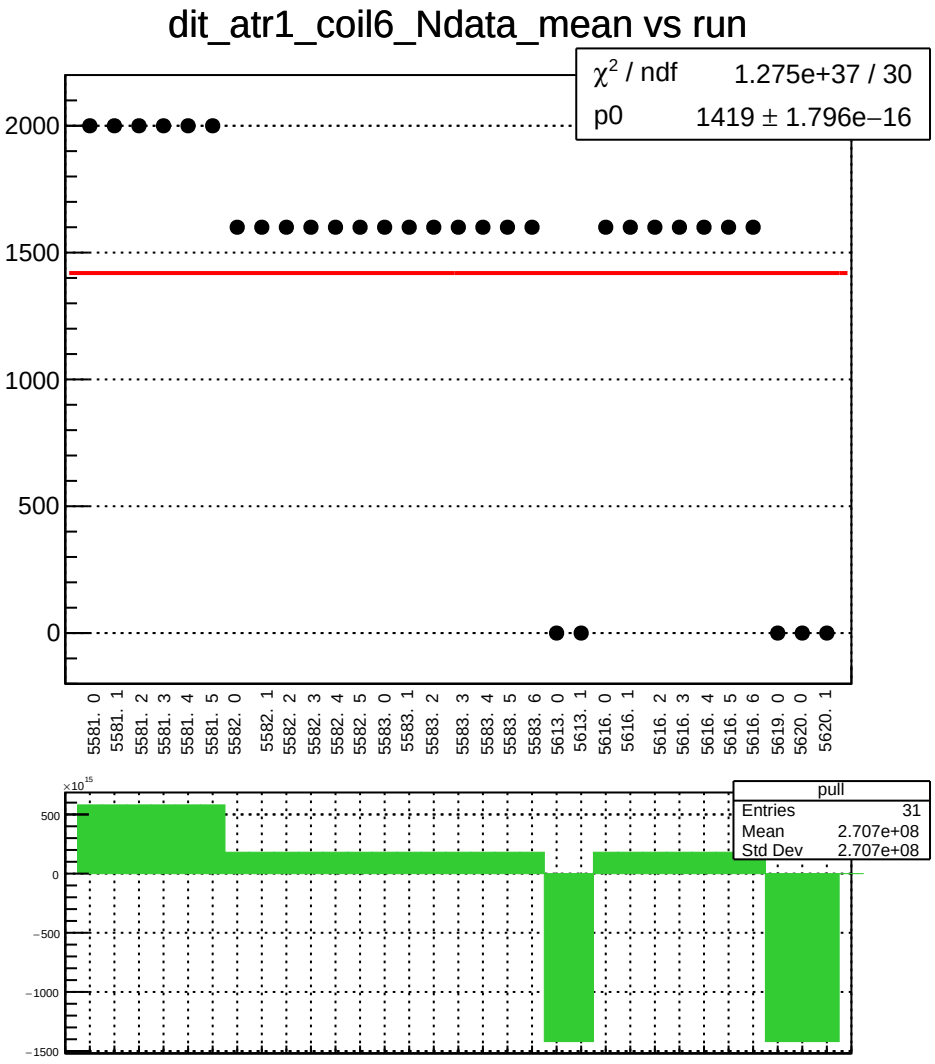
dit_atr1_coil6_Ndata_mean vs run
χ² / ndf 1.275e+37 / 30
p0 1419 ± 1.796e−16
2000
1500
1000
500
0
5581. 0
5581. 1
5581. 2
5581. 3
5581. 4
5581. 5
5582. 0
5582. 1
5582. 2
5582. 3
5582. 4
5582. 5
5583. 0
5583. 1
5583. 2
5583. 3
5583. 4
5583. 5
5583. 6
5613. 0
5613. 1
5616. 0
5616. 1
5616. 2
5616. 3
5616. 4
5616. 5
5616. 6
5619. 0
5620. 0
5620. 1
×10^15
500
0
−500
−1000
−1500
pull
Entries 31
Mean 2.707e+08
Std Dev 2.707e+08

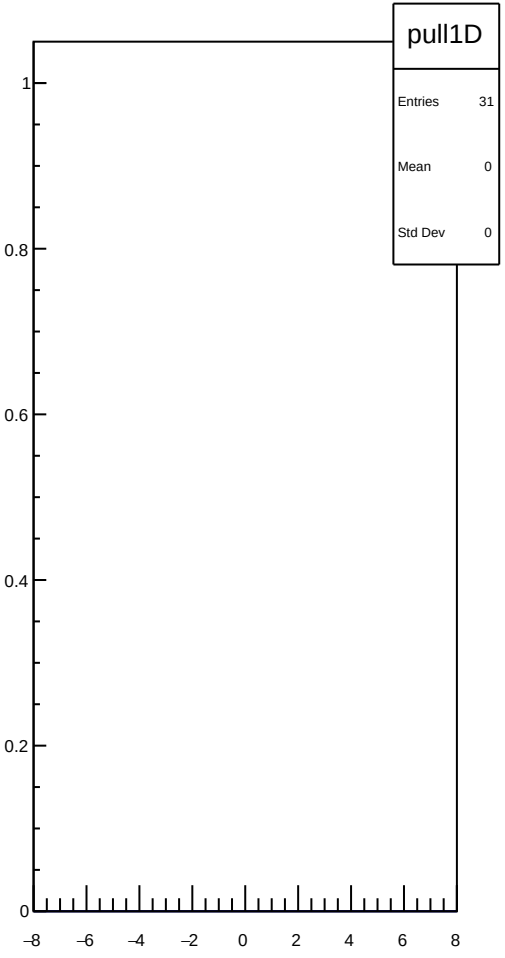
pull1D
Entries 31
Mean 0
Std Dev 0
1
0.8
0.6
0.4
0.2
0
−8
−6
−4
−2
0
2
4
6
8

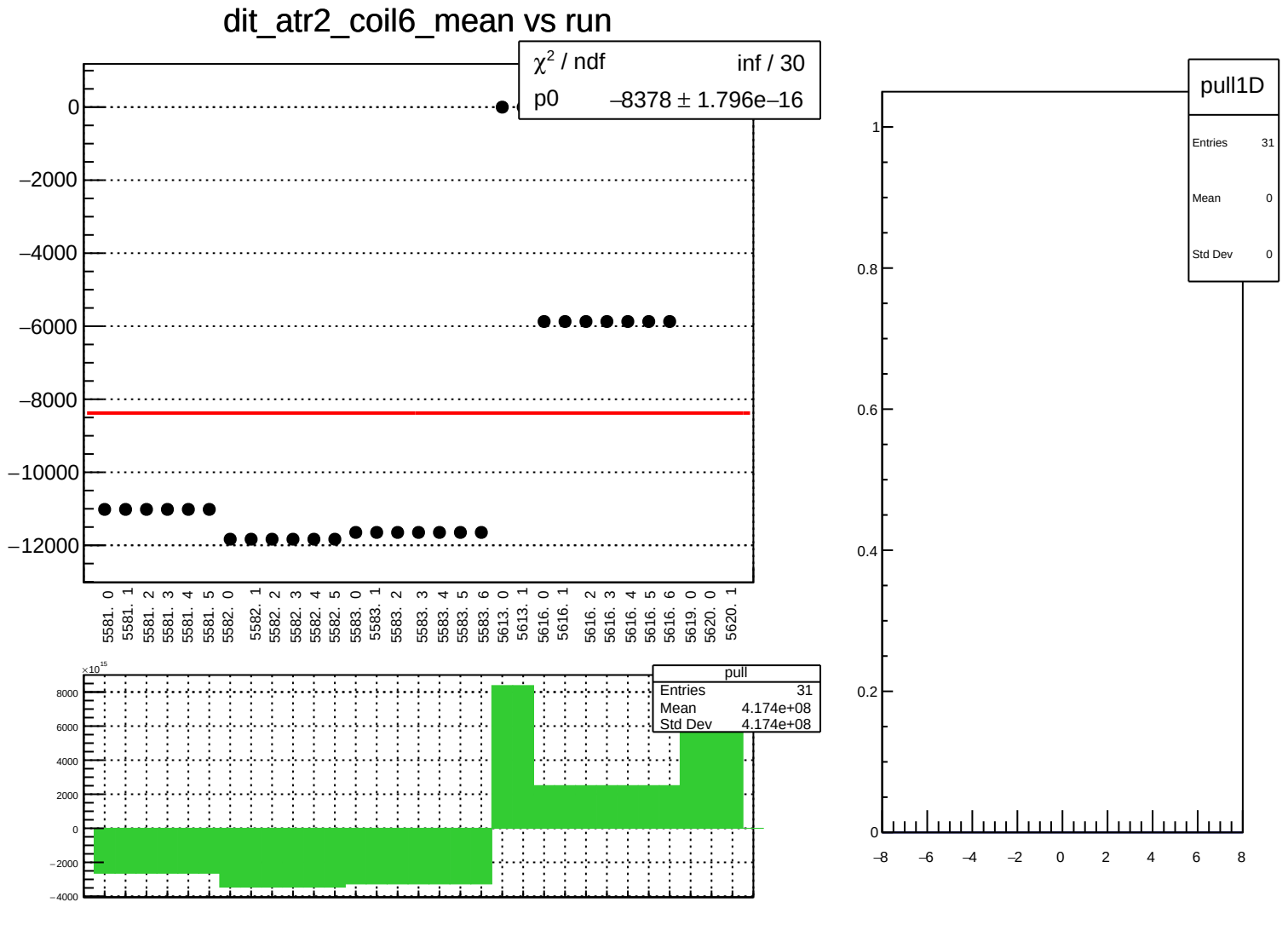
dit_atr2_coil6_mean vs run
χ² / ndf inf / 30
p0 −8378 ± 1.796e−16
0
−2000
−4000
−6000
−8000
−10000
−12000
5581. 0
5581. 1
5581. 2
5581. 3
5581. 4
5581. 5
5582. 0
5582. 1
5582. 2
5582. 3
5582. 4
5582. 5
5583. 0
5583. 1
5583. 2
5583. 3
5583. 4
5583. 5
5583. 6
5613. 0
5613. 1
5616. 0
5616. 1
5616. 2
5616. 3
5616. 4
5616. 5
5616. 6
5619. 0
5620. 0
5620. 1
×10^15
8000
6000
4000
2000
0
−2000
−4000
pull
Entries 31
Mean 4.174e+08
Std Dev 4.174e+08
pull1D
Entries 31
Mean 0
Std Dev 0
1
0.8
0.6
0.4
0.2
0
−8
−6
−4
−2
0
2
4
6
8

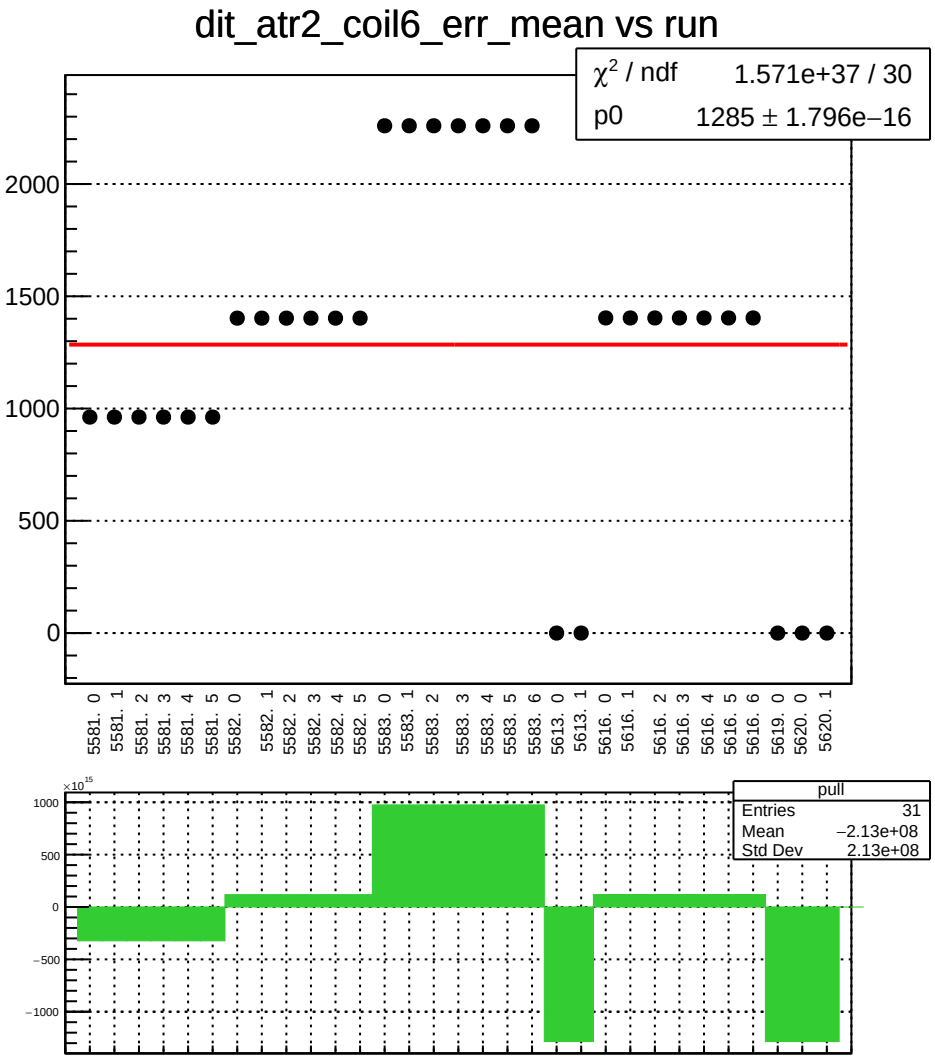
dit_atr2_coil6_err_mean vs run
χ² / ndf 1.571e+37 / 30
p0 1285 ± 1.796e−16
2000
1500
1000
500
0
5581. 0
5581. 1
5581. 2
5581. 3
5581. 4
5581. 5
5582. 0
5582. 1
5582. 2
5582. 3
5582. 4
5582. 5
5583. 0
5583. 1
5583. 2
5583. 3
5583. 4
5583. 5
5583. 6
5613. 0
5613. 1
5616. 0
5616. 1
5616. 2
5616. 3
5616. 4
5616. 5
5616. 6
5619. 0
5620. 0
5620. 1
×10¹⁵
1000
500
0
−500
−1000
pull
Entries 31
Mean −2.13e+08
Std Dev 2.13e+08

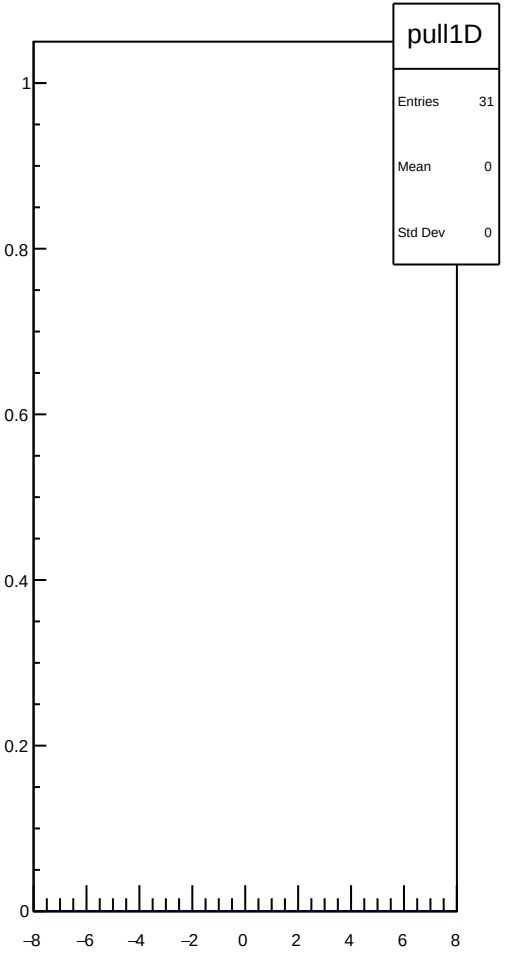
pull1D
Entries 31
Mean 0
Std Dev 0
1
0.8
0.6
0.4
0.2
0
−8
−6
−4
−2
0
2
4
6
8

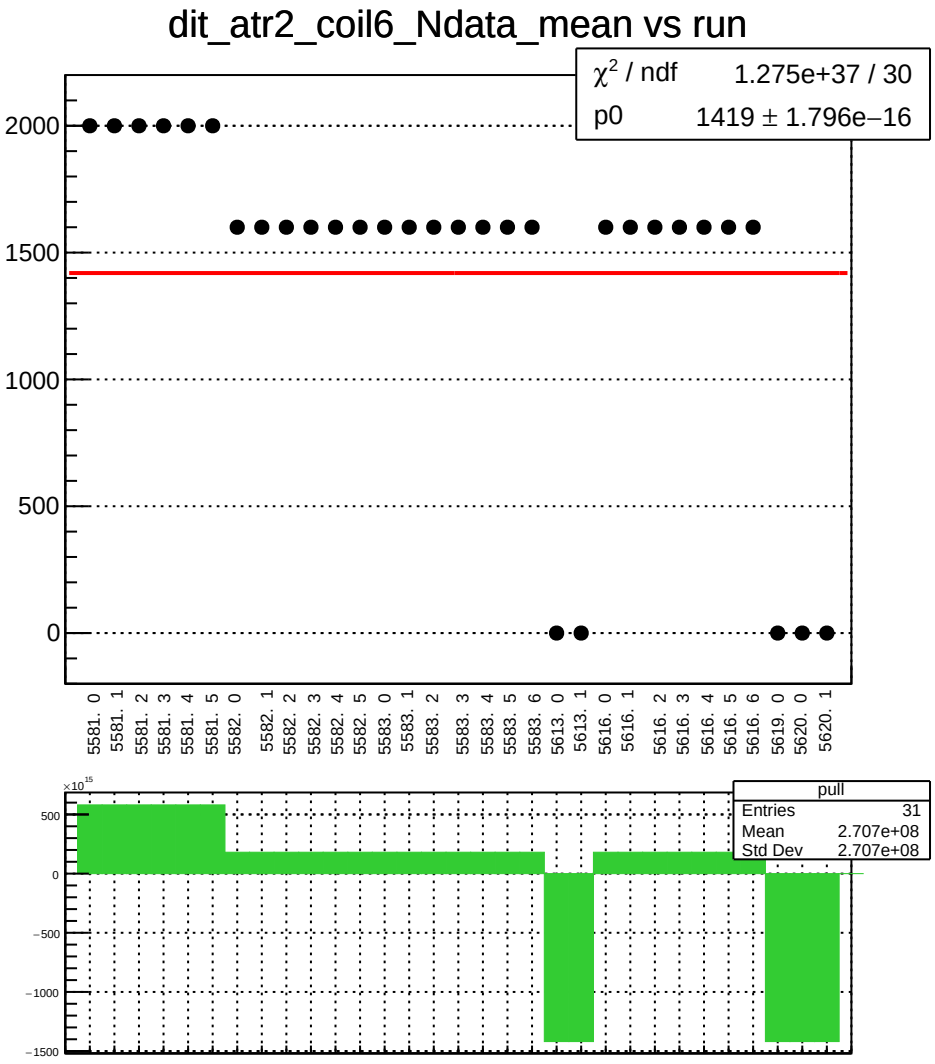
dit_atr2_coil6_Ndata_mean vs run
χ² / ndf 1.275e+37 / 30
p0 1419 ± 1.796e−16
2000
1500
1000
500
0
5581. 0
5581. 1
5581. 2
5581. 3
5581. 4
5581. 5
5582. 0
5582. 1
5582. 2
5582. 3
5582. 4
5582. 5
5583. 0
5583. 1
5583. 2
5583. 3
5583. 4
5583. 5
5583. 6
5613. 0
5613. 1
5616. 0
5616. 1
5616. 2
5616. 3
5616. 4
5616. 5
5616. 6
5619. 0
5620. 0
5620. 1
×10^15
500
0
−500
−1000
−1500
pull
Entries 31
Mean 2.707e+08
Std Dev 2.707e+08

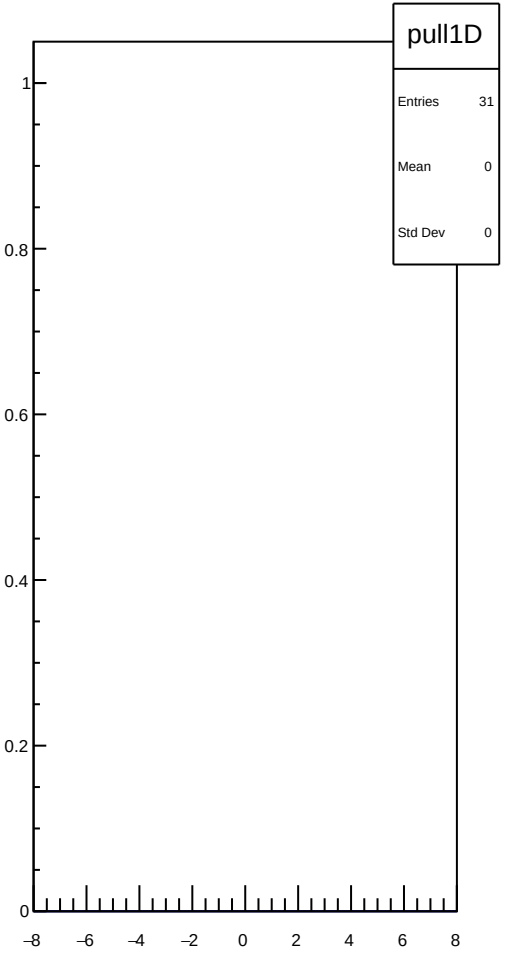
pull1D
Entries 31
Mean 0
Std Dev 0
1
0.8
0.6
0.4
0.2
0
−8
−6
−4
−2
0
2
4
6
8

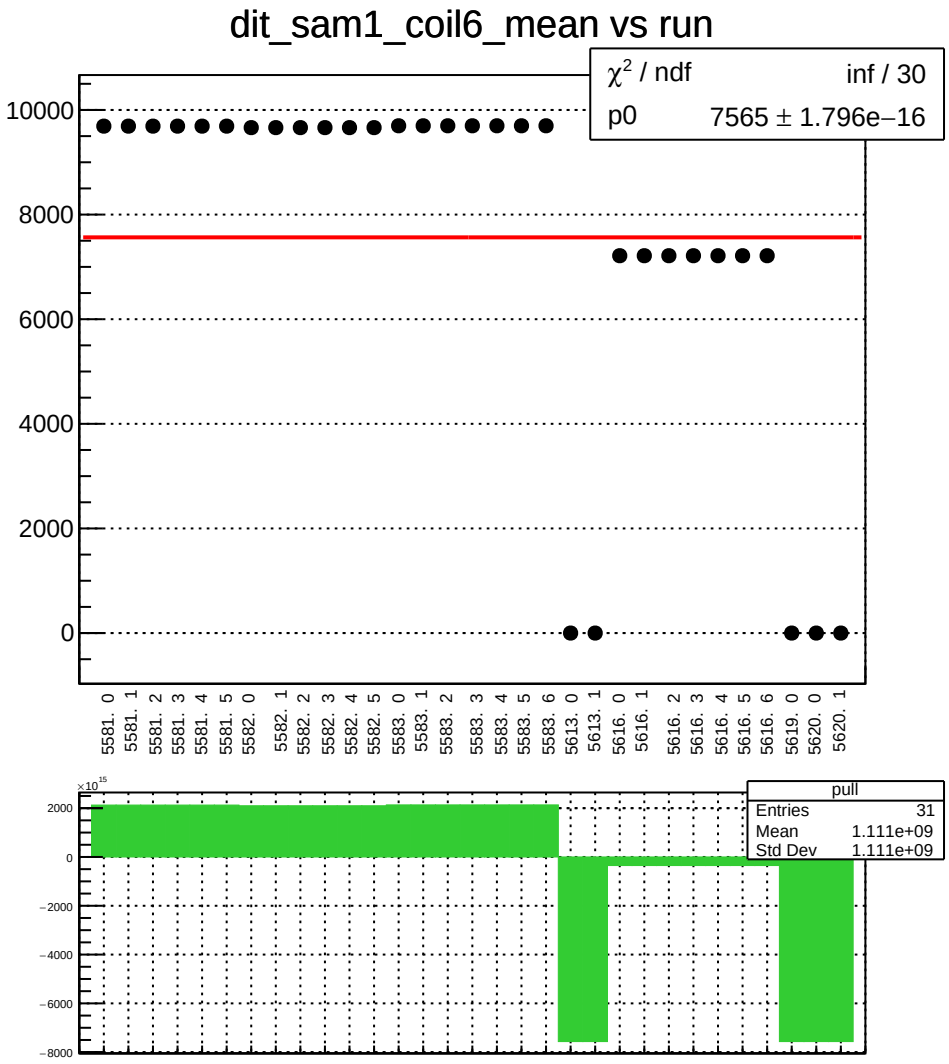
dit_sam1_coil6_mean vs run
χ² / ndf inf / 30
p0 7565 ± 1.796e−16
10000
8000
6000
4000
2000
0
5581. 0
5581. 1
5581. 2
5581. 3
5581. 4
5581. 5
5582. 0
5582. 1
5582. 2
5582. 3
5582. 4
5582. 5
5583. 0
5583. 1
5583. 2
5583. 3
5583. 4
5583. 5
5583. 6
5613. 0
5613. 1
5616. 0
5616. 1
5616. 2
5616. 3
5616. 4
5616. 5
5616. 6
5619. 0
5620. 0
5620. 1
×10^15
2000
0
−2000
−4000
−6000
−8000
pull
Entries 31
Mean 1.111e+09
Std Dev 1.111e+09

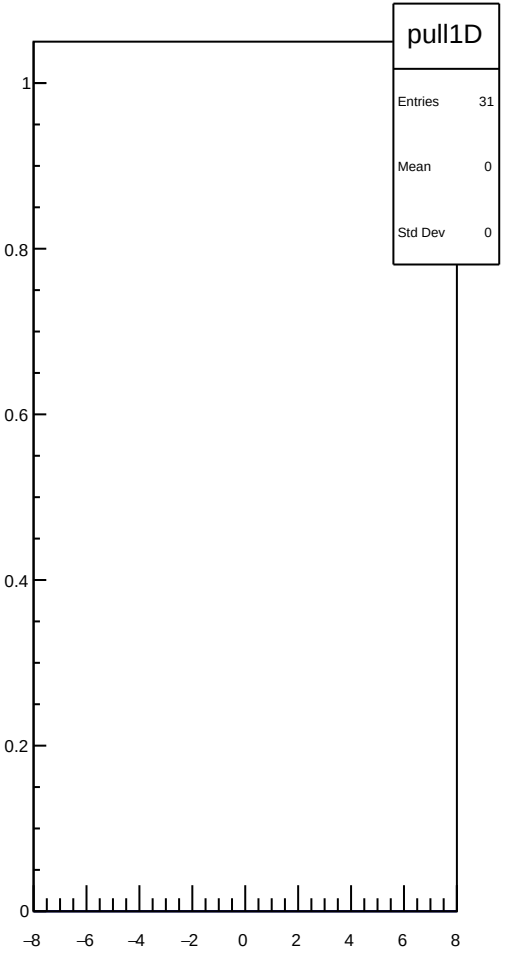
pull1D
Entries 31
Mean 0
Std Dev 0
1
0.8
0.6
0.4
0.2
0
−8
−6
−4
−2
0
2
4
6
8

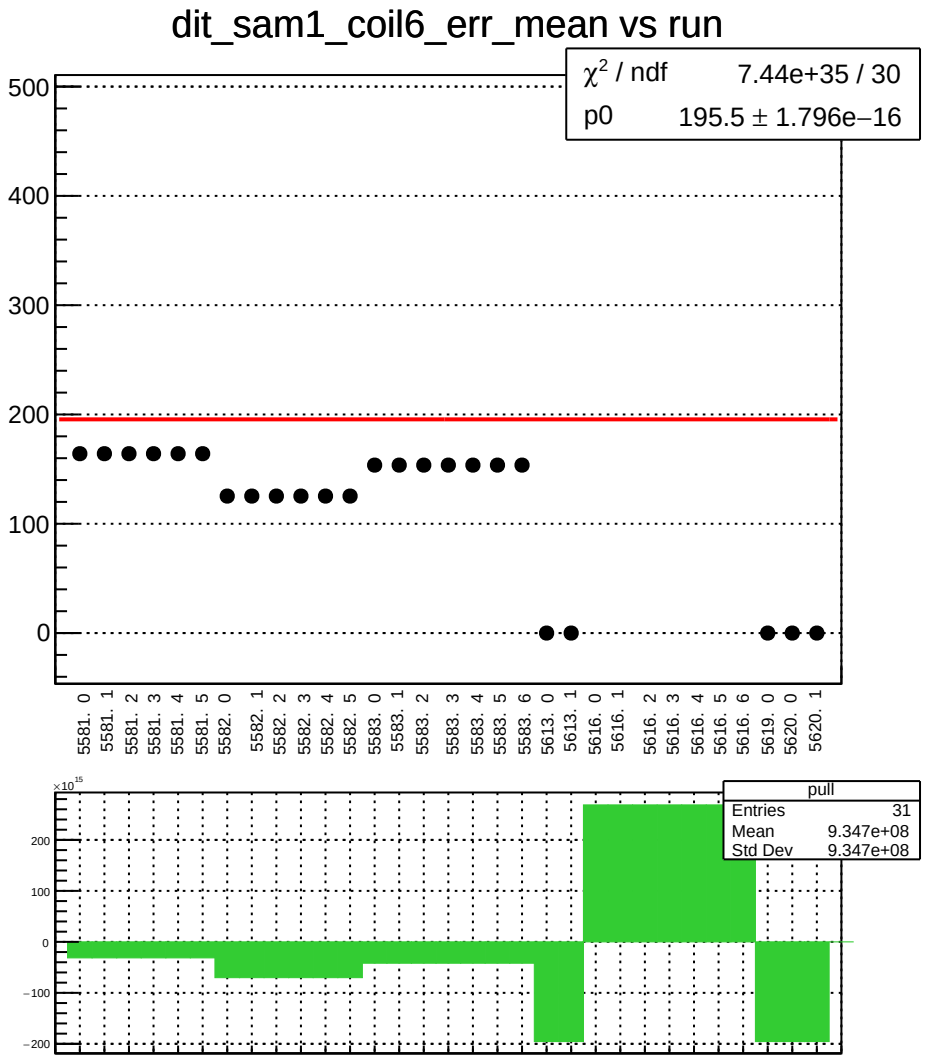
dit_sam1_coil6_err_mean vs run
χ² / ndf 7.44e+35 / 30
p0 195.5 ± 1.796e−16
500
400
300
200
100
0
5581. 0
5581. 1
5581. 2
5581. 3
5581. 4
5581. 5
5582. 0
5582. 1
5582. 2
5582. 3
5582. 4
5582. 5
5583. 0
5583. 1
5583. 2
5583. 3
5583. 4
5583. 5
5583. 6
5613. 0
5613. 1
5616. 0
5616. 1
5616. 2
5616. 3
5616. 4
5616. 5
5616. 6
5619. 0
5620. 0
5620. 1
×10^15
200
100
0
−100
−200
pull
Entries 31
Mean 9.347e+08
Std Dev 9.347e+08

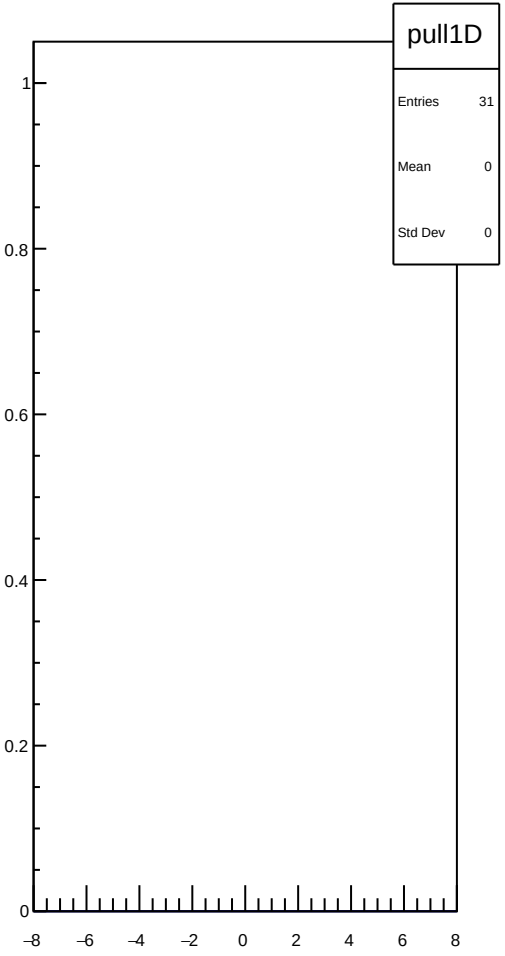
pull1D
Entries 31
Mean 0
Std Dev 0
1
0.8
0.6
0.4
0.2
0
−8
−6
−4
−2
0
2
4
6
8

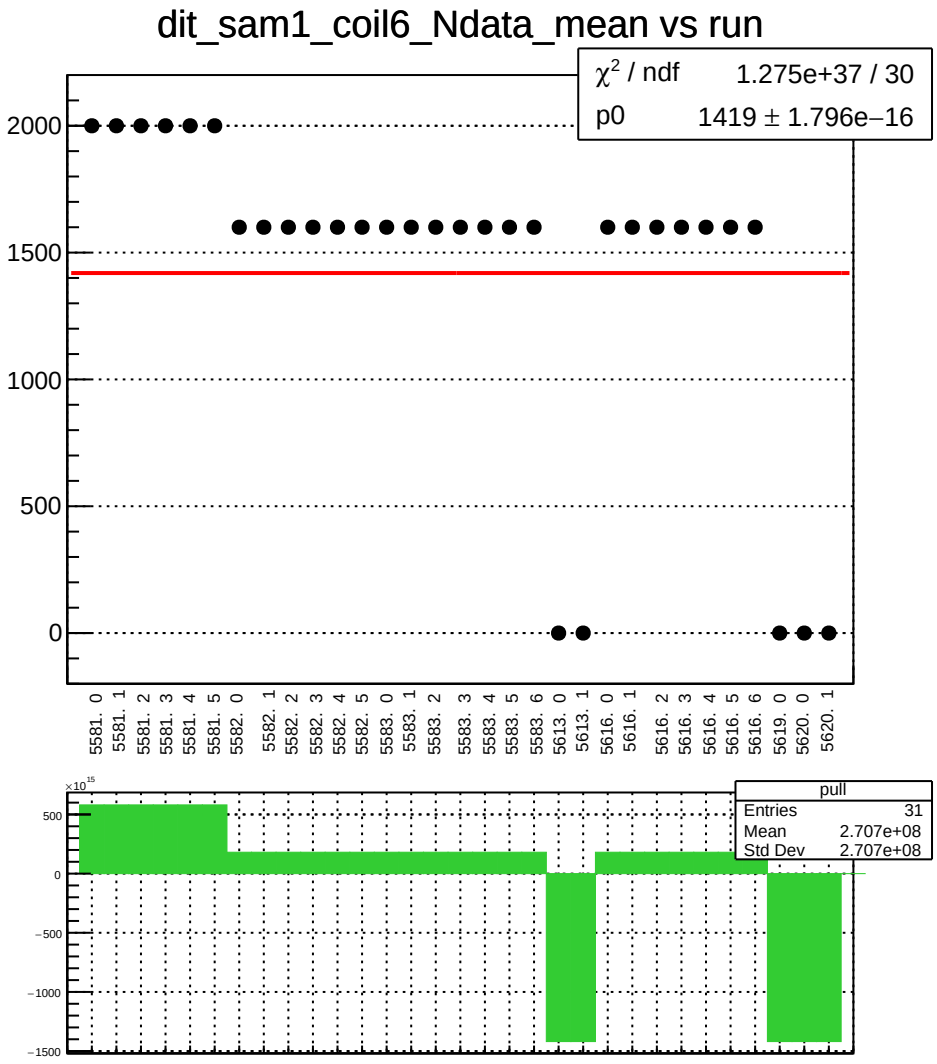
dit_sam1_coil6_Ndata_mean vs run
χ² / ndf 1.275e+37 / 30
p0 1419 ± 1.796e−16
2000
1500
1000
500
0
5581. 0
5581. 1
5581. 2
5581. 3
5581. 4
5581. 5
5582. 0
5582. 1
5582. 2
5582. 3
5582. 4
5582. 5
5583. 0
5583. 1
5583. 2
5583. 3
5583. 4
5583. 5
5583. 6
5613. 0
5613. 1
5616. 0
5616. 1
5616. 2
5616. 3
5616. 4
5616. 5
5616. 6
5619. 0
5620. 0
5620. 1
×10^15
500
0
−500
−1000
−1500
pull
Entries 31
Mean 2.707e+08
Std Dev 2.707e+08

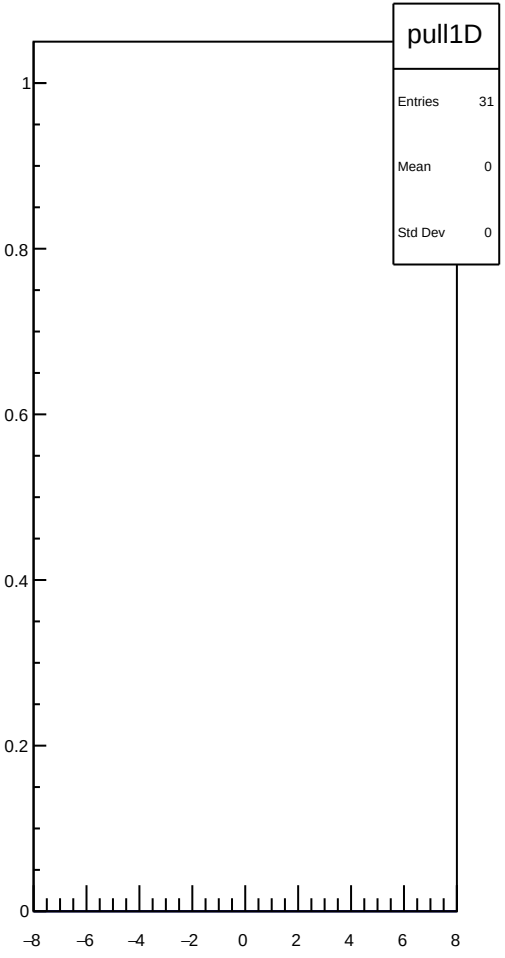
pull1D
Entries 31
Mean 0
Std Dev 0
1
0.8
0.6
0.4
0.2
0
−8
−6
−4
−2
0
2
4
6
8

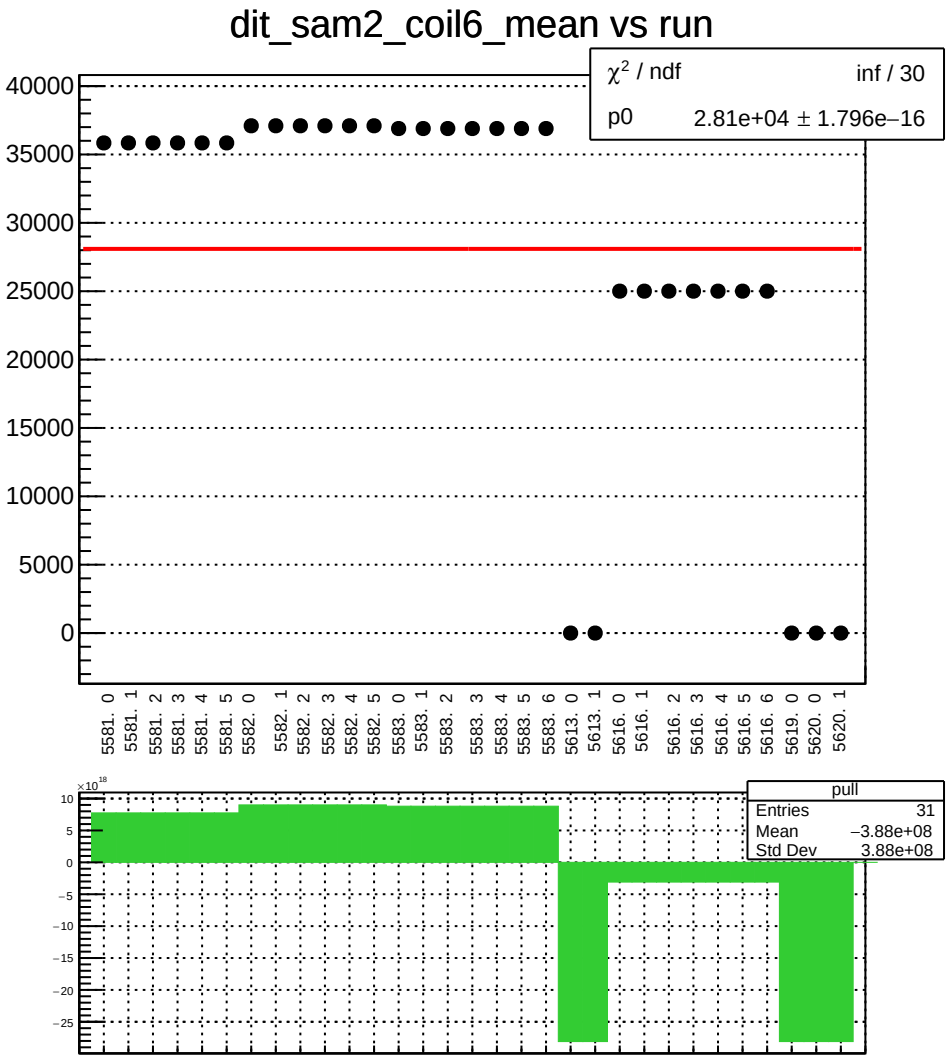
dit_sam2_coil6_mean vs run
χ² / ndf inf / 30
p0 2.81e+04 ± 1.796e−16
40000
35000
30000
25000
20000
15000
10000
5000
0
5581. 0
5581. 1
5581. 2
5581. 3
5581. 4
5581. 5
5582. 0
5582. 1
5582. 2
5582. 3
5582. 4
5582. 5
5583. 0
5583. 1
5583. 2
5583. 3
5583. 4
5583. 5
5583. 6
5613. 0
5613. 1
5616. 0
5616. 1
5616. 2
5616. 3
5616. 4
5616. 5
5616. 6
5619. 0
5620. 0
5620. 1
pull
Entries 31
Mean −3.88e+08
Std Dev 3.88e+08
×10¹⁸
10
5
0
−5
−10
−15
−20
−25

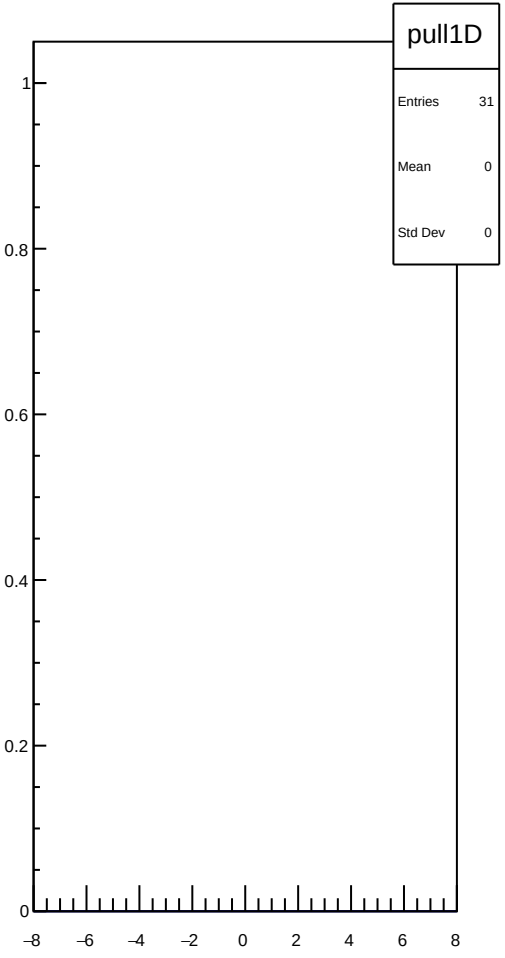
pull1D
Entries 31
Mean 0
Std Dev 0
1
0.8
0.6
0.4
0.2
0
−8
−6
−4
−2
0
2
4
6
8

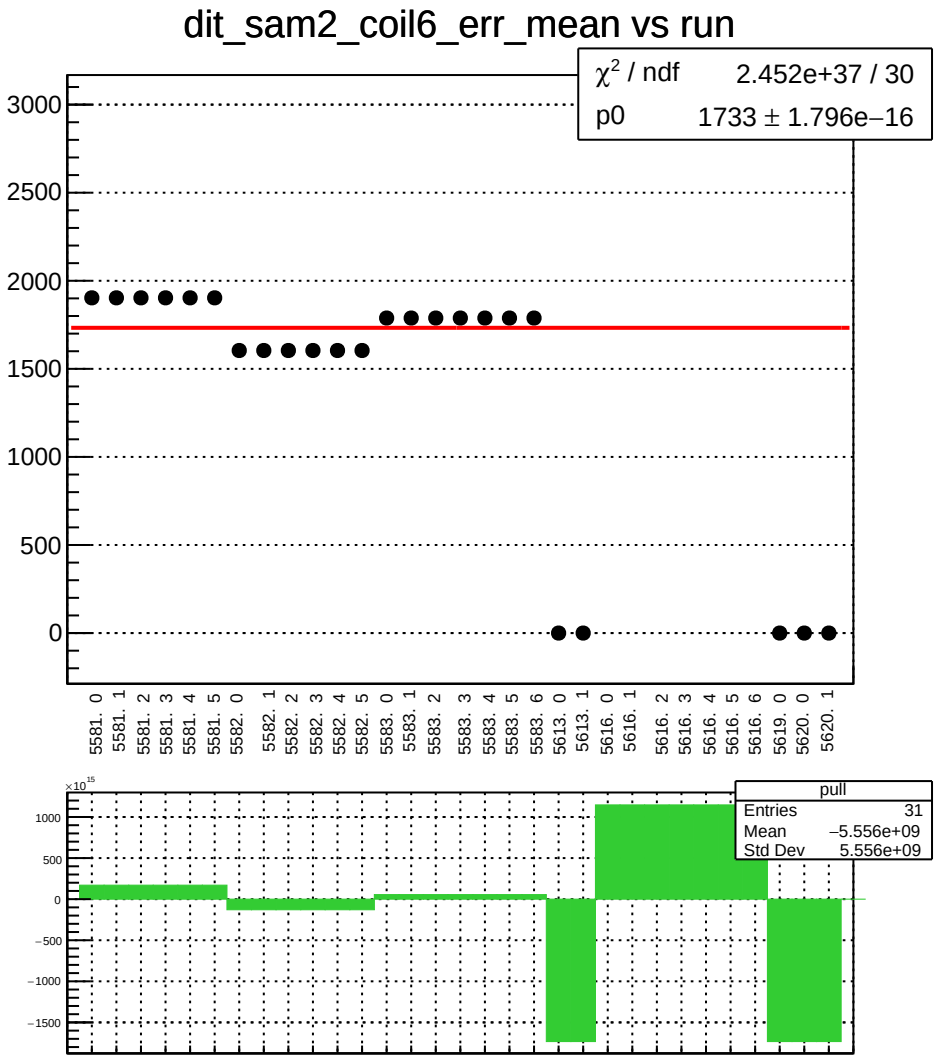
dit_sam2_coil6_err_mean vs run
χ² / ndf 2.452e+37 / 30
p0 1733 ± 1.796e−16
3000
2500
2000
1500
1000
500
0
5581. 0
5581. 1
5581. 2
5581. 3
5581. 4
5581. 5
5582. 0
5582. 1
5582. 2
5582. 3
5582. 4
5582. 5
5583. 0
5583. 1
5583. 2
5583. 3
5583. 4
5583. 5
5583. 6
5613. 0
5613. 1
5616. 0
5616. 1
5616. 2
5616. 3
5616. 4
5616. 5
5616. 6
5619. 0
5620. 0
5620. 1
×10^15
1000
500
0
−500
−1000
−1500
pull
Entries 31
Mean −5.556e+09
Std Dev 5.556e+09

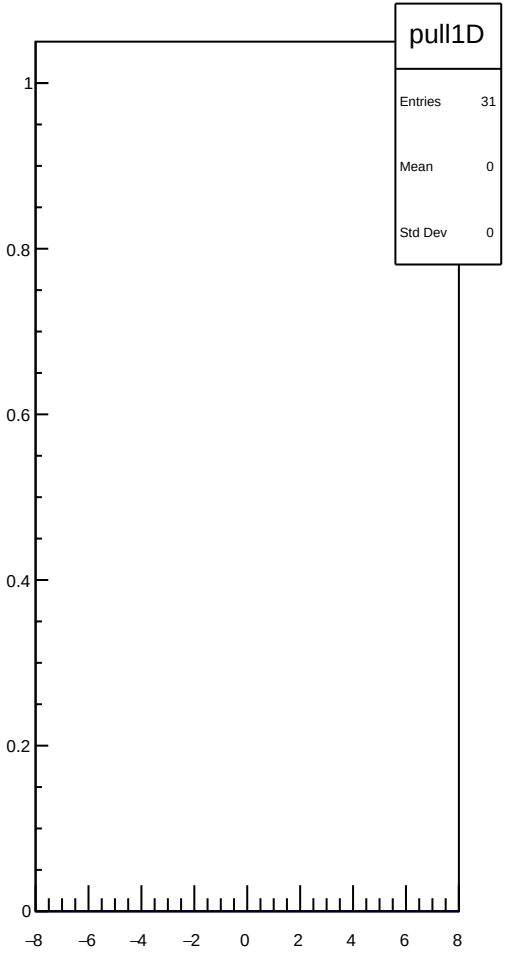
pull1D
Entries 31
Mean 0
Std Dev 0
1
0.8
0.6
0.4
0.2
0
−8
−6
−4
−2
0
2
4
6
8

dit_sam2_coil6_Ndata_mean vs run

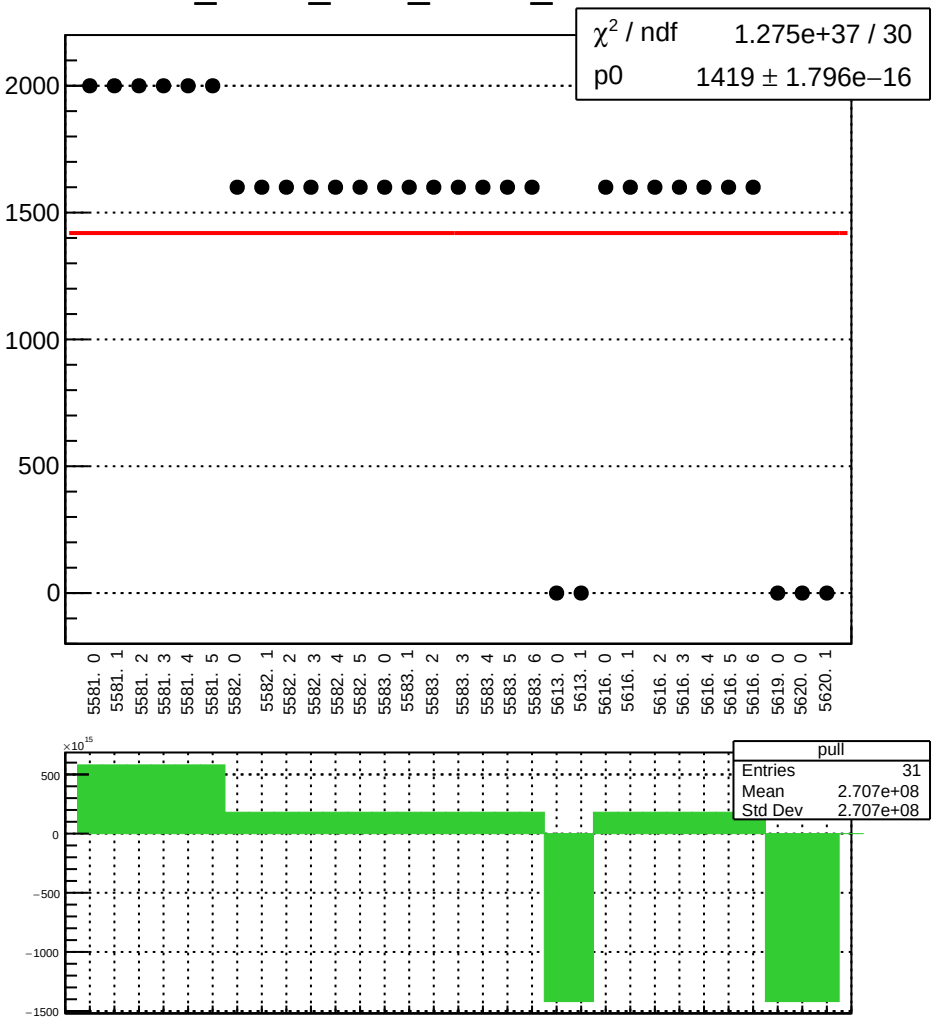

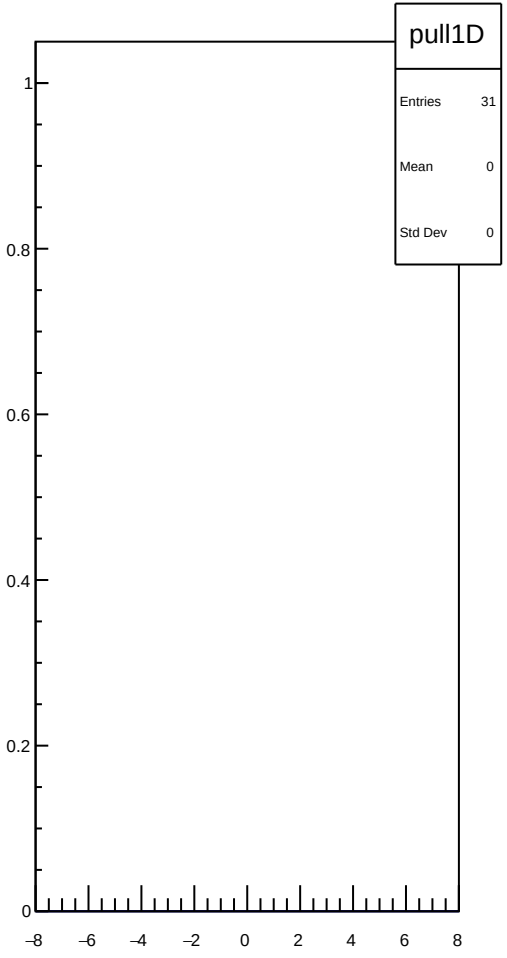

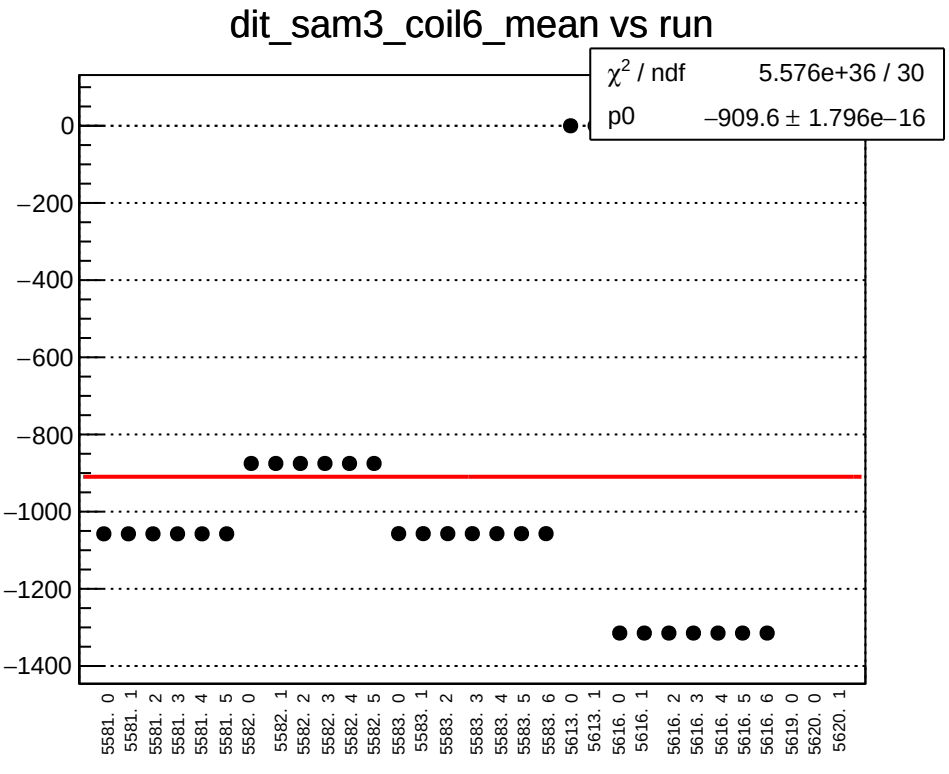
dit_sam3_coil6_mean vs run
χ2 / ndf 5.576e+36 / 30
p0 −909.6 ± 1.796e−16
0
−200
−400
−600
−800
−1000
−1200
−1400
5581. 0
5581. 1
5581. 2
5581. 3
5581. 4
5581. 5
5582. 0
5582. 1
5582. 2
5582. 3
5582. 4
5582. 5
5583. 0
5583. 1
5583. 2
5583. 3
5583. 4
5583. 5
5583. 6
5613. 0
5613. 1
5616. 0
5616. 1
5616. 2
5616. 3
5616. 4
5616. 5
5616. 6
5619. 0
5620. 0
5620. 1

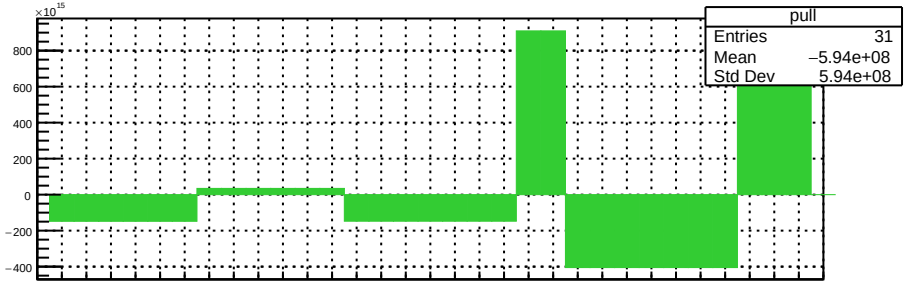
×10^15
800
600
400
200
0
−200
−400
pull
Entries 31
Mean −5.94e+08
Std Dev 5.94e+08

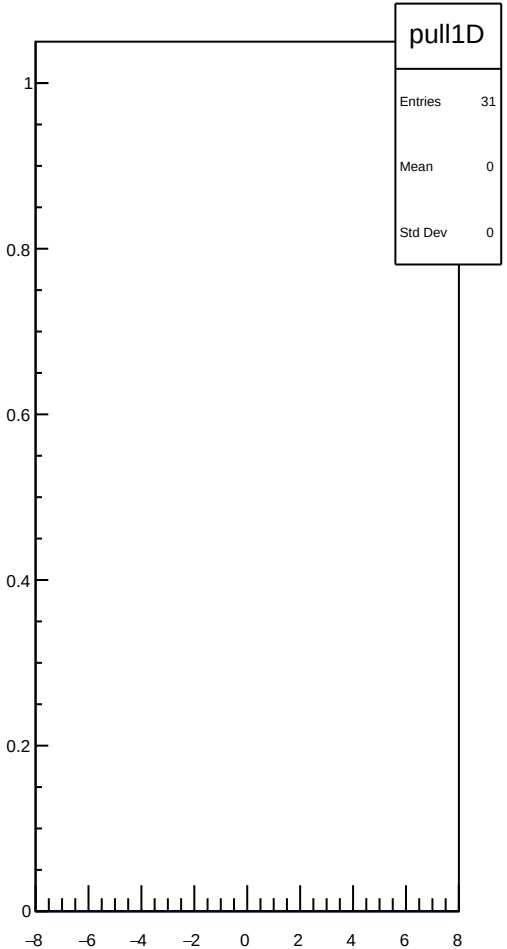
pull1D
Entries 31
Mean 0
Std Dev 0
1
0.8
0.6
0.4
0.2
0
−8
−6
−4
−2
0
2
4
6
8

dit_sam3_coil6_err_mean vs run

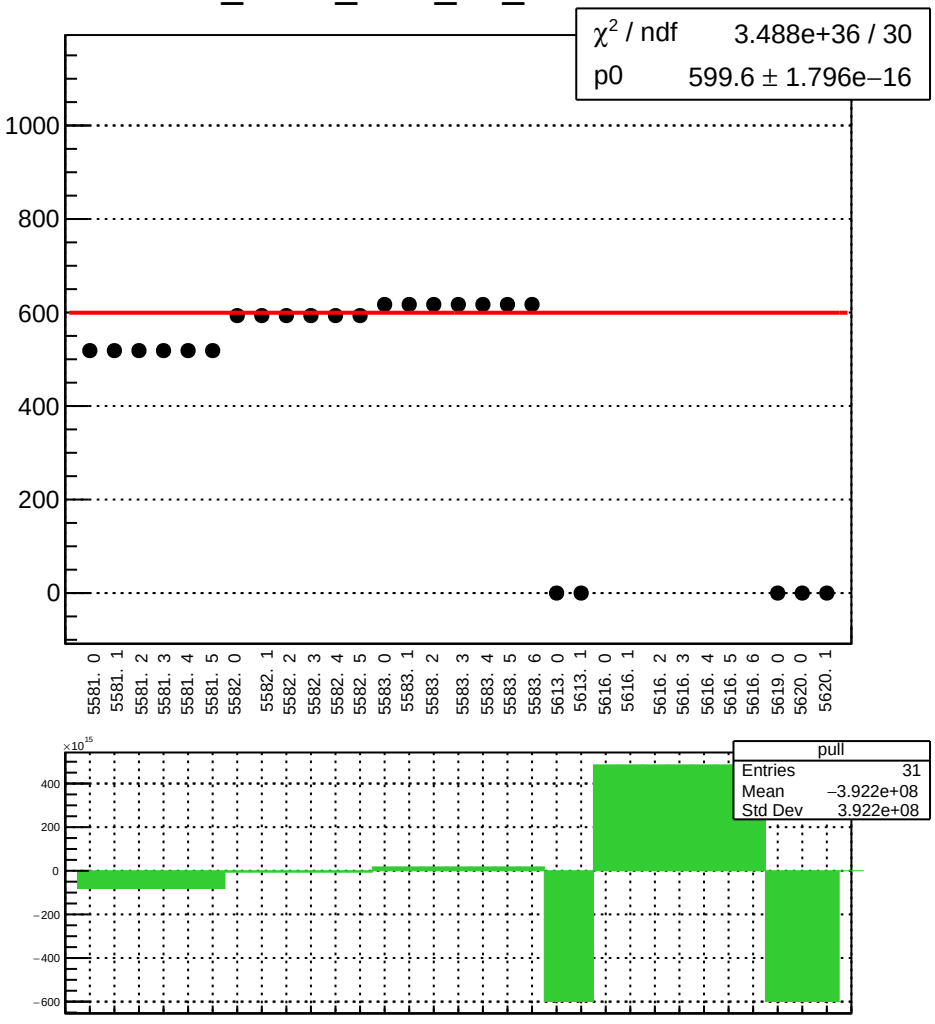

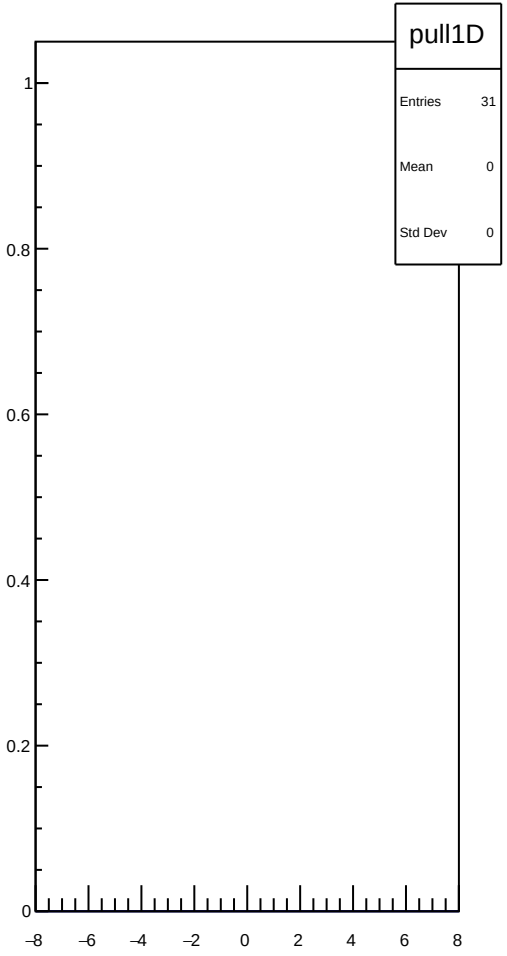

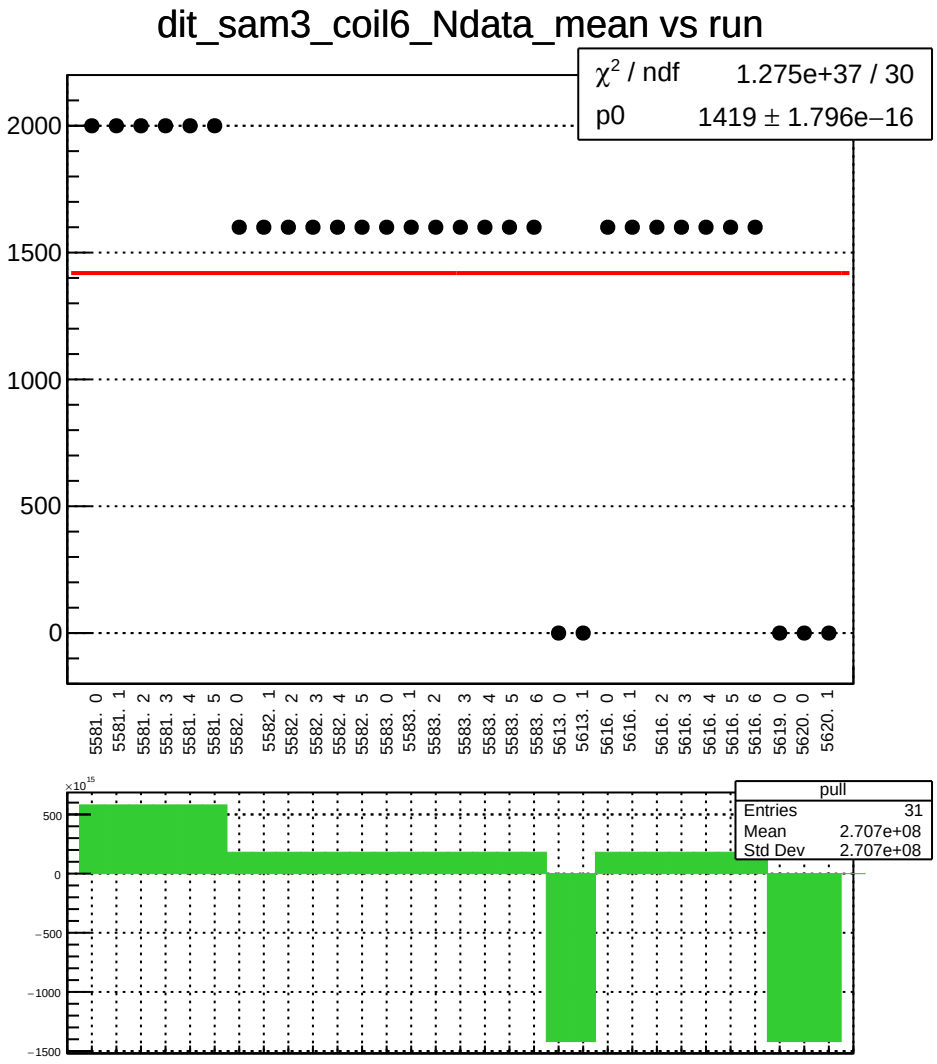
dit_sam3_coil6_Ndata_mean vs run
χ² / ndf 1.275e+37 / 30
p0 1419 ± 1.796e−16
2000
1500
1000
500
0
5581. 0
5581. 1
5581. 2
5581. 3
5581. 4
5581. 5
5582. 0
5582. 1
5582. 2
5582. 3
5582. 4
5582. 5
5583. 0
5583. 1
5583. 2
5583. 3
5583. 4
5583. 5
5583. 6
5613. 0
5613. 1
5616. 0
5616. 1
5616. 2
5616. 3
5616. 4
5616. 5
5616. 6
5619. 0
5620. 0
5620. 1
×10^15
500
0
−500
−1000
−1500
pull
Entries 31
Mean 2.707e+08
Std Dev 2.707e+08

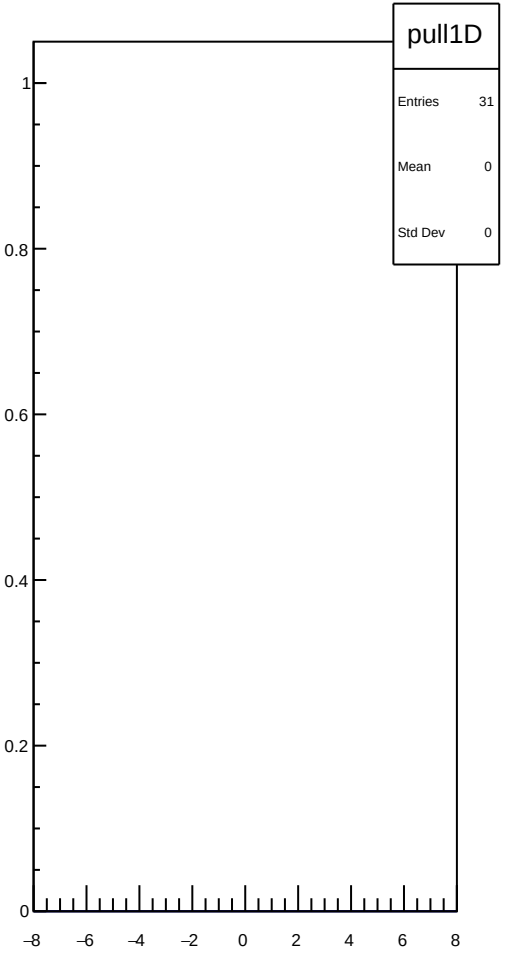
pull1D
Entries 31
Mean 0
Std Dev 0
1
0.8
0.6
0.4
0.2
0
−8
−6
−4
−2
0
2
4
6
8

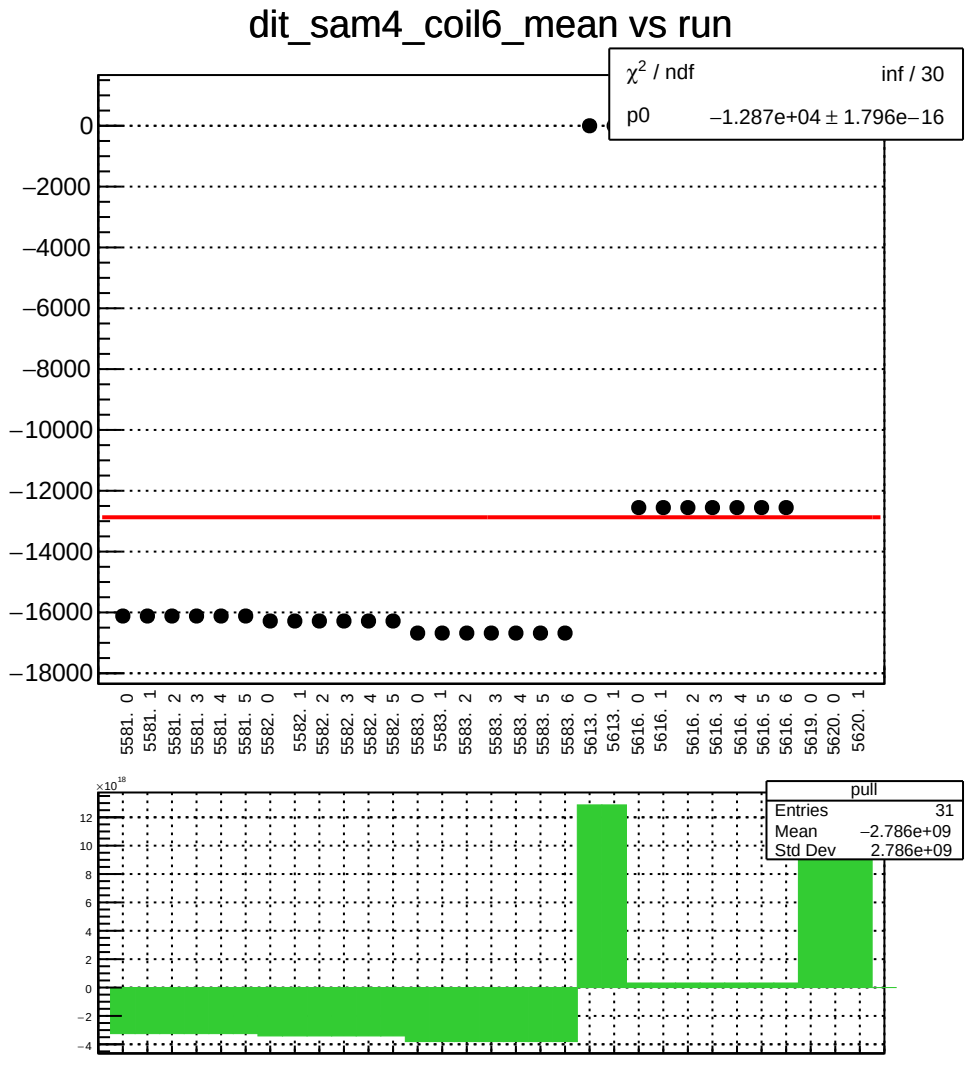
dit_sam4_coil6_mean vs run
χ2 / ndf inf / 30
p0 −1.287e+04 ± 1.796e−16
0
−2000
−4000
−6000
−8000
−10000
−12000
−14000
−16000
−18000
5581. 0
5581. 1
5581. 2
5581. 3
5581. 4
5581. 5
5582. 0
5582. 1
5582. 2
5582. 3
5582. 4
5582. 5
5583. 0
5583. 1
5583. 2
5583. 3
5583. 4
5583. 5
5583. 6
5613. 0
5613. 1
5616. 0
5616. 1
5616. 2
5616. 3
5616. 4
5616. 5
5616. 6
5619. 0
5620. 0
5620. 1
×10^18
12
10
8
6
4
2
0
−2
−4
pull
Entries 31
Mean −2.786e+09
Std Dev 2.786e+09

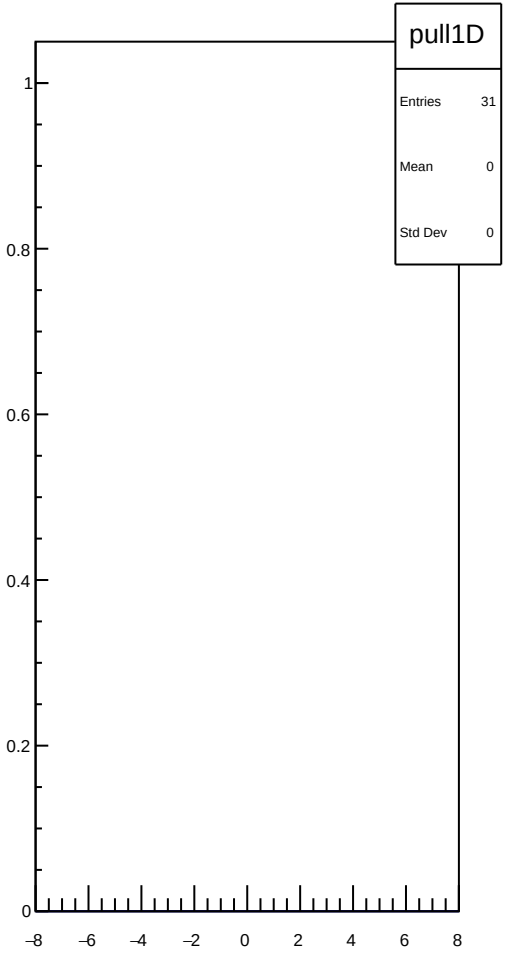
pull1D
Entries 31
Mean 0
Std Dev 0
1
0.8
0.6
0.4
0.2
0
−8
−6
−4
−2
0
2
4
6
8

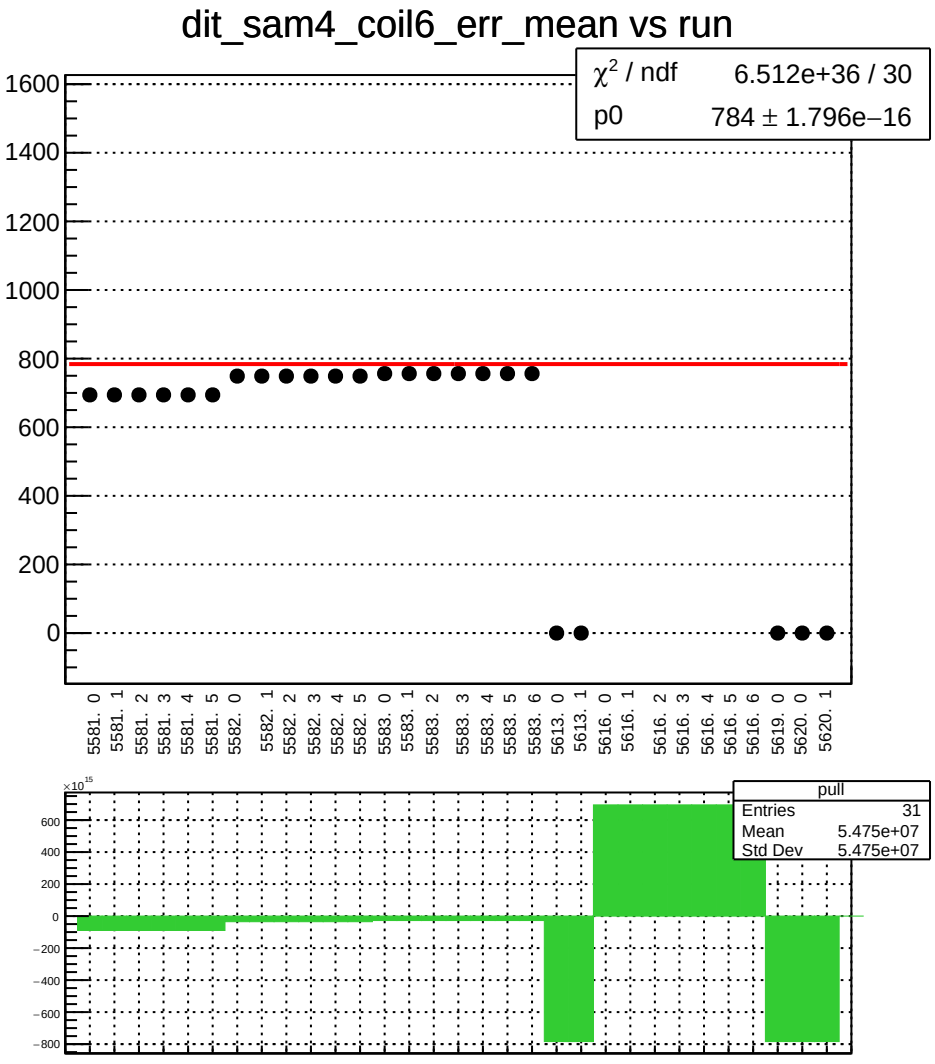
dit_sam4_coil6_err_mean vs run
χ² / ndf 6.512e+36 / 30
p0 784 ± 1.796e−16
1600
1400
1200
1000
800
600
400
200
0
5581. 0
5581. 1
5581. 2
5581. 3
5581. 4
5581. 5
5582. 0
5582. 1
5582. 2
5582. 3
5582. 4
5582. 5
5583. 0
5583. 1
5583. 2
5583. 3
5583. 4
5583. 5
5583. 6
5613. 0
5613. 1
5616. 0
5616. 1
5616. 2
5616. 3
5616. 4
5616. 5
5616. 6
5619. 0
5620. 0
5620. 1
×10^15
600
400
200
0
−200
−400
−600
−800
pull
Entries 31
Mean 5.475e+07
Std Dev 5.475e+07

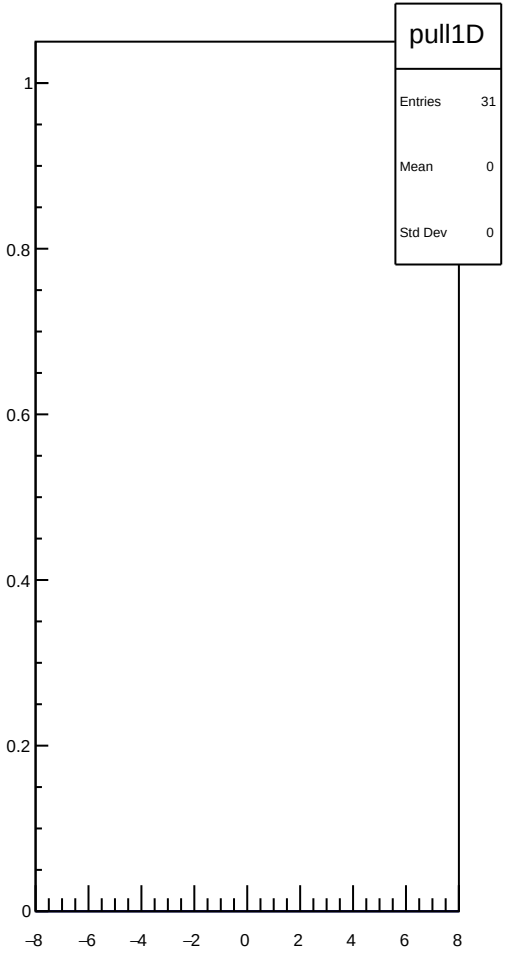
pull1D
Entries 31
Mean 0
Std Dev 0
1
0.8
0.6
0.4
0.2
0
−8
−6
−4
−2
0
2
4
6
8

dit_sam4_coil6_Ndata_mean vs run

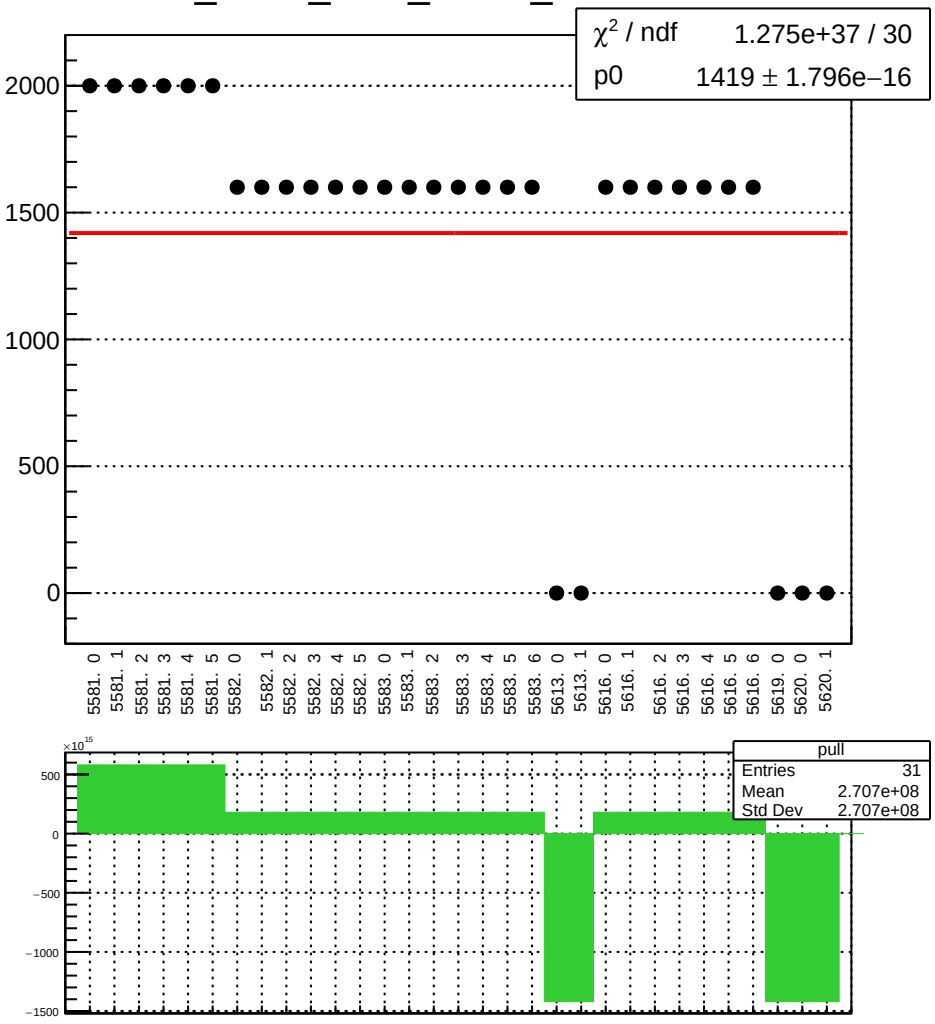

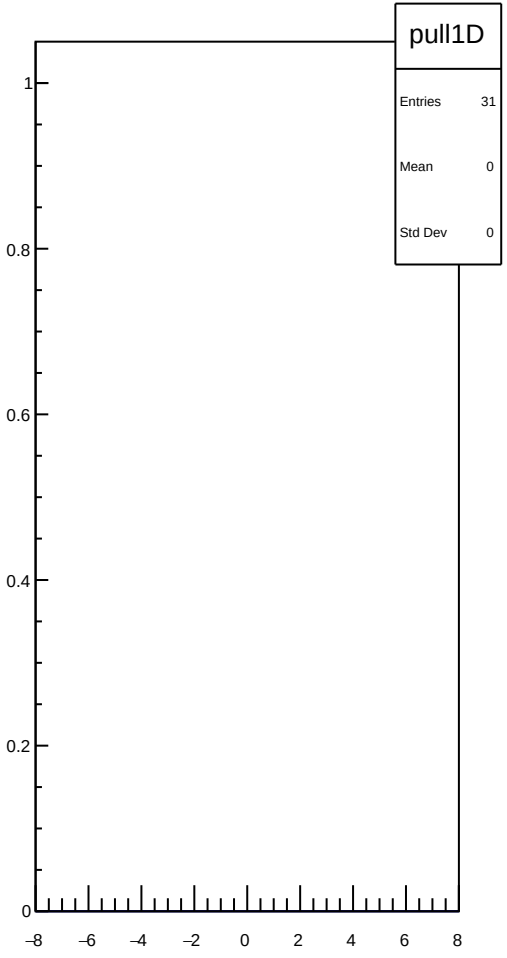

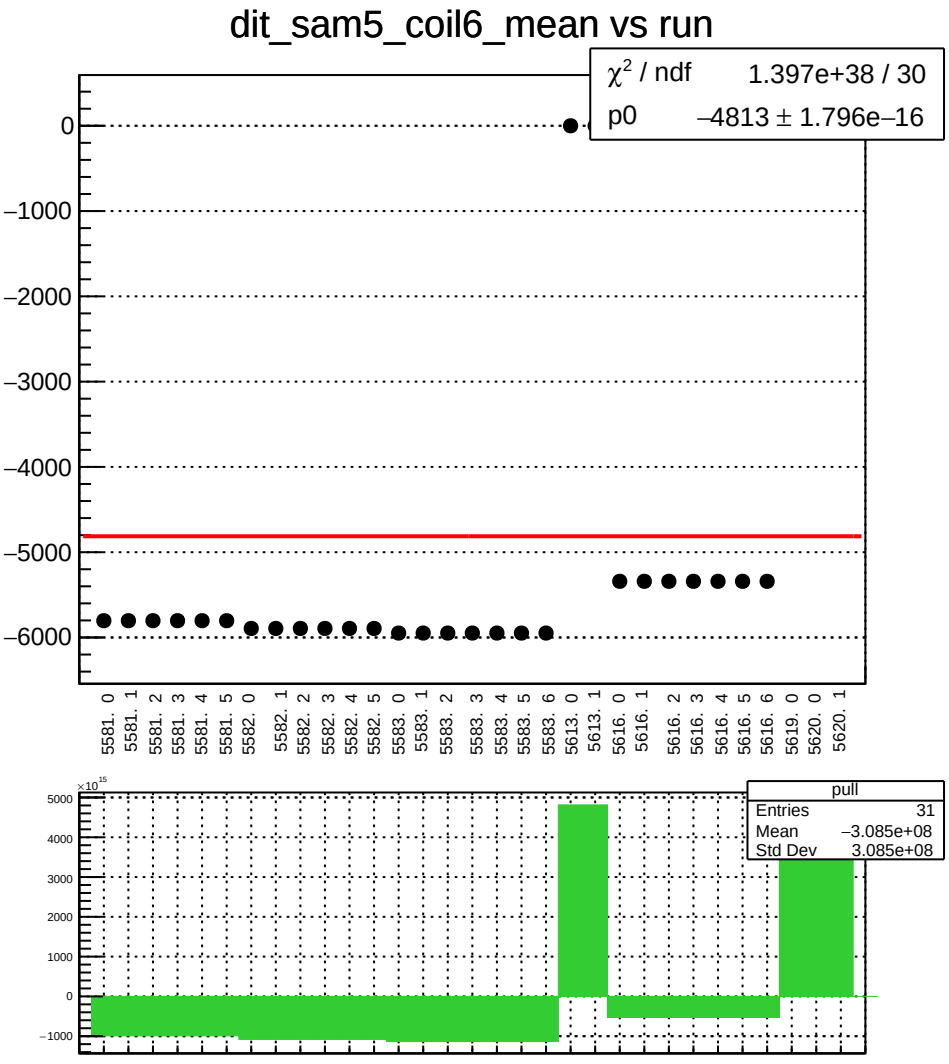
dit_sam5_coil6_mean vs run
χ² / ndf 1.397e+38 / 30
p0 −4813 ± 1.796e−16
0
−1000
−2000
−3000
−4000
−5000
−6000
5581. 0
5581. 1
5581. 2
5581. 3
5581. 4
5581. 5
5582. 0
5582. 1
5582. 2
5582. 3
5582. 4
5582. 5
5583. 0
5583. 1
5583. 2
5583. 3
5583. 4
5583. 5
5583. 6
5613. 0
5613. 1
5616. 0
5616. 1
5616. 2
5616. 3
5616. 4
5616. 5
5616. 6
5619. 0
5620. 0
5620. 1
×10^15
5000
4000
3000
2000
1000
0
−1000
pull
Entries 31
Mean −3.085e+08
Std Dev 3.085e+08

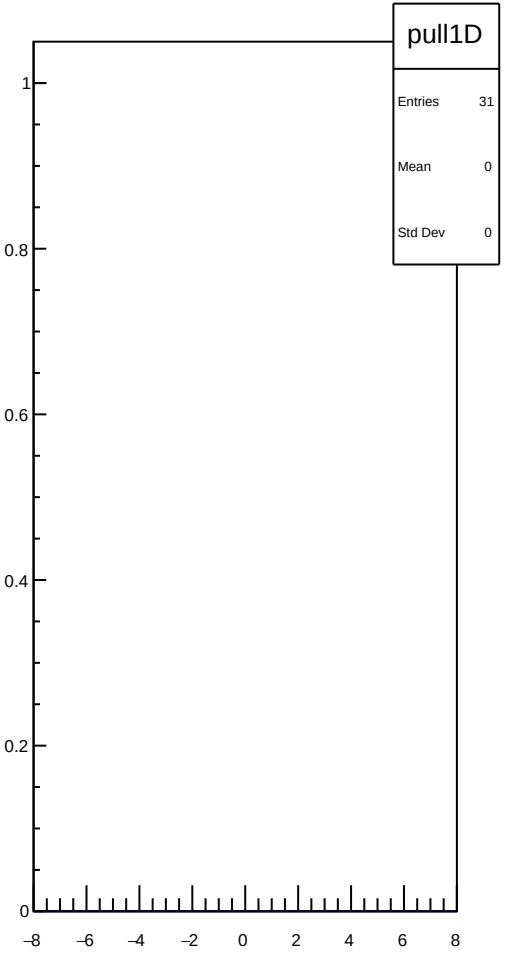
pull1D
Entries 31
Mean 0
Std Dev 0
1
0.8
0.6
0.4
0.2
0
−8
−6
−4
−2
0
2
4
6
8

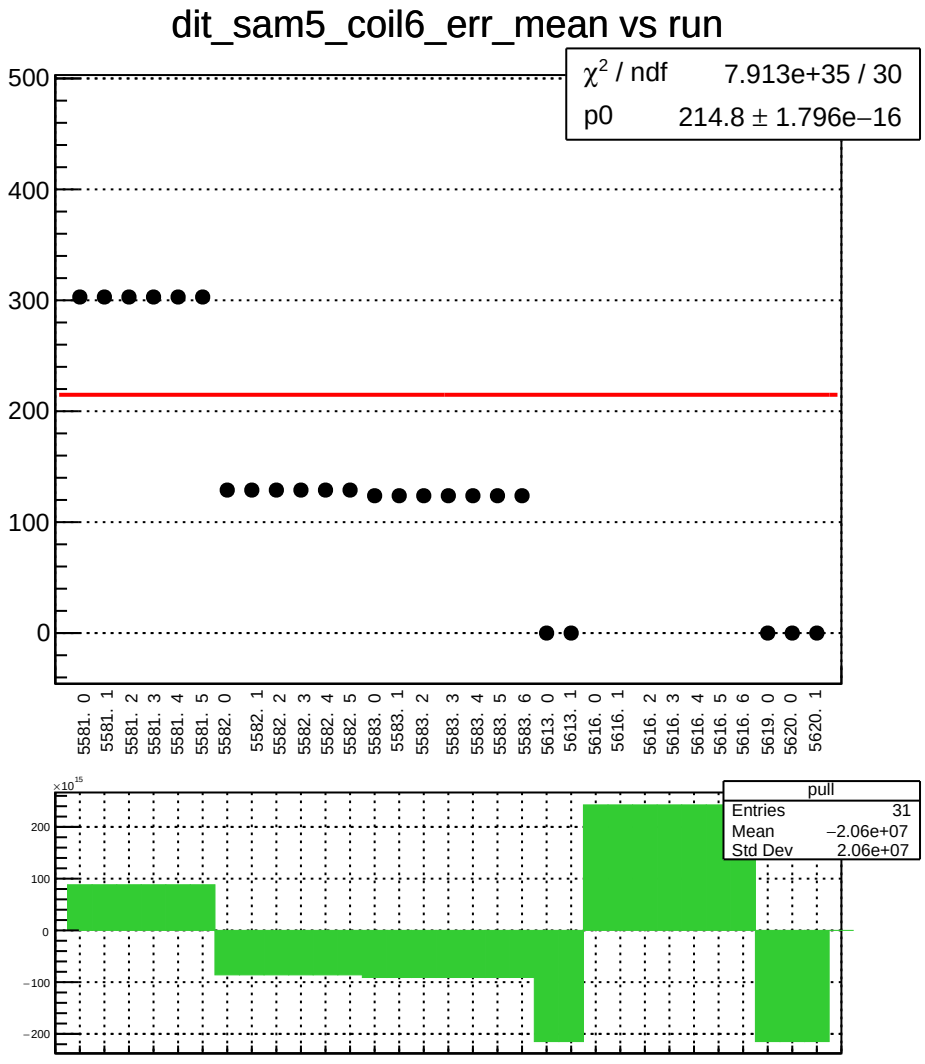
dit_sam5_coil6_err_mean vs run
χ² / ndf 7.913e+35 / 30
p0 214.8 ± 1.796e−16
500
400
300
200
100
0
5581. 0
5581. 1
5581. 2
5581. 3
5581. 4
5581. 5
5582. 0
5582. 1
5582. 2
5582. 3
5582. 4
5582. 5
5583. 0
5583. 1
5583. 2
5583. 3
5583. 4
5583. 5
5583. 6
5613. 0
5613. 1
5616. 0
5616. 1
5616. 2
5616. 3
5616. 4
5616. 5
5616. 6
5619. 0
5620. 0
5620. 1
×10^15
200
100
0
−100
−200
pull
Entries 31
Mean −2.06e+07
Std Dev 2.06e+07

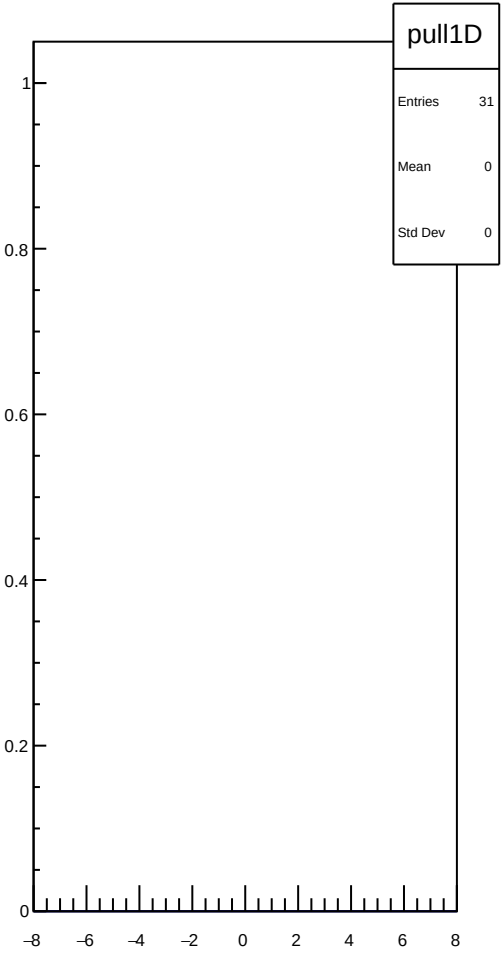
pull1D
Entries 31
Mean 0
Std Dev 0
1
0.8
0.6
0.4
0.2
0
−8
−6
−4
−2
0
2
4
6
8

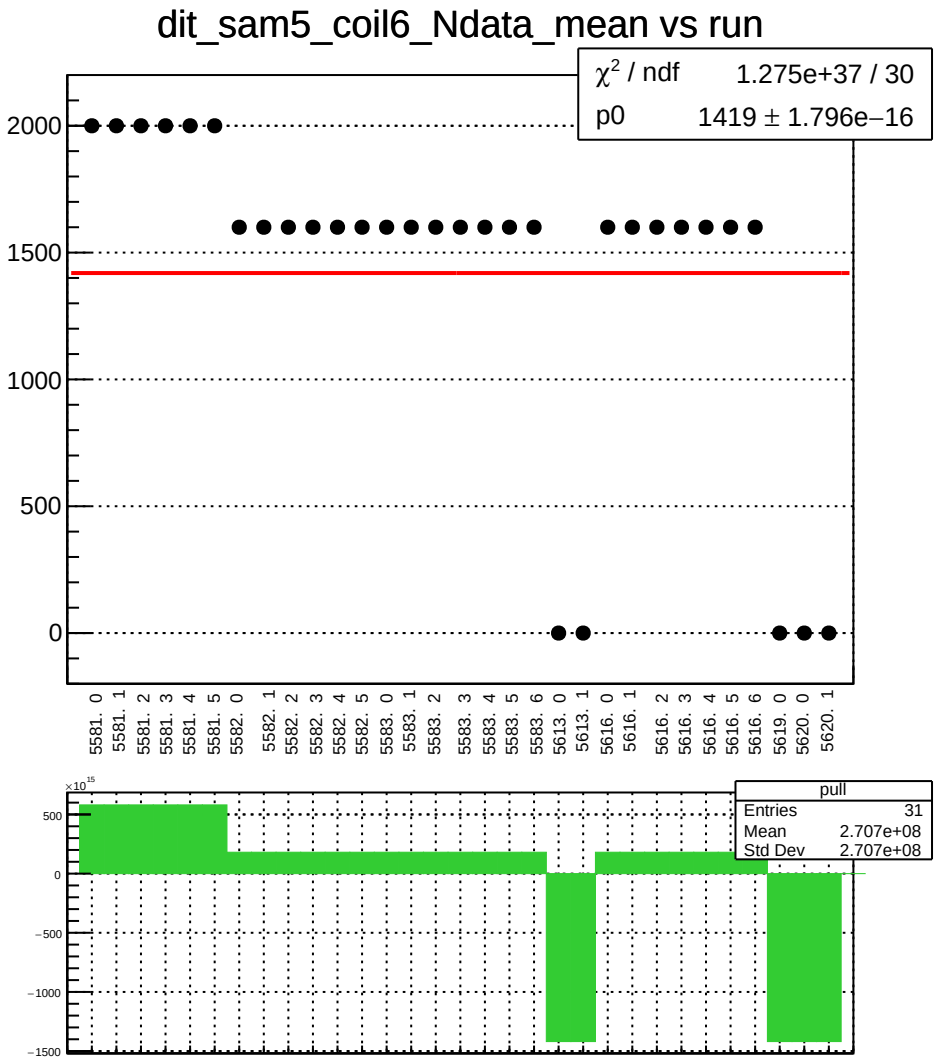
dit_sam5_coil6_Ndata_mean vs run
χ² / ndf 1.275e+37 / 30
p0 1419 ± 1.796e−16
2000
1500
1000
500
0
5581. 0
5581. 1
5581. 2
5581. 3
5581. 4
5581. 5
5582. 0
5582. 1
5582. 2
5582. 3
5582. 4
5582. 5
5583. 0
5583. 1
5583. 2
5583. 3
5583. 4
5583. 5
5583. 6
5613. 0
5613. 1
5616. 0
5616. 1
5616. 2
5616. 3
5616. 4
5616. 5
5616. 6
5619. 0
5620. 0
5620. 1
×10^15
500
0
−500
−1000
−1500
pull
Entries 31
Mean 2.707e+08
Std Dev 2.707e+08

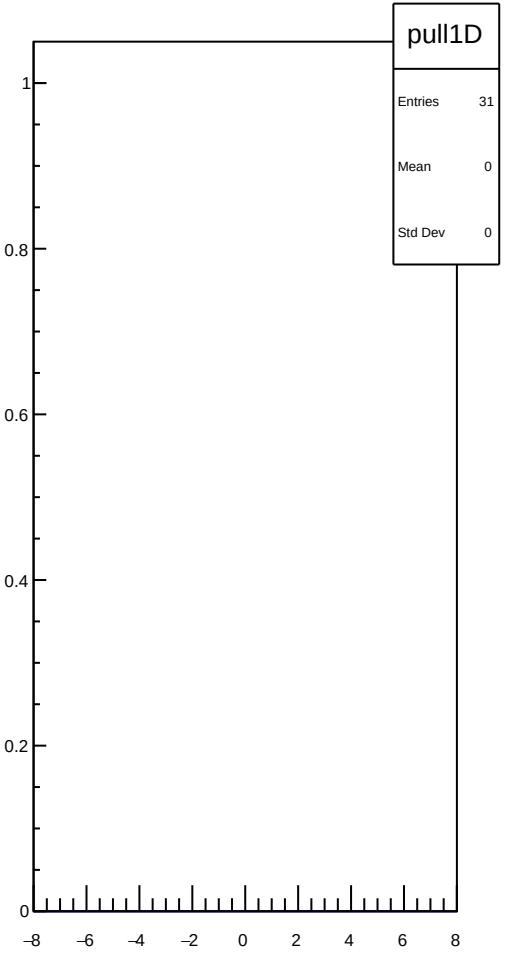
pull1D
Entries 31
Mean 0
Std Dev 0
1
0.8
0.6
0.4
0.2
0
−8
−6
−4
−2
0
2
4
6
8

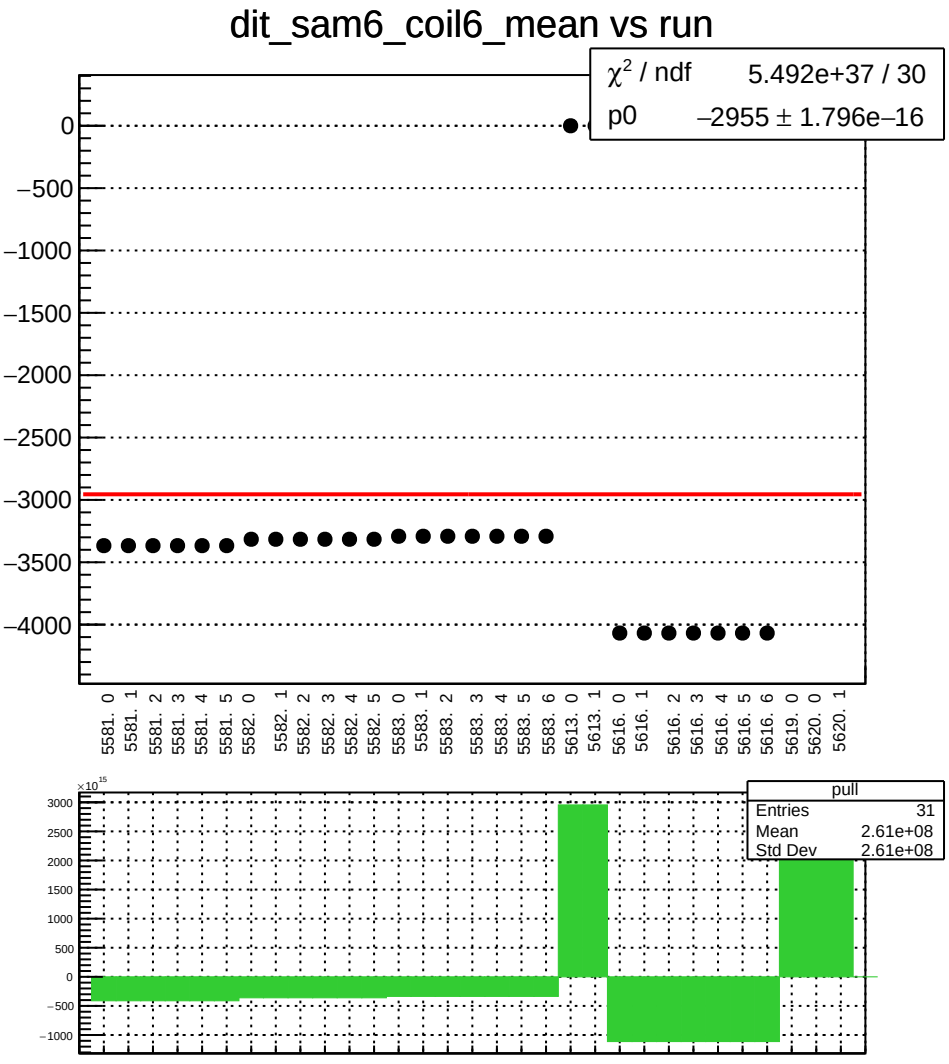
dit_sam6_coil6_mean vs run
χ² / ndf 5.492e+37 / 30
p0 −2955 ± 1.796e−16
0
−500
−1000
−1500
−2000
−2500
−3000
−3500
−4000
5581. 0
5581. 1
5581. 2
5581. 3
5581. 4
5581. 5
5582. 0
5582. 1
5582. 2
5582. 3
5582. 4
5582. 5
5583. 0
5583. 1
5583. 2
5583. 3
5583. 4
5583. 5
5583. 6
5613. 0
5613. 1
5616. 0
5616. 1
5616. 2
5616. 3
5616. 4
5616. 5
5616. 6
5619. 0
5620. 0
5620. 1
×10¹⁵
3000
2500
2000
1500
1000
500
0
−500
−1000
pull
Entries 31
Mean 2.61e+08
Std Dev 2.61e+08

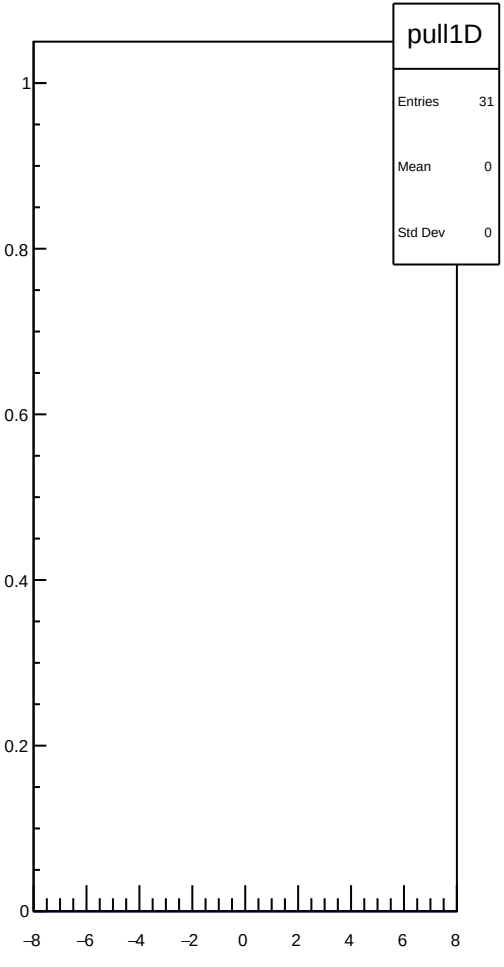
pull1D
Entries 31
Mean 0
Std Dev 0
1
0.8
0.6
0.4
0.2
0
−8
−6
−4
−2
0
2
4
6
8

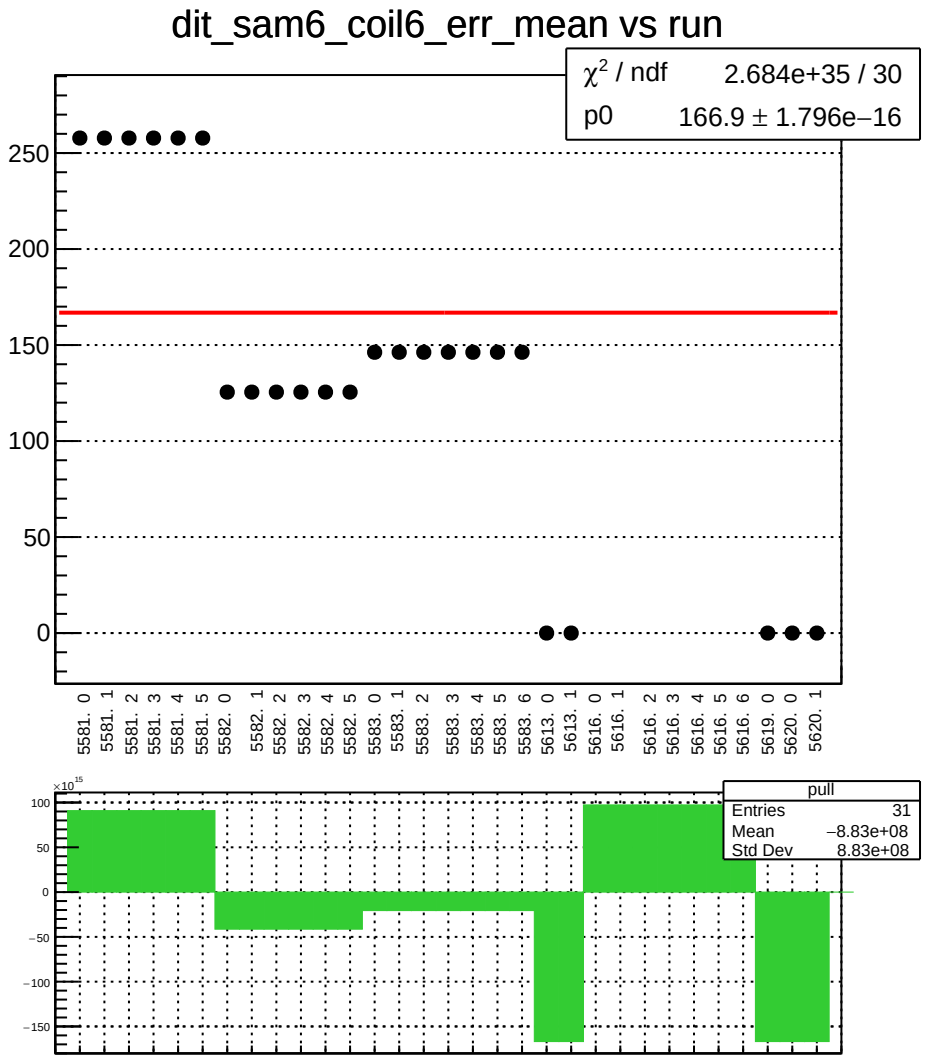
dit_sam6_coil6_err_mean vs run
χ² / ndf 2.684e+35 / 30
p0 166.9 ± 1.796e−16
250
200
150
100
50
0
5581. 0
5581. 1
5581. 2
5581. 3
5581. 4
5581. 5
5582. 0
5582. 1
5582. 2
5582. 3
5582. 4
5582. 5
5583. 0
5583. 1
5583. 2
5583. 3
5583. 4
5583. 5
5583. 6
5613. 0
5613. 1
5616. 0
5616. 1
5616. 2
5616. 3
5616. 4
5616. 5
5616. 6
5619. 0
5620. 0
5620. 1
×10^15
100
50
0
−50
−100
−150
pull
Entries 31
Mean −8.83e+08
Std Dev 8.83e+08

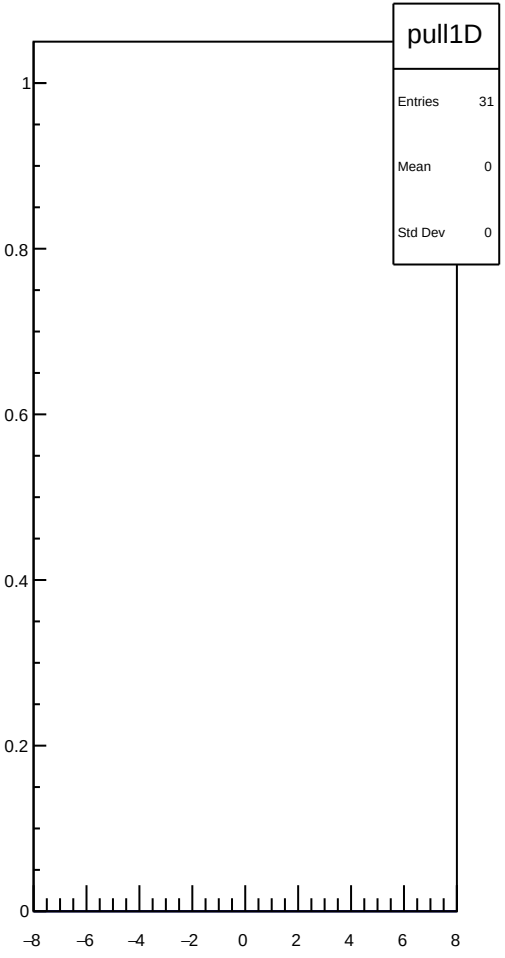
pull1D
Entries 31
Mean 0
Std Dev 0
1
0.8
0.6
0.4
0.2
0
−8
−6
−4
−2
0
2
4
6
8

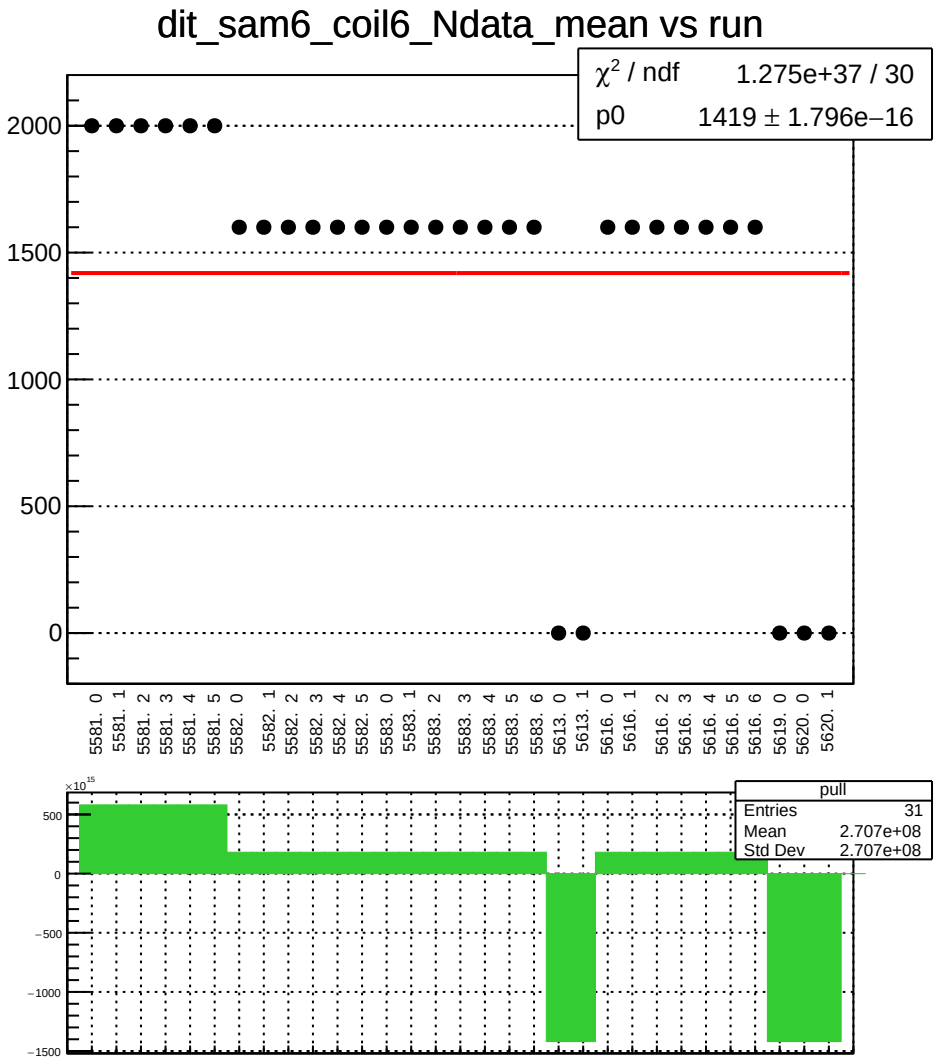
dit_sam6_coil6_Ndata_mean vs run
χ² / ndf 1.275e+37 / 30
p0 1419 ± 1.796e−16
2000
1500
1000
500
0
5581. 0
5581. 1
5581. 2
5581. 3
5581. 4
5581. 5
5582. 0
5582. 1
5582. 2
5582. 3
5582. 4
5582. 5
5583. 0
5583. 1
5583. 2
5583. 3
5583. 4
5583. 5
5583. 6
5613. 0
5613. 1
5616. 0
5616. 1
5616. 2
5616. 3
5616. 4
5616. 5
5616. 6
5619. 0
5620. 0
5620. 1
×10^15
500
0
−500
−1000
−1500
pull
Entries 31
Mean 2.707e+08
Std Dev 2.707e+08

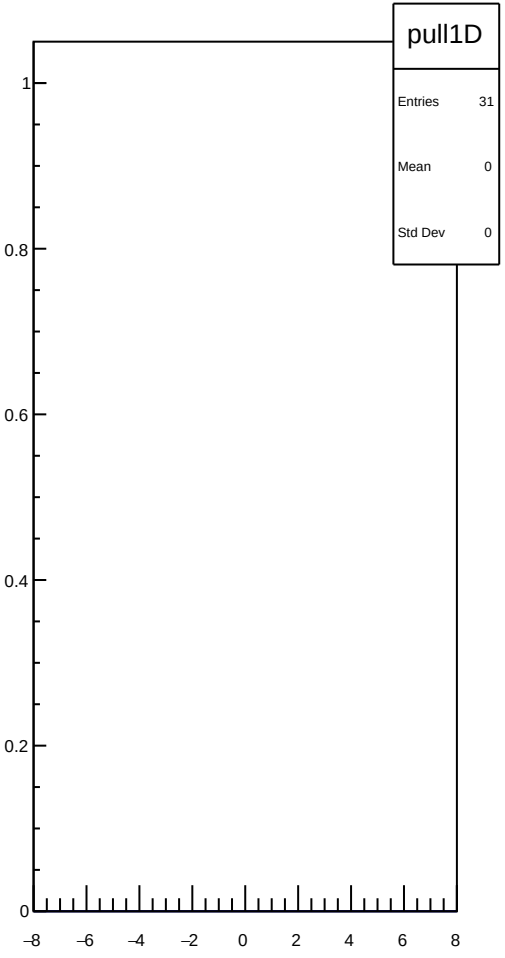
pull1D
Entries 31
Mean 0
Std Dev 0
1
0.8
0.6
0.4
0.2
0
−8
−6
−4
−2
0
2
4
6
8

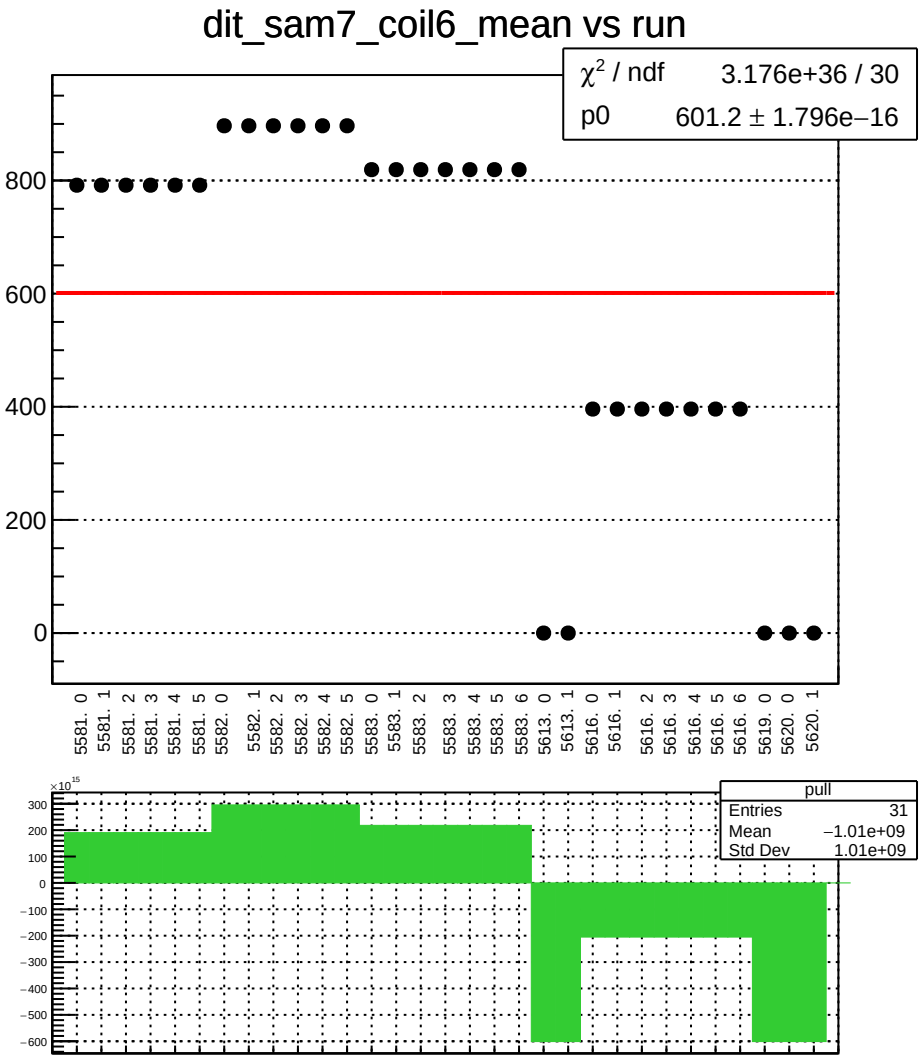
dit_sam7_coil6_mean vs run
χ² / ndf 3.176e+36 / 30
p0 601.2 ± 1.796e−16
800
600
400
200
0
5581. 0
5581. 1
5581. 2
5581. 3
5581. 4
5581. 5
5582. 0
5582. 1
5582. 2
5582. 3
5582. 4
5582. 5
5583. 0
5583. 1
5583. 2
5583. 3
5583. 4
5583. 5
5583. 6
5613. 0
5613. 1
5616. 0
5616. 1
5616. 2
5616. 3
5616. 4
5616. 5
5616. 6
5619. 0
5620. 0
5620. 1
×10¹⁵
300
200
100
0
−100
−200
−300
−400
−500
−600
pull
Entries 31
Mean −1.01e+09
Std Dev 1.01e+09

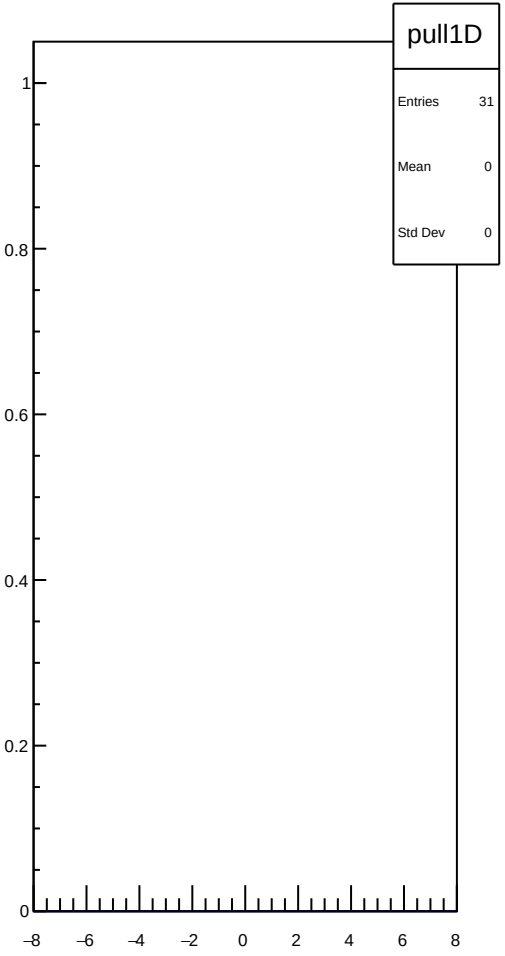
pull1D
Entries 31
Mean 0
Std Dev 0
1
0.8
0.6
0.4
0.2
0
−8
−6
−4
−2
0
2
4
6
8

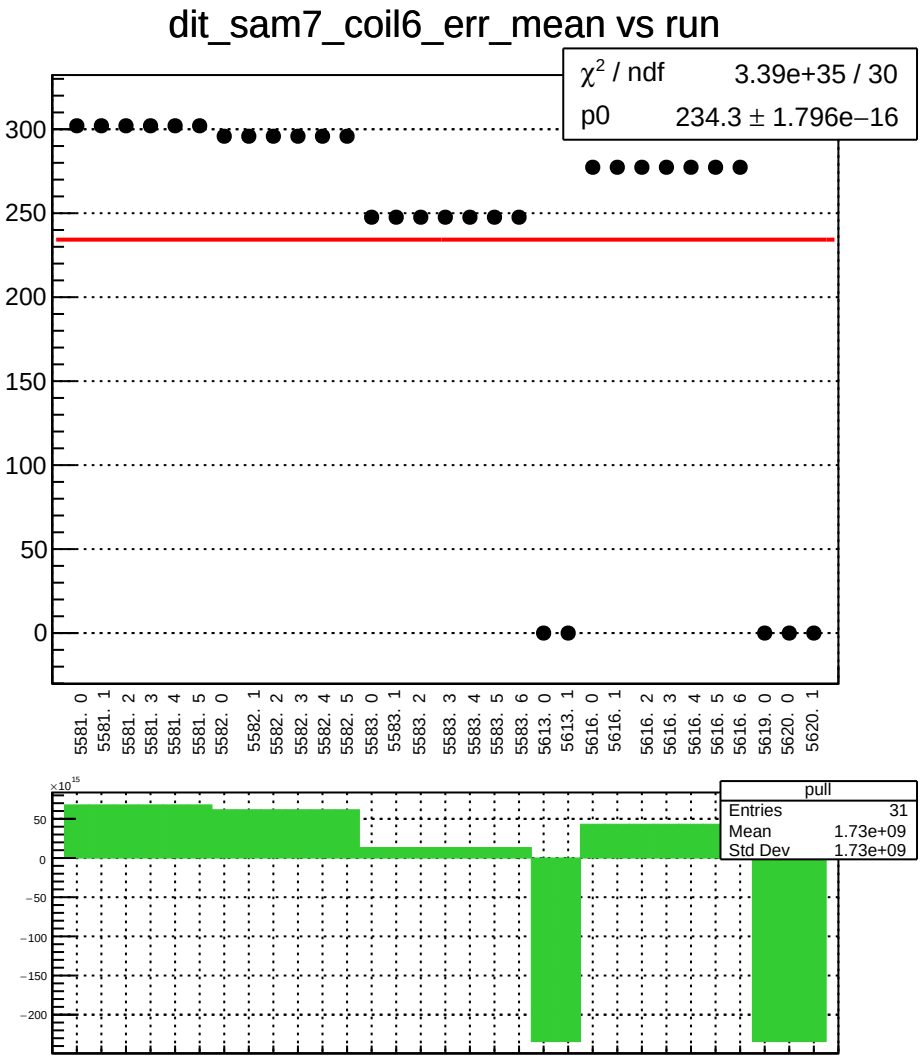
dit_sam7_coil6_err_mean vs run
χ² / ndf 3.39e+35 / 30
p0 234.3 ± 1.796e−16
300
250
200
150
100
50
0
5581. 0
5581. 1
5581. 2
5581. 3
5581. 4
5581. 5
5582. 0
5582. 1
5582. 2
5582. 3
5582. 4
5582. 5
5583. 0
5583. 1
5583. 2
5583. 3
5583. 4
5583. 5
5583. 6
5613. 0
5613. 1
5616. 0
5616. 1
5616. 2
5616. 3
5616. 4
5616. 5
5616. 6
5619. 0
5620. 0
5620. 1
×10^15
50
0
−50
−100
−150
−200
pull
Entries 31
Mean 1.73e+09
Std Dev 1.73e+09

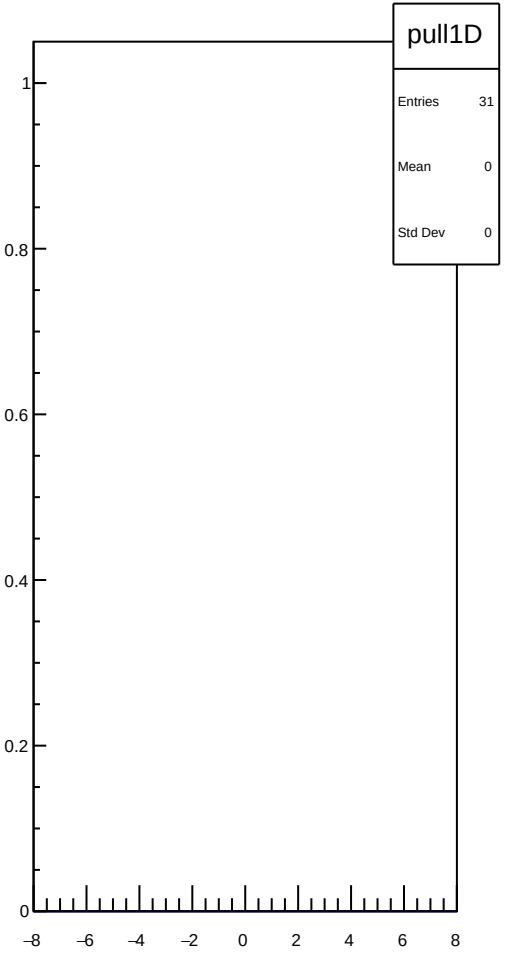
pull1D
Entries 31
Mean 0
Std Dev 0
1
0.8
0.6
0.4
0.2
0
−8
−6
−4
−2
0
2
4
6
8

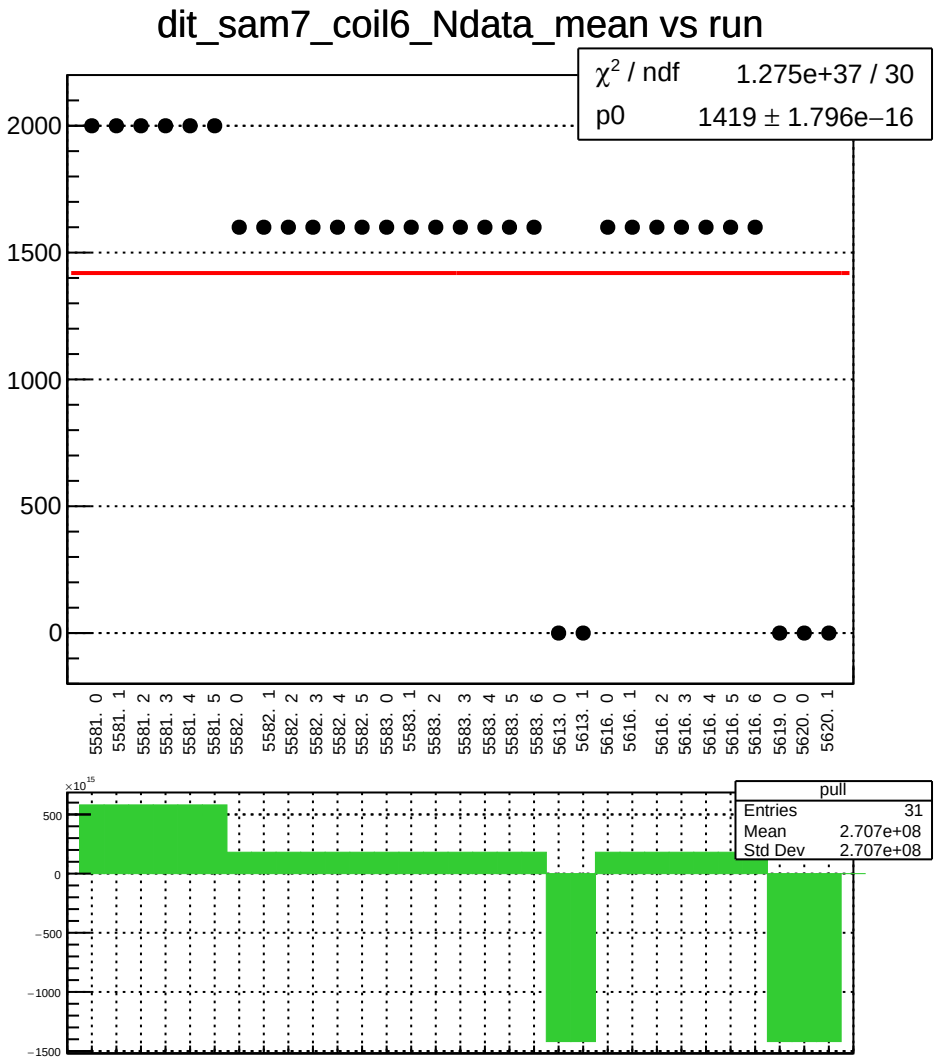
dit_sam7_coil6_Ndata_mean vs run
χ² / ndf 1.275e+37 / 30
p0 1419 ± 1.796e−16
2000
1500
1000
500
0
5581. 0
5581. 1
5581. 2
5581. 3
5581. 4
5581. 5
5582. 0
5582. 1
5582. 2
5582. 3
5582. 4
5582. 5
5583. 0
5583. 1
5583. 2
5583. 3
5583. 4
5583. 5
5583. 6
5613. 0
5613. 1
5616. 0
5616. 1
5616. 2
5616. 3
5616. 4
5616. 5
5616. 6
5619. 0
5620. 0
5620. 1
×10^15
500
0
−500
−1000
−1500
pull
Entries 31
Mean 2.707e+08
Std Dev 2.707e+08

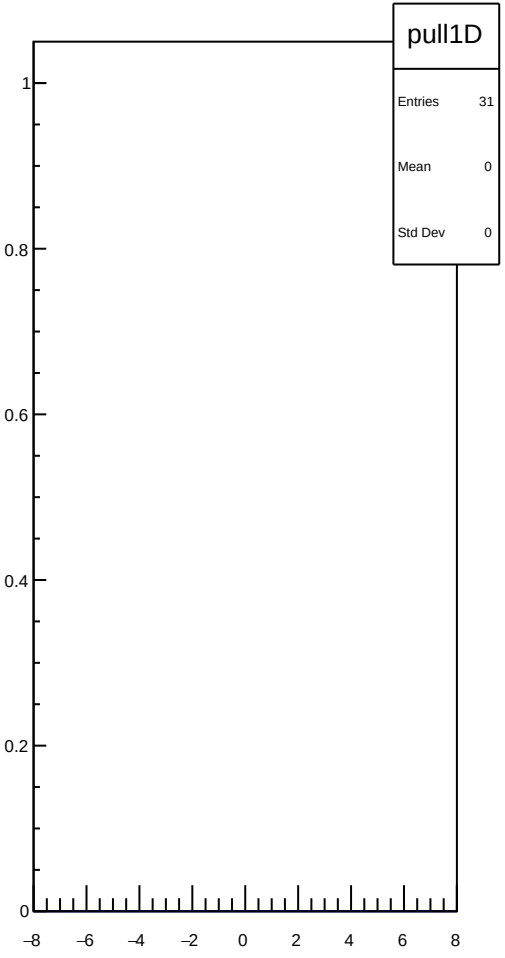
pull1D
Entries 31
Mean 0
Std Dev 0
1
0.8
0.6
0.4
0.2
0
−8
−6
−4
−2
0
2
4
6
8

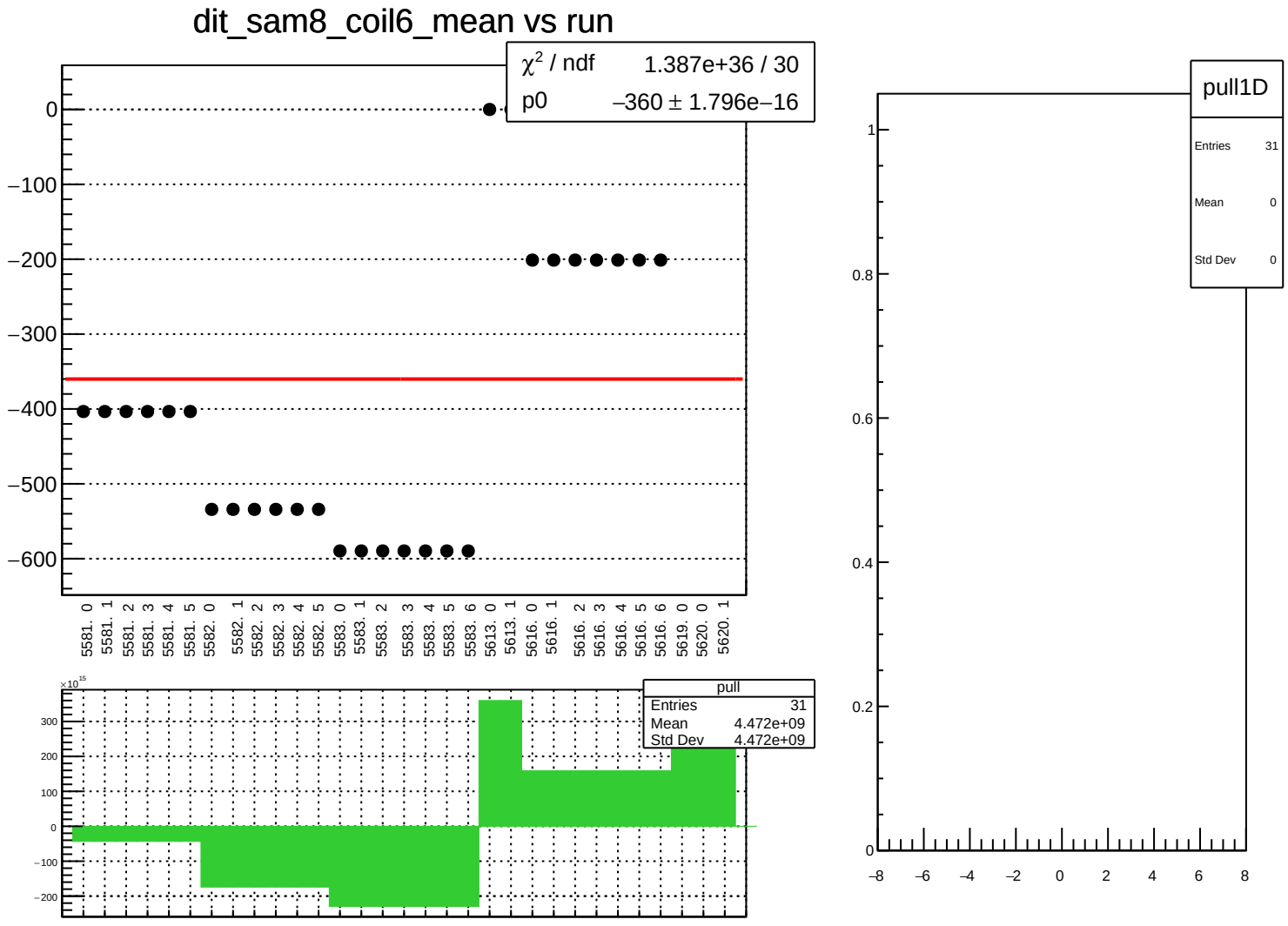
dit_sam8_coil6_mean vs run
χ² / ndf 1.387e+36 / 30
p0 −360 ± 1.796e−16
0
−100
−200
−300
−400
−500
−600
5581. 0
5581. 1
5581. 2
5581. 3
5581. 4
5581. 5
5582. 0
5582. 1
5582. 2
5582. 3
5582. 4
5582. 5
5583. 0
5583. 1
5583. 2
5583. 3
5583. 4
5583. 5
5583. 6
5613. 0
5613. 1
5616. 0
5616. 1
5616. 2
5616. 3
5616. 4
5616. 5
5616. 6
5619. 0
5620. 0
5620. 1
×10^15
300
200
100
0
−100
−200
pull
Entries 31
Mean 4.472e+09
Std Dev 4.472e+09
pull1D
Entries 31
Mean 0
Std Dev 0
1
0.8
0.6
0.4
0.2
0
−8
−6
−4
−2
0
2
4
6
8

dit_sam8_coil6_err_mean vs run

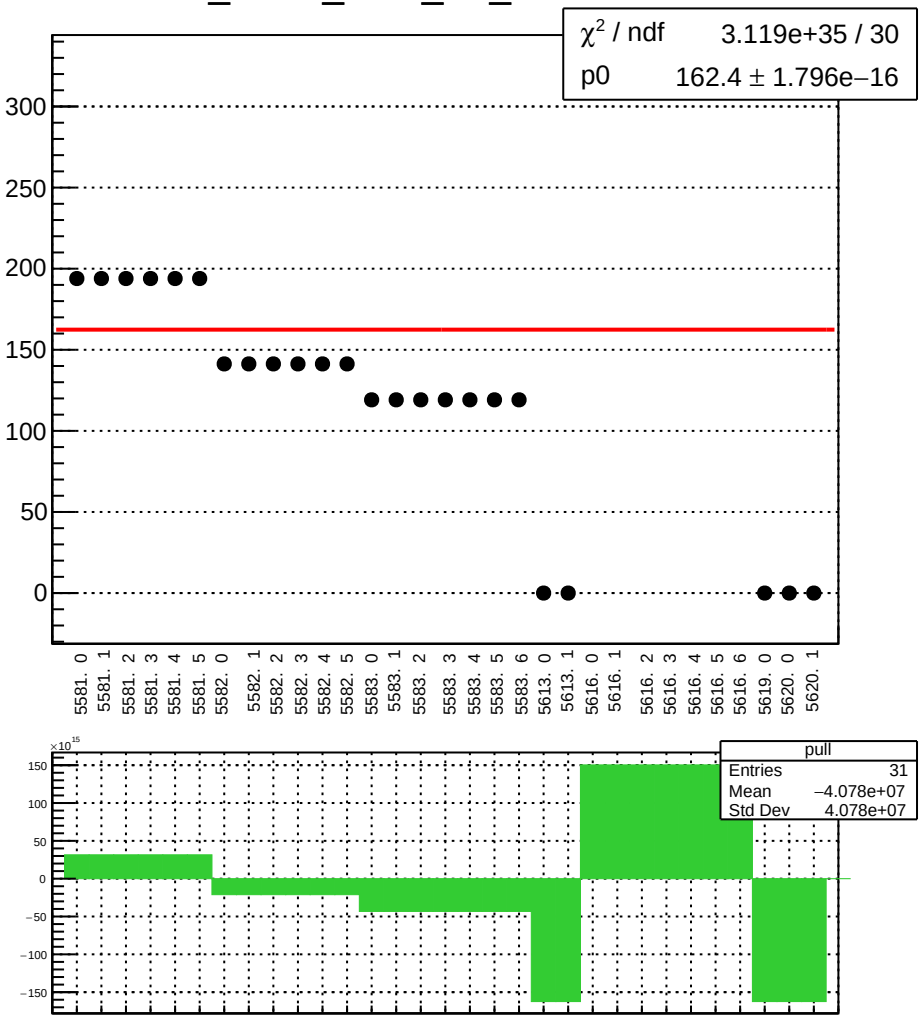

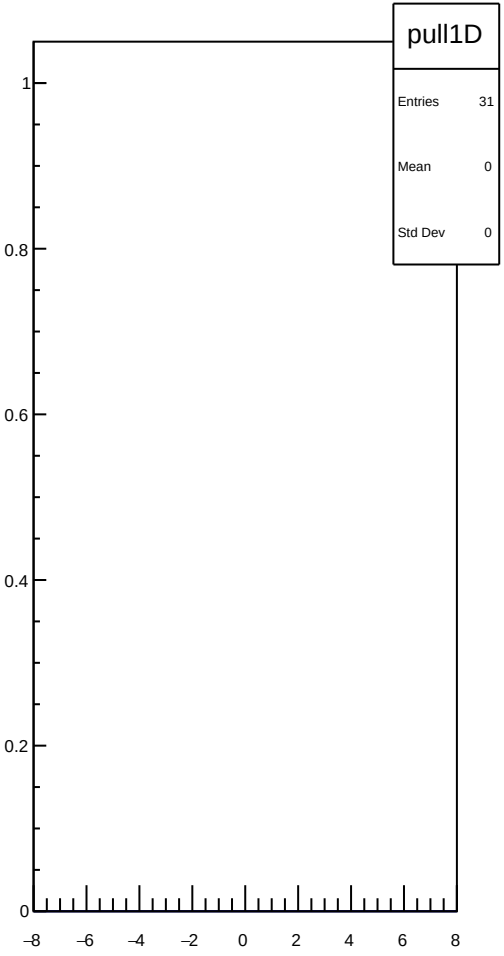

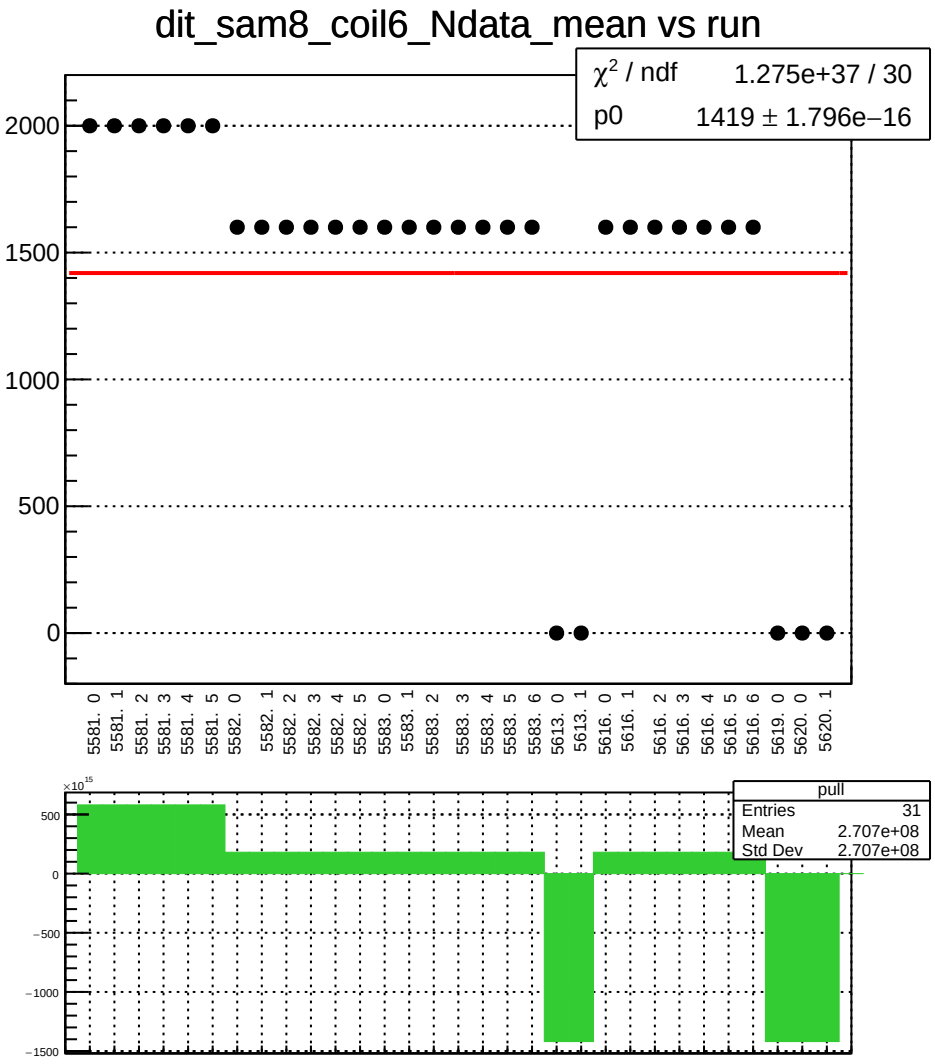
dit_sam8_coil6_Ndata_mean vs run
χ² / ndf 1.275e+37 / 30
p0 1419 ± 1.796e−16
2000
1500
1000
500
0
5581. 0
5581. 1
5581. 2
5581. 3
5581. 4
5581. 5
5582. 0
5582. 1
5582. 2
5582. 3
5582. 4
5582. 5
5583. 0
5583. 1
5583. 2
5583. 3
5583. 4
5583. 5
5583. 6
5613. 0
5613. 1
5616. 0
5616. 1
5616. 2
5616. 3
5616. 4
5616. 5
5616. 6
5619. 0
5620. 0
5620. 1
×10^15
500
0
−500
−1000
−1500
pull
Entries 31
Mean 2.707e+08
Std Dev 2.707e+08

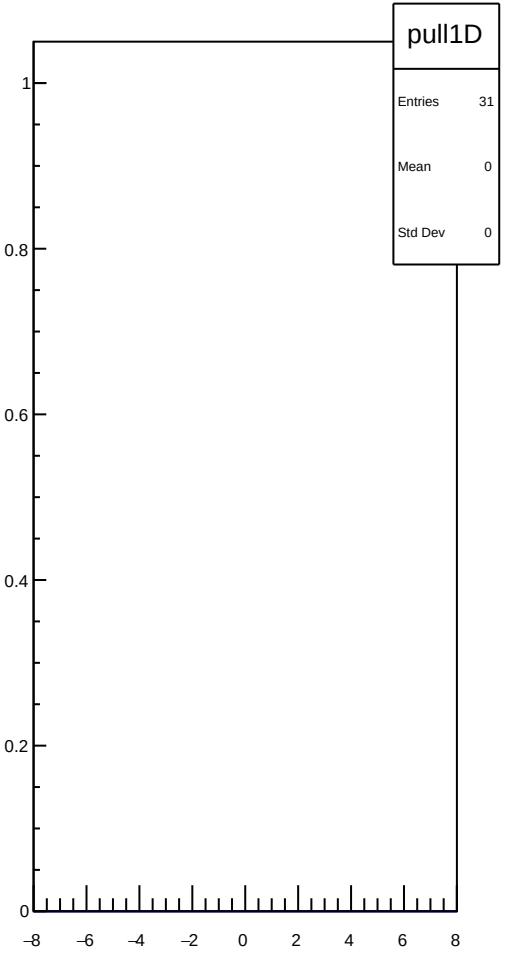
pull1D
Entries 31
Mean 0
Std Dev 0
1
0.8
0.6
0.4
0.2
0
−8
−6
−4
−2
0
2
4
6
8

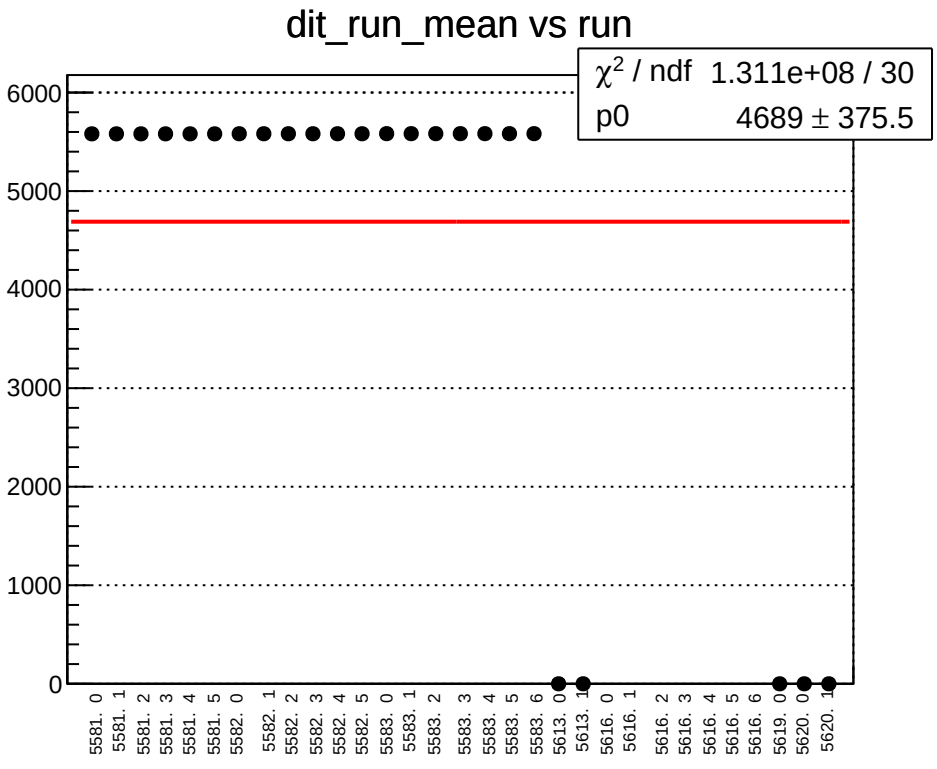
dit_run_mean vs run
χ^2 / ndf 1.311e+08 / 30
p0 4689 ± 375.5
6000
5000
4000
3000
2000
1000
0
5581. 0
5581. 1
5581. 2
5581. 3
5581. 4
5581. 5
5582. 0
5582. 1
5582. 2
5582. 3
5582. 4
5582. 5
5583. 0
5583. 1
5583. 2
5583. 3
5583. 4
5583. 5
5583. 6
5613. 0
5613. 1
5616. 0
5616. 1
5616. 2
5616. 3
5616. 4
5616. 5
5616. 6
5619. 0
5620. 0
5620. 1

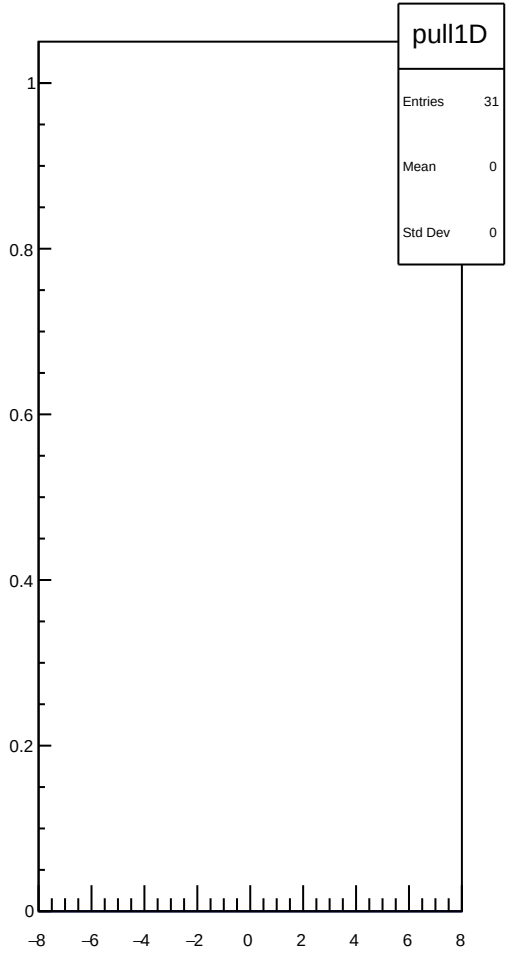
pull1D
Entries 31
Mean 0
Std Dev 0
1
0.8
0.6
0.4
0.2
0
–8
–6
–4
–2
0
2
4
6
8

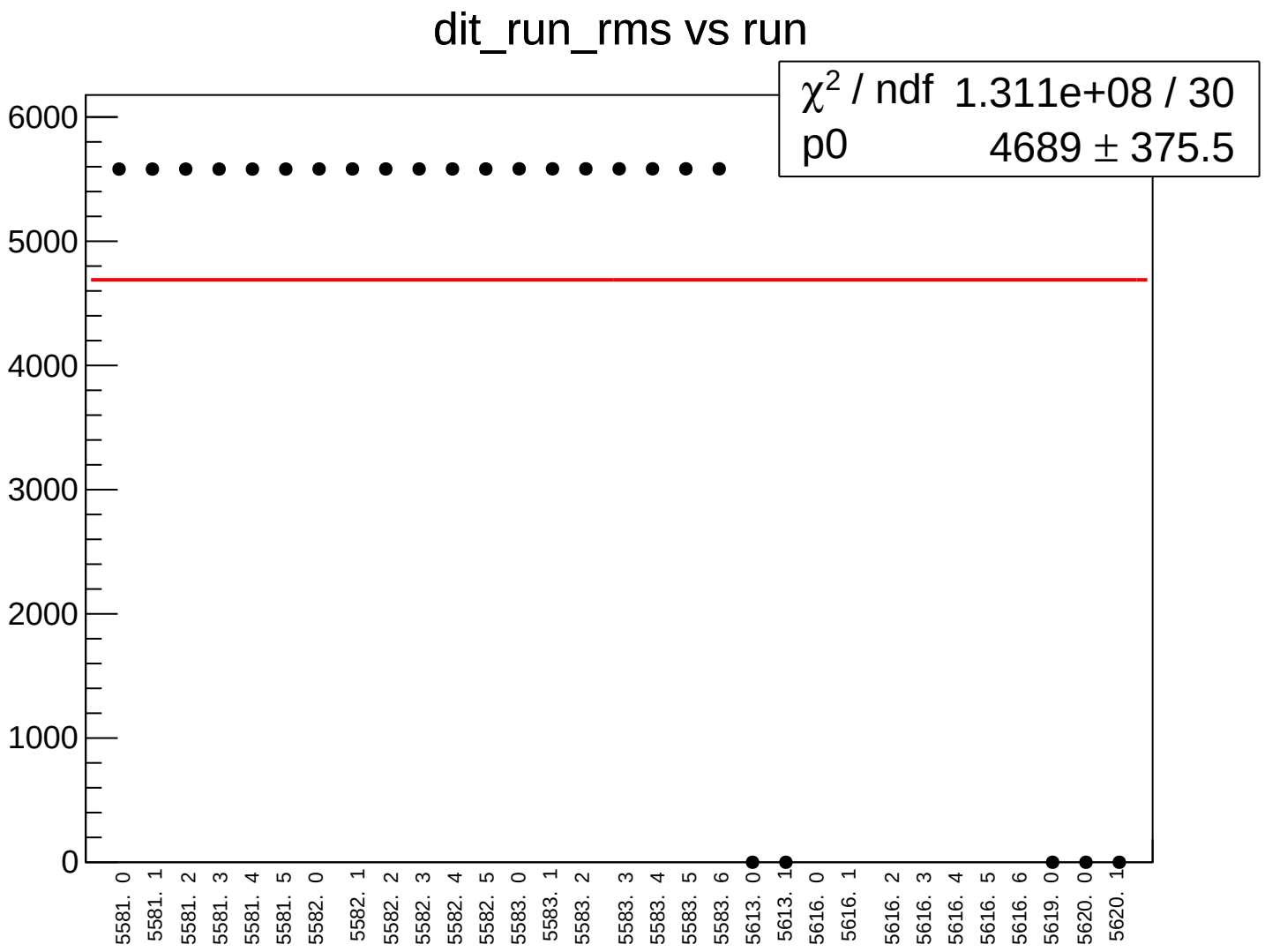
dit_run_rms vs run
χ2 / ndf 1.311e+08 / 30
p0 4689 ± 375.5
6000
5000
4000
3000
2000
1000
0
5581. 0
5581. 1
5581. 2
5581. 3
5581. 4
5581. 5
5582. 0
5582. 1
5582. 2
5582. 3
5582. 4
5582. 5
5583. 0
5583. 1
5583. 2
5583. 3
5583. 4
5583. 5
5583. 6
5613. 0
5613. 1
5616. 0
5616. 1
5616. 2
5616. 3
5616. 4
5616. 5
5616. 6
5619. 0
5620. 0
5620. 1

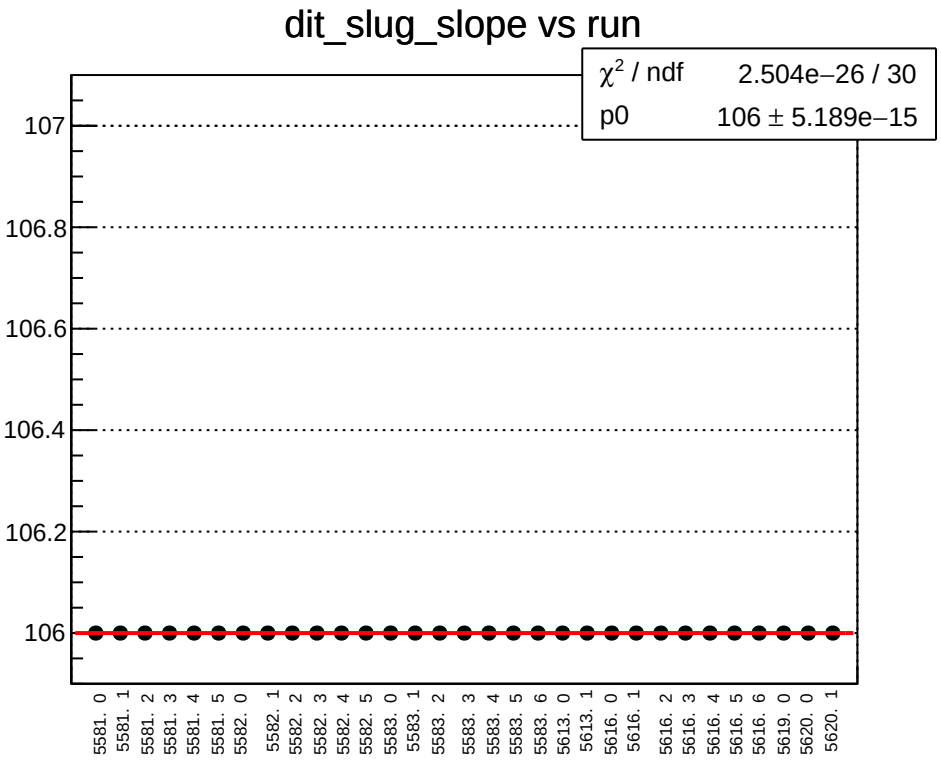
dit_slug_slope vs run
χ^2 / ndf 2.504e−26 / 30
p0 106 ± 5.189e−15
107
106.8
106.6
106.4
106.2
106
5581. 0
5581. 1
5581. 2
5581. 3
5581. 4
5581. 5
5582. 0
5582. 1
5582. 2
5582. 3
5582. 4
5582. 5
5583. 0
5583. 1
5583. 2
5583. 3
5583. 4
5583. 5
5583. 6
5613. 0
5613. 1
5616. 0
5616. 1
5616. 2
5616. 3
5616. 4
5616. 5
5616. 6
5619. 0
5620. 0
5620. 1

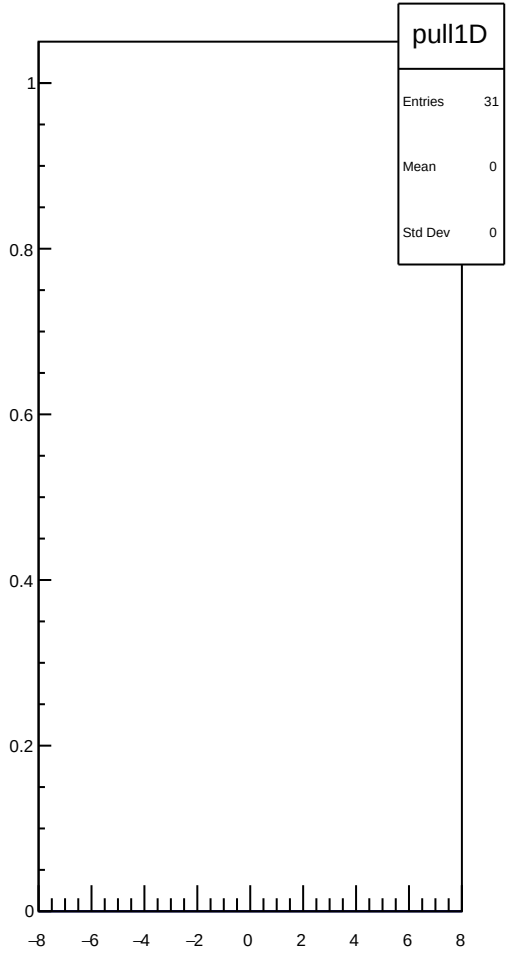
pull1D
Entries 31
Mean 0
Std Dev 0
1
0.8
0.6
0.4
0.2
0
−8
−6
−4
−2
0
2
4
6
8

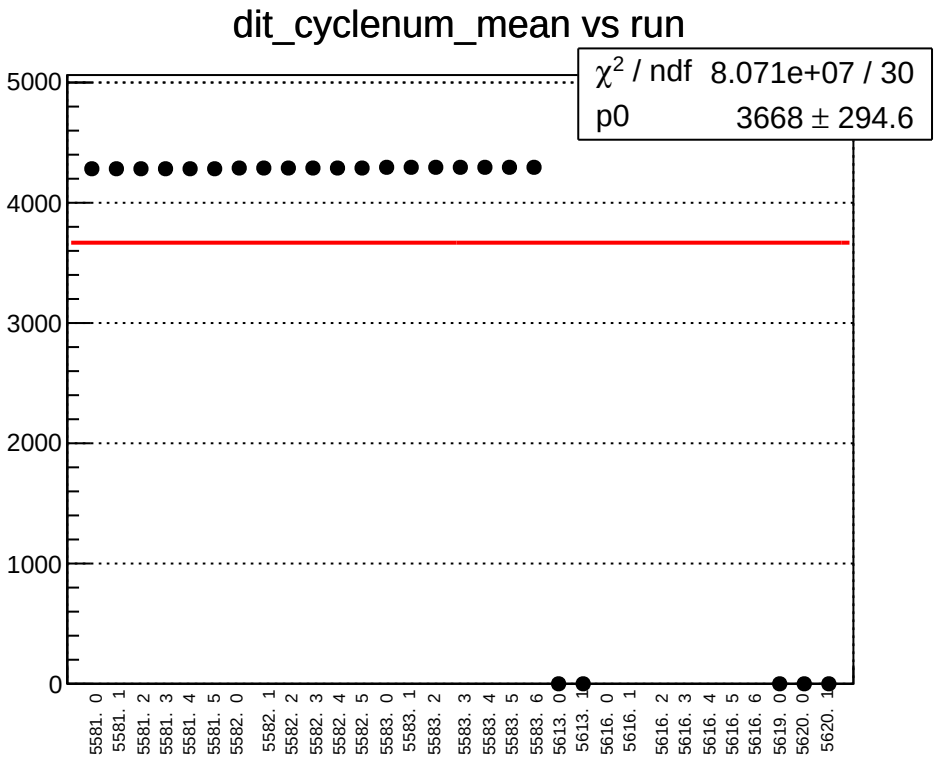
dit_cyclenum_mean vs run
χ^2 / ndf 8.071e+07 / 30
p0 3668 ± 294.6
5000
4000
3000
2000
1000
0
5581. 0
5581. 1
5581. 2
5581. 3
5581. 4
5581. 5
5582. 0
5582. 1
5582. 2
5582. 3
5582. 4
5582. 5
5583. 0
5583. 1
5583. 2
5583. 3
5583. 4
5583. 5
5583. 6
5613. 0
5613. 1
5616. 0
5616. 1
5616. 2
5616. 3
5616. 4
5616. 5
5616. 6
5619. 0
5620. 0
5620. 1

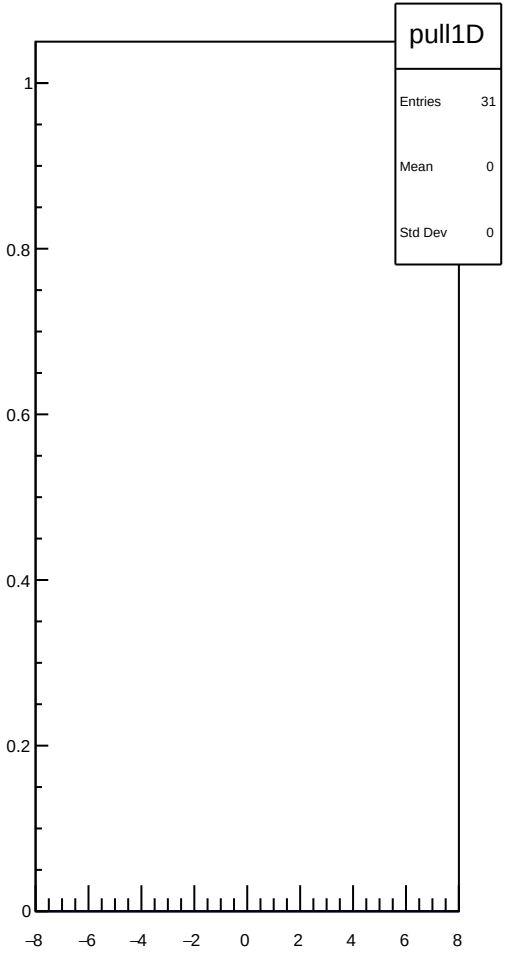
pull1D
Entries 31
Mean 0
Std Dev 0
1
0.8
0.6
0.4
0.2
0
–8
–6
–4
–2
0
2
4
6
8

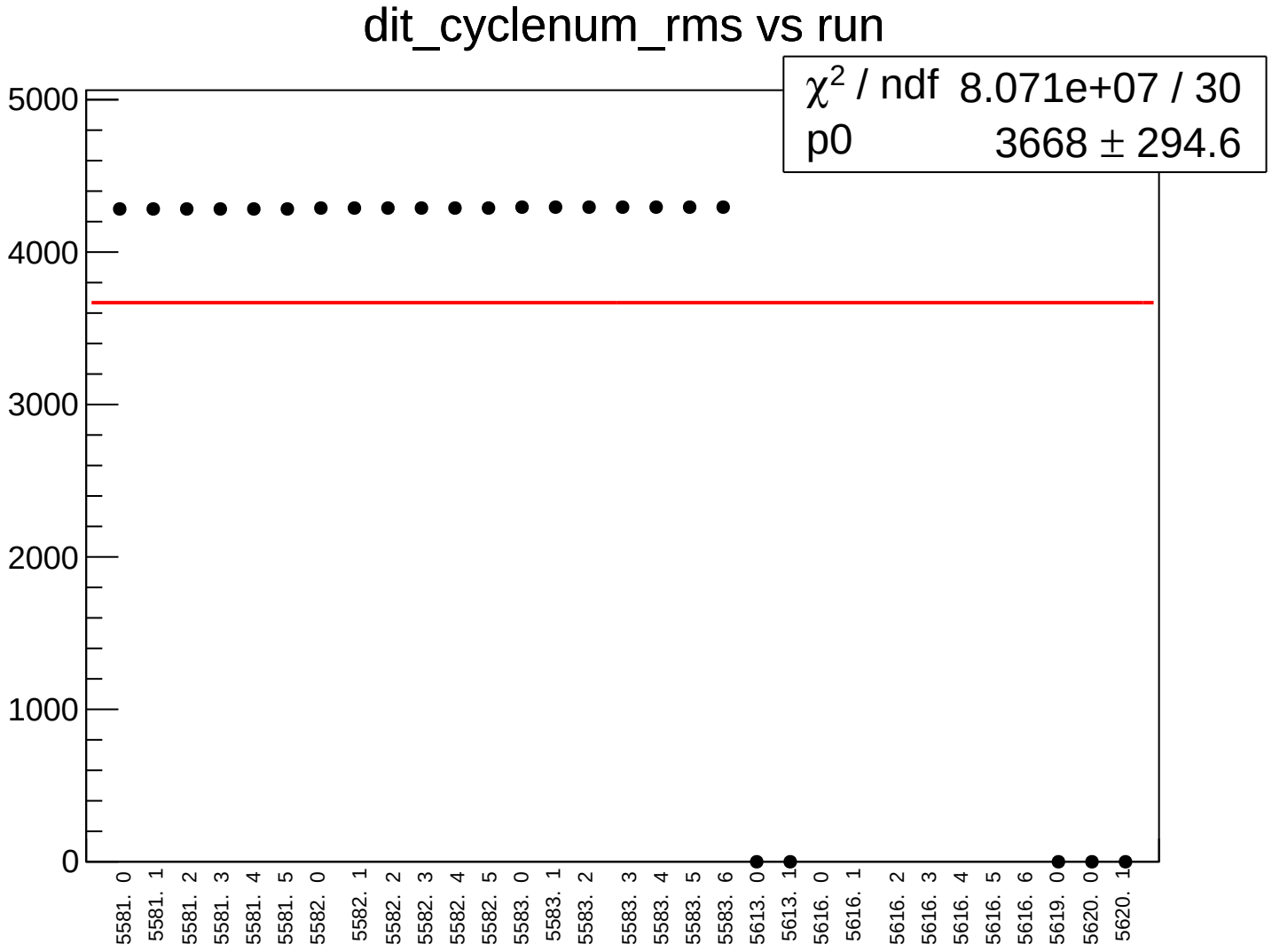
dit_cyclenum_rms vs run
χ2 / ndf 8.071e+07 / 30
p0 3668 ± 294.6
5000
4000
3000
2000
1000
0
5581. 0
5581. 1
5581. 2
5581. 3
5581. 4
5581. 5
5582. 0
5582. 1
5582. 2
5582. 3
5582. 4
5582. 5
5583. 0
5583. 1
5583. 2
5583. 3
5583. 4
5583. 5
5583. 6
5613. 0
5613. 1
5616. 0
5616. 1
5616. 2
5616. 3
5616. 4
5616. 5
5616. 6
5619. 0
5620. 0
5620. 1

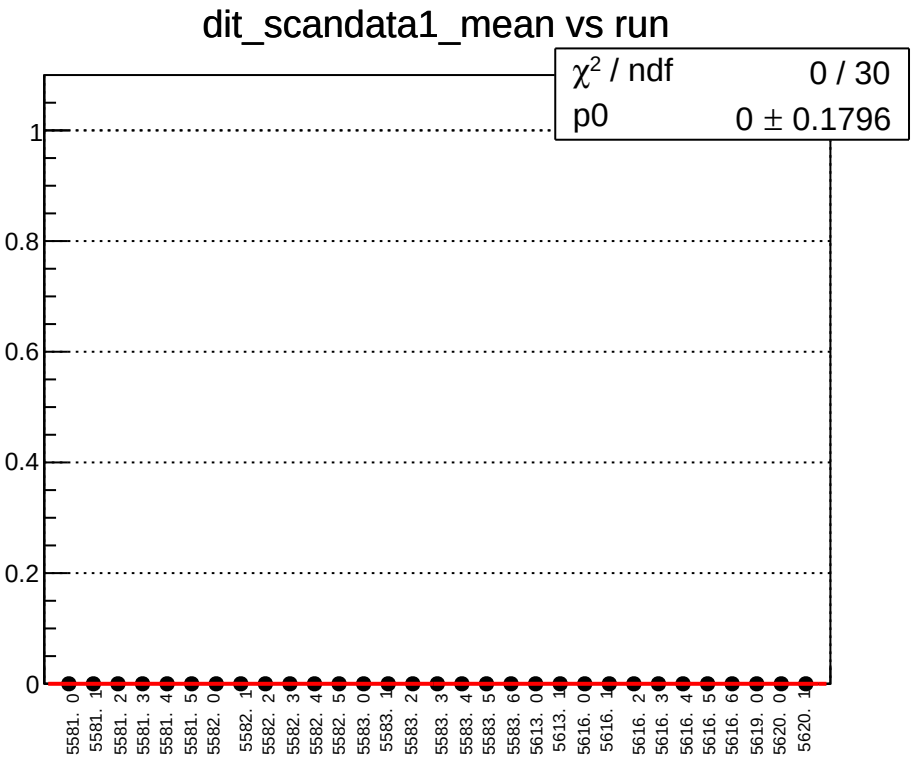
dit_scandata1_mean vs run
χ^2 / ndf 0 / 30
p0 0 ± 0.1796
1
0.8
0.6
0.4
0.2
0
5581. 0
5581. 1
5581. 2
5581. 3
5581. 4
5581. 5
5582. 0
5582. 1
5582. 2
5582. 3
5582. 4
5582. 5
5583. 0
5583. 1
5583. 2
5583. 3
5583. 4
5583. 5
5583. 6
5613. 0
5613. 1
5616. 0
5616. 1
5616. 2
5616. 3
5616. 4
5616. 5
5616. 6
5619. 0
5620. 0
5620. 1

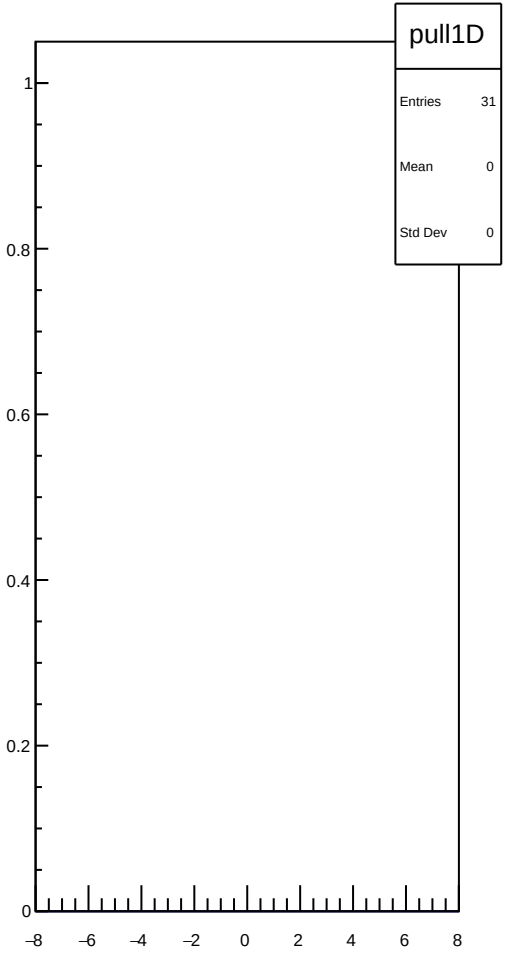
pull1D
Entries 31
Mean 0
Std Dev 0
1
0.8
0.6
0.4
0.2
0
–8
–6
–4
–2
0
2
4
6
8

dit_scandata1_rms vs run

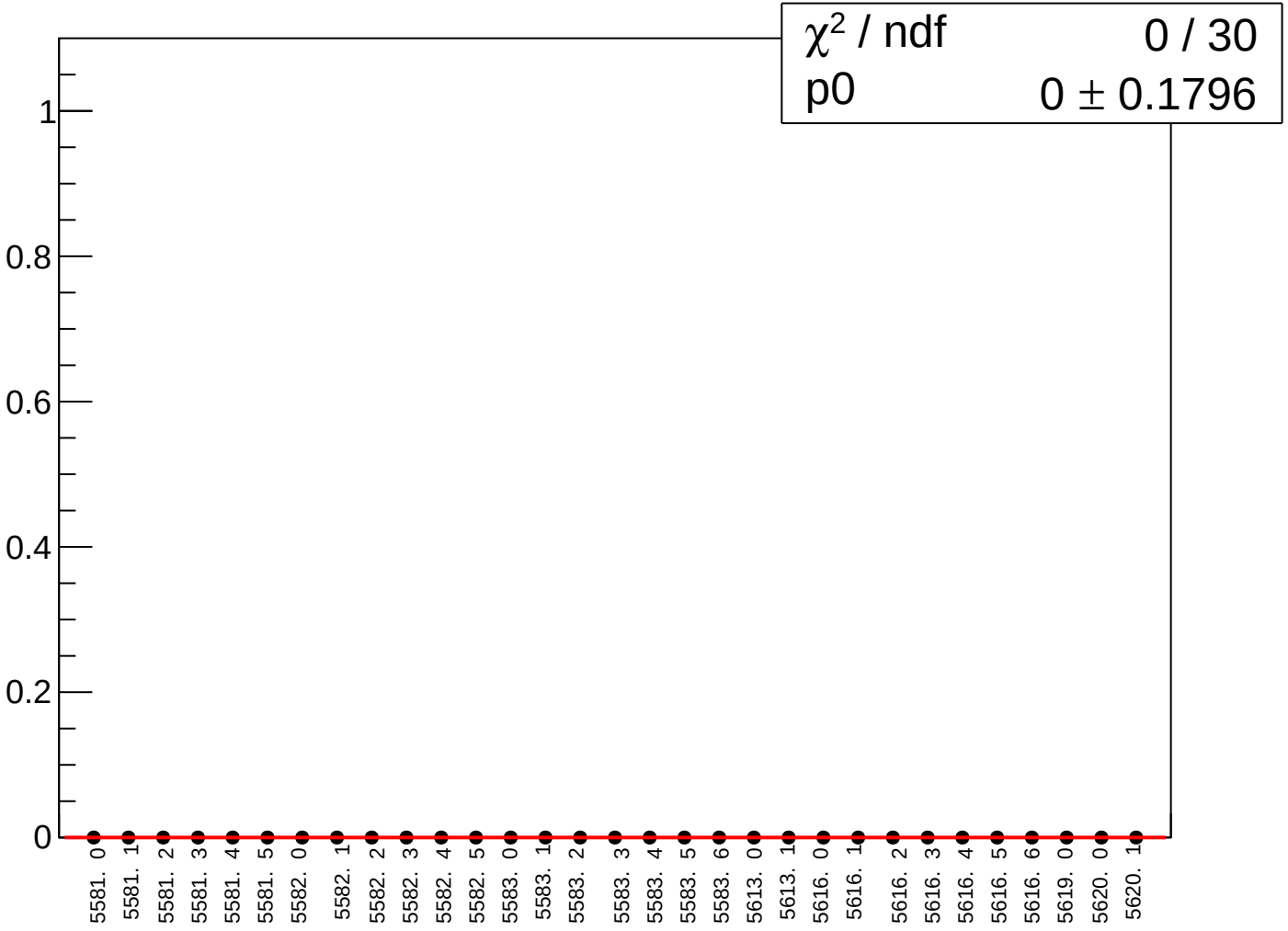

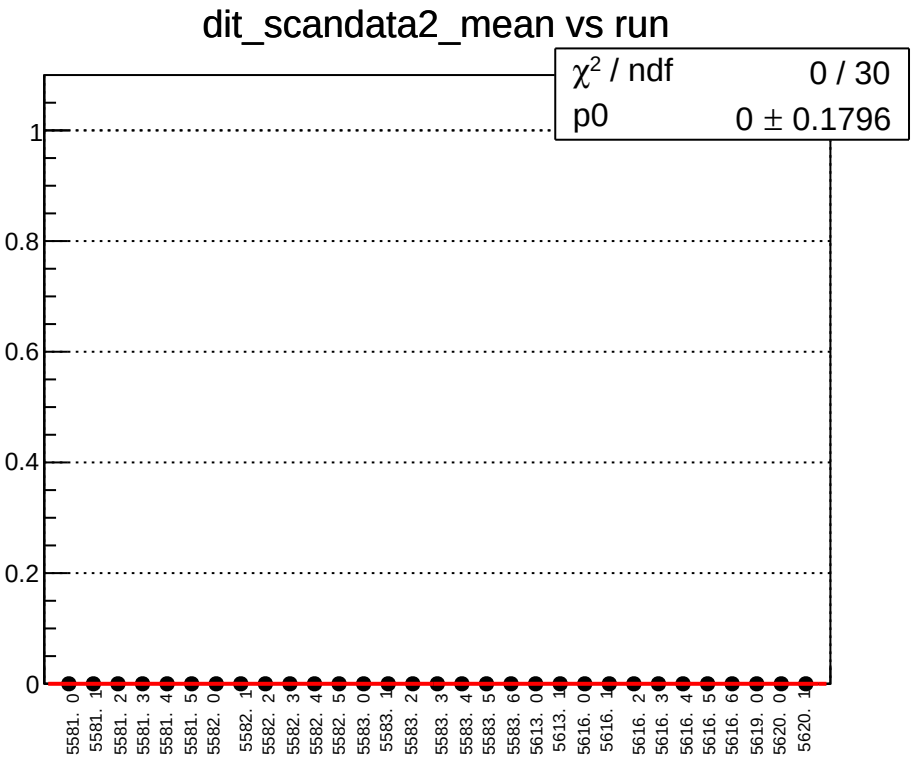
dit_scandata2_mean vs run
χ^2 / ndf 0 / 30
p0 0 ± 0.1796
1
0.8
0.6
0.4
0.2
0
5581. 0
5581. 1
5581. 2
5581. 3
5581. 4
5581. 5
5582. 0
5582. 1
5582. 2
5582. 3
5582. 4
5582. 5
5583. 0
5583. 1
5583. 2
5583. 3
5583. 4
5583. 5
5583. 6
5613. 0
5613. 1
5616. 0
5616. 1
5616. 2
5616. 3
5616. 4
5616. 5
5616. 6
5619. 0
5620. 0
5620. 1

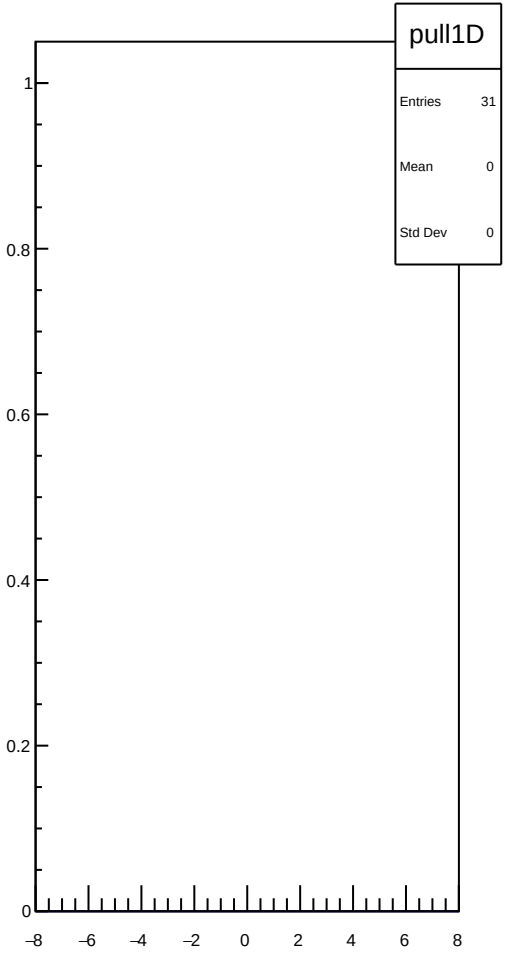
pull1D
Entries 31
Mean 0
Std Dev 0
1
0.8
0.6
0.4
0.2
0
–8
–6
–4
–2
0
2
4
6
8

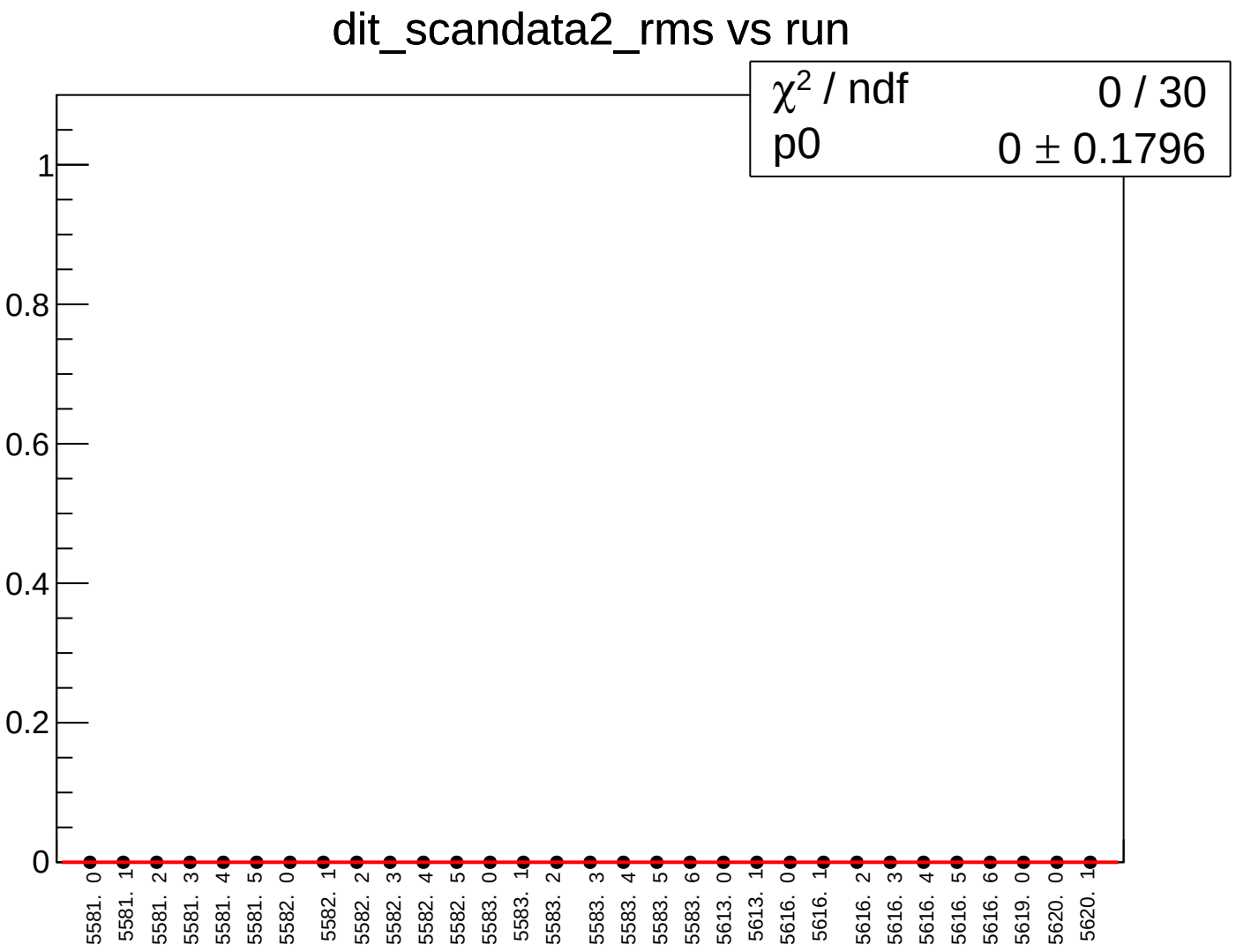
dit_scandata2_rms vs run
χ² / ndf 0 / 30
p0 0 ± 0.1796
1
0.8
0.6
0.4
0.2
0
5581. 0
5581. 1
5581. 2
5581. 3
5581. 4
5581. 5
5582. 0
5582. 1
5582. 2
5582. 3
5582. 4
5582. 5
5583. 0
5583. 1
5583. 2
5583. 3
5583. 4
5583. 5
5583. 6
5613. 0
5613. 1
5616. 0
5616. 1
5616. 2
5616. 3
5616. 4
5616. 5
5616. 6
5619. 0
5620. 0
5620. 1

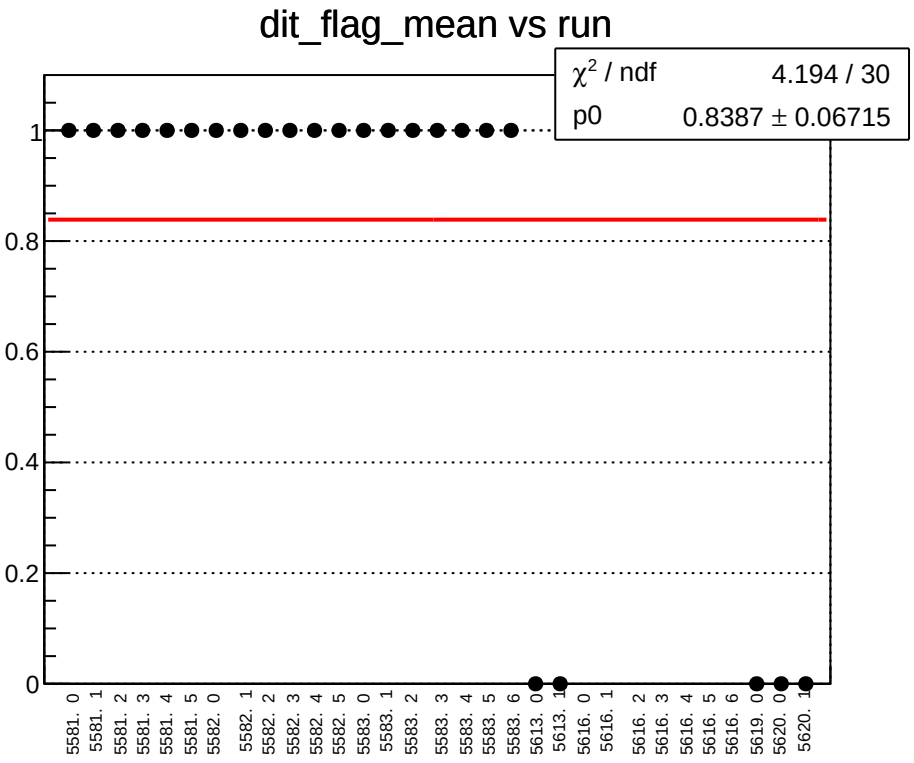
dit_flag_mean vs run
χ^2 / ndf 4.194 / 30
p0 0.8387 ± 0.06715
1
0.8
0.6
0.4
0.2
0
5581. 0
5581. 1
5581. 2
5581. 3
5581. 4
5581. 5
5582. 0
5582. 1
5582. 2
5582. 3
5582. 4
5582. 5
5583. 0
5583. 1
5583. 2
5583. 3
5583. 4
5583. 5
5583. 6
5613. 0
5613. 1
5616. 0
5616. 1
5616. 2
5616. 3
5616. 4
5616. 5
5616. 6
5619. 0
5620. 0
5620. 1

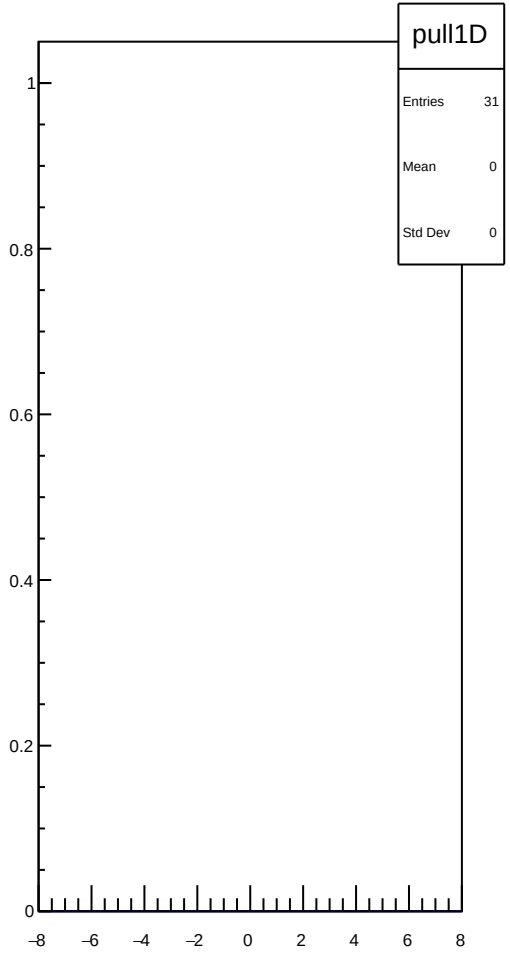
pull1D
Entries 31
Mean 0
Std Dev 0
1
0.8
0.6
0.4
0.2
0
–8
–6
–4
–2
0
2
4
6
8

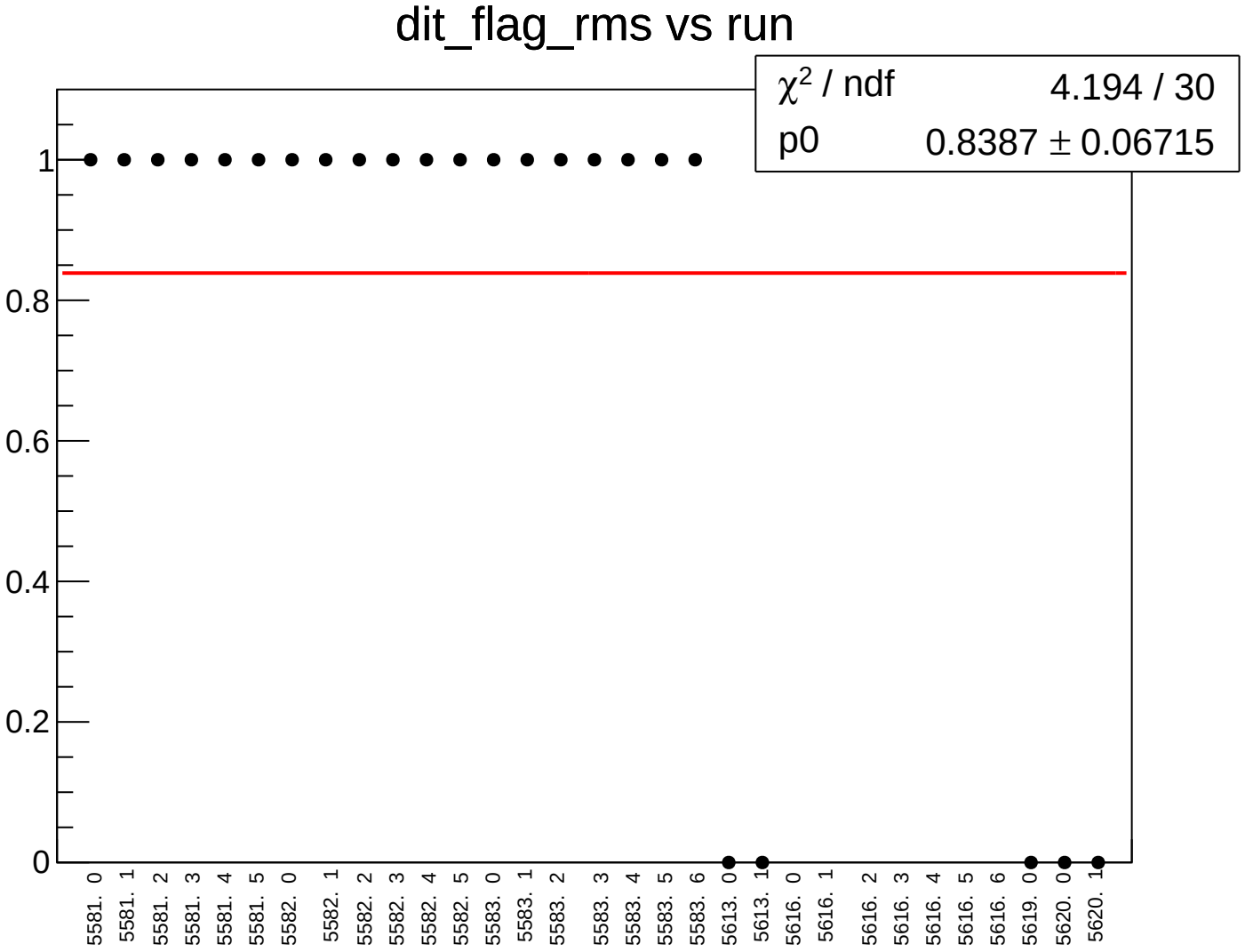
dit_flag_rms vs run
χ2 / ndf 4.194 / 30
p0 0.8387 ± 0.06715
1
0.8
0.6
0.4
0.2
0
5581. 0
5581. 1
5581. 2
5581. 3
5581. 4
5581. 5
5582. 0
5582. 1
5582. 2
5582. 3
5582. 4
5582. 5
5583. 0
5583. 1
5583. 2
5583. 3
5583. 4
5583. 5
5583. 6
5613. 0
5613. 1
5616. 0
5616. 1
5616. 2
5616. 3
5616. 4
5616. 5
5616. 6
5619. 0
5620. 0
5620. 1

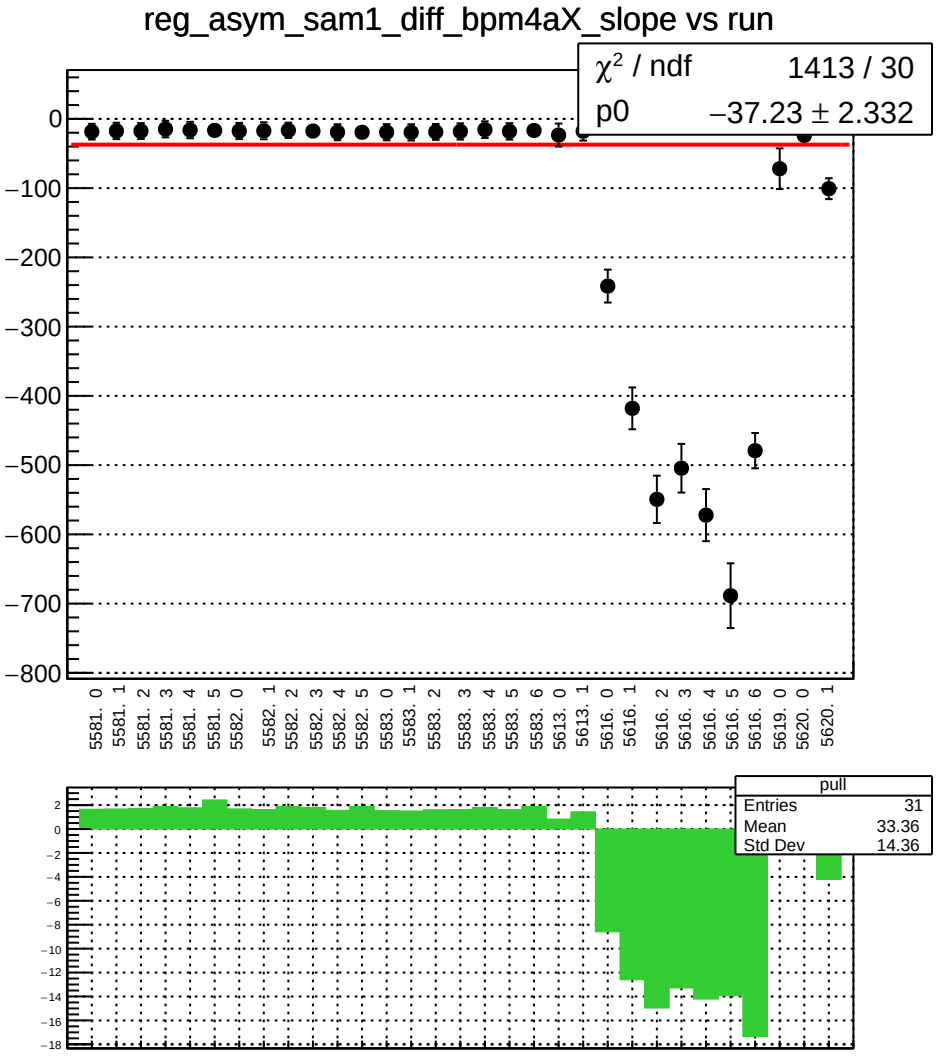
reg_asym_sam1_diff_bpm4aX_slope vs run
χ² / ndf 1413 / 30
p0 −37.23 ± 2.332
0
−100
−200
−300
−400
−500
−600
−700
−800
5581. 0
5581. 1
5581. 2
5581. 3
5581. 4
5581. 5
5582. 0
5582. 1
5582. 2
5582. 3
5582. 4
5582. 5
5583. 0
5583. 1
5583. 2
5583. 3
5583. 4
5583. 5
5583. 6
5613. 0
5613. 1
5616. 0
5616. 1
5616. 2
5616. 3
5616. 4
5616. 5
5616. 6
5619. 0
5620. 0
5620. 1
pull
Entries 31
Mean 33.36
Std Dev 14.36
2
0
−2
−4
−6
−8
−10
−12
−14
−16
−18

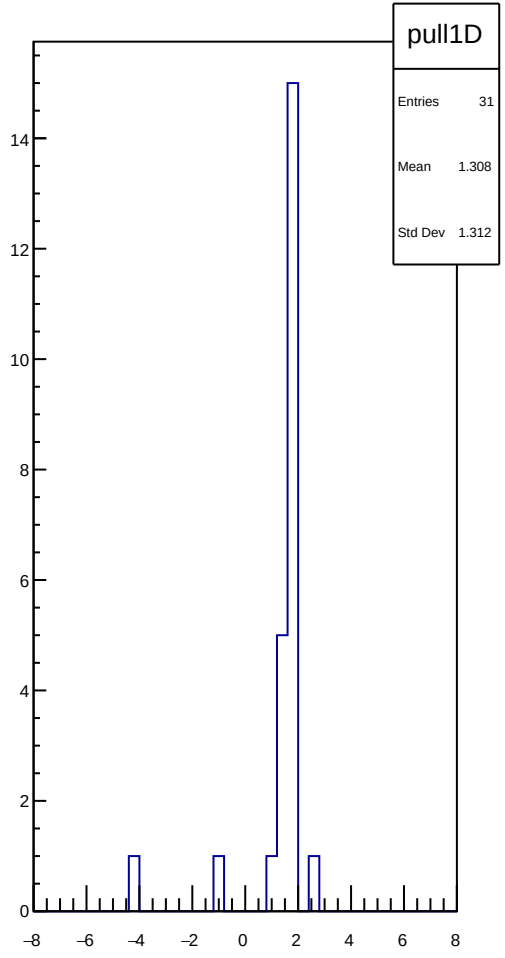
pull1D
Entries 31
Mean 1.308
Std Dev 1.312
14
12
10
8
6
4
2
0
−8
−6
−4
−2
0
2
4
6
8

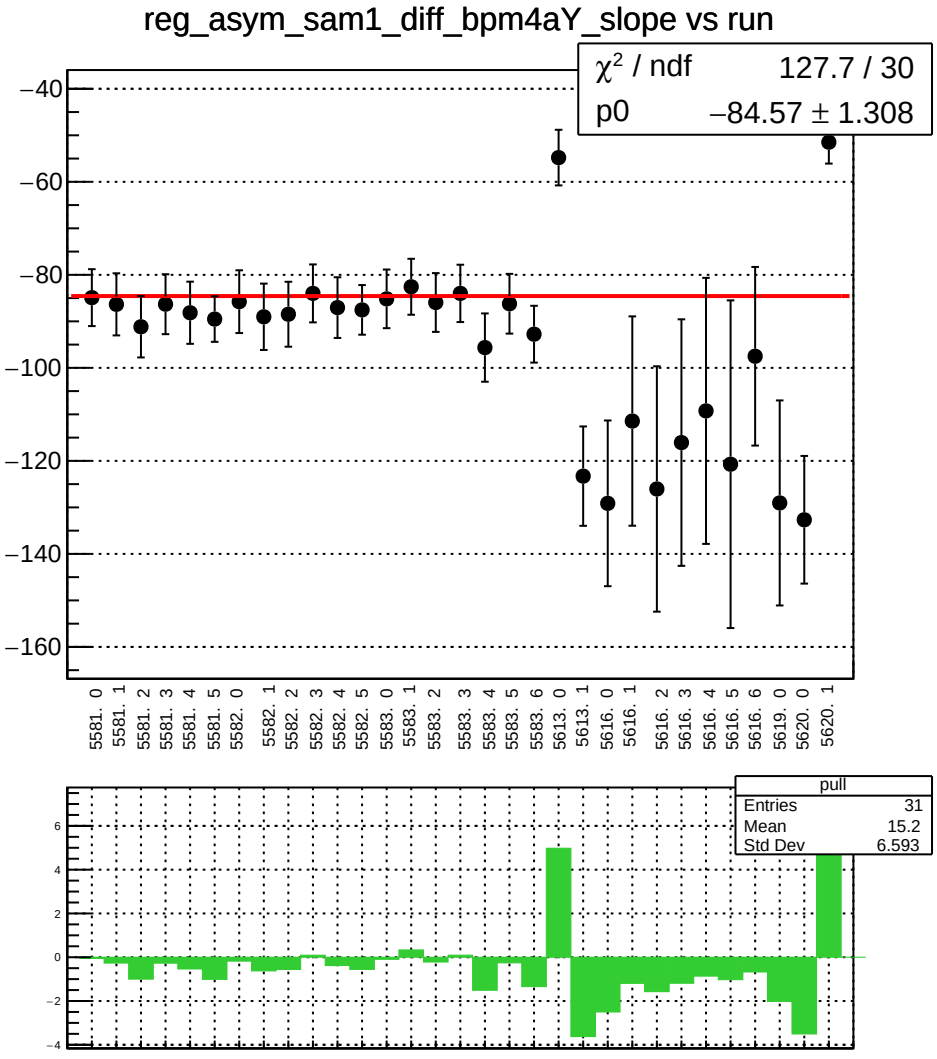
reg_asym_sam1_diff_bpm4aY_slope vs run
χ² / ndf 127.7 / 30
p0 −84.57 ± 1.308
−40
−60
−80
−100
−120
−140
−160
5581. 0
5581. 1
5581. 2
5581. 3
5581. 4
5581. 5
5582. 0
5582. 1
5582. 2
5582. 3
5582. 4
5582. 5
5583. 0
5583. 1
5583. 2
5583. 3
5583. 4
5583. 5
5583. 6
5613. 0
5613. 1
5616. 0
5616. 1
5616. 2
5616. 3
5616. 4
5616. 5
5616. 6
5619. 0
5620. 0
5620. 1
pull
Entries 31
Mean 15.2
Std Dev 6.593
6
4
2
0
−2
−4

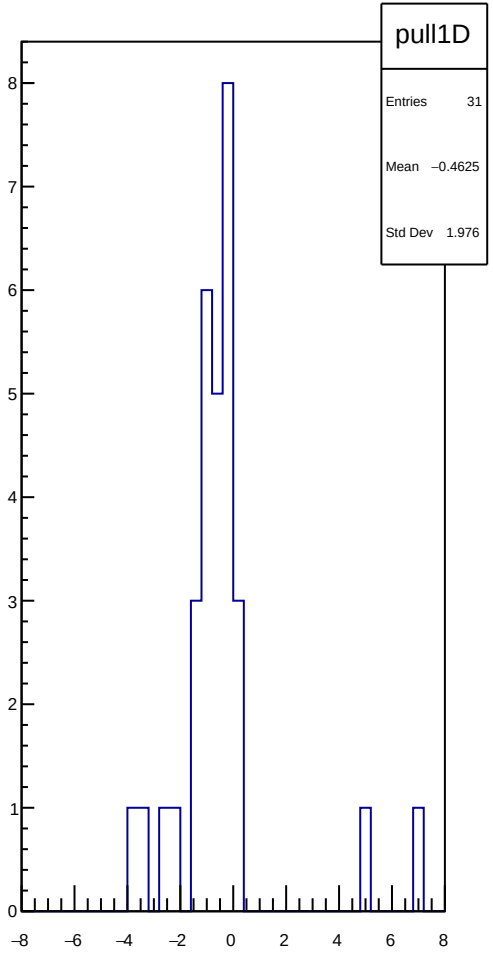
pull1D
Entries 31
Mean −0.4625
Std Dev 1.976
8
7
6
5
4
3
2
1
0
−8
−6
−4
−2
0
2
4
6
8

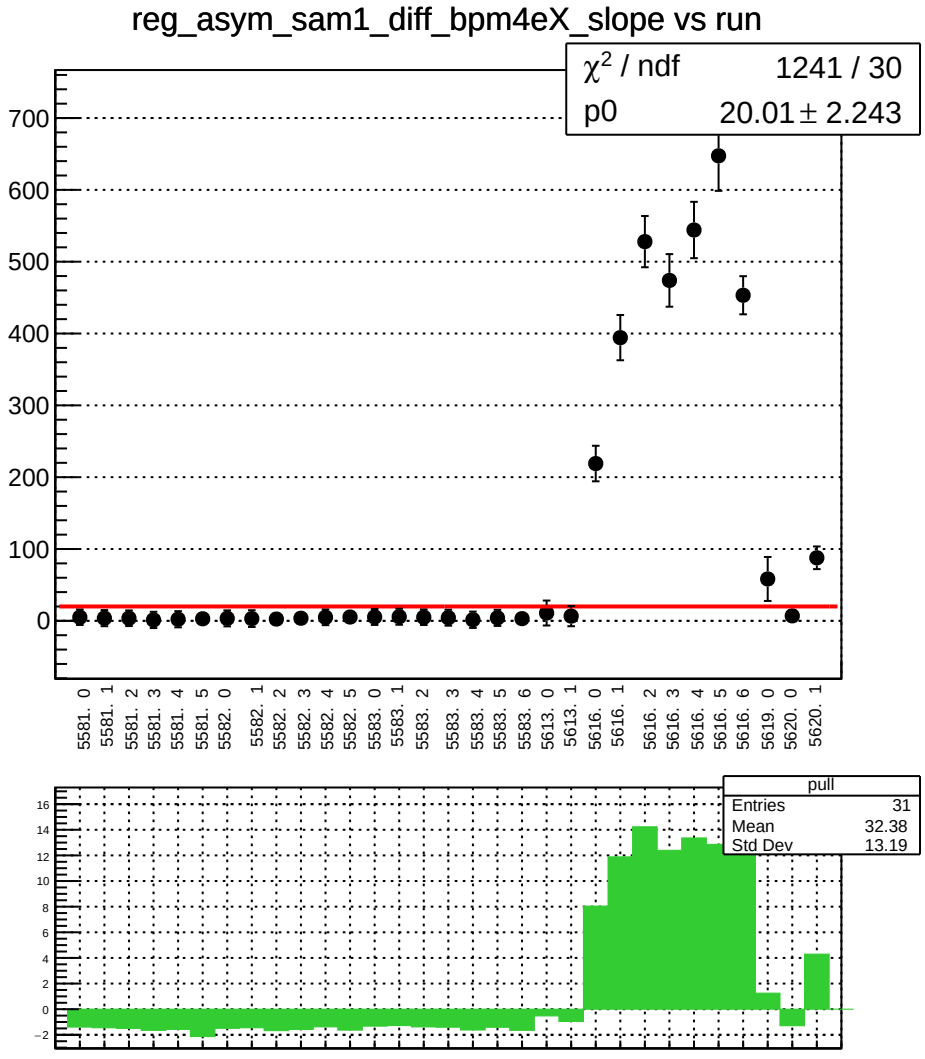
reg_asym_sam1_diff_bpm4eX_slope vs run
χ2 / ndf 1241 / 30
p0 20.01 ± 2.243
700
600
500
400
300
200
100
0
5581. 0
5581. 1
5581. 2
5581. 3
5581. 4
5581. 5
5582. 0
5582. 1
5582. 2
5582. 3
5582. 4
5582. 5
5583. 0
5583. 1
5583. 2
5583. 3
5583. 4
5583. 5
5583. 6
5613. 0
5613. 1
5616. 0
5616. 1
5616. 2
5616. 3
5616. 4
5616. 5
5616. 6
5619. 0
5620. 0
5620. 1
pull
Entries 31
Mean 32.38
Std Dev 13.19
16
14
12
10
8
6
4
2
0
−2

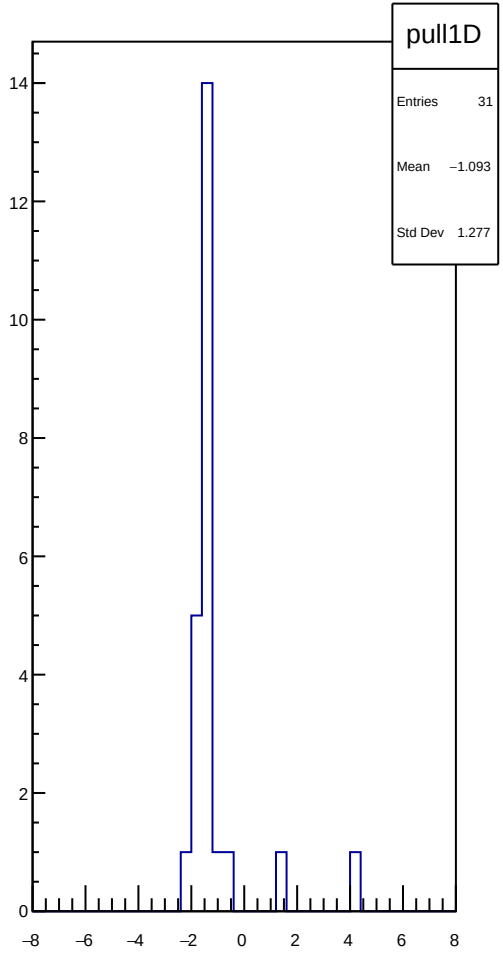
pull1D
Entries 31
Mean −1.093
Std Dev 1.277
14
12
10
8
6
4
2
0
−8
−6
−4
−2
0
2
4
6
8

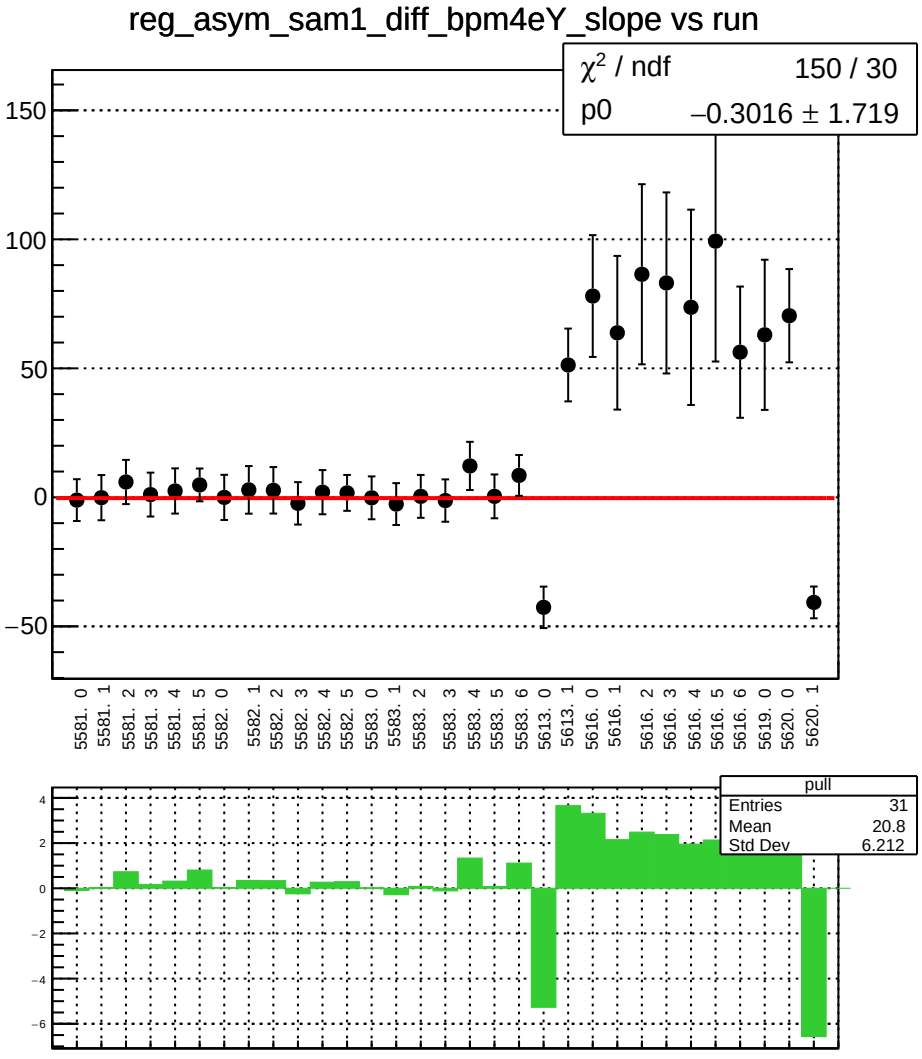
reg_asym_sam1_diff_bpm4eY_slope vs run
χ² / ndf 150 / 30
p0 −0.3016 ± 1.719
150
100
50
0
−50
5581. 0
5581. 1
5581. 2
5581. 3
5581. 4
5581. 5
5582. 0
5582. 1
5582. 2
5582. 3
5582. 4
5582. 5
5583. 0
5583. 1
5583. 2
5583. 3
5583. 4
5583. 5
5583. 6
5613. 0
5613. 1
5616. 0
5616. 1
5616. 2
5616. 3
5616. 4
5616. 5
5616. 6
5619. 0
5620. 0
5620. 1
pull
Entries 31
Mean 20.8
Std Dev 6.212
4
2
0
−2
−4
−6

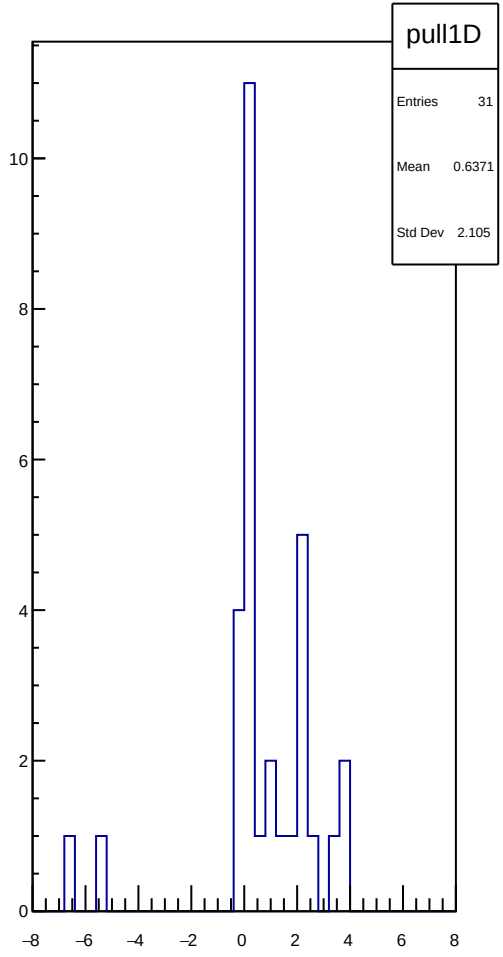
pull1D
Entries 31
Mean 0.6371
Std Dev 2.105
10
8
6
4
2
0
−8
−6
−4
−2
0
2
4
6
8

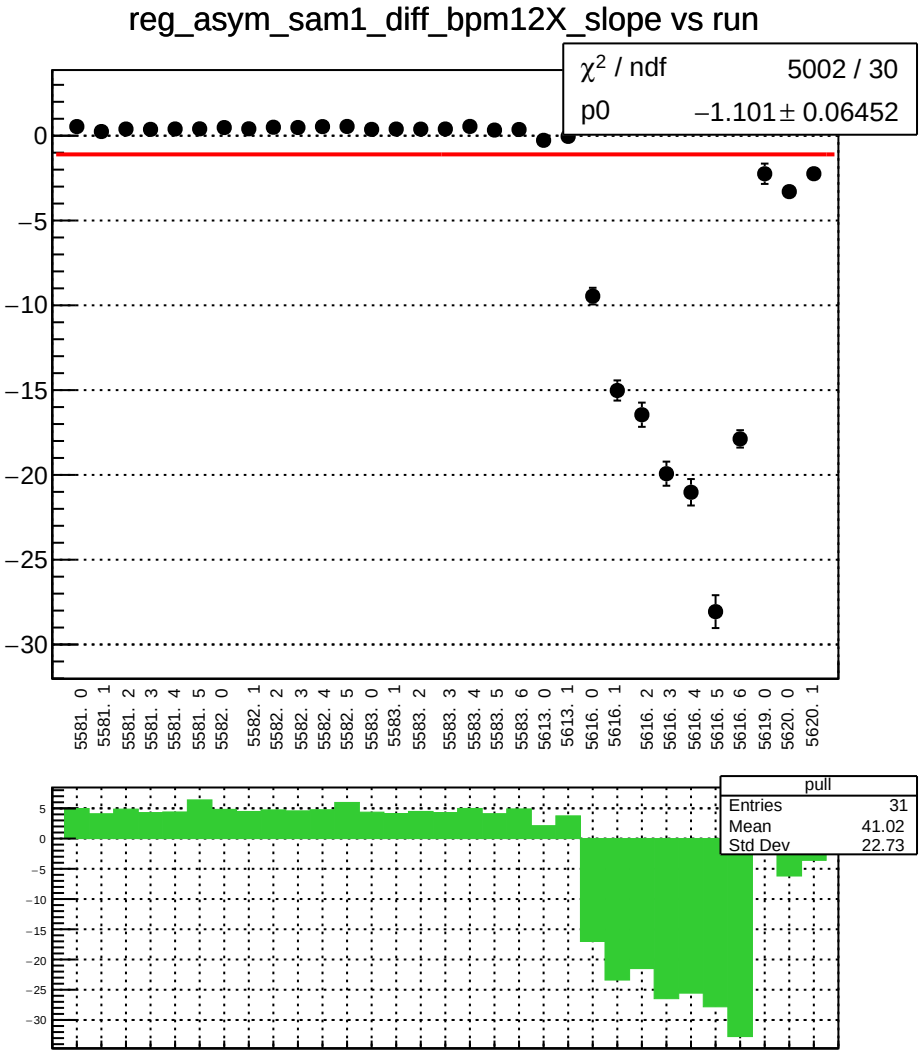
reg_asym_sam1_diff_bpm12X_slope vs run
χ2 / ndf 5002 / 30
p0 −1.101 ± 0.06452
0
−5
−10
−15
−20
−25
−30
5581. 0
5581. 1
5581. 2
5581. 3
5581. 4
5581. 5
5582. 0
5582. 1
5582. 2
5582. 3
5582. 4
5582. 5
5583. 0
5583. 1
5583. 2
5583. 3
5583. 4
5583. 5
5583. 6
5613. 0
5613. 1
5616. 0
5616. 1
5616. 2
5616. 3
5616. 4
5616. 5
5616. 6
5619. 0
5620. 0
5620. 1
pull
Entries 31
Mean 41.02
Std Dev 22.73
5
0
−5
−10
−15
−20
−25
−30

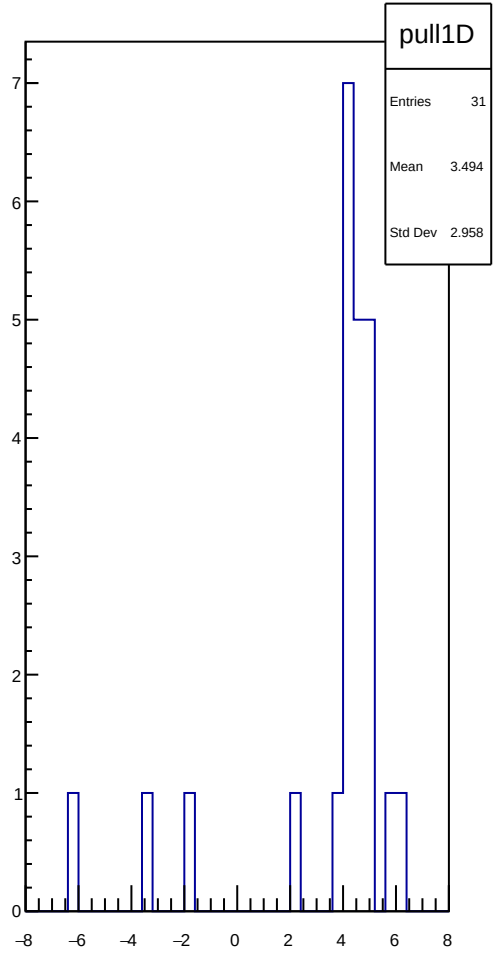
pull1D
Entries 31
Mean 3.494
Std Dev 2.958
7
6
5
4
3
2
1
0
−8
−6
−4
−2
0
2
4
6
8

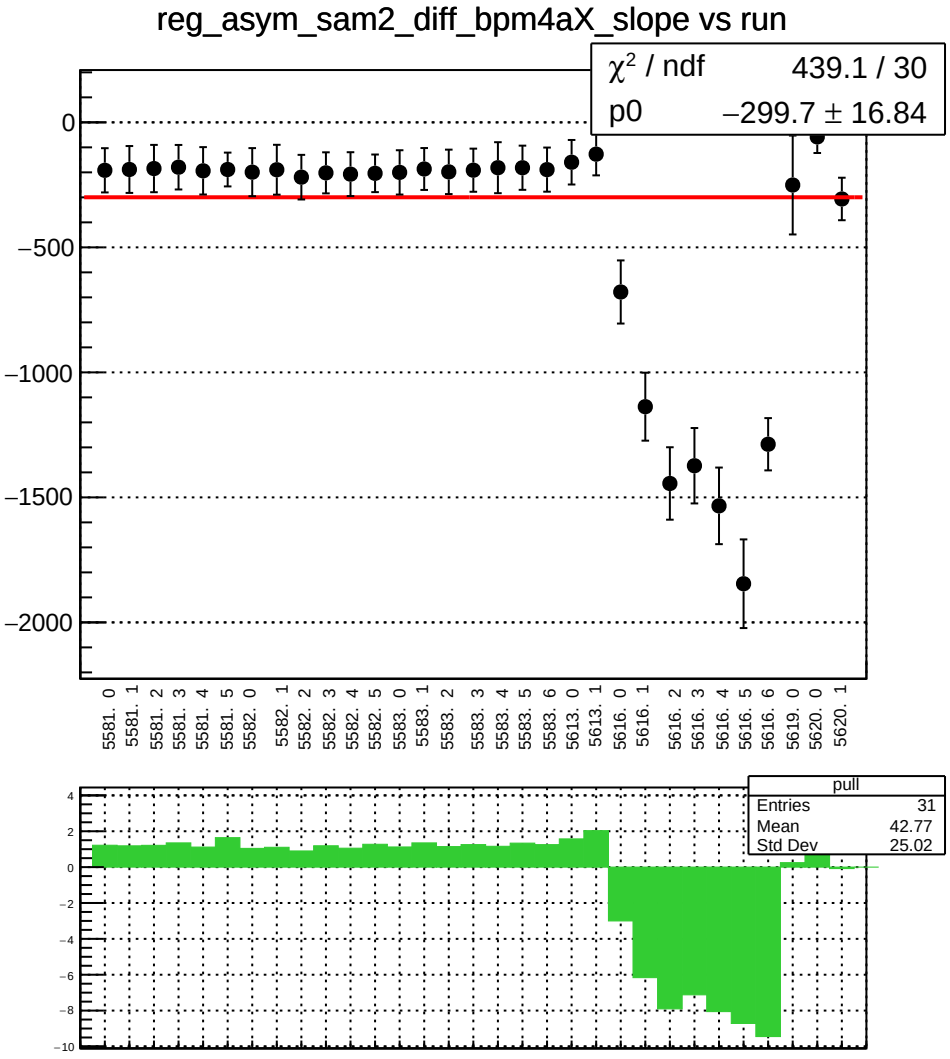
reg_asym_sam2_diff_bpm4aX_slope vs run
χ² / ndf 439.1 / 30
p0 −299.7 ± 16.84
0
−500
−1000
−1500
−2000
5581. 0
5581. 1
5581. 2
5581. 3
5581. 4
5581. 5
5582. 0
5582. 1
5582. 2
5582. 3
5582. 4
5582. 5
5583. 0
5583. 1
5583. 2
5583. 3
5583. 4
5583. 5
5583. 6
5613. 0
5613. 1
5616. 0
5616. 1
5616. 2
5616. 3
5616. 4
5616. 5
5616. 6
5619. 0
5620. 0
5620. 1
pull
Entries 31
Mean 42.77
Std Dev 25.02
4
2
0
−2
−4
−6
−8
−10

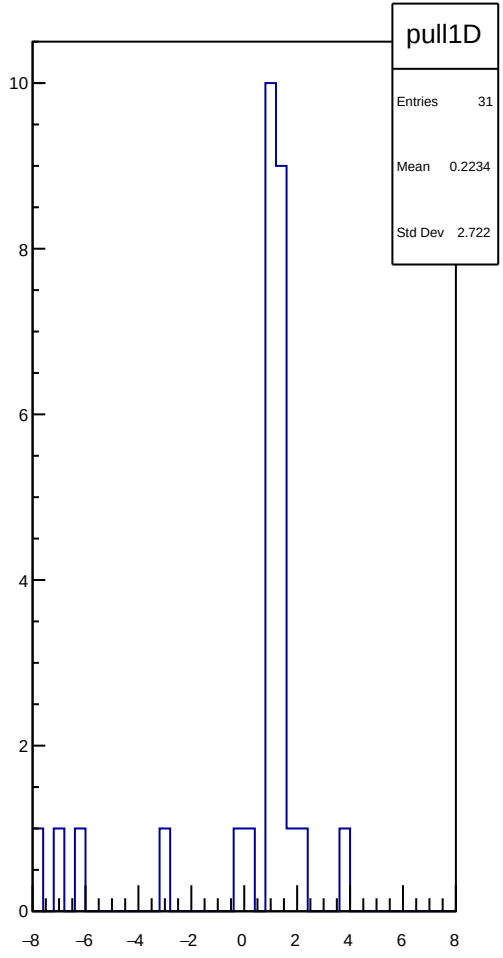
pull1D
Entries 31
Mean 0.2234
Std Dev 2.722
10
8
6
4
2
0
−8
−6
−4
−2
0
2
4
6
8

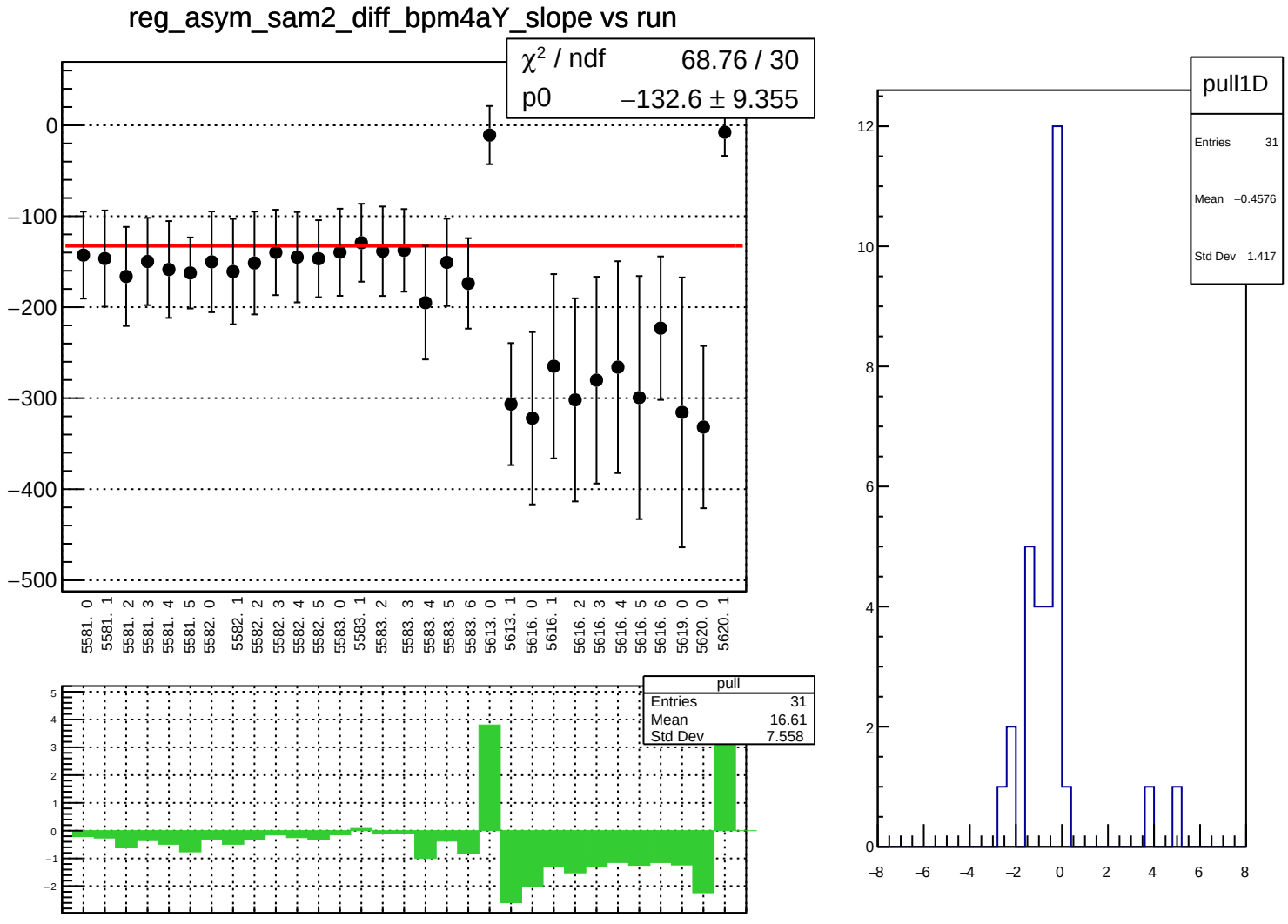
reg_asym_sam2_diff_bpm4aY_slope vs run
χ² / ndf 68.76 / 30
p0 −132.6 ± 9.355
0
−100
−200
−300
−400
−500
5581. 0
5581. 1
5581. 2
5581. 3
5581. 4
5581. 5
5582. 0
5582. 1
5582. 2
5582. 3
5582. 4
5582. 5
5583. 0
5583. 1
5583. 2
5583. 3
5583. 4
5583. 5
5583. 6
5613. 0
5613. 1
5616. 0
5616. 1
5616. 2
5616. 3
5616. 4
5616. 5
5616. 6
5619. 0
5620. 0
5620. 1
pull
Entries 31
Mean 16.61
Std Dev 7.558
pull1D
Entries 31
Mean −0.4576
Std Dev 1.417

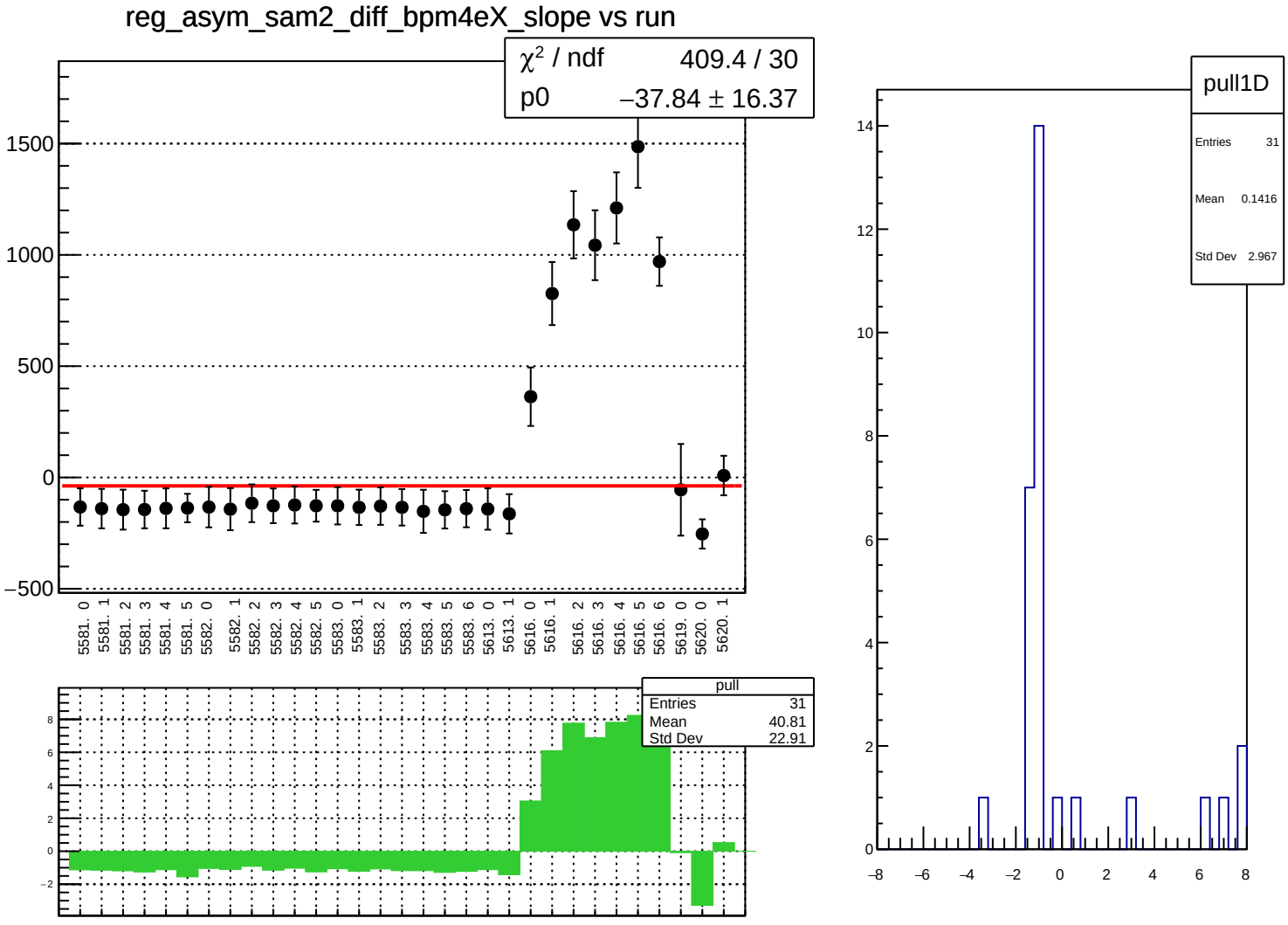
reg_asym_sam2_diff_bpm4eX_slope vs run
χ² / ndf 409.4 / 30
p0 −37.84 ± 16.37
1500
1000
500
0
−500
5581. 0
5581. 1
5581. 2
5581. 3
5581. 4
5581. 5
5582. 0
5582. 1
5582. 2
5582. 3
5582. 4
5582. 5
5583. 0
5583. 1
5583. 2
5583. 3
5583. 4
5583. 5
5583. 6
5613. 0
5613. 1
5616. 0
5616. 1
5616. 2
5616. 3
5616. 4
5616. 5
5616. 6
5619. 0
5620. 0
5620. 1
pull
Entries 31
Mean 40.81
Std Dev 22.91
8
6
4
2
0
−2
pull1D
Entries 31
Mean 0.1416
Std Dev 2.967
14
12
10
8
6
4
2
0
−8
−6
−4
−2
0
2
4
6
8

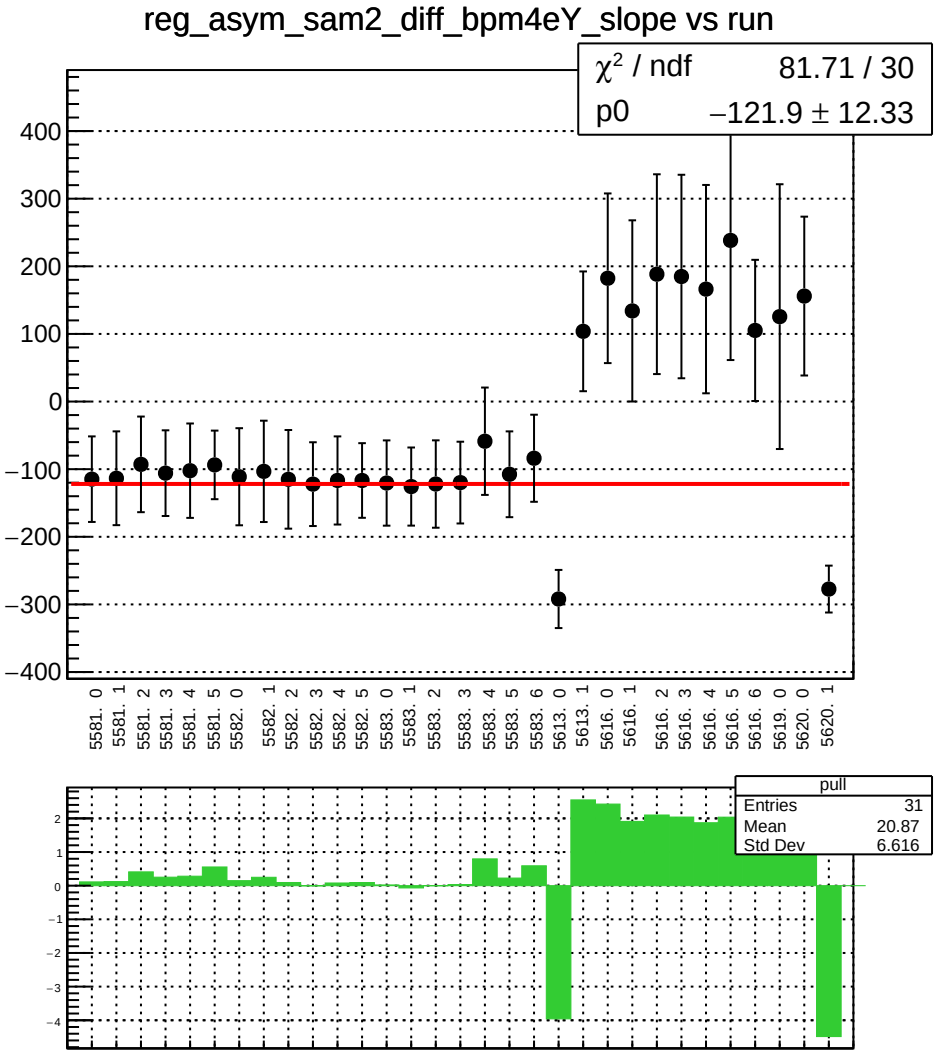
reg_asym_sam2_diff_bpm4eY_slope vs run
χ² / ndf 81.71 / 30
p0 −121.9 ± 12.33
400
300
200
100
0
−100
−200
−300
−400
5581. 0
5581. 1
5581. 2
5581. 3
5581. 4
5581. 5
5582. 0
5582. 1
5582. 2
5582. 3
5582. 4
5582. 5
5583. 0
5583. 1
5583. 2
5583. 3
5583. 4
5583. 5
5583. 6
5613. 0
5613. 1
5616. 0
5616. 1
5616. 2
5616. 3
5616. 4
5616. 5
5616. 6
5619. 0
5620. 0
5620. 1
pull
Entries 31
Mean 20.87
Std Dev 6.616
2
1
0
−1
−2
−3
−4

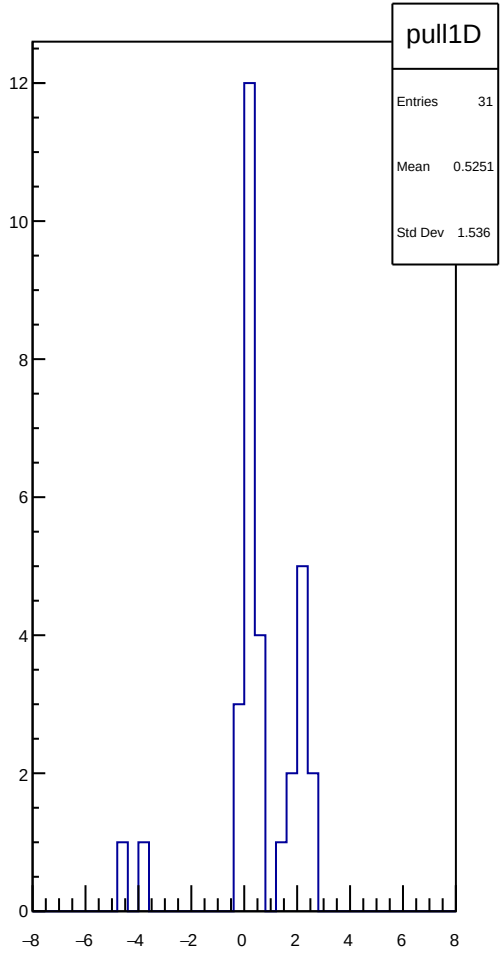
pull1D
Entries 31
Mean 0.5251
Std Dev 1.536
12
10
8
6
4
2
0
−8
−6
−4
−2
0
2
4
6
8

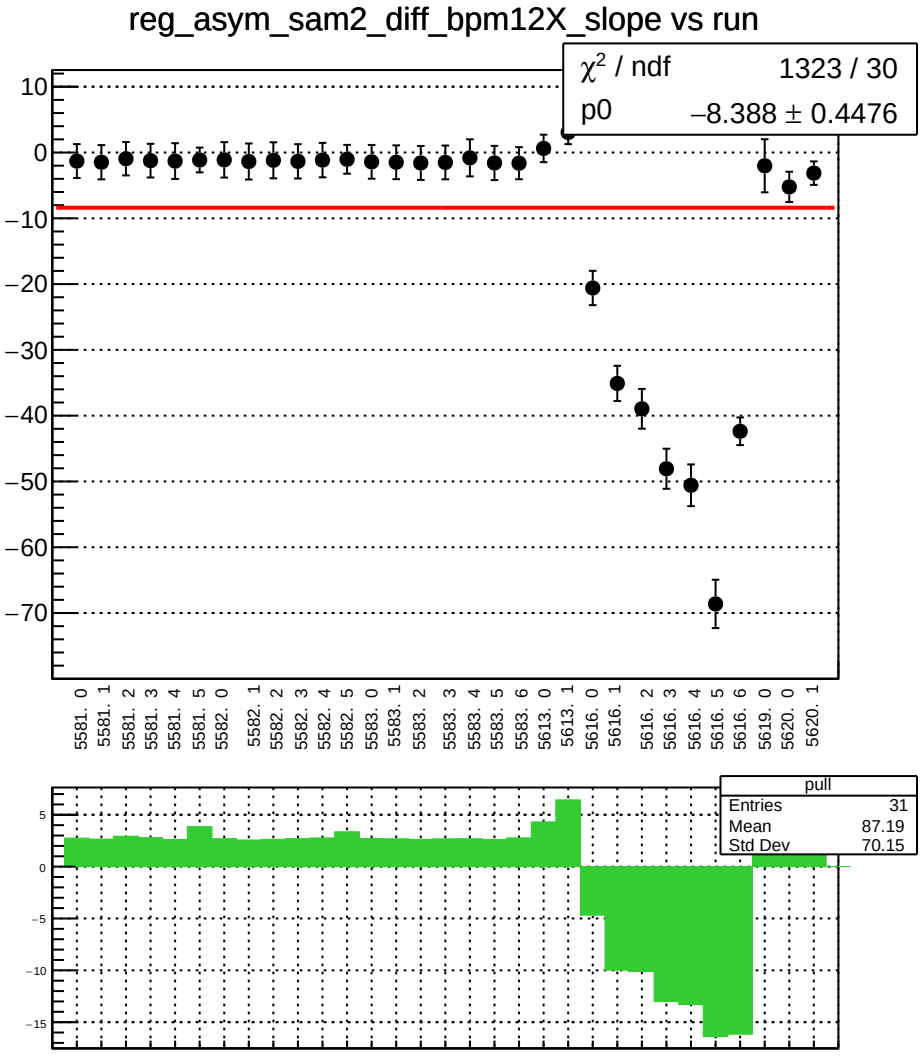
reg_asym_sam2_diff_bpm12X_slope vs run
χ² / ndf 1323 / 30
p0 −8.388 ± 0.4476
10
0
−10
−20
−30
−40
−50
−60
−70
5581. 0
5581. 1
5581. 2
5581. 3
5581. 4
5581. 5
5582. 0
5582. 1
5582. 2
5582. 3
5582. 4
5582. 5
5583. 0
5583. 1
5583. 2
5583. 3
5583. 4
5583. 5
5583. 6
5613. 0
5613. 1
5616. 0
5616. 1
5616. 2
5616. 3
5616. 4
5616. 5
5616. 6
5619. 0
5620. 0
5620. 1
pull
Entries 31
Mean 87.19
Std Dev 70.15
5
0
−5
−10
−15

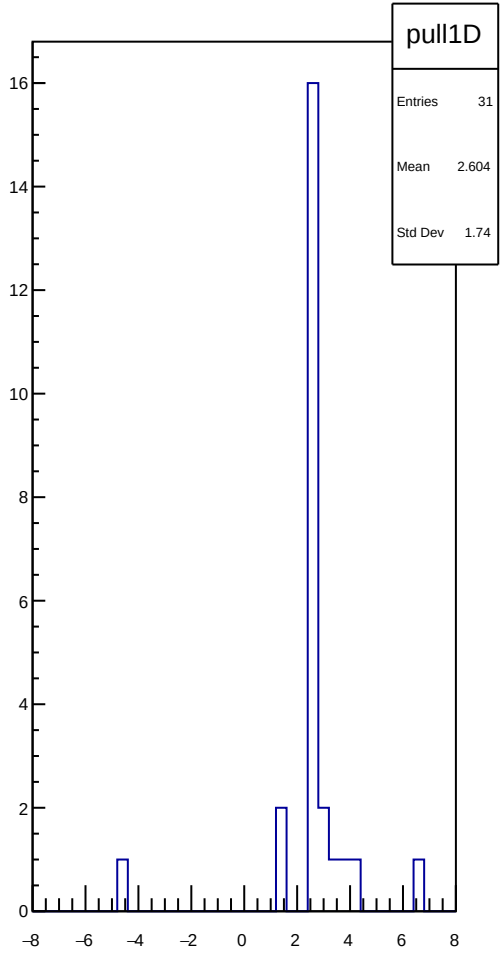
pull1D
Entries 31
Mean 2.604
Std Dev 1.74
16
14
12
10
8
6
4
2
0
−8
−6
−4
−2
0
2
4
6
8

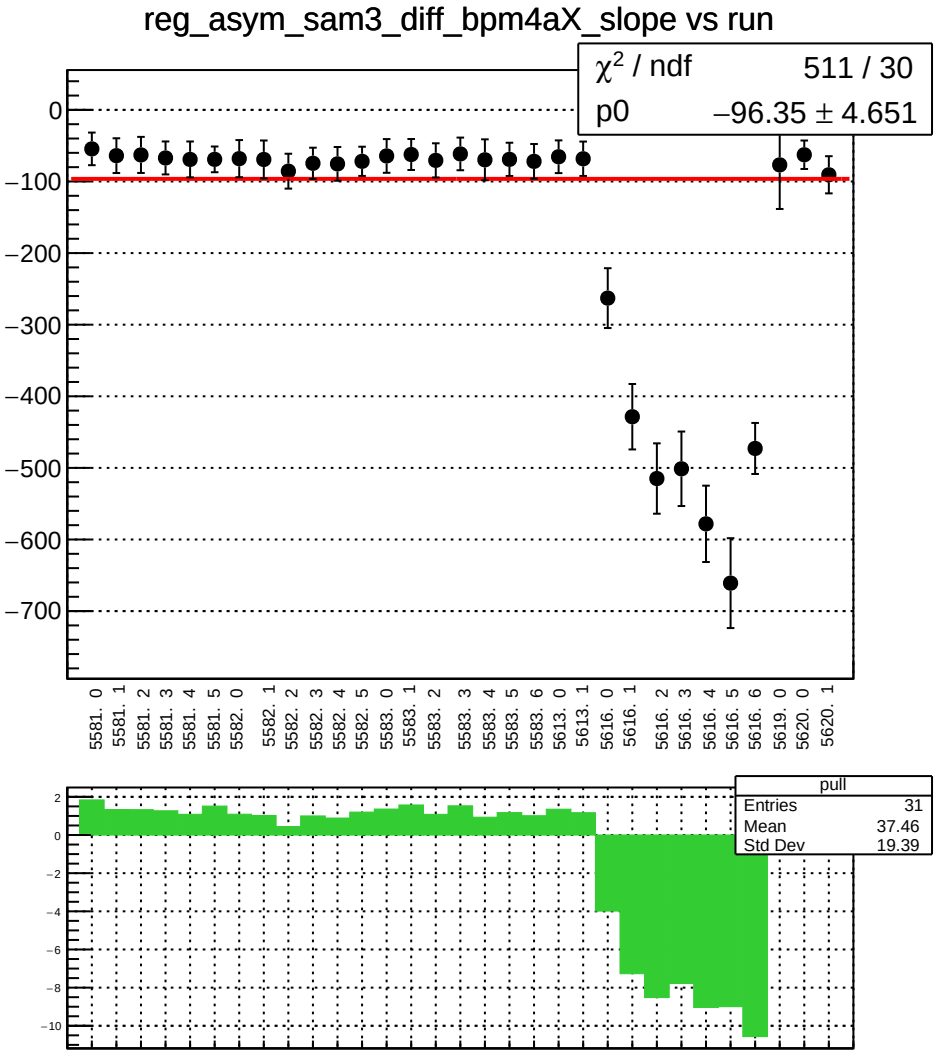
reg_asym_sam3_diff_bpm4aX_slope vs run
χ2 / ndf 511 / 30
p0 −96.35 ± 4.651
0
−100
−200
−300
−400
−500
−600
−700
5581. 0
5581. 1
5581. 2
5581. 3
5581. 4
5581. 5
5582. 0
5582. 1
5582. 2
5582. 3
5582. 4
5582. 5
5583. 0
5583. 1
5583. 2
5583. 3
5583. 4
5583. 5
5583. 6
5613. 0
5613. 1
5616. 0
5616. 1
5616. 2
5616. 3
5616. 4
5616. 5
5616. 6
5619. 0
5620. 0
5620. 1
pull
Entries 31
Mean 37.46
Std Dev 19.39
2
0
−2
−4
−6
−8
−10

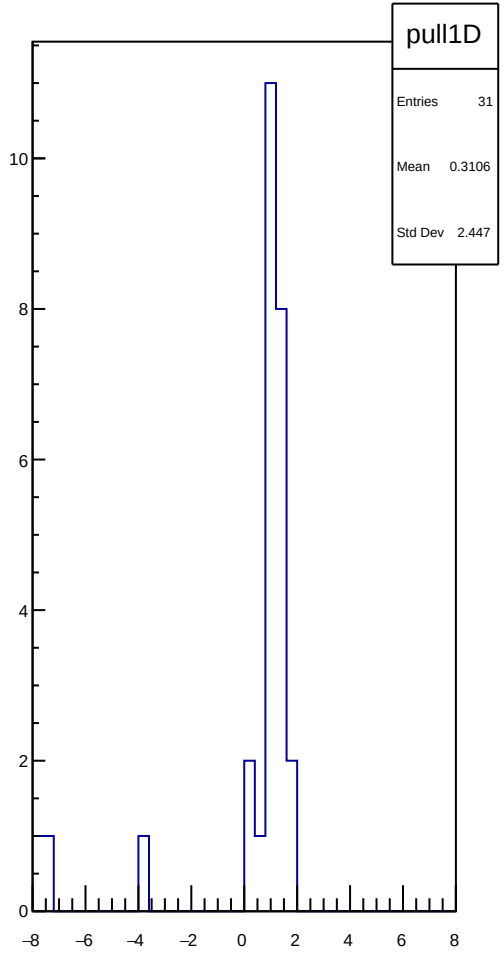
pull1D
Entries 31
Mean 0.3106
Std Dev 2.447
10
8
6
4
2
0
−8
−6
−4
−2
0
2
4
6
8

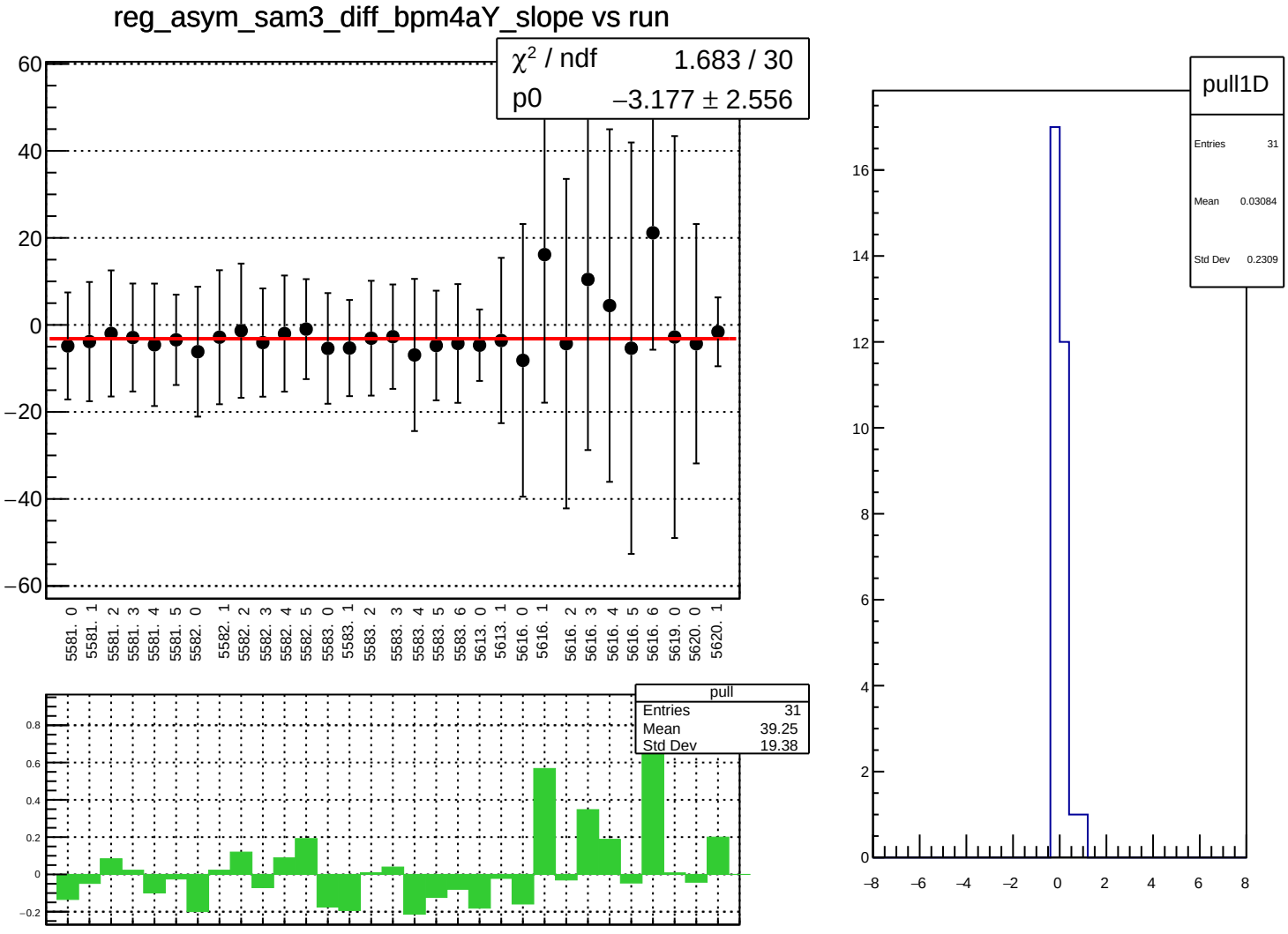
reg_asym_sam3_diff_bpm4aY_slope vs run
χ² / ndf 1.683 / 30
p0 −3.177 ± 2.556
60
40
20
0
−20
−40
−60
5581. 0
5581. 1
5581. 2
5581. 3
5581. 4
5581. 5
5582. 0
5582. 1
5582. 2
5582. 3
5582. 4
5582. 5
5583. 0
5583. 1
5583. 2
5583. 3
5583. 4
5583. 5
5583. 6
5613. 0
5613. 1
5616. 0
5616. 1
5616. 2
5616. 3
5616. 4
5616. 5
5616. 6
5619. 0
5620. 0
5620. 1
pull
Entries 31
Mean 39.25
Std Dev 19.38
0.8
0.6
0.4
0.2
0
−0.2
pull1D
Entries 31
Mean 0.03084
Std Dev 0.2309
16
14
12
10
8
6
4
2
0
−8
−6
−4
−2
0
2
4
6
8

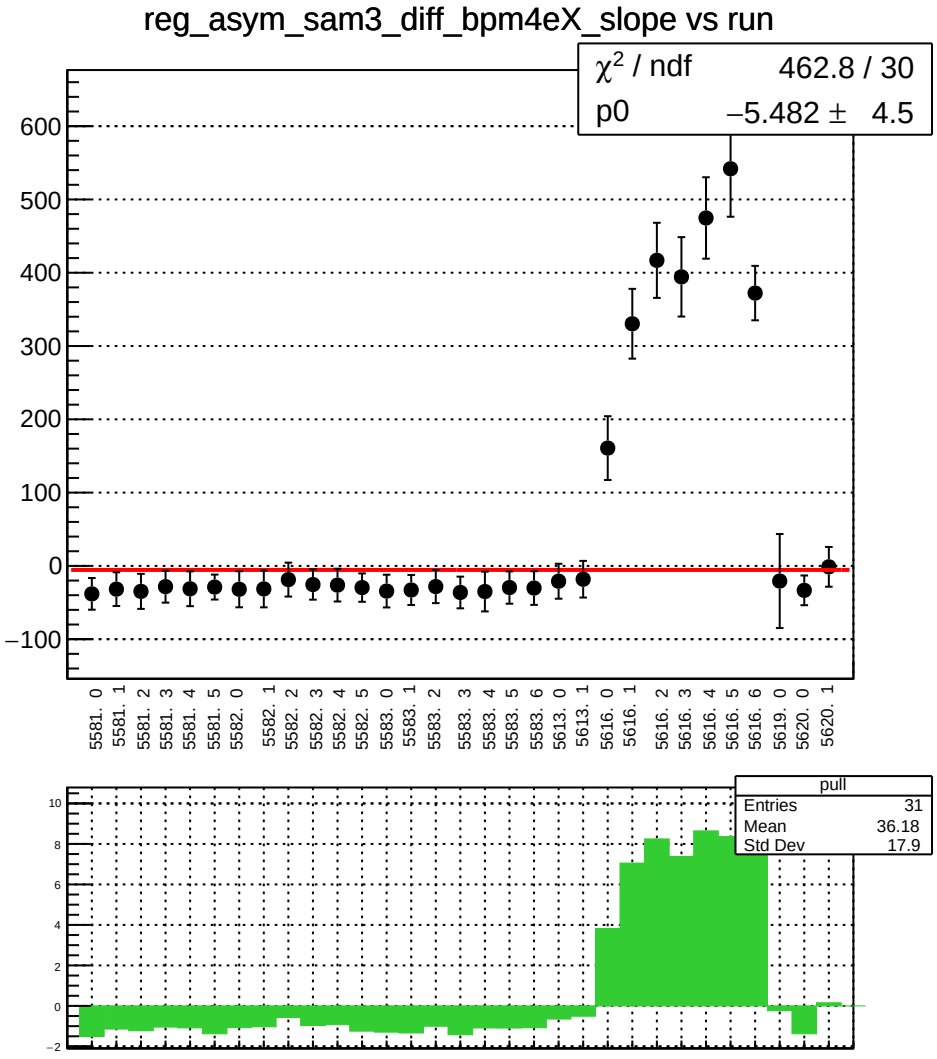
reg_asym_sam3_diff_bpm4eX_slope vs run
χ2 / ndf 462.8 / 30
p0 −5.482 ± 4.5
600
500
400
300
200
100
0
−100
5581. 0
5581. 1
5581. 2
5581. 3
5581. 4
5581. 5
5582. 0
5582. 1
5582. 2
5582. 3
5582. 4
5582. 5
5583. 0
5583. 1
5583. 2
5583. 3
5583. 4
5583. 5
5583. 6
5613. 0
5613. 1
5616. 0
5616. 1
5616. 2
5616. 3
5616. 4
5616. 5
5616. 6
5619. 0
5620. 0
5620. 1
pull
Entries 31
Mean 36.18
Std Dev 17.9
10
8
6
4
2
0
−2

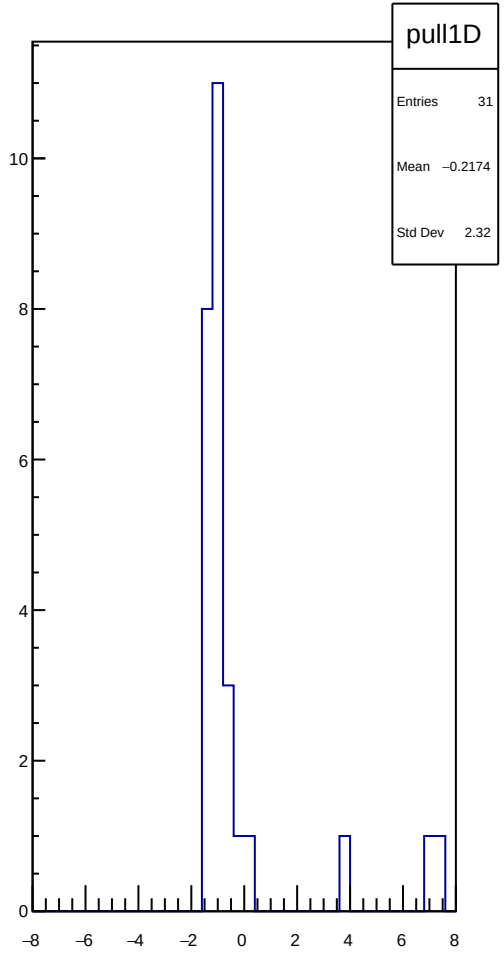
pull1D
Entries 31
Mean −0.2174
Std Dev 2.32
10
8
6
4
2
0
−8
−6
−4
−2
0
2
4
6
8

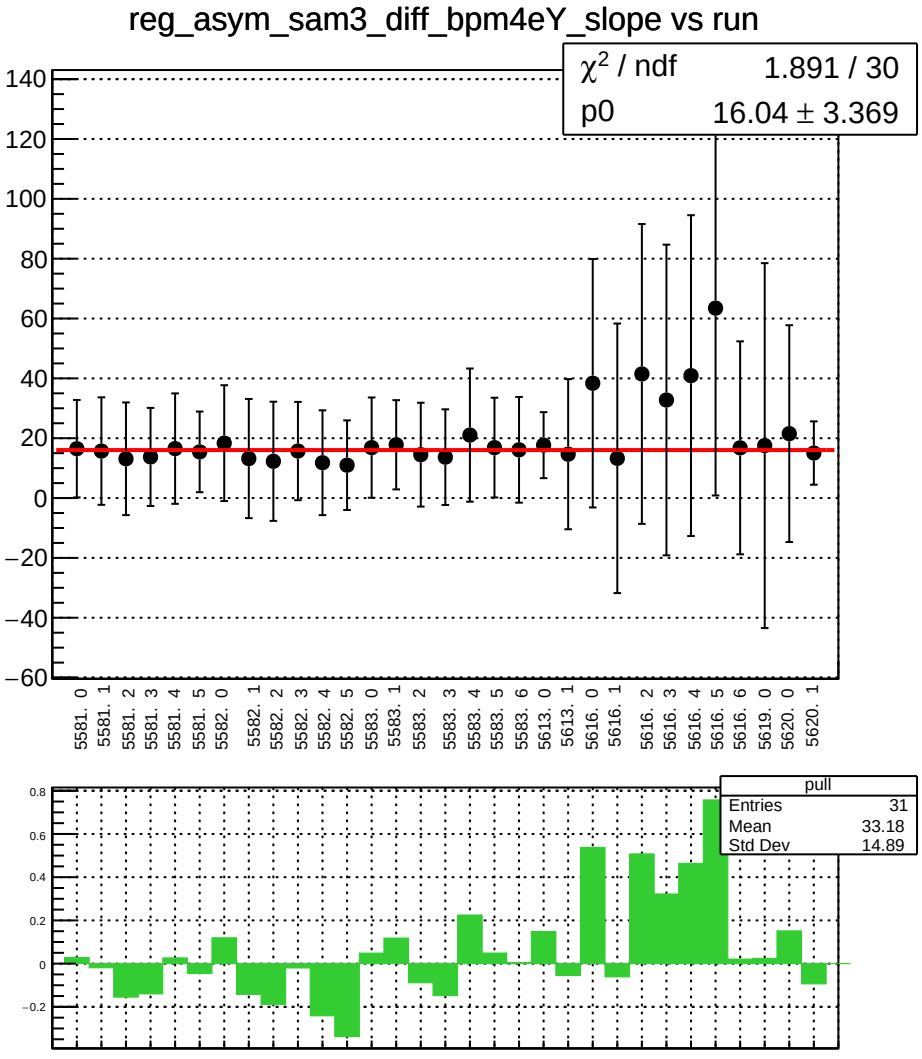
reg_asym_sam3_diff_bpm4eY_slope vs run
χ² / ndf 1.891 / 30
p0 16.04 ± 3.369
140
120
100
80
60
40
20
0
−20
−40
−60
5581. 0
5581. 1
5581. 2
5581. 3
5581. 4
5581. 5
5582. 0
5582. 1
5582. 2
5582. 3
5582. 4
5582. 5
5583. 0
5583. 1
5583. 2
5583. 3
5583. 4
5583. 5
5583. 6
5613. 0
5613. 1
5616. 0
5616. 1
5616. 2
5616. 3
5616. 4
5616. 5
5616. 6
5619. 0
5620. 0
5620. 1
pull
Entries 31
Mean 33.18
Std Dev 14.89
0.8
0.6
0.4
0.2
0
−0.2

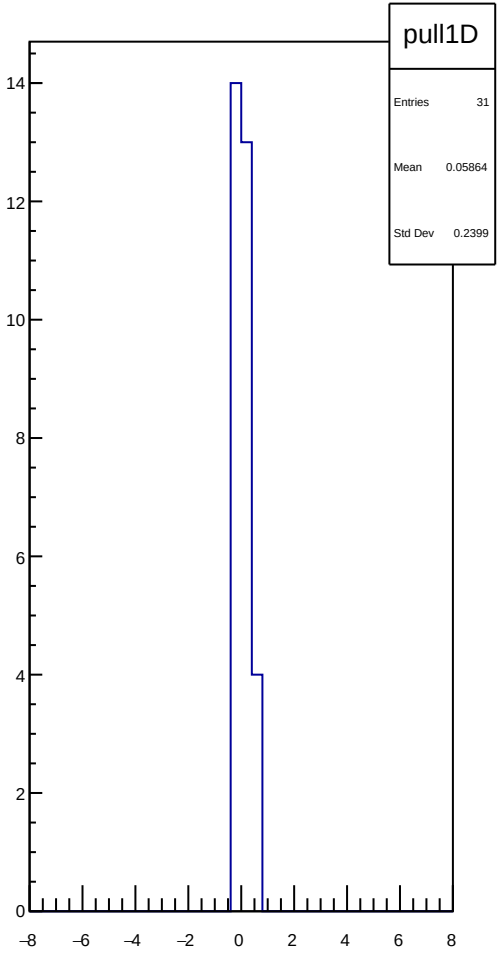
pull1D
Entries 31
Mean 0.05864
Std Dev 0.2399
14
12
10
8
6
4
2
0
−8
−6
−4
−2
0
2
4
6
8

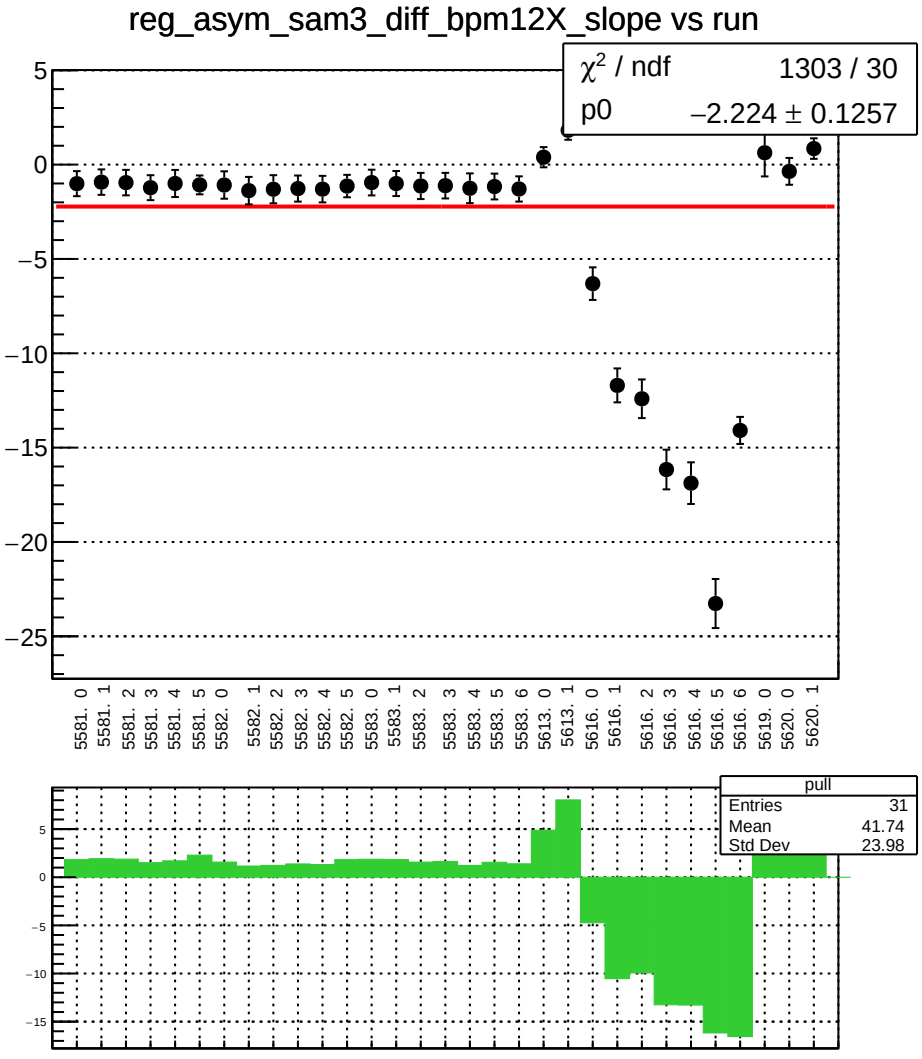
reg_asym_sam3_diff_bpm12X_slope vs run
χ² / ndf 1303 / 30
p0 −2.224 ± 0.1257
5581. 0
5581. 1
5581. 2
5581. 3
5581. 4
5581. 5
5582. 0
5582. 1
5582. 2
5582. 3
5582. 4
5582. 5
5583. 0
5583. 1
5583. 2
5583. 3
5583. 4
5583. 5
5583. 6
5613. 0
5613. 1
5616. 0
5616. 1
5616. 2
5616. 3
5616. 4
5616. 5
5616. 6
5619. 0
5620. 0
5620. 1
pull
Entries 31
Mean 41.74
Std Dev 23.98

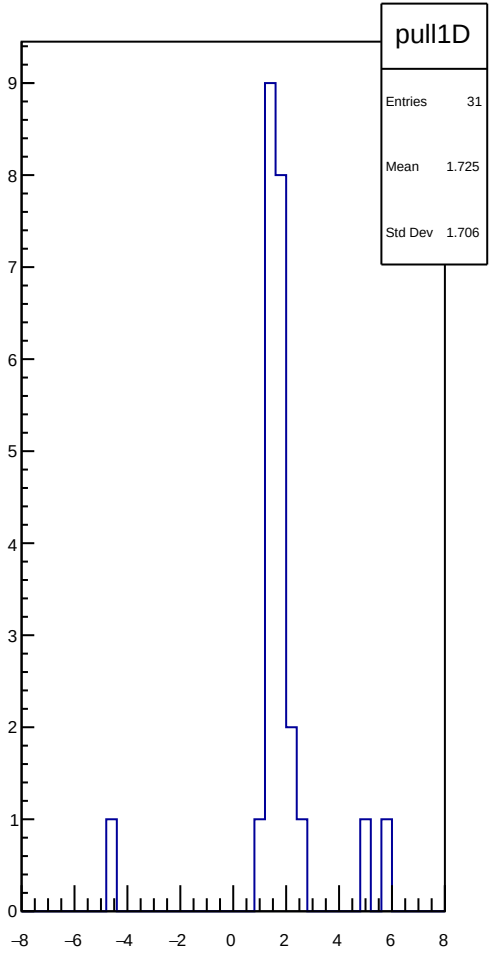
pull1D
Entries 31
Mean 1.725
Std Dev 1.706

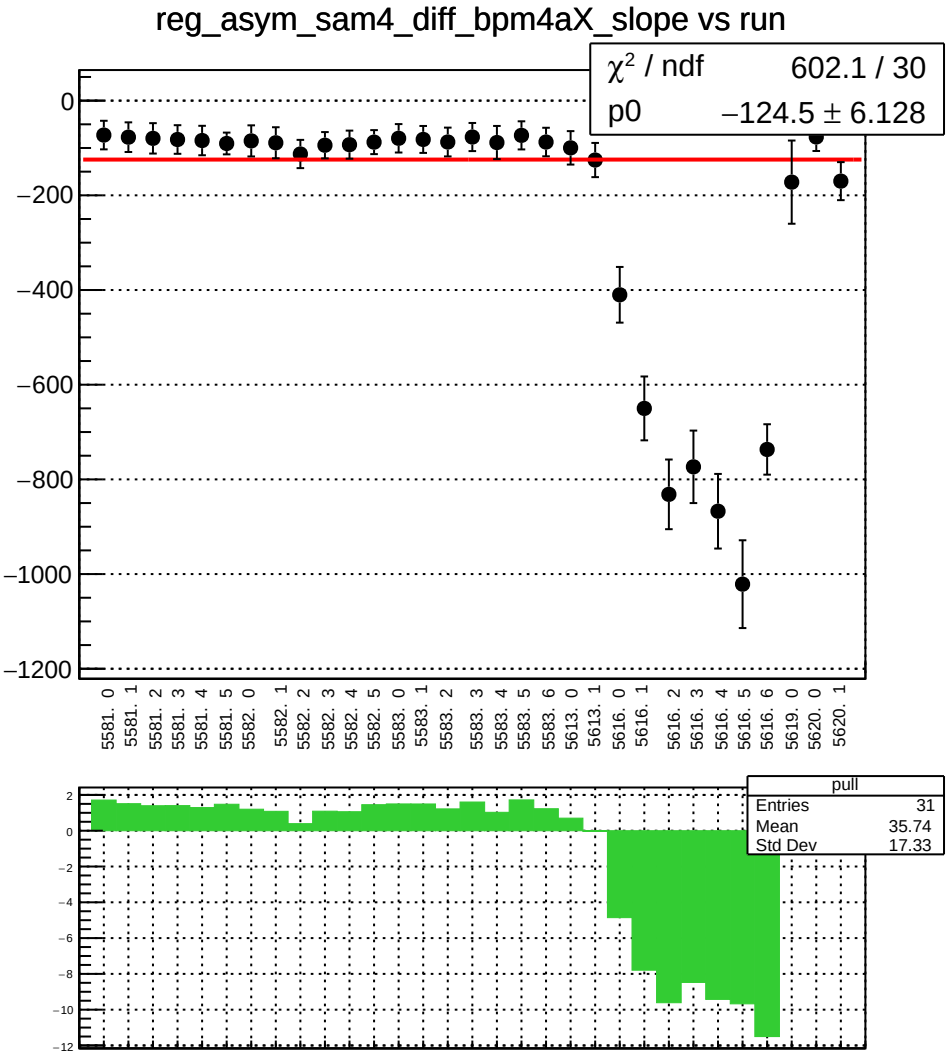
reg_asym_sam4_diff_bpm4aX_slope vs run
χ² / ndf 602.1 / 30
p0 −124.5 ± 6.128
0
−200
−400
−600
−800
−1000
−1200
5581. 0
5581. 1
5581. 2
5581. 3
5581. 4
5581. 5
5582. 0
5582. 1
5582. 2
5582. 3
5582. 4
5582. 5
5583. 0
5583. 1
5583. 2
5583. 3
5583. 4
5583. 5
5583. 6
5613. 0
5613. 1
5616. 0
5616. 1
5616. 2
5616. 3
5616. 4
5616. 5
5616. 6
5619. 0
5620. 0
5620. 1
pull
Entries 31
Mean 35.74
Std Dev 17.33
2
0
−2
−4
−6
−8
−10
−12

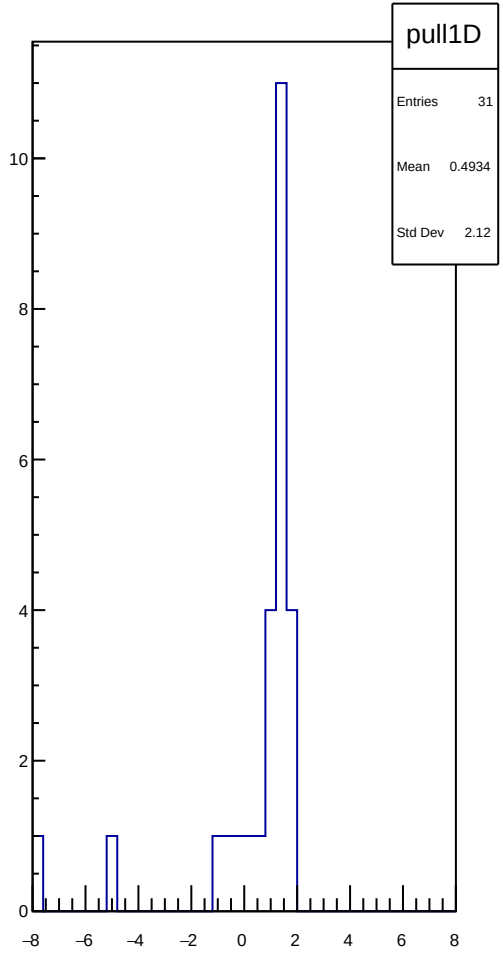
pull1D
Entries 31
Mean 0.4934
Std Dev 2.12
10
8
6
4
2
0
−8
−6
−4
−2
0
2
4
6
8

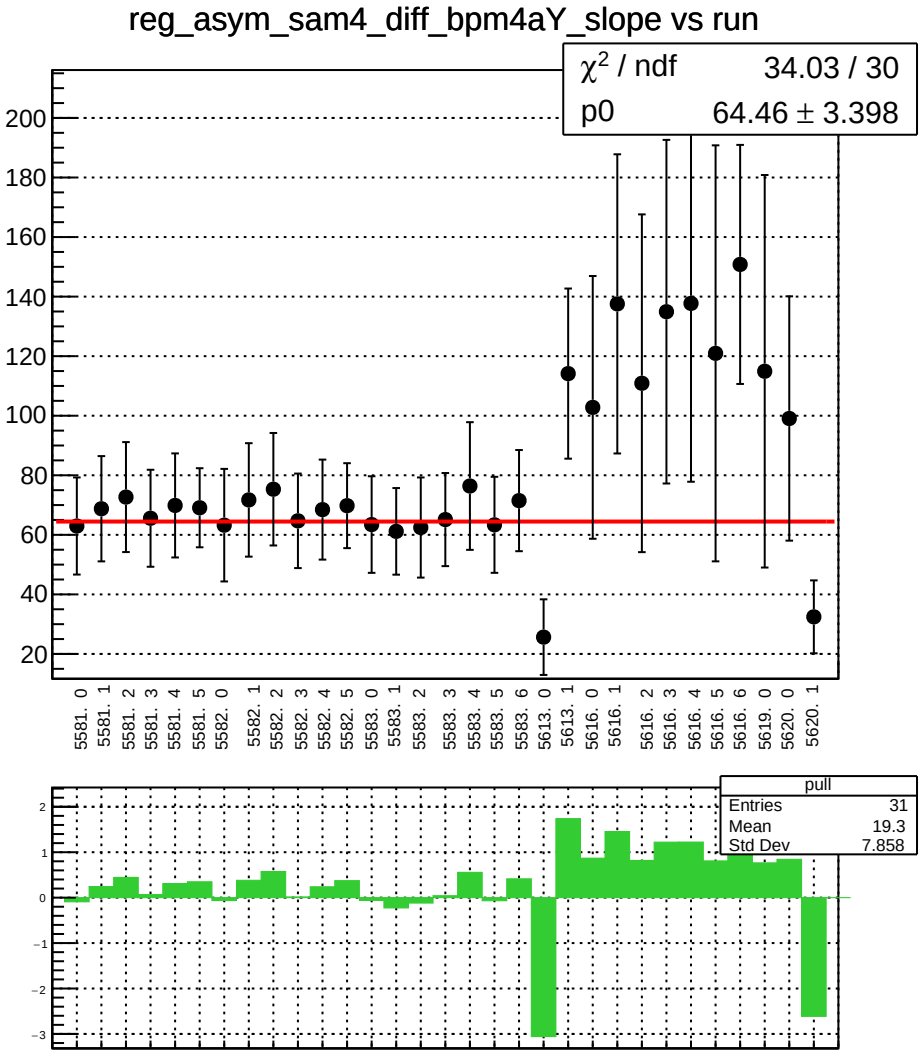
reg_asym_sam4_diff_bpm4aY_slope vs run
χ2 / ndf 34.03 / 30
p0 64.46 ± 3.398
200
180
160
140
120
100
80
60
40
20
5581. 0
5581. 1
5581. 2
5581. 3
5581. 4
5581. 5
5582. 0
5582. 1
5582. 2
5582. 3
5582. 4
5582. 5
5583. 0
5583. 1
5583. 2
5583. 3
5583. 4
5583. 5
5583. 6
5613. 0
5613. 1
5616. 0
5616. 1
5616. 2
5616. 3
5616. 4
5616. 5
5616. 6
5619. 0
5620. 0
5620. 1
pull
Entries 31
Mean 19.3
Std Dev 7.858
2
1
0
−1
−2
−3

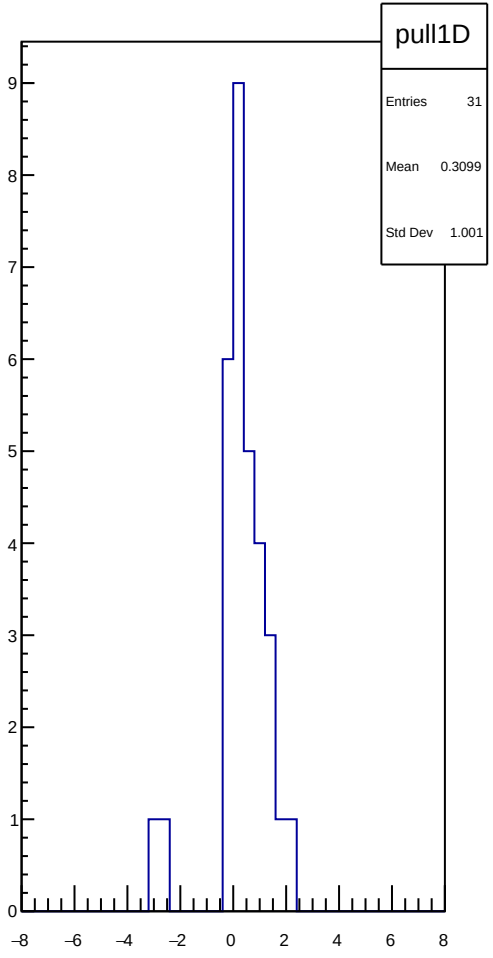
pull1D
Entries 31
Mean 0.3099
Std Dev 1.001
9
8
7
6
5
4
3
2
1
0
−8
−6
−4
−2
0
2
4
6
8

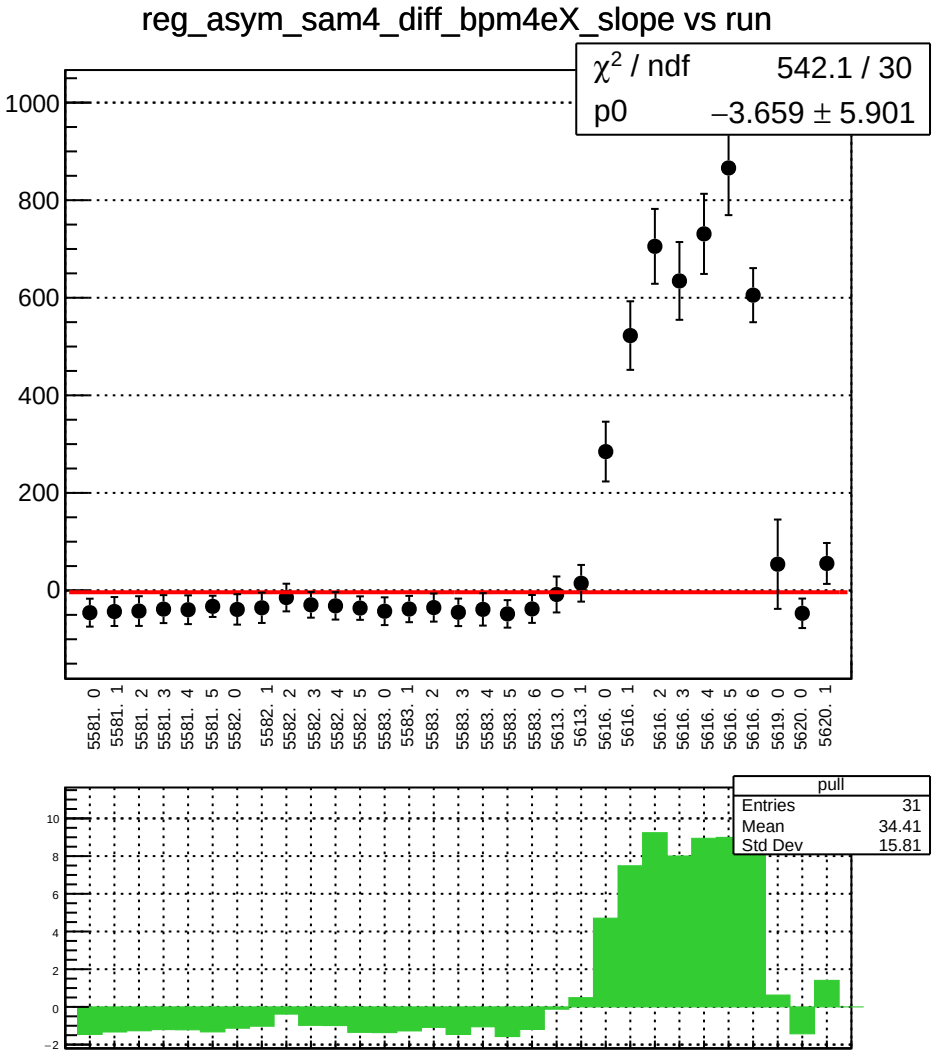
reg_asym_sam4_diff_bpm4eX_slope vs run
χ^2 / ndf 542.1 / 30
p0 −3.659 ± 5.901
1000
800
600
400
200
0
5581. 0
5581. 1
5581. 2
5581. 3
5581. 4
5581. 5
5582. 0
5582. 1
5582. 2
5582. 3
5582. 4
5582. 5
5583. 0
5583. 1
5583. 2
5583. 3
5583. 4
5583. 5
5583. 6
5613. 0
5613. 1
5616. 0
5616. 1
5616. 2
5616. 3
5616. 4
5616. 5
5616. 6
5619. 0
5620. 0
5620. 1
pull
Entries 31
Mean 34.41
Std Dev 15.81
10
8
6
4
2
0
−2

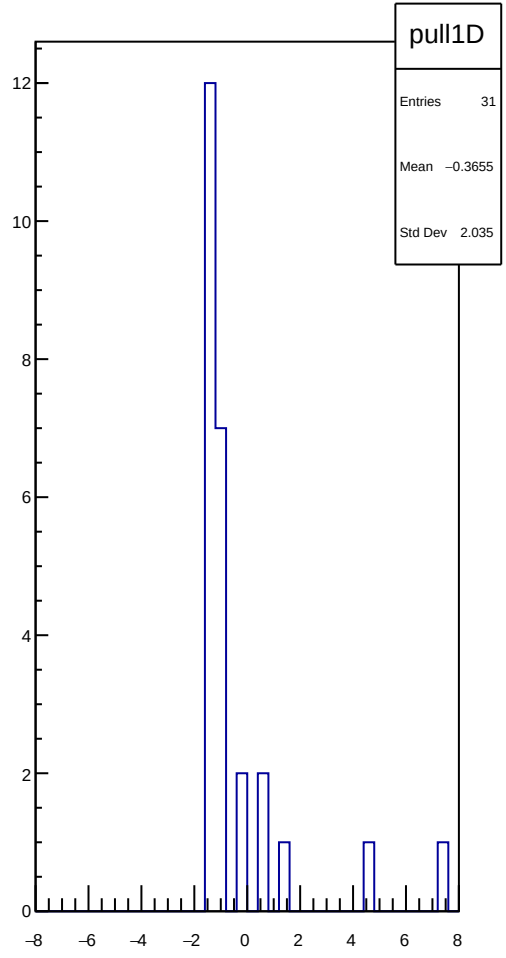
pull1D
Entries 31
Mean −0.3655
Std Dev 2.035
12
10
8
6
4
2
0
−8
−6
−4
−2
0
2
4
6
8

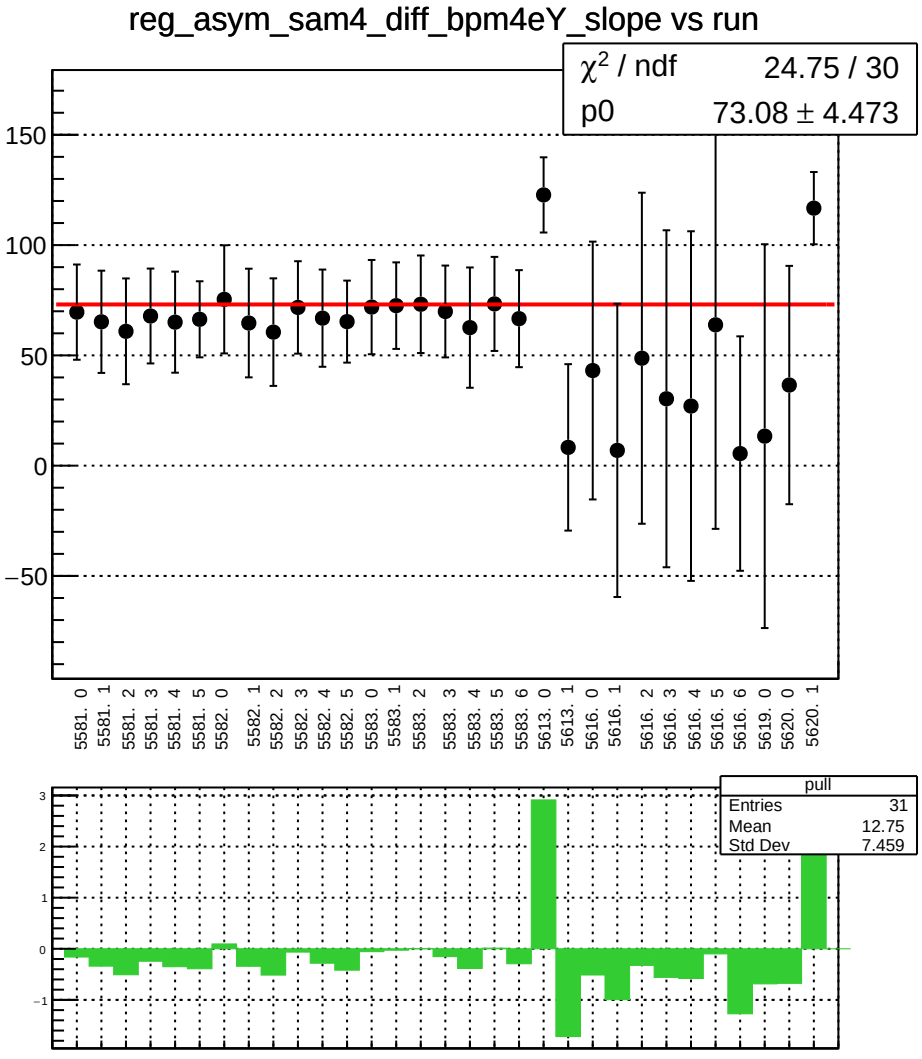
reg_asym_sam4_diff_bpm4eY_slope vs run
χ2 / ndf 24.75 / 30
p0 73.08 ± 4.473
150
100
50
0
−50
5581. 0
5581. 1
5581. 2
5581. 3
5581. 4
5581. 5
5582. 0
5582. 1
5582. 2
5582. 3
5582. 4
5582. 5
5583. 0
5583. 1
5583. 2
5583. 3
5583. 4
5583. 5
5583. 6
5613. 0
5613. 1
5616. 0
5616. 1
5616. 2
5616. 3
5616. 4
5616. 5
5616. 6
5619. 0
5620. 0
5620. 1
pull
Entries 31
Mean 12.75
Std Dev 7.459
3
2
1
0
−1

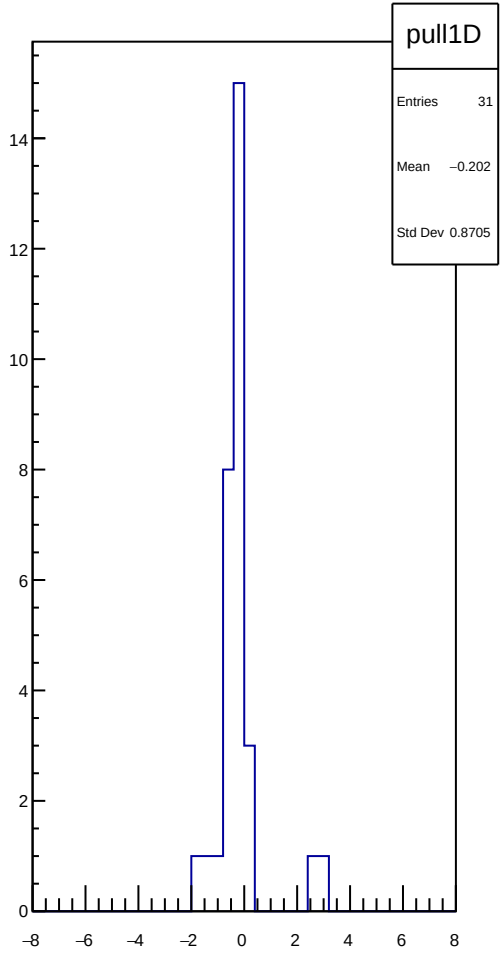
pull1D
Entries 31
Mean −0.202
Std Dev 0.8705
14
12
10
8
6
4
2
0
−8
−6
−4
−2
0
2
4
6
8

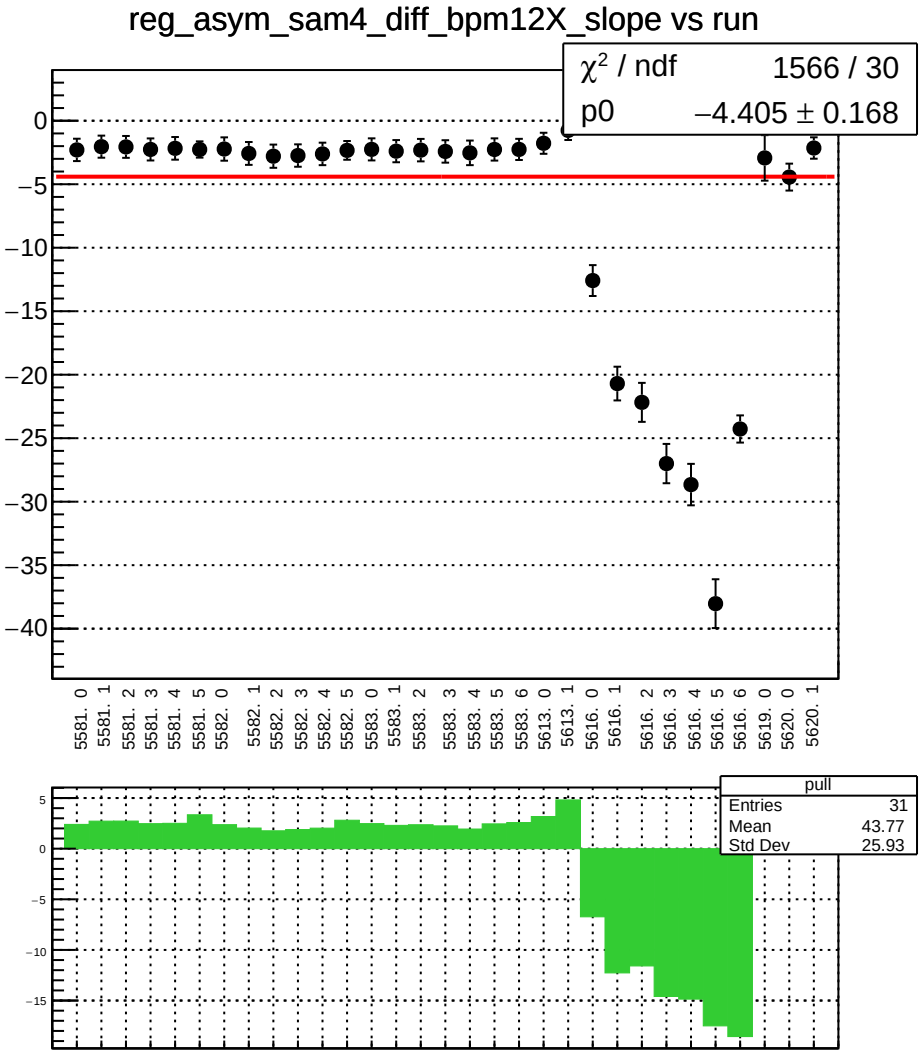
reg_asym_sam4_diff_bpm12X_slope vs run
χ² / ndf 1566 / 30
p0 −4.405 ± 0.168
0
−5
−10
−15
−20
−25
−30
−35
−40
5581. 0
5581. 1
5581. 2
5581. 3
5581. 4
5581. 5
5582. 0
5582. 1
5582. 2
5582. 3
5582. 4
5582. 5
5583. 0
5583. 1
5583. 2
5583. 3
5583. 4
5583. 5
5583. 6
5613. 0
5613. 1
5616. 0
5616. 1
5616. 2
5616. 3
5616. 4
5616. 5
5616. 6
5619. 0
5620. 0
5620. 1
pull
Entries 31
Mean 43.77
Std Dev 25.93
5
0
−5
−10
−15

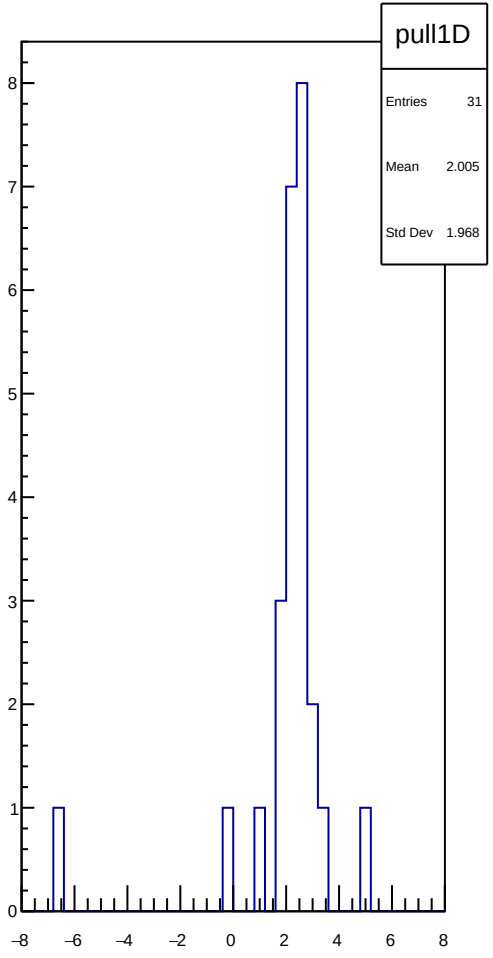
pull1D
Entries 31
Mean 2.005
Std Dev 1.968
8
7
6
5
4
3
2
1
0
−8
−6
−4
−2
0
2
4
6
8

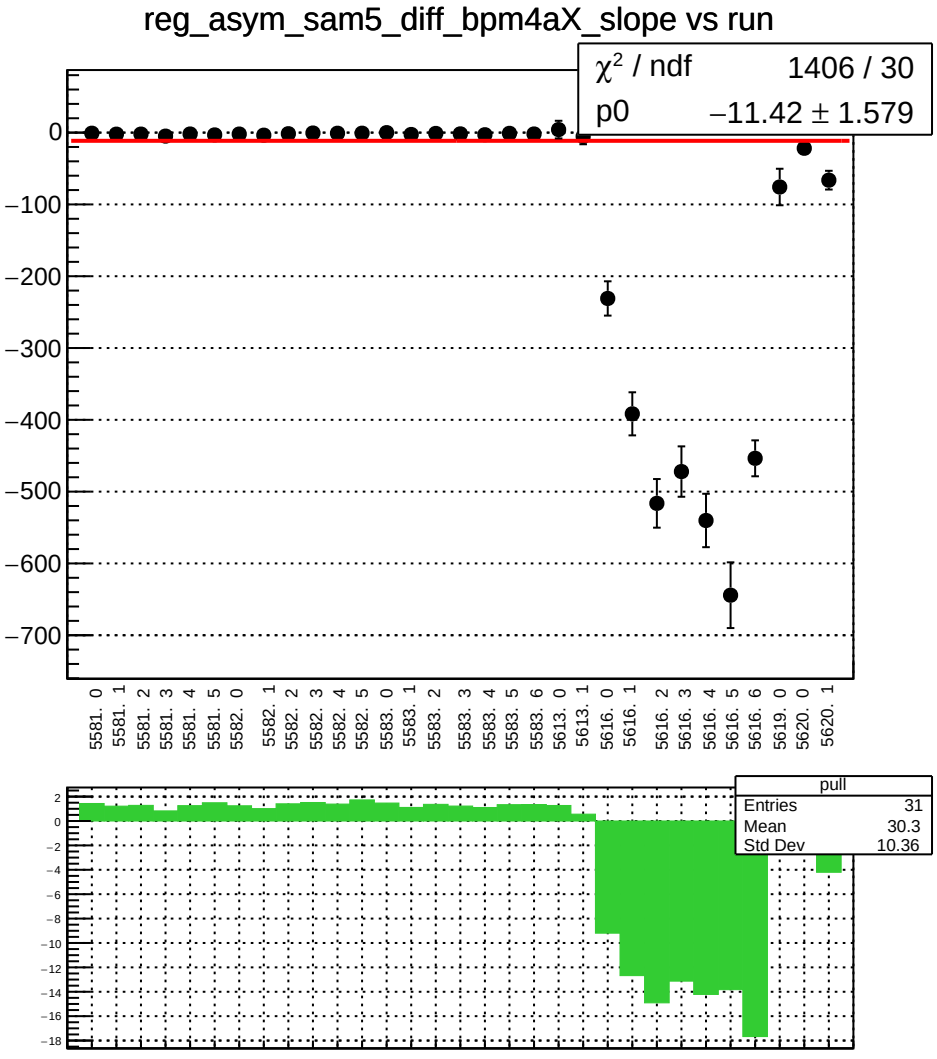
reg_asym_sam5_diff_bpm4aX_slope vs run
χ² / ndf 1406 / 30
p0 −11.42 ± 1.579
0
−100
−200
−300
−400
−500
−600
−700
5581. 0
5581. 1
5581. 2
5581. 3
5581. 4
5581. 5
5582. 0
5582. 1
5582. 2
5582. 3
5582. 4
5582. 5
5583. 0
5583. 1
5583. 2
5583. 3
5583. 4
5583. 5
5583. 6
5613. 0
5613. 1
5616. 0
5616. 1
5616. 2
5616. 3
5616. 4
5616. 5
5616. 6
5619. 0
5620. 0
5620. 1
pull
Entries 31
Mean 30.3
Std Dev 10.36
2
0
−2
−4
−6
−8
−10
−12
−14
−16
−18

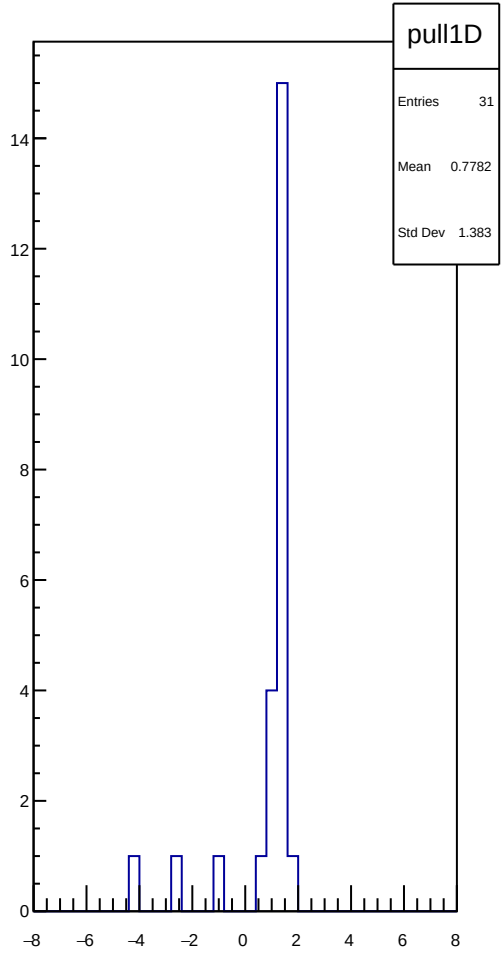
pull1D
Entries 31
Mean 0.7782
Std Dev 1.383
14
12
10
8
6
4
2
0
−8
−6
−4
−2
0
2
4
6
8

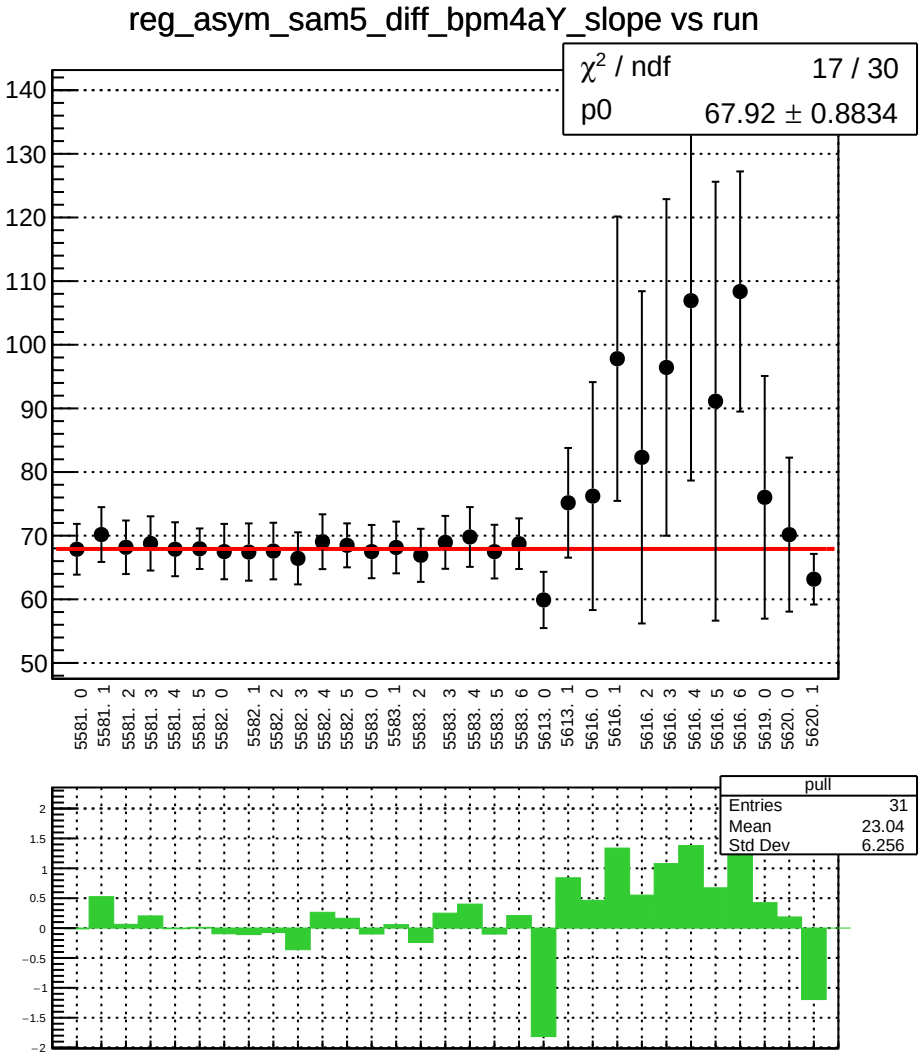
reg_asym_sam5_diff_bpm4aY_slope vs run
χ² / ndf 17 / 30
p0 67.92 ± 0.8834
140
130
120
110
100
90
80
70
60
50
5581. 0
5581. 1
5581. 2
5581. 3
5581. 4
5581. 5
5582. 0
5582. 1
5582. 2
5582. 3
5582. 4
5582. 5
5583. 0
5583. 1
5583. 2
5583. 3
5583. 4
5583. 5
5583. 6
5613. 0
5613. 1
5616. 0
5616. 1
5616. 2
5616. 3
5616. 4
5616. 5
5616. 6
5619. 0
5620. 0
5620. 1
pull
Entries 31
Mean 23.04
Std Dev 6.256
2
1.5
1
0.5
0
−0.5
−1
−1.5
−2

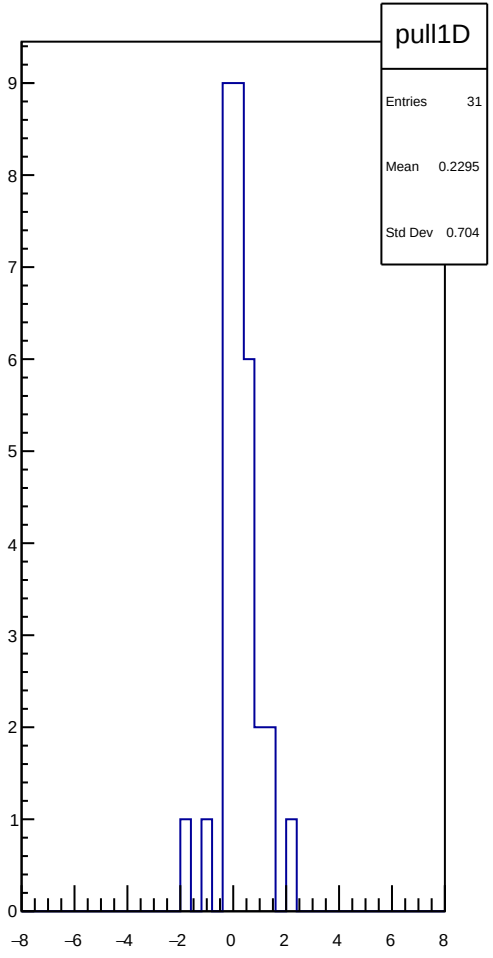
pull1D
Entries 31
Mean 0.2295
Std Dev 0.704
9
8
7
6
5
4
3
2
1
0
−8
−6
−4
−2
0
2
4
6
8

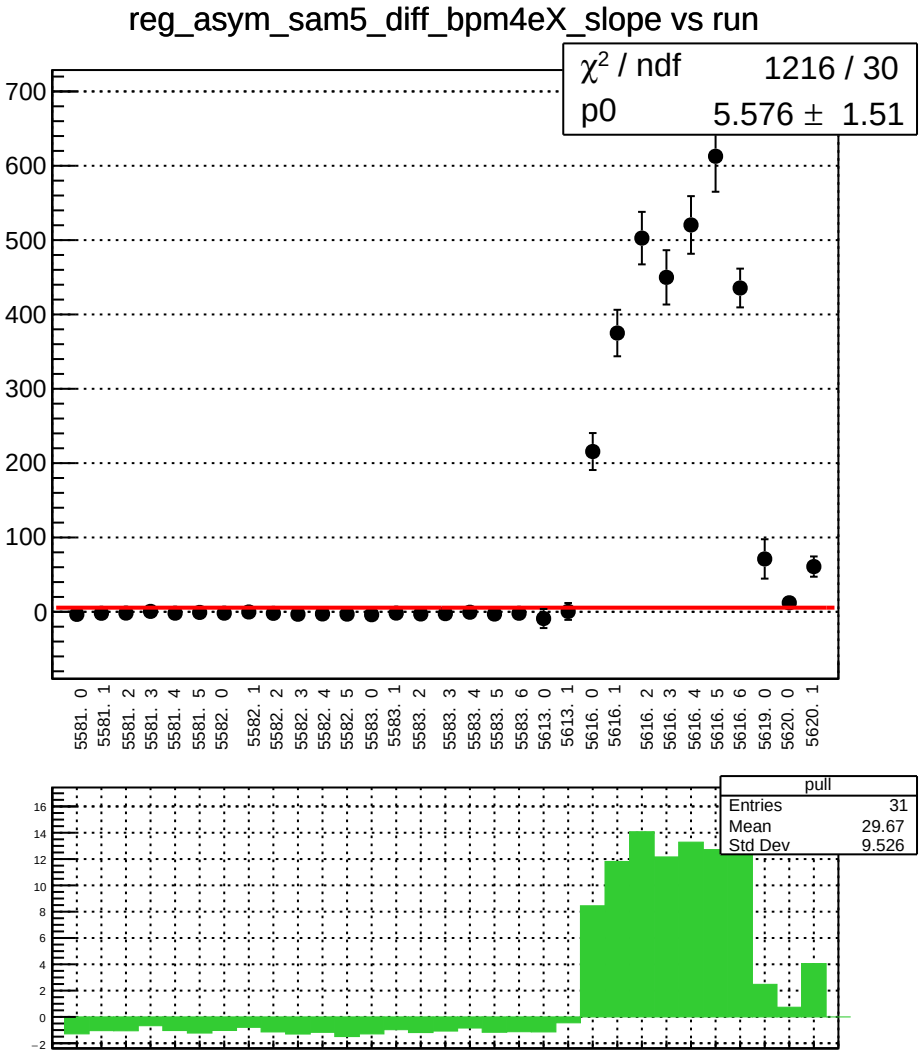
reg_asym_sam5_diff_bpm4eX_slope vs run
χ² / ndf 1216 / 30
p0 5.576 ± 1.51
700
600
500
400
300
200
100
0
5581. 0
5581. 1
5581. 2
5581. 3
5581. 4
5581. 5
5582. 0
5582. 1
5582. 2
5582. 3
5582. 4
5582. 5
5583. 0
5583. 1
5583. 2
5583. 3
5583. 4
5583. 5
5583. 6
5613. 0
5613. 1
5616. 0
5616. 1
5616. 2
5616. 3
5616. 4
5616. 5
5616. 6
5619. 0
5620. 0
5620. 1
pull
Entries 31
Mean 29.67
Std Dev 9.526
16
14
12
10
8
6
4
2
0
−2

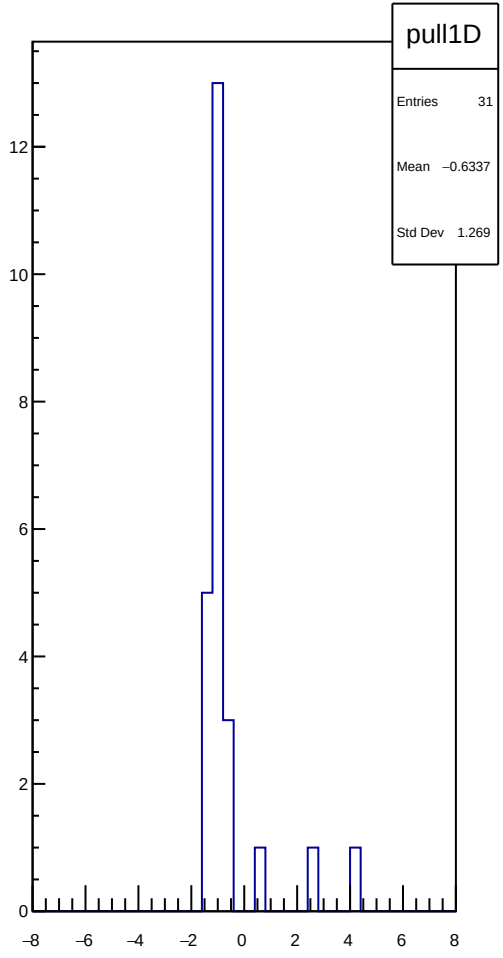
pull1D
Entries 31
Mean −0.6337
Std Dev 1.269
12
10
8
6
4
2
0
−8
−6
−4
−2
0
2
4
6
8

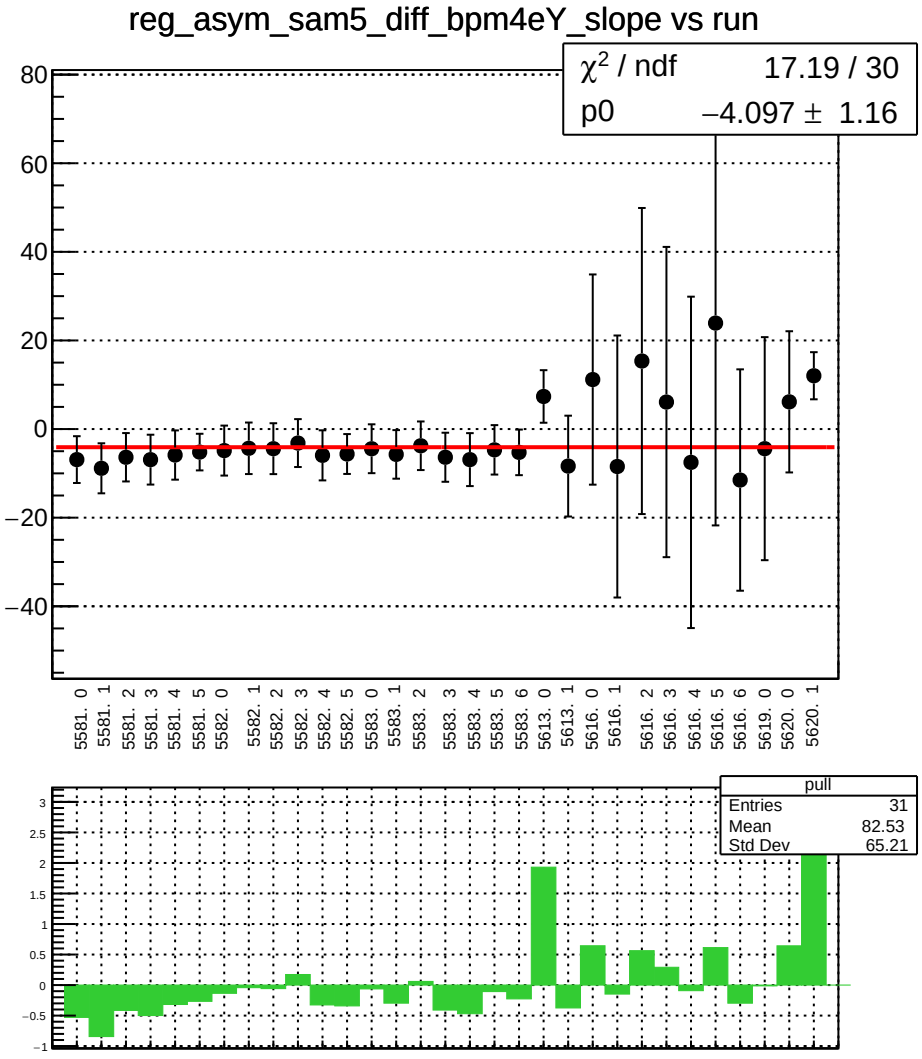
reg_asym_sam5_diff_bpm4eY_slope vs run
χ² / ndf 17.19 / 30
p0 −4.097 ± 1.16
80
60
40
20
0
−20
−40
5581. 0
5581. 1
5581. 2
5581. 3
5581. 4
5581. 5
5582. 0
5582. 1
5582. 2
5582. 3
5582. 4
5582. 5
5583. 0
5583. 1
5583. 2
5583. 3
5583. 4
5583. 5
5583. 6
5613. 0
5613. 1
5616. 0
5616. 1
5616. 2
5616. 3
5616. 4
5616. 5
5616. 6
5619. 0
5620. 0
5620. 1
pull
Entries 31
Mean 82.53
Std Dev 65.21
3
2.5
2
1.5
1
0.5
0
−0.5
−1

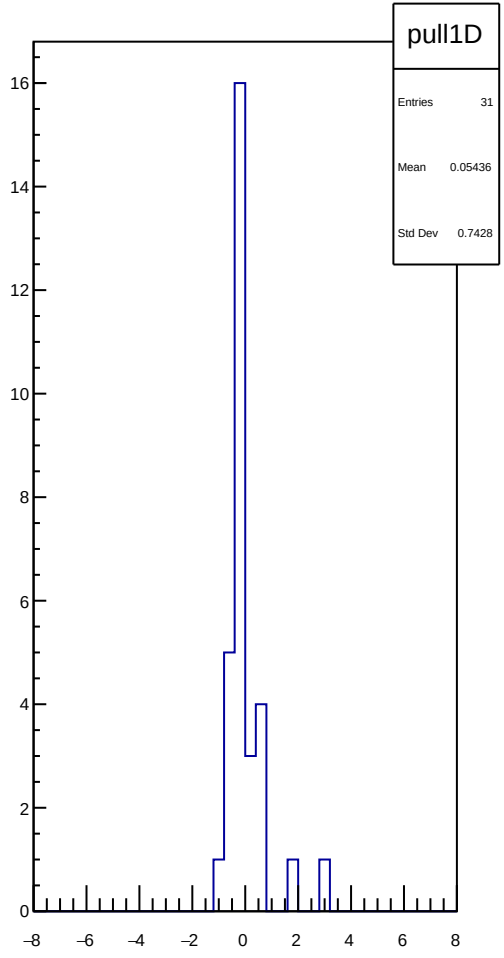
pull1D
Entries 31
Mean 0.05436
Std Dev 0.7428
16
14
12
10
8
6
4
2
0
−8
−6
−4
−2
0
2
4
6
8

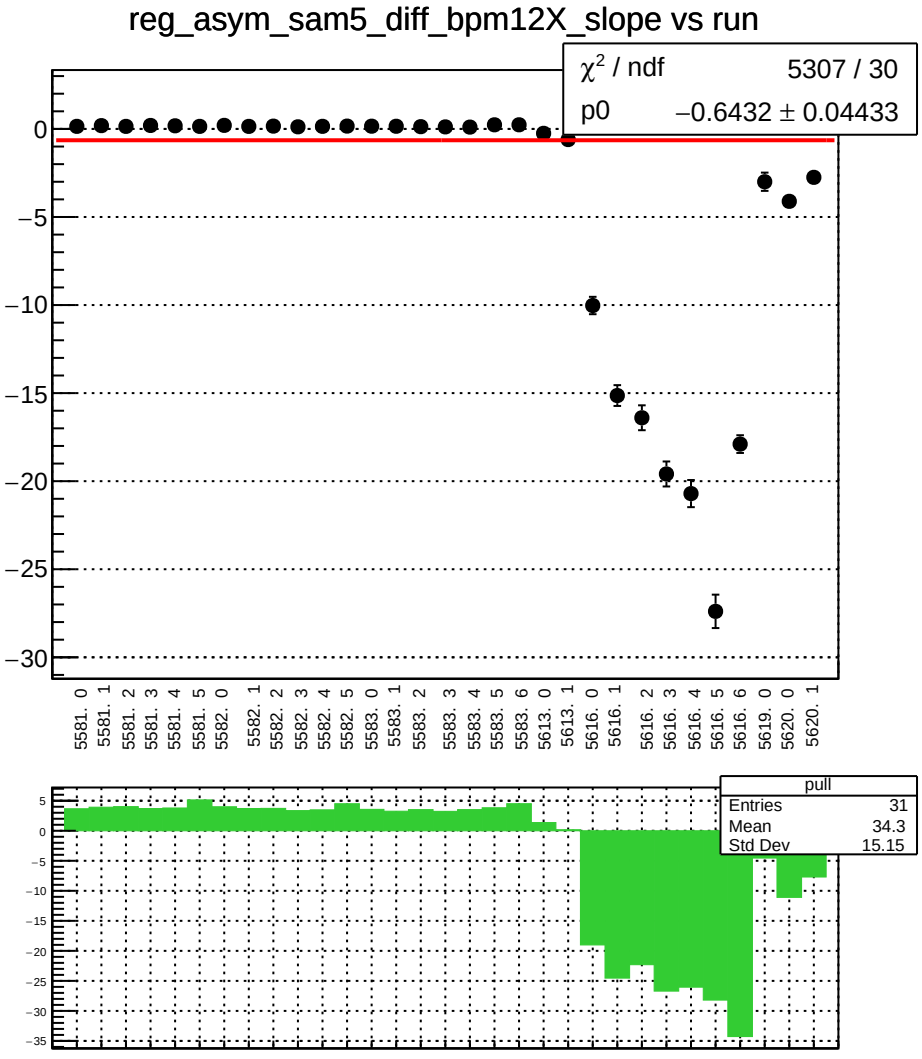
reg_asym_sam5_diff_bpm12X_slope vs run
χ² / ndf 5307 / 30
p0 −0.6432 ± 0.04433
0
−5
−10
−15
−20
−25
−30
5581. 0
5581. 1
5581. 2
5581. 3
5581. 4
5581. 5
5582. 0
5582. 1
5582. 2
5582. 3
5582. 4
5582. 5
5583. 0
5583. 1
5583. 2
5583. 3
5583. 4
5583. 5
5583. 6
5613. 0
5613. 1
5616. 0
5616. 1
5616. 2
5616. 3
5616. 4
5616. 5
5616. 6
5619. 0
5620. 0
5620. 1
pull
Entries 31
Mean 34.3
Std Dev 15.15
5
0
−5
−10
−15
−20
−25
−30
−35

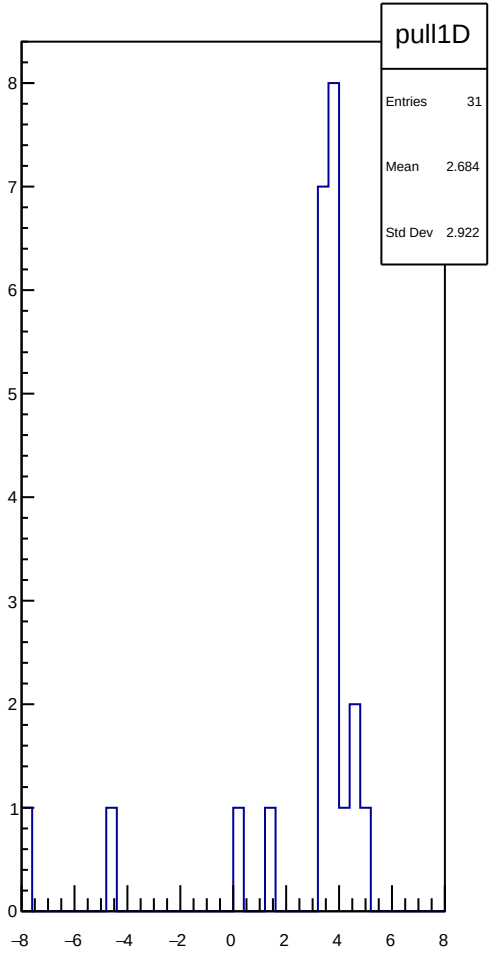
pull1D
Entries 31
Mean 2.684
Std Dev 2.922
8
7
6
5
4
3
2
1
0
−8
−6
−4
−2
0
2
4
6
8

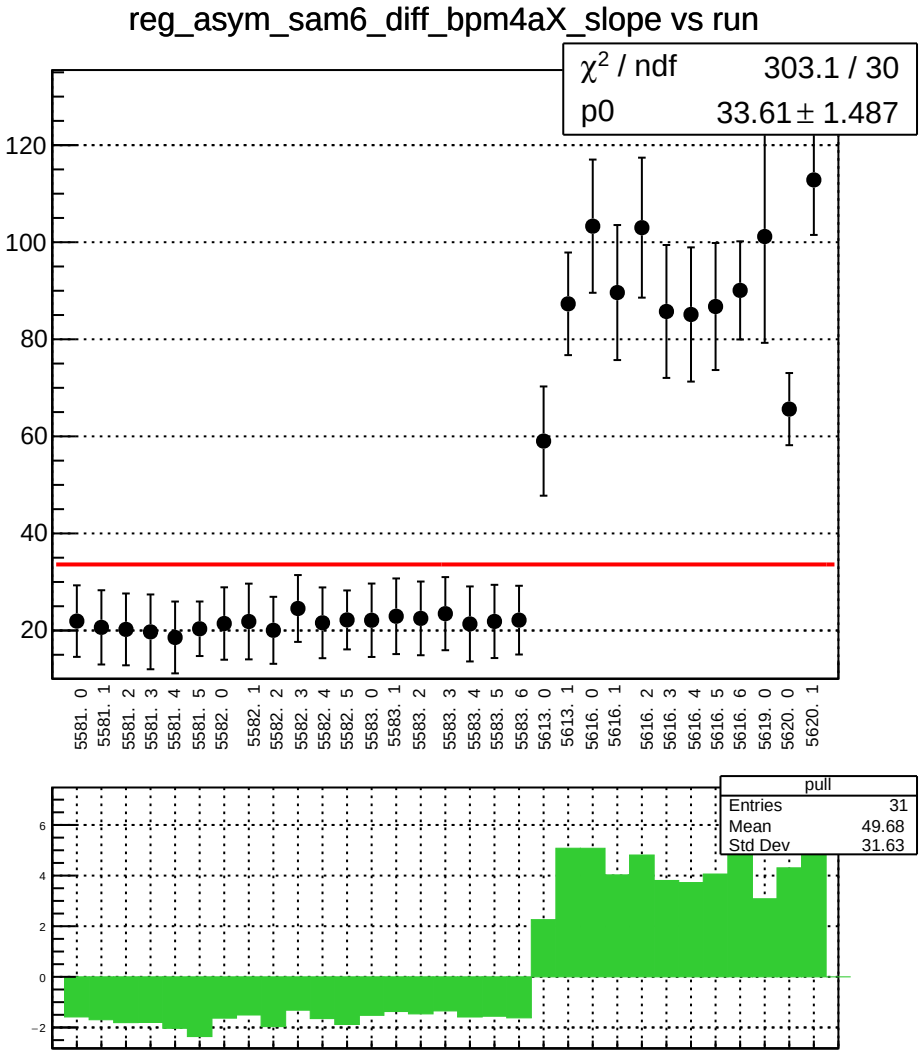
reg_asym_sam6_diff_bpm4aX_slope vs run
χ2 / ndf 303.1 / 30
p0 33.61 ± 1.487
120
100
80
60
40
20
5581. 0
5581. 1
5581. 2
5581. 3
5581. 4
5581. 5
5582. 0
5582. 1
5582. 2
5582. 3
5582. 4
5582. 5
5583. 0
5583. 1
5583. 2
5583. 3
5583. 4
5583. 5
5583. 6
5613. 0
5613. 1
5616. 0
5616. 1
5616. 2
5616. 3
5616. 4
5616. 5
5616. 6
5619. 0
5620. 0
5620. 1
pull
Entries 31
Mean 49.68
Std Dev 31.63
6
4
2
0
−2

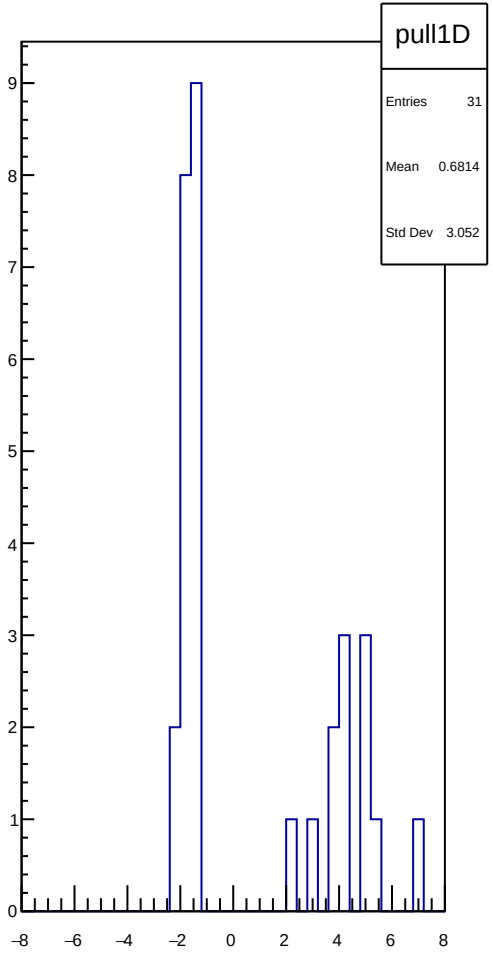
pull1D
Entries 31
Mean 0.6814
Std Dev 3.052
9
8
7
6
5
4
3
2
1
0
−8
−6
−4
−2
0
2
4
6
8

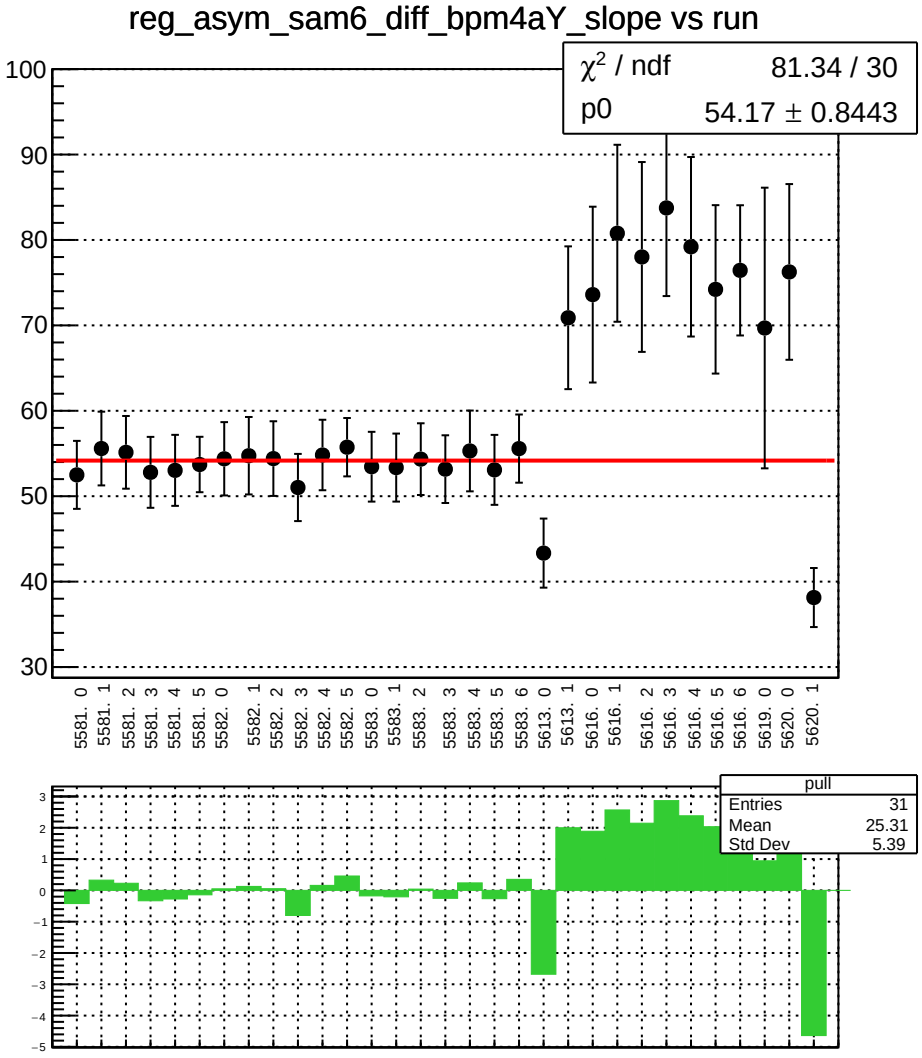
reg_asym_sam6_diff_bpm4aY_slope vs run
χ² / ndf 81.34 / 30
p0 54.17 ± 0.8443
100
90
80
70
60
50
40
30
5581. 0
5581. 1
5581. 2
5581. 3
5581. 4
5581. 5
5582. 0
5582. 1
5582. 2
5582. 3
5582. 4
5582. 5
5583. 0
5583. 1
5583. 2
5583. 3
5583. 4
5583. 5
5583. 6
5613. 0
5613. 1
5616. 0
5616. 1
5616. 2
5616. 3
5616. 4
5616. 5
5616. 6
5619. 0
5620. 0
5620. 1
pull
Entries 31
Mean 25.31
Std Dev 5.39
3
2
1
0
−1
−2
−3
−4
−5

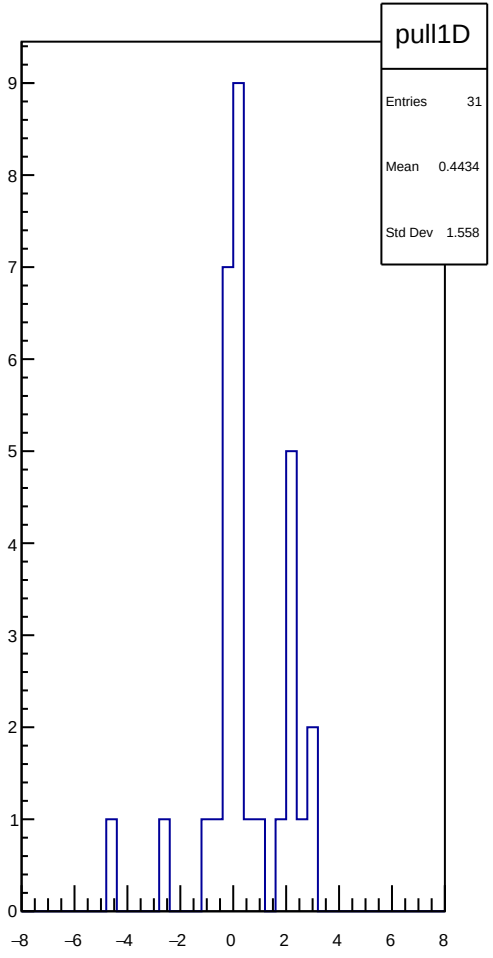
pull1D
Entries 31
Mean 0.4434
Std Dev 1.558
9
8
7
6
5
4
3
2
1
0
−8
−6
−4
−2
0
2
4
6
8

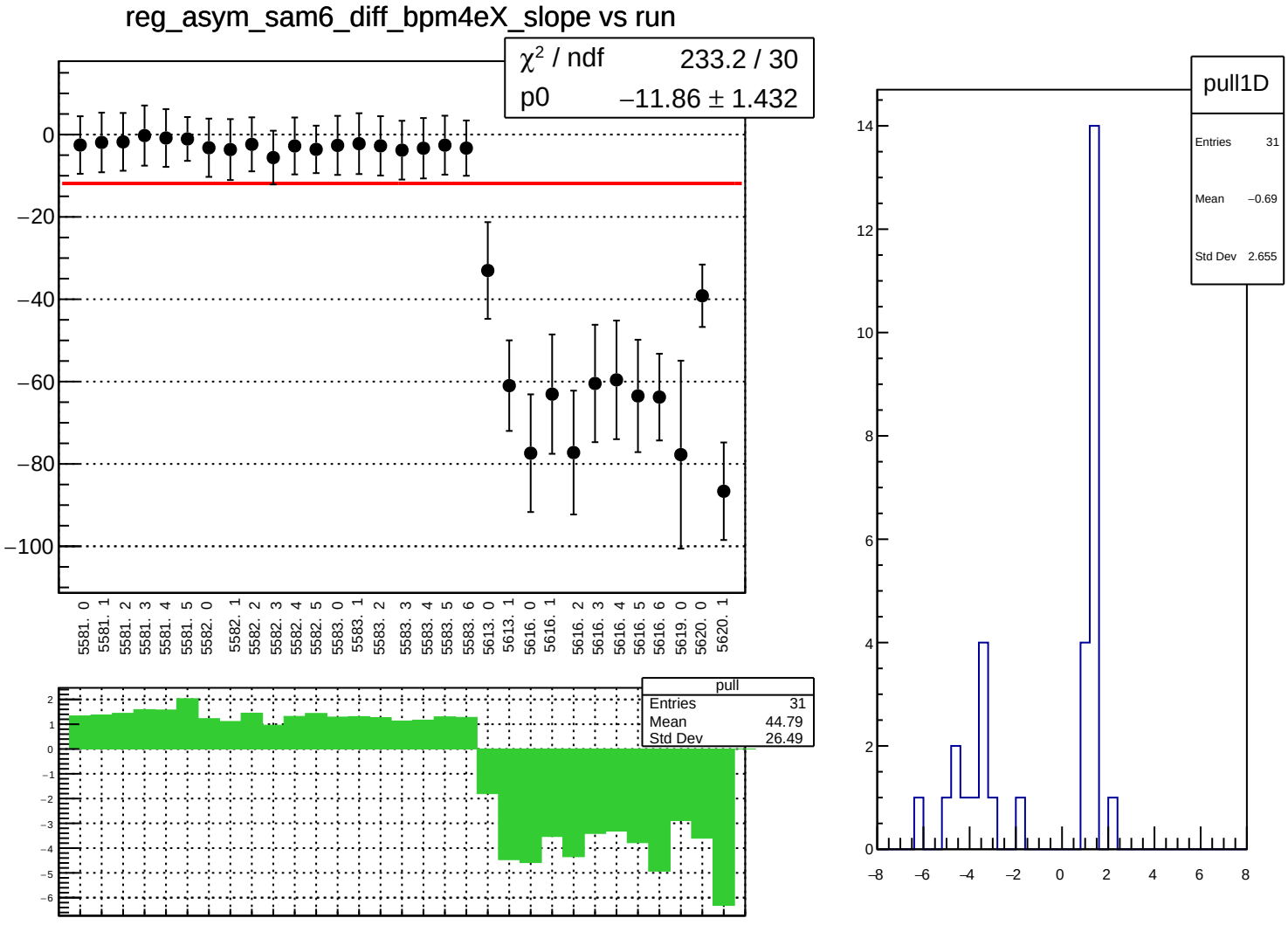
reg_asym_sam6_diff_bpm4eX_slope vs run
χ² / ndf 233.2 / 30
p0 −11.86 ± 1.432
0
−20
−40
−60
−80
−100
5581. 0
5581. 1
5581. 2
5581. 3
5581. 4
5581. 5
5582. 0
5582. 1
5582. 2
5582. 3
5582. 4
5582. 5
5583. 0
5583. 1
5583. 2
5583. 3
5583. 4
5583. 5
5583. 6
5613. 0
5613. 1
5616. 0
5616. 1
5616. 2
5616. 3
5616. 4
5616. 5
5616. 6
5619. 0
5620. 0
5620. 1
pull
Entries 31
Mean 44.79
Std Dev 26.49
pull1D
Entries 31
Mean −0.69
Std Dev 2.655

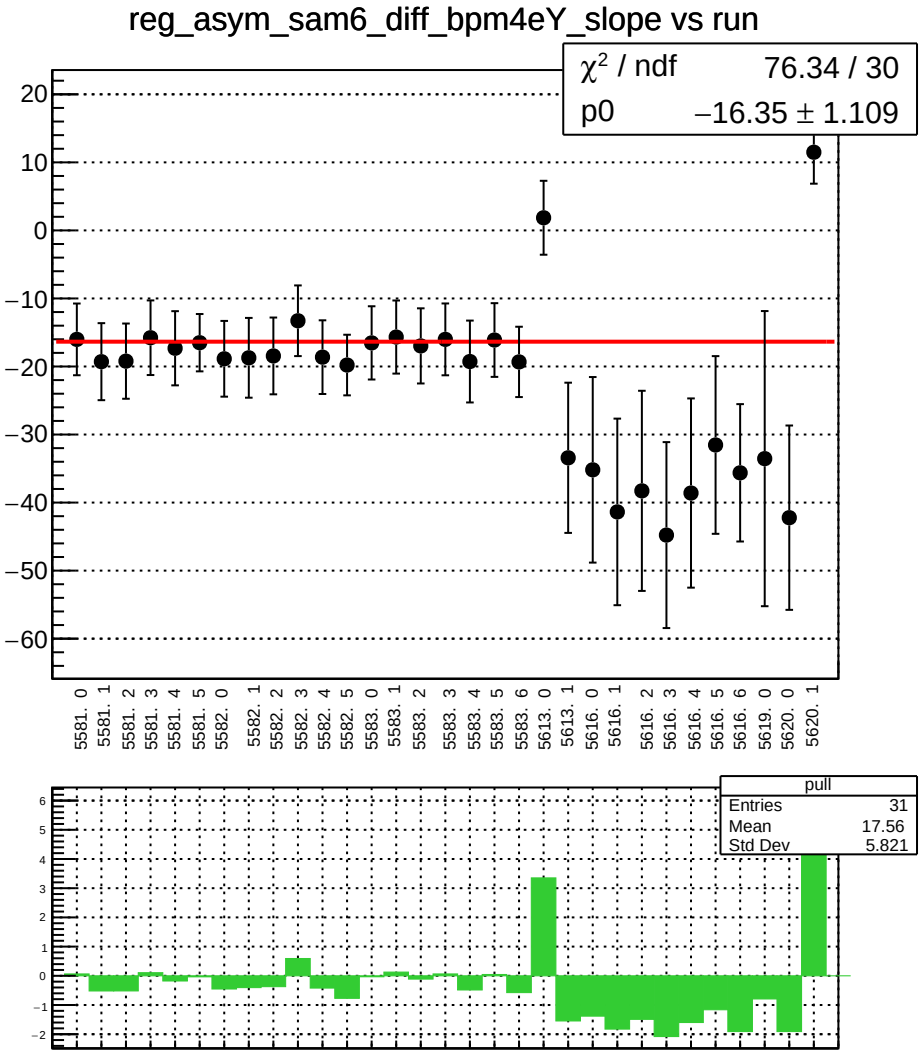
reg_asym_sam6_diff_bpm4eY_slope vs run
χ² / ndf 76.34 / 30
p0 −16.35 ± 1.109
20
10
0
−10
−20
−30
−40
−50
−60
5581. 0
5581. 1
5581. 2
5581. 3
5581. 4
5581. 5
5582. 0
5582. 1
5582. 2
5582. 3
5582. 4
5582. 5
5583. 0
5583. 1
5583. 2
5583. 3
5583. 4
5583. 5
5583. 6
5613. 0
5613. 1
5616. 0
5616. 1
5616. 2
5616. 3
5616. 4
5616. 5
5616. 6
5619. 0
5620. 0
5620. 1
pull
Entries 31
Mean 17.56
Std Dev 5.821

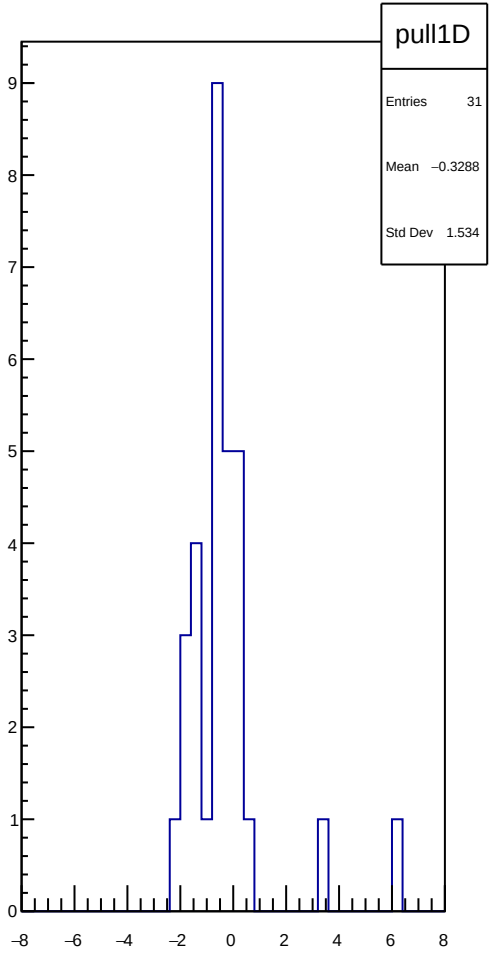
pull1D
Entries 31
Mean −0.3288
Std Dev 1.534
9
8
7
6
5
4
3
2
1
0
−8
−6
−4
−2
0
2
4
6
8

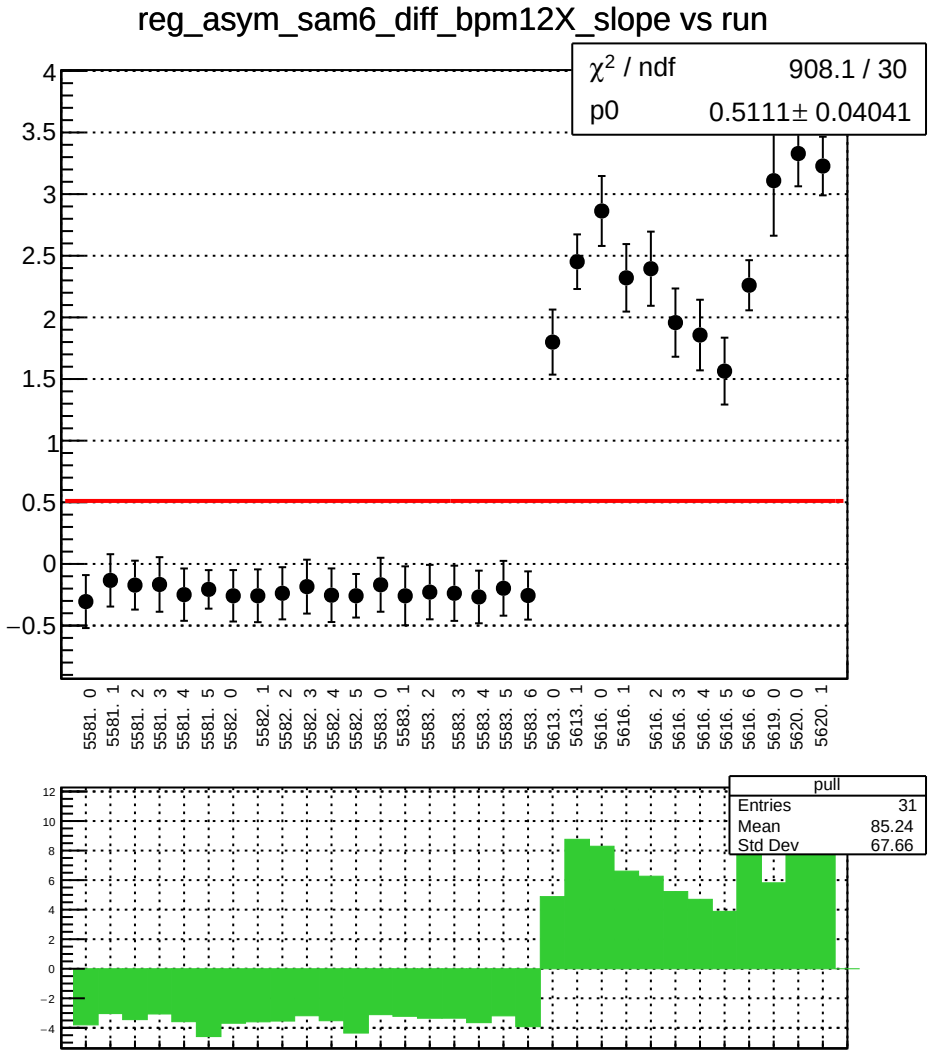
reg_asym_sam6_diff_bpm12X_slope vs run
χ² / ndf 908.1 / 30
p0 0.5111± 0.04041
5581. 0
5581. 1
5581. 2
5581. 3
5581. 4
5581. 5
5582. 0
5582. 1
5582. 2
5582. 3
5582. 4
5582. 5
5583. 0
5583. 1
5583. 2
5583. 3
5583. 4
5583. 5
5583. 6
5613. 0
5613. 1
5616. 0
5616. 1
5616. 2
5616. 3
5616. 4
5616. 5
5616. 6
5619. 0
5620. 0
5620. 1
pull
Entries 31
Mean 85.24
Std Dev 67.66

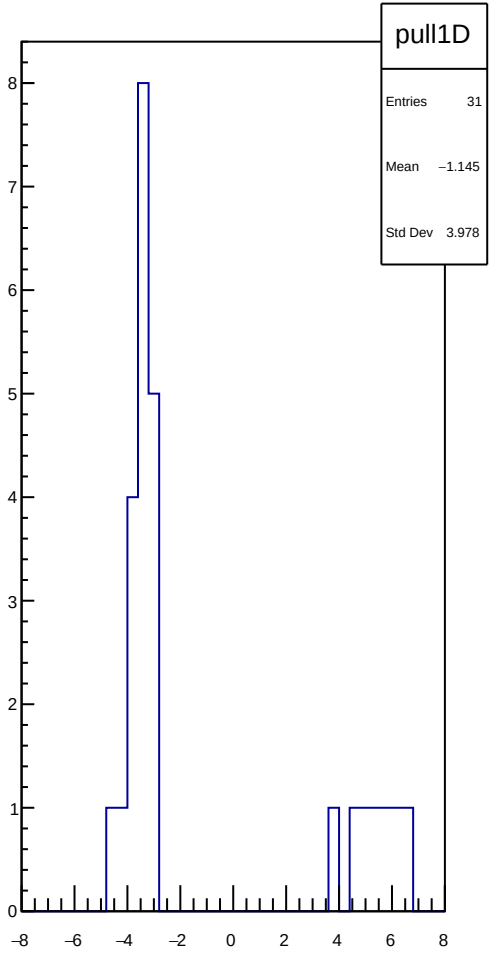
pull1D
Entries 31
Mean −1.145
Std Dev 3.978

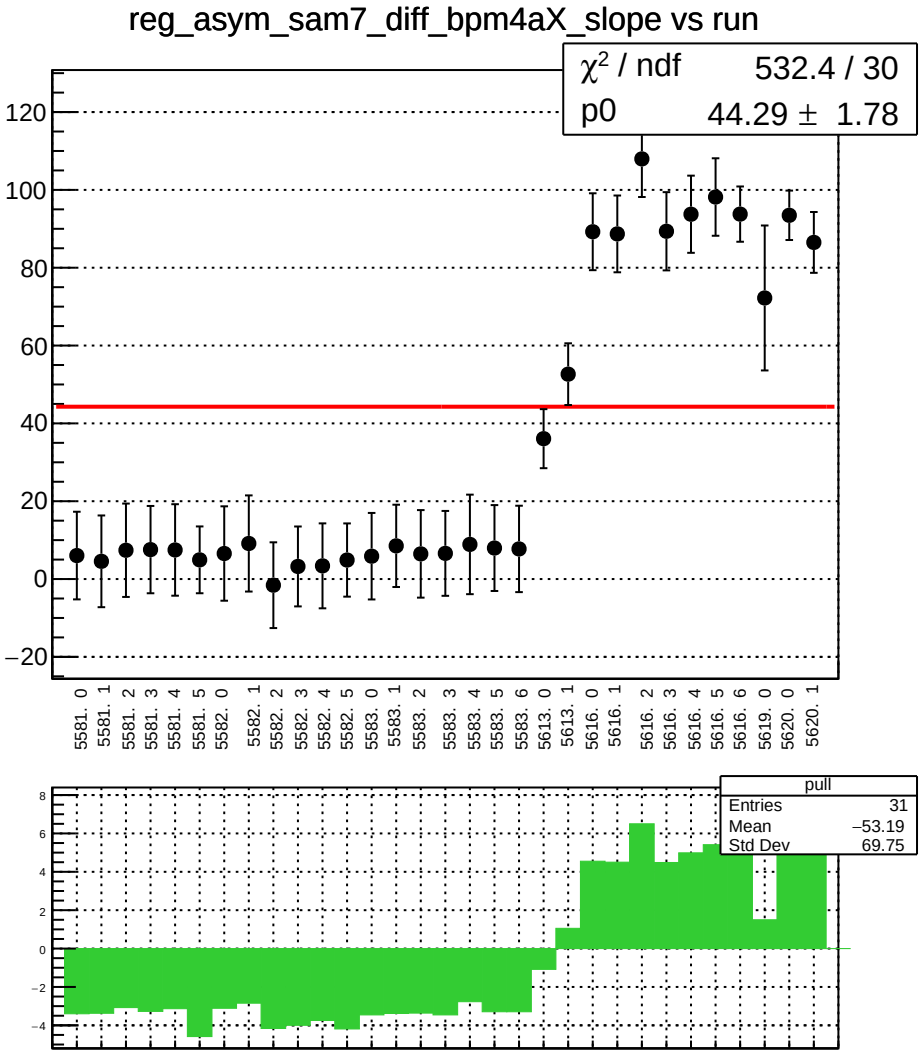
reg_asym_sam7_diff_bpm4aX_slope vs run
χ² / ndf 532.4 / 30
p0 44.29 ± 1.78
120
100
80
60
40
20
0
−20
5581. 0
5581. 1
5581. 2
5581. 3
5581. 4
5581. 5
5582. 0
5582. 1
5582. 2
5582. 3
5582. 4
5582. 5
5583. 0
5583. 1
5583. 2
5583. 3
5583. 4
5583. 5
5583. 6
5613. 0
5613. 1
5616. 0
5616. 1
5616. 2
5616. 3
5616. 4
5616. 5
5616. 6
5619. 0
5620. 0
5620. 1
pull
Entries 31
Mean −53.19
Std Dev 69.75
8
6
4
2
0
−2
−4

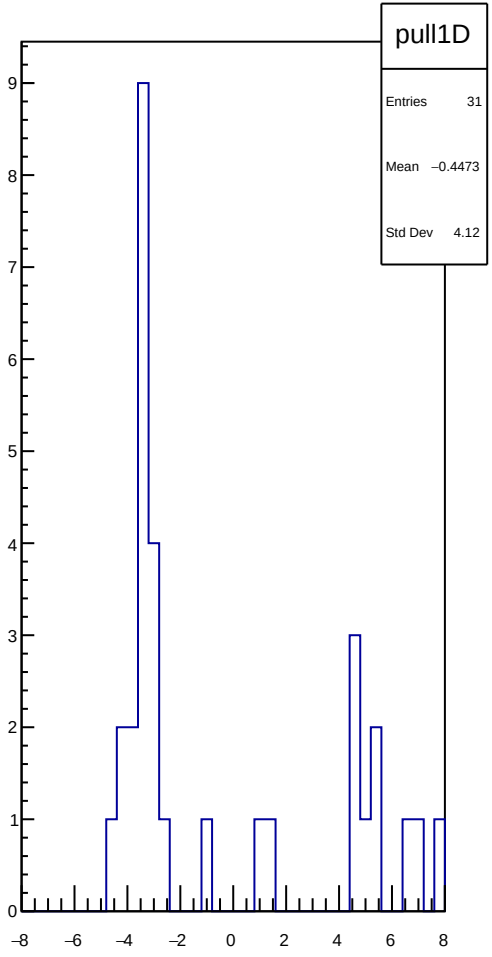
pull1D
Entries 31
Mean −0.4473
Std Dev 4.12
9
8
7
6
5
4
3
2
1
0
−8
−6
−4
−2
0
2
4
6
8

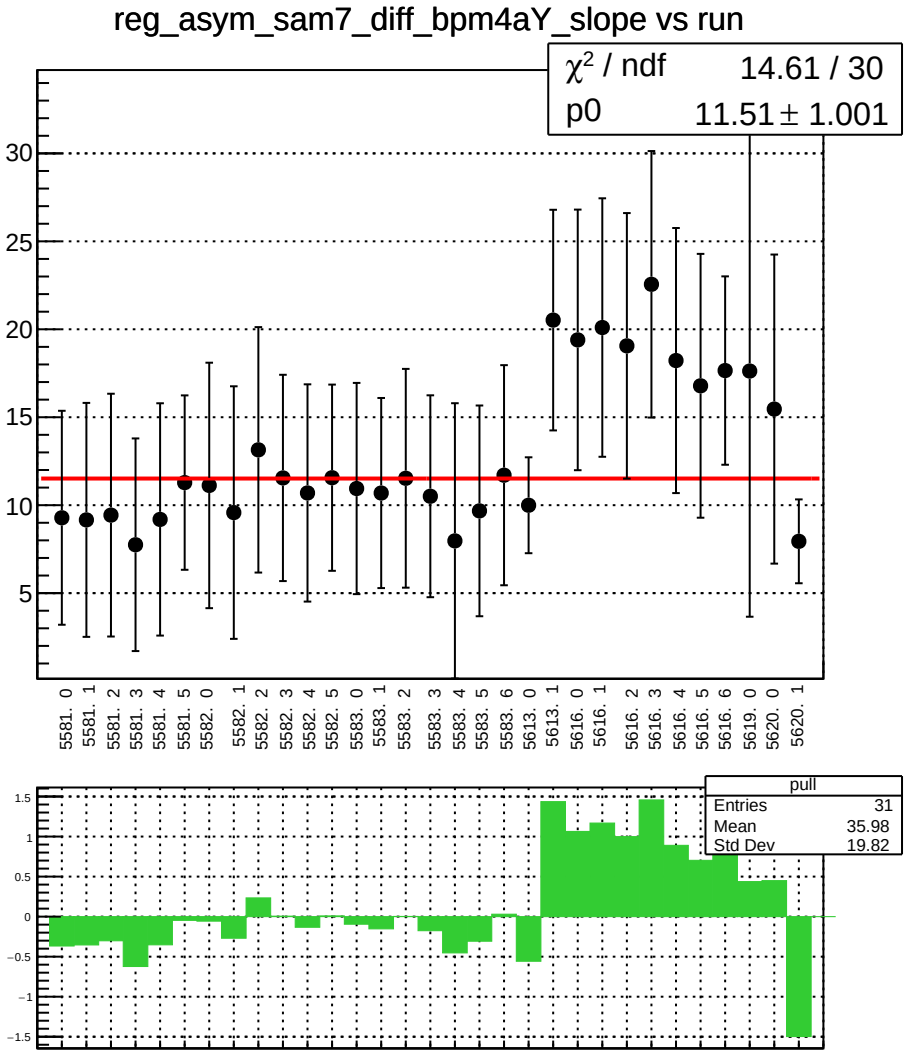
reg_asym_sam7_diff_bpm4aY_slope vs run
χ2 / ndf 14.61 / 30
p0 11.51 ± 1.001
30
25
20
15
10
5
5581. 0
5581. 1
5581. 2
5581. 3
5581. 4
5581. 5
5582. 0
5582. 1
5582. 2
5582. 3
5582. 4
5582. 5
5583. 0
5583. 1
5583. 2
5583. 3
5583. 4
5583. 5
5583. 6
5613. 0
5613. 1
5616. 0
5616. 1
5616. 2
5616. 3
5616. 4
5616. 5
5616. 6
5619. 0
5620. 0
5620. 1
pull
Entries 31
Mean 35.98
Std Dev 19.82
1.5
1
0.5
0
−0.5
−1
−1.5

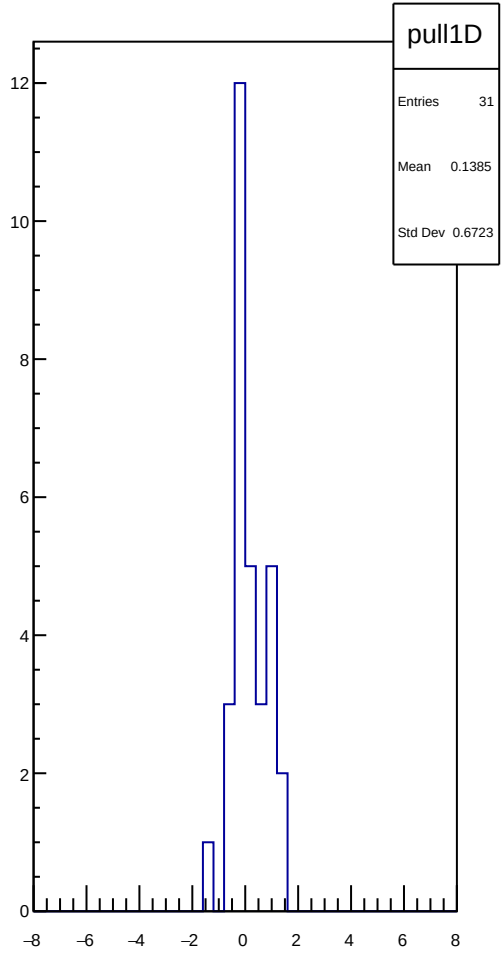
pull1D
Entries 31
Mean 0.1385
Std Dev 0.6723
12
10
8
6
4
2
0
−8
−6
−4
−2
0
2
4
6
8

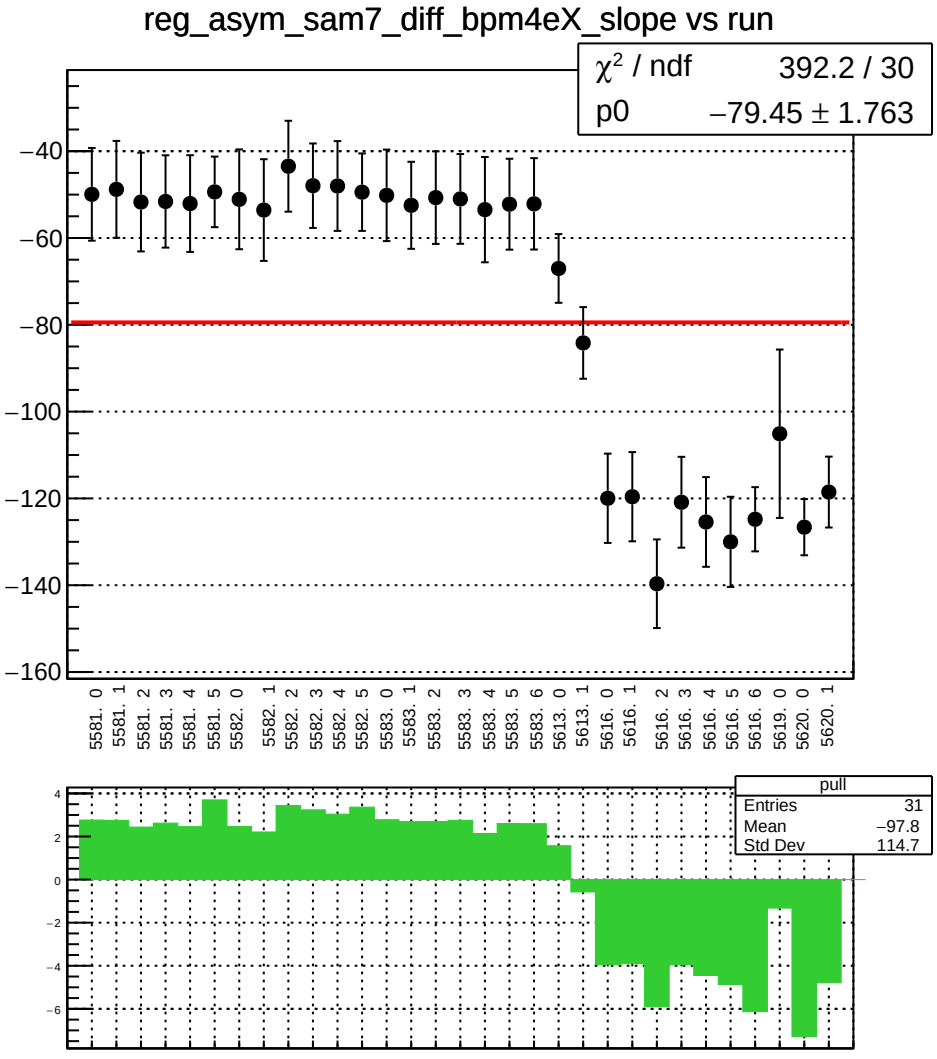
reg_asym_sam7_diff_bpm4eX_slope vs run
χ² / ndf 392.2 / 30
p0 −79.45 ± 1.763
−40
−60
−80
−100
−120
−140
−160
5581. 0
5581. 1
5581. 2
5581. 3
5581. 4
5581. 5
5582. 0
5582. 1
5582. 2
5582. 3
5582. 4
5582. 5
5583. 0
5583. 1
5583. 2
5583. 3
5583. 4
5583. 5
5583. 6
5613. 0
5613. 1
5616. 0
5616. 1
5616. 2
5616. 3
5616. 4
5616. 5
5616. 6
5619. 0
5620. 0
5620. 1
pull
Entries 31
Mean −97.8
Std Dev 114.7
4
2
0
−2
−4
−6

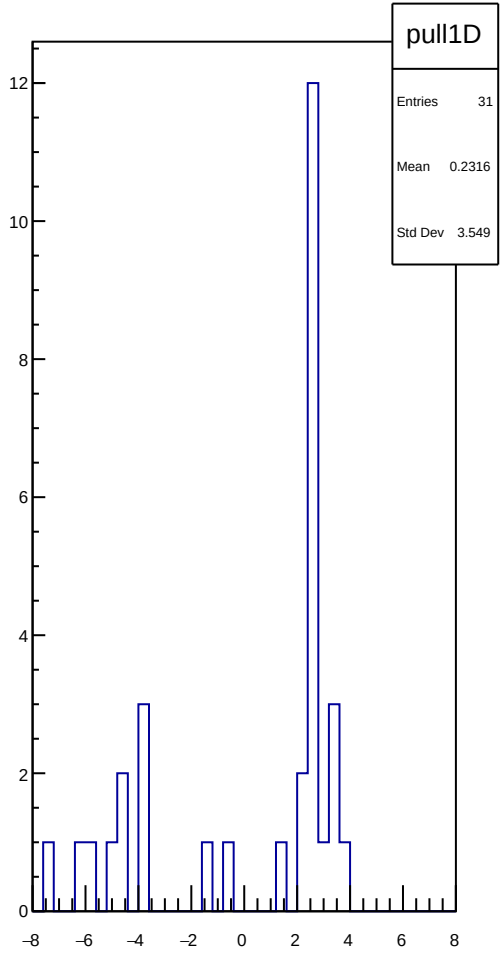
pull1D
Entries 31
Mean 0.2316
Std Dev 3.549
12
10
8
6
4
2
0
−8
−6
−4
−2
0
2
4
6
8

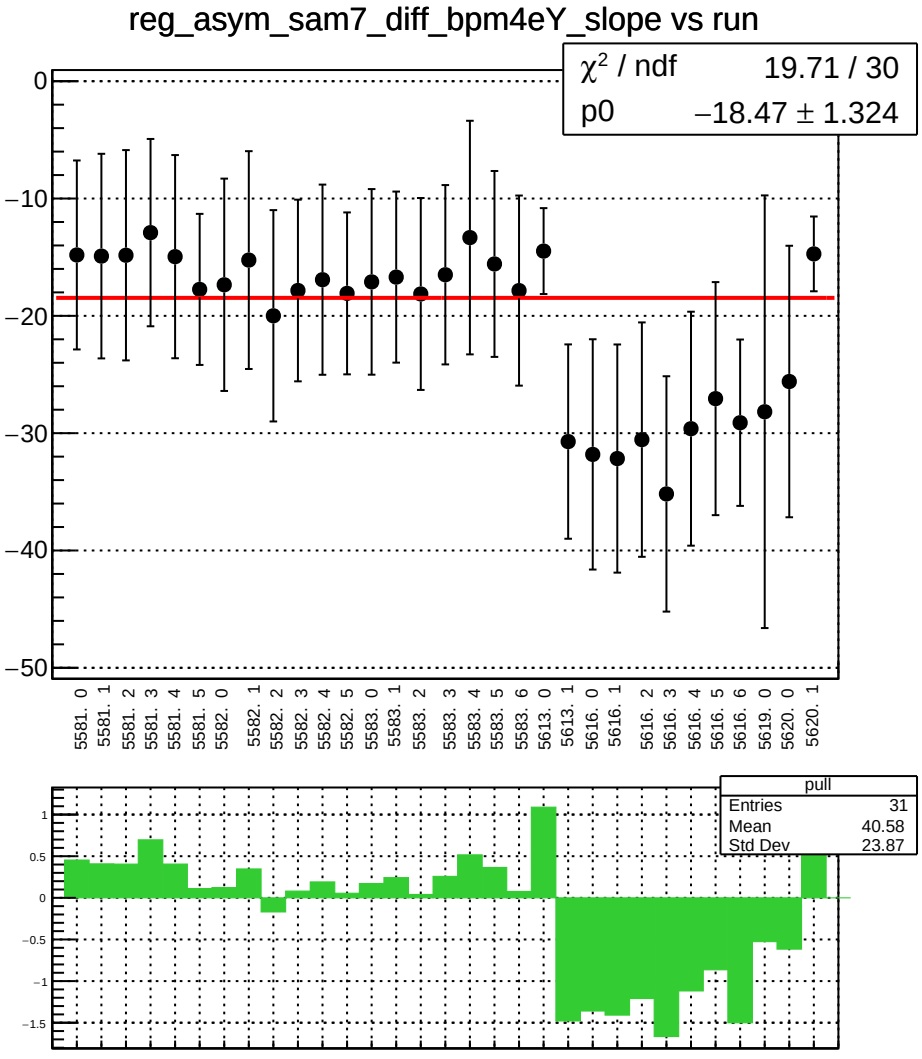
reg_asym_sam7_diff_bpm4eY_slope vs run
χ² / ndf 19.71 / 30
p0 −18.47 ± 1.324
0
−10
−20
−30
−40
−50
5581. 0
5581. 1
5581. 2
5581. 3
5581. 4
5581. 5
5582. 0
5582. 1
5582. 2
5582. 3
5582. 4
5582. 5
5583. 0
5583. 1
5583. 2
5583. 3
5583. 4
5583. 5
5583. 6
5613. 0
5613. 1
5616. 0
5616. 1
5616. 2
5616. 3
5616. 4
5616. 5
5616. 6
5619. 0
5620. 0
5620. 1
pull
Entries 31
Mean 40.58
Std Dev 23.87
1
0.5
0
−0.5
−1
−1.5

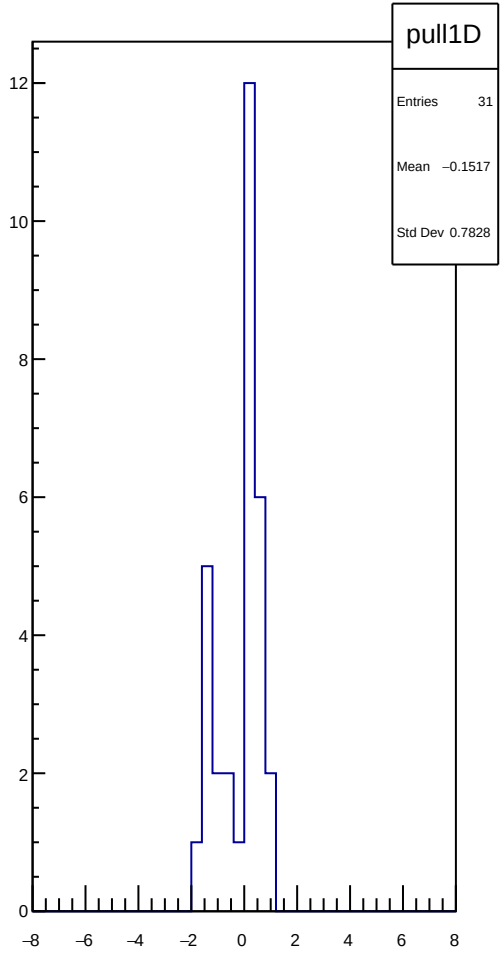
pull1D
Entries 31
Mean −0.1517
Std Dev 0.7828
12
10
8
6
4
2
0
−8
−6
−4
−2
0
2
4
6
8

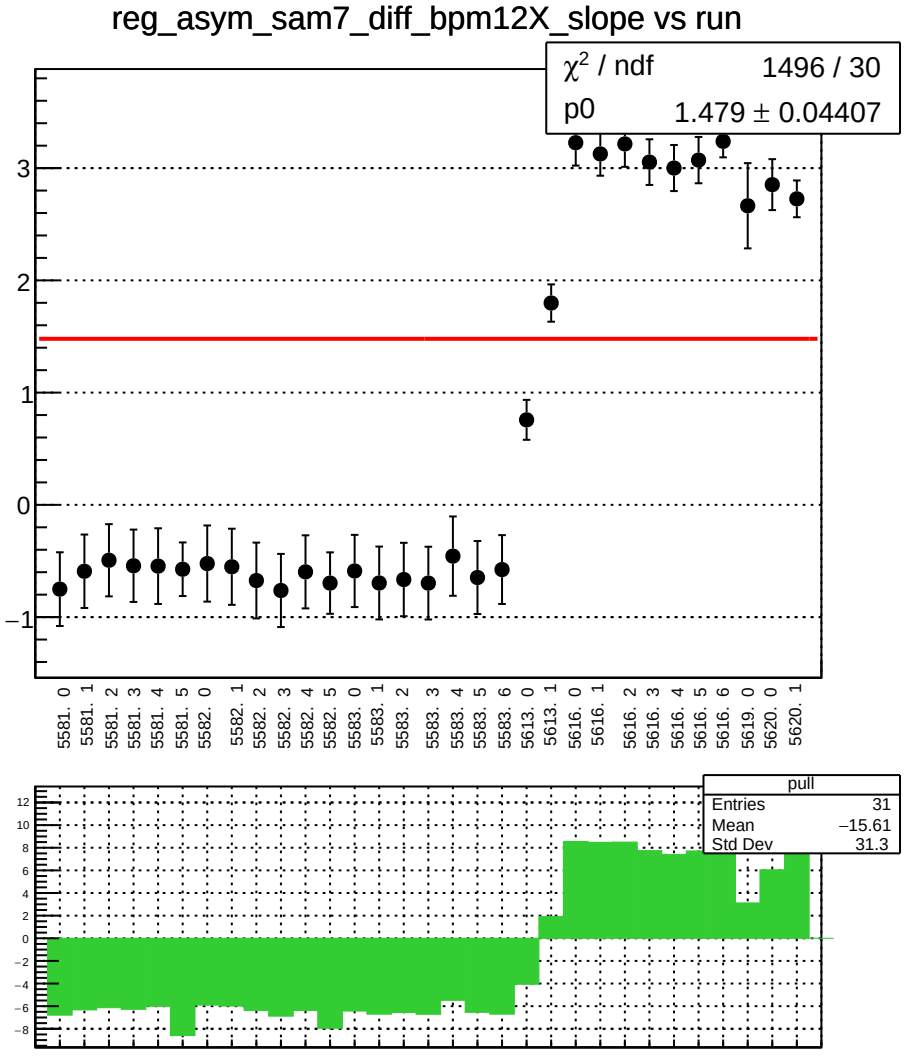
reg_asym_sam7_diff_bpm12X_slope vs run
χ2 / ndf 1496 / 30
p0 1.479 ± 0.04407
5581. 0
5581. 1
5581. 2
5581. 3
5581. 4
5581. 5
5582. 0
5582. 1
5582. 2
5582. 3
5582. 4
5582. 5
5583. 0
5583. 1
5583. 2
5583. 3
5583. 4
5583. 5
5583. 6
5613. 0
5613. 1
5616. 0
5616. 1
5616. 2
5616. 3
5616. 4
5616. 5
5616. 6
5619. 0
5620. 0
5620. 1
pull
Entries 31
Mean −15.61
Std Dev 31.3

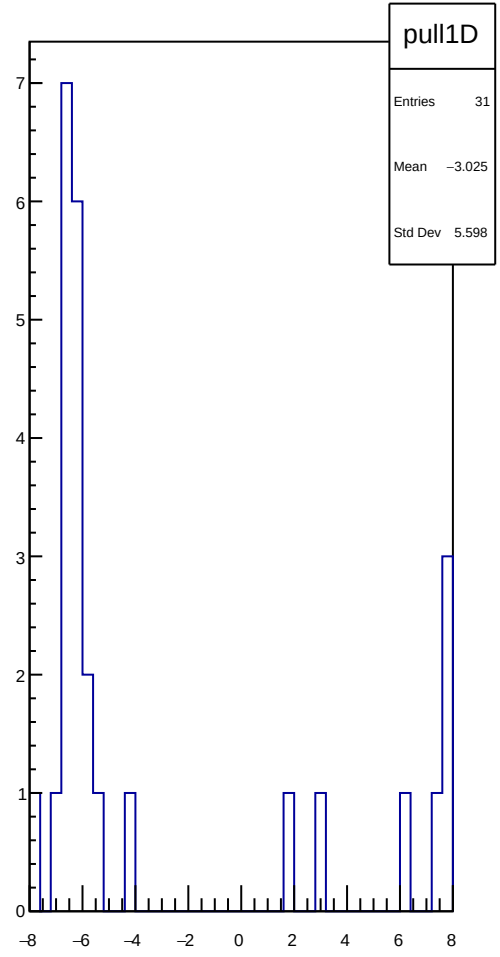
pull1D
Entries 31
Mean −3.025
Std Dev 5.598

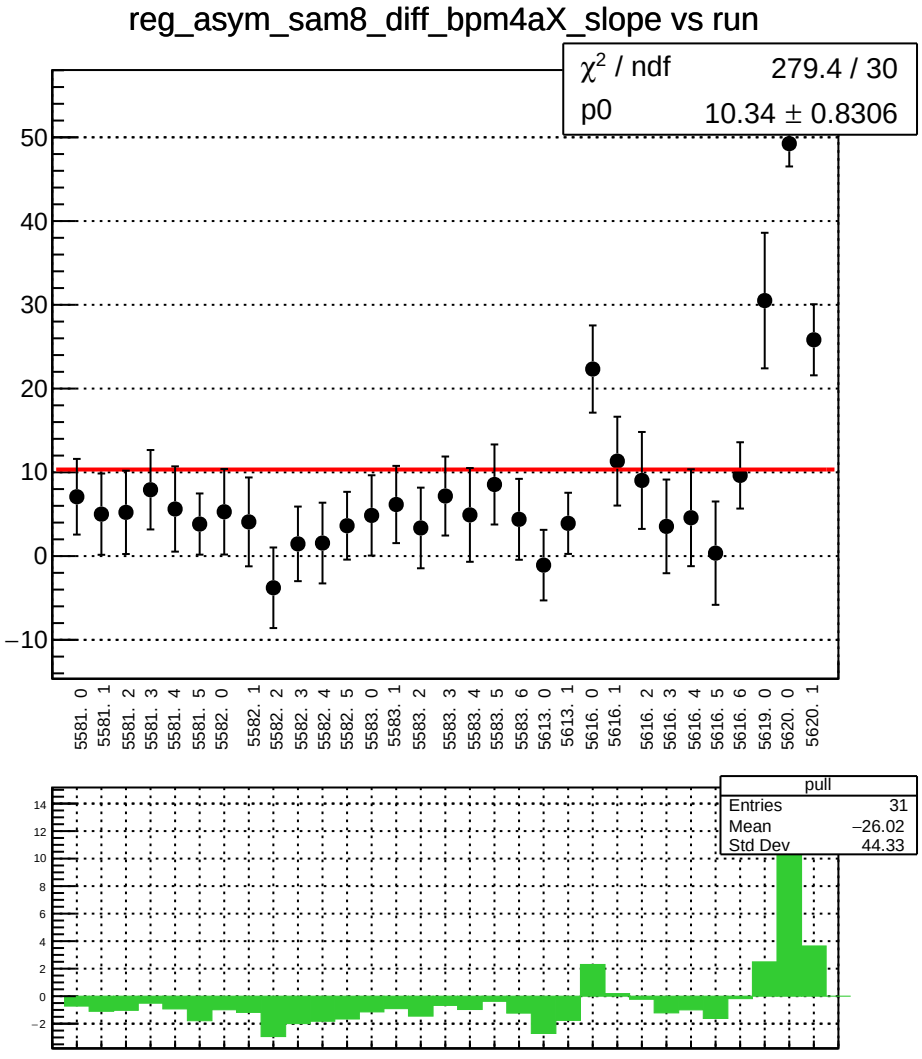
reg_asym_sam8_diff_bpm4aX_slope vs run
χ² / ndf 279.4 / 30
p0 10.34 ± 0.8306
50
40
30
20
10
0
−10
5581. 0
5581. 1
5581. 2
5581. 3
5581. 4
5581. 5
5582. 0
5582. 1
5582. 2
5582. 3
5582. 4
5582. 5
5583. 0
5583. 1
5583. 2
5583. 3
5583. 4
5583. 5
5583. 6
5613. 0
5613. 1
5616. 0
5616. 1
5616. 2
5616. 3
5616. 4
5616. 5
5616. 6
5619. 0
5620. 0
5620. 1
pull
Entries 31
Mean −26.02
Std Dev 44.33
14
12
10
8
6
4
2
0
−2

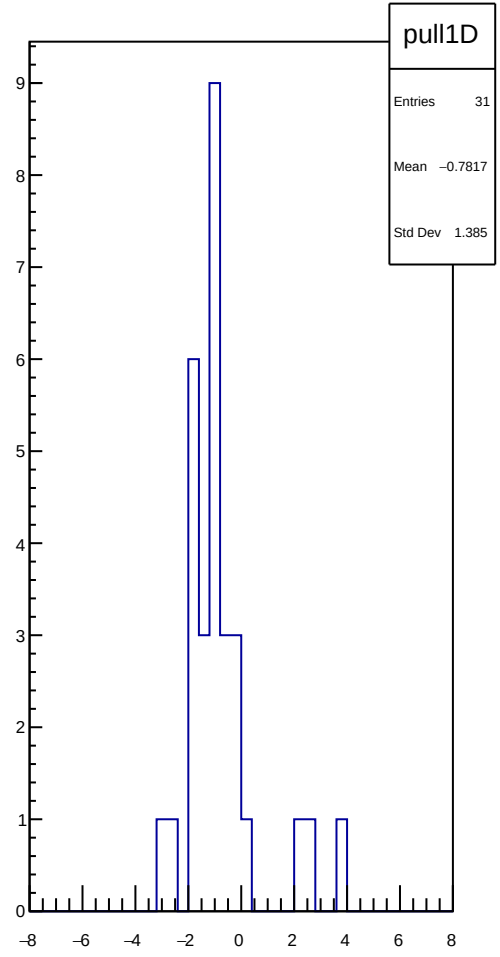
pull1D
Entries 31
Mean −0.7817
Std Dev 1.385
9
8
7
6
5
4
3
2
1
0
−8
−6
−4
−2
0
2
4
6
8

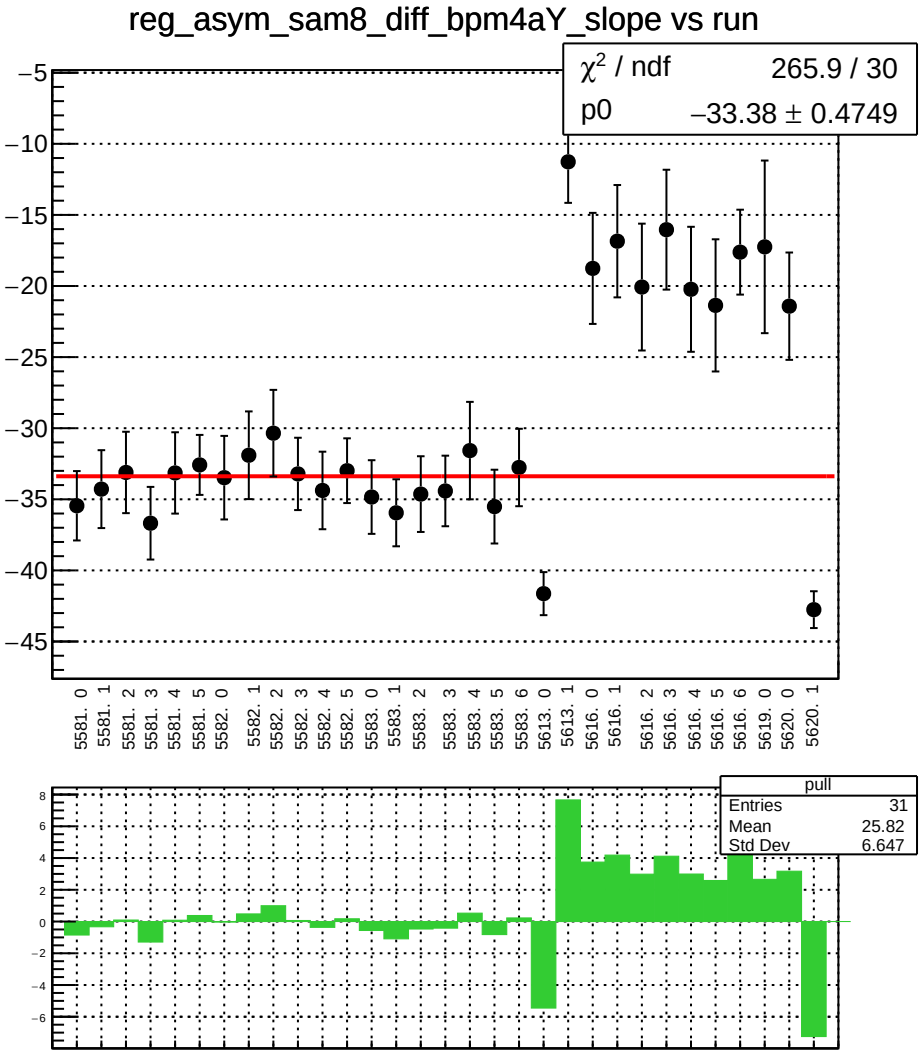
reg_asym_sam8_diff_bpm4aY_slope vs run
χ² / ndf 265.9 / 30
p0 −33.38 ± 0.4749
−5
−10
−15
−20
−25
−30
−35
−40
−45
5581. 0
5581. 1
5581. 2
5581. 3
5581. 4
5581. 5
5582. 0
5582. 1
5582. 2
5582. 3
5582. 4
5582. 5
5583. 0
5583. 1
5583. 2
5583. 3
5583. 4
5583. 5
5583. 6
5613. 0
5613. 1
5616. 0
5616. 1
5616. 2
5616. 3
5616. 4
5616. 5
5616. 6
5619. 0
5620. 0
5620. 1
pull
Entries 31
Mean 25.82
Std Dev 6.647
8
6
4
2
0
−2
−4
−6

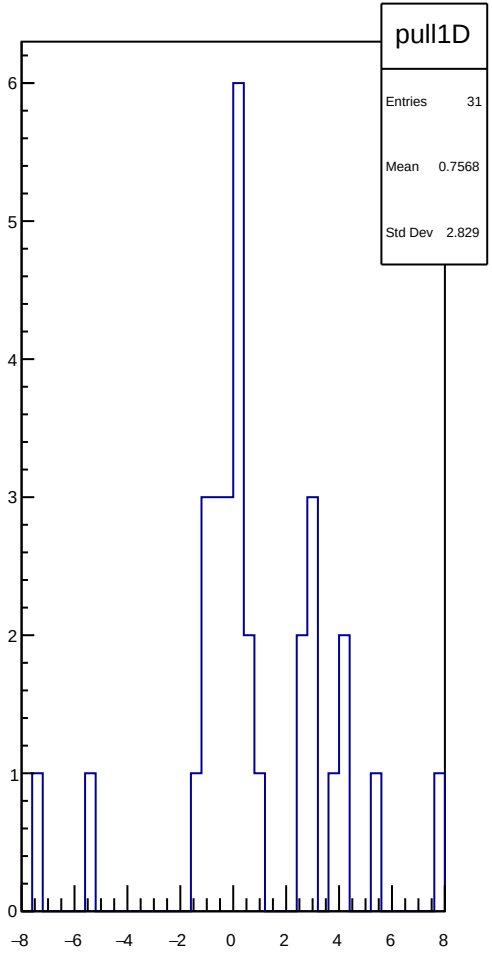
pull1D
Entries 31
Mean 0.7568
Std Dev 2.829
6
5
4
3
2
1
0
−8
−6
−4
−2
0
2
4
6
8

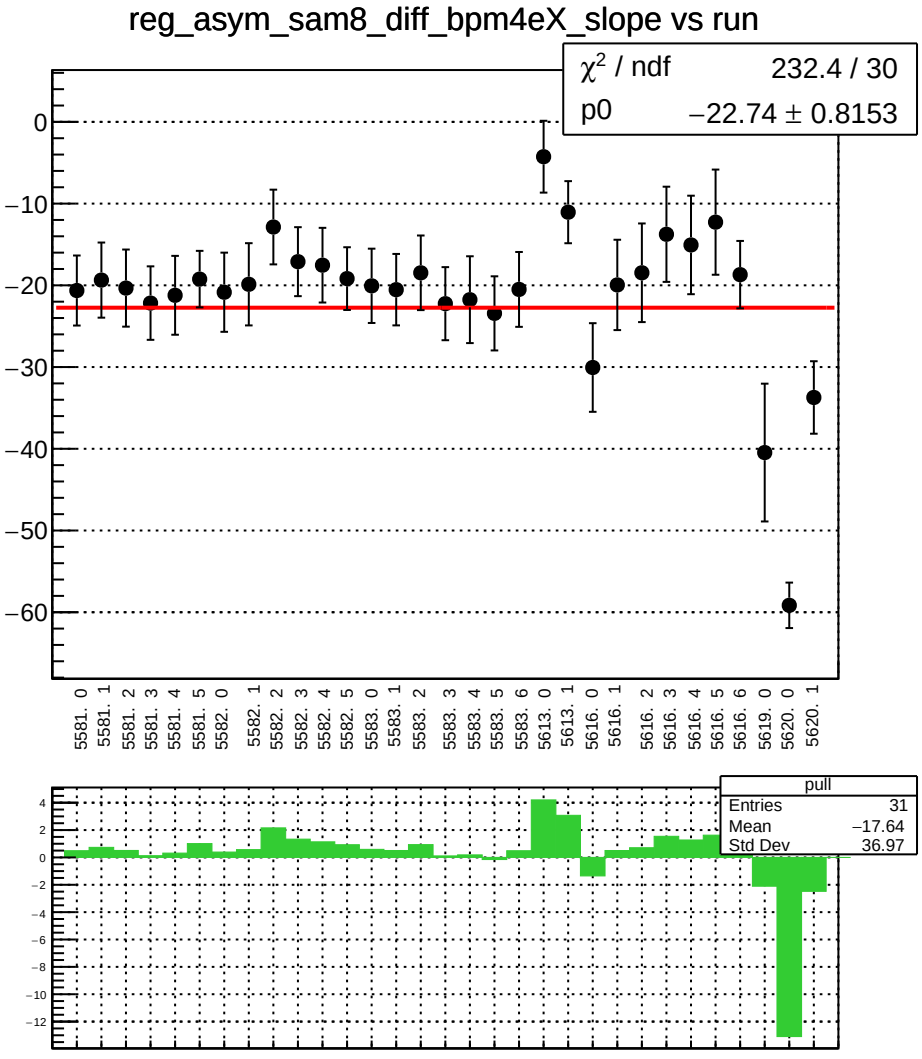
reg_asym_sam8_diff_bpm4eX_slope vs run
χ² / ndf 232.4 / 30
p0 −22.74 ± 0.8153
0
−10
−20
−30
−40
−50
−60
5581. 0
5581. 1
5581. 2
5581. 3
5581. 4
5581. 5
5582. 0
5582. 1
5582. 2
5582. 3
5582. 4
5582. 5
5583. 0
5583. 1
5583. 2
5583. 3
5583. 4
5583. 5
5583. 6
5613. 0
5613. 1
5616. 0
5616. 1
5616. 2
5616. 3
5616. 4
5616. 5
5616. 6
5619. 0
5620. 0
5620. 1
pull
Entries 31
Mean −17.64
Std Dev 36.97
4
2
0
−2
−4
−6
−8
−10
−12

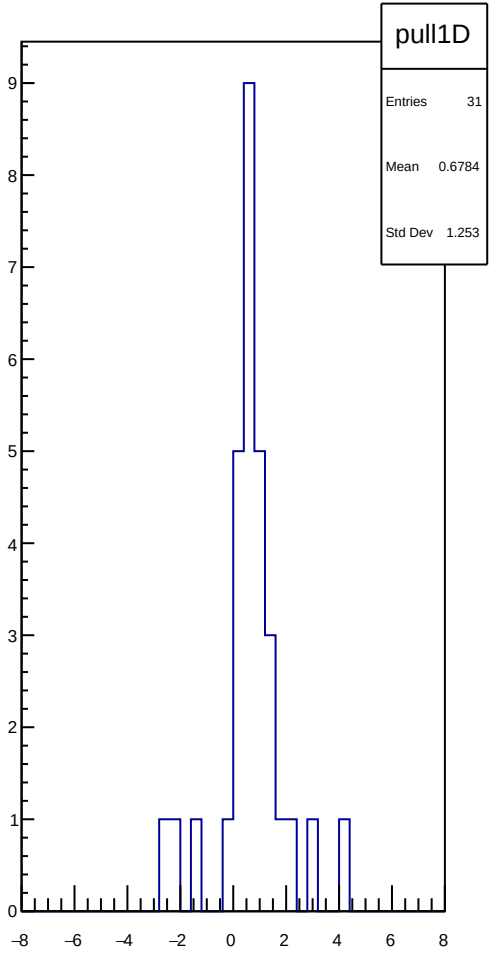
pull1D
Entries 31
Mean 0.6784
Std Dev 1.253
9
8
7
6
5
4
3
2
1
0
−8
−6
−4
−2
0
2
4
6
8

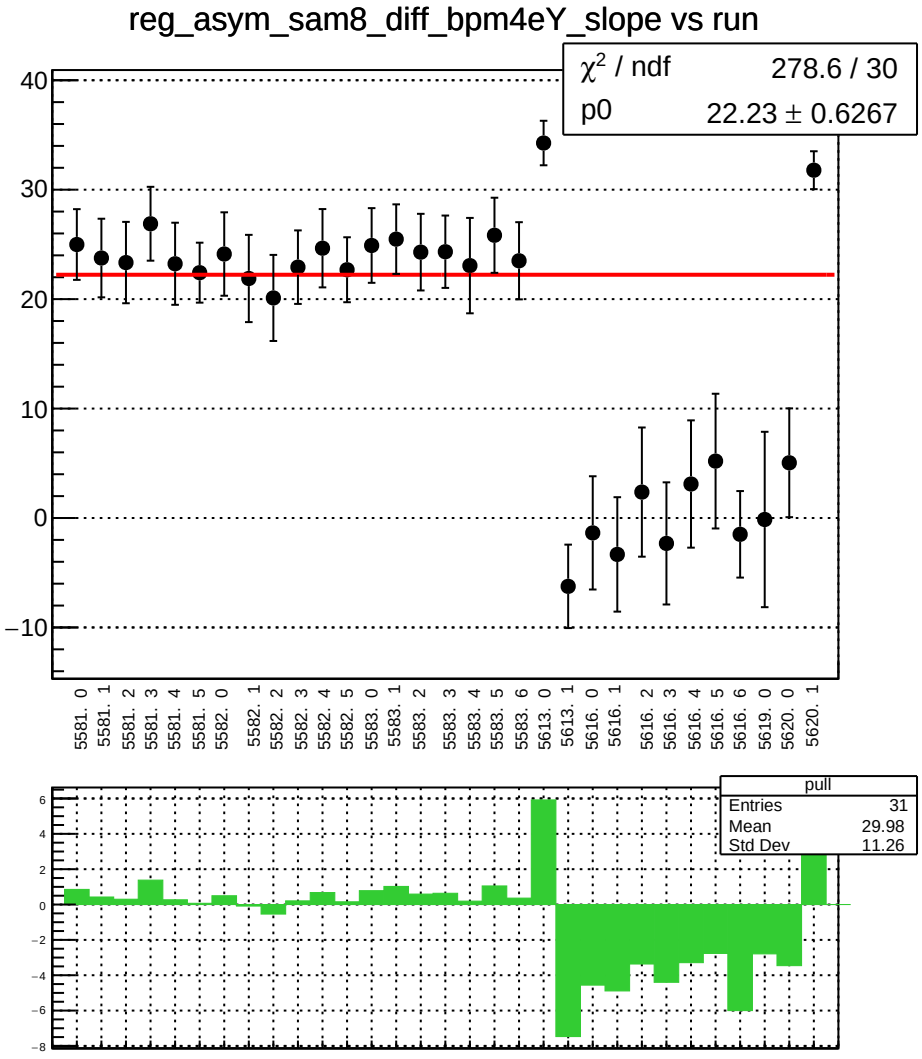
reg_asym_sam8_diff_bpm4eY_slope vs run
χ² / ndf 278.6 / 30
p0 22.23 ± 0.6267
40
30
20
10
0
−10
5581. 0
5581. 1
5581. 2
5581. 3
5581. 4
5581. 5
5582. 0
5582. 1
5582. 2
5582. 3
5582. 4
5582. 5
5583. 0
5583. 1
5583. 2
5583. 3
5583. 4
5583. 5
5583. 6
5613. 0
5613. 1
5616. 0
5616. 1
5616. 2
5616. 3
5616. 4
5616. 5
5616. 6
5619. 0
5620. 0
5620. 1
pull
Entries 31
Mean 29.98
Std Dev 11.26
6
4
2
0
−2
−4
−6
−8

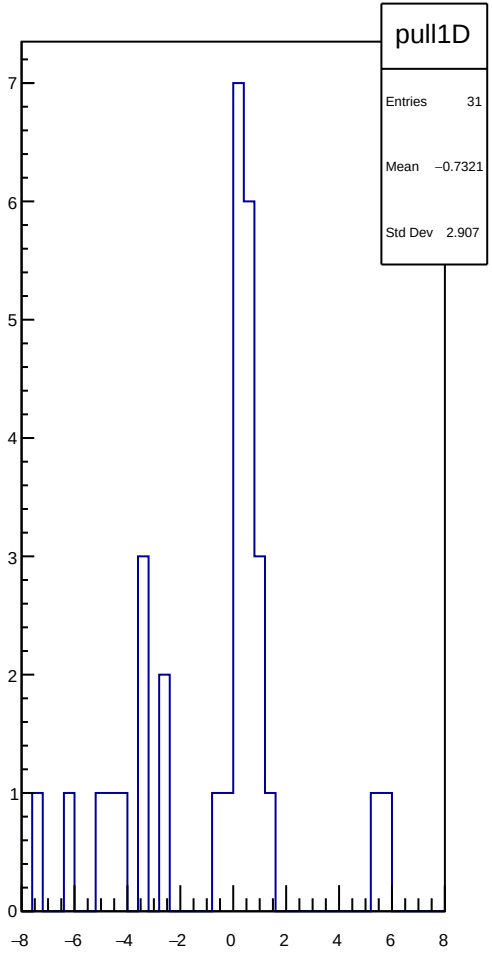
pull1D
Entries 31
Mean −0.7321
Std Dev 2.907
7
6
5
4
3
2
1
0
−8
−6
−4
−2
0
2
4
6
8

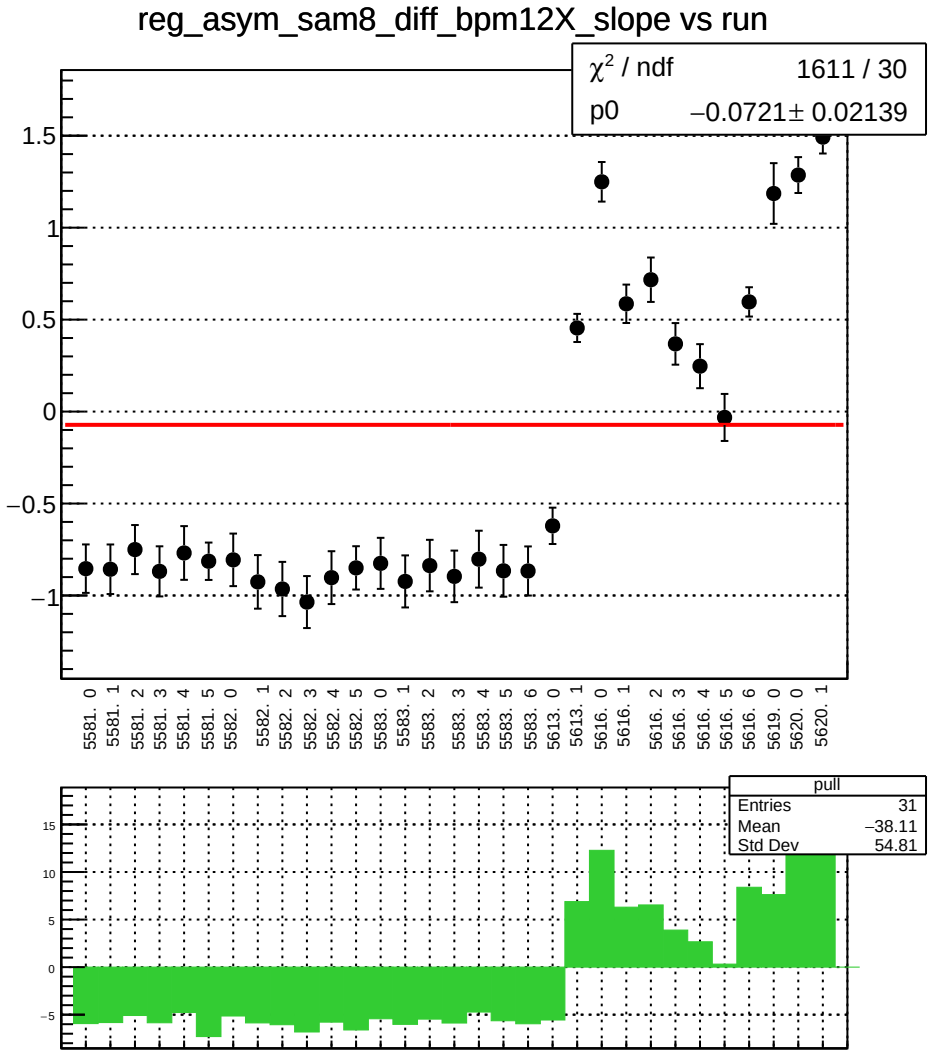
reg_asym_sam8_diff_bpm12X_slope vs run
χ² / ndf 1611 / 30
p0 −0.0721± 0.02139
1.5
1
0.5
0
−0.5
−1
5581. 0
5581. 1
5581. 2
5581. 3
5581. 4
5581. 5
5582. 0
5582. 1
5582. 2
5582. 3
5582. 4
5582. 5
5583. 0
5583. 1
5583. 2
5583. 3
5583. 4
5583. 5
5583. 6
5613. 0
5613. 1
5616. 0
5616. 1
5616. 2
5616. 3
5616. 4
5616. 5
5616. 6
5619. 0
5620. 0
5620. 1
pull
Entries 31
Mean −38.11
Std Dev 54.81
15
10
5
0
−5

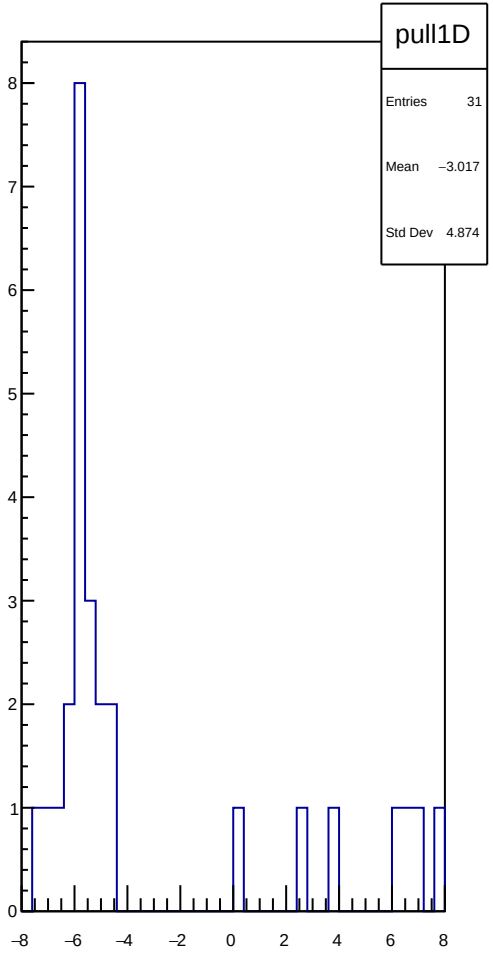
pull1D
Entries 31
Mean −3.017
Std Dev 4.874
8
7
6
5
4
3
2
1
0
−8
−6
−4
−2
0
2
4
6
8

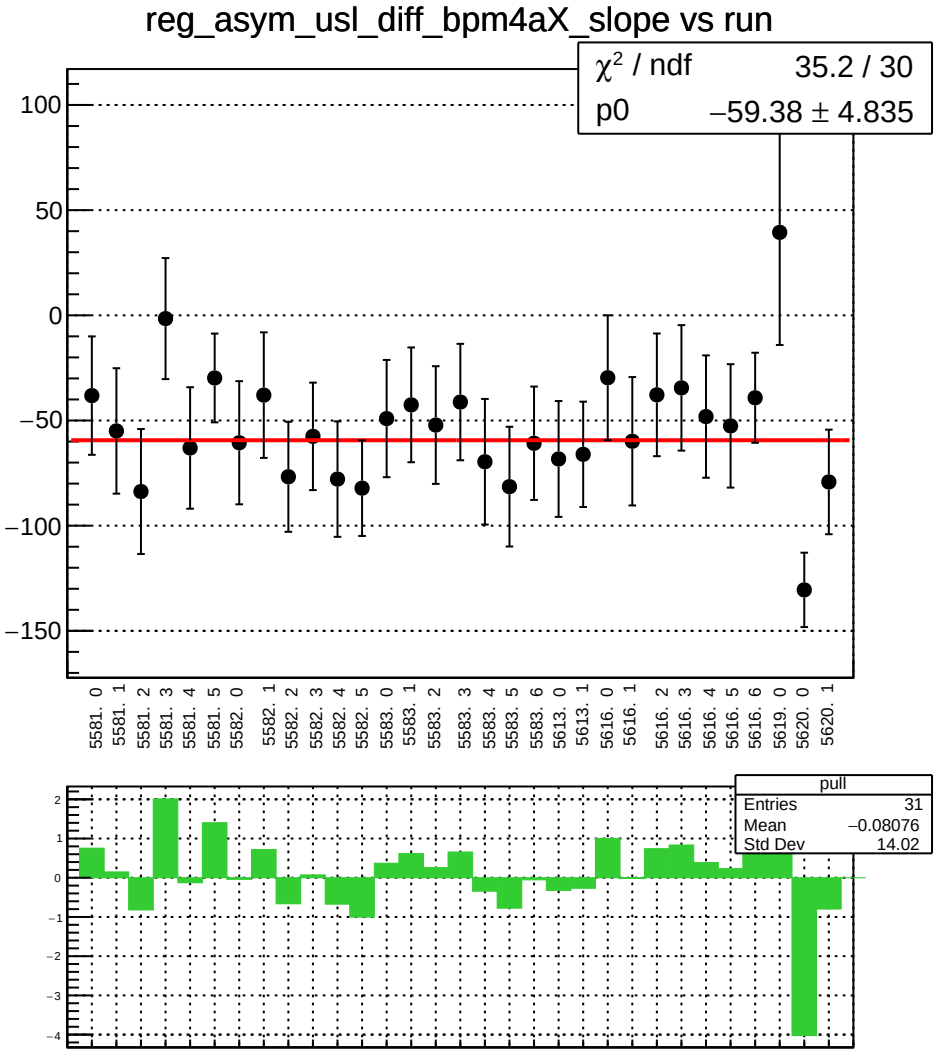
reg_asym_usl_diff_bpm4aX_slope vs run
χ² / ndf 35.2 / 30
p0 −59.38 ± 4.835
100
50
0
−50
−100
−150
5581. 0
5581. 1
5581. 2
5581. 3
5581. 4
5581. 5
5582. 0
5582. 1
5582. 2
5582. 3
5582. 4
5582. 5
5583. 0
5583. 1
5583. 2
5583. 3
5583. 4
5583. 5
5583. 6
5613. 0
5613. 1
5616. 0
5616. 1
5616. 2
5616. 3
5616. 4
5616. 5
5616. 6
5619. 0
5620. 0
5620. 1
pull
Entries 31
Mean −0.08076
Std Dev 14.02
2
1
0
−1
−2
−3
−4

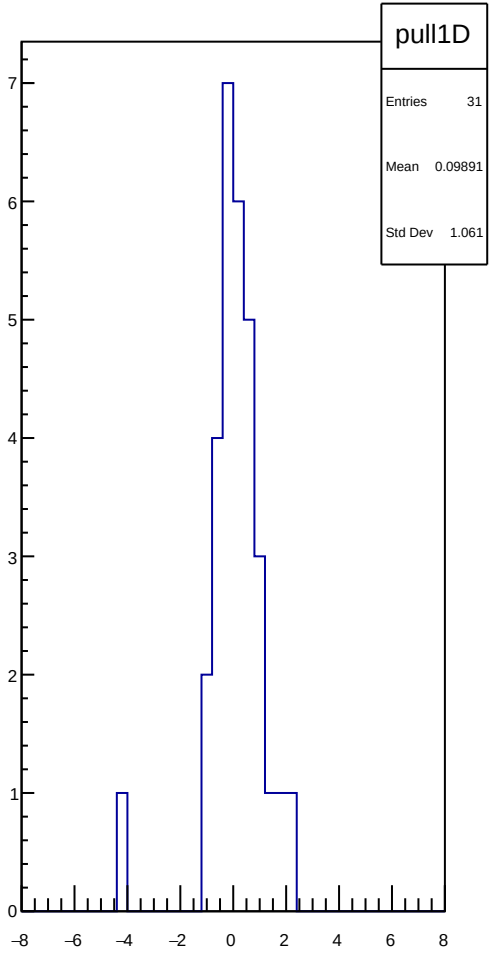
pull1D
Entries 31
Mean 0.09891
Std Dev 1.061
7
6
5
4
3
2
1
0
−8
−6
−4
−2
0
2
4
6
8

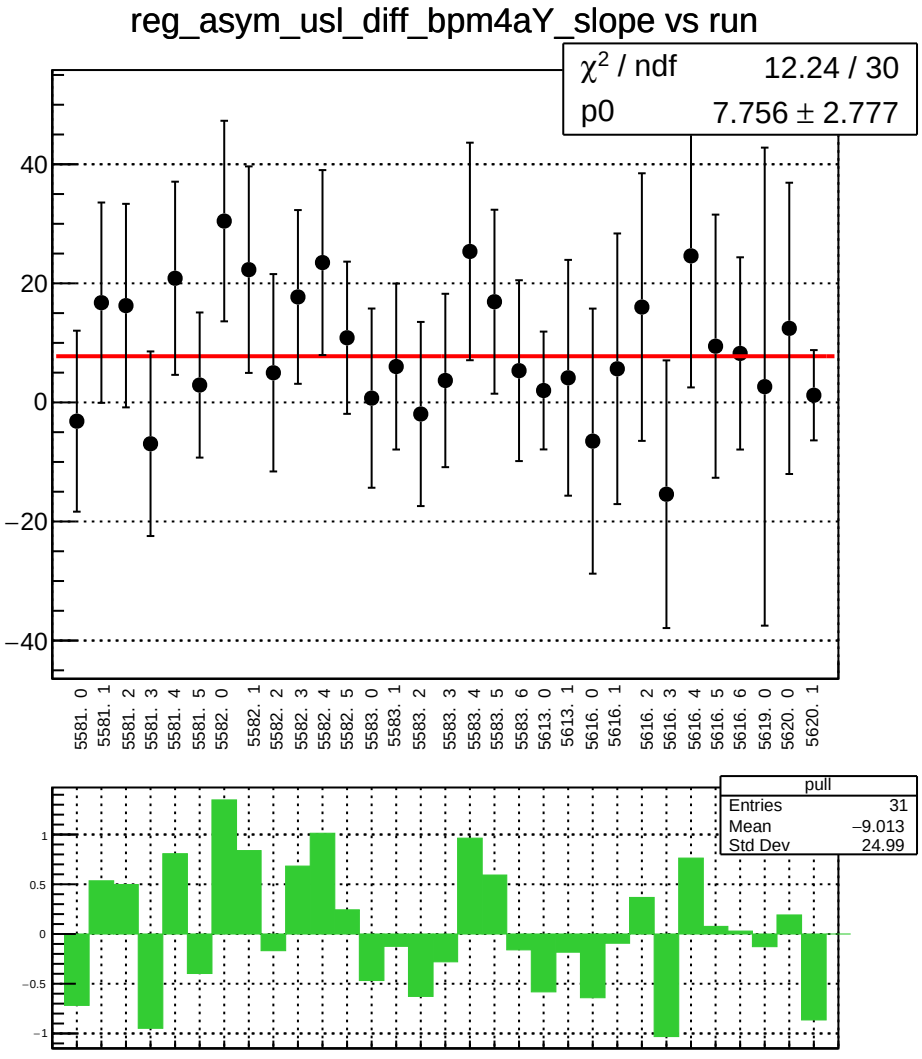
reg_asym_usl_diff_bpm4aY_slope vs run
χ² / ndf 12.24 / 30
p0 7.756 ± 2.777
40
20
0
−20
−40
5581. 0
5581. 1
5581. 2
5581. 3
5581. 4
5581. 5
5582. 0
5582. 1
5582. 2
5582. 3
5582. 4
5582. 5
5583. 0
5583. 1
5583. 2
5583. 3
5583. 4
5583. 5
5583. 6
5613. 0
5613. 1
5616. 0
5616. 1
5616. 2
5616. 3
5616. 4
5616. 5
5616. 6
5619. 0
5620. 0
5620. 1
pull
Entries 31
Mean −9.013
Std Dev 24.99
1
0.5
0
−0.5
−1

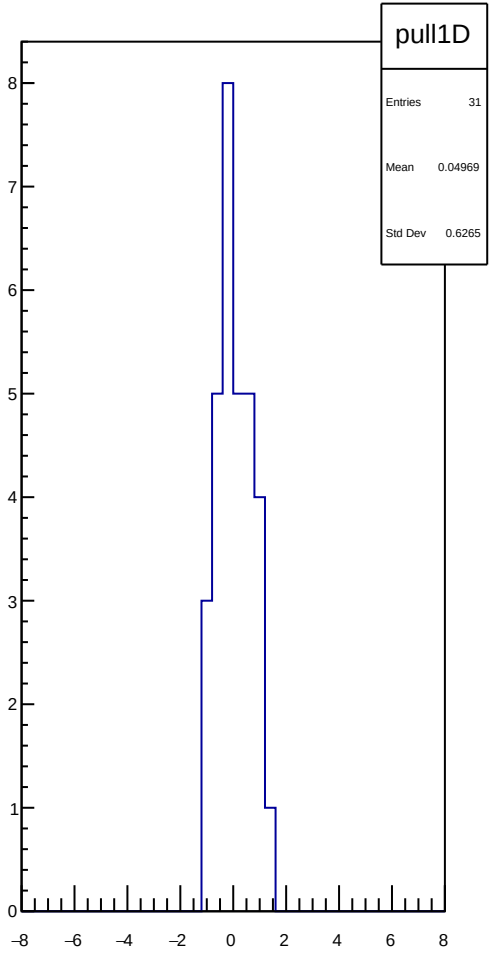
pull1D
Entries 31
Mean 0.04969
Std Dev 0.6265
8
7
6
5
4
3
2
1
0
−8
−6
−4
−2
0
2
4
6
8

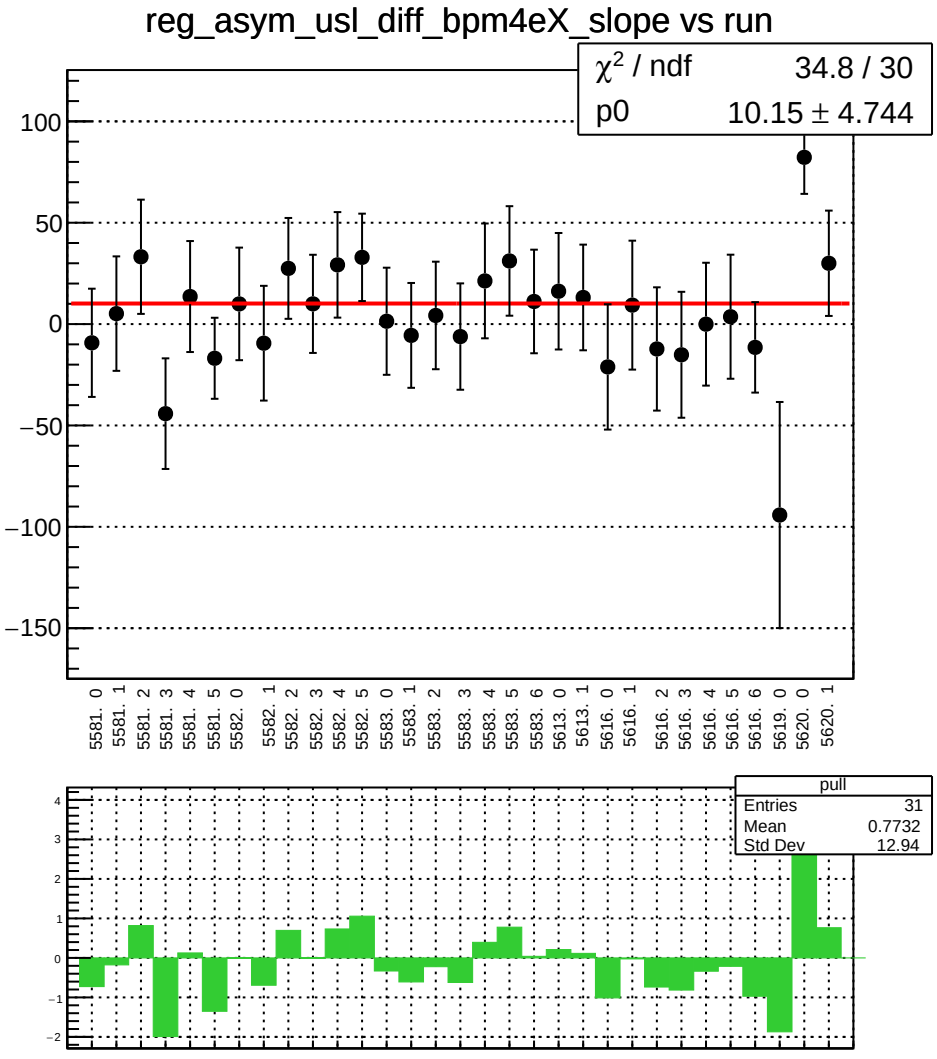
reg_asym_usl_diff_bpm4eX_slope vs run
χ² / ndf 34.8 / 30
p0 10.15 ± 4.744
100
50
0
−50
−100
−150
5581. 0
5581. 1
5581. 2
5581. 3
5581. 4
5581. 5
5582. 0
5582. 1
5582. 2
5582. 3
5582. 4
5582. 5
5583. 0
5583. 1
5583. 2
5583. 3
5583. 4
5583. 5
5583. 6
5613. 0
5613. 1
5616. 0
5616. 1
5616. 2
5616. 3
5616. 4
5616. 5
5616. 6
5619. 0
5620. 0
5620. 1
pull
Entries 31
Mean 0.7732
Std Dev 12.94
4
3
2
1
0
−1
−2

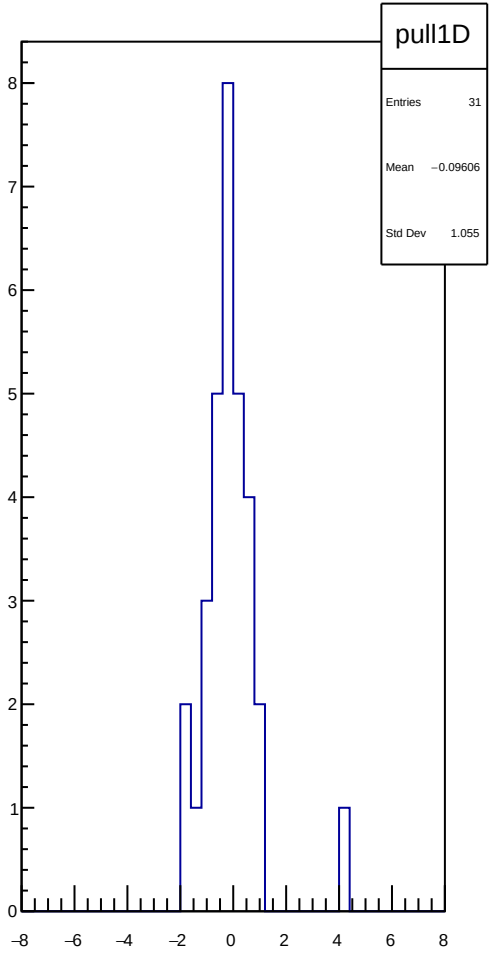
pull1D
Entries 31
Mean −0.09606
Std Dev 1.055
8
7
6
5
4
3
2
1
0
−8
−6
−4
−2
0
2
4
6
8

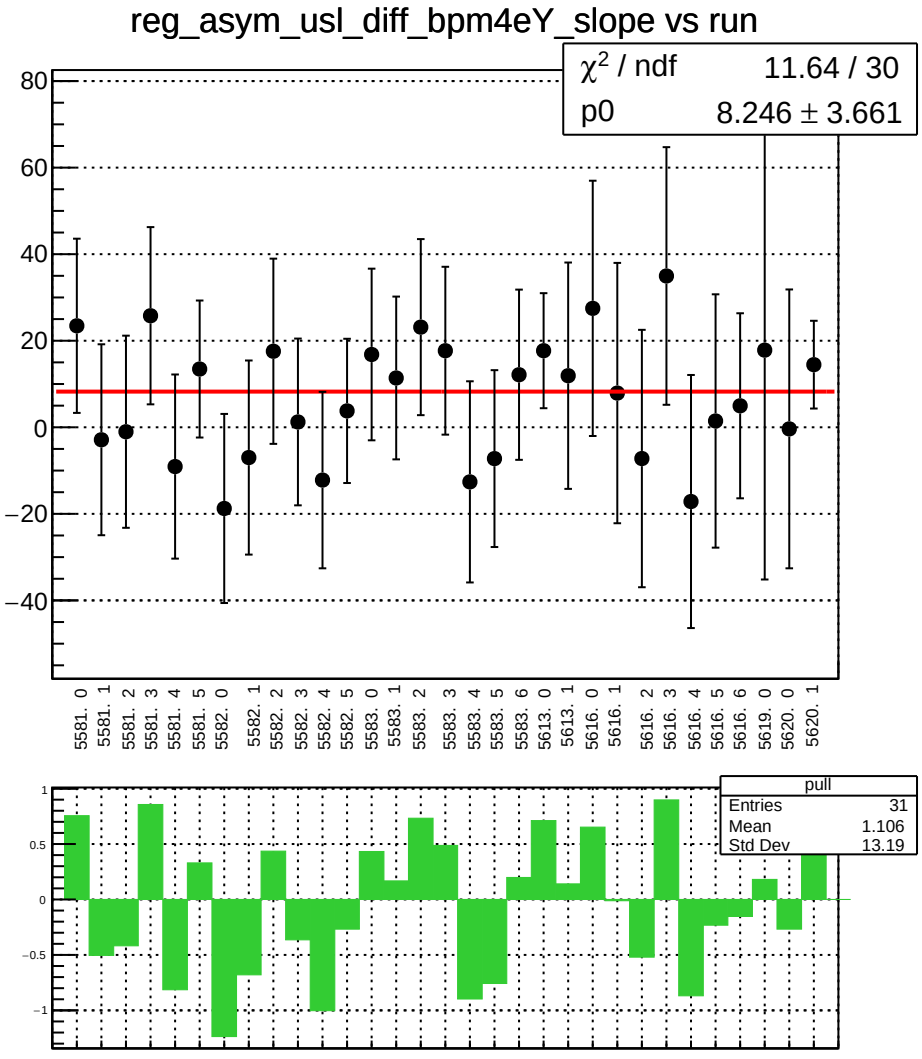
reg_asym_usl_diff_bpm4eY_slope vs run
χ² / ndf 11.64 / 30
p0 8.246 ± 3.661
80
60
40
20
0
−20
−40
5581. 0
5581. 1
5581. 2
5581. 3
5581. 4
5581. 5
5582. 0
5582. 1
5582. 2
5582. 3
5582. 4
5582. 5
5583. 0
5583. 1
5583. 2
5583. 3
5583. 4
5583. 5
5583. 6
5613. 0
5613. 1
5616. 0
5616. 1
5616. 2
5616. 3
5616. 4
5616. 5
5616. 6
5619. 0
5620. 0
5620. 1
pull
Entries 31
Mean 1.106
Std Dev 13.19
1
0.5
0
−0.5
−1

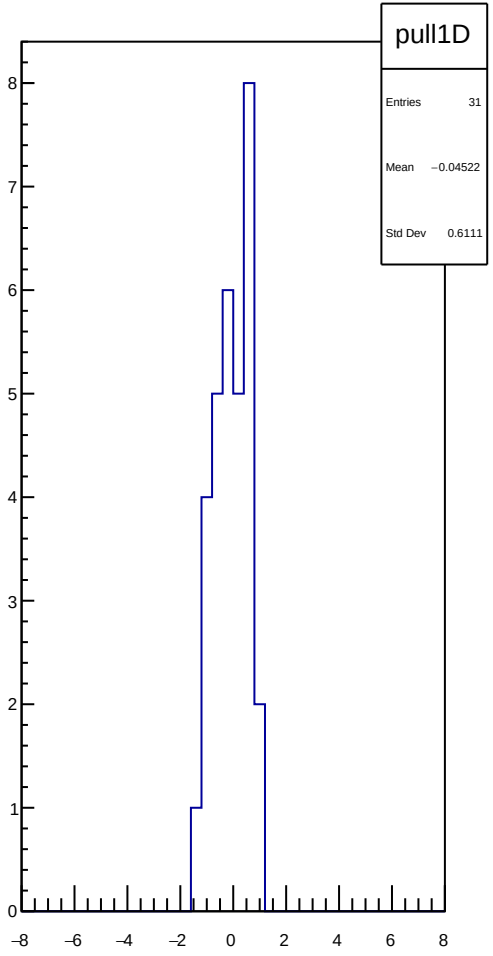
pull1D
Entries 31
Mean −0.04522
Std Dev 0.6111
8
7
6
5
4
3
2
1
0
−8
−6
−4
−2
0
2
4
6
8

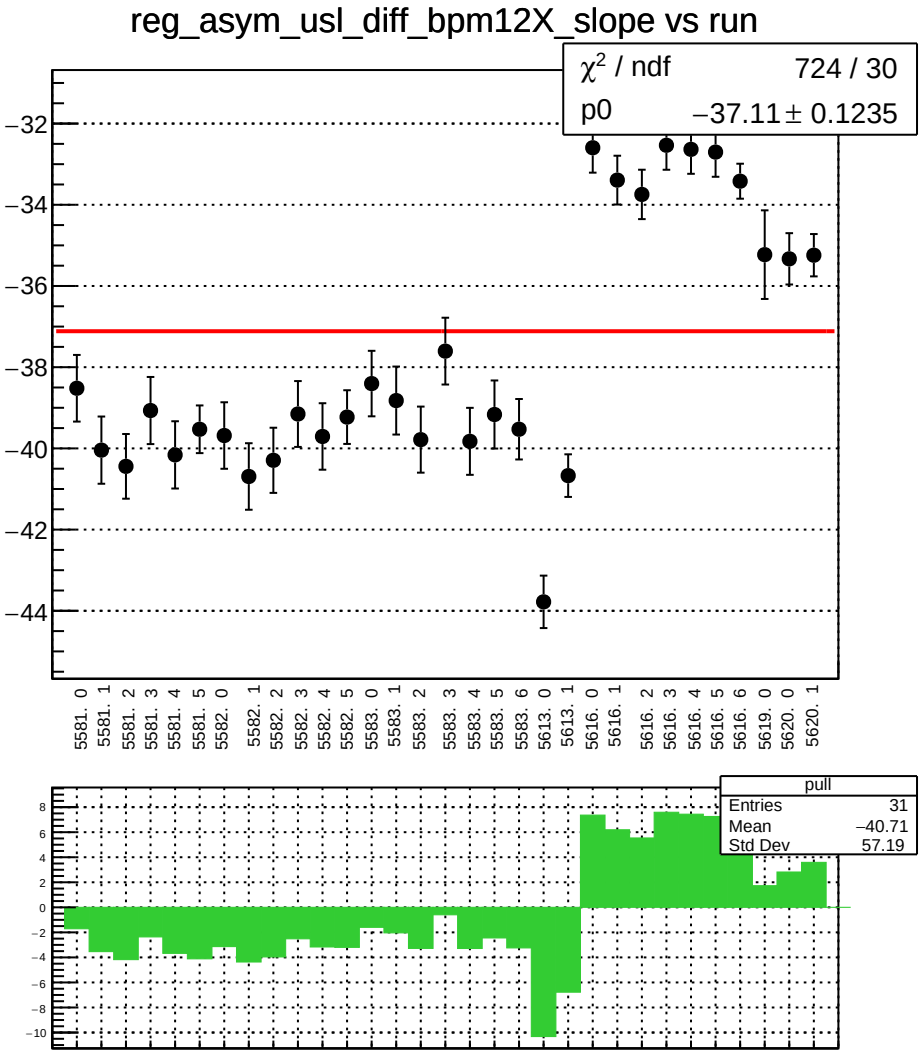
reg_asym_usl_diff_bpm12X_slope vs run
χ² / ndf 724 / 30
p0 −37.11 ± 0.1235
−32
−34
−36
−38
−40
−42
−44
5581. 0
5581. 1
5581. 2
5581. 3
5581. 4
5581. 5
5582. 0
5582. 1
5582. 2
5582. 3
5582. 4
5582. 5
5583. 0
5583. 1
5583. 2
5583. 3
5583. 4
5583. 5
5583. 6
5613. 0
5613. 1
5616. 0
5616. 1
5616. 2
5616. 3
5616. 4
5616. 5
5616. 6
5619. 0
5620. 0
5620. 1
pull
Entries 31
Mean −40.71
Std Dev 57.19
8
6
4
2
0
−2
−4
−6
−8
−10

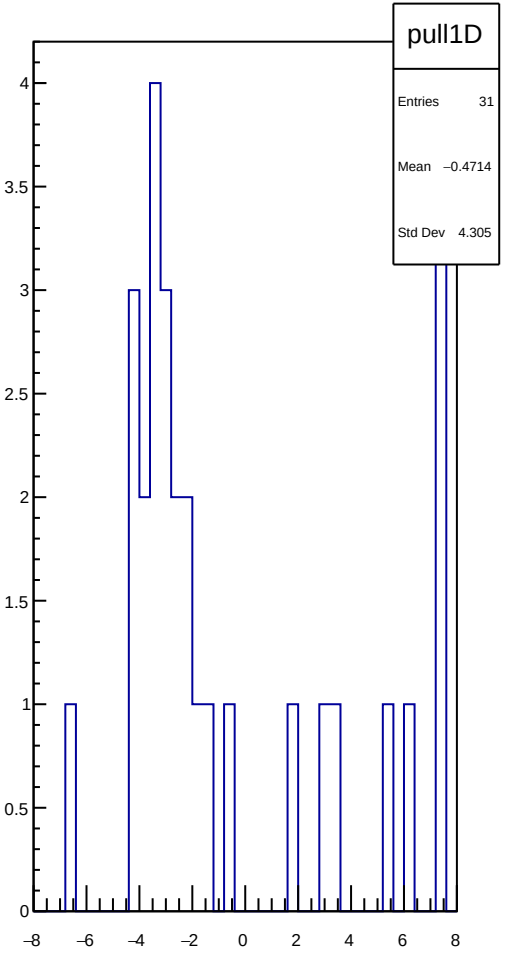
pull1D
Entries 31
Mean −0.4714
Std Dev 4.305
4
3.5
3
2.5
2
1.5
1
0.5
0
−8
−6
−4
−2
0
2
4
6
8

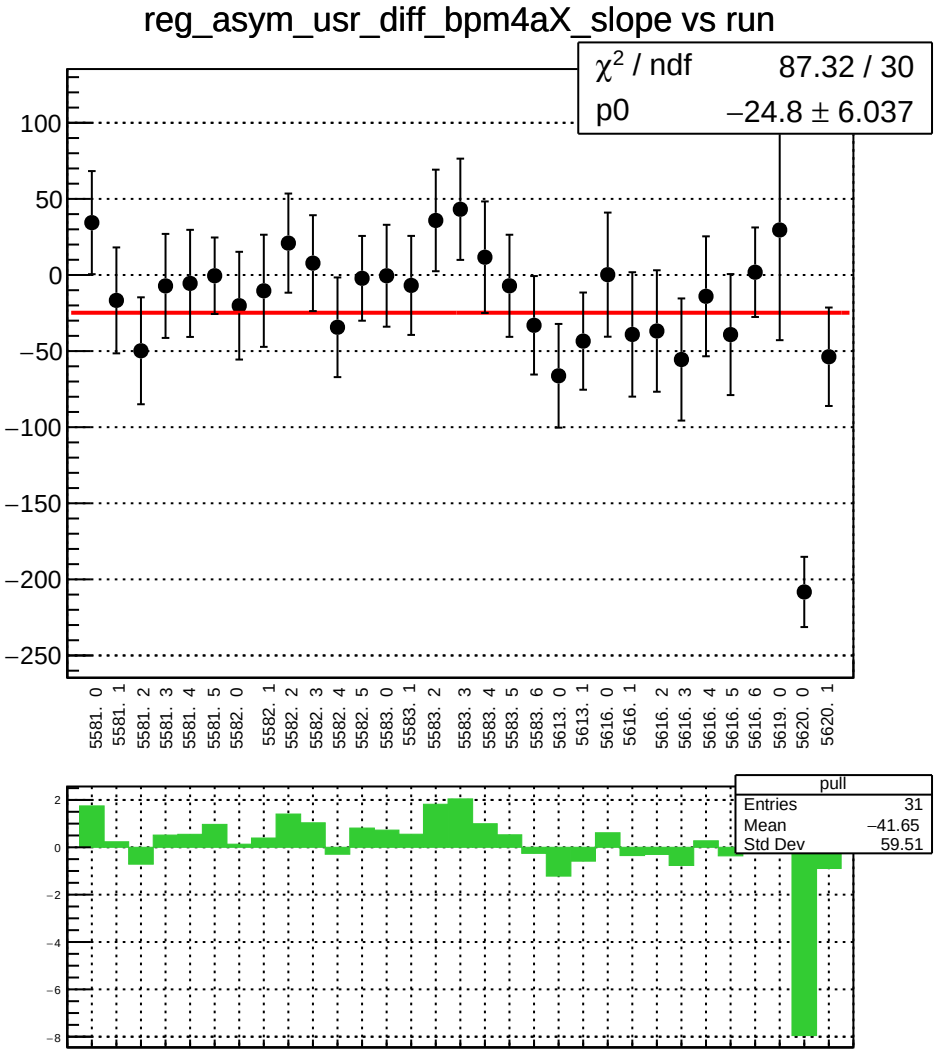
reg_asym_usr_diff_bpm4aX_slope vs run
χ² / ndf 87.32 / 30
p0 −24.8 ± 6.037
100
50
0
−50
−100
−150
−200
−250
5581. 0
5581. 1
5581. 2
5581. 3
5581. 4
5581. 5
5582. 0
5582. 1
5582. 2
5582. 3
5582. 4
5582. 5
5583. 0
5583. 1
5583. 2
5583. 3
5583. 4
5583. 5
5583. 6
5613. 0
5613. 1
5616. 0
5616. 1
5616. 2
5616. 3
5616. 4
5616. 5
5616. 6
5619. 0
5620. 0
5620. 1
pull
Entries 31
Mean −41.65
Std Dev 59.51
2
0
−2
−4
−6
−8

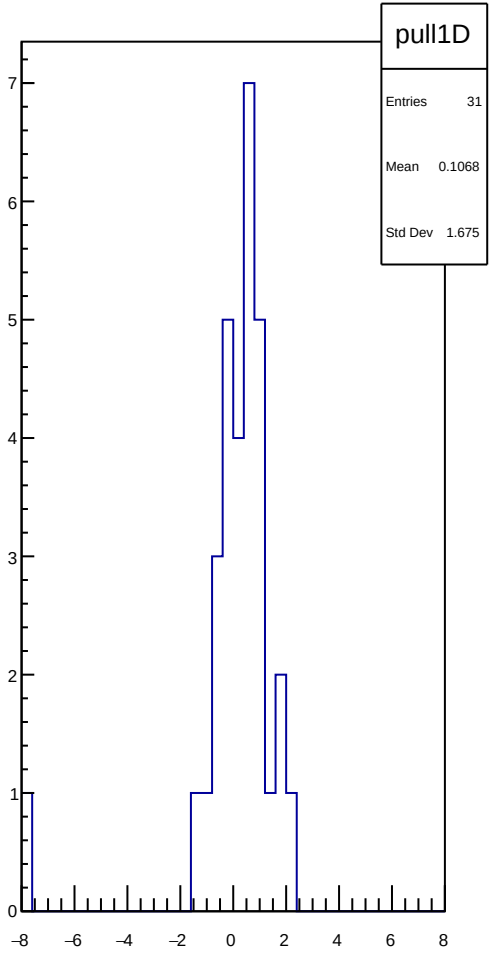
pull1D
Entries 31
Mean 0.1068
Std Dev 1.675
7
6
5
4
3
2
1
0
−8
−6
−4
−2
0
2
4
6
8

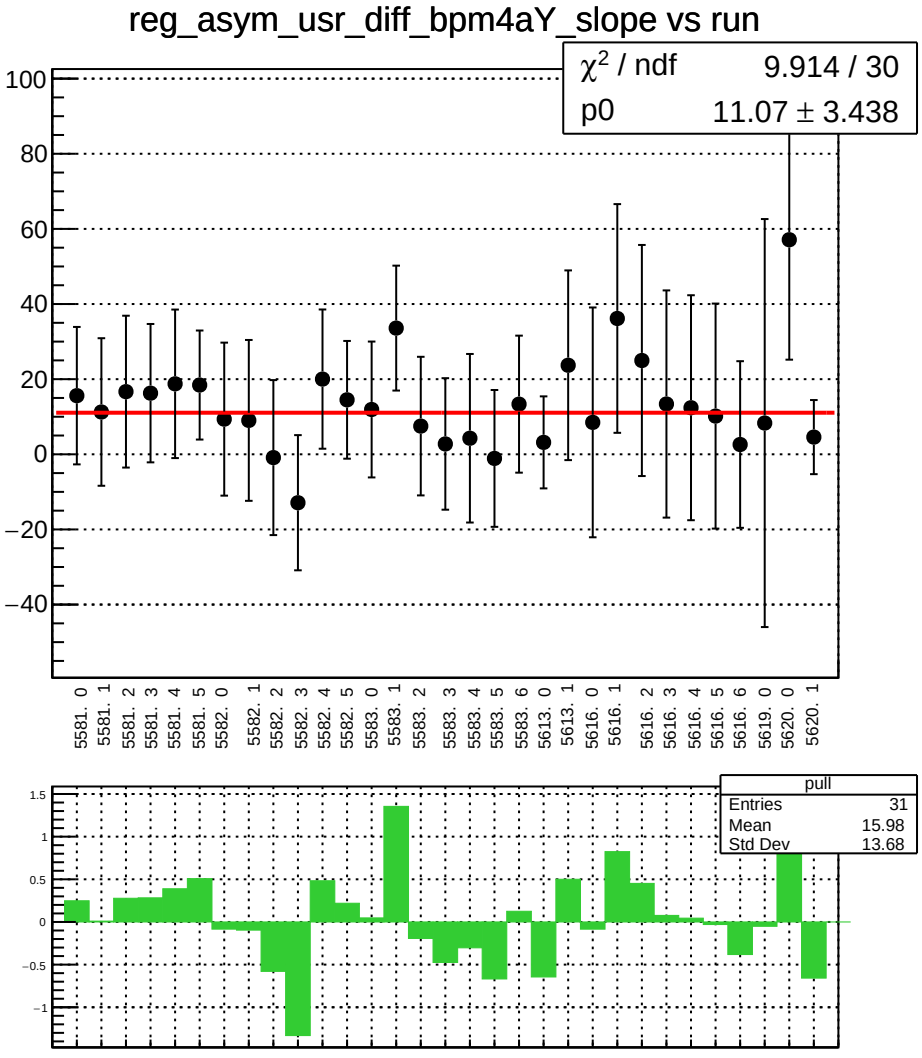
reg_asym_usr_diff_bpm4aY_slope vs run
χ² / ndf 9.914 / 30
p0 11.07 ± 3.438
100
80
60
40
20
0
−20
−40
5581. 0
5581. 1
5581. 2
5581. 3
5581. 4
5581. 5
5582. 0
5582. 1
5582. 2
5582. 3
5582. 4
5582. 5
5583. 0
5583. 1
5583. 2
5583. 3
5583. 4
5583. 5
5583. 6
5613. 0
5613. 1
5616. 0
5616. 1
5616. 2
5616. 3
5616. 4
5616. 5
5616. 6
5619. 0
5620. 0
5620. 1
pull
Entries 31
Mean 15.98
Std Dev 13.68
1.5
1
0.5
0
−0.5
−1

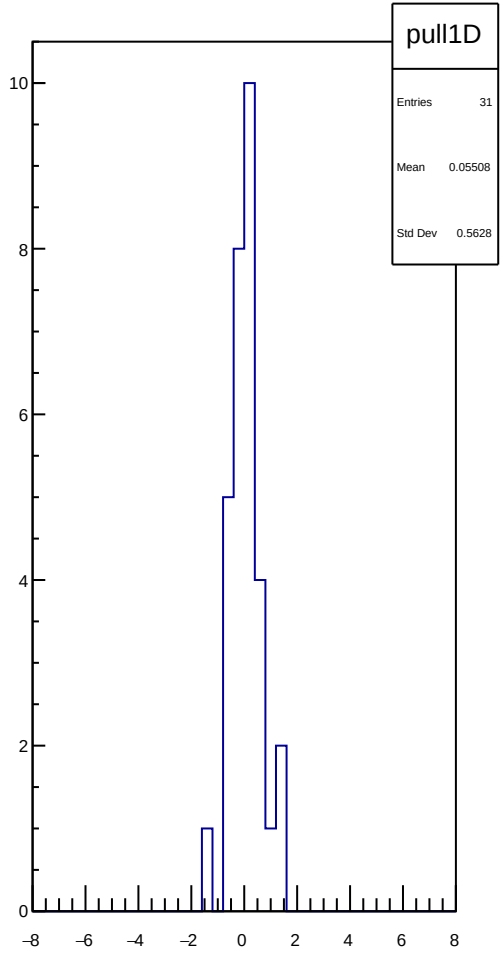
pull1D
Entries 31
Mean 0.05508
Std Dev 0.5628
10
8
6
4
2
0
−8
−6
−4
−2
0
2
4
6
8

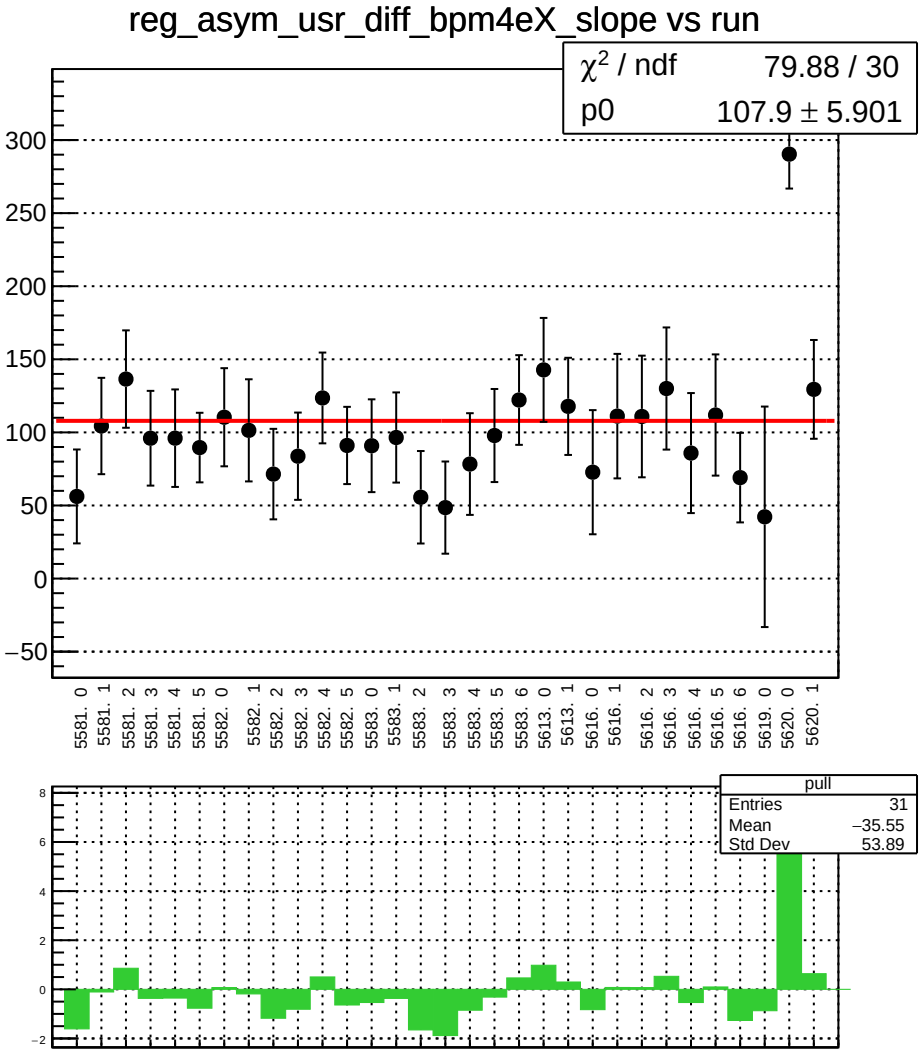
reg_asym_usr_diff_bpm4eX_slope vs run
χ² / ndf 79.88 / 30
p0 107.9 ± 5.901
300
250
200
150
100
50
0
−50
5581. 0
5581. 1
5581. 2
5581. 3
5581. 4
5581. 5
5582. 0
5582. 1
5582. 2
5582. 3
5582. 4
5582. 5
5583. 0
5583. 1
5583. 2
5583. 3
5583. 4
5583. 5
5583. 6
5613. 0
5613. 1
5616. 0
5616. 1
5616. 2
5616. 3
5616. 4
5616. 5
5616. 6
5619. 0
5620. 0
5620. 1
pull
Entries 31
Mean −35.55
Std Dev 53.89
8
6
4
2
0
−2

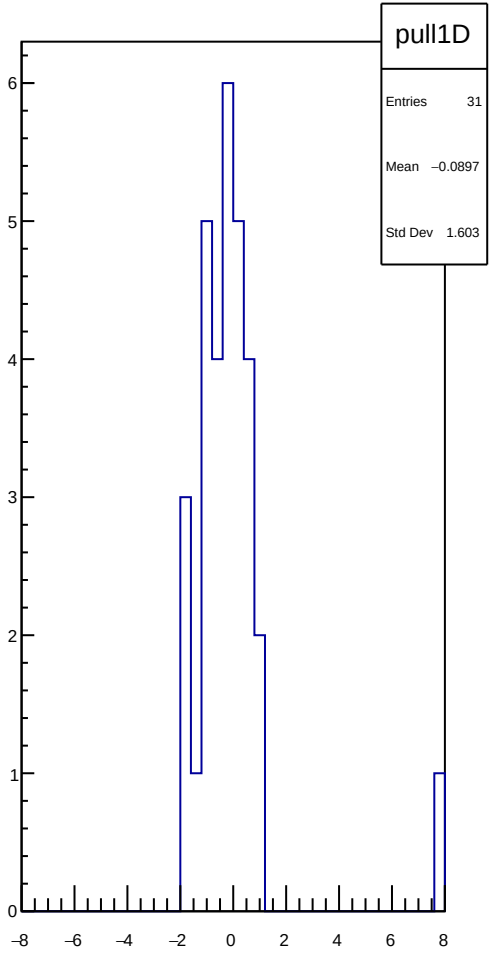
pull1D
Entries 31
Mean −0.0897
Std Dev 1.603
6
5
4
3
2
1
0
−8
−6
−4
−2
0
2
4
6
8

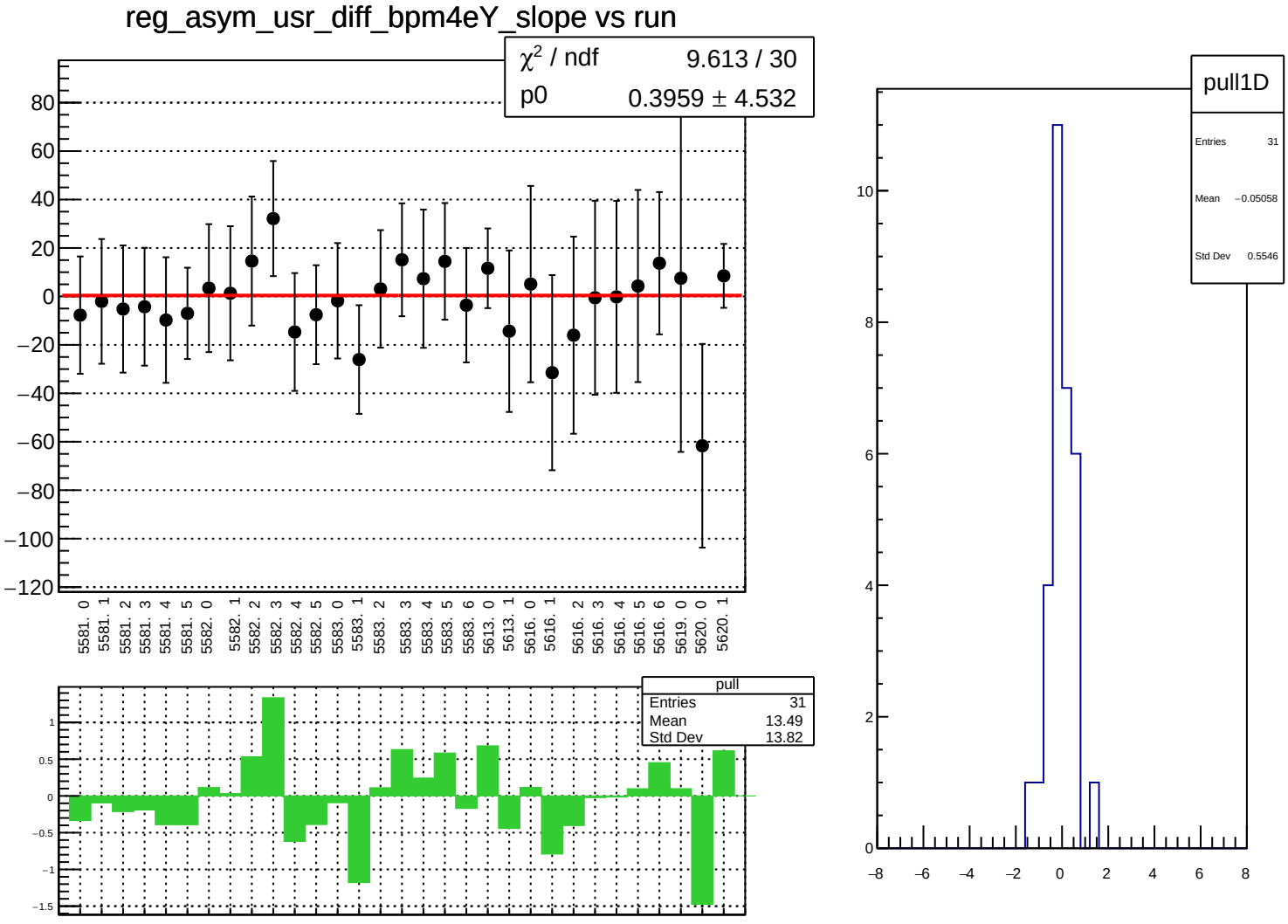
reg_asym_usr_diff_bpm4eY_slope vs run
χ² / ndf 9.613 / 30
p0 0.3959 ± 4.532
80
60
40
20
0
−20
−40
−60
−80
−100
−120
5581. 0
5581. 1
5581. 2
5581. 3
5581. 4
5581. 5
5582. 0
5582. 1
5582. 2
5582. 3
5582. 4
5582. 5
5583. 0
5583. 1
5583. 2
5583. 3
5583. 4
5583. 5
5583. 6
5613. 0
5613. 1
5616. 0
5616. 1
5616. 2
5616. 3
5616. 4
5616. 5
5616. 6
5619. 0
5620. 0
5620. 1
pull
Entries 31
Mean 13.49
Std Dev 13.82
1
0.5
0
−0.5
−1
−1.5
pull1D
Entries 31
Mean −0.05058
Std Dev 0.5546
10
8
6
4
2
0
−8
−6
−4
−2
0
2
4
6
8

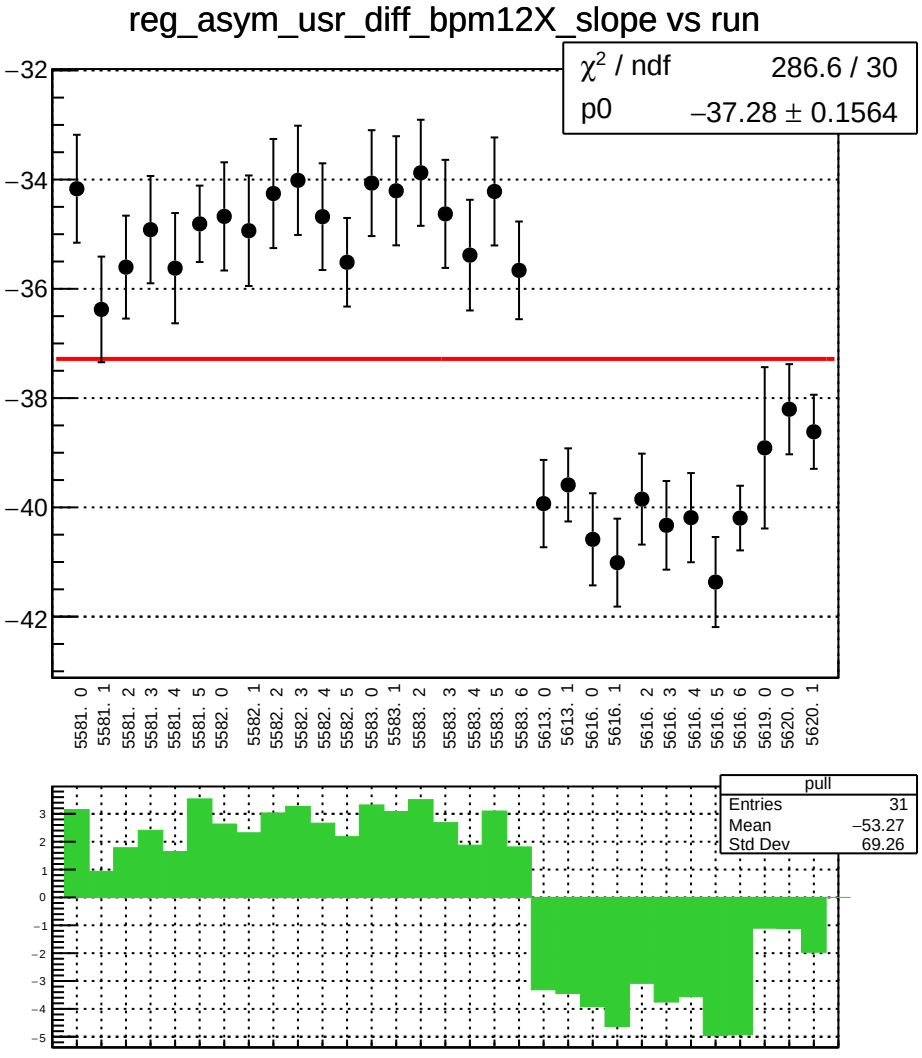
reg_asym_usr_diff_bpm12X_slope vs run
χ² / ndf 286.6 / 30
p0 −37.28 ± 0.1564
−32
−34
−36
−38
−40
−42
5581. 0
5581. 1
5581. 2
5581. 3
5581. 4
5581. 5
5582. 0
5582. 1
5582. 2
5582. 3
5582. 4
5582. 5
5583. 0
5583. 1
5583. 2
5583. 3
5583. 4
5583. 5
5583. 6
5613. 0
5613. 1
5616. 0
5616. 1
5616. 2
5616. 3
5616. 4
5616. 5
5616. 6
5619. 0
5620. 0
5620. 1
pull
Entries 31
Mean −53.27
Std Dev 69.26

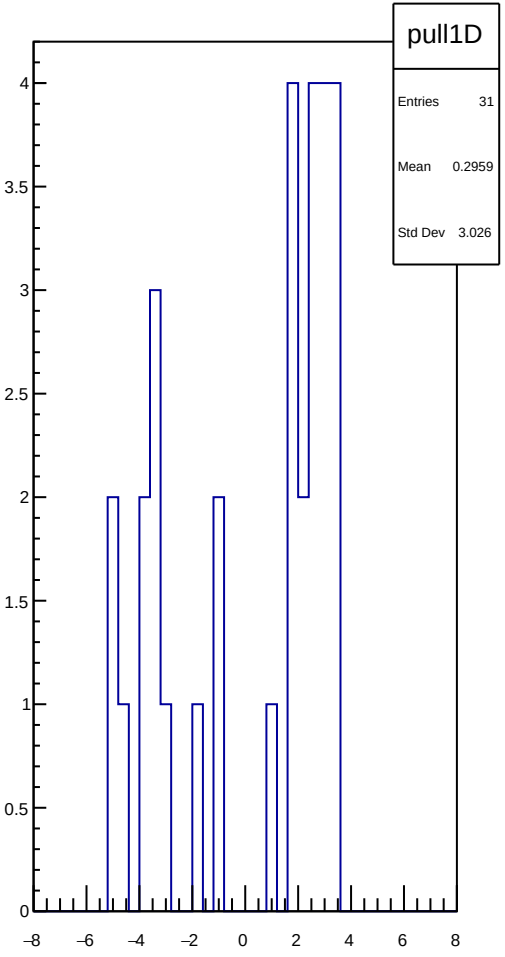
pull1D
Entries 31
Mean 0.2959
Std Dev 3.026

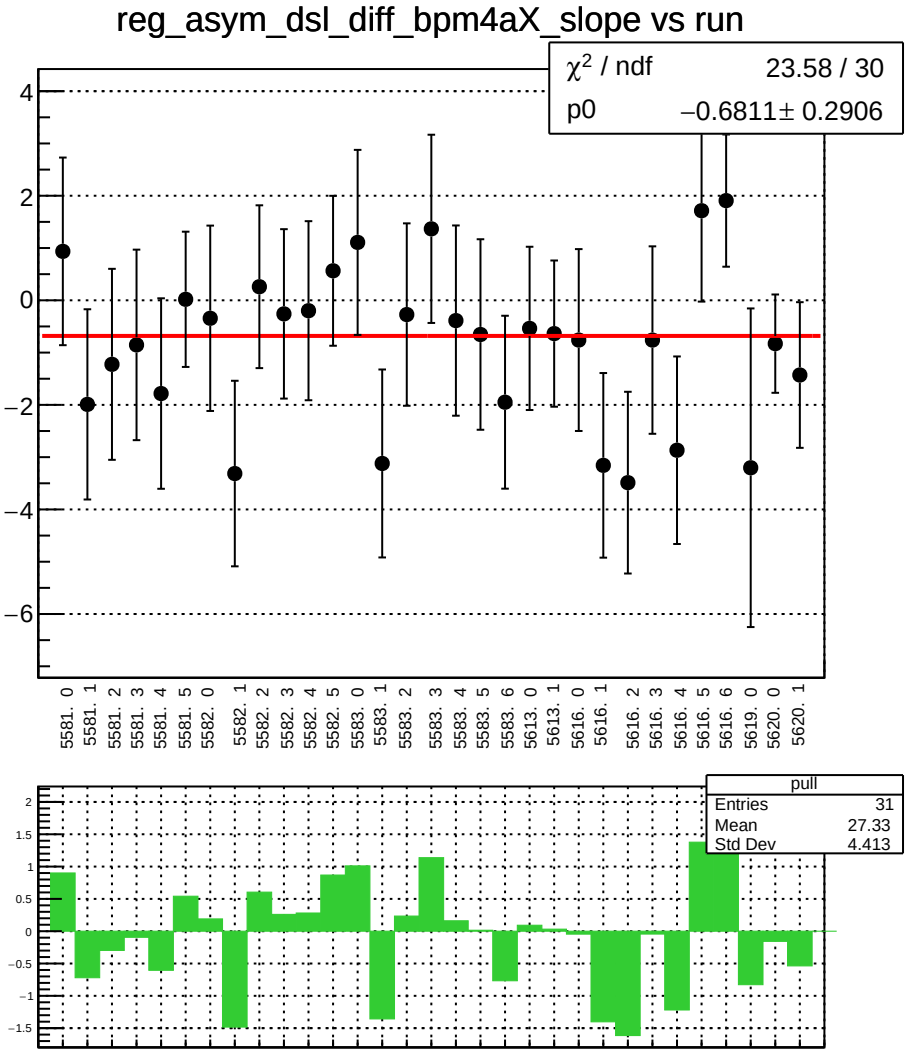
reg_asym_dsl_diff_bpm4aX_slope vs run
χ² / ndf 23.58 / 30
p0 −0.6811± 0.2906
4
2
0
−2
−4
−6
5581. 0
5581. 1
5581. 2
5581. 3
5581. 4
5581. 5
5582. 0
5582. 1
5582. 2
5582. 3
5582. 4
5582. 5
5583. 0
5583. 1
5583. 2
5583. 3
5583. 4
5583. 5
5583. 6
5613. 0
5613. 1
5616. 0
5616. 1
5616. 2
5616. 3
5616. 4
5616. 5
5616. 6
5619. 0
5620. 0
5620. 1
pull
Entries 31
Mean 27.33
Std Dev 4.413
2
1.5
1
0.5
0
−0.5
−1
−1.5

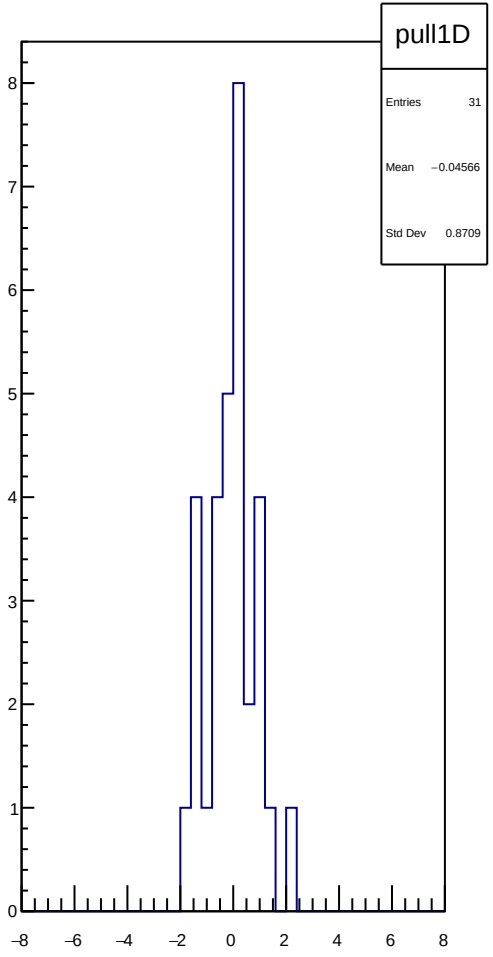
pull1D
Entries 31
Mean −0.04566
Std Dev 0.8709
8
7
6
5
4
3
2
1
0
−8
−6
−4
−2
0
2
4
6
8

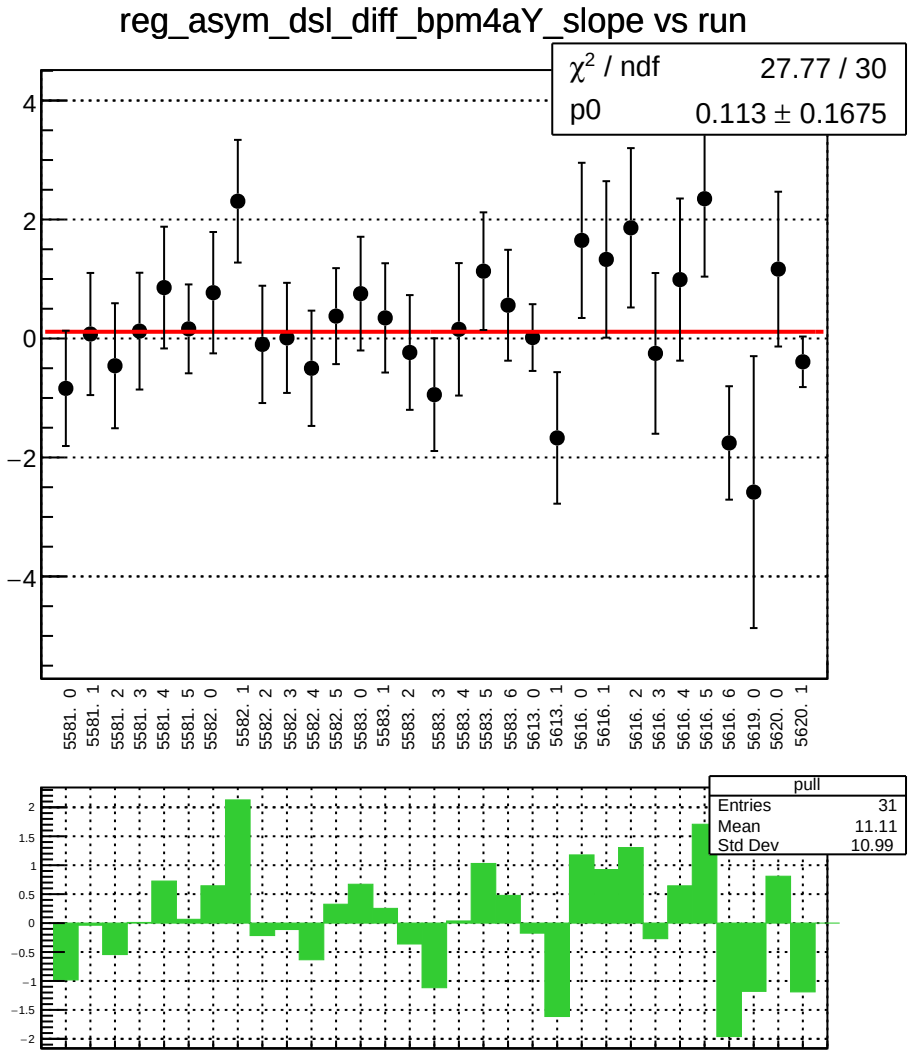
reg_asym_dsl_diff_bpm4aY_slope vs run
χ² / ndf 27.77 / 30
p0 0.113 ± 0.1675
4
2
0
−2
−4
5581. 0
5581. 1
5581. 2
5581. 3
5581. 4
5581. 5
5582. 0
5582. 1
5582. 2
5582. 3
5582. 4
5582. 5
5583. 0
5583. 1
5583. 2
5583. 3
5583. 4
5583. 5
5583. 6
5613. 0
5613. 1
5616. 0
5616. 1
5616. 2
5616. 3
5616. 4
5616. 5
5616. 6
5619. 0
5620. 0
5620. 1
pull
Entries 31
Mean 11.11
Std Dev 10.99
2
1.5
1
0.5
0
−0.5
−1
−1.5
−2

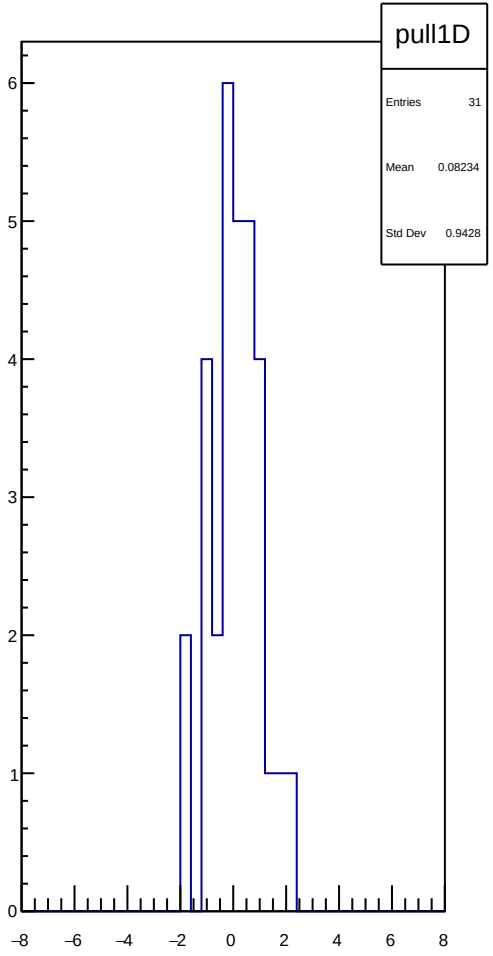
pull1D
Entries 31
Mean 0.08234
Std Dev 0.9428
6
5
4
3
2
1
0
−8
−6
−4
−2
0
2
4
6
8

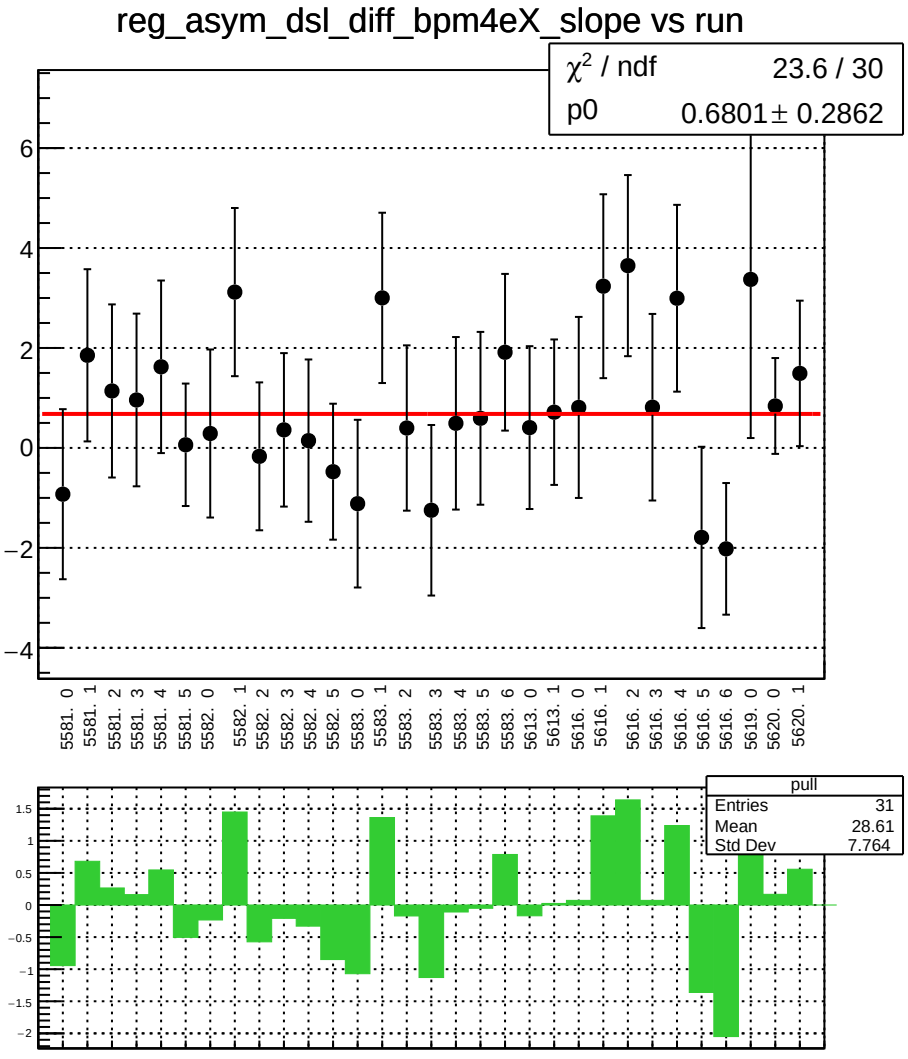
reg_asym_dsl_diff_bpm4eX_slope vs run
χ² / ndf 23.6 / 30
p0 0.6801 ± 0.2862
6
4
2
0
−2
−4
5581. 0
5581. 1
5581. 2
5581. 3
5581. 4
5581. 5
5582. 0
5582. 1
5582. 2
5582. 3
5582. 4
5582. 5
5583. 0
5583. 1
5583. 2
5583. 3
5583. 4
5583. 5
5583. 6
5613. 0
5613. 1
5616. 0
5616. 1
5616. 2
5616. 3
5616. 4
5616. 5
5616. 6
5619. 0
5620. 0
5620. 1
pull
Entries 31
Mean 28.61
Std Dev 7.764
1.5
1
0.5
0
−0.5
−1
−1.5
−2

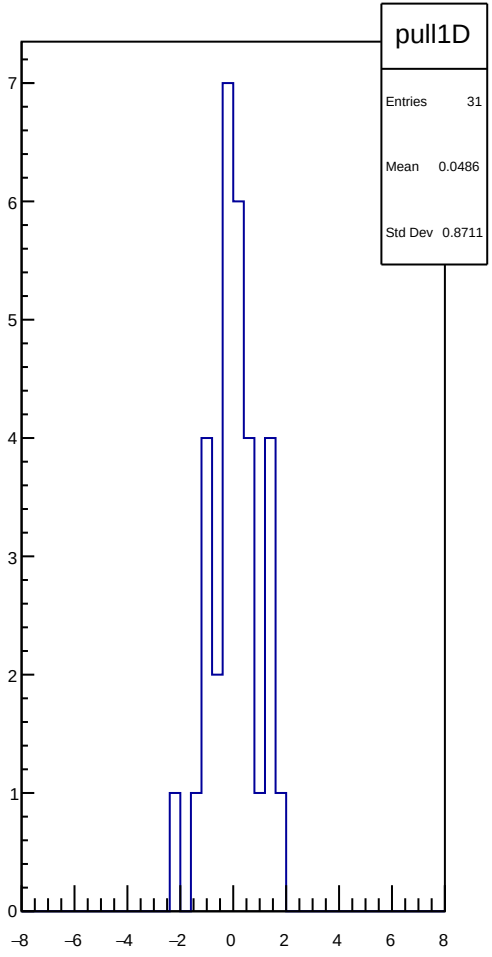
pull1D
Entries 31
Mean 0.0486
Std Dev 0.8711
7
6
5
4
3
2
1
0
−8
−6
−4
−2
0
2
4
6
8

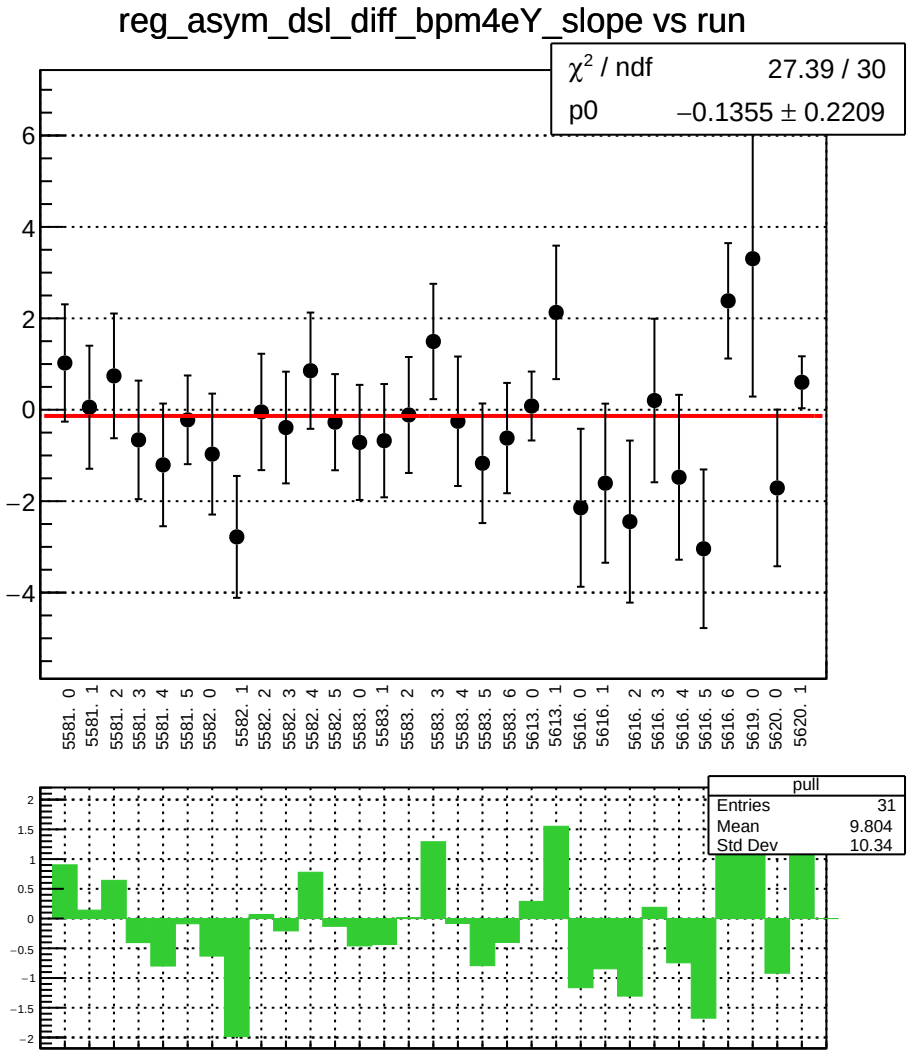
reg_asym_dsl_diff_bpm4eY_slope vs run
χ² / ndf 27.39 / 30
p0 −0.1355 ± 0.2209
6
4
2
0
−2
−4
5581. 0
5581. 1
5581. 2
5581. 3
5581. 4
5581. 5
5582. 0
5582. 1
5582. 2
5582. 3
5582. 4
5582. 5
5583. 0
5583. 1
5583. 2
5583. 3
5583. 4
5583. 5
5583. 6
5613. 0
5613. 1
5616. 0
5616. 1
5616. 2
5616. 3
5616. 4
5616. 5
5616. 6
5619. 0
5620. 0
5620. 1
pull
Entries 31
Mean 9.804
Std Dev 10.34
2
1.5
1
0.5
0
−0.5
−1
−1.5
−2

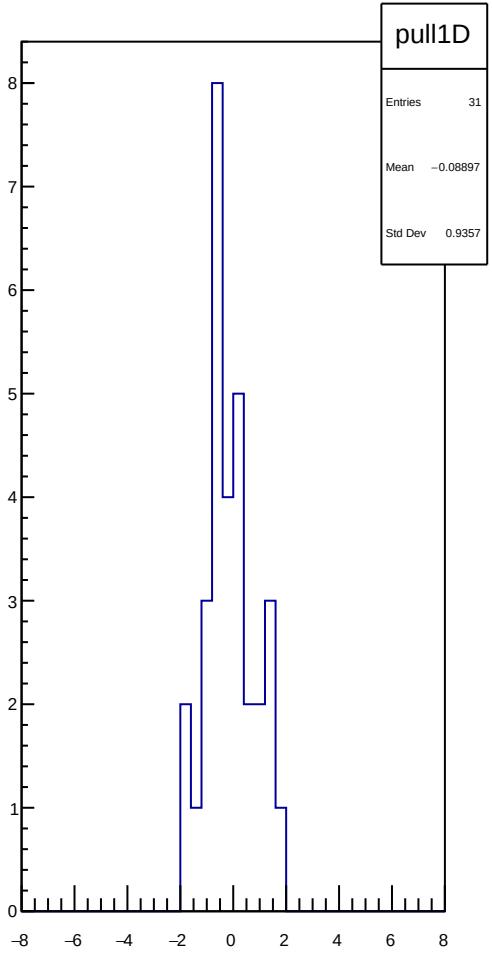
pull1D
Entries 31
Mean −0.08897
Std Dev 0.9357
8
7
6
5
4
3
2
1
0
−8
−6
−4
−2
0
2
4
6
8

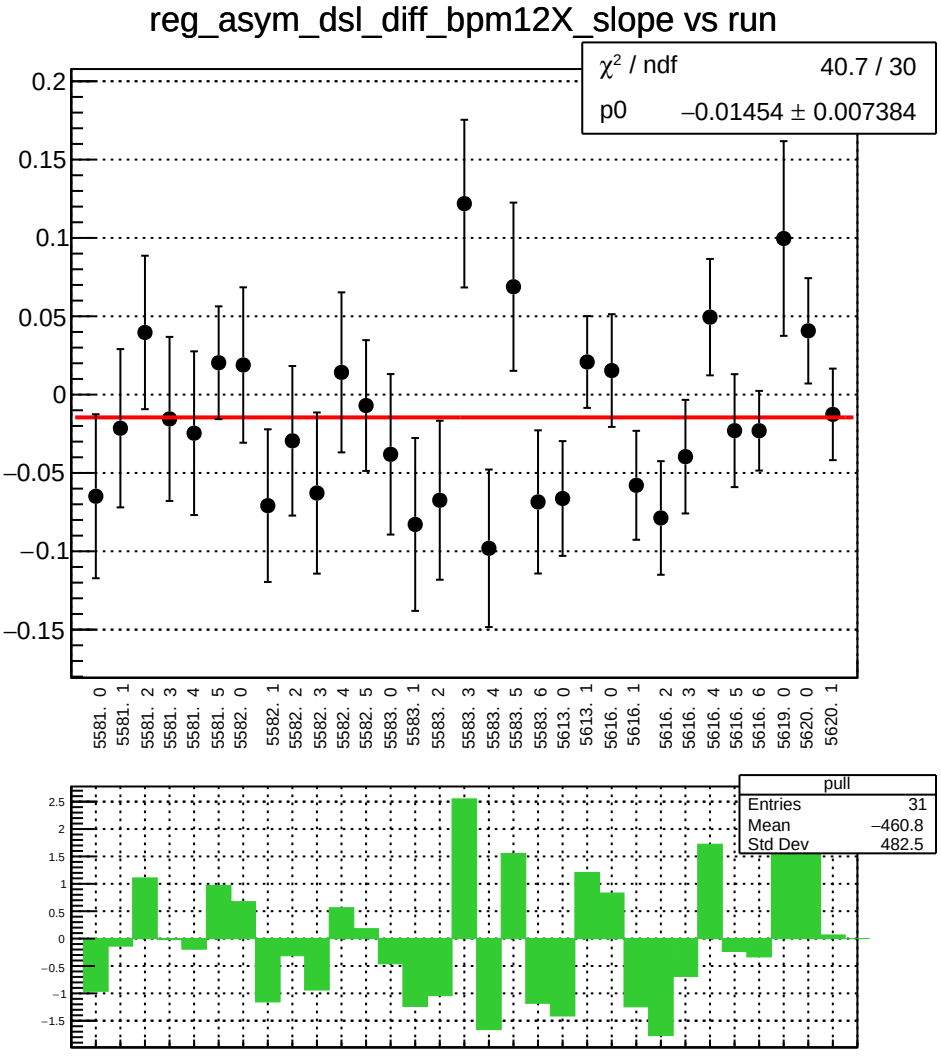
reg_asym_dsl_diff_bpm12X_slope vs run
χ² / ndf 40.7 / 30
p0 −0.01454 ± 0.007384
0.2
0.15
0.1
0.05
0
−0.05
−0.1
−0.15
5581. 0
5581. 1
5581. 2
5581. 3
5581. 4
5581. 5
5582. 0
5582. 1
5582. 2
5582. 3
5582. 4
5582. 5
5583. 0
5583. 1
5583. 2
5583. 3
5583. 4
5583. 5
5583. 6
5613. 0
5613. 1
5616. 0
5616. 1
5616. 2
5616. 3
5616. 4
5616. 5
5616. 6
5619. 0
5620. 0
5620. 1
pull
Entries 31
Mean −460.8
Std Dev 482.5
2.5
2
1.5
1
0.5
0
−0.5
−1
−1.5

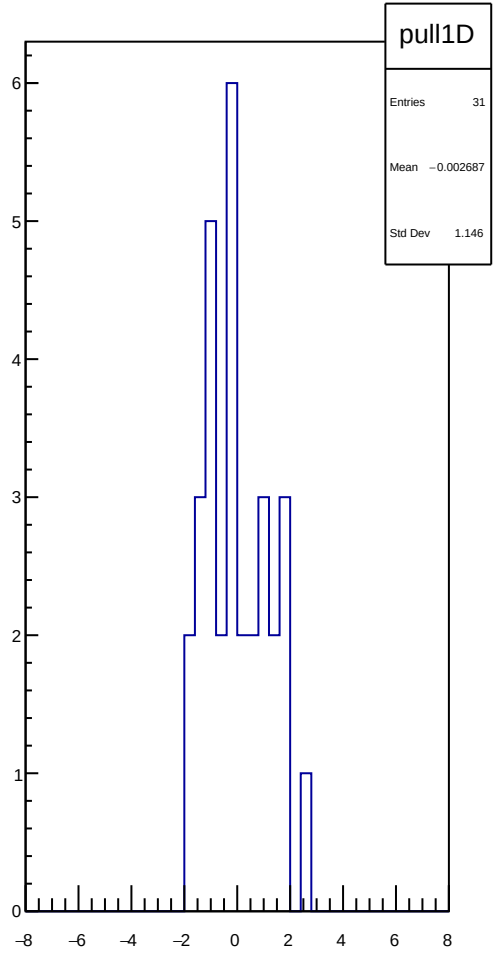
pull1D
Entries 31
Mean −0.002687
Std Dev 1.146
6
5
4
3
2
1
0
−8
−6
−4
−2
0
2
4
6
8

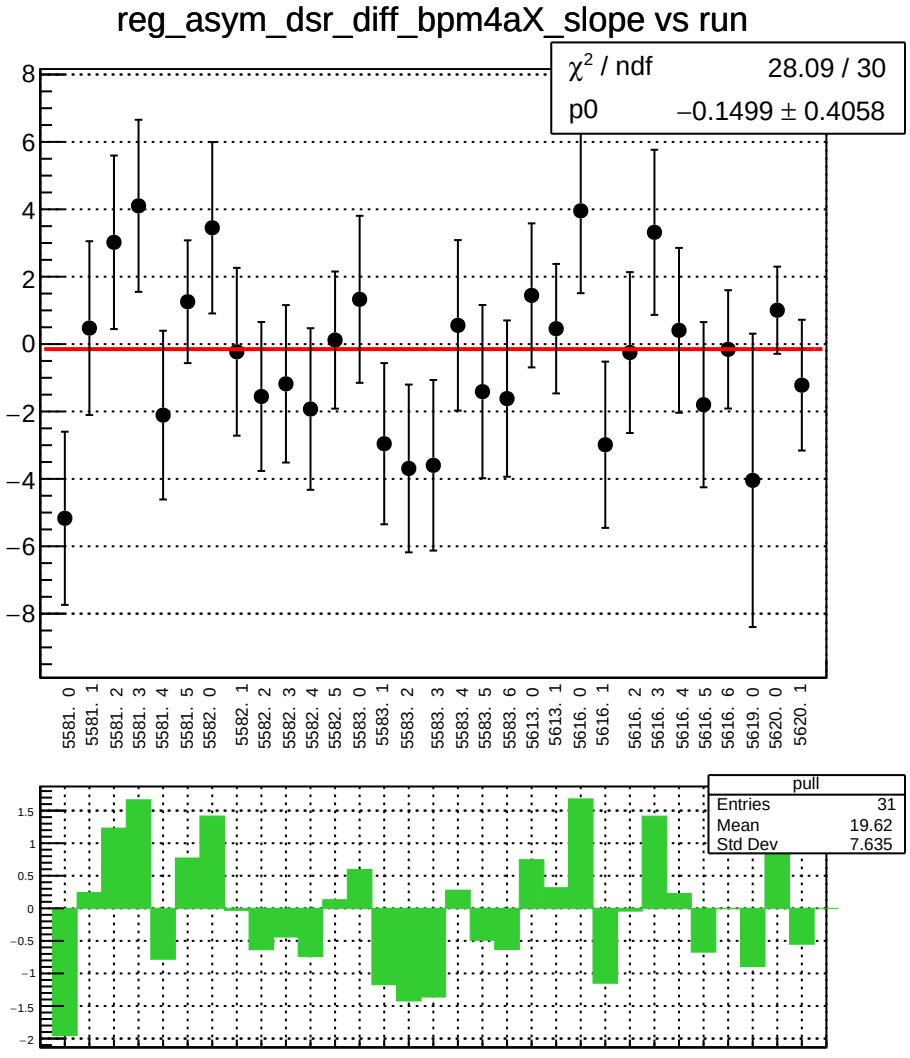
reg_asym_dsr_diff_bpm4aX_slope vs run
χ² / ndf 28.09 / 30
p0 −0.1499 ± 0.4058
8
6
4
2
0
−2
−4
−6
−8
5581. 0
5581. 1
5581. 2
5581. 3
5581. 4
5581. 5
5582. 0
5582. 1
5582. 2
5582. 3
5582. 4
5582. 5
5583. 0
5583. 1
5583. 2
5583. 3
5583. 4
5583. 5
5583. 6
5613. 0
5613. 1
5616. 0
5616. 1
5616. 2
5616. 3
5616. 4
5616. 5
5616. 6
5619. 0
5620. 0
5620. 1
pull
Entries 31
Mean 19.62
Std Dev 7.635
1.5
1
0.5
0
−0.5
−1
−1.5
−2

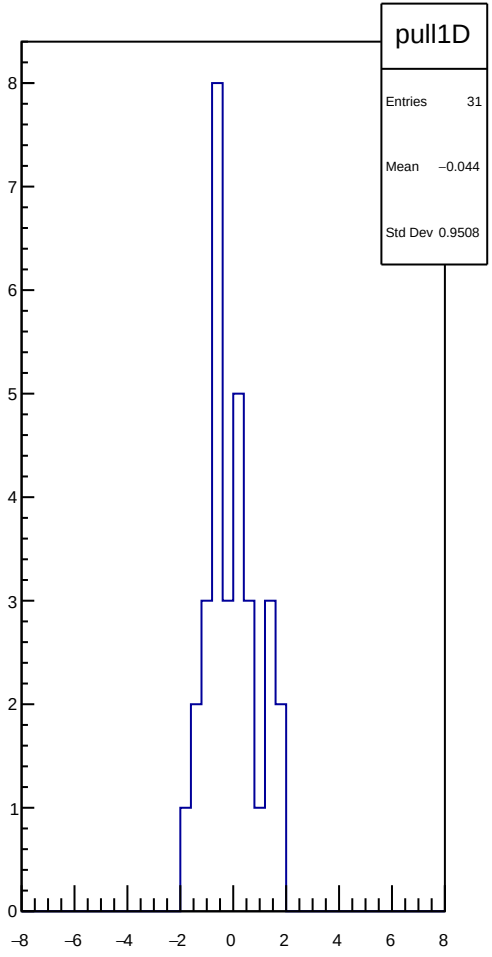
pull1D
Entries 31
Mean −0.044
Std Dev 0.9508
8
7
6
5
4
3
2
1
0
−8
−6
−4
−2
0
2
4
6
8

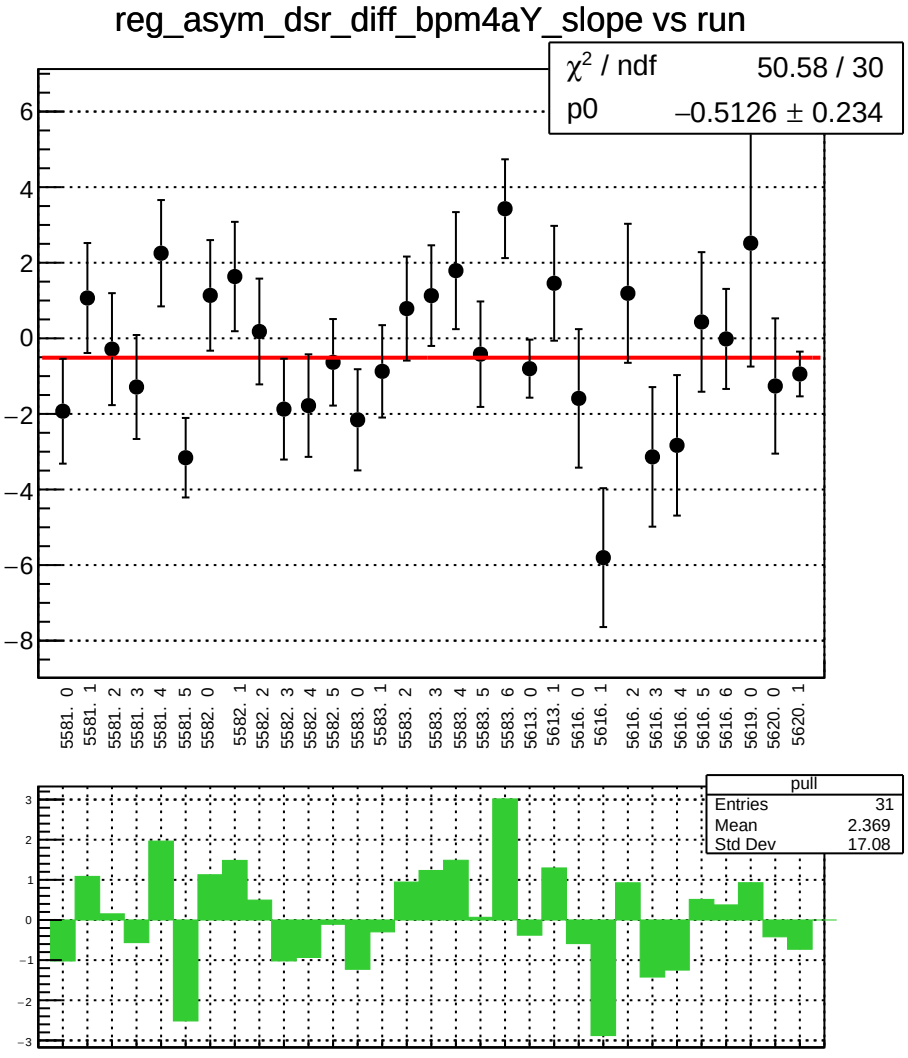
reg_asym_dsr_diff_bpm4aY_slope vs run
χ² / ndf 50.58 / 30
p0 −0.5126 ± 0.234
6
4
2
0
−2
−4
−6
−8
5581. 0
5581. 1
5581. 2
5581. 3
5581. 4
5581. 5
5582. 0
5582. 1
5582. 2
5582. 3
5582. 4
5582. 5
5583. 0
5583. 1
5583. 2
5583. 3
5583. 4
5583. 5
5583. 6
5613. 0
5613. 1
5616. 0
5616. 1
5616. 2
5616. 3
5616. 4
5616. 5
5616. 6
5619. 0
5620. 0
5620. 1
pull
Entries 31
Mean 2.369
Std Dev 17.08
3
2
1
0
−1
−2
−3

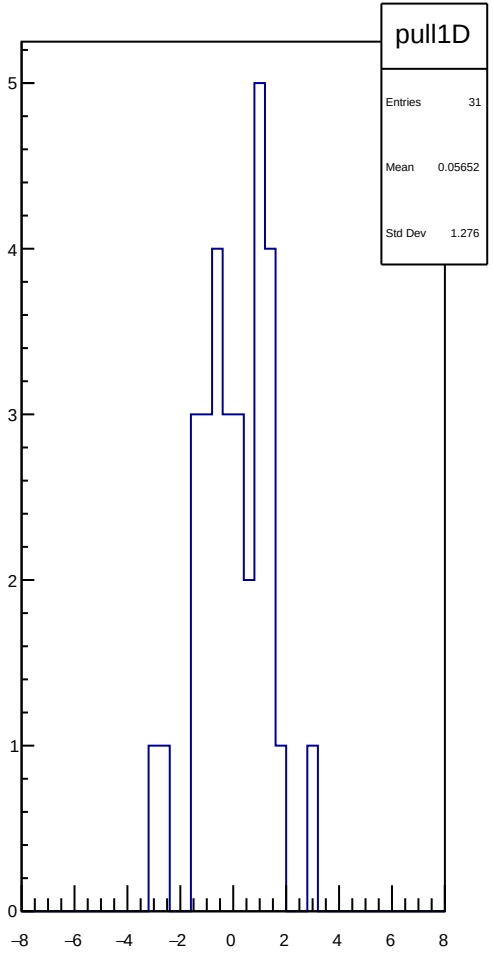
pull1D
Entries 31
Mean 0.05652
Std Dev 1.276
5
4
3
2
1
0
−8
−6
−4
−2
0
2
4
6
8

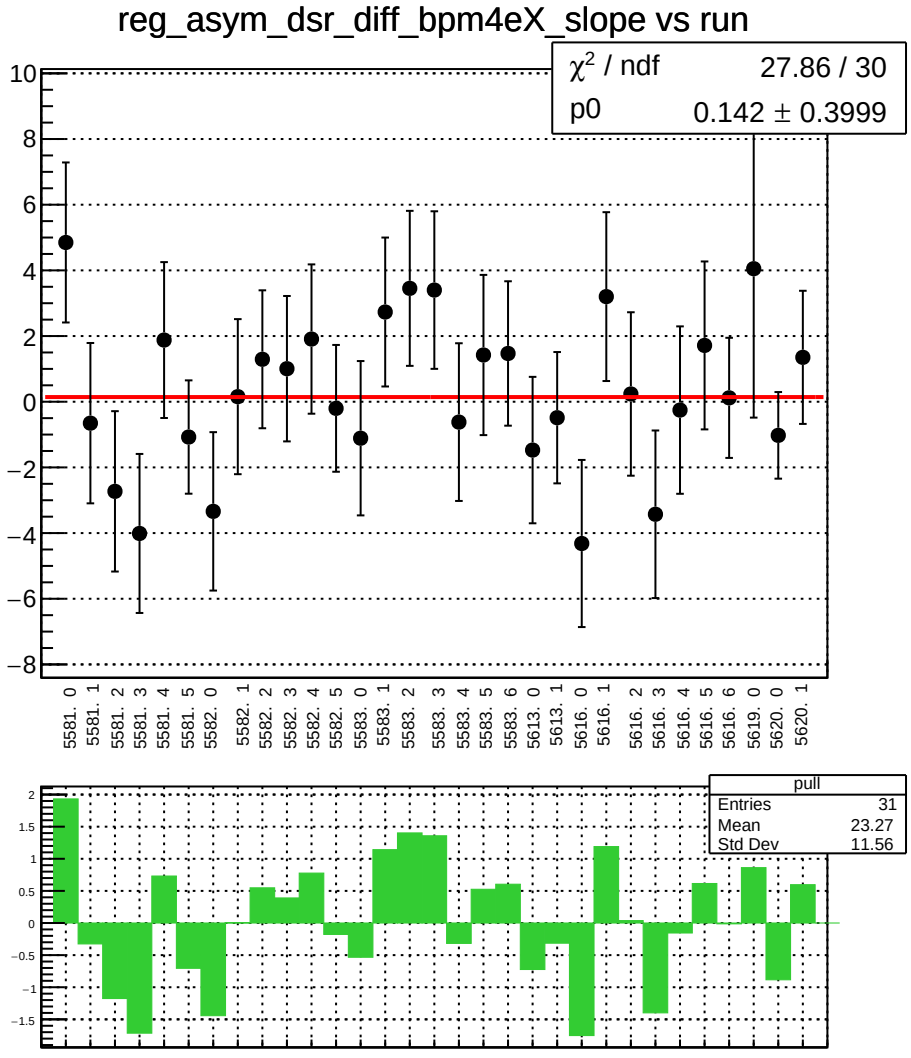
reg_asym_dsr_diff_bpm4eX_slope vs run
χ² / ndf 27.86 / 30
p0 0.142 ± 0.3999
5581. 0
5581. 1
5581. 2
5581. 3
5581. 4
5581. 5
5582. 0
5582. 1
5582. 2
5582. 3
5582. 4
5582. 5
5583. 0
5583. 1
5583. 2
5583. 3
5583. 4
5583. 5
5583. 6
5613. 0
5613. 1
5616. 0
5616. 1
5616. 2
5616. 3
5616. 4
5616. 5
5616. 6
5619. 0
5620. 0
5620. 1
pull
Entries 31
Mean 23.27
Std Dev 11.56

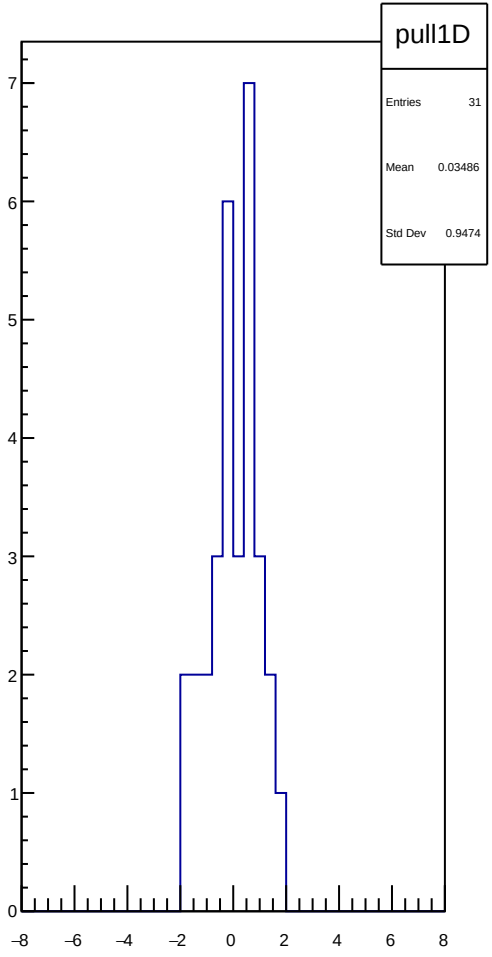
pull1D
Entries 31
Mean 0.03486
Std Dev 0.9474

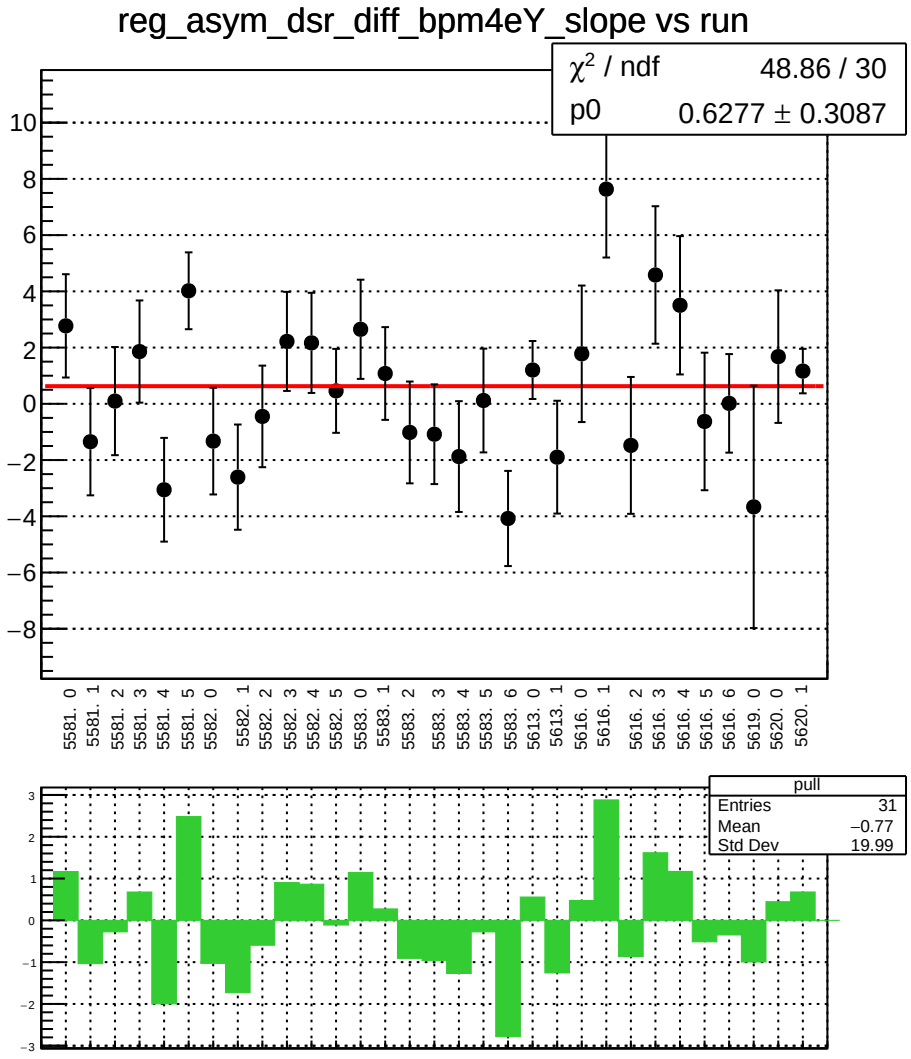
reg_asym_dsr_diff_bpm4eY_slope vs run
χ² / ndf 48.86 / 30
p0 0.6277 ± 0.3087
5581. 0
5581. 1
5581. 2
5581. 3
5581. 4
5581. 5
5582. 0
5582. 1
5582. 2
5582. 3
5582. 4
5582. 5
5583. 0
5583. 1
5583. 2
5583. 3
5583. 4
5583. 5
5583. 6
5613. 0
5613. 1
5616. 0
5616. 1
5616. 2
5616. 3
5616. 4
5616. 5
5616. 6
5619. 0
5620. 0
5620. 1
pull
Entries 31
Mean −0.77
Std Dev 19.99

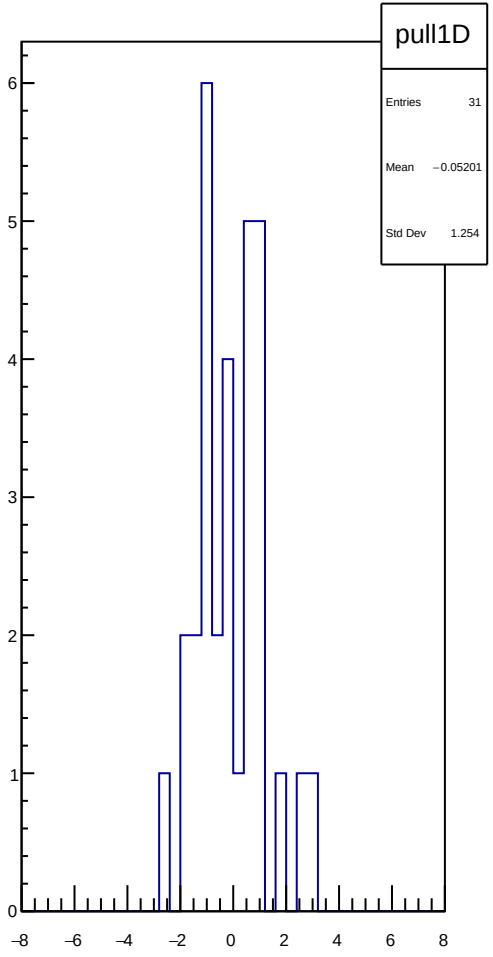
pull1D
Entries 31
Mean −0.05201
Std Dev 1.254

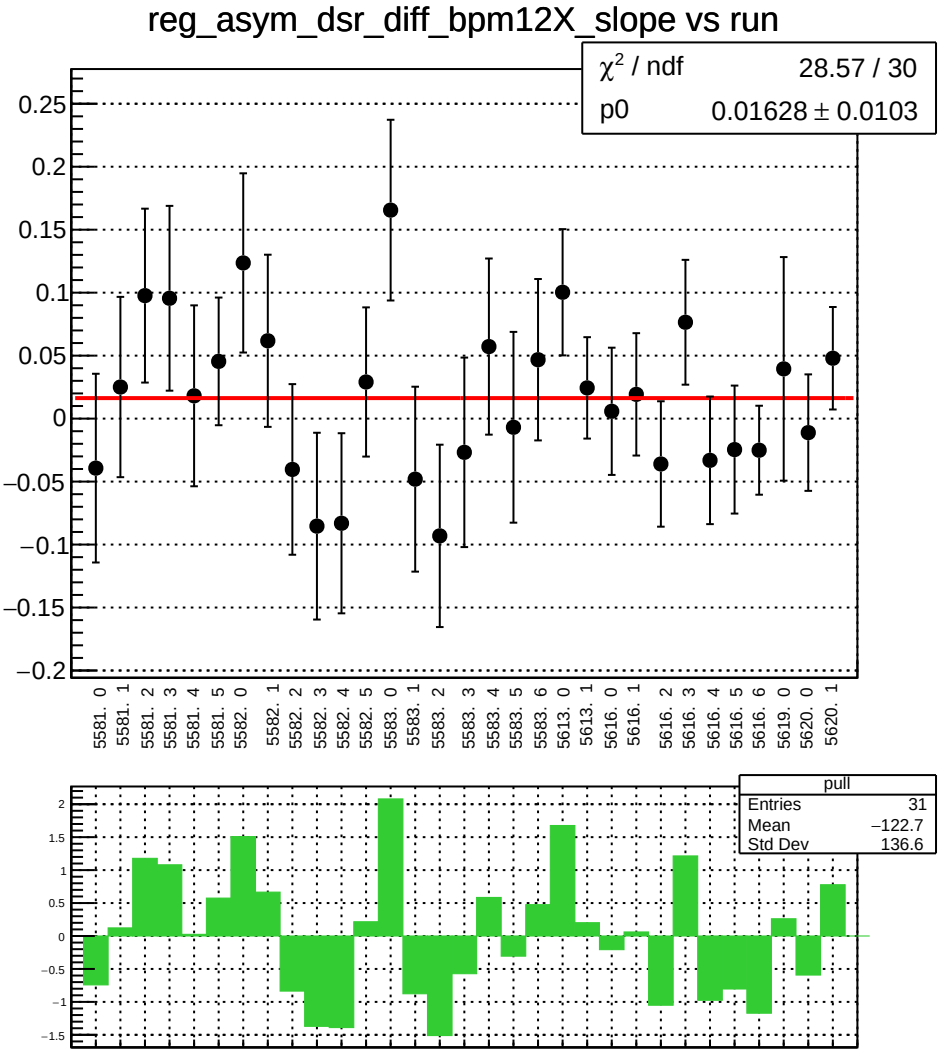
reg_asym_dsr_diff_bpm12X_slope vs run
χ² / ndf 28.57 / 30
p0 0.01628 ± 0.0103
0.25
0.2
0.15
0.1
0.05
0
−0.05
−0.1
−0.15
−0.2
5581. 0
5581. 1
5581. 2
5581. 3
5581. 4
5581. 5
5582. 0
5582. 1
5582. 2
5582. 3
5582. 4
5582. 5
5583. 0
5583. 1
5583. 2
5583. 3
5583. 4
5583. 5
5583. 6
5613. 0
5613. 1
5616. 0
5616. 1
5616. 2
5616. 3
5616. 4
5616. 5
5616. 6
5619. 0
5620. 0
5620. 1
pull
Entries 31
Mean −122.7
Std Dev 136.6
2
1.5
1
0.5
0
−0.5
−1
−1.5

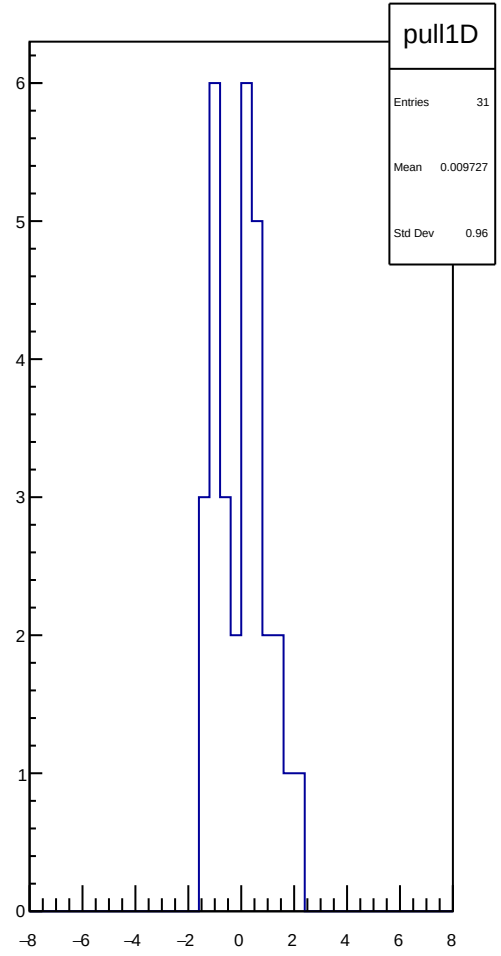
pull1D
Entries 31
Mean 0.009727
Std Dev 0.96
6
5
4
3
2
1
0
−8
−6
−4
−2
0
2
4
6
8

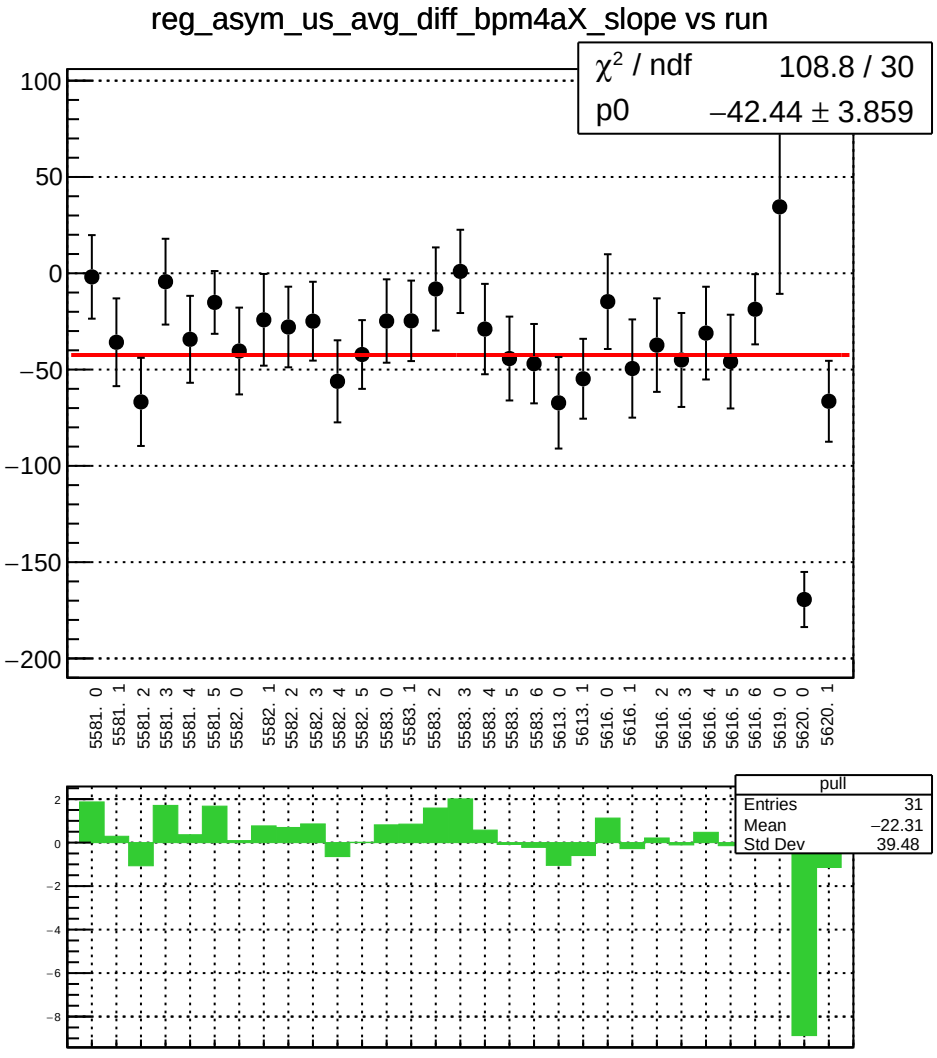
reg_asym_us_avg_diff_bpm4aX_slope vs run
χ² / ndf 108.8 / 30
p0 −42.44 ± 3.859
100
50
0
−50
−100
−150
−200
5581. 0
5581. 1
5581. 2
5581. 3
5581. 4
5581. 5
5582. 0
5582. 1
5582. 2
5582. 3
5582. 4
5582. 5
5583. 0
5583. 1
5583. 2
5583. 3
5583. 4
5583. 5
5583. 6
5613. 0
5613. 1
5616. 0
5616. 1
5616. 2
5616. 3
5616. 4
5616. 5
5616. 6
5619. 0
5620. 0
5620. 1
pull
Entries 31
Mean −22.31
Std Dev 39.48
2
0
−2
−4
−6
−8

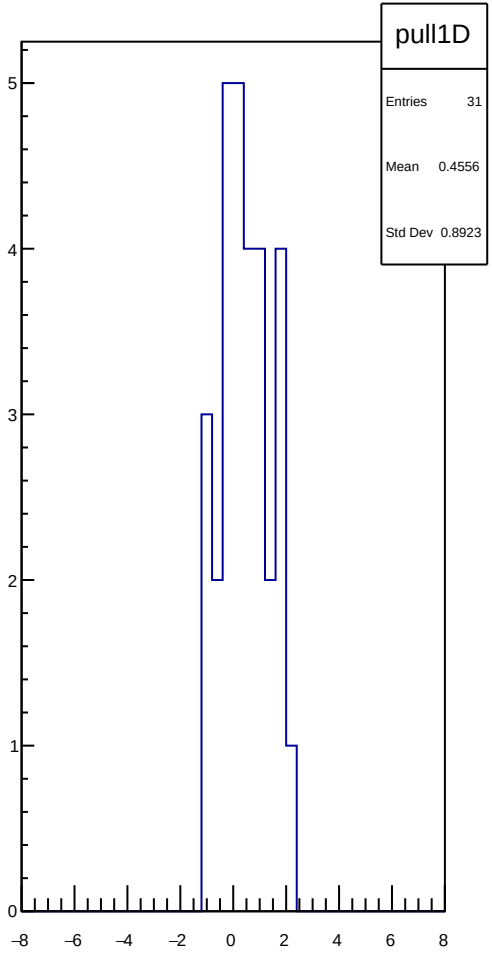
pull1D
Entries 31
Mean 0.4556
Std Dev 0.8923
5
4
3
2
1
0
−8
−6
−4
−2
0
2
4
6
8

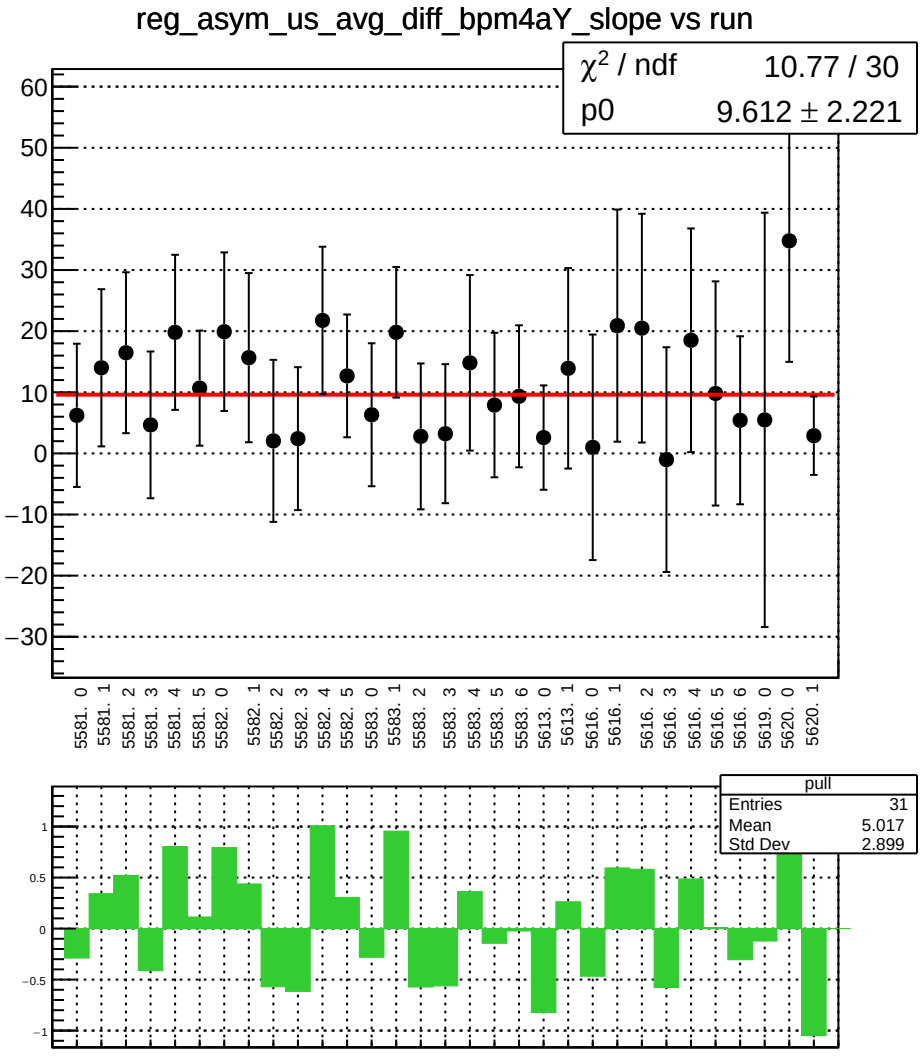
reg_asym_us_avg_diff_bpm4aY_slope vs run
χ2 / ndf 10.77 / 30
p0 9.612 ± 2.221
60
50
40
30
20
10
0
−10
−20
−30
5581. 0
5581. 1
5581. 2
5581. 3
5581. 4
5581. 5
5582. 0
5582. 1
5582. 2
5582. 3
5582. 4
5582. 5
5583. 0
5583. 1
5583. 2
5583. 3
5583. 4
5583. 5
5583. 6
5613. 0
5613. 1
5616. 0
5616. 1
5616. 2
5616. 3
5616. 4
5616. 5
5616. 6
5619. 0
5620. 0
5620. 1
pull
Entries 31
Mean 5.017
Std Dev 2.899
1
0.5
0
−0.5
−1

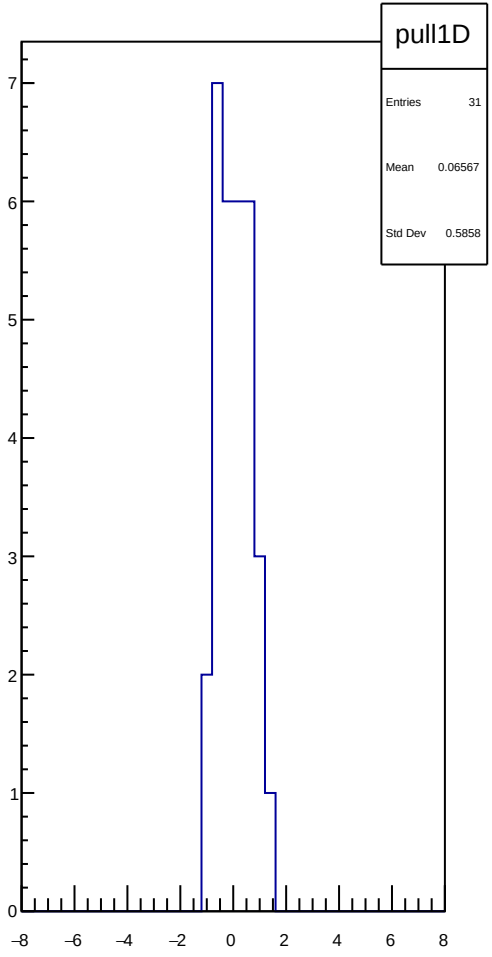
pull1D
Entries 31
Mean 0.06567
Std Dev 0.5858
7
6
5
4
3
2
1
0
−8
−6
−4
−2
0
2
4
6
8

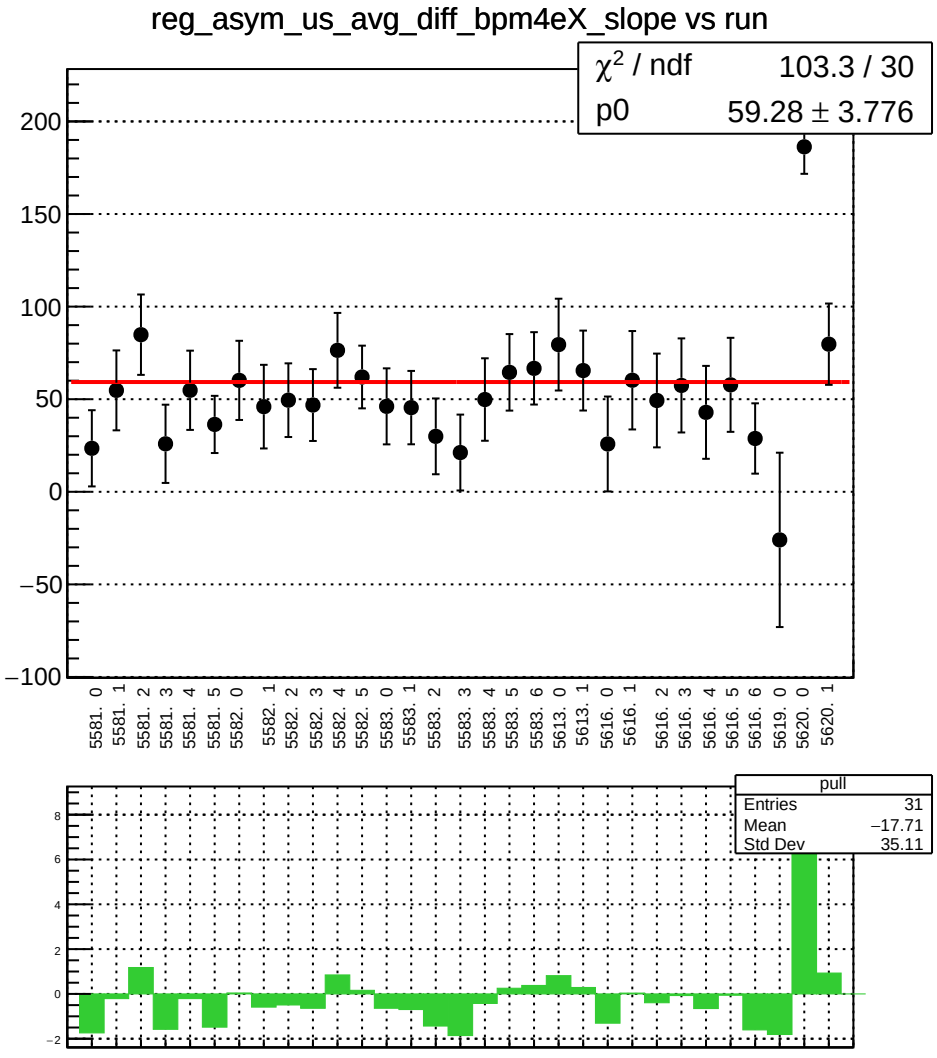
reg_asym_us_avg_diff_bpm4eX_slope vs run
χ2 / ndf 103.3 / 30
p0 59.28 ± 3.776
200
150
100
50
0
−50
−100
5581. 0
5581. 1
5581. 2
5581. 3
5581. 4
5581. 5
5582. 0
5582. 1
5582. 2
5582. 3
5582. 4
5582. 5
5583. 0
5583. 1
5583. 2
5583. 3
5583. 4
5583. 5
5583. 6
5613. 0
5613. 1
5616. 0
5616. 1
5616. 2
5616. 3
5616. 4
5616. 5
5616. 6
5619. 0
5620. 0
5620. 1
pull
Entries 31
Mean −17.71
Std Dev 35.11
8
6
4
2
0
−2

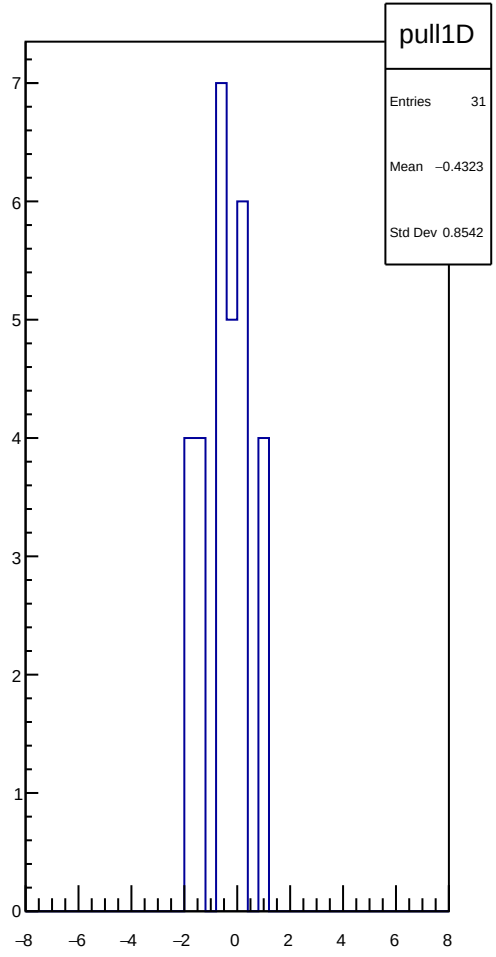
pull1D
Entries 31
Mean −0.4323
Std Dev 0.8542
7
6
5
4
3
2
1
0
−8
−6
−4
−2
0
2
4
6
8

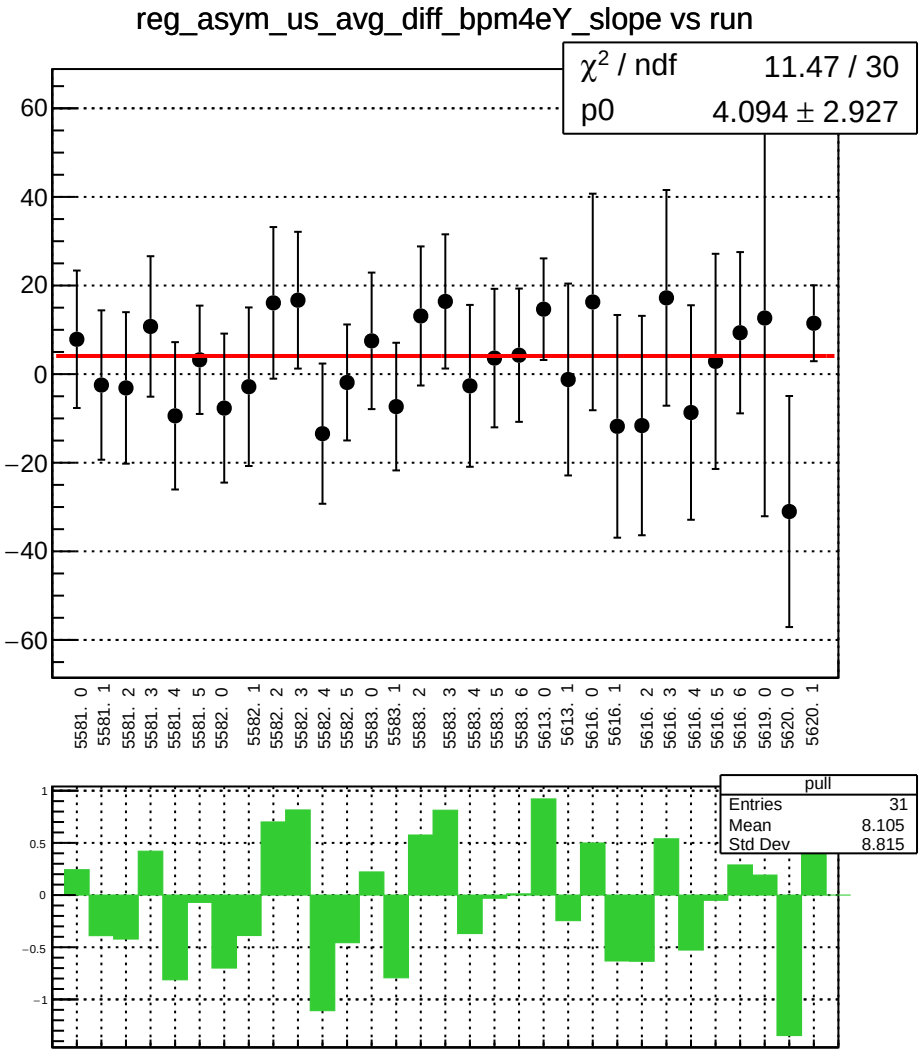
reg_asym_us_avg_diff_bpm4eY_slope vs run
χ² / ndf 11.47 / 30
p0 4.094 ± 2.927
60
40
20
0
−20
−40
−60
5581. 0
5581. 1
5581. 2
5581. 3
5581. 4
5581. 5
5582. 0
5582. 1
5582. 2
5582. 3
5582. 4
5582. 5
5583. 0
5583. 1
5583. 2
5583. 3
5583. 4
5583. 5
5583. 6
5613. 0
5613. 1
5616. 0
5616. 1
5616. 2
5616. 3
5616. 4
5616. 5
5616. 6
5619. 0
5620. 0
5620. 1
pull
Entries 31
Mean 8.105
Std Dev 8.815
1
0.5
0
−0.5
−1

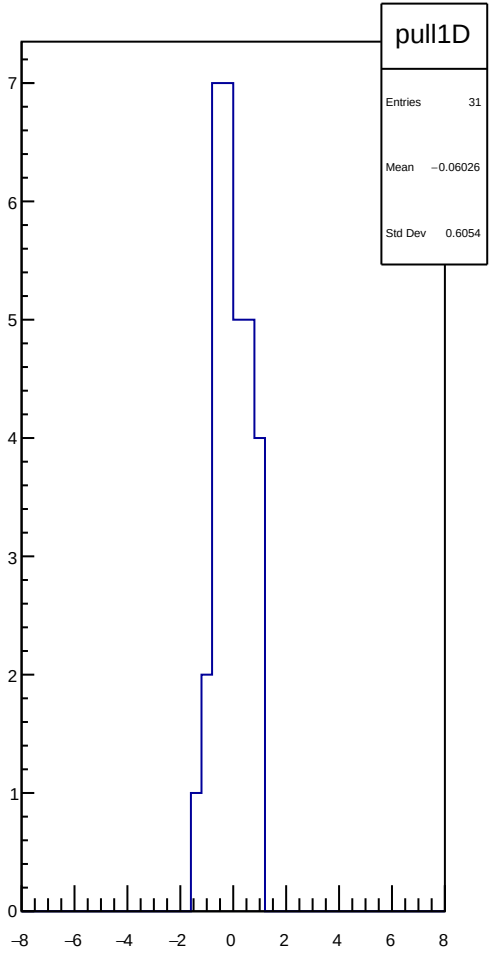
pull1D
Entries 31
Mean −0.06026
Std Dev 0.6054
7
6
5
4
3
2
1
0
−8
−6
−4
−2
0
2
4
6
8

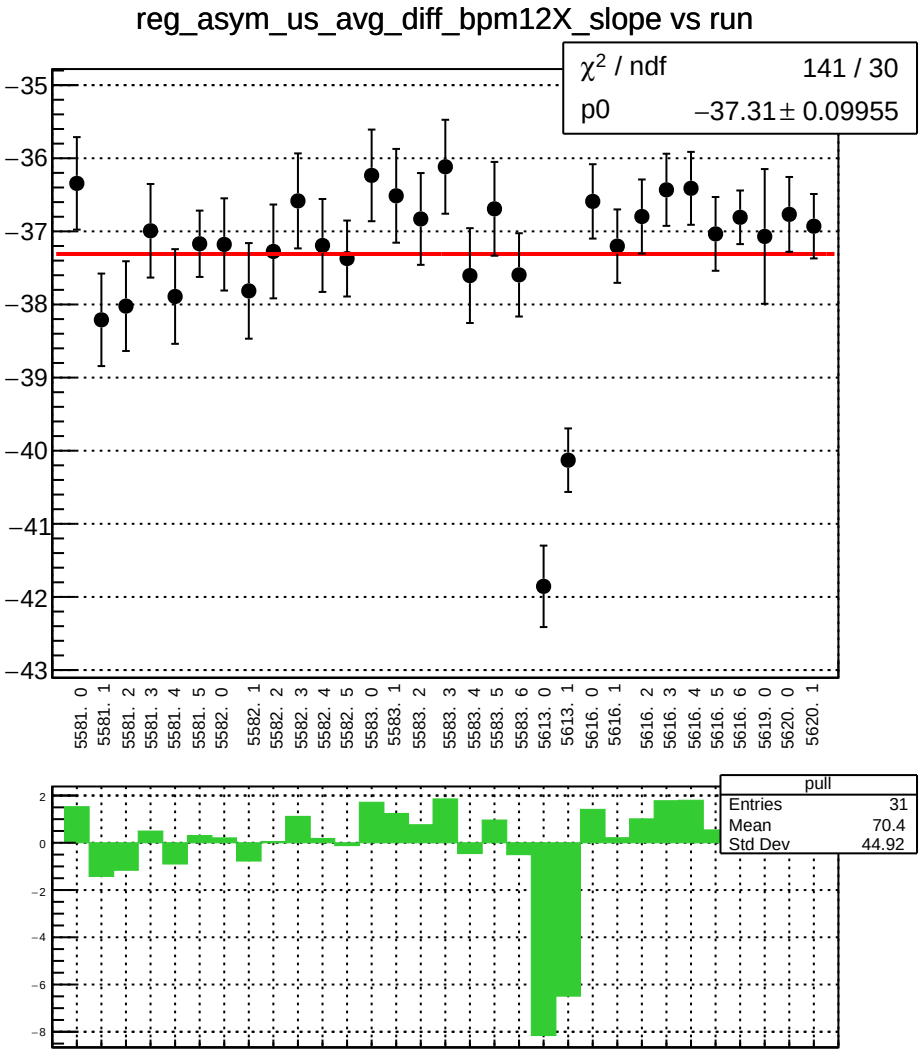
reg_asym_us_avg_diff_bpm12X_slope vs run
χ² / ndf 141 / 30
p0 −37.31 ± 0.09955
−35
−36
−37
−38
−39
−40
−41
−42
−43
5581. 0
5581. 1
5581. 2
5581. 3
5581. 4
5581. 5
5582. 0
5582. 1
5582. 2
5582. 3
5582. 4
5582. 5
5583. 0
5583. 1
5583. 2
5583. 3
5583. 4
5583. 5
5583. 6
5613. 0
5613. 1
5616. 0
5616. 1
5616. 2
5616. 3
5616. 4
5616. 5
5616. 6
5619. 0
5620. 0
5620. 1
pull
Entries 31
Mean 70.4
Std Dev 44.92
2
0
−2
−4
−6
−8

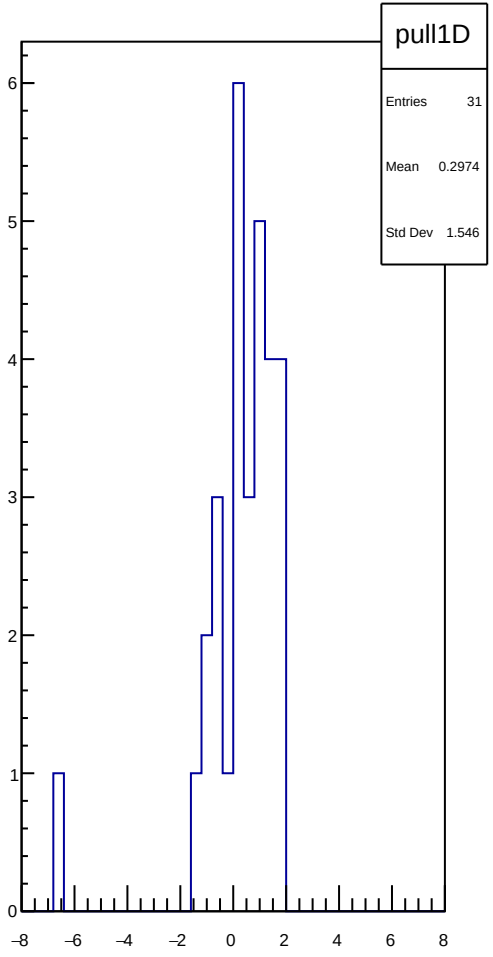
pull1D
Entries 31
Mean 0.2974
Std Dev 1.546
6
5
4
3
2
1
0
−8
−6
−4
−2
0
2
4
6
8

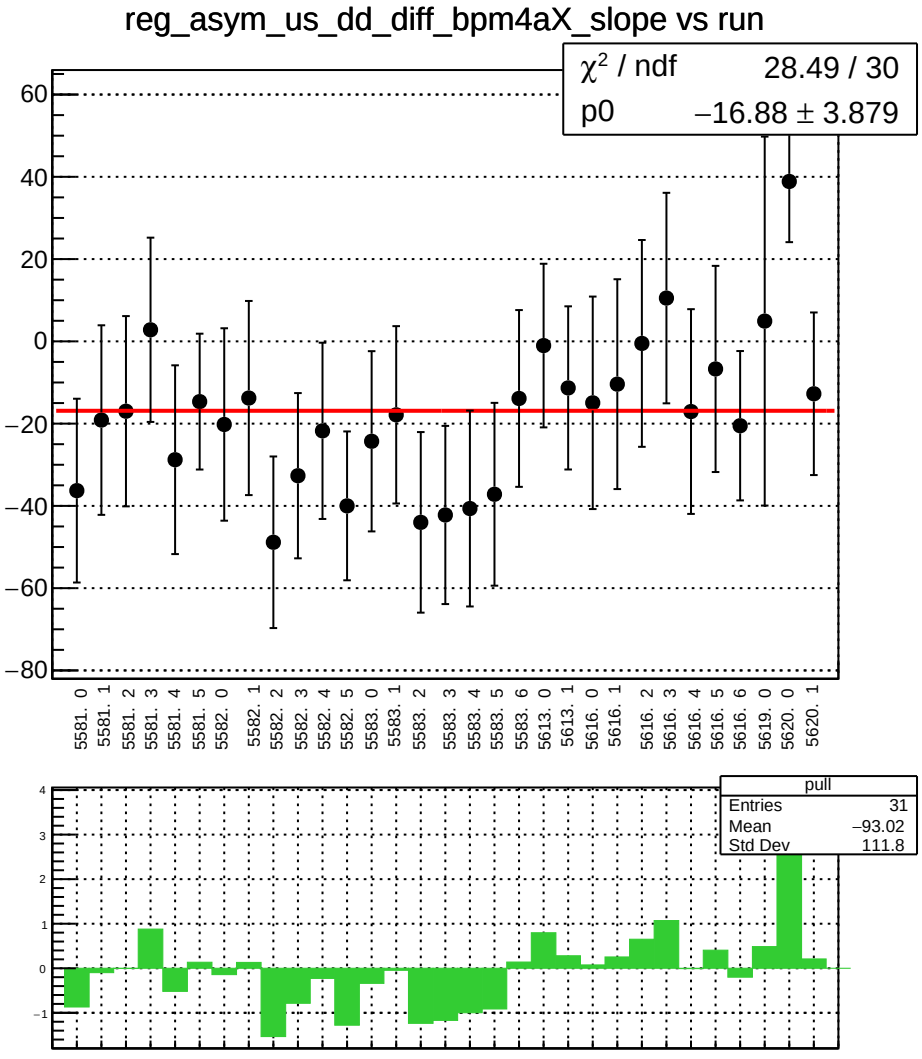
reg_asym_us_dd_diff_bpm4aX_slope vs run
χ² / ndf 28.49 / 30
p0 −16.88 ± 3.879
60
40
20
0
−20
−40
−60
−80
5581. 0
5581. 1
5581. 2
5581. 3
5581. 4
5581. 5
5582. 0
5582. 1
5582. 2
5582. 3
5582. 4
5582. 5
5583. 0
5583. 1
5583. 2
5583. 3
5583. 4
5583. 5
5583. 6
5613. 0
5613. 1
5616. 0
5616. 1
5616. 2
5616. 3
5616. 4
5616. 5
5616. 6
5619. 0
5620. 0
5620. 1
pull
Entries 31
Mean −93.02
Std Dev 111.8
4
3
2
1
0
−1

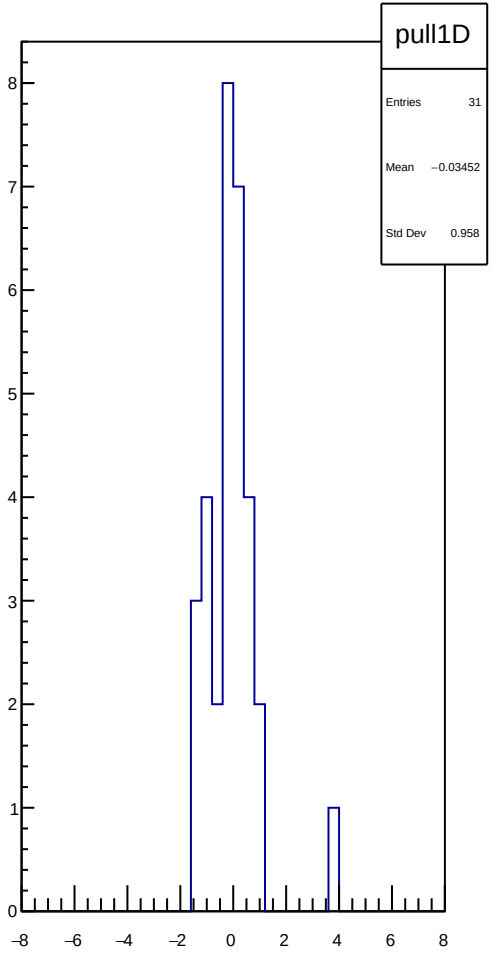
pull1D
Entries 31
Mean −0.03452
Std Dev 0.958
8
7
6
5
4
3
2
1
0
−8
−6
−4
−2
0
2
4
6
8

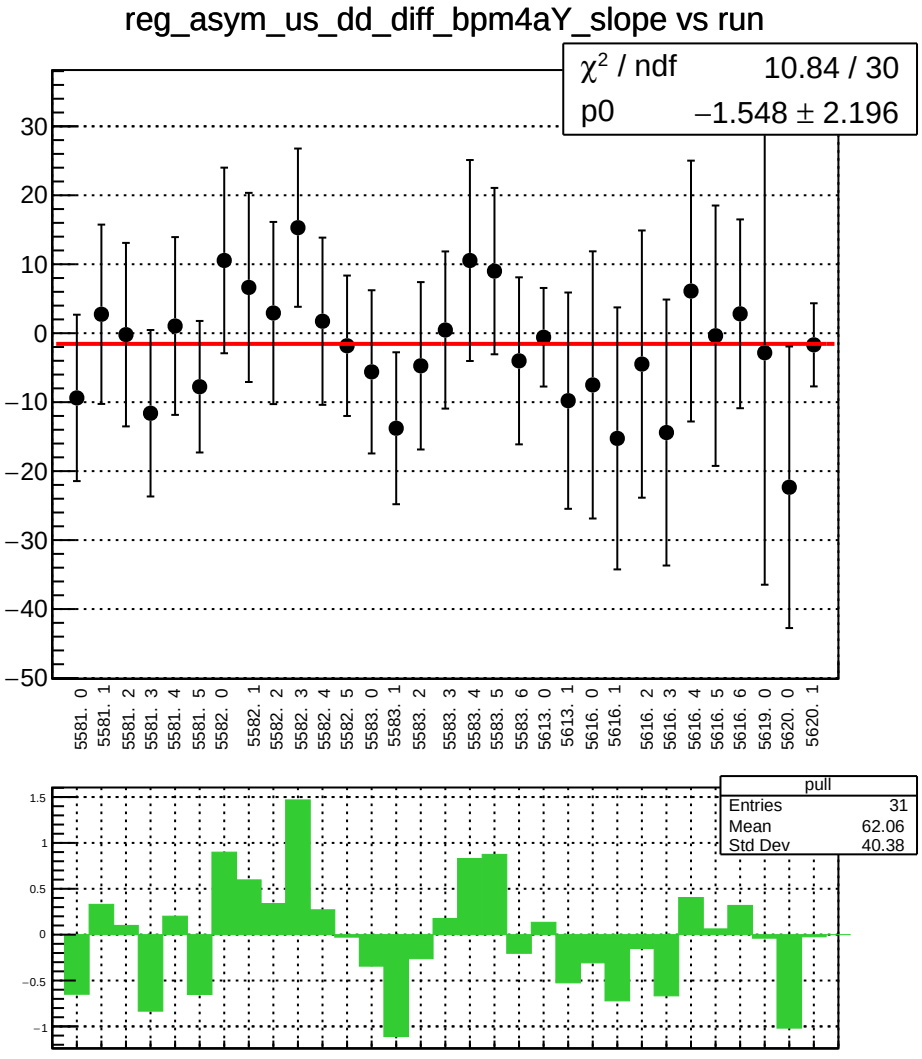
reg_asym_us_dd_diff_bpm4aY_slope vs run
χ² / ndf 10.84 / 30
p0 −1.548 ± 2.196
30
20
10
0
−10
−20
−30
−40
−50
5581. 0
5581. 1
5581. 2
5581. 3
5581. 4
5581. 5
5582. 0
5582. 1
5582. 2
5582. 3
5582. 4
5582. 5
5583. 0
5583. 1
5583. 2
5583. 3
5583. 4
5583. 5
5583. 6
5613. 0
5613. 1
5616. 0
5616. 1
5616. 2
5616. 3
5616. 4
5616. 5
5616. 6
5619. 0
5620. 0
5620. 1
pull
Entries 31
Mean 62.06
Std Dev 40.38
1.5
1
0.5
0
−0.5
−1

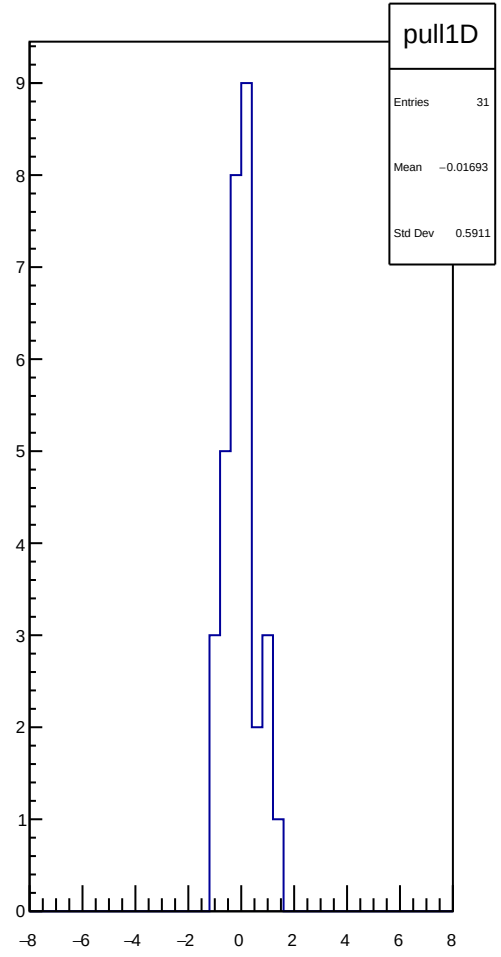
pull1D
Entries 31
Mean −0.01693
Std Dev 0.5911
9
8
7
6
5
4
3
2
1
0
−8
−6
−4
−2
0
2
4
6
8

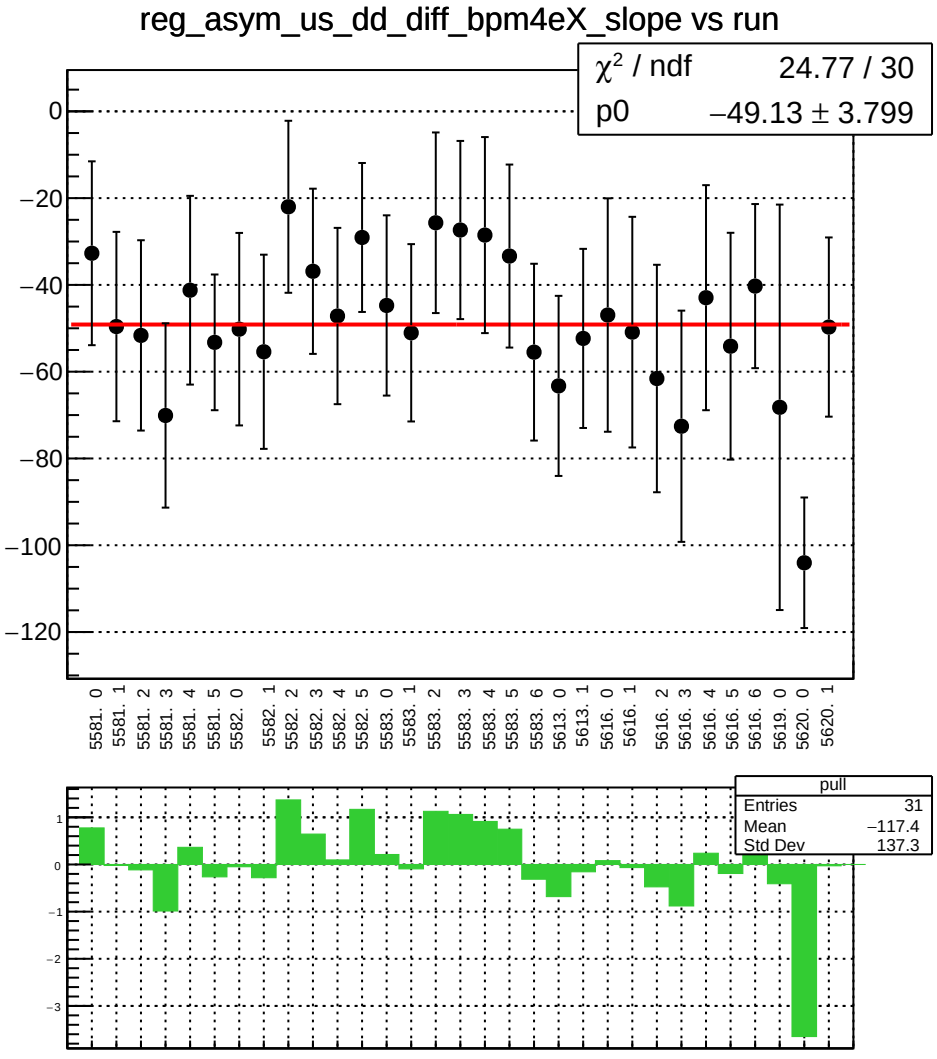
reg_asym_us_dd_diff_bpm4eX_slope vs run
χ² / ndf 24.77 / 30
p0 −49.13 ± 3.799
0
−20
−40
−60
−80
−100
−120
5581. 0
5581. 1
5581. 2
5581. 3
5581. 4
5581. 5
5582. 0
5582. 1
5582. 2
5582. 3
5582. 4
5582. 5
5583. 0
5583. 1
5583. 2
5583. 3
5583. 4
5583. 5
5583. 6
5613. 0
5613. 1
5616. 0
5616. 1
5616. 2
5616. 3
5616. 4
5616. 5
5616. 6
5619. 0
5620. 0
5620. 1
pull
Entries 31
Mean −117.4
Std Dev 137.3
1
0
−1
−2
−3

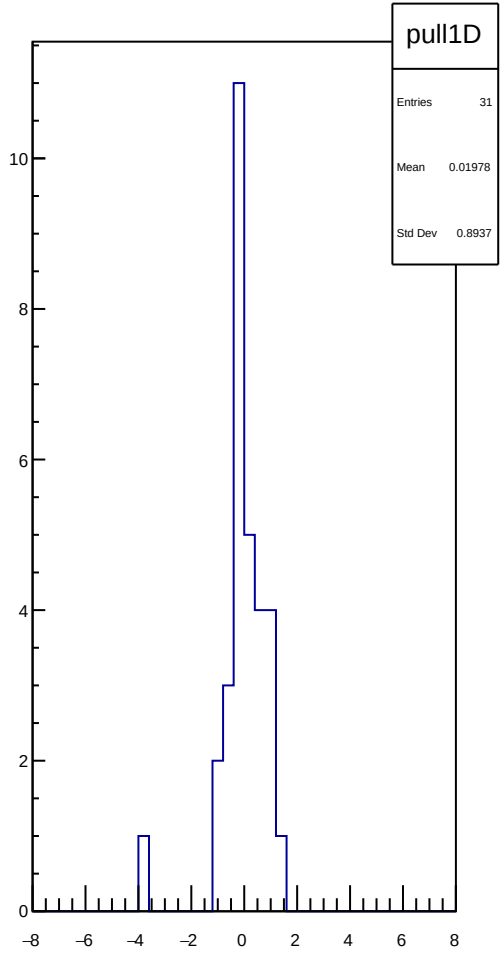
pull1D
Entries 31
Mean 0.01978
Std Dev 0.8937
10
8
6
4
2
0
−8
−6
−4
−2
0
2
4
6
8

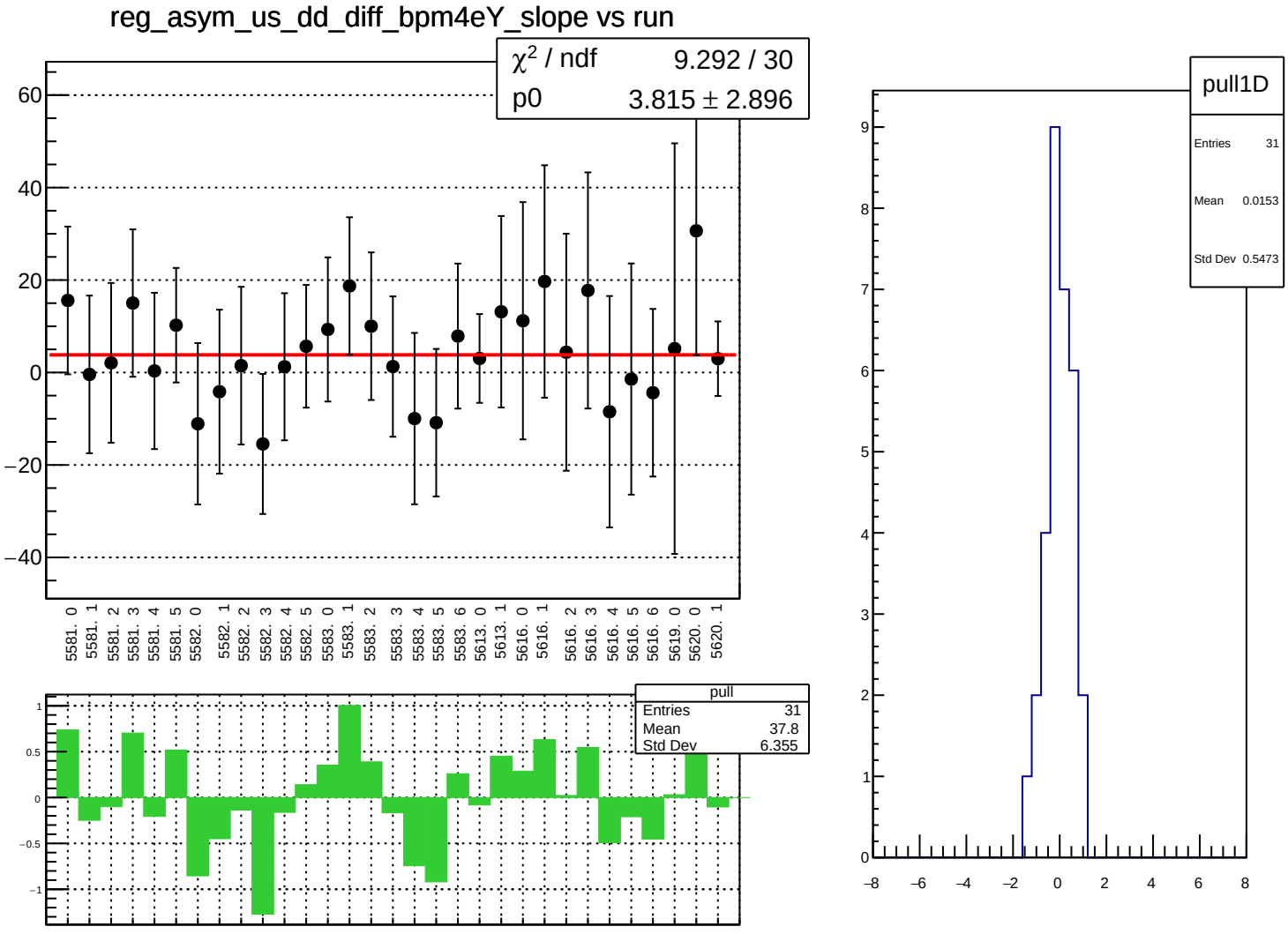
reg_asym_us_dd_diff_bpm4eY_slope vs run
χ2 / ndf 9.292 / 30
p0 3.815 ± 2.896
60
40
20
0
−20
−40
5581. 0
5581. 1
5581. 2
5581. 3
5581. 4
5581. 5
5582. 0
5582. 1
5582. 2
5582. 3
5582. 4
5582. 5
5583. 0
5583. 1
5583. 2
5583. 3
5583. 4
5583. 5
5583. 6
5613. 0
5613. 1
5616. 0
5616. 1
5616. 2
5616. 3
5616. 4
5616. 5
5616. 6
5619. 0
5620. 0
5620. 1
pull
Entries 31
Mean 37.8
Std Dev 6.355
1
0.5
0
−0.5
−1
pull1D
Entries 31
Mean 0.0153
Std Dev 0.5473
9
8
7
6
5
4
3
2
1
0
−8
−6
−4
−2
0
2
4
6
8

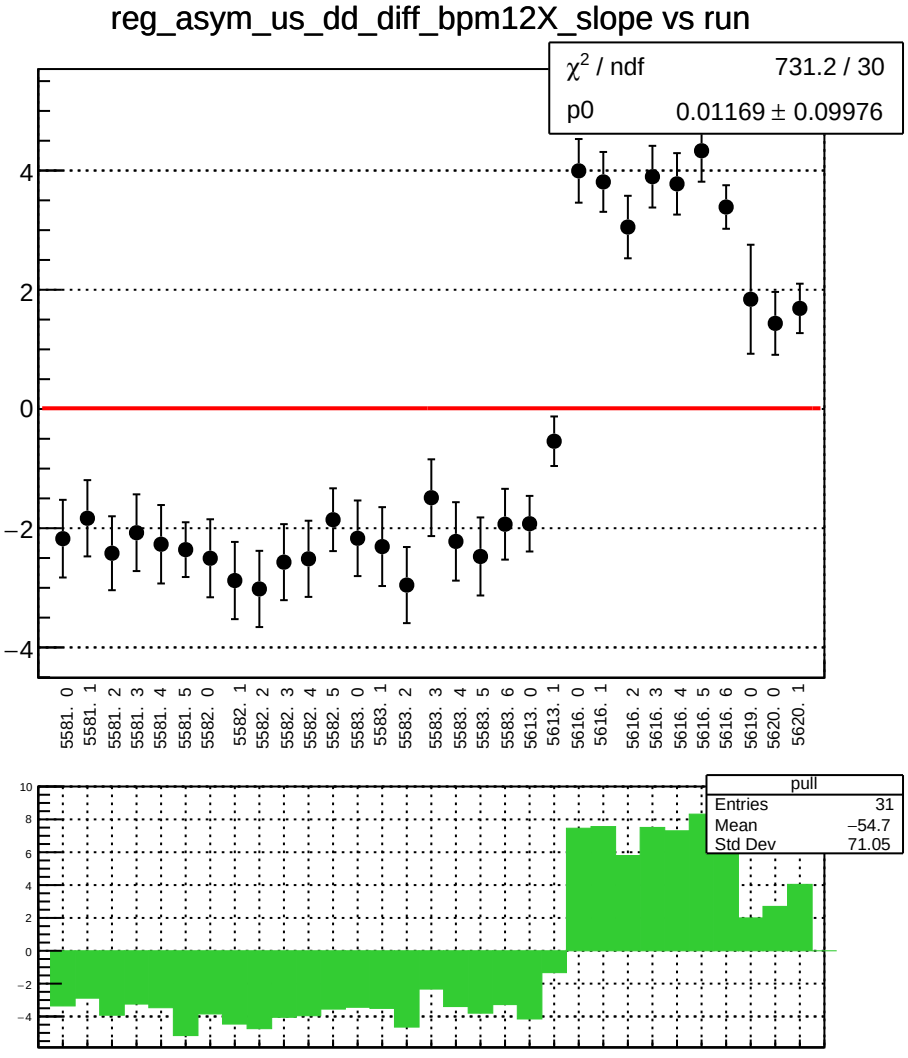
reg_asym_us_dd_diff_bpm12X_slope vs run
χ2 / ndf 731.2 / 30
p0 0.01169 ± 0.09976
4
2
0
−2
−4
5581. 0
5581. 1
5581. 2
5581. 3
5581. 4
5581. 5
5582. 0
5582. 1
5582. 2
5582. 3
5582. 4
5582. 5
5583. 0
5583. 1
5583. 2
5583. 3
5583. 4
5583. 5
5583. 6
5613. 0
5613. 1
5616. 0
5616. 1
5616. 2
5616. 3
5616. 4
5616. 5
5616. 6
5619. 0
5620. 0
5620. 1
pull
Entries 31
Mean −54.7
Std Dev 71.05
10
8
6
4
2
0
−2
−4

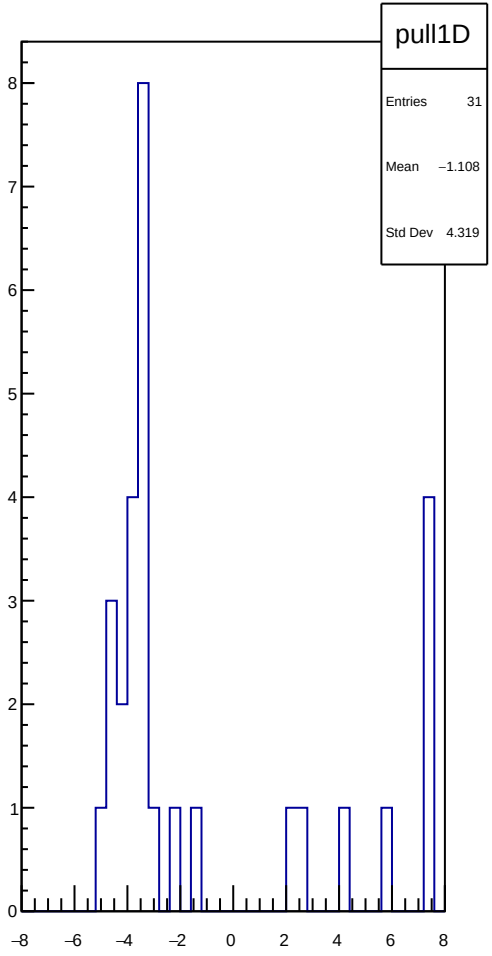
pull1D
Entries 31
Mean −1.108
Std Dev 4.319
8
7
6
5
4
3
2
1
0
−8
−6
−4
−2
0
2
4
6
8

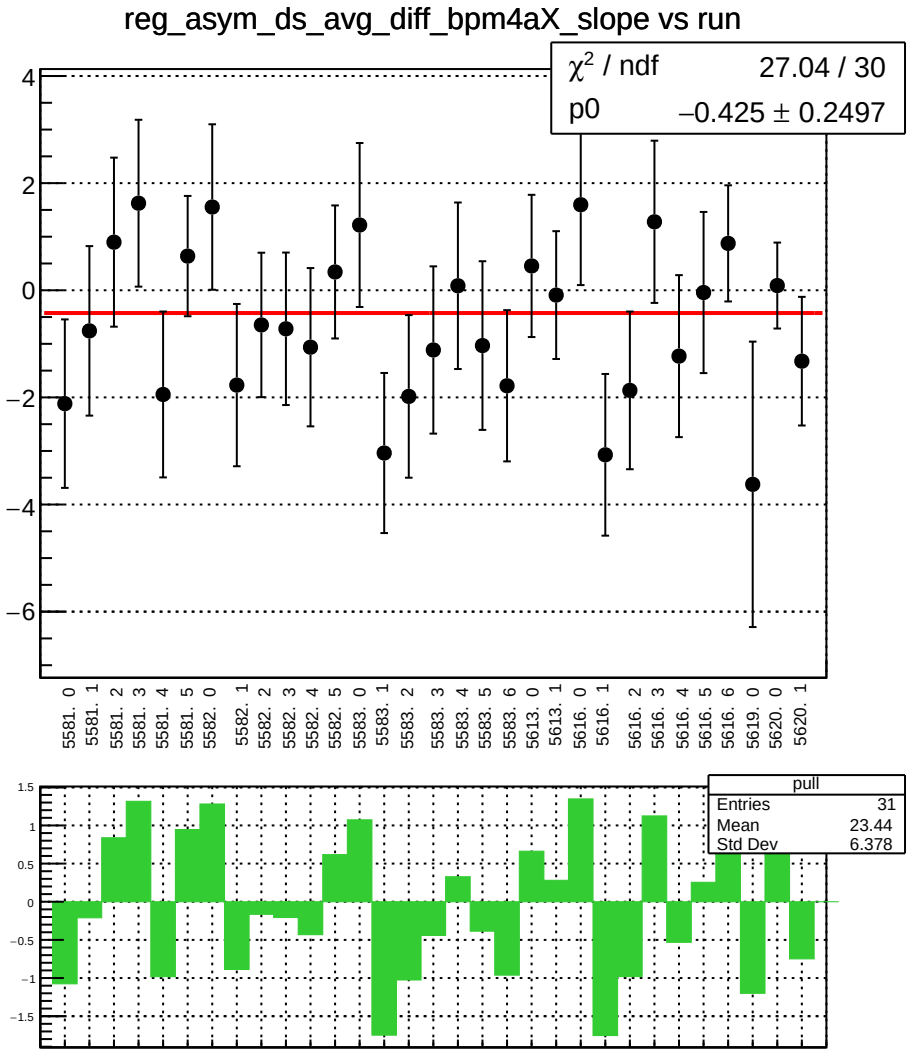
reg_asym_ds_avg_diff_bpm4aX_slope vs run
χ² / ndf 27.04 / 30
p0 −0.425 ± 0.2497
4
2
0
−2
−4
−6
5581. 0
5581. 1
5581. 2
5581. 3
5581. 4
5581. 5
5582. 0
5582. 1
5582. 2
5582. 3
5582. 4
5582. 5
5583. 0
5583. 1
5583. 2
5583. 3
5583. 4
5583. 5
5583. 6
5613. 0
5613. 1
5616. 0
5616. 1
5616. 2
5616. 3
5616. 4
5616. 5
5616. 6
5619. 0
5620. 0
5620. 1
pull
Entries 31
Mean 23.44
Std Dev 6.378
1.5
1
0.5
0
−0.5
−1
−1.5

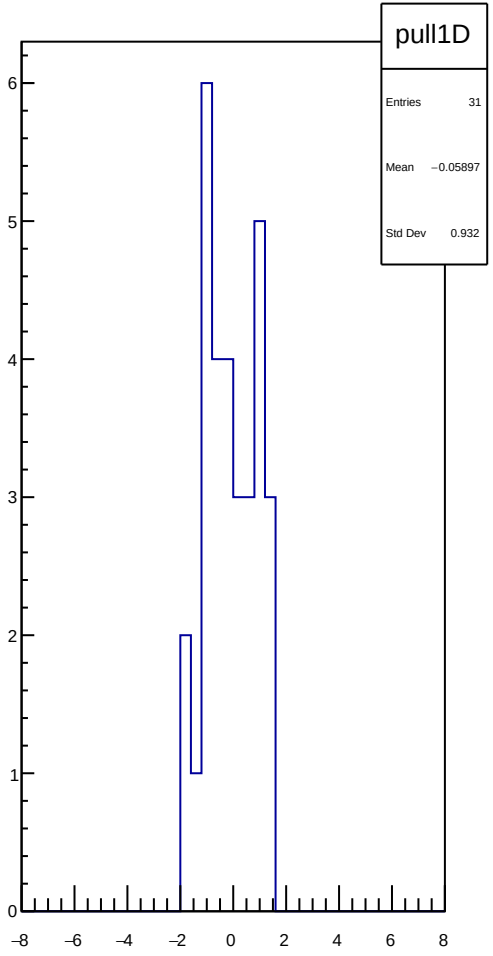
pull1D
Entries 31
Mean −0.05897
Std Dev 0.932
6
5
4
3
2
1
0
−8
−6
−4
−2
0
2
4
6
8

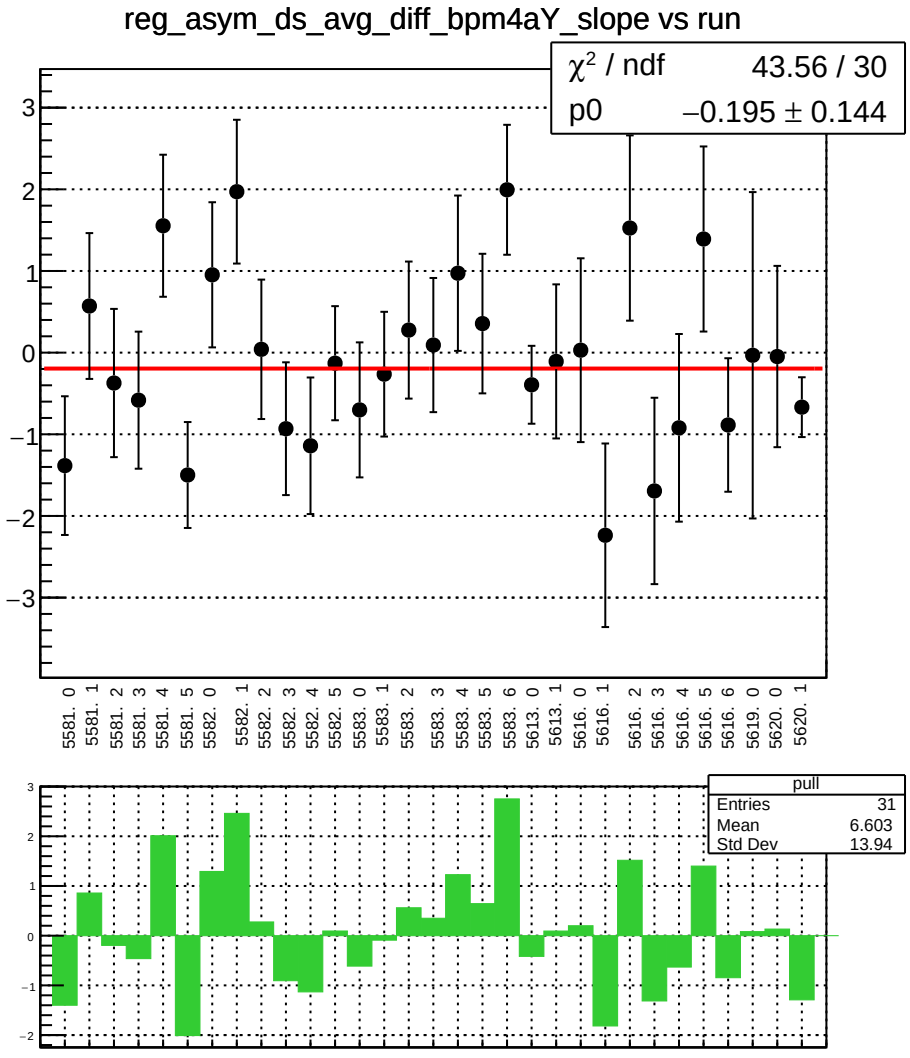
reg_asym_ds_avg_diff_bpm4aY_slope vs run
χ² / ndf 43.56 / 30
p0 −0.195 ± 0.144
3
2
1
0
−1
−2
−3
5581. 0
5581. 1
5581. 2
5581. 3
5581. 4
5581. 5
5582. 0
5582. 1
5582. 2
5582. 3
5582. 4
5582. 5
5583. 0
5583. 1
5583. 2
5583. 3
5583. 4
5583. 5
5583. 6
5613. 0
5613. 1
5616. 0
5616. 1
5616. 2
5616. 3
5616. 4
5616. 5
5616. 6
5619. 0
5620. 0
5620. 1
pull
Entries 31
Mean 6.603
Std Dev 13.94

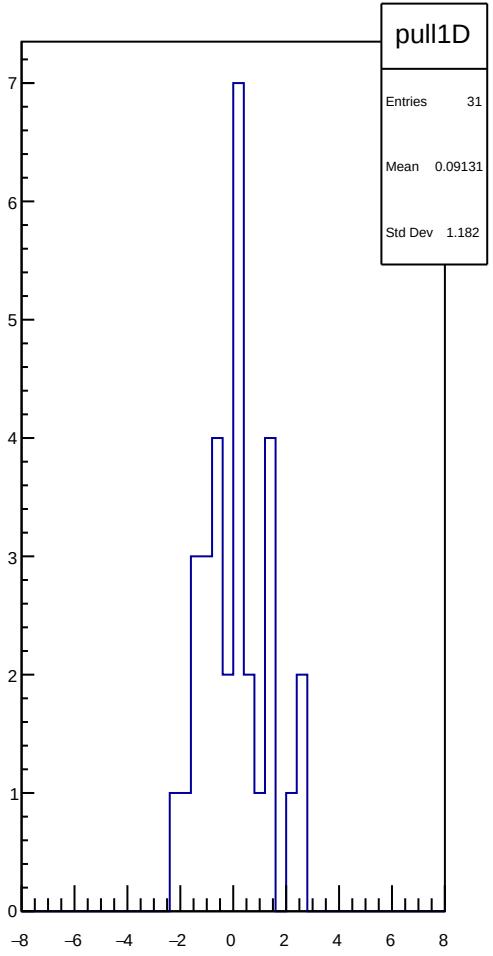
pull1D
Entries 31
Mean 0.09131
Std Dev 1.182
7
6
5
4
3
2
1
0
−8
−6
−4
−2
0
2
4
6
8

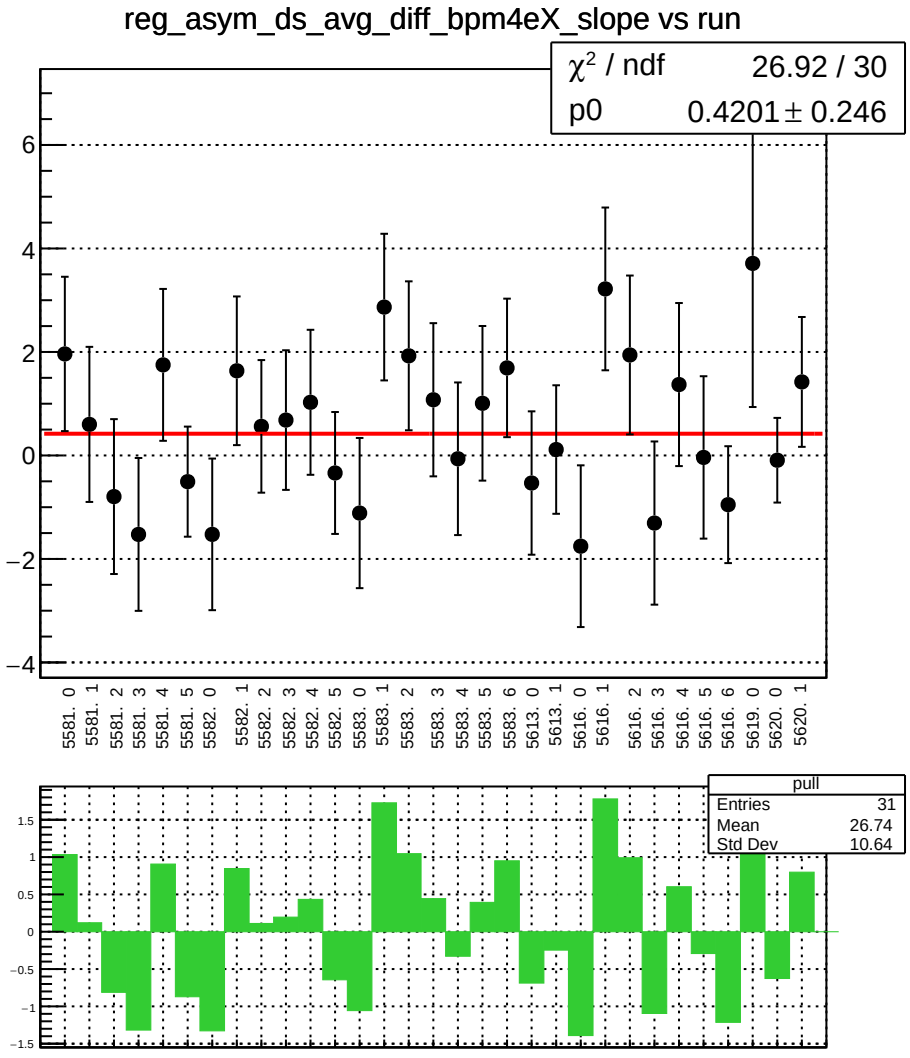
reg_asym_ds_avg_diff_bpm4eX_slope vs run
χ² / ndf 26.92 / 30
p0 0.4201 ± 0.246
6
4
2
0
−2
−4
5581. 0
5581. 1
5581. 2
5581. 3
5581. 4
5581. 5
5582. 0
5582. 1
5582. 2
5582. 3
5582. 4
5582. 5
5583. 0
5583. 1
5583. 2
5583. 3
5583. 4
5583. 5
5583. 6
5613. 0
5613. 1
5616. 0
5616. 1
5616. 2
5616. 3
5616. 4
5616. 5
5616. 6
5619. 0
5620. 0
5620. 1
pull
Entries 31
Mean 26.74
Std Dev 10.64
1.5
1
0.5
0
−0.5
−1
−1.5

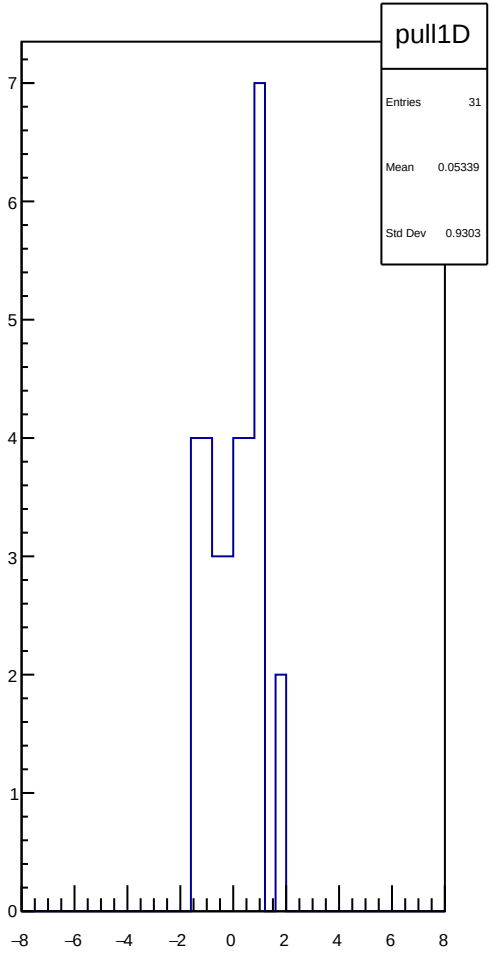
pull1D
Entries 31
Mean 0.05339
Std Dev 0.9303
7
6
5
4
3
2
1
0
−8
−6
−4
−2
0
2
4
6
8

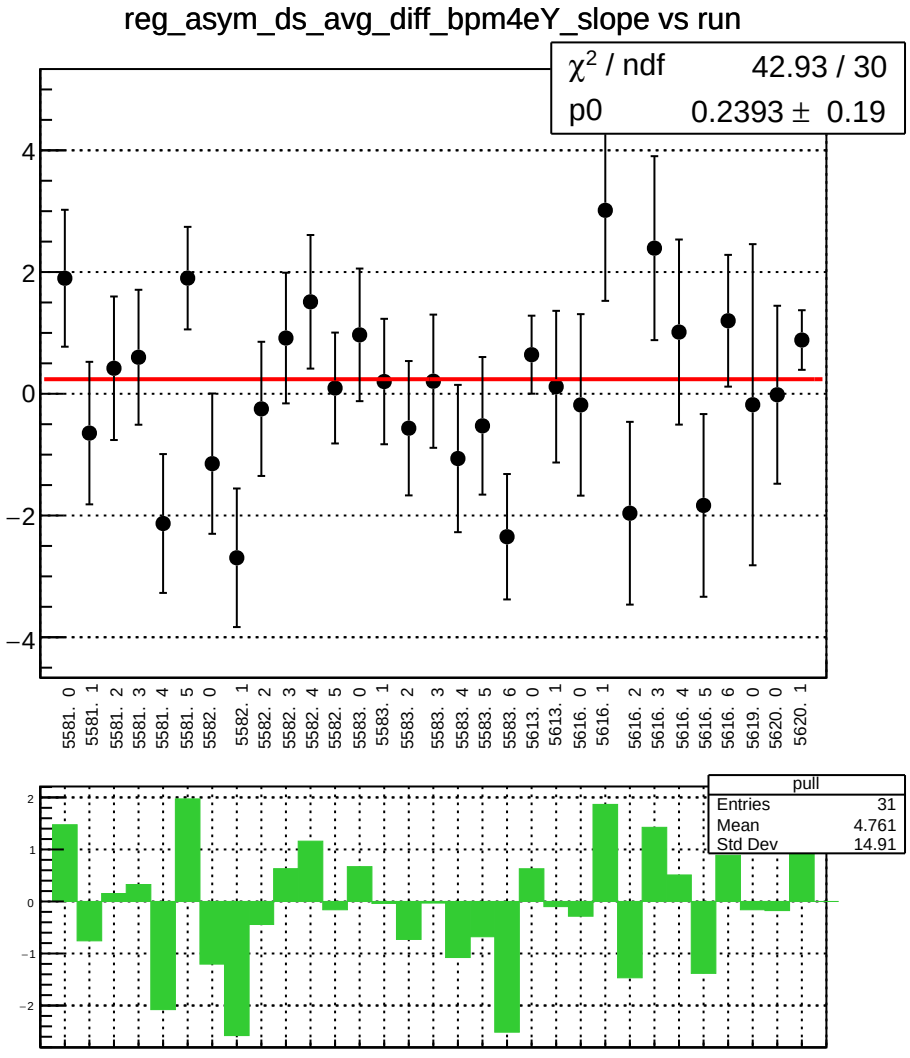
reg_asym_ds_avg_diff_bpm4eY_slope vs run
χ2 / ndf 42.93 / 30
p0 0.2393 ± 0.19
4
2
0
−2
−4
5581. 0
5581. 1
5581. 2
5581. 3
5581. 4
5581. 5
5582. 0
5582. 1
5582. 2
5582. 3
5582. 4
5582. 5
5583. 0
5583. 1
5583. 2
5583. 3
5583. 4
5583. 5
5583. 6
5613. 0
5613. 1
5616. 0
5616. 1
5616. 2
5616. 3
5616. 4
5616. 5
5616. 6
5619. 0
5620. 0
5620. 1
pull
Entries 31
Mean 4.761
Std Dev 14.91
2
1
0
−1
−2

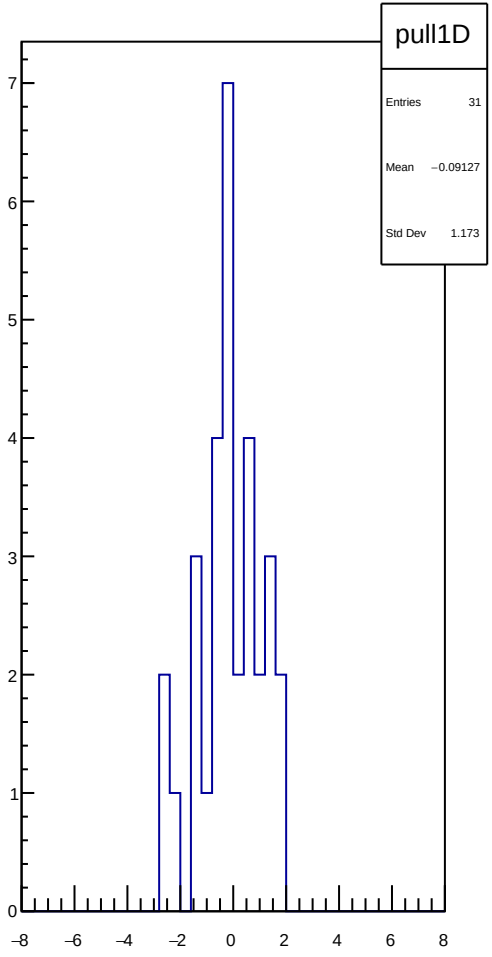
pull1D
Entries 31
Mean −0.09127
Std Dev 1.173
7
6
5
4
3
2
1
0
−8
−6
−4
−2
0
2
4
6
8

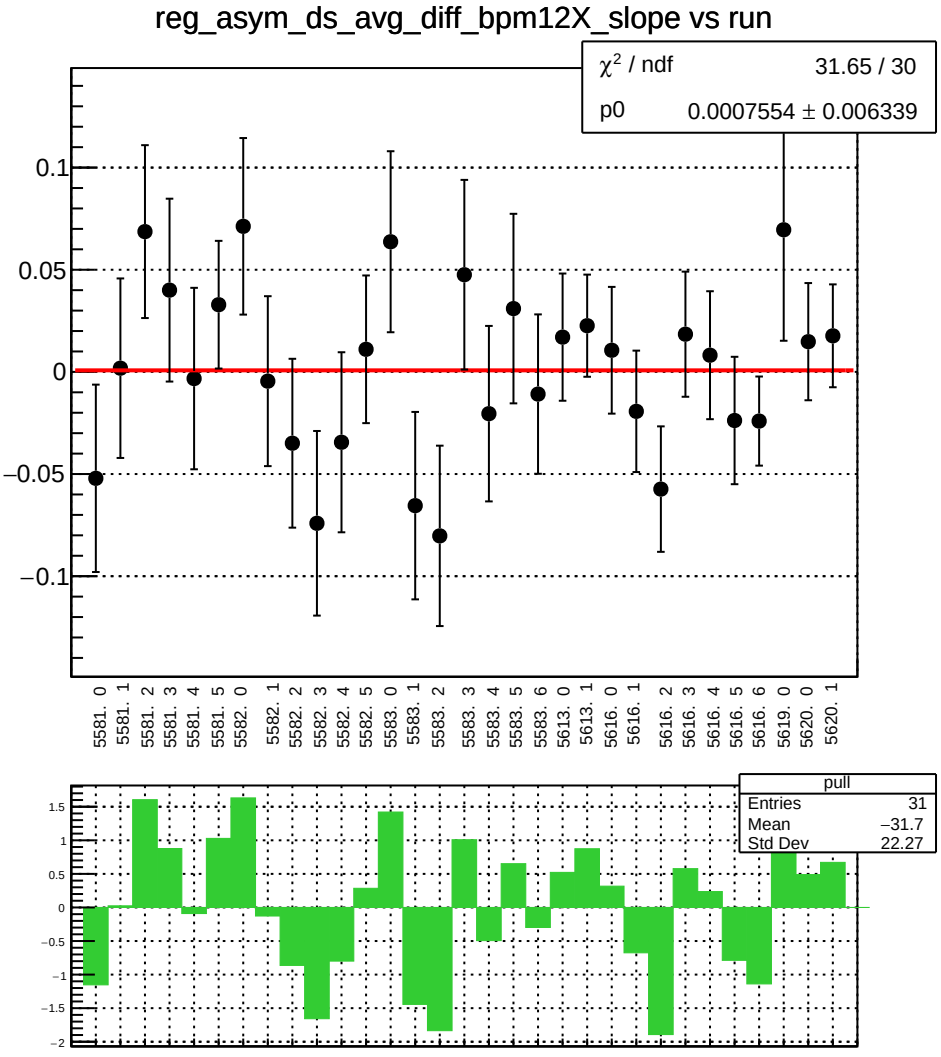
reg_asym_ds_avg_diff_bpm12X_slope vs run
χ² / ndf 31.65 / 30
p0 0.0007554 ± 0.006339
0.1
0.05
0
−0.05
−0.1
5581. 0
5581. 1
5581. 2
5581. 3
5581. 4
5581. 5
5582. 0
5582. 1
5582. 2
5582. 3
5582. 4
5582. 5
5583. 0
5583. 1
5583. 2
5583. 3
5583. 4
5583. 5
5583. 6
5613. 0
5613. 1
5616. 0
5616. 1
5616. 2
5616. 3
5616. 4
5616. 5
5616. 6
5619. 0
5620. 0
5620. 1
pull
Entries 31
Mean −31.7
Std Dev 22.27
1.5
1
0.5
0
−0.5
−1
−1.5
−2

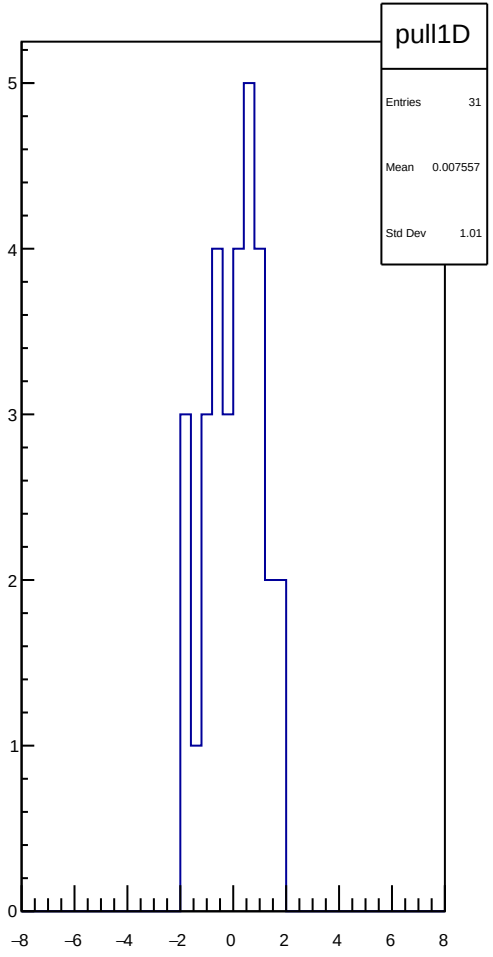
pull1D
Entries 31
Mean 0.007557
Std Dev 1.01
5
4
3
2
1
0
−8
−6
−4
−2
0
2
4
6
8

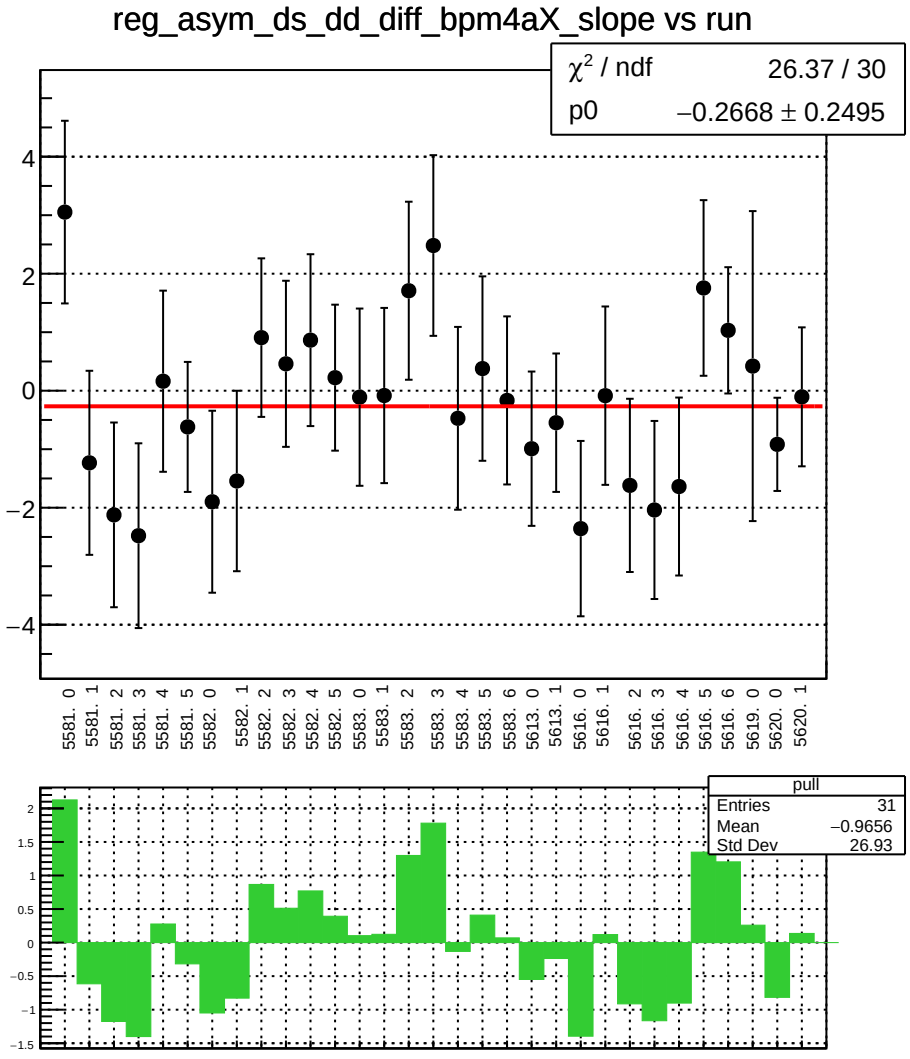
reg_asym_ds_dd_diff_bpm4aX_slope vs run
χ² / ndf 26.37 / 30
p0 −0.2668 ± 0.2495
4
2
0
−2
−4
5581. 0
5581. 1
5581. 2
5581. 3
5581. 4
5581. 5
5582. 0
5582. 1
5582. 2
5582. 3
5582. 4
5582. 5
5583. 0
5583. 1
5583. 2
5583. 3
5583. 4
5583. 5
5583. 6
5613. 0
5613. 1
5616. 0
5616. 1
5616. 2
5616. 3
5616. 4
5616. 5
5616. 6
5619. 0
5620. 0
5620. 1
pull
Entries 31
Mean −0.9656
Std Dev 26.93
2
1.5
1
0.5
0
−0.5
−1
−1.5

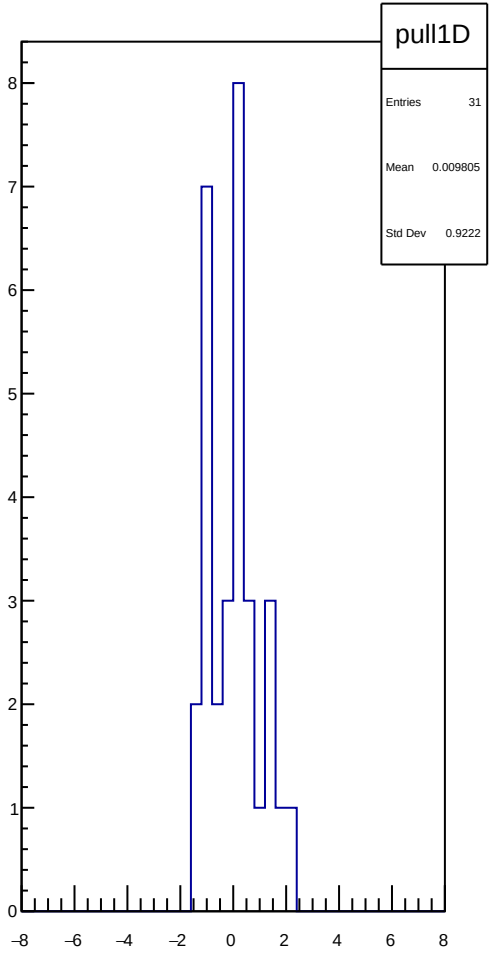
pull1D
Entries 31
Mean 0.009805
Std Dev 0.9222
8
7
6
5
4
3
2
1
0
−8
−6
−4
−2
0
2
4
6
8

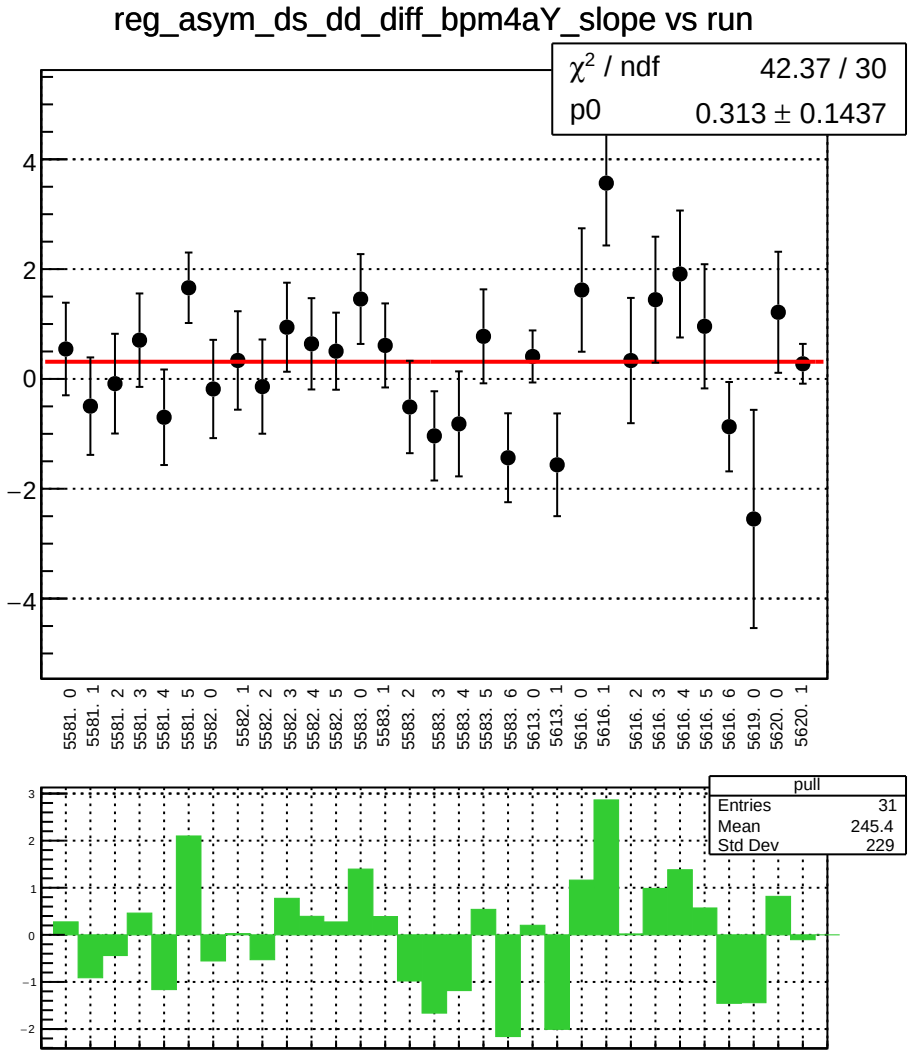
reg_asym_ds_dd_diff_bpm4aY_slope vs run
χ² / ndf 42.37 / 30
p0 0.313 ± 0.1437
4
2
0
−2
−4
5581. 0
5581. 1
5581. 2
5581. 3
5581. 4
5581. 5
5582. 0
5582. 1
5582. 2
5582. 3
5582. 4
5582. 5
5583. 0
5583. 1
5583. 2
5583. 3
5583. 4
5583. 5
5583. 6
5613. 0
5613. 1
5616. 0
5616. 1
5616. 2
5616. 3
5616. 4
5616. 5
5616. 6
5619. 0
5620. 0
5620. 1
pull
Entries 31
Mean 245.4
Std Dev 229
3
2
1
0
−1
−2

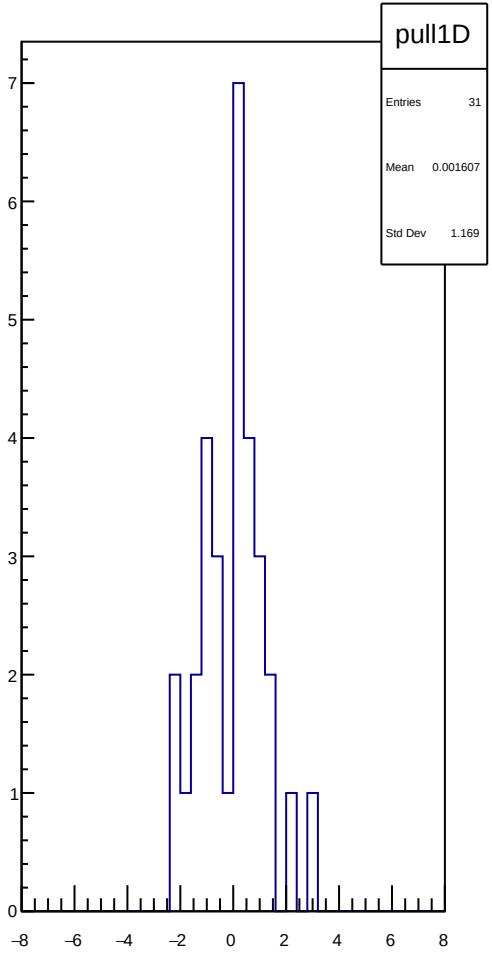
pull1D
Entries 31
Mean 0.001607
Std Dev 1.169
7
6
5
4
3
2
1
0
−8
−6
−4
−2
0
2
4
6
8

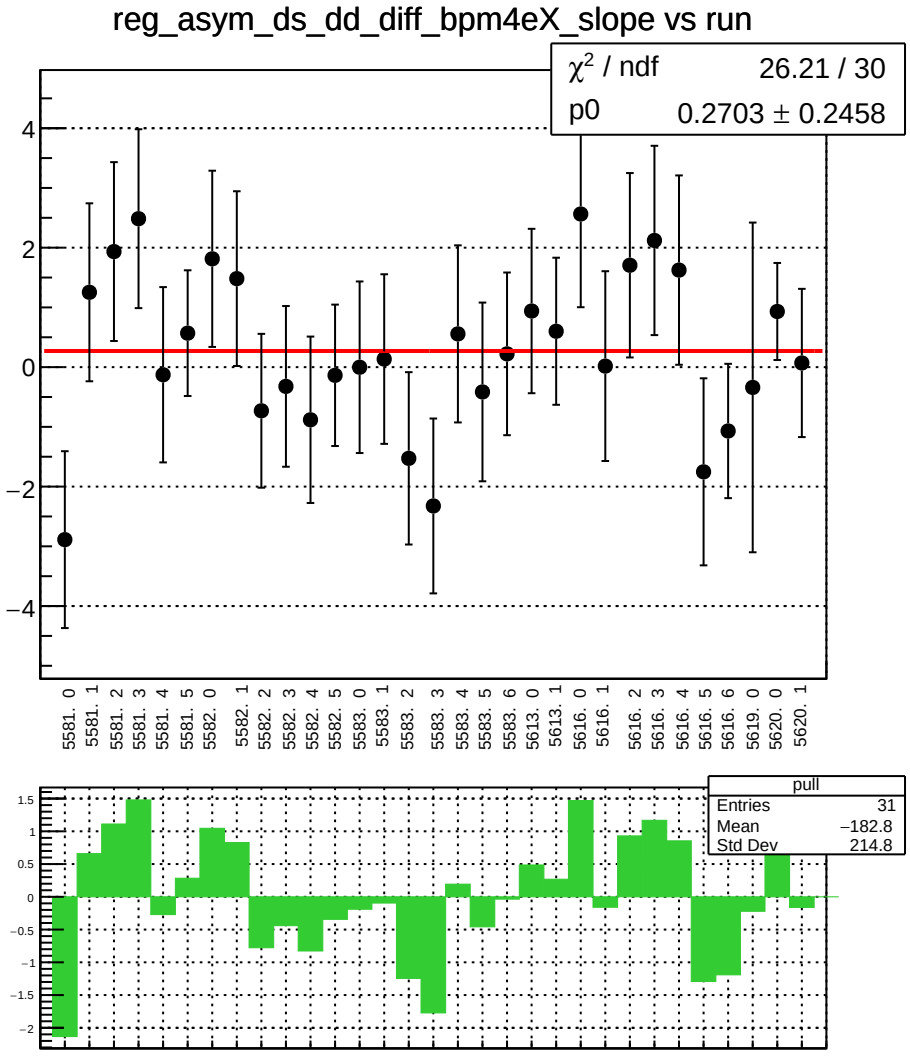
reg_asym_ds_dd_diff_bpm4eX_slope vs run
χ² / ndf 26.21 / 30
p0 0.2703 ± 0.2458
4
2
0
−2
−4
5581. 0
5581. 1
5581. 2
5581. 3
5581. 4
5581. 5
5582. 0
5582. 1
5582. 2
5582. 3
5582. 4
5582. 5
5583. 0
5583. 1
5583. 2
5583. 3
5583. 4
5583. 5
5583. 6
5613. 0
5613. 1
5616. 0
5616. 1
5616. 2
5616. 3
5616. 4
5616. 5
5616. 6
5619. 0
5620. 0
5620. 1
pull
Entries 31
Mean −182.8
Std Dev 214.8
1.5
1
0.5
0
−0.5
−1
−1.5
−2

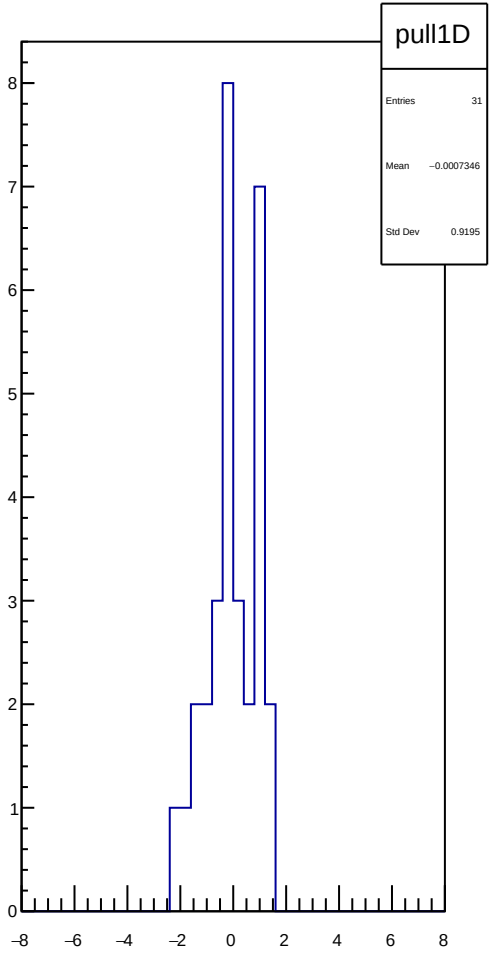
pull1D
Entries 31
Mean −0.0007346
Std Dev 0.9195
8
7
6
5
4
3
2
1
0
−8
−6
−4
−2
0
2
4
6
8

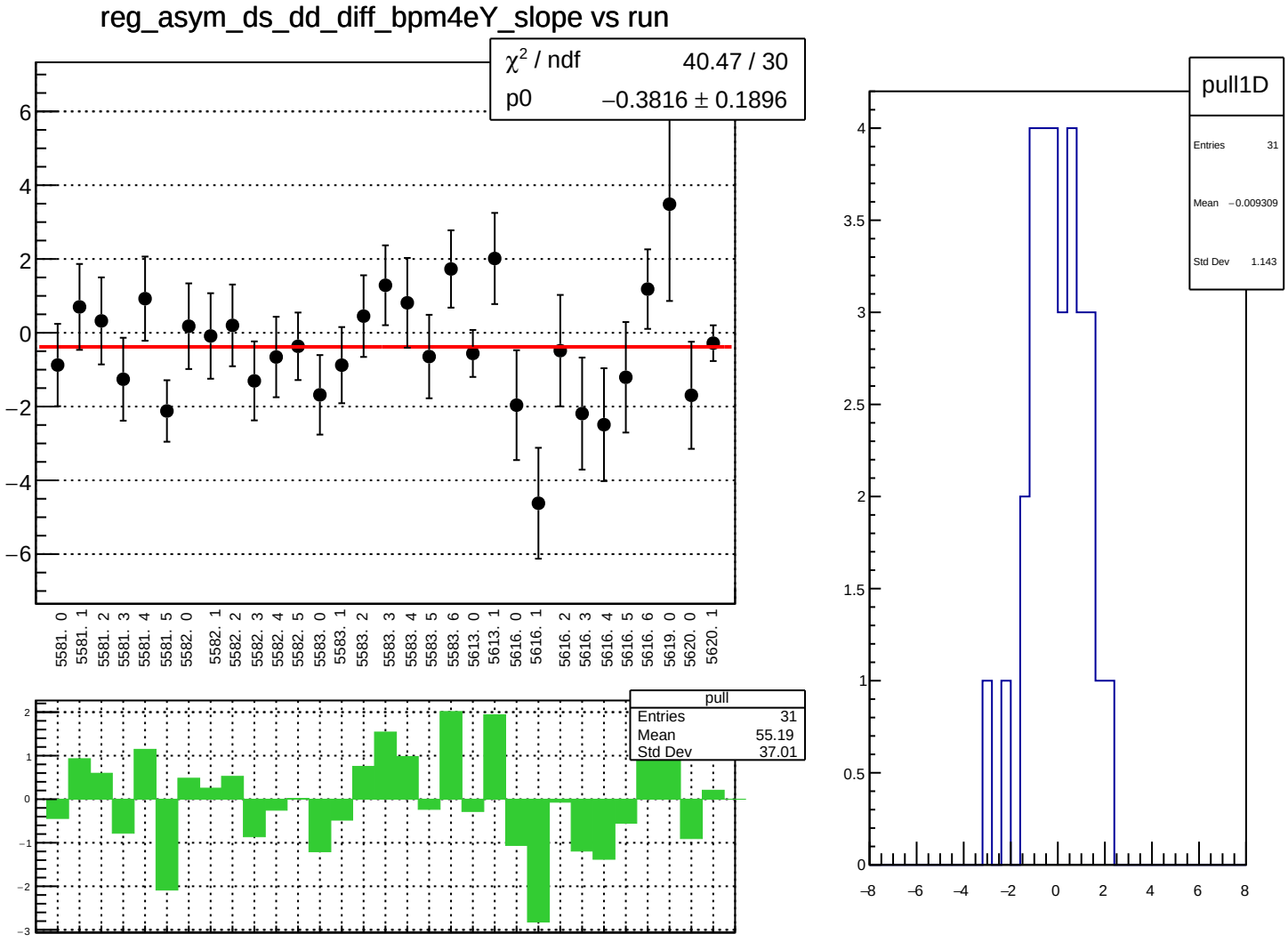
reg_asym_ds_dd_diff_bpm4eY_slope vs run
χ² / ndf 40.47 / 30
p0 −0.3816 ± 0.1896
5581. 0
5581. 1
5581. 2
5581. 3
5581. 4
5581. 5
5582. 0
5582. 1
5582. 2
5582. 3
5582. 4
5582. 5
5583. 0
5583. 1
5583. 2
5583. 3
5583. 4
5583. 5
5583. 6
5613. 0
5613. 1
5616. 0
5616. 1
5616. 2
5616. 3
5616. 4
5616. 5
5616. 6
5619. 0
5620. 0
5620. 1
pull
Entries 31
Mean 55.19
Std Dev 37.01
pull1D
Entries 31
Mean −0.009309
Std Dev 1.143

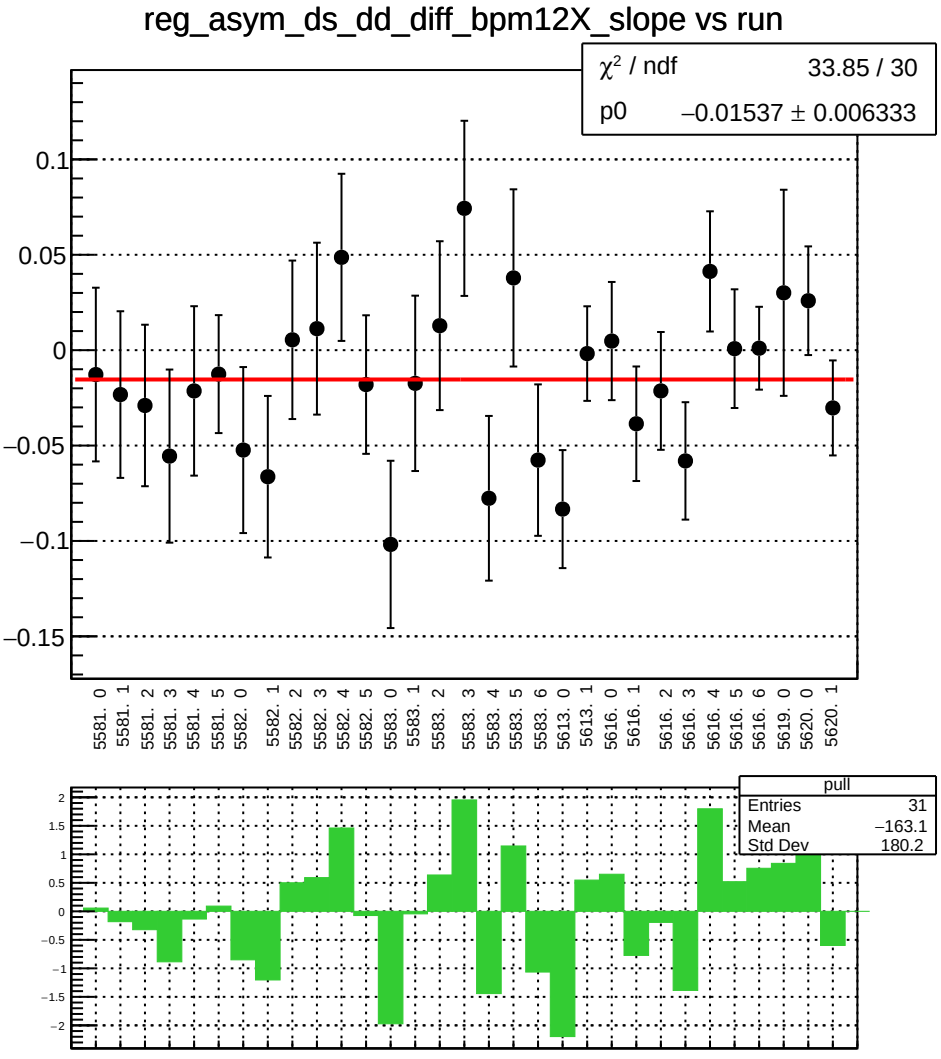
reg_asym_ds_dd_diff_bpm12X_slope vs run
χ² / ndf 33.85 / 30
p0 −0.01537 ± 0.006333
0.1
0.05
0
−0.05
−0.1
−0.15
5581. 0
5581. 1
5581. 2
5581. 3
5581. 4
5581. 5
5582. 0
5582. 1
5582. 2
5582. 3
5582. 4
5582. 5
5583. 0
5583. 1
5583. 2
5583. 3
5583. 4
5583. 5
5583. 6
5613. 0
5613. 1
5616. 0
5616. 1
5616. 2
5616. 3
5616. 4
5616. 5
5616. 6
5619. 0
5620. 0
5620. 1
pull
Entries 31
Mean −163.1
Std Dev 180.2
2
1.5
1
0.5
0
−0.5
−1
−1.5
−2

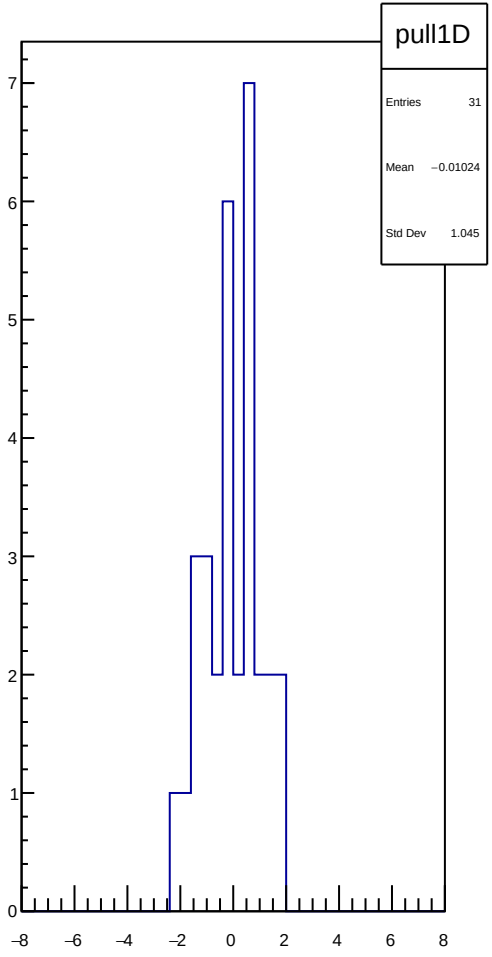
pull1D
Entries 31
Mean −0.01024
Std Dev 1.045
7
6
5
4
3
2
1
0
−8
−6
−4
−2
0
2
4
6
8

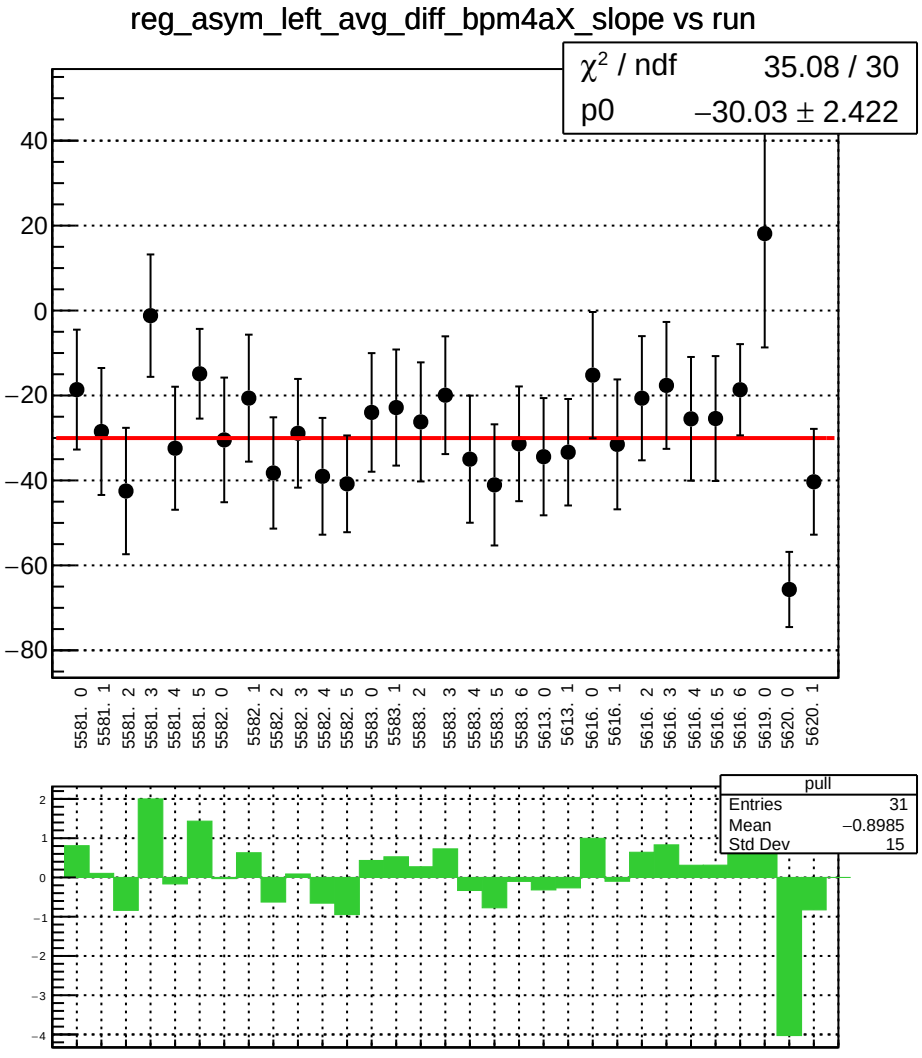
reg_asym_left_avg_diff_bpm4aX_slope vs run
χ² / ndf 35.08 / 30
p0 −30.03 ± 2.422
40
20
0
−20
−40
−60
−80
5581. 0
5581. 1
5581. 2
5581. 3
5581. 4
5581. 5
5582. 0
5582. 1
5582. 2
5582. 3
5582. 4
5582. 5
5583. 0
5583. 1
5583. 2
5583. 3
5583. 4
5583. 5
5583. 6
5613. 0
5613. 1
5616. 0
5616. 1
5616. 2
5616. 3
5616. 4
5616. 5
5616. 6
5619. 0
5620. 0
5620. 1
pull
Entries 31
Mean −0.8985
Std Dev 15
2
1
0
−1
−2
−3
−4

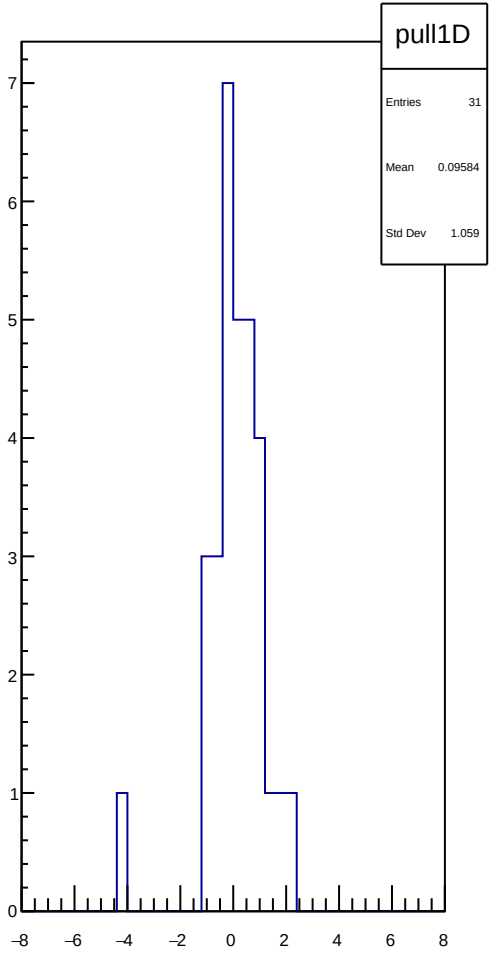
pull1D
Entries 31
Mean 0.09584
Std Dev 1.059
7
6
5
4
3
2
1
0
−8
−6
−4
−2
0
2
4
6
8

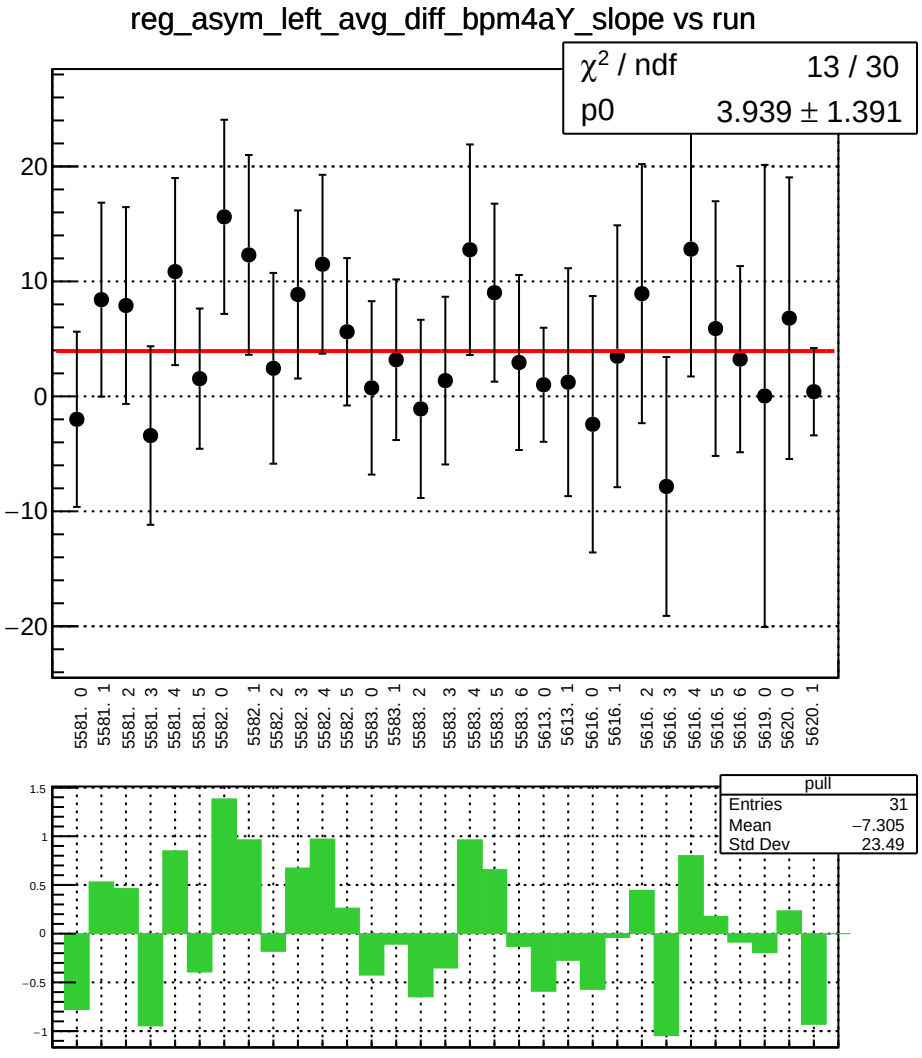
reg_asym_left_avg_diff_bpm4aY_slope vs run
χ² / ndf 13 / 30
p0 3.939 ± 1.391
20
10
0
−10
−20
5581. 0
5581. 1
5581. 2
5581. 3
5581. 4
5581. 5
5582. 0
5582. 1
5582. 2
5582. 3
5582. 4
5582. 5
5583. 0
5583. 1
5583. 2
5583. 3
5583. 4
5583. 5
5583. 6
5613. 0
5613. 1
5616. 0
5616. 1
5616. 2
5616. 3
5616. 4
5616. 5
5616. 6
5619. 0
5620. 0
5620. 1
pull
Entries 31
Mean −7.305
Std Dev 23.49
1.5
1
0.5
0
−0.5
−1

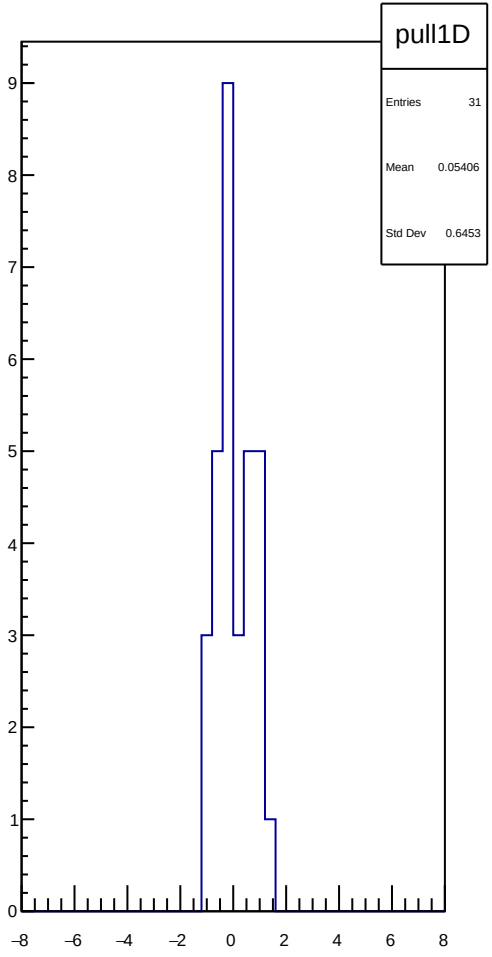
pull1D
Entries 31
Mean 0.05406
Std Dev 0.6453
9
8
7
6
5
4
3
2
1
0
−8
−6
−4
−2
0
2
4
6
8

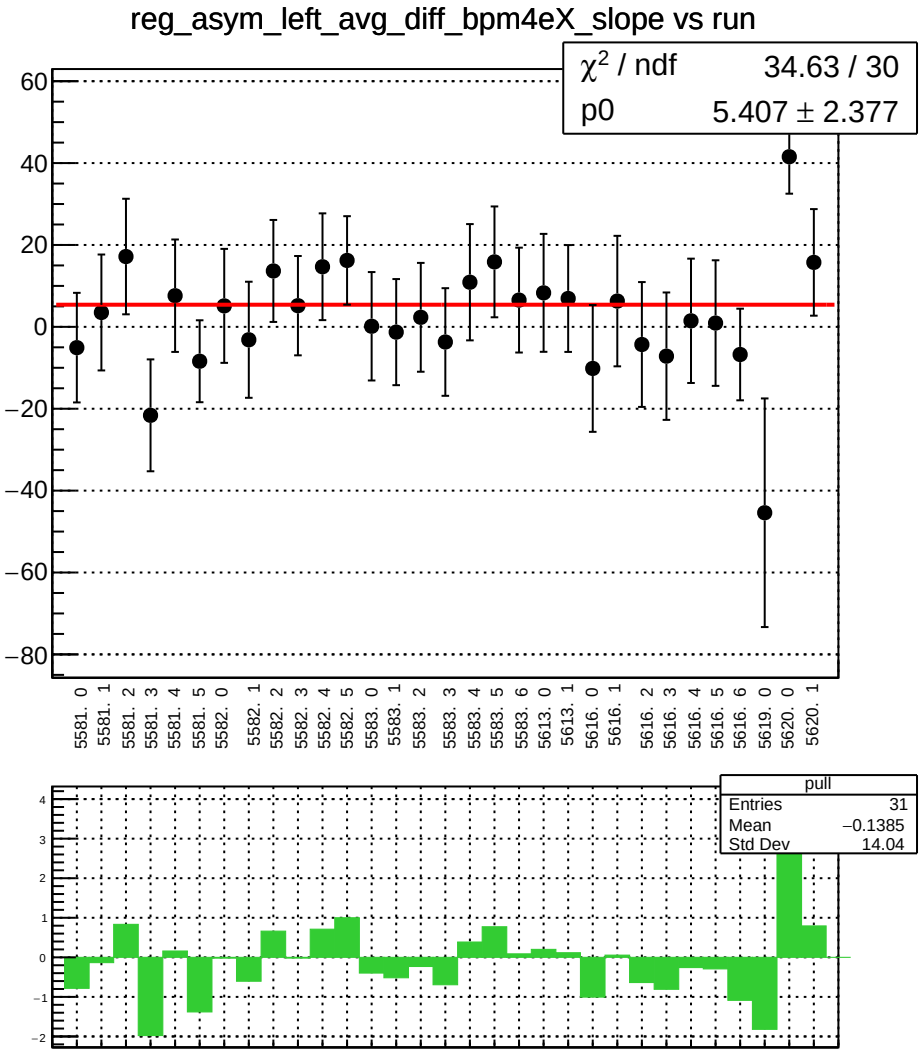
reg_asym_left_avg_diff_bpm4eX_slope vs run
χ² / ndf 34.63 / 30
p0 5.407 ± 2.377
60
40
20
0
−20
−40
−60
−80
5581. 0
5581. 1
5581. 2
5581. 3
5581. 4
5581. 5
5582. 0
5582. 1
5582. 2
5582. 3
5582. 4
5582. 5
5583. 0
5583. 1
5583. 2
5583. 3
5583. 4
5583. 5
5583. 6
5613. 0
5613. 1
5616. 0
5616. 1
5616. 2
5616. 3
5616. 4
5616. 5
5616. 6
5619. 0
5620. 0
5620. 1
pull
Entries 31
Mean −0.1385
Std Dev 14.04
4
3
2
1
0
−1
−2

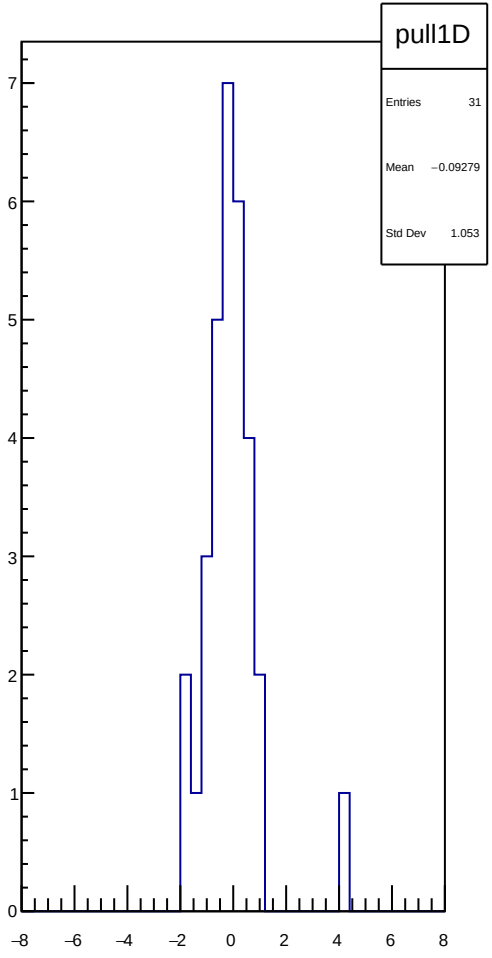
pull1D
Entries 31
Mean −0.09279
Std Dev 1.053
7
6
5
4
3
2
1
0
−8
−6
−4
−2
0
2
4
6
8

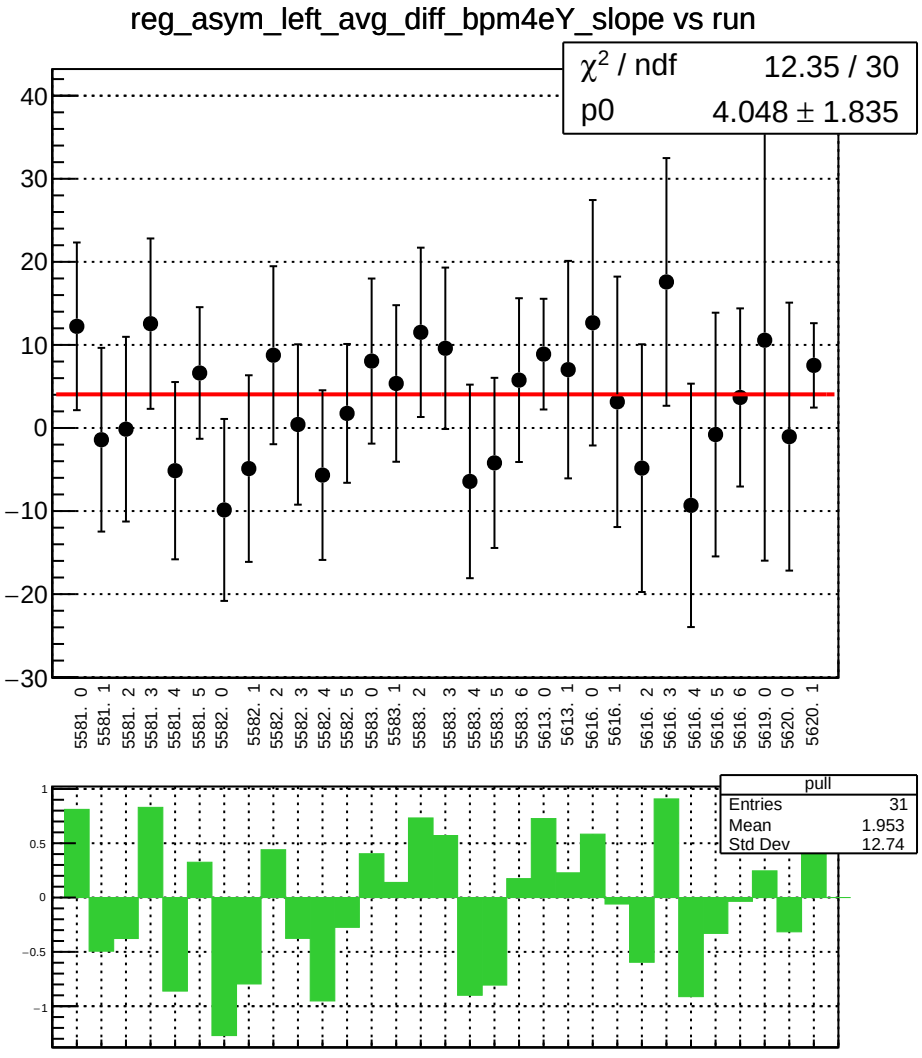
reg_asym_left_avg_diff_bpm4eY_slope vs run
χ² / ndf 12.35 / 30
p0 4.048 ± 1.835
40
30
20
10
0
−10
−20
−30
5581. 0
5581. 1
5581. 2
5581. 3
5581. 4
5581. 5
5582. 0
5582. 1
5582. 2
5582. 3
5582. 4
5582. 5
5583. 0
5583. 1
5583. 2
5583. 3
5583. 4
5583. 5
5583. 6
5613. 0
5613. 1
5616. 0
5616. 1
5616. 2
5616. 3
5616. 4
5616. 5
5616. 6
5619. 0
5620. 0
5620. 1
pull
Entries 31
Mean 1.953
Std Dev 12.74
1
0.5
0
−0.5
−1

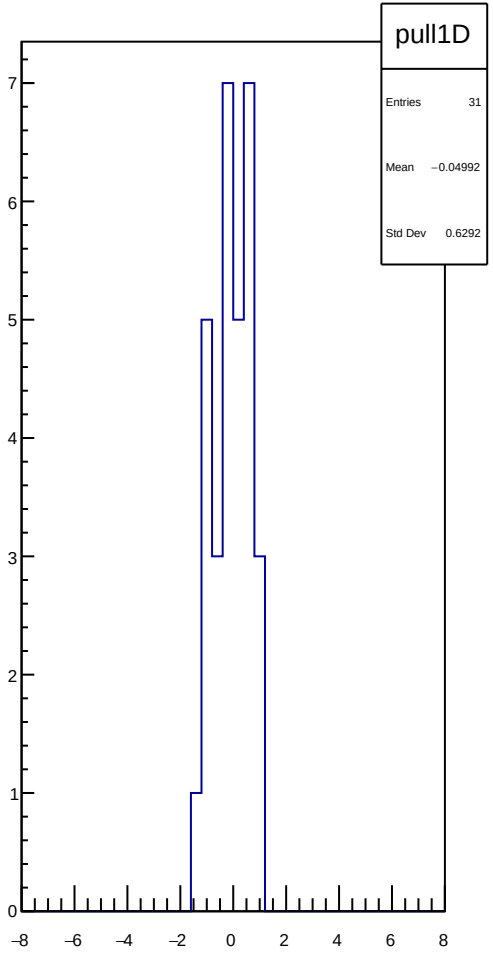
pull1D
Entries 31
Mean −0.04992
Std Dev 0.6292
7
6
5
4
3
2
1
0
−8
−6
−4
−2
0
2
4
6
8

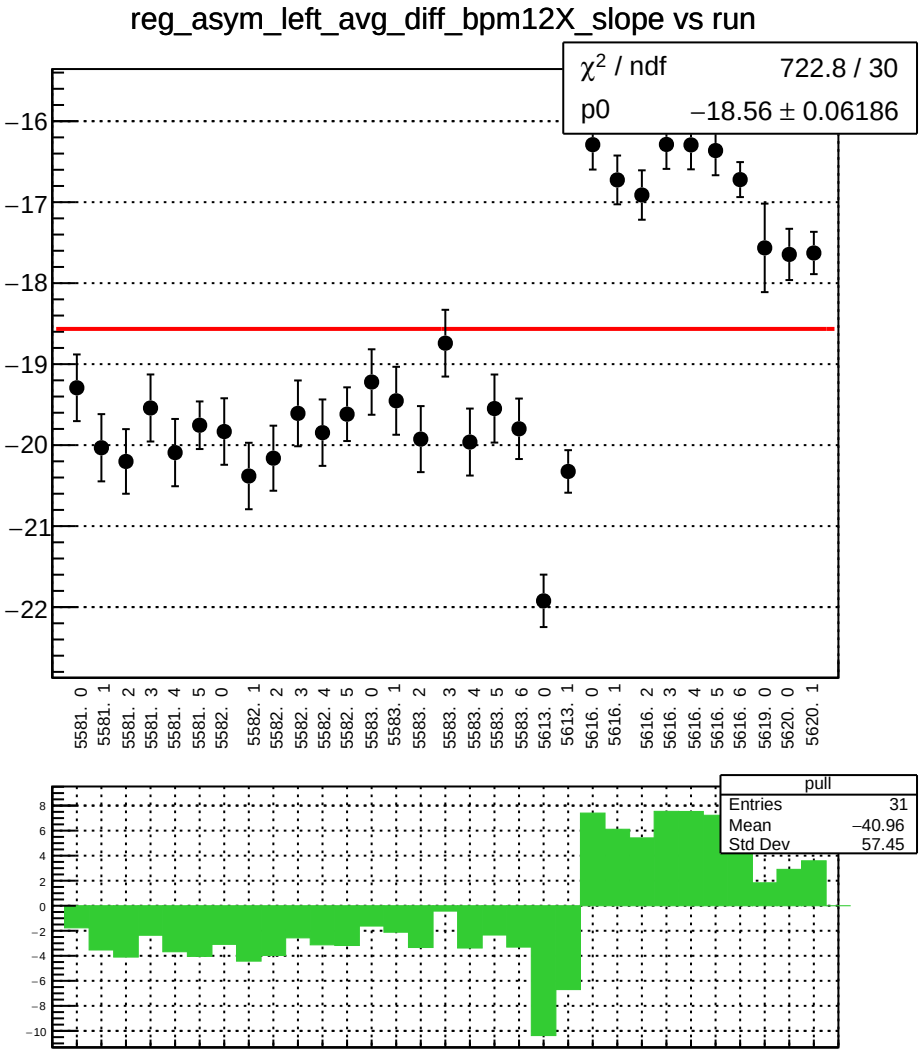
reg_asym_left_avg_diff_bpm12X_slope vs run
χ² / ndf 722.8 / 30
p0 −18.56 ± 0.06186
−16
−17
−18
−19
−20
−21
−22
5581. 0
5581. 1
5581. 2
5581. 3
5581. 4
5581. 5
5582. 0
5582. 1
5582. 2
5582. 3
5582. 4
5582. 5
5583. 0
5583. 1
5583. 2
5583. 3
5583. 4
5583. 5
5583. 6
5613. 0
5613. 1
5616. 0
5616. 1
5616. 2
5616. 3
5616. 4
5616. 5
5616. 6
5619. 0
5620. 0
5620. 1
pull
Entries 31
Mean −40.96
Std Dev 57.45
8
6
4
2
0
−2
−4
−6
−8
−10

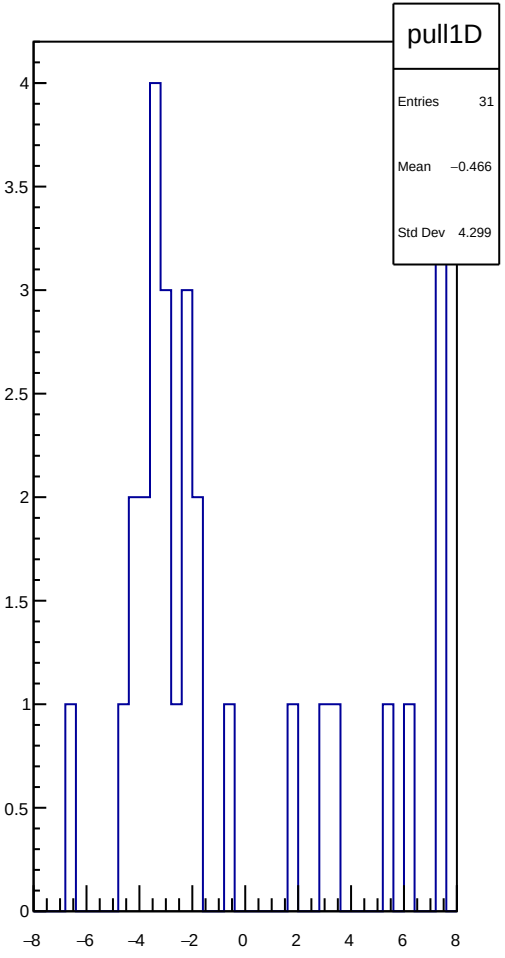
pull1D
Entries 31
Mean −0.466
Std Dev 4.299
4
3.5
3
2.5
2
1.5
1
0.5
0
−8
−6
−4
−2
0
2
4
6
8

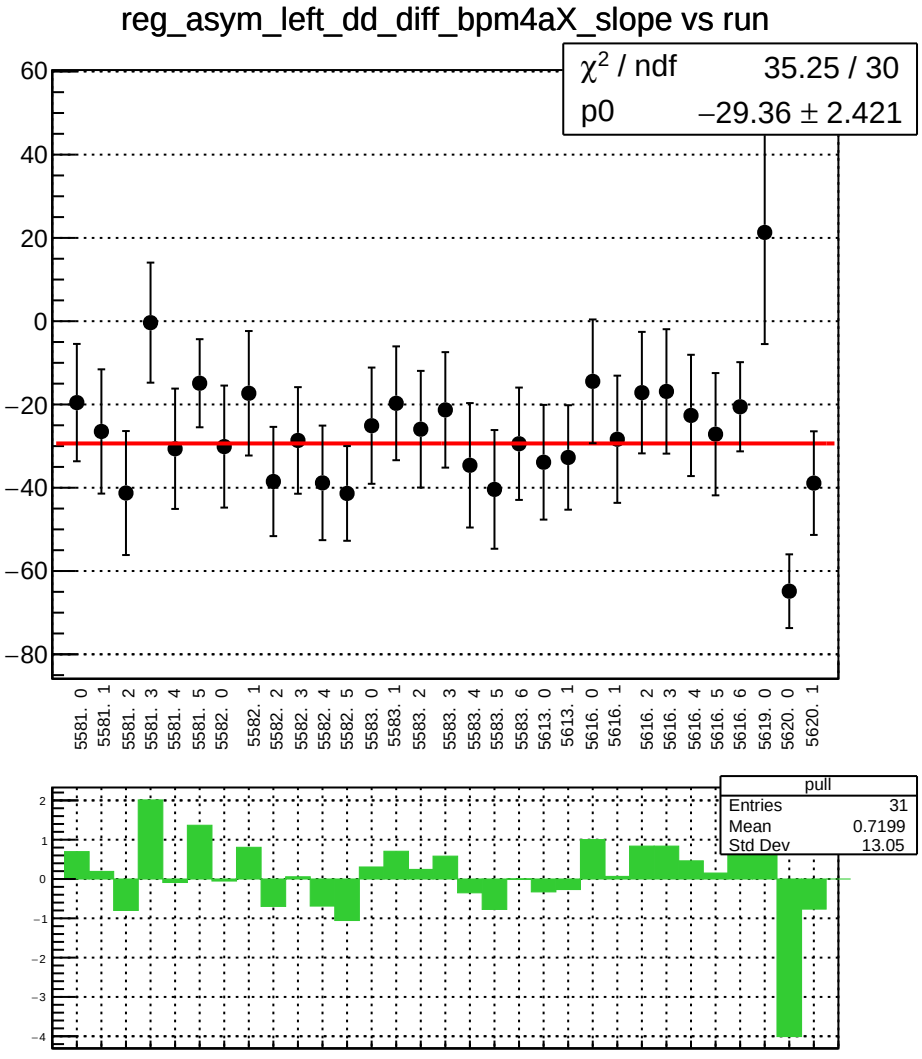
reg_asym_left_dd_diff_bpm4aX_slope vs run
χ² / ndf 35.25 / 30
p0 −29.36 ± 2.421
60
40
20
0
−20
−40
−60
−80
5581. 0
5581. 1
5581. 2
5581. 3
5581. 4
5581. 5
5582. 0
5582. 1
5582. 2
5582. 3
5582. 4
5582. 5
5583. 0
5583. 1
5583. 2
5583. 3
5583. 4
5583. 5
5583. 6
5613. 0
5613. 1
5616. 0
5616. 1
5616. 2
5616. 3
5616. 4
5616. 5
5616. 6
5619. 0
5620. 0
5620. 1
pull
Entries 31
Mean 0.7199
Std Dev 13.05
2
1
0
−1
−2
−3
−4

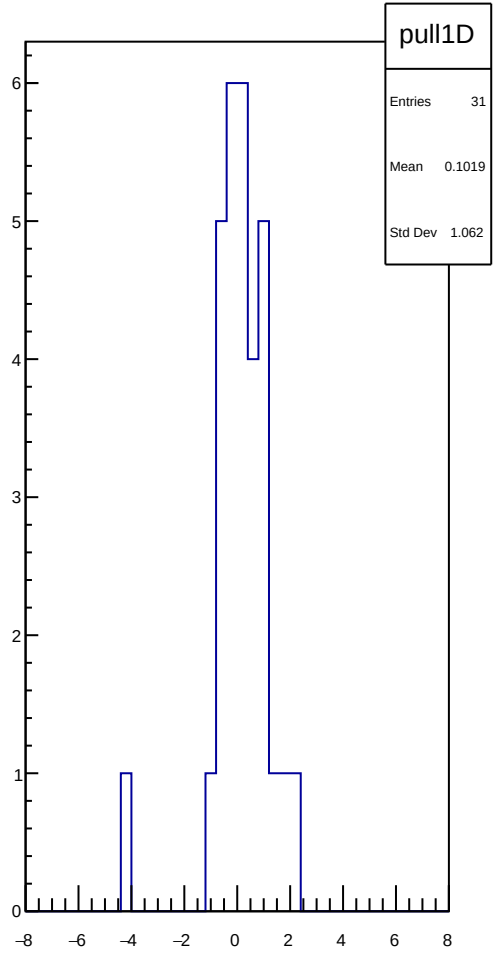
pull1D
Entries 31
Mean 0.1019
Std Dev 1.062
6
5
4
3
2
1
0
−8
−6
−4
−2
0
2
4
6
8

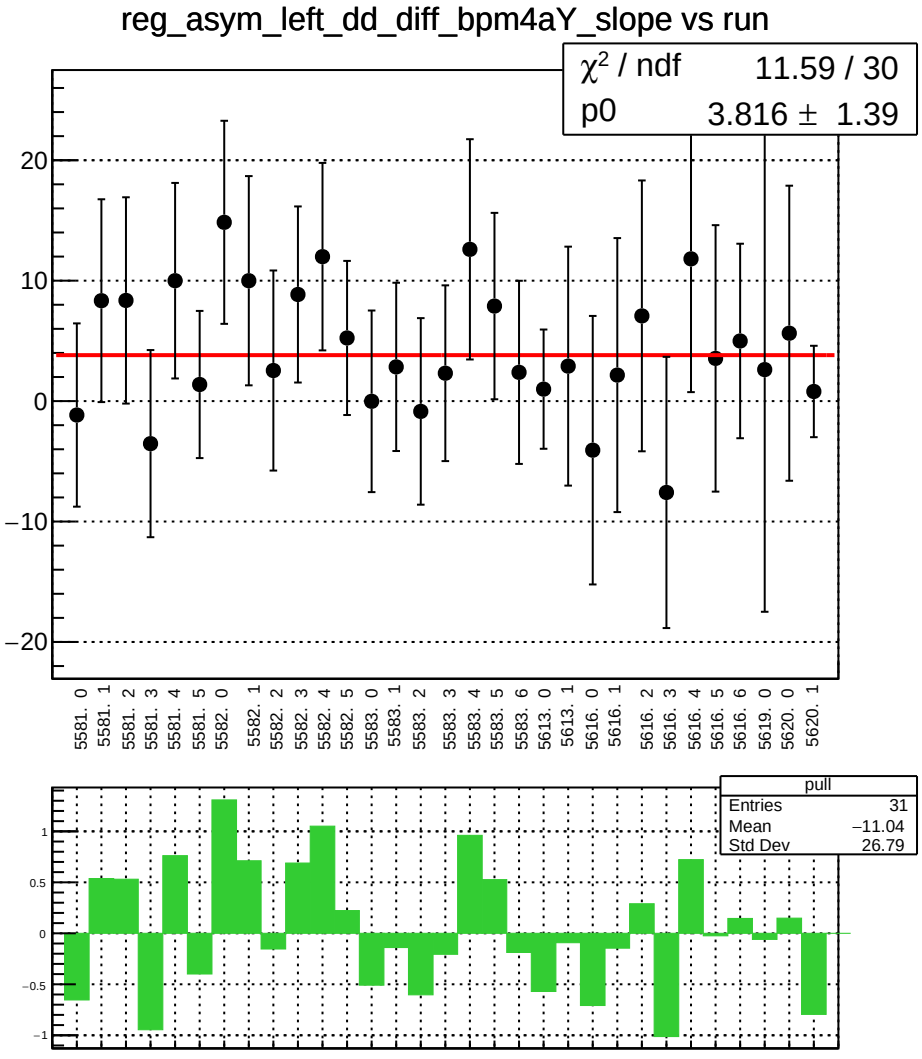
reg_asym_left_dd_diff_bpm4aY_slope vs run
χ² / ndf 11.59 / 30
p0 3.816 ± 1.39
20
10
0
−10
−20
5581. 0
5581. 1
5581. 2
5581. 3
5581. 4
5581. 5
5582. 0
5582. 1
5582. 2
5582. 3
5582. 4
5582. 5
5583. 0
5583. 1
5583. 2
5583. 3
5583. 4
5583. 5
5583. 6
5613. 0
5613. 1
5616. 0
5616. 1
5616. 2
5616. 3
5616. 4
5616. 5
5616. 6
5619. 0
5620. 0
5620. 1
pull
Entries 31
Mean −11.04
Std Dev 26.79
1
0.5
0
−0.5
−1

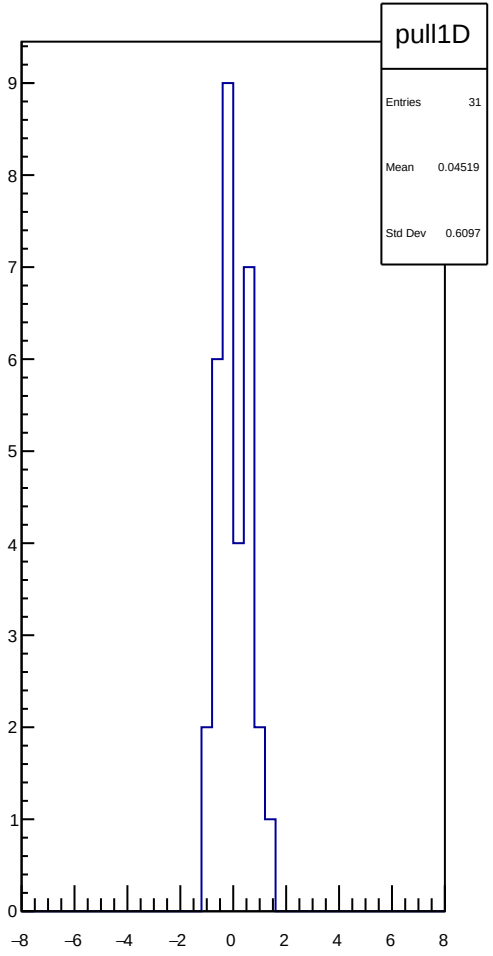
pull1D
Entries 31
Mean 0.04519
Std Dev 0.6097
9
8
7
6
5
4
3
2
1
0
−8
−6
−4
−2
0
2
4
6
8

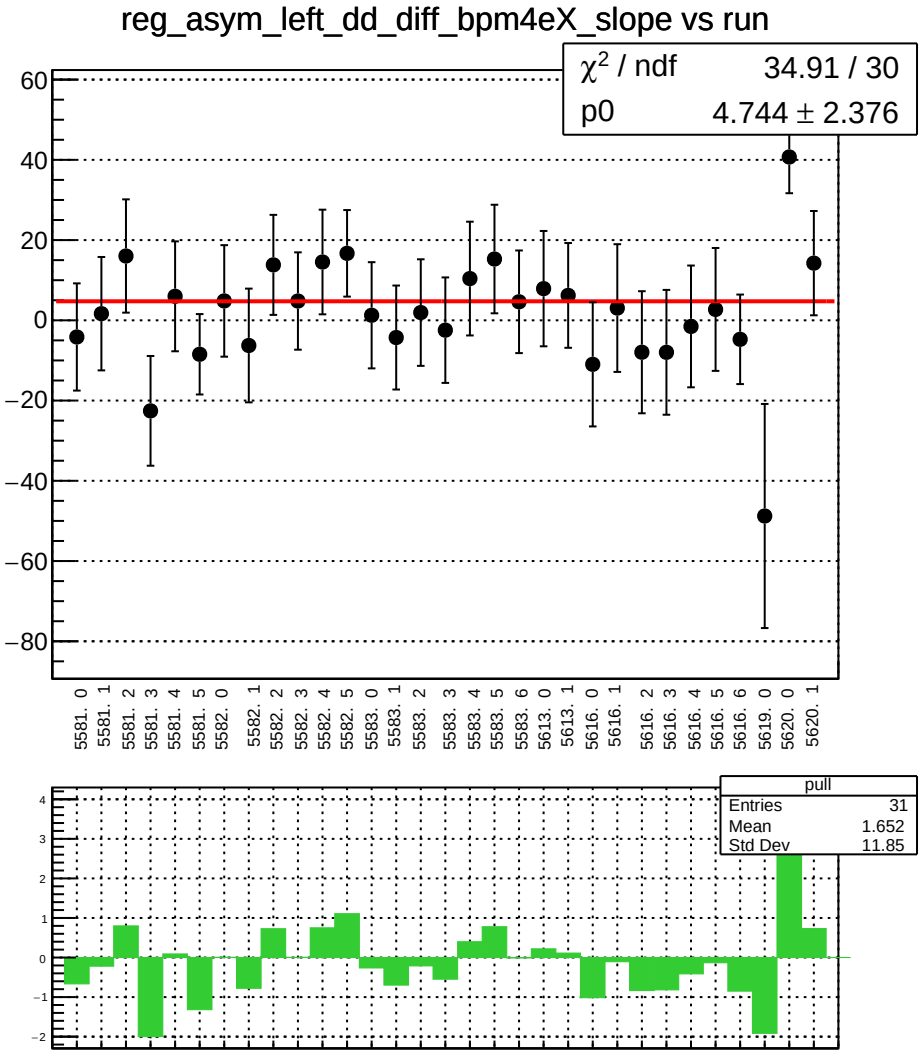
reg_asym_left_dd_diff_bpm4eX_slope vs run
χ² / ndf 34.91 / 30
p0 4.744 ± 2.376
60
40
20
0
−20
−40
−60
−80
5581. 0
5581. 1
5581. 2
5581. 3
5581. 4
5581. 5
5582. 0
5582. 1
5582. 2
5582. 3
5582. 4
5582. 5
5583. 0
5583. 1
5583. 2
5583. 3
5583. 4
5583. 5
5583. 6
5613. 0
5613. 1
5616. 0
5616. 1
5616. 2
5616. 3
5616. 4
5616. 5
5616. 6
5619. 0
5620. 0
5620. 1
pull
Entries 31
Mean 1.652
Std Dev 11.85
4
3
2
1
0
−1
−2

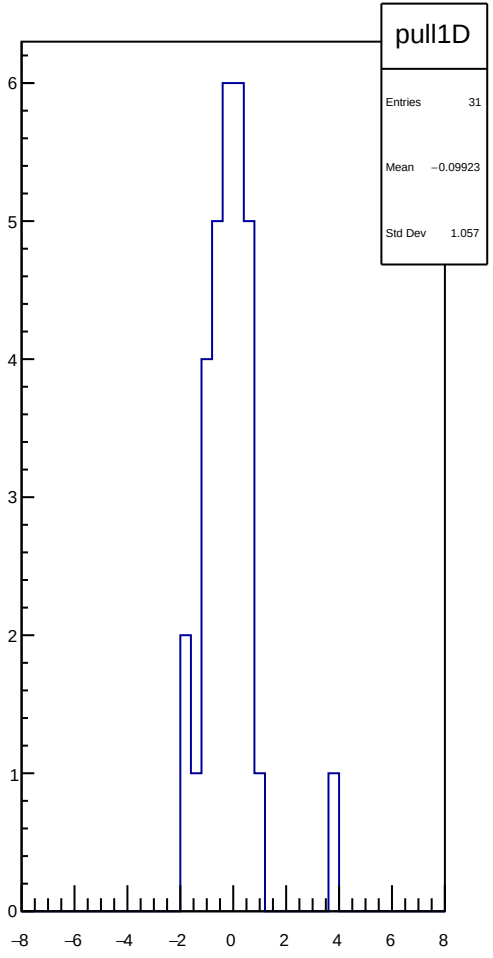
pull1D
Entries 31
Mean −0.09923
Std Dev 1.057
6
5
4
3
2
1
0
−8
−6
−4
−2
0
2
4
6
8

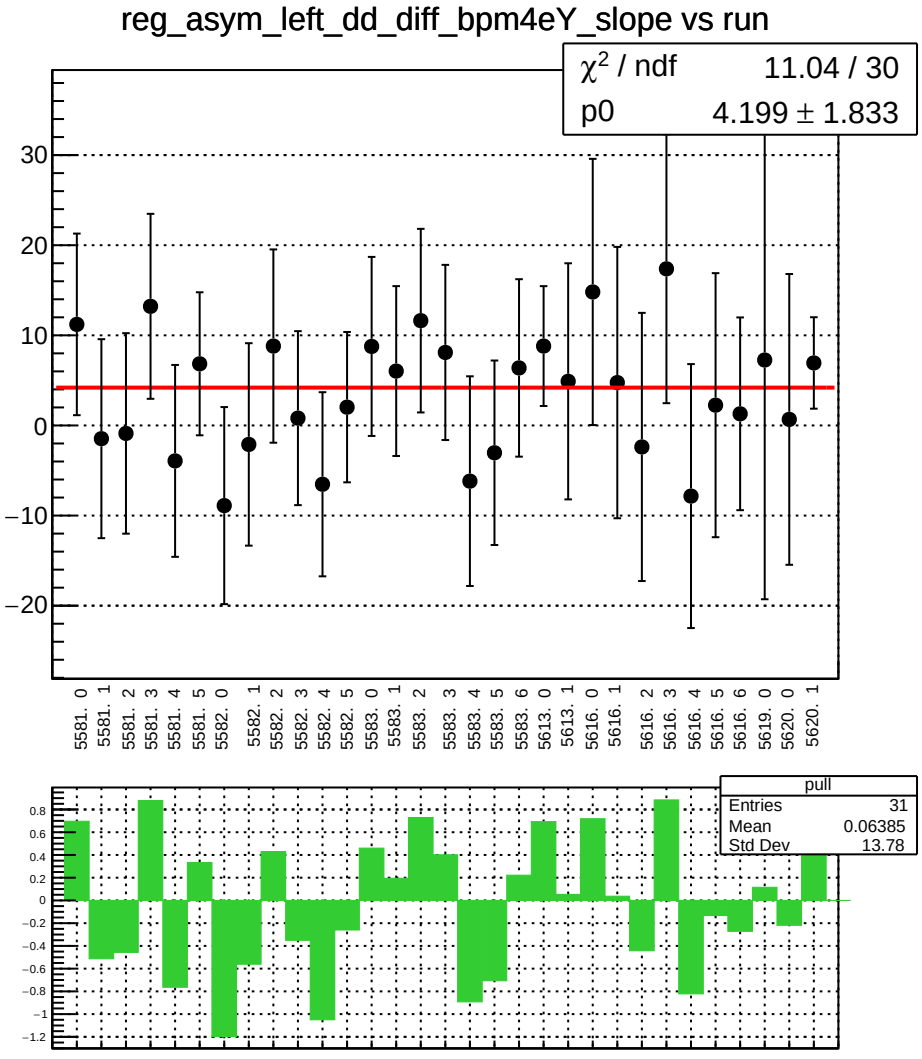
reg_asym_left_dd_diff_bpm4eY_slope vs run
χ2 / ndf 11.04 / 30
p0 4.199 ± 1.833
30
20
10
0
−10
−20
5581. 0
5581. 1
5581. 2
5581. 3
5581. 4
5581. 5
5582. 0
5582. 1
5582. 2
5582. 3
5582. 4
5582. 5
5583. 0
5583. 1
5583. 2
5583. 3
5583. 4
5583. 5
5583. 6
5613. 0
5613. 1
5616. 0
5616. 1
5616. 2
5616. 3
5616. 4
5616. 5
5616. 6
5619. 0
5620. 0
5620. 1
pull
Entries 31
Mean 0.06385
Std Dev 13.78
0.8
0.6
0.4
0.2
0
−0.2
−0.4
−0.6
−0.8
−1
−1.2

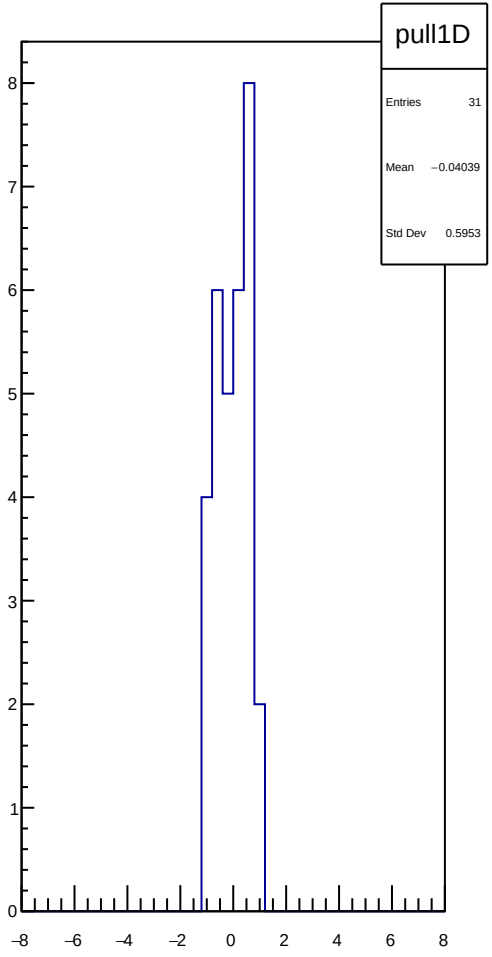
pull1D
Entries 31
Mean −0.04039
Std Dev 0.5953
8
7
6
5
4
3
2
1
0
−8
−6
−4
−2
0
2
4
6
8

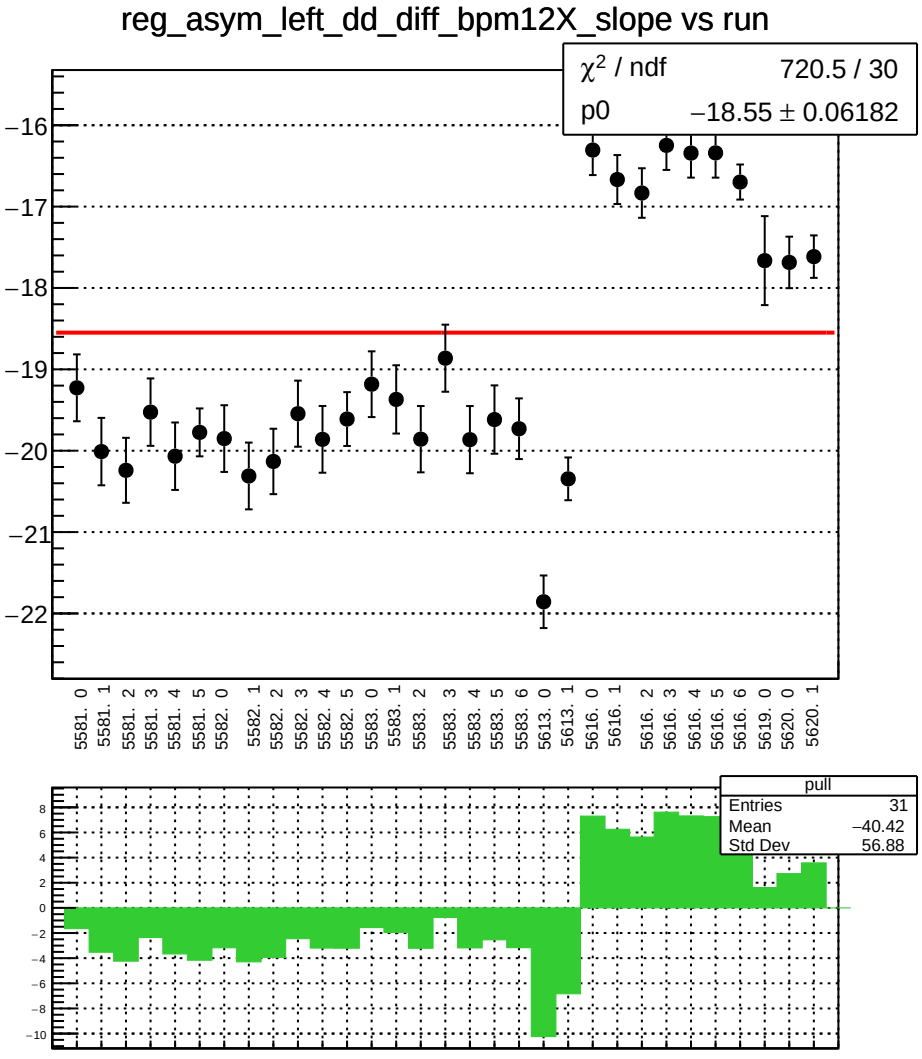
reg_asym_left_dd_diff_bpm12X_slope vs run
χ² / ndf 720.5 / 30
p0 −18.55 ± 0.06182
−16
−17
−18
−19
−20
−21
−22
5581. 0
5581. 1
5581. 2
5581. 3
5581. 4
5581. 5
5582. 0
5582. 1
5582. 2
5582. 3
5582. 4
5582. 5
5583. 0
5583. 1
5583. 2
5583. 3
5583. 4
5583. 5
5583. 6
5613. 0
5613. 1
5616. 0
5616. 1
5616. 2
5616. 3
5616. 4
5616. 5
5616. 6
5619. 0
5620. 0
5620. 1
pull
Entries 31
Mean −40.42
Std Dev 56.88
8
6
4
2
0
−2
−4
−6
−8
−10

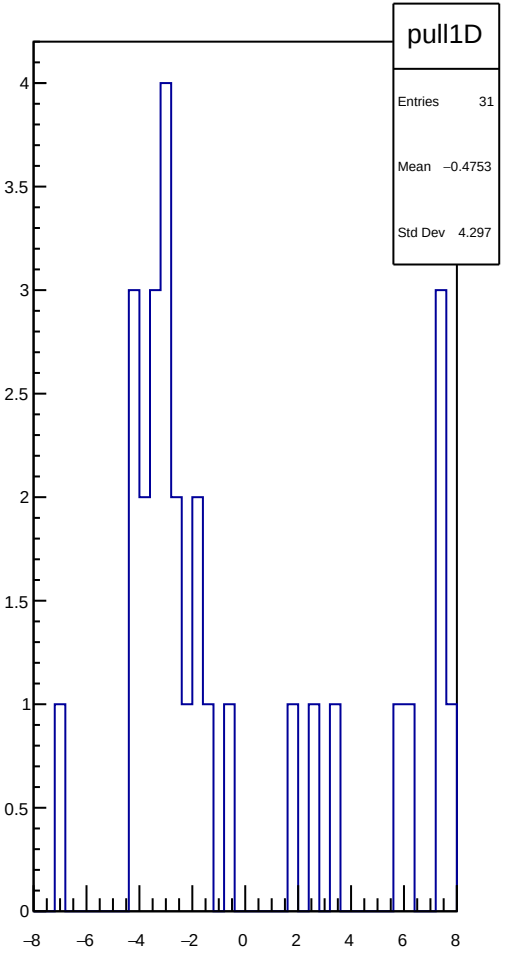
pull1D
Entries 31
Mean −0.4753
Std Dev 4.297
4
3.5
3
2.5
2
1.5
1
0.5
0
−8
−6
−4
−2
0
2
4
6
8

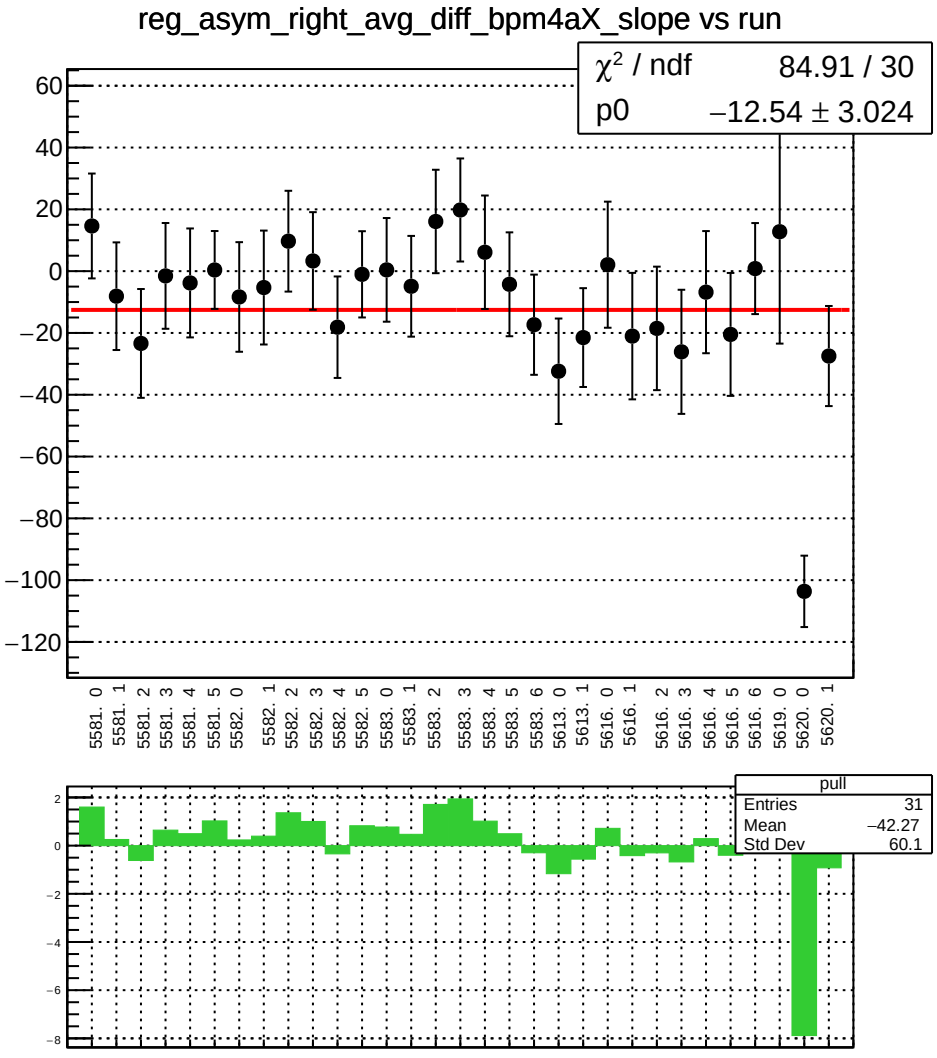
reg_asym_right_avg_diff_bpm4aX_slope vs run
χ² / ndf 84.91 / 30
p0 −12.54 ± 3.024
60
40
20
0
−20
−40
−60
−80
−100
−120
5581. 0
5581. 1
5581. 2
5581. 3
5581. 4
5581. 5
5582. 0
5582. 1
5582. 2
5582. 3
5582. 4
5582. 5
5583. 0
5583. 1
5583. 2
5583. 3
5583. 4
5583. 5
5583. 6
5613. 0
5613. 1
5616. 0
5616. 1
5616. 2
5616. 3
5616. 4
5616. 5
5616. 6
5619. 0
5620. 0
5620. 1
pull
Entries 31
Mean −42.27
Std Dev 60.1
2
0
−2
−4
−6
−8

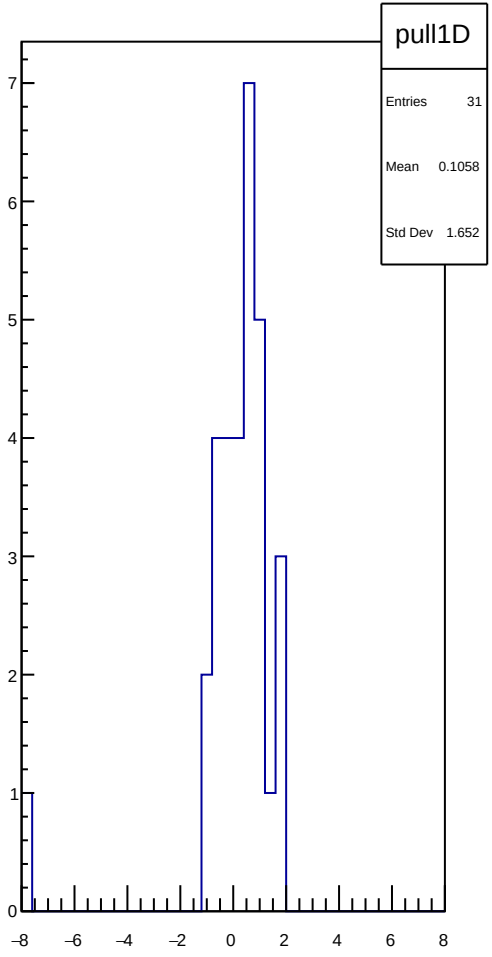
pull1D
Entries 31
Mean 0.1058
Std Dev 1.652
7
6
5
4
3
2
1
0
−8
−6
−4
−2
0
2
4
6
8

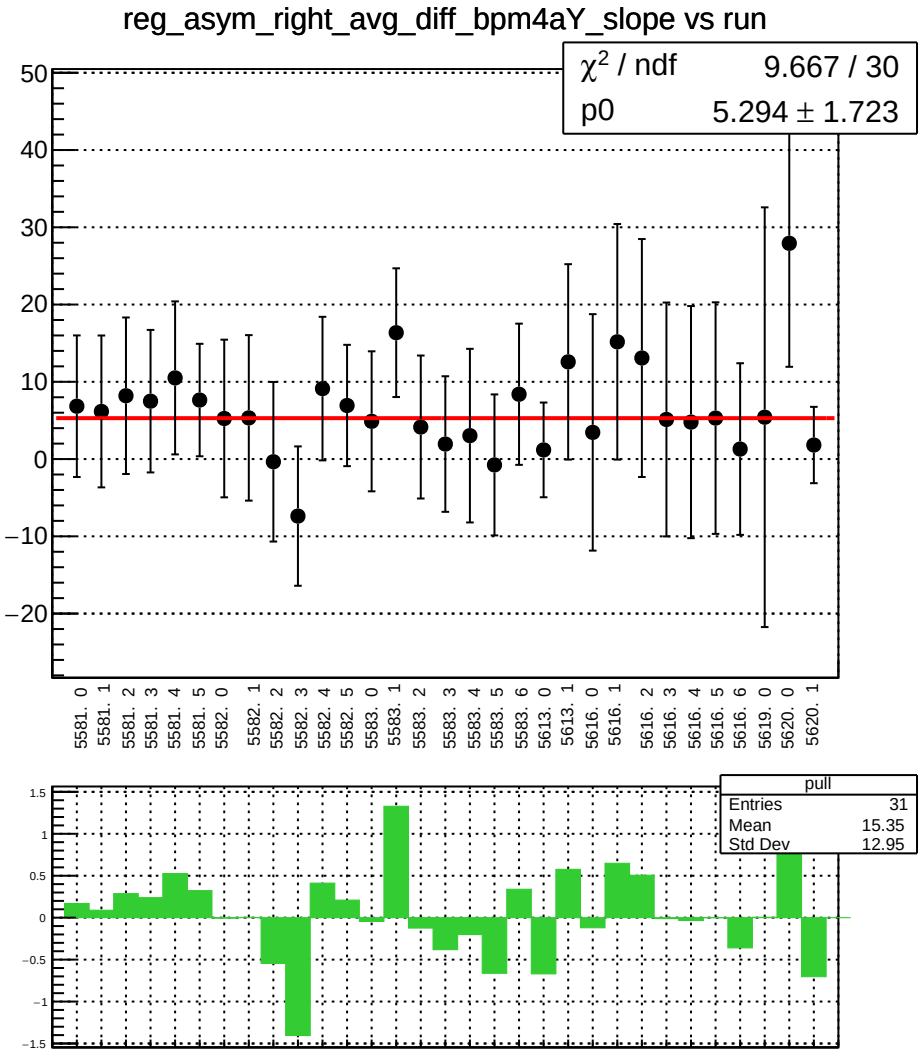
reg_asym_right_avg_diff_bpm4aY_slope vs run
χ² / ndf 9.667 / 30
p0 5.294 ± 1.723
50
40
30
20
10
0
−10
−20
5581. 0
5581. 1
5581. 2
5581. 3
5581. 4
5581. 5
5582. 0
5582. 1
5582. 2
5582. 3
5582. 4
5582. 5
5583. 0
5583. 1
5583. 2
5583. 3
5583. 4
5583. 5
5583. 6
5613. 0
5613. 1
5616. 0
5616. 1
5616. 2
5616. 3
5616. 4
5616. 5
5616. 6
5619. 0
5620. 0
5620. 1
pull
Entries 31
Mean 15.35
Std Dev 12.95
1.5
1
0.5
0
−0.5
−1
−1.5

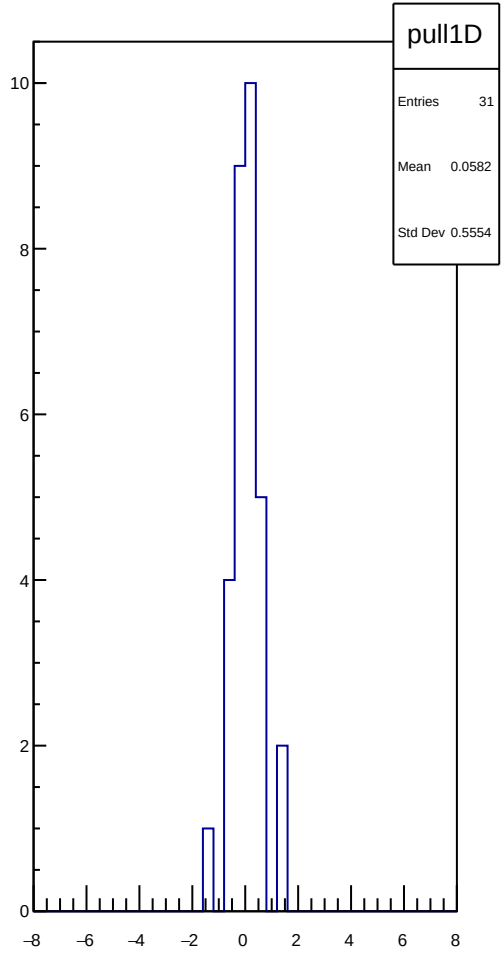
pull1D
Entries 31
Mean 0.0582
Std Dev 0.5554
10
8
6
4
2
0
−8
−6
−4
−2
0
2
4
6
8

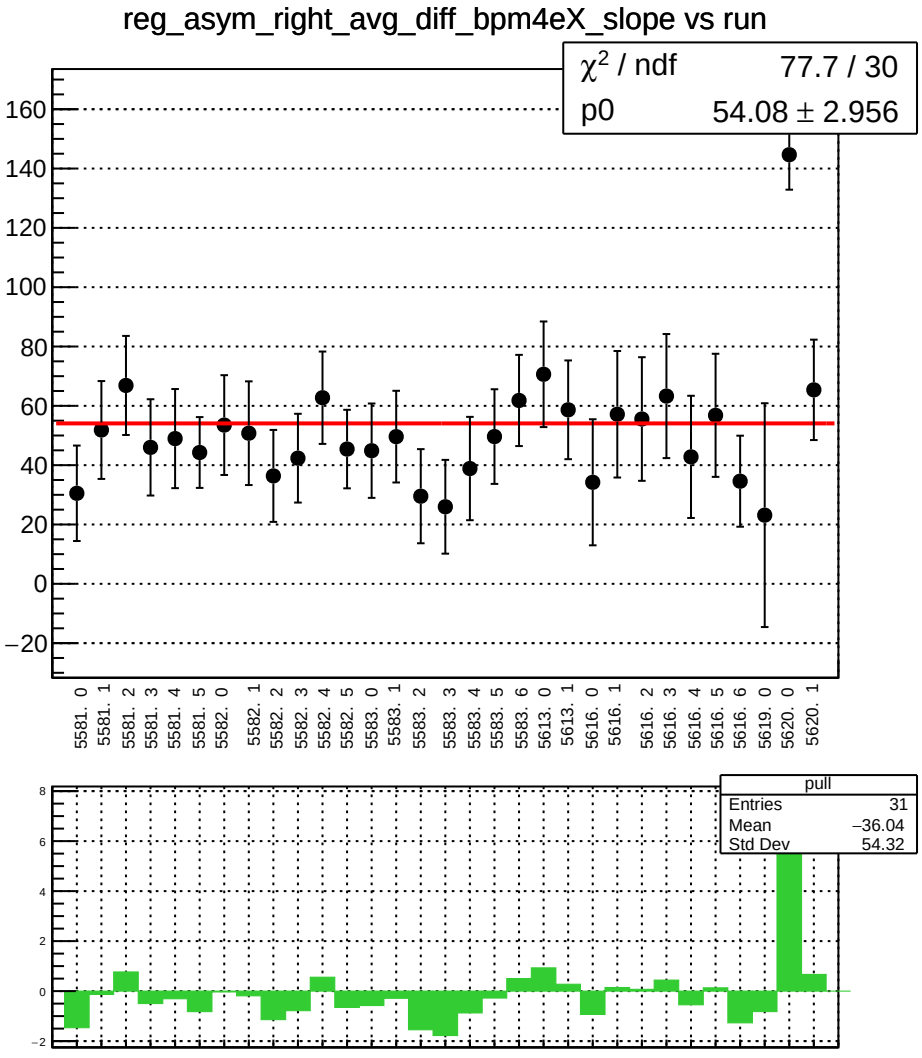
reg_asym_right_avg_diff_bpm4eX_slope vs run
χ² / ndf 77.7 / 30
p0 54.08 ± 2.956
160
140
120
100
80
60
40
20
0
−20
5581. 0
5581. 1
5581. 2
5581. 3
5581. 4
5581. 5
5582. 0
5582. 1
5582. 2
5582. 3
5582. 4
5582. 5
5583. 0
5583. 1
5583. 2
5583. 3
5583. 4
5583. 5
5583. 6
5613. 0
5613. 1
5616. 0
5616. 1
5616. 2
5616. 3
5616. 4
5616. 5
5616. 6
5619. 0
5620. 0
5620. 1
pull
Entries 31
Mean −36.04
Std Dev 54.32
8
6
4
2
0
−2

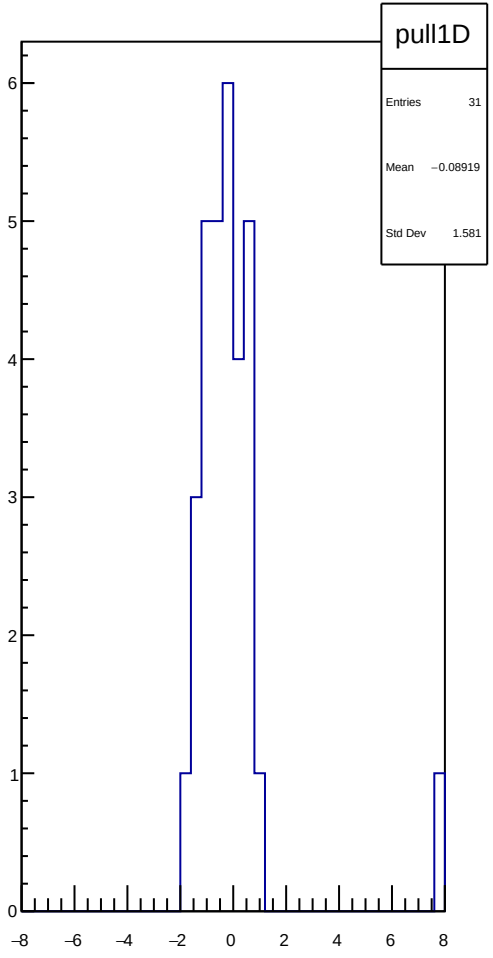
pull1D
Entries 31
Mean −0.08919
Std Dev 1.581
6
5
4
3
2
1
0
−8
−6
−4
−2
0
2
4
6
8

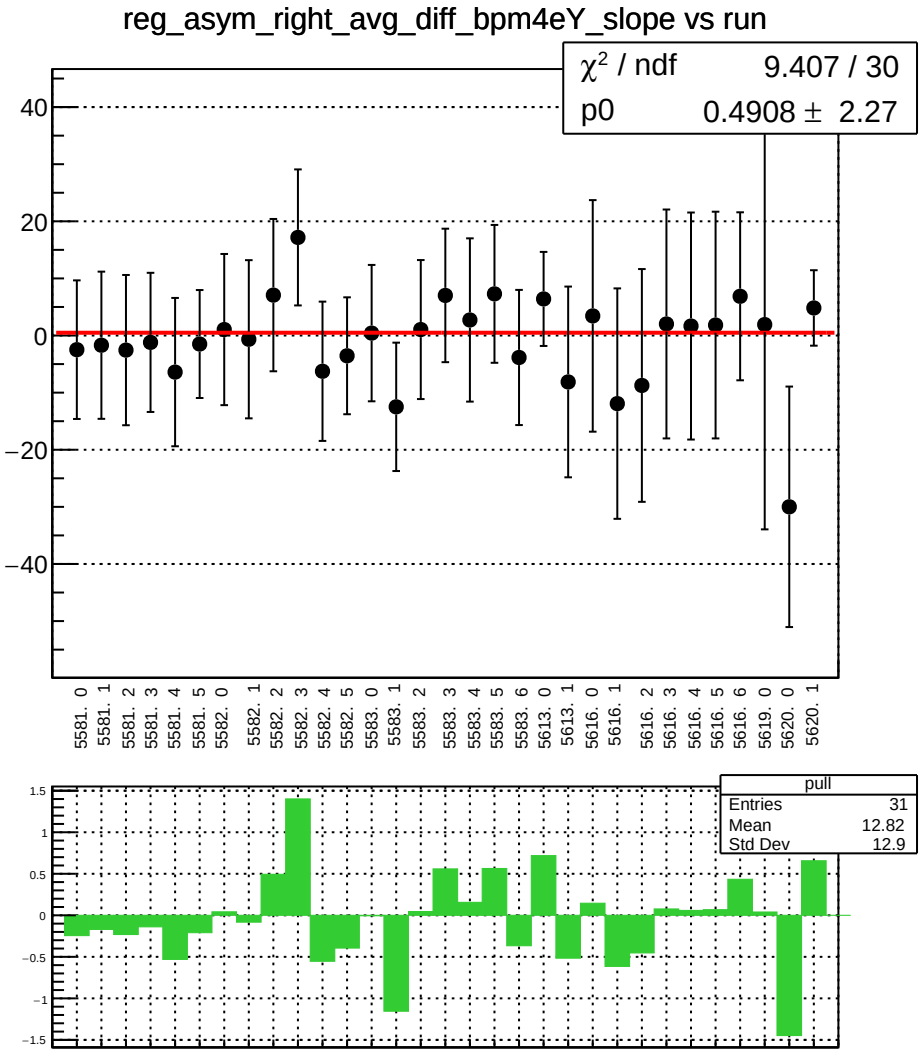
reg_asym_right_avg_diff_bpm4eY_slope vs run
χ² / ndf 9.407 / 30
p0 0.4908 ± 2.27
40
20
0
−20
−40
5581. 0
5581. 1
5581. 2
5581. 3
5581. 4
5581. 5
5582. 0
5582. 1
5582. 2
5582. 3
5582. 4
5582. 5
5583. 0
5583. 1
5583. 2
5583. 3
5583. 4
5583. 5
5583. 6
5613. 0
5613. 1
5616. 0
5616. 1
5616. 2
5616. 3
5616. 4
5616. 5
5616. 6
5619. 0
5620. 0
5620. 1
pull
Entries 31
Mean 12.82
Std Dev 12.9
1.5
1
0.5
0
−0.5
−1
−1.5

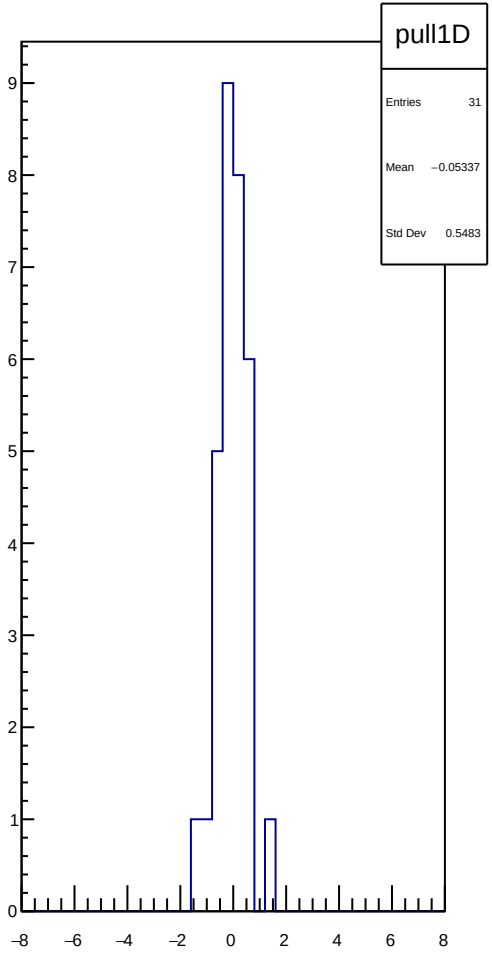
pull1D
Entries 31
Mean −0.05337
Std Dev 0.5483
9
8
7
6
5
4
3
2
1
0
−8
−6
−4
−2
0
2
4
6
8

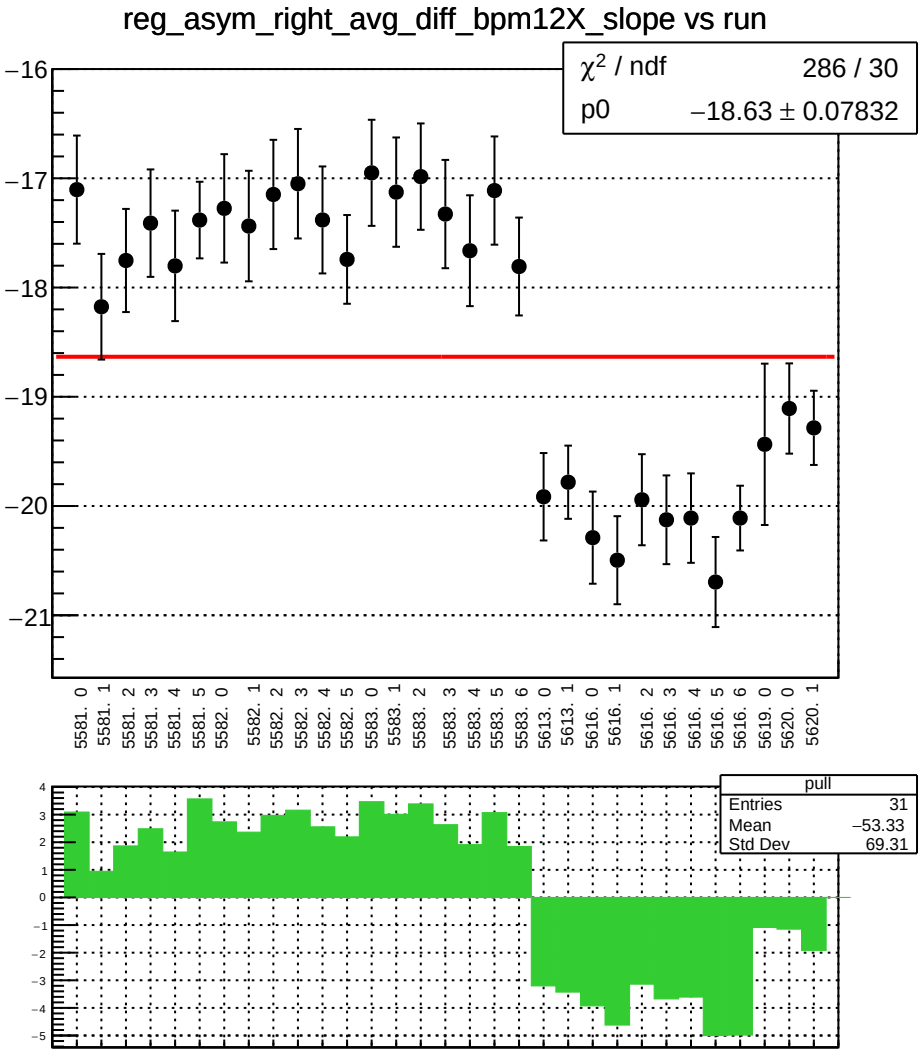
reg_asym_right_avg_diff_bpm12X_slope vs run
χ² / ndf 286 / 30
p0 −18.63 ± 0.07832
−16
−17
−18
−19
−20
−21
5581. 0
5581. 1
5581. 2
5581. 3
5581. 4
5581. 5
5582. 0
5582. 1
5582. 2
5582. 3
5582. 4
5582. 5
5583. 0
5583. 1
5583. 2
5583. 3
5583. 4
5583. 5
5583. 6
5613. 0
5613. 1
5616. 0
5616. 1
5616. 2
5616. 3
5616. 4
5616. 5
5616. 6
5619. 0
5620. 0
5620. 1
pull
Entries 31
Mean −53.33
Std Dev 69.31

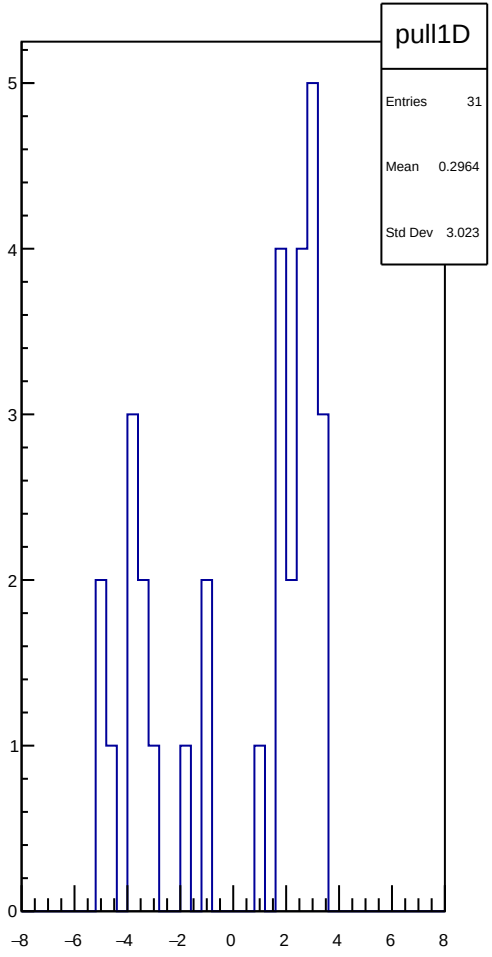
pull1D
Entries 31
Mean 0.2964
Std Dev 3.023

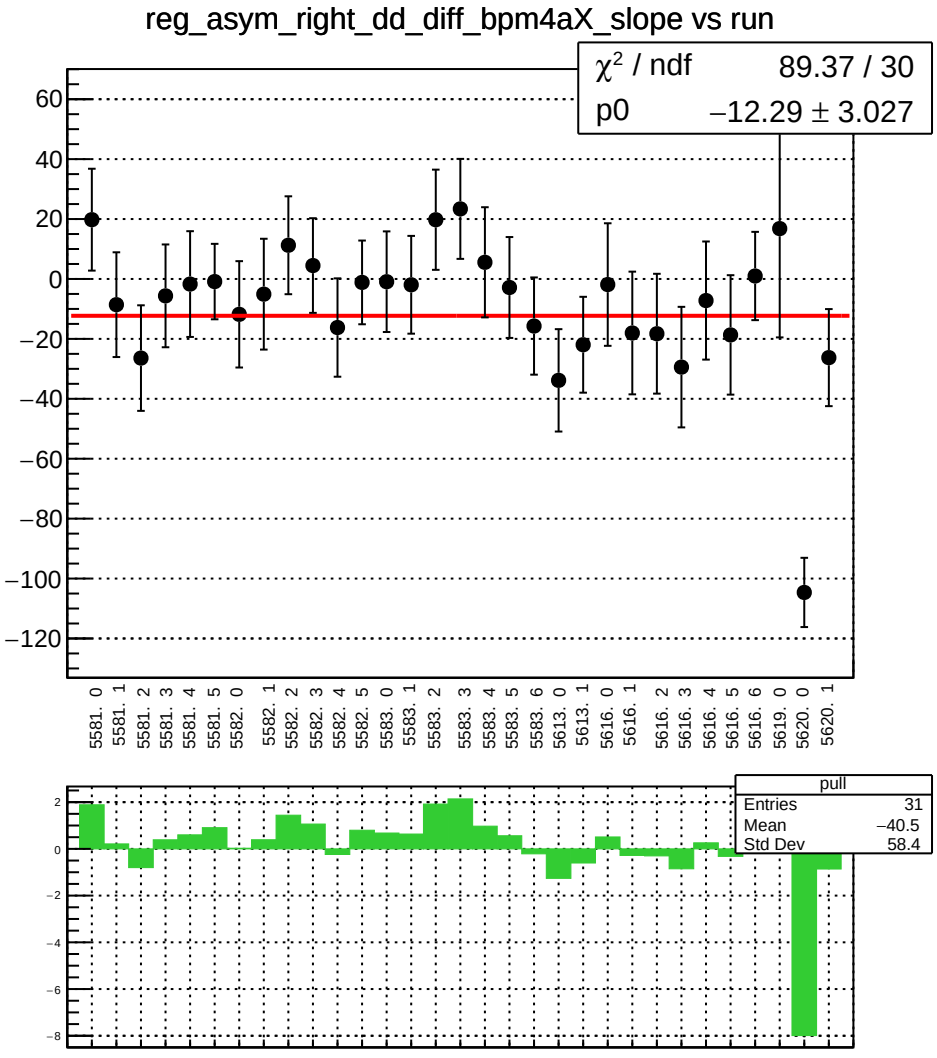
reg_asym_right_dd_diff_bpm4aX_slope vs run
χ² / ndf 89.37 / 30
p0 −12.29 ± 3.027
60
40
20
0
−20
−40
−60
−80
−100
−120
5581. 0
5581. 1
5581. 2
5581. 3
5581. 4
5581. 5
5582. 0
5582. 1
5582. 2
5582. 3
5582. 4
5582. 5
5583. 0
5583. 1
5583. 2
5583. 3
5583. 4
5583. 5
5583. 6
5613. 0
5613. 1
5616. 0
5616. 1
5616. 2
5616. 3
5616. 4
5616. 5
5616. 6
5619. 0
5620. 0
5620. 1
pull
Entries 31
Mean −40.5
Std Dev 58.4
2
0
−2
−4
−6
−8

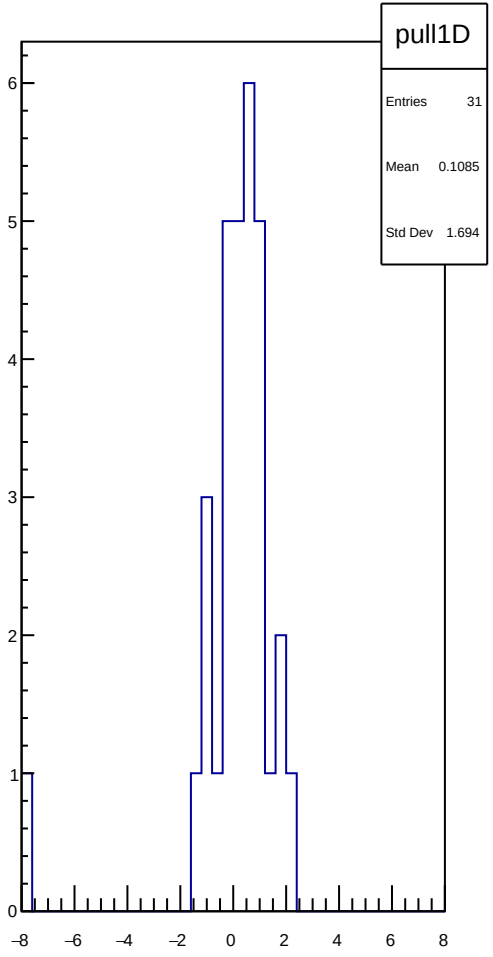
pull1D
Entries 31
Mean 0.1085
Std Dev 1.694
6
5
4
3
2
1
0
−8
−6
−4
−2
0
2
4
6
8

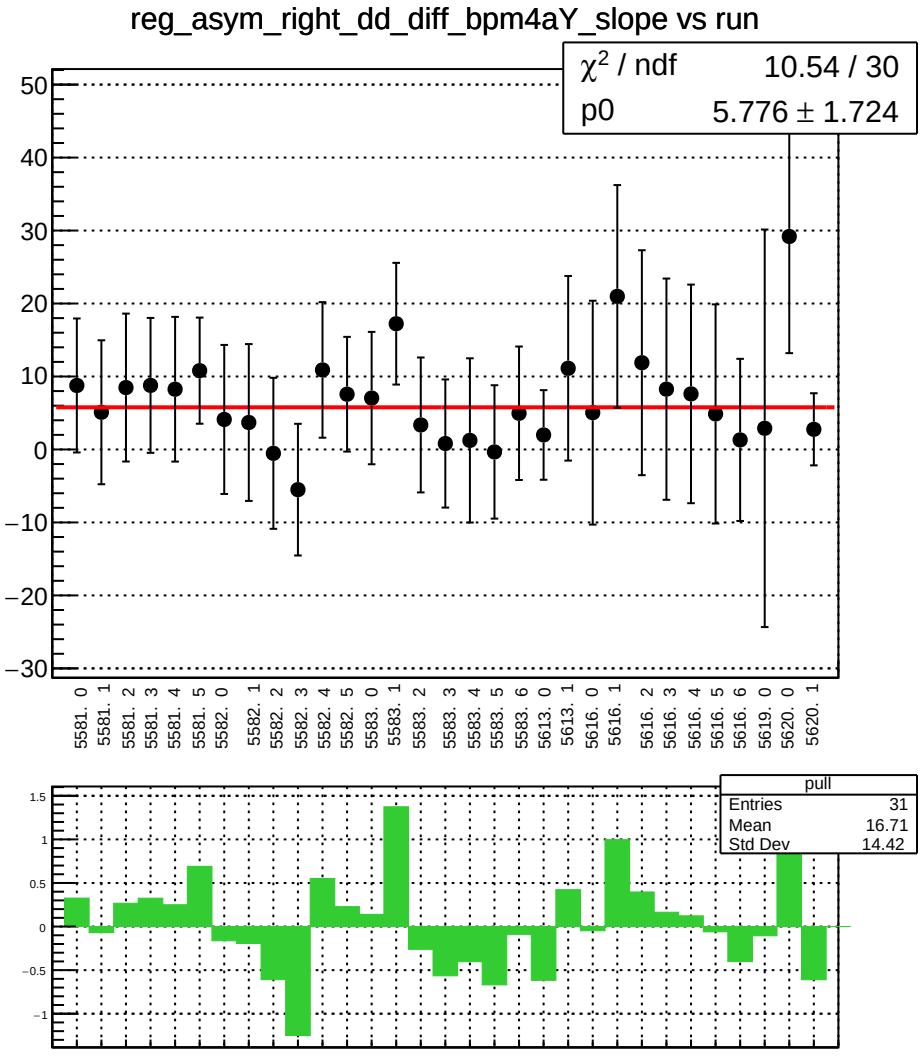
reg_asym_right_dd_diff_bpm4aY_slope vs run
χ² / ndf 10.54 / 30
p0 5.776 ± 1.724
50
40
30
20
10
0
−10
−20
−30
5581. 0
5581. 1
5581. 2
5581. 3
5581. 4
5581. 5
5582. 0
5582. 1
5582. 2
5582. 3
5582. 4
5582. 5
5583. 0
5583. 1
5583. 2
5583. 3
5583. 4
5583. 5
5583. 6
5613. 0
5613. 1
5616. 0
5616. 1
5616. 2
5616. 3
5616. 4
5616. 5
5616. 6
5619. 0
5620. 0
5620. 1
pull
Entries 31
Mean 16.71
Std Dev 14.42
1.5
1
0.5
0
−0.5
−1

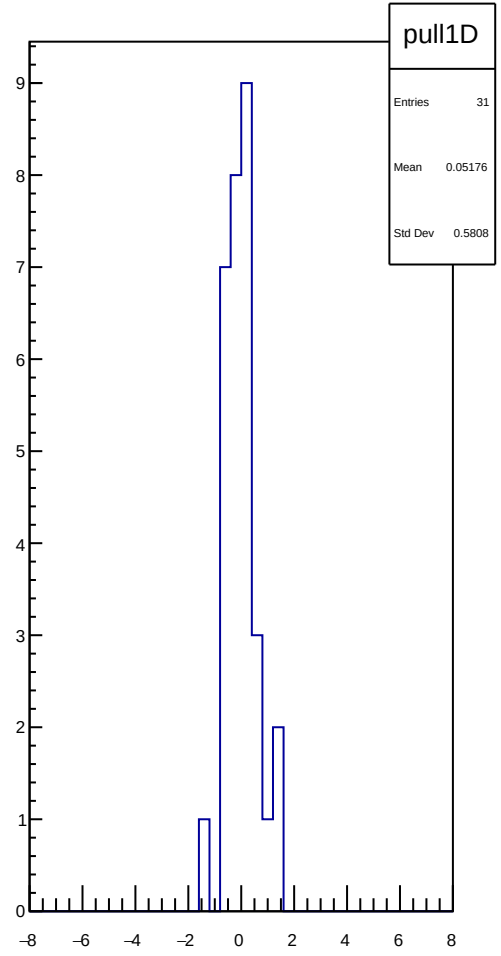
pull1D
Entries 31
Mean 0.05176
Std Dev 0.5808
9
8
7
6
5
4
3
2
1
0
−8
−6
−4
−2
0
2
4
6
8

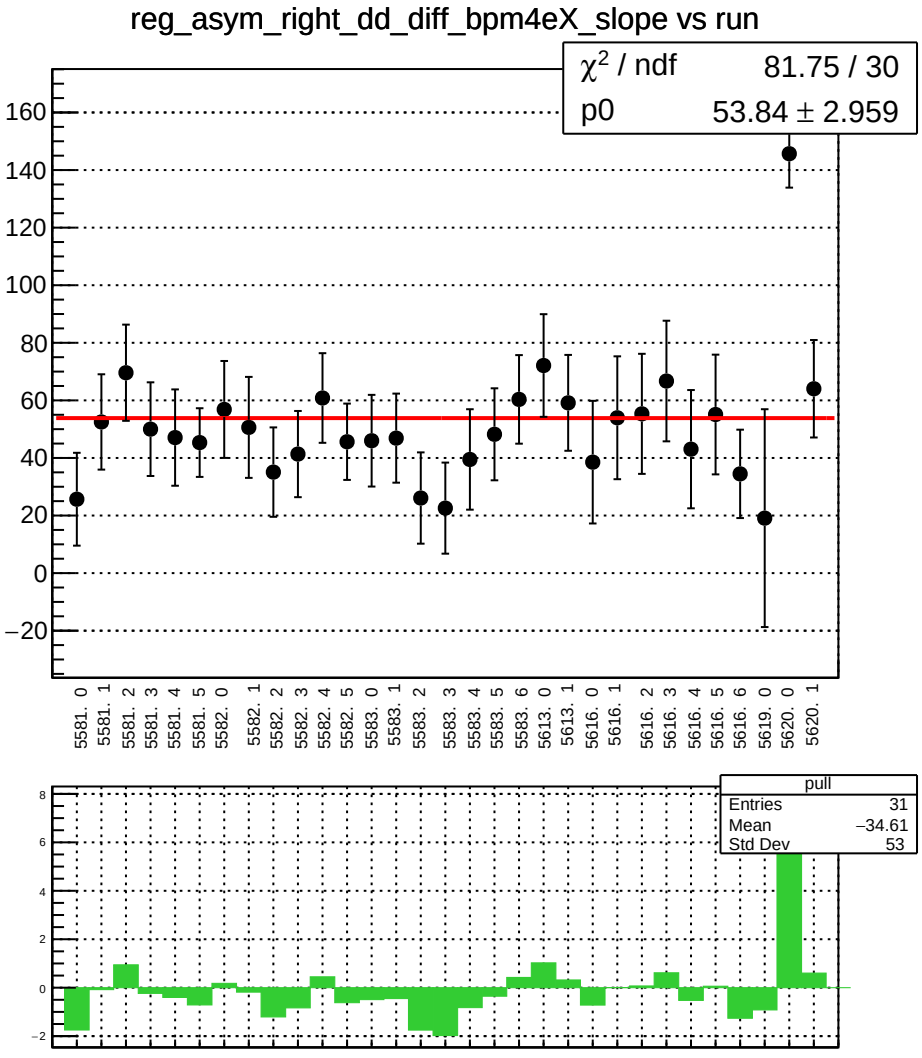
reg_asym_right_dd_diff_bpm4eX_slope vs run
χ² / ndf 81.75 / 30
p0 53.84 ± 2.959
160
140
120
100
80
60
40
20
0
−20
5581. 0
5581. 1
5581. 2
5581. 3
5581. 4
5581. 5
5582. 0
5582. 1
5582. 2
5582. 3
5582. 4
5582. 5
5583. 0
5583. 1
5583. 2
5583. 3
5583. 4
5583. 5
5583. 6
5613. 0
5613. 1
5616. 0
5616. 1
5616. 2
5616. 3
5616. 4
5616. 5
5616. 6
5619. 0
5620. 0
5620. 1
pull
Entries 31
Mean −34.61
Std Dev 53
8
6
4
2
0
−2

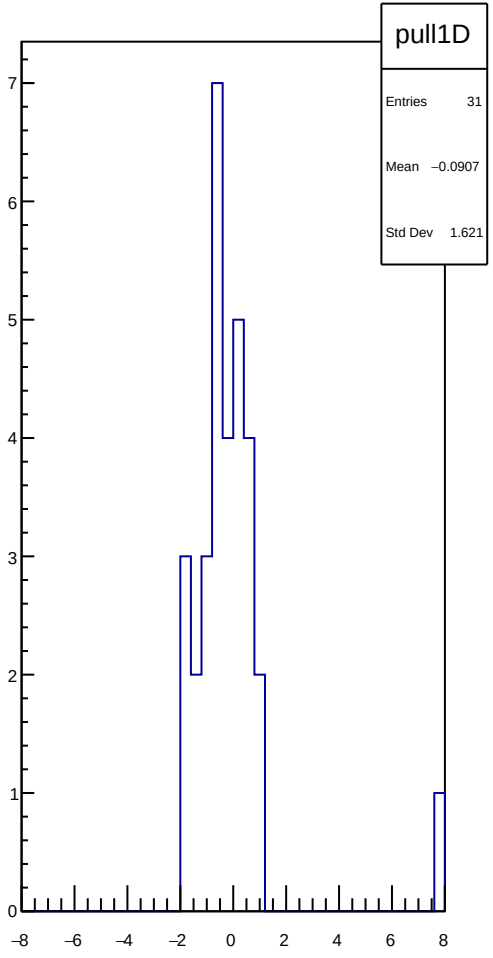
pull1D
Entries 31
Mean −0.0907
Std Dev 1.621
7
6
5
4
3
2
1
0
−8
−6
−4
−2
0
2
4
6
8

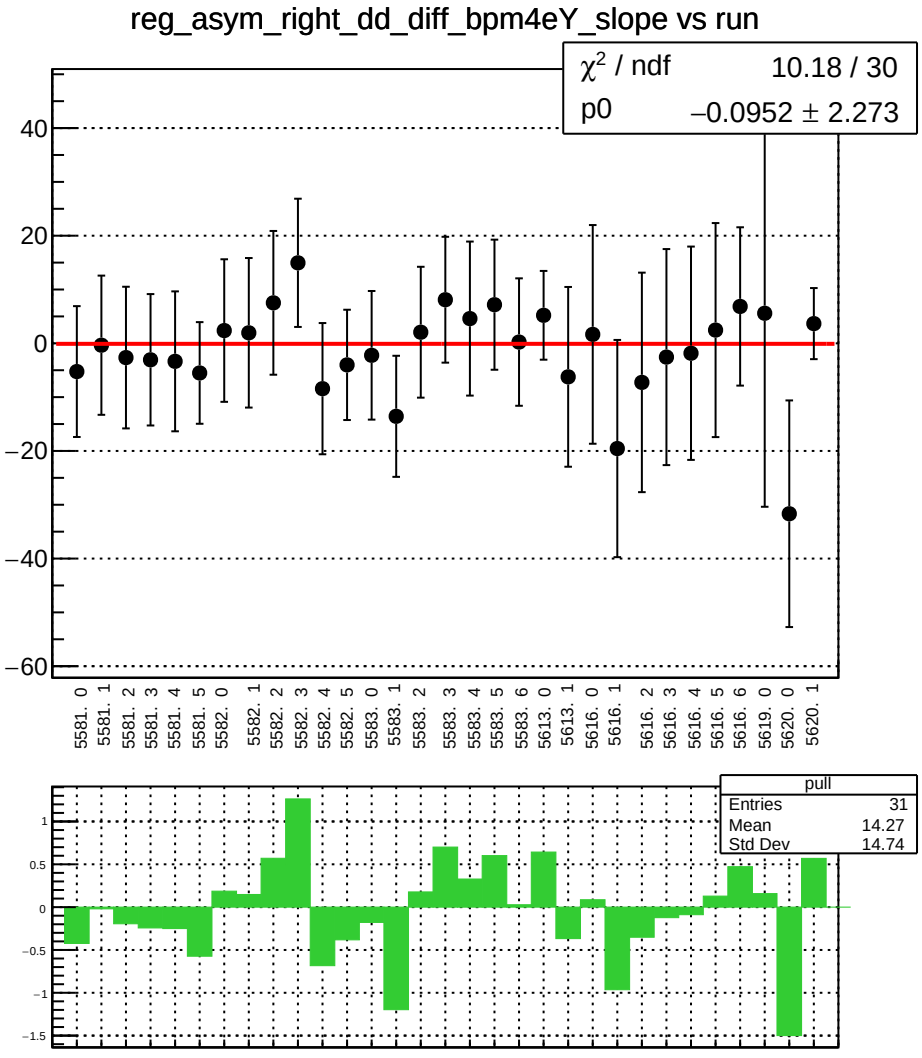
reg_asym_right_dd_diff_bpm4eY_slope vs run
χ² / ndf 10.18 / 30
p0 −0.0952 ± 2.273
40
20
0
−20
−40
−60
5581. 0
5581. 1
5581. 2
5581. 3
5581. 4
5581. 5
5582. 0
5582. 1
5582. 2
5582. 3
5582. 4
5582. 5
5583. 0
5583. 1
5583. 2
5583. 3
5583. 4
5583. 5
5583. 6
5613. 0
5613. 1
5616. 0
5616. 1
5616. 2
5616. 3
5616. 4
5616. 5
5616. 6
5619. 0
5620. 0
5620. 1
pull
Entries 31
Mean 14.27
Std Dev 14.74
1
0.5
0
−0.5
−1
−1.5

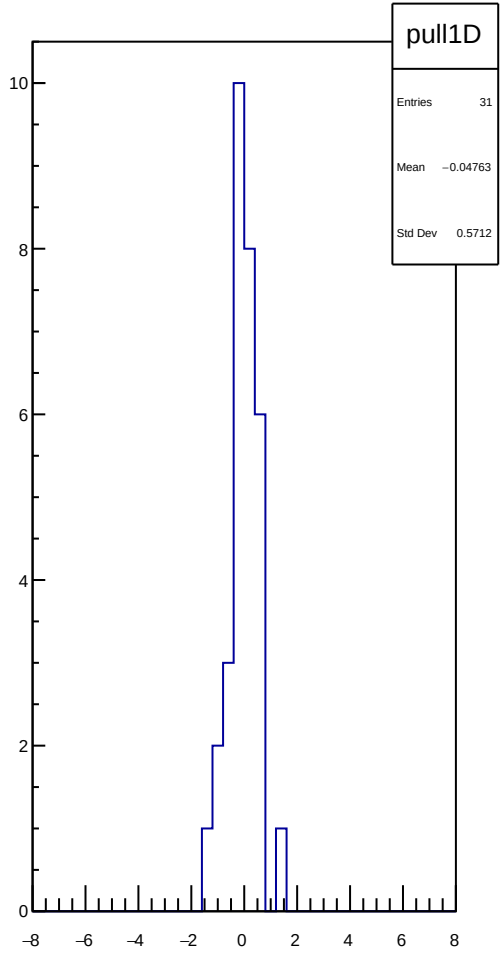
pull1D
Entries 31
Mean −0.04763
Std Dev 0.5712
10
8
6
4
2
0
−8
−6
−4
−2
0
2
4
6
8

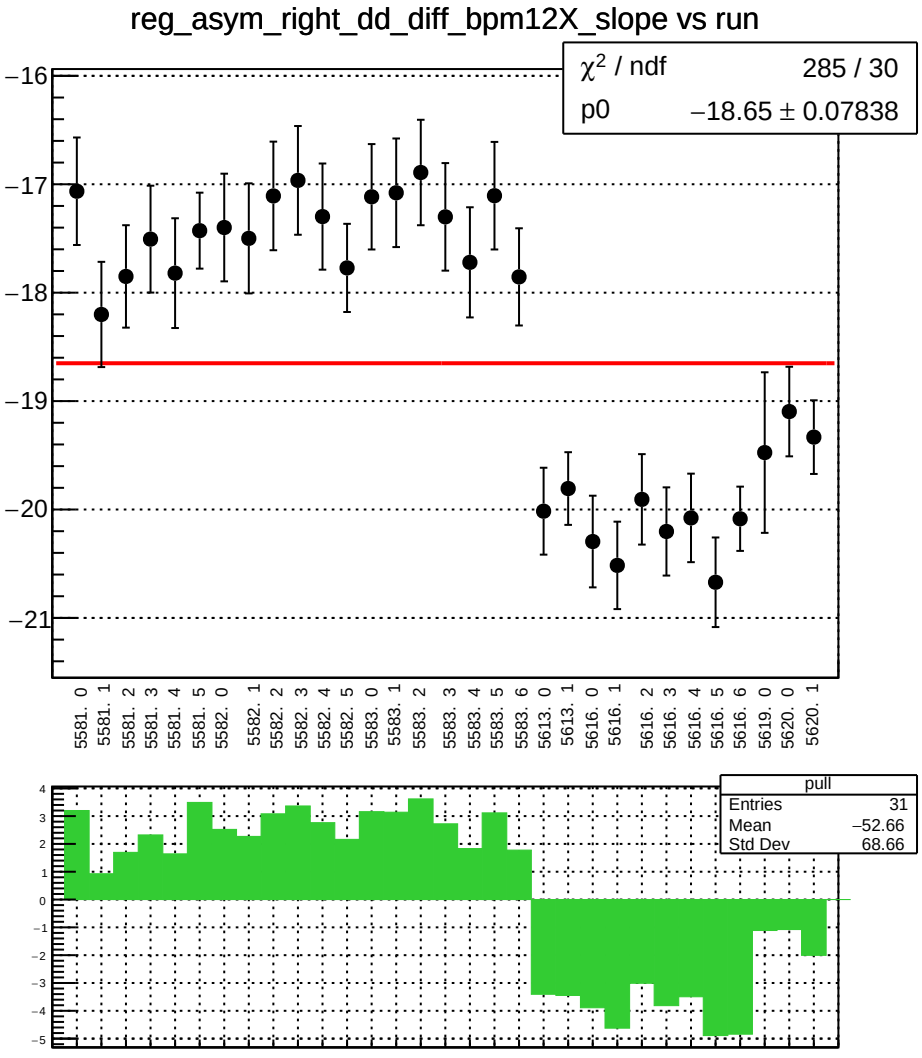
reg_asym_right_dd_diff_bpm12X_slope vs run
χ² / ndf 285 / 30
p0 −18.65 ± 0.07838
−16
−17
−18
−19
−20
−21
5581. 0
5581. 1
5581. 2
5581. 3
5581. 4
5581. 5
5582. 0
5582. 1
5582. 2
5582. 3
5582. 4
5582. 5
5583. 0
5583. 1
5583. 2
5583. 3
5583. 4
5583. 5
5583. 6
5613. 0
5613. 1
5616. 0
5616. 1
5616. 2
5616. 3
5616. 4
5616. 5
5616. 6
5619. 0
5620. 0
5620. 1
pull
Entries 31
Mean −52.66
Std Dev 68.66

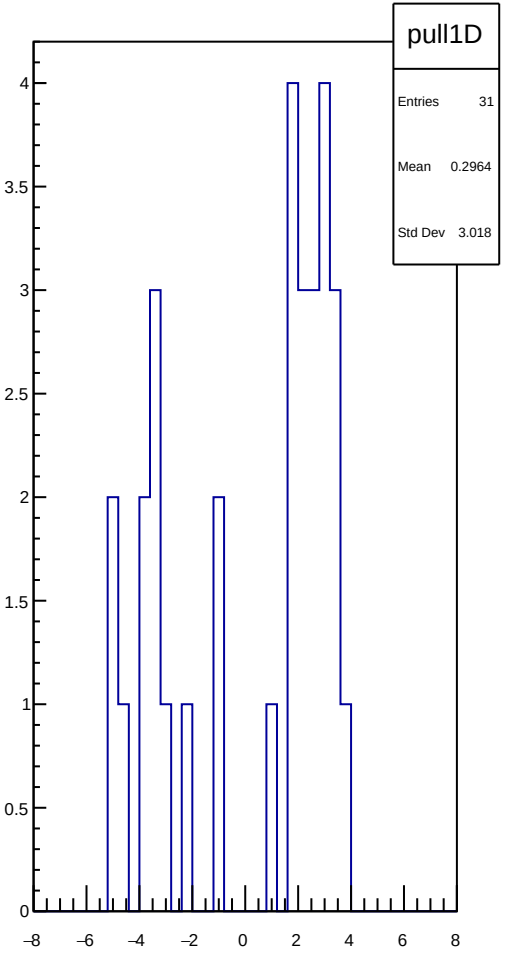
pull1D
Entries 31
Mean 0.2964
Std Dev 3.018

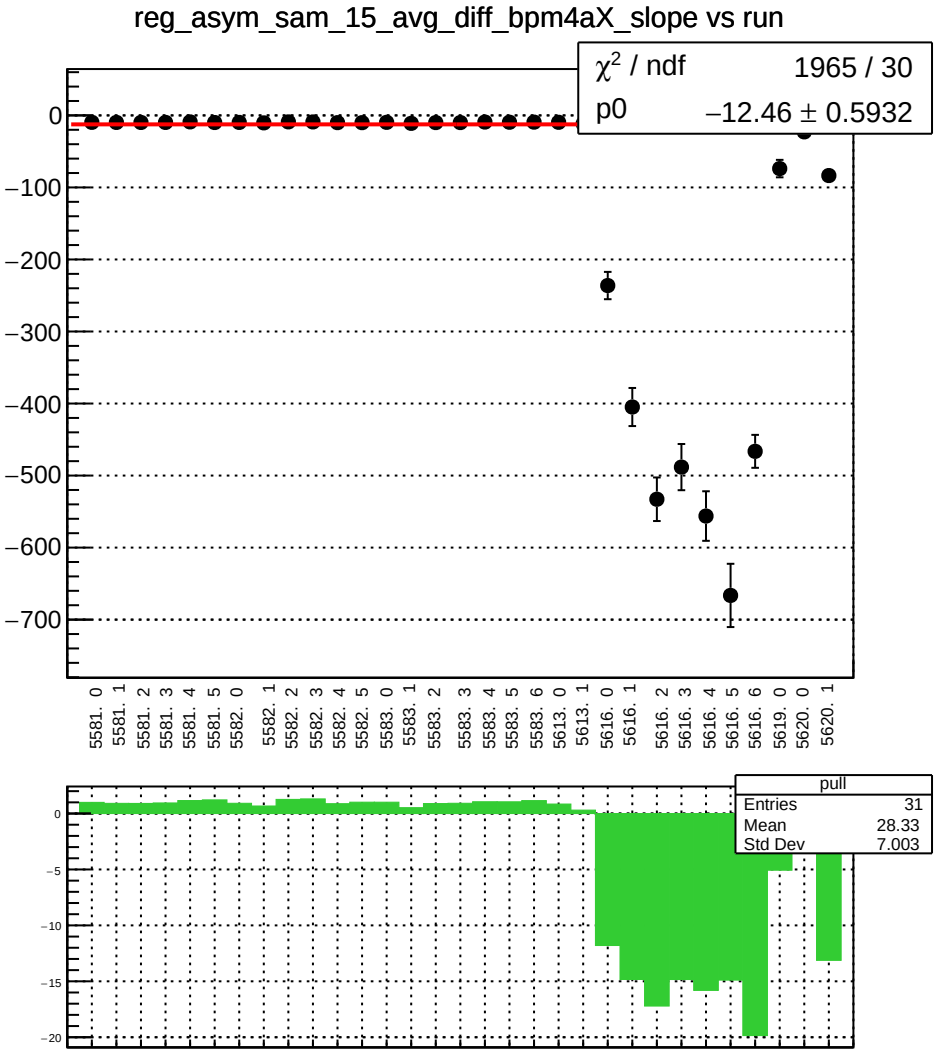
reg_asym_sam_15_avg_diff_bpm4aX_slope vs run
χ² / ndf 1965 / 30
p0 −12.46 ± 0.5932
0
−100
−200
−300
−400
−500
−600
−700
5581. 0
5581. 1
5581. 2
5581. 3
5581. 4
5581. 5
5582. 0
5582. 1
5582. 2
5582. 3
5582. 4
5582. 5
5583. 0
5583. 1
5583. 2
5583. 3
5583. 4
5583. 5
5583. 6
5613. 0
5613. 1
5616. 0
5616. 1
5616. 2
5616. 3
5616. 4
5616. 5
5616. 6
5619. 0
5620. 0
5620. 1
pull
Entries 31
Mean 28.33
Std Dev 7.003
0
−5
−10
−15
−20

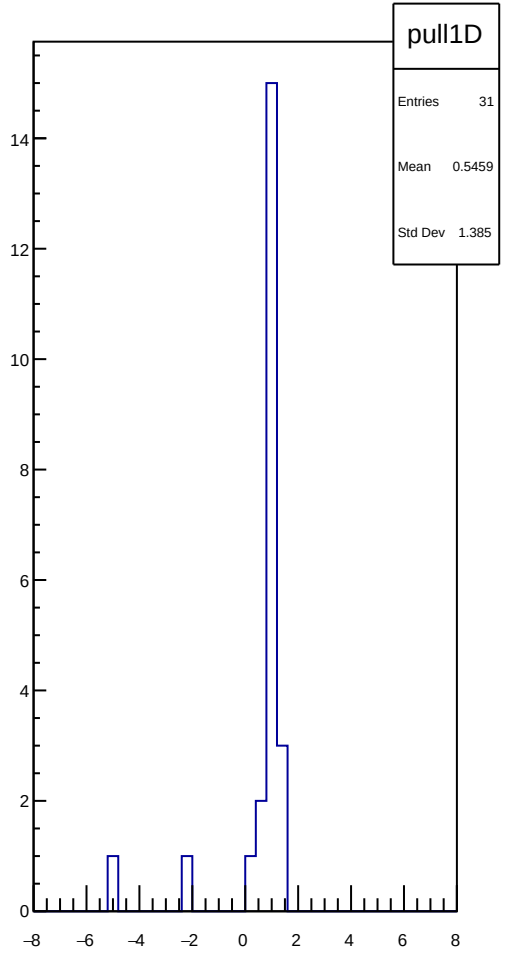
pull1D
Entries 31
Mean 0.5459
Std Dev 1.385
14
12
10
8
6
4
2
0
−8
−6
−4
−2
0
2
4
6
8

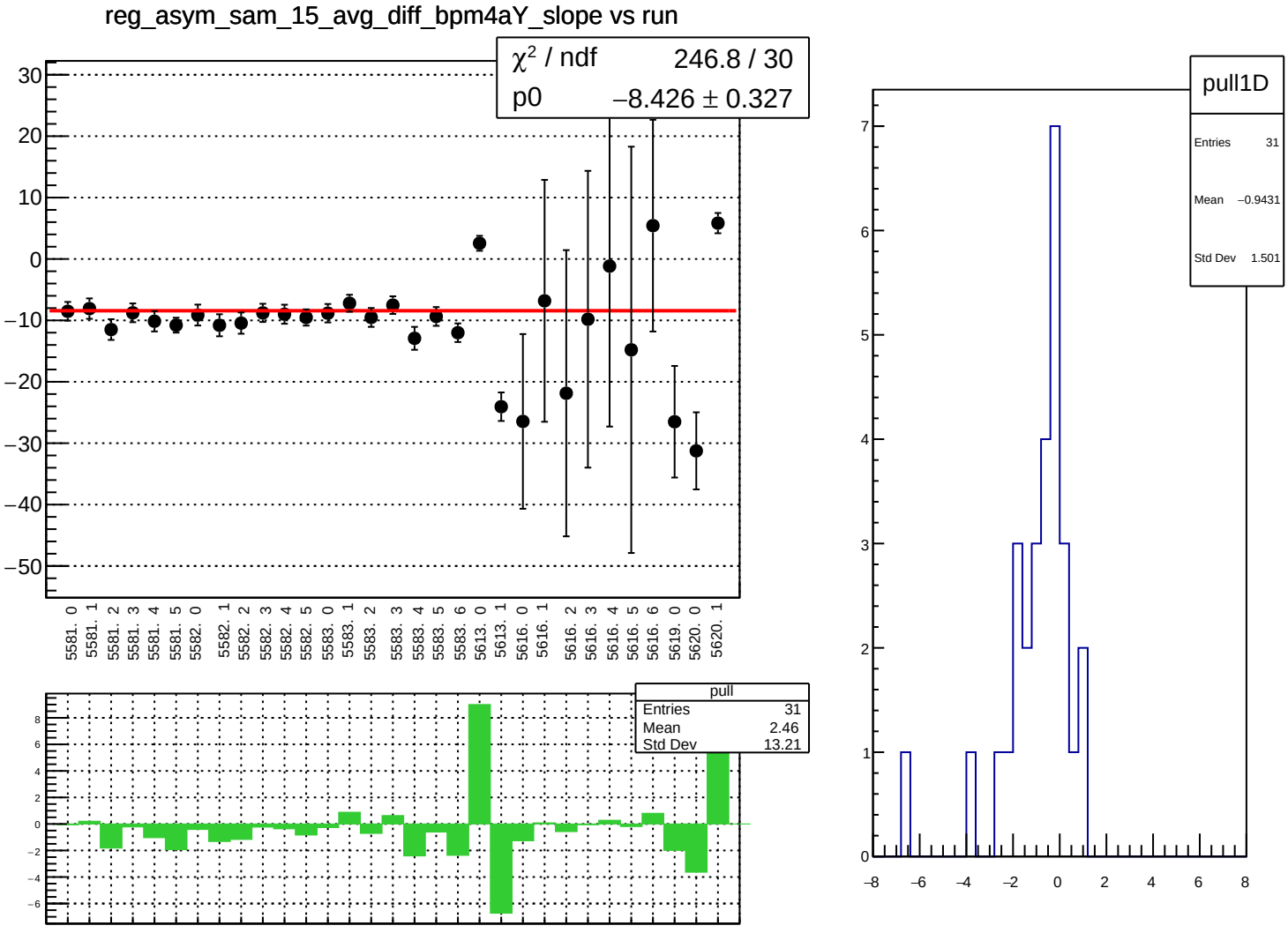
reg_asym_sam_15_avg_diff_bpm4aY_slope vs run
χ² / ndf 246.8 / 30
p0 −8.426 ± 0.327
30
20
10
0
−10
−20
−30
−40
−50
5581. 0
5581. 1
5581. 2
5581. 3
5581. 4
5581. 5
5582. 0
5582. 1
5582. 2
5582. 3
5582. 4
5582. 5
5583. 0
5583. 1
5583. 2
5583. 3
5583. 4
5583. 5
5583. 6
5613. 0
5613. 1
5616. 0
5616. 1
5616. 2
5616. 3
5616. 4
5616. 5
5616. 6
5619. 0
5620. 0
5620. 1
pull
Entries 31
Mean 2.46
Std Dev 13.21
8
6
4
2
0
−2
−4
−6
pull1D
Entries 31
Mean −0.9431
Std Dev 1.501
7
6
5
4
3
2
1
0
−8
−6
−4
−2
0
2
4
6
8

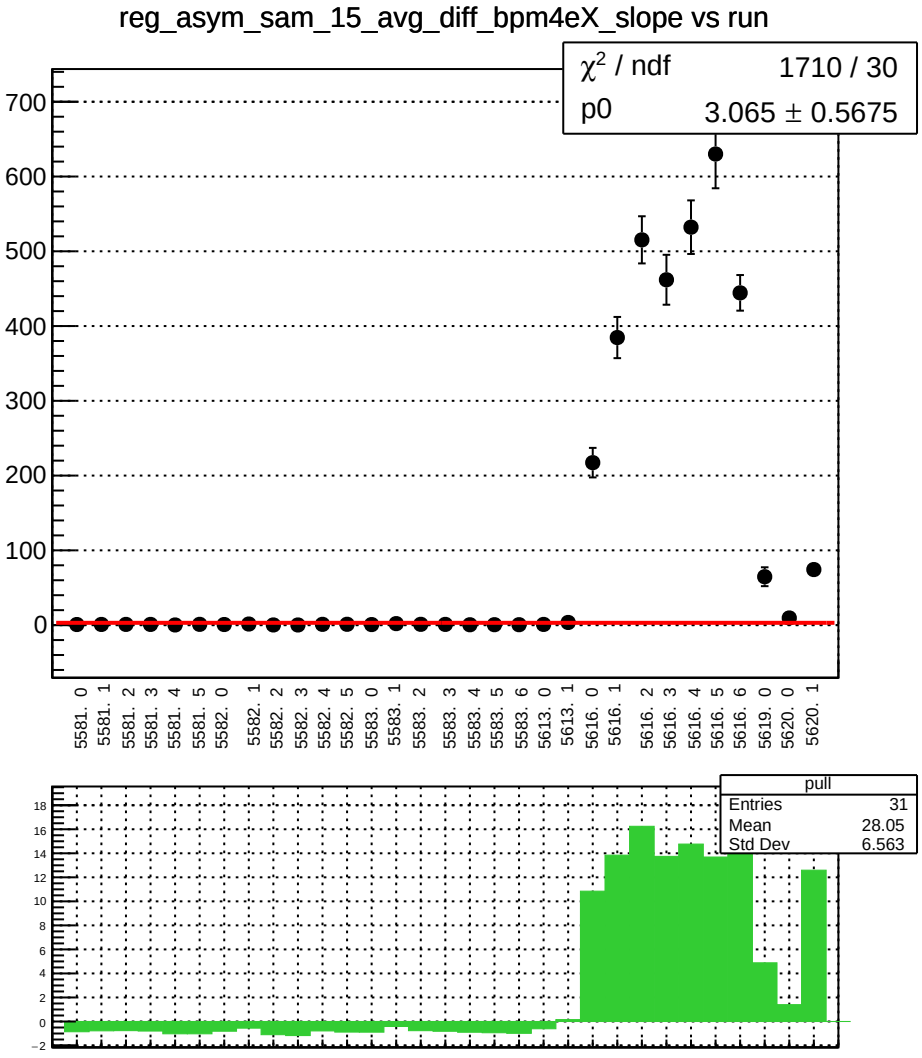
reg_asym_sam_15_avg_diff_bpm4eX_slope vs run
χ² / ndf 1710 / 30
p0 3.065 ± 0.5675
700
600
500
400
300
200
100
0
5581. 0
5581. 1
5581. 2
5581. 3
5581. 4
5581. 5
5582. 0
5582. 1
5582. 2
5582. 3
5582. 4
5582. 5
5583. 0
5583. 1
5583. 2
5583. 3
5583. 4
5583. 5
5583. 6
5613. 0
5613. 1
5616. 0
5616. 1
5616. 2
5616. 3
5616. 4
5616. 5
5616. 6
5619. 0
5620. 0
5620. 1
pull
Entries 31
Mean 28.05
Std Dev 6.563
18
16
14
12
10
8
6
4
2
0
−2

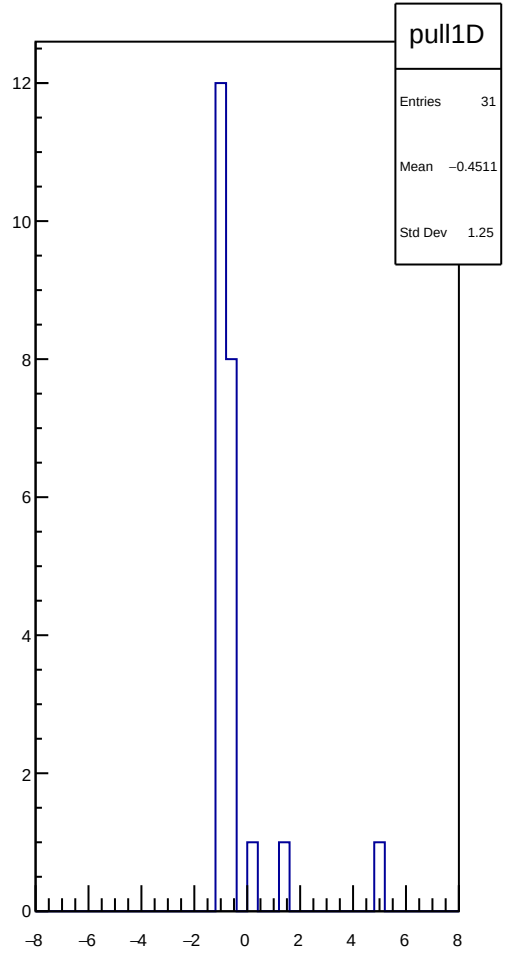
pull1D
Entries 31
Mean −0.4511
Std Dev 1.25
12
10
8
6
4
2
0
−8
−6
−4
−2
0
2
4
6
8

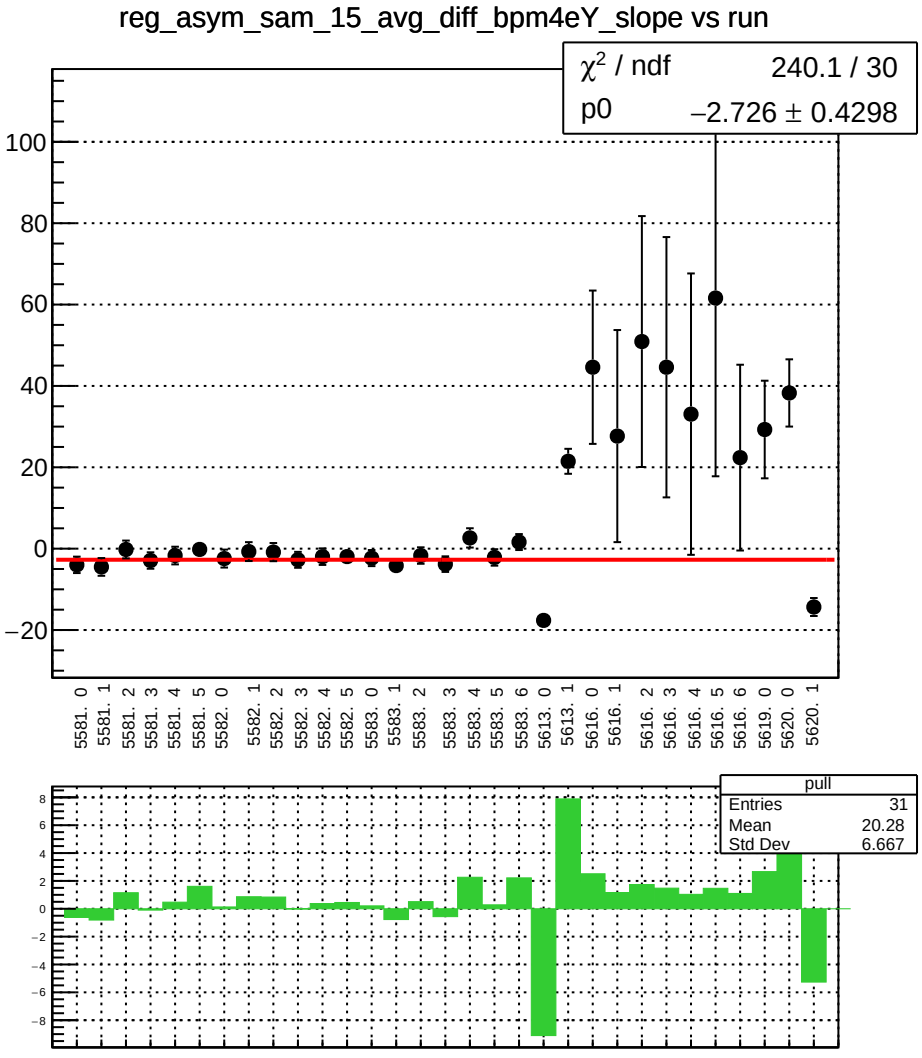
reg_asym_sam_15_avg_diff_bpm4eY_slope vs run
χ² / ndf 240.1 / 30
p0 −2.726 ± 0.4298
100
80
60
40
20
0
−20
5581. 0
5581. 1
5581. 2
5581. 3
5581. 4
5581. 5
5582. 0
5582. 1
5582. 2
5582. 3
5582. 4
5582. 5
5583. 0
5583. 1
5583. 2
5583. 3
5583. 4
5583. 5
5583. 6
5613. 0
5613. 1
5616. 0
5616. 1
5616. 2
5616. 3
5616. 4
5616. 5
5616. 6
5619. 0
5620. 0
5620. 1
pull
Entries 31
Mean 20.28
Std Dev 6.667
8
6
4
2
0
−2
−4
−6
−8

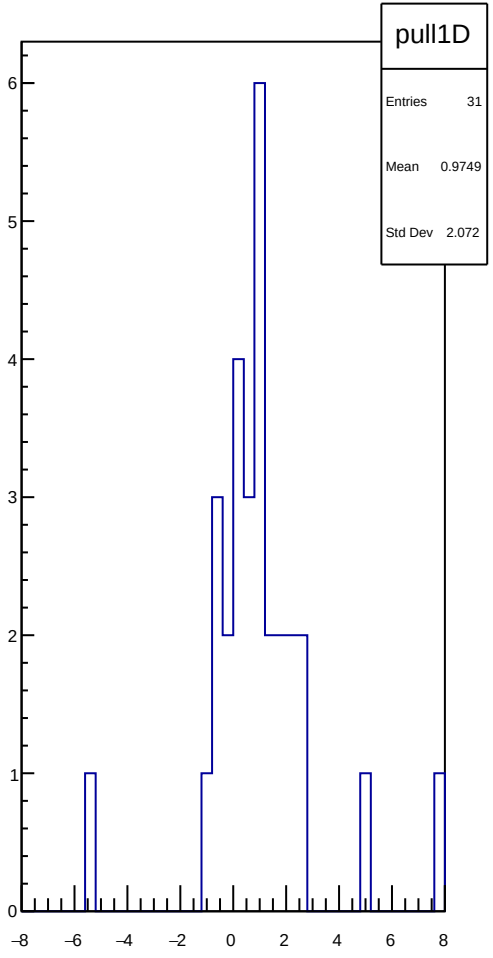
pull1D
Entries 31
Mean 0.9749
Std Dev 2.072
6
5
4
3
2
1
0
−8
−6
−4
−2
0
2
4
6
8

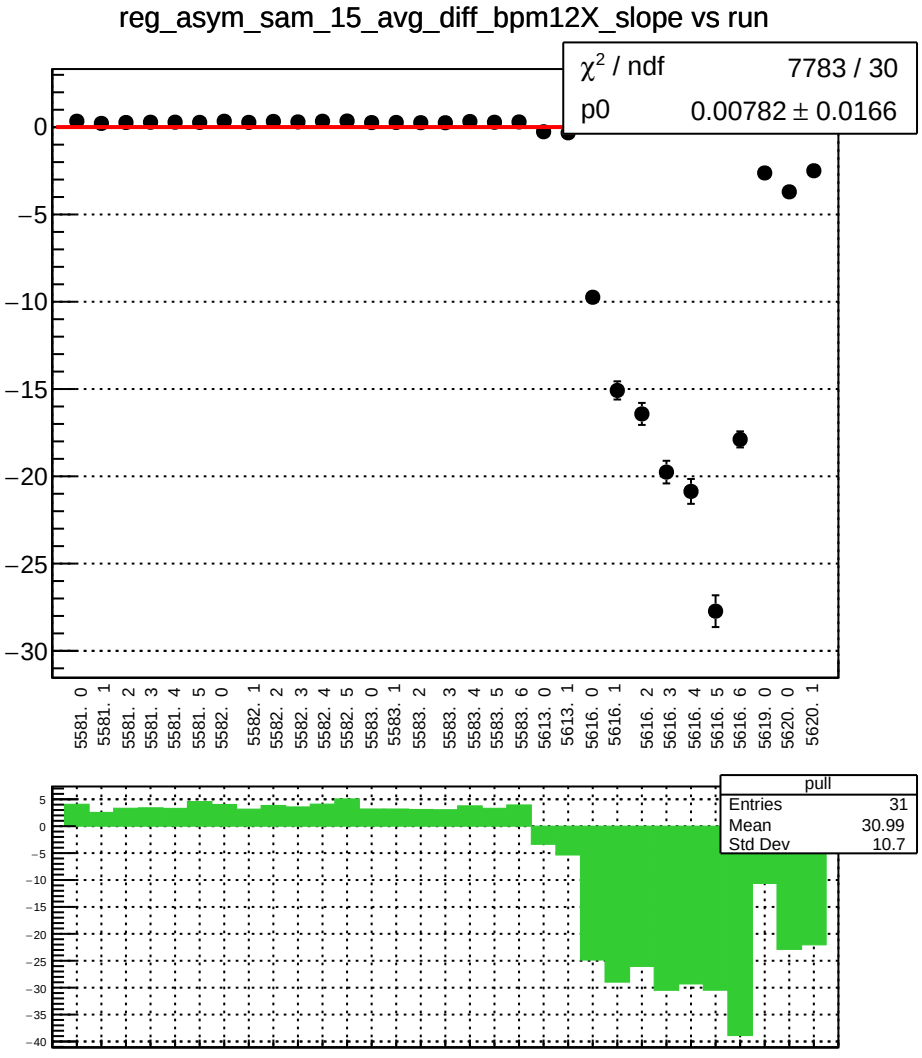
reg_asym_sam_15_avg_diff_bpm12X_slope vs run
χ^2 / ndf 7783 / 30
p0 0.00782 ± 0.0166
0
−5
−10
−15
−20
−25
−30
5581. 0
5581. 1
5581. 2
5581. 3
5581. 4
5581. 5
5582. 0
5582. 1
5582. 2
5582. 3
5582. 4
5582. 5
5583. 0
5583. 1
5583. 2
5583. 3
5583. 4
5583. 5
5583. 6
5613. 0
5613. 1
5616. 0
5616. 1
5616. 2
5616. 3
5616. 4
5616. 5
5616. 6
5619. 0
5620. 0
5620. 1
pull
Entries 31
Mean 30.99
Std Dev 10.7
5
0
−5
−10
−15
−20
−25
−30
−35
−40

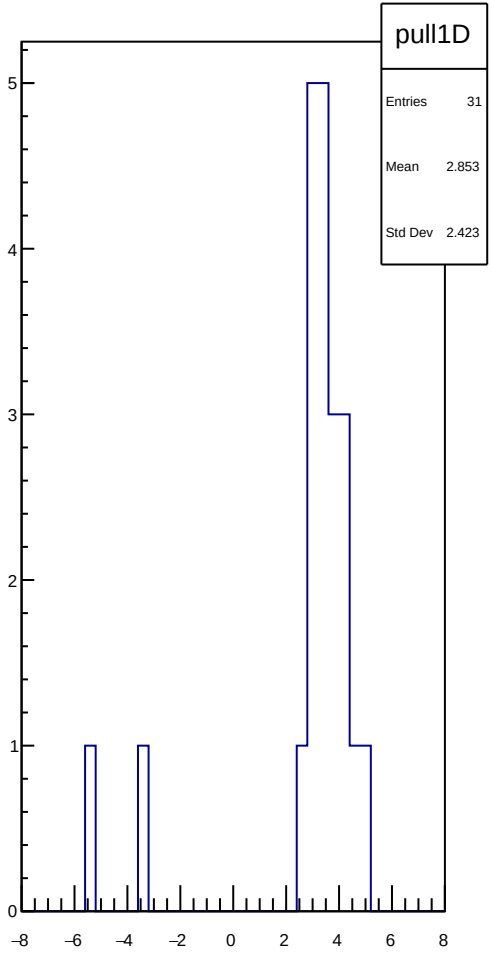
pull1D
Entries 31
Mean 2.853
Std Dev 2.423
5
4
3
2
1
0
−8
−6
−4
−2
0
2
4
6
8

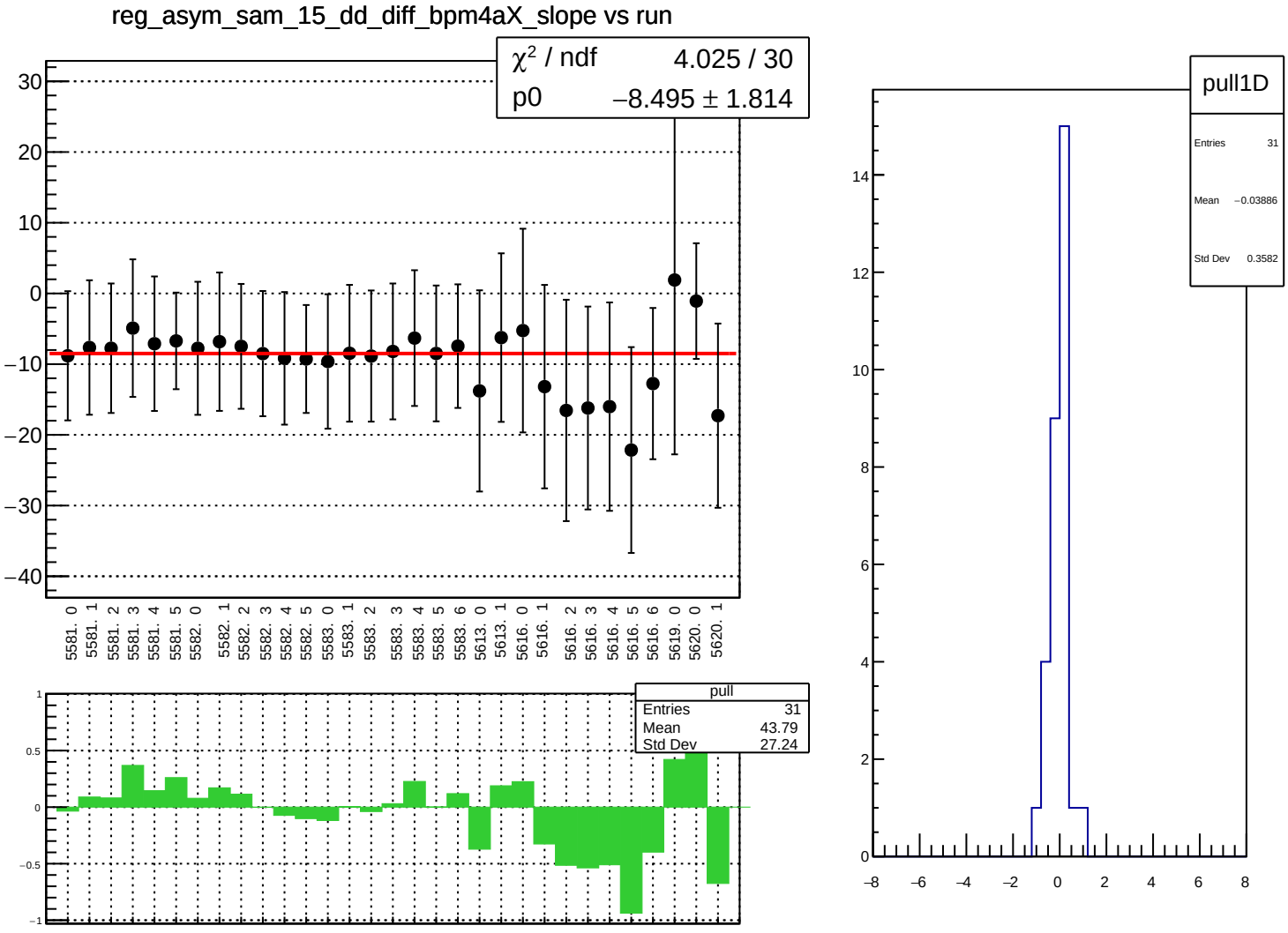
reg_asym_sam_15_dd_diff_bpm4aX_slope vs run
χ² / ndf 4.025 / 30
p0 −8.495 ± 1.814
30
20
10
0
−10
−20
−30
−40
5581. 0
5581. 1
5581. 2
5581. 3
5581. 4
5581. 5
5582. 0
5582. 1
5582. 2
5582. 3
5582. 4
5582. 5
5583. 0
5583. 1
5583. 2
5583. 3
5583. 4
5583. 5
5583. 6
5613. 0
5613. 1
5616. 0
5616. 1
5616. 2
5616. 3
5616. 4
5616. 5
5616. 6
5619. 0
5620. 0
5620. 1
pull
Entries 31
Mean 43.79
Std Dev 27.24
1
0.5
0
−0.5
−1
pull1D
Entries 31
Mean −0.03886
Std Dev 0.3582
14
12
10
8
6
4
2
0
−8
−6
−4
−2
0
2
4
6
8

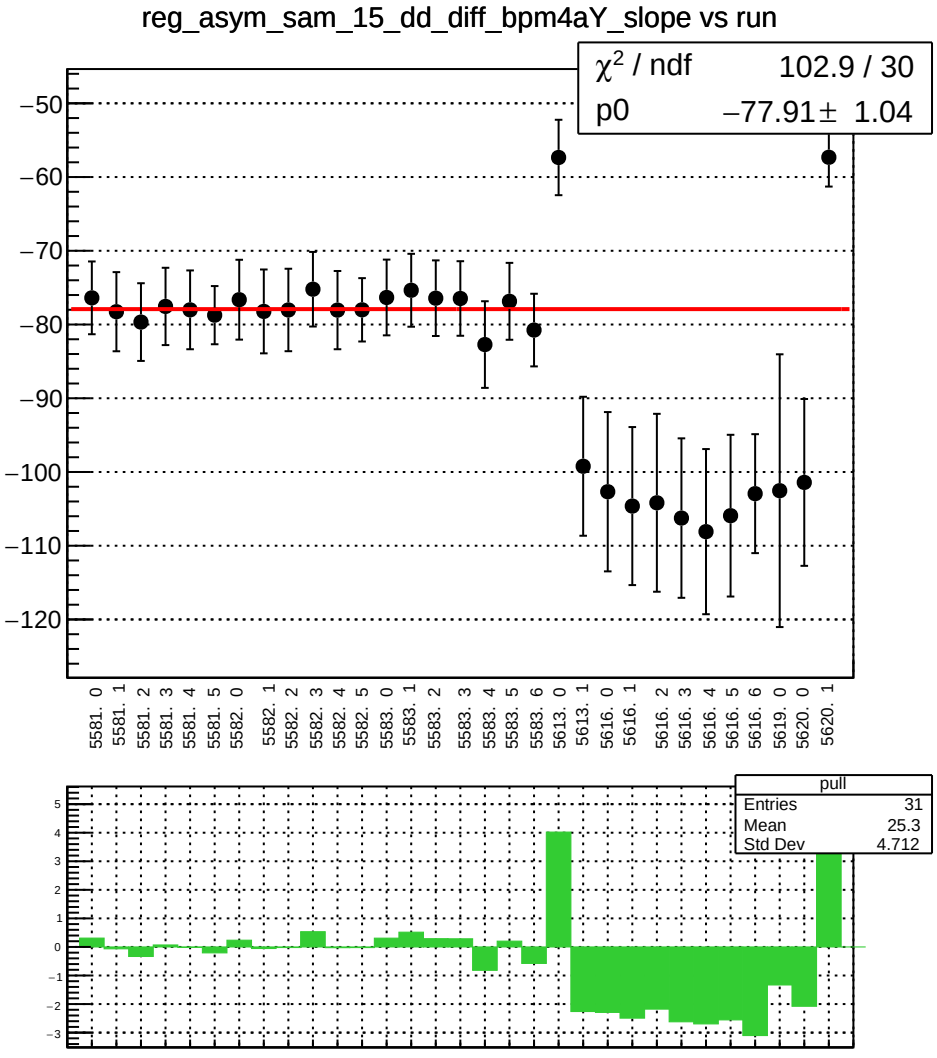
reg_asym_sam_15_dd_diff_bpm4aY_slope vs run
χ² / ndf 102.9 / 30
p0 −77.91 ± 1.04
−50
−60
−70
−80
−90
−100
−110
−120
5581. 0
5581. 1
5581. 2
5581. 3
5581. 4
5581. 5
5582. 0
5582. 1
5582. 2
5582. 3
5582. 4
5582. 5
5583. 0
5583. 1
5583. 2
5583. 3
5583. 4
5583. 5
5583. 6
5613. 0
5613. 1
5616. 0
5616. 1
5616. 2
5616. 3
5616. 4
5616. 5
5616. 6
5619. 0
5620. 0
5620. 1
pull
Entries 31
Mean 25.3
Std Dev 4.712
5
4
3
2
1
0
−1
−2
−3

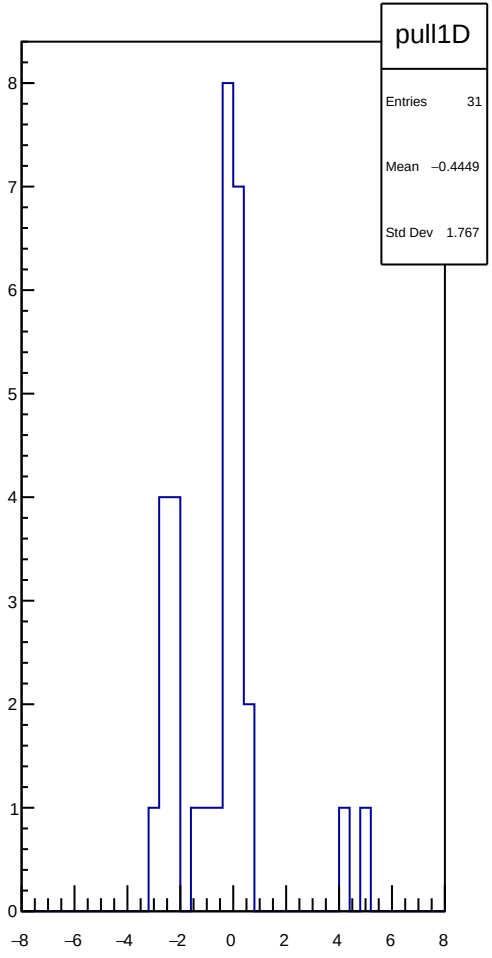
pull1D
Entries 31
Mean −0.4449
Std Dev 1.767
8
7
6
5
4
3
2
1
0
−8
−6
−4
−2
0
2
4
6
8

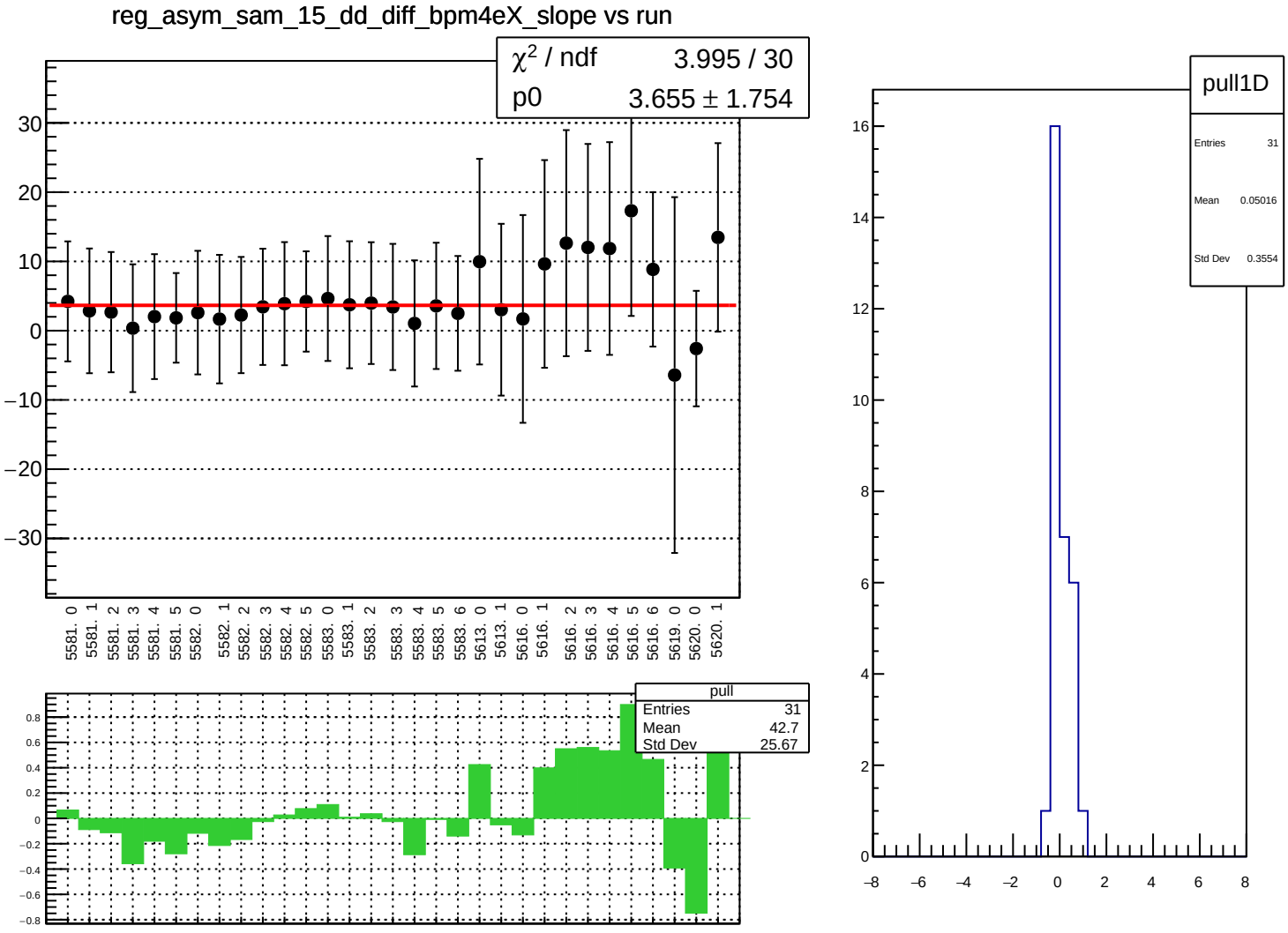
reg_asym_sam_15_dd_diff_bpm4eX_slope vs run
χ2 / ndf 3.995 / 30
p0 3.655 ± 1.754
30
20
10
0
−10
−20
−30
5581. 0
5581. 1
5581. 2
5581. 3
5581. 4
5581. 5
5582. 0
5582. 1
5582. 2
5582. 3
5582. 4
5582. 5
5583. 0
5583. 1
5583. 2
5583. 3
5583. 4
5583. 5
5583. 6
5613. 0
5613. 1
5616. 0
5616. 1
5616. 2
5616. 3
5616. 4
5616. 5
5616. 6
5619. 0
5620. 0
5620. 1
pull
Entries 31
Mean 42.7
Std Dev 25.67
0.8
0.6
0.4
0.2
0
−0.2
−0.4
−0.6
−0.8
pull1D
Entries 31
Mean 0.05016
Std Dev 0.3554
16
14
12
10
8
6
4
2
0
−8
−6
−4
−2
0
2
4
6
8

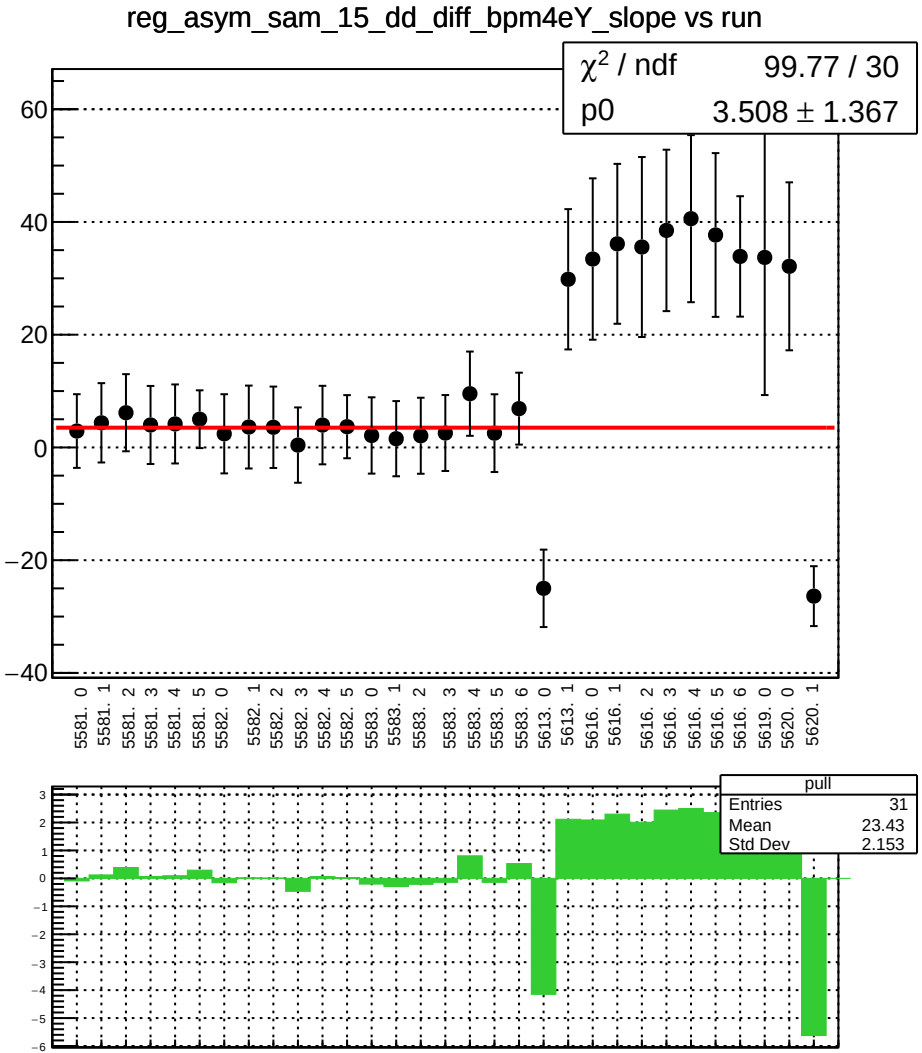
reg_asym_sam_15_dd_diff_bpm4eY_slope vs run
χ2 / ndf 99.77 / 30
p0 3.508 ± 1.367
60
40
20
0
−20
−40
5581. 0
5581. 1
5581. 2
5581. 3
5581. 4
5581. 5
5582. 0
5582. 1
5582. 2
5582. 3
5582. 4
5582. 5
5583. 0
5583. 1
5583. 2
5583. 3
5583. 4
5583. 5
5583. 6
5613. 0
5613. 1
5616. 0
5616. 1
5616. 2
5616. 3
5616. 4
5616. 5
5616. 6
5619. 0
5620. 0
5620. 1
pull
Entries 31
Mean 23.43
Std Dev 2.153
3
2
1
0
−1
−2
−3
−4
−5
−6

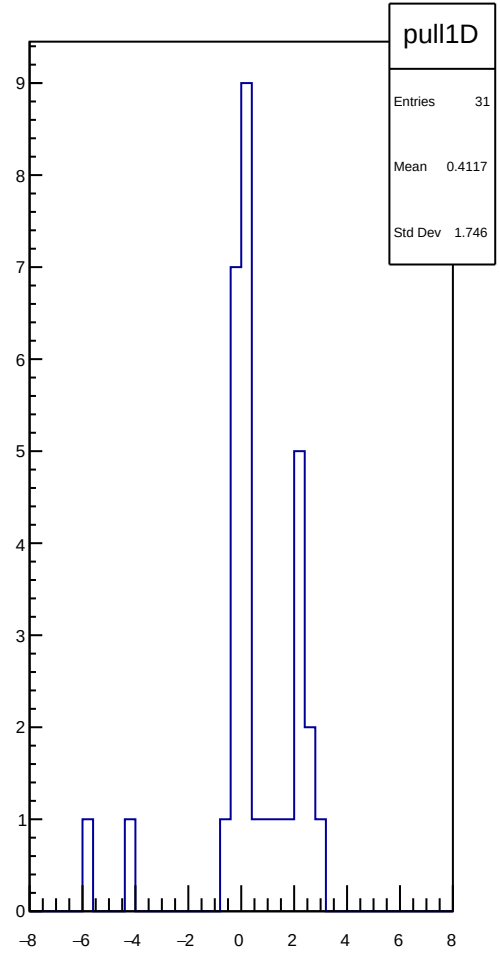
pull1D
Entries 31
Mean 0.4117
Std Dev 1.746
9
8
7
6
5
4
3
2
1
0
−8
−6
−4
−2
0
2
4
6
8

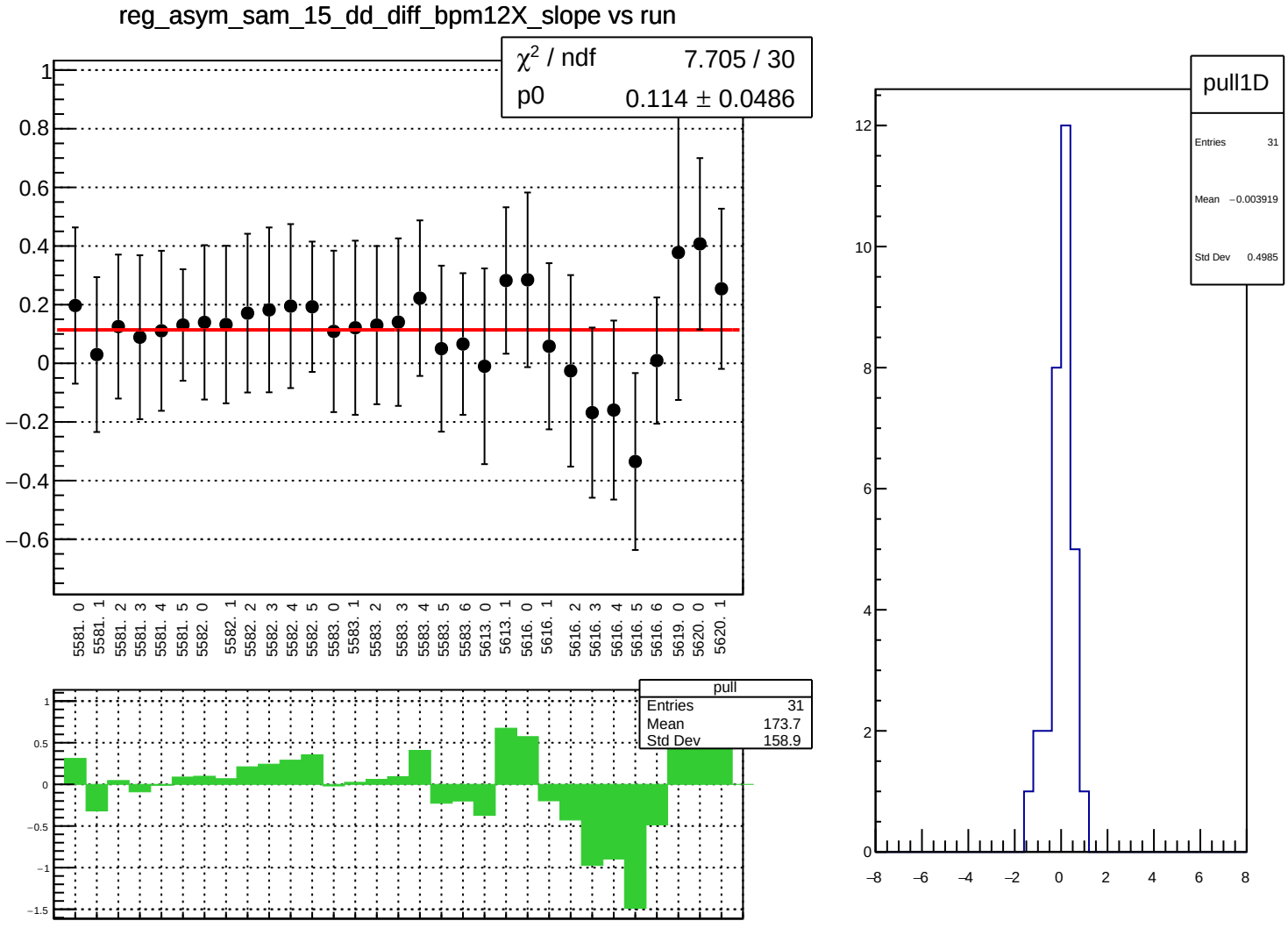
reg_asym_sam_15_dd_diff_bpm12X_slope vs run
χ² / ndf 7.705 / 30
p0 0.114 ± 0.0486
5581. 0
5581. 1
5581. 2
5581. 3
5581. 4
5581. 5
5582. 0
5582. 1
5582. 2
5582. 3
5582. 4
5582. 5
5583. 0
5583. 1
5583. 2
5583. 3
5583. 4
5583. 5
5583. 6
5613. 0
5613. 1
5616. 0
5616. 1
5616. 2
5616. 3
5616. 4
5616. 5
5616. 6
5619. 0
5620. 0
5620. 1
pull
Entries 31
Mean 173.7
Std Dev 158.9
pull1D
Entries 31
Mean −0.003919
Std Dev 0.4985

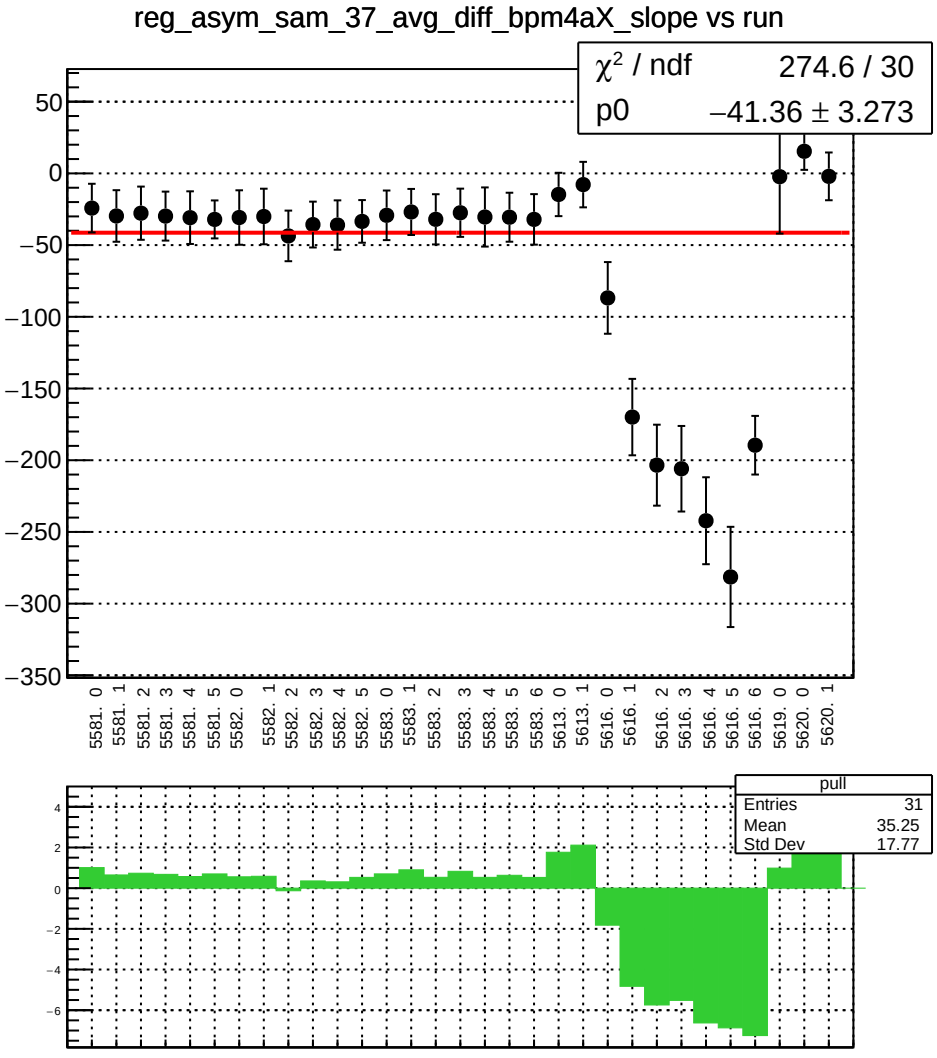
reg_asym_sam_37_avg_diff_bpm4aX_slope vs run
χ² / ndf 274.6 / 30
p0 −41.36 ± 3.273
50
0
−50
−100
−150
−200
−250
−300
−350
5581. 0
5581. 1
5581. 2
5581. 3
5581. 4
5581. 5
5582. 0
5582. 1
5582. 2
5582. 3
5582. 4
5582. 5
5583. 0
5583. 1
5583. 2
5583. 3
5583. 4
5583. 5
5583. 6
5613. 0
5613. 1
5616. 0
5616. 1
5616. 2
5616. 3
5616. 4
5616. 5
5616. 6
5619. 0
5620. 0
5620. 1
pull
Entries 31
Mean 35.25
Std Dev 17.77
4
2
0
−2
−4
−6

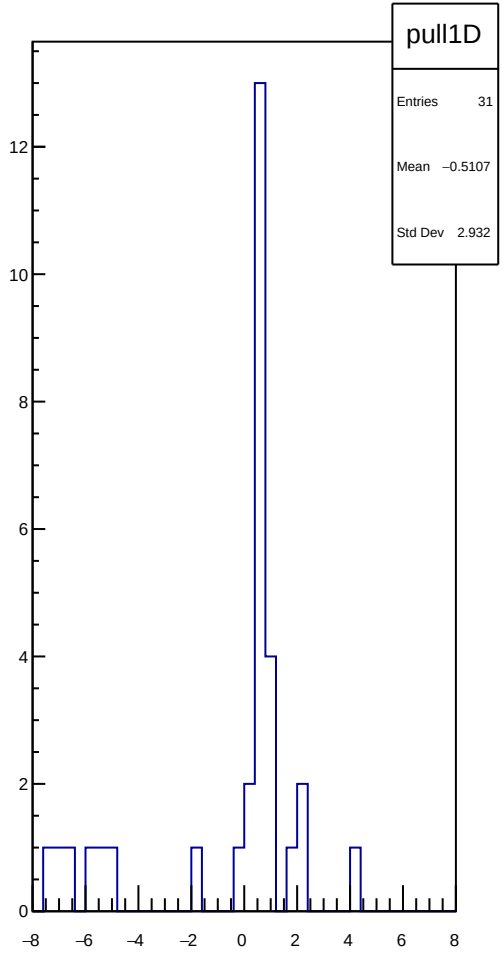
pull1D
Entries 31
Mean −0.5107
Std Dev 2.932
12
10
8
6
4
2
0
−8
−6
−4
−2
0
2
4
6
8

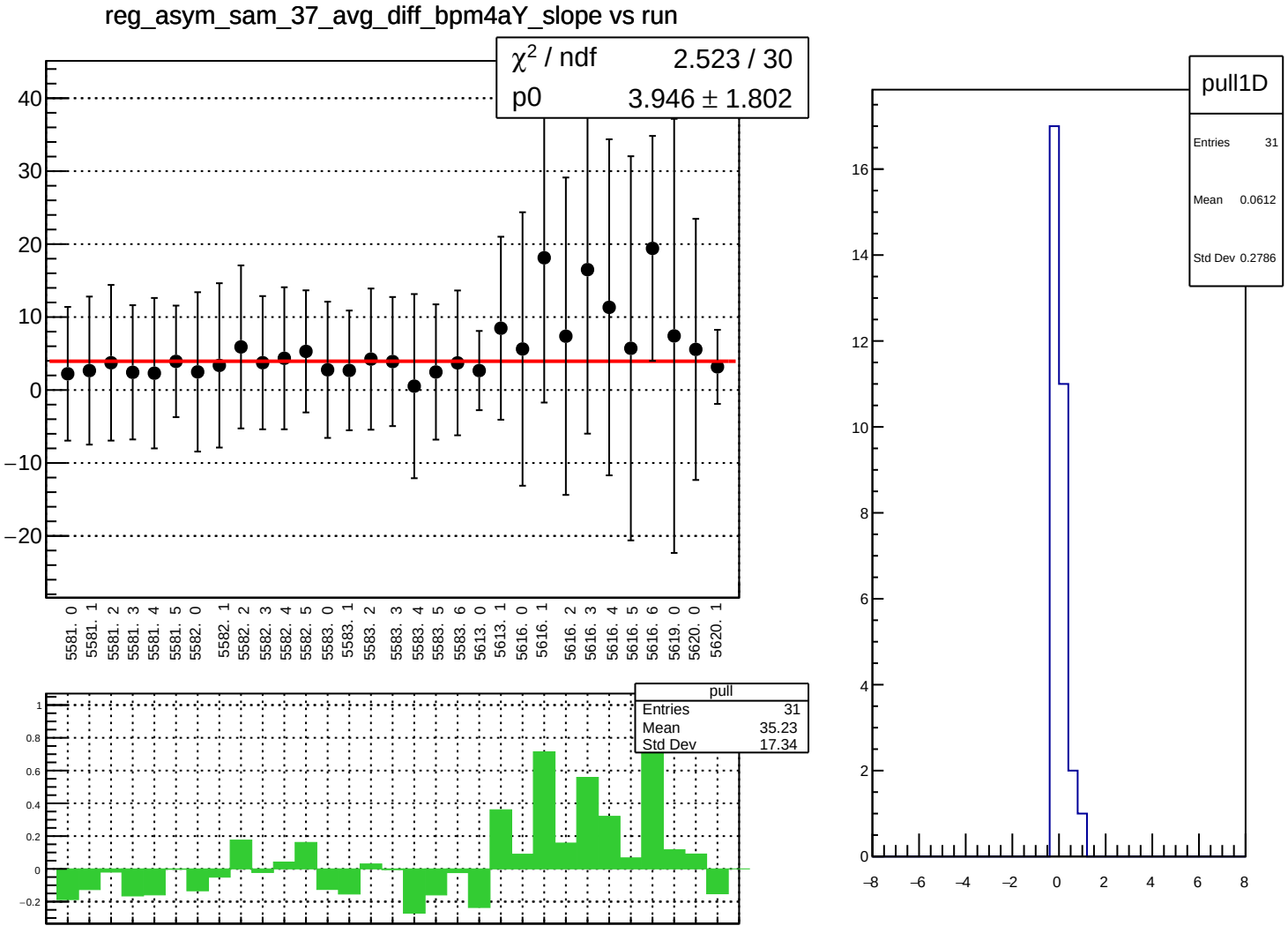
reg_asym_sam_37_avg_diff_bpm4aY_slope vs run
χ² / ndf 2.523 / 30
p0 3.946 ± 1.802
40
30
20
10
0
−10
−20
5581. 0
5581. 1
5581. 2
5581. 3
5581. 4
5581. 5
5582. 0
5582. 1
5582. 2
5582. 3
5582. 4
5582. 5
5583. 0
5583. 1
5583. 2
5583. 3
5583. 4
5583. 5
5583. 6
5613. 0
5613. 1
5616. 0
5616. 1
5616. 2
5616. 3
5616. 4
5616. 5
5616. 6
5619. 0
5620. 0
5620. 1
pull
Entries 31
Mean 35.23
Std Dev 17.34
1
0.8
0.6
0.4
0.2
0
−0.2
pull1D
Entries 31
Mean 0.0612
Std Dev 0.2786
16
14
12
10
8
6
4
2
0
−8
−6
−4
−2
0
2
4
6
8

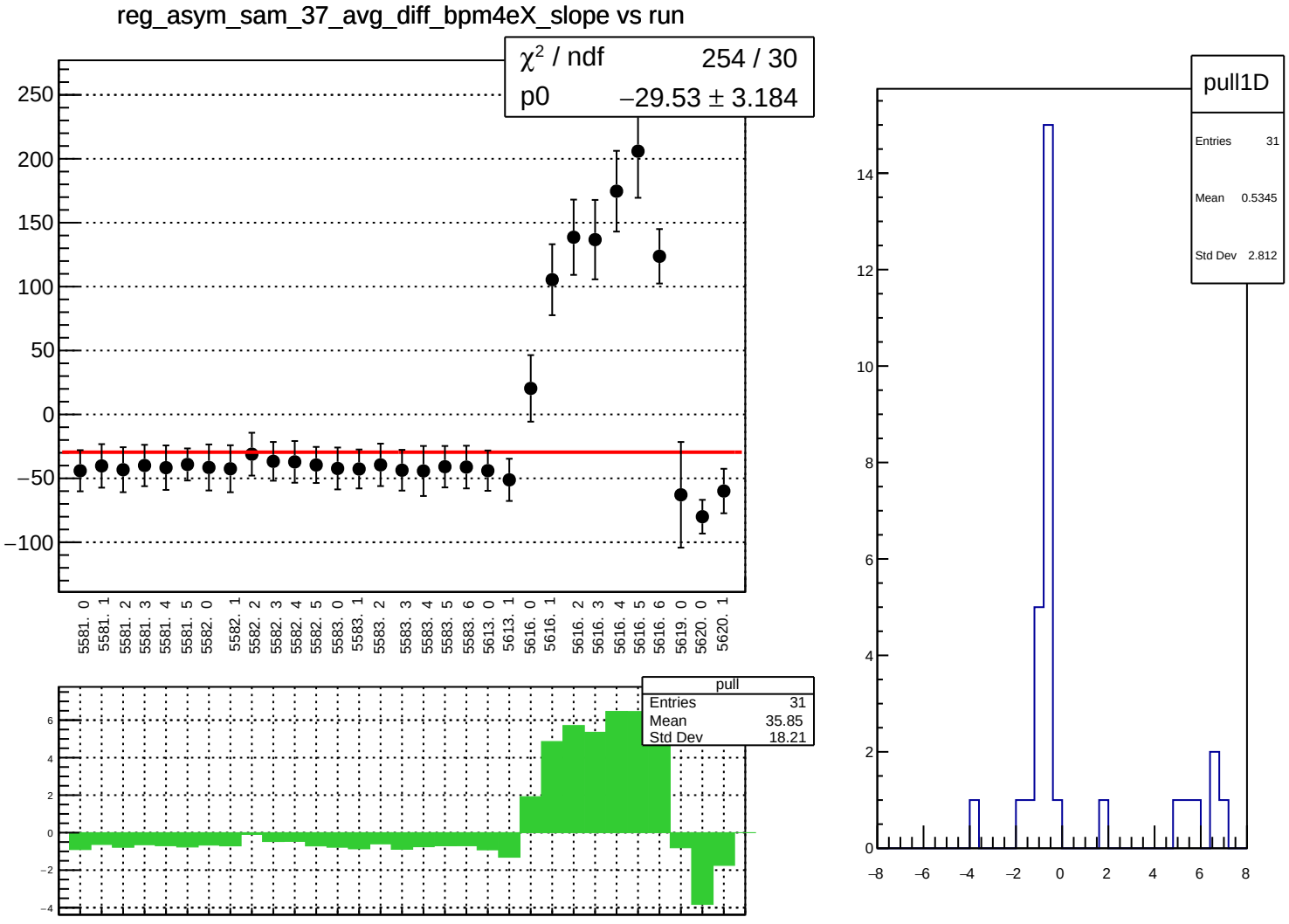
reg_asym_sam_37_avg_diff_bpm4eX_slope vs run
χ² / ndf 254 / 30
p0 −29.53 ± 3.184
5581. 0
5581. 1
5581. 2
5581. 3
5581. 4
5581. 5
5582. 0
5582. 1
5582. 2
5582. 3
5582. 4
5582. 5
5583. 0
5583. 1
5583. 2
5583. 3
5583. 4
5583. 5
5583. 6
5613. 0
5613. 1
5616. 0
5616. 1
5616. 2
5616. 3
5616. 4
5616. 5
5616. 6
5619. 0
5620. 0
5620. 1
pull
Entries 31
Mean 35.85
Std Dev 18.21
pull1D
Entries 31
Mean 0.5345
Std Dev 2.812

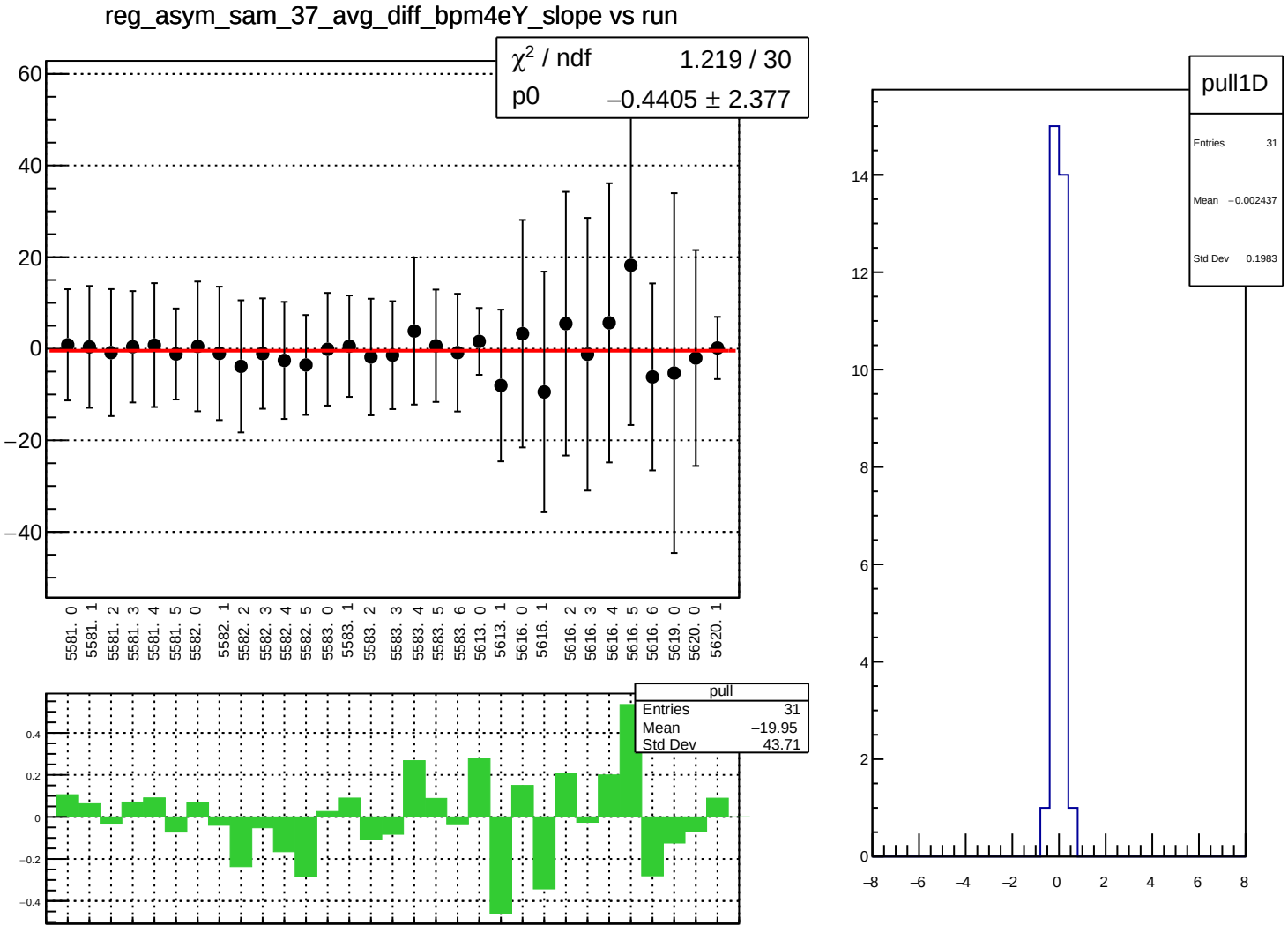
reg_asym_sam_37_avg_diff_bpm4eY_slope vs run
χ² / ndf 1.219 / 30
p0 −0.4405 ± 2.377
60
40
20
0
−20
−40
5581. 0
5581. 1
5581. 2
5581. 3
5581. 4
5581. 5
5582. 0
5582. 1
5582. 2
5582. 3
5582. 4
5582. 5
5583. 0
5583. 1
5583. 2
5583. 3
5583. 4
5583. 5
5583. 6
5613. 0
5613. 1
5616. 0
5616. 1
5616. 2
5616. 3
5616. 4
5616. 5
5616. 6
5619. 0
5620. 0
5620. 1
pull
Entries 31
Mean −19.95
Std Dev 43.71
0.4
0.2
0
−0.2
−0.4
pull1D
Entries 31
Mean −0.002437
Std Dev 0.1983
14
12
10
8
6
4
2
0
−8
−6
−4
−2
0
2
4
6
8

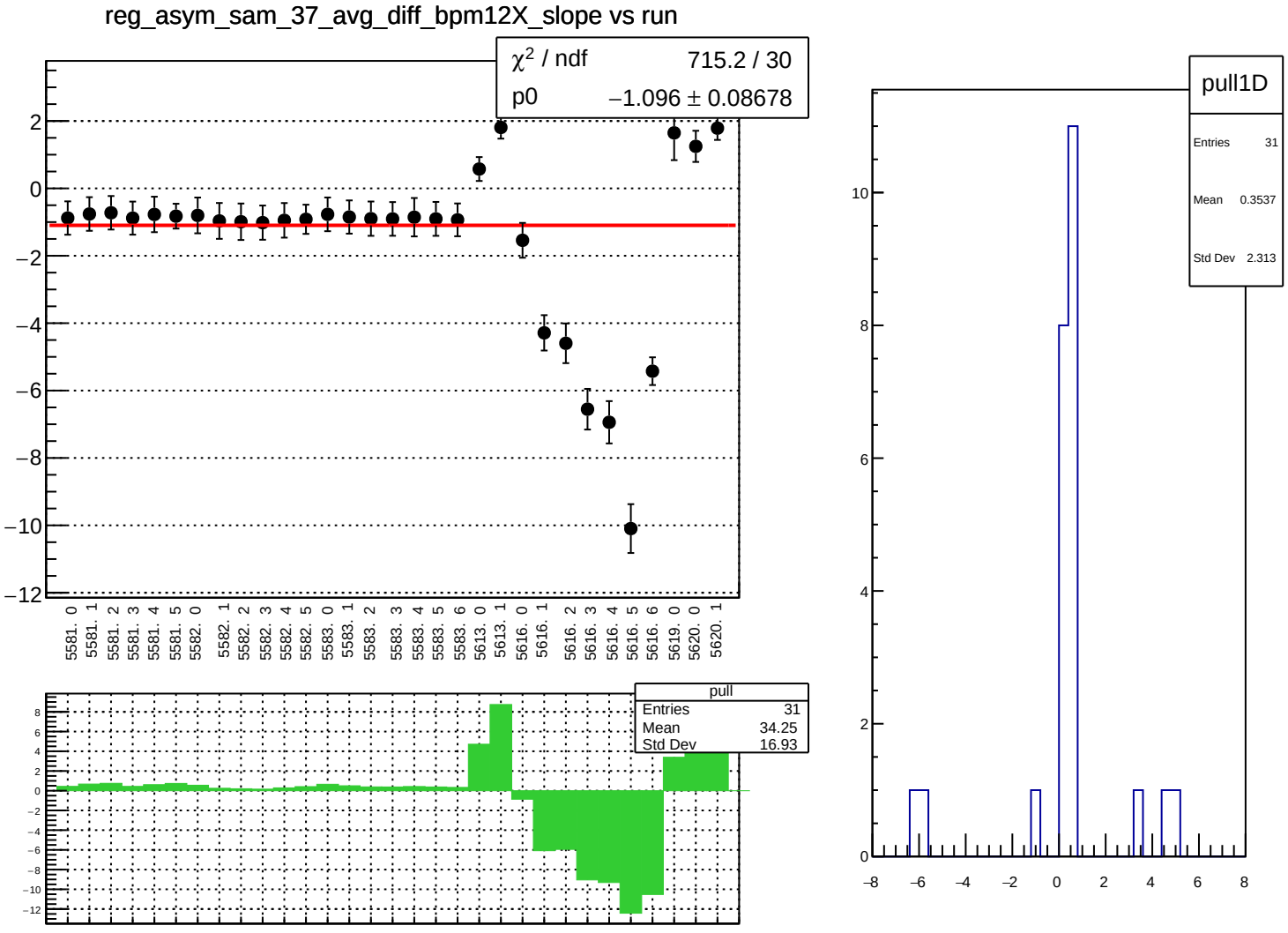
reg_asym_sam_37_avg_diff_bpm12X_slope vs run
χ² / ndf 715.2 / 30
p0 −1.096 ± 0.08678
5581. 0
5581. 1
5581. 2
5581. 3
5581. 4
5581. 5
5582. 0
5582. 1
5582. 2
5582. 3
5582. 4
5582. 5
5583. 0
5583. 1
5583. 2
5583. 3
5583. 4
5583. 5
5583. 6
5613. 0
5613. 1
5616. 0
5616. 1
5616. 2
5616. 3
5616. 4
5616. 5
5616. 6
5619. 0
5620. 0
5620. 1
pull
Entries 31
Mean 34.25
Std Dev 16.93
pull1D
Entries 31
Mean 0.3537
Std Dev 2.313

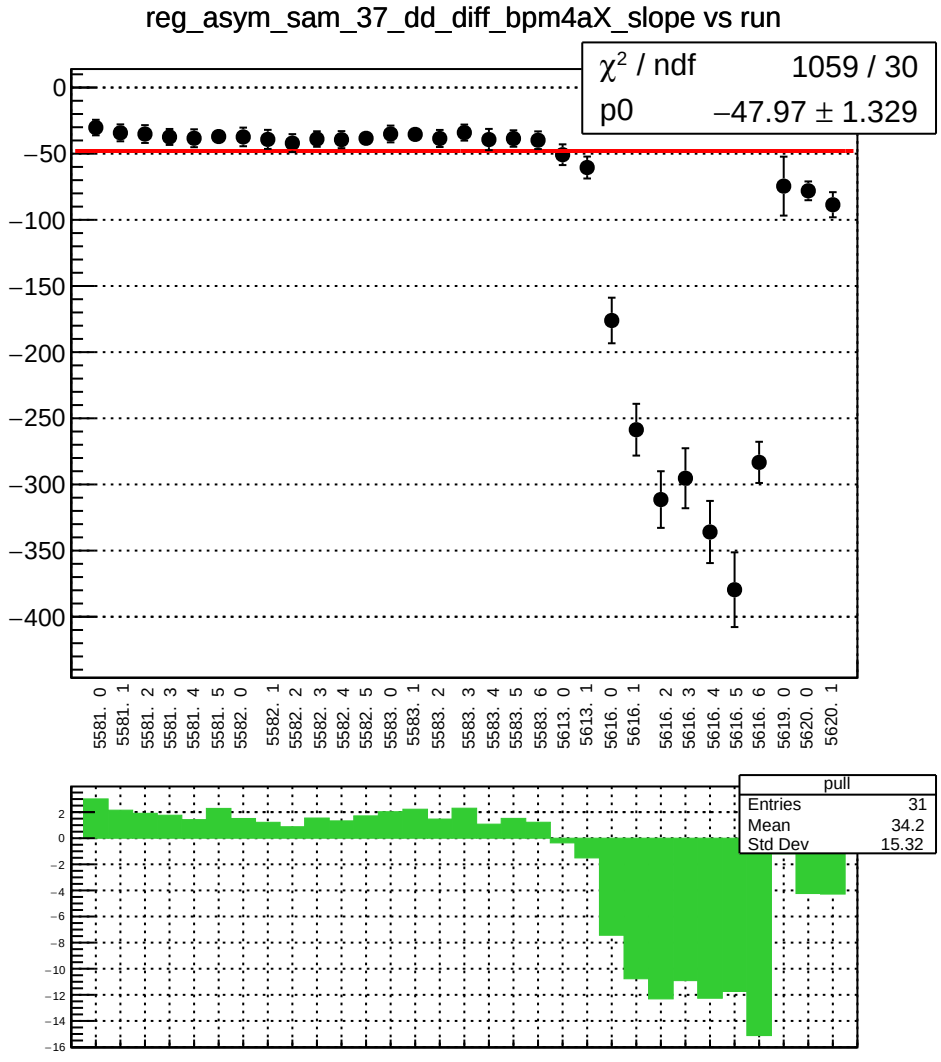
reg_asym_sam_37_dd_diff_bpm4aX_slope vs run
χ² / ndf 1059 / 30
p0 −47.97 ± 1.329
0
−50
−100
−150
−200
−250
−300
−350
−400
5581. 0
5581. 1
5581. 2
5581. 3
5581. 4
5581. 5
5582. 0
5582. 1
5582. 2
5582. 3
5582. 4
5582. 5
5583. 0
5583. 1
5583. 2
5583. 3
5583. 4
5583. 5
5583. 6
5613. 0
5613. 1
5616. 0
5616. 1
5616. 2
5616. 3
5616. 4
5616. 5
5616. 6
5619. 0
5620. 0
5620. 1
pull
Entries 31
Mean 34.2
Std Dev 15.32
2
0
−2
−4
−6
−8
−10
−12
−14
−16

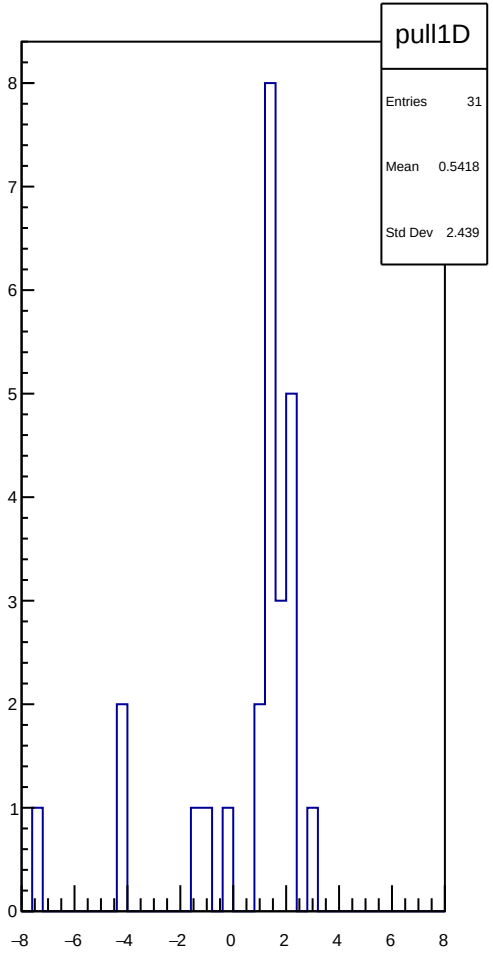
pull1D
Entries 31
Mean 0.5418
Std Dev 2.439
8
7
6
5
4
3
2
1
0
−8
−6
−4
−2
0
2
4
6
8

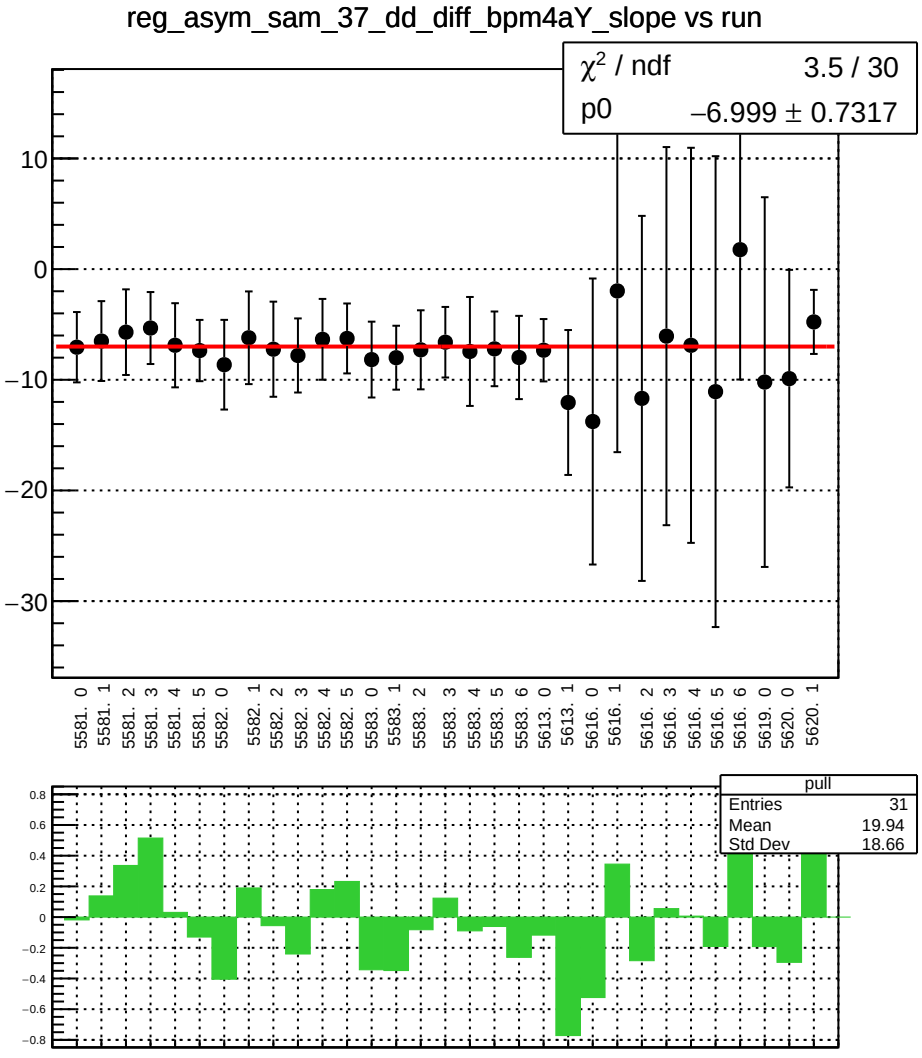
reg_asym_sam_37_dd_diff_bpm4aY_slope vs run
χ² / ndf 3.5 / 30
p0 −6.999 ± 0.7317
10
0
−10
−20
−30
5581. 0
5581. 1
5581. 2
5581. 3
5581. 4
5581. 5
5582. 0
5582. 1
5582. 2
5582. 3
5582. 4
5582. 5
5583. 0
5583. 1
5583. 2
5583. 3
5583. 4
5583. 5
5583. 6
5613. 0
5613. 1
5616. 0
5616. 1
5616. 2
5616. 3
5616. 4
5616. 5
5616. 6
5619. 0
5620. 0
5620. 1
pull
Entries 31
Mean 19.94
Std Dev 18.66
0.8
0.6
0.4
0.2
0
−0.2
−0.4
−0.6
−0.8

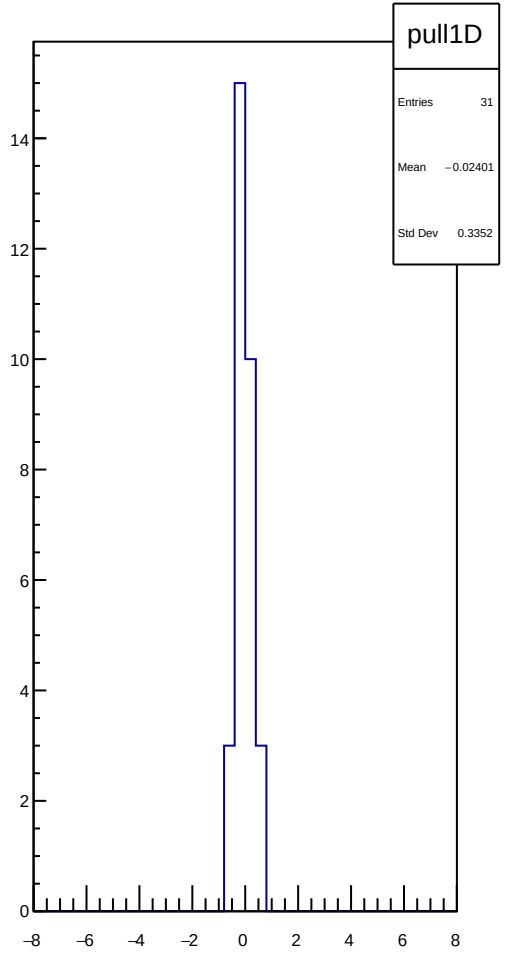
pull1D
Entries 31
Mean −0.02401
Std Dev 0.3352
14
12
10
8
6
4
2
0
−8
−6
−4
−2
0
2
4
6
8

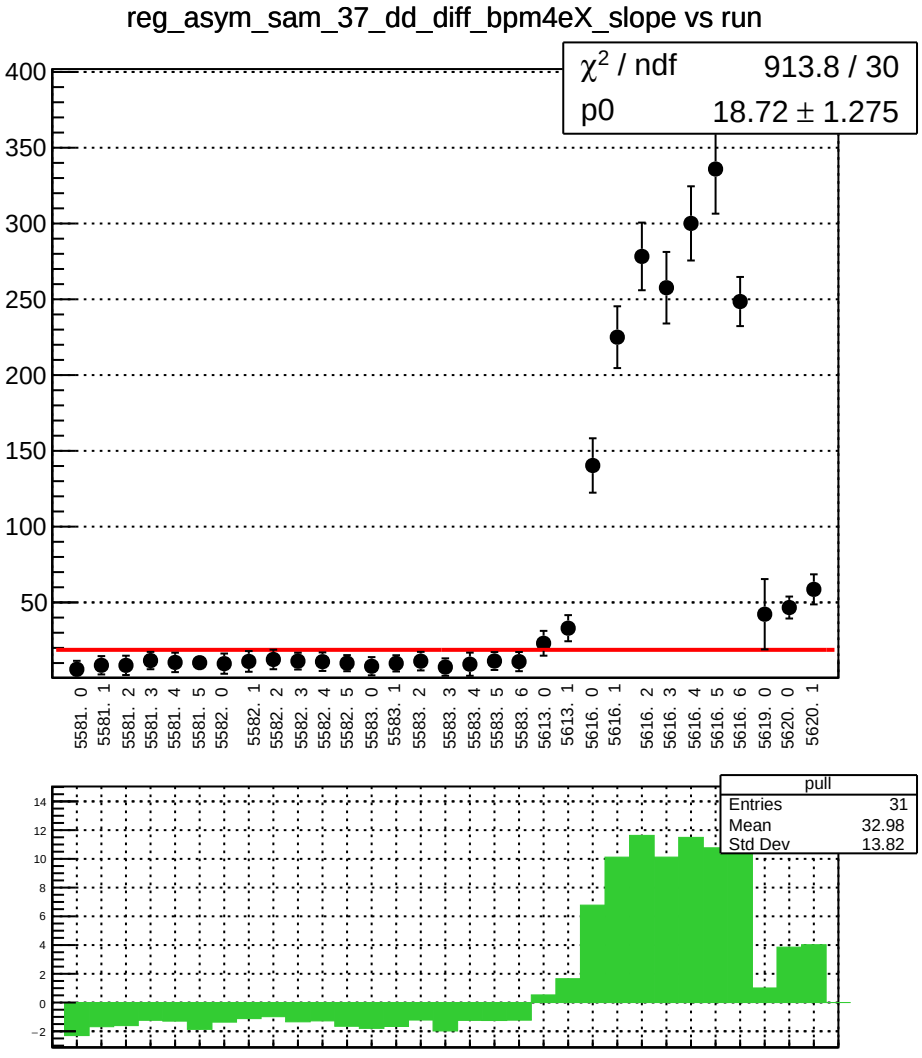
reg_asym_sam_37_dd_diff_bpm4eX_slope vs run
χ² / ndf 913.8 / 30
p0 18.72 ± 1.275
400
350
300
250
200
150
100
50
5581. 0
5581. 1
5581. 2
5581. 3
5581. 4
5581. 5
5582. 0
5582. 1
5582. 2
5582. 3
5582. 4
5582. 5
5583. 0
5583. 1
5583. 2
5583. 3
5583. 4
5583. 5
5583. 6
5613. 0
5613. 1
5616. 0
5616. 1
5616. 2
5616. 3
5616. 4
5616. 5
5616. 6
5619. 0
5620. 0
5620. 1
pull
Entries 31
Mean 32.98
Std Dev 13.82
14
12
10
8
6
4
2
0
−2

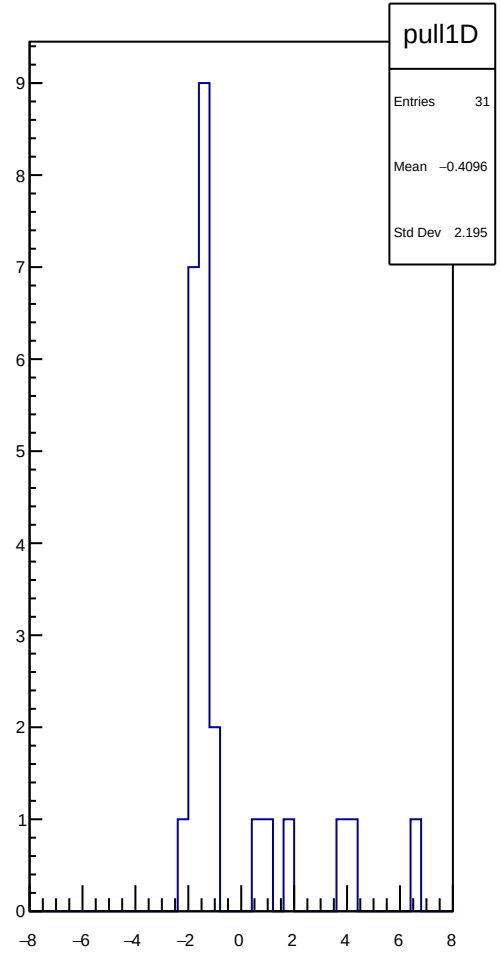
pull1D
Entries 31
Mean −0.4096
Std Dev 2.195
9
8
7
6
5
4
3
2
1
0
−8
−6
−4
−2
0
2
4
6
8

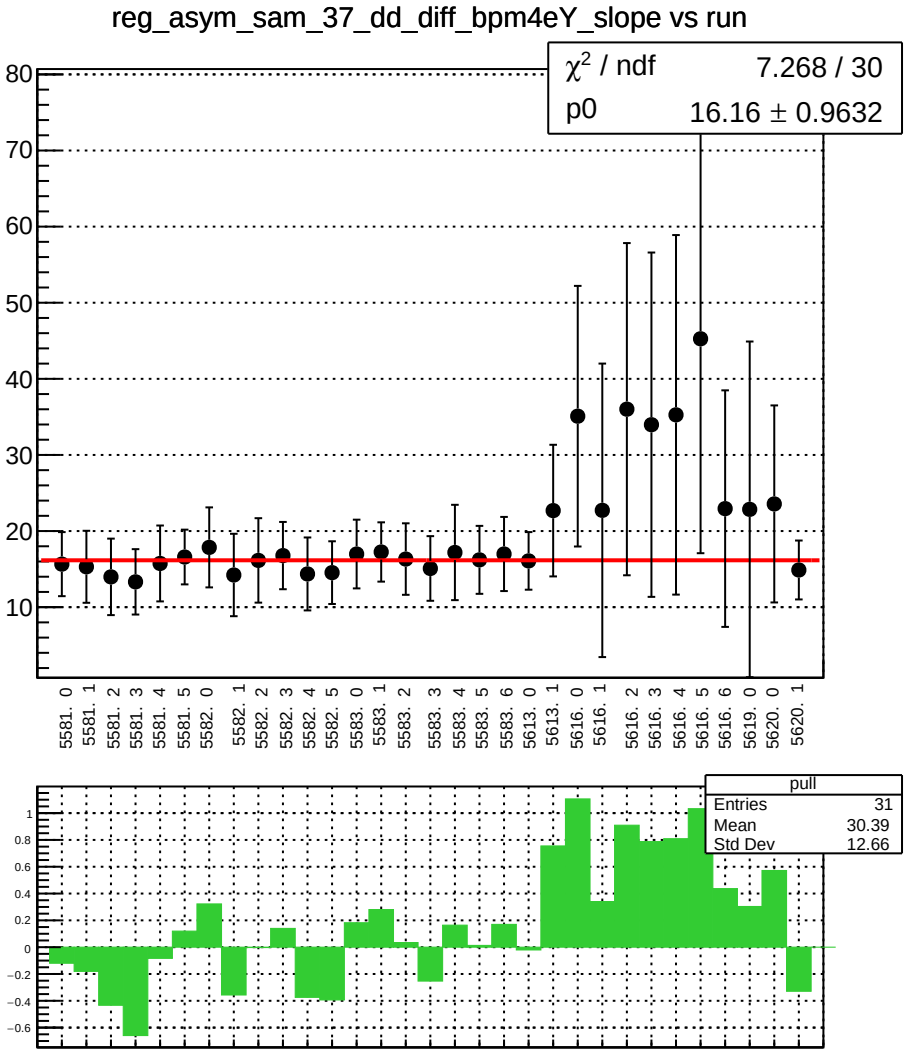
reg_asym_sam_37_dd_diff_bpm4eY_slope vs run
χ² / ndf 7.268 / 30
p0 16.16 ± 0.9632
80
70
60
50
40
30
20
10
5581. 0
5581. 1
5581. 2
5581. 3
5581. 4
5581. 5
5582. 0
5582. 1
5582. 2
5582. 3
5582. 4
5582. 5
5583. 0
5583. 1
5583. 2
5583. 3
5583. 4
5583. 5
5583. 6
5613. 0
5613. 1
5616. 0
5616. 1
5616. 2
5616. 3
5616. 4
5616. 5
5616. 6
5619. 0
5620. 0
5620. 1
pull
Entries 31
Mean 30.39
Std Dev 12.66
1
0.8
0.6
0.4
0.2
0
−0.2
−0.4
−0.6

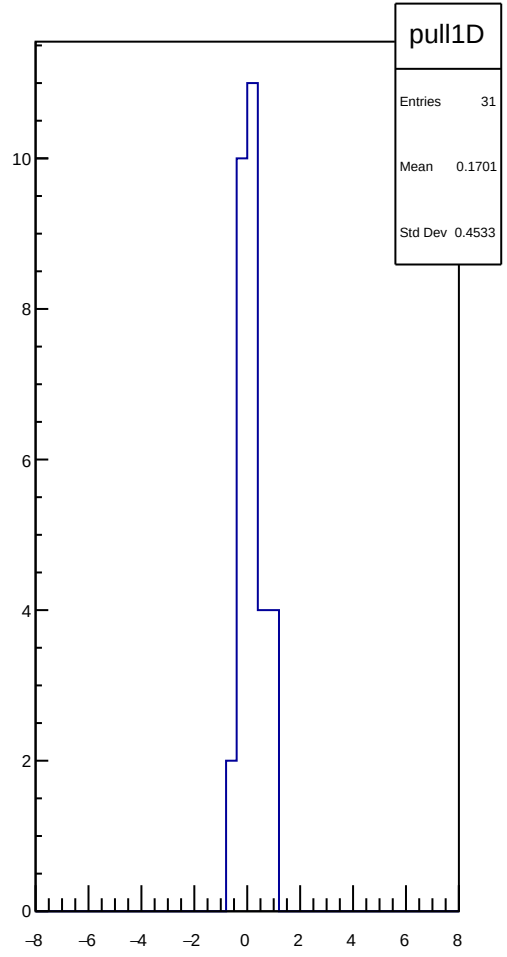
pull1D
Entries 31
Mean 0.1701
Std Dev 0.4533
10
8
6
4
2
0
−8
−6
−4
−2
0
2
4
6
8

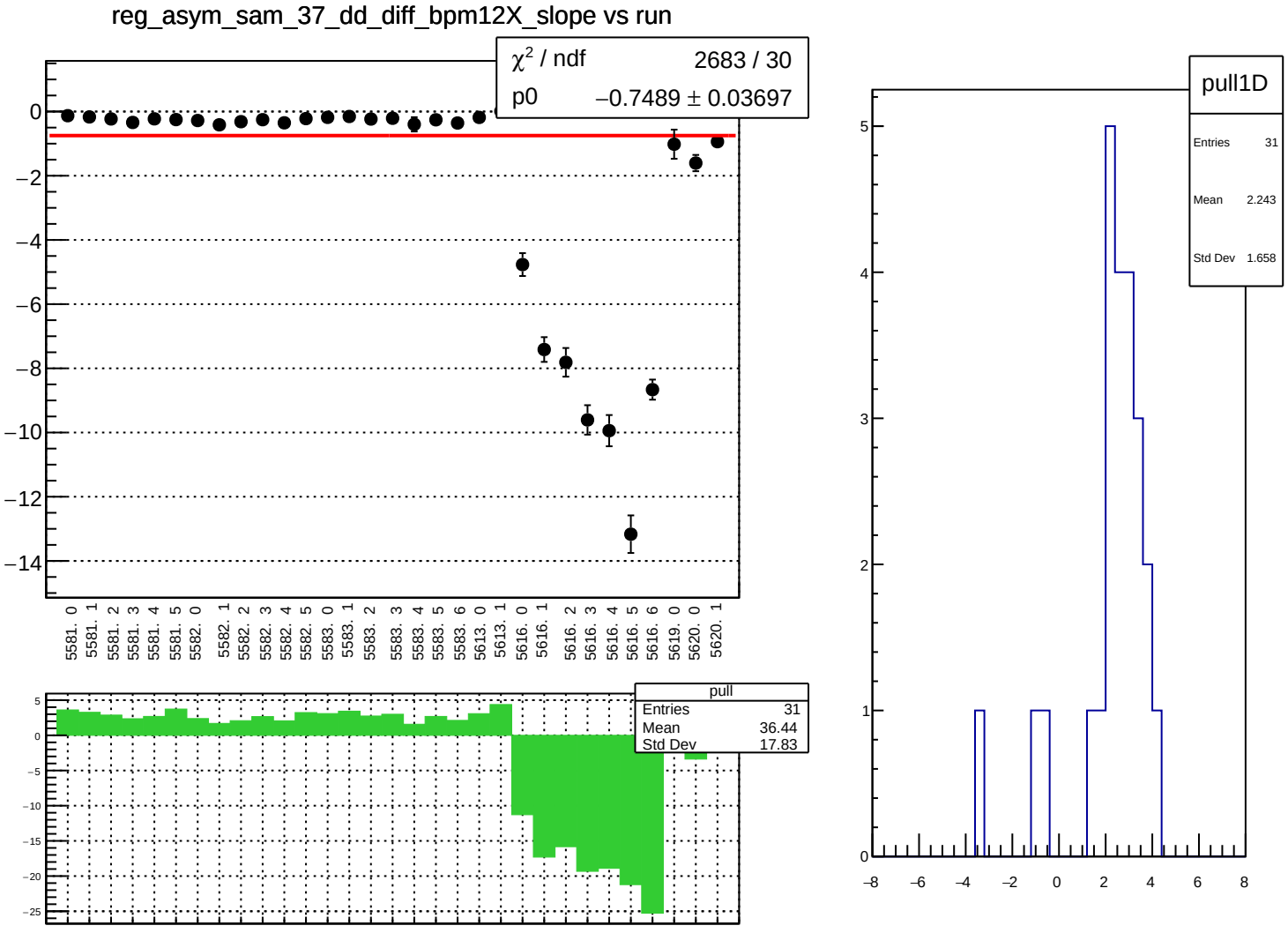
reg_asym_sam_37_dd_diff_bpm12X_slope vs run
χ² / ndf 2683 / 30
p0 −0.7489 ± 0.03697
0
−2
−4
−6
−8
−10
−12
−14
5581. 0
5581. 1
5581. 2
5581. 3
5581. 4
5581. 5
5582. 0
5582. 1
5582. 2
5582. 3
5582. 4
5582. 5
5583. 0
5583. 1
5583. 2
5583. 3
5583. 4
5583. 5
5583. 6
5613. 0
5613. 1
5616. 0
5616. 1
5616. 2
5616. 3
5616. 4
5616. 5
5616. 6
5619. 0
5620. 0
5620. 1
pull
Entries 31
Mean 36.44
Std Dev 17.83
5
0
−5
−10
−15
−20
−25
pull1D
Entries 31
Mean 2.243
Std Dev 1.658
5
4
3
2
1
0
−8
−6
−4
−2
0
2
4
6
8

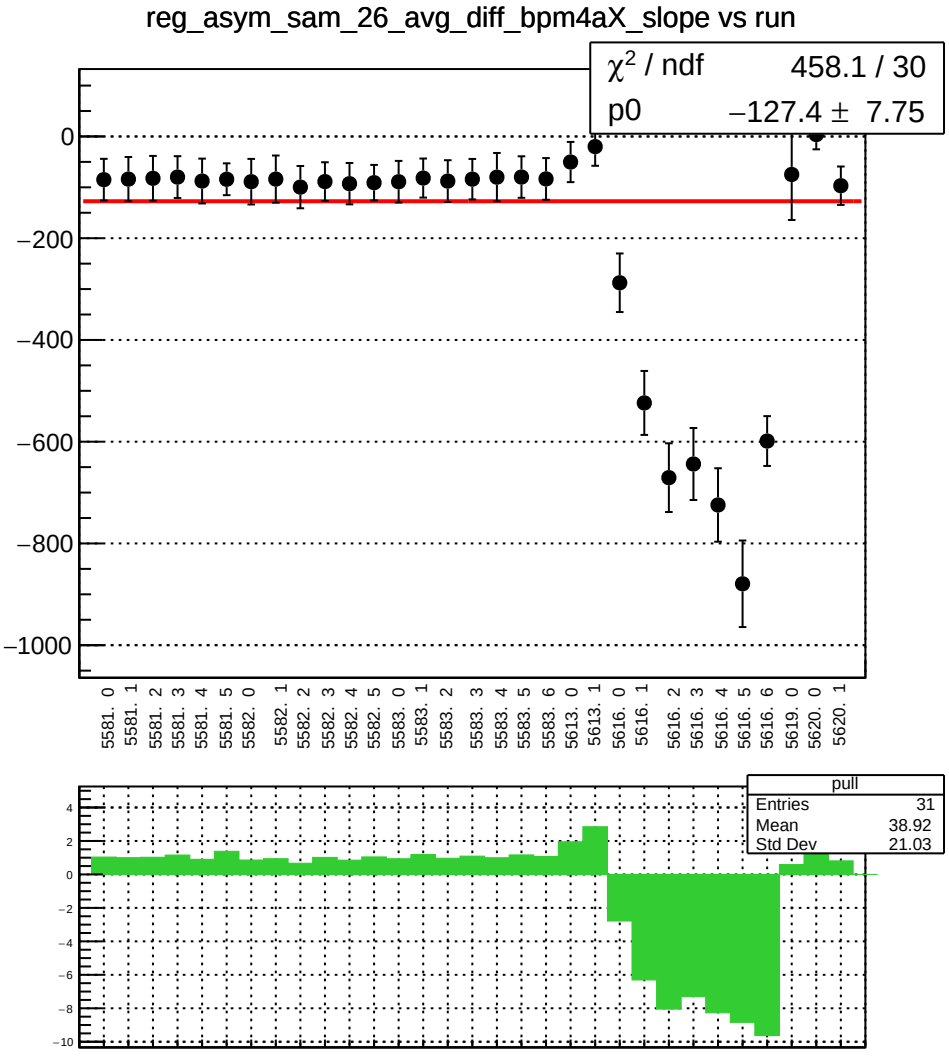
reg_asym_sam_26_avg_diff_bpm4aX_slope vs run
χ² / ndf 458.1 / 30
p0 −127.4 ± 7.75
0
−200
−400
−600
−800
−1000
5581. 0
5581. 1
5581. 2
5581. 3
5581. 4
5581. 5
5582. 0
5582. 1
5582. 2
5582. 3
5582. 4
5582. 5
5583. 0
5583. 1
5583. 2
5583. 3
5583. 4
5583. 5
5583. 6
5613. 0
5613. 1
5616. 0
5616. 1
5616. 2
5616. 3
5616. 4
5616. 5
5616. 6
5619. 0
5620. 0
5620. 1
pull
Entries 31
Mean 38.92
Std Dev 21.03
4
2
0
−2
−4
−6
−8
−10

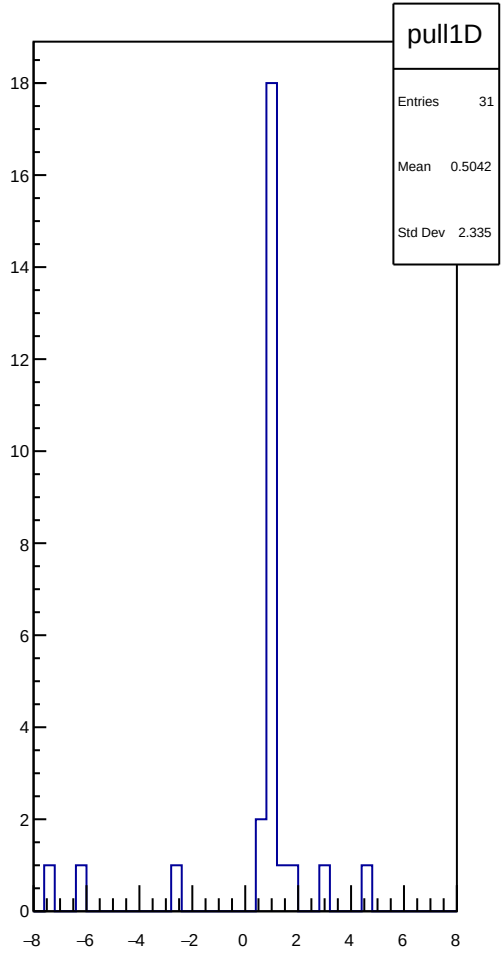
pull1D
Entries 31
Mean 0.5042
Std Dev 2.335
18
16
14
12
10
8
6
4
2
0
−8
−6
−4
−2
0
2
4
6
8

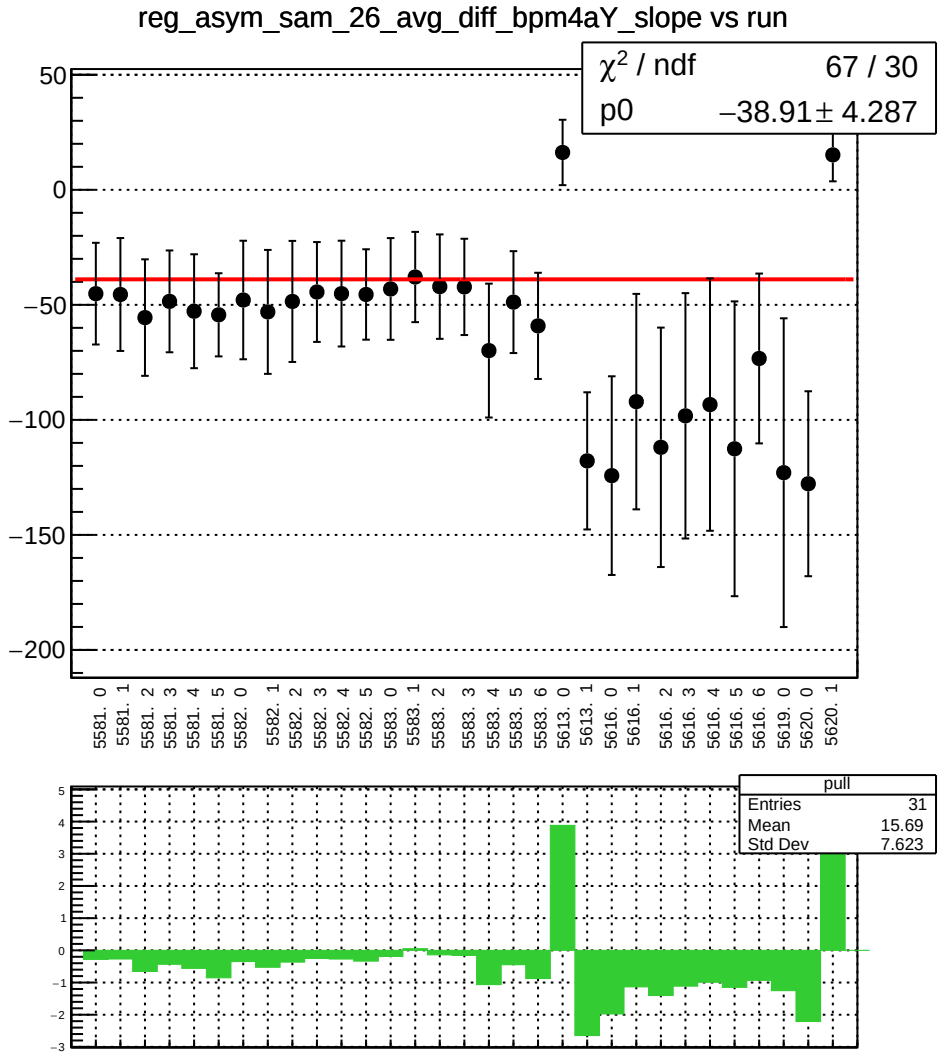
reg_asym_sam_26_avg_diff_bpm4aY_slope vs run
χ² / ndf 67 / 30
p0 −38.91 ± 4.287
50
0
−50
−100
−150
−200
5581. 0
5581. 1
5581. 2
5581. 3
5581. 4
5581. 5
5582. 0
5582. 1
5582. 2
5582. 3
5582. 4
5582. 5
5583. 0
5583. 1
5583. 2
5583. 3
5583. 4
5583. 5
5583. 6
5613. 0
5613. 1
5616. 0
5616. 1
5616. 2
5616. 3
5616. 4
5616. 5
5616. 6
5619. 0
5620. 0
5620. 1
pull
Entries 31
Mean 15.69
Std Dev 7.623
5
4
3
2
1
0
−1
−2
−3

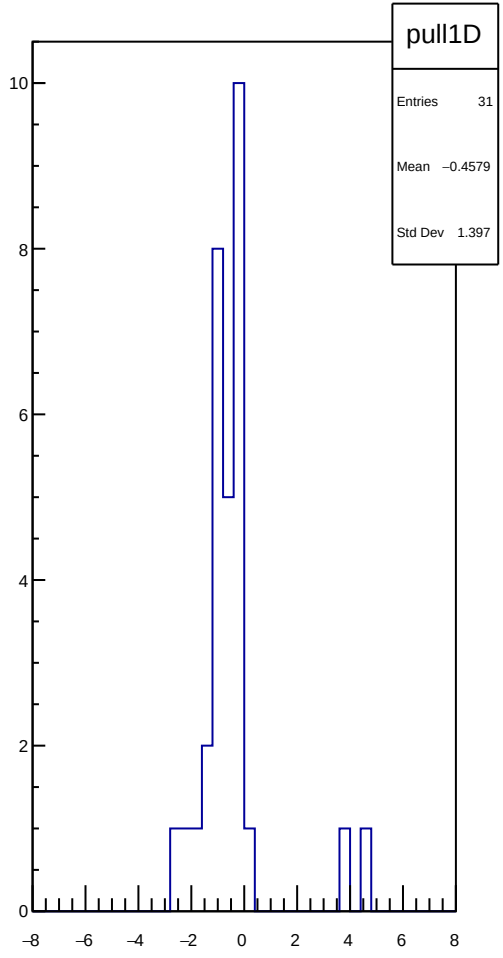
pull1D
Entries 31
Mean −0.4579
Std Dev 1.397
10
8
6
4
2
0
−8
−6
−4
−2
0
2
4
6
8

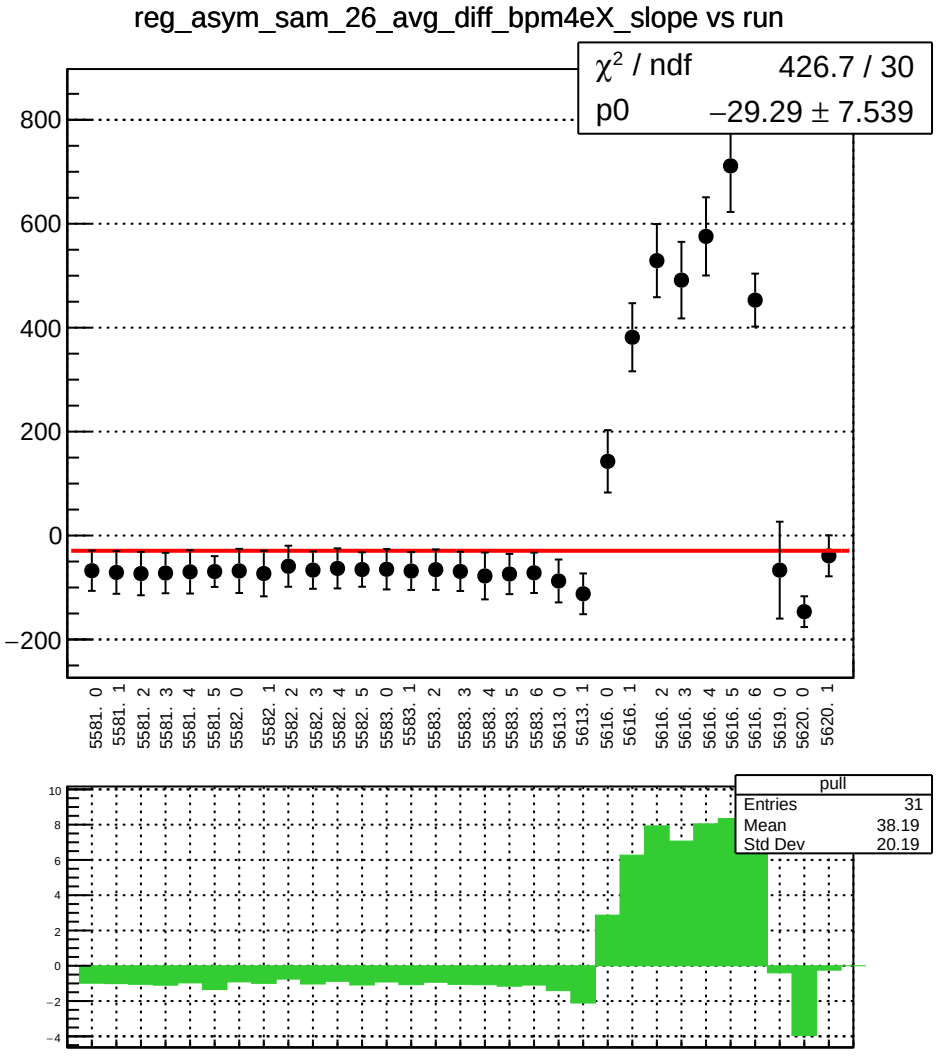
reg_asym_sam_26_avg_diff_bpm4eX_slope vs run
χ² / ndf 426.7 / 30
p0 −29.29 ± 7.539
800
600
400
200
0
−200
5581. 0
5581. 1
5581. 2
5581. 3
5581. 4
5581. 5
5582. 0
5582. 1
5582. 2
5582. 3
5582. 4
5582. 5
5583. 0
5583. 1
5583. 2
5583. 3
5583. 4
5583. 5
5583. 6
5613. 0
5613. 1
5616. 0
5616. 1
5616. 2
5616. 3
5616. 4
5616. 5
5616. 6
5619. 0
5620. 0
5620. 1
pull
Entries 31
Mean 38.19
Std Dev 20.19
10
8
6
4
2
0
−2
−4

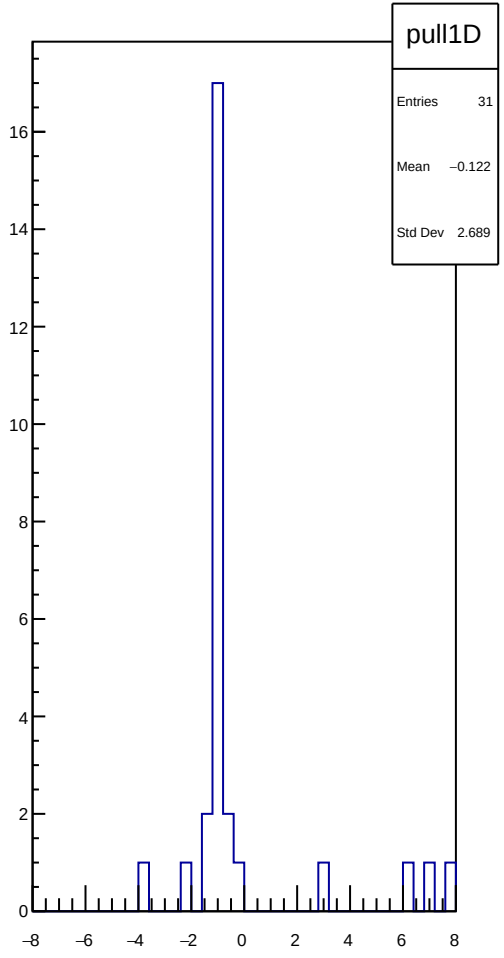
pull1D
Entries 31
Mean −0.122
Std Dev 2.689
16
14
12
10
8
6
4
2
0
−8
−6
−4
−2
0
2
4
6
8

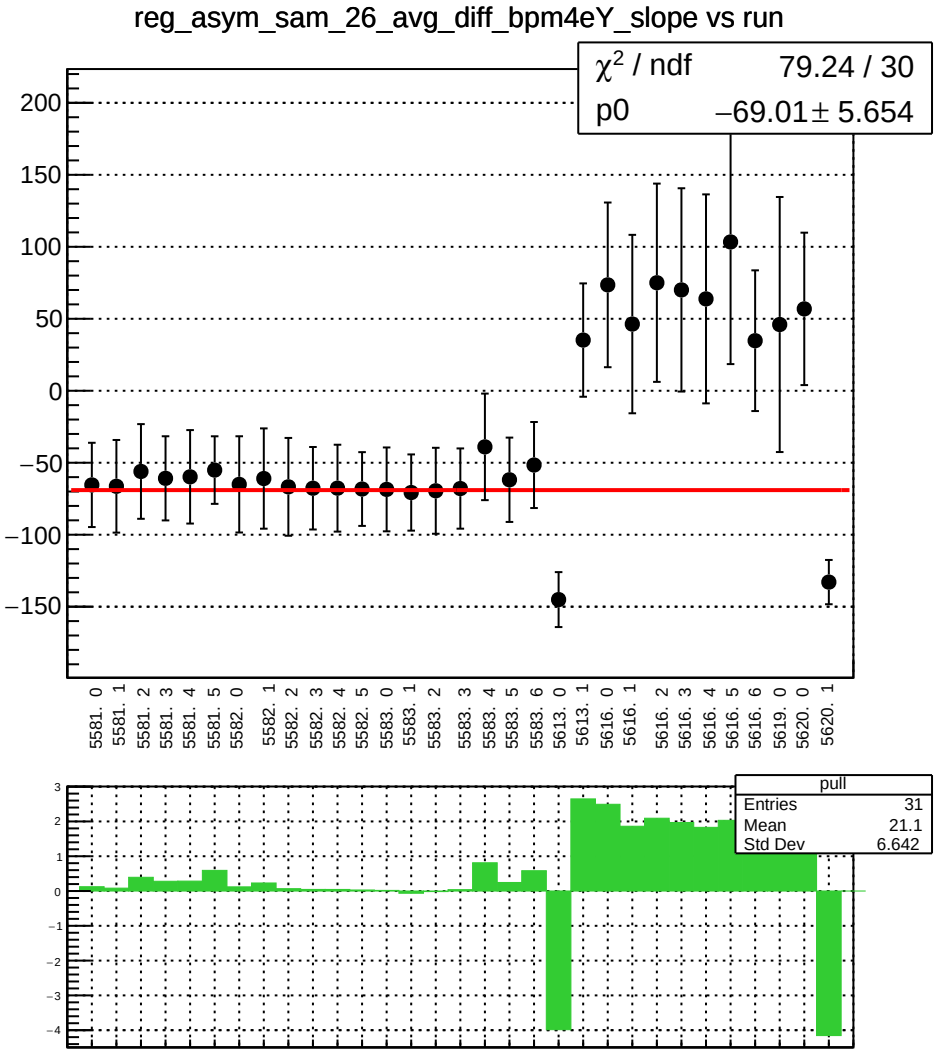
reg_asym_sam_26_avg_diff_bpm4eY_slope vs run
χ² / ndf 79.24 / 30
p0 −69.01 ± 5.654
200
150
100
50
0
−50
−100
−150
5581. 0
5581. 1
5581. 2
5581. 3
5581. 4
5581. 5
5582. 0
5582. 1
5582. 2
5582. 3
5582. 4
5582. 5
5583. 0
5583. 1
5583. 2
5583. 3
5583. 4
5583. 5
5583. 6
5613. 0
5613. 1
5616. 0
5616. 1
5616. 2
5616. 3
5616. 4
5616. 5
5616. 6
5619. 0
5620. 0
5620. 1
pull
Entries 31
Mean 21.1
Std Dev 6.642
3
2
1
0
−1
−2
−3
−4

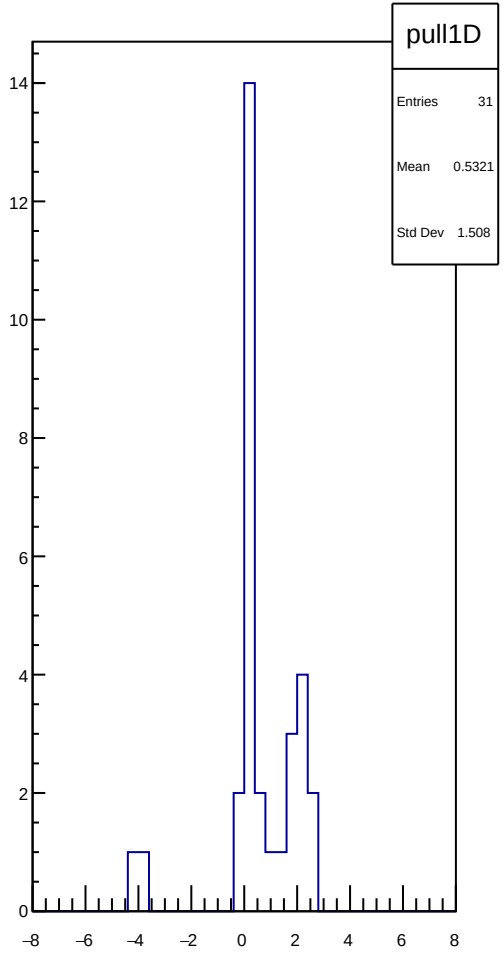
pull1D
Entries 31
Mean 0.5321
Std Dev 1.508
14
12
10
8
6
4
2
0
−8
−6
−4
−2
0
2
4
6
8

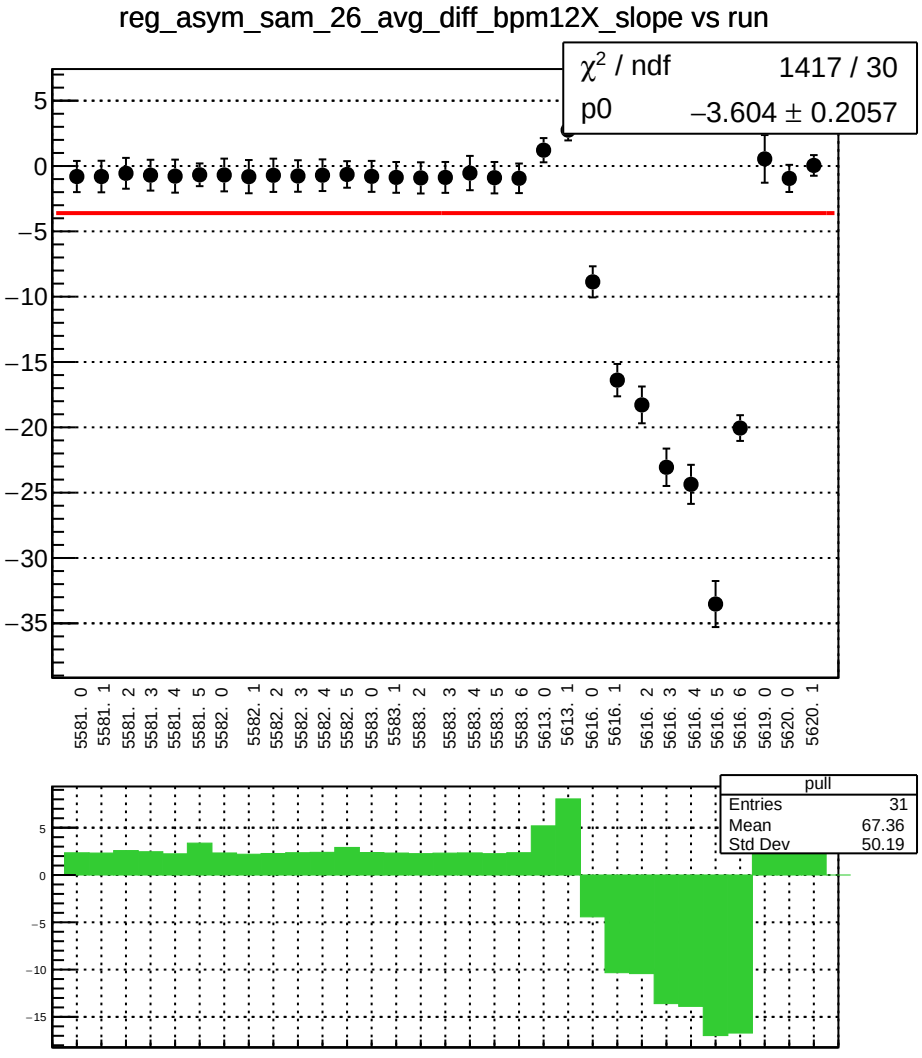
reg_asym_sam_26_avg_diff_bpm12X_slope vs run
χ² / ndf 1417 / 30
p0 −3.604 ± 0.2057
5581. 0
5581. 1
5581. 2
5581. 3
5581. 4
5581. 5
5582. 0
5582. 1
5582. 2
5582. 3
5582. 4
5582. 5
5583. 0
5583. 1
5583. 2
5583. 3
5583. 4
5583. 5
5583. 6
5613. 0
5613. 1
5616. 0
5616. 1
5616. 2
5616. 3
5616. 4
5616. 5
5616. 6
5619. 0
5620. 0
5620. 1
pull
Entries 31
Mean 67.36
Std Dev 50.19

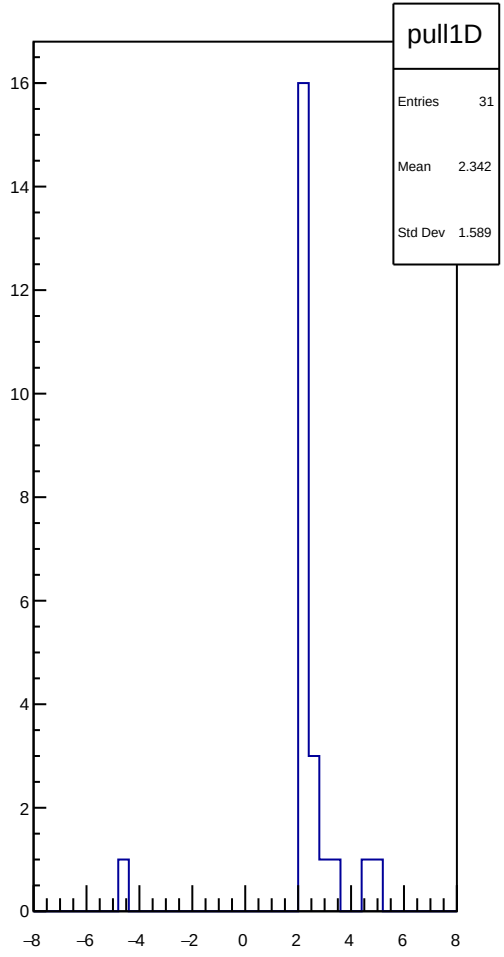
pull1D
Entries 31
Mean 2.342
Std Dev 1.589

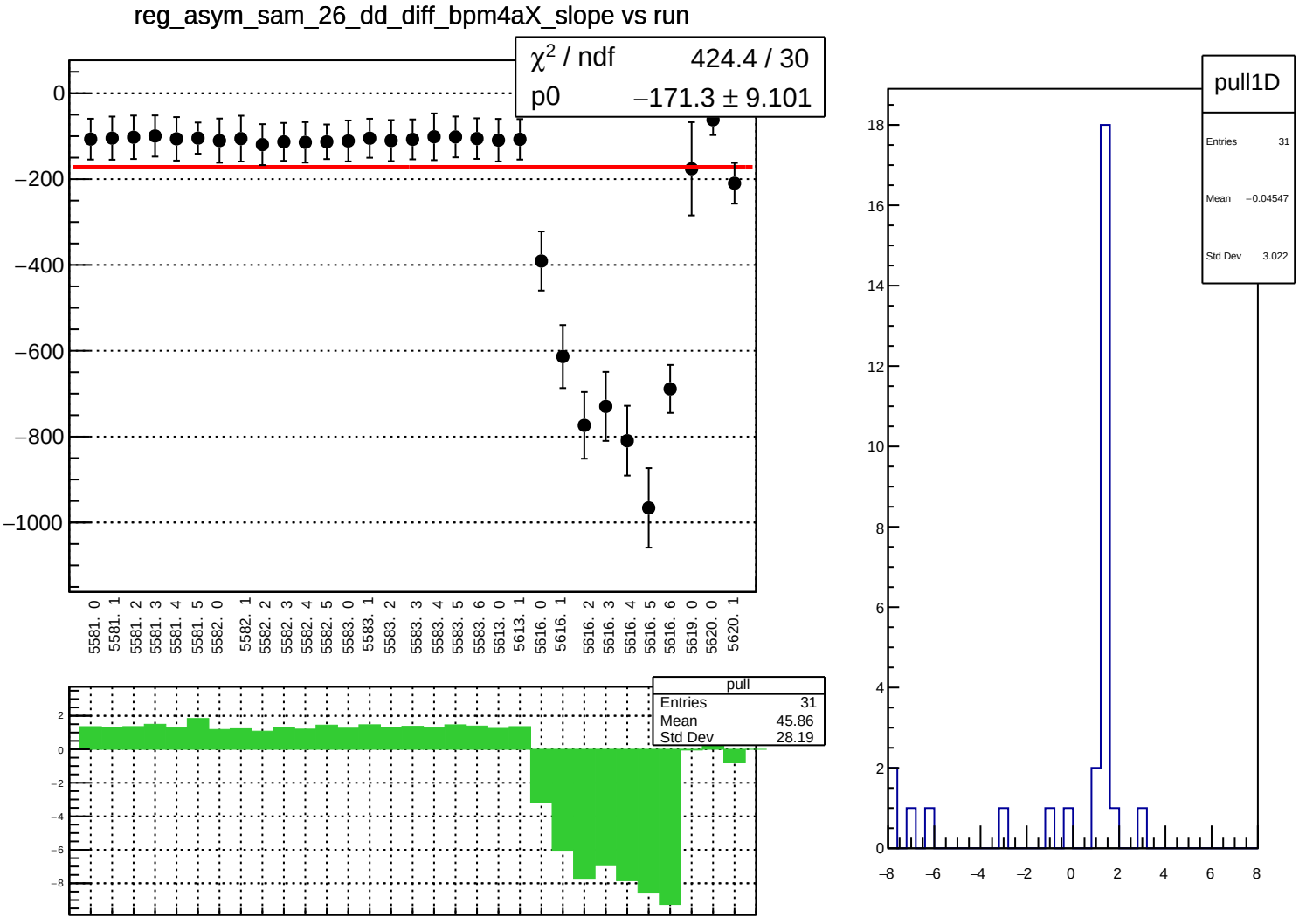
reg_asym_sam_26_dd_diff_bpm4aX_slope vs run
χ2 / ndf 424.4 / 30
p0 −171.3 ± 9.101
0
−200
−400
−600
−800
−1000
5581. 0
5581. 1
5581. 2
5581. 3
5581. 4
5581. 5
5582. 0
5582. 1
5582. 2
5582. 3
5582. 4
5582. 5
5583. 0
5583. 1
5583. 2
5583. 3
5583. 4
5583. 5
5583. 6
5613. 0
5613. 1
5616. 0
5616. 1
5616. 2
5616. 3
5616. 4
5616. 5
5616. 6
5619. 0
5620. 0
5620. 1
pull
Entries 31
Mean 45.86
Std Dev 28.19
2
0
−2
−4
−6
−8
pull1D
Entries 31
Mean −0.04547
Std Dev 3.022
18
16
14
12
10
8
6
4
2
0
−8
−6
−4
−2
0
2
4
6
8

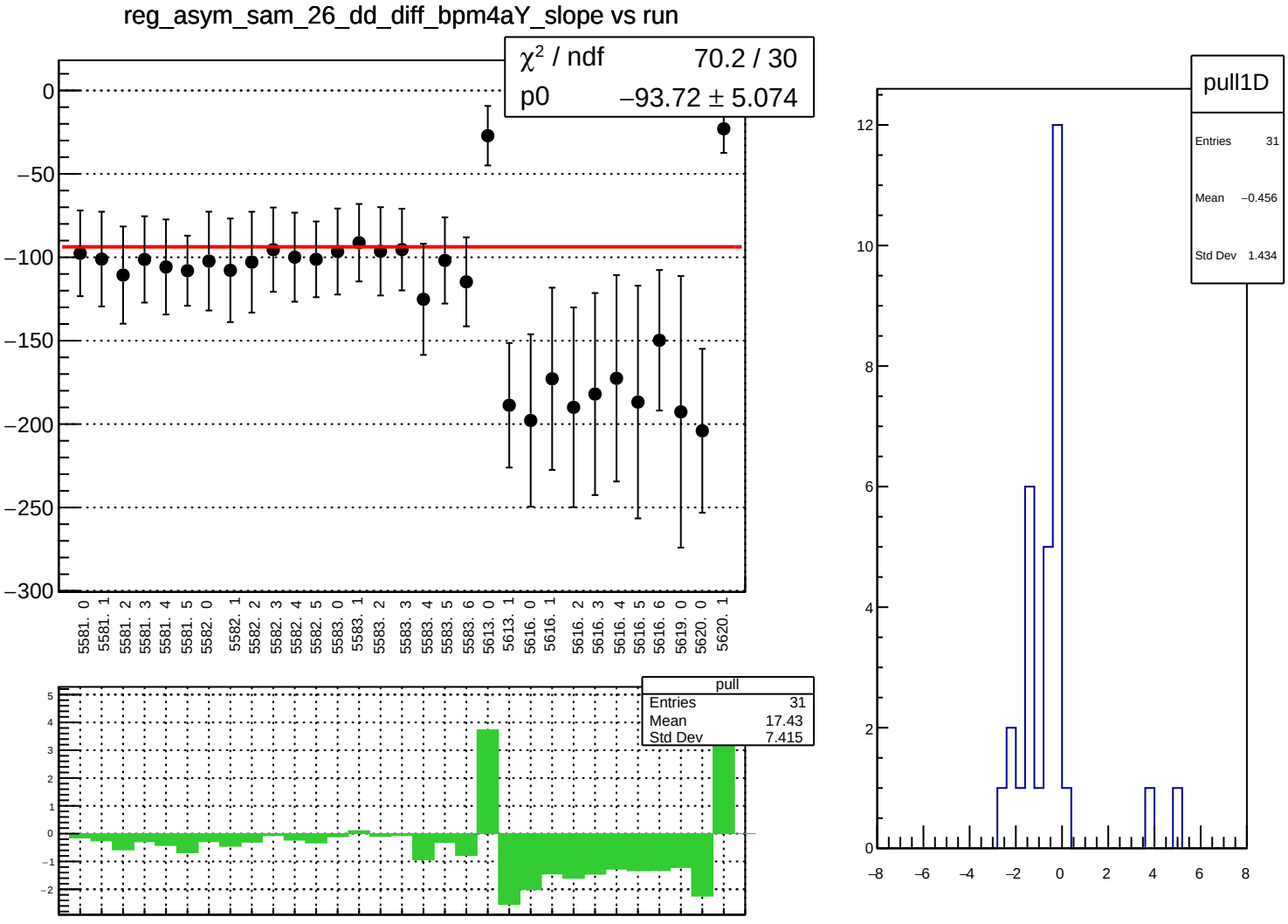
reg_asym_sam_26_dd_diff_bpm4aY_slope vs run
χ² / ndf 70.2 / 30
p0 −93.72 ± 5.074
0
−50
−100
−150
−200
−250
−300
5581. 0
5581. 1
5581. 2
5581. 3
5581. 4
5581. 5
5582. 0
5582. 1
5582. 2
5582. 3
5582. 4
5582. 5
5583. 0
5583. 1
5583. 2
5583. 3
5583. 4
5583. 5
5583. 6
5613. 0
5613. 1
5616. 0
5616. 1
5616. 2
5616. 3
5616. 4
5616. 5
5616. 6
5619. 0
5620. 0
5620. 1
pull
Entries 31
Mean 17.43
Std Dev 7.415
pull1D
Entries 31
Mean −0.456
Std Dev 1.434

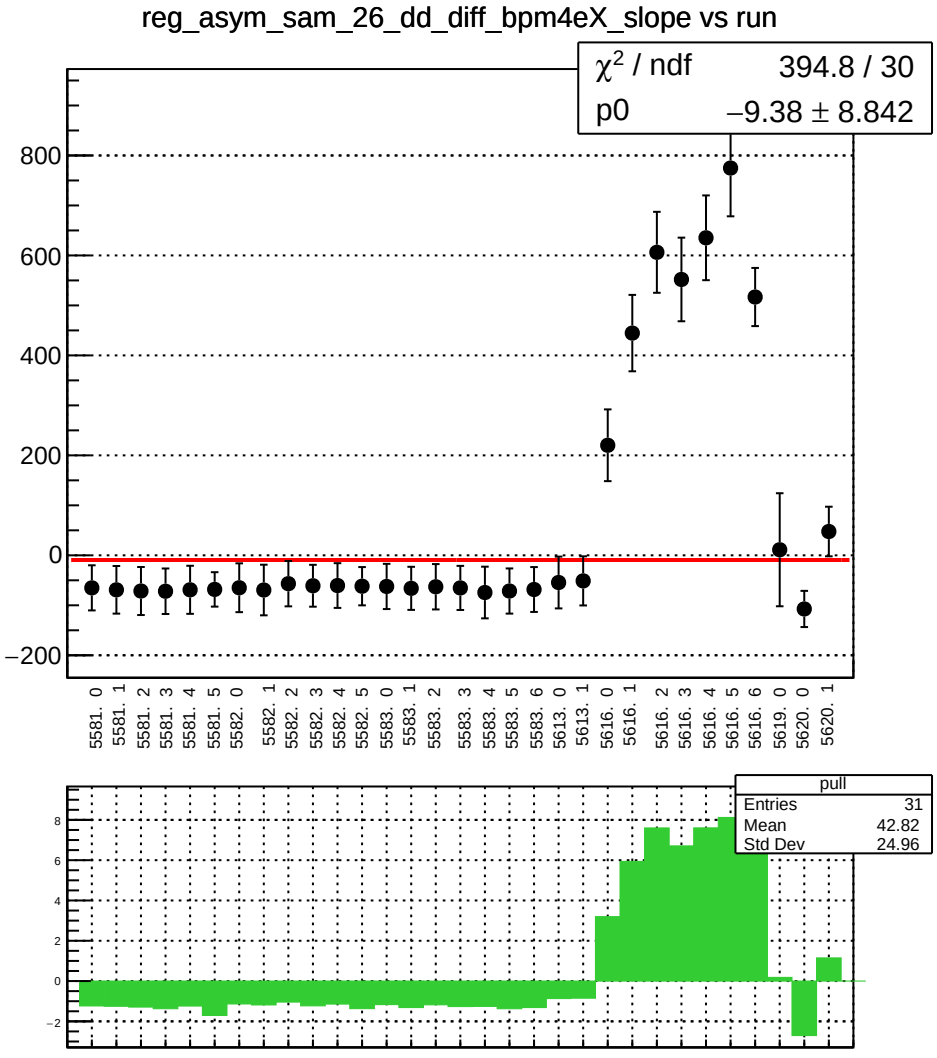
reg_asym_sam_26_dd_diff_bpm4eX_slope vs run
χ² / ndf 394.8 / 30
p0 −9.38 ± 8.842
800
600
400
200
0
−200
5581. 0
5581. 1
5581. 2
5581. 3
5581. 4
5581. 5
5582. 0
5582. 1
5582. 2
5582. 3
5582. 4
5582. 5
5583. 0
5583. 1
5583. 2
5583. 3
5583. 4
5583. 5
5583. 6
5613. 0
5613. 1
5616. 0
5616. 1
5616. 2
5616. 3
5616. 4
5616. 5
5616. 6
5619. 0
5620. 0
5620. 1
pull
Entries 31
Mean 42.82
Std Dev 24.96
8
6
4
2
0
−2

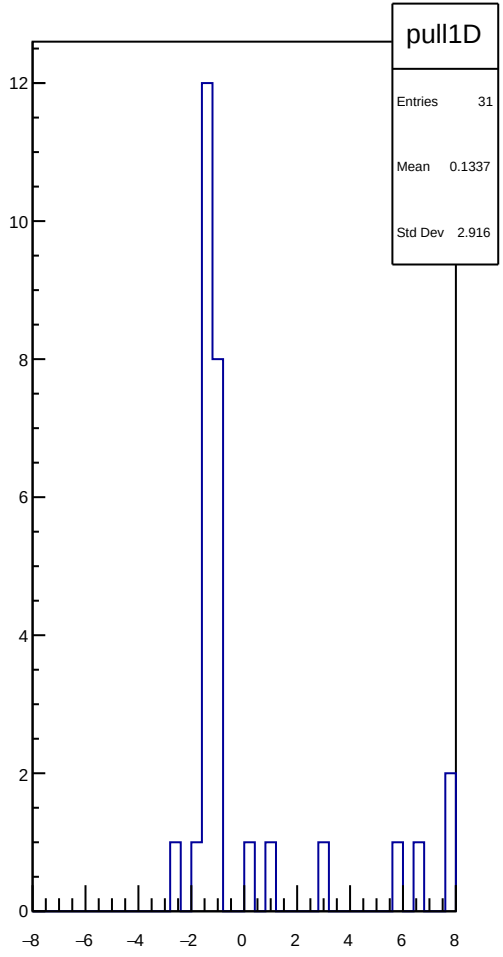
pull1D
Entries 31
Mean 0.1337
Std Dev 2.916
12
10
8
6
4
2
0
−8
−6
−4
−2
0
2
4
6
8

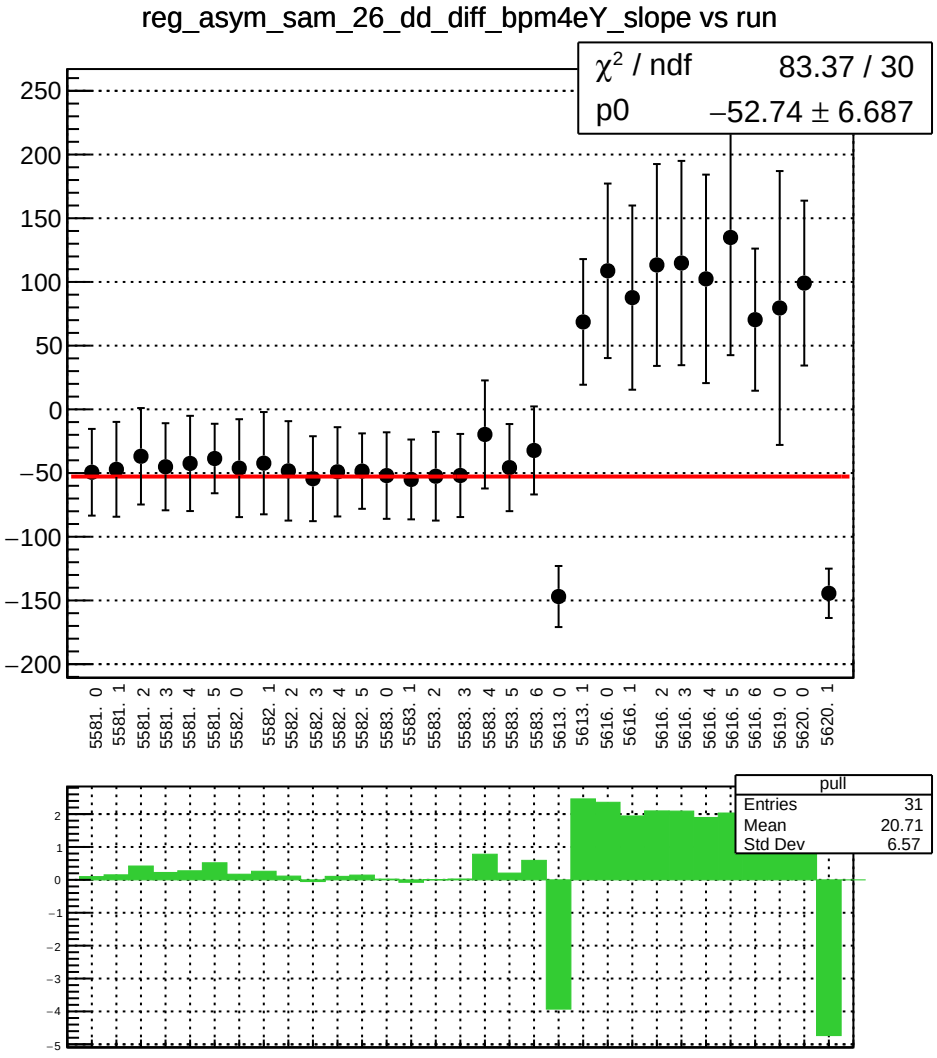
reg_asym_sam_26_dd_diff_bpm4eY_slope vs run
χ² / ndf 83.37 / 30
p0 −52.74 ± 6.687
250
200
150
100
50
0
−50
−100
−150
−200
5581. 0
5581. 1
5581. 2
5581. 3
5581. 4
5581. 5
5582. 0
5582. 1
5582. 2
5582. 3
5582. 4
5582. 5
5583. 0
5583. 1
5583. 2
5583. 3
5583. 4
5583. 5
5583. 6
5613. 0
5613. 1
5616. 0
5616. 1
5616. 2
5616. 3
5616. 4
5616. 5
5616. 6
5619. 0
5620. 0
5620. 1
pull
Entries 31
Mean 20.71
Std Dev 6.57
2
1
0
−1
−2
−3
−4
−5

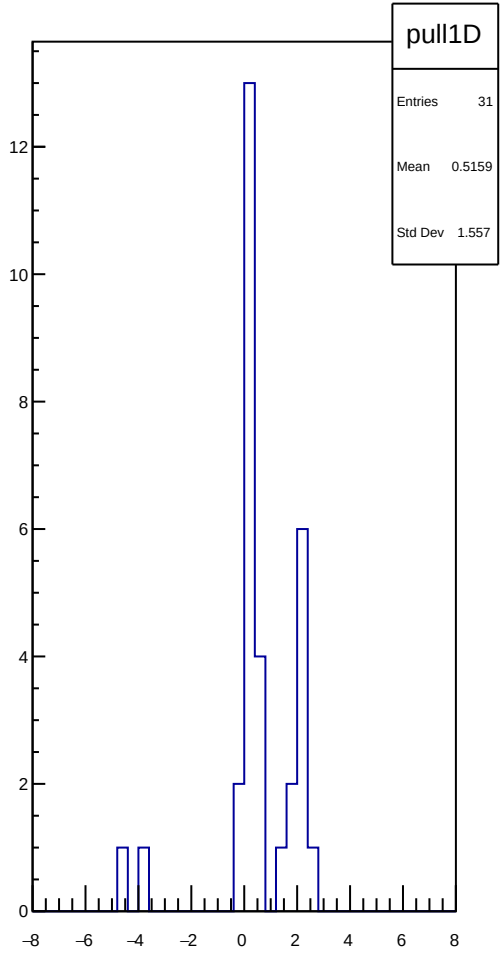
pull1D
Entries 31
Mean 0.5159
Std Dev 1.557
12
10
8
6
4
2
0
−8
−6
−4
−2
0
2
4
6
8

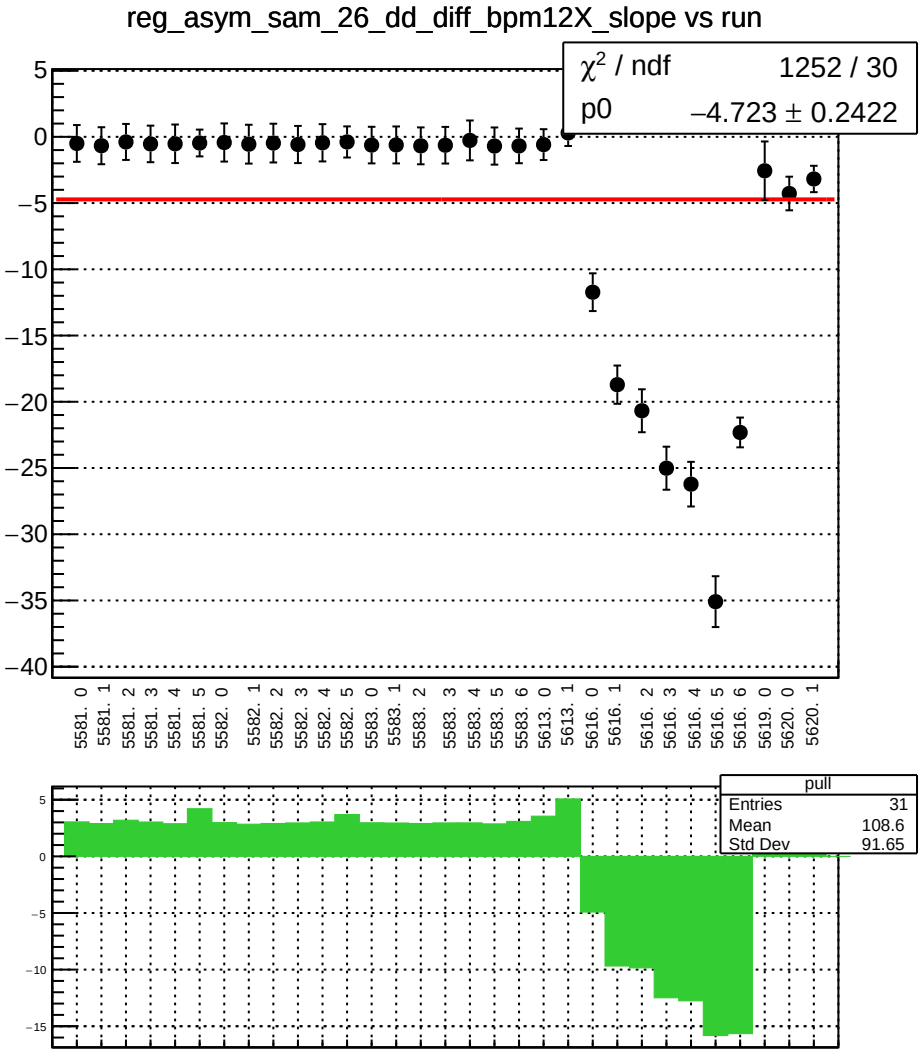
reg_asym_sam_26_dd_diff_bpm12X_slope vs run
χ² / ndf 1252 / 30
p0 −4.723 ± 0.2422
5581. 0
5581. 1
5581. 2
5581. 3
5581. 4
5581. 5
5582. 0
5582. 1
5582. 2
5582. 3
5582. 4
5582. 5
5583. 0
5583. 1
5583. 2
5583. 3
5583. 4
5583. 5
5583. 6
5613. 0
5613. 1
5616. 0
5616. 1
5616. 2
5616. 3
5616. 4
5616. 5
5616. 6
5619. 0
5620. 0
5620. 1
pull
Entries 31
Mean 108.6
Std Dev 91.65

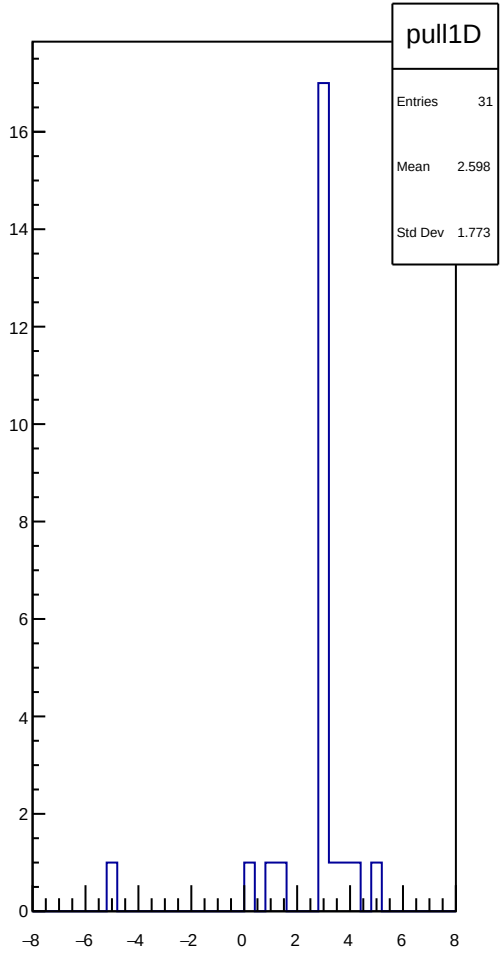
pull1D
Entries 31
Mean 2.598
Std Dev 1.773

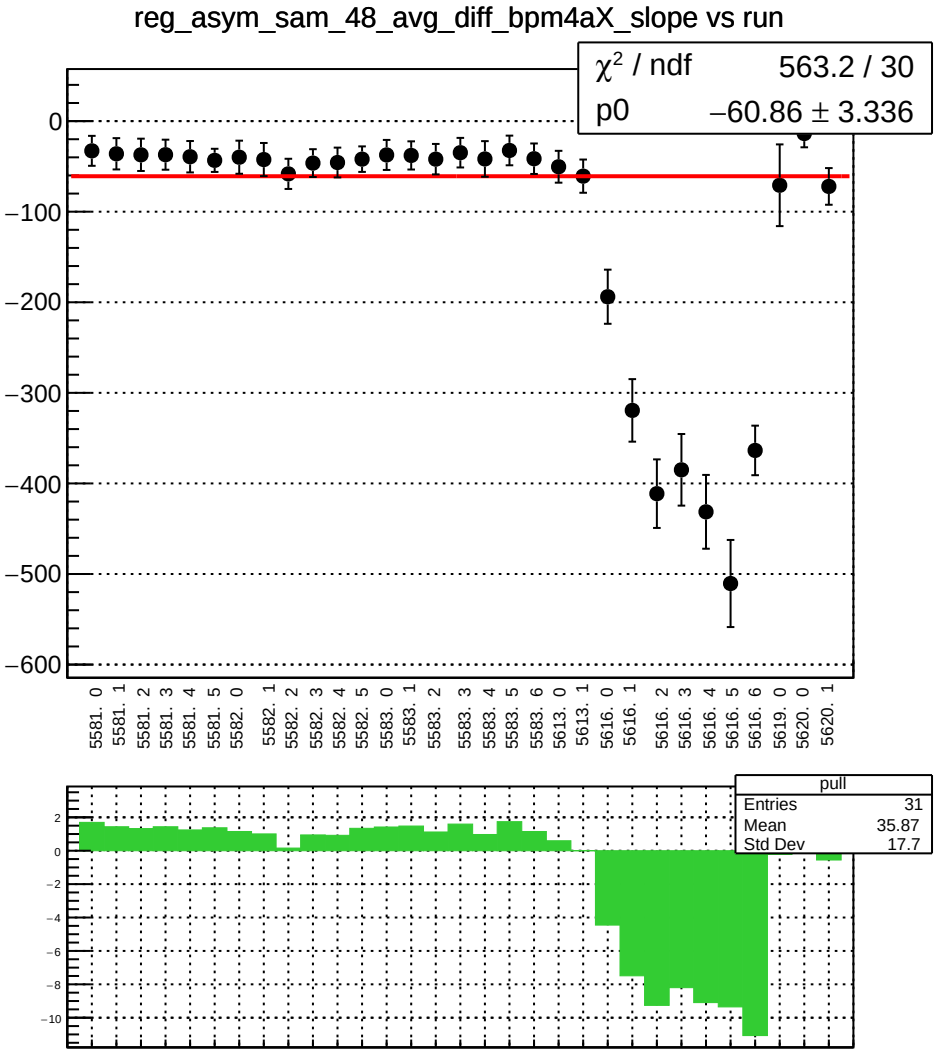
reg_asym_sam_48_avg_diff_bpm4aX_slope vs run
χ² / ndf 563.2 / 30
p0 −60.86 ± 3.336
0
−100
−200
−300
−400
−500
−600
5581. 0
5581. 1
5581. 2
5581. 3
5581. 4
5581. 5
5582. 0
5582. 1
5582. 2
5582. 3
5582. 4
5582. 5
5583. 0
5583. 1
5583. 2
5583. 3
5583. 4
5583. 5
5583. 6
5613. 0
5613. 1
5616. 0
5616. 1
5616. 2
5616. 3
5616. 4
5616. 5
5616. 6
5619. 0
5620. 0
5620. 1
pull
Entries 31
Mean 35.87
Std Dev 17.7
2
0
−2
−4
−6
−8
−10

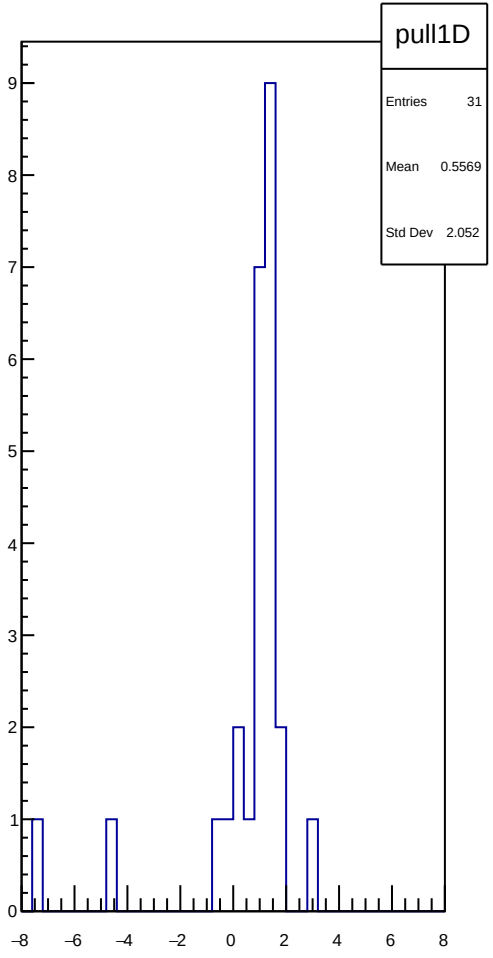
pull1D
Entries 31
Mean 0.5569
Std Dev 2.052
9
8
7
6
5
4
3
2
1
0
−8
−6
−4
−2
0
2
4
6
8

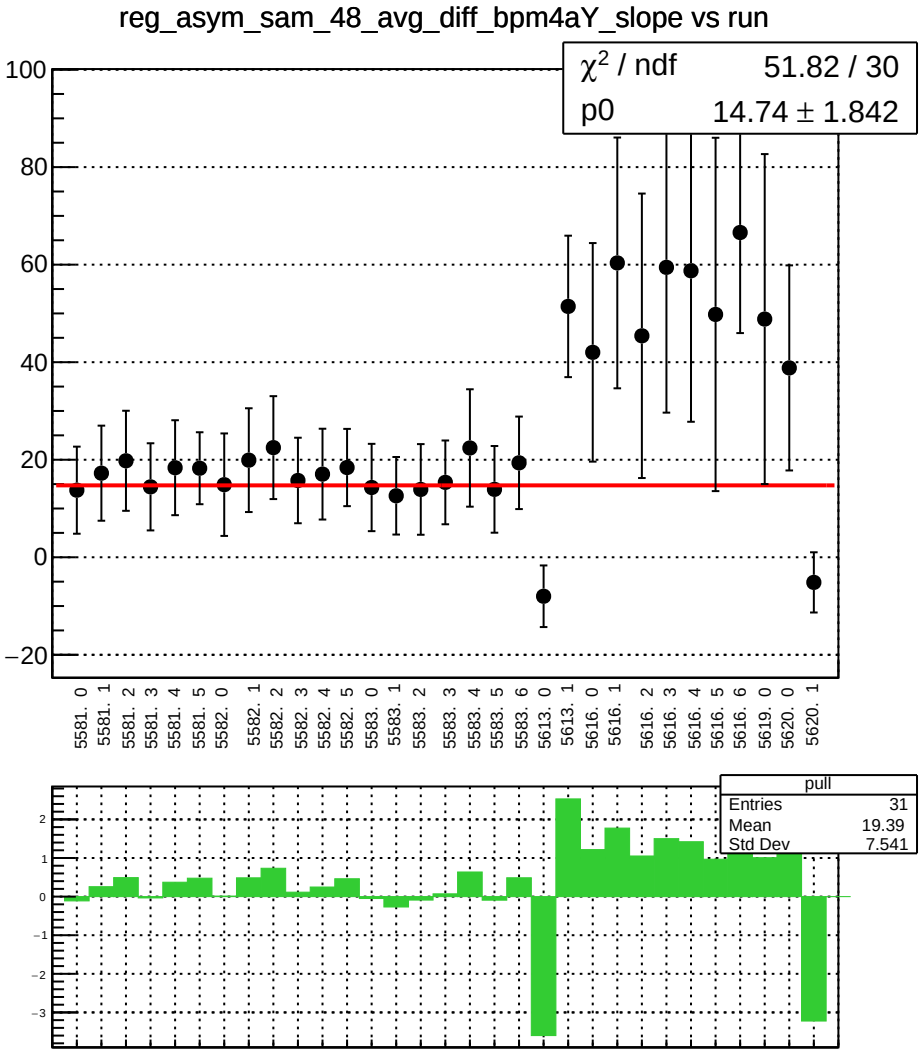
reg_asym_sam_48_avg_diff_bpm4aY_slope vs run
χ² / ndf 51.82 / 30
p0 14.74 ± 1.842
100
80
60
40
20
0
−20
5581. 0
5581. 1
5581. 2
5581. 3
5581. 4
5581. 5
5582. 0
5582. 1
5582. 2
5582. 3
5582. 4
5582. 5
5583. 0
5583. 1
5583. 2
5583. 3
5583. 4
5583. 5
5583. 6
5613. 0
5613. 1
5616. 0
5616. 1
5616. 2
5616. 3
5616. 4
5616. 5
5616. 6
5619. 0
5620. 0
5620. 1
pull
Entries 31
Mean 19.39
Std Dev 7.541
2
1
0
−1
−2
−3

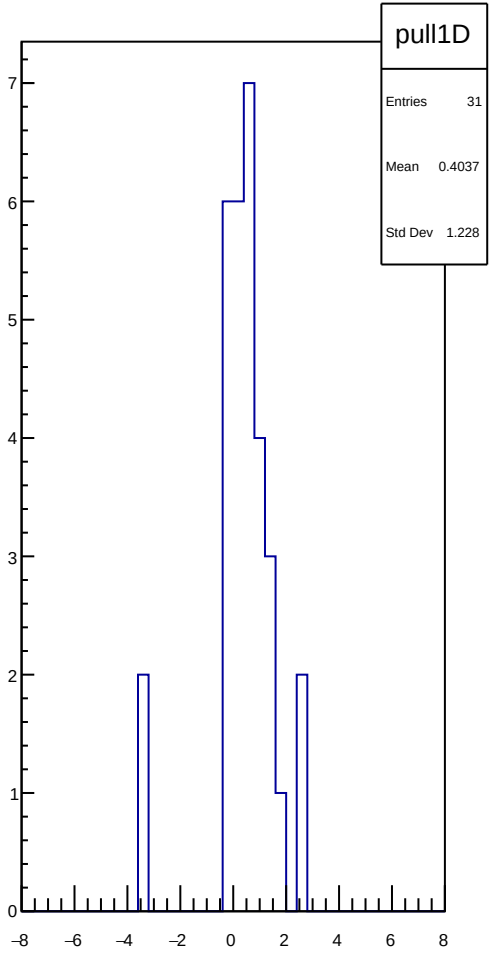
pull1D
Entries 31
Mean 0.4037
Std Dev 1.228
7
6
5
4
3
2
1
0
−8
−6
−4
−2
0
2
4
6
8

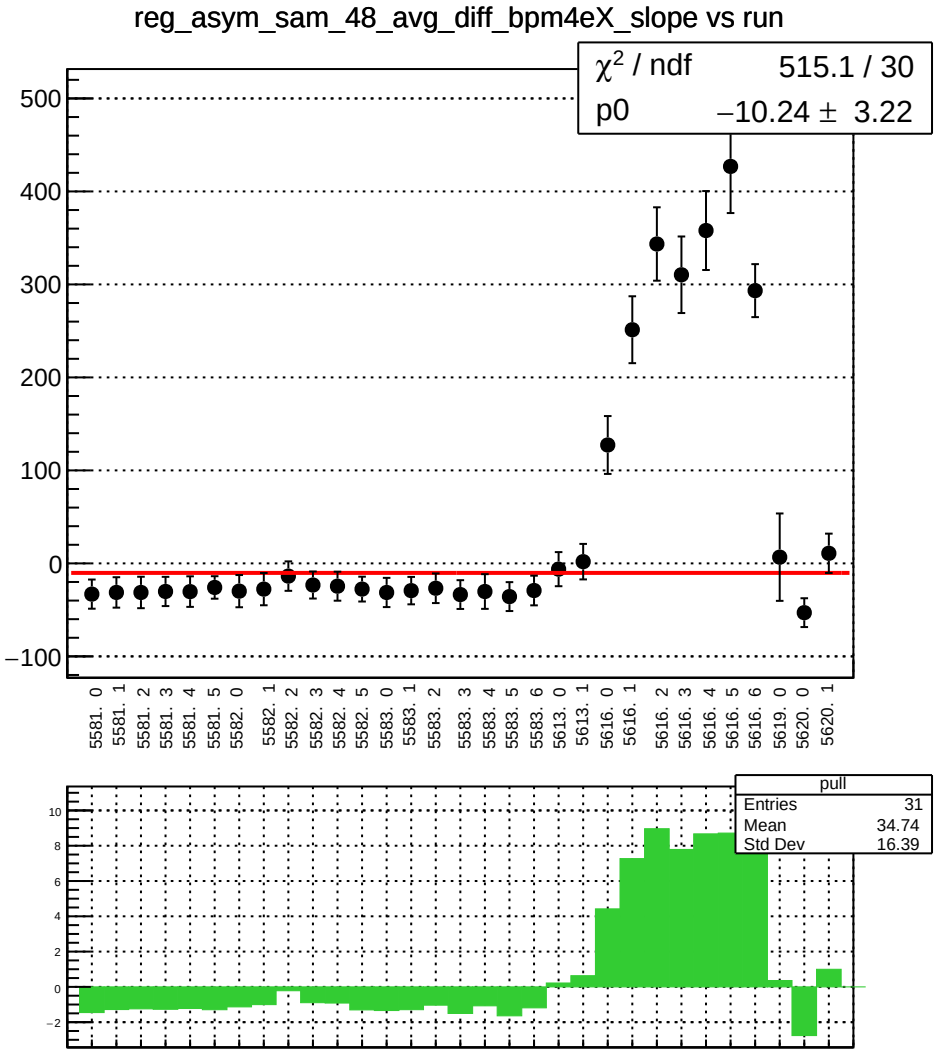
reg_asym_sam_48_avg_diff_bpm4eX_slope vs run
χ² / ndf 515.1 / 30
p0 −10.24 ± 3.22
500
400
300
200
100
0
−100
5581. 0
5581. 1
5581. 2
5581. 3
5581. 4
5581. 5
5582. 0
5582. 1
5582. 2
5582. 3
5582. 4
5582. 5
5583. 0
5583. 1
5583. 2
5583. 3
5583. 4
5583. 5
5583. 6
5613. 0
5613. 1
5616. 0
5616. 1
5616. 2
5616. 3
5616. 4
5616. 5
5616. 6
5619. 0
5620. 0
5620. 1
pull
Entries 31
Mean 34.74
Std Dev 16.39
10
8
6
4
2
0
−2

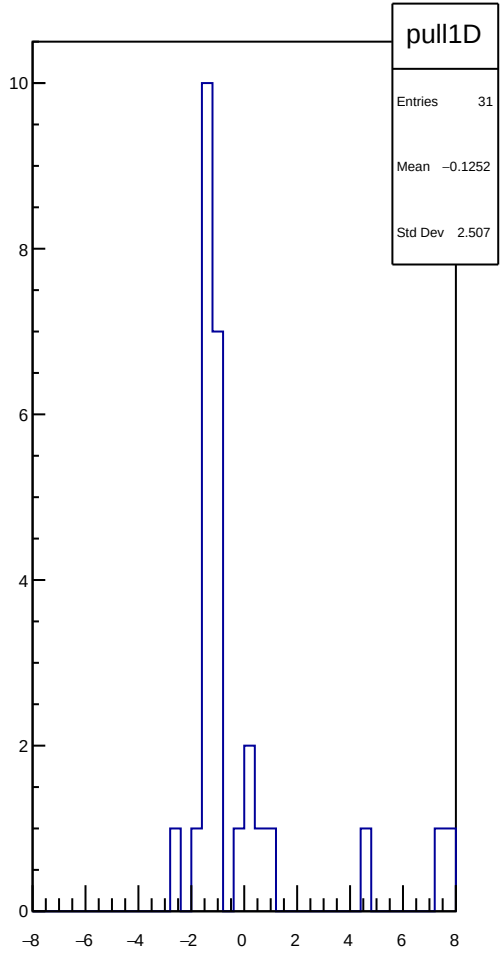
pull1D
Entries 31
Mean −0.1252
Std Dev 2.507
10
8
6
4
2
0
−8
−6
−4
−2
0
2
4
6
8

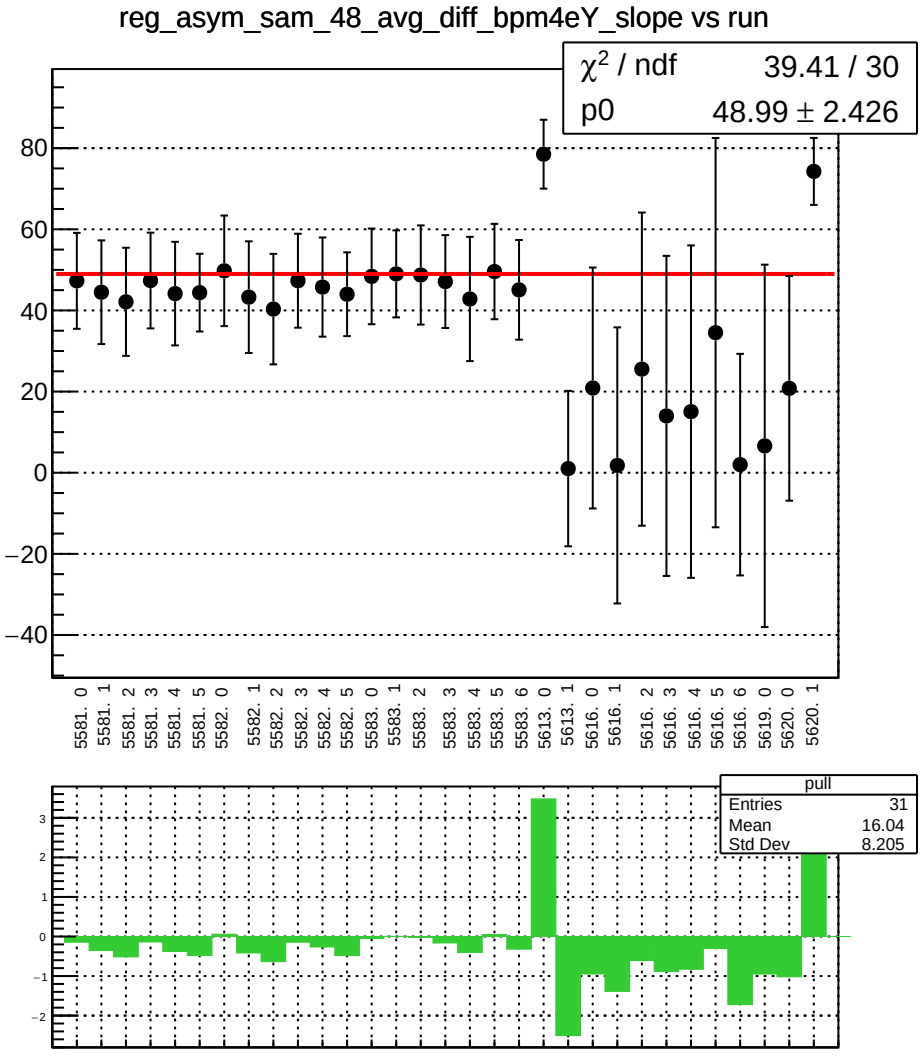
reg_asym_sam_48_avg_diff_bpm4eY_slope vs run
χ2 / ndf 39.41 / 30
p0 48.99 ± 2.426
80
60
40
20
0
−20
−40
5581. 0
5581. 1
5581. 2
5581. 3
5581. 4
5581. 5
5582. 0
5582. 1
5582. 2
5582. 3
5582. 4
5582. 5
5583. 0
5583. 1
5583. 2
5583. 3
5583. 4
5583. 5
5583. 6
5613. 0
5613. 1
5616. 0
5616. 1
5616. 2
5616. 3
5616. 4
5616. 5
5616. 6
5619. 0
5620. 0
5620. 1
pull
Entries 31
Mean 16.04
Std Dev 8.205
3
2
1
0
−1
−2

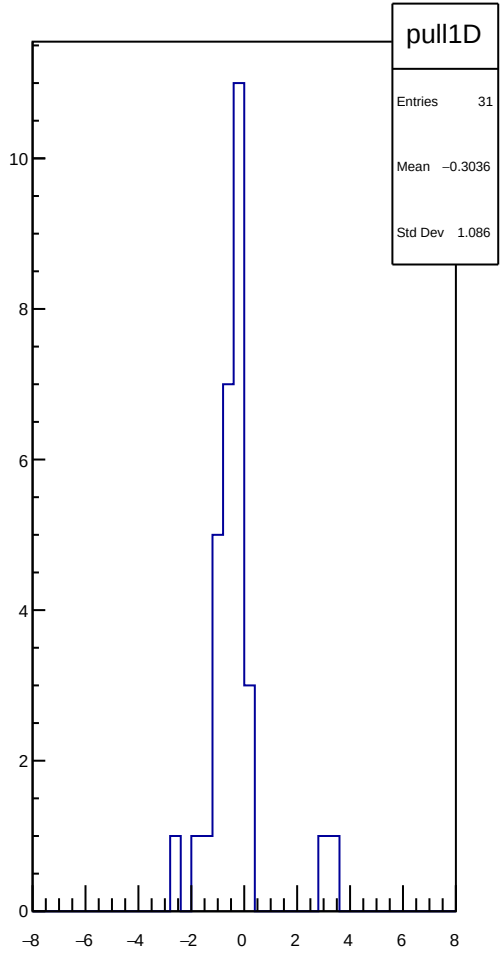
pull1D
Entries 31
Mean −0.3036
Std Dev 1.086
10
8
6
4
2
0
−8
−6
−4
−2
0
2
4
6
8

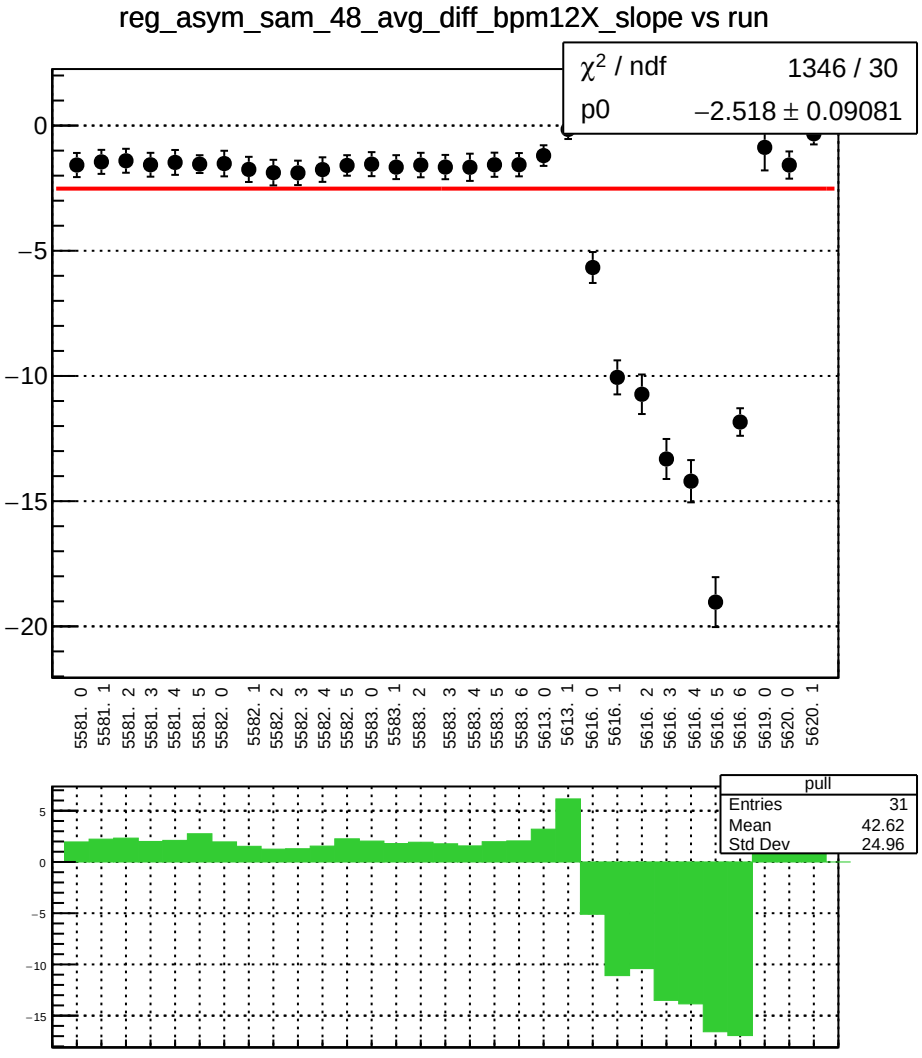
reg_asym_sam_48_avg_diff_bpm12X_slope vs run
χ² / ndf 1346 / 30
p0 −2.518 ± 0.09081
0
−5
−10
−15
−20
5581. 0
5581. 1
5581. 2
5581. 3
5581. 4
5581. 5
5582. 0
5582. 1
5582. 2
5582. 3
5582. 4
5582. 5
5583. 0
5583. 1
5583. 2
5583. 3
5583. 4
5583. 5
5583. 6
5613. 0
5613. 1
5616. 0
5616. 1
5616. 2
5616. 3
5616. 4
5616. 5
5616. 6
5619. 0
5620. 0
5620. 1
pull
Entries 31
Mean 42.62
Std Dev 24.96
5
0
−5
−10
−15

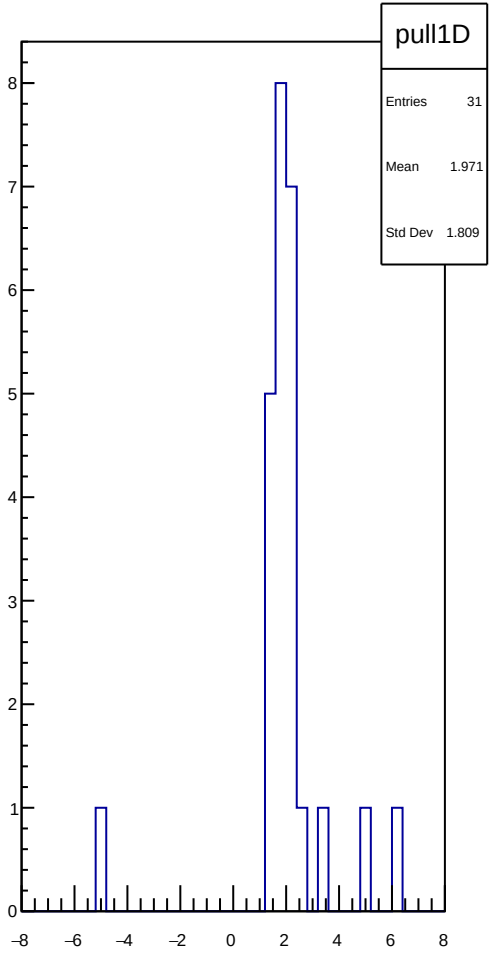
pull1D
Entries 31
Mean 1.971
Std Dev 1.809
8
7
6
5
4
3
2
1
0
−8
−6
−4
−2
0
2
4
6
8

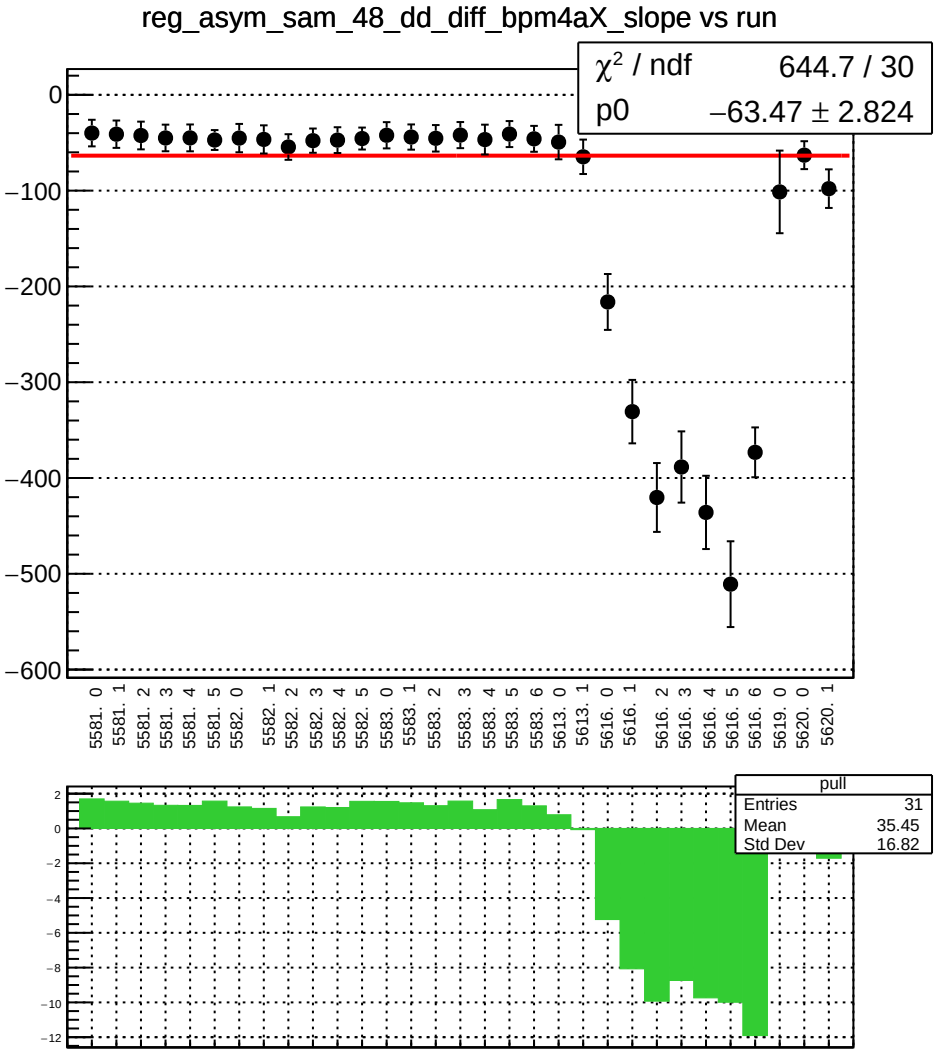
reg_asym_sam_48_dd_diff_bpm4aX_slope vs run
χ² / ndf 644.7 / 30
p0 −63.47 ± 2.824
0
−100
−200
−300
−400
−500
−600
5581. 0
5581. 1
5581. 2
5581. 3
5581. 4
5581. 5
5582. 0
5582. 1
5582. 2
5582. 3
5582. 4
5582. 5
5583. 0
5583. 1
5583. 2
5583. 3
5583. 4
5583. 5
5583. 6
5613. 0
5613. 1
5616. 0
5616. 1
5616. 2
5616. 3
5616. 4
5616. 5
5616. 6
5619. 0
5620. 0
5620. 1
pull
Entries 31
Mean 35.45
Std Dev 16.82
2
0
−2
−4
−6
−8
−10
−12

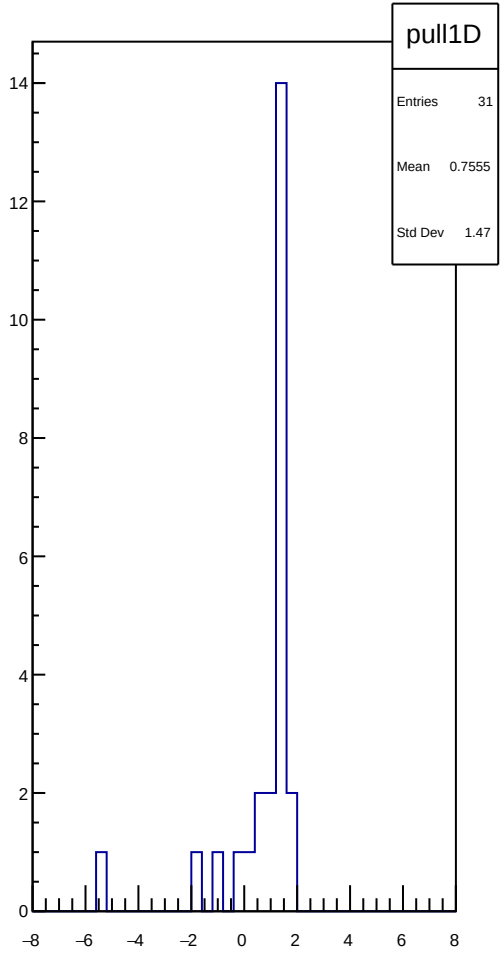
pull1D
Entries 31
Mean 0.7555
Std Dev 1.47
14
12
10
8
6
4
2
0
−8
−6
−4
−2
0
2
4
6
8

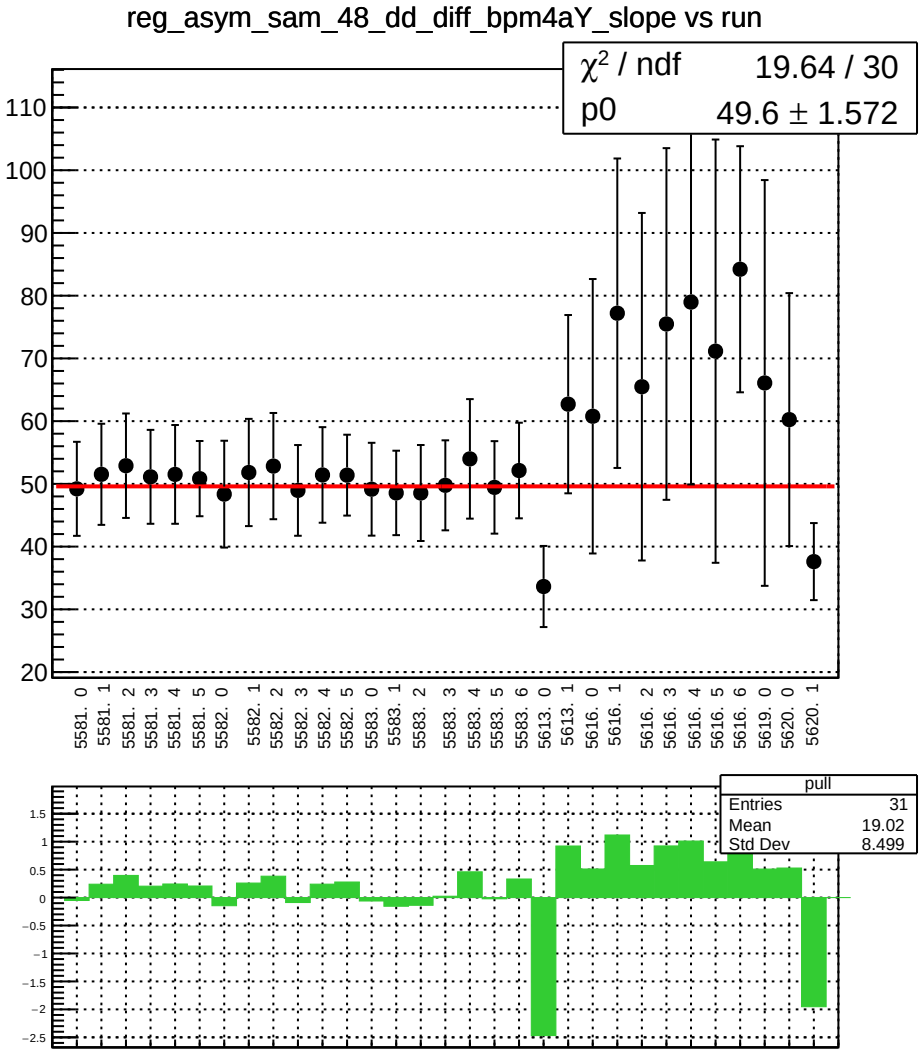
reg_asym_sam_48_dd_diff_bpm4aY_slope vs run
χ² / ndf 19.64 / 30
p0 49.6 ± 1.572
110
100
90
80
70
60
50
40
30
20
5581. 0
5581. 1
5581. 2
5581. 3
5581. 4
5581. 5
5582. 0
5582. 1
5582. 2
5582. 3
5582. 4
5582. 5
5583. 0
5583. 1
5583. 2
5583. 3
5583. 4
5583. 5
5583. 6
5613. 0
5613. 1
5616. 0
5616. 1
5616. 2
5616. 3
5616. 4
5616. 5
5616. 6
5619. 0
5620. 0
5620. 1
pull
Entries 31
Mean 19.02
Std Dev 8.499
1.5
1
0.5
0
−0.5
−1
−1.5
−2
−2.5

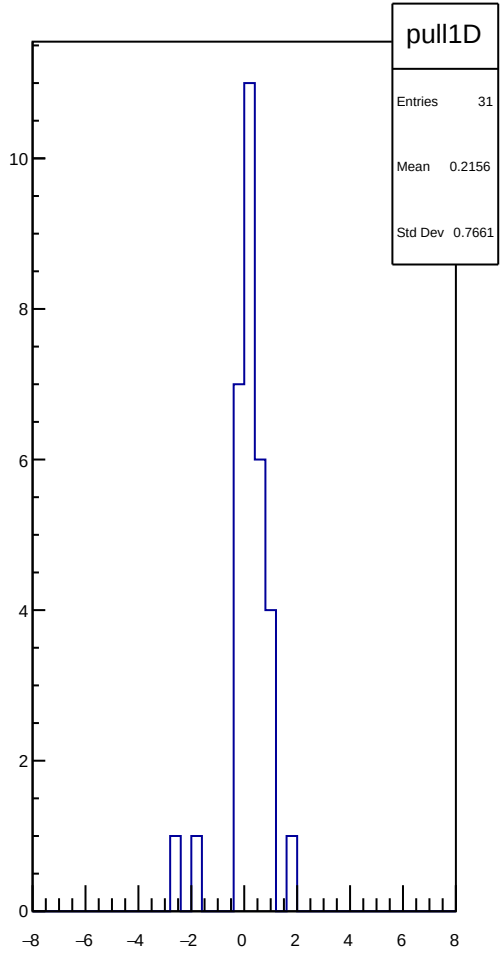
pull1D
Entries 31
Mean 0.2156
Std Dev 0.7661
10
8
6
4
2
0
−8
−6
−4
−2
0
2
4
6
8

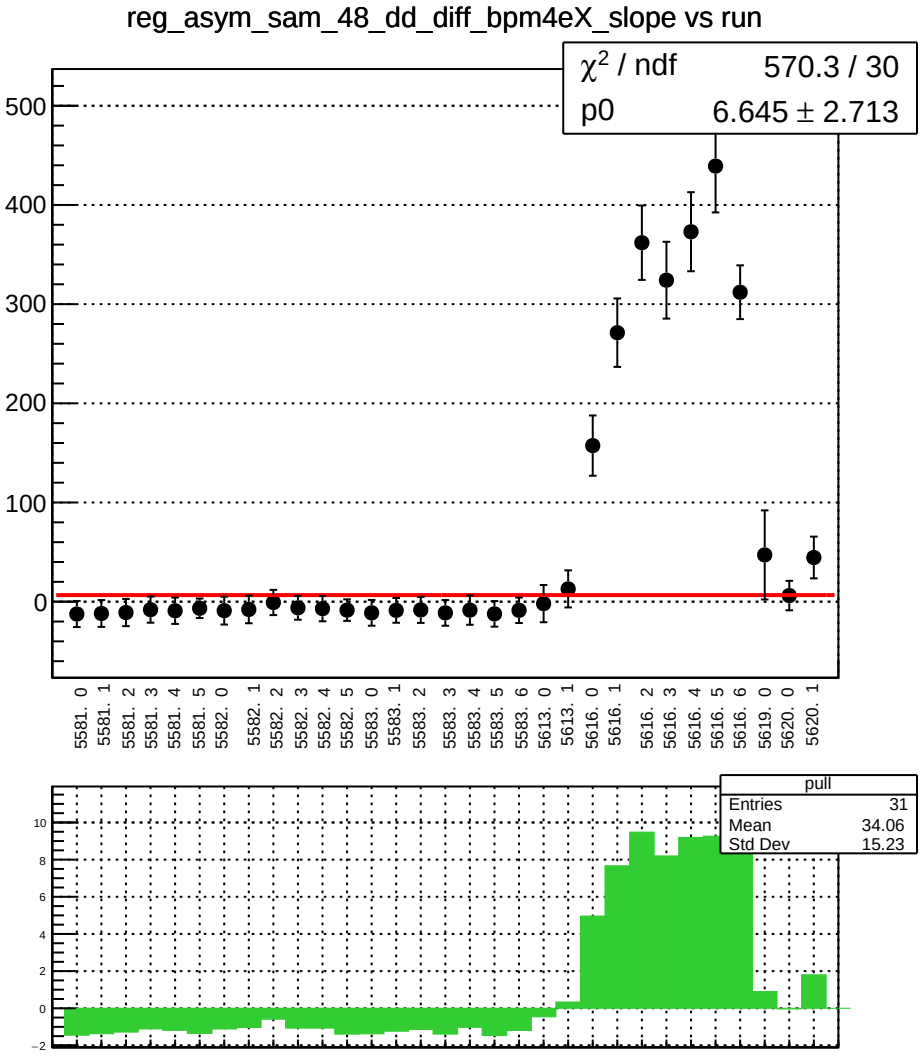
reg_asym_sam_48_dd_diff_bpm4eX_slope vs run
χ2 / ndf 570.3 / 30
p0 6.645 ± 2.713
500
400
300
200
100
0
5581. 0
5581. 1
5581. 2
5581. 3
5581. 4
5581. 5
5582. 0
5582. 1
5582. 2
5582. 3
5582. 4
5582. 5
5583. 0
5583. 1
5583. 2
5583. 3
5583. 4
5583. 5
5583. 6
5613. 0
5613. 1
5616. 0
5616. 1
5616. 2
5616. 3
5616. 4
5616. 5
5616. 6
5619. 0
5620. 0
5620. 1
pull
Entries 31
Mean 34.06
Std Dev 15.23
10
8
6
4
2
0
−2

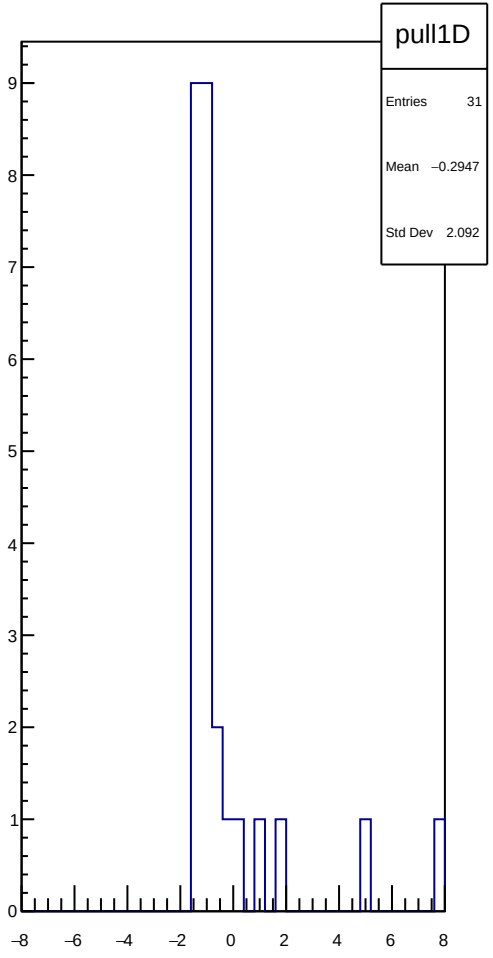
pull1D
Entries 31
Mean −0.2947
Std Dev 2.092
9
8
7
6
5
4
3
2
1
0
−8
−6
−4
−2
0
2
4
6
8

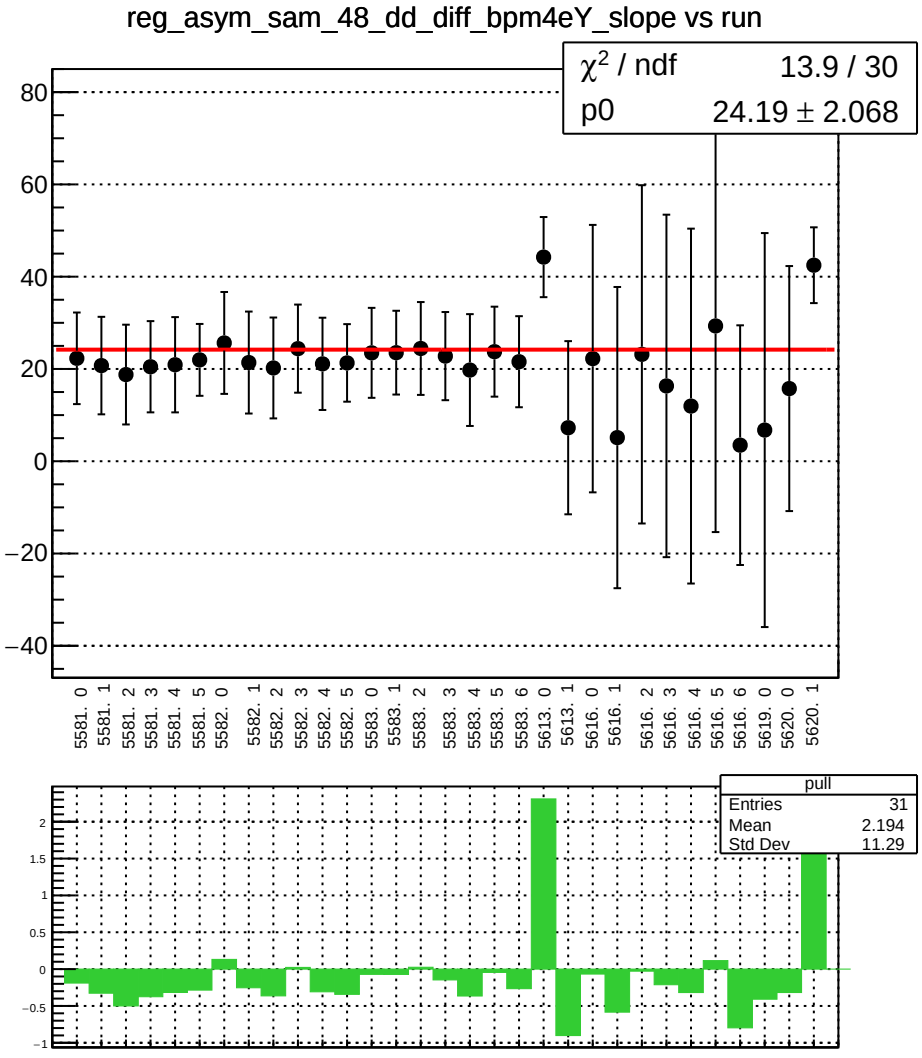
reg_asym_sam_48_dd_diff_bpm4eY_slope vs run
χ² / ndf 13.9 / 30
p0 24.19 ± 2.068
80
60
40
20
0
−20
−40
5581. 0
5581. 1
5581. 2
5581. 3
5581. 4
5581. 5
5582. 0
5582. 1
5582. 2
5582. 3
5582. 4
5582. 5
5583. 0
5583. 1
5583. 2
5583. 3
5583. 4
5583. 5
5583. 6
5613. 0
5613. 1
5616. 0
5616. 1
5616. 2
5616. 3
5616. 4
5616. 5
5616. 6
5619. 0
5620. 0
5620. 1
pull
Entries 31
Mean 2.194
Std Dev 11.29
2
1.5
1
0.5
0
−0.5
−1


pull1D
Entries 31
Mean −0.09765
Std Dev 0.6624
20
18
16
14
12
10
8
6
4
2
0
−8
−6
−4
−2
0
2
4
6
8

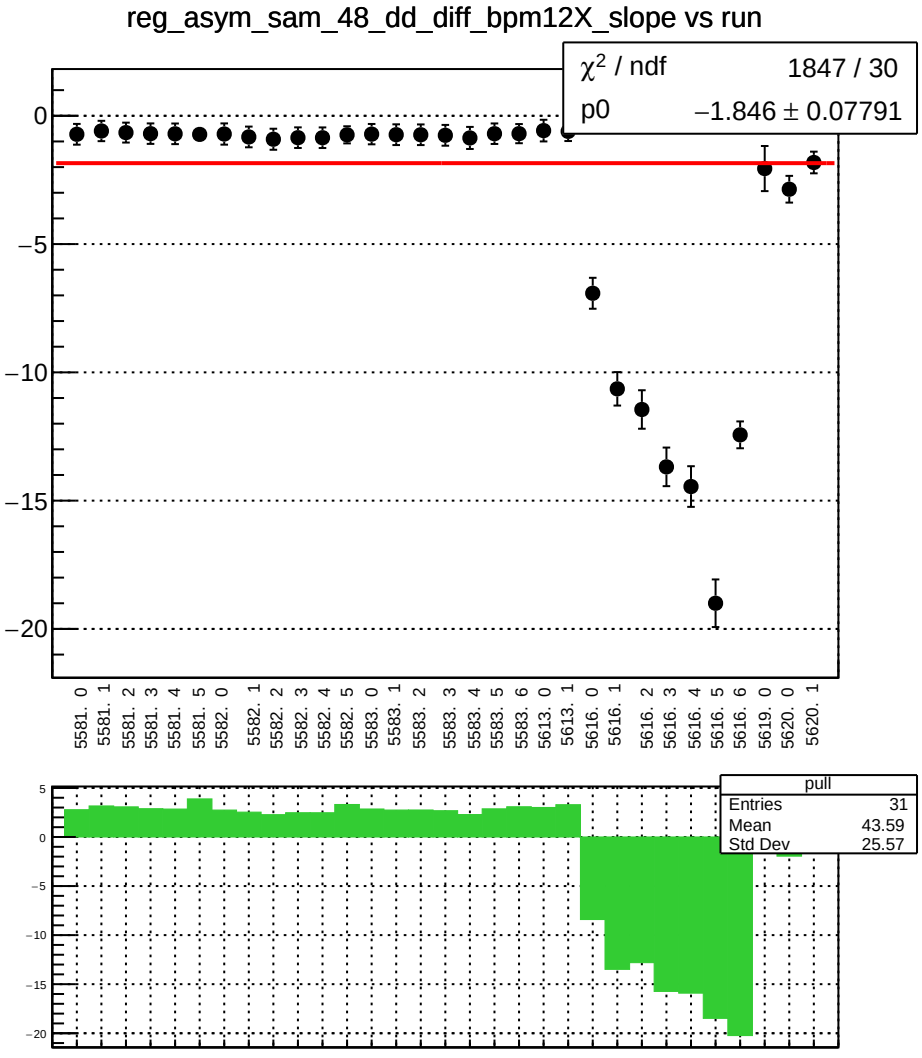
reg_asym_sam_48_dd_diff_bpm12X_slope vs run
χ² / ndf 1847 / 30
p0 −1.846 ± 0.07791
0
−5
−10
−15
−20
5581. 0
5581. 1
5581. 2
5581. 3
5581. 4
5581. 5
5582. 0
5582. 1
5582. 2
5582. 3
5582. 4
5582. 5
5583. 0
5583. 1
5583. 2
5583. 3
5583. 4
5583. 5
5583. 6
5613. 0
5613. 1
5616. 0
5616. 1
5616. 2
5616. 3
5616. 4
5616. 5
5616. 6
5619. 0
5620. 0
5620. 1
pull
Entries 31
Mean 43.59
Std Dev 25.57
5
0
−5
−10
−15
−20

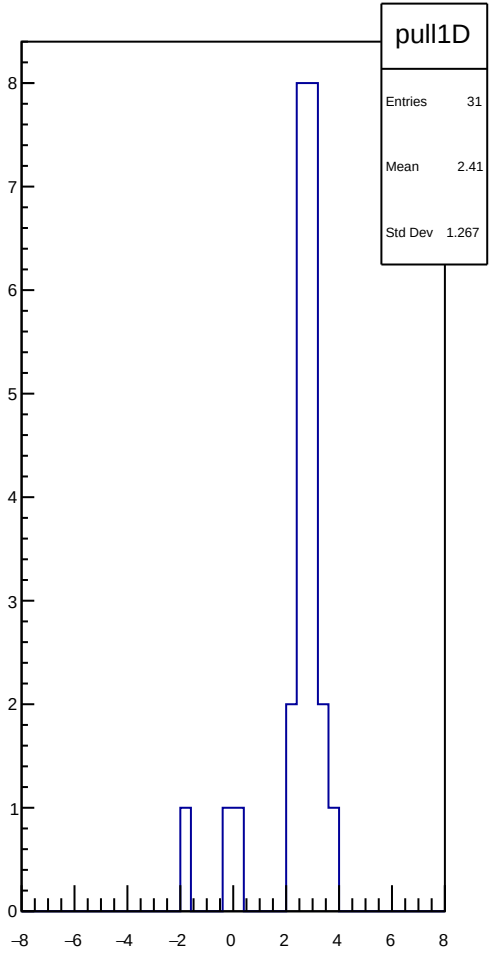
pull1D
Entries 31
Mean 2.41
Std Dev 1.267
8
7
6
5
4
3
2
1
0
−8
−6
−4
−2
0
2
4
6
8

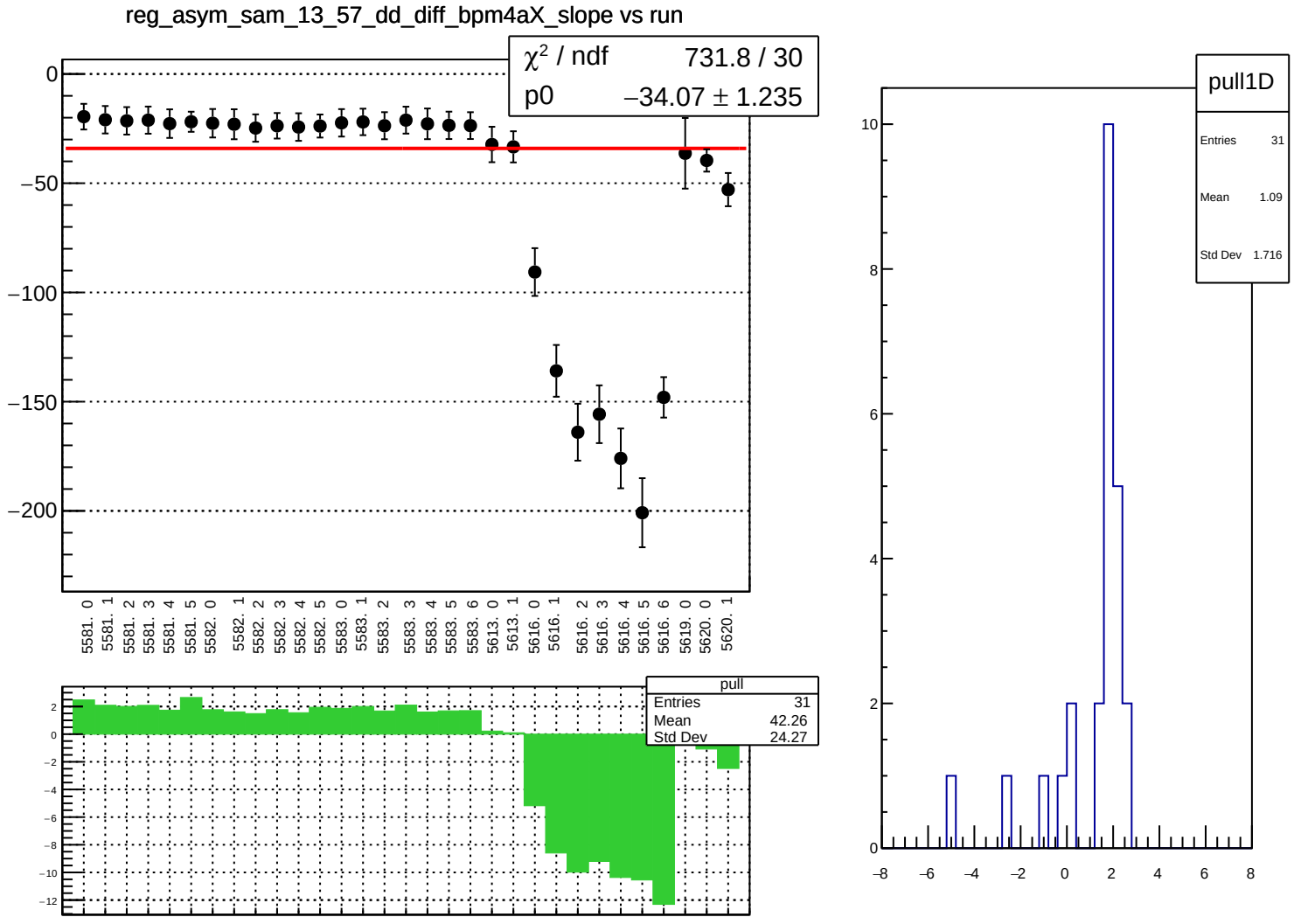
reg_asym_sam_13_57_dd_diff_bpm4aX_slope vs run
χ² / ndf 731.8 / 30
p0 −34.07 ± 1.235
0
−50
−100
−150
−200
5581. 0
5581. 1
5581. 2
5581. 3
5581. 4
5581. 5
5582. 0
5582. 1
5582. 2
5582. 3
5582. 4
5582. 5
5583. 0
5583. 1
5583. 2
5583. 3
5583. 4
5583. 5
5583. 6
5613. 0
5613. 1
5616. 0
5616. 1
5616. 2
5616. 3
5616. 4
5616. 5
5616. 6
5619. 0
5620. 0
5620. 1
pull
Entries 31
Mean 42.26
Std Dev 24.27
2
0
−2
−4
−6
−8
−10
−12
pull1D
Entries 31
Mean 1.09
Std Dev 1.716
10
8
6
4
2
0
−8
−6
−4
−2
0
2
4
6
8

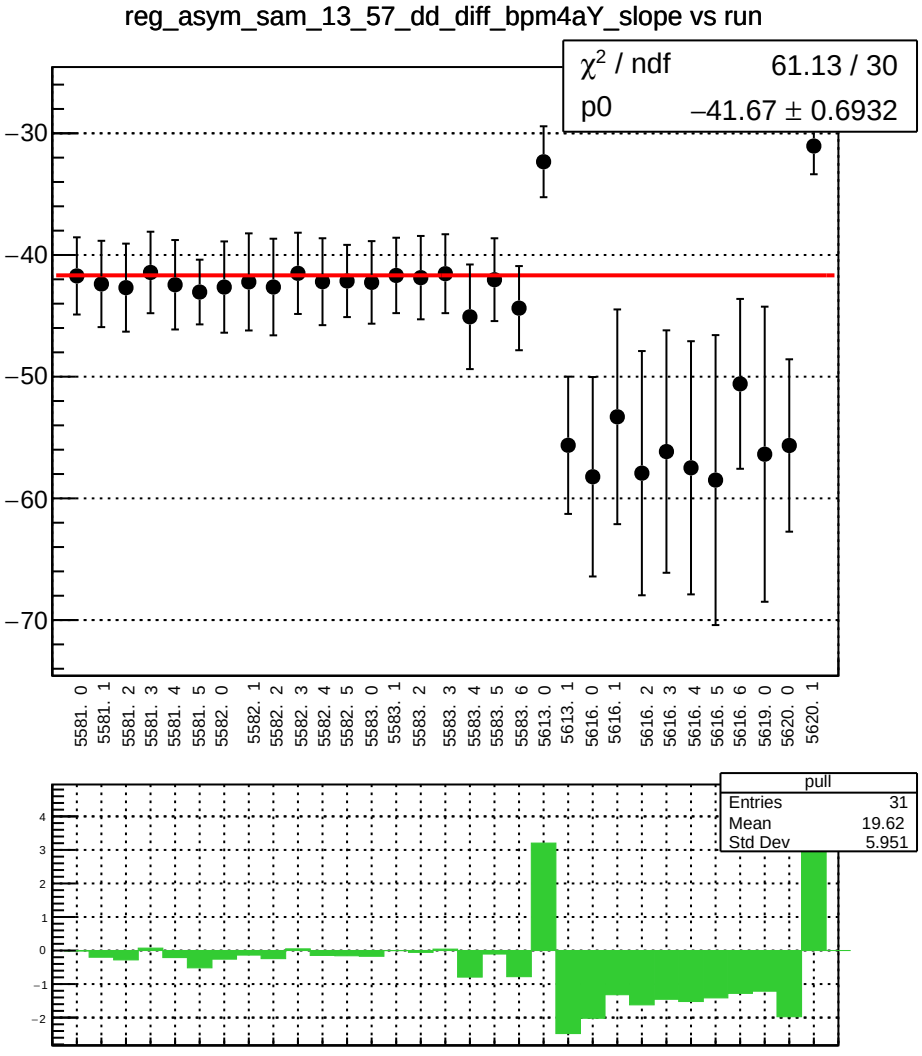
reg_asym_sam_13_57_dd_diff_bpm4aY_slope vs run
χ² / ndf 61.13 / 30
p0 −41.67 ± 0.6932
−30
−40
−50
−60
−70
5581. 0
5581. 1
5581. 2
5581. 3
5581. 4
5581. 5
5582. 0
5582. 1
5582. 2
5582. 3
5582. 4
5582. 5
5583. 0
5583. 1
5583. 2
5583. 3
5583. 4
5583. 5
5583. 6
5613. 0
5613. 1
5616. 0
5616. 1
5616. 2
5616. 3
5616. 4
5616. 5
5616. 6
5619. 0
5620. 0
5620. 1
pull
Entries 31
Mean 19.62
Std Dev 5.951
4
3
2
1
0
−1
−2

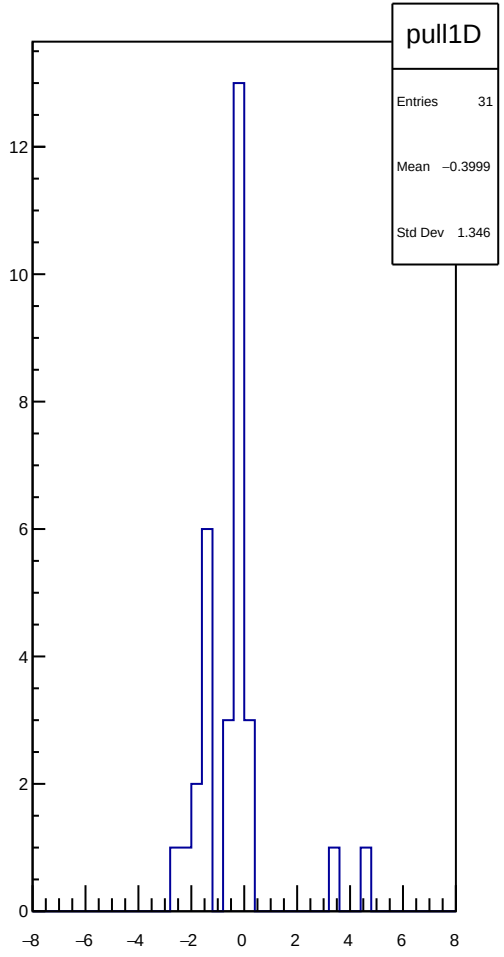
pull1D
Entries 31
Mean −0.3999
Std Dev 1.346
12
10
8
6
4
2
0
−8
−6
−4
−2
0
2
4
6
8

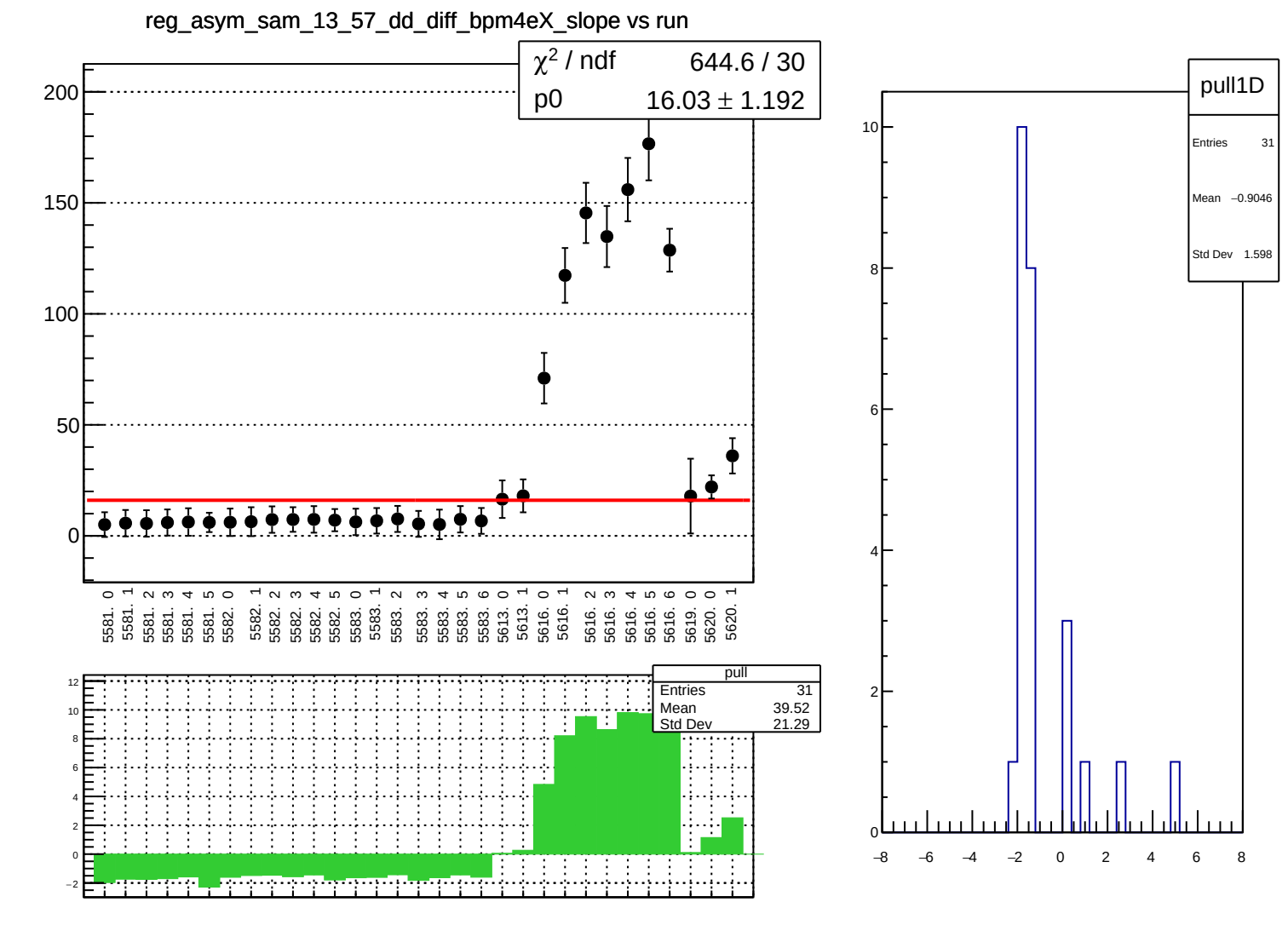
reg_asym_sam_13_57_dd_diff_bpm4eX_slope vs run
χ² / ndf 644.6 / 30
p0 16.03 ± 1.192
200
150
100
50
0
5581. 0
5581. 1
5581. 2
5581. 3
5581. 4
5581. 5
5582. 0
5582. 1
5582. 2
5582. 3
5582. 4
5582. 5
5583. 0
5583. 1
5583. 2
5583. 3
5583. 4
5583. 5
5583. 6
5613. 0
5613. 1
5616. 0
5616. 1
5616. 2
5616. 3
5616. 4
5616. 5
5616. 6
5619. 0
5620. 0
5620. 1
pull
Entries 31
Mean 39.52
Std Dev 21.29
12
10
8
6
4
2
0
−2
pull1D
Entries 31
Mean −0.9046
Std Dev 1.598
10
8
6
4
2
0
−8
−6
−4
−2
0
2
4
6
8

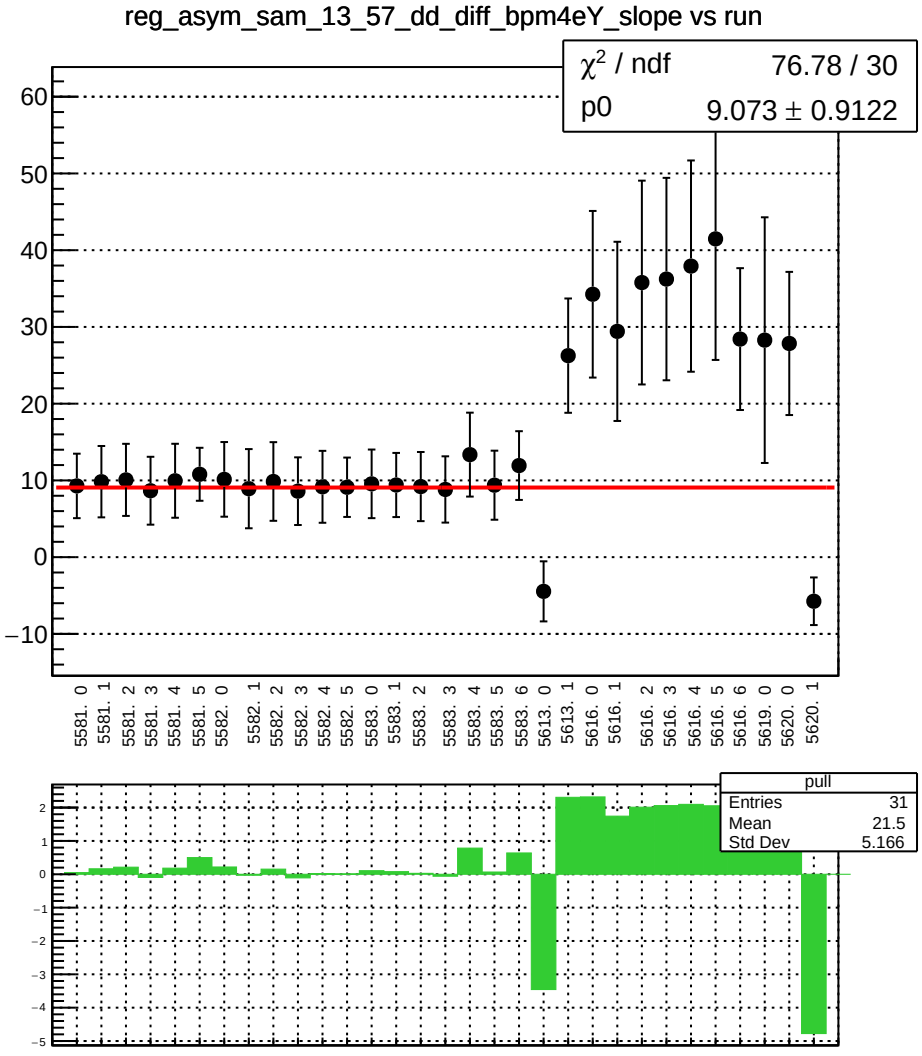
reg_asym_sam_13_57_dd_diff_bpm4eY_slope vs run
χ² / ndf 76.78 / 30
p0 9.073 ± 0.9122
5581. 0
5581. 1
5581. 2
5581. 3
5581. 4
5581. 5
5582. 0
5582. 1
5582. 2
5582. 3
5582. 4
5582. 5
5583. 0
5583. 1
5583. 2
5583. 3
5583. 4
5583. 5
5583. 6
5613. 0
5613. 1
5616. 0
5616. 1
5616. 2
5616. 3
5616. 4
5616. 5
5616. 6
5619. 0
5620. 0
5620. 1
pull
Entries 31
Mean 21.5
Std Dev 5.166

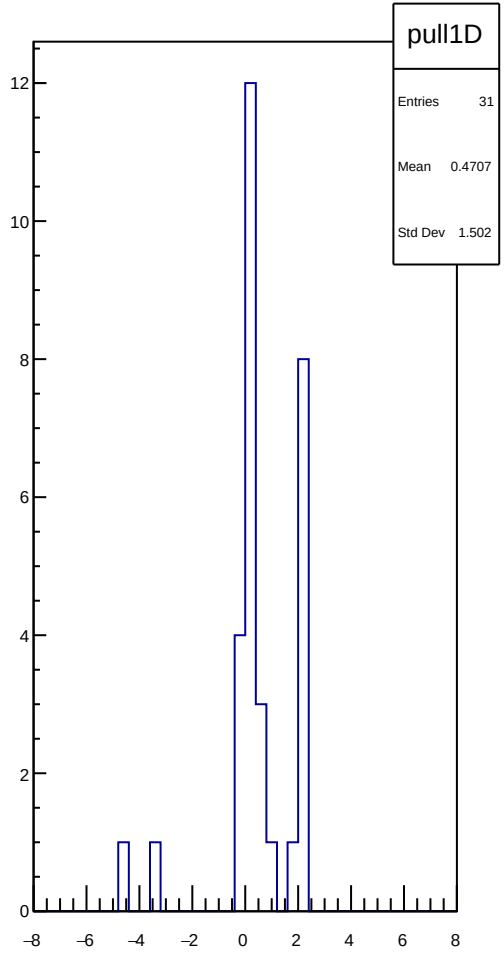
pull1D
Entries 31
Mean 0.4707
Std Dev 1.502

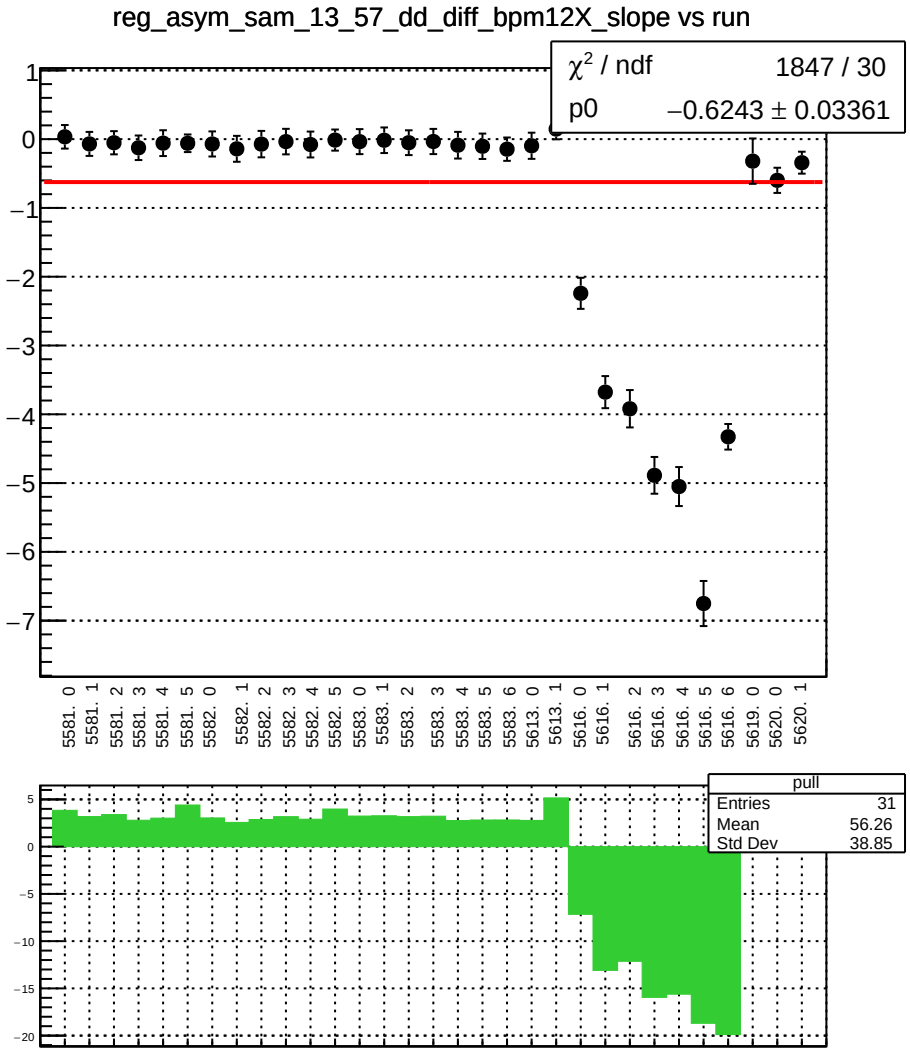
reg_asym_sam_13_57_dd_diff_bpm12X_slope vs run
χ² / ndf 1847 / 30
p0 −0.6243 ± 0.03361
5581. 0
5581. 1
5581. 2
5581. 3
5581. 4
5581. 5
5582. 0
5582. 1
5582. 2
5582. 3
5582. 4
5582. 5
5583. 0
5583. 1
5583. 2
5583. 3
5583. 4
5583. 5
5583. 6
5613. 0
5613. 1
5616. 0
5616. 1
5616. 2
5616. 3
5616. 4
5616. 5
5616. 6
5619. 0
5620. 0
5620. 1
pull
Entries 31
Mean 56.26
Std Dev 38.85

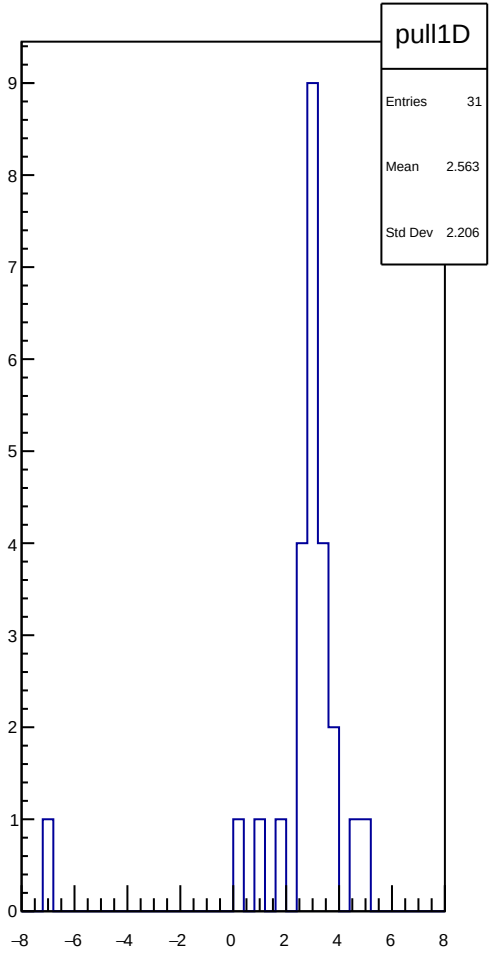
pull1D
Entries 31
Mean 2.563
Std Dev 2.206

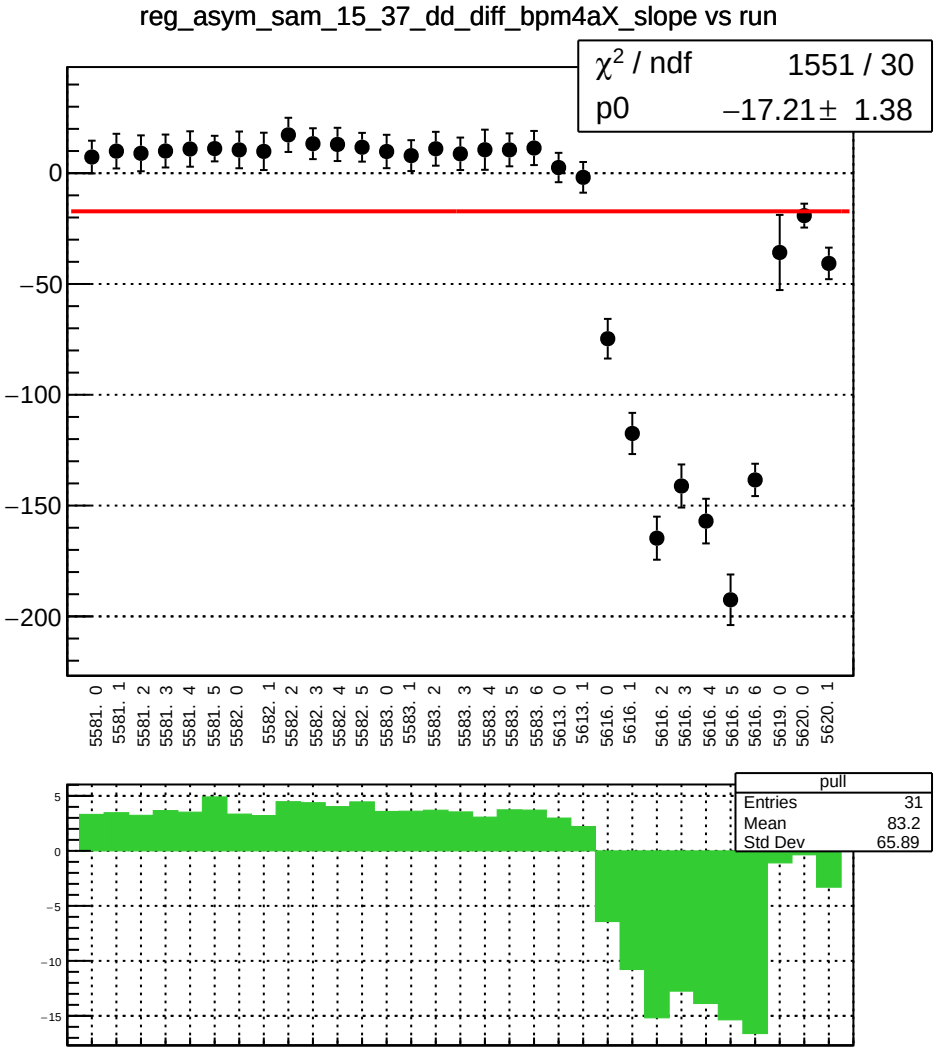
reg_asym_sam_15_37_dd_diff_bpm4aX_slope vs run
χ^2 / ndf 1551 / 30
p0 −17.21 ± 1.38
0
−50
−100
−150
−200
5581. 0
5581. 1
5581. 2
5581. 3
5581. 4
5581. 5
5582. 0
5582. 1
5582. 2
5582. 3
5582. 4
5582. 5
5583. 0
5583. 1
5583. 2
5583. 3
5583. 4
5583. 5
5583. 6
5613. 0
5613. 1
5616. 0
5616. 1
5616. 2
5616. 3
5616. 4
5616. 5
5616. 6
5619. 0
5620. 0
5620. 1
pull
Entries 31
Mean 83.2
Std Dev 65.89
5
0
−5
−10
−15

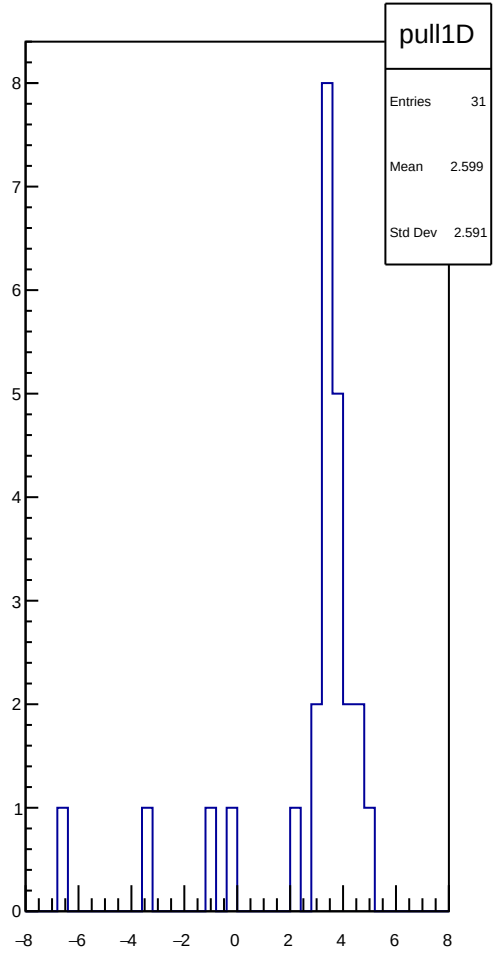
pull1D
Entries 31
Mean 2.599
Std Dev 2.591
8
7
6
5
4
3
2
1
0
−8
−6
−4
−2
0
2
4
6
8

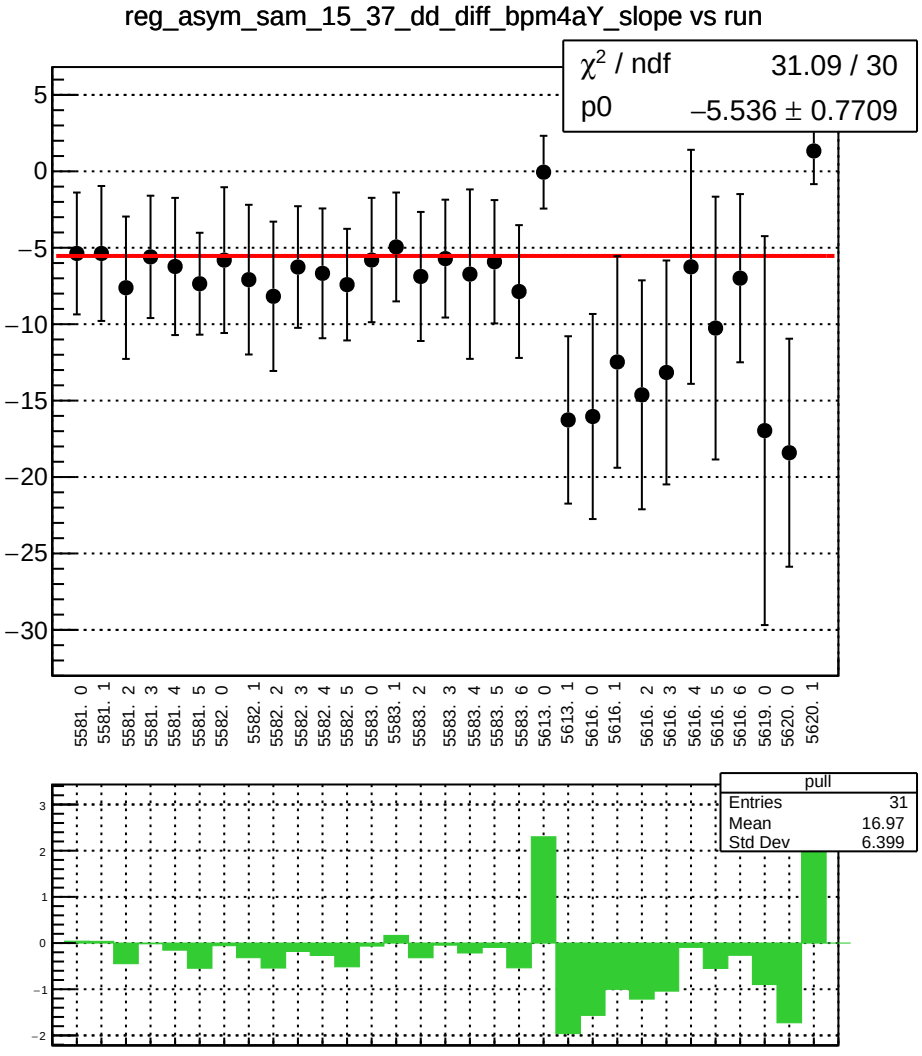
reg_asym_sam_15_37_dd_diff_bpm4aY_slope vs run
χ² / ndf 31.09 / 30
p0 −5.536 ± 0.7709
5
0
−5
−10
−15
−20
−25
−30
5581. 0
5581. 1
5581. 2
5581. 3
5581. 4
5581. 5
5582. 0
5582. 1
5582. 2
5582. 3
5582. 4
5582. 5
5583. 0
5583. 1
5583. 2
5583. 3
5583. 4
5583. 5
5583. 6
5613. 0
5613. 1
5616. 0
5616. 1
5616. 2
5616. 3
5616. 4
5616. 5
5616. 6
5619. 0
5620. 0
5620. 1
pull
Entries 31
Mean 16.97
Std Dev 6.399
3
2
1
0
−1
−2

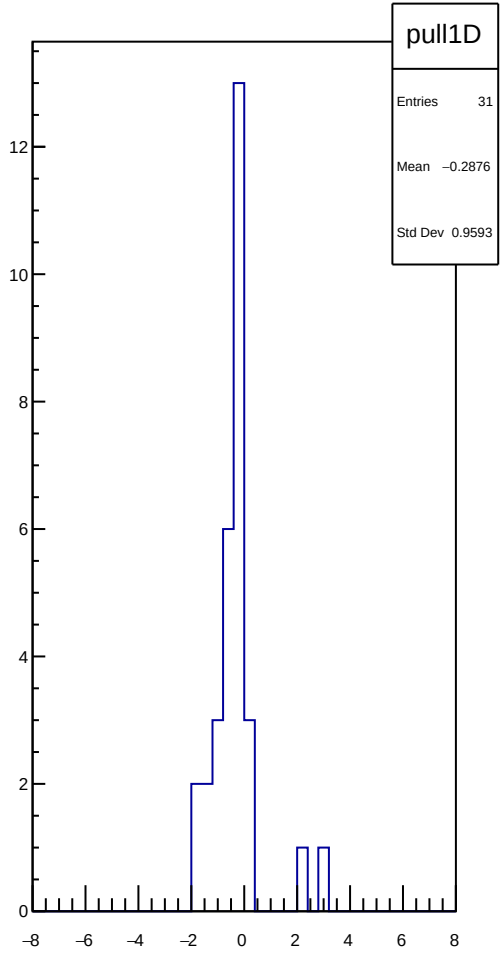
pull1D
Entries 31
Mean −0.2876
Std Dev 0.9593
12
10
8
6
4
2
0
−8
−6
−4
−2
0
2
4
6
8

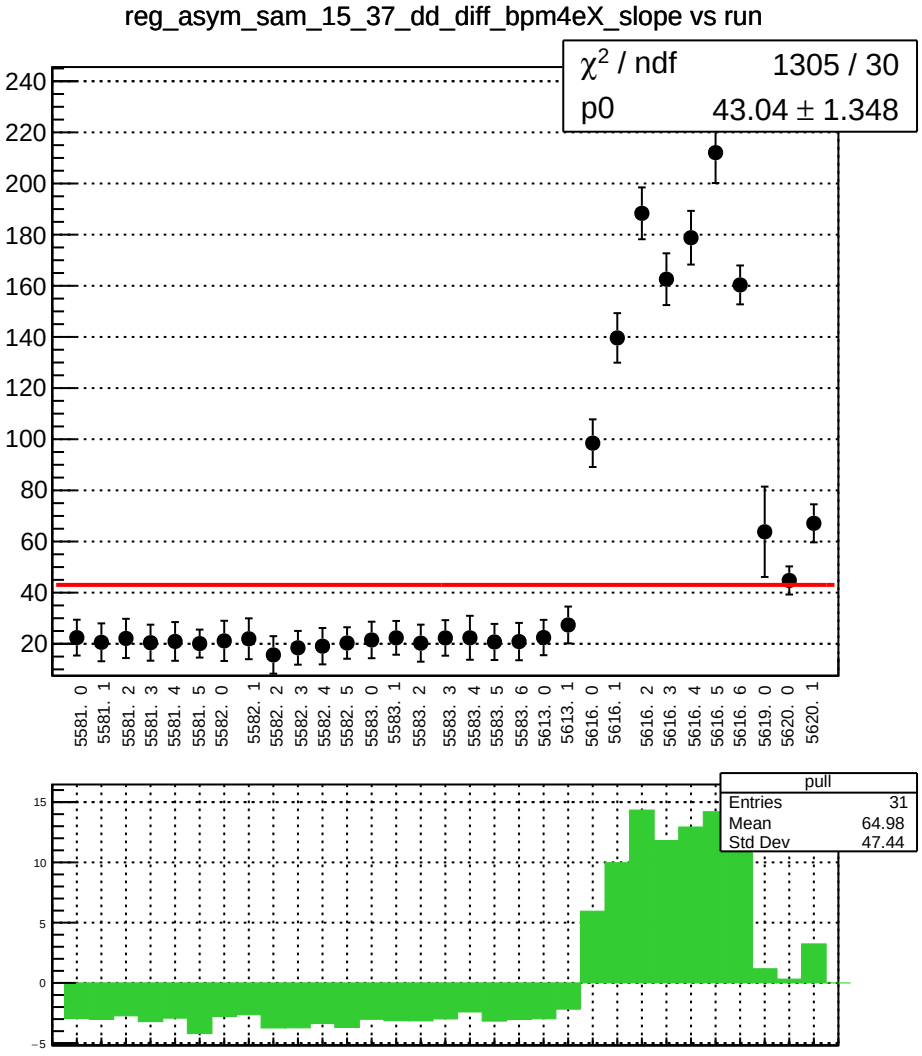
reg_asym_sam_15_37_dd_diff_bpm4eX_slope vs run
χ² / ndf 1305 / 30
p0 43.04 ± 1.348
240
220
200
180
160
140
120
100
80
60
40
20
5581. 0
5581. 1
5581. 2
5581. 3
5581. 4
5581. 5
5582. 0
5582. 1
5582. 2
5582. 3
5582. 4
5582. 5
5583. 0
5583. 1
5583. 2
5583. 3
5583. 4
5583. 5
5583. 6
5613. 0
5613. 1
5616. 0
5616. 1
5616. 2
5616. 3
5616. 4
5616. 5
5616. 6
5619. 0
5620. 0
5620. 1
pull
Entries 31
Mean 64.98
Std Dev 47.44
15
10
5
0
−5

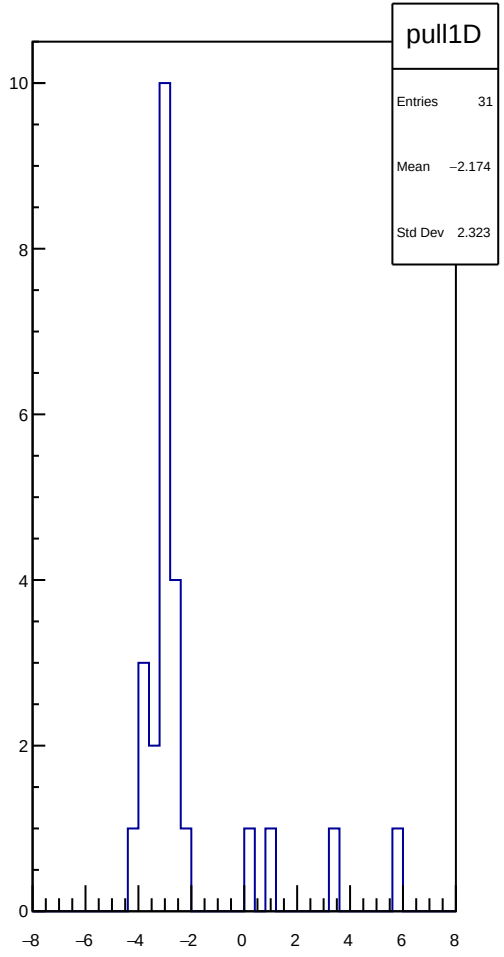
pull1D
Entries 31
Mean −2.174
Std Dev 2.323
10
8
6
4
2
0
−8
−6
−4
−2
0
2
4
6
8

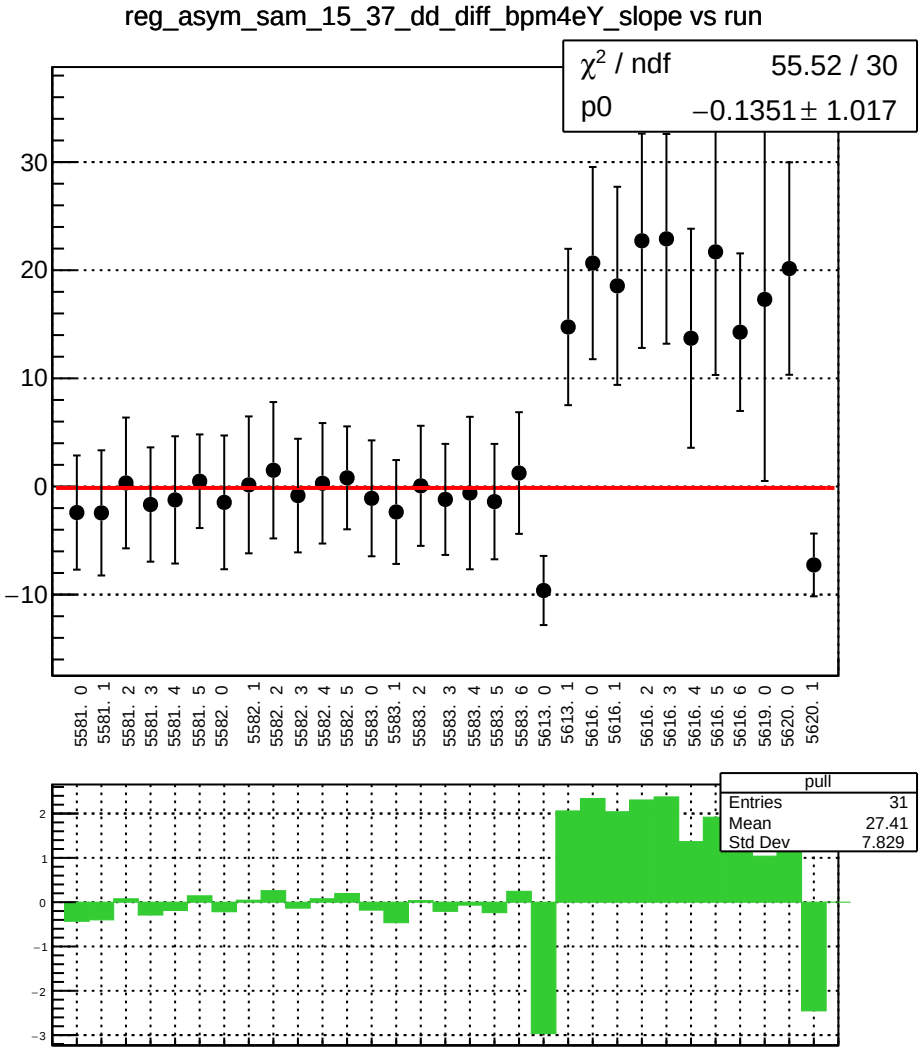
reg_asym_sam_15_37_dd_diff_bpm4eY_slope vs run
χ² / ndf 55.52 / 30
p0 −0.1351 ± 1.017
30
20
10
0
−10
5581. 0
5581. 1
5581. 2
5581. 3
5581. 4
5581. 5
5582. 0
5582. 1
5582. 2
5582. 3
5582. 4
5582. 5
5583. 0
5583. 1
5583. 2
5583. 3
5583. 4
5583. 5
5583. 6
5613. 0
5613. 1
5616. 0
5616. 1
5616. 2
5616. 3
5616. 4
5616. 5
5616. 6
5619. 0
5620. 0
5620. 1
pull
Entries 31
Mean 27.41
Std Dev 7.829
2
1
0
−1
−2
−3

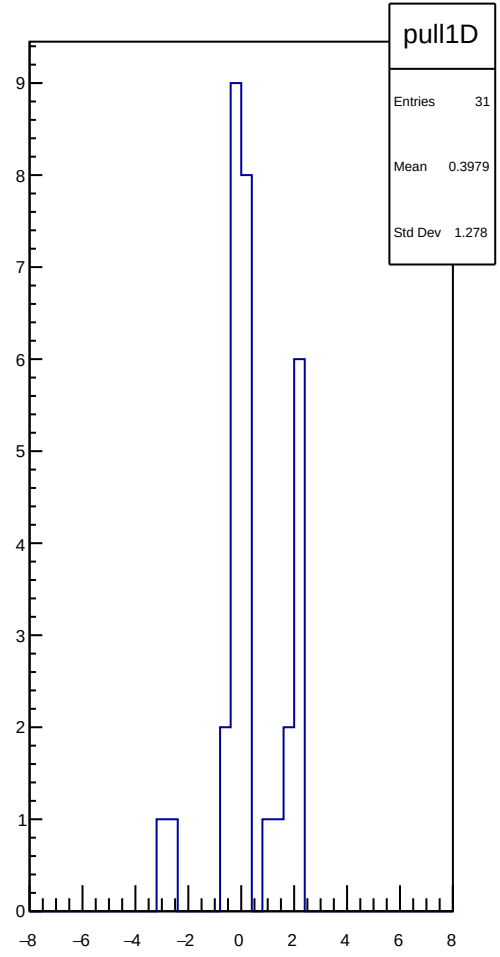
pull1D
Entries 31
Mean 0.3979
Std Dev 1.278
9
8
7
6
5
4
3
2
1
0
−8
−6
−4
−2
0
2
4
6
8

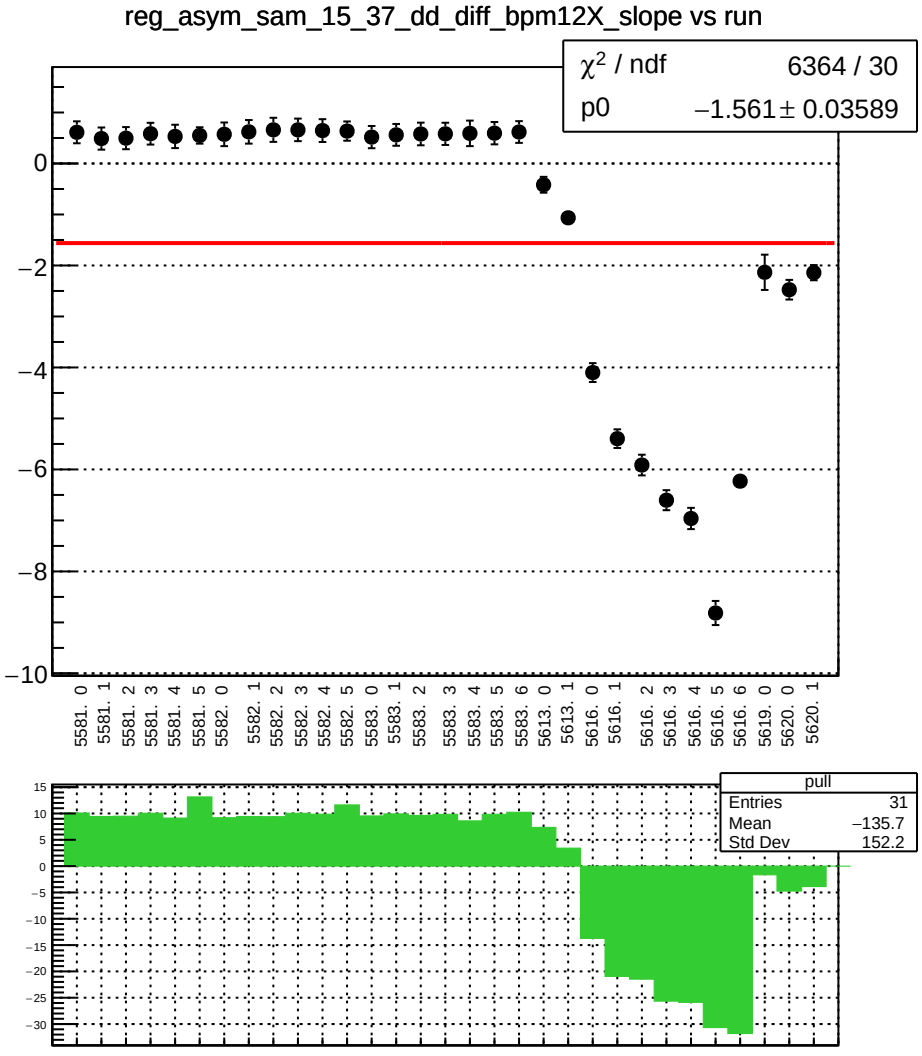
reg_asym_sam_15_37_dd_diff_bpm12X_slope vs run
χ² / ndf 6364 / 30
p0 −1.561 ± 0.03589
0
−2
−4
−6
−8
−10
5581. 0
5581. 1
5581. 2
5581. 3
5581. 4
5581. 5
5582. 0
5582. 1
5582. 2
5582. 3
5582. 4
5582. 5
5583. 0
5583. 1
5583. 2
5583. 3
5583. 4
5583. 5
5583. 6
5613. 0
5613. 1
5616. 0
5616. 1
5616. 2
5616. 3
5616. 4
5616. 5
5616. 6
5619. 0
5620. 0
5620. 1
pull
Entries 31
Mean −135.7
Std Dev 152.2
15
10
5
0
−5
−10
−15
−20
−25
−30

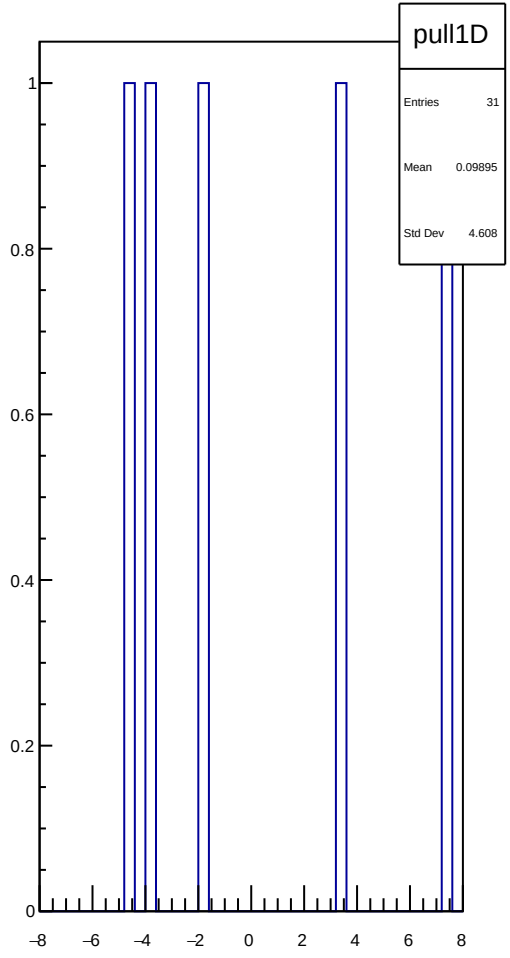
pull1D
Entries 31
Mean 0.09895
Std Dev 4.608
1
0.8
0.6
0.4
0.2
0
−8
−6
−4
−2
0
2
4
6
8

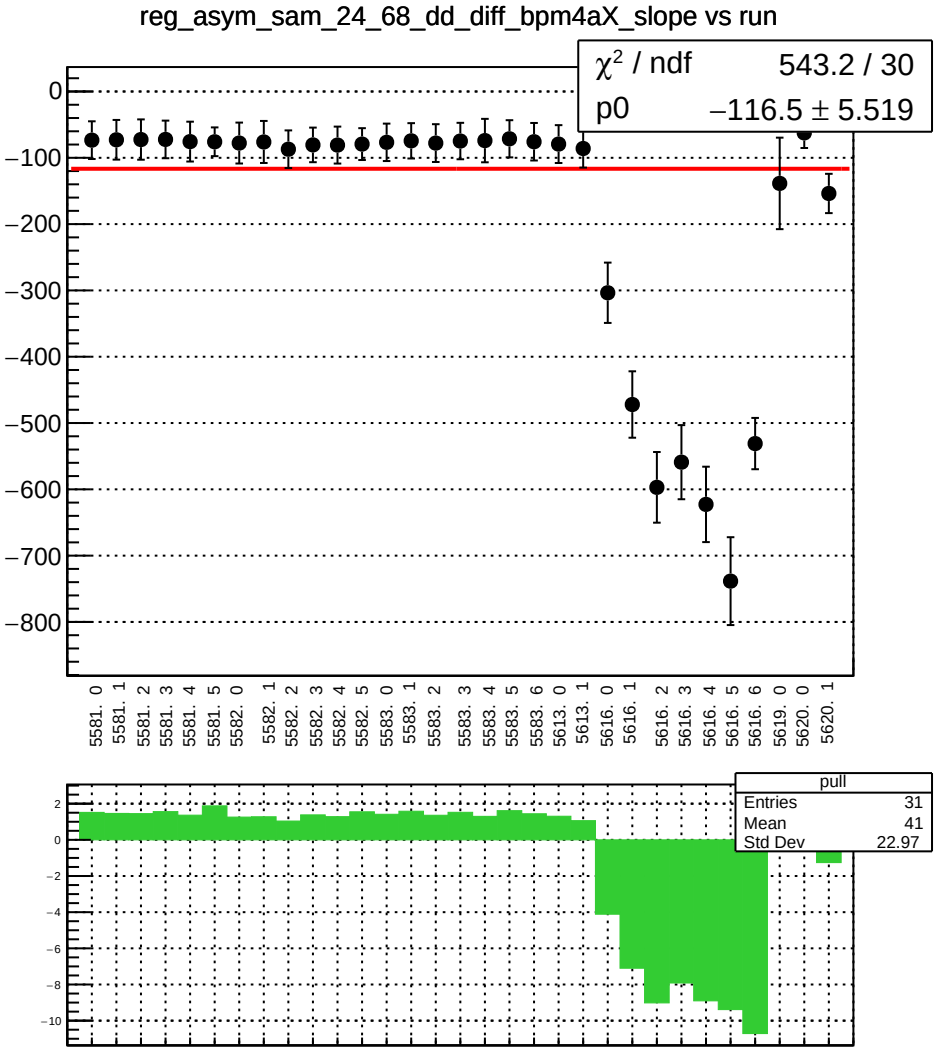
reg_asym_sam_24_68_dd_diff_bpm4aX_slope vs run
χ² / ndf 543.2 / 30
p0 −116.5 ± 5.519
0
−100
−200
−300
−400
−500
−600
−700
−800
5581. 0
5581. 1
5581. 2
5581. 3
5581. 4
5581. 5
5582. 0
5582. 1
5582. 2
5582. 3
5582. 4
5582. 5
5583. 0
5583. 1
5583. 2
5583. 3
5583. 4
5583. 5
5583. 6
5613. 0
5613. 1
5616. 0
5616. 1
5616. 2
5616. 3
5616. 4
5616. 5
5616. 6
5619. 0
5620. 0
5620. 1
pull
Entries 31
Mean 41
Std Dev 22.97
2
0
−2
−4
−6
−8
−10

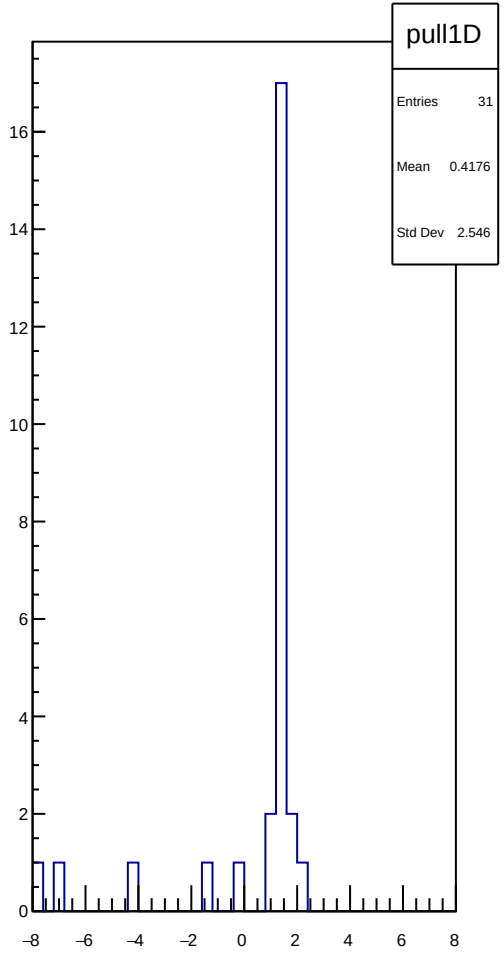
pull1D
Entries 31
Mean 0.4176
Std Dev 2.546
16
14
12
10
8
6
4
2
0
−8
−6
−4
−2
0
2
4
6
8

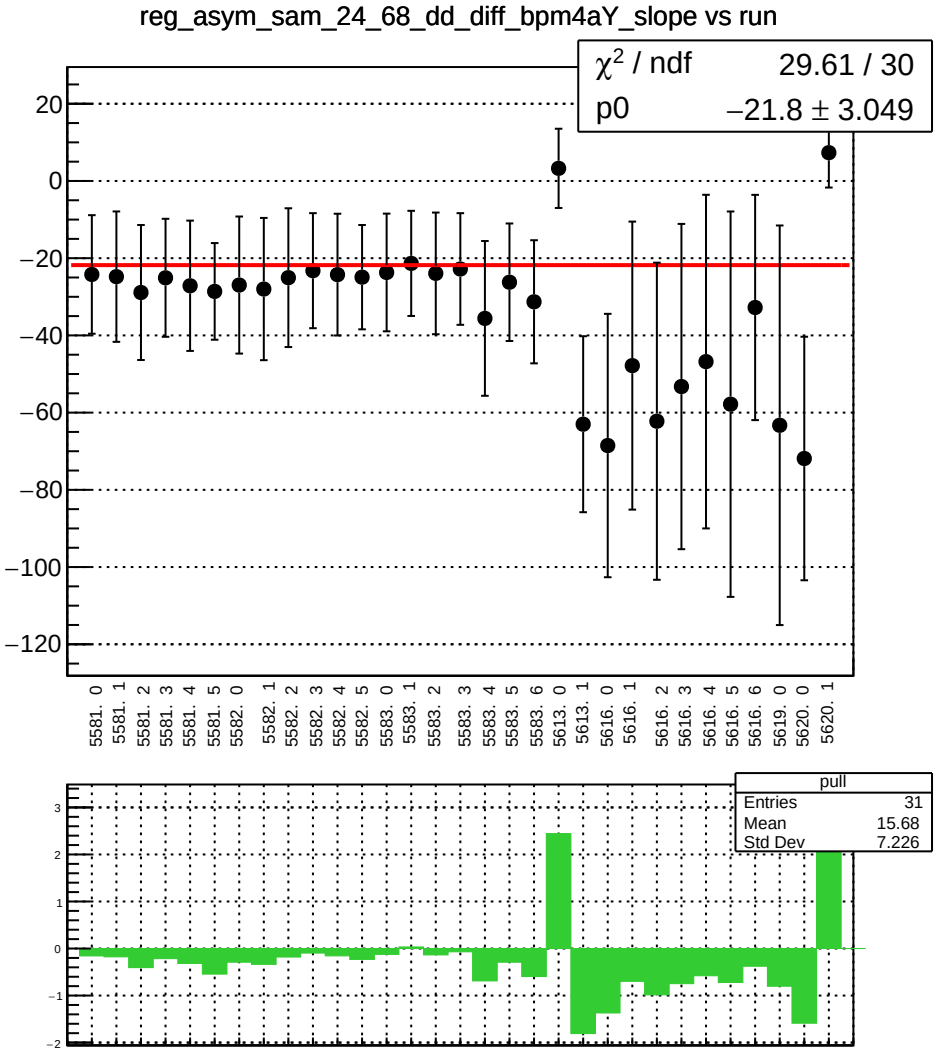
reg_asym_sam_24_68_dd_diff_bpm4aY_slope vs run
χ² / ndf 29.61 / 30
p0 −21.8 ± 3.049
20
0
−20
−40
−60
−80
−100
−120
5581. 0
5581. 1
5581. 2
5581. 3
5581. 4
5581. 5
5582. 0
5582. 1
5582. 2
5582. 3
5582. 4
5582. 5
5583. 0
5583. 1
5583. 2
5583. 3
5583. 4
5583. 5
5583. 6
5613. 0
5613. 1
5616. 0
5616. 1
5616. 2
5616. 3
5616. 4
5616. 5
5616. 6
5619. 0
5620. 0
5620. 1
pull
Entries 31
Mean 15.68
Std Dev 7.226
3
2
1
0
−1
−2

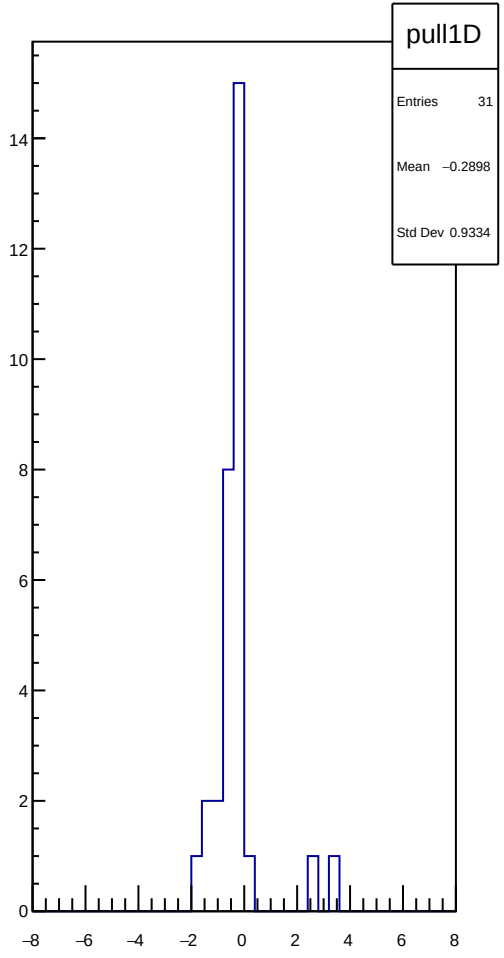
pull1D
Entries 31
Mean −0.2898
Std Dev 0.9334
14
12
10
8
6
4
2
0
−8
−6
−4
−2
0
2
4
6
8

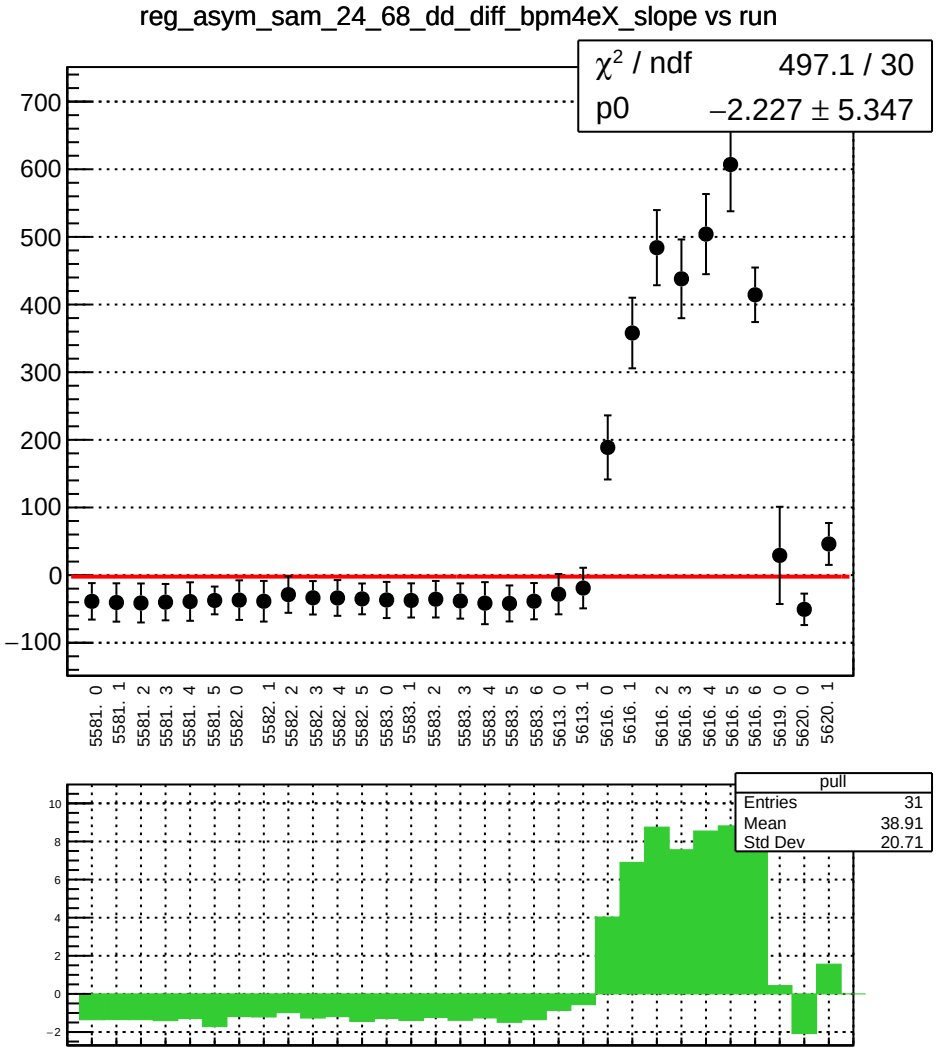
reg_asym_sam_24_68_dd_diff_bpm4eX_slope vs run
χ² / ndf 497.1 / 30
p0 −2.227 ± 5.347
700
600
500
400
300
200
100
0
−100
5581. 0
5581. 1
5581. 2
5581. 3
5581. 4
5581. 5
5582. 0
5582. 1
5582. 2
5582. 3
5582. 4
5582. 5
5583. 0
5583. 1
5583. 2
5583. 3
5583. 4
5583. 5
5583. 6
5613. 0
5613. 1
5616. 0
5616. 1
5616. 2
5616. 3
5616. 4
5616. 5
5616. 6
5619. 0
5620. 0
5620. 1
pull
Entries 31
Mean 38.91
Std Dev 20.71
10
8
6
4
2
0
−2

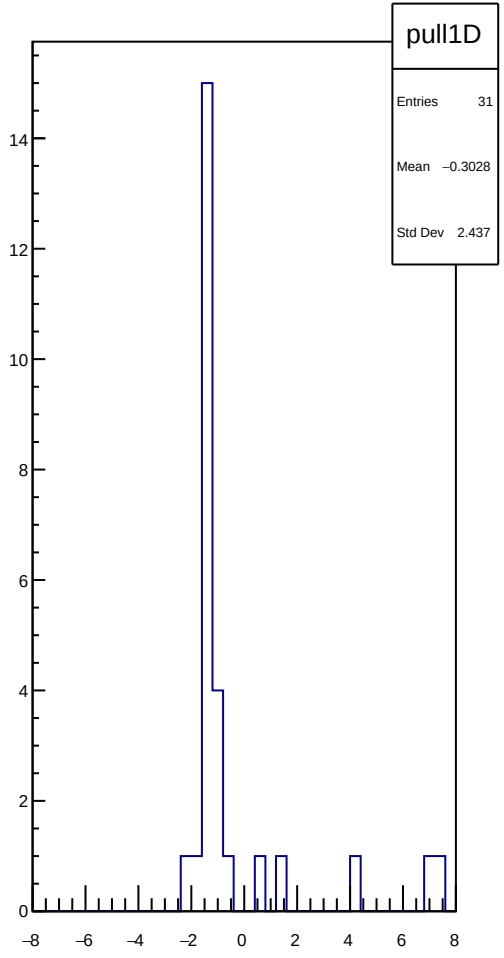
pull1D
Entries 31
Mean −0.3028
Std Dev 2.437
14
12
10
8
6
4
2
0
−8
−6
−4
−2
0
2
4
6
8

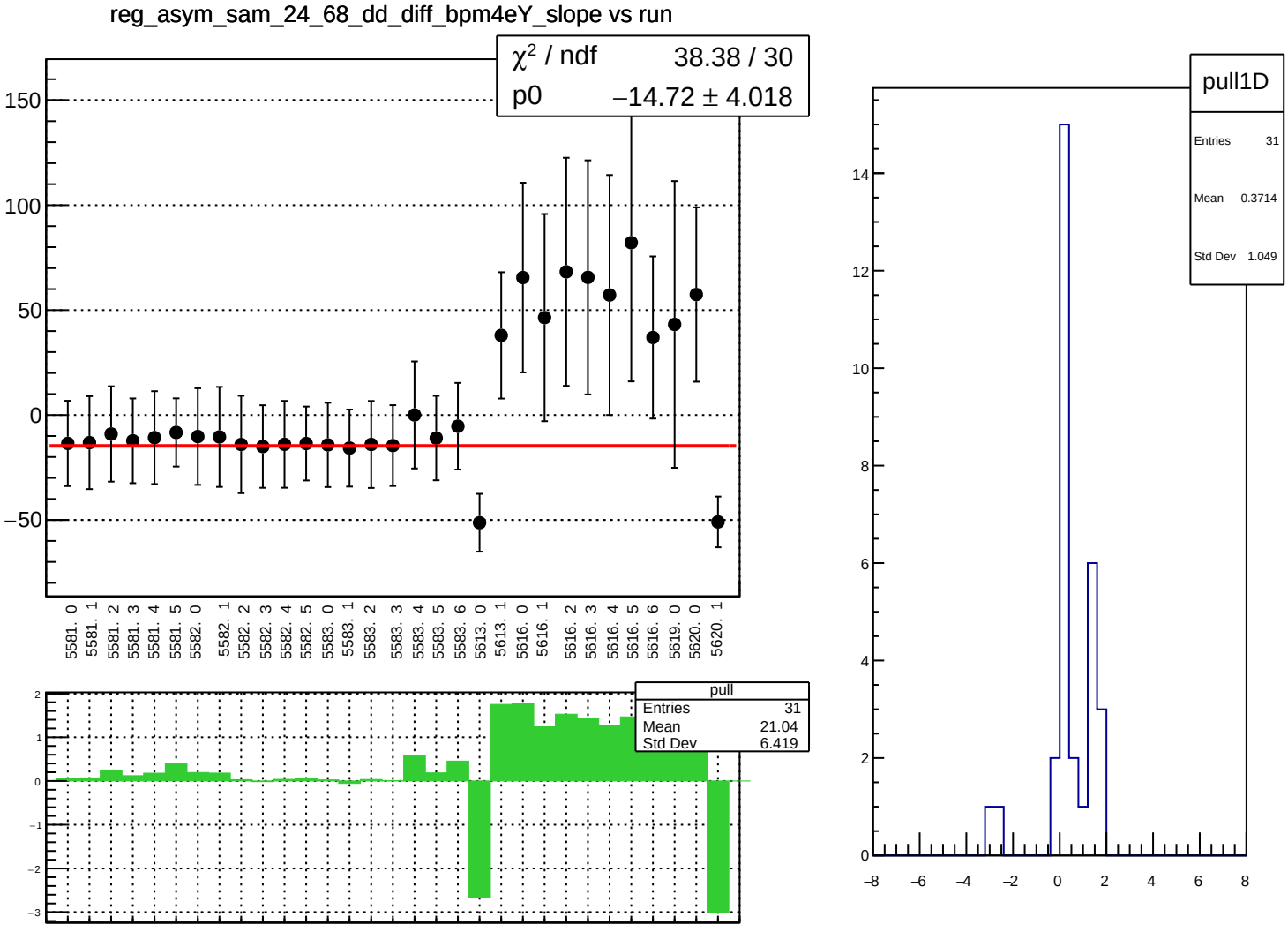
reg_asym_sam_24_68_dd_diff_bpm4eY_slope vs run
χ² / ndf 38.38 / 30
p0 −14.72 ± 4.018
150
100
50
0
−50
5581. 0
5581. 1
5581. 2
5581. 3
5581. 4
5581. 5
5582. 0
5582. 1
5582. 2
5582. 3
5582. 4
5582. 5
5583. 0
5583. 1
5583. 2
5583. 3
5583. 4
5583. 5
5583. 6
5613. 0
5613. 1
5616. 0
5616. 1
5616. 2
5616. 3
5616. 4
5616. 5
5616. 6
5619. 0
5620. 0
5620. 1
pull
Entries 31
Mean 21.04
Std Dev 6.419
2
1
0
−1
−2
−3
pull1D
Entries 31
Mean 0.3714
Std Dev 1.049
14
12
10
8
6
4
2
0
−8
−6
−4
−2
0
2
4
6
8

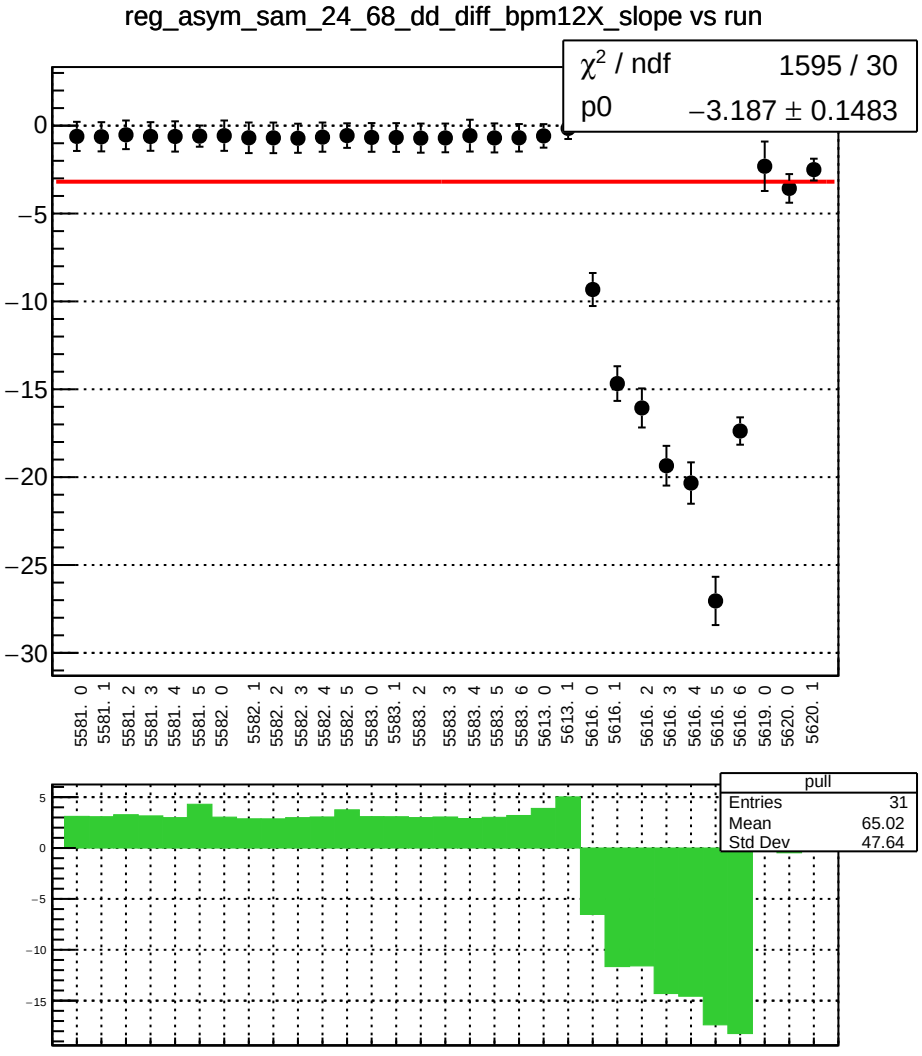
reg_asym_sam_24_68_dd_diff_bpm12X_slope vs run
χ² / ndf 1595 / 30
p0 −3.187 ± 0.1483
0
−5
−10
−15
−20
−25
−30
5581. 0
5581. 1
5581. 2
5581. 3
5581. 4
5581. 5
5582. 0
5582. 1
5582. 2
5582. 3
5582. 4
5582. 5
5583. 0
5583. 1
5583. 2
5583. 3
5583. 4
5583. 5
5583. 6
5613. 0
5613. 1
5616. 0
5616. 1
5616. 2
5616. 3
5616. 4
5616. 5
5616. 6
5619. 0
5620. 0
5620. 1
pull
Entries 31
Mean 65.02
Std Dev 47.64
5
0
−5
−10
−15

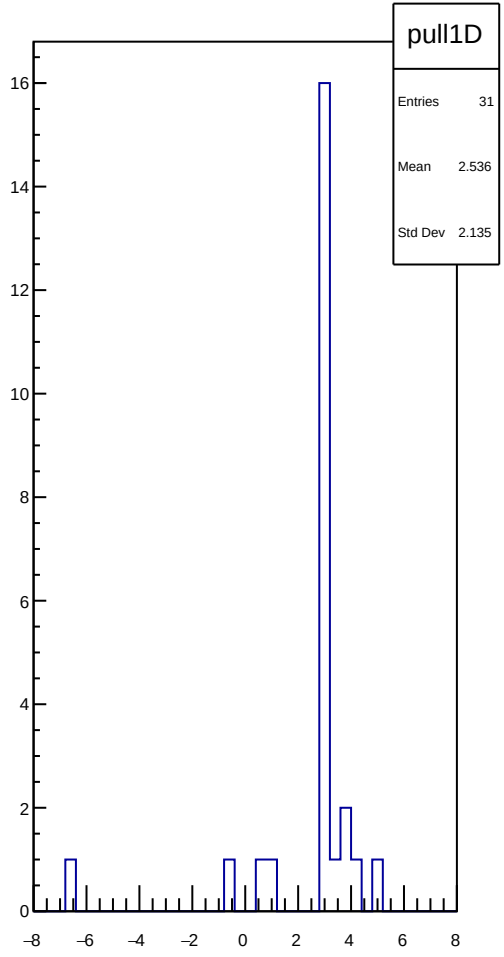
pull1D
Entries 31
Mean 2.536
Std Dev 2.135
16
14
12
10
8
6
4
2
0
−8
−6
−4
−2
0
2
4
6
8

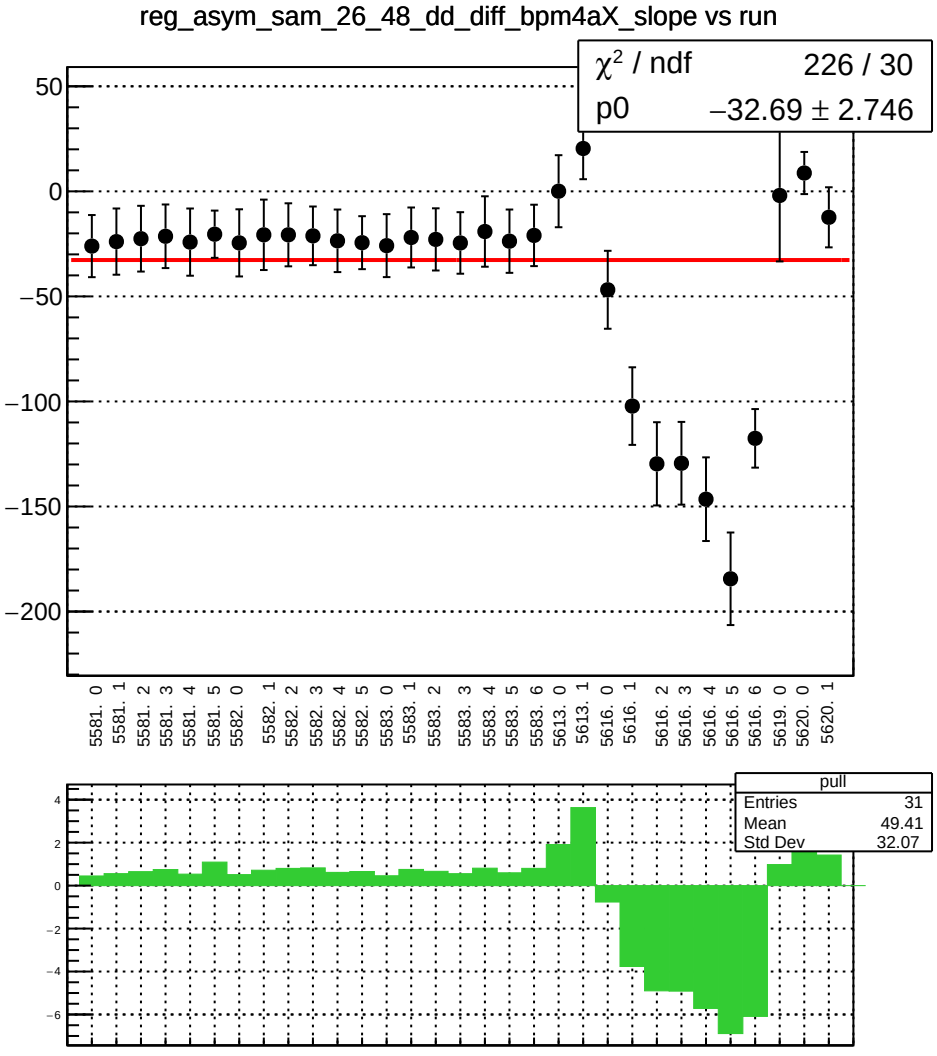
reg_asym_sam_26_48_dd_diff_bpm4aX_slope vs run
χ² / ndf 226 / 30
p0 −32.69 ± 2.746
50
0
−50
−100
−150
−200
5581. 0
5581. 1
5581. 2
5581. 3
5581. 4
5581. 5
5582. 0
5582. 1
5582. 2
5582. 3
5582. 4
5582. 5
5583. 0
5583. 1
5583. 2
5583. 3
5583. 4
5583. 5
5583. 6
5613. 0
5613. 1
5616. 0
5616. 1
5616. 2
5616. 3
5616. 4
5616. 5
5616. 6
5619. 0
5620. 0
5620. 1
pull
Entries 31
Mean 49.41
Std Dev 32.07
4
2
0
−2
−4
−6

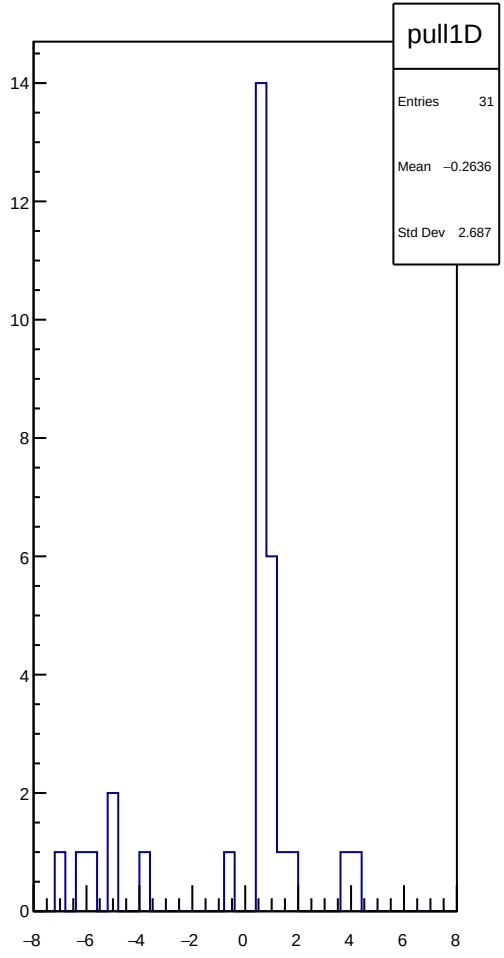
pull1D
Entries 31
Mean −0.2636
Std Dev 2.687
14
12
10
8
6
4
2
0
−8
−6
−4
−2
0
2
4
6
8

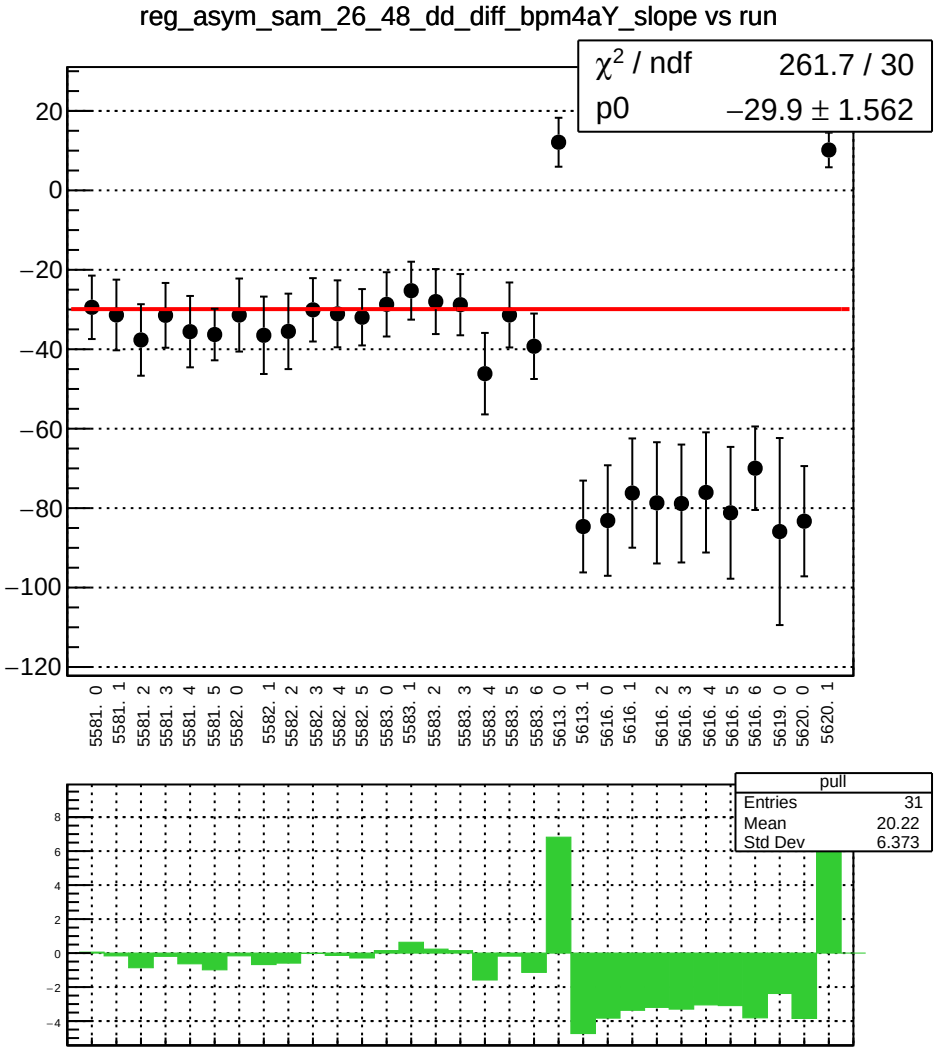
reg_asym_sam_26_48_dd_diff_bpm4aY_slope vs run
χ² / ndf 261.7 / 30
p0 −29.9 ± 1.562
20
0
−20
−40
−60
−80
−100
−120
5581. 0
5581. 1
5581. 2
5581. 3
5581. 4
5581. 5
5582. 0
5582. 1
5582. 2
5582. 3
5582. 4
5582. 5
5583. 0
5583. 1
5583. 2
5583. 3
5583. 4
5583. 5
5583. 6
5613. 0
5613. 1
5616. 0
5616. 1
5616. 2
5616. 3
5616. 4
5616. 5
5616. 6
5619. 0
5620. 0
5620. 1
pull
Entries 31
Mean 20.22
Std Dev 6.373
8
6
4
2
0
−2
−4

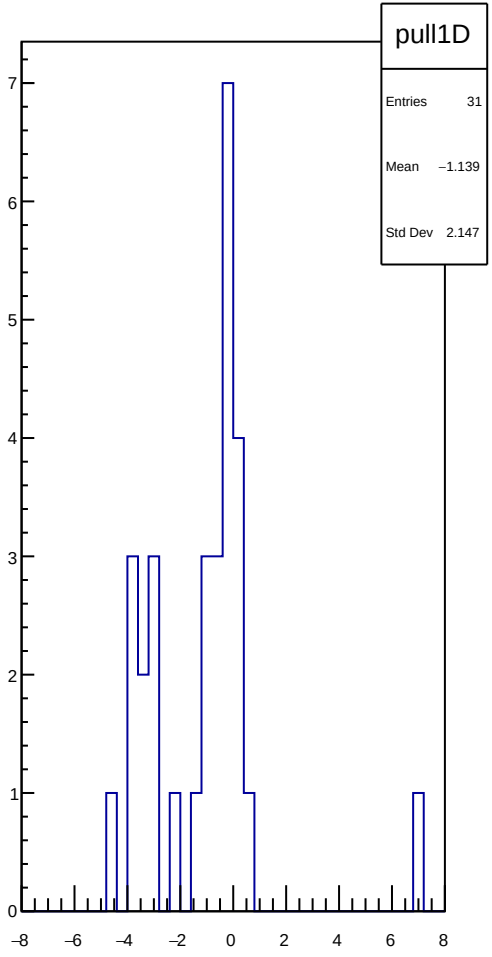
pull1D
Entries 31
Mean −1.139
Std Dev 2.147
7
6
5
4
3
2
1
0
−8
−6
−4
−2
0
2
4
6
8

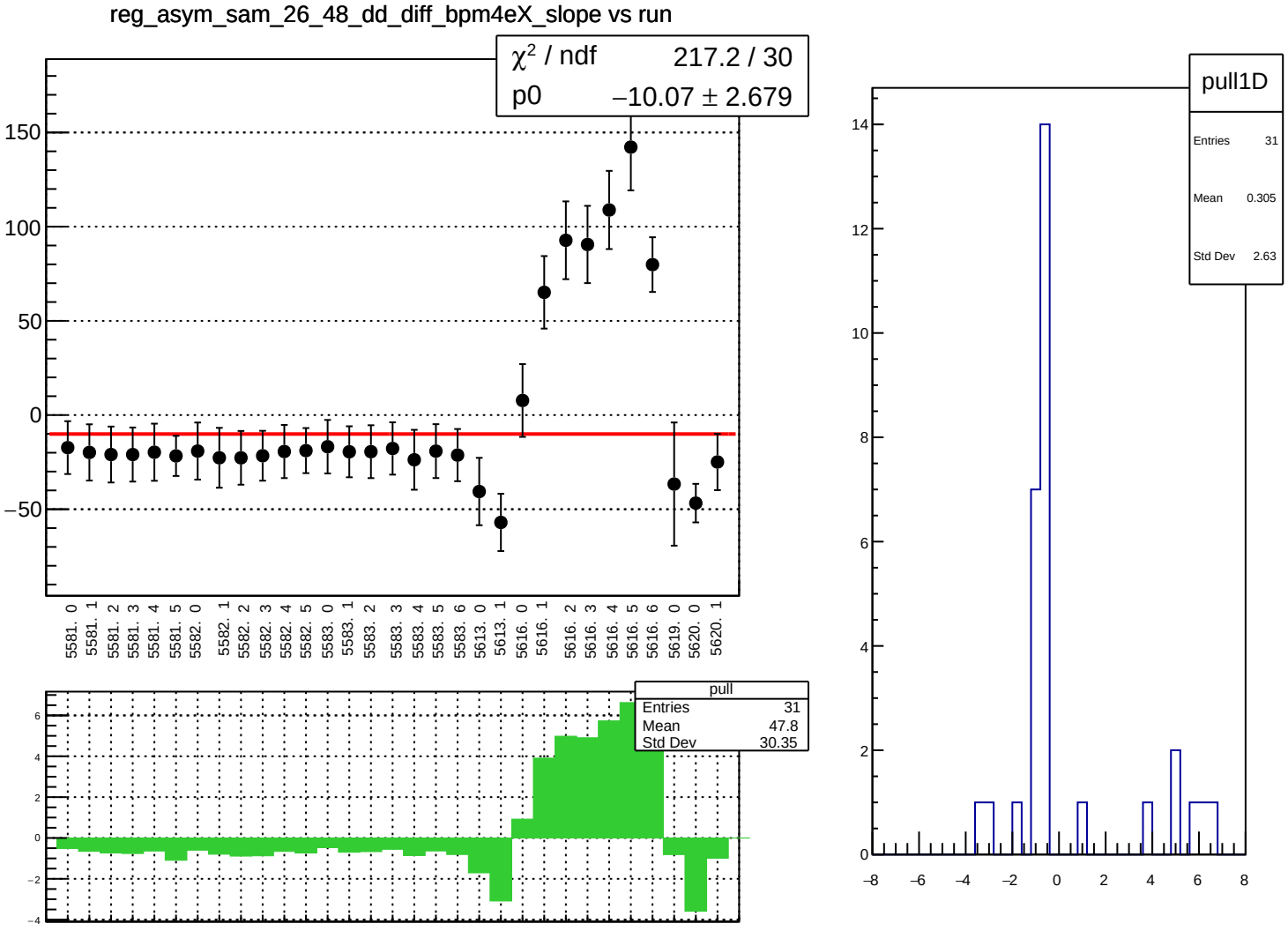
reg_asym_sam_26_48_dd_diff_bpm4eX_slope vs run
χ² / ndf 217.2 / 30
p0 −10.07 ± 2.679
150
100
50
0
−50
5581. 0
5581. 1
5581. 2
5581. 3
5581. 4
5581. 5
5582. 0
5582. 1
5582. 2
5582. 3
5582. 4
5582. 5
5583. 0
5583. 1
5583. 2
5583. 3
5583. 4
5583. 5
5583. 6
5613. 0
5613. 1
5616. 0
5616. 1
5616. 2
5616. 3
5616. 4
5616. 5
5616. 6
5619. 0
5620. 0
5620. 1
pull
Entries 31
Mean 47.8
Std Dev 30.35
6
4
2
0
−2
−4
pull1D
Entries 31
Mean 0.305
Std Dev 2.63
14
12
10
8
6
4
2
0
−8
−6
−4
−2
0
2
4
6
8

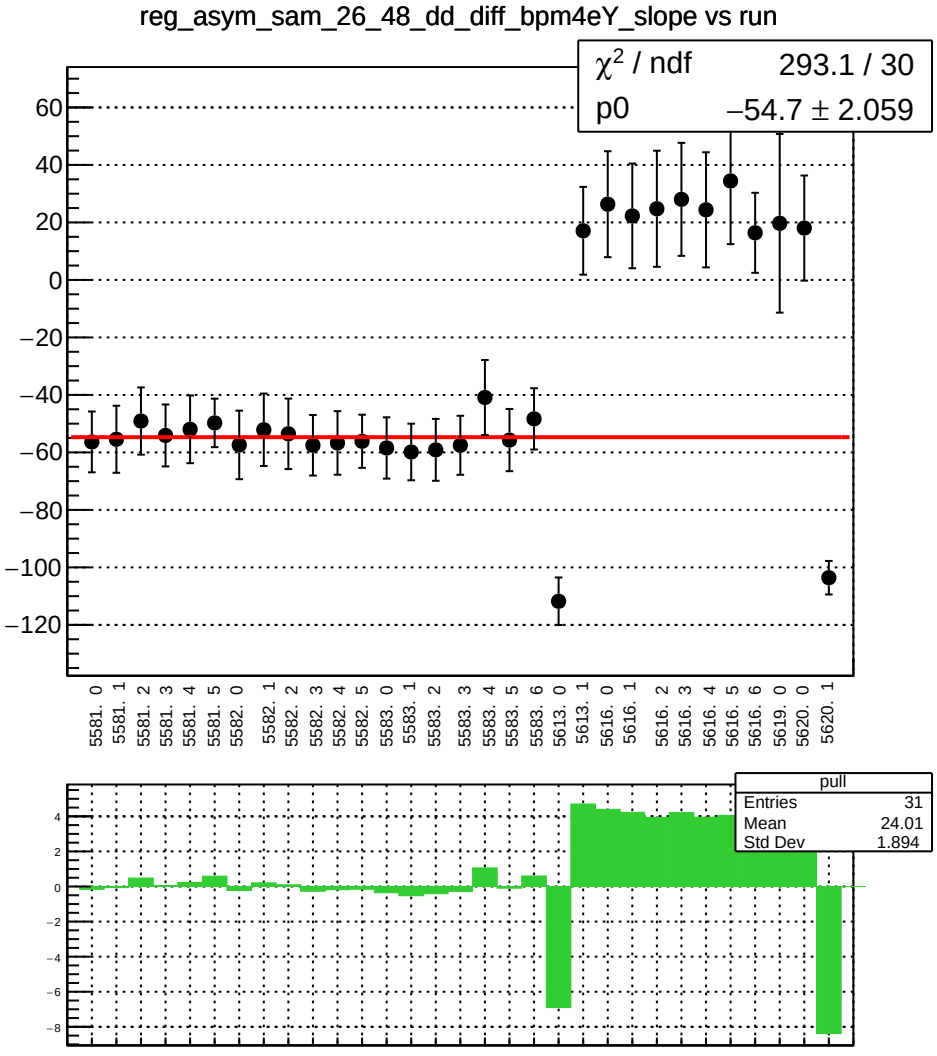
reg_asym_sam_26_48_dd_diff_bpm4eY_slope vs run
χ² / ndf 293.1 / 30
p0 −54.7 ± 2.059
60
40
20
0
−20
−40
−60
−80
−100
−120
5581. 0
5581. 1
5581. 2
5581. 3
5581. 4
5581. 5
5582. 0
5582. 1
5582. 2
5582. 3
5582. 4
5582. 5
5583. 0
5583. 1
5583. 2
5583. 3
5583. 4
5583. 5
5583. 6
5613. 0
5613. 1
5616. 0
5616. 1
5616. 2
5616. 3
5616. 4
5616. 5
5616. 6
5619. 0
5620. 0
5620. 1
pull
Entries 31
Mean 24.01
Std Dev 1.894
4
2
0
−2
−4
−6
−8

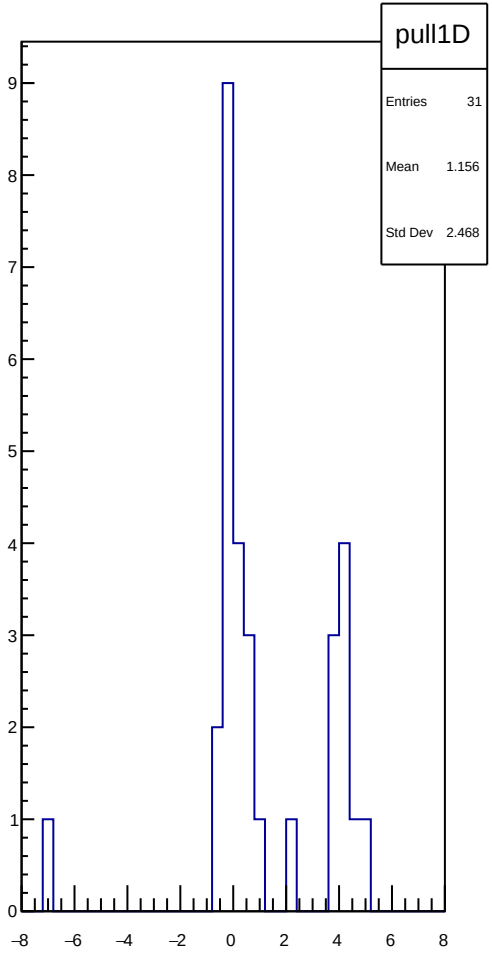
pull1D
Entries 31
Mean 1.156
Std Dev 2.468
9
8
7
6
5
4
3
2
1
0
−8
−6
−4
−2
0
2
4
6
8

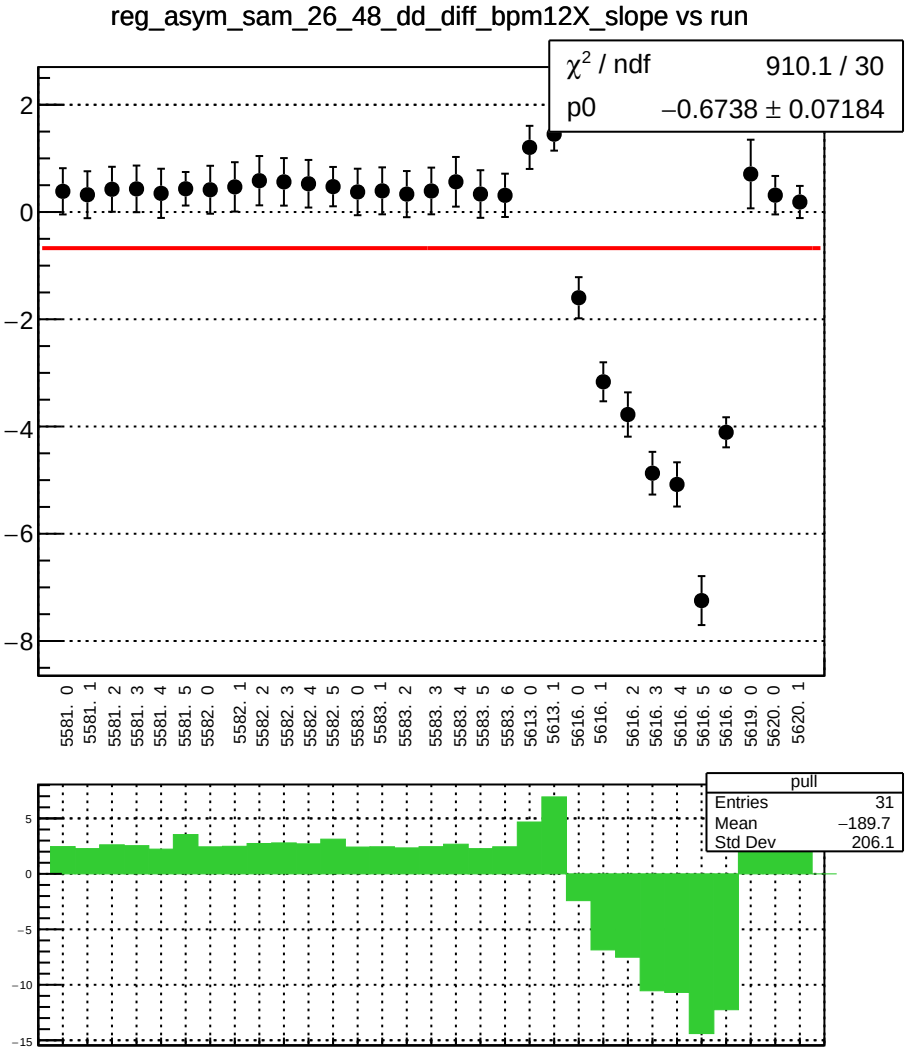
reg_asym_sam_26_48_dd_diff_bpm12X_slope vs run
χ² / ndf 910.1 / 30
p0 −0.6738 ± 0.07184
2
0
−2
−4
−6
−8
5581. 0
5581. 1
5581. 2
5581. 3
5581. 4
5581. 5
5582. 0
5582. 1
5582. 2
5582. 3
5582. 4
5582. 5
5583. 0
5583. 1
5583. 2
5583. 3
5583. 4
5583. 5
5583. 6
5613. 0
5613. 1
5616. 0
5616. 1
5616. 2
5616. 3
5616. 4
5616. 5
5616. 6
5619. 0
5620. 0
5620. 1
pull
Entries 31
Mean −189.7
Std Dev 206.1
5
0
−5
−10
−15

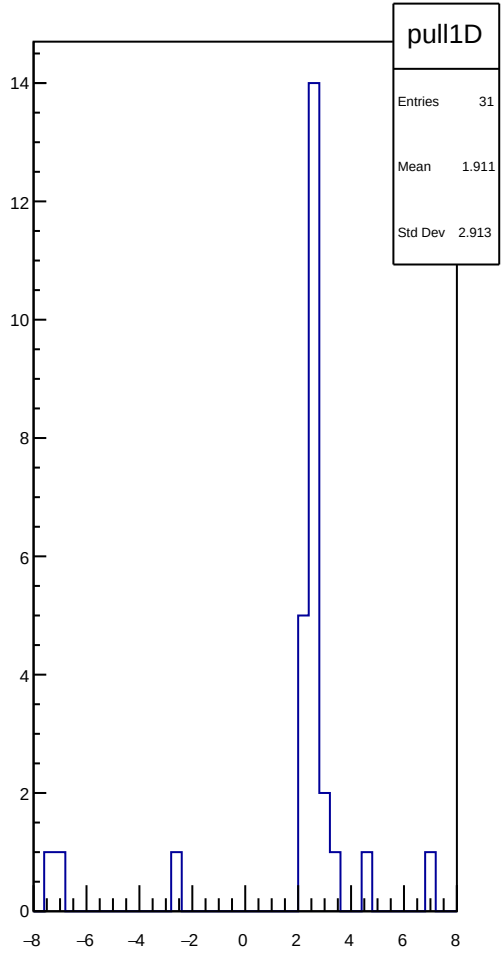
pull1D
Entries 31
Mean 1.911
Std Dev 2.913
14
12
10
8
6
4
2
0
−8
−6
−4
−2
0
2
4
6
8

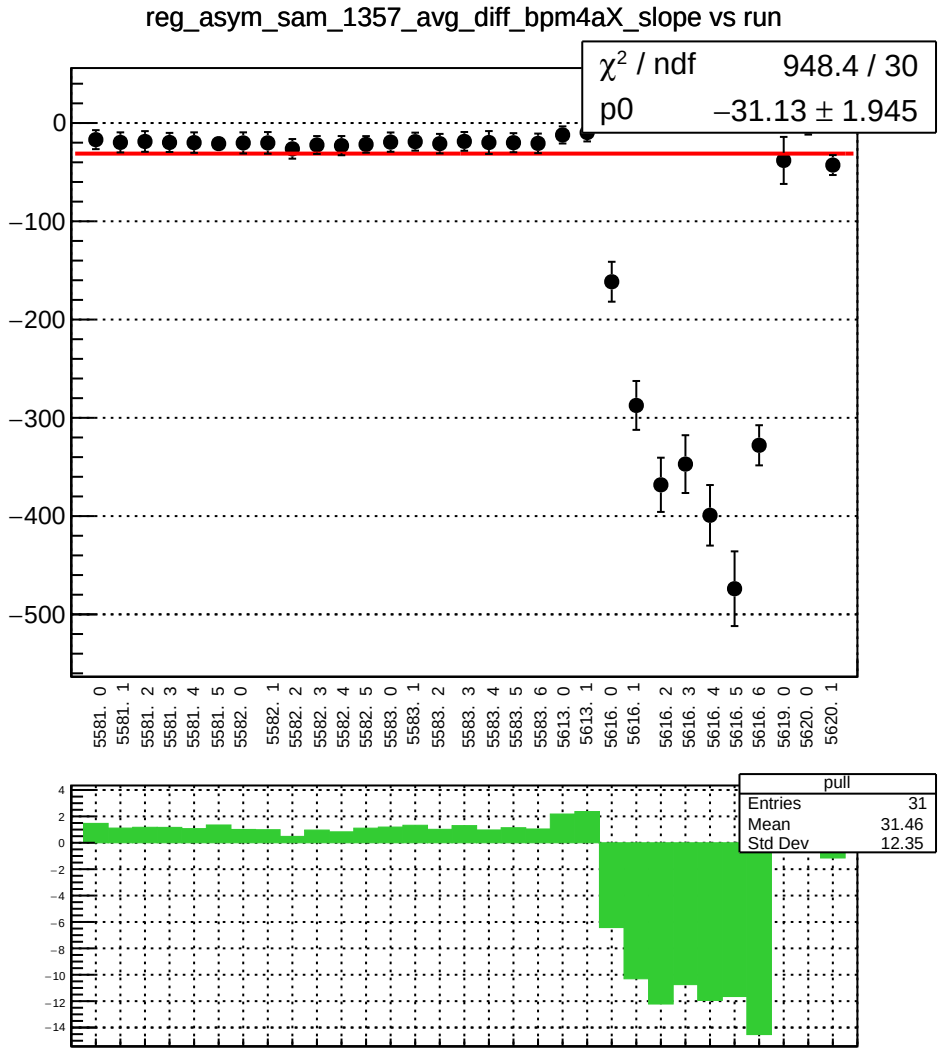
reg_asym_sam_1357_avg_diff_bpm4aX_slope vs run
χ² / ndf 948.4 / 30
p0 −31.13 ± 1.945
0
−100
−200
−300
−400
−500
5581. 0
5581. 1
5581. 2
5581. 3
5581. 4
5581. 5
5582. 0
5582. 1
5582. 2
5582. 3
5582. 4
5582. 5
5583. 0
5583. 1
5583. 2
5583. 3
5583. 4
5583. 5
5583. 6
5613. 0
5613. 1
5616. 0
5616. 1
5616. 2
5616. 3
5616. 4
5616. 5
5616. 6
5619. 0
5620. 0
5620. 1
pull
Entries 31
Mean 31.46
Std Dev 12.35
4
2
0
−2
−4
−6
−8
−10
−12
−14

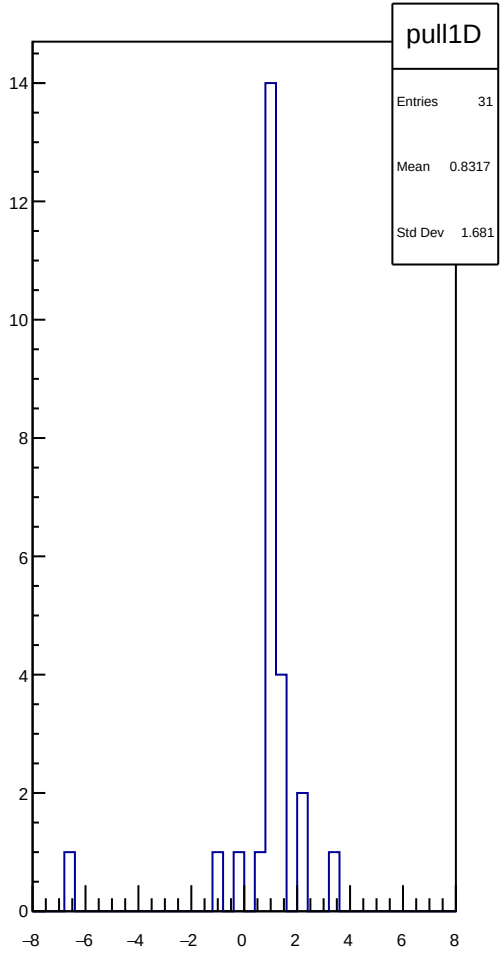
pull1D
Entries 31
Mean 0.8317
Std Dev 1.681
14
12
10
8
6
4
2
0
−8
−6
−4
−2
0
2
4
6
8

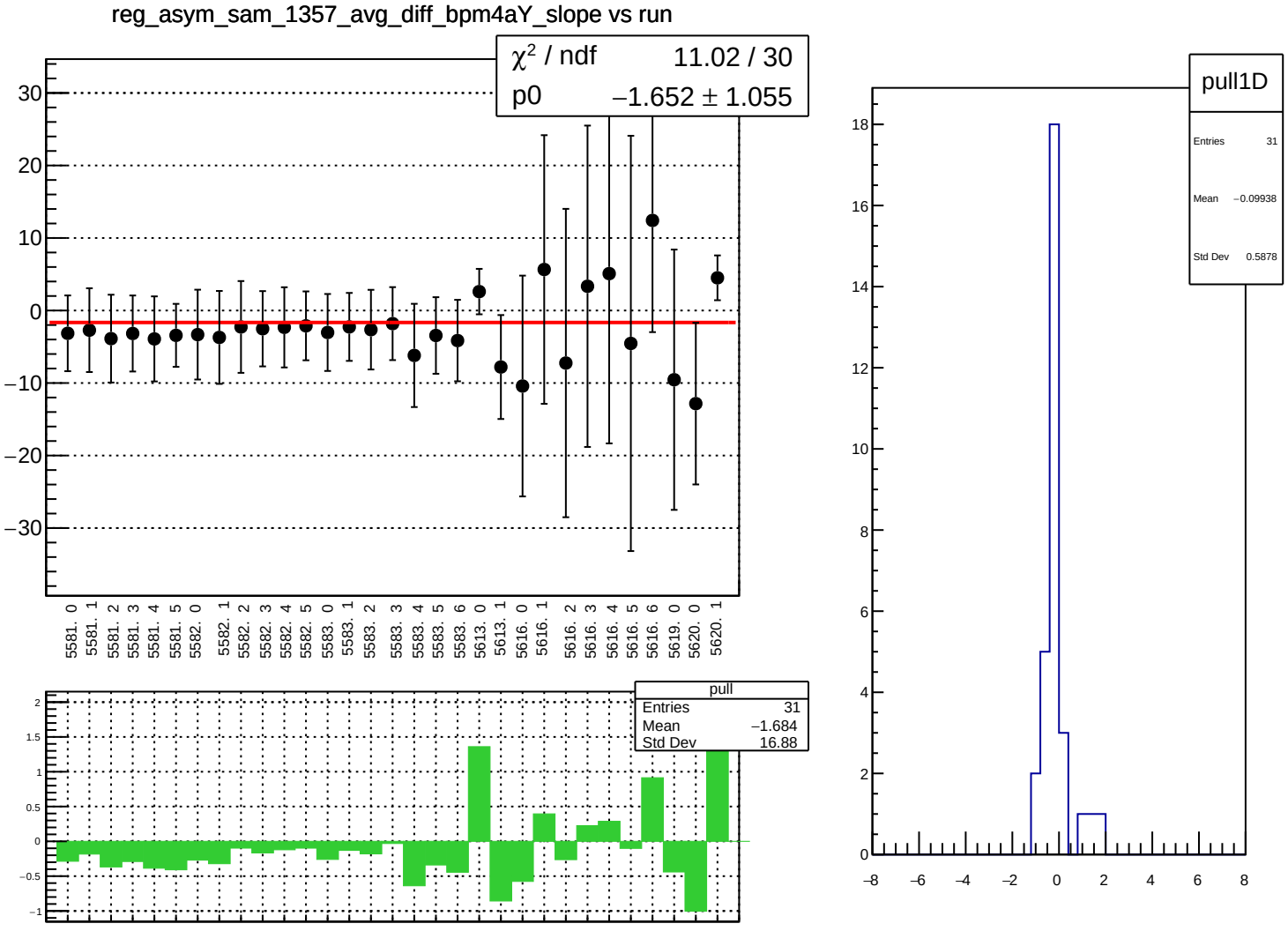
reg_asym_sam_1357_avg_diff_bpm4aY_slope vs run
χ² / ndf 11.02 / 30
p0 −1.652 ± 1.055
5581. 0
5581. 1
5581. 2
5581. 3
5581. 4
5581. 5
5582. 0
5582. 1
5582. 2
5582. 3
5582. 4
5582. 5
5583. 0
5583. 1
5583. 2
5583. 3
5583. 4
5583. 5
5583. 6
5613. 0
5613. 1
5616. 0
5616. 1
5616. 2
5616. 3
5616. 4
5616. 5
5616. 6
5619. 0
5620. 0
5620. 1
pull
Entries 31
Mean −1.684
Std Dev 16.88
pull1D
Entries 31
Mean −0.09938
Std Dev 0.5878

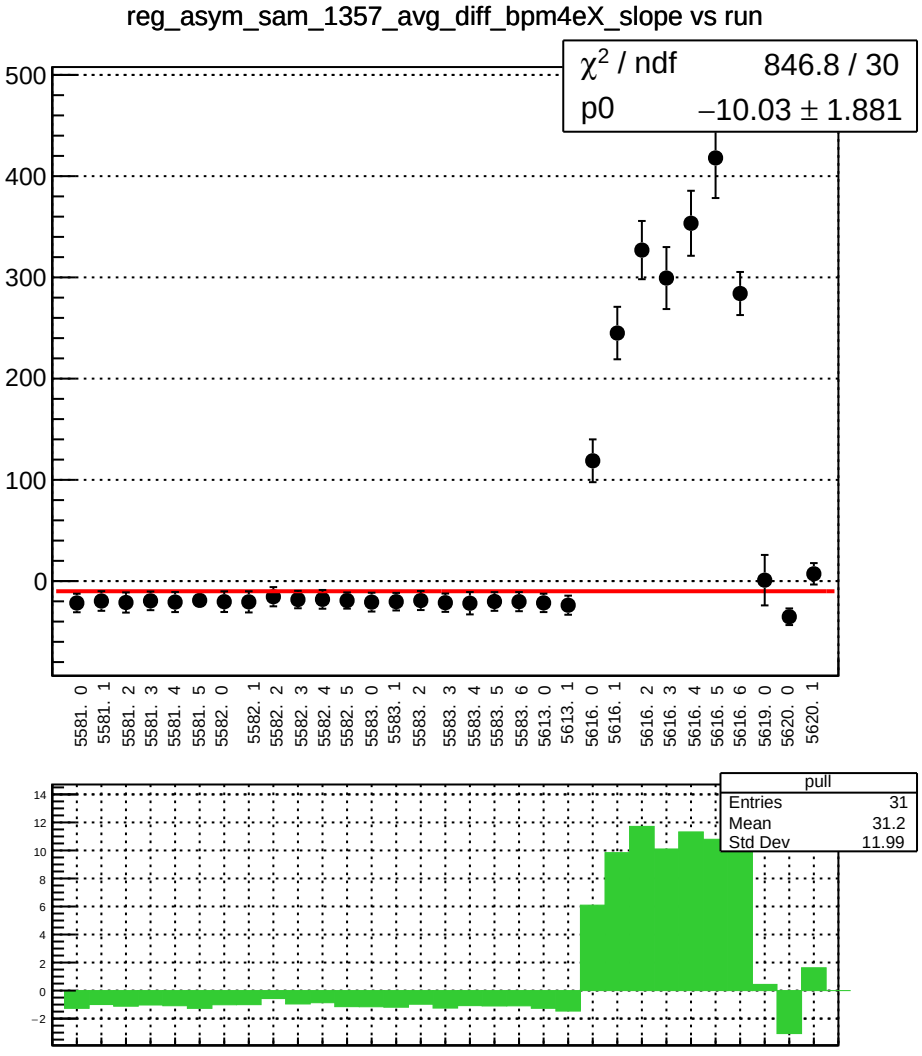
reg_asym_sam_1357_avg_diff_bpm4eX_slope vs run
χ² / ndf 846.8 / 30
p0 −10.03 ± 1.881
500
400
300
200
100
0
5581. 0
5581. 1
5581. 2
5581. 3
5581. 4
5581. 5
5582. 0
5582. 1
5582. 2
5582. 3
5582. 4
5582. 5
5583. 0
5583. 1
5583. 2
5583. 3
5583. 4
5583. 5
5583. 6
5613. 0
5613. 1
5616. 0
5616. 1
5616. 2
5616. 3
5616. 4
5616. 5
5616. 6
5619. 0
5620. 0
5620. 1
pull
Entries 31
Mean 31.2
Std Dev 11.99
14
12
10
8
6
4
2
0
−2

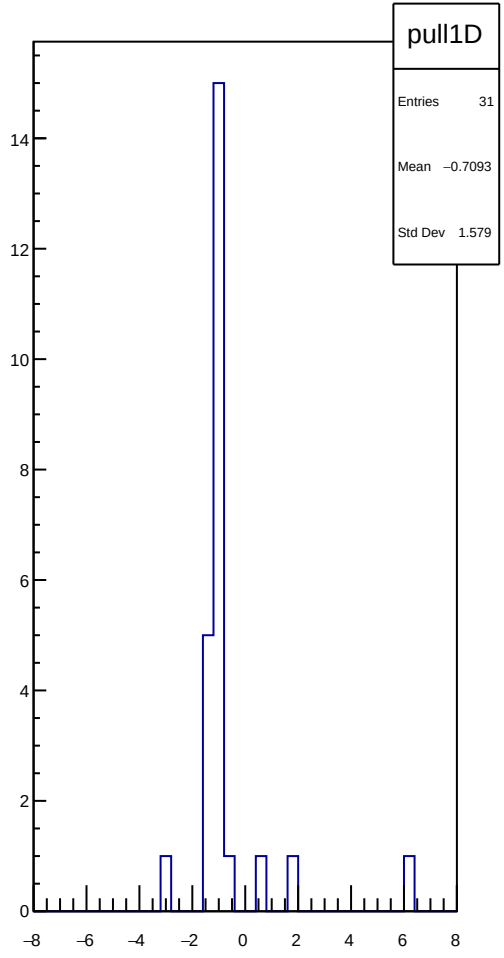
pull1D
Entries 31
Mean −0.7093
Std Dev 1.579
14
12
10
8
6
4
2
0
−8
−6
−4
−2
0
2
4
6
8

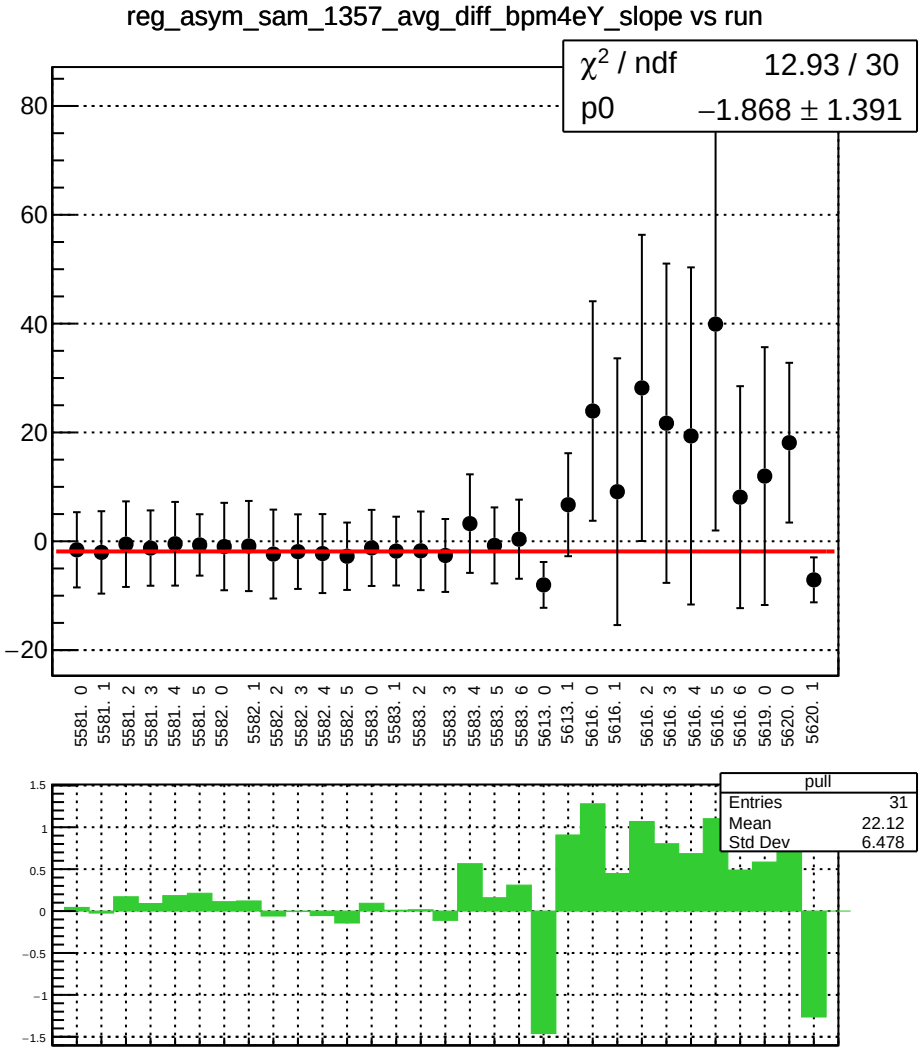
reg_asym_sam_1357_avg_diff_bpm4eY_slope vs run
χ² / ndf 12.93 / 30
p0 −1.868 ± 1.391
80
60
40
20
0
−20
5581. 0
5581. 1
5581. 2
5581. 3
5581. 4
5581. 5
5582. 0
5582. 1
5582. 2
5582. 3
5582. 4
5582. 5
5583. 0
5583. 1
5583. 2
5583. 3
5583. 4
5583. 5
5583. 6
5613. 0
5613. 1
5616. 0
5616. 1
5616. 2
5616. 3
5616. 4
5616. 5
5616. 6
5619. 0
5620. 0
5620. 1
pull
Entries 31
Mean 22.12
Std Dev 6.478
1.5
1
0.5
0
−0.5
−1
−1.5

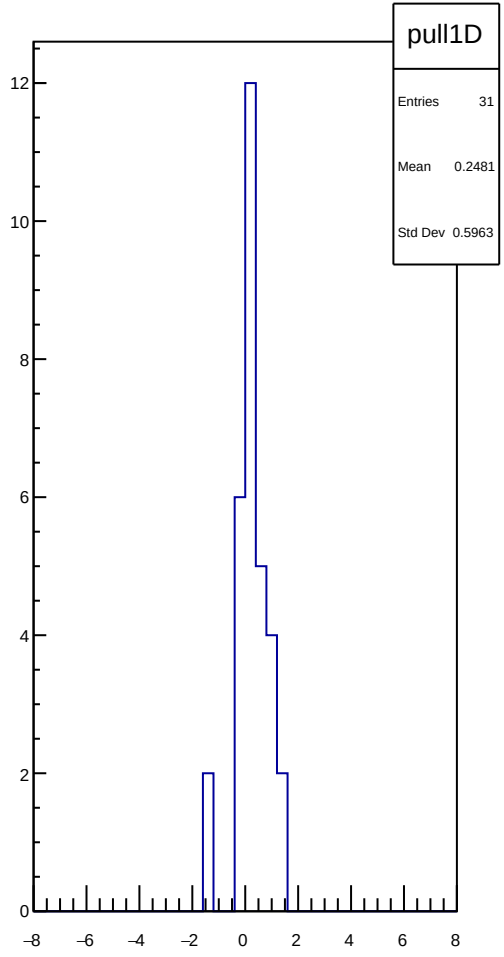
pull1D
Entries 31
Mean 0.2481
Std Dev 0.5963
12
10
8
6
4
2
0
−8
−6
−4
−2
0
2
4
6
8

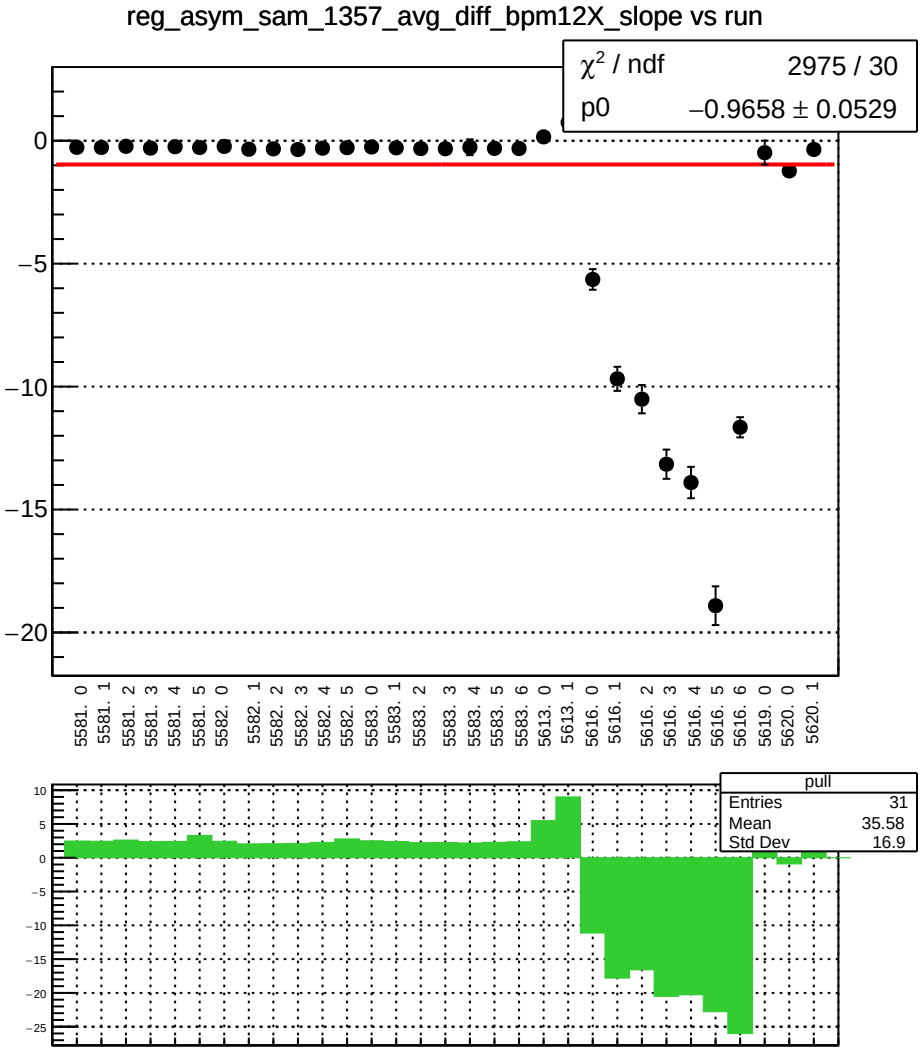
reg_asym_sam_1357_avg_diff_bpm12X_slope vs run
χ² / ndf 2975 / 30
p0 −0.9658 ± 0.0529
0
−5
−10
−15
−20
5581. 0
5581. 1
5581. 2
5581. 3
5581. 4
5581. 5
5582. 0
5582. 1
5582. 2
5582. 3
5582. 4
5582. 5
5583. 0
5583. 1
5583. 2
5583. 3
5583. 4
5583. 5
5583. 6
5613. 0
5613. 1
5616. 0
5616. 1
5616. 2
5616. 3
5616. 4
5616. 5
5616. 6
5619. 0
5620. 0
5620. 1
pull
Entries 31
Mean 35.58
Std Dev 16.9
10
5
0
−5
−10
−15
−20
−25

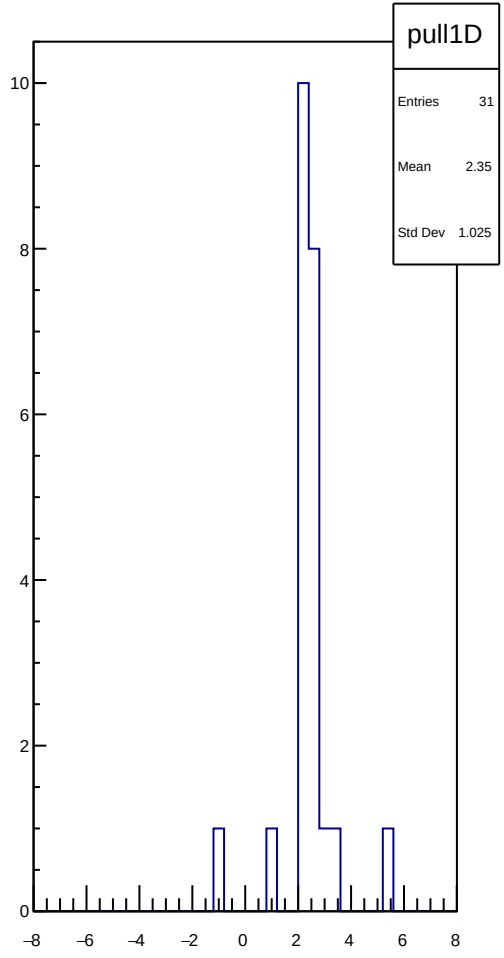
pull1D
Entries 31
Mean 2.35
Std Dev 1.025
10
8
6
4
2
0
−8
−6
−4
−2
0
2
4
6
8

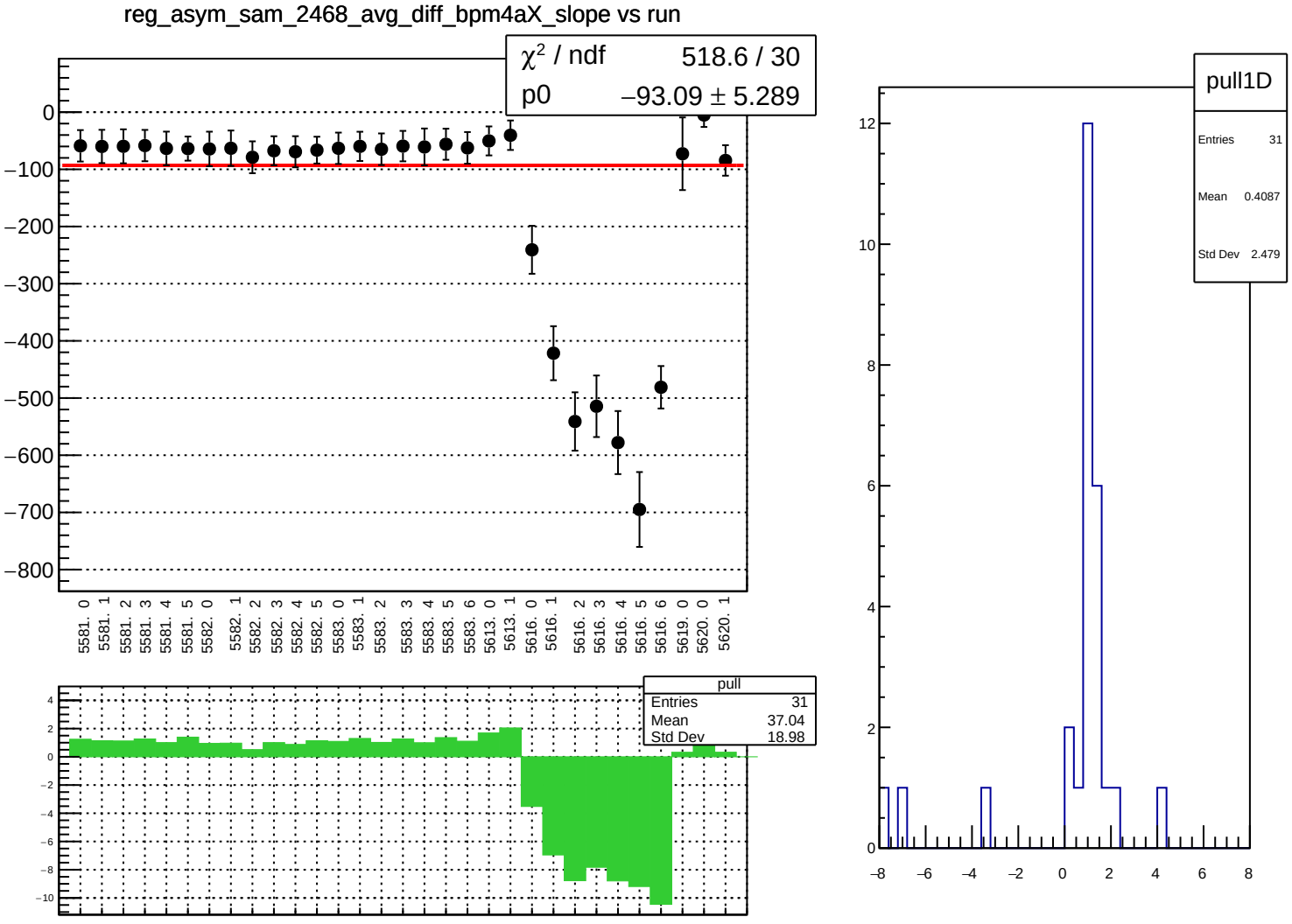
reg_asym_sam_2468_avg_diff_bpm4aX_slope vs run
χ² / ndf 518.6 / 30
p0 −93.09 ± 5.289
0
−100
−200
−300
−400
−500
−600
−700
−800
5581. 0
5581. 1
5581. 2
5581. 3
5581. 4
5581. 5
5582. 0
5582. 1
5582. 2
5582. 3
5582. 4
5582. 5
5583. 0
5583. 1
5583. 2
5583. 3
5583. 4
5583. 5
5583. 6
5613. 0
5613. 1
5616. 0
5616. 1
5616. 2
5616. 3
5616. 4
5616. 5
5616. 6
5619. 0
5620. 0
5620. 1
pull
Entries 31
Mean 37.04
Std Dev 18.98
4
2
0
−2
−4
−6
−8
−10
pull1D
Entries 31
Mean 0.4087
Std Dev 2.479
12
10
8
6
4
2
0
−8
−6
−4
−2
0
2
4
6
8

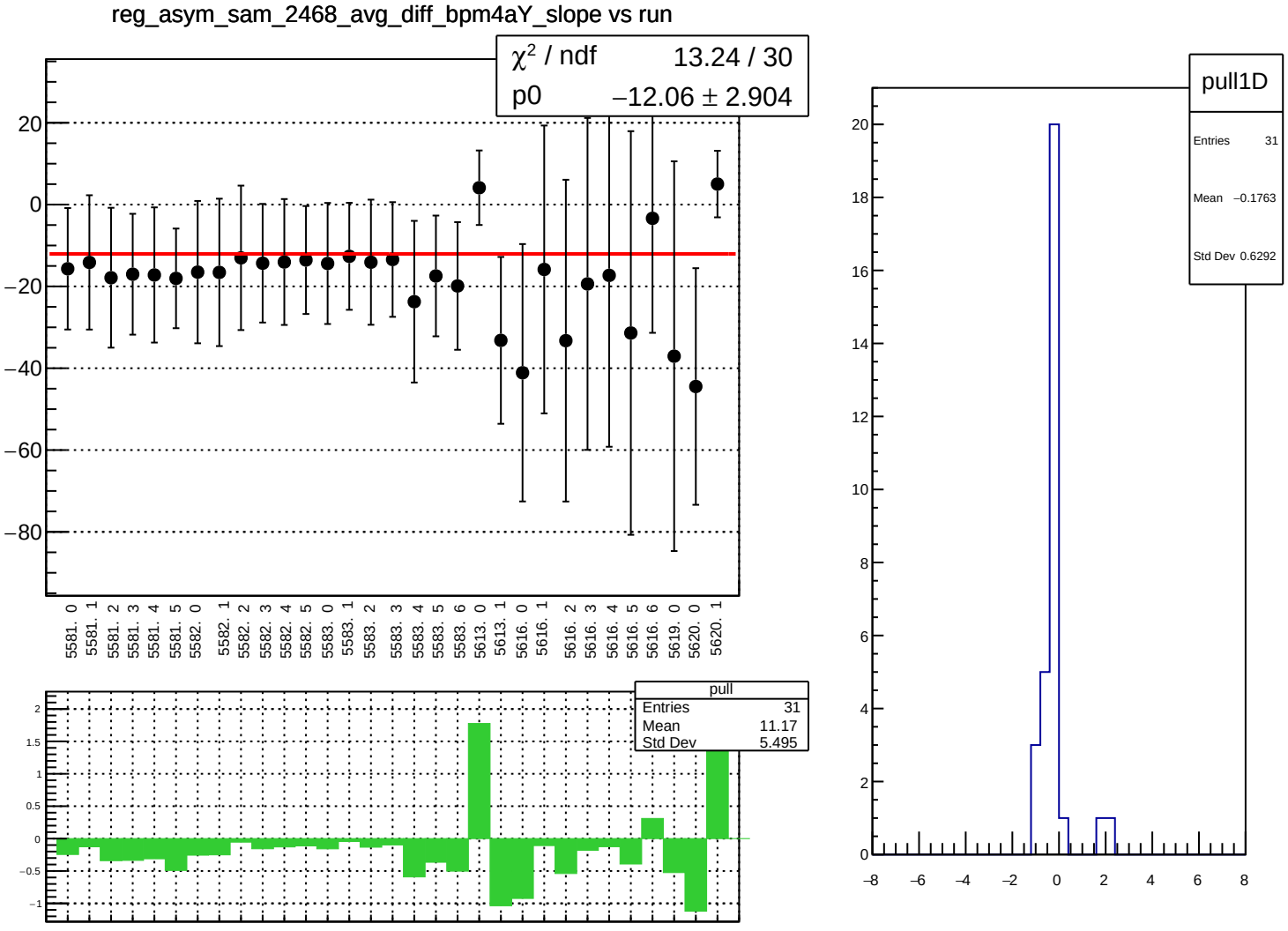
reg_asym_sam_2468_avg_diff_bpm4aY_slope vs run
χ² / ndf 13.24 / 30
p0 −12.06 ± 2.904
20
0
−20
−40
−60
−80
5581. 0
5581. 1
5581. 2
5581. 3
5581. 4
5581. 5
5582. 0
5582. 1
5582. 2
5582. 3
5582. 4
5582. 5
5583. 0
5583. 1
5583. 2
5583. 3
5583. 4
5583. 5
5583. 6
5613. 0
5613. 1
5616. 0
5616. 1
5616. 2
5616. 3
5616. 4
5616. 5
5616. 6
5619. 0
5620. 0
5620. 1
pull
Entries 31
Mean 11.17
Std Dev 5.495
2
1.5
1
0.5
0
−0.5
−1
pull1D
Entries 31
Mean −0.1763
Std Dev 0.6292
20
18
16
14
12
10
8
6
4
2
0
−8
−6
−4
−2
0
2
4
6
8

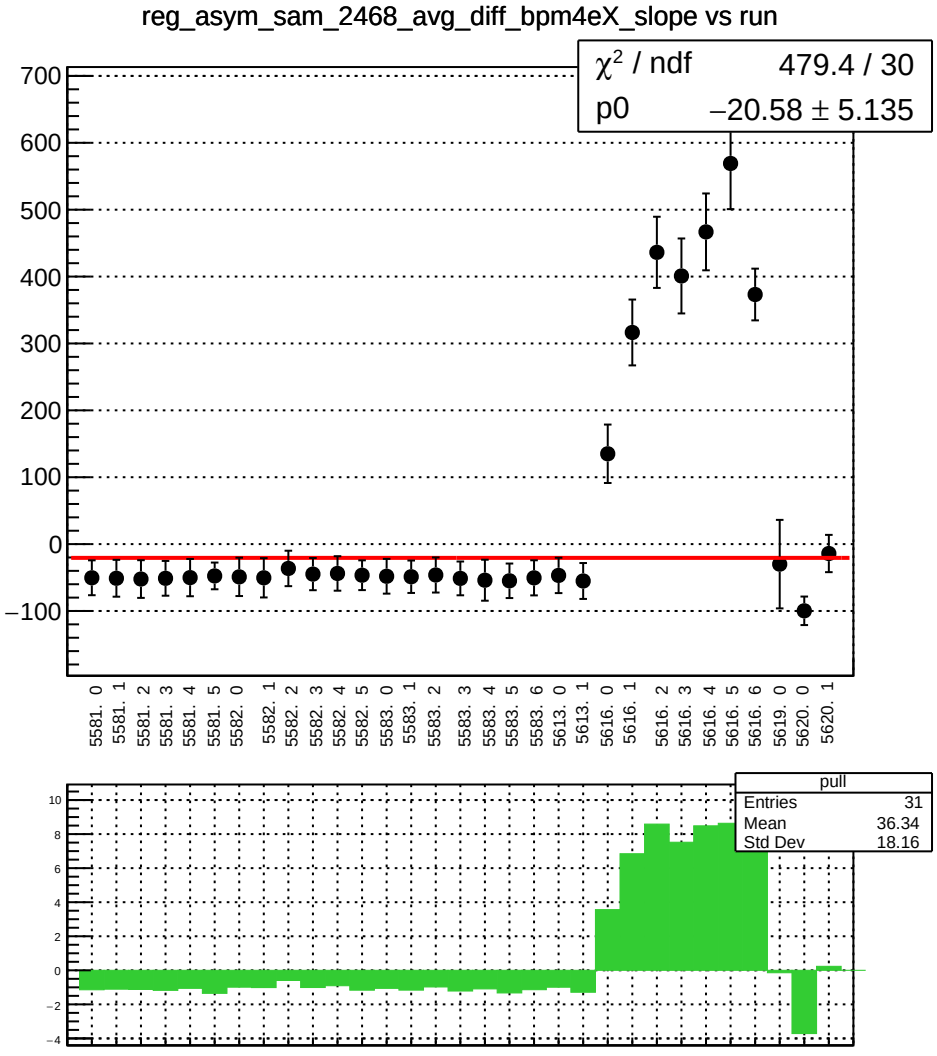
reg_asym_sam_2468_avg_diff_bpm4eX_slope vs run
χ² / ndf 479.4 / 30
p0 −20.58 ± 5.135
700
600
500
400
300
200
100
0
−100
5581. 0
5581. 1
5581. 2
5581. 3
5581. 4
5581. 5
5582. 0
5582. 1
5582. 2
5582. 3
5582. 4
5582. 5
5583. 0
5583. 1
5583. 2
5583. 3
5583. 4
5583. 5
5583. 6
5613. 0
5613. 1
5616. 0
5616. 1
5616. 2
5616. 3
5616. 4
5616. 5
5616. 6
5619. 0
5620. 0
5620. 1
pull
Entries 31
Mean 36.34
Std Dev 18.16
10
8
6
4
2
0
−2
−4

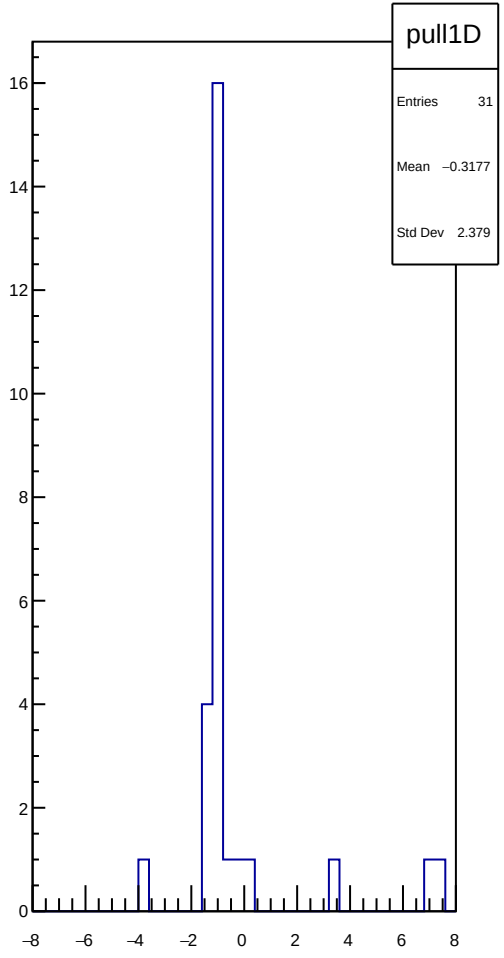
pull1D
Entries 31
Mean −0.3177
Std Dev 2.379
16
14
12
10
8
6
4
2
0
−8
−6
−4
−2
0
2
4
6
8

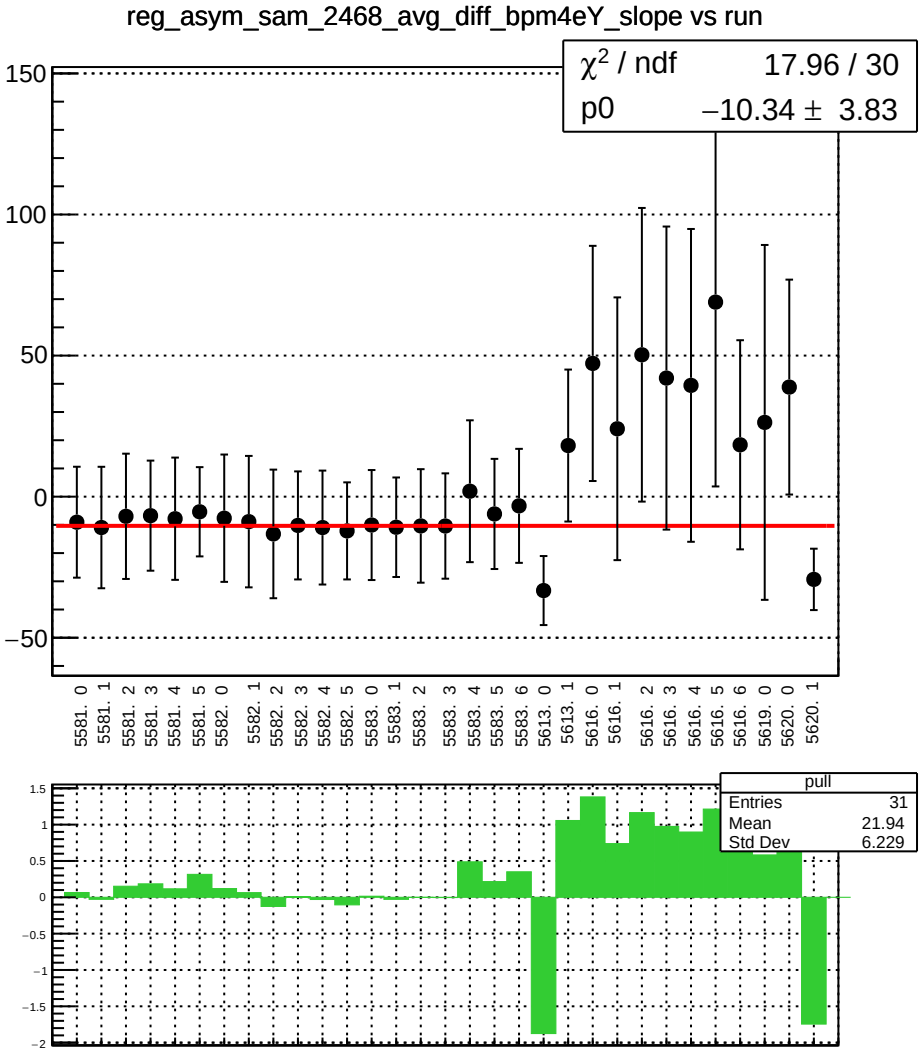
reg_asym_sam_2468_avg_diff_bpm4eY_slope vs run
χ² / ndf 17.96 / 30
p0 −10.34 ± 3.83
150
100
50
0
−50
5581. 0
5581. 1
5581. 2
5581. 3
5581. 4
5581. 5
5582. 0
5582. 1
5582. 2
5582. 3
5582. 4
5582. 5
5583. 0
5583. 1
5583. 2
5583. 3
5583. 4
5583. 5
5583. 6
5613. 0
5613. 1
5616. 0
5616. 1
5616. 2
5616. 3
5616. 4
5616. 5
5616. 6
5619. 0
5620. 0
5620. 1
pull
Entries 31
Mean 21.94
Std Dev 6.229
1.5
1
0.5
0
−0.5
−1
−1.5
−2

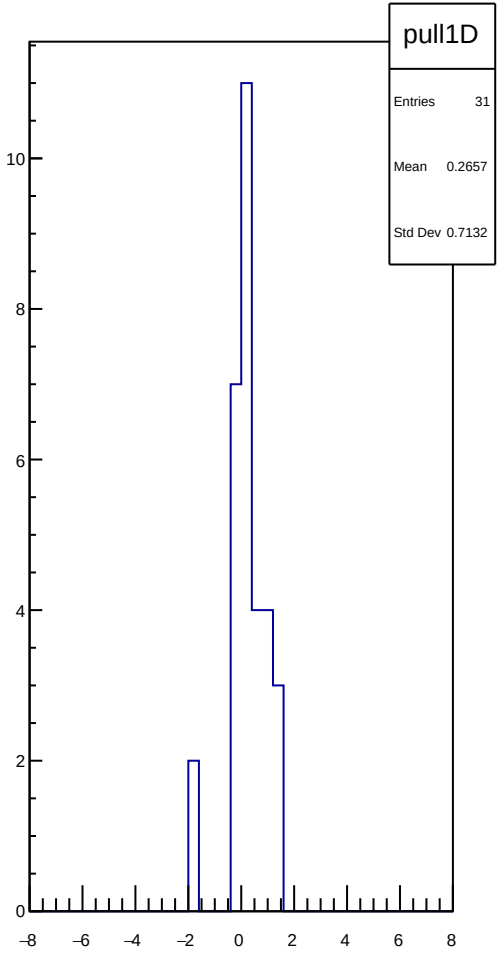
pull1D
Entries 31
Mean 0.2657
Std Dev 0.7132
10
8
6
4
2
0
−8
−6
−4
−2
0
2
4
6
8

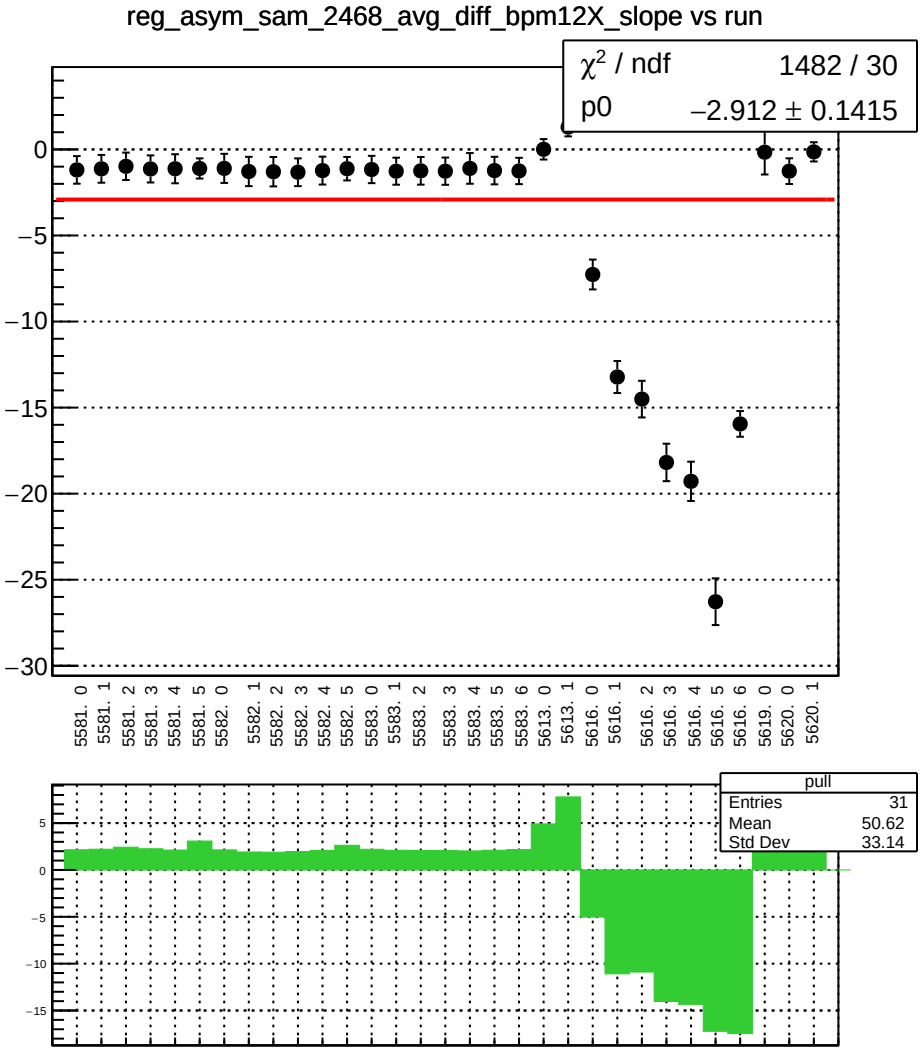
reg_asym_sam_2468_avg_diff_bpm12X_slope vs run
χ² / ndf 1482 / 30
p0 −2.912 ± 0.1415
0
−5
−10
−15
−20
−25
−30
5581. 0
5581. 1
5581. 2
5581. 3
5581. 4
5581. 5
5582. 0
5582. 1
5582. 2
5582. 3
5582. 4
5582. 5
5583. 0
5583. 1
5583. 2
5583. 3
5583. 4
5583. 5
5583. 6
5613. 0
5613. 1
5616. 0
5616. 1
5616. 2
5616. 3
5616. 4
5616. 5
5616. 6
5619. 0
5620. 0
5620. 1
pull
Entries 31
Mean 50.62
Std Dev 33.14
5
0
−5
−10
−15

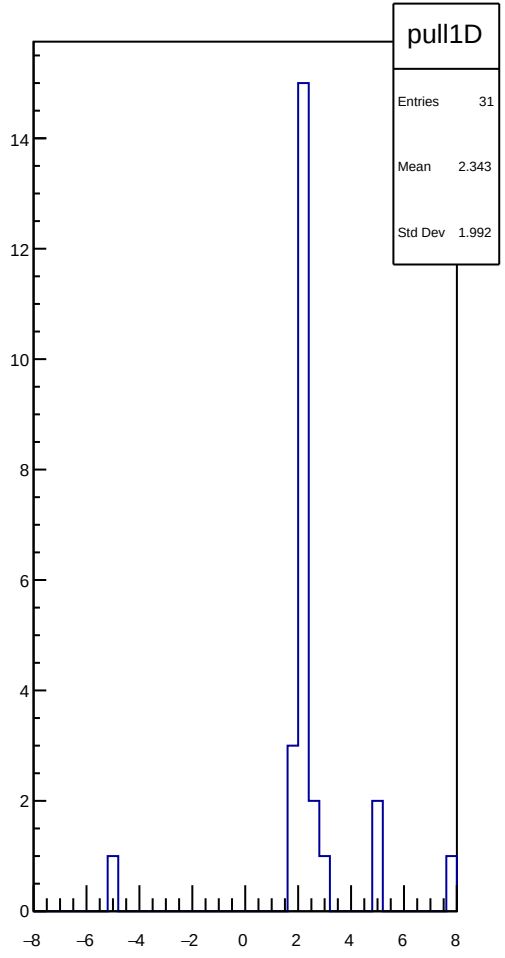
pull1D
Entries 31
Mean 2.343
Std Dev 1.992
14
12
10
8
6
4
2
0
−8
−6
−4
−2
0
2
4
6
8

reg_asym_sam_1357_2468_dd_diff_bpm4aX_slope vs run

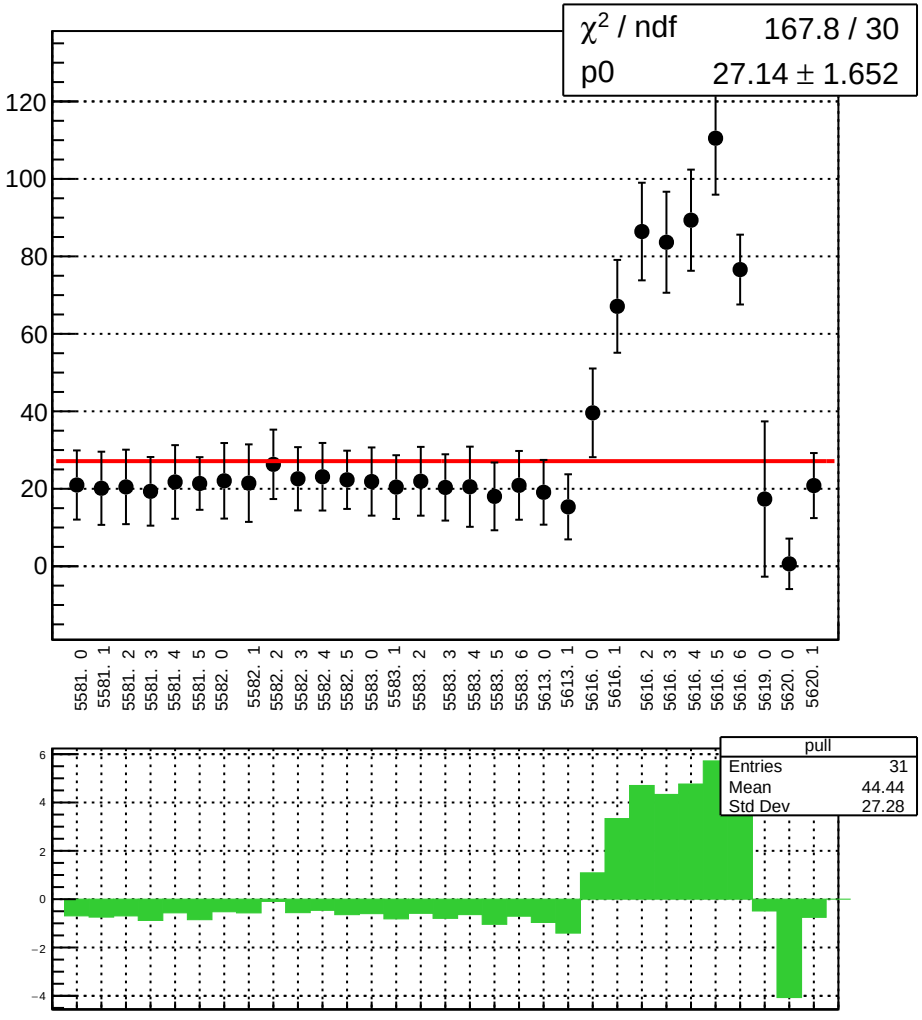

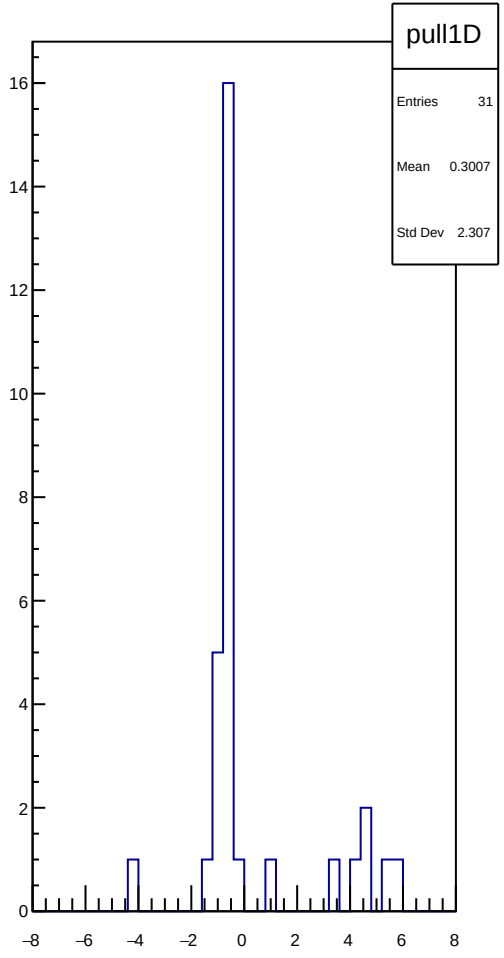

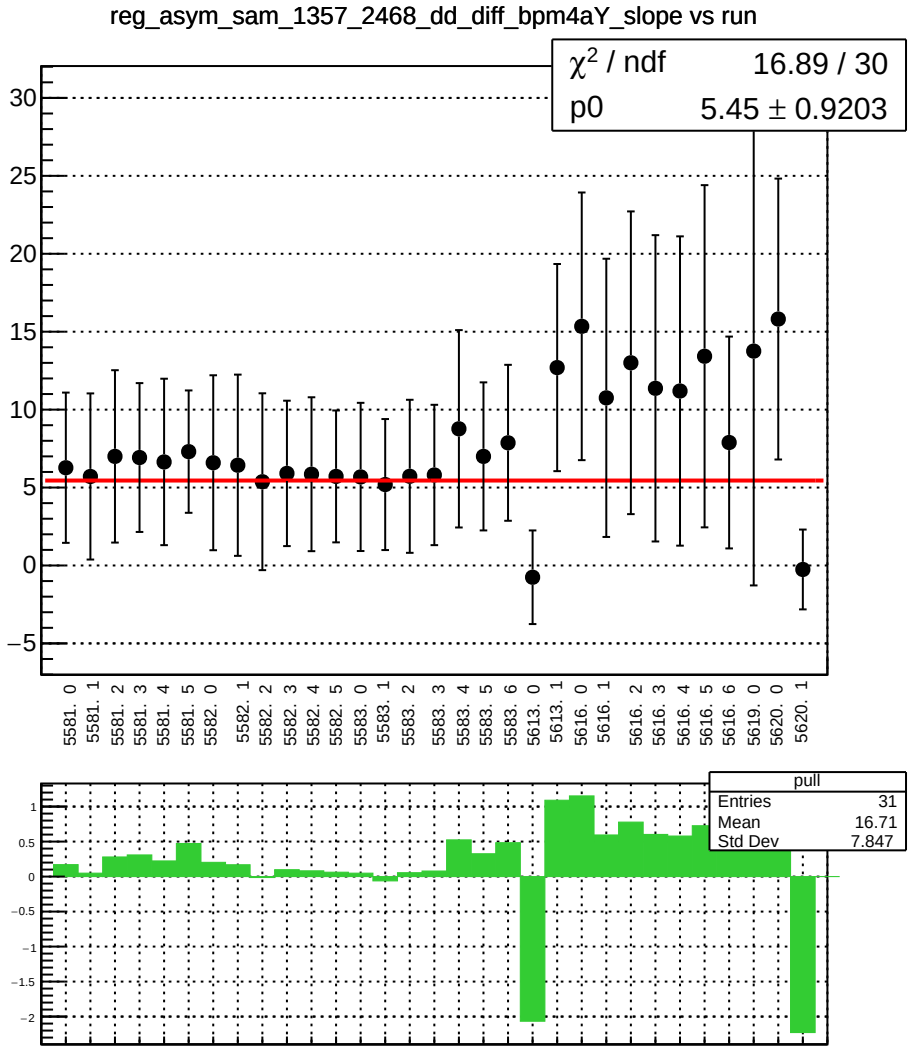
reg_asym_sam_1357_2468_dd_diff_bpm4aY_slope vs run
χ² / ndf 16.89 / 30
p0 5.45 ± 0.9203
30
25
20
15
10
5
0
−5
5581. 0
5581. 1
5581. 2
5581. 3
5581. 4
5581. 5
5582. 0
5582. 1
5582. 2
5582. 3
5582. 4
5582. 5
5583. 0
5583. 1
5583. 2
5583. 3
5583. 4
5583. 5
5583. 6
5613. 0
5613. 1
5616. 0
5616. 1
5616. 2
5616. 3
5616. 4
5616. 5
5616. 6
5619. 0
5620. 0
5620. 1
pull
Entries 31
Mean 16.71
Std Dev 7.847
1
0.5
0
−0.5
−1
−1.5
−2

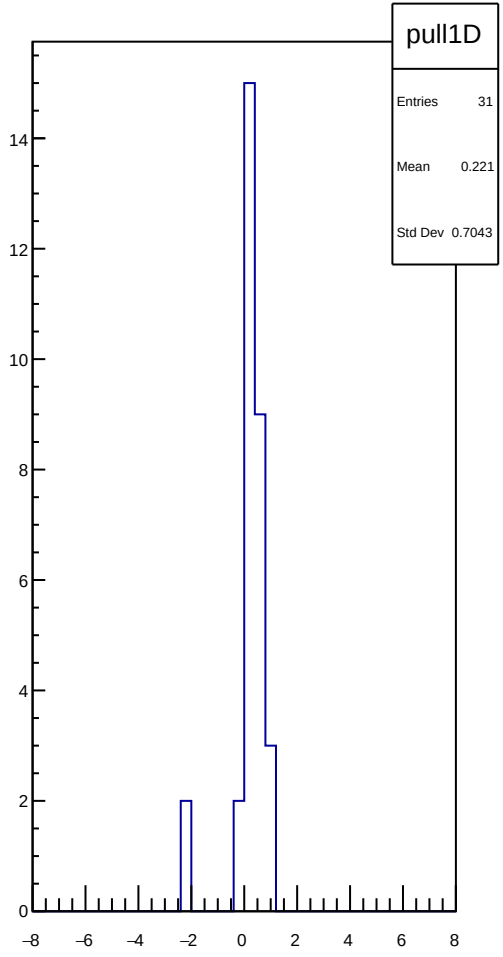
pull1D
Entries 31
Mean 0.221
Std Dev 0.7043
14
12
10
8
6
4
2
0
−8
−6
−4
−2
0
2
4
6
8

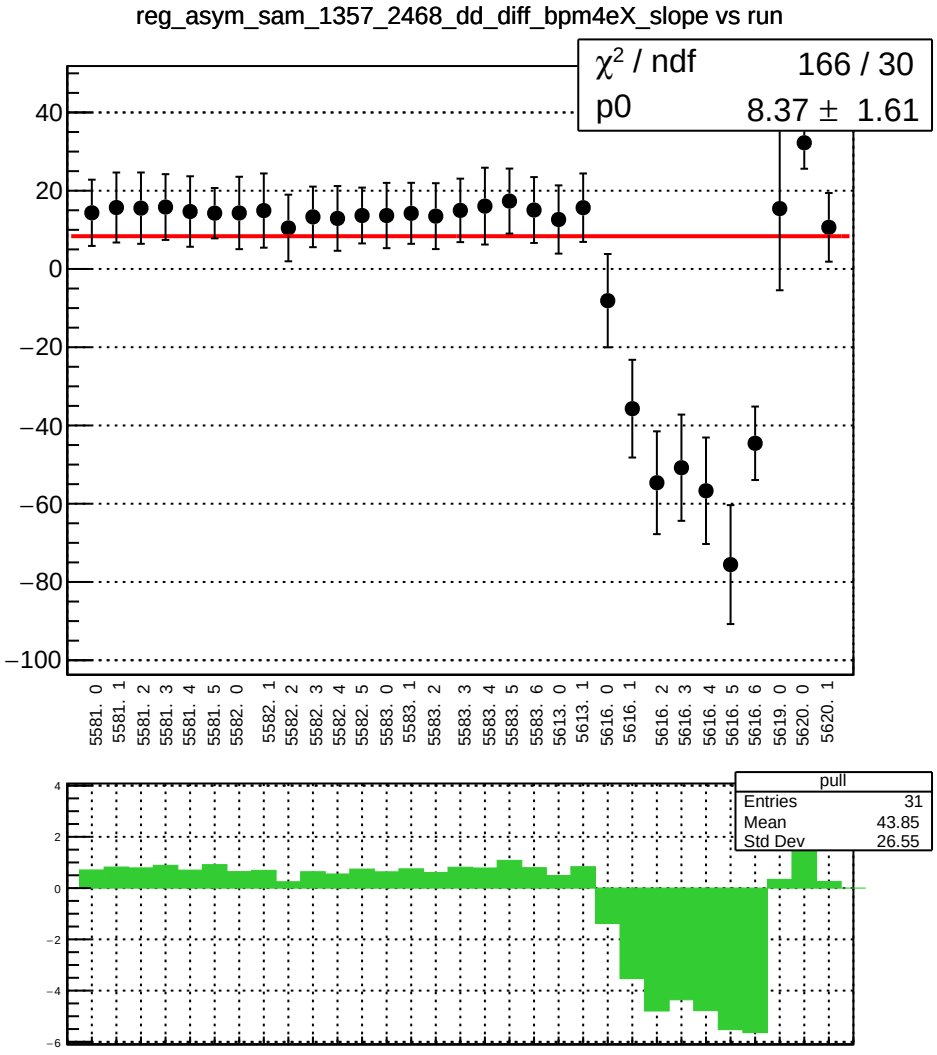
reg_asym_sam_1357_2468_dd_diff_bpm4eX_slope vs run
χ² / ndf 166 / 30
p0 8.37 ± 1.61
40
20
0
−20
−40
−60
−80
−100
5581. 0
5581. 1
5581. 2
5581. 3
5581. 4
5581. 5
5582. 0
5582. 1
5582. 2
5582. 3
5582. 4
5582. 5
5583. 0
5583. 1
5583. 2
5583. 3
5583. 4
5583. 5
5583. 6
5613. 0
5613. 1
5616. 0
5616. 1
5616. 2
5616. 3
5616. 4
5616. 5
5616. 6
5619. 0
5620. 0
5620. 1
pull
Entries 31
Mean 43.85
Std Dev 26.55
4
2
0
−2
−4
−6

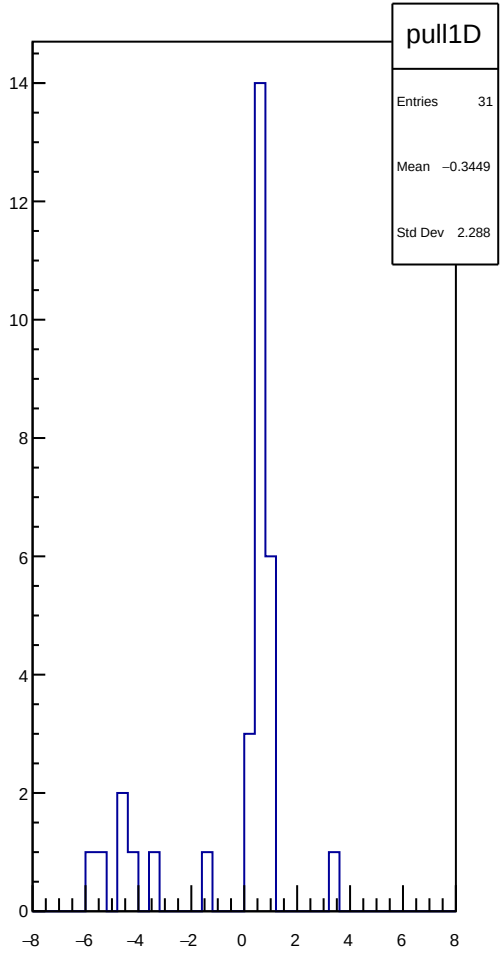
pull1D
Entries 31
Mean −0.3449
Std Dev 2.288
14
12
10
8
6
4
2
0
−8
−6
−4
−2
0
2
4
6
8

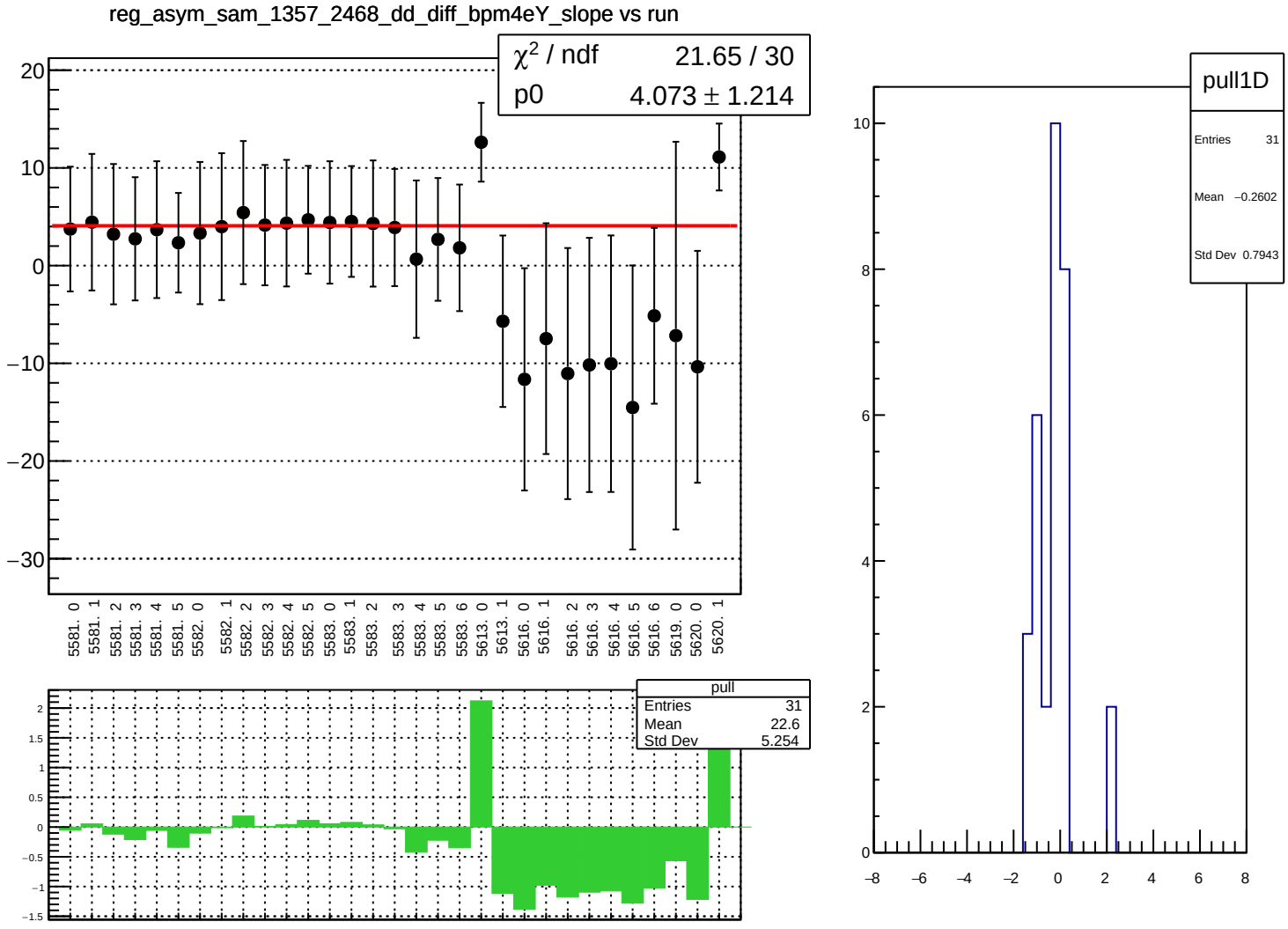
reg_asym_sam_1357_2468_dd_diff_bpm4eY_slope vs run
χ² / ndf 21.65 / 30
p0 4.073 ± 1.214
20
10
0
−10
−20
−30
5581. 0
5581. 1
5581. 2
5581. 3
5581. 4
5581. 5
5582. 0
5582. 1
5582. 2
5582. 3
5582. 4
5582. 5
5583. 0
5583. 1
5583. 2
5583. 3
5583. 4
5583. 5
5583. 6
5613. 0
5613. 1
5616. 0
5616. 1
5616. 2
5616. 3
5616. 4
5616. 5
5616. 6
5619. 0
5620. 0
5620. 1
pull
Entries 31
Mean 22.6
Std Dev 5.254
2
1.5
1
0.5
0
−0.5
−1
−1.5
pull1D
Entries 31
Mean −0.2602
Std Dev 0.7943
10
8
6
4
2
0
−8
−6
−4
−2
0
2
4
6
8

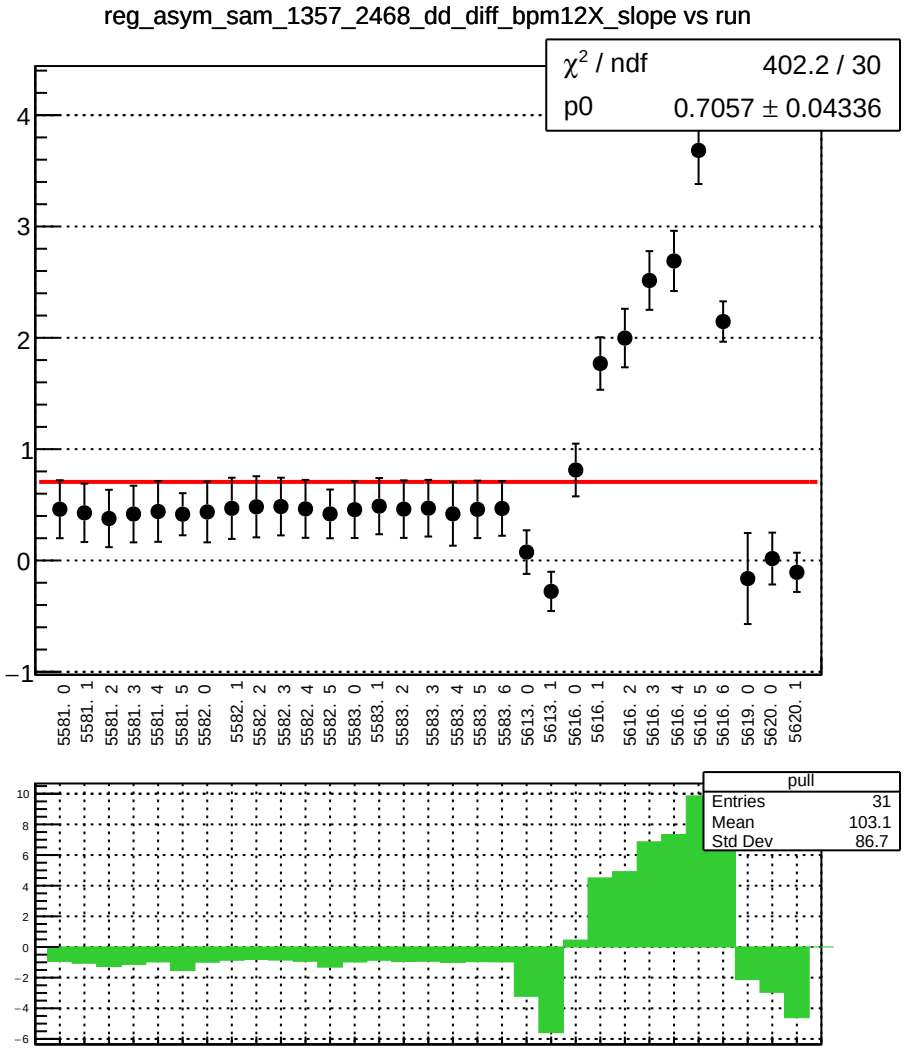
reg_asym_sam_1357_2468_dd_diff_bpm12X_slope vs run
χ² / ndf 402.2 / 30
p0 0.7057 ± 0.04336
4
3
2
1
0
−1
5581. 0
5581. 1
5581. 2
5581. 3
5581. 4
5581. 5
5582. 0
5582. 1
5582. 2
5582. 3
5582. 4
5582. 5
5583. 0
5583. 1
5583. 2
5583. 3
5583. 4
5583. 5
5583. 6
5613. 0
5613. 1
5616. 0
5616. 1
5616. 2
5616. 3
5616. 4
5616. 5
5616. 6
5619. 0
5620. 0
5620. 1
pull
Entries 31
Mean 103.1
Std Dev 86.7
10
8
6
4
2
0
−2
−4
−6

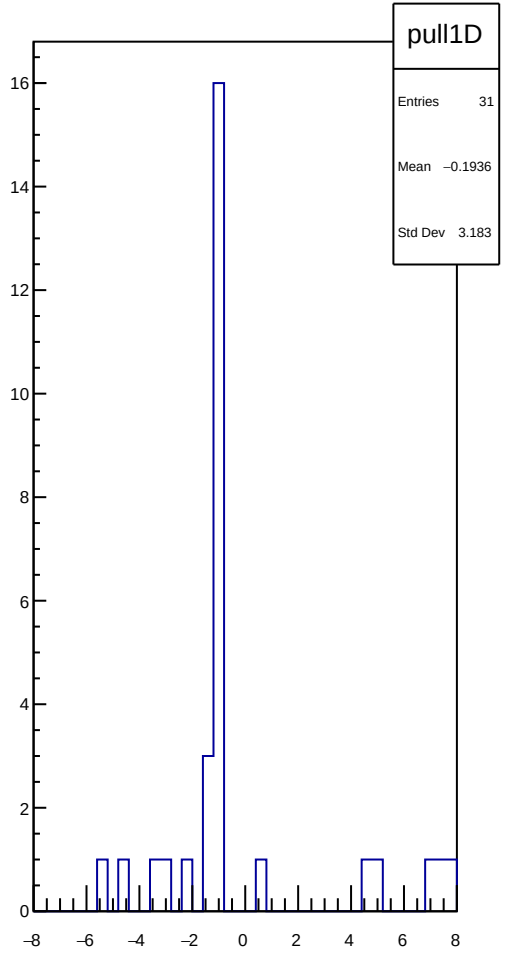
pull1D
Entries 31
Mean −0.1936
Std Dev 3.183
16
14
12
10
8
6
4
2
0
−8
−6
−4
−2
0
2
4
6
8

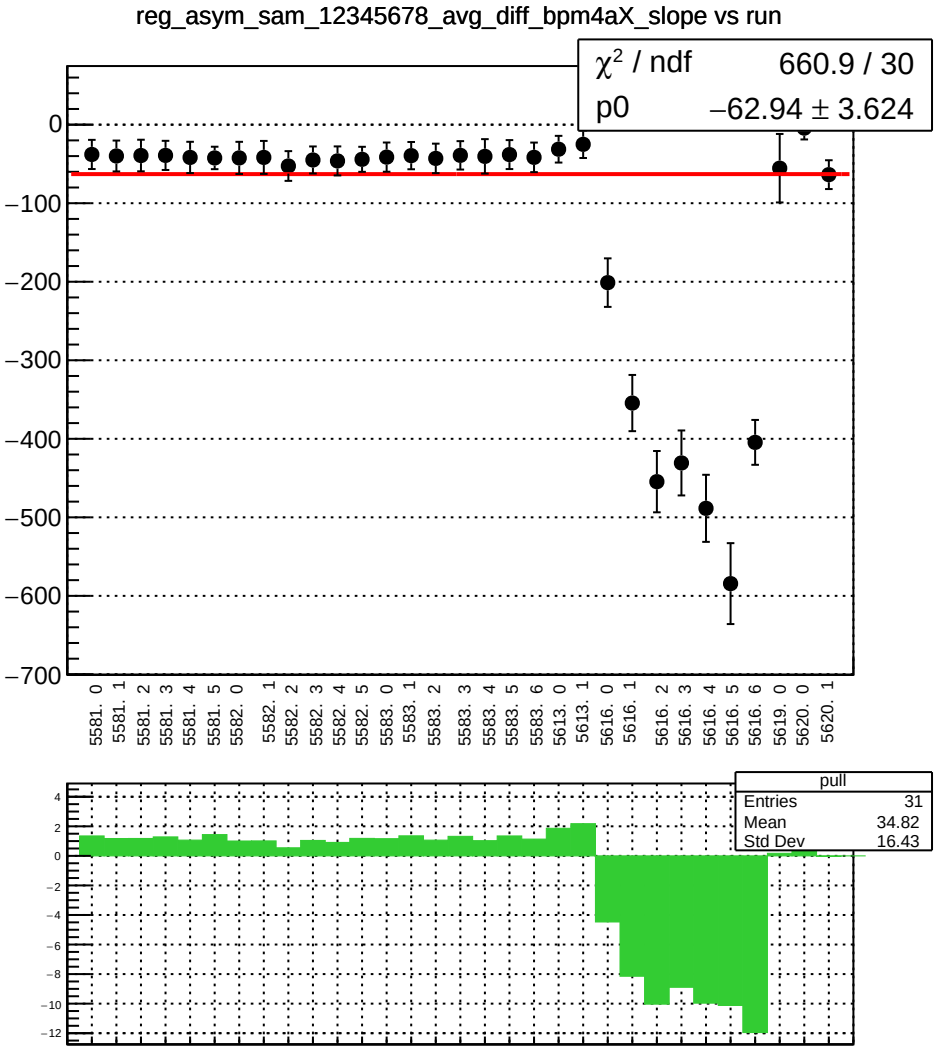
reg_asym_sam_12345678_avg_diff_bpm4aX_slope vs run
χ² / ndf 660.9 / 30
p0 −62.94 ± 3.624
0
−100
−200
−300
−400
−500
−600
−700
5581. 0
5581. 1
5581. 2
5581. 3
5581. 4
5581. 5
5582. 0
5582. 1
5582. 2
5582. 3
5582. 4
5582. 5
5583. 0
5583. 1
5583. 2
5583. 3
5583. 4
5583. 5
5583. 6
5613. 0
5613. 1
5616. 0
5616. 1
5616. 2
5616. 3
5616. 4
5616. 5
5616. 6
5619. 0
5620. 0
5620. 1
pull
Entries 31
Mean 34.82
Std Dev 16.43
4
2
0
−2
−4
−6
−8
−10
−12

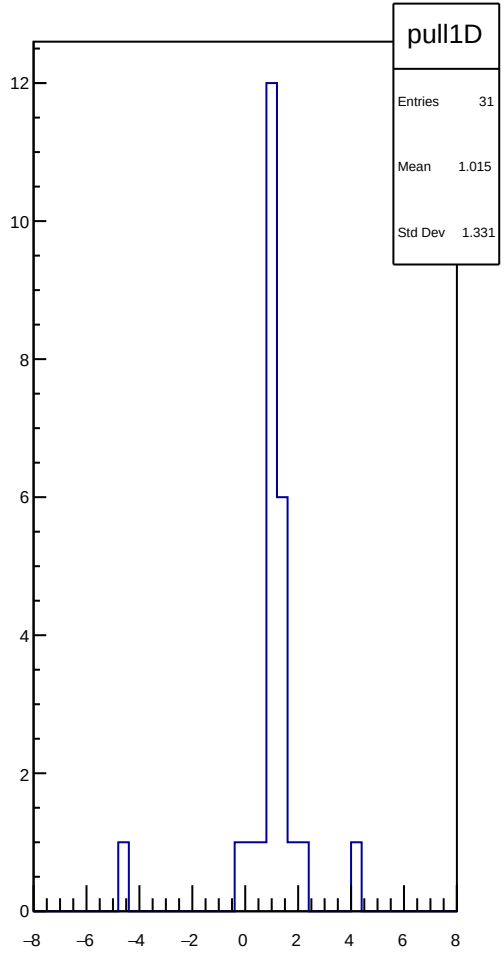
pull1D
Entries 31
Mean 1.015
Std Dev 1.331
12
10
8
6
4
2
0
−8
−6
−4
−2
0
2
4
6
8

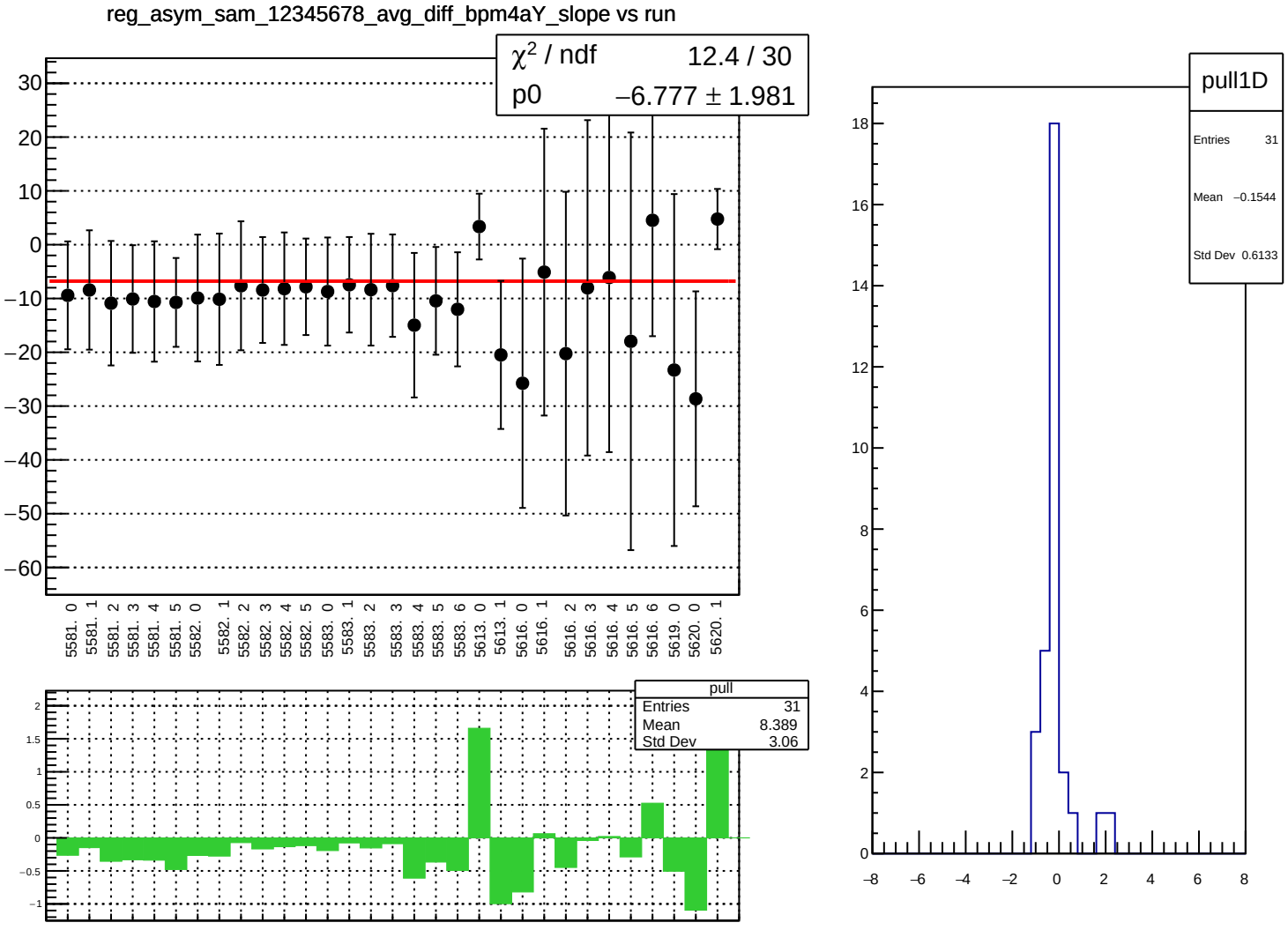
reg_asym_sam_12345678_avg_diff_bpm4aY_slope vs run
χ² / ndf 12.4 / 30
p0 −6.777 ± 1.981
5581. 0
5581. 1
5581. 2
5581. 3
5581. 4
5581. 5
5582. 0
5582. 1
5582. 2
5582. 3
5582. 4
5582. 5
5583. 0
5583. 1
5583. 2
5583. 3
5583. 4
5583. 5
5583. 6
5613. 0
5613. 1
5616. 0
5616. 1
5616. 2
5616. 3
5616. 4
5616. 5
5616. 6
5619. 0
5620. 0
5620. 1
pull
Entries 31
Mean 8.389
Std Dev 3.06
pull1D
Entries 31
Mean −0.1544
Std Dev 0.6133

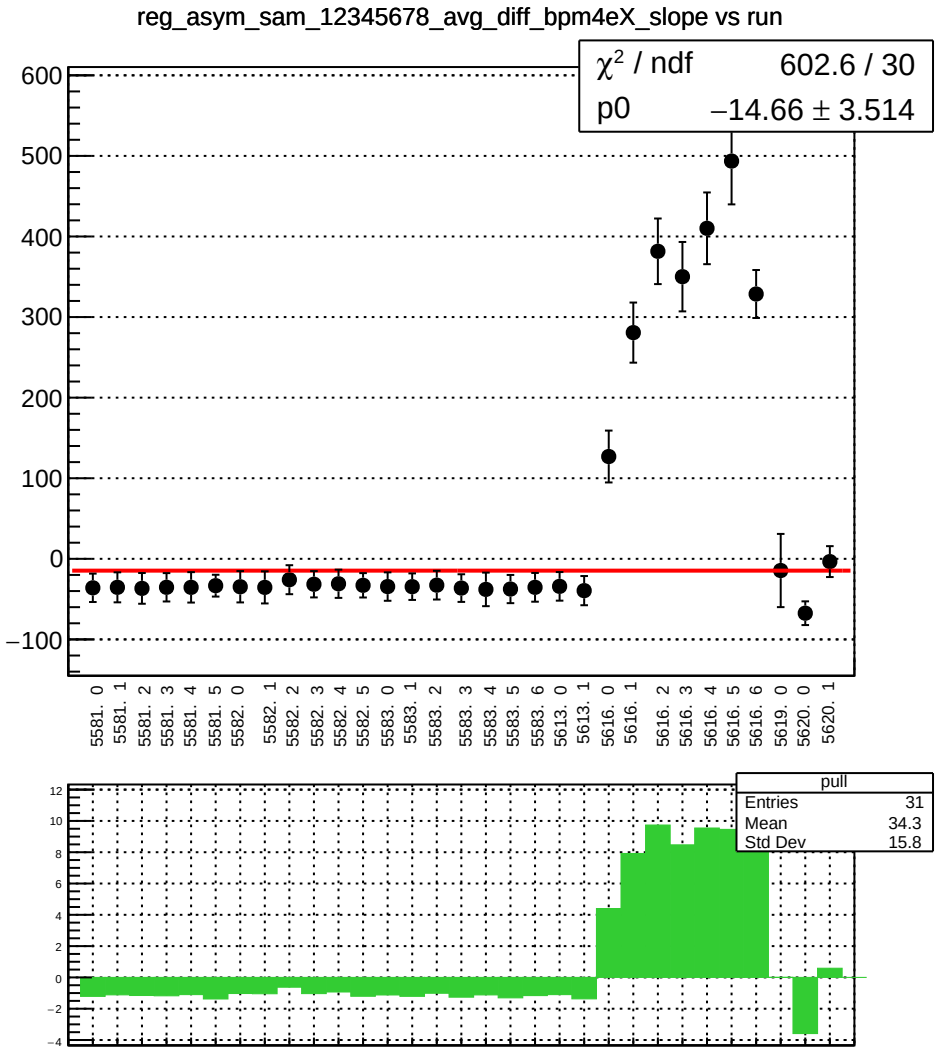
reg_asym_sam_12345678_avg_diff_bpm4eX_slope vs run
χ² / ndf 602.6 / 30
p0 −14.66 ± 3.514
600
500
400
300
200
100
0
−100
5581. 0
5581. 1
5581. 2
5581. 3
5581. 4
5581. 5
5582. 0
5582. 1
5582. 2
5582. 3
5582. 4
5582. 5
5583. 0
5583. 1
5583. 2
5583. 3
5583. 4
5583. 5
5583. 6
5613. 0
5613. 1
5616. 0
5616. 1
5616. 2
5616. 3
5616. 4
5616. 5
5616. 6
5619. 0
5620. 0
5620. 1
pull
Entries 31
Mean 34.3
Std Dev 15.8
12
10
8
6
4
2
0
−2
−4

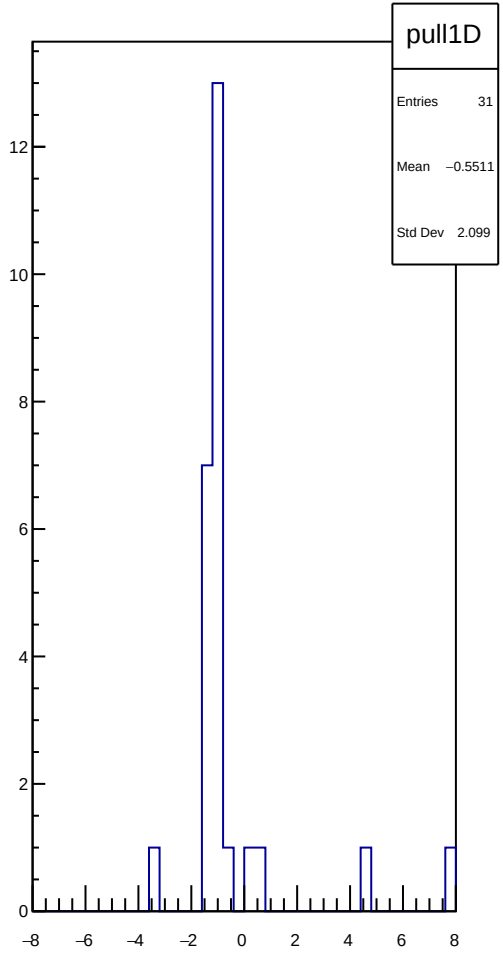
pull1D
Entries 31
Mean −0.5511
Std Dev 2.099
12
10
8
6
4
2
0
−8
−6
−4
−2
0
2
4
6
8

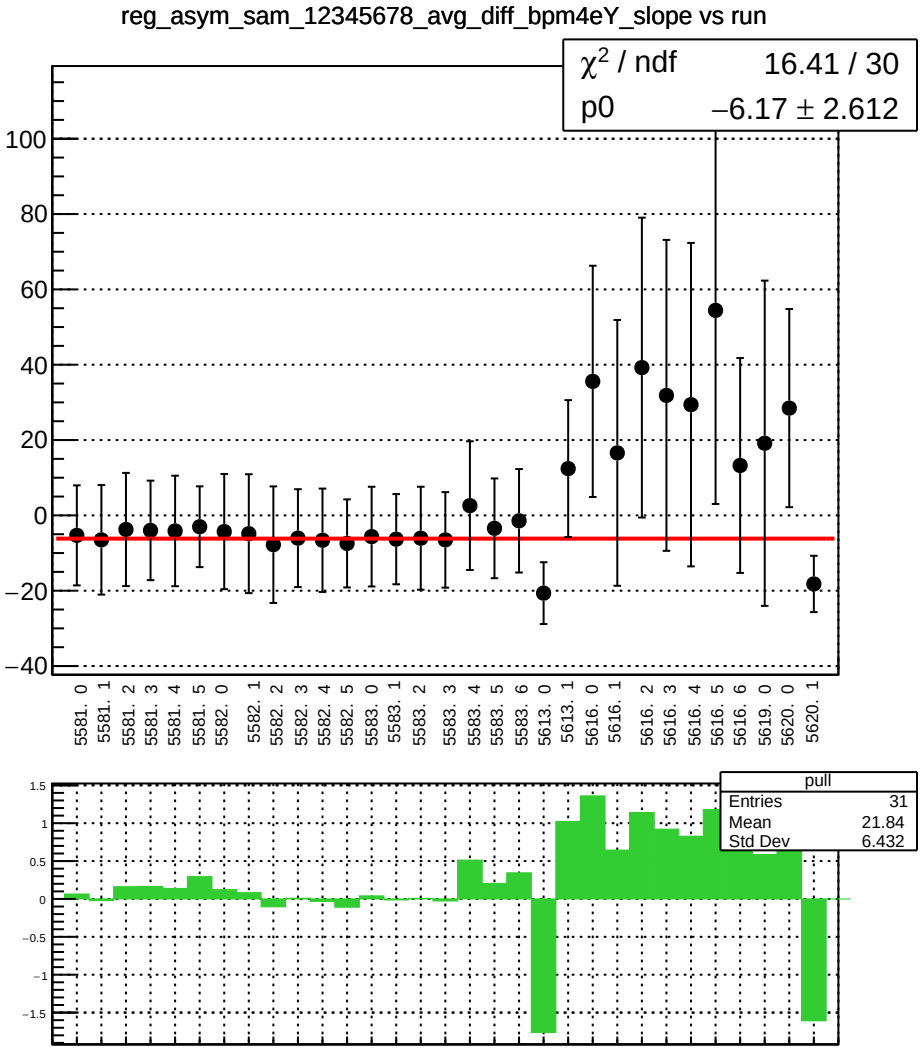
reg_asym_sam_12345678_avg_diff_bpm4eY_slope vs run
χ² / ndf 16.41 / 30
p0 −6.17 ± 2.612
100
80
60
40
20
0
−20
−40
5581. 0
5581. 1
5581. 2
5581. 3
5581. 4
5581. 5
5582. 0
5582. 1
5582. 2
5582. 3
5582. 4
5582. 5
5583. 0
5583. 1
5583. 2
5583. 3
5583. 4
5583. 5
5583. 6
5613. 0
5613. 1
5616. 0
5616. 1
5616. 2
5616. 3
5616. 4
5616. 5
5616. 6
5619. 0
5620. 0
5620. 1
pull
Entries 31
Mean 21.84
Std Dev 6.432
1.5
1
0.5
0
−0.5
−1
−1.5

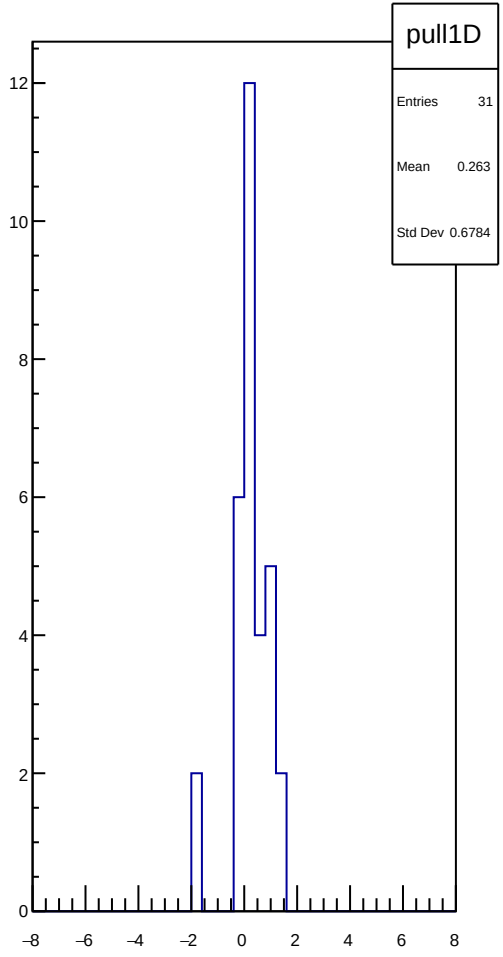
pull1D
Entries 31
Mean 0.263
Std Dev 0.6784
12
10
8
6
4
2
0
−8
−6
−4
−2
0
2
4
6
8

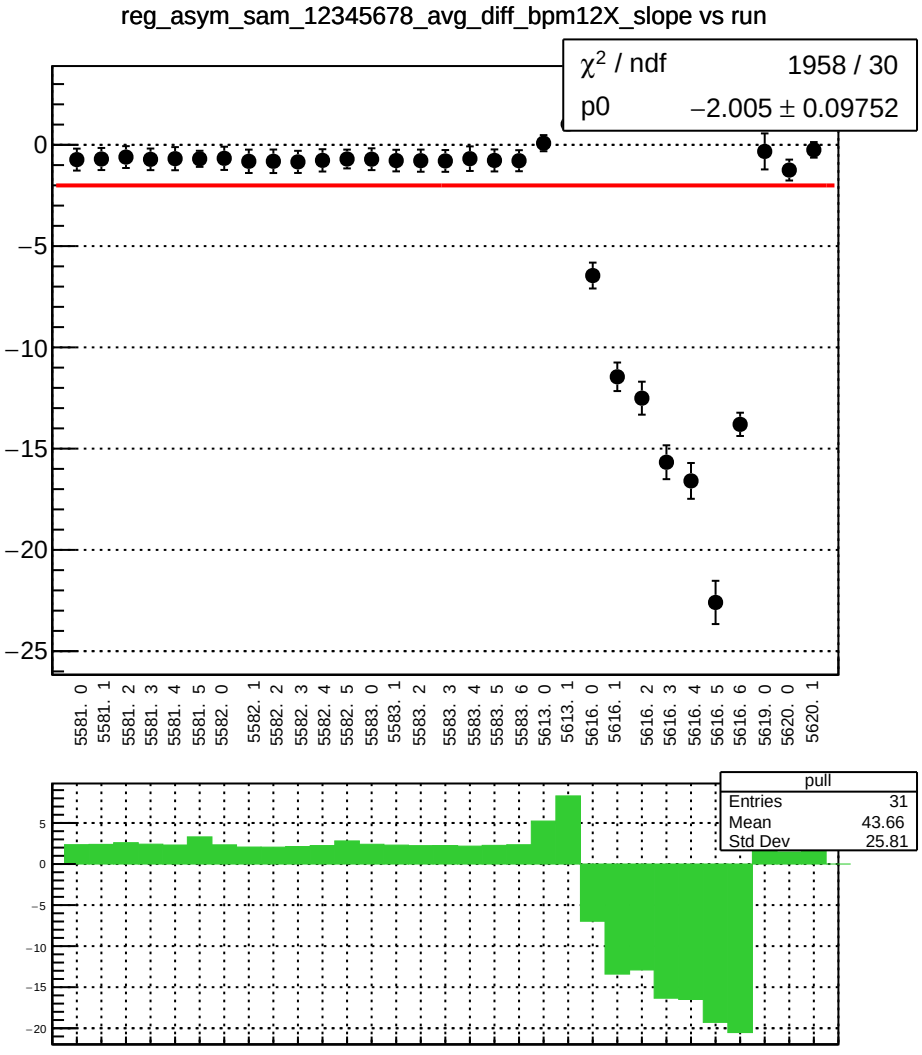
reg_asym_sam_12345678_avg_diff_bpm12X_slope vs run
χ² / ndf 1958 / 30
p0 −2.005 ± 0.09752
0
−5
−10
−15
−20
−25
5581. 0
5581. 1
5581. 2
5581. 3
5581. 4
5581. 5
5582. 0
5582. 1
5582. 2
5582. 3
5582. 4
5582. 5
5583. 0
5583. 1
5583. 2
5583. 3
5583. 4
5583. 5
5583. 6
5613. 0
5613. 1
5616. 0
5616. 1
5616. 2
5616. 3
5616. 4
5616. 5
5616. 6
5619. 0
5620. 0
5620. 1
pull
Entries 31
Mean 43.66
Std Dev 25.81
5
0
−5
−10
−15
−20

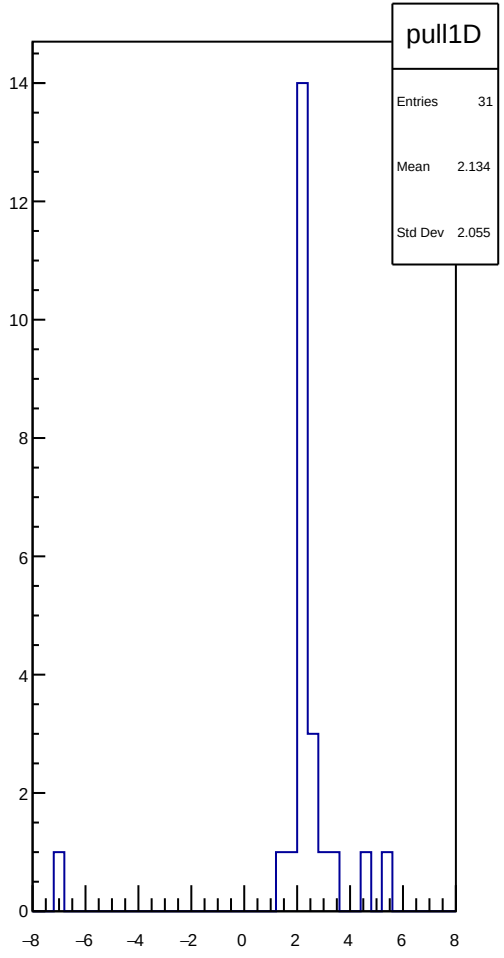
pull1D
Entries 31
Mean 2.134
Std Dev 2.055
14
12
10
8
6
4
2
0
−8
−6
−4
−2
0
2
4
6
8

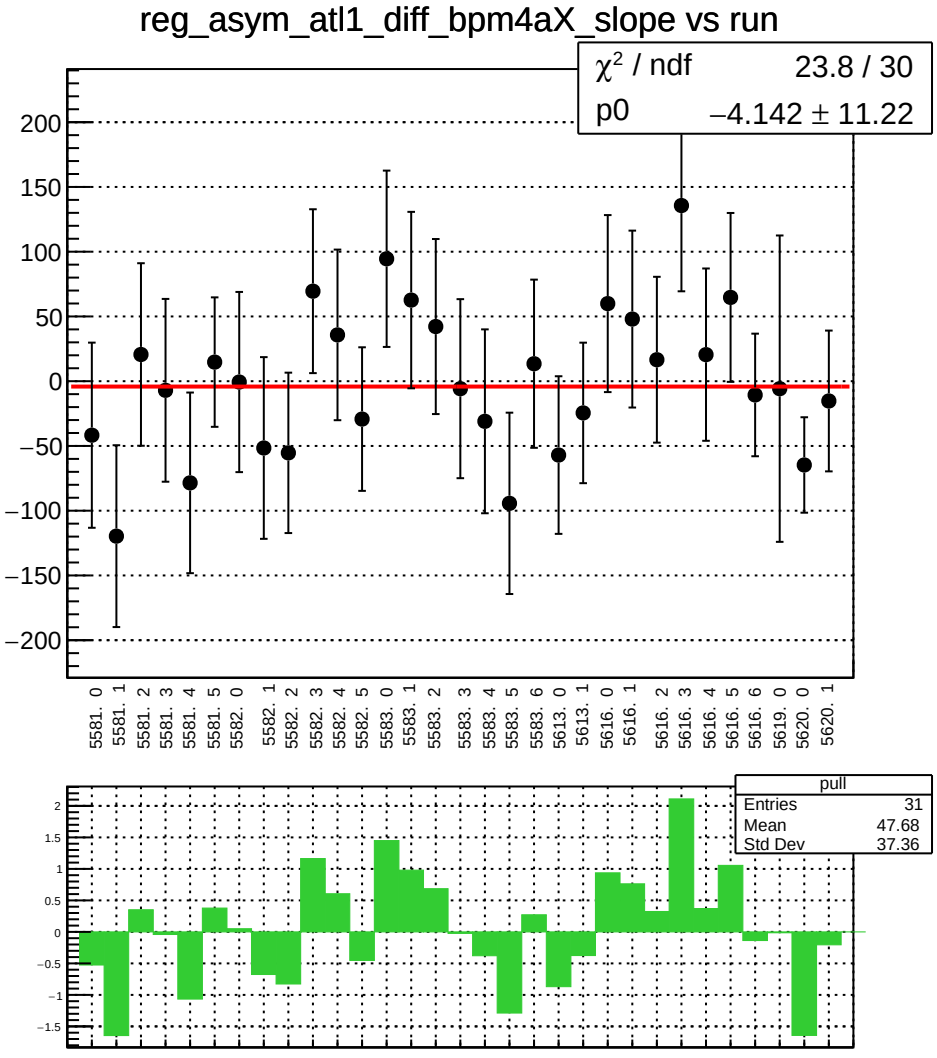
reg_asym_atl1_diff_bpm4aX_slope vs run
χ² / ndf 23.8 / 30
p0 −4.142 ± 11.22
200
150
100
50
0
−50
−100
−150
−200
5581. 0
5581. 1
5581. 2
5581. 3
5581. 4
5581. 5
5582. 0
5582. 1
5582. 2
5582. 3
5582. 4
5582. 5
5583. 0
5583. 1
5583. 2
5583. 3
5583. 4
5583. 5
5583. 6
5613. 0
5613. 1
5616. 0
5616. 1
5616. 2
5616. 3
5616. 4
5616. 5
5616. 6
5619. 0
5620. 0
5620. 1
pull
Entries 31
Mean 47.68
Std Dev 37.36
2
1.5
1
0.5
0
−0.5
−1
−1.5

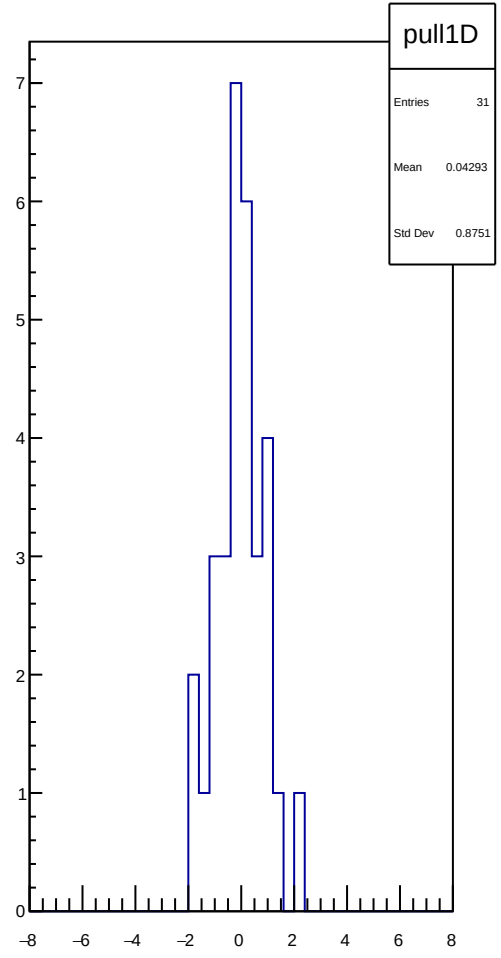
pull1D
Entries 31
Mean 0.04293
Std Dev 0.8751
7
6
5
4
3
2
1
0
−8
−6
−4
−2
0
2
4
6
8

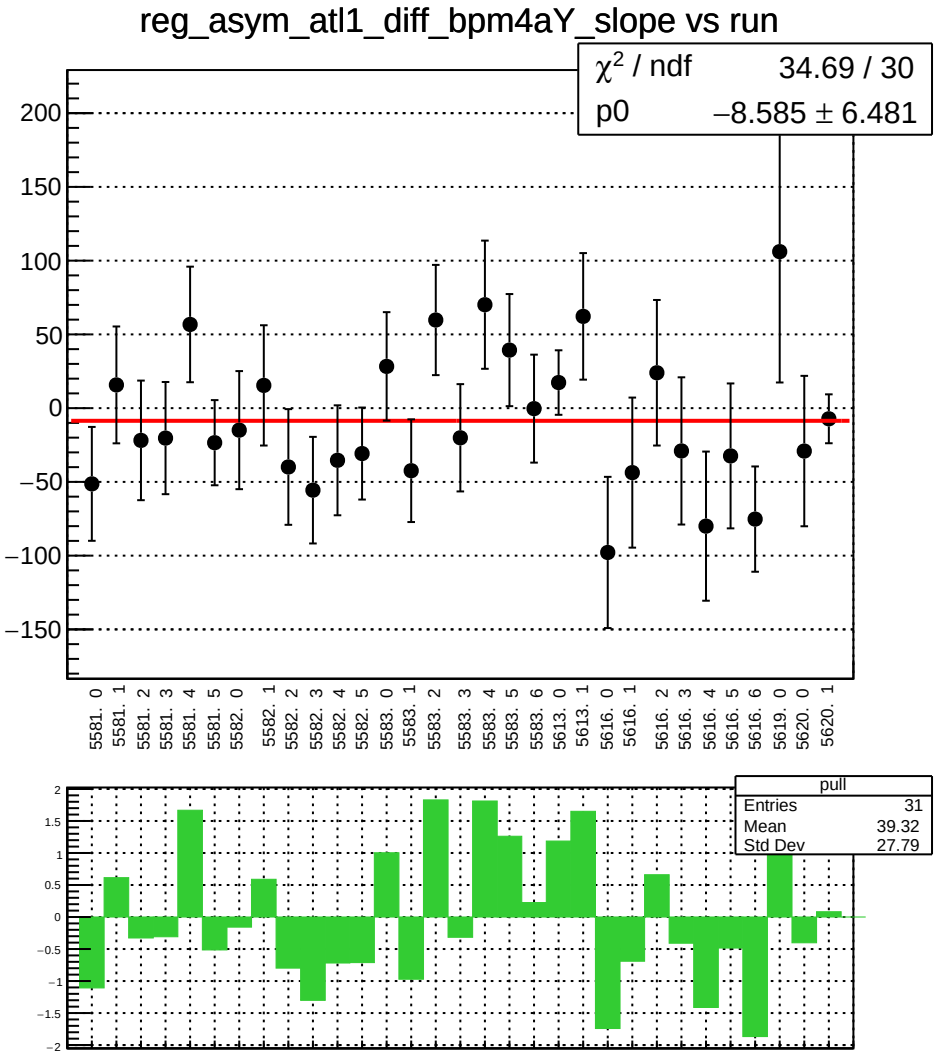
reg_asym_atl1_diff_bpm4aY_slope vs run
χ² / ndf 34.69 / 30
p0 −8.585 ± 6.481
200
150
100
50
0
−50
−100
−150
5581. 0
5581. 1
5581. 2
5581. 3
5581. 4
5581. 5
5582. 0
5582. 1
5582. 2
5582. 3
5582. 4
5582. 5
5583. 0
5583. 1
5583. 2
5583. 3
5583. 4
5583. 5
5583. 6
5613. 0
5613. 1
5616. 0
5616. 1
5616. 2
5616. 3
5616. 4
5616. 5
5616. 6
5619. 0
5620. 0
5620. 1
pull
Entries 31
Mean 39.32
Std Dev 27.79
2
1.5
1
0.5
0
−0.5
−1
−1.5
−2

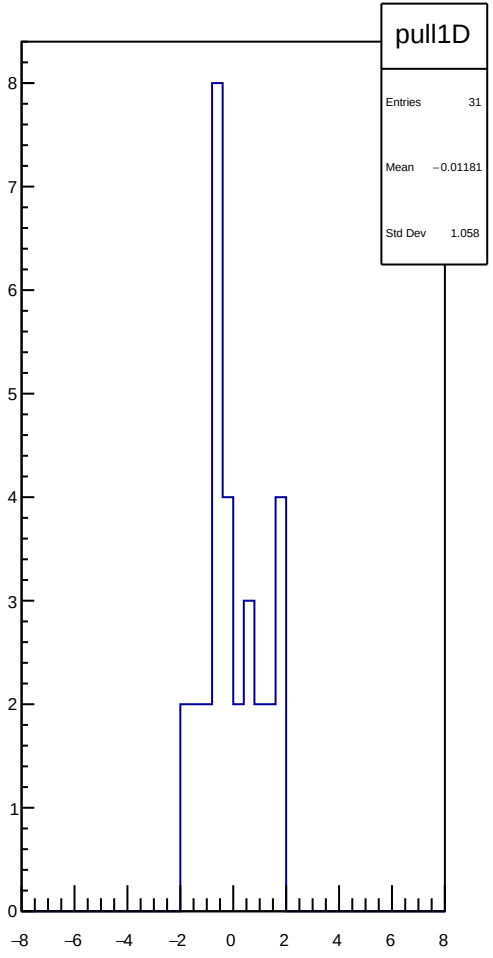
pull1D
Entries 31
Mean −0.01181
Std Dev 1.058
8
7
6
5
4
3
2
1
0
−8
−6
−4
−2
0
2
4
6
8

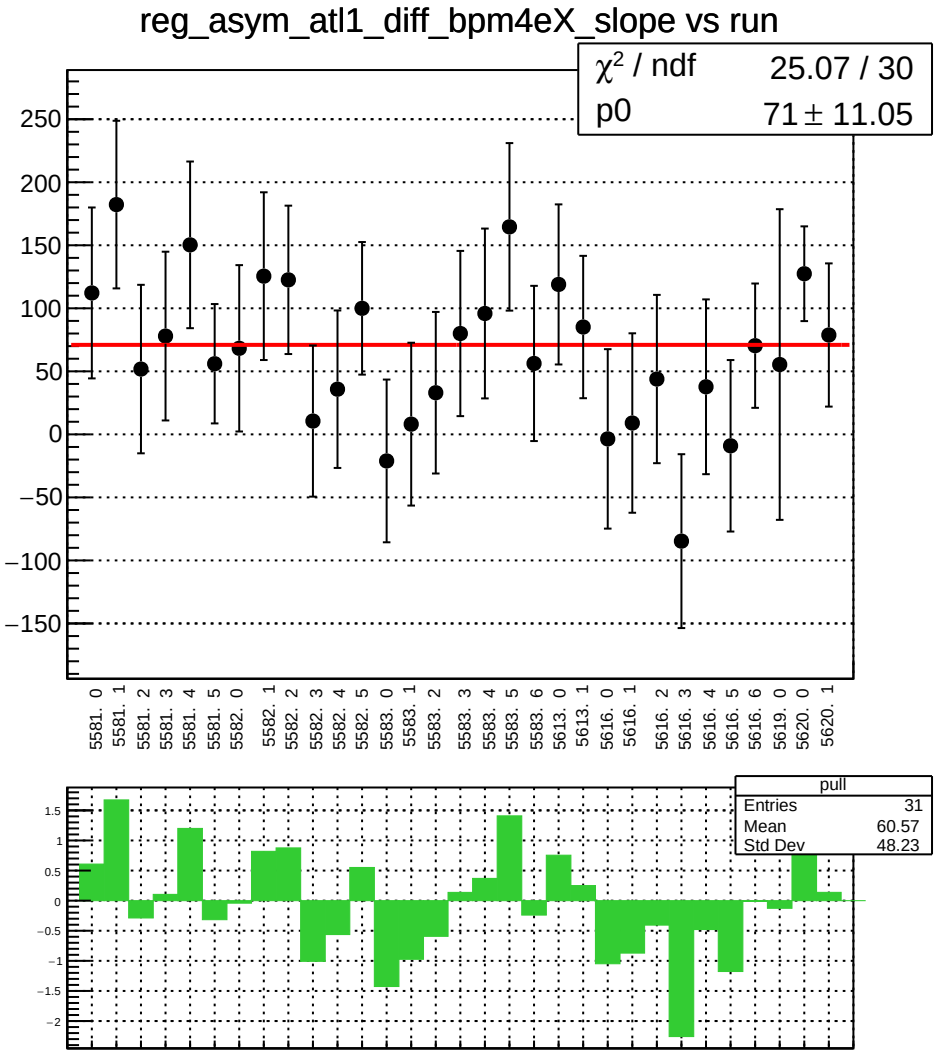
reg_asym_atl1_diff_bpm4eX_slope vs run
χ² / ndf 25.07 / 30
p0 71 ± 11.05
250
200
150
100
50
0
−50
−100
−150
5581. 0
5581. 1
5581. 2
5581. 3
5581. 4
5581. 5
5582. 0
5582. 1
5582. 2
5582. 3
5582. 4
5582. 5
5583. 0
5583. 1
5583. 2
5583. 3
5583. 4
5583. 5
5583. 6
5613. 0
5613. 1
5616. 0
5616. 1
5616. 2
5616. 3
5616. 4
5616. 5
5616. 6
5619. 0
5620. 0
5620. 1
pull
Entries 31
Mean 60.57
Std Dev 48.23
1.5
1
0.5
0
−0.5
−1
−1.5
−2

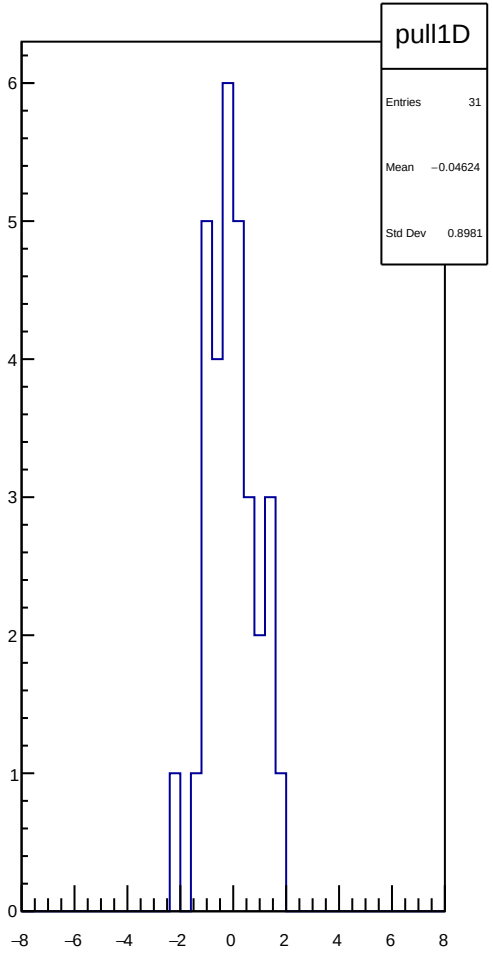
pull1D
Entries 31
Mean −0.04624
Std Dev 0.8981
6
5
4
3
2
1
0
−8
−6
−4
−2
0
2
4
6
8

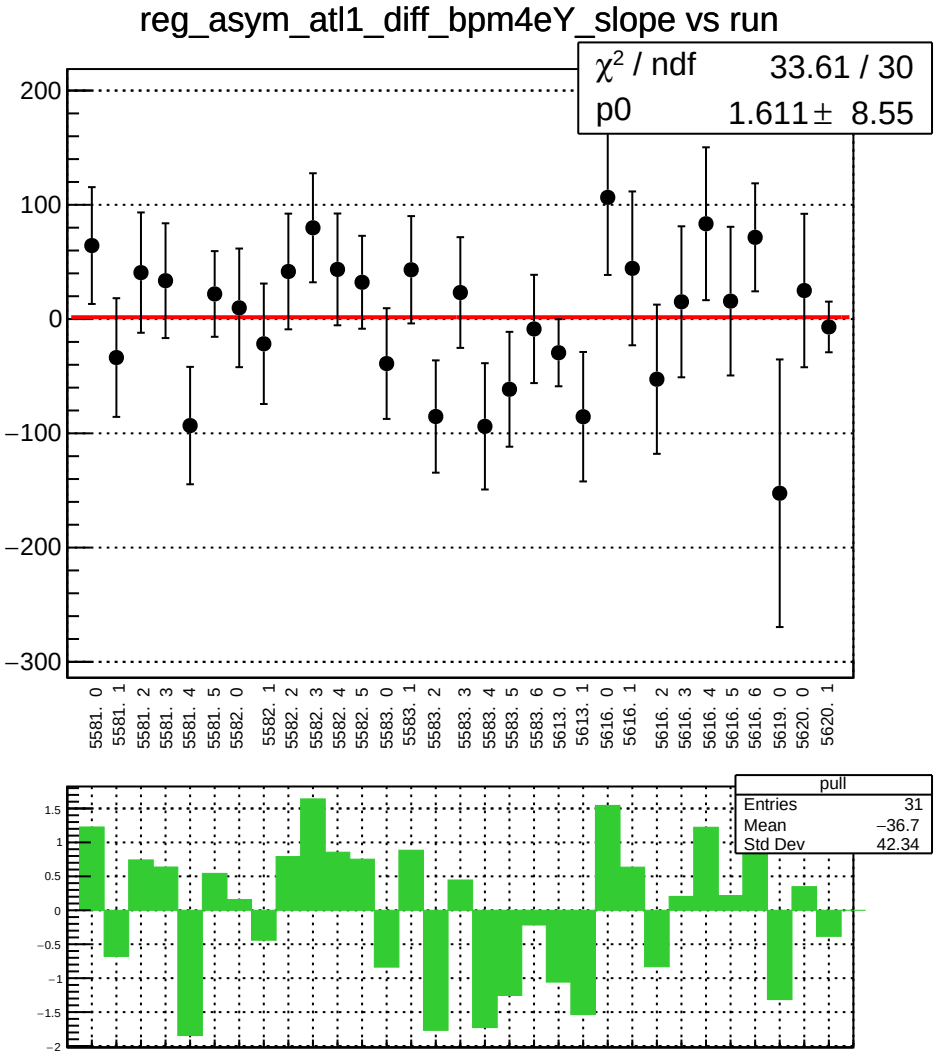
reg_asym_atl1_diff_bpm4eY_slope vs run
χ² / ndf 33.61 / 30
p0 1.611 ± 8.55
200
100
0
−100
−200
−300
5581. 0
5581. 1
5581. 2
5581. 3
5581. 4
5581. 5
5582. 0
5582. 1
5582. 2
5582. 3
5582. 4
5582. 5
5583. 0
5583. 1
5583. 2
5583. 3
5583. 4
5583. 5
5583. 6
5613. 0
5613. 1
5616. 0
5616. 1
5616. 2
5616. 3
5616. 4
5616. 5
5616. 6
5619. 0
5620. 0
5620. 1
pull
Entries 31
Mean −36.7
Std Dev 42.34
1.5
1
0.5
0
−0.5
−1
−1.5
−2

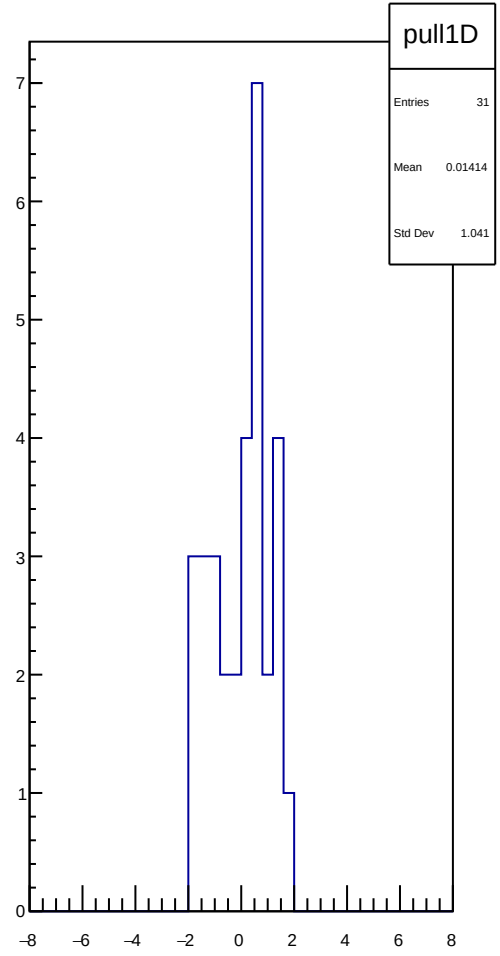
pull1D
Entries 31
Mean 0.01414
Std Dev 1.041
7
6
5
4
3
2
1
0
−8
−6
−4
−2
0
2
4
6
8

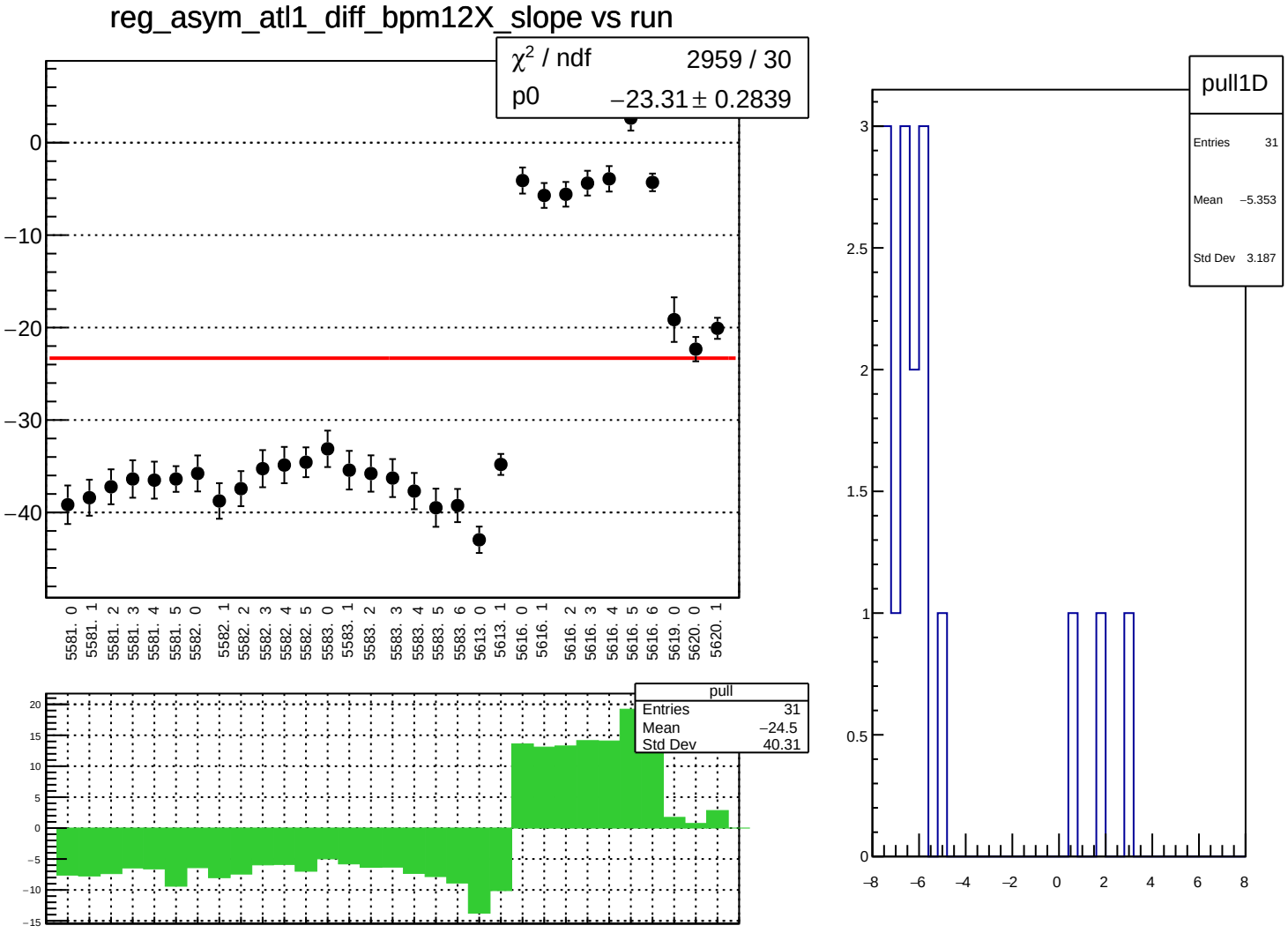
reg_asym_atl1_diff_bpm12X_slope vs run
χ^2 / ndf 2959 / 30
p0 −23.31 ± 0.2839
0
−10
−20
−30
−40
5581. 0
5581. 1
5581. 2
5581. 3
5581. 4
5581. 5
5582. 0
5582. 1
5582. 2
5582. 3
5582. 4
5582. 5
5583. 0
5583. 1
5583. 2
5583. 3
5583. 4
5583. 5
5583. 6
5613. 0
5613. 1
5616. 0
5616. 1
5616. 2
5616. 3
5616. 4
5616. 5
5616. 6
5619. 0
5620. 0
5620. 1
pull
Entries 31
Mean −24.5
Std Dev 40.31
20
15
10
5
0
−5
−10
−15
pull1D
Entries 31
Mean −5.353
Std Dev 3.187
3
2.5
2
1.5
1
0.5
0
−8
−6
−4
−2
0
2
4
6
8

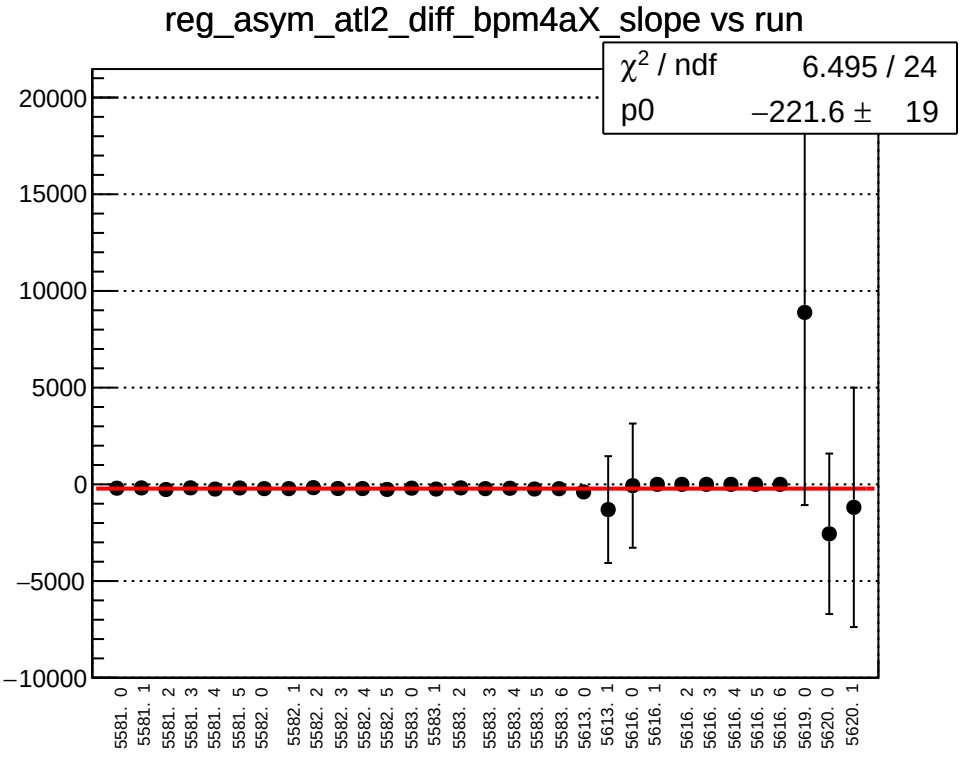
reg_asym_atl2_diff_bpm4aX_slope vs run
χ² / ndf 6.495 / 24
p0 −221.6 ± 19
20000
15000
10000
5000
0
−5000
−10000
5581. 0
5581. 1
5581. 2
5581. 3
5581. 4
5581. 5
5582. 0
5582. 1
5582. 2
5582. 3
5582. 4
5582. 5
5583. 0
5583. 1
5583. 2
5583. 3
5583. 4
5583. 5
5583. 6
5613. 0
5613. 1
5616. 0
5616. 1
5616. 2
5616. 3
5616. 4
5616. 5
5616. 6
5619. 0
5620. 0
5620. 1

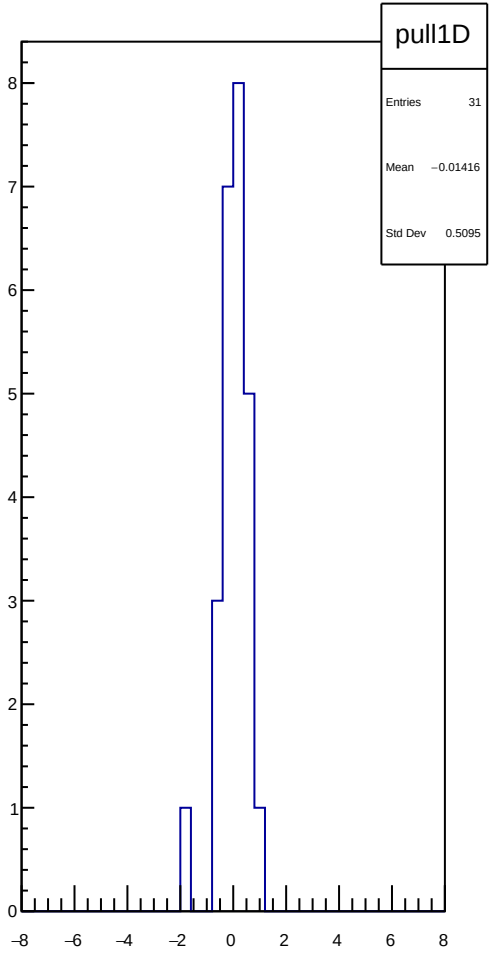
pull1D
Entries 31
Mean −0.01416
Std Dev 0.5095
8
7
6
5
4
3
2
1
0
−8
−6
−4
−2
0
2
4
6
8

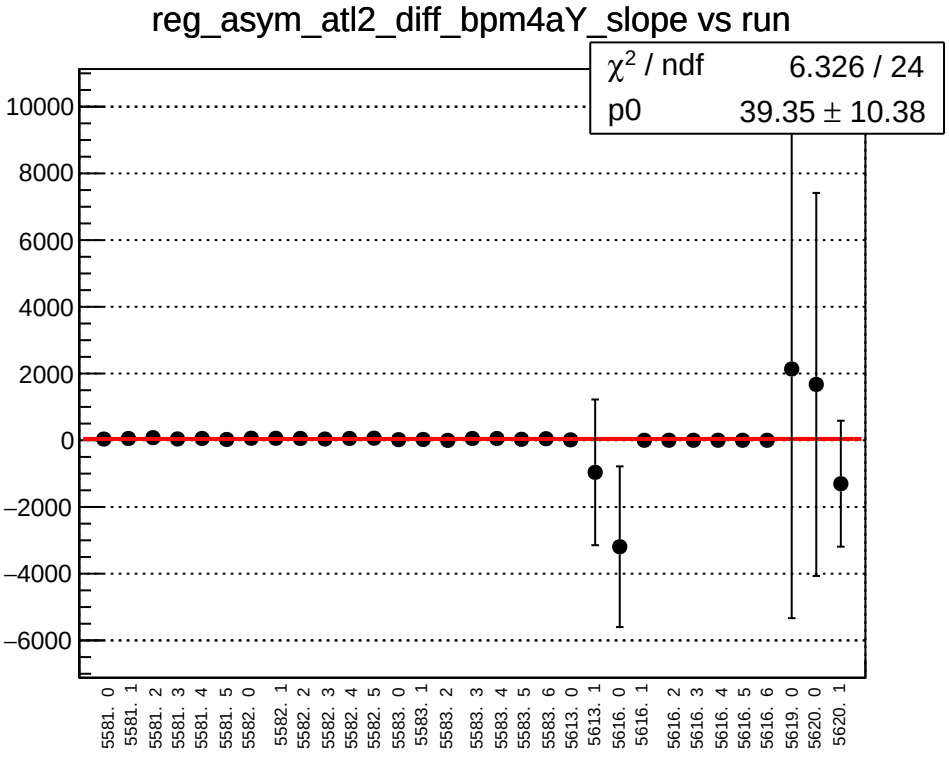
reg_asym_atl2_diff_bpm4aY_slope vs run
χ² / ndf 6.326 / 24
p0 39.35 ± 10.38
10000
8000
6000
4000
2000
0
−2000
−4000
−6000
5581. 0
5581. 1
5581. 2
5581. 3
5581. 4
5581. 5
5582. 0
5582. 1
5582. 2
5582. 3
5582. 4
5582. 5
5583. 0
5583. 1
5583. 2
5583. 3
5583. 4
5583. 5
5583. 6
5613. 0
5613. 1
5616. 0
5616. 1
5616. 2
5616. 3
5616. 4
5616. 5
5616. 6
5619. 0
5620. 0
5620. 1

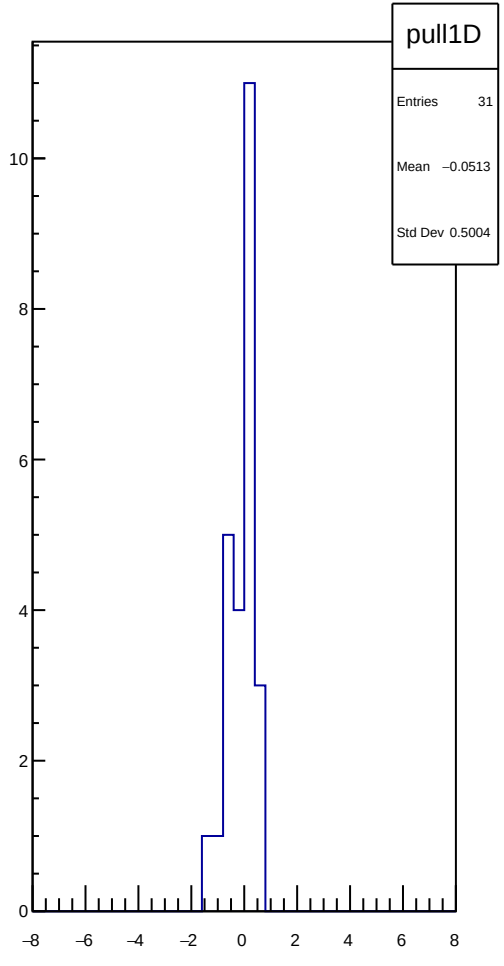
pull1D
Entries 31
Mean −0.0513
Std Dev 0.5004
10
8
6
4
2
0
−8
−6
−4
−2
0
2
4
6
8

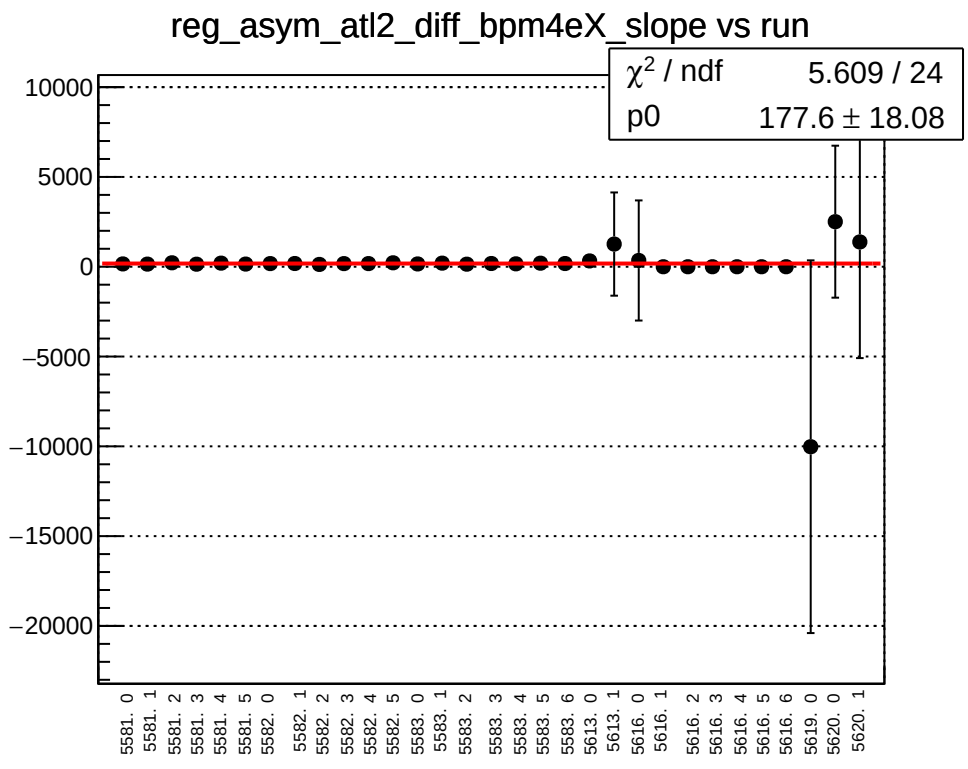
reg_asym_atl2_diff_bpm4eX_slope vs run
χ2 / ndf 5.609 / 24
p0 177.6 ± 18.08
10000
5000
0
−5000
−10000
−15000
−20000
5581. 0
5581. 1
5581. 2
5581. 3
5581. 4
5581. 5
5582. 0
5582. 1
5582. 2
5582. 3
5582. 4
5582. 5
5583. 0
5583. 1
5583. 2
5583. 3
5583. 4
5583. 5
5583. 6
5613. 0
5613. 1
5616. 0
5616. 1
5616. 2
5616. 3
5616. 4
5616. 5
5616. 6
5619. 0
5620. 0
5620. 1

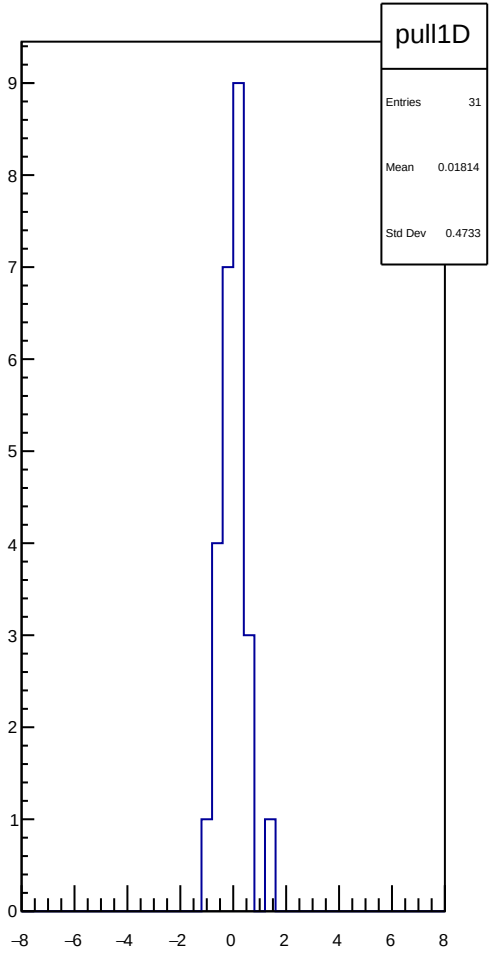
pull1D
Entries 31
Mean 0.01814
Std Dev 0.4733
9
8
7
6
5
4
3
2
1
0
−8
−6
−4
−2
0
2
4
6
8

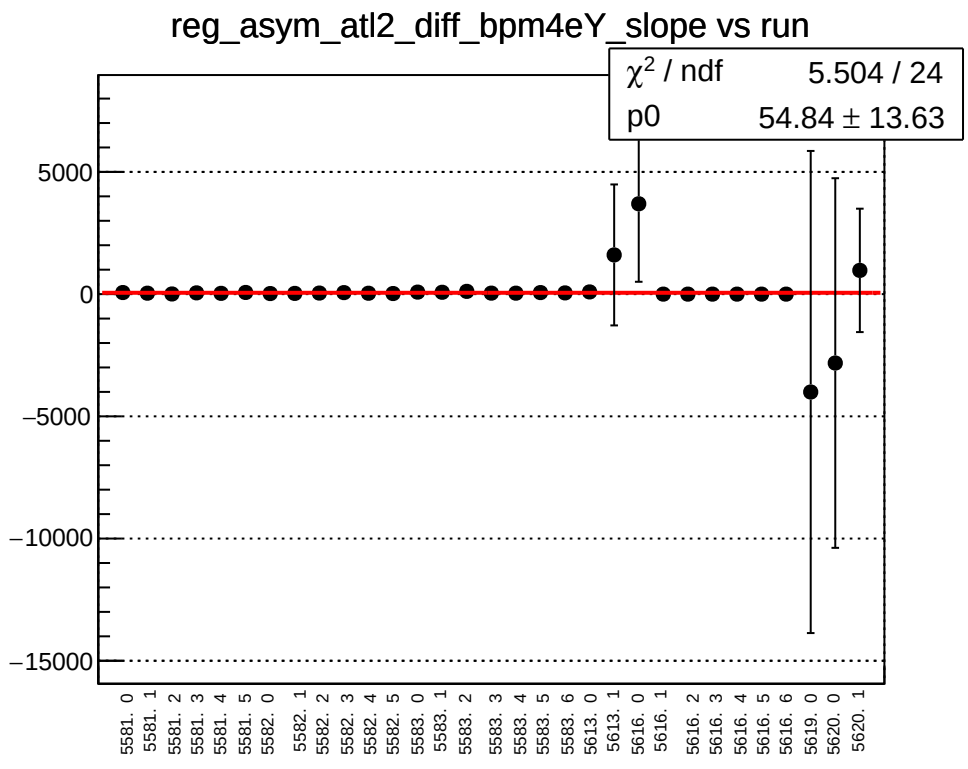
reg_asym_atl2_diff_bpm4eY_slope vs run
χ^2 / ndf 5.504 / 24
p0 54.84 ± 13.63
5000
0
−5000
−10000
−15000
5581. 0
5581. 1
5581. 2
5581. 3
5581. 4
5581. 5
5582. 0
5582. 1
5582. 2
5582. 3
5582. 4
5582. 5
5583. 0
5583. 1
5583. 2
5583. 3
5583. 4
5583. 5
5583. 6
5613. 0
5613. 1
5616. 0
5616. 1
5616. 2
5616. 3
5616. 4
5616. 5
5616. 6
5619. 0
5620. 0
5620. 1

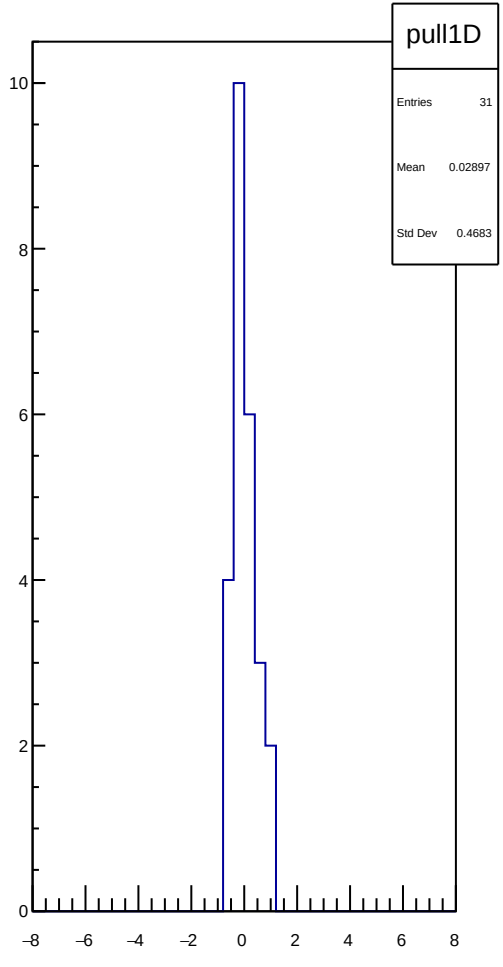
pull1D
Entries 31
Mean 0.02897
Std Dev 0.4683
10
8
6
4
2
0
−8
−6
−4
−2
0
2
4
6
8

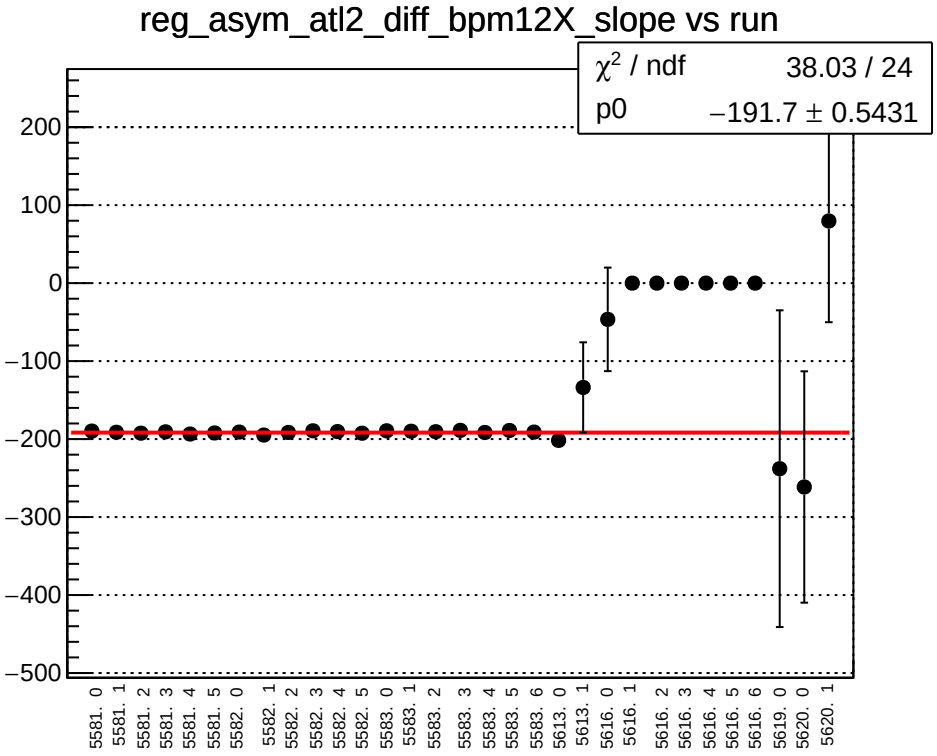
reg_asym_atl2_diff_bpm12X_slope vs run
χ² / ndf 38.03 / 24
p0 −191.7 ± 0.5431
200
100
0
−100
−200
−300
−400
−500
5581. 0
5581. 1
5581. 2
5581. 3
5581. 4
5581. 5
5582. 0
5582. 1
5582. 2
5582. 3
5582. 4
5582. 5
5583. 0
5583. 1
5583. 2
5583. 3
5583. 4
5583. 5
5583. 6
5613. 0
5613. 1
5616. 0
5616. 1
5616. 2
5616. 3
5616. 4
5616. 5
5616. 6
5619. 0
5620. 0
5620. 1

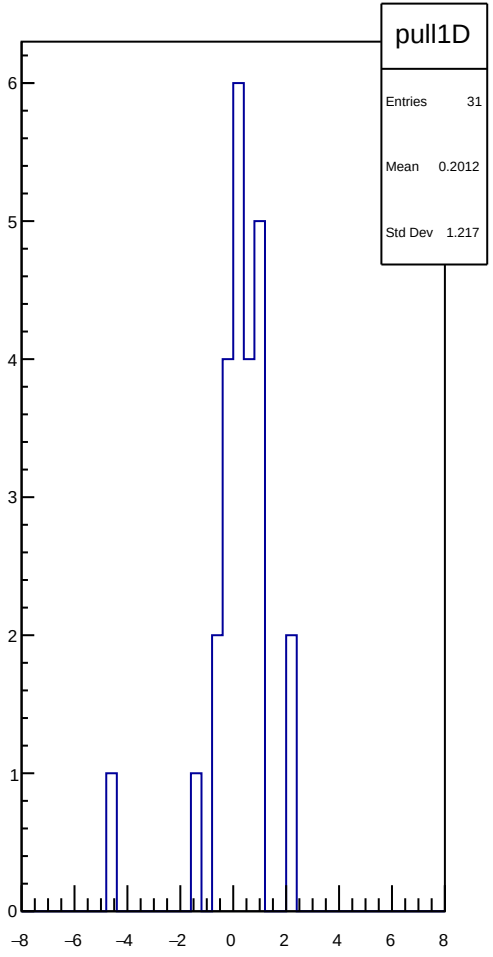
pull1D
Entries 31
Mean 0.2012
Std Dev 1.217
6
5
4
3
2
1
0
−8
−6
−4
−2
0
2
4
6
8

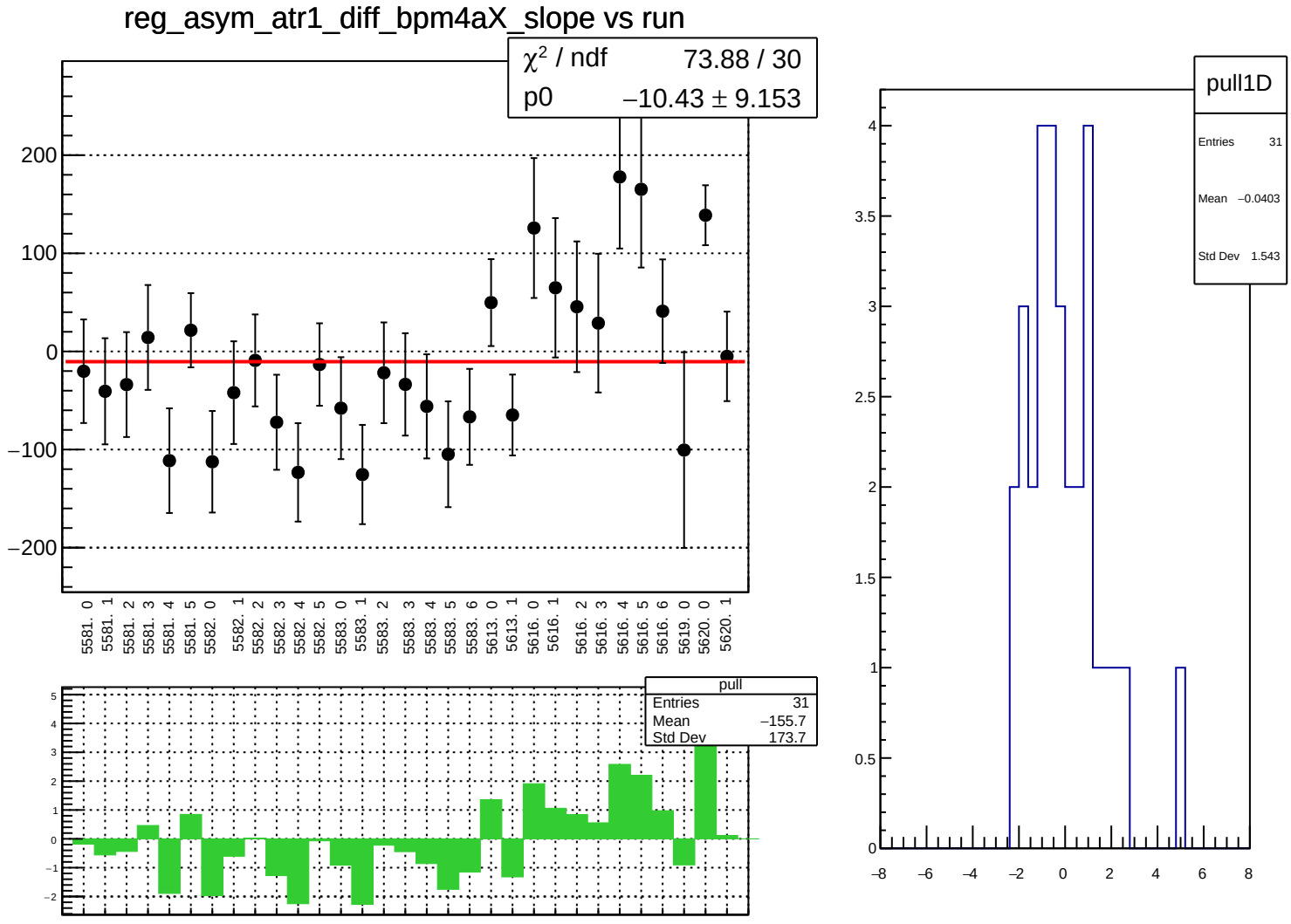
reg_asym_atr1_diff_bpm4aX_slope vs run
χ² / ndf 73.88 / 30
p0 −10.43 ± 9.153
200
100
0
−100
−200
5581. 0
5581. 1
5581. 2
5581. 3
5581. 4
5581. 5
5582. 0
5582. 1
5582. 2
5582. 3
5582. 4
5582. 5
5583. 0
5583. 1
5583. 2
5583. 3
5583. 4
5583. 5
5583. 6
5613. 0
5613. 1
5616. 0
5616. 1
5616. 2
5616. 3
5616. 4
5616. 5
5616. 6
5619. 0
5620. 0
5620. 1
pull
Entries 31
Mean −155.7
Std Dev 173.7
pull1D
Entries 31
Mean −0.0403
Std Dev 1.543

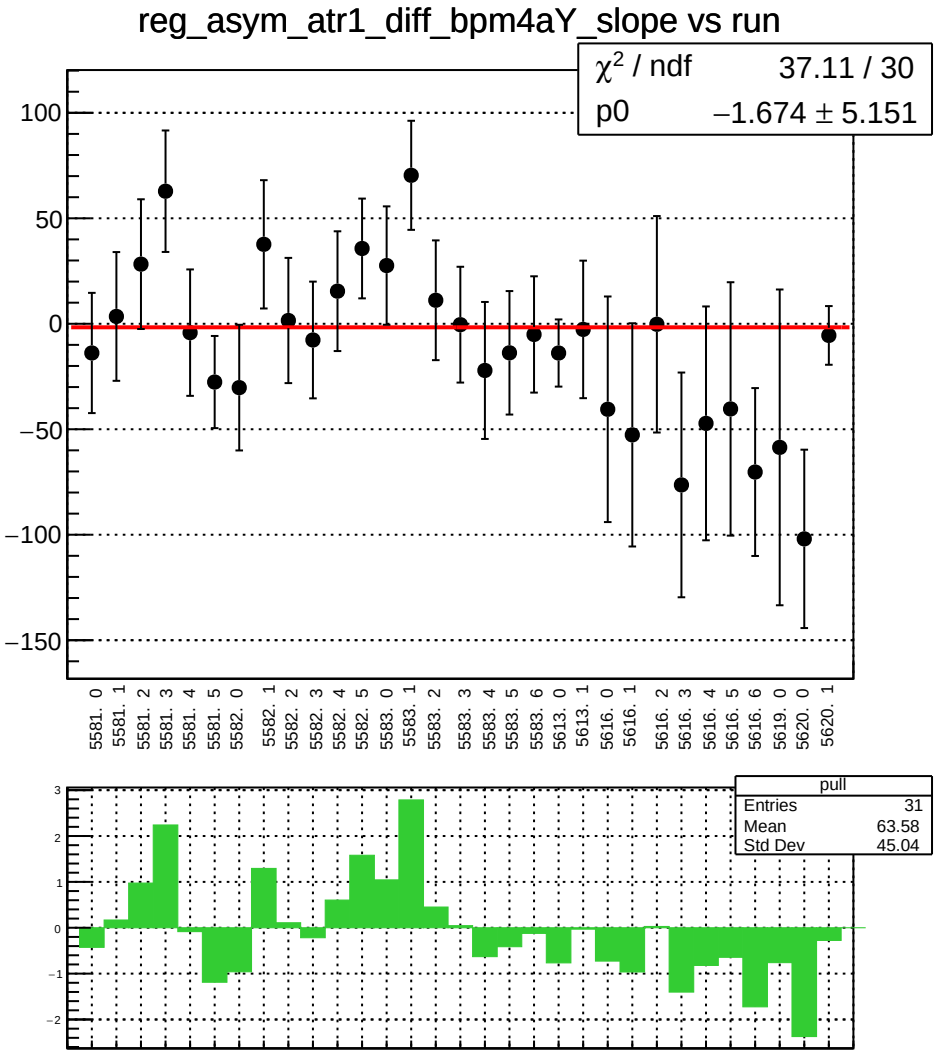
reg_asym_atr1_diff_bpm4aY_slope vs run
χ² / ndf 37.11 / 30
p0 −1.674 ± 5.151
100
50
0
−50
−100
−150
5581. 0
5581. 1
5581. 2
5581. 3
5581. 4
5581. 5
5582. 0
5582. 1
5582. 2
5582. 3
5582. 4
5582. 5
5583. 0
5583. 1
5583. 2
5583. 3
5583. 4
5583. 5
5583. 6
5613. 0
5613. 1
5616. 0
5616. 1
5616. 2
5616. 3
5616. 4
5616. 5
5616. 6
5619. 0
5620. 0
5620. 1
pull
Entries 31
Mean 63.58
Std Dev 45.04
3
2
1
0
−1
−2

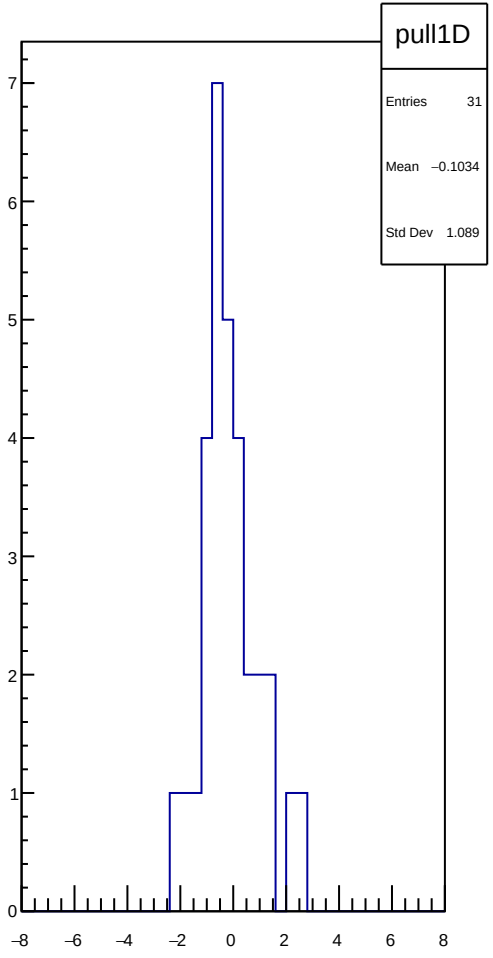
pull1D
Entries 31
Mean −0.1034
Std Dev 1.089
7
6
5
4
3
2
1
0
−8
−6
−4
−2
0
2
4
6
8

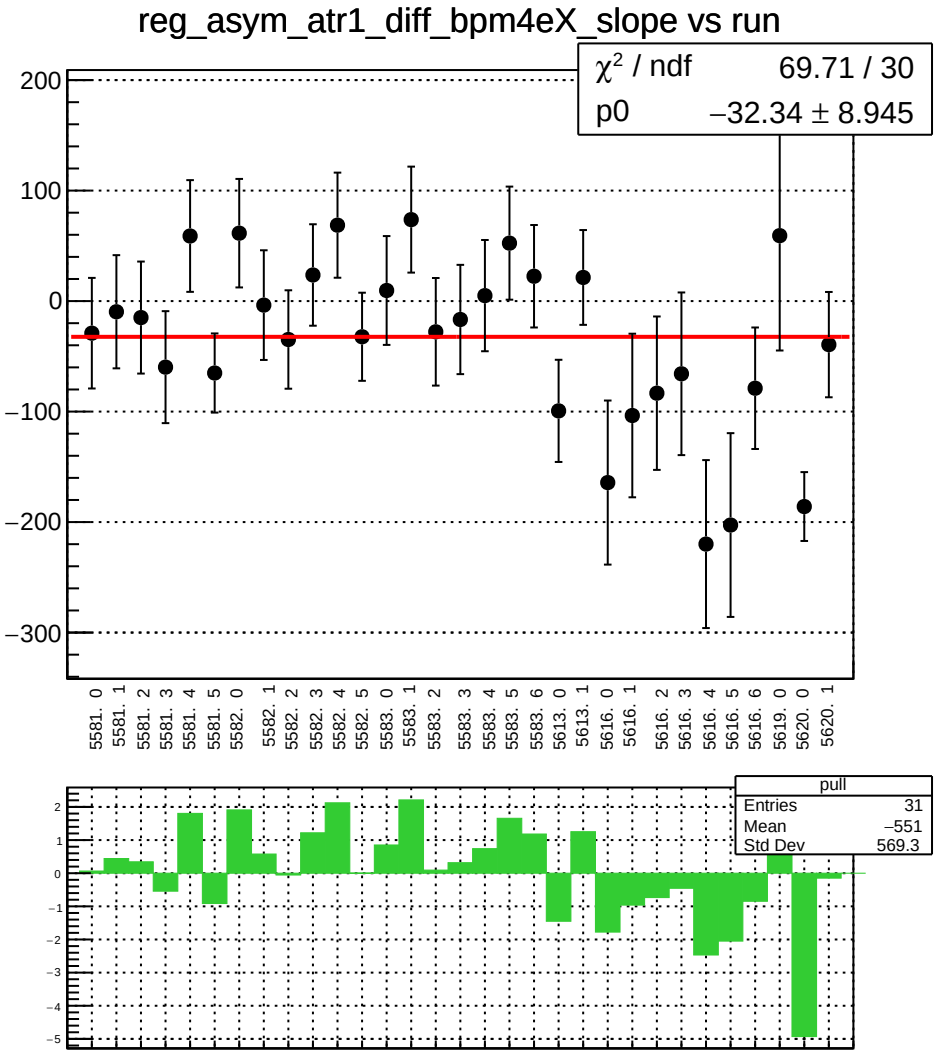
reg_asym_atr1_diff_bpm4eX_slope vs run
χ² / ndf 69.71 / 30
p0 −32.34 ± 8.945
200
100
0
−100
−200
−300
5581. 0
5581. 1
5581. 2
5581. 3
5581. 4
5581. 5
5582. 0
5582. 1
5582. 2
5582. 3
5582. 4
5582. 5
5583. 0
5583. 1
5583. 2
5583. 3
5583. 4
5583. 5
5583. 6
5613. 0
5613. 1
5616. 0
5616. 1
5616. 2
5616. 3
5616. 4
5616. 5
5616. 6
5619. 0
5620. 0
5620. 1
pull
Entries 31
Mean −551
Std Dev 569.3

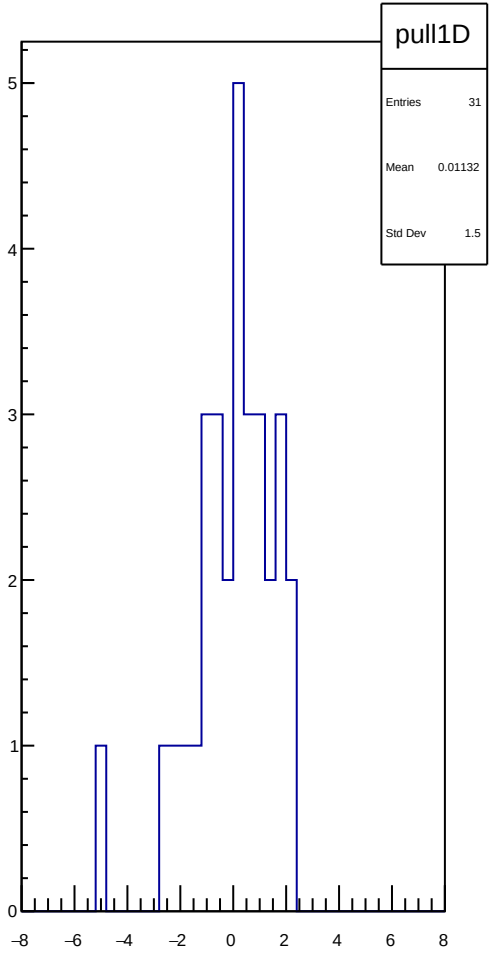
pull1D
Entries 31
Mean 0.01132
Std Dev 1.5

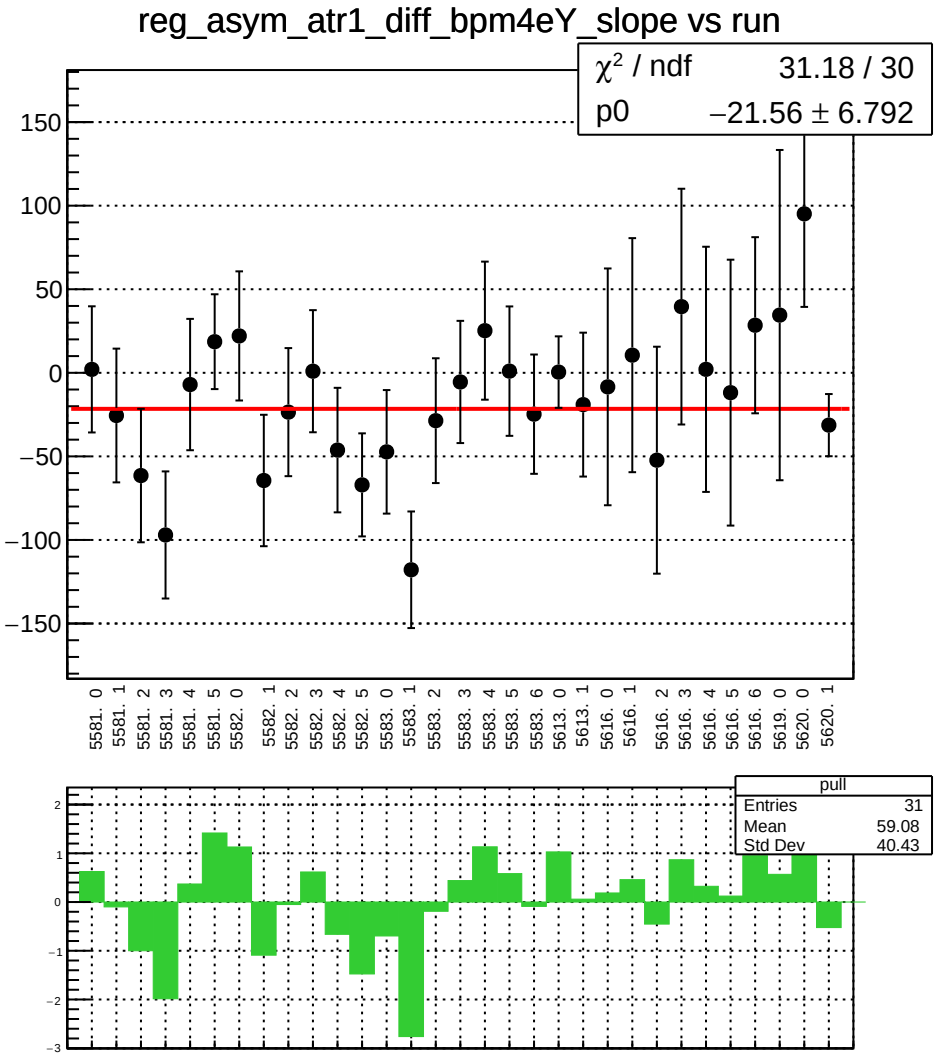
reg_asym_atr1_diff_bpm4eY_slope vs run
χ² / ndf 31.18 / 30
p0 −21.56 ± 6.792
150
100
50
0
−50
−100
−150
5581. 0
5581. 1
5581. 2
5581. 3
5581. 4
5581. 5
5582. 0
5582. 1
5582. 2
5582. 3
5582. 4
5582. 5
5583. 0
5583. 1
5583. 2
5583. 3
5583. 4
5583. 5
5583. 6
5613. 0
5613. 1
5616. 0
5616. 1
5616. 2
5616. 3
5616. 4
5616. 5
5616. 6
5619. 0
5620. 0
5620. 1
pull
Entries 31
Mean 59.08
Std Dev 40.43
2
1
0
−1
−2
−3

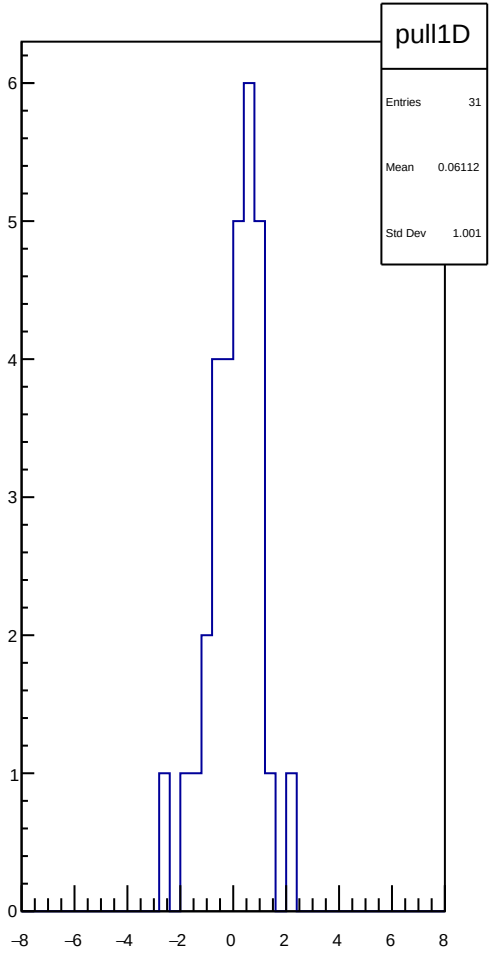
pull1D
Entries 31
Mean 0.06112
Std Dev 1.001
6
5
4
3
2
1
0
−8
−6
−4
−2
0
2
4
6
8

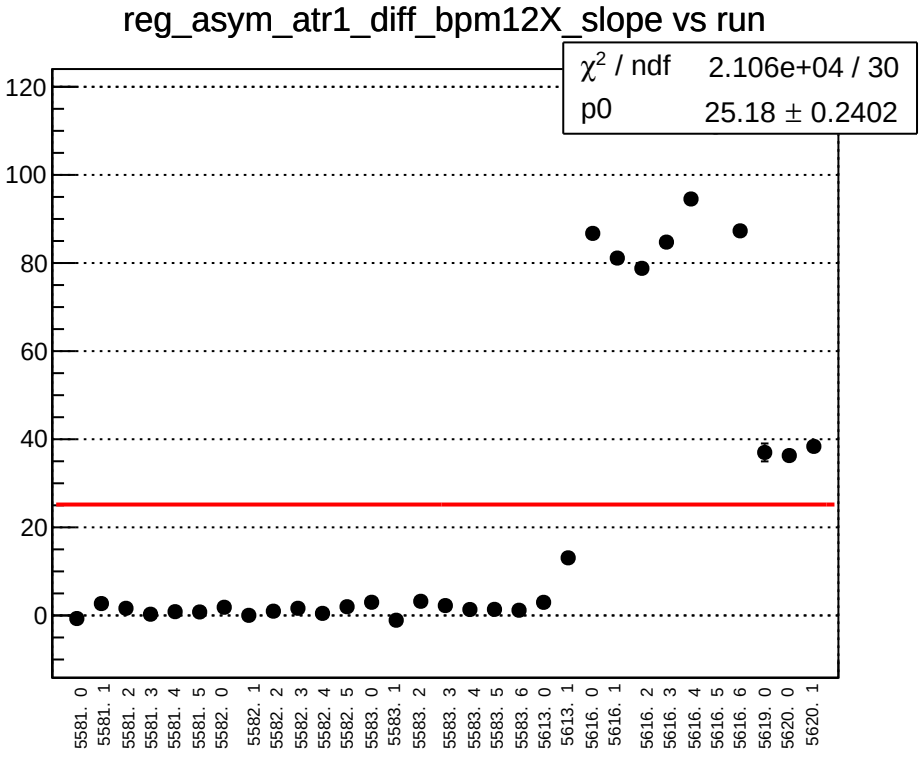
reg_asym_atr1_diff_bpm12X_slope vs run
χ² / ndf 2.106e+04 / 30
p0 25.18 ± 0.2402
120
100
80
60
40
20
0
5581. 0
5581. 1
5581. 2
5581. 3
5581. 4
5581. 5
5582. 0
5582. 1
5582. 2
5582. 3
5582. 4
5582. 5
5583. 0
5583. 1
5583. 2
5583. 3
5583. 4
5583. 5
5583. 6
5613. 0
5613. 1
5616. 0
5616. 1
5616. 2
5616. 3
5616. 4
5616. 5
5616. 6
5619. 0
5620. 0
5620. 1

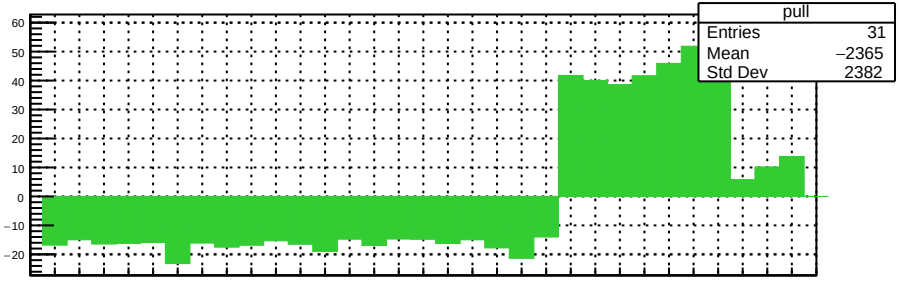
pull
Entries 31
Mean −2365
Std Dev 2382
60
50
40
30
20
10
0
−10
−20

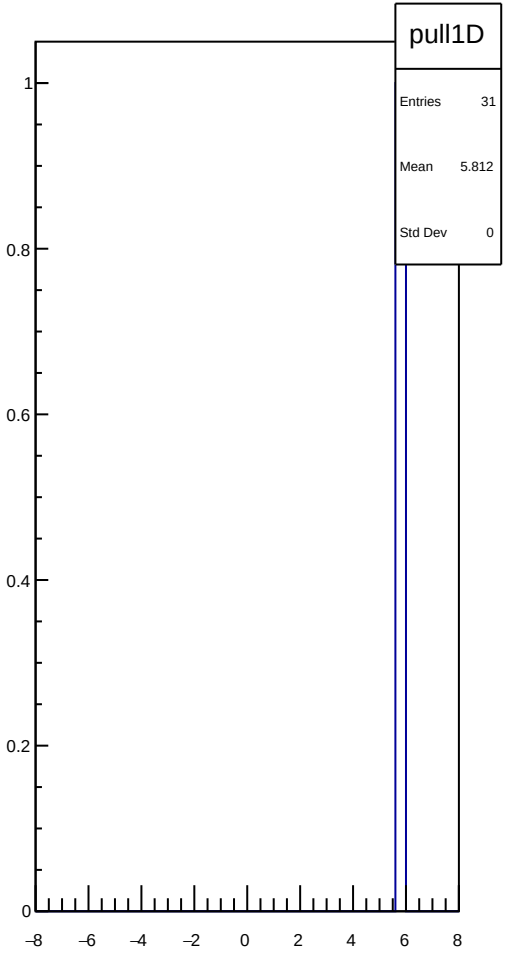
pull1D
Entries 31
Mean 5.812
Std Dev 0
1
0.8
0.6
0.4
0.2
0
−8
−6
−4
−2
0
2
4
6
8

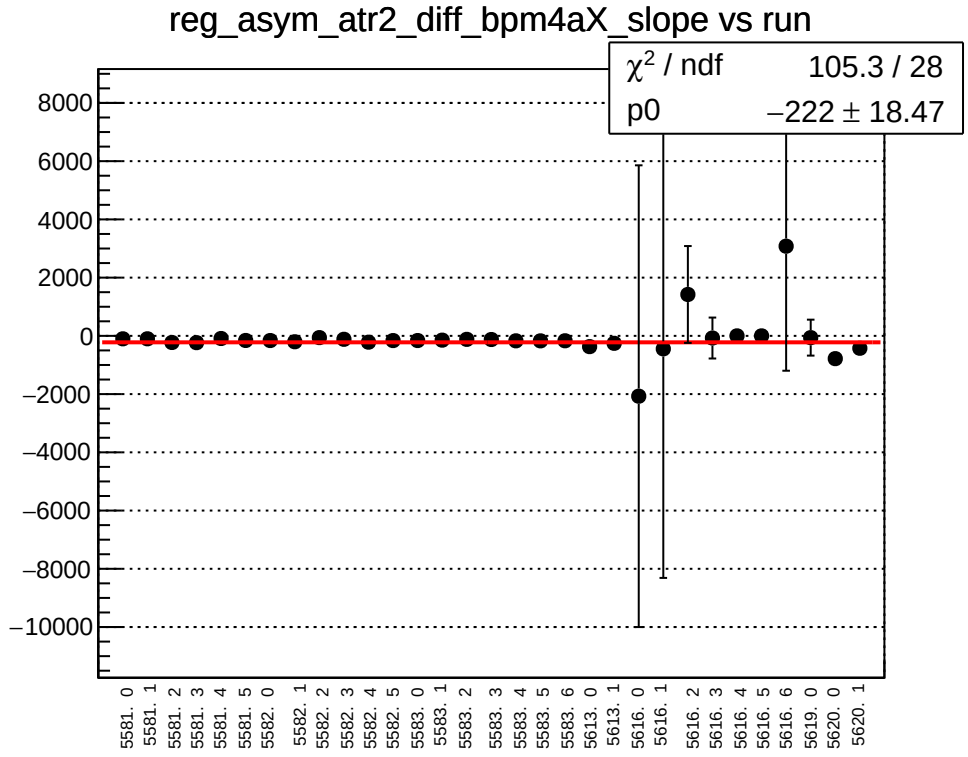
reg_asym_atr2_diff_bpm4aX_slope vs run
χ² / ndf 105.3 / 28
p0 −222 ± 18.47
8000
6000
4000
2000
0
−2000
−4000
−6000
−8000
−10000
5581. 0
5581. 1
5581. 2
5581. 3
5581. 4
5581. 5
5582. 0
5582. 1
5582. 2
5582. 3
5582. 4
5582. 5
5583. 0
5583. 1
5583. 2
5583. 3
5583. 4
5583. 5
5583. 6
5613. 0
5613. 1
5616. 0
5616. 1
5616. 2
5616. 3
5616. 4
5616. 5
5616. 6
5619. 0
5620. 0
5620. 1

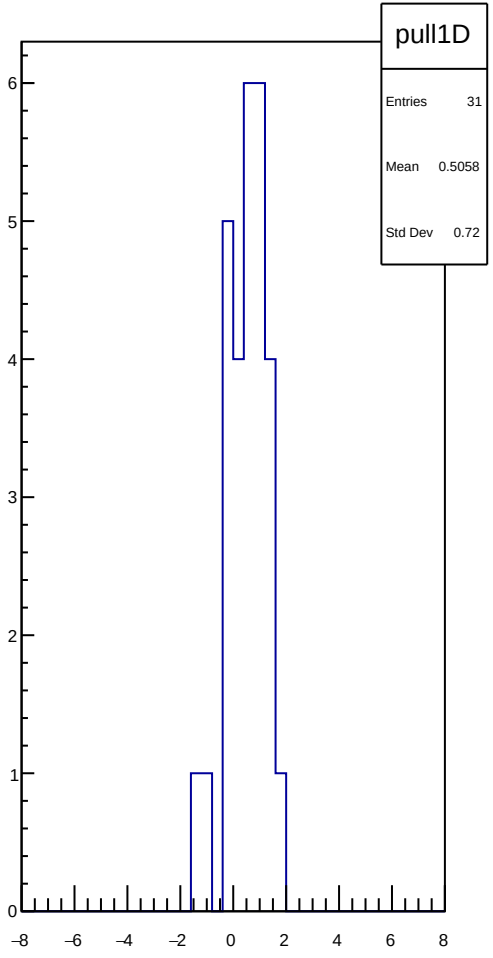
pull1D
Entries 31
Mean 0.5058
Std Dev 0.72
6
5
4
3
2
1
0
−8
−6
−4
−2
0
2
4
6
8

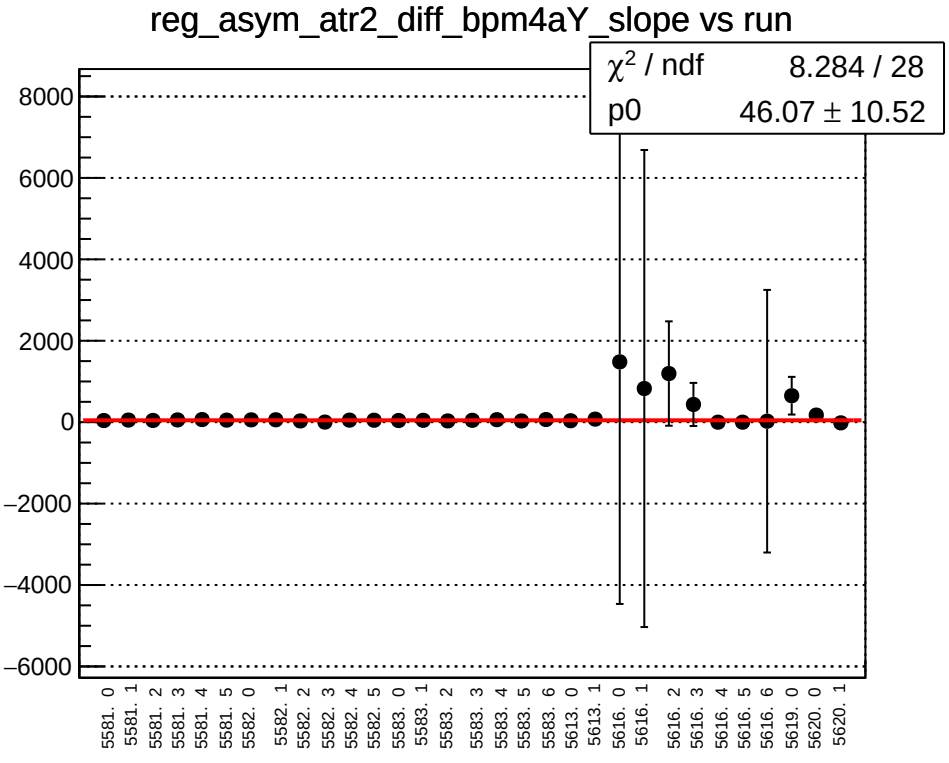
reg_asym_atr2_diff_bpm4aY_slope vs run
χ² / ndf 8.284 / 28
p0 46.07 ± 10.52
8000
6000
4000
2000
0
−2000
−4000
−6000
5581. 0
5581. 1
5581. 2
5581. 3
5581. 4
5581. 5
5582. 0
5582. 1
5582. 2
5582. 3
5582. 4
5582. 5
5583. 0
5583. 1
5583. 2
5583. 3
5583. 4
5583. 5
5583. 6
5613. 0
5613. 1
5616. 0
5616. 1
5616. 2
5616. 3
5616. 4
5616. 5
5616. 6
5619. 0
5620. 0
5620. 1

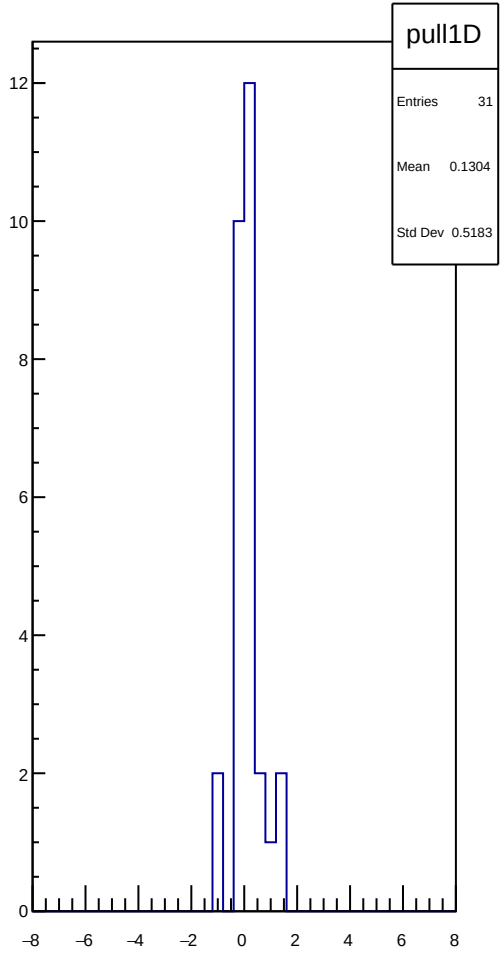
pull1D
Entries 31
Mean 0.1304
Std Dev 0.5183
12
10
8
6
4
2
0
−8
−6
−4
−2
0
2
4
6
8

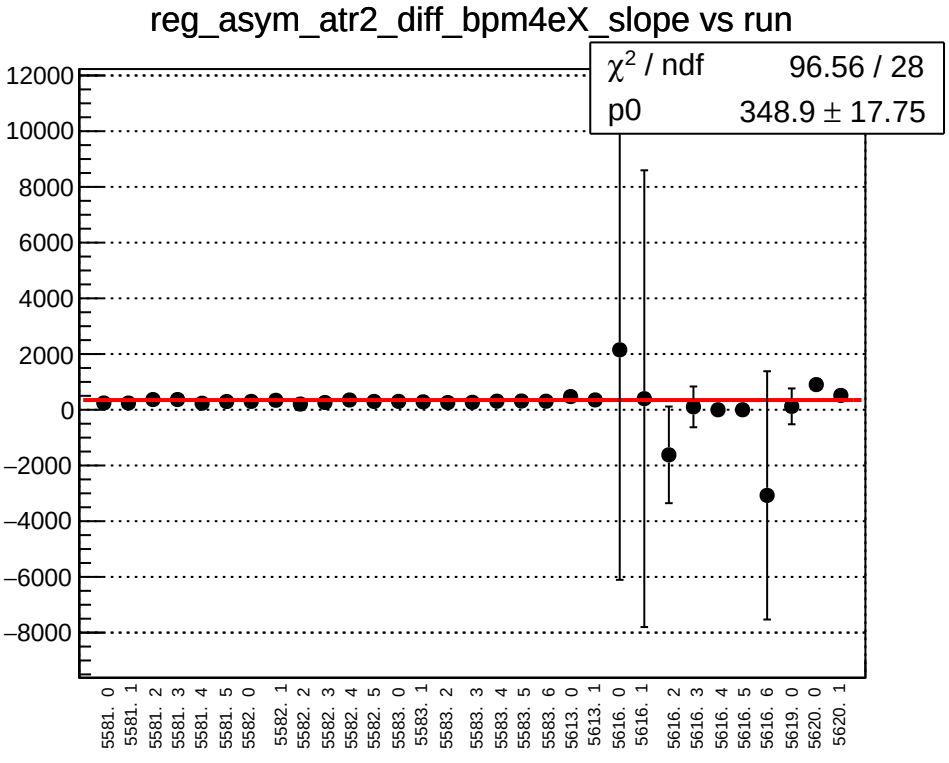
reg_asym_atr2_diff_bpm4eX_slope vs run
χ^2 / ndf 96.56 / 28
p0 348.9 ± 17.75
12000
10000
8000
6000
4000
2000
0
−2000
−4000
−6000
−8000
5581. 0
5581. 1
5581. 2
5581. 3
5581. 4
5581. 5
5582. 0
5582. 1
5582. 2
5582. 3
5582. 4
5582. 5
5583. 0
5583. 1
5583. 2
5583. 3
5583. 4
5583. 5
5583. 6
5613. 0
5613. 1
5616. 0
5616. 1
5616. 2
5616. 3
5616. 4
5616. 5
5616. 6
5619. 0
5620. 0
5620. 1

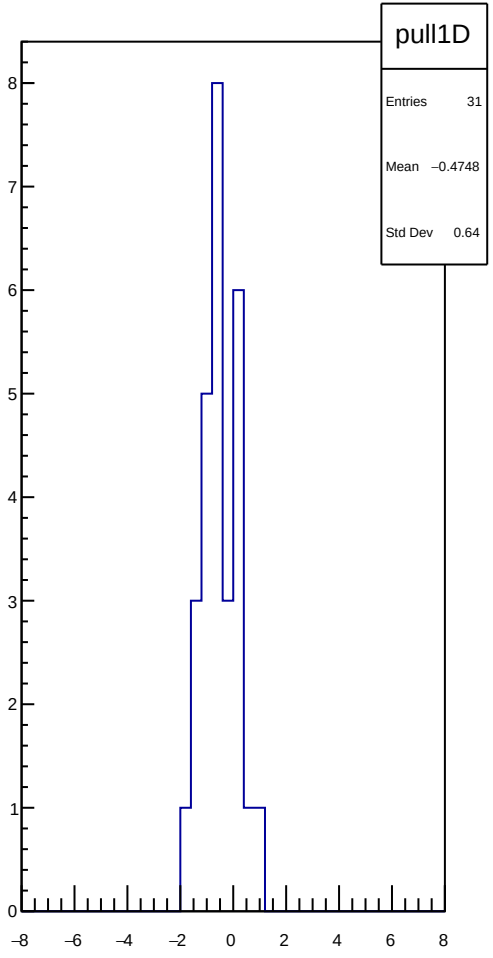
pull1D
Entries 31
Mean −0.4748
Std Dev 0.64
8
7
6
5
4
3
2
1
0
−8
−6
−4
−2
0
2
4
6
8

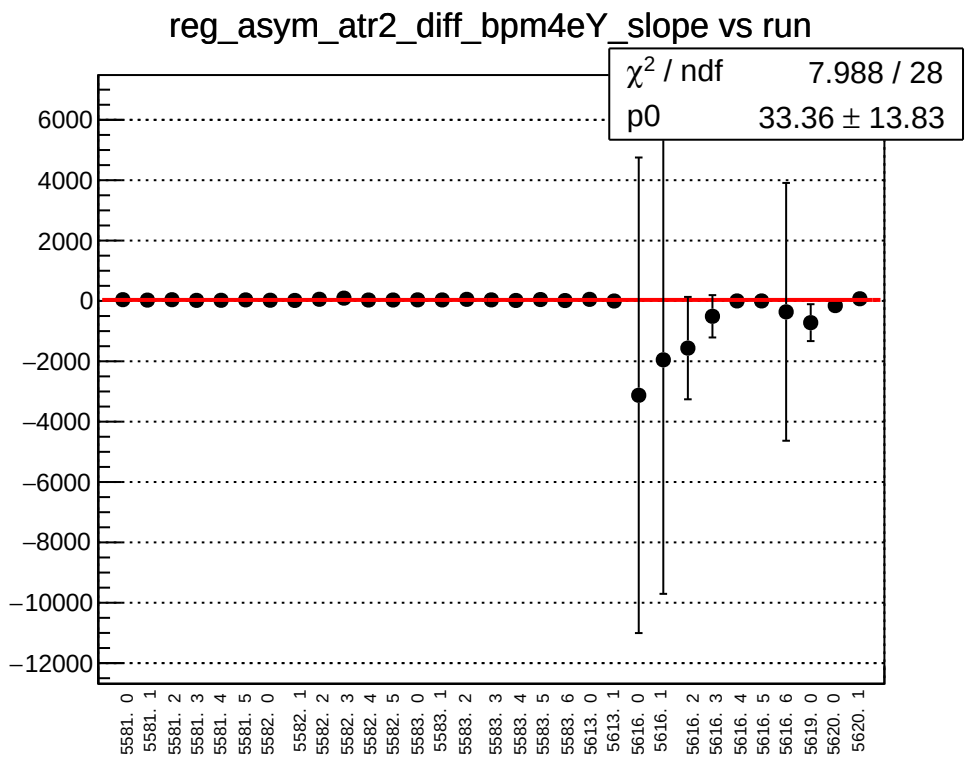
reg_asym_atr2_diff_bpm4eY_slope vs run
χ2 / ndf 7.988 / 28
p0 33.36 ± 13.83
6000
4000
2000
0
−2000
−4000
−6000
−8000
−10000
−12000
5581. 0
5581. 1
5581. 2
5581. 3
5581. 4
5581. 5
5582. 0
5582. 1
5582. 2
5582. 3
5582. 4
5582. 5
5583. 0
5583. 1
5583. 2
5583. 3
5583. 4
5583. 5
5583. 6
5613. 0
5613. 1
5616. 0
5616. 1
5616. 2
5616. 3
5616. 4
5616. 5
5616. 6
5619. 0
5620. 0
5620. 1

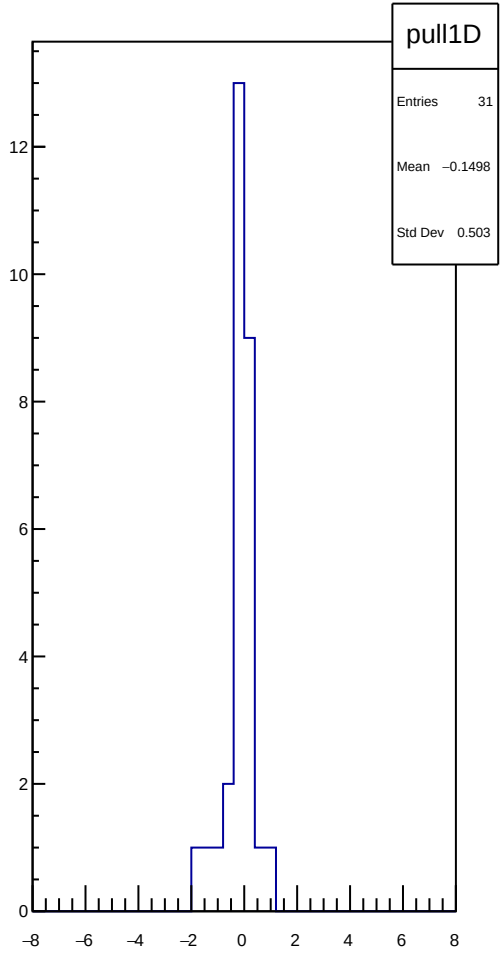
pull1D
Entries 31
Mean −0.1498
Std Dev 0.503
12
10
8
6
4
2
0
−8
−6
−4
−2
0
2
4
6
8

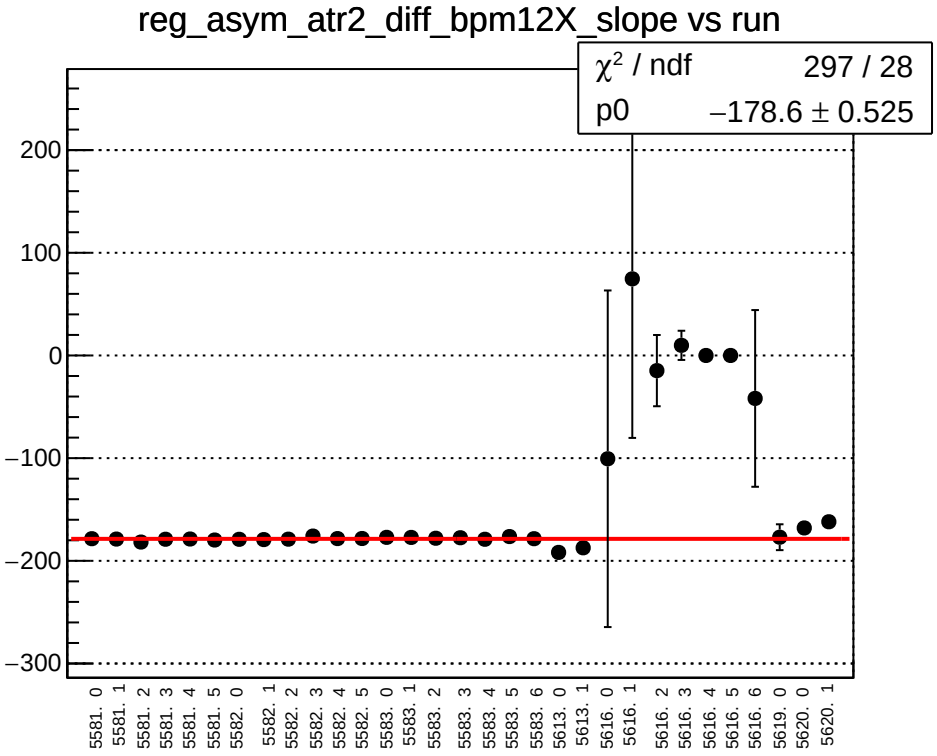
reg_asym_atr2_diff_bpm12X_slope vs run
χ² / ndf 297 / 28
p0 −178.6 ± 0.525
200
100
0
−100
−200
−300
5581. 0
5581. 1
5581. 2
5581. 3
5581. 4
5581. 5
5582. 0
5582. 1
5582. 2
5582. 3
5582. 4
5582. 5
5583. 0
5583. 1
5583. 2
5583. 3
5583. 4
5583. 5
5583. 6
5613. 0
5613. 1
5616. 0
5616. 1
5616. 2
5616. 3
5616. 4
5616. 5
5616. 6
5619. 0
5620. 0
5620. 1

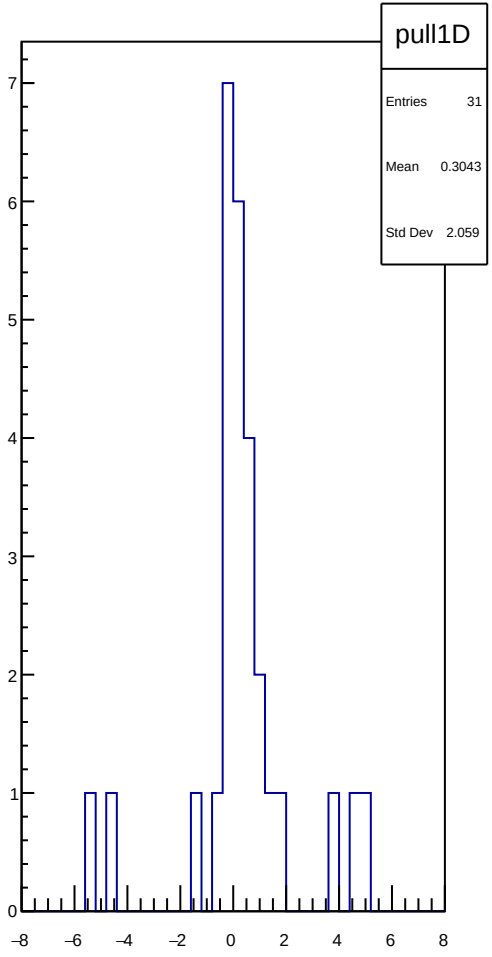
pull1D
Entries 31
Mean 0.3043
Std Dev 2.059
7
6
5
4
3
2
1
0
−8
−6
−4
−2
0
2
4
6
8

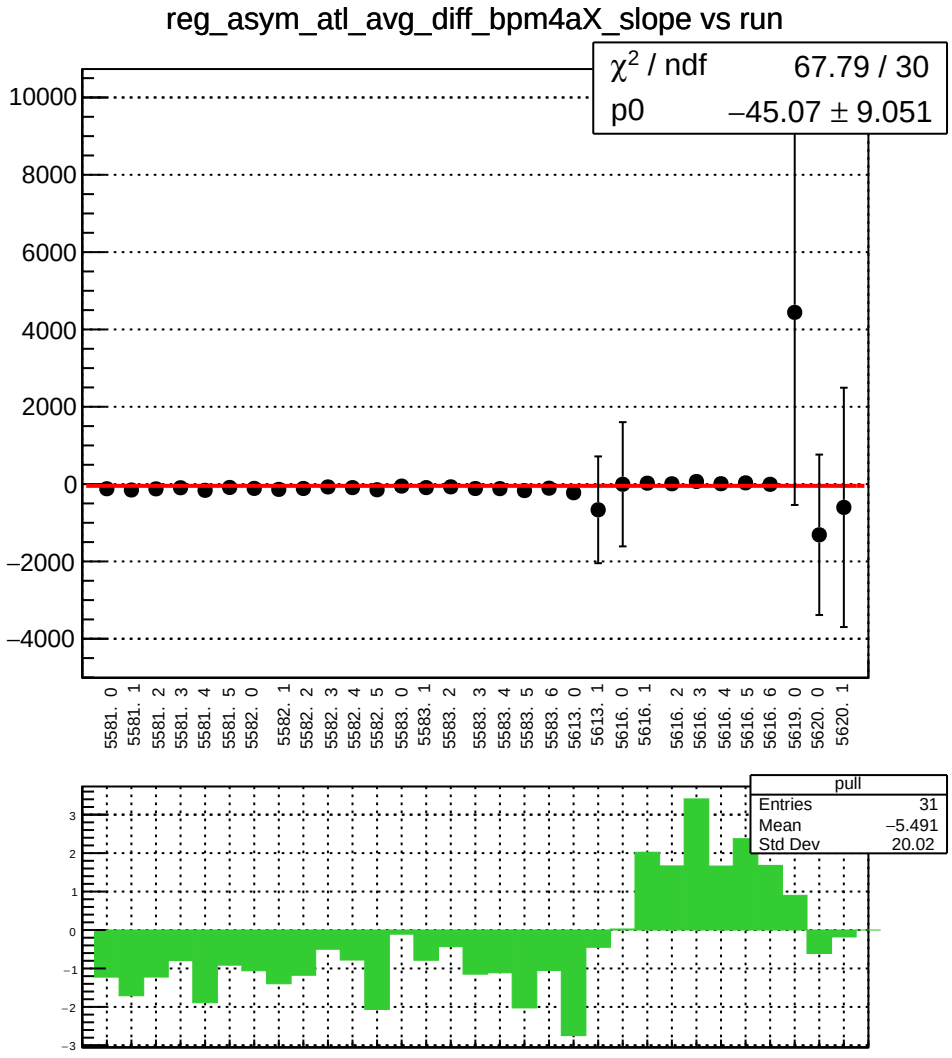
reg_asym_atl_avg_diff_bpm4aX_slope vs run
χ² / ndf 67.79 / 30
p0 −45.07 ± 9.051
10000
8000
6000
4000
2000
0
−2000
−4000
5581. 0
5581. 1
5581. 2
5581. 3
5581. 4
5581. 5
5582. 0
5582. 1
5582. 2
5582. 3
5582. 4
5582. 5
5583. 0
5583. 1
5583. 2
5583. 3
5583. 4
5583. 5
5583. 6
5613. 0
5613. 1
5616. 0
5616. 1
5616. 2
5616. 3
5616. 4
5616. 5
5616. 6
5619. 0
5620. 0
5620. 1
pull
Entries 31
Mean −5.491
Std Dev 20.02
3
2
1
0
−1
−2
−3

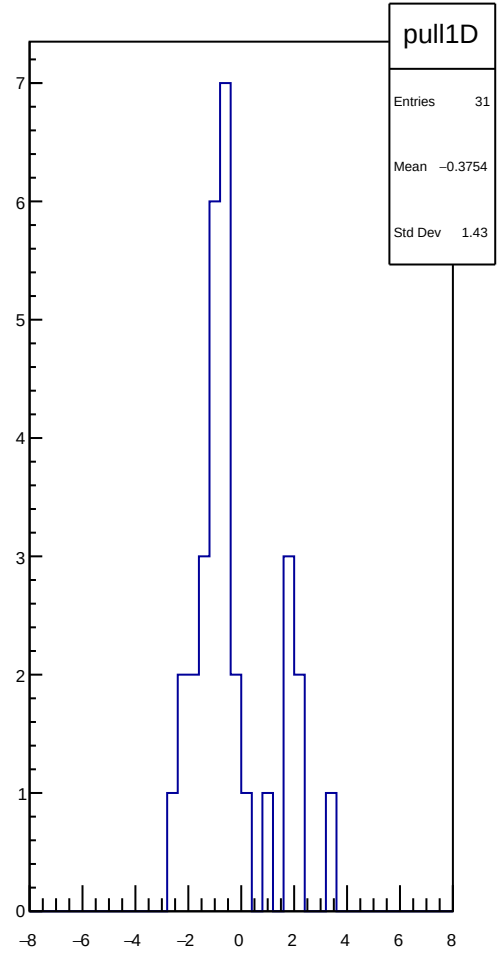
pull1D
Entries 31
Mean −0.3754
Std Dev 1.43
7
6
5
4
3
2
1
0
−8
−6
−4
−2
0
2
4
6
8

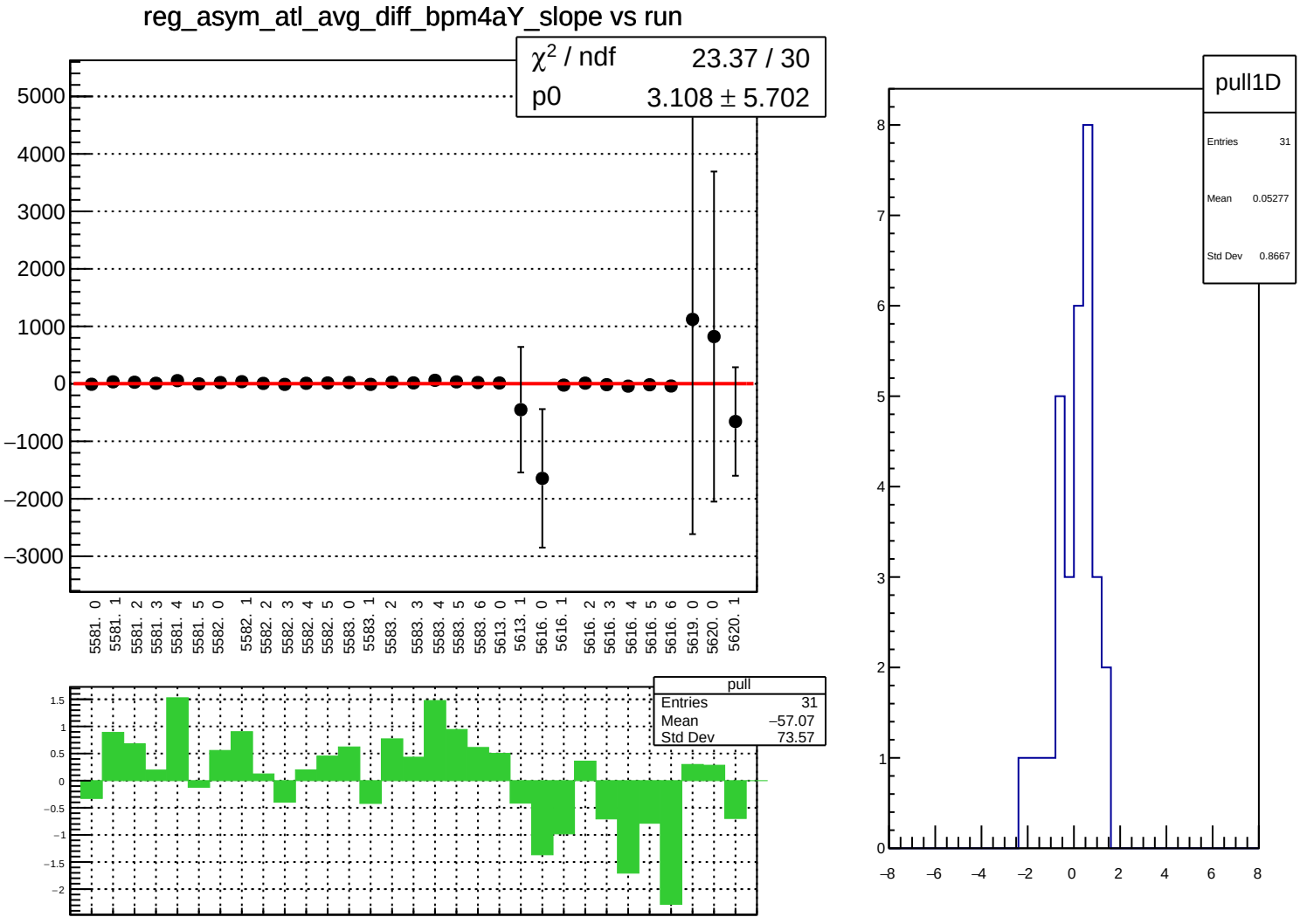
reg_asym_atl_avg_diff_bpm4aY_slope vs run
χ² / ndf 23.37 / 30
p0 3.108 ± 5.702
5000
4000
3000
2000
1000
0
−1000
−2000
−3000
5581. 0
5581. 1
5581. 2
5581. 3
5581. 4
5581. 5
5582. 0
5582. 1
5582. 2
5582. 3
5582. 4
5582. 5
5583. 0
5583. 1
5583. 2
5583. 3
5583. 4
5583. 5
5583. 6
5613. 0
5613. 1
5616. 0
5616. 1
5616. 2
5616. 3
5616. 4
5616. 5
5616. 6
5619. 0
5620. 0
5620. 1
pull
Entries 31
Mean −57.07
Std Dev 73.57
1.5
1
0.5
0
−0.5
−1
−1.5
−2
pull1D
Entries 31
Mean 0.05277
Std Dev 0.8667
8
7
6
5
4
3
2
1
0
−8
−6
−4
−2
0
2
4
6
8

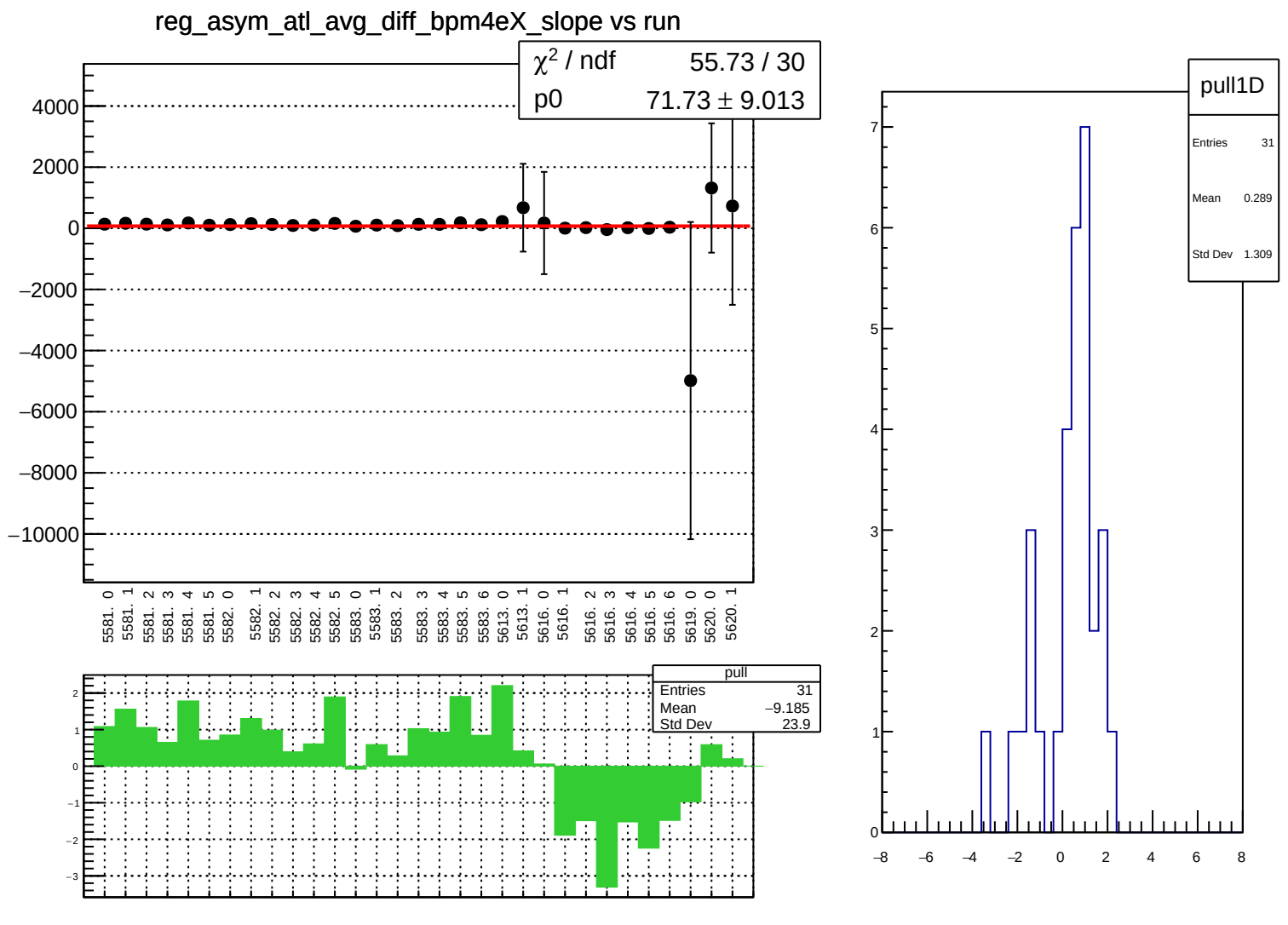
reg_asym_atl_avg_diff_bpm4eX_slope vs run
χ2 / ndf 55.73 / 30
p0 71.73 ± 9.013
4000
2000
0
−2000
−4000
−6000
−8000
−10000
5581. 0
5581. 1
5581. 2
5581. 3
5581. 4
5581. 5
5582. 0
5582. 1
5582. 2
5582. 3
5582. 4
5582. 5
5583. 0
5583. 1
5583. 2
5583. 3
5583. 4
5583. 5
5583. 6
5613. 0
5613. 1
5616. 0
5616. 1
5616. 2
5616. 3
5616. 4
5616. 5
5616. 6
5619. 0
5620. 0
5620. 1
pull
Entries 31
Mean −9.185
Std Dev 23.9
pull1D
Entries 31
Mean 0.289
Std Dev 1.309

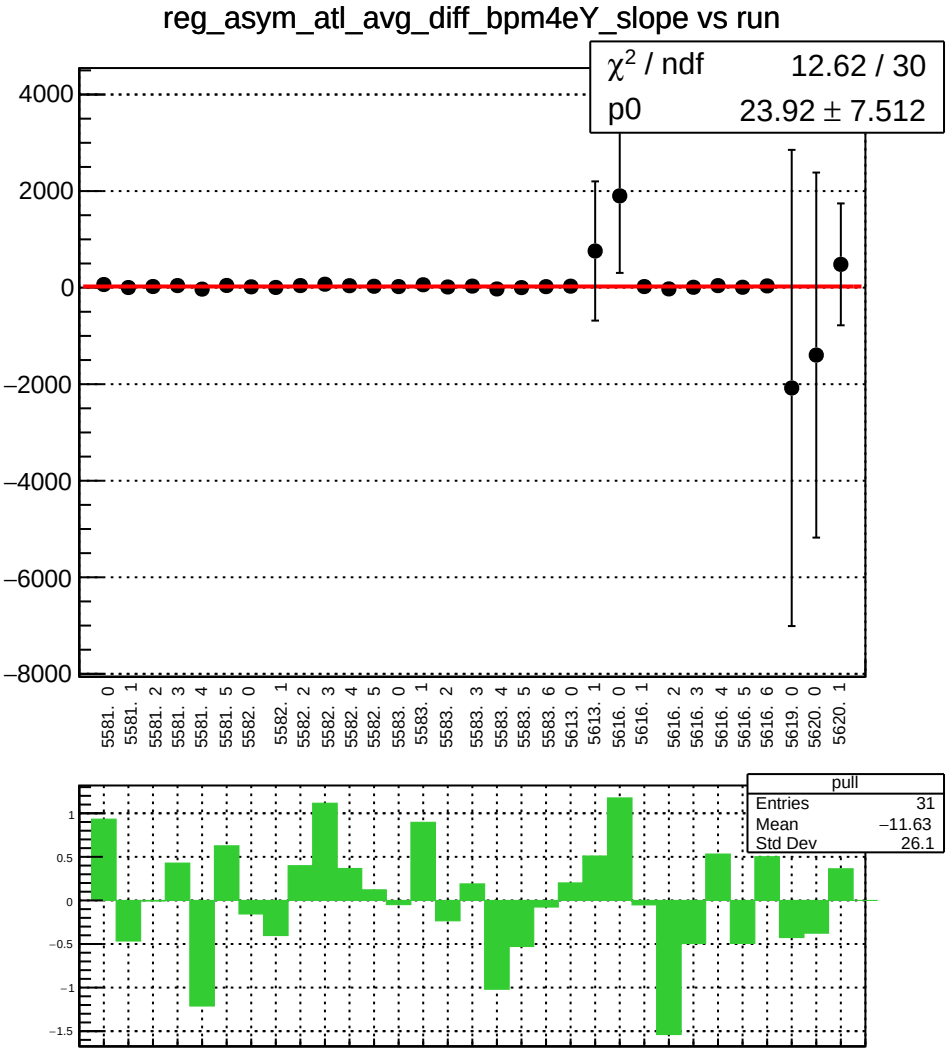
reg_asym_atl_avg_diff_bpm4eY_slope vs run
χ² / ndf 12.62 / 30
p0 23.92 ± 7.512
4000
2000
0
−2000
−4000
−6000
−8000
5581. 0
5581. 1
5581. 2
5581. 3
5581. 4
5581. 5
5582. 0
5582. 1
5582. 2
5582. 3
5582. 4
5582. 5
5583. 0
5583. 1
5583. 2
5583. 3
5583. 4
5583. 5
5583. 6
5613. 0
5613. 1
5616. 0
5616. 1
5616. 2
5616. 3
5616. 4
5616. 5
5616. 6
5619. 0
5620. 0
5620. 1
pull
Entries 31
Mean −11.63
Std Dev 26.1
1
0.5
0
−0.5
−1
−1.5

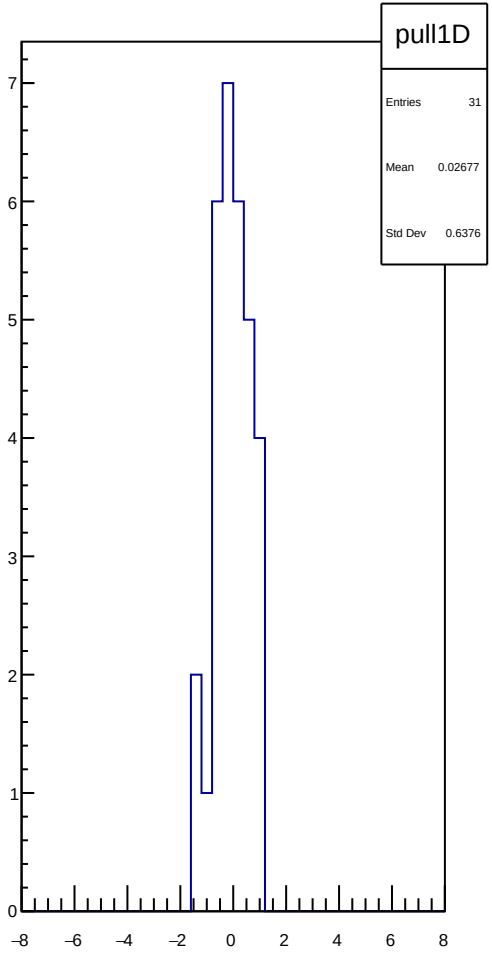
pull1D
Entries 31
Mean 0.02677
Std Dev 0.6376
7
6
5
4
3
2
1
0
−8
−6
−4
−2
0
2
4
6
8

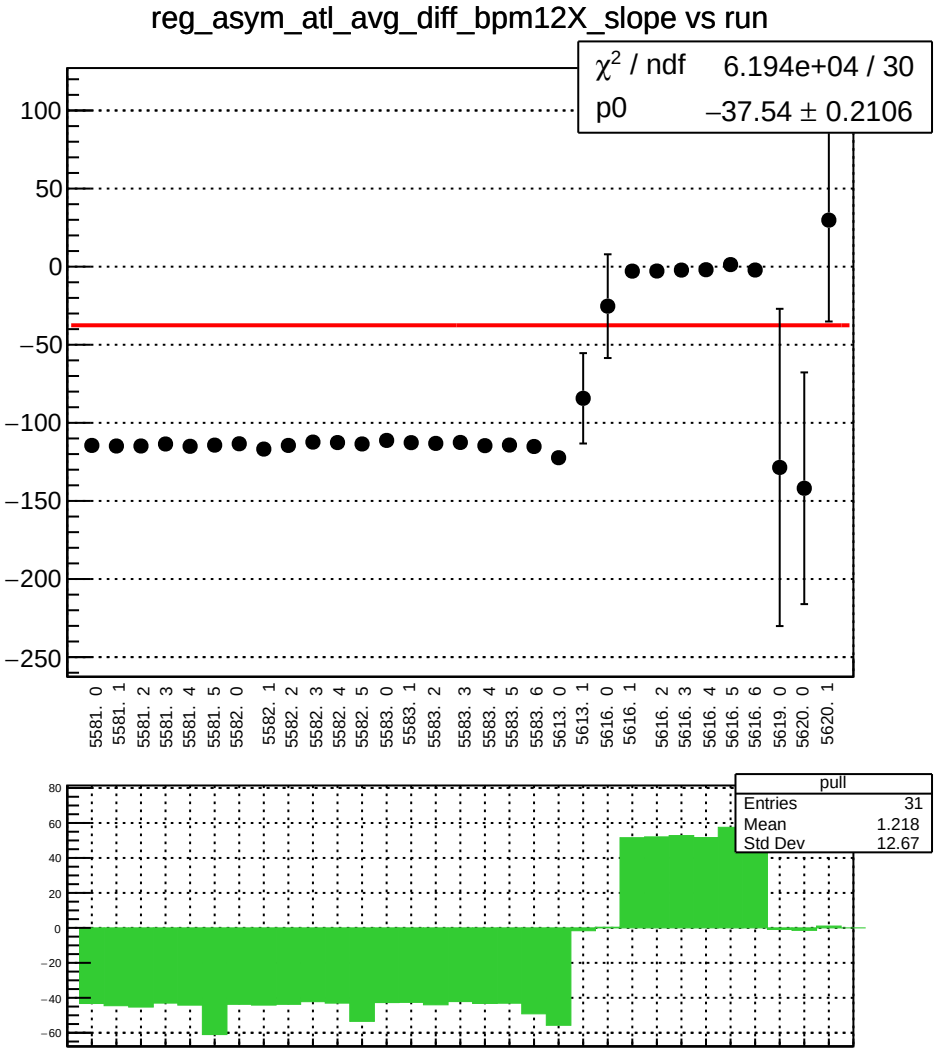
reg_asym_atl_avg_diff_bpm12X_slope vs run
χ² / ndf 6.194e+04 / 30
p0 −37.54 ± 0.2106
100
50
0
−50
−100
−150
−200
−250
5581. 0
5581. 1
5581. 2
5581. 3
5581. 4
5581. 5
5582. 0
5582. 1
5582. 2
5582. 3
5582. 4
5582. 5
5583. 0
5583. 1
5583. 2
5583. 3
5583. 4
5583. 5
5583. 6
5613. 0
5613. 1
5616. 0
5616. 1
5616. 2
5616. 3
5616. 4
5616. 5
5616. 6
5619. 0
5620. 0
5620. 1
pull
Entries 31
Mean 1.218
Std Dev 12.67
80
60
40
20
0
−20
−40
−60

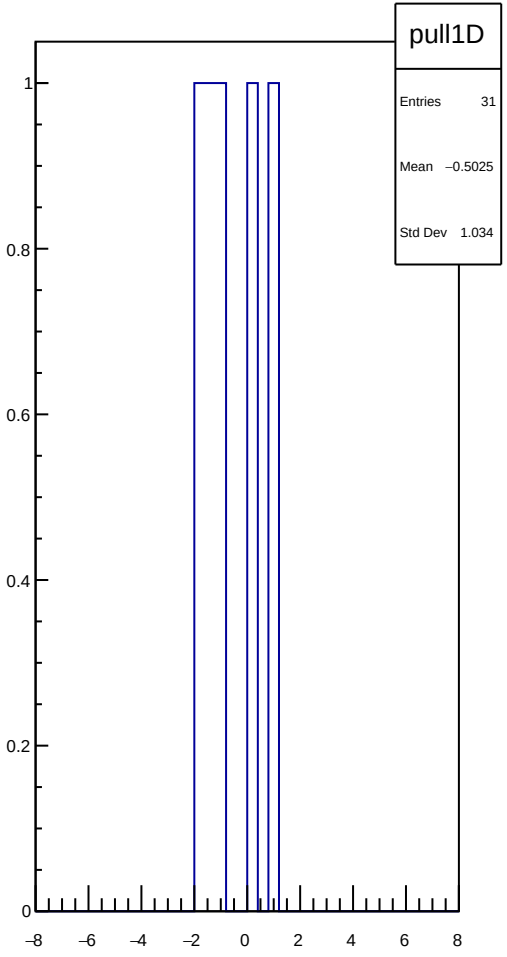
pull1D
Entries 31
Mean −0.5025
Std Dev 1.034
1
0.8
0.6
0.4
0.2
0
−8
−6
−4
−2
0
2
4
6
8

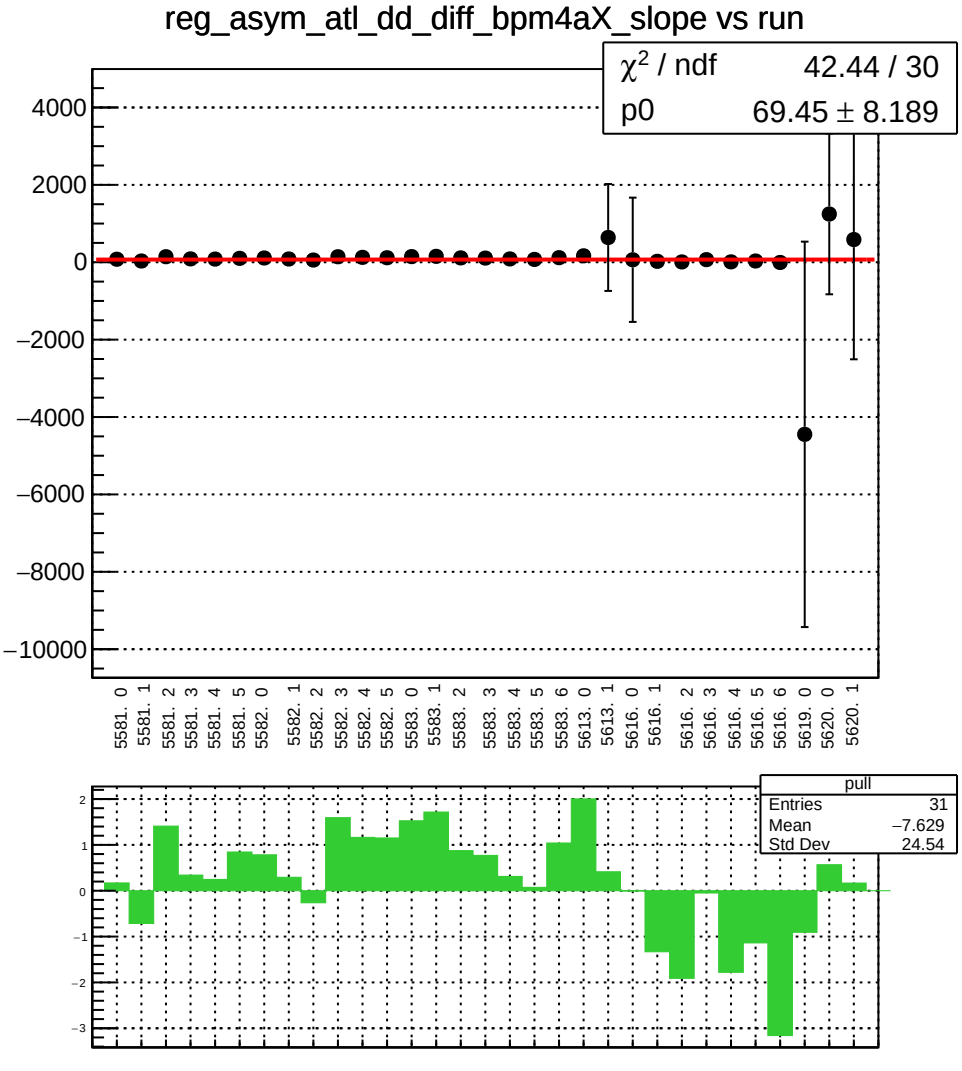
reg_asym_atl_dd_diff_bpm4aX_slope vs run
χ2 / ndf 42.44 / 30
p0 69.45 ± 8.189
4000
2000
0
−2000
−4000
−6000
−8000
−10000
5581. 0
5581. 1
5581. 2
5581. 3
5581. 4
5581. 5
5582. 0
5582. 1
5582. 2
5582. 3
5582. 4
5582. 5
5583. 0
5583. 1
5583. 2
5583. 3
5583. 4
5583. 5
5583. 6
5613. 0
5613. 1
5616. 0
5616. 1
5616. 2
5616. 3
5616. 4
5616. 5
5616. 6
5619. 0
5620. 0
5620. 1
pull
Entries 31
Mean −7.629
Std Dev 24.54
2
1
0
−1
−2
−3

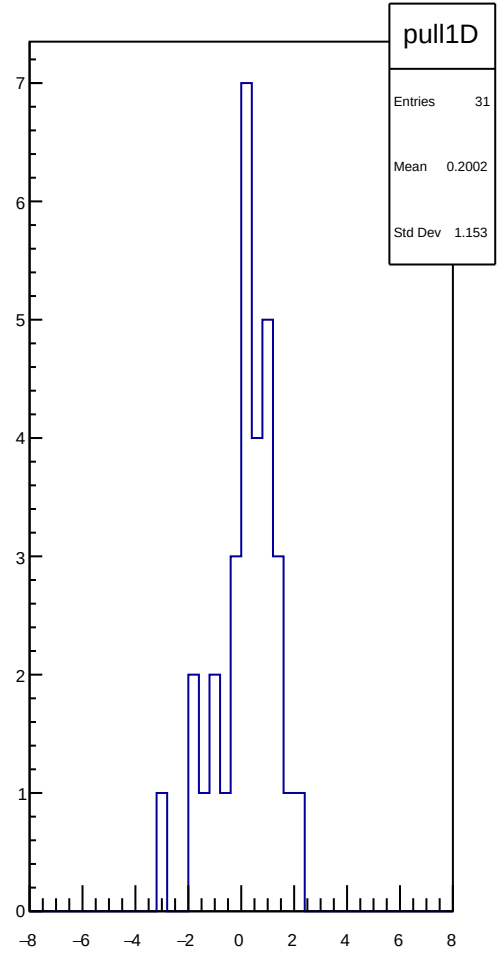
pull1D
Entries 31
Mean 0.2002
Std Dev 1.153
7
6
5
4
3
2
1
0
−8
−6
−4
−2
0
2
4
6
8

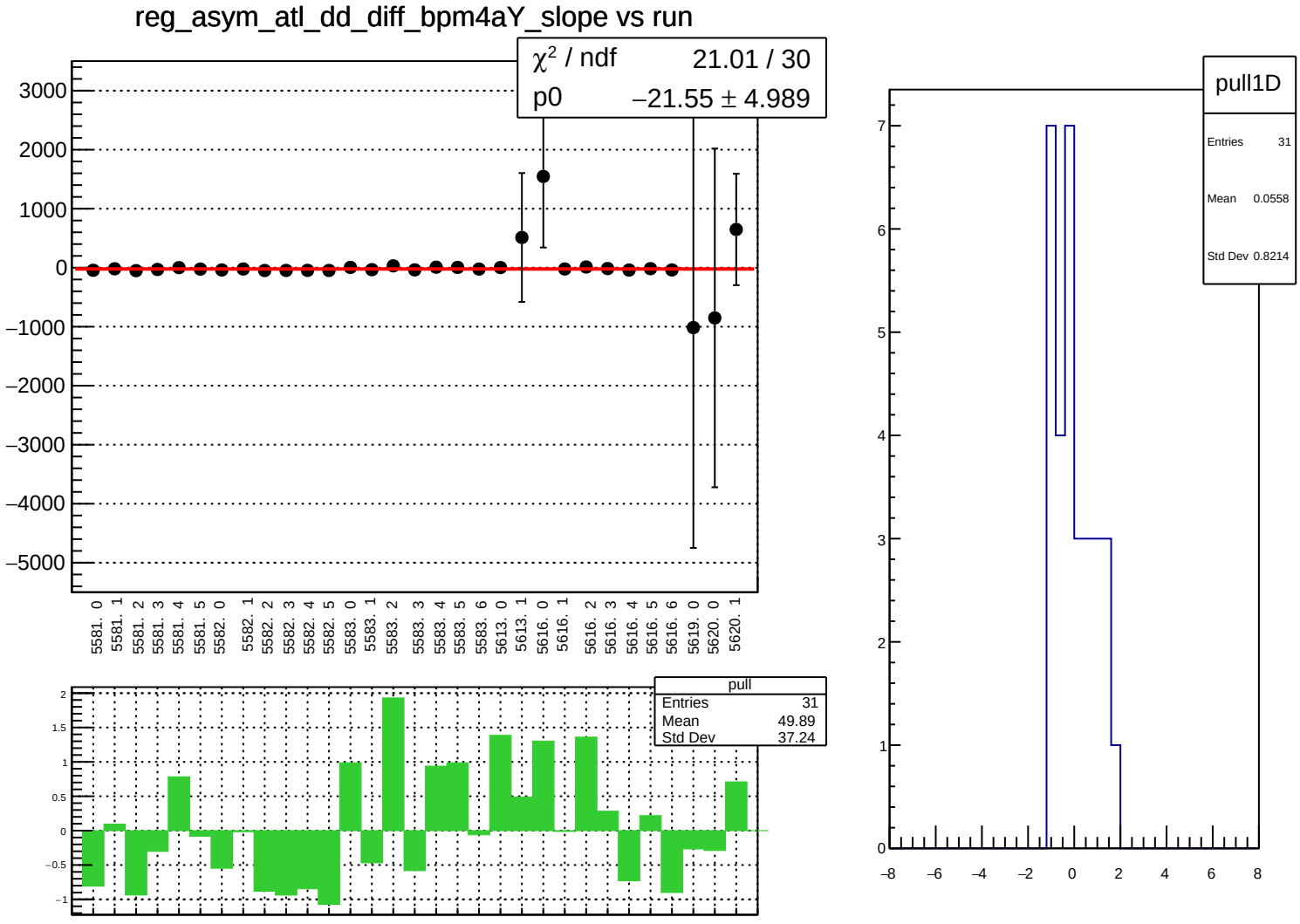
reg_asym_atl_dd_diff_bpm4aY_slope vs run
χ² / ndf 21.01 / 30
p0 −21.55 ± 4.989
3000
2000
1000
0
−1000
−2000
−3000
−4000
−5000
5581. 0
5581. 1
5581. 2
5581. 3
5581. 4
5581. 5
5582. 0
5582. 1
5582. 2
5582. 3
5582. 4
5582. 5
5583. 0
5583. 1
5583. 2
5583. 3
5583. 4
5583. 5
5583. 6
5613. 0
5613. 1
5616. 0
5616. 1
5616. 2
5616. 3
5616. 4
5616. 5
5616. 6
5619. 0
5620. 0
5620. 1
pull
Entries 31
Mean 49.89
Std Dev 37.24
2
1.5
1
0.5
0
−0.5
−1
pull1D
Entries 31
Mean 0.0558
Std Dev 0.8214
7
6
5
4
3
2
1
0
−8
−6
−4
−2
0
2
4
6
8

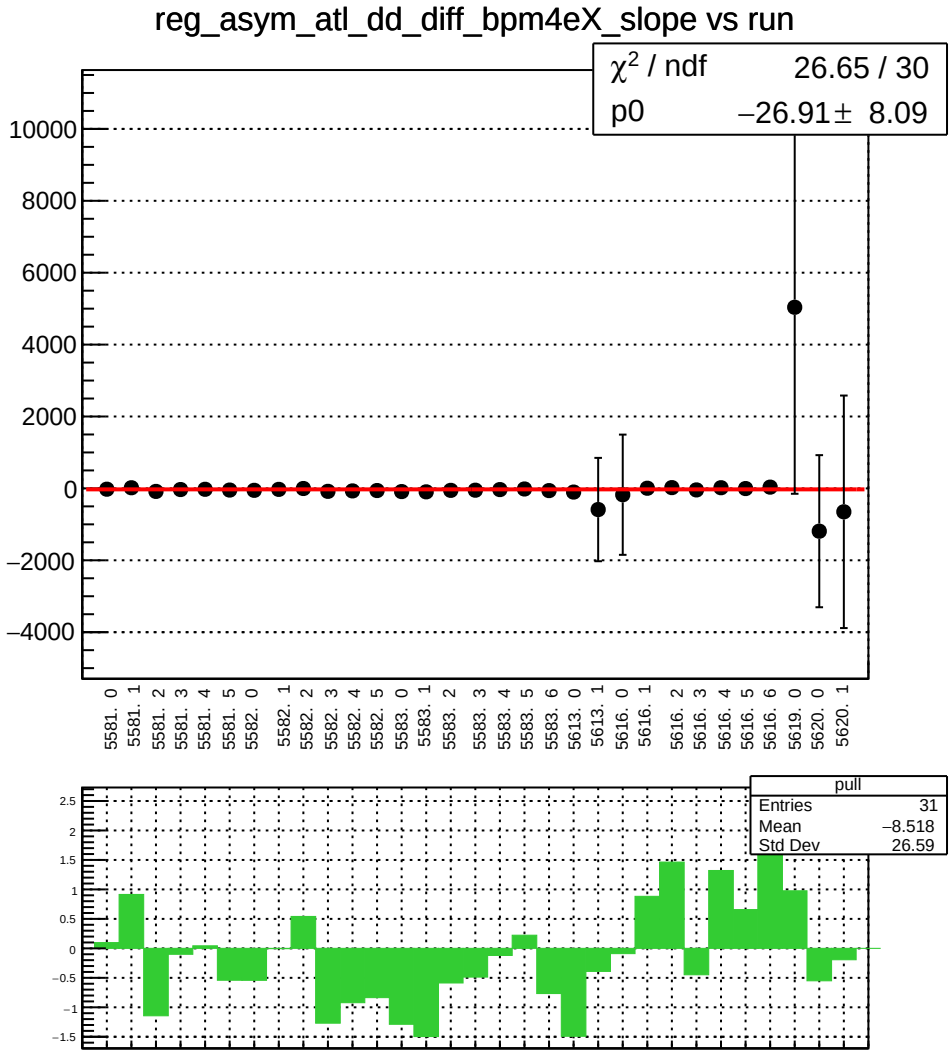
reg_asym_atl_dd_diff_bpm4eX_slope vs run
χ2 / ndf 26.65 / 30
p0 −26.91± 8.09
10000
8000
6000
4000
2000
0
−2000
−4000
5581. 0
5581. 1
5581. 2
5581. 3
5581. 4
5581. 5
5582. 0
5582. 1
5582. 2
5582. 3
5582. 4
5582. 5
5583. 0
5583. 1
5583. 2
5583. 3
5583. 4
5583. 5
5583. 6
5613. 0
5613. 1
5616. 0
5616. 1
5616. 2
5616. 3
5616. 4
5616. 5
5616. 6
5619. 0
5620. 0
5620. 1
pull
Entries 31
Mean −8.518
Std Dev 26.59
2.5
2
1.5
1
0.5
0
−0.5
−1
−1.5

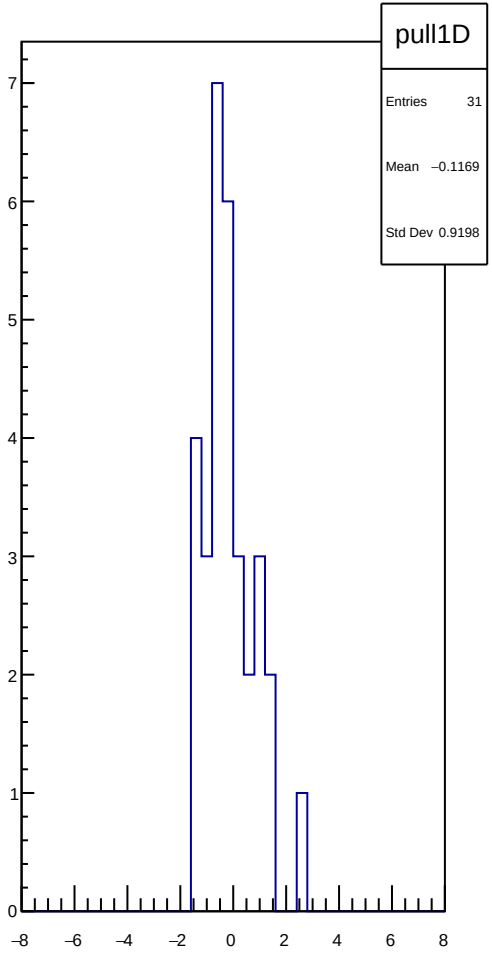
pull1D
Entries 31
Mean −0.1169
Std Dev 0.9198
7
6
5
4
3
2
1
0
−8
−6
−4
−2
0
2
4
6
8

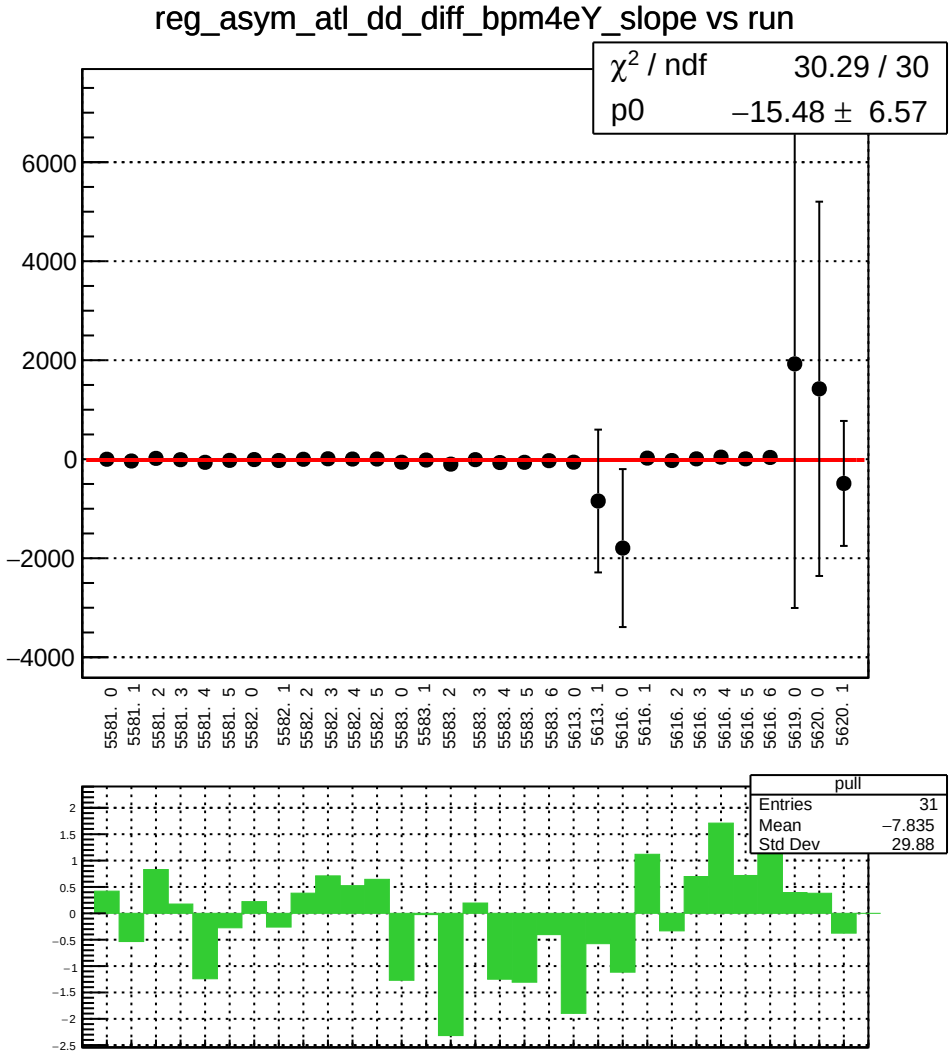
reg_asym_atl_dd_diff_bpm4eY_slope vs run
χ2 / ndf 30.29 / 30
p0 −15.48 ± 6.57
6000
4000
2000
0
−2000
−4000
5581. 0
5581. 1
5581. 2
5581. 3
5581. 4
5581. 5
5582. 0
5582. 1
5582. 2
5582. 3
5582. 4
5582. 5
5583. 0
5583. 1
5583. 2
5583. 3
5583. 4
5583. 5
5583. 6
5613. 0
5613. 1
5616. 0
5616. 1
5616. 2
5616. 3
5616. 4
5616. 5
5616. 6
5619. 0
5620. 0
5620. 1
pull
Entries 31
Mean −7.835
Std Dev 29.88
2
1.5
1
0.5
0
−0.5
−1
−1.5
−2
−2.5

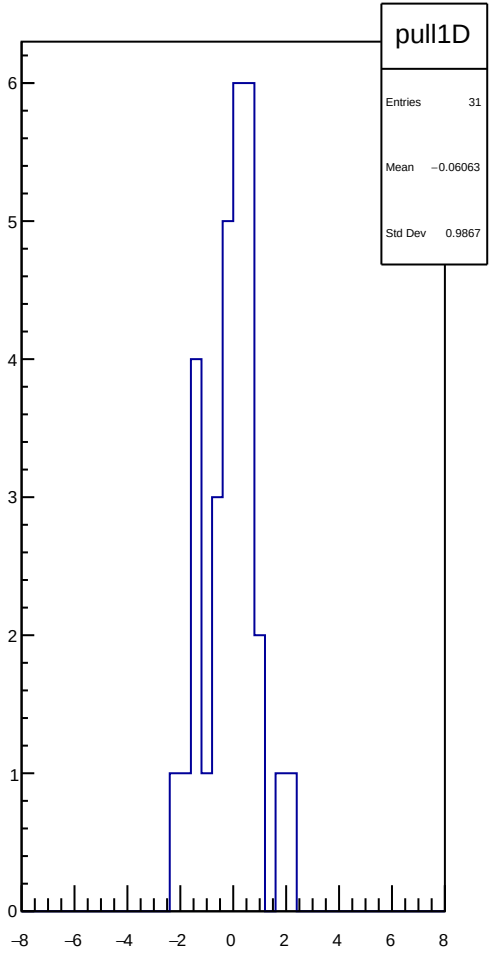
pull1D
Entries 31
Mean −0.06063
Std Dev 0.9867
6
5
4
3
2
1
0
−8
−6
−4
−2
0
2
4
6
8

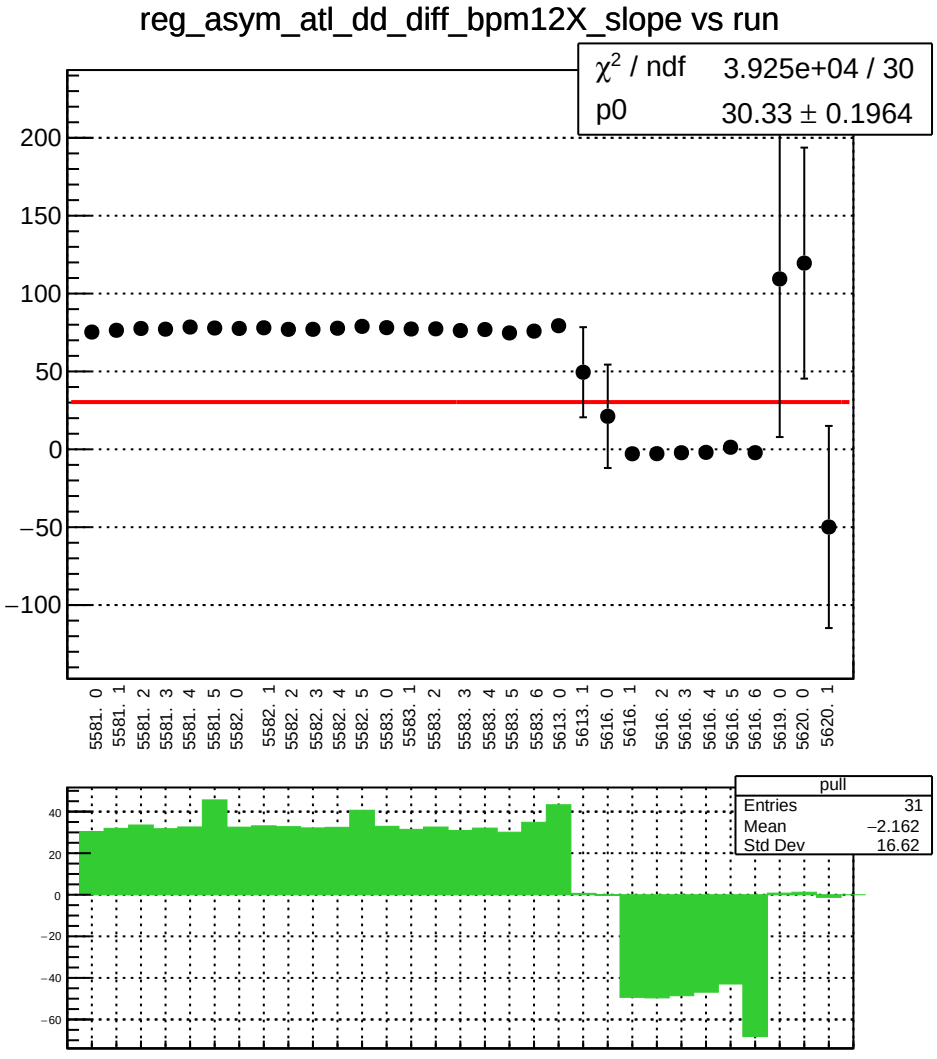
reg_asym_atl_dd_diff_bpm12X_slope vs run
χ² / ndf 3.925e+04 / 30
p0 30.33 ± 0.1964
200
150
100
50
0
−50
−100
5581. 0
5581. 1
5581. 2
5581. 3
5581. 4
5581. 5
5582. 0
5582. 1
5582. 2
5582. 3
5582. 4
5582. 5
5583. 0
5583. 1
5583. 2
5583. 3
5583. 4
5583. 5
5583. 6
5613. 0
5613. 1
5616. 0
5616. 1
5616. 2
5616. 3
5616. 4
5616. 5
5616. 6
5619. 0
5620. 0
5620. 1
pull
Entries 31
Mean −2.162
Std Dev 16.62
40
20
0
−20
−40
−60

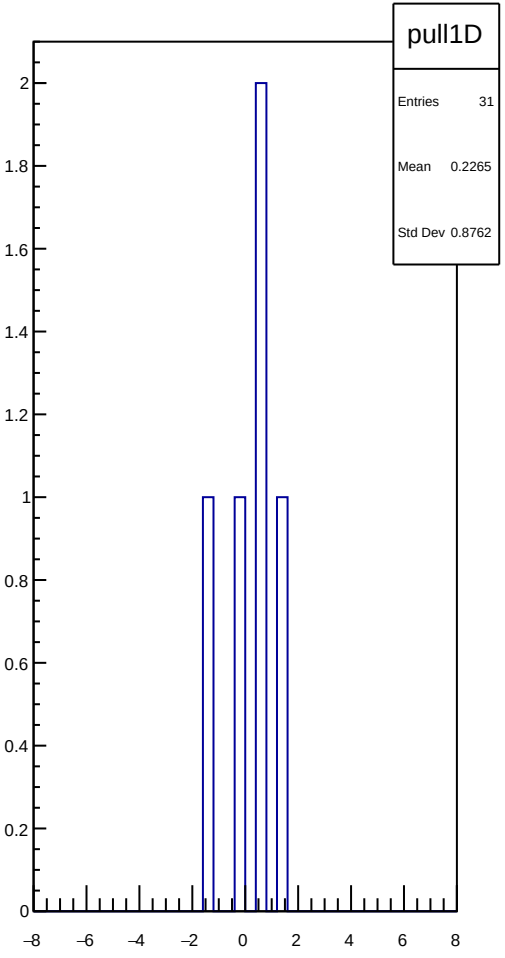
pull1D
Entries 31
Mean 0.2265
Std Dev 0.8762
2
1.8
1.6
1.4
1.2
1
0.8
0.6
0.4
0.2
0
−8
−6
−4
−2
0
2
4
6
8

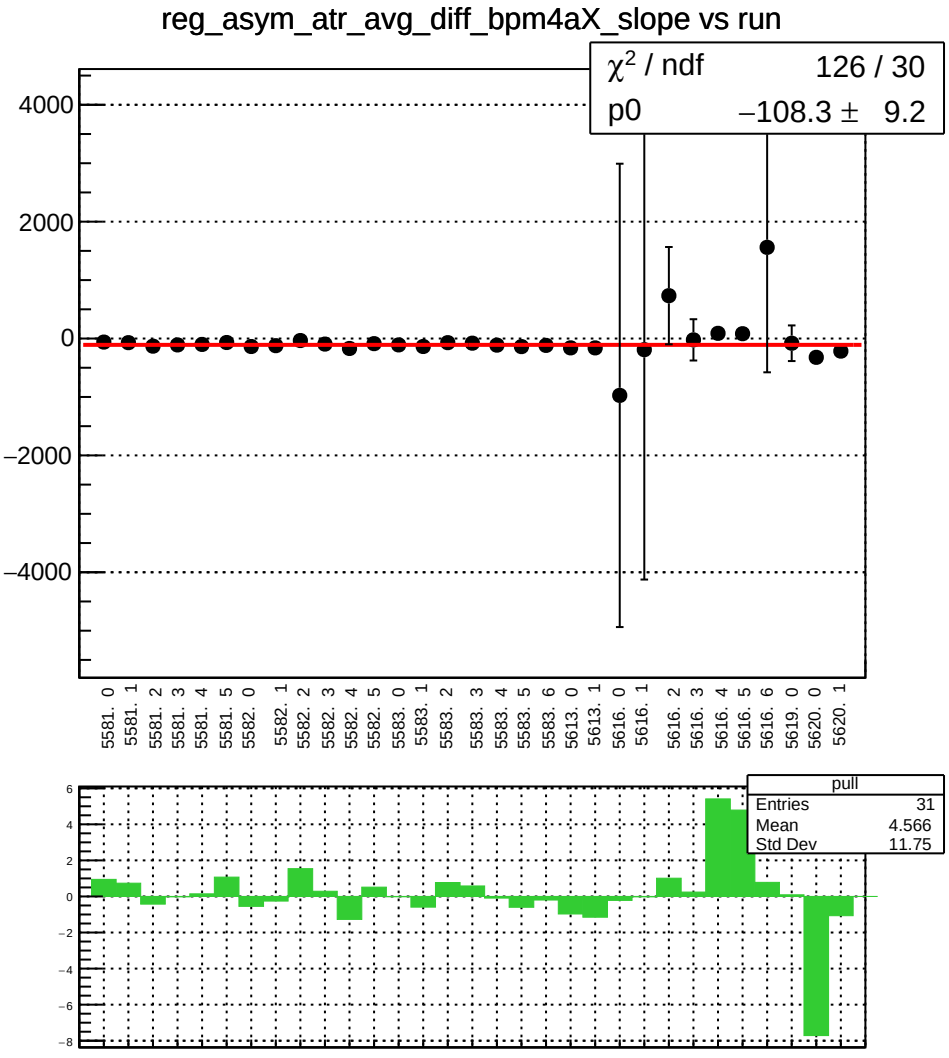
reg_asym_atr_avg_diff_bpm4aX_slope vs run
χ² / ndf 126 / 30
p0 −108.3 ± 9.2
4000
2000
0
−2000
−4000
5581. 0
5581. 1
5581. 2
5581. 3
5581. 4
5581. 5
5582. 0
5582. 1
5582. 2
5582. 3
5582. 4
5582. 5
5583. 0
5583. 1
5583. 2
5583. 3
5583. 4
5583. 5
5583. 6
5613. 0
5613. 1
5616. 0
5616. 1
5616. 2
5616. 3
5616. 4
5616. 5
5616. 6
5619. 0
5620. 0
5620. 1
pull
Entries 31
Mean 4.566
Std Dev 11.75
6
4
2
0
−2
−4
−6
−8

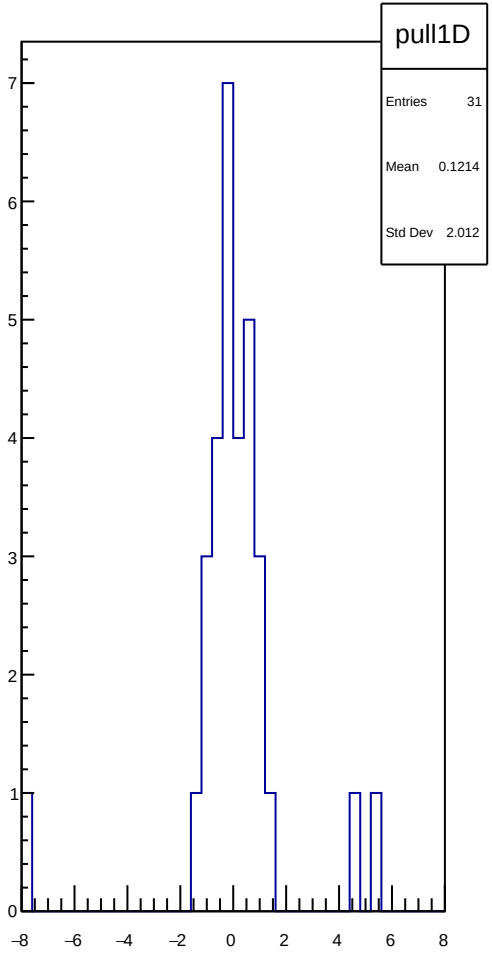
pull1D
Entries 31
Mean 0.1214
Std Dev 2.012
7
6
5
4
3
2
1
0
−8
−6
−4
−2
0
2
4
6
8

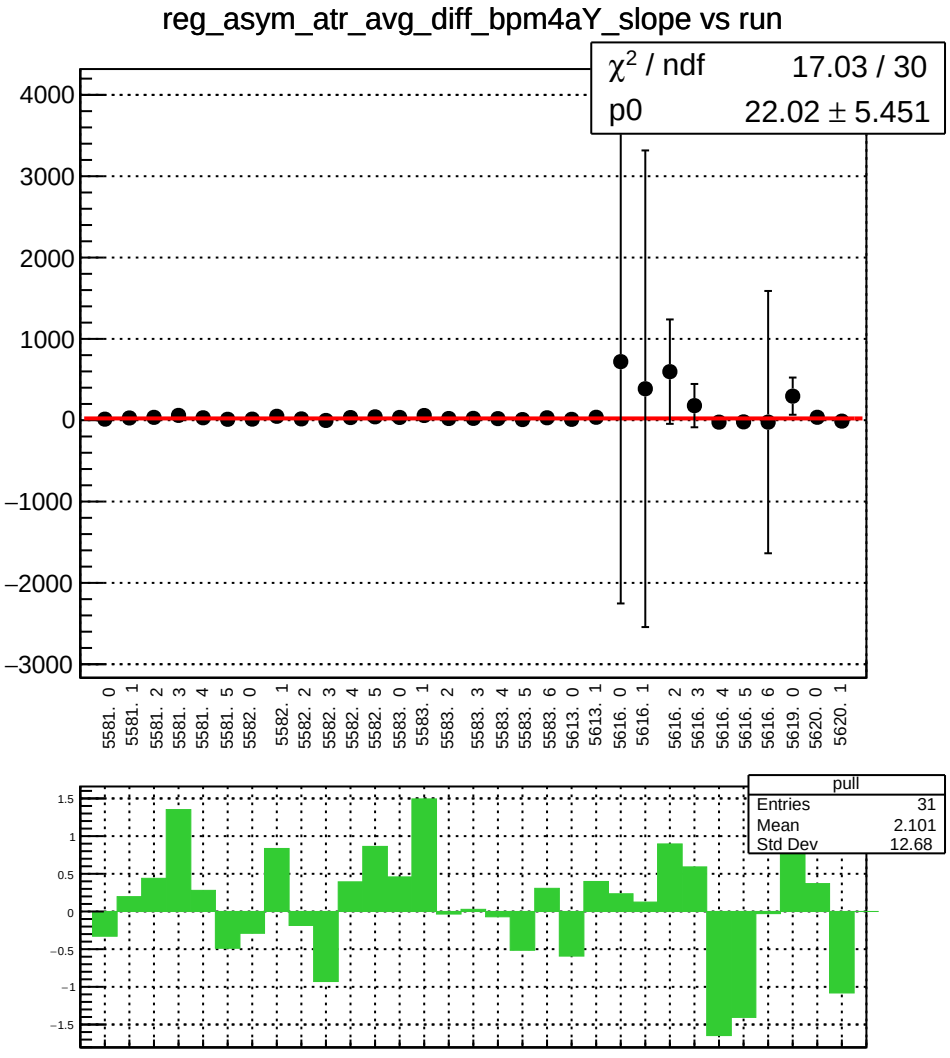
reg_asym_atr_avg_diff_bpm4aY_slope vs run
χ2 / ndf 17.03 / 30
p0 22.02 ± 5.451
4000
3000
2000
1000
0
−1000
−2000
−3000
5581. 0
5581. 1
5581. 2
5581. 3
5581. 4
5581. 5
5582. 0
5582. 1
5582. 2
5582. 3
5582. 4
5582. 5
5583. 0
5583. 1
5583. 2
5583. 3
5583. 4
5583. 5
5583. 6
5613. 0
5613. 1
5616. 0
5616. 1
5616. 2
5616. 3
5616. 4
5616. 5
5616. 6
5619. 0
5620. 0
5620. 1
pull
Entries 31
Mean 2.101
Std Dev 12.68
1.5
1
0.5
0
−0.5
−1
−1.5

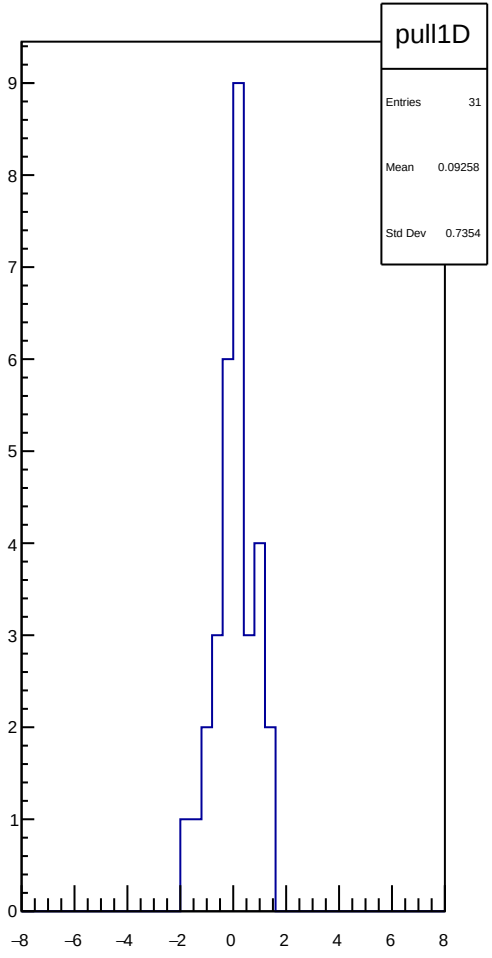
pull1D
Entries 31
Mean 0.09258
Std Dev 0.7354
9
8
7
6
5
4
3
2
1
0
−8
−6
−4
−2
0
2
4
6
8

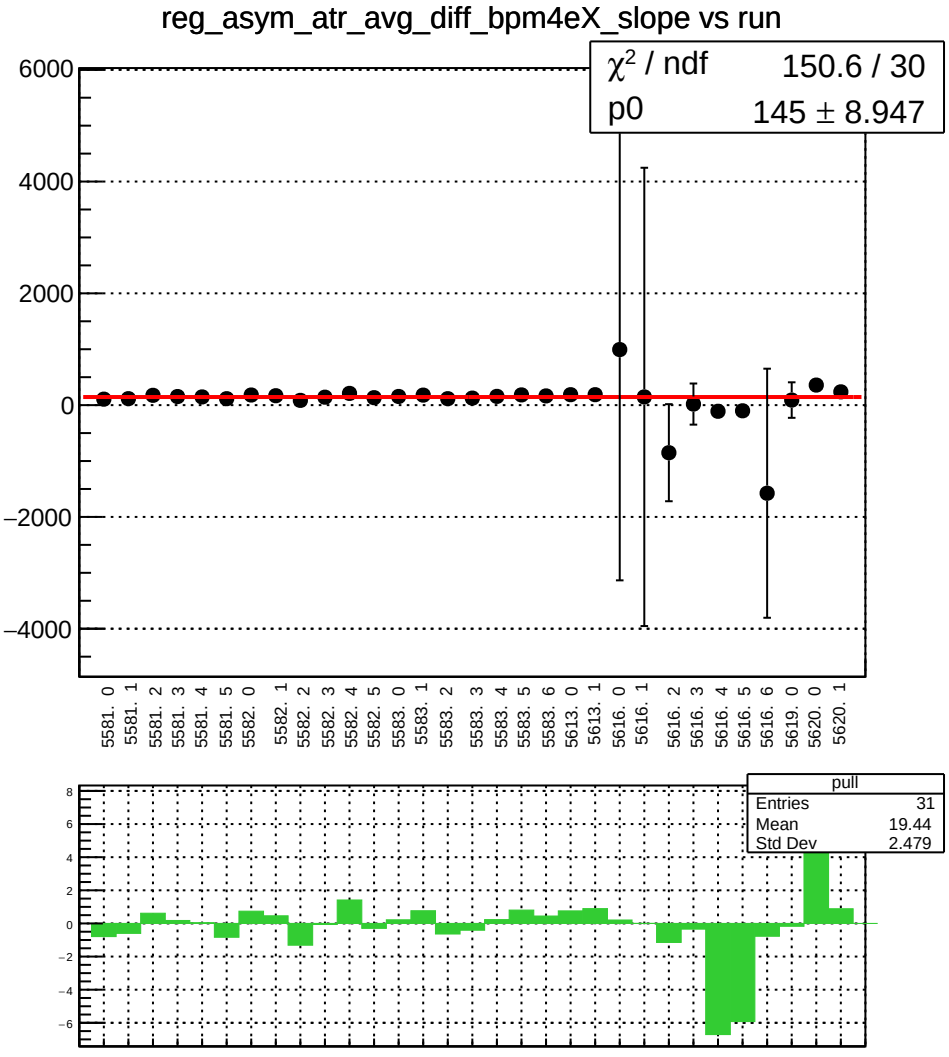
reg_asym_atr_avg_diff_bpm4eX_slope vs run
χ² / ndf 150.6 / 30
p0 145 ± 8.947
6000
4000
2000
0
−2000
−4000
5581. 0
5581. 1
5581. 2
5581. 3
5581. 4
5581. 5
5582. 0
5582. 1
5582. 2
5582. 3
5582. 4
5582. 5
5583. 0
5583. 1
5583. 2
5583. 3
5583. 4
5583. 5
5583. 6
5613. 0
5613. 1
5616. 0
5616. 1
5616. 2
5616. 3
5616. 4
5616. 5
5616. 6
5619. 0
5620. 0
5620. 1
pull
Entries 31
Mean 19.44
Std Dev 2.479
8
6
4
2
0
−2
−4
−6

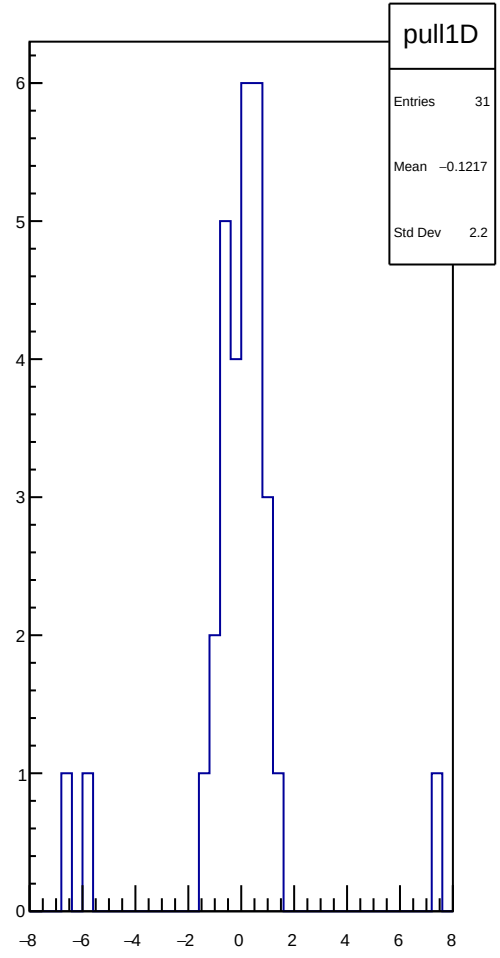
pull1D
Entries 31
Mean −0.1217
Std Dev 2.2
6
5
4
3
2
1
0
−8
−6
−4
−2
0
2
4
6
8

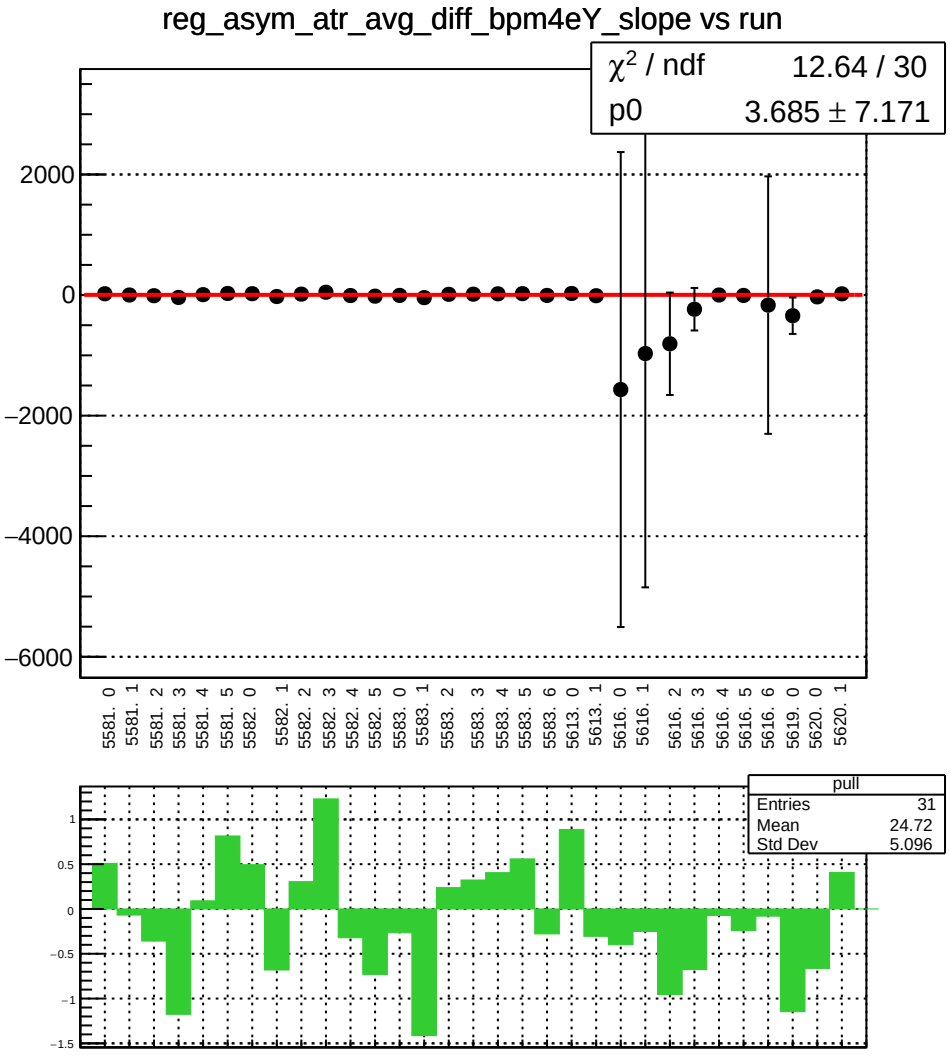
reg_asym_atr_avg_diff_bpm4eY_slope vs run
χ2 / ndf 12.64 / 30
p0 3.685 ± 7.171
2000
0
−2000
−4000
−6000
5581. 0
5581. 1
5581. 2
5581. 3
5581. 4
5581. 5
5582. 0
5582. 1
5582. 2
5582. 3
5582. 4
5582. 5
5583. 0
5583. 1
5583. 2
5583. 3
5583. 4
5583. 5
5583. 6
5613. 0
5613. 1
5616. 0
5616. 1
5616. 2
5616. 3
5616. 4
5616. 5
5616. 6
5619. 0
5620. 0
5620. 1
pull
Entries 31
Mean 24.72
Std Dev 5.096
1
0.5
0
−0.5
−1
−1.5

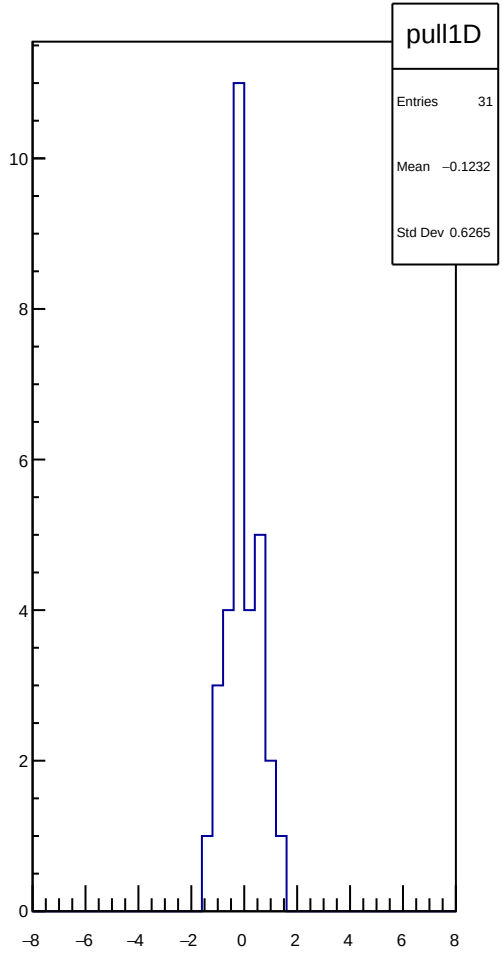
pull1D
Entries 31
Mean −0.1232
Std Dev 0.6265
10
8
6
4
2
0
−8
−6
−4
−2
0
2
4
6
8

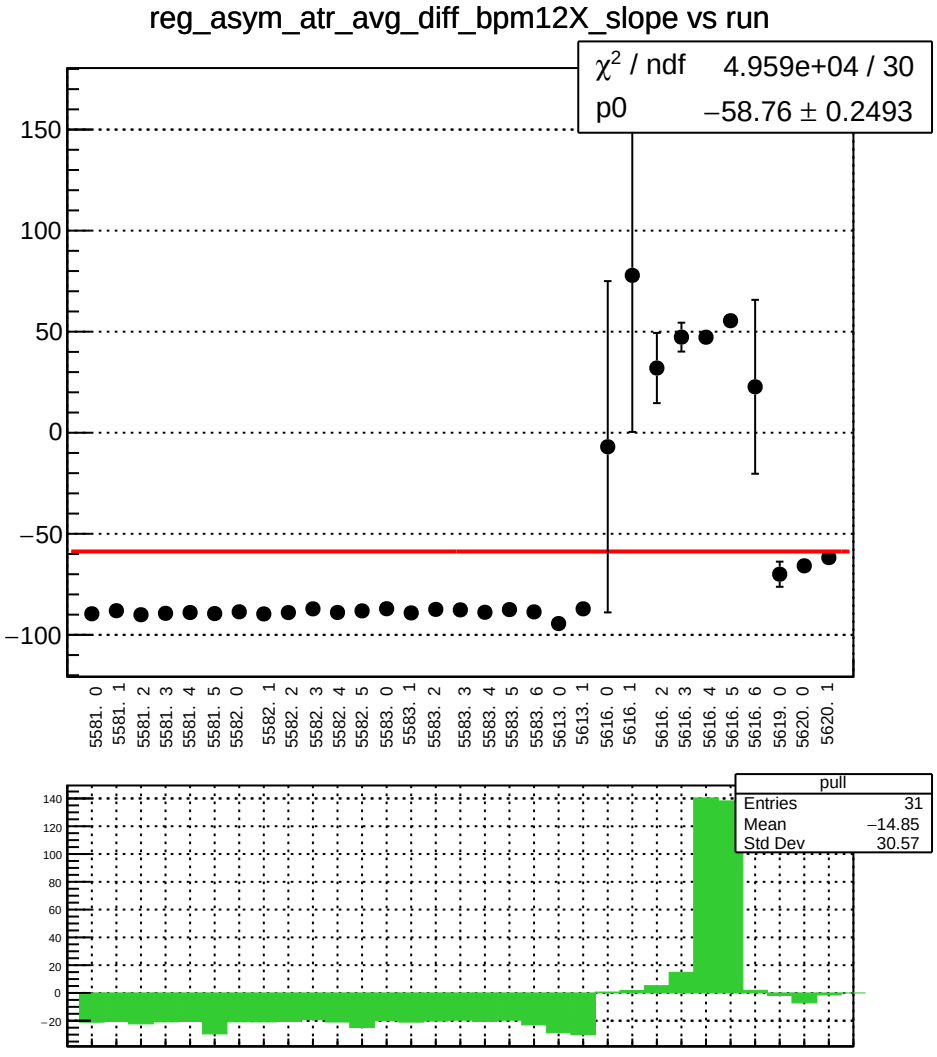
reg_asym_atr_avg_diff_bpm12X_slope vs run
χ² / ndf 4.959e+04 / 30
p0 −58.76 ± 0.2493
150
100
50
0
−50
−100
5581. 0
5581. 1
5581. 2
5581. 3
5581. 4
5581. 5
5582. 0
5582. 1
5582. 2
5582. 3
5582. 4
5582. 5
5583. 0
5583. 1
5583. 2
5583. 3
5583. 4
5583. 5
5583. 6
5613. 0
5613. 1
5616. 0
5616. 1
5616. 2
5616. 3
5616. 4
5616. 5
5616. 6
5619. 0
5620. 0
5620. 1
pull
Entries 31
Mean −14.85
Std Dev 30.57
140
120
100
80
60
40
20
0
−20

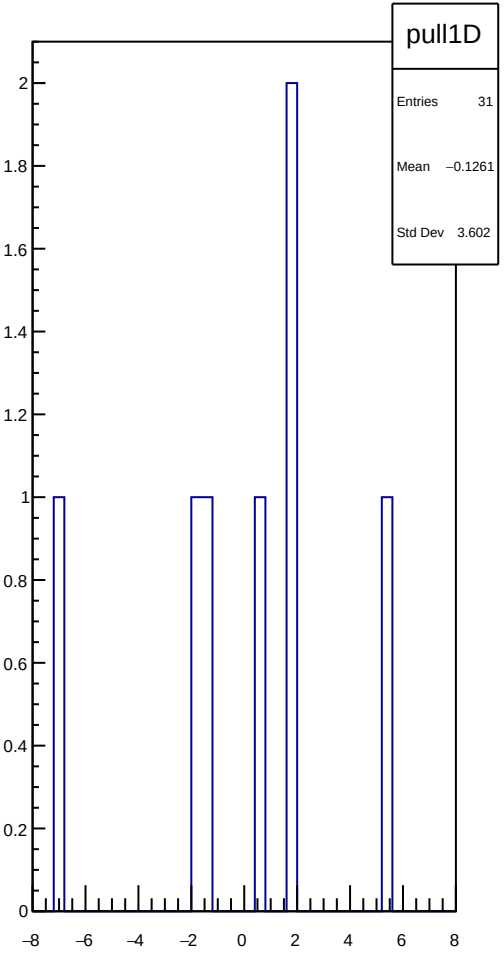
pull1D
Entries 31
Mean −0.1261
Std Dev 3.602
2
1.8
1.6
1.4
1.2
1
0.8
0.6
0.4
0.2
0
−8
−6
−4
−2
0
2
4
6
8

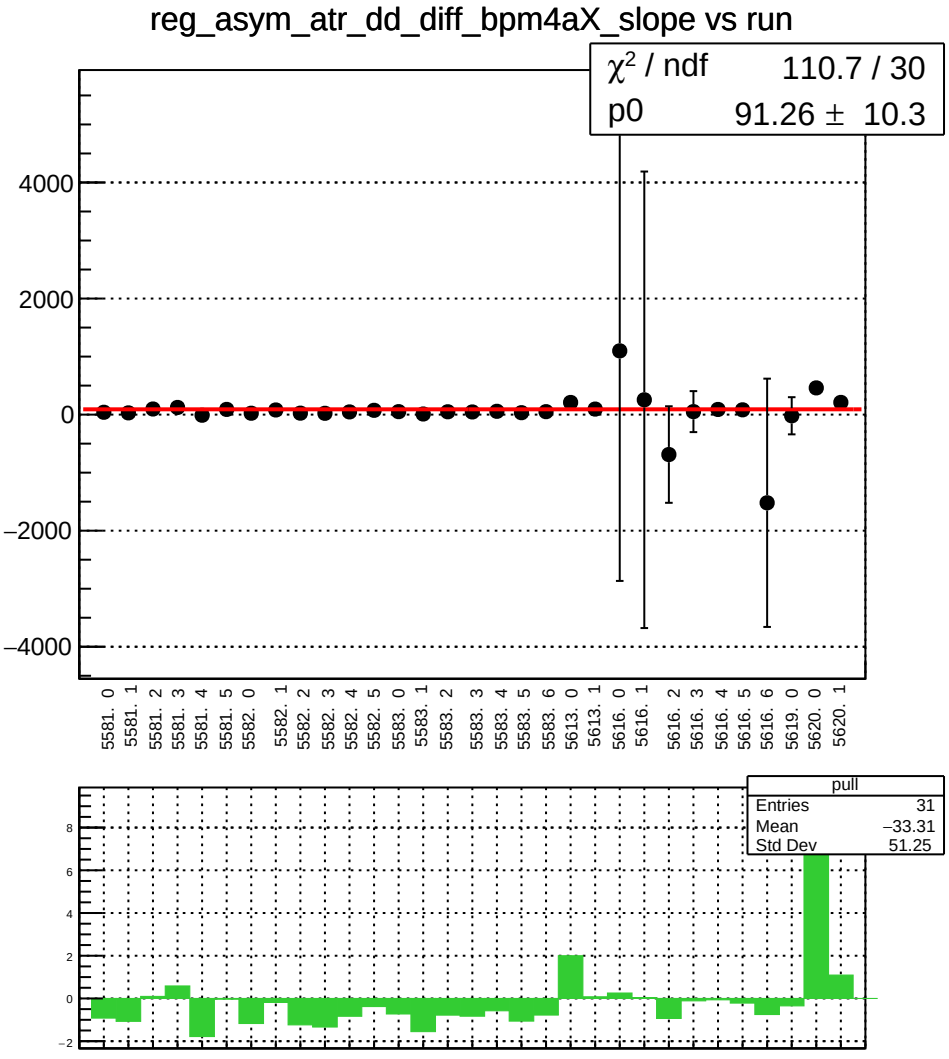
reg_asym_atr_dd_diff_bpm4aX_slope vs run
χ2 / ndf 110.7 / 30
p0 91.26 ± 10.3
4000
2000
0
−2000
−4000
5581. 0
5581. 1
5581. 2
5581. 3
5581. 4
5581. 5
5582. 0
5582. 1
5582. 2
5582. 3
5582. 4
5582. 5
5583. 0
5583. 1
5583. 2
5583. 3
5583. 4
5583. 5
5583. 6
5613. 0
5613. 1
5616. 0
5616. 1
5616. 2
5616. 3
5616. 4
5616. 5
5616. 6
5619. 0
5620. 0
5620. 1
pull
Entries 31
Mean −33.31
Std Dev 51.25
8
6
4
2
0
−2

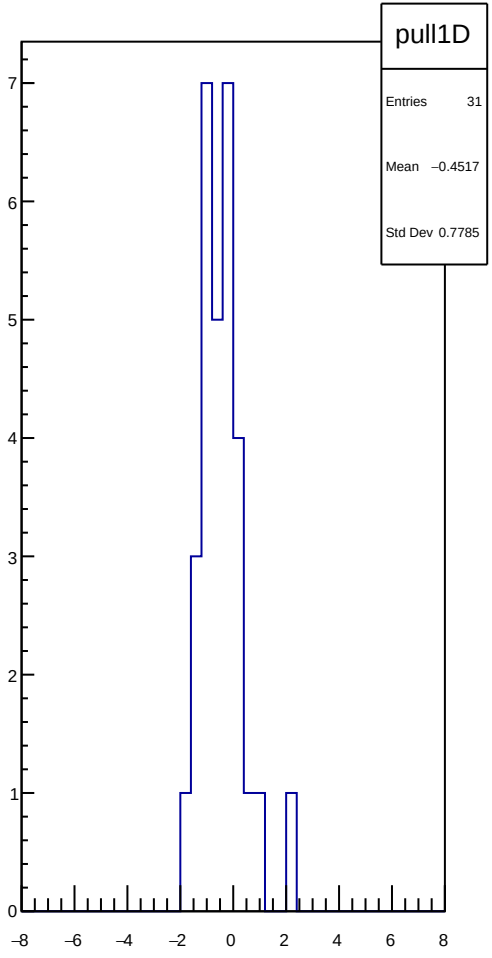
pull1D
Entries 31
Mean −0.4517
Std Dev 0.7785
7
6
5
4
3
2
1
0
−8
−6
−4
−2
0
2
4
6
8

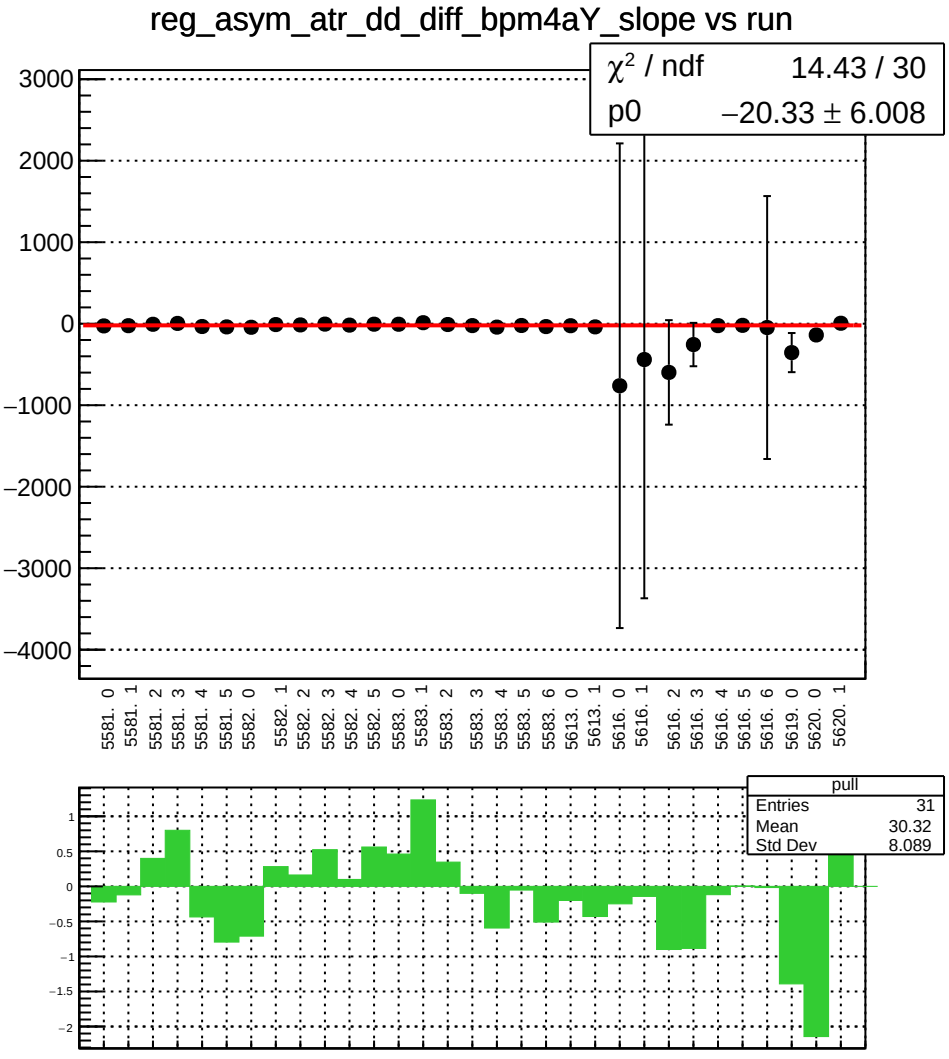
reg_asym_atr_dd_diff_bpm4aY_slope vs run
χ² / ndf 14.43 / 30
p0 −20.33 ± 6.008
3000
2000
1000
0
−1000
−2000
−3000
−4000
5581. 0
5581. 1
5581. 2
5581. 3
5581. 4
5581. 5
5582. 0
5582. 1
5582. 2
5582. 3
5582. 4
5582. 5
5583. 0
5583. 1
5583. 2
5583. 3
5583. 4
5583. 5
5583. 6
5613. 0
5613. 1
5616. 0
5616. 1
5616. 2
5616. 3
5616. 4
5616. 5
5616. 6
5619. 0
5620. 0
5620. 1
pull
Entries 31
Mean 30.32
Std Dev 8.089
1
0.5
0
−0.5
−1
−1.5
−2

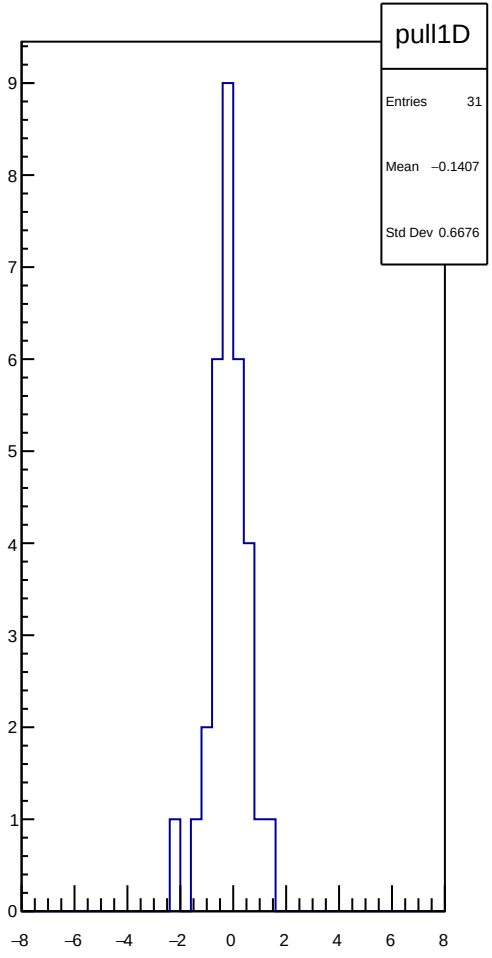
pull1D
Entries 31
Mean −0.1407
Std Dev 0.6676
9
8
7
6
5
4
3
2
1
0
−8
−6
−4
−2
0
2
4
6
8

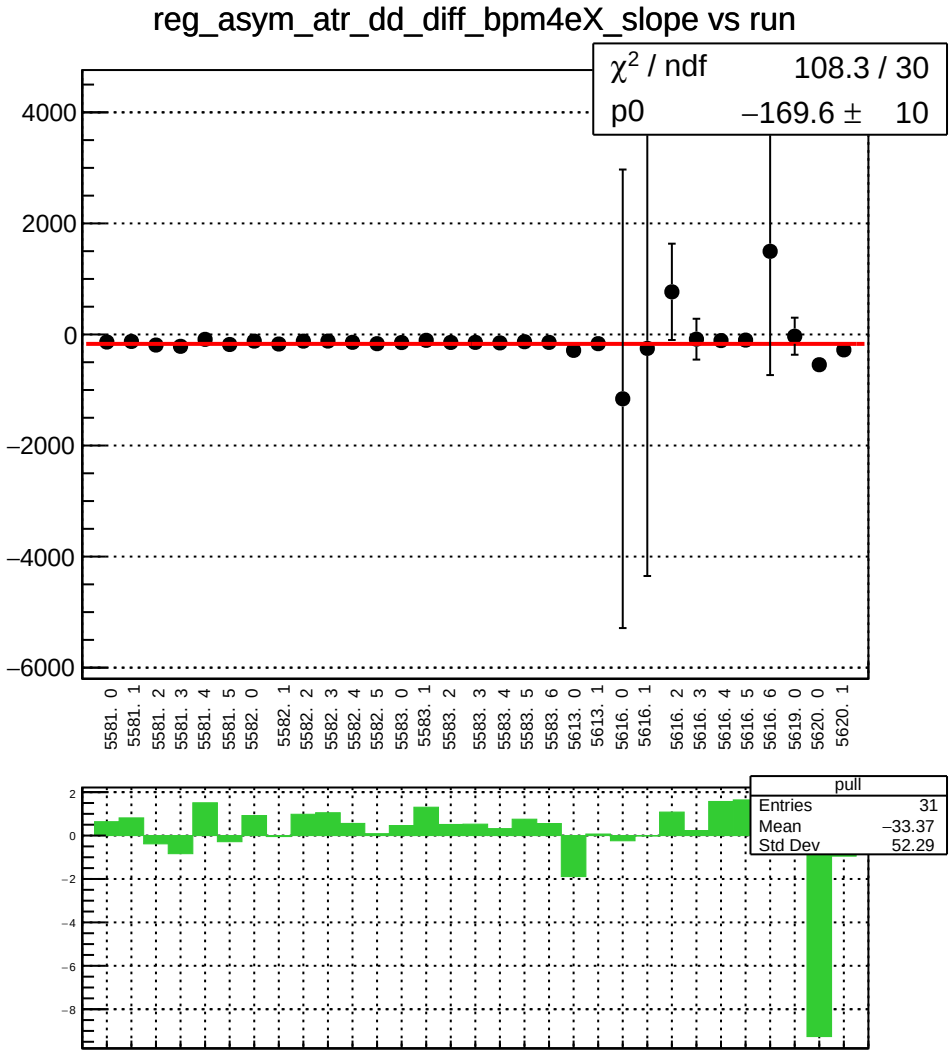
reg_asym_atr_dd_diff_bpm4eX_slope vs run
χ2 / ndf 108.3 / 30
p0 −169.6 ± 10
4000
2000
0
−2000
−4000
−6000
5581. 0
5581. 1
5581. 2
5581. 3
5581. 4
5581. 5
5582. 0
5582. 1
5582. 2
5582. 3
5582. 4
5582. 5
5583. 0
5583. 1
5583. 2
5583. 3
5583. 4
5583. 5
5583. 6
5613. 0
5613. 1
5616. 0
5616. 1
5616. 2
5616. 3
5616. 4
5616. 5
5616. 6
5619. 0
5620. 0
5620. 1
pull
Entries 31
Mean −33.37
Std Dev 52.29
2
0
−2
−4
−6
−8

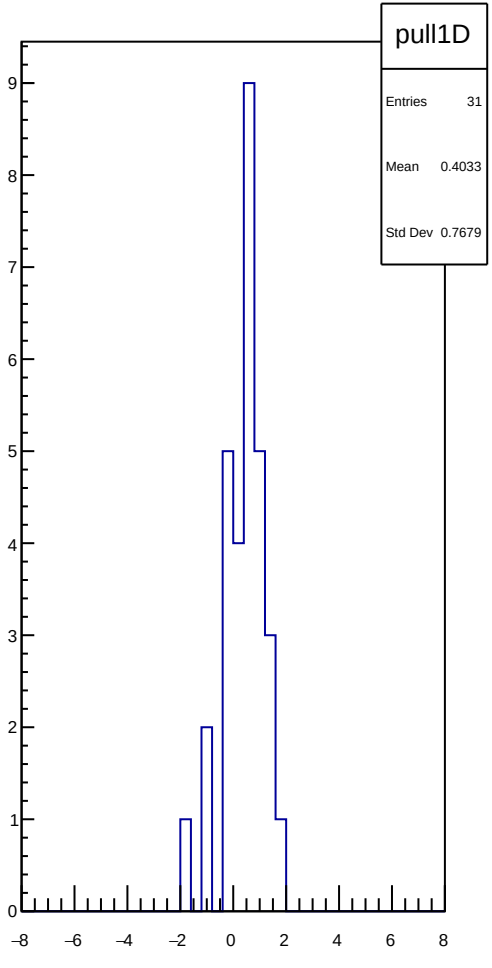
pull1D
Entries 31
Mean 0.4033
Std Dev 0.7679
9
8
7
6
5
4
3
2
1
0
−8
−6
−4
−2
0
2
4
6
8

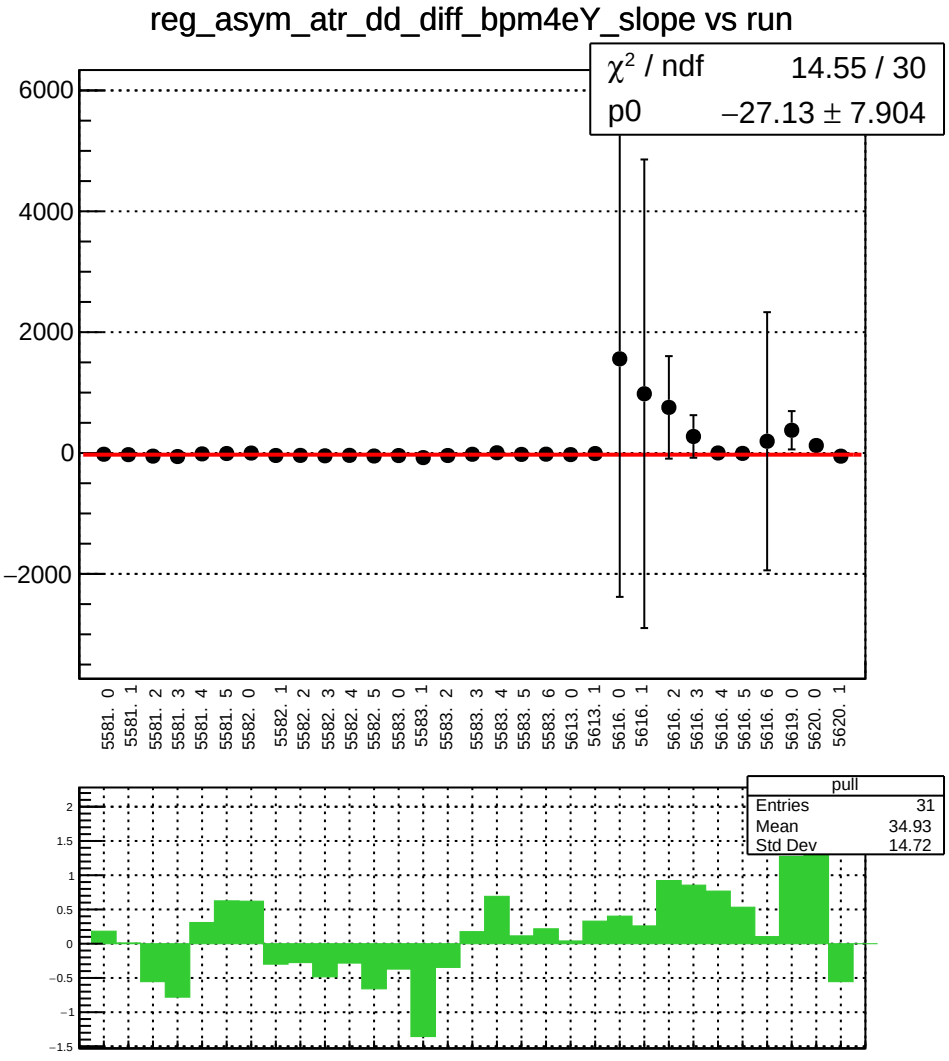
reg_asym_atr_dd_diff_bpm4eY_slope vs run
χ² / ndf 14.55 / 30
p0 −27.13 ± 7.904
6000
4000
2000
0
−2000
5581. 0
5581. 1
5581. 2
5581. 3
5581. 4
5581. 5
5582. 0
5582. 1
5582. 2
5582. 3
5582. 4
5582. 5
5583. 0
5583. 1
5583. 2
5583. 3
5583. 4
5583. 5
5583. 6
5613. 0
5613. 1
5616. 0
5616. 1
5616. 2
5616. 3
5616. 4
5616. 5
5616. 6
5619. 0
5620. 0
5620. 1
pull
Entries 31
Mean 34.93
Std Dev 14.72
2
1.5
1
0.5
0
−0.5
−1
−1.5

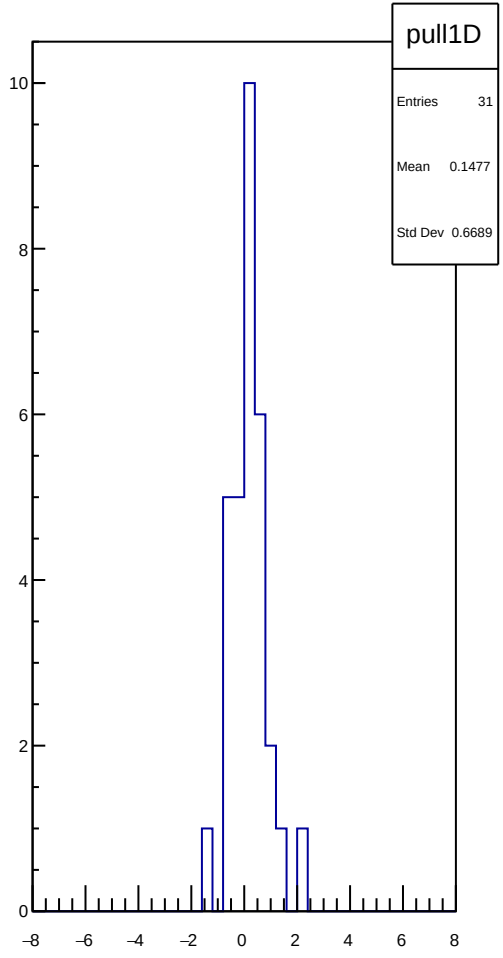
pull1D
Entries 31
Mean 0.1477
Std Dev 0.6689
10
8
6
4
2
0
−8
−6
−4
−2
0
2
4
6
8

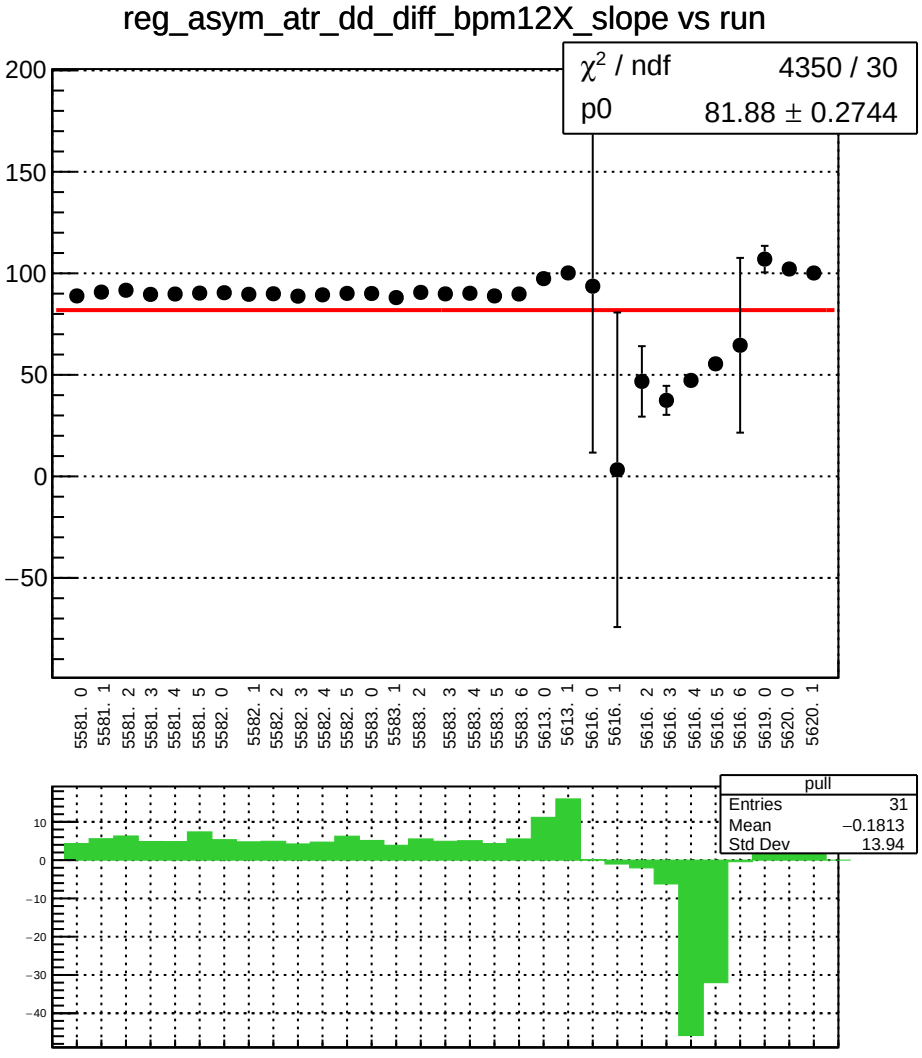
reg_asym_atr_dd_diff_bpm12X_slope vs run
χ² / ndf 4350 / 30
p0 81.88 ± 0.2744
200
150
100
50
0
−50
5581. 0
5581. 1
5581. 2
5581. 3
5581. 4
5581. 5
5582. 0
5582. 1
5582. 2
5582. 3
5582. 4
5582. 5
5583. 0
5583. 1
5583. 2
5583. 3
5583. 4
5583. 5
5583. 6
5613. 0
5613. 1
5616. 0
5616. 1
5616. 2
5616. 3
5616. 4
5616. 5
5616. 6
5619. 0
5620. 0
5620. 1
pull
Entries 31
Mean −0.1813
Std Dev 13.94
10
0
−10
−20
−30
−40

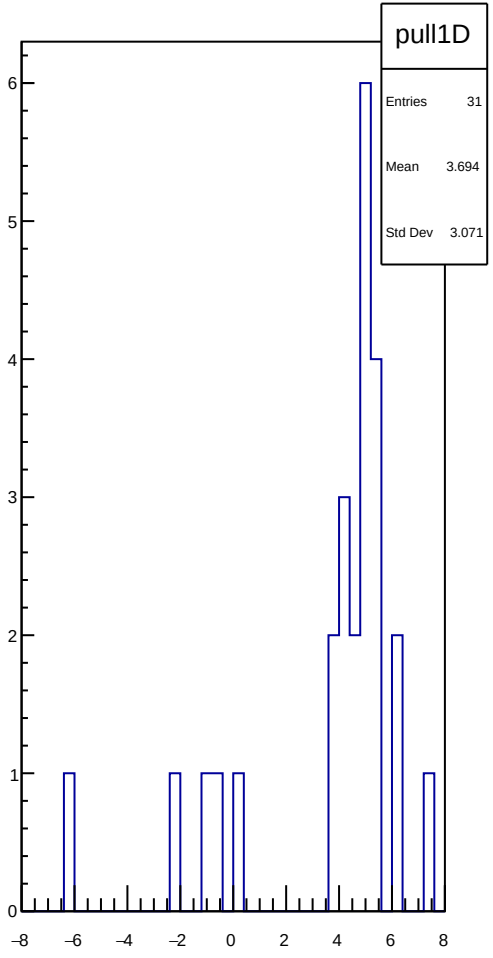
pull1D
Entries 31
Mean 3.694
Std Dev 3.071
6
5
4
3
2
1
0
−8
−6
−4
−2
0
2
4
6
8

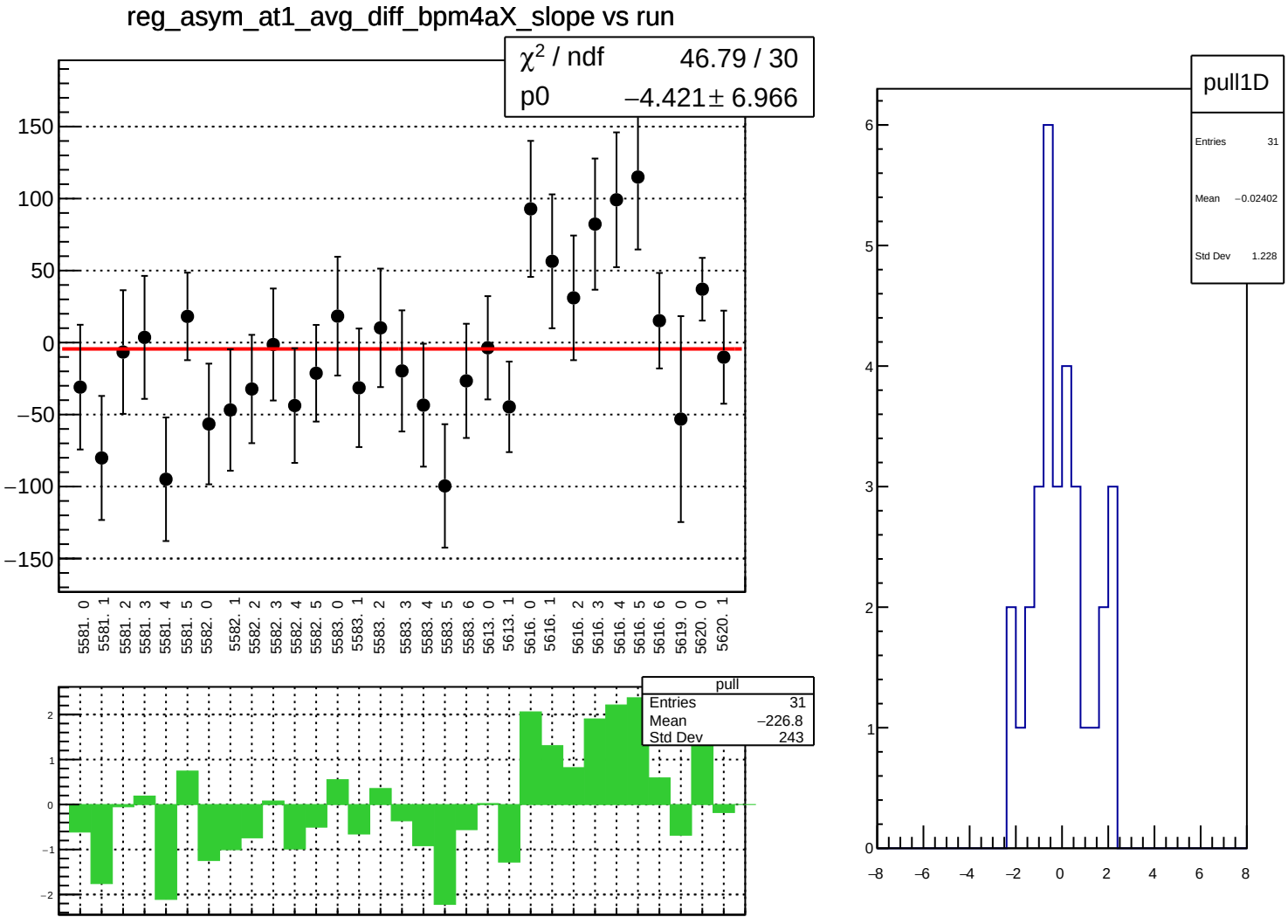
reg_asym_at1_avg_diff_bpm4aX_slope vs run
χ2 / ndf 46.79 / 30
p0 −4.421 ± 6.966
150
100
50
0
−50
−100
−150
5581. 0
5581. 1
5581. 2
5581. 3
5581. 4
5581. 5
5582. 0
5582. 1
5582. 2
5582. 3
5582. 4
5582. 5
5583. 0
5583. 1
5583. 2
5583. 3
5583. 4
5583. 5
5583. 6
5613. 0
5613. 1
5616. 0
5616. 1
5616. 2
5616. 3
5616. 4
5616. 5
5616. 6
5619. 0
5620. 0
5620. 1
pull
Entries 31
Mean −226.8
Std Dev 243
2
1
0
−1
−2
pull1D
Entries 31
Mean −0.02402
Std Dev 1.228
6
5
4
3
2
1
0
−8
−6
−4
−2
0
2
4
6
8

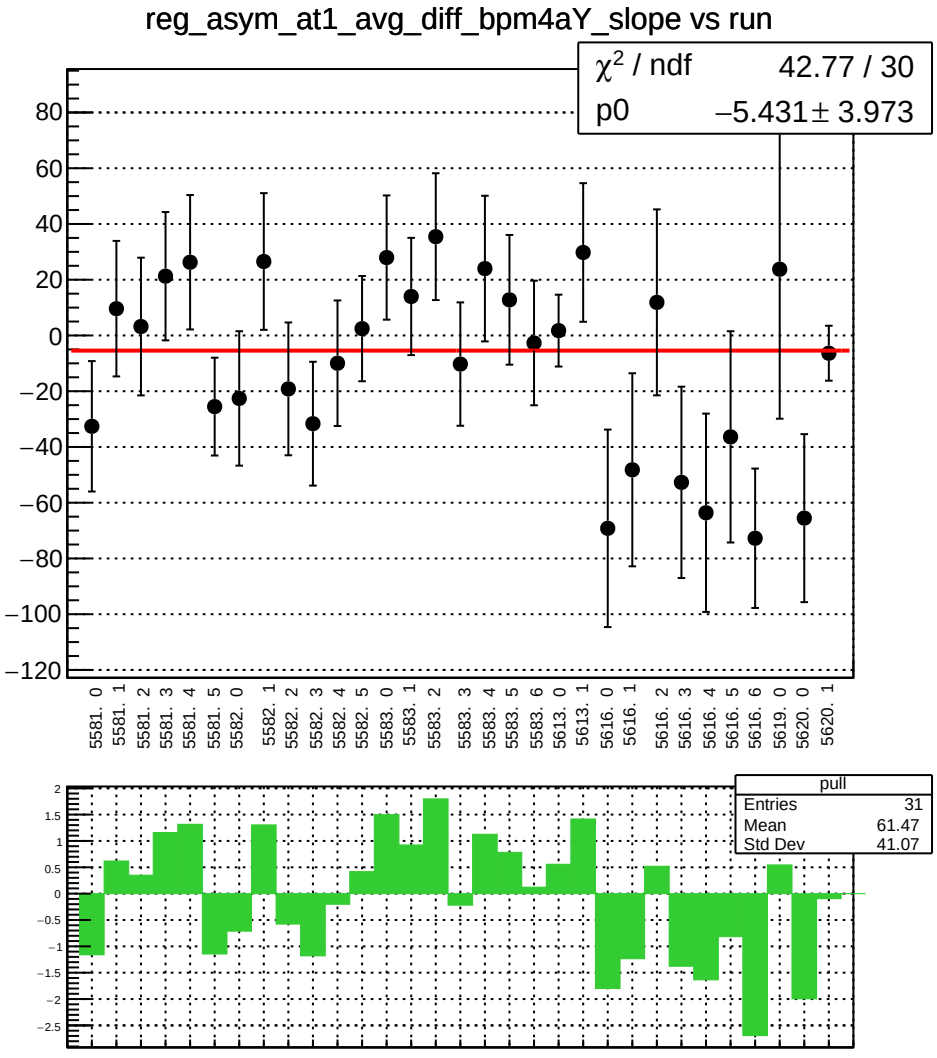
reg_asym_at1_avg_diff_bpm4aY_slope vs run
χ2 / ndf 42.77 / 30
p0 −5.431 ± 3.973
80
60
40
20
0
−20
−40
−60
−80
−100
−120
5581. 0
5581. 1
5581. 2
5581. 3
5581. 4
5581. 5
5582. 0
5582. 1
5582. 2
5582. 3
5582. 4
5582. 5
5583. 0
5583. 1
5583. 2
5583. 3
5583. 4
5583. 5
5583. 6
5613. 0
5613. 1
5616. 0
5616. 1
5616. 2
5616. 3
5616. 4
5616. 5
5616. 6
5619. 0
5620. 0
5620. 1
pull
Entries 31
Mean 61.47
Std Dev 41.07
2
1.5
1
0.5
0
−0.5
−1
−1.5
−2
−2.5

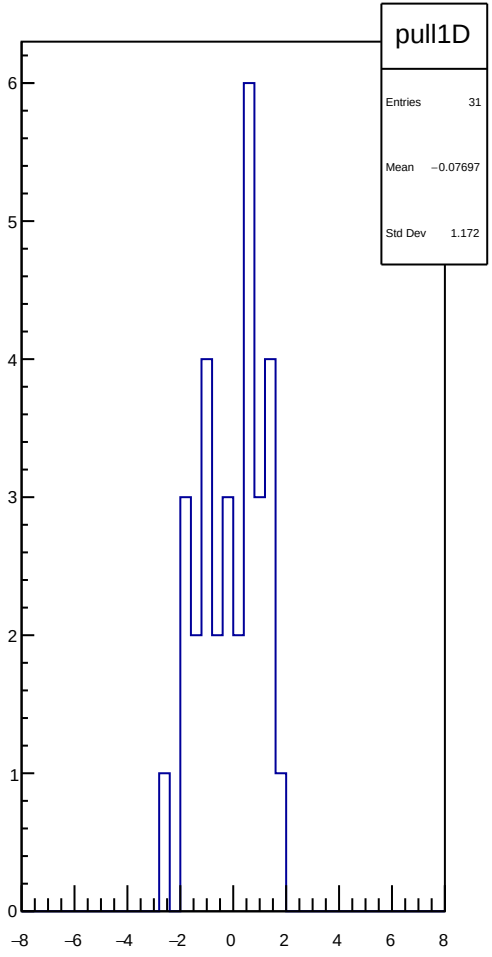
pull1D
Entries 31
Mean −0.07697
Std Dev 1.172
6
5
4
3
2
1
0
−8
−6
−4
−2
0
2
4
6
8

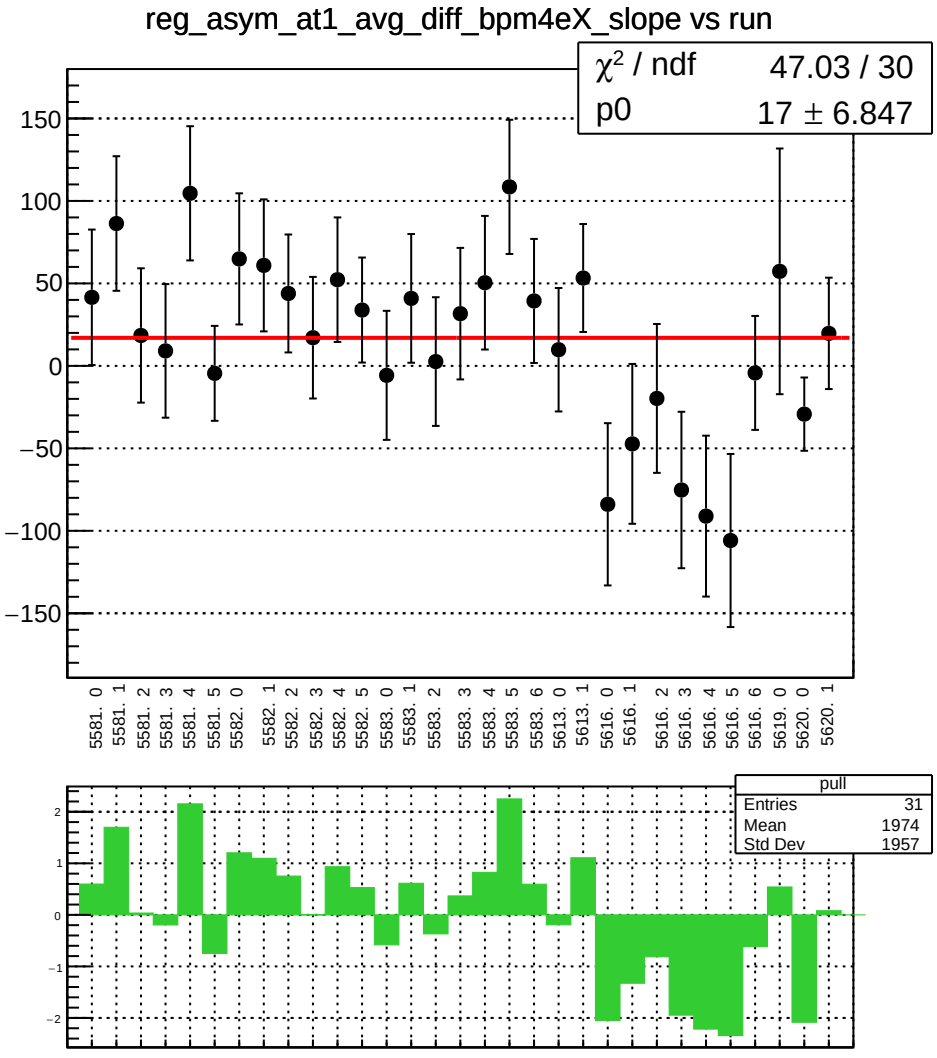
reg_asym_at1_avg_diff_bpm4eX_slope vs run
χ² / ndf 47.03 / 30
p0 17 ± 6.847
150
100
50
0
−50
−100
−150
5581. 0
5581. 1
5581. 2
5581. 3
5581. 4
5581. 5
5582. 0
5582. 1
5582. 2
5582. 3
5582. 4
5582. 5
5583. 0
5583. 1
5583. 2
5583. 3
5583. 4
5583. 5
5583. 6
5613. 0
5613. 1
5616. 0
5616. 1
5616. 2
5616. 3
5616. 4
5616. 5
5616. 6
5619. 0
5620. 0
5620. 1
pull
Entries 31
Mean 1974
Std Dev 1957
2
1
0
−1
−2

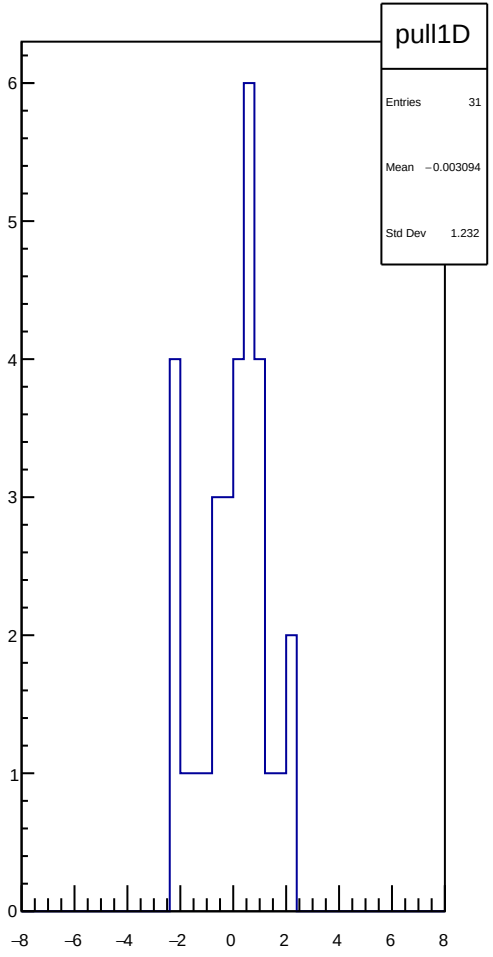
pull1D
Entries 31
Mean −0.003094
Std Dev 1.232
6
5
4
3
2
1
0
−8
−6
−4
−2
0
2
4
6
8

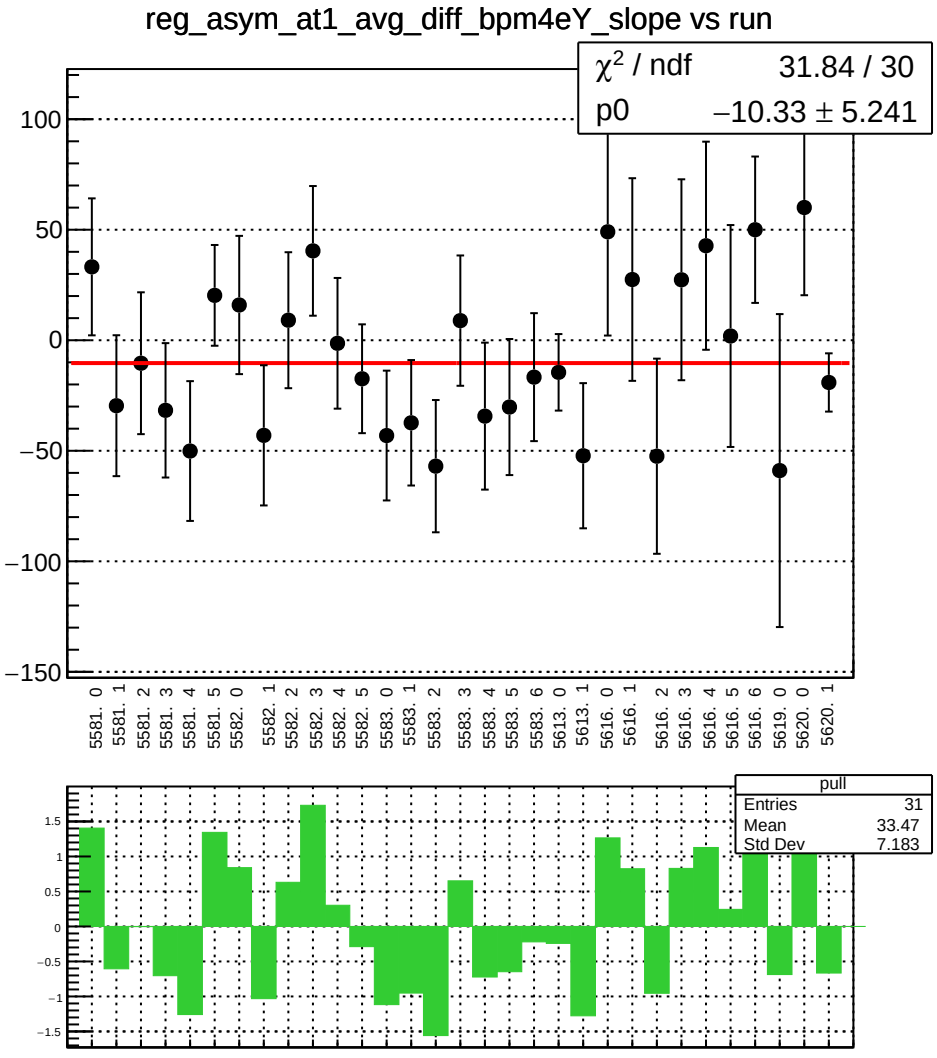
reg_asym_at1_avg_diff_bpm4eY_slope vs run
χ² / ndf 31.84 / 30
p0 −10.33 ± 5.241
100
50
0
−50
−100
−150
5581. 0
5581. 1
5581. 2
5581. 3
5581. 4
5581. 5
5582. 0
5582. 1
5582. 2
5582. 3
5582. 4
5582. 5
5583. 0
5583. 1
5583. 2
5583. 3
5583. 4
5583. 5
5583. 6
5613. 0
5613. 1
5616. 0
5616. 1
5616. 2
5616. 3
5616. 4
5616. 5
5616. 6
5619. 0
5620. 0
5620. 1
pull
Entries 31
Mean 33.47
Std Dev 7.183
1.5
1
0.5
0
−0.5
−1
−1.5

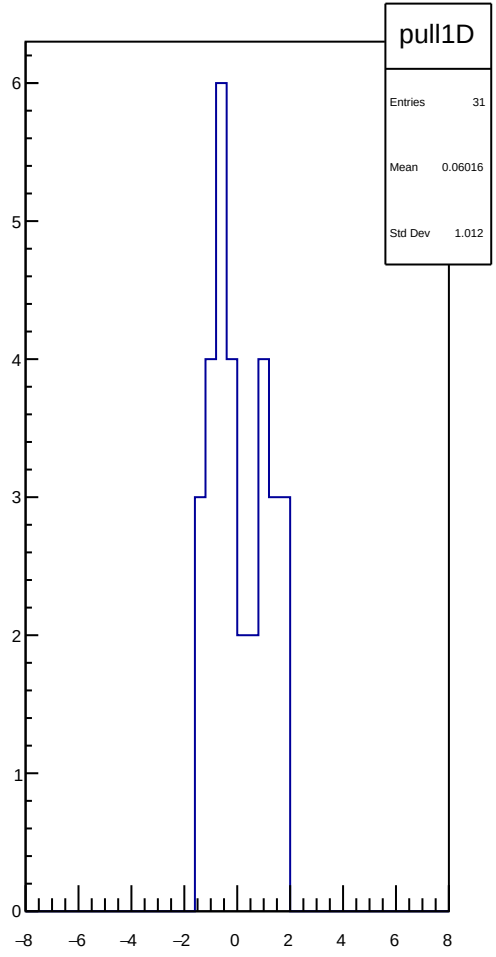
pull1D
Entries 31
Mean 0.06016
Std Dev 1.012
6
5
4
3
2
1
0
−8
−6
−4
−2
0
2
4
6
8

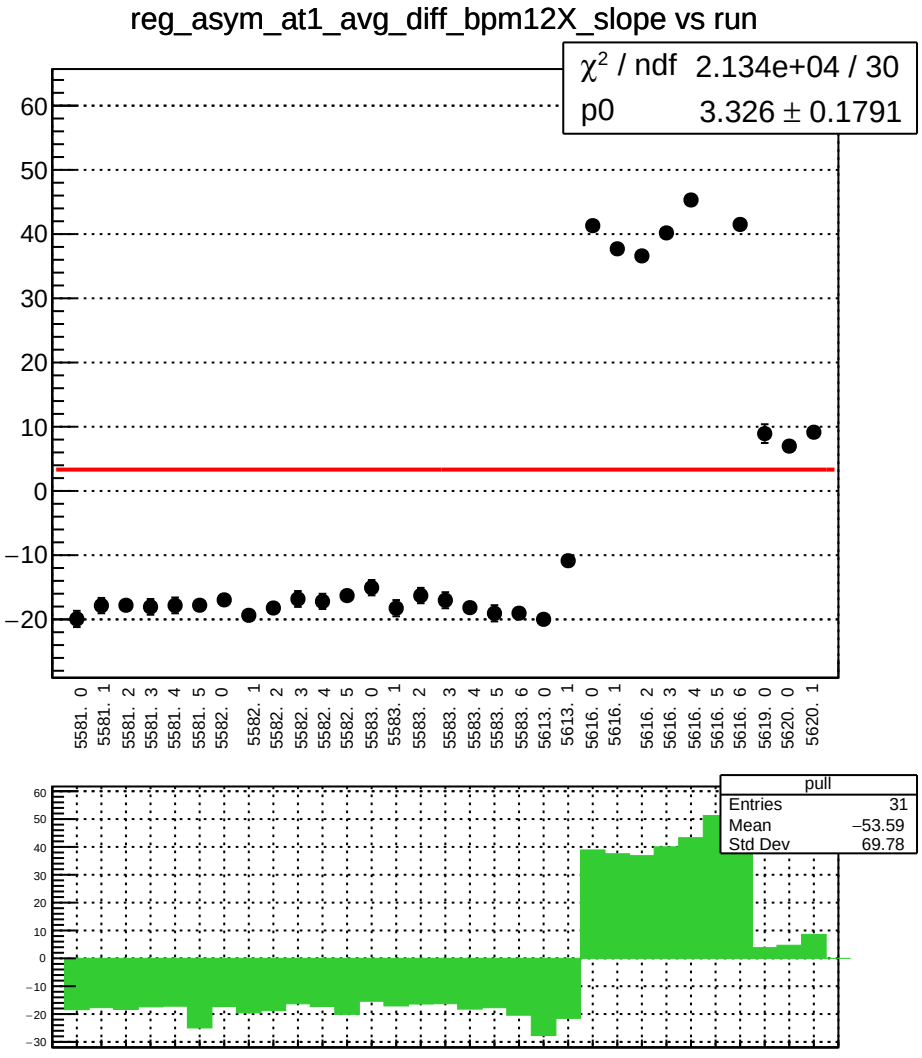
reg_asym_at1_avg_diff_bpm12X_slope vs run
χ² / ndf 2.134e+04 / 30
p0 3.326 ± 0.1791
60
50
40
30
20
10
0
−10
−20
5581. 0
5581. 1
5581. 2
5581. 3
5581. 4
5581. 5
5582. 0
5582. 1
5582. 2
5582. 3
5582. 4
5582. 5
5583. 0
5583. 1
5583. 2
5583. 3
5583. 4
5583. 5
5583. 6
5613. 0
5613. 1
5616. 0
5616. 1
5616. 2
5616. 3
5616. 4
5616. 5
5616. 6
5619. 0
5620. 0
5620. 1
pull
Entries 31
Mean −53.59
Std Dev 69.78
60
50
40
30
20
10
0
−10
−20
−30

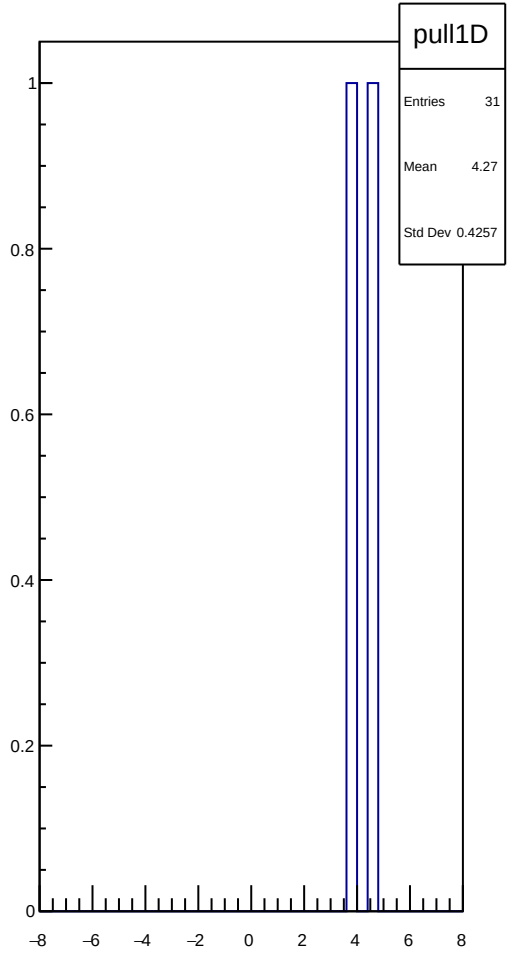
pull1D
Entries 31
Mean 4.27
Std Dev 0.4257
1
0.8
0.6
0.4
0.2
0
−8
−6
−4
−2
0
2
4
6
8

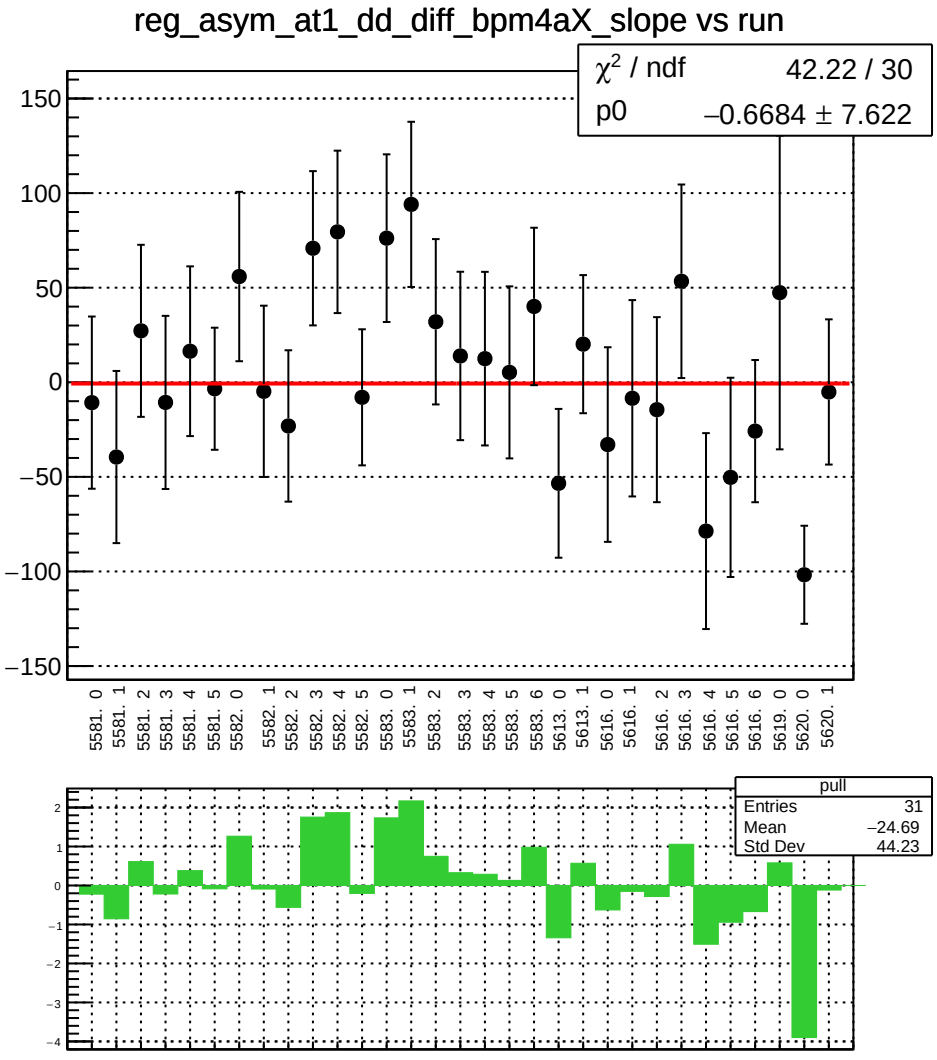
reg_asym_at1_dd_diff_bpm4aX_slope vs run
χ² / ndf 42.22 / 30
p0 −0.6684 ± 7.622
150
100
50
0
−50
−100
−150
5581. 0
5581. 1
5581. 2
5581. 3
5581. 4
5581. 5
5582. 0
5582. 1
5582. 2
5582. 3
5582. 4
5582. 5
5583. 0
5583. 1
5583. 2
5583. 3
5583. 4
5583. 5
5583. 6
5613. 0
5613. 1
5616. 0
5616. 1
5616. 2
5616. 3
5616. 4
5616. 5
5616. 6
5619. 0
5620. 0
5620. 1
pull
Entries 31
Mean −24.69
Std Dev 44.23
2
1
0
−1
−2
−3
−4

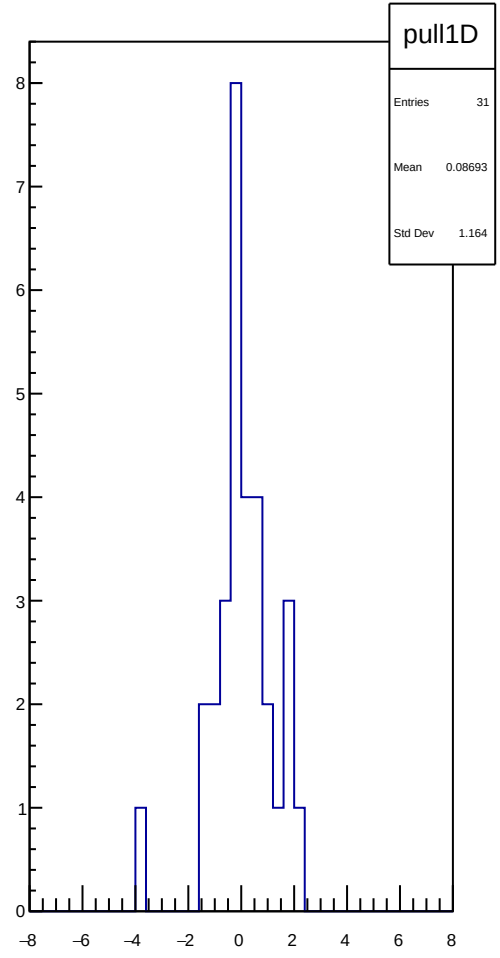
pull1D
Entries 31
Mean 0.08693
Std Dev 1.164
8
7
6
5
4
3
2
1
0
−8
−6
−4
−2
0
2
4
6
8

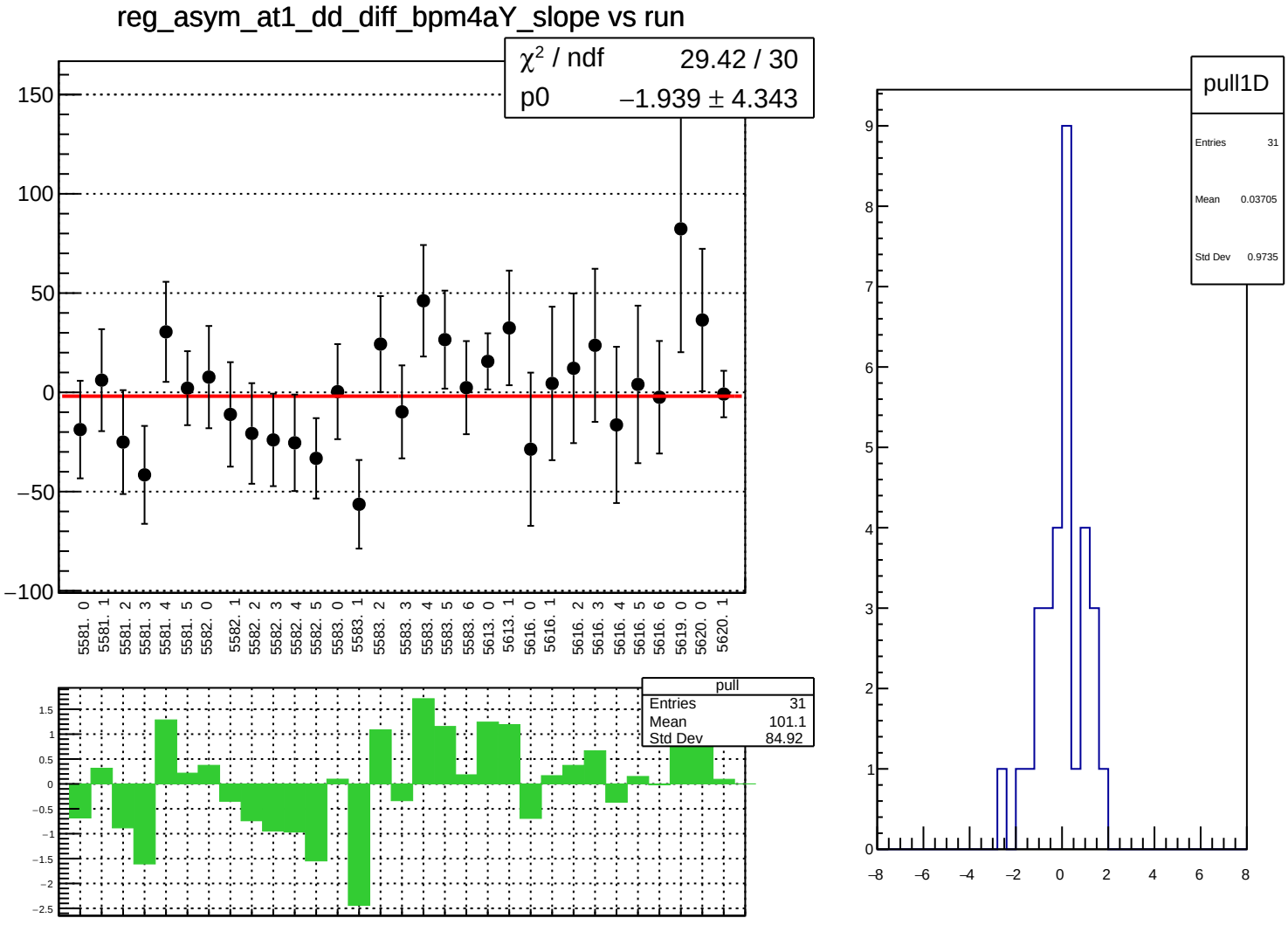
reg_asym_at1_dd_diff_bpm4aY_slope vs run
χ² / ndf 29.42 / 30
p0 −1.939 ± 4.343
150
100
50
0
−50
−100
5581. 0
5581. 1
5581. 2
5581. 3
5581. 4
5581. 5
5582. 0
5582. 1
5582. 2
5582. 3
5582. 4
5582. 5
5583. 0
5583. 1
5583. 2
5583. 3
5583. 4
5583. 5
5583. 6
5613. 0
5613. 1
5616. 0
5616. 1
5616. 2
5616. 3
5616. 4
5616. 5
5616. 6
5619. 0
5620. 0
5620. 1
pull
Entries 31
Mean 101.1
Std Dev 84.92
1.5
1
0.5
0
−0.5
−1
−1.5
−2
−2.5
pull1D
Entries 31
Mean 0.03705
Std Dev 0.9735
9
8
7
6
5
4
3
2
1
0
−8
−6
−4
−2
0
2
4
6
8

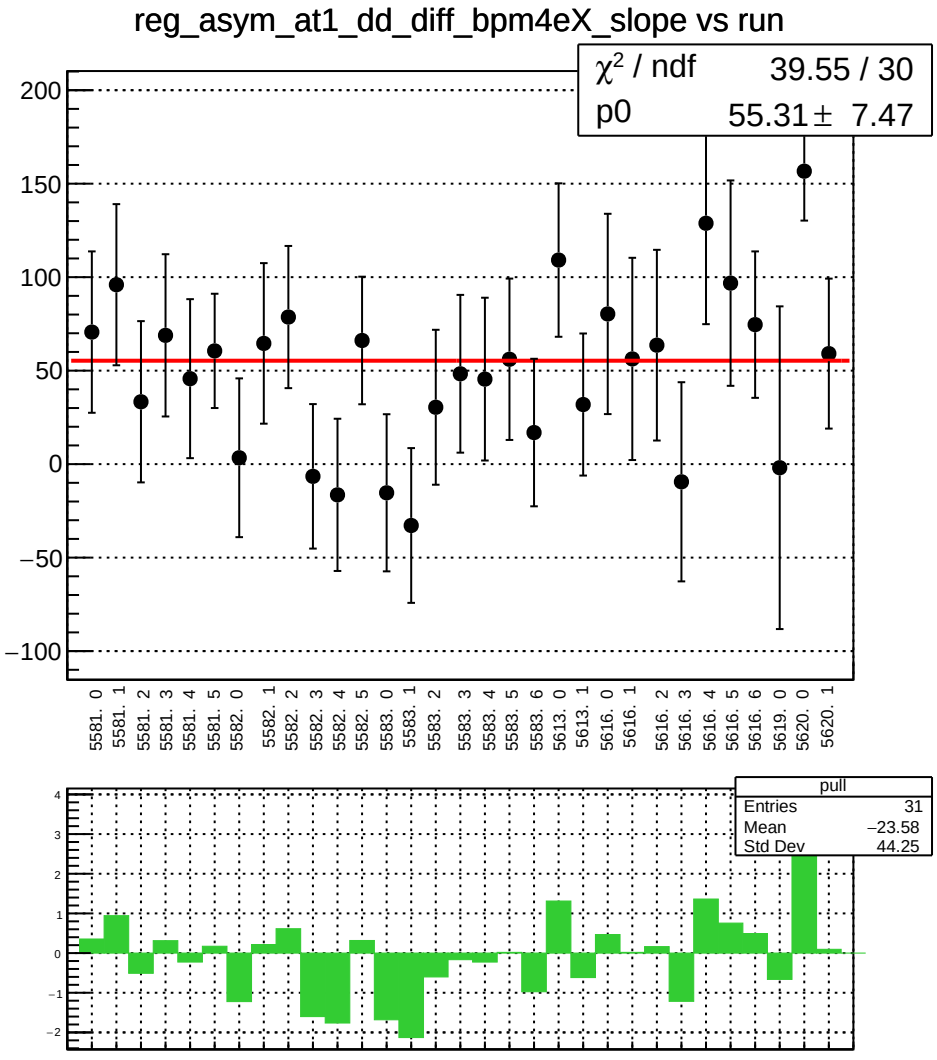
reg_asym_at1_dd_diff_bpm4eX_slope vs run
χ² / ndf 39.55 / 30
p0 55.31 ± 7.47
200
150
100
50
0
−50
−100
5581. 0
5581. 1
5581. 2
5581. 3
5581. 4
5581. 5
5582. 0
5582. 1
5582. 2
5582. 3
5582. 4
5582. 5
5583. 0
5583. 1
5583. 2
5583. 3
5583. 4
5583. 5
5583. 6
5613. 0
5613. 1
5616. 0
5616. 1
5616. 2
5616. 3
5616. 4
5616. 5
5616. 6
5619. 0
5620. 0
5620. 1
pull
Entries 31
Mean −23.58
Std Dev 44.25
4
3
2
1
0
−1
−2

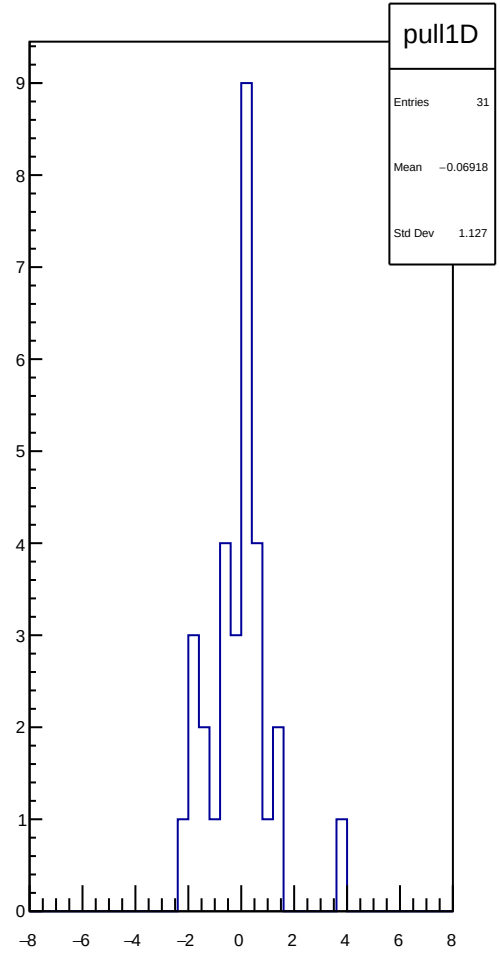
pull1D
Entries 31
Mean −0.06918
Std Dev 1.127
9
8
7
6
5
4
3
2
1
0
−8
−6
−4
−2
0
2
4
6
8

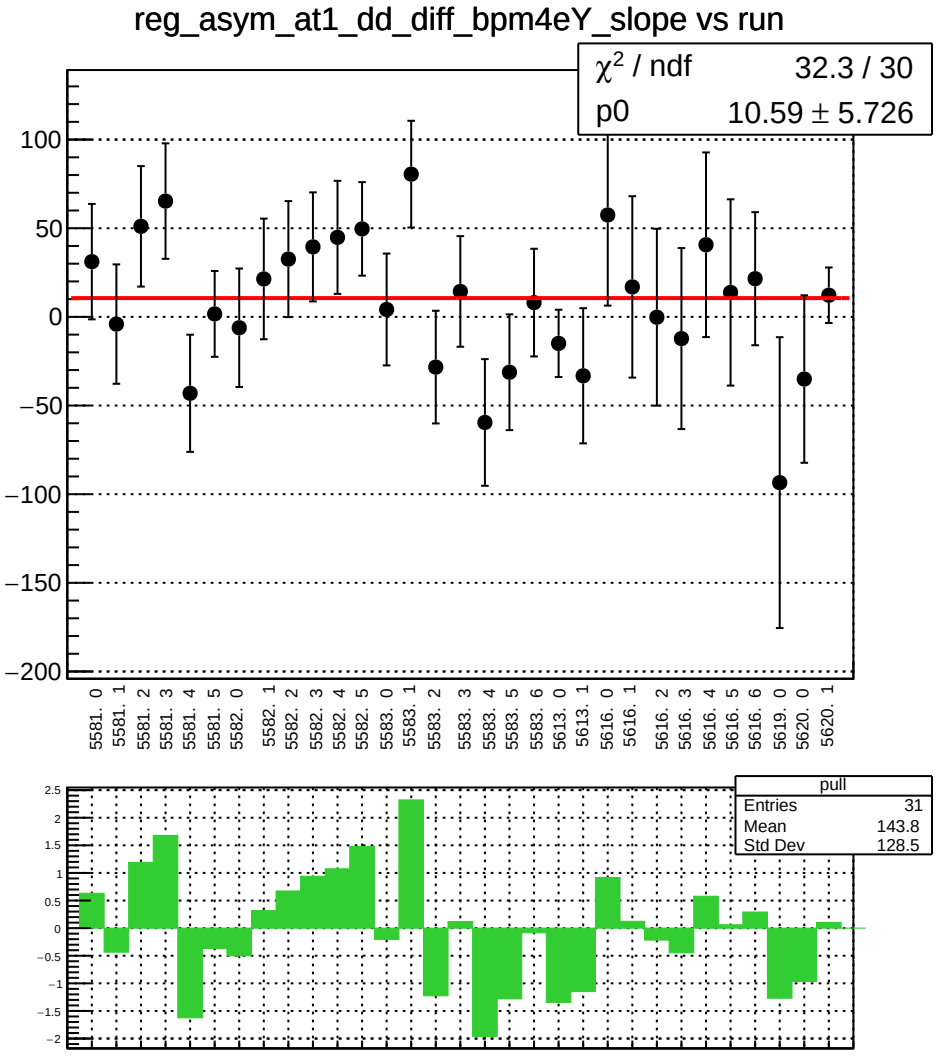
reg_asym_at1_dd_diff_bpm4eY_slope vs run
χ2 / ndf 32.3 / 30
p0 10.59 ± 5.726
100
50
0
−50
−100
−150
−200
5581. 0
5581. 1
5581. 2
5581. 3
5581. 4
5581. 5
5582. 0
5582. 1
5582. 2
5582. 3
5582. 4
5582. 5
5583. 0
5583. 1
5583. 2
5583. 3
5583. 4
5583. 5
5583. 6
5613. 0
5613. 1
5616. 0
5616. 1
5616. 2
5616. 3
5616. 4
5616. 5
5616. 6
5619. 0
5620. 0
5620. 1
pull
Entries 31
Mean 143.8
Std Dev 128.5
2.5
2
1.5
1
0.5
0
−0.5
−1
−1.5
−2

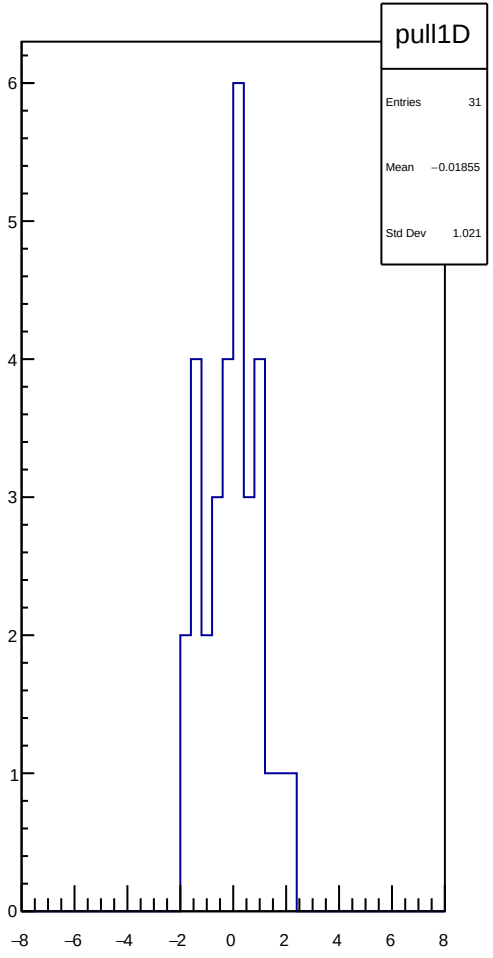
pull1D
Entries 31
Mean −0.01855
Std Dev 1.021
6
5
4
3
2
1
0
−8
−6
−4
−2
0
2
4
6
8

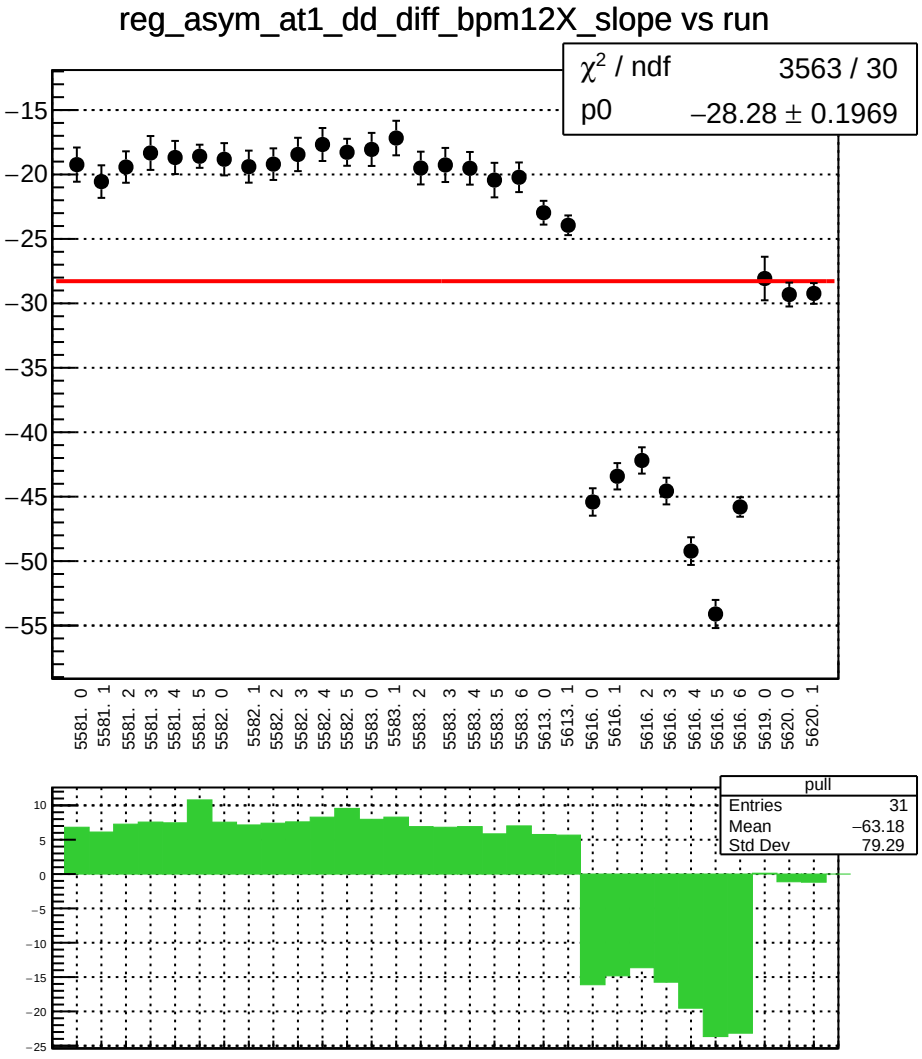
reg_asym_at1_dd_diff_bpm12X_slope vs run
χ² / ndf 3563 / 30
p0 −28.28 ± 0.1969
−15
−20
−25
−30
−35
−40
−45
−50
−55
5581. 0
5581. 1
5581. 2
5581. 3
5581. 4
5581. 5
5582. 0
5582. 1
5582. 2
5582. 3
5582. 4
5582. 5
5583. 0
5583. 1
5583. 2
5583. 3
5583. 4
5583. 5
5583. 6
5613. 0
5613. 1
5616. 0
5616. 1
5616. 2
5616. 3
5616. 4
5616. 5
5616. 6
5619. 0
5620. 0
5620. 1
pull
Entries 31
Mean −63.18
Std Dev 79.29
10
5
0
−5
−10
−15
−20
−25

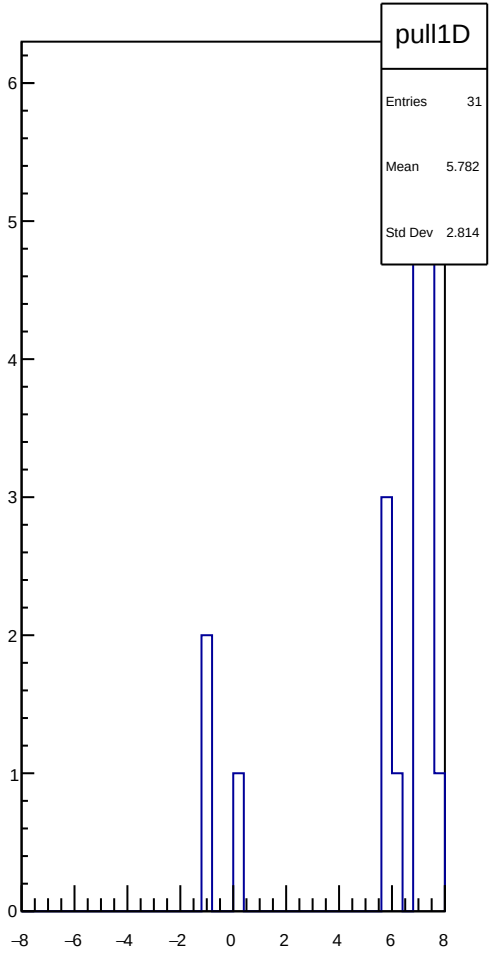
pull1D
Entries 31
Mean 5.782
Std Dev 2.814
6
5
4
3
2
1
0
−8
−6
−4
−2
0
2
4
6
8

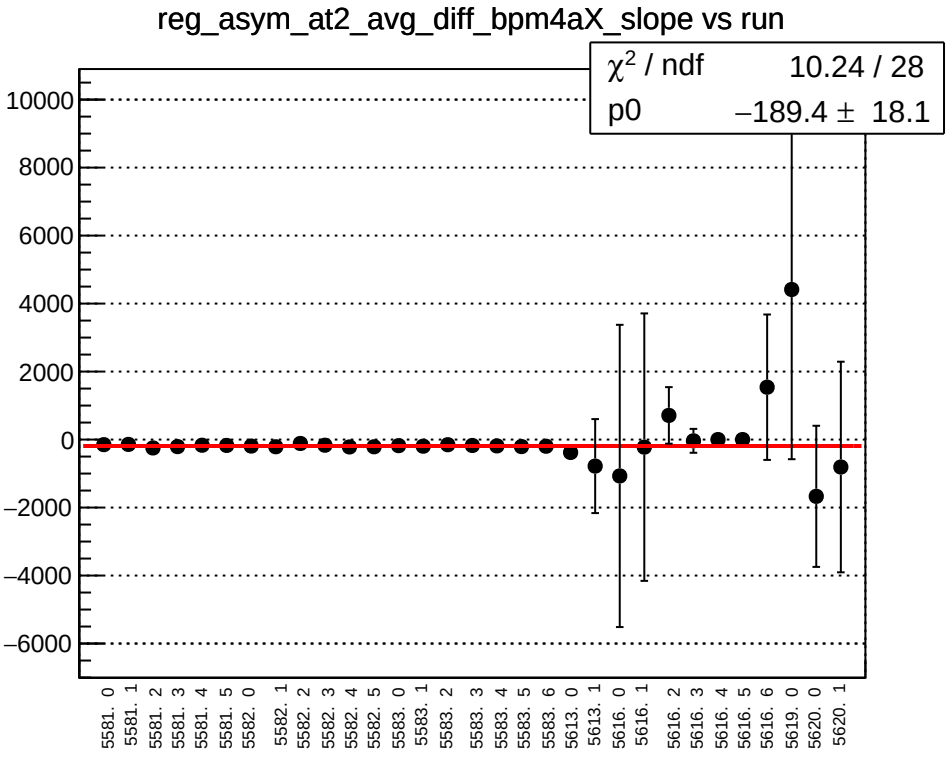
reg_asym_at2_avg_diff_bpm4aX_slope vs run
χ2 / ndf 10.24 / 28
p0 −189.4 ± 18.1
10000
8000
6000
4000
2000
0
−2000
−4000
−6000
5581. 0
5581. 1
5581. 2
5581. 3
5581. 4
5581. 5
5582. 0
5582. 1
5582. 2
5582. 3
5582. 4
5582. 5
5583. 0
5583. 1
5583. 2
5583. 3
5583. 4
5583. 5
5583. 6
5613. 0
5613. 1
5616. 0
5616. 1
5616. 2
5616. 3
5616. 4
5616. 5
5616. 6
5619. 0
5620. 0
5620. 1

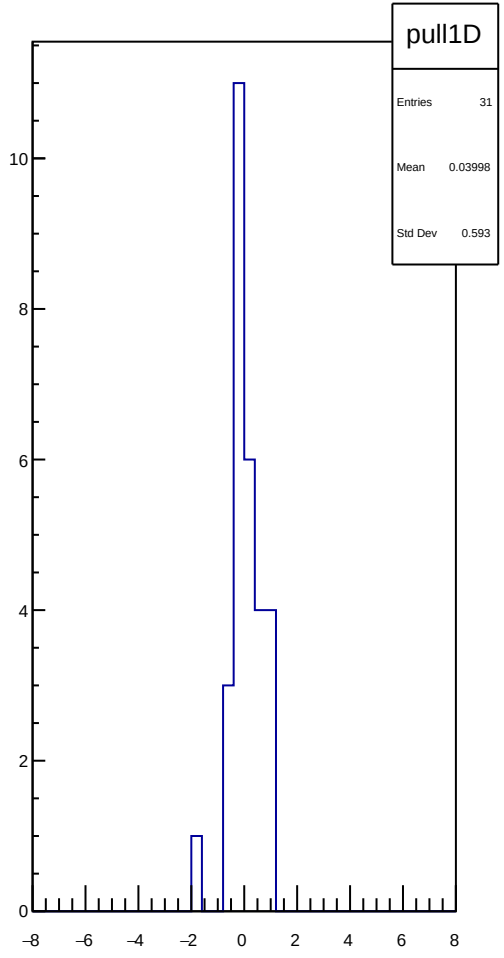
pull1D
Entries 31
Mean 0.03998
Std Dev 0.593
10
8
6
4
2
0
−8
−6
−4
−2
0
2
4
6
8

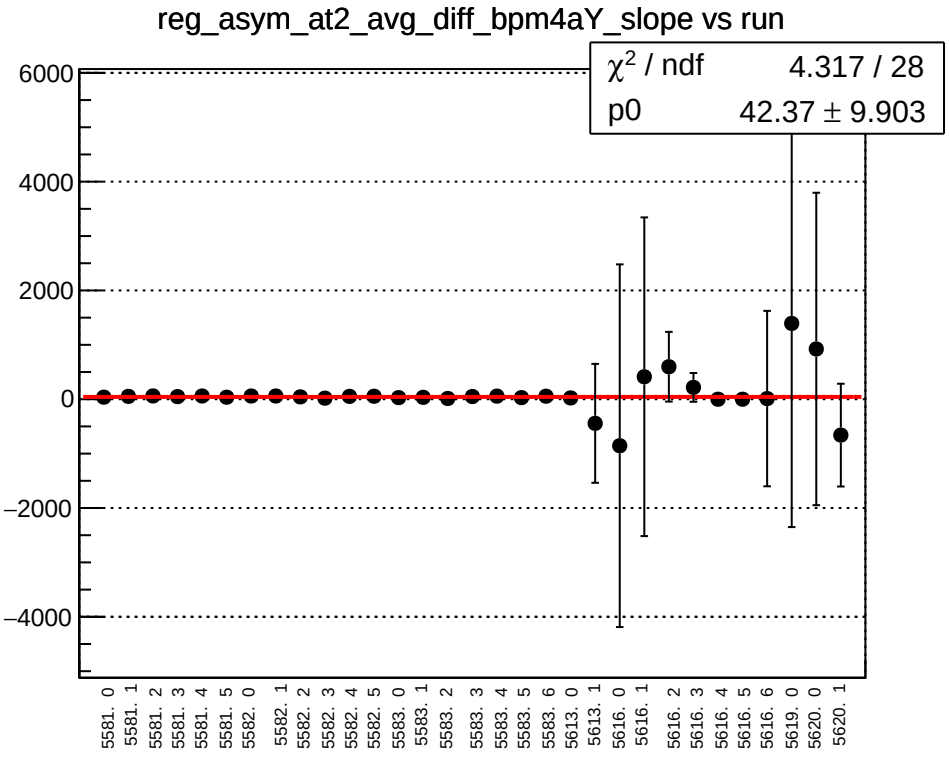
reg_asym_at2_avg_diff_bpm4aY_slope vs run
χ² / ndf 4.317 / 28
p0 42.37 ± 9.903
6000
4000
2000
0
−2000
−4000
5581. 0
5581. 1
5581. 2
5581. 3
5581. 4
5581. 5
5582. 0
5582. 1
5582. 2
5582. 3
5582. 4
5582. 5
5583. 0
5583. 1
5583. 2
5583. 3
5583. 4
5583. 5
5583. 6
5613. 0
5613. 1
5616. 0
5616. 1
5616. 2
5616. 3
5616. 4
5616. 5
5616. 6
5619. 0
5620. 0
5620. 1

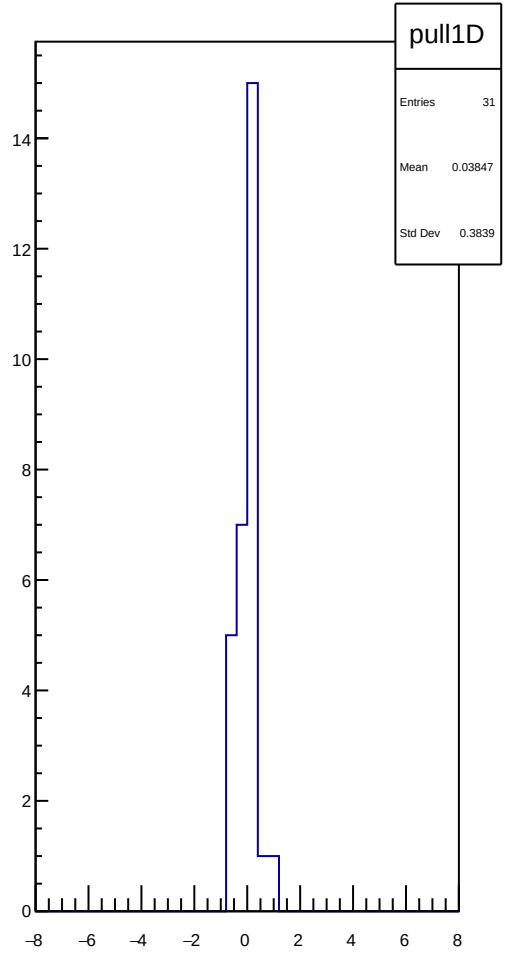
pull1D
Entries 31
Mean 0.03847
Std Dev 0.3839
14
12
10
8
6
4
2
0
−8
−6
−4
−2
0
2
4
6
8

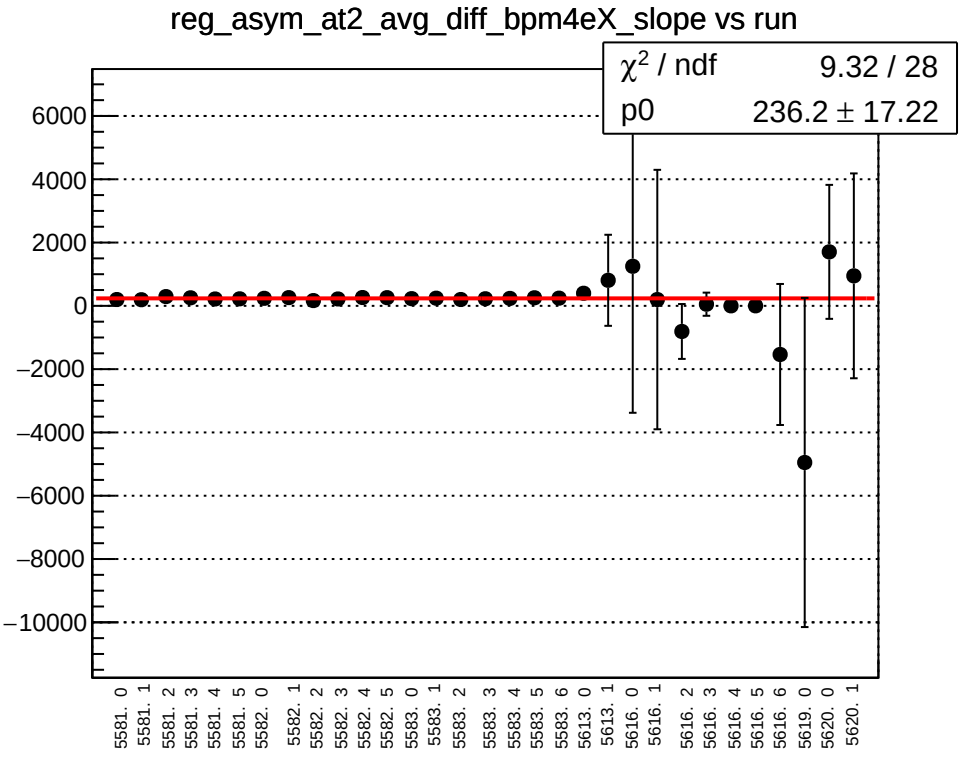
reg_asym_at2_avg_diff_bpm4eX_slope vs run
χ^2 / ndf 9.32 / 28
p0 236.2 ± 17.22
6000
4000
2000
0
−2000
−4000
−6000
−8000
−10000
5581. 0
5581. 1
5581. 2
5581. 3
5581. 4
5581. 5
5582. 0
5582. 1
5582. 2
5582. 3
5582. 4
5582. 5
5583. 0
5583. 1
5583. 2
5583. 3
5583. 4
5583. 5
5583. 6
5613. 0
5613. 1
5616. 0
5616. 1
5616. 2
5616. 3
5616. 4
5616. 5
5616. 6
5619. 0
5620. 0
5620. 1

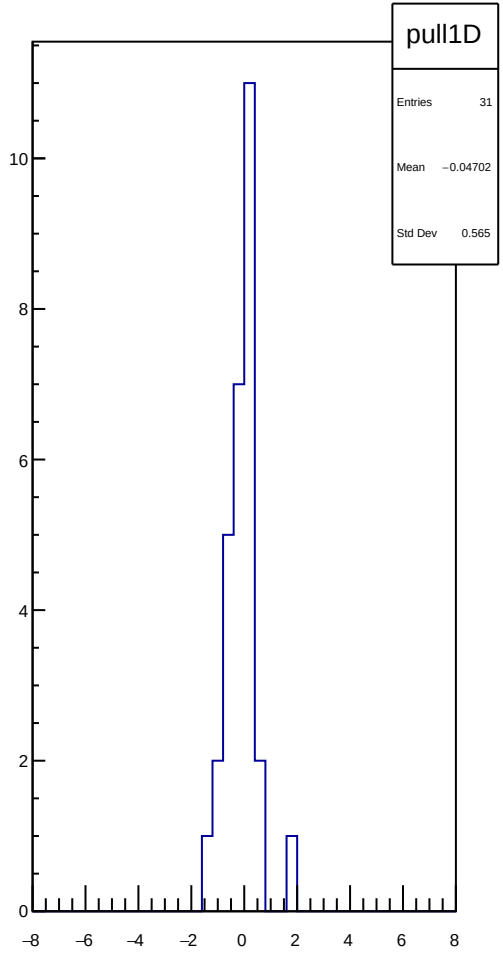
pull1D
Entries 31
Mean −0.04702
Std Dev 0.565
10
8
6
4
2
0
−8
−6
−4
−2
0
2
4
6
8

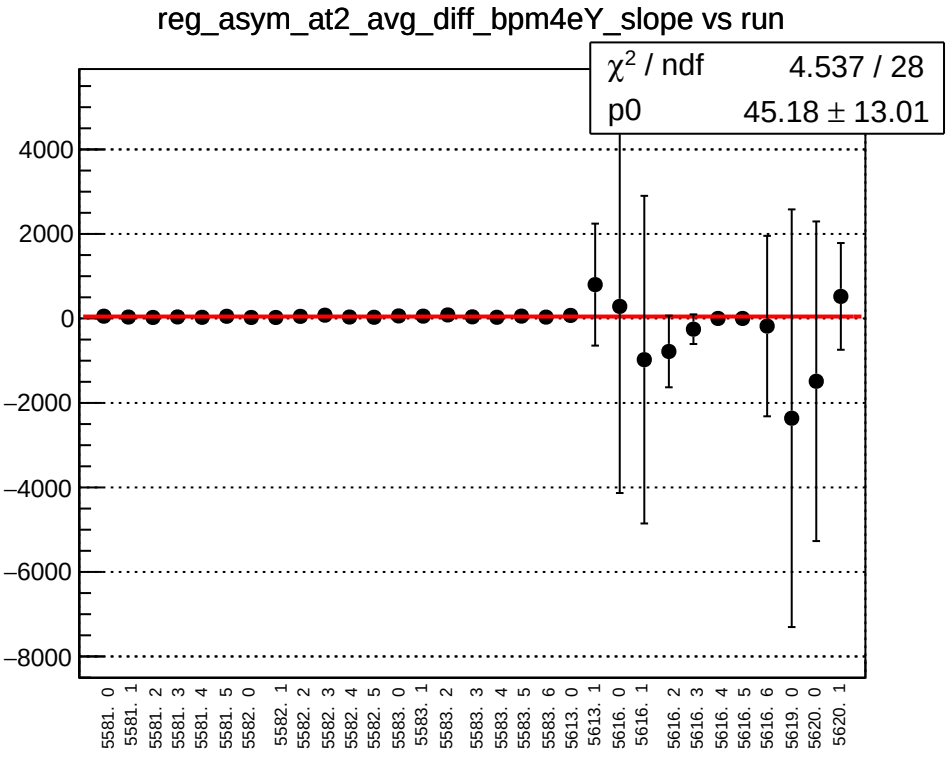
reg_asym_at2_avg_diff_bpm4eY_slope vs run
χ^2 / ndf 4.537 / 28
p0 45.18 ± 13.01
4000
2000
0
−2000
−4000
−6000
−8000
5581. 0
5581. 1
5581. 2
5581. 3
5581. 4
5581. 5
5582. 0
5582. 1
5582. 2
5582. 3
5582. 4
5582. 5
5583. 0
5583. 1
5583. 2
5583. 3
5583. 4
5583. 5
5583. 6
5613. 0
5613. 1
5616. 0
5616. 1
5616. 2
5616. 3
5616. 4
5616. 5
5616. 6
5619. 0
5620. 0
5620. 1

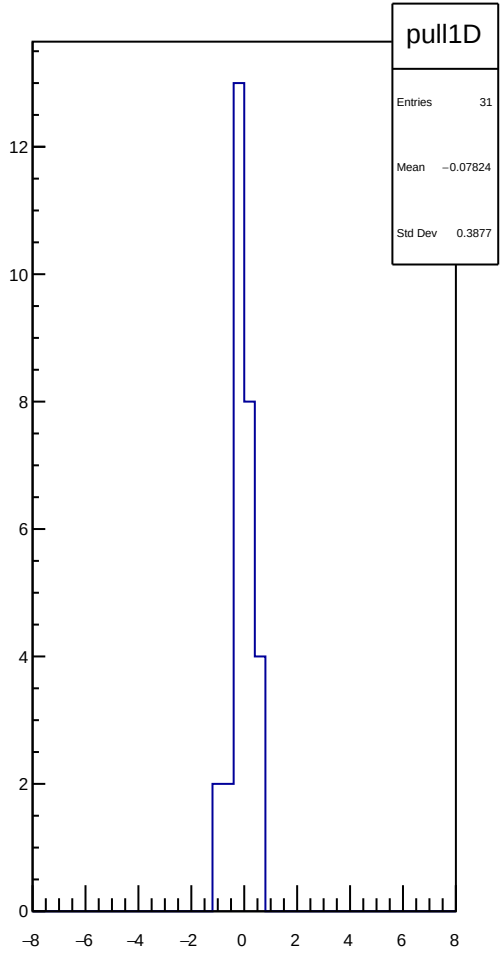
pull1D
Entries 31
Mean −0.07824
Std Dev 0.3877
12
10
8
6
4
2
0
−8
−6
−4
−2
0
2
4
6
8

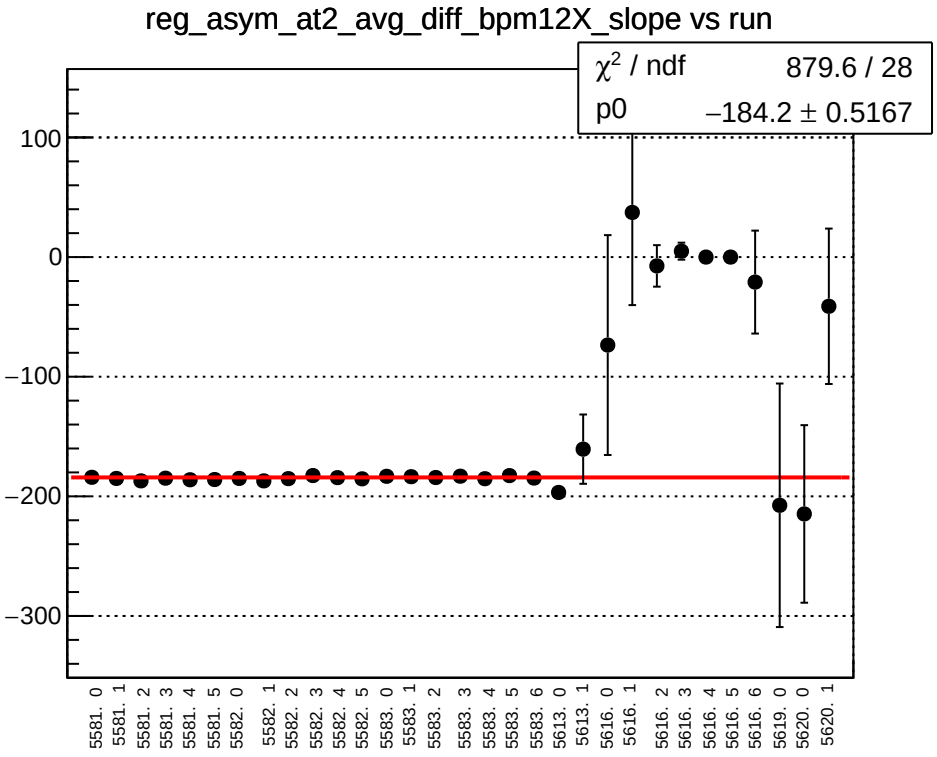
reg_asym_at2_avg_diff_bpm12X_slope vs run
χ² / ndf 879.6 / 28
p0 −184.2 ± 0.5167
100
0
−100
−200
−300
5581. 0
5581. 1
5581. 2
5581. 3
5581. 4
5581. 5
5582. 0
5582. 1
5582. 2
5582. 3
5582. 4
5582. 5
5583. 0
5583. 1
5583. 2
5583. 3
5583. 4
5583. 5
5583. 6
5613. 0
5613. 1
5616. 0
5616. 1
5616. 2
5616. 3
5616. 4
5616. 5
5616. 6
5619. 0
5620. 0
5620. 1

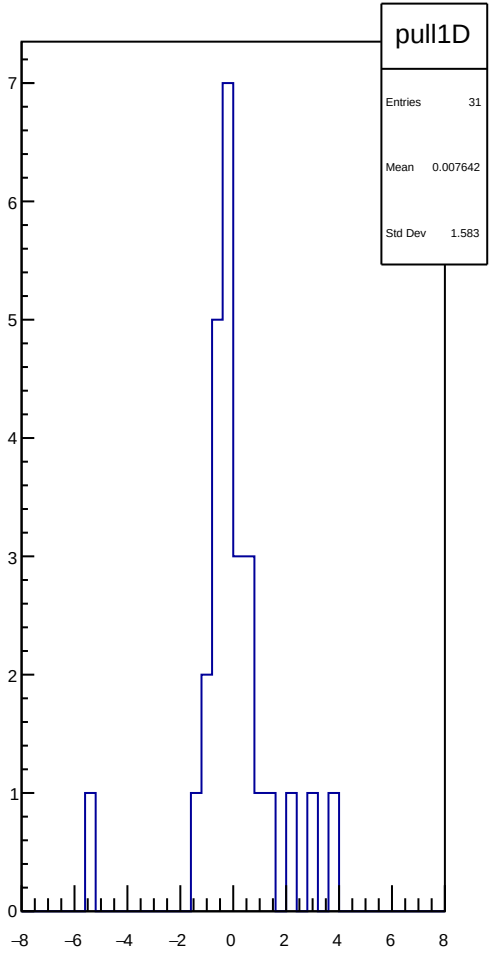
pull1D
Entries 31
Mean 0.007642
Std Dev 1.583
7
6
5
4
3
2
1
0
−8
−6
−4
−2
0
2
4
6
8

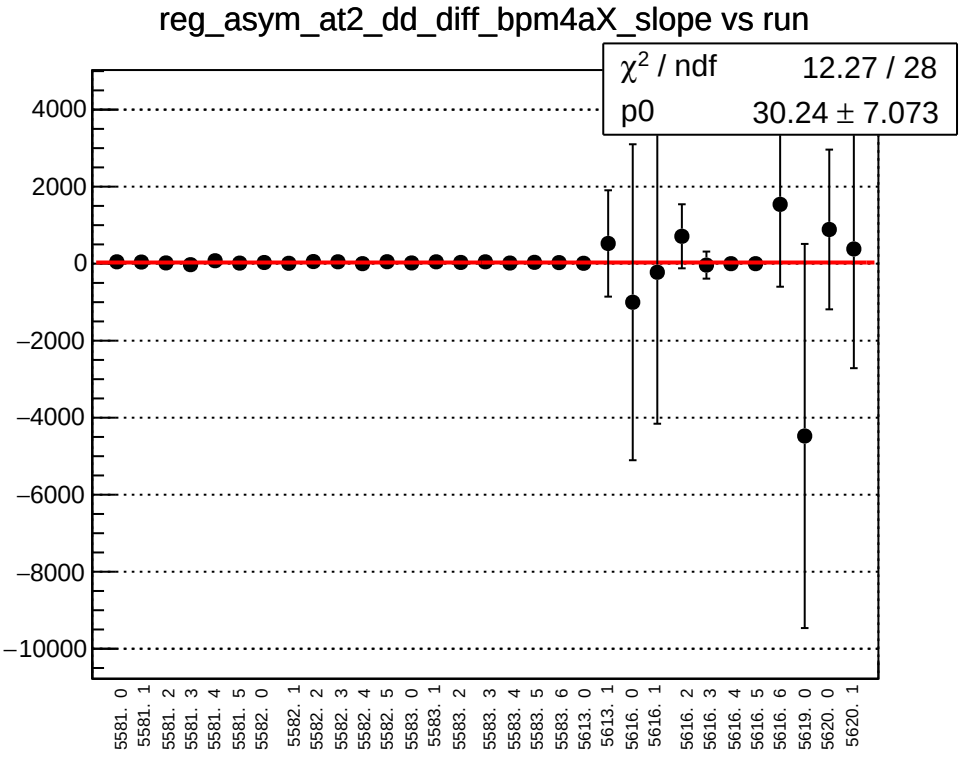
reg_asym_at2_dd_diff_bpm4aX_slope vs run
χ2 / ndf 12.27 / 28
p0 30.24 ± 7.073
4000
2000
0
−2000
−4000
−6000
−8000
−10000
5581. 0
5581. 1
5581. 2
5581. 3
5581. 4
5581. 5
5582. 0
5582. 1
5582. 2
5582. 3
5582. 4
5582. 5
5583. 0
5583. 1
5583. 2
5583. 3
5583. 4
5583. 5
5583. 6
5613. 0
5613. 1
5616. 0
5616. 1
5616. 2
5616. 3
5616. 4
5616. 5
5616. 6
5619. 0
5620. 0
5620. 1

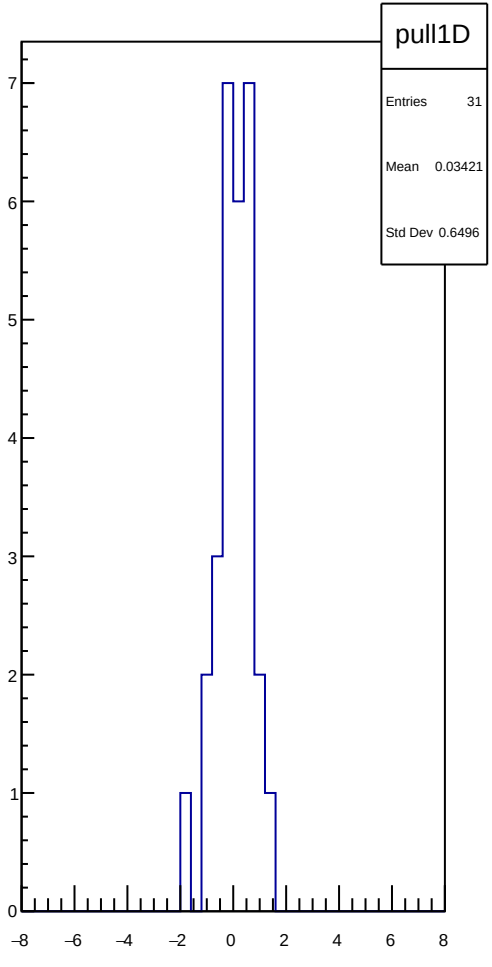
pull1D
Entries 31
Mean 0.03421
Std Dev 0.6496
7
6
5
4
3
2
1
0
−8
−6
−4
−2
0
2
4
6
8

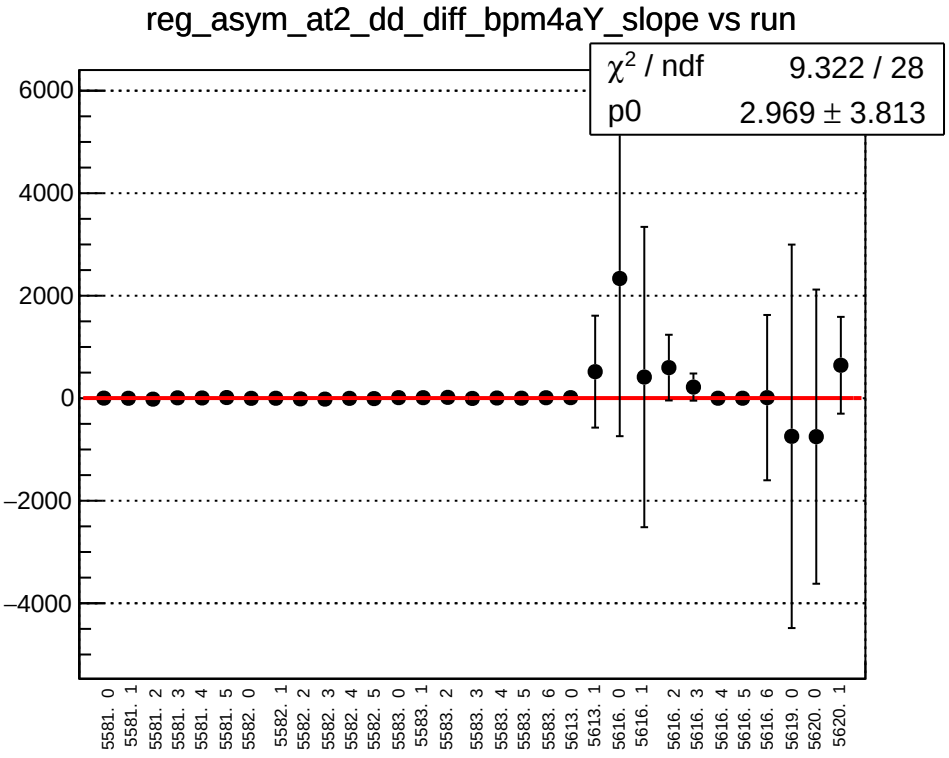
reg_asym_at2_dd_diff_bpm4aY_slope vs run
χ^2 / ndf 9.322 / 28
p0 2.969 ± 3.813
6000
4000
2000
0
−2000
−4000
5581. 0
5581. 1
5581. 2
5581. 3
5581. 4
5581. 5
5582. 0
5582. 1
5582. 2
5582. 3
5582. 4
5582. 5
5583. 0
5583. 1
5583. 2
5583. 3
5583. 4
5583. 5
5583. 6
5613. 0
5613. 1
5616. 0
5616. 1
5616. 2
5616. 3
5616. 4
5616. 5
5616. 6
5619. 0
5620. 0
5620. 1

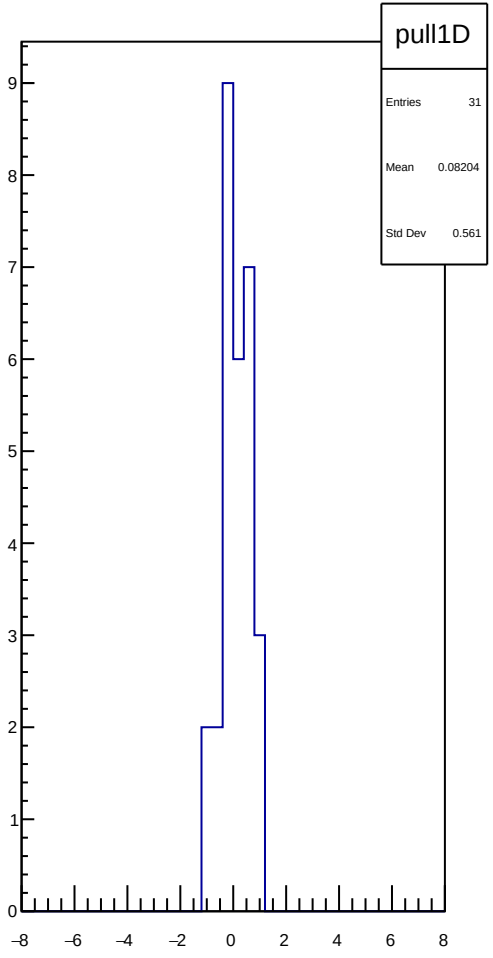
pull1D
Entries 31
Mean 0.08204
Std Dev 0.561
9
8
7
6
5
4
3
2
1
0
−8
−6
−4
−2
0
2
4
6
8

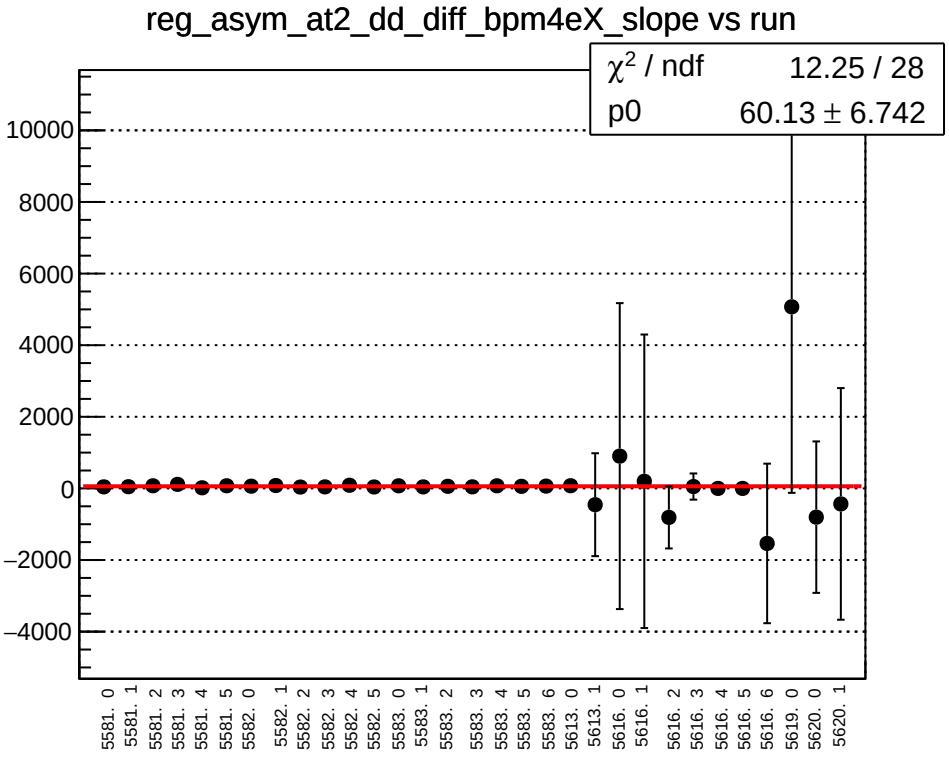
reg_asym_at2_dd_diff_bpm4eX_slope vs run
χ^2 / ndf 12.25 / 28
p0 60.13 ± 6.742
10000
8000
6000
4000
2000
0
−2000
−4000
5581. 0
5581. 1
5581. 2
5581. 3
5581. 4
5581. 5
5582. 0
5582. 1
5582. 2
5582. 3
5582. 4
5582. 5
5583. 0
5583. 1
5583. 2
5583. 3
5583. 4
5583. 5
5583. 6
5613. 0
5613. 1
5616. 0
5616. 1
5616. 2
5616. 3
5616. 4
5616. 5
5616. 6
5619. 0
5620. 0
5620. 1

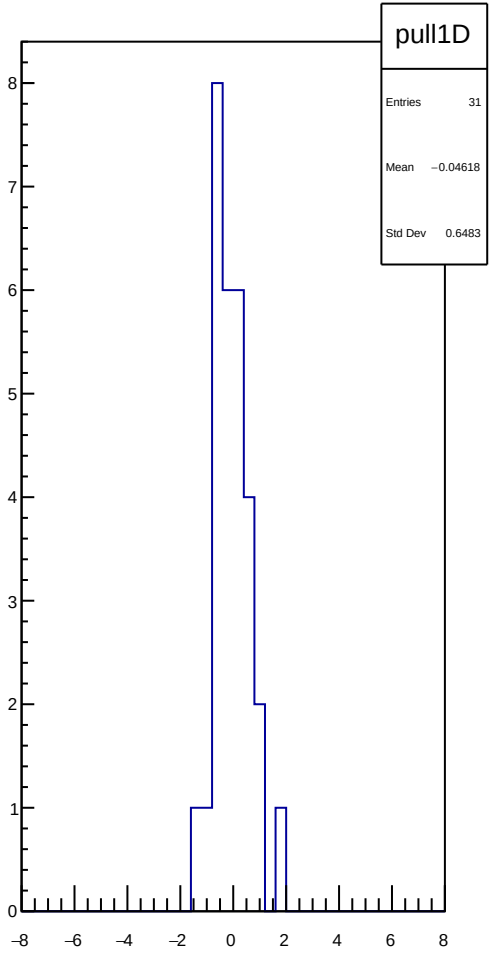
pull1D
Entries 31
Mean −0.04618
Std Dev 0.6483
8
7
6
5
4
3
2
1
0
−8
−6
−4
−2
0
2
4
6
8

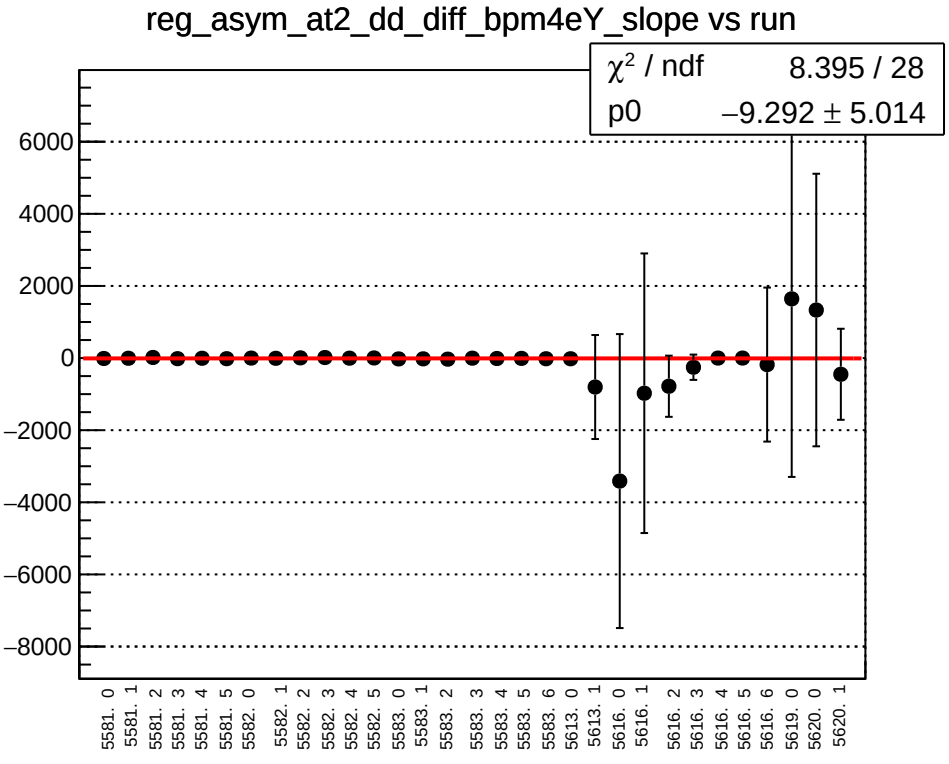
reg_asym_at2_dd_diff_bpm4eY_slope vs run
χ^2 / ndf 8.395 / 28
p0 −9.292 ± 5.014
6000
4000
2000
0
−2000
−4000
−6000
−8000
5581. 0
5581. 1
5581. 2
5581. 3
5581. 4
5581. 5
5582. 0
5582. 1
5582. 2
5582. 3
5582. 4
5582. 5
5583. 0
5583. 1
5583. 2
5583. 3
5583. 4
5583. 5
5583. 6
5613. 0
5613. 1
5616. 0
5616. 1
5616. 2
5616. 3
5616. 4
5616. 5
5616. 6
5619. 0
5620. 0
5620. 1

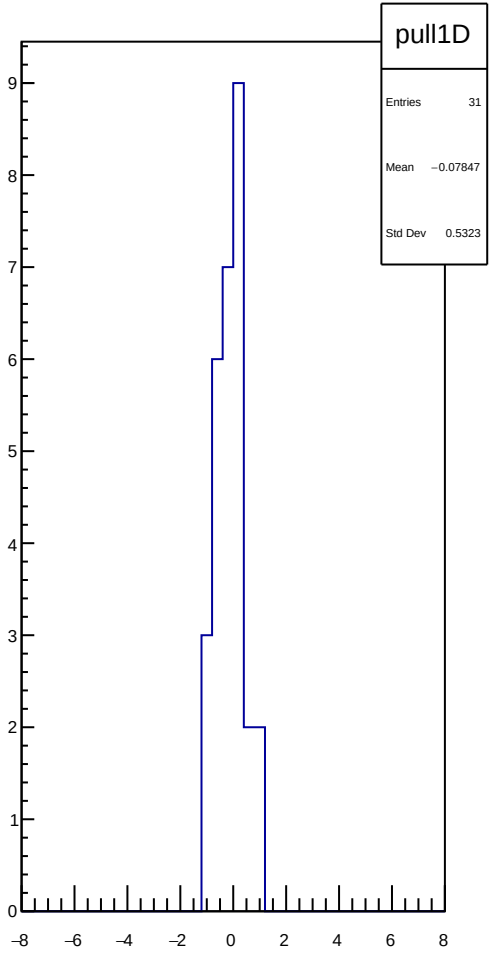
pull1D
Entries 31
Mean −0.07847
Std Dev 0.5323
9
8
7
6
5
4
3
2
1
0
−8
−6
−4
−2
0
2
4
6
8

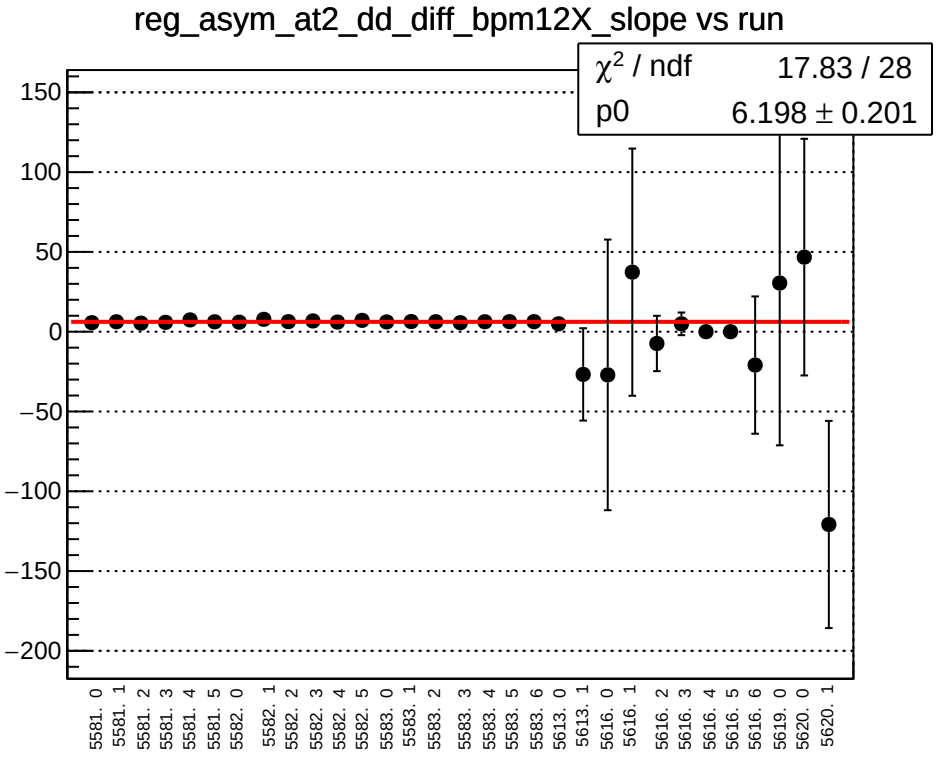
reg_asym_at2_dd_diff_bpm12X_slope vs run
χ² / ndf 17.83 / 28
p0 6.198 ± 0.201
150
100
50
0
−50
−100
−150
−200
5581. 0
5581. 1
5581. 2
5581. 3
5581. 4
5581. 5
5582. 0
5582. 1
5582. 2
5582. 3
5582. 4
5582. 5
5583. 0
5583. 1
5583. 2
5583. 3
5583. 4
5583. 5
5583. 6
5613. 0
5613. 1
5616. 0
5616. 1
5616. 2
5616. 3
5616. 4
5616. 5
5616. 6
5619. 0
5620. 0
5620. 1

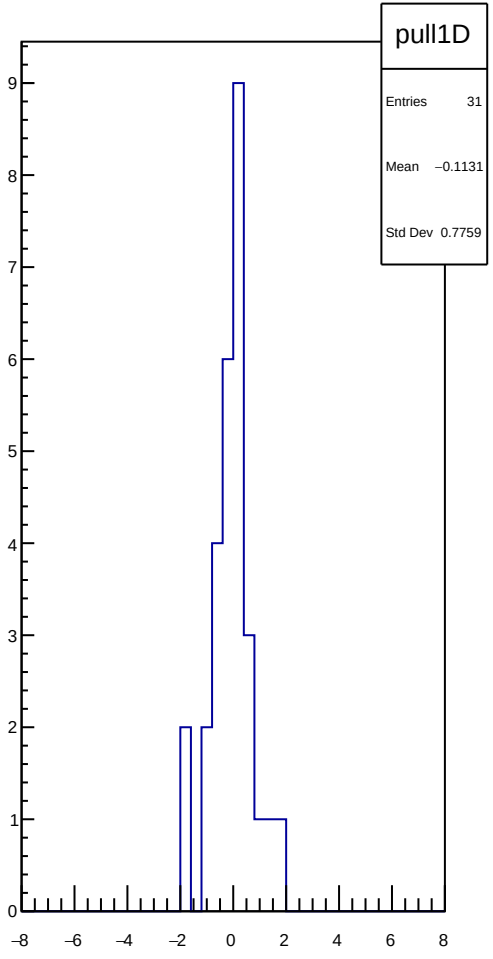
pull1D
Entries 31
Mean −0.1131
Std Dev 0.7759
9
8
7
6
5
4
3
2
1
0
−8
−6
−4
−2
0
2
4
6
8

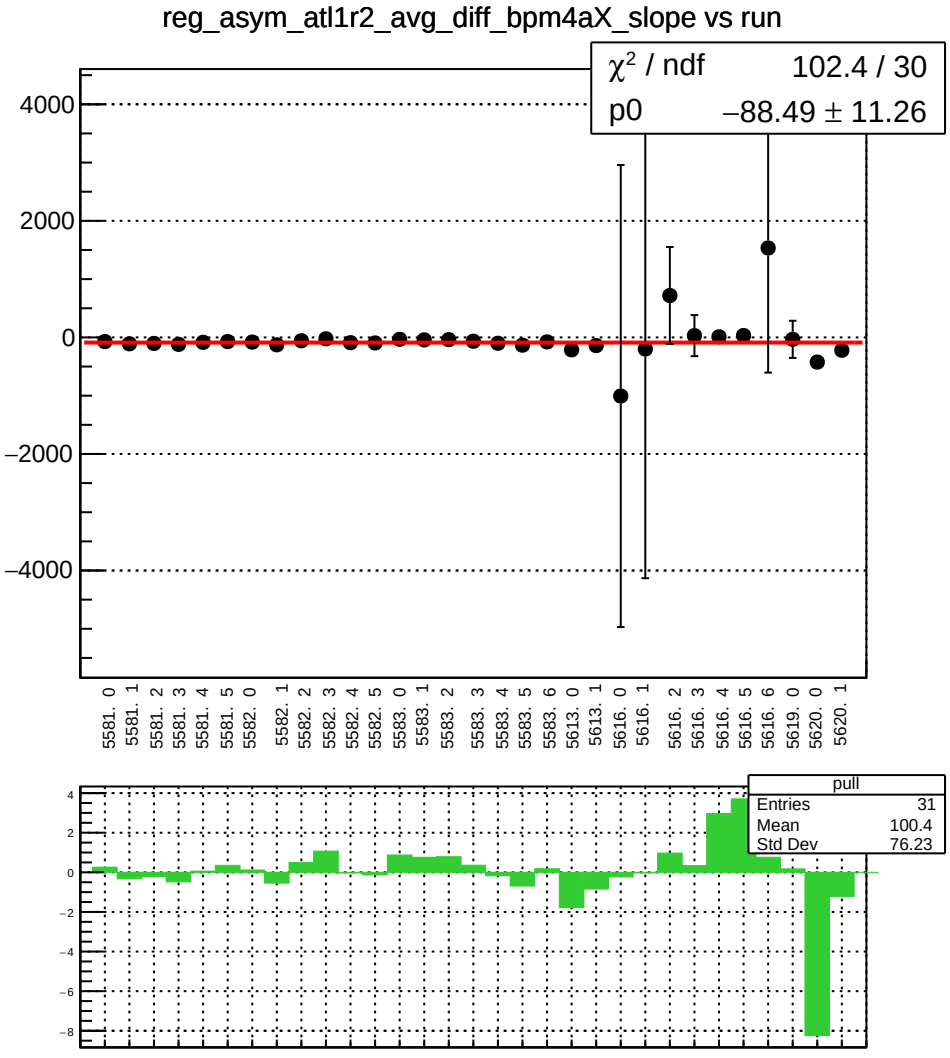
reg_asym_atl1r2_avg_diff_bpm4aX_slope vs run
χ² / ndf 102.4 / 30
p0 −88.49 ± 11.26
4000
2000
0
−2000
−4000
5581. 0
5581. 1
5581. 2
5581. 3
5581. 4
5581. 5
5582. 0
5582. 1
5582. 2
5582. 3
5582. 4
5582. 5
5583. 0
5583. 1
5583. 2
5583. 3
5583. 4
5583. 5
5583. 6
5613. 0
5613. 1
5616. 0
5616. 1
5616. 2
5616. 3
5616. 4
5616. 5
5616. 6
5619. 0
5620. 0
5620. 1
pull
Entries 31
Mean 100.4
Std Dev 76.23
4
2
0
−2
−4
−6
−8

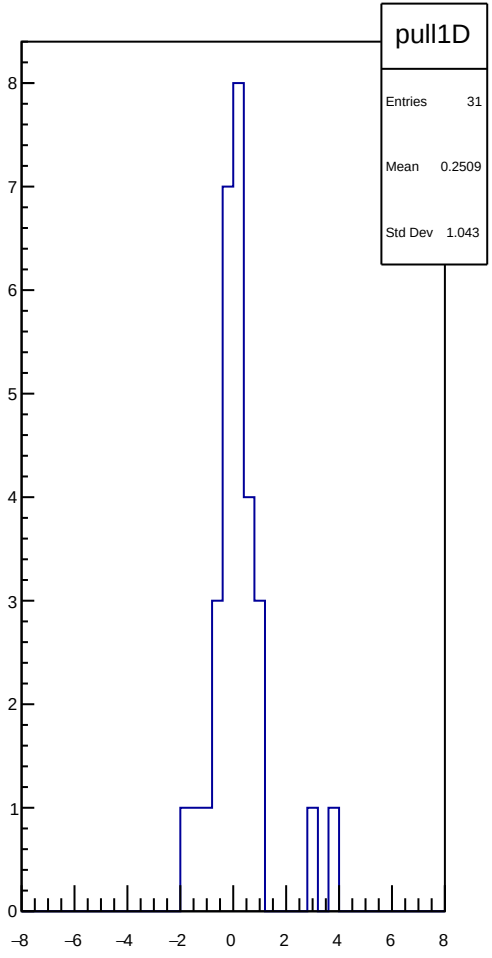
pull1D
Entries 31
Mean 0.2509
Std Dev 1.043
8
7
6
5
4
3
2
1
0
−8
−6
−4
−2
0
2
4
6
8

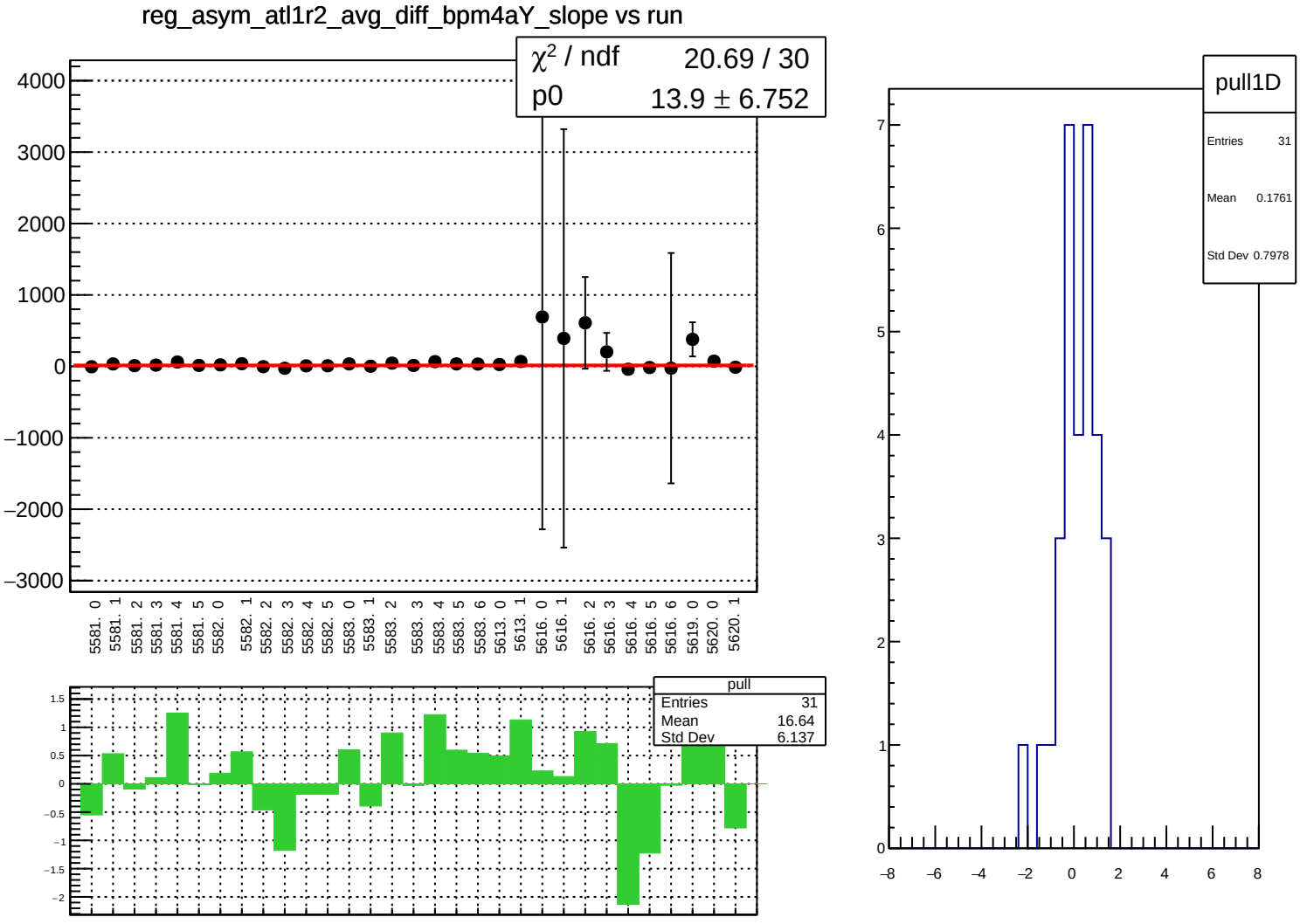
reg_asym_atl1r2_avg_diff_bpm4aY_slope vs run
χ² / ndf 20.69 / 30
p0 13.9 ± 6.752
4000
3000
2000
1000
0
−1000
−2000
−3000
5581. 0
5581. 1
5581. 2
5581. 3
5581. 4
5581. 5
5582. 0
5582. 1
5582. 2
5582. 3
5582. 4
5582. 5
5583. 0
5583. 1
5583. 2
5583. 3
5583. 4
5583. 5
5583. 6
5613. 0
5613. 1
5616. 0
5616. 1
5616. 2
5616. 3
5616. 4
5616. 5
5616. 6
5619. 0
5620. 0
5620. 1
pull
Entries 31
Mean 16.64
Std Dev 6.137
1.5
1
0.5
0
−0.5
−1
−1.5
−2
pull1D
Entries 31
Mean 0.1761
Std Dev 0.7978
7
6
5
4
3
2
1
0
−8
−6
−4
−2
0
2
4
6
8

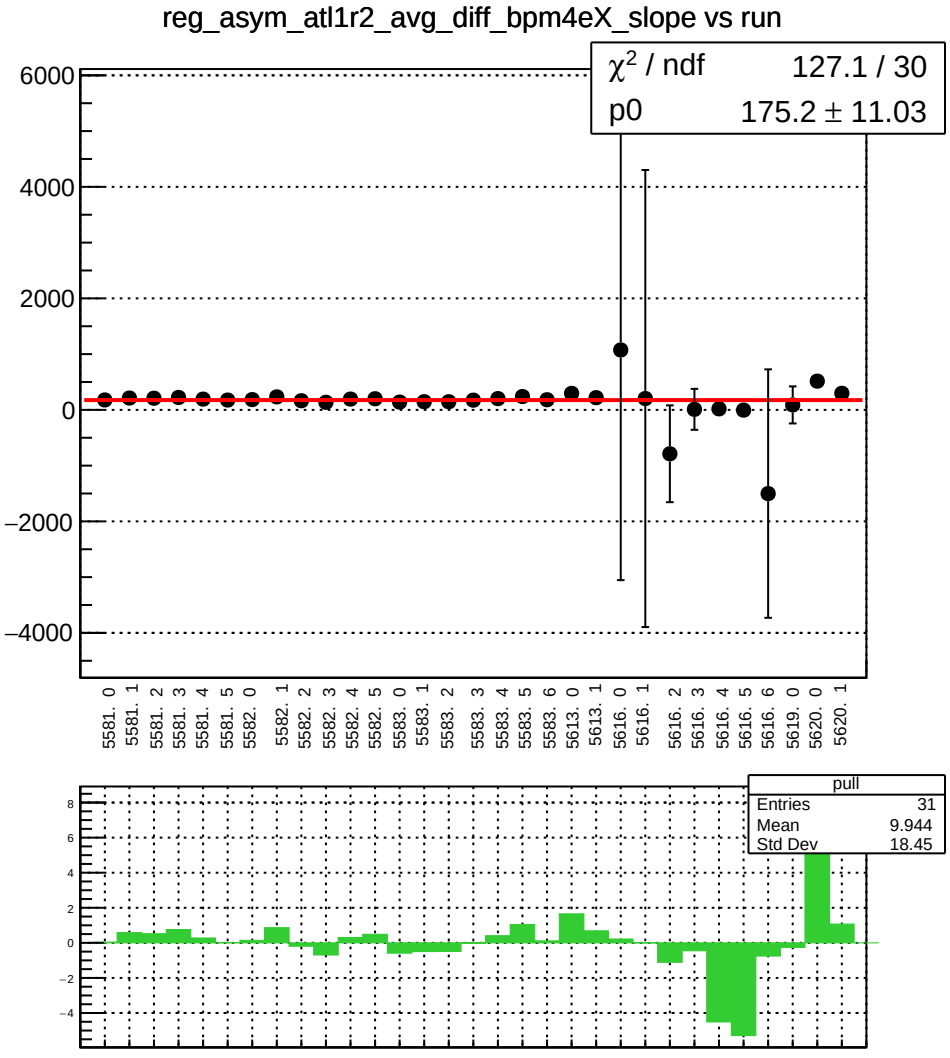
reg_asym_atl1r2_avg_diff_bpm4eX_slope vs run
χ² / ndf 127.1 / 30
p0 175.2 ± 11.03
6000
4000
2000
0
−2000
−4000
5581. 0
5581. 1
5581. 2
5581. 3
5581. 4
5581. 5
5582. 0
5582. 1
5582. 2
5582. 3
5582. 4
5582. 5
5583. 0
5583. 1
5583. 2
5583. 3
5583. 4
5583. 5
5583. 6
5613. 0
5613. 1
5616. 0
5616. 1
5616. 2
5616. 3
5616. 4
5616. 5
5616. 6
5619. 0
5620. 0
5620. 1
pull
Entries 31
Mean 9.944
Std Dev 18.45

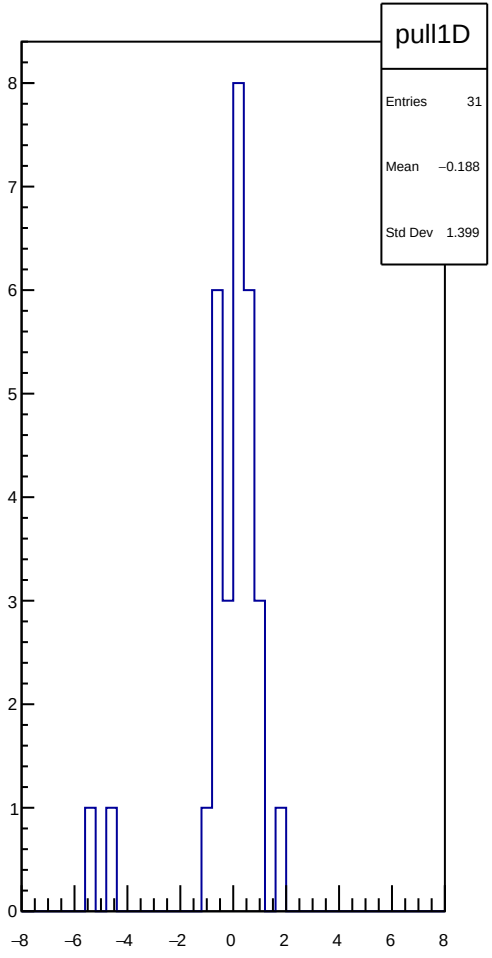
pull1D
Entries 31
Mean −0.188
Std Dev 1.399

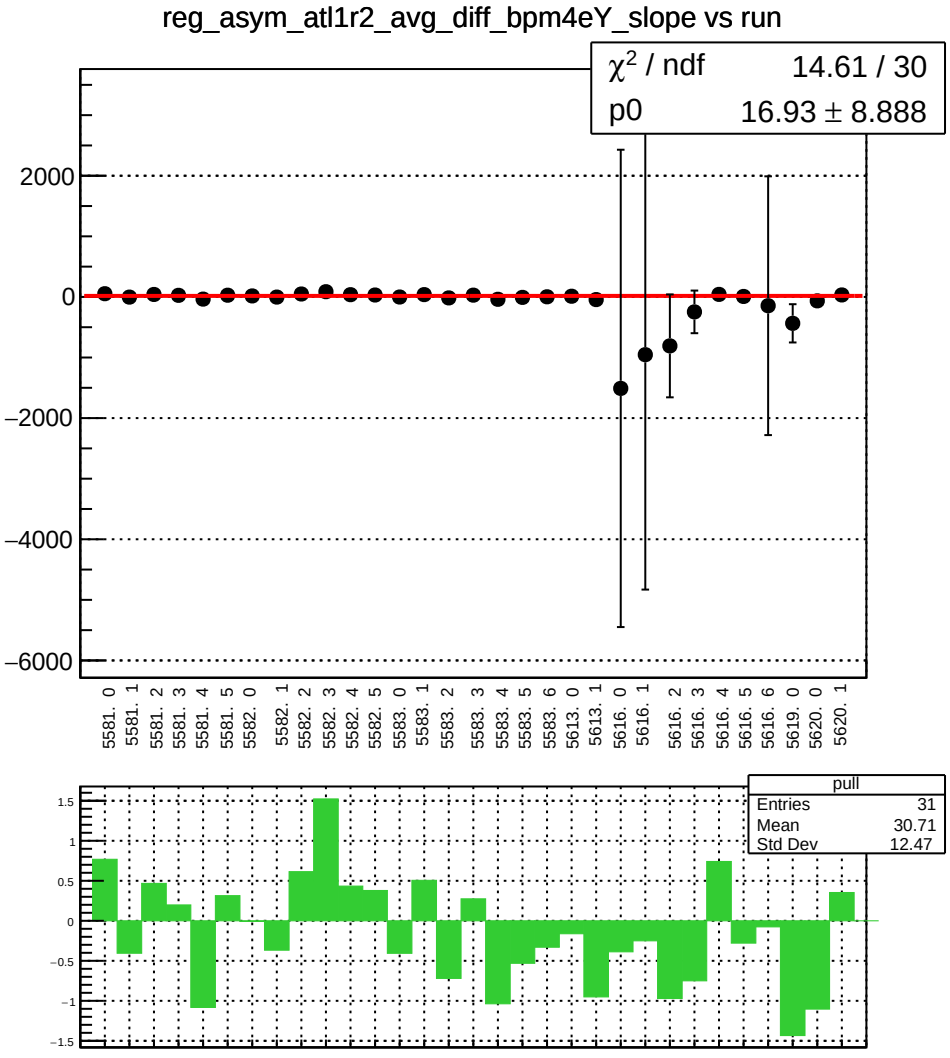
reg_asym_atl1r2_avg_diff_bpm4eY_slope vs run
χ² / ndf 14.61 / 30
p0 16.93 ± 8.888
2000
0
−2000
−4000
−6000
5581. 0
5581. 1
5581. 2
5581. 3
5581. 4
5581. 5
5582. 0
5582. 1
5582. 2
5582. 3
5582. 4
5582. 5
5583. 0
5583. 1
5583. 2
5583. 3
5583. 4
5583. 5
5583. 6
5613. 0
5613. 1
5616. 0
5616. 1
5616. 2
5616. 3
5616. 4
5616. 5
5616. 6
5619. 0
5620. 0
5620. 1
pull
Entries 31
Mean 30.71
Std Dev 12.47
1.5
1
0.5
0
−0.5
−1
−1.5

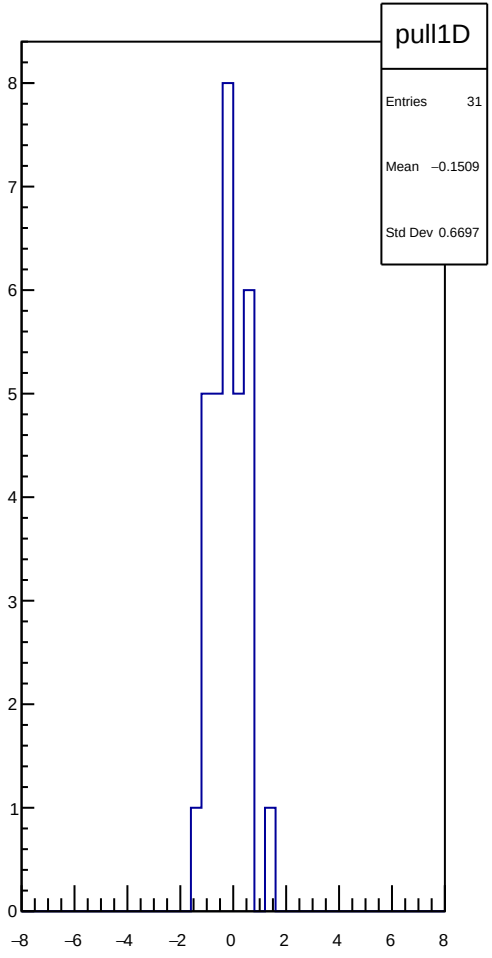
pull1D
Entries 31
Mean −0.1509
Std Dev 0.6697
8
7
6
5
4
3
2
1
0
−8
−6
−4
−2
0
2
4
6
8

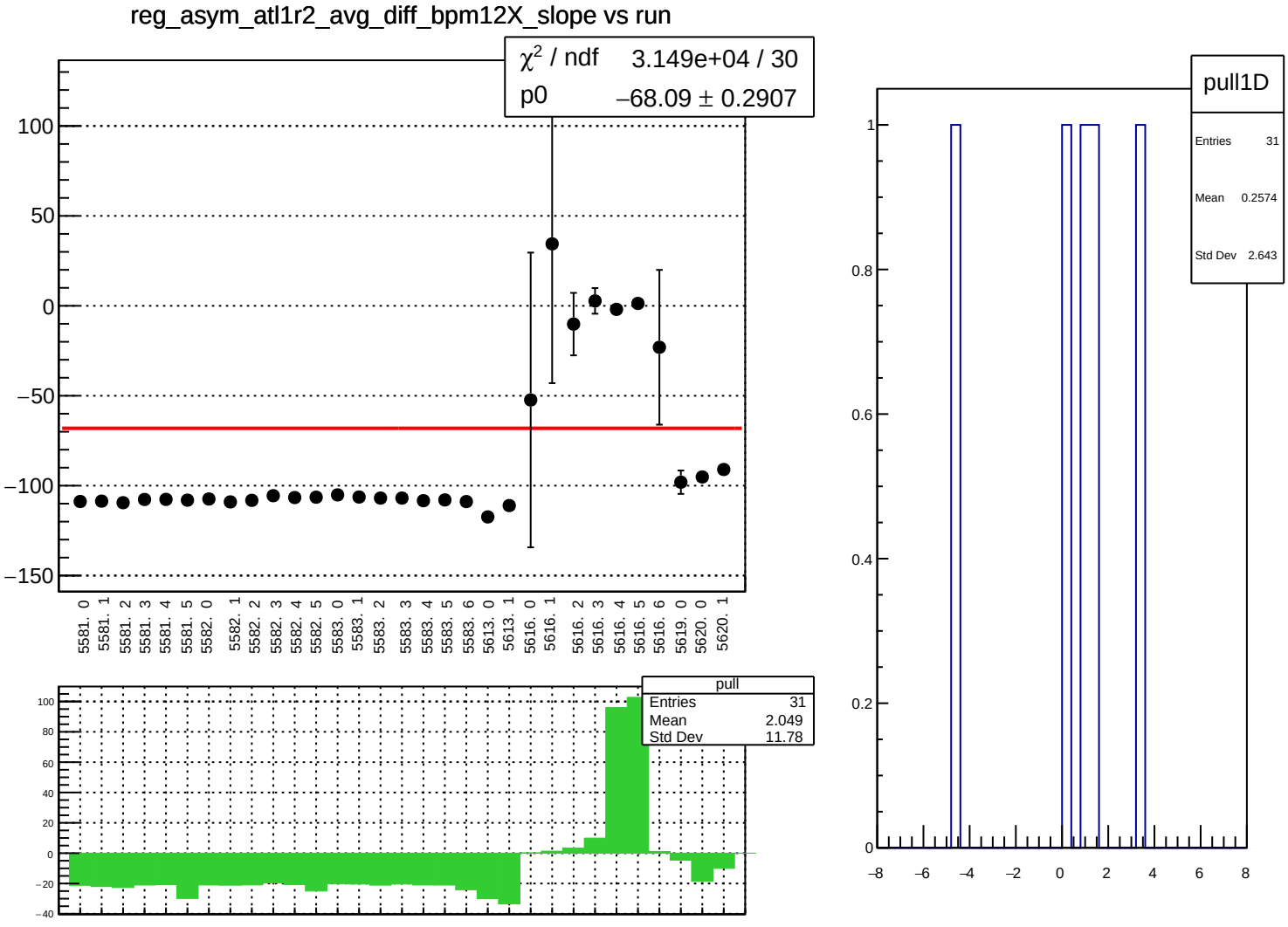
reg_asym_atl1r2_avg_diff_bpm12X_slope vs run
χ² / ndf 3.149e+04 / 30
p0 −68.09 ± 0.2907
100
50
0
−50
−100
−150
5581. 0
5581. 1
5581. 2
5581. 3
5581. 4
5581. 5
5582. 0
5582. 1
5582. 2
5582. 3
5582. 4
5582. 5
5583. 0
5583. 1
5583. 2
5583. 3
5583. 4
5583. 5
5583. 6
5613. 0
5613. 1
5616. 0
5616. 1
5616. 2
5616. 3
5616. 4
5616. 5
5616. 6
5619. 0
5620. 0
5620. 1
pull
Entries 31
Mean 2.049
Std Dev 11.78
100
80
60
40
20
0
−20
−40
pull1D
Entries 31
Mean 0.2574
Std Dev 2.643
1
0.8
0.6
0.4
0.2
0
−8
−6
−4
−2
0
2
4
6
8

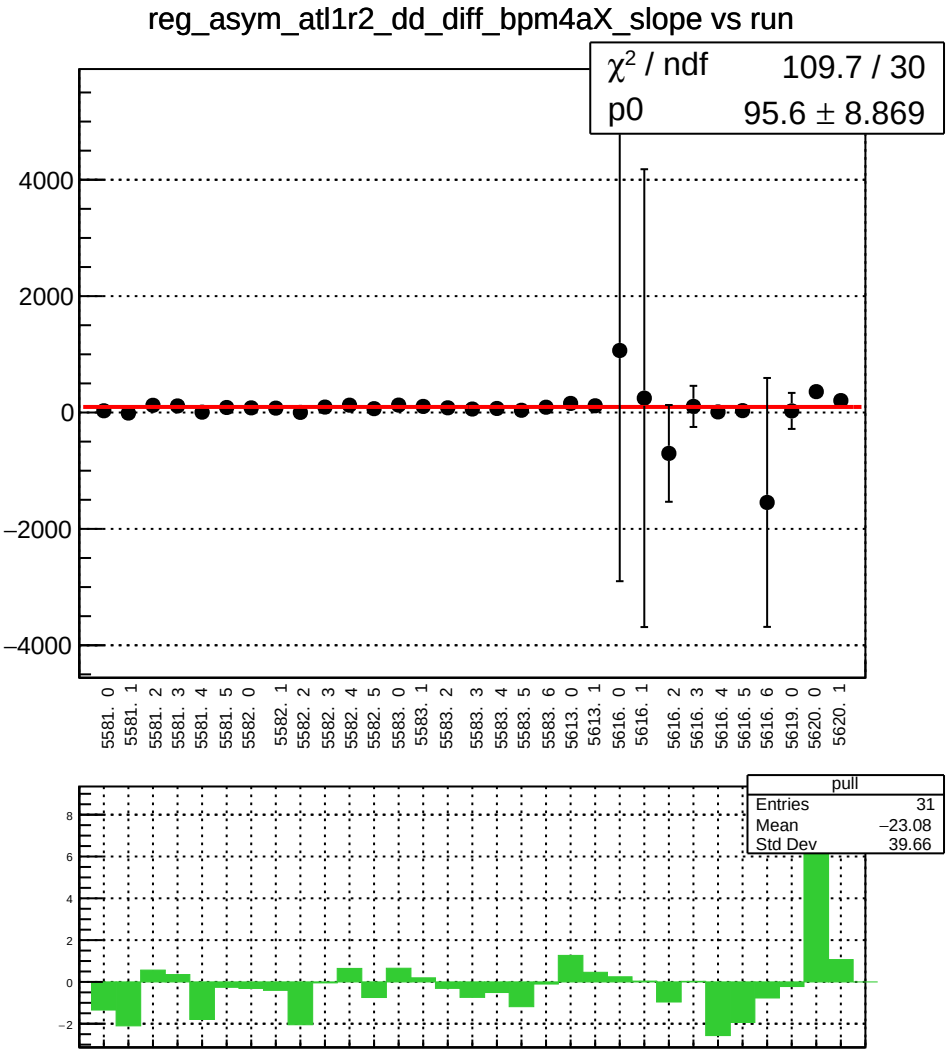
reg_asym_atl1r2_dd_diff_bpm4aX_slope vs run
χ² / ndf 109.7 / 30
p0 95.6 ± 8.869
4000
2000
0
−2000
−4000
5581. 0
5581. 1
5581. 2
5581. 3
5581. 4
5581. 5
5582. 0
5582. 1
5582. 2
5582. 3
5582. 4
5582. 5
5583. 0
5583. 1
5583. 2
5583. 3
5583. 4
5583. 5
5583. 6
5613. 0
5613. 1
5616. 0
5616. 1
5616. 2
5616. 3
5616. 4
5616. 5
5616. 6
5619. 0
5620. 0
5620. 1
pull
Entries 31
Mean −23.08
Std Dev 39.66
8
6
4
2
0
−2

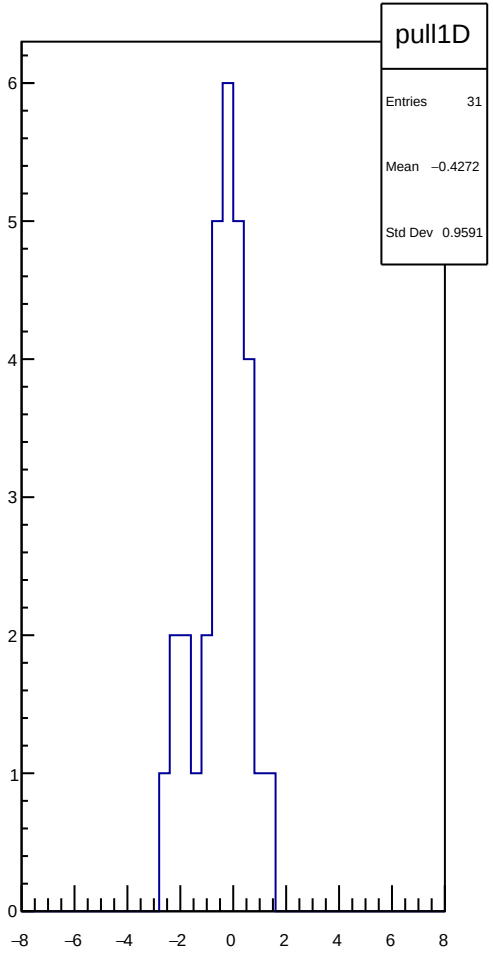
pull1D
Entries 31
Mean −0.4272
Std Dev 0.9591
6
5
4
3
2
1
0
−8
−6
−4
−2
0
2
4
6
8

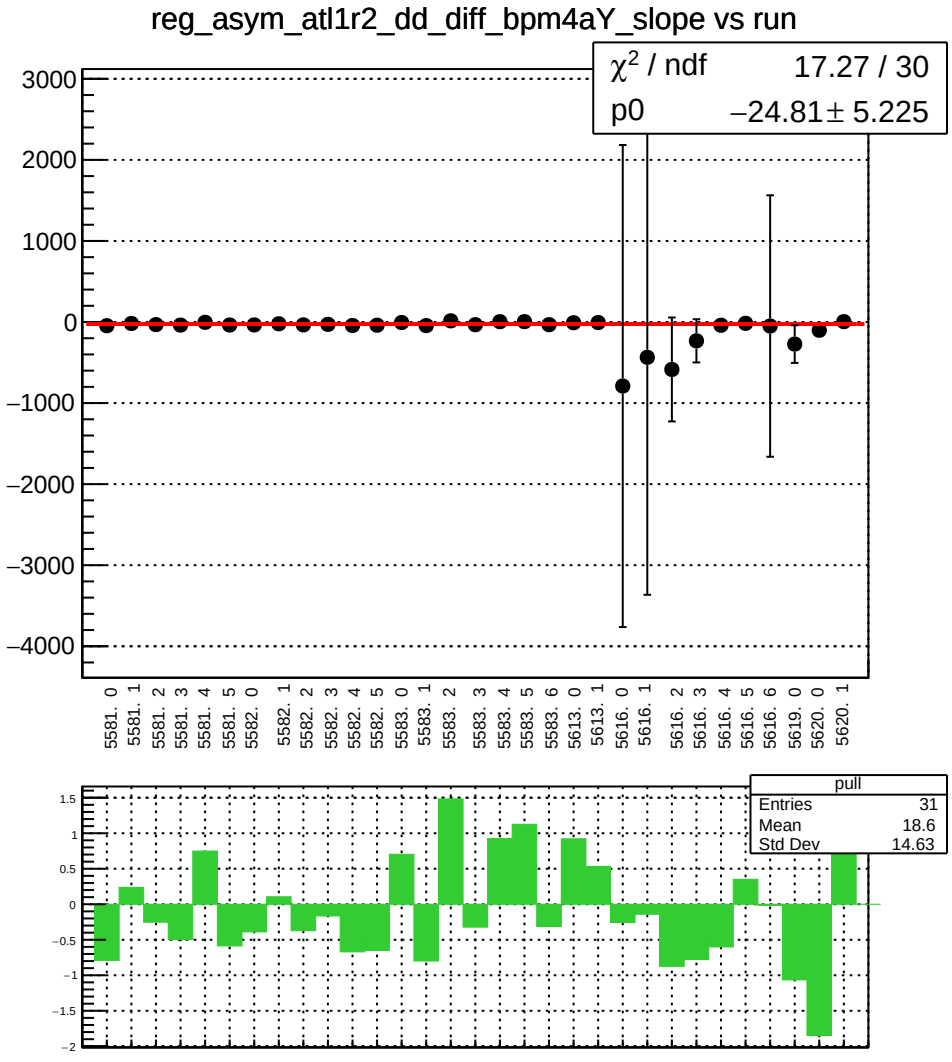
reg_asym_atl1r2_dd_diff_bpm4aY_slope vs run
χ² / ndf 17.27 / 30
p0 −24.81 ± 5.225
3000
2000
1000
0
−1000
−2000
−3000
−4000
5581. 0
5581. 1
5581. 2
5581. 3
5581. 4
5581. 5
5582. 0
5582. 1
5582. 2
5582. 3
5582. 4
5582. 5
5583. 0
5583. 1
5583. 2
5583. 3
5583. 4
5583. 5
5583. 6
5613. 0
5613. 1
5616. 0
5616. 1
5616. 2
5616. 3
5616. 4
5616. 5
5616. 6
5619. 0
5620. 0
5620. 1
pull
Entries 31
Mean 18.6
Std Dev 14.63
1.5
1
0.5
0
−0.5
−1
−1.5
−2

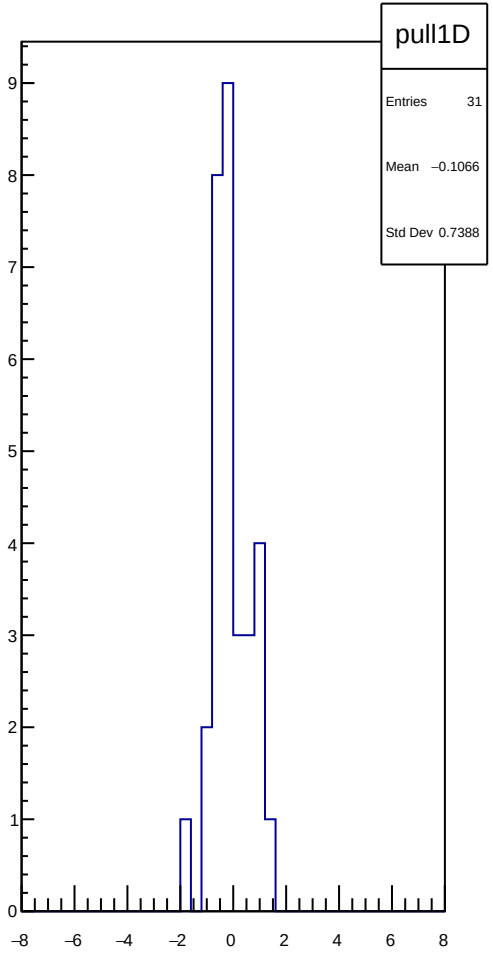
pull1D
Entries 31
Mean −0.1066
Std Dev 0.7388
9
8
7
6
5
4
3
2
1
0
−8
−6
−4
−2
0
2
4
6
8

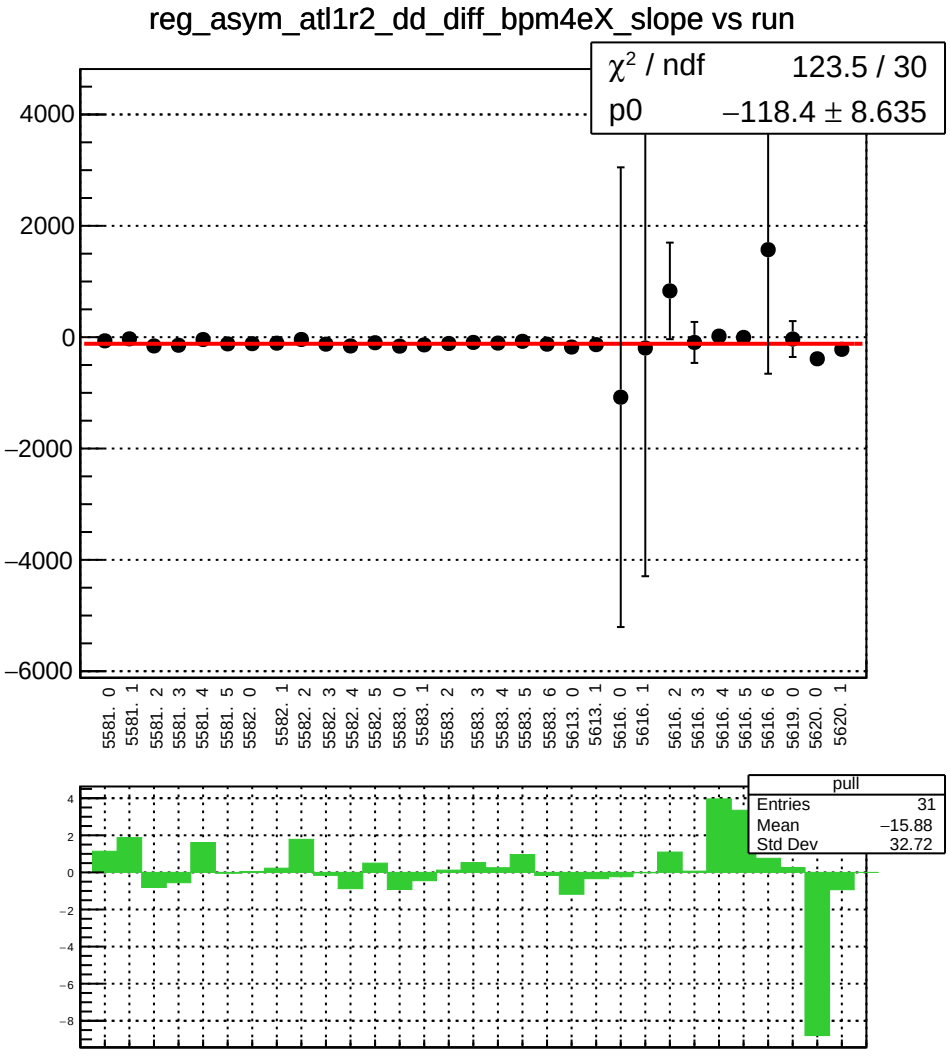
reg_asym_atl1r2_dd_diff_bpm4eX_slope vs run
χ² / ndf 123.5 / 30
p0 −118.4 ± 8.635
4000
2000
0
−2000
−4000
−6000
5581. 0
5581. 1
5581. 2
5581. 3
5581. 4
5581. 5
5582. 0
5582. 1
5582. 2
5582. 3
5582. 4
5582. 5
5583. 0
5583. 1
5583. 2
5583. 3
5583. 4
5583. 5
5583. 6
5613. 0
5613. 1
5616. 0
5616. 1
5616. 2
5616. 3
5616. 4
5616. 5
5616. 6
5619. 0
5620. 0
5620. 1
pull
Entries 31
Mean −15.88
Std Dev 32.72
4
2
0
−2
−4
−6
−8

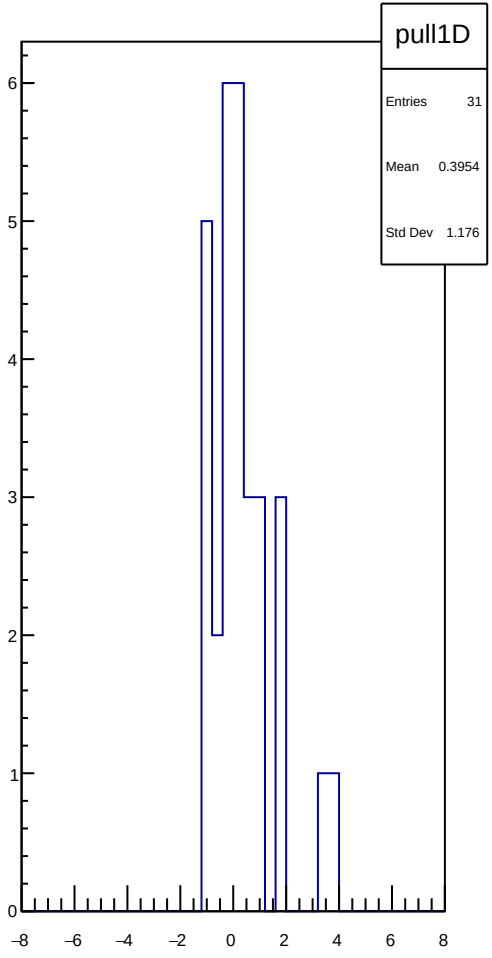
pull1D
Entries 31
Mean 0.3954
Std Dev 1.176
6
5
4
3
2
1
0
−8
−6
−4
−2
0
2
4
6
8

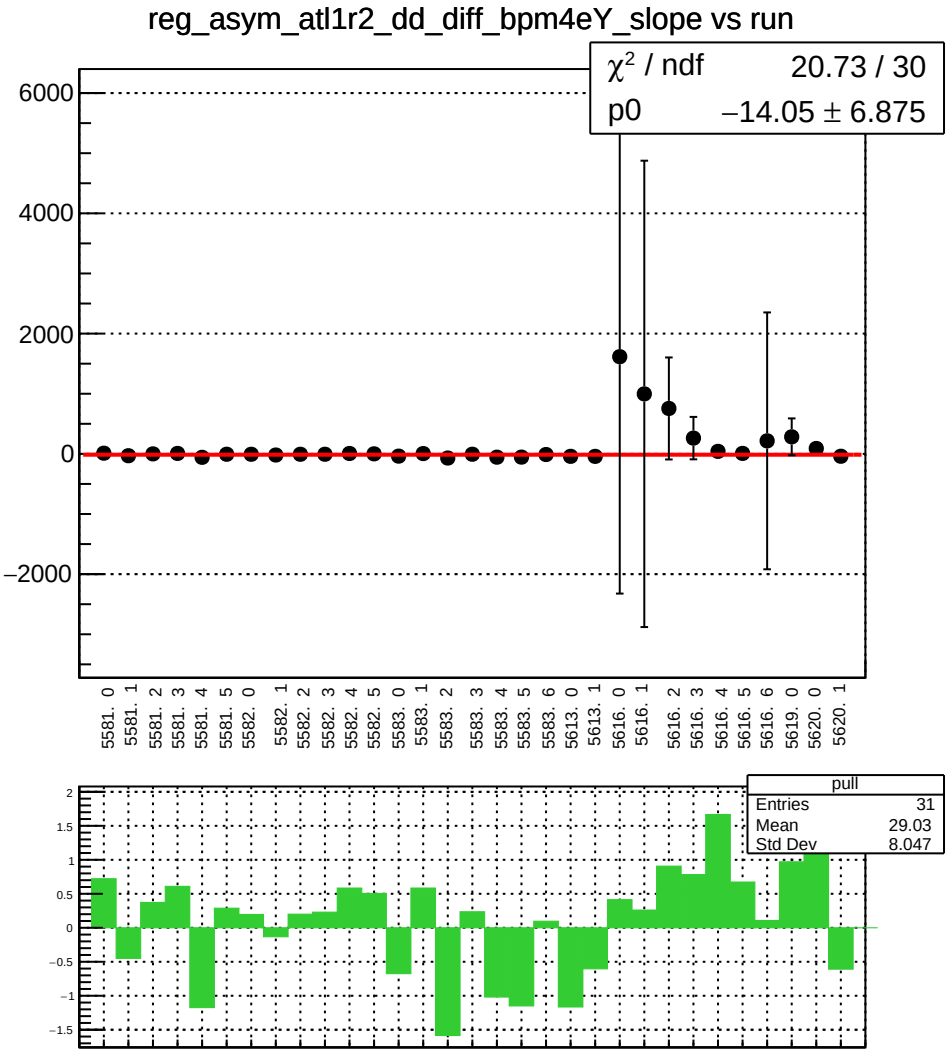
reg_asym_atl1r2_dd_diff_bpm4eY_slope vs run
χ² / ndf 20.73 / 30
p0 −14.05 ± 6.875
6000
4000
2000
0
−2000
5581. 0
5581. 1
5581. 2
5581. 3
5581. 4
5581. 5
5582. 0
5582. 1
5582. 2
5582. 3
5582. 4
5582. 5
5583. 0
5583. 1
5583. 2
5583. 3
5583. 4
5583. 5
5583. 6
5613. 0
5613. 1
5616. 0
5616. 1
5616. 2
5616. 3
5616. 4
5616. 5
5616. 6
5619. 0
5620. 0
5620. 1
pull
Entries 31
Mean 29.03
Std Dev 8.047
2
1.5
1
0.5
0
−0.5
−1
−1.5

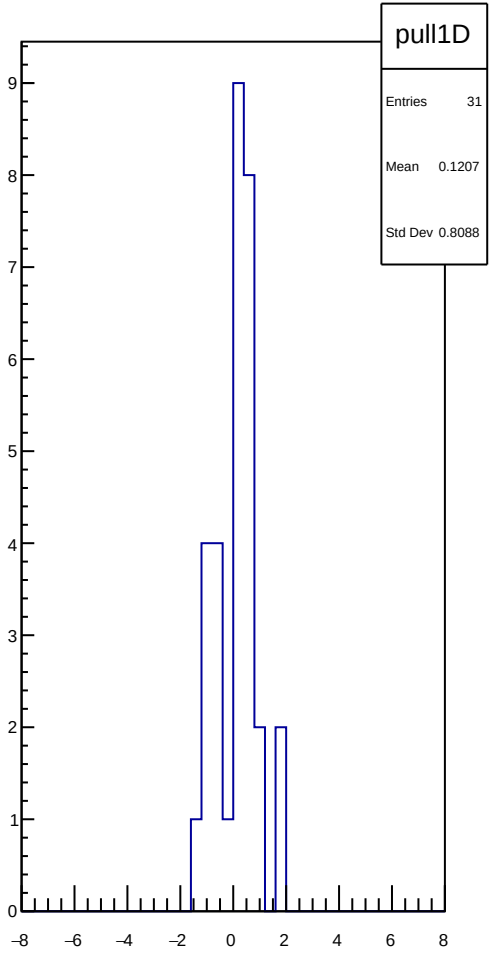
pull1D
Entries 31
Mean 0.1207
Std Dev 0.8088
9
8
7
6
5
4
3
2
1
0
−8
−6
−4
−2
0
2
4
6
8

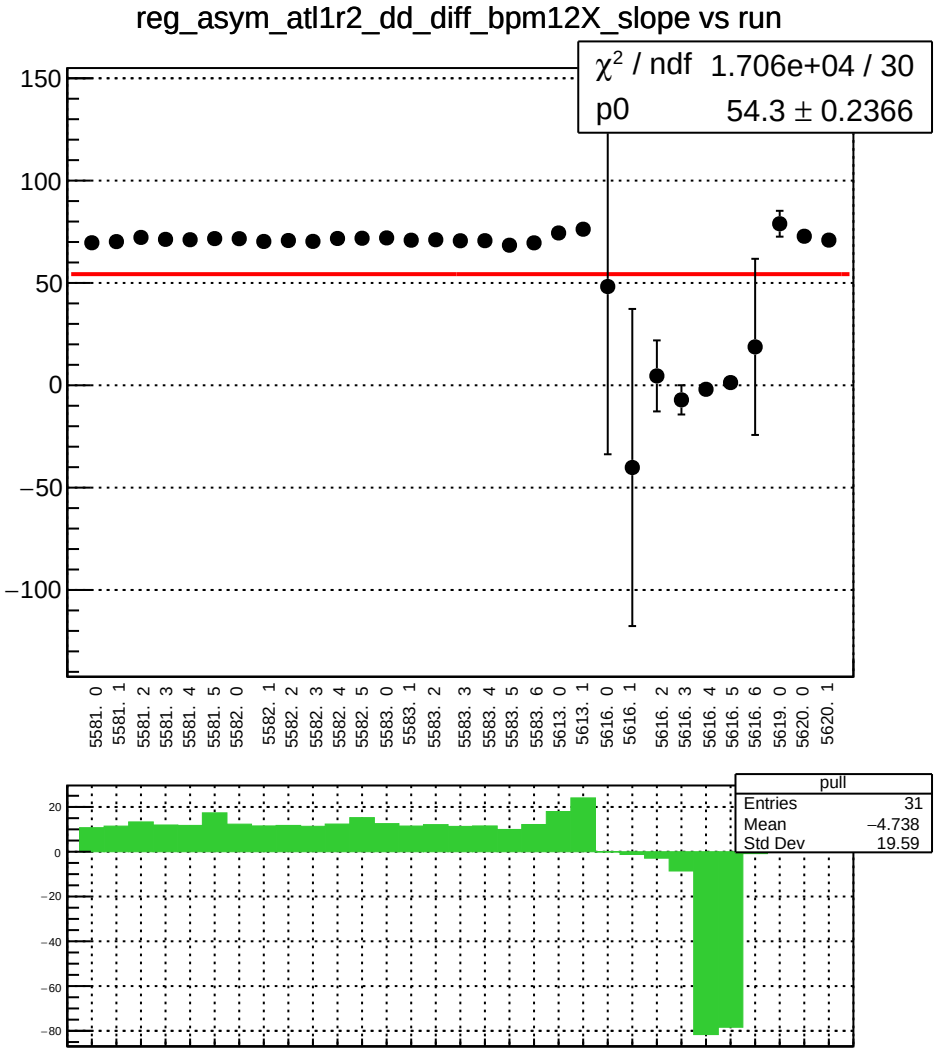
reg_asym_atl1r2_dd_diff_bpm12X_slope vs run
χ² / ndf 1.706e+04 / 30
p0 54.3 ± 0.2366
150
100
50
0
−50
−100
5581. 0
5581. 1
5581. 2
5581. 3
5581. 4
5581. 5
5582. 0
5582. 1
5582. 2
5582. 3
5582. 4
5582. 5
5583. 0
5583. 1
5583. 2
5583. 3
5583. 4
5583. 5
5583. 6
5613. 0
5613. 1
5616. 0
5616. 1
5616. 2
5616. 3
5616. 4
5616. 5
5616. 6
5619. 0
5620. 0
5620. 1
pull
Entries 31
Mean −4.738
Std Dev 19.59
20
0
−20
−40
−60
−80

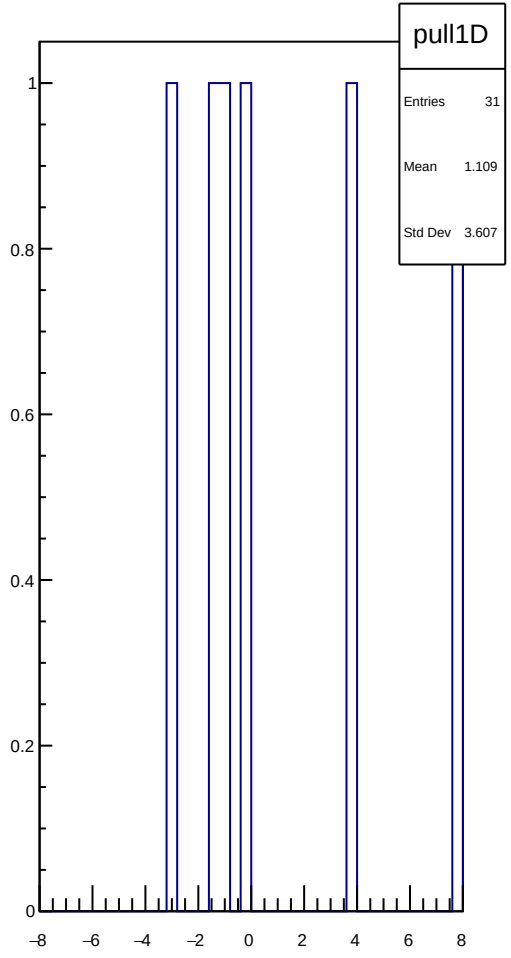
pull1D
Entries 31
Mean 1.109
Std Dev 3.607
1
0.8
0.6
0.4
0.2
0
−8
−6
−4
−2
0
2
4
6
8

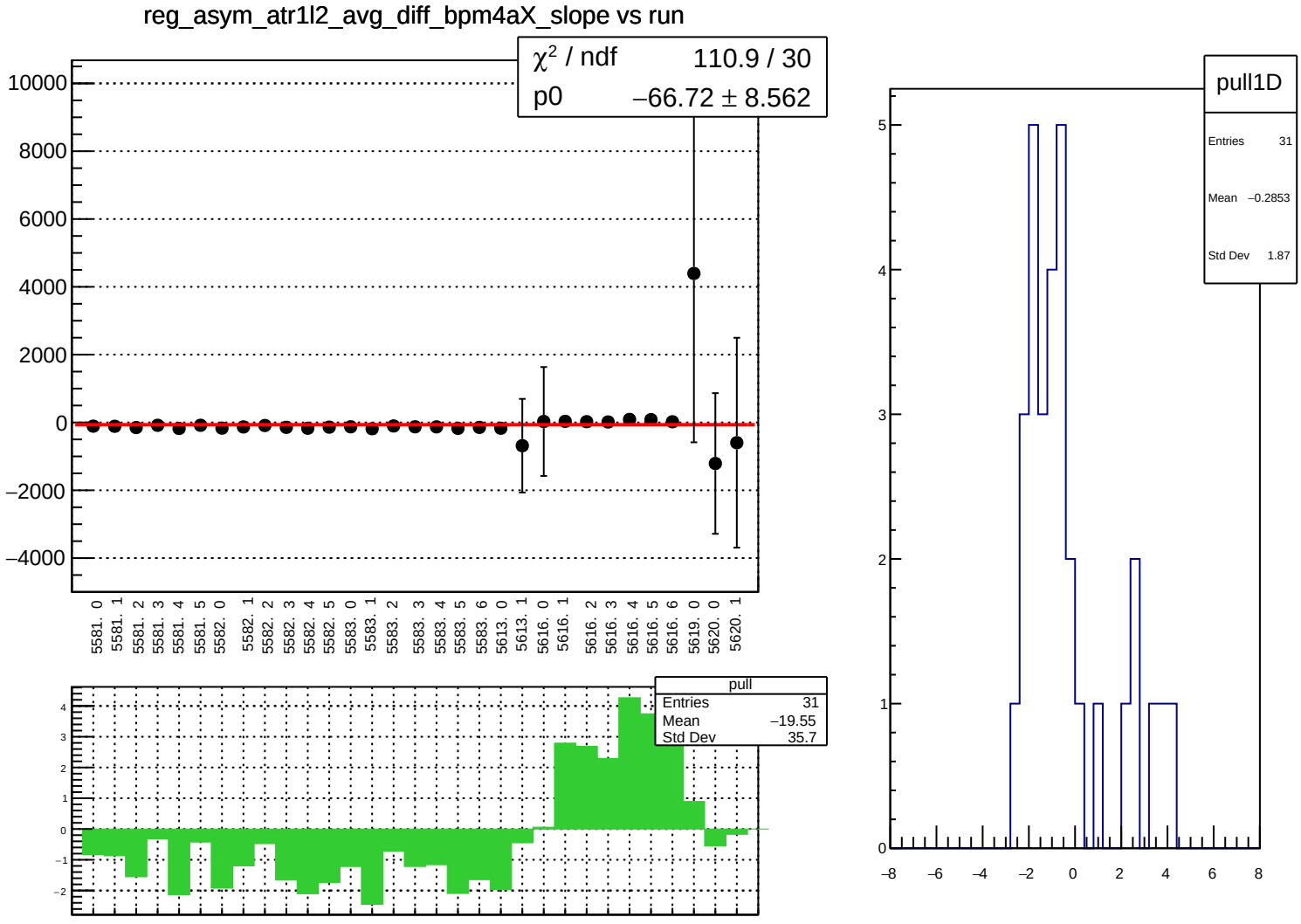
reg_asym_atr1l2_avg_diff_bpm4aX_slope vs run
χ² / ndf 110.9 / 30
p0 −66.72 ± 8.562
10000
8000
6000
4000
2000
0
−2000
−4000
5581. 0
5581. 1
5581. 2
5581. 3
5581. 4
5581. 5
5582. 0
5582. 1
5582. 2
5582. 3
5582. 4
5582. 5
5583. 0
5583. 1
5583. 2
5583. 3
5583. 4
5583. 5
5583. 6
5613. 0
5613. 1
5616. 0
5616. 1
5616. 2
5616. 3
5616. 4
5616. 5
5616. 6
5619. 0
5620. 0
5620. 1
pull
Entries 31
Mean −19.55
Std Dev 35.7
pull1D
Entries 31
Mean −0.2853
Std Dev 1.87

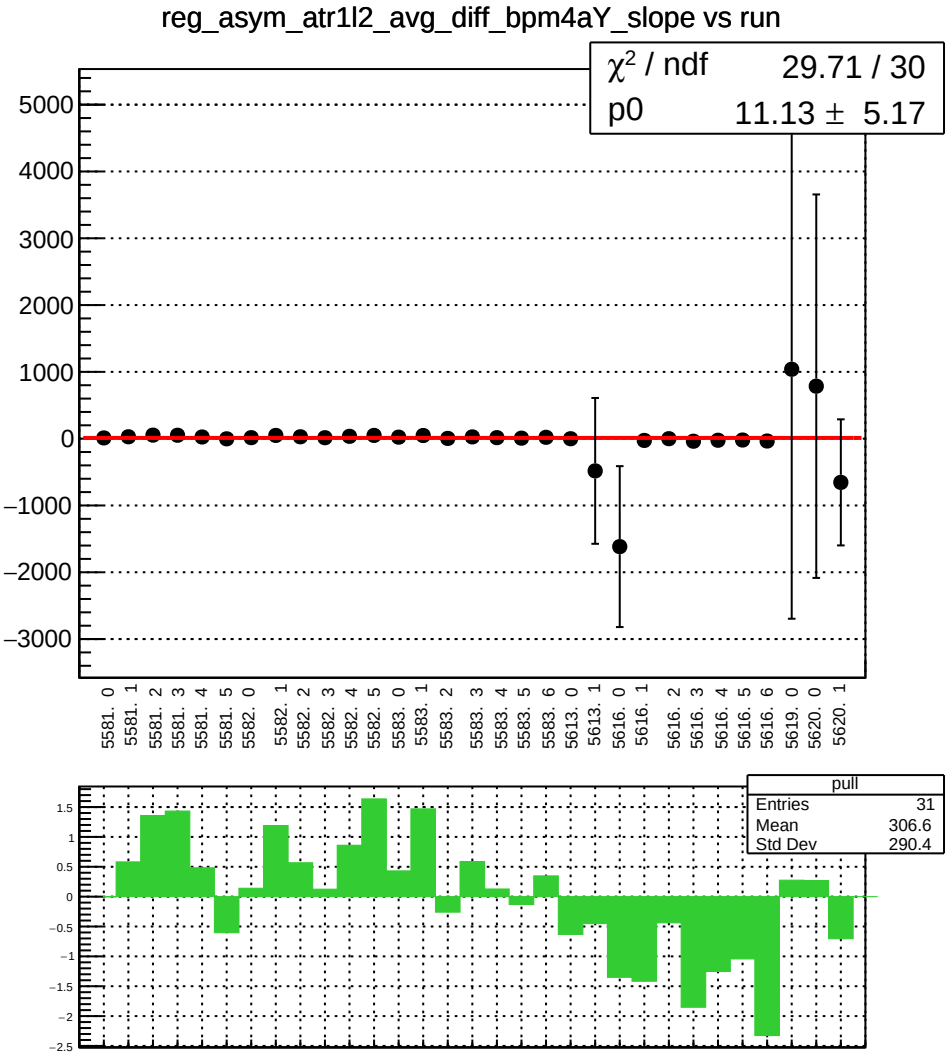
reg_asym_atr1l2_avg_diff_bpm4aY_slope vs run
χ² / ndf 29.71 / 30
p0 11.13 ± 5.17
5000
4000
3000
2000
1000
0
−1000
−2000
−3000
5581. 0
5581. 1
5581. 2
5581. 3
5581. 4
5581. 5
5582. 0
5582. 1
5582. 2
5582. 3
5582. 4
5582. 5
5583. 0
5583. 1
5583. 2
5583. 3
5583. 4
5583. 5
5583. 6
5613. 0
5613. 1
5616. 0
5616. 1
5616. 2
5616. 3
5616. 4
5616. 5
5616. 6
5619. 0
5620. 0
5620. 1
pull
Entries 31
Mean 306.6
Std Dev 290.4
1.5
1
0.5
0
−0.5
−1
−1.5
−2
−2.5

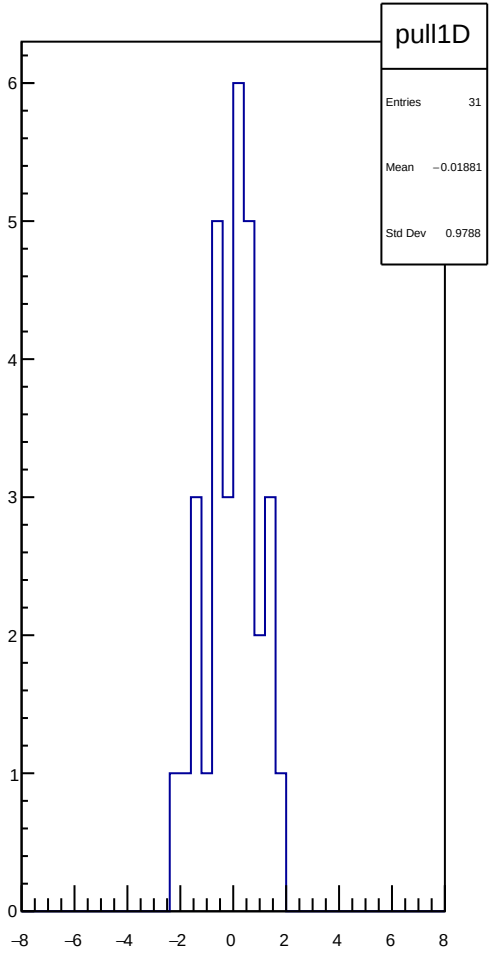
pull1D
Entries 31
Mean −0.01881
Std Dev 0.9788
6
5
4
3
2
1
0
−8
−6
−4
−2
0
2
4
6
8

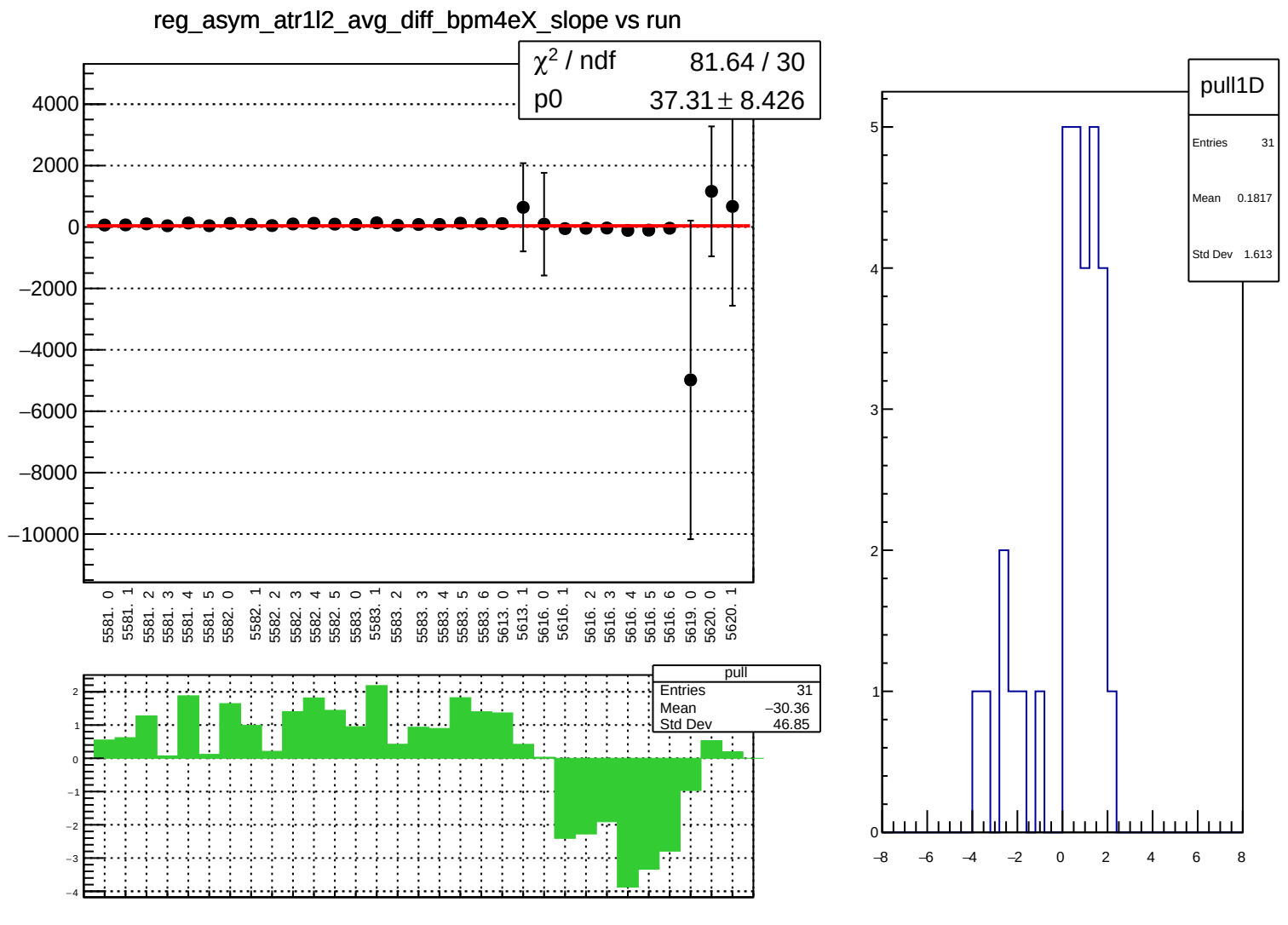
reg_asym_atr1l2_avg_diff_bpm4eX_slope vs run
χ2 / ndf 81.64 / 30
p0 37.31 ± 8.426
4000
2000
0
−2000
−4000
−6000
−8000
−10000
5581. 0
5581. 1
5581. 2
5581. 3
5581. 4
5581. 5
5582. 0
5582. 1
5582. 2
5582. 3
5582. 4
5582. 5
5583. 0
5583. 1
5583. 2
5583. 3
5583. 4
5583. 5
5583. 6
5613. 0
5613. 1
5616. 0
5616. 1
5616. 2
5616. 3
5616. 4
5616. 5
5616. 6
5619. 0
5620. 0
5620. 1
pull
Entries 31
Mean −30.36
Std Dev 46.85
pull1D
Entries 31
Mean 0.1817
Std Dev 1.613

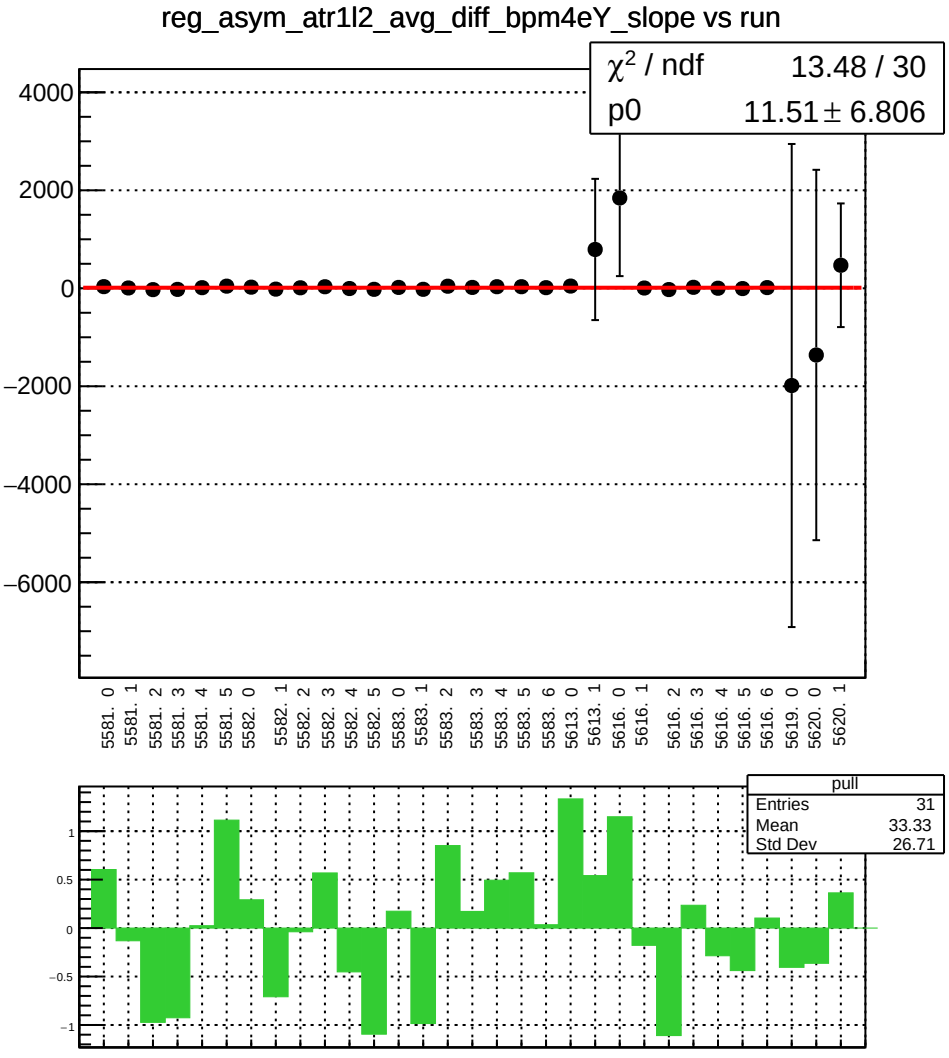
reg_asym_atr1l2_avg_diff_bpm4eY_slope vs run
χ² / ndf 13.48 / 30
p0 11.51 ± 6.806
4000
2000
0
−2000
−4000
−6000
5581. 0
5581. 1
5581. 2
5581. 3
5581. 4
5581. 5
5582. 0
5582. 1
5582. 2
5582. 3
5582. 4
5582. 5
5583. 0
5583. 1
5583. 2
5583. 3
5583. 4
5583. 5
5583. 6
5613. 0
5613. 1
5616. 0
5616. 1
5616. 2
5616. 3
5616. 4
5616. 5
5616. 6
5619. 0
5620. 0
5620. 1
pull
Entries 31
Mean 33.33
Std Dev 26.71
1
0.5
0
−0.5
−1

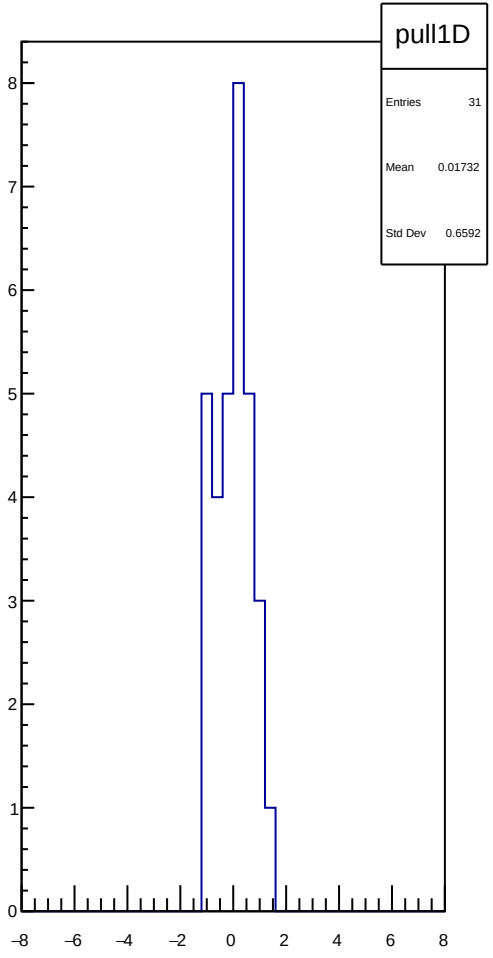
pull1D
Entries 31
Mean 0.01732
Std Dev 0.6592
8
7
6
5
4
3
2
1
0
−8
−6
−4
−2
0
2
4
6
8

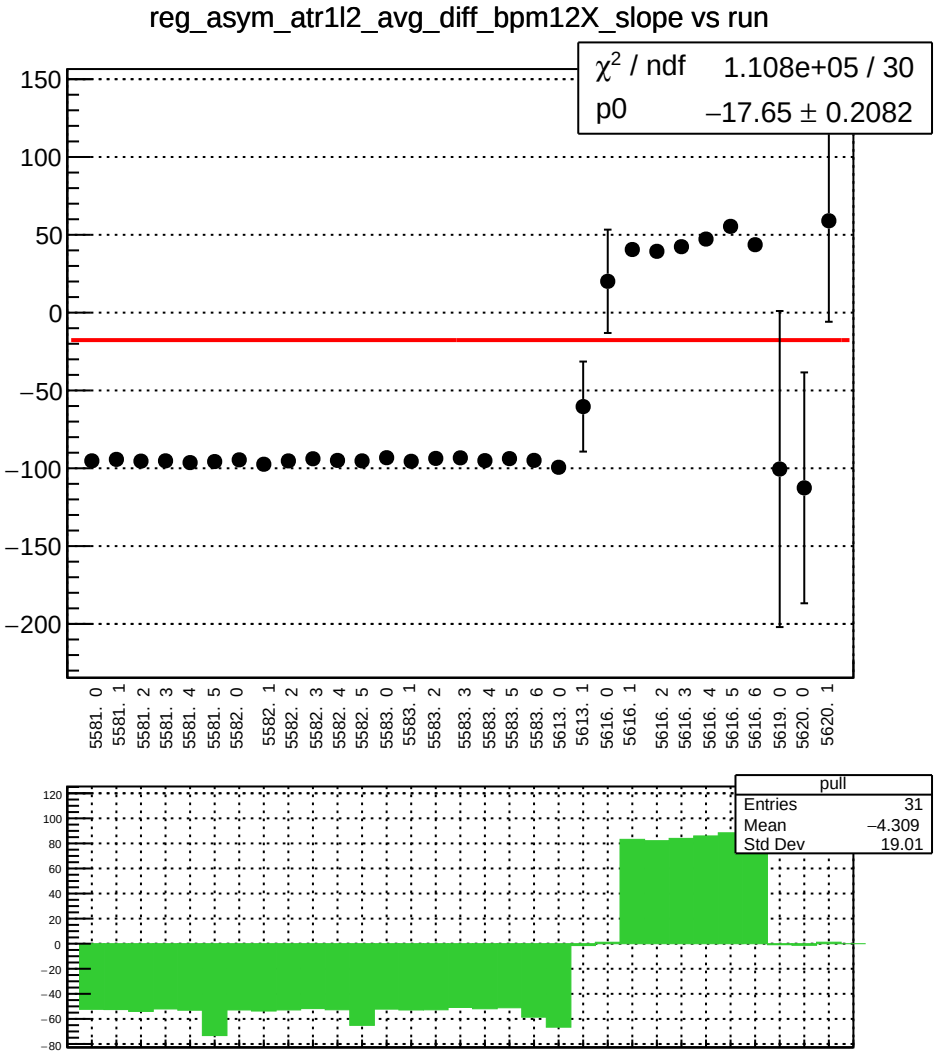
reg_asym_atr1l2_avg_diff_bpm12X_slope vs run
χ² / ndf 1.108e+05 / 30
p0 −17.65 ± 0.2082
150
100
50
0
−50
−100
−150
−200
5581. 0
5581. 1
5581. 2
5581. 3
5581. 4
5581. 5
5582. 0
5582. 1
5582. 2
5582. 3
5582. 4
5582. 5
5583. 0
5583. 1
5583. 2
5583. 3
5583. 4
5583. 5
5583. 6
5613. 0
5613. 1
5616. 0
5616. 1
5616. 2
5616. 3
5616. 4
5616. 5
5616. 6
5619. 0
5620. 0
5620. 1
pull
Entries 31
Mean −4.309
Std Dev 19.01
120
100
80
60
40
20
0
−20
−40
−60
−80

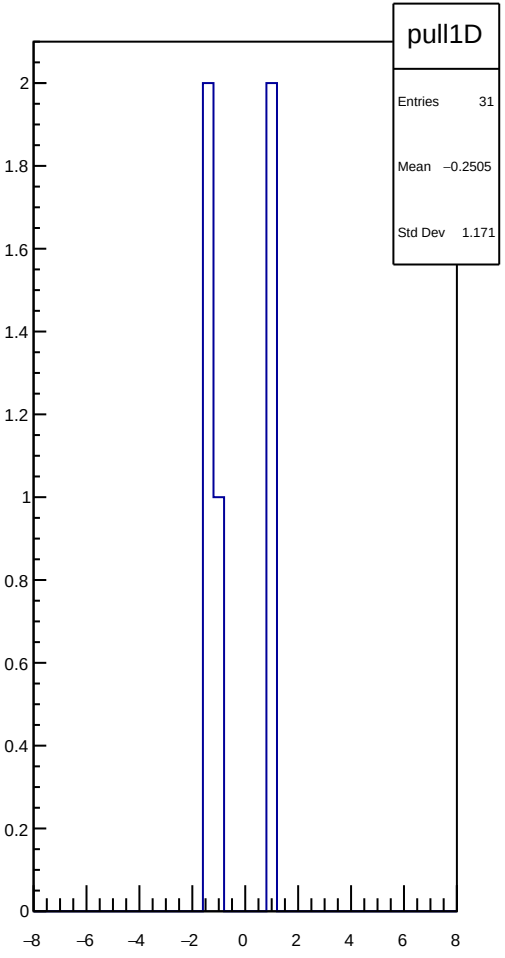
pull1D
Entries 31
Mean −0.2505
Std Dev 1.171
2
1.8
1.6
1.4
1.2
1
0.8
0.6
0.4
0.2
0
−8
−6
−4
−2
0
2
4
6
8

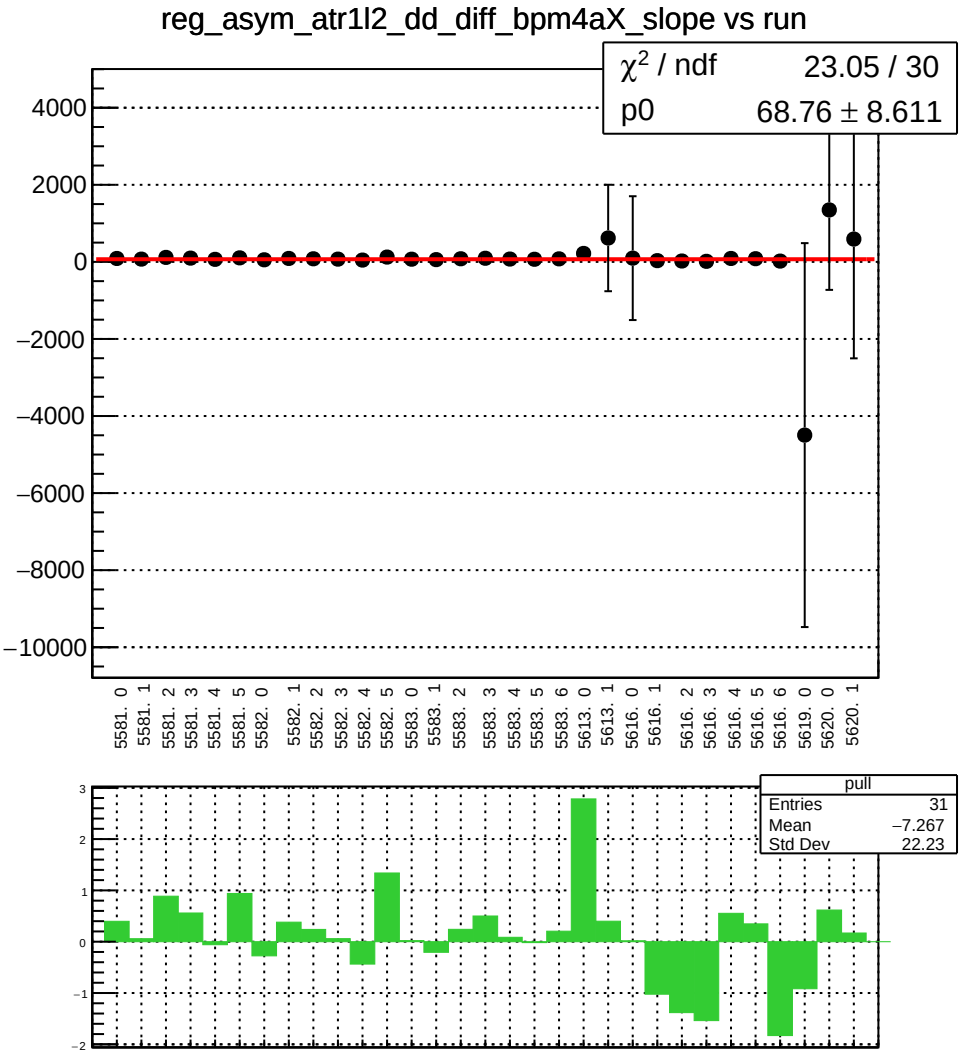
reg_asym_atr1l2_dd_diff_bpm4aX_slope vs run
χ2 / ndf 23.05 / 30
p0 68.76 ± 8.611
4000
2000
0
−2000
−4000
−6000
−8000
−10000
5581. 0
5581. 1
5581. 2
5581. 3
5581. 4
5581. 5
5582. 0
5582. 1
5582. 2
5582. 3
5582. 4
5582. 5
5583. 0
5583. 1
5583. 2
5583. 3
5583. 4
5583. 5
5583. 6
5613. 0
5613. 1
5616. 0
5616. 1
5616. 2
5616. 3
5616. 4
5616. 5
5616. 6
5619. 0
5620. 0
5620. 1
pull
Entries 31
Mean −7.267
Std Dev 22.23
3
2
1
0
−1
−2

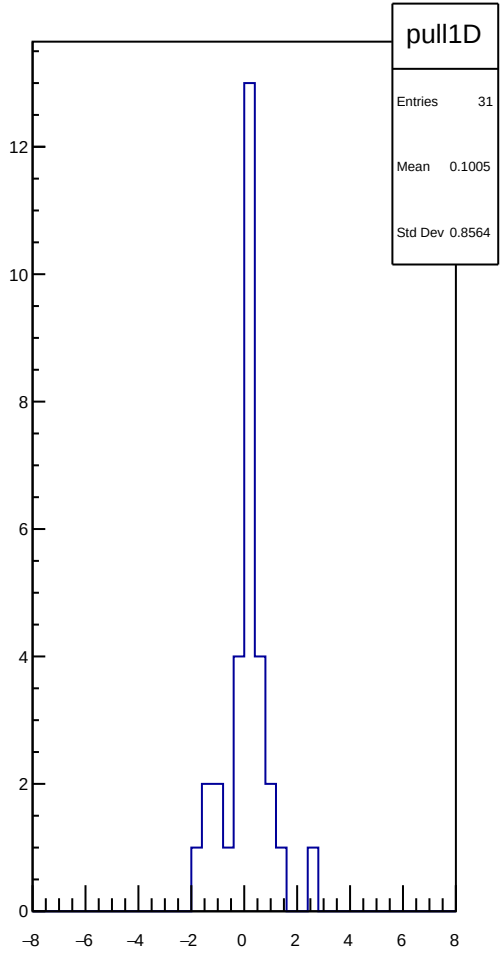
pull1D
Entries 31
Mean 0.1005
Std Dev 0.8564
12
10
8
6
4
2
0
−8
−6
−4
−2
0
2
4
6
8

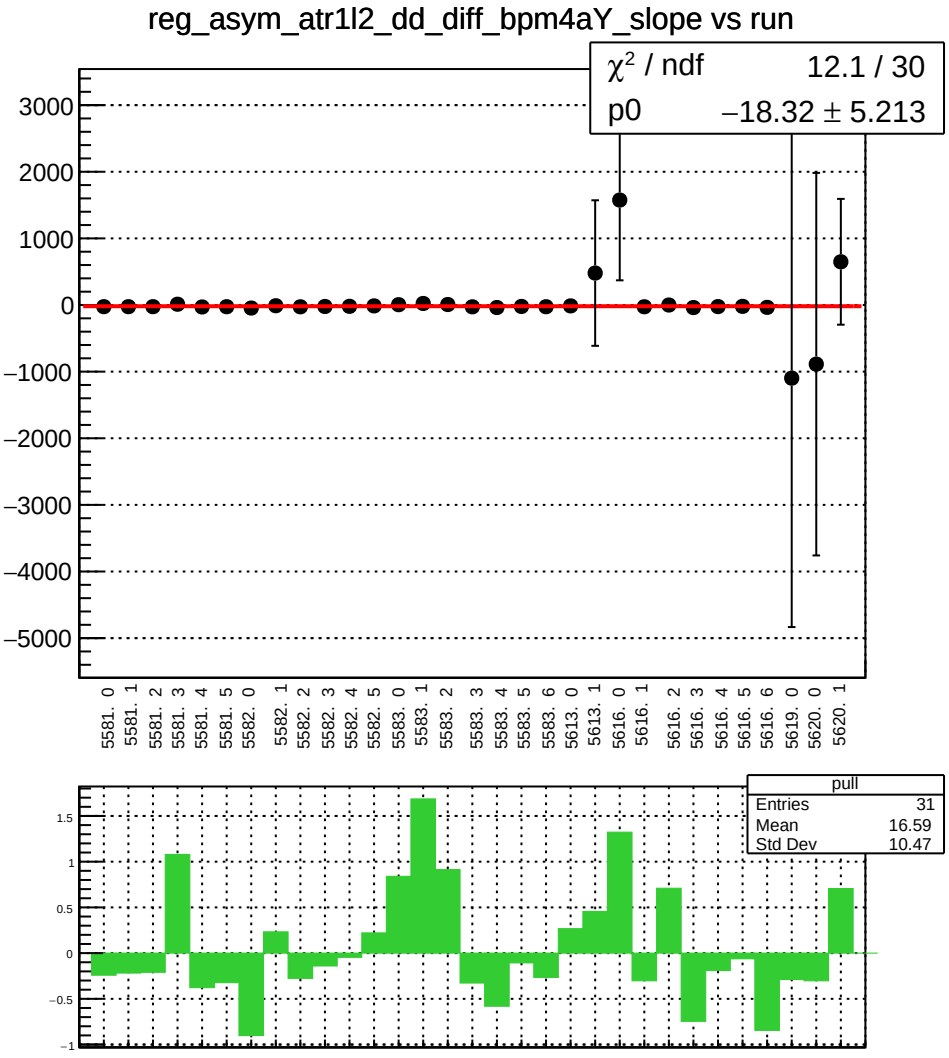
reg_asym_atr1l2_dd_diff_bpm4aY_slope vs run
χ² / ndf 12.1 / 30
p0 −18.32 ± 5.213
3000
2000
1000
0
−1000
−2000
−3000
−4000
−5000
5581. 0
5581. 1
5581. 2
5581. 3
5581. 4
5581. 5
5582. 0
5582. 1
5582. 2
5582. 3
5582. 4
5582. 5
5583. 0
5583. 1
5583. 2
5583. 3
5583. 4
5583. 5
5583. 6
5613. 0
5613. 1
5616. 0
5616. 1
5616. 2
5616. 3
5616. 4
5616. 5
5616. 6
5619. 0
5620. 0
5620. 1
pull
Entries 31
Mean 16.59
Std Dev 10.47
1.5
1
0.5
0
−0.5
−1


pull1D
Entries 31
Mean 0.05413
Std Dev 0.6223
16
14
12
10
8
6
4
2
0
−8
−6
−4
−2
0
2
4
6
8

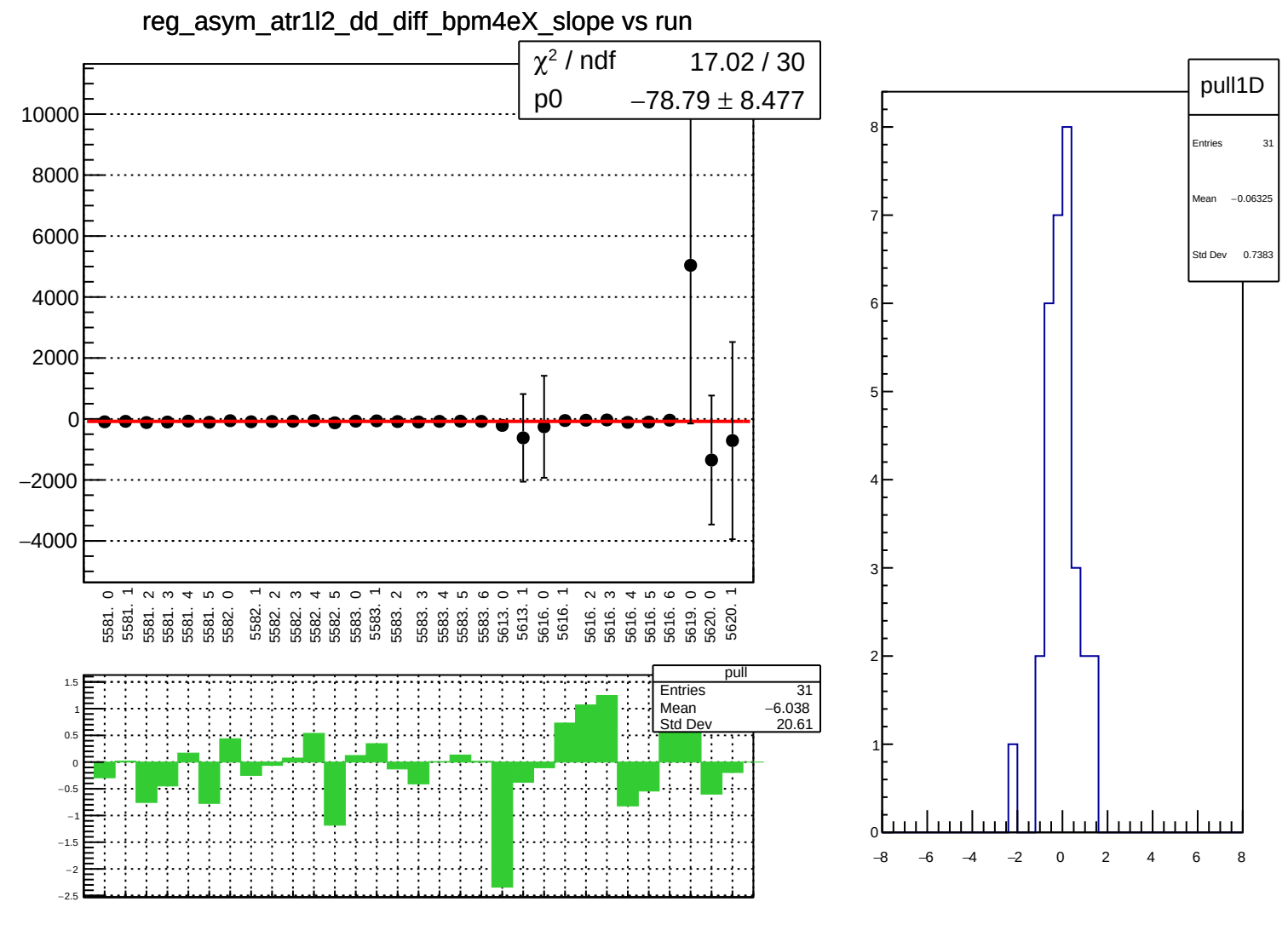
reg_asym_atr1l2_dd_diff_bpm4eX_slope vs run
χ² / ndf 17.02 / 30
p0 −78.79 ± 8.477
10000
8000
6000
4000
2000
0
−2000
−4000
5581. 0
5581. 1
5581. 2
5581. 3
5581. 4
5581. 5
5582. 0
5582. 1
5582. 2
5582. 3
5582. 4
5582. 5
5583. 0
5583. 1
5583. 2
5583. 3
5583. 4
5583. 5
5583. 6
5613. 0
5613. 1
5616. 0
5616. 1
5616. 2
5616. 3
5616. 4
5616. 5
5616. 6
5619. 0
5620. 0
5620. 1
pull
Entries 31
Mean −6.038
Std Dev 20.61
1.5
1
0.5
0
−0.5
−1
−1.5
−2
−2.5
pull1D
Entries 31
Mean −0.06325
Std Dev 0.7383
8
7
6
5
4
3
2
1
0
−8
−6
−4
−2
0
2
4
6
8

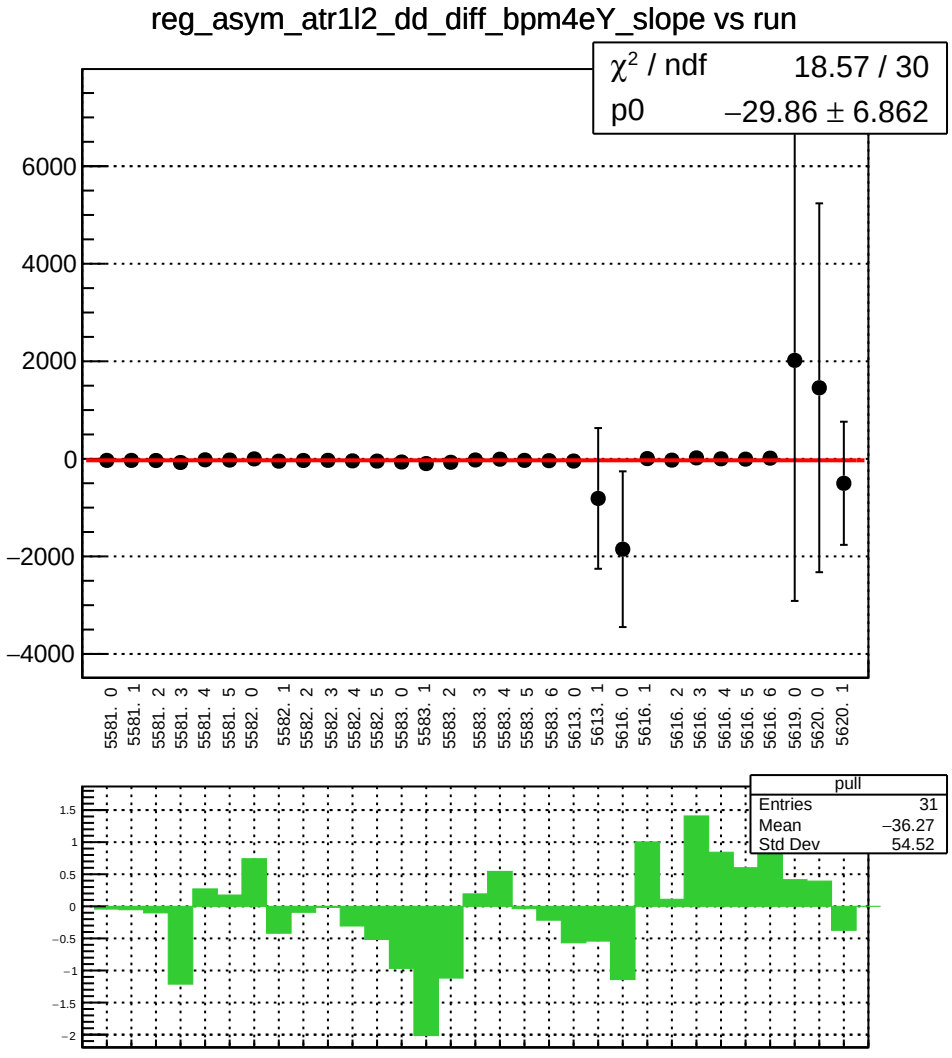
reg_asym_atr1l2_dd_diff_bpm4eY_slope vs run
χ² / ndf 18.57 / 30
p0 −29.86 ± 6.862
6000
4000
2000
0
−2000
−4000
5581. 0
5581. 1
5581. 2
5581. 3
5581. 4
5581. 5
5582. 0
5582. 1
5582. 2
5582. 3
5582. 4
5582. 5
5583. 0
5583. 1
5583. 2
5583. 3
5583. 4
5583. 5
5583. 6
5613. 0
5613. 1
5616. 0
5616. 1
5616. 2
5616. 3
5616. 4
5616. 5
5616. 6
5619. 0
5620. 0
5620. 1
pull
Entries 31
Mean −36.27
Std Dev 54.52
1.5
1
0.5
0
−0.5
−1
−1.5
−2

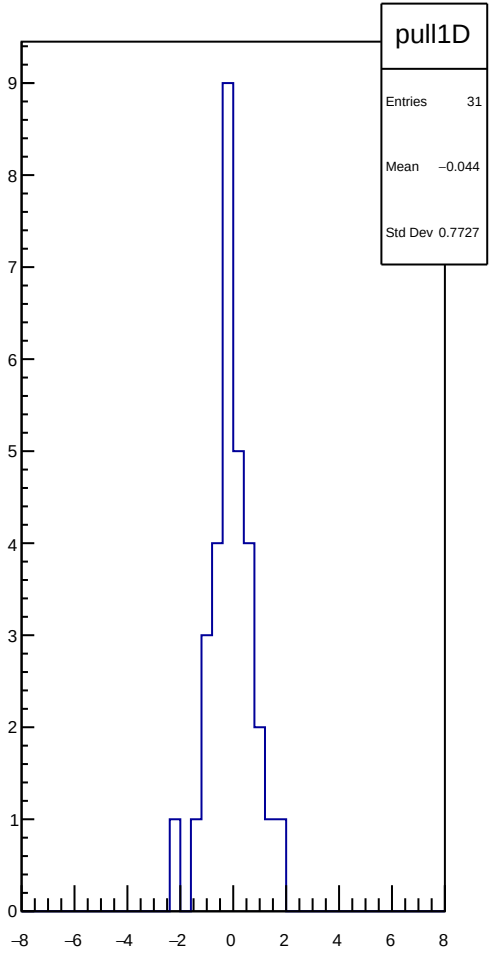
pull1D
Entries 31
Mean −0.044
Std Dev 0.7727
9
8
7
6
5
4
3
2
1
0
−8
−6
−4
−2
0
2
4
6
8

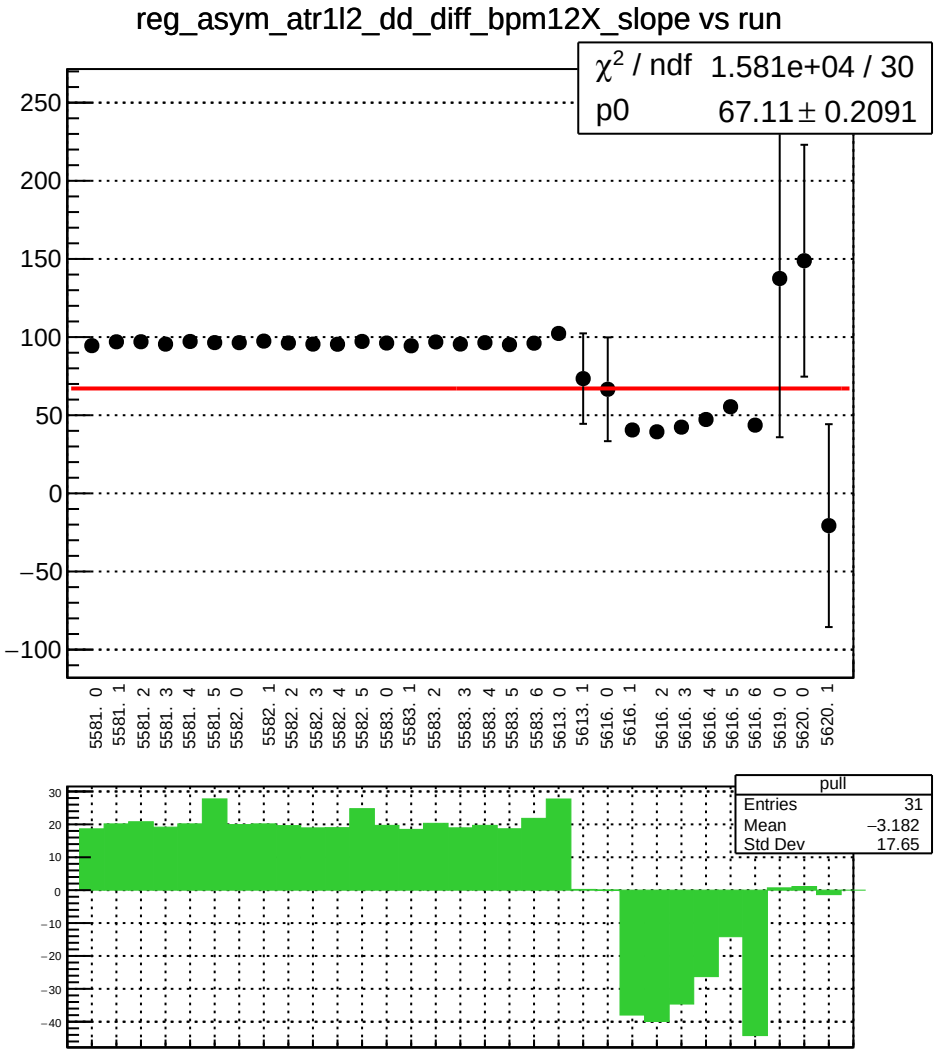
reg_asym_atr1l2_dd_diff_bpm12X_slope vs run
χ² / ndf 1.581e+04 / 30
p0 67.11 ± 0.2091
250
200
150
100
50
0
−50
−100
5581. 0
5581. 1
5581. 2
5581. 3
5581. 4
5581. 5
5582. 0
5582. 1
5582. 2
5582. 3
5582. 4
5582. 5
5583. 0
5583. 1
5583. 2
5583. 3
5583. 4
5583. 5
5583. 6
5613. 0
5613. 1
5616. 0
5616. 1
5616. 2
5616. 3
5616. 4
5616. 5
5616. 6
5619. 0
5620. 0
5620. 1
pull
Entries 31
Mean −3.182
Std Dev 17.65
30
20
10
0
−10
−20
−30
−40

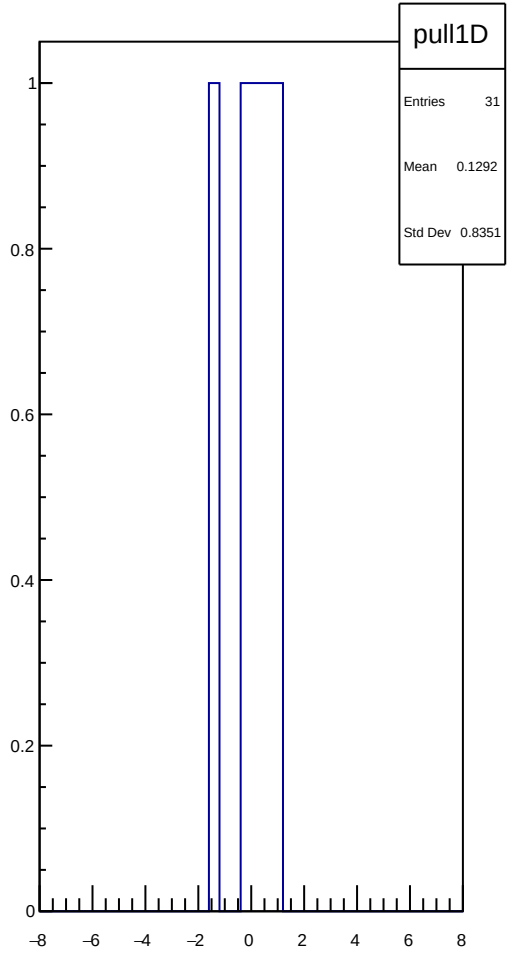
pull1D
Entries 31
Mean 0.1292
Std Dev 0.8351
1
0.8
0.6
0.4
0.2
0
−8
−6
−4
−2
0
2
4
6
8

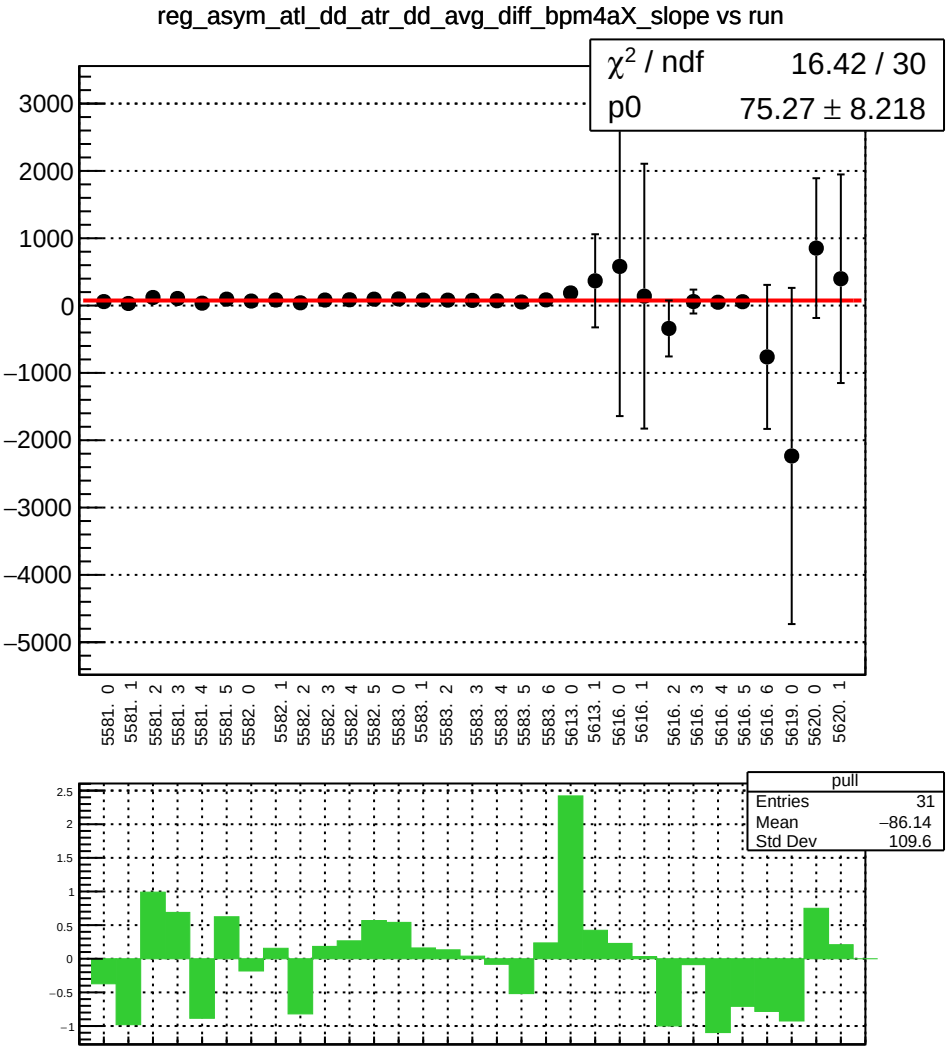
reg_asym_atl_dd_atr_dd_avg_diff_bpm4aX_slope vs run
χ2 / ndf 16.42 / 30
p0 75.27 ± 8.218
3000
2000
1000
0
−1000
−2000
−3000
−4000
−5000
5581. 0
5581. 1
5581. 2
5581. 3
5581. 4
5581. 5
5582. 0
5582. 1
5582. 2
5582. 3
5582. 4
5582. 5
5583. 0
5583. 1
5583. 2
5583. 3
5583. 4
5583. 5
5583. 6
5613. 0
5613. 1
5616. 0
5616. 1
5616. 2
5616. 3
5616. 4
5616. 5
5616. 6
5619. 0
5620. 0
5620. 1
pull
Entries 31
Mean −86.14
Std Dev 109.6
2.5
2
1.5
1
0.5
0
−0.5
−1

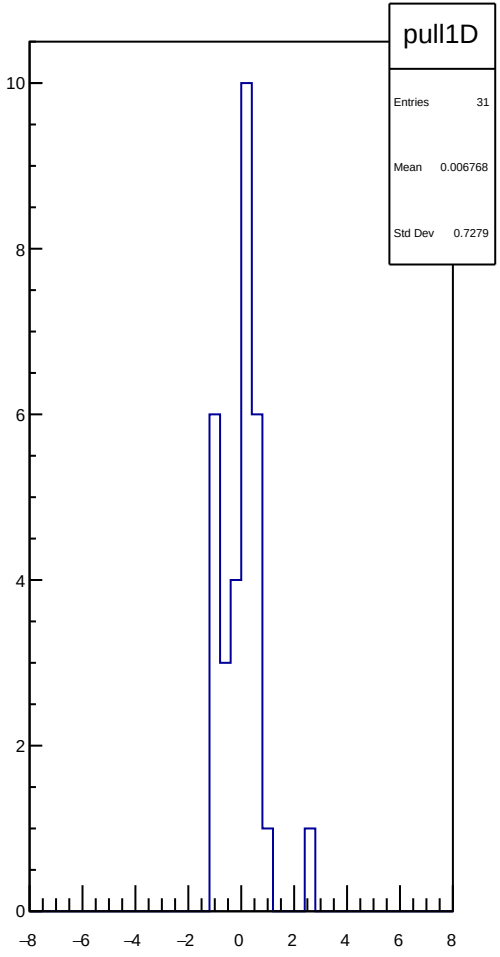
pull1D
Entries 31
Mean 0.006768
Std Dev 0.7279
10
8
6
4
2
0
−8
−6
−4
−2
0
2
4
6
8

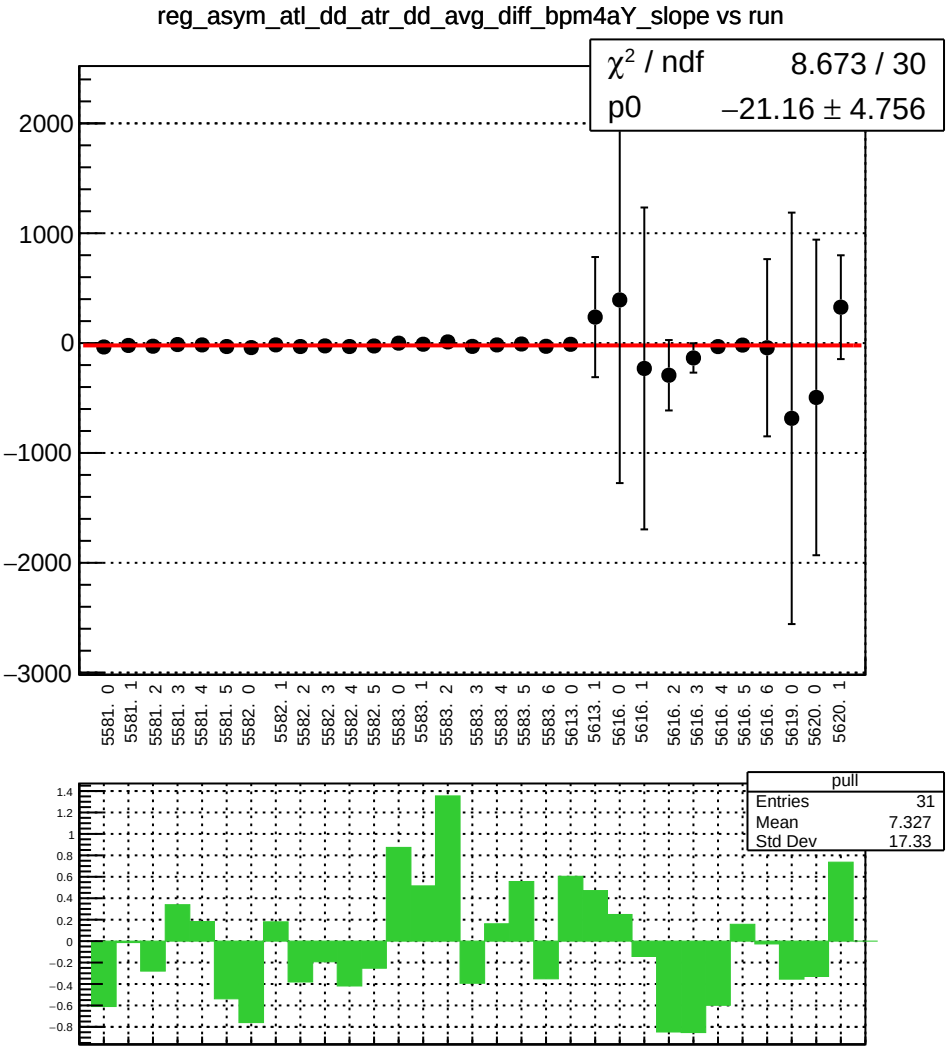
reg_asym_atl_dd_atr_dd_avg_diff_bpm4aY_slope vs run
χ² / ndf 8.673 / 30
p0 −21.16 ± 4.756
2000
1000
0
−1000
−2000
−3000
5581. 0
5581. 1
5581. 2
5581. 3
5581. 4
5581. 5
5582. 0
5582. 1
5582. 2
5582. 3
5582. 4
5582. 5
5583. 0
5583. 1
5583. 2
5583. 3
5583. 4
5583. 5
5583. 6
5613. 0
5613. 1
5616. 0
5616. 1
5616. 2
5616. 3
5616. 4
5616. 5
5616. 6
5619. 0
5620. 0
5620. 1
pull
Entries 31
Mean 7.327
Std Dev 17.33
1.4
1.2
1
0.8
0.6
0.4
0.2
0
−0.2
−0.4
−0.6
−0.8

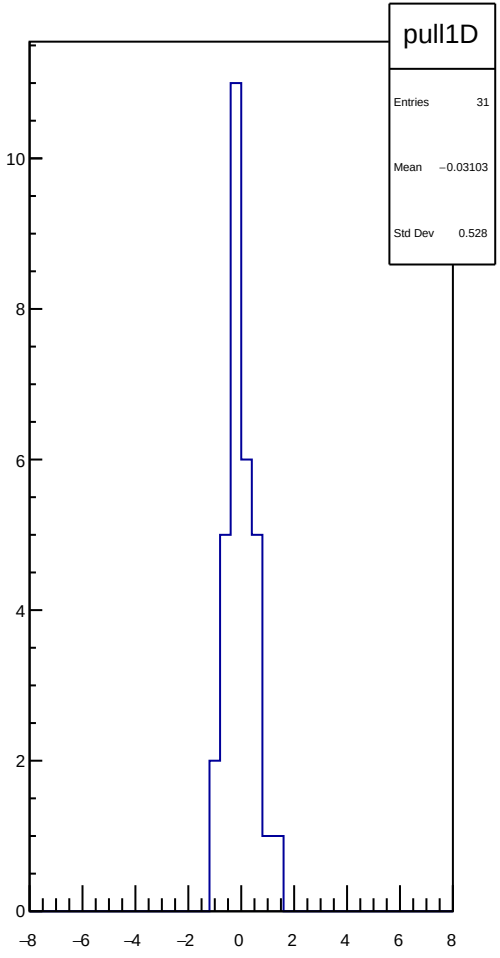
pull1D
Entries 31
Mean −0.03103
Std Dev 0.528
10
8
6
4
2
0
−8
−6
−4
−2
0
2
4
6
8

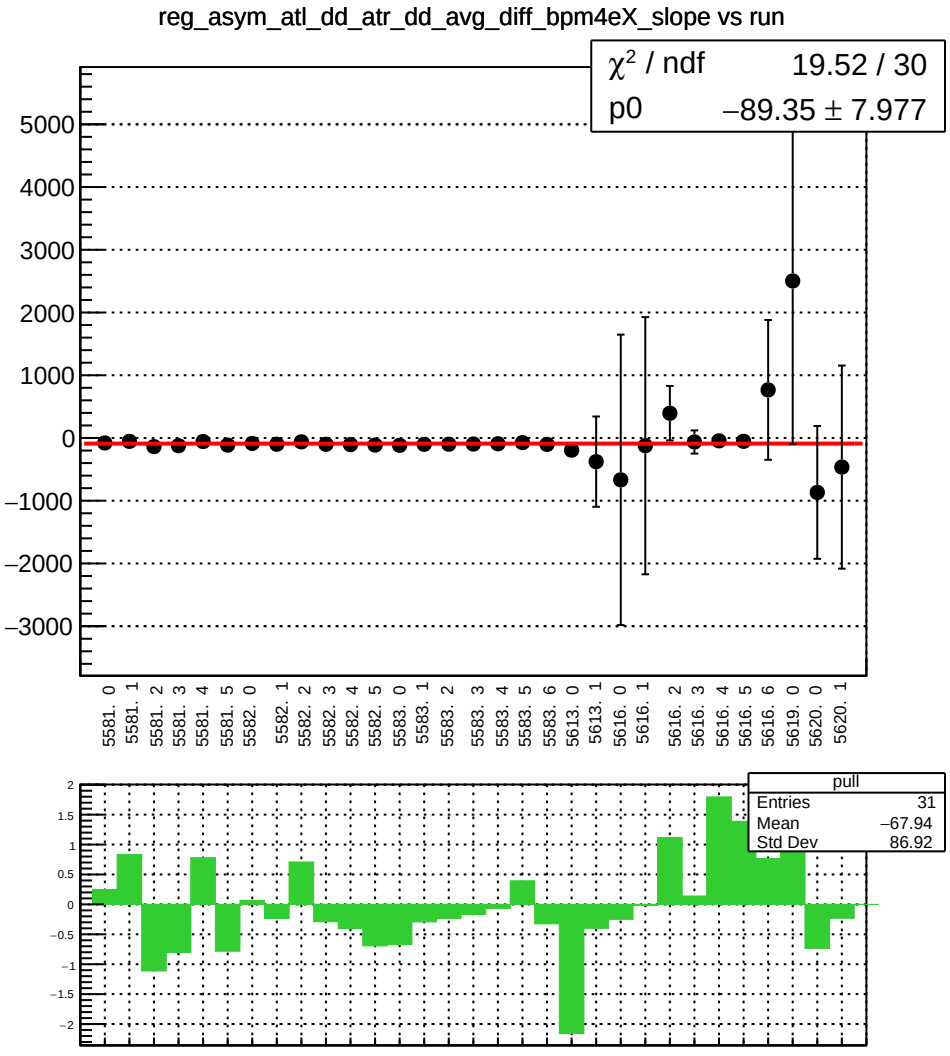
reg_asym_atl_dd_atr_dd_avg_diff_bpm4eX_slope vs run
χ² / ndf 19.52 / 30
p0 −89.35 ± 7.977
5000
4000
3000
2000
1000
0
−1000
−2000
−3000
5581. 0
5581. 1
5581. 2
5581. 3
5581. 4
5581. 5
5582. 0
5582. 1
5582. 2
5582. 3
5582. 4
5582. 5
5583. 0
5583. 1
5583. 2
5583. 3
5583. 4
5583. 5
5583. 6
5613. 0
5613. 1
5616. 0
5616. 1
5616. 2
5616. 3
5616. 4
5616. 5
5616. 6
5619. 0
5620. 0
5620. 1
pull
Entries 31
Mean −67.94
Std Dev 86.92
2
1.5
1
0.5
0
−0.5
−1
−1.5
−2

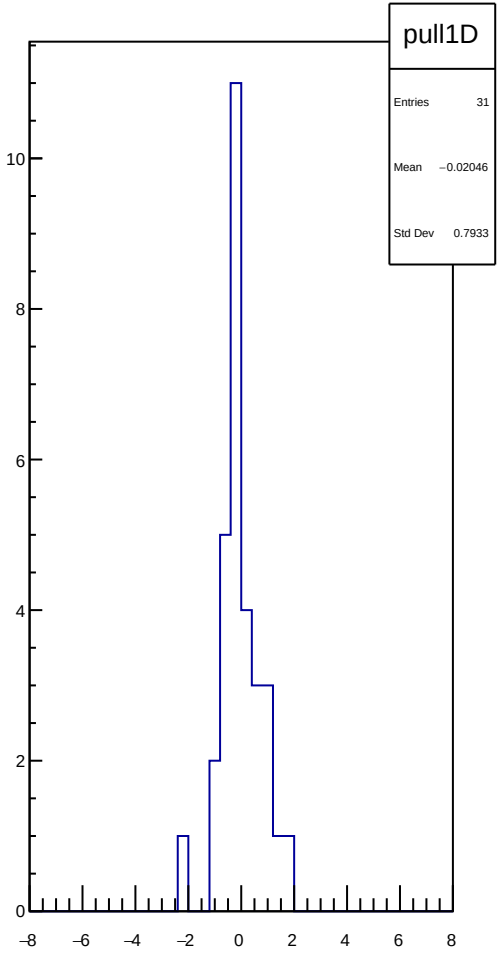
pull1D
Entries 31
Mean −0.02046
Std Dev 0.7933
10
8
6
4
2
0
−8
−6
−4
−2
0
2
4
6
8

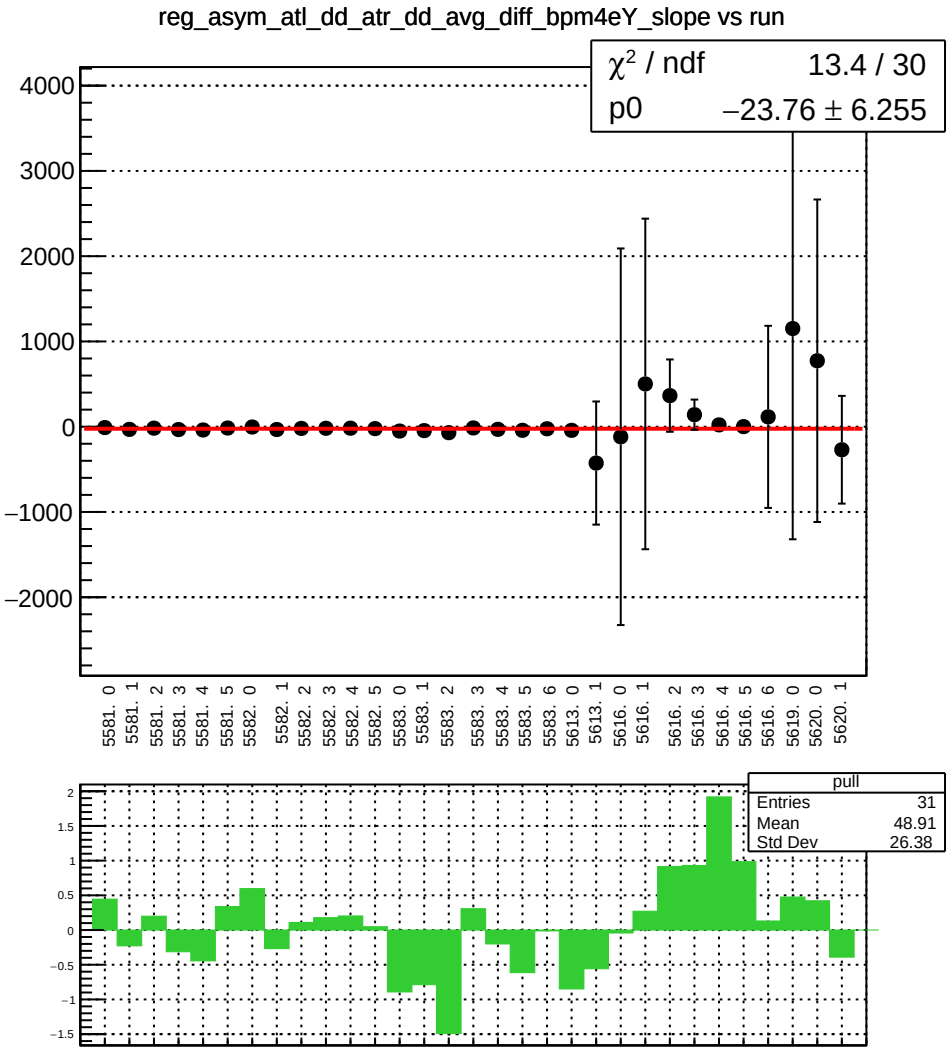
reg_asym_atl_dd_atr_dd_avg_diff_bpm4eY_slope vs run
χ² / ndf 13.4 / 30
p0 −23.76 ± 6.255
4000
3000
2000
1000
0
−1000
−2000
5581. 0
5581. 1
5581. 2
5581. 3
5581. 4
5581. 5
5582. 0
5582. 1
5582. 2
5582. 3
5582. 4
5582. 5
5583. 0
5583. 1
5583. 2
5583. 3
5583. 4
5583. 5
5583. 6
5613. 0
5613. 1
5616. 0
5616. 1
5616. 2
5616. 3
5616. 4
5616. 5
5616. 6
5619. 0
5620. 0
5620. 1
pull
Entries 31
Mean 48.91
Std Dev 26.38
2
1.5
1
0.5
0
−0.5
−1
−1.5

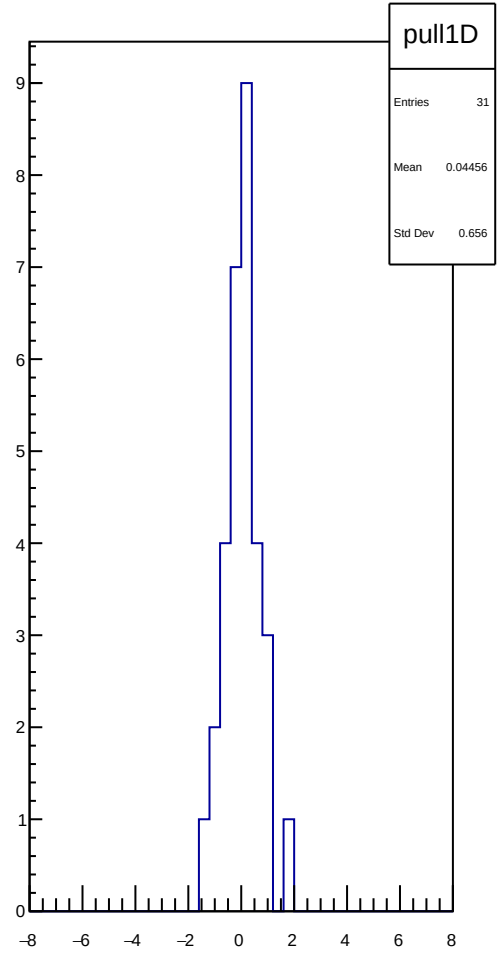
pull1D
Entries 31
Mean 0.04456
Std Dev 0.656
9
8
7
6
5
4
3
2
1
0
−8
−6
−4
−2
0
2
4
6
8

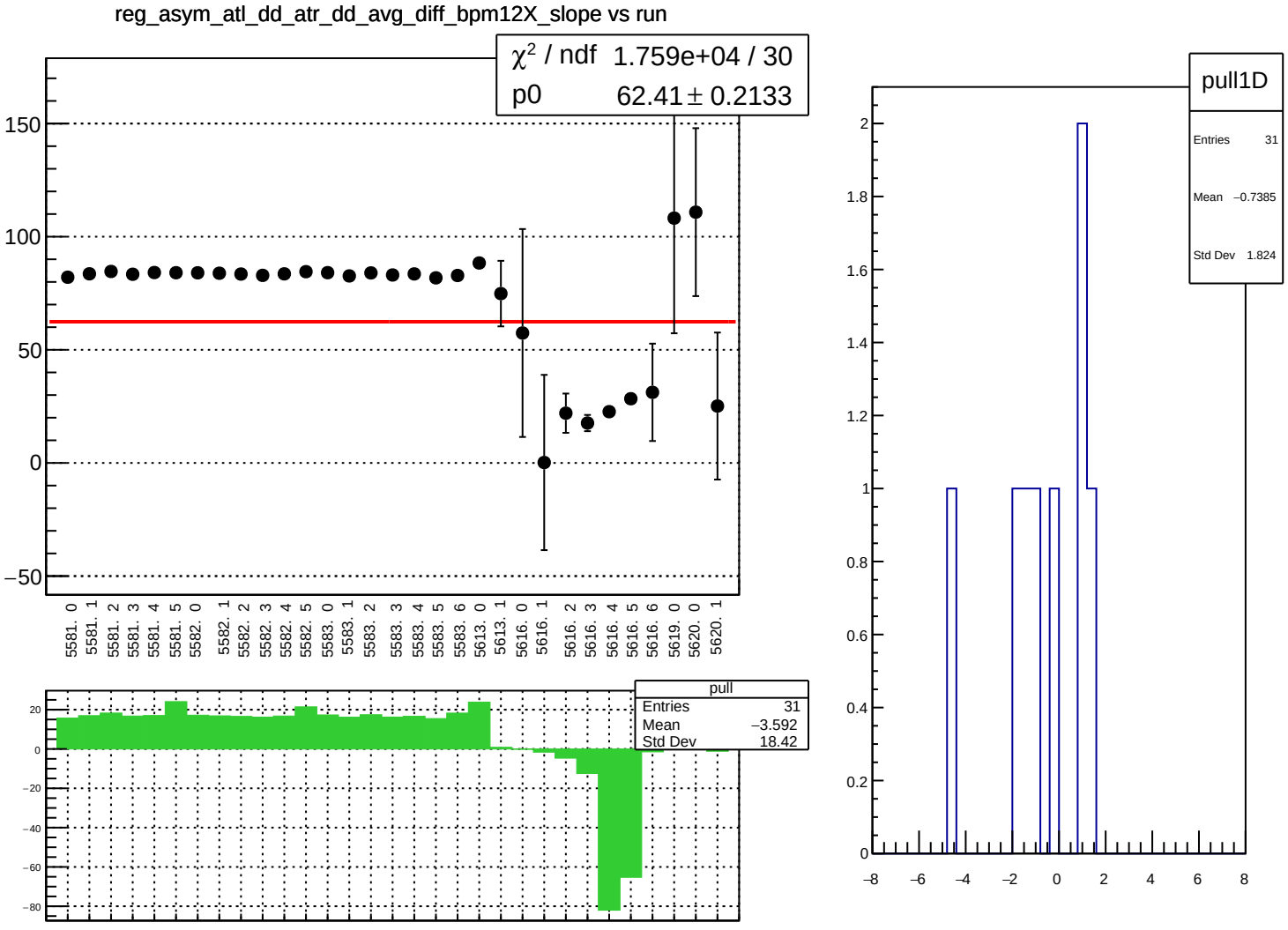
reg_asym_atl_dd_atr_dd_avg_diff_bpm12X_slope vs run
χ² / ndf 1.759e+04 / 30
p0 62.41 ± 0.2133
150
100
50
0
−50
5581. 0
5581. 1
5581. 2
5581. 3
5581. 4
5581. 5
5582. 0
5582. 1
5582. 2
5582. 3
5582. 4
5582. 5
5583. 0
5583. 1
5583. 2
5583. 3
5583. 4
5583. 5
5583. 6
5613. 0
5613. 1
5616. 0
5616. 1
5616. 2
5616. 3
5616. 4
5616. 5
5616. 6
5619. 0
5620. 0
5620. 1
pull
Entries 31
Mean −3.592
Std Dev 18.42
20
0
−20
−40
−60
−80
pull1D
Entries 31
Mean −0.7385
Std Dev 1.824
2
1.8
1.6
1.4
1.2
1
0.8
0.6
0.4
0.2
0
−8
−6
−4
−2
0
2
4
6
8

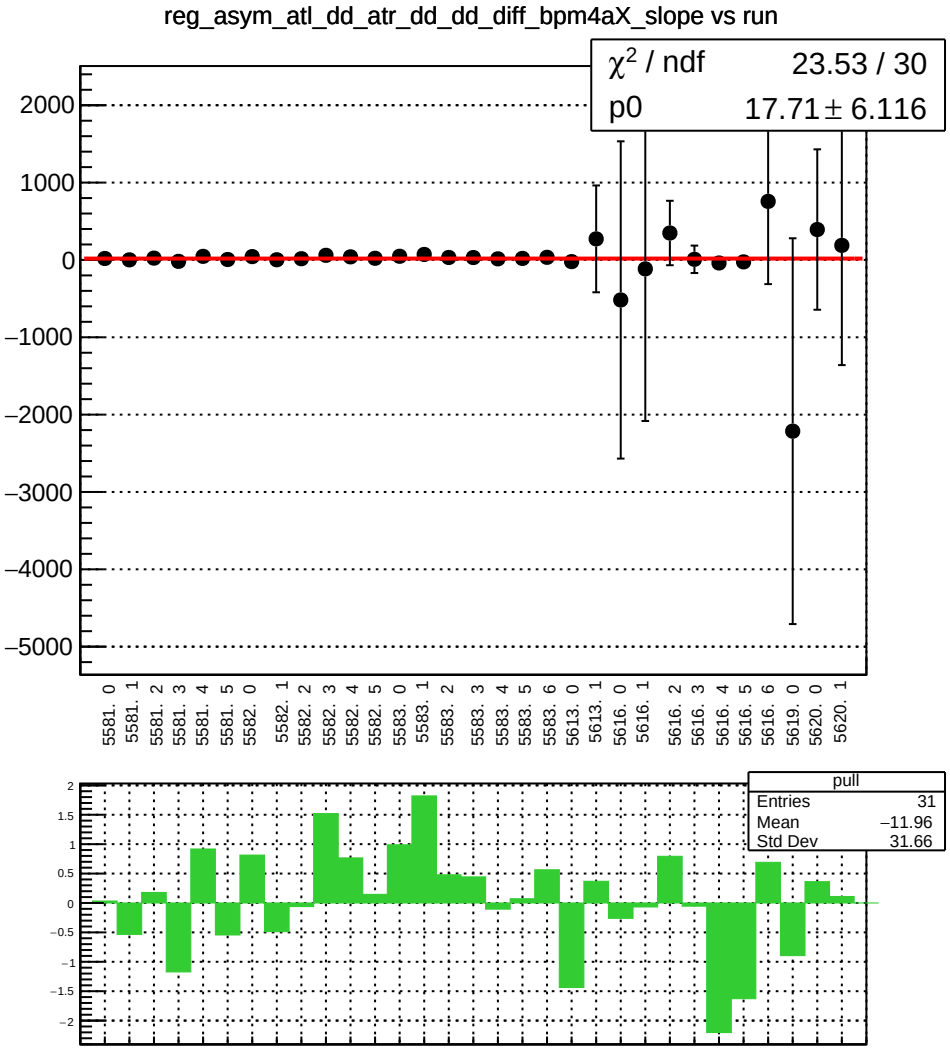
reg_asym_atl_dd_atr_dd_dd_diff_bpm4aX_slope vs run
χ2 / ndf 23.53 / 30
p0 17.71 ± 6.116
2000
1000
0
−1000
−2000
−3000
−4000
−5000
5581. 0
5581. 1
5581. 2
5581. 3
5581. 4
5581. 5
5582. 0
5582. 1
5582. 2
5582. 3
5582. 4
5582. 5
5583. 0
5583. 1
5583. 2
5583. 3
5583. 4
5583. 5
5583. 6
5613. 0
5613. 1
5616. 0
5616. 1
5616. 2
5616. 3
5616. 4
5616. 5
5616. 6
5619. 0
5620. 0
5620. 1
pull
Entries 31
Mean −11.96
Std Dev 31.66

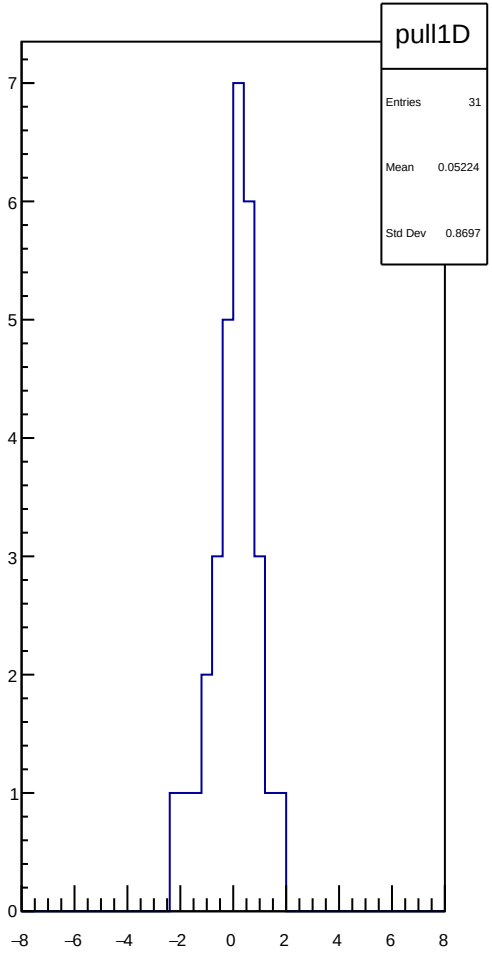
pull1D
Entries 31
Mean 0.05224
Std Dev 0.8697

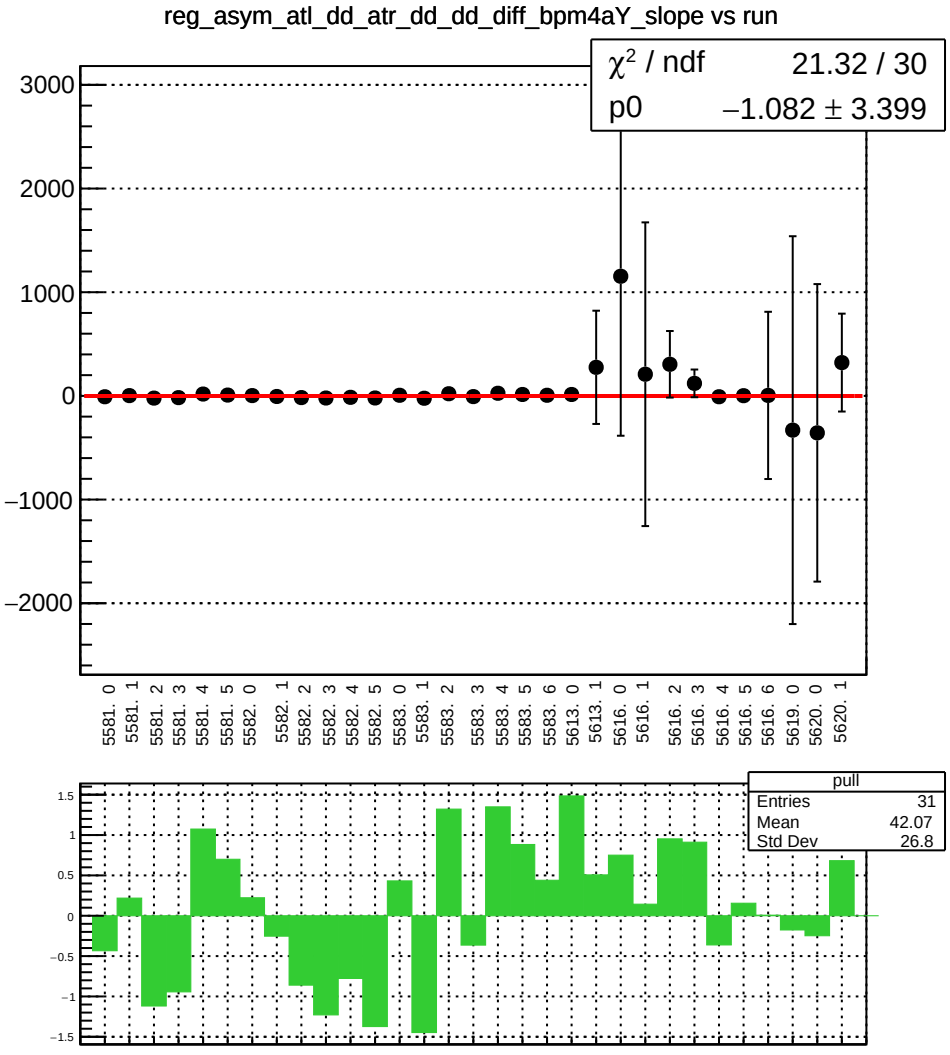
reg_asym_atl_dd_atr_dd_dd_diff_bpm4aY_slope vs run
χ² / ndf 21.32 / 30
p0 −1.082 ± 3.399
3000
2000
1000
0
−1000
−2000
5581. 0
5581. 1
5581. 2
5581. 3
5581. 4
5581. 5
5582. 0
5582. 1
5582. 2
5582. 3
5582. 4
5582. 5
5583. 0
5583. 1
5583. 2
5583. 3
5583. 4
5583. 5
5583. 6
5613. 0
5613. 1
5616. 0
5616. 1
5616. 2
5616. 3
5616. 4
5616. 5
5616. 6
5619. 0
5620. 0
5620. 1
pull
Entries 31
Mean 42.07
Std Dev 26.8
1.5
1
0.5
0
−0.5
−1
−1.5

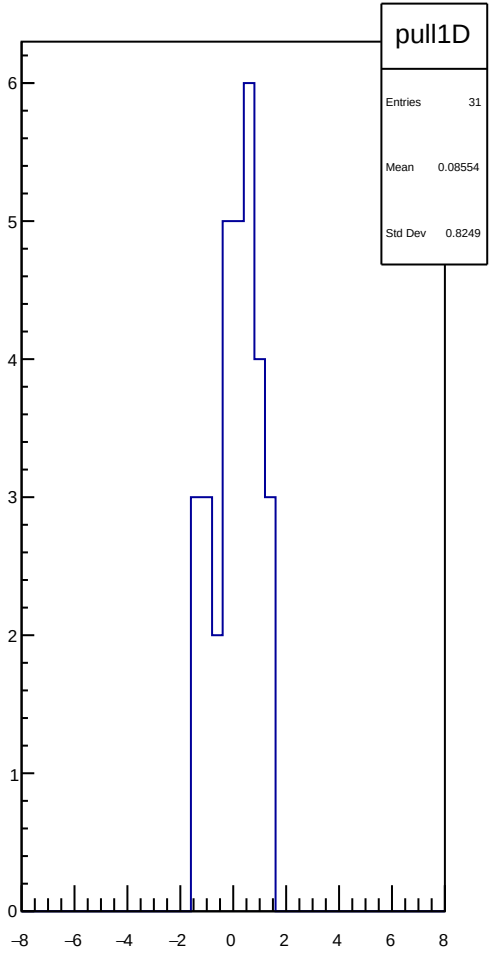
pull1D
Entries 31
Mean 0.08554
Std Dev 0.8249
6
5
4
3
2
1
0
−8
−6
−4
−2
0
2
4
6
8

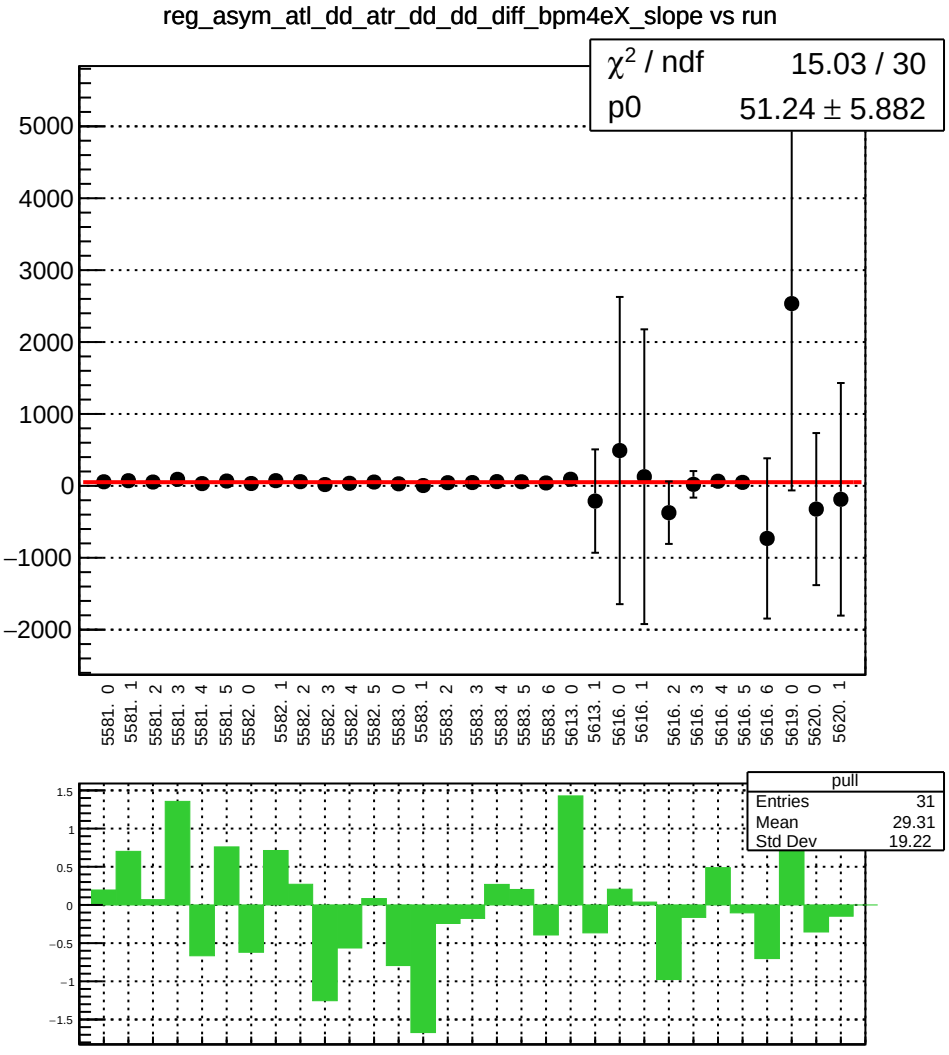
reg_asym_atl_dd_atr_dd_dd_diff_bpm4eX_slope vs run
χ2 / ndf 15.03 / 30
p0 51.24 ± 5.882
5000
4000
3000
2000
1000
0
−1000
−2000
5581. 0
5581. 1
5581. 2
5581. 3
5581. 4
5581. 5
5582. 0
5582. 1
5582. 2
5582. 3
5582. 4
5582. 5
5583. 0
5583. 1
5583. 2
5583. 3
5583. 4
5583. 5
5583. 6
5613. 0
5613. 1
5616. 0
5616. 1
5616. 2
5616. 3
5616. 4
5616. 5
5616. 6
5619. 0
5620. 0
5620. 1
pull
Entries 31
Mean 29.31
Std Dev 19.22
1.5
1
0.5
0
−0.5
−1
−1.5

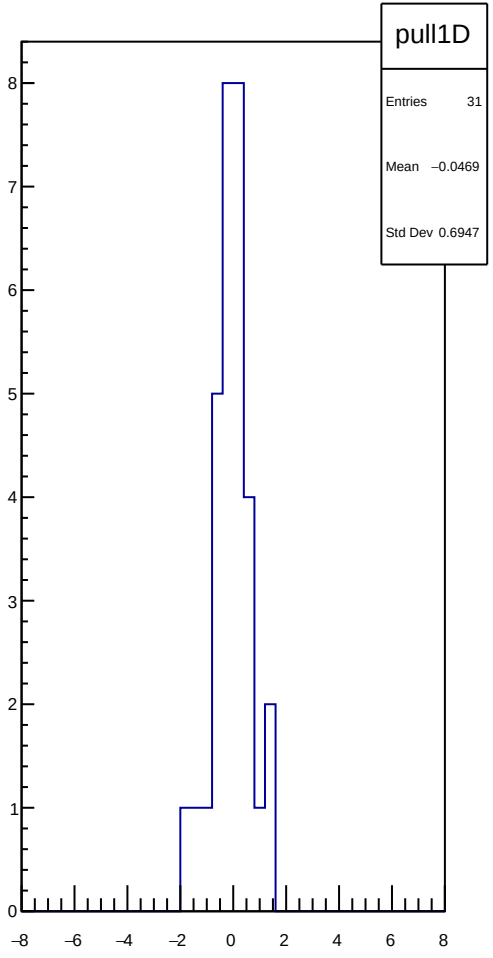
pull1D
Entries 31
Mean −0.0469
Std Dev 0.6947
8
7
6
5
4
3
2
1
0
−8
−6
−4
−2
0
2
4
6
8

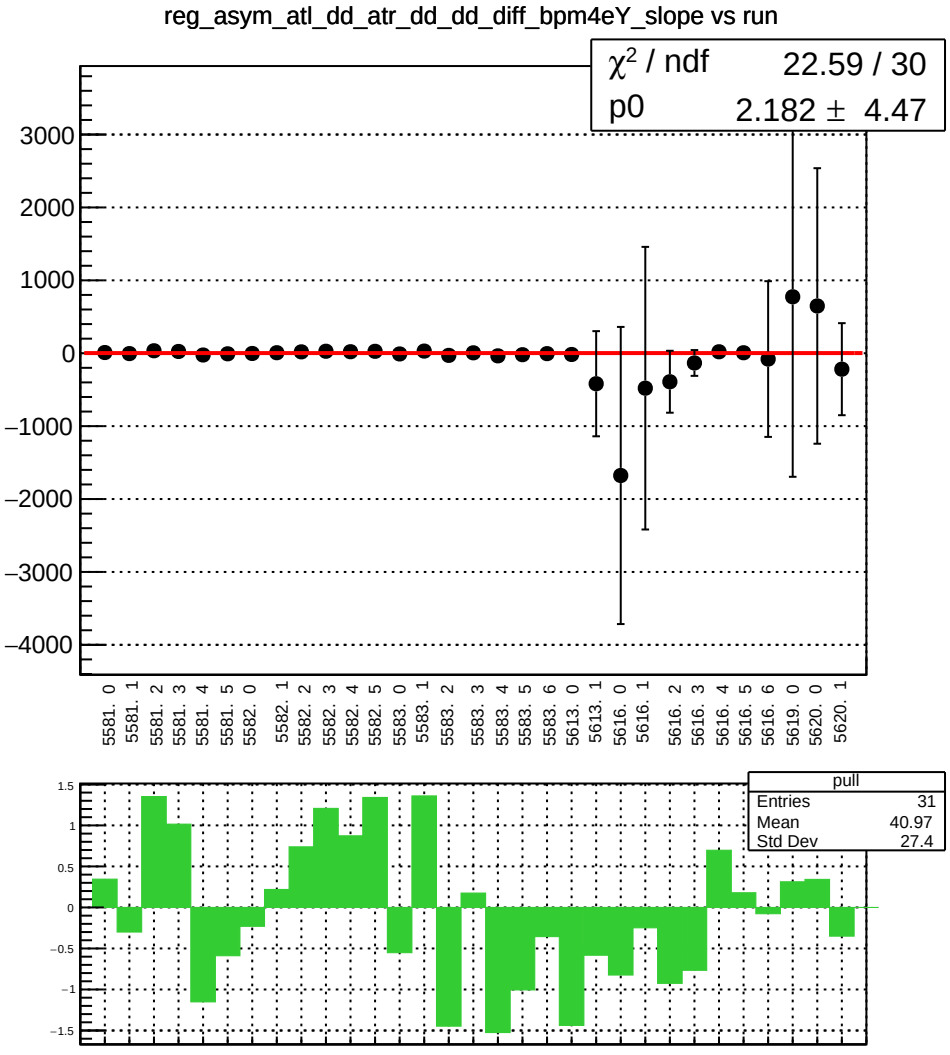
reg_asym_atl_dd_atr_dd_dd_diff_bpm4eY_slope vs run
χ2 / ndf 22.59 / 30
p0 2.182 ± 4.47
3000
2000
1000
0
−1000
−2000
−3000
−4000
5581. 0
5581. 1
5581. 2
5581. 3
5581. 4
5581. 5
5582. 0
5582. 1
5582. 2
5582. 3
5582. 4
5582. 5
5583. 0
5583. 1
5583. 2
5583. 3
5583. 4
5583. 5
5583. 6
5613. 0
5613. 1
5616. 0
5616. 1
5616. 2
5616. 3
5616. 4
5616. 5
5616. 6
5619. 0
5620. 0
5620. 1
pull
Entries 31
Mean 40.97
Std Dev 27.4
1.5
1
0.5
0
−0.5
−1
−1.5

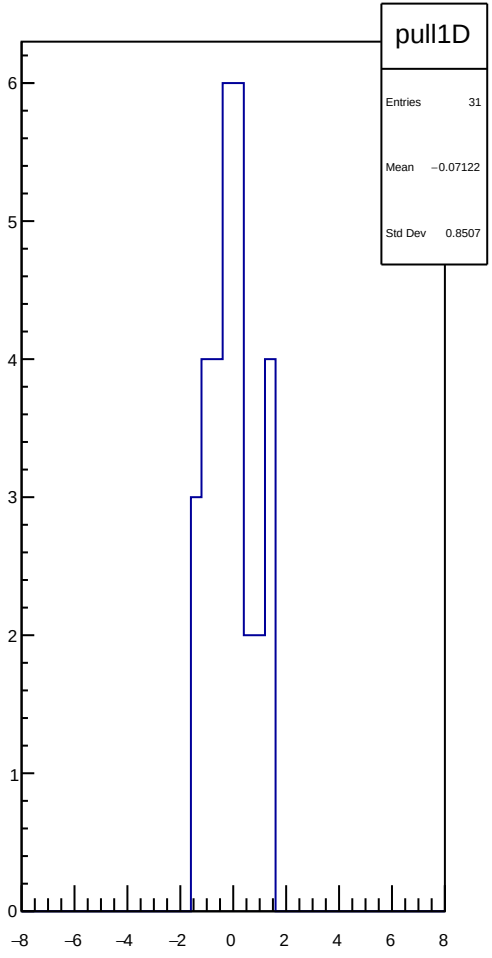
pull1D
Entries 31
Mean −0.07122
Std Dev 0.8507
6
5
4
3
2
1
0
−8
−6
−4
−2
0
2
4
6
8

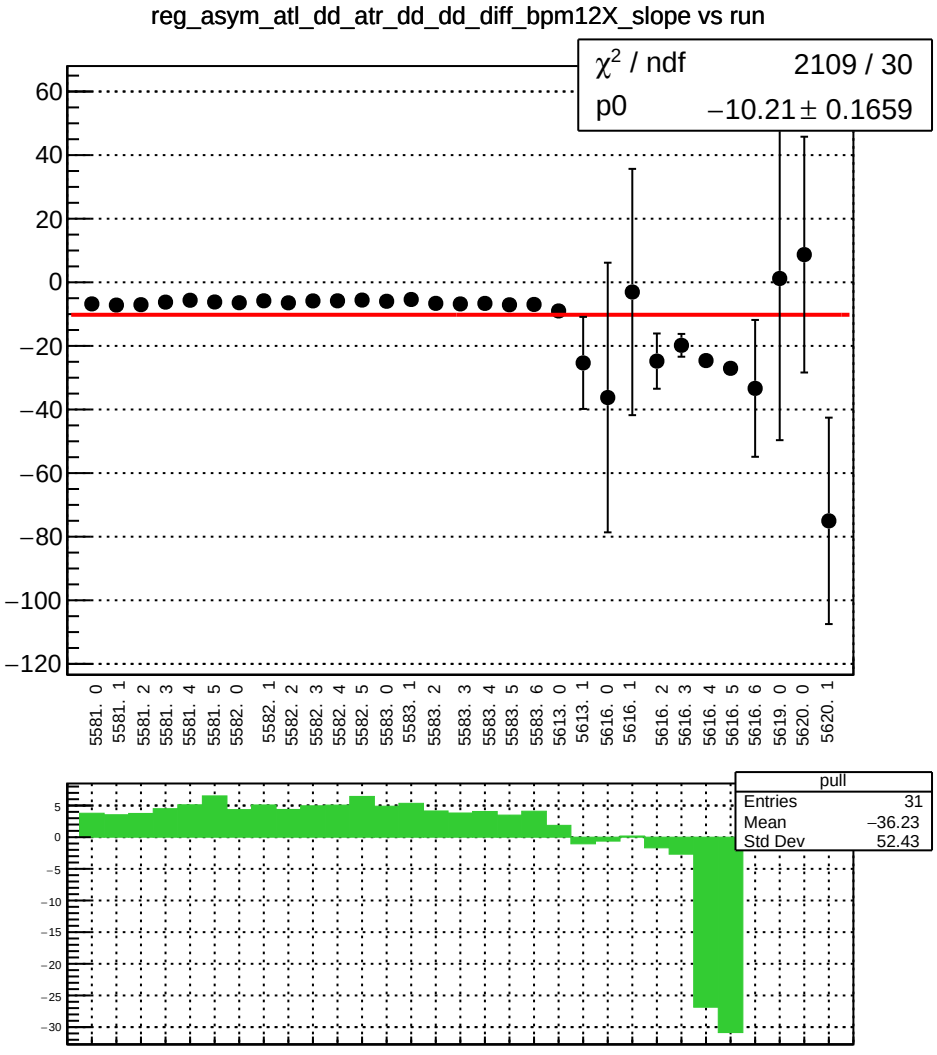
reg_asym_atl_dd_atr_dd_dd_diff_bpm12X_slope vs run
χ² / ndf 2109 / 30
p0 −10.21 ± 0.1659
60
40
20
0
−20
−40
−60
−80
−100
−120
5581. 0
5581. 1
5581. 2
5581. 3
5581. 4
5581. 5
5582. 0
5582. 1
5582. 2
5582. 3
5582. 4
5582. 5
5583. 0
5583. 1
5583. 2
5583. 3
5583. 4
5583. 5
5583. 6
5613. 0
5613. 1
5616. 0
5616. 1
5616. 2
5616. 3
5616. 4
5616. 5
5616. 6
5619. 0
5620. 0
5620. 1
pull
Entries 31
Mean −36.23
Std Dev 52.43
5
0
−5
−10
−15
−20
−25
−30

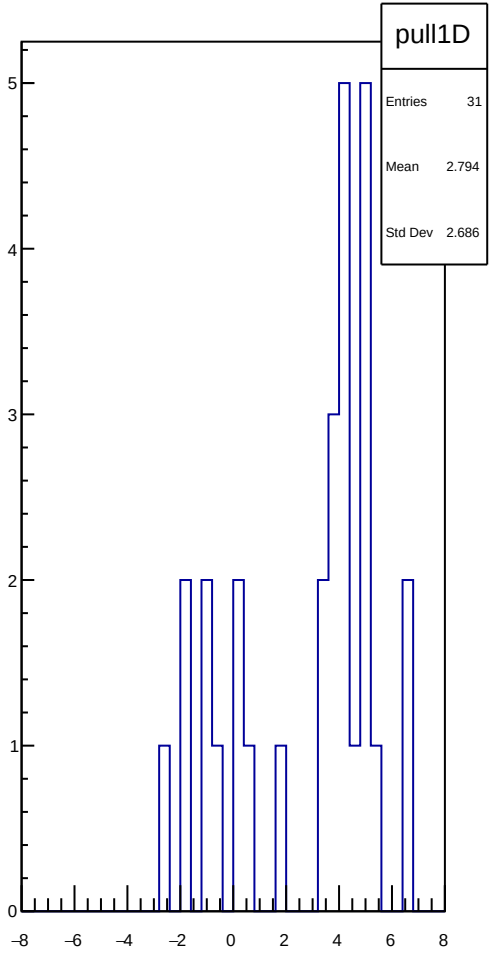
pull1D
Entries 31
Mean 2.794
Std Dev 2.686
5
4
3
2
1
0
−8
−6
−4
−2
0
2
4
6
8

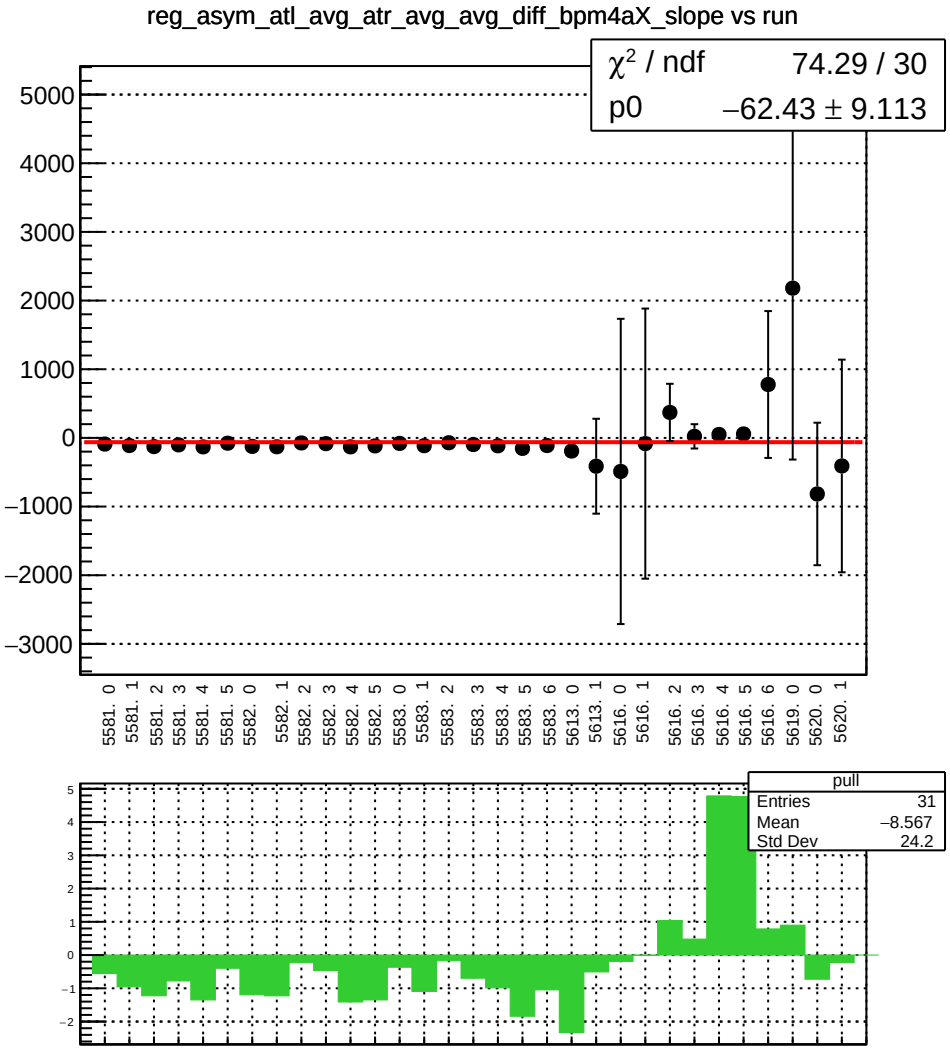
reg_asym_atl_avg_atr_avg_avg_diff_bpm4aX_slope vs run
χ² / ndf 74.29 / 30
p0 −62.43 ± 9.113
5000
4000
3000
2000
1000
0
−1000
−2000
−3000
5581. 0
5581. 1
5581. 2
5581. 3
5581. 4
5581. 5
5582. 0
5582. 1
5582. 2
5582. 3
5582. 4
5582. 5
5583. 0
5583. 1
5583. 2
5583. 3
5583. 4
5583. 5
5583. 6
5613. 0
5613. 1
5616. 0
5616. 1
5616. 2
5616. 3
5616. 4
5616. 5
5616. 6
5619. 0
5620. 0
5620. 1
pull
Entries 31
Mean −8.567
Std Dev 24.2

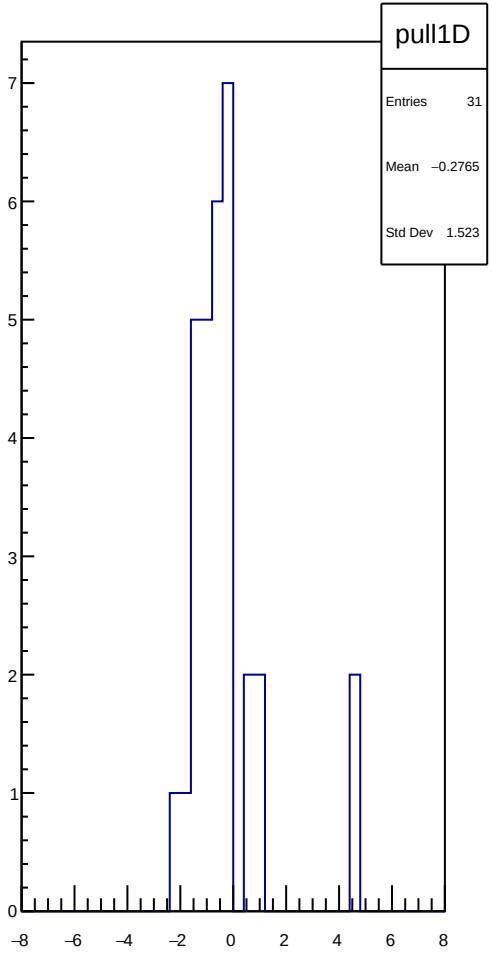
pull1D
Entries 31
Mean −0.2765
Std Dev 1.523

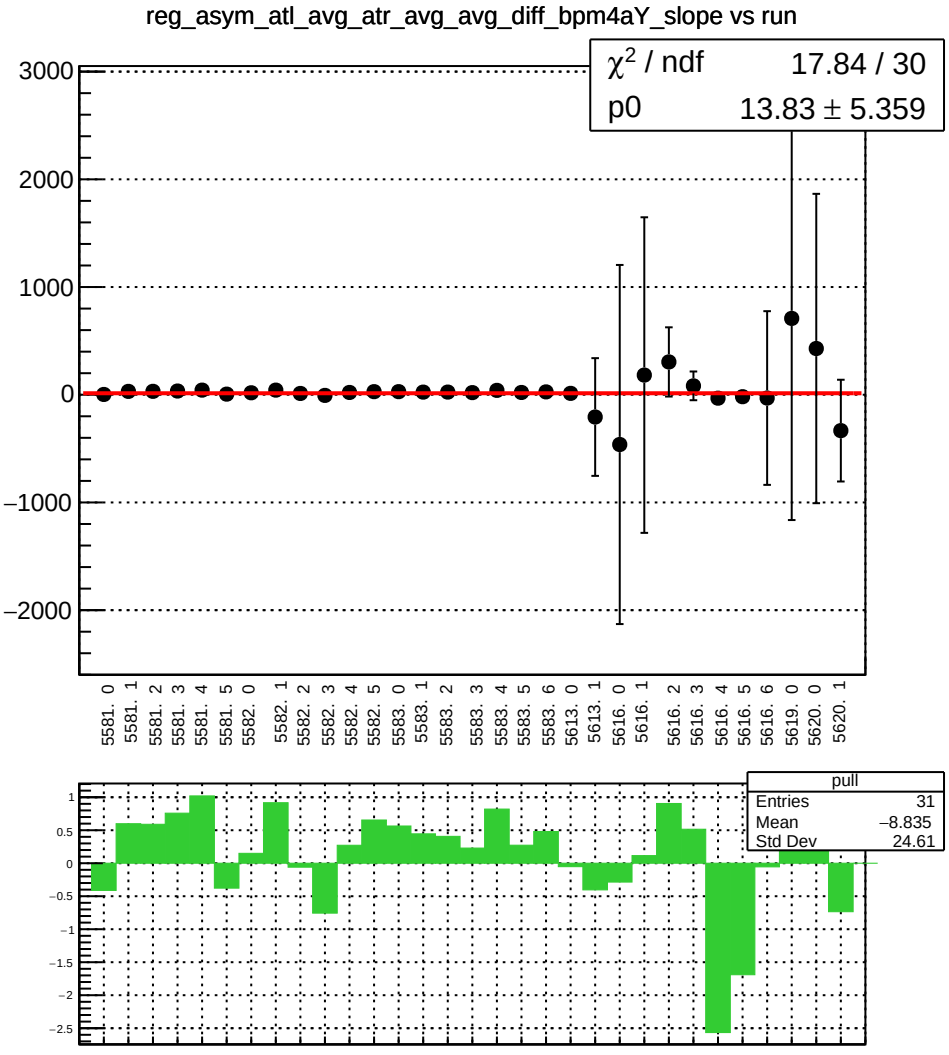
reg_asym_atl_avg_atr_avg_avg_diff_bpm4aY_slope vs run
χ² / ndf 17.84 / 30
p0 13.83 ± 5.359
3000
2000
1000
0
−1000
−2000
5581. 0
5581. 1
5581. 2
5581. 3
5581. 4
5581. 5
5582. 0
5582. 1
5582. 2
5582. 3
5582. 4
5582. 5
5583. 0
5583. 1
5583. 2
5583. 3
5583. 4
5583. 5
5583. 6
5613. 0
5613. 1
5616. 0
5616. 1
5616. 2
5616. 3
5616. 4
5616. 5
5616. 6
5619. 0
5620. 0
5620. 1
pull
Entries 31
Mean −8.835
Std Dev 24.61
1
0.5
0
−0.5
−1
−1.5
−2
−2.5

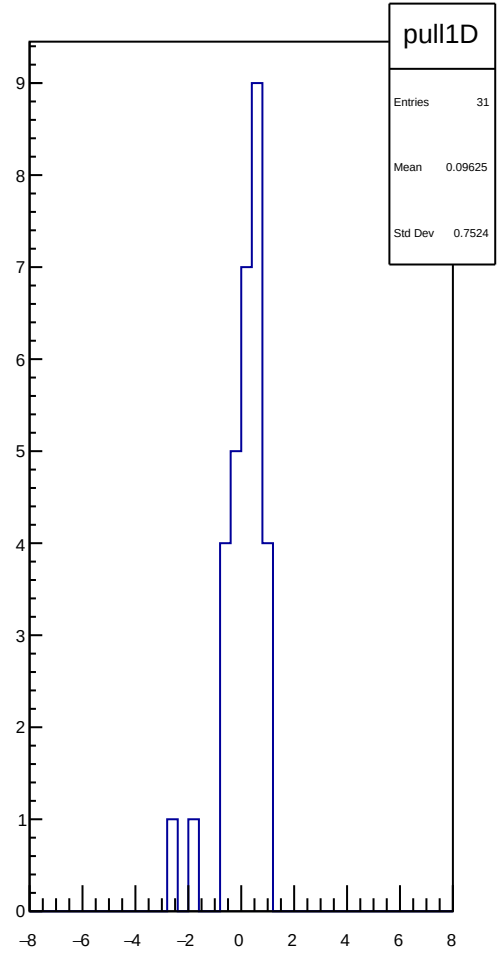
pull1D
Entries 31
Mean 0.09625
Std Dev 0.7524
9
8
7
6
5
4
3
2
1
0
−8
−6
−4
−2
0
2
4
6
8

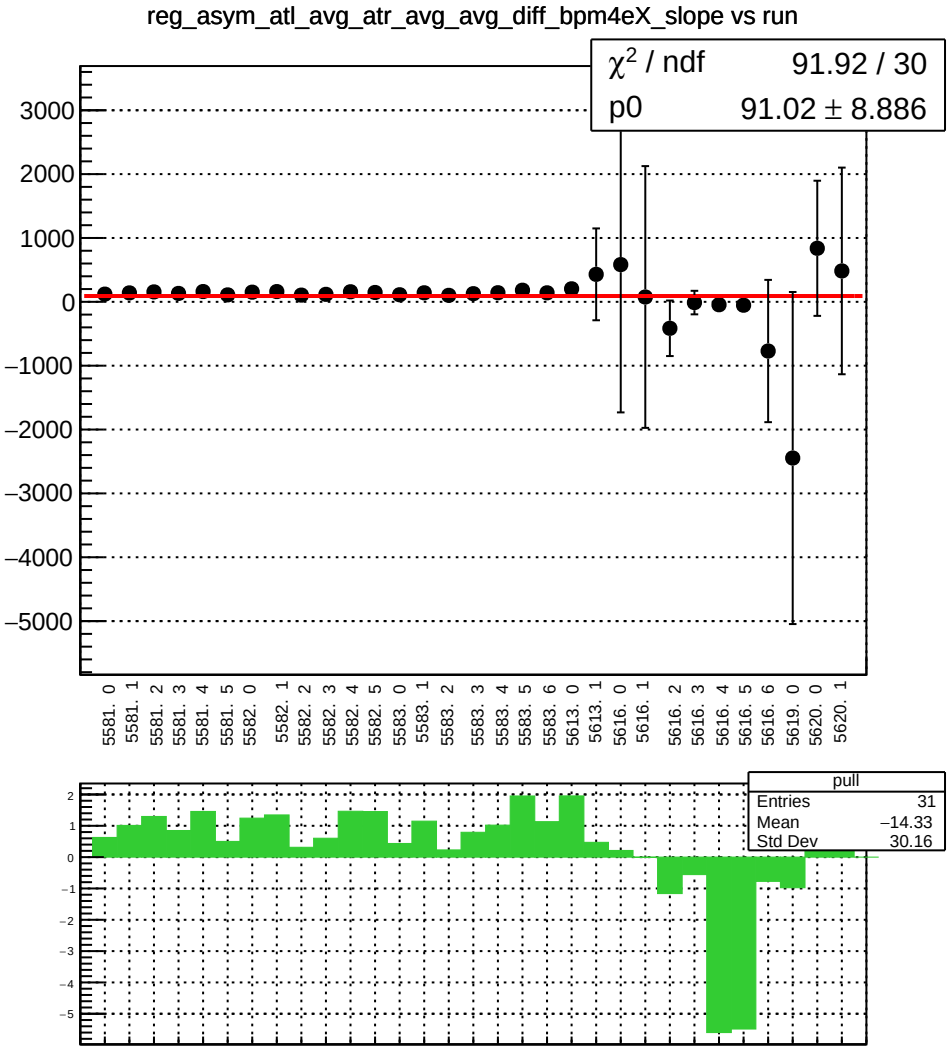
reg_asym_atl_avg_atr_avg_avg_diff_bpm4eX_slope vs run
χ² / ndf 91.92 / 30
p0 91.02 ± 8.886
3000
2000
1000
0
−1000
−2000
−3000
−4000
−5000
5581. 0
5581. 1
5581. 2
5581. 3
5581. 4
5581. 5
5582. 0
5582. 1
5582. 2
5582. 3
5582. 4
5582. 5
5583. 0
5583. 1
5583. 2
5583. 3
5583. 4
5583. 5
5583. 6
5613. 0
5613. 1
5616. 0
5616. 1
5616. 2
5616. 3
5616. 4
5616. 5
5616. 6
5619. 0
5620. 0
5620. 1
pull
Entries 31
Mean −14.33
Std Dev 30.16
2
1
0
−1
−2
−3
−4
−5

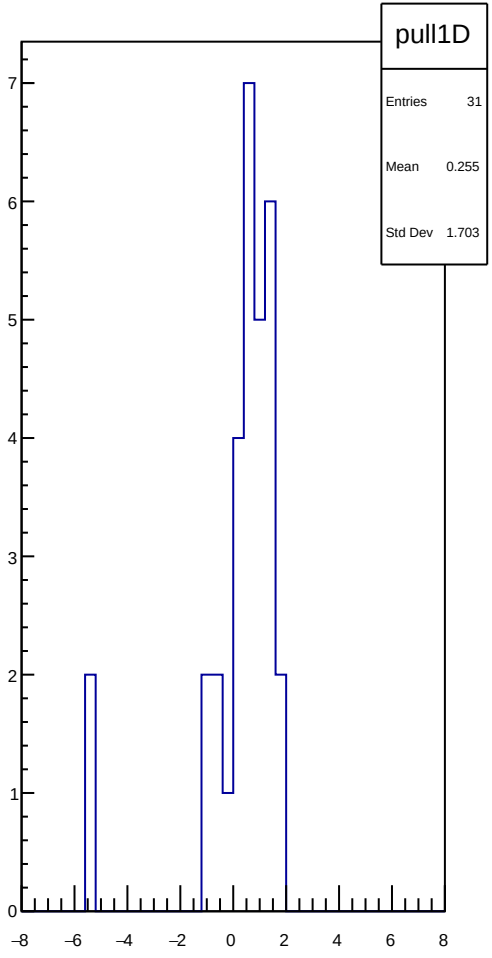
pull1D
Entries 31
Mean 0.255
Std Dev 1.703
7
6
5
4
3
2
1
0
−8
−6
−4
−2
0
2
4
6
8

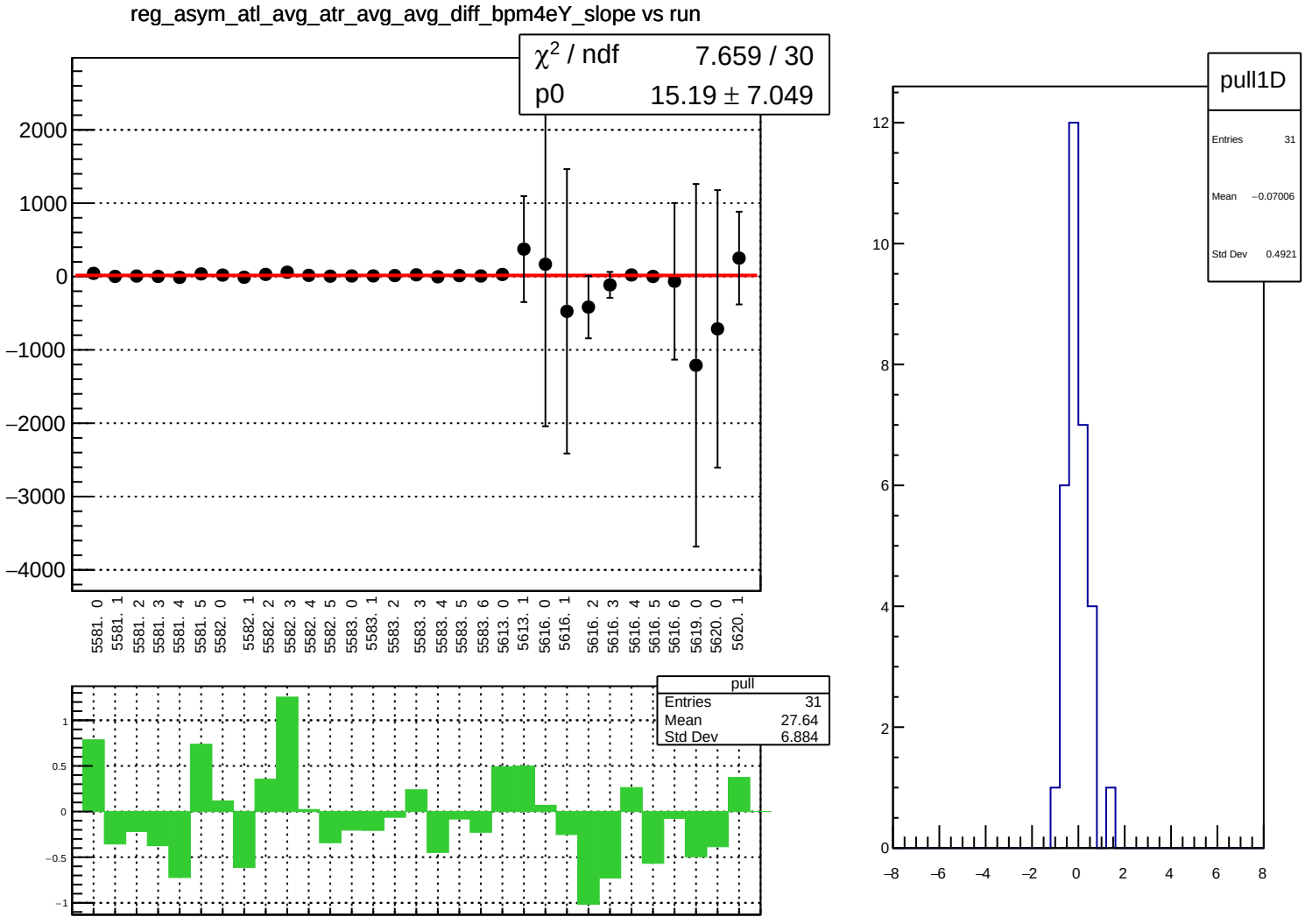
reg_asym_atl_avg_atr_avg_avg_diff_bpm4eY_slope vs run
χ2 / ndf 7.659 / 30
p0 15.19 ± 7.049
2000
1000
0
−1000
−2000
−3000
−4000
5581. 0
5581. 1
5581. 2
5581. 3
5581. 4
5581. 5
5582. 0
5582. 1
5582. 2
5582. 3
5582. 4
5582. 5
5583. 0
5583. 1
5583. 2
5583. 3
5583. 4
5583. 5
5583. 6
5613. 0
5613. 1
5616. 0
5616. 1
5616. 2
5616. 3
5616. 4
5616. 5
5616. 6
5619. 0
5620. 0
5620. 1
pull
Entries 31
Mean 27.64
Std Dev 6.884
1
0.5
0
−0.5
−1
pull1D
Entries 31
Mean −0.07006
Std Dev 0.4921
12
10
8
6
4
2
0
−8
−6
−4
−2
0
2
4
6
8

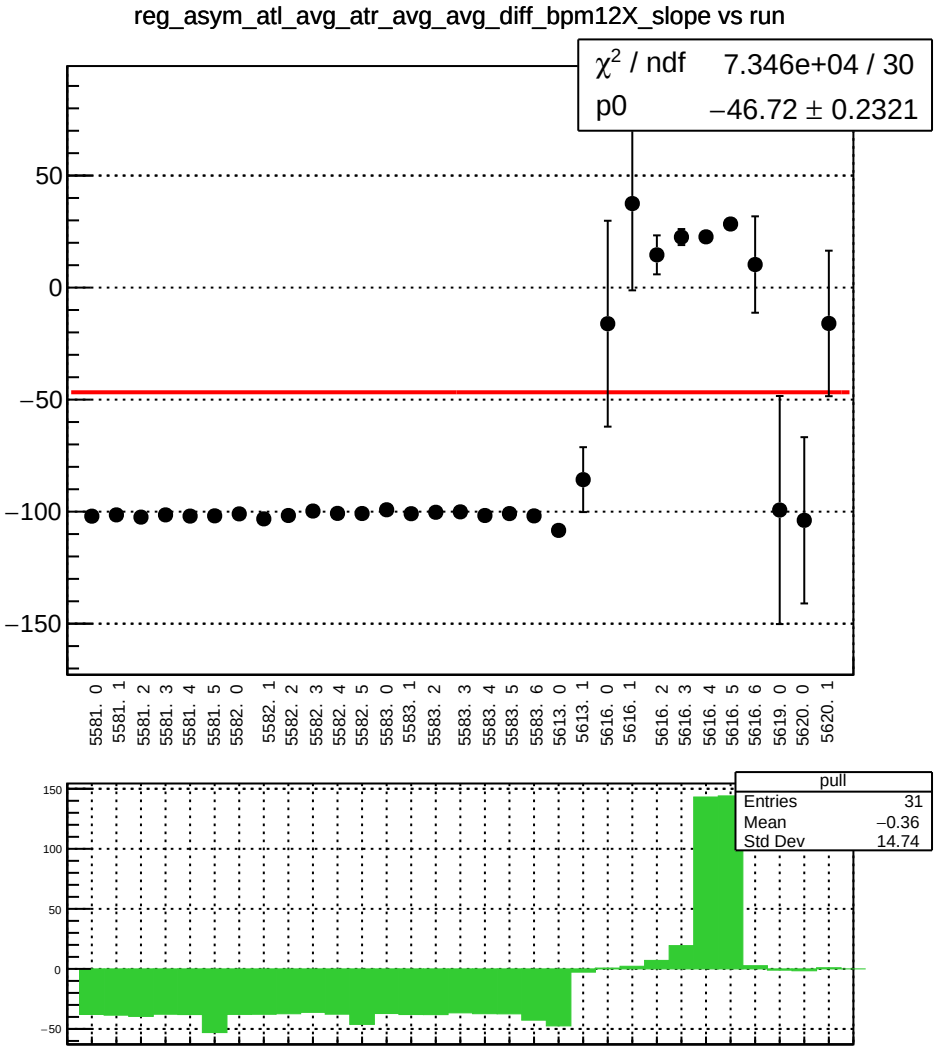
reg_asym_atl_avg_atr_avg_avg_diff_bpm12X_slope vs run
χ² / ndf 7.346e+04 / 30
p0 −46.72 ± 0.2321
50
0
−50
−100
−150
5581. 0
5581. 1
5581. 2
5581. 3
5581. 4
5581. 5
5582. 0
5582. 1
5582. 2
5582. 3
5582. 4
5582. 5
5583. 0
5583. 1
5583. 2
5583. 3
5583. 4
5583. 5
5583. 6
5613. 0
5613. 1
5616. 0
5616. 1
5616. 2
5616. 3
5616. 4
5616. 5
5616. 6
5619. 0
5620. 0
5620. 1
pull
Entries 31
Mean −0.36
Std Dev 14.74
150
100
50
0
−50

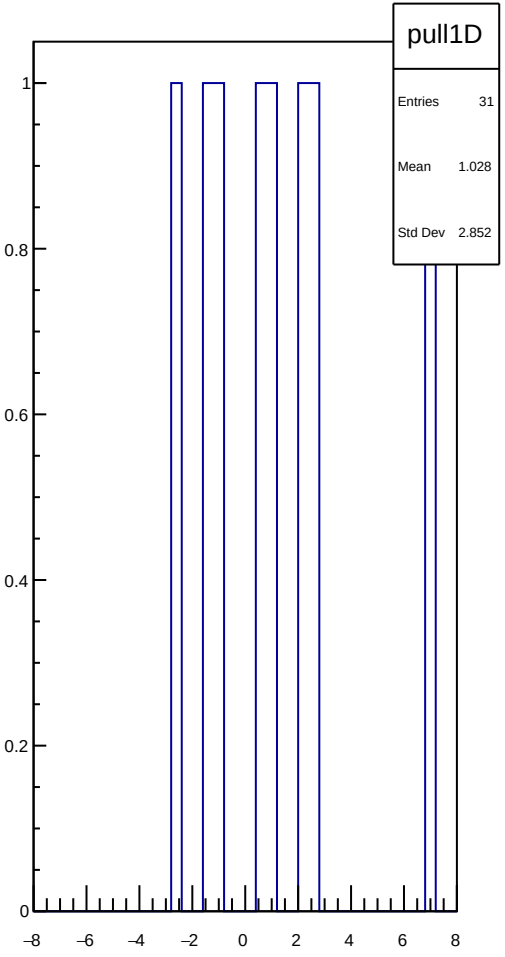
pull1D
Entries 31
Mean 1.028
Std Dev 2.852
1
0.8
0.6
0.4
0.2
0
−8
−6
−4
−2
0
2
4
6
8

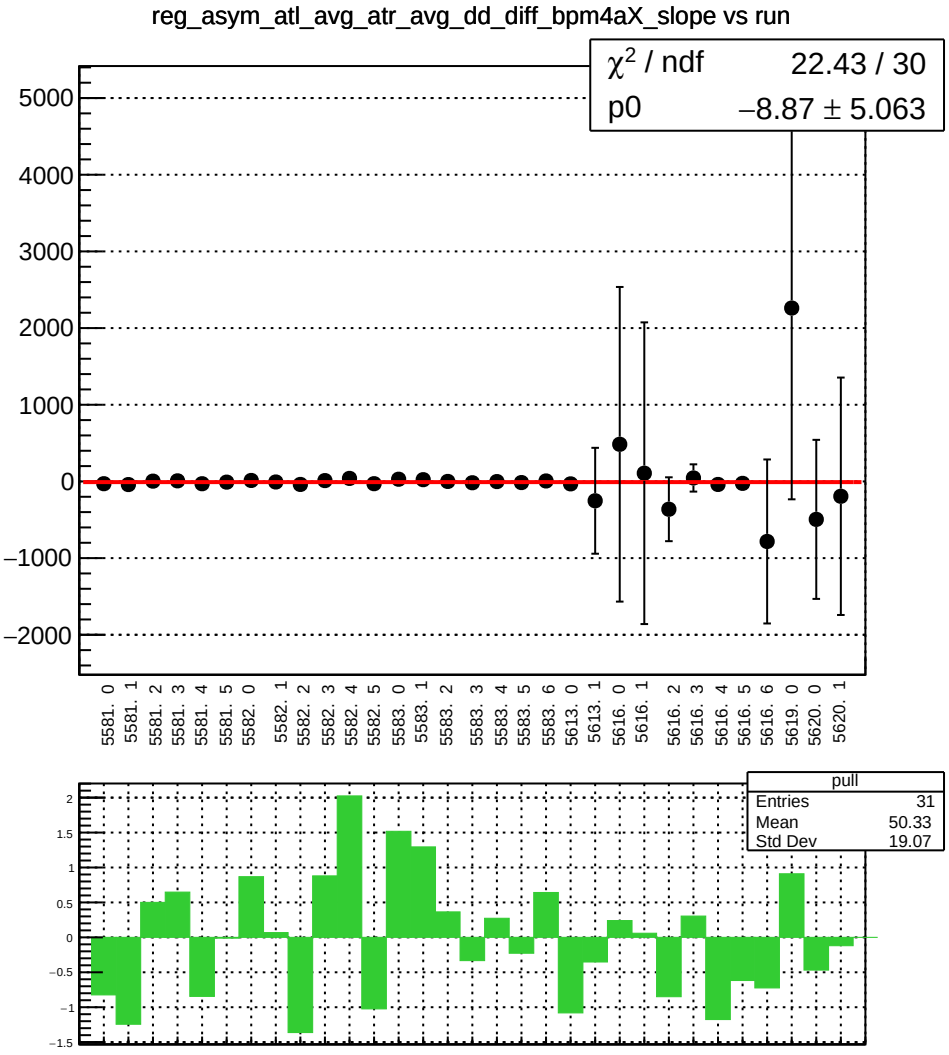
reg_asym_atl_avg_atr_avg_dd_diff_bpm4aX_slope vs run
χ² / ndf 22.43 / 30
p0 −8.87 ± 5.063
5000
4000
3000
2000
1000
0
−1000
−2000
5581. 0
5581. 1
5581. 2
5581. 3
5581. 4
5581. 5
5582. 0
5582. 1
5582. 2
5582. 3
5582. 4
5582. 5
5583. 0
5583. 1
5583. 2
5583. 3
5583. 4
5583. 5
5583. 6
5613. 0
5613. 1
5616. 0
5616. 1
5616. 2
5616. 3
5616. 4
5616. 5
5616. 6
5619. 0
5620. 0
5620. 1
pull
Entries 31
Mean 50.33
Std Dev 19.07
2
1.5
1
0.5
0
−0.5
−1
−1.5

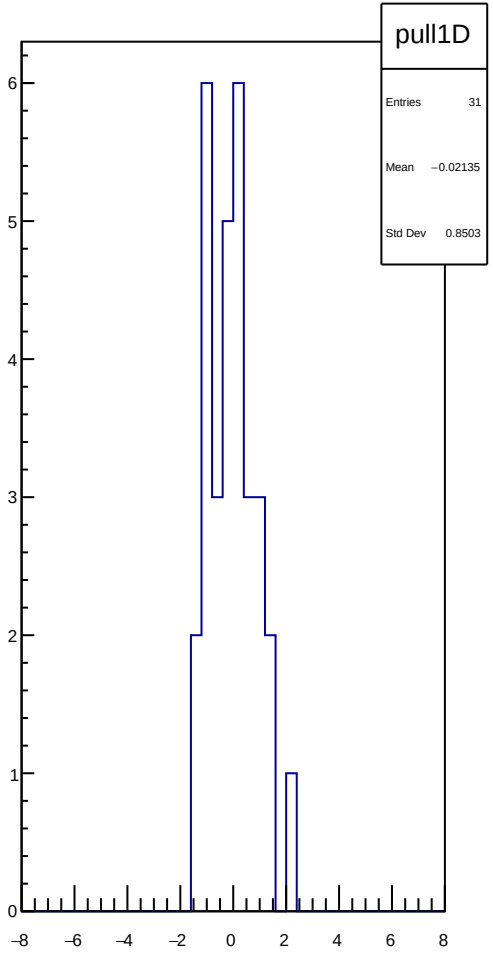
pull1D
Entries 31
Mean −0.02135
Std Dev 0.8503
6
5
4
3
2
1
0
−8
−6
−4
−2
0
2
4
6
8

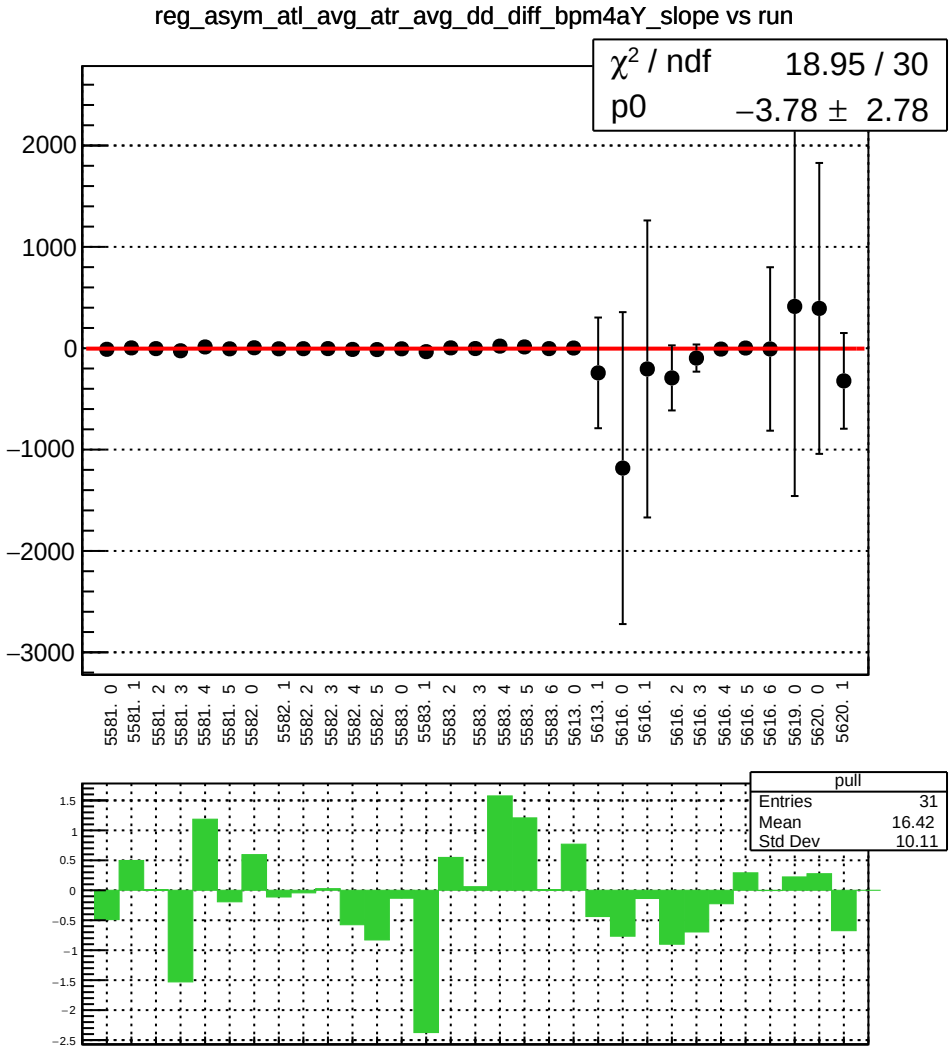
reg_asym_atl_avg_atr_avg_dd_diff_bpm4aY_slope vs run
χ² / ndf 18.95 / 30
p0 −3.78 ± 2.78
2000
1000
0
−1000
−2000
−3000
5581. 0
5581. 1
5581. 2
5581. 3
5581. 4
5581. 5
5582. 0
5582. 1
5582. 2
5582. 3
5582. 4
5582. 5
5583. 0
5583. 1
5583. 2
5583. 3
5583. 4
5583. 5
5583. 6
5613. 0
5613. 1
5616. 0
5616. 1
5616. 2
5616. 3
5616. 4
5616. 5
5616. 6
5619. 0
5620. 0
5620. 1
pull
Entries 31
Mean 16.42
Std Dev 10.11
1.5
1
0.5
0
−0.5
−1
−1.5
−2
−2.5

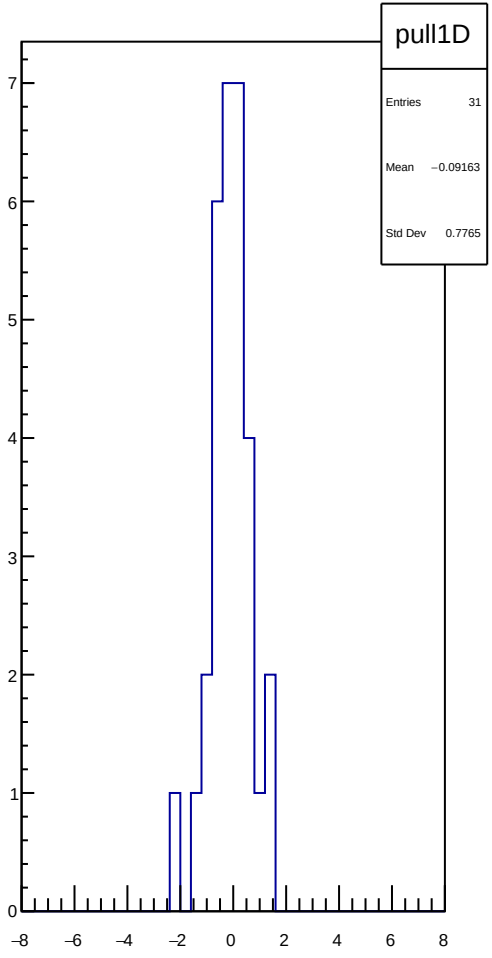
pull1D
Entries 31
Mean −0.09163
Std Dev 0.7765
7
6
5
4
3
2
1
0
−8
−6
−4
−2
0
2
4
6
8

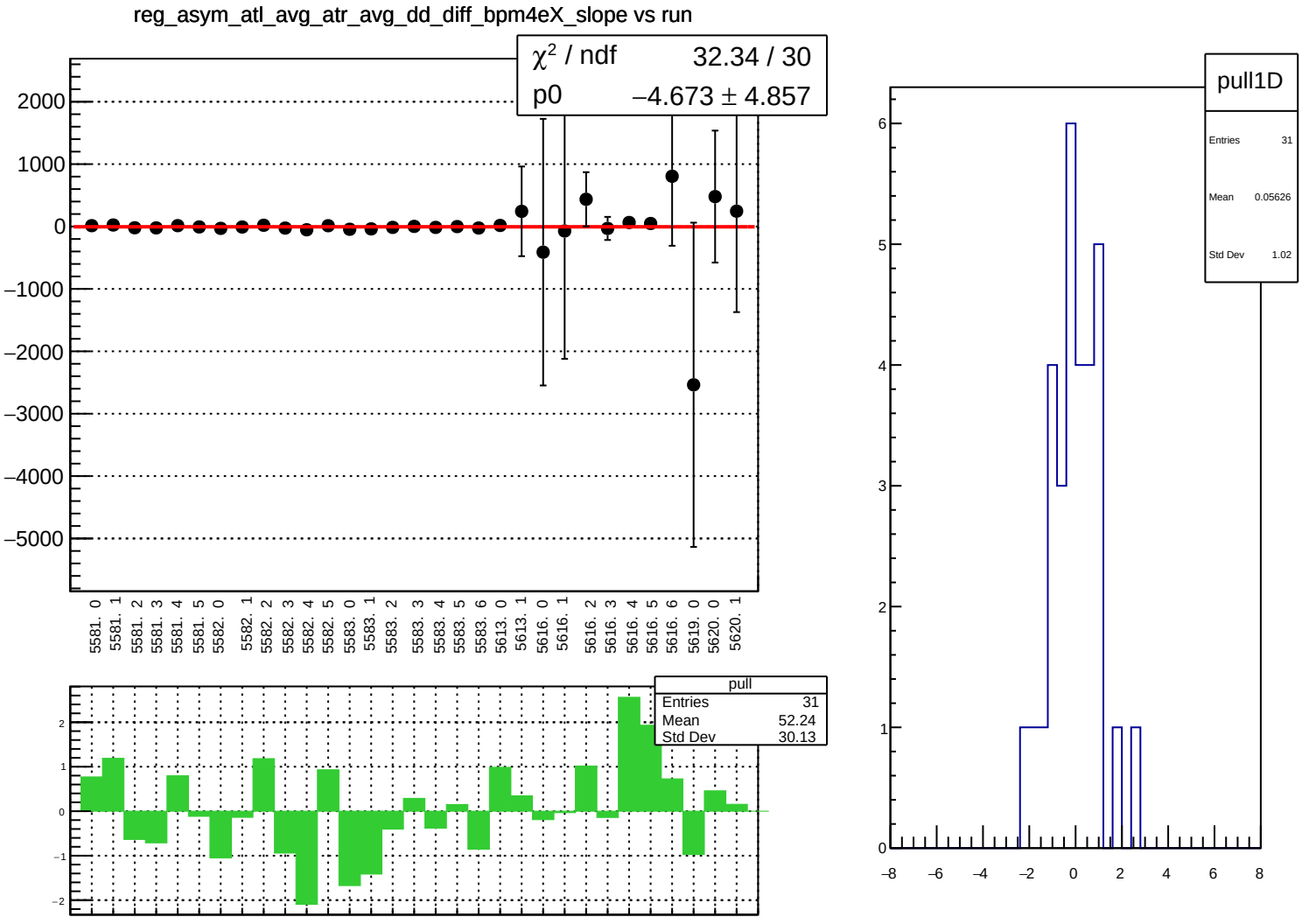
reg_asym_atl_avg_atr_avg_dd_diff_bpm4eX_slope vs run
χ² / ndf 32.34 / 30
p0 −4.673 ± 4.857
2000
1000
0
−1000
−2000
−3000
−4000
−5000
5581. 0
5581. 1
5581. 2
5581. 3
5581. 4
5581. 5
5582. 0
5582. 1
5582. 2
5582. 3
5582. 4
5582. 5
5583. 0
5583. 1
5583. 2
5583. 3
5583. 4
5583. 5
5583. 6
5613. 0
5613. 1
5616. 0
5616. 1
5616. 2
5616. 3
5616. 4
5616. 5
5616. 6
5619. 0
5620. 0
5620. 1
pull
Entries 31
Mean 52.24
Std Dev 30.13
2
1
0
−1
−2
pull1D
Entries 31
Mean 0.05626
Std Dev 1.02
6
5
4
3
2
1
0
−8
−6
−4
−2
0
2
4
6
8

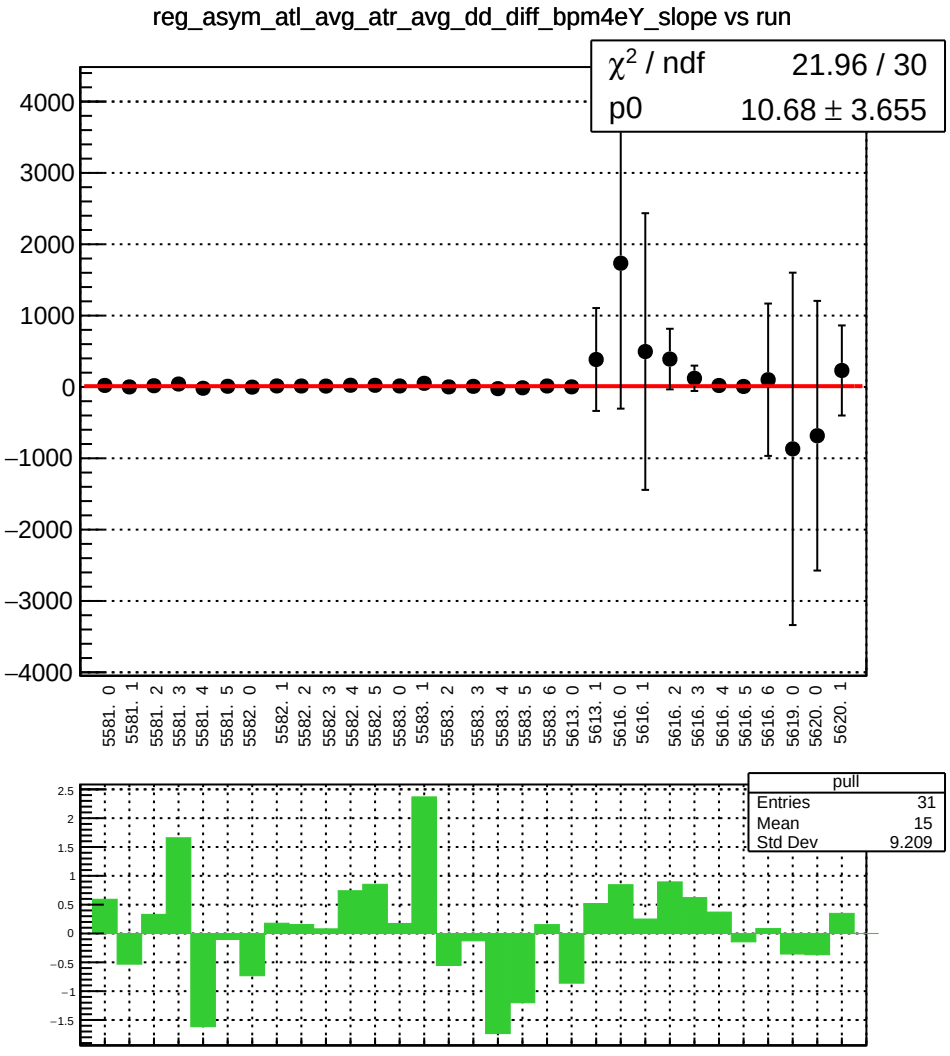
reg_asym_atl_avg_atr_avg_dd_diff_bpm4eY_slope vs run
χ2 / ndf 21.96 / 30
p0 10.68 ± 3.655
4000
3000
2000
1000
0
−1000
−2000
−3000
−4000
5581. 0
5581. 1
5581. 2
5581. 3
5581. 4
5581. 5
5582. 0
5582. 1
5582. 2
5582. 3
5582. 4
5582. 5
5583. 0
5583. 1
5583. 2
5583. 3
5583. 4
5583. 5
5583. 6
5613. 0
5613. 1
5616. 0
5616. 1
5616. 2
5616. 3
5616. 4
5616. 5
5616. 6
5619. 0
5620. 0
5620. 1
pull
Entries 31
Mean 15
Std Dev 9.209
2.5
2
1.5
1
0.5
0
−0.5
−1
−1.5

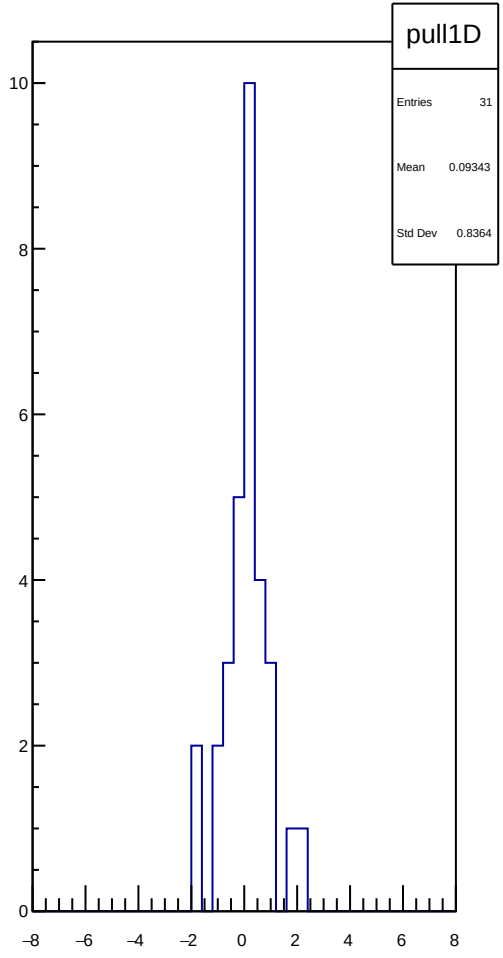
pull1D
Entries 31
Mean 0.09343
Std Dev 0.8364
10
8
6
4
2
0
−8
−6
−4
−2
0
2
4
6
8

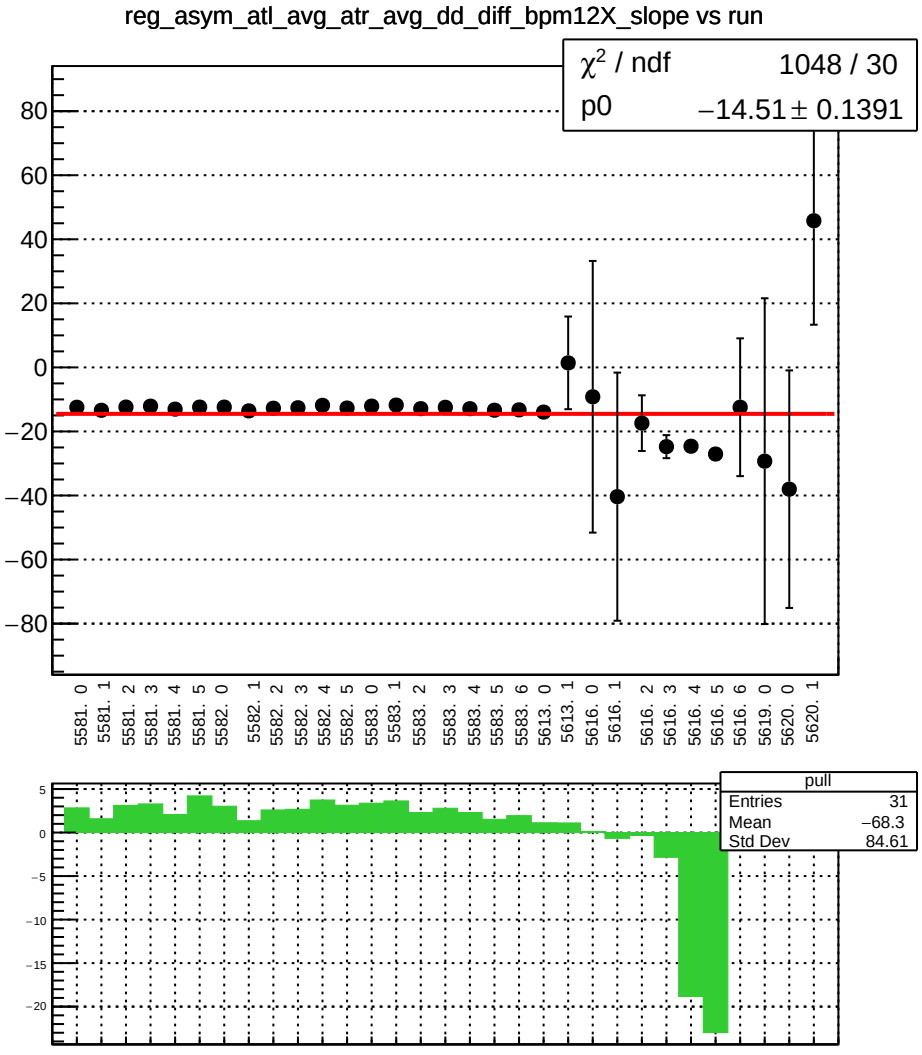
reg_asym_atl_avg_atr_avg_dd_diff_bpm12X_slope vs run
χ² / ndf 1048 / 30
p0 −14.51 ± 0.1391
80
60
40
20
0
−20
−40
−60
−80
5581. 0
5581. 1
5581. 2
5581. 3
5581. 4
5581. 5
5582. 0
5582. 1
5582. 2
5582. 3
5582. 4
5582. 5
5583. 0
5583. 1
5583. 2
5583. 3
5583. 4
5583. 5
5583. 6
5613. 0
5613. 1
5616. 0
5616. 1
5616. 2
5616. 3
5616. 4
5616. 5
5616. 6
5619. 0
5620. 0
5620. 1
pull
Entries 31
Mean −68.3
Std Dev 84.61
5
0
−5
−10
−15
−20

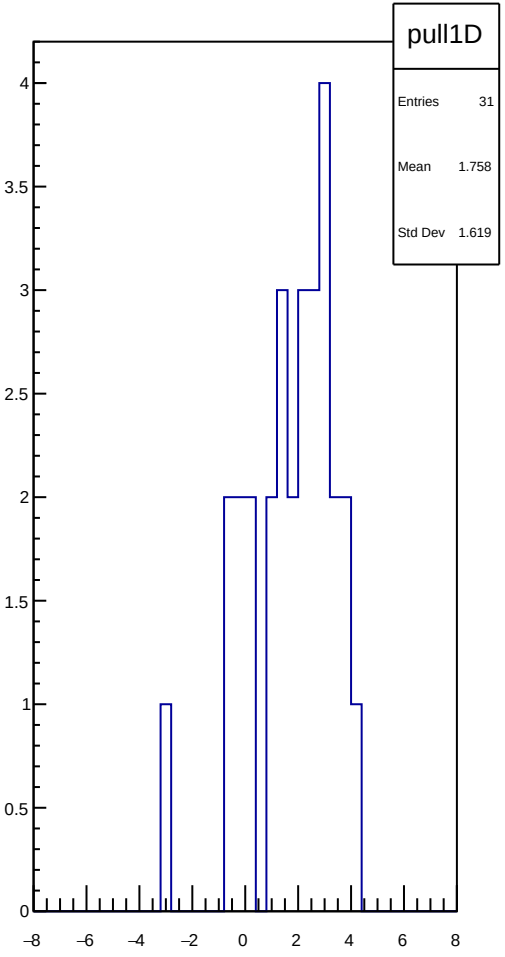
pull1D
Entries 31
Mean 1.758
Std Dev 1.619
4
3.5
3
2.5
2
1.5
1
0.5
0
−8
−6
−4
−2
0
2
4
6
8

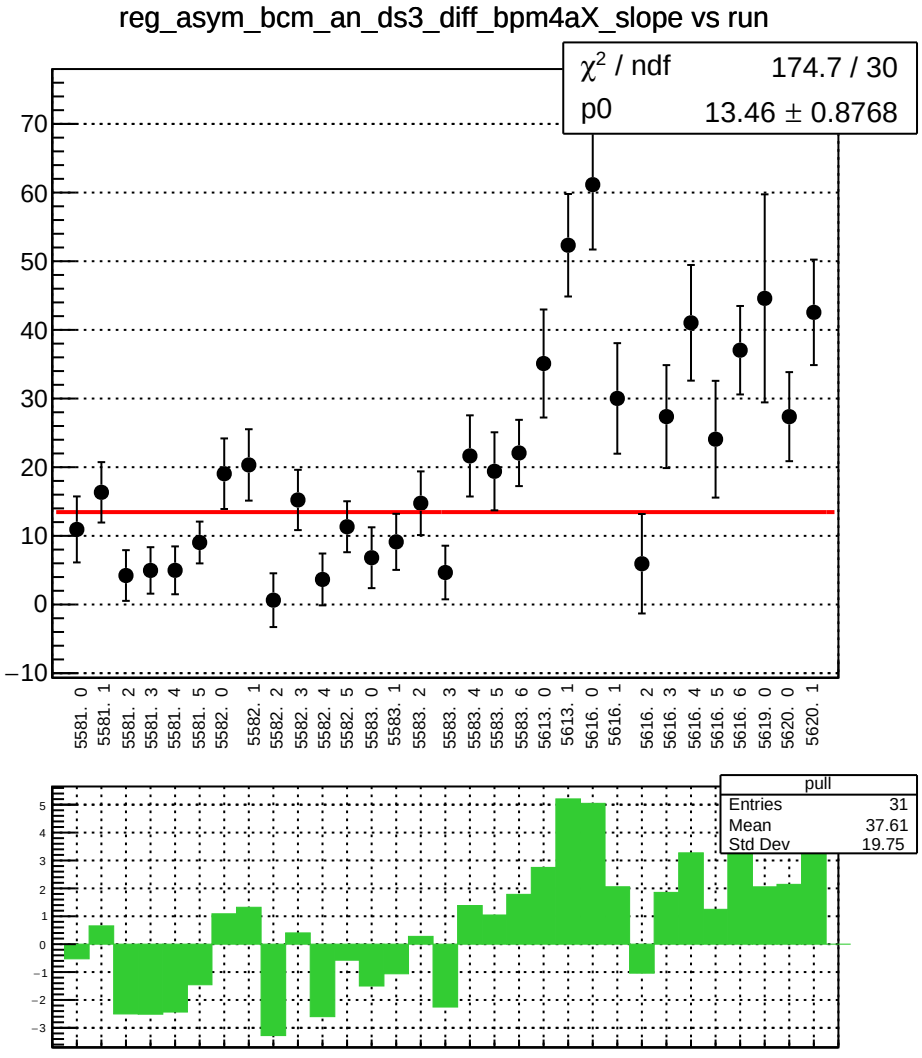
reg_asym_bcm_an_ds3_diff_bpm4aX_slope vs run
χ² / ndf 174.7 / 30
p0 13.46 ± 0.8768
70
60
50
40
30
20
10
0
−10
5581. 0
5581. 1
5581. 2
5581. 3
5581. 4
5581. 5
5582. 0
5582. 1
5582. 2
5582. 3
5582. 4
5582. 5
5583. 0
5583. 1
5583. 2
5583. 3
5583. 4
5583. 5
5583. 6
5613. 0
5613. 1
5616. 0
5616. 1
5616. 2
5616. 3
5616. 4
5616. 5
5616. 6
5619. 0
5620. 0
5620. 1
pull
Entries 31
Mean 37.61
Std Dev 19.75
5
4
3
2
1
0
−1
−2
−3

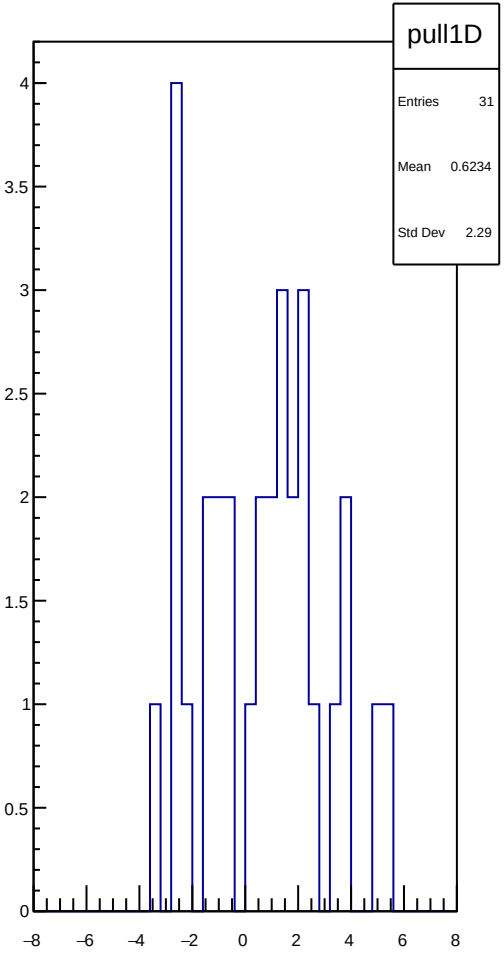
pull1D
Entries 31
Mean 0.6234
Std Dev 2.29
4
3.5
3
2.5
2
1.5
1
0.5
0
−8
−6
−4
−2
0
2
4
6
8

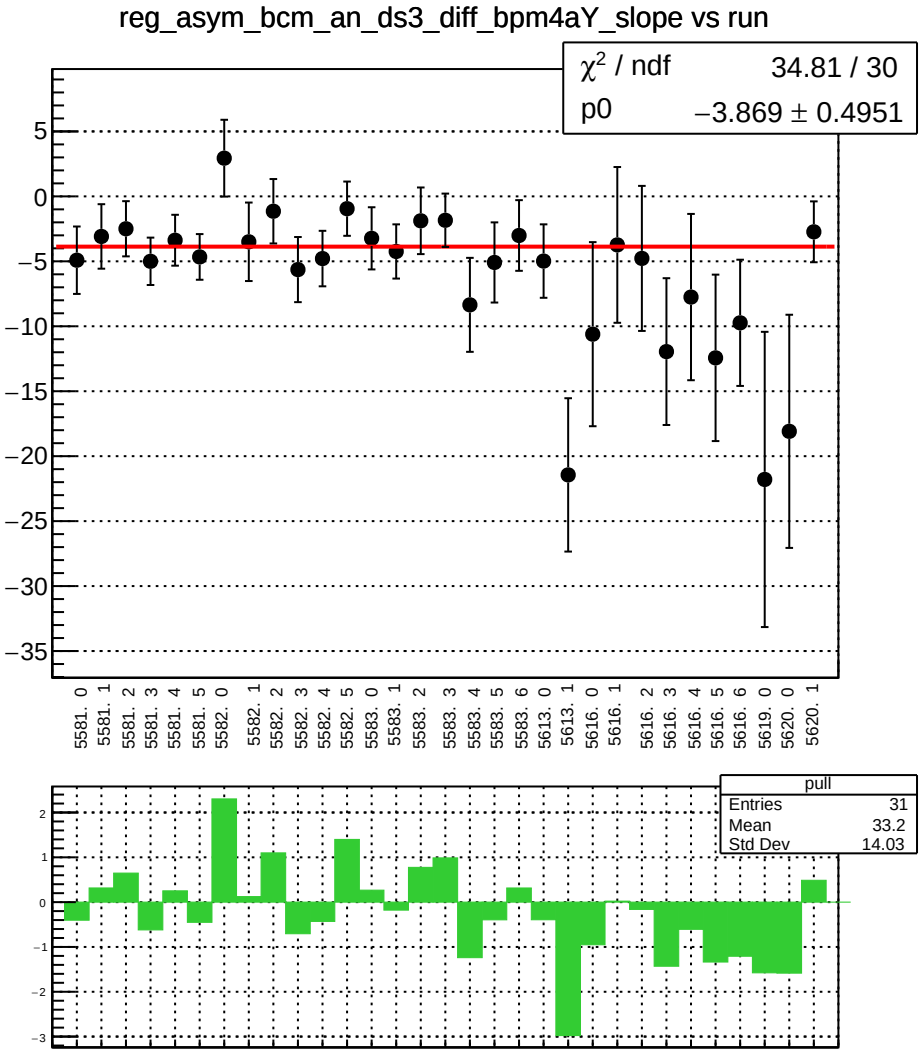
reg_asym_bcm_an_ds3_diff_bpm4aY_slope vs run
χ² / ndf 34.81 / 30
p0 −3.869 ± 0.4951
5581. 0
5581. 1
5581. 2
5581. 3
5581. 4
5581. 5
5582. 0
5582. 1
5582. 2
5582. 3
5582. 4
5582. 5
5583. 0
5583. 1
5583. 2
5583. 3
5583. 4
5583. 5
5583. 6
5613. 0
5613. 1
5616. 0
5616. 1
5616. 2
5616. 3
5616. 4
5616. 5
5616. 6
5619. 0
5620. 0
5620. 1
pull
Entries 31
Mean 33.2
Std Dev 14.03

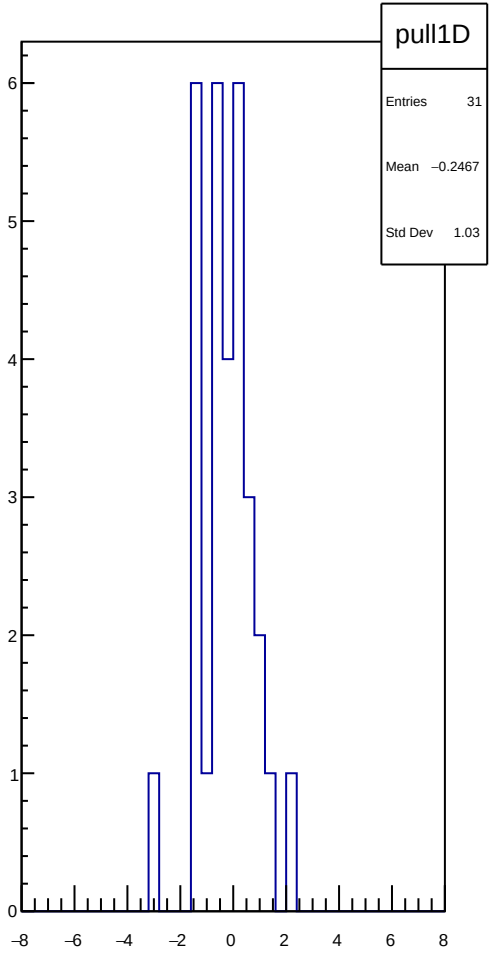
pull1D
Entries 31
Mean −0.2467
Std Dev 1.03

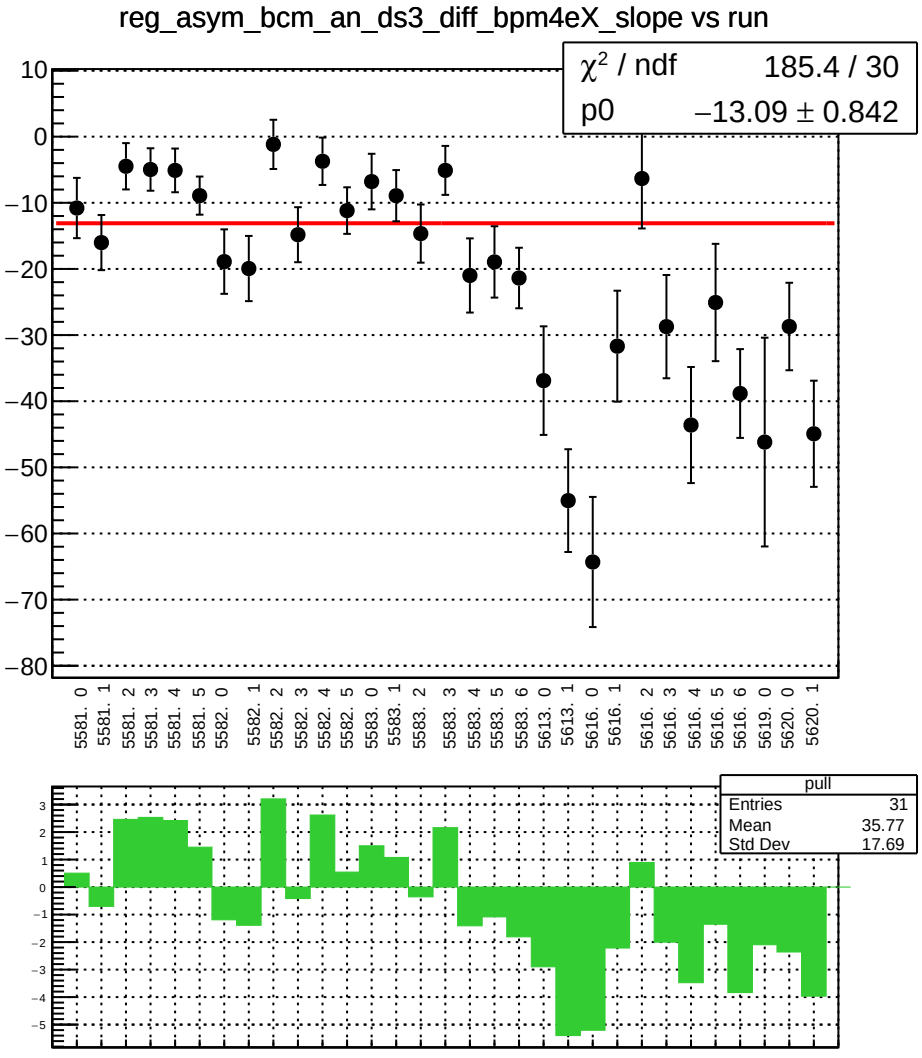
reg_asym_bcm_an_ds3_diff_bpm4eX_slope vs run
χ² / ndf 185.4 / 30
p0 −13.09 ± 0.842
10
0
−10
−20
−30
−40
−50
−60
−70
−80
5581. 0
5581. 1
5581. 2
5581. 3
5581. 4
5581. 5
5582. 0
5582. 1
5582. 2
5582. 3
5582. 4
5582. 5
5583. 0
5583. 1
5583. 2
5583. 3
5583. 4
5583. 5
5583. 6
5613. 0
5613. 1
5616. 0
5616. 1
5616. 2
5616. 3
5616. 4
5616. 5
5616. 6
5619. 0
5620. 0
5620. 1
pull
Entries 31
Mean 35.77
Std Dev 17.69
3
2
1
0
−1
−2
−3
−4
−5

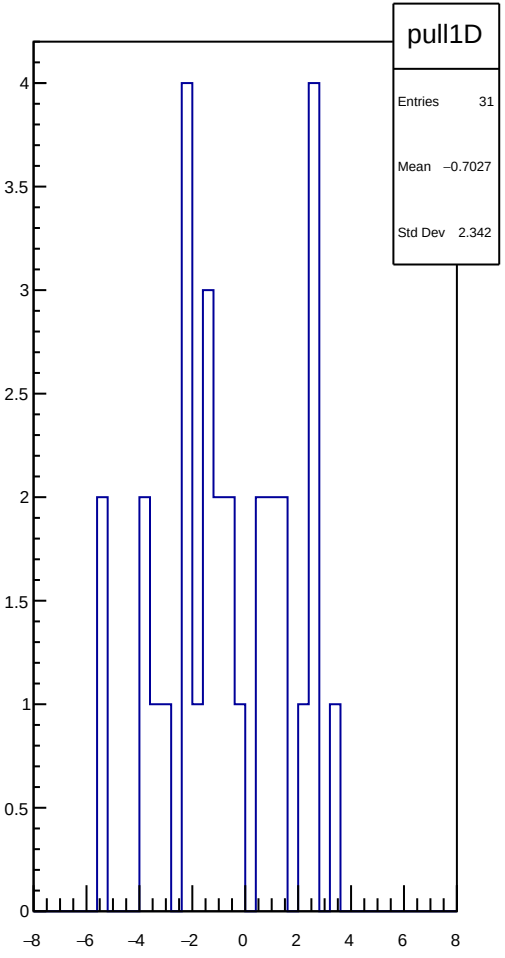
pull1D
Entries 31
Mean −0.7027
Std Dev 2.342
4
3.5
3
2.5
2
1.5
1
0.5
0
−8
−6
−4
−2
0
2
4
6
8

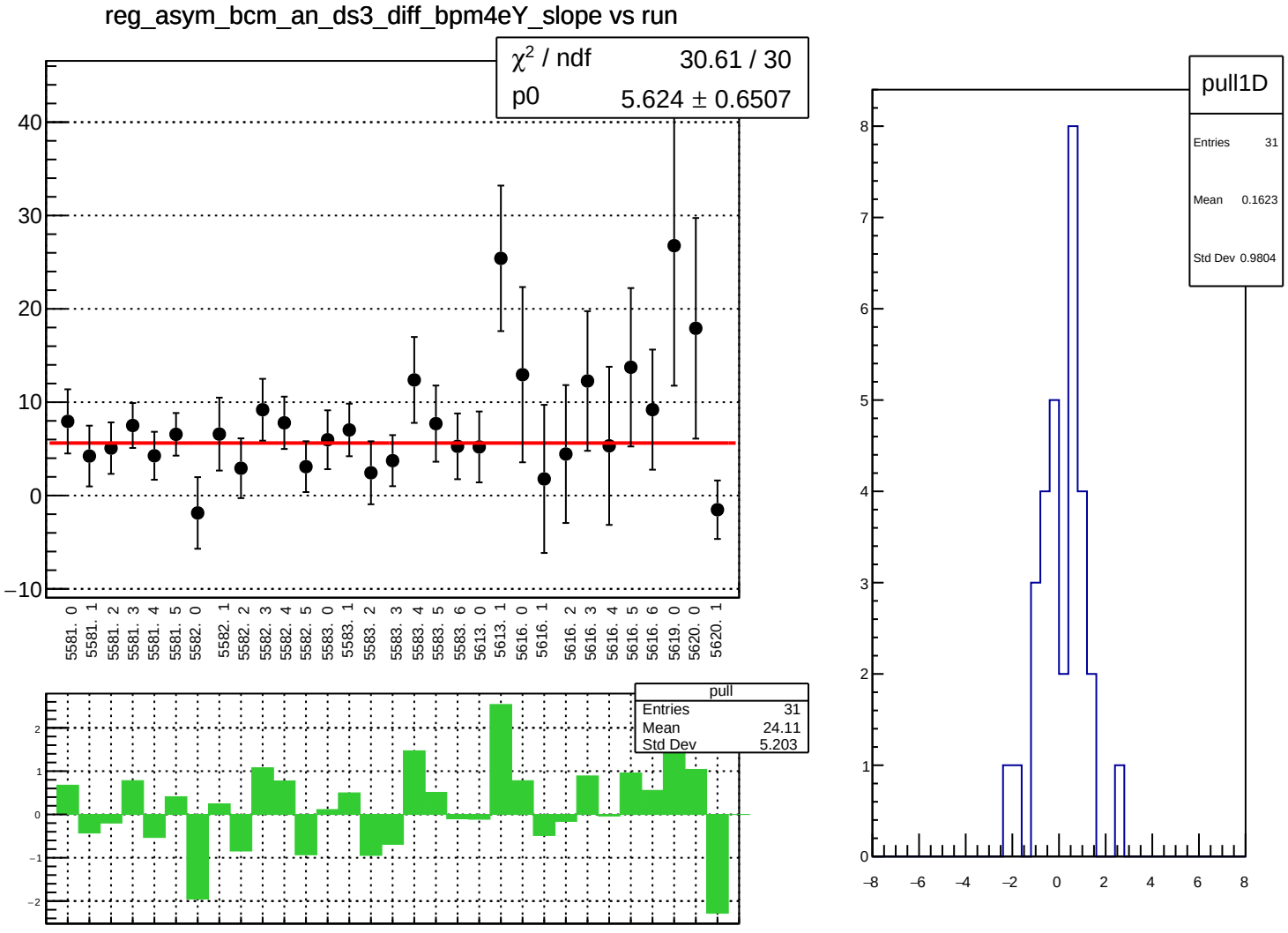
reg_asym_bcm_an_ds3_diff_bpm4eY_slope vs run
χ² / ndf 30.61 / 30
p0 5.624 ± 0.6507
40
30
20
10
0
−10
5581. 0
5581. 1
5581. 2
5581. 3
5581. 4
5581. 5
5582. 0
5582. 1
5582. 2
5582. 3
5582. 4
5582. 5
5583. 0
5583. 1
5583. 2
5583. 3
5583. 4
5583. 5
5583. 6
5613. 0
5613. 1
5616. 0
5616. 1
5616. 2
5616. 3
5616. 4
5616. 5
5616. 6
5619. 0
5620. 0
5620. 1
pull
Entries 31
Mean 24.11
Std Dev 5.203
2
1
0
−1
−2
pull1D
Entries 31
Mean 0.1623
Std Dev 0.9804
8
7
6
5
4
3
2
1
0
−8
−6
−4
−2
0
2
4
6
8

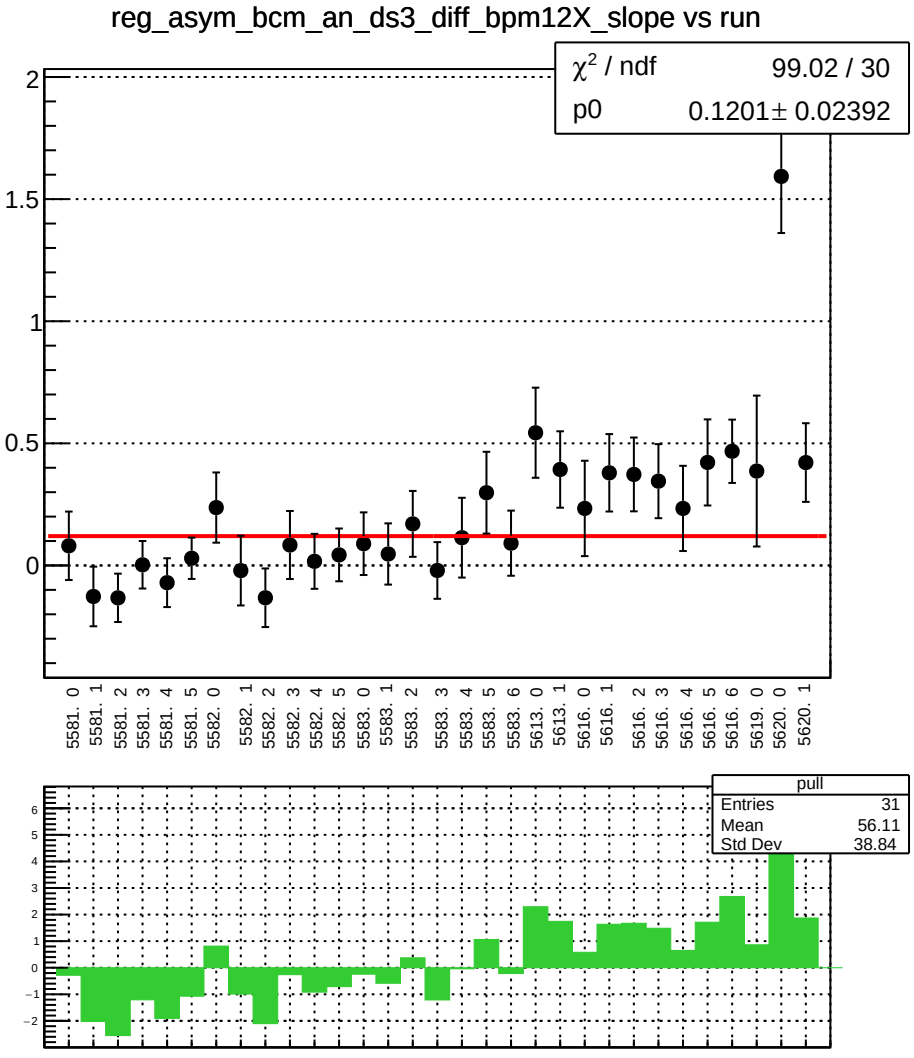
reg_asym_bcm_an_ds3_diff_bpm12X_slope vs run
χ² / ndf 99.02 / 30
p0 0.1201± 0.02392
2
1.5
1
0.5
0
5581. 0
5581. 1
5581. 2
5581. 3
5581. 4
5581. 5
5582. 0
5582. 1
5582. 2
5582. 3
5582. 4
5582. 5
5583. 0
5583. 1
5583. 2
5583. 3
5583. 4
5583. 5
5583. 6
5613. 0
5613. 1
5616. 0
5616. 1
5616. 2
5616. 3
5616. 4
5616. 5
5616. 6
5619. 0
5620. 0
5620. 1
pull
Entries 31
Mean 56.11
Std Dev 38.84
6
5
4
3
2
1
0
−1
−2

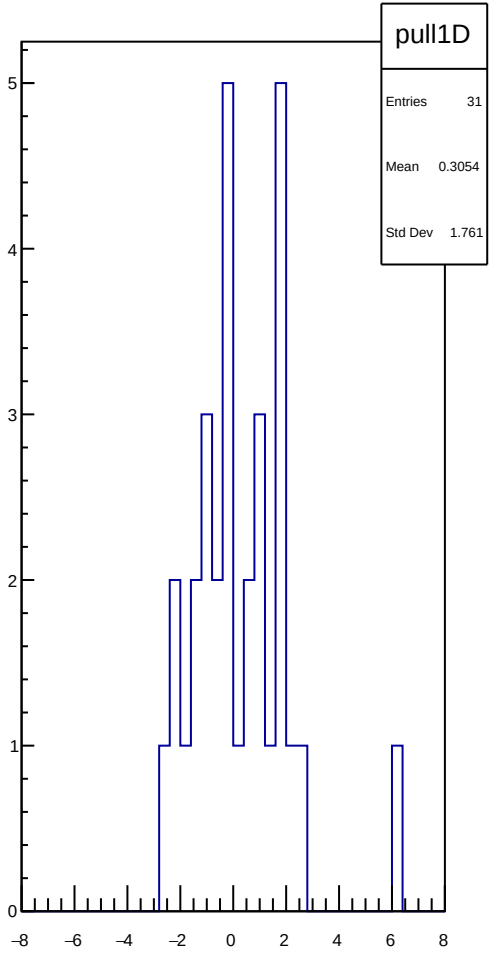
pull1D
Entries 31
Mean 0.3054
Std Dev 1.761
5
4
3
2
1
0
−8
−6
−4
−2
0
2
4
6
8

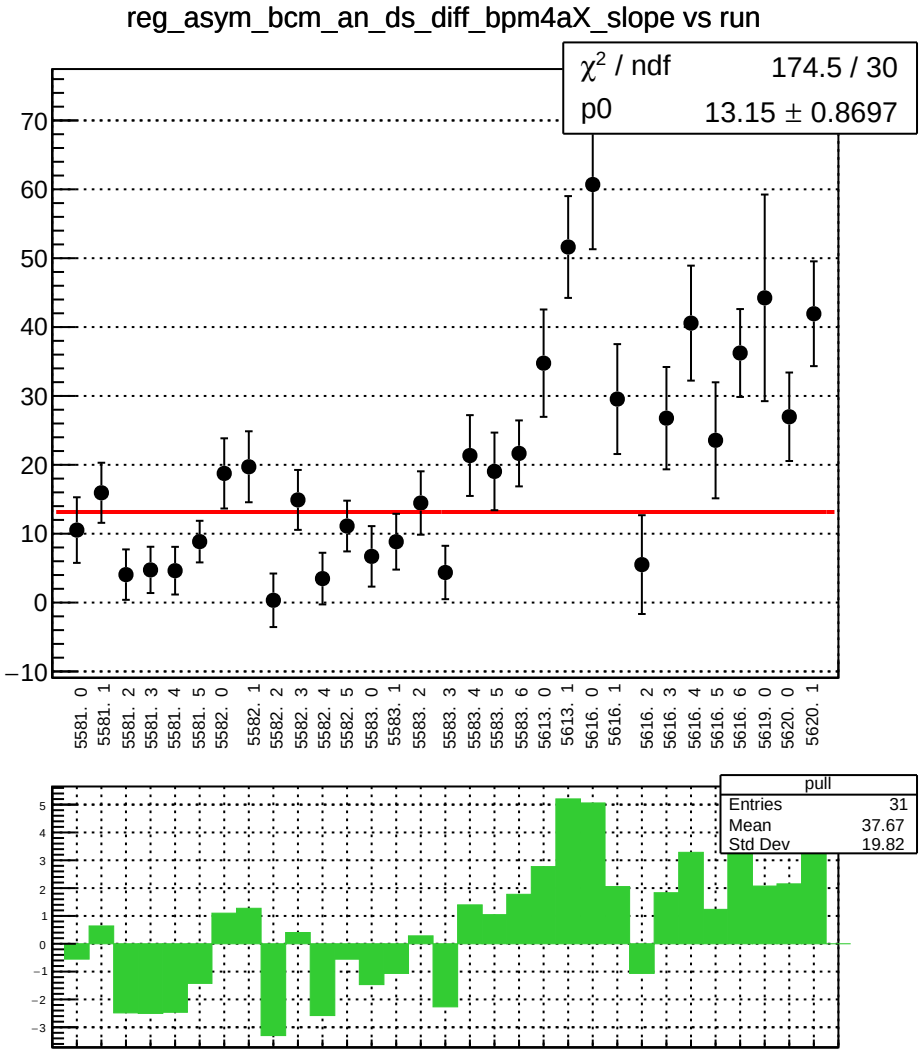
reg_asym_bcm_an_ds_diff_bpm4aX_slope vs run
χ2 / ndf 174.5 / 30
p0 13.15 ± 0.8697
70
60
50
40
30
20
10
0
−10
5581. 0
5581. 1
5581. 2
5581. 3
5581. 4
5581. 5
5582. 0
5582. 1
5582. 2
5582. 3
5582. 4
5582. 5
5583. 0
5583. 1
5583. 2
5583. 3
5583. 4
5583. 5
5583. 6
5613. 0
5613. 1
5616. 0
5616. 1
5616. 2
5616. 3
5616. 4
5616. 5
5616. 6
5619. 0
5620. 0
5620. 1
pull
Entries 31
Mean 37.67
Std Dev 19.82
5
4
3
2
1
0
−1
−2
−3

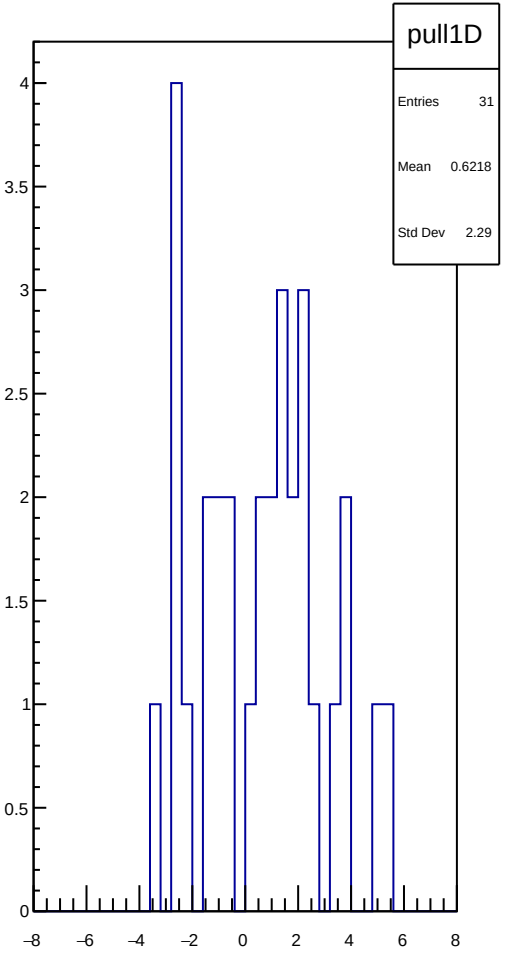
pull1D
Entries 31
Mean 0.6218
Std Dev 2.29
4
3.5
3
2.5
2
1.5
1
0.5
0
−8
−6
−4
−2
0
2
4
6
8

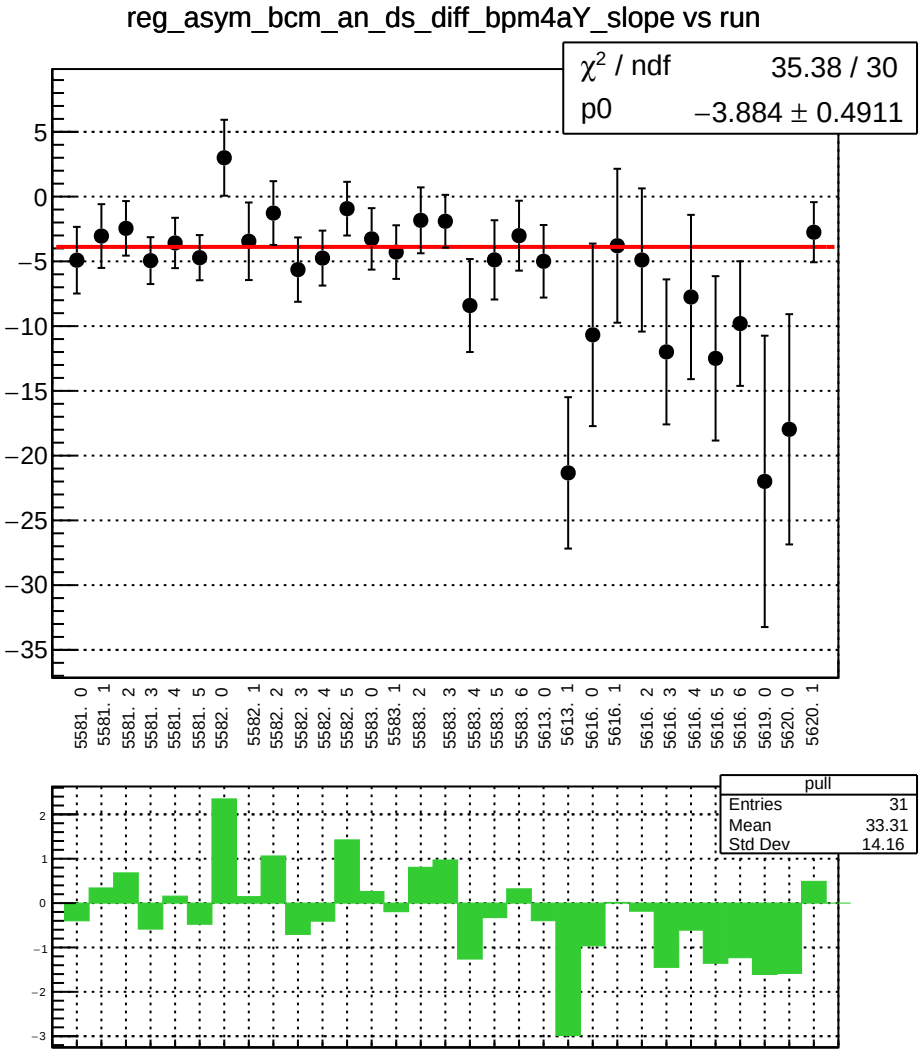
reg_asym_bcm_an_ds_diff_bpm4aY_slope vs run
χ² / ndf 35.38 / 30
p0 −3.884 ± 0.4911
5581. 0
5581. 1
5581. 2
5581. 3
5581. 4
5581. 5
5582. 0
5582. 1
5582. 2
5582. 3
5582. 4
5582. 5
5583. 0
5583. 1
5583. 2
5583. 3
5583. 4
5583. 5
5583. 6
5613. 0
5613. 1
5616. 0
5616. 1
5616. 2
5616. 3
5616. 4
5616. 5
5616. 6
5619. 0
5620. 0
5620. 1
pull
Entries 31
Mean 33.31
Std Dev 14.16

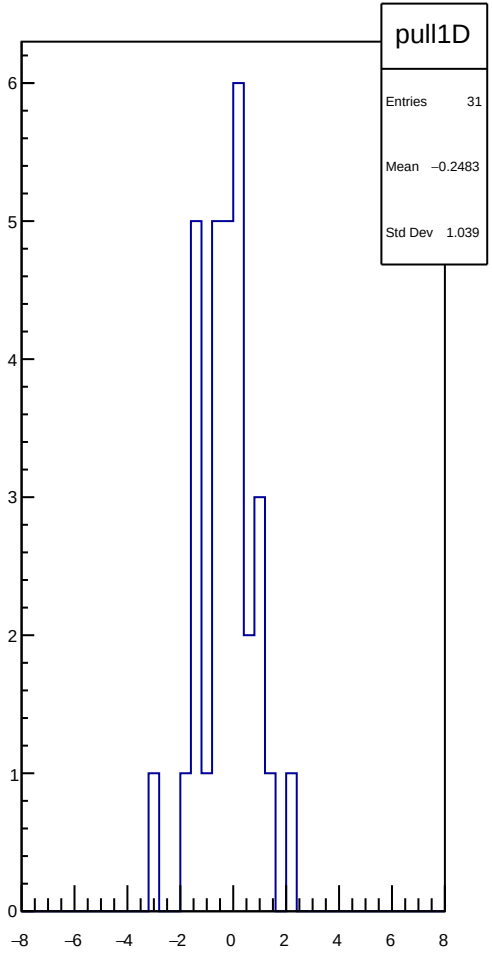
pull1D
Entries 31
Mean −0.2483
Std Dev 1.039

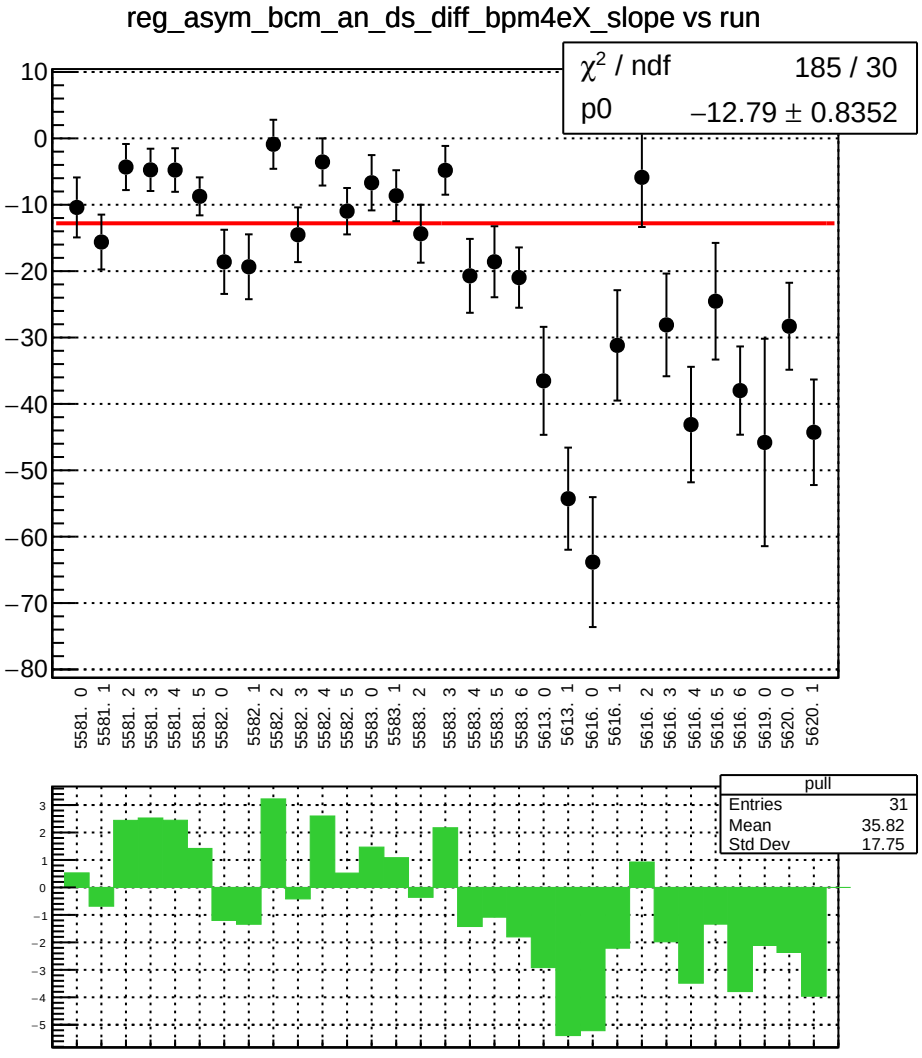
reg_asym_bcm_an_ds_diff_bpm4eX_slope vs run
χ² / ndf 185 / 30
p0 −12.79 ± 0.8352
10
0
−10
−20
−30
−40
−50
−60
−70
−80
5581. 0
5581. 1
5581. 2
5581. 3
5581. 4
5581. 5
5582. 0
5582. 1
5582. 2
5582. 3
5582. 4
5582. 5
5583. 0
5583. 1
5583. 2
5583. 3
5583. 4
5583. 5
5583. 6
5613. 0
5613. 1
5616. 0
5616. 1
5616. 2
5616. 3
5616. 4
5616. 5
5616. 6
5619. 0
5620. 0
5620. 1
pull
Entries 31
Mean 35.82
Std Dev 17.75
3
2
1
0
−1
−2
−3
−4
−5

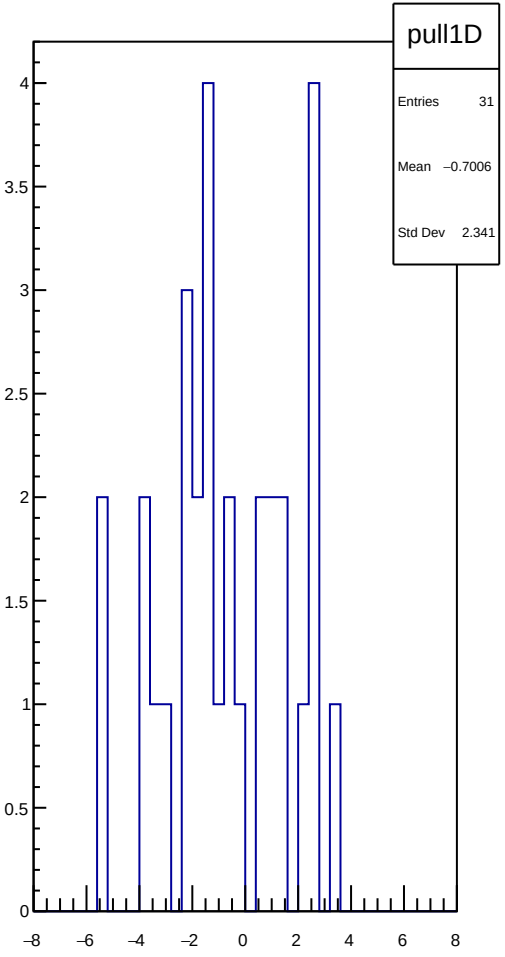
pull1D
Entries 31
Mean −0.7006
Std Dev 2.341
4
3.5
3
2.5
2
1.5
1
0.5
0
−8
−6
−4
−2
0
2
4
6
8

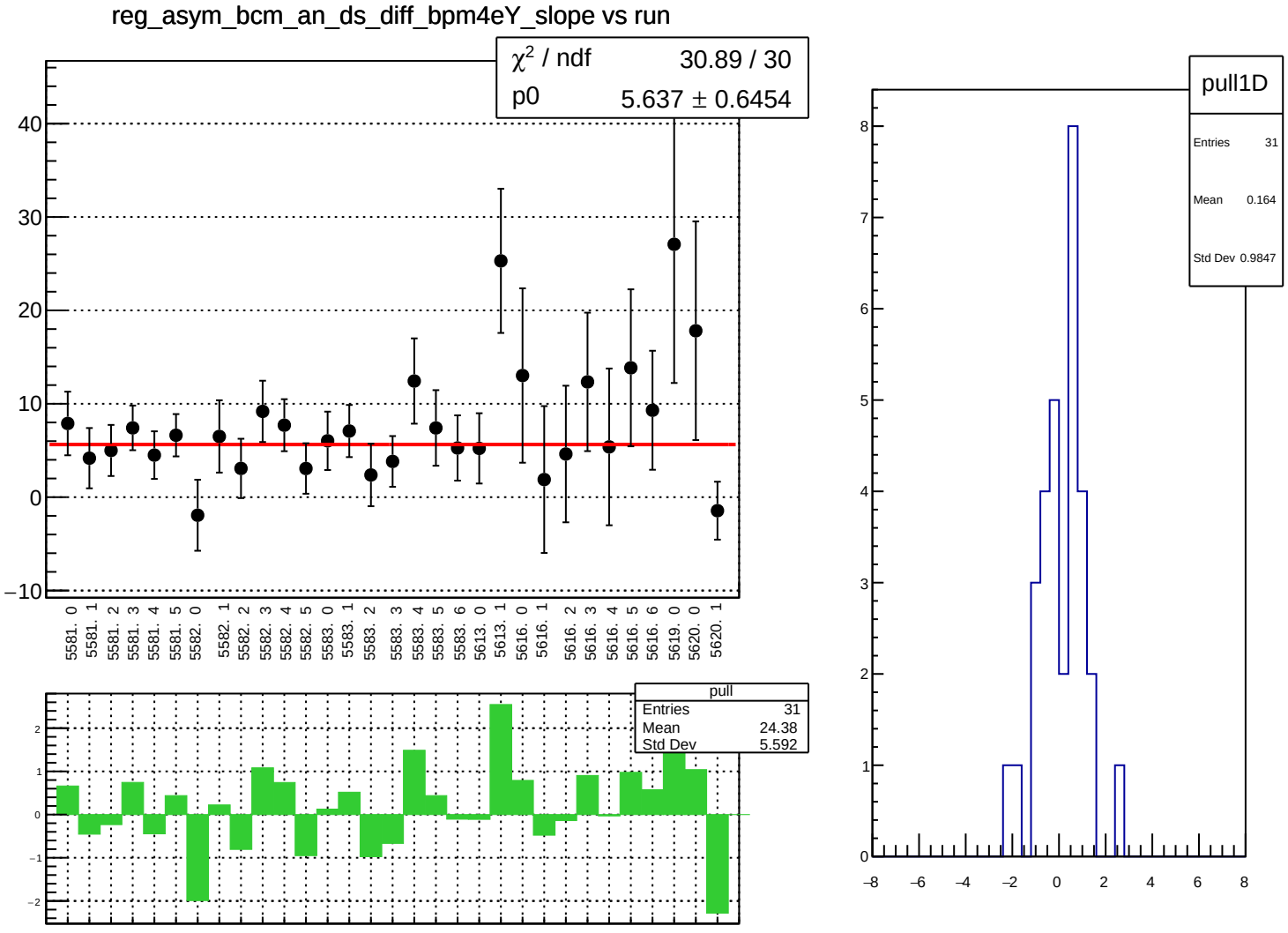
reg_asym_bcm_an_ds_diff_bpm4eY_slope vs run
χ² / ndf 30.89 / 30
p0 5.637 ± 0.6454
40
30
20
10
0
−10
5581. 0
5581. 1
5581. 2
5581. 3
5581. 4
5581. 5
5582. 0
5582. 1
5582. 2
5582. 3
5582. 4
5582. 5
5583. 0
5583. 1
5583. 2
5583. 3
5583. 4
5583. 5
5583. 6
5613. 0
5613. 1
5616. 0
5616. 1
5616. 2
5616. 3
5616. 4
5616. 5
5616. 6
5619. 0
5620. 0
5620. 1
pull
Entries 31
Mean 24.38
Std Dev 5.592
2
1
0
−1
−2
pull1D
Entries 31
Mean 0.164
Std Dev 0.9847
8
7
6
5
4
3
2
1
0
−8
−6
−4
−2
0
2
4
6
8

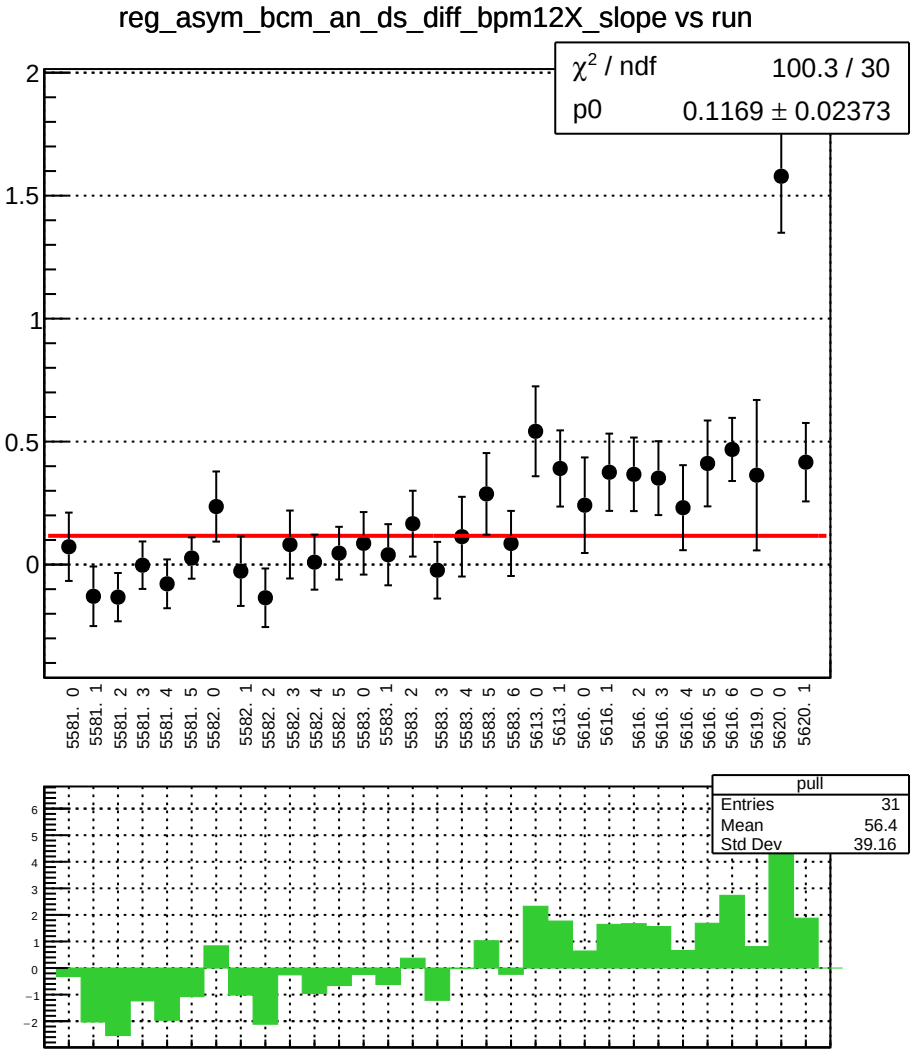
reg_asym_bcm_an_ds_diff_bpm12X_slope vs run
χ² / ndf 100.3 / 30
p0 0.1169 ± 0.02373
2
1.5
1
0.5
0
5581. 0
5581. 1
5581. 2
5581. 3
5581. 4
5581. 5
5582. 0
5582. 1
5582. 2
5582. 3
5582. 4
5582. 5
5583. 0
5583. 1
5583. 2
5583. 3
5583. 4
5583. 5
5583. 6
5613. 0
5613. 1
5616. 0
5616. 1
5616. 2
5616. 3
5616. 4
5616. 5
5616. 6
5619. 0
5620. 0
5620. 1
pull
Entries 31
Mean 56.4
Std Dev 39.16
6
5
4
3
2
1
0
−1
−2

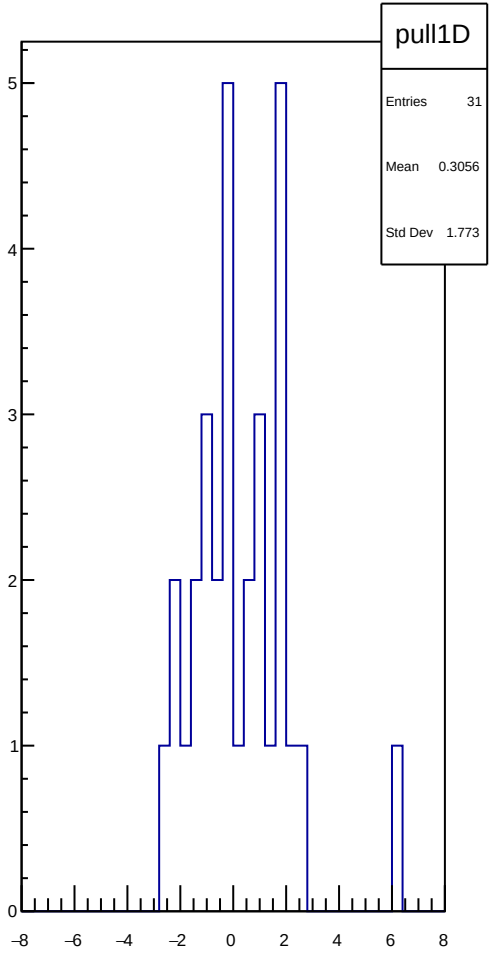
pull1D
Entries 31
Mean 0.3056
Std Dev 1.773
5
4
3
2
1
0
−8
−6
−4
−2
0
2
4
6
8

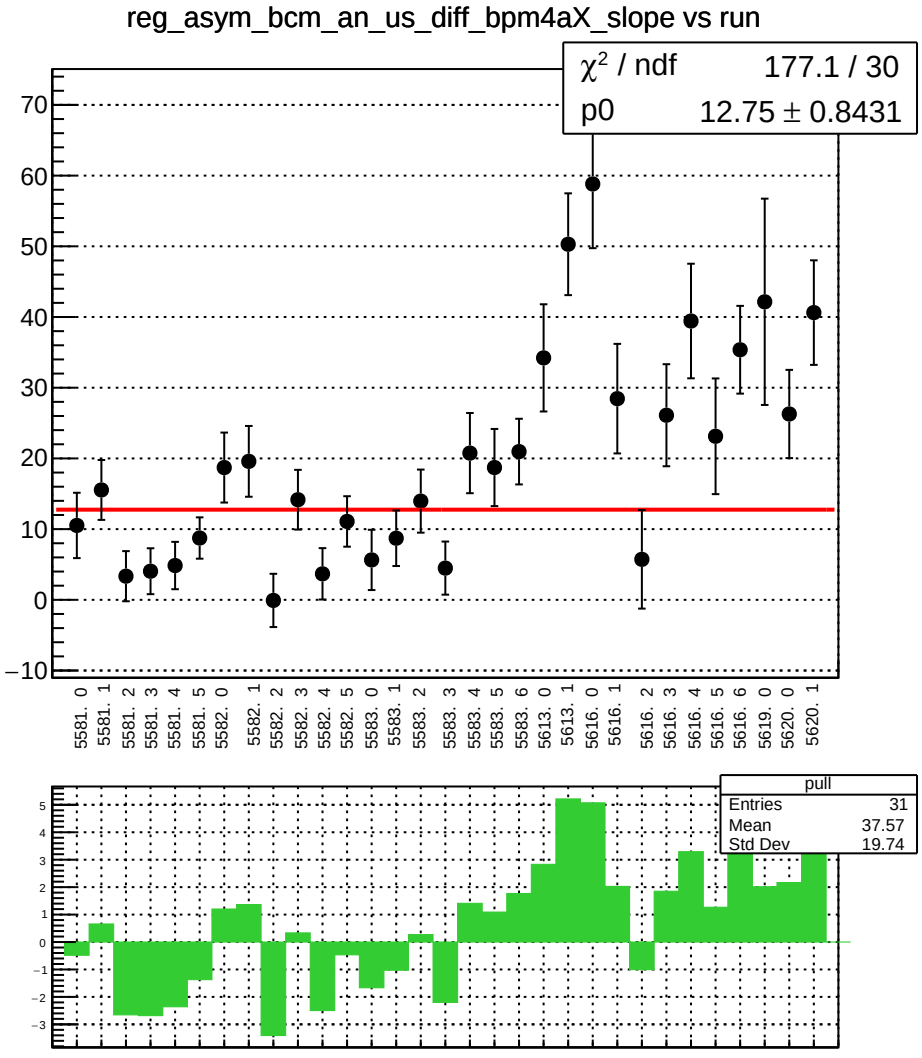
reg_asym_bcm_an_us_diff_bpm4aX_slope vs run
χ² / ndf 177.1 / 30
p0 12.75 ± 0.8431
70
60
50
40
30
20
10
0
−10
5581. 0
5581. 1
5581. 2
5581. 3
5581. 4
5581. 5
5582. 0
5582. 1
5582. 2
5582. 3
5582. 4
5582. 5
5583. 0
5583. 1
5583. 2
5583. 3
5583. 4
5583. 5
5583. 6
5613. 0
5613. 1
5616. 0
5616. 1
5616. 2
5616. 3
5616. 4
5616. 5
5616. 6
5619. 0
5620. 0
5620. 1
pull
Entries 31
Mean 37.57
Std Dev 19.74
5
4
3
2
1
0
−1
−2
−3

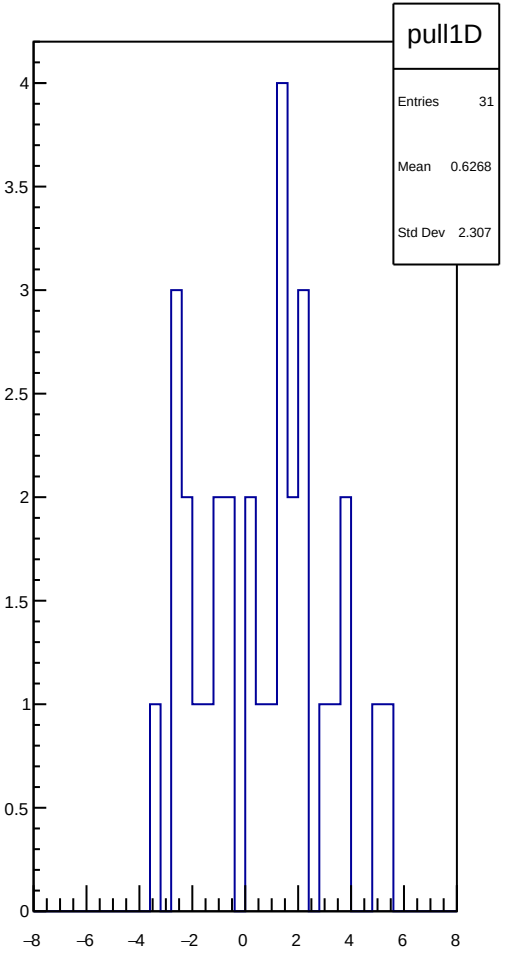
pull1D
Entries 31
Mean 0.6268
Std Dev 2.307
4
3.5
3
2.5
2
1.5
1
0.5
0
−8
−6
−4
−2
0
2
4
6
8

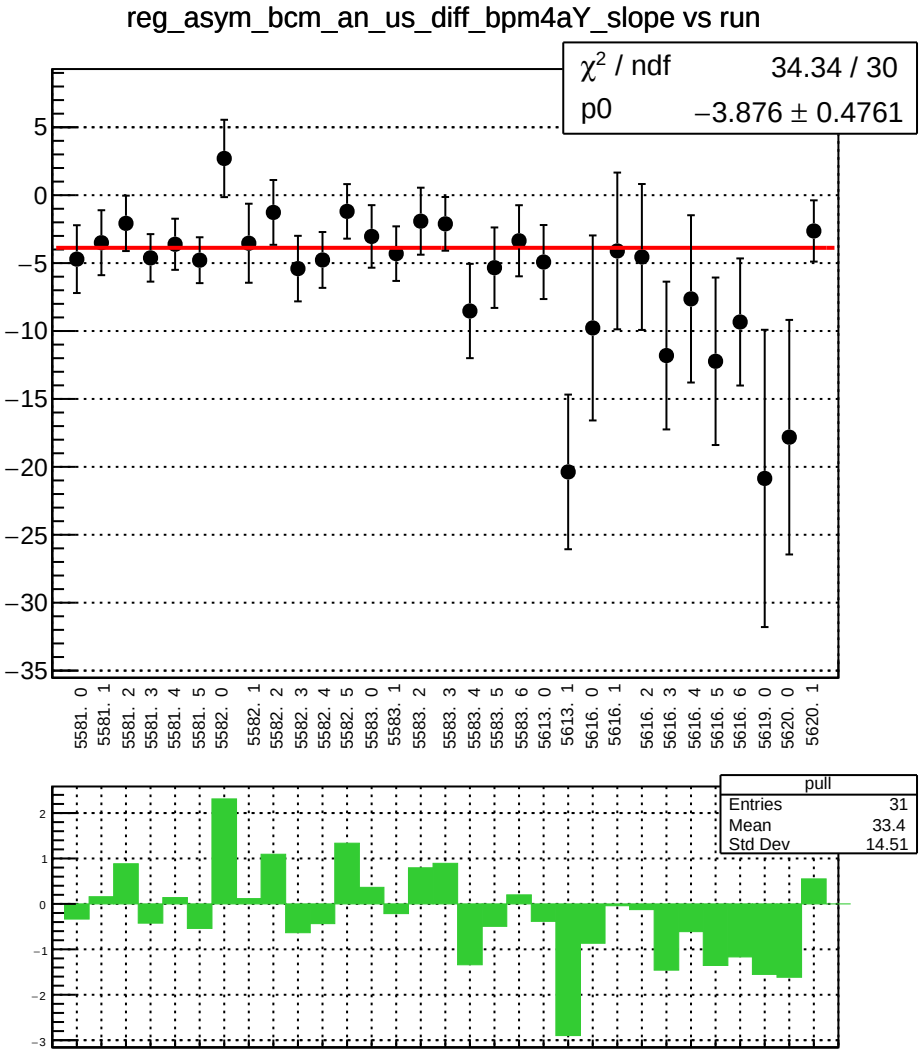
reg_asym_bcm_an_us_diff_bpm4aY_slope vs run
χ² / ndf 34.34 / 30
p0 −3.876 ± 0.4761
5581. 0
5581. 1
5581. 2
5581. 3
5581. 4
5581. 5
5582. 0
5582. 1
5582. 2
5582. 3
5582. 4
5582. 5
5583. 0
5583. 1
5583. 2
5583. 3
5583. 4
5583. 5
5583. 6
5613. 0
5613. 1
5616. 0
5616. 1
5616. 2
5616. 3
5616. 4
5616. 5
5616. 6
5619. 0
5620. 0
5620. 1
pull
Entries 31
Mean 33.4
Std Dev 14.51

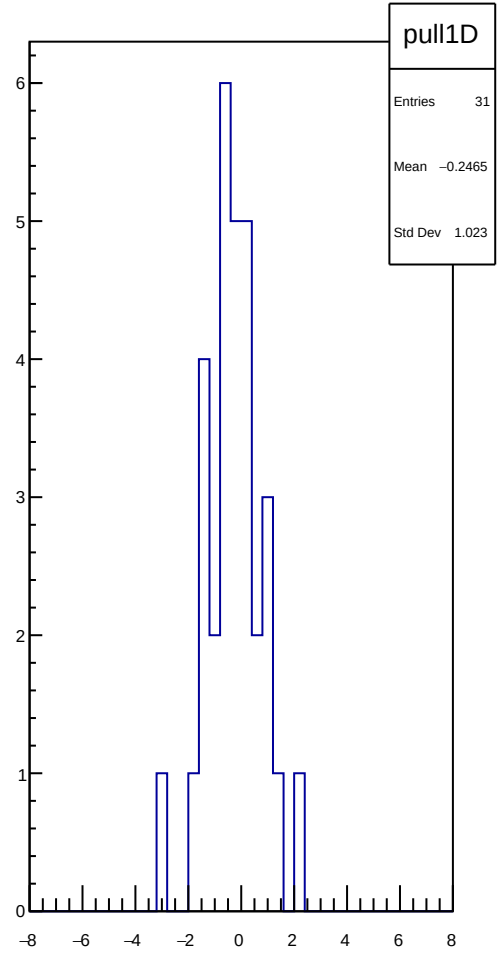
pull1D
Entries 31
Mean −0.2465
Std Dev 1.023

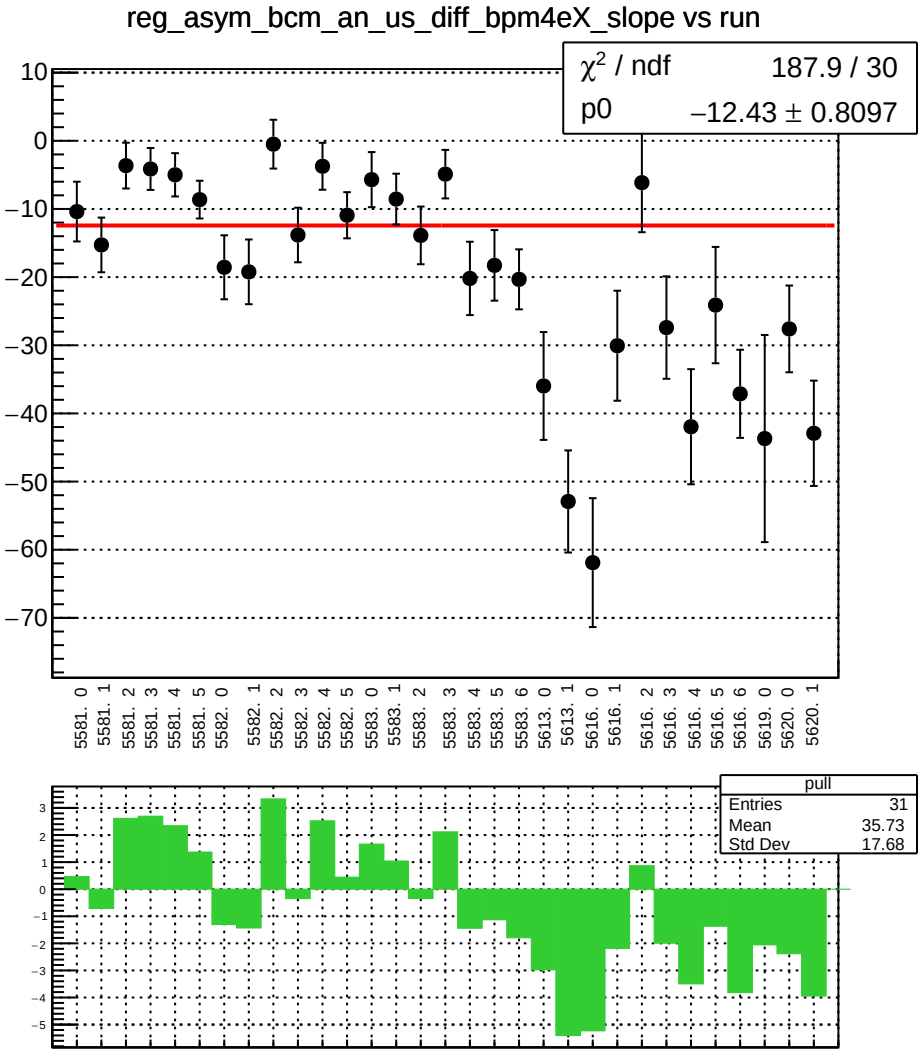
reg_asym_bcm_an_us_diff_bpm4eX_slope vs run
χ² / ndf 187.9 / 30
p0 −12.43 ± 0.8097
10
0
−10
−20
−30
−40
−50
−60
−70
5581. 0
5581. 1
5581. 2
5581. 3
5581. 4
5581. 5
5582. 0
5582. 1
5582. 2
5582. 3
5582. 4
5582. 5
5583. 0
5583. 1
5583. 2
5583. 3
5583. 4
5583. 5
5583. 6
5613. 0
5613. 1
5616. 0
5616. 1
5616. 2
5616. 3
5616. 4
5616. 5
5616. 6
5619. 0
5620. 0
5620. 1
pull
Entries 31
Mean 35.73
Std Dev 17.68
3
2
1
0
−1
−2
−3
−4
−5

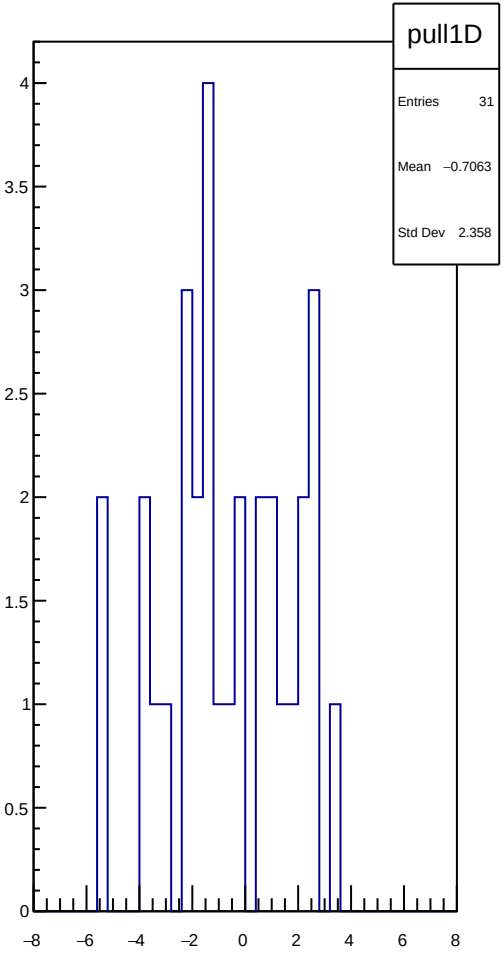
pull1D
Entries 31
Mean −0.7063
Std Dev 2.358
4
3.5
3
2.5
2
1.5
1
0.5
0
−8
−6
−4
−2
0
2
4
6
8

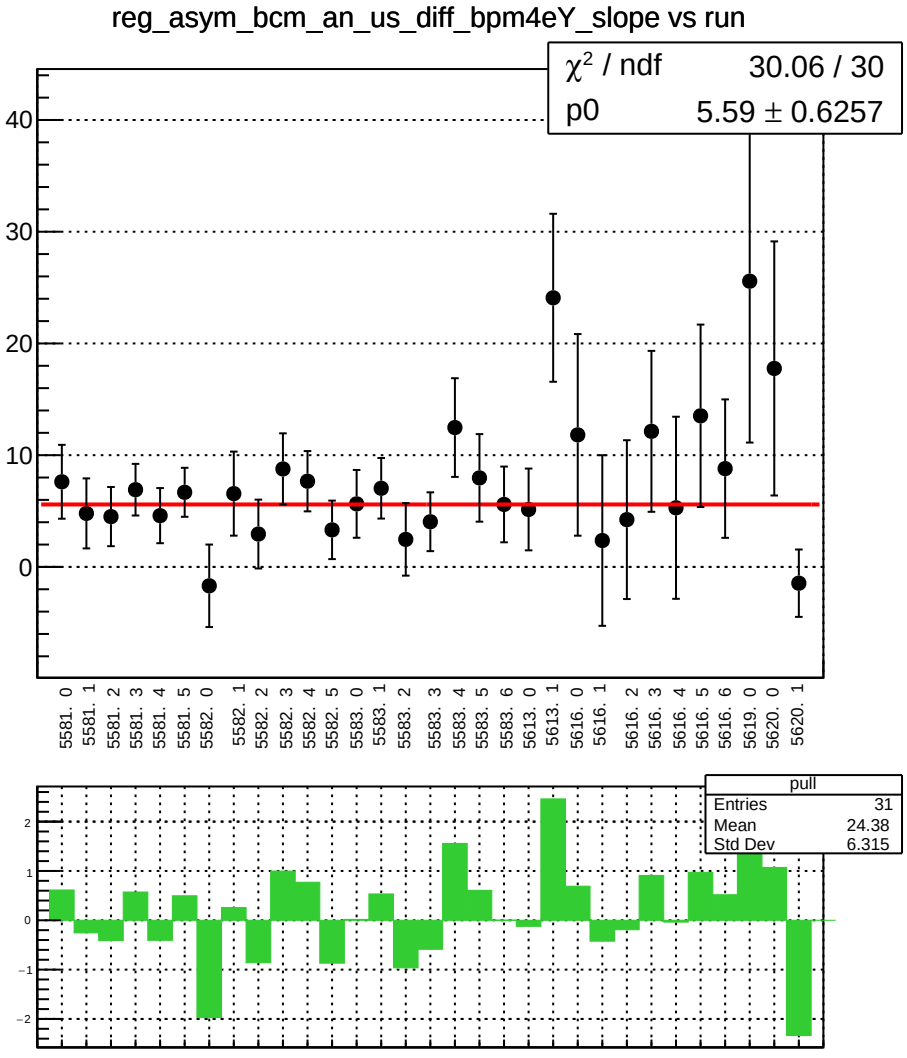
reg_asym_bcm_an_us_diff_bpm4eY_slope vs run
χ² / ndf 30.06 / 30
p0 5.59 ± 0.6257
40
30
20
10
0
5581. 0
5581. 1
5581. 2
5581. 3
5581. 4
5581. 5
5582. 0
5582. 1
5582. 2
5582. 3
5582. 4
5582. 5
5583. 0
5583. 1
5583. 2
5583. 3
5583. 4
5583. 5
5583. 6
5613. 0
5613. 1
5616. 0
5616. 1
5616. 2
5616. 3
5616. 4
5616. 5
5616. 6
5619. 0
5620. 0
5620. 1
pull
Entries 31
Mean 24.38
Std Dev 6.315
2
1
0
−1
−2

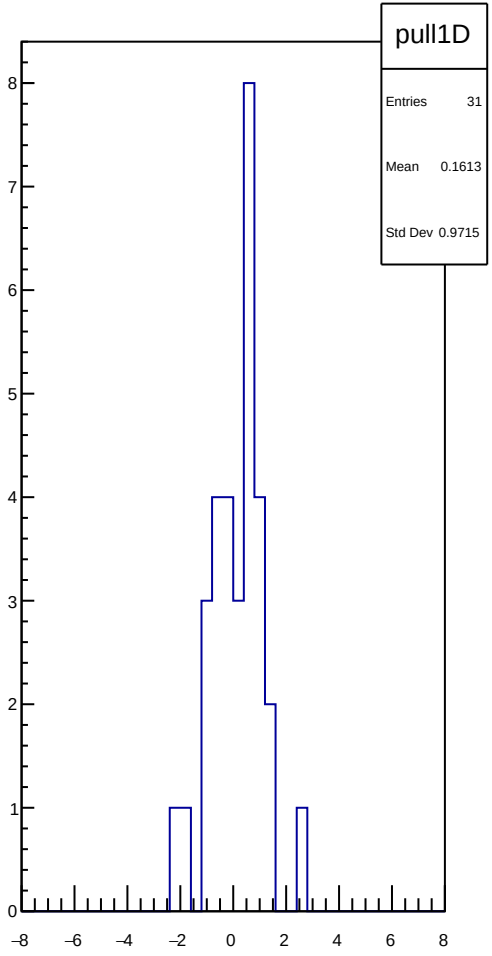
pull1D
Entries 31
Mean 0.1613
Std Dev 0.9715
8
7
6
5
4
3
2
1
0
−8
−6
−4
−2
0
2
4
6
8

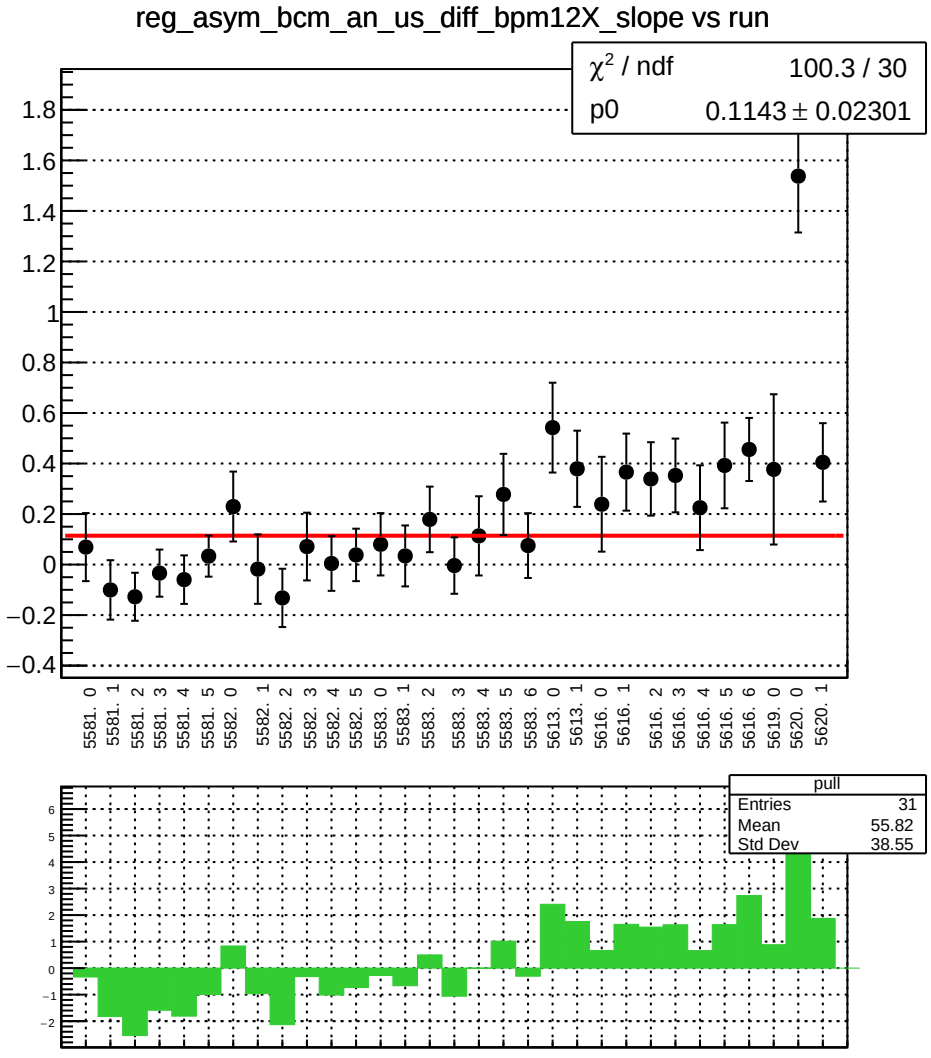
reg_asym_bcm_an_us_diff_bpm12X_slope vs run
χ² / ndf 100.3 / 30
p0 0.1143 ± 0.02301
1.8
1.6
1.4
1.2
1
0.8
0.6
0.4
0.2
0
−0.2
−0.4
5581. 0
5581. 1
5581. 2
5581. 3
5581. 4
5581. 5
5582. 0
5582. 1
5582. 2
5582. 3
5582. 4
5582. 5
5583. 0
5583. 1
5583. 2
5583. 3
5583. 4
5583. 5
5583. 6
5613. 0
5613. 1
5616. 0
5616. 1
5616. 2
5616. 3
5616. 4
5616. 5
5616. 6
5619. 0
5620. 0
5620. 1
pull
Entries 31
Mean 55.82
Std Dev 38.55
6
5
4
3
2
1
0
−1
−2

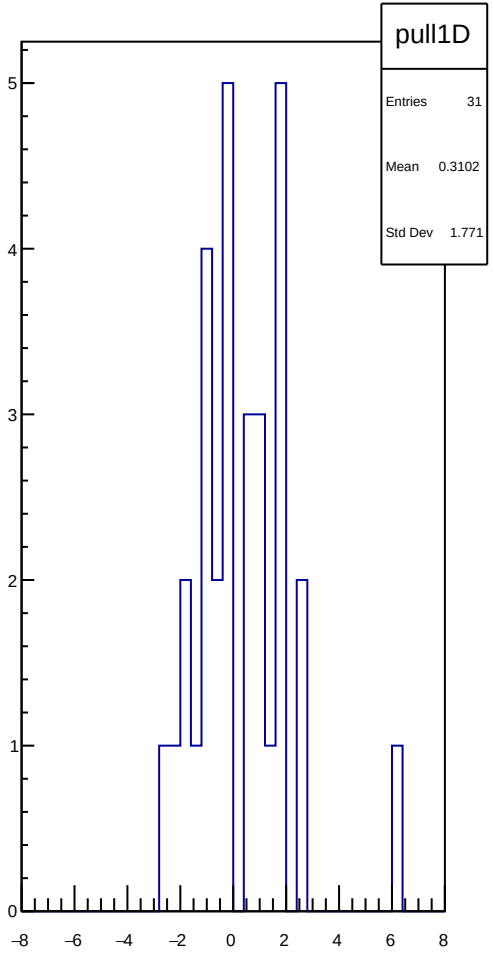
pull1D
Entries 31
Mean 0.3102
Std Dev 1.771
5
4
3
2
1
0
−8
−6
−4
−2
0
2
4
6
8

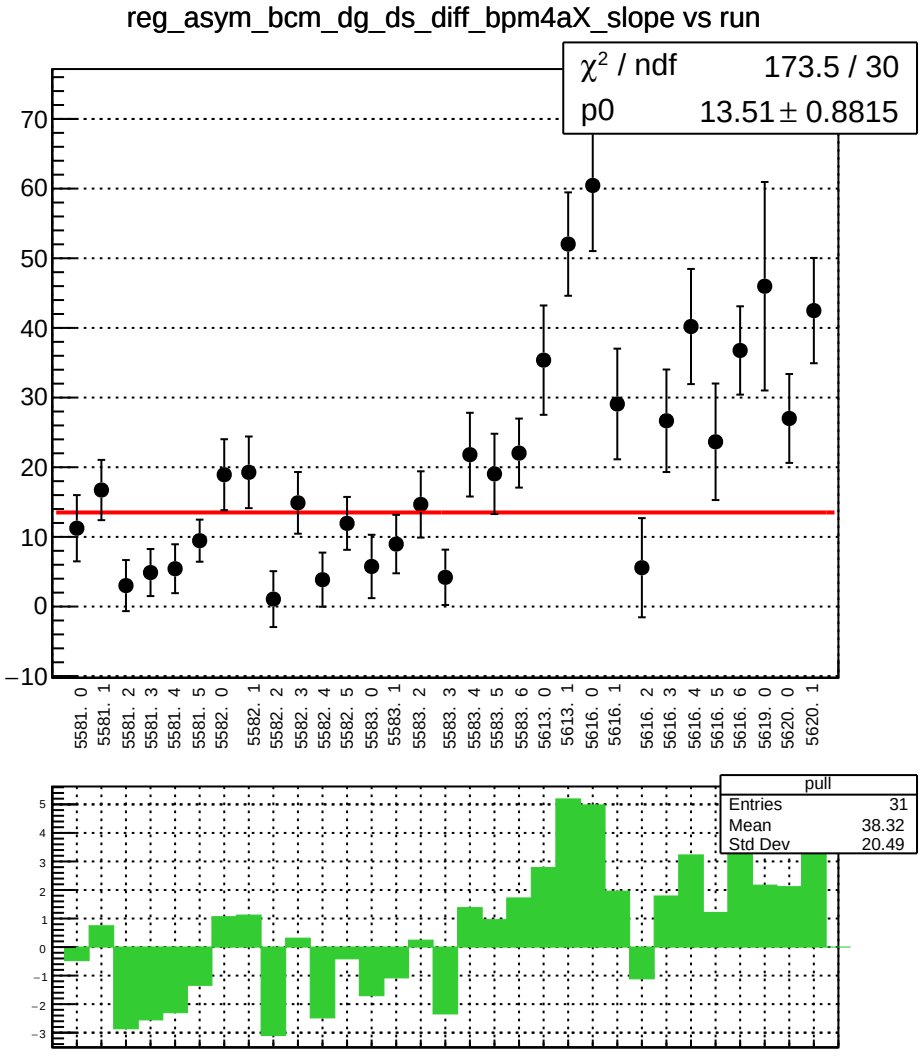
reg_asym_bcm_dg_ds_diff_bpm4aX_slope vs run
χ² / ndf 173.5 / 30
p0 13.51 ± 0.8815
70
60
50
40
30
20
10
0
−10
5581. 0
5581. 1
5581. 2
5581. 3
5581. 4
5581. 5
5582. 0
5582. 1
5582. 2
5582. 3
5582. 4
5582. 5
5583. 0
5583. 1
5583. 2
5583. 3
5583. 4
5583. 5
5583. 6
5613. 0
5613. 1
5616. 0
5616. 1
5616. 2
5616. 3
5616. 4
5616. 5
5616. 6
5619. 0
5620. 0
5620. 1
pull
Entries 31
Mean 38.32
Std Dev 20.49
5
4
3
2
1
0
−1
−2
−3

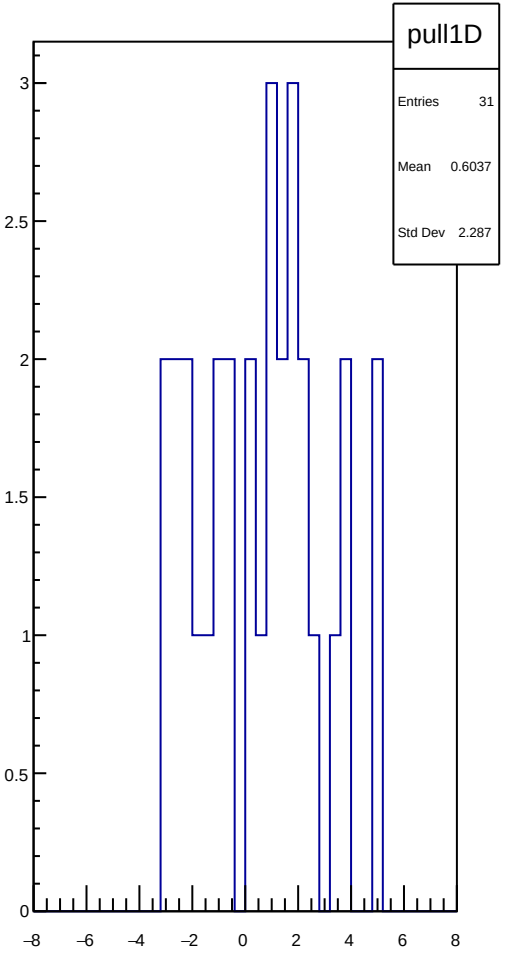
pull1D
Entries 31
Mean 0.6037
Std Dev 2.287
3
2.5
2
1.5
1
0.5
0
−8
−6
−4
−2
0
2
4
6
8

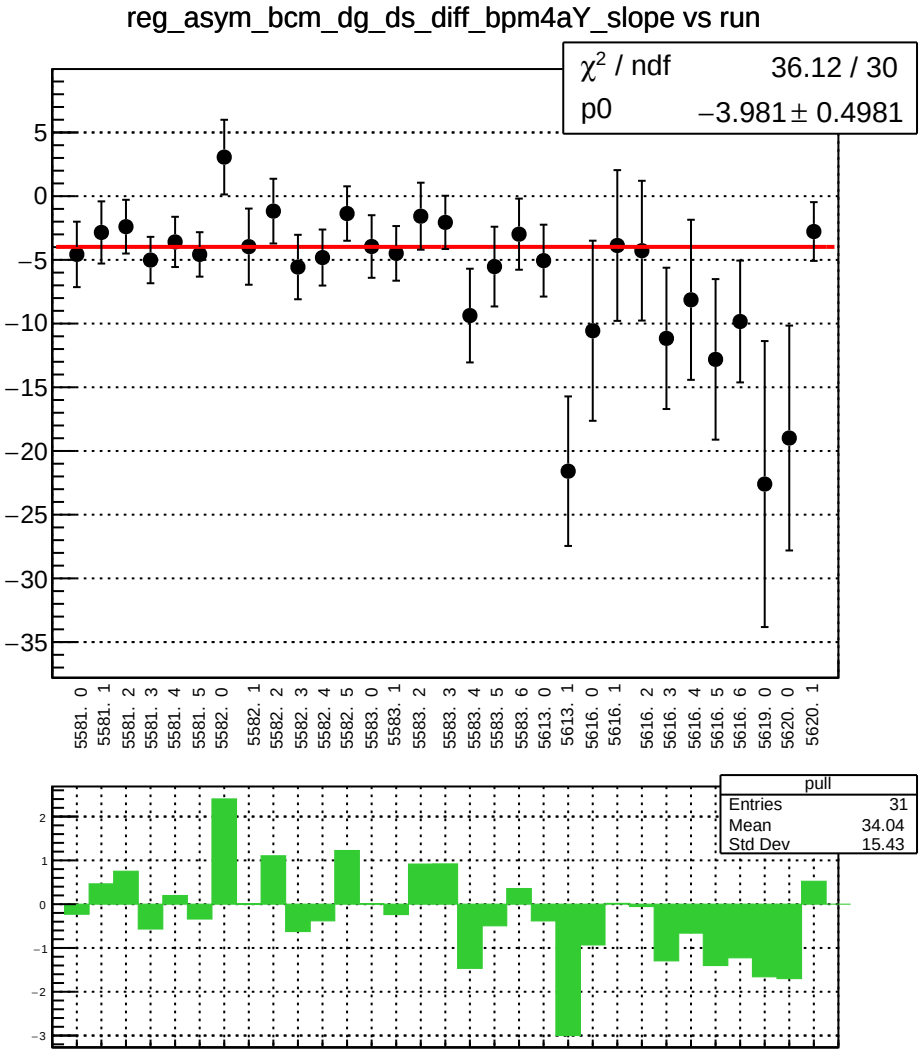
reg_asym_bcm_dg_ds_diff_bpm4aY_slope vs run
χ² / ndf 36.12 / 30
p0 −3.981 ± 0.4981
5
0
−5
−10
−15
−20
−25
−30
−35
5581. 0
5581. 1
5581. 2
5581. 3
5581. 4
5581. 5
5582. 0
5582. 1
5582. 2
5582. 3
5582. 4
5582. 5
5583. 0
5583. 1
5583. 2
5583. 3
5583. 4
5583. 5
5583. 6
5613. 0
5613. 1
5616. 0
5616. 1
5616. 2
5616. 3
5616. 4
5616. 5
5616. 6
5619. 0
5620. 0
5620. 1
pull
Entries 31
Mean 34.04
Std Dev 15.43
2
1
0
−1
−2
−3

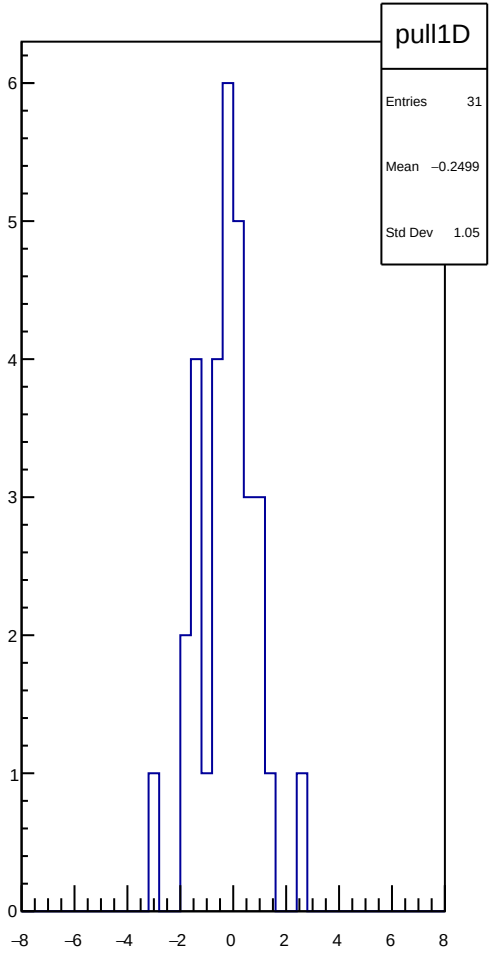
pull1D
Entries 31
Mean −0.2499
Std Dev 1.05
6
5
4
3
2
1
0
−8
−6
−4
−2
0
2
4
6
8

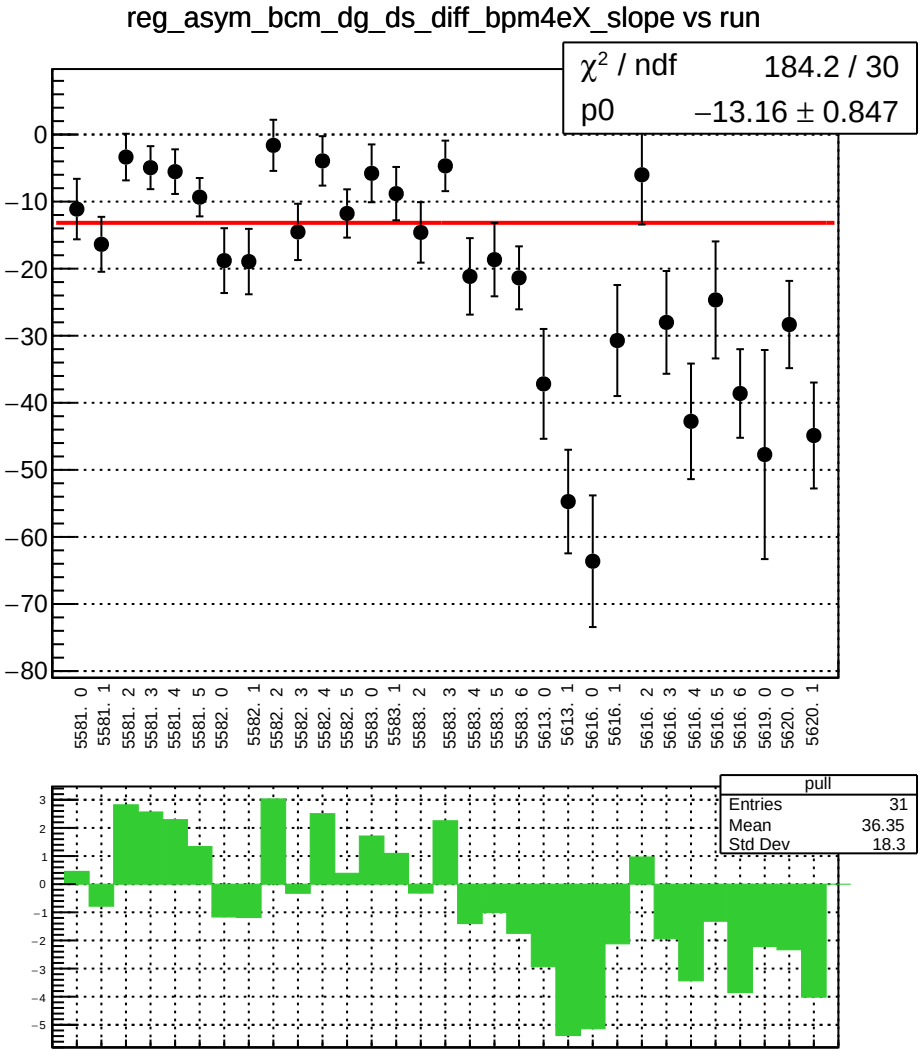
reg_asym_bcm_dg_ds_diff_bpm4eX_slope vs run
χ² / ndf 184.2 / 30
p0 −13.16 ± 0.847
0
−10
−20
−30
−40
−50
−60
−70
−80
5581. 0
5581. 1
5581. 2
5581. 3
5581. 4
5581. 5
5582. 0
5582. 1
5582. 2
5582. 3
5582. 4
5582. 5
5583. 0
5583. 1
5583. 2
5583. 3
5583. 4
5583. 5
5583. 6
5613. 0
5613. 1
5616. 0
5616. 1
5616. 2
5616. 3
5616. 4
5616. 5
5616. 6
5619. 0
5620. 0
5620. 1
pull
Entries 31
Mean 36.35
Std Dev 18.3

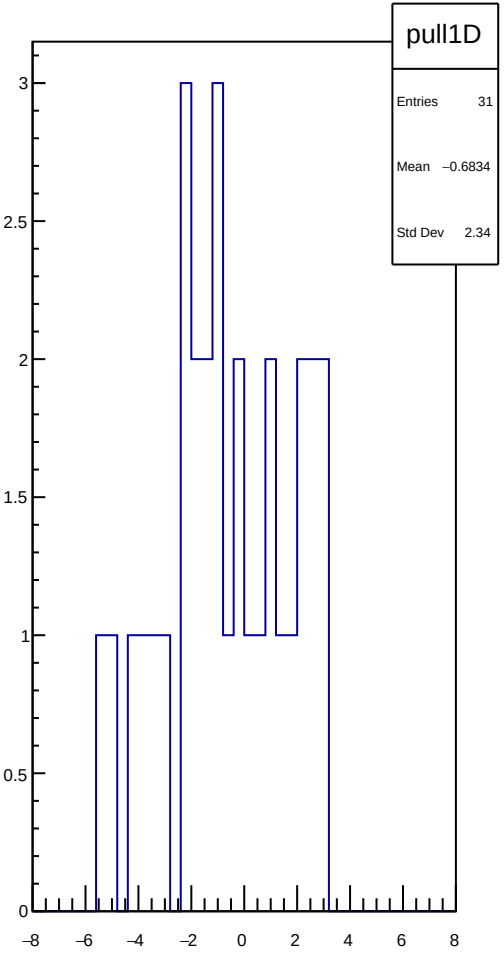
pull1D
Entries 31
Mean −0.6834
Std Dev 2.34
3
2.5
2
1.5
1
0.5
0
−8
−6
−4
−2
0
2
4
6
8

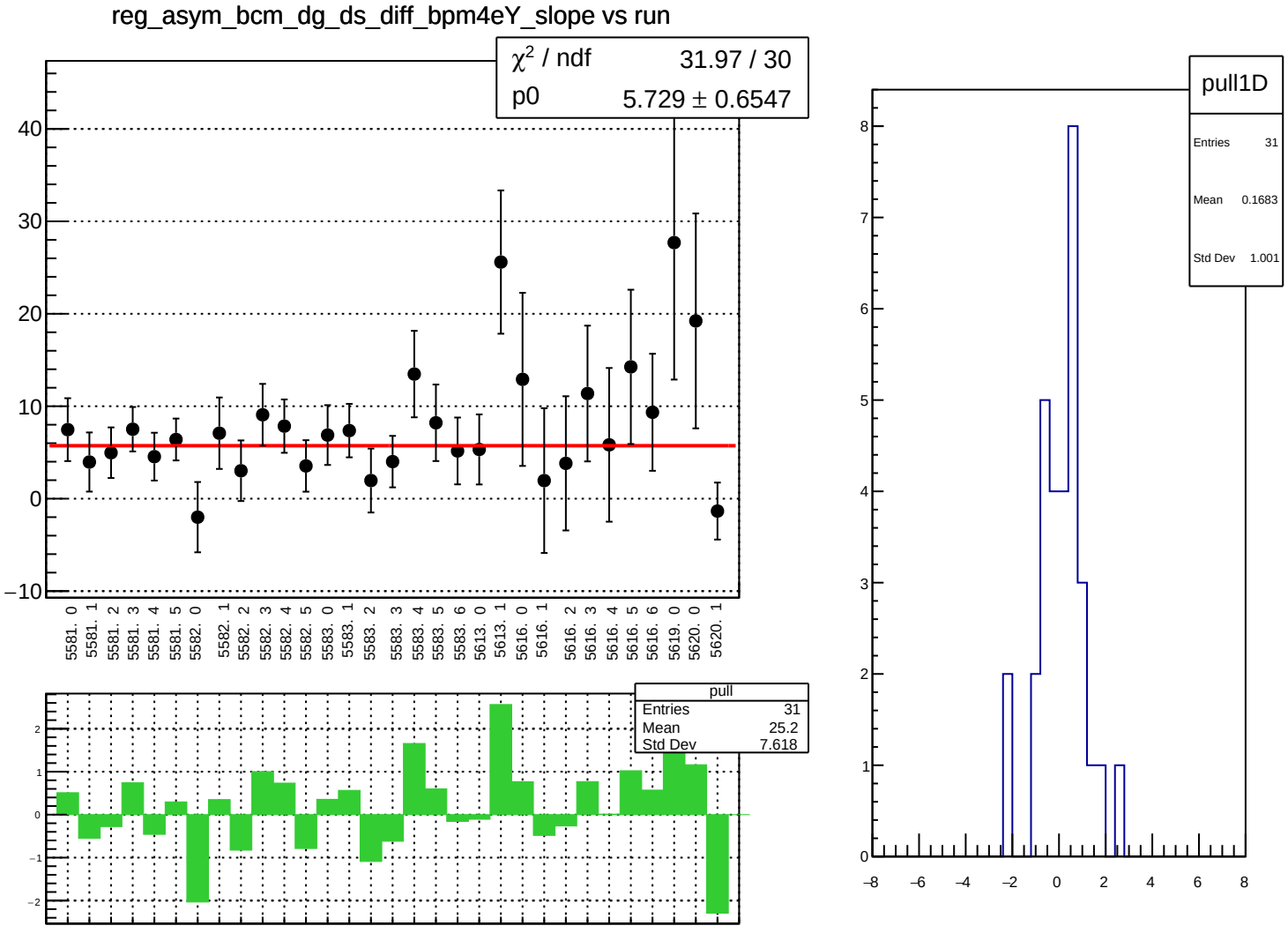
reg_asym_bcm_dg_ds_diff_bpm4eY_slope vs run
χ² / ndf 31.97 / 30
p0 5.729 ± 0.6547
40
30
20
10
0
−10
5581. 0
5581. 1
5581. 2
5581. 3
5581. 4
5581. 5
5582. 0
5582. 1
5582. 2
5582. 3
5582. 4
5582. 5
5583. 0
5583. 1
5583. 2
5583. 3
5583. 4
5583. 5
5583. 6
5613. 0
5613. 1
5616. 0
5616. 1
5616. 2
5616. 3
5616. 4
5616. 5
5616. 6
5619. 0
5620. 0
5620. 1
pull
Entries 31
Mean 25.2
Std Dev 7.618
2
1
0
−1
−2
pull1D
Entries 31
Mean 0.1683
Std Dev 1.001
8
7
6
5
4
3
2
1
0
−8
−6
−4
−2
0
2
4
6
8

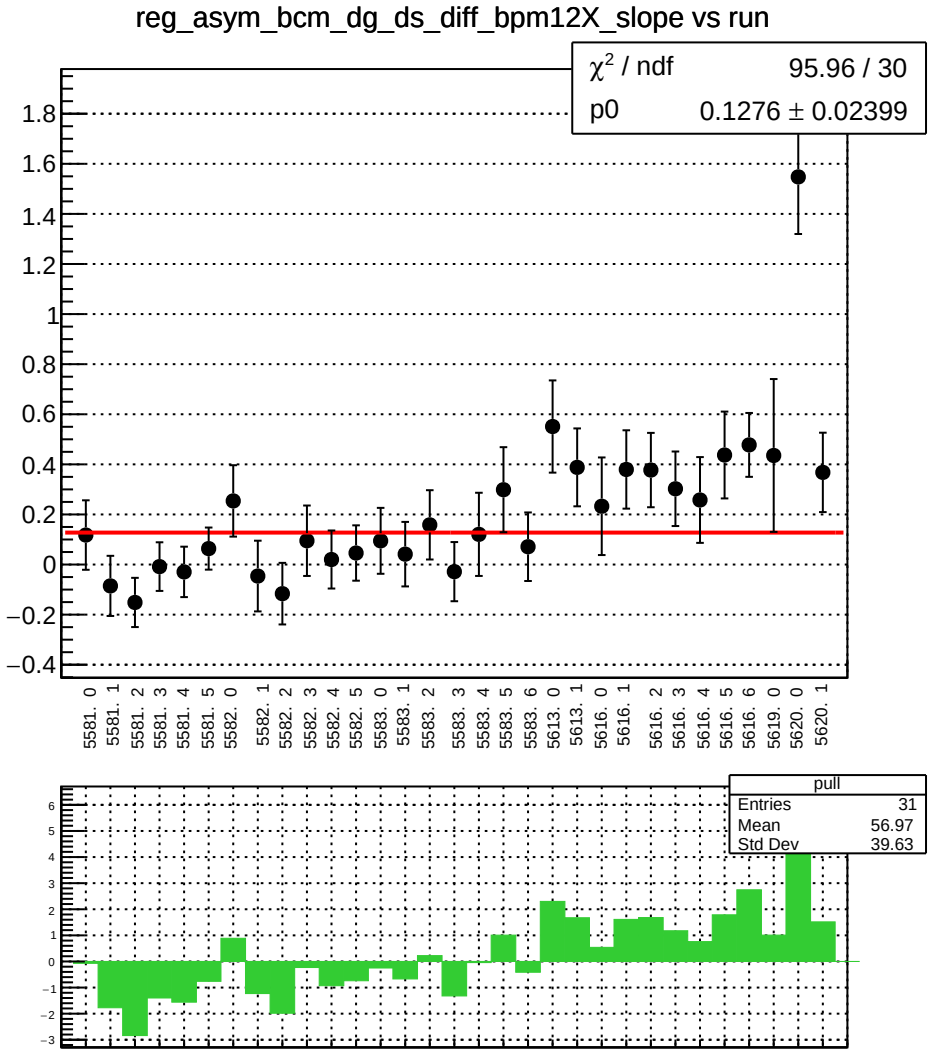
reg_asym_bcm_dg_ds_diff_bpm12X_slope vs run
χ² / ndf 95.96 / 30
p0 0.1276 ± 0.02399
1.8
1.6
1.4
1.2
1
0.8
0.6
0.4
0.2
0
−0.2
−0.4
5581. 0
5581. 1
5581. 2
5581. 3
5581. 4
5581. 5
5582. 0
5582. 1
5582. 2
5582. 3
5582. 4
5582. 5
5583. 0
5583. 1
5583. 2
5583. 3
5583. 4
5583. 5
5583. 6
5613. 0
5613. 1
5616. 0
5616. 1
5616. 2
5616. 3
5616. 4
5616. 5
5616. 6
5619. 0
5620. 0
5620. 1
pull
Entries 31
Mean 56.97
Std Dev 39.63
6
5
4
3
2
1
0
−1
−2
−3

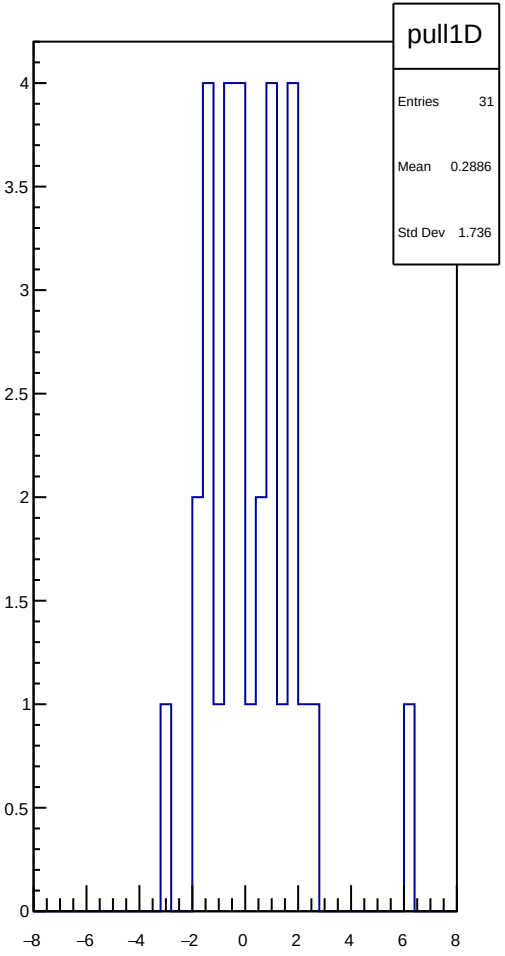
pull1D
Entries 31
Mean 0.2886
Std Dev 1.736
4
3.5
3
2.5
2
1.5
1
0.5
0
−8
−6
−4
−2
0
2
4
6
8

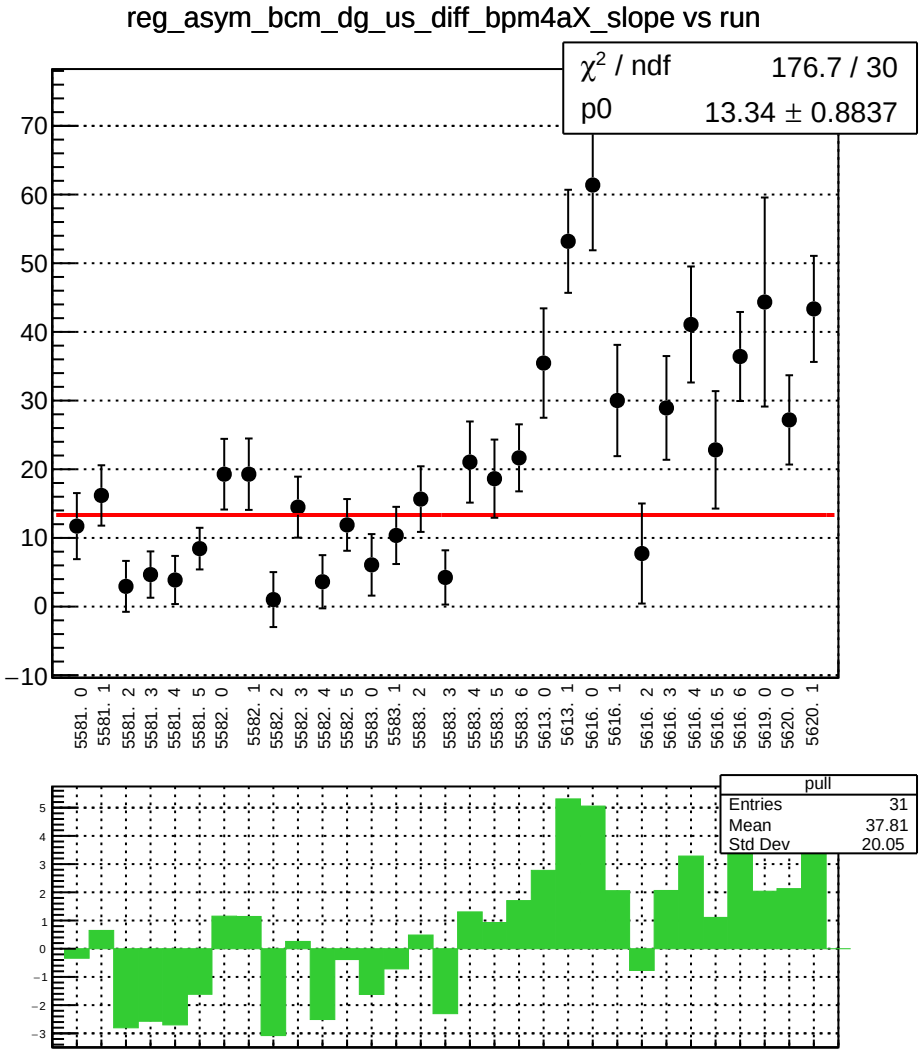
reg_asym_bcm_dg_us_diff_bpm4aX_slope vs run
χ² / ndf 176.7 / 30
p0 13.34 ± 0.8837
70
60
50
40
30
20
10
0
−10
5581. 0
5581. 1
5581. 2
5581. 3
5581. 4
5581. 5
5582. 0
5582. 1
5582. 2
5582. 3
5582. 4
5582. 5
5583. 0
5583. 1
5583. 2
5583. 3
5583. 4
5583. 5
5583. 6
5613. 0
5613. 1
5616. 0
5616. 1
5616. 2
5616. 3
5616. 4
5616. 5
5616. 6
5619. 0
5620. 0
5620. 1
pull
Entries 31
Mean 37.81
Std Dev 20.05
5
4
3
2
1
0
−1
−2
−3

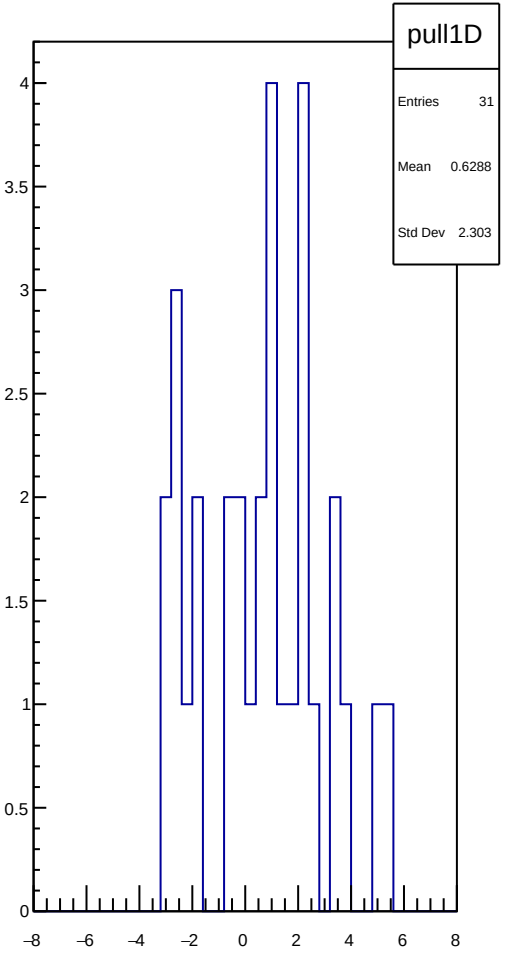
pull1D
Entries 31
Mean 0.6288
Std Dev 2.303
4
3.5
3
2.5
2
1.5
1
0.5
0
−8
−6
−4
−2
0
2
4
6
8

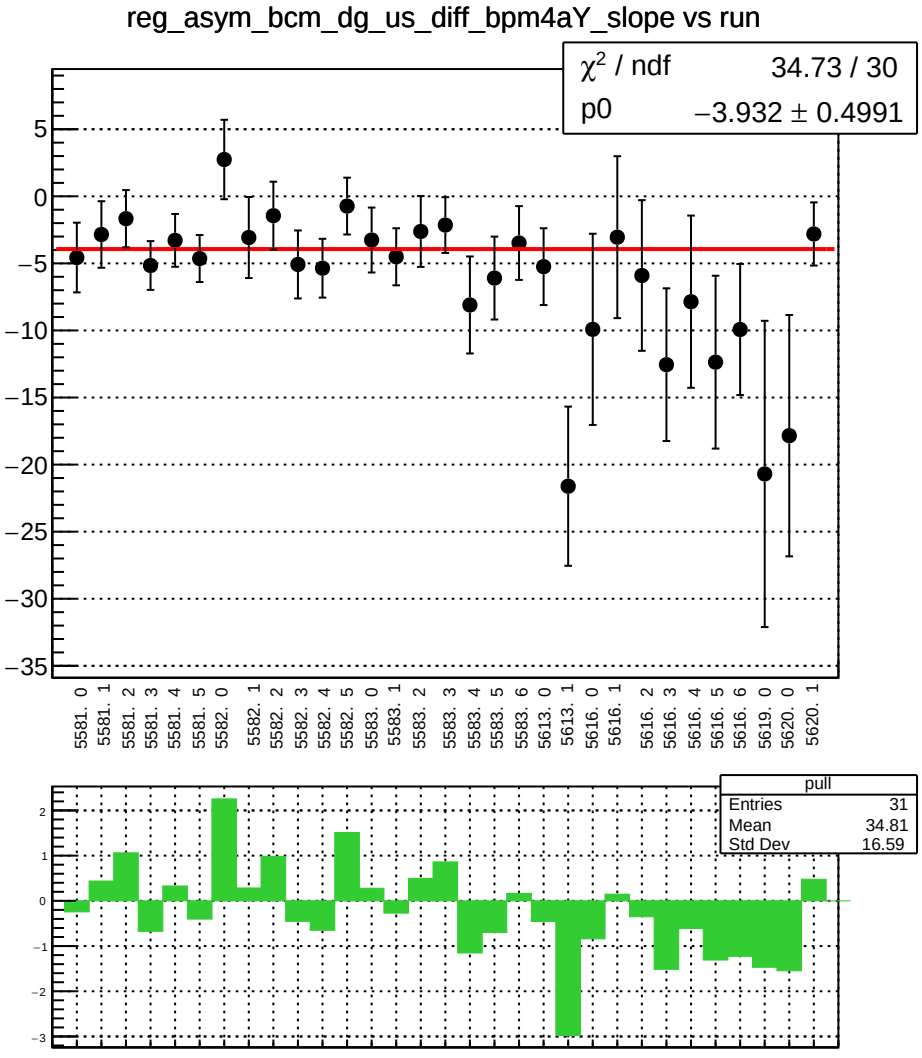
reg_asym_bcm_dg_us_diff_bpm4aY_slope vs run
χ² / ndf 34.73 / 30
p0 −3.932 ± 0.4991
5581. 0
5581. 1
5581. 2
5581. 3
5581. 4
5581. 5
5582. 0
5582. 1
5582. 2
5582. 3
5582. 4
5582. 5
5583. 0
5583. 1
5583. 2
5583. 3
5583. 4
5583. 5
5583. 6
5613. 0
5613. 1
5616. 0
5616. 1
5616. 2
5616. 3
5616. 4
5616. 5
5616. 6
5619. 0
5620. 0
5620. 1
pull
Entries 31
Mean 34.81
Std Dev 16.59

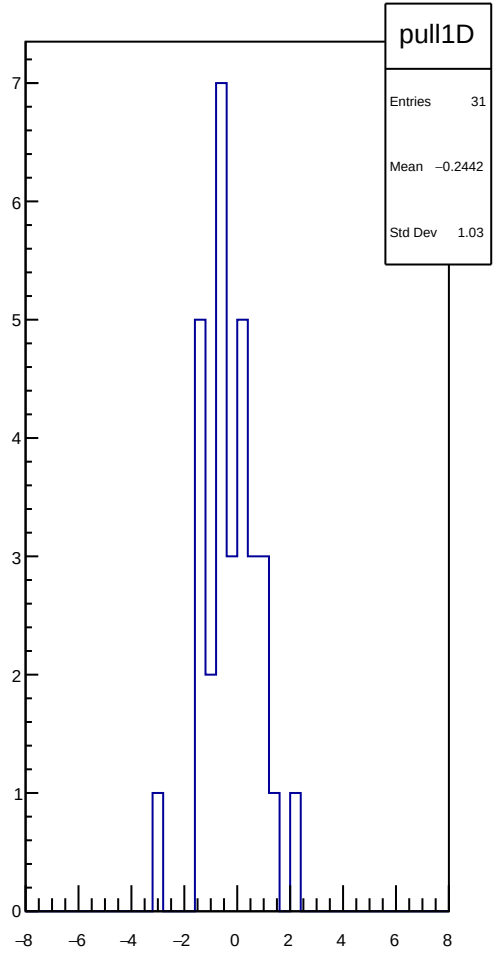
pull1D
Entries 31
Mean −0.2442
Std Dev 1.03

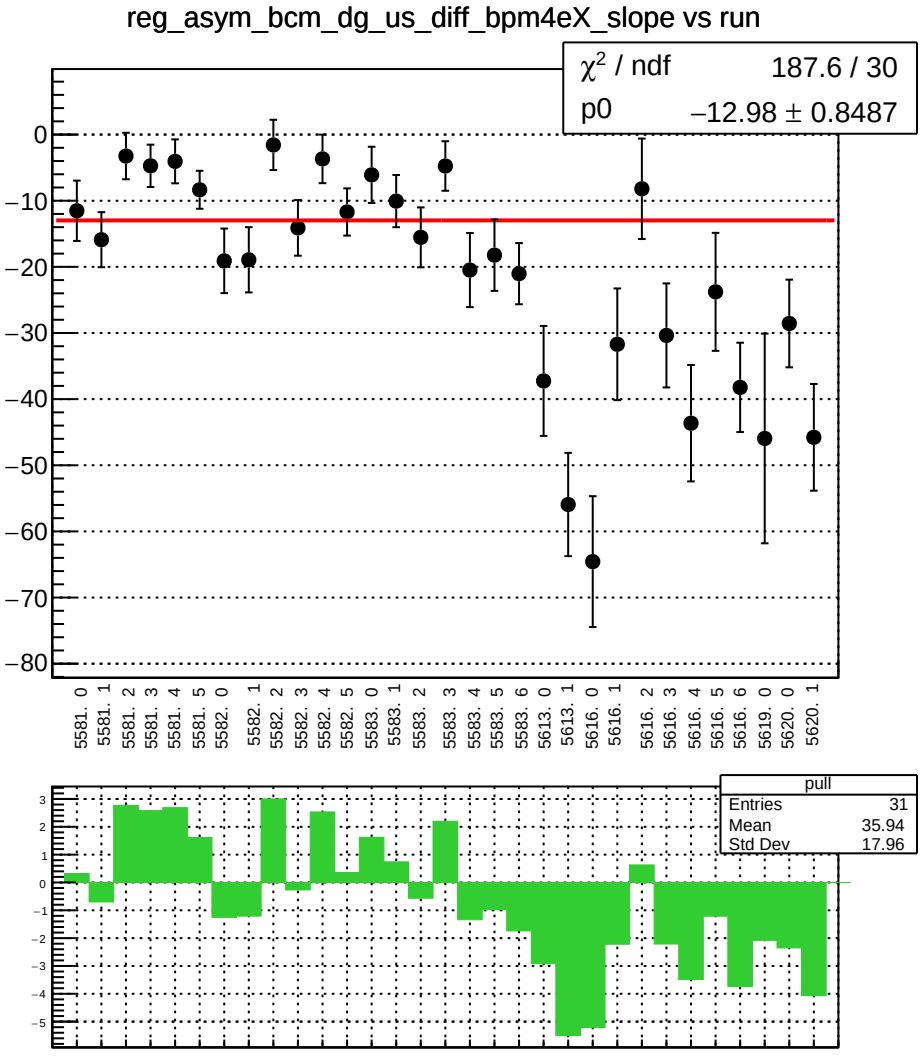
reg_asym_bcm_dg_us_diff_bpm4eX_slope vs run
χ² / ndf 187.6 / 30
p0 −12.98 ± 0.8487
0
−10
−20
−30
−40
−50
−60
−70
−80
5581. 0
5581. 1
5581. 2
5581. 3
5581. 4
5581. 5
5582. 0
5582. 1
5582. 2
5582. 3
5582. 4
5582. 5
5583. 0
5583. 1
5583. 2
5583. 3
5583. 4
5583. 5
5583. 6
5613. 0
5613. 1
5616. 0
5616. 1
5616. 2
5616. 3
5616. 4
5616. 5
5616. 6
5619. 0
5620. 0
5620. 1
pull
Entries 31
Mean 35.94
Std Dev 17.96
3
2
1
0
−1
−2
−3
−4
−5

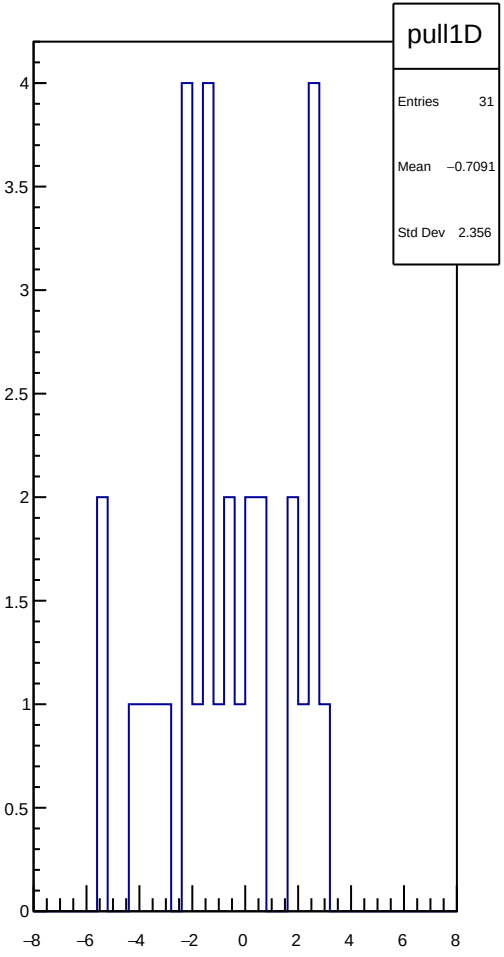
pull1D
Entries 31
Mean −0.7091
Std Dev 2.356
4
3.5
3
2.5
2
1.5
1
0.5
0
−8
−6
−4
−2
0
2
4
6
8

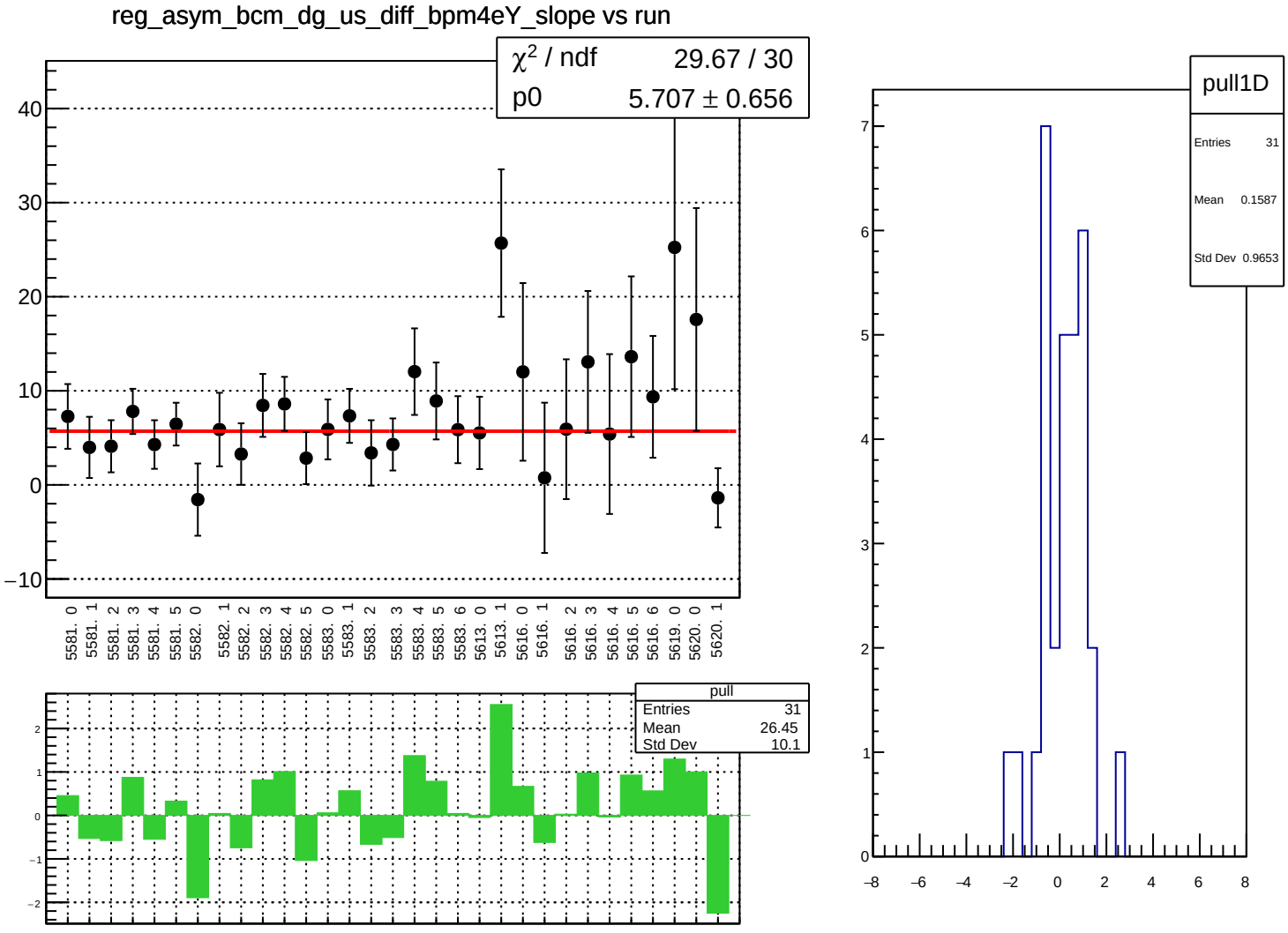
reg_asym_bcm_dg_us_diff_bpm4eY_slope vs run
χ² / ndf 29.67 / 30
p0 5.707 ± 0.656
40
30
20
10
0
−10
5581. 0
5581. 1
5581. 2
5581. 3
5581. 4
5581. 5
5582. 0
5582. 1
5582. 2
5582. 3
5582. 4
5582. 5
5583. 0
5583. 1
5583. 2
5583. 3
5583. 4
5583. 5
5583. 6
5613. 0
5613. 1
5616. 0
5616. 1
5616. 2
5616. 3
5616. 4
5616. 5
5616. 6
5619. 0
5620. 0
5620. 1
pull
Entries 31
Mean 26.45
Std Dev 10.1
2
1
0
−1
−2
pull1D
Entries 31
Mean 0.1587
Std Dev 0.9653
7
6
5
4
3
2
1
0
−8
−6
−4
−2
0
2
4
6
8

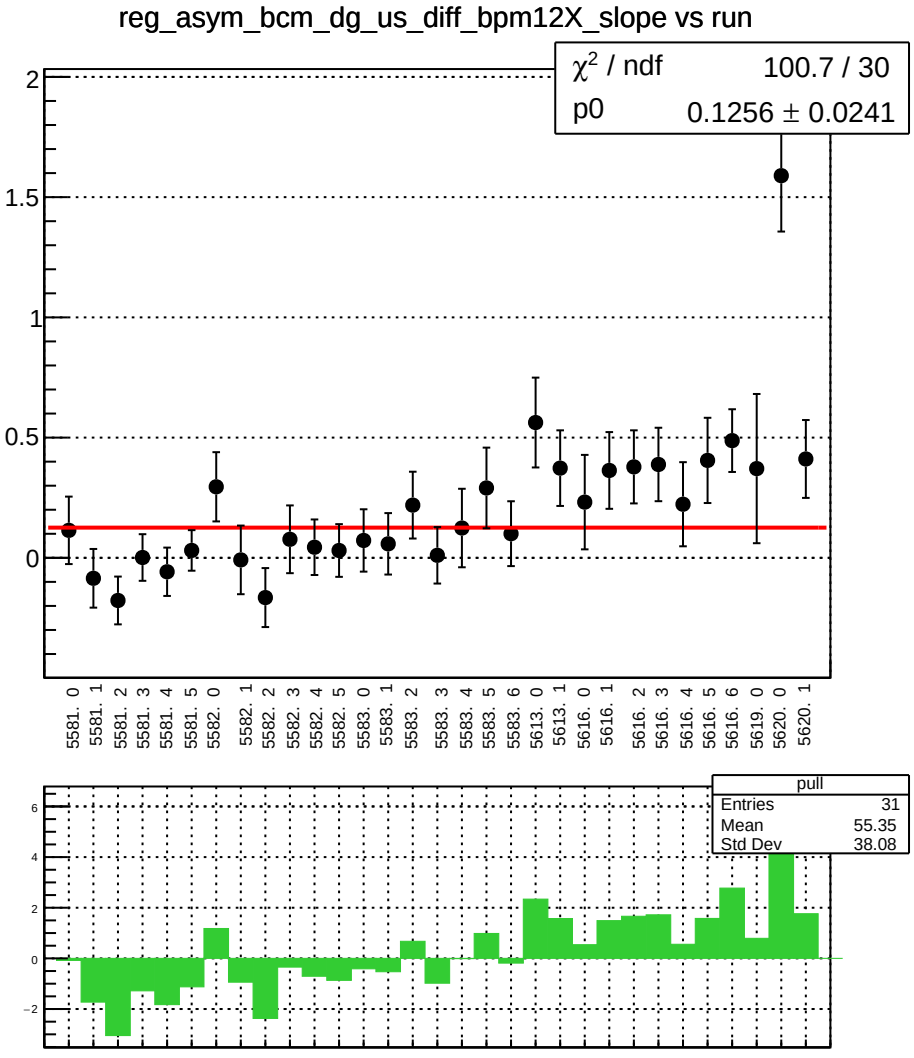
reg_asym_bcm_dg_us_diff_bpm12X_slope vs run
χ² / ndf 100.7 / 30
p0 0.1256 ± 0.0241
2
1.5
1
0.5
0
5581. 0
5581. 1
5581. 2
5581. 3
5581. 4
5581. 5
5582. 0
5582. 1
5582. 2
5582. 3
5582. 4
5582. 5
5583. 0
5583. 1
5583. 2
5583. 3
5583. 4
5583. 5
5583. 6
5613. 0
5613. 1
5616. 0
5616. 1
5616. 2
5616. 3
5616. 4
5616. 5
5616. 6
5619. 0
5620. 0
5620. 1
pull
Entries 31
Mean 55.35
Std Dev 38.08
6
4
2
0
−2

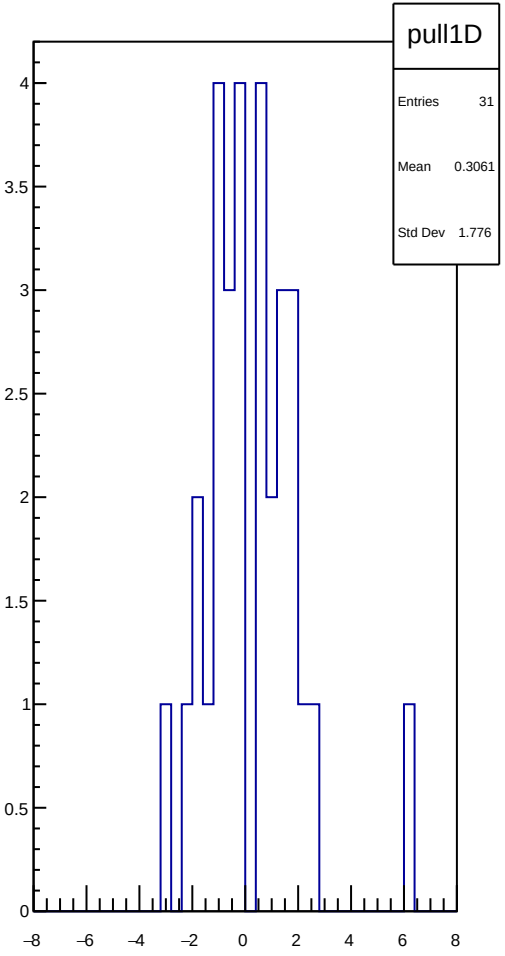
pull1D
Entries 31
Mean 0.3061
Std Dev 1.776
4
3.5
3
2.5
2
1.5
1
0.5
0
−8
−6
−4
−2
0
2
4
6
8