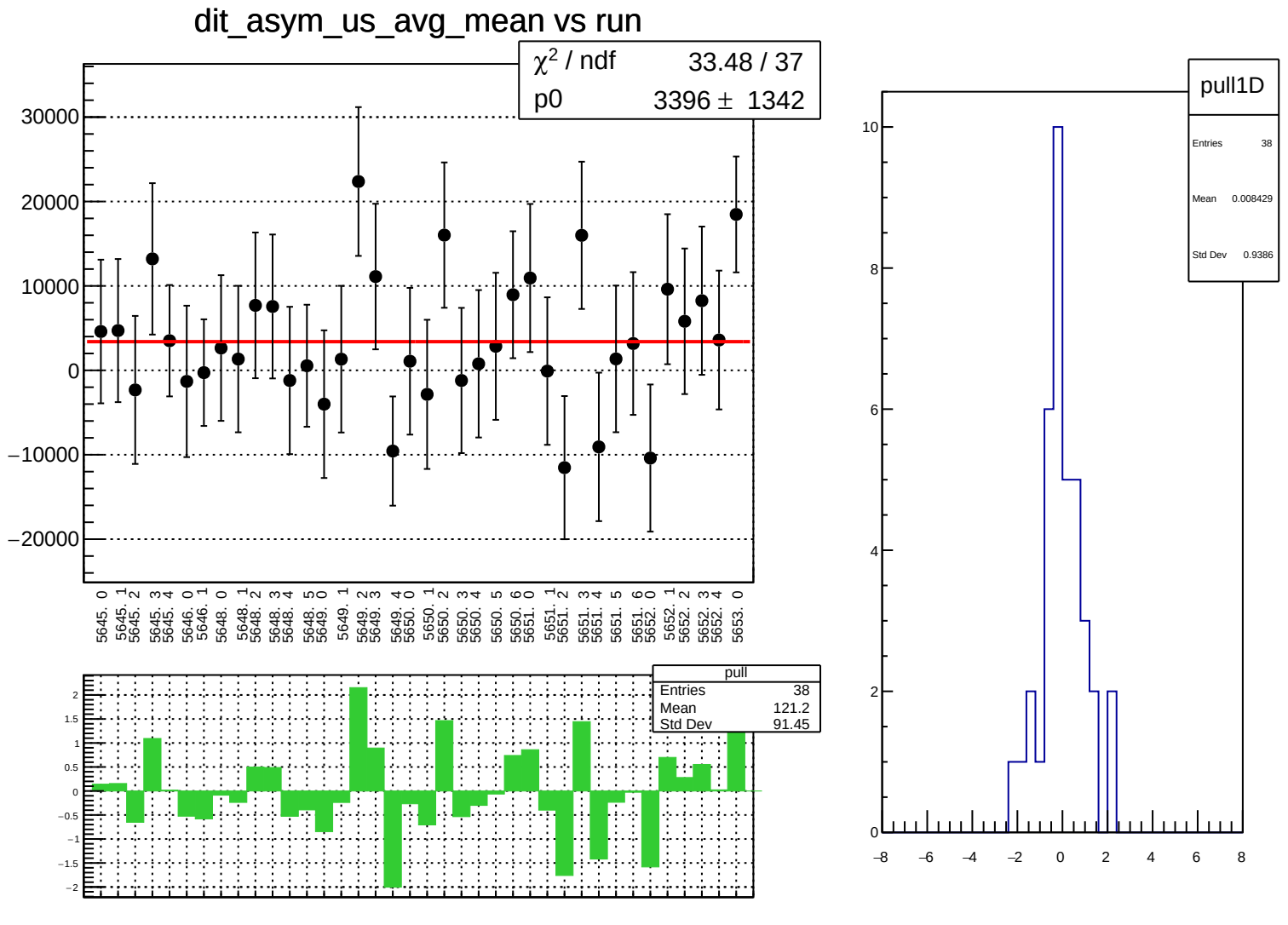
dit_asym_us_avg_mean vs run
χ2 / ndf 33.48 / 37
p0 3396 ± 1342
30000
20000
10000
0
−10000
−20000
5645. 0
5645. 1
5645. 2
5645. 3
5645. 4
5646. 0
5646. 1
5648. 0
5648. 1
5648. 2
5648. 3
5648. 4
5648. 5
5649. 0
5649. 1
5649. 2
5649. 3
5649. 4
5650. 0
5650. 1
5650. 2
5650. 3
5650. 4
5650. 5
5650. 6
5651. 0
5651. 1
5651. 2
5651. 3
5651. 4
5651. 5
5651. 6
5652. 0
5652. 1
5652. 2
5652. 3
5652. 4
5653. 0
pull
Entries 38
Mean 121.2
Std Dev 91.45
2
1.5
1
0.5
0
−0.5
−1
−1.5
−2
pull1D
Entries 38
Mean 0.008429
Std Dev 0.9386
10
8
6
4
2
0
−8
−6
−4
−2
0
2
4
6
8

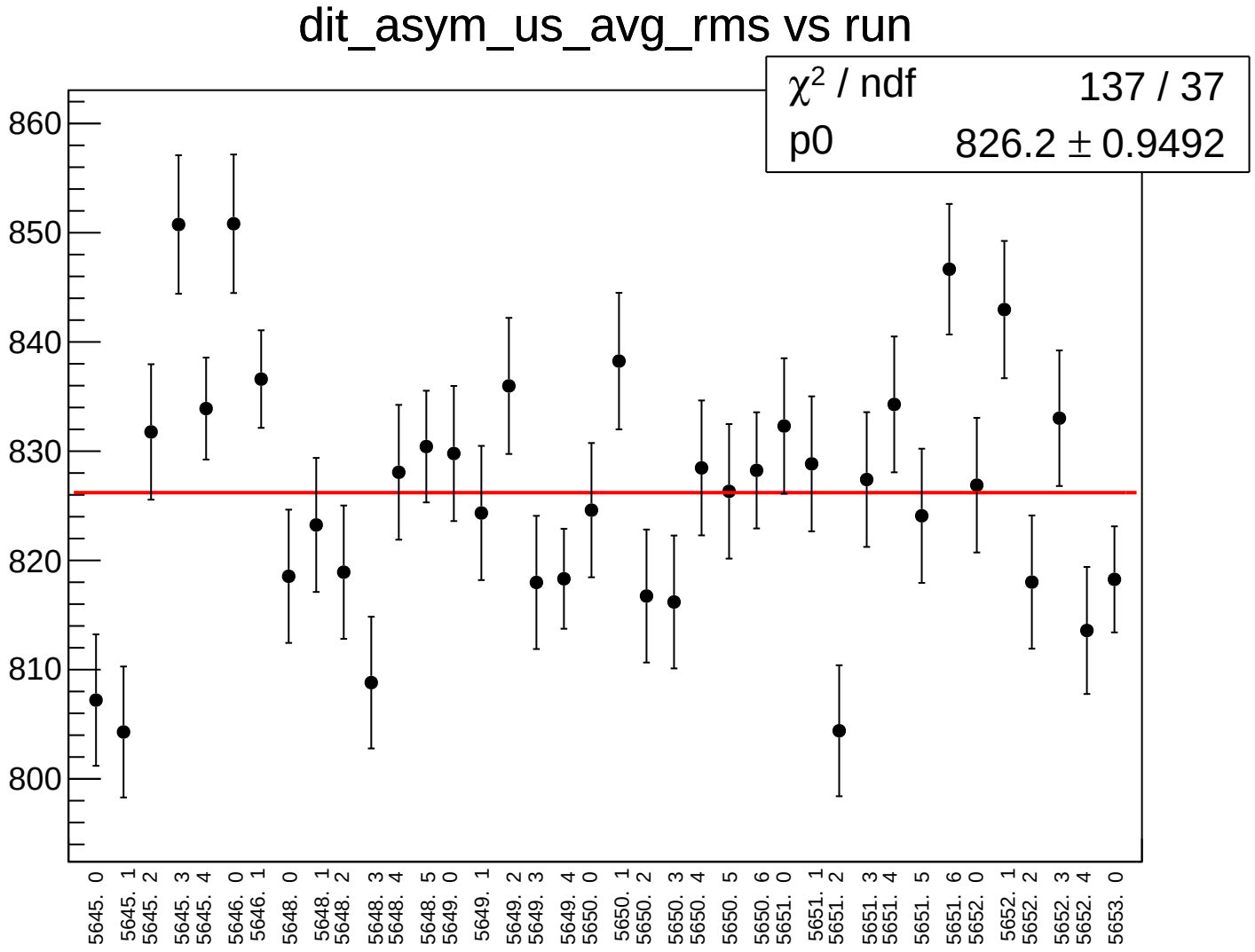
dit_asym_us_avg_rms vs run
χ² / ndf 137 / 37
p0 826.2 ± 0.9492
860
850
840
830
820
810
800
5645. 0
5645. 1
5645. 2
5645. 3
5645. 4
5646. 0
5646. 1
5648. 0
5648. 1
5648. 2
5648. 3
5648. 4
5648. 5
5649. 0
5649. 1
5649. 2
5649. 3
5649. 4
5650. 0
5650. 1
5650. 2
5650. 3
5650. 4
5650. 5
5650. 6
5651. 0
5651. 1
5651. 2
5651. 3
5651. 4
5651. 5
5651. 6
5652. 0
5652. 1
5652. 2
5652. 3
5652. 4
5653. 0

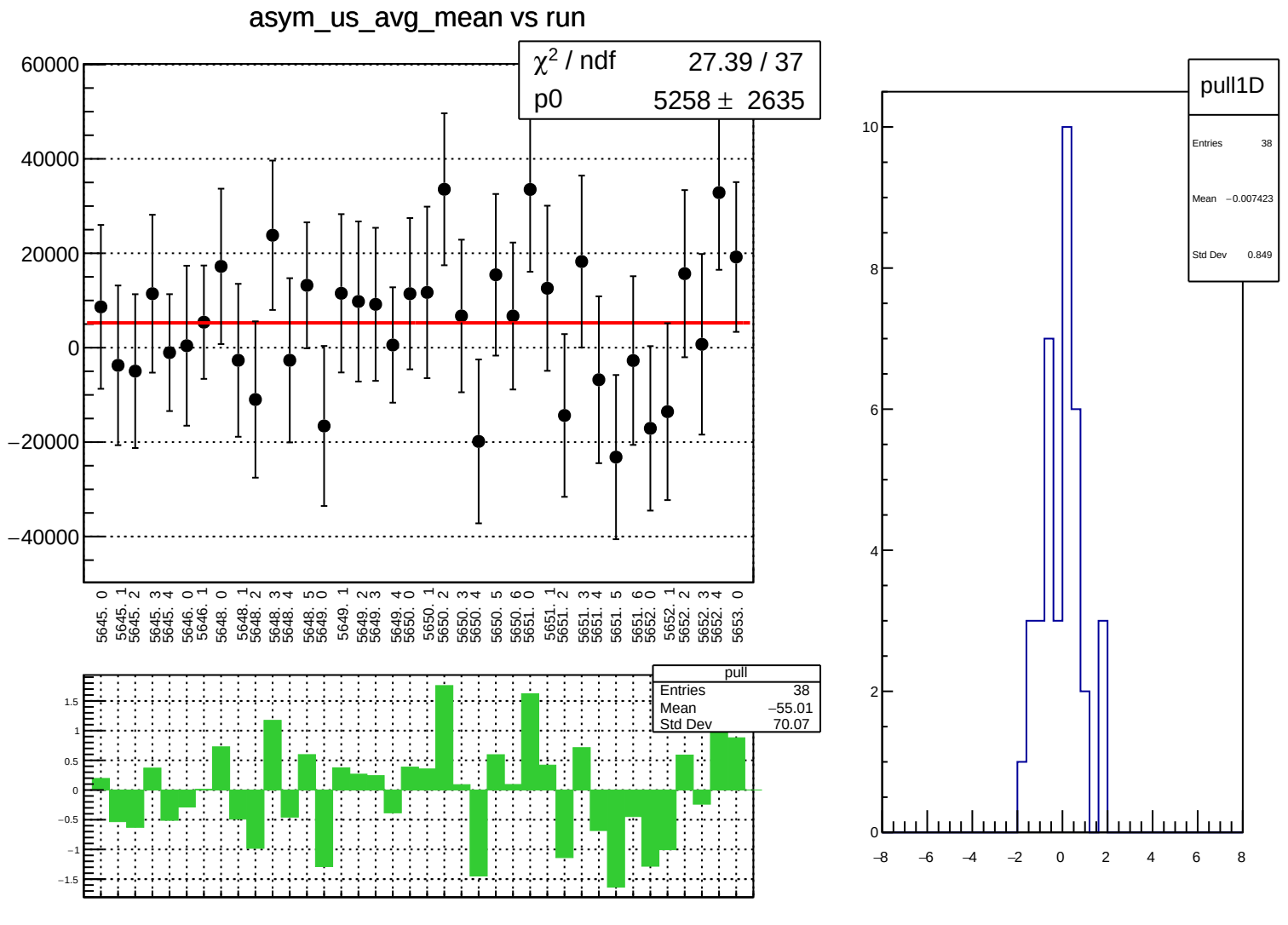
asym_us_avg_mean vs run
χ² / ndf 27.39 / 37
p0 5258 ± 2635
60000
40000
20000
0
−20000
−40000
5645. 0
5645. 1
5645. 2
5645. 3
5645. 4
5646. 0
5646. 1
5648. 0
5648. 1
5648. 2
5648. 3
5648. 4
5648. 5
5649. 0
5649. 1
5649. 2
5649. 3
5649. 4
5650. 0
5650. 1
5650. 2
5650. 3
5650. 4
5650. 5
5650. 6
5651. 0
5651. 1
5651. 2
5651. 3
5651. 4
5651. 5
5651. 6
5652. 0
5652. 1
5652. 2
5652. 3
5652. 4
5653. 0
pull
Entries 38
Mean −55.01
Std Dev 70.07
1.5
1
0.5
0
−0.5
−1
−1.5
pull1D
Entries 38
Mean −0.007423
Std Dev 0.849
10
8
6
4
2
0
−8
−6
−4
−2
0
2
4
6
8

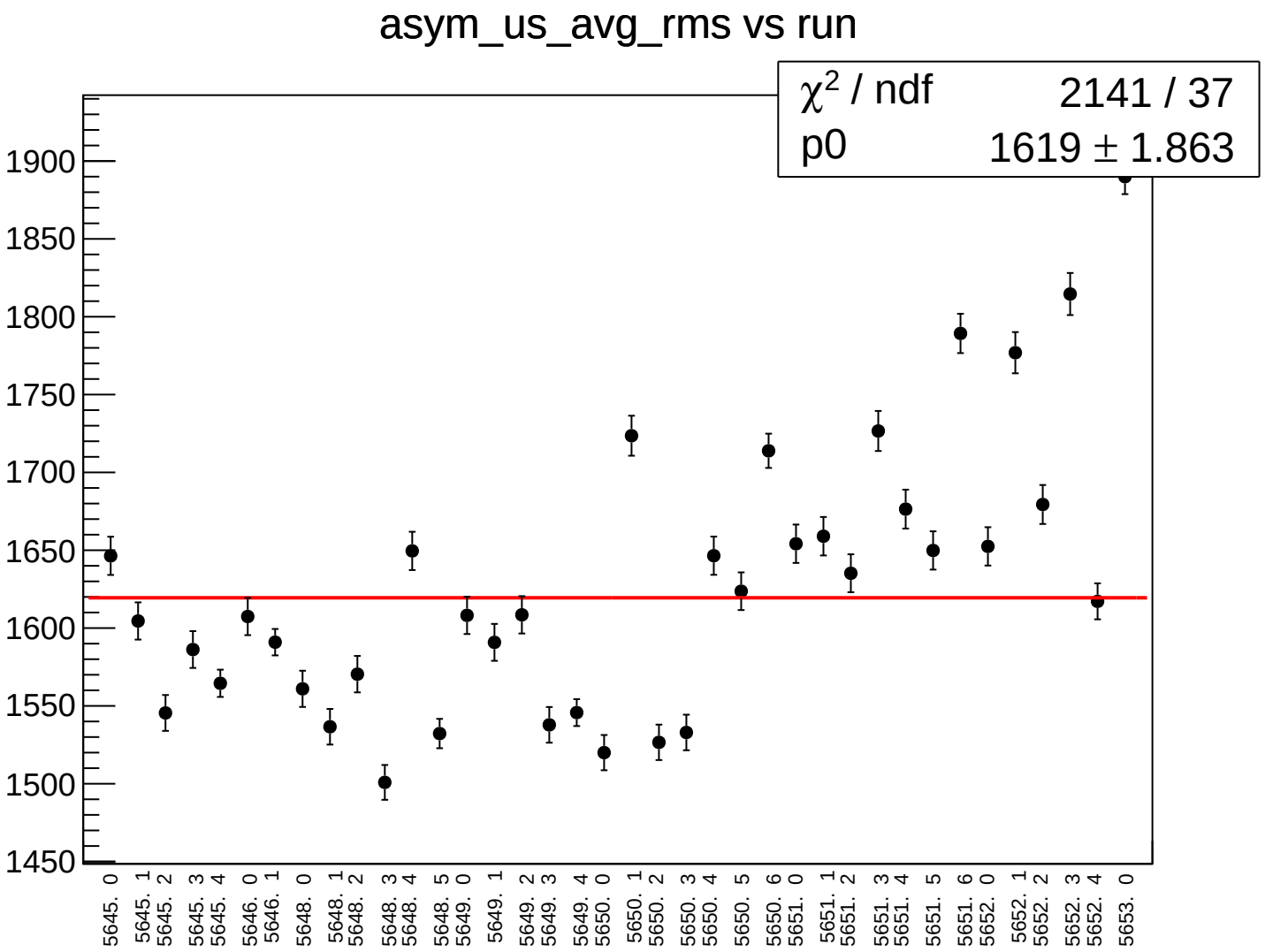
asym_us_avg_rms vs run
χ² / ndf 2141 / 37
p0 1619 ± 1.863
1900
1850
1800
1750
1700
1650
1600
1550
1500
1450
5645. 0
5645. 1
5645. 2
5645. 3
5645. 4
5646. 0
5646. 1
5648. 0
5648. 1
5648. 2
5648. 3
5648. 4
5648. 5
5649. 0
5649. 1
5649. 2
5649. 3
5649. 4
5650. 0
5650. 1
5650. 2
5650. 3
5650. 4
5650. 5
5650. 6
5651. 0
5651. 1
5651. 2
5651. 3
5651. 4
5651. 5
5651. 6
5652. 0
5652. 1
5652. 2
5652. 3
5652. 4
5653. 0

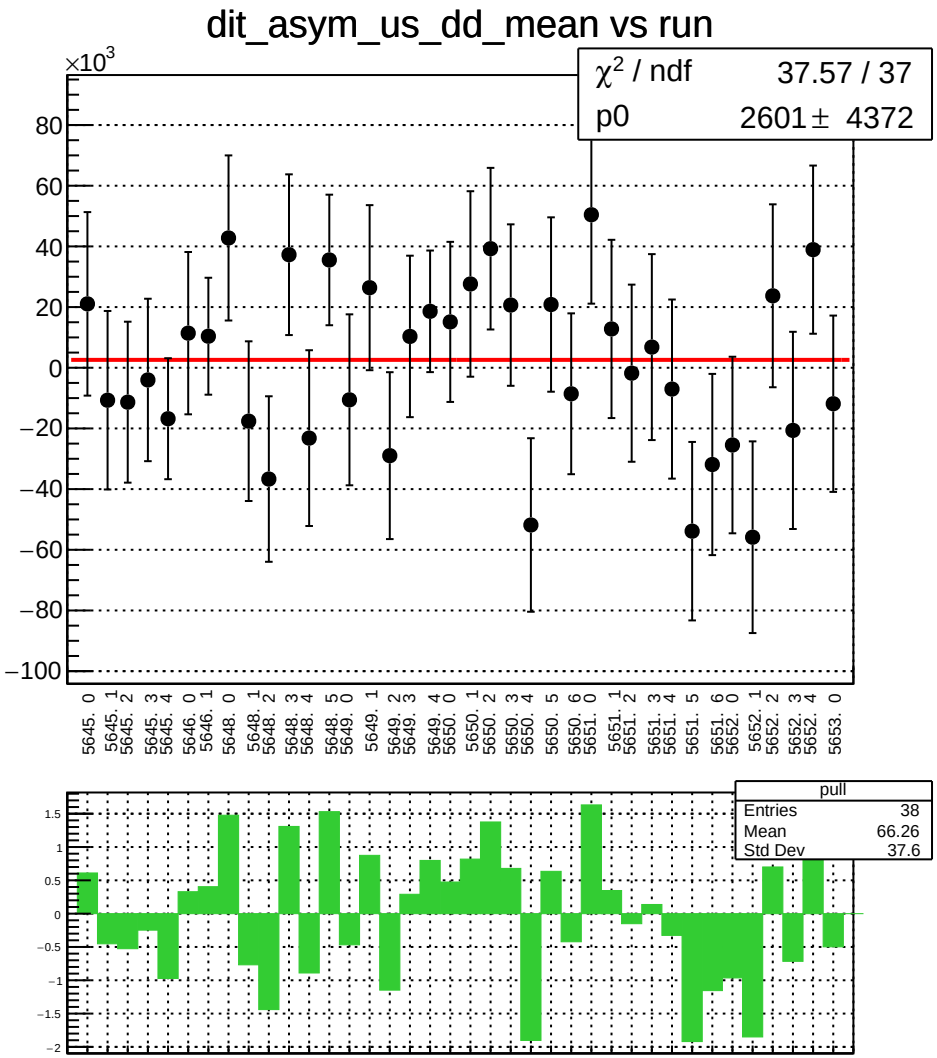
dit_asym_us_dd_mean vs run
×10^3
χ² / ndf 37.57 / 37
p0 2601 ± 4372
80
60
40
20
0
−20
−40
−60
−80
−100
5645. 0
5645. 1
5645. 2
5645. 3
5645. 4
5646. 0
5646. 1
5648. 0
5648. 1
5648. 2
5648. 3
5648. 4
5648. 5
5649. 0
5649. 1
5649. 2
5649. 3
5649. 4
5650. 0
5650. 1
5650. 2
5650. 3
5650. 4
5650. 5
5650. 6
5651. 0
5651. 1
5651. 2
5651. 3
5651. 4
5651. 5
5651. 6
5652. 0
5652. 1
5652. 2
5652. 3
5652. 4
5653. 0
pull
Entries 38
Mean 66.26
Std Dev 37.6
1.5
1
0.5
0
−0.5
−1
−1.5
−2

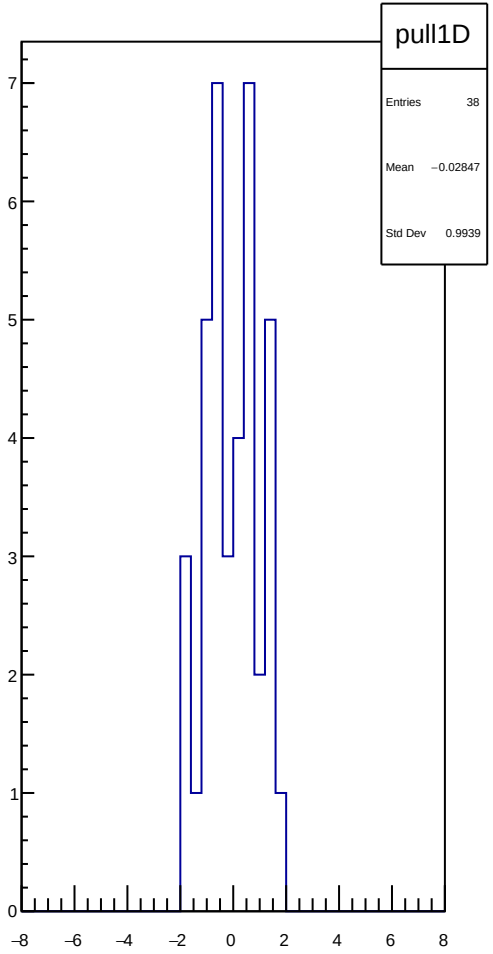
pull1D
Entries 38
Mean −0.02847
Std Dev 0.9939
7
6
5
4
3
2
1
0
−8
−6
−4
−2
0
2
4
6
8

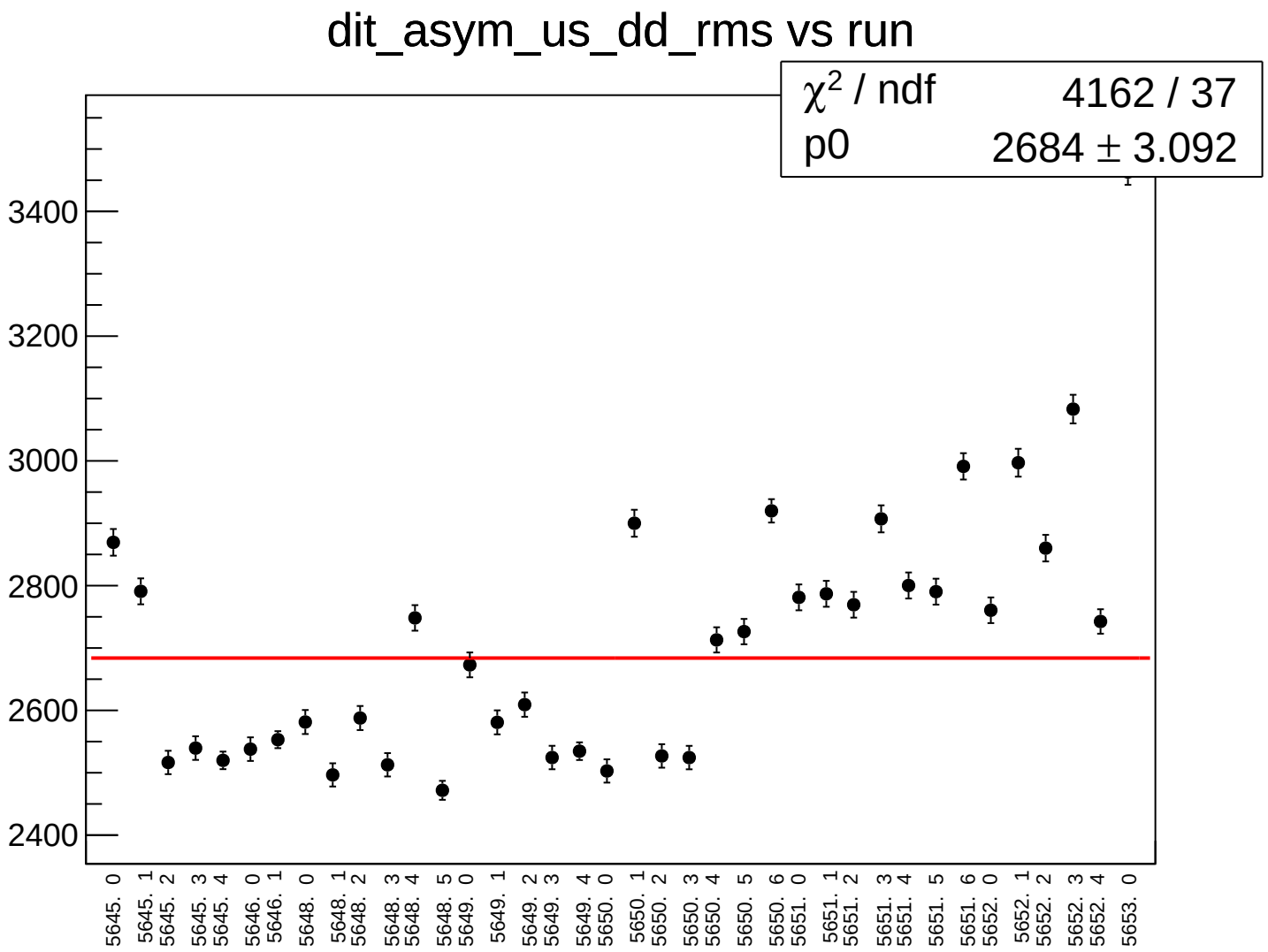
dit_asym_us_dd_rms vs run
χ2 / ndf 4162 / 37
p0 2684 ± 3.092
3400
3200
3000
2800
2600
2400
5645. 0
5645. 1
5645. 2
5645. 3
5645. 4
5646. 0
5646. 1
5648. 0
5648. 1
5648. 2
5648. 3
5648. 4
5648. 5
5649. 0
5649. 1
5649. 2
5649. 3
5649. 4
5650. 0
5650. 1
5650. 2
5650. 3
5650. 4
5650. 5
5650. 6
5651. 0
5651. 1
5651. 2
5651. 3
5651. 4
5651. 5
5651. 6
5652. 0
5652. 1
5652. 2
5652. 3
5652. 4
5653. 0

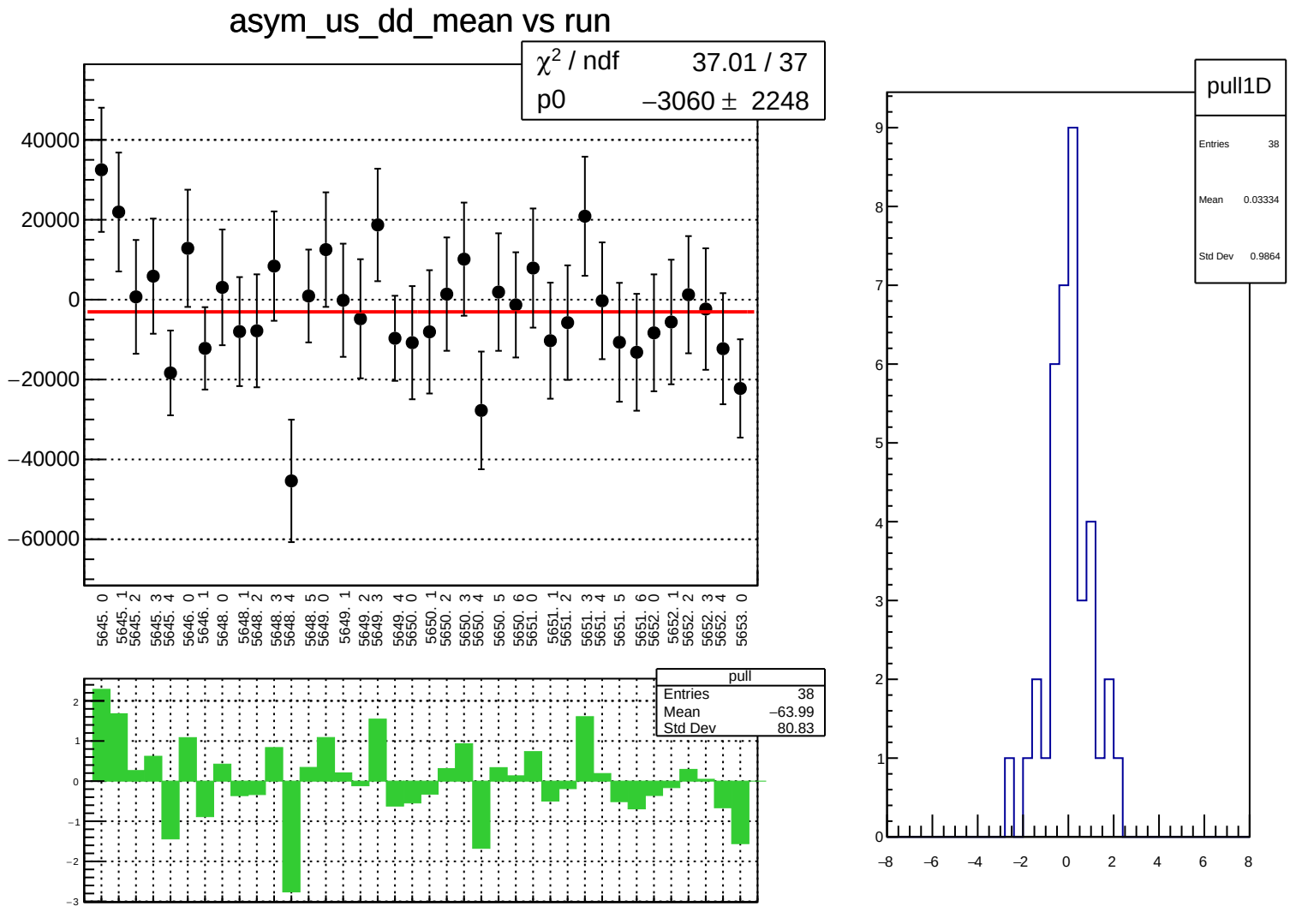
asym_us_dd_mean vs run
χ² / ndf 37.01 / 37
p0 −3060 ± 2248
40000
20000
0
−20000
−40000
−60000
5645. 0
5645. 1
5645. 2
5645. 3
5645. 4
5646. 0
5646. 1
5648. 0
5648. 1
5648. 2
5648. 3
5648. 4
5648. 5
5649. 0
5649. 1
5649. 2
5649. 3
5649. 4
5650. 0
5650. 1
5650. 2
5650. 3
5650. 4
5650. 5
5650. 6
5651. 0
5651. 1
5651. 2
5651. 3
5651. 4
5651. 5
5651. 6
5652. 0
5652. 1
5652. 2
5652. 3
5652. 4
5653. 0
pull
Entries 38
Mean −63.99
Std Dev 80.83
2
1
0
−1
−2
−3
pull1D
Entries 38
Mean 0.03334
Std Dev 0.9864
9
8
7
6
5
4
3
2
1
0
−8
−6
−4
−2
0
2
4
6
8

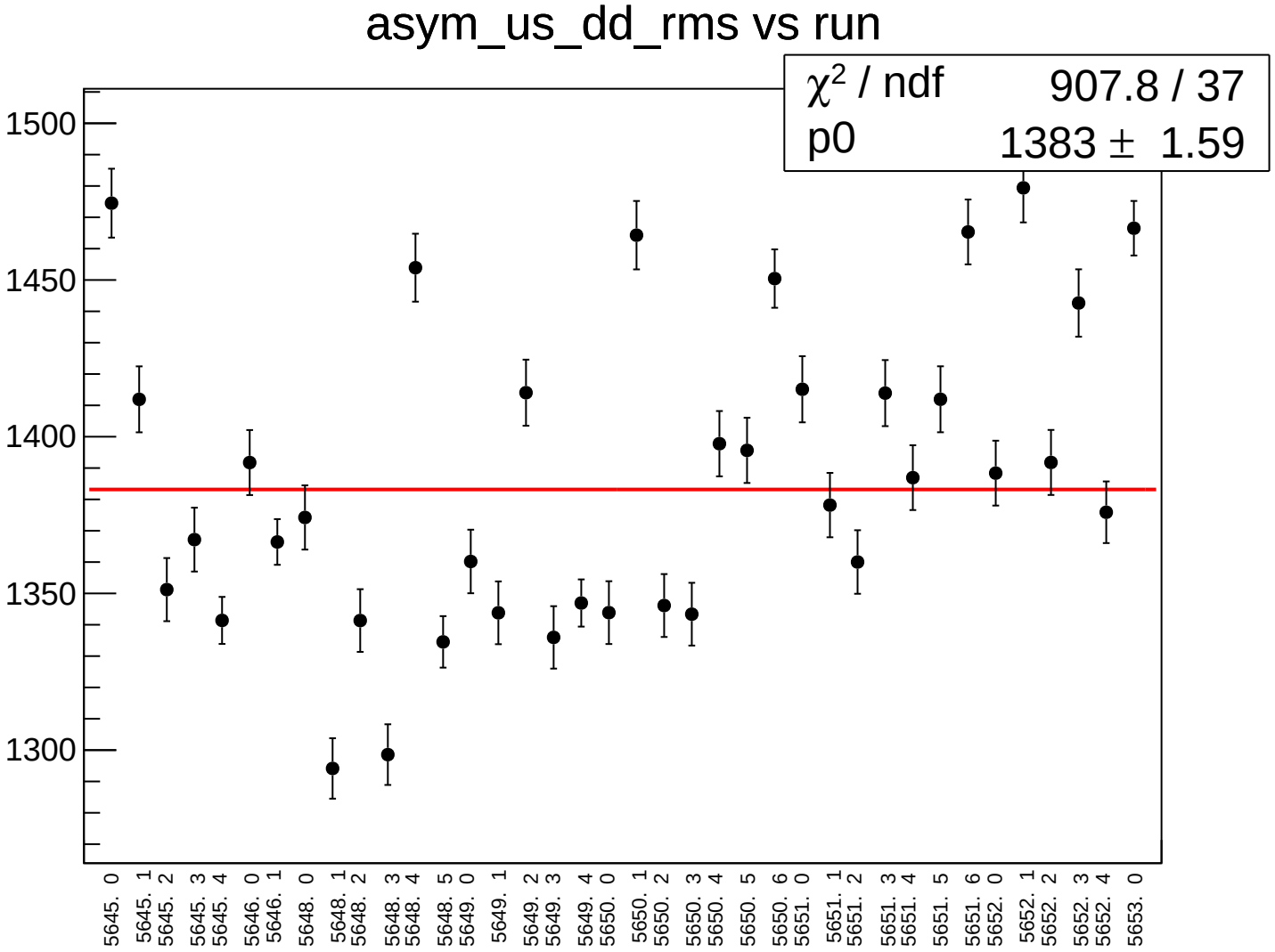
asym_us_dd_rms vs run
χ² / ndf 907.8 / 37
p0 1383 ± 1.59
1500
1450
1400
1350
1300
5645. 0
5645. 1
5645. 2
5645. 3
5645. 4
5646. 0
5646. 1
5648. 0
5648. 1
5648. 2
5648. 3
5648. 4
5648. 5
5649. 0
5649. 1
5649. 2
5649. 3
5649. 4
5650. 0
5650. 1
5650. 2
5650. 3
5650. 4
5650. 5
5650. 6
5651. 0
5651. 1
5651. 2
5651. 3
5651. 4
5651. 5
5651. 6
5652. 0
5652. 1
5652. 2
5652. 3
5652. 4
5653. 0

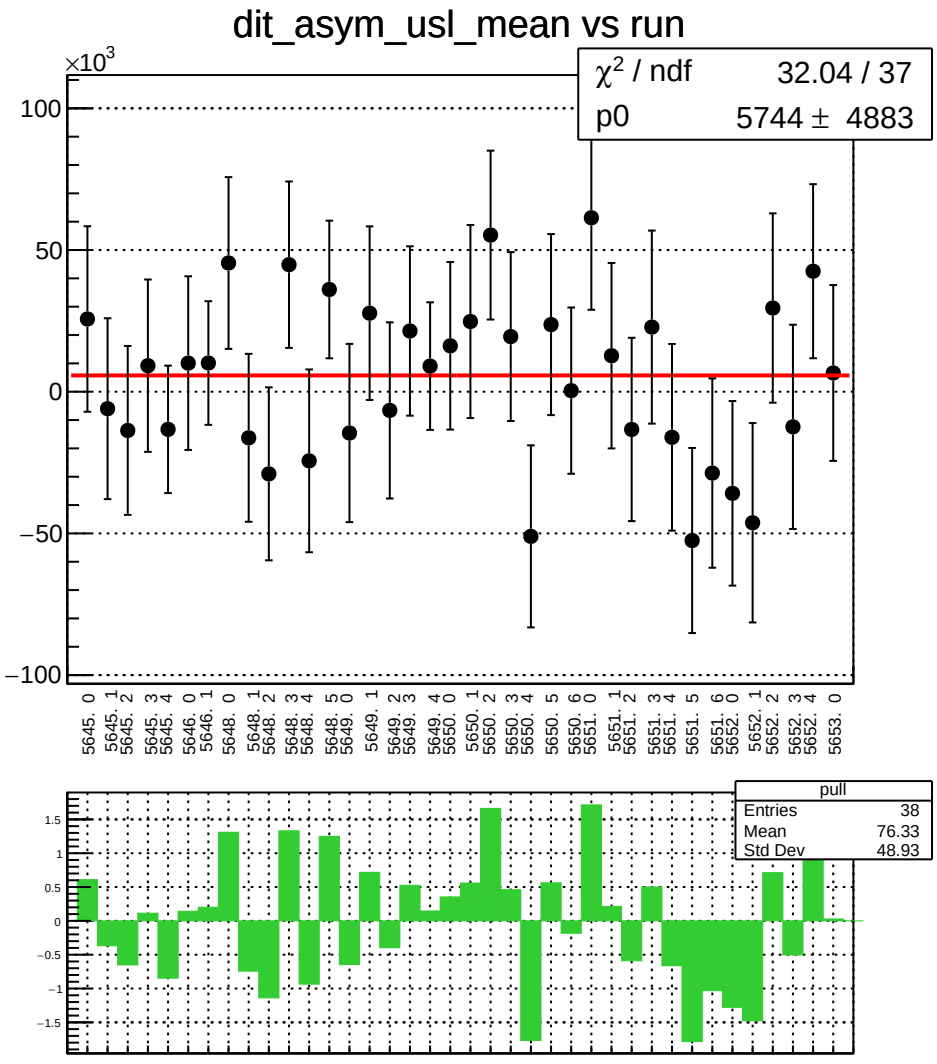
dit_asym_usl_mean vs run
×10^3
χ² / ndf 32.04 / 37
p0 5744 ± 4883
100
50
0
−50
−100
5645. 0
5645. 1
5645. 2
5645. 3
5645. 4
5646. 0
5646. 1
5648. 0
5648. 1
5648. 2
5648. 3
5648. 4
5648. 5
5649. 0
5649. 1
5649. 2
5649. 3
5649. 4
5650. 0
5650. 1
5650. 2
5650. 3
5650. 4
5650. 5
5650. 6
5651. 0
5651. 1
5651. 2
5651. 3
5651. 4
5651. 5
5651. 6
5652. 0
5652. 1
5652. 2
5652. 3
5652. 4
5653. 0
pull
Entries 38
Mean 76.33
Std Dev 48.93
1.5
1
0.5
0
−0.5
−1
−1.5

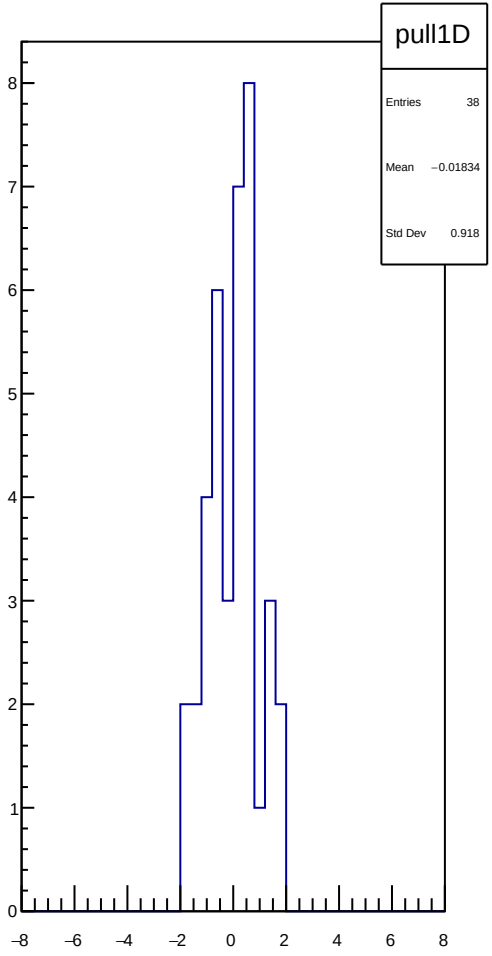
pull1D
Entries 38
Mean −0.01834
Std Dev 0.918
8
7
6
5
4
3
2
1
0
−8
−6
−4
−2
0
2
4
6
8

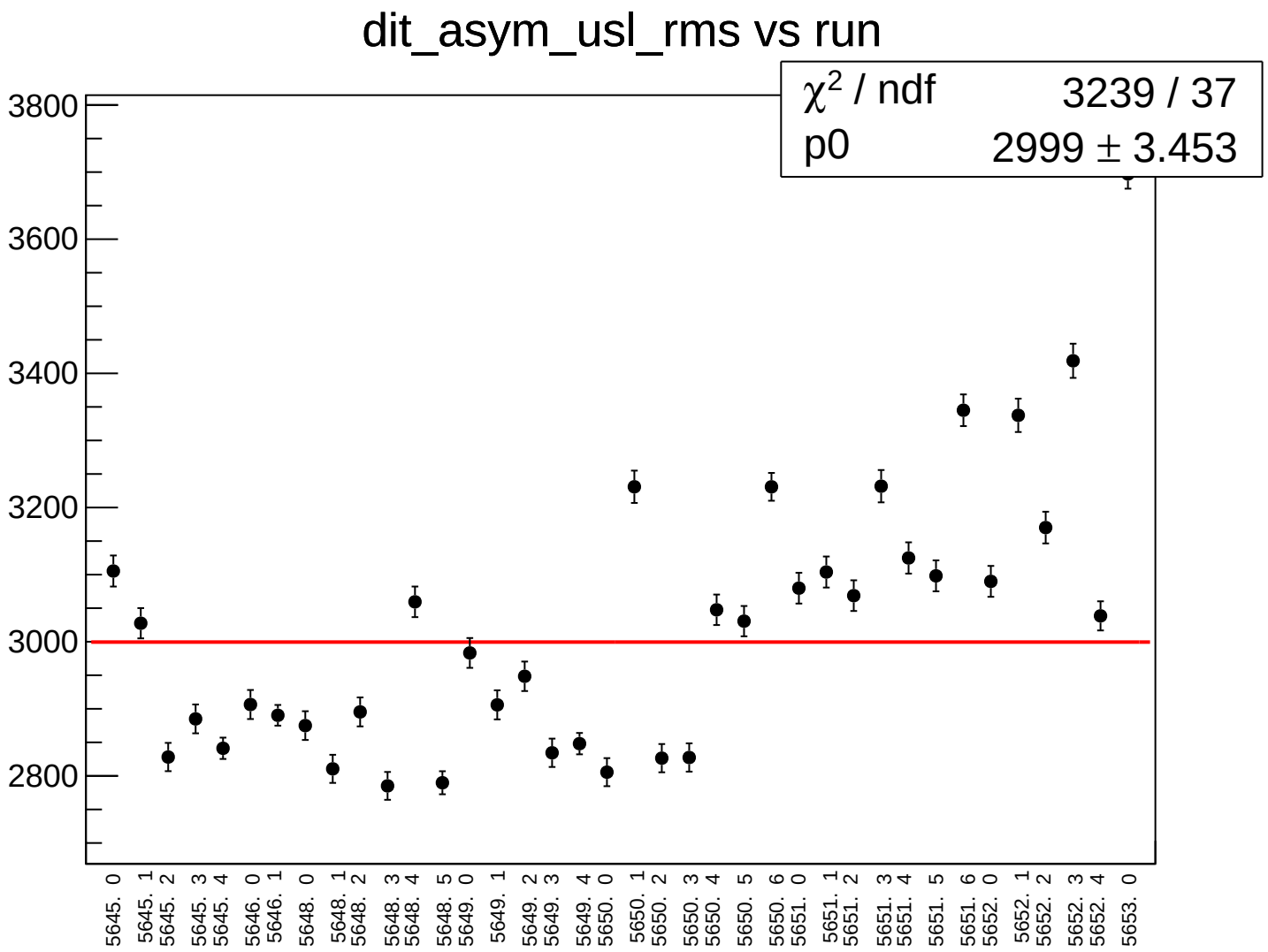
dit_asym_usl_rms vs run
χ2 / ndf 3239 / 37
p0 2999 ± 3.453
3800
3600
3400
3200
3000
2800
5645. 0
5645. 1
5645. 2
5645. 3
5645. 4
5646. 0
5646. 1
5648. 0
5648. 1
5648. 2
5648. 3
5648. 4
5648. 5
5649. 0
5649. 1
5649. 2
5649. 3
5649. 4
5650. 0
5650. 1
5650. 2
5650. 3
5650. 4
5650. 5
5650. 6
5651. 0
5651. 1
5651. 2
5651. 3
5651. 4
5651. 5
5651. 6
5652. 0
5652. 1
5652. 2
5652. 3
5652. 4
5653. 0

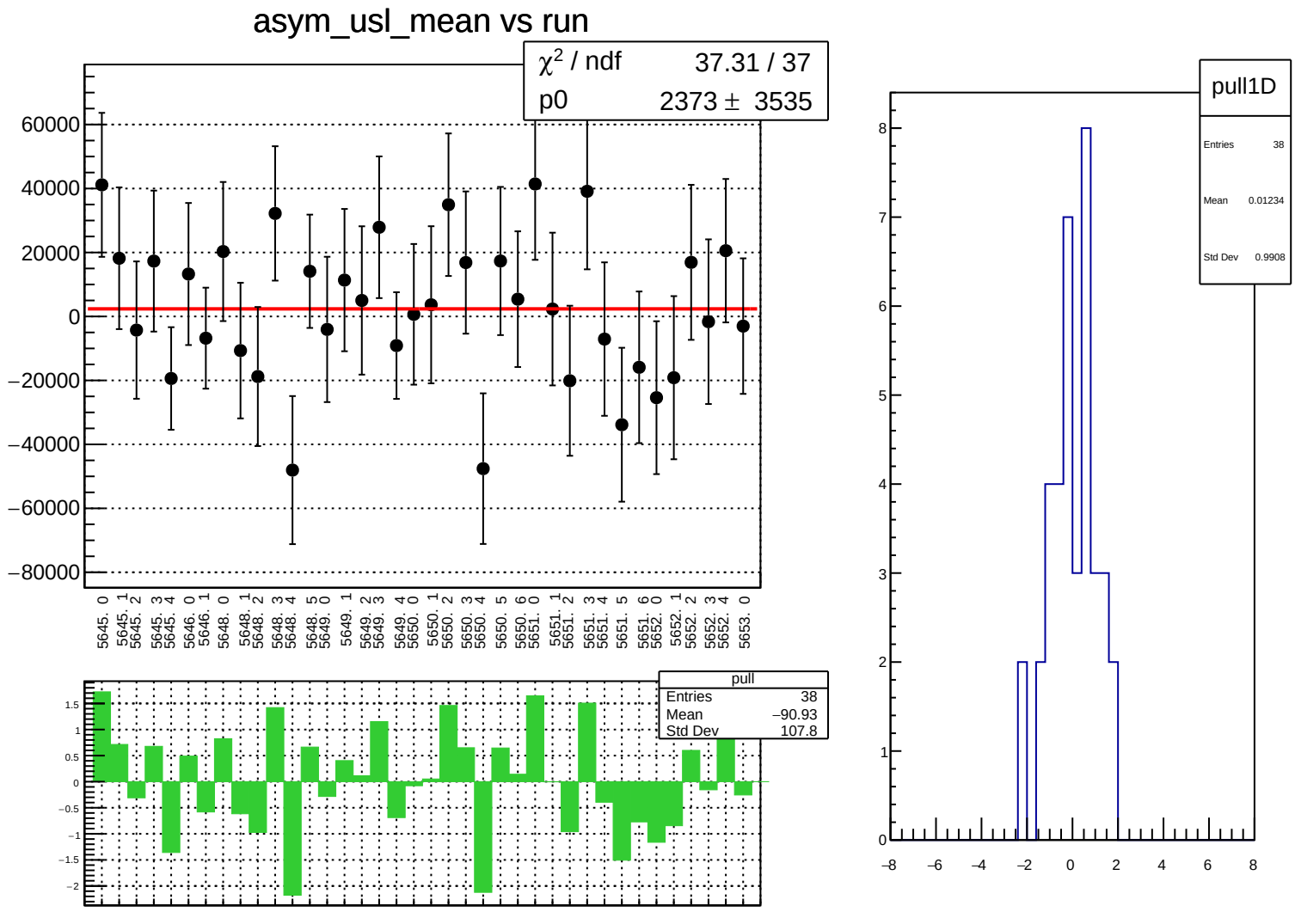
asym_usl_mean vs run
χ² / ndf 37.31 / 37
p0 2373 ± 3535
60000
40000
20000
0
−20000
−40000
−60000
−80000
5645. 0
5645. 1
5645. 2
5645. 3
5645. 4
5646. 0
5646. 1
5648. 0
5648. 1
5648. 2
5648. 3
5648. 4
5648. 5
5649. 0
5649. 1
5649. 2
5649. 3
5649. 4
5650. 0
5650. 1
5650. 2
5650. 3
5650. 4
5650. 5
5650. 6
5651. 0
5651. 1
5651. 2
5651. 3
5651. 4
5651. 5
5651. 6
5652. 0
5652. 1
5652. 2
5652. 3
5652. 4
5653. 0
pull
Entries 38
Mean −90.93
Std Dev 107.8
1.5
1
0.5
0
−0.5
−1
−1.5
−2
pull1D
Entries 38
Mean 0.01234
Std Dev 0.9908
8
7
6
5
4
3
2
1
0
−8
−6
−4
−2
0
2
4
6
8

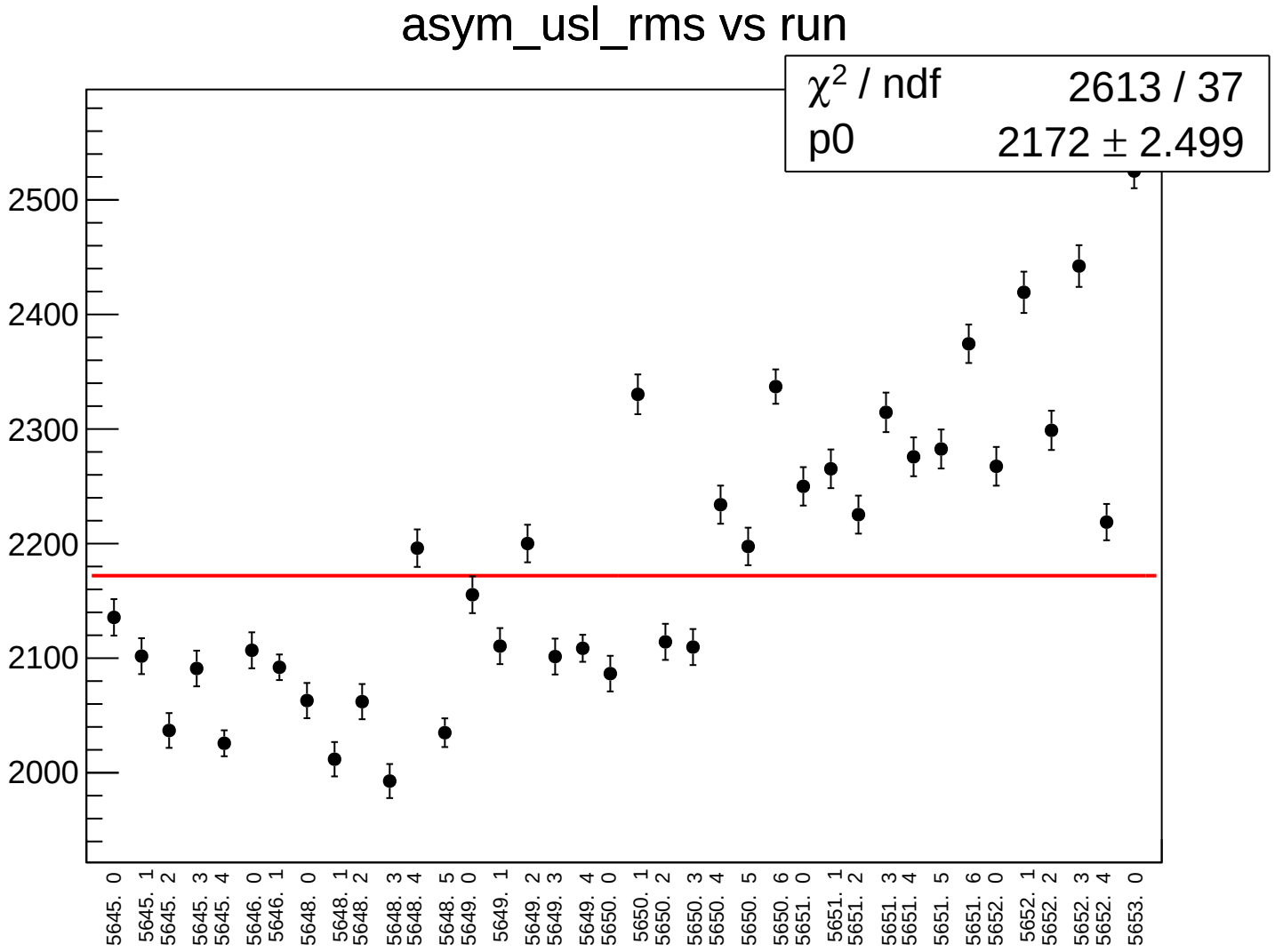
asym_usl_rms vs run
χ2 / ndf 2613 / 37
p0 2172 ± 2.499
2500
2400
2300
2200
2100
2000
5645. 0
5645. 1
5645. 2
5645. 3
5645. 4
5646. 0
5646. 1
5648. 0
5648. 1
5648. 2
5648. 3
5648. 4
5648. 5
5649. 0
5649. 1
5649. 2
5649. 3
5649. 4
5650. 0
5650. 1
5650. 2
5650. 3
5650. 4
5650. 5
5650. 6
5651. 0
5651. 1
5651. 2
5651. 3
5651. 4
5651. 5
5651. 6
5652. 0
5652. 1
5652. 2
5652. 3
5652. 4
5653. 0

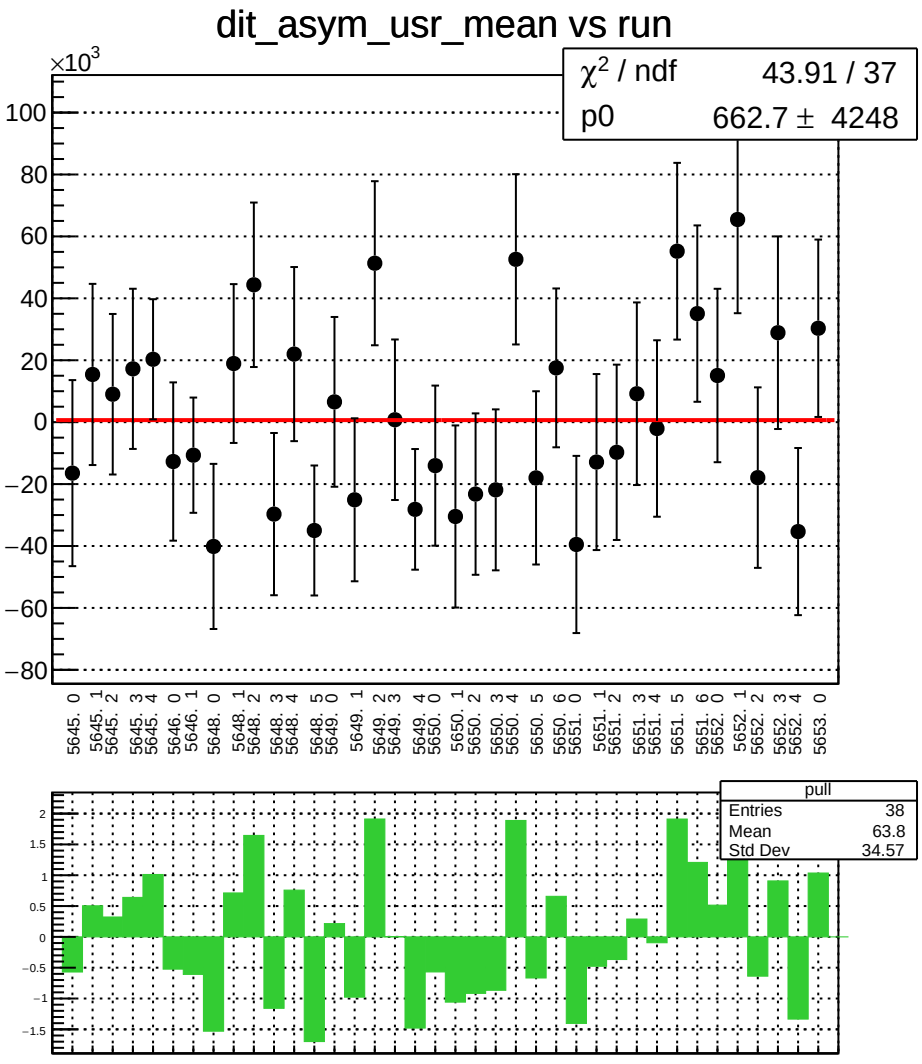
dit_asym_usr_mean vs run
×10^3
χ² / ndf 43.91 / 37
p0 662.7 ± 4248
pull
Entries 38
Mean 63.8
Std Dev 34.57

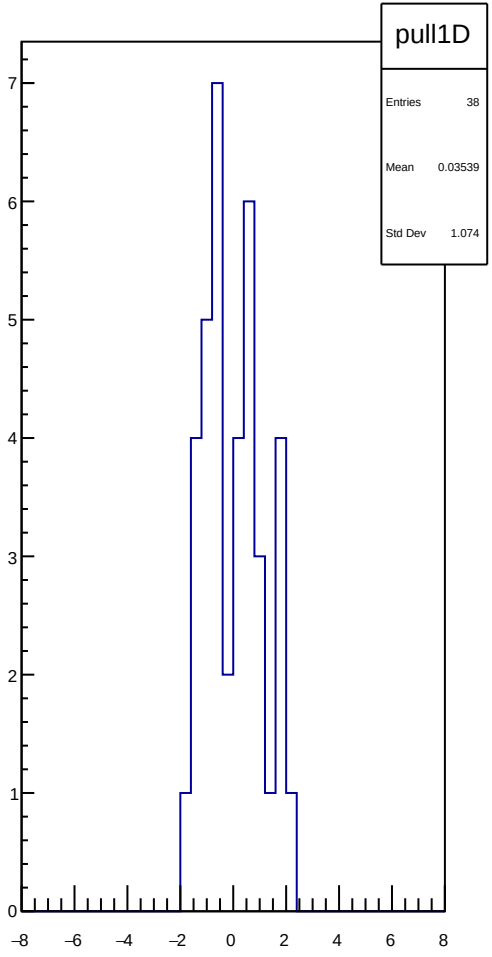
pull1D
Entries 38
Mean 0.03539
Std Dev 1.074

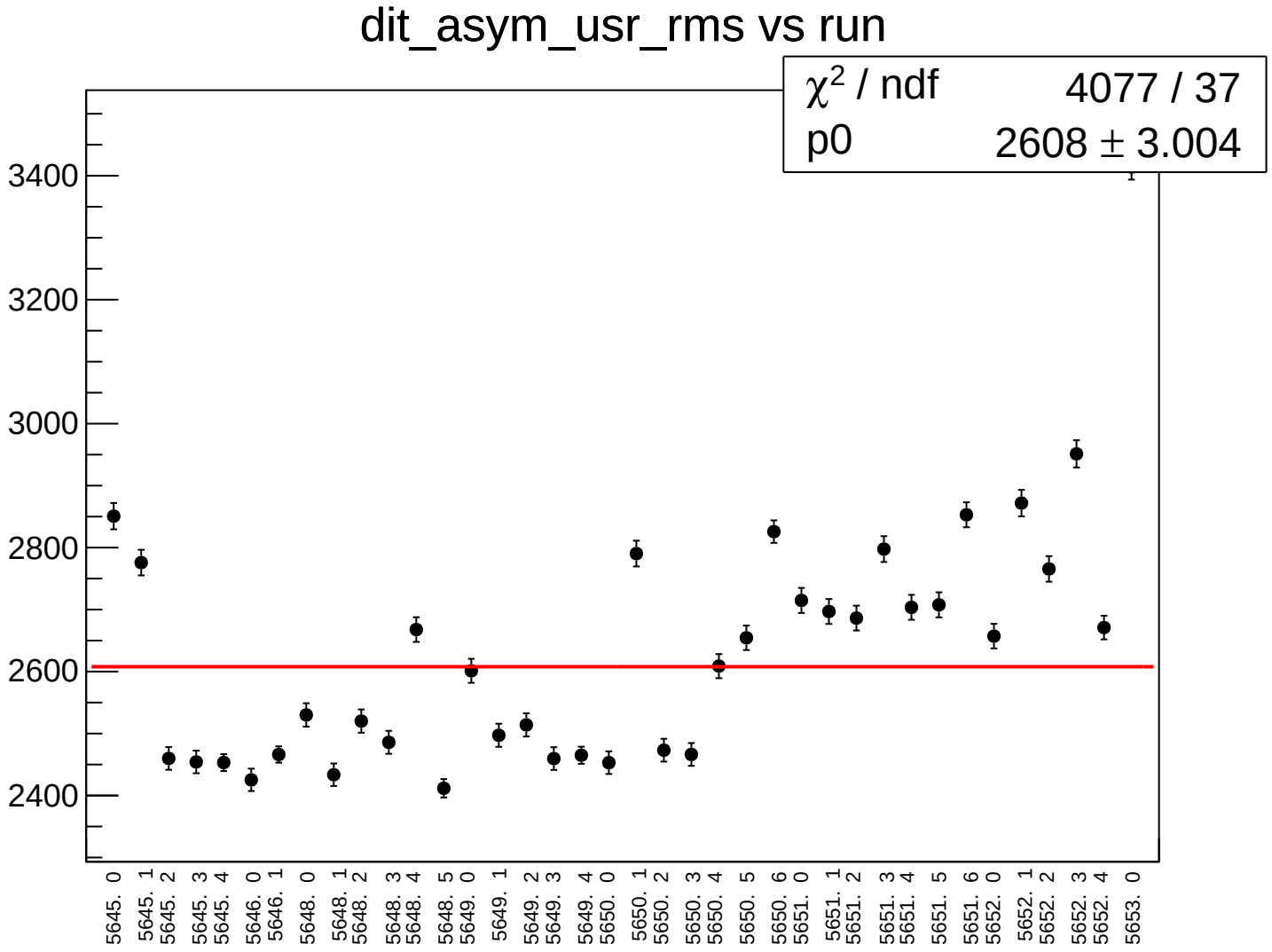
dit_asym_usr_rms vs run
χ2 / ndf 4077 / 37
p0 2608 ± 3.004
3400
3200
3000
2800
2600
2400
5645. 0
5645. 1
5645. 2
5645. 3
5645. 4
5646. 0
5646. 1
5648. 0
5648. 1
5648. 2
5648. 3
5648. 4
5648. 5
5649. 0
5649. 1
5649. 2
5649. 3
5649. 4
5650. 0
5650. 1
5650. 2
5650. 3
5650. 4
5650. 5
5650. 6
5651. 0
5651. 1
5651. 2
5651. 3
5651. 4
5651. 5
5651. 6
5652. 0
5652. 1
5652. 2
5652. 3
5652. 4
5653. 0

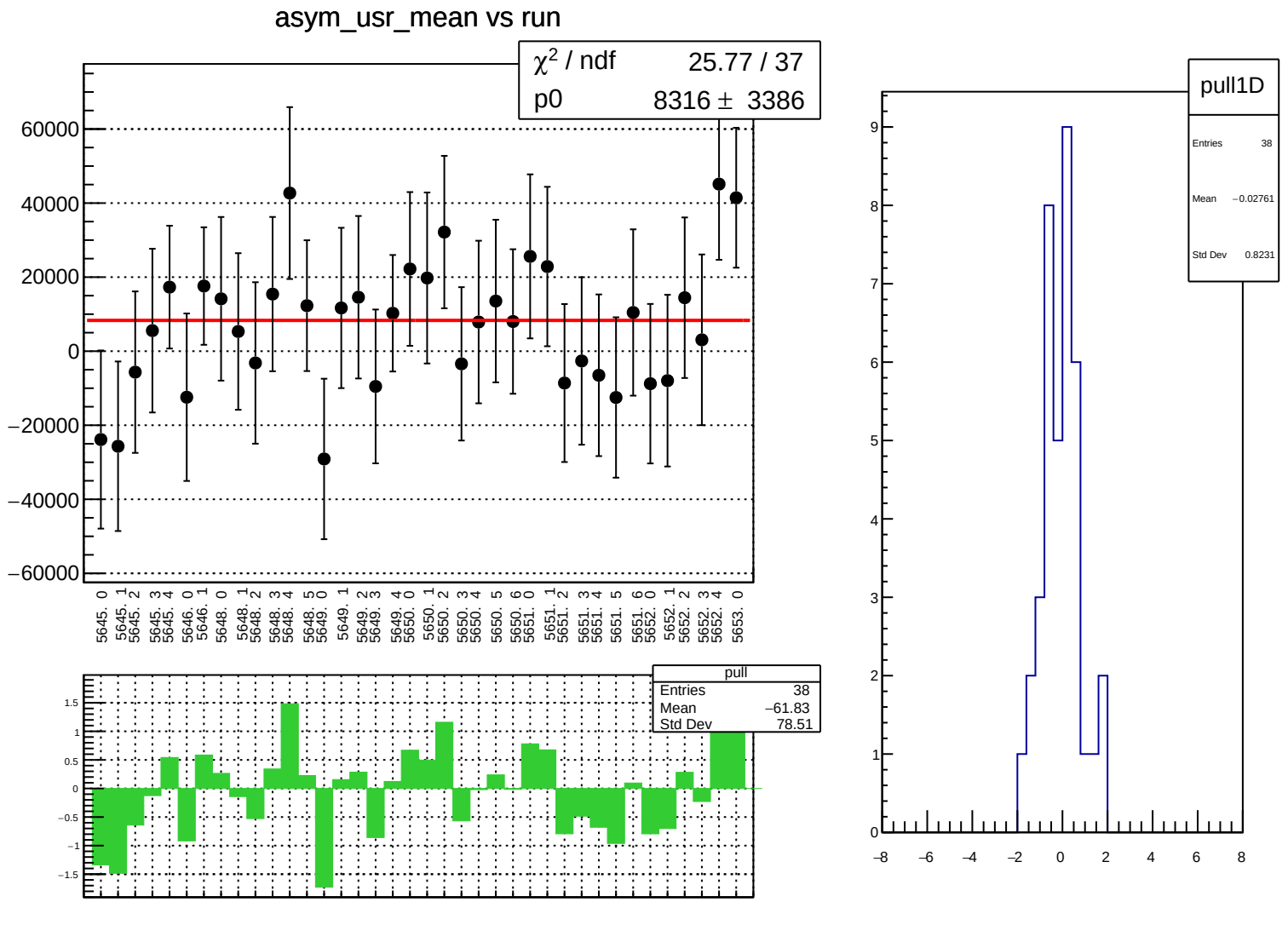
asym_usr_mean vs run
χ² / ndf 25.77 / 37
p0 8316 ± 3386
60000
40000
20000
0
−20000
−40000
−60000
5645. 0
5645. 1
5645. 2
5645. 3
5645. 4
5646. 0
5646. 1
5648. 0
5648. 1
5648. 2
5648. 3
5648. 4
5648. 5
5649. 0
5649. 1
5649. 2
5649. 3
5649. 4
5650. 0
5650. 1
5650. 2
5650. 3
5650. 4
5650. 5
5650. 6
5651. 0
5651. 1
5651. 2
5651. 3
5651. 4
5651. 5
5651. 6
5652. 0
5652. 1
5652. 2
5652. 3
5652. 4
5653. 0
pull
Entries 38
Mean −61.83
Std Dev 78.51
1.5
1
0.5
0
−0.5
−1
−1.5
pull1D
Entries 38
Mean −0.02761
Std Dev 0.8231
9
8
7
6
5
4
3
2
1
0
−8
−6
−4
−2
0
2
4
6
8

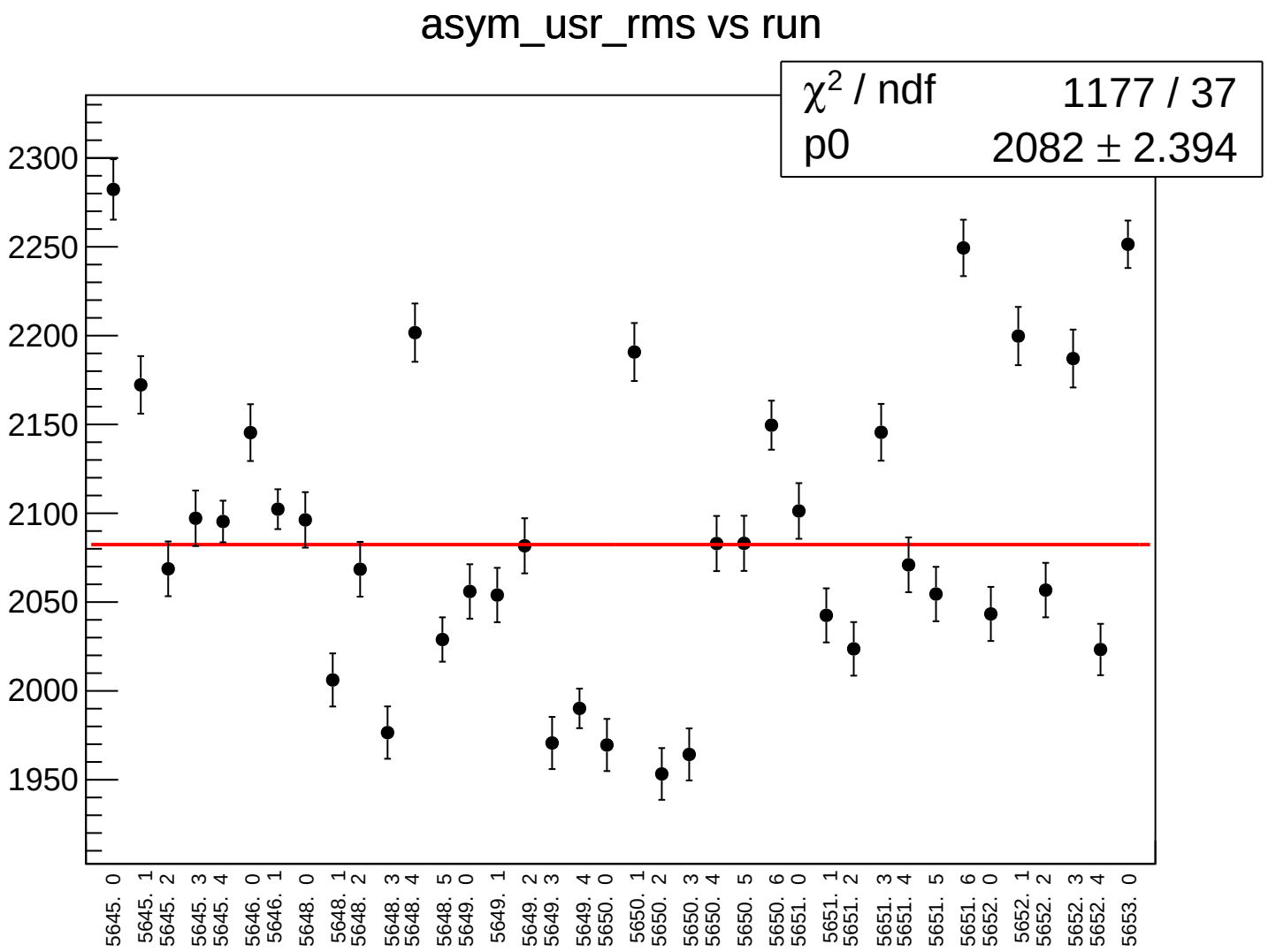
asym_usr_rms vs run
χ2 / ndf 1177 / 37
p0 2082 ± 2.394
2300
2250
2200
2150
2100
2050
2000
1950
5645. 0
5645. 1
5645. 2
5645. 3
5645. 4
5646. 0
5646. 1
5648. 0
5648. 1
5648. 2
5648. 3
5648. 4
5648. 5
5649. 0
5649. 1
5649. 2
5649. 3
5649. 4
5650. 0
5650. 1
5650. 2
5650. 3
5650. 4
5650. 5
5650. 6
5651. 0
5651. 1
5651. 2
5651. 3
5651. 4
5651. 5
5651. 6
5652. 0
5652. 1
5652. 2
5652. 3
5652. 4
5653. 0

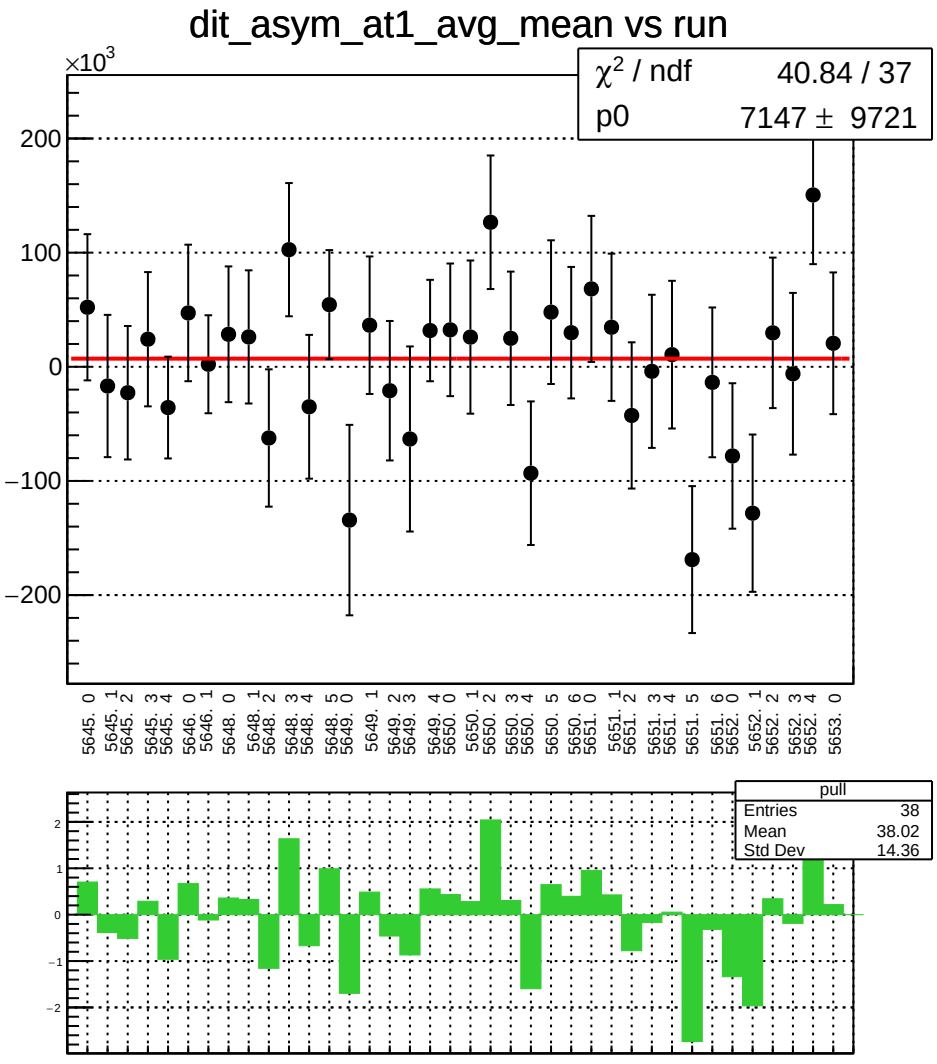
dit_asym_at1_avg_mean vs run
×10^3
χ² / ndf 40.84 / 37
p0 7147 ± 9721
200
100
0
−100
−200
5645. 0
5645. 1
5645. 2
5645. 3
5645. 4
5646. 0
5646. 1
5648. 0
5648. 1
5648. 2
5648. 3
5648. 4
5648. 5
5649. 0
5649. 1
5649. 2
5649. 3
5649. 4
5650. 0
5650. 1
5650. 2
5650. 3
5650. 4
5650. 5
5650. 6
5651. 0
5651. 1
5651. 2
5651. 3
5651. 4
5651. 5
5651. 6
5652. 0
5652. 1
5652. 2
5652. 3
5652. 4
5653. 0
pull
Entries 38
Mean 38.02
Std Dev 14.36
2
1
0
−1
−2

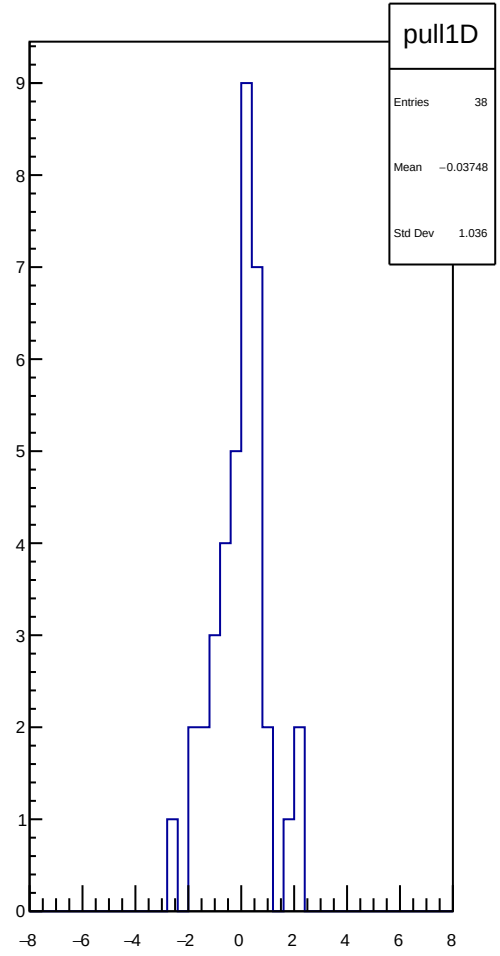
pull1D
Entries 38
Mean −0.03748
Std Dev 1.036
9
8
7
6
5
4
3
2
1
0
−8
−6
−4
−2
0
2
4
6
8

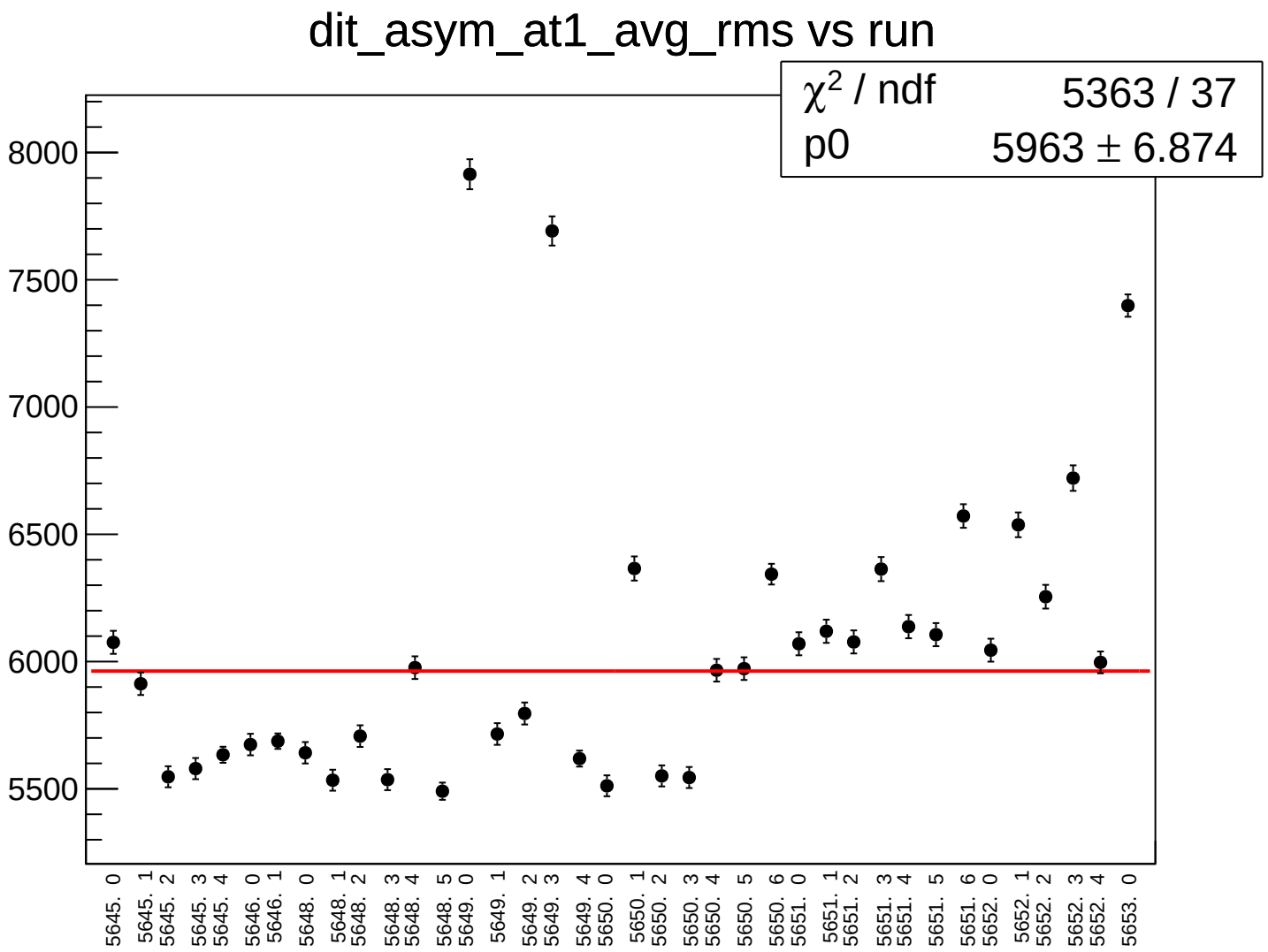
dit_asym_at1_avg_rms vs run
χ2 / ndf 5363 / 37
p0 5963 ± 6.874
8000
7500
7000
6500
6000
5500
5645. 0
5645. 1
5645. 2
5645. 3
5645. 4
5646. 0
5646. 1
5648. 0
5648. 1
5648. 2
5648. 3
5648. 4
5648. 5
5649. 0
5649. 1
5649. 2
5649. 3
5649. 4
5650. 0
5650. 1
5650. 2
5650. 3
5650. 4
5650. 5
5650. 6
5651. 0
5651. 1
5651. 2
5651. 3
5651. 4
5651. 5
5651. 6
5652. 0
5652. 1
5652. 2
5652. 3
5652. 4
5653. 0

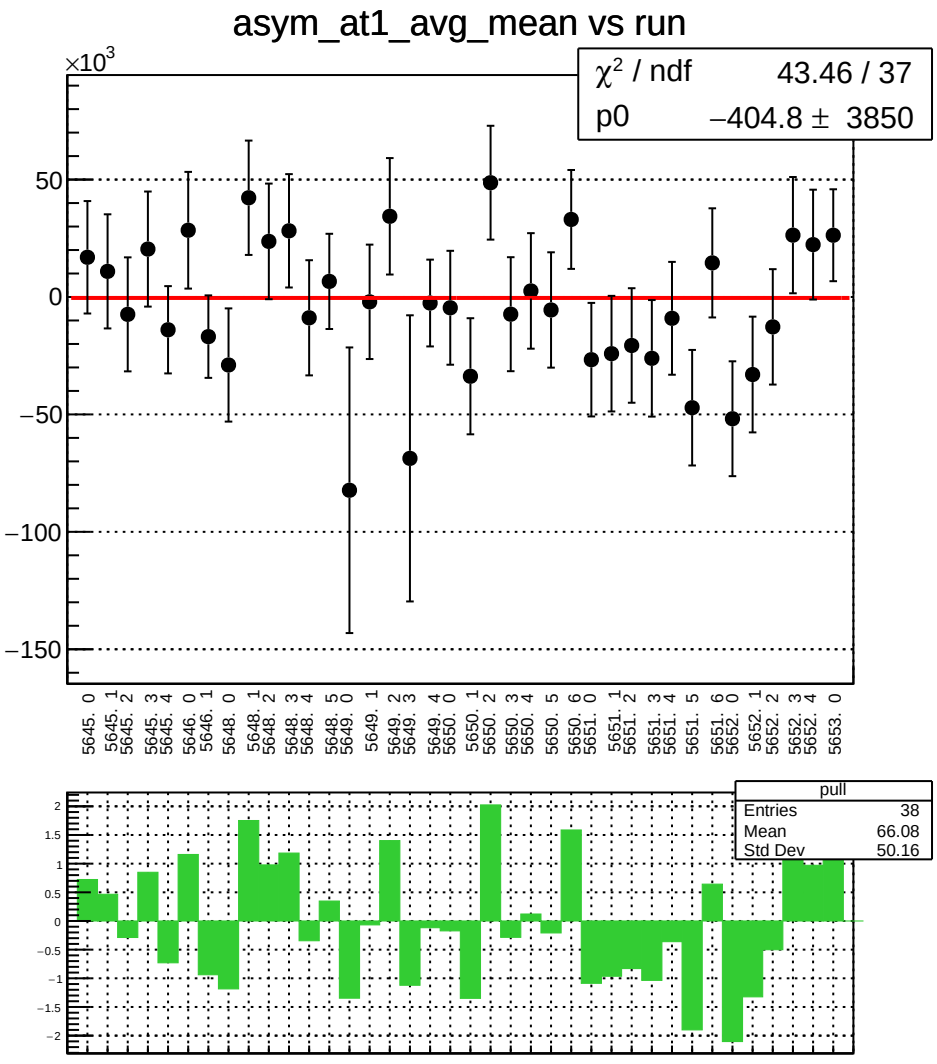
asym_at1_avg_mean vs run
×10^3
χ² / ndf 43.46 / 37
p0 −404.8 ± 3850
50
0
−50
−100
−150
5645. 0
5645. 1
5645. 2
5645. 3
5645. 4
5646. 0
5646. 1
5648. 0
5648. 1
5648. 2
5648. 3
5648. 4
5648. 5
5649. 0
5649. 1
5649. 2
5649. 3
5649. 4
5650. 0
5650. 1
5650. 2
5650. 3
5650. 4
5650. 5
5650. 6
5651. 0
5651. 1
5651. 2
5651. 3
5651. 4
5651. 5
5651. 6
5652. 0
5652. 1
5652. 2
5652. 3
5652. 4
5653. 0
pull
Entries 38
Mean 66.08
Std Dev 50.16
2
1.5
1
0.5
0
−0.5
−1
−1.5
−2

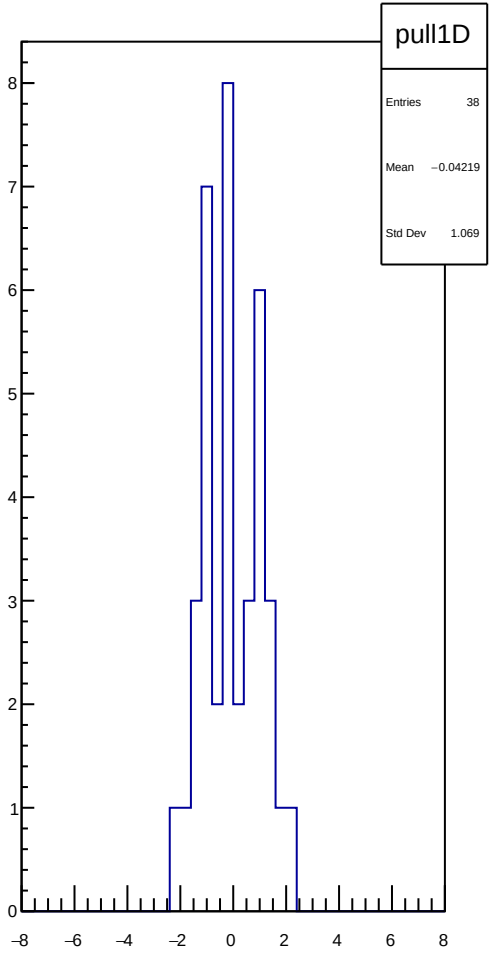
pull1D
Entries 38
Mean −0.04219
Std Dev 1.069
8
7
6
5
4
3
2
1
0
−8
−6
−4
−2
0
2
4
6
8

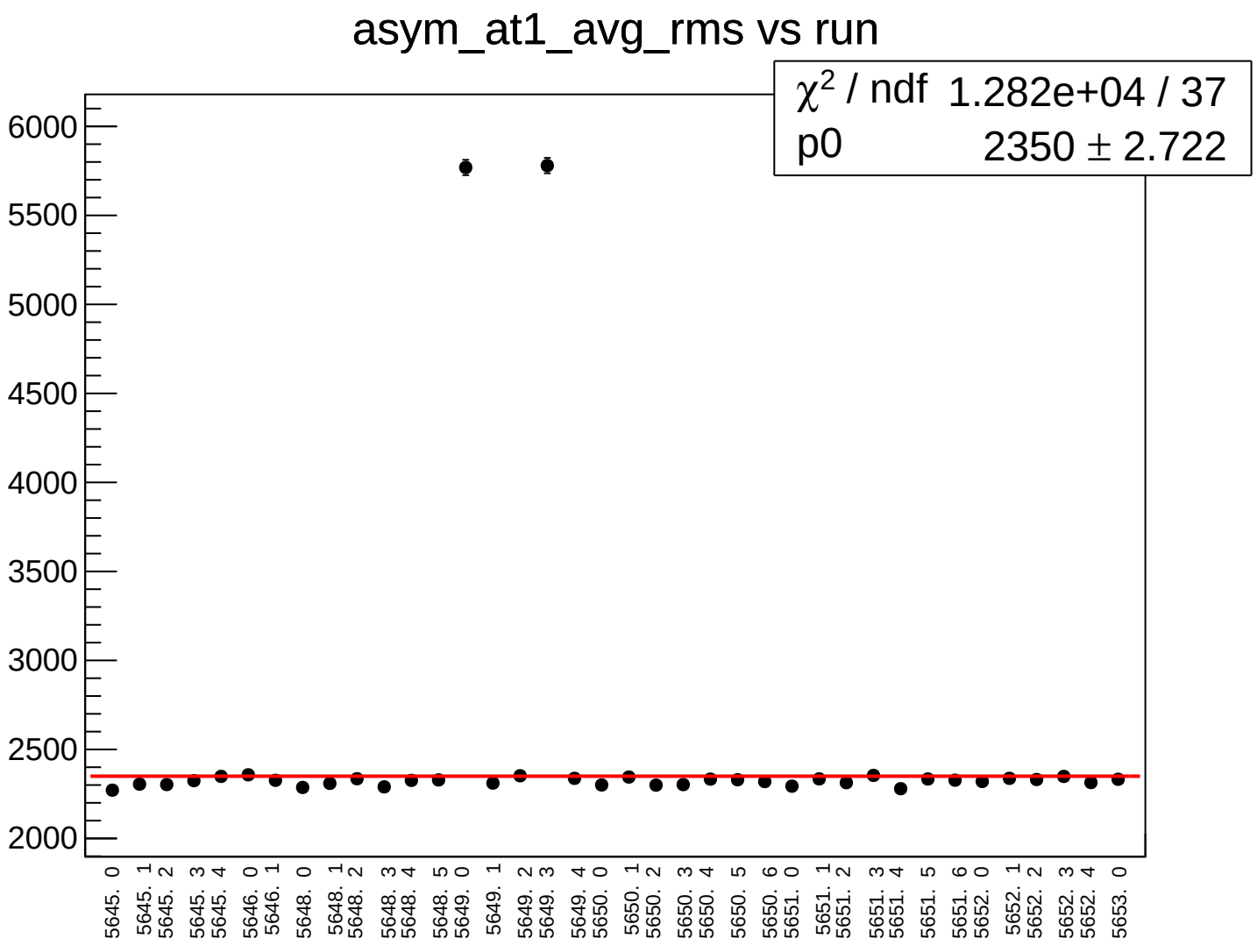
asym_at1_avg_rms vs run
χ2 / ndf 1.282e+04 / 37
p0 2350 ± 2.722
6000
5500
5000
4500
4000
3500
3000
2500
2000
5645. 0
5645. 1
5645. 2
5645. 3
5645. 4
5646. 0
5646. 1
5648. 0
5648. 1
5648. 2
5648. 3
5648. 4
5648. 5
5649. 0
5649. 1
5649. 2
5649. 3
5649. 4
5650. 0
5650. 1
5650. 2
5650. 3
5650. 4
5650. 5
5650. 6
5651. 0
5651. 1
5651. 2
5651. 3
5651. 4
5651. 5
5651. 6
5652. 0
5652. 1
5652. 2
5652. 3
5652. 4
5653. 0

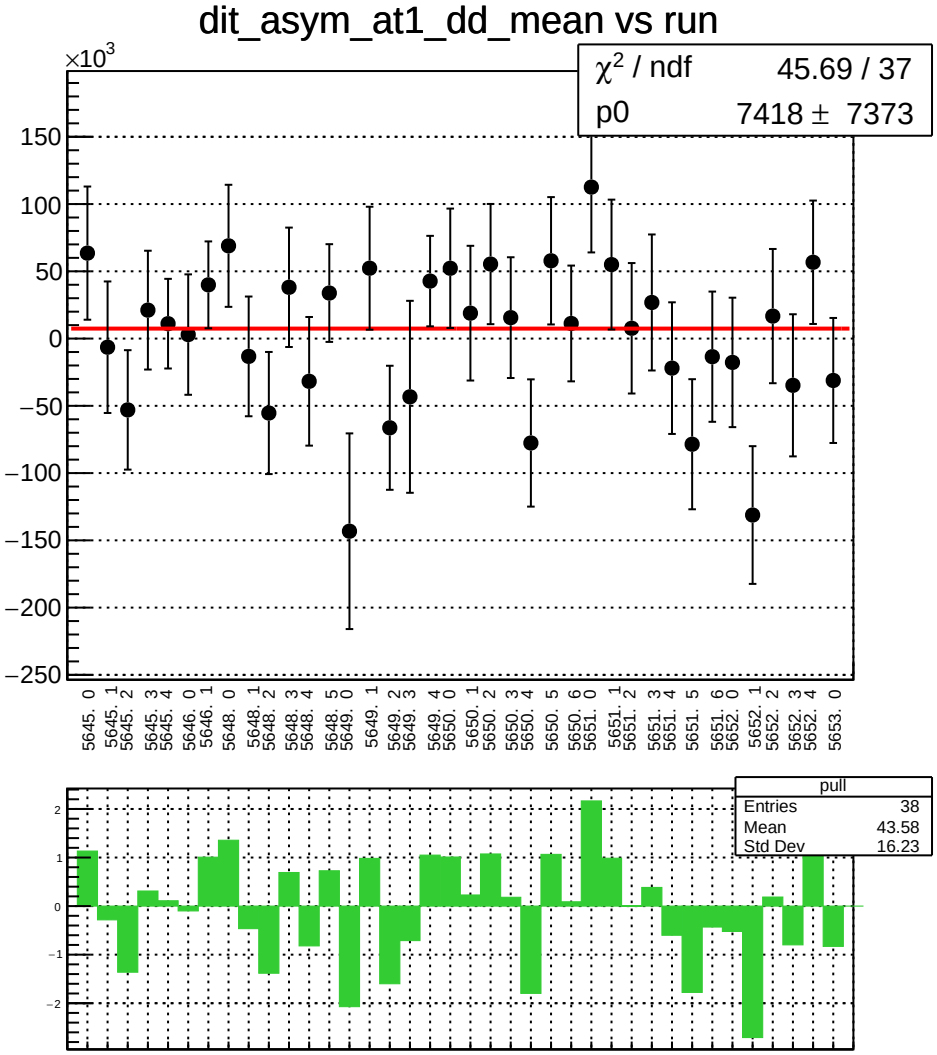
dit_asym_at1_dd_mean vs run
×10^3
χ² / ndf 45.69 / 37
p0 7418 ± 7373
150
100
50
0
−50
−100
−150
−200
−250
5645. 0
5645. 1
5645. 2
5645. 3
5645. 4
5646. 0
5646. 1
5648. 0
5648. 1
5648. 2
5648. 3
5648. 4
5648. 5
5649. 0
5649. 1
5649. 2
5649. 3
5649. 4
5650. 0
5650. 1
5650. 2
5650. 3
5650. 4
5650. 5
5650. 6
5651. 0
5651. 1
5651. 2
5651. 3
5651. 4
5651. 5
5651. 6
5652. 0
5652. 1
5652. 2
5652. 3
5652. 4
5653. 0
pull
Entries 38
Mean 43.58
Std Dev 16.23
2
1
0
−1
−2

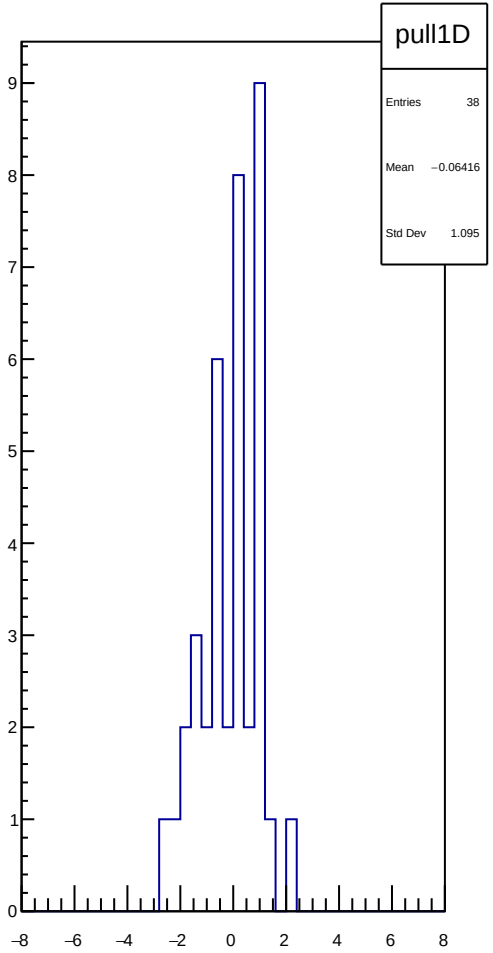
pull1D
Entries 38
Mean −0.06416
Std Dev 1.095
9
8
7
6
5
4
3
2
1
0
−8
−6
−4
−2
0
2
4
6
8

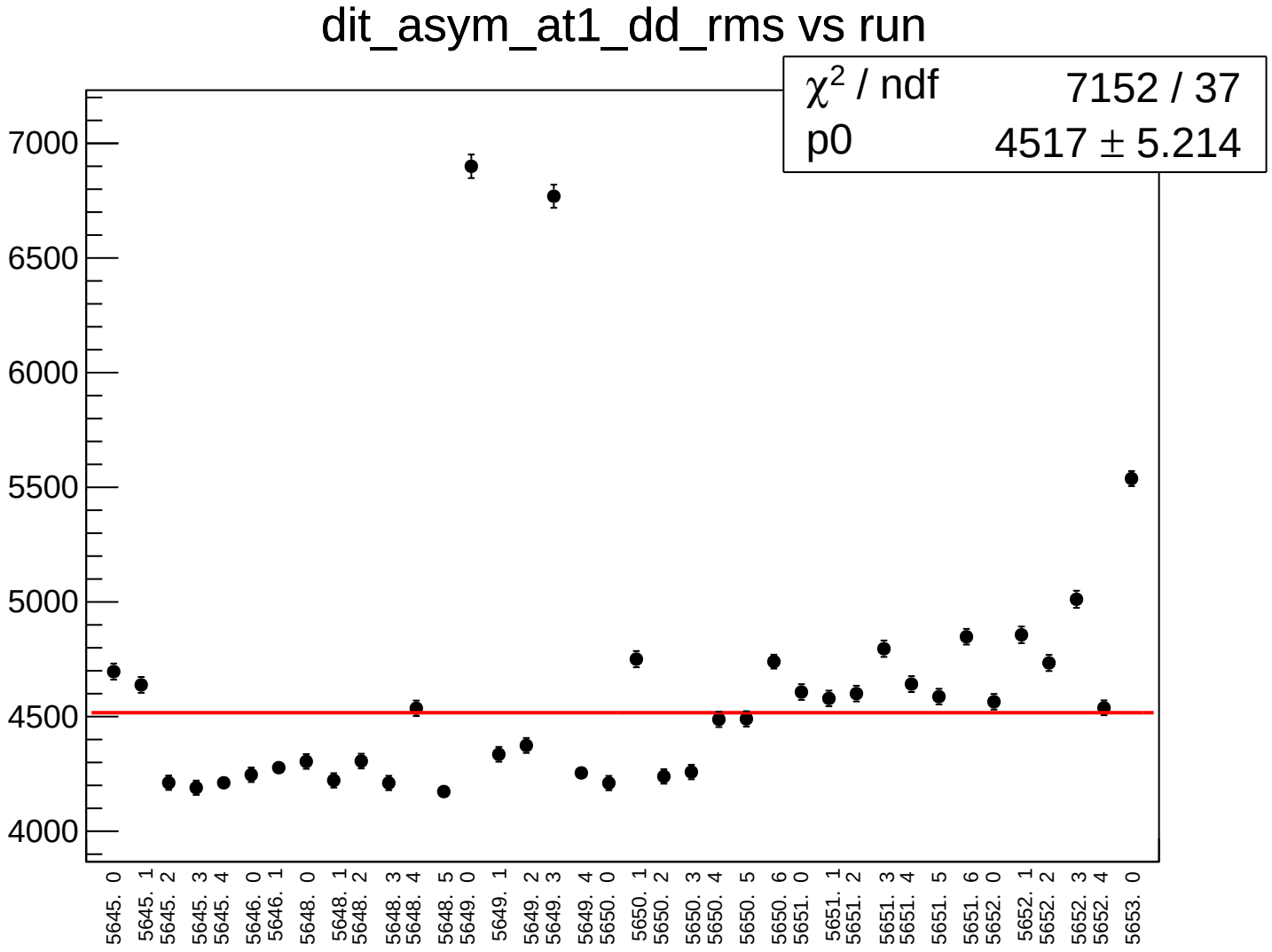
dit_asym_at1_dd_rms vs run
χ2 / ndf 7152 / 37
p0 4517 ± 5.214
7000
6500
6000
5500
5000
4500
4000
5645. 0
5645. 1
5645. 2
5645. 3
5645. 4
5646. 0
5646. 1
5648. 0
5648. 1
5648. 2
5648. 3
5648. 4
5648. 5
5649. 0
5649. 1
5649. 2
5649. 3
5649. 4
5650. 0
5650. 1
5650. 2
5650. 3
5650. 4
5650. 5
5650. 6
5651. 0
5651. 1
5651. 2
5651. 3
5651. 4
5651. 5
5651. 6
5652. 0
5652. 1
5652. 2
5652. 3
5652. 4
5653. 0

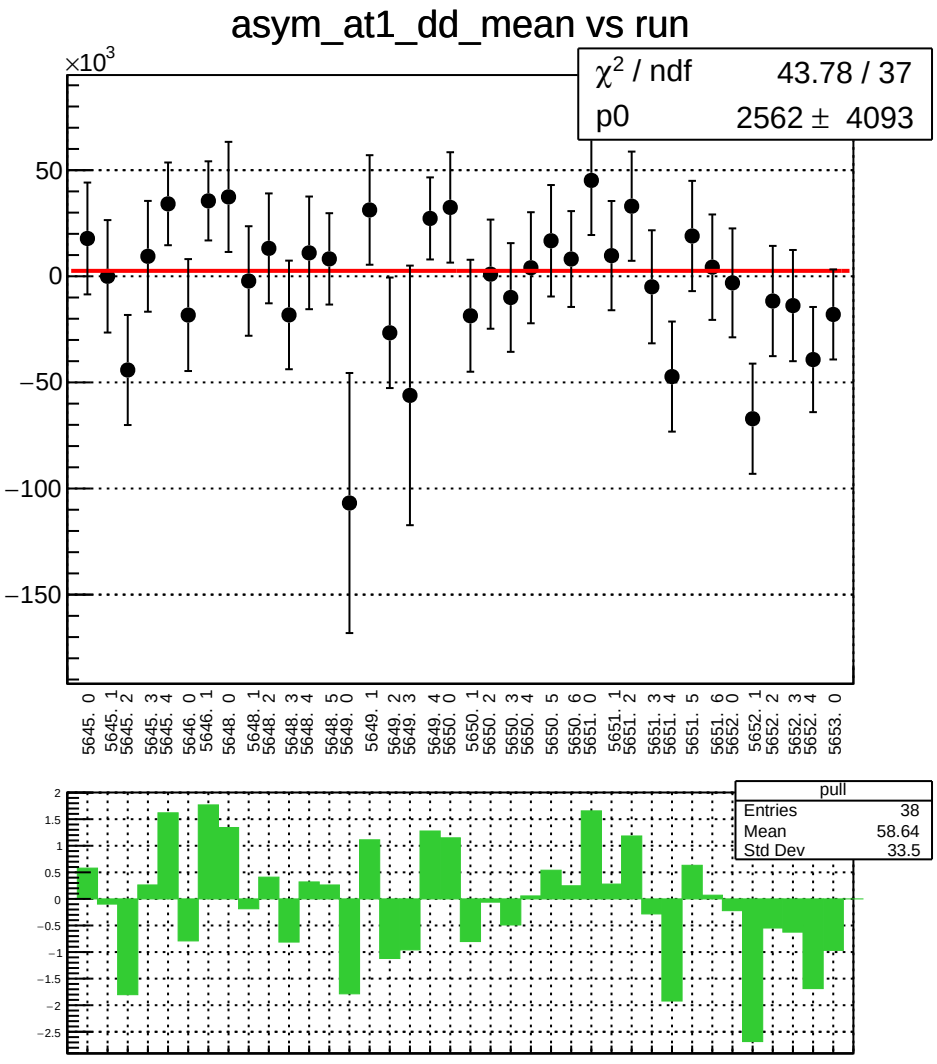
asym_at1_dd_mean vs run
×10^3
χ² / ndf 43.78 / 37
p0 2562 ± 4093
50
0
−50
−100
−150
5645. 0
5645. 1
5645. 2
5645. 3
5645. 4
5646. 0
5646. 1
5648. 0
5648. 1
5648. 2
5648. 3
5648. 4
5648. 5
5649. 0
5649. 1
5649. 2
5649. 3
5649. 4
5650. 0
5650. 1
5650. 2
5650. 3
5650. 4
5650. 5
5650. 6
5651. 0
5651. 1
5651. 2
5651. 3
5651. 4
5651. 5
5651. 6
5652. 0
5652. 1
5652. 2
5652. 3
5652. 4
5653. 0
pull
Entries 38
Mean 58.64
Std Dev 33.5
2
1.5
1
0.5
0
−0.5
−1
−1.5
−2
−2.5

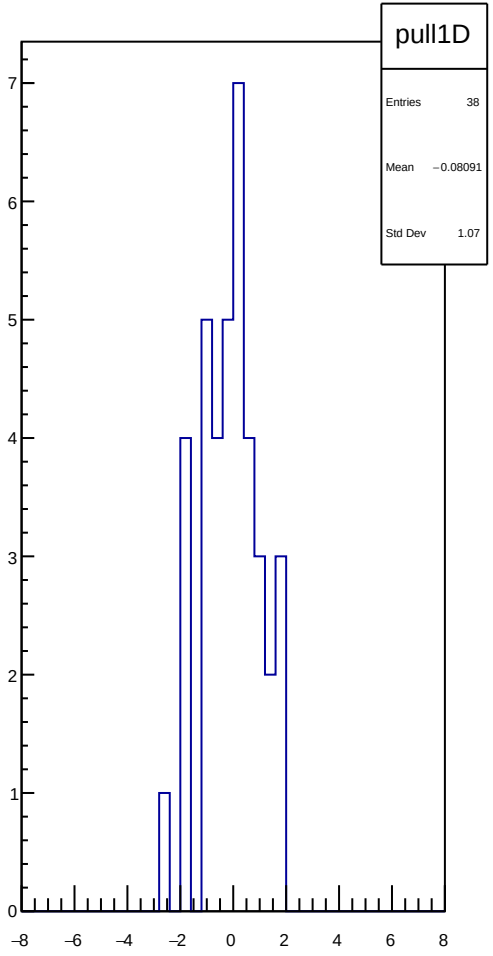
pull1D
Entries 38
Mean −0.08091
Std Dev 1.07
7
6
5
4
3
2
1
0
−8
−6
−4
−2
0
2
4
6
8

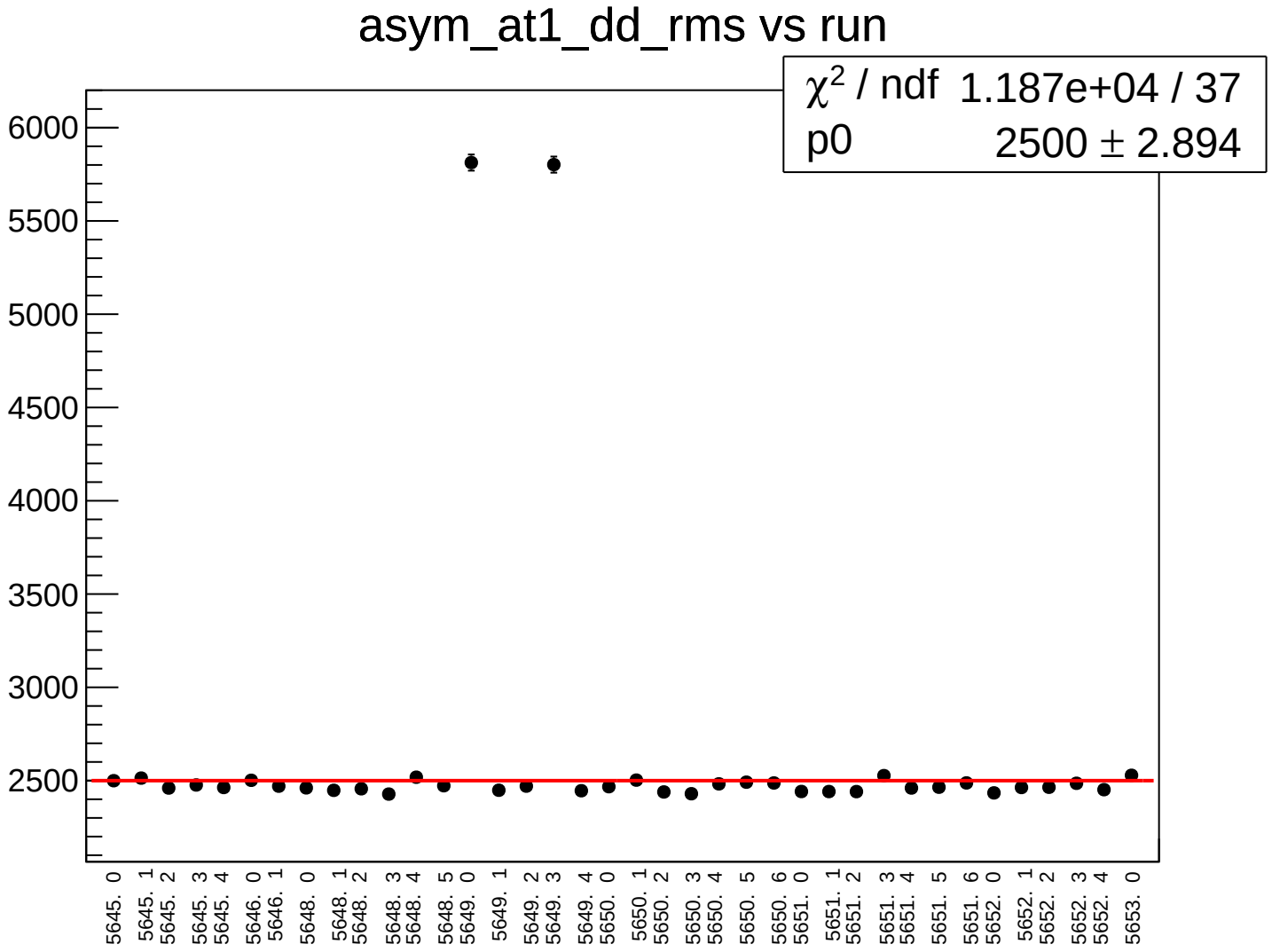
asym_at1_dd_rms vs run
χ2 / ndf 1.187e+04 / 37
p0 2500 ± 2.894
6000
5500
5000
4500
4000
3500
3000
2500
5645. 0
5645. 1
5645. 2
5645. 3
5645. 4
5646. 0
5646. 1
5648. 0
5648. 1
5648. 2
5648. 3
5648. 4
5648. 5
5649. 0
5649. 1
5649. 2
5649. 3
5649. 4
5650. 0
5650. 1
5650. 2
5650. 3
5650. 4
5650. 5
5650. 6
5651. 0
5651. 1
5651. 2
5651. 3
5651. 4
5651. 5
5651. 6
5652. 0
5652. 1
5652. 2
5652. 3
5652. 4
5653. 0

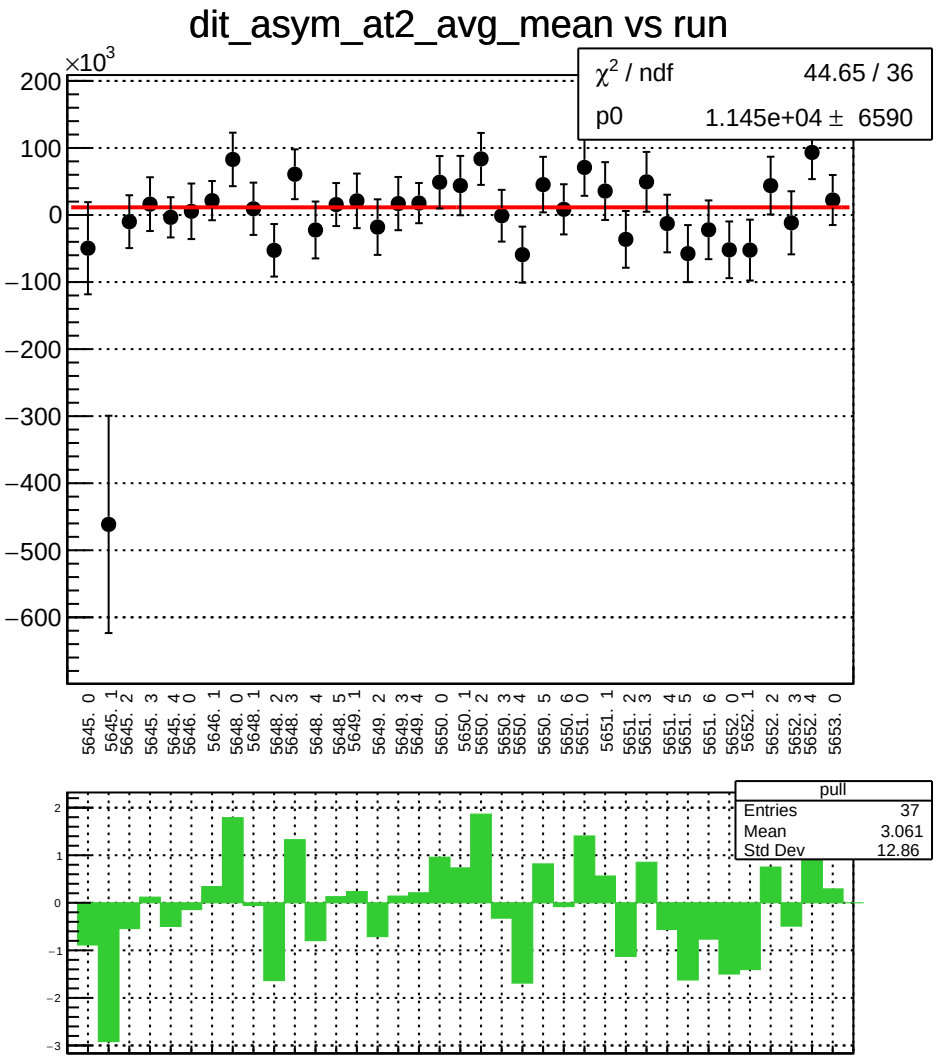
dit_asym_at2_avg_mean vs run
×10^3
χ^2 / ndf 44.65 / 36
p0 1.145e+04 ± 6590
200
100
0
−100
−200
−300
−400
−500
−600
5645. 0
5645. 1
5645. 2
5645. 3
5645. 4
5646. 0
5646. 1
5648. 0
5648. 1
5648. 2
5648. 3
5648. 4
5648. 5
5649. 1
5649. 2
5649. 3
5649. 4
5650. 0
5650. 1
5650. 2
5650. 3
5650. 4
5650. 5
5650. 6
5651. 0
5651. 1
5651. 2
5651. 3
5651. 4
5651. 5
5651. 6
5652. 0
5652. 1
5652. 2
5652. 3
5652. 4
5653. 0
pull
Entries 37
Mean 3.061
Std Dev 12.86
2
1
0
−1
−2
−3

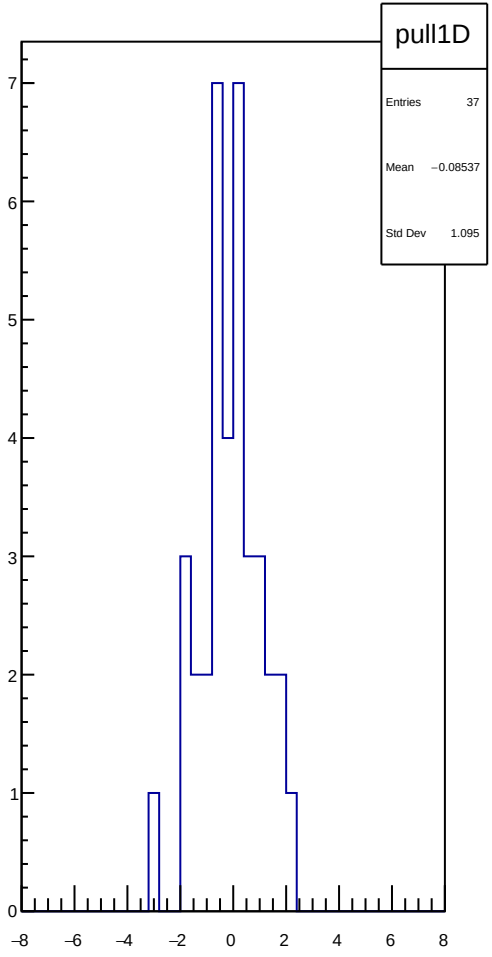
pull1D
Entries 37
Mean −0.08537
Std Dev 1.095
7
6
5
4
3
2
1
0
−8
−6
−4
−2
0
2
4
6
8

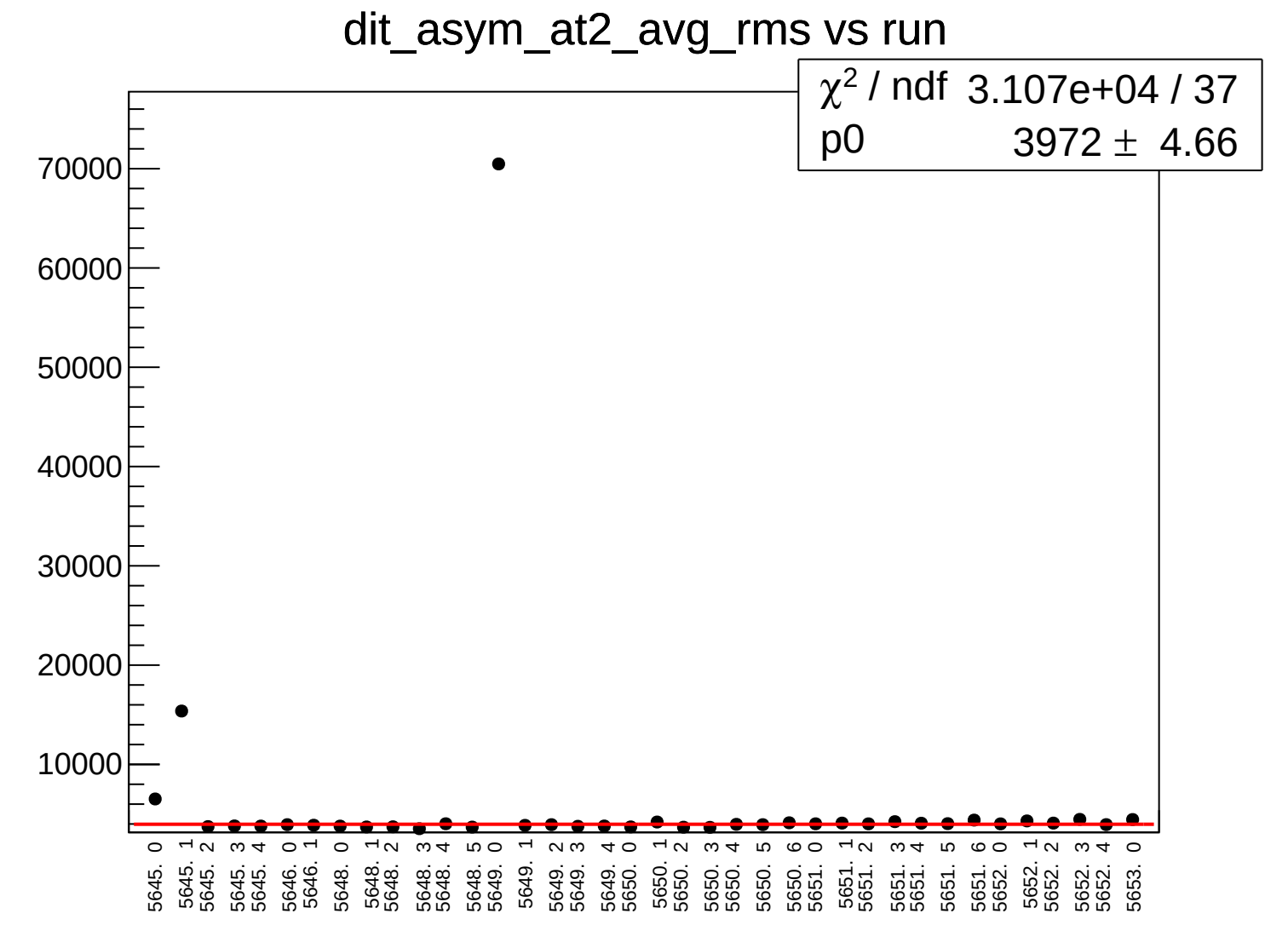
dit_asym_at2_avg_rms vs run
χ2 / ndf 3.107e+04 / 37
p0 3972 ± 4.66
70000
60000
50000
40000
30000
20000
10000
5645. 0
5645. 1
5645. 2
5645. 3
5645. 4
5646. 0
5646. 1
5648. 0
5648. 1
5648. 2
5648. 3
5648. 4
5648. 5
5649. 0
5649. 1
5649. 2
5649. 3
5649. 4
5650. 0
5650. 1
5650. 2
5650. 3
5650. 4
5650. 5
5650. 6
5651. 0
5651. 1
5651. 2
5651. 3
5651. 4
5651. 5
5651. 6
5652. 0
5652. 1
5652. 2
5652. 3
5652. 4
5653. 0

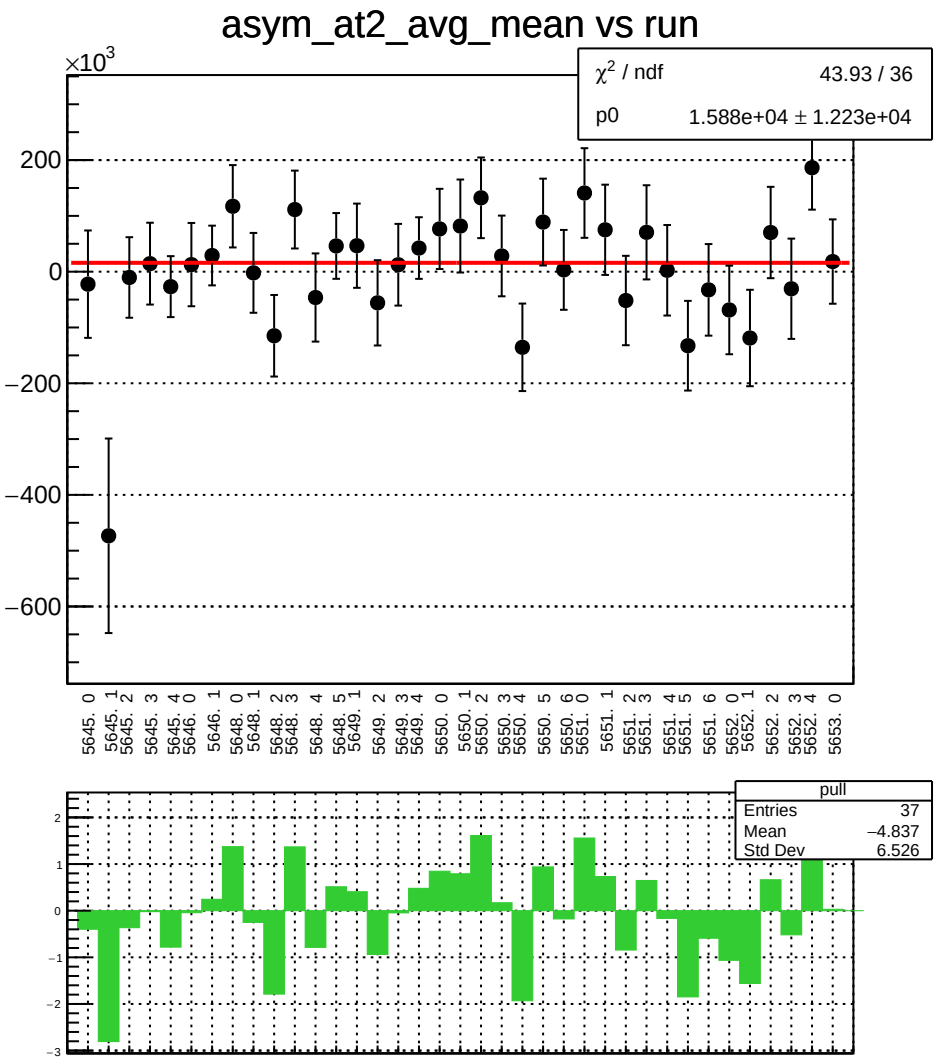
asym_at2_avg_mean vs run
×10^3
χ^2 / ndf 43.93 / 36
p0 1.588e+04 ± 1.223e+04
200
0
−200
−400
−600
5645. 0
5645. 1
5645. 2
5645. 3
5645. 4
5646. 0
5646. 1
5648. 0
5648. 1
5648. 2
5648. 3
5648. 4
5648. 5
5649. 1
5649. 2
5649. 3
5649. 4
5650. 0
5650. 1
5650. 2
5650. 3
5650. 4
5650. 5
5650. 6
5651. 0
5651. 1
5651. 2
5651. 3
5651. 4
5651. 5
5651. 6
5652. 0
5652. 1
5652. 2
5652. 3
5652. 4
5653. 0
pull
Entries 37
Mean −4.837
Std Dev 6.526
2
1
0
−1
−2
−3

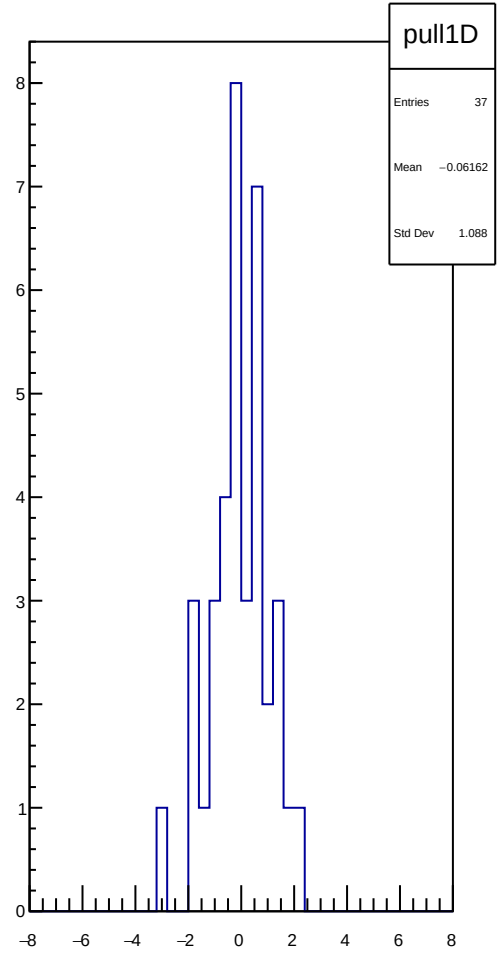
pull1D
Entries 37
Mean −0.06162
Std Dev 1.088
8
7
6
5
4
3
2
1
0
−8
−6
−4
−2
0
2
4
6
8

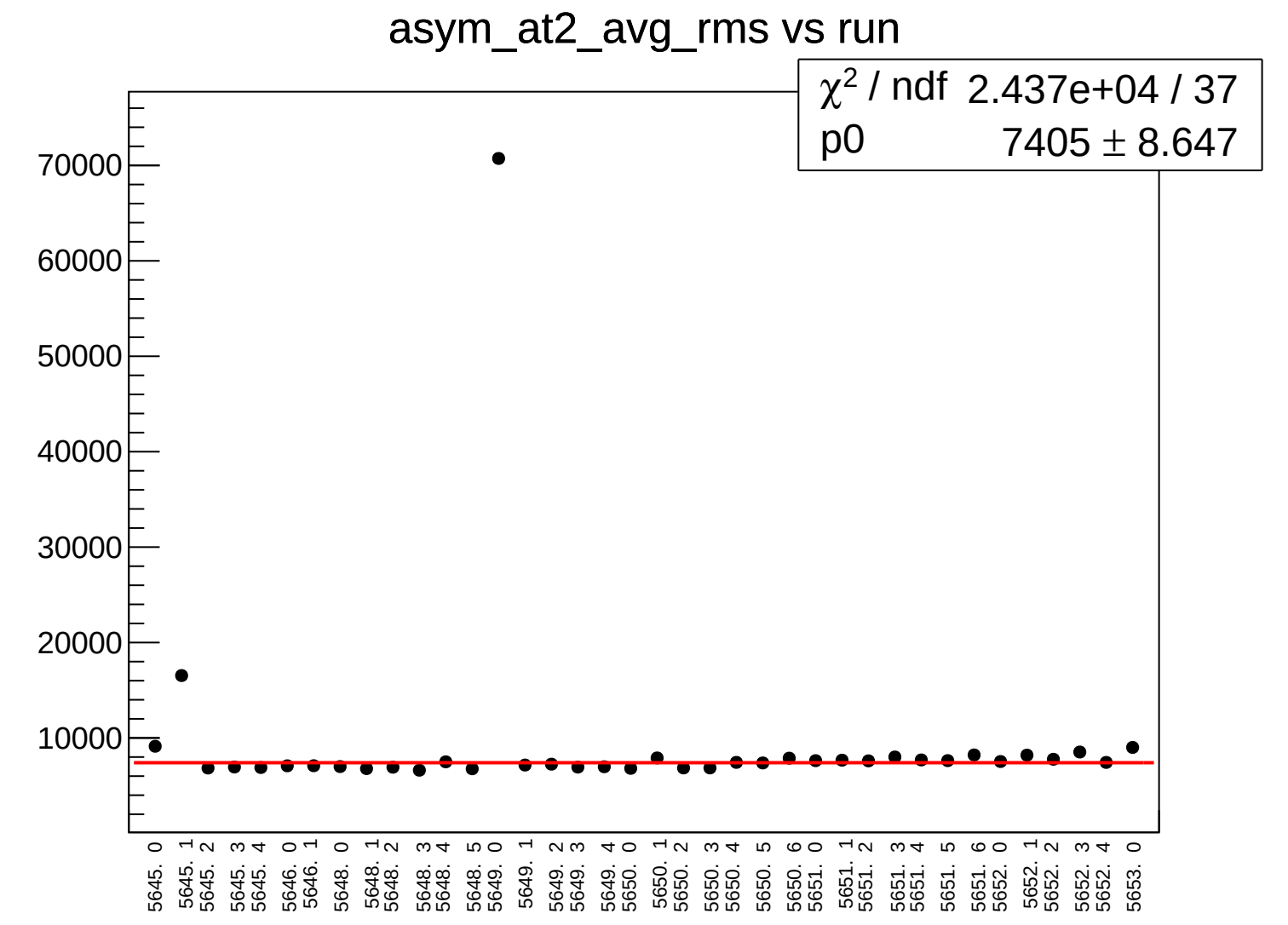
asym_at2_avg_rms vs run
χ2 / ndf 2.437e+04 / 37
p0 7405 ± 8.647
70000
60000
50000
40000
30000
20000
10000
5645. 0
5645. 1
5645. 2
5645. 3
5645. 4
5646. 0
5646. 1
5648. 0
5648. 1
5648. 2
5648. 3
5648. 4
5648. 5
5649. 0
5649. 1
5649. 2
5649. 3
5649. 4
5650. 0
5650. 1
5650. 2
5650. 3
5650. 4
5650. 5
5650. 6
5651. 0
5651. 1
5651. 2
5651. 3
5651. 4
5651. 5
5651. 6
5652. 0
5652. 1
5652. 2
5652. 3
5652. 4
5653. 0

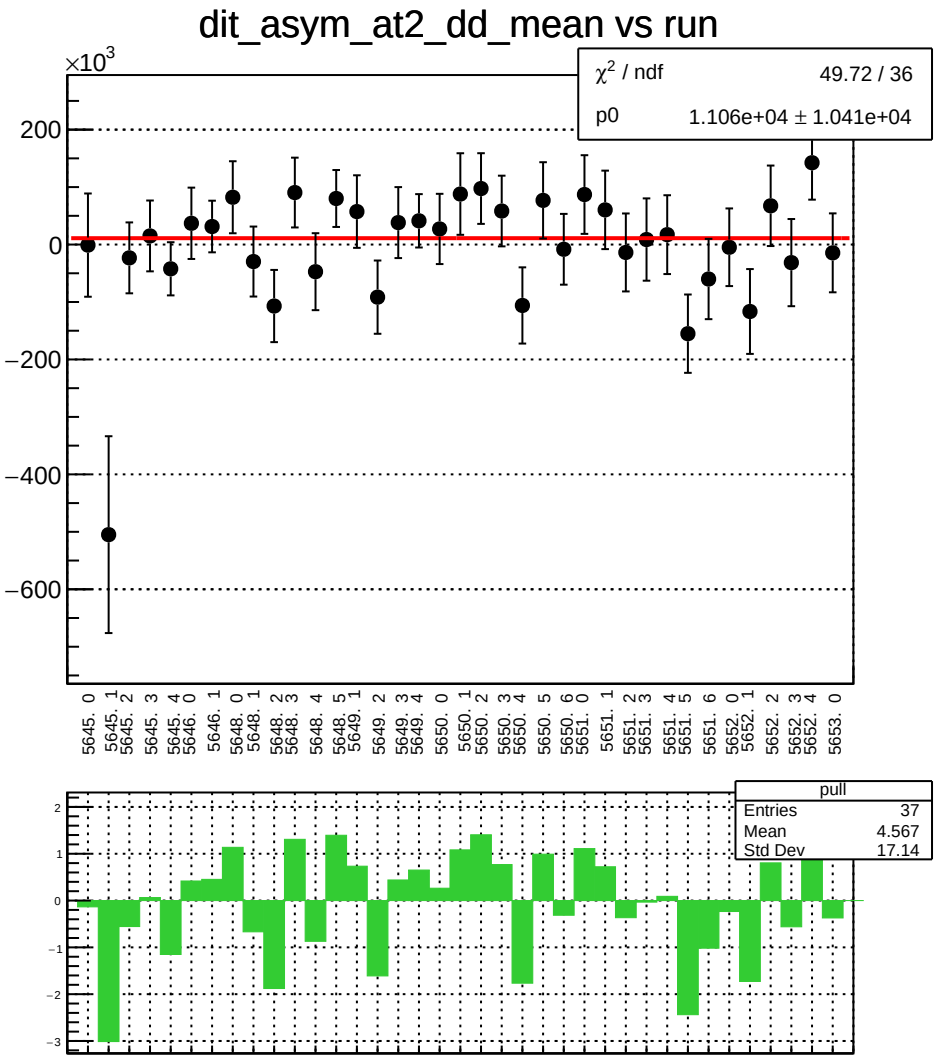
dit_asym_at2_dd_mean vs run
×10^3
χ^2 / ndf 49.72 / 36
p0 1.106e+04 ± 1.041e+04
200
0
−200
−400
−600
5645. 0
5645. 1
5645. 2
5645. 3
5645. 4
5646. 0
5646. 1
5648. 0
5648. 1
5648. 2
5648. 3
5648. 4
5648. 5
5649. 1
5649. 2
5649. 3
5649. 4
5650. 0
5650. 1
5650. 2
5650. 3
5650. 4
5650. 5
5650. 6
5651. 0
5651. 1
5651. 2
5651. 3
5651. 4
5651. 5
5651. 6
5652. 0
5652. 1
5652. 2
5652. 3
5652. 4
5653. 0
pull
Entries 37
Mean 4.567
Std Dev 17.14
2
1
0
−1
−2
−3

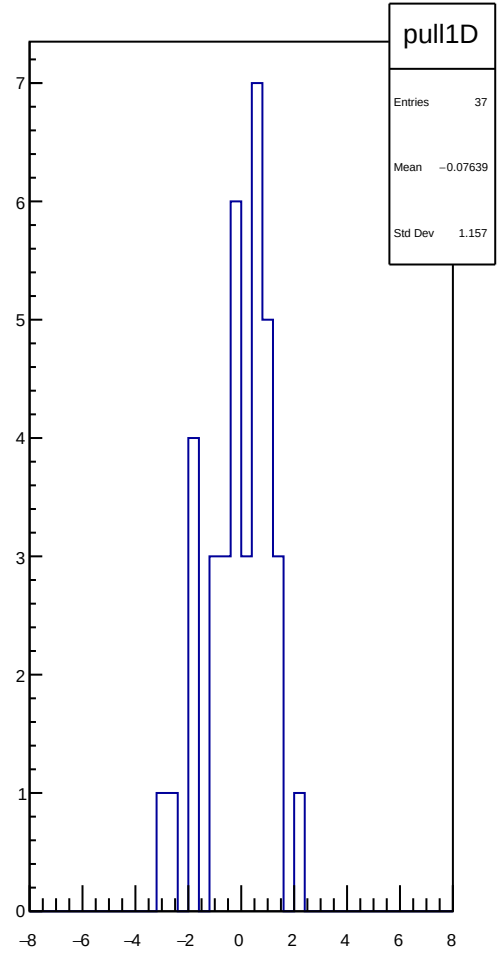
pull1D
Entries 37
Mean −0.07639
Std Dev 1.157
7
6
5
4
3
2
1
0
−8
−6
−4
−2
0
2
4
6
8

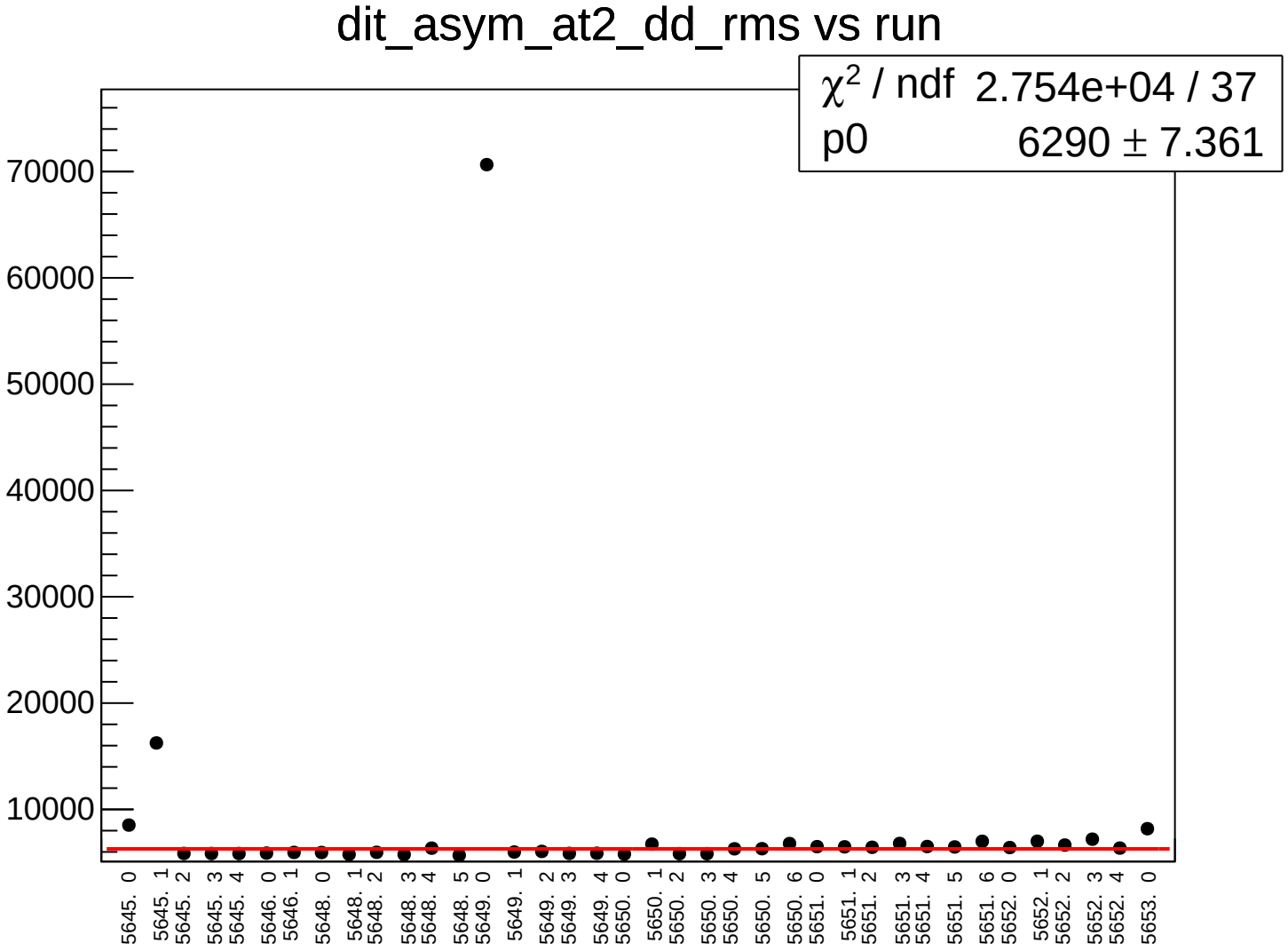
dit_asym_at2_dd_rms vs run
χ2 / ndf 2.754e+04 / 37
p0 6290 ± 7.361
70000
60000
50000
40000
30000
20000
10000
5645. 0
5645. 1
5645. 2
5645. 3
5645. 4
5646. 0
5646. 1
5648. 0
5648. 1
5648. 2
5648. 3
5648. 4
5648. 5
5649. 0
5649. 1
5649. 2
5649. 3
5649. 4
5650. 0
5650. 1
5650. 2
5650. 3
5650. 4
5650. 5
5650. 6
5651. 0
5651. 1
5651. 2
5651. 3
5651. 4
5651. 5
5651. 6
5652. 0
5652. 1
5652. 2
5652. 3
5652. 4
5653. 0

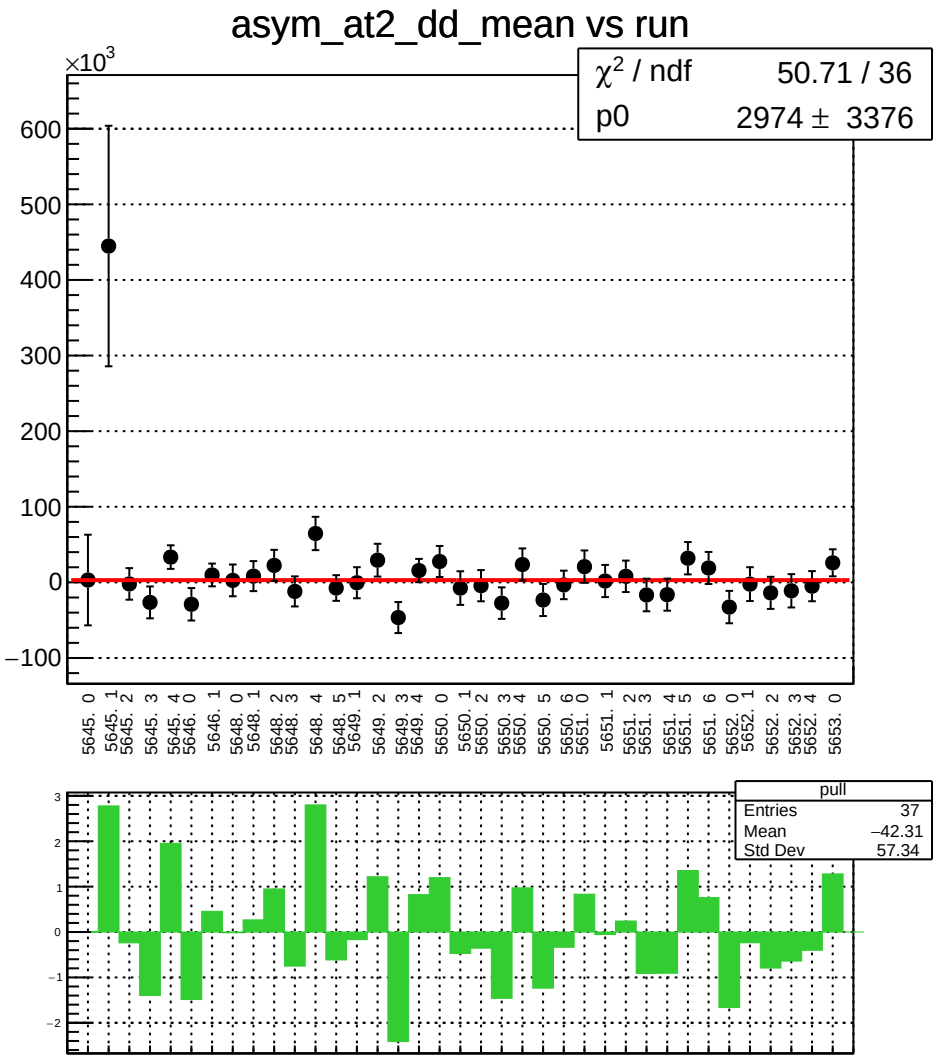
asym_at2_dd_mean vs run
×10^3
χ^2 / ndf 50.71 / 36
p0 2974 ± 3376
600
500
400
300
200
100
0
−100
5645. 0
5645. 1
5645. 2
5645. 3
5645. 4
5646. 0
5646. 1
5648. 0
5648. 1
5648. 2
5648. 3
5648. 4
5648. 5
5649. 1
5649. 2
5649. 3
5649. 4
5650. 0
5650. 1
5650. 2
5650. 3
5650. 4
5650. 5
5650. 6
5651. 0
5651. 1
5651. 2
5651. 3
5651. 4
5651. 5
5651. 6
5652. 0
5652. 1
5652. 2
5652. 3
5652. 4
5653. 0
pull
Entries 37
Mean −42.31
Std Dev 57.34
3
2
1
0
−1
−2

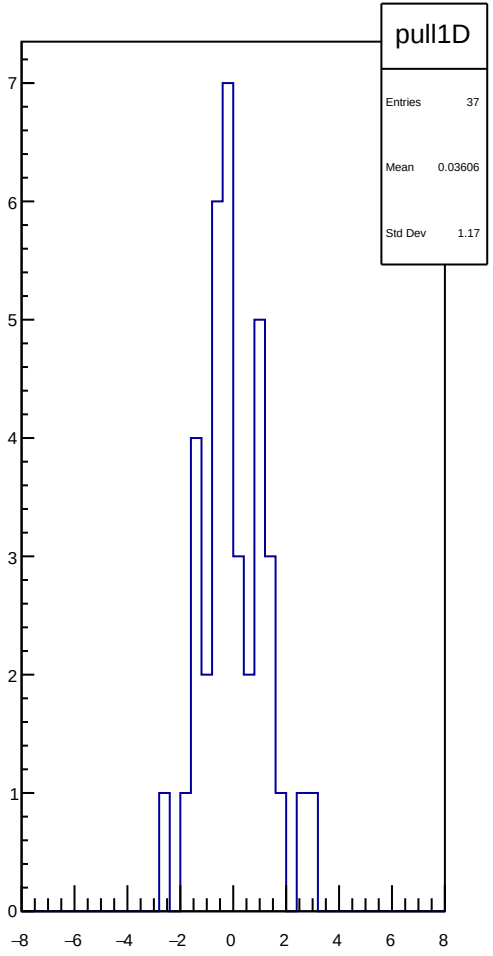
pull1D
Entries 37
Mean 0.03606
Std Dev 1.17
7
6
5
4
3
2
1
0
−8
−6
−4
−2
0
2
4
6
8

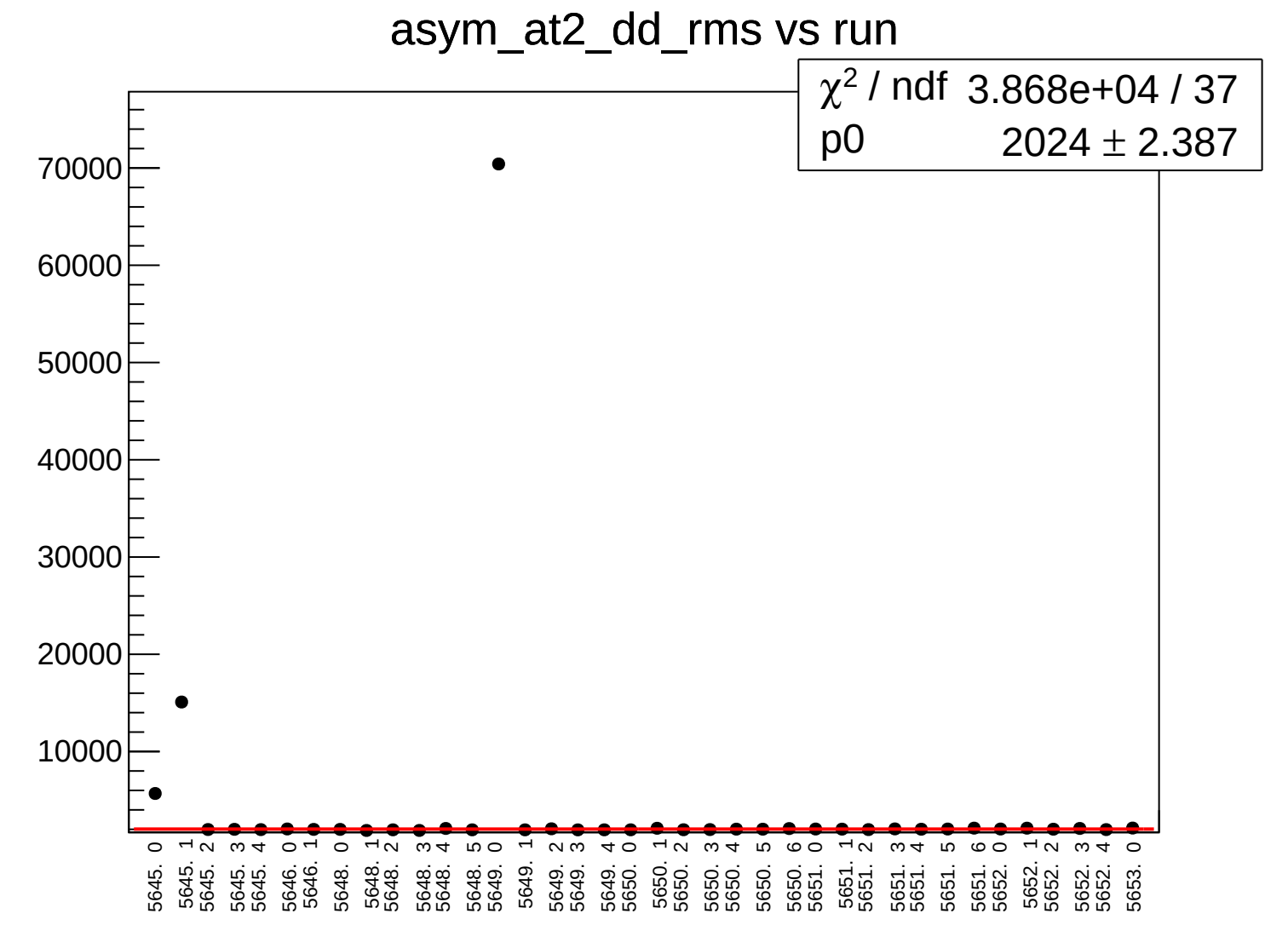
asym_at2_dd_rms vs run
χ2 / ndf 3.868e+04 / 37
p0 2024 ± 2.387
70000
60000
50000
40000
30000
20000
10000
5645. 0
5645. 1
5645. 2
5645. 3
5645. 4
5646. 0
5646. 1
5648. 0
5648. 1
5648. 2
5648. 3
5648. 4
5648. 5
5649. 0
5649. 1
5649. 2
5649. 3
5649. 4
5650. 0
5650. 1
5650. 2
5650. 3
5650. 4
5650. 5
5650. 6
5651. 0
5651. 1
5651. 2
5651. 3
5651. 4
5651. 5
5651. 6
5652. 0
5652. 1
5652. 2
5652. 3
5652. 4
5653. 0

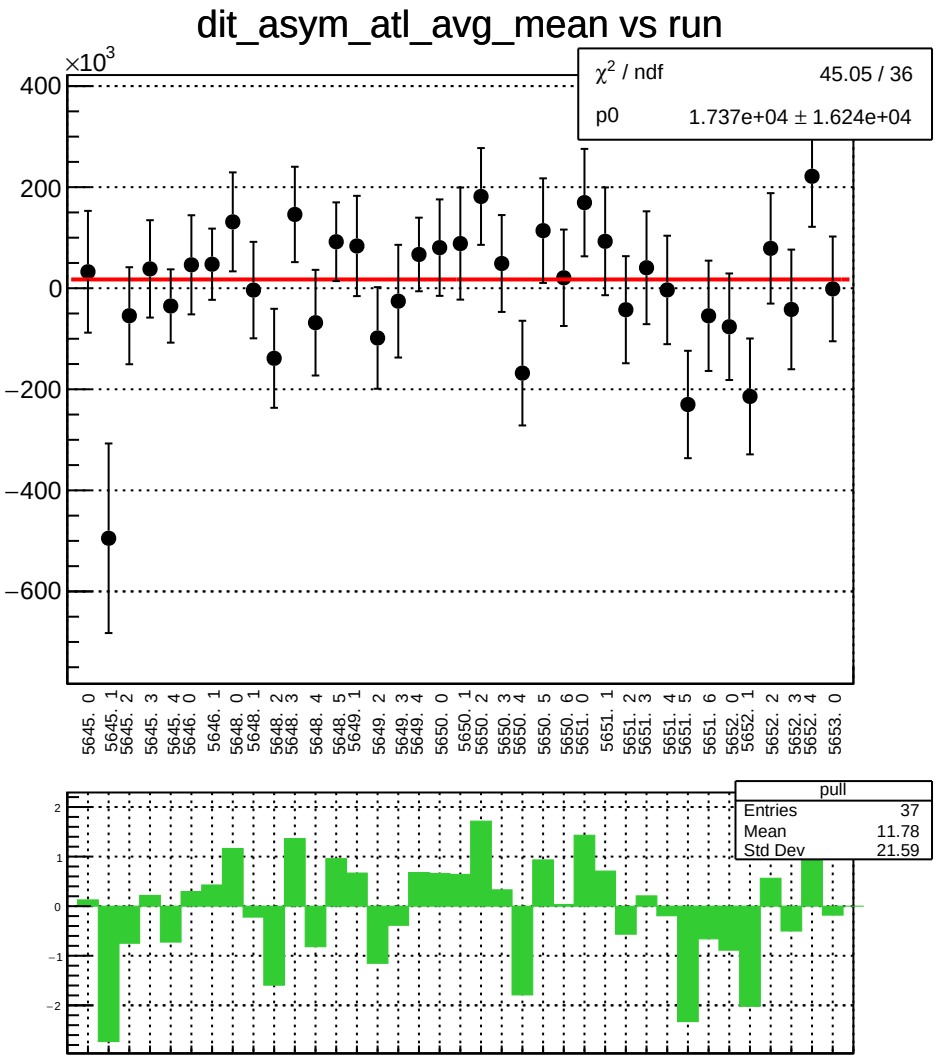
dit_asym_atl_avg_mean vs run
×10^3
χ² / ndf 45.05 / 36
p0 1.737e+04 ± 1.624e+04
400
200
0
−200
−400
−600
5645. 0
5645. 1
5645. 2
5645. 3
5645. 4
5646. 0
5646. 1
5648. 0
5648. 1
5648. 2
5648. 3
5648. 4
5648. 5
5649. 1
5649. 2
5649. 3
5649. 4
5650. 0
5650. 1
5650. 2
5650. 3
5650. 4
5650. 5
5650. 6
5651. 0
5651. 1
5651. 2
5651. 3
5651. 4
5651. 5
5651. 6
5652. 0
5652. 1
5652. 2
5652. 3
5652. 4
5653. 0
pull
Entries 37
Mean 11.78
Std Dev 21.59
2
1
0
−1
−2

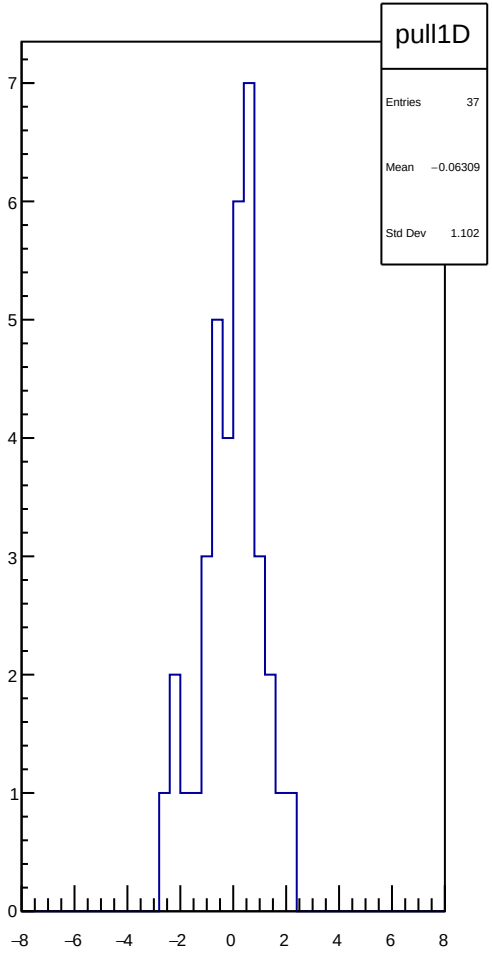
pull1D
Entries 37
Mean −0.06309
Std Dev 1.102
7
6
5
4
3
2
1
0
−8
−6
−4
−2
0
2
4
6
8

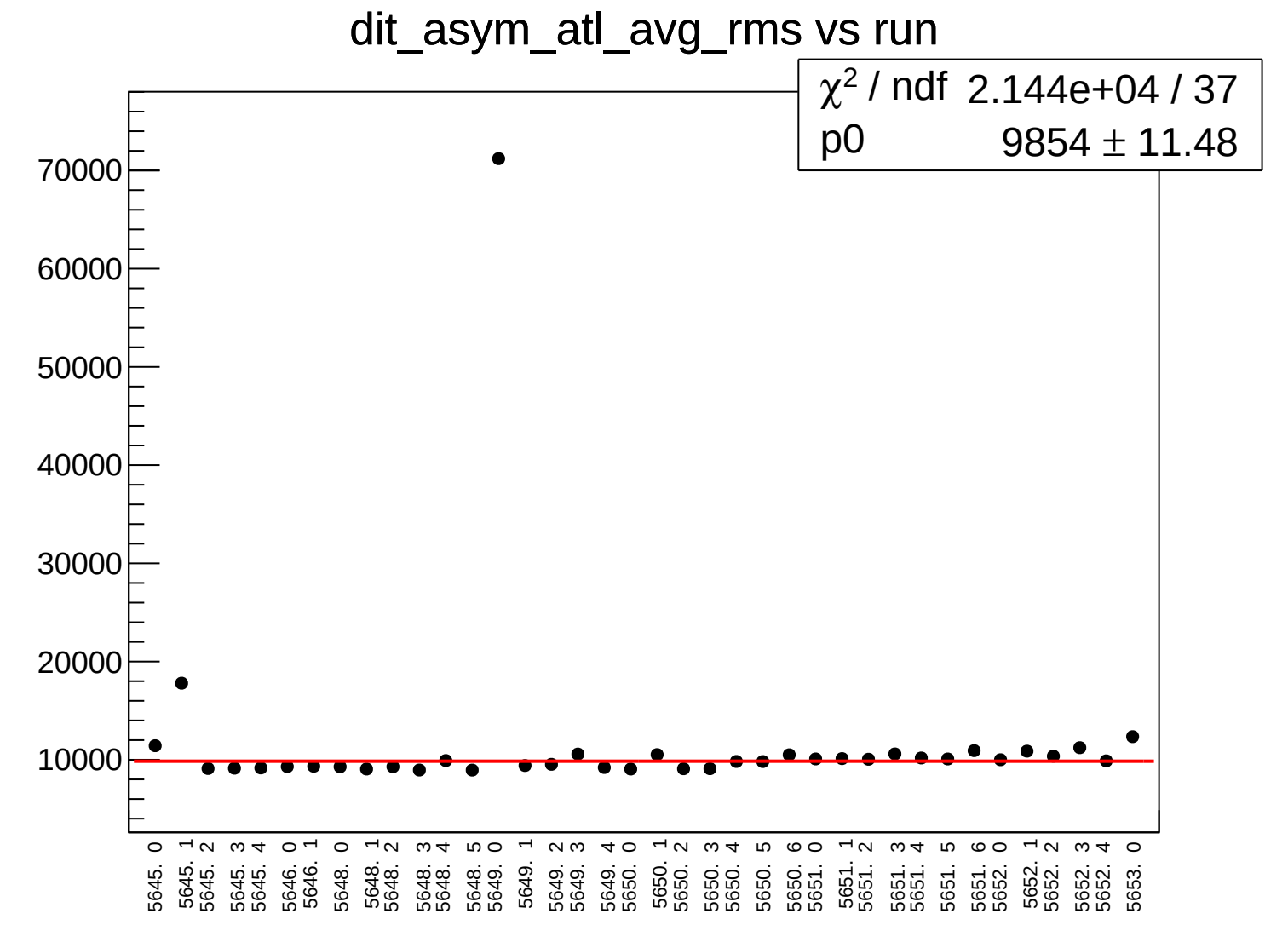
dit_asym_atl_avg_rms vs run
χ2 / ndf 2.144e+04 / 37
p0 9854 ± 11.48
70000
60000
50000
40000
30000
20000
10000
5645. 0
5645. 1
5645. 2
5645. 3
5645. 4
5646. 0
5646. 1
5648. 0
5648. 1
5648. 2
5648. 3
5648. 4
5648. 5
5649. 0
5649. 1
5649. 2
5649. 3
5649. 4
5650. 0
5650. 1
5650. 2
5650. 3
5650. 4
5650. 5
5650. 6
5651. 0
5651. 1
5651. 2
5651. 3
5651. 4
5651. 5
5651. 6
5652. 0
5652. 1
5652. 2
5652. 3
5652. 4
5653. 0

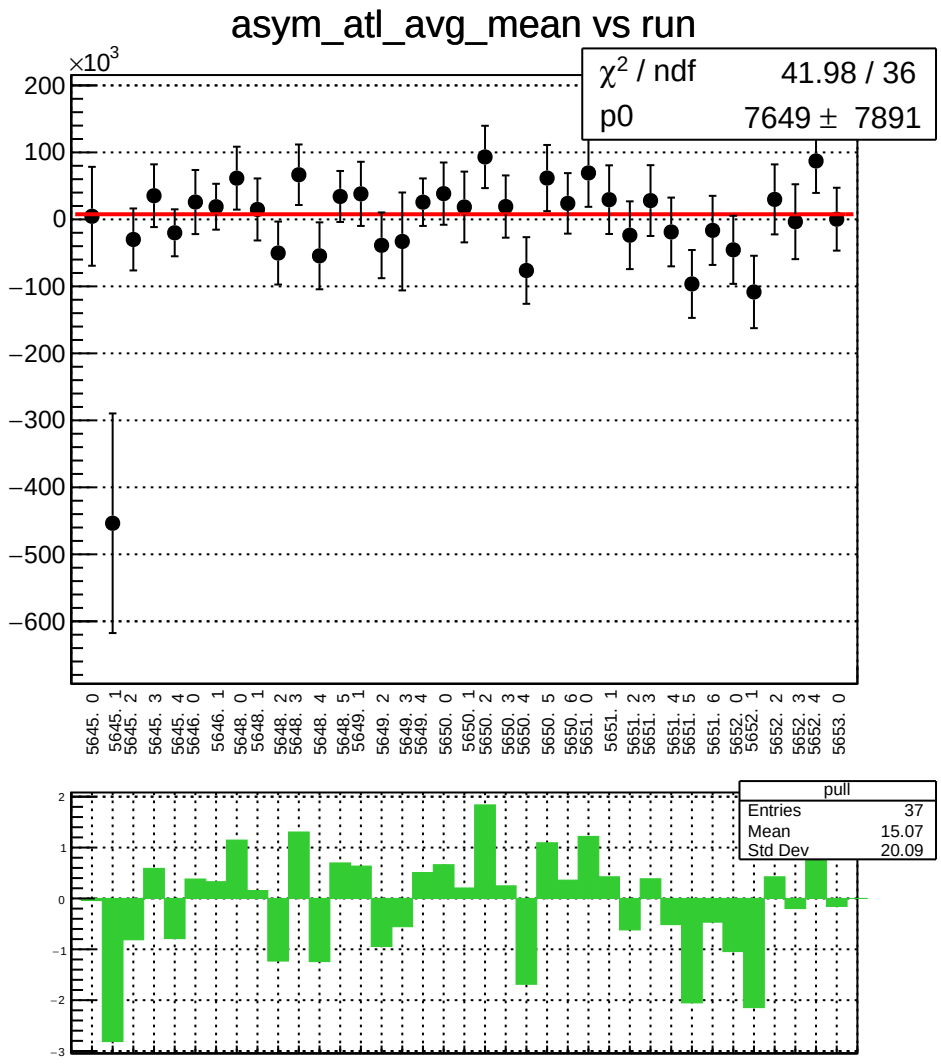
asym_atl_avg_mean vs run
×10^3
χ^2 / ndf 41.98 / 36
p0 7649 ± 7891
200
100
0
−100
−200
−300
−400
−500
−600
5645. 0
5645. 1
5645. 2
5645. 3
5645. 4
5646. 0
5646. 1
5648. 0
5648. 1
5648. 2
5648. 3
5648. 4
5648. 5
5649. 1
5649. 2
5649. 3
5649. 4
5650. 0
5650. 1
5650. 2
5650. 3
5650. 4
5650. 5
5650. 6
5651. 0
5651. 1
5651. 2
5651. 3
5651. 4
5651. 5
5651. 6
5652. 0
5652. 1
5652. 2
5652. 3
5652. 4
5653. 0
pull
Entries 37
Mean 15.07
Std Dev 20.09
2
1
0
−1
−2
−3

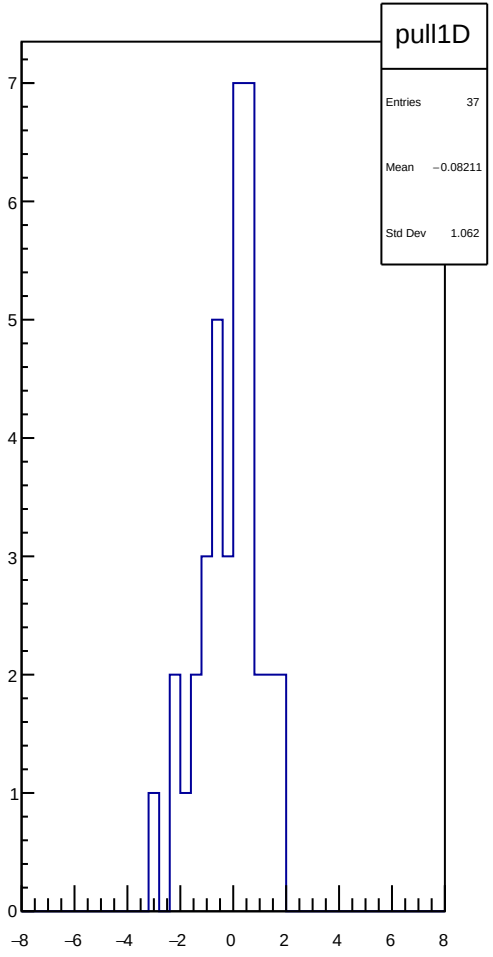
pull1D
Entries 37
Mean −0.08211
Std Dev 1.062
7
6
5
4
3
2
1
0
−8
−6
−4
−2
0
2
4
6
8

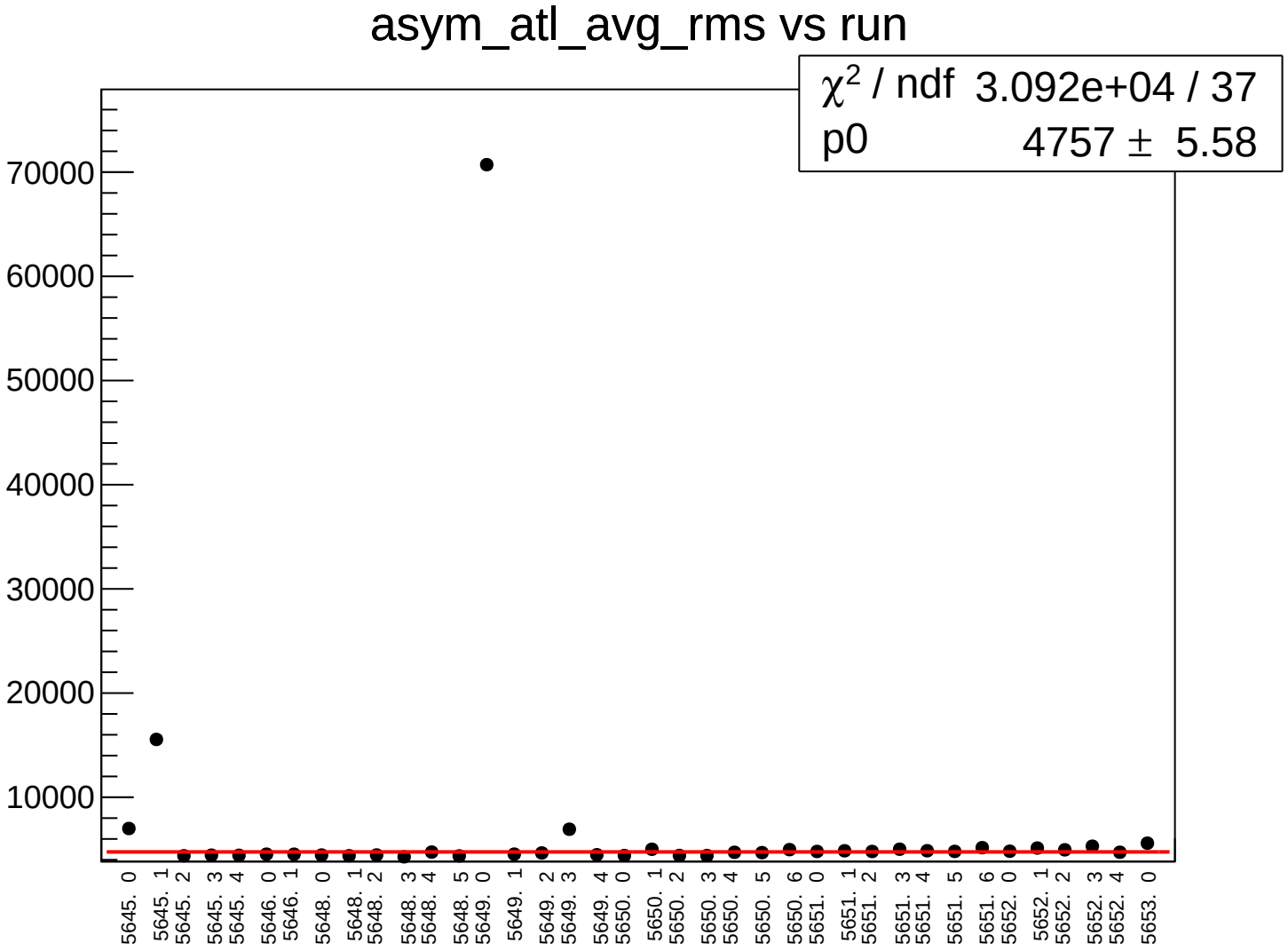
asym_atl_avg_rms vs run
χ2 / ndf 3.092e+04 / 37
p0 4757 ± 5.58
70000
60000
50000
40000
30000
20000
10000
5645. 0
5645. 1
5645. 2
5645. 3
5645. 4
5646. 0
5646. 1
5648. 0
5648. 1
5648. 2
5648. 3
5648. 4
5648. 5
5649. 0
5649. 1
5649. 2
5649. 3
5649. 4
5650. 0
5650. 1
5650. 2
5650. 3
5650. 4
5650. 5
5650. 6
5651. 0
5651. 1
5651. 2
5651. 3
5651. 4
5651. 5
5651. 6
5652. 0
5652. 1
5652. 2
5652. 3
5652. 4
5653. 0

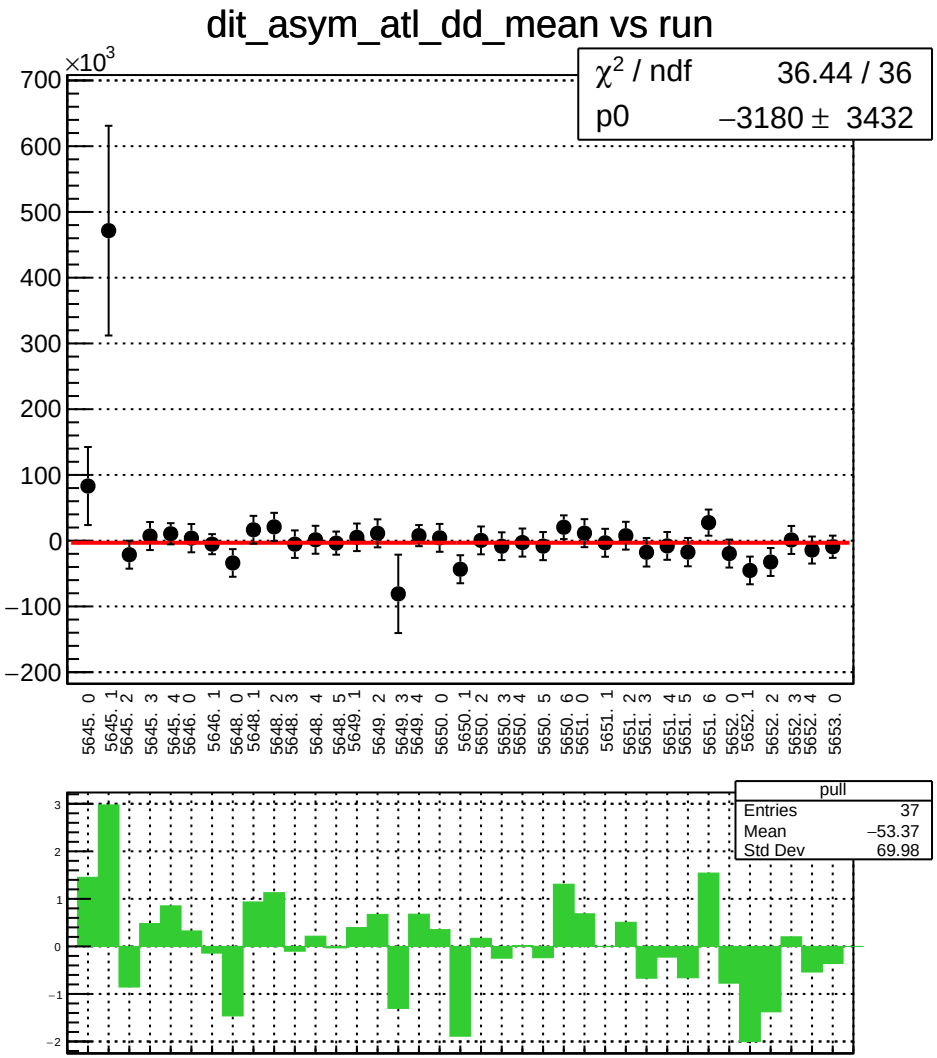
dit_asym_atl_dd_mean vs run
×10^3
χ^2 / ndf 36.44 / 36
p0 −3180 ± 3432
pull
Entries 37
Mean −53.37
Std Dev 69.98

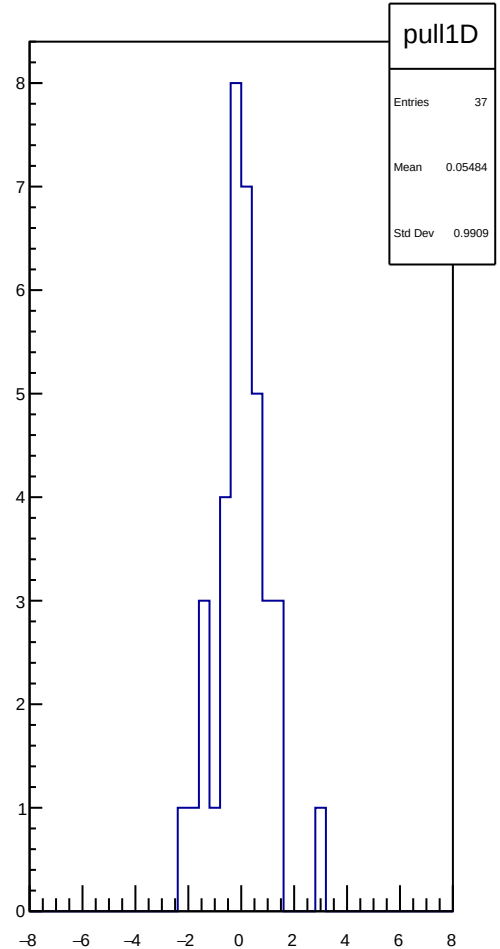
pull1D
Entries 37
Mean 0.05484
Std Dev 0.9909

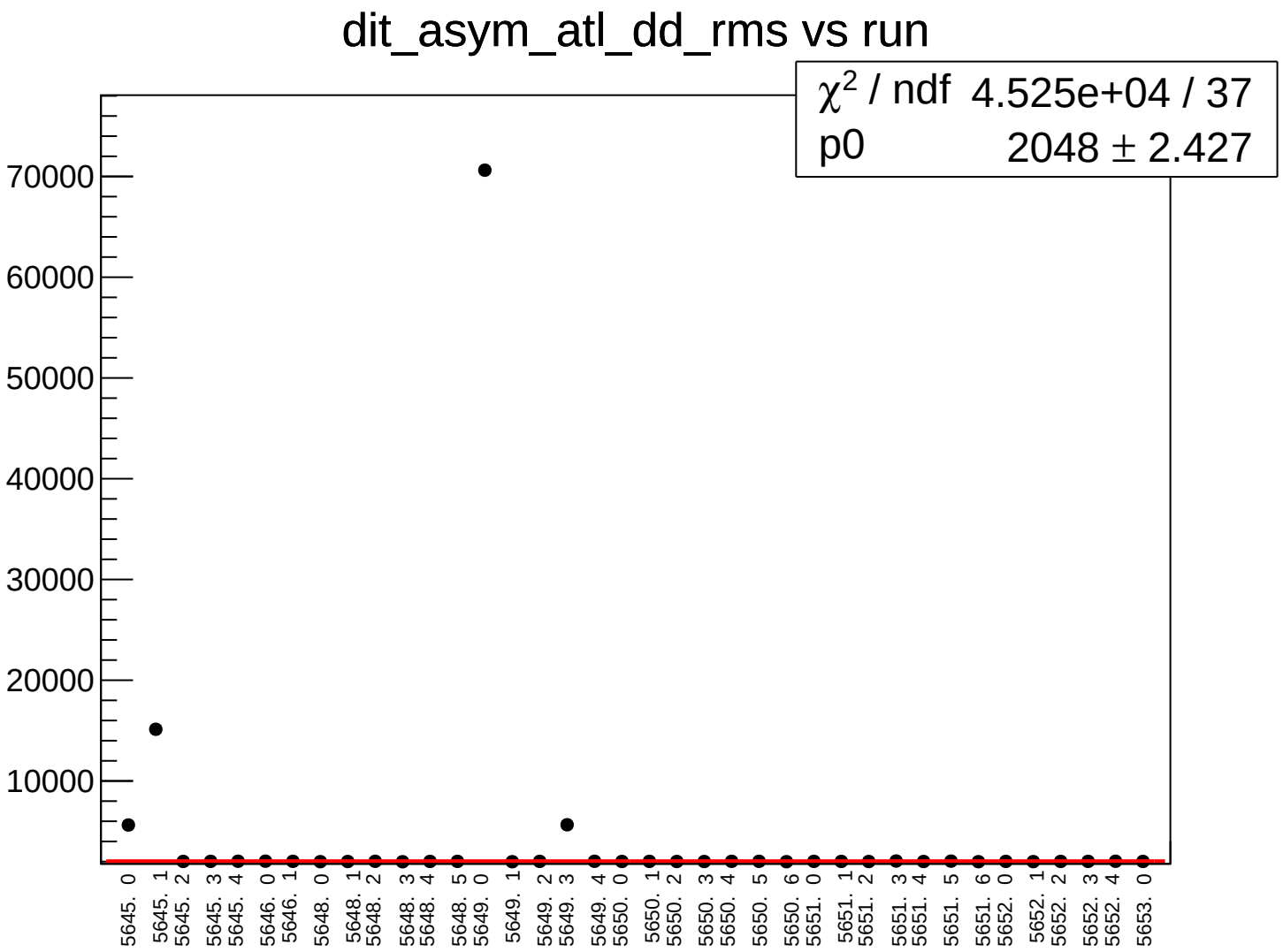
dit_asym_atl_dd_rms vs run
χ2 / ndf 4.525e+04 / 37
p0 2048 ± 2.427
70000
60000
50000
40000
30000
20000
10000
5645. 0
5645. 1
5645. 2
5645. 3
5645. 4
5646. 0
5646. 1
5648. 0
5648. 1
5648. 2
5648. 3
5648. 4
5648. 5
5649. 0
5649. 1
5649. 2
5649. 3
5649. 4
5650. 0
5650. 1
5650. 2
5650. 3
5650. 4
5650. 5
5650. 6
5651. 0
5651. 1
5651. 2
5651. 3
5651. 4
5651. 5
5651. 6
5652. 0
5652. 1
5652. 2
5652. 3
5652. 4
5653. 0

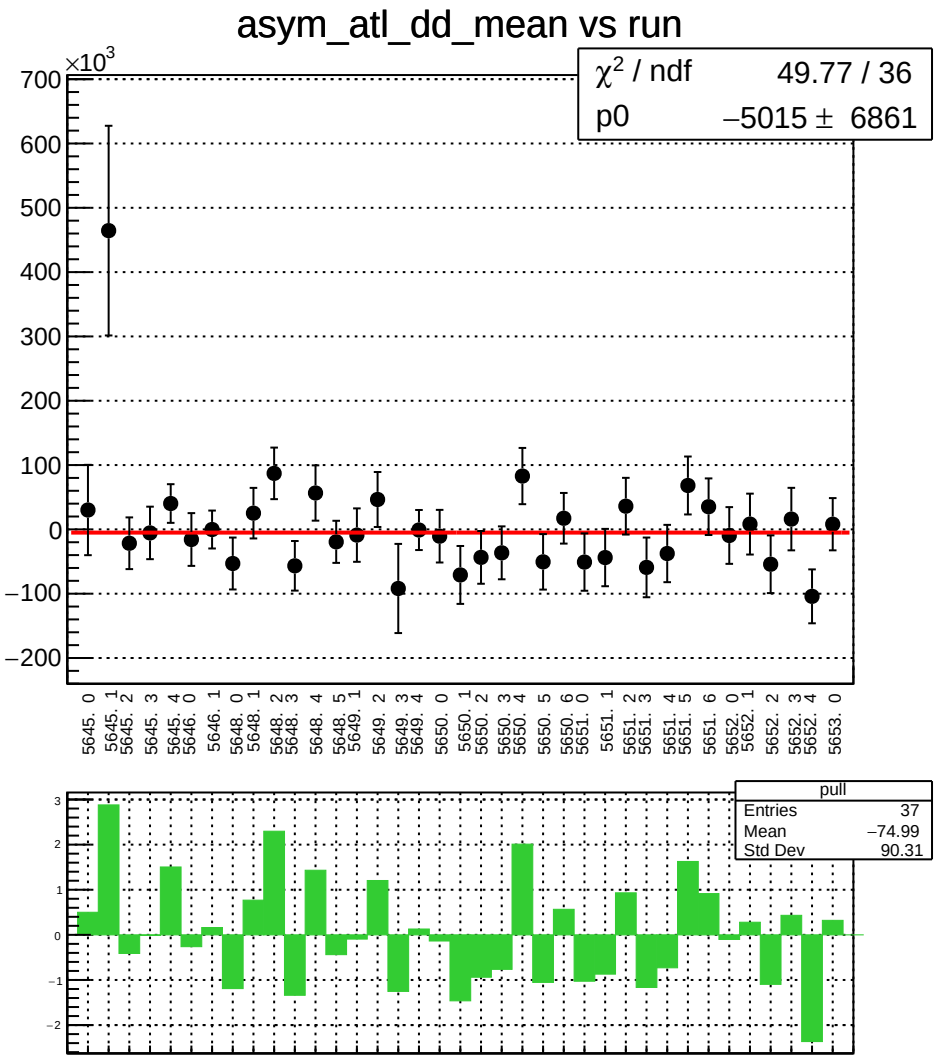
asym_atl_dd_mean vs run
×10^3
χ² / ndf 49.77 / 36
p0 −5015 ± 6861
700
600
500
400
300
200
100
0
−100
−200
5645. 0
5645. 1
5645. 2
5645. 3
5645. 4
5646. 0
5646. 1
5648. 0
5648. 1
5648. 2
5648. 3
5648. 4
5648. 5
5649. 1
5649. 2
5649. 3
5649. 4
5650. 0
5650. 1
5650. 2
5650. 3
5650. 4
5650. 5
5650. 6
5651. 0
5651. 1
5651. 2
5651. 3
5651. 4
5651. 5
5651. 6
5652. 0
5652. 1
5652. 2
5652. 3
5652. 4
5653. 0
pull
Entries 37
Mean −74.99
Std Dev 90.31
3
2
1
0
−1
−2

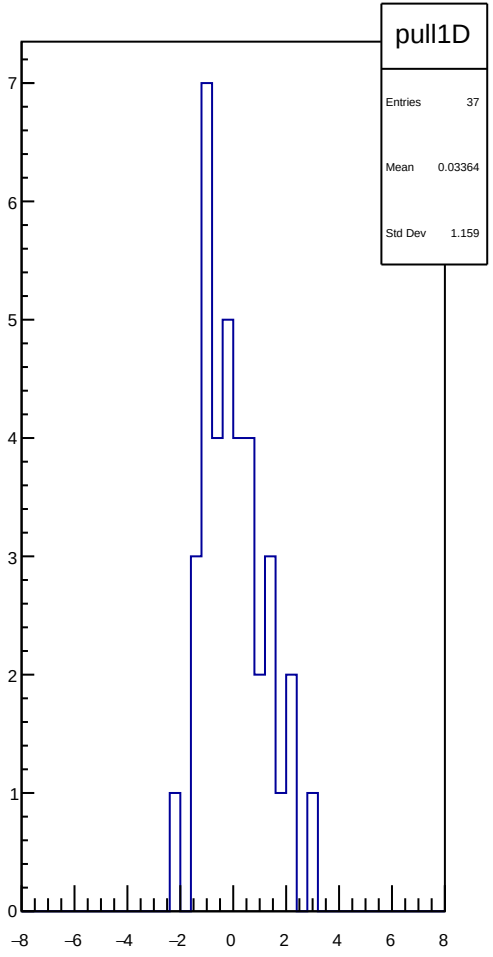
pull1D
Entries 37
Mean 0.03364
Std Dev 1.159
7
6
5
4
3
2
1
0
−8
−6
−4
−2
0
2
4
6
8

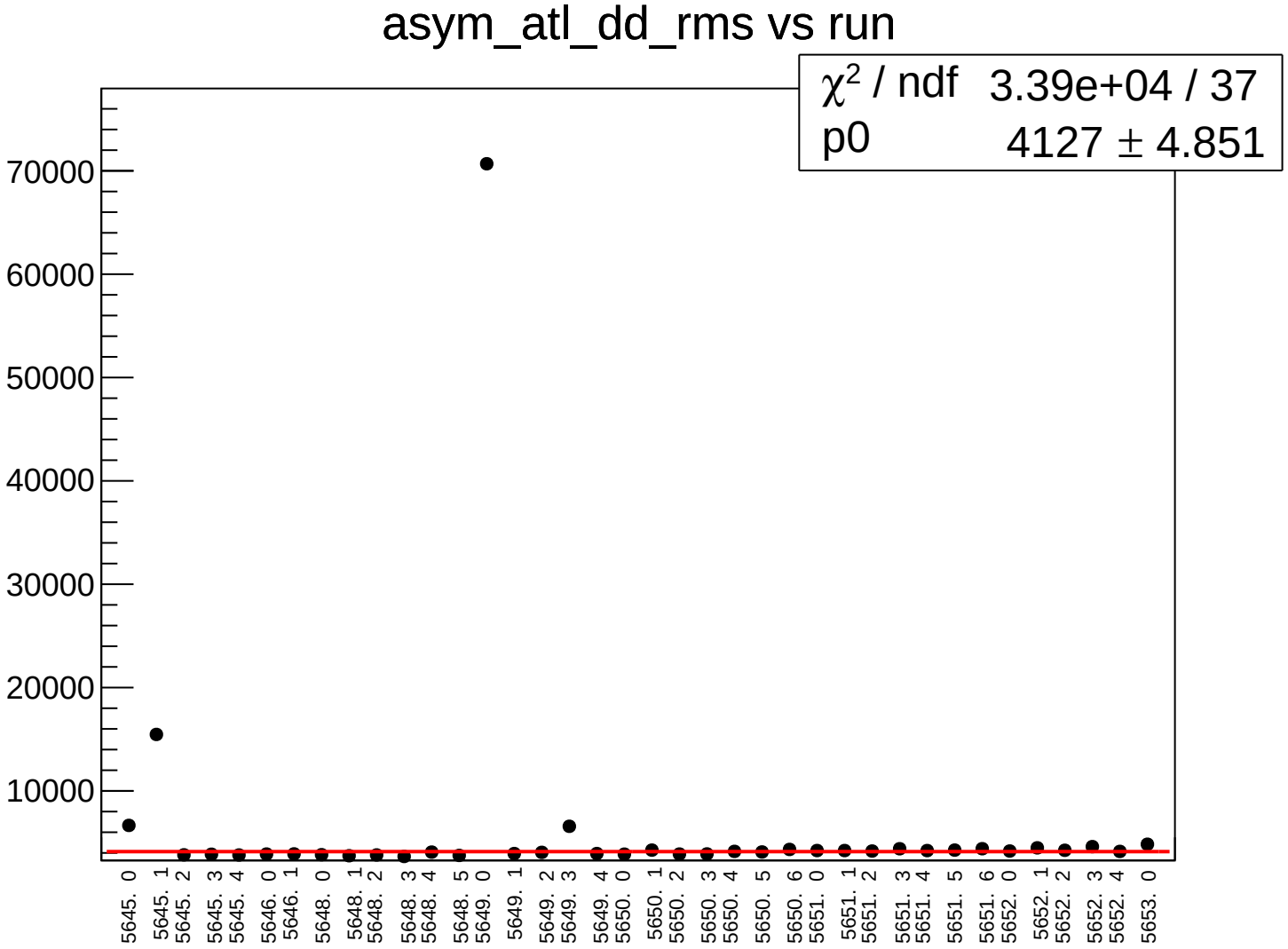
asym_atl_dd_rms vs run
χ2 / ndf 3.39e+04 / 37
p0 4127 ± 4.851
70000
60000
50000
40000
30000
20000
10000
5645. 0
5645. 1
5645. 2
5645. 3
5645. 4
5646. 0
5646. 1
5648. 0
5648. 1
5648. 2
5648. 3
5648. 4
5648. 5
5649. 0
5649. 1
5649. 2
5649. 3
5649. 4
5650. 0
5650. 1
5650. 2
5650. 3
5650. 4
5650. 5
5650. 6
5651. 0
5651. 1
5651. 2
5651. 3
5651. 4
5651. 5
5651. 6
5652. 0
5652. 1
5652. 2
5652. 3
5652. 4
5653. 0

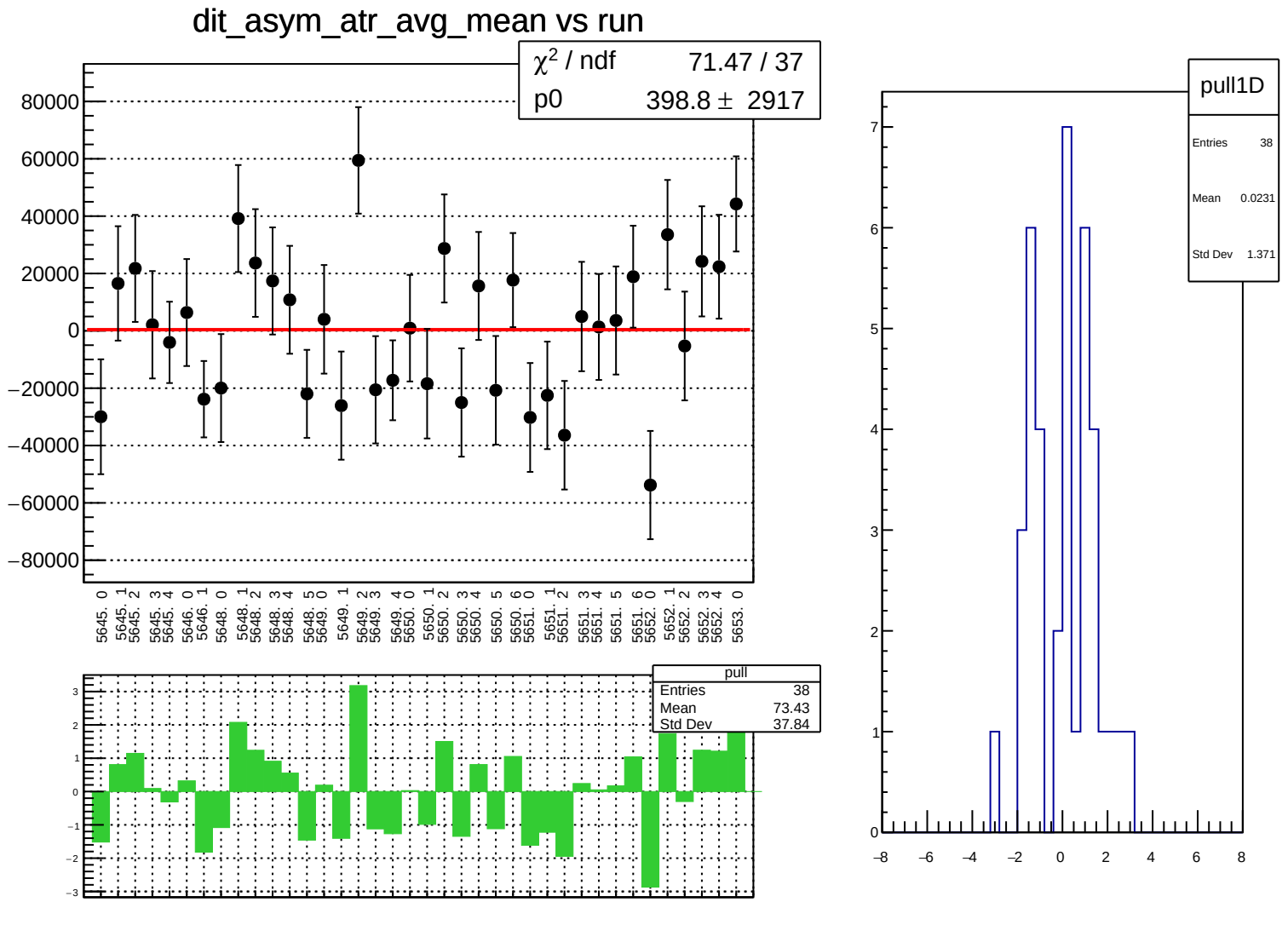
dit_asym_atr_avg_mean vs run
χ² / ndf 71.47 / 37
p0 398.8 ± 2917
80000
60000
40000
20000
0
−20000
−40000
−60000
−80000
5645. 0
5645. 1
5645. 2
5645. 3
5645. 4
5646. 0
5646. 1
5648. 0
5648. 1
5648. 2
5648. 3
5648. 4
5648. 5
5649. 0
5649. 1
5649. 2
5649. 3
5649. 4
5650. 0
5650. 1
5650. 2
5650. 3
5650. 4
5650. 5
5650. 6
5651. 0
5651. 1
5651. 2
5651. 3
5651. 4
5651. 5
5651. 6
5652. 0
5652. 1
5652. 2
5652. 3
5652. 4
5653. 0
pull
Entries 38
Mean 73.43
Std Dev 37.84
pull1D
Entries 38
Mean 0.0231
Std Dev 1.371

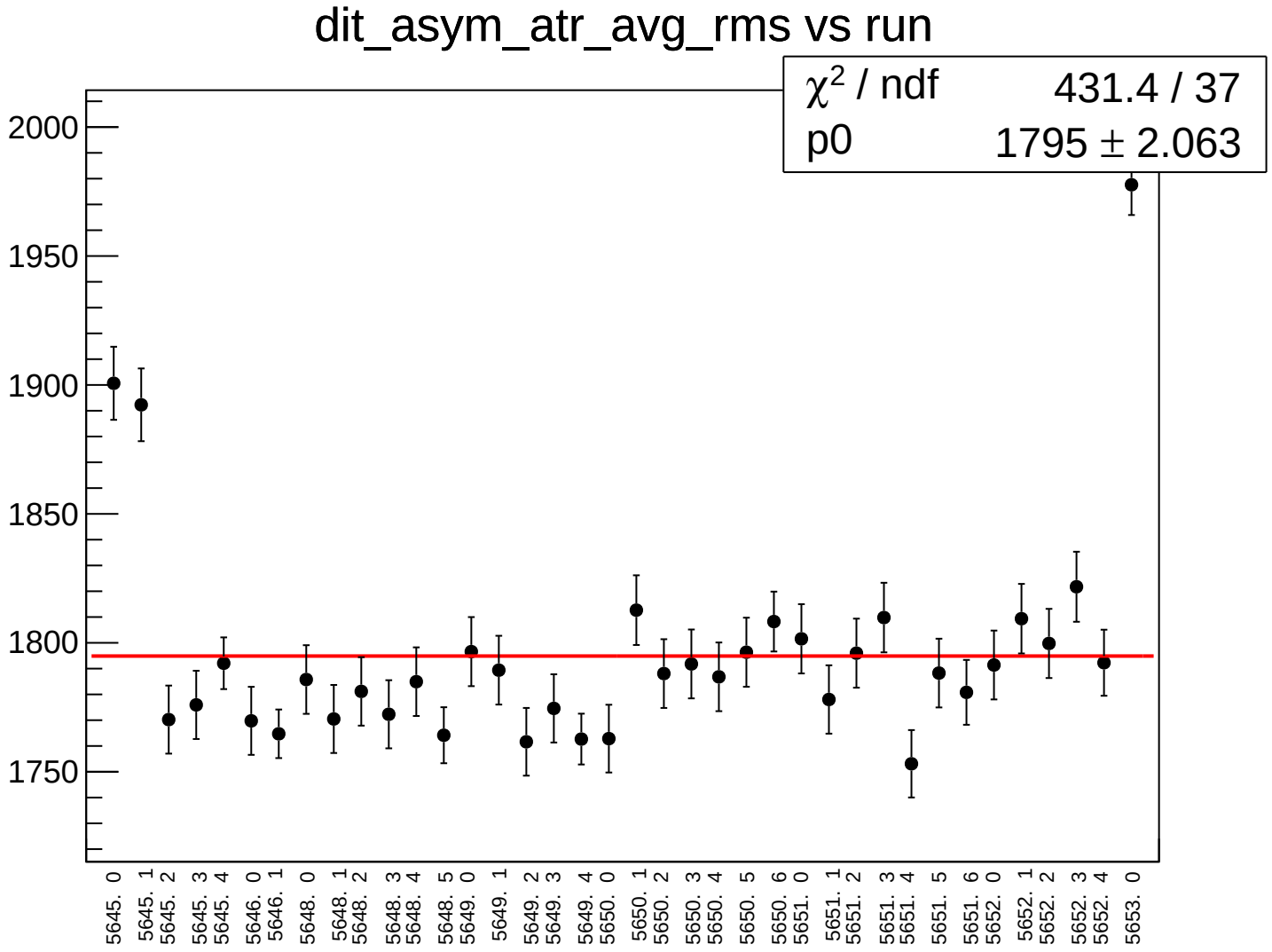
dit_asym_atr_avg_rms vs run
χ2 / ndf 431.4 / 37
p0 1795 ± 2.063
2000
1950
1900
1850
1800
1750
5645. 0
5645. 1
5645. 2
5645. 3
5645. 4
5646. 0
5646. 1
5648. 0
5648. 1
5648. 2
5648. 3
5648. 4
5648. 5
5649. 0
5649. 1
5649. 2
5649. 3
5649. 4
5650. 0
5650. 1
5650. 2
5650. 3
5650. 4
5650. 5
5650. 6
5651. 0
5651. 1
5651. 2
5651. 3
5651. 4
5651. 5
5651. 6
5652. 0
5652. 1
5652. 2
5652. 3
5652. 4
5653. 0

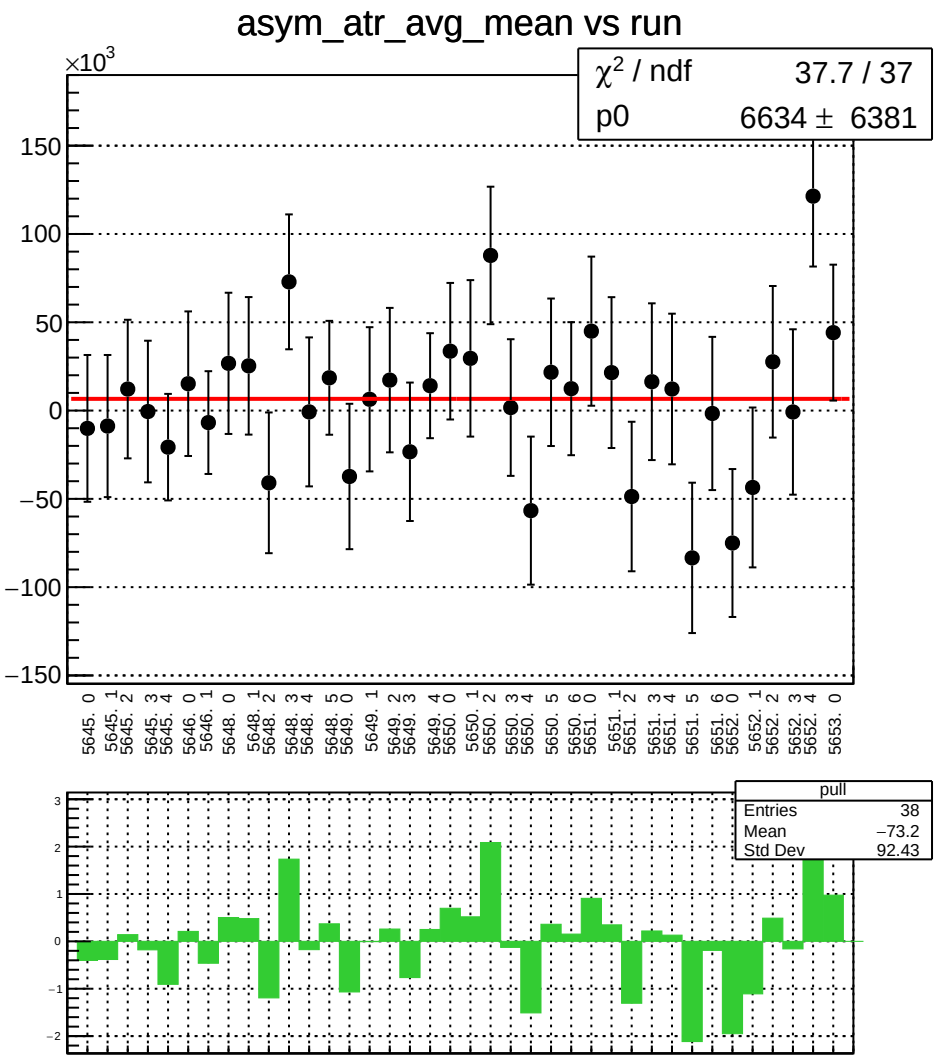
asym_atr_avg_mean vs run
×10^3
χ² / ndf 37.7 / 37
p0 6634 ± 6381
150
100
50
0
−50
−100
−150
5645. 0
5645. 1
5645. 2
5645. 3
5645. 4
5646. 0
5646. 1
5648. 0
5648. 1
5648. 2
5648. 3
5648. 4
5648. 5
5649. 0
5649. 1
5649. 2
5649. 3
5649. 4
5650. 0
5650. 1
5650. 2
5650. 3
5650. 4
5650. 5
5650. 6
5651. 0
5651. 1
5651. 2
5651. 3
5651. 4
5651. 5
5651. 6
5652. 0
5652. 1
5652. 2
5652. 3
5652. 4
5653. 0
pull
Entries 38
Mean −73.2
Std Dev 92.43
3
2
1
0
−1
−2

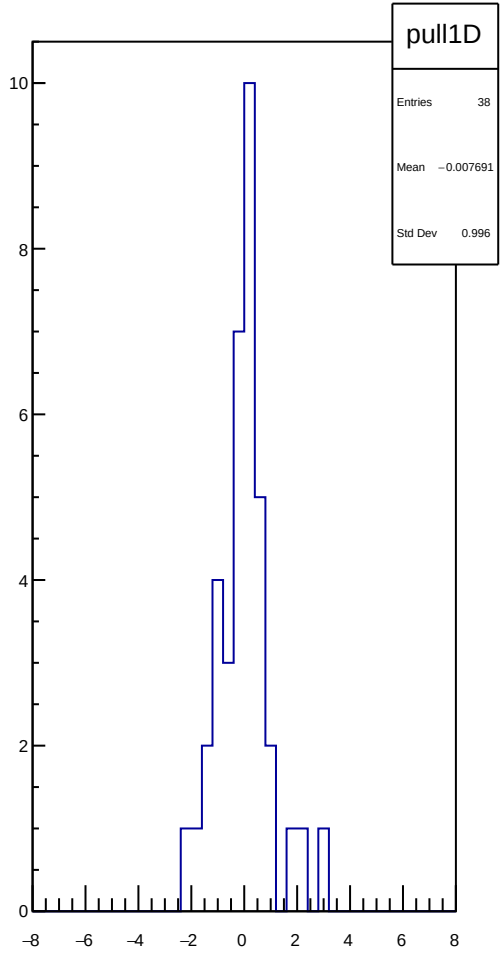
pull1D
Entries 38
Mean −0.007691
Std Dev 0.996
10
8
6
4
2
0
−8
−6
−4
−2
0
2
4
6
8

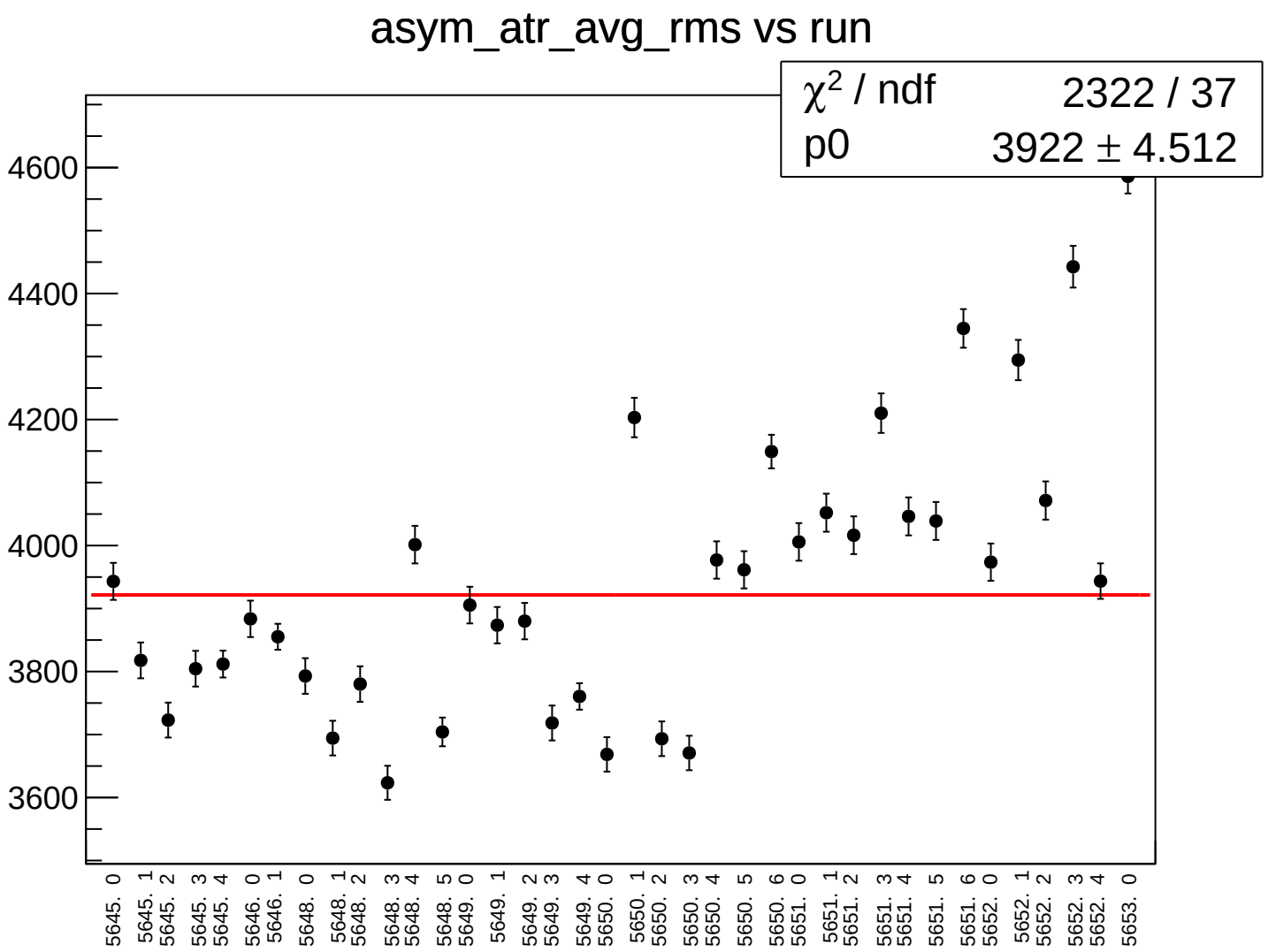
asym_atr_avg_rms vs run
χ^2 / ndf 2322 / 37
p0 3922 ± 4.512
4600
4400
4200
4000
3800
3600
5645. 0
5645. 1
5645. 2
5645. 3
5645. 4
5646. 0
5646. 1
5648. 0
5648. 1
5648. 2
5648. 3
5648. 4
5648. 5
5649. 0
5649. 1
5649. 2
5649. 3
5649. 4
5650. 0
5650. 1
5650. 2
5650. 3
5650. 4
5650. 5
5650. 6
5651. 0
5651. 1
5651. 2
5651. 3
5651. 4
5651. 5
5651. 6
5652. 0
5652. 1
5652. 2
5652. 3
5652. 4
5653. 0

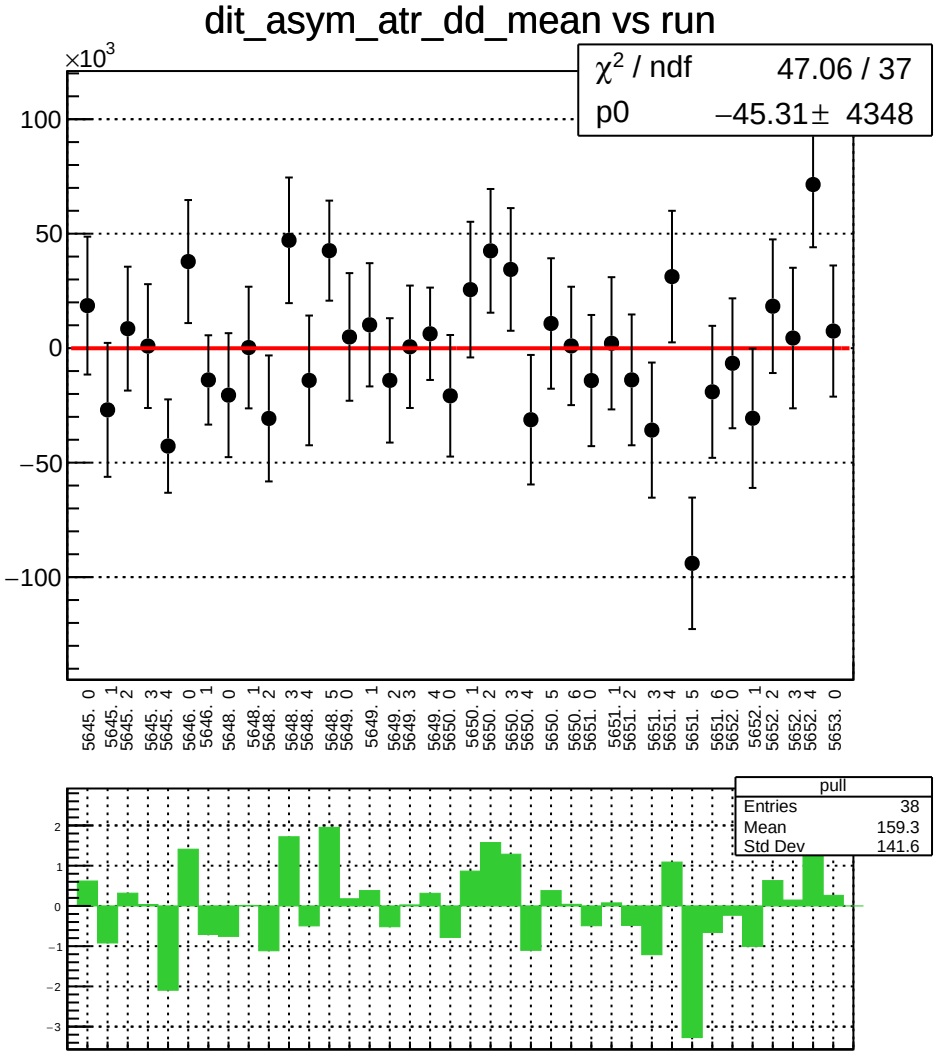
dit_asym_atr_dd_mean vs run
×10^3
χ² / ndf 47.06 / 37
p0 −45.31 ± 4348
100
50
0
−50
−100
5645. 0
5645. 1
5645. 2
5645. 3
5645. 4
5646. 0
5646. 1
5648. 0
5648. 1
5648. 2
5648. 3
5648. 4
5648. 5
5649. 0
5649. 1
5649. 2
5649. 3
5649. 4
5650. 0
5650. 1
5650. 2
5650. 3
5650. 4
5650. 5
5650. 6
5651. 0
5651. 1
5651. 2
5651. 3
5651. 4
5651. 5
5651. 6
5652. 0
5652. 1
5652. 2
5652. 3
5652. 4
5653. 0
pull
Entries 38
Mean 159.3
Std Dev 141.6
2
1
0
−1
−2
−3

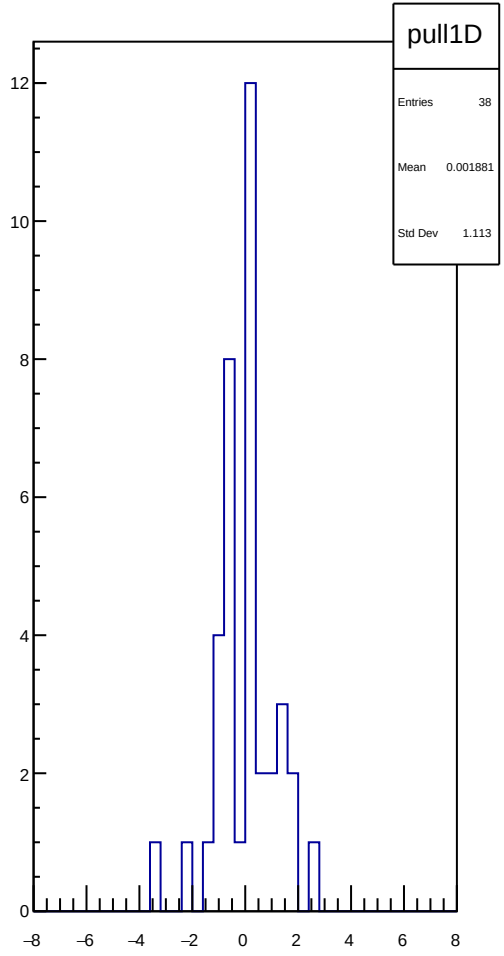
pull1D
Entries 38
Mean 0.001881
Std Dev 1.113
12
10
8
6
4
2
0
−8
−6
−4
−2
0
2
4
6
8

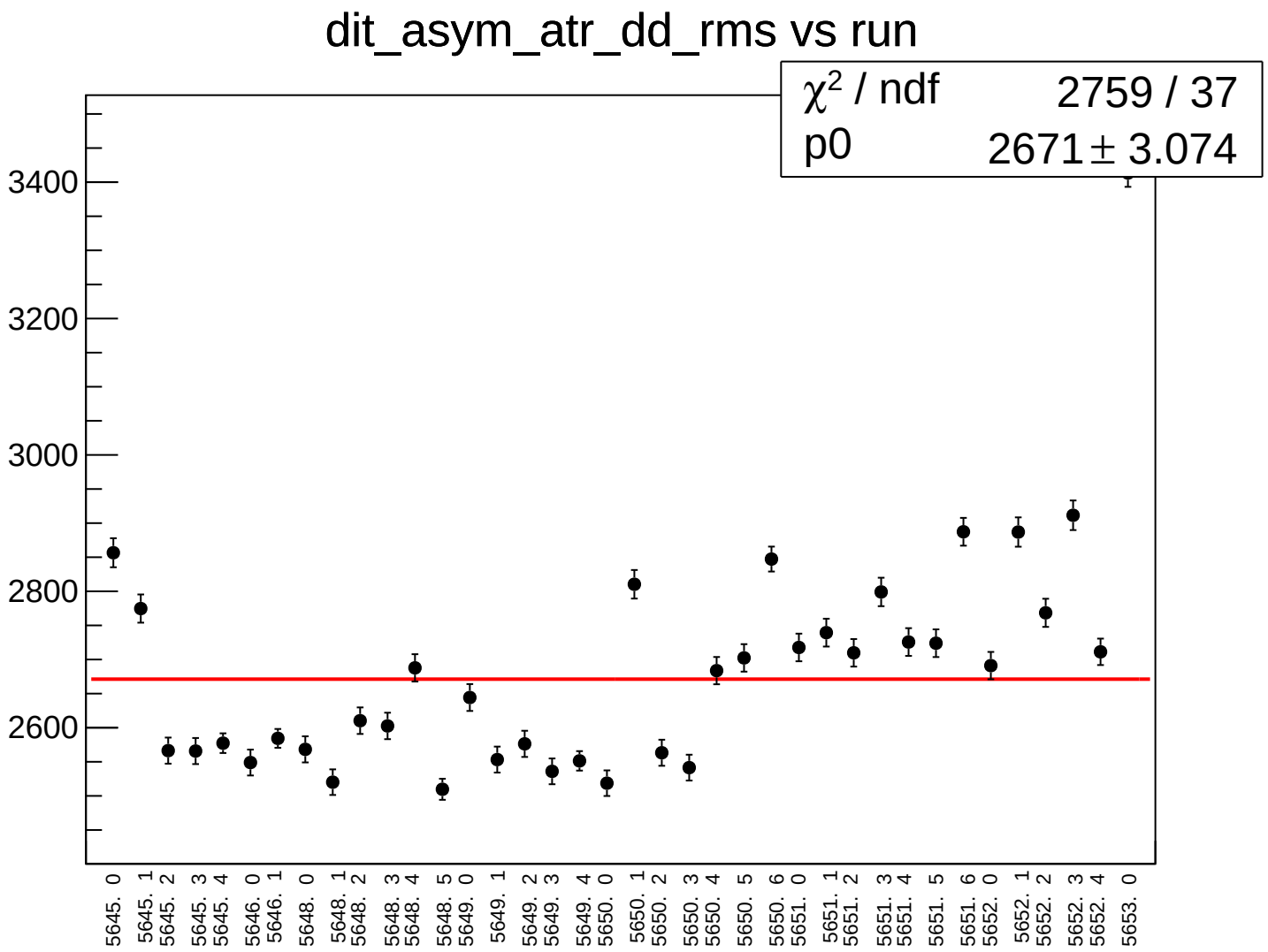
dit_asym_atr_dd_rms vs run
χ2 / ndf 2759 / 37
p0 2671 ± 3.074
3400
3200
3000
2800
2600
5645. 0
5645. 1
5645. 2
5645. 3
5645. 4
5646. 0
5646. 1
5648. 0
5648. 1
5648. 2
5648. 3
5648. 4
5648. 5
5649. 0
5649. 1
5649. 2
5649. 3
5649. 4
5650. 0
5650. 1
5650. 2
5650. 3
5650. 4
5650. 5
5650. 6
5651. 0
5651. 1
5651. 2
5651. 3
5651. 4
5651. 5
5651. 6
5652. 0
5652. 1
5652. 2
5652. 3
5652. 4
5653. 0

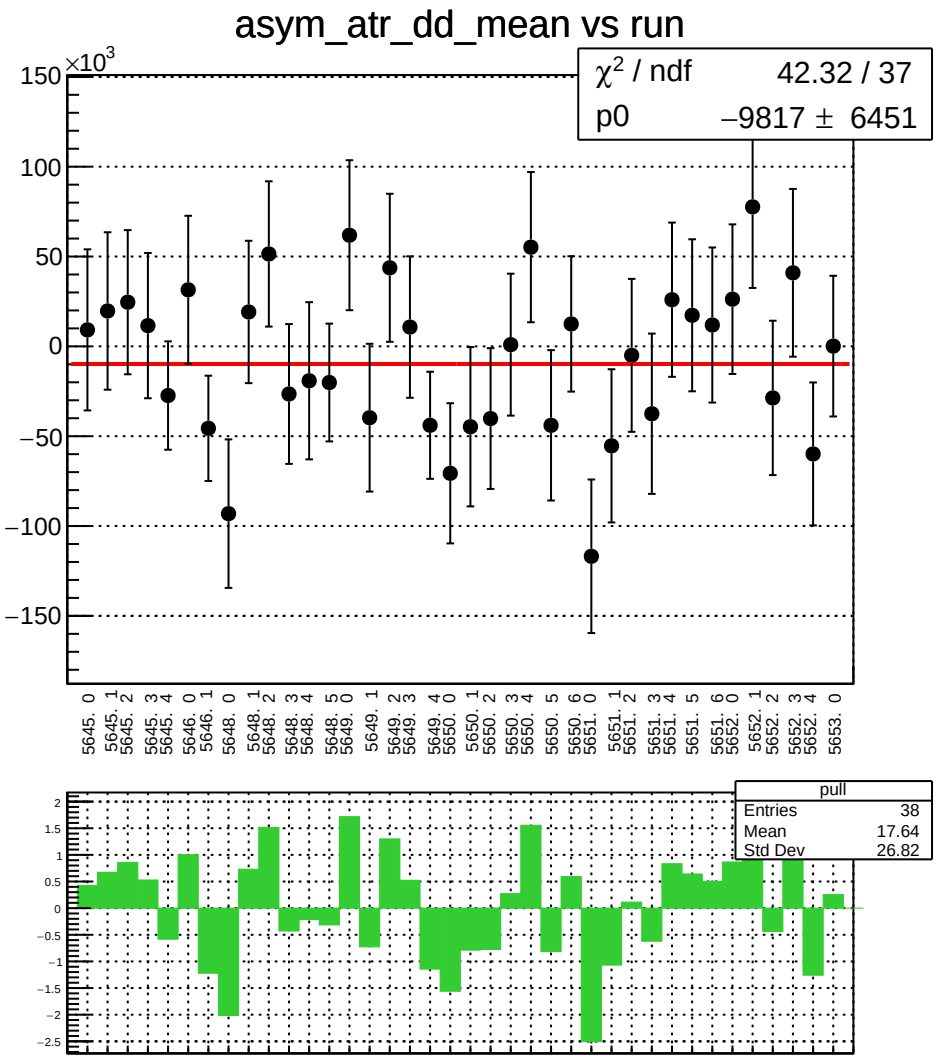
asym_atr_dd_mean vs run
×10^3
χ² / ndf 42.32 / 37
p0 −9817 ± 6451
150
100
50
0
−50
−100
−150
5645. 0
5645. 1
5645. 2
5645. 3
5645. 4
5646. 0
5646. 1
5648. 0
5648. 1
5648. 2
5648. 3
5648. 4
5648. 5
5649. 0
5649. 1
5649. 2
5649. 3
5649. 4
5650. 0
5650. 1
5650. 2
5650. 3
5650. 4
5650. 5
5650. 6
5651. 0
5651. 1
5651. 2
5651. 3
5651. 4
5651. 5
5651. 6
5652. 0
5652. 1
5652. 2
5652. 3
5652. 4
5653. 0
pull
Entries 38
Mean 17.64
Std Dev 26.82
2
1.5
1
0.5
0
−0.5
−1
−1.5
−2
−2.5

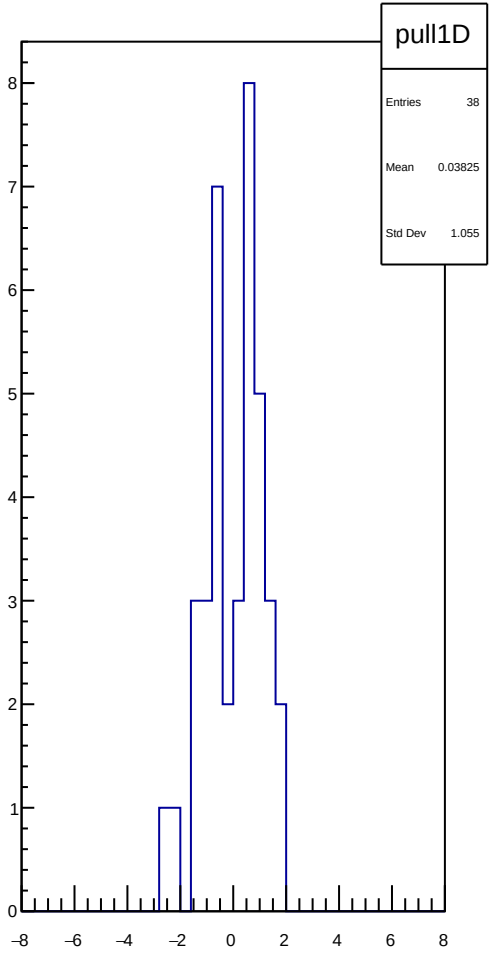
pull1D
Entries 38
Mean 0.03825
Std Dev 1.055
8
7
6
5
4
3
2
1
0
−8
−6
−4
−2
0
2
4
6
8

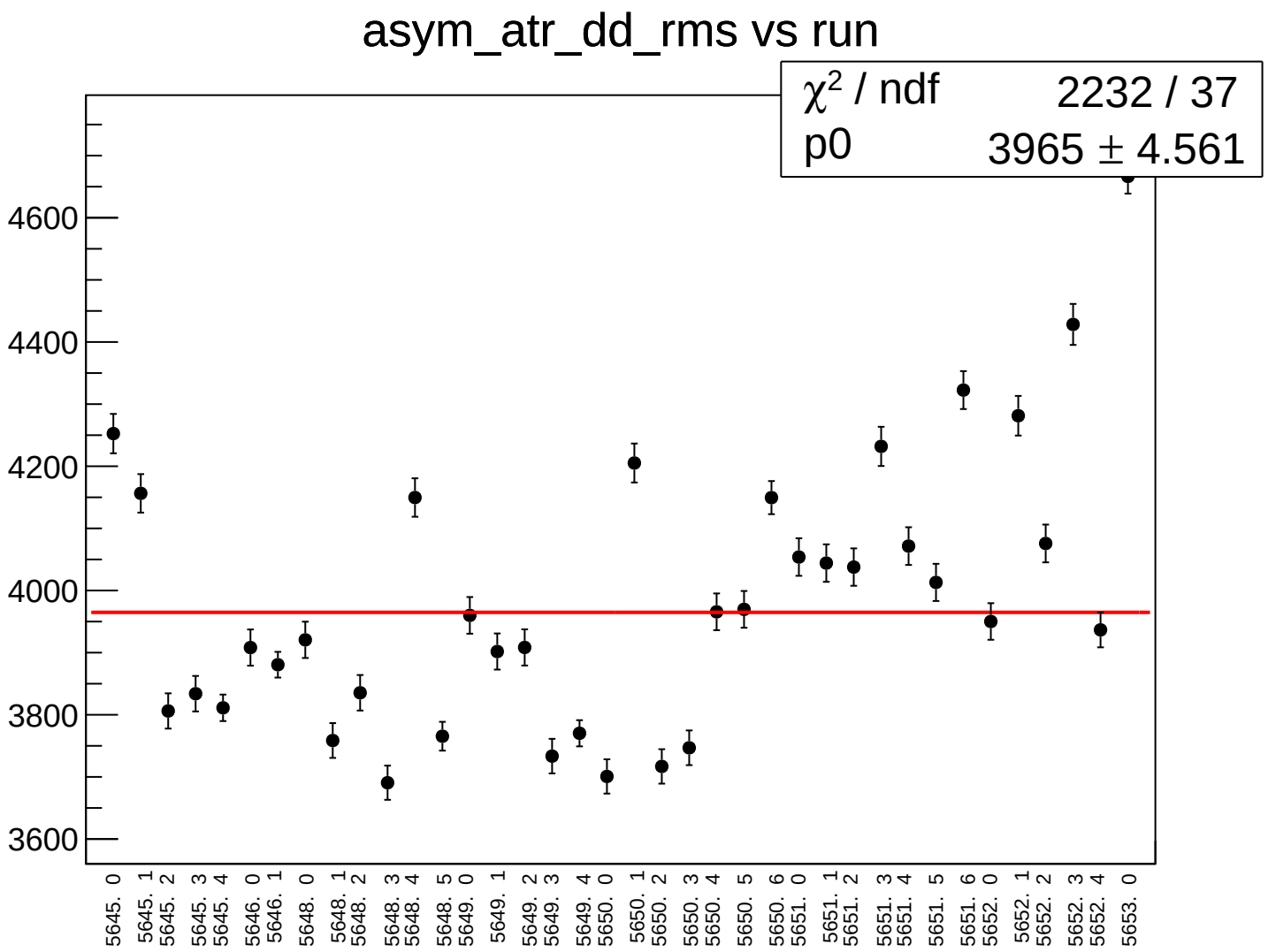
asym_atr_dd_rms vs run
χ² / ndf 2232 / 37
p0 3965 ± 4.561
4600
4400
4200
4000
3800
3600
5645. 0
5645. 1
5645. 2
5645. 3
5645. 4
5646. 0
5646. 1
5648. 0
5648. 1
5648. 2
5648. 3
5648. 4
5648. 5
5649. 0
5649. 1
5649. 2
5649. 3
5649. 4
5650. 0
5650. 1
5650. 2
5650. 3
5650. 4
5650. 5
5650. 6
5651. 0
5651. 1
5651. 2
5651. 3
5651. 4
5651. 5
5651. 6
5652. 0
5652. 1
5652. 2
5652. 3
5652. 4
5653. 0

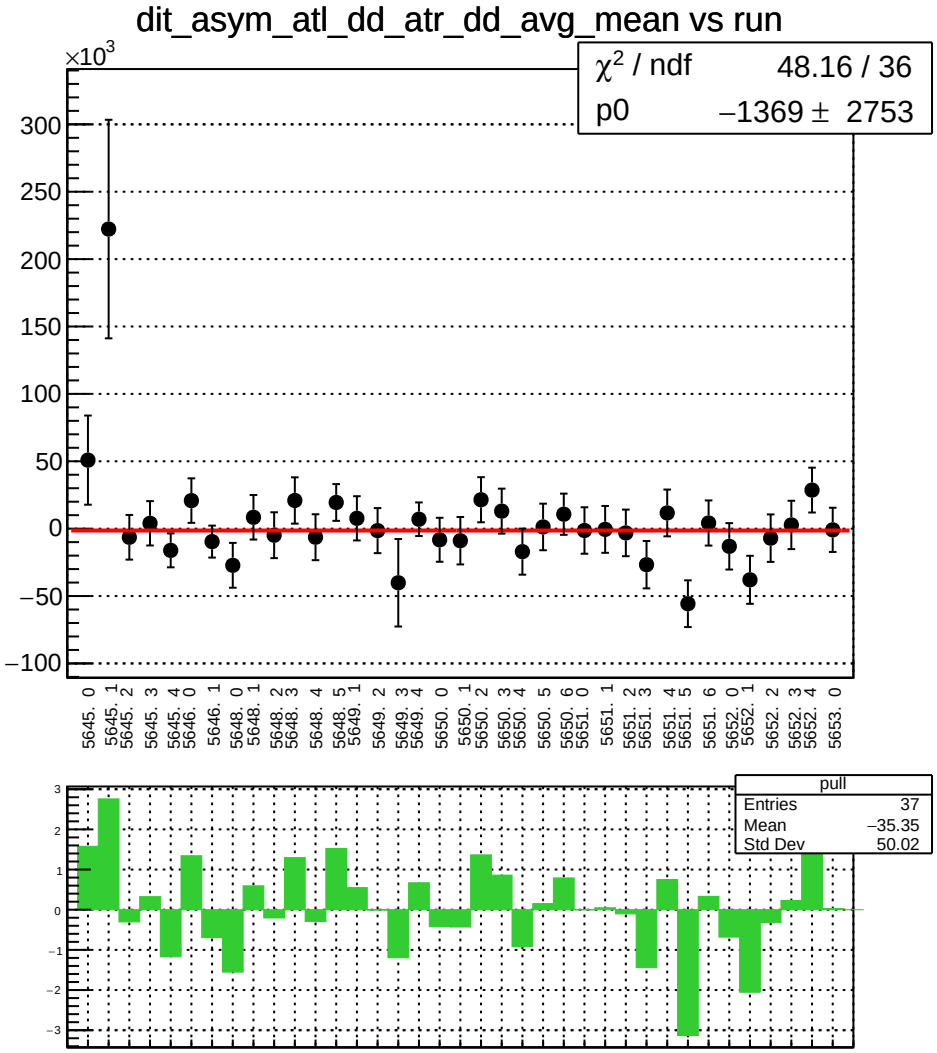
dit_asym_atl_dd_atr_dd_avg_mean vs run
×10^3
χ² / ndf 48.16 / 36
p0 −1369 ± 2753
300
250
200
150
100
50
0
−50
−100
5645. 0
5645. 1
5645. 2
5645. 3
5645. 4
5646. 0
5646. 1
5648. 0
5648. 1
5648. 2
5648. 3
5648. 4
5648. 5
5649. 1
5649. 2
5649. 3
5649. 4
5650. 0
5650. 1
5650. 2
5650. 3
5650. 4
5650. 5
5650. 6
5651. 0
5651. 1
5651. 2
5651. 3
5651. 4
5651. 5
5651. 6
5652. 0
5652. 1
5652. 2
5652. 3
5652. 4
5653. 0
pull
Entries 37
Mean −35.35
Std Dev 50.02
3
2
1
0
−1
−2
−3

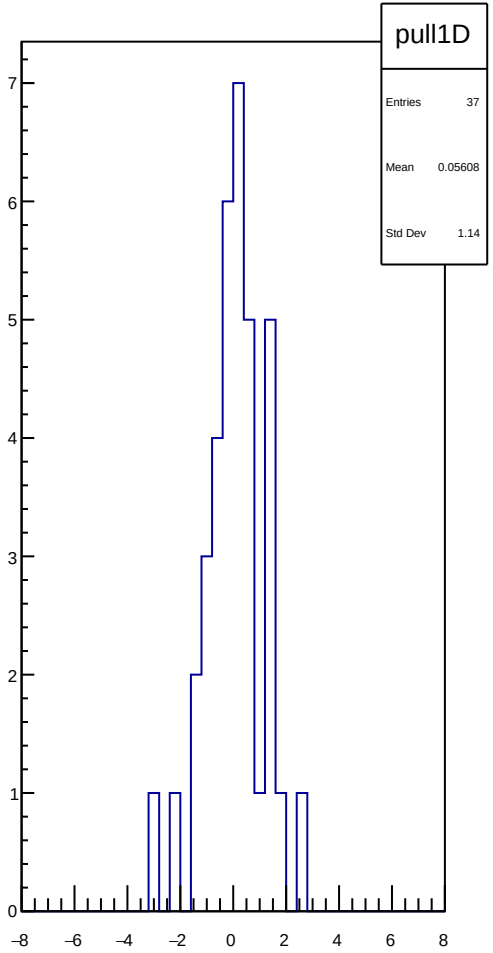
pull1D
Entries 37
Mean 0.05608
Std Dev 1.14
7
6
5
4
3
2
1
0
−8
−6
−4
−2
0
2
4
6
8

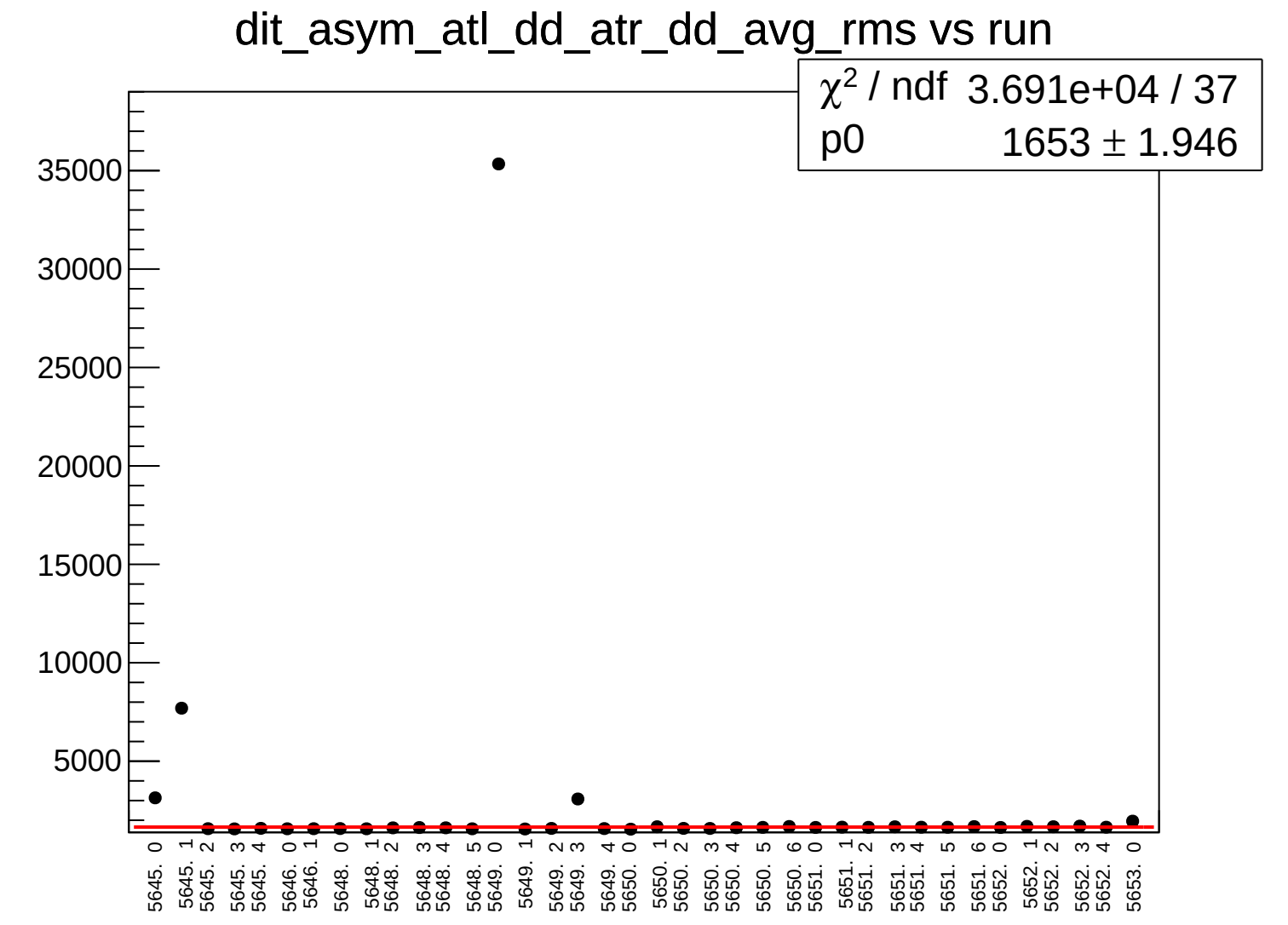
dit_asym_atl_dd_atr_dd_avg_rms vs run
χ2 / ndf 3.691e+04 / 37
p0 1653 ± 1.946
35000
30000
25000
20000
15000
10000
5000
5645. 0
5645. 1
5645. 2
5645. 3
5645. 4
5646. 0
5646. 1
5648. 0
5648. 1
5648. 2
5648. 3
5648. 4
5648. 5
5649. 0
5649. 1
5649. 2
5649. 3
5649. 4
5650. 0
5650. 1
5650. 2
5650. 3
5650. 4
5650. 5
5650. 6
5651. 0
5651. 1
5651. 2
5651. 3
5651. 4
5651. 5
5651. 6
5652. 0
5652. 1
5652. 2
5652. 3
5652. 4
5653. 0

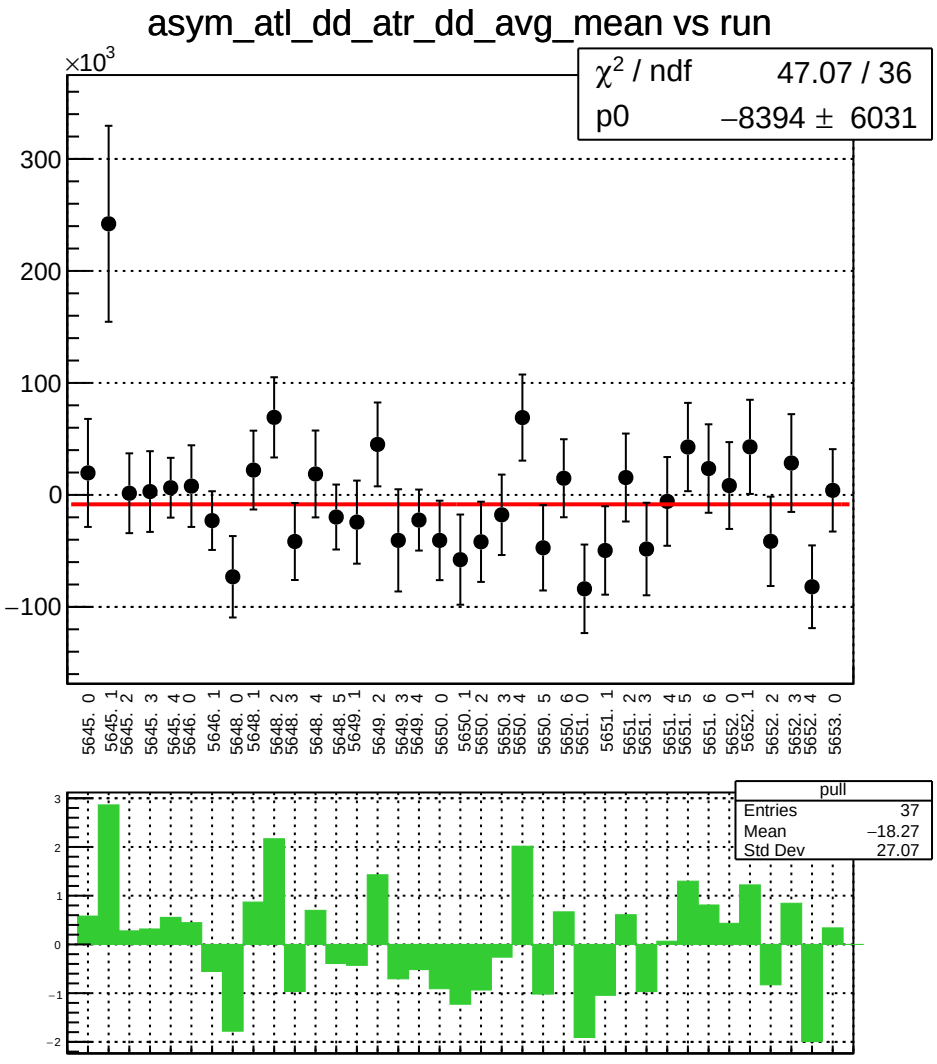
asym_atl_dd_atr_dd_avg_mean vs run
×10^3
χ² / ndf 47.07 / 36
p0 −8394 ± 6031
300
200
100
0
−100
5645. 0
5645. 1
5645. 2
5645. 3
5645. 4
5646. 0
5646. 1
5648. 0
5648. 1
5648. 2
5648. 3
5648. 4
5648. 5
5649. 1
5649. 2
5649. 3
5649. 4
5650. 0
5650. 1
5650. 2
5650. 3
5650. 4
5650. 5
5650. 6
5651. 0
5651. 1
5651. 2
5651. 3
5651. 4
5651. 5
5651. 6
5652. 0
5652. 1
5652. 2
5652. 3
5652. 4
5653. 0
pull
Entries 37
Mean −18.27
Std Dev 27.07
3
2
1
0
−1
−2

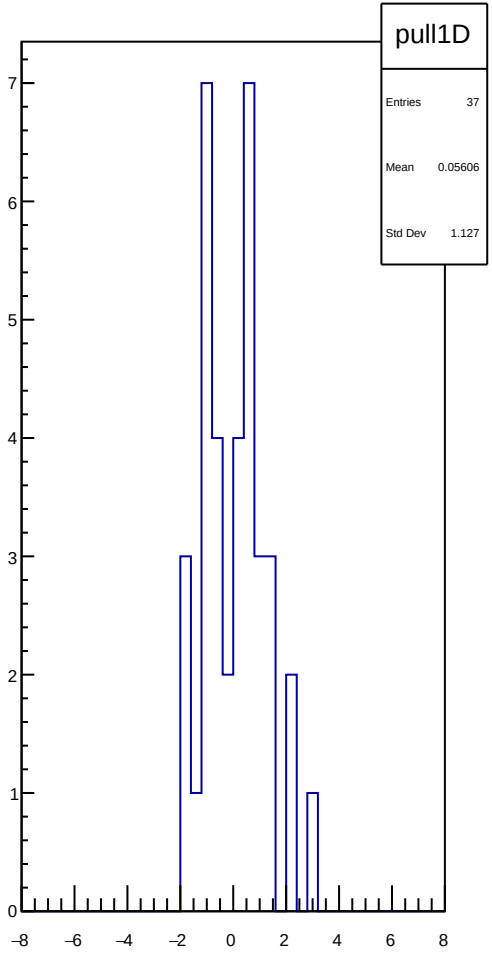
pull1D
Entries 37
Mean 0.05606
Std Dev 1.127
7
6
5
4
3
2
1
0
−8
−6
−4
−2
0
2
4
6
8

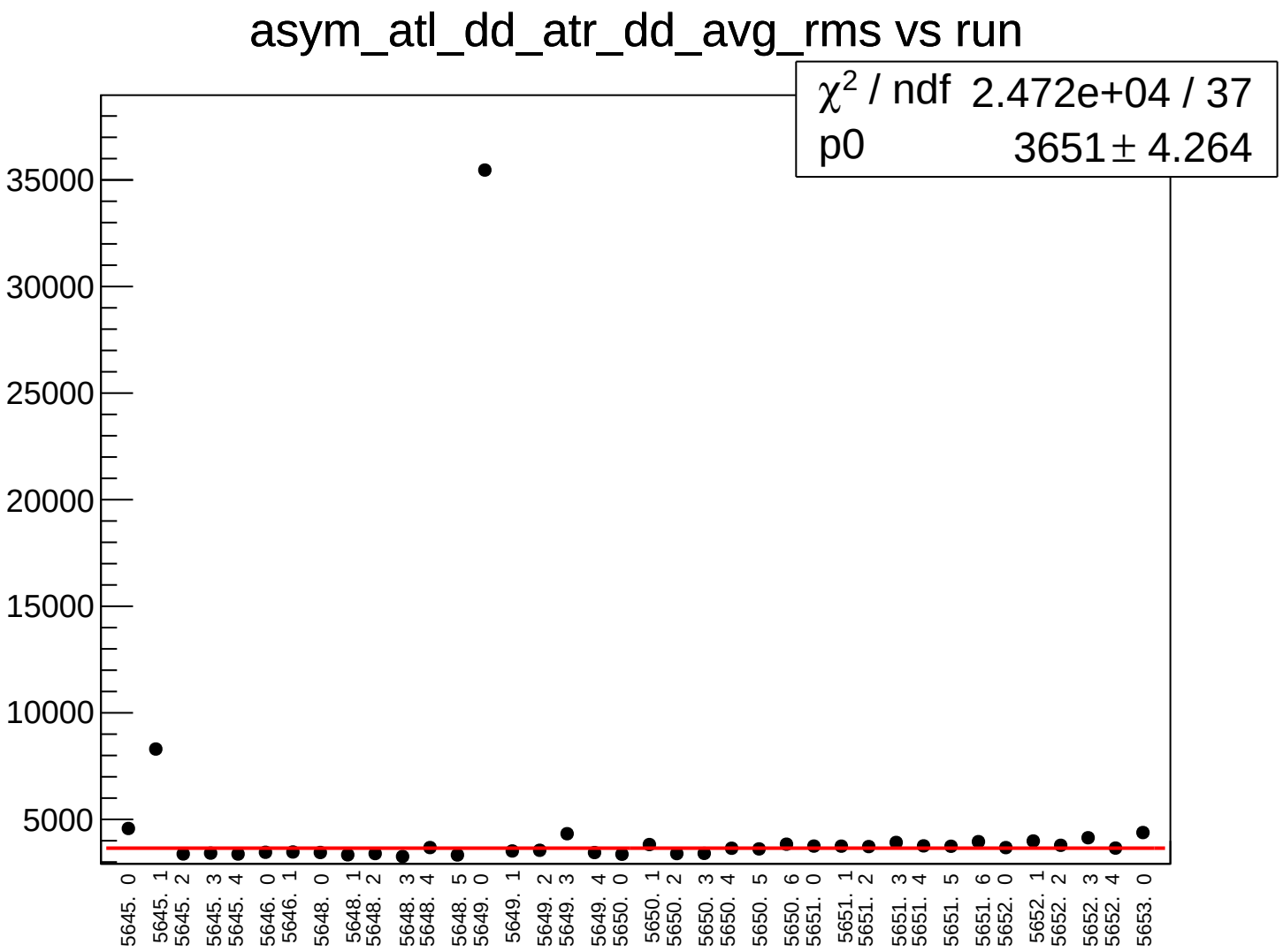
asym_atl_dd_atr_dd_avg_rms vs run
χ2 / ndf 2.472e+04 / 37
p0 3651 ± 4.264
35000
30000
25000
20000
15000
10000
5000
5645. 0
5645. 1
5645. 2
5645. 3
5645. 4
5646. 0
5646. 1
5648. 0
5648. 1
5648. 2
5648. 3
5648. 4
5648. 5
5649. 0
5649. 1
5649. 2
5649. 3
5649. 4
5650. 0
5650. 1
5650. 2
5650. 3
5650. 4
5650. 5
5650. 6
5651. 0
5651. 1
5651. 2
5651. 3
5651. 4
5651. 5
5651. 6
5652. 0
5652. 1
5652. 2
5652. 3
5652. 4
5653. 0

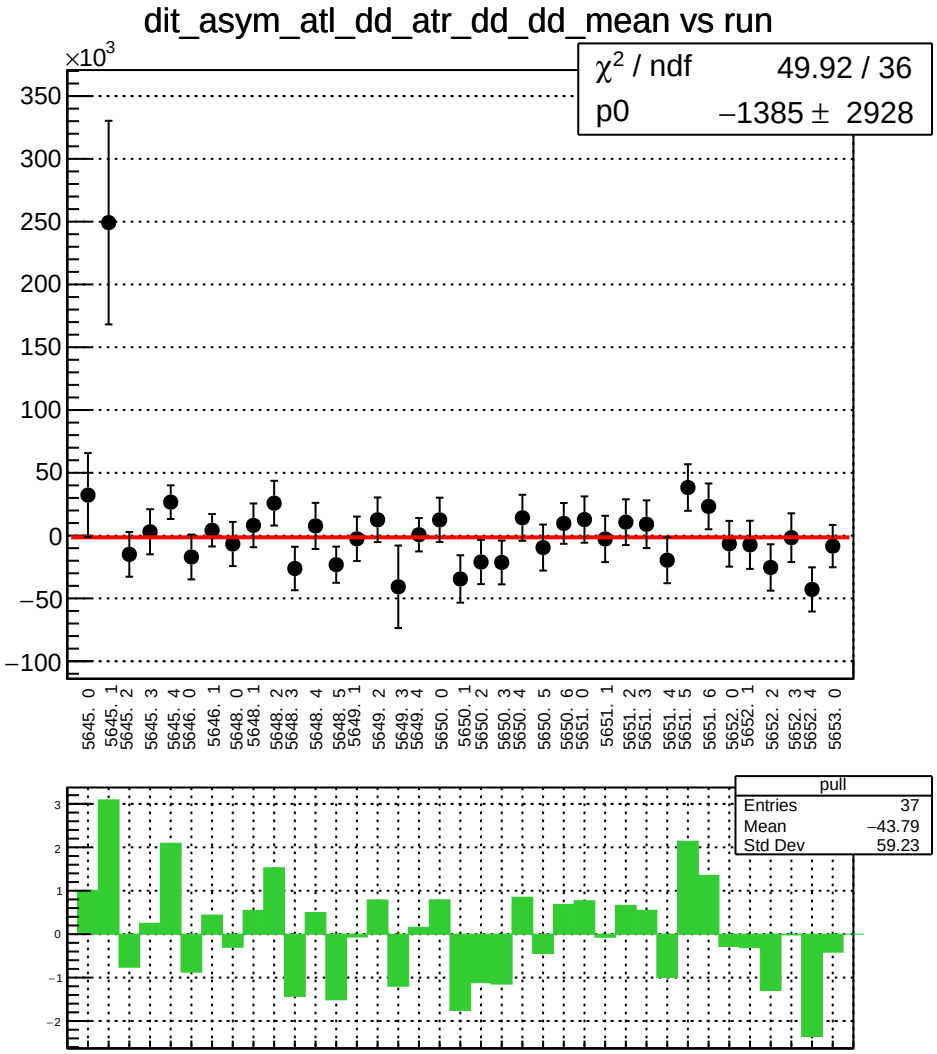
dit_asym_atl_dd_atr_dd_dd_mean vs run
×10^3
χ² / ndf 49.92 / 36
p0 −1385 ± 2928
pull
Entries 37
Mean −43.79
Std Dev 59.23

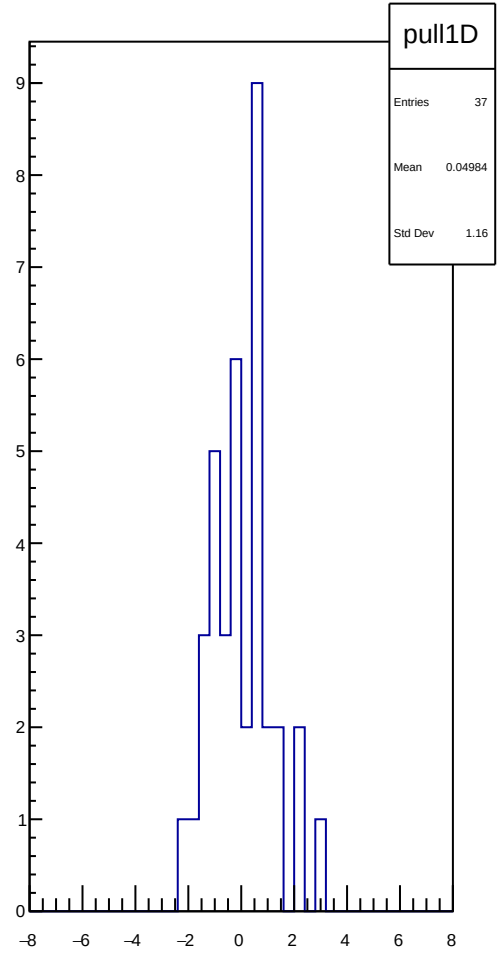
pull1D
Entries 37
Mean 0.04984
Std Dev 1.16

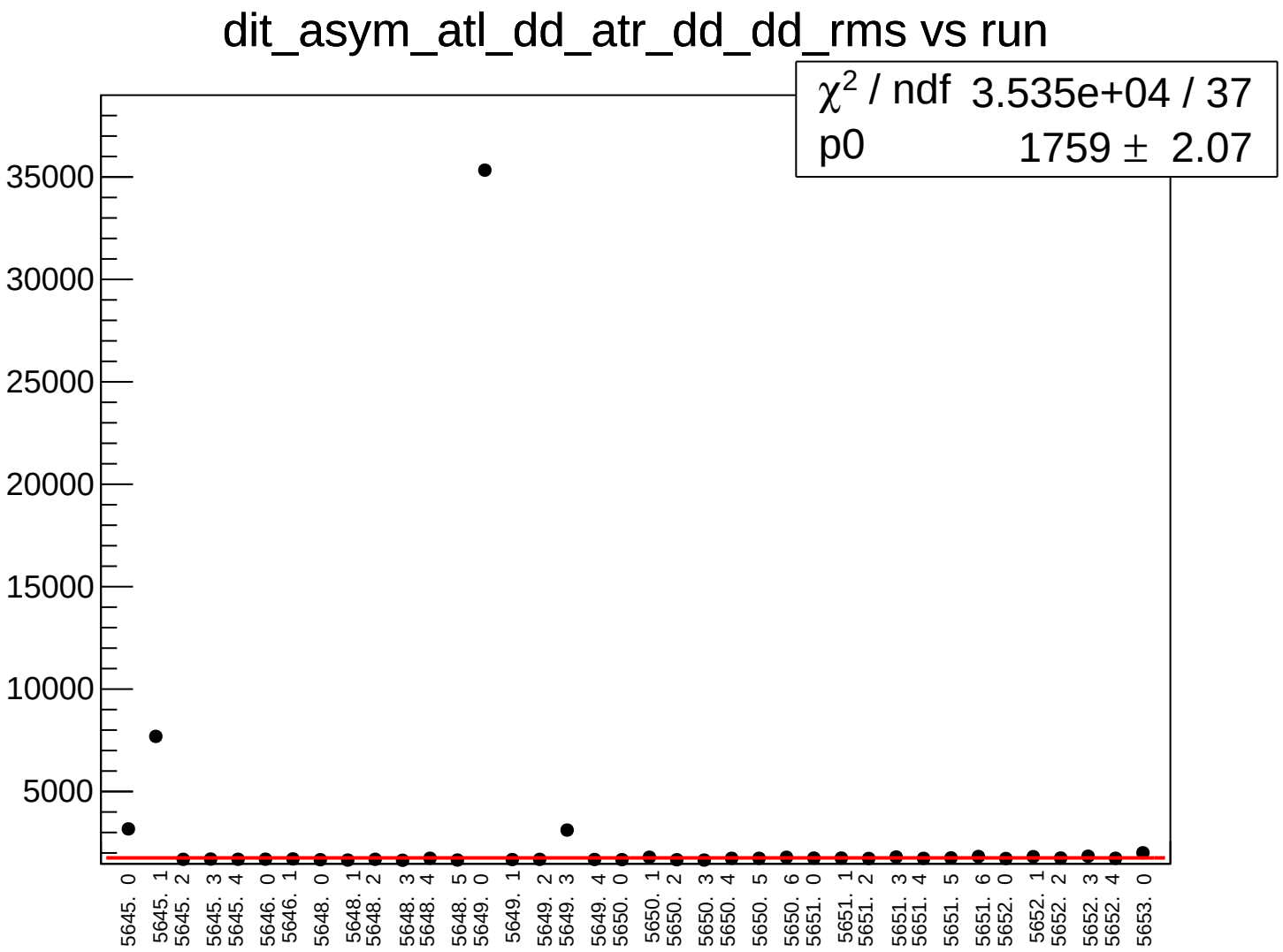
dit_asym_atl_dd_atr_dd_dd_rms vs run
χ2 / ndf 3.535e+04 / 37
p0 1759 ± 2.07
35000
30000
25000
20000
15000
10000
5000
5645. 0
5645. 1
5645. 2
5645. 3
5645. 4
5646. 0
5646. 1
5648. 0
5648. 1
5648. 2
5648. 3
5648. 4
5648. 5
5649. 0
5649. 1
5649. 2
5649. 3
5649. 4
5650. 0
5650. 1
5650. 2
5650. 3
5650. 4
5650. 5
5650. 6
5651. 0
5651. 1
5651. 2
5651. 3
5651. 4
5651. 5
5651. 6
5652. 0
5652. 1
5652. 2
5652. 3
5652. 4
5653. 0

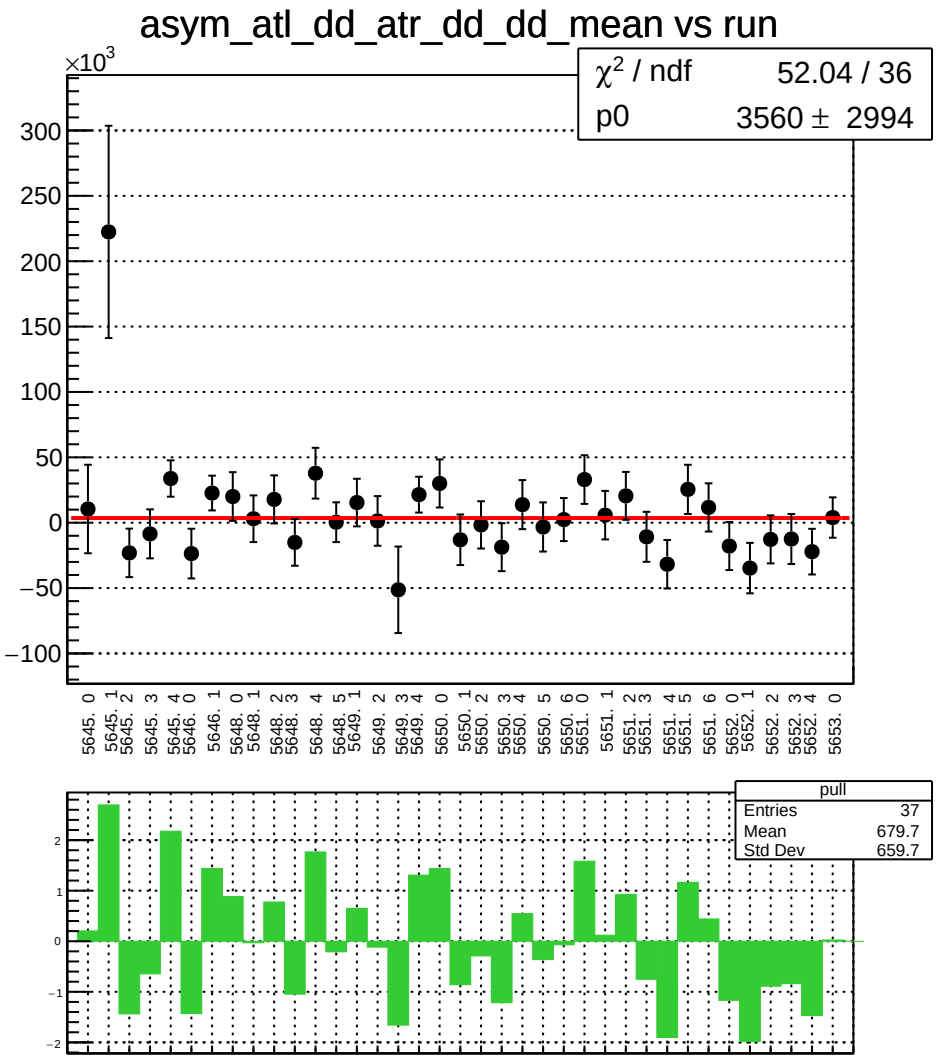
asym_atl_dd_atr_dd_dd_mean vs run
×10^3
χ² / ndf 52.04 / 36
p0 3560 ± 2994
300
250
200
150
100
50
0
−50
−100
5645. 0
5645. 1
5645. 2
5645. 3
5645. 4
5646. 0
5646. 1
5648. 0
5648. 1
5648. 2
5648. 3
5648. 4
5648. 5
5649. 1
5649. 2
5649. 3
5649. 4
5650. 0
5650. 1
5650. 2
5650. 3
5650. 4
5650. 5
5650. 6
5651. 0
5651. 1
5651. 2
5651. 3
5651. 4
5651. 5
5651. 6
5652. 0
5652. 1
5652. 2
5652. 3
5652. 4
5653. 0
pull
Entries 37
Mean 679.7
Std Dev 659.7
2
1
0
−1
−2

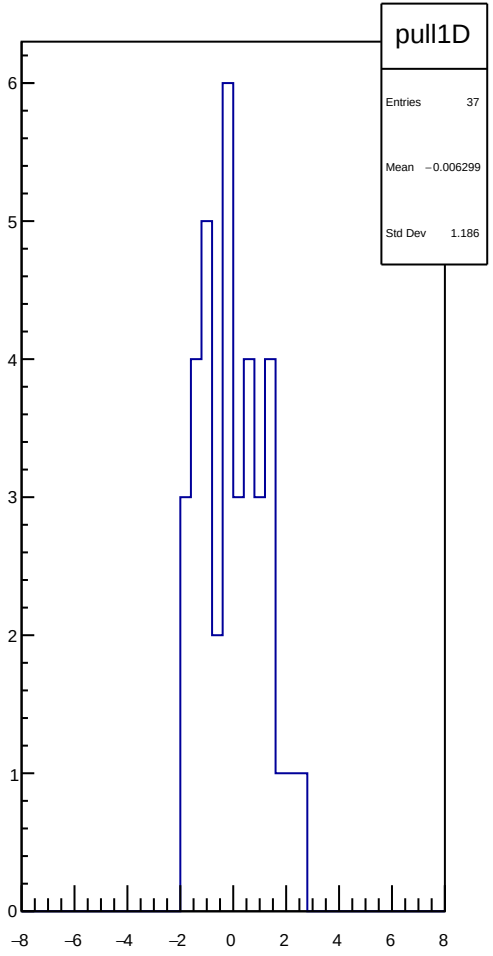
pull1D
Entries 37
Mean −0.006299
Std Dev 1.186
6
5
4
3
2
1
0
−8
−6
−4
−2
0
2
4
6
8

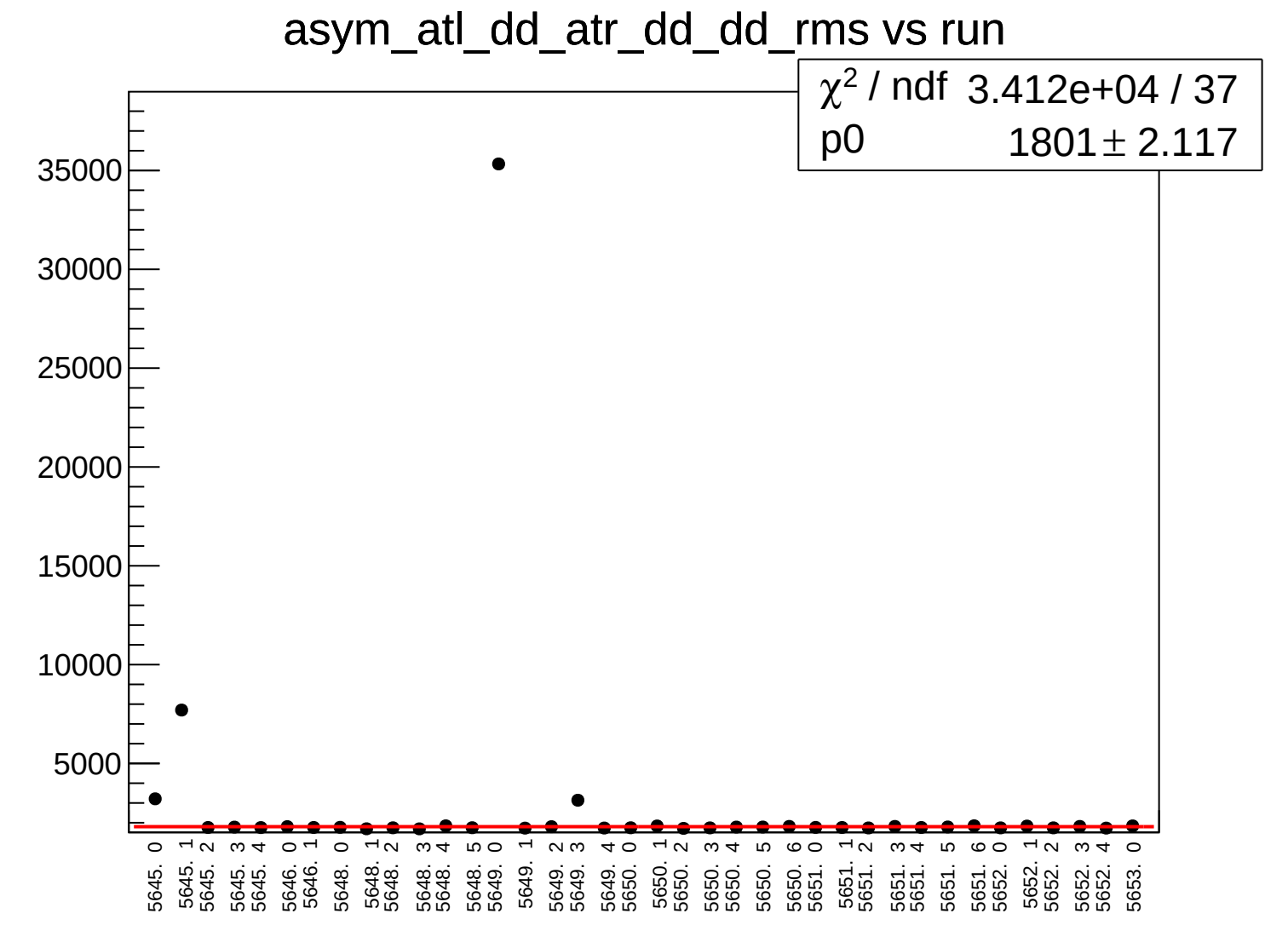
asym_atl_dd_atr_dd_dd_rms vs run
χ2 / ndf 3.412e+04 / 37
p0 1801 ± 2.117
35000
30000
25000
20000
15000
10000
5000
5645. 0
5645. 1
5645. 2
5645. 3
5645. 4
5646. 0
5646. 1
5648. 0
5648. 1
5648. 2
5648. 3
5648. 4
5648. 5
5649. 0
5649. 1
5649. 2
5649. 3
5649. 4
5650. 0
5650. 1
5650. 2
5650. 3
5650. 4
5650. 5
5650. 6
5651. 0
5651. 1
5651. 2
5651. 3
5651. 4
5651. 5
5651. 6
5652. 0
5652. 1
5652. 2
5652. 3
5652. 4
5653. 0

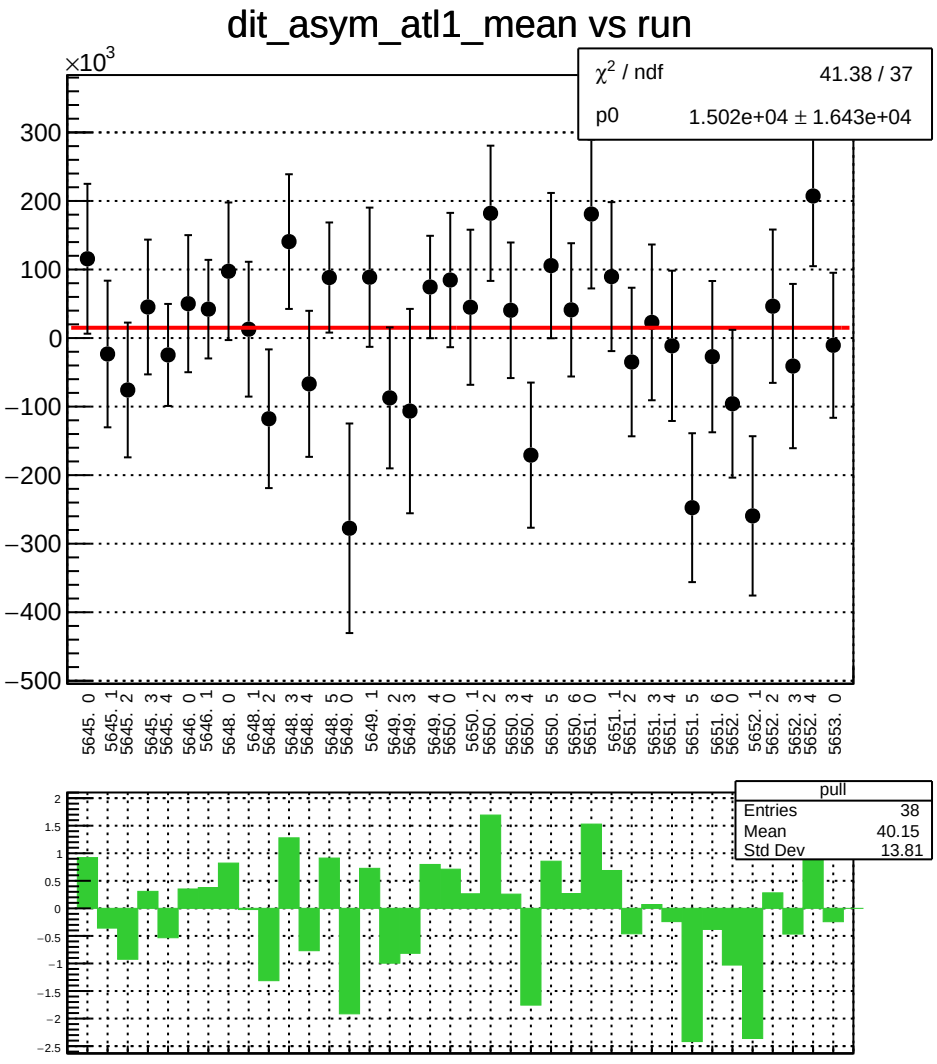
dit_asym_atl1_mean vs run
×10^3
χ^2 / ndf 41.38 / 37
p0 1.502e+04 ± 1.643e+04
300
200
100
0
−100
−200
−300
−400
−500
5645. 0
5645. 1
5645. 2
5645. 3
5645. 4
5646. 0
5646. 1
5648. 0
5648. 1
5648. 2
5648. 3
5648. 4
5648. 5
5649. 0
5649. 1
5649. 2
5649. 3
5649. 4
5650. 0
5650. 1
5650. 2
5650. 3
5650. 4
5650. 5
5650. 6
5651. 0
5651. 1
5651. 2
5651. 3
5651. 4
5651. 5
5651. 6
5652. 0
5652. 1
5652. 2
5652. 3
5652. 4
5653. 0
pull
Entries 38
Mean 40.15
Std Dev 13.81
2
1.5
1
0.5
0
−0.5
−1
−1.5
−2
−2.5

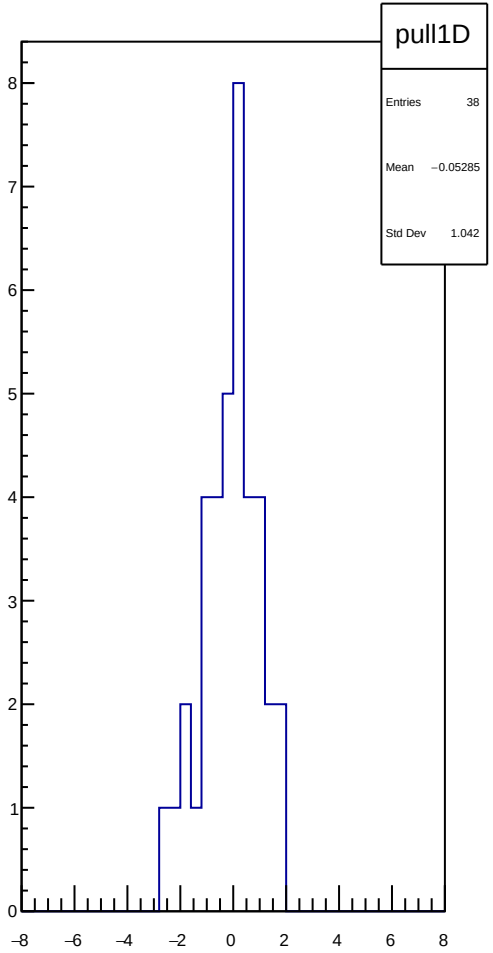
pull1D
Entries 38
Mean −0.05285
Std Dev 1.042
8
7
6
5
4
3
2
1
0
−8
−6
−4
−2
0
2
4
6
8

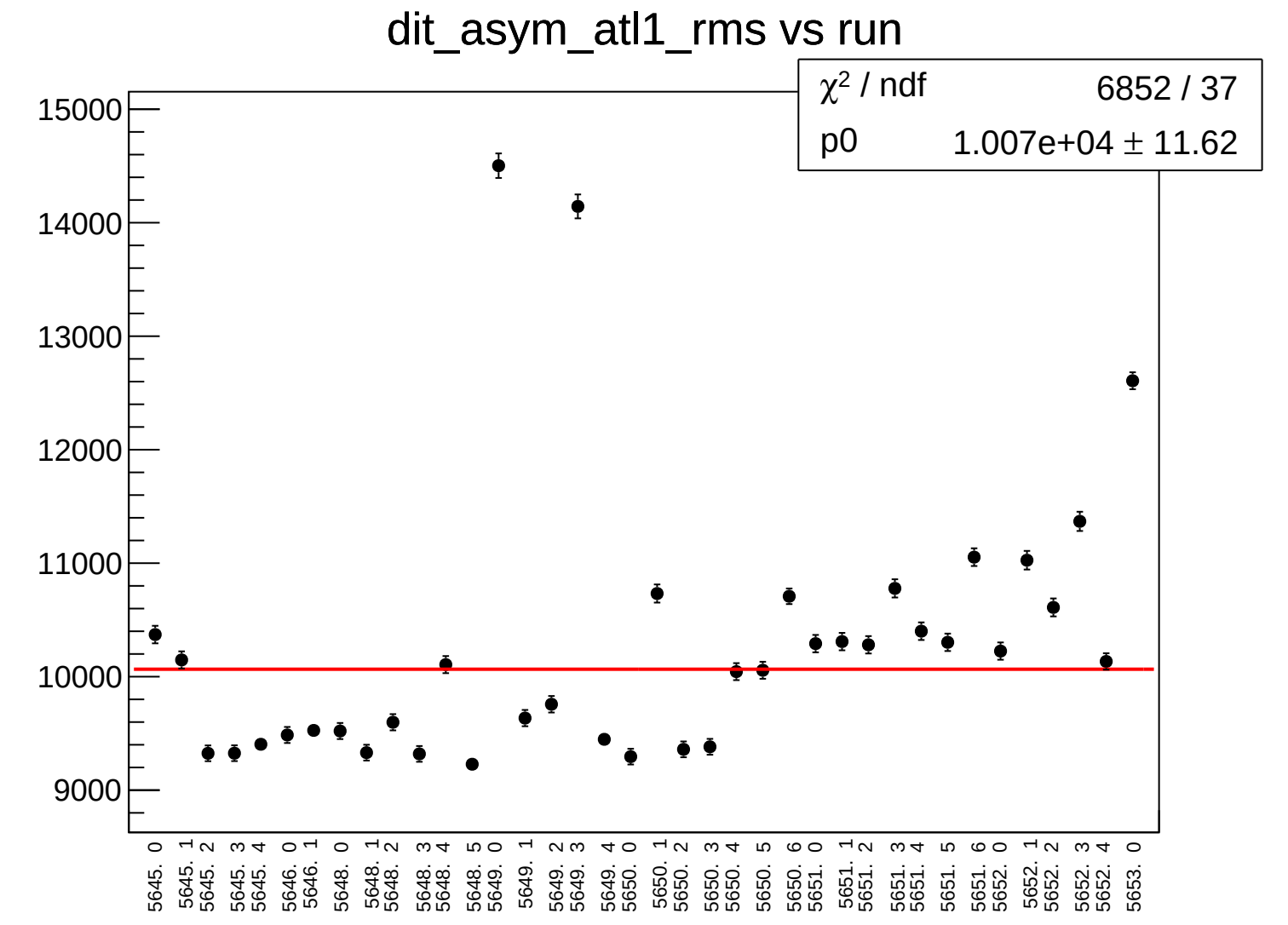
dit_asym_atl1_rms vs run
χ2 / ndf 6852 / 37
p0 1.007e+04 ± 11.62
15000
14000
13000
12000
11000
10000
9000
5645. 0
5645. 1
5645. 2
5645. 3
5645. 4
5646. 0
5646. 1
5648. 0
5648. 1
5648. 2
5648. 3
5648. 4
5648. 5
5649. 0
5649. 1
5649. 2
5649. 3
5649. 4
5650. 0
5650. 1
5650. 2
5650. 3
5650. 4
5650. 5
5650. 6
5651. 0
5651. 1
5651. 2
5651. 3
5651. 4
5651. 5
5651. 6
5652. 0
5652. 1
5652. 2
5652. 3
5652. 4
5653. 0

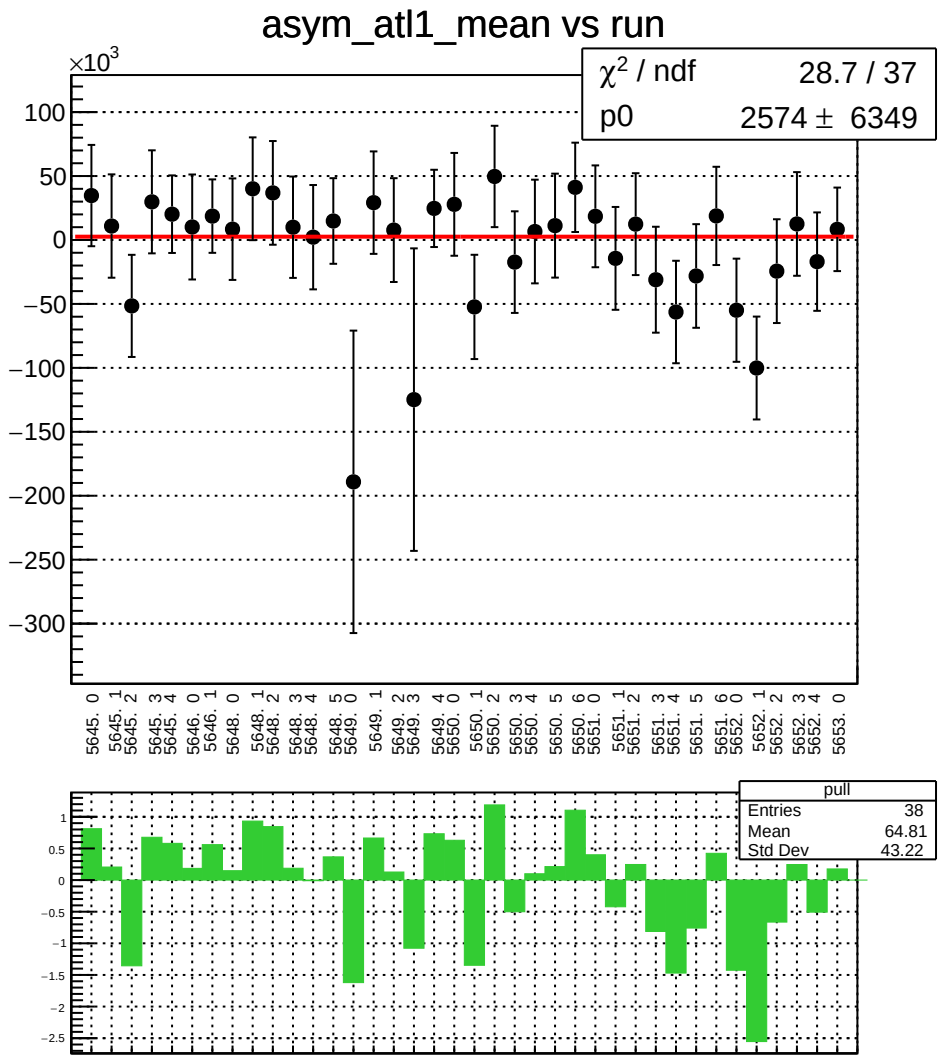
asym_atl1_mean vs run
×10^3
χ² / ndf 28.7 / 37
p0 2574 ± 6349
100
50
0
−50
−100
−150
−200
−250
−300
5645. 0
5645. 1
5645. 2
5645. 3
5645. 4
5646. 0
5646. 1
5648. 0
5648. 1
5648. 2
5648. 3
5648. 4
5648. 5
5649. 0
5649. 1
5649. 2
5649. 3
5649. 4
5650. 0
5650. 1
5650. 2
5650. 3
5650. 4
5650. 5
5650. 6
5651. 0
5651. 1
5651. 2
5651. 3
5651. 4
5651. 5
5651. 6
5652. 0
5652. 1
5652. 2
5652. 3
5652. 4
5653. 0
pull
Entries 38
Mean 64.81
Std Dev 43.22
1
0.5
0
−0.5
−1
−1.5
−2
−2.5

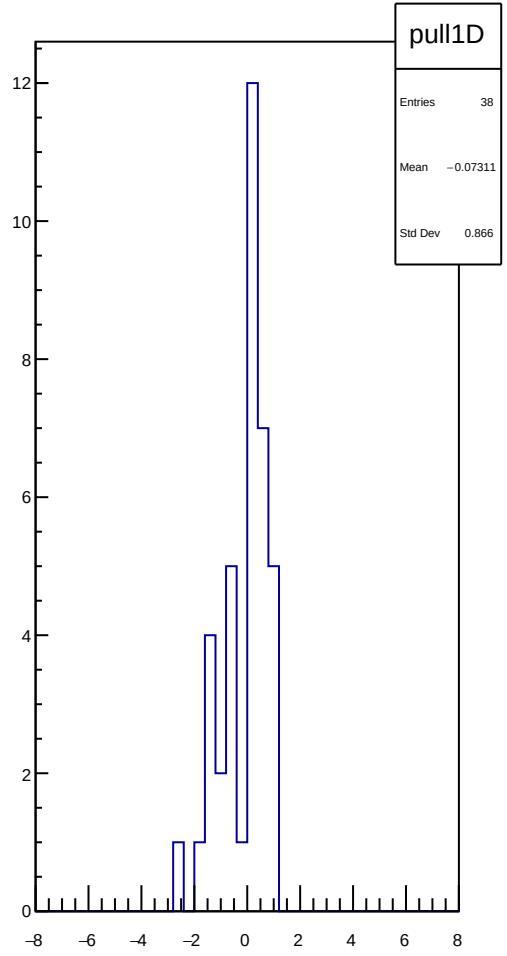
pull1D
Entries 38
Mean −0.07311
Std Dev 0.866
12
10
8
6
4
2
0
−8
−6
−4
−2
0
2
4
6
8

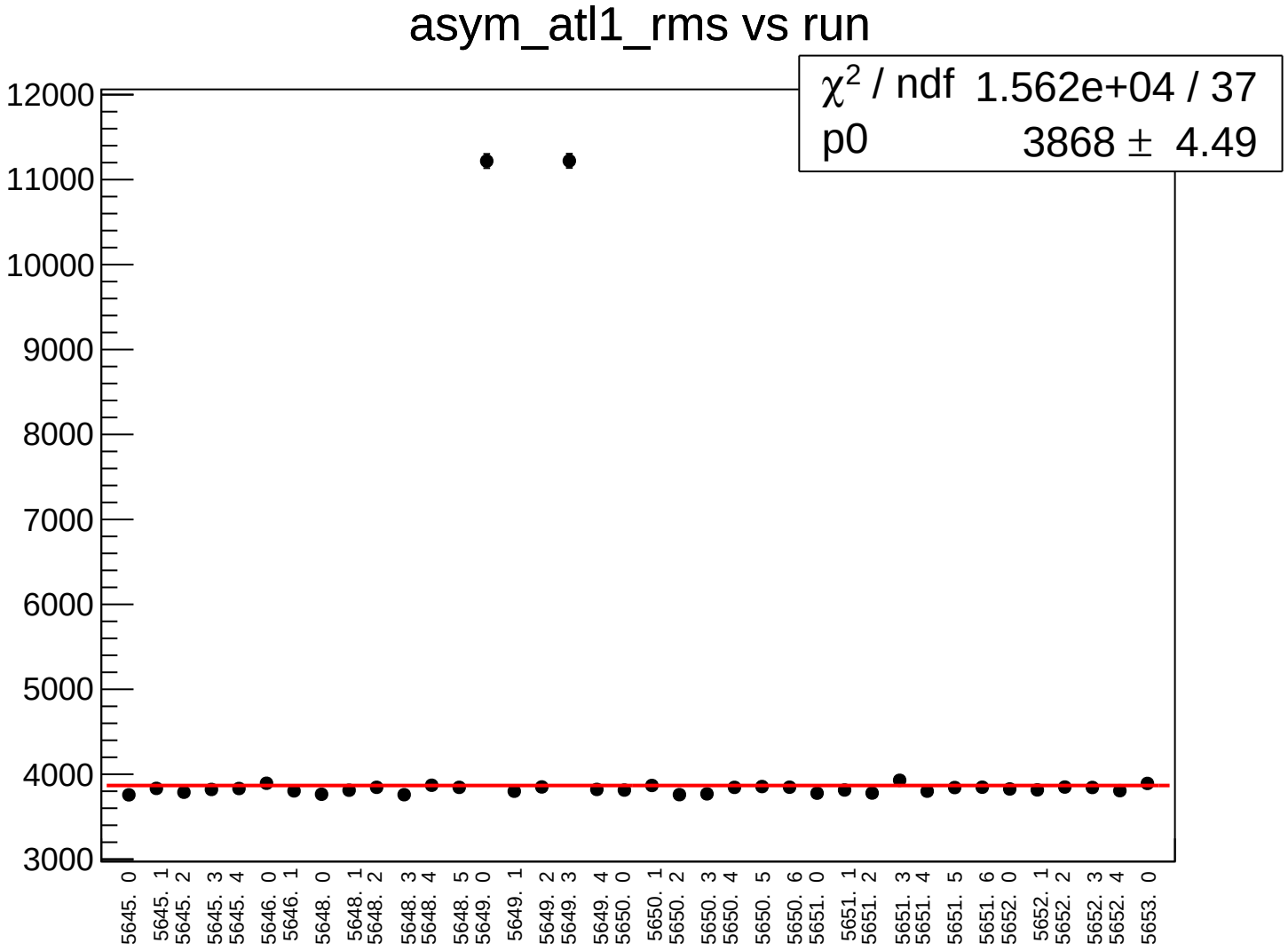
asym_atl1_rms vs run
χ2 / ndf 1.562e+04 / 37
p0 3868 ± 4.49
12000
11000
10000
9000
8000
7000
6000
5000
4000
3000
5645. 0
5645. 1
5645. 2
5645. 3
5645. 4
5646. 0
5646. 1
5648. 0
5648. 1
5648. 2
5648. 3
5648. 4
5648. 5
5649. 0
5649. 1
5649. 2
5649. 3
5649. 4
5650. 0
5650. 1
5650. 2
5650. 3
5650. 4
5650. 5
5650. 6
5651. 0
5651. 1
5651. 2
5651. 3
5651. 4
5651. 5
5651. 6
5652. 0
5652. 1
5652. 2
5652. 3
5652. 4
5653. 0

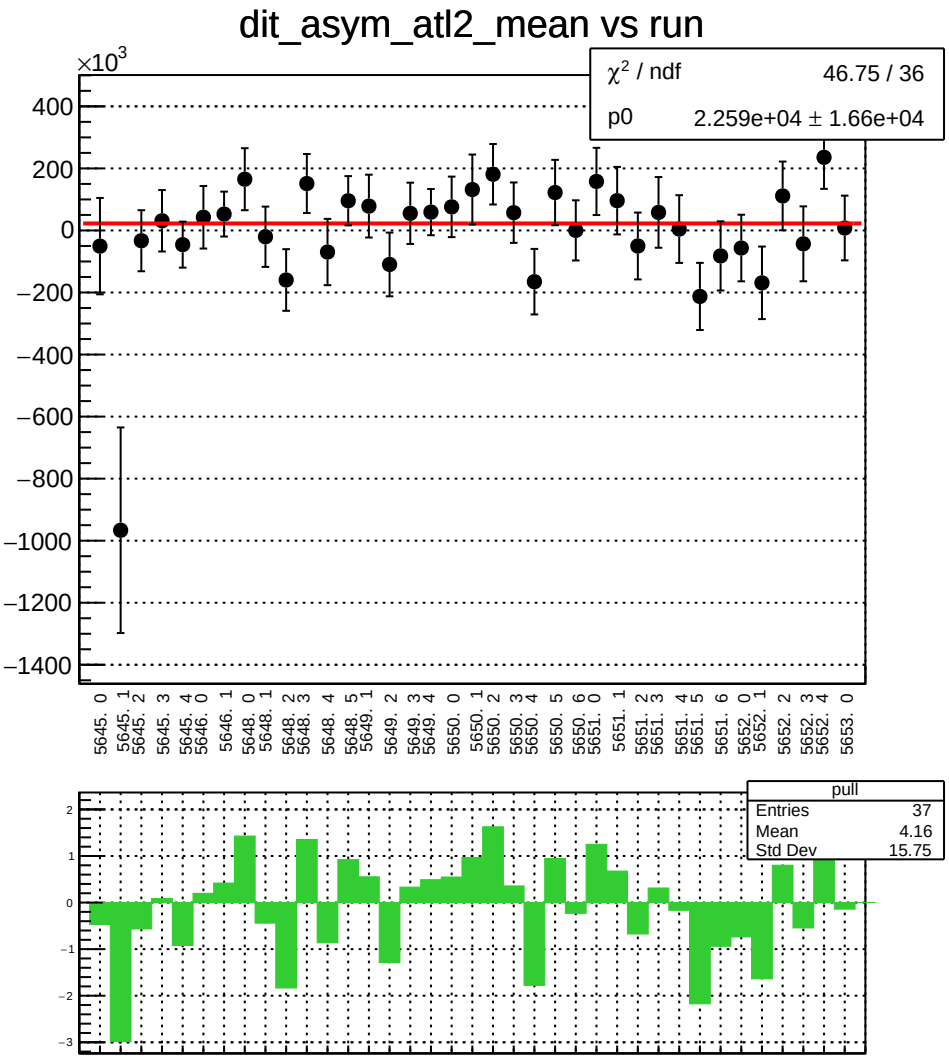
dit_asym_atl2_mean vs run
×10^3
χ² / ndf 46.75 / 36
p0 2.259e+04 ± 1.66e+04
400
200
0
−200
−400
−600
−800
−1000
−1200
−1400
5645. 0
5645. 1
5645. 2
5645. 3
5645. 4
5646. 0
5646. 1
5648. 0
5648. 1
5648. 2
5648. 3
5648. 4
5648. 5
5649. 1
5649. 2
5649. 3
5649. 4
5650. 0
5650. 1
5650. 2
5650. 3
5650. 4
5650. 5
5650. 6
5651. 0
5651. 1
5651. 2
5651. 3
5651. 4
5651. 5
5651. 6
5652. 0
5652. 1
5652. 2
5652. 3
5652. 4
5653. 0
pull
Entries 37
Mean 4.16
Std Dev 15.75
2
1
0
−1
−2
−3

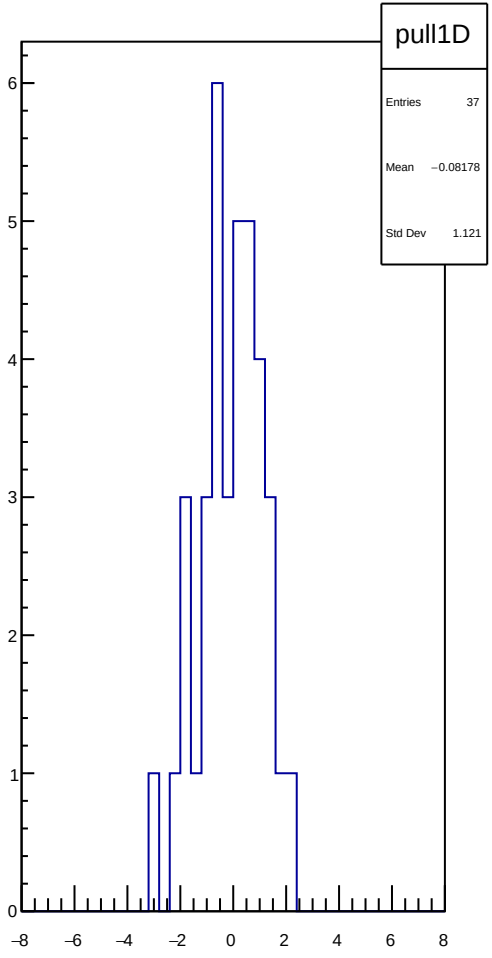
pull1D
Entries 37
Mean −0.08178
Std Dev 1.121
6
5
4
3
2
1
0
−8
−6
−4
−2
0
2
4
6
8

dit_asym_atl2_rms vs run

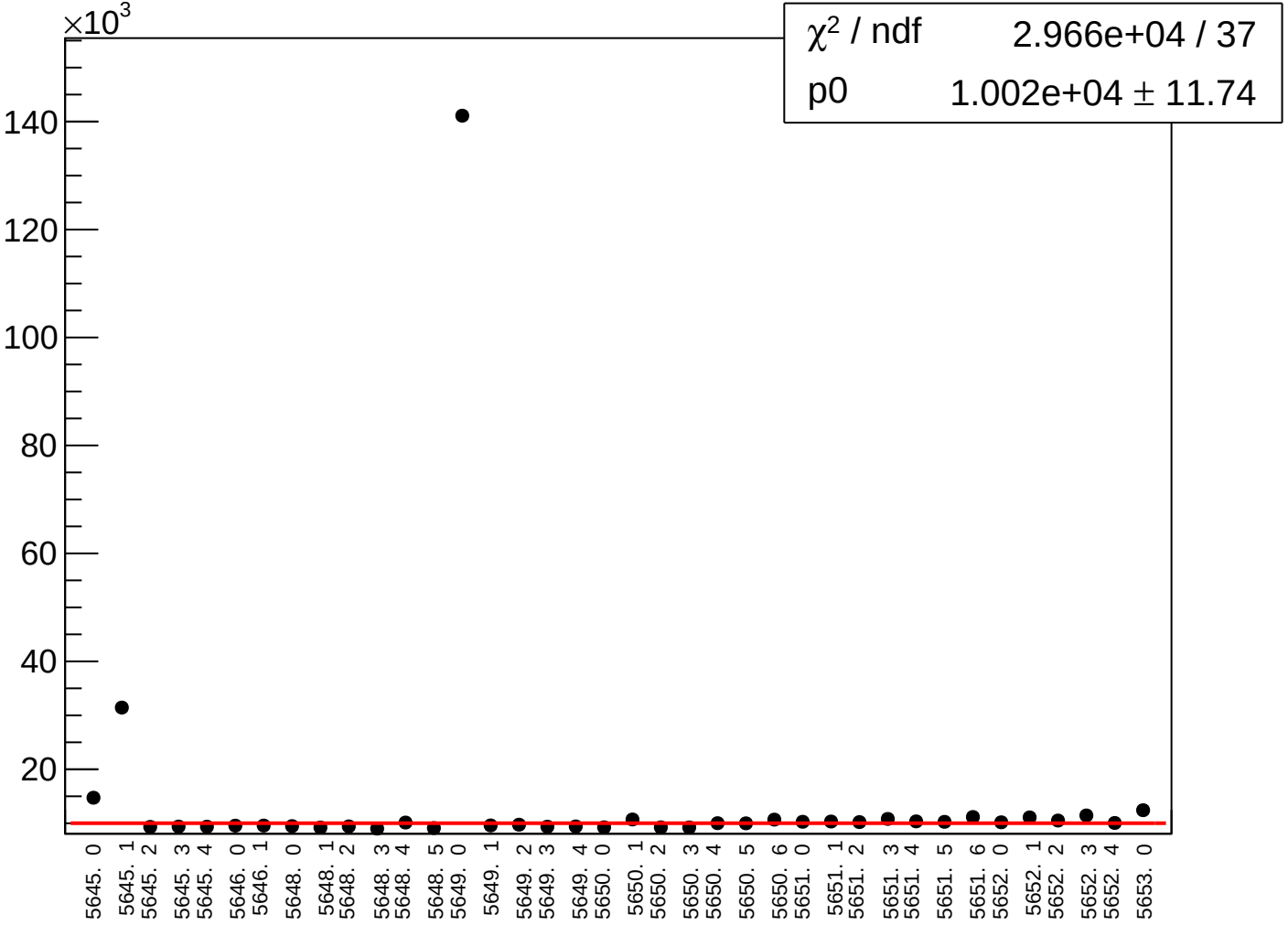

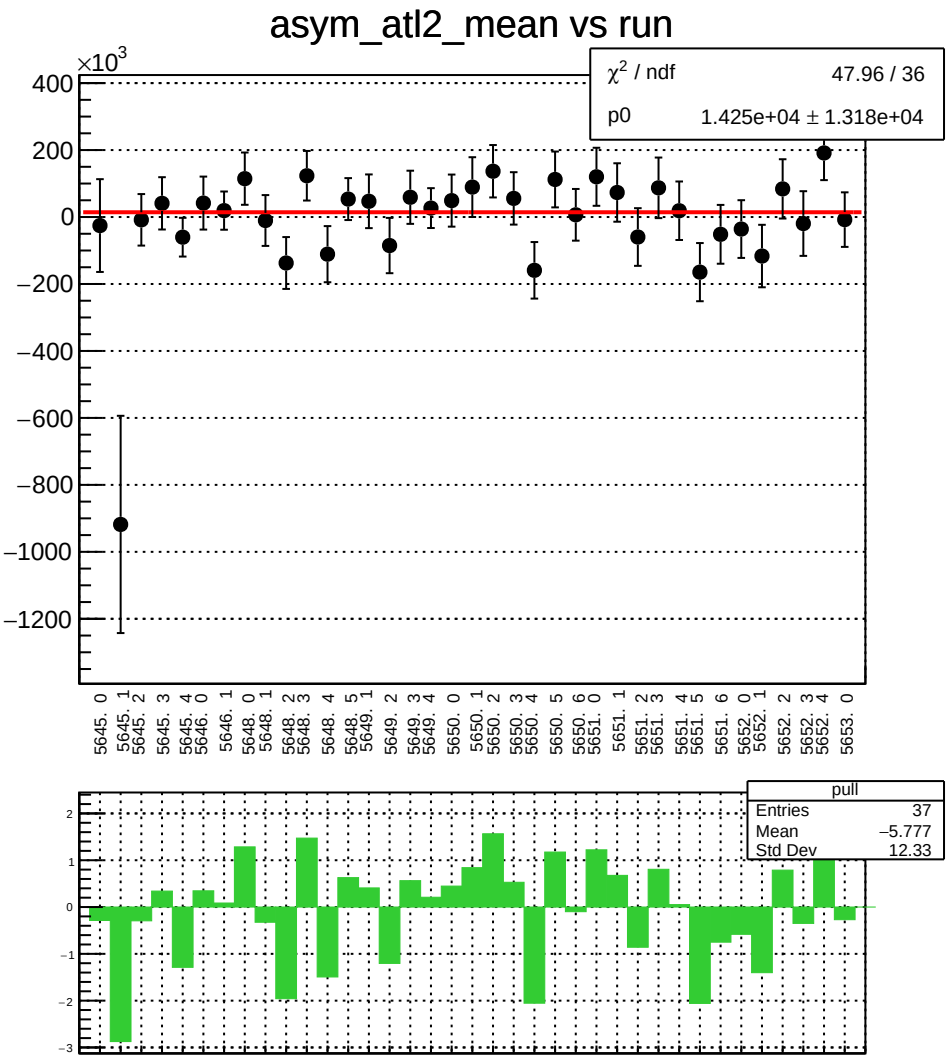
asym_atl2_mean vs run
×10^3
χ^2 / ndf 47.96 / 36
p0 1.425e+04 ± 1.318e+04
400
200
0
−200
−400
−600
−800
−1000
−1200
5645. 0
5645. 1
5645. 2
5645. 3
5645. 4
5646. 0
5646. 1
5648. 0
5648. 1
5648. 2
5648. 3
5648. 4
5648. 5
5649. 1
5649. 2
5649. 3
5649. 4
5650. 0
5650. 1
5650. 2
5650. 3
5650. 4
5650. 5
5650. 6
5651. 0
5651. 1
5651. 2
5651. 3
5651. 4
5651. 5
5651. 6
5652. 0
5652. 1
5652. 2
5652. 3
5652. 4
5653. 0
pull
Entries 37
Mean −5.777
Std Dev 12.33
2
1
0
−1
−2
−3

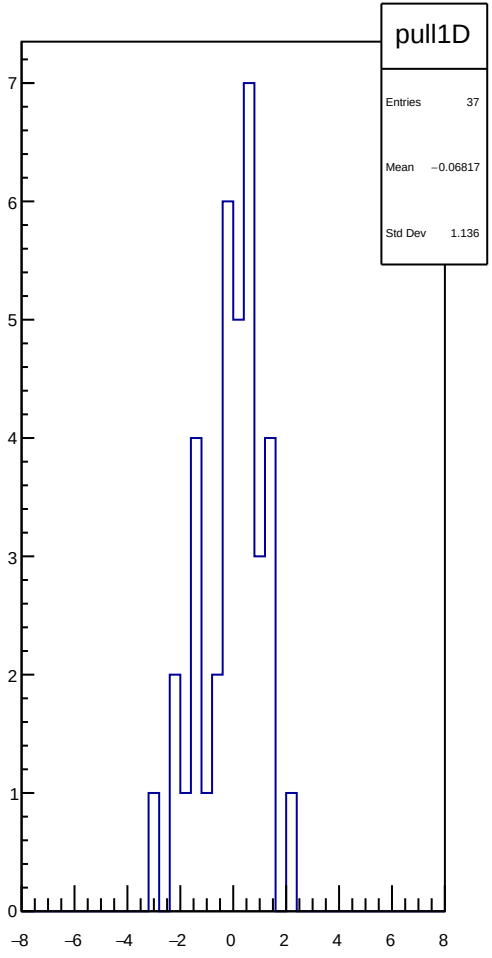
pull1D
Entries 37
Mean −0.06817
Std Dev 1.136
7
6
5
4
3
2
1
0
−8
−6
−4
−2
0
2
4
6
8

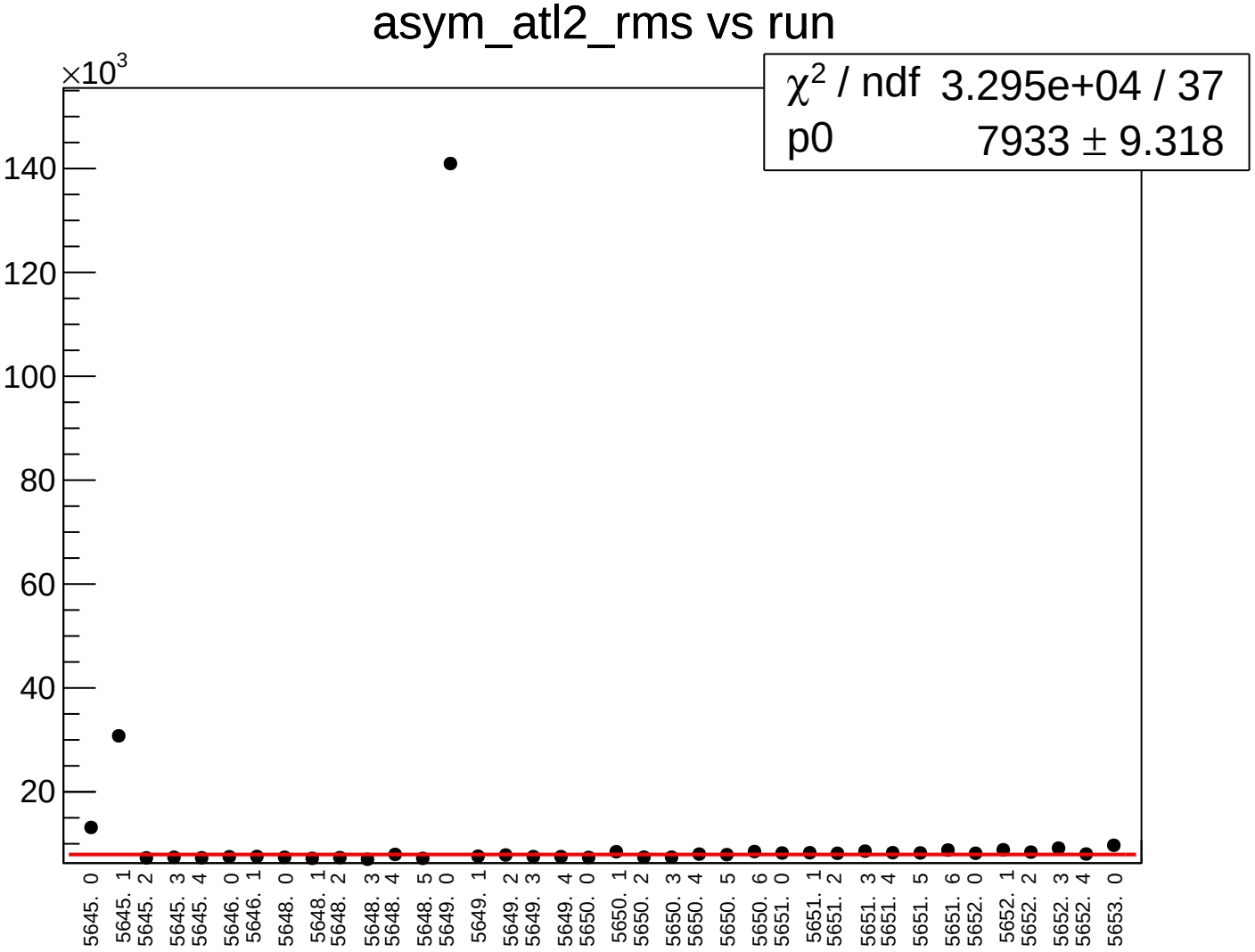
asym_atl2_rms vs run
×10^3
χ^2 / ndf 3.295e+04 / 37
p0 7933 ± 9.318
140
120
100
80
60
40
20
5645. 0
5645. 1
5645. 2
5645. 3
5645. 4
5646. 0
5646. 1
5648. 0
5648. 1
5648. 2
5648. 3
5648. 4
5648. 5
5649. 0
5649. 1
5649. 2
5649. 3
5649. 4
5650. 0
5650. 1
5650. 2
5650. 3
5650. 4
5650. 5
5650. 6
5651. 0
5651. 1
5651. 2
5651. 3
5651. 4
5651. 5
5651. 6
5652. 0
5652. 1
5652. 2
5652. 3
5652. 4
5653. 0

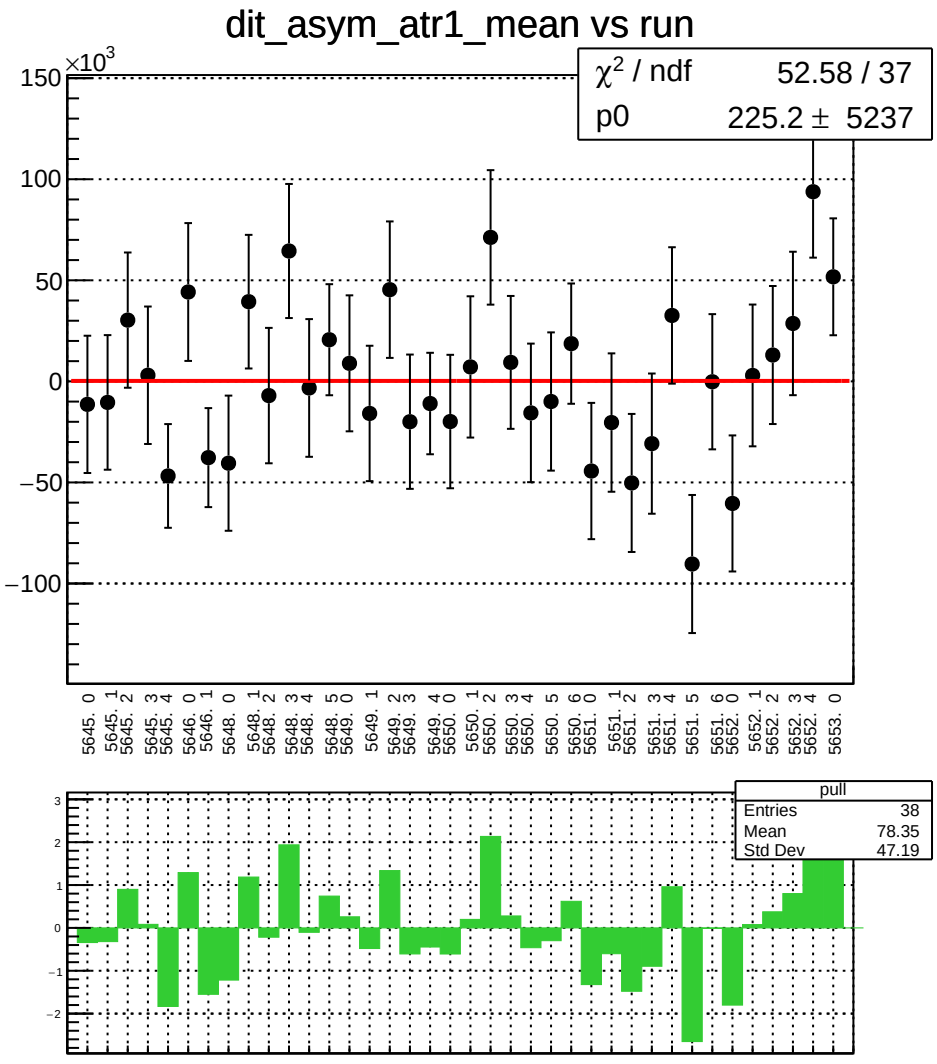
dit_asym_atr1_mean vs run
×10^3
χ² / ndf 52.58 / 37
p0 225.2 ± 5237
150
100
50
0
−50
−100
5645. 0
5645. 1
5645. 2
5645. 3
5645. 4
5646. 0
5646. 1
5648. 0
5648. 1
5648. 2
5648. 3
5648. 4
5648. 5
5649. 0
5649. 1
5649. 2
5649. 3
5649. 4
5650. 0
5650. 1
5650. 2
5650. 3
5650. 4
5650. 5
5650. 6
5651. 0
5651. 1
5651. 2
5651. 3
5651. 4
5651. 5
5651. 6
5652. 0
5652. 1
5652. 2
5652. 3
5652. 4
5653. 0
pull
Entries 38
Mean 78.35
Std Dev 47.19
3
2
1
0
−1
−2

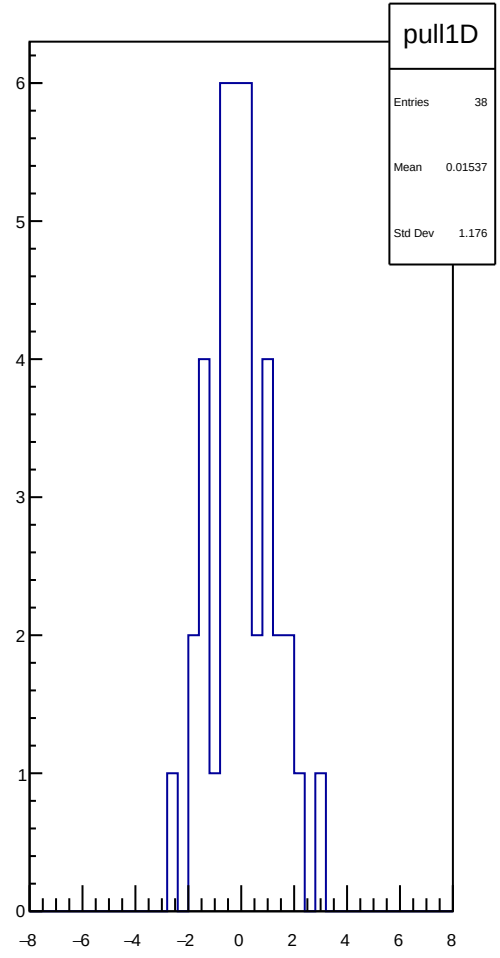
pull1D
Entries 38
Mean 0.01537
Std Dev 1.176
6
5
4
3
2
1
0
−8
−6
−4
−2
0
2
4
6
8

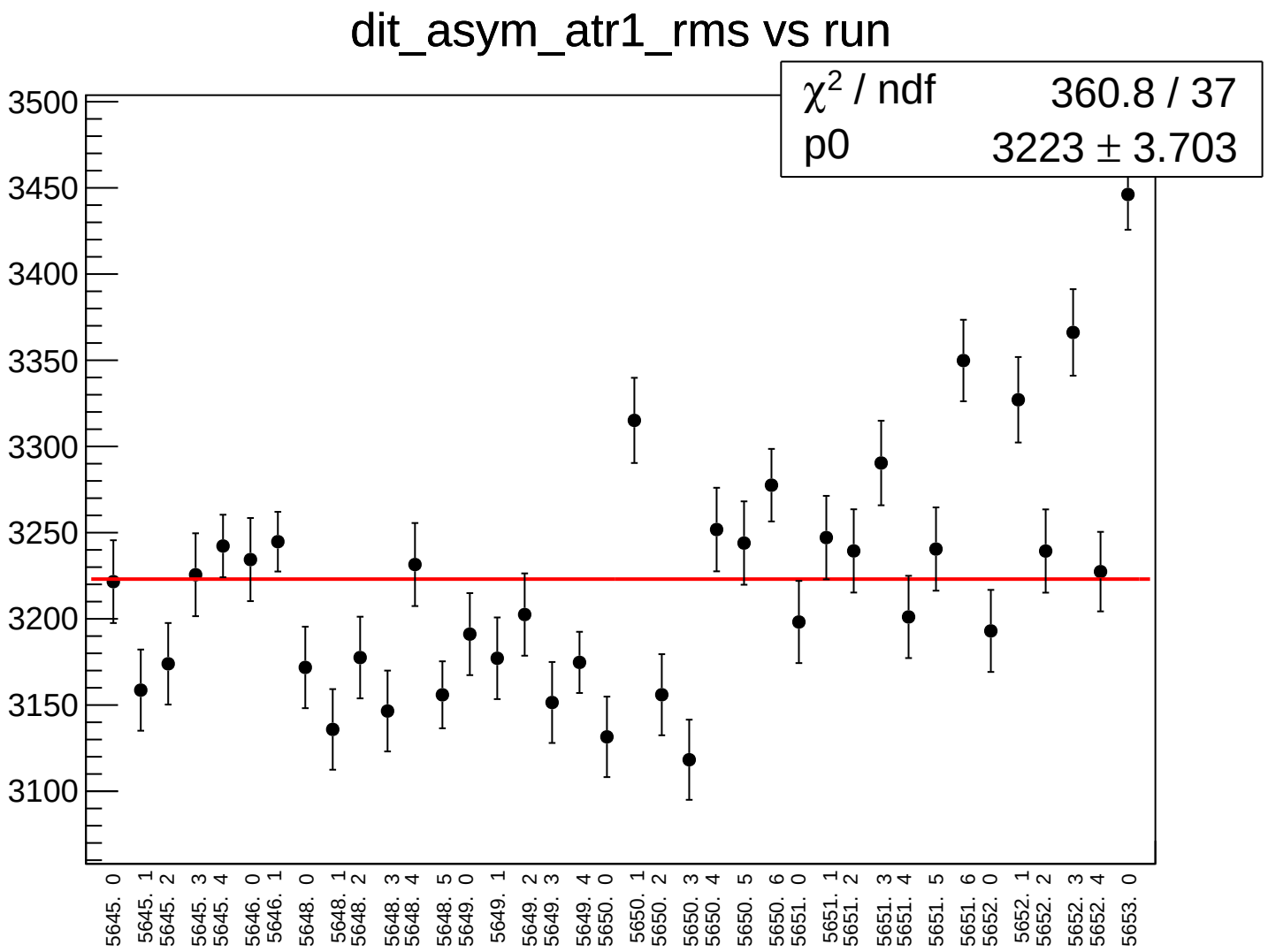
dit_asym_atr1_rms vs run
χ² / ndf 360.8 / 37
p0 3223 ± 3.703
3500
3450
3400
3350
3300
3250
3200
3150
3100
5645. 0
5645. 1
5645. 2
5645. 3
5645. 4
5646. 0
5646. 1
5648. 0
5648. 1
5648. 2
5648. 3
5648. 4
5648. 5
5649. 0
5649. 1
5649. 2
5649. 3
5649. 4
5650. 0
5650. 1
5650. 2
5650. 3
5650. 4
5650. 5
5650. 6
5651. 0
5651. 1
5651. 2
5651. 3
5651. 4
5651. 5
5651. 6
5652. 0
5652. 1
5652. 2
5652. 3
5652. 4
5653. 0

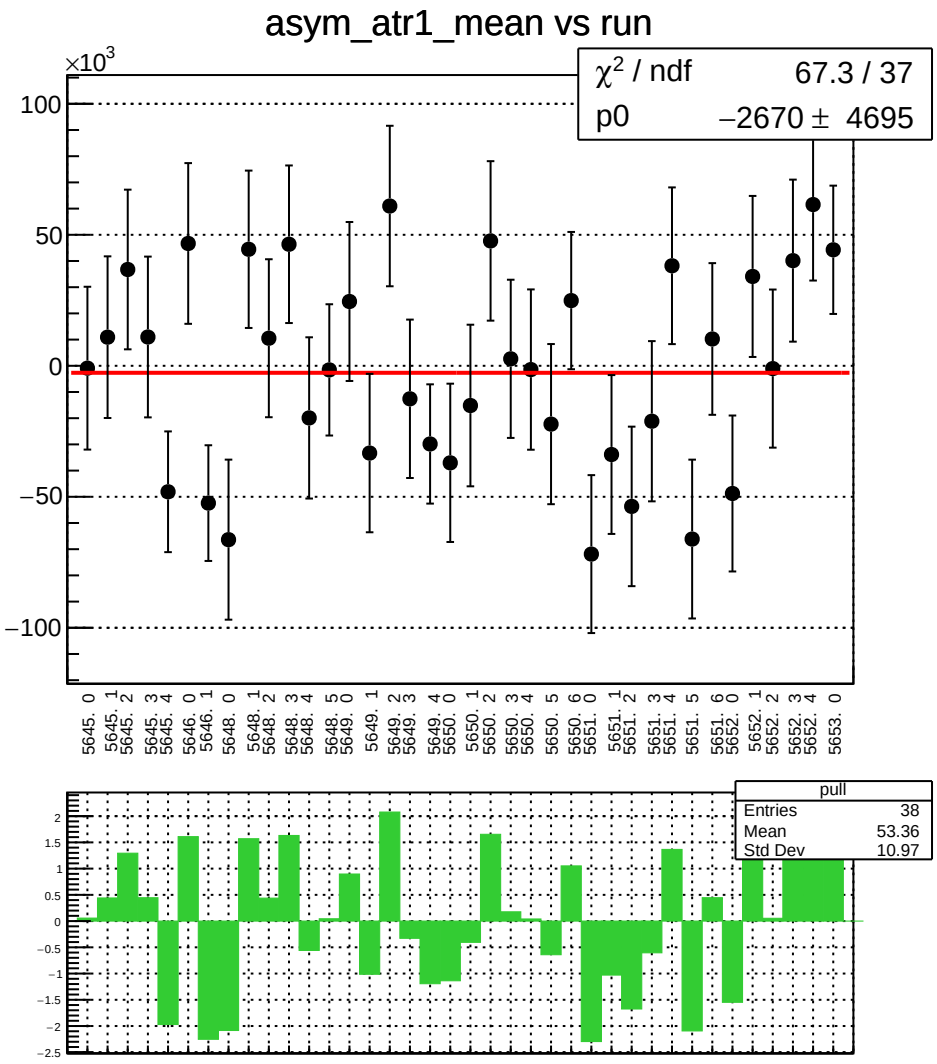
asym_atr1_mean vs run
×10^3
χ² / ndf 67.3 / 37
p0 −2670 ± 4695
100
50
0
−50
−100
5645. 0
5645. 1
5645. 2
5645. 3
5645. 4
5646. 0
5646. 1
5648. 0
5648. 1
5648. 2
5648. 3
5648. 4
5648. 5
5649. 0
5649. 1
5649. 2
5649. 3
5649. 4
5650. 0
5650. 1
5650. 2
5650. 3
5650. 4
5650. 5
5650. 6
5651. 0
5651. 1
5651. 2
5651. 3
5651. 4
5651. 5
5651. 6
5652. 0
5652. 1
5652. 2
5652. 3
5652. 4
5653. 0
pull
Entries 38
Mean 53.36
Std Dev 10.97
2
1.5
1
0.5
0
−0.5
−1
−1.5
−2
−2.5

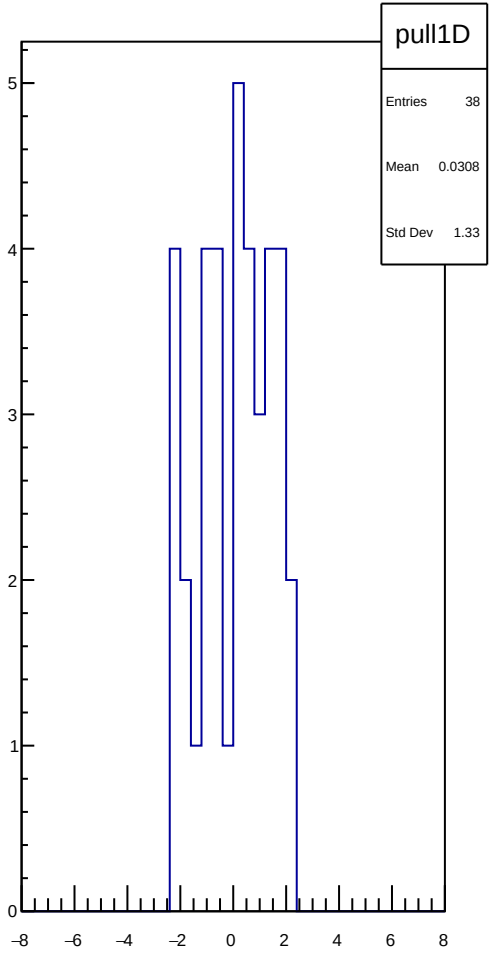
pull1D
Entries 38
Mean 0.0308
Std Dev 1.33
5
4
3
2
1
0
−8
−6
−4
−2
0
2
4
6
8

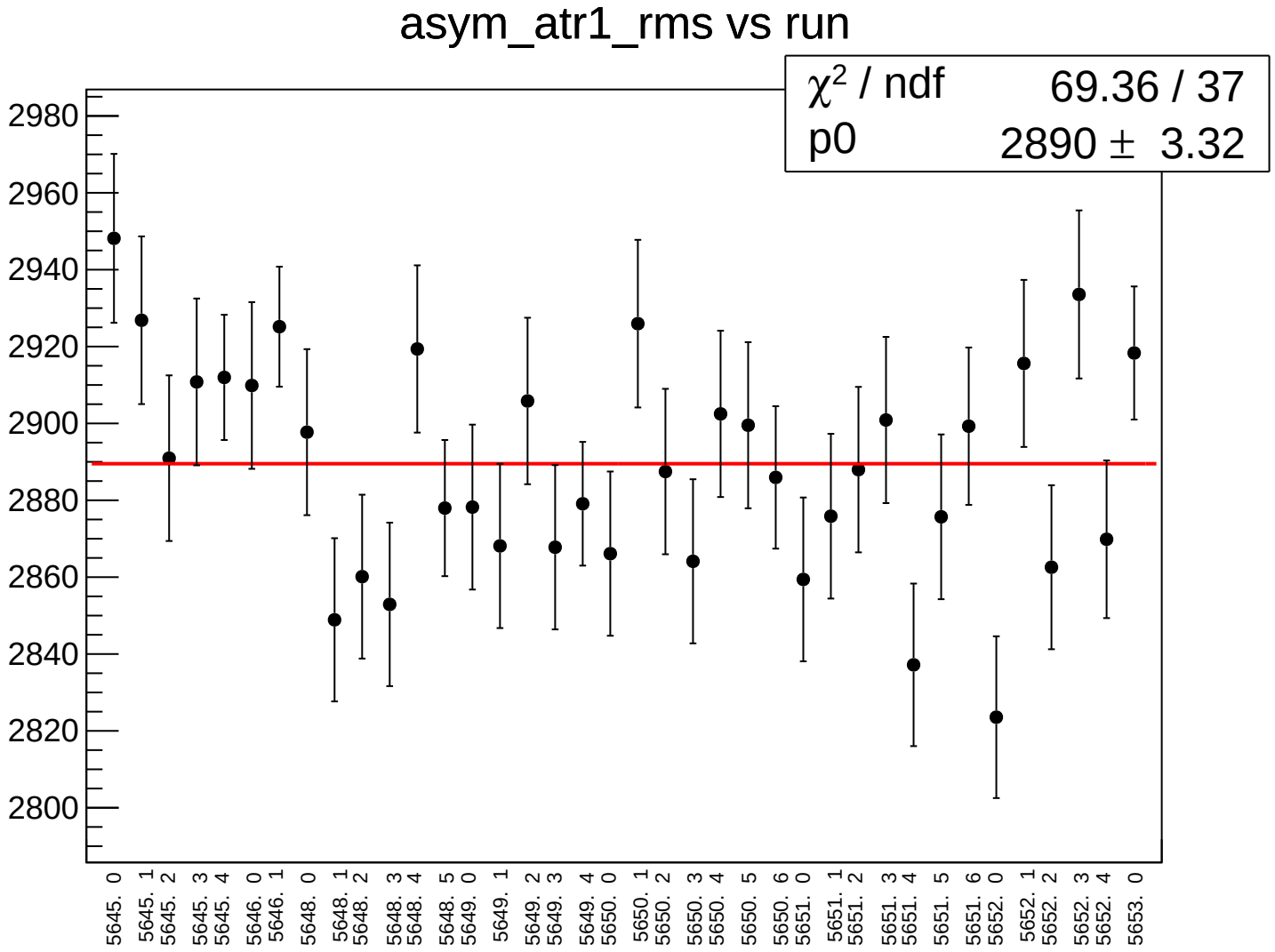
asym_atr1_rms vs run
χ² / ndf 69.36 / 37
p0 2890 ± 3.32
2980
2960
2940
2920
2900
2880
2860
2840
2820
2800
5645. 0
5645. 1
5645. 2
5645. 3
5645. 4
5646. 0
5646. 1
5648. 0
5648. 1
5648. 2
5648. 3
5648. 4
5648. 5
5649. 0
5649. 1
5649. 2
5649. 3
5649. 4
5650. 0
5650. 1
5650. 2
5650. 3
5650. 4
5650. 5
5650. 6
5651. 0
5651. 1
5651. 2
5651. 3
5651. 4
5651. 5
5651. 6
5652. 0
5652. 1
5652. 2
5652. 3
5652. 4
5653. 0

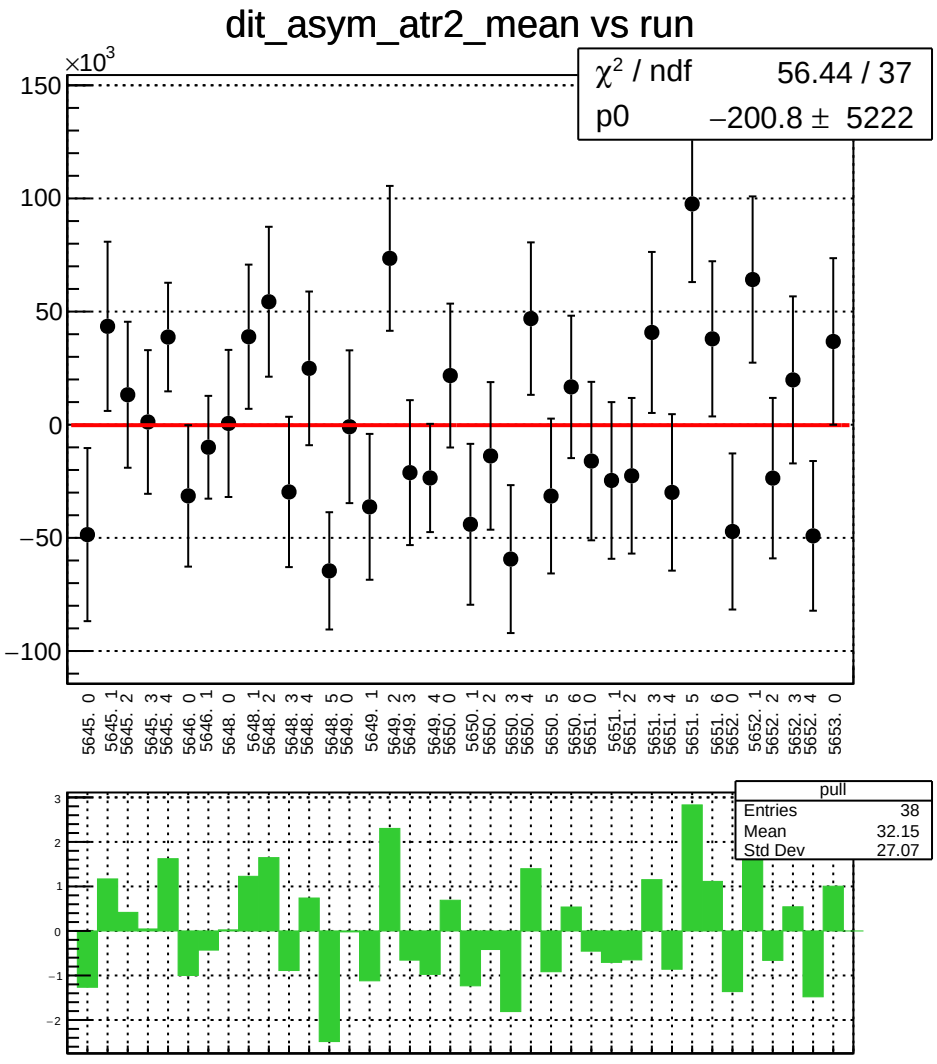
dit_asym_atr2_mean vs run
×10^3
χ² / ndf 56.44 / 37
p0 −200.8 ± 5222
150
100
50
0
−50
−100
5645. 0
5645. 1
5645. 2
5645. 3
5645. 4
5646. 0
5646. 1
5648. 0
5648. 1
5648. 2
5648. 3
5648. 4
5648. 5
5649. 0
5649. 1
5649. 2
5649. 3
5649. 4
5650. 0
5650. 1
5650. 2
5650. 3
5650. 4
5650. 5
5650. 6
5651. 0
5651. 1
5651. 2
5651. 3
5651. 4
5651. 5
5651. 6
5652. 0
5652. 1
5652. 2
5652. 3
5652. 4
5653. 0
pull
Entries 38
Mean 32.15
Std Dev 27.07
3
2
1
0
−1
−2

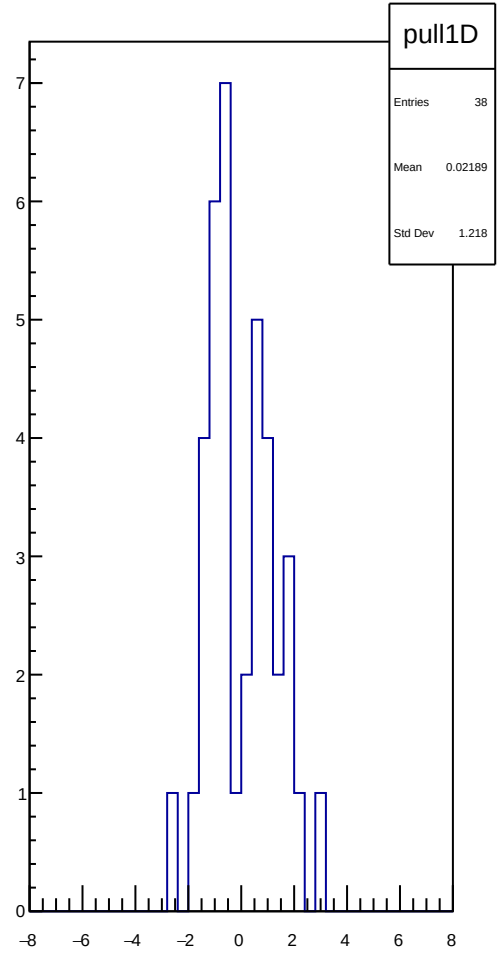
pull1D
Entries 38
Mean 0.02189
Std Dev 1.218
7
6
5
4
3
2
1
0
−8
−6
−4
−2
0
2
4
6
8

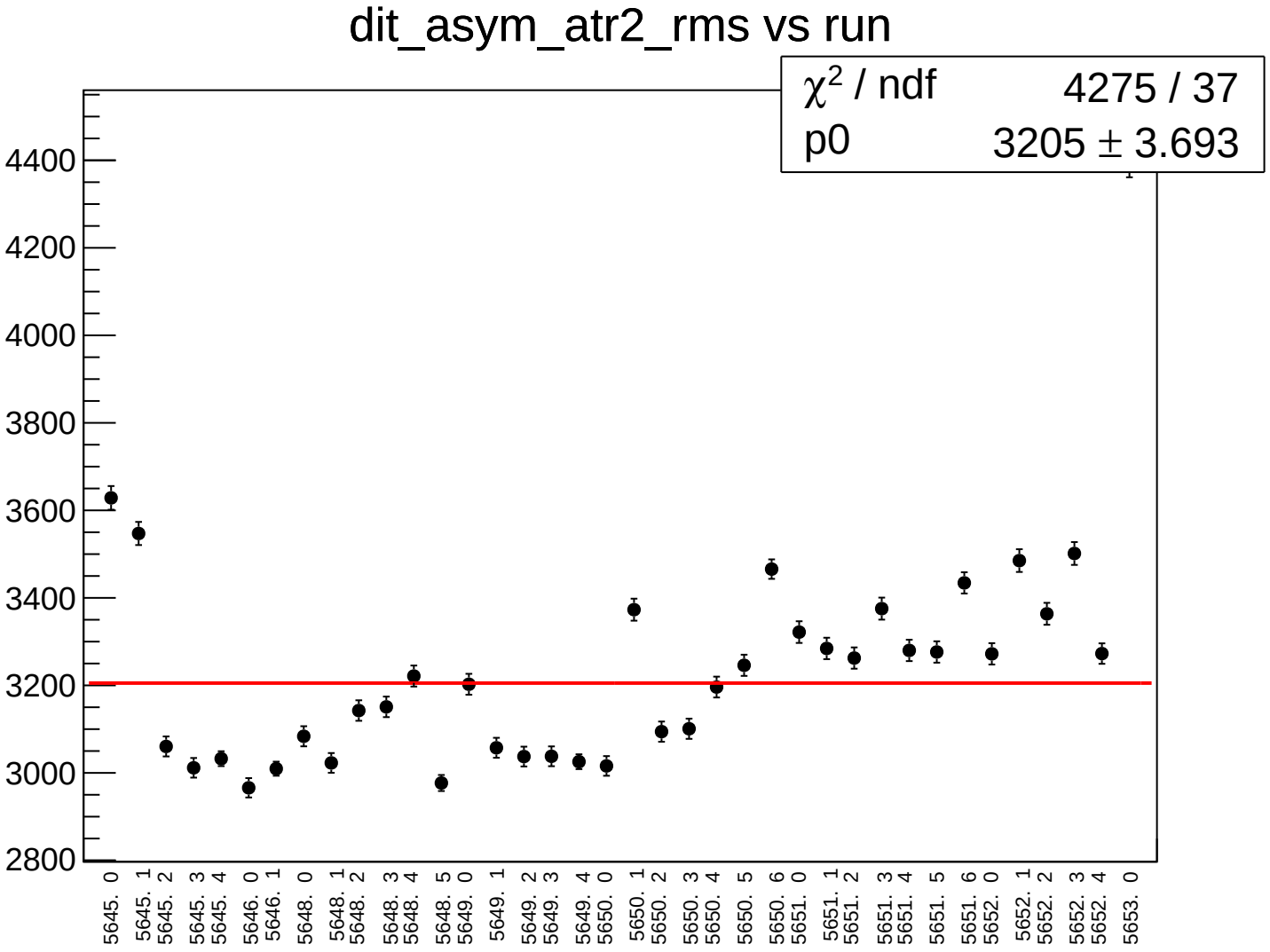
dit_asym_atr2_rms vs run
χ2 / ndf 4275 / 37
p0 3205 ± 3.693
4400
4200
4000
3800
3600
3400
3200
3000
2800
5645. 0
5645. 1
5645. 2
5645. 3
5645. 4
5646. 0
5646. 1
5648. 0
5648. 1
5648. 2
5648. 3
5648. 4
5648. 5
5649. 0
5649. 1
5649. 2
5649. 3
5649. 4
5650. 0
5650. 1
5650. 2
5650. 3
5650. 4
5650. 5
5650. 6
5651. 0
5651. 1
5651. 2
5651. 3
5651. 4
5651. 5
5651. 6
5652. 0
5652. 1
5652. 2
5652. 3
5652. 4
5653. 0

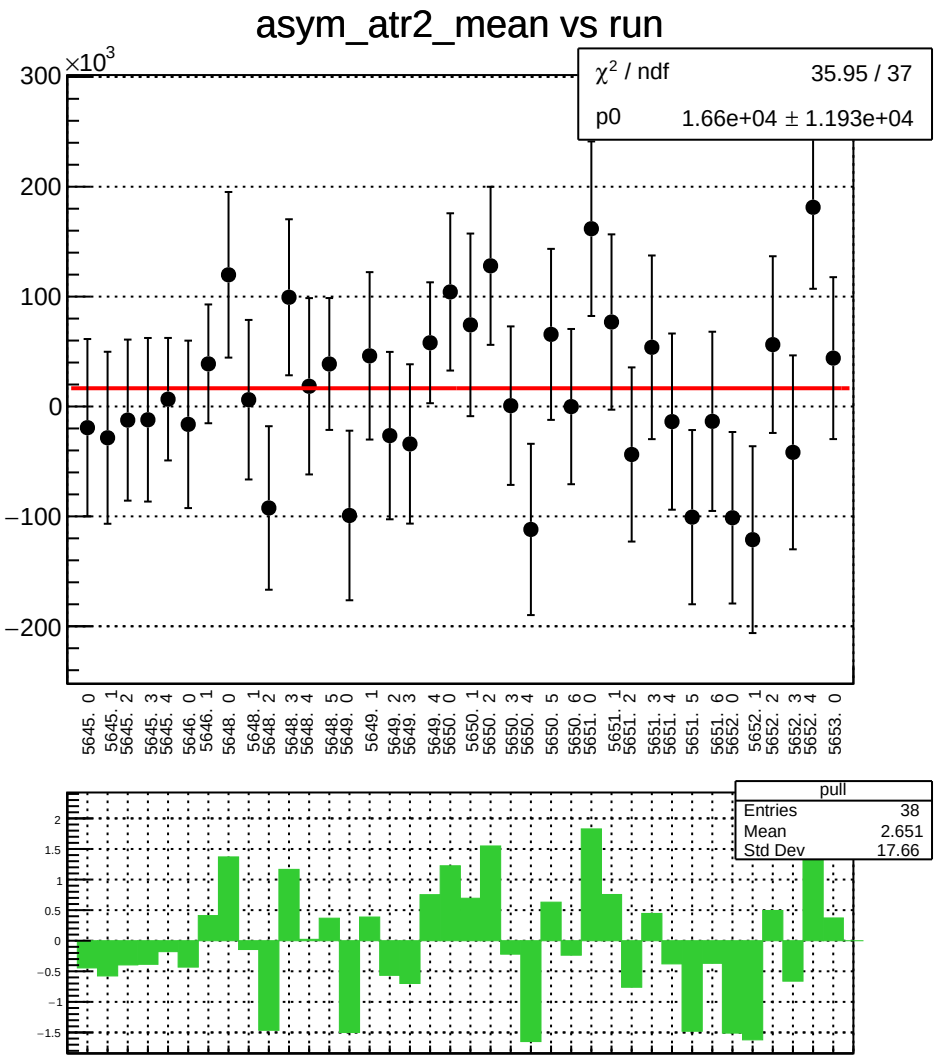
asym_atr2_mean vs run
×10^3
χ² / ndf 35.95 / 37
p0 1.66e+04 ± 1.193e+04
300
200
100
0
−100
−200
5645. 0
5645. 1
5645. 2
5645. 3
5645. 4
5646. 0
5646. 1
5648. 0
5648. 1
5648. 2
5648. 3
5648. 4
5648. 5
5649. 0
5649. 1
5649. 2
5649. 3
5649. 4
5650. 0
5650. 1
5650. 2
5650. 3
5650. 4
5650. 5
5650. 6
5651. 0
5651. 1
5651. 2
5651. 3
5651. 4
5651. 5
5651. 6
5652. 0
5652. 1
5652. 2
5652. 3
5652. 4
5653. 0
pull
Entries 38
Mean 2.651
Std Dev 17.66
2
1.5
1
0.5
0
−0.5
−1
−1.5

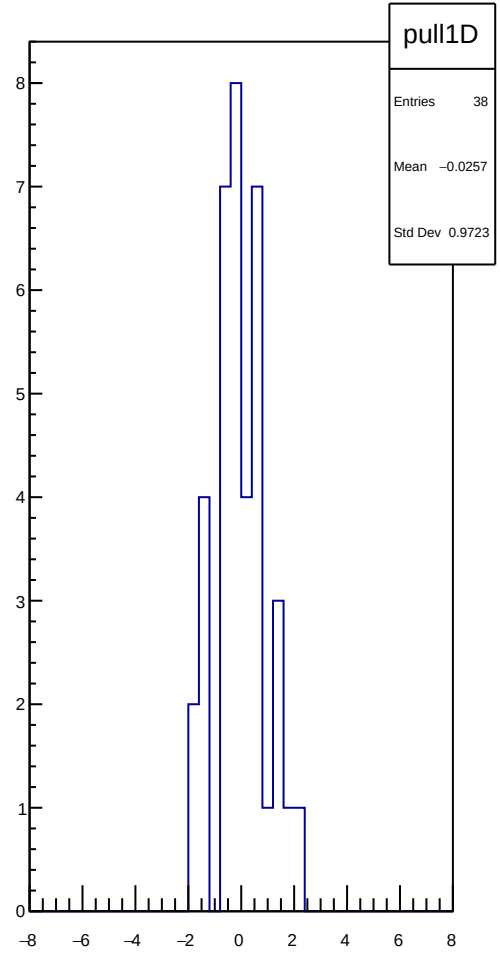
pull1D
Entries 38
Mean −0.0257
Std Dev 0.9723
8
7
6
5
4
3
2
1
0
−8
−6
−4
−2
0
2
4
6
8

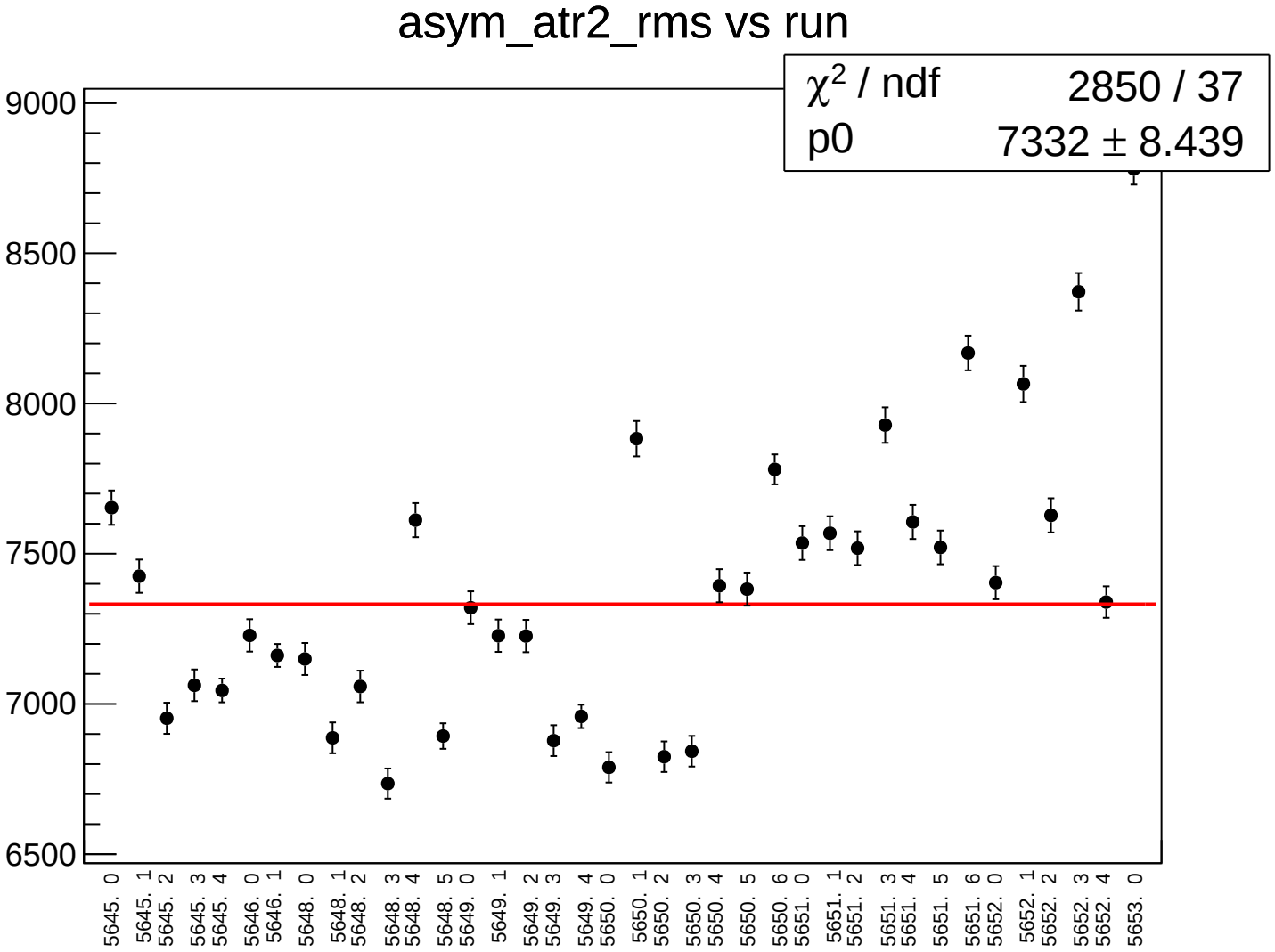
asym_atr2_rms vs run
χ2 / ndf 2850 / 37
p0 7332 ± 8.439
9000
8500
8000
7500
7000
6500
5645. 0
5645. 1
5645. 2
5645. 3
5645. 4
5646. 0
5646. 1
5648. 0
5648. 1
5648. 2
5648. 3
5648. 4
5648. 5
5649. 0
5649. 1
5649. 2
5649. 3
5649. 4
5650. 0
5650. 1
5650. 2
5650. 3
5650. 4
5650. 5
5650. 6
5651. 0
5651. 1
5651. 2
5651. 3
5651. 4
5651. 5
5651. 6
5652. 0
5652. 1
5652. 2
5652. 3
5652. 4
5653. 0

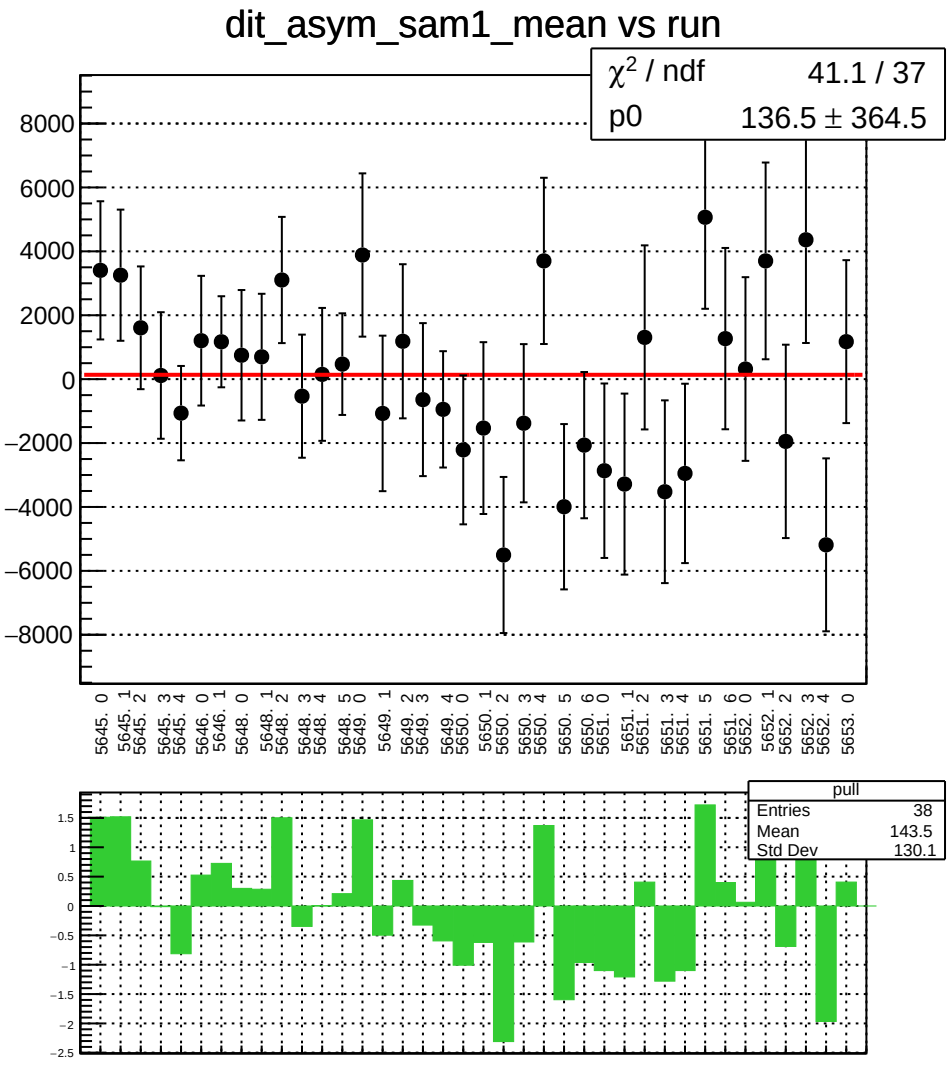
dit_asym_sam1_mean vs run
χ² / ndf 41.1 / 37
p0 136.5 ± 364.5
8000
6000
4000
2000
0
−2000
−4000
−6000
−8000
5645. 0
5645. 1
5645. 2
5645. 3
5645. 4
5646. 0
5646. 1
5648. 0
5648. 1
5648. 2
5648. 3
5648. 4
5648. 5
5649. 0
5649. 1
5649. 2
5649. 3
5649. 4
5650. 0
5650. 1
5650. 2
5650. 3
5650. 4
5650. 5
5650. 6
5651. 0
5651. 1
5651. 2
5651. 3
5651. 4
5651. 5
5651. 6
5652. 0
5652. 1
5652. 2
5652. 3
5652. 4
5653. 0
pull
Entries 38
Mean 143.5
Std Dev 130.1
1.5
1
0.5
0
−0.5
−1
−1.5
−2
−2.5

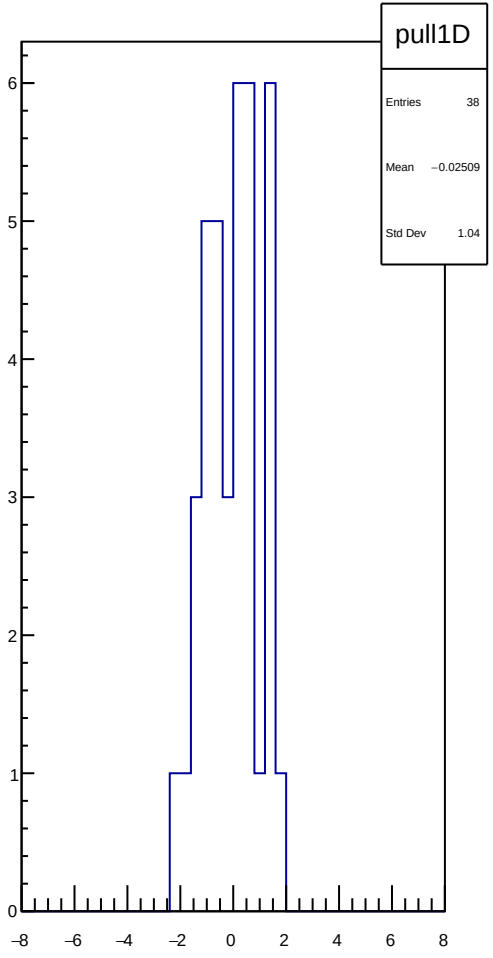
pull1D
Entries 38
Mean −0.02509
Std Dev 1.04
6
5
4
3
2
1
0
−8
−6
−4
−2
0
2
4
6
8

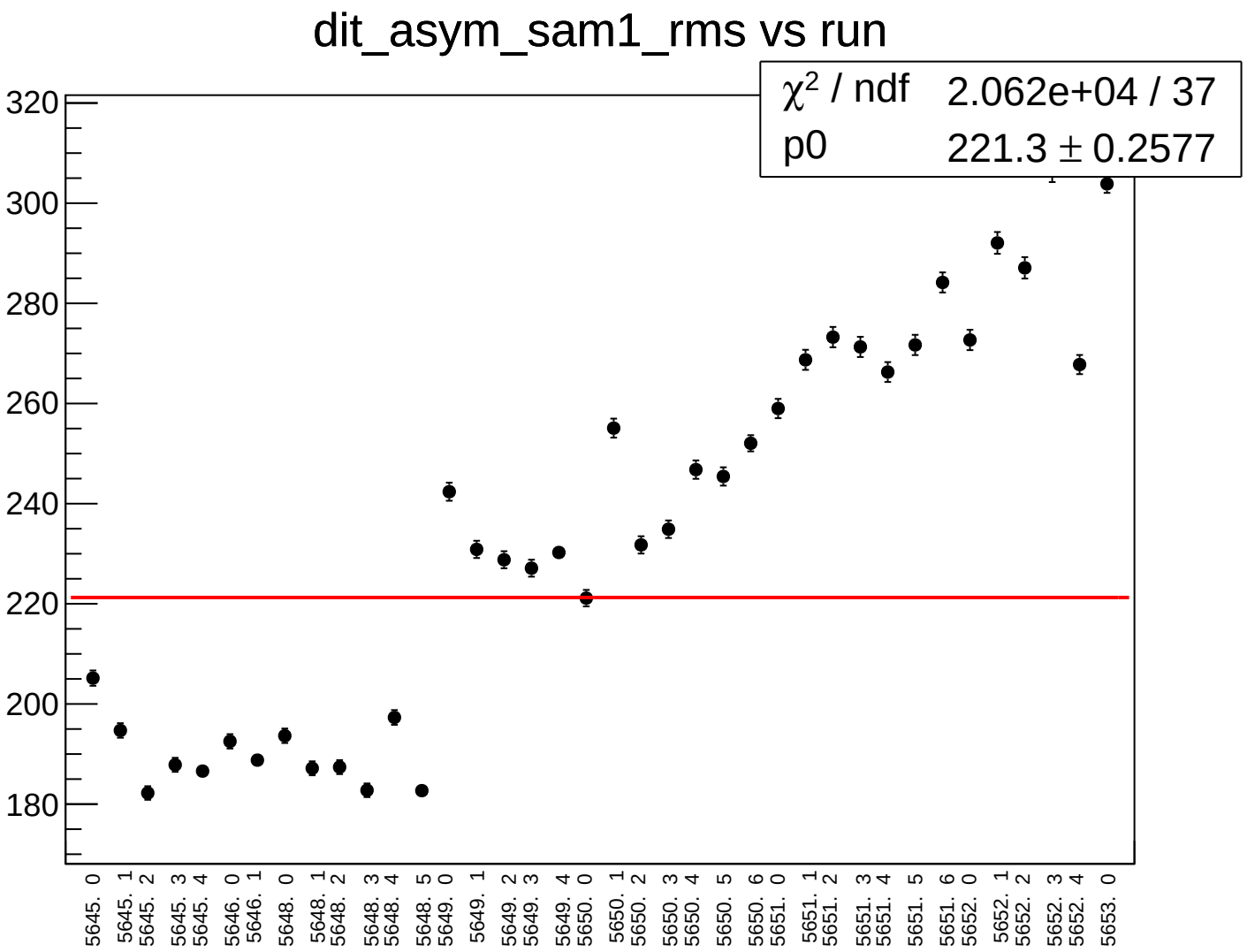
dit_asym_sam1_rms vs run
χ2 / ndf 2.062e+04 / 37
p0 221.3 ± 0.2577
320
300
280
260
240
220
200
180
5645. 0
5645. 1
5645. 2
5645. 3
5645. 4
5646. 0
5646. 1
5648. 0
5648. 1
5648. 2
5648. 3
5648. 4
5648. 5
5649. 0
5649. 1
5649. 2
5649. 3
5649. 4
5650. 0
5650. 1
5650. 2
5650. 3
5650. 4
5650. 5
5650. 6
5651. 0
5651. 1
5651. 2
5651. 3
5651. 4
5651. 5
5651. 6
5652. 0
5652. 1
5652. 2
5652. 3
5652. 4
5653. 0

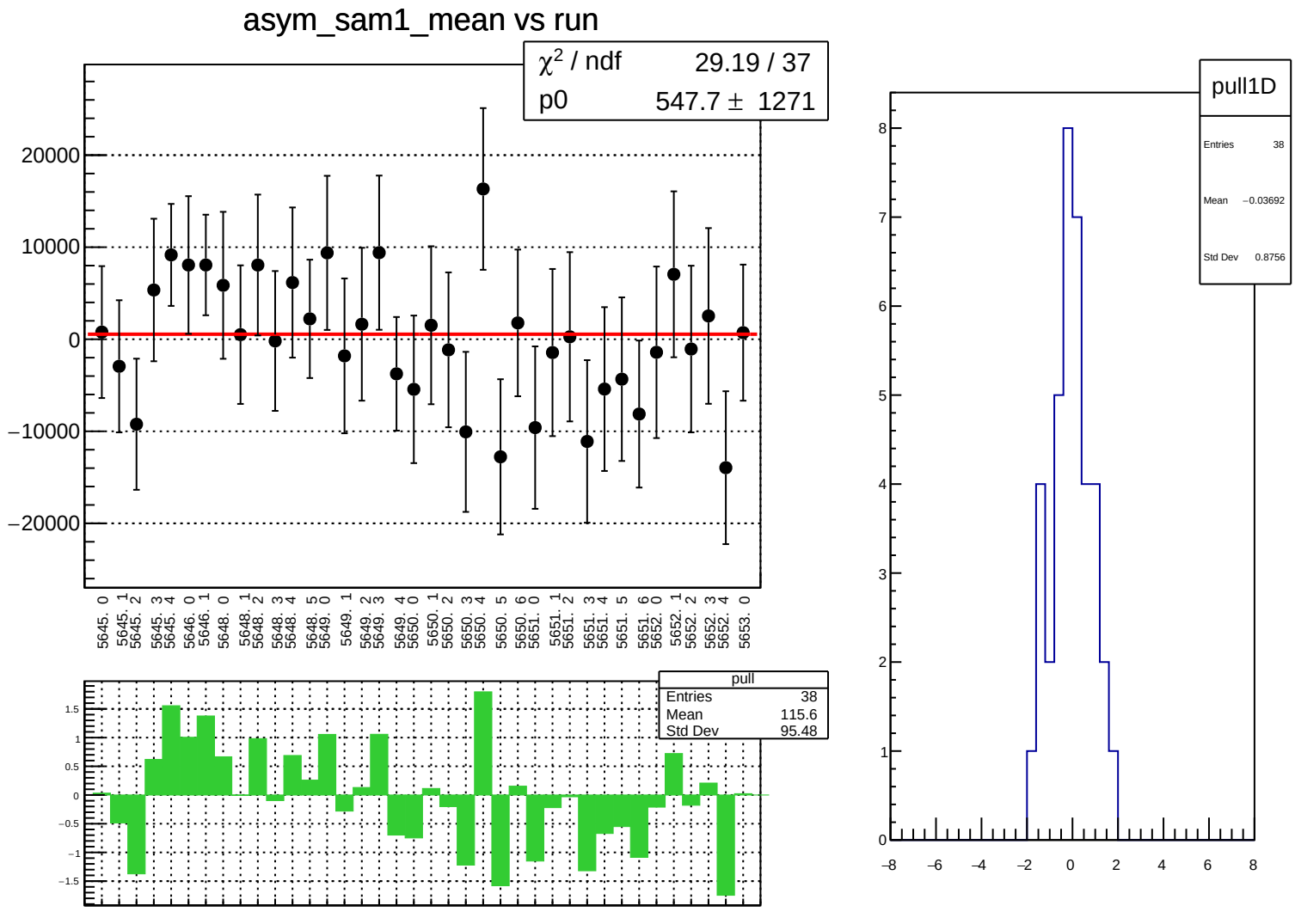
asym_sam1_mean vs run
χ2 / ndf 29.19 / 37
p0 547.7 ± 1271
20000
10000
0
−10000
−20000
5645. 0
5645. 1
5645. 2
5645. 3
5645. 4
5646. 0
5646. 1
5648. 0
5648. 1
5648. 2
5648. 3
5648. 4
5648. 5
5649. 0
5649. 1
5649. 2
5649. 3
5649. 4
5650. 0
5650. 1
5650. 2
5650. 3
5650. 4
5650. 5
5650. 6
5651. 0
5651. 1
5651. 2
5651. 3
5651. 4
5651. 5
5651. 6
5652. 0
5652. 1
5652. 2
5652. 3
5652. 4
5653. 0
pull
Entries 38
Mean 115.6
Std Dev 95.48
1.5
1
0.5
0
−0.5
−1
−1.5
pull1D
Entries 38
Mean −0.03692
Std Dev 0.8756
8
7
6
5
4
3
2
1
0
−8
−6
−4
−2
0
2
4
6
8

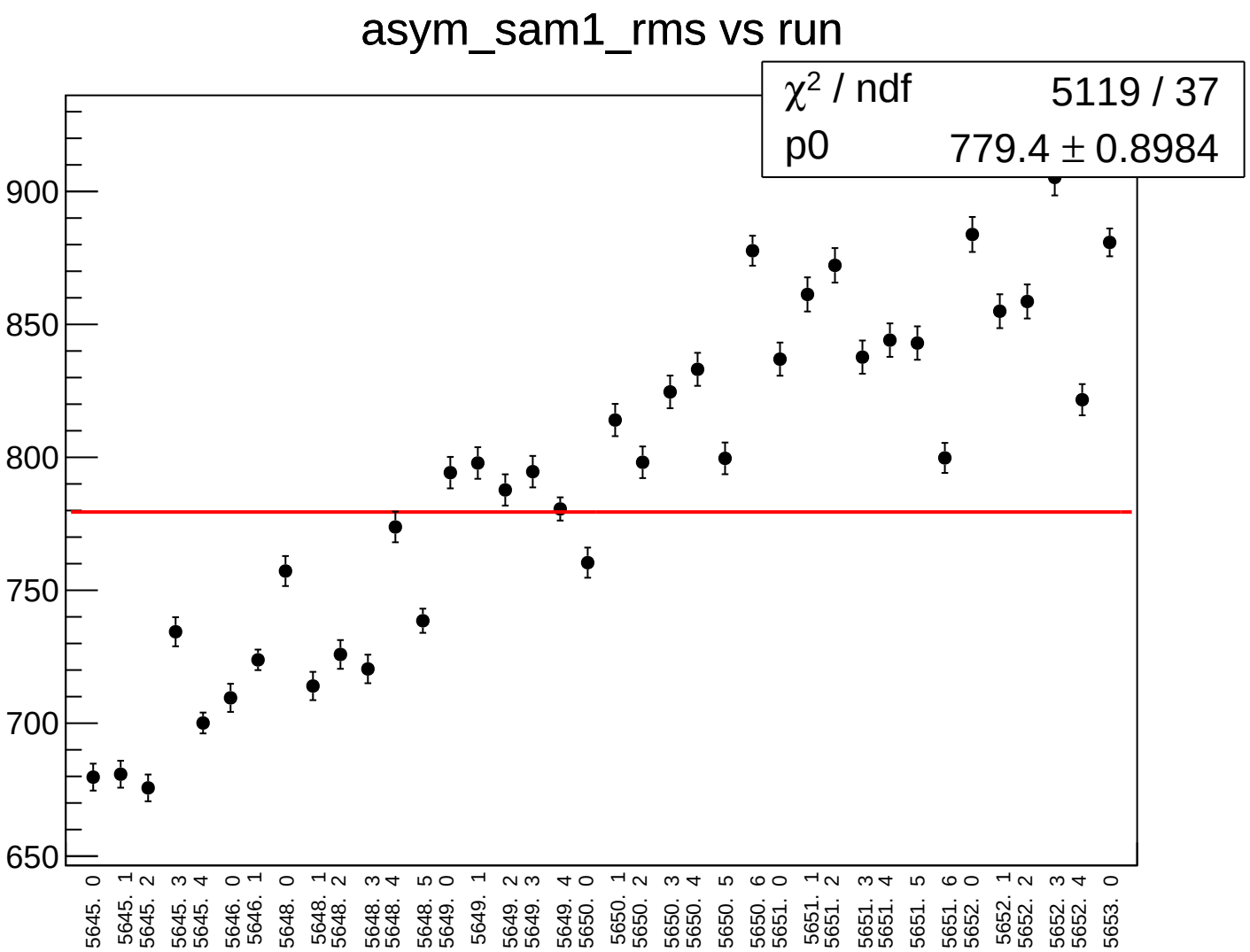
asym_sam1_rms vs run
χ² / ndf 5119 / 37
p0 779.4 ± 0.8984
900
850
800
750
700
650
5645. 0
5645. 1
5645. 2
5645. 3
5645. 4
5646. 0
5646. 1
5648. 0
5648. 1
5648. 2
5648. 3
5648. 4
5648. 5
5649. 0
5649. 1
5649. 2
5649. 3
5649. 4
5650. 0
5650. 1
5650. 2
5650. 3
5650. 4
5650. 5
5650. 6
5651. 0
5651. 1
5651. 2
5651. 3
5651. 4
5651. 5
5651. 6
5652. 0
5652. 1
5652. 2
5652. 3
5652. 4
5653. 0

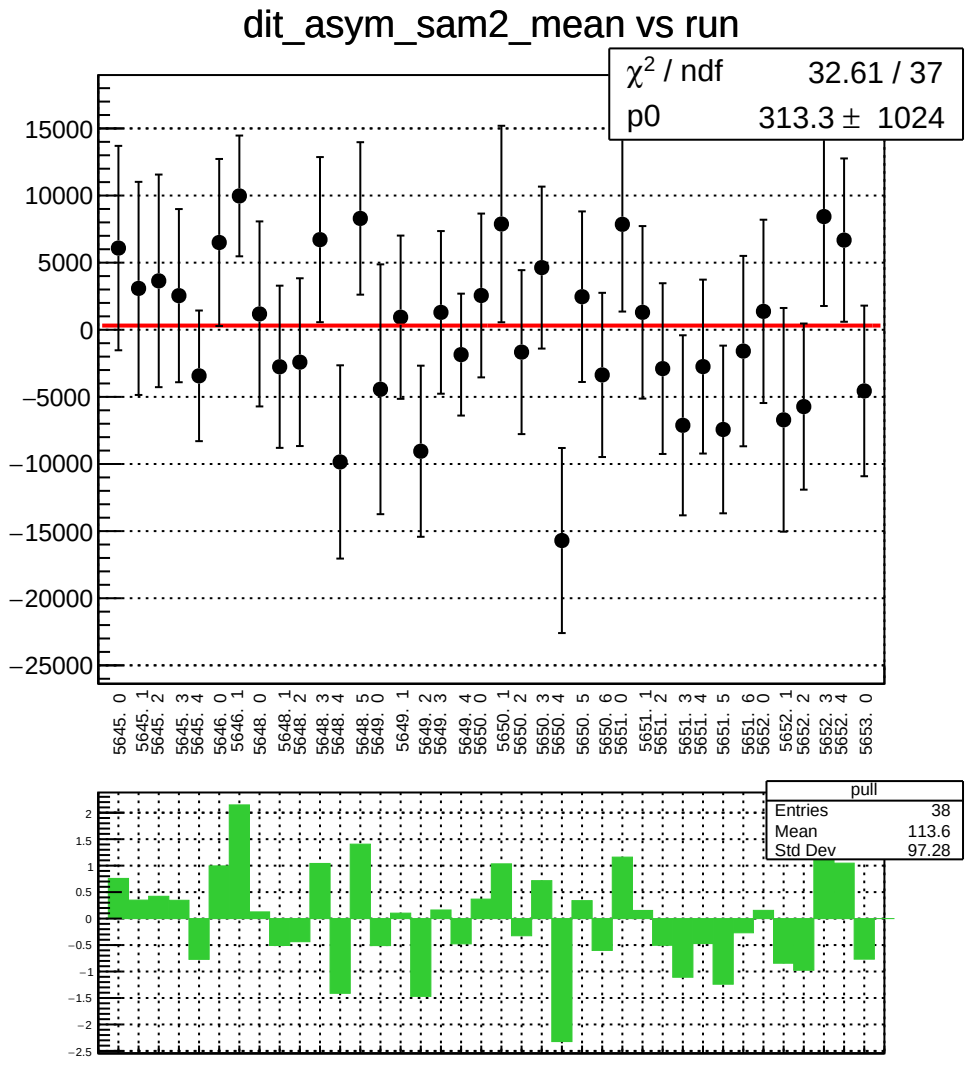
dit_asym_sam2_mean vs run
χ2 / ndf 32.61 / 37
p0 313.3 ± 1024
15000
10000
5000
0
−5000
−10000
−15000
−20000
−25000
5645. 0
5645. 1
5645. 2
5645. 3
5645. 4
5646. 0
5646. 1
5648. 0
5648. 1
5648. 2
5648. 3
5648. 4
5648. 5
5649. 0
5649. 1
5649. 2
5649. 3
5649. 4
5650. 0
5650. 1
5650. 2
5650. 3
5650. 4
5650. 5
5650. 6
5651. 0
5651. 1
5651. 2
5651. 3
5651. 4
5651. 5
5651. 6
5652. 0
5652. 1
5652. 2
5652. 3
5652. 4
5653. 0
pull
Entries 38
Mean 113.6
Std Dev 97.28
2
1.5
1
0.5
0
−0.5
−1
−1.5
−2
−2.5

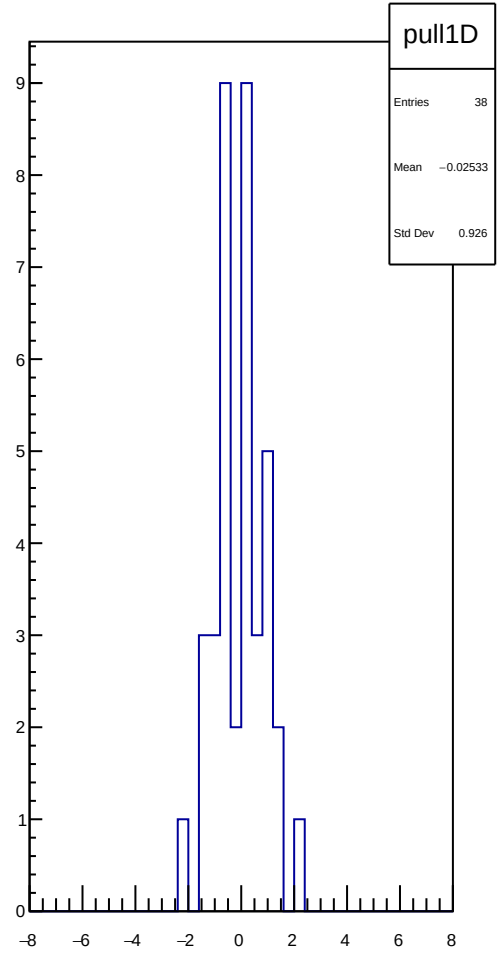
pull1D
Entries 38
Mean −0.02533
Std Dev 0.926
9
8
7
6
5
4
3
2
1
0
−8
−6
−4
−2
0
2
4
6
8

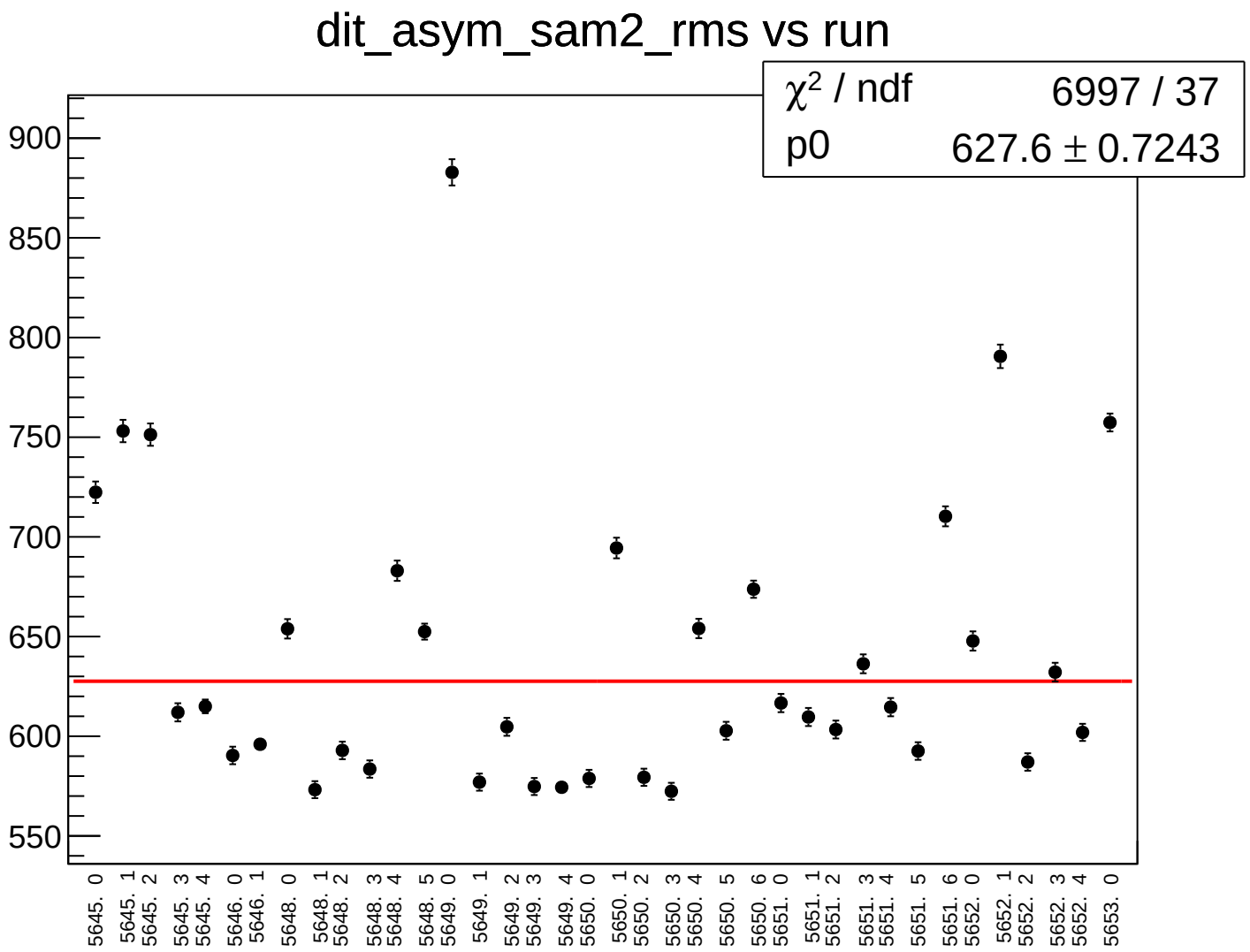
dit_asym_sam2_rms vs run
χ² / ndf 6997 / 37
p0 627.6 ± 0.7243
900
850
800
750
700
650
600
550
5645. 0
5645. 1
5645. 2
5645. 3
5645. 4
5646. 0
5646. 1
5648. 0
5648. 1
5648. 2
5648. 3
5648. 4
5648. 5
5649. 0
5649. 1
5649. 2
5649. 3
5649. 4
5650. 0
5650. 1
5650. 2
5650. 3
5650. 4
5650. 5
5650. 6
5651. 0
5651. 1
5651. 2
5651. 3
5651. 4
5651. 5
5651. 6
5652. 0
5652. 1
5652. 2
5652. 3
5652. 4
5653. 0

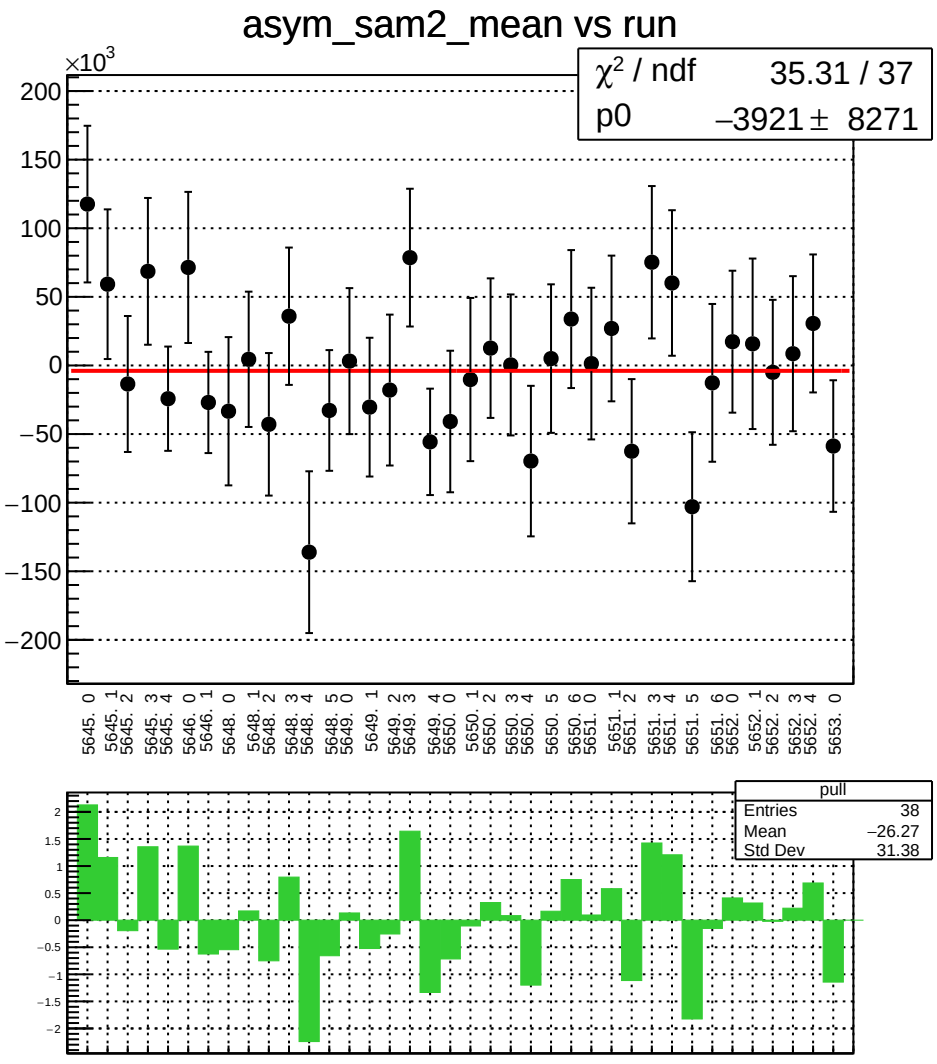
asym_sam2_mean vs run
×10^3
χ² / ndf 35.31 / 37
p0 −3921 ± 8271
pull
Entries 38
Mean −26.27
Std Dev 31.38

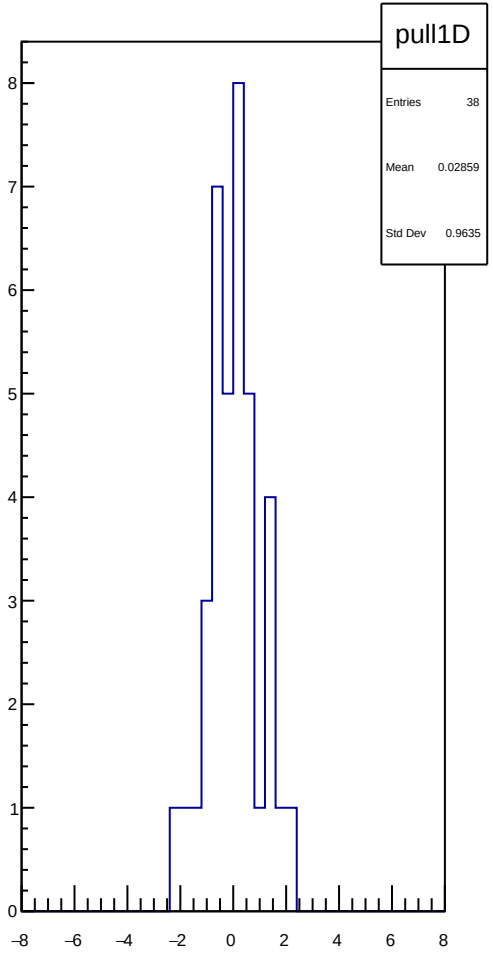
pull1D
Entries 38
Mean 0.02859
Std Dev 0.9635

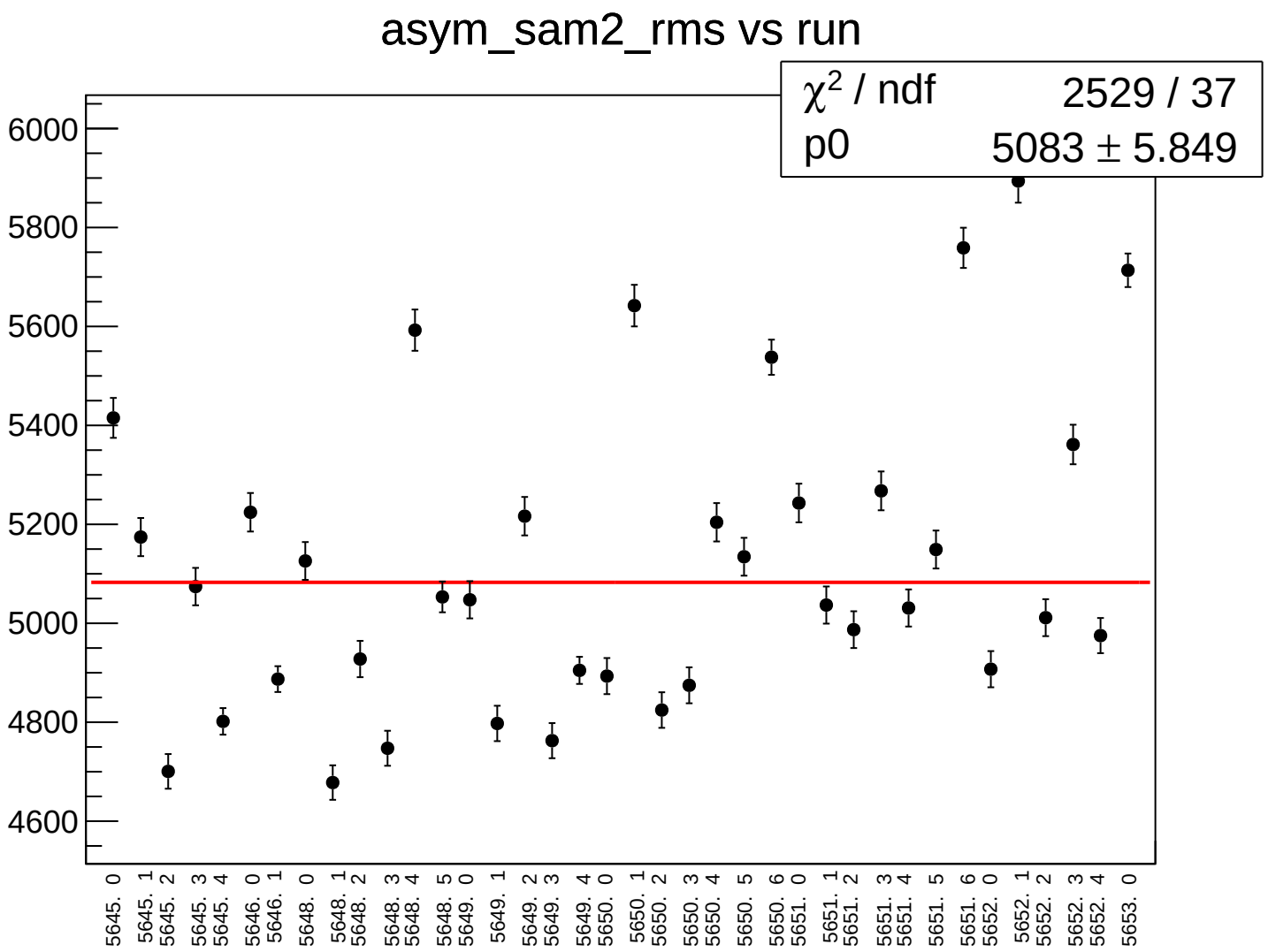
asym_sam2_rms vs run
χ² / ndf 2529 / 37
p0 5083 ± 5.849
6000
5800
5600
5400
5200
5000
4800
4600
5645. 0
5645. 1
5645. 2
5645. 3
5645. 4
5646. 0
5646. 1
5648. 0
5648. 1
5648. 2
5648. 3
5648. 4
5648. 5
5649. 0
5649. 1
5649. 2
5649. 3
5649. 4
5650. 0
5650. 1
5650. 2
5650. 3
5650. 4
5650. 5
5650. 6
5651. 0
5651. 1
5651. 2
5651. 3
5651. 4
5651. 5
5651. 6
5652. 0
5652. 1
5652. 2
5652. 3
5652. 4
5653. 0

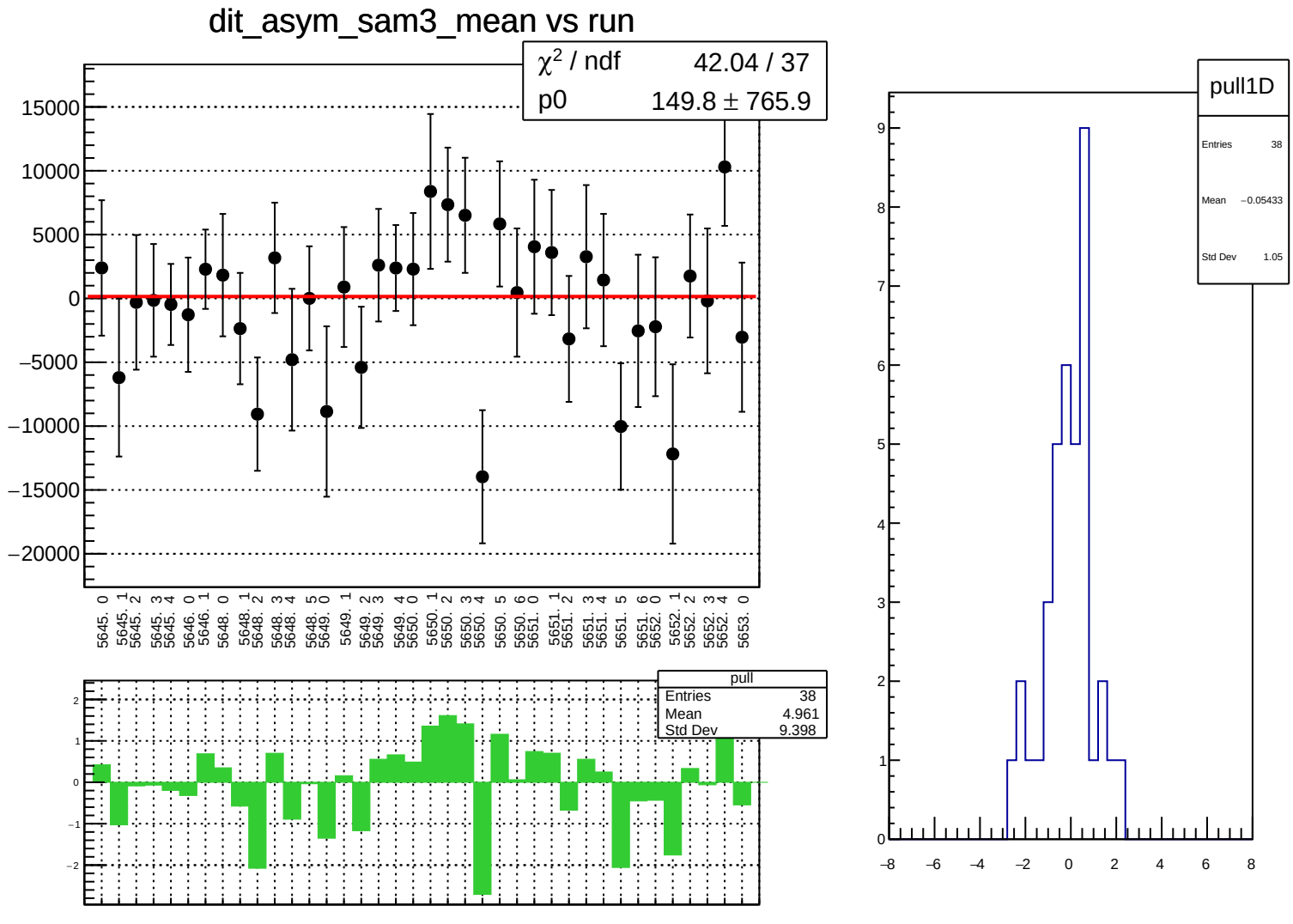
dit_asym_sam3_mean vs run
χ2 / ndf 42.04 / 37
p0 149.8 ± 765.9
15000
10000
5000
0
−5000
−10000
−15000
−20000
5645. 0
5645. 1
5645. 2
5645. 3
5645. 4
5646. 0
5646. 1
5648. 0
5648. 1
5648. 2
5648. 3
5648. 4
5648. 5
5649. 0
5649. 1
5649. 2
5649. 3
5649. 4
5650. 0
5650. 1
5650. 2
5650. 3
5650. 4
5650. 5
5650. 6
5651. 0
5651. 1
5651. 2
5651. 3
5651. 4
5651. 5
5651. 6
5652. 0
5652. 1
5652. 2
5652. 3
5652. 4
5653. 0
pull
Entries 38
Mean 4.961
Std Dev 9.398
2
1
0
−1
−2
pull1D
Entries 38
Mean −0.05433
Std Dev 1.05
9
8
7
6
5
4
3
2
1
0
−8
−6
−4
−2
0
2
4
6
8

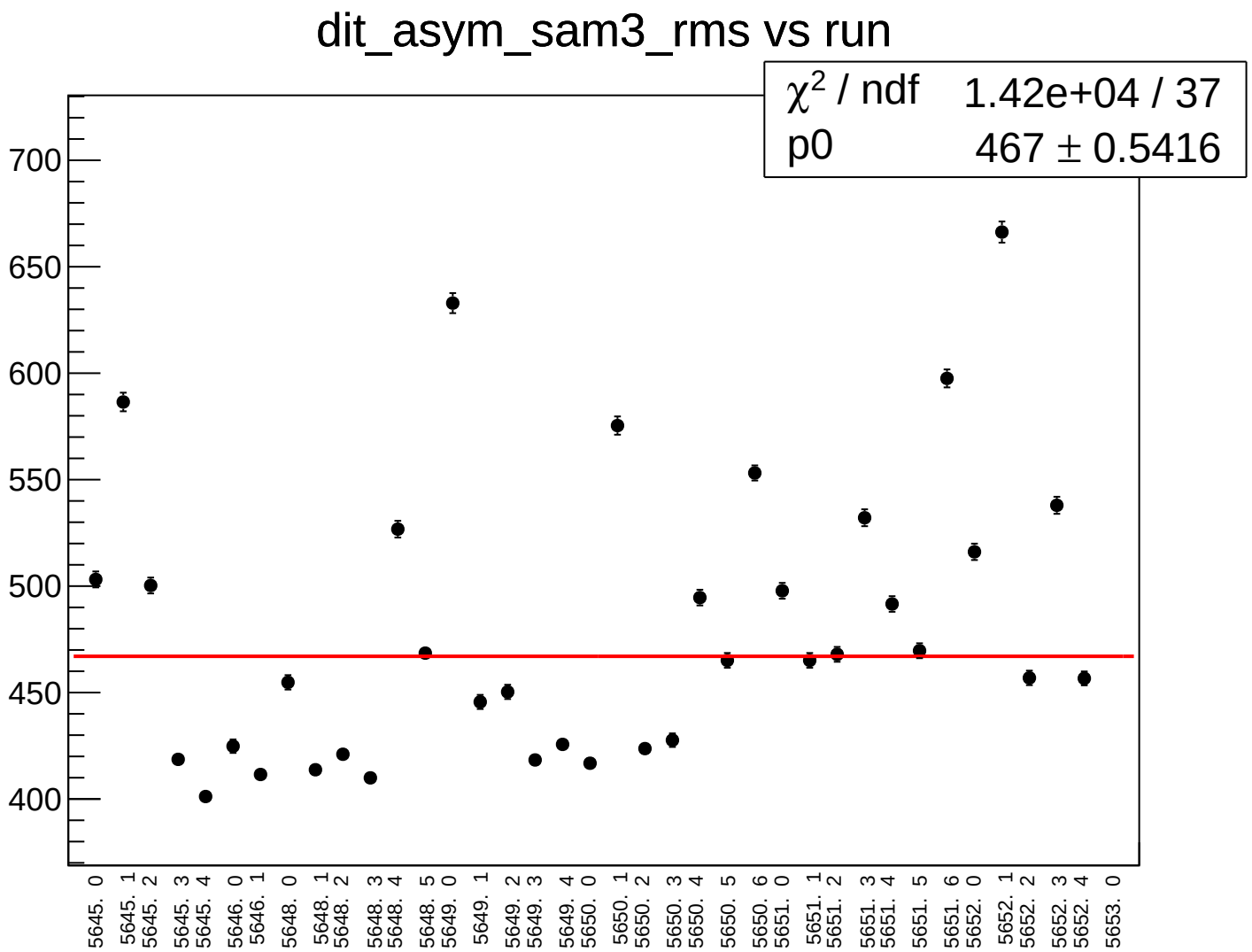
dit_asym_sam3_rms vs run
χ2 / ndf 1.42e+04 / 37
p0 467 ± 0.5416
700
650
600
550
500
450
400
5645. 0
5645. 1
5645. 2
5645. 3
5645. 4
5646. 0
5646. 1
5648. 0
5648. 1
5648. 2
5648. 3
5648. 4
5648. 5
5649. 0
5649. 1
5649. 2
5649. 3
5649. 4
5650. 0
5650. 1
5650. 2
5650. 3
5650. 4
5650. 5
5650. 6
5651. 0
5651. 1
5651. 2
5651. 3
5651. 4
5651. 5
5651. 6
5652. 0
5652. 1
5652. 2
5652. 3
5652. 4
5653. 0

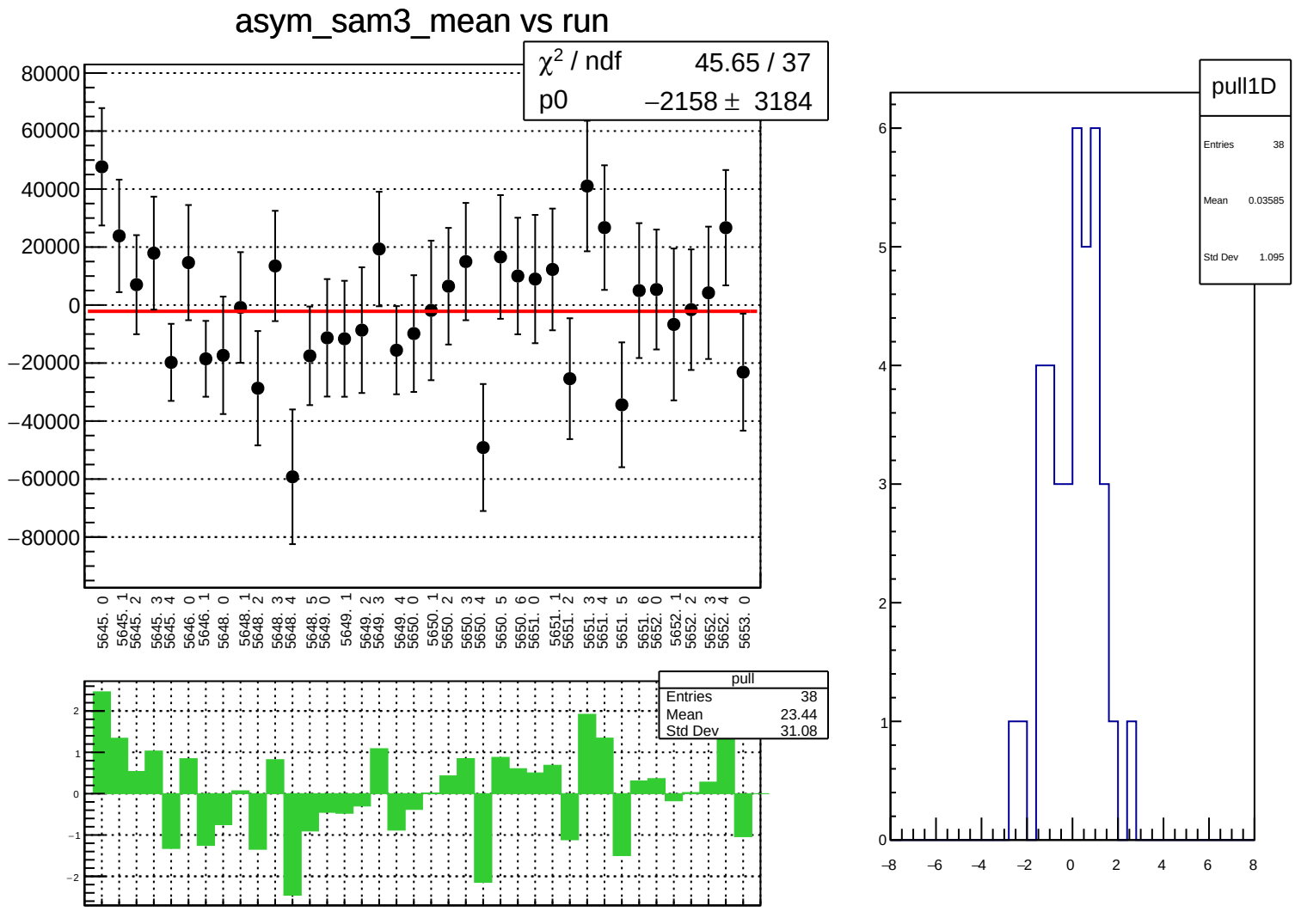
asym_sam3_mean vs run
χ² / ndf 45.65 / 37
p0 −2158 ± 3184
80000
60000
40000
20000
0
−20000
−40000
−60000
−80000
5645. 0
5645. 1
5645. 2
5645. 3
5645. 4
5646. 0
5646. 1
5648. 0
5648. 1
5648. 2
5648. 3
5648. 4
5648. 5
5649. 0
5649. 1
5649. 2
5649. 3
5649. 4
5650. 0
5650. 1
5650. 2
5650. 3
5650. 4
5650. 5
5650. 6
5651. 0
5651. 1
5651. 2
5651. 3
5651. 4
5651. 5
5651. 6
5652. 0
5652. 1
5652. 2
5652. 3
5652. 4
5653. 0
pull
Entries 38
Mean 23.44
Std Dev 31.08
pull1D
Entries 38
Mean 0.03585
Std Dev 1.095

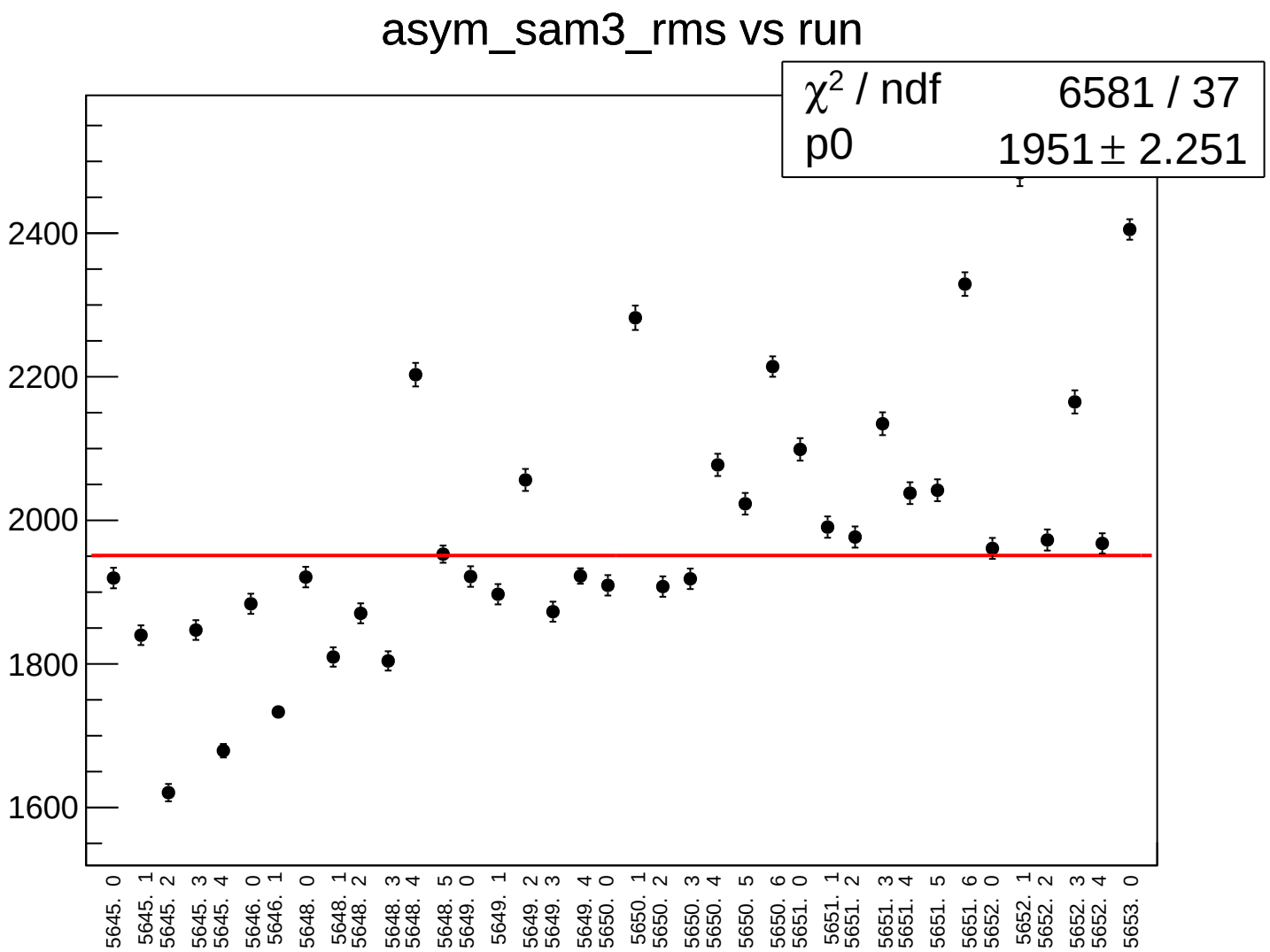
asym_sam3_rms vs run
χ2 / ndf 6581 / 37
p0 1951 ± 2.251
2400
2200
2000
1800
1600
5645. 0
5645. 1
5645. 2
5645. 3
5645. 4
5646. 0
5646. 1
5648. 0
5648. 1
5648. 2
5648. 3
5648. 4
5648. 5
5649. 0
5649. 1
5649. 2
5649. 3
5649. 4
5650. 0
5650. 1
5650. 2
5650. 3
5650. 4
5650. 5
5650. 6
5651. 0
5651. 1
5651. 2
5651. 3
5651. 4
5651. 5
5651. 6
5652. 0
5652. 1
5652. 2
5652. 3
5652. 4
5653. 0

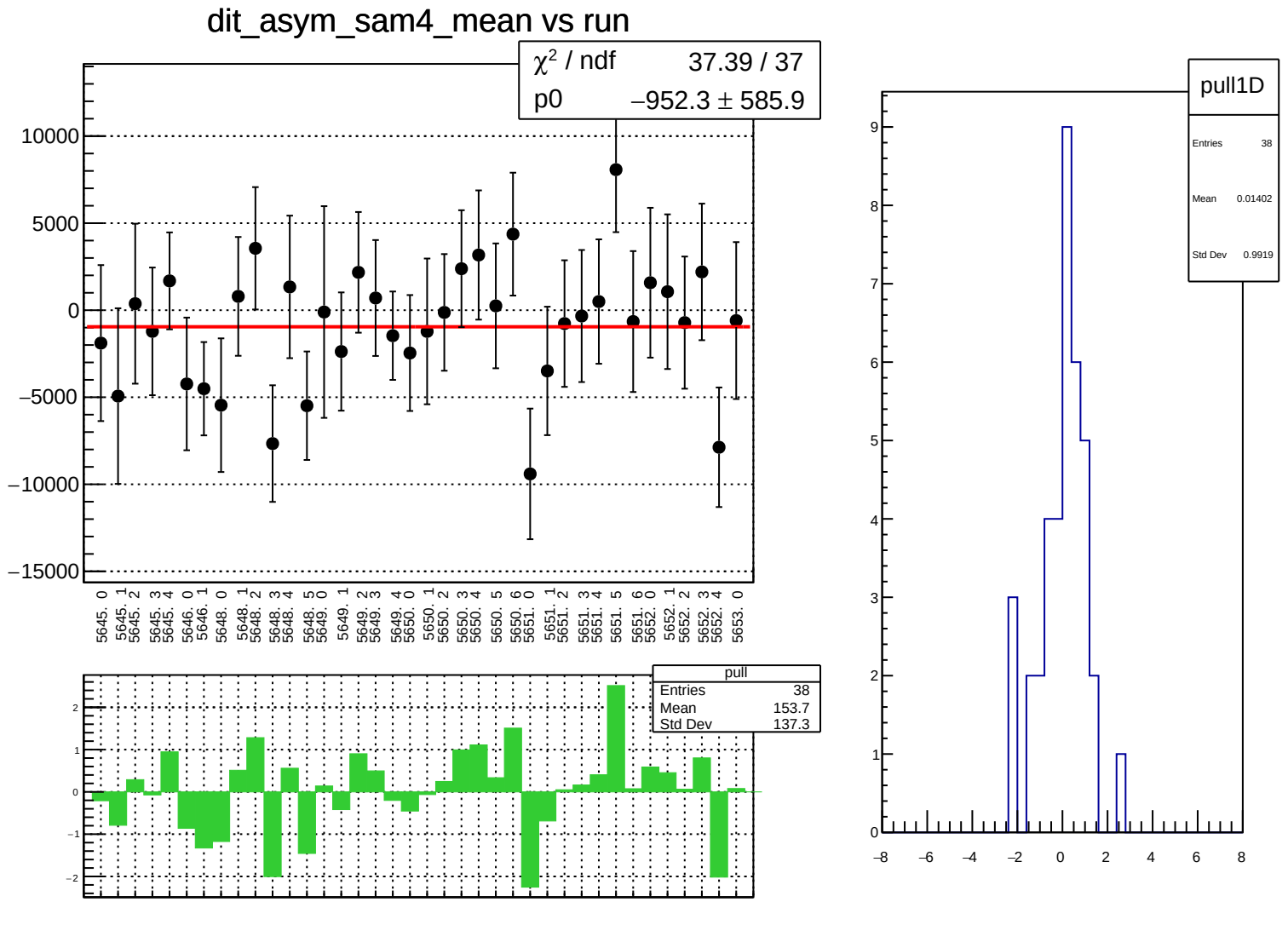
dit_asym_sam4_mean vs run
χ² / ndf 37.39 / 37
p0 −952.3 ± 585.9
10000
5000
0
−5000
−10000
−15000
5645. 0
5645. 1
5645. 2
5645. 3
5645. 4
5646. 0
5646. 1
5648. 0
5648. 1
5648. 2
5648. 3
5648. 4
5648. 5
5649. 0
5649. 1
5649. 2
5649. 3
5649. 4
5650. 0
5650. 1
5650. 2
5650. 3
5650. 4
5650. 5
5650. 6
5651. 0
5651. 1
5651. 2
5651. 3
5651. 4
5651. 5
5651. 6
5652. 0
5652. 1
5652. 2
5652. 3
5652. 4
5653. 0
pull
Entries 38
Mean 153.7
Std Dev 137.3
2
1
0
−1
−2
pull1D
Entries 38
Mean 0.01402
Std Dev 0.9919
9
8
7
6
5
4
3
2
1
0
−8
−6
−4
−2
0
2
4
6
8

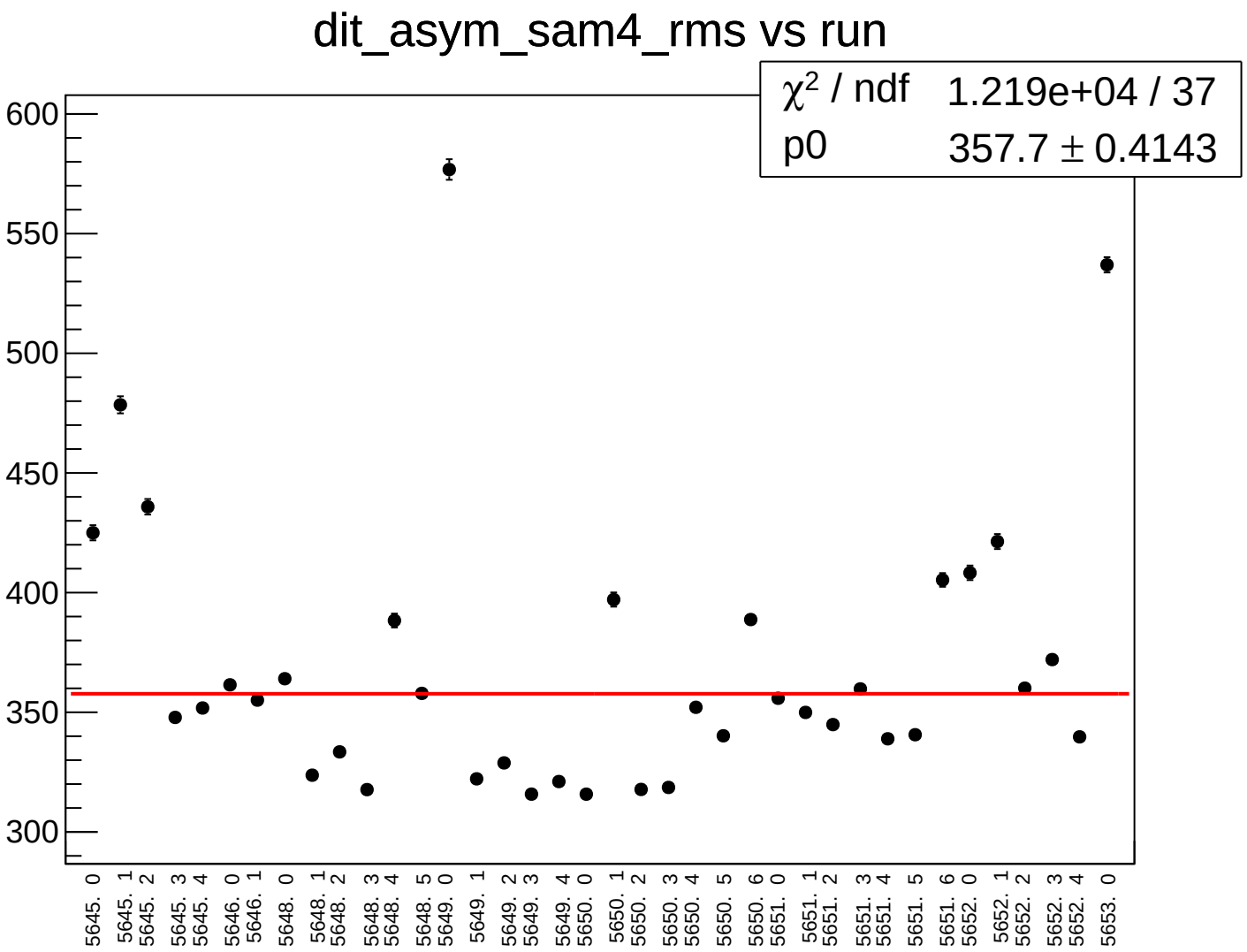
dit_asym_sam4_rms vs run
χ² / ndf 1.219e+04 / 37
p0 357.7 ± 0.4143
600
550
500
450
400
350
300
5645. 0
5645. 1
5645. 2
5645. 3
5645. 4
5646. 0
5646. 1
5648. 0
5648. 1
5648. 2
5648. 3
5648. 4
5648. 5
5649. 0
5649. 1
5649. 2
5649. 3
5649. 4
5650. 0
5650. 1
5650. 2
5650. 3
5650. 4
5650. 5
5650. 6
5651. 0
5651. 1
5651. 2
5651. 3
5651. 4
5651. 5
5651. 6
5652. 0
5652. 1
5652. 2
5652. 3
5652. 4
5653. 0

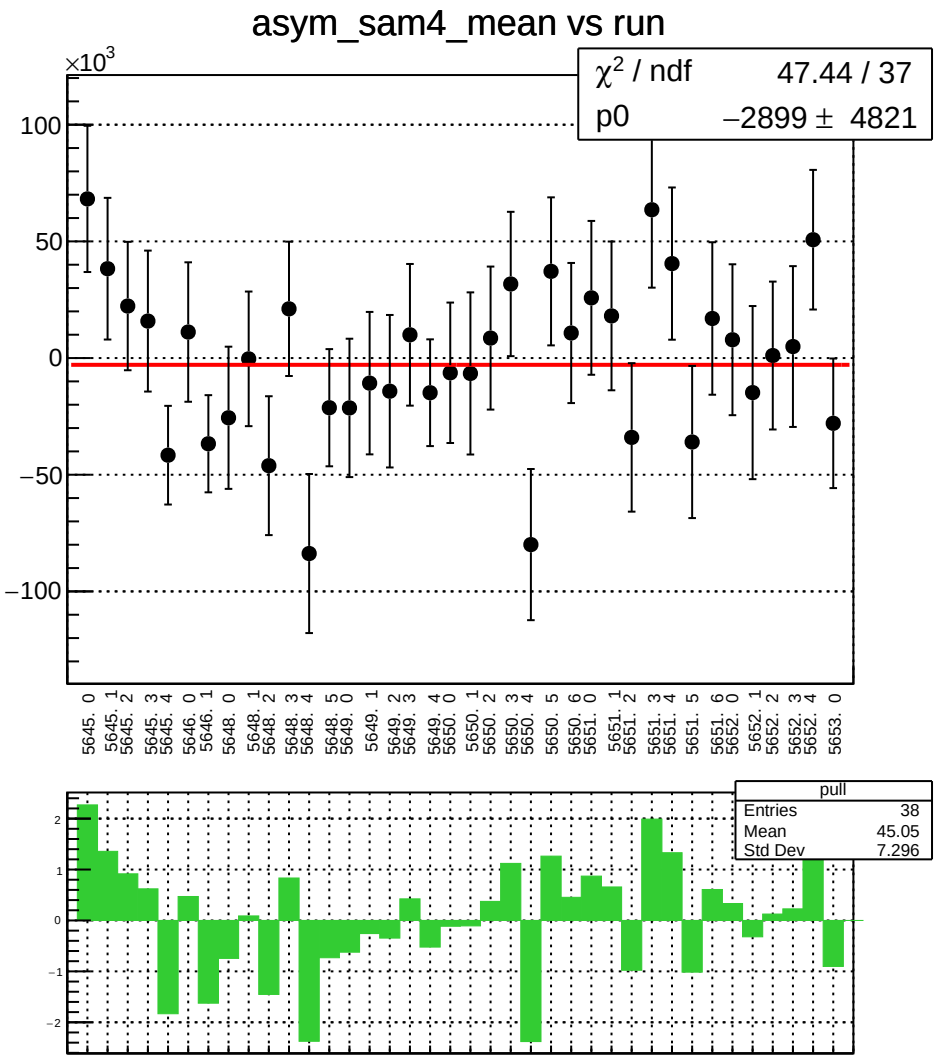
asym_sam4_mean vs run
×10^3
χ² / ndf 47.44 / 37
p0 −2899 ± 4821
100
50
0
−50
−100
5645. 0
5645. 1
5645. 2
5645. 3
5645. 4
5646. 0
5646. 1
5648. 0
5648. 1
5648. 2
5648. 3
5648. 4
5648. 5
5649. 0
5649. 1
5649. 2
5649. 3
5649. 4
5650. 0
5650. 1
5650. 2
5650. 3
5650. 4
5650. 5
5650. 6
5651. 0
5651. 1
5651. 2
5651. 3
5651. 4
5651. 5
5651. 6
5652. 0
5652. 1
5652. 2
5652. 3
5652. 4
5653. 0
pull
Entries 38
Mean 45.05
Std Dev 7.296
2
1
0
−1
−2

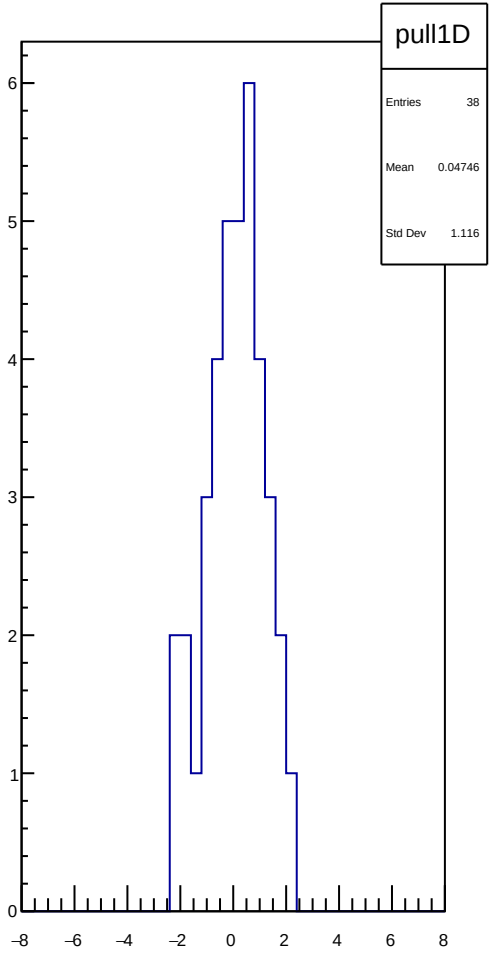
pull1D
Entries 38
Mean 0.04746
Std Dev 1.116
6
5
4
3
2
1
0
−8
−6
−4
−2
0
2
4
6
8

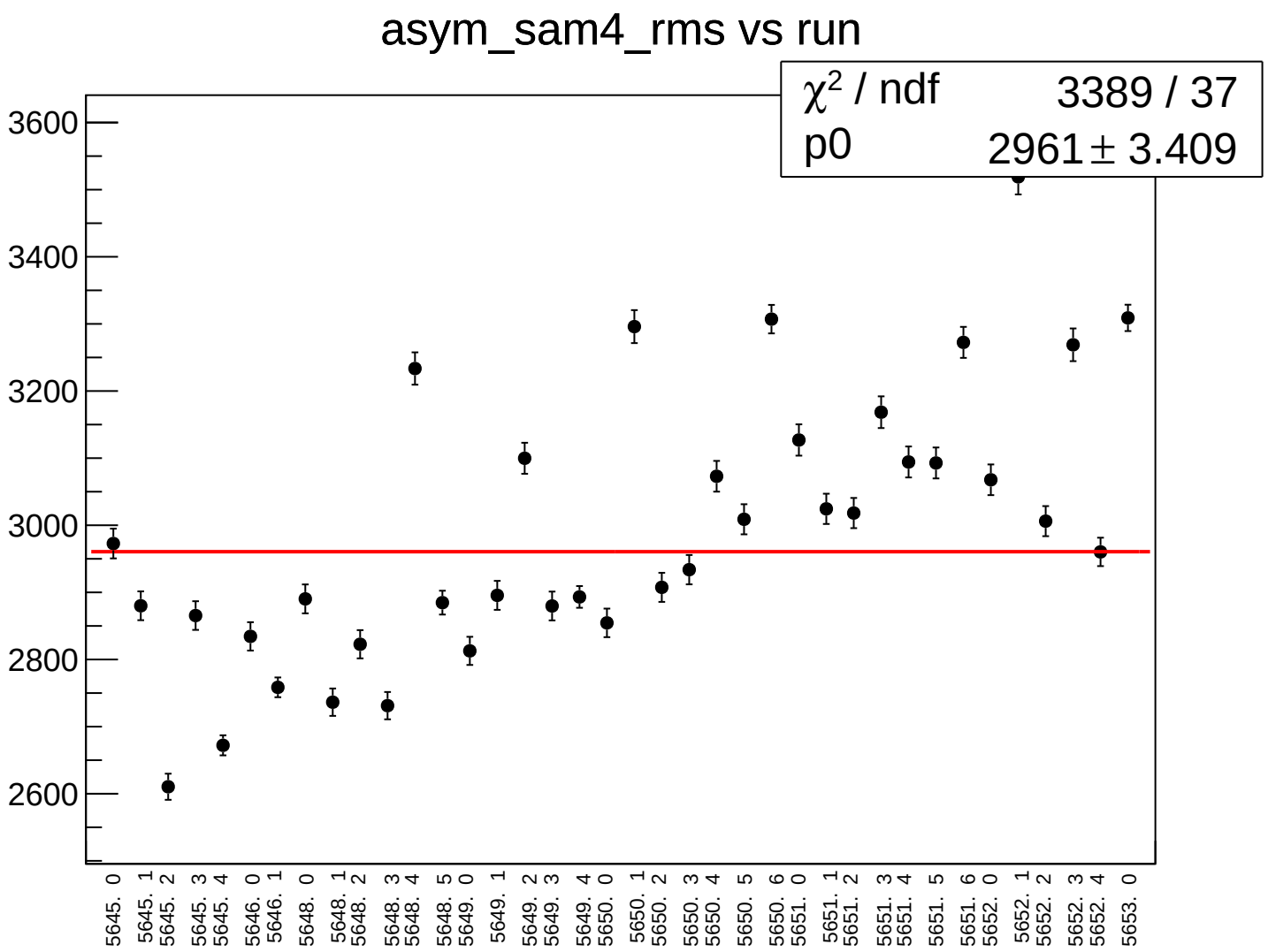
asym_sam4_rms vs run
χ² / ndf 3389 / 37
p0 2961 ± 3.409
3600
3400
3200
3000
2800
2600
5645. 0
5645. 1
5645. 2
5645. 3
5645. 4
5646. 0
5646. 1
5648. 0
5648. 1
5648. 2
5648. 3
5648. 4
5648. 5
5649. 0
5649. 1
5649. 2
5649. 3
5649. 4
5650. 0
5650. 1
5650. 2
5650. 3
5650. 4
5650. 5
5650. 6
5651. 0
5651. 1
5651. 2
5651. 3
5651. 4
5651. 5
5651. 6
5652. 0
5652. 1
5652. 2
5652. 3
5652. 4
5653. 0

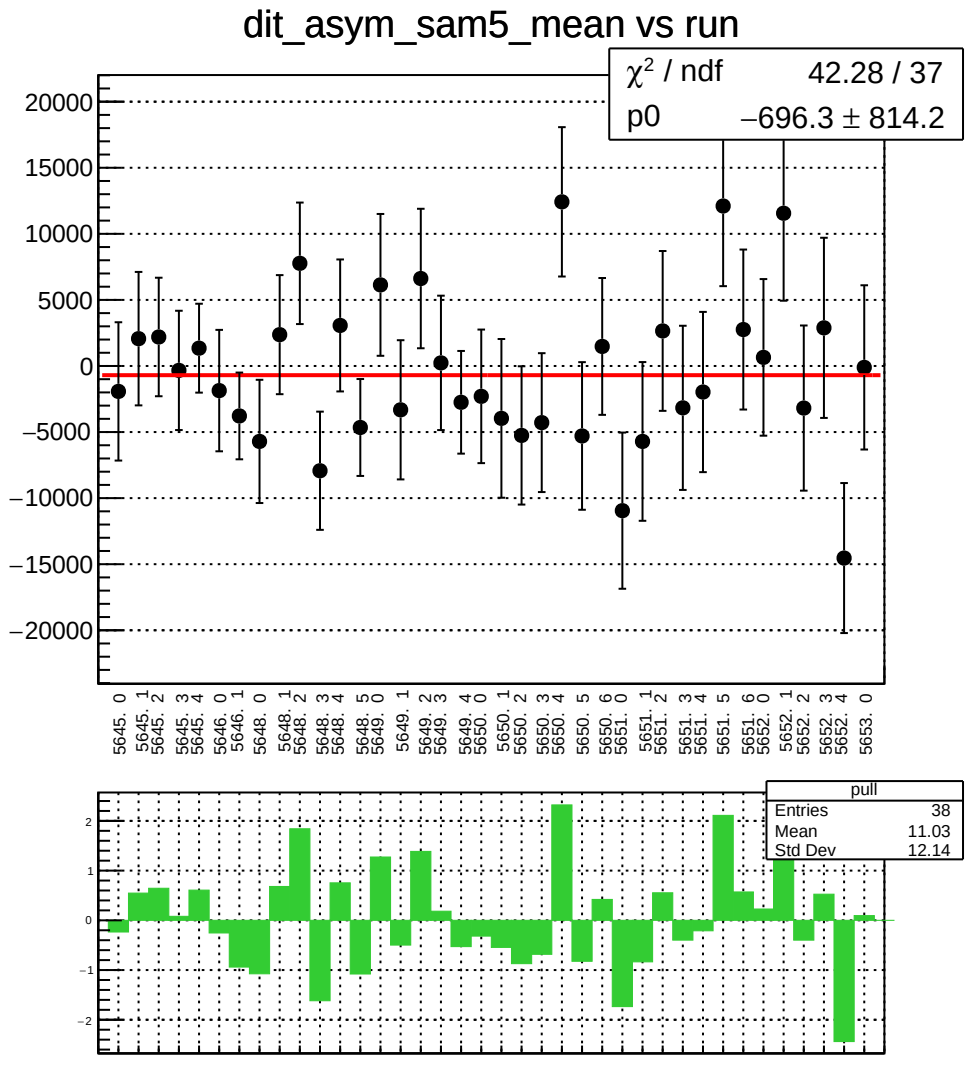
dit_asym_sam5_mean vs run
χ² / ndf 42.28 / 37
p0 −696.3 ± 814.2
20000
15000
10000
5000
0
−5000
−10000
−15000
−20000
5645. 0
5645. 1
5645. 2
5645. 3
5645. 4
5646. 0
5646. 1
5648. 0
5648. 1
5648. 2
5648. 3
5648. 4
5648. 5
5649. 0
5649. 1
5649. 2
5649. 3
5649. 4
5650. 0
5650. 1
5650. 2
5650. 3
5650. 4
5650. 5
5650. 6
5651. 0
5651. 1
5651. 2
5651. 3
5651. 4
5651. 5
5651. 6
5652. 0
5652. 1
5652. 2
5652. 3
5652. 4
5653. 0
pull
Entries 38
Mean 11.03
Std Dev 12.14
2
1
0
−1
−2

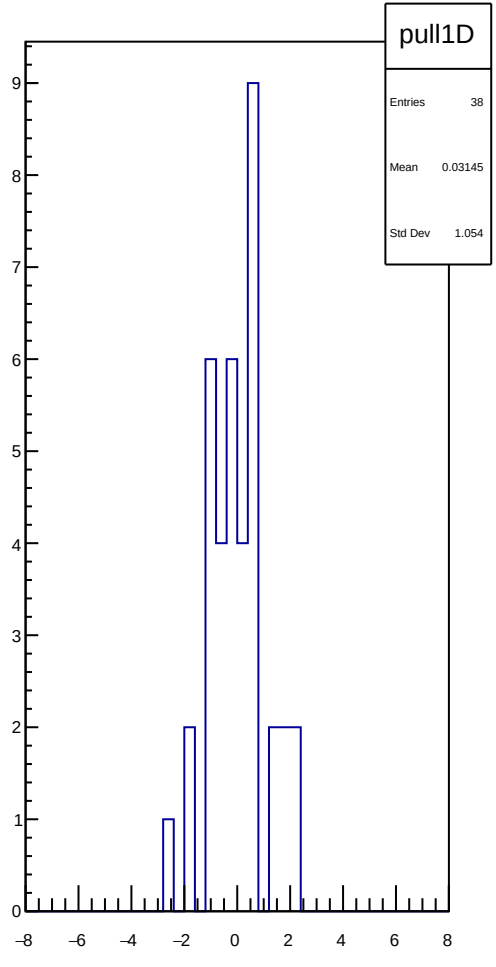
pull1D
Entries 38
Mean 0.03145
Std Dev 1.054
9
8
7
6
5
4
3
2
1
0
−8
−6
−4
−2
0
2
4
6
8

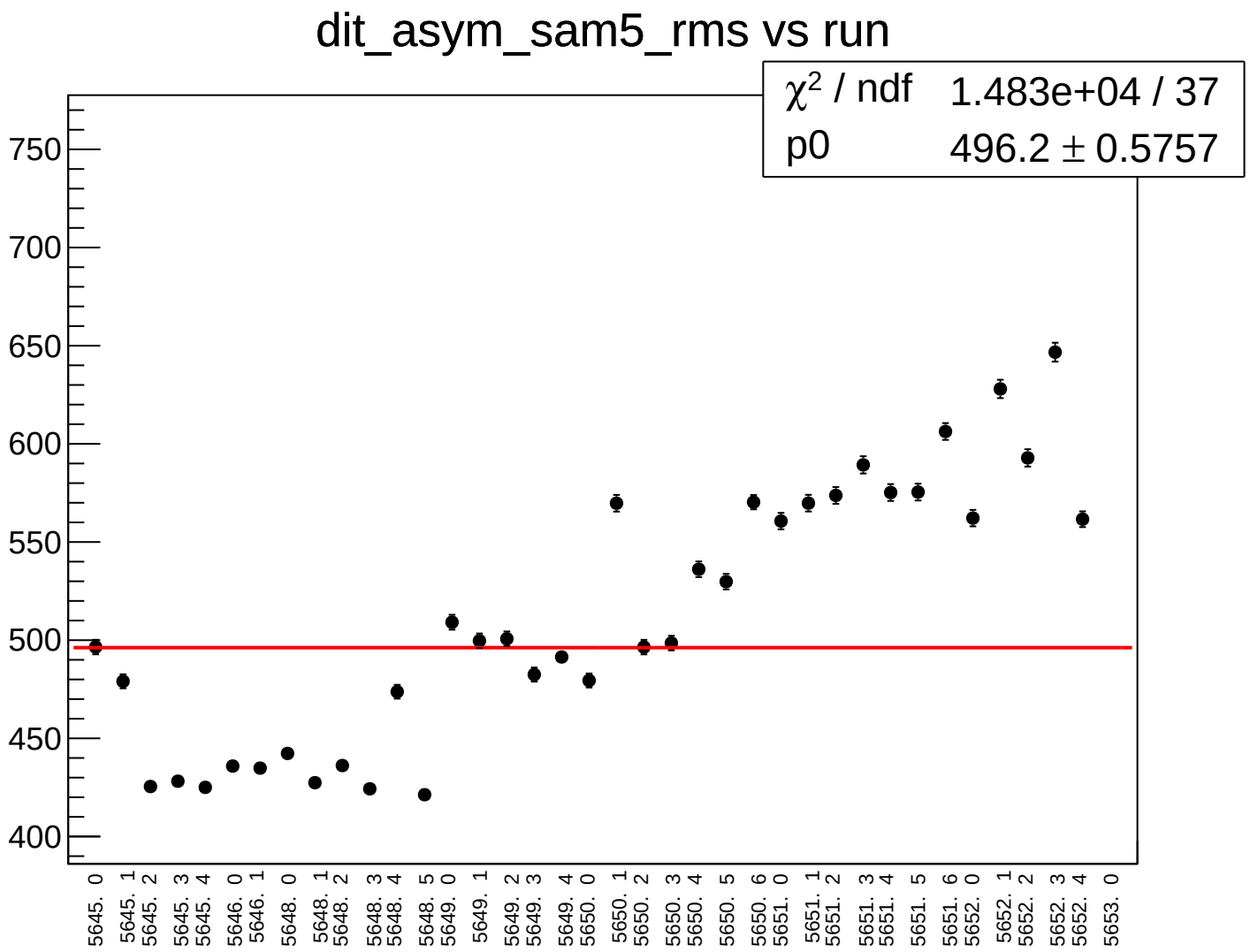
dit_asym_sam5_rms vs run
χ² / ndf 1.483e+04 / 37
p0 496.2 ± 0.5757
750
700
650
600
550
500
450
400
5645. 0
5645. 1
5645. 2
5645. 3
5645. 4
5646. 0
5646. 1
5648. 0
5648. 1
5648. 2
5648. 3
5648. 4
5648. 5
5649. 0
5649. 1
5649. 2
5649. 3
5649. 4
5650. 0
5650. 1
5650. 2
5650. 3
5650. 4
5650. 5
5650. 6
5651. 0
5651. 1
5651. 2
5651. 3
5651. 4
5651. 5
5651. 6
5652. 0
5652. 1
5652. 2
5652. 3
5652. 4
5653. 0

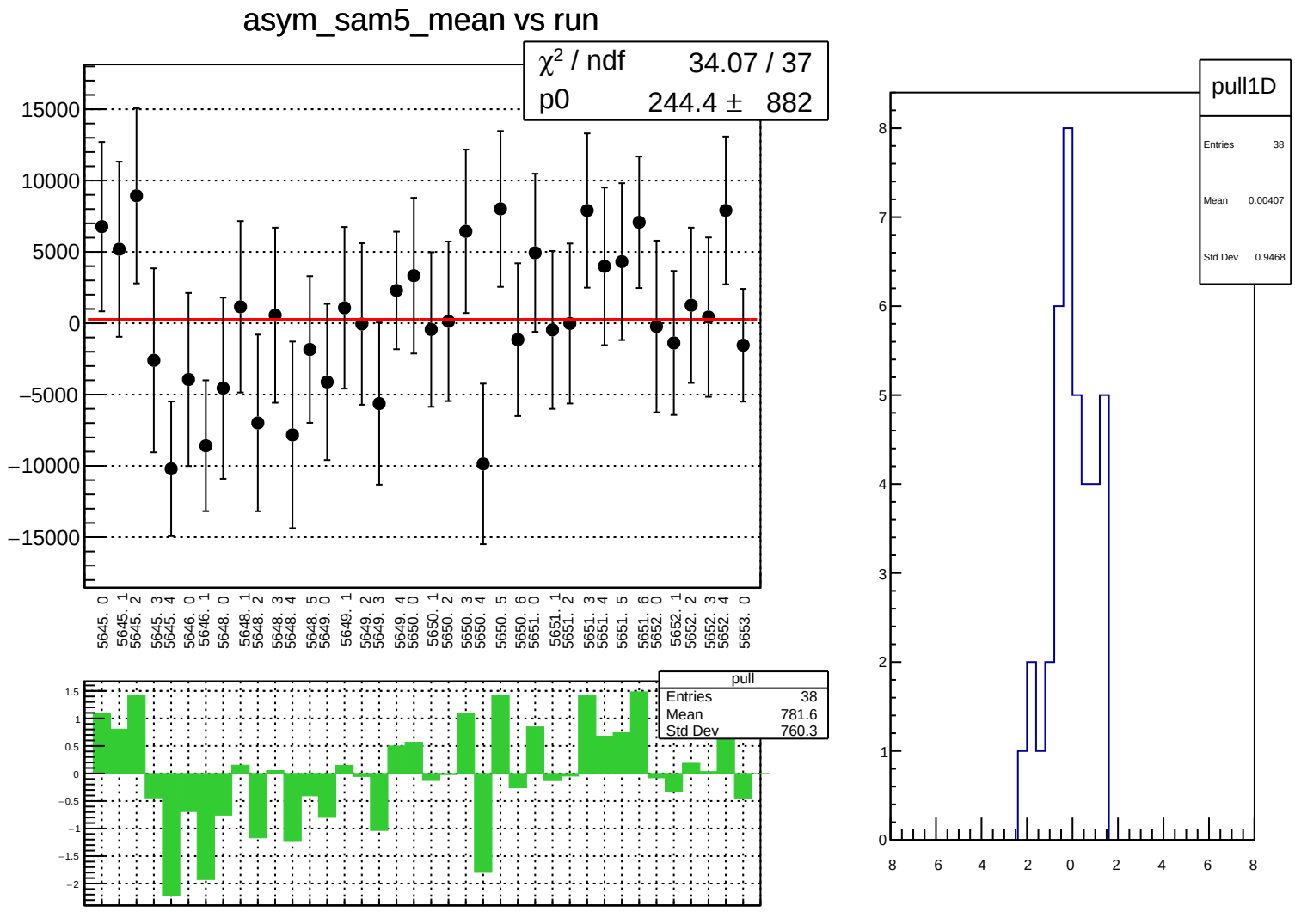
asym_sam5_mean vs run
χ² / ndf 34.07 / 37
p0 244.4 ± 882
15000
10000
5000
0
−5000
−10000
−15000
5645. 0
5645. 1
5645. 2
5645. 3
5645. 4
5646. 0
5646. 1
5648. 0
5648. 1
5648. 2
5648. 3
5648. 4
5648. 5
5649. 0
5649. 1
5649. 2
5649. 3
5649. 4
5650. 0
5650. 1
5650. 2
5650. 3
5650. 4
5650. 5
5650. 6
5651. 0
5651. 1
5651. 2
5651. 3
5651. 4
5651. 5
5651. 6
5652. 0
5652. 1
5652. 2
5652. 3
5652. 4
5653. 0
pull
Entries 38
Mean 781.6
Std Dev 760.3
1.5
1
0.5
0
−0.5
−1
−1.5
−2
pull1D
Entries 38
Mean 0.00407
Std Dev 0.9468
8
7
6
5
4
3
2
1
0
−8
−6
−4
−2
0
2
4
6
8

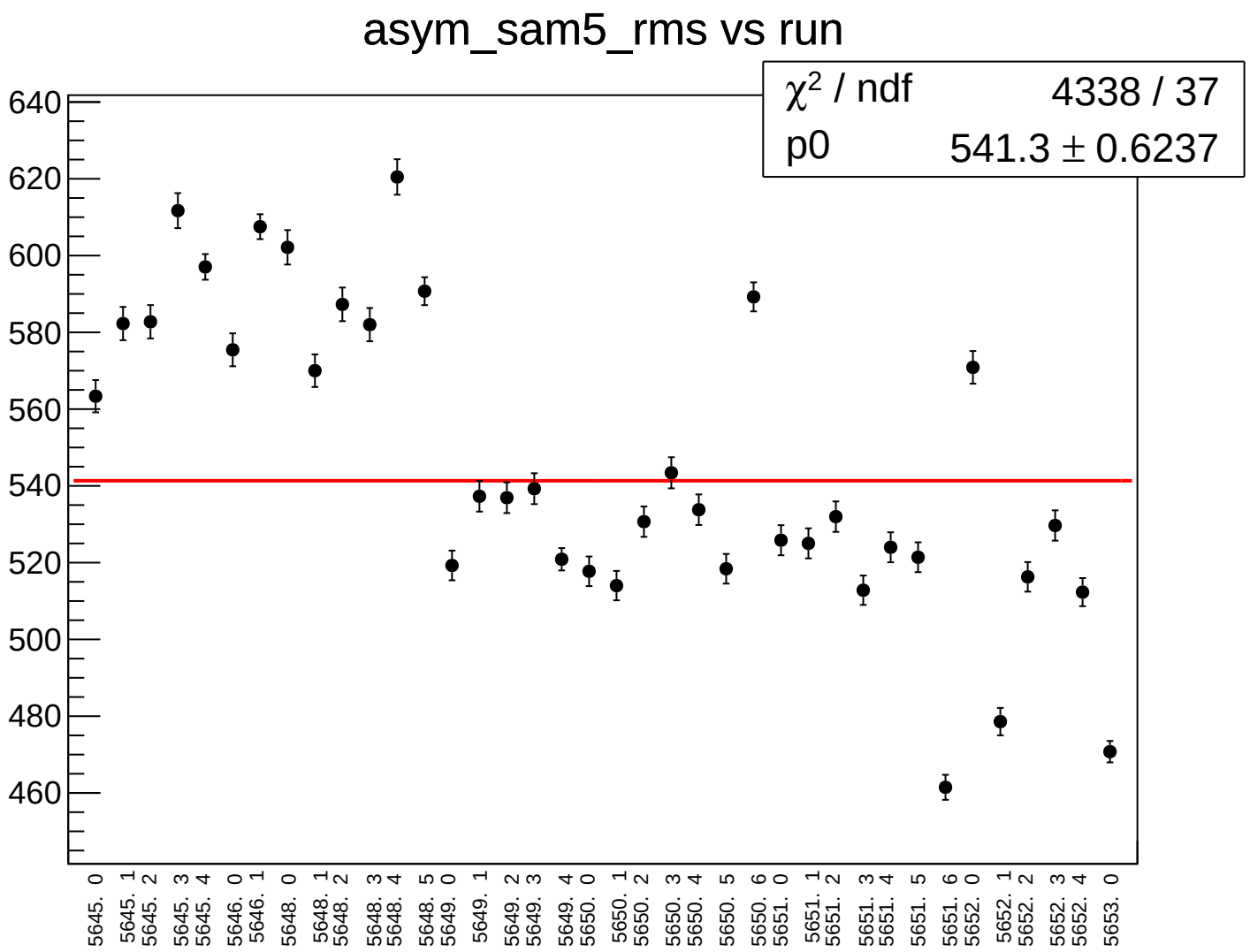
asym_sam5_rms vs run
χ2 / ndf 4338 / 37
p0 541.3 ± 0.6237
640
620
600
580
560
540
520
500
480
460
5645. 0
5645. 1
5645. 2
5645. 3
5645. 4
5646. 0
5646. 1
5648. 0
5648. 1
5648. 2
5648. 3
5648. 4
5648. 5
5649. 0
5649. 1
5649. 2
5649. 3
5649. 4
5650. 0
5650. 1
5650. 2
5650. 3
5650. 4
5650. 5
5650. 6
5651. 0
5651. 1
5651. 2
5651. 3
5651. 4
5651. 5
5651. 6
5652. 0
5652. 1
5652. 2
5652. 3
5652. 4
5653. 0

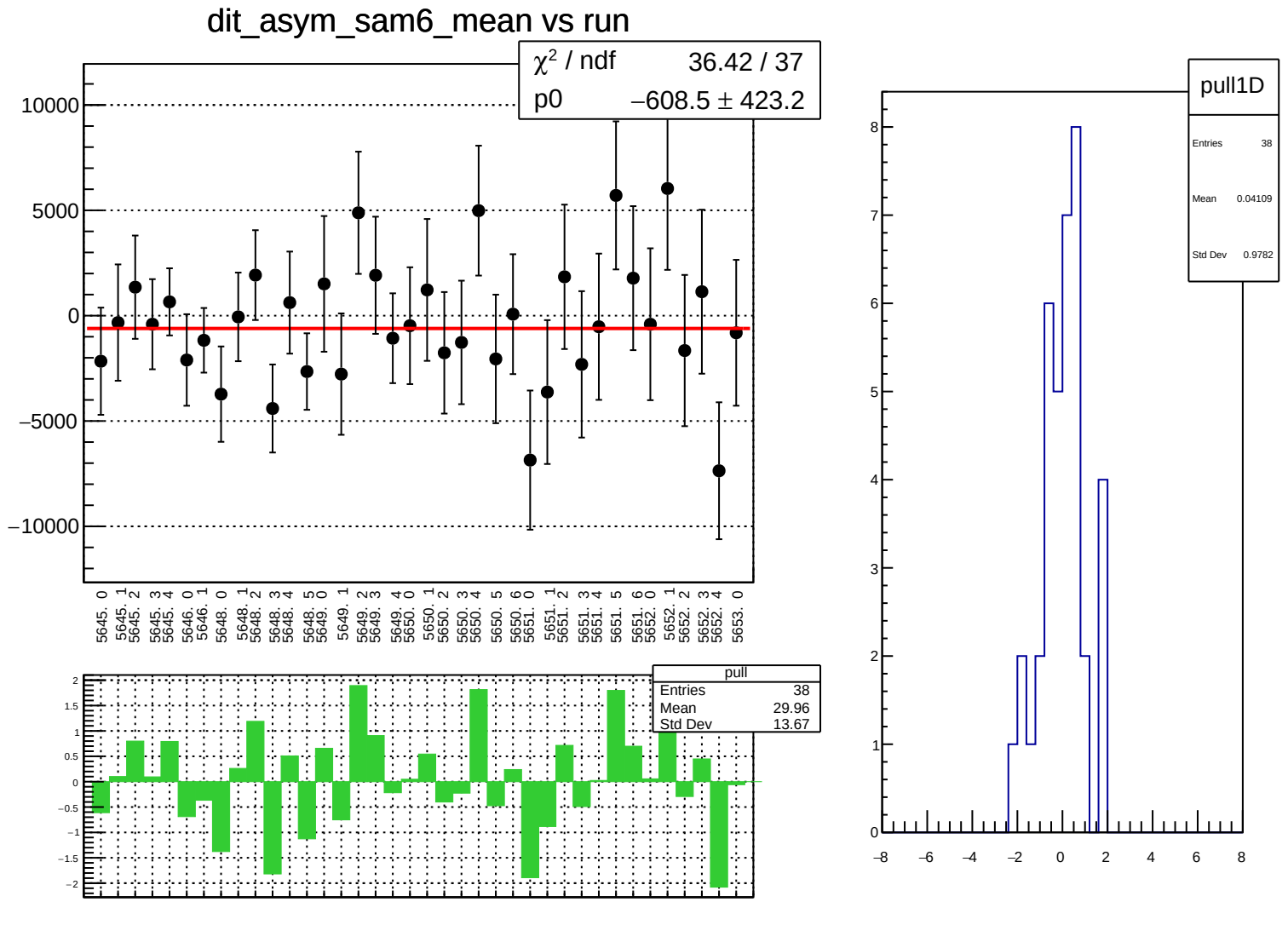
dit_asym_sam6_mean vs run
χ² / ndf 36.42 / 37
p0 −608.5 ± 423.2
10000
5000
0
−5000
−10000
5645. 0
5645. 1
5645. 2
5645. 3
5645. 4
5646. 0
5646. 1
5648. 0
5648. 1
5648. 2
5648. 3
5648. 4
5648. 5
5649. 0
5649. 1
5649. 2
5649. 3
5649. 4
5650. 0
5650. 1
5650. 2
5650. 3
5650. 4
5650. 5
5650. 6
5651. 0
5651. 1
5651. 2
5651. 3
5651. 4
5651. 5
5651. 6
5652. 0
5652. 1
5652. 2
5652. 3
5652. 4
5653. 0
pull
Entries 38
Mean 29.96
Std Dev 13.67
pull1D
Entries 38
Mean 0.04109
Std Dev 0.9782

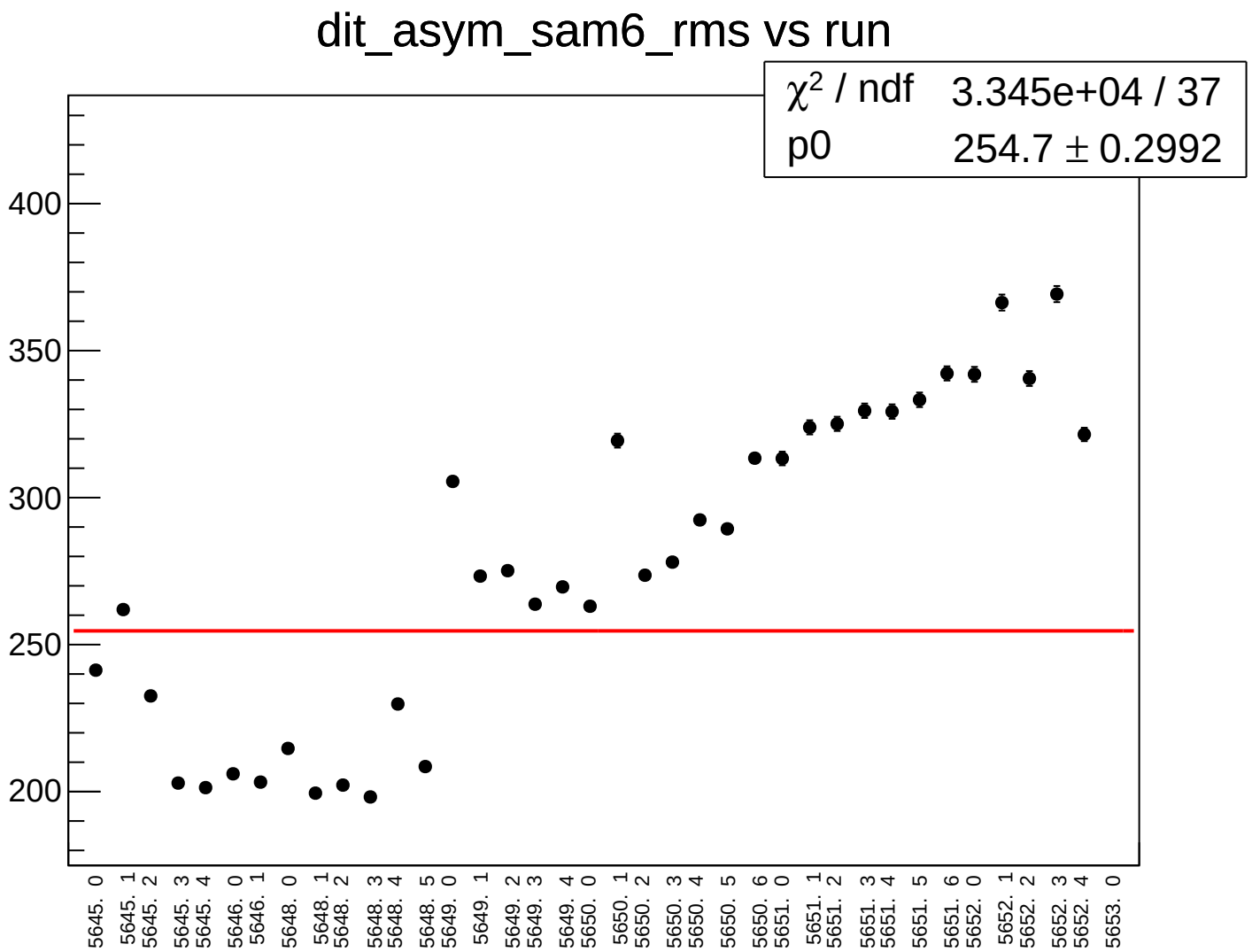
dit_asym_sam6_rms vs run
χ2 / ndf 3.345e+04 / 37
p0 254.7 ± 0.2992
400
350
300
250
200
5645. 0
5645. 1
5645. 2
5645. 3
5645. 4
5646. 0
5646. 1
5648. 0
5648. 1
5648. 2
5648. 3
5648. 4
5648. 5
5649. 0
5649. 1
5649. 2
5649. 3
5649. 4
5650. 0
5650. 1
5650. 2
5650. 3
5650. 4
5650. 5
5650. 6
5651. 0
5651. 1
5651. 2
5651. 3
5651. 4
5651. 5
5651. 6
5652. 0
5652. 1
5652. 2
5652. 3
5652. 4
5653. 0

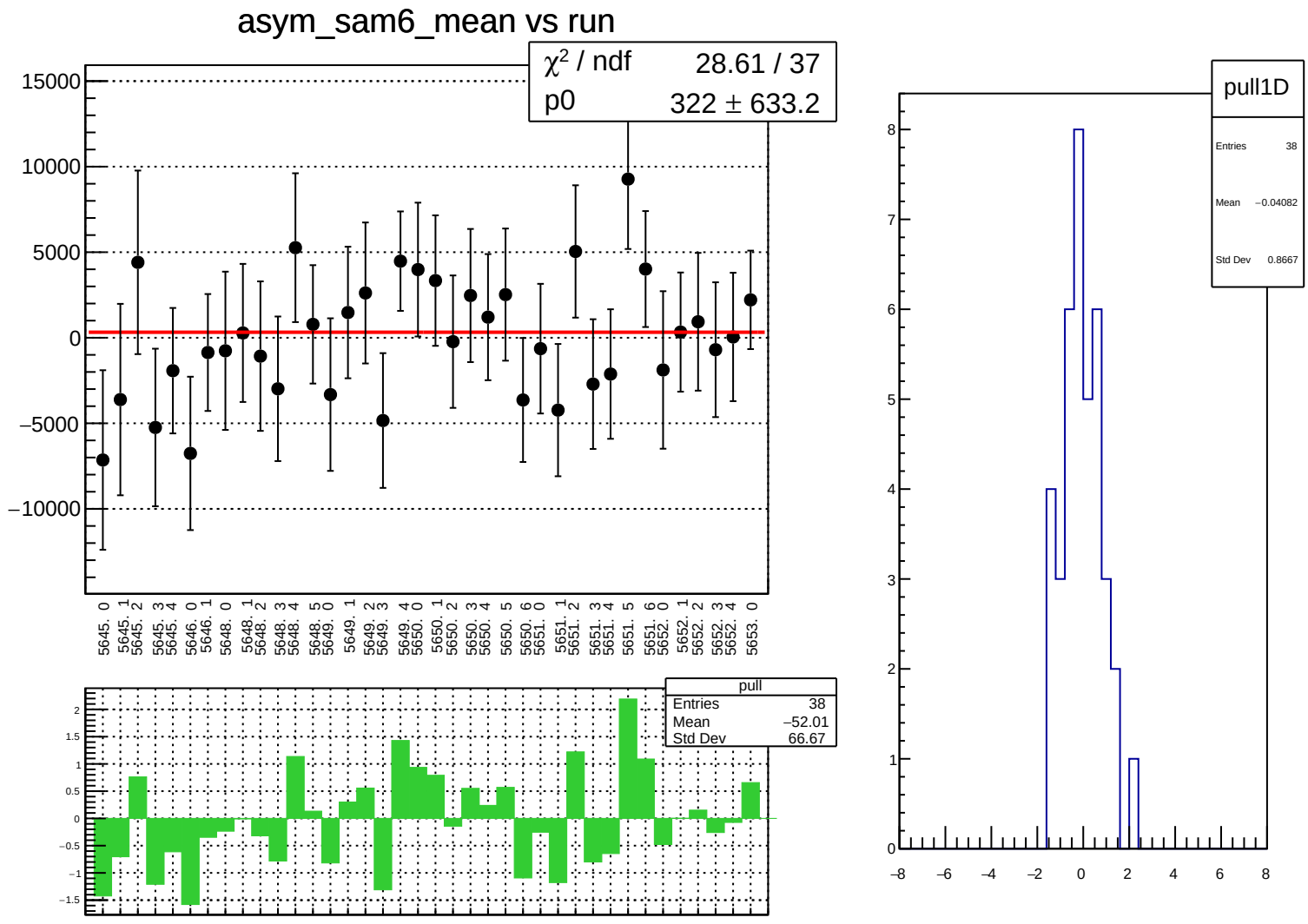
asym_sam6_mean vs run
χ² / ndf 28.61 / 37
p0 322 ± 633.2
15000
10000
5000
0
−5000
−10000
5645. 0
5645. 1
5645. 2
5645. 3
5645. 4
5646. 0
5646. 1
5648. 0
5648. 1
5648. 2
5648. 3
5648. 4
5648. 5
5649. 0
5649. 1
5649. 2
5649. 3
5649. 4
5650. 0
5650. 1
5650. 2
5650. 3
5650. 4
5650. 5
5650. 6
5651. 0
5651. 1
5651. 2
5651. 3
5651. 4
5651. 5
5651. 6
5652. 0
5652. 1
5652. 2
5652. 3
5652. 4
5653. 0
pull
Entries 38
Mean −52.01
Std Dev 66.67
2
1.5
1
0.5
0
−0.5
−1
−1.5
pull1D
Entries 38
Mean −0.04082
Std Dev 0.8667
8
7
6
5
4
3
2
1
0
−8
−6
−4
−2
0
2
4
6
8

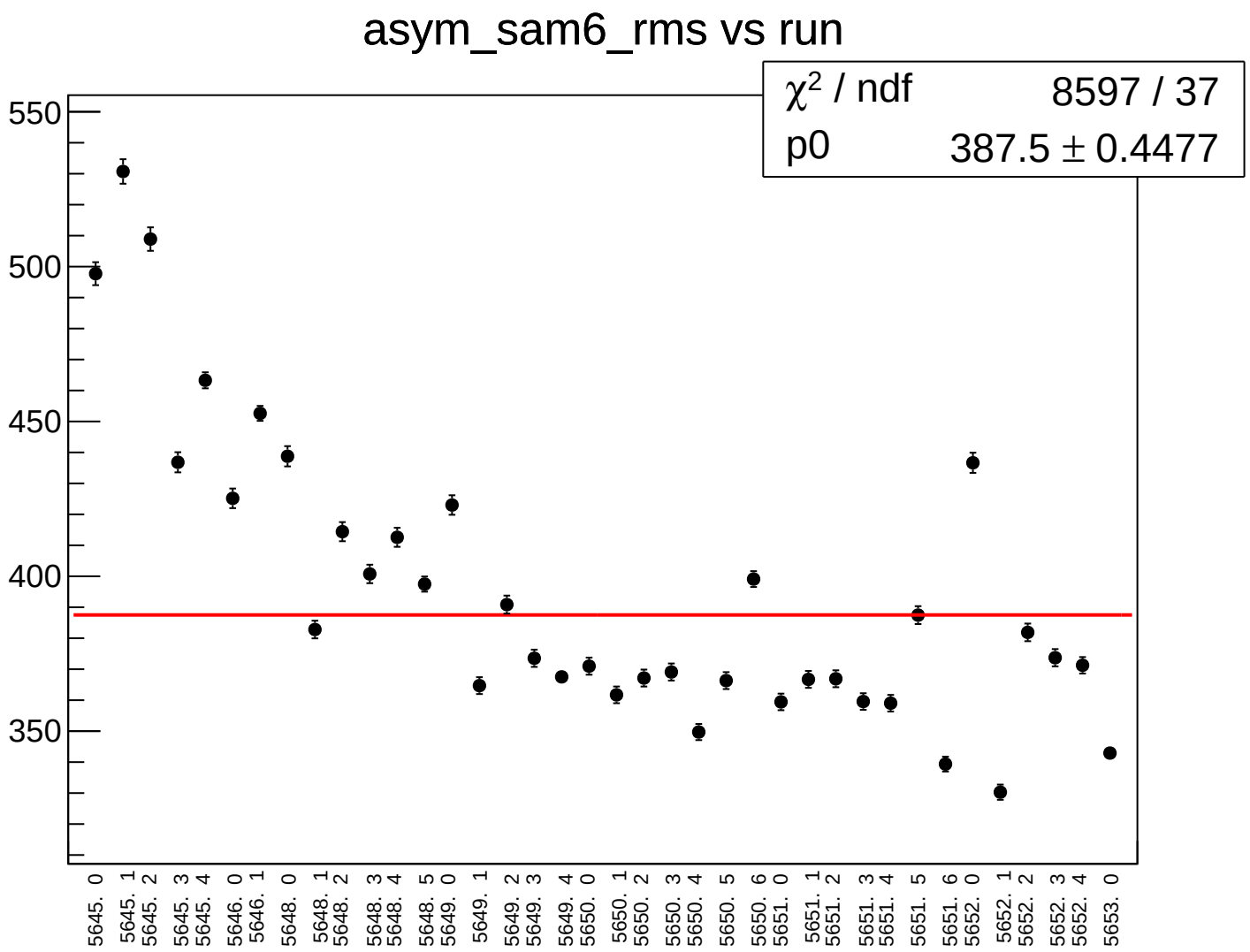
asym_sam6_rms vs run
χ^2 / ndf 8597 / 37
p0 387.5 ± 0.4477
550
500
450
400
350
5645. 0
5645. 1
5645. 2
5645. 3
5645. 4
5646. 0
5646. 1
5648. 0
5648. 1
5648. 2
5648. 3
5648. 4
5648. 5
5649. 0
5649. 1
5649. 2
5649. 3
5649. 4
5650. 0
5650. 1
5650. 2
5650. 3
5650. 4
5650. 5
5650. 6
5651. 0
5651. 1
5651. 2
5651. 3
5651. 4
5651. 5
5651. 6
5652. 0
5652. 1
5652. 2
5652. 3
5652. 4
5653. 0

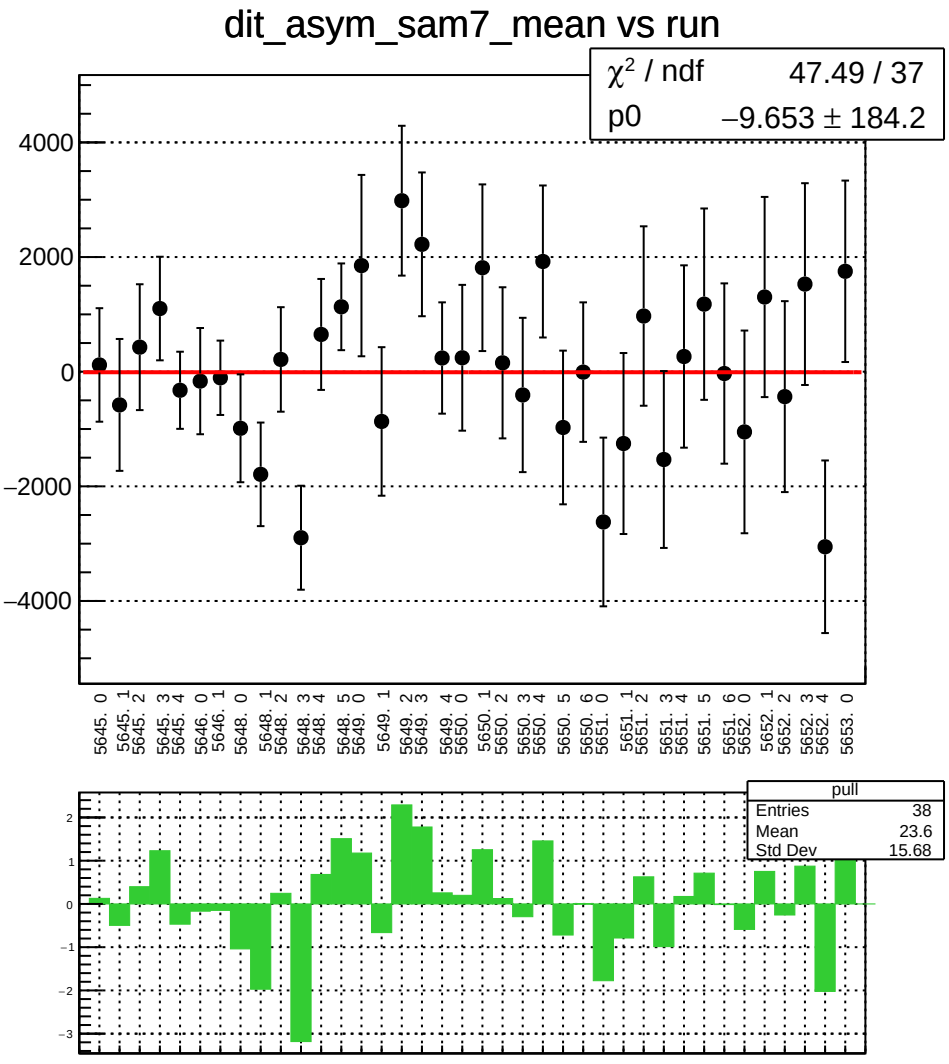
dit_asym_sam7_mean vs run
χ² / ndf 47.49 / 37
p0 −9.653 ± 184.2
4000
2000
0
−2000
−4000
5645. 0
5645. 1
5645. 2
5645. 3
5645. 4
5646. 0
5646. 1
5648. 0
5648. 1
5648. 2
5648. 3
5648. 4
5648. 5
5649. 0
5649. 1
5649. 2
5649. 3
5649. 4
5650. 0
5650. 1
5650. 2
5650. 3
5650. 4
5650. 5
5650. 6
5651. 0
5651. 1
5651. 2
5651. 3
5651. 4
5651. 5
5651. 6
5652. 0
5652. 1
5652. 2
5652. 3
5652. 4
5653. 0
pull
Entries 38
Mean 23.6
Std Dev 15.68
2
1
0
−1
−2
−3

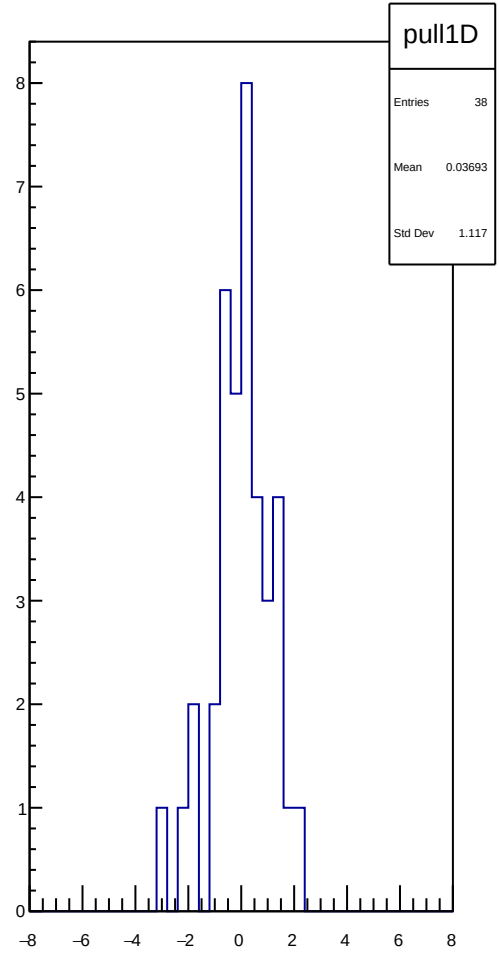
pull1D
Entries 38
Mean 0.03693
Std Dev 1.117
8
7
6
5
4
3
2
1
0
−8
−6
−4
−2
0
2
4
6
8

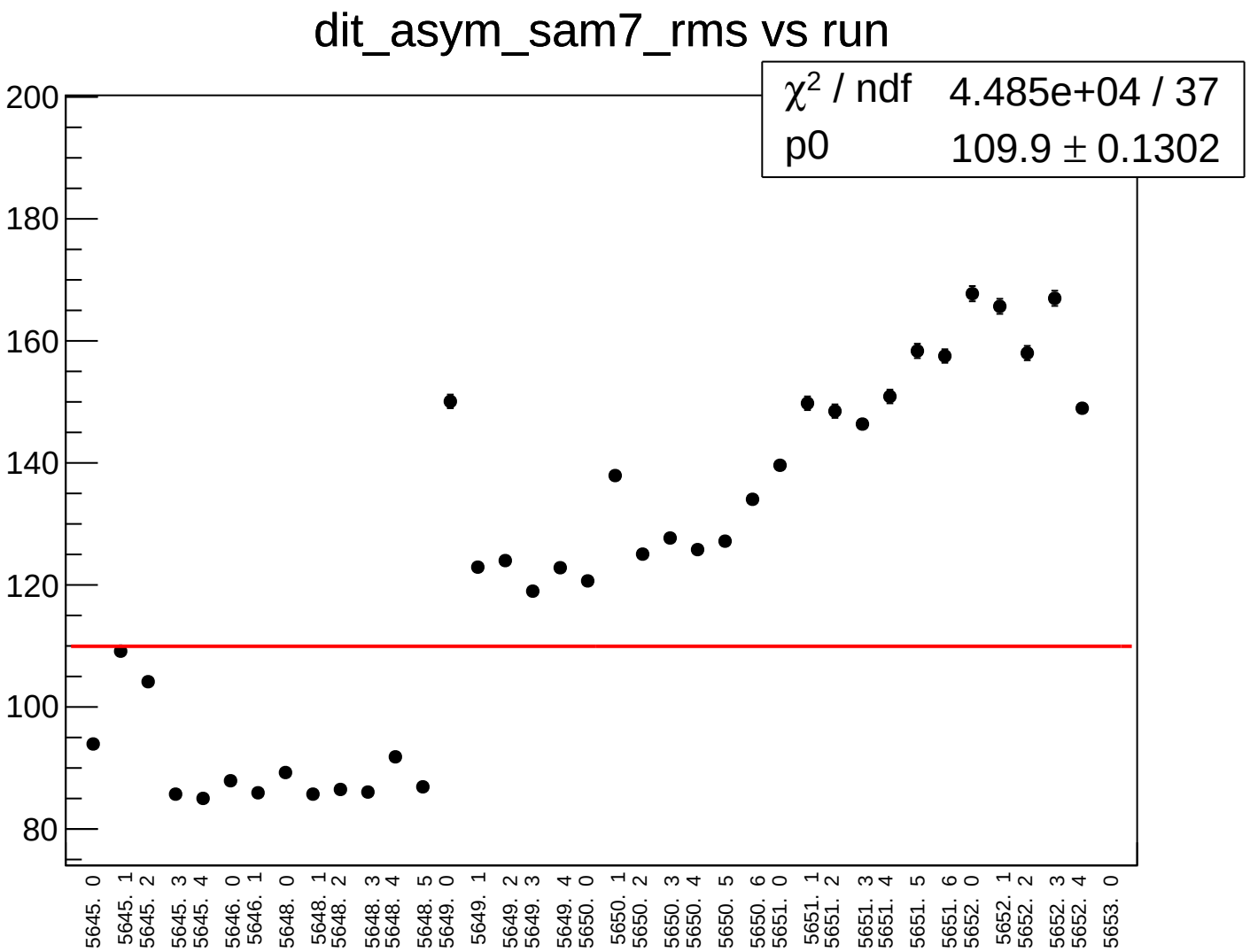
dit_asym_sam7_rms vs run
χ2 / ndf 4.485e+04 / 37
p0 109.9 ± 0.1302
200
180
160
140
120
100
80
5645. 0
5645. 1
5645. 2
5645. 3
5645. 4
5646. 0
5646. 1
5648. 0
5648. 1
5648. 2
5648. 3
5648. 4
5648. 5
5649. 0
5649. 1
5649. 2
5649. 3
5649. 4
5650. 0
5650. 1
5650. 2
5650. 3
5650. 4
5650. 5
5650. 6
5651. 0
5651. 1
5651. 2
5651. 3
5651. 4
5651. 5
5651. 6
5652. 0
5652. 1
5652. 2
5652. 3
5652. 4
5653. 0

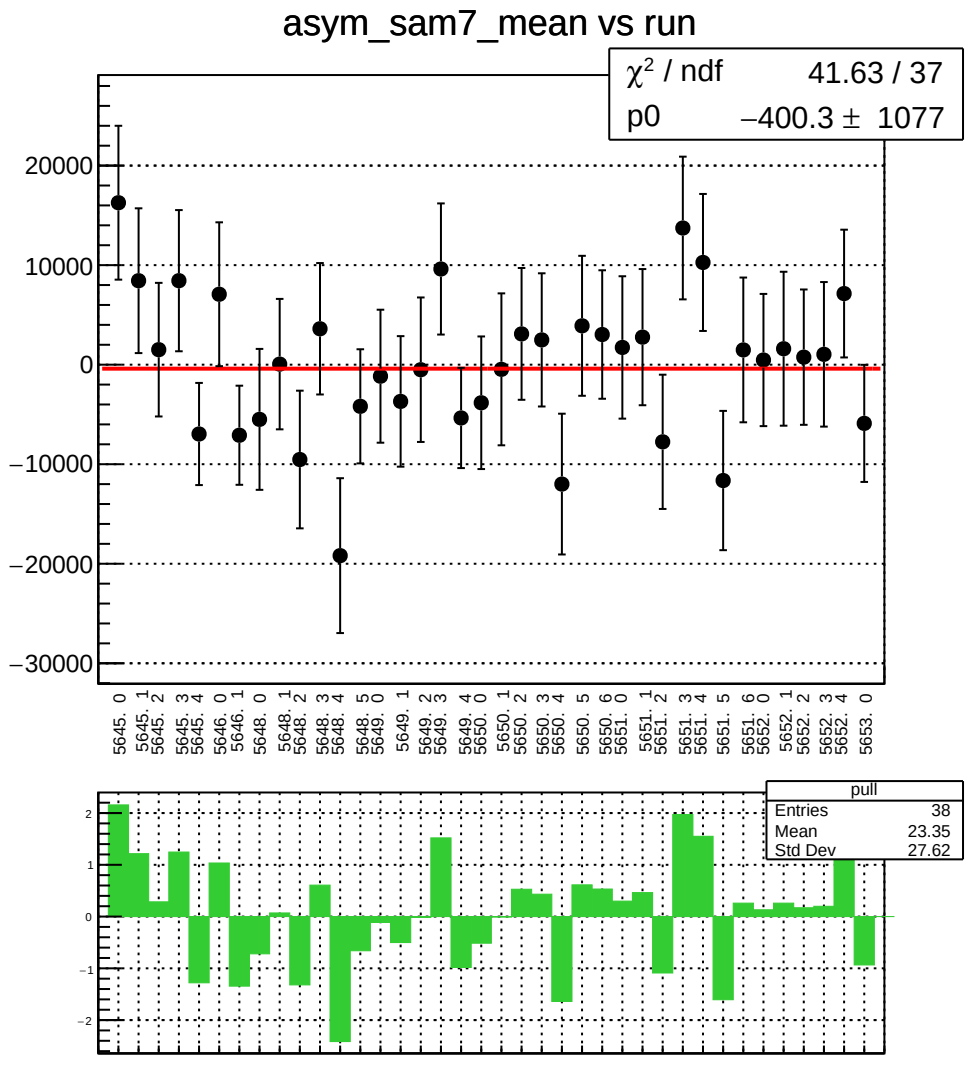
asym_sam7_mean vs run
χ² / ndf 41.63 / 37
p0 −400.3 ± 1077
20000
10000
0
−10000
−20000
−30000
5645. 0
5645. 1
5645. 2
5645. 3
5645. 4
5646. 0
5646. 1
5648. 0
5648. 1
5648. 2
5648. 3
5648. 4
5648. 5
5649. 0
5649. 1
5649. 2
5649. 3
5649. 4
5650. 0
5650. 1
5650. 2
5650. 3
5650. 4
5650. 5
5650. 6
5651. 0
5651. 1
5651. 2
5651. 3
5651. 4
5651. 5
5651. 6
5652. 0
5652. 1
5652. 2
5652. 3
5652. 4
5653. 0
pull
Entries 38
Mean 23.35
Std Dev 27.62
2
1
0
−1
−2

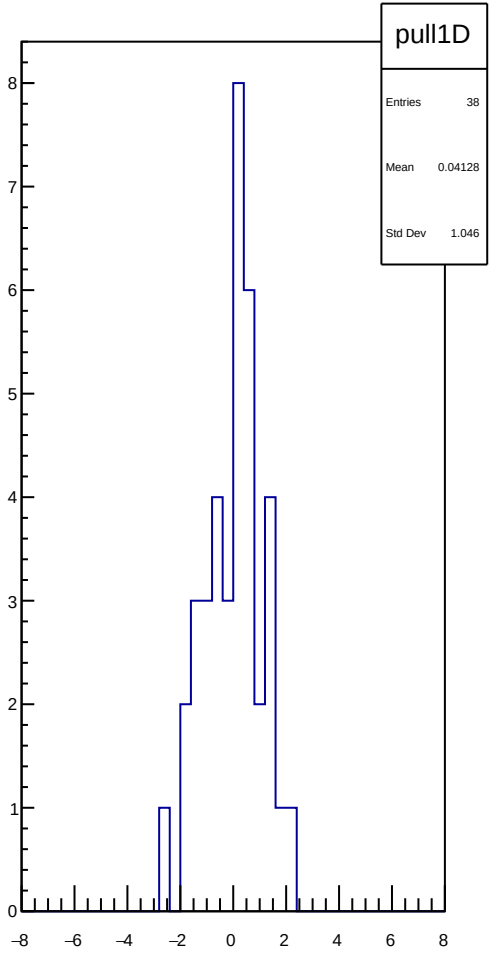
pull1D
Entries 38
Mean 0.04128
Std Dev 1.046
8
7
6
5
4
3
2
1
0
−8
−6
−4
−2
0
2
4
6
8

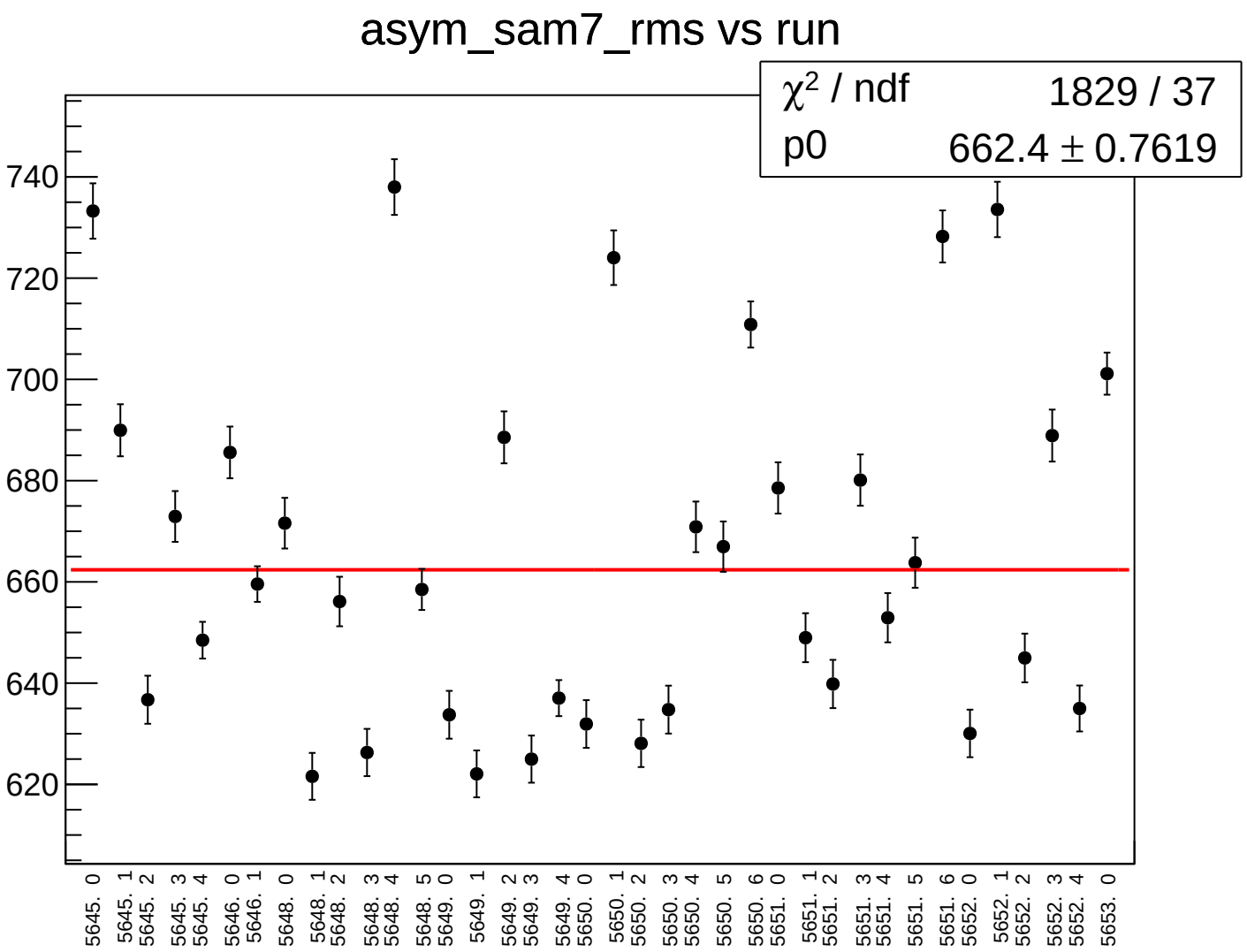
asym_sam7_rms vs run
χ² / ndf 1829 / 37
p0 662.4 ± 0.7619
740
720
700
680
660
640
620
5645. 0
5645. 1
5645. 2
5645. 3
5645. 4
5646. 0
5646. 1
5648. 0
5648. 1
5648. 2
5648. 3
5648. 4
5648. 5
5649. 0
5649. 1
5649. 2
5649. 3
5649. 4
5650. 0
5650. 1
5650. 2
5650. 3
5650. 4
5650. 5
5650. 6
5651. 0
5651. 1
5651. 2
5651. 3
5651. 4
5651. 5
5651. 6
5652. 0
5652. 1
5652. 2
5652. 3
5652. 4
5653. 0

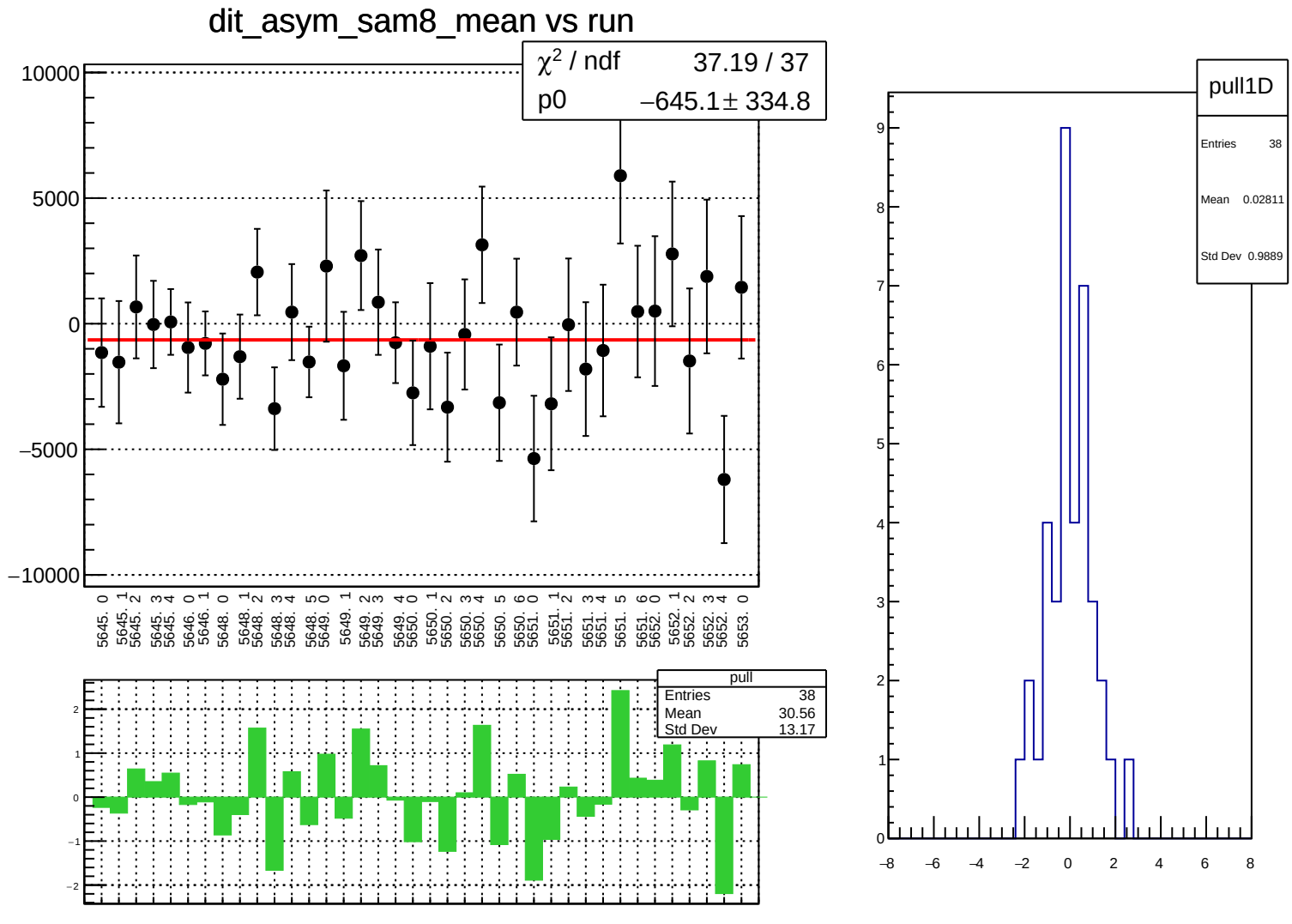
dit_asym_sam8_mean vs run
χ² / ndf 37.19 / 37
p0 −645.1 ± 334.8
10000
5000
0
−5000
−10000
5645. 0
5645. 1
5645. 2
5645. 3
5645. 4
5646. 0
5646. 1
5648. 0
5648. 1
5648. 2
5648. 3
5648. 4
5648. 5
5649. 0
5649. 1
5649. 2
5649. 3
5649. 4
5650. 0
5650. 1
5650. 2
5650. 3
5650. 4
5650. 5
5650. 6
5651. 0
5651. 1
5651. 2
5651. 3
5651. 4
5651. 5
5651. 6
5652. 0
5652. 1
5652. 2
5652. 3
5652. 4
5653. 0
pull
Entries 38
Mean 30.56
Std Dev 13.17
2
1
0
−1
−2
pull1D
Entries 38
Mean 0.02811
Std Dev 0.9889
9
8
7
6
5
4
3
2
1
0
−8
−6
−4
−2
0
2
4
6
8

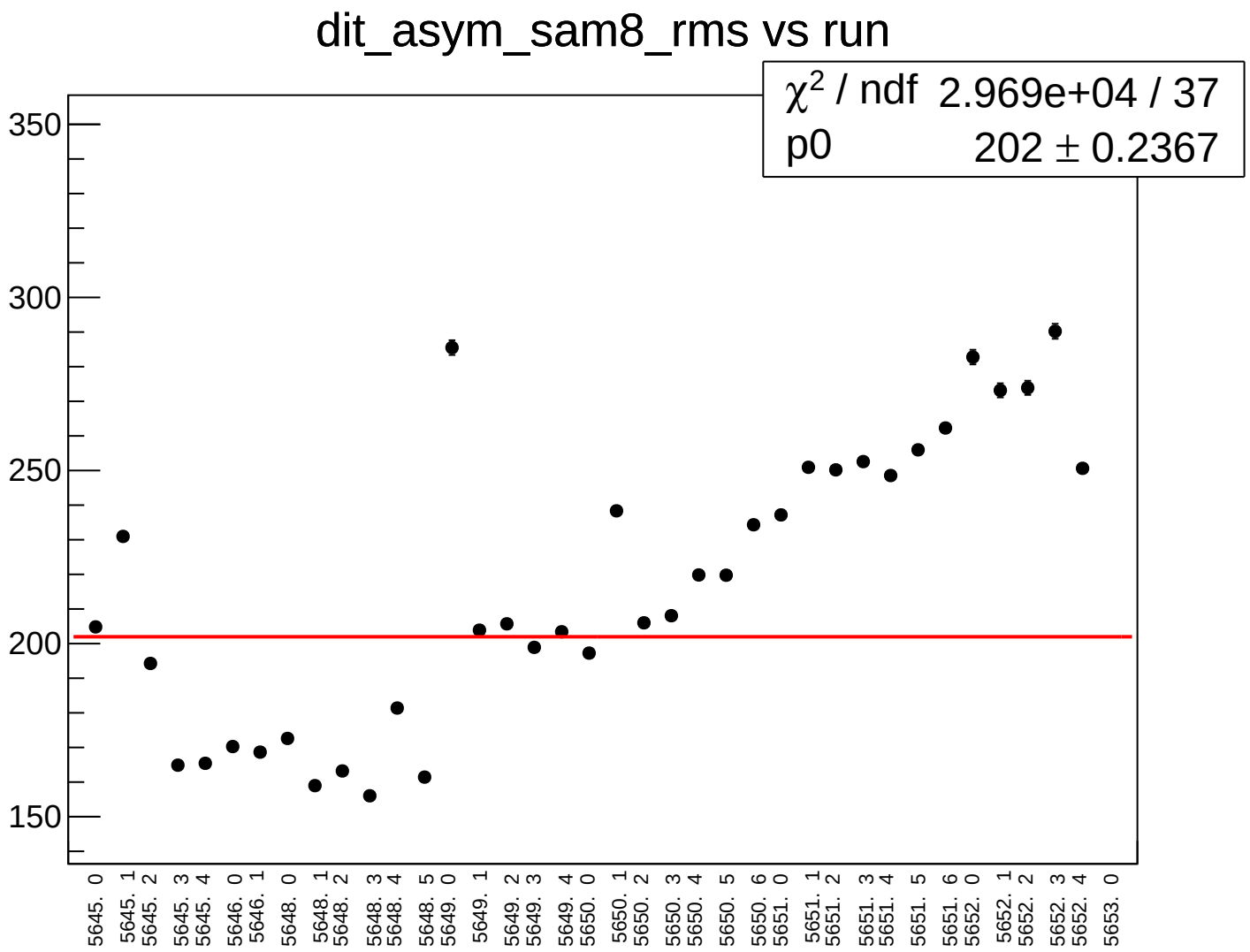
dit_asym_sam8_rms vs run
χ2 / ndf 2.969e+04 / 37
p0 202 ± 0.2367
350
300
250
200
150
5645. 0
5645. 1
5645. 2
5645. 3
5645. 4
5646. 0
5646. 1
5648. 0
5648. 1
5648. 2
5648. 3
5648. 4
5648. 5
5649. 0
5649. 1
5649. 2
5649. 3
5649. 4
5650. 0
5650. 1
5650. 2
5650. 3
5650. 4
5650. 5
5650. 6
5651. 0
5651. 1
5651. 2
5651. 3
5651. 4
5651. 5
5651. 6
5652. 0
5652. 1
5652. 2
5652. 3
5652. 4
5653. 0

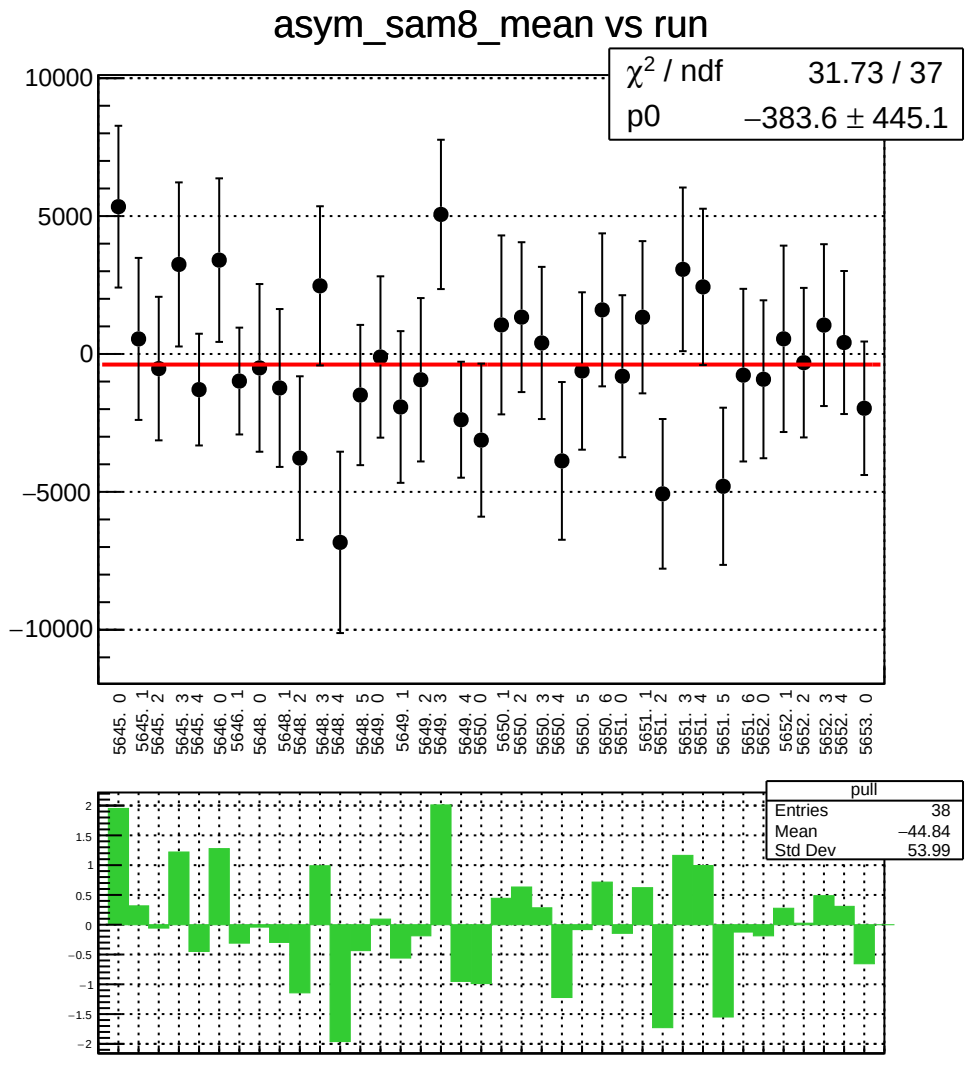
asym_sam8_mean vs run
χ^2 / ndf 31.73 / 37
p0 −383.6 ± 445.1
10000
5000
0
−5000
−10000
5645. 0
5645. 1
5645. 2
5645. 3
5645. 4
5646. 0
5646. 1
5648. 0
5648. 1
5648. 2
5648. 3
5648. 4
5648. 5
5649. 0
5649. 1
5649. 2
5649. 3
5649. 4
5650. 0
5650. 1
5650. 2
5650. 3
5650. 4
5650. 5
5650. 6
5651. 0
5651. 1
5651. 2
5651. 3
5651. 4
5651. 5
5651. 6
5652. 0
5652. 1
5652. 2
5652. 3
5652. 4
5653. 0
pull
Entries 38
Mean −44.84
Std Dev 53.99
2
1.5
1
0.5
0
−0.5
−1
−1.5
−2

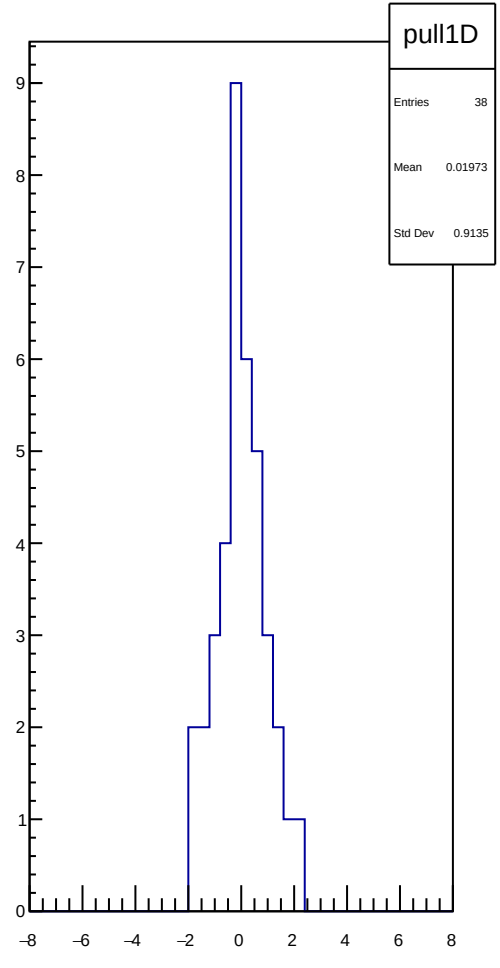
pull1D
Entries 38
Mean 0.01973
Std Dev 0.9135
9
8
7
6
5
4
3
2
1
0
−8
−6
−4
−2
0
2
4
6
8

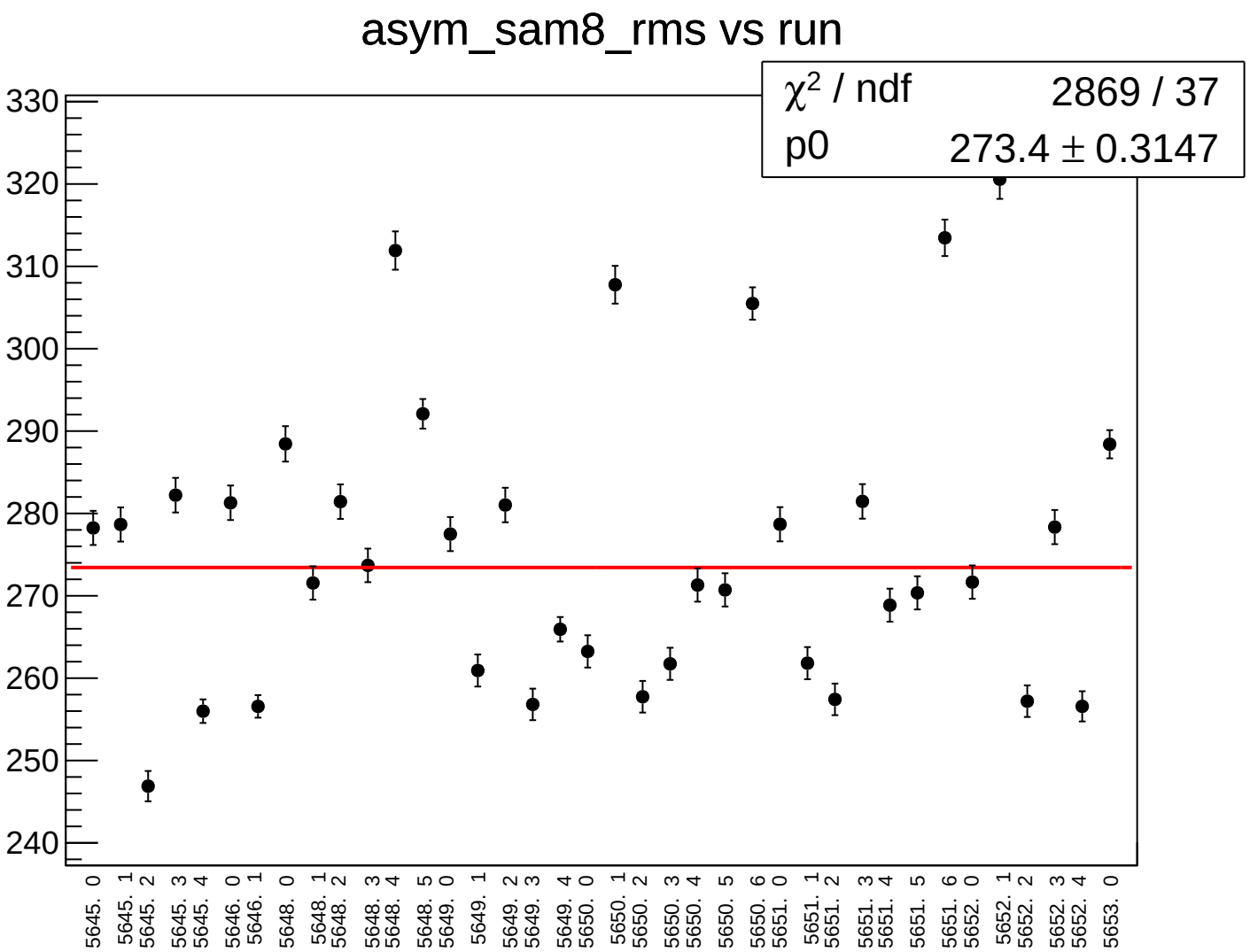
asym_sam8_rms vs run
χ^2 / ndf 2869 / 37
p0 273.4 ± 0.3147
330
320
310
300
290
280
270
260
250
240
5645. 0
5645. 1
5645. 2
5645. 3
5645. 4
5646. 0
5646. 1
5648. 0
5648. 1
5648. 2
5648. 3
5648. 4
5648. 5
5649. 0
5649. 1
5649. 2
5649. 3
5649. 4
5650. 0
5650. 1
5650. 2
5650. 3
5650. 4
5650. 5
5650. 6
5651. 0
5651. 1
5651. 2
5651. 3
5651. 4
5651. 5
5651. 6
5652. 0
5652. 1
5652. 2
5652. 3
5652. 4
5653. 0

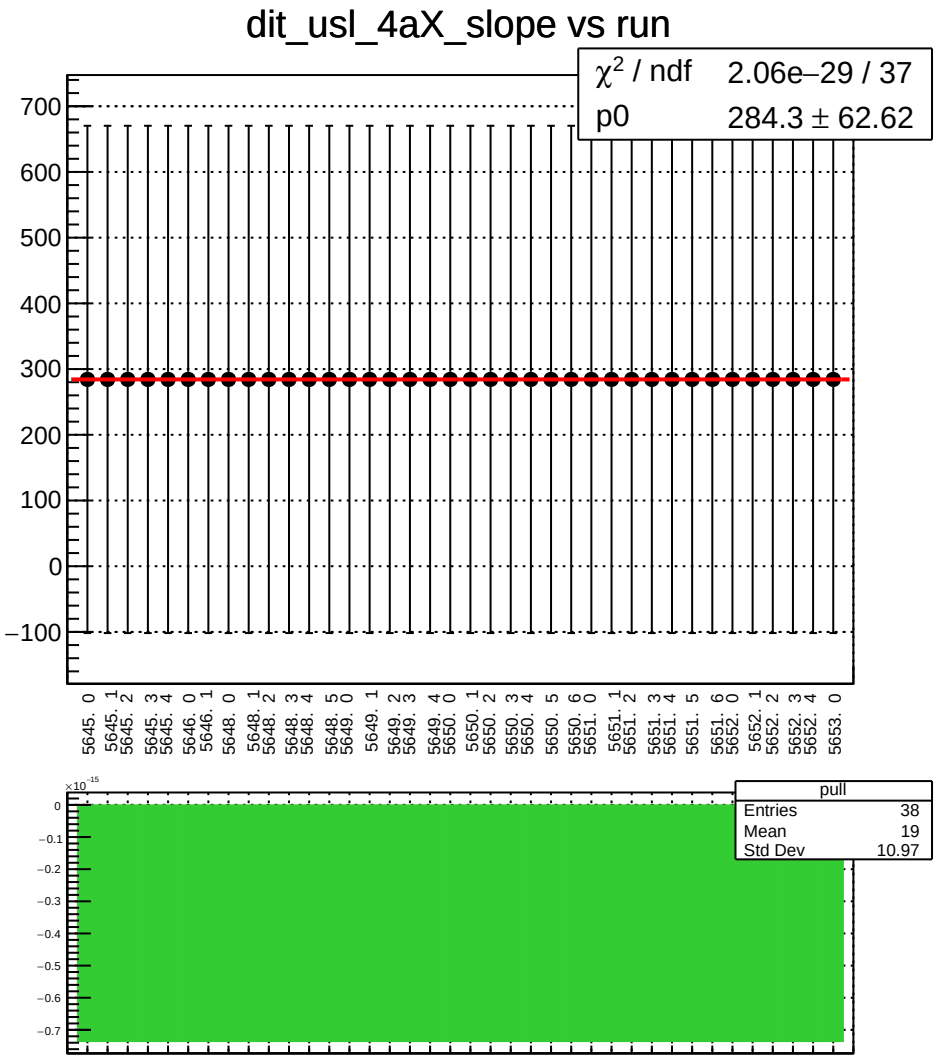
dit_usl_4aX_slope vs run
χ2 / ndf 2.06e−29 / 37
p0 284.3 ± 62.62
700
600
500
400
300
200
100
0
−100
5645. 0
5645. 1
5645. 2
5645. 3
5645. 4
5646. 0
5646. 1
5648. 0
5648. 1
5648. 2
5648. 3
5648. 4
5648. 5
5649. 0
5649. 1
5649. 2
5649. 3
5649. 4
5650. 0
5650. 1
5650. 2
5650. 3
5650. 4
5650. 5
5650. 6
5651. 0
5651. 1
5651. 2
5651. 3
5651. 4
5651. 5
5651. 6
5652. 0
5652. 1
5652. 2
5652. 3
5652. 4
5653. 0
×10−15
0
−0.1
−0.2
−0.3
−0.4
−0.5
−0.6
−0.7
pull
Entries 38
Mean 19
Std Dev 10.97

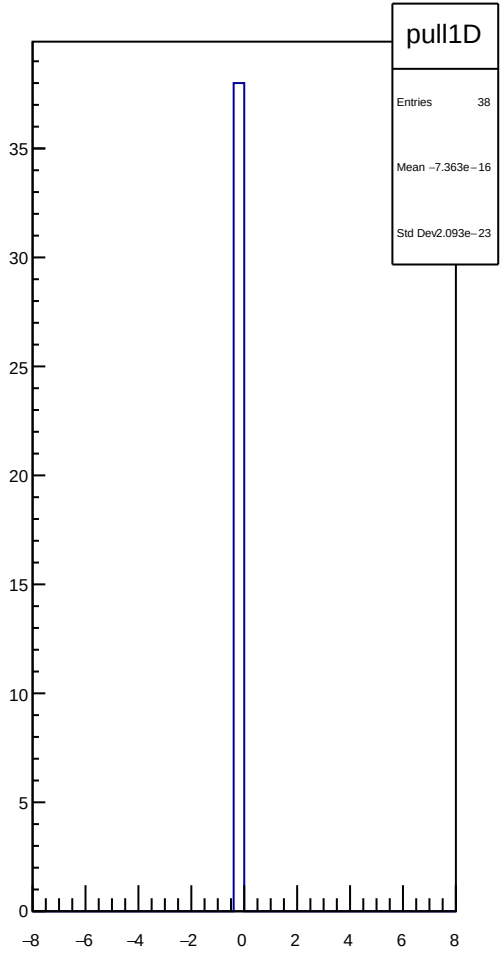
pull1D
Entries 38
Mean −7.363e−16
Std Dev2.093e−23
35
30
25
20
15
10
5
0
−8
−6
−4
−2
0
2
4
6
8

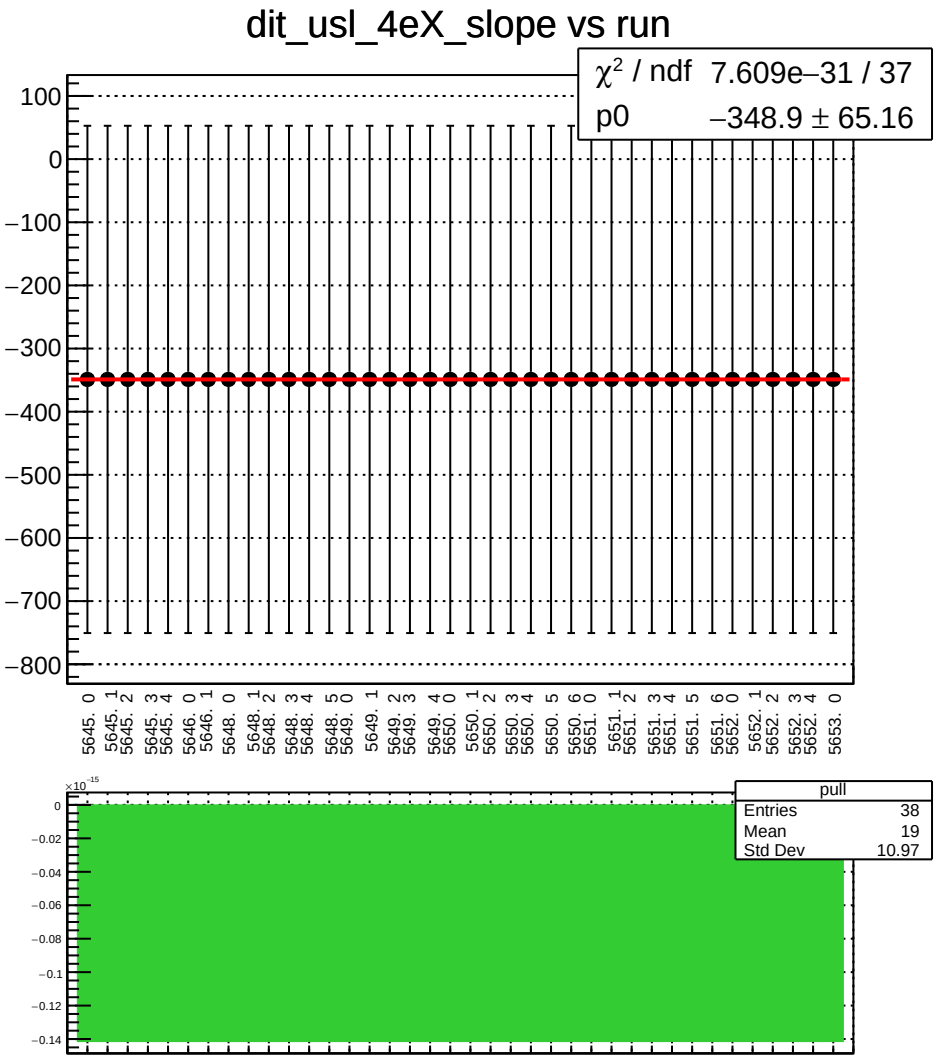
dit_usl_4eX_slope vs run
χ² / ndf 7.609e−31 / 37
p0 −348.9 ± 65.16
100
0
−100
−200
−300
−400
−500
−600
−700
−800
5645. 0
5645. 1
5645. 2
5645. 3
5645. 4
5646. 0
5646. 1
5648. 0
5648. 1
5648. 2
5648. 3
5648. 4
5648. 5
5649. 0
5649. 1
5649. 2
5649. 3
5649. 4
5650. 0
5650. 1
5650. 2
5650. 3
5650. 4
5650. 5
5650. 6
5651. 0
5651. 1
5651. 2
5651. 3
5651. 4
5651. 5
5651. 6
5652. 0
5652. 1
5652. 2
5652. 3
5652. 4
5653. 0
×10⁻¹⁵
0
−0.02
−0.04
−0.06
−0.08
−0.1
−0.12
−0.14
pull
Entries 38
Mean 19
Std Dev 10.97

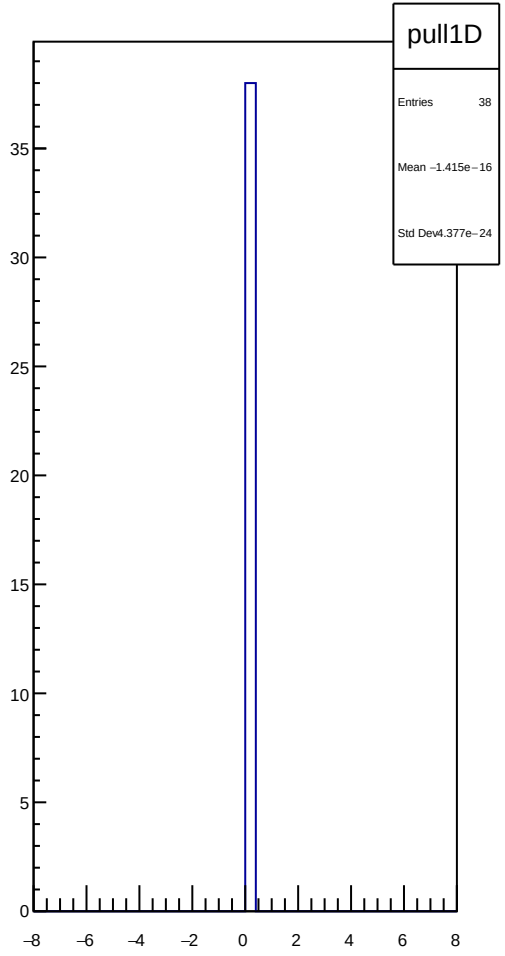
pull1D
Entries 38
Mean −1.415e−16
Std Dev4.377e−24
35
30
25
20
15
10
5
0
−8
−6
−4
−2
0
2
4
6
8

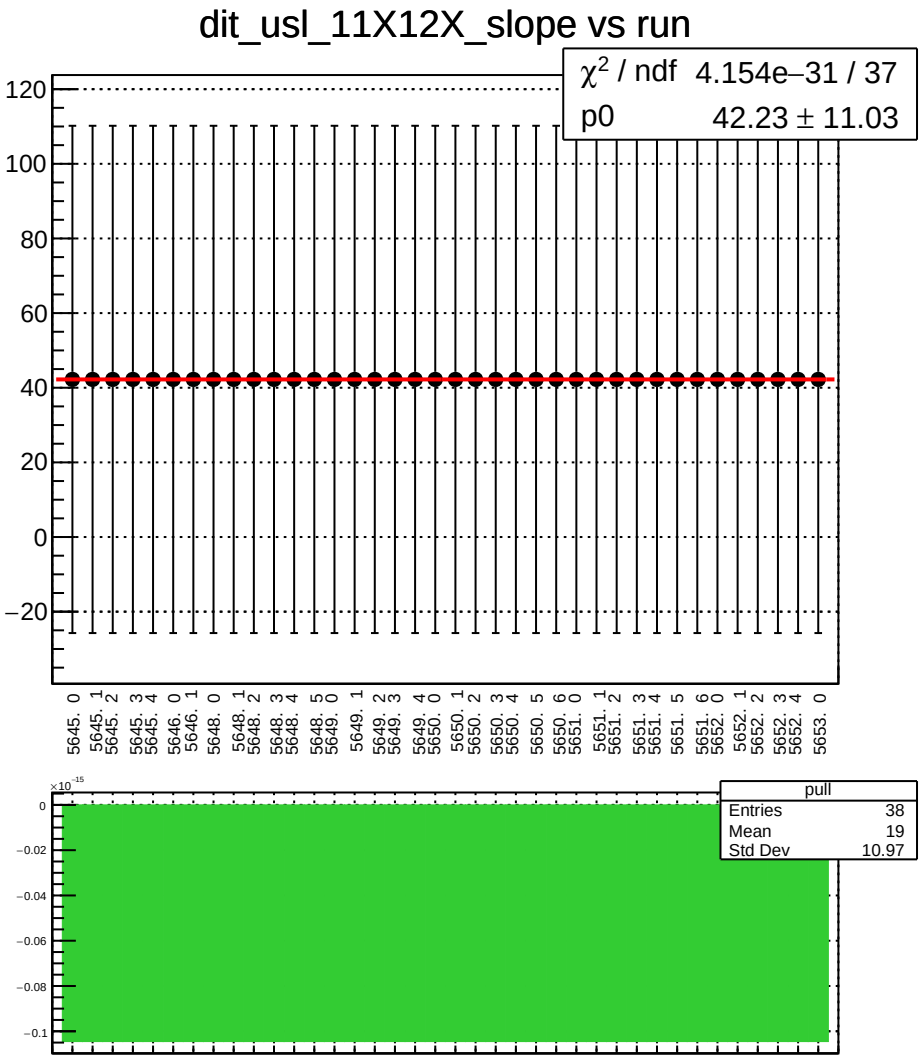
dit_usl_11X12X_slope vs run
χ^2 / ndf 4.154e−31 / 37
p0 42.23 ± 11.03
120
100
80
60
40
20
0
−20
5645. 0
5645. 1
5645. 2
5645. 3
5645. 4
5646. 0
5646. 1
5648. 0
5648. 1
5648. 2
5648. 3
5648. 4
5648. 5
5649. 0
5649. 1
5649. 2
5649. 3
5649. 4
5650. 0
5650. 1
5650. 2
5650. 3
5650. 4
5650. 5
5650. 6
5651. 0
5651. 1
5651. 2
5651. 3
5651. 4
5651. 5
5651. 6
5652. 0
5652. 1
5652. 2
5652. 3
5652. 4
5653. 0
×10⁻¹⁵
0
−0.02
−0.04
−0.06
−0.08
−0.1
pull
Entries 38
Mean 19
Std Dev 10.97

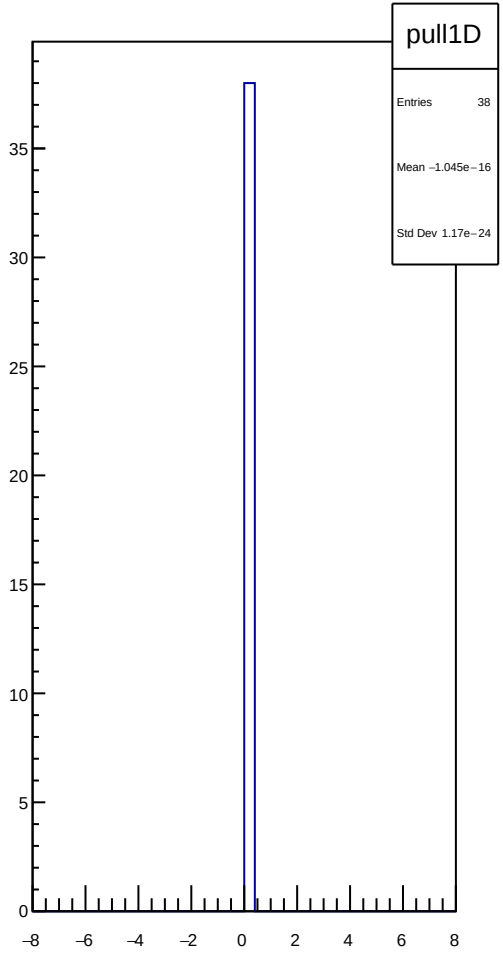
pull1D
Entries 38
Mean −1.045e−16
Std Dev 1.17e−24
35
30
25
20
15
10
5
0
−8
−6
−4
−2
0
2
4
6
8

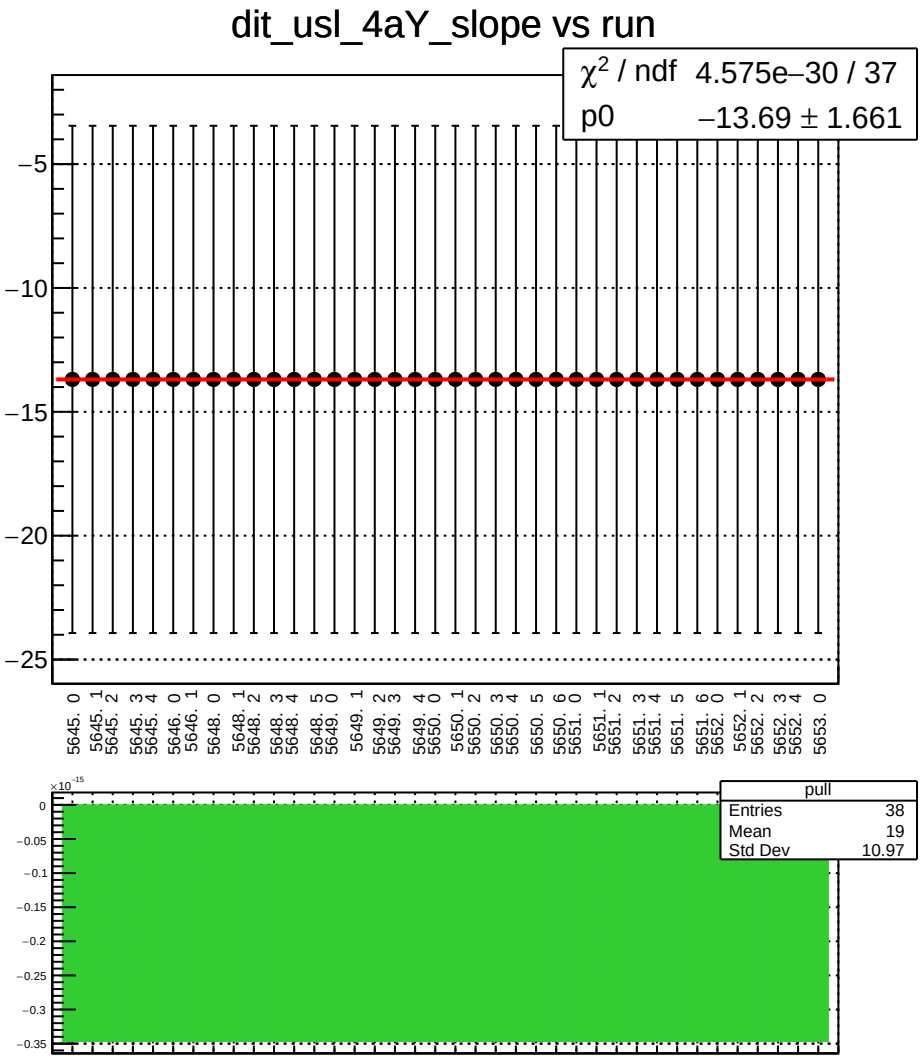
dit_usl_4aY_slope vs run
χ^2 / ndf 4.575e−30 / 37
p0 −13.69 ± 1.661
−5
−10
−15
−20
−25
5645. 0
5645. 1
5645. 2
5645. 3
5645. 4
5646. 0
5646. 1
5648. 0
5648. 1
5648. 2
5648. 3
5648. 4
5648. 5
5649. 0
5649. 1
5649. 2
5649. 3
5649. 4
5650. 0
5650. 1
5650. 2
5650. 3
5650. 4
5650. 5
5650. 6
5651. 0
5651. 1
5651. 2
5651. 3
5651. 4
5651. 5
5651. 6
5652. 0
5652. 1
5652. 2
5652. 3
5652. 4
5653. 0
×10^−15
0
−0.05
−0.1
−0.15
−0.2
−0.25
−0.3
−0.35
pull
Entries 38
Mean 19
Std Dev 10.97

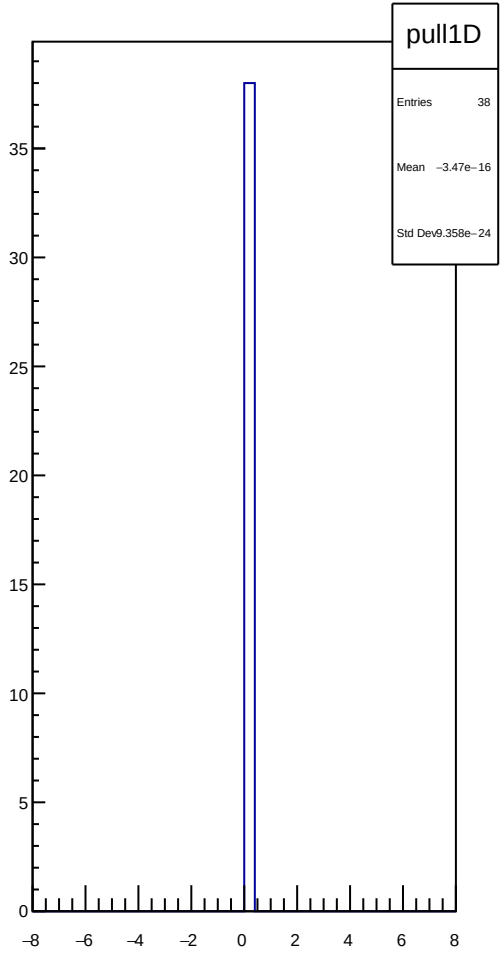
pull1D
Entries 38
Mean −3.47e−16
Std Dev 9.358e−24
35
30
25
20
15
10
5
0
−8
−6
−4
−2
0
2
4
6
8

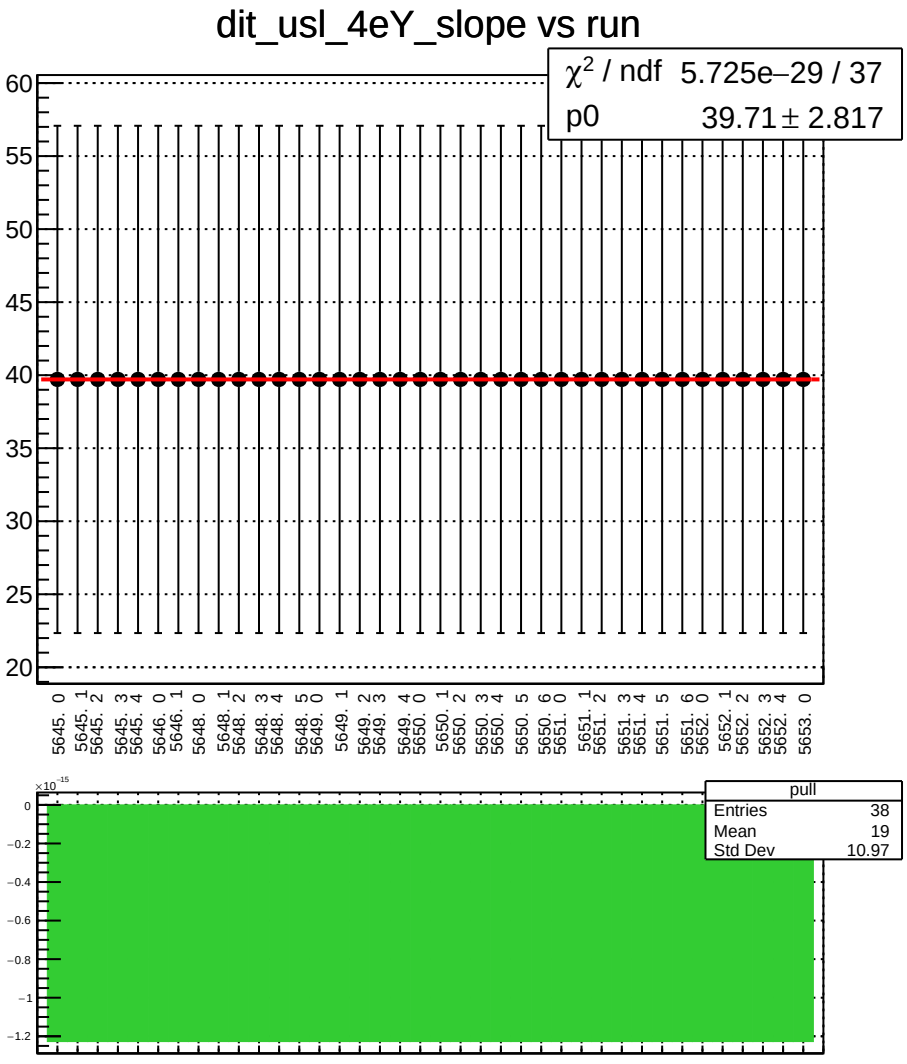
dit_usl_4eY_slope vs run
χ² / ndf 5.725e−29 / 37
p0 39.71 ± 2.817
60
55
50
45
40
35
30
25
20
5645. 0
5645. 1
5645. 2
5645. 3
5645. 4
5646. 0
5646. 1
5648. 0
5648. 1
5648. 2
5648. 3
5648. 4
5648. 5
5649. 0
5649. 1
5649. 2
5649. 3
5649. 4
5650. 0
5650. 1
5650. 2
5650. 3
5650. 4
5650. 5
5650. 6
5651. 0
5651. 1
5651. 2
5651. 3
5651. 4
5651. 5
5651. 6
5652. 0
5652. 1
5652. 2
5652. 3
5652. 4
5653. 0
×10⁻¹⁵
0
−0.2
−0.4
−0.6
−0.8
−1
−1.2
pull
Entries 38
Mean 19
Std Dev 10.97

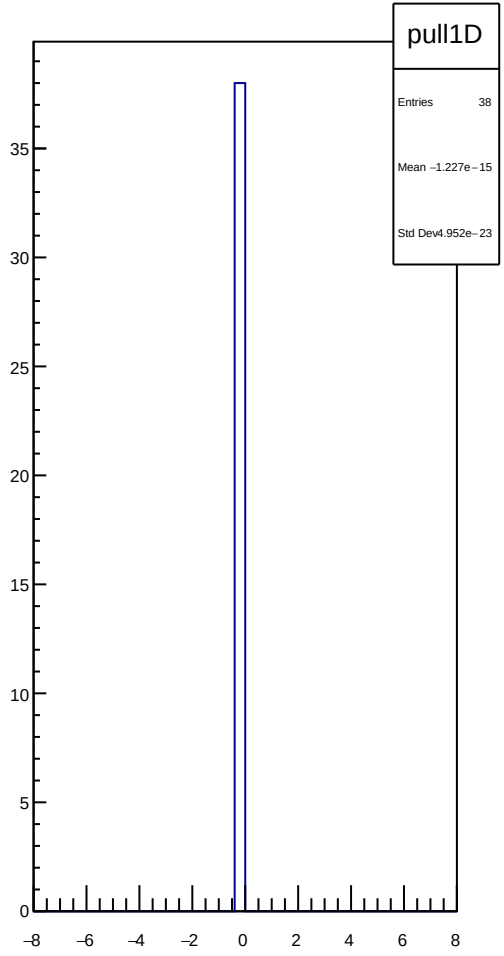
pull1D
Entries 38
Mean −1.227e−15
Std Dev4.952e−23
35
30
25
20
15
10
5
0
−8
−6
−4
−2
0
2
4
6
8

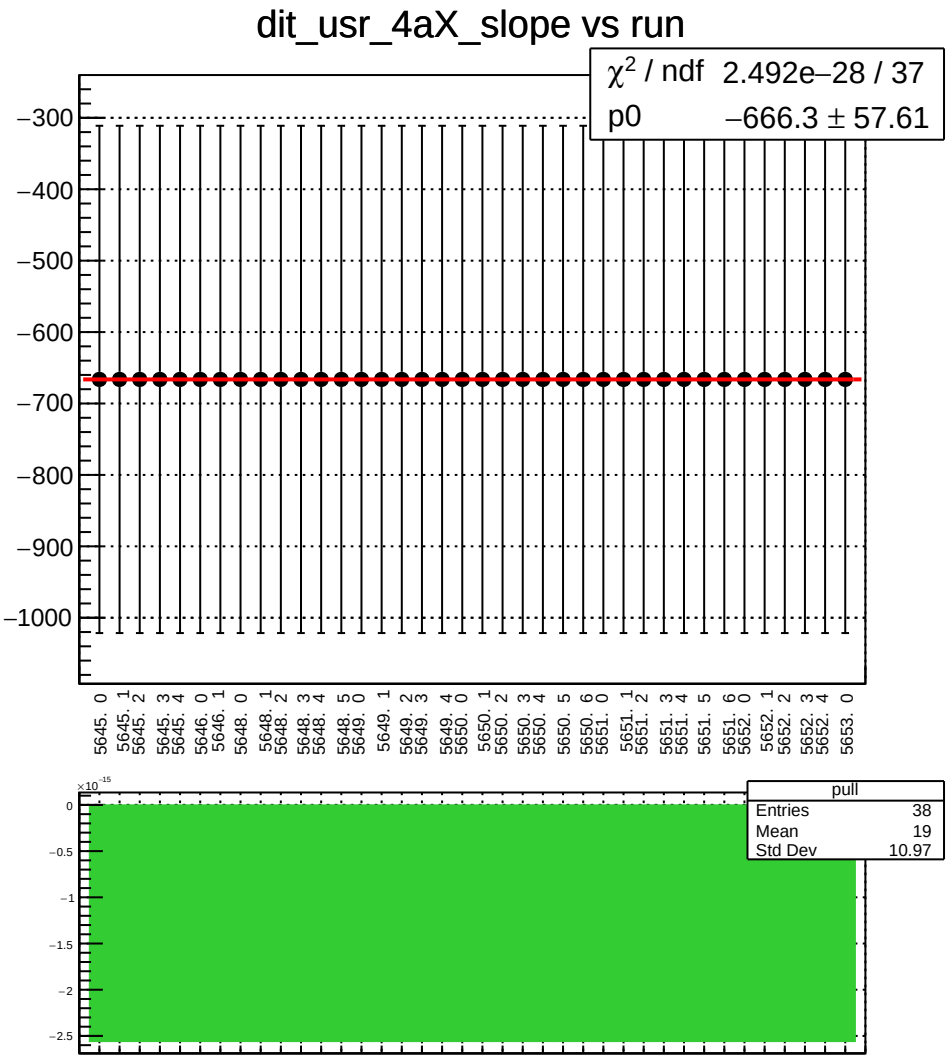
dit_usr_4aX_slope vs run
χ^2 / ndf 2.492e−28 / 37
p0 −666.3 ± 57.61
−300
−400
−500
−600
−700
−800
−900
−1000
5645. 0
5645. 1
5645. 2
5645. 3
5645. 4
5646. 0
5646. 1
5648. 0
5648. 1
5648. 2
5648. 3
5648. 4
5648. 5
5649. 0
5649. 1
5649. 2
5649. 3
5649. 4
5650. 0
5650. 1
5650. 2
5650. 3
5650. 4
5650. 5
5650. 6
5651. 0
5651. 1
5651. 2
5651. 3
5651. 4
5651. 5
5651. 6
5652. 0
5652. 1
5652. 2
5652. 3
5652. 4
5653. 0
×10⁻¹⁵
0
−0.5
−1
−1.5
−2
−2.5
pull
Entries 38
Mean 19
Std Dev 10.97

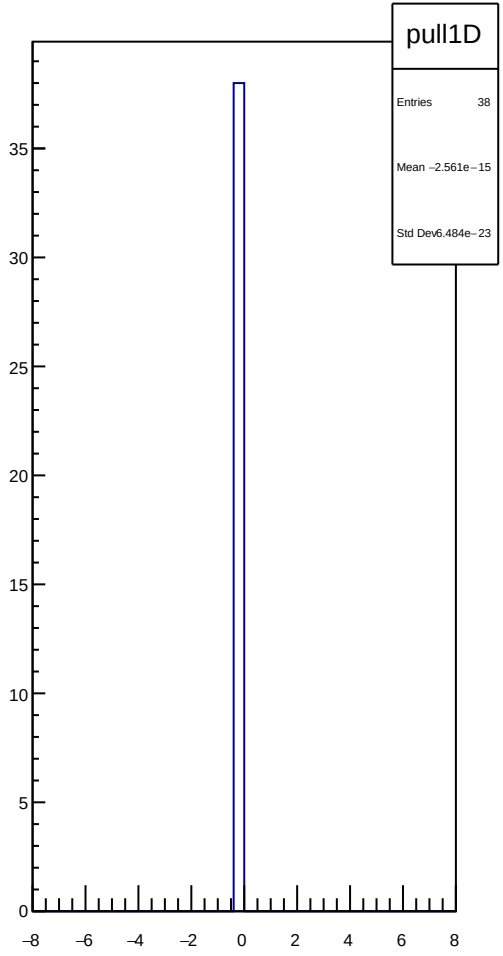
pull1D
Entries 38
Mean −2.561e−15
Std Dev 6.484e−23
35
30
25
20
15
10
5
0
−8
−6
−4
−2
0
2
4
6
8

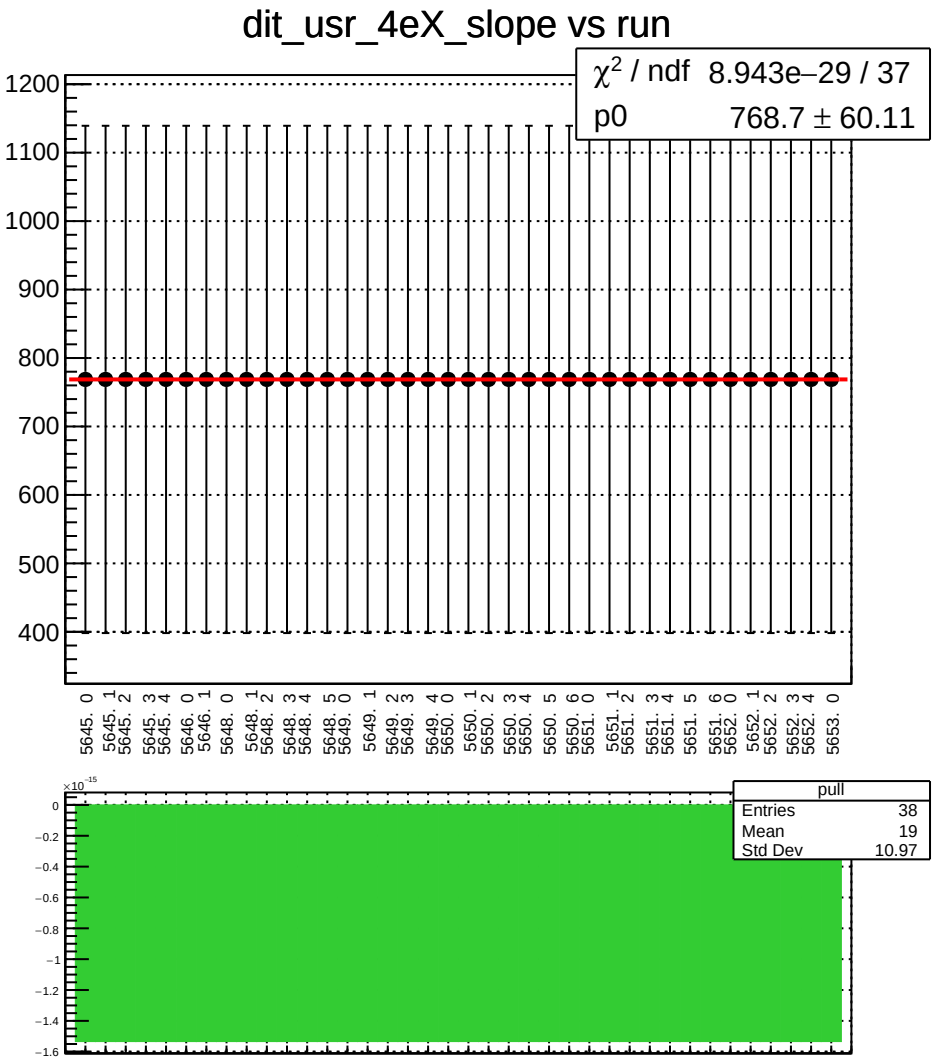
dit_usr_4eX_slope vs run
χ² / ndf 8.943e−29 / 37
p0 768.7 ± 60.11
1200
1100
1000
900
800
700
600
500
400
5645. 0
5645. 1
5645. 2
5645. 3
5645. 4
5646. 0
5646. 1
5648. 0
5648. 1
5648. 2
5648. 3
5648. 4
5648. 5
5649. 0
5649. 1
5649. 2
5649. 3
5649. 4
5650. 0
5650. 1
5650. 2
5650. 3
5650. 4
5650. 5
5650. 6
5651. 0
5651. 1
5651. 2
5651. 3
5651. 4
5651. 5
5651. 6
5652. 0
5652. 1
5652. 2
5652. 3
5652. 4
5653. 0
×10⁻¹⁵
0
−0.2
−0.4
−0.6
−0.8
−1
−1.2
−1.4
−1.6
pull
Entries 38
Mean 19
Std Dev 10.97

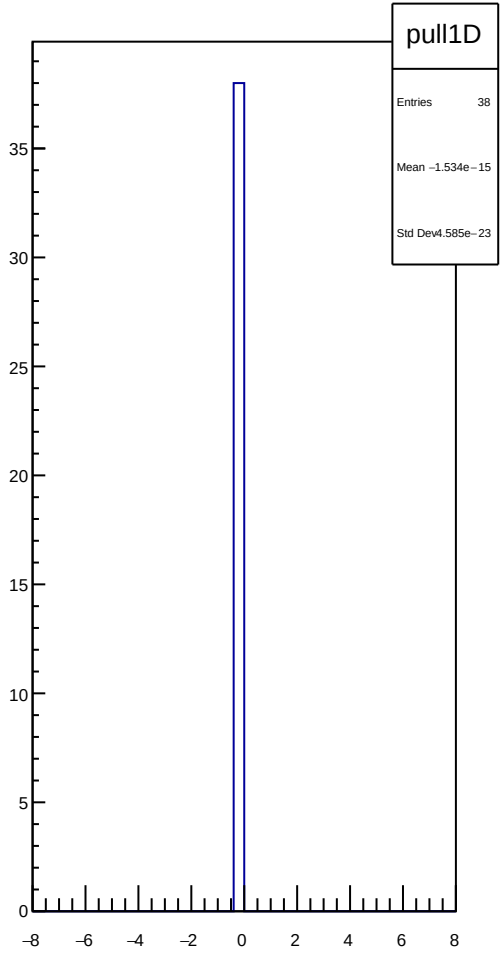
pull1D
Entries 38
Mean −1.534e−15
Std Dev4.585e−23
35
30
25
20
15
10
5
0
−8
−6
−4
−2
0
2
4
6
8

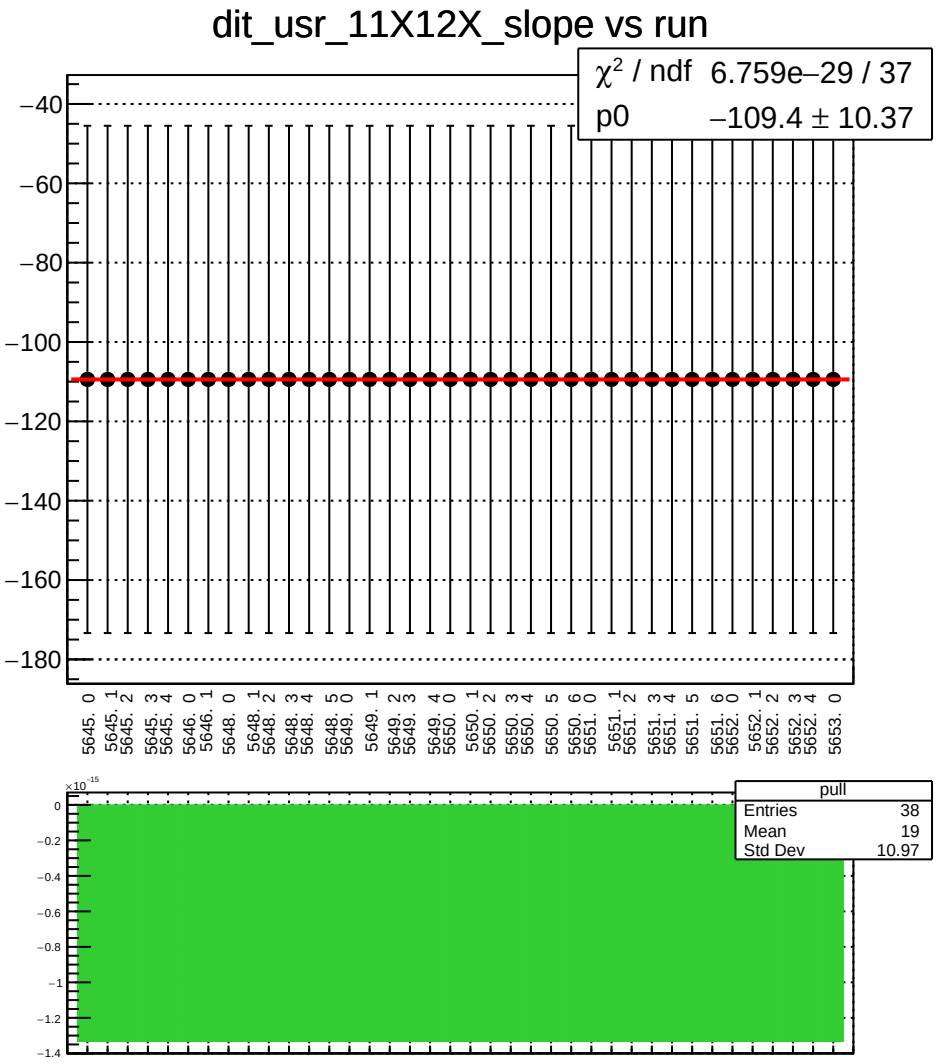
dit_usr_11X12X_slope vs run
χ² / ndf 6.759e−29 / 37
p0 −109.4 ± 10.37
−40
−60
−80
−100
−120
−140
−160
−180
5645. 0
5645. 1
5645. 2
5645. 3
5645. 4
5646. 0
5646. 1
5648. 0
5648. 1
5648. 2
5648. 3
5648. 4
5648. 5
5649. 0
5649. 1
5649. 2
5649. 3
5649. 4
5650. 0
5650. 1
5650. 2
5650. 3
5650. 4
5650. 5
5650. 6
5651. 0
5651. 1
5651. 2
5651. 3
5651. 4
5651. 5
5651. 6
5652. 0
5652. 1
5652. 2
5652. 3
5652. 4
5653. 0
×10⁻¹⁵
0
−0.2
−0.4
−0.6
−0.8
−1
−1.2
−1.4
pull
Entries 38
Mean 19
Std Dev 10.97

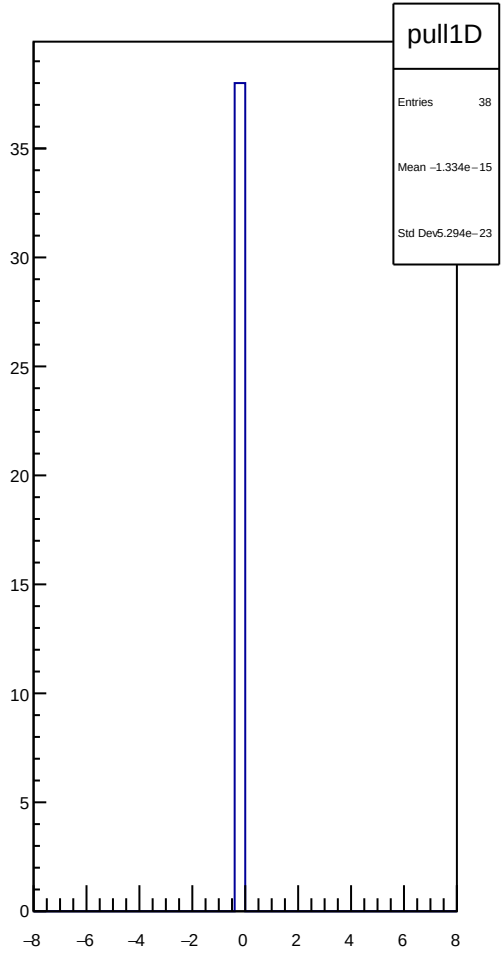
pull1D
Entries 38
Mean −1.334e−15
Std Dev 5.294e−23
35
30
25
20
15
10
5
0
−8
−6
−4
−2
0
2
4
6
8

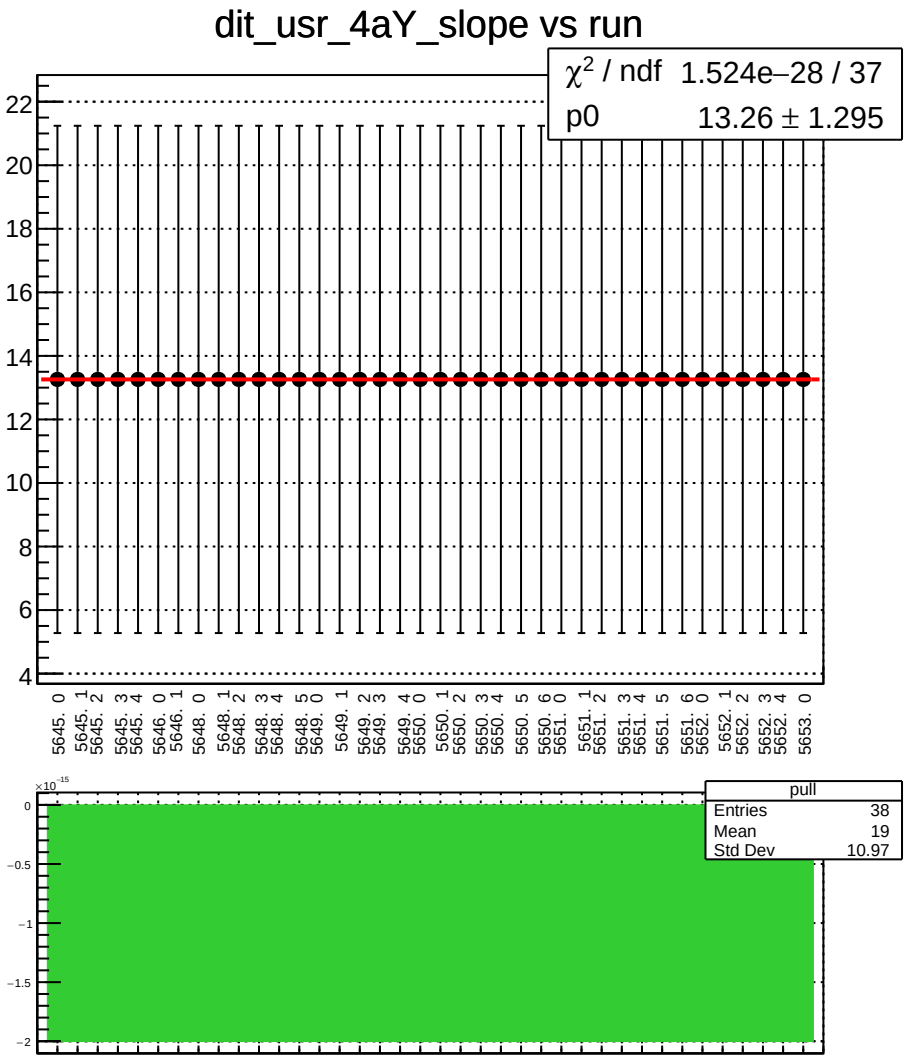
dit_usr_4aY_slope vs run
χ² / ndf 1.524e−28 / 37
p0 13.26 ± 1.295
22
20
18
16
14
12
10
8
6
4
5645. 0
5645. 1
5645. 2
5645. 3
5645. 4
5646. 0
5646. 1
5648. 0
5648. 1
5648. 2
5648. 3
5648. 4
5648. 5
5649. 0
5649. 1
5649. 2
5649. 3
5649. 4
5650. 0
5650. 1
5650. 2
5650. 3
5650. 4
5650. 5
5650. 6
5651. 0
5651. 1
5651. 2
5651. 3
5651. 4
5651. 5
5651. 6
5652. 0
5652. 1
5652. 2
5652. 3
5652. 4
5653. 0
×10⁻¹⁵
0
−0.5
−1
−1.5
−2
pull
Entries 38
Mean 19
Std Dev 10.97


pull1D
Entries 38
Mean −2.003e−15
Std Dev 3.743e−23
35
30
25
20
15
10
5
0
−8
−6
−4
−2
0
2
4
6
8

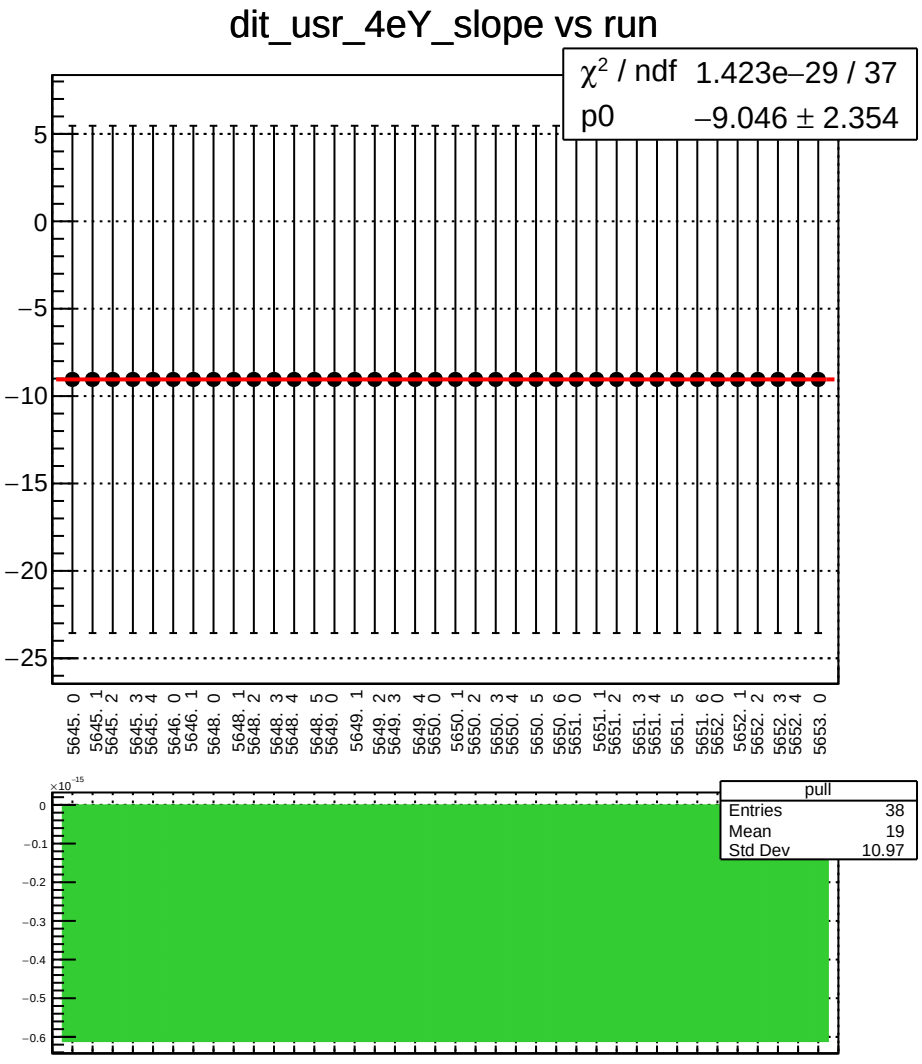
dit_usr_4eY_slope vs run
χ² / ndf 1.423e−29 / 37
p0 −9.046 ± 2.354
5
0
−5
−10
−15
−20
−25
5645. 0
5645. 1
5645. 2
5645. 3
5645. 4
5646. 0
5646. 1
5648. 0
5648. 1
5648. 2
5648. 3
5648. 4
5648. 5
5649. 0
5649. 1
5649. 2
5649. 3
5649. 4
5650. 0
5650. 1
5650. 2
5650. 3
5650. 4
5650. 5
5650. 6
5651. 0
5651. 1
5651. 2
5651. 3
5651. 4
5651. 5
5651. 6
5652. 0
5652. 1
5652. 2
5652. 3
5652. 4
5653. 0
×10⁻¹⁵
0
−0.1
−0.2
−0.3
−0.4
−0.5
−0.6
pull
Entries 38
Mean 19
Std Dev 10.97

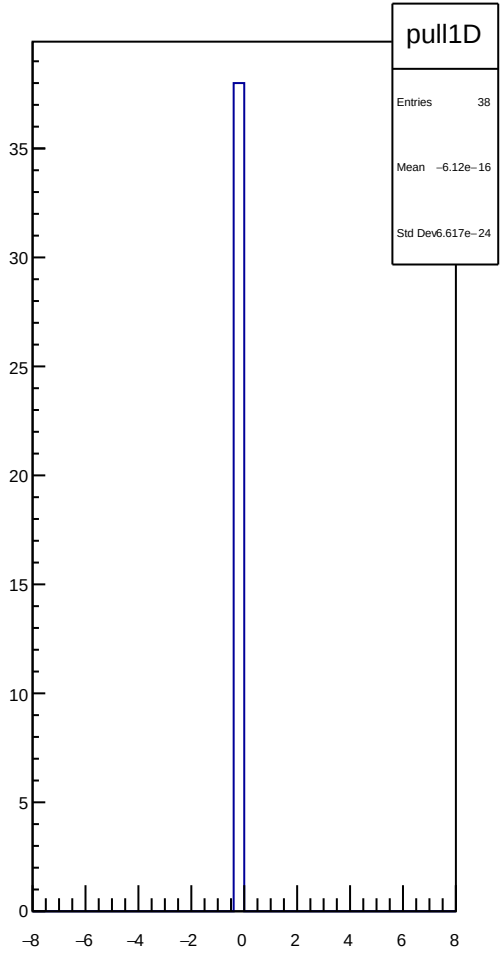
pull1D
Entries 38
Mean −6.12e−16
Std Dev 6.617e−24
35
30
25
20
15
10
5
0
−8
−6
−4
−2
0
2
4
6
8

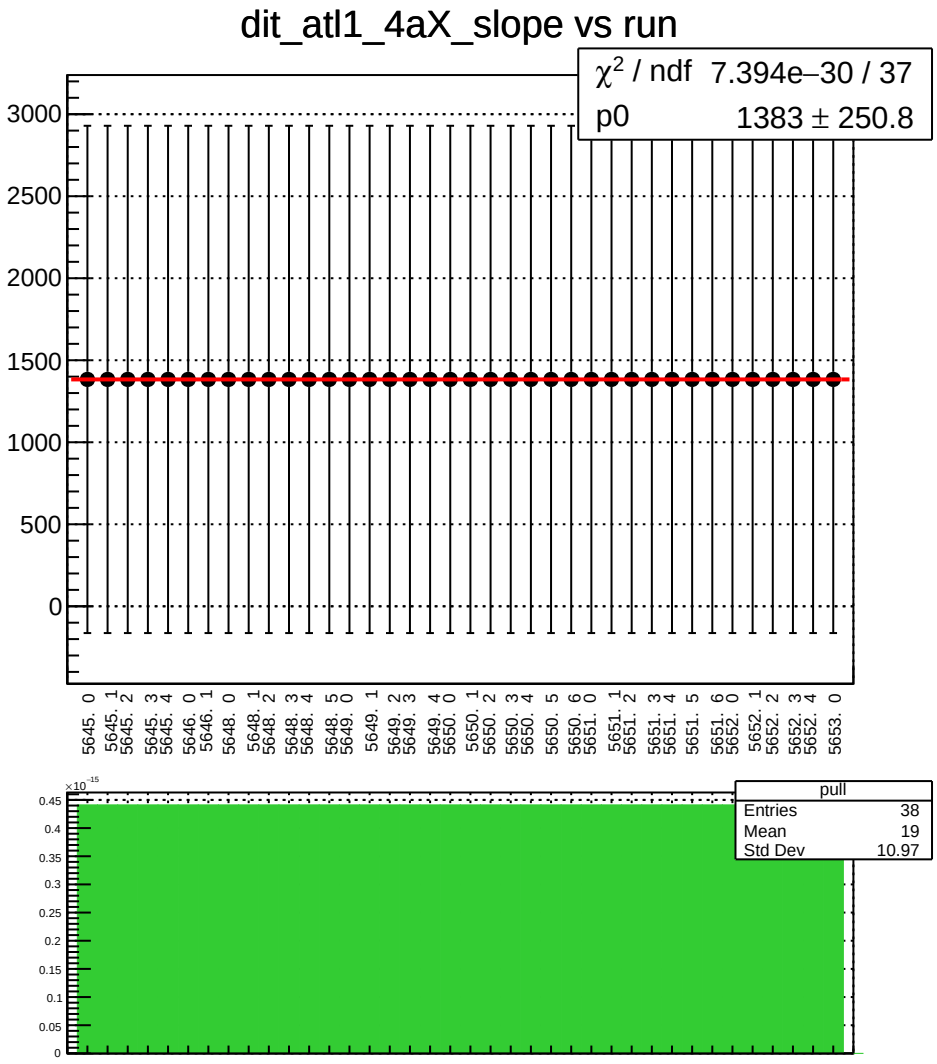
dit_atl1_4aX_slope vs run
χ^2 / ndf 7.394e−30 / 37
p0 1383 ± 250.8
3000
2500
2000
1500
1000
500
0
5645. 0
5645. 1
5645. 2
5645. 3
5645. 4
5646. 0
5646. 1
5648. 0
5648. 1
5648. 2
5648. 3
5648. 4
5648. 5
5649. 0
5649. 1
5649. 2
5649. 3
5649. 4
5650. 0
5650. 1
5650. 2
5650. 3
5650. 4
5650. 5
5650. 6
5651. 0
5651. 1
5651. 2
5651. 3
5651. 4
5651. 5
5651. 6
5652. 0
5652. 1
5652. 2
5652. 3
5652. 4
5653. 0
×10^-15
0.45
0.4
0.35
0.3
0.25
0.2
0.15
0.1
0.05
0
pull
Entries 38
Mean 19
Std Dev 10.97

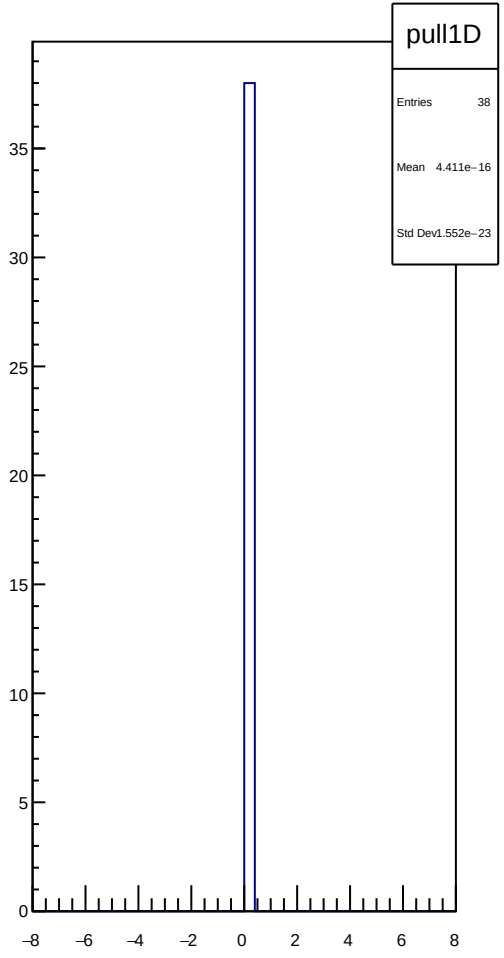
pull1D
Entries 38
Mean 4.411e−16
Std Dev1.552e−23
35
30
25
20
15
10
5
0
−8
−6
−4
−2
0
2
4
6
8

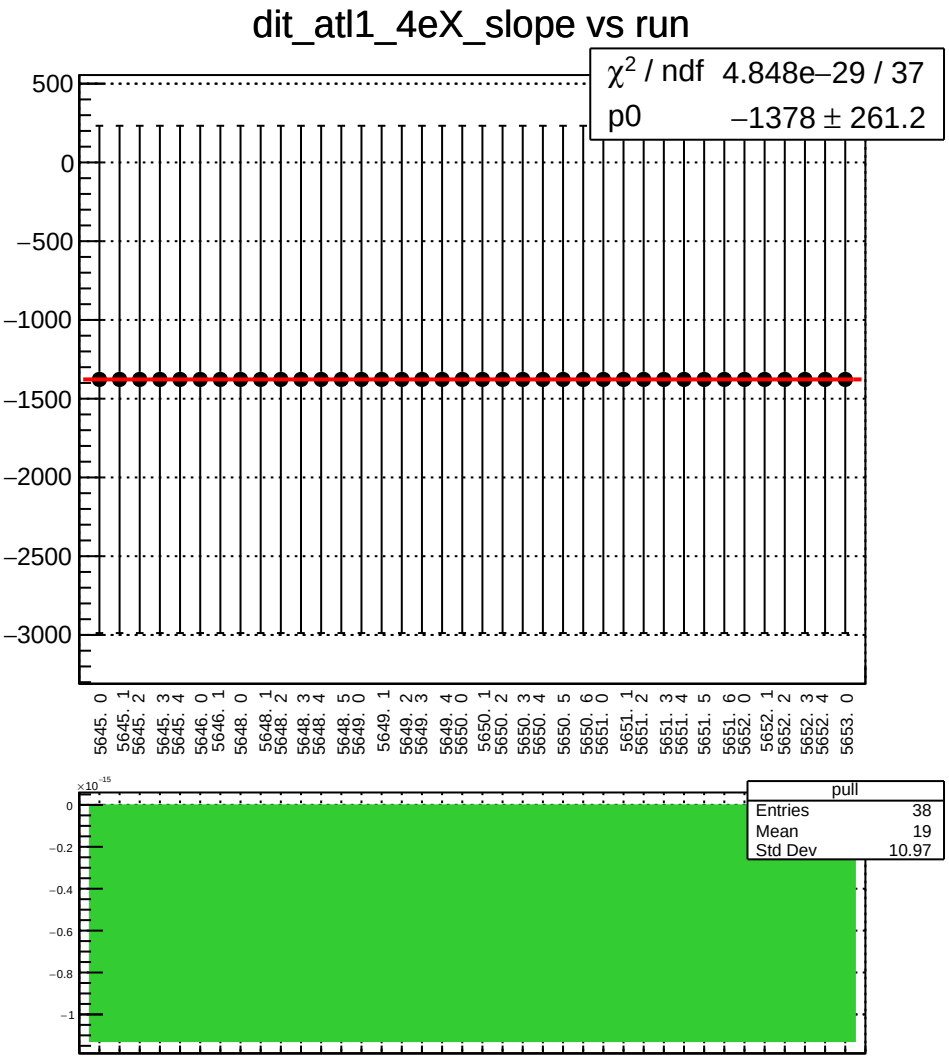
dit_atl1_4eX_slope vs run
χ^2 / ndf 4.848e−29 / 37
p0 −1378 ± 261.2
500
0
−500
−1000
−1500
−2000
−2500
−3000
5645. 0
5645. 1
5645. 2
5645. 3
5645. 4
5646. 0
5646. 1
5648. 0
5648. 1
5648. 2
5648. 3
5648. 4
5648. 5
5649. 0
5649. 1
5649. 2
5649. 3
5649. 4
5650. 0
5650. 1
5650. 2
5650. 3
5650. 4
5650. 5
5650. 6
5651. 0
5651. 1
5651. 2
5651. 3
5651. 4
5651. 5
5651. 6
5652. 0
5652. 1
5652. 2
5652. 3
5652. 4
5653. 0
×10^−15
0
−0.2
−0.4
−0.6
−0.8
−1
pull
Entries 38
Mean 19
Std Dev 10.97


pull1D
Entries 38
Mean −1.13e−15
Std Dev1.872e−23
35
30
25
20
15
10
5
0
−8
−6
−4
−2
0
2
4
6
8

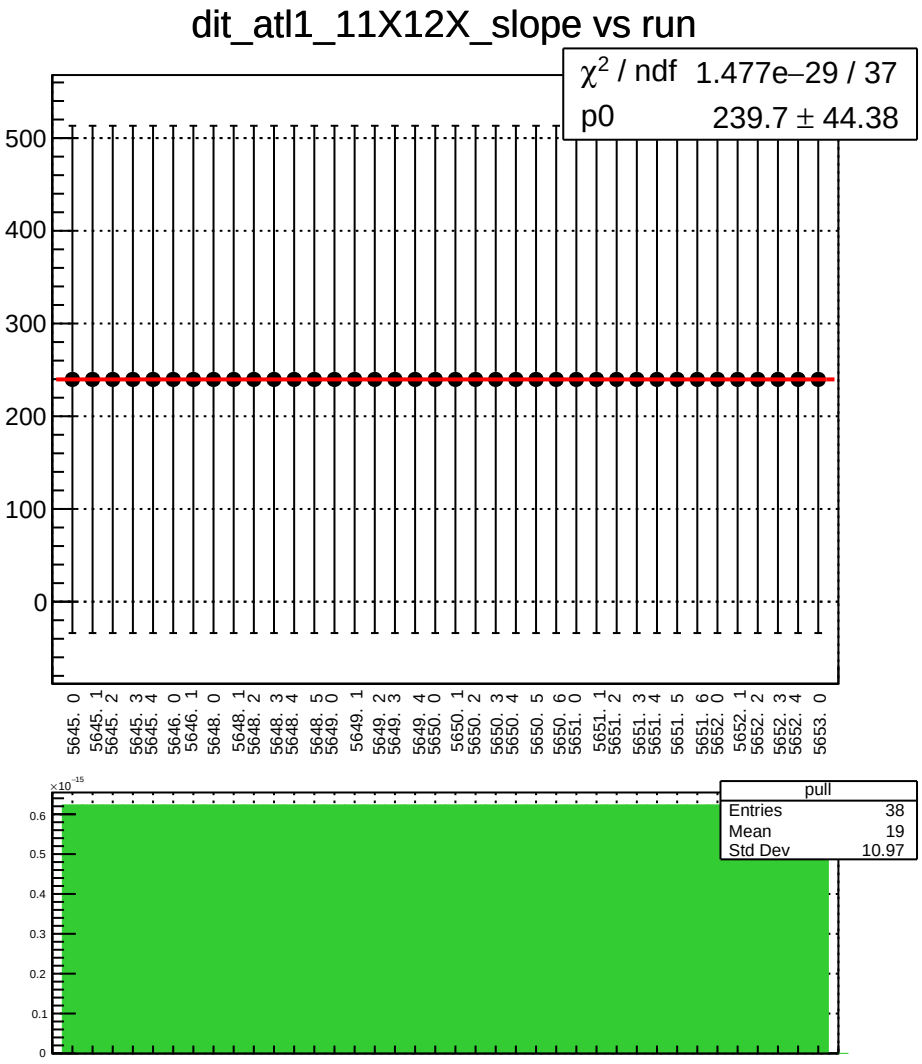
dit_atl1_11X12X_slope vs run
χ2 / ndf 1.477e−29 / 37
p0 239.7 ± 44.38
500
400
300
200
100
0
5645. 0
5645. 1
5645. 2
5645. 3
5645. 4
5646. 0
5646. 1
5648. 0
5648. 1
5648. 2
5648. 3
5648. 4
5648. 5
5649. 0
5649. 1
5649. 2
5649. 3
5649. 4
5650. 0
5650. 1
5650. 2
5650. 3
5650. 4
5650. 5
5650. 6
5651. 0
5651. 1
5651. 2
5651. 3
5651. 4
5651. 5
5651. 6
5652. 0
5652. 1
5652. 2
5652. 3
5652. 4
5653. 0
×10−15
0.6
0.5
0.4
0.3
0.2
0.1
0
pull
Entries 38
Mean 19
Std Dev 10.97

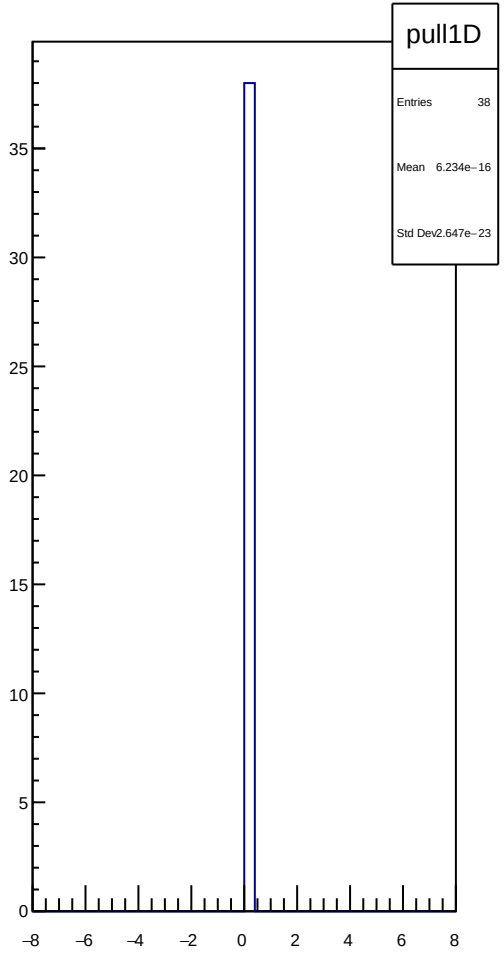
pull1D
Entries 38
Mean 6.234e−16
Std Dev 2.647e−23
35
30
25
20
15
10
5
0
−8
−6
−4
−2
0
2
4
6
8

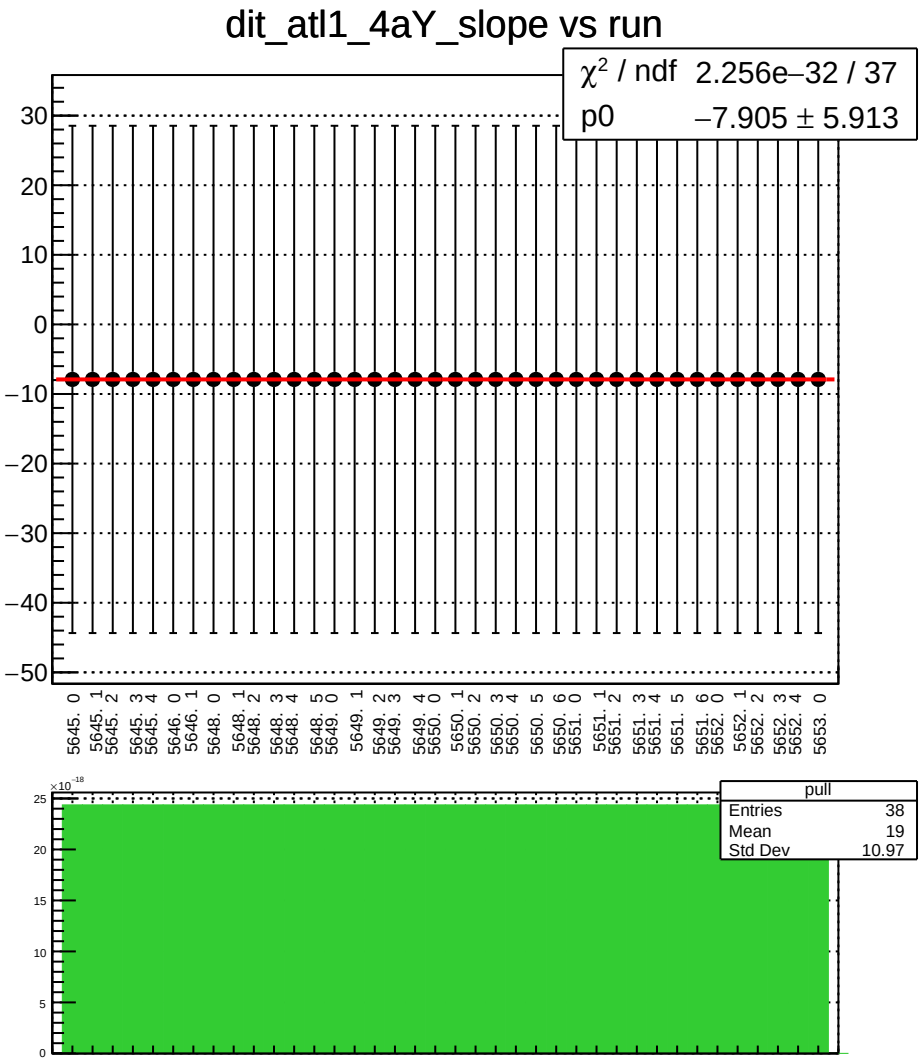
dit_atl1_4aY_slope vs run
χ² / ndf 2.256e−32 / 37
p0 −7.905 ± 5.913
30
20
10
0
−10
−20
−30
−40
−50
5645. 0
5645. 1
5645. 2
5645. 3
5645. 4
5646. 0
5646. 1
5648. 0
5648. 1
5648. 2
5648. 3
5648. 4
5648. 5
5649. 0
5649. 1
5649. 2
5649. 3
5649. 4
5650. 0
5650. 1
5650. 2
5650. 3
5650. 4
5650. 5
5650. 6
5651. 0
5651. 1
5651. 2
5651. 3
5651. 4
5651. 5
5651. 6
5652. 0
5652. 1
5652. 2
5652. 3
5652. 4
5653. 0
×10⁻¹⁸
25
20
15
10
5
0
pull
Entries 38
Mean 19
Std Dev 10.97

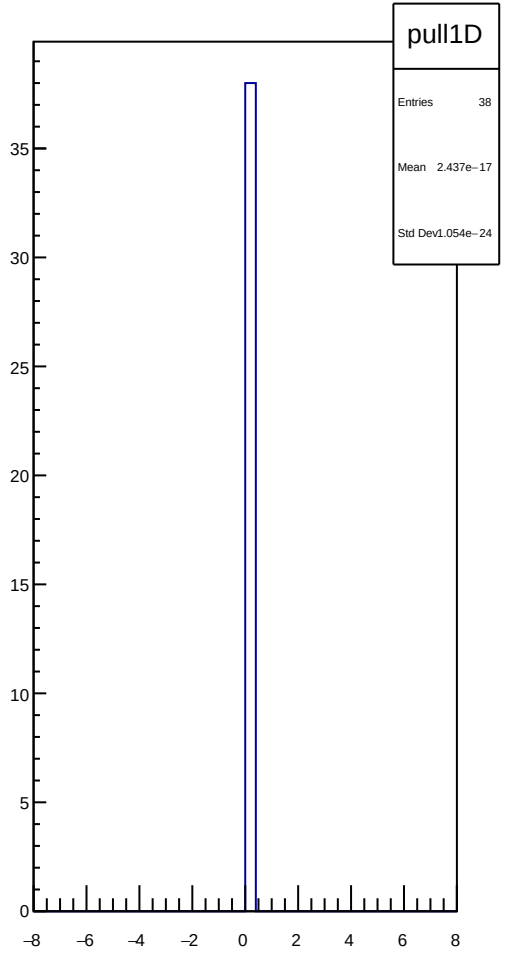
pull1D
Entries 38
Mean 2.437e−17
Std Dev1.054e−24
35
30
25
20
15
10
5
0
−8
−6
−4
−2
0
2
4
6
8

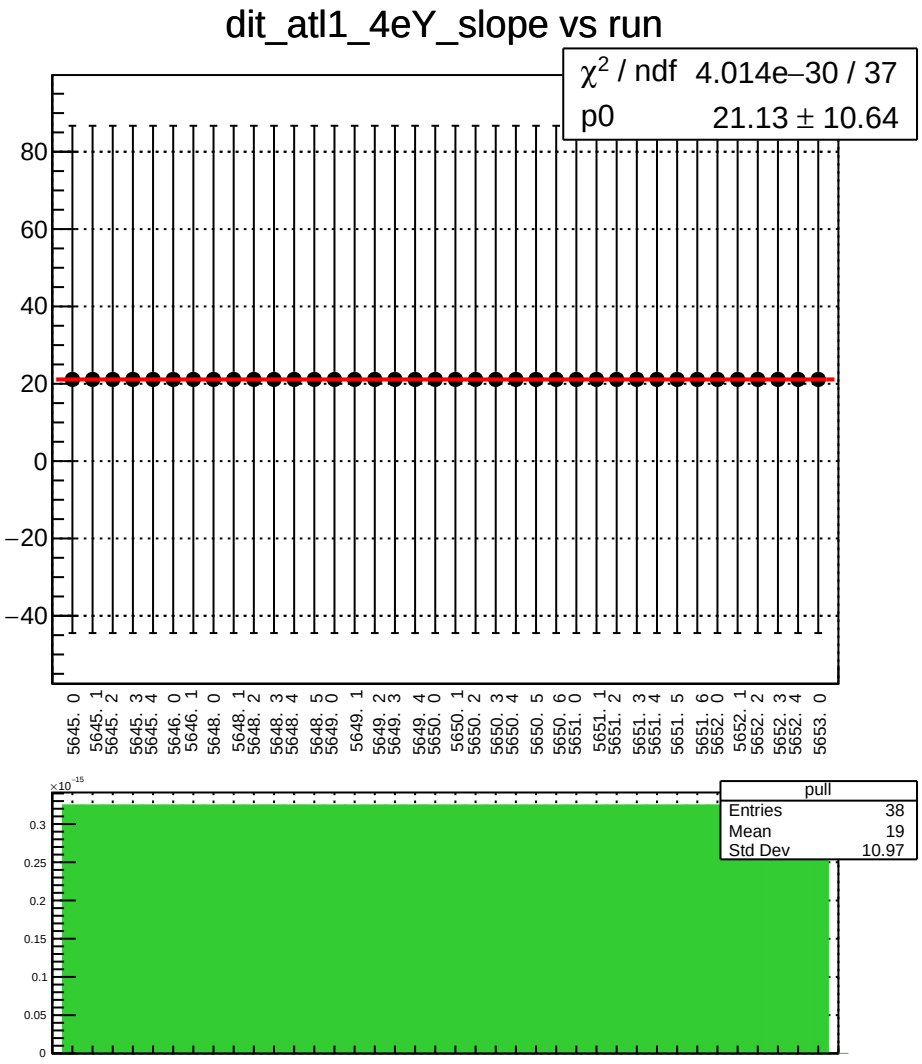
dit_atl1_4eY_slope vs run
χ2 / ndf 4.014e−30 / 37
p0 21.13 ± 10.64
80
60
40
20
0
−20
−40
5645. 0
5645. 1
5645. 2
5645. 3
5645. 4
5646. 0
5646. 1
5648. 0
5648. 1
5648. 2
5648. 3
5648. 4
5648. 5
5649. 0
5649. 1
5649. 2
5649. 3
5649. 4
5650. 0
5650. 1
5650. 2
5650. 3
5650. 4
5650. 5
5650. 6
5651. 0
5651. 1
5651. 2
5651. 3
5651. 4
5651. 5
5651. 6
5652. 0
5652. 1
5652. 2
5652. 3
5652. 4
5653. 0
×10−15
0.3
0.25
0.2
0.15
0.1
0.05
0
pull
Entries 38
Mean 19
Std Dev 10.97

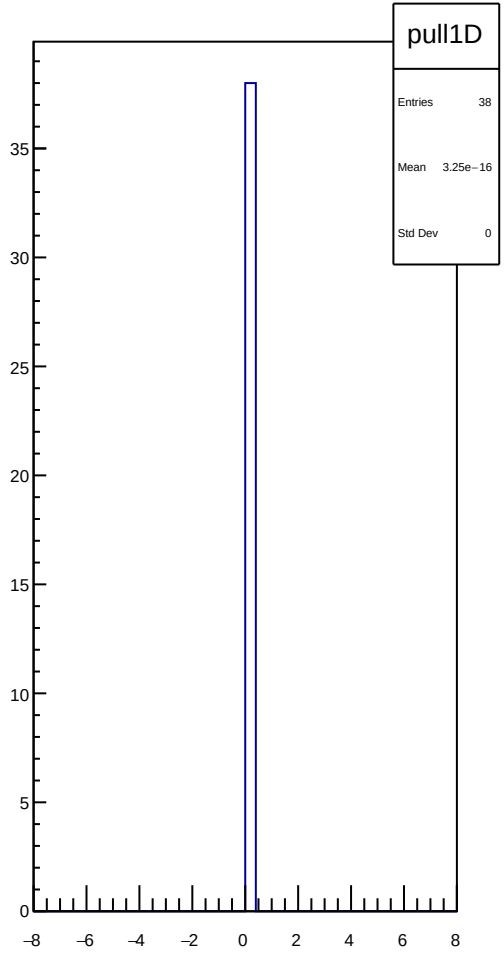
pull1D
Entries 38
Mean 3.25e−16
Std Dev 0
35
30
25
20
15
10
5
0
−8
−6
−4
−2
0
2
4
6
8

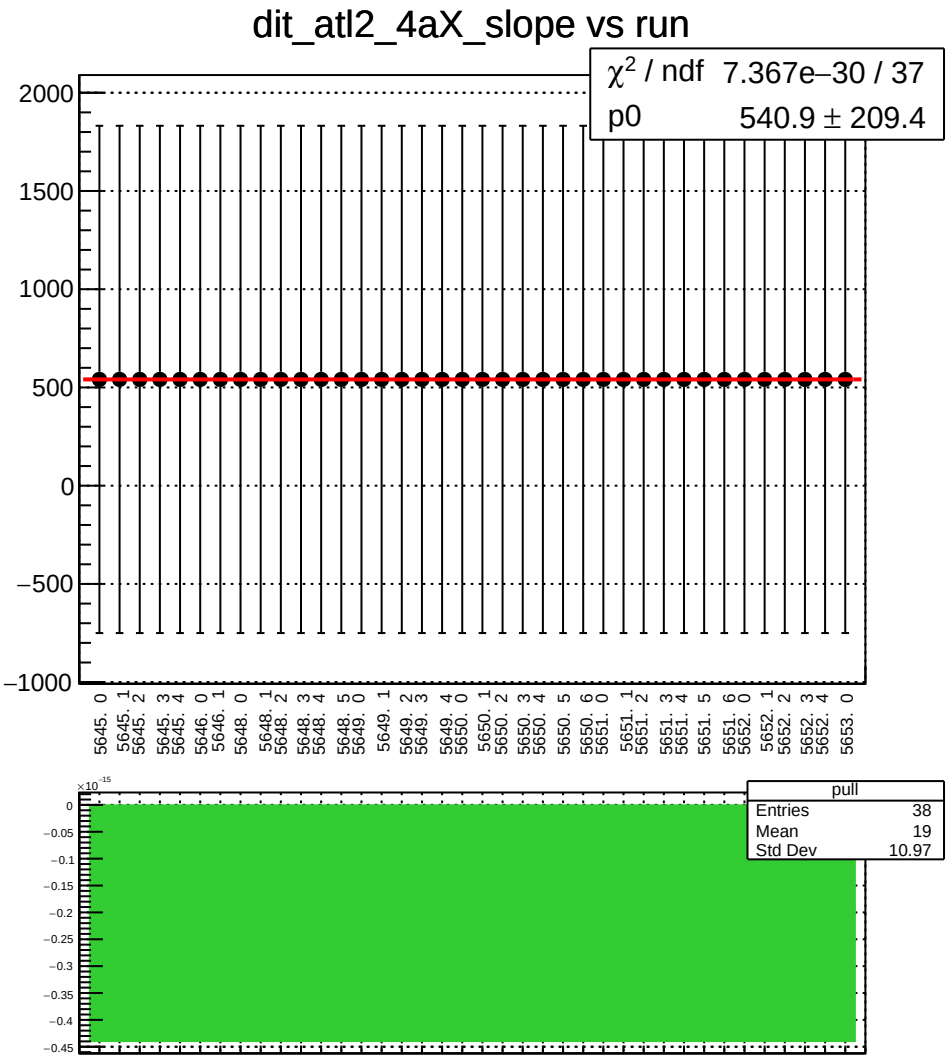
dit_atl2_4aX_slope vs run
χ^2 / ndf 7.367e−30 / 37
p0 540.9 ± 209.4
2000
1500
1000
500
0
−500
−1000
5645. 0
5645. 1
5645. 2
5645. 3
5645. 4
5646. 0
5646. 1
5648. 0
5648. 1
5648. 2
5648. 3
5648. 4
5648. 5
5649. 0
5649. 1
5649. 2
5649. 3
5649. 4
5650. 0
5650. 1
5650. 2
5650. 3
5650. 4
5650. 5
5650. 6
5651. 0
5651. 1
5651. 2
5651. 3
5651. 4
5651. 5
5651. 6
5652. 0
5652. 1
5652. 2
5652. 3
5652. 4
5653. 0
×10^−15
0
−0.05
−0.1
−0.15
−0.2
−0.25
−0.3
−0.35
−0.4
−0.45
pull
Entries 38
Mean 19
Std Dev 10.97

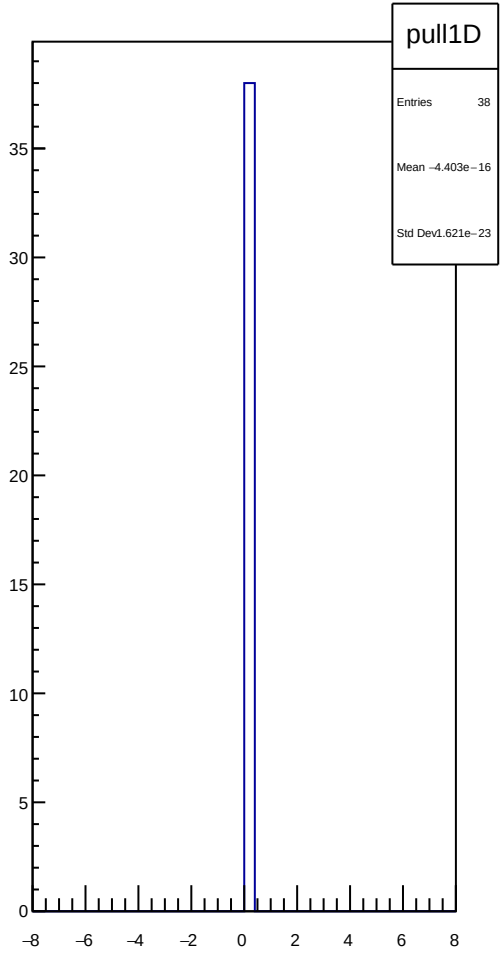
pull1D
Entries 38
Mean −4.403e−16
Std Dev1.621e−23
35
30
25
20
15
10
5
0
−8
−6
−4
−2
0
2
4
6
8

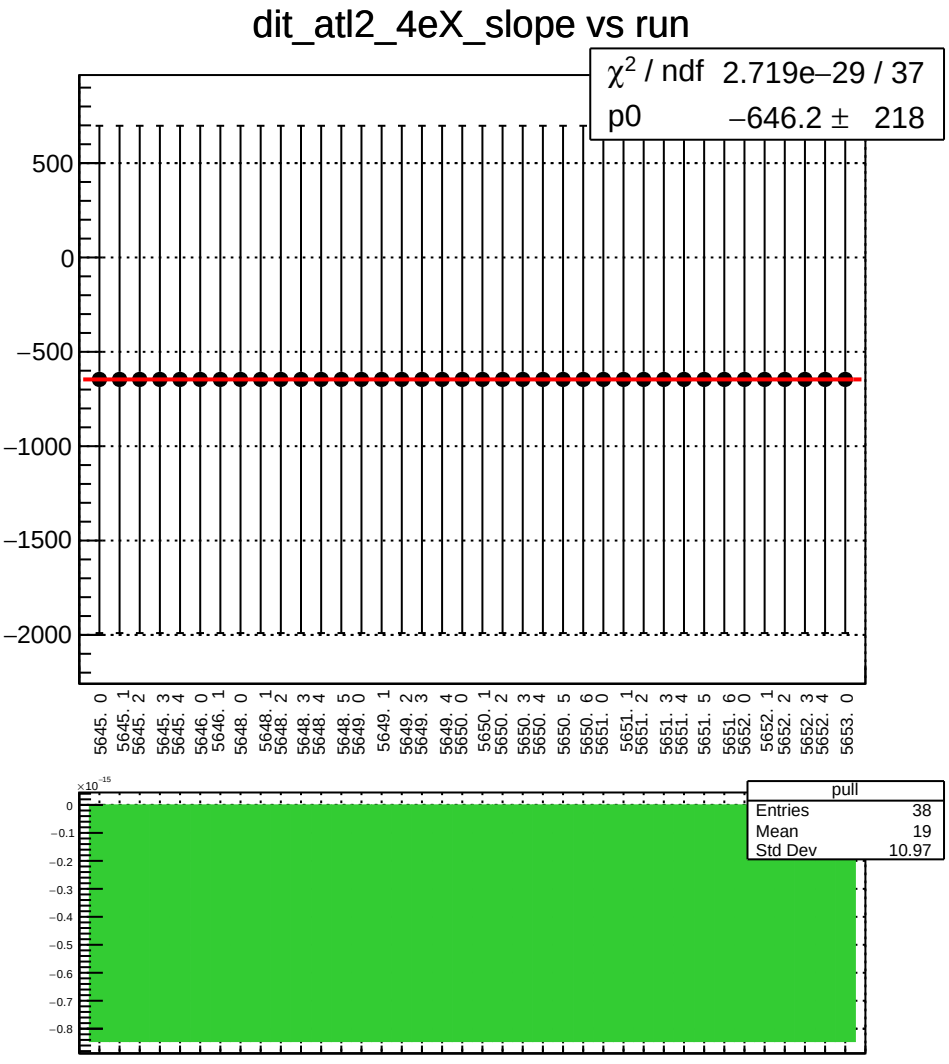
dit_atl2_4eX_slope vs run
χ^2 / ndf 2.719e−29 / 37
p0 −646.2 ± 218
500
0
−500
−1000
−1500
−2000
5645. 0
5645. 1
5645. 2
5645. 3
5645. 4
5646. 0
5646. 1
5648. 0
5648. 1
5648. 2
5648. 3
5648. 4
5648. 5
5649. 0
5649. 1
5649. 2
5649. 3
5649. 4
5650. 0
5650. 1
5650. 2
5650. 3
5650. 4
5650. 5
5650. 6
5651. 0
5651. 1
5651. 2
5651. 3
5651. 4
5651. 5
5651. 6
5652. 0
5652. 1
5652. 2
5652. 3
5652. 4
5653. 0
×10⁻¹⁵
0
−0.1
−0.2
−0.3
−0.4
−0.5
−0.6
−0.7
−0.8
pull
Entries 38
Mean 19
Std Dev 10.97

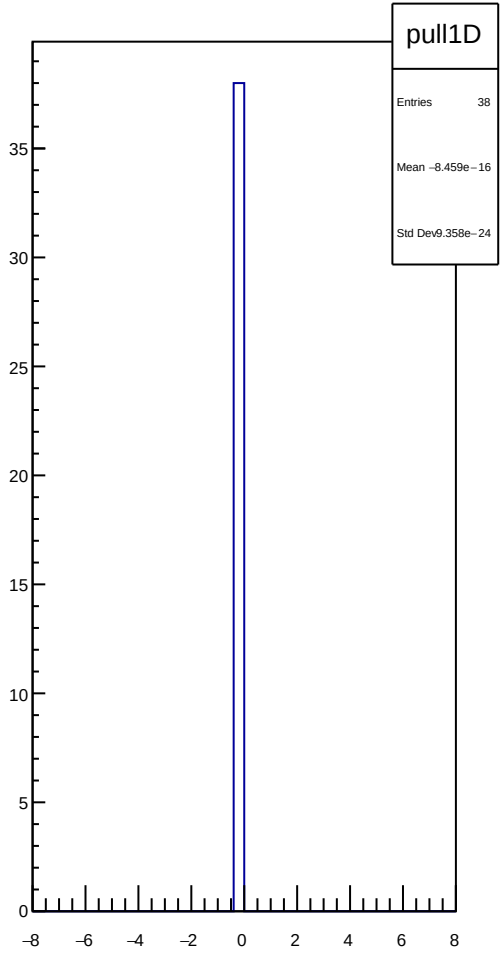
pull1D
Entries 38
Mean −8.459e−16
Std Dev 9.358e−24
35
30
25
20
15
10
5
0
−8
−6
−4
−2
0
2
4
6
8

dit_atl2_11X12X_slope vs run

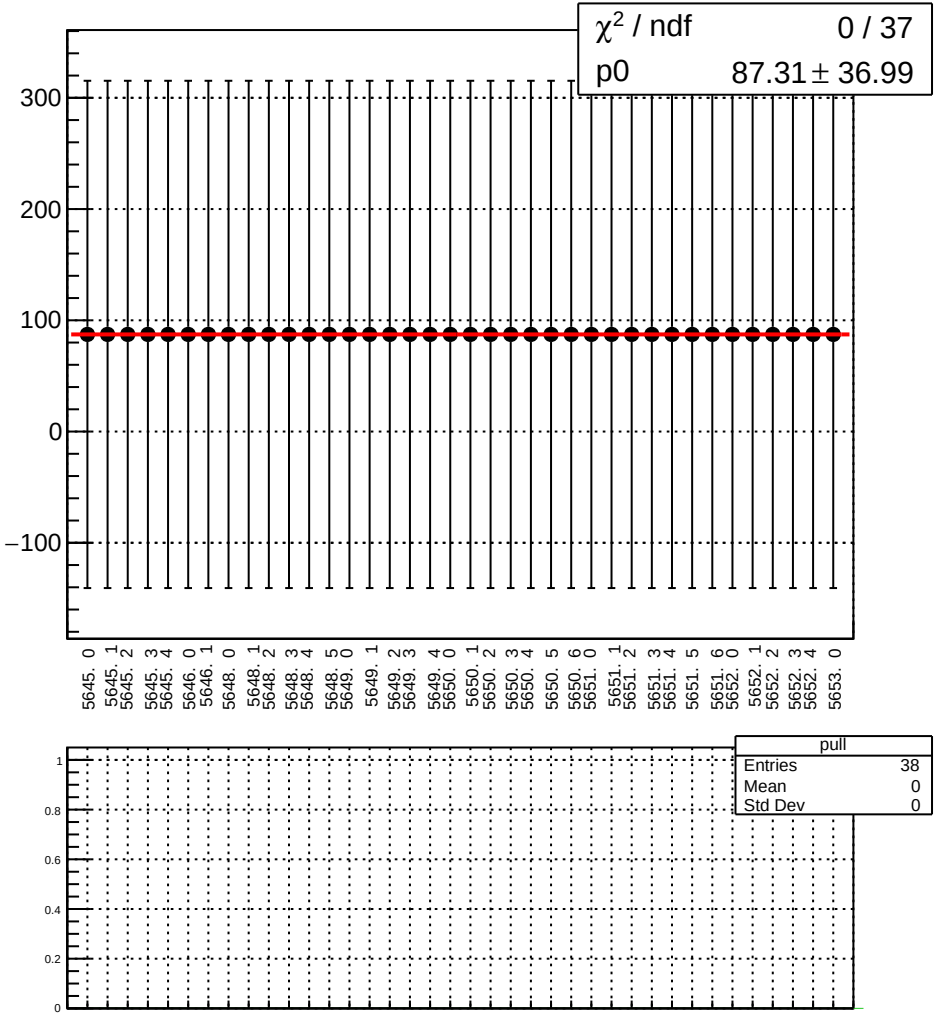

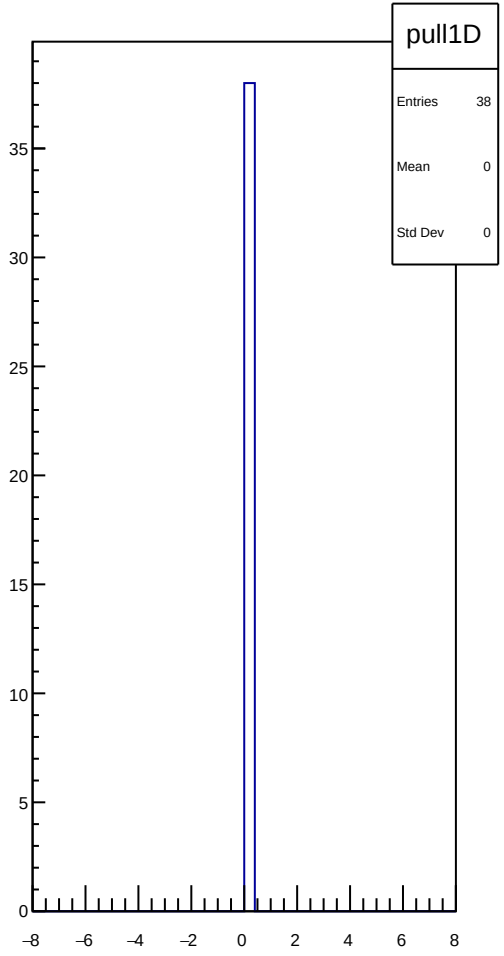

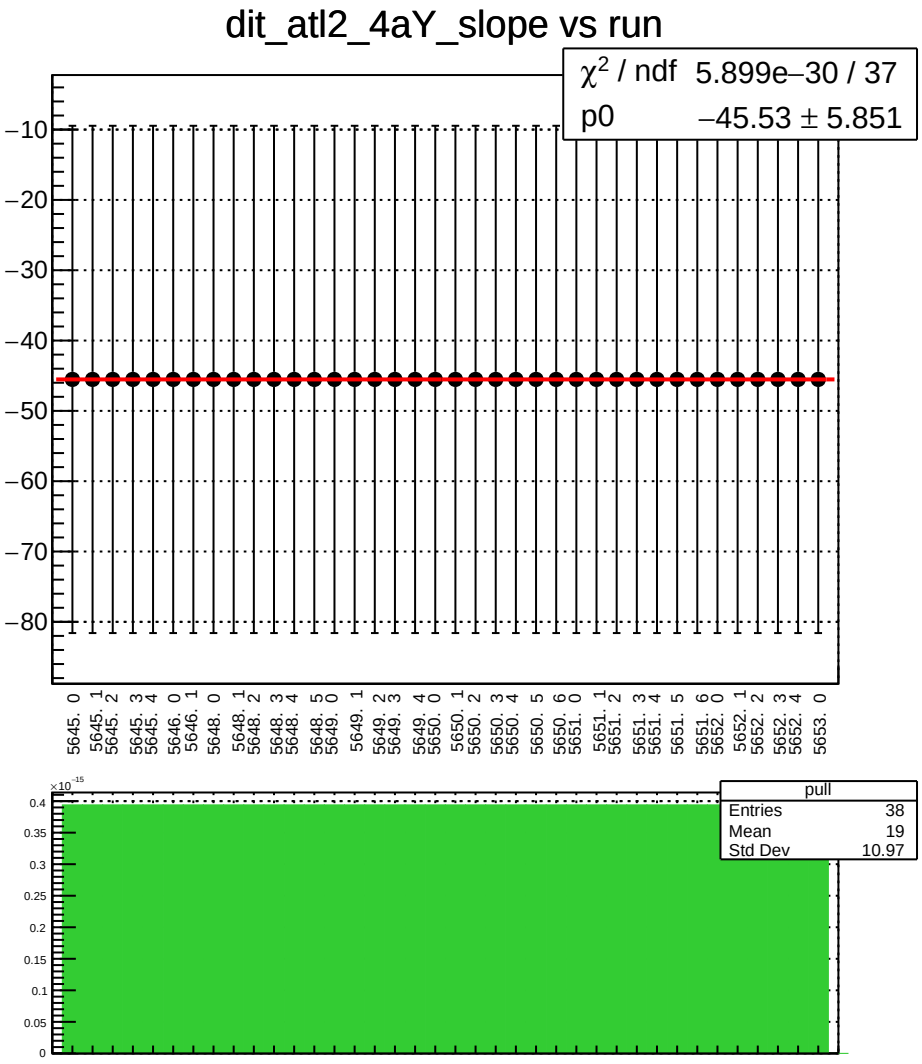
dit_atl2_4aY_slope vs run
χ^2 / ndf 5.899e−30 / 37
p0 −45.53 ± 5.851
−10
−20
−30
−40
−50
−60
−70
−80
5645. 0
5645. 1
5645. 2
5645. 3
5645. 4
5646. 0
5646. 1
5648. 0
5648. 1
5648. 2
5648. 3
5648. 4
5648. 5
5649. 0
5649. 1
5649. 2
5649. 3
5649. 4
5650. 0
5650. 1
5650. 2
5650. 3
5650. 4
5650. 5
5650. 6
5651. 0
5651. 1
5651. 2
5651. 3
5651. 4
5651. 5
5651. 6
5652. 0
5652. 1
5652. 2
5652. 3
5652. 4
5653. 0
$\times 10^{-15}$
0.4
0.35
0.3
0.25
0.2
0.15
0.1
0.05
0
pull
Entries 38
Mean 19
Std Dev 10.97

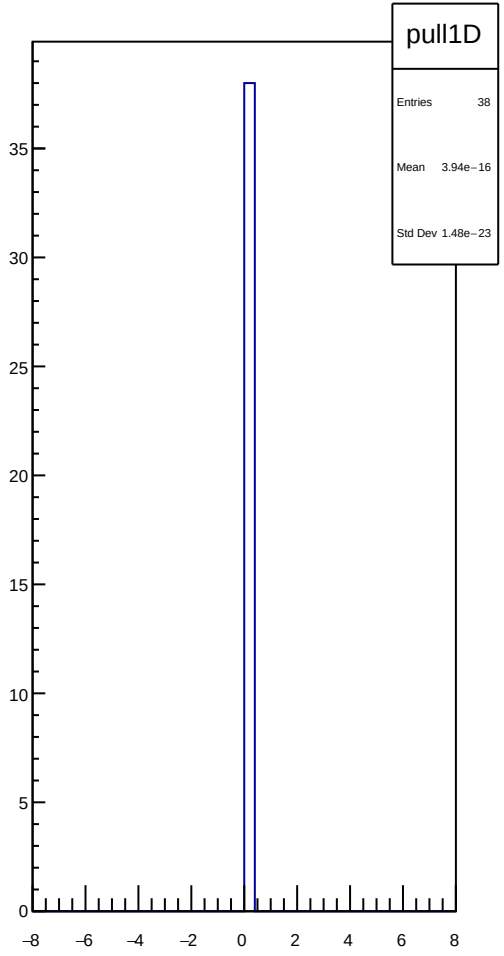
pull1D
Entries 38
Mean 3.94e−16
Std Dev 1.48e−23
35
30
25
20
15
10
5
0
−8
−6
−4
−2
0
2
4
6
8

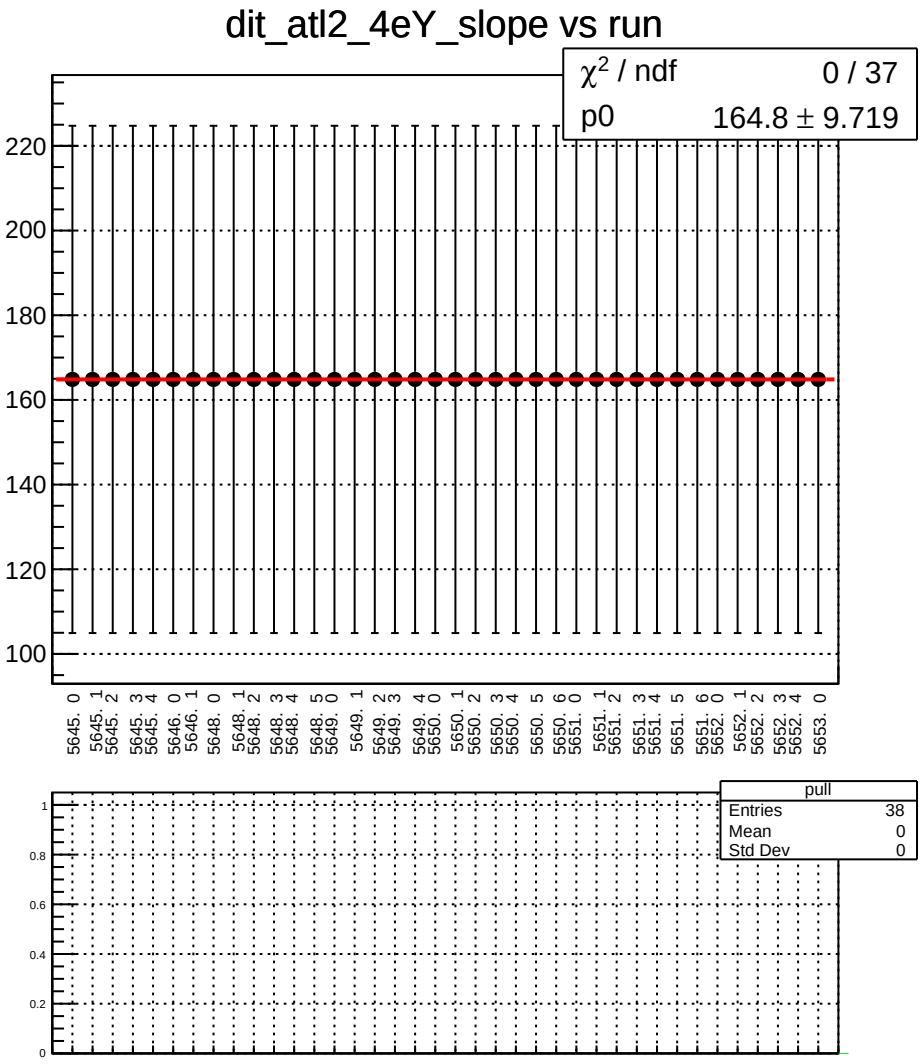
dit_atl2_4eY_slope vs run
χ^2 / ndf 0 / 37
p0 164.8 ± 9.719
220
200
180
160
140
120
100
5645. 0
5645. 1
5645. 2
5645. 3
5645. 4
5646. 0
5646. 1
5648. 0
5648. 1
5648. 2
5648. 3
5648. 4
5648. 5
5649. 0
5649. 1
5649. 2
5649. 3
5649. 4
5650. 0
5650. 1
5650. 2
5650. 3
5650. 4
5650. 5
5650. 6
5651. 0
5651. 1
5651. 2
5651. 3
5651. 4
5651. 5
5651. 6
5652. 0
5652. 1
5652. 2
5652. 3
5652. 4
5653. 0
pull
Entries 38
Mean 0
Std Dev 0
1
0.8
0.6
0.4
0.2
0

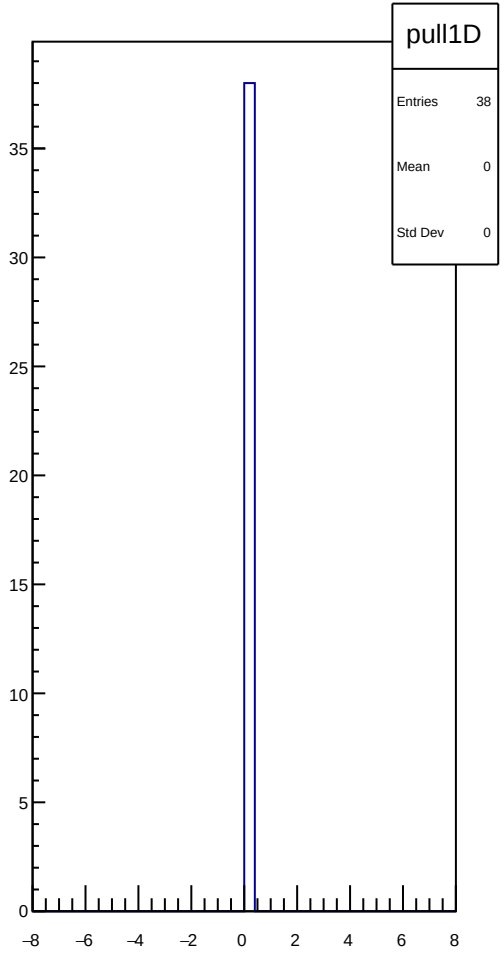
pull1D
Entries 38
Mean 0
Std Dev 0
35
30
25
20
15
10
5
0
–8
–6
–4
–2
0
2
4
6
8

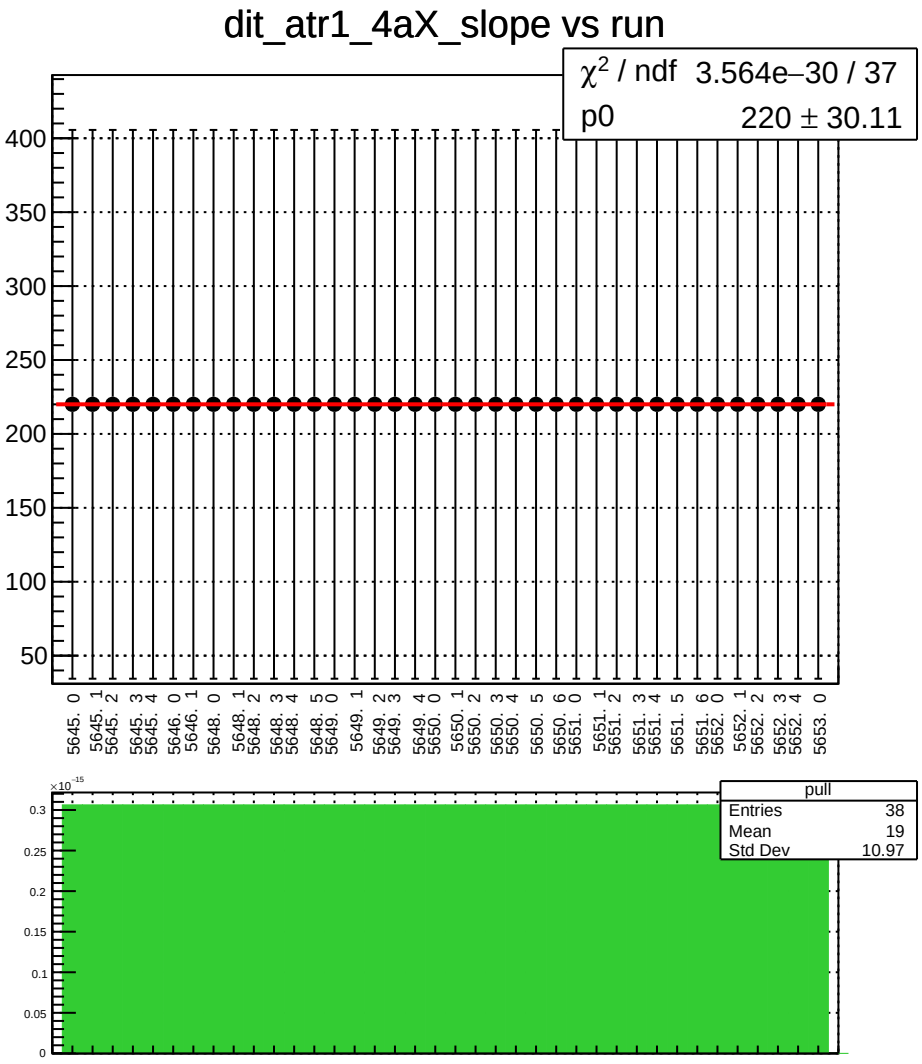
dit_atr1_4aX_slope vs run
χ2 / ndf 3.564e−30 / 37
p0 220 ± 30.11
400
350
300
250
200
150
100
50
5645. 0
5645. 1
5645. 2
5645. 3
5645. 4
5646. 0
5646. 1
5648. 0
5648. 1
5648. 2
5648. 3
5648. 4
5648. 5
5649. 0
5649. 1
5649. 2
5649. 3
5649. 4
5650. 0
5650. 1
5650. 2
5650. 3
5650. 4
5650. 5
5650. 6
5651. 0
5651. 1
5651. 2
5651. 3
5651. 4
5651. 5
5651. 6
5652. 0
5652. 1
5652. 2
5652. 3
5652. 4
5653. 0
×10−15
0.3
0.25
0.2
0.15
0.1
0.05
0
pull
Entries 38
Mean 19
Std Dev 10.97

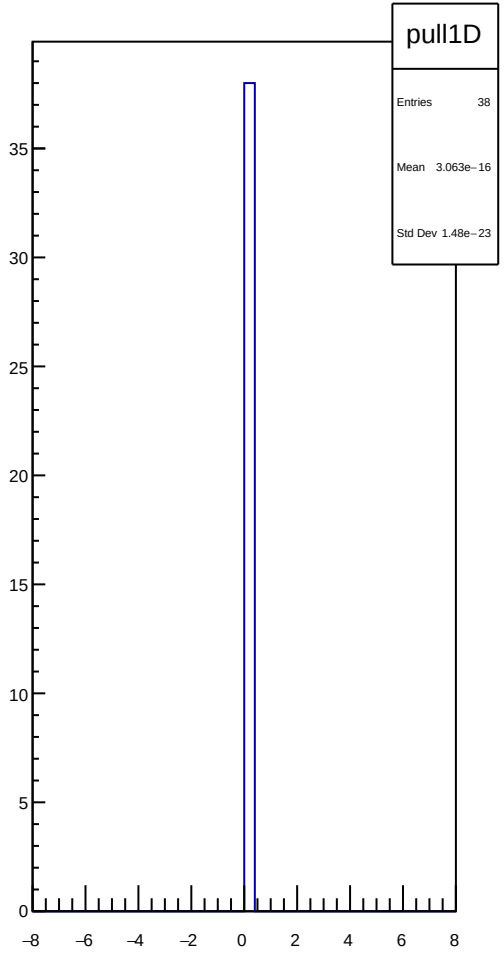
pull1D
Entries 38
Mean 3.063e−16
Std Dev 1.48e−23
35
30
25
20
15
10
5
0
−8
−6
−4
−2
0
2
4
6
8

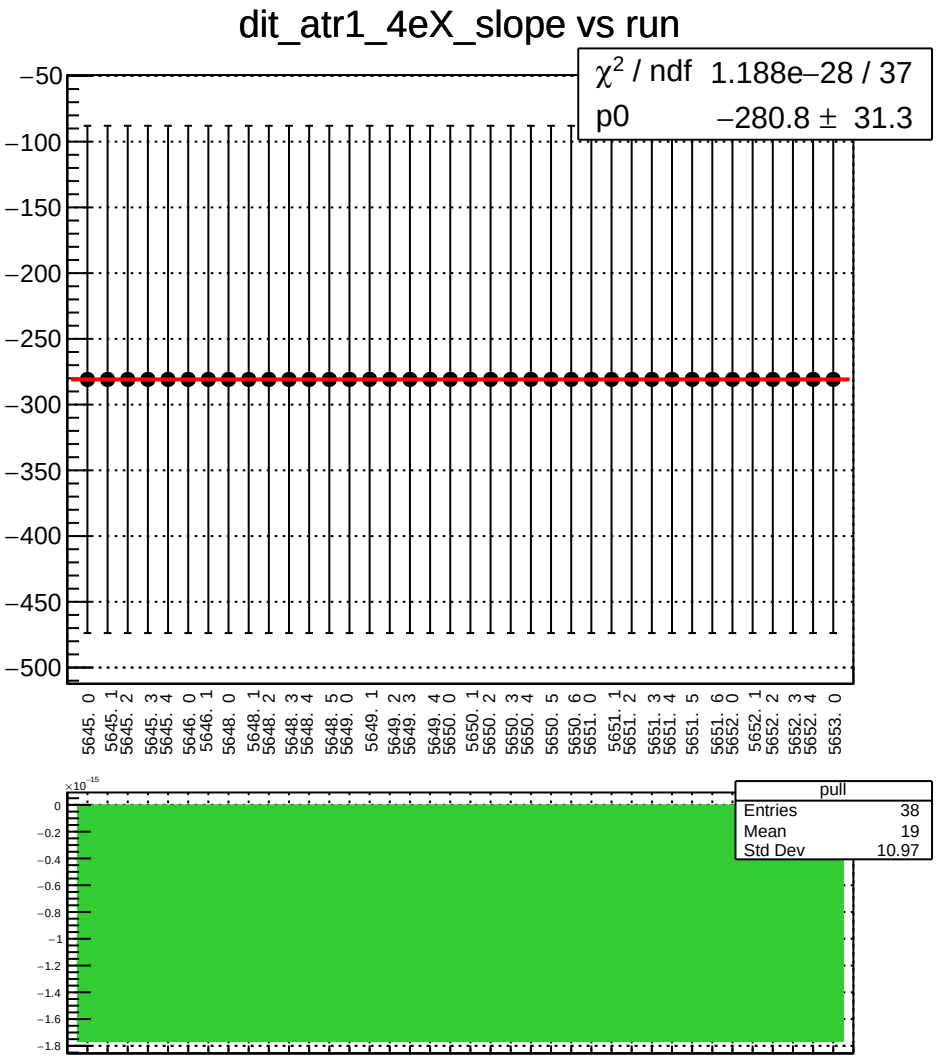
dit_atr1_4eX_slope vs run
χ² / ndf 1.188e−28 / 37
p0 −280.8 ± 31.3
−50
−100
−150
−200
−250
−300
−350
−400
−450
−500
5645. 0
5645. 1
5645. 2
5645. 3
5645. 4
5646. 0
5646. 1
5648. 0
5648. 1
5648. 2
5648. 3
5648. 4
5648. 5
5649. 0
5649. 1
5649. 2
5649. 3
5649. 4
5650. 0
5650. 1
5650. 2
5650. 3
5650. 4
5650. 5
5650. 6
5651. 0
5651. 1
5651. 2
5651. 3
5651. 4
5651. 5
5651. 6
5652. 0
5652. 1
5652. 2
5652. 3
5652. 4
5653. 0
×10⁻¹⁵
0
−0.2
−0.4
−0.6
−0.8
−1
−1.2
−1.4
−1.6
−1.8
pull
Entries 38
Mean 19
Std Dev 10.97

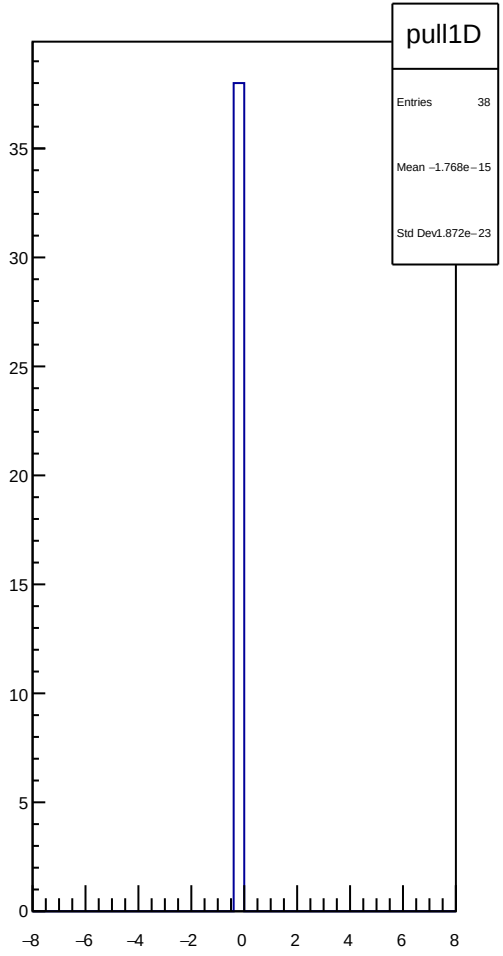
pull1D
Entries 38
Mean −1.768e−15
Std Dev1.872e−23
35
30
25
20
15
10
5
0
−8
−6
−4
−2
0
2
4
6
8

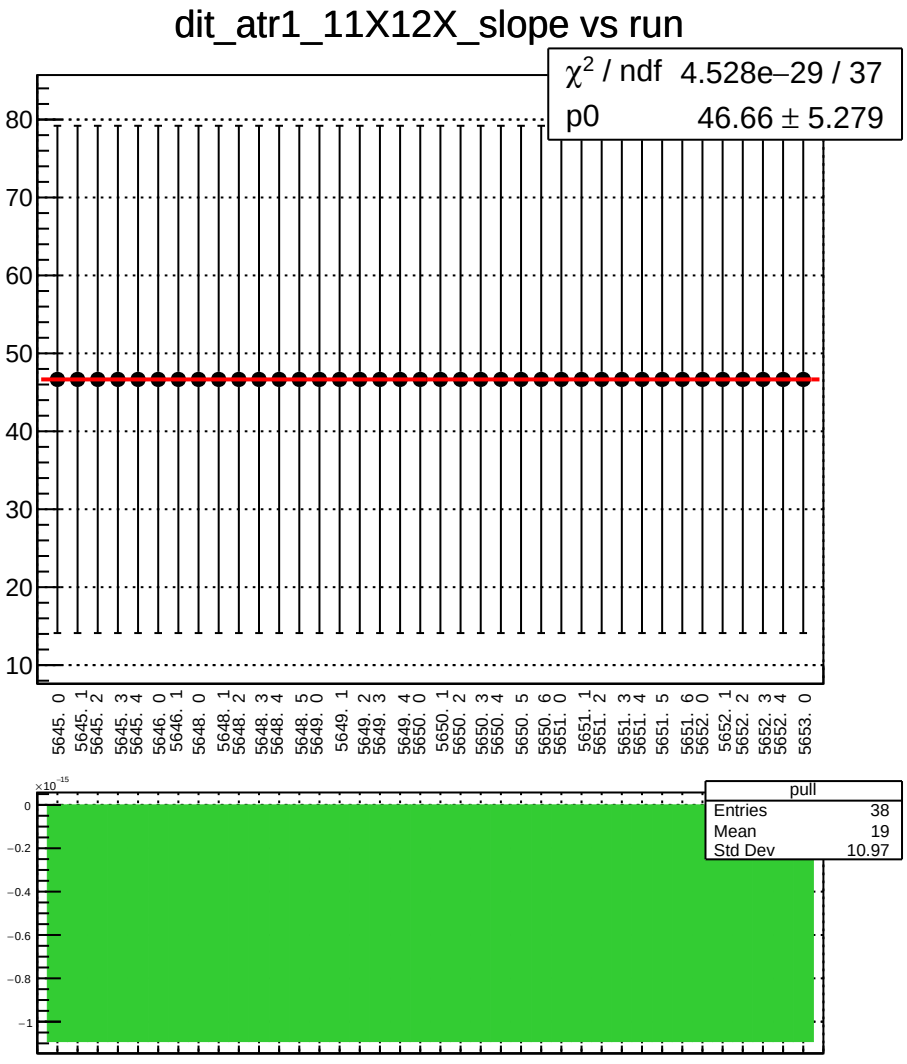
dit_atr1_11X12X_slope vs run
χ^2 / ndf 4.528e−29 / 37
p0 46.66 ± 5.279
80
70
60
50
40
30
20
10
5645. 0
5645. 1
5645. 2
5645. 3
5645. 4
5646. 0
5646. 1
5648. 0
5648. 1
5648. 2
5648. 3
5648. 4
5648. 5
5649. 0
5649. 1
5649. 2
5649. 3
5649. 4
5650. 0
5650. 1
5650. 2
5650. 3
5650. 4
5650. 5
5650. 6
5651. 0
5651. 1
5651. 2
5651. 3
5651. 4
5651. 5
5651. 6
5652. 0
5652. 1
5652. 2
5652. 3
5652. 4
5653. 0
×10⁻¹⁵
0
−0.2
−0.4
−0.6
−0.8
−1
pull
Entries 38
Mean 19
Std Dev 10.97


pull1D
Entries 38
Mean −1.092e−15
Std Dev4.185e−23
35
30
25
20
15
10
5
0
−8
−6
−4
−2
0
2
4
6
8

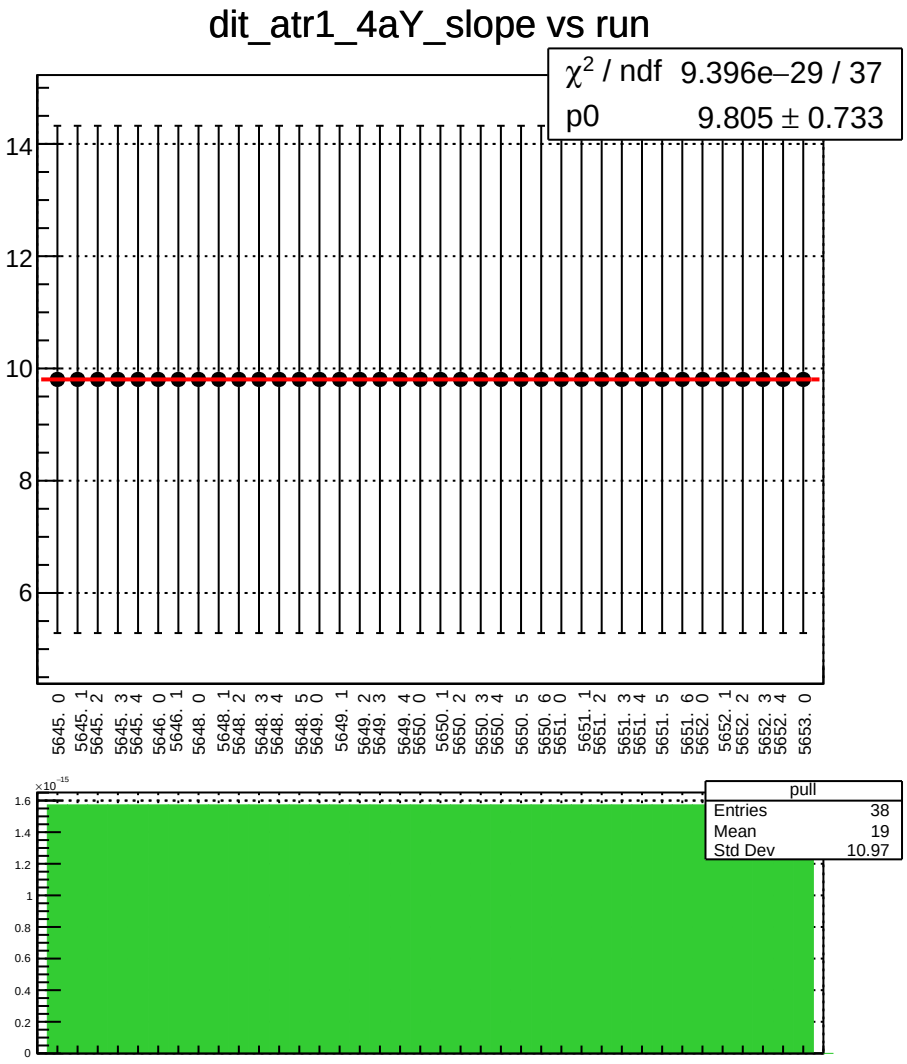
dit_atr1_4aY_slope vs run
χ^2 / ndf 9.396e−29 / 37
p0 9.805 ± 0.733
14
12
10
8
6
5645. 0
5645. 1
5645. 2
5645. 3
5645. 4
5646. 0
5646. 1
5648. 0
5648. 1
5648. 2
5648. 3
5648. 4
5648. 5
5649. 0
5649. 1
5649. 2
5649. 3
5649. 4
5650. 0
5650. 1
5650. 2
5650. 3
5650. 4
5650. 5
5650. 6
5651. 0
5651. 1
5651. 2
5651. 3
5651. 4
5651. 5
5651. 6
5652. 0
5652. 1
5652. 2
5652. 3
5652. 4
5653. 0
×10⁻¹⁵
1.6
1.4
1.2
1
0.8
0.6
0.4
0.2
0
pull
Entries 38
Mean 19
Std Dev 10.97

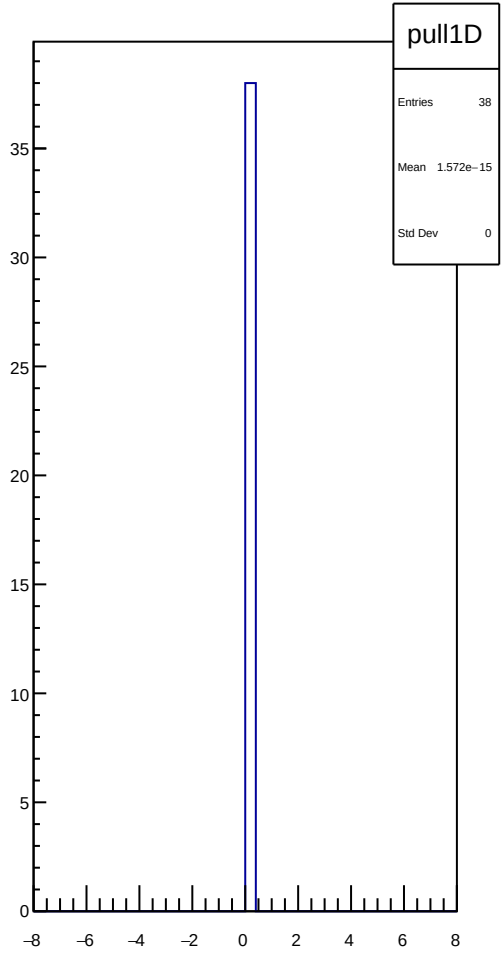
pull1D
Entries 38
Mean 1.572e−15
Std Dev 0
35
30
25
20
15
10
5
0
−8
−6
−4
−2
0
2
4
6
8

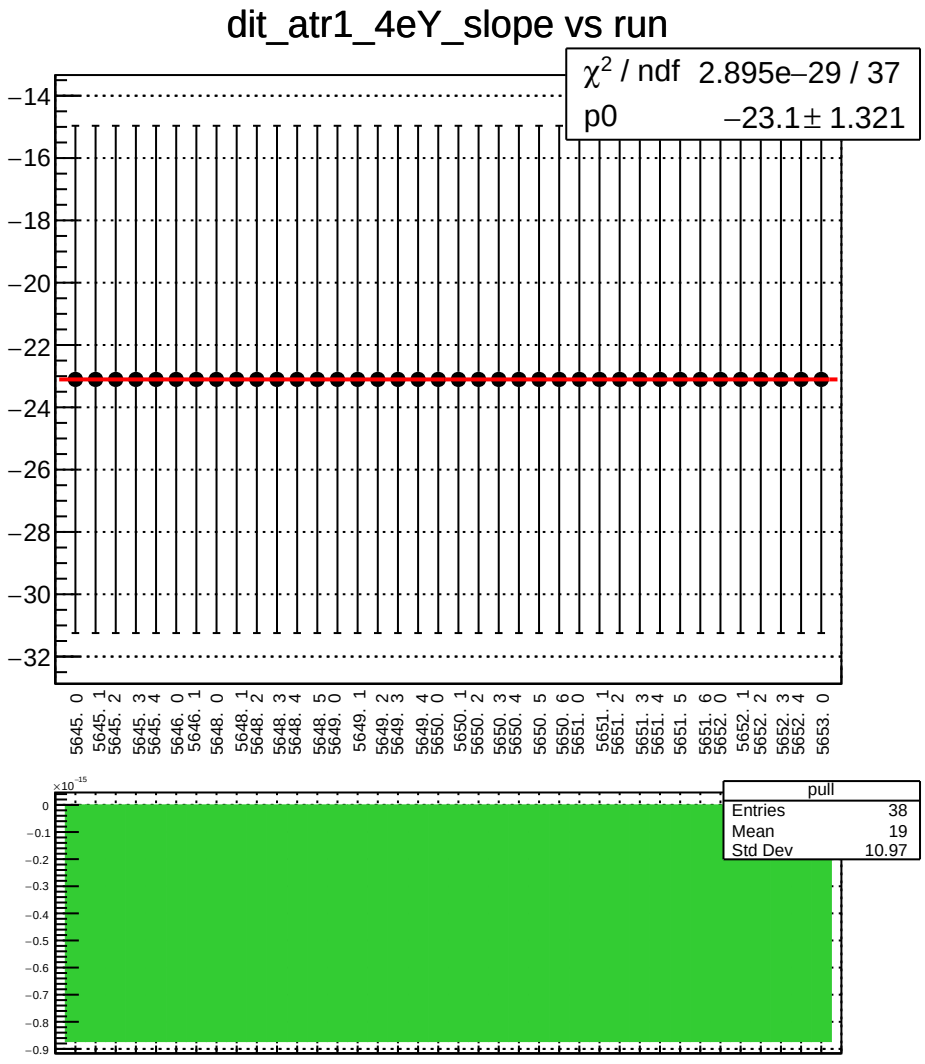
dit_atr1_4eY_slope vs run
χ^2 / ndf 2.895e−29 / 37
p0 −23.1 ± 1.321
−14
−16
−18
−20
−22
−24
−26
−28
−30
−32
5645. 0
5645. 1
5645. 2
5645. 3
5645. 4
5646. 0
5646. 1
5648. 0
5648. 1
5648. 2
5648. 3
5648. 4
5648. 5
5649. 0
5649. 1
5649. 2
5649. 3
5649. 4
5650. 0
5650. 1
5650. 2
5650. 3
5650. 4
5650. 5
5650. 6
5651. 0
5651. 1
5651. 2
5651. 3
5651. 4
5651. 5
5651. 6
5652. 0
5652. 1
5652. 2
5652. 3
5652. 4
5653. 0
×10^−15
0
−0.1
−0.2
−0.3
−0.4
−0.5
−0.6
−0.7
−0.8
−0.9
pull
Entries 38
Mean 19
Std Dev 10.97

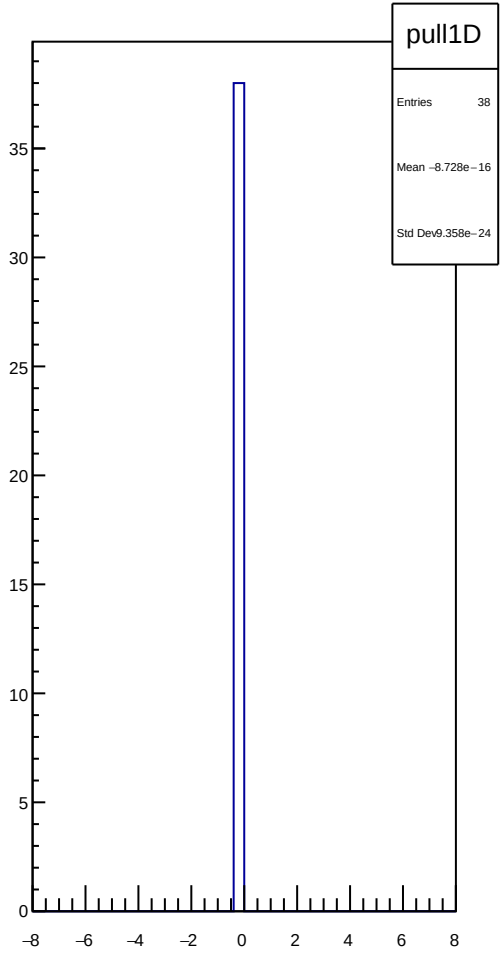
pull1D
Entries 38
Mean −8.728e−16
Std Dev 9.358e−24
35
30
25
20
15
10
5
0
−8
−6
−4
−2
0
2
4
6
8

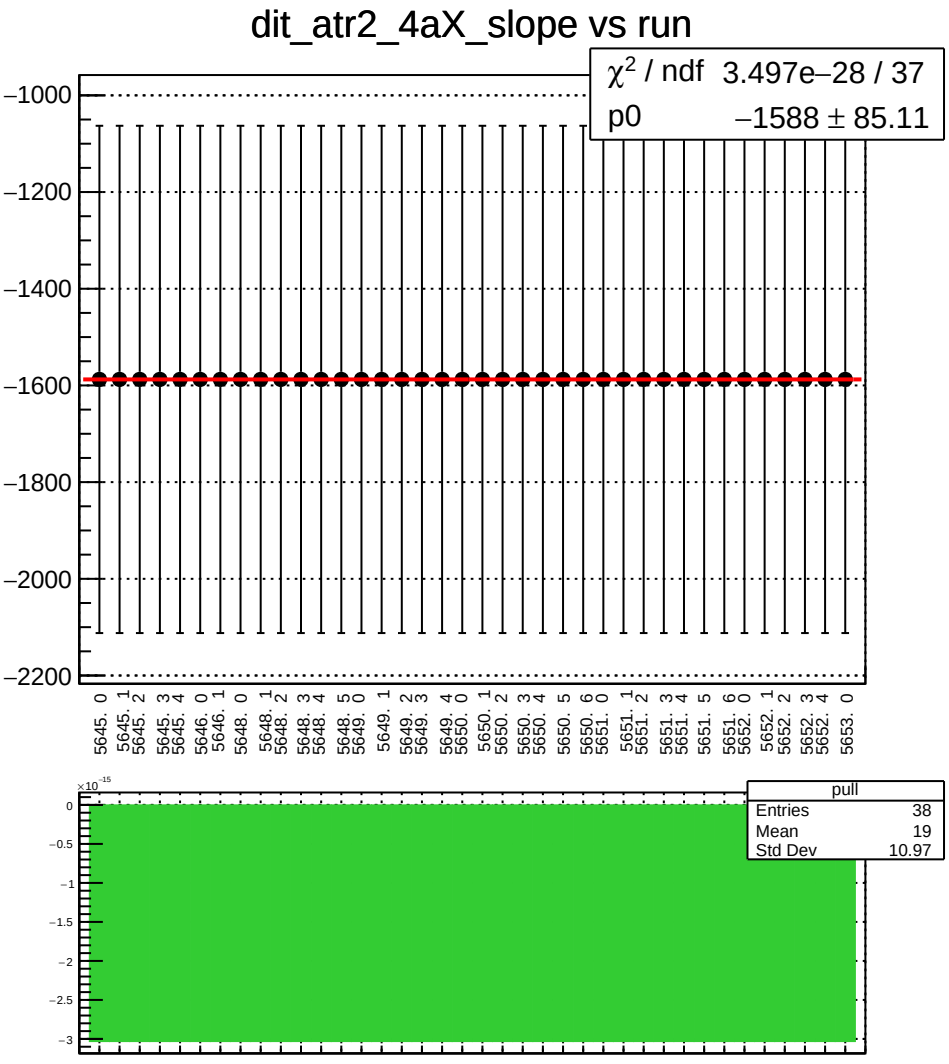
dit_atr2_4aX_slope vs run
χ^2 / ndf 3.497e−28 / 37
p0 −1588 ± 85.11
−1000
−1200
−1400
−1600
−1800
−2000
−2200
5645. 0
5645. 1
5645. 2
5645. 3
5645. 4
5646. 0
5646. 1
5648. 0
5648. 1
5648. 2
5648. 3
5648. 4
5648. 5
5649. 0
5649. 1
5649. 2
5649. 3
5649. 4
5650. 0
5650. 1
5650. 2
5650. 3
5650. 4
5650. 5
5650. 6
5651. 0
5651. 1
5651. 2
5651. 3
5651. 4
5651. 5
5651. 6
5652. 0
5652. 1
5652. 2
5652. 3
5652. 4
5653. 0
×10^−15
0
−0.5
−1
−1.5
−2
−2.5
−3
pull
Entries 38
Mean 19
Std Dev 10.97

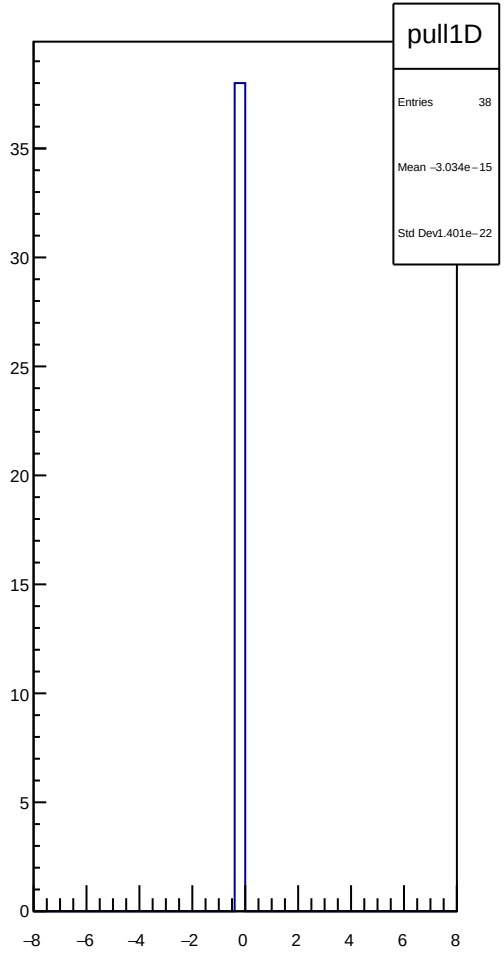
pull1D
Entries 38
Mean −3.034e−15
Std Dev1.401e−22
35
30
25
20
15
10
5
0
−8
−6
−4
−2
0
2
4
6
8

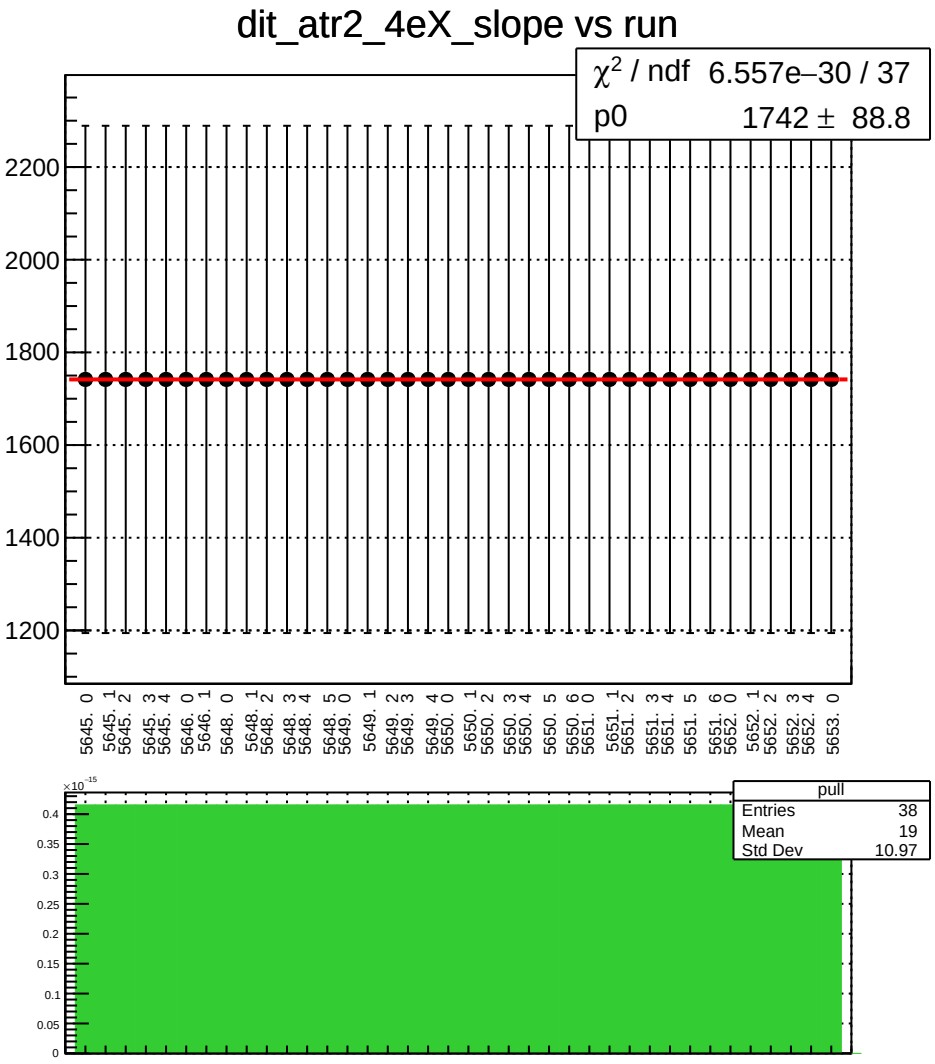
dit_atr2_4eX_slope vs run
χ2 / ndf 6.557e−30 / 37
p0 1742 ± 88.8
2200
2000
1800
1600
1400
1200
5645. 0
5645. 1
5645. 2
5645. 3
5645. 4
5646. 0
5646. 1
5648. 0
5648. 1
5648. 2
5648. 3
5648. 4
5648. 5
5649. 0
5649. 1
5649. 2
5649. 3
5649. 4
5650. 0
5650. 1
5650. 2
5650. 3
5650. 4
5650. 5
5650. 6
5651. 0
5651. 1
5651. 2
5651. 3
5651. 4
5651. 5
5651. 6
5652. 0
5652. 1
5652. 2
5652. 3
5652. 4
5653. 0
×10−15
0.4
0.35
0.3
0.25
0.2
0.15
0.1
0.05
0
pull
Entries 38
Mean 19
Std Dev 10.97

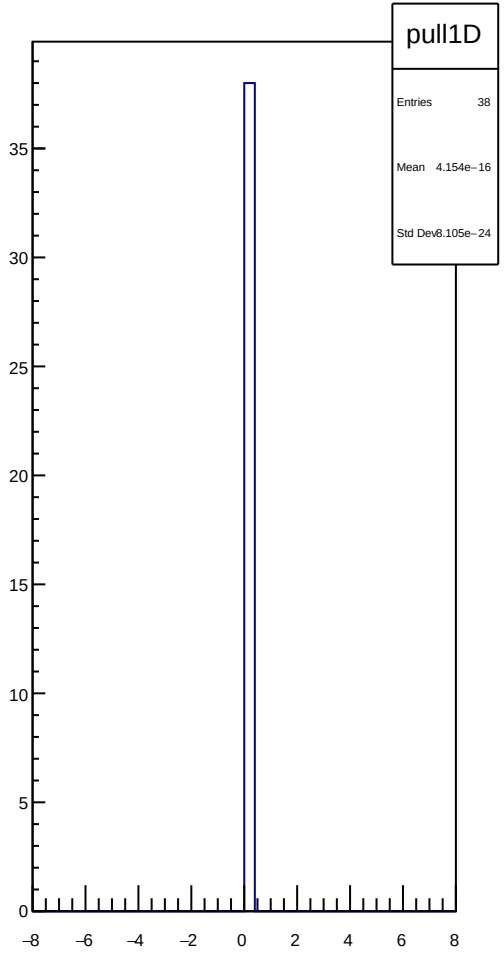
pull1D
Entries 38
Mean 4.154e−16
Std Dev 8.105e−24
35
30
25
20
15
10
5
0
−8
−6
−4
−2
0
2
4
6
8

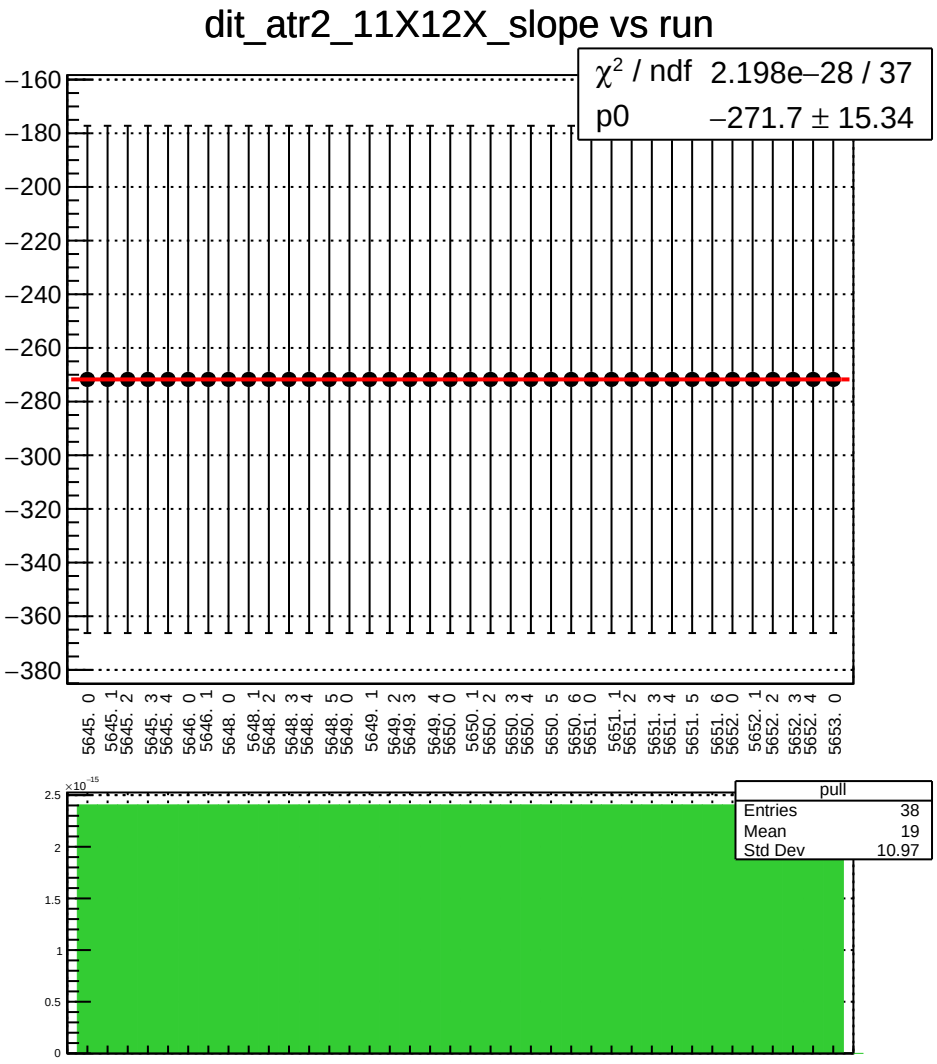
dit_atr2_11X12X_slope vs run
χ² / ndf 2.198e−28 / 37
p0 −271.7 ± 15.34
−160
−180
−200
−220
−240
−260
−280
−300
−320
−340
−360
−380
5645. 0
5645. 1
5645. 2
5645. 3
5645. 4
5646. 0
5646. 1
5648. 0
5648. 1
5648. 2
5648. 3
5648. 4
5648. 5
5649. 0
5649. 1
5649. 2
5649. 3
5649. 4
5650. 0
5650. 1
5650. 2
5650. 3
5650. 4
5650. 5
5650. 6
5651. 0
5651. 1
5651. 2
5651. 3
5651. 4
5651. 5
5651. 6
5652. 0
5652. 1
5652. 2
5652. 3
5652. 4
5653. 0
×10⁻¹⁵
2.5
2
1.5
1
0.5
0
pull
Entries 38
Mean 19
Std Dev 10.97

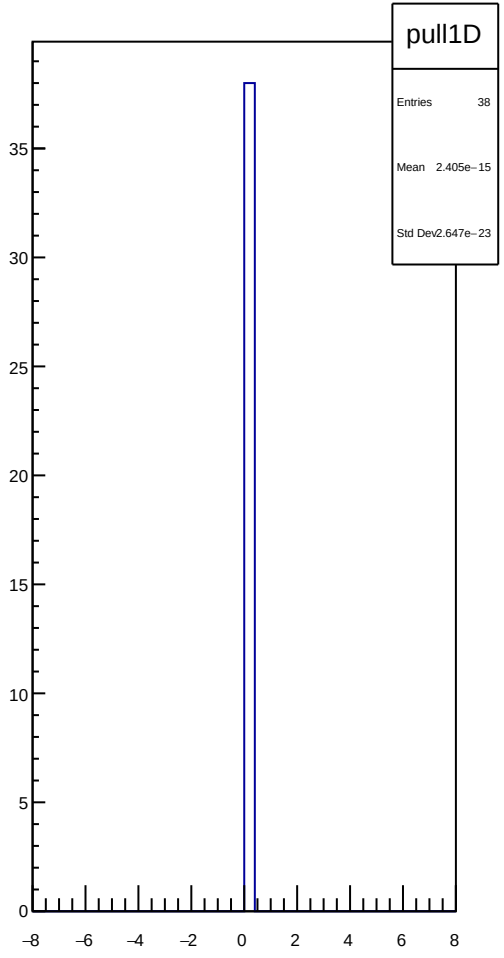
pull1D
Entries 38
Mean 2.405e−15
Std Dev 2.647e−23
35
30
25
20
15
10
5
0
−8
−6
−4
−2
0
2
4
6
8

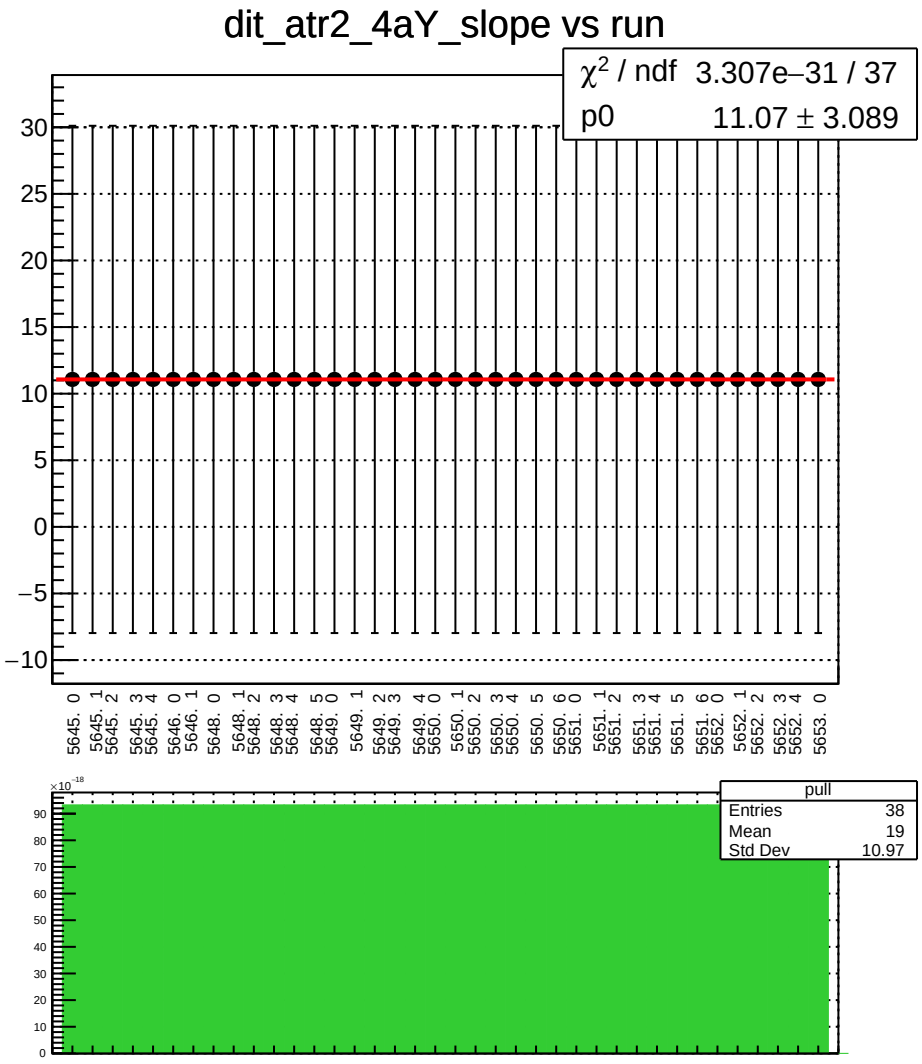
dit_atr2_4aY_slope vs run
χ^2 / ndf 3.307e−31 / 37
p0 11.07 ± 3.089
30
25
20
15
10
5
0
−5
−10
5645. 0
5645. 1
5645. 2
5645. 3
5645. 4
5646. 0
5646. 1
5648. 0
5648. 1
5648. 2
5648. 3
5648. 4
5648. 5
5649. 0
5649. 1
5649. 2
5649. 3
5649. 4
5650. 0
5650. 1
5650. 2
5650. 3
5650. 4
5650. 5
5650. 6
5651. 0
5651. 1
5651. 2
5651. 3
5651. 4
5651. 5
5651. 6
5652. 0
5652. 1
5652. 2
5652. 3
5652. 4
5653. 0
×10^-18
90
80
70
60
50
40
30
20
10
0
pull
Entries 38
Mean 19
Std Dev 10.97

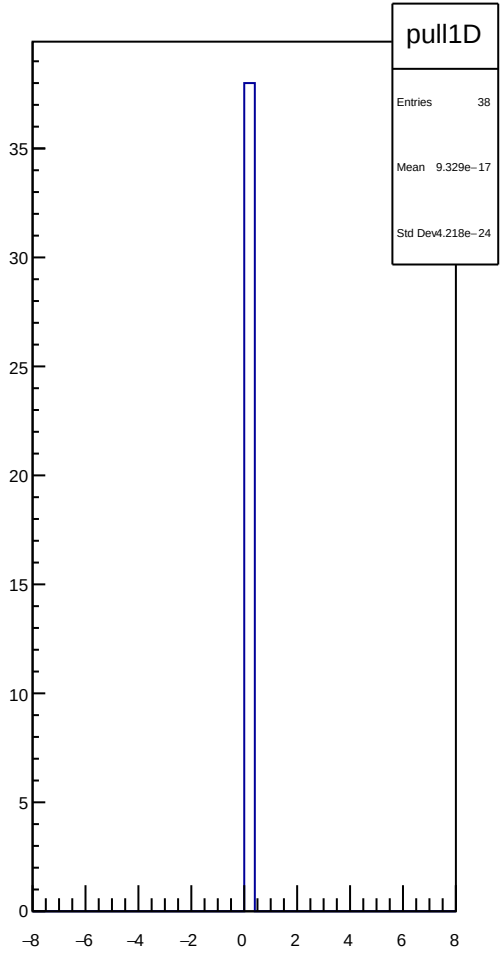
pull1D
Entries 38
Mean 9.329e−17
Std Dev4.218e−24
35
30
25
20
15
10
5
0
−8
−6
−4
−2
0
2
4
6
8

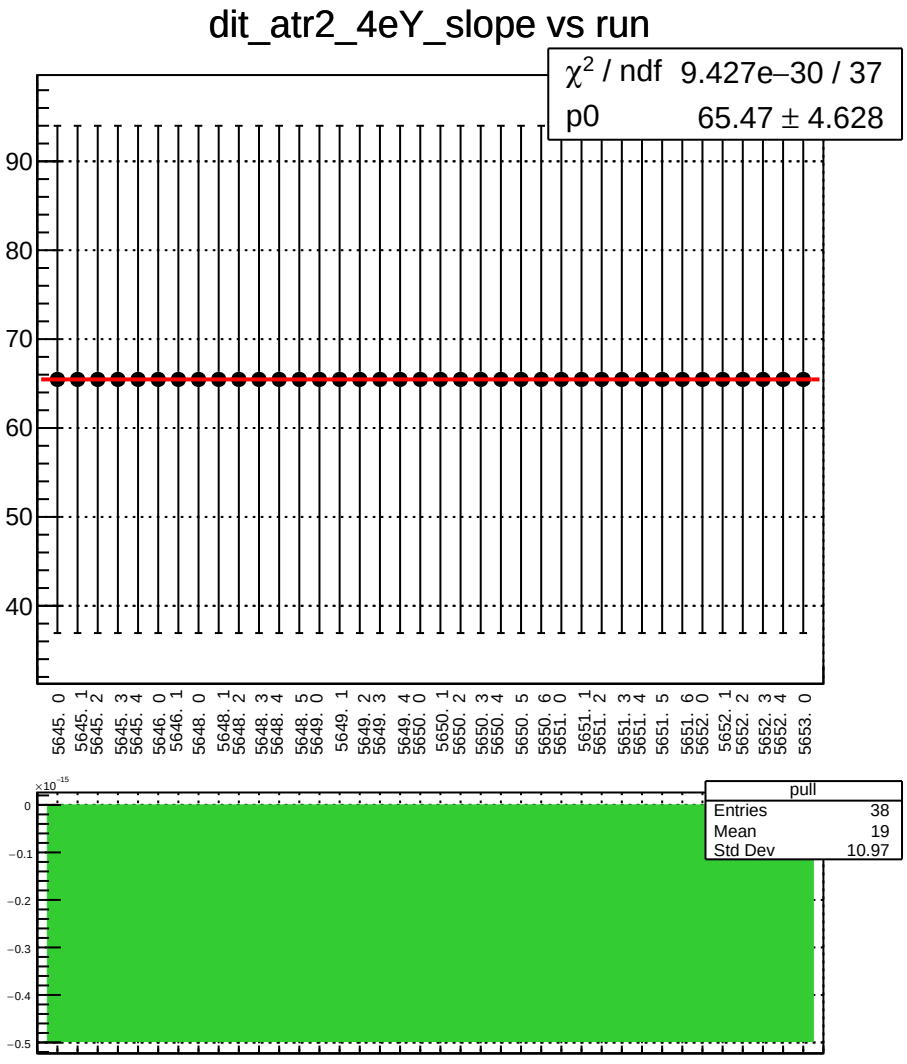
dit_atr2_4eY_slope vs run
χ^2 / ndf 9.427e−30 / 37
p0 65.47 ± 4.628
90
80
70
60
50
40
5645. 0
5645. 1
5645. 2
5645. 3
5645. 4
5646. 0
5646. 1
5648. 0
5648. 1
5648. 2
5648. 3
5648. 4
5648. 5
5649. 0
5649. 1
5649. 2
5649. 3
5649. 4
5650. 0
5650. 1
5650. 2
5650. 3
5650. 4
5650. 5
5650. 6
5651. 0
5651. 1
5651. 2
5651. 3
5651. 4
5651. 5
5651. 6
5652. 0
5652. 1
5652. 2
5652. 3
5652. 4
5653. 0
×10⁻¹⁵
0
−0.1
−0.2
−0.3
−0.4
−0.5
pull
Entries 38
Mean 19
Std Dev 10.97

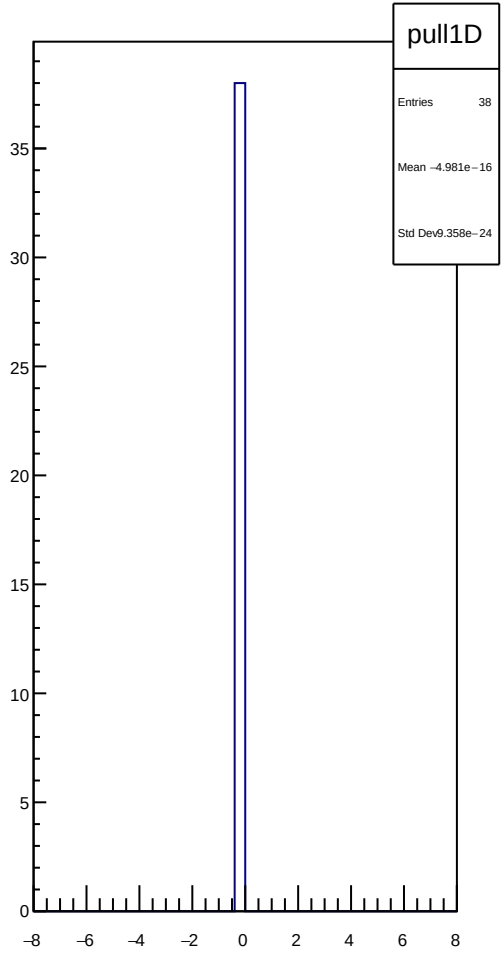
pull1D
Entries 38
Mean −4.981e−16
Std Dev 9.358e−24
35
30
25
20
15
10
5
0
−8
−6
−4
−2
0
2
4
6
8

dit_sam1_4aX_slope vs run

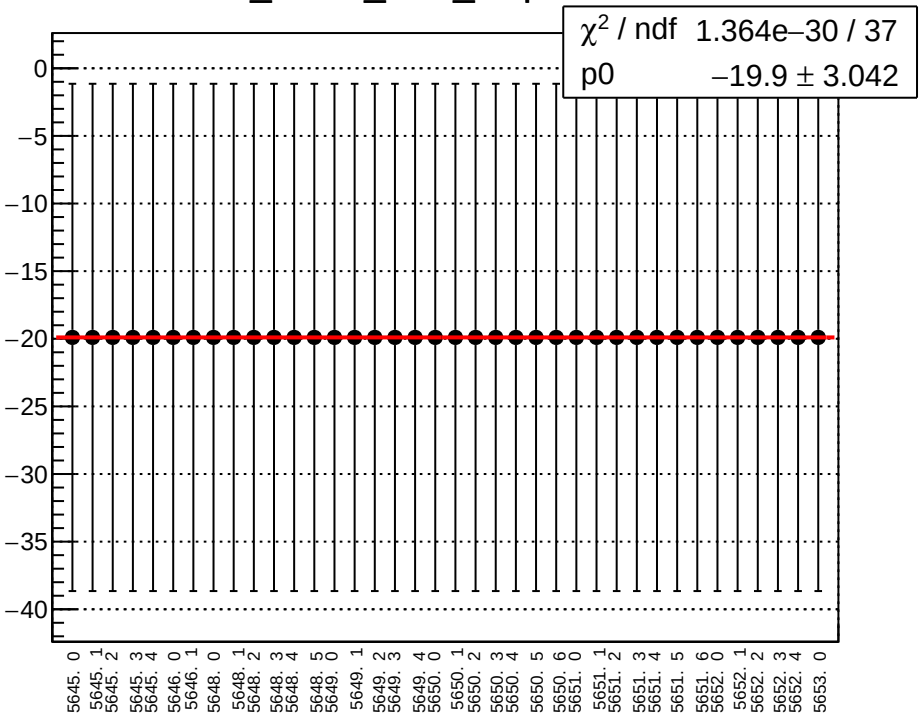



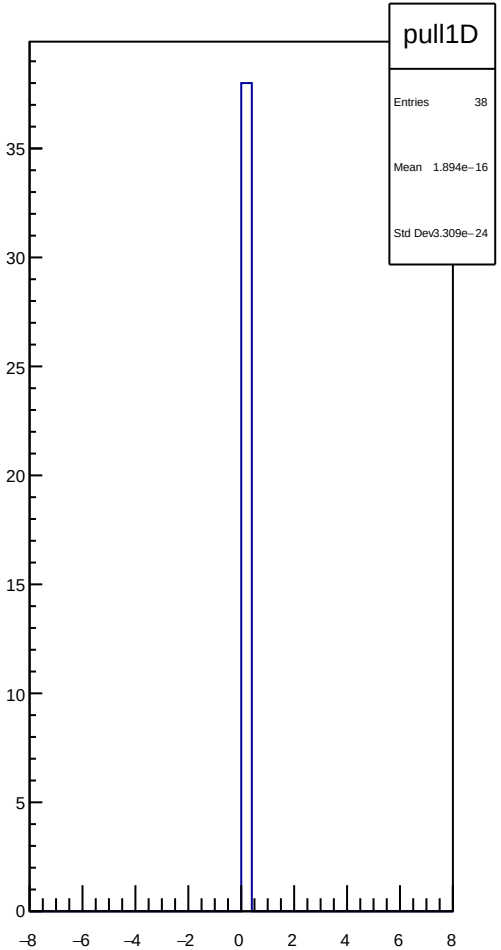

dit_sam1_4eX_slope vs run

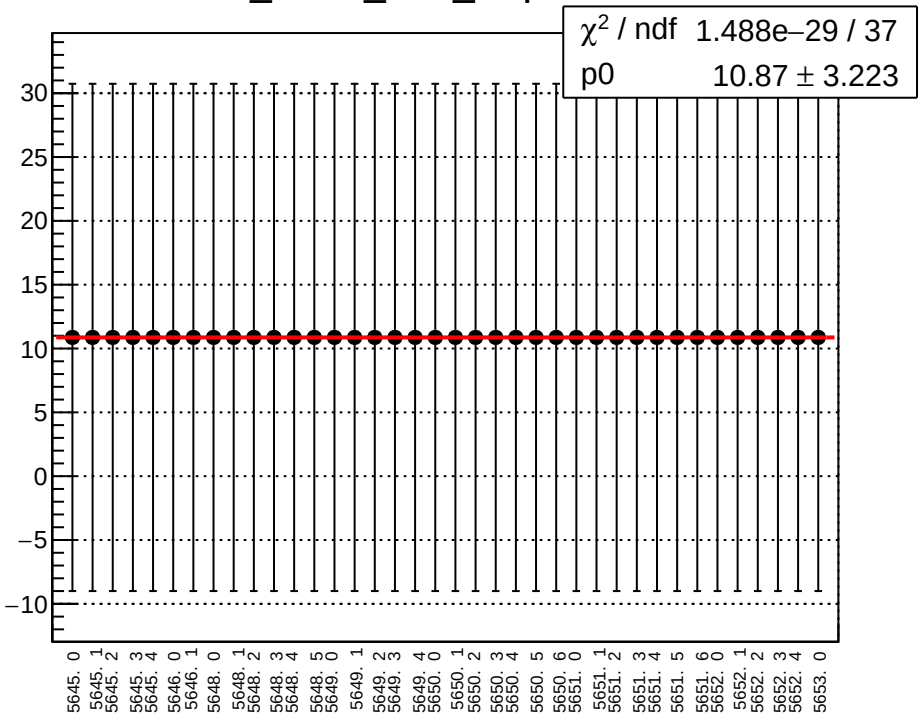



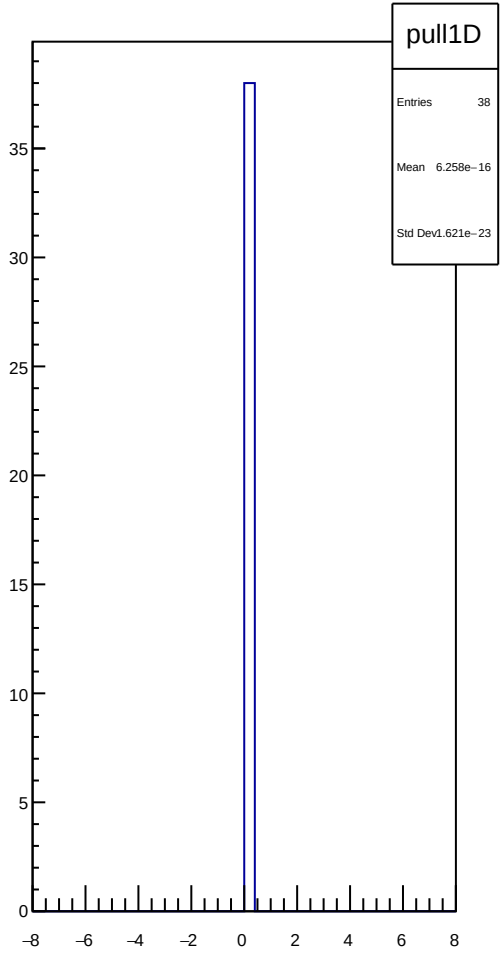

dit_sam1_11X12X_slope vs run

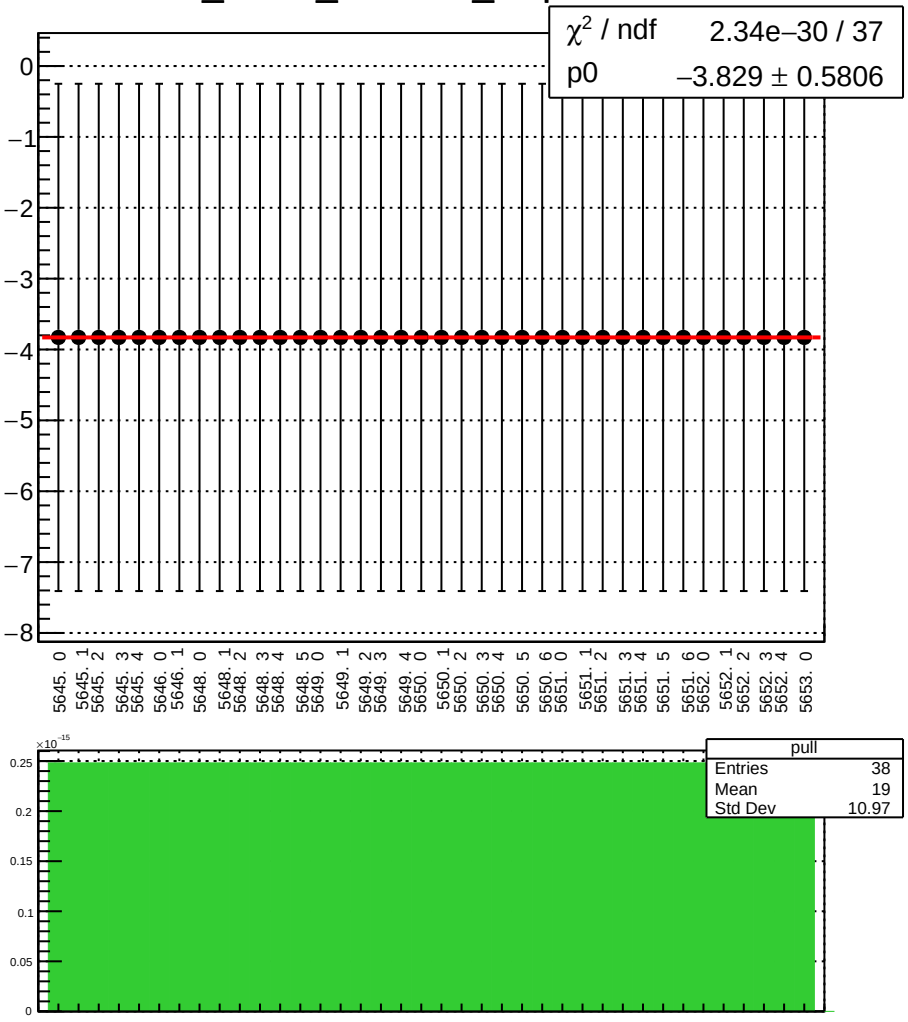

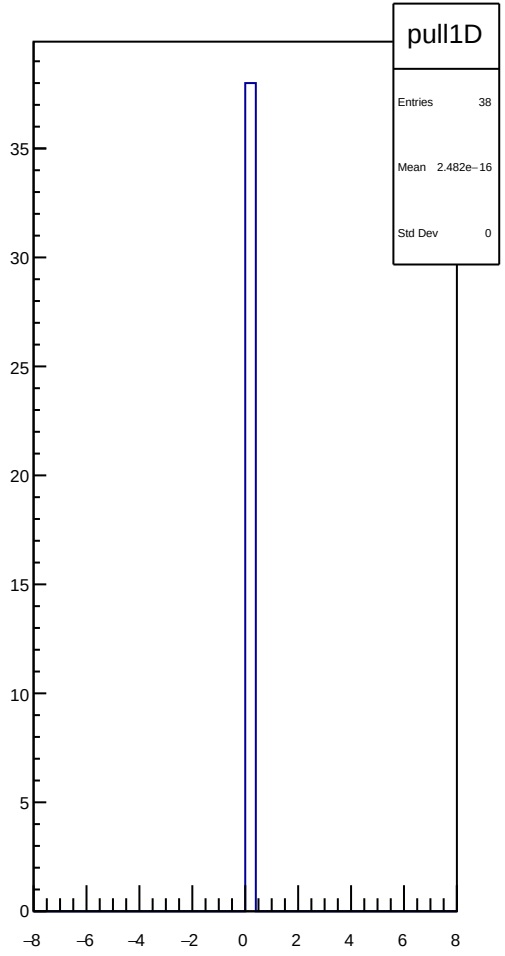

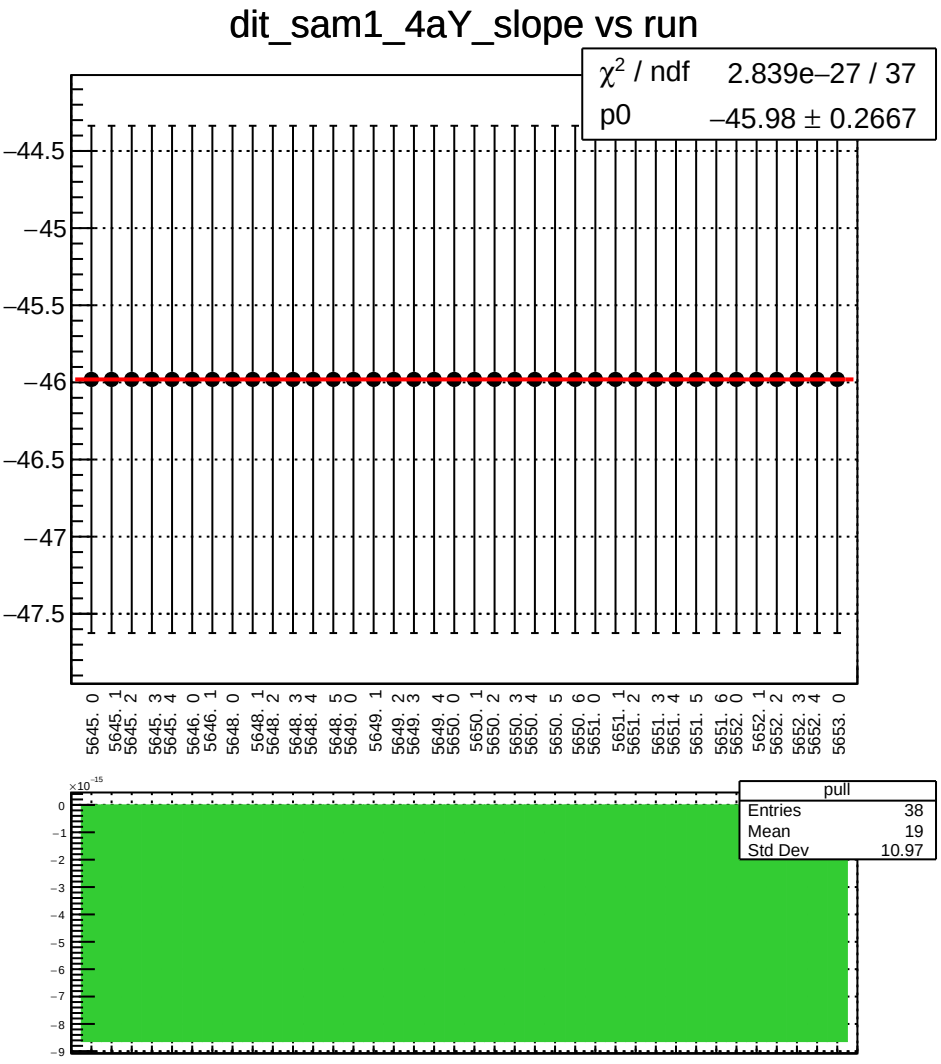
dit_sam1_4aY_slope vs run
χ2 / ndf 2.839e−27 / 37
p0 −45.98 ± 0.2667
−44.5
−45
−45.5
−46
−46.5
−47
−47.5
5645. 0
5645. 1
5645. 2
5645. 3
5645. 4
5646. 0
5646. 1
5648. 0
5648. 1
5648. 2
5648. 3
5648. 4
5648. 5
5649. 0
5649. 1
5649. 2
5649. 3
5649. 4
5650. 0
5650. 1
5650. 2
5650. 3
5650. 4
5650. 5
5650. 6
5651. 0
5651. 1
5651. 2
5651. 3
5651. 4
5651. 5
5651. 6
5652. 0
5652. 1
5652. 2
5652. 3
5652. 4
5653. 0
×10−15
0
−1
−2
−3
−4
−5
−6
−7
−8
−9
pull
Entries 38
Mean 19
Std Dev 10.97

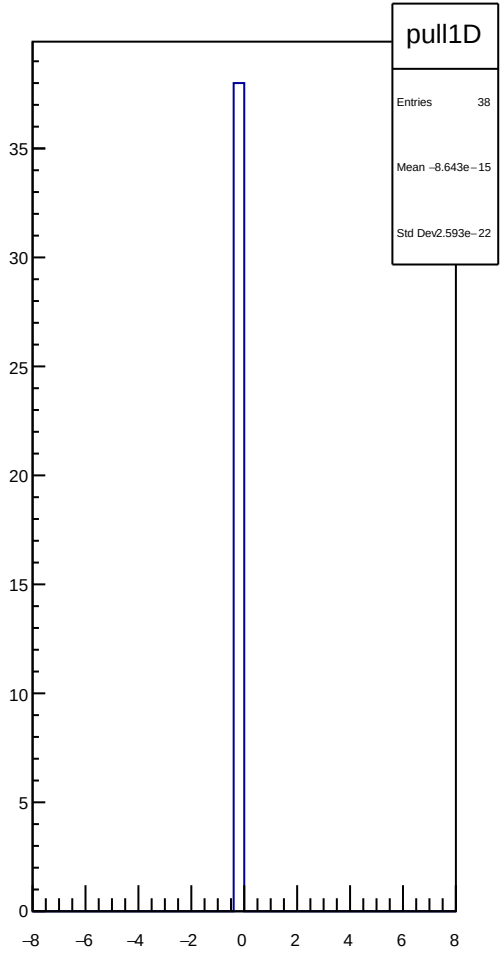
pull1D
Entries 38
Mean −8.643e−15
Std Dev 2.593e−22
35
30
25
20
15
10
5
0
−8
−6
−4
−2
0
2
4
6
8

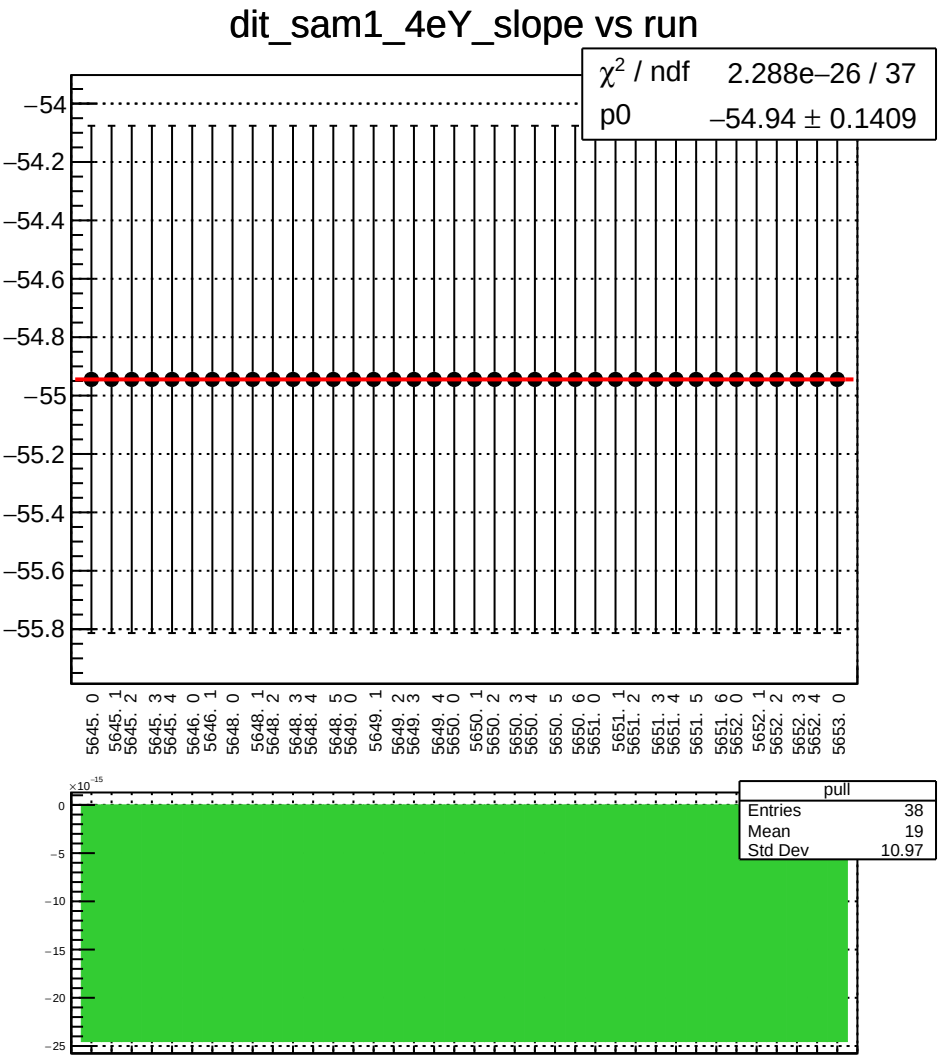
dit_sam1_4eY_slope vs run
χ^2 / ndf 2.288e−26 / 37
p0 −54.94 ± 0.1409
−54
−54.2
−54.4
−54.6
−54.8
−55
−55.2
−55.4
−55.6
−55.8
5645. 0
5645. 1
5645. 2
5645. 3
5645. 4
5646. 0
5646. 1
5648. 0
5648. 1
5648. 2
5648. 3
5648. 4
5648. 5
5649. 0
5649. 1
5649. 2
5649. 3
5649. 4
5650. 0
5650. 1
5650. 2
5650. 3
5650. 4
5650. 5
5650. 6
5651. 0
5651. 1
5651. 2
5651. 3
5651. 4
5651. 5
5651. 6
5652. 0
5652. 1
5652. 2
5652. 3
5652. 4
5653. 0
×10^−15
0
−5
−10
−15
−20
−25
pull
Entries 38
Mean 19
Std Dev 10.97

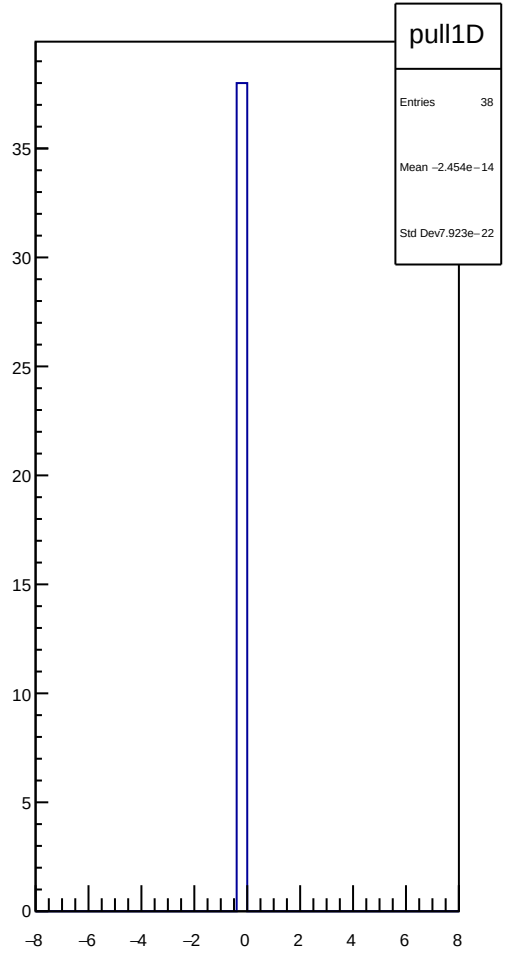
pull1D
Entries 38
Mean −2.454e−14
Std Dev7.923e−22
35
30
25
20
15
10
5
0
−8
−6
−4
−2
0
2
4
6
8

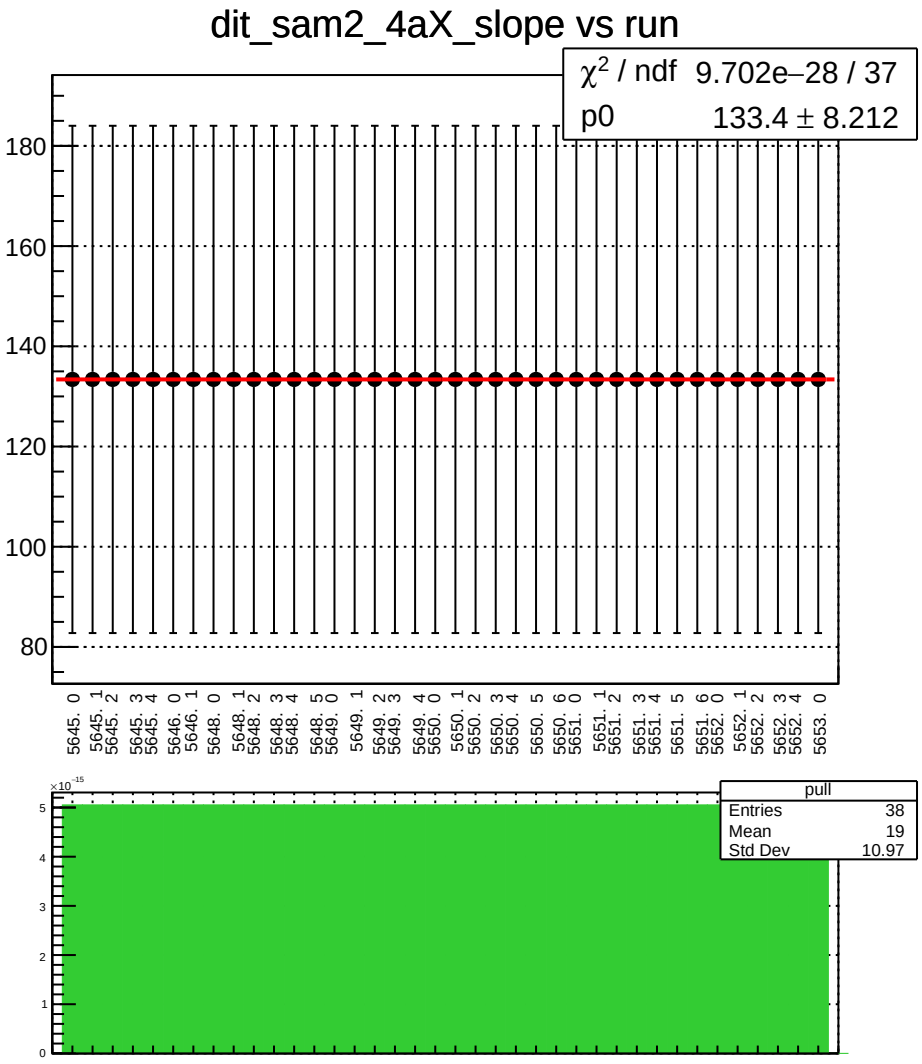
dit_sam2_4aX_slope vs run
χ2 / ndf 9.702e−28 / 37
p0 133.4 ± 8.212
180
160
140
120
100
80
5645. 0
5645. 1
5645. 2
5645. 3
5645. 4
5646. 0
5646. 1
5648. 0
5648. 1
5648. 2
5648. 3
5648. 4
5648. 5
5649. 0
5649. 1
5649. 2
5649. 3
5649. 4
5650. 0
5650. 1
5650. 2
5650. 3
5650. 4
5650. 5
5650. 6
5651. 0
5651. 1
5651. 2
5651. 3
5651. 4
5651. 5
5651. 6
5652. 0
5652. 1
5652. 2
5652. 3
5652. 4
5653. 0
×10−15
5
4
3
2
1
0
pull
Entries 38
Mean 19
Std Dev 10.97

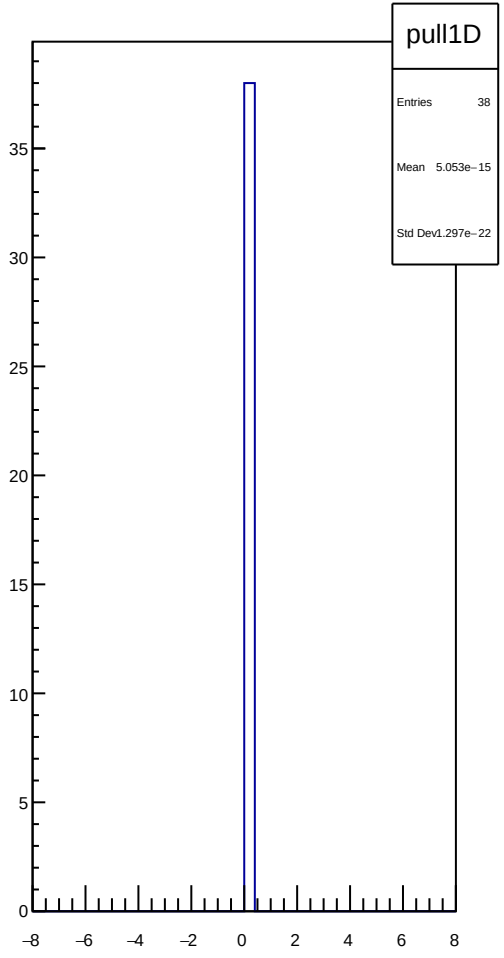
pull1D
Entries 38
Mean 5.053e−15
Std Dev1.297e−22
35
30
25
20
15
10
5
0
−8
−6
−4
−2
0
2
4
6
8

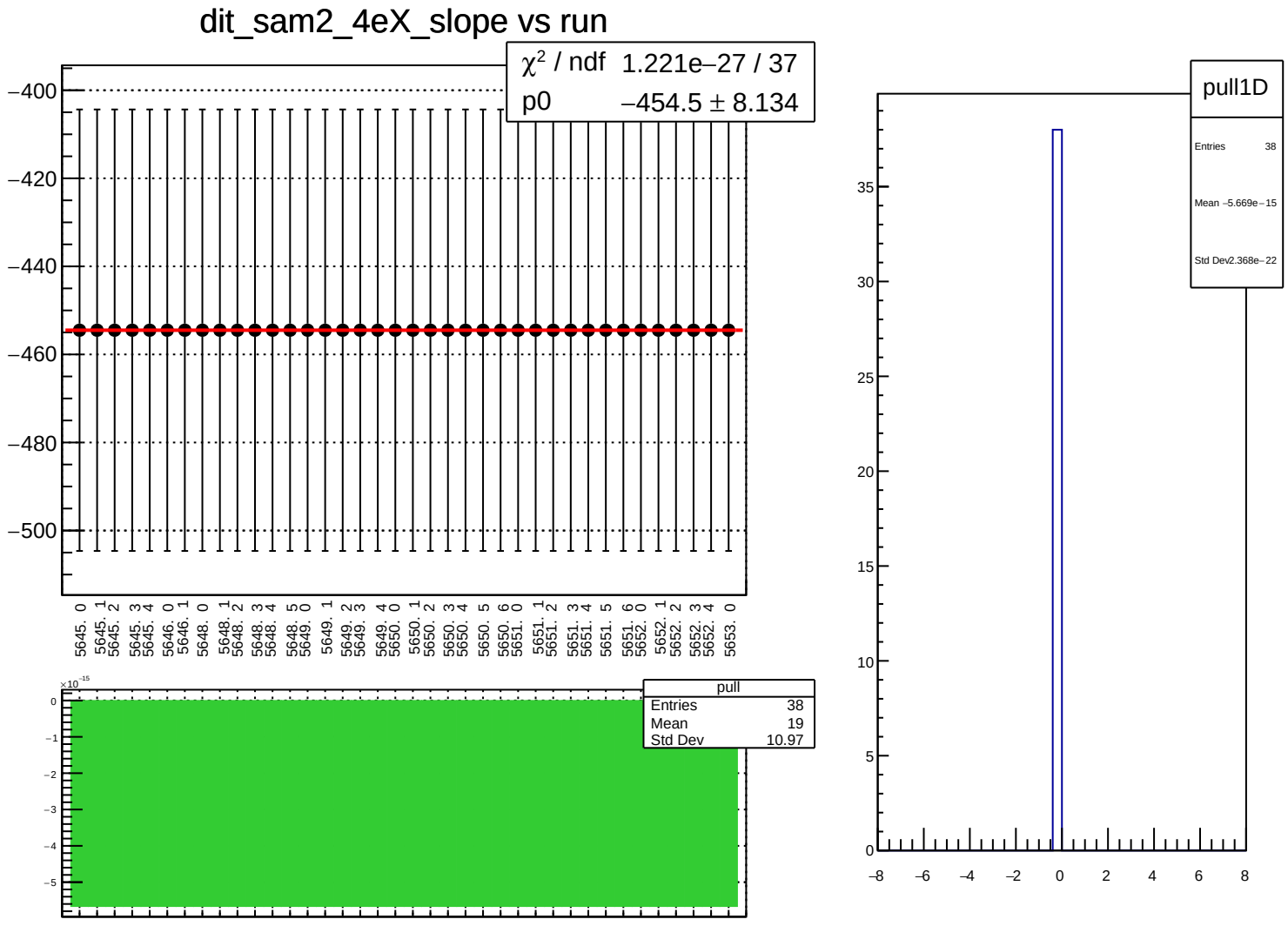
dit_sam2_4eX_slope vs run
χ² / ndf 1.221e−27 / 37
p0 −454.5 ± 8.134
−400
−420
−440
−460
−480
−500
5645. 0
5645. 1
5645. 2
5645. 3
5645. 4
5646. 0
5646. 1
5648. 0
5648. 1
5648. 2
5648. 3
5648. 4
5648. 5
5649. 0
5649. 1
5649. 2
5649. 3
5649. 4
5650. 0
5650. 1
5650. 2
5650. 3
5650. 4
5650. 5
5650. 6
5651. 0
5651. 1
5651. 2
5651. 3
5651. 4
5651. 5
5651. 6
5652. 0
5652. 1
5652. 2
5652. 3
5652. 4
5653. 0
×10⁻¹⁵
0
−1
−2
−3
−4
−5
pull
Entries 38
Mean 19
Std Dev 10.97
pull1D
Entries 38
Mean −5.669e−15
Std Dev 2.368e−22
35
30
25
20
15
10
5
0
−8
−6
−4
−2
0
2
4
6
8

dit_sam2_11X12X_slope vs run

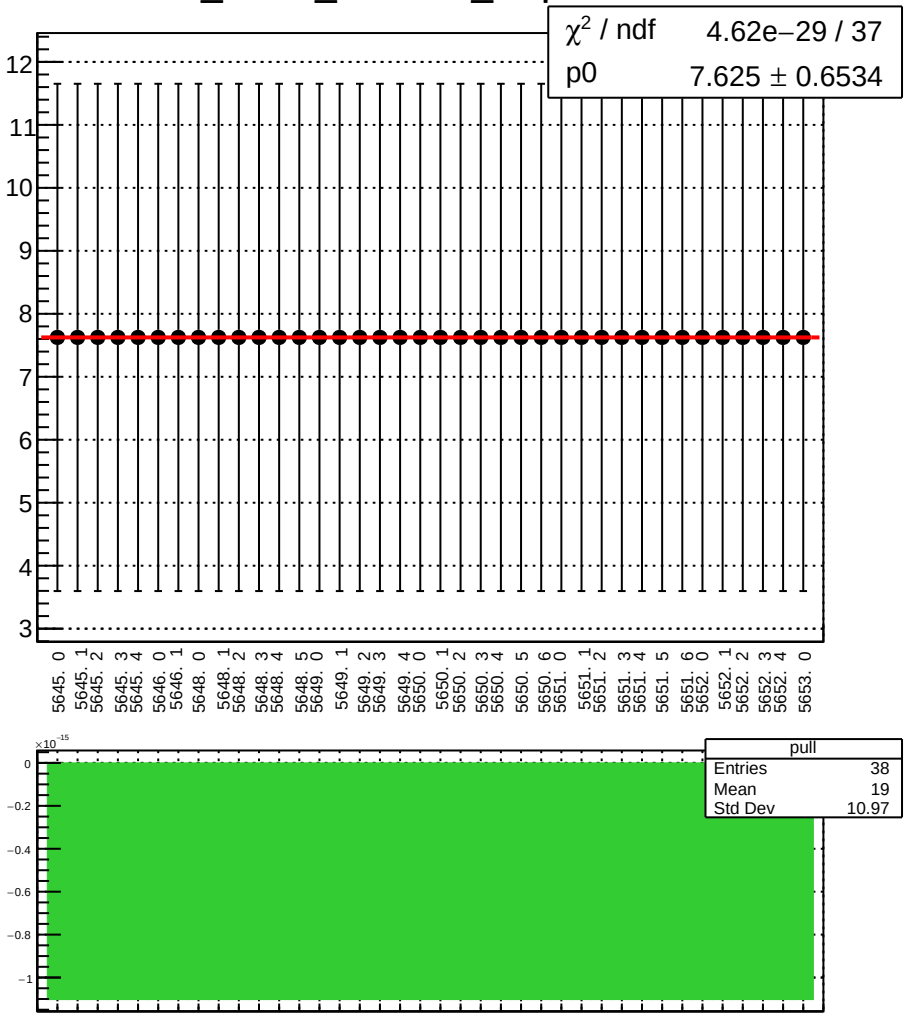

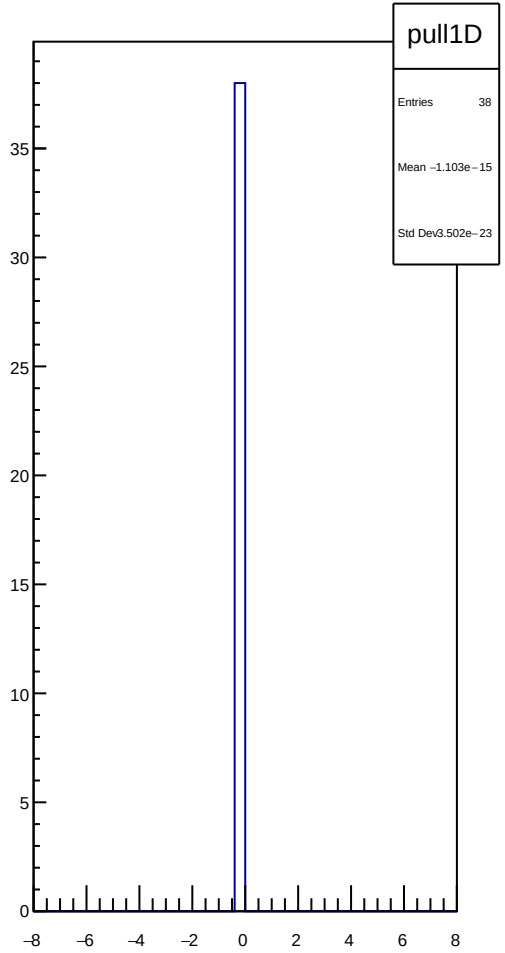

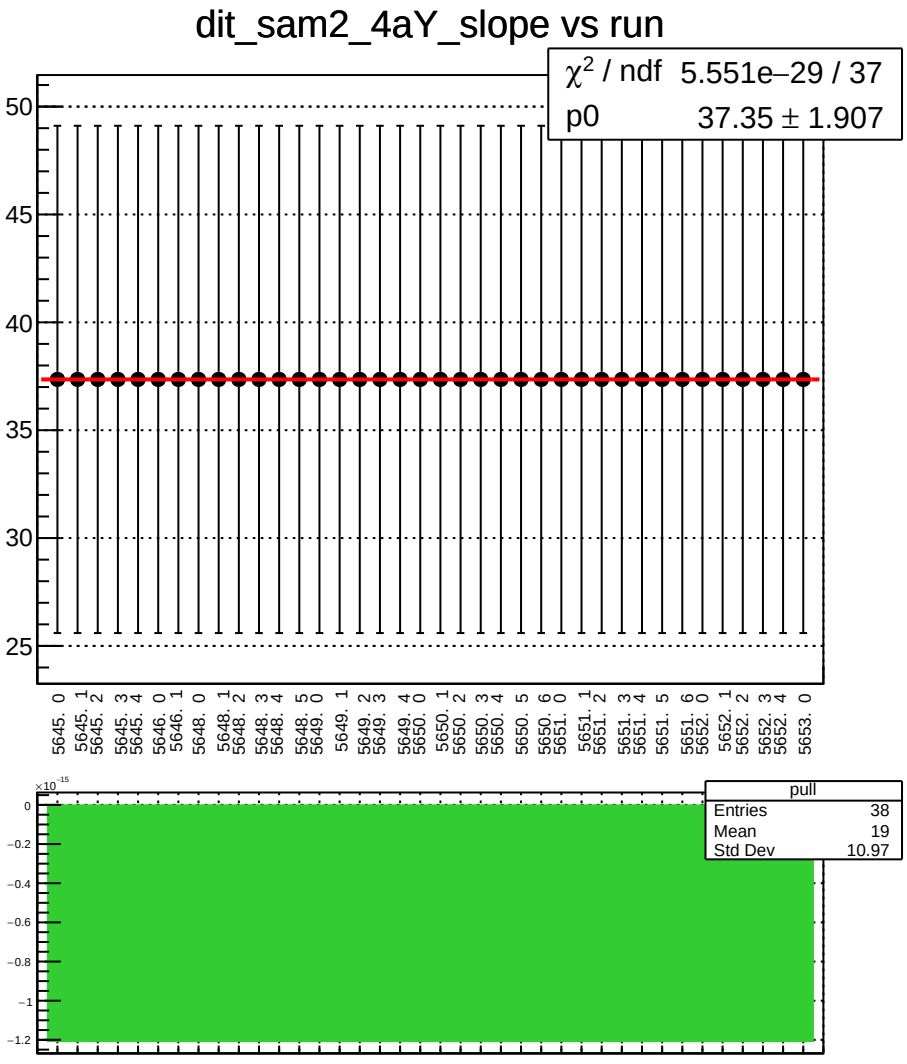
dit_sam2_4aY_slope vs run
χ^2 / ndf 5.551e−29 / 37
p0 37.35 ± 1.907
50
45
40
35
30
25
5645. 0
5645. 1
5645. 2
5645. 3
5645. 4
5646. 0
5646. 1
5648. 0
5648. 1
5648. 2
5648. 3
5648. 4
5648. 5
5649. 0
5649. 1
5649. 2
5649. 3
5649. 4
5650. 0
5650. 1
5650. 2
5650. 3
5650. 4
5650. 5
5650. 6
5651. 0
5651. 1
5651. 2
5651. 3
5651. 4
5651. 5
5651. 6
5652. 0
5652. 1
5652. 2
5652. 3
5652. 4
5653. 0
×10⁻¹⁵
0
−0.2
−0.4
−0.6
−0.8
−1
−1.2
pull
Entries 38
Mean 19
Std Dev 10.97

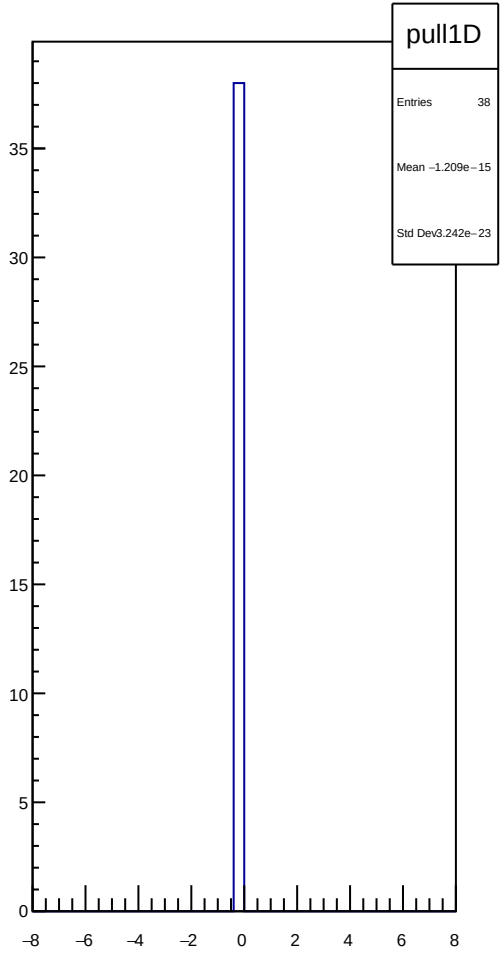
pull1D
Entries 38
Mean −1.209e−15
Std Dev 3.242e−23
35
30
25
20
15
10
5
0
−8
−6
−4
−2
0
2
4
6
8

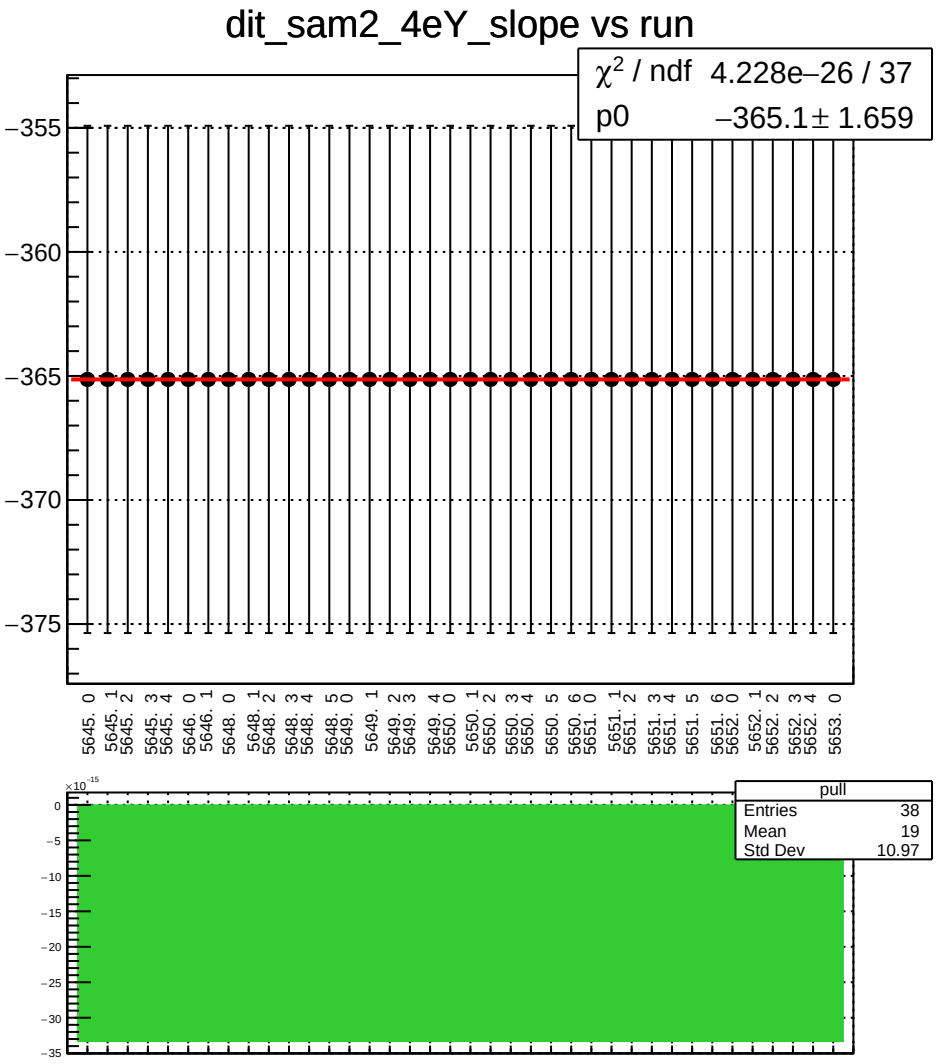
dit_sam2_4eY_slope vs run
χ2 / ndf 4.228e−26 / 37
p0 −365.1 ± 1.659
−355
−360
−365
−370
−375
5645. 0
5645. 1
5645. 2
5645. 3
5645. 4
5646. 0
5646. 1
5648. 0
5648. 1
5648. 2
5648. 3
5648. 4
5648. 5
5649. 0
5649. 1
5649. 2
5649. 3
5649. 4
5650. 0
5650. 1
5650. 2
5650. 3
5650. 4
5650. 5
5650. 6
5651. 0
5651. 1
5651. 2
5651. 3
5651. 4
5651. 5
5651. 6
5652. 0
5652. 1
5652. 2
5652. 3
5652. 4
5653. 0
×10−15
0
−5
−10
−15
−20
−25
−30
−35
pull
Entries 38
Mean 19
Std Dev 10.97


pull1D
Entries 38
Mean −3.336e−14
Std Dev 0
35
30
25
20
15
10
5
0
−8
−6
−4
−2
0
2
4
6
8

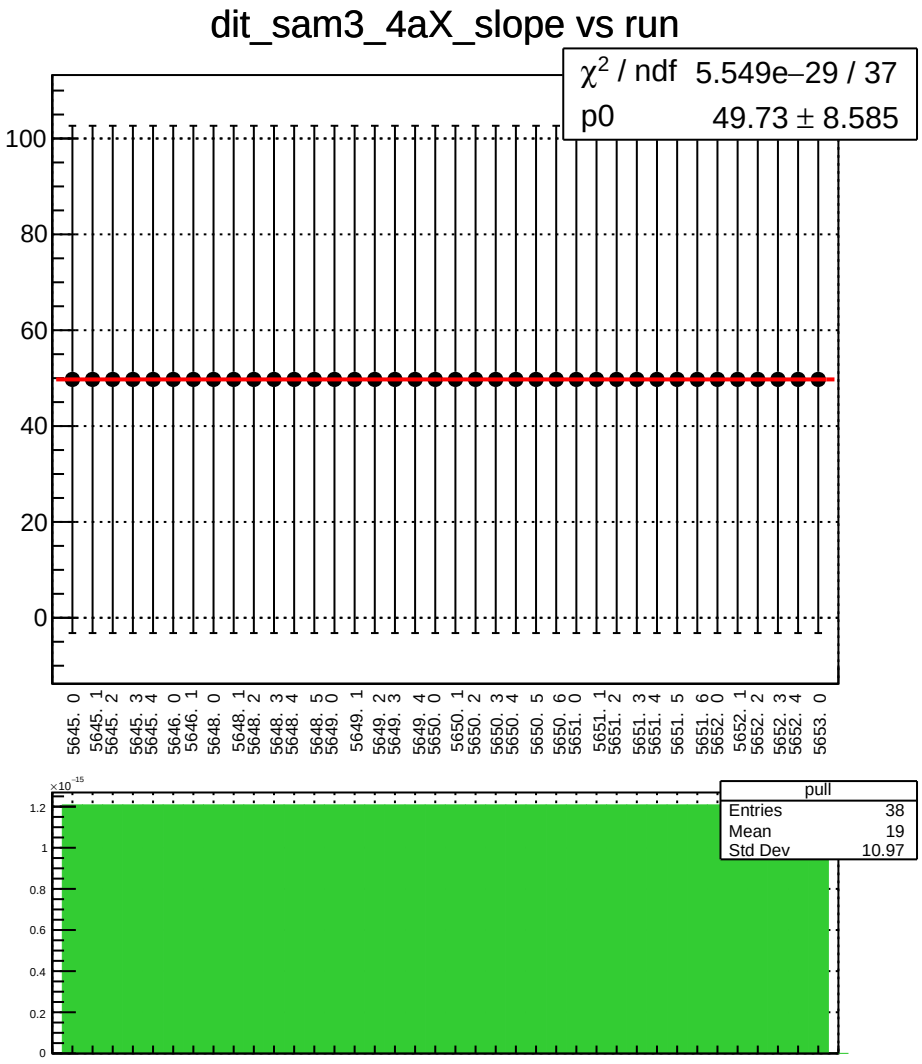
dit_sam3_4aX_slope vs run
χ2 / ndf 5.549e−29 / 37
p0 49.73 ± 8.585
100
80
60
40
20
0
5645. 0
5645. 1
5645. 2
5645. 3
5645. 4
5646. 0
5646. 1
5648. 0
5648. 1
5648. 2
5648. 3
5648. 4
5648. 5
5649. 0
5649. 1
5649. 2
5649. 3
5649. 4
5650. 0
5650. 1
5650. 2
5650. 3
5650. 4
5650. 5
5650. 6
5651. 0
5651. 1
5651. 2
5651. 3
5651. 4
5651. 5
5651. 6
5652. 0
5652. 1
5652. 2
5652. 3
5652. 4
5653. 0
×10−15
1.2
1
0.8
0.6
0.4
0.2
0
pull
Entries 38
Mean 19
Std Dev 10.97

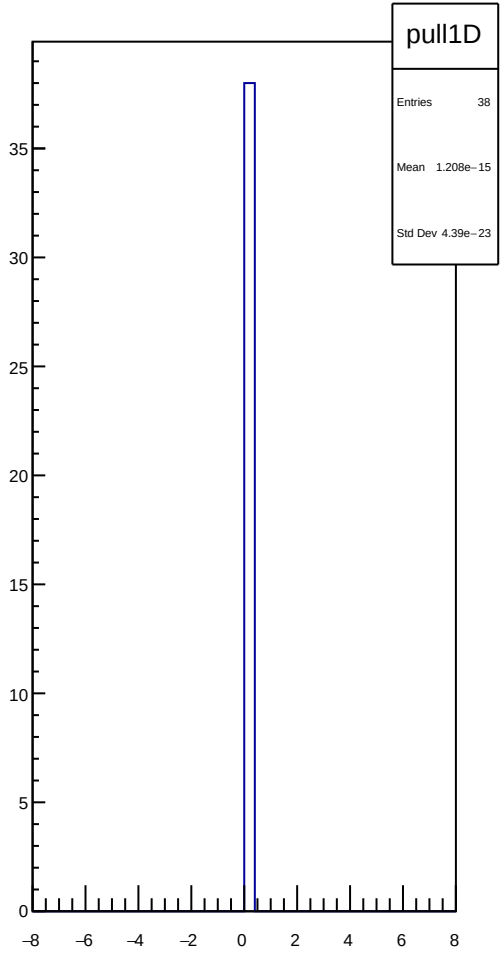
pull1D
Entries 38
Mean 1.208e−15
Std Dev 4.39e−23
35
30
25
20
15
10
5
0
−8
−6
−4
−2
0
2
4
6
8

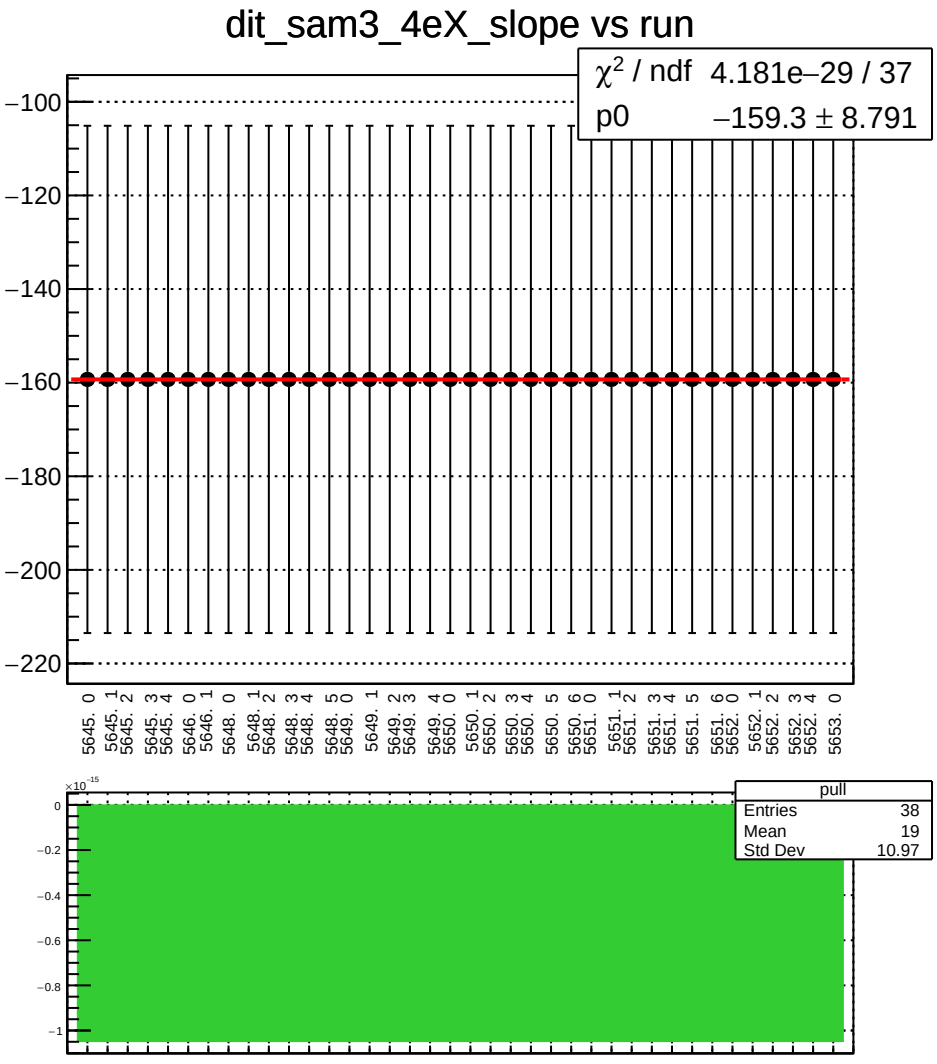
dit_sam3_4eX_slope vs run
χ^2 / ndf 4.181e−29 / 37
p0 −159.3 ± 8.791
−100
−120
−140
−160
−180
−200
−220
5645. 0
5645. 1
5645. 2
5645. 3
5645. 4
5646. 0
5646. 1
5648. 0
5648. 1
5648. 2
5648. 3
5648. 4
5648. 5
5649. 0
5649. 1
5649. 2
5649. 3
5649. 4
5650. 0
5650. 1
5650. 2
5650. 3
5650. 4
5650. 5
5650. 6
5651. 0
5651. 1
5651. 2
5651. 3
5651. 4
5651. 5
5651. 6
5652. 0
5652. 1
5652. 2
5652. 3
5652. 4
5653. 0
×10⁻¹⁵
0
−0.2
−0.4
−0.6
−0.8
−1
pull
Entries 38
Mean 19
Std Dev 10.97

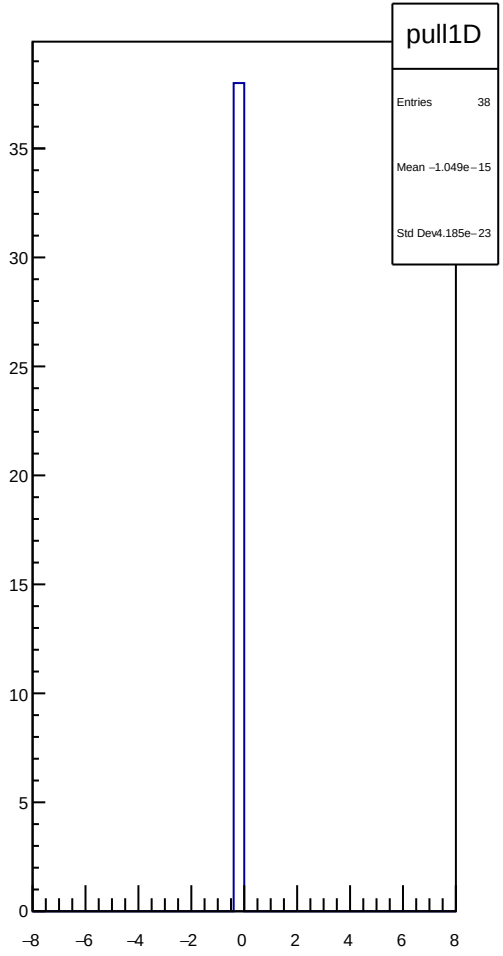
pull1D
Entries 38
Mean −1.049e−15
Std Dev4.185e−23
35
30
25
20
15
10
5
0
−8
−6
−4
−2
0
2
4
6
8

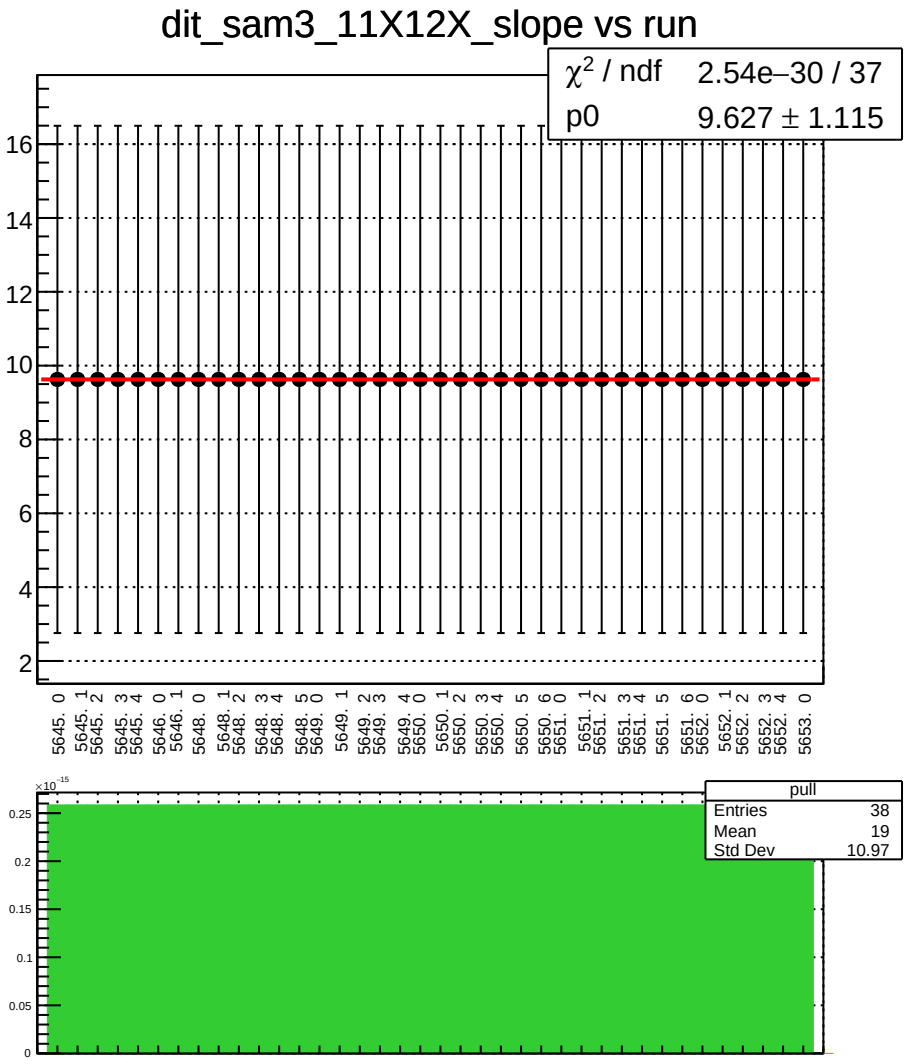
dit_sam3_11X12X_slope vs run
χ^2 / ndf 2.54e−30 / 37
p0 9.627 ± 1.115
16
14
12
10
8
6
4
2
5645. 0
5645. 1
5645. 2
5645. 3
5645. 4
5646. 0
5646. 1
5648. 0
5648. 1
5648. 2
5648. 3
5648. 4
5648. 5
5649. 0
5649. 1
5649. 2
5649. 3
5649. 4
5650. 0
5650. 1
5650. 2
5650. 3
5650. 4
5650. 5
5650. 6
5651. 0
5651. 1
5651. 2
5651. 3
5651. 4
5651. 5
5651. 6
5652. 0
5652. 1
5652. 2
5652. 3
5652. 4
5653. 0
×10^-15
0.25
0.2
0.15
0.1
0.05
0
pull
Entries 38
Mean 19
Std Dev 10.97

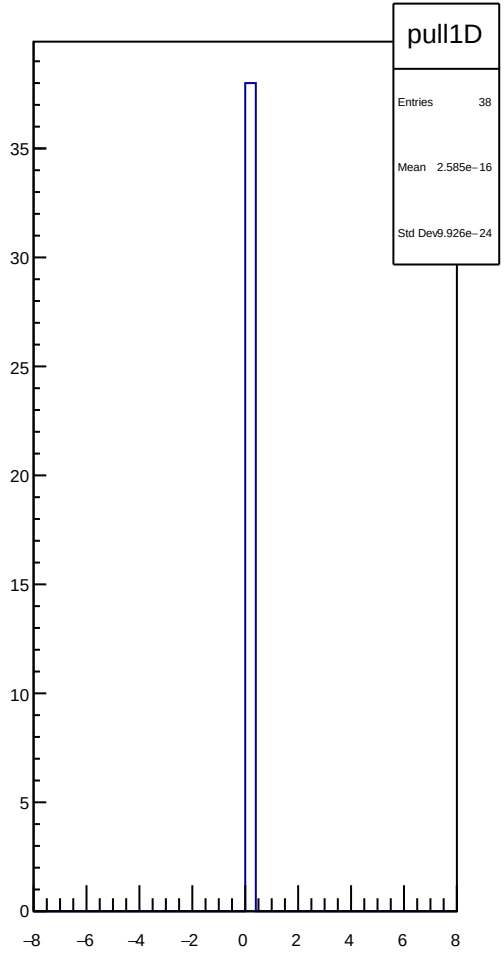
pull1D
Entries 38
Mean 2.585e−16
Std Dev 9.926e−24
35
30
25
20
15
10
5
0
−8
−6
−4
−2
0
2
4
6
8

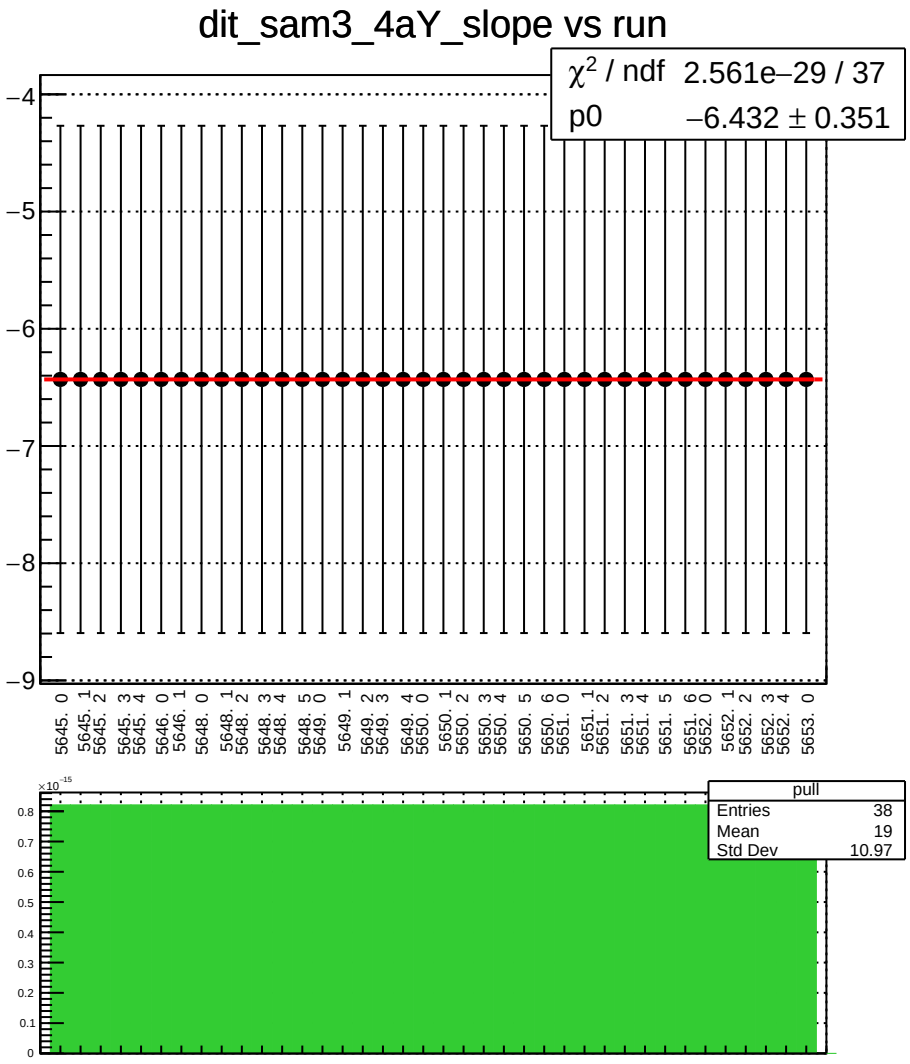
dit_sam3_4aY_slope vs run
χ² / ndf 2.561e−29 / 37
p0 −6.432 ± 0.351
−4
−5
−6
−7
−8
−9
5645. 0
5645. 1
5645. 2
5645. 3
5645. 4
5646. 0
5646. 1
5648. 0
5648. 1
5648. 2
5648. 3
5648. 4
5648. 5
5649. 0
5649. 1
5649. 2
5649. 3
5649. 4
5650. 0
5650. 1
5650. 2
5650. 3
5650. 4
5650. 5
5650. 6
5651. 0
5651. 1
5651. 2
5651. 3
5651. 4
5651. 5
5651. 6
5652. 0
5652. 1
5652. 2
5652. 3
5652. 4
5653. 0
×10⁻¹⁵
0.8
0.7
0.6
0.5
0.4
0.3
0.2
0.1
0
pull
Entries 38
Mean 19
Std Dev 10.97

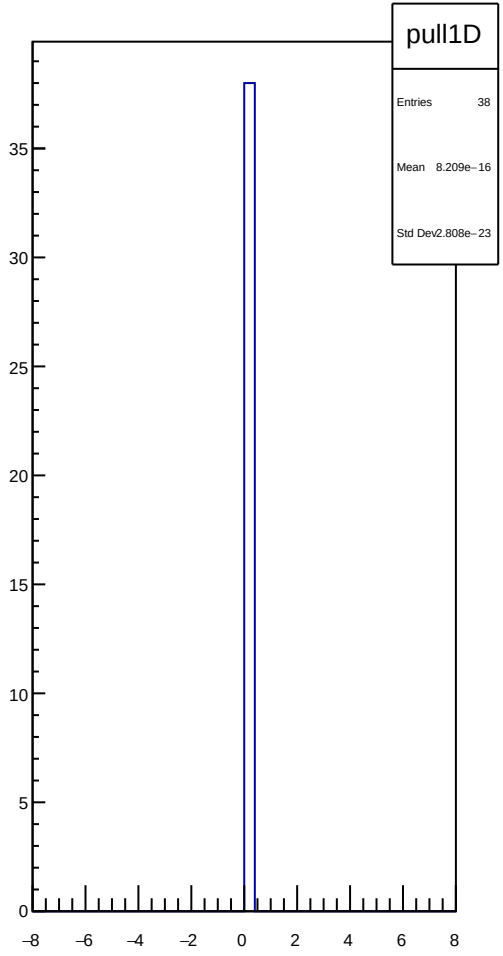
pull1D
Entries 38
Mean 8.209e−16
Std Dev 2.808e−23
35
30
25
20
15
10
5
0
−8
−6
−4
−2
0
2
4
6
8

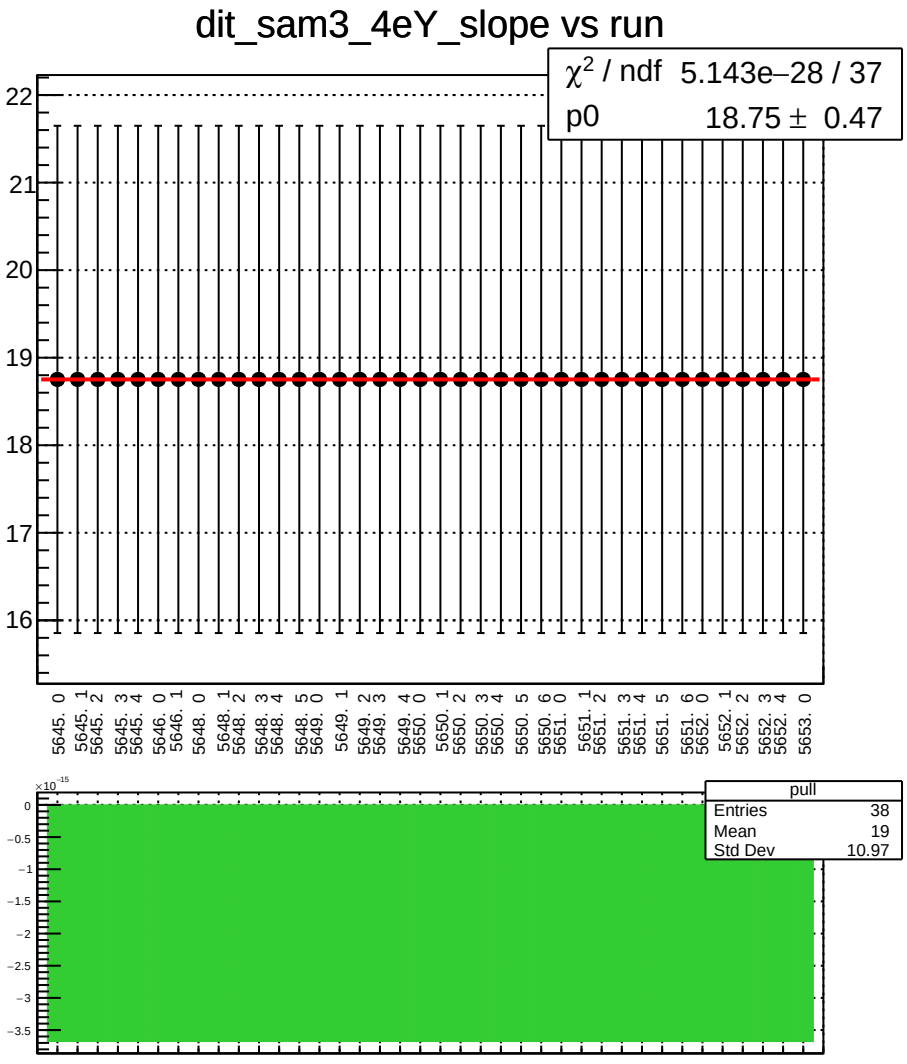
dit_sam3_4eY_slope vs run
χ² / ndf 5.143e−28 / 37
p0 18.75 ± 0.47
22
21
20
19
18
17
16
5645. 0
5645. 1
5645. 2
5645. 3
5645. 4
5646. 0
5646. 1
5648. 0
5648. 1
5648. 2
5648. 3
5648. 4
5648. 5
5649. 0
5649. 1
5649. 2
5649. 3
5649. 4
5650. 0
5650. 1
5650. 2
5650. 3
5650. 4
5650. 5
5650. 6
5651. 0
5651. 1
5651. 2
5651. 3
5651. 4
5651. 5
5651. 6
5652. 0
5652. 1
5652. 2
5652. 3
5652. 4
5653. 0
×10⁻¹⁵
0
−0.5
−1
−1.5
−2
−2.5
−3
−3.5
pull
Entries 38
Mean 19
Std Dev 10.97

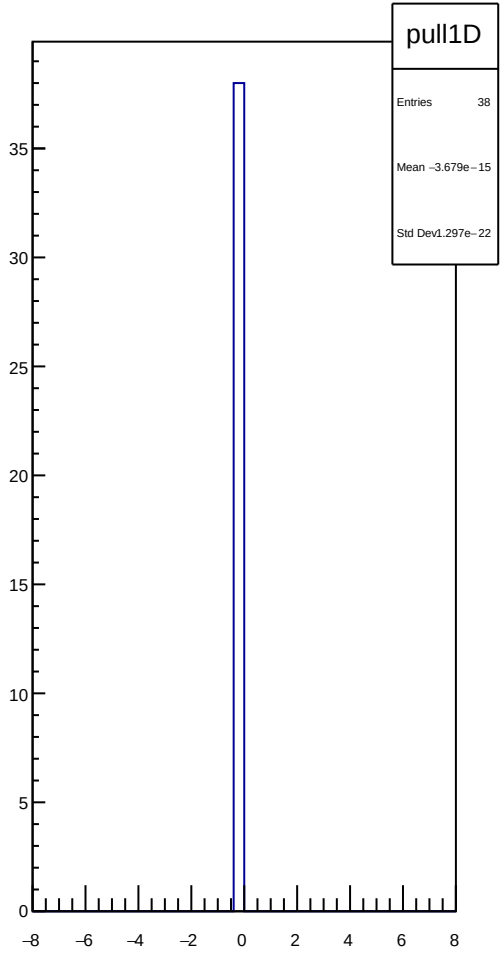
pull1D
Entries 38
Mean −3.679e−15
Std Dev1.297e−22
35
30
25
20
15
10
5
0
−8
−6
−4
−2
0
2
4
6
8

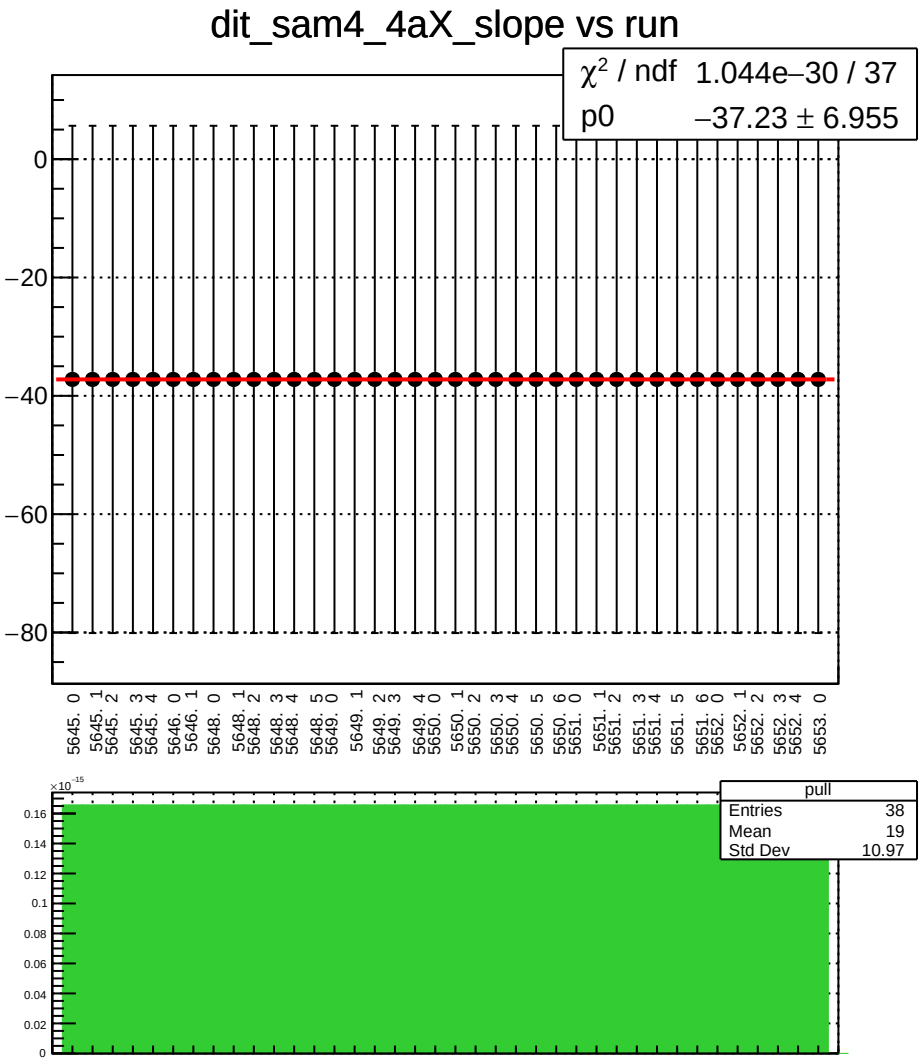
dit_sam4_4aX_slope vs run
χ² / ndf 1.044e−30 / 37
p0 −37.23 ± 6.955
0
−20
−40
−60
−80
5645. 0
5645. 1
5645. 2
5645. 3
5645. 4
5646. 0
5646. 1
5648. 0
5648. 1
5648. 2
5648. 3
5648. 4
5648. 5
5649. 0
5649. 1
5649. 2
5649. 3
5649. 4
5650. 0
5650. 1
5650. 2
5650. 3
5650. 4
5650. 5
5650. 6
5651. 0
5651. 1
5651. 2
5651. 3
5651. 4
5651. 5
5651. 6
5652. 0
5652. 1
5652. 2
5652. 3
5652. 4
5653. 0
×10⁻¹⁵
0.16
0.14
0.12
0.1
0.08
0.06
0.04
0.02
0
pull
Entries 38
Mean 19
Std Dev 10.97

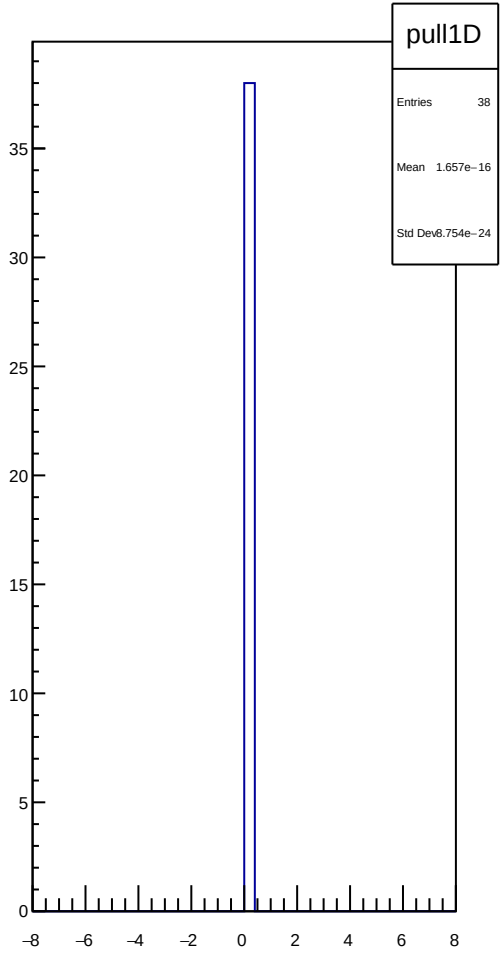
pull1D
Entries 38
Mean 1.657e−16
Std Dev 8.754e−24
35
30
25
20
15
10
5
0
−8
−6
−4
−2
0
2
4
6
8

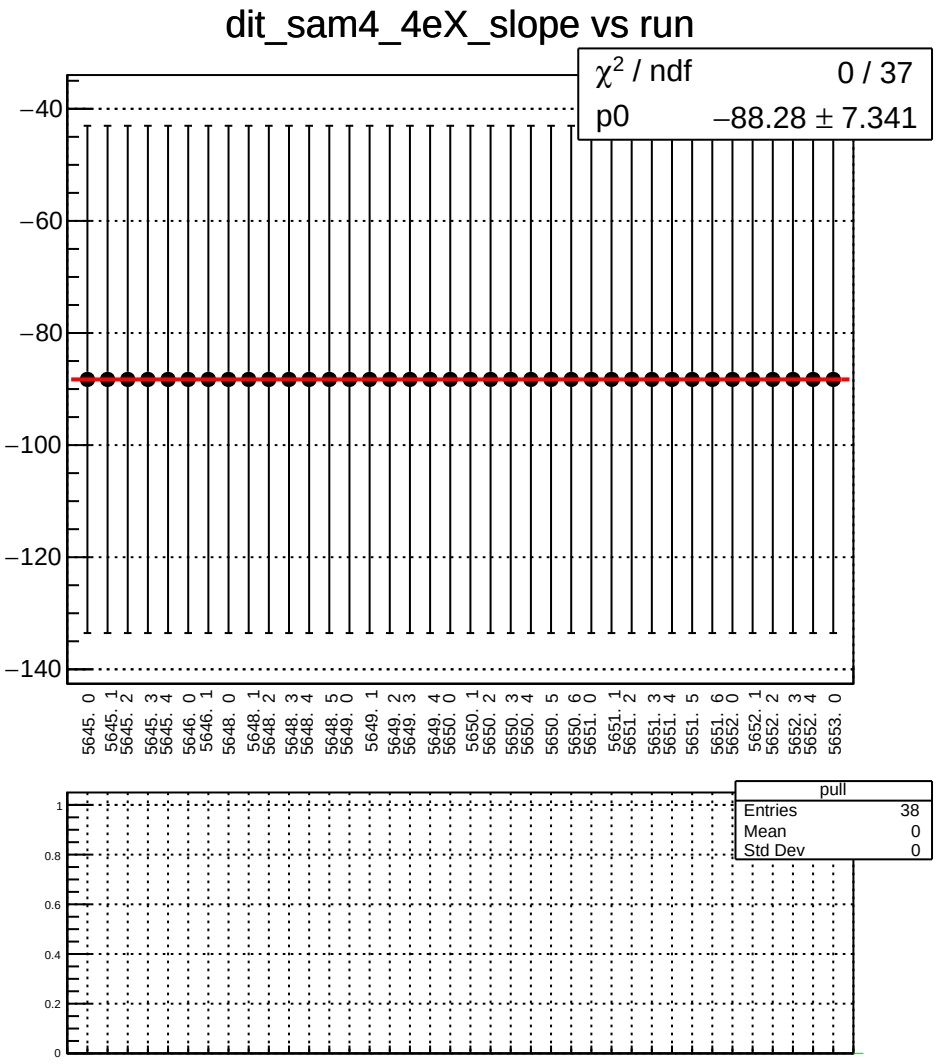
dit_sam4_4eX_slope vs run
χ^2 / ndf 0 / 37
p0 −88.28 ± 7.341
−40
−60
−80
−100
−120
−140
5645. 0
5645. 1
5645. 2
5645. 3
5645. 4
5646. 0
5646. 1
5648. 0
5648. 1
5648. 2
5648. 3
5648. 4
5648. 5
5649. 0
5649. 1
5649. 2
5649. 3
5649. 4
5650. 0
5650. 1
5650. 2
5650. 3
5650. 4
5650. 5
5650. 6
5651. 0
5651. 1
5651. 2
5651. 3
5651. 4
5651. 5
5651. 6
5652. 0
5652. 1
5652. 2
5652. 3
5652. 4
5653. 0
pull
Entries 38
Mean 0
Std Dev 0
1
0.8
0.6
0.4
0.2
0

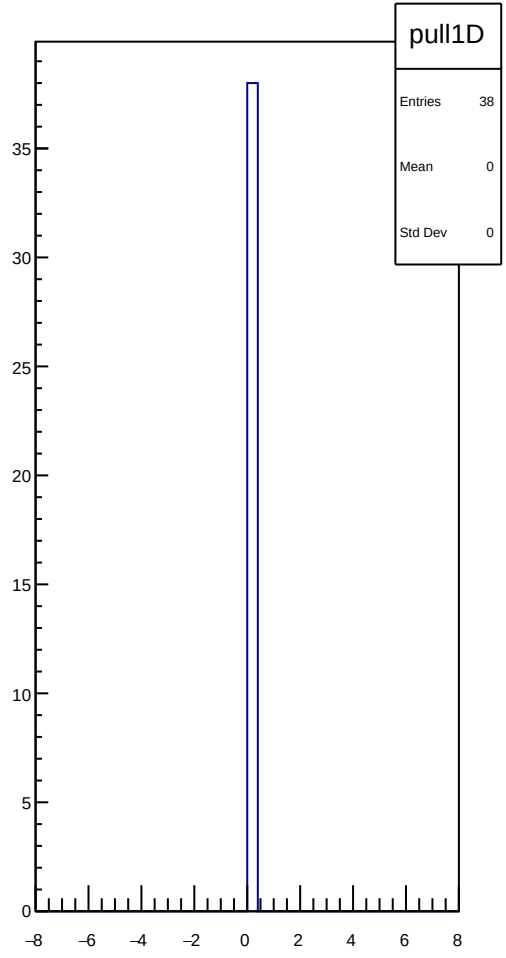
pull1D
Entries 38
Mean 0
Std Dev 0
35
30
25
20
15
10
5
0
−8
−6
−4
−2
0
2
4
6
8

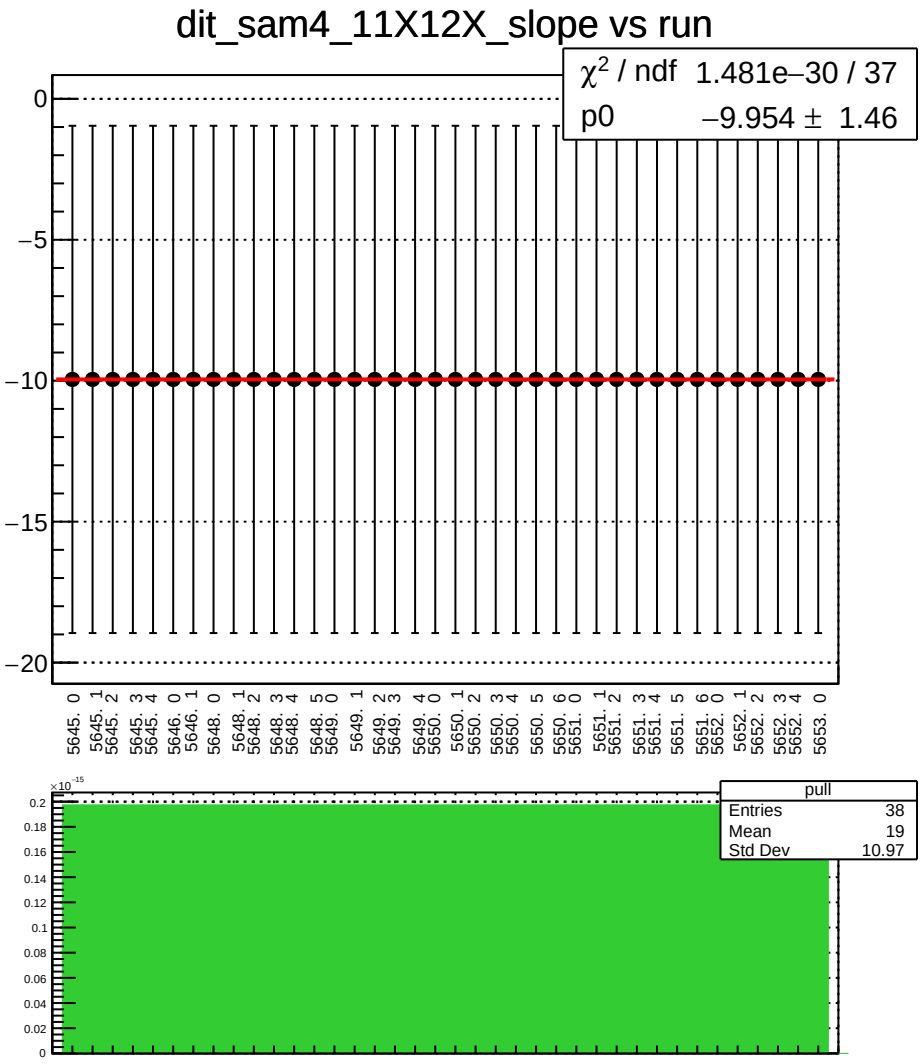
dit_sam4_11X12X_slope vs run
χ^2 / ndf 1.481e−30 / 37
p0 −9.954 ± 1.46
0
−5
−10
−15
−20
5645. 0
5645. 1
5645. 2
5645. 3
5645. 4
5646. 0
5646. 1
5648. 0
5648. 1
5648. 2
5648. 3
5648. 4
5648. 5
5649. 0
5649. 1
5649. 2
5649. 3
5649. 4
5650. 0
5650. 1
5650. 2
5650. 3
5650. 4
5650. 5
5650. 6
5651. 0
5651. 1
5651. 2
5651. 3
5651. 4
5651. 5
5651. 6
5652. 0
5652. 1
5652. 2
5652. 3
5652. 4
5653. 0
pull
Entries 38
Mean 19
Std Dev 10.97
×10^−15
0.2
0.18
0.16
0.14
0.12
0.1
0.08
0.06
0.04
0.02
0

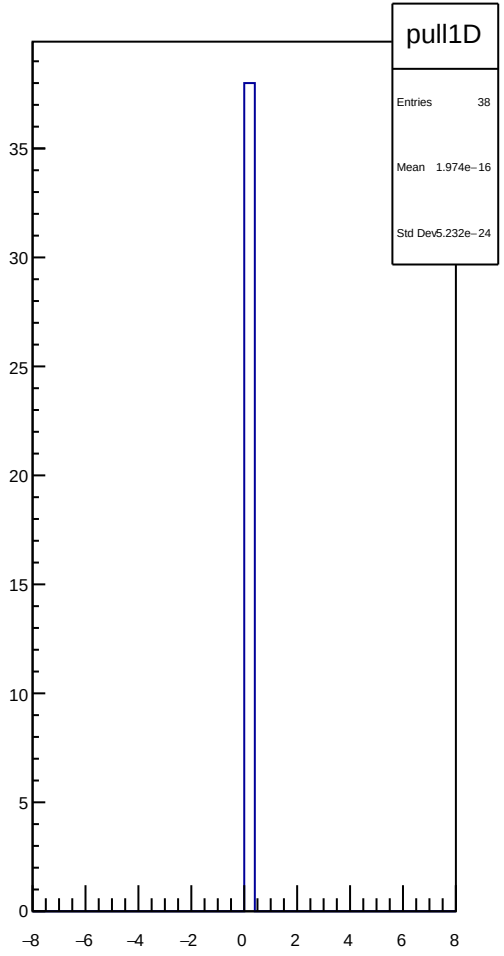
pull1D
Entries 38
Mean 1.974e−16
Std Dev 5.232e−24
35
30
25
20
15
10
5
0
−8
−6
−4
−2
0
2
4
6
8

dit_sam4_4aY_slope vs run

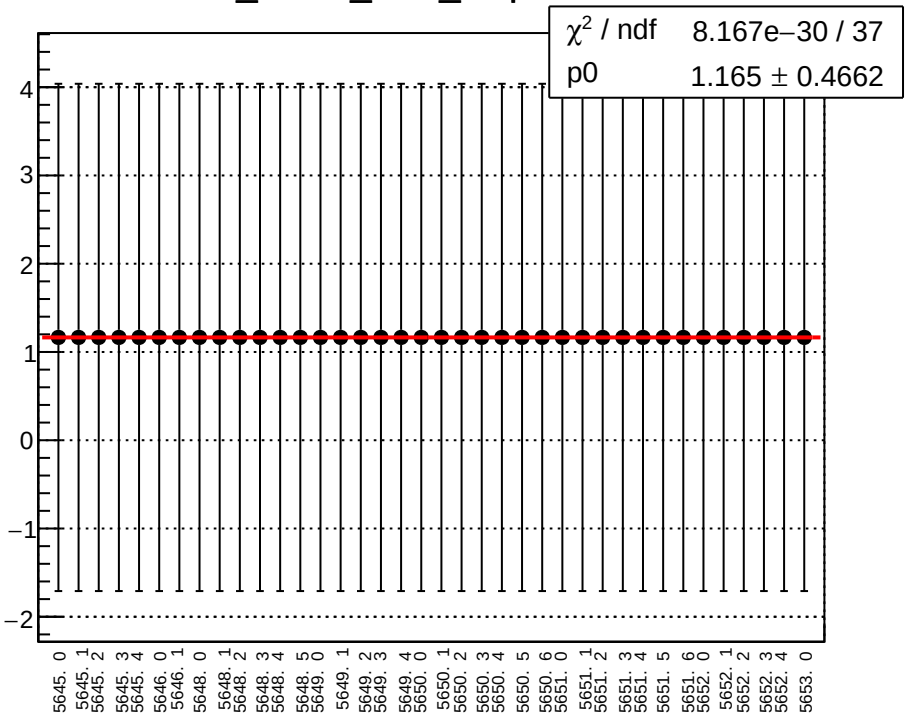



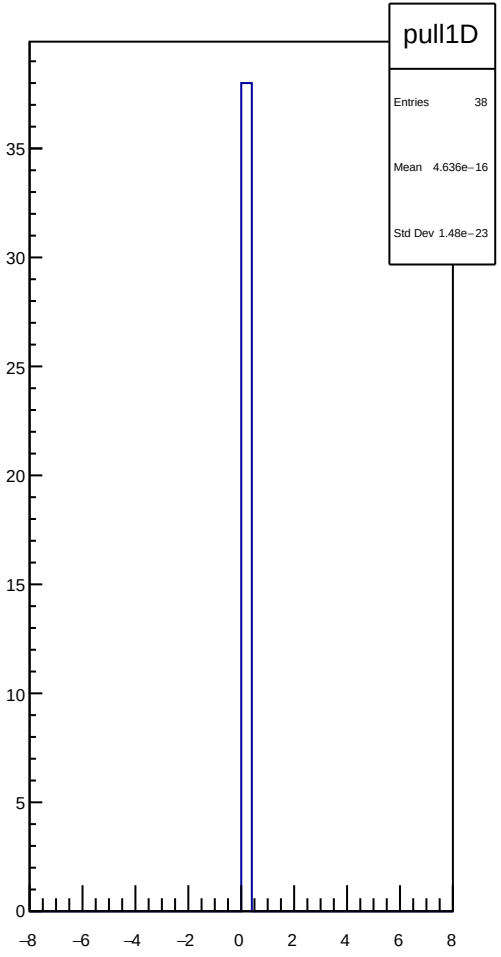

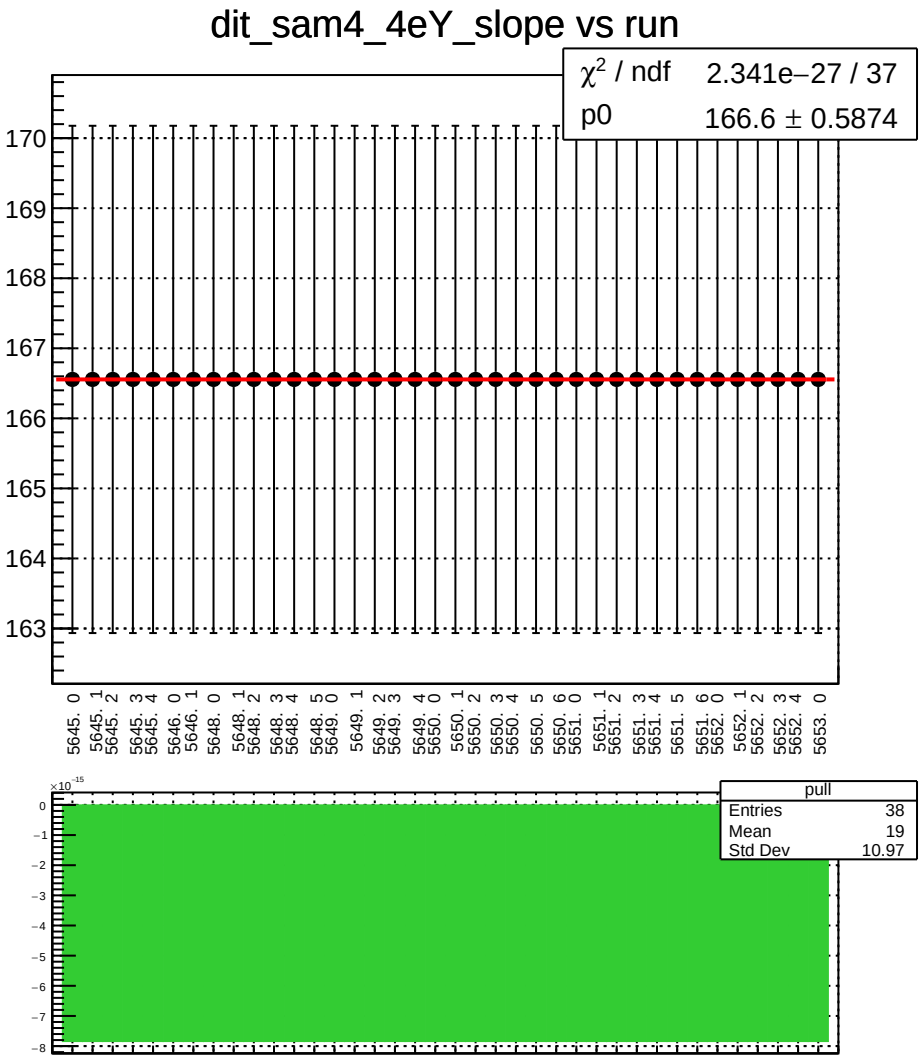
dit_sam4_4eY_slope vs run
χ² / ndf 2.341e−27 / 37
p0 166.6 ± 0.5874
170
169
168
167
166
165
164
163
5645. 0
5645. 1
5645. 2
5645. 3
5645. 4
5646. 0
5646. 1
5648. 0
5648. 1
5648. 2
5648. 3
5648. 4
5648. 5
5649. 0
5649. 1
5649. 2
5649. 3
5649. 4
5650. 0
5650. 1
5650. 2
5650. 3
5650. 4
5650. 5
5650. 6
5651. 0
5651. 1
5651. 2
5651. 3
5651. 4
5651. 5
5651. 6
5652. 0
5652. 1
5652. 2
5652. 3
5652. 4
5653. 0
×10⁻¹⁵
0
−1
−2
−3
−4
−5
−6
−7
−8
pull
Entries 38
Mean 19
Std Dev 10.97

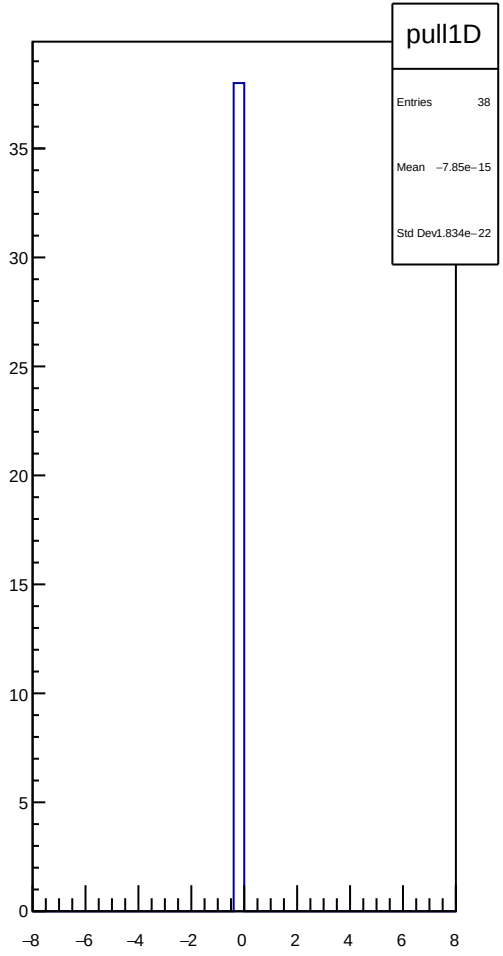
pull1D
Entries 38
Mean −7.85e−15
Std Dev 1.834e−22
35
30
25
20
15
10
5
0
−8
−6
−4
−2
0
2
4
6
8

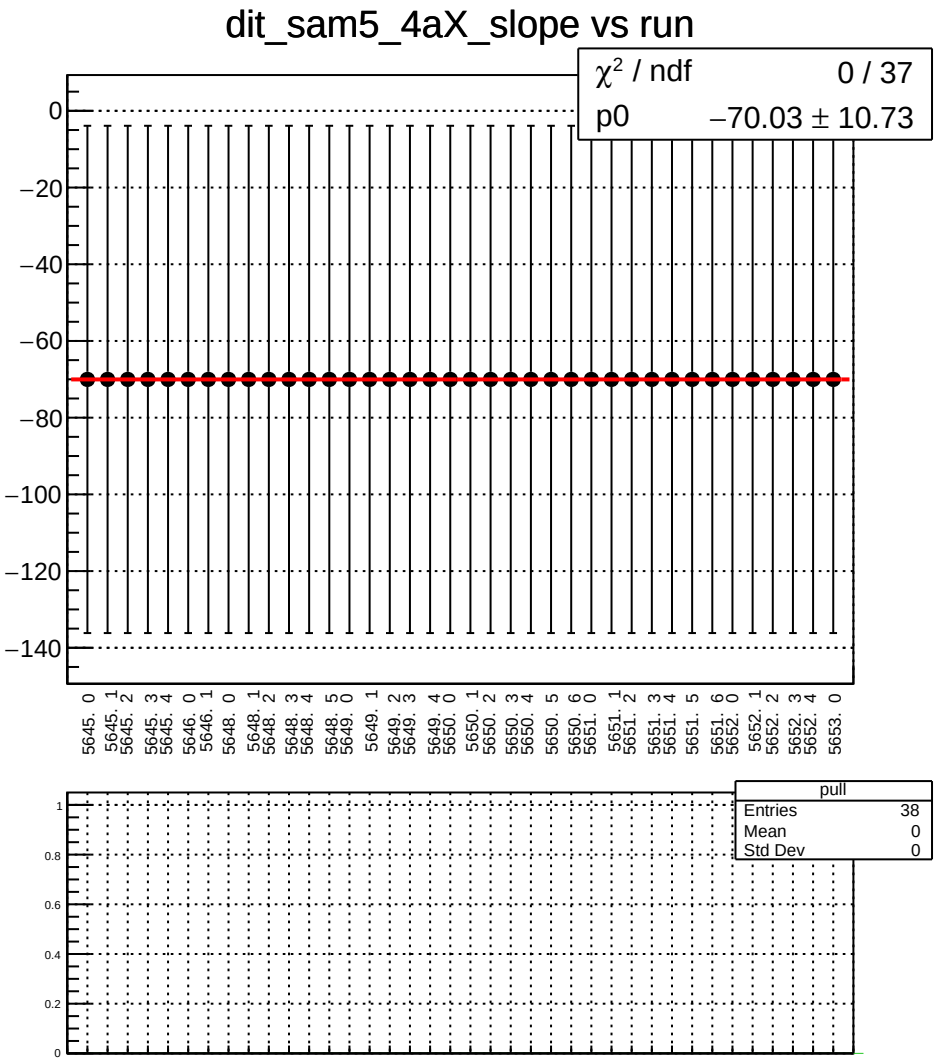
dit_sam5_4aX_slope vs run
χ² / ndf 0 / 37
p0 −70.03 ± 10.73
0
−20
−40
−60
−80
−100
−120
−140
5645. 0
5645. 1
5645. 2
5645. 3
5645. 4
5646. 0
5646. 1
5648. 0
5648. 1
5648. 2
5648. 3
5648. 4
5648. 5
5649. 0
5649. 1
5649. 2
5649. 3
5649. 4
5650. 0
5650. 1
5650. 2
5650. 3
5650. 4
5650. 5
5650. 6
5651. 0
5651. 1
5651. 2
5651. 3
5651. 4
5651. 5
5651. 6
5652. 0
5652. 1
5652. 2
5652. 3
5652. 4
5653. 0
pull
Entries 38
Mean 0
Std Dev 0
1
0.8
0.6
0.4
0.2
0

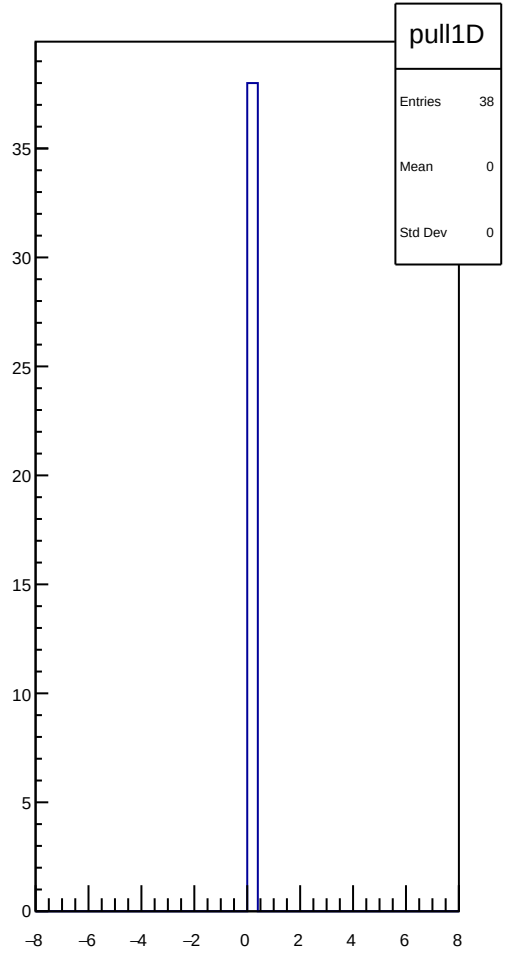
pull1D
Entries 38
Mean 0
Std Dev 0
35
30
25
20
15
10
5
0
−8
−6
−4
−2
0
2
4
6
8

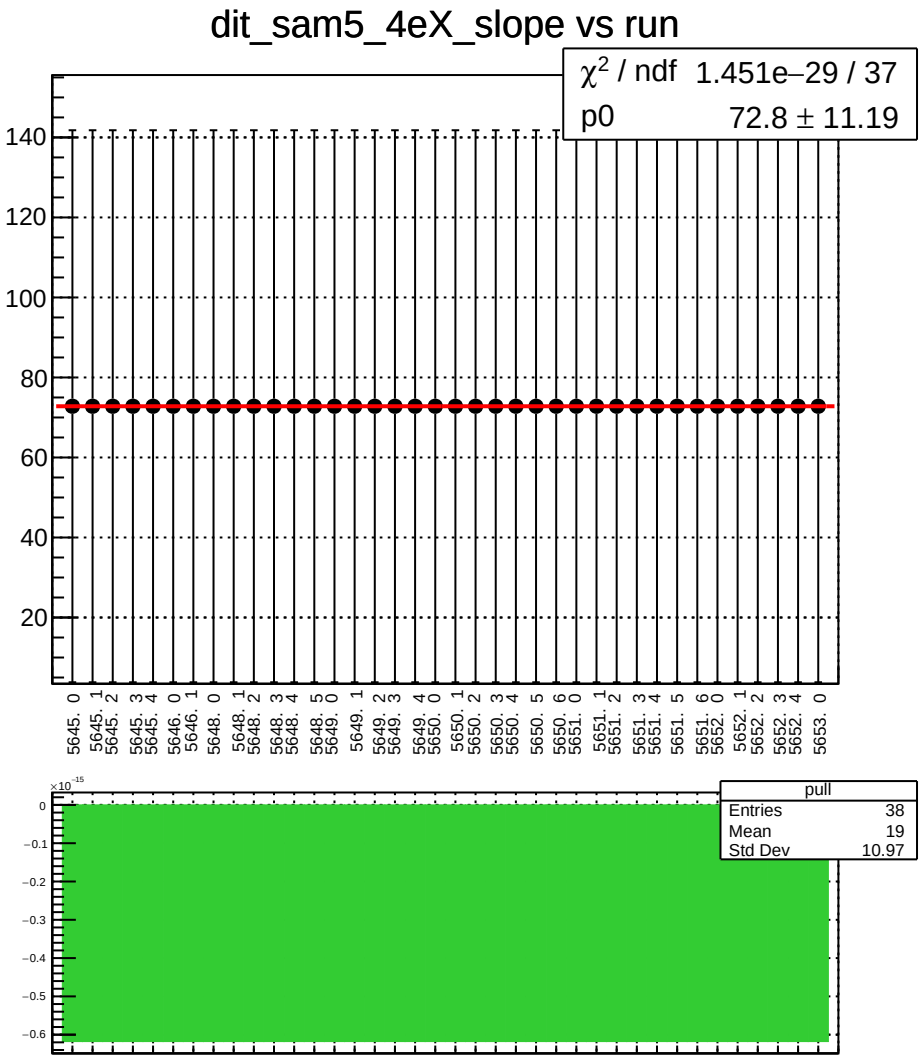
dit_sam5_4eX_slope vs run
χ2 / ndf 1.451e−29 / 37
p0 72.8 ± 11.19
140
120
100
80
60
40
20
5645. 0
5645. 1
5645. 2
5645. 3
5645. 4
5646. 0
5646. 1
5648. 0
5648. 1
5648. 2
5648. 3
5648. 4
5648. 5
5649. 0
5649. 1
5649. 2
5649. 3
5649. 4
5650. 0
5650. 1
5650. 2
5650. 3
5650. 4
5650. 5
5650. 6
5651. 0
5651. 1
5651. 2
5651. 3
5651. 4
5651. 5
5651. 6
5652. 0
5652. 1
5652. 2
5652. 3
5652. 4
5653. 0
×10−15
0
−0.1
−0.2
−0.3
−0.4
−0.5
−0.6
pull
Entries 38
Mean 19
Std Dev 10.97

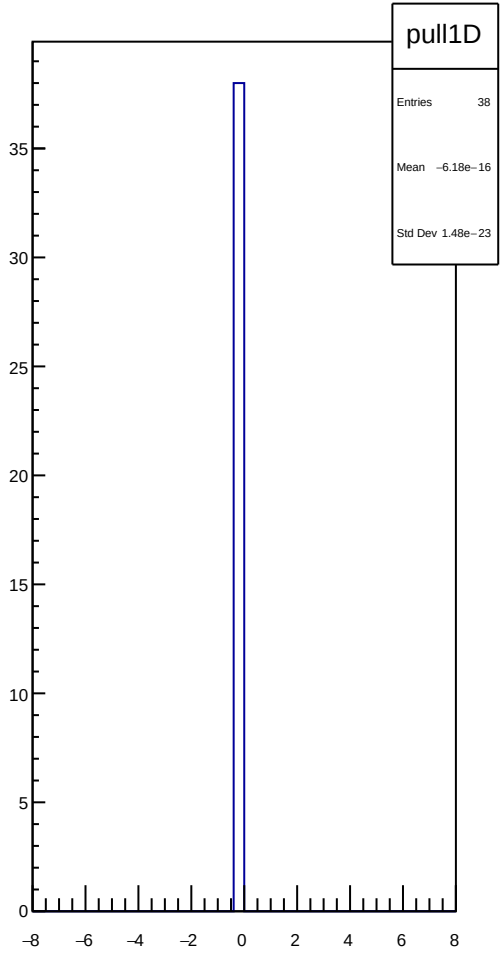
pull1D
Entries 38
Mean −6.18e−16
Std Dev 1.48e−23
35
30
25
20
15
10
5
0
−8
−6
−4
−2
0
2
4
6
8

dit_sam5_11X12X_slope vs run

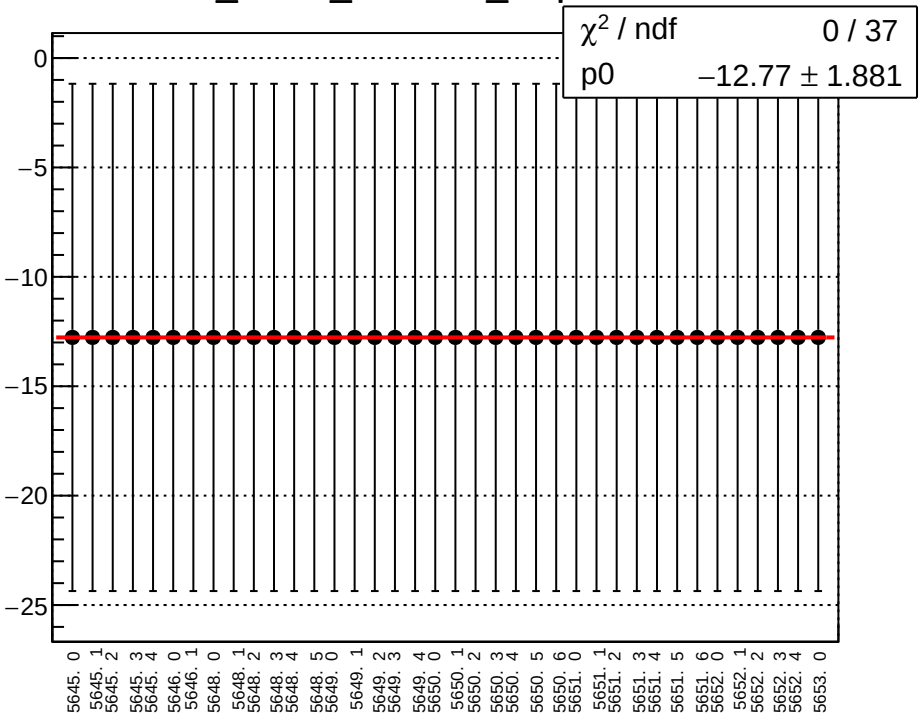



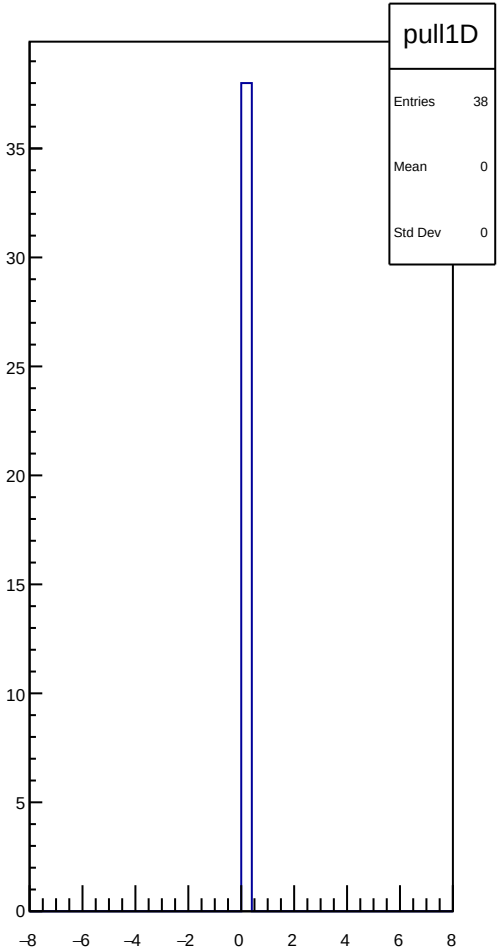

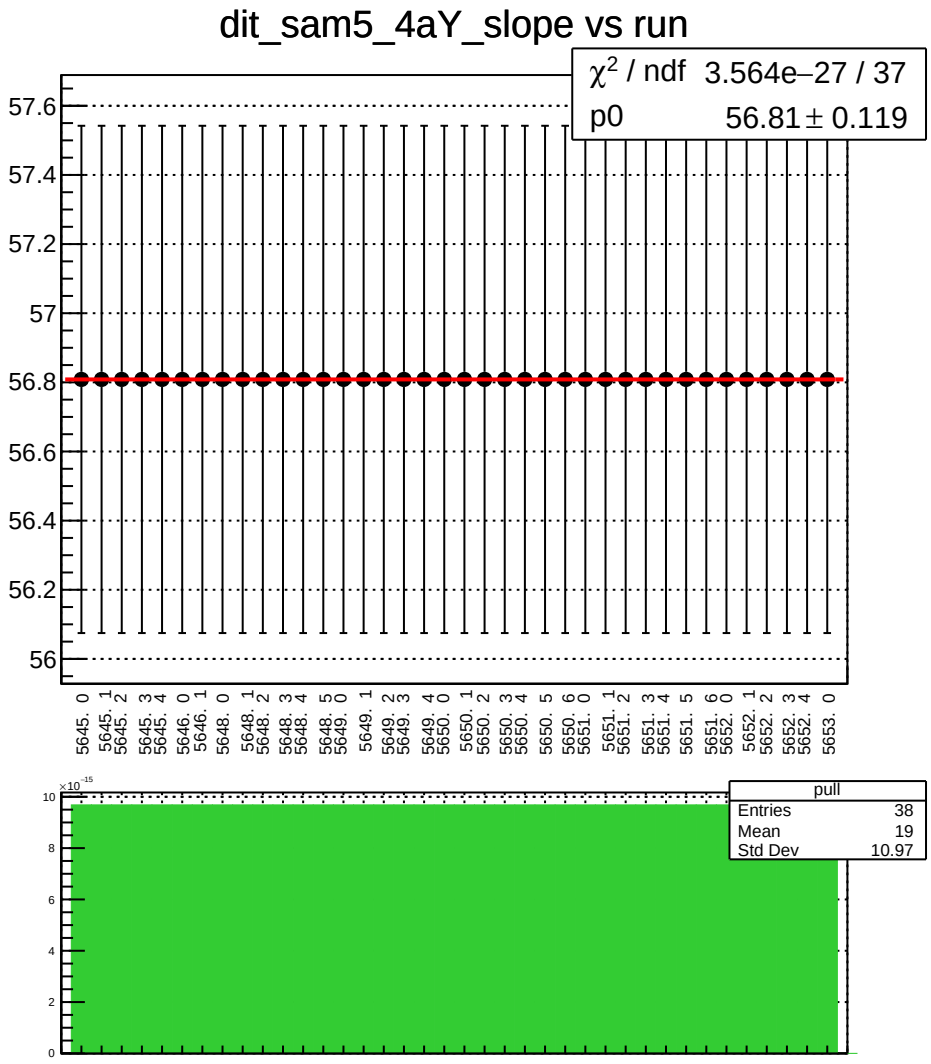
dit_sam5_4aY_slope vs run
χ2 / ndf 3.564e−27 / 37
p0 56.81 ± 0.119
57.6
57.4
57.2
57
56.8
56.6
56.4
56.2
56
5645. 0
5645. 1
5645. 2
5645. 3
5645. 4
5646. 0
5646. 1
5648. 0
5648. 1
5648. 2
5648. 3
5648. 4
5648. 5
5649. 0
5649. 1
5649. 2
5649. 3
5649. 4
5650. 0
5650. 1
5650. 2
5650. 3
5650. 4
5650. 5
5650. 6
5651. 0
5651. 1
5651. 2
5651. 3
5651. 4
5651. 5
5651. 6
5652. 0
5652. 1
5652. 2
5652. 3
5652. 4
5653. 0
×10−15
10
8
6
4
2
0
pull
Entries 38
Mean 19
Std Dev 10.97

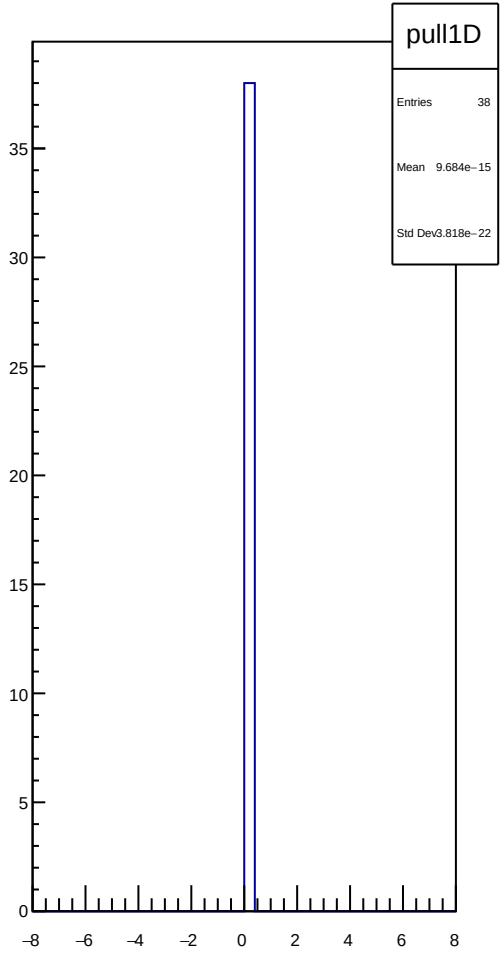
pull1D
Entries 38
Mean 9.684e−15
Std Dev 3.818e−22
35
30
25
20
15
10
5
0
−8
−6
−4
−2
0
2
4
6
8

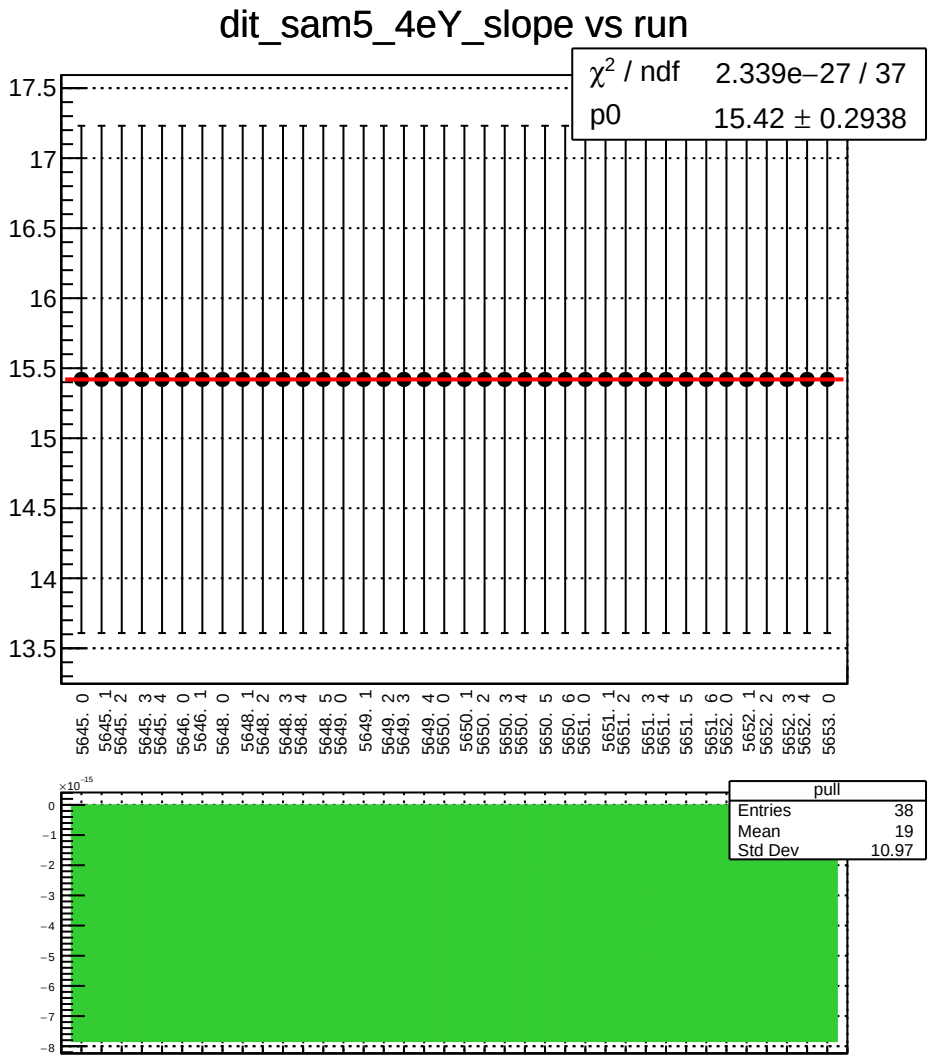
dit_sam5_4eY_slope vs run
χ^2 / ndf 2.339e−27 / 37
p0 15.42 ± 0.2938
17.5
17
16.5
16
15.5
15
14.5
14
13.5
5645. 0
5645. 1
5645. 2
5645. 3
5645. 4
5646. 0
5646. 1
5648. 0
5648. 1
5648. 2
5648. 3
5648. 4
5648. 5
5649. 0
5649. 1
5649. 2
5649. 3
5649. 4
5650. 0
5650. 1
5650. 2
5650. 3
5650. 4
5650. 5
5650. 6
5651. 0
5651. 1
5651. 2
5651. 3
5651. 4
5651. 5
5651. 6
5652. 0
5652. 1
5652. 2
5652. 3
5652. 4
5653. 0
×10^-15
0
−1
−2
−3
−4
−5
−6
−7
−8
pull
Entries 38
Mean 19
Std Dev 10.97

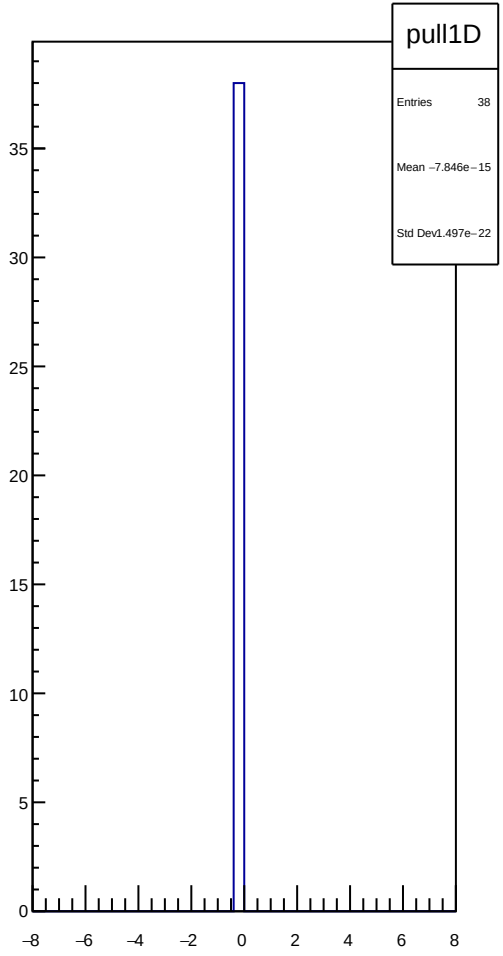
pull1D
Entries 38
Mean −7.846e−15
Std Dev1.497e−22
35
30
25
20
15
10
5
0
−8
−6
−4
−2
0
2
4
6
8

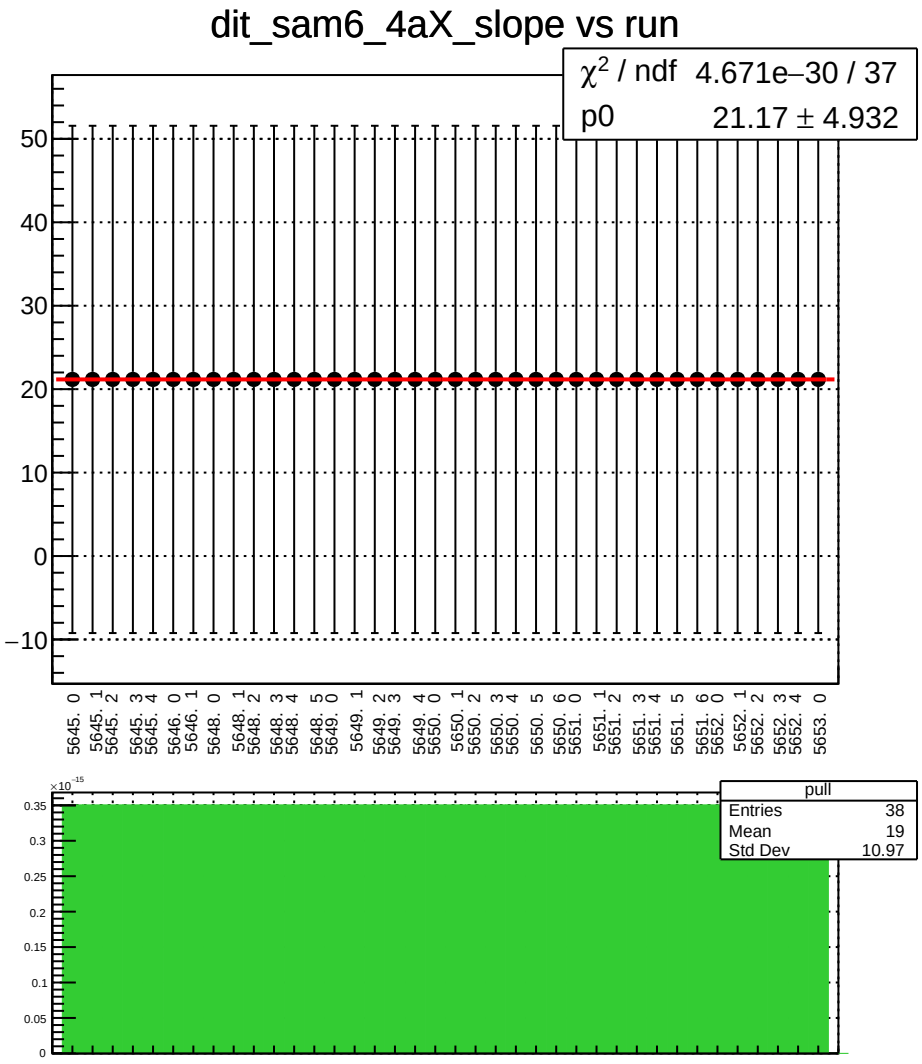
dit_sam6_4aX_slope vs run
χ2 / ndf 4.671e−30 / 37
p0 21.17 ± 4.932
50
40
30
20
10
0
−10
5645. 0
5645. 1
5645. 2
5645. 3
5645. 4
5646. 0
5646. 1
5648. 0
5648. 1
5648. 2
5648. 3
5648. 4
5648. 5
5649. 0
5649. 1
5649. 2
5649. 3
5649. 4
5650. 0
5650. 1
5650. 2
5650. 3
5650. 4
5650. 5
5650. 6
5651. 0
5651. 1
5651. 2
5651. 3
5651. 4
5651. 5
5651. 6
5652. 0
5652. 1
5652. 2
5652. 3
5652. 4
5653. 0
×10−15
0.35
0.3
0.25
0.2
0.15
0.1
0.05
0
pull
Entries 38
Mean 19
Std Dev 10.97

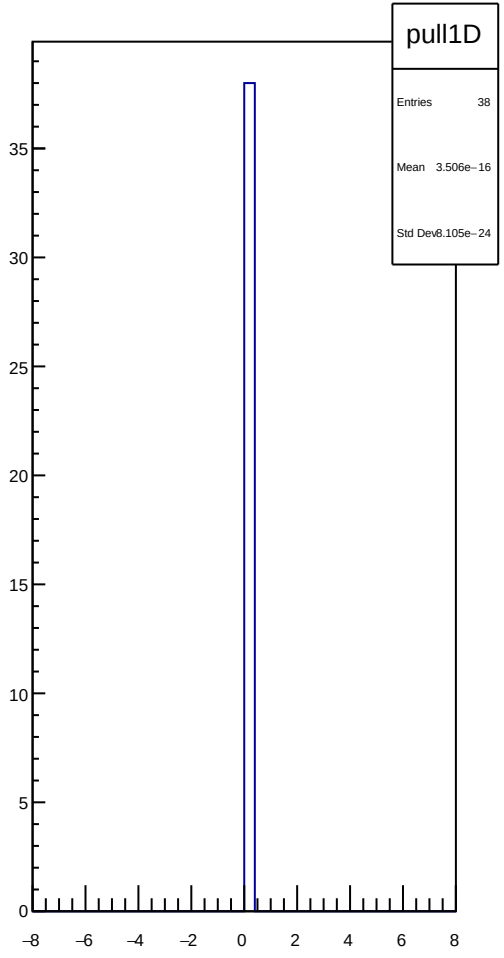
pull1D
Entries 38
Mean 3.506e−16
Std Dev 8.105e−24
35
30
25
20
15
10
5
0
−8
−6
−4
−2
0
2
4
6
8

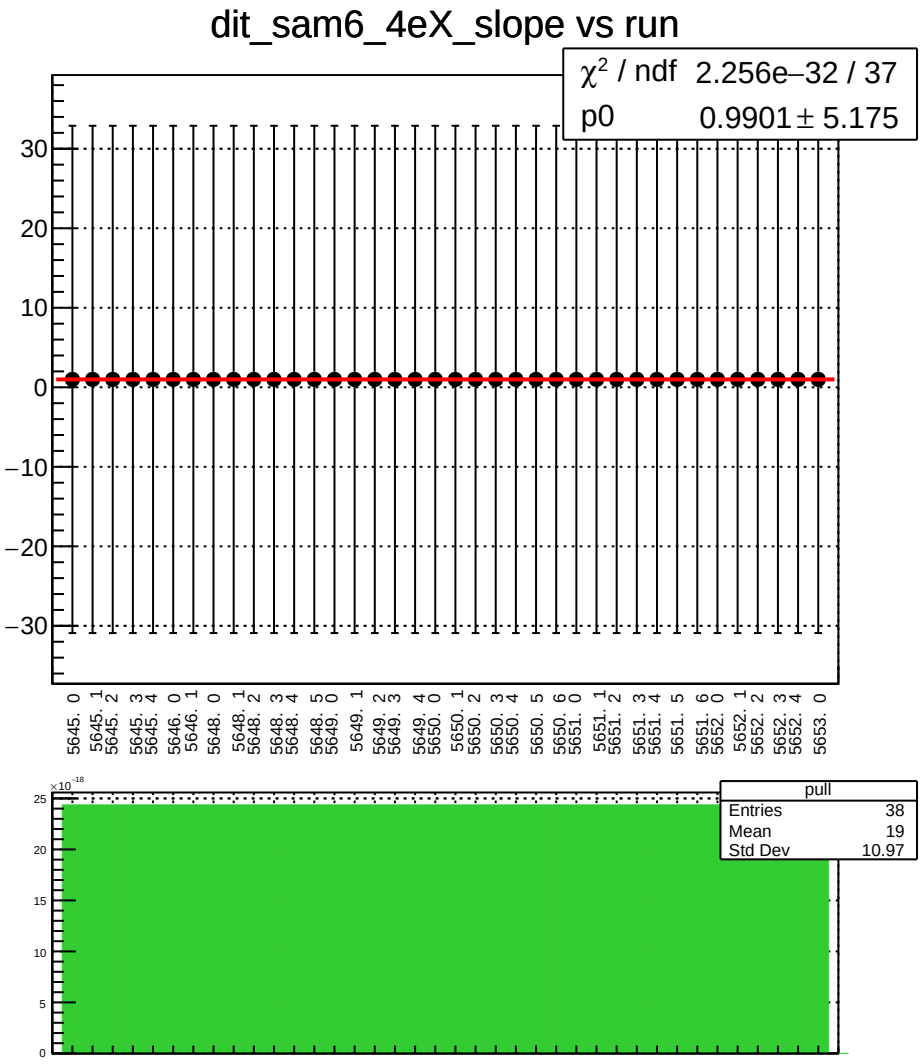
dit_sam6_4eX_slope vs run
χ^2 / ndf 2.256e−32 / 37
p0 0.9901 ± 5.175
30
20
10
0
−10
−20
−30
5645. 0
5645. 1
5645. 2
5645. 3
5645. 4
5646. 0
5646. 1
5648. 0
5648. 1
5648. 2
5648. 3
5648. 4
5648. 5
5649. 0
5649. 1
5649. 2
5649. 3
5649. 4
5650. 0
5650. 1
5650. 2
5650. 3
5650. 4
5650. 5
5650. 6
5651. 0
5651. 1
5651. 2
5651. 3
5651. 4
5651. 5
5651. 6
5652. 0
5652. 1
5652. 2
5652. 3
5652. 4
5653. 0
×10^-18
25
20
15
10
5
0
pull
Entries 38
Mean 19
Std Dev 10.97

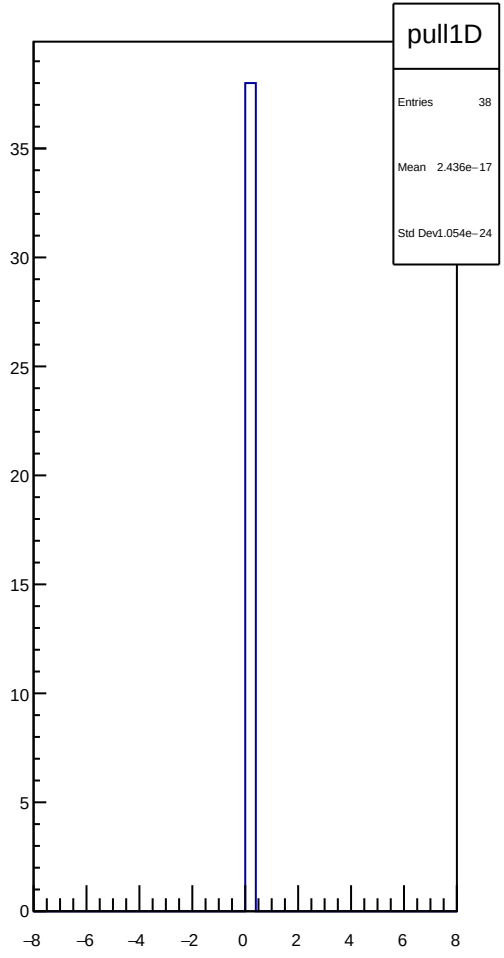
pull1D
Entries 38
Mean 2.436e−17
Std Dev1.054e−24
35
30
25
20
15
10
5
0
−8
−6
−4
−2
0
2
4
6
8

dit_sam6_11X12X_slope vs run

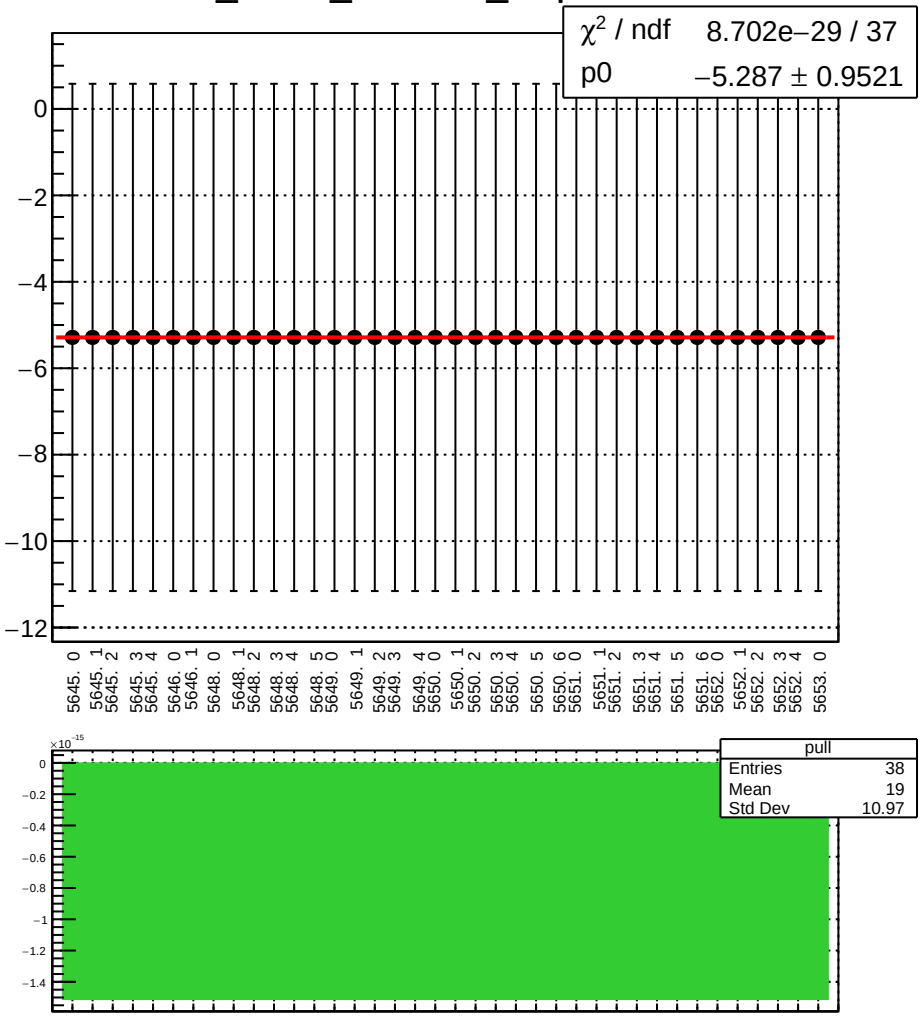

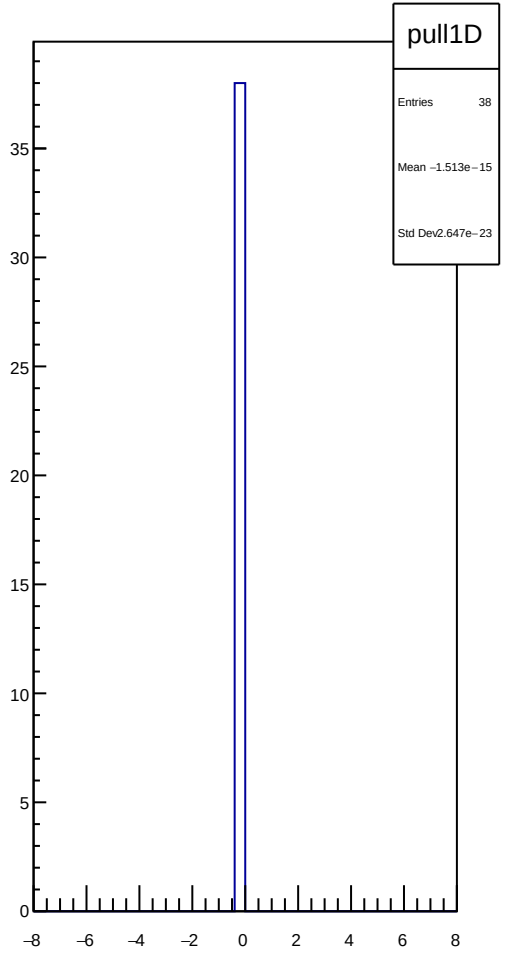

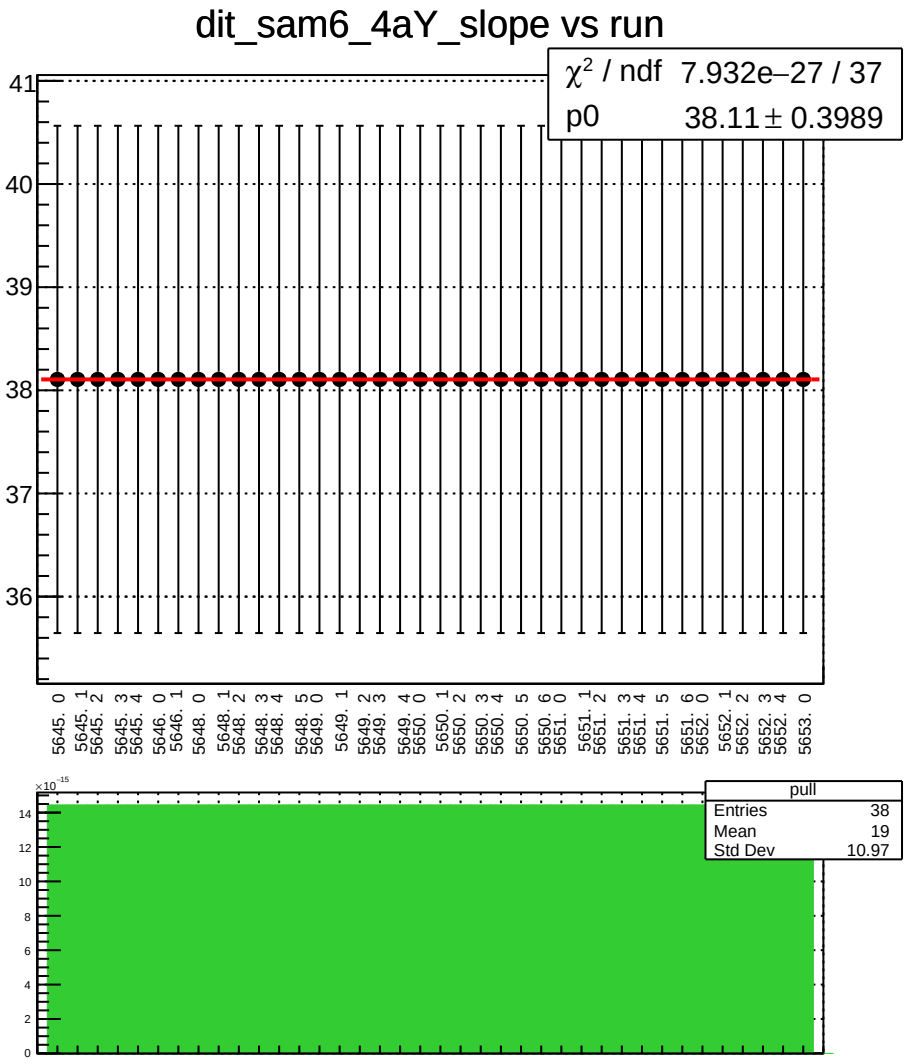
dit_sam6_4aY_slope vs run
χ^2 / ndf 7.932e−27 / 37
p0 38.11 ± 0.3989
41
40
39
38
37
36
5645. 0
5645. 1
5645. 2
5645. 3
5645. 4
5646. 0
5646. 1
5648. 0
5648. 1
5648. 2
5648. 3
5648. 4
5648. 5
5649. 0
5649. 1
5649. 2
5649. 3
5649. 4
5650. 0
5650. 1
5650. 2
5650. 3
5650. 4
5650. 5
5650. 6
5651. 0
5651. 1
5651. 2
5651. 3
5651. 4
5651. 5
5651. 6
5652. 0
5652. 1
5652. 2
5652. 3
5652. 4
5653. 0
×10^-15
14
12
10
8
6
4
2
0
pull
Entries 38
Mean 19
Std Dev 10.97

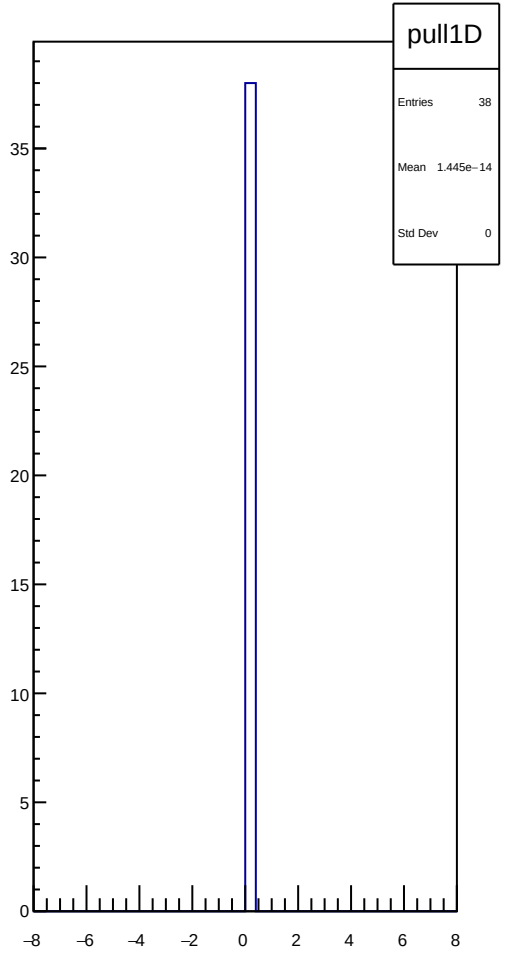
pull1D
Entries 38
Mean 1.445e−14
Std Dev 0
35
30
25
20
15
10
5
0
−8
−6
−4
−2
0
2
4
6
8

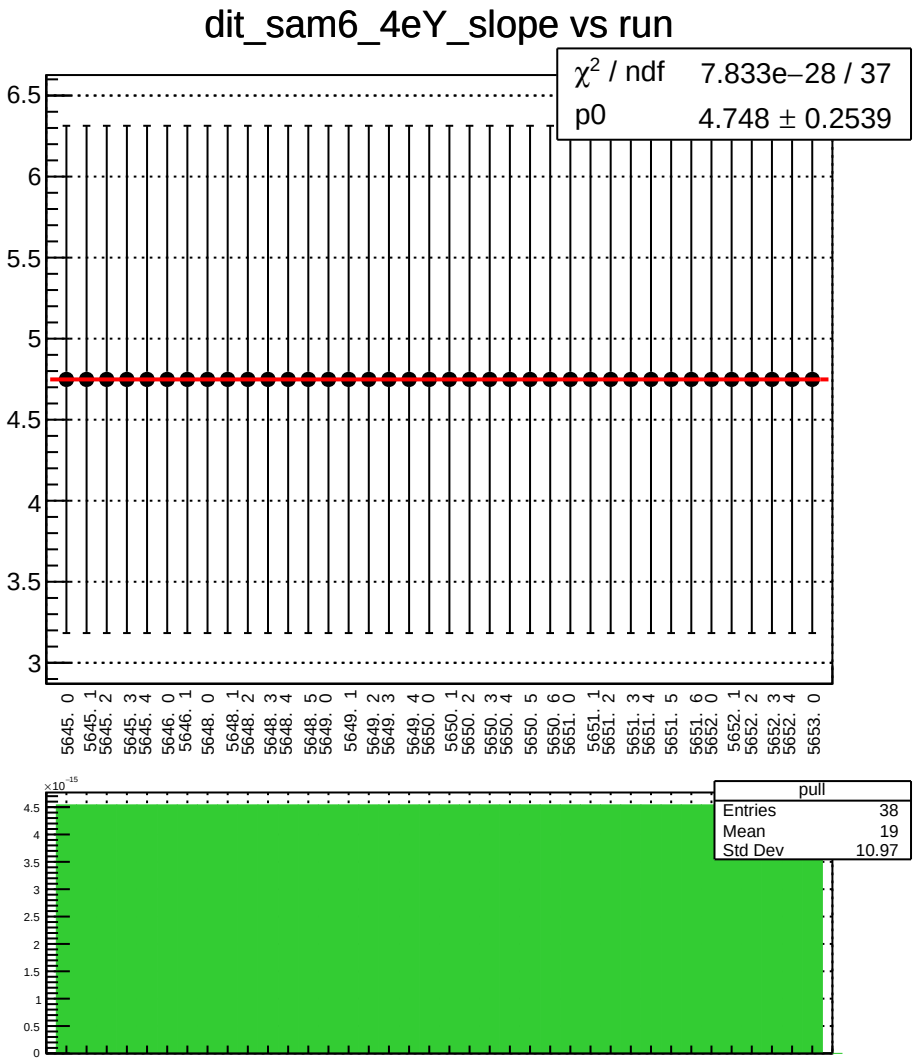
dit_sam6_4eY_slope vs run
χ² / ndf 7.833e−28 / 37
p0 4.748 ± 0.2539
6.5
6
5.5
5
4.5
4
3.5
3
5645. 0
5645. 1
5645. 2
5645. 3
5645. 4
5646. 0
5646. 1
5648. 0
5648. 1
5648. 2
5648. 3
5648. 4
5648. 5
5649. 0
5649. 1
5649. 2
5649. 3
5649. 4
5650. 0
5650. 1
5650. 2
5650. 3
5650. 4
5650. 5
5650. 6
5651. 0
5651. 1
5651. 2
5651. 3
5651. 4
5651. 5
5651. 6
5652. 0
5652. 1
5652. 2
5652. 3
5652. 4
5653. 0
×10⁻¹⁵
4.5
4
3.5
3
2.5
2
1.5
1
0.5
0
pull
Entries 38
Mean 19
Std Dev 10.97

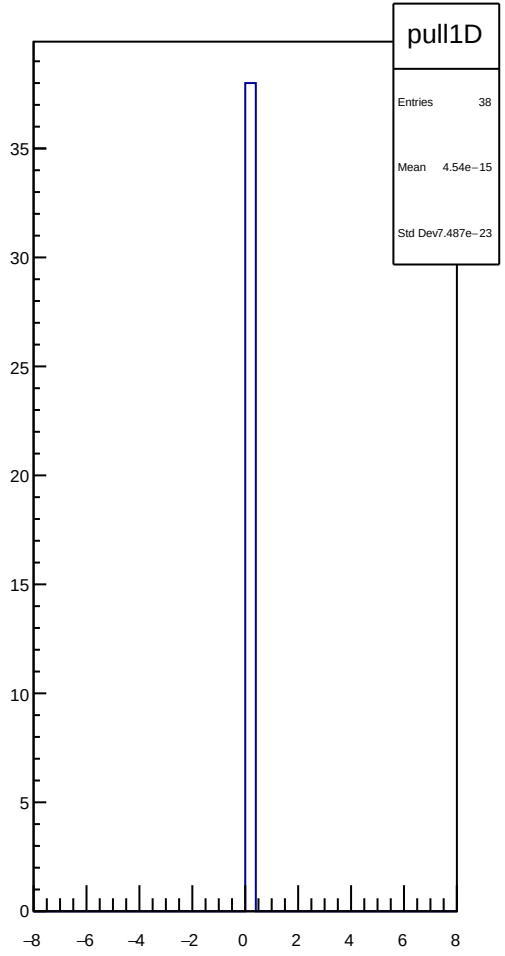
pull1D
Entries 38
Mean 4.54e−15
Std Dev 7.487e−23
35
30
25
20
15
10
5
0
−8
−6
−4
−2
0
2
4
6
8

dit_sam7_4aX_slope vs run

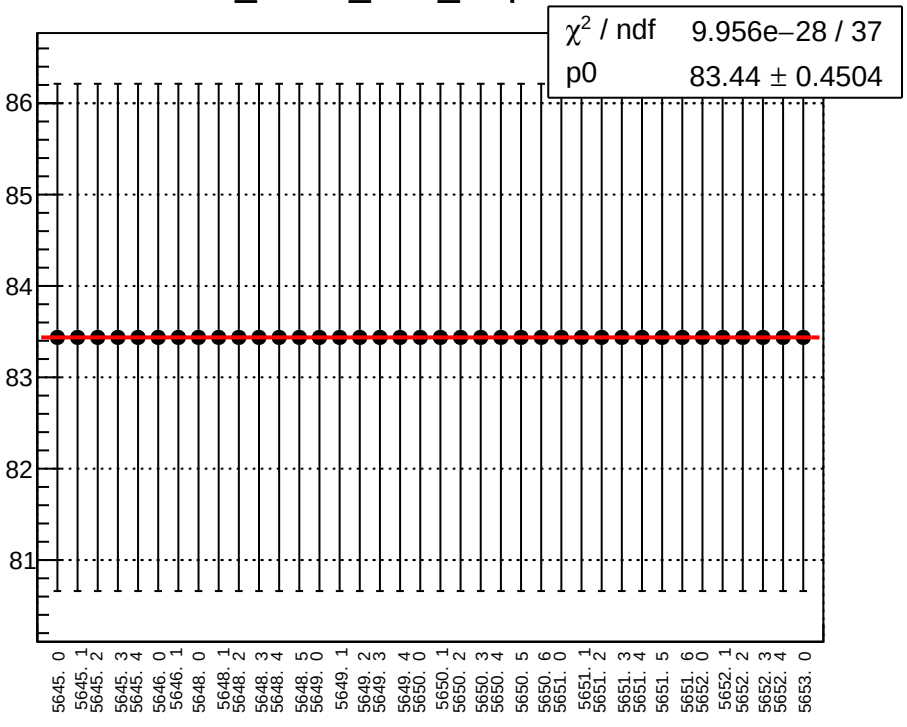



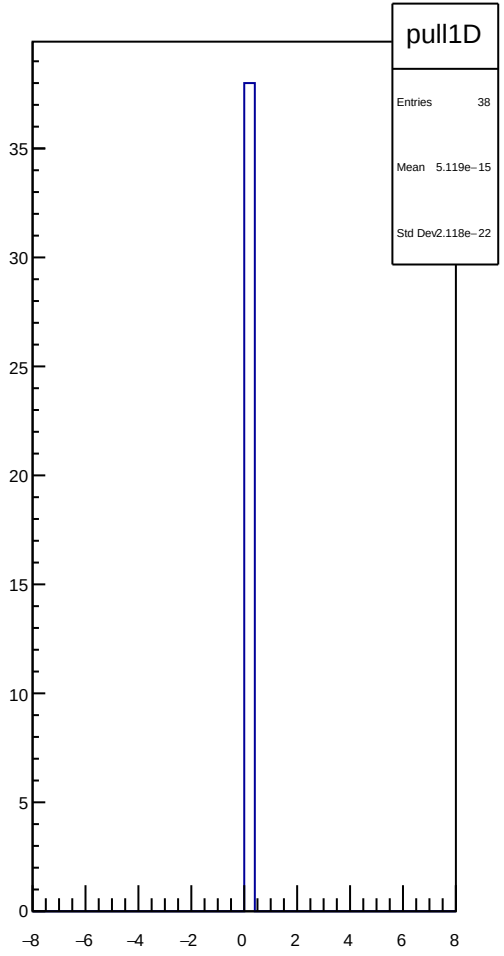

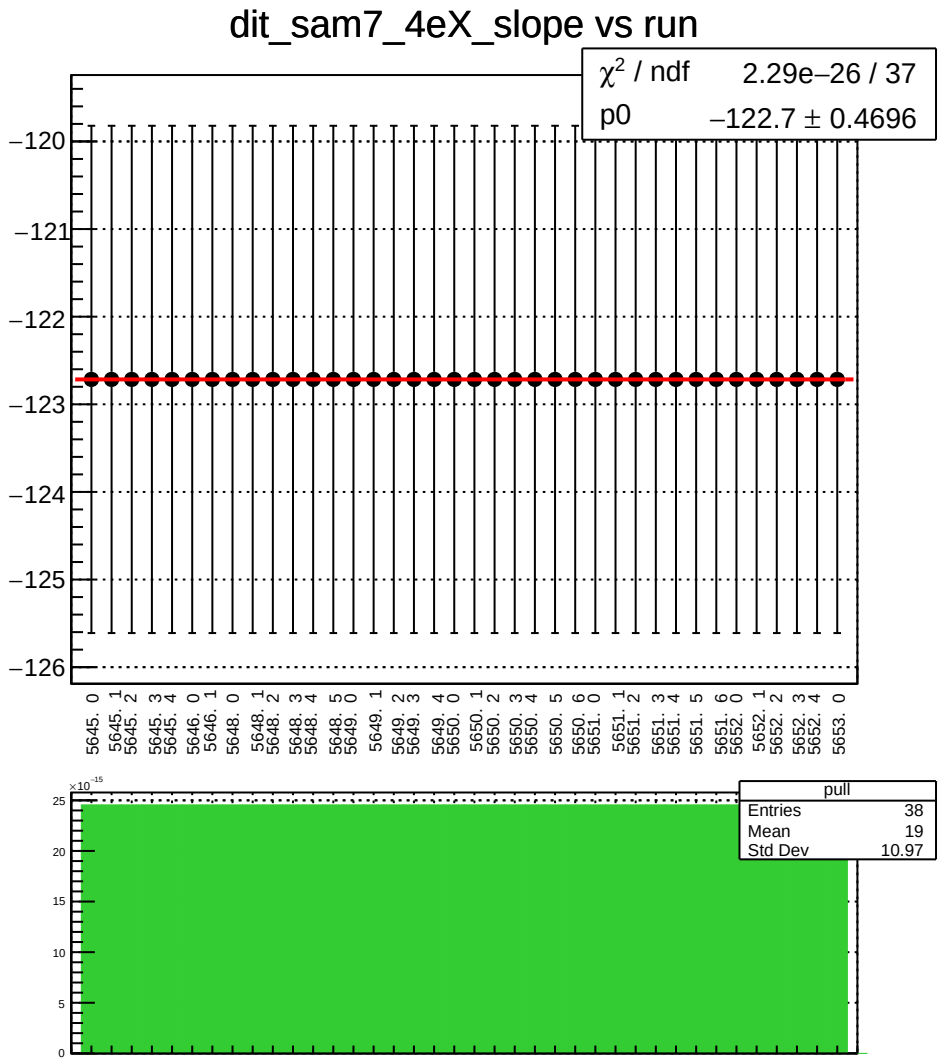
dit_sam7_4eX_slope vs run
χ² / ndf 2.29e−26 / 37
p0 −122.7 ± 0.4696
−120
−121
−122
−123
−124
−125
−126
5645. 0
5645. 1
5645. 2
5645. 3
5645. 4
5646. 0
5646. 1
5648. 0
5648. 1
5648. 2
5648. 3
5648. 4
5648. 5
5649. 0
5649. 1
5649. 2
5649. 3
5649. 4
5650. 0
5650. 1
5650. 2
5650. 3
5650. 4
5650. 5
5650. 6
5651. 0
5651. 1
5651. 2
5651. 3
5651. 4
5651. 5
5651. 6
5652. 0
5652. 1
5652. 2
5652. 3
5652. 4
5653. 0
×10⁻¹⁵
25
20
15
10
5
0
pull
Entries 38
Mean 19
Std Dev 10.97

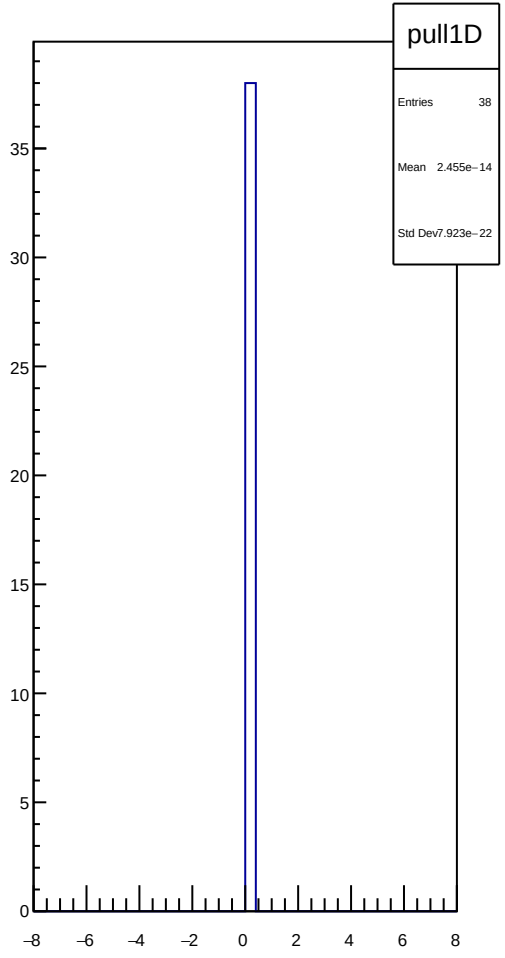
pull1D
Entries 38
Mean 2.455e−14
Std Dev7.923e−22
35
30
25
20
15
10
5
0
−8
−6
−4
−2
0
2
4
6
8

dit_sam7_11X12X_slope vs run

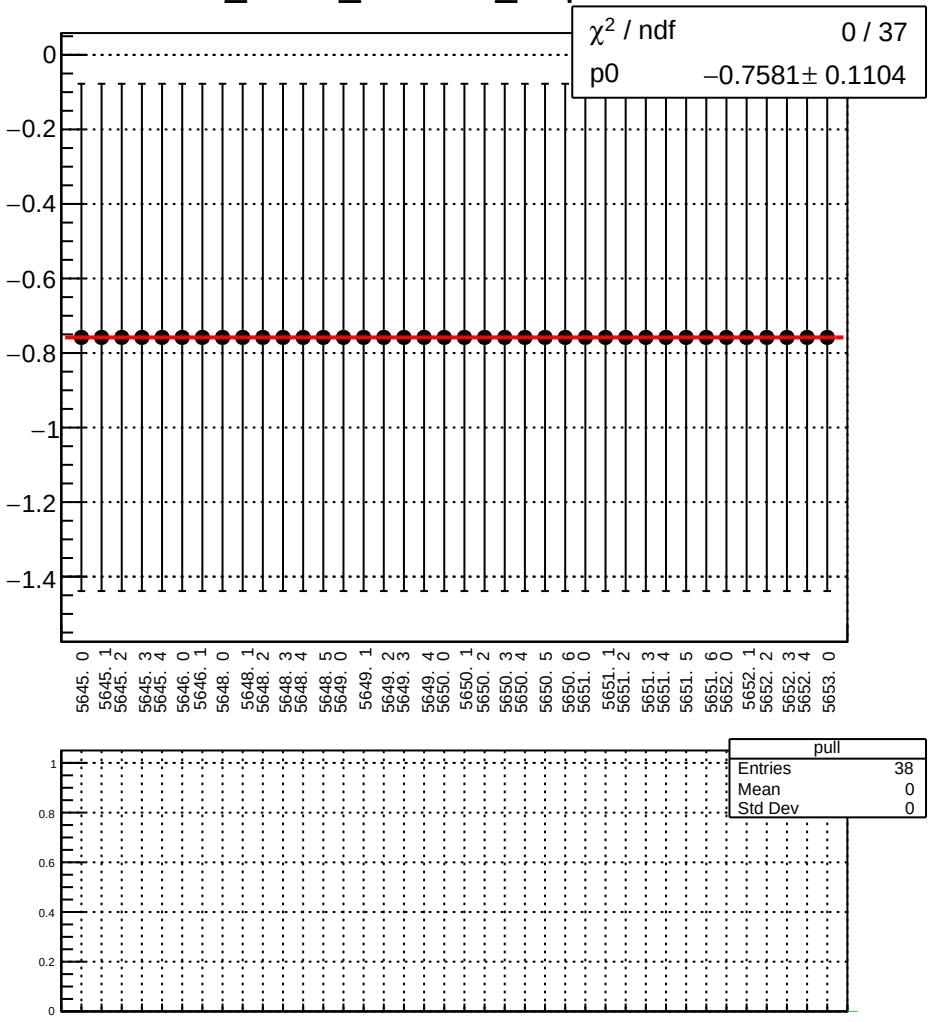

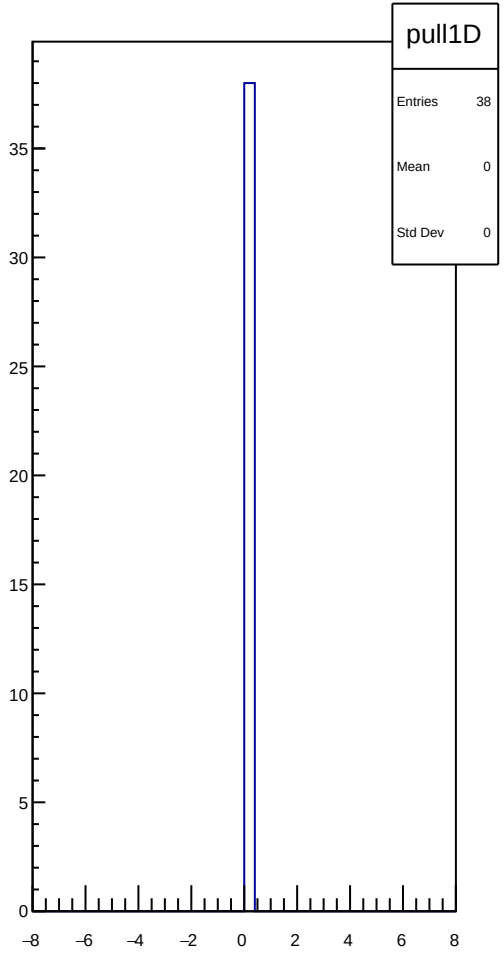

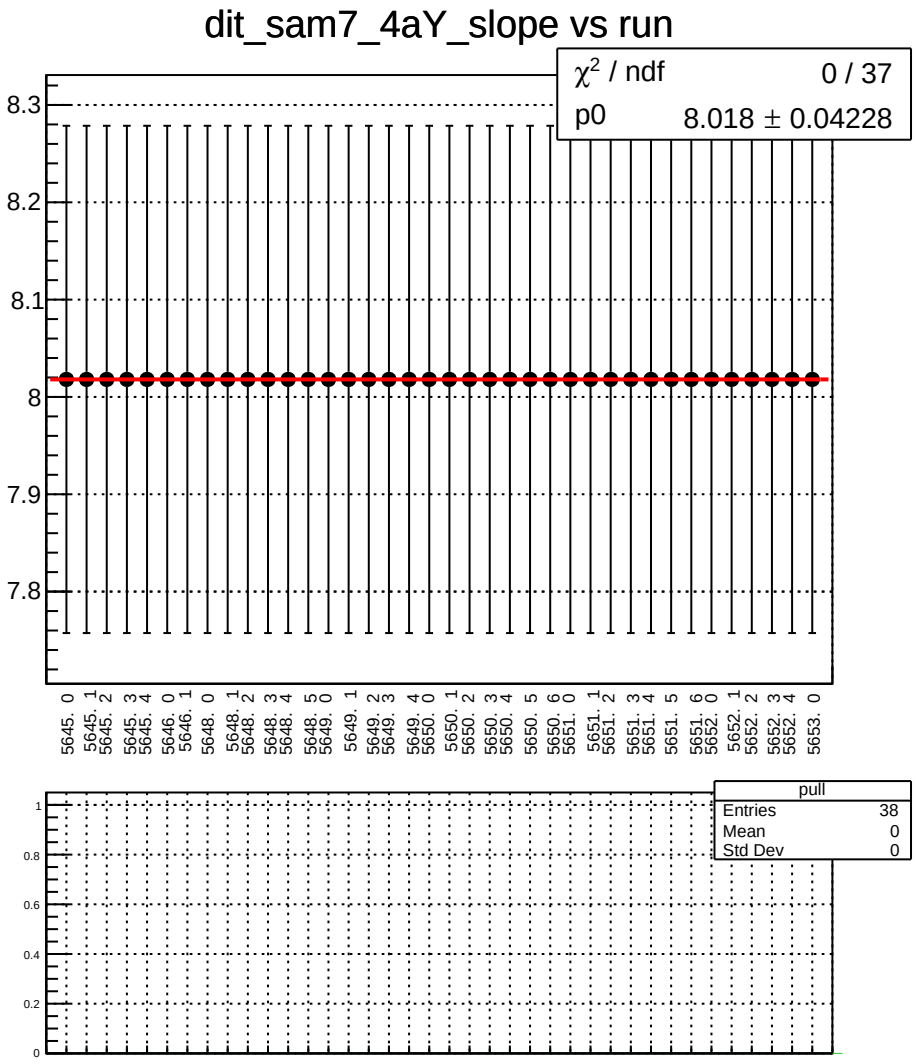
dit_sam7_4aY_slope vs run
χ² / ndf 0 / 37
p0 8.018 ± 0.04228
8.3
8.2
8.1
8
7.9
7.8
5645. 0
5645. 1
5645. 2
5645. 3
5645. 4
5646. 0
5646. 1
5648. 0
5648. 1
5648. 2
5648. 3
5648. 4
5648. 5
5649. 0
5649. 1
5649. 2
5649. 3
5649. 4
5650. 0
5650. 1
5650. 2
5650. 3
5650. 4
5650. 5
5650. 6
5651. 0
5651. 1
5651. 2
5651. 3
5651. 4
5651. 5
5651. 6
5652. 0
5652. 1
5652. 2
5652. 3
5652. 4
5653. 0
pull
Entries 38
Mean 0
Std Dev 0
1
0.8
0.6
0.4
0.2
0

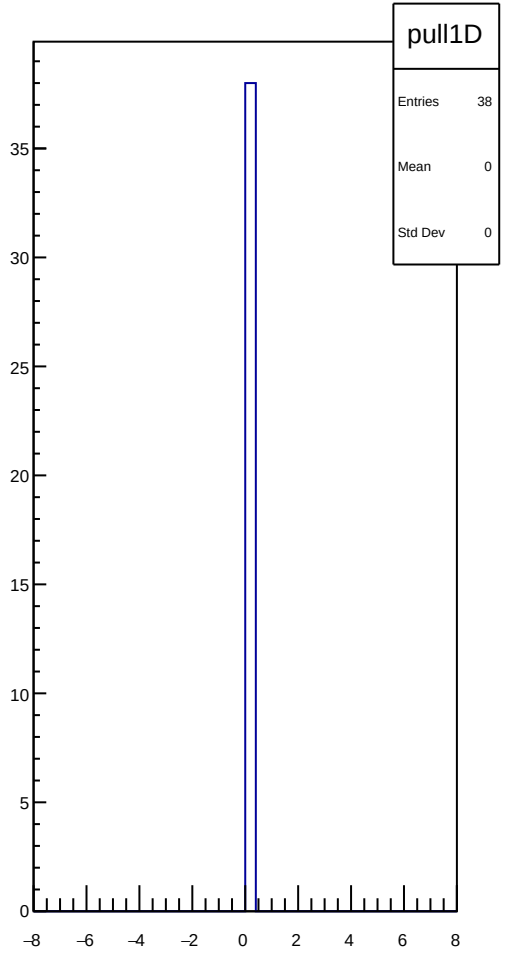
pull1D
Entries 38
Mean 0
Std Dev 0
35
30
25
20
15
10
5
0
–8
–6
–4
–2
0
2
4
6
8

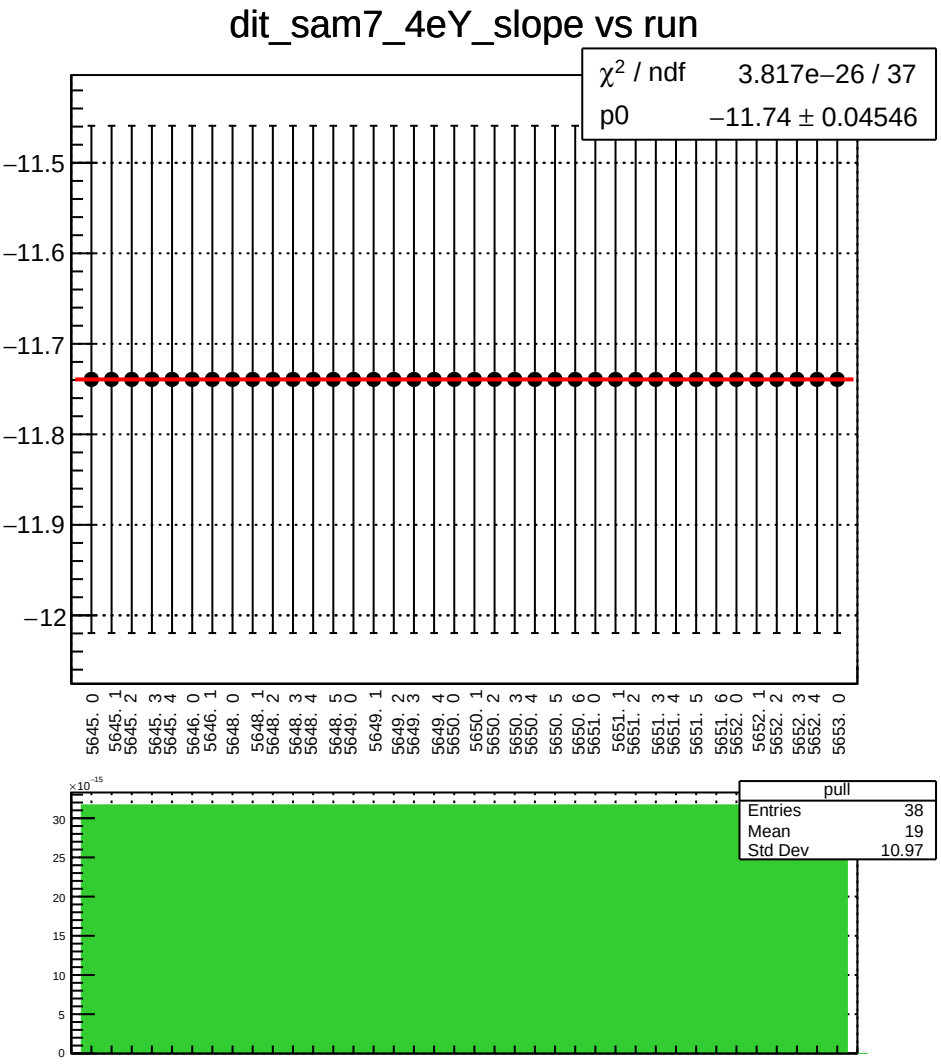
dit_sam7_4eY_slope vs run
χ2 / ndf 3.817e−26 / 37
p0 −11.74 ± 0.04546
−11.5
−11.6
−11.7
−11.8
−11.9
−12
5645. 0
5645. 1
5645. 2
5645. 3
5645. 4
5646. 0
5646. 1
5648. 0
5648. 1
5648. 2
5648. 3
5648. 4
5648. 5
5649. 0
5649. 1
5649. 2
5649. 3
5649. 4
5650. 0
5650. 1
5650. 2
5650. 3
5650. 4
5650. 5
5650. 6
5651. 0
5651. 1
5651. 2
5651. 3
5651. 4
5651. 5
5651. 6
5652. 0
5652. 1
5652. 2
5652. 3
5652. 4
5653. 0
×10−15
pull
Entries 38
Mean 19
Std Dev 10.97

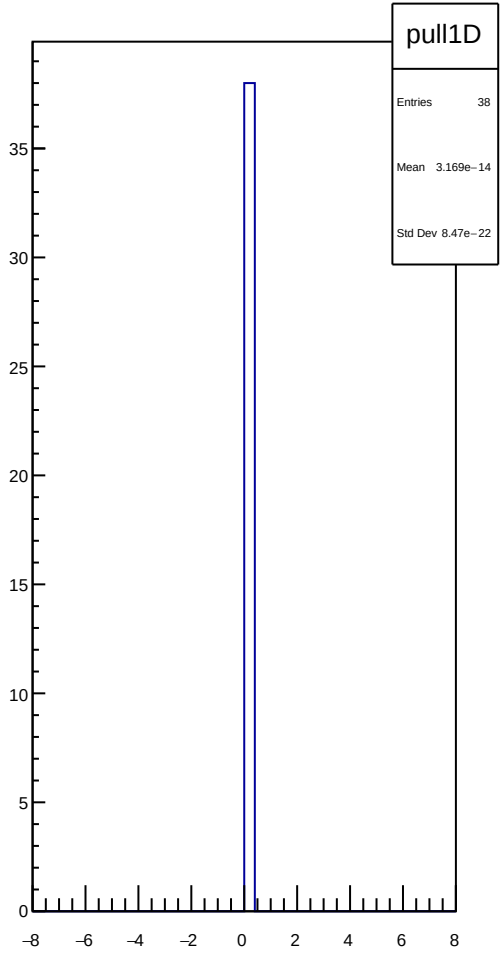
pull1D
Entries 38
Mean 3.169e−14
Std Dev 8.47e−22

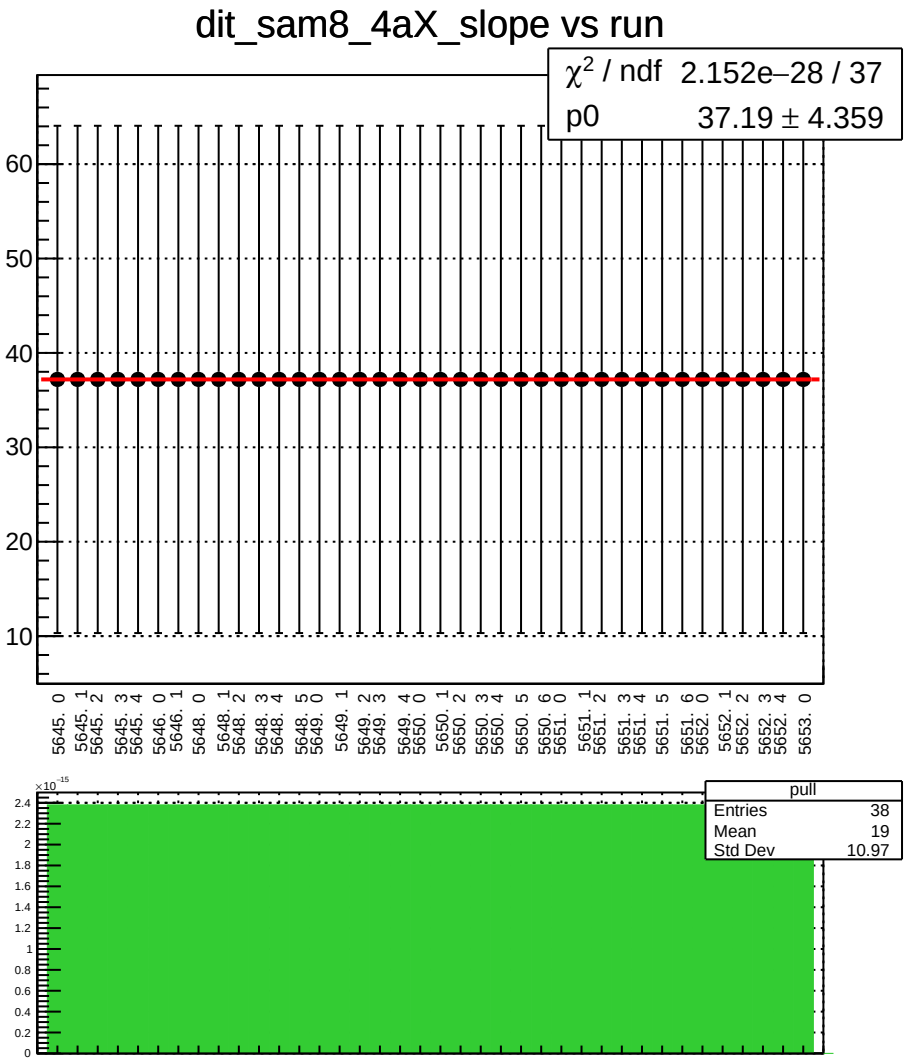
dit_sam8_4aX_slope vs run
χ2 / ndf 2.152e−28 / 37
p0 37.19 ± 4.359
60
50
40
30
20
10
5645. 0
5645. 1
5645. 2
5645. 3
5645. 4
5646. 0
5646. 1
5648. 0
5648. 1
5648. 2
5648. 3
5648. 4
5648. 5
5649. 0
5649. 1
5649. 2
5649. 3
5649. 4
5650. 0
5650. 1
5650. 2
5650. 3
5650. 4
5650. 5
5650. 6
5651. 0
5651. 1
5651. 2
5651. 3
5651. 4
5651. 5
5651. 6
5652. 0
5652. 1
5652. 2
5652. 3
5652. 4
5653. 0
×10−15
2.4
2.2
2
1.8
1.6
1.4
1.2
1
0.8
0.6
0.4
0.2
0
pull
Entries 38
Mean 19
Std Dev 10.97

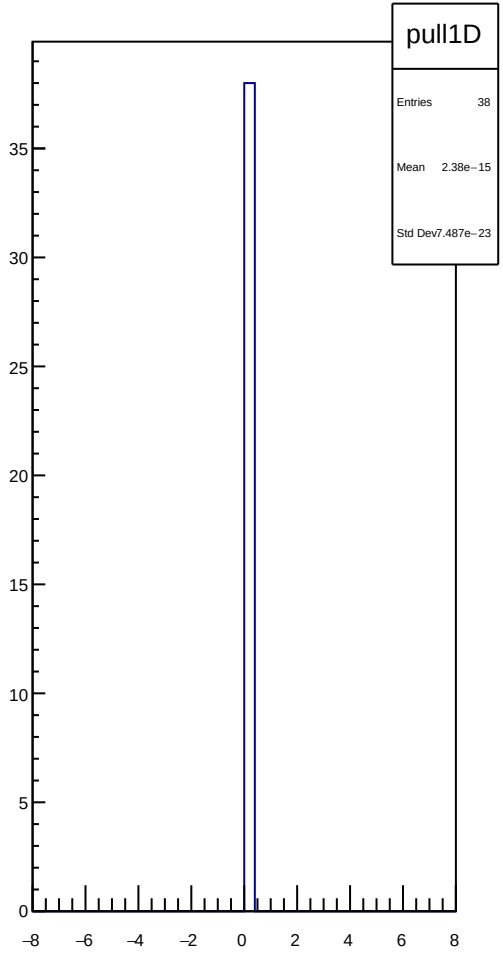
pull1D
Entries 38
Mean 2.38e−15
Std Dev7.487e−23
35
30
25
20
15
10
5
0
−8
−6
−4
−2
0
2
4
6
8

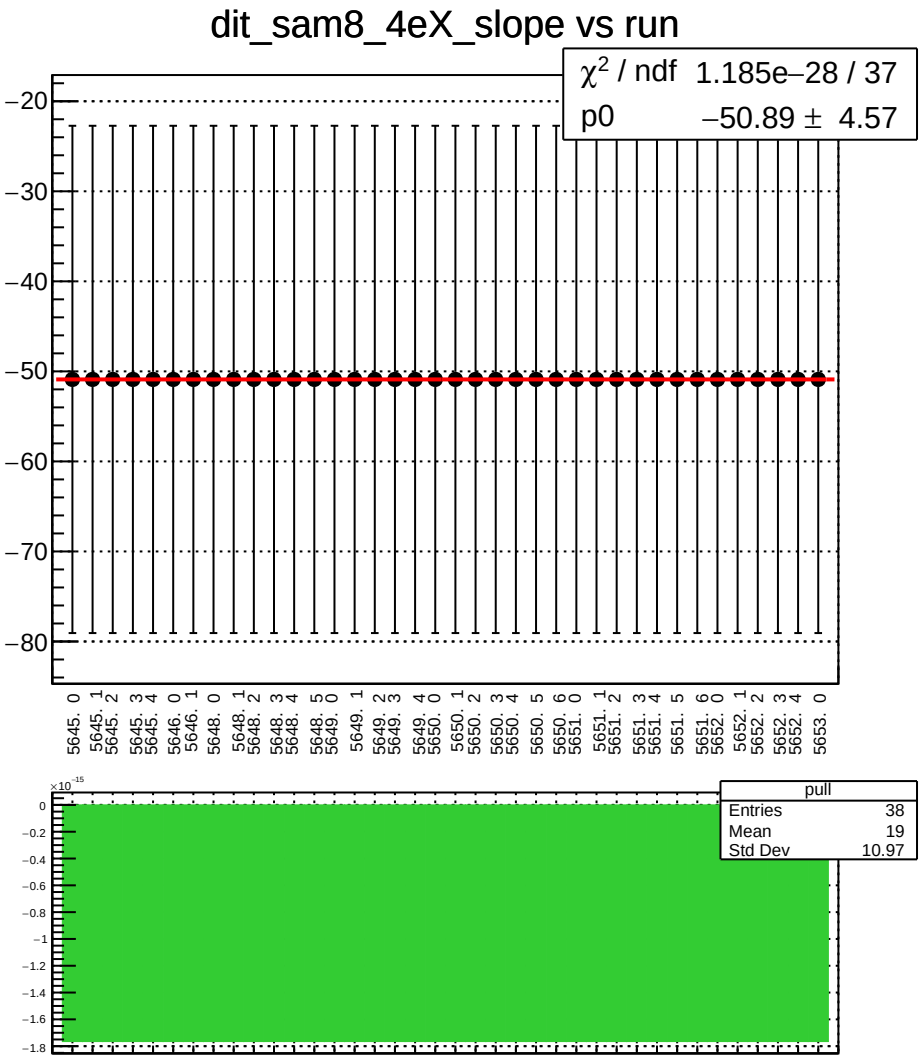
dit_sam8_4eX_slope vs run
χ^2 / ndf 1.185e−28 / 37
p0 −50.89 ± 4.57
−20
−30
−40
−50
−60
−70
−80
5645. 0
5645. 1
5645. 2
5645. 3
5645. 4
5646. 0
5646. 1
5648. 0
5648. 1
5648. 2
5648. 3
5648. 4
5648. 5
5649. 0
5649. 1
5649. 2
5649. 3
5649. 4
5650. 0
5650. 1
5650. 2
5650. 3
5650. 4
5650. 5
5650. 6
5651. 0
5651. 1
5651. 2
5651. 3
5651. 4
5651. 5
5651. 6
5652. 0
5652. 1
5652. 2
5652. 3
5652. 4
5653. 0
×10⁻¹⁵
0
−0.2
−0.4
−0.6
−0.8
−1
−1.2
−1.4
−1.6
−1.8
pull
Entries 38
Mean 19
Std Dev 10.97

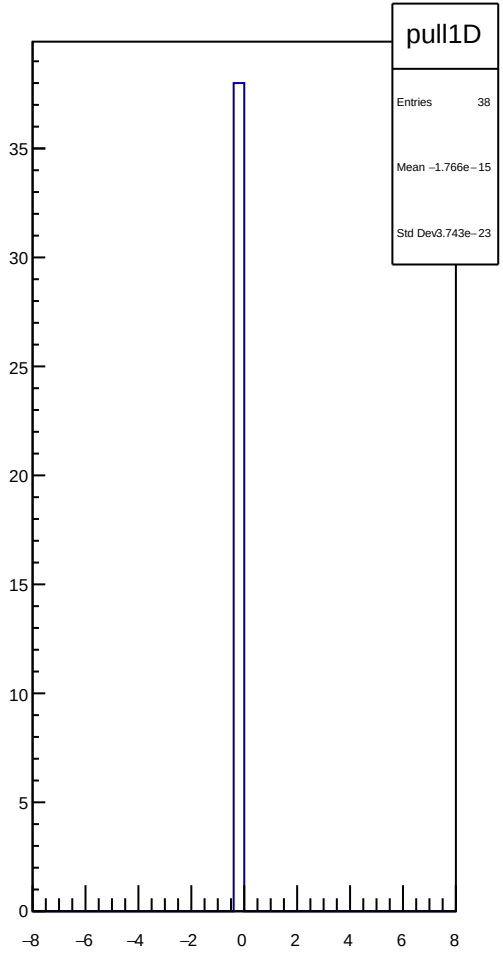
pull1D
Entries 38
Mean −1.766e−15
Std Dev 3.743e−23
35
30
25
20
15
10
5
0
−8
−6
−4
−2
0
2
4
6
8

dit_sam8_11X12X_slope vs run

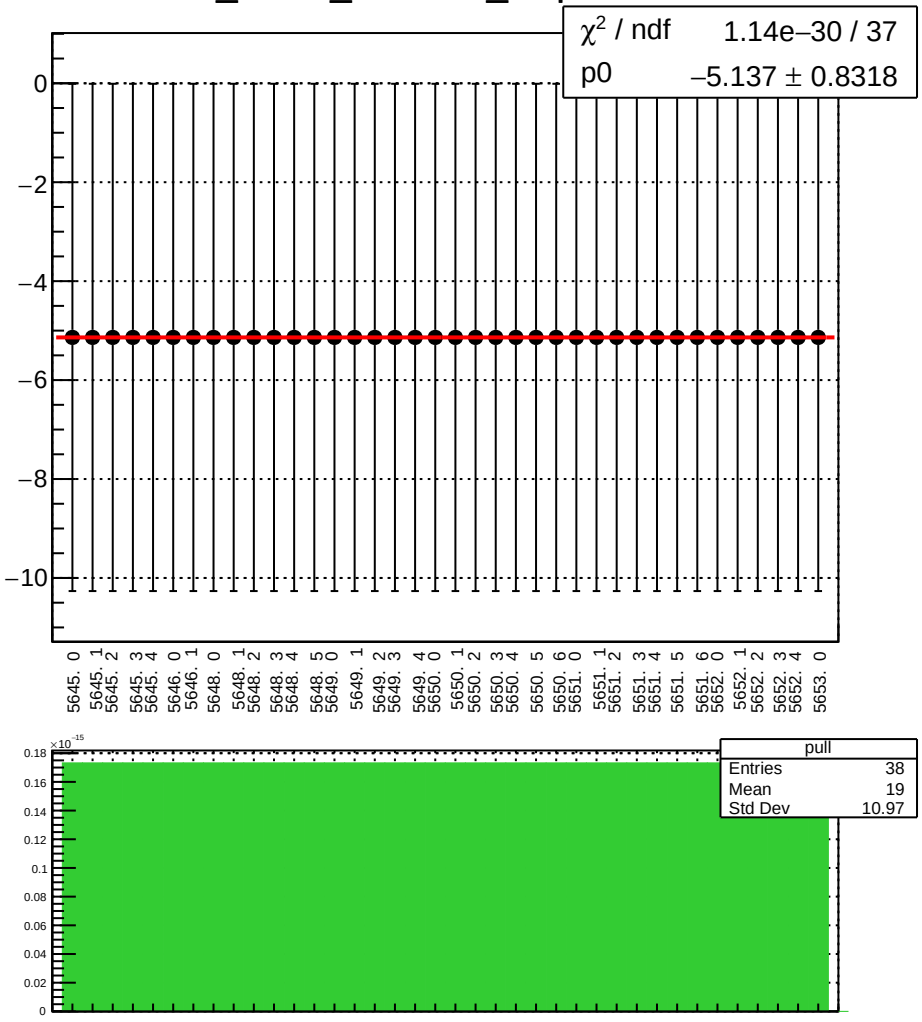

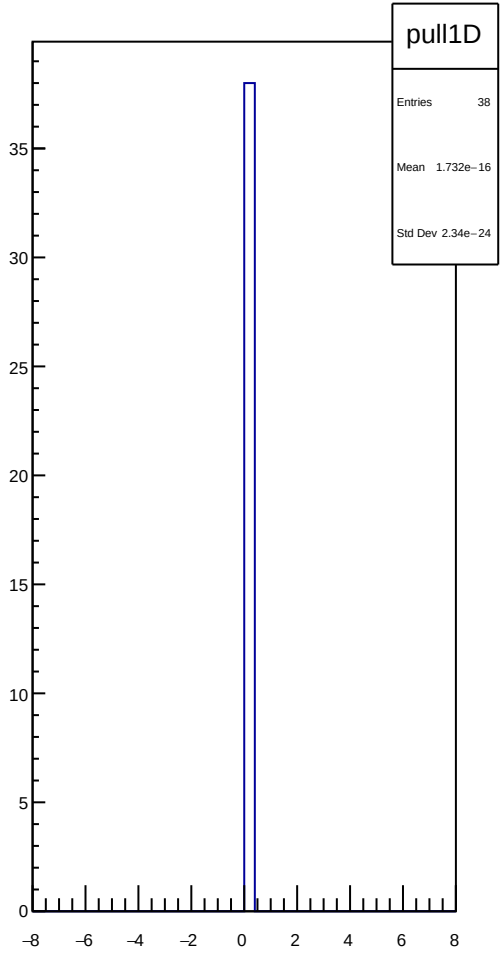

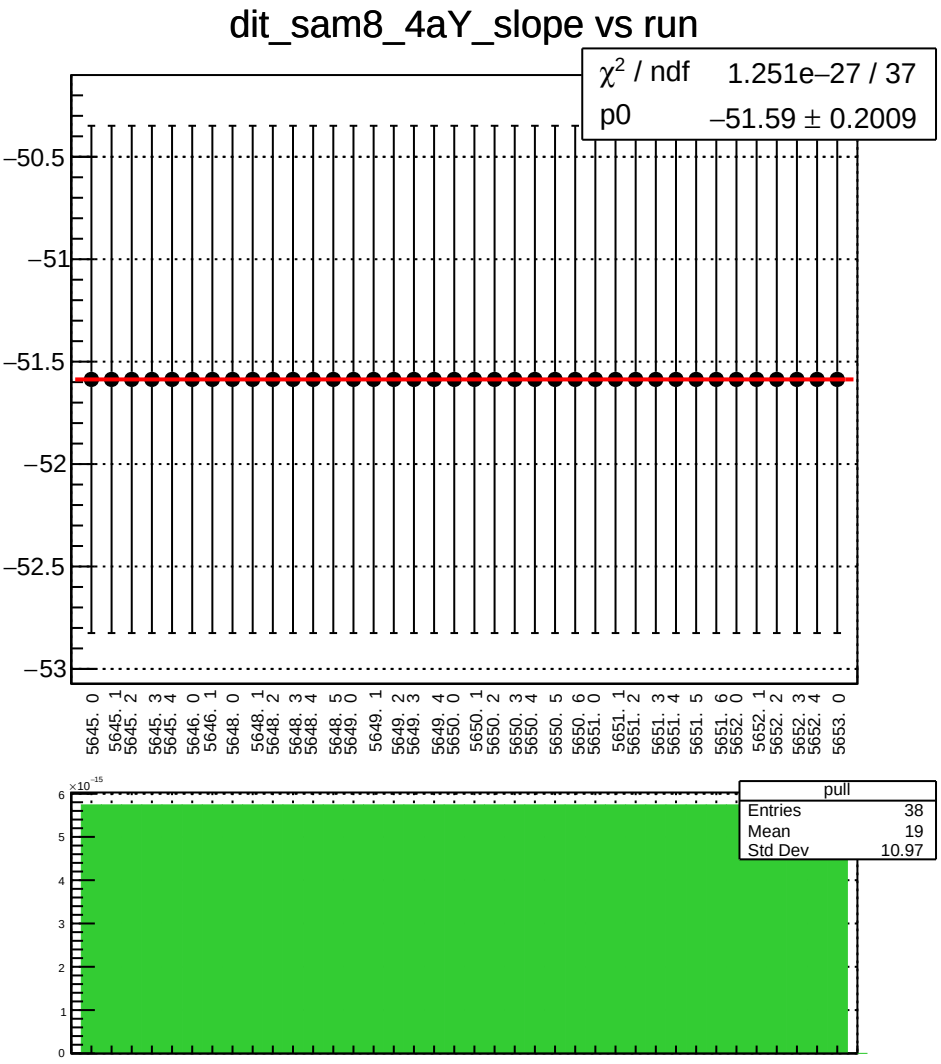
dit_sam8_4aY_slope vs run
χ² / ndf 1.251e−27 / 37
p0 −51.59 ± 0.2009
−50.5
−51
−51.5
−52
−52.5
−53
5645. 0
5645. 1
5645. 2
5645. 3
5645. 4
5646. 0
5646. 1
5648. 0
5648. 1
5648. 2
5648. 3
5648. 4
5648. 5
5649. 0
5649. 1
5649. 2
5649. 3
5649. 4
5650. 0
5650. 1
5650. 2
5650. 3
5650. 4
5650. 5
5650. 6
5651. 0
5651. 1
5651. 2
5651. 3
5651. 4
5651. 5
5651. 6
5652. 0
5652. 1
5652. 2
5652. 3
5652. 4
5653. 0
×10⁻¹⁵
pull
Entries 38
Mean 19
Std Dev 10.97

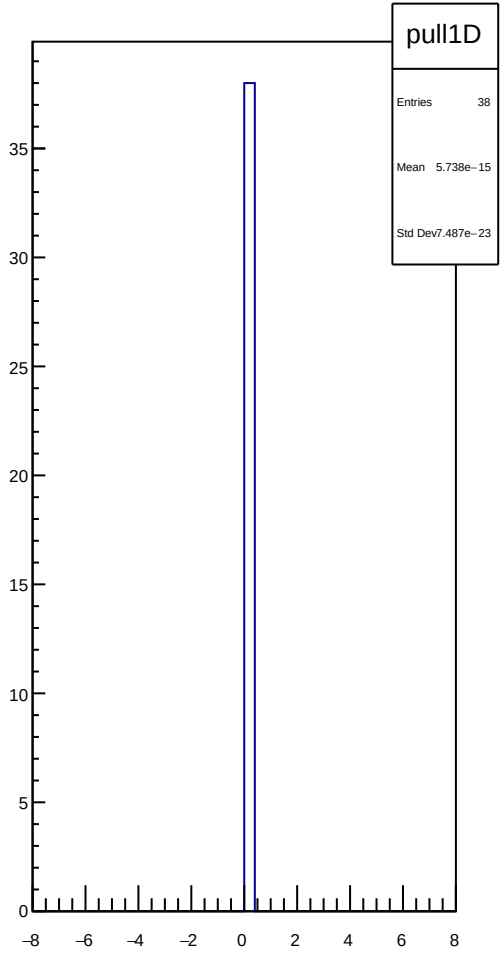
pull1D
Entries 38
Mean 5.738e−15
Std Dev7.487e−23

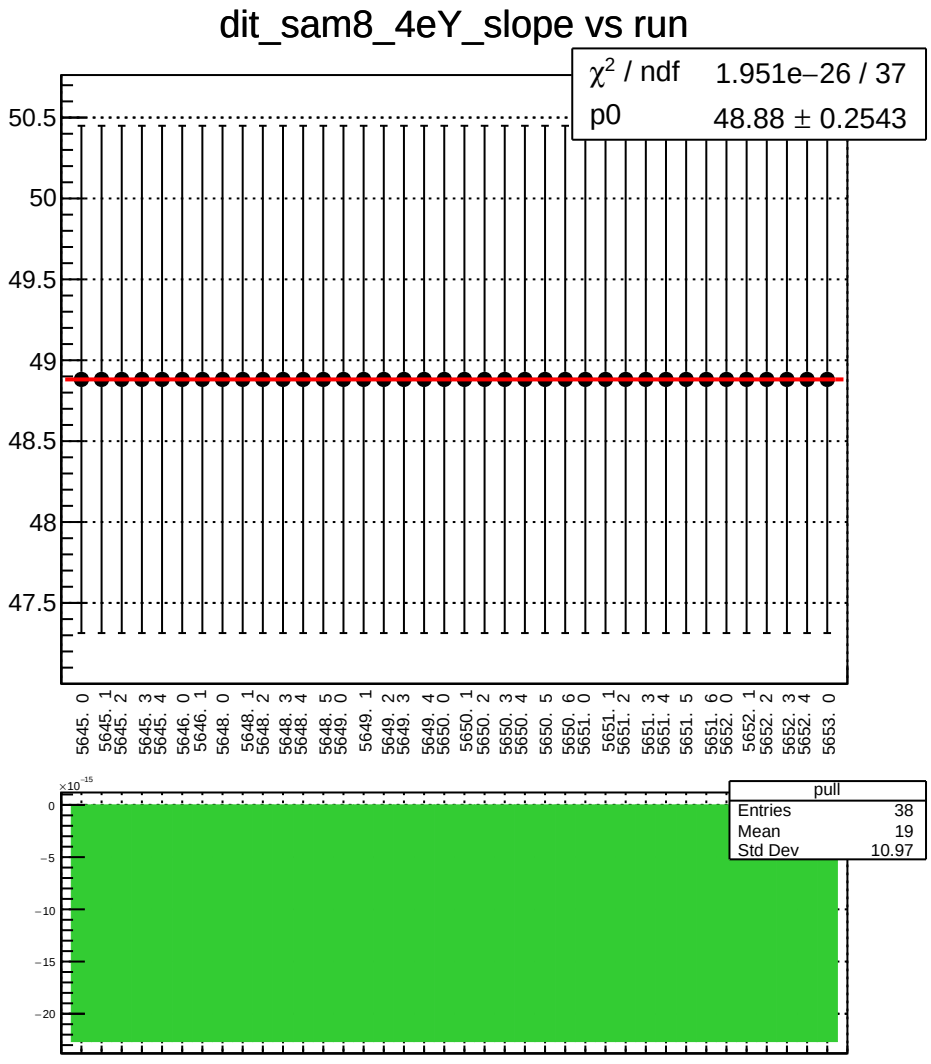
dit_sam8_4eY_slope vs run
χ^2 / ndf 1.951e−26 / 37
p0 48.88 ± 0.2543
50.5
50
49.5
49
48.5
48
47.5
5645. 0
5645. 1
5645. 2
5645. 3
5645. 4
5646. 0
5646. 1
5648. 0
5648. 1
5648. 2
5648. 3
5648. 4
5648. 5
5649. 0
5649. 1
5649. 2
5649. 3
5649. 4
5650. 0
5650. 1
5650. 2
5650. 3
5650. 4
5650. 5
5650. 6
5651. 0
5651. 1
5651. 2
5651. 3
5651. 4
5651. 5
5651. 6
5652. 0
5652. 1
5652. 2
5652. 3
5652. 4
5653. 0
×10⁻¹⁵
0
−5
−10
−15
−20
pull
Entries 38
Mean 19
Std Dev 10.97

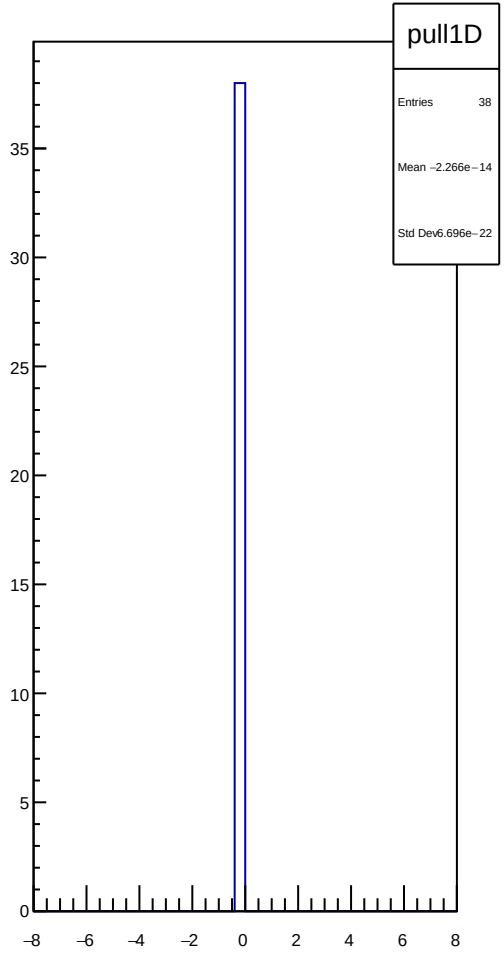
pull1D
Entries 38
Mean −2.266e−14
Std Dev 6.696e−22
35
30
25
20
15
10
5
0
−8
−6
−4
−2
0
2
4
6
8

dit_4aX_coil1_mean vs run

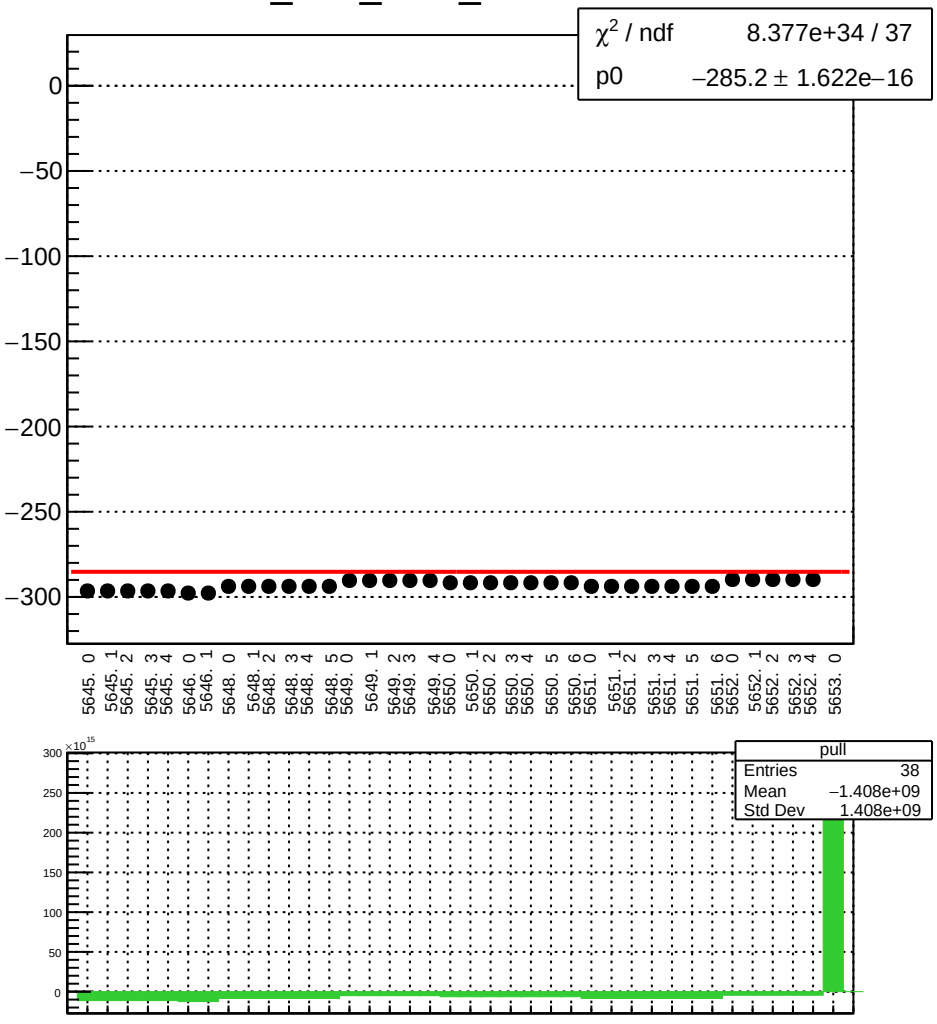

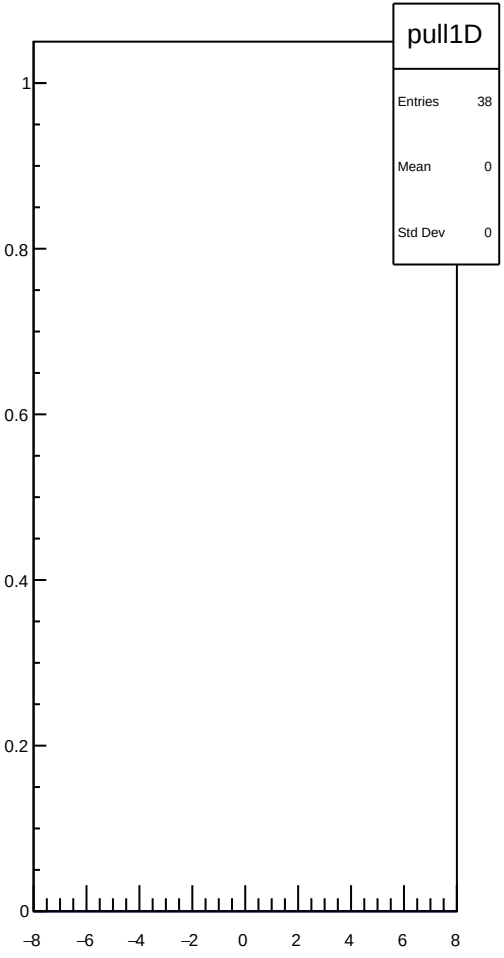

dit_4aX_coil1_err_mean vs run

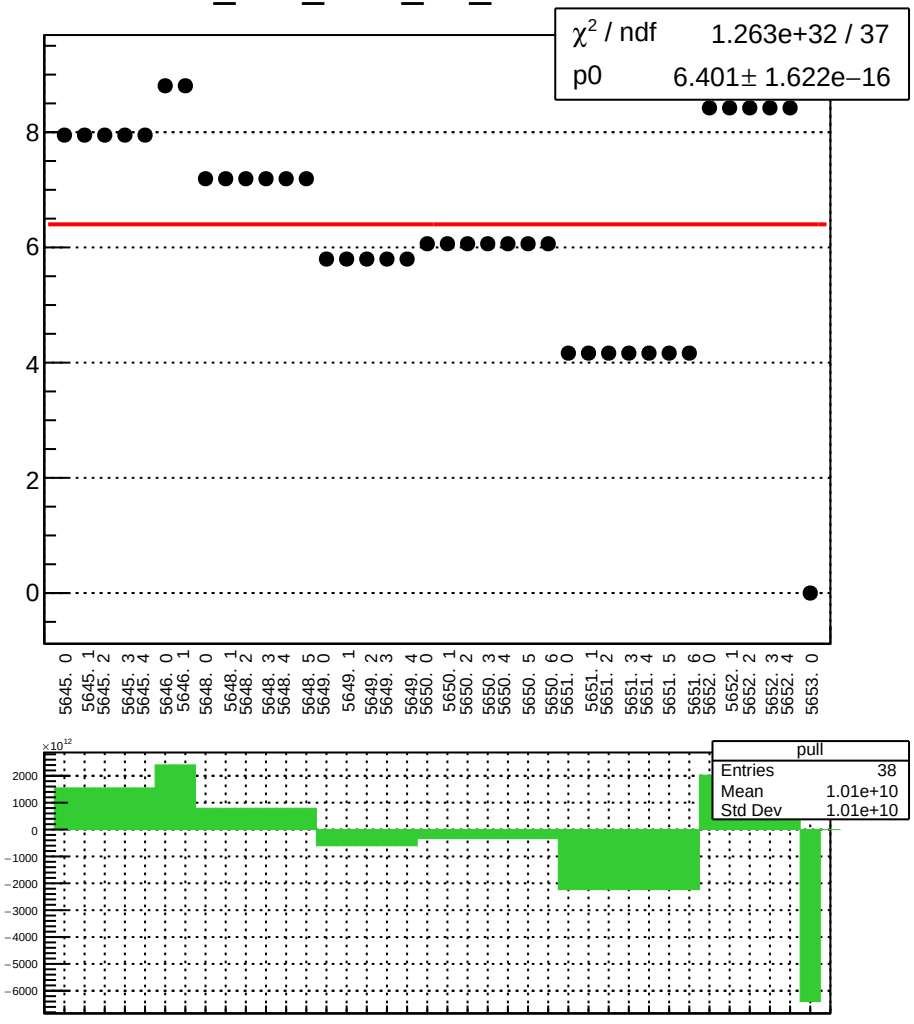

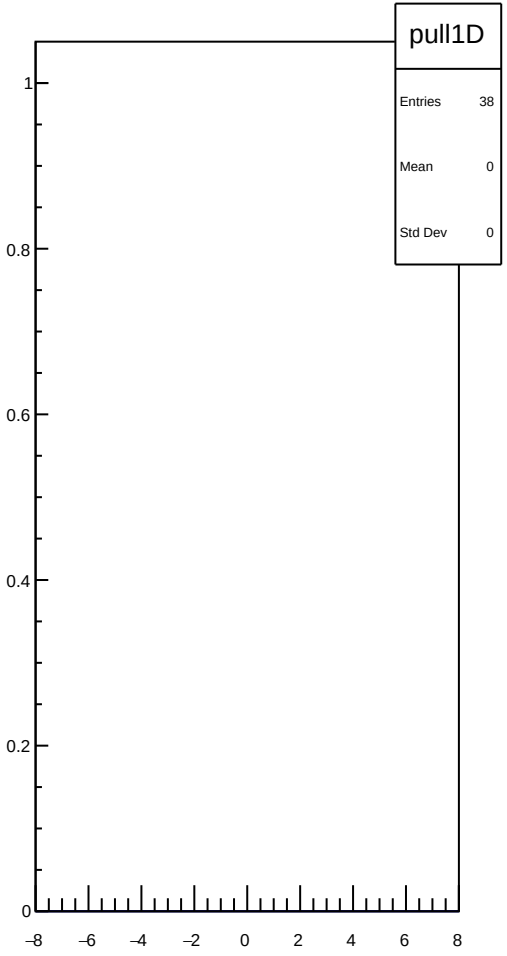

dit_4aX_coil1_Ndata_mean vs run

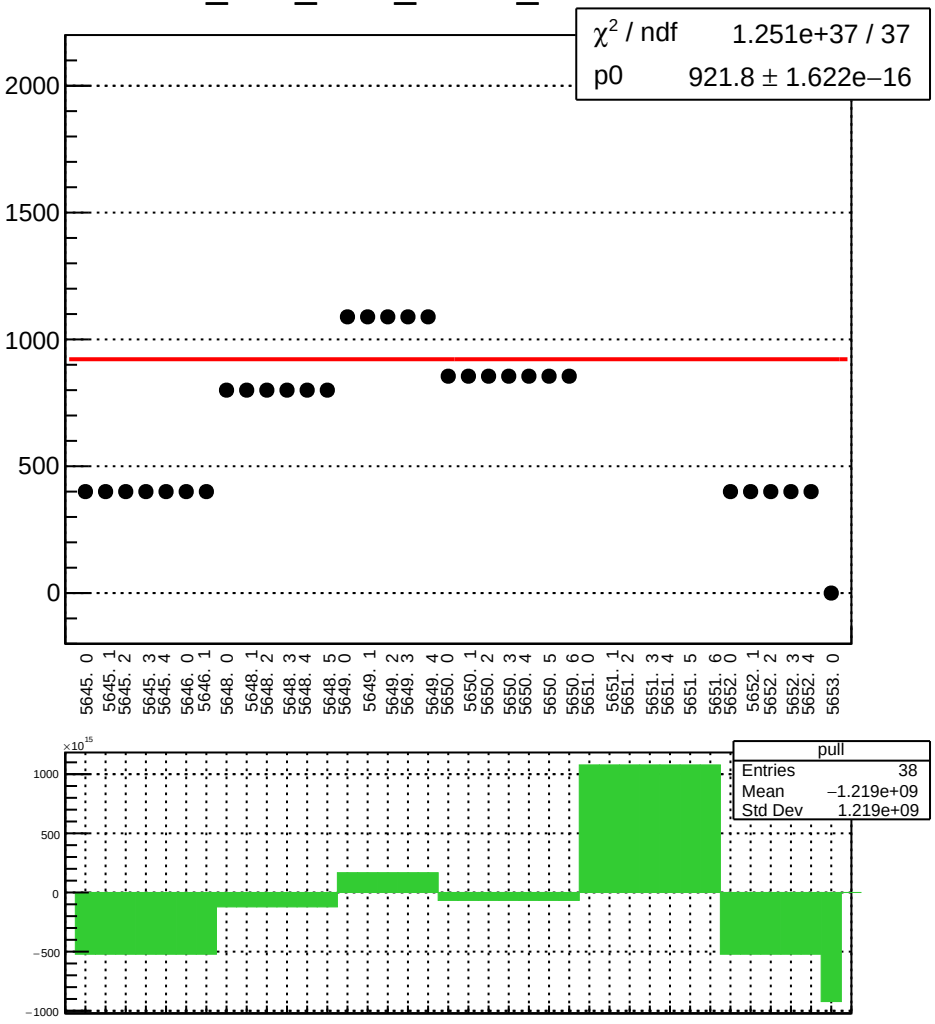

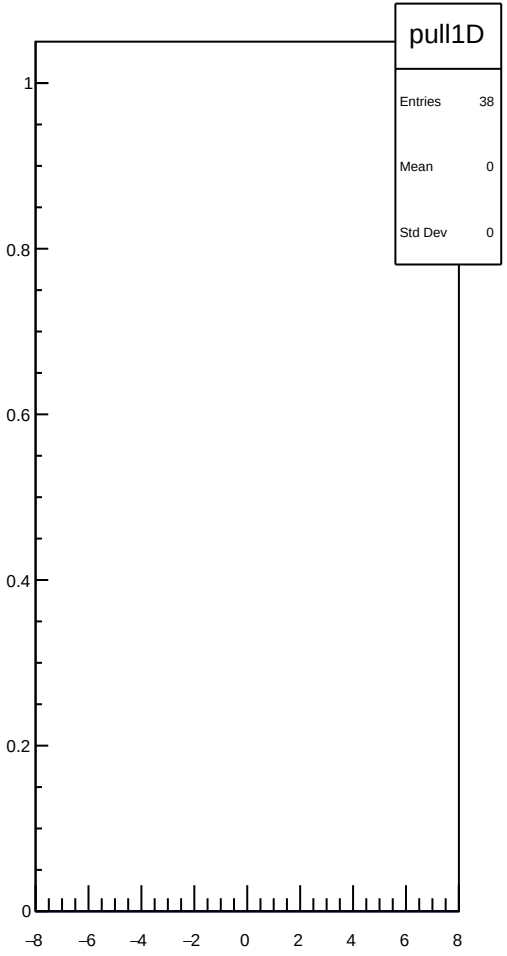

dit_4eX_coil1_mean vs run

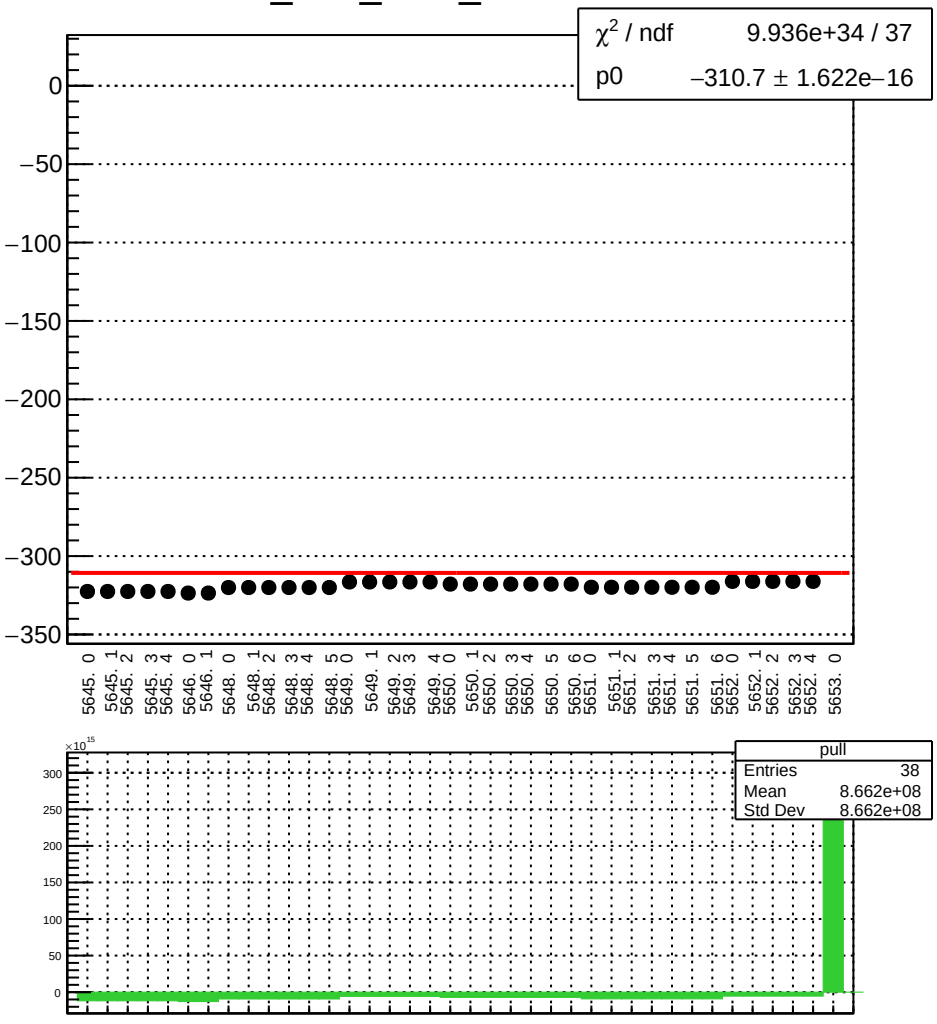

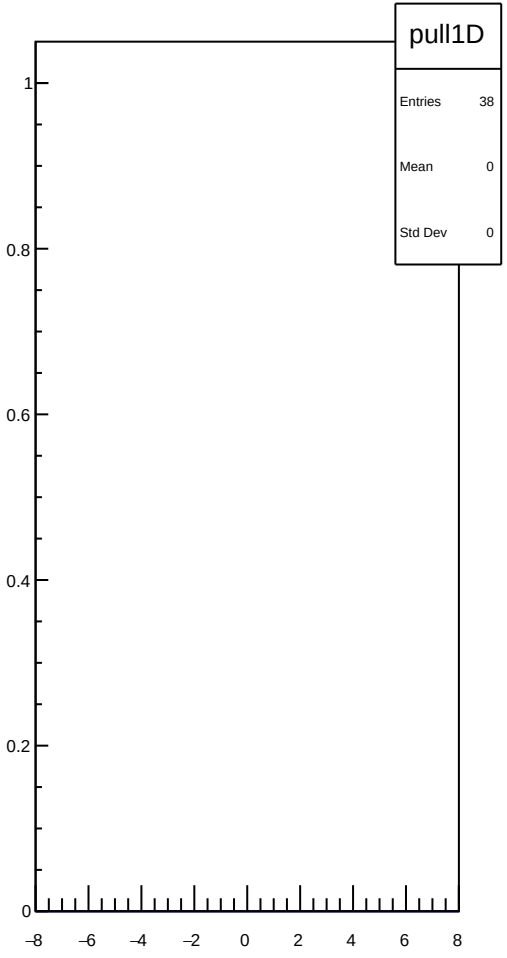

dit_4eX_coil1_err_mean vs run

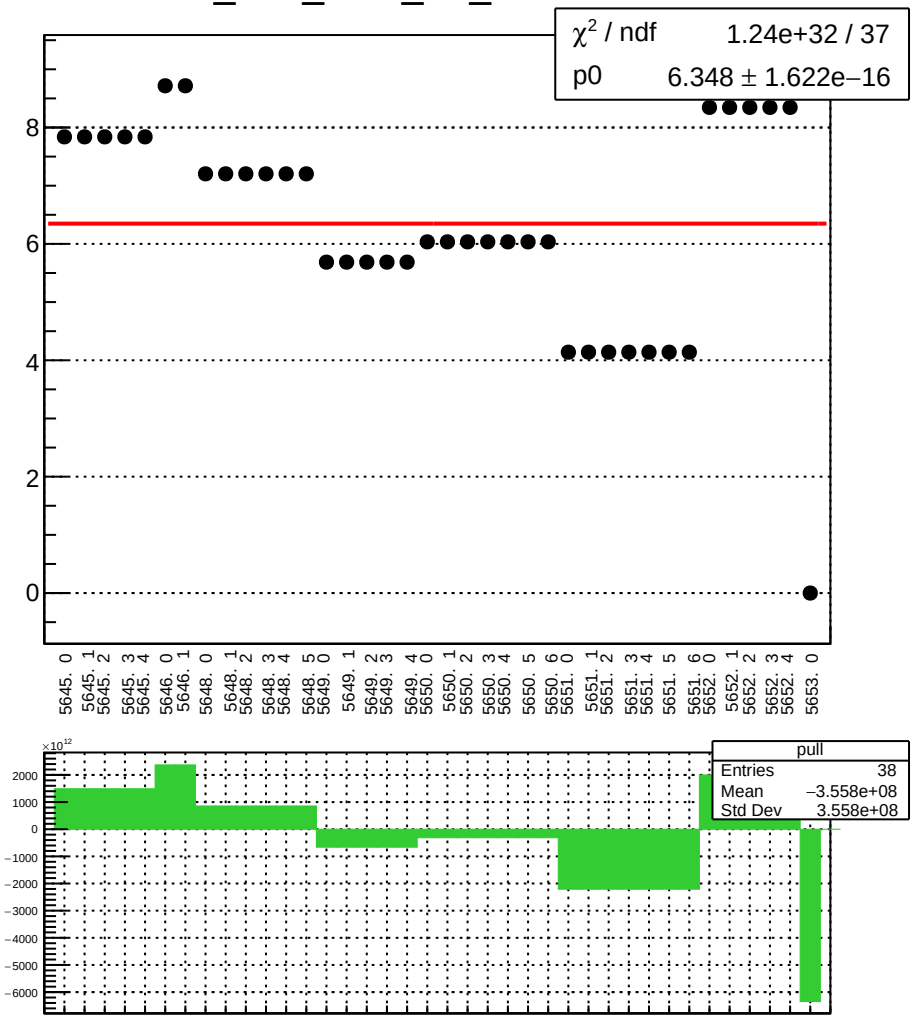

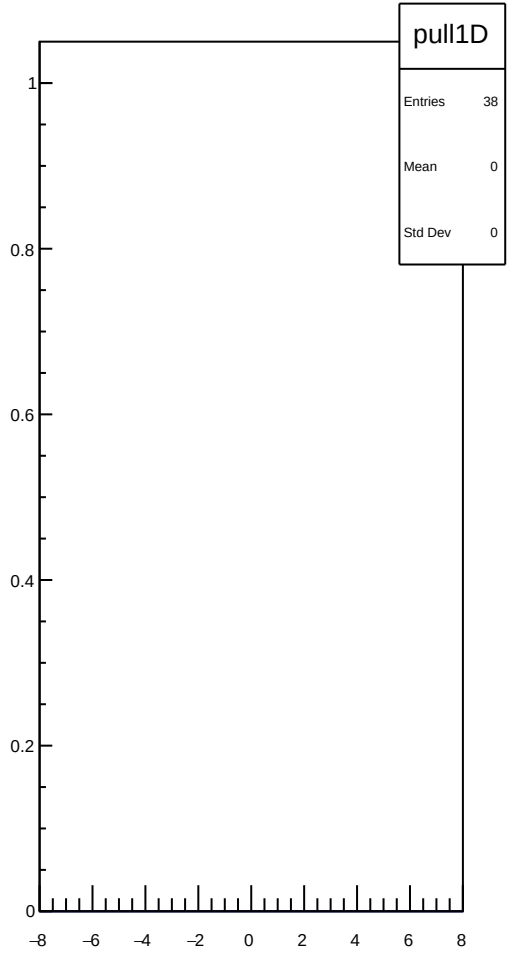

dit_4eX_coil1_Ndata_mean vs run

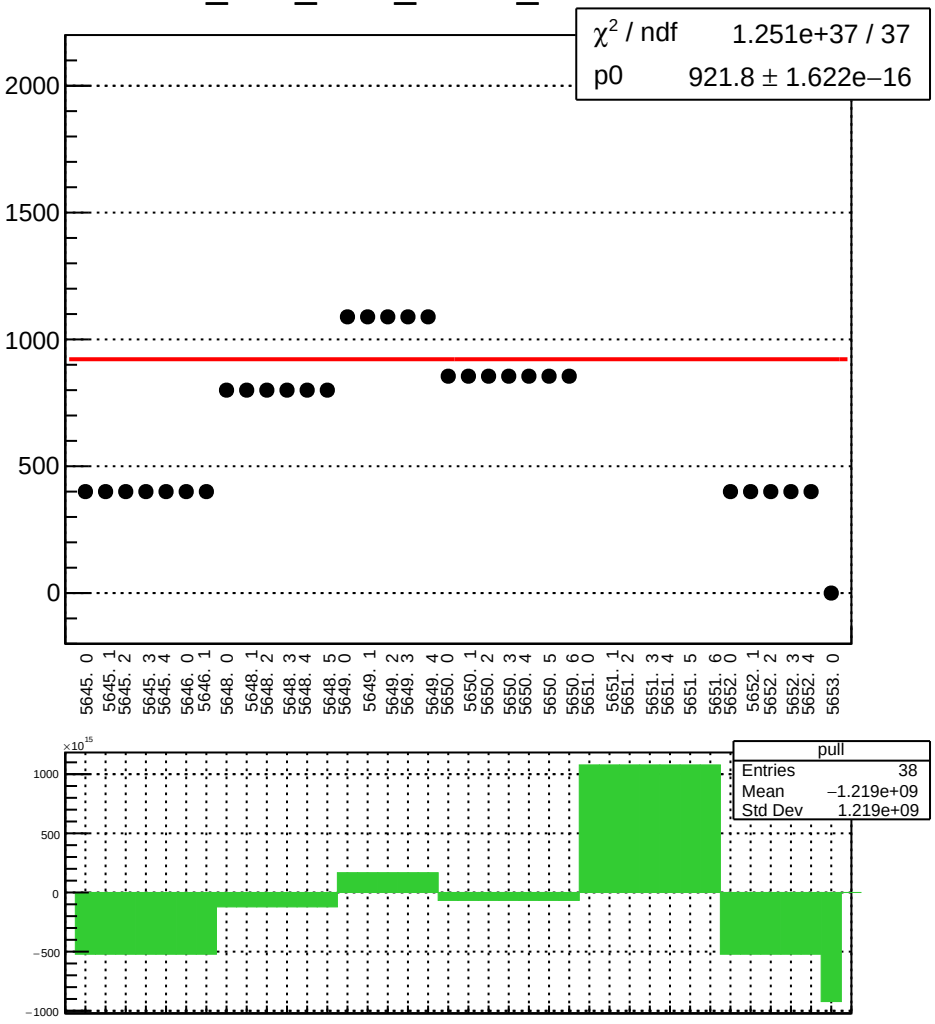

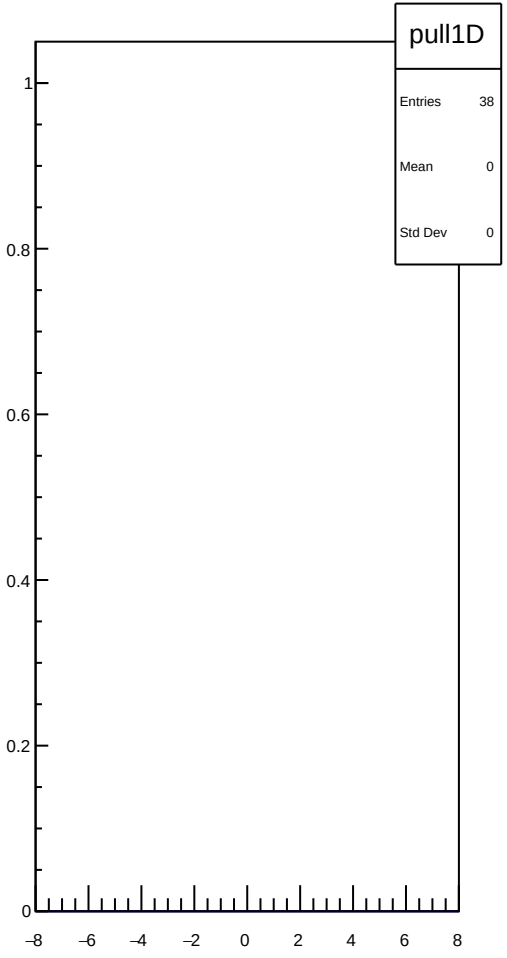

dit_11X12X_coil1_mean vs run

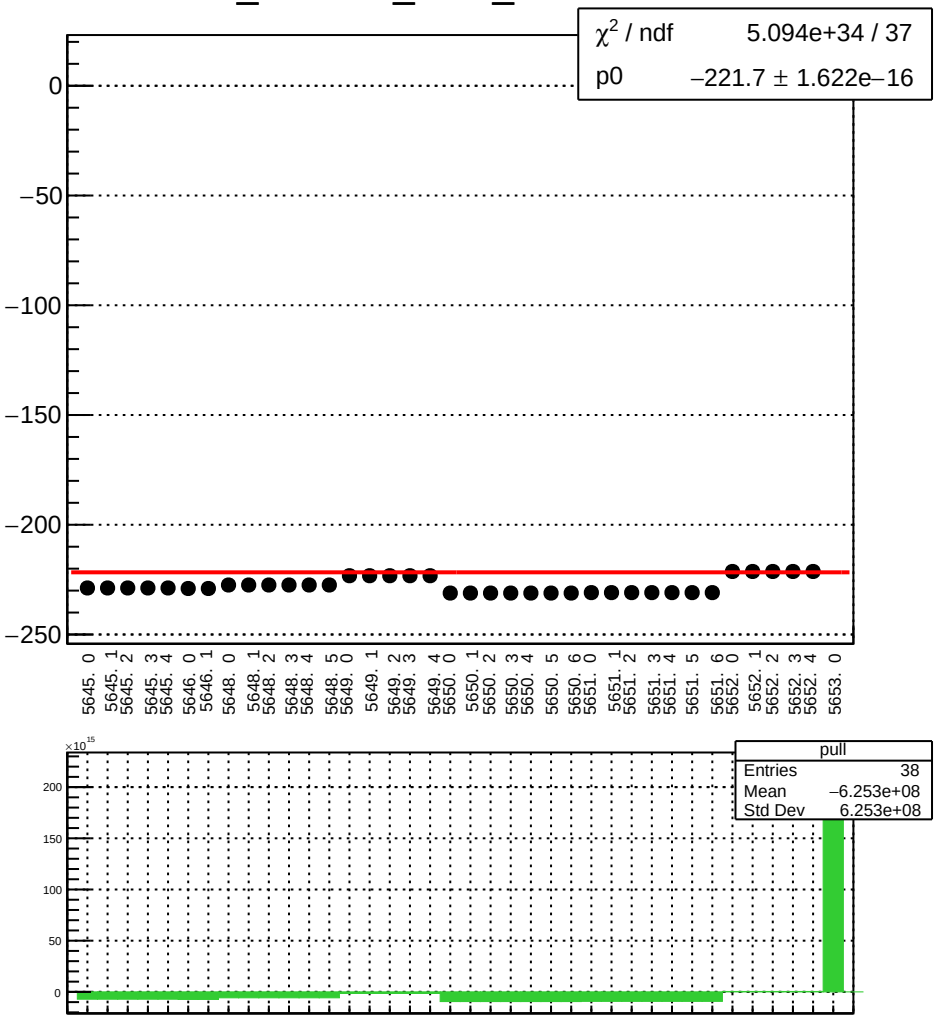

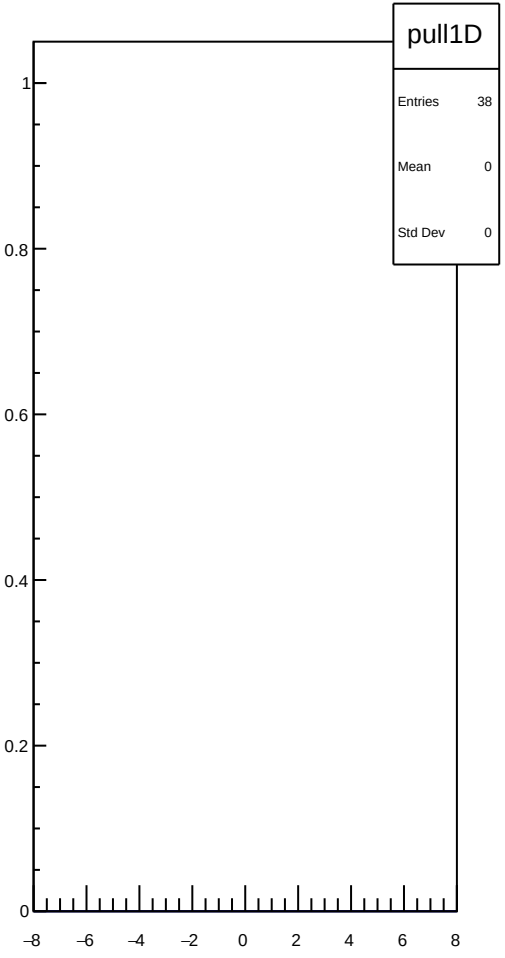

dit_11X12X_coil1_err_mean vs run

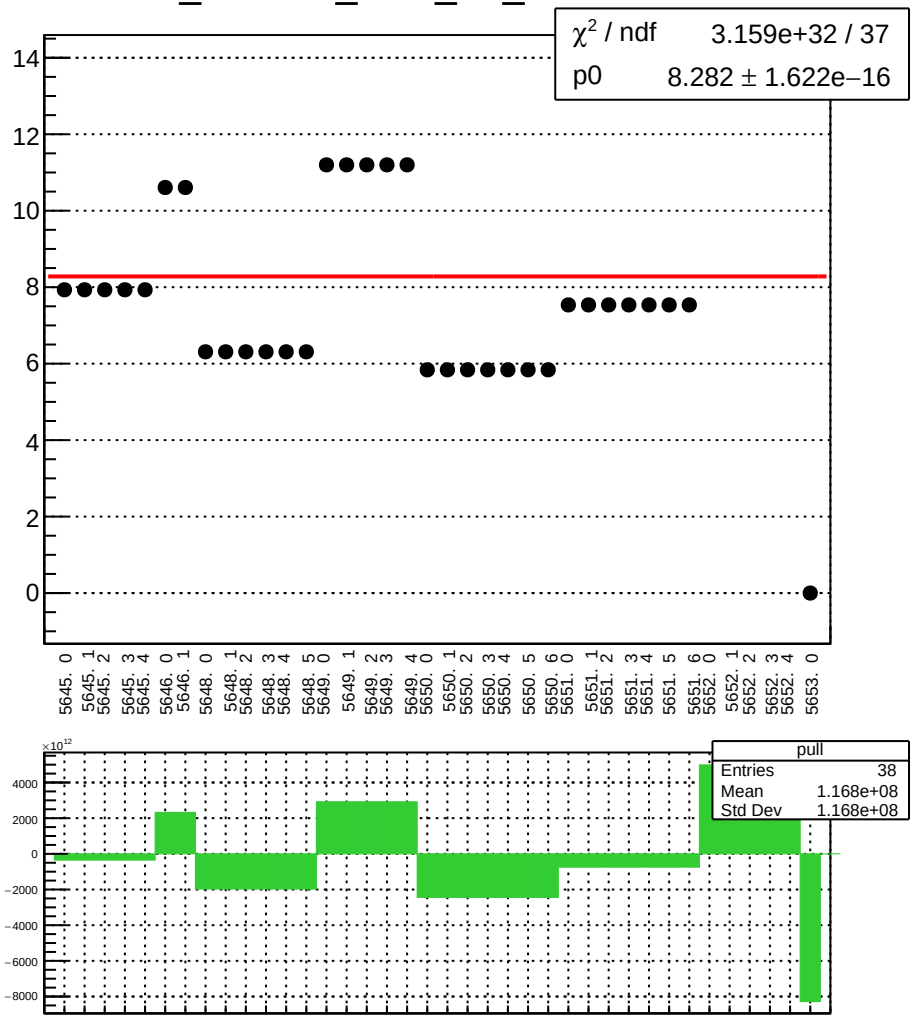

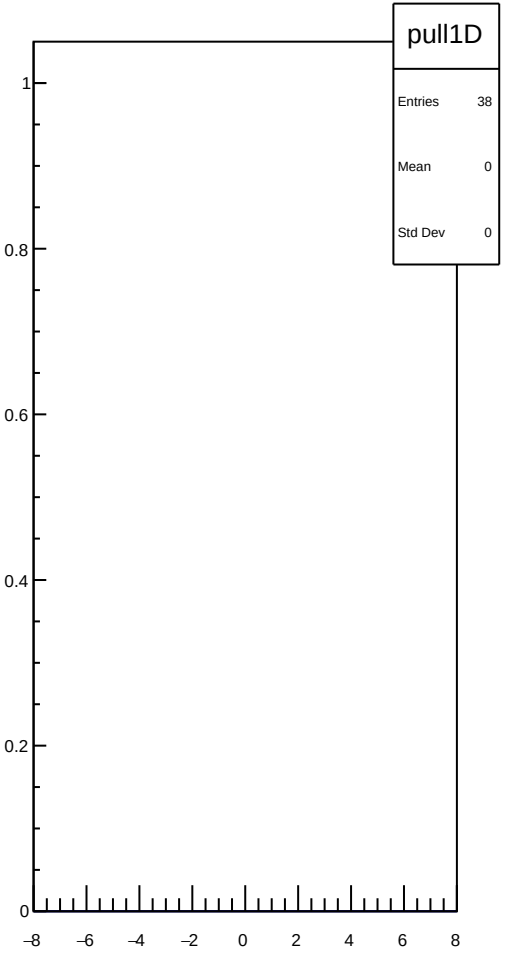

dit_11X12X_coil1_Ndata_mean vs run

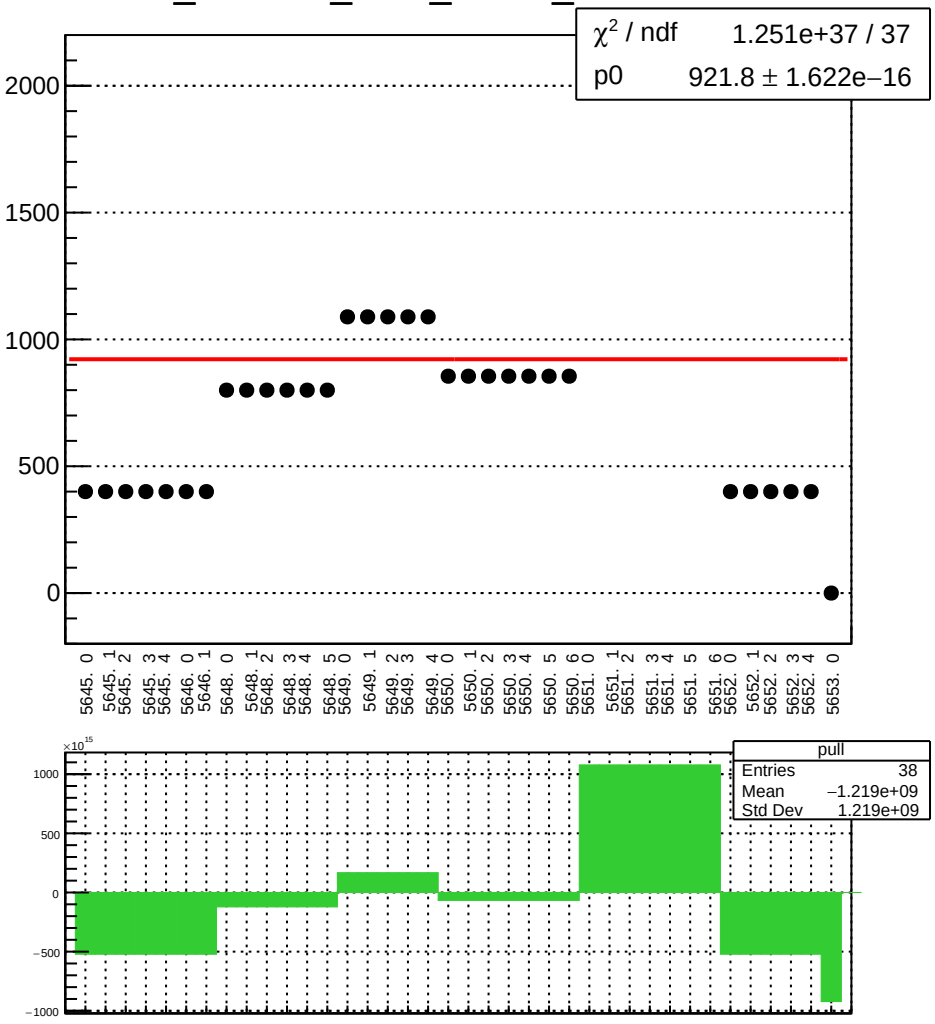

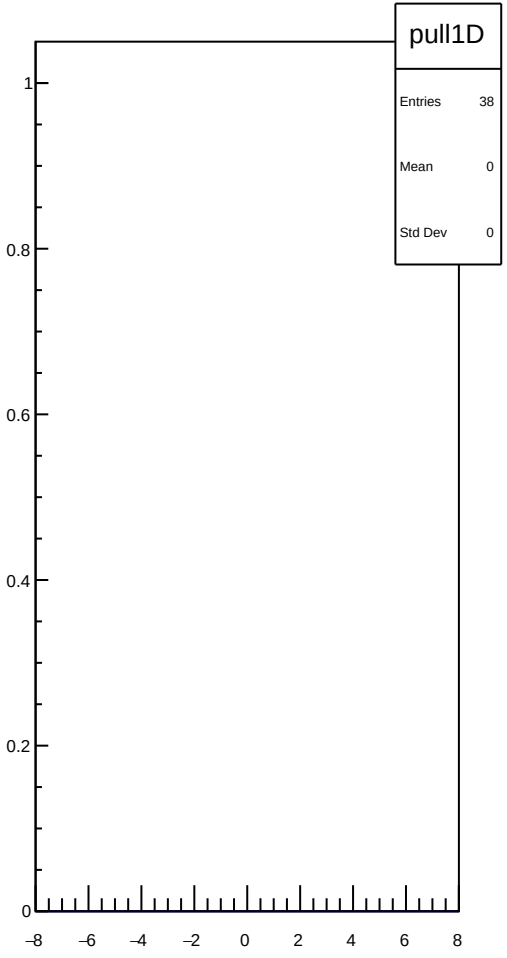

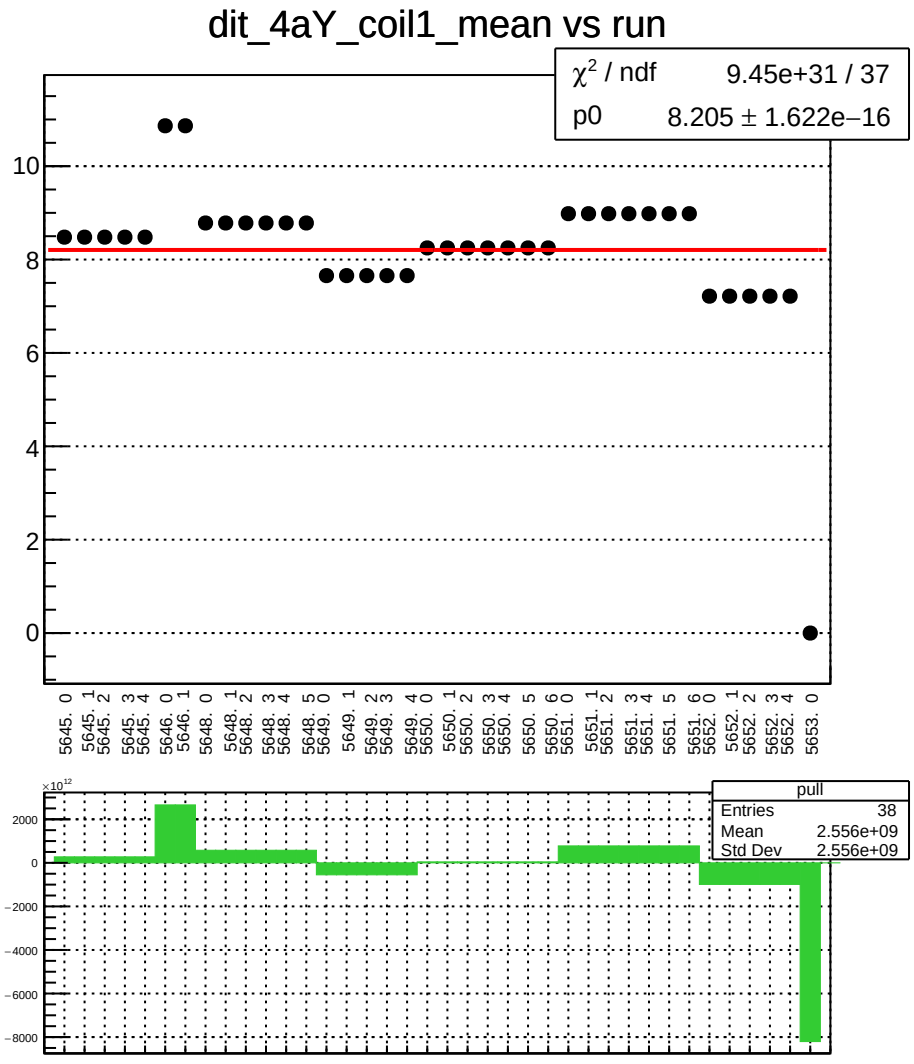
dit_4aY_coil1_mean vs run
χ² / ndf 9.45e+31 / 37
p0 8.205 ± 1.622e−16
10
8
6
4
2
0
5645. 0
5645. 1
5645. 2
5645. 3
5645. 4
5646. 0
5646. 1
5648. 0
5648. 1
5648. 2
5648. 3
5648. 4
5648. 5
5649. 0
5649. 1
5649. 2
5649. 3
5649. 4
5650. 0
5650. 1
5650. 2
5650. 3
5650. 4
5650. 5
5650. 6
5651. 0
5651. 1
5651. 2
5651. 3
5651. 4
5651. 5
5651. 6
5652. 0
5652. 1
5652. 2
5652. 3
5652. 4
5653. 0
×10¹²
2000
0
−2000
−4000
−6000
−8000
pull
Entries 38
Mean 2.556e+09
Std Dev 2.556e+09

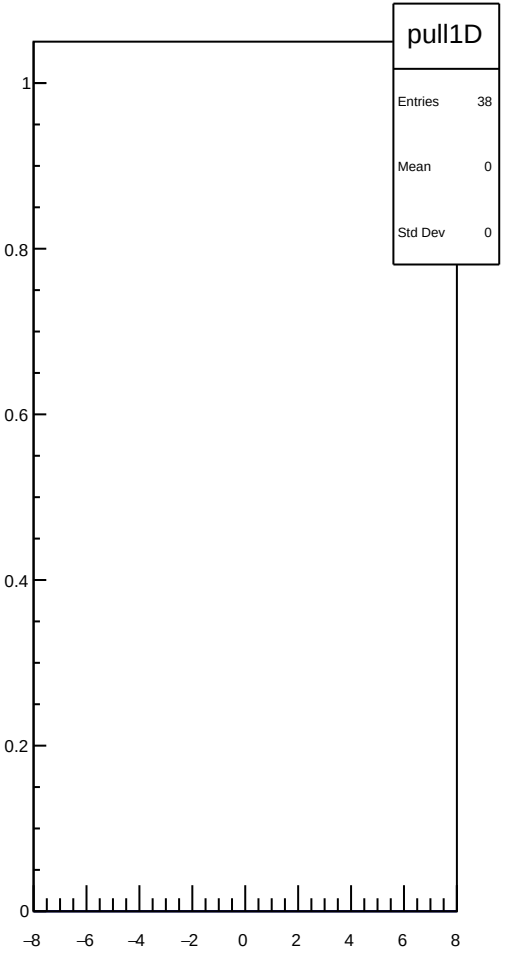
pull1D
Entries 38
Mean 0
Std Dev 0
1
0.8
0.6
0.4
0.2
0
−8
−6
−4
−2
0
2
4
6
8

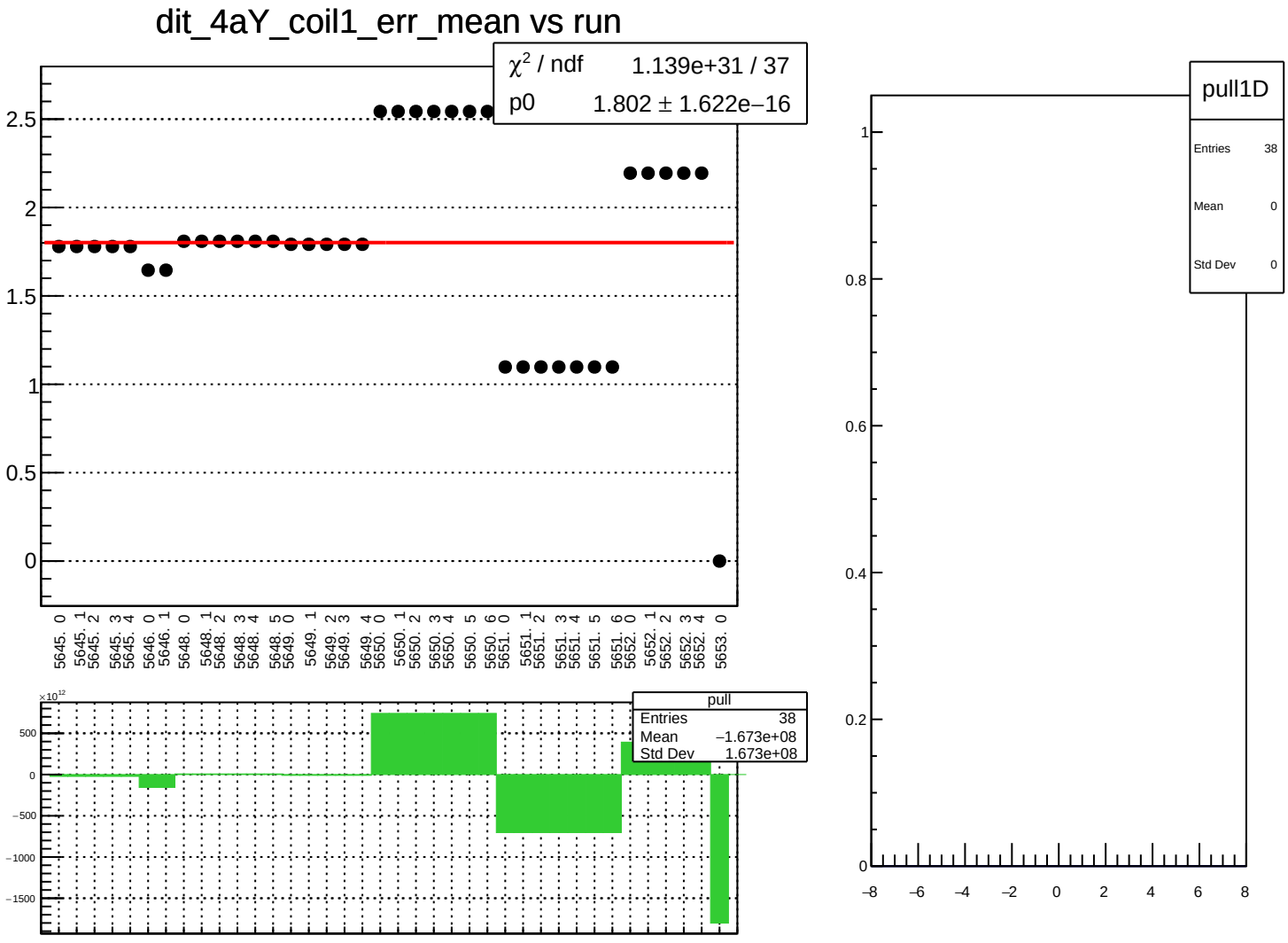
dit_4aY_coil1_err_mean vs run
χ² / ndf 1.139e+31 / 37
p0 1.802 ± 1.622e−16
2.5
2
1.5
1
0.5
0
5645. 0
5645. 1
5645. 2
5645. 3
5645. 4
5646. 0
5646. 1
5648. 0
5648. 1
5648. 2
5648. 3
5648. 4
5648. 5
5649. 0
5649. 1
5649. 2
5649. 3
5649. 4
5650. 0
5650. 1
5650. 2
5650. 3
5650. 4
5650. 5
5650. 6
5651. 0
5651. 1
5651. 2
5651. 3
5651. 4
5651. 5
5651. 6
5652. 0
5652. 1
5652. 2
5652. 3
5652. 4
5653. 0
×10¹²
500
0
−500
−1000
−1500
pull
Entries 38
Mean −1.673e+08
Std Dev 1.673e+08
pull1D
Entries 38
Mean 0
Std Dev 0
1
0.8
0.6
0.4
0.2
0
−8
−6
−4
−2
0
2
4
6
8

dit_4aY_coil1_Ndata_mean vs run

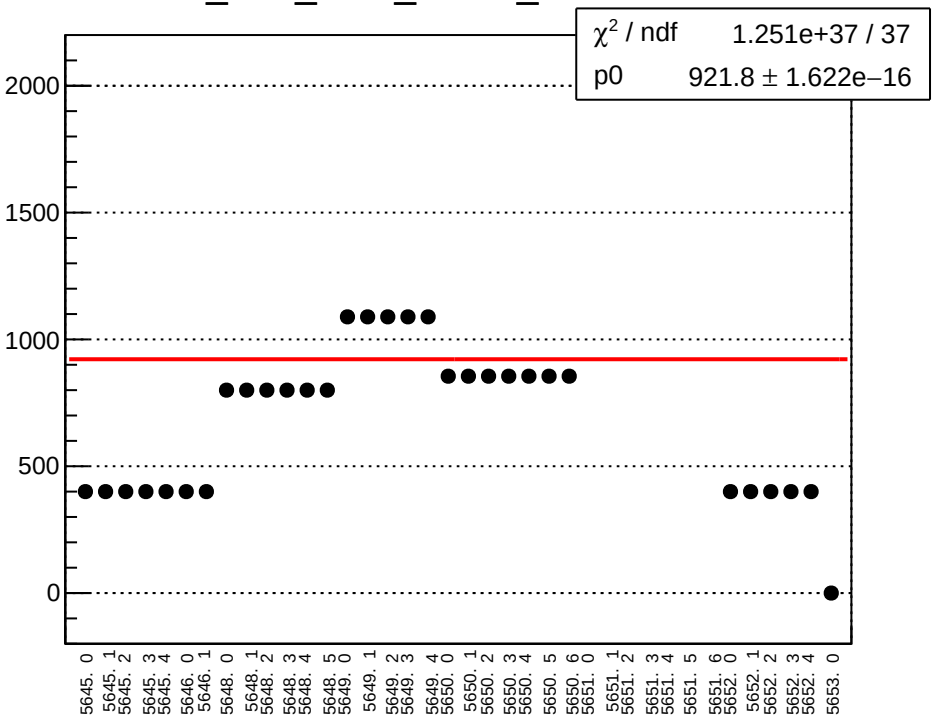

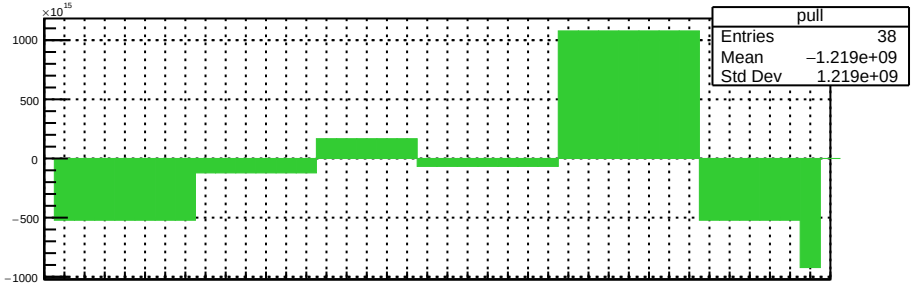

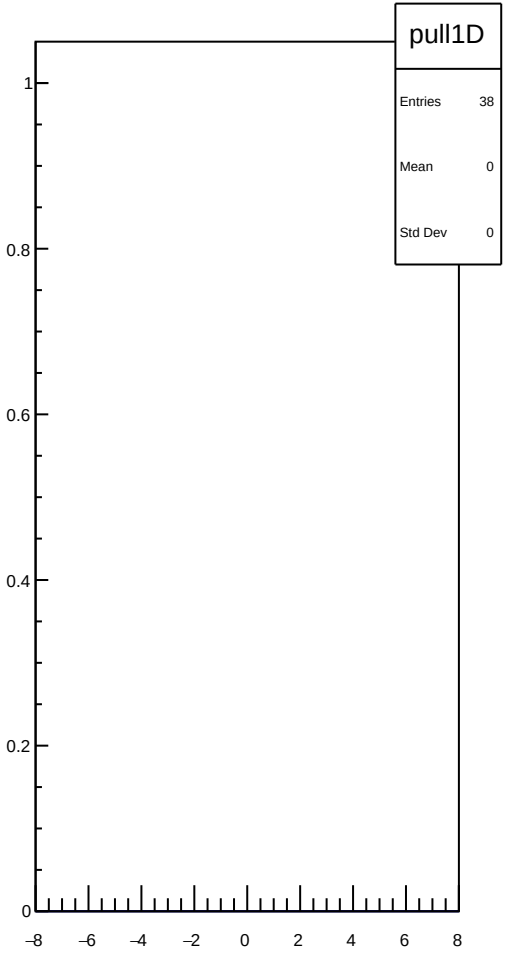

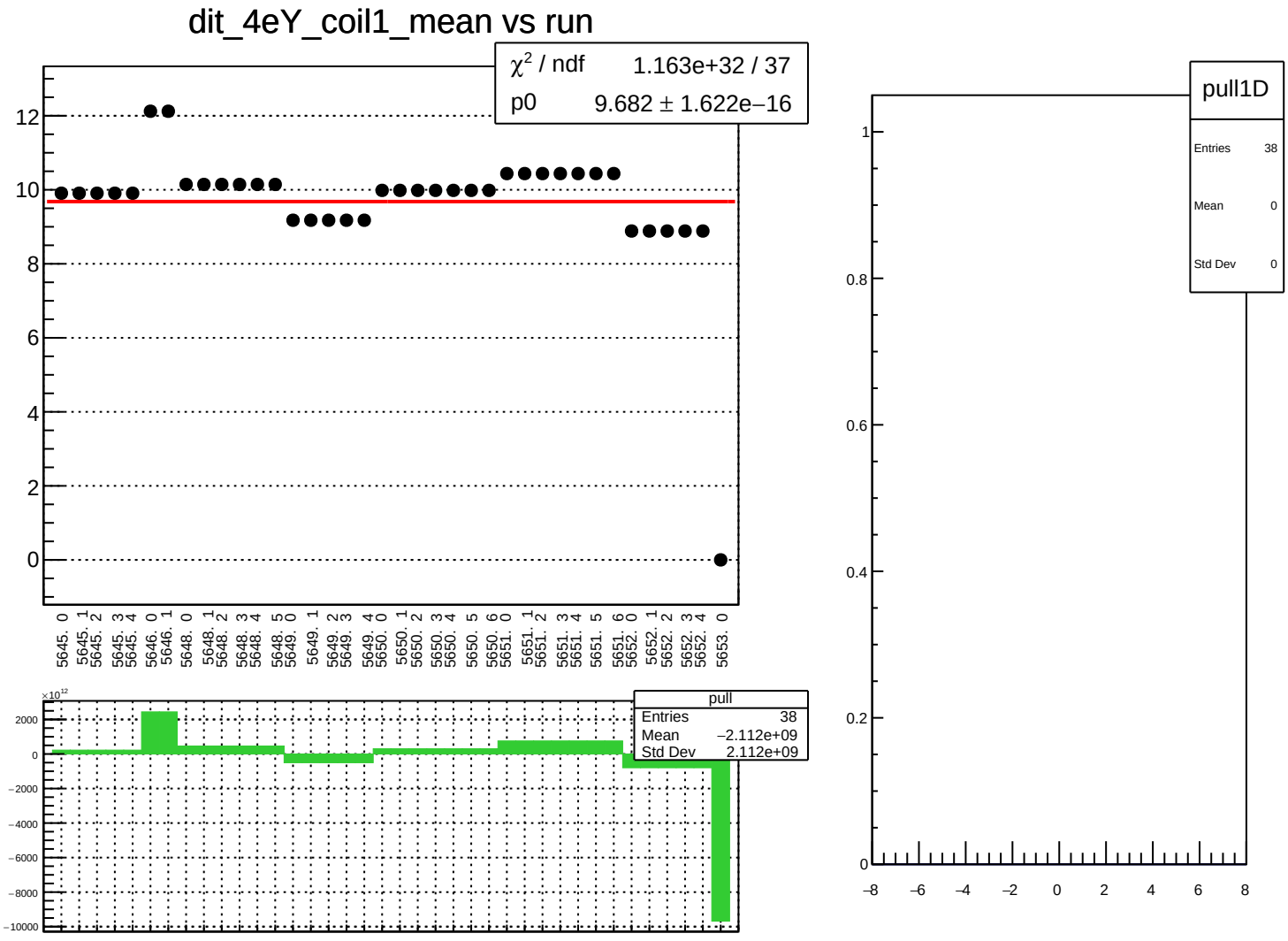
dit_4eY_coil1_mean vs run
χ² / ndf 1.163e+32 / 37
p0 9.682 ± 1.622e−16
12
10
8
6
4
2
0
5645. 0
5645. 1
5645. 2
5645. 3
5645. 4
5646. 0
5646. 1
5648. 0
5648. 1
5648. 2
5648. 3
5648. 4
5648. 5
5649. 0
5649. 1
5649. 2
5649. 3
5649. 4
5650. 0
5650. 1
5650. 2
5650. 3
5650. 4
5650. 5
5650. 6
5651. 0
5651. 1
5651. 2
5651. 3
5651. 4
5651. 5
5651. 6
5652. 0
5652. 1
5652. 2
5652. 3
5652. 4
5653. 0
×10¹²
2000
0
−2000
−4000
−6000
−8000
−10000
pull
Entries 38
Mean −2.112e+09
Std Dev 2.112e+09
pull1D
Entries 38
Mean 0
Std Dev 0
1
0.8
0.6
0.4
0.2
0
−8
−6
−4
−2
0
2
4
6
8

dit_4eY_coil1_err_mean vs run

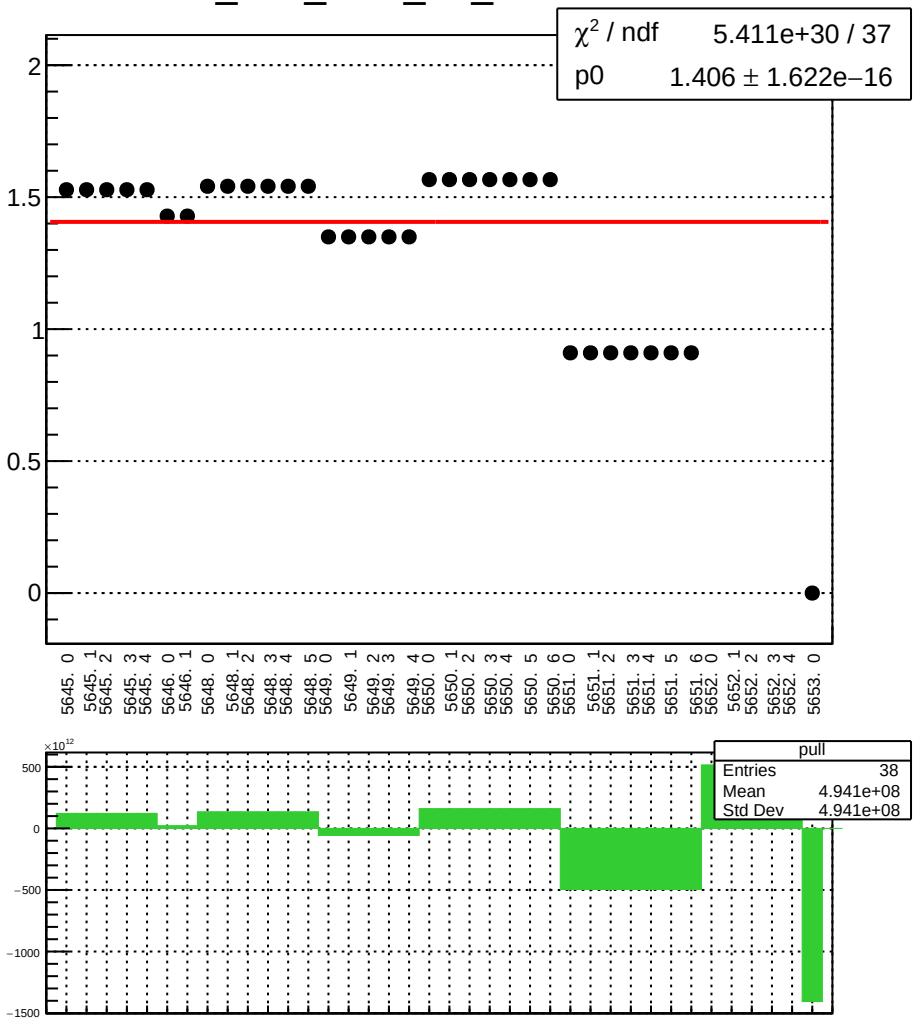

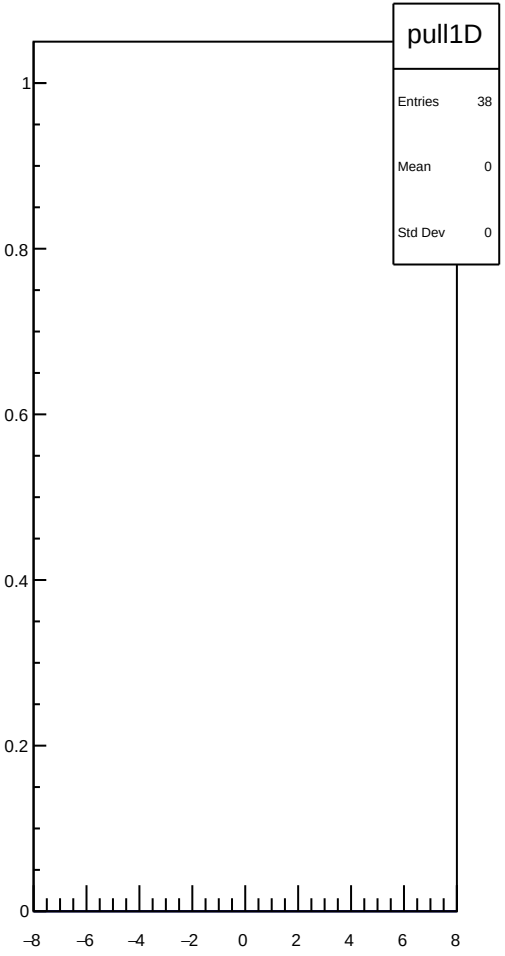

dit_4eY_coil1_Ndata_mean vs run

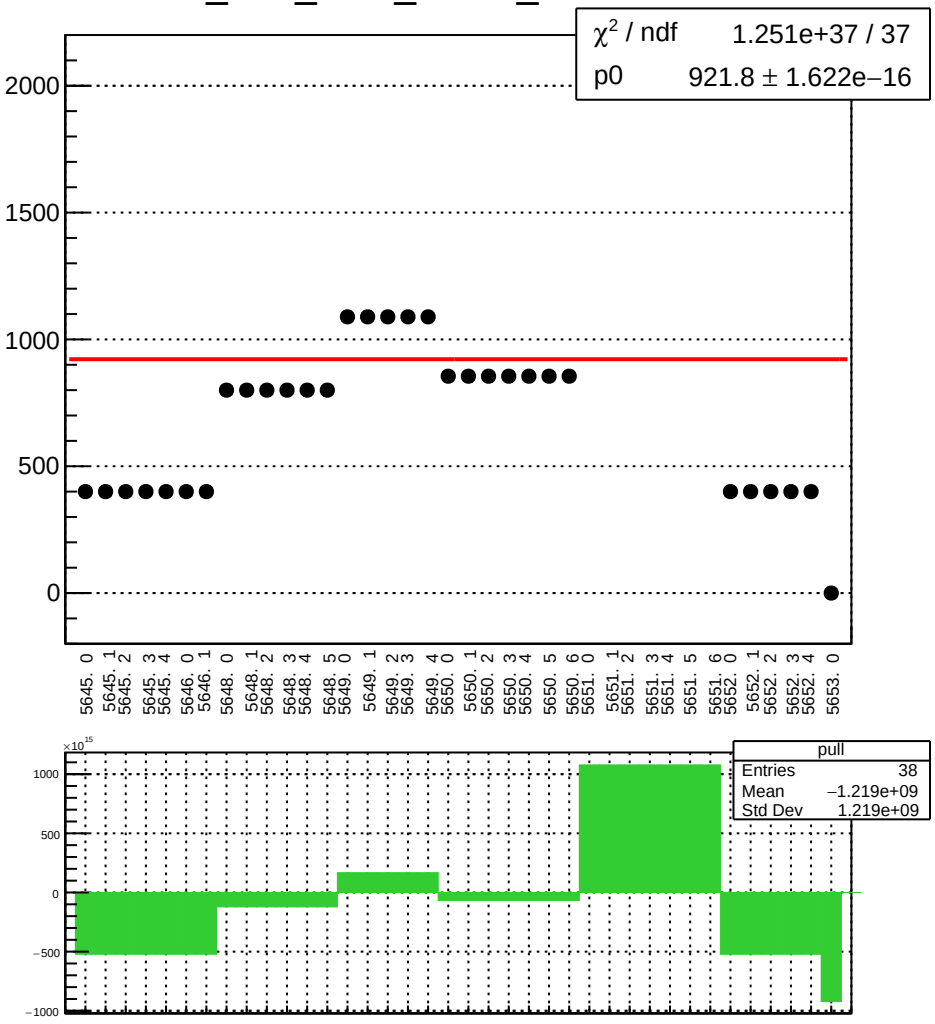

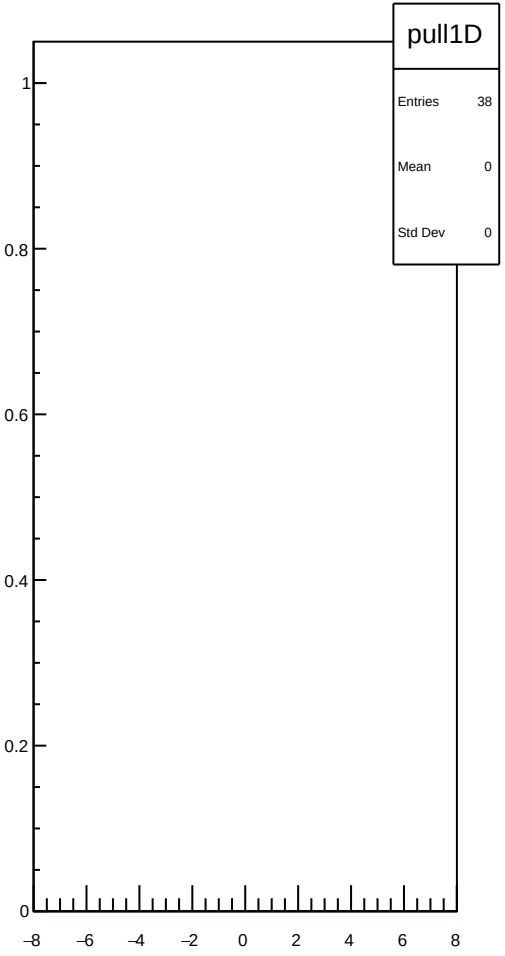

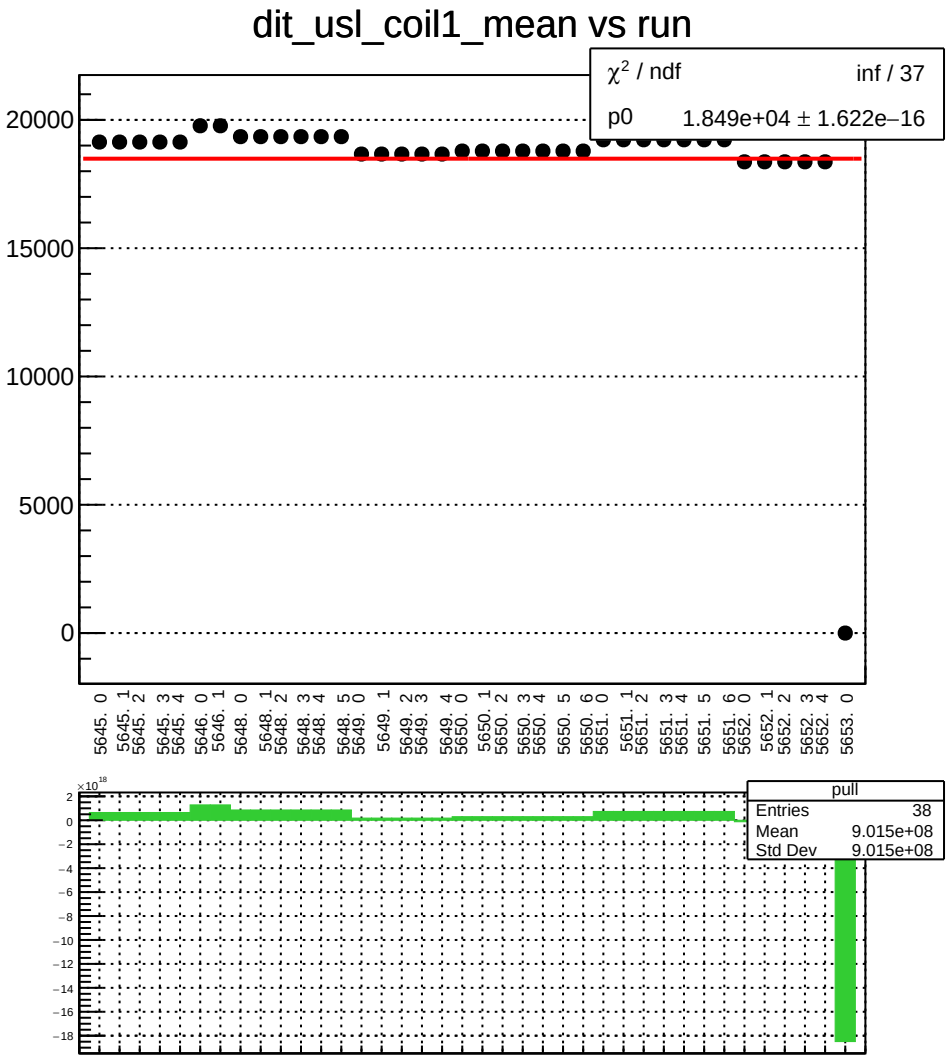
dit_usl_coil1_mean vs run
χ² / ndf inf / 37
p0 1.849e+04 ± 1.622e−16
20000
15000
10000
5000
0
5645. 0
5645. 1
5645. 2
5645. 3
5645. 4
5646. 0
5646. 1
5648. 0
5648. 1
5648. 2
5648. 3
5648. 4
5648. 5
5649. 0
5649. 1
5649. 2
5649. 3
5649. 4
5650. 0
5650. 1
5650. 2
5650. 3
5650. 4
5650. 5
5650. 6
5651. 0
5651. 1
5651. 2
5651. 3
5651. 4
5651. 5
5651. 6
5652. 0
5652. 1
5652. 2
5652. 3
5652. 4
5653. 0
×10¹⁸
2
0
−2
−4
−6
−8
−10
−12
−14
−16
−18
pull
Entries 38
Mean 9.015e+08
Std Dev 9.015e+08

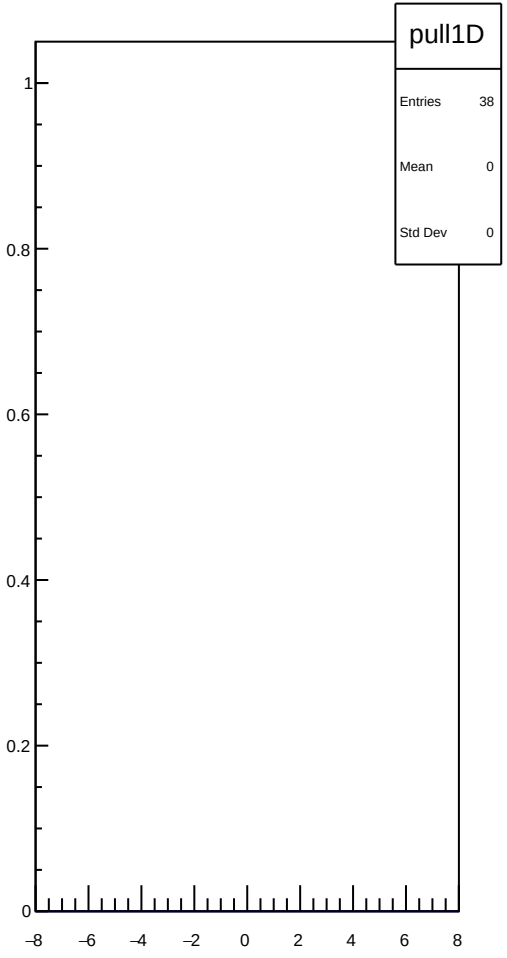
pull1D
Entries 38
Mean 0
Std Dev 0
1
0.8
0.6
0.4
0.2
0
−8
−6
−4
−2
0
2
4
6
8

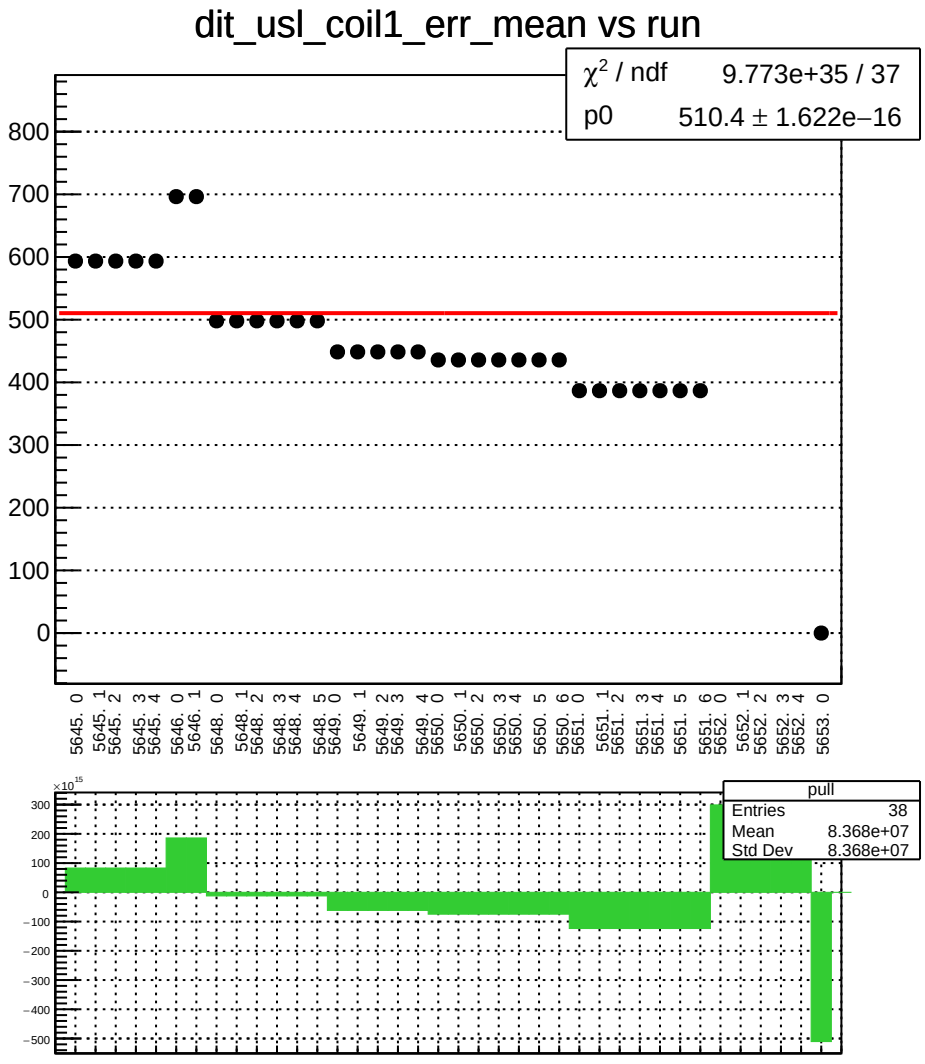
dit_usl_coil1_err_mean vs run
χ² / ndf 9.773e+35 / 37
p0 510.4 ± 1.622e−16
800
700
600
500
400
300
200
100
0
5645. 0
5645. 1
5645. 2
5645. 3
5645. 4
5646. 0
5646. 1
5648. 0
5648. 1
5648. 2
5648. 3
5648. 4
5648. 5
5649. 0
5649. 1
5649. 2
5649. 3
5649. 4
5650. 0
5650. 1
5650. 2
5650. 3
5650. 4
5650. 5
5650. 6
5651. 0
5651. 1
5651. 2
5651. 3
5651. 4
5651. 5
5651. 6
5652. 0
5652. 1
5652. 2
5652. 3
5652. 4
5653. 0
×10¹⁵
300
200
100
0
−100
−200
−300
−400
−500
pull
Entries 38
Mean 8.368e+07
Std Dev 8.368e+07

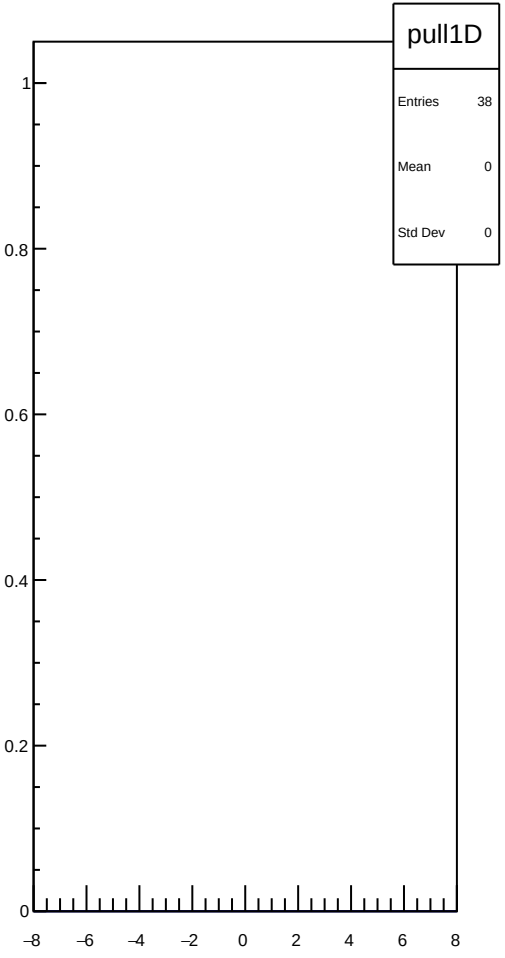
pull1D
Entries 38
Mean 0
Std Dev 0
1
0.8
0.6
0.4
0.2
0
−8
−6
−4
−2
0
2
4
6
8

dit_usl_coil1_Ndata_mean vs run

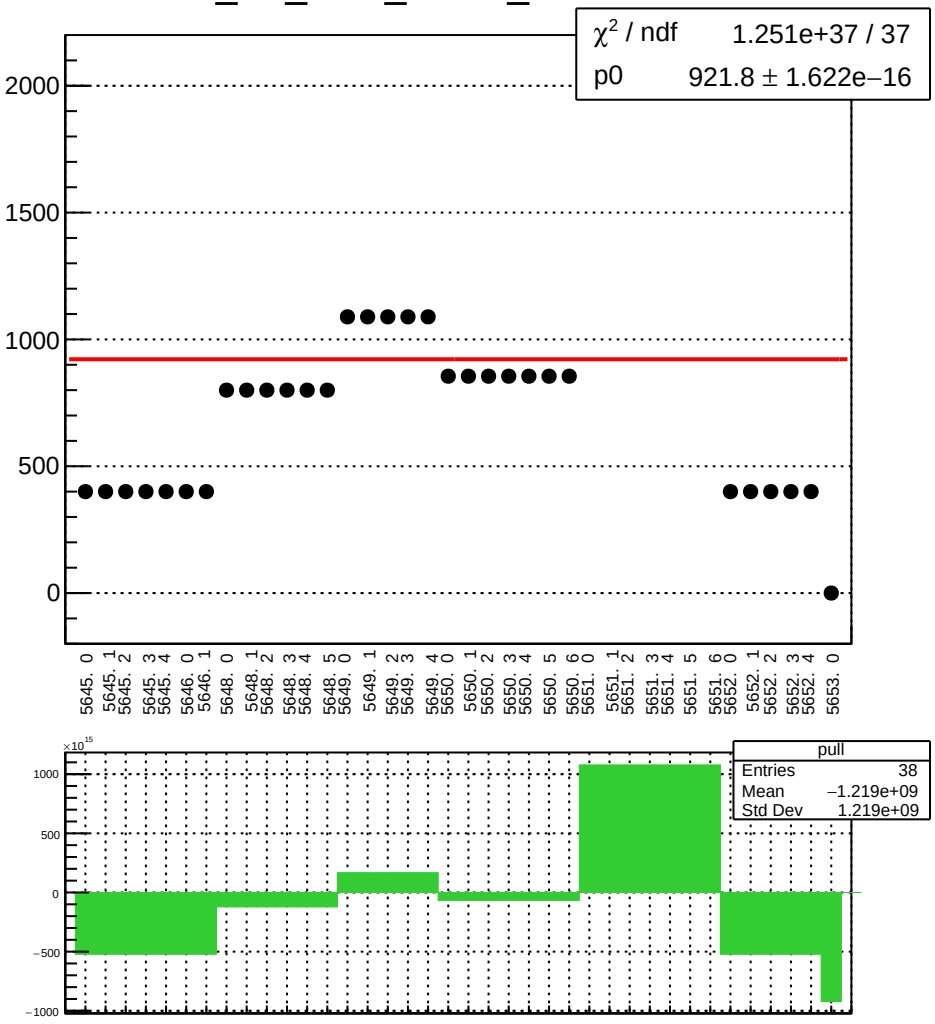

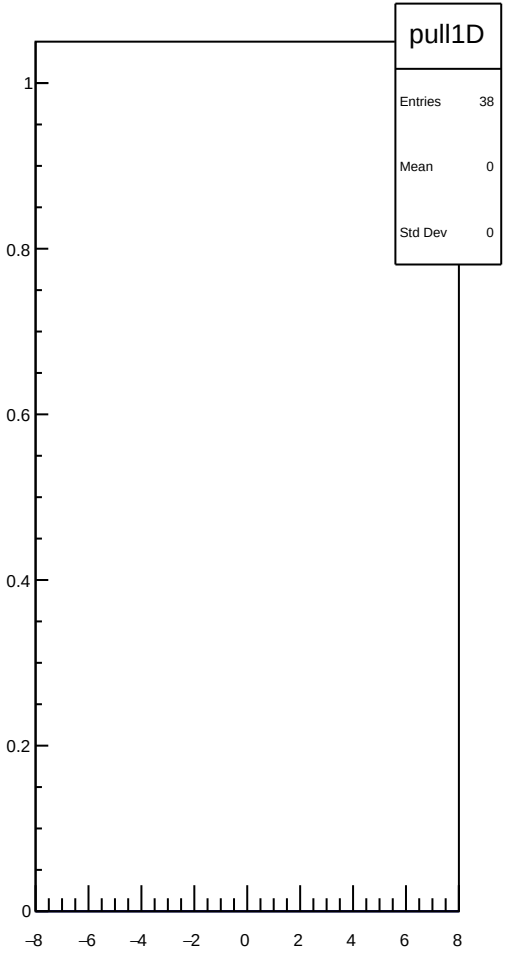

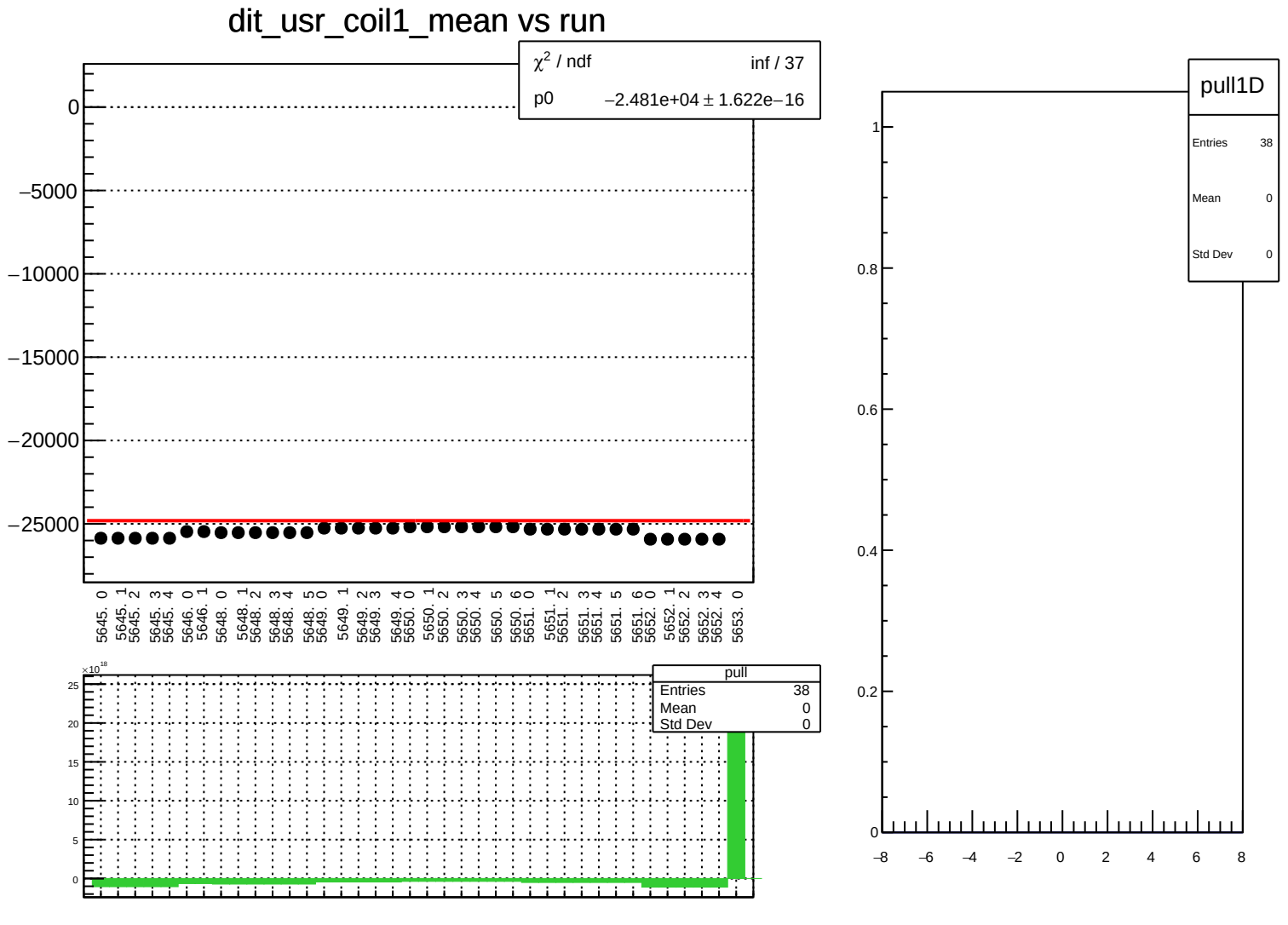
dit_usr_coil1_mean vs run
χ2 / ndf inf / 37
p0 −2.481e+04 ± 1.622e−16
0
−5000
−10000
−15000
−20000
−25000
5645. 0
5645. 1
5645. 2
5645. 3
5645. 4
5646. 0
5646. 1
5648. 0
5648. 1
5648. 2
5648. 3
5648. 4
5648. 5
5649. 0
5649. 1
5649. 2
5649. 3
5649. 4
5650. 0
5650. 1
5650. 2
5650. 3
5650. 4
5650. 5
5650. 6
5651. 0
5651. 1
5651. 2
5651. 3
5651. 4
5651. 5
5651. 6
5652. 0
5652. 1
5652. 2
5652. 3
5652. 4
5653. 0
×10^18
25
20
15
10
5
0
pull
Entries 38
Mean 0
Std Dev 0
pull1D
Entries 38
Mean 0
Std Dev 0
1
0.8
0.6
0.4
0.2
0
−8
−6
−4
−2
0
2
4
6
8

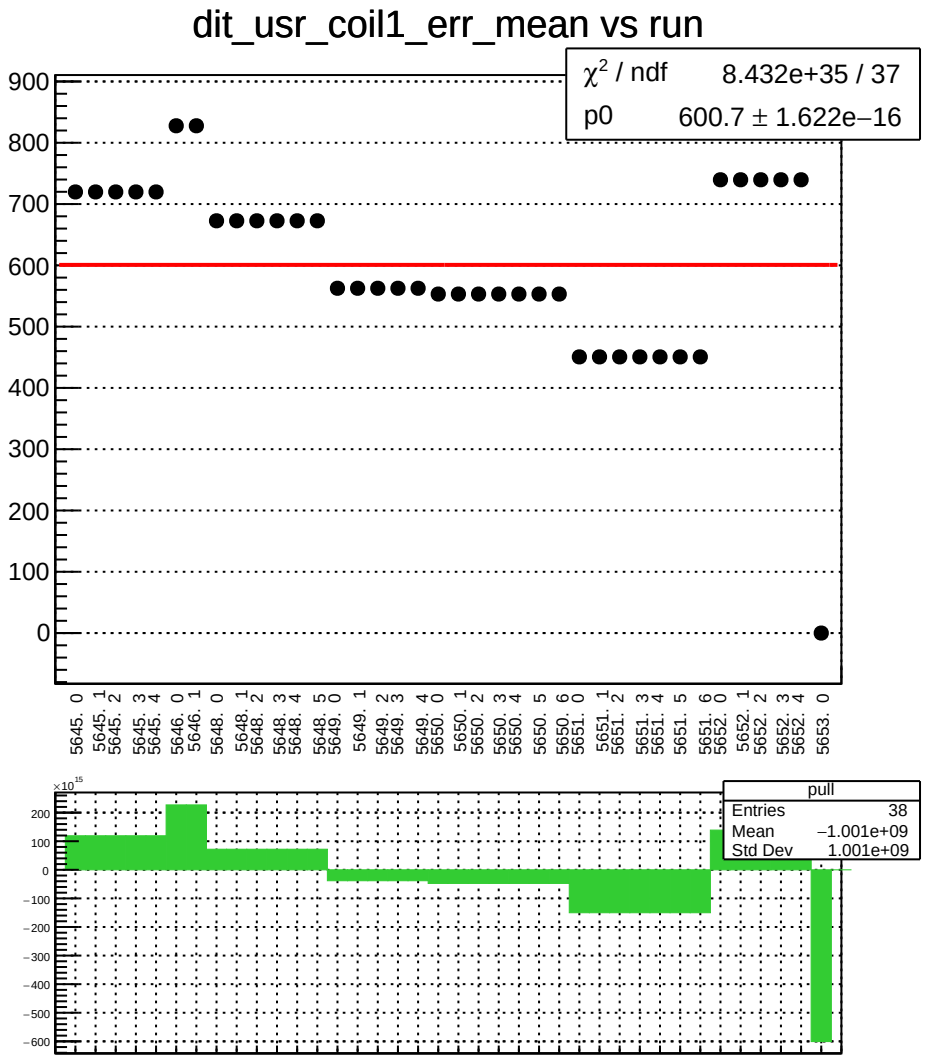
dit_usr_coil1_err_mean vs run
χ² / ndf 8.432e+35 / 37
p0 600.7 ± 1.622e−16
900
800
700
600
500
400
300
200
100
0
5645. 0
5645. 1
5645. 2
5645. 3
5645. 4
5646. 0
5646. 1
5648. 0
5648. 1
5648. 2
5648. 3
5648. 4
5648. 5
5649. 0
5649. 1
5649. 2
5649. 3
5649. 4
5650. 0
5650. 1
5650. 2
5650. 3
5650. 4
5650. 5
5650. 6
5651. 0
5651. 1
5651. 2
5651. 3
5651. 4
5651. 5
5651. 6
5652. 0
5652. 1
5652. 2
5652. 3
5652. 4
5653. 0
×10¹⁵
200
100
0
−100
−200
−300
−400
−500
−600
pull
Entries 38
Mean −1.001e+09
Std Dev 1.001e+09

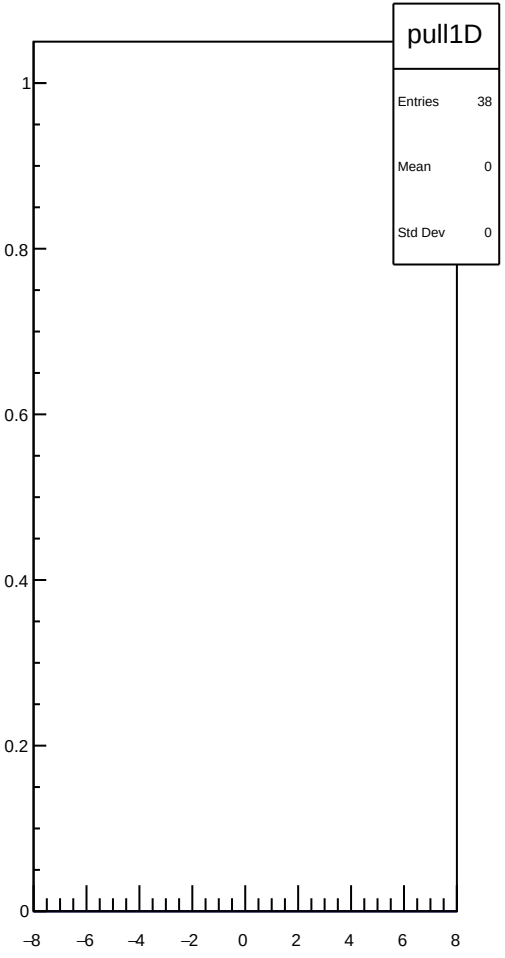
pull1D
Entries 38
Mean 0
Std Dev 0
1
0.8
0.6
0.4
0.2
0
−8
−6
−4
−2
0
2
4
6
8

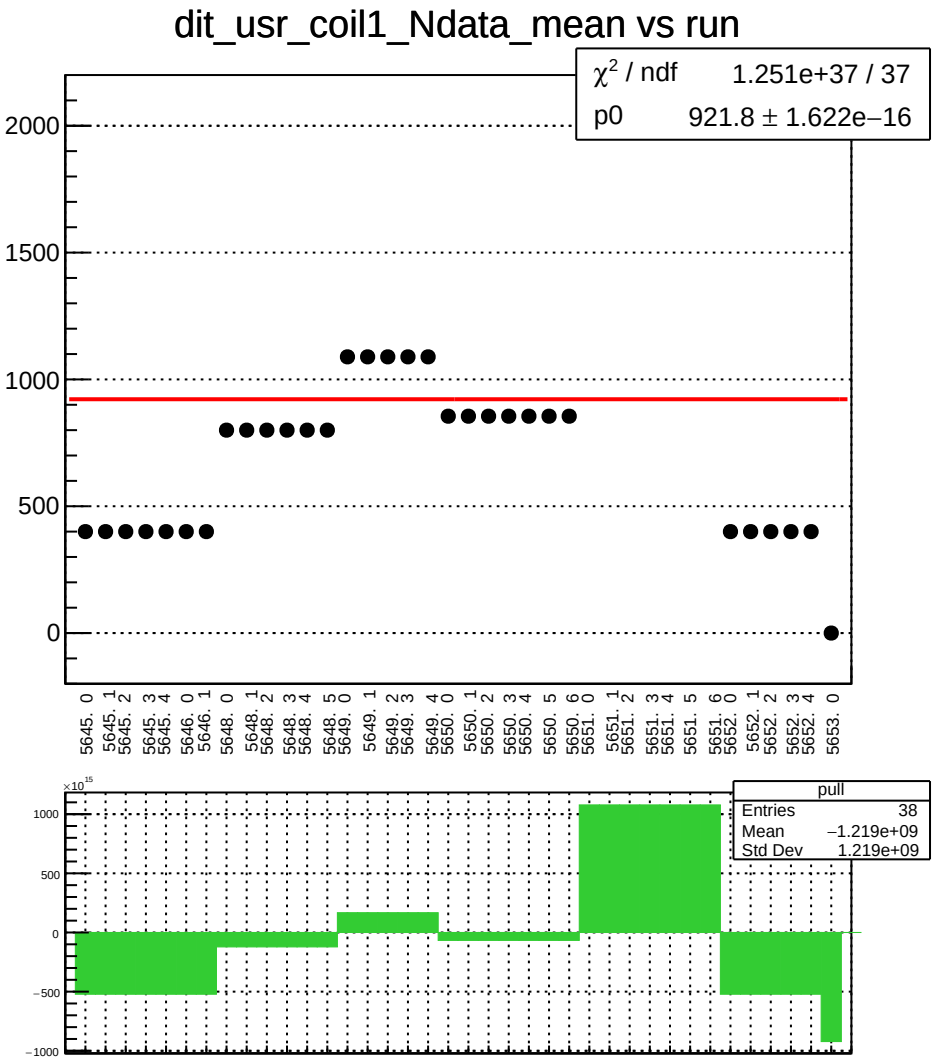
dit_usr_coil1_Ndata_mean vs run
χ² / ndf 1.251e+37 / 37
p0 921.8 ± 1.622e−16
2000
1500
1000
500
0
5645. 0
5645. 1
5645. 2
5645. 3
5645. 4
5646. 0
5646. 1
5648. 0
5648. 1
5648. 2
5648. 3
5648. 4
5648. 5
5649. 0
5649. 1
5649. 2
5649. 3
5649. 4
5650. 0
5650. 1
5650. 2
5650. 3
5650. 4
5650. 5
5650. 6
5651. 0
5651. 1
5651. 2
5651. 3
5651. 4
5651. 5
5651. 6
5652. 0
5652. 1
5652. 2
5652. 3
5652. 4
5653. 0
×10¹⁵
1000
500
0
−500
−1000
pull
Entries 38
Mean −1.219e+09
Std Dev 1.219e+09

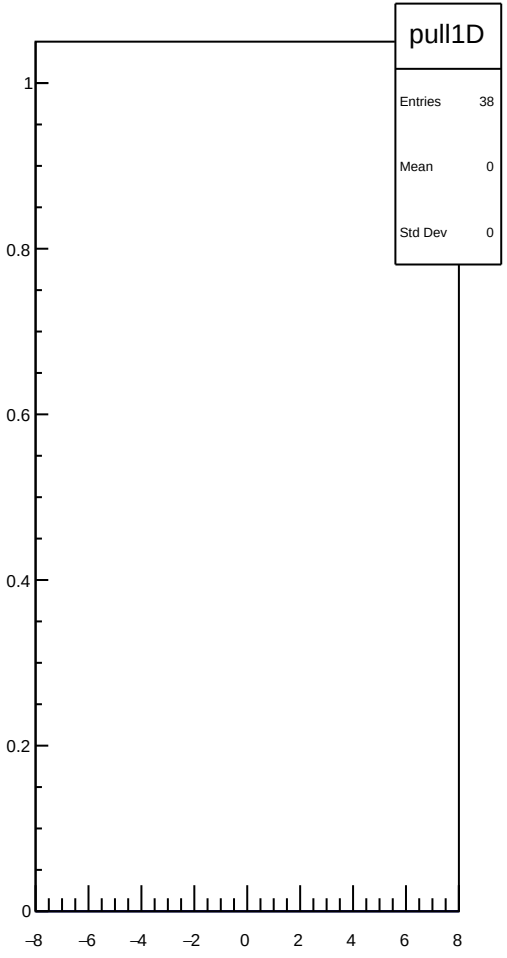
pull1D
Entries 38
Mean 0
Std Dev 0
1
0.8
0.6
0.4
0.2
0
−8
−6
−4
−2
0
2
4
6
8

dit_atl1_coil1_mean vs run

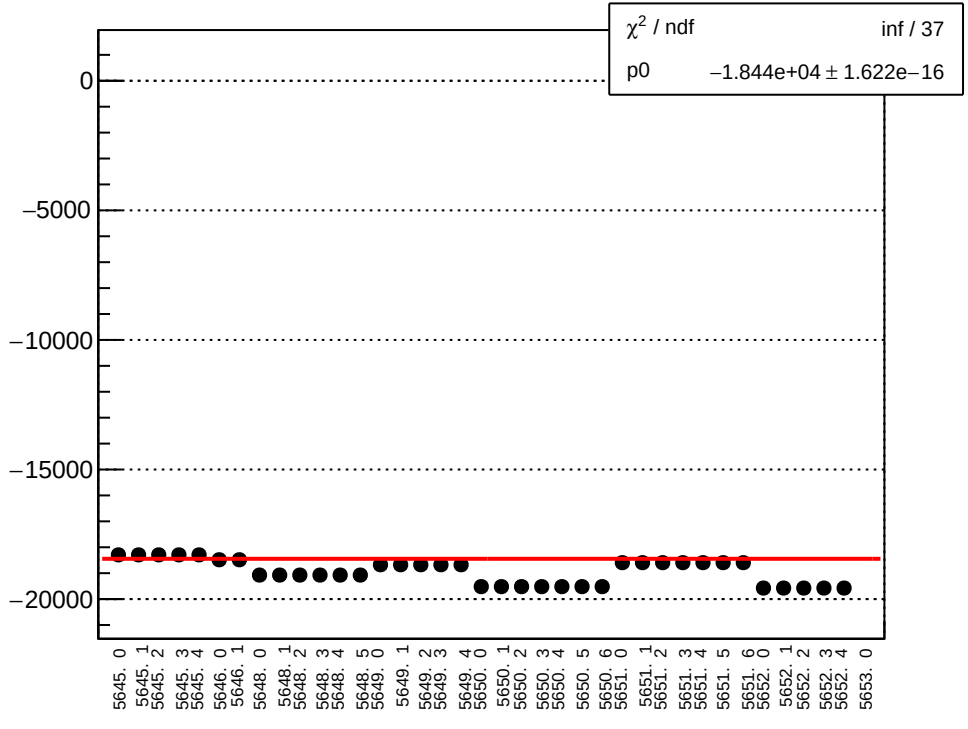



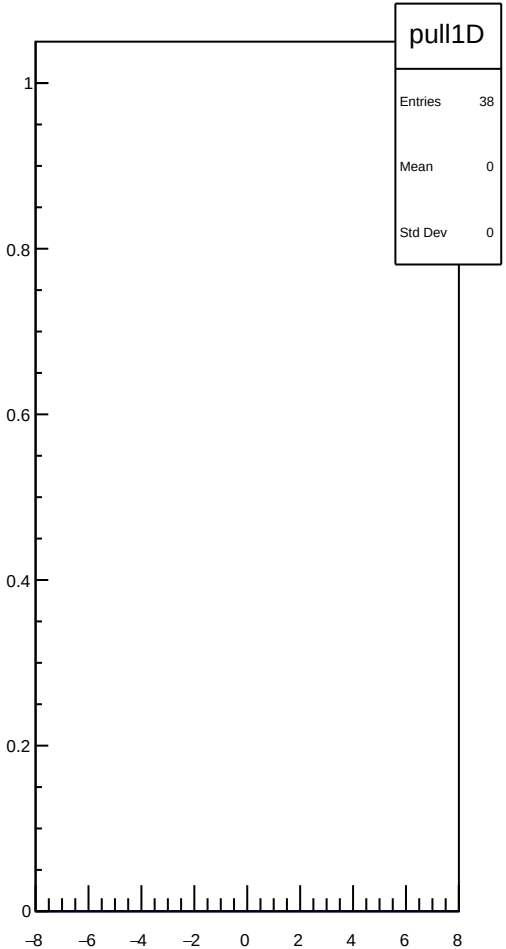

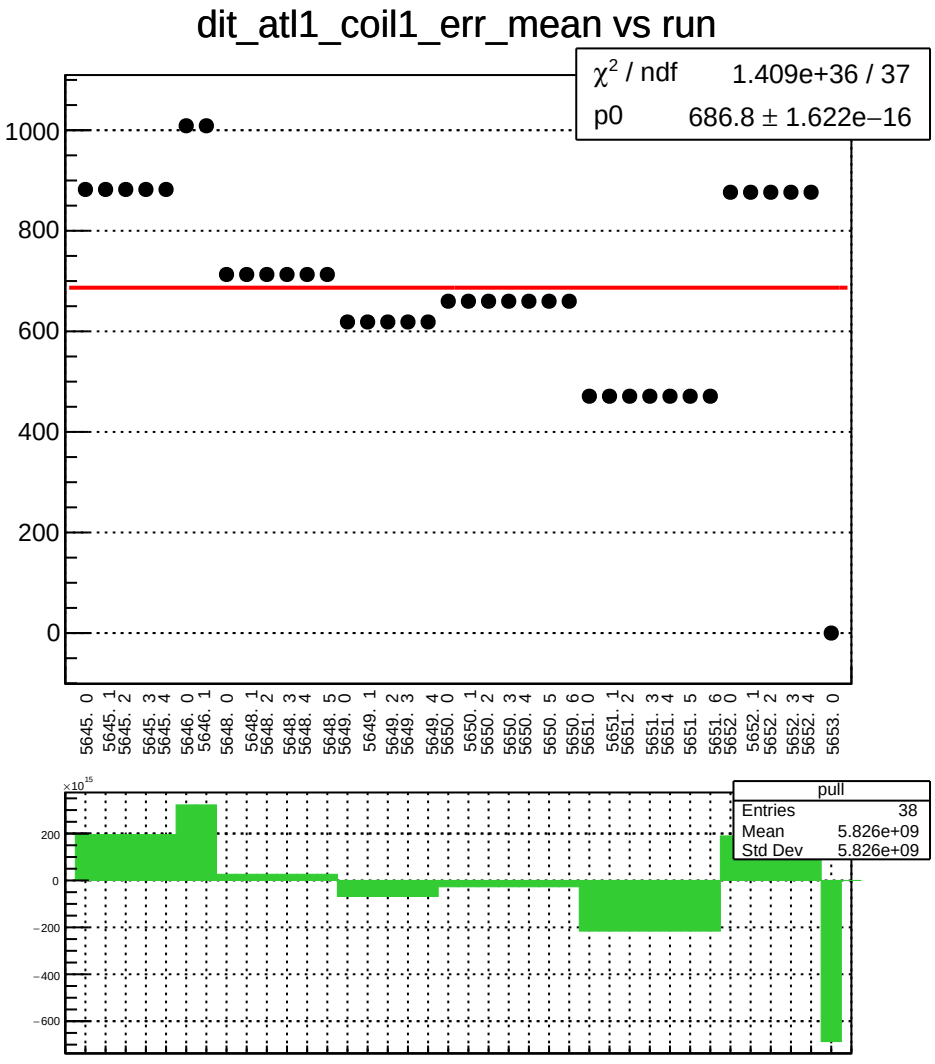
dit_atl1_coil1_err_mean vs run
χ² / ndf 1.409e+36 / 37
p0 686.8 ± 1.622e−16
1000
800
600
400
200
0
5645. 0
5645. 1
5645. 2
5645. 3
5645. 4
5646. 0
5646. 1
5648. 0
5648. 1
5648. 2
5648. 3
5648. 4
5648. 5
5649. 0
5649. 1
5649. 2
5649. 3
5649. 4
5650. 0
5650. 1
5650. 2
5650. 3
5650. 4
5650. 5
5650. 6
5651. 0
5651. 1
5651. 2
5651. 3
5651. 4
5651. 5
5651. 6
5652. 0
5652. 1
5652. 2
5652. 3
5652. 4
5653. 0
×10¹⁵
200
0
−200
−400
−600
pull
Entries 38
Mean 5.826e+09
Std Dev 5.826e+09

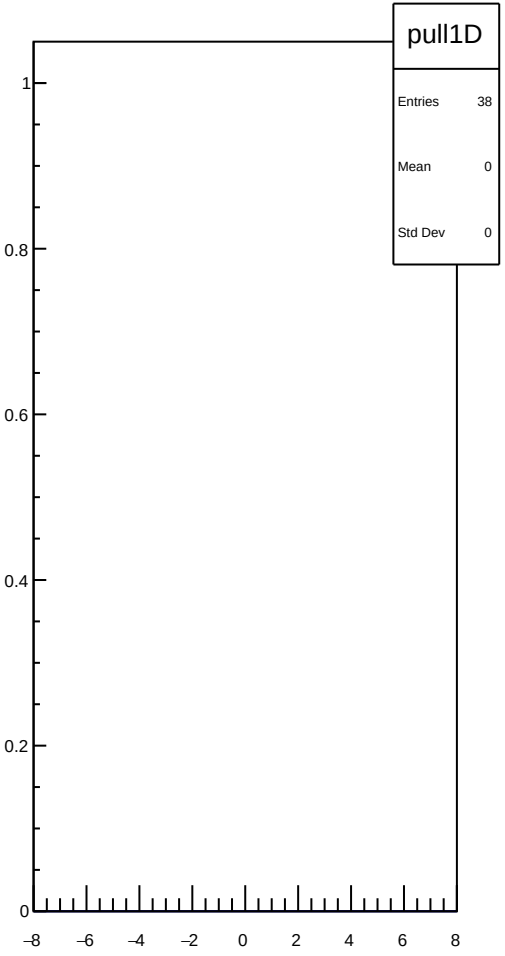
pull1D
Entries 38
Mean 0
Std Dev 0
1
0.8
0.6
0.4
0.2
0
−8
−6
−4
−2
0
2
4
6
8

dit_atl1_coil1_Ndata_mean vs run

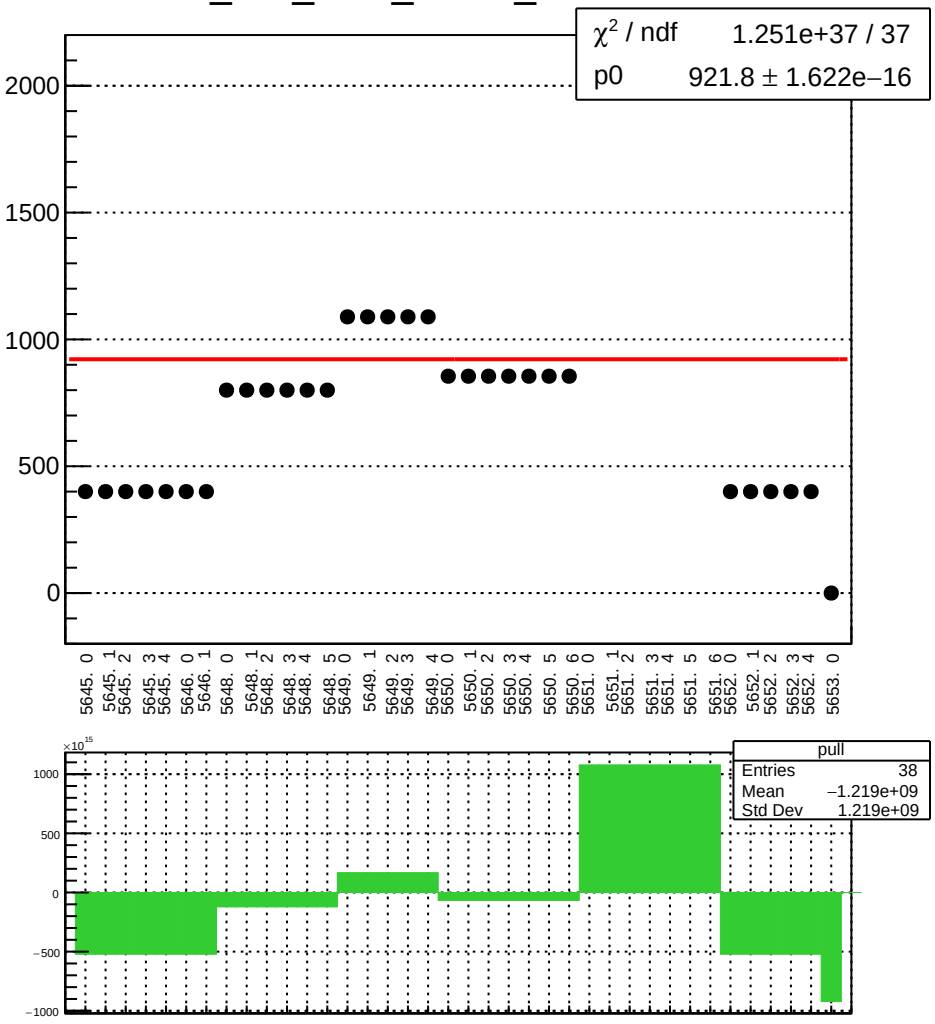

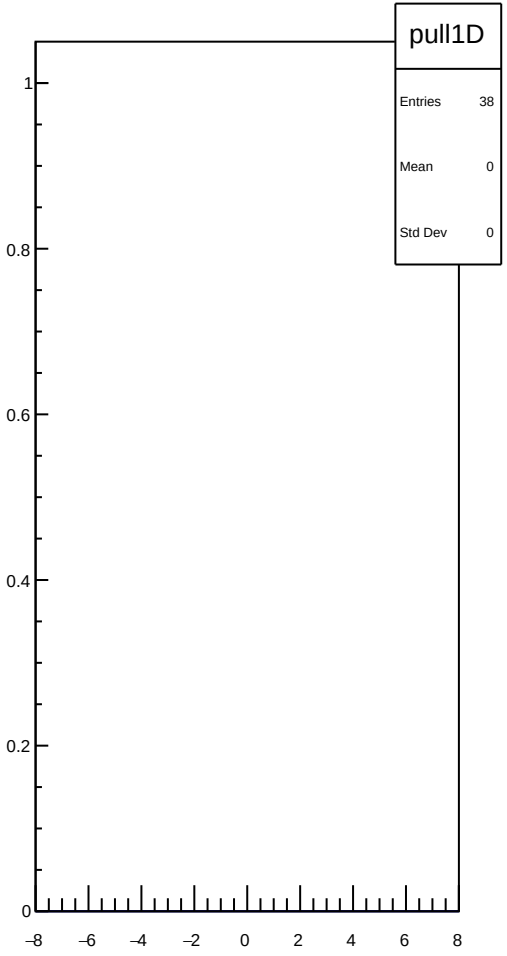

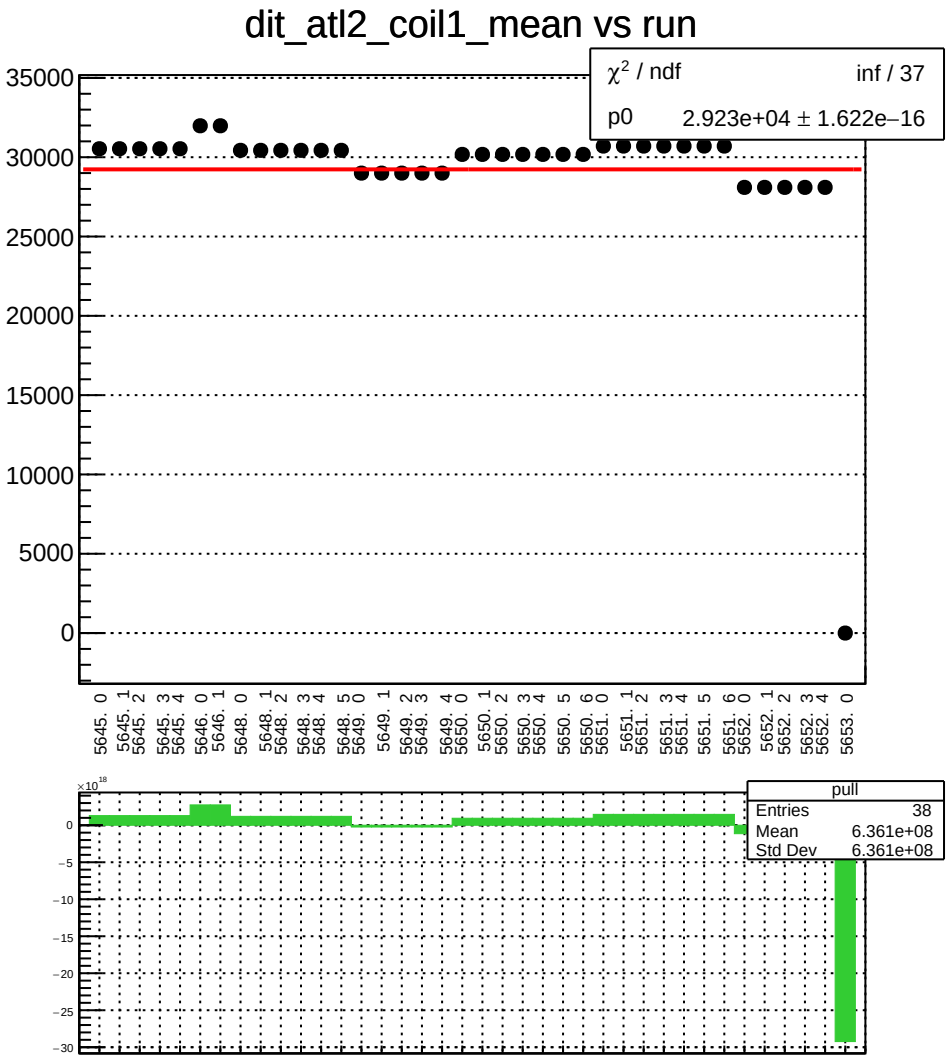
dit_atl2_coil1_mean vs run
χ² / ndf inf / 37
p0 2.923e+04 ± 1.622e−16
35000
30000
25000
20000
15000
10000
5000
0
5645. 0
5645. 1
5645. 2
5645. 3
5645. 4
5646. 0
5646. 1
5648. 0
5648. 1
5648. 2
5648. 3
5648. 4
5648. 5
5649. 0
5649. 1
5649. 2
5649. 3
5649. 4
5650. 0
5650. 1
5650. 2
5650. 3
5650. 4
5650. 5
5650. 6
5651. 0
5651. 1
5651. 2
5651. 3
5651. 4
5651. 5
5651. 6
5652. 0
5652. 1
5652. 2
5652. 3
5652. 4
5653. 0
×10¹⁸
0
−5
−10
−15
−20
−25
−30
pull
Entries 38
Mean 6.361e+08
Std Dev 6.361e+08

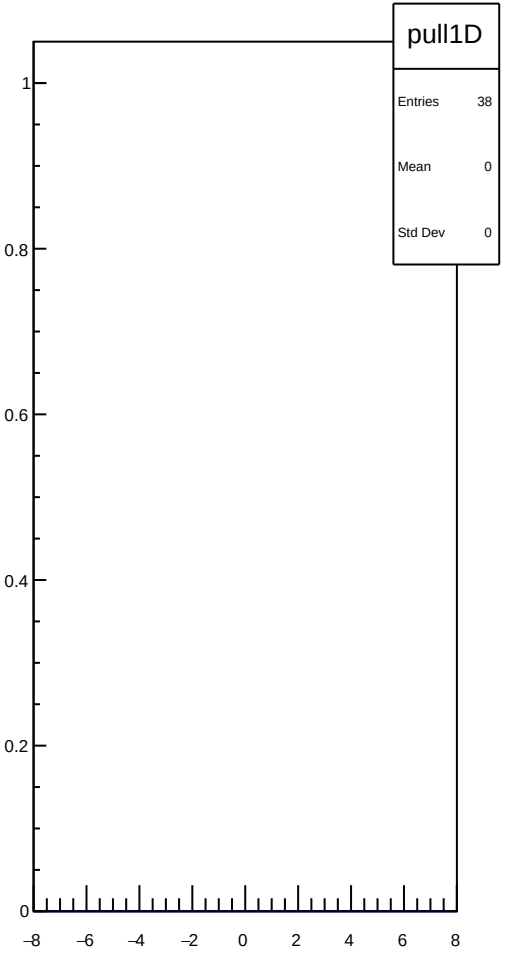
pull1D
Entries 38
Mean 0
Std Dev 0
1
0.8
0.6
0.4
0.2
0
−8
−6
−4
−2
0
2
4
6
8

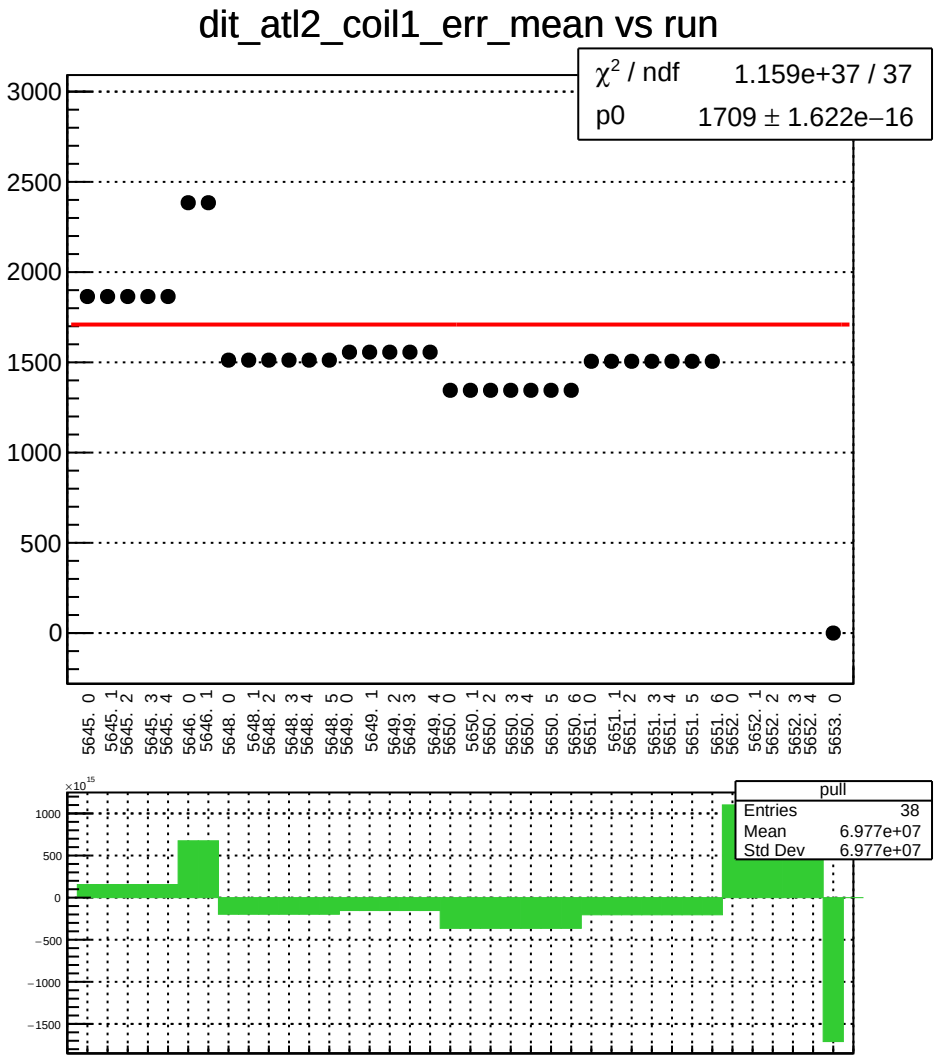
dit_atl2_coil1_err_mean vs run
χ² / ndf 1.159e+37 / 37
p0 1709 ± 1.622e−16
3000
2500
2000
1500
1000
500
0
5645. 0
5645. 1
5645. 2
5645. 3
5645. 4
5646. 0
5646. 1
5648. 0
5648. 1
5648. 2
5648. 3
5648. 4
5648. 5
5649. 0
5649. 1
5649. 2
5649. 3
5649. 4
5650. 0
5650. 1
5650. 2
5650. 3
5650. 4
5650. 5
5650. 6
5651. 0
5651. 1
5651. 2
5651. 3
5651. 4
5651. 5
5651. 6
5652. 0
5652. 1
5652. 2
5652. 3
5652. 4
5653. 0
×10¹⁵
1000
500
0
−500
−1000
−1500
pull
Entries 38
Mean 6.977e+07
Std Dev 6.977e+07

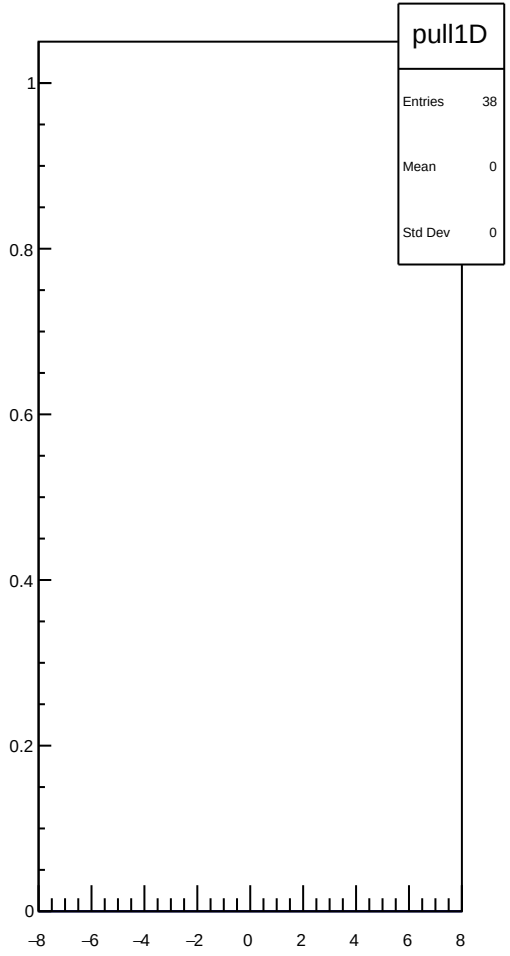
pull1D
Entries 38
Mean 0
Std Dev 0
1
0.8
0.6
0.4
0.2
0
−8
−6
−4
−2
0
2
4
6
8

dit_atl2_coil1_Ndata_mean vs run

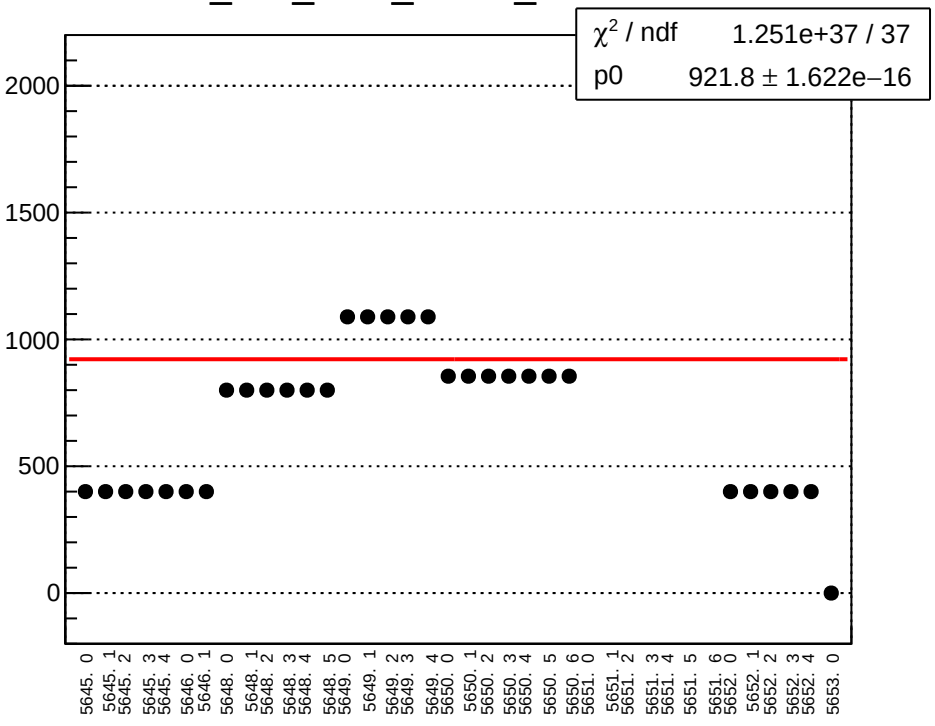

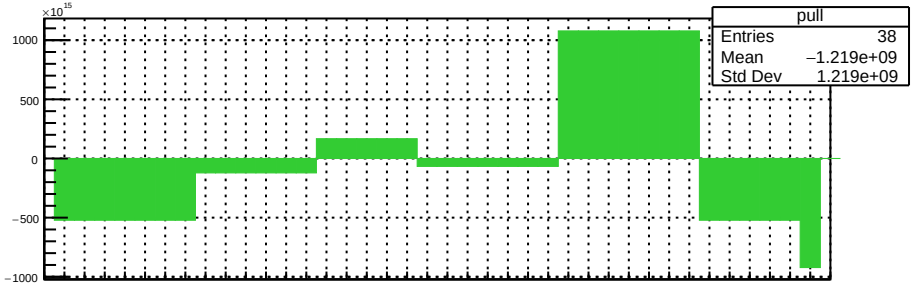

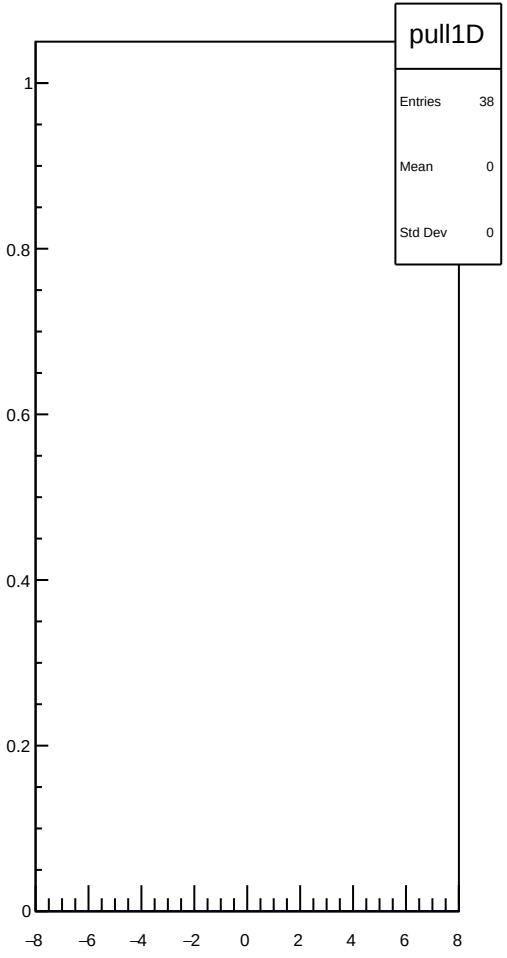

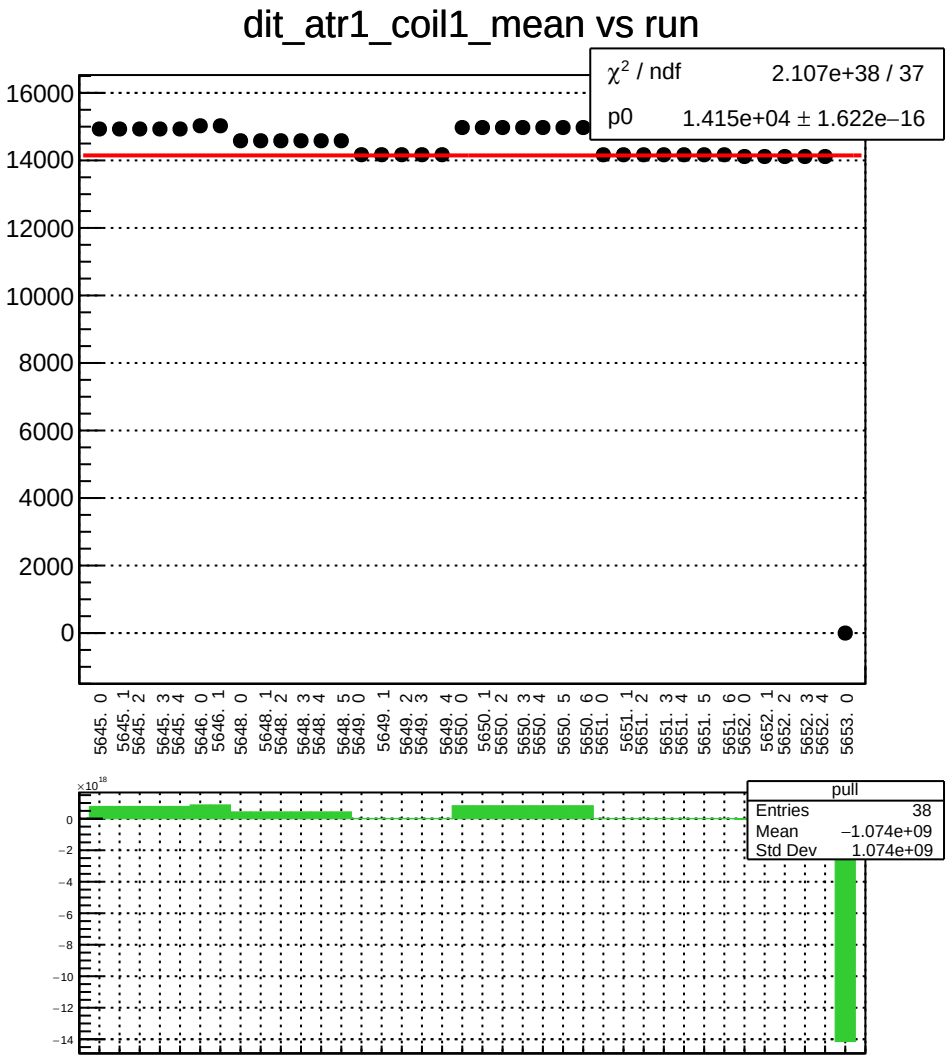
dit_atr1_coil1_mean vs run
χ² / ndf 2.107e+38 / 37
p0 1.415e+04 ± 1.622e−16
16000
14000
12000
10000
8000
6000
4000
2000
0
5645. 0
5645. 1
5645. 2
5645. 3
5645. 4
5646. 0
5646. 1
5648. 0
5648. 1
5648. 2
5648. 3
5648. 4
5648. 5
5649. 0
5649. 1
5649. 2
5649. 3
5649. 4
5650. 0
5650. 1
5650. 2
5650. 3
5650. 4
5650. 5
5650. 6
5651. 0
5651. 1
5651. 2
5651. 3
5651. 4
5651. 5
5651. 6
5652. 0
5652. 1
5652. 2
5652. 3
5652. 4
5653. 0
×10¹⁸
0
−2
−4
−6
−8
−10
−12
−14
pull
Entries 38
Mean −1.074e+09
Std Dev 1.074e+09

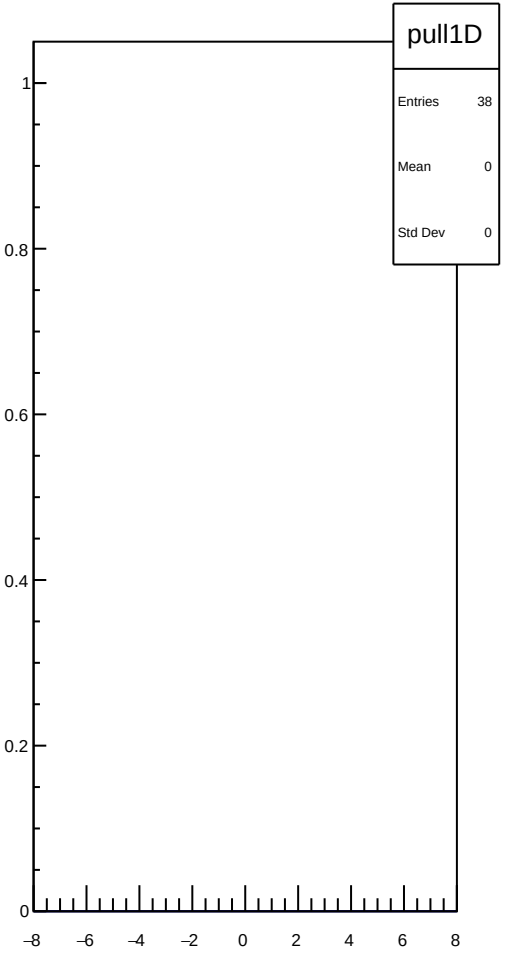
pull1D
Entries 38
Mean 0
Std Dev 0
1
0.8
0.6
0.4
0.2
0
−8
−6
−4
−2
0
2
4
6
8

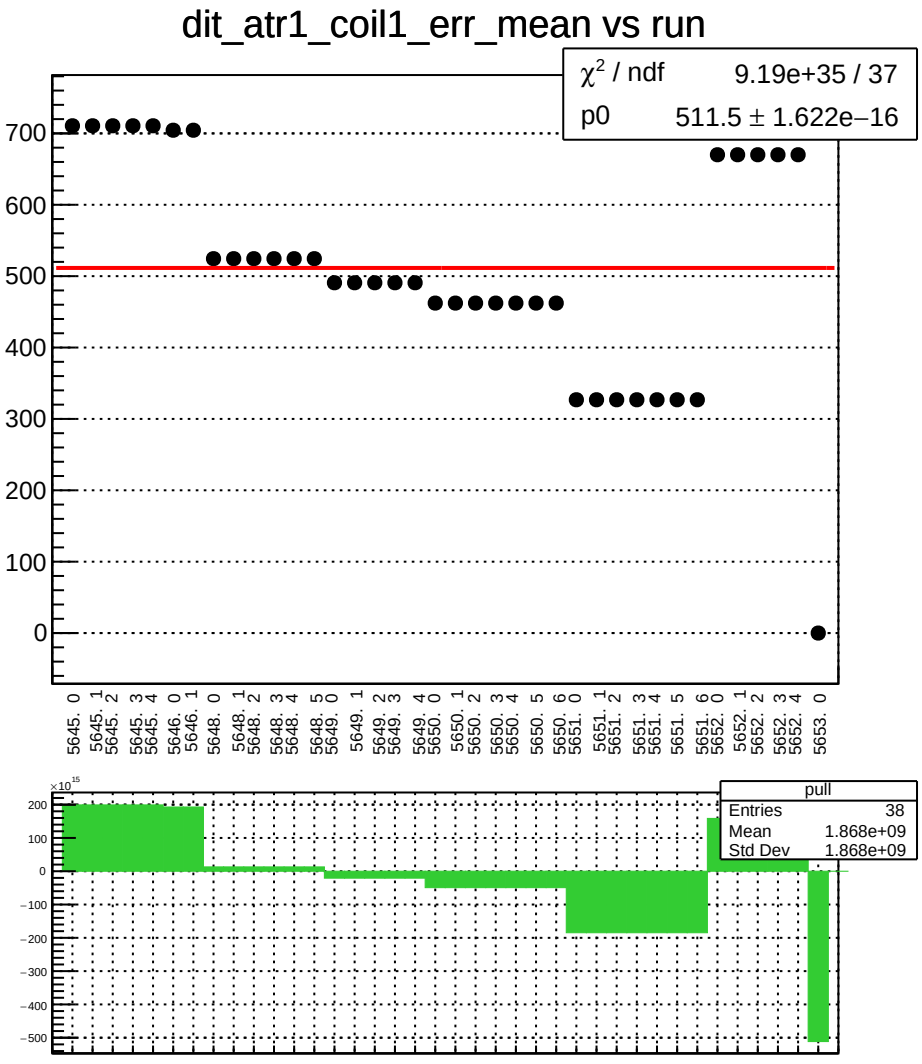
dit_atr1_coil1_err_mean vs run
χ² / ndf 9.19e+35 / 37
p0 511.5 ± 1.622e−16
700
600
500
400
300
200
100
0
5645. 0
5645. 1
5645. 2
5645. 3
5645. 4
5646. 0
5646. 1
5648. 0
5648. 1
5648. 2
5648. 3
5648. 4
5648. 5
5649. 0
5649. 1
5649. 2
5649. 3
5649. 4
5650. 0
5650. 1
5650. 2
5650. 3
5650. 4
5650. 5
5650. 6
5651. 0
5651. 1
5651. 2
5651. 3
5651. 4
5651. 5
5651. 6
5652. 0
5652. 1
5652. 2
5652. 3
5652. 4
5653. 0
×10¹⁵
200
100
0
−100
−200
−300
−400
−500
pull
Entries 38
Mean 1.868e+09
Std Dev 1.868e+09

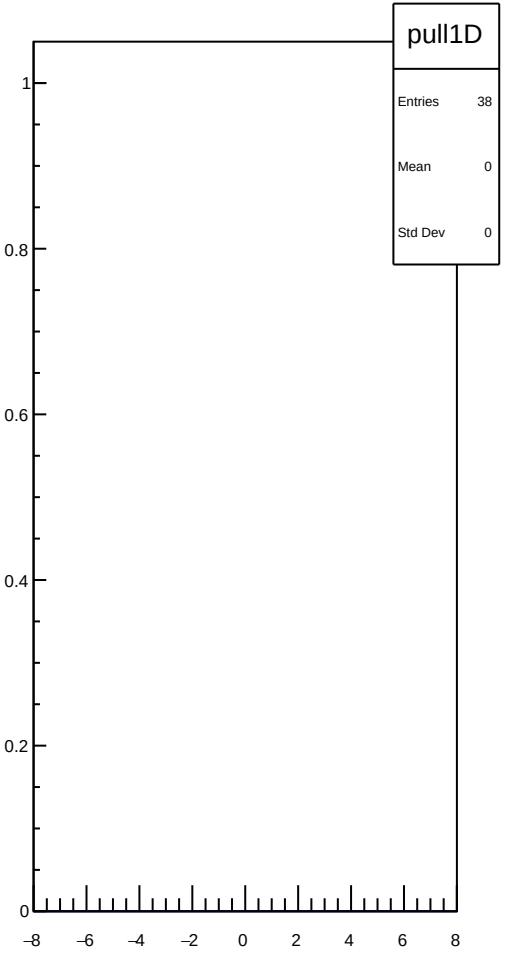
pull1D
Entries 38
Mean 0
Std Dev 0
1
0.8
0.6
0.4
0.2
0
−8
−6
−4
−2
0
2
4
6
8

dit_atr1_coil1_Ndata_mean vs run

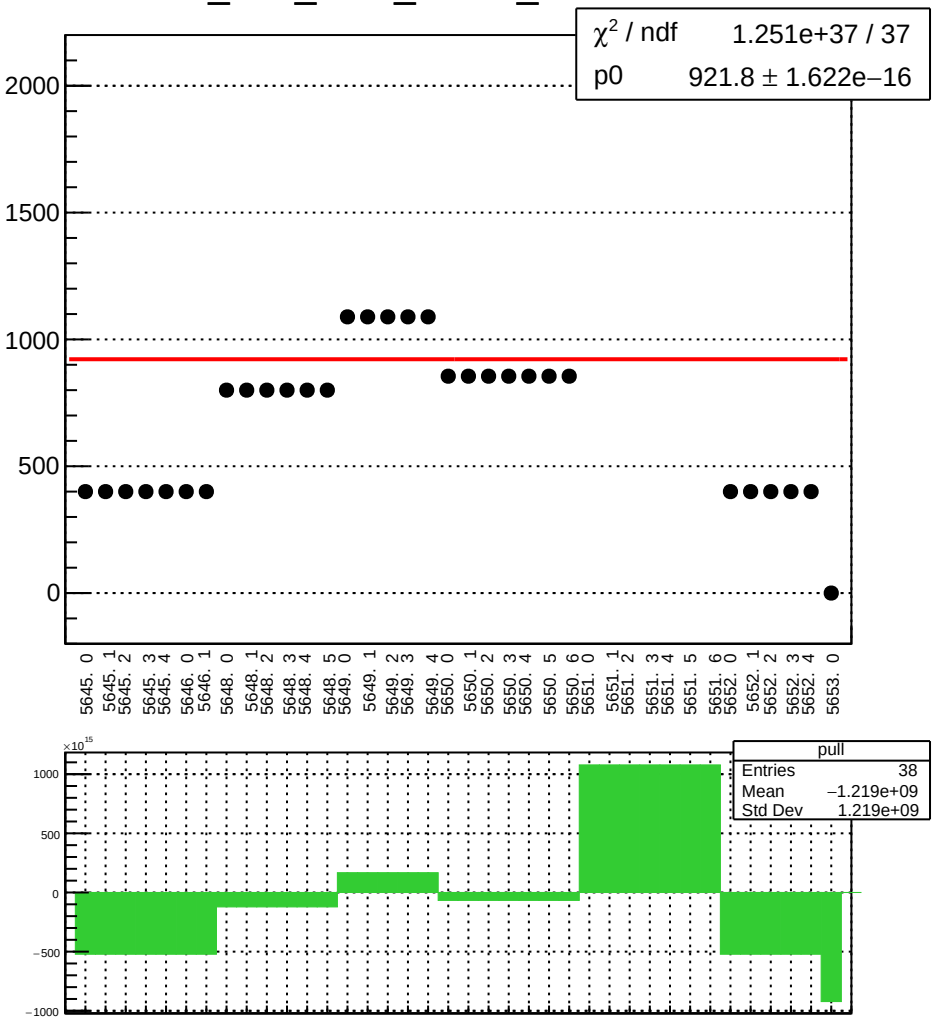

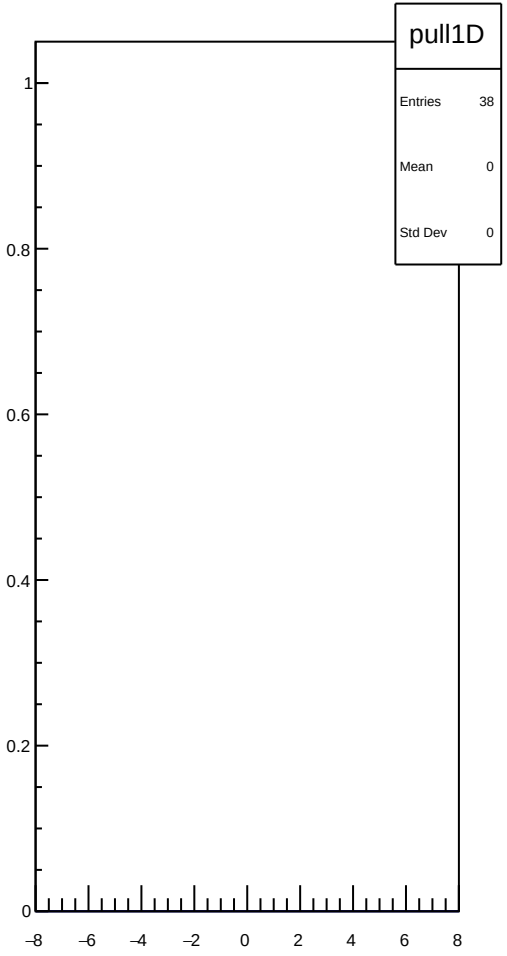

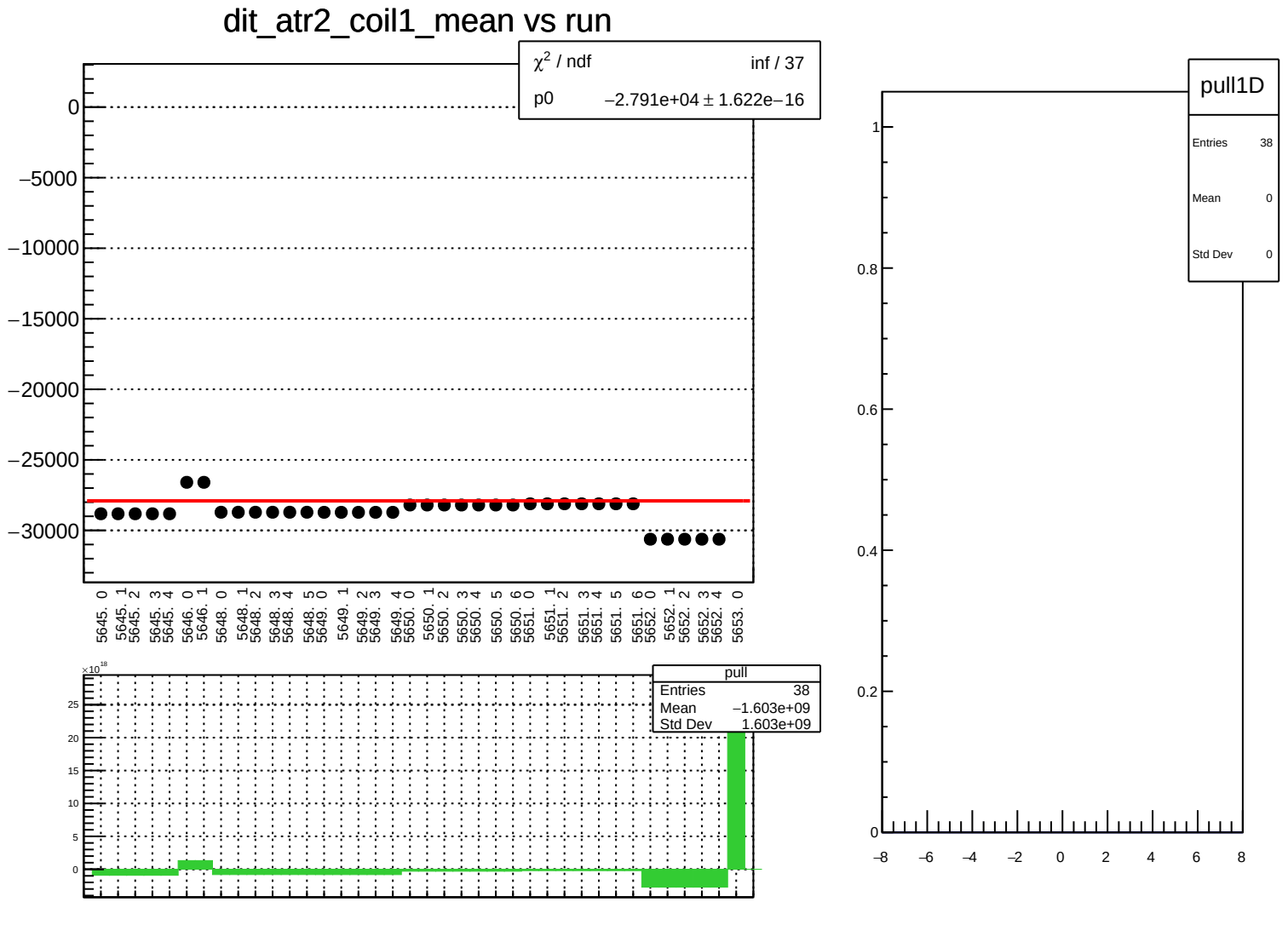
dit_atr2_coil1_mean vs run
χ2 / ndf inf / 37
p0 −2.791e+04 ± 1.622e−16
0
−5000
−10000
−15000
−20000
−25000
−30000
5645. 0
5645. 1
5645. 2
5645. 3
5645. 4
5646. 0
5646. 1
5648. 0
5648. 1
5648. 2
5648. 3
5648. 4
5648. 5
5649. 0
5649. 1
5649. 2
5649. 3
5649. 4
5650. 0
5650. 1
5650. 2
5650. 3
5650. 4
5650. 5
5650. 6
5651. 0
5651. 1
5651. 2
5651. 3
5651. 4
5651. 5
5651. 6
5652. 0
5652. 1
5652. 2
5652. 3
5652. 4
5653. 0
×10^18
25
20
15
10
5
0
pull
Entries 38
Mean −1.603e+09
Std Dev 1.603e+09
pull1D
Entries 38
Mean 0
Std Dev 0
1
0.8
0.6
0.4
0.2
0
−8
−6
−4
−2
0
2
4
6
8

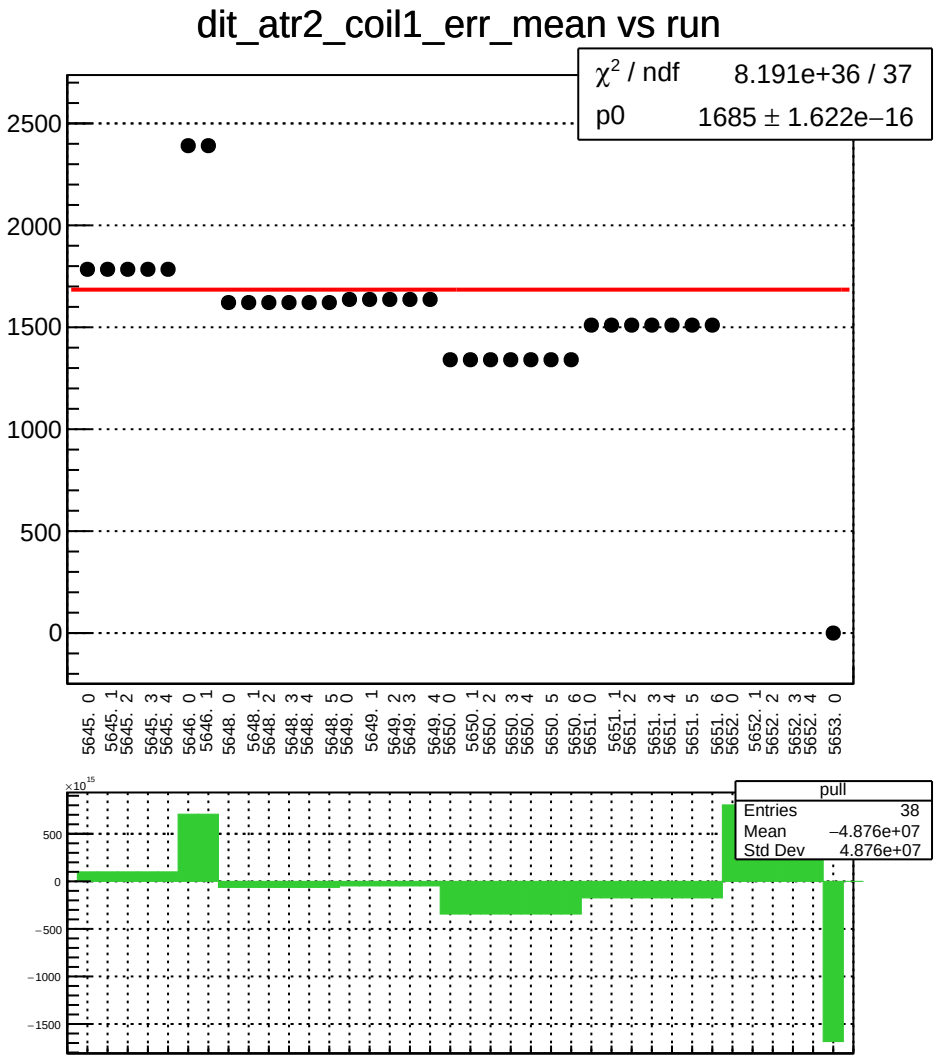
dit_atr2_coil1_err_mean vs run
χ² / ndf 8.191e+36 / 37
p0 1685 ± 1.622e−16
2500
2000
1500
1000
500
0
5645. 0
5645. 1
5645. 2
5645. 3
5645. 4
5646. 0
5646. 1
5648. 0
5648. 1
5648. 2
5648. 3
5648. 4
5648. 5
5649. 0
5649. 1
5649. 2
5649. 3
5649. 4
5650. 0
5650. 1
5650. 2
5650. 3
5650. 4
5650. 5
5650. 6
5651. 0
5651. 1
5651. 2
5651. 3
5651. 4
5651. 5
5651. 6
5652. 0
5652. 1
5652. 2
5652. 3
5652. 4
5653. 0
×10¹⁵
500
0
−500
−1000
−1500
pull
Entries 38
Mean −4.876e+07
Std Dev 4.876e+07

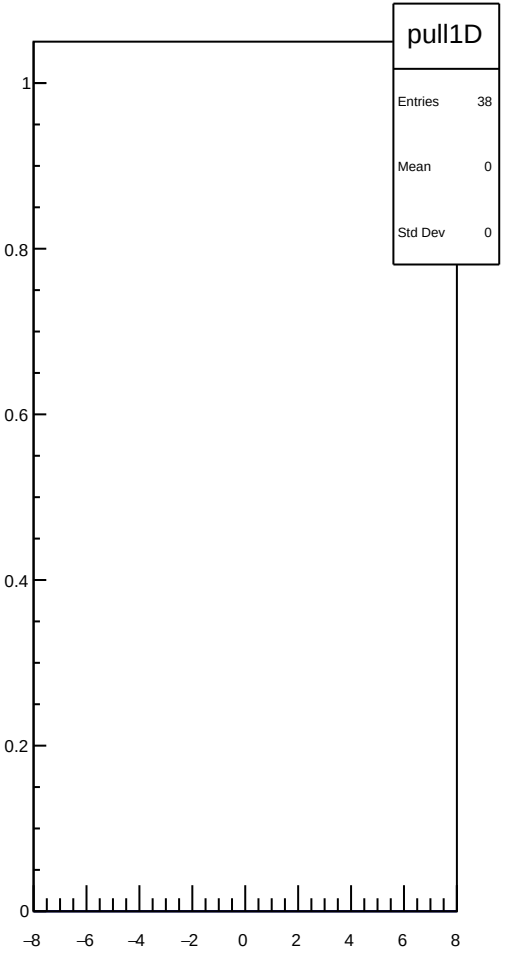
pull1D
Entries 38
Mean 0
Std Dev 0
1
0.8
0.6
0.4
0.2
0
−8
−6
−4
−2
0
2
4
6
8

dit_atr2_coil1_Ndata_mean vs run

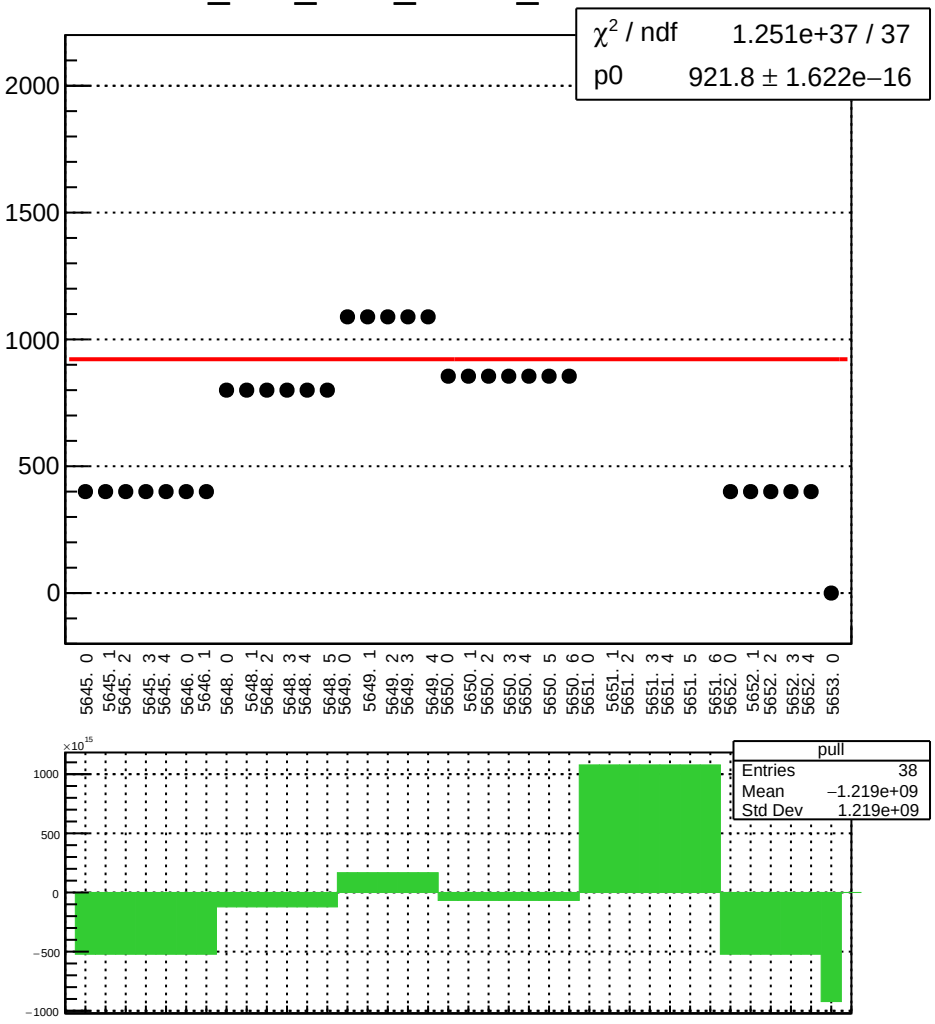

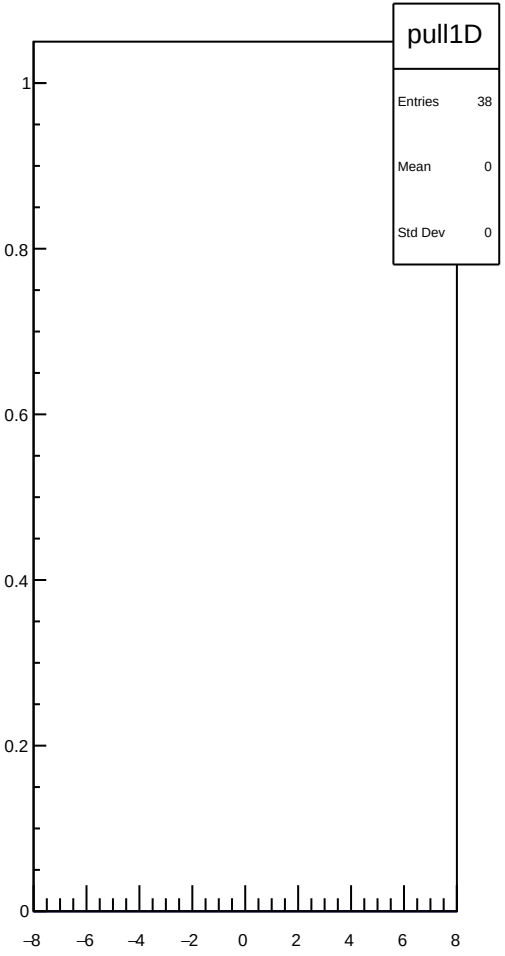

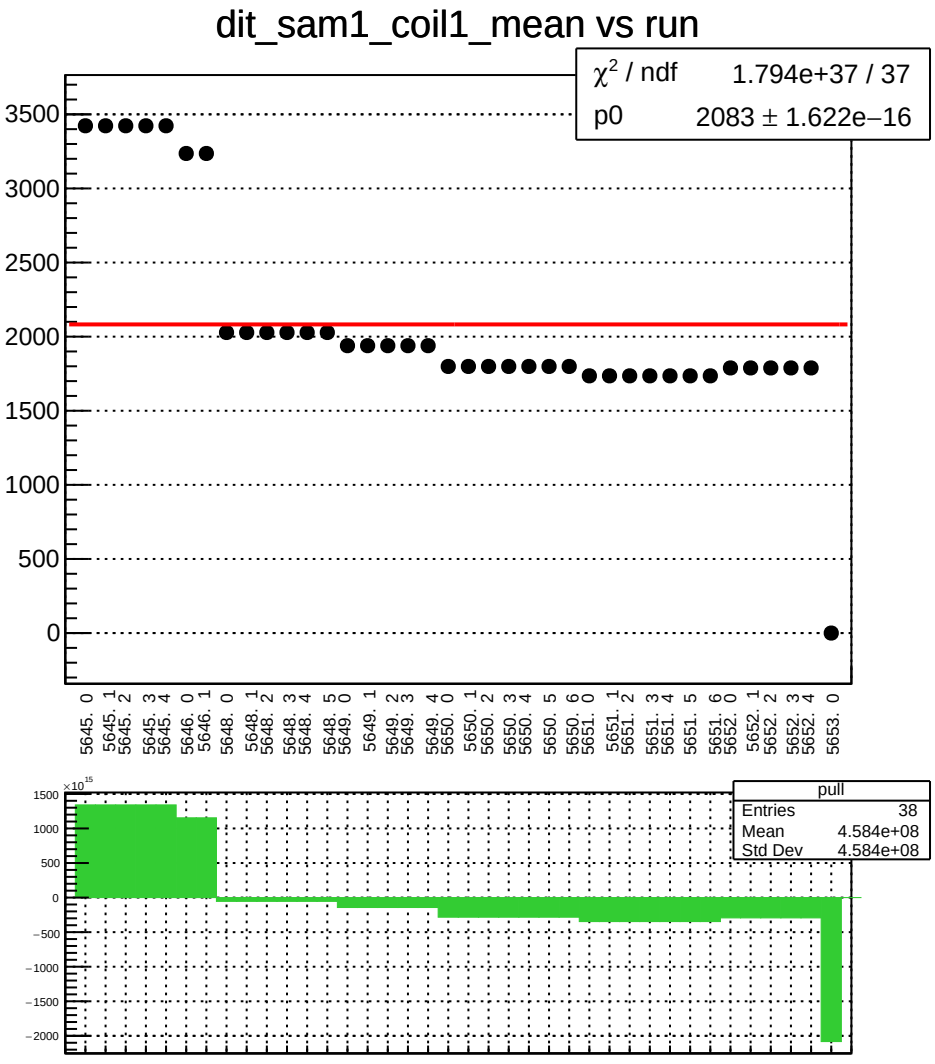
dit_sam1_coil1_mean vs run
χ² / ndf 1.794e+37 / 37
p0 2083 ± 1.622e−16
3500
3000
2500
2000
1500
1000
500
0
5645. 0
5645. 1
5645. 2
5645. 3
5645. 4
5646. 0
5646. 1
5648. 0
5648. 1
5648. 2
5648. 3
5648. 4
5648. 5
5649. 0
5649. 1
5649. 2
5649. 3
5649. 4
5650. 0
5650. 1
5650. 2
5650. 3
5650. 4
5650. 5
5650. 6
5651. 0
5651. 1
5651. 2
5651. 3
5651. 4
5651. 5
5651. 6
5652. 0
5652. 1
5652. 2
5652. 3
5652. 4
5653. 0
×10¹⁵
1500
1000
500
0
−500
−1000
−1500
−2000
pull
Entries 38
Mean 4.584e+08
Std Dev 4.584e+08

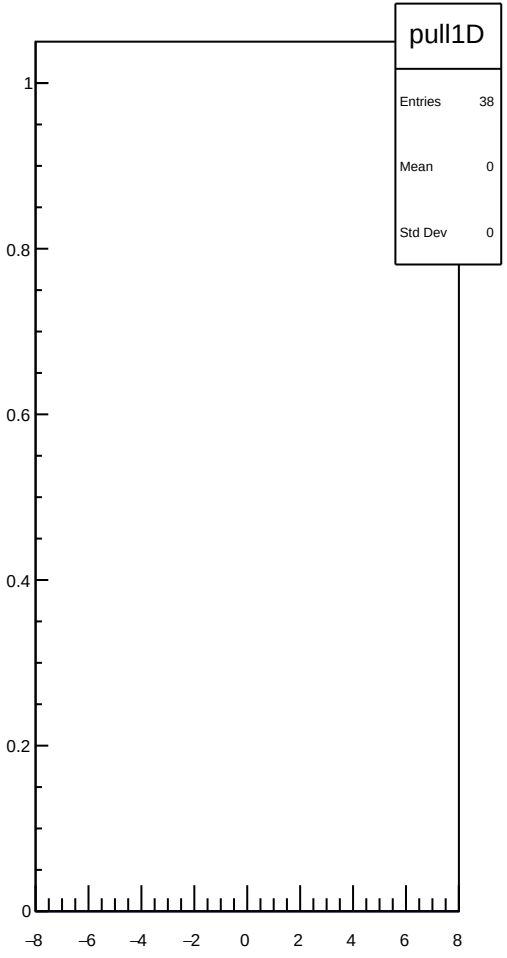
pull1D
Entries 38
Mean 0
Std Dev 0
1
0.8
0.6
0.4
0.2
0
−8
−6
−4
−2
0
2
4
6
8

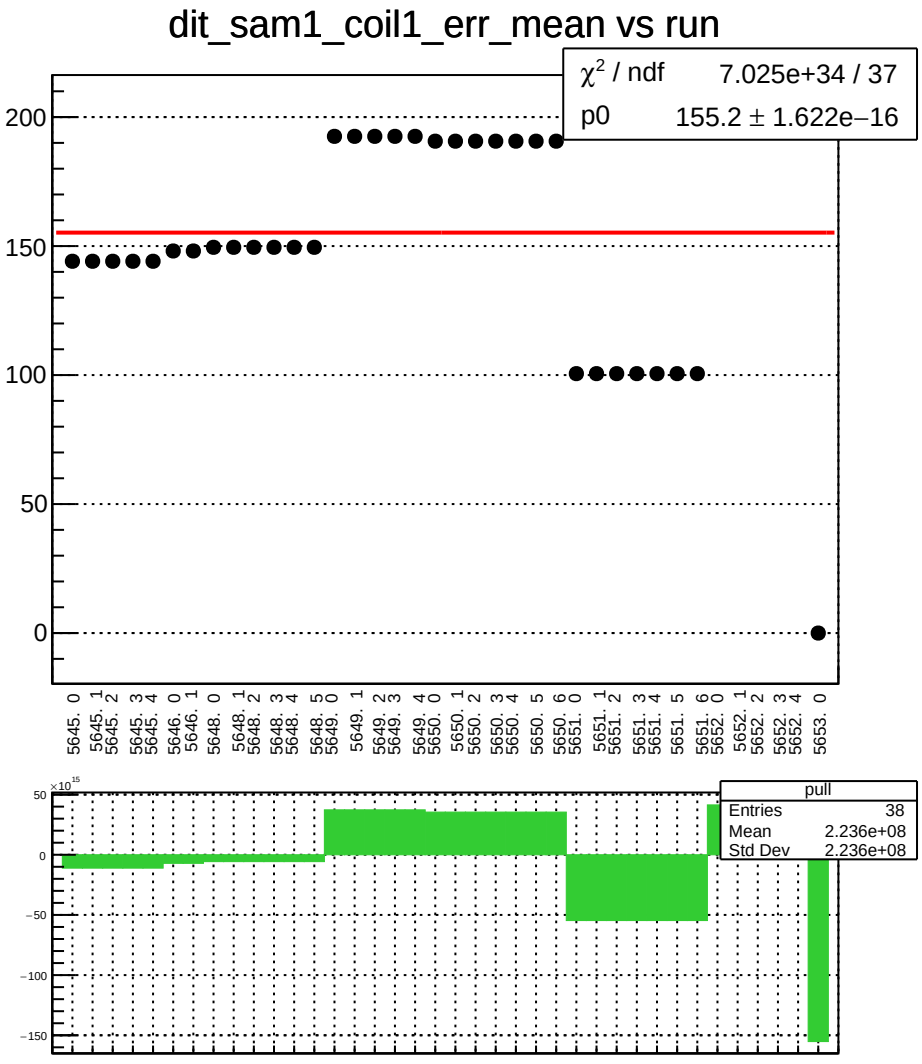
dit_sam1_coil1_err_mean vs run
χ² / ndf 7.025e+34 / 37
p0 155.2 ± 1.622e−16
200
150
100
50
0
5645. 0
5645. 1
5645. 2
5645. 3
5645. 4
5646. 0
5646. 1
5648. 0
5648. 1
5648. 2
5648. 3
5648. 4
5648. 5
5649. 0
5649. 1
5649. 2
5649. 3
5649. 4
5650. 0
5650. 1
5650. 2
5650. 3
5650. 4
5650. 5
5650. 6
5651. 0
5651. 1
5651. 2
5651. 3
5651. 4
5651. 5
5651. 6
5652. 0
5652. 1
5652. 2
5652. 3
5652. 4
5653. 0
×10¹⁵
50
0
−50
−100
−150
pull
Entries 38
Mean 2.236e+08
Std Dev 2.236e+08

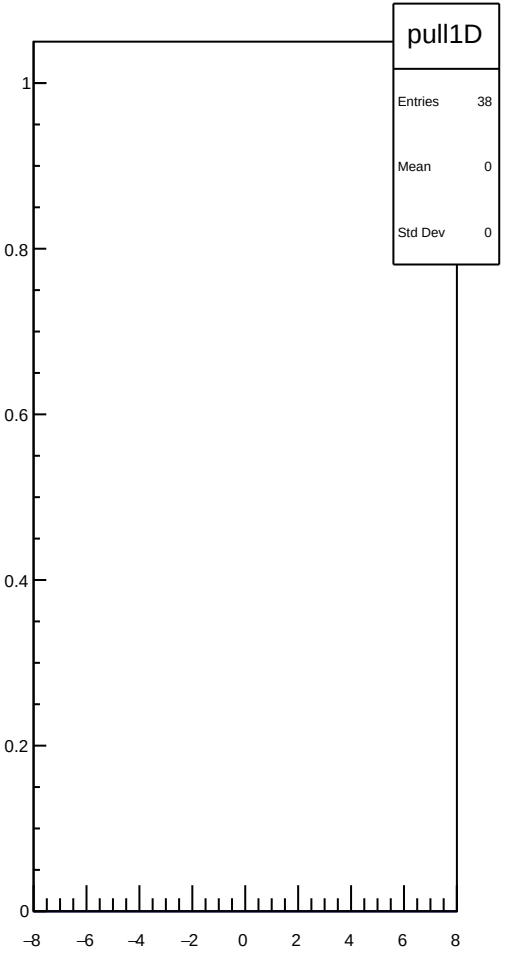
pull1D
Entries 38
Mean 0
Std Dev 0
1
0.8
0.6
0.4
0.2
0
−8
−6
−4
−2
0
2
4
6
8

dit_sam1_coil1_Ndata_mean vs run

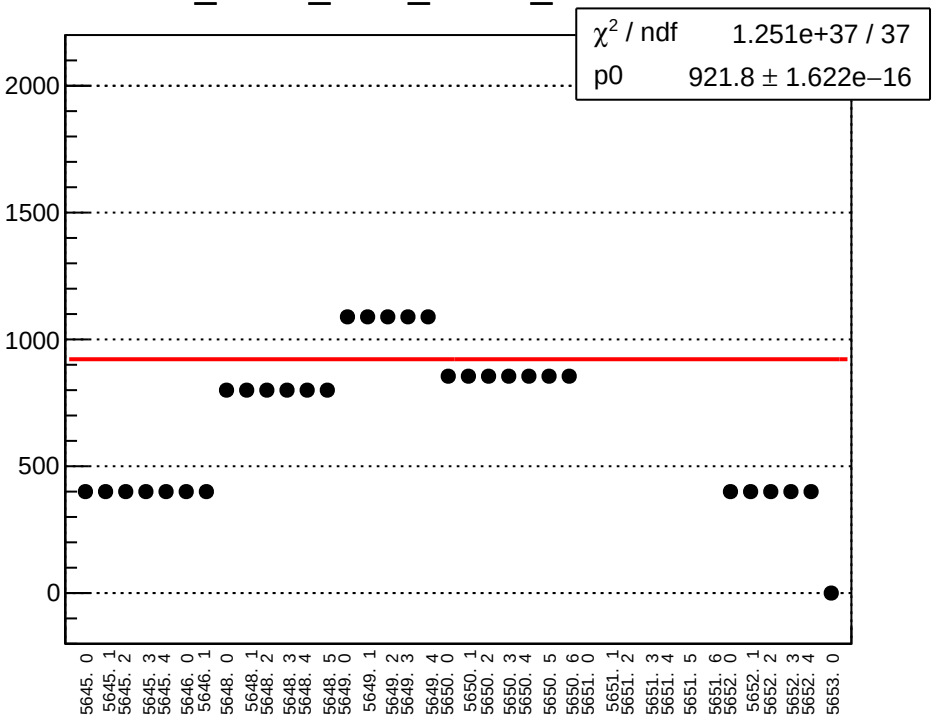

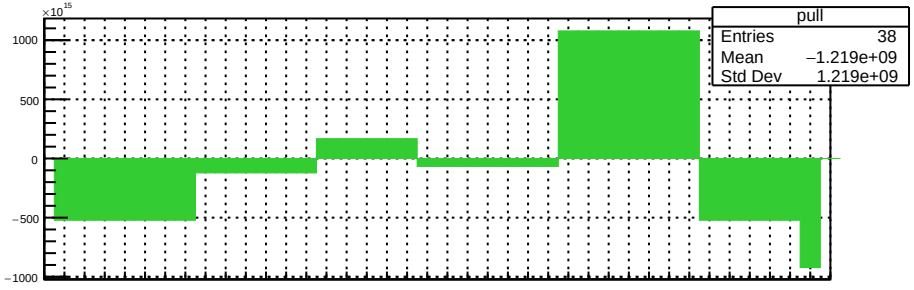

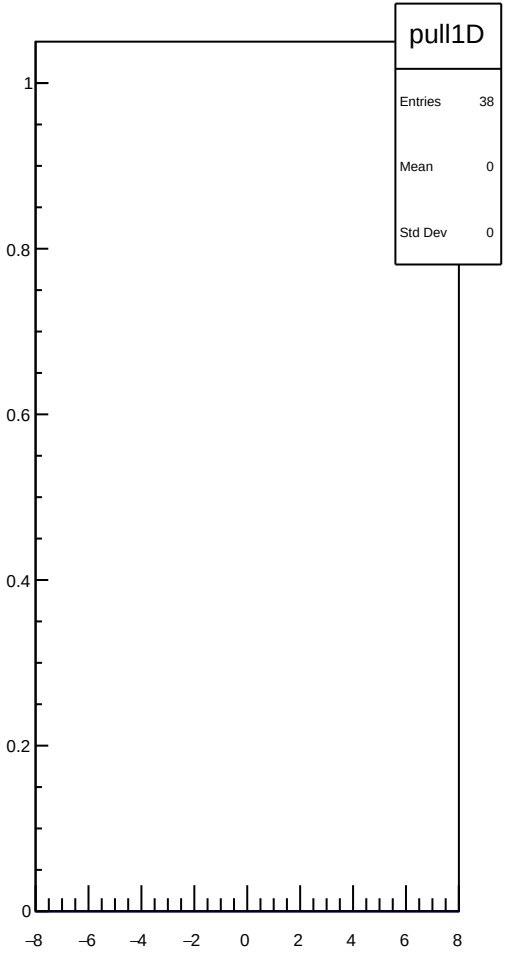

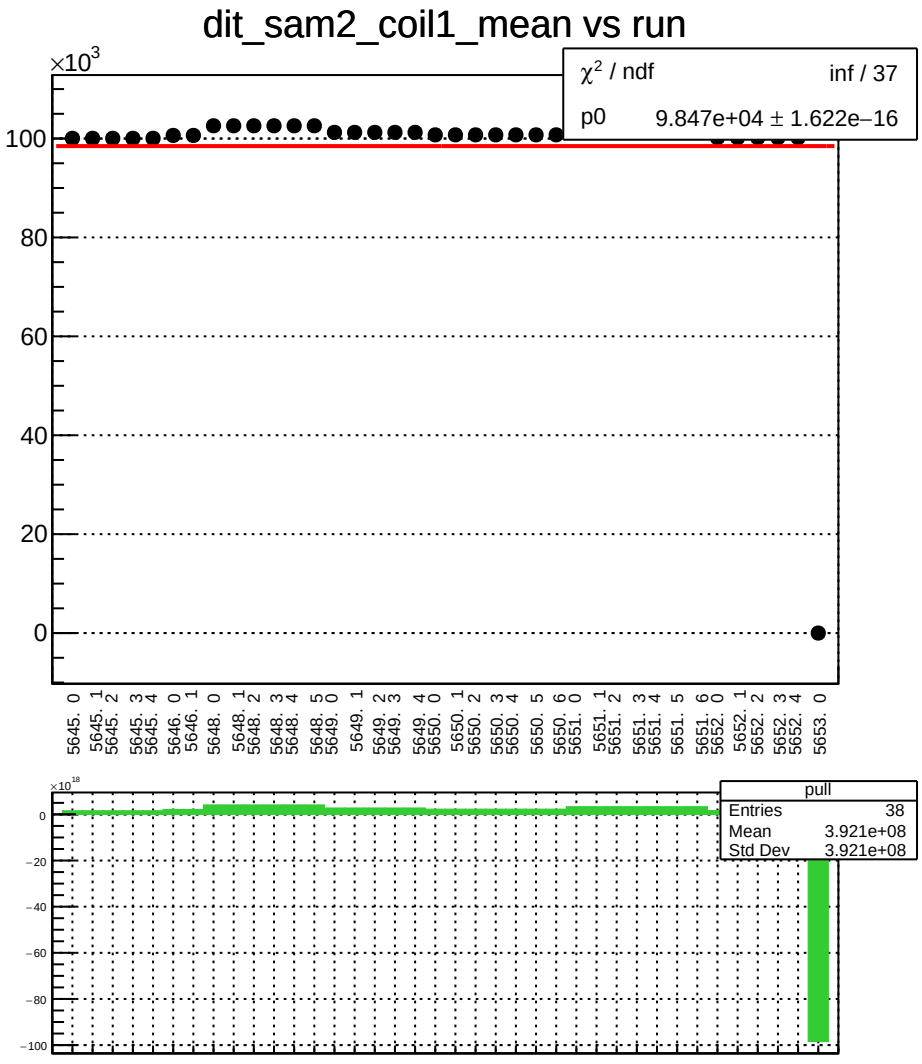
dit_sam2_coil1_mean vs run
×10^3
χ² / ndf inf / 37
p0 9.847e+04 ± 1.622e−16
100
80
60
40
20
0
5645. 0
5645. 1
5645. 2
5645. 3
5645. 4
5646. 0
5646. 1
5648. 0
5648. 1
5648. 2
5648. 3
5648. 4
5648. 5
5649. 0
5649. 1
5649. 2
5649. 3
5649. 4
5650. 0
5650. 1
5650. 2
5650. 3
5650. 4
5650. 5
5650. 6
5651. 0
5651. 1
5651. 2
5651. 3
5651. 4
5651. 5
5651. 6
5652. 0
5652. 1
5652. 2
5652. 3
5652. 4
5653. 0
×10^18
pull
Entries 38
Mean 3.921e+08
Std Dev 3.921e+08
0
−20
−40
−60
−80
−100

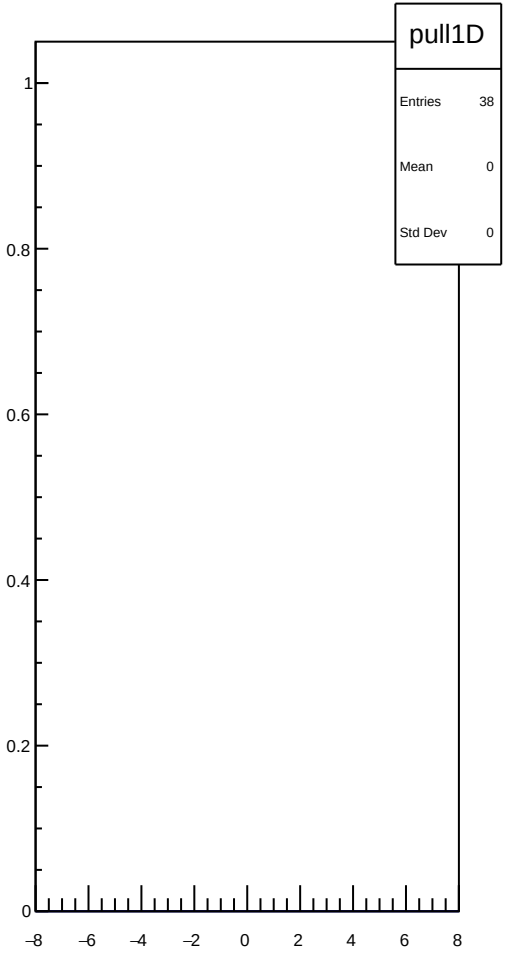
pull1D
Entries 38
Mean 0
Std Dev 0
1
0.8
0.6
0.4
0.2
0
−8
−6
−4
−2
0
2
4
6
8

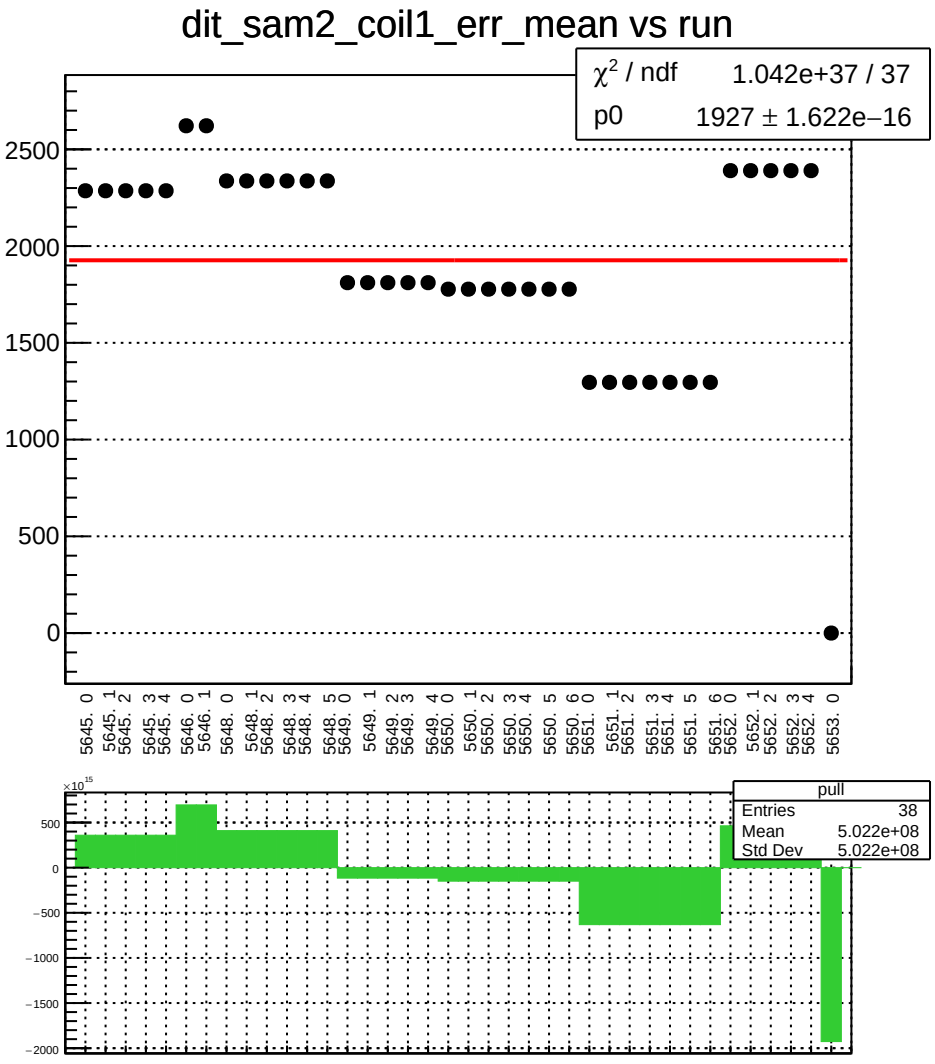
dit_sam2_coil1_err_mean vs run
χ² / ndf 1.042e+37 / 37
p0 1927 ± 1.622e−16
2500
2000
1500
1000
500
0
5645. 0
5645. 1
5645. 2
5645. 3
5645. 4
5646. 0
5646. 1
5648. 0
5648. 1
5648. 2
5648. 3
5648. 4
5648. 5
5649. 0
5649. 1
5649. 2
5649. 3
5649. 4
5650. 0
5650. 1
5650. 2
5650. 3
5650. 4
5650. 5
5650. 6
5651. 0
5651. 1
5651. 2
5651. 3
5651. 4
5651. 5
5651. 6
5652. 0
5652. 1
5652. 2
5652. 3
5652. 4
5653. 0
×10¹⁵
500
0
−500
−1000
−1500
−2000
pull
Entries 38
Mean 5.022e+08
Std Dev 5.022e+08

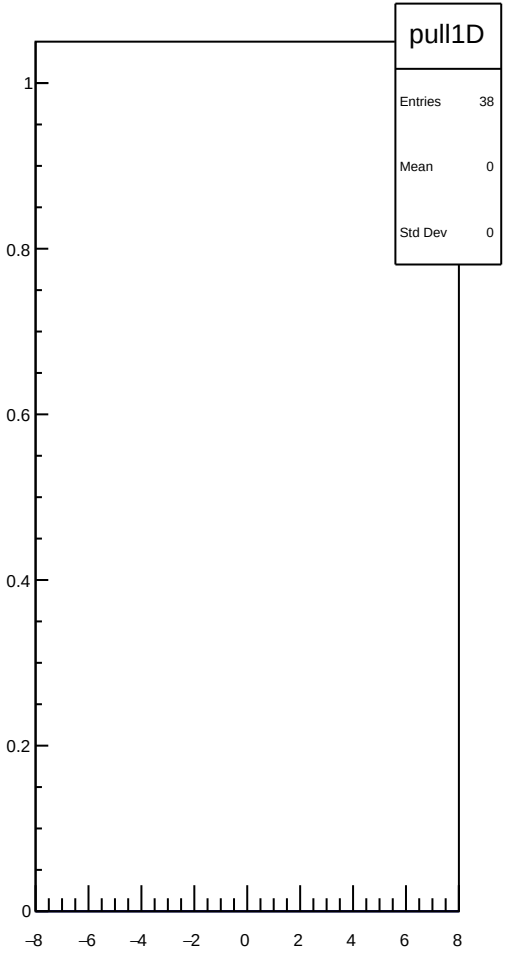
pull1D
Entries 38
Mean 0
Std Dev 0
1
0.8
0.6
0.4
0.2
0
−8
−6
−4
−2
0
2
4
6
8

dit_sam2_coil1_Ndata_mean vs run

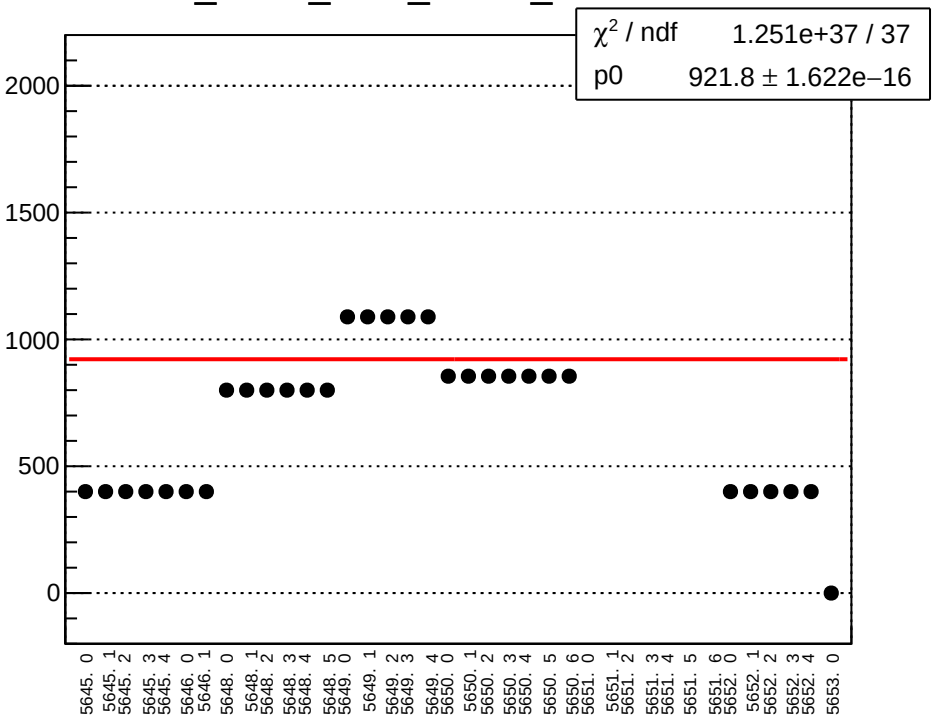

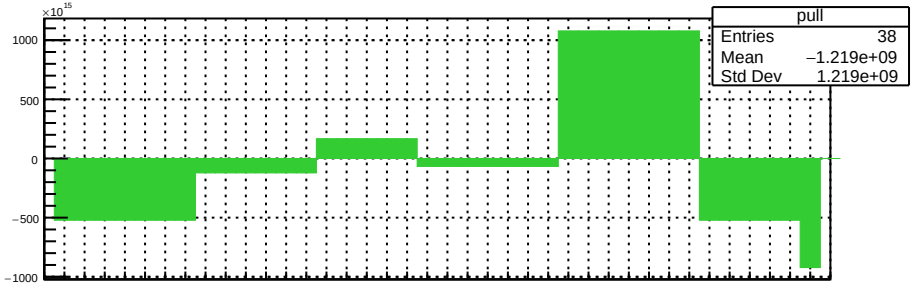

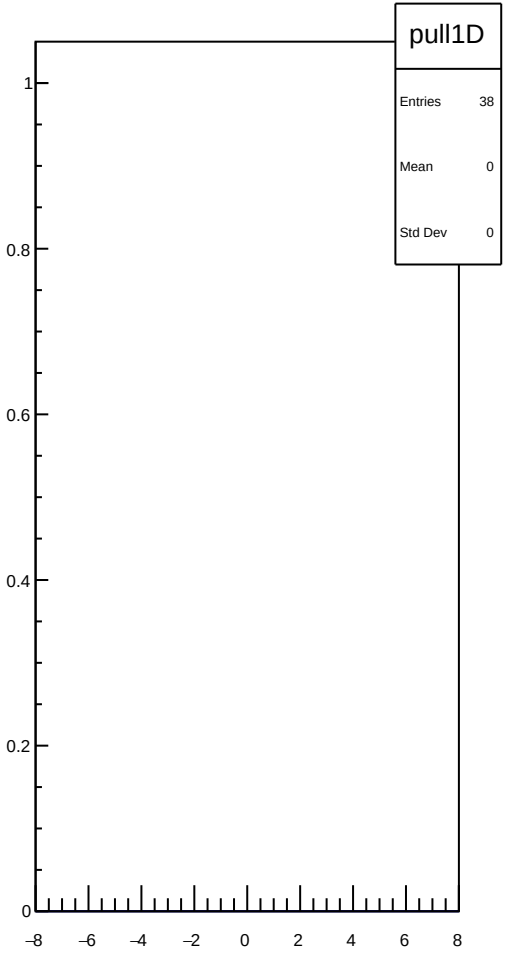

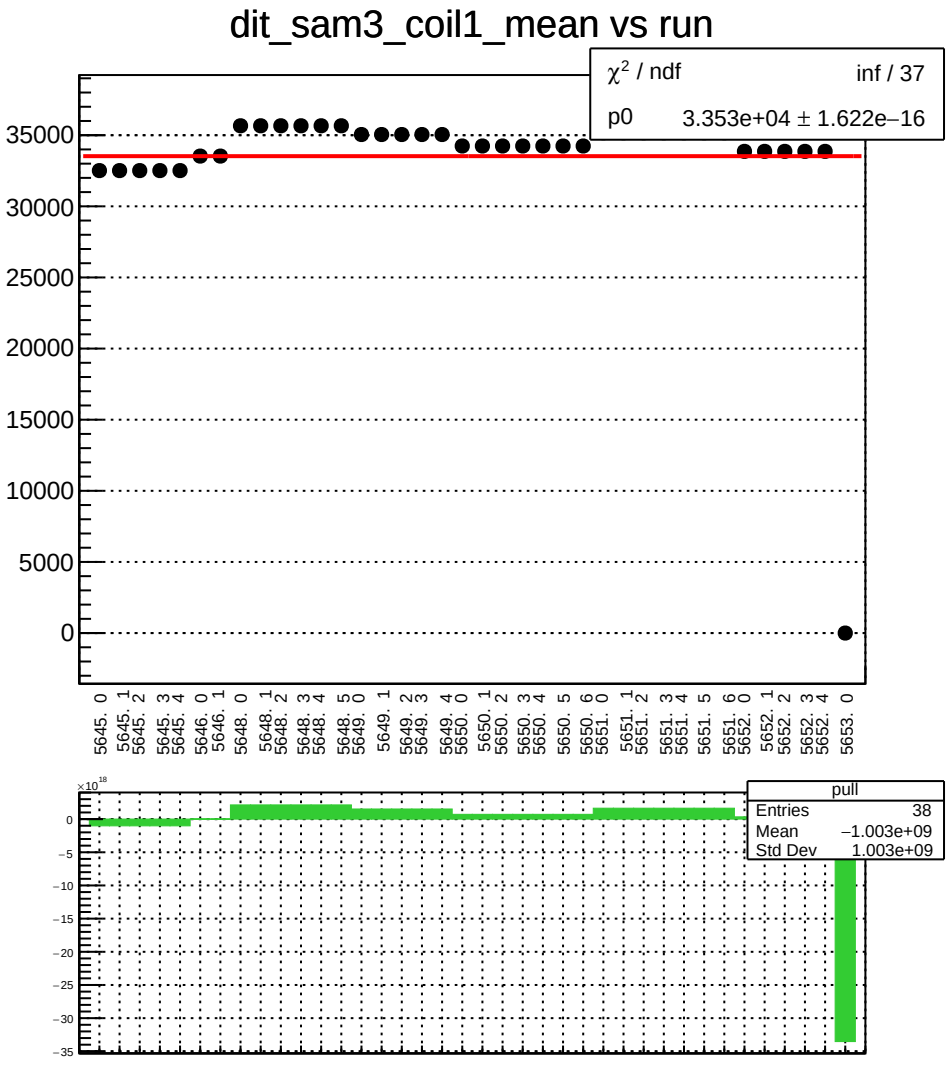
dit_sam3_coil1_mean vs run
χ² / ndf inf / 37
p0 3.353e+04 ± 1.622e−16
35000
30000
25000
20000
15000
10000
5000
0
5645. 0
5645. 1
5645. 2
5645. 3
5645. 4
5646. 0
5646. 1
5648. 0
5648. 1
5648. 2
5648. 3
5648. 4
5648. 5
5649. 0
5649. 1
5649. 2
5649. 3
5649. 4
5650. 0
5650. 1
5650. 2
5650. 3
5650. 4
5650. 5
5650. 6
5651. 0
5651. 1
5651. 2
5651. 3
5651. 4
5651. 5
5651. 6
5652. 0
5652. 1
5652. 2
5652. 3
5652. 4
5653. 0
×10¹⁸
0
−5
−10
−15
−20
−25
−30
−35
pull
Entries 38
Mean −1.003e+09
Std Dev 1.003e+09

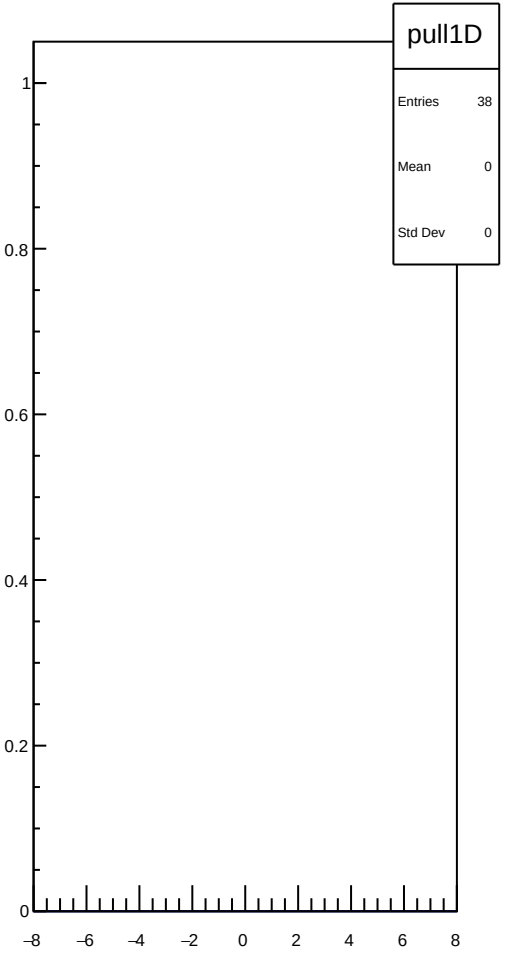
pull1D
Entries 38
Mean 0
Std Dev 0
1
0.8
0.6
0.4
0.2
0
−8
−6
−4
−2
0
2
4
6
8

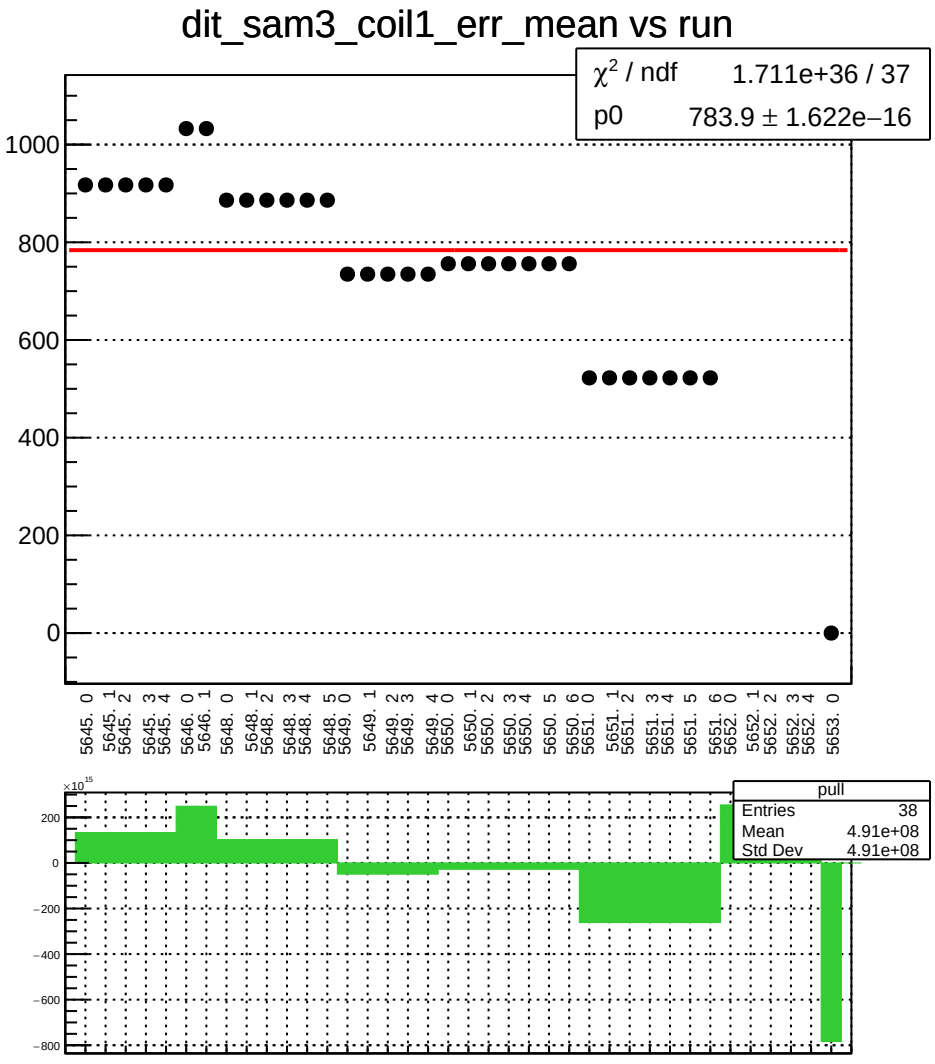
dit_sam3_coil1_err_mean vs run
χ² / ndf 1.711e+36 / 37
p0 783.9 ± 1.622e−16
1000
800
600
400
200
0
5645. 0
5645. 1
5645. 2
5645. 3
5645. 4
5646. 0
5646. 1
5648. 0
5648. 1
5648. 2
5648. 3
5648. 4
5648. 5
5649. 0
5649. 1
5649. 2
5649. 3
5649. 4
5650. 0
5650. 1
5650. 2
5650. 3
5650. 4
5650. 5
5650. 6
5651. 0
5651. 1
5651. 2
5651. 3
5651. 4
5651. 5
5651. 6
5652. 0
5652. 1
5652. 2
5652. 3
5652. 4
5653. 0
×10¹⁵
200
0
−200
−400
−600
−800
pull
Entries 38
Mean 4.91e+08
Std Dev 4.91e+08

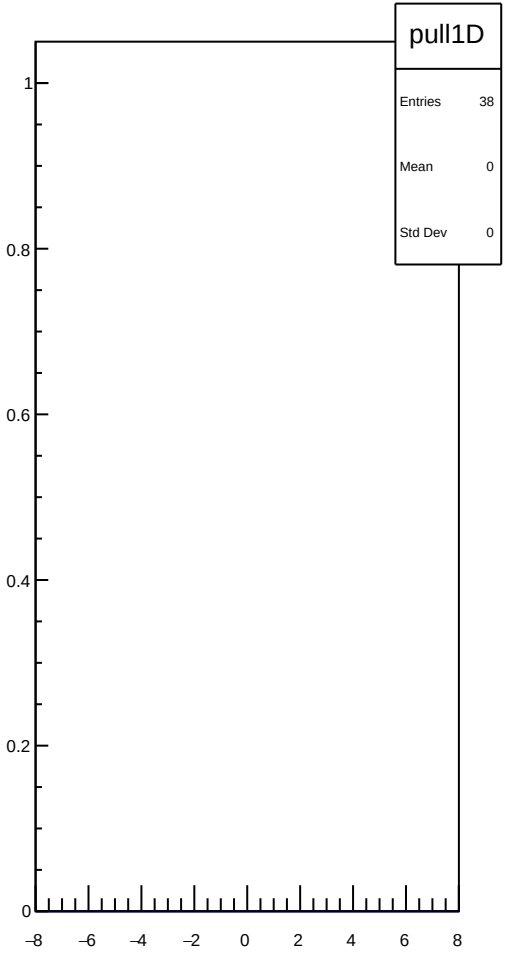
pull1D
Entries 38
Mean 0
Std Dev 0
1
0.8
0.6
0.4
0.2
0
−8
−6
−4
−2
0
2
4
6
8

dit_sam3_coil1_Ndata_mean vs run

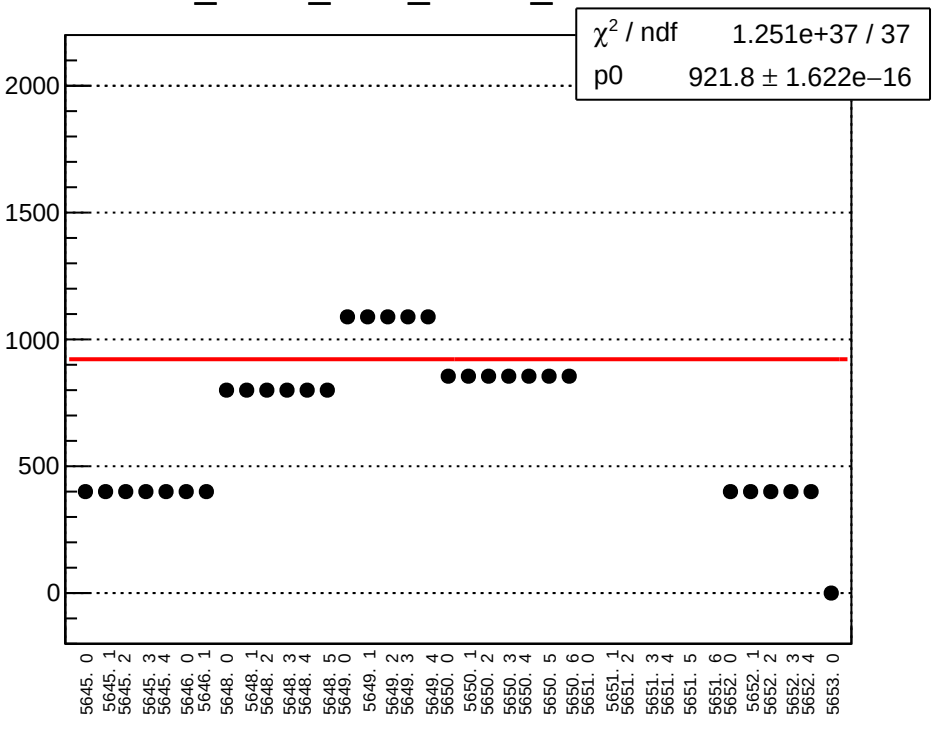

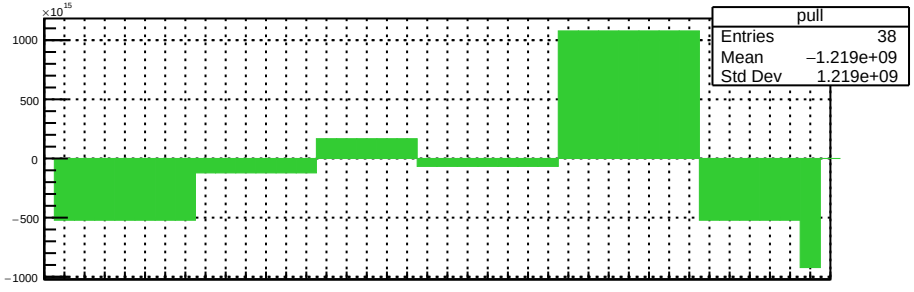

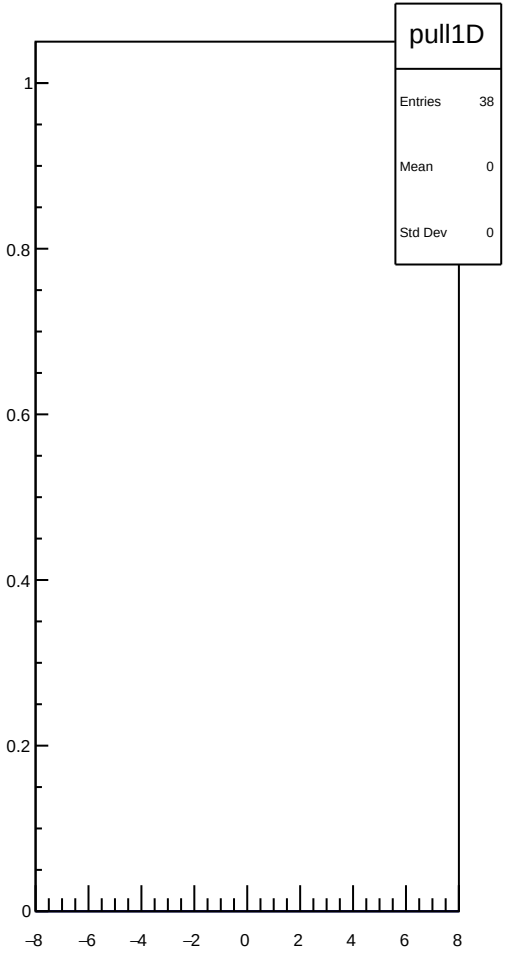

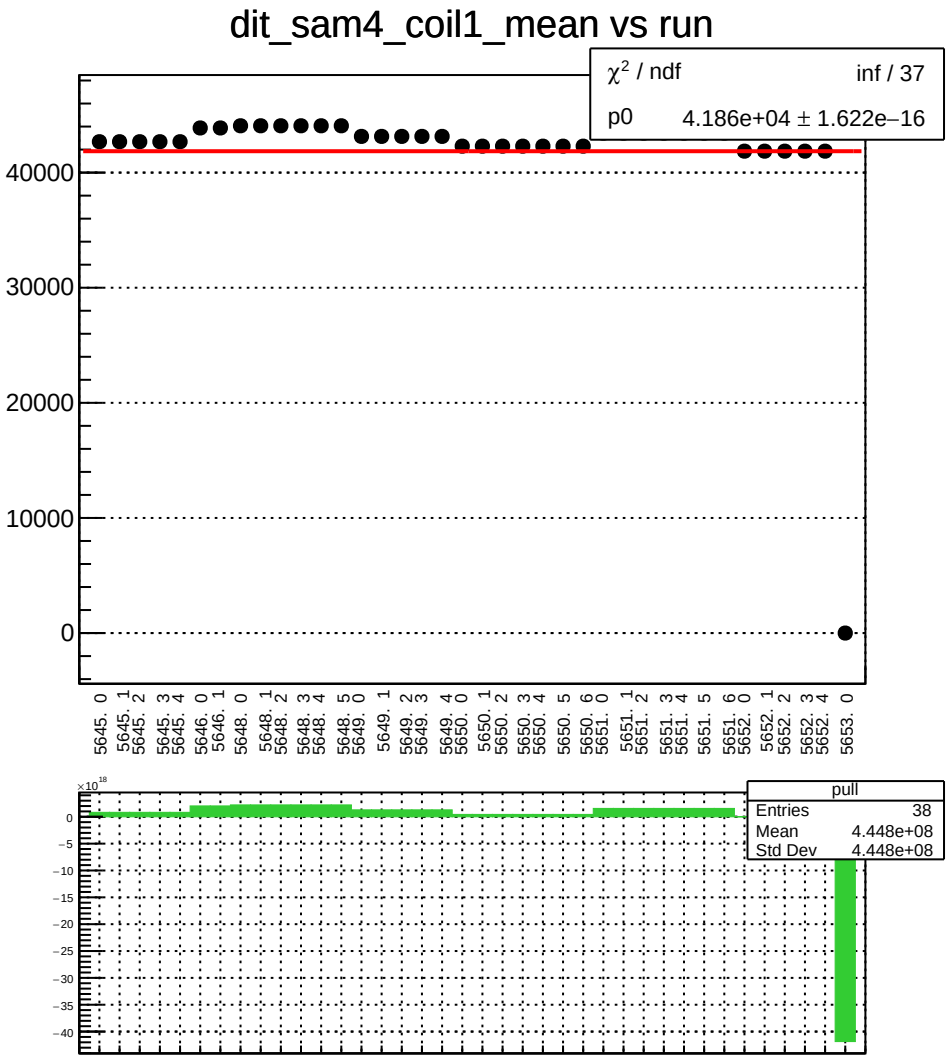
dit_sam4_coil1_mean vs run
χ² / ndf inf / 37
p0 4.186e+04 ± 1.622e−16
40000
30000
20000
10000
0
5645. 0
5645. 1
5645. 2
5645. 3
5645. 4
5646. 0
5646. 1
5648. 0
5648. 1
5648. 2
5648. 3
5648. 4
5648. 5
5649. 0
5649. 1
5649. 2
5649. 3
5649. 4
5650. 0
5650. 1
5650. 2
5650. 3
5650. 4
5650. 5
5650. 6
5651. 0
5651. 1
5651. 2
5651. 3
5651. 4
5651. 5
5651. 6
5652. 0
5652. 1
5652. 2
5652. 3
5652. 4
5653. 0
×10¹⁸
0
−5
−10
−15
−20
−25
−30
−35
−40
pull
Entries 38
Mean 4.448e+08
Std Dev 4.448e+08

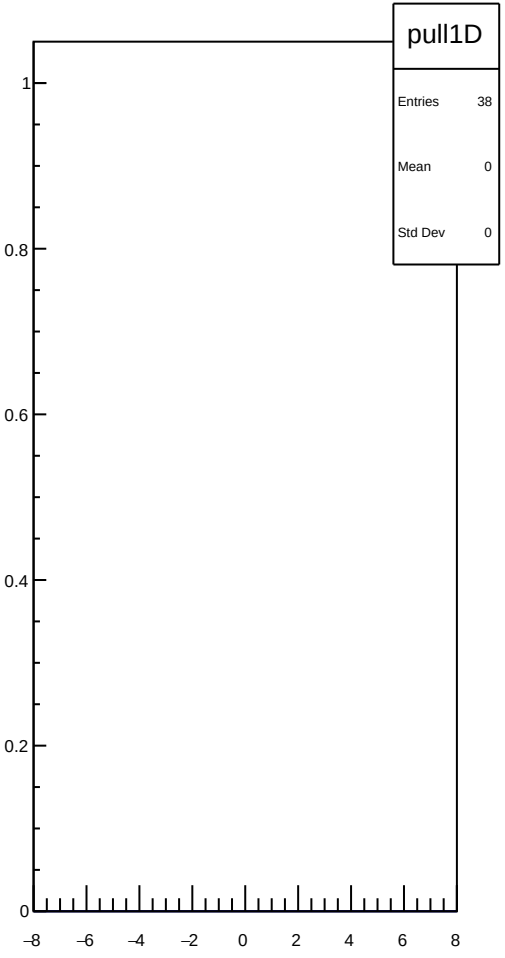
pull1D
Entries 38
Mean 0
Std Dev 0
1
0.8
0.6
0.4
0.2
0
−8
−6
−4
−2
0
2
4
6
8

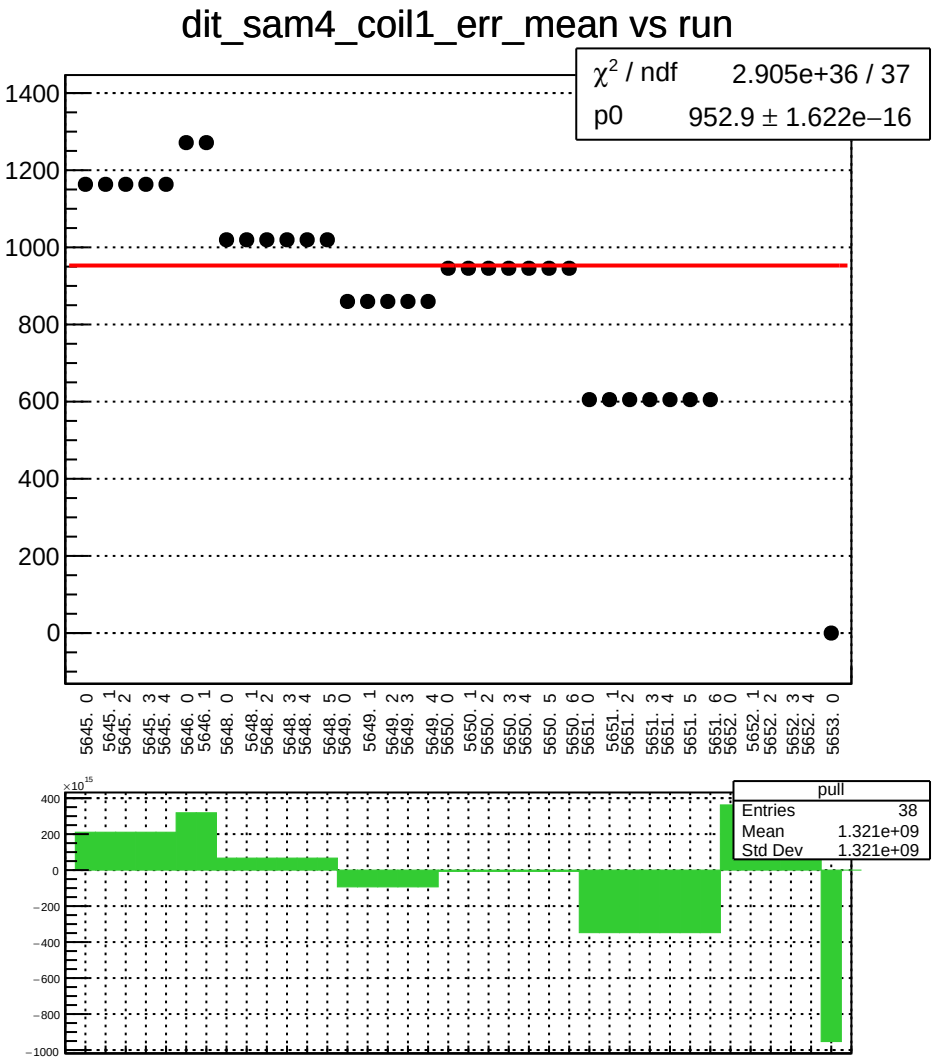
dit_sam4_coil1_err_mean vs run
χ² / ndf 2.905e+36 / 37
p0 952.9 ± 1.622e−16
1400
1200
1000
800
600
400
200
0
5645. 0
5645. 1
5645. 2
5645. 3
5645. 4
5646. 0
5646. 1
5648. 0
5648. 1
5648. 2
5648. 3
5648. 4
5648. 5
5649. 0
5649. 1
5649. 2
5649. 3
5649. 4
5650. 0
5650. 1
5650. 2
5650. 3
5650. 4
5650. 5
5650. 6
5651. 0
5651. 1
5651. 2
5651. 3
5651. 4
5651. 5
5651. 6
5652. 0
5652. 1
5652. 2
5652. 3
5652. 4
5653. 0
×10¹⁵
400
200
0
−200
−400
−600
−800
−1000
pull
Entries 38
Mean 1.321e+09
Std Dev 1.321e+09

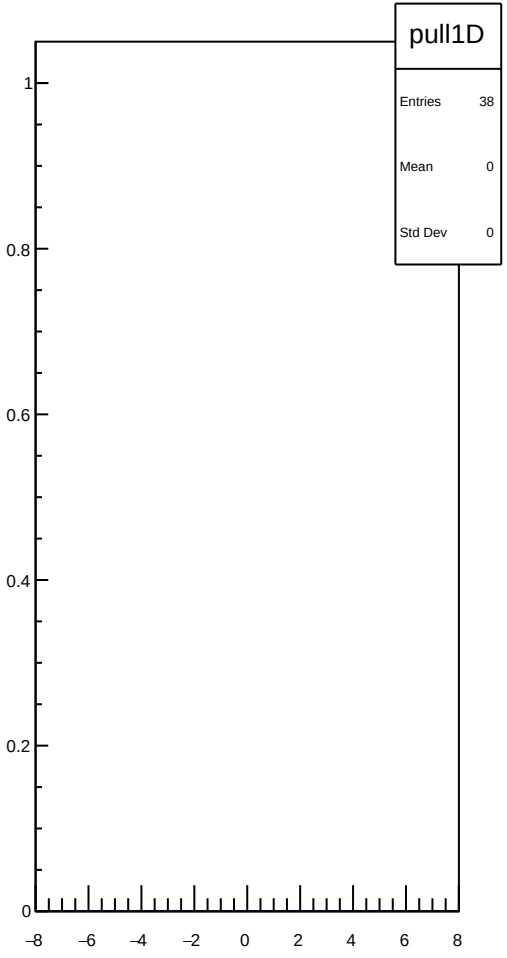
pull1D
Entries 38
Mean 0
Std Dev 0
1
0.8
0.6
0.4
0.2
0
−8
−6
−4
−2
0
2
4
6
8

dit_sam4_coil1_Ndata_mean vs run

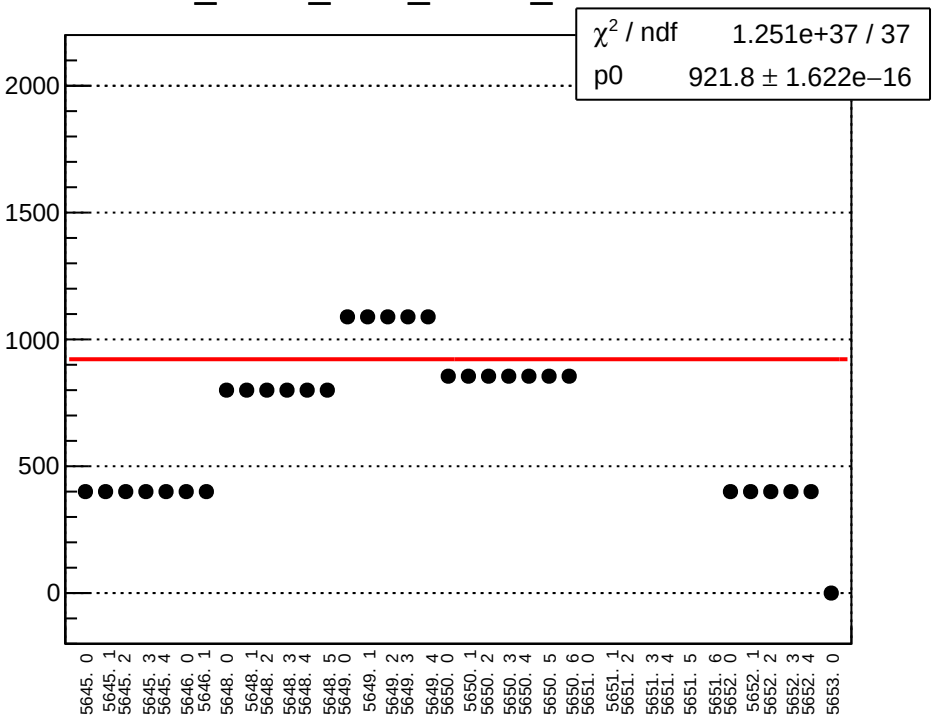

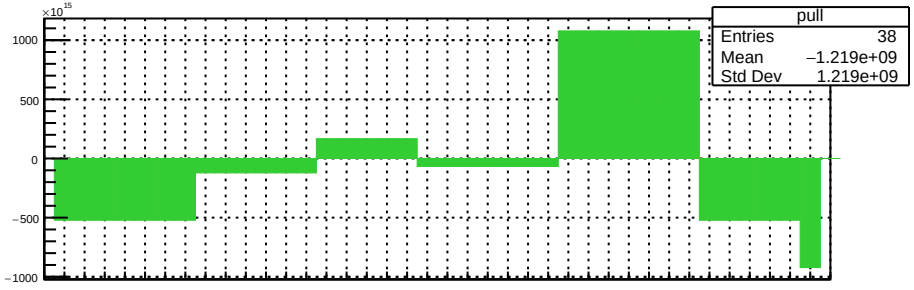

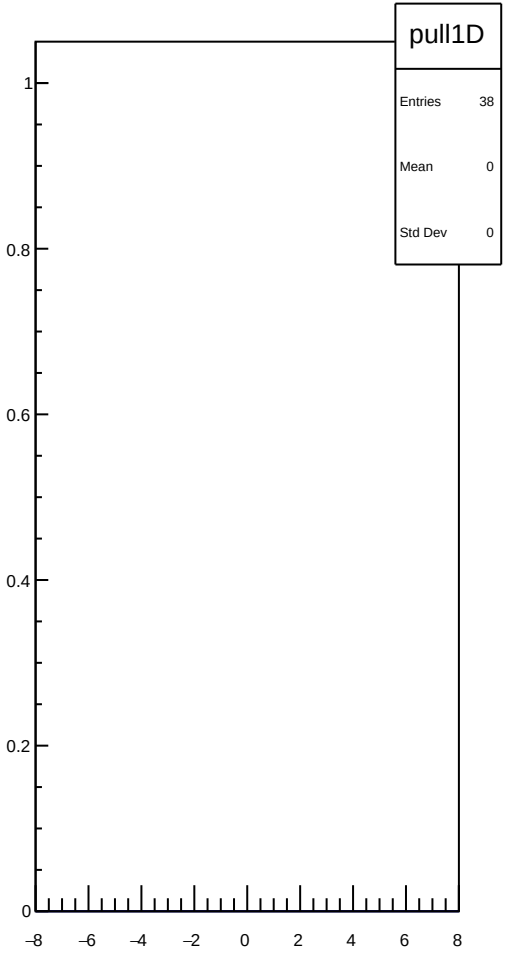

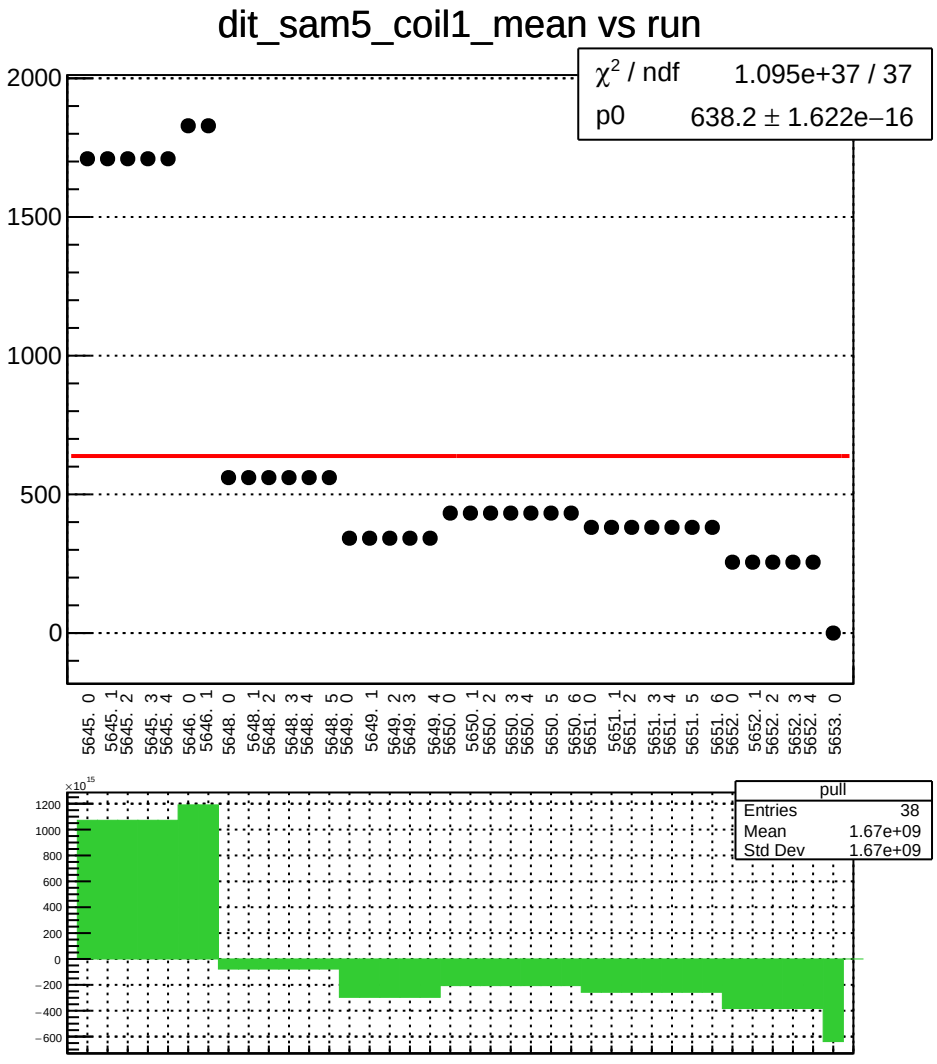
dit_sam5_coil1_mean vs run
χ^2 / ndf 1.095e+37 / 37
p0 638.2 ± 1.622e−16
2000
1500
1000
500
0
5645. 0
5645. 1
5645. 2
5645. 3
5645. 4
5646. 0
5646. 1
5648. 0
5648. 1
5648. 2
5648. 3
5648. 4
5648. 5
5649. 0
5649. 1
5649. 2
5649. 3
5649. 4
5650. 0
5650. 1
5650. 2
5650. 3
5650. 4
5650. 5
5650. 6
5651. 0
5651. 1
5651. 2
5651. 3
5651. 4
5651. 5
5651. 6
5652. 0
5652. 1
5652. 2
5652. 3
5652. 4
5653. 0
pull
Entries 38
Mean 1.67e+09
Std Dev 1.67e+09
×10^15
1200
1000
800
600
400
200
0
−200
−400
−600

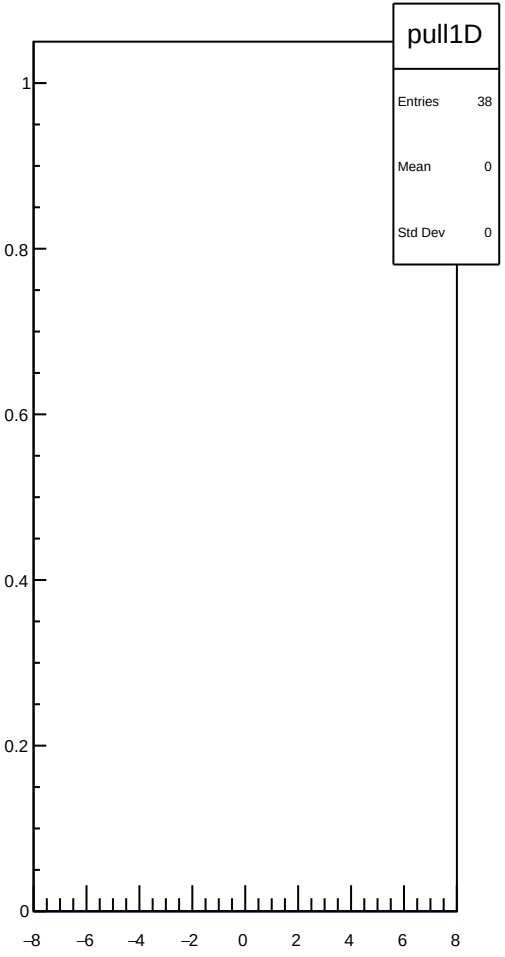
pull1D
Entries 38
Mean 0
Std Dev 0
1
0.8
0.6
0.4
0.2
0
−8
−6
−4
−2
0
2
4
6
8

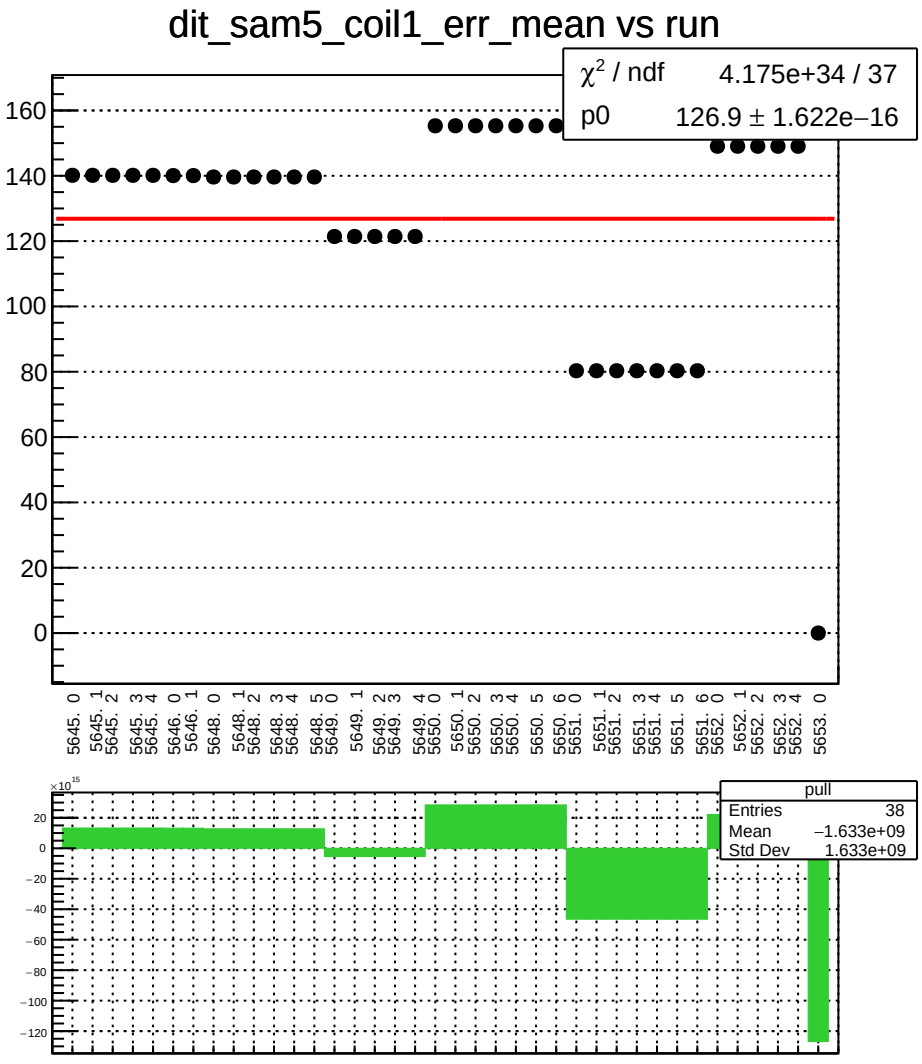
dit_sam5_coil1_err_mean vs run
χ² / ndf 4.175e+34 / 37
p0 126.9 ± 1.622e−16
160
140
120
100
80
60
40
20
0
5645. 0
5645. 1
5645. 2
5645. 3
5645. 4
5646. 0
5646. 1
5648. 0
5648. 1
5648. 2
5648. 3
5648. 4
5648. 5
5649. 0
5649. 1
5649. 2
5649. 3
5649. 4
5650. 0
5650. 1
5650. 2
5650. 3
5650. 4
5650. 5
5650. 6
5651. 0
5651. 1
5651. 2
5651. 3
5651. 4
5651. 5
5651. 6
5652. 0
5652. 1
5652. 2
5652. 3
5652. 4
5653. 0
×10¹⁵
20
0
−20
−40
−60
−80
−100
−120
pull
Entries 38
Mean −1.633e+09
Std Dev 1.633e+09

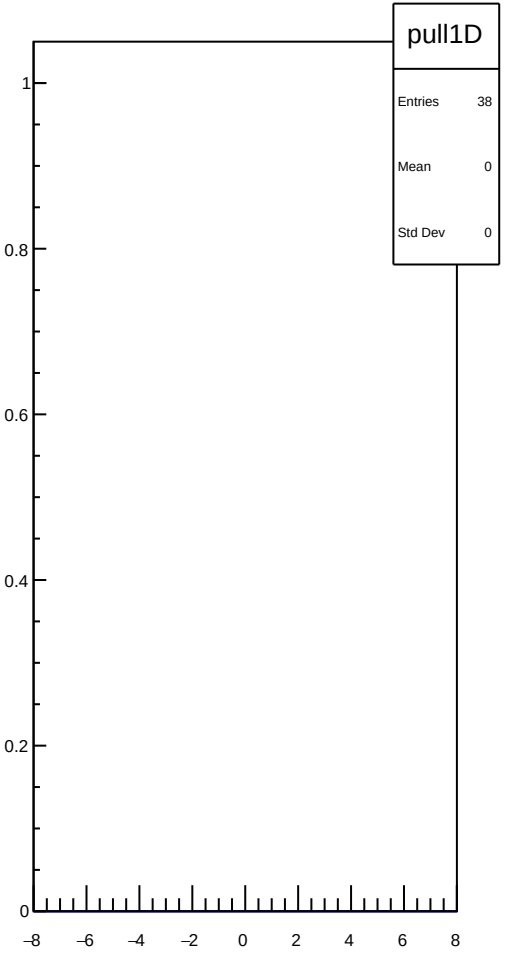
pull1D
Entries 38
Mean 0
Std Dev 0
1
0.8
0.6
0.4
0.2
0
−8
−6
−4
−2
0
2
4
6
8

dit_sam5_coil1_Ndata_mean vs run

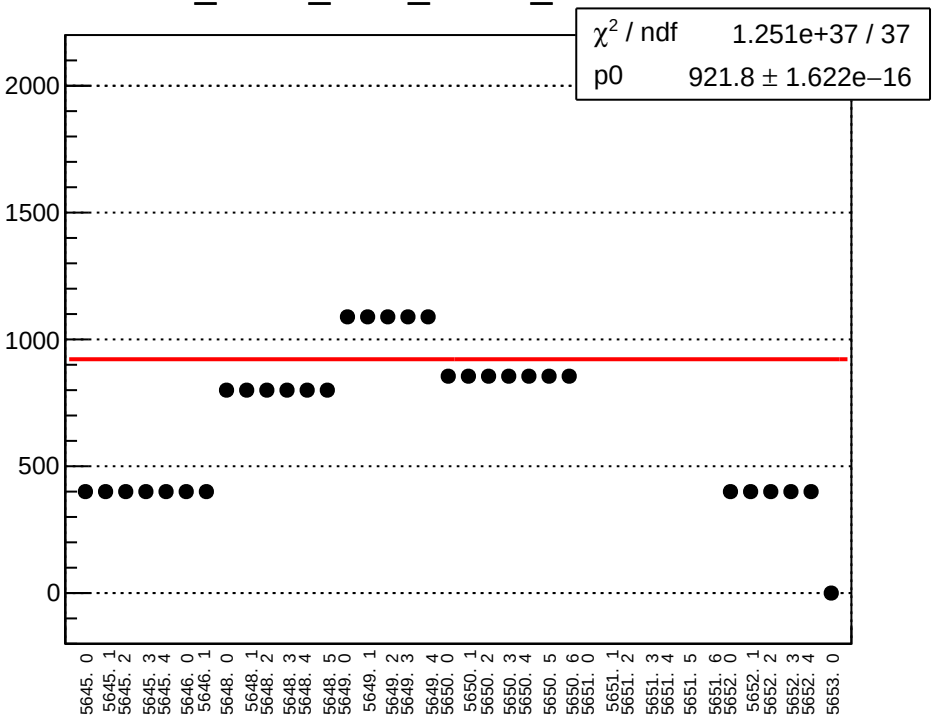

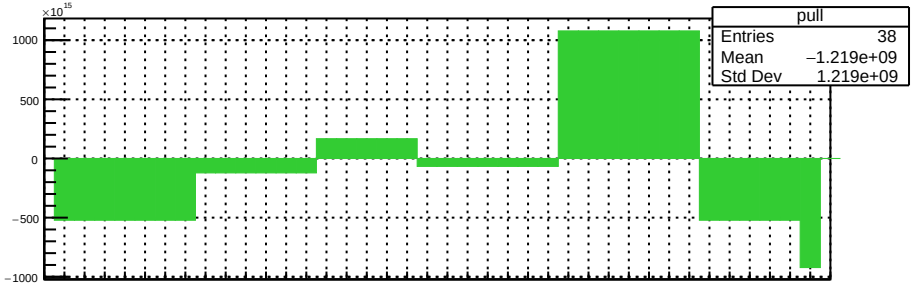

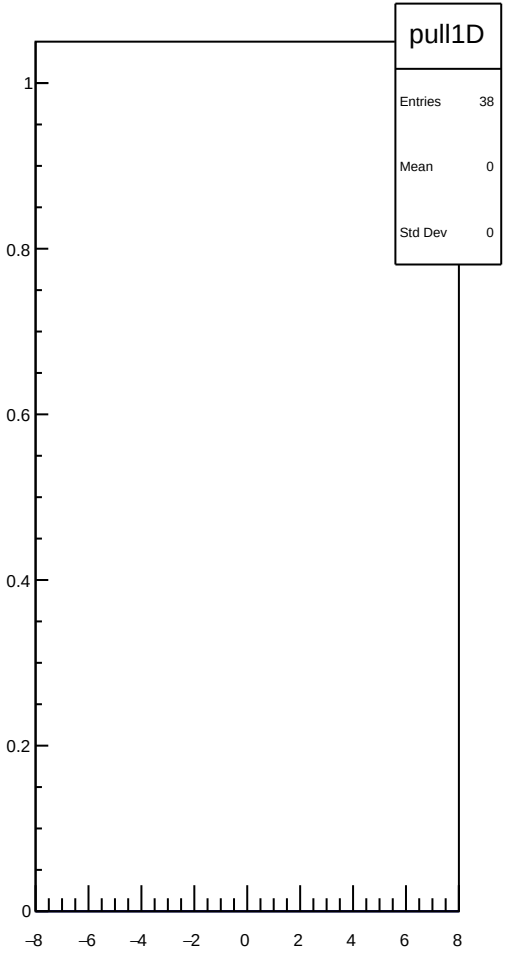

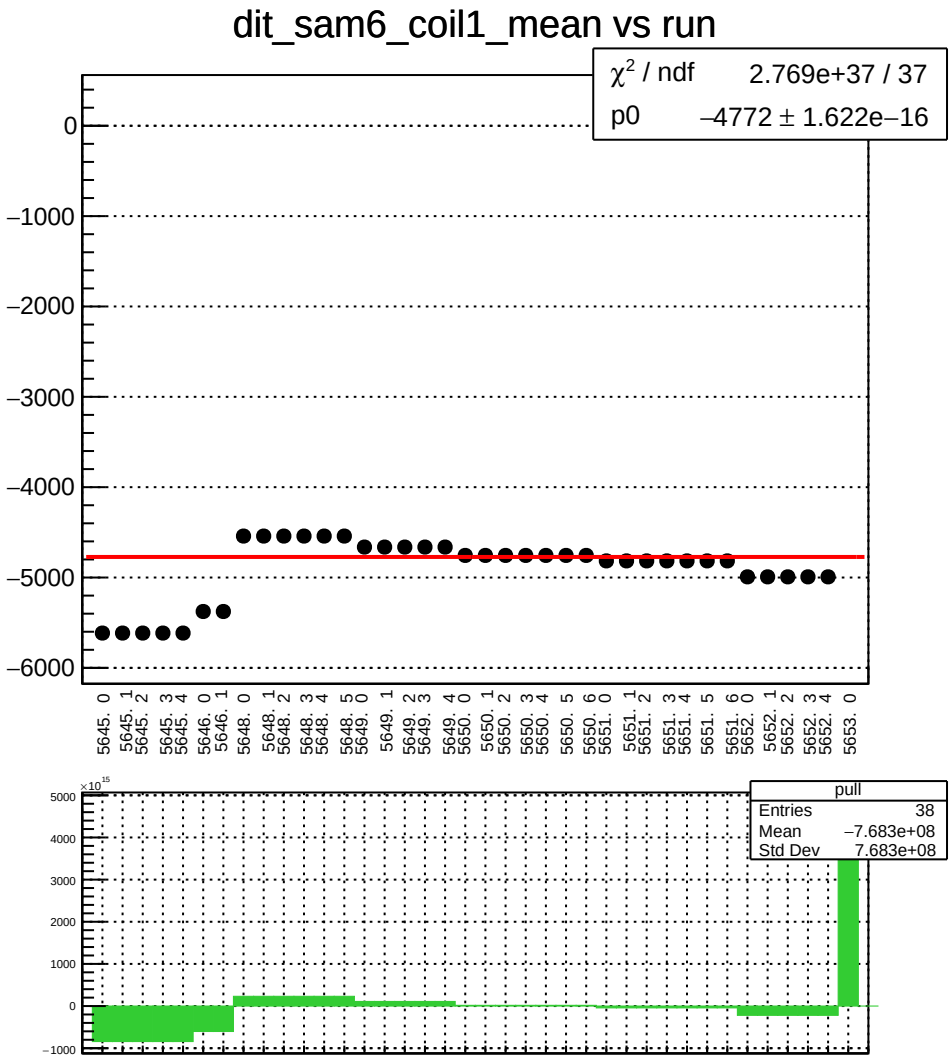
dit_sam6_coil1_mean vs run
χ² / ndf 2.769e+37 / 37
p0 –4772 ± 1.622e–16
0
–1000
–2000
–3000
–4000
–5000
–6000
5645. 0
5645. 1
5645. 2
5645. 3
5645. 4
5646. 0
5646. 1
5648. 0
5648. 1
5648. 2
5648. 3
5648. 4
5648. 5
5649. 0
5649. 1
5649. 2
5649. 3
5649. 4
5650. 0
5650. 1
5650. 2
5650. 3
5650. 4
5650. 5
5650. 6
5651. 0
5651. 1
5651. 2
5651. 3
5651. 4
5651. 5
5651. 6
5652. 0
5652. 1
5652. 2
5652. 3
5652. 4
5653. 0
×10¹⁵
5000
4000
3000
2000
1000
0
–1000
pull
Entries 38
Mean –7.683e+08
Std Dev 7.683e+08

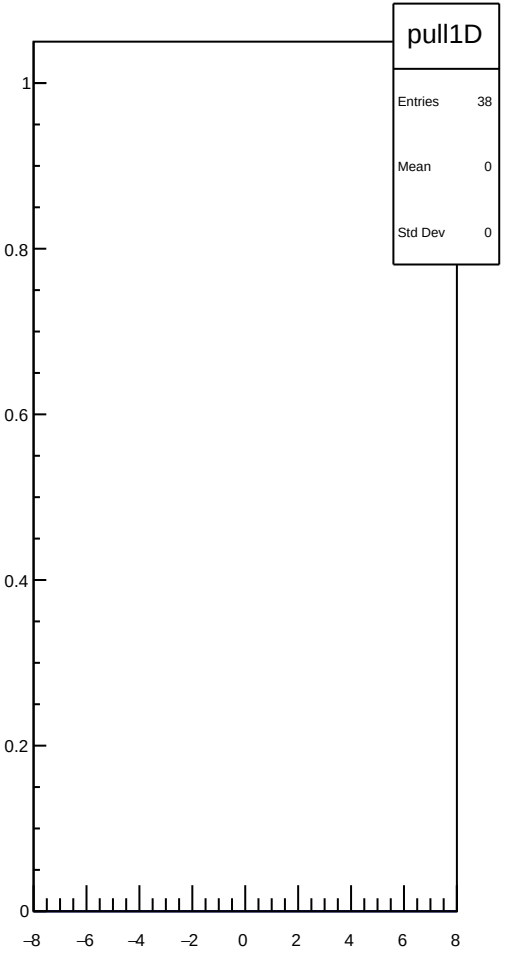
pull1D
Entries 38
Mean 0
Std Dev 0
1
0.8
0.6
0.4
0.2
0
–8
–6
–4
–2
0
2
4
6
8

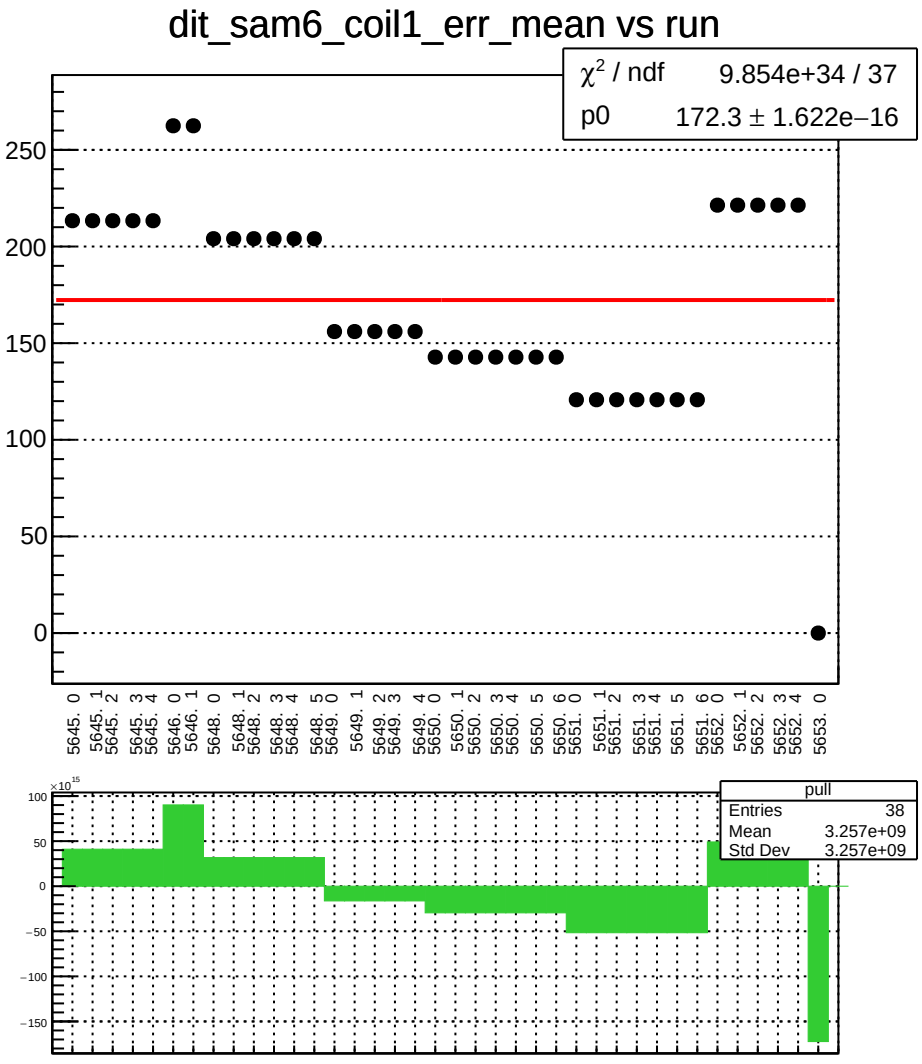
dit_sam6_coil1_err_mean vs run
χ² / ndf 9.854e+34 / 37
p0 172.3 ± 1.622e−16
250
200
150
100
50
0
5645. 0
5645. 1
5645. 2
5645. 3
5645. 4
5646. 0
5646. 1
5648. 0
5648. 1
5648. 2
5648. 3
5648. 4
5648. 5
5649. 0
5649. 1
5649. 2
5649. 3
5649. 4
5650. 0
5650. 1
5650. 2
5650. 3
5650. 4
5650. 5
5650. 6
5651. 0
5651. 1
5651. 2
5651. 3
5651. 4
5651. 5
5651. 6
5652. 0
5652. 1
5652. 2
5652. 3
5652. 4
5653. 0
×10¹⁵
100
50
0
−50
−100
−150
pull
Entries 38
Mean 3.257e+09
Std Dev 3.257e+09

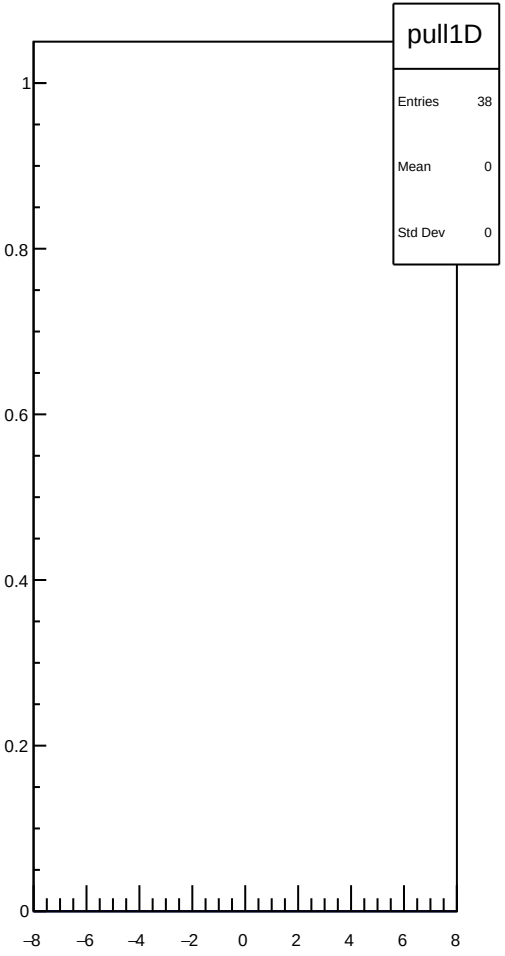
pull1D
Entries 38
Mean 0
Std Dev 0
1
0.8
0.6
0.4
0.2
0
−8
−6
−4
−2
0
2
4
6
8

dit_sam6_coil1_Ndata_mean vs run

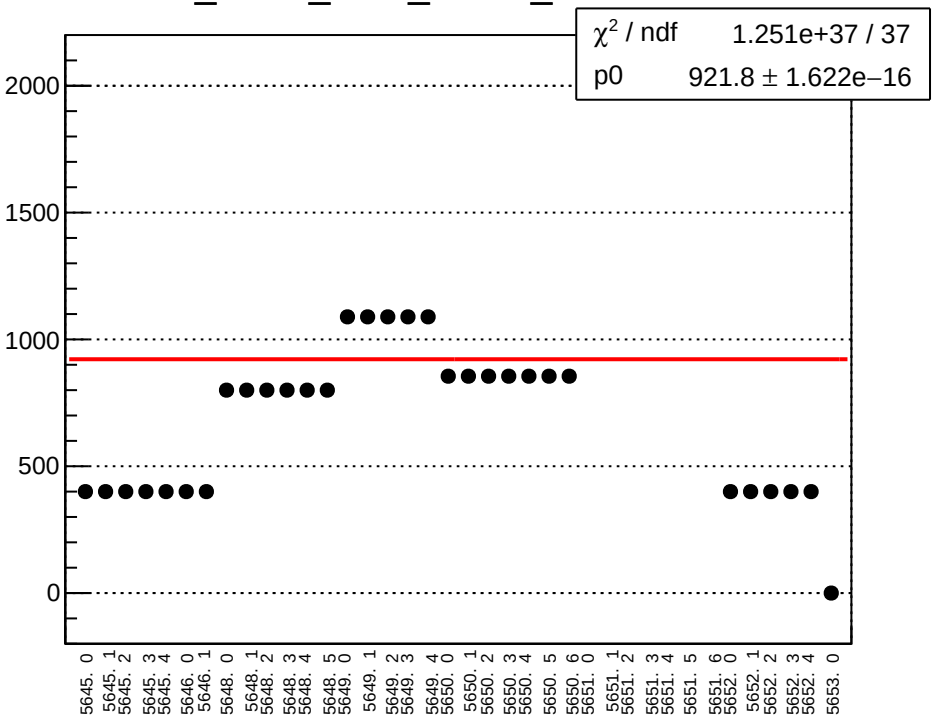

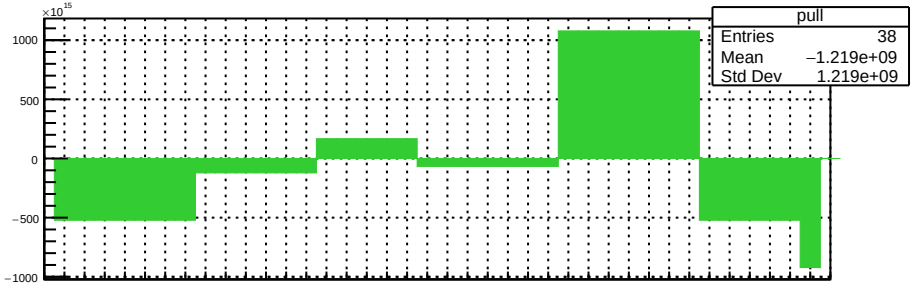

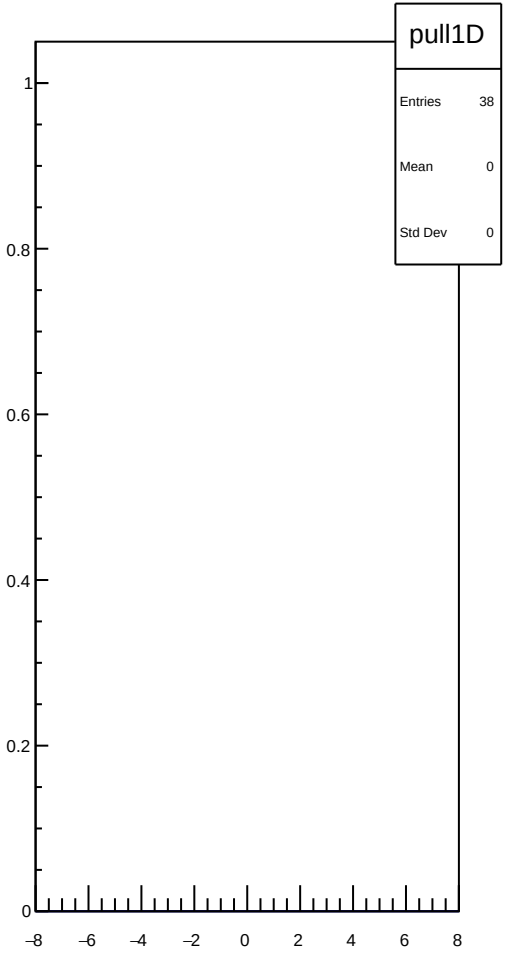

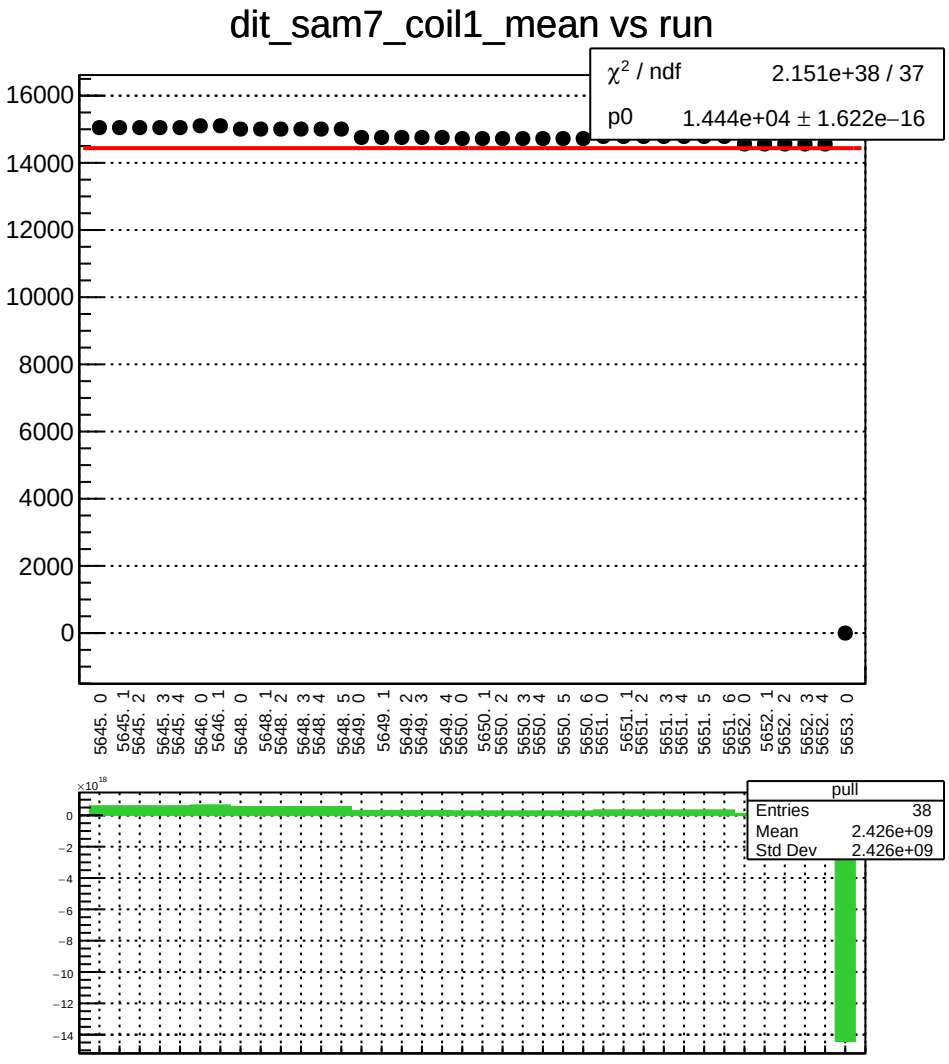
dit_sam7_coil1_mean vs run
χ² / ndf 2.151e+38 / 37
p0 1.444e+04 ± 1.622e−16
16000
14000
12000
10000
8000
6000
4000
2000
0
5645. 0
5645. 1
5645. 2
5645. 3
5645. 4
5646. 0
5646. 1
5648. 0
5648. 1
5648. 2
5648. 3
5648. 4
5648. 5
5649. 0
5649. 1
5649. 2
5649. 3
5649. 4
5650. 0
5650. 1
5650. 2
5650. 3
5650. 4
5650. 5
5650. 6
5651. 0
5651. 1
5651. 2
5651. 3
5651. 4
5651. 5
5651. 6
5652. 0
5652. 1
5652. 2
5652. 3
5652. 4
5653. 0
×10¹⁸
0
−2
−4
−6
−8
−10
−12
−14
pull
Entries 38
Mean 2.426e+09
Std Dev 2.426e+09

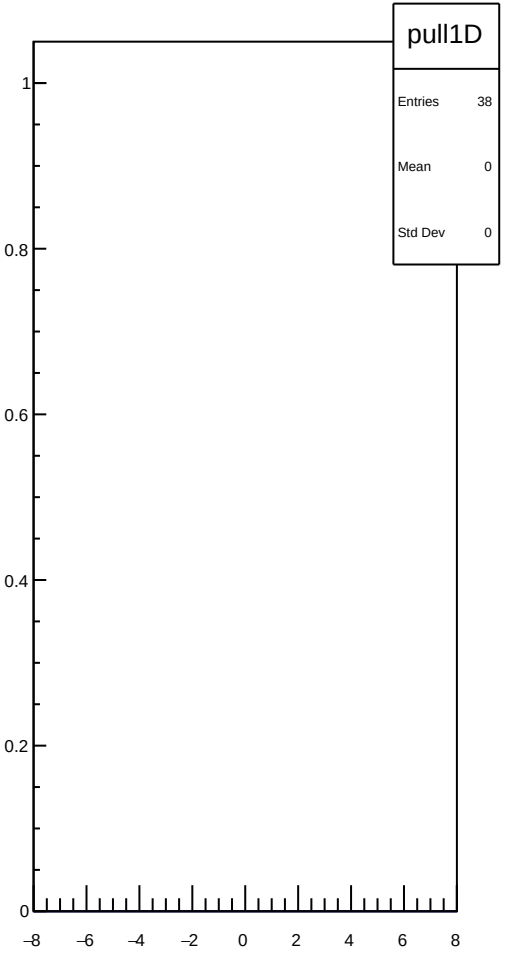
pull1D
Entries 38
Mean 0
Std Dev 0
1
0.8
0.6
0.4
0.2
0
−8
−6
−4
−2
0
2
4
6
8

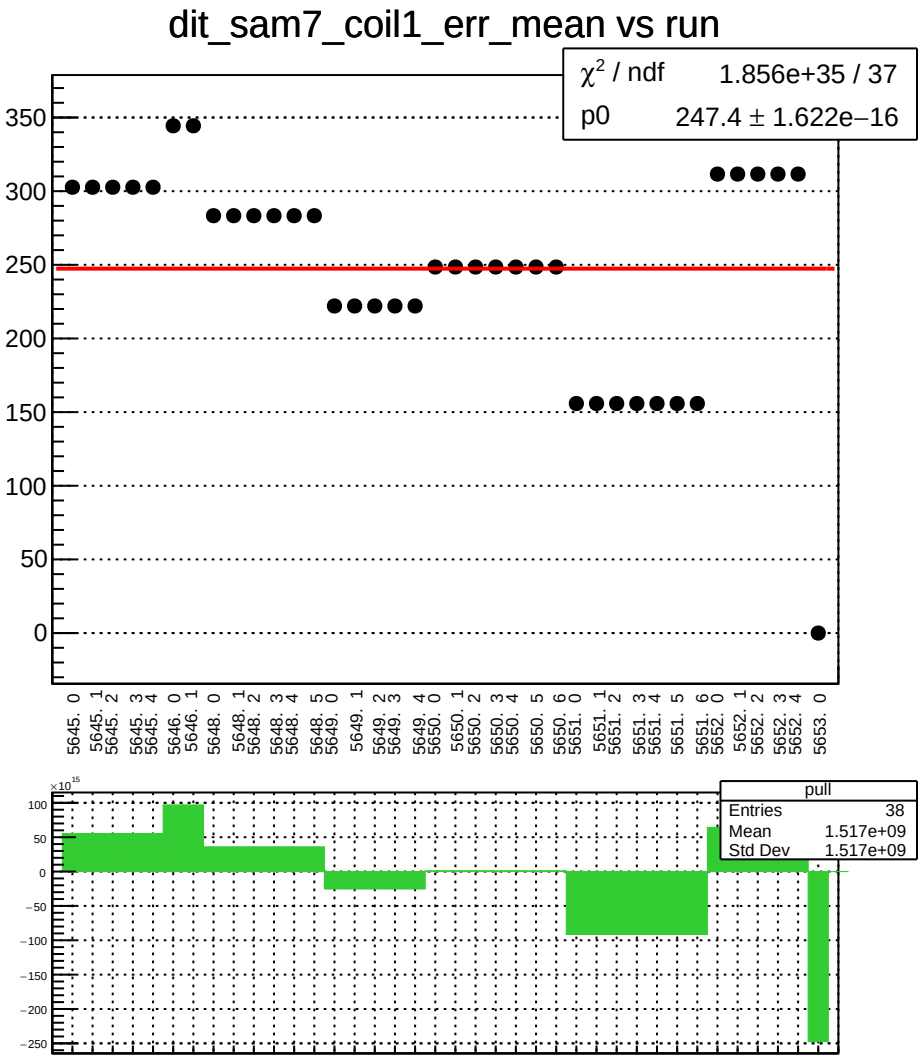
dit_sam7_coil1_err_mean vs run
χ² / ndf 1.856e+35 / 37
p0 247.4 ± 1.622e−16
350
300
250
200
150
100
50
0
5645. 0
5645. 1
5645. 2
5645. 3
5645. 4
5646. 0
5646. 1
5648. 0
5648. 1
5648. 2
5648. 3
5648. 4
5648. 5
5649. 0
5649. 1
5649. 2
5649. 3
5649. 4
5650. 0
5650. 1
5650. 2
5650. 3
5650. 4
5650. 5
5650. 6
5651. 0
5651. 1
5651. 2
5651. 3
5651. 4
5651. 5
5651. 6
5652. 0
5652. 1
5652. 2
5652. 3
5652. 4
5653. 0
×10¹⁵
100
50
0
−50
−100
−150
−200
−250
pull
Entries 38
Mean 1.517e+09
Std Dev 1.517e+09

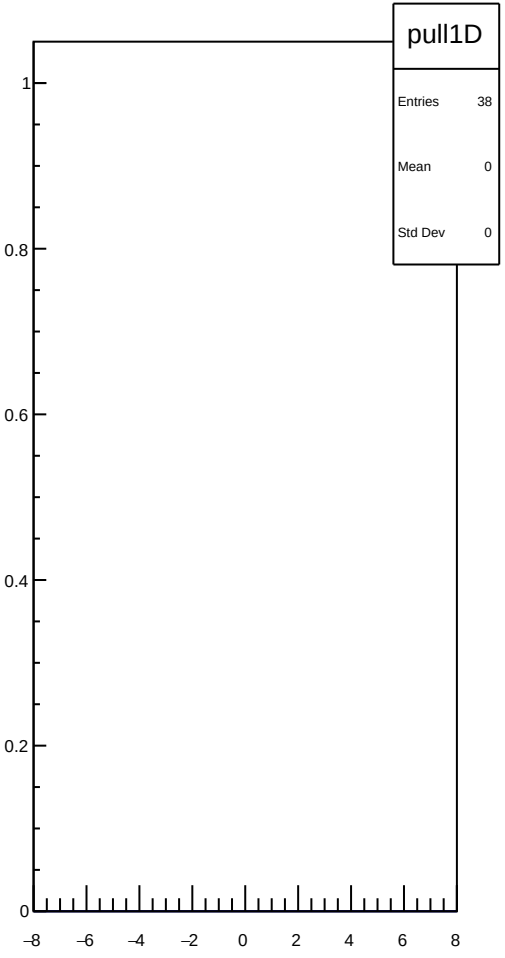
pull1D
Entries 38
Mean 0
Std Dev 0
1
0.8
0.6
0.4
0.2
0
−8
−6
−4
−2
0
2
4
6
8

dit_sam7_coil1_Ndata_mean vs run

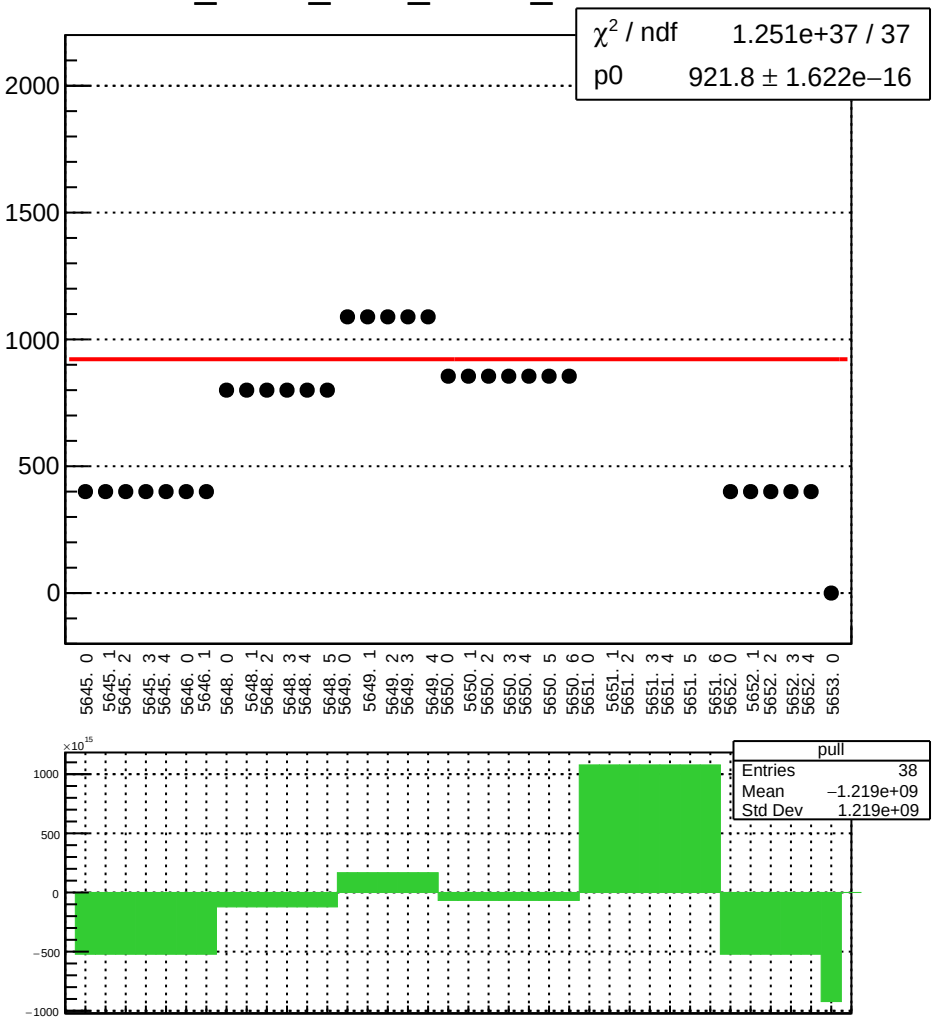

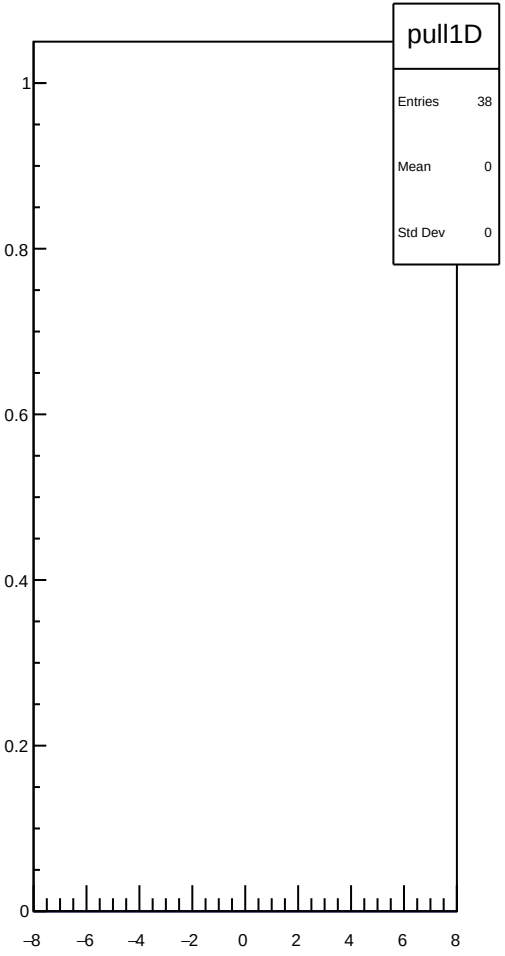

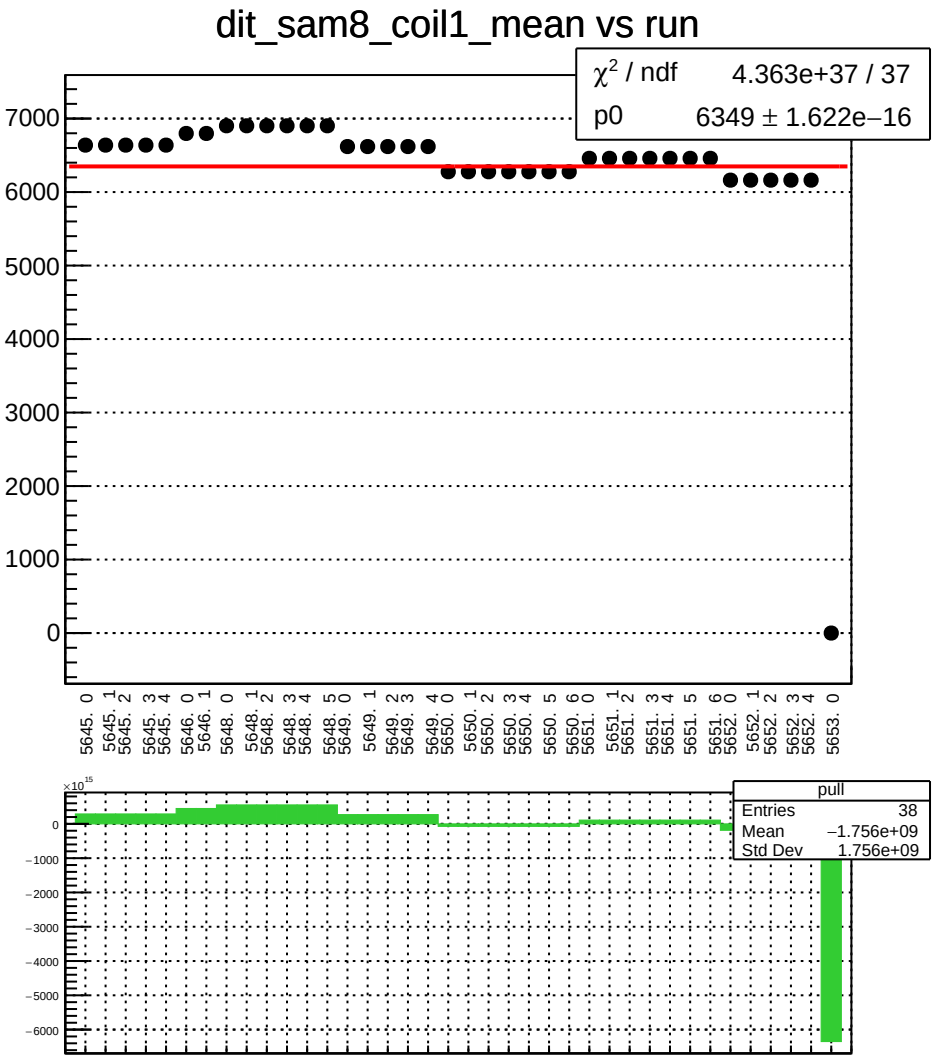
dit_sam8_coil1_mean vs run
χ² / ndf 4.363e+37 / 37
p0 6349 ± 1.622e−16
7000
6000
5000
4000
3000
2000
1000
0
5645. 0
5645. 1
5645. 2
5645. 3
5645. 4
5646. 0
5646. 1
5648. 0
5648. 1
5648. 2
5648. 3
5648. 4
5648. 5
5649. 0
5649. 1
5649. 2
5649. 3
5649. 4
5650. 0
5650. 1
5650. 2
5650. 3
5650. 4
5650. 5
5650. 6
5651. 0
5651. 1
5651. 2
5651. 3
5651. 4
5651. 5
5651. 6
5652. 0
5652. 1
5652. 2
5652. 3
5652. 4
5653. 0
×10^15
0
−1000
−2000
−3000
−4000
−5000
−6000
pull
Entries 38
Mean −1.756e+09
Std Dev 1.756e+09

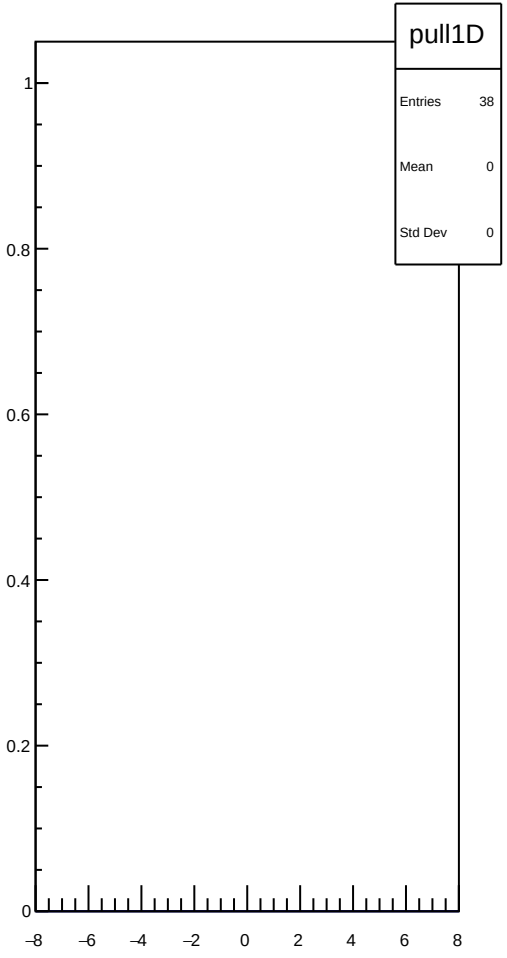
pull1D
Entries 38
Mean 0
Std Dev 0
1
0.8
0.6
0.4
0.2
0
−8
−6
−4
−2
0
2
4
6
8

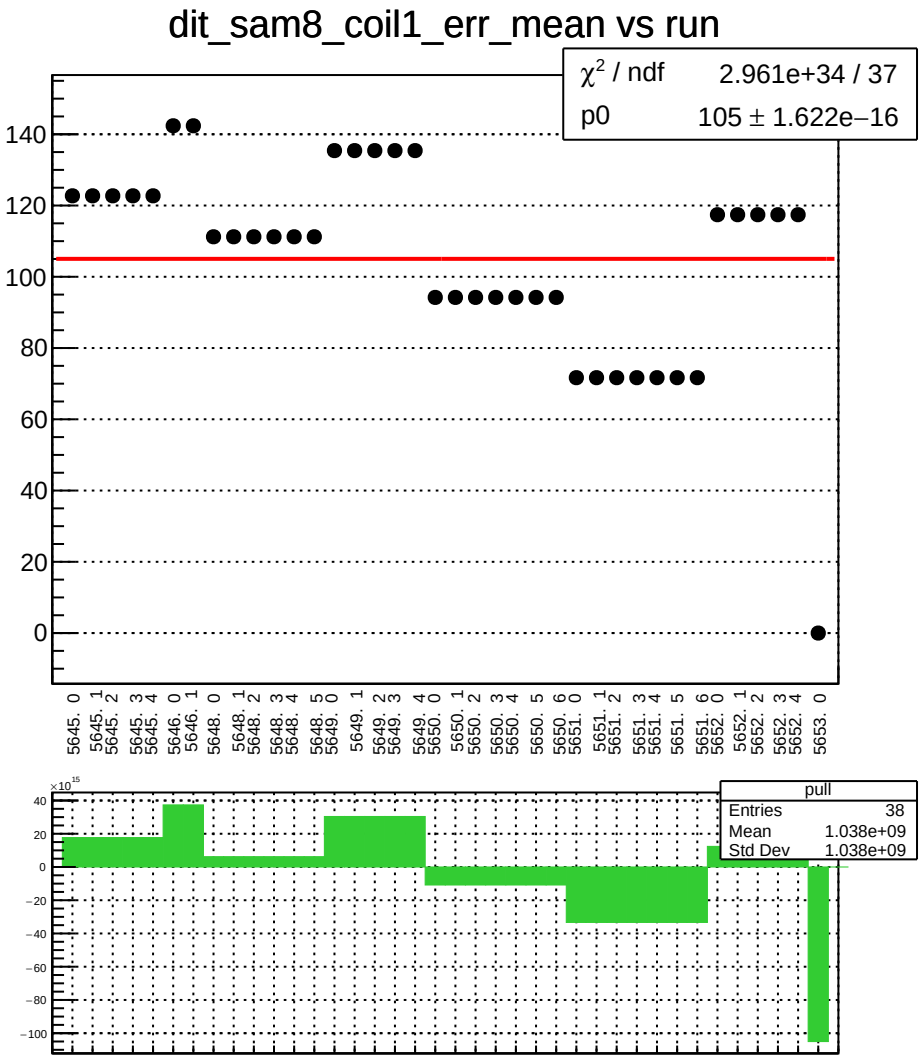
dit_sam8_coil1_err_mean vs run
χ² / ndf 2.961e+34 / 37
p0 105 ± 1.622e−16
140
120
100
80
60
40
20
0
5645. 0
5645. 1
5645. 2
5645. 3
5645. 4
5646. 0
5646. 1
5648. 0
5648. 1
5648. 2
5648. 3
5648. 4
5648. 5
5649. 0
5649. 1
5649. 2
5649. 3
5649. 4
5650. 0
5650. 1
5650. 2
5650. 3
5650. 4
5650. 5
5650. 6
5651. 0
5651. 1
5651. 2
5651. 3
5651. 4
5651. 5
5651. 6
5652. 0
5652. 1
5652. 2
5652. 3
5652. 4
5653. 0
×10¹⁵
40
20
0
−20
−40
−60
−80
−100
pull
Entries 38
Mean 1.038e+09
Std Dev 1.038e+09

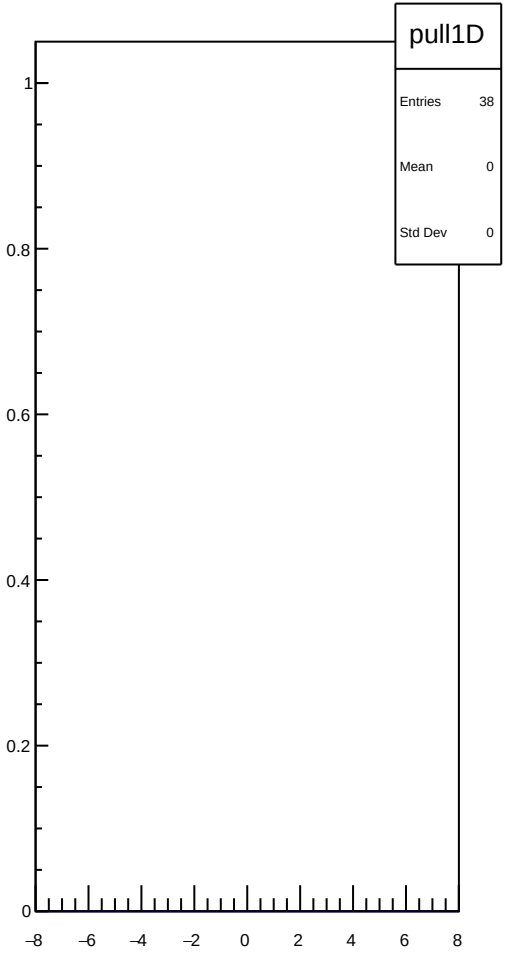
pull1D
Entries 38
Mean 0
Std Dev 0
1
0.8
0.6
0.4
0.2
0
−8
−6
−4
−2
0
2
4
6
8

dit_sam8_coil1_Ndata_mean vs run

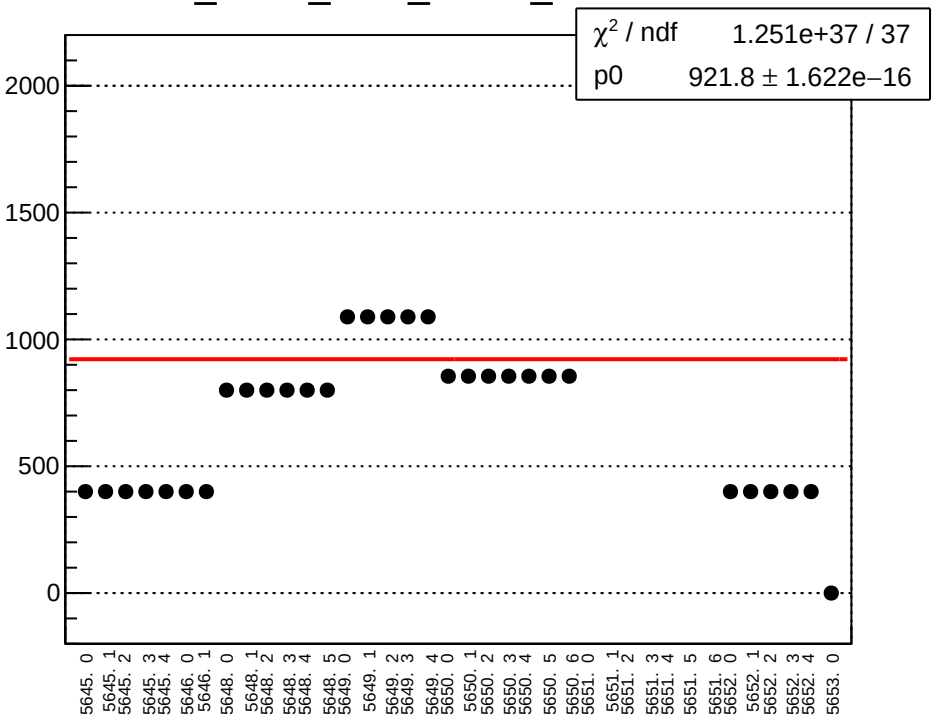

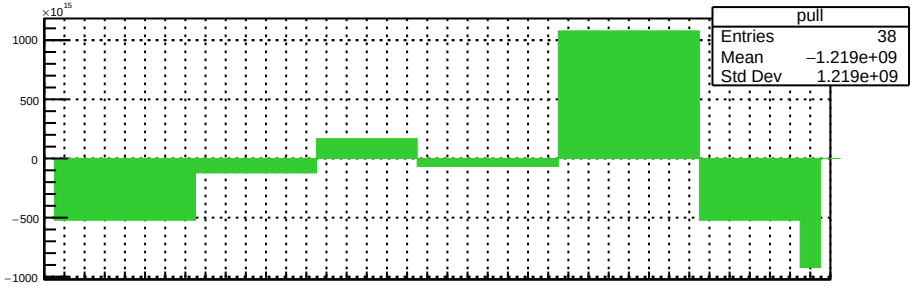

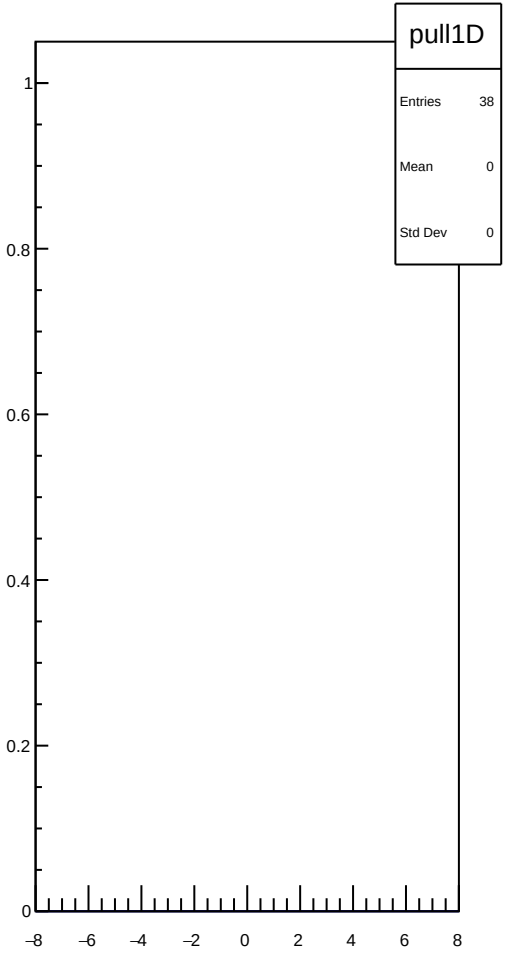

dit_4aX_coil3_mean vs run

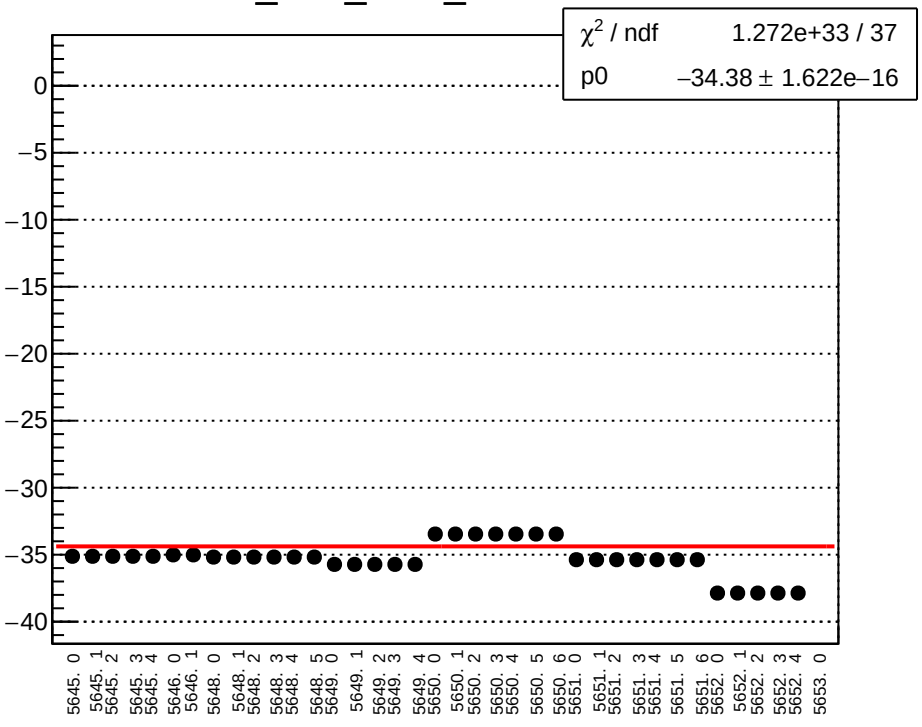

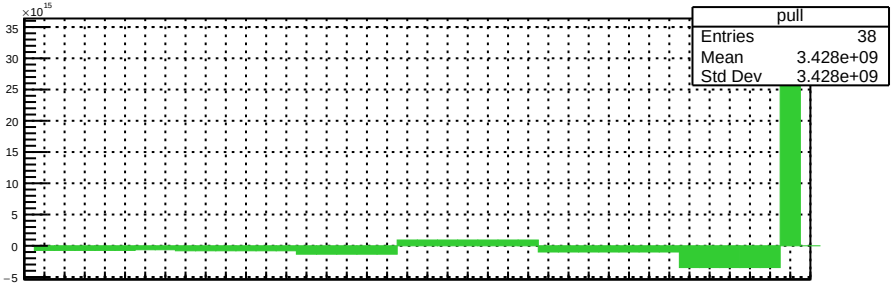

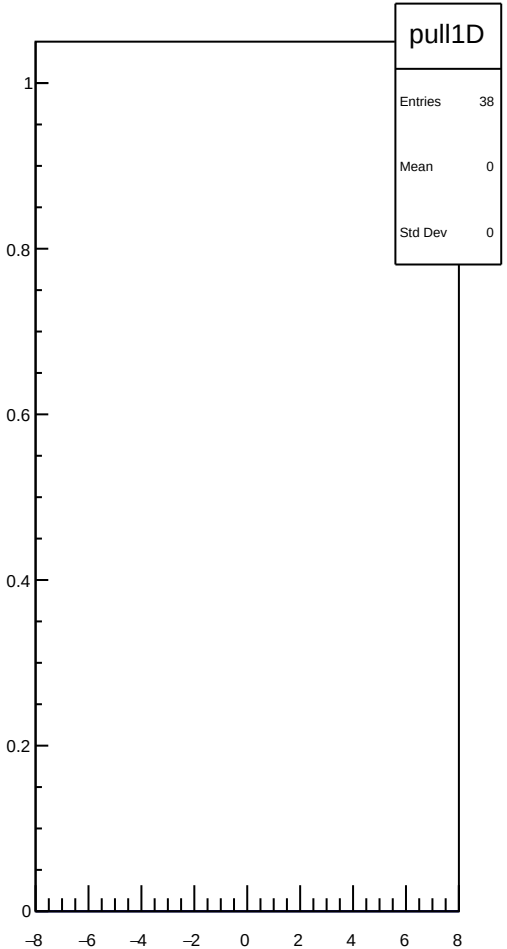

dit_4aX_coil3_err_mean vs run

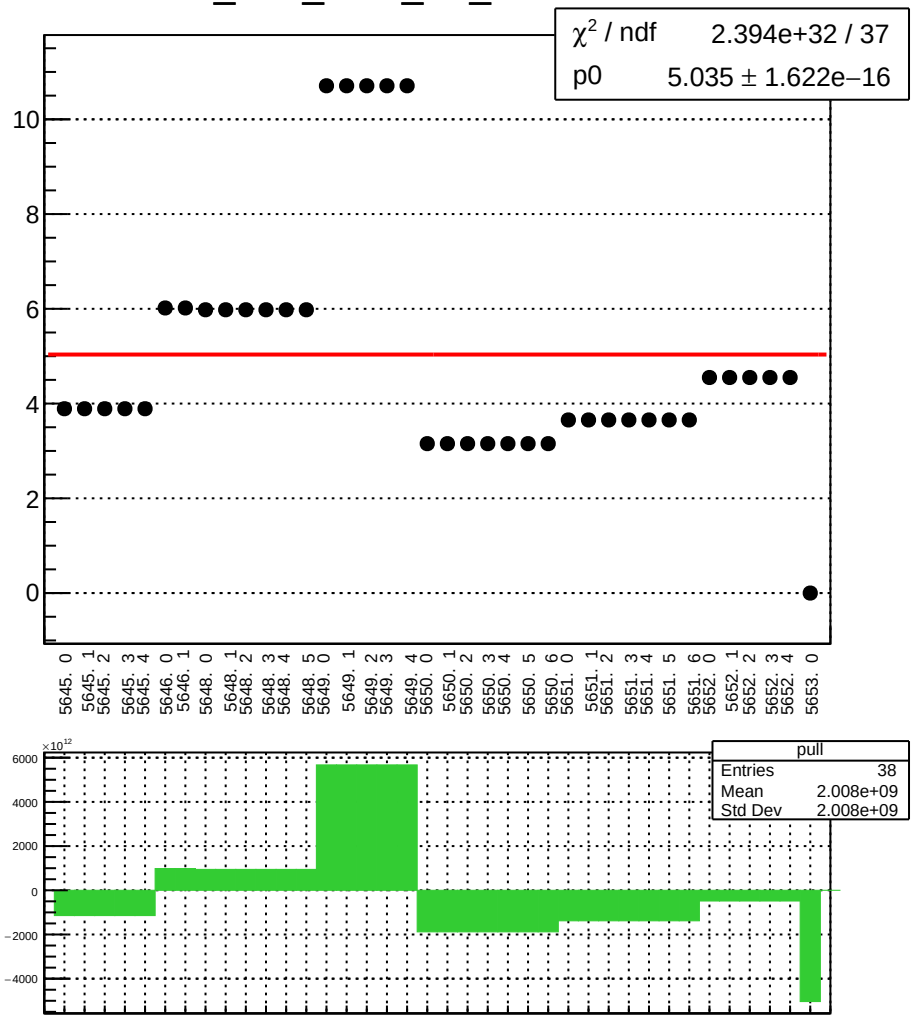

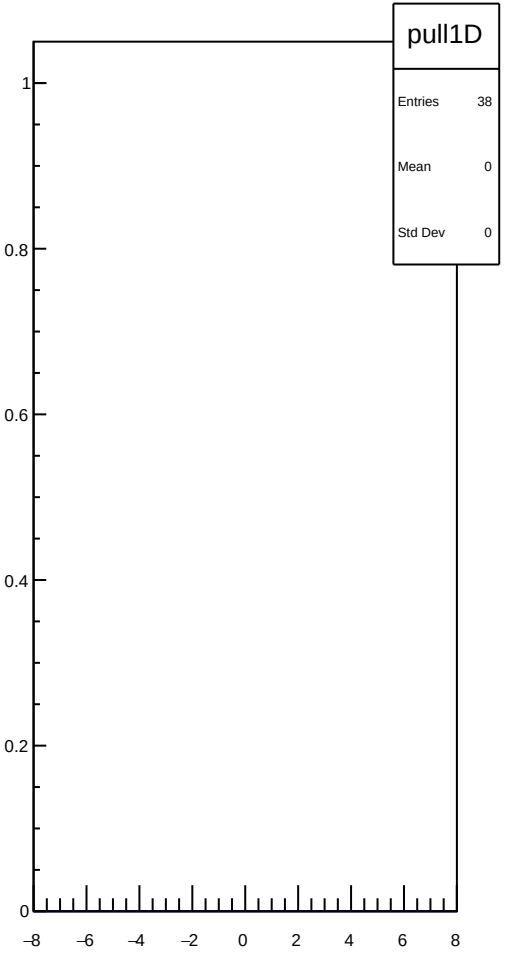

dit_4aX_coil3_Ndata_mean vs run

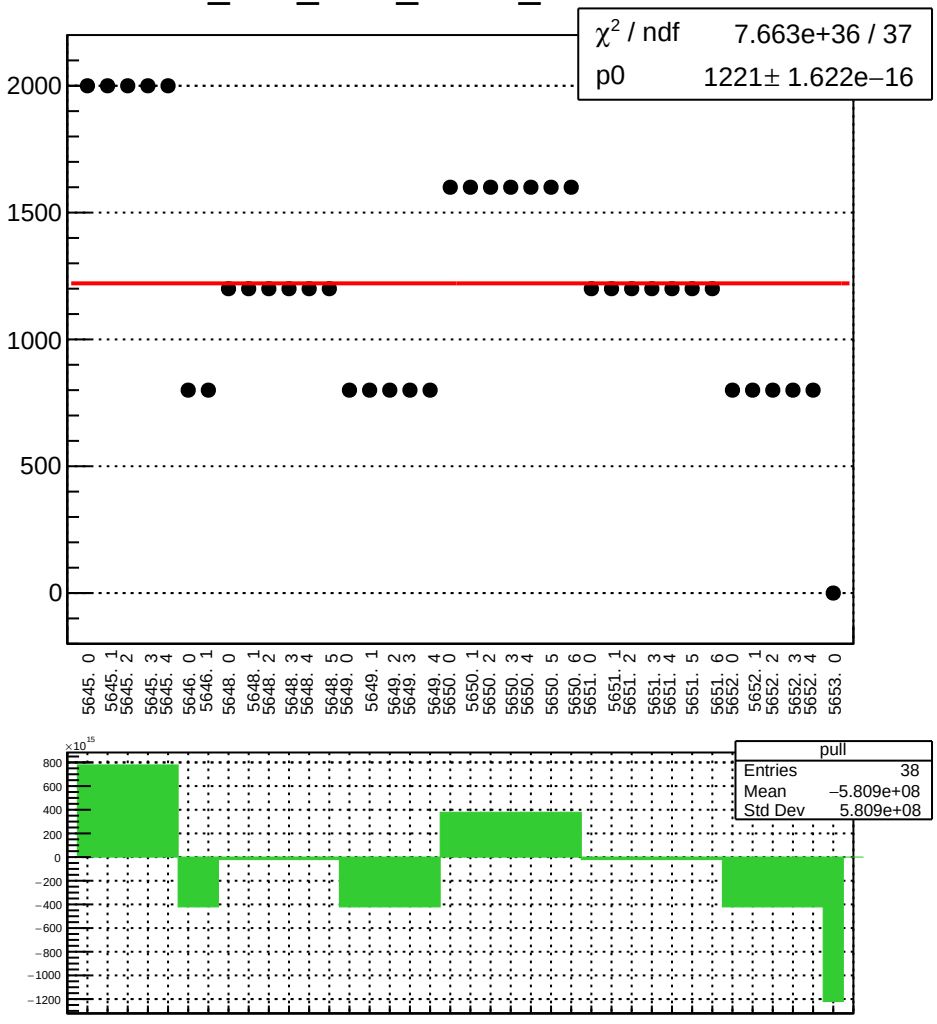

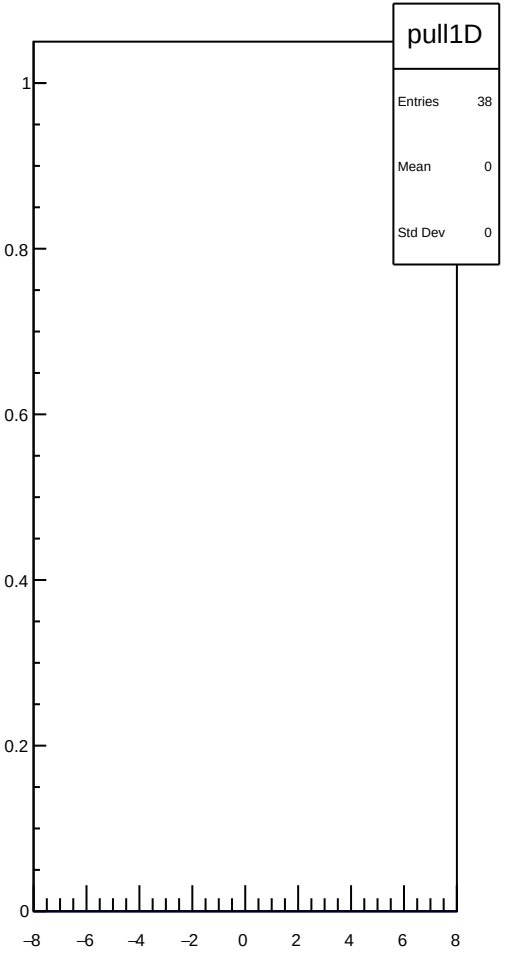

dit_4eX_coil3_mean vs run

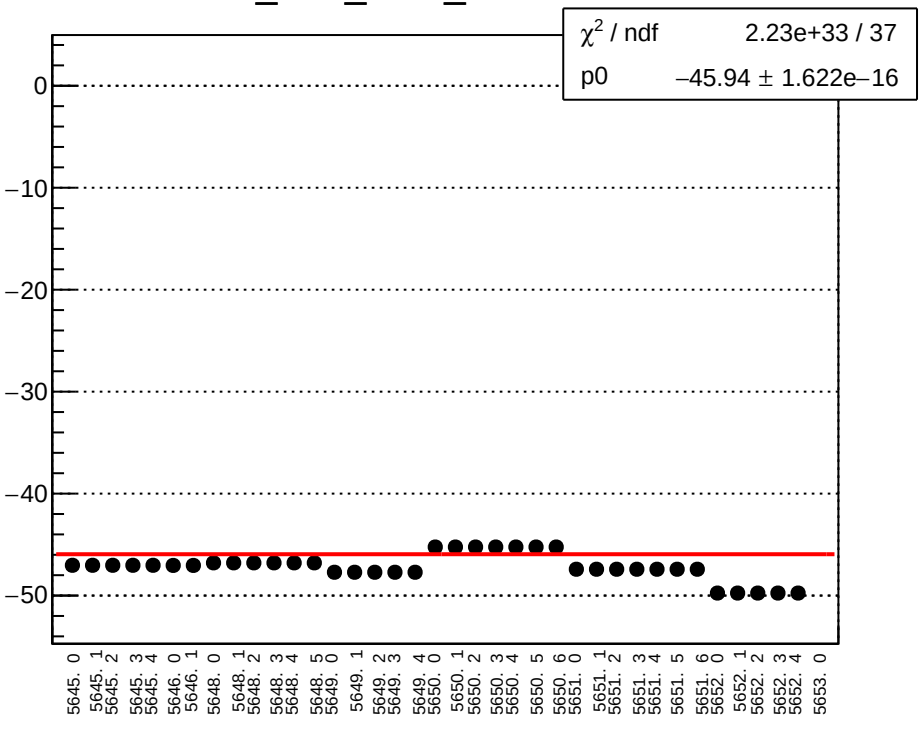

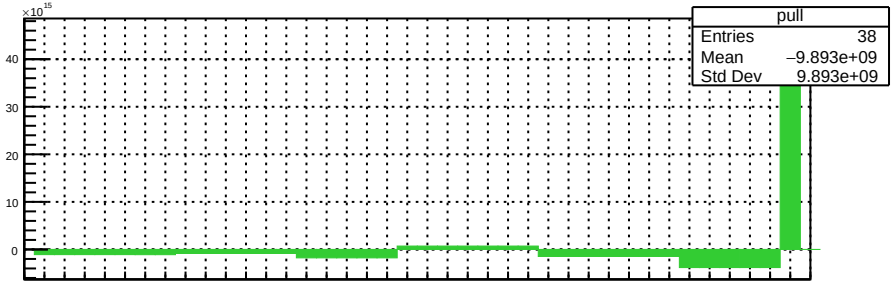

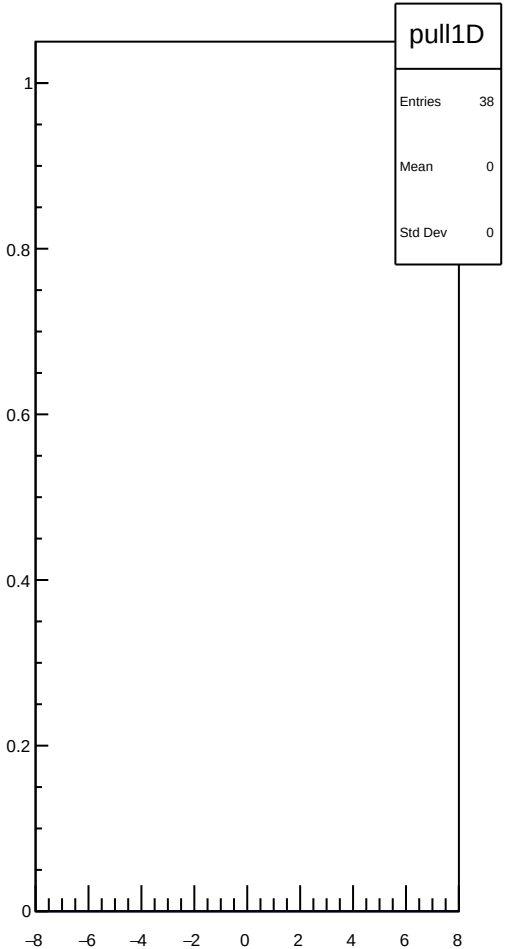

dit_4eX_coil3_err_mean vs run

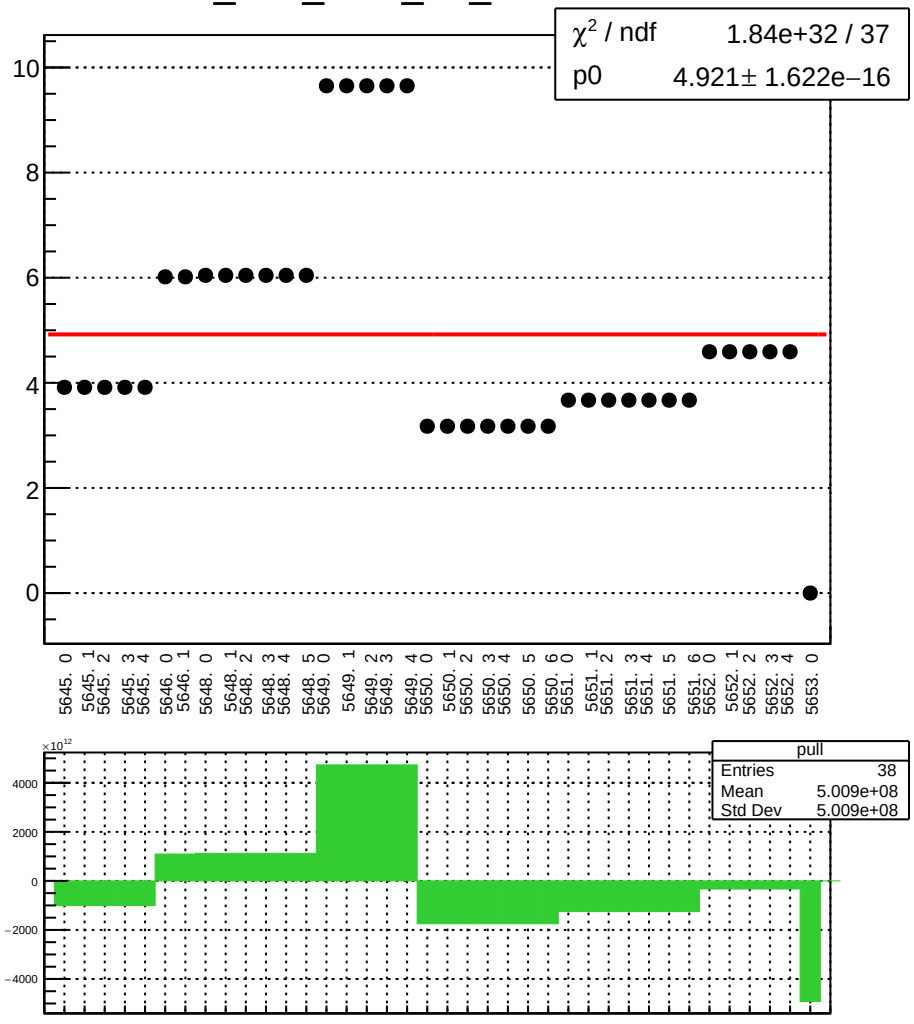

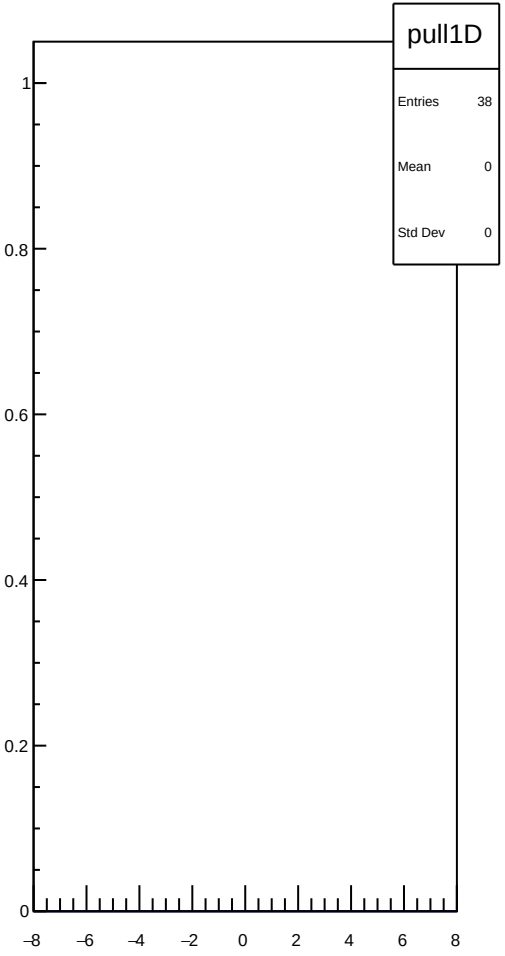

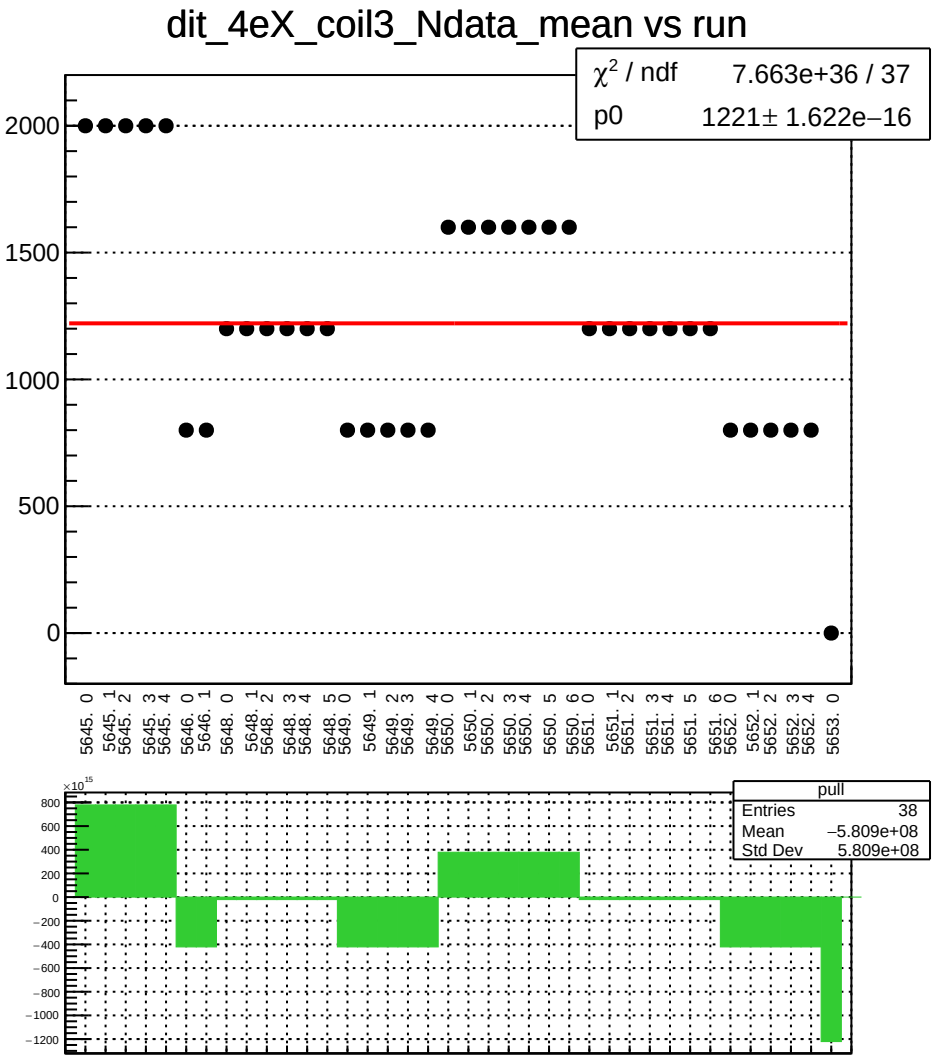
dit_4eX_coil3_Ndata_mean vs run
χ² / ndf 7.663e+36 / 37
p0 1221± 1.622e−16
2000
1500
1000
500
0
5645. 0
5645. 1
5645. 2
5645. 3
5645. 4
5646. 0
5646. 1
5648. 0
5648. 1
5648. 2
5648. 3
5648. 4
5648. 5
5649. 0
5649. 1
5649. 2
5649. 3
5649. 4
5650. 0
5650. 1
5650. 2
5650. 3
5650. 4
5650. 5
5650. 6
5651. 0
5651. 1
5651. 2
5651. 3
5651. 4
5651. 5
5651. 6
5652. 0
5652. 1
5652. 2
5652. 3
5652. 4
5653. 0
×10¹⁵
800
600
400
200
0
−200
−400
−600
−800
−1000
−1200
pull
Entries 38
Mean −5.809e+08
Std Dev 5.809e+08

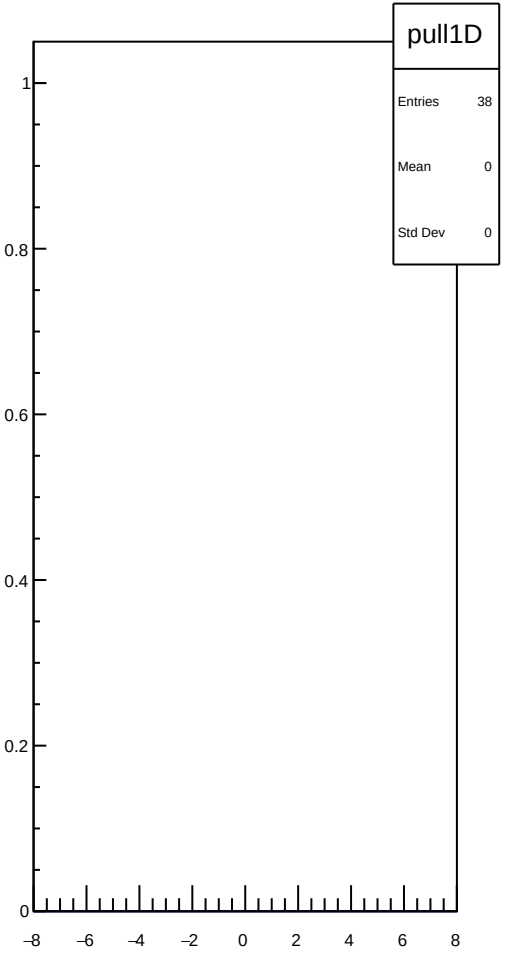
pull1D
Entries 38
Mean 0
Std Dev 0
1
0.8
0.6
0.4
0.2
0
−8
−6
−4
−2
0
2
4
6
8

dit_11X12X_coil3_mean vs run

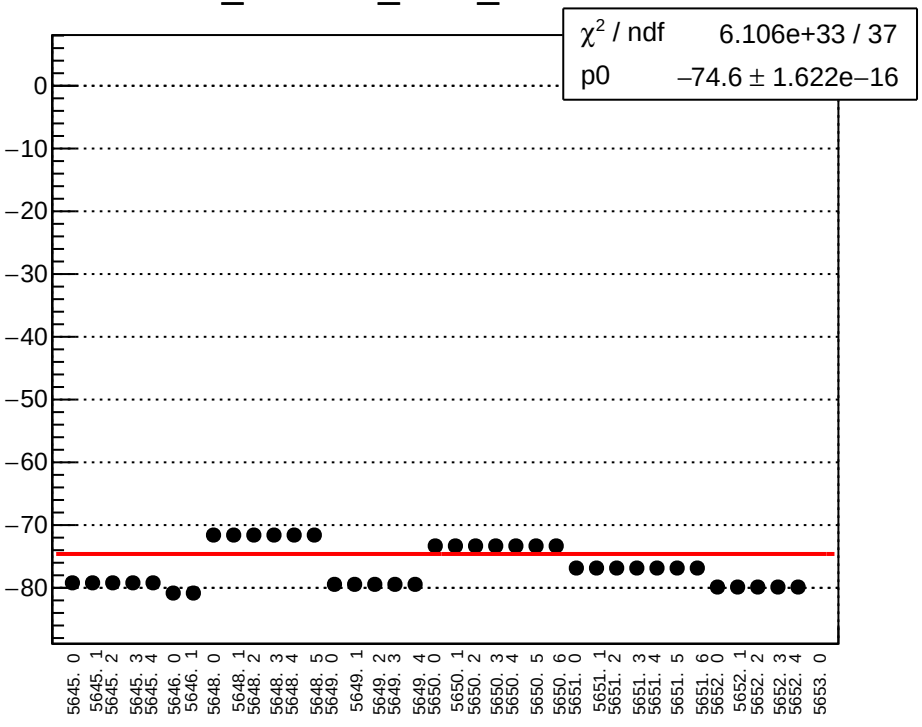

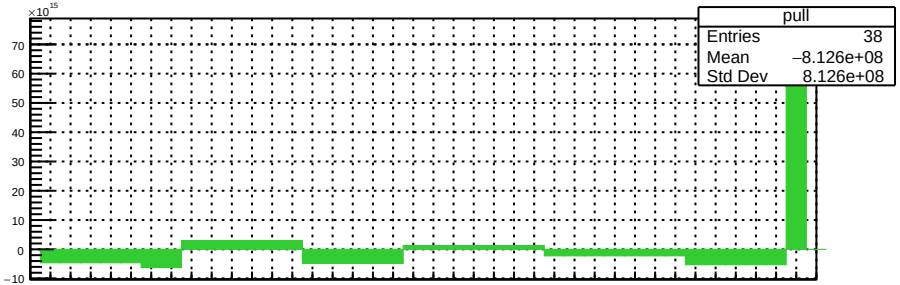

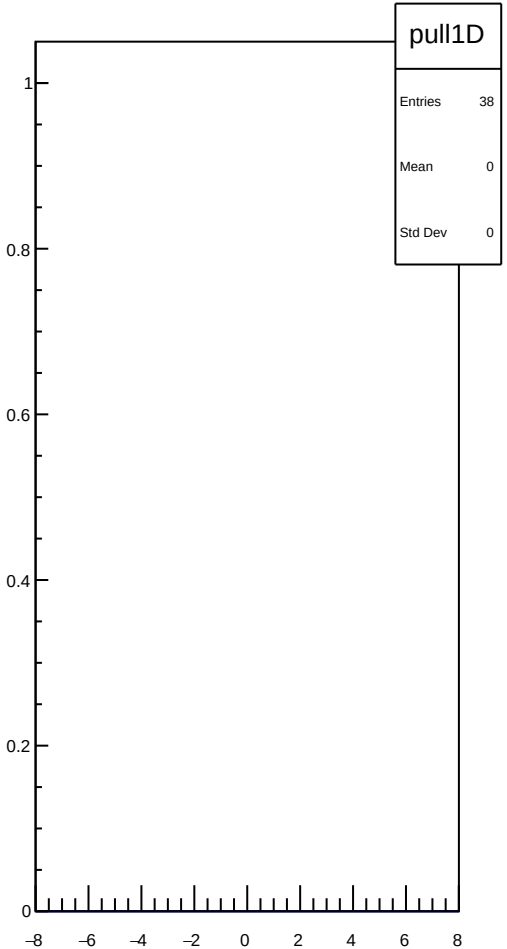

dit_11X12X_coil3_err_mean vs run

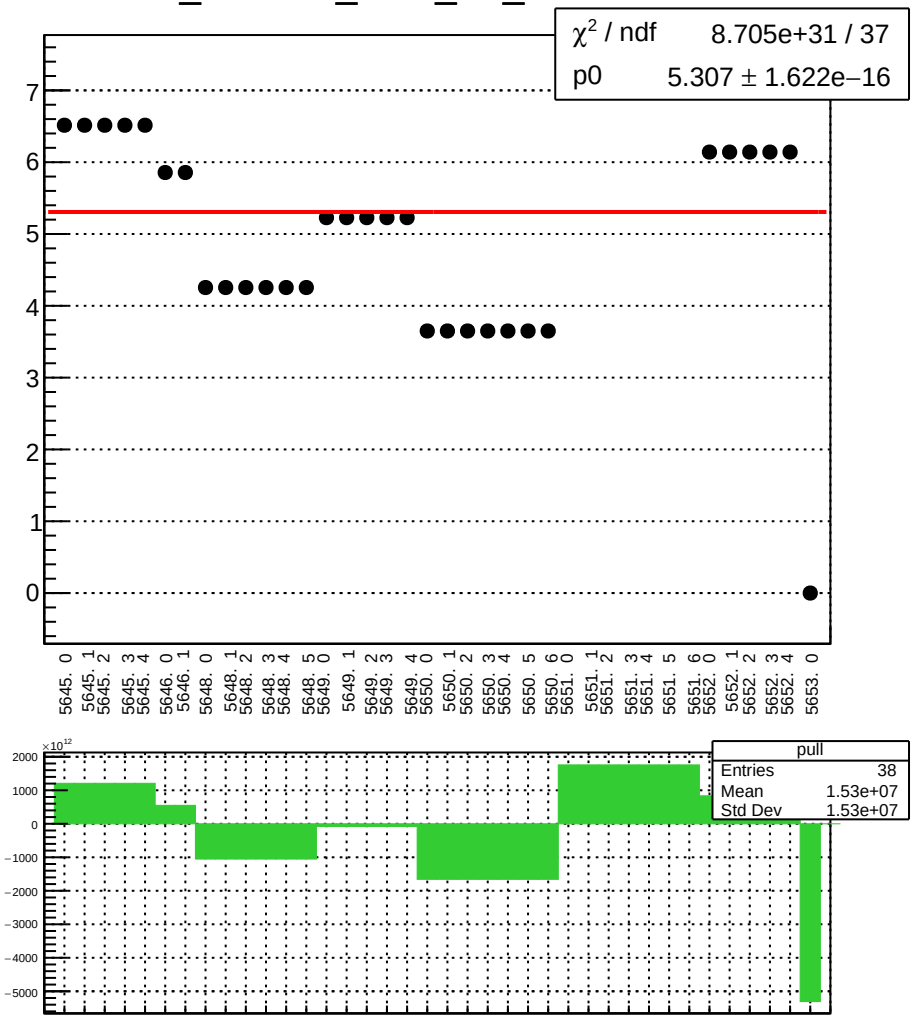

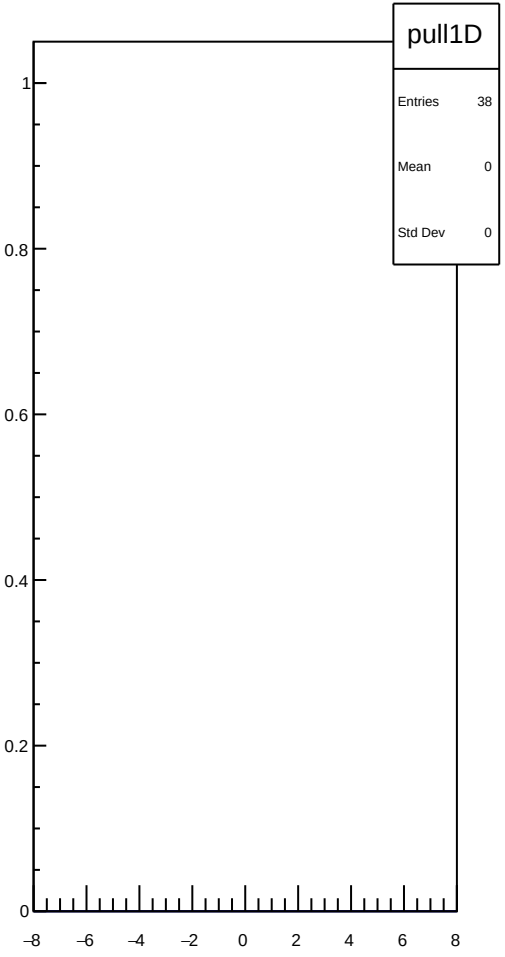

dit_11X12X_coil3_Ndata_mean vs run

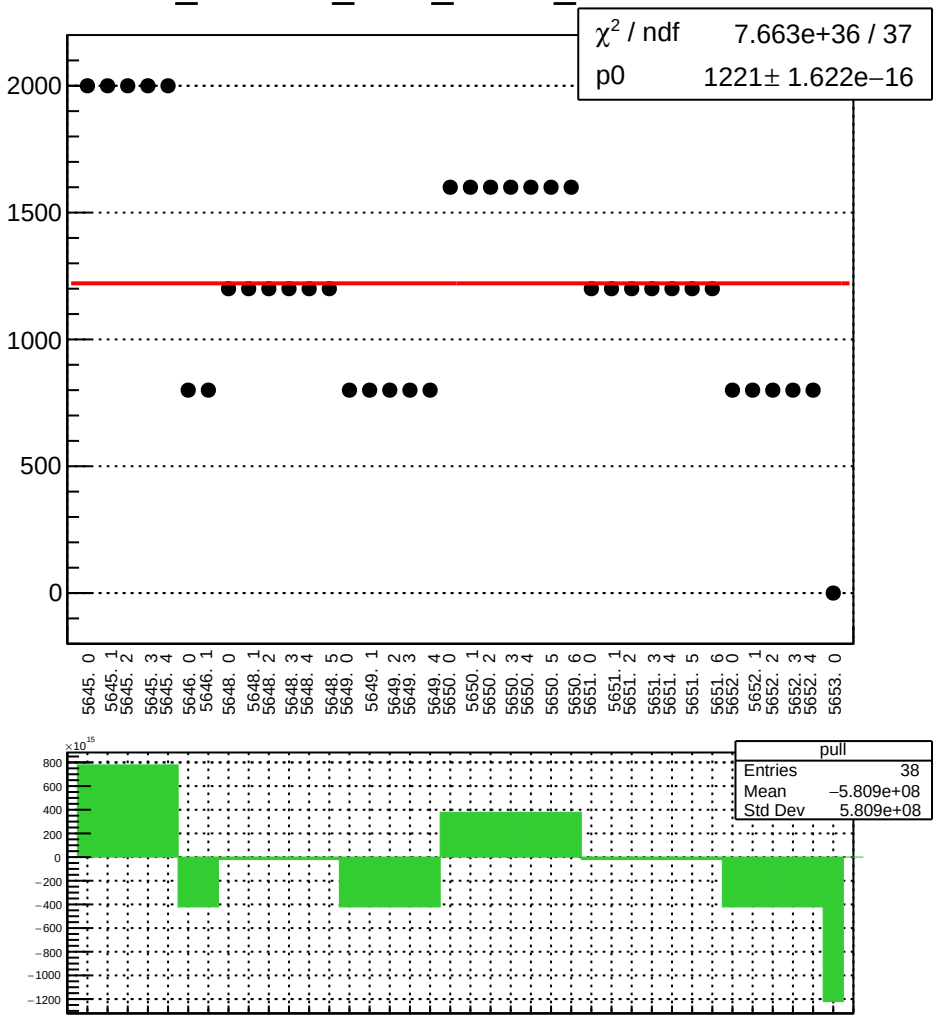

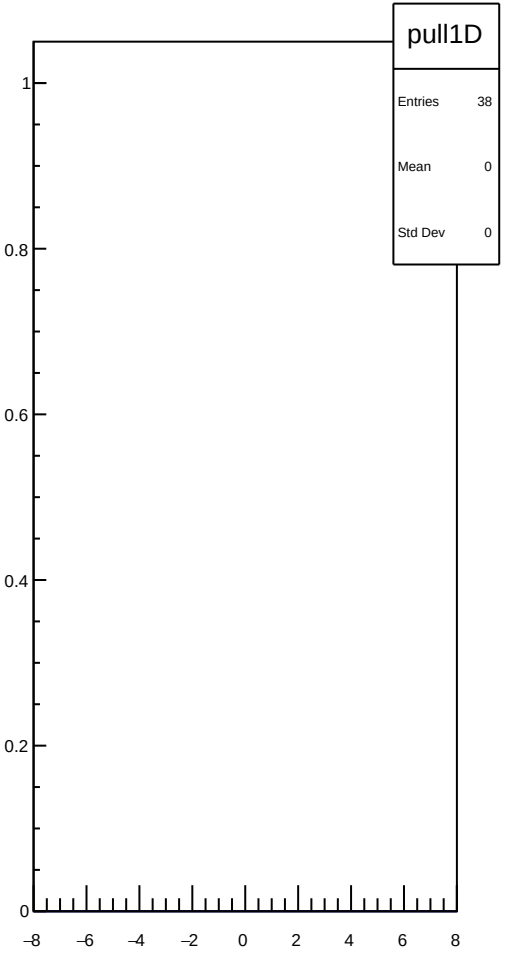

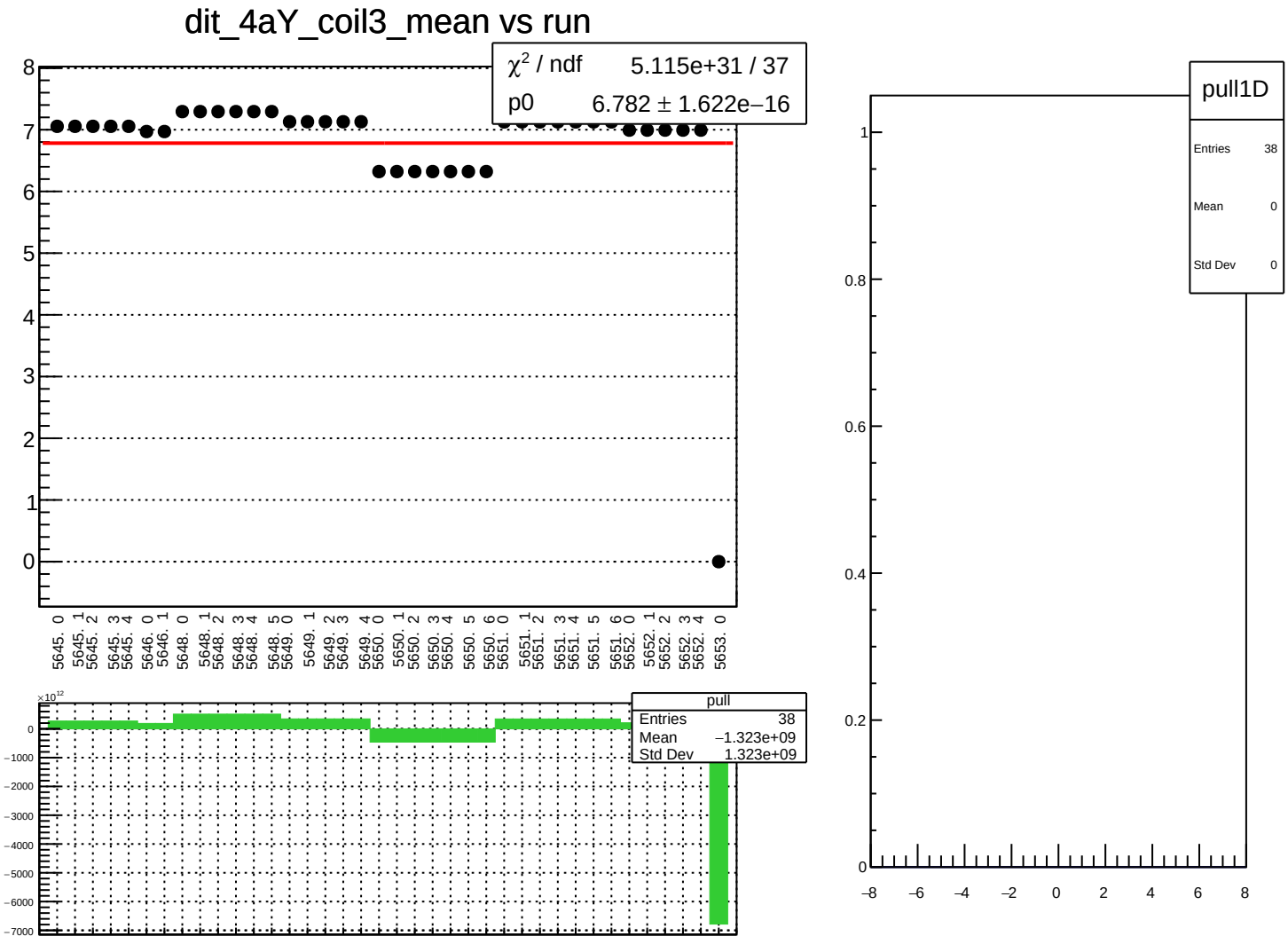
dit_4aY_coil3_mean vs run
χ² / ndf 5.115e+31 / 37
p0 6.782 ± 1.622e−16
pull
Entries 38
Mean −1.323e+09
Std Dev 1.323e+09
pull1D
Entries 38
Mean 0
Std Dev 0

dit_4aY_coil3_err_mean vs run

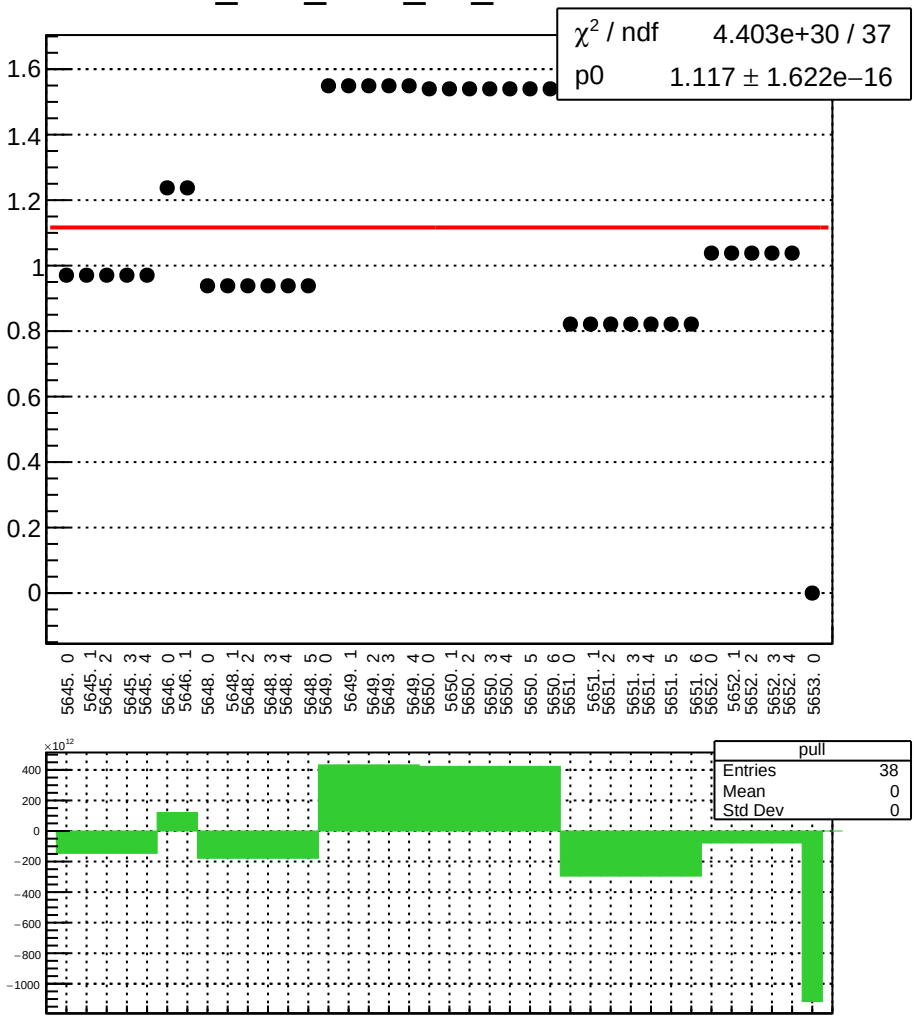

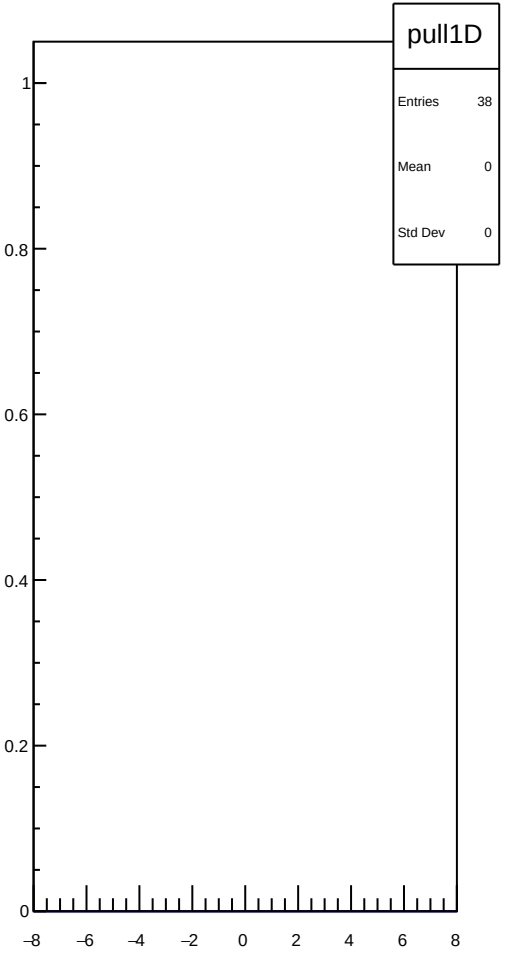


dit_4aY_coil3_Ndata_mean vs run
χ² / ndf 7.663e+36 / 37
p0 1221± 1.622e−16
2000
1500
1000
500
0
5645. 0
5645. 1
5645. 2
5645. 3
5645. 4
5646. 0
5646. 1
5648. 0
5648. 1
5648. 2
5648. 3
5648. 4
5648. 5
5649. 0
5649. 1
5649. 2
5649. 3
5649. 4
5650. 0
5650. 1
5650. 2
5650. 3
5650. 4
5650. 5
5650. 6
5651. 0
5651. 1
5651. 2
5651. 3
5651. 4
5651. 5
5651. 6
5652. 0
5652. 1
5652. 2
5652. 3
5652. 4
5653. 0
×10¹⁵
800
600
400
200
0
−200
−400
−600
−800
−1000
−1200
pull
Entries 38
Mean −5.809e+08
Std Dev 5.809e+08
pull1D
Entries 38
Mean 0
Std Dev 0
1
0.8
0.6
0.4
0.2
0
−8
−6
−4
−2
0
2
4
6
8

dit_4eY_coil3_mean vs run

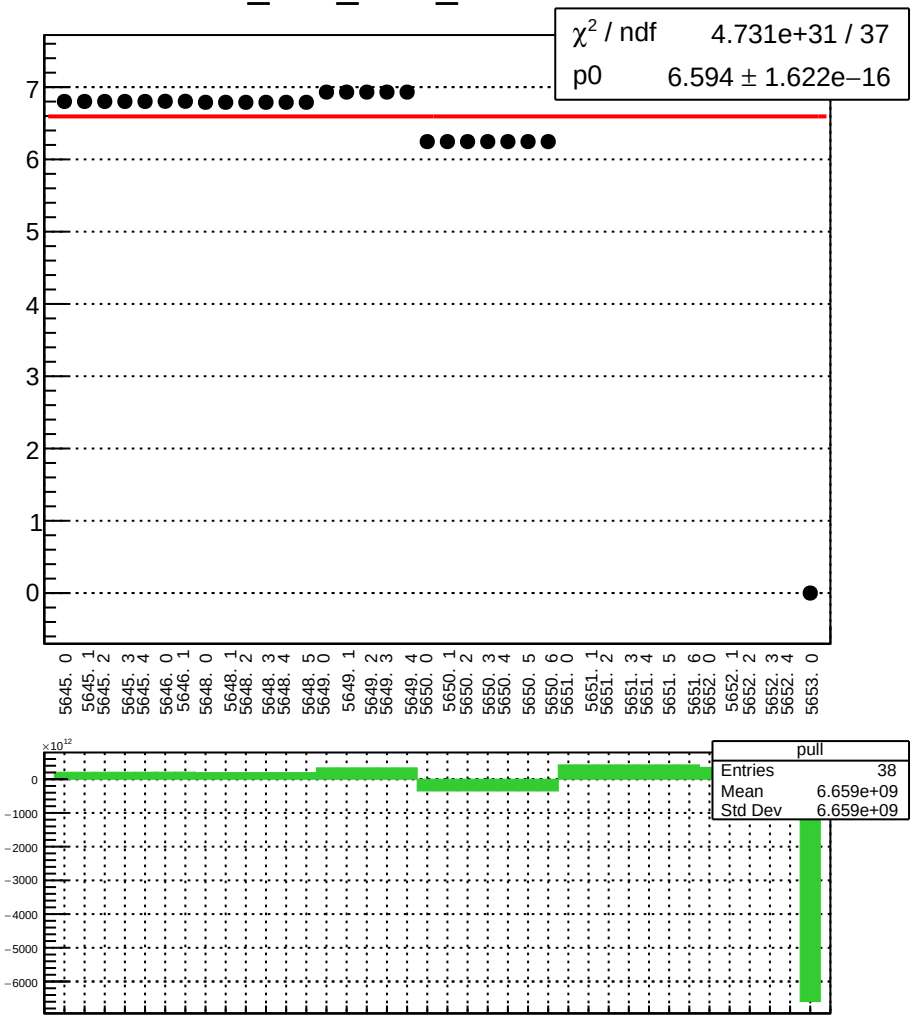

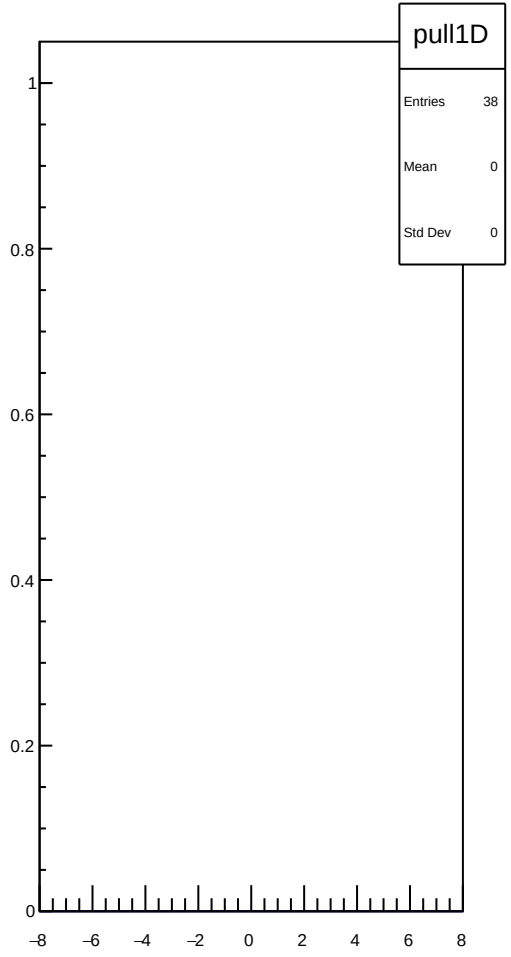

dit_4eY_coil3_err_mean vs run

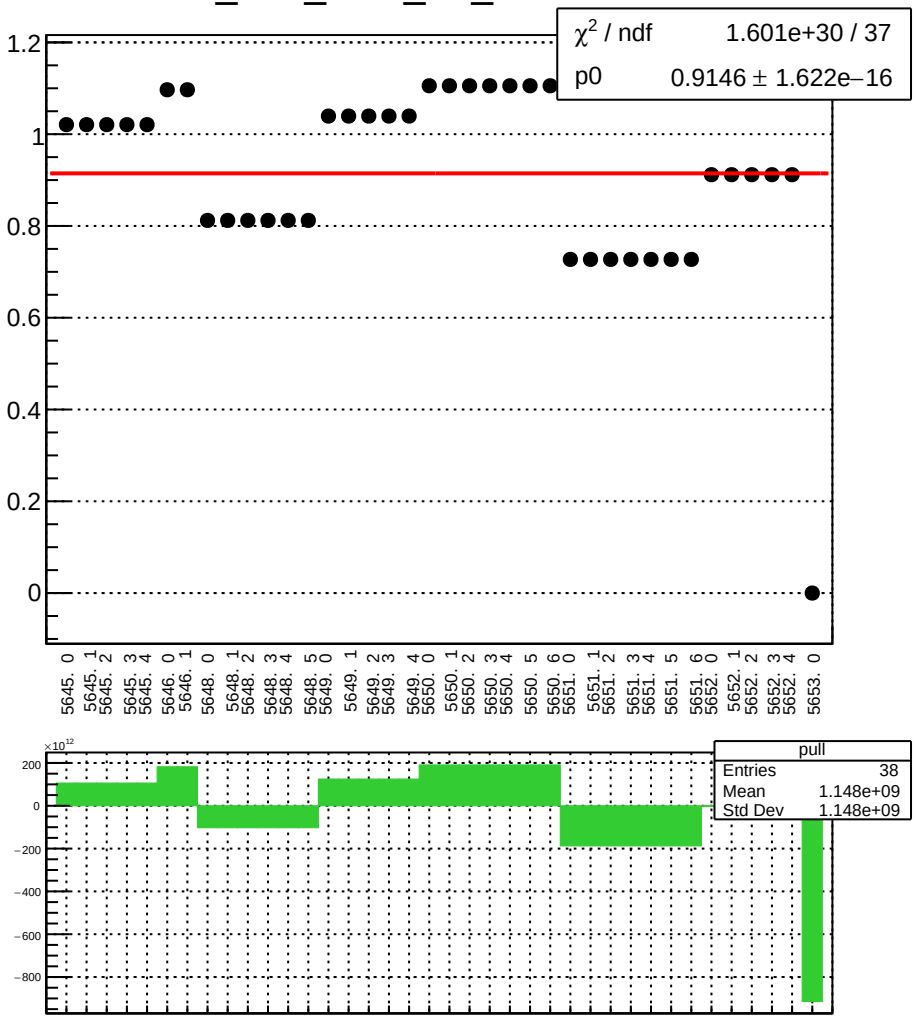

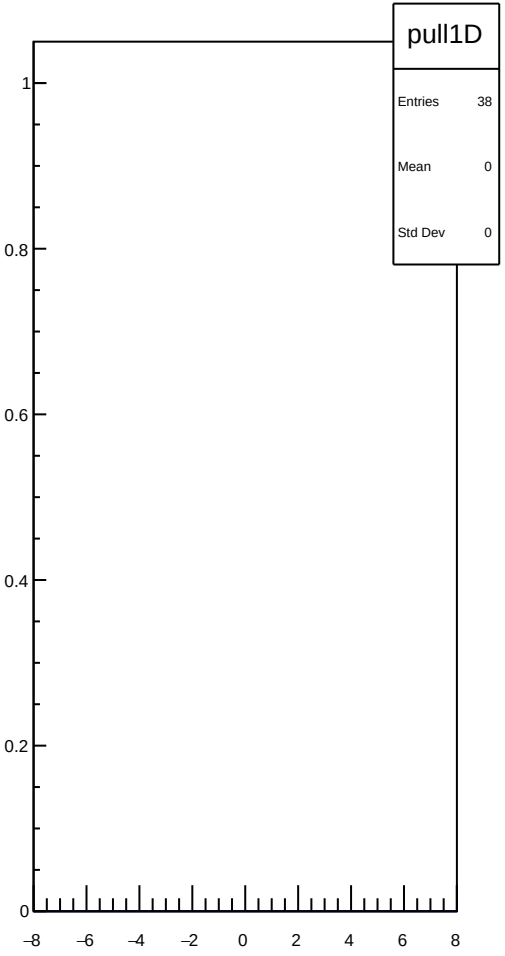

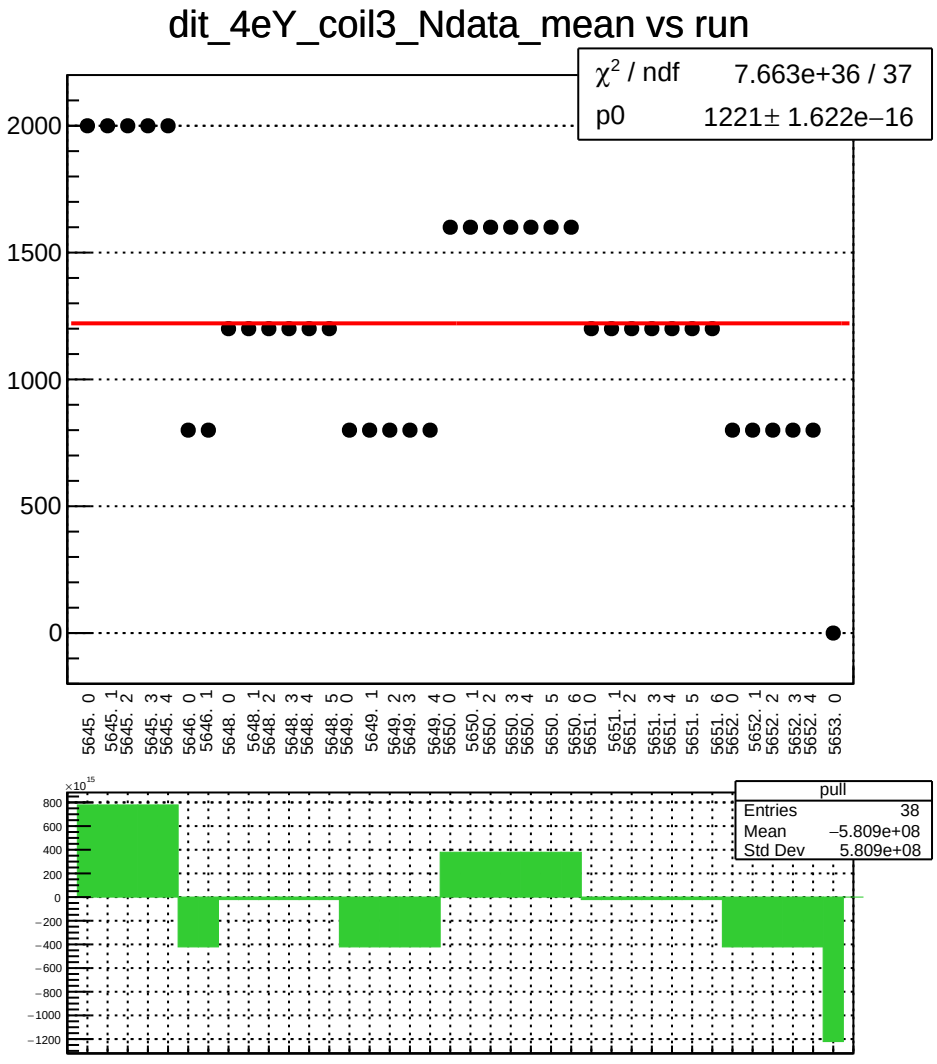
dit_4eY_coil3_Ndata_mean vs run
χ² / ndf 7.663e+36 / 37
p0 1221± 1.622e−16
2000
1500
1000
500
0
5645. 0
5645. 1
5645. 2
5645. 3
5645. 4
5646. 0
5646. 1
5648. 0
5648. 1
5648. 2
5648. 3
5648. 4
5648. 5
5649. 0
5649. 1
5649. 2
5649. 3
5649. 4
5650. 0
5650. 1
5650. 2
5650. 3
5650. 4
5650. 5
5650. 6
5651. 0
5651. 1
5651. 2
5651. 3
5651. 4
5651. 5
5651. 6
5652. 0
5652. 1
5652. 2
5652. 3
5652. 4
5653. 0
×10¹⁵
800
600
400
200
0
−200
−400
−600
−800
−1000
−1200
pull
Entries 38
Mean −5.809e+08
Std Dev 5.809e+08

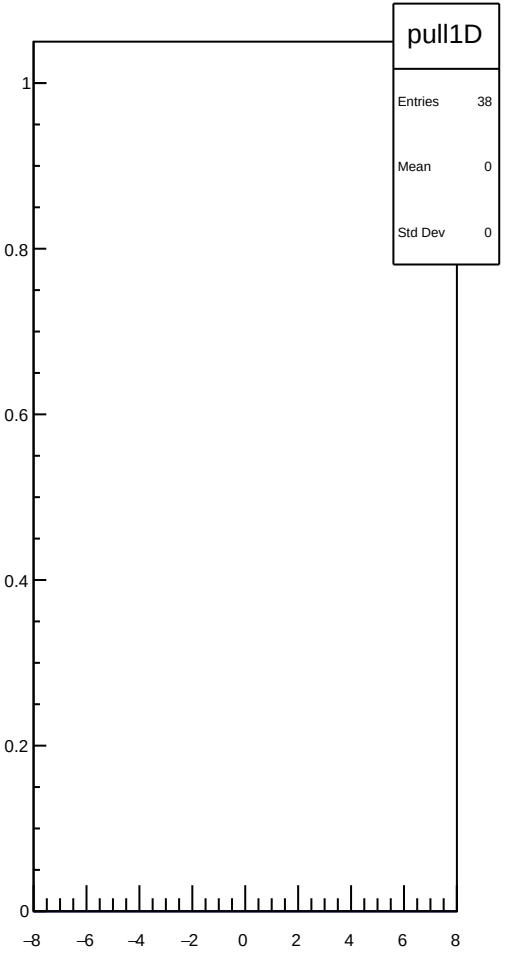
pull1D
Entries 38
Mean 0
Std Dev 0
1
0.8
0.6
0.4
0.2
0
−8
−6
−4
−2
0
2
4
6
8

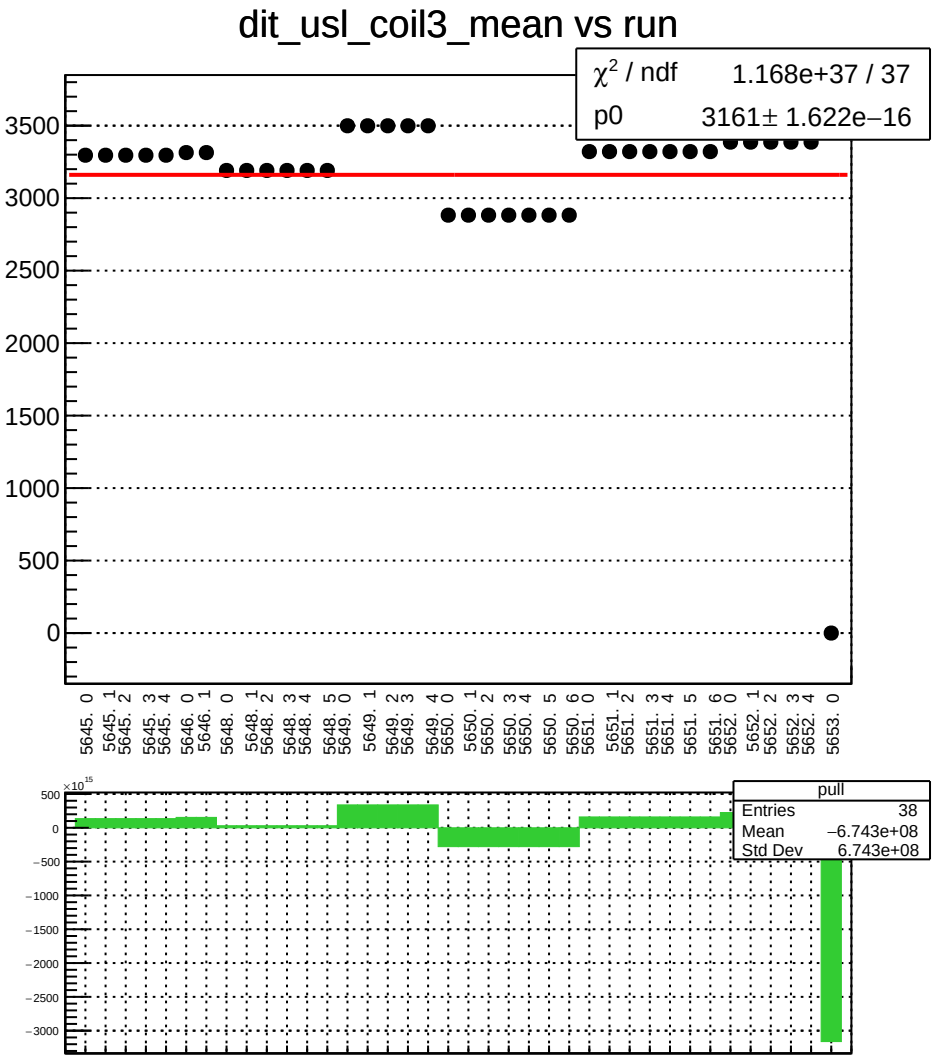
dit_usl_coil3_mean vs run
χ² / ndf 1.168e+37 / 37
p0 3161± 1.622e−16
3500
3000
2500
2000
1500
1000
500
0
5645. 0
5645. 1
5645. 2
5645. 3
5645. 4
5646. 0
5646. 1
5648. 0
5648. 1
5648. 2
5648. 3
5648. 4
5648. 5
5649. 0
5649. 1
5649. 2
5649. 3
5649. 4
5650. 0
5650. 1
5650. 2
5650. 3
5650. 4
5650. 5
5650. 6
5651. 0
5651. 1
5651. 2
5651. 3
5651. 4
5651. 5
5651. 6
5652. 0
5652. 1
5652. 2
5652. 3
5652. 4
5653. 0
×10¹⁵
500
0
−500
−1000
−1500
−2000
−2500
−3000
pull
Entries 38
Mean −6.743e+08
Std Dev 6.743e+08

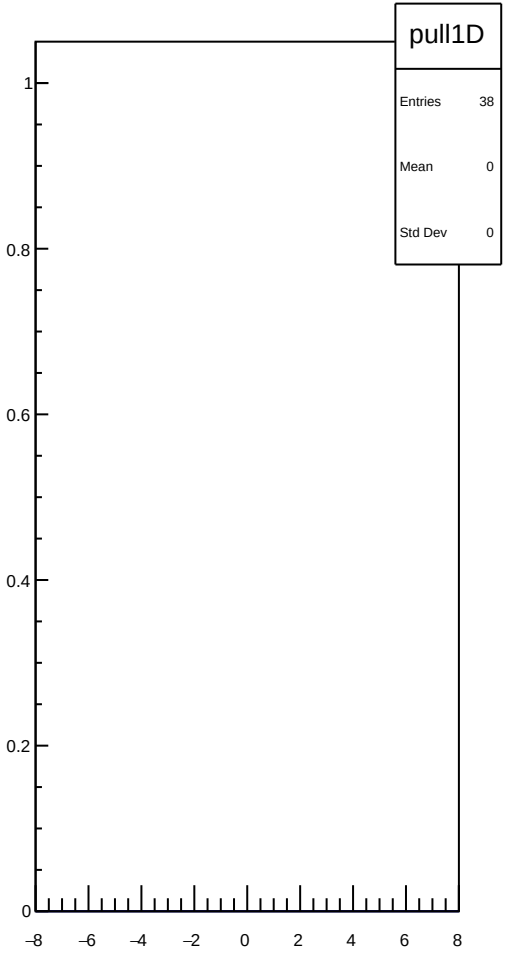
pull1D
Entries 38
Mean 0
Std Dev 0
1
0.8
0.6
0.4
0.2
0
−8
−6
−4
−2
0
2
4
6
8

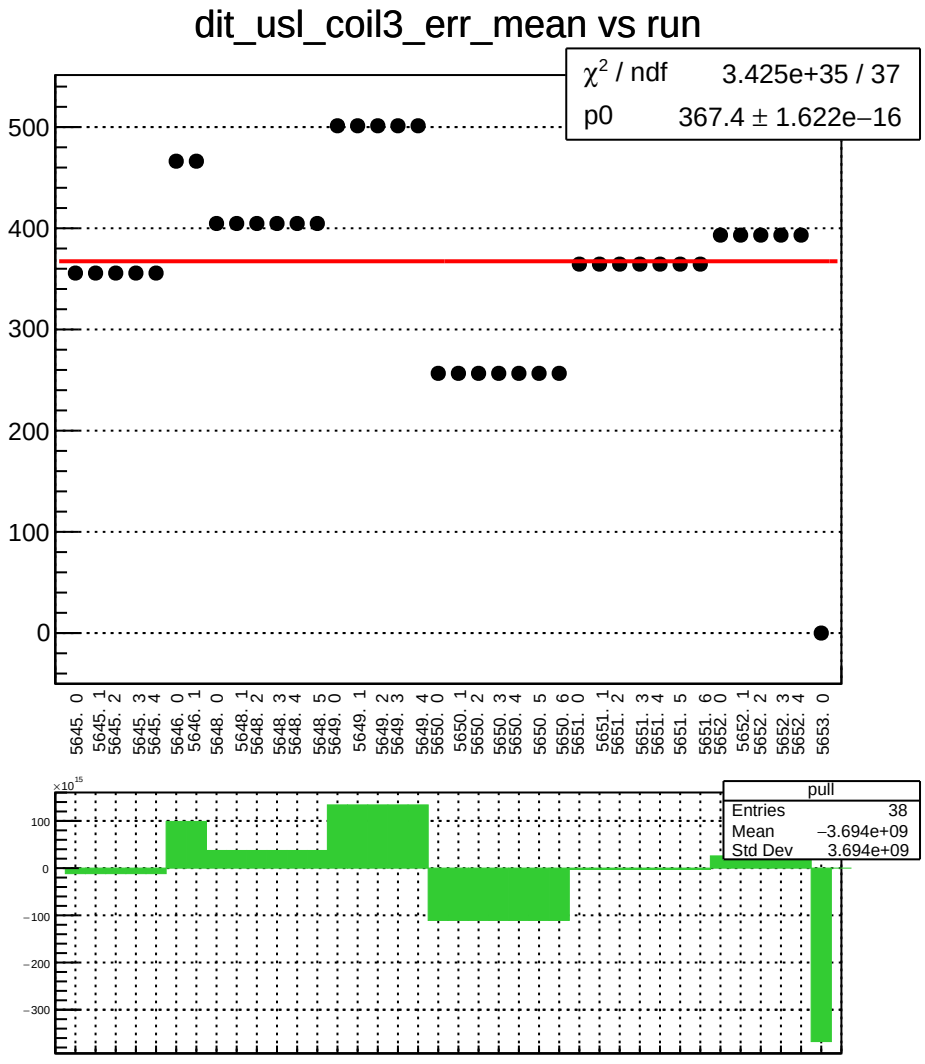
dit_usl_coil3_err_mean vs run
χ² / ndf 3.425e+35 / 37
p0 367.4 ± 1.622e−16
500
400
300
200
100
0
5645. 0
5645. 1
5645. 2
5645. 3
5645. 4
5646. 0
5646. 1
5648. 0
5648. 1
5648. 2
5648. 3
5648. 4
5648. 5
5649. 0
5649. 1
5649. 2
5649. 3
5649. 4
5650. 0
5650. 1
5650. 2
5650. 3
5650. 4
5650. 5
5650. 6
5651. 0
5651. 1
5651. 2
5651. 3
5651. 4
5651. 5
5651. 6
5652. 0
5652. 1
5652. 2
5652. 3
5652. 4
5653. 0
×10¹⁵
100
0
−100
−200
−300
pull
Entries 38
Mean −3.694e+09
Std Dev 3.694e+09

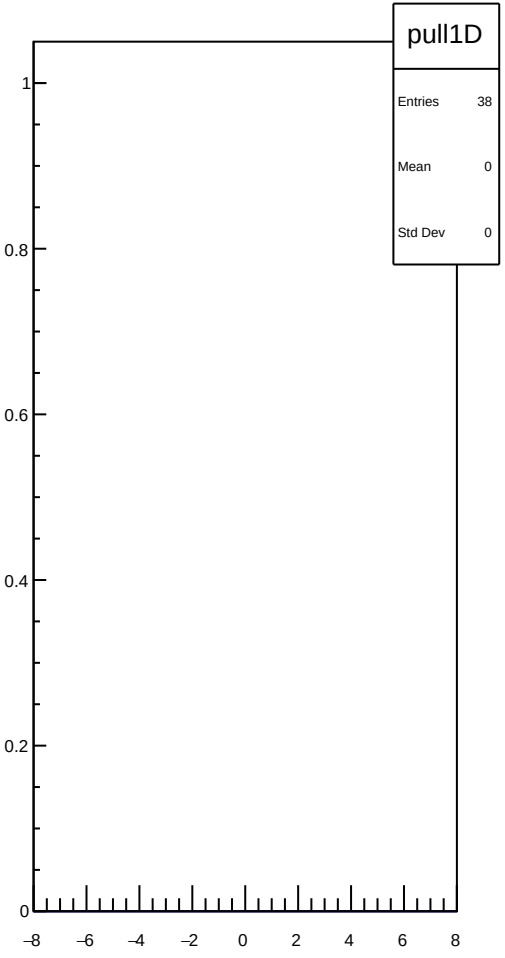
pull1D
Entries 38
Mean 0
Std Dev 0
1
0.8
0.6
0.4
0.2
0
−8
−6
−4
−2
0
2
4
6
8

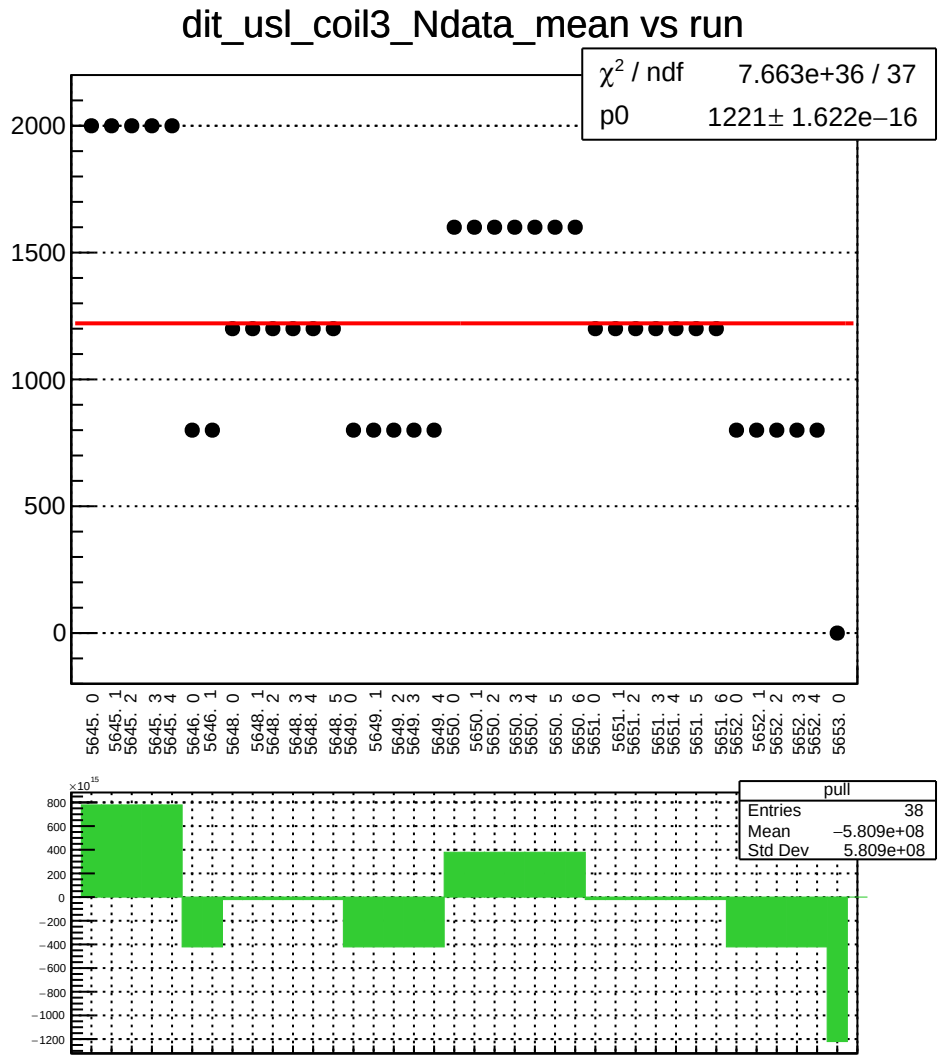
dit_usl_coil3_Ndata_mean vs run
χ² / ndf 7.663e+36 / 37
p0 1221± 1.622e−16
2000
1500
1000
500
0
5645. 0
5645. 1
5645. 2
5645. 3
5645. 4
5646. 0
5646. 1
5648. 0
5648. 1
5648. 2
5648. 3
5648. 4
5648. 5
5649. 0
5649. 1
5649. 2
5649. 3
5649. 4
5650. 0
5650. 1
5650. 2
5650. 3
5650. 4
5650. 5
5650. 6
5651. 0
5651. 1
5651. 2
5651. 3
5651. 4
5651. 5
5651. 6
5652. 0
5652. 1
5652. 2
5652. 3
5652. 4
5653. 0
×10¹⁵
800
600
400
200
0
−200
−400
−600
−800
−1000
−1200
pull
Entries 38
Mean −5.809e+08
Std Dev 5.809e+08

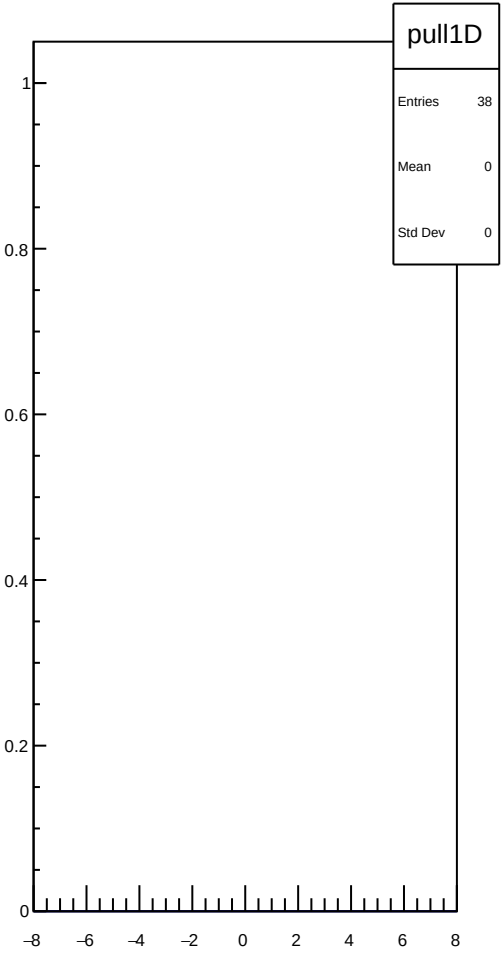
pull1D
Entries 38
Mean 0
Std Dev 0
1
0.8
0.6
0.4
0.2
0
−8
−6
−4
−2
0
2
4
6
8

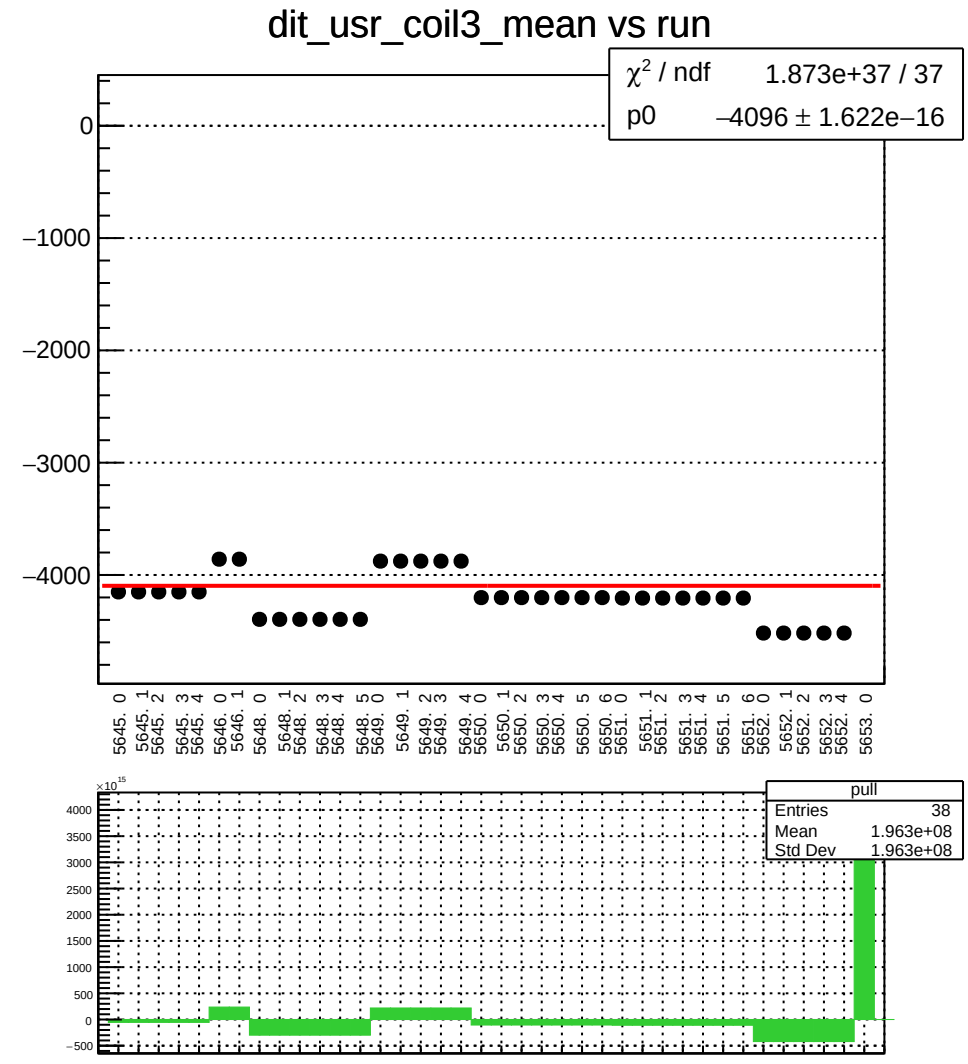
dit_usr_coil3_mean vs run
χ² / ndf 1.873e+37 / 37
p0 −4096 ± 1.622e−16
0
−1000
−2000
−3000
−4000
5645. 0
5645. 1
5645. 2
5645. 3
5645. 4
5646. 0
5646. 1
5648. 0
5648. 1
5648. 2
5648. 3
5648. 4
5648. 5
5649. 0
5649. 1
5649. 2
5649. 3
5649. 4
5650. 0
5650. 1
5650. 2
5650. 3
5650. 4
5650. 5
5650. 6
5651. 0
5651. 1
5651. 2
5651. 3
5651. 4
5651. 5
5651. 6
5652. 0
5652. 1
5652. 2
5652. 3
5652. 4
5653. 0
×10^15
4000
3500
3000
2500
2000
1500
1000
500
0
−500
pull
Entries 38
Mean 1.963e+08
Std Dev 1.963e+08

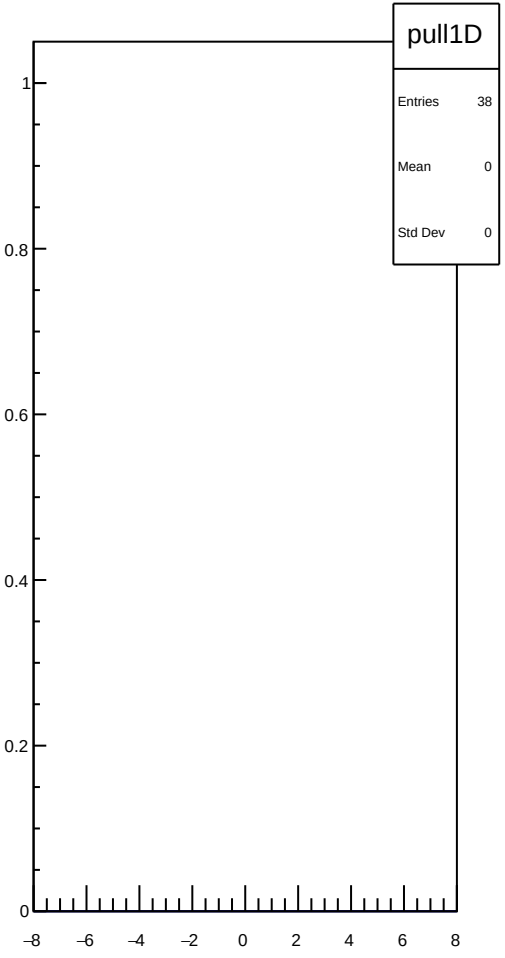
pull1D
Entries 38
Mean 0
Std Dev 0
1
0.8
0.6
0.4
0.2
0
−8
−6
−4
−2
0
2
4
6
8

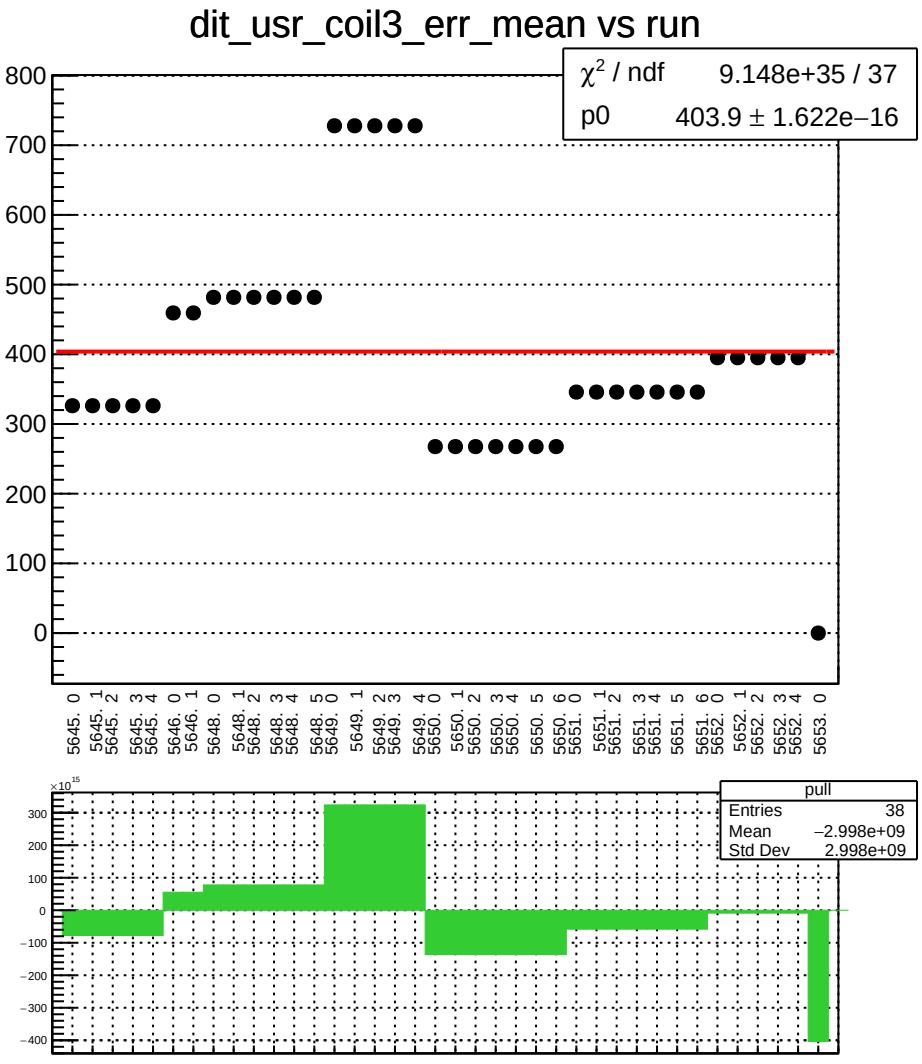
dit_usr_coil3_err_mean vs run
χ² / ndf 9.148e+35 / 37
p0 403.9 ± 1.622e−16
800
700
600
500
400
300
200
100
0
5645. 0
5645. 1
5645. 2
5645. 3
5645. 4
5646. 0
5646. 1
5648. 0
5648. 1
5648. 2
5648. 3
5648. 4
5648. 5
5649. 0
5649. 1
5649. 2
5649. 3
5649. 4
5650. 0
5650. 1
5650. 2
5650. 3
5650. 4
5650. 5
5650. 6
5651. 0
5651. 1
5651. 2
5651. 3
5651. 4
5651. 5
5651. 6
5652. 0
5652. 1
5652. 2
5652. 3
5652. 4
5653. 0
×10¹⁵
300
200
100
0
−100
−200
−300
−400
pull
Entries 38
Mean −2.998e+09
Std Dev 2.998e+09

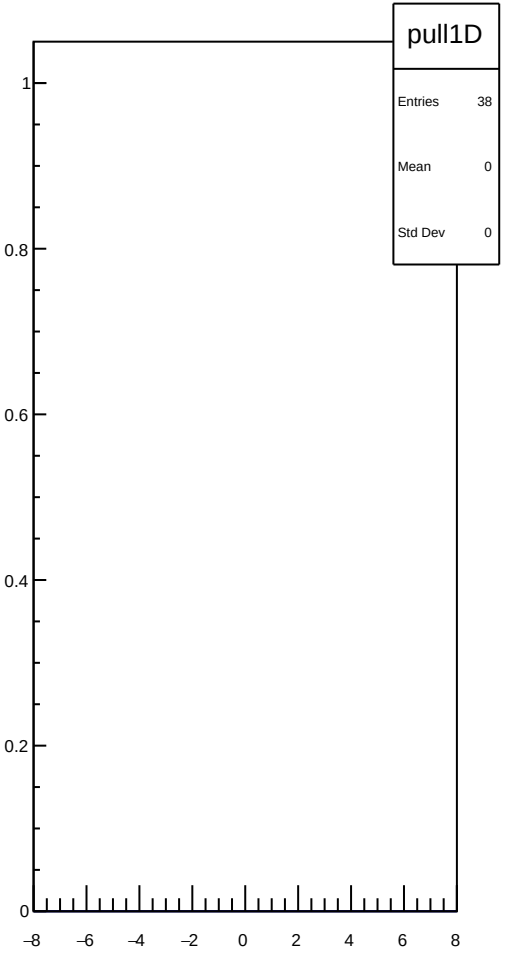
pull1D
Entries 38
Mean 0
Std Dev 0
1
0.8
0.6
0.4
0.2
0
−8
−6
−4
−2
0
2
4
6
8

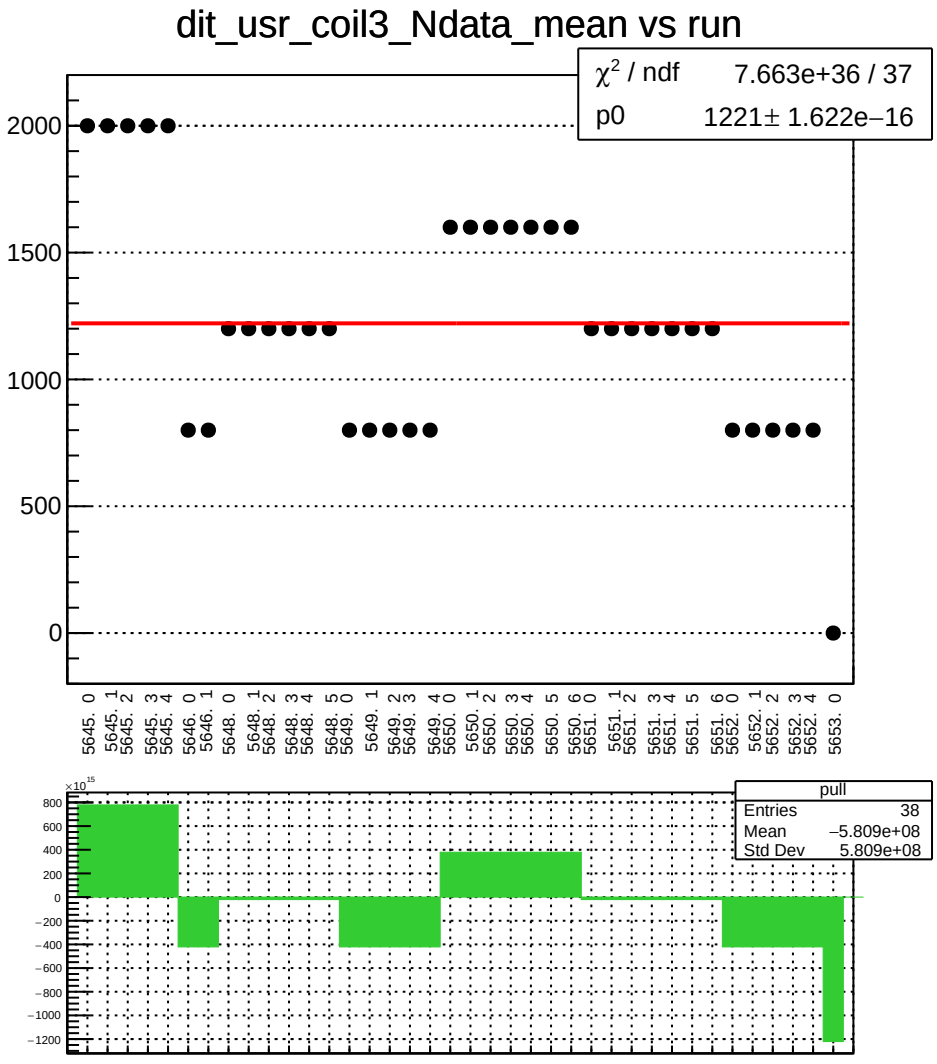
dit_usr_coil3_Ndata_mean vs run
χ² / ndf 7.663e+36 / 37
p0 1221± 1.622e−16
2000
1500
1000
500
0
5645. 0
5645. 1
5645. 2
5645. 3
5645. 4
5646. 0
5646. 1
5648. 0
5648. 1
5648. 2
5648. 3
5648. 4
5648. 5
5649. 0
5649. 1
5649. 2
5649. 3
5649. 4
5650. 0
5650. 1
5650. 2
5650. 3
5650. 4
5650. 5
5650. 6
5651. 0
5651. 1
5651. 2
5651. 3
5651. 4
5651. 5
5651. 6
5652. 0
5652. 1
5652. 2
5652. 3
5652. 4
5653. 0
×10¹⁵
800
600
400
200
0
−200
−400
−600
−800
−1000
−1200
pull
Entries 38
Mean −5.809e+08
Std Dev 5.809e+08

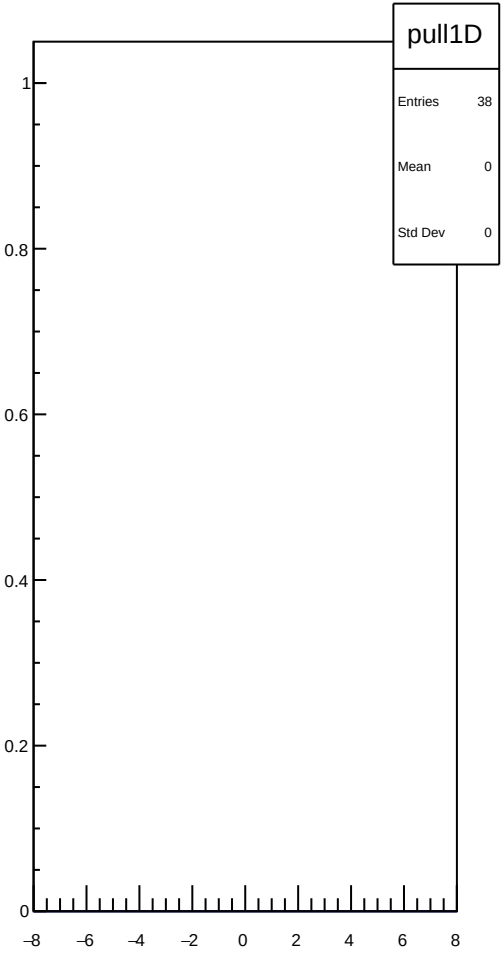
pull1D
Entries 38
Mean 0
Std Dev 0
1
0.8
0.6
0.4
0.2
0
−8
−6
−4
−2
0
2
4
6
8

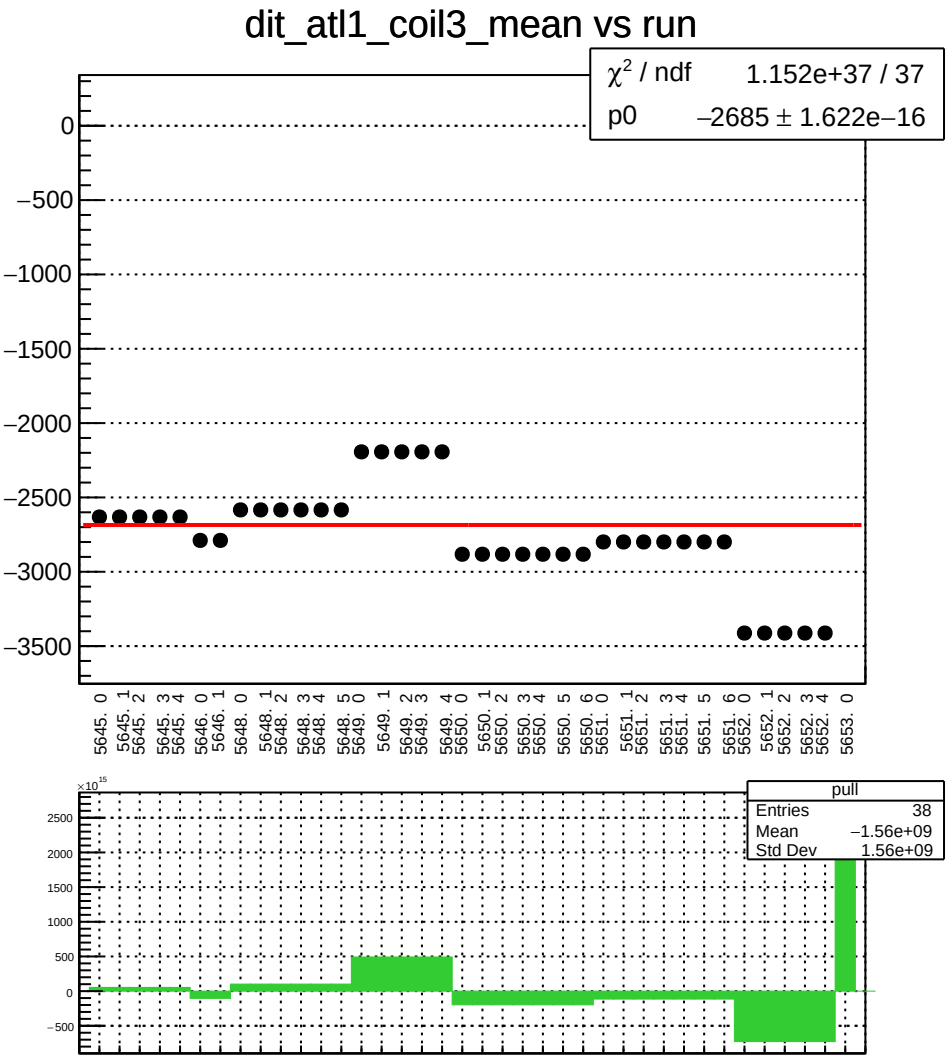
dit_atl1_coil3_mean vs run
χ² / ndf 1.152e+37 / 37
p0 −2685 ± 1.622e−16
0
−500
−1000
−1500
−2000
−2500
−3000
−3500
5645. 0
5645. 1
5645. 2
5645. 3
5645. 4
5646. 0
5646. 1
5648. 0
5648. 1
5648. 2
5648. 3
5648. 4
5648. 5
5649. 0
5649. 1
5649. 2
5649. 3
5649. 4
5650. 0
5650. 1
5650. 2
5650. 3
5650. 4
5650. 5
5650. 6
5651. 0
5651. 1
5651. 2
5651. 3
5651. 4
5651. 5
5651. 6
5652. 0
5652. 1
5652. 2
5652. 3
5652. 4
5653. 0
×10¹⁵
2500
2000
1500
1000
500
0
−500
pull
Entries 38
Mean −1.56e+09
Std Dev 1.56e+09

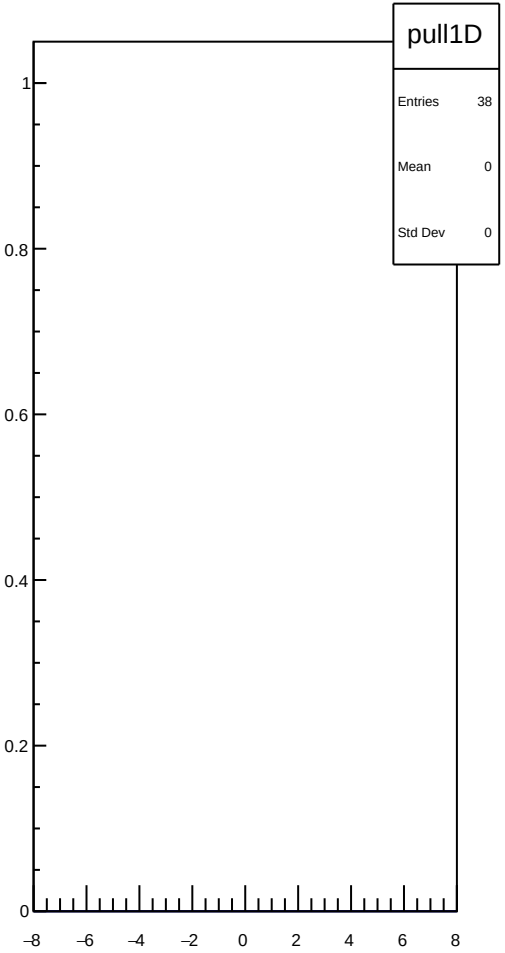
pull1D
Entries 38
Mean 0
Std Dev 0
1
0.8
0.6
0.4
0.2
0
−8
−6
−4
−2
0
2
4
6
8

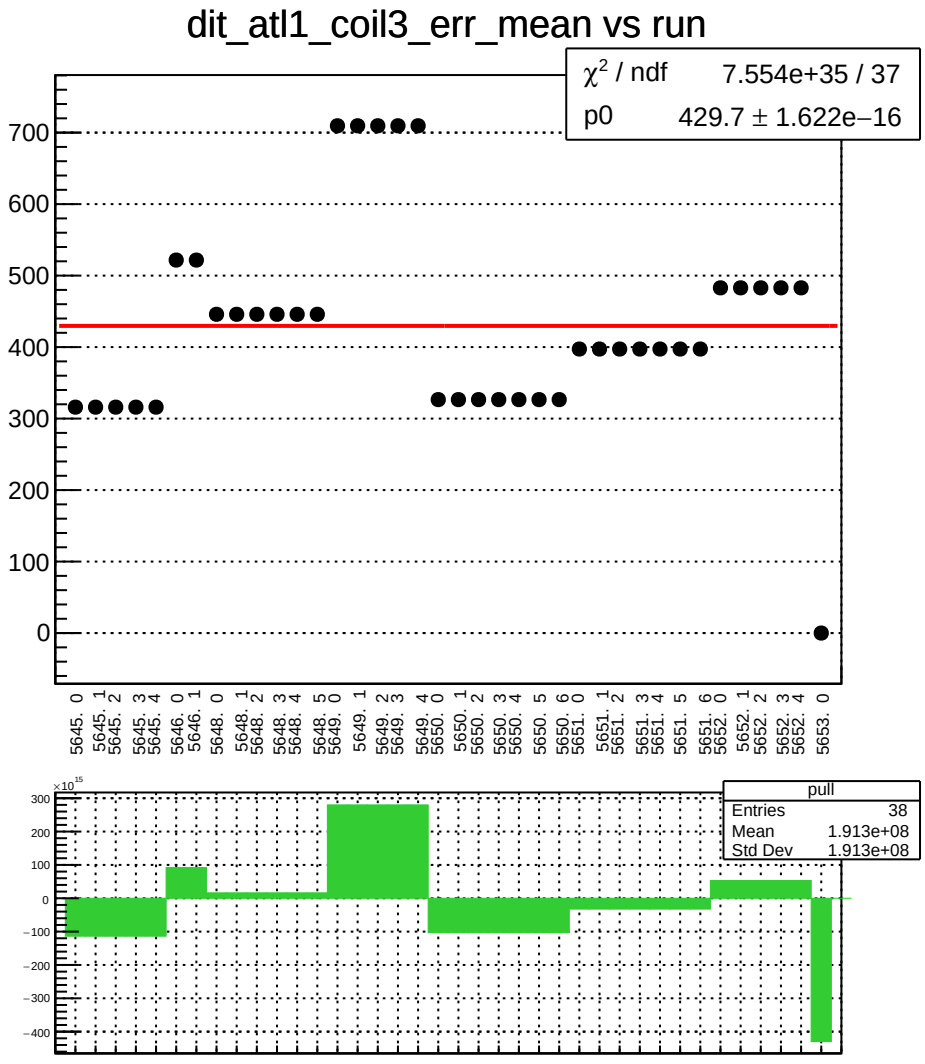
dit_atl1_coil3_err_mean vs run
χ² / ndf 7.554e+35 / 37
p0 429.7 ± 1.622e−16
700
600
500
400
300
200
100
0
5645. 0
5645. 1
5645. 2
5645. 3
5645. 4
5646. 0
5646. 1
5648. 0
5648. 1
5648. 2
5648. 3
5648. 4
5648. 5
5649. 0
5649. 1
5649. 2
5649. 3
5649. 4
5650. 0
5650. 1
5650. 2
5650. 3
5650. 4
5650. 5
5650. 6
5651. 0
5651. 1
5651. 2
5651. 3
5651. 4
5651. 5
5651. 6
5652. 0
5652. 1
5652. 2
5652. 3
5652. 4
5653. 0
×10¹⁵
300
200
100
0
−100
−200
−300
−400
pull
Entries 38
Mean 1.913e+08
Std Dev 1.913e+08

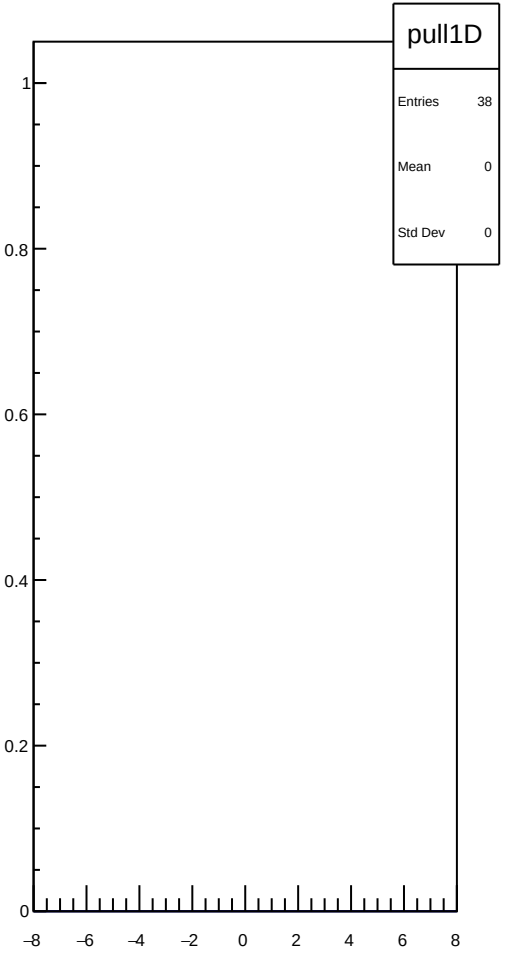
pull1D
Entries 38
Mean 0
Std Dev 0
1
0.8
0.6
0.4
0.2
0
−8
−6
−4
−2
0
2
4
6
8

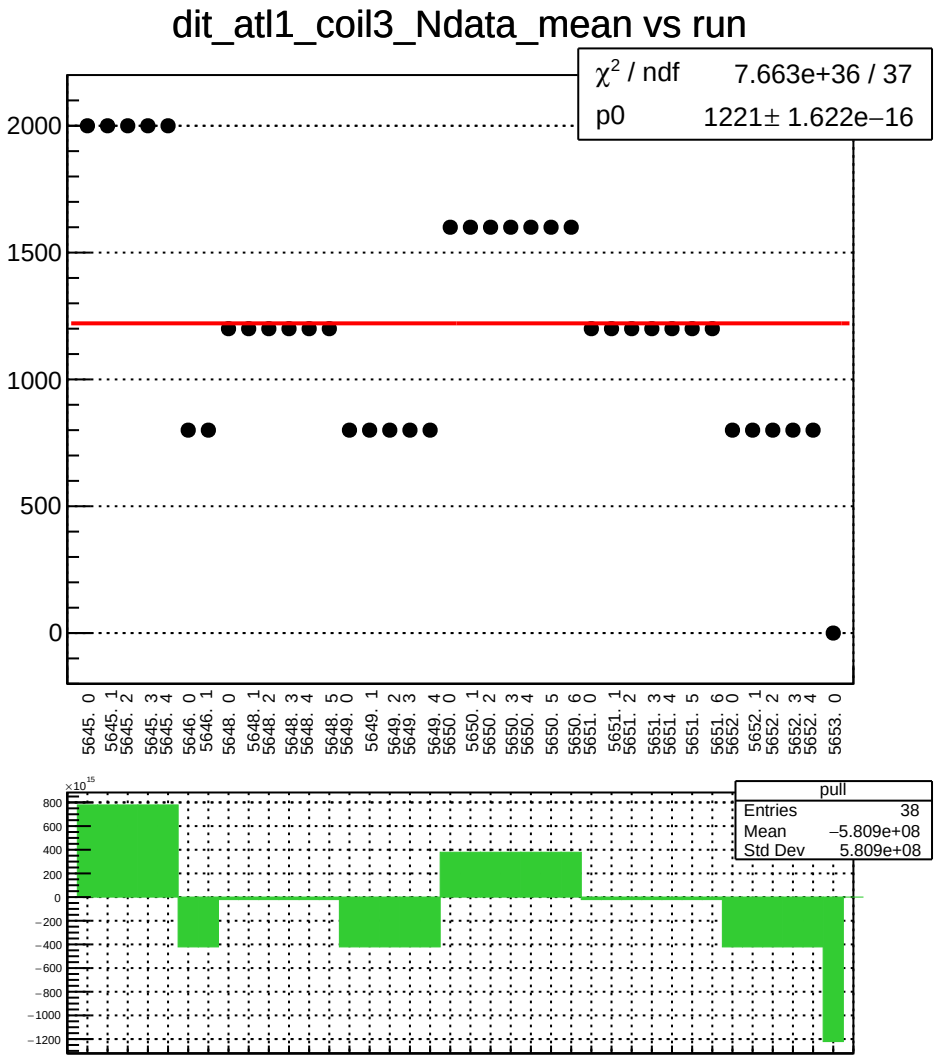
dit_atl1_coil3_Ndata_mean vs run
χ² / ndf 7.663e+36 / 37
p0 1221± 1.622e−16
2000
1500
1000
500
0
5645. 0
5645. 1
5645. 2
5645. 3
5645. 4
5646. 0
5646. 1
5648. 0
5648. 1
5648. 2
5648. 3
5648. 4
5648. 5
5649. 0
5649. 1
5649. 2
5649. 3
5649. 4
5650. 0
5650. 1
5650. 2
5650. 3
5650. 4
5650. 5
5650. 6
5651. 0
5651. 1
5651. 2
5651. 3
5651. 4
5651. 5
5651. 6
5652. 0
5652. 1
5652. 2
5652. 3
5652. 4
5653. 0
×10¹⁵
800
600
400
200
0
−200
−400
−600
−800
−1000
−1200
pull
Entries 38
Mean −5.809e+08
Std Dev 5.809e+08

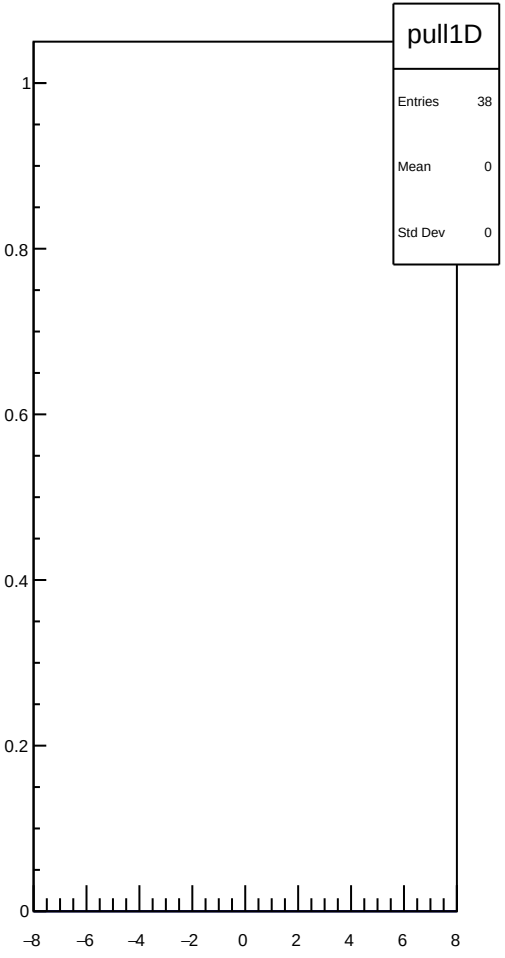
pull1D
Entries 38
Mean 0
Std Dev 0
1
0.8
0.6
0.4
0.2
0
−8
−6
−4
−2
0
2
4
6
8

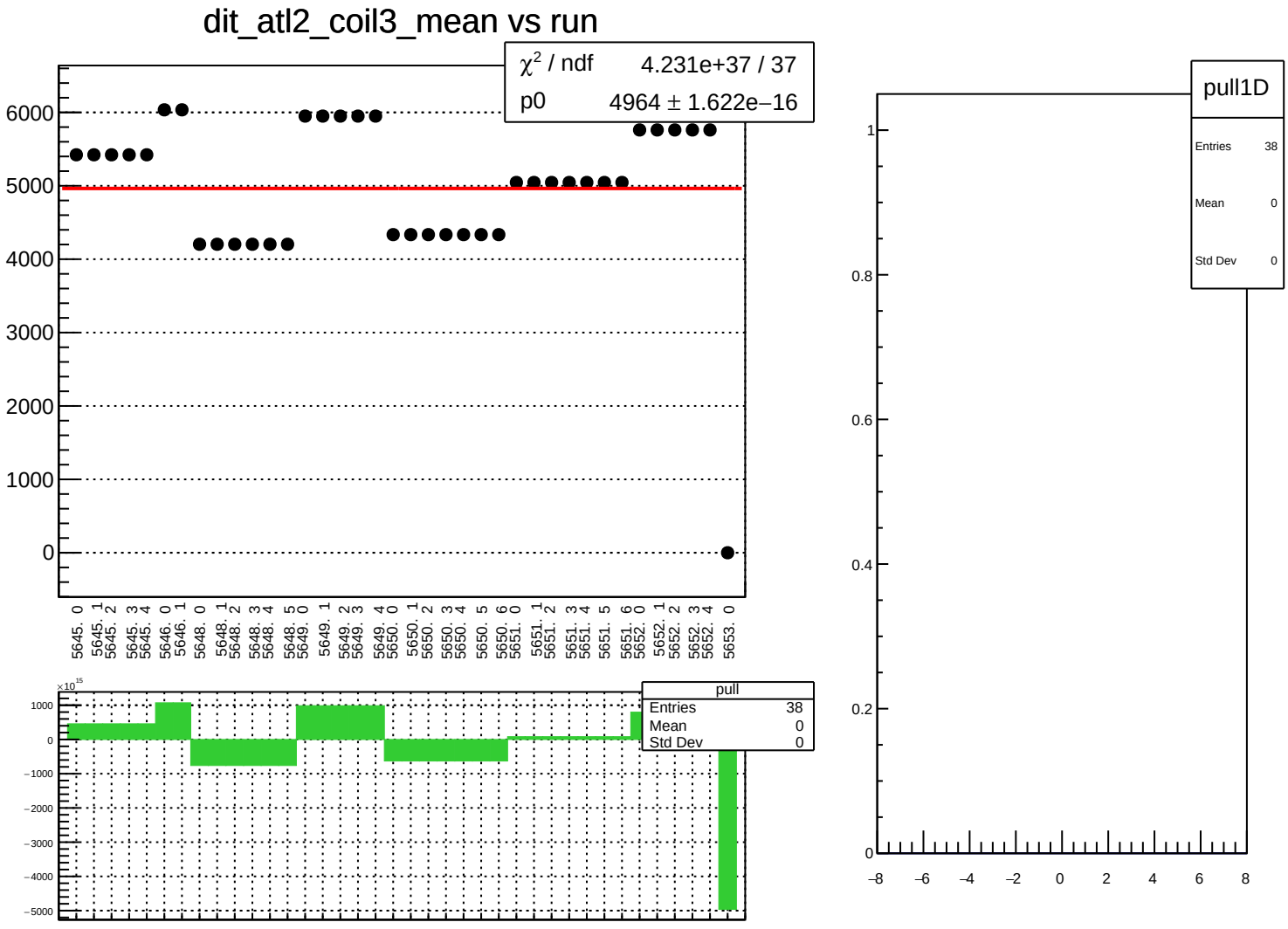
dit_atl2_coil3_mean vs run
χ² / ndf 4.231e+37 / 37
p0 4964 ± 1.622e−16
6000
5000
4000
3000
2000
1000
0
5645. 0
5645. 1
5645. 2
5645. 3
5645. 4
5646. 0
5646. 1
5648. 0
5648. 1
5648. 2
5648. 3
5648. 4
5648. 5
5649. 0
5649. 1
5649. 2
5649. 3
5649. 4
5650. 0
5650. 1
5650. 2
5650. 3
5650. 4
5650. 5
5650. 6
5651. 0
5651. 1
5651. 2
5651. 3
5651. 4
5651. 5
5651. 6
5652. 0
5652. 1
5652. 2
5652. 3
5652. 4
5653. 0
×10¹⁵
1000
0
−1000
−2000
−3000
−4000
−5000
pull
Entries 38
Mean 0
Std Dev 0
pull1D
Entries 38
Mean 0
Std Dev 0
1
0.8
0.6
0.4
0.2
0
−8
−6
−4
−2
0
2
4
6
8

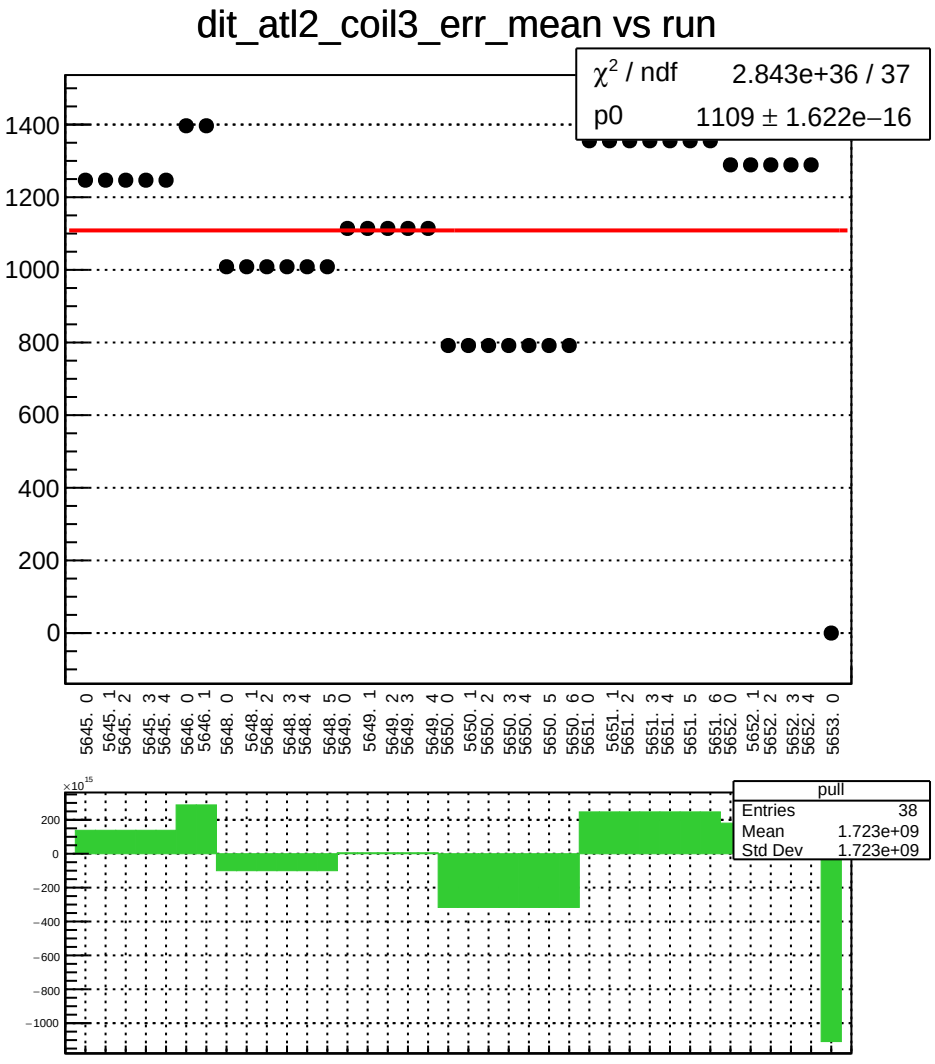
dit_atl2_coil3_err_mean vs run
χ² / ndf 2.843e+36 / 37
p0 1109 ± 1.622e−16
1400
1200
1000
800
600
400
200
0
5645. 0
5645. 1
5645. 2
5645. 3
5645. 4
5646. 0
5646. 1
5648. 0
5648. 1
5648. 2
5648. 3
5648. 4
5648. 5
5649. 0
5649. 1
5649. 2
5649. 3
5649. 4
5650. 0
5650. 1
5650. 2
5650. 3
5650. 4
5650. 5
5650. 6
5651. 0
5651. 1
5651. 2
5651. 3
5651. 4
5651. 5
5651. 6
5652. 0
5652. 1
5652. 2
5652. 3
5652. 4
5653. 0
×10¹⁵
200
0
−200
−400
−600
−800
−1000
pull
Entries 38
Mean 1.723e+09
Std Dev 1.723e+09

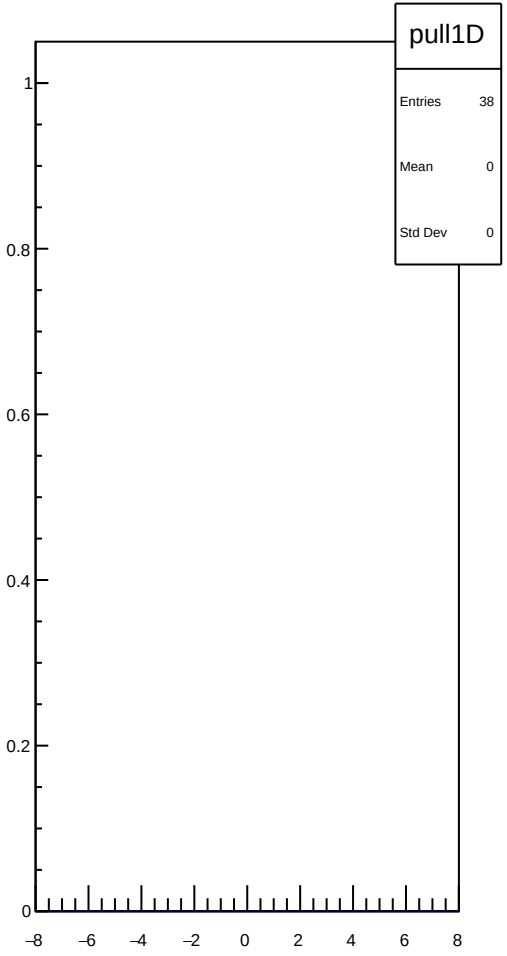
pull1D
Entries 38
Mean 0
Std Dev 0
1
0.8
0.6
0.4
0.2
0
−8
−6
−4
−2
0
2
4
6
8

dit_atl2_coil3_Ndata_mean vs run

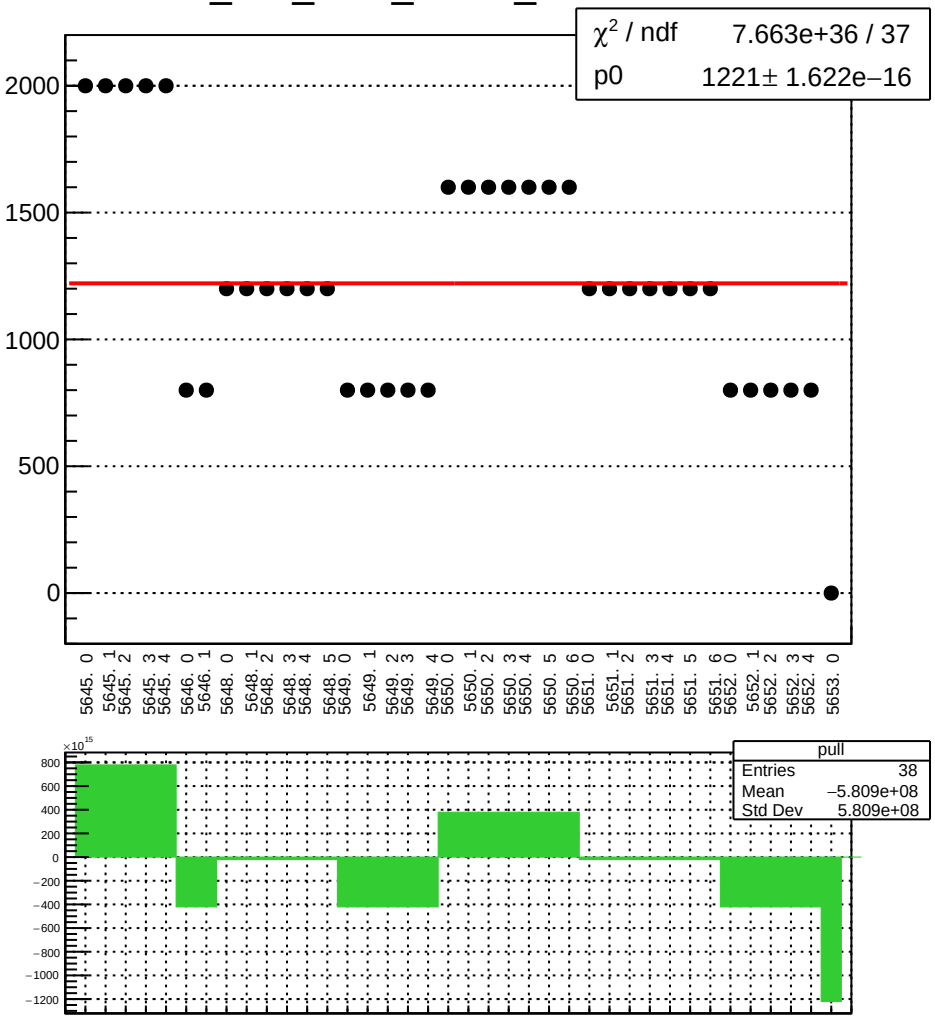

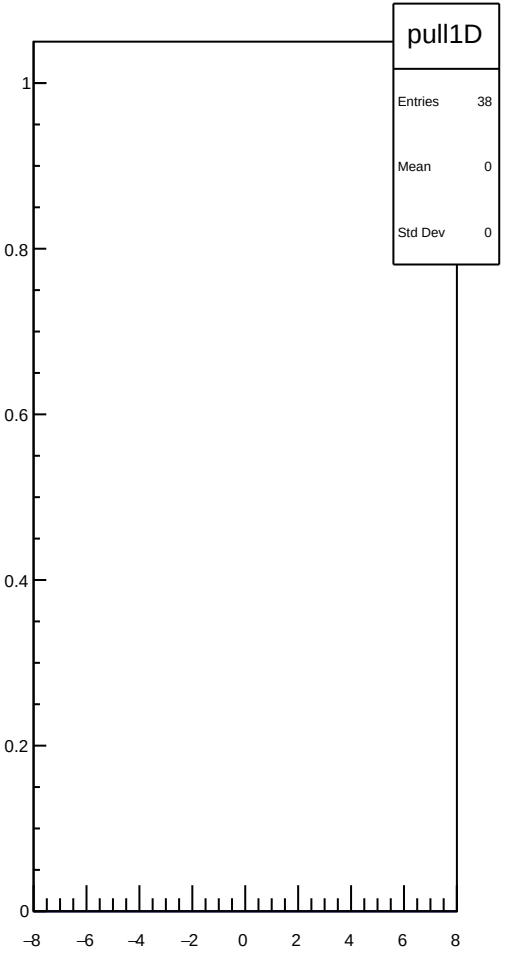

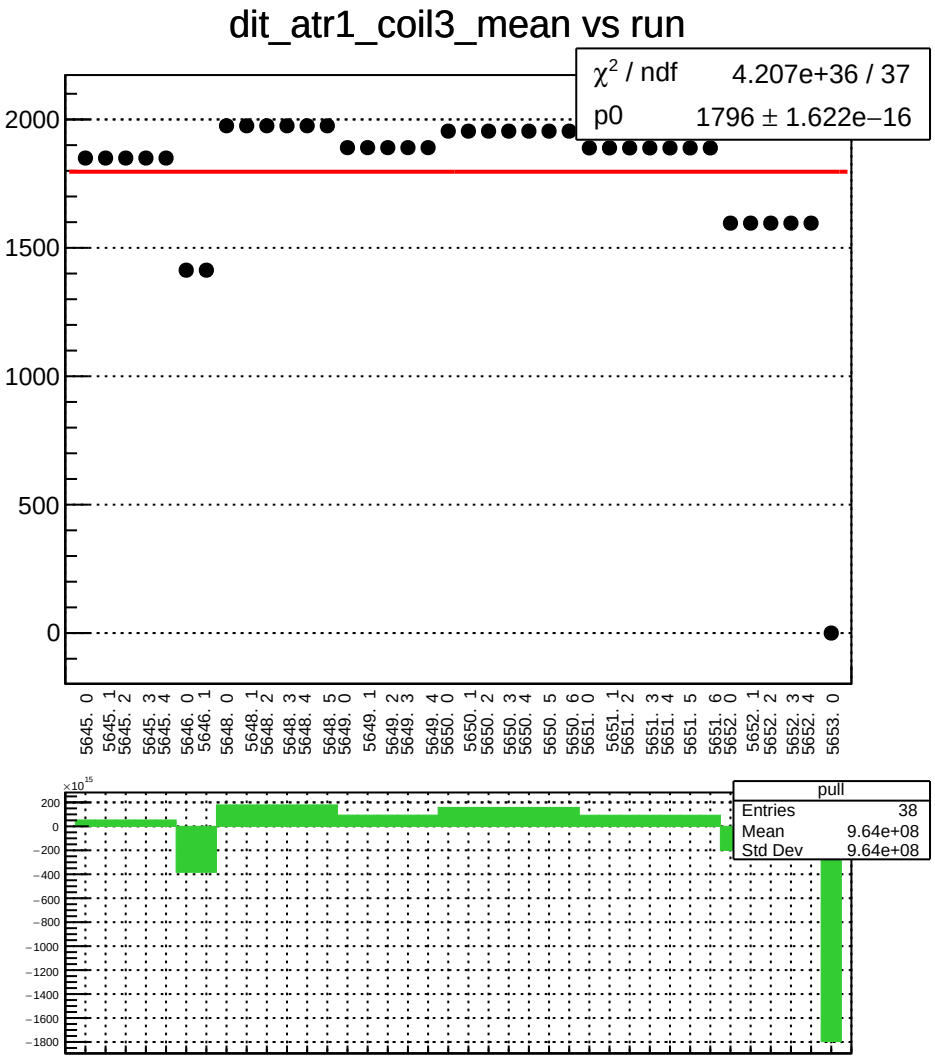
dit_atr1_coil3_mean vs run
χ² / ndf 4.207e+36 / 37
p0 1796 ± 1.622e−16
2000
1500
1000
500
0
5645. 0
5645. 1
5645. 2
5645. 3
5645. 4
5646. 0
5646. 1
5648. 0
5648. 1
5648. 2
5648. 3
5648. 4
5648. 5
5649. 0
5649. 1
5649. 2
5649. 3
5649. 4
5650. 0
5650. 1
5650. 2
5650. 3
5650. 4
5650. 5
5650. 6
5651. 0
5651. 1
5651. 2
5651. 3
5651. 4
5651. 5
5651. 6
5652. 0
5652. 1
5652. 2
5652. 3
5652. 4
5653. 0
×10¹⁵
200
0
−200
−400
−600
−800
−1000
−1200
−1400
−1600
−1800
pull
Entries 38
Mean 9.64e+08
Std Dev 9.64e+08

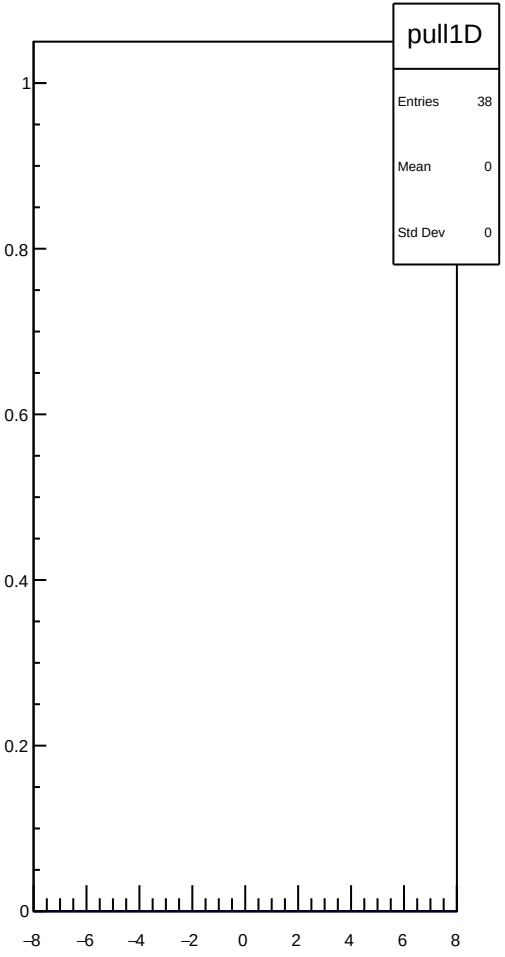
pull1D
Entries 38
Mean 0
Std Dev 0
1
0.8
0.6
0.4
0.2
0
−8
−6
−4
−2
0
2
4
6
8

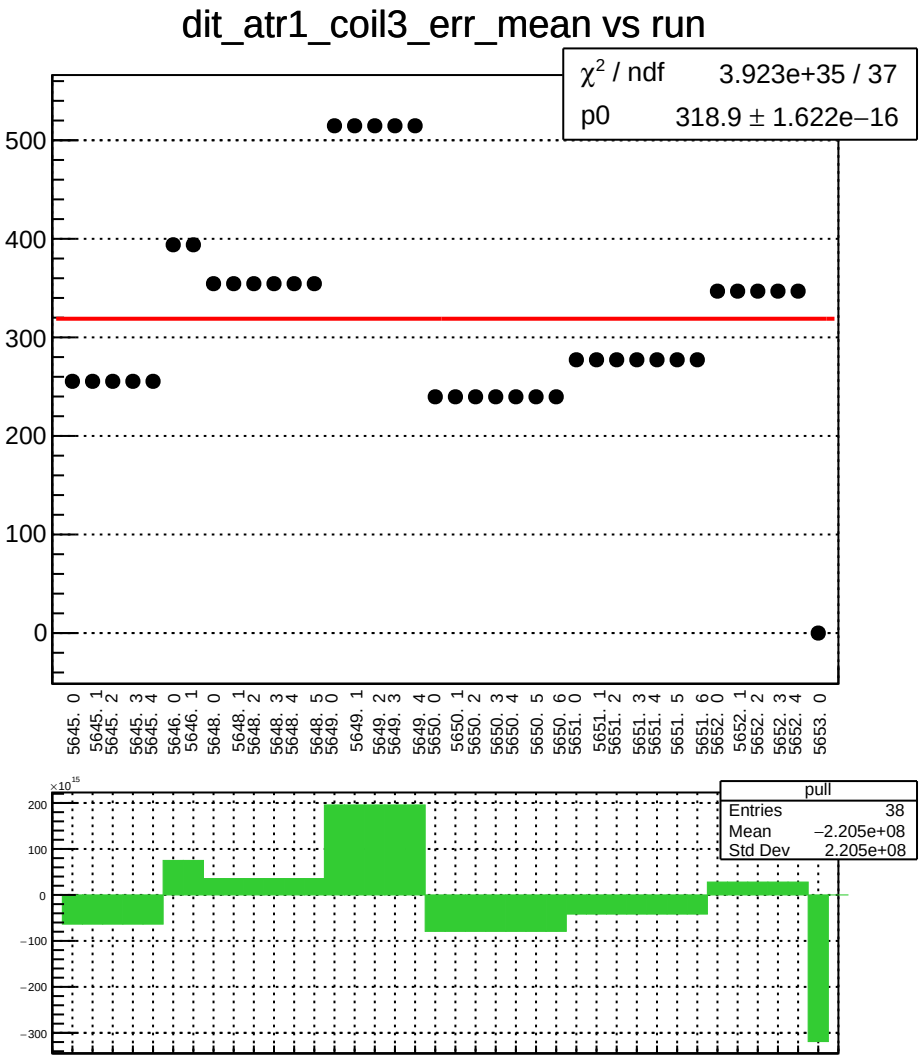
dit_atr1_coil3_err_mean vs run
χ² / ndf 3.923e+35 / 37
p0 318.9 ± 1.622e−16
500
400
300
200
100
0
5645. 0
5645. 1
5645. 2
5645. 3
5645. 4
5646. 0
5646. 1
5648. 0
5648. 1
5648. 2
5648. 3
5648. 4
5648. 5
5649. 0
5649. 1
5649. 2
5649. 3
5649. 4
5650. 0
5650. 1
5650. 2
5650. 3
5650. 4
5650. 5
5650. 6
5651. 0
5651. 1
5651. 2
5651. 3
5651. 4
5651. 5
5651. 6
5652. 0
5652. 1
5652. 2
5652. 3
5652. 4
5653. 0
×10¹⁵
200
100
0
−100
−200
−300
pull
Entries 38
Mean −2.205e+08
Std Dev 2.205e+08

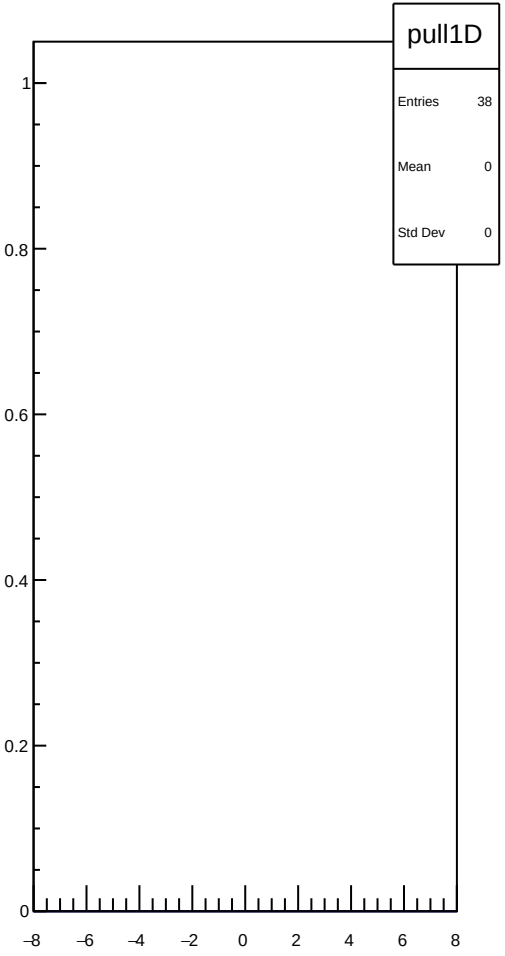
pull1D
Entries 38
Mean 0
Std Dev 0
1
0.8
0.6
0.4
0.2
0
−8
−6
−4
−2
0
2
4
6
8

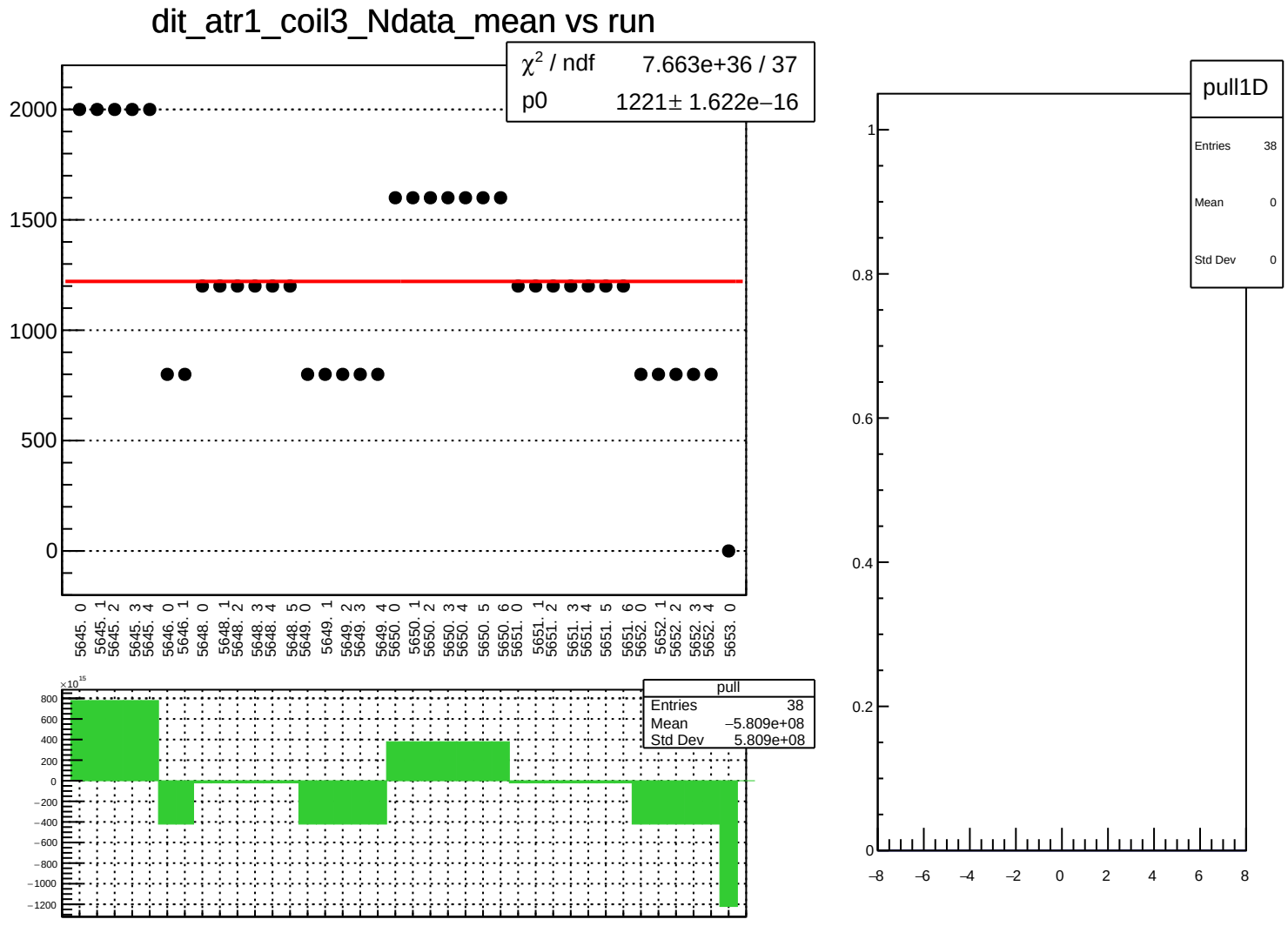
dit_atr1_coil3_Ndata_mean vs run
χ² / ndf 7.663e+36 / 37
p0 1221± 1.622e−16
2000
1500
1000
500
0
5645. 0
5645. 1
5645. 2
5645. 3
5645. 4
5646. 0
5646. 1
5648. 0
5648. 1
5648. 2
5648. 3
5648. 4
5648. 5
5649. 0
5649. 1
5649. 2
5649. 3
5649. 4
5650. 0
5650. 1
5650. 2
5650. 3
5650. 4
5650. 5
5650. 6
5651. 0
5651. 1
5651. 2
5651. 3
5651. 4
5651. 5
5651. 6
5652. 0
5652. 1
5652. 2
5652. 3
5652. 4
5653. 0
×10¹⁵
800
600
400
200
0
−200
−400
−600
−800
−1000
−1200
pull
Entries 38
Mean −5.809e+08
Std Dev 5.809e+08
pull1D
Entries 38
Mean 0
Std Dev 0
1
0.8
0.6
0.4
0.2
0
−8
−6
−4
−2
0
2
4
6
8

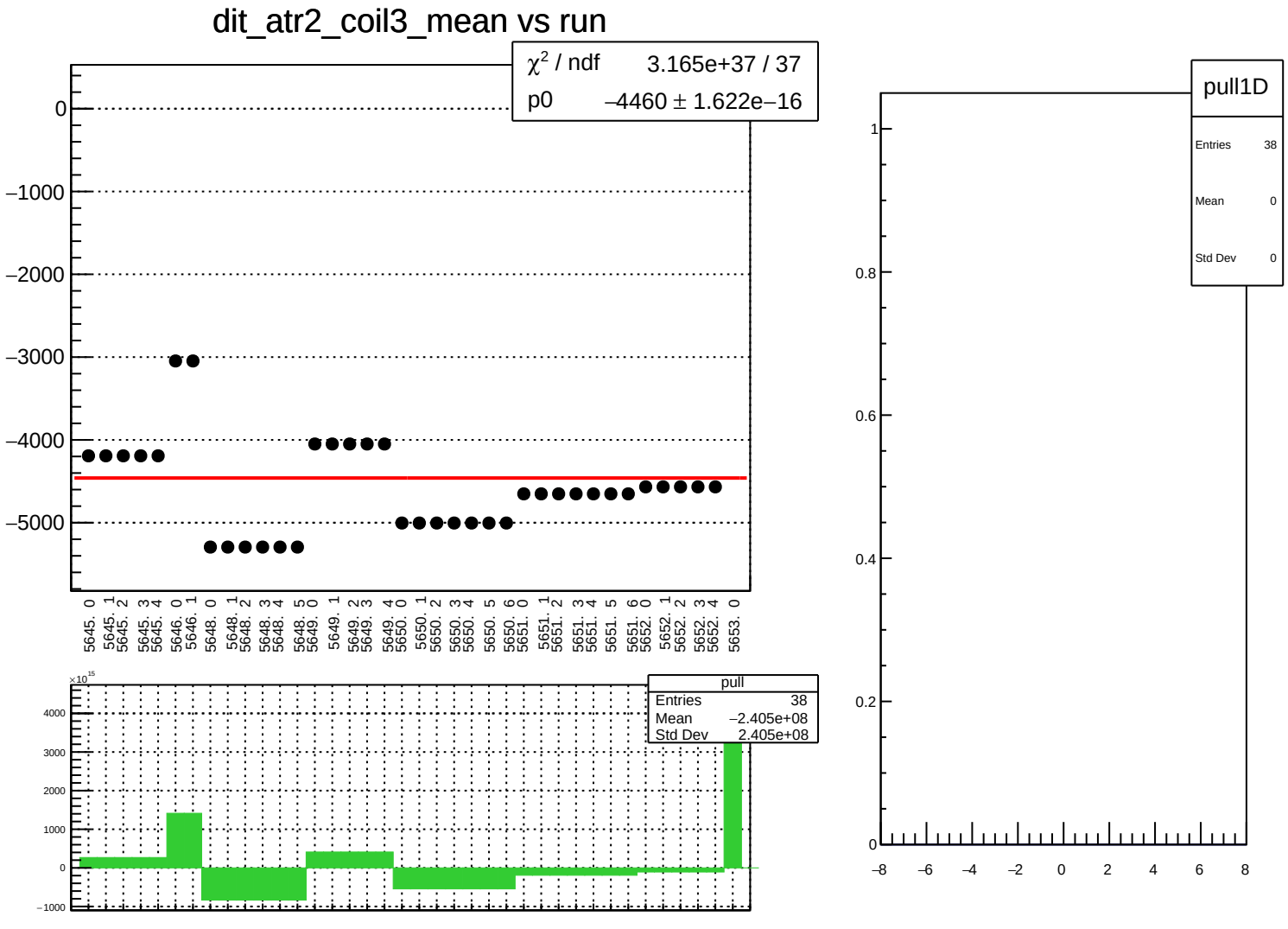
dit_atr2_coil3_mean vs run
χ² / ndf 3.165e+37 / 37
p0 −4460 ± 1.622e−16
0
−1000
−2000
−3000
−4000
−5000
5645. 0
5645. 1
5645. 2
5645. 3
5645. 4
5646. 0
5646. 1
5648. 0
5648. 1
5648. 2
5648. 3
5648. 4
5648. 5
5649. 0
5649. 1
5649. 2
5649. 3
5649. 4
5650. 0
5650. 1
5650. 2
5650. 3
5650. 4
5650. 5
5650. 6
5651. 0
5651. 1
5651. 2
5651. 3
5651. 4
5651. 5
5651. 6
5652. 0
5652. 1
5652. 2
5652. 3
5652. 4
5653. 0
×10¹⁵
4000
3000
2000
1000
0
−1000
pull
Entries 38
Mean −2.405e+08
Std Dev 2.405e+08
pull1D
Entries 38
Mean 0
Std Dev 0
1
0.8
0.6
0.4
0.2
0
−8
−6
−4
−2
0
2
4
6
8

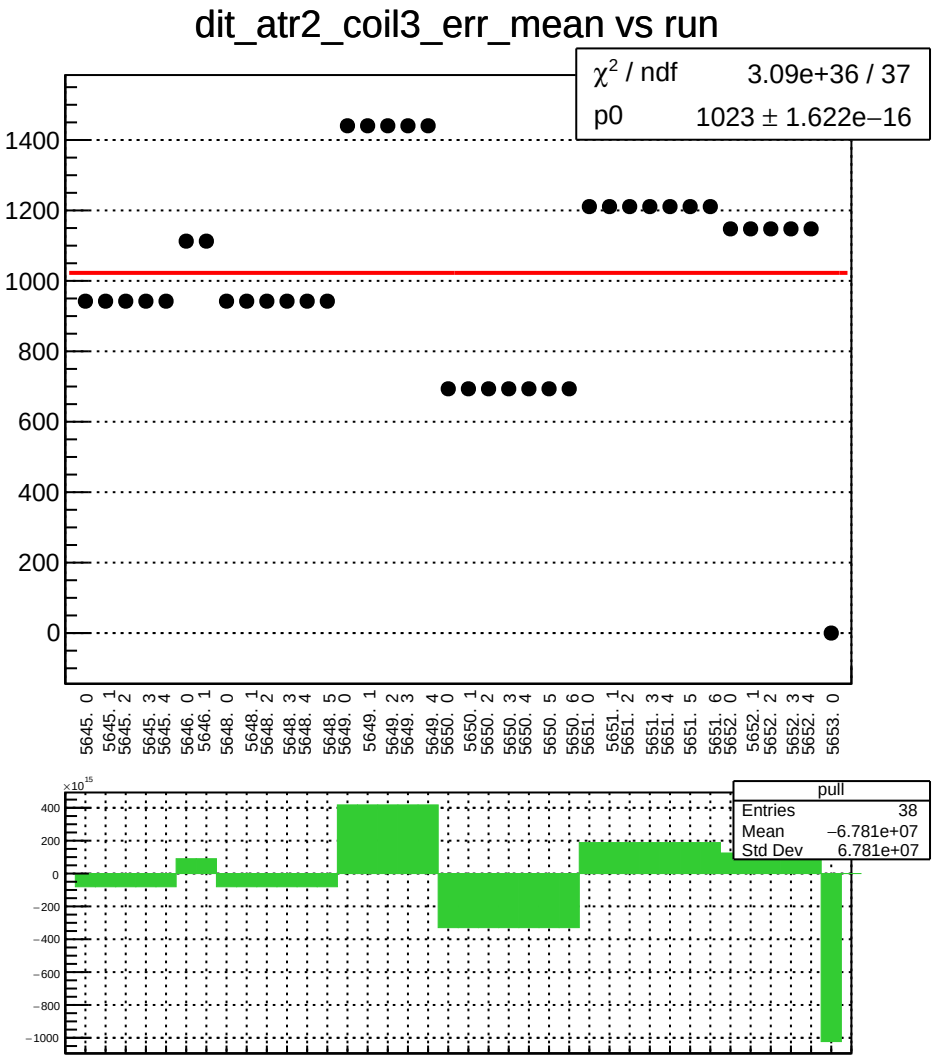
dit_atr2_coil3_err_mean vs run
χ² / ndf 3.09e+36 / 37
p0 1023 ± 1.622e−16
1400
1200
1000
800
600
400
200
0
5645. 0
5645. 1
5645. 2
5645. 3
5645. 4
5646. 0
5646. 1
5648. 0
5648. 1
5648. 2
5648. 3
5648. 4
5648. 5
5649. 0
5649. 1
5649. 2
5649. 3
5649. 4
5650. 0
5650. 1
5650. 2
5650. 3
5650. 4
5650. 5
5650. 6
5651. 0
5651. 1
5651. 2
5651. 3
5651. 4
5651. 5
5651. 6
5652. 0
5652. 1
5652. 2
5652. 3
5652. 4
5653. 0
×10¹⁵
400
200
0
−200
−400
−600
−800
−1000
pull
Entries 38
Mean −6.781e+07
Std Dev 6.781e+07

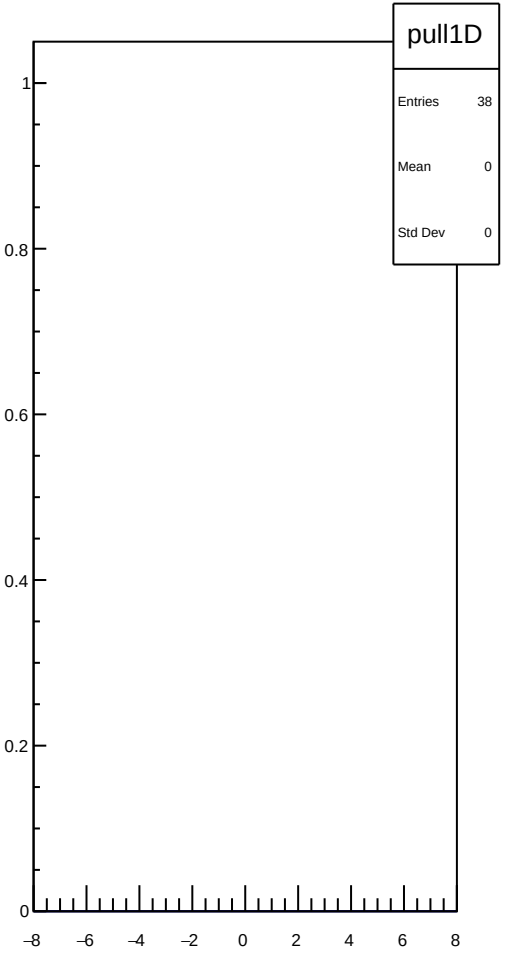
pull1D
Entries 38
Mean 0
Std Dev 0
1
0.8
0.6
0.4
0.2
0
−8
−6
−4
−2
0
2
4
6
8

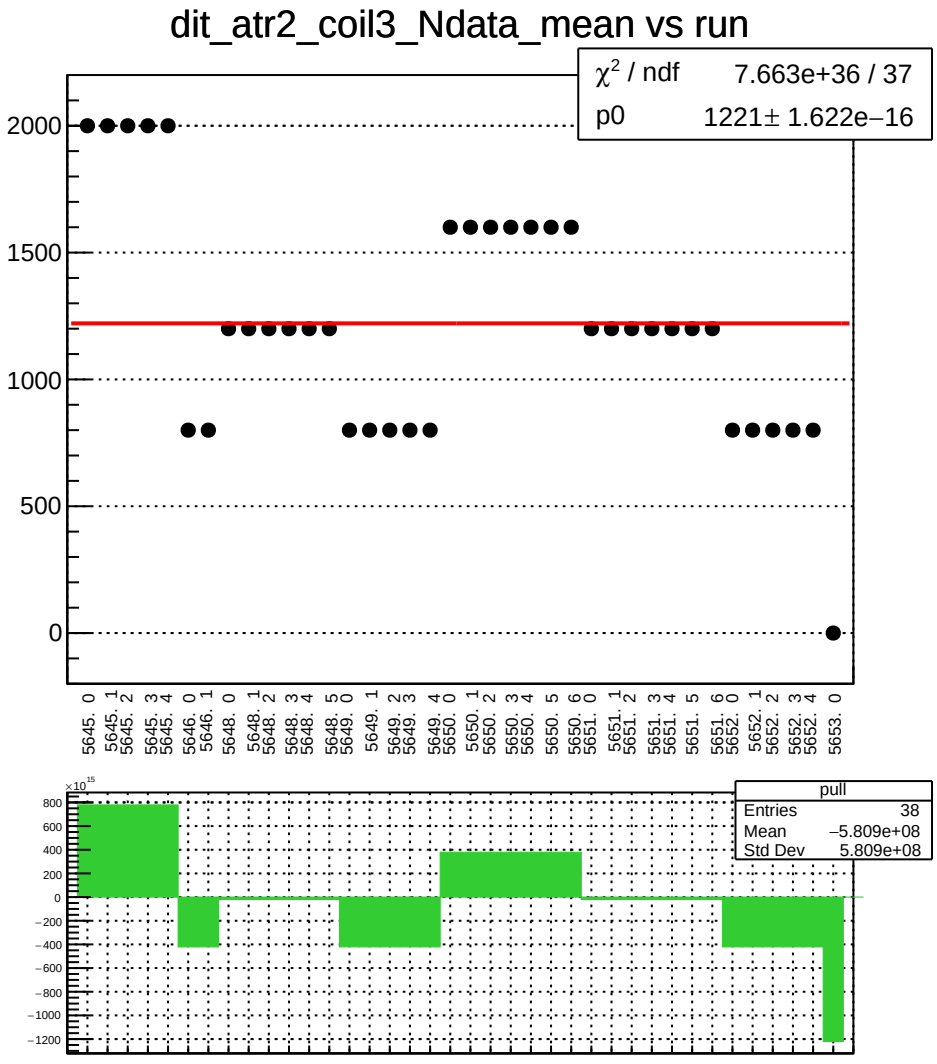
dit_atr2_coil3_Ndata_mean vs run
χ² / ndf 7.663e+36 / 37
p0 1221± 1.622e−16
2000
1500
1000
500
0
5645. 0
5645. 1
5645. 2
5645. 3
5645. 4
5646. 0
5646. 1
5648. 0
5648. 1
5648. 2
5648. 3
5648. 4
5648. 5
5649. 0
5649. 1
5649. 2
5649. 3
5649. 4
5650. 0
5650. 1
5650. 2
5650. 3
5650. 4
5650. 5
5650. 6
5651. 0
5651. 1
5651. 2
5651. 3
5651. 4
5651. 5
5651. 6
5652. 0
5652. 1
5652. 2
5652. 3
5652. 4
5653. 0
×10¹⁵
800
600
400
200
0
−200
−400
−600
−800
−1000
−1200
pull
Entries 38
Mean −5.809e+08
Std Dev 5.809e+08

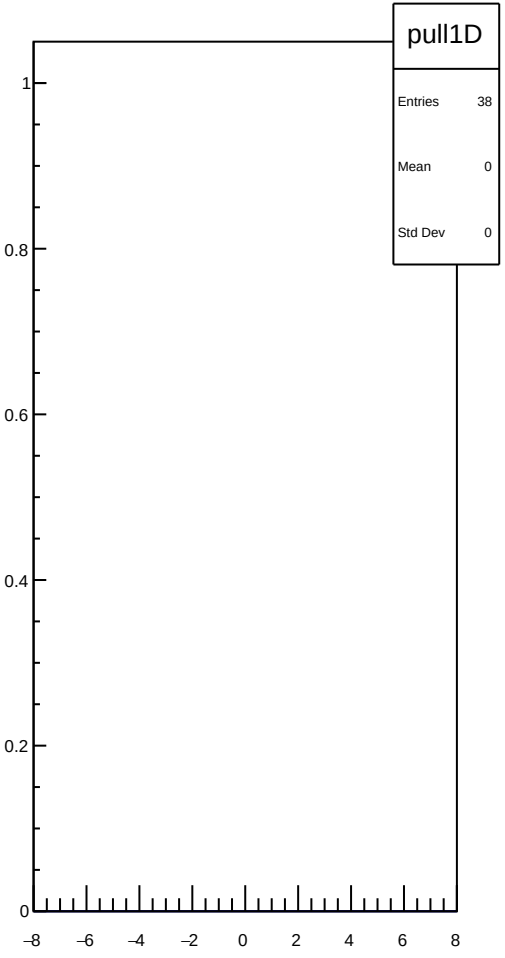
pull1D
Entries 38
Mean 0
Std Dev 0
1
0.8
0.6
0.4
0.2
0
−8
−6
−4
−2
0
2
4
6
8

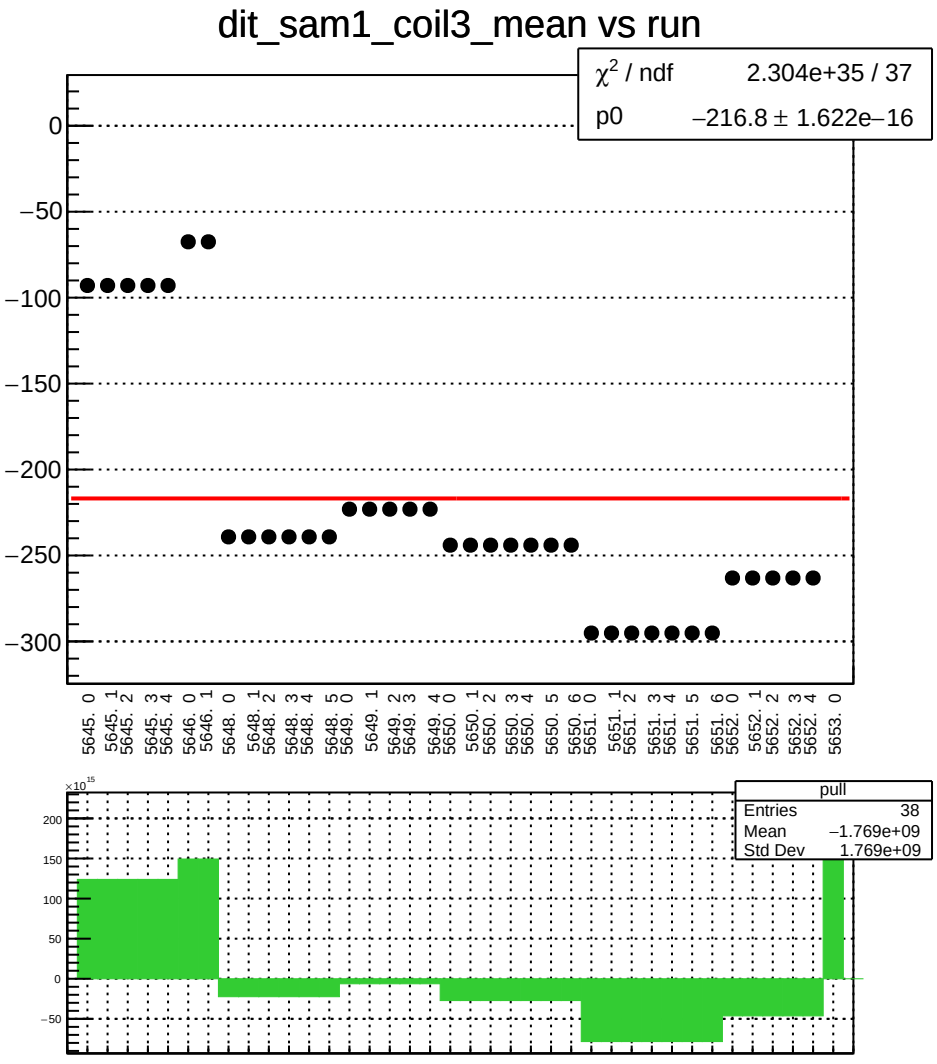
dit_sam1_coil3_mean vs run
χ2 / ndf 2.304e+35 / 37
p0 −216.8 ± 1.622e−16
0
−50
−100
−150
−200
−250
−300
5645. 0
5645. 1
5645. 2
5645. 3
5645. 4
5646. 0
5646. 1
5648. 0
5648. 1
5648. 2
5648. 3
5648. 4
5648. 5
5649. 0
5649. 1
5649. 2
5649. 3
5649. 4
5650. 0
5650. 1
5650. 2
5650. 3
5650. 4
5650. 5
5650. 6
5651. 0
5651. 1
5651. 2
5651. 3
5651. 4
5651. 5
5651. 6
5652. 0
5652. 1
5652. 2
5652. 3
5652. 4
5653. 0
×10^15
200
150
100
50
0
−50
pull
Entries 38
Mean −1.769e+09
Std Dev 1.769e+09

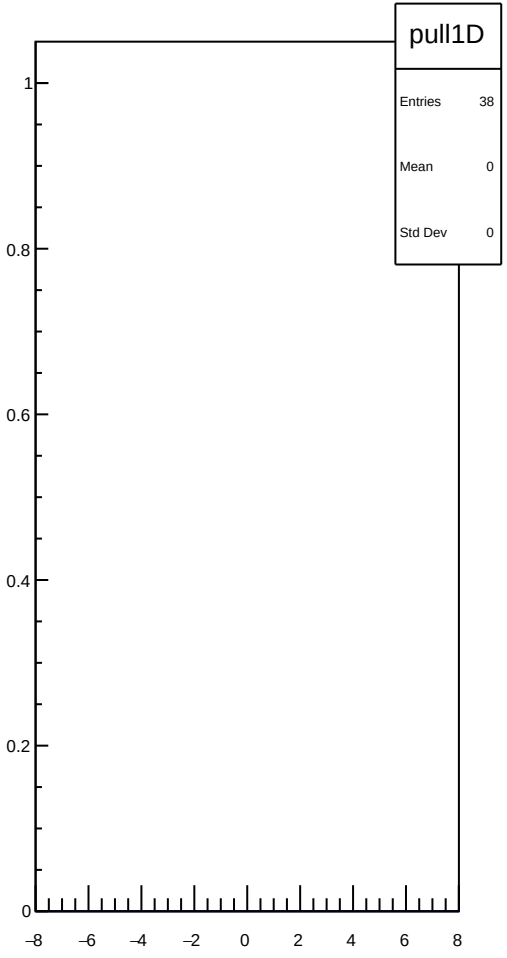
pull1D
Entries 38
Mean 0
Std Dev 0
1
0.8
0.6
0.4
0.2
0
−8
−6
−4
−2
0
2
4
6
8

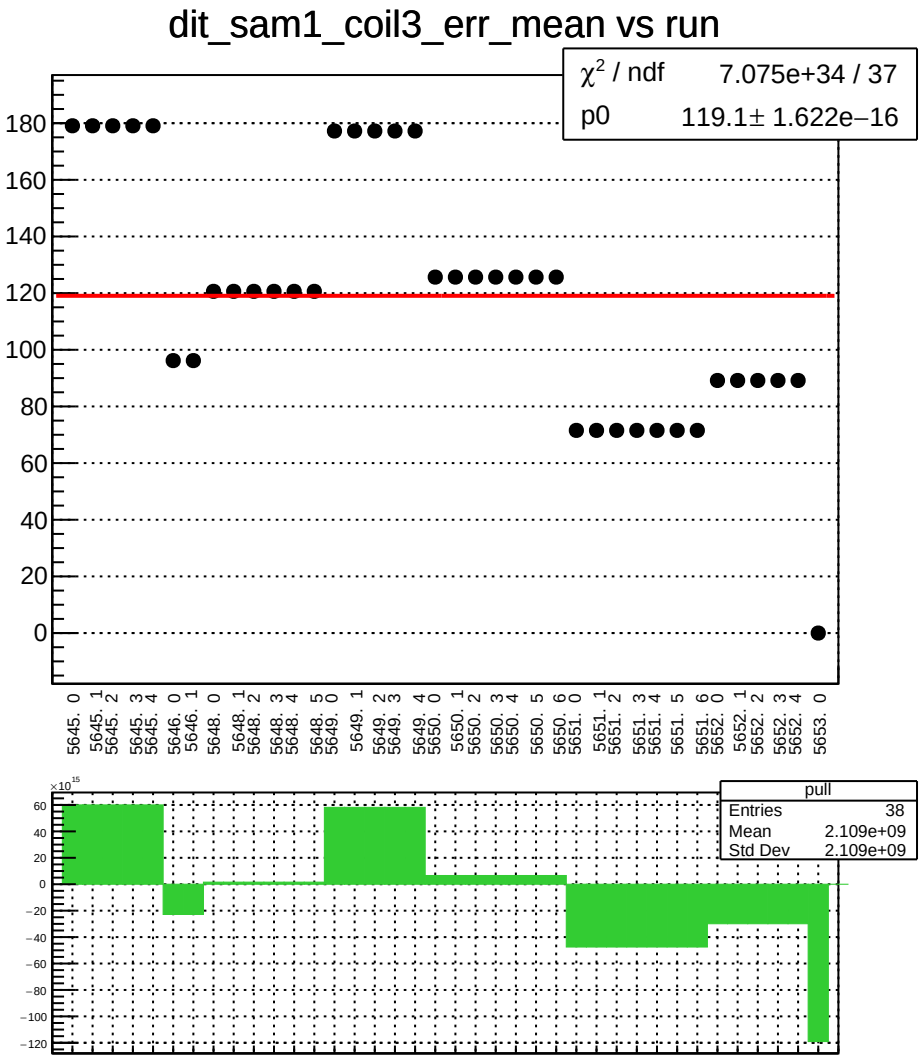
dit_sam1_coil3_err_mean vs run
χ² / ndf 7.075e+34 / 37
p0 119.1± 1.622e−16
180
160
140
120
100
80
60
40
20
0
5645. 0
5645. 1
5645. 2
5645. 3
5645. 4
5646. 0
5646. 1
5648. 0
5648. 1
5648. 2
5648. 3
5648. 4
5648. 5
5649. 0
5649. 1
5649. 2
5649. 3
5649. 4
5650. 0
5650. 1
5650. 2
5650. 3
5650. 4
5650. 5
5650. 6
5651. 0
5651. 1
5651. 2
5651. 3
5651. 4
5651. 5
5651. 6
5652. 0
5652. 1
5652. 2
5652. 3
5652. 4
5653. 0
×10¹⁵
60
40
20
0
−20
−40
−60
−80
−100
−120
pull
Entries 38
Mean 2.109e+09
Std Dev 2.109e+09

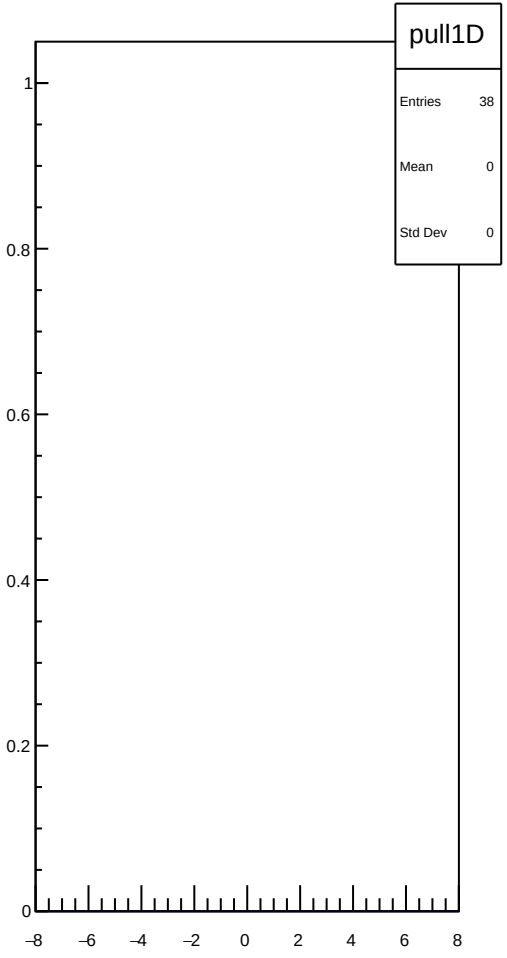
pull1D
Entries 38
Mean 0
Std Dev 0
1
0.8
0.6
0.4
0.2
0
−8
−6
−4
−2
0
2
4
6
8

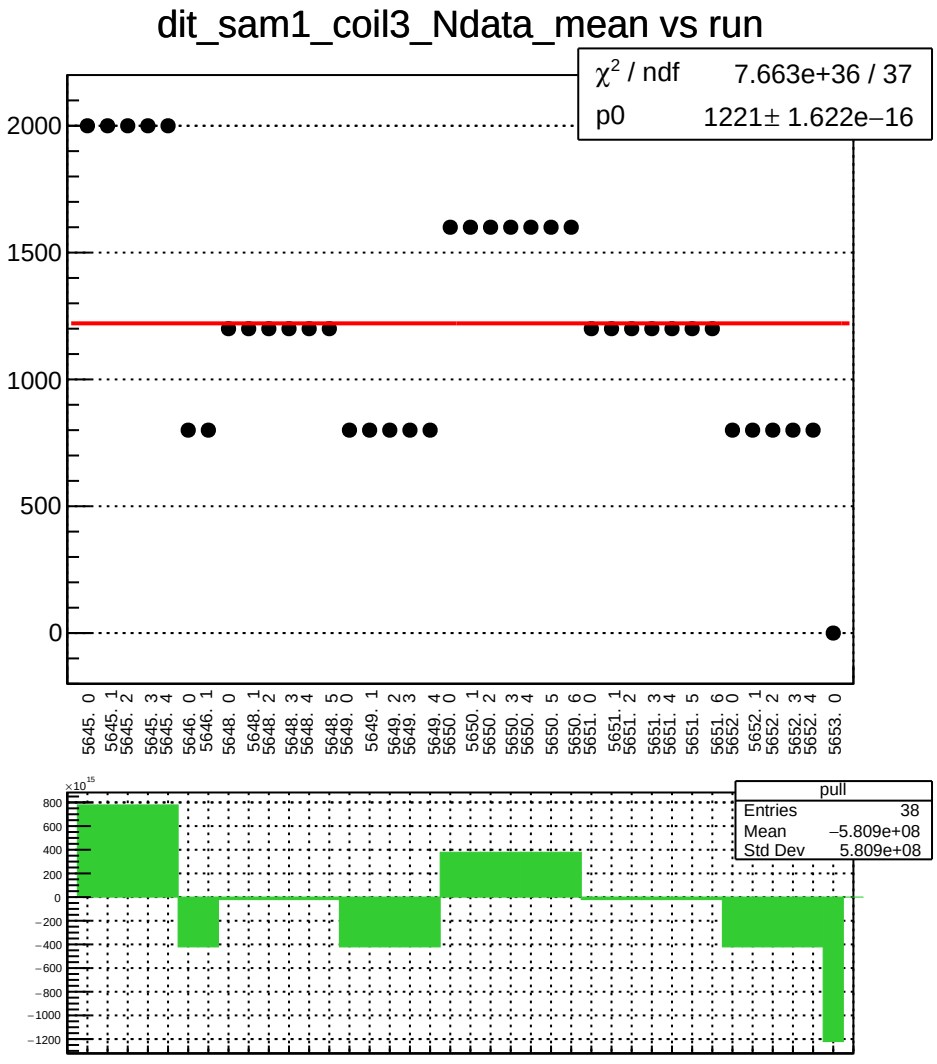
dit_sam1_coil3_Ndata_mean vs run
χ² / ndf 7.663e+36 / 37
p0 1221± 1.622e−16
2000
1500
1000
500
0
5645. 0
5645. 1
5645. 2
5645. 3
5645. 4
5646. 0
5646. 1
5648. 0
5648. 1
5648. 2
5648. 3
5648. 4
5648. 5
5649. 0
5649. 1
5649. 2
5649. 3
5649. 4
5650. 0
5650. 1
5650. 2
5650. 3
5650. 4
5650. 5
5650. 6
5651. 0
5651. 1
5651. 2
5651. 3
5651. 4
5651. 5
5651. 6
5652. 0
5652. 1
5652. 2
5652. 3
5652. 4
5653. 0
×10¹⁵
800
600
400
200
0
−200
−400
−600
−800
−1000
−1200
pull
Entries 38
Mean −5.809e+08
Std Dev 5.809e+08

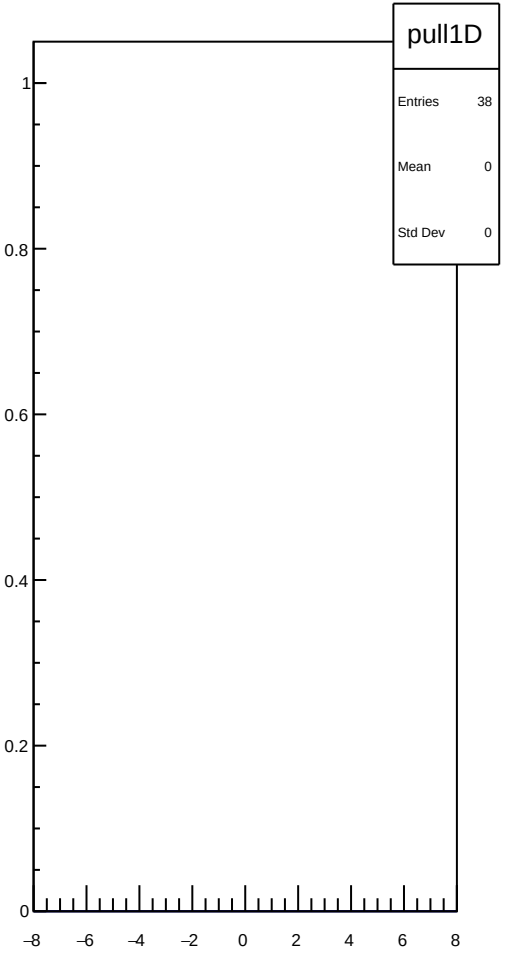
pull1D
Entries 38
Mean 0
Std Dev 0
1
0.8
0.6
0.4
0.2
0
−8
−6
−4
−2
0
2
4
6
8

dit_sam2_coil3_mean vs run

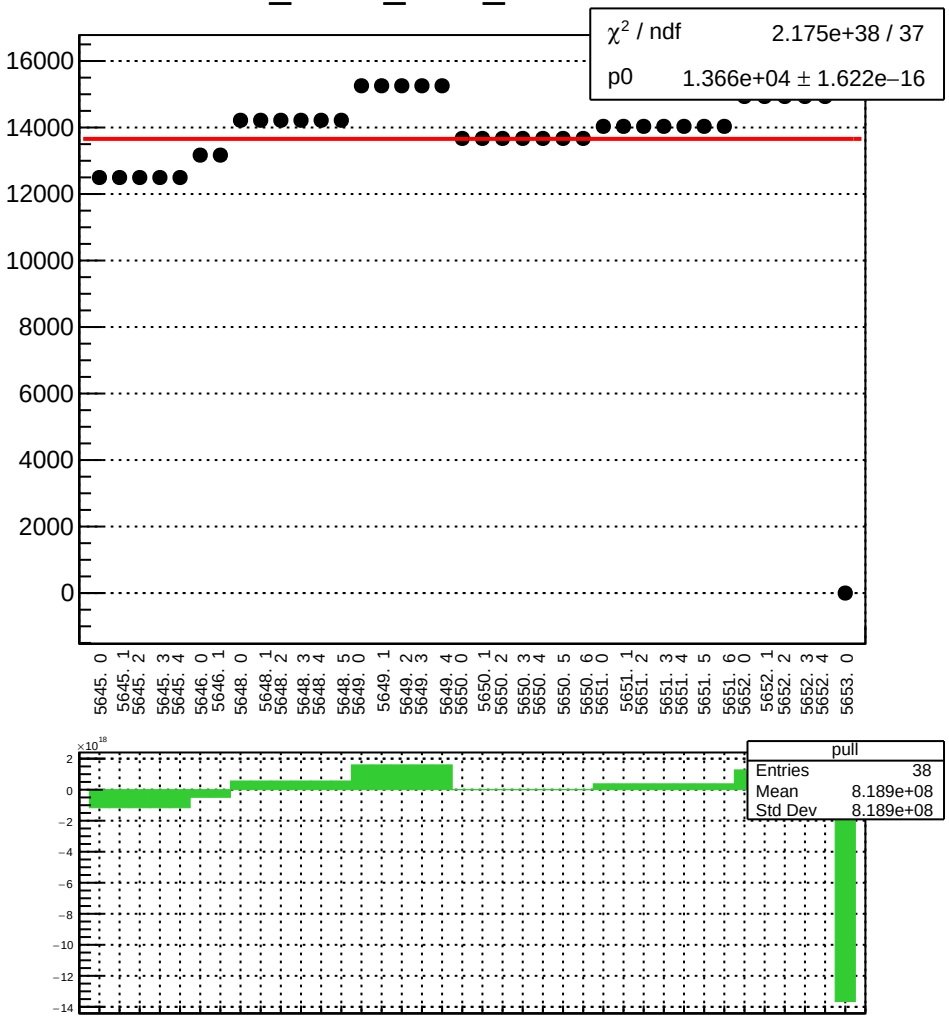

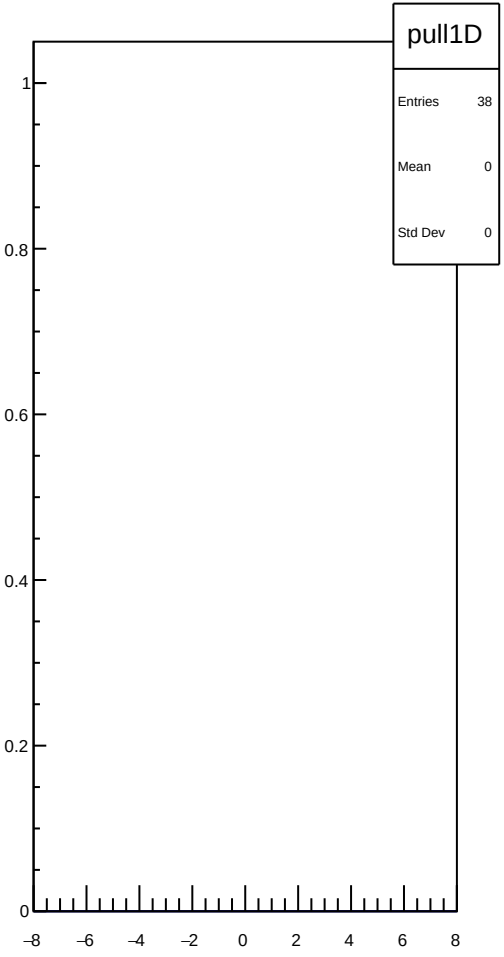

dit_sam2_coil3_err_mean vs run

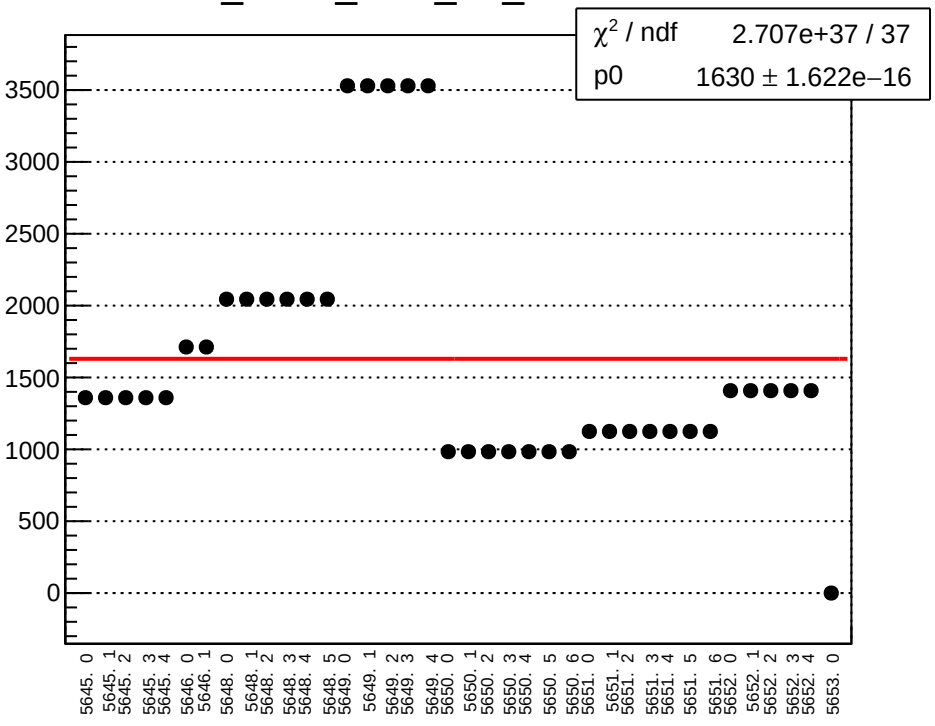

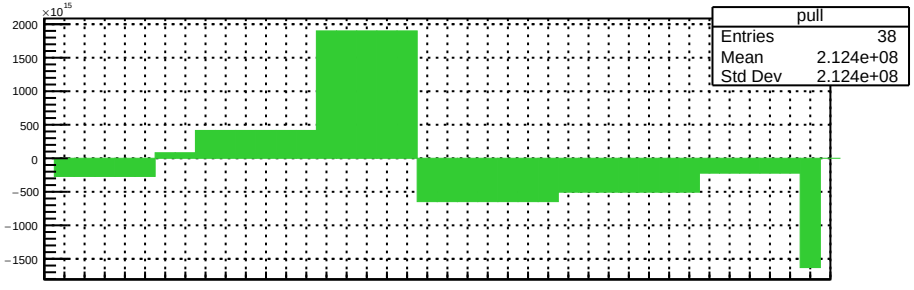

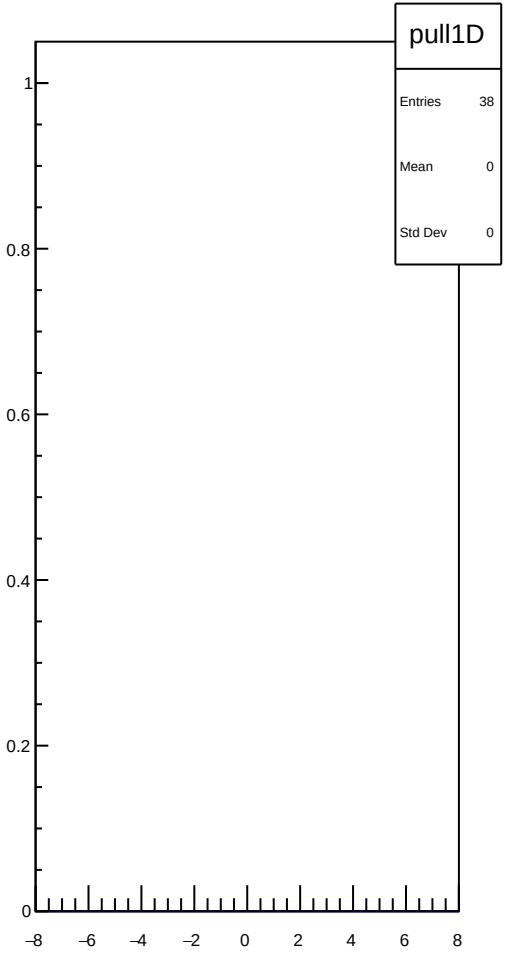

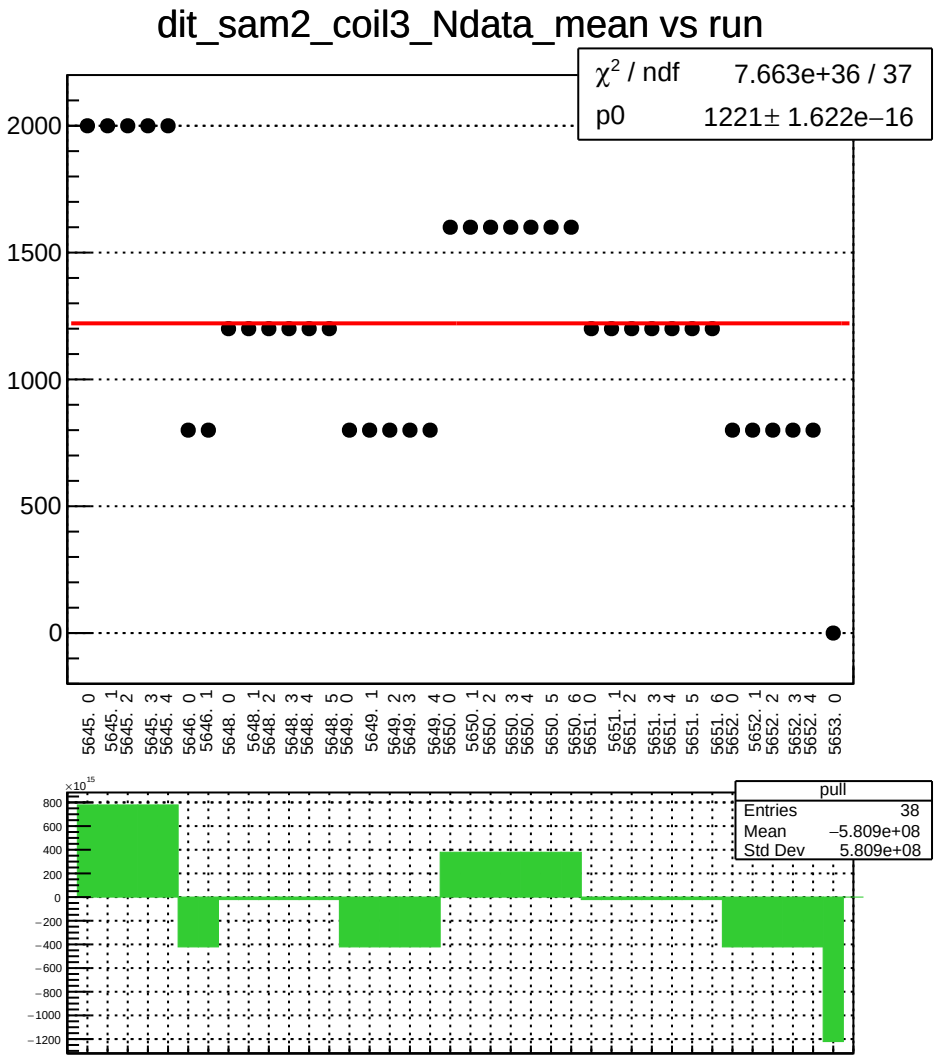
dit_sam2_coil3_Ndata_mean vs run
χ² / ndf 7.663e+36 / 37
p0 1221± 1.622e−16
2000
1500
1000
500
0
5645. 0
5645. 1
5645. 2
5645. 3
5645. 4
5646. 0
5646. 1
5648. 0
5648. 1
5648. 2
5648. 3
5648. 4
5648. 5
5649. 0
5649. 1
5649. 2
5649. 3
5649. 4
5650. 0
5650. 1
5650. 2
5650. 3
5650. 4
5650. 5
5650. 6
5651. 0
5651. 1
5651. 2
5651. 3
5651. 4
5651. 5
5651. 6
5652. 0
5652. 1
5652. 2
5652. 3
5652. 4
5653. 0
×10¹⁵
800
600
400
200
0
−200
−400
−600
−800
−1000
−1200
pull
Entries 38
Mean −5.809e+08
Std Dev 5.809e+08

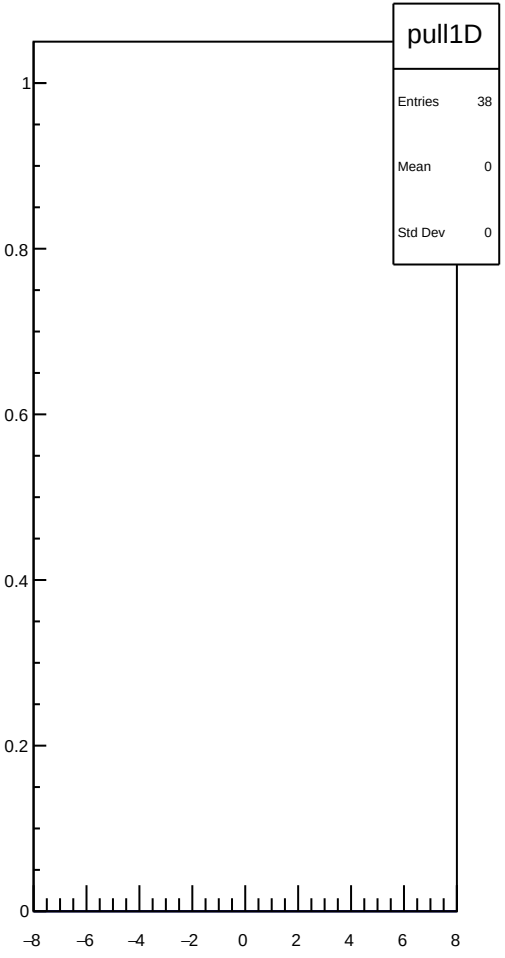
pull1D
Entries 38
Mean 0
Std Dev 0
1
0.8
0.6
0.4
0.2
0
−8
−6
−4
−2
0
2
4
6
8

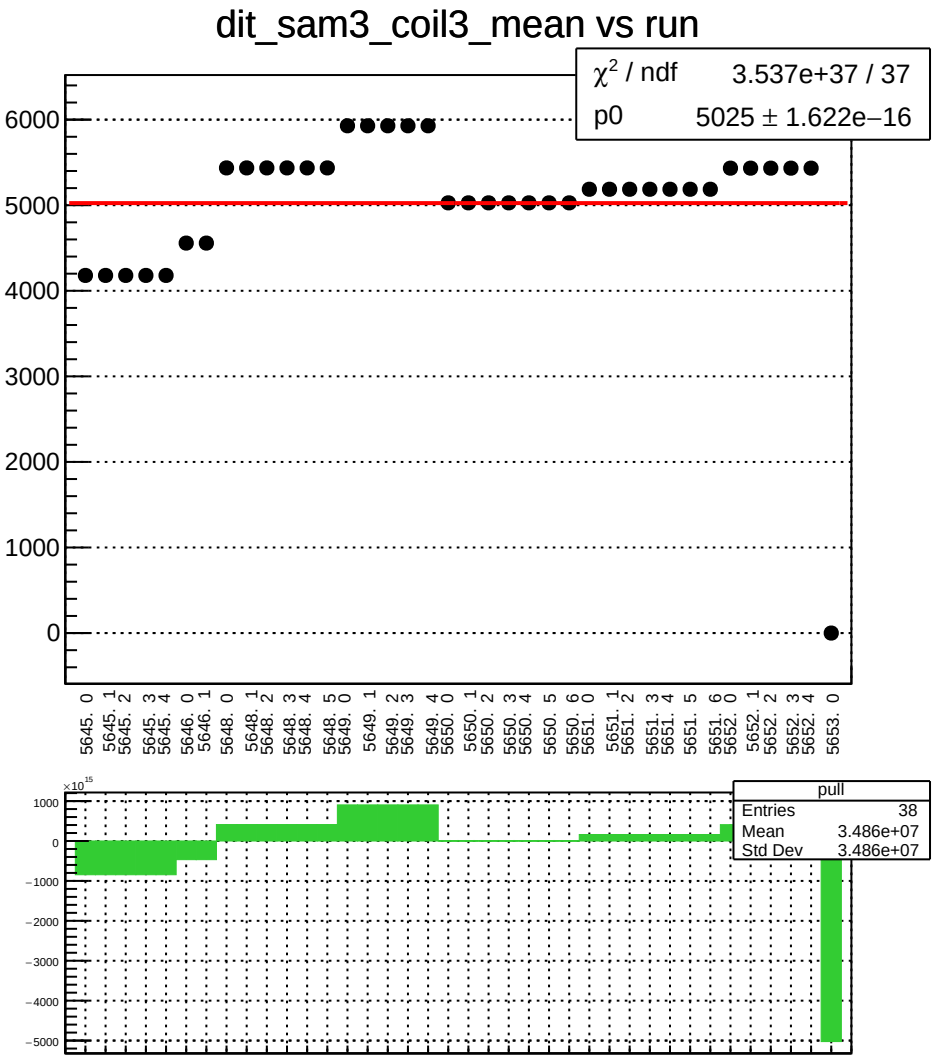
dit_sam3_coil3_mean vs run
χ² / ndf 3.537e+37 / 37
p0 5025 ± 1.622e−16
6000
5000
4000
3000
2000
1000
0
5645. 0
5645. 1
5645. 2
5645. 3
5645. 4
5646. 0
5646. 1
5648. 0
5648. 1
5648. 2
5648. 3
5648. 4
5648. 5
5649. 0
5649. 1
5649. 2
5649. 3
5649. 4
5650. 0
5650. 1
5650. 2
5650. 3
5650. 4
5650. 5
5650. 6
5651. 0
5651. 1
5651. 2
5651. 3
5651. 4
5651. 5
5651. 6
5652. 0
5652. 1
5652. 2
5652. 3
5652. 4
5653. 0
×10¹⁵
1000
0
−1000
−2000
−3000
−4000
−5000
pull
Entries 38
Mean 3.486e+07
Std Dev 3.486e+07

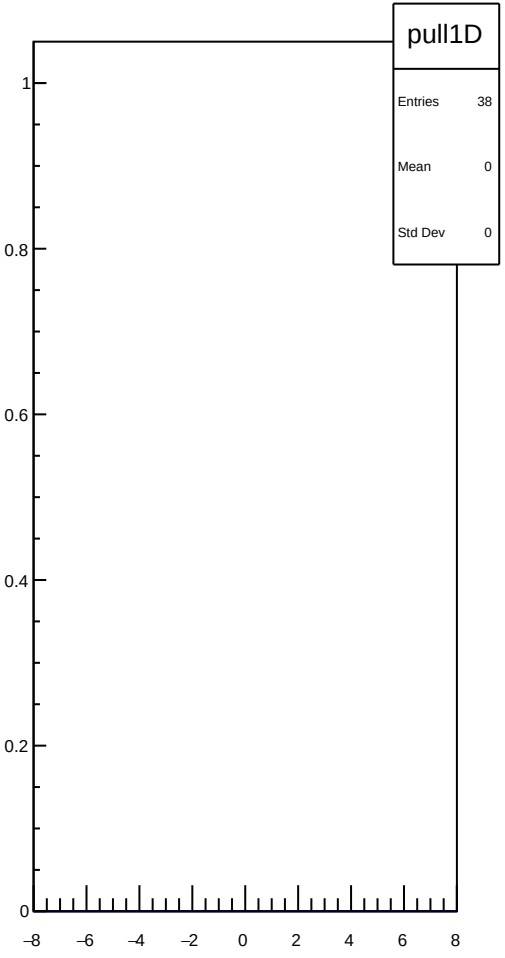
pull1D
Entries 38
Mean 0
Std Dev 0
1
0.8
0.6
0.4
0.2
0
−8
−6
−4
−2
0
2
4
6
8

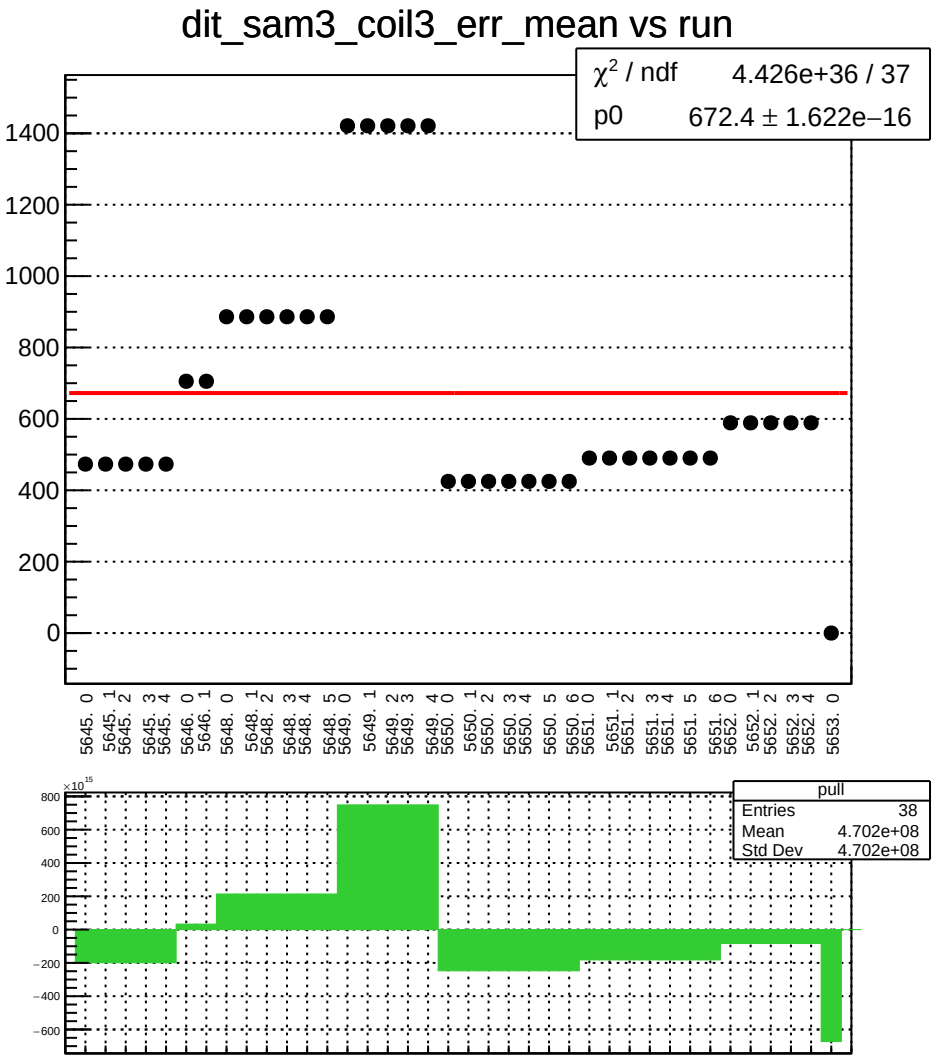
dit_sam3_coil3_err_mean vs run
χ² / ndf 4.426e+36 / 37
p0 672.4 ± 1.622e−16
1400
1200
1000
800
600
400
200
0
5645. 0
5645. 1
5645. 2
5645. 3
5645. 4
5646. 0
5646. 1
5648. 0
5648. 1
5648. 2
5648. 3
5648. 4
5648. 5
5649. 0
5649. 1
5649. 2
5649. 3
5649. 4
5650. 0
5650. 1
5650. 2
5650. 3
5650. 4
5650. 5
5650. 6
5651. 0
5651. 1
5651. 2
5651. 3
5651. 4
5651. 5
5651. 6
5652. 0
5652. 1
5652. 2
5652. 3
5652. 4
5653. 0
×10¹⁵
800
600
400
200
0
−200
−400
−600
pull
Entries 38
Mean 4.702e+08
Std Dev 4.702e+08

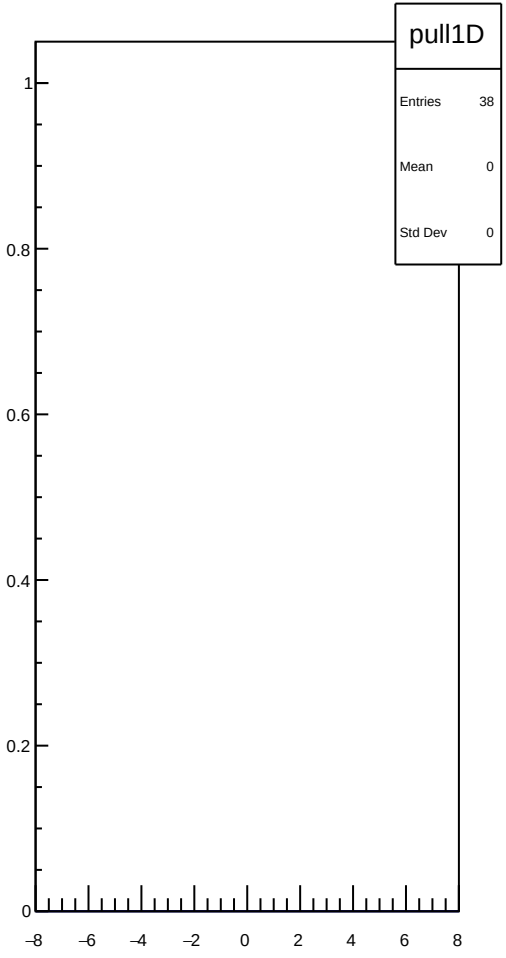
pull1D
Entries 38
Mean 0
Std Dev 0
1
0.8
0.6
0.4
0.2
0
−8
−6
−4
−2
0
2
4
6
8

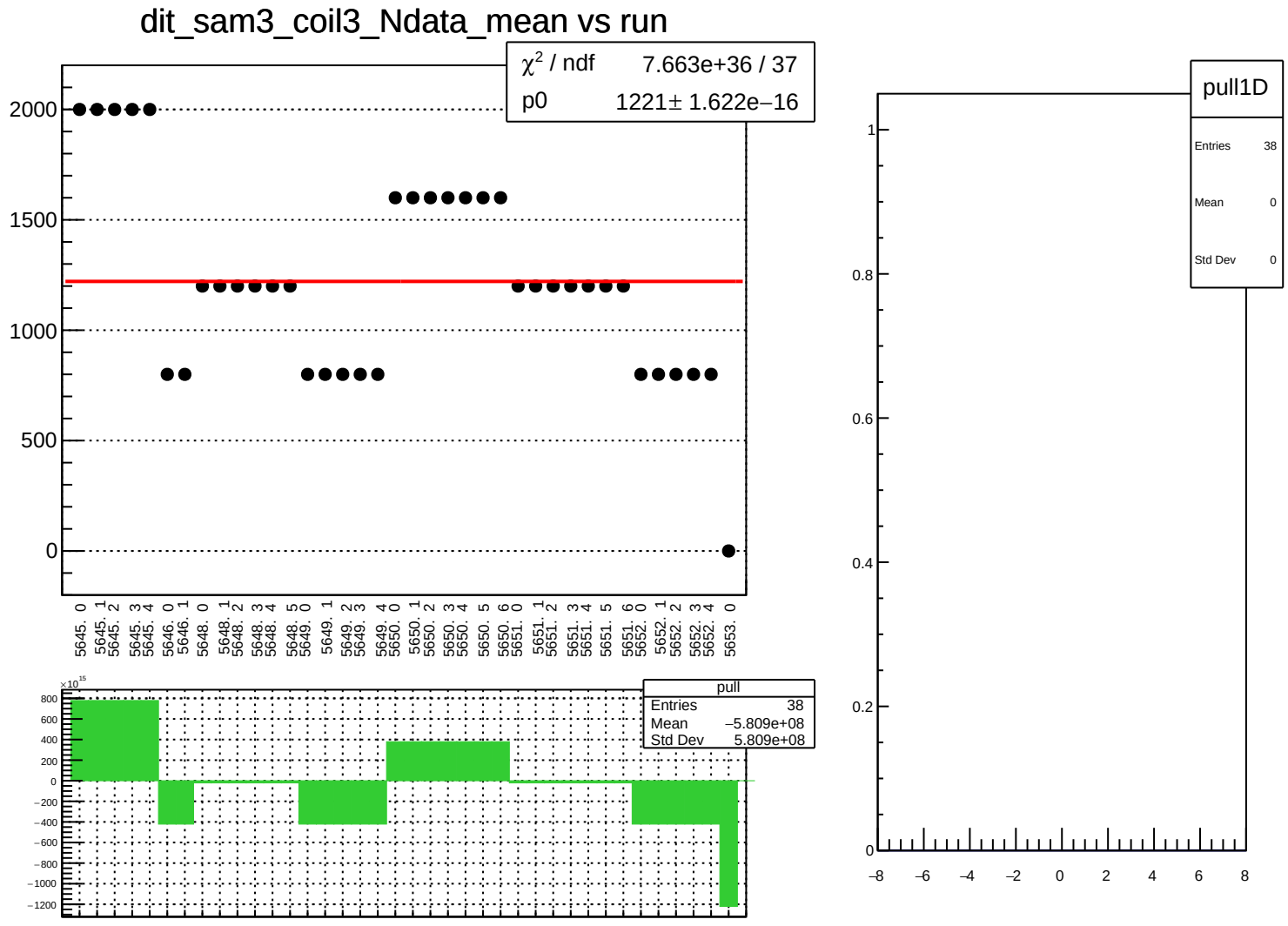
dit_sam3_coil3_Ndata_mean vs run
χ² / ndf 7.663e+36 / 37
p0 1221± 1.622e−16
2000
1500
1000
500
0
5645. 0
5645. 1
5645. 2
5645. 3
5645. 4
5646. 0
5646. 1
5648. 0
5648. 1
5648. 2
5648. 3
5648. 4
5648. 5
5649. 0
5649. 1
5649. 2
5649. 3
5649. 4
5650. 0
5650. 1
5650. 2
5650. 3
5650. 4
5650. 5
5650. 6
5651. 0
5651. 1
5651. 2
5651. 3
5651. 4
5651. 5
5651. 6
5652. 0
5652. 1
5652. 2
5652. 3
5652. 4
5653. 0
×10¹⁵
800
600
400
200
0
−200
−400
−600
−800
−1000
−1200
pull
Entries 38
Mean −5.809e+08
Std Dev 5.809e+08
pull1D
Entries 38
Mean 0
Std Dev 0
1
0.8
0.6
0.4
0.2
0
−8
−6
−4
−2
0
2
4
6
8

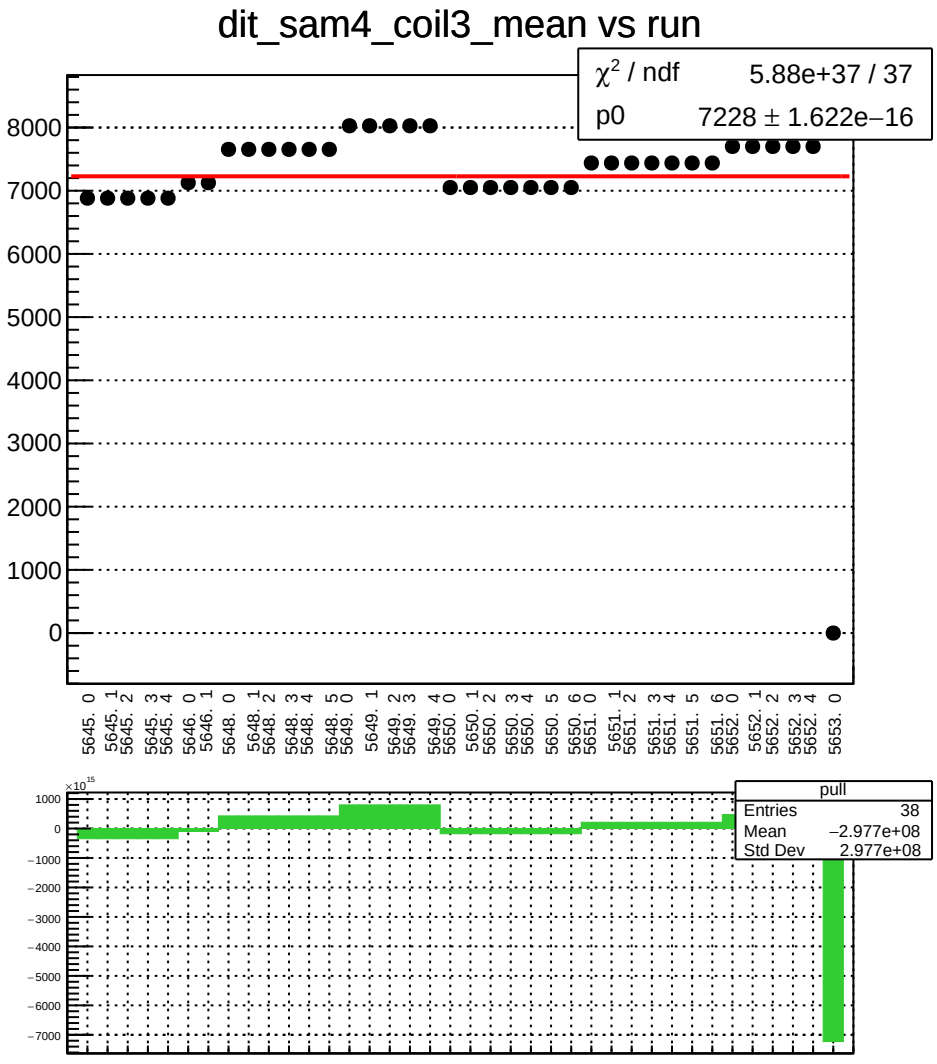
dit_sam4_coil3_mean vs run
χ² / ndf 5.88e+37 / 37
p0 7228 ± 1.622e−16
8000
7000
6000
5000
4000
3000
2000
1000
0
5645. 0
5645. 1
5645. 2
5645. 3
5645. 4
5646. 0
5646. 1
5648. 0
5648. 1
5648. 2
5648. 3
5648. 4
5648. 5
5649. 0
5649. 1
5649. 2
5649. 3
5649. 4
5650. 0
5650. 1
5650. 2
5650. 3
5650. 4
5650. 5
5650. 6
5651. 0
5651. 1
5651. 2
5651. 3
5651. 4
5651. 5
5651. 6
5652. 0
5652. 1
5652. 2
5652. 3
5652. 4
5653. 0
×10¹⁵
1000
0
−1000
−2000
−3000
−4000
−5000
−6000
−7000
pull
Entries 38
Mean −2.977e+08
Std Dev 2.977e+08

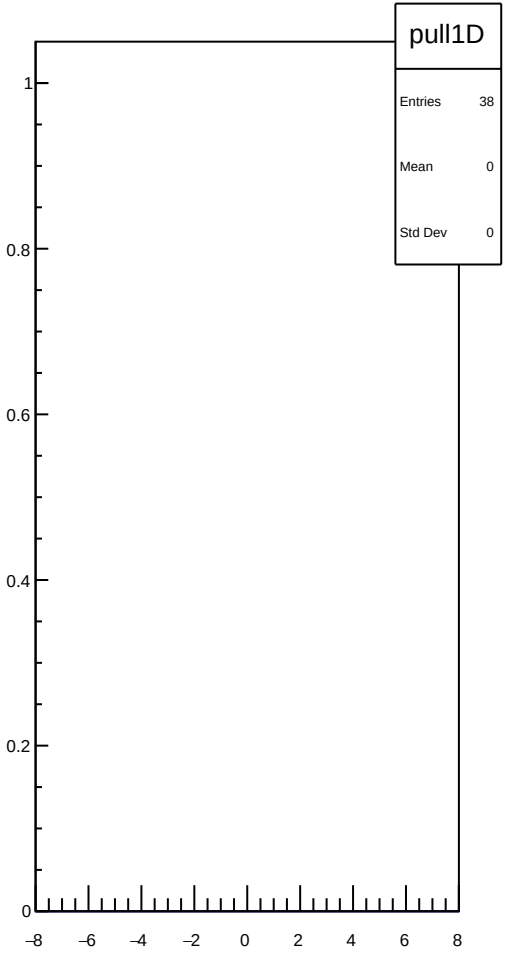
pull1D
Entries 38
Mean 0
Std Dev 0
1
0.8
0.6
0.4
0.2
0
−8
−6
−4
−2
0
2
4
6
8

dit_sam4_coil3_err_mean vs run

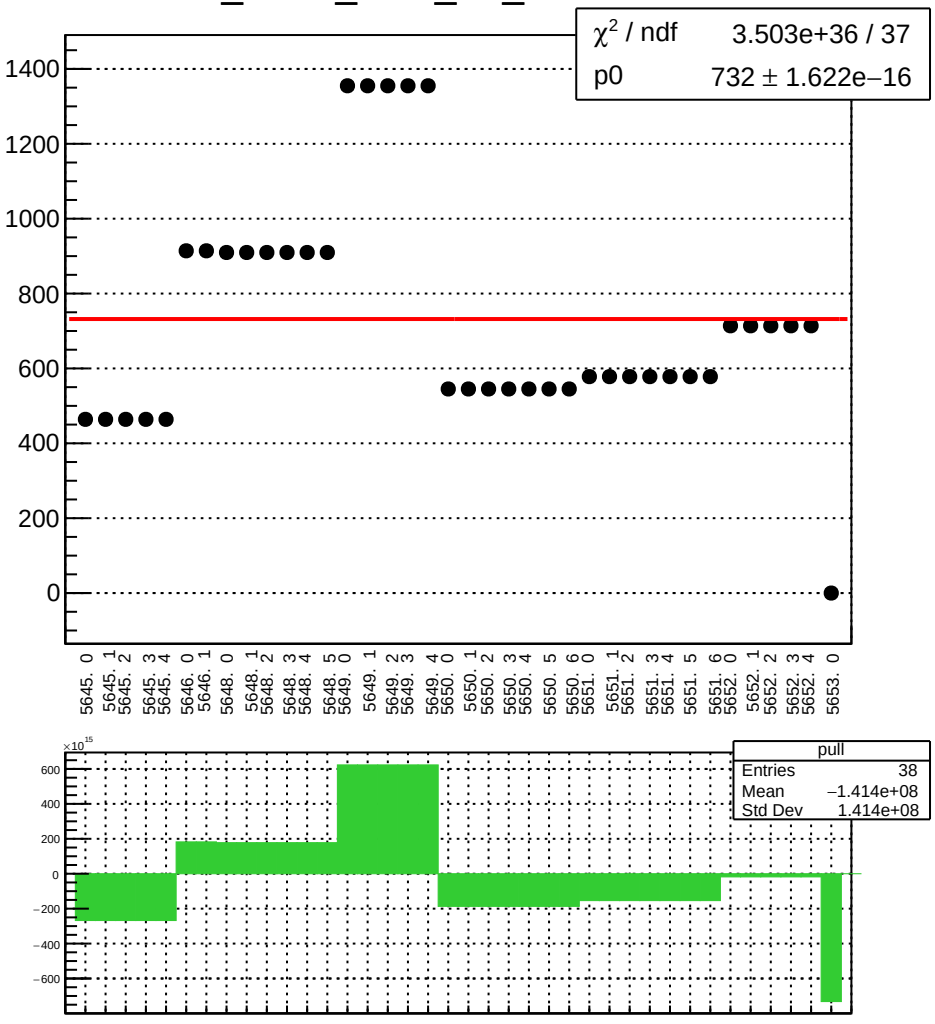

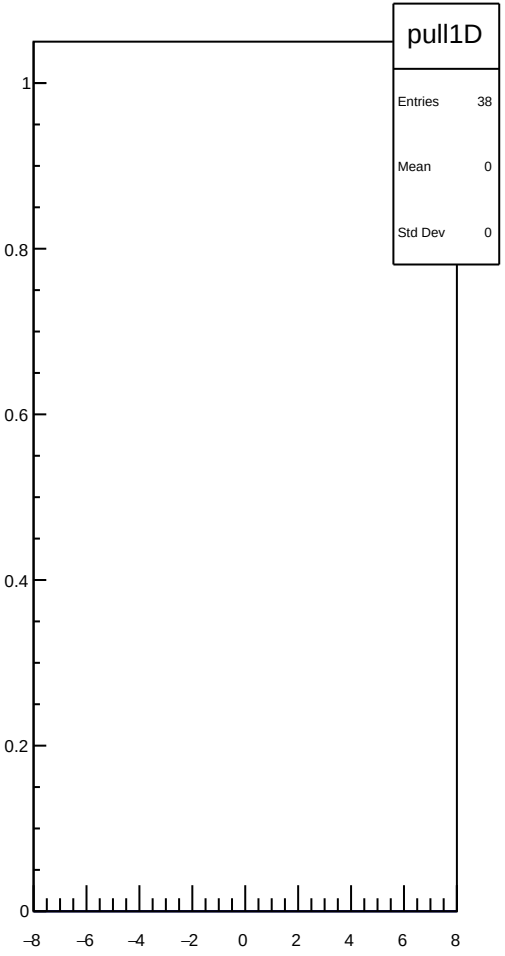

dit_sam4_coil3_Ndata_mean vs run

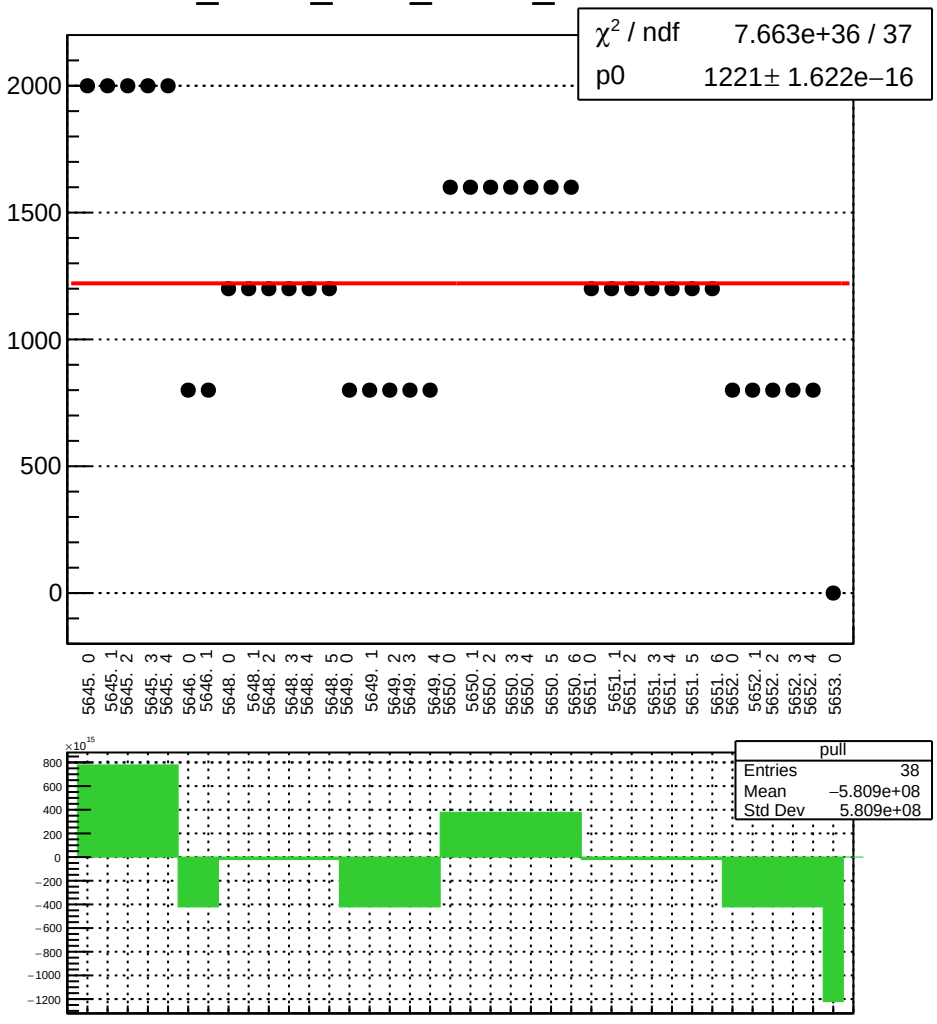

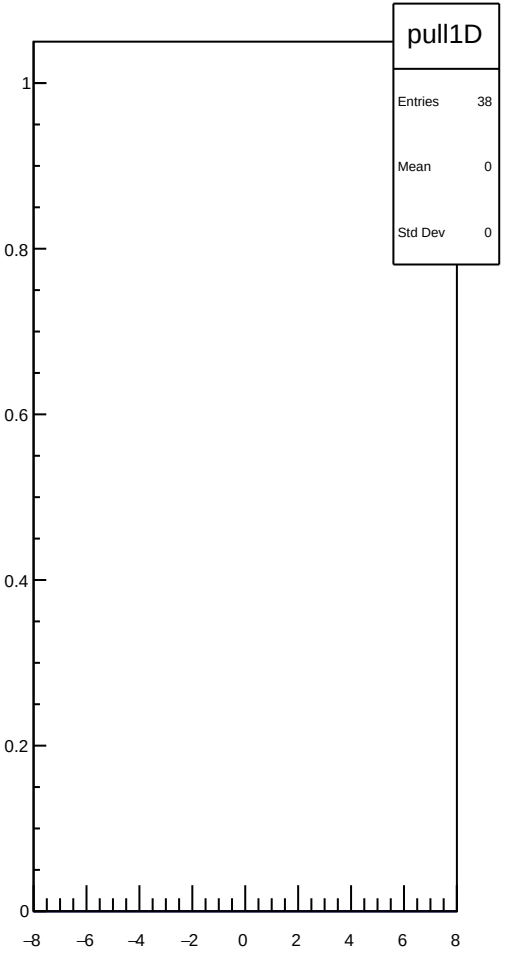

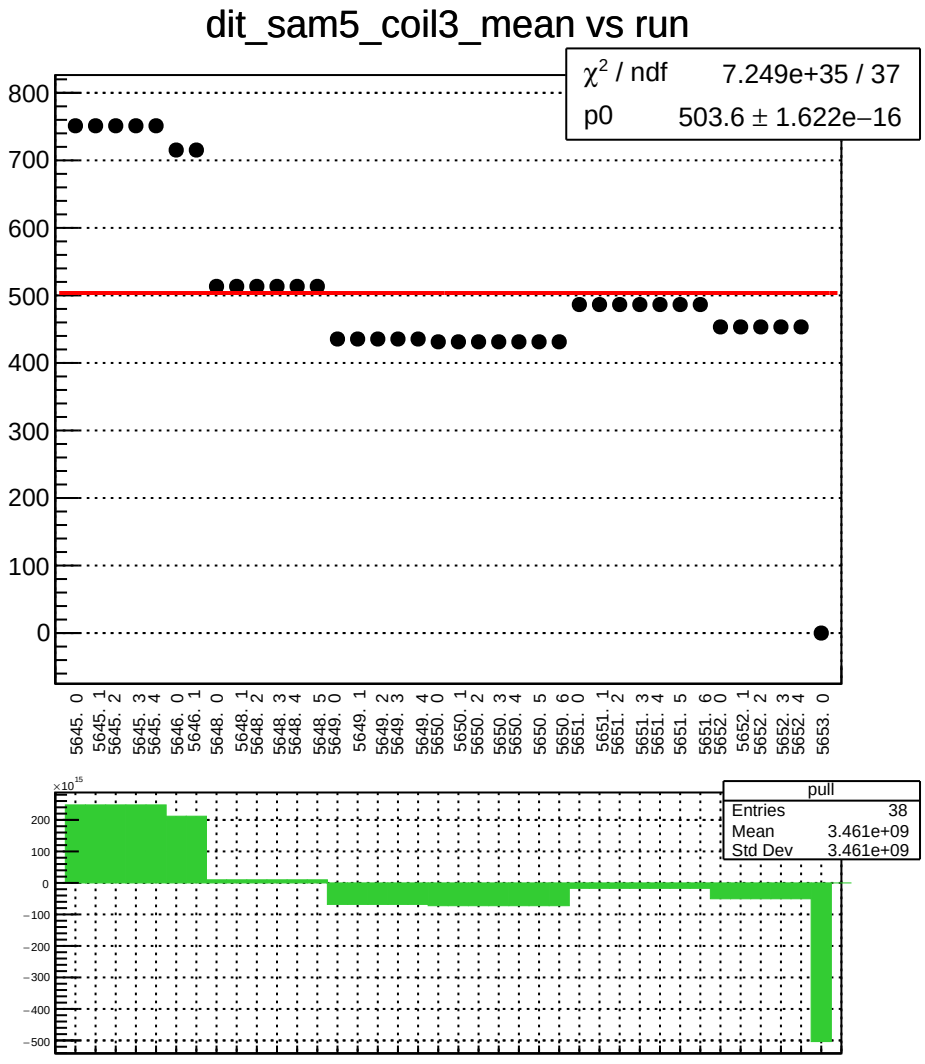
dit_sam5_coil3_mean vs run
χ² / ndf 7.249e+35 / 37
p0 503.6 ± 1.622e−16
800
700
600
500
400
300
200
100
0
5645. 0
5645. 1
5645. 2
5645. 3
5645. 4
5646. 0
5646. 1
5648. 0
5648. 1
5648. 2
5648. 3
5648. 4
5648. 5
5649. 0
5649. 1
5649. 2
5649. 3
5649. 4
5650. 0
5650. 1
5650. 2
5650. 3
5650. 4
5650. 5
5650. 6
5651. 0
5651. 1
5651. 2
5651. 3
5651. 4
5651. 5
5651. 6
5652. 0
5652. 1
5652. 2
5652. 3
5652. 4
5653. 0
×10¹⁵
200
100
0
−100
−200
−300
−400
−500
pull
Entries 38
Mean 3.461e+09
Std Dev 3.461e+09

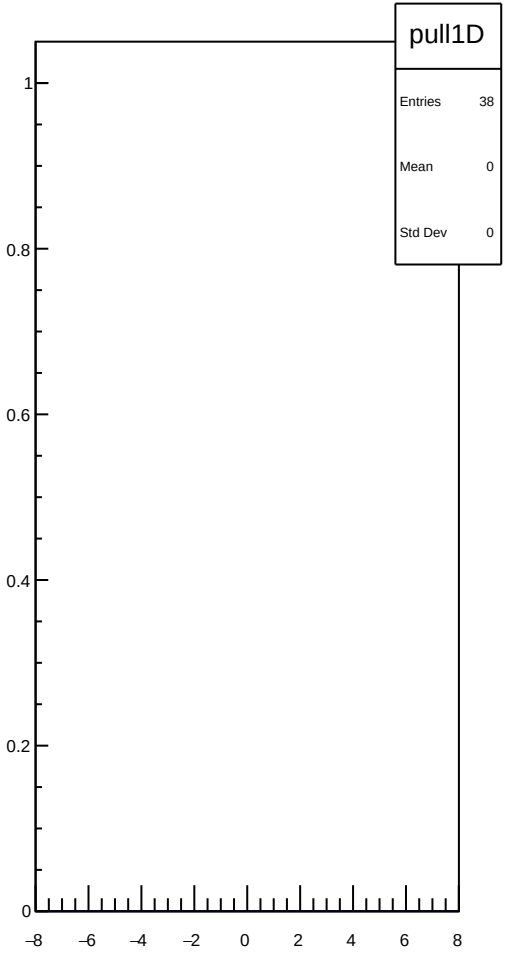
pull1D
Entries 38
Mean 0
Std Dev 0
1
0.8
0.6
0.4
0.2
0
−8
−6
−4
−2
0
2
4
6
8

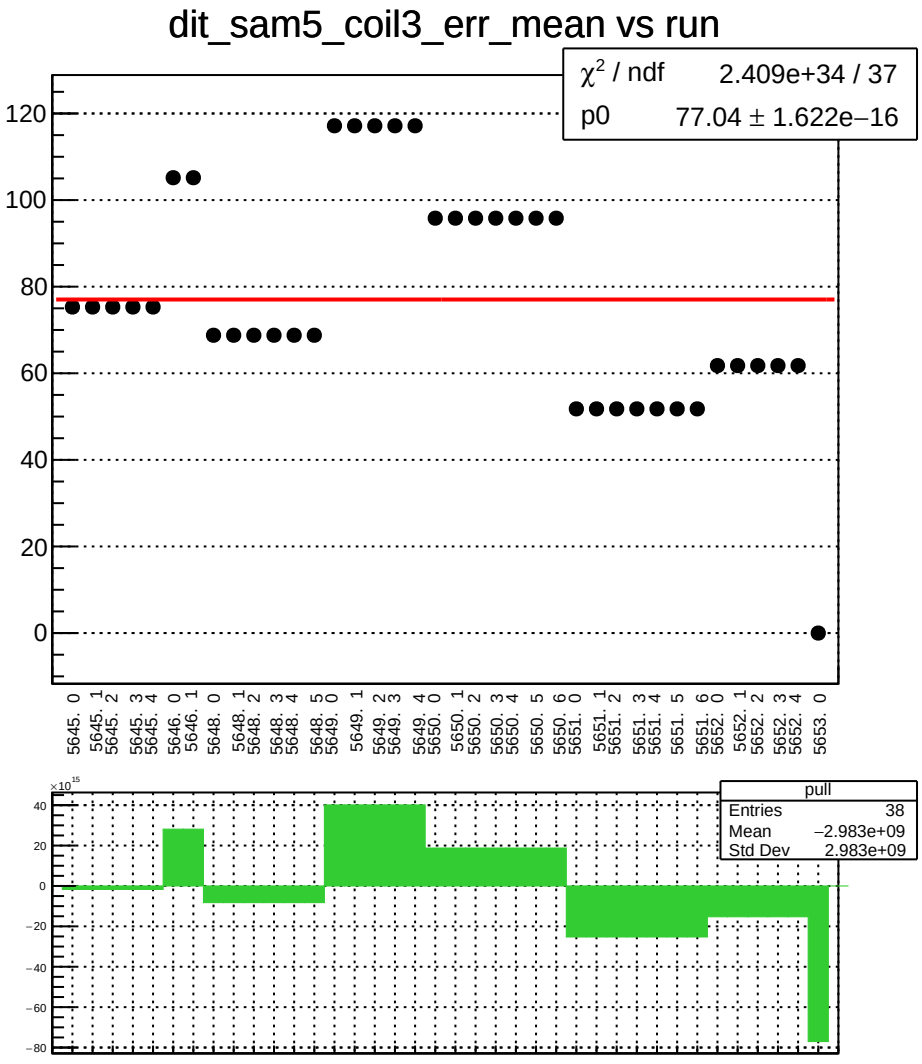
dit_sam5_coil3_err_mean vs run
χ² / ndf 2.409e+34 / 37
p0 77.04 ± 1.622e−16
120
100
80
60
40
20
0
5645. 0
5645. 1
5645. 2
5645. 3
5645. 4
5646. 0
5646. 1
5648. 0
5648. 1
5648. 2
5648. 3
5648. 4
5648. 5
5649. 0
5649. 1
5649. 2
5649. 3
5649. 4
5650. 0
5650. 1
5650. 2
5650. 3
5650. 4
5650. 5
5650. 6
5651. 0
5651. 1
5651. 2
5651. 3
5651. 4
5651. 5
5651. 6
5652. 0
5652. 1
5652. 2
5652. 3
5652. 4
5653. 0
×10¹⁵
40
20
0
−20
−40
−60
−80
pull
Entries 38
Mean −2.983e+09
Std Dev 2.983e+09

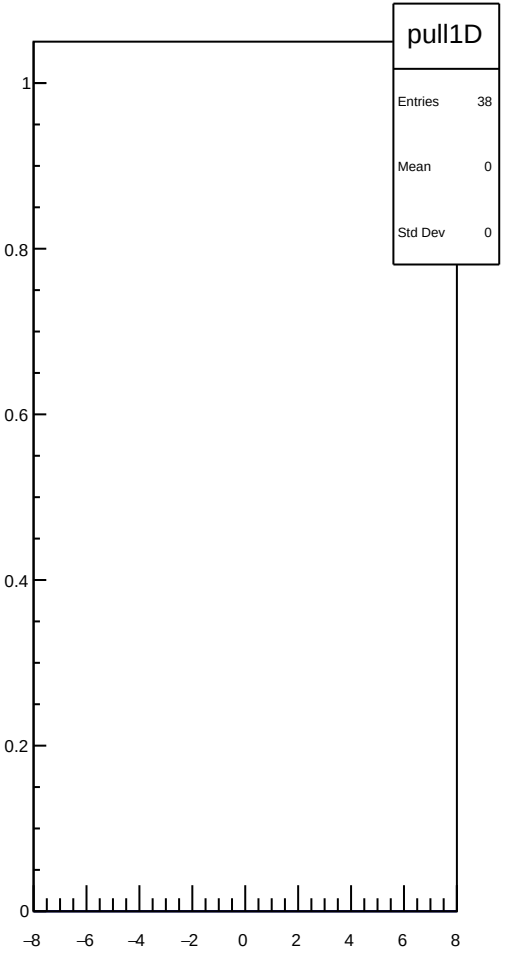
pull1D
Entries 38
Mean 0
Std Dev 0
1
0.8
0.6
0.4
0.2
0
−8
−6
−4
−2
0
2
4
6
8

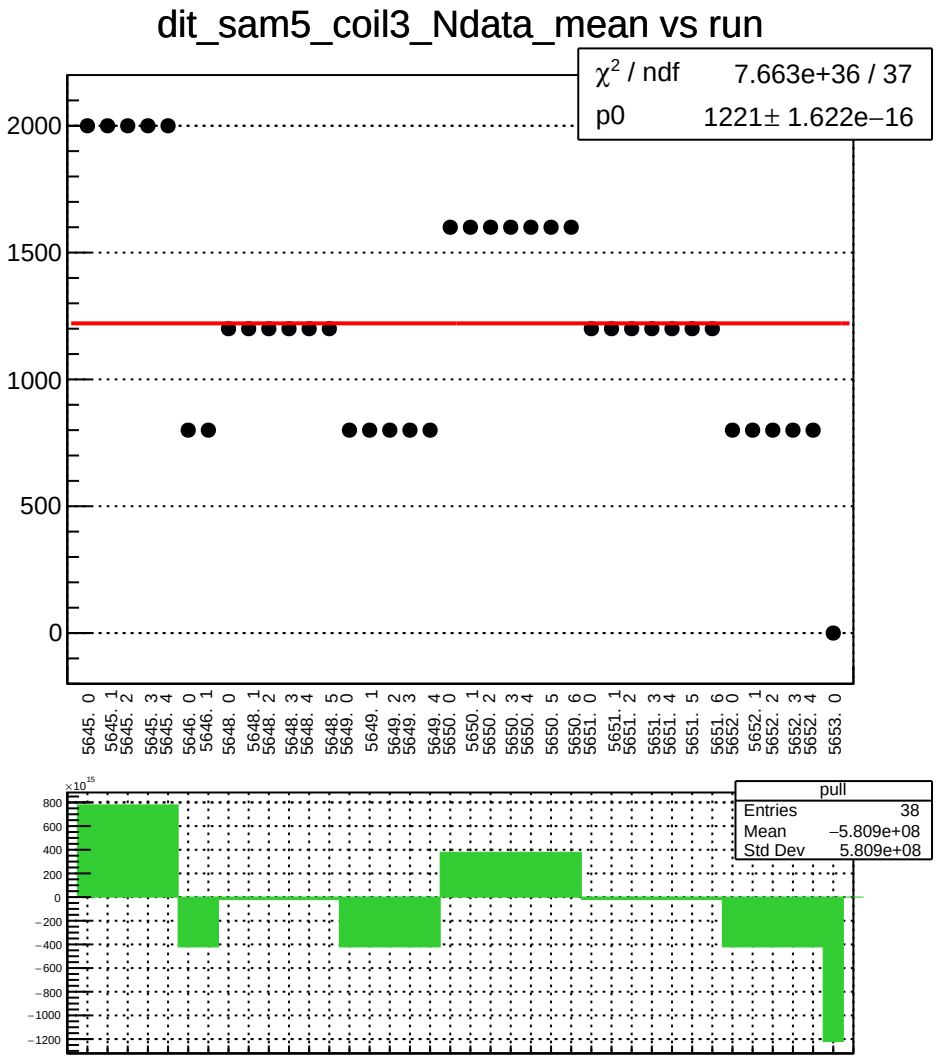
dit_sam5_coil3_Ndata_mean vs run
χ² / ndf 7.663e+36 / 37
p0 1221± 1.622e−16
2000
1500
1000
500
0
5645. 0
5645. 1
5645. 2
5645. 3
5645. 4
5646. 0
5646. 1
5648. 0
5648. 1
5648. 2
5648. 3
5648. 4
5648. 5
5649. 0
5649. 1
5649. 2
5649. 3
5649. 4
5650. 0
5650. 1
5650. 2
5650. 3
5650. 4
5650. 5
5650. 6
5651. 0
5651. 1
5651. 2
5651. 3
5651. 4
5651. 5
5651. 6
5652. 0
5652. 1
5652. 2
5652. 3
5652. 4
5653. 0
×10¹⁵
800
600
400
200
0
−200
−400
−600
−800
−1000
−1200
pull
Entries 38
Mean −5.809e+08
Std Dev 5.809e+08

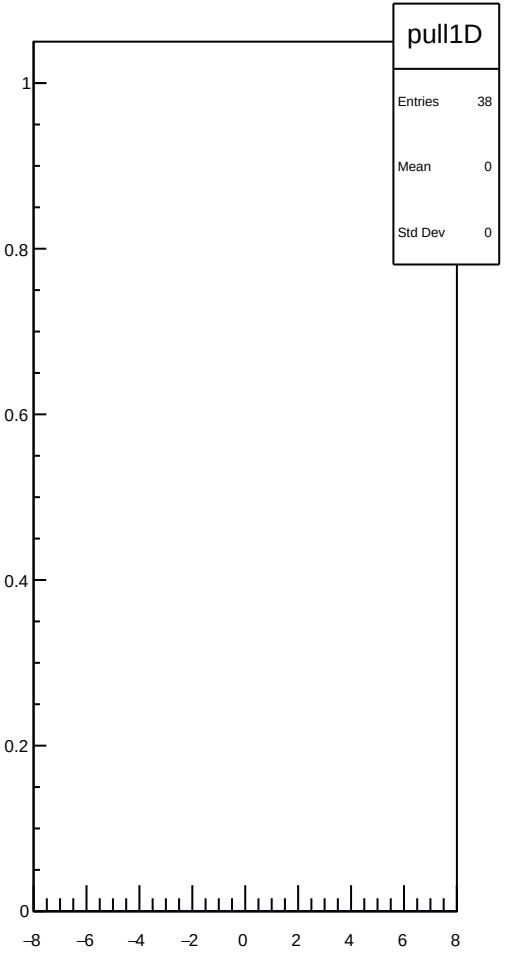
pull1D
Entries 38
Mean 0
Std Dev 0
1
0.8
0.6
0.4
0.2
0
−8
−6
−4
−2
0
2
4
6
8

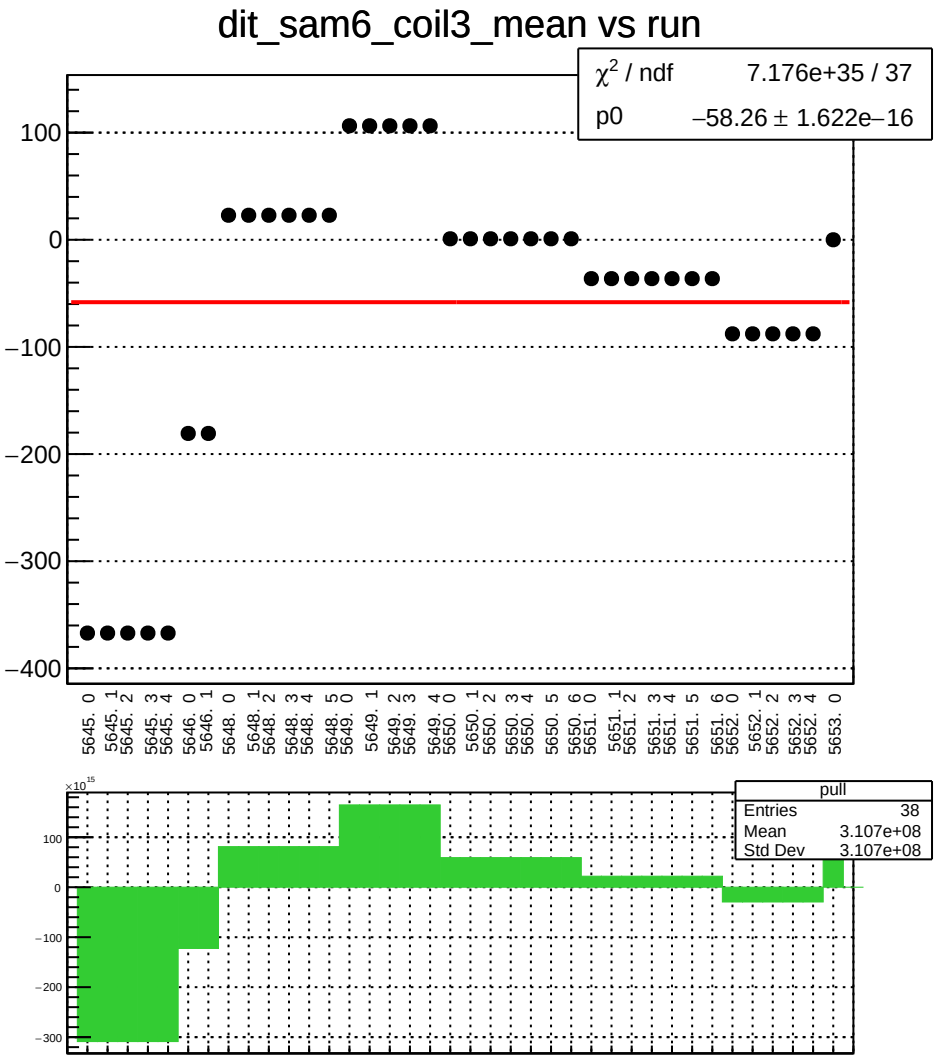
dit_sam6_coil3_mean vs run
χ² / ndf 7.176e+35 / 37
p0 −58.26 ± 1.622e−16
100
0
−100
−200
−300
−400
5645. 0
5645. 1
5645. 2
5645. 3
5645. 4
5646. 0
5646. 1
5648. 0
5648. 1
5648. 2
5648. 3
5648. 4
5648. 5
5649. 0
5649. 1
5649. 2
5649. 3
5649. 4
5650. 0
5650. 1
5650. 2
5650. 3
5650. 4
5650. 5
5650. 6
5651. 0
5651. 1
5651. 2
5651. 3
5651. 4
5651. 5
5651. 6
5652. 0
5652. 1
5652. 2
5652. 3
5652. 4
5653. 0
×10¹⁵
pull
Entries 38
Mean 3.107e+08
Std Dev 3.107e+08

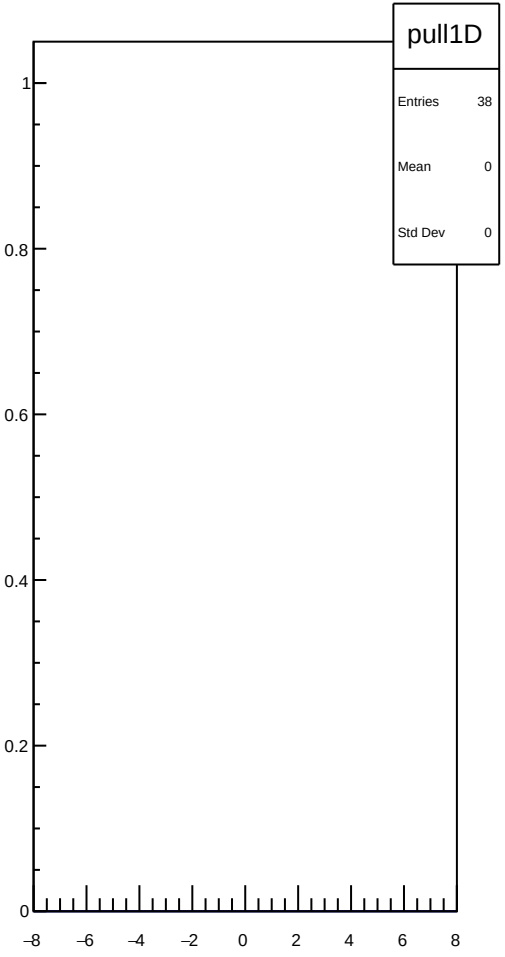
pull1D
Entries 38
Mean 0
Std Dev 0
1
0.8
0.6
0.4
0.2
0
−8
−6
−4
−2
0
2
4
6
8

dit_sam6_coil3_err_mean vs run

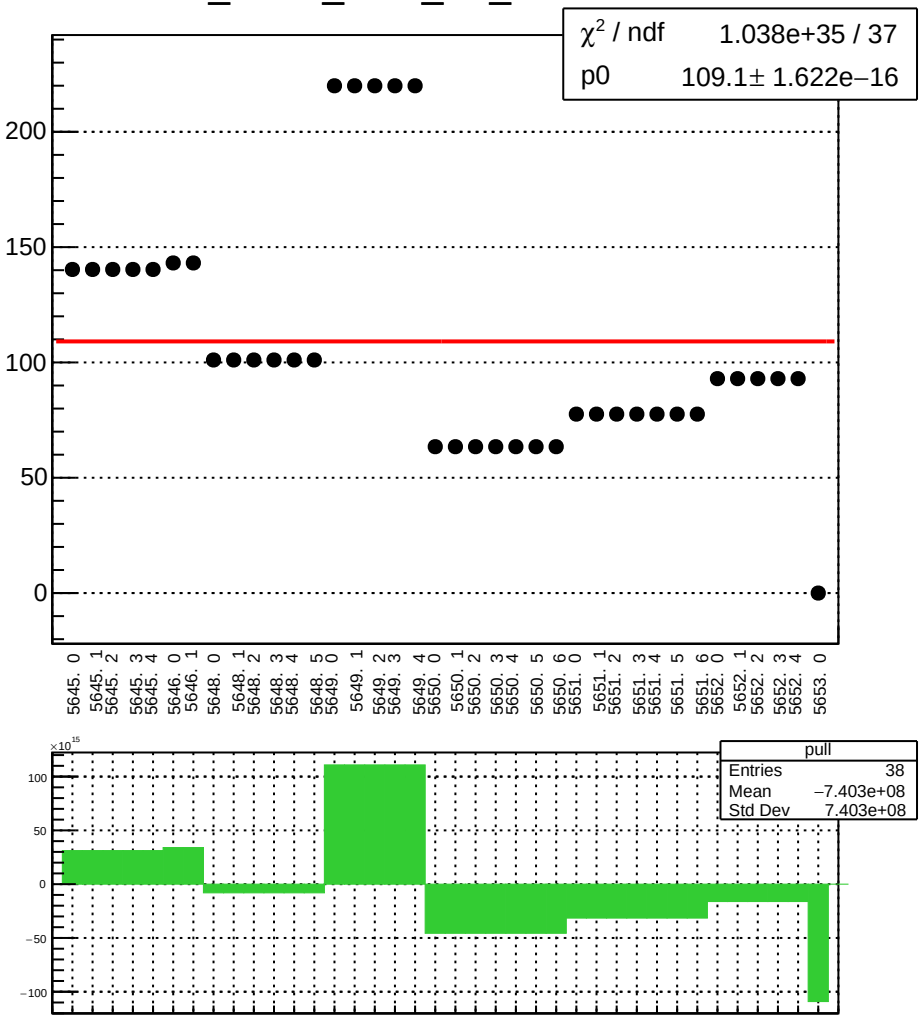

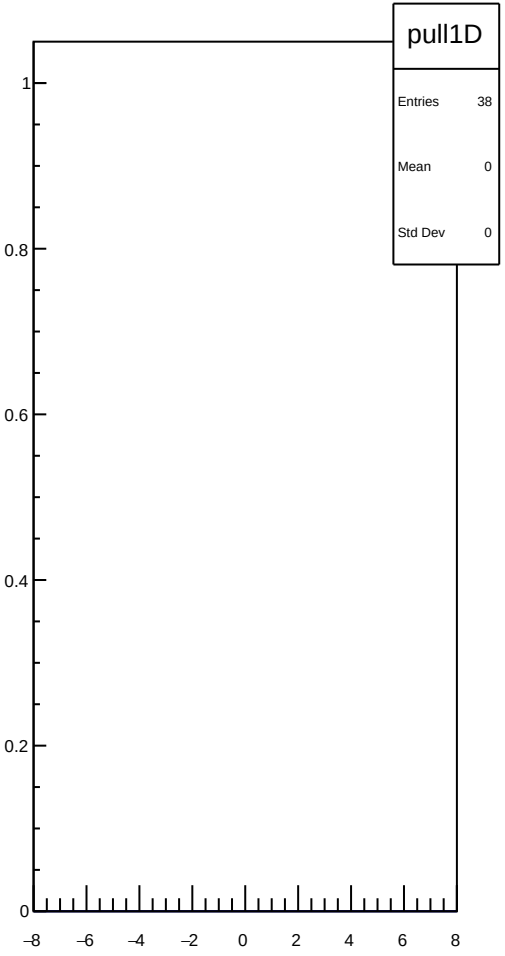

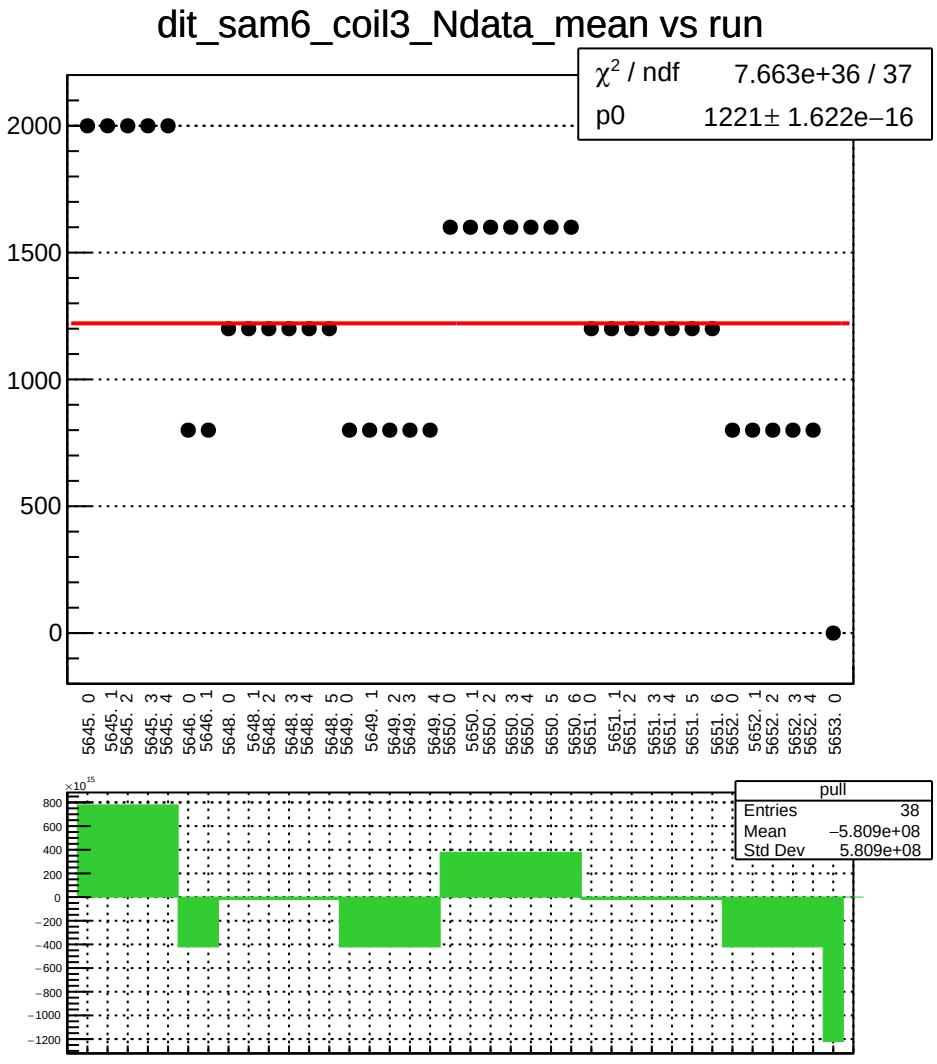
dit_sam6_coil3_Ndata_mean vs run
χ² / ndf 7.663e+36 / 37
p0 1221± 1.622e−16
2000
1500
1000
500
0
5645. 0
5645. 1
5645. 2
5645. 3
5645. 4
5646. 0
5646. 1
5648. 0
5648. 1
5648. 2
5648. 3
5648. 4
5648. 5
5649. 0
5649. 1
5649. 2
5649. 3
5649. 4
5650. 0
5650. 1
5650. 2
5650. 3
5650. 4
5650. 5
5650. 6
5651. 0
5651. 1
5651. 2
5651. 3
5651. 4
5651. 5
5651. 6
5652. 0
5652. 1
5652. 2
5652. 3
5652. 4
5653. 0
×10¹⁵
800
600
400
200
0
−200
−400
−600
−800
−1000
−1200
pull
Entries 38
Mean −5.809e+08
Std Dev 5.809e+08

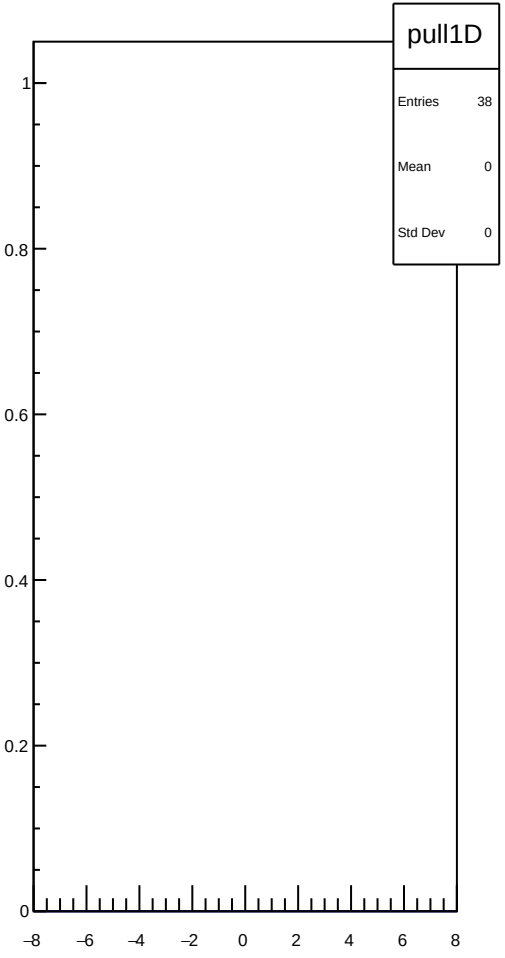
pull1D
Entries 38
Mean 0
Std Dev 0
1
0.8
0.6
0.4
0.2
0
−8
−6
−4
−2
0
2
4
6
8

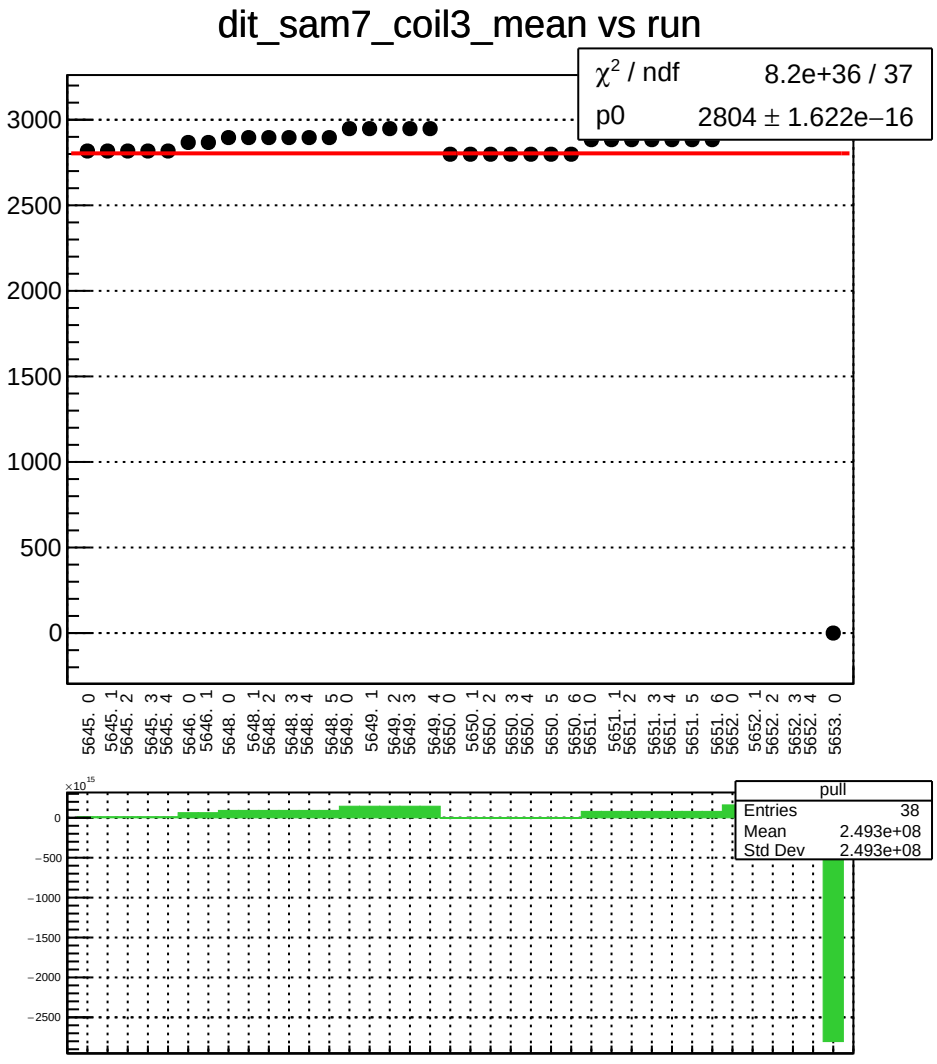
dit_sam7_coil3_mean vs run
χ² / ndf 8.2e+36 / 37
p0 2804 ± 1.622e−16
3000
2500
2000
1500
1000
500
0
5645. 0
5645. 1
5645. 2
5645. 3
5645. 4
5646. 0
5646. 1
5648. 0
5648. 1
5648. 2
5648. 3
5648. 4
5648. 5
5649. 0
5649. 1
5649. 2
5649. 3
5649. 4
5650. 0
5650. 1
5650. 2
5650. 3
5650. 4
5650. 5
5650. 6
5651. 0
5651. 1
5651. 2
5651. 3
5651. 4
5651. 5
5651. 6
5652. 0
5652. 1
5652. 2
5652. 3
5652. 4
5653. 0
×10¹⁵
0
−500
−1000
−1500
−2000
−2500
pull
Entries 38
Mean 2.493e+08
Std Dev 2.493e+08

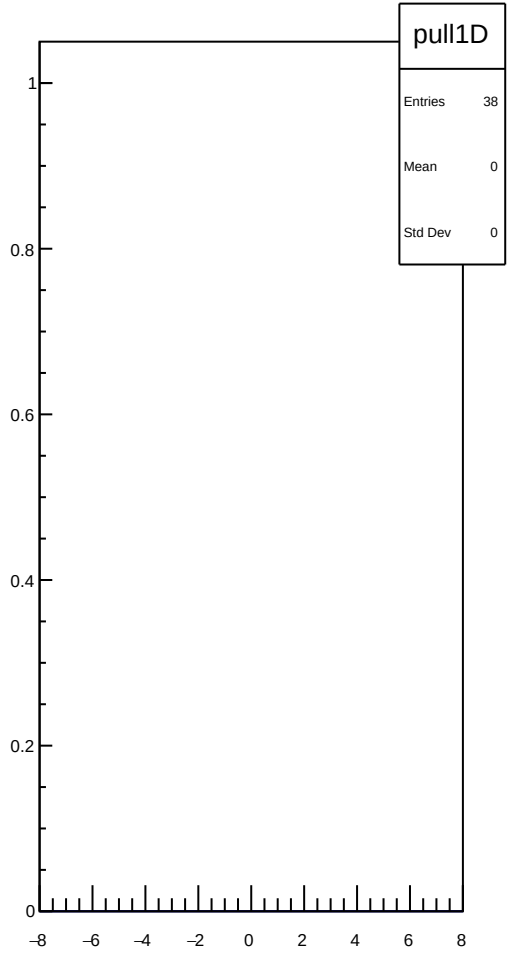
pull1D
Entries 38
Mean 0
Std Dev 0
1
0.8
0.6
0.4
0.2
0
−8
−6
−4
−2
0
2
4
6
8

dit_sam7_coil3_err_mean vs run

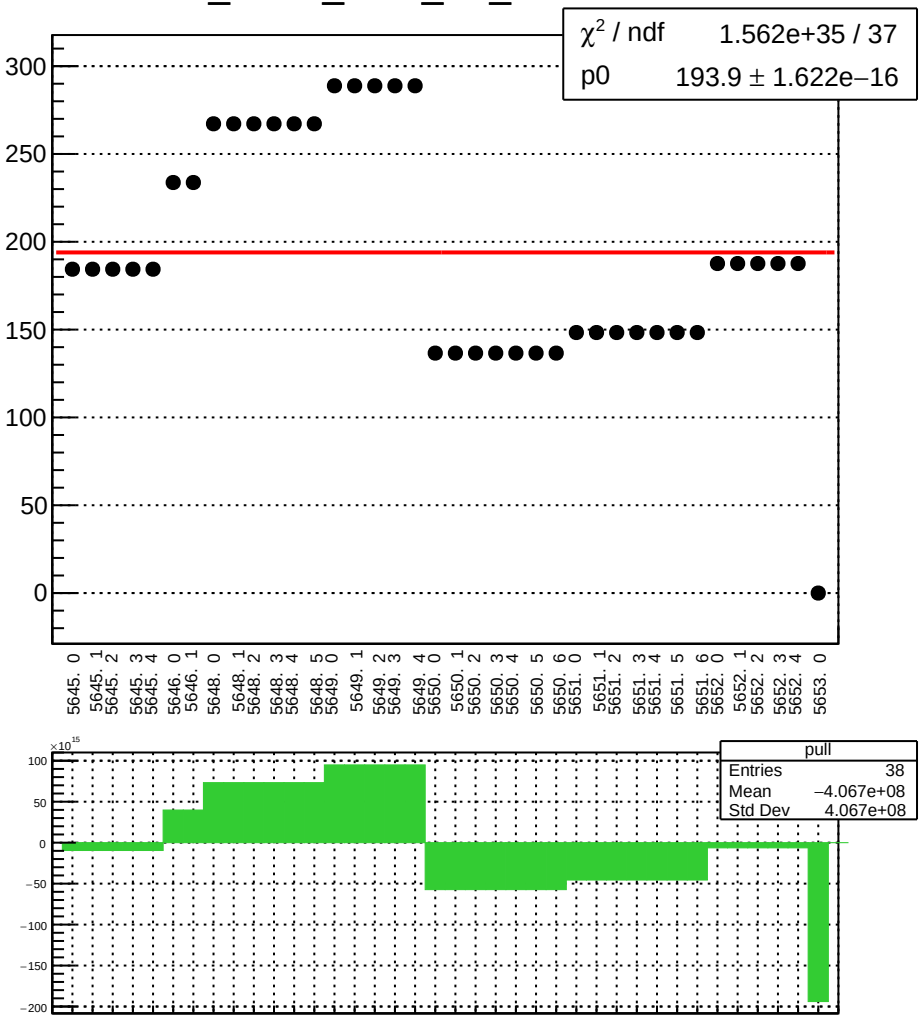

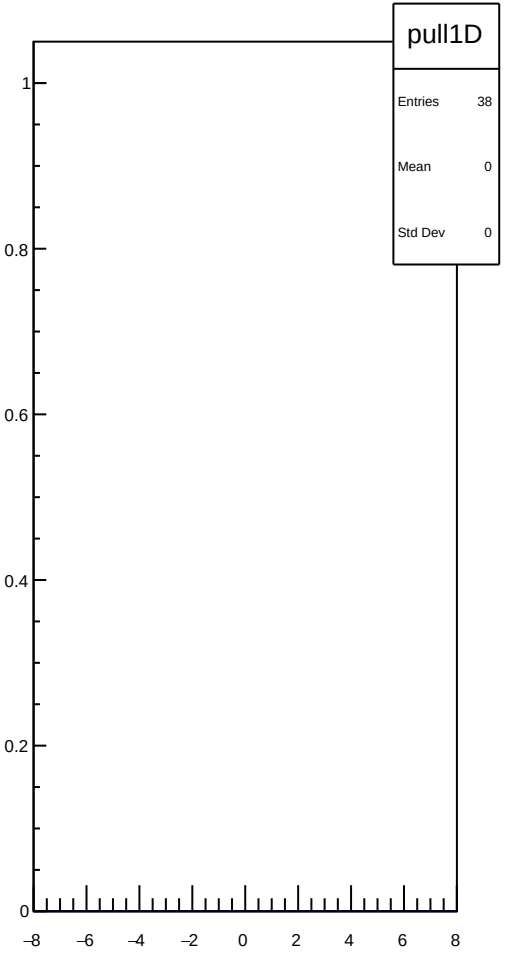

dit_sam7_coil3_Ndata_mean vs run

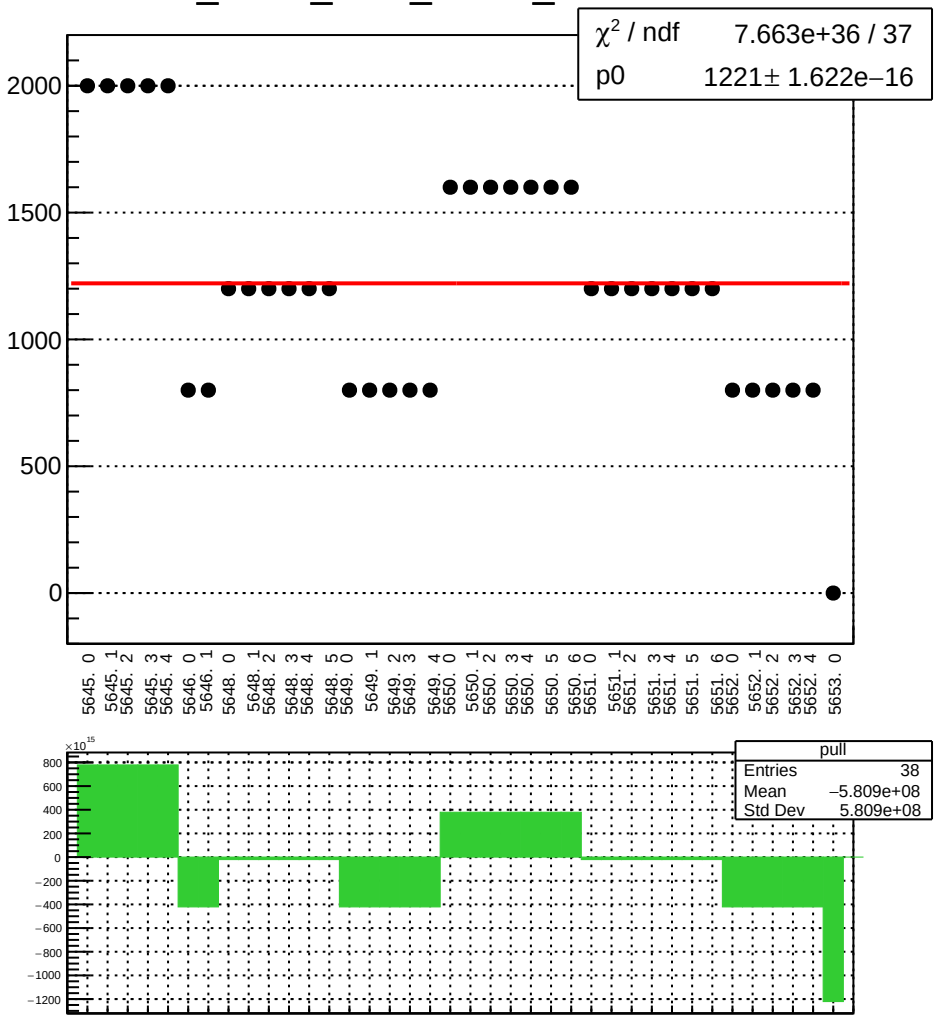

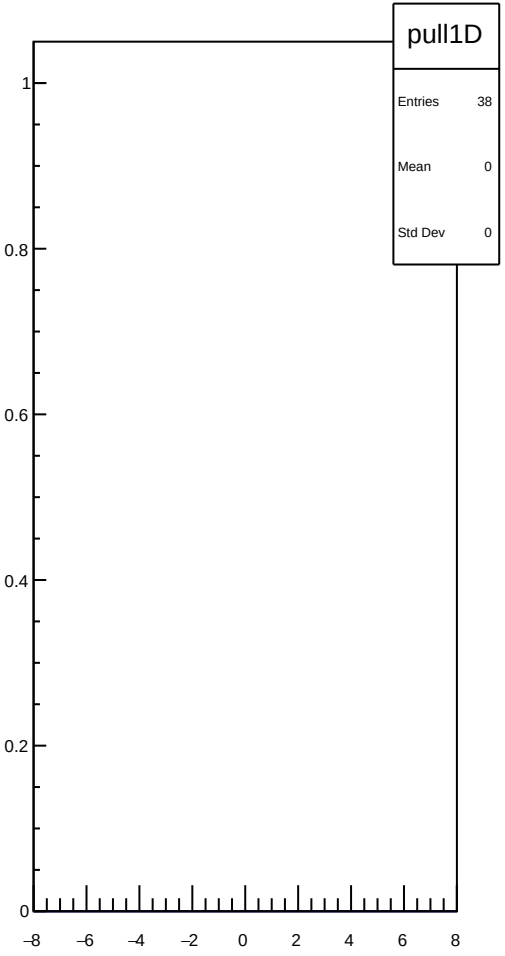

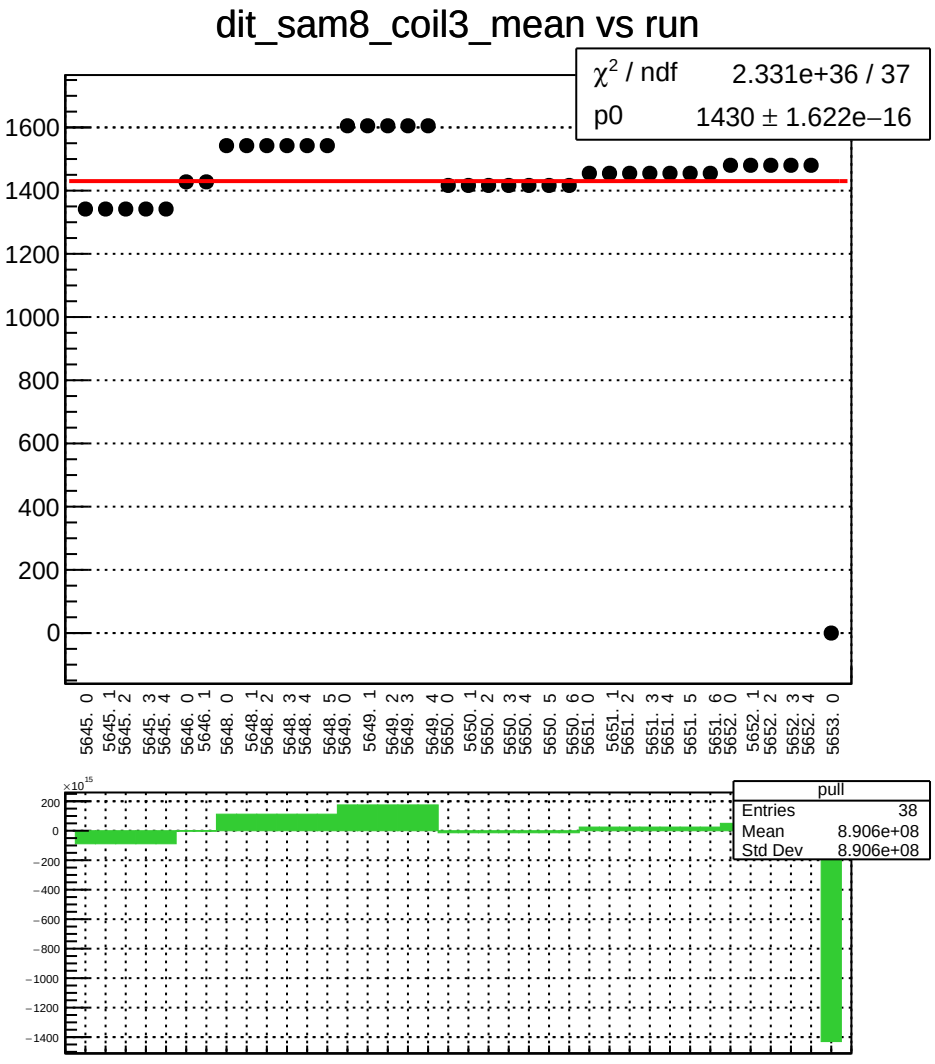
dit_sam8_coil3_mean vs run
χ² / ndf 2.331e+36 / 37
p0 1430 ± 1.622e−16
1600
1400
1200
1000
800
600
400
200
0
5645. 0
5645. 1
5645. 2
5645. 3
5645. 4
5646. 0
5646. 1
5648. 0
5648. 1
5648. 2
5648. 3
5648. 4
5648. 5
5649. 0
5649. 1
5649. 2
5649. 3
5649. 4
5650. 0
5650. 1
5650. 2
5650. 3
5650. 4
5650. 5
5650. 6
5651. 0
5651. 1
5651. 2
5651. 3
5651. 4
5651. 5
5651. 6
5652. 0
5652. 1
5652. 2
5652. 3
5652. 4
5653. 0
×10¹⁵
200
0
−200
−400
−600
−800
−1000
−1200
−1400
pull
Entries 38
Mean 8.906e+08
Std Dev 8.906e+08

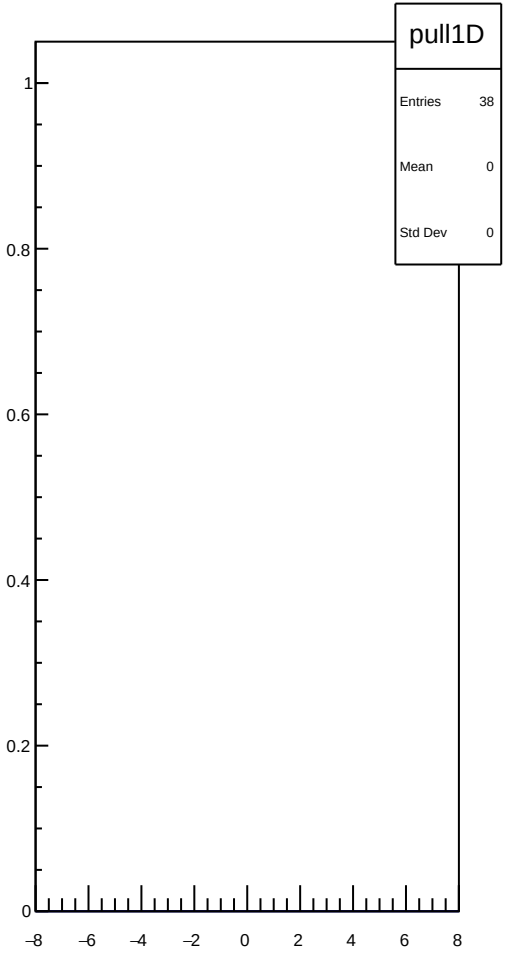
pull1D
Entries 38
Mean 0
Std Dev 0
1
0.8
0.6
0.4
0.2
0
−8
−6
−4
−2
0
2
4
6
8

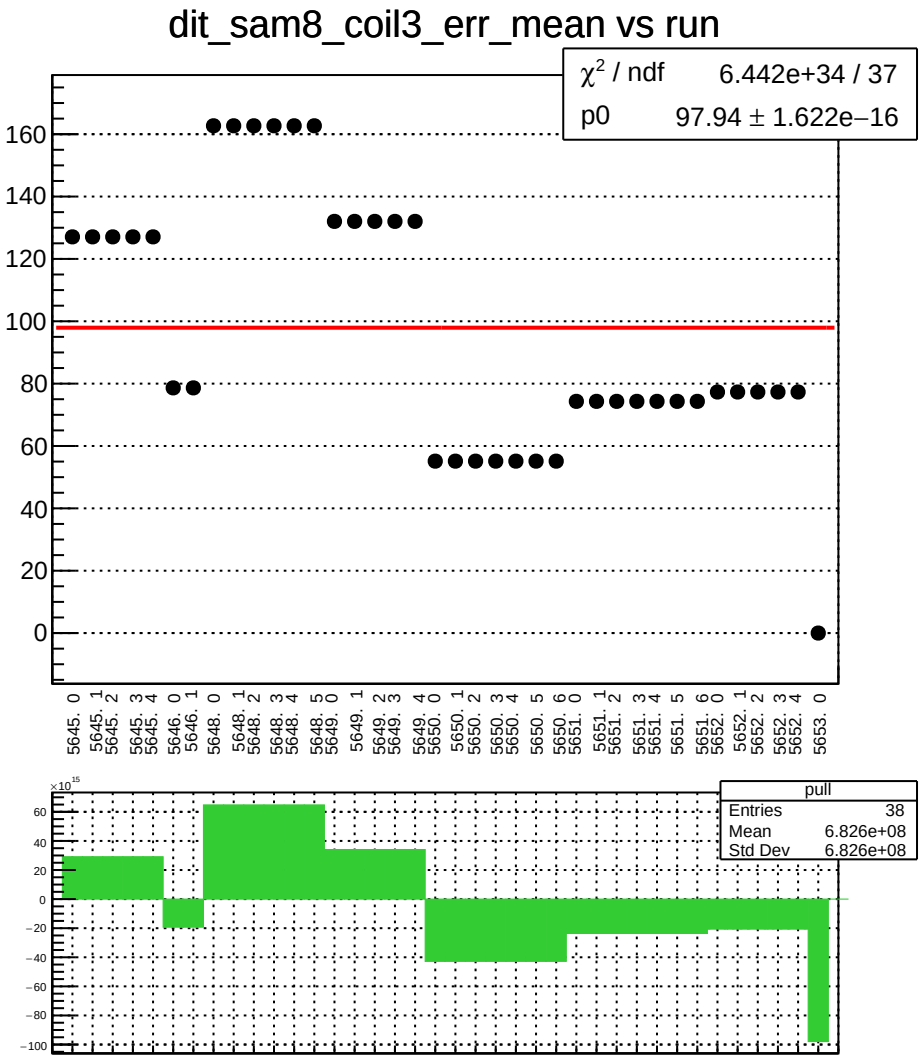
dit_sam8_coil3_err_mean vs run
χ² / ndf 6.442e+34 / 37
p0 97.94 ± 1.622e−16
160
140
120
100
80
60
40
20
0
5645. 0
5645. 1
5645. 2
5645. 3
5645. 4
5646. 0
5646. 1
5648. 0
5648. 1
5648. 2
5648. 3
5648. 4
5648. 5
5649. 0
5649. 1
5649. 2
5649. 3
5649. 4
5650. 0
5650. 1
5650. 2
5650. 3
5650. 4
5650. 5
5650. 6
5651. 0
5651. 1
5651. 2
5651. 3
5651. 4
5651. 5
5651. 6
5652. 0
5652. 1
5652. 2
5652. 3
5652. 4
5653. 0
×10¹⁵
60
40
20
0
−20
−40
−60
−80
−100
pull
Entries 38
Mean 6.826e+08
Std Dev 6.826e+08

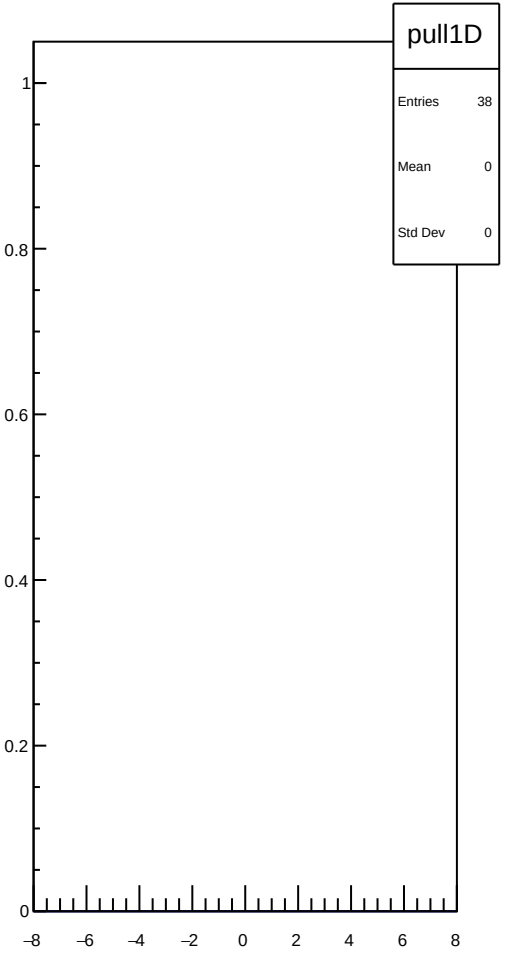
pull1D
Entries 38
Mean 0
Std Dev 0
1
0.8
0.6
0.4
0.2
0
−8
−6
−4
−2
0
2
4
6
8

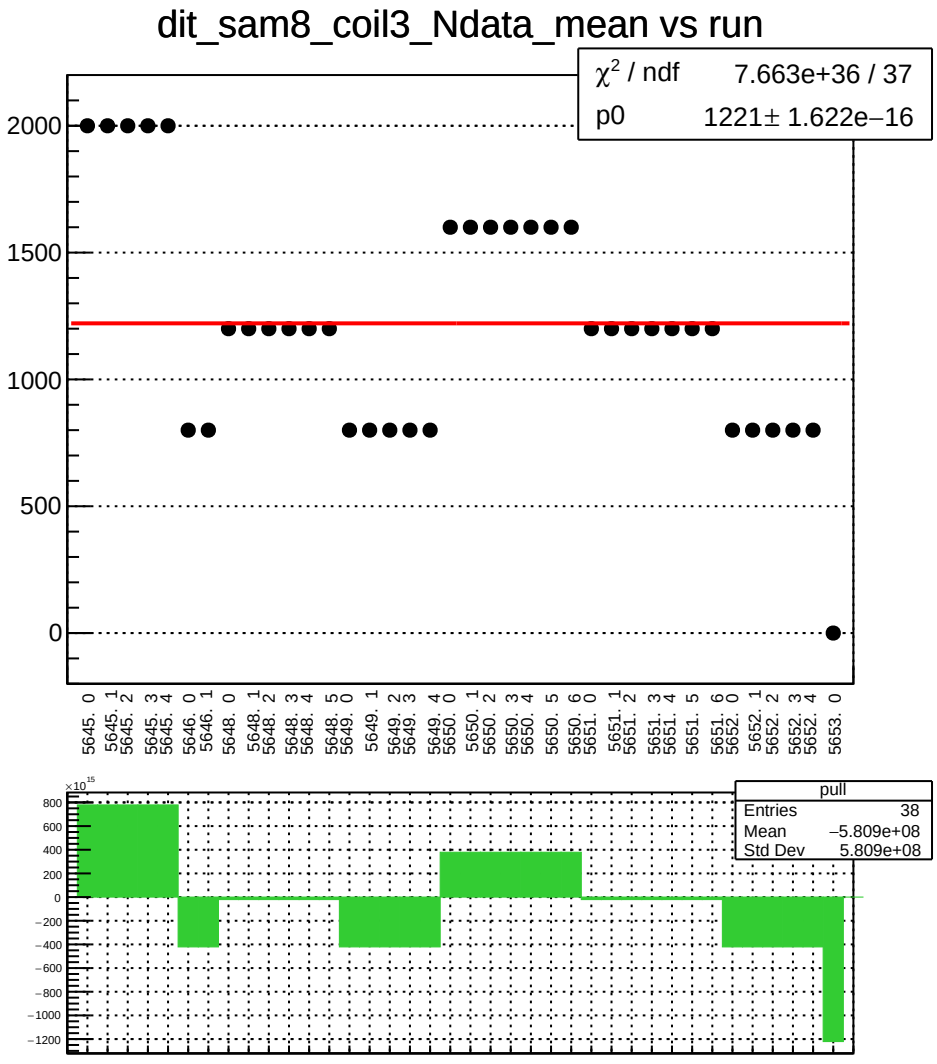
dit_sam8_coil3_Ndata_mean vs run
χ² / ndf 7.663e+36 / 37
p0 1221± 1.622e−16
2000
1500
1000
500
0
5645. 0
5645. 1
5645. 2
5645. 3
5645. 4
5646. 0
5646. 1
5648. 0
5648. 1
5648. 2
5648. 3
5648. 4
5648. 5
5649. 0
5649. 1
5649. 2
5649. 3
5649. 4
5650. 0
5650. 1
5650. 2
5650. 3
5650. 4
5650. 5
5650. 6
5651. 0
5651. 1
5651. 2
5651. 3
5651. 4
5651. 5
5651. 6
5652. 0
5652. 1
5652. 2
5652. 3
5652. 4
5653. 0
×10¹⁵
800
600
400
200
0
−200
−400
−600
−800
−1000
−1200
pull
Entries 38
Mean −5.809e+08
Std Dev 5.809e+08

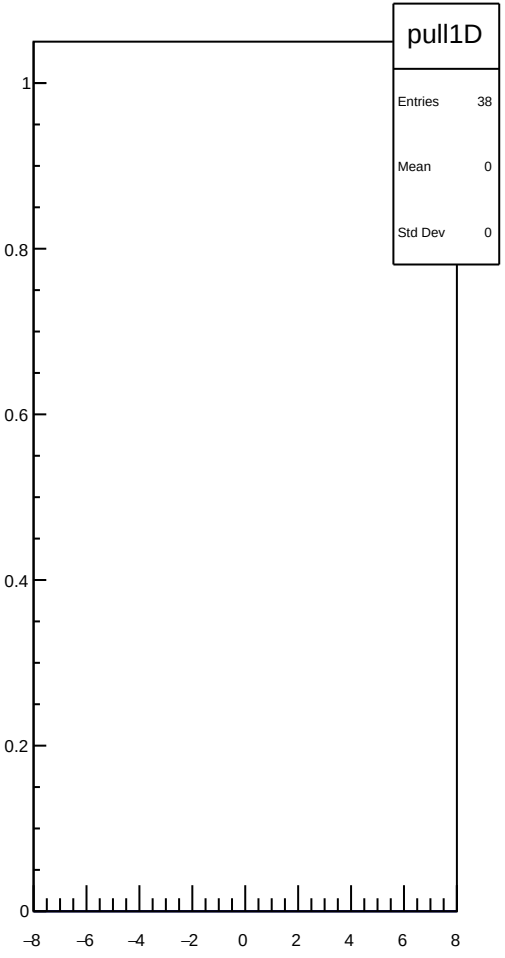
pull1D
Entries 38
Mean 0
Std Dev 0
1
0.8
0.6
0.4
0.2
0
−8
−6
−4
−2
0
2
4
6
8

dit_4aX_coil7_mean vs run

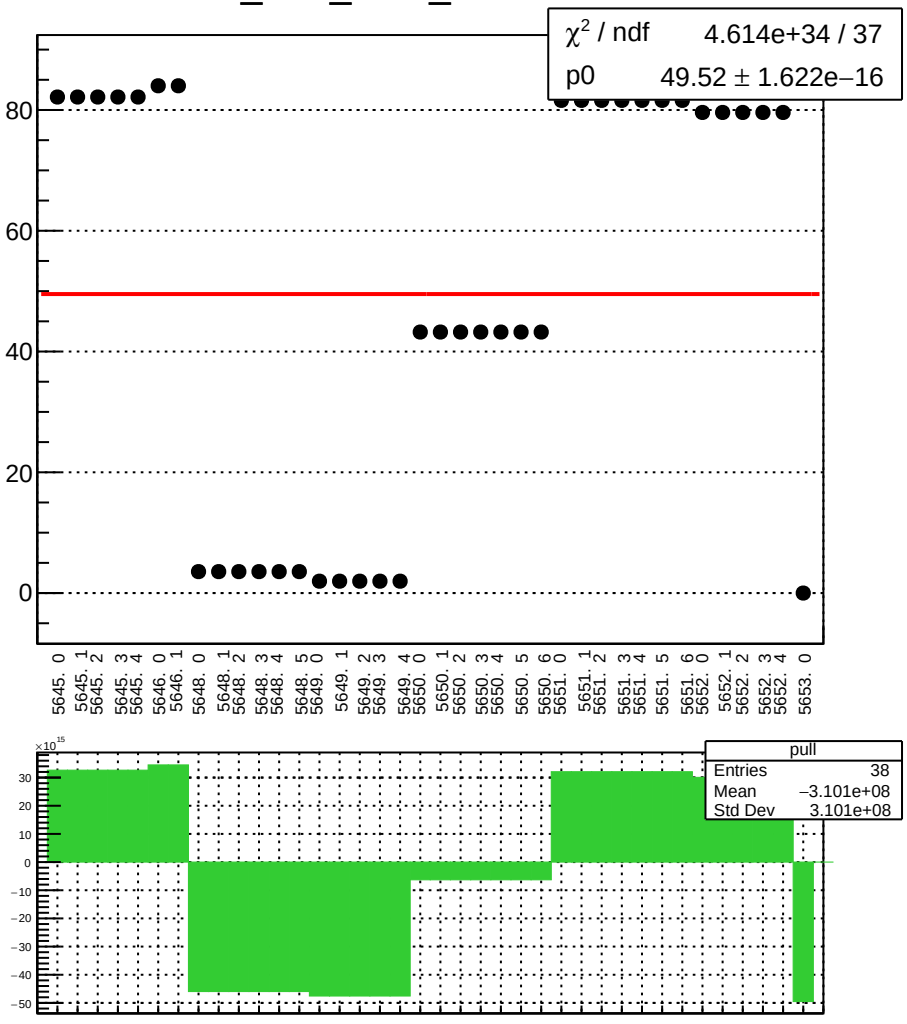

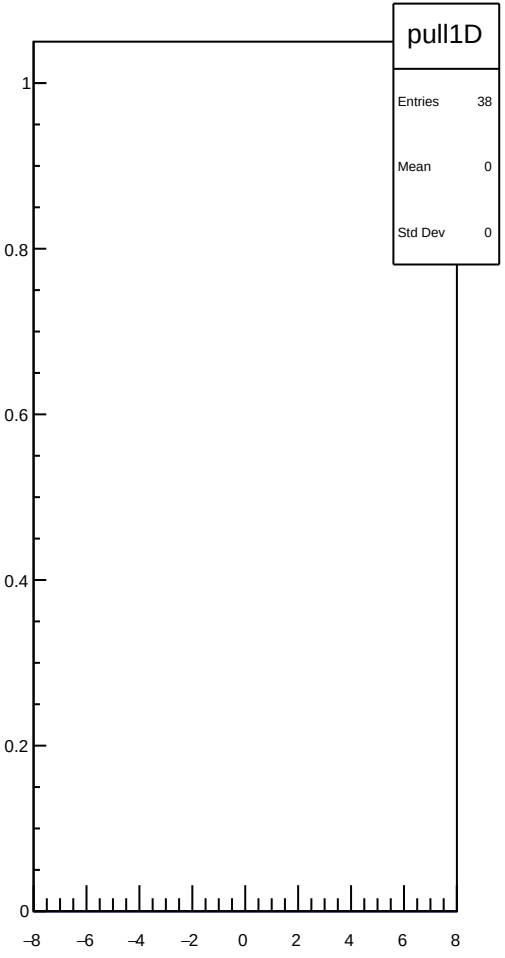

dit_4aX_coil7_err_mean vs run

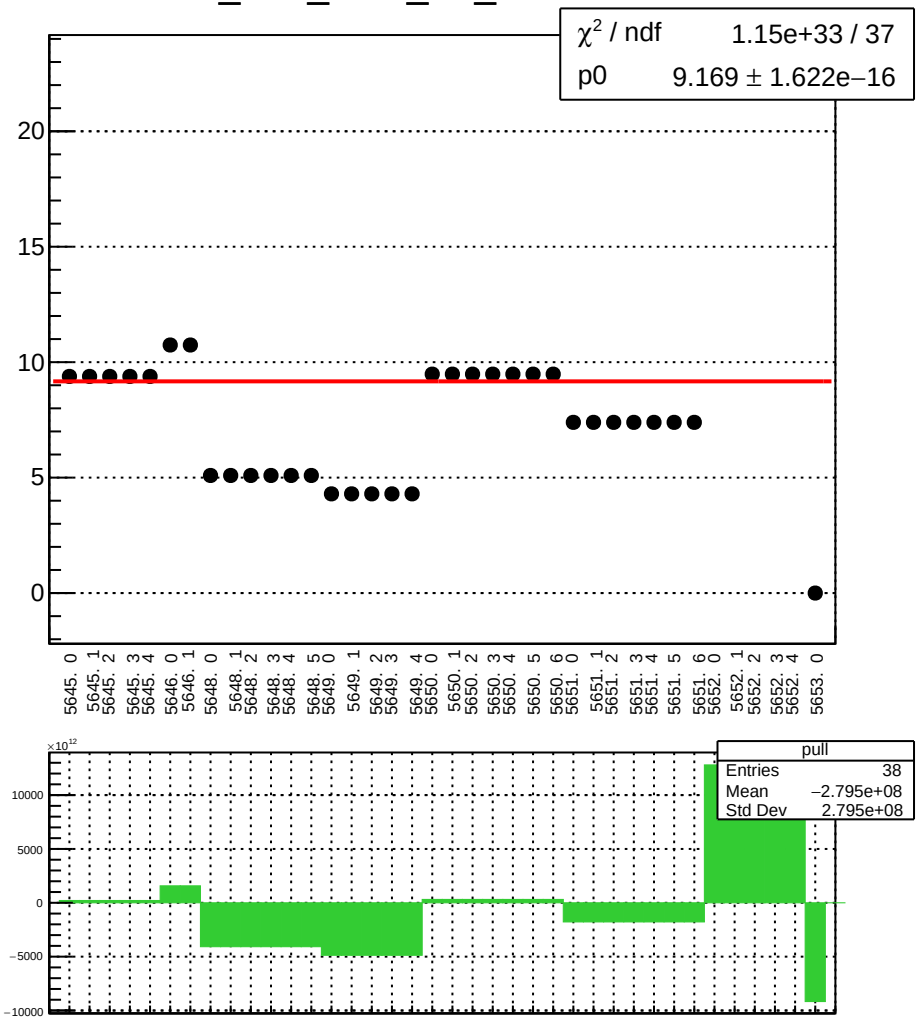

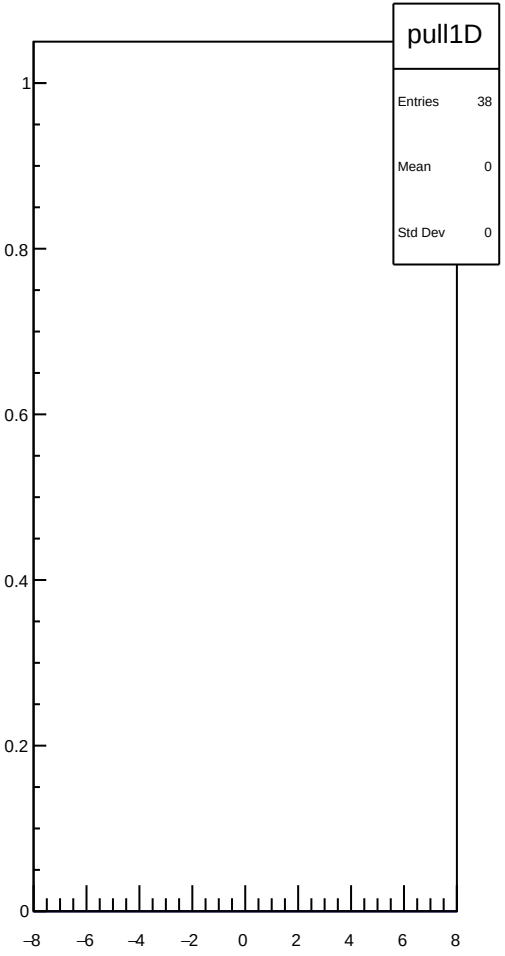

dit_4aX_coil7_Ndata_mean vs run

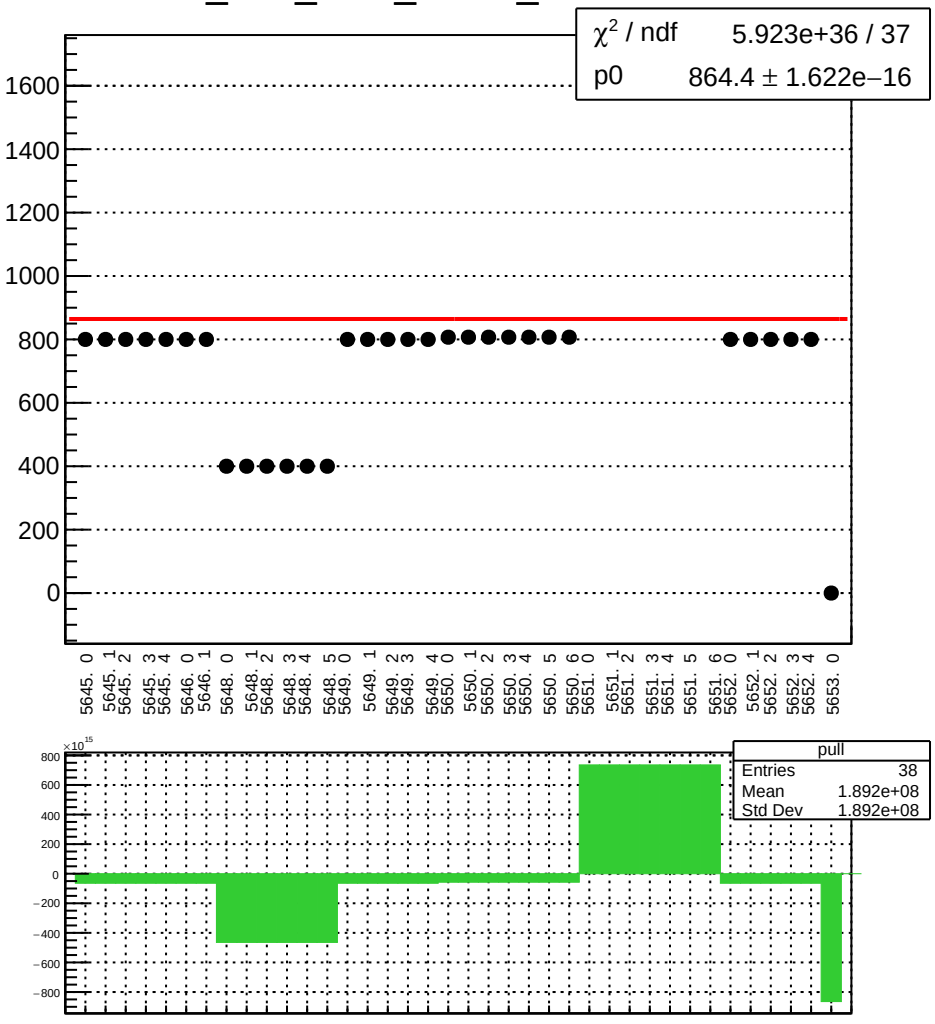

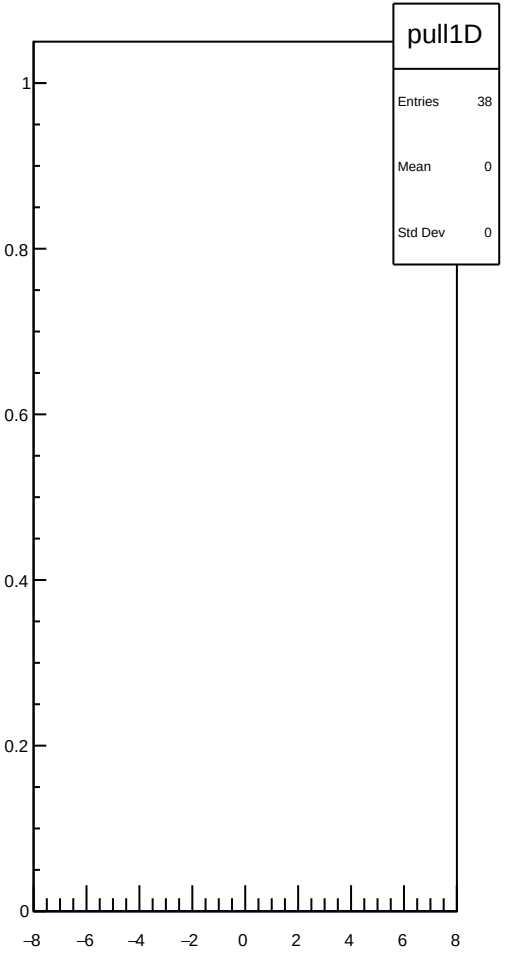

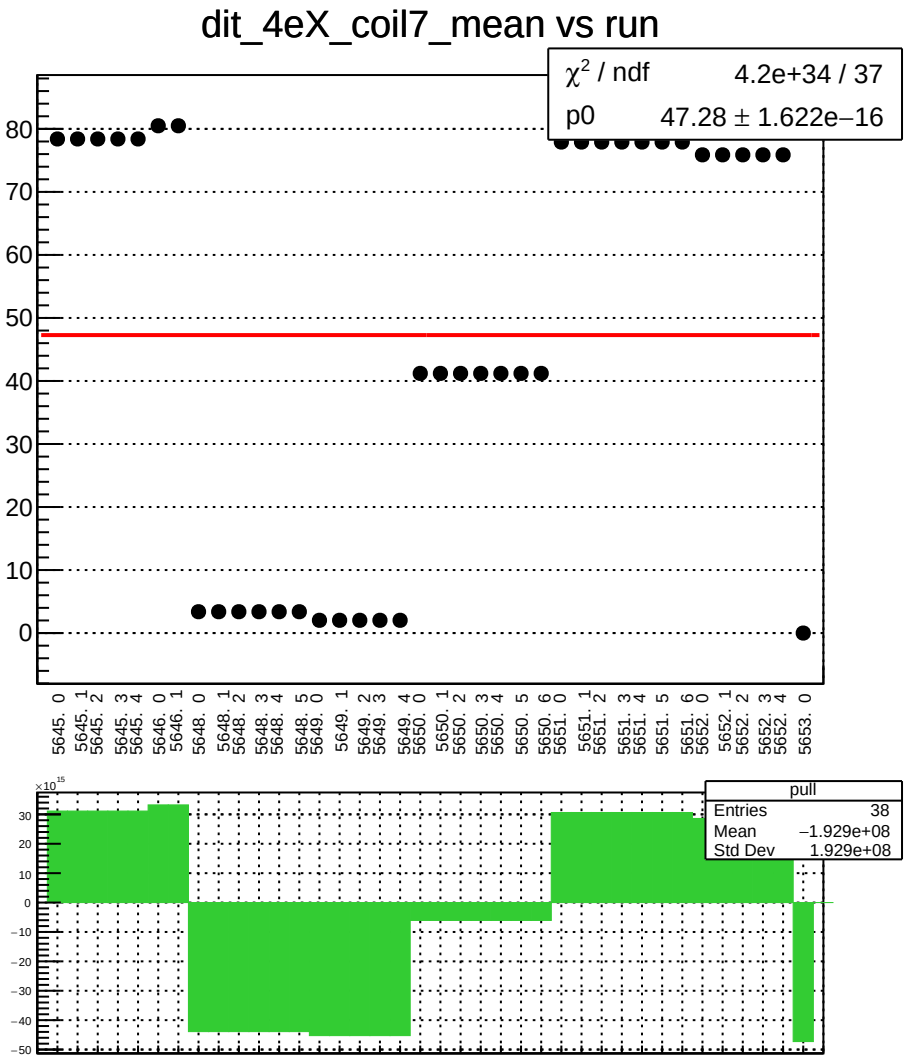
dit_4eX_coil7_mean vs run
χ² / ndf 4.2e+34 / 37
p0 47.28 ± 1.622e−16
80
70
60
50
40
30
20
10
0
5645. 0
5645. 1
5645. 2
5645. 3
5645. 4
5646. 0
5646. 1
5648. 0
5648. 1
5648. 2
5648. 3
5648. 4
5648. 5
5649. 0
5649. 1
5649. 2
5649. 3
5649. 4
5650. 0
5650. 1
5650. 2
5650. 3
5650. 4
5650. 5
5650. 6
5651. 0
5651. 1
5651. 2
5651. 3
5651. 4
5651. 5
5651. 6
5652. 0
5652. 1
5652. 2
5652. 3
5652. 4
5653. 0
×10¹⁵
30
20
10
0
−10
−20
−30
−40
−50
pull
Entries 38
Mean −1.929e+08
Std Dev 1.929e+08

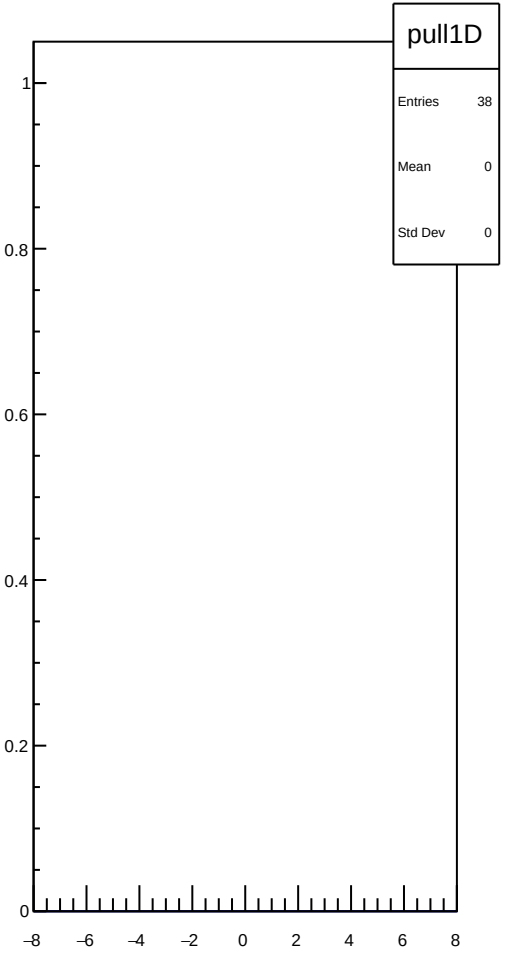
pull1D
Entries 38
Mean 0
Std Dev 0
1
0.8
0.6
0.4
0.2
0
−8
−6
−4
−2
0
2
4
6
8

dit_4eX_coil7_err_mean vs run

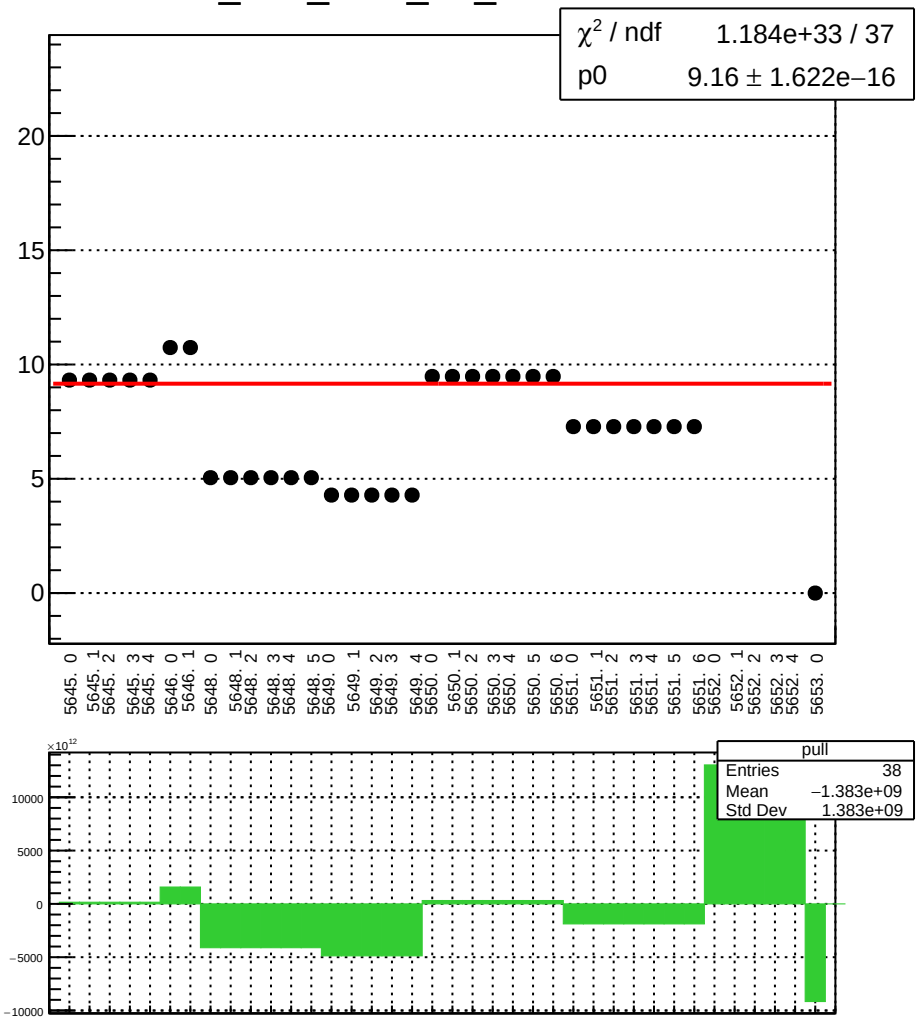

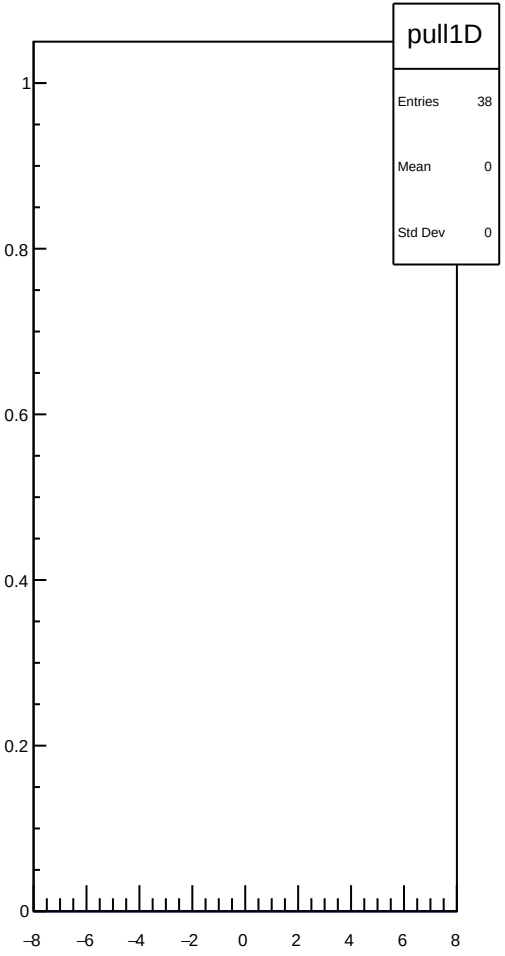

dit_4eX_coil7_Ndata_mean vs run

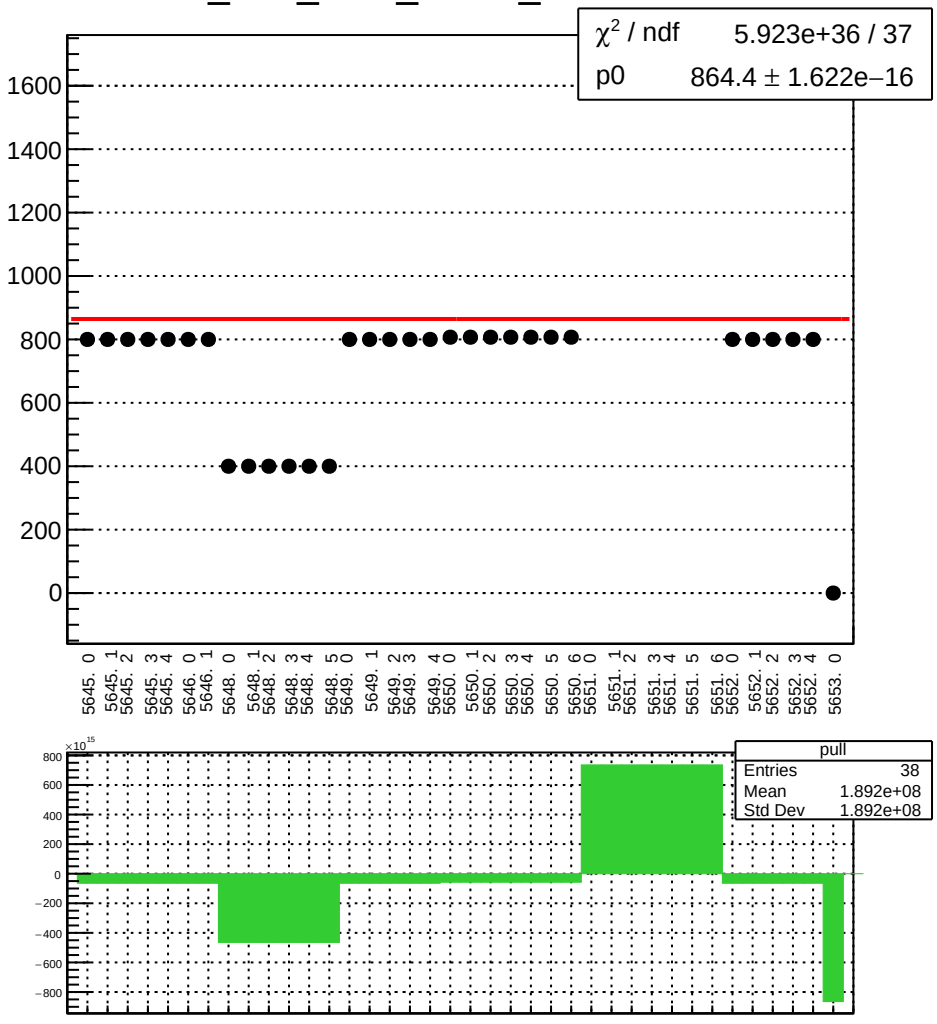

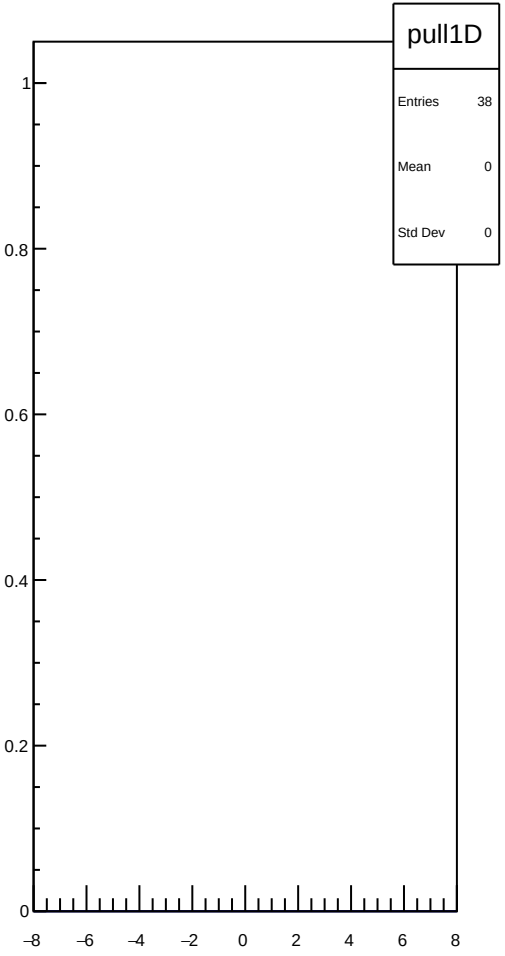

dit_11X12X_coil7_mean vs run

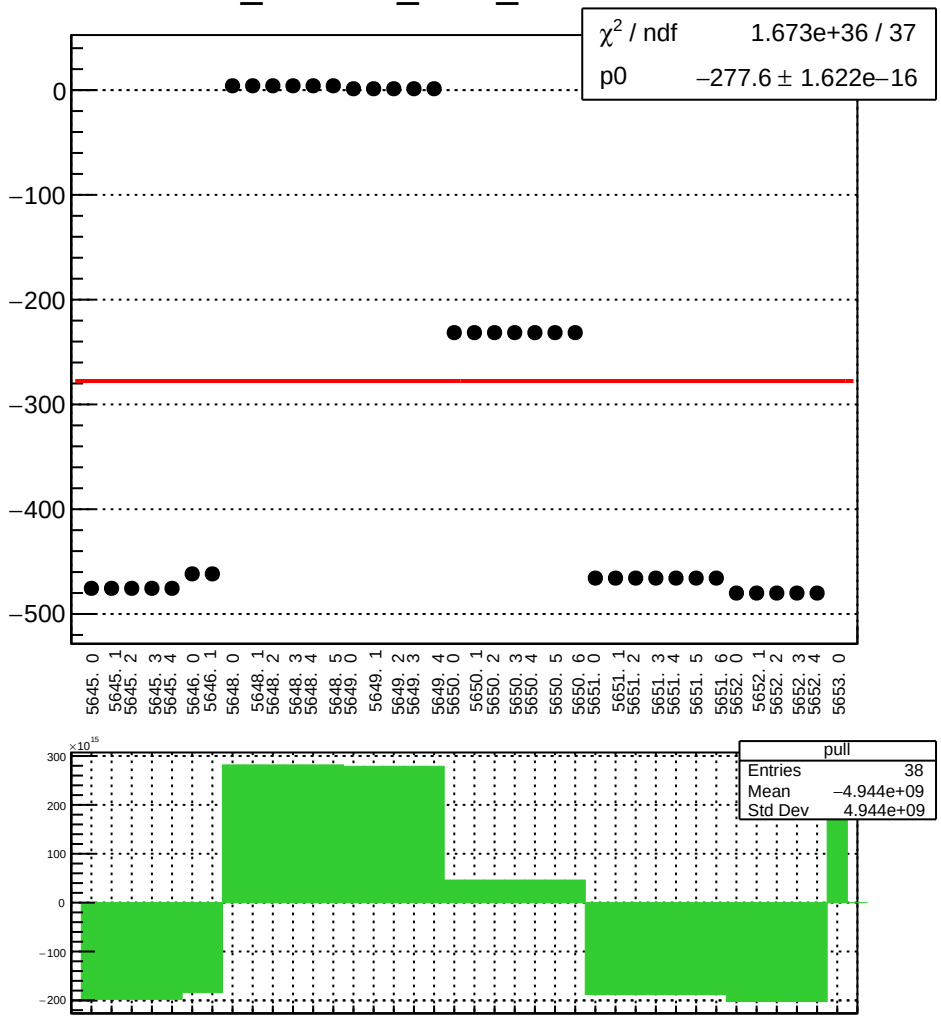

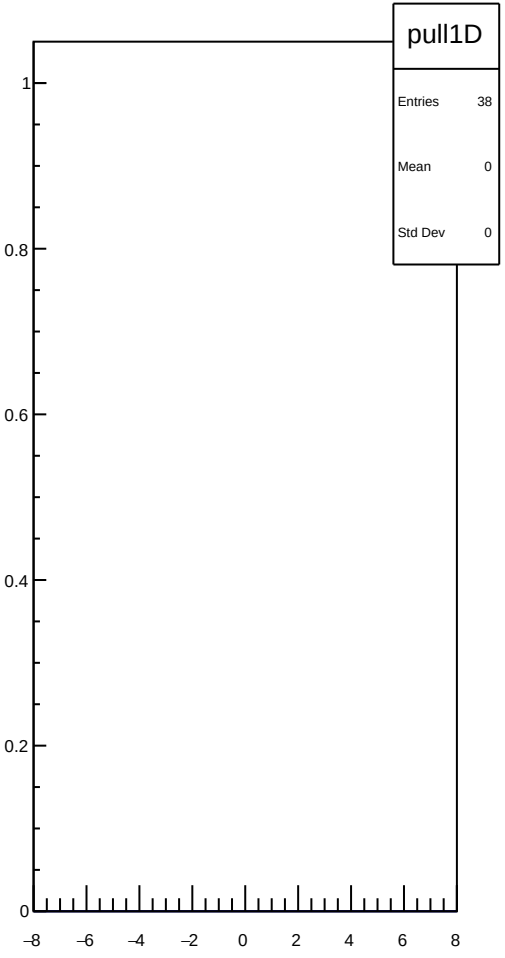

dit_11X12X_coil7_err_mean vs run

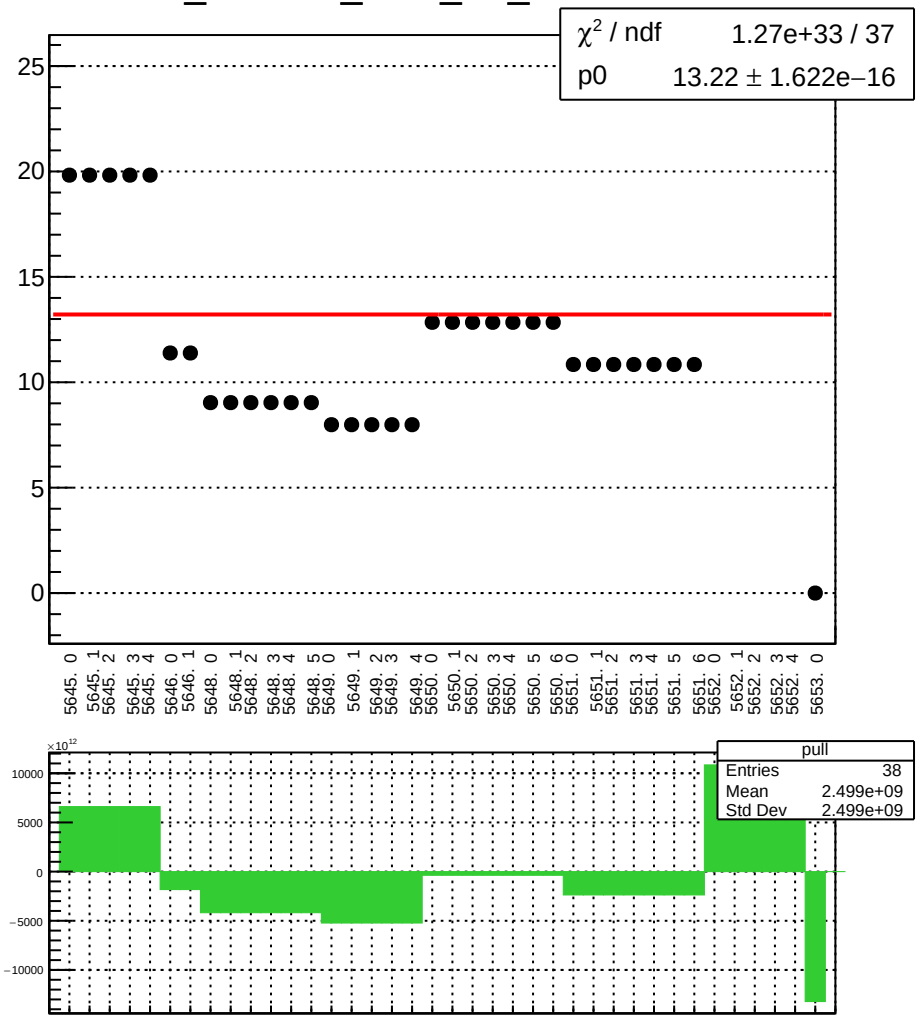

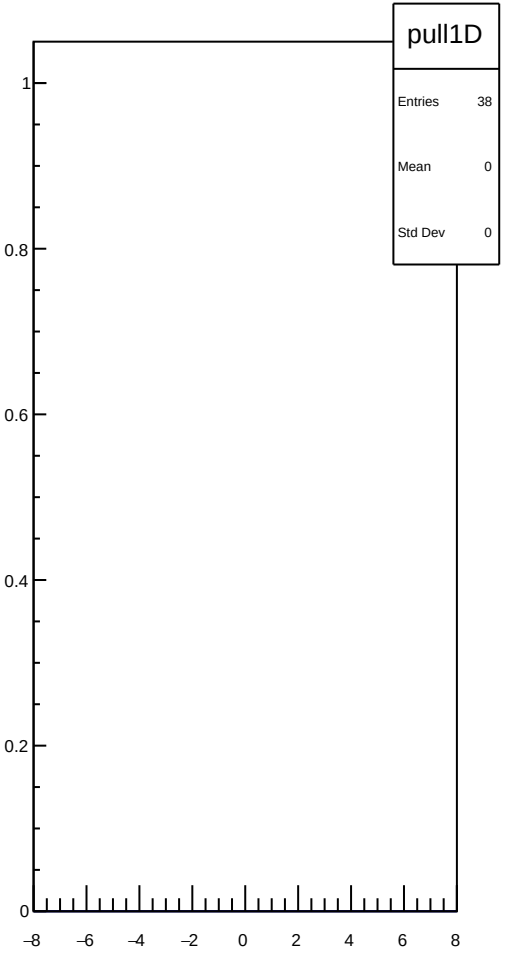

dit_11X12X_coil7_Ndata_mean vs run

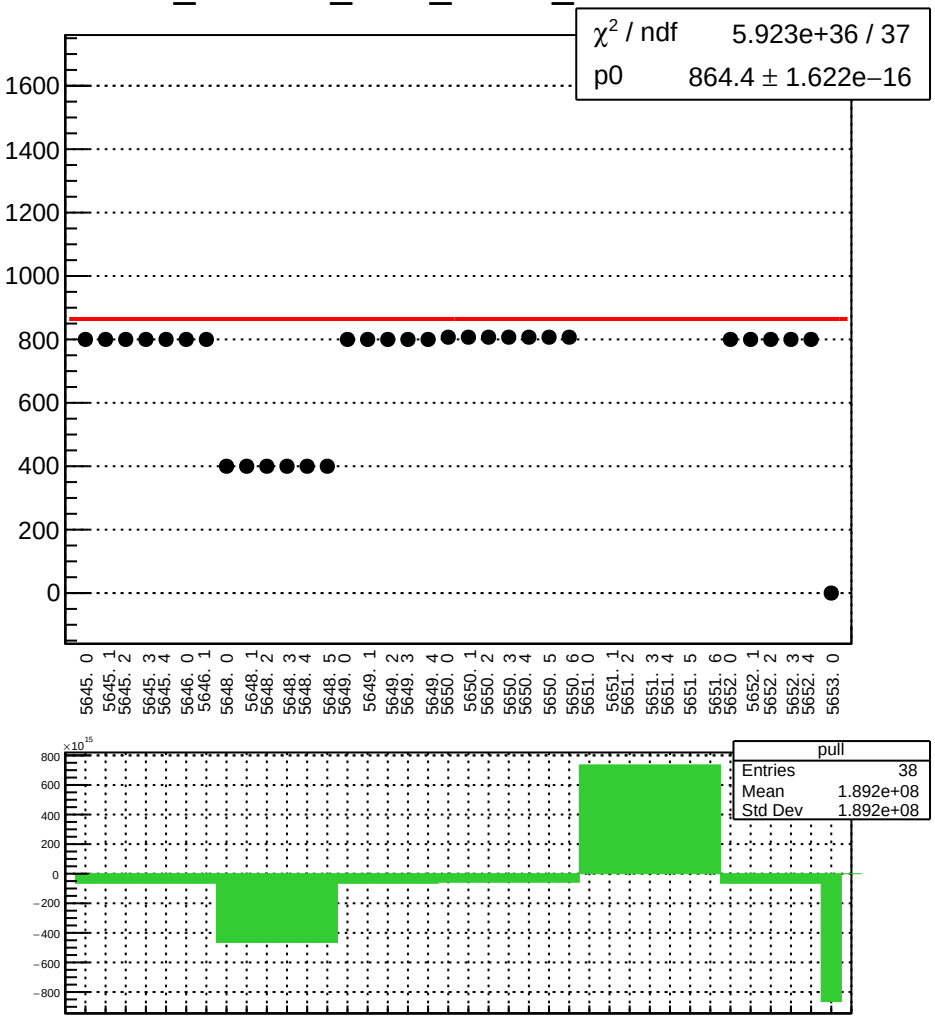

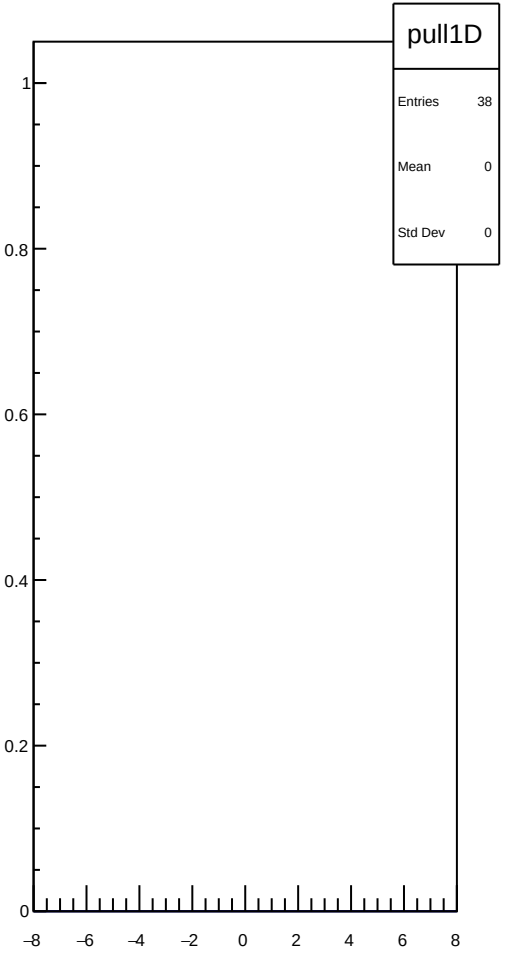

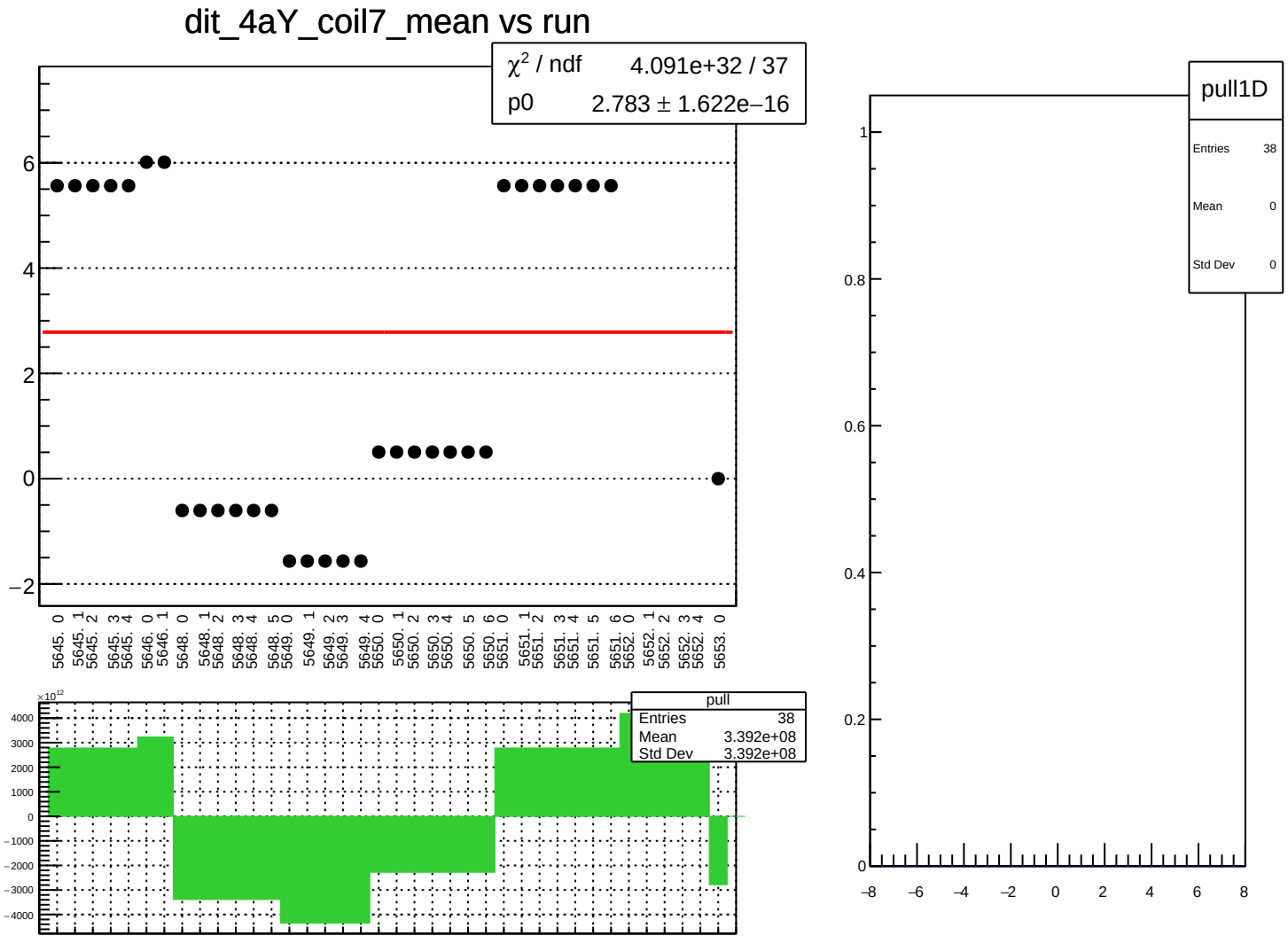
dit_4aY_coil7_mean vs run
χ² / ndf 4.091e+32 / 37
p0 2.783 ± 1.622e−16
6
4
2
0
−2
5645. 0
5645. 1
5645. 2
5645. 3
5645. 4
5646. 0
5646. 1
5648. 0
5648. 1
5648. 2
5648. 3
5648. 4
5648. 5
5649. 0
5649. 1
5649. 2
5649. 3
5649. 4
5650. 0
5650. 1
5650. 2
5650. 3
5650. 4
5650. 5
5650. 6
5651. 0
5651. 1
5651. 2
5651. 3
5651. 4
5651. 5
5651. 6
5652. 0
5652. 1
5652. 2
5652. 3
5652. 4
5653. 0
×10¹²
4000
3000
2000
1000
0
−1000
−2000
−3000
−4000
pull
Entries 38
Mean 3.392e+08
Std Dev 3.392e+08
pull1D
Entries 38
Mean 0
Std Dev 0
1
0.8
0.6
0.4
0.2
0
−8
−6
−4
−2
0
2
4
6
8

dit_4aY_coil7_err_mean vs run

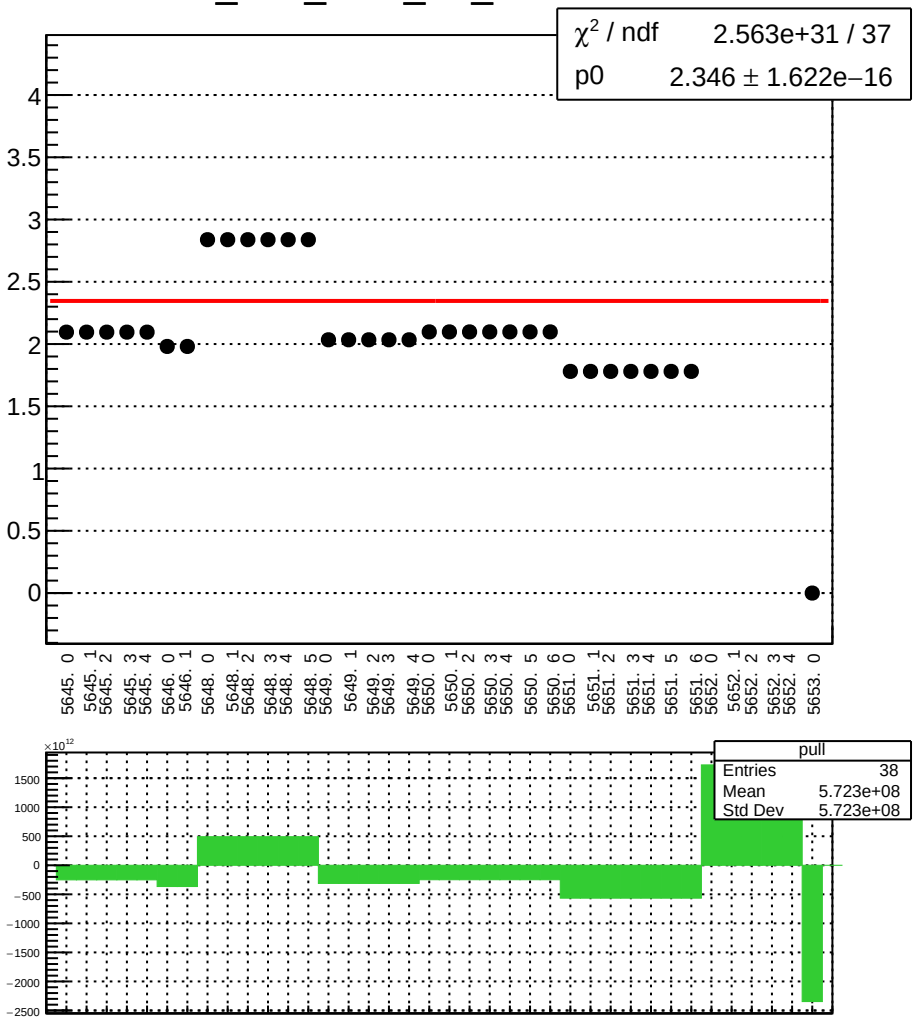

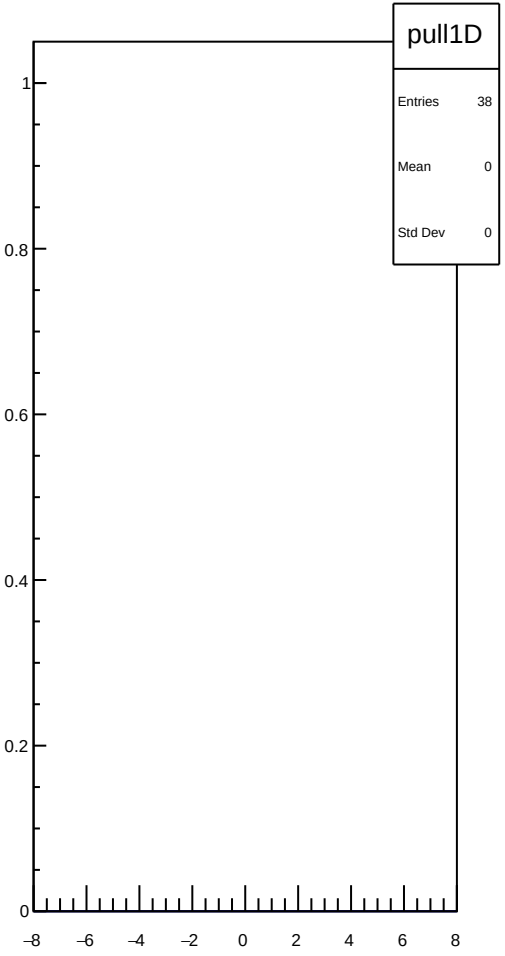

dit_4aY_coil7_Ndata_mean vs run

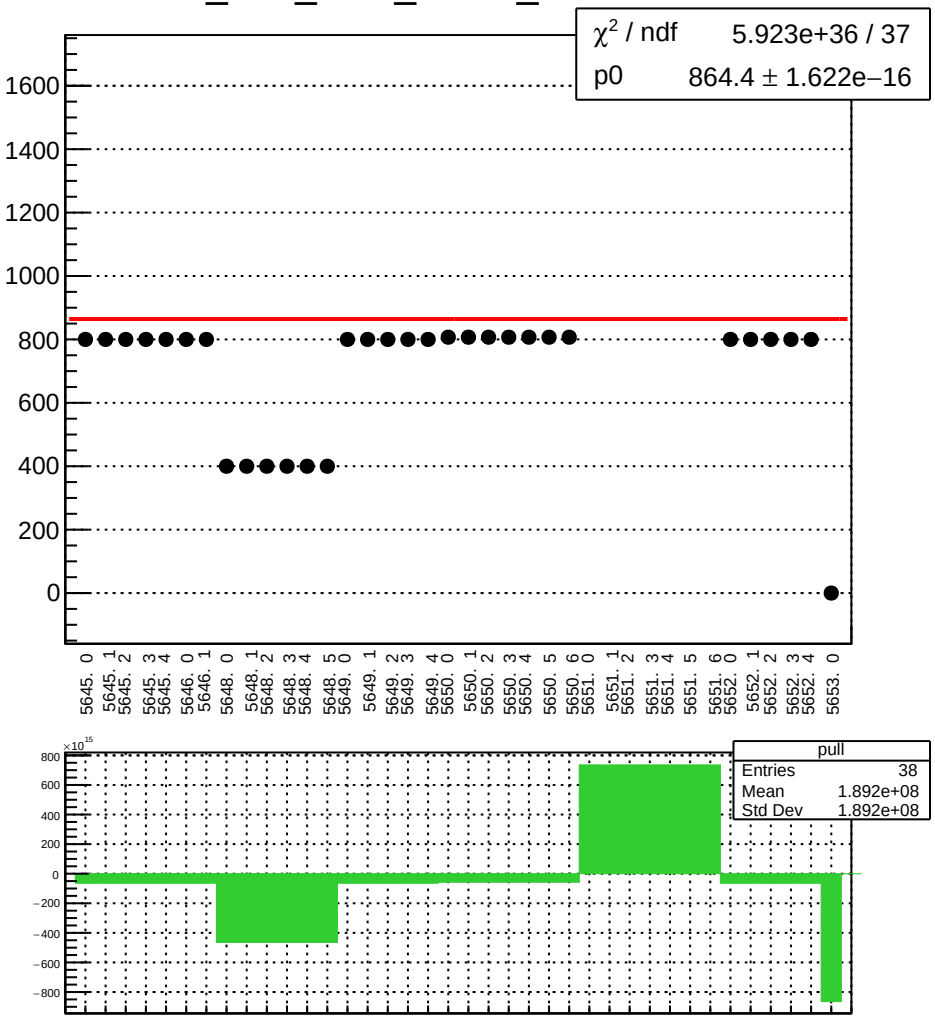

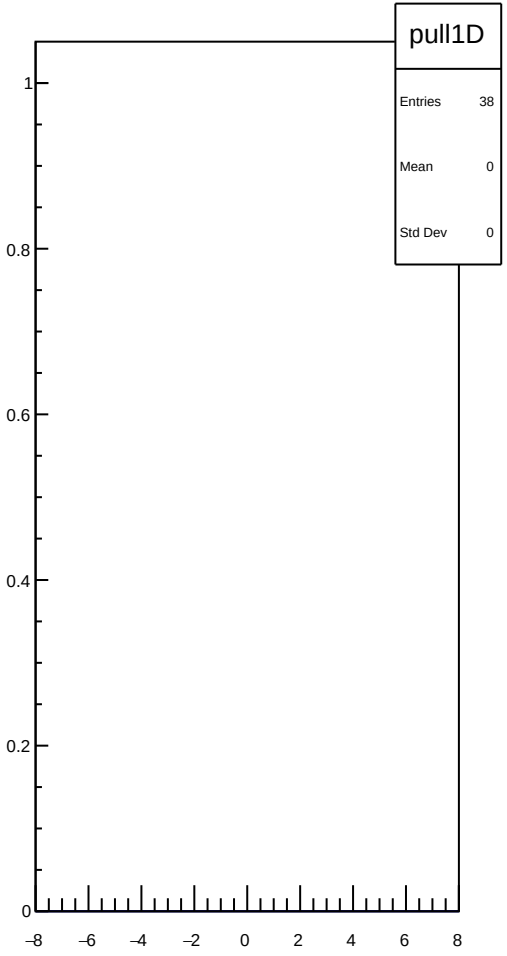

dit_4eY_coil7_mean vs run

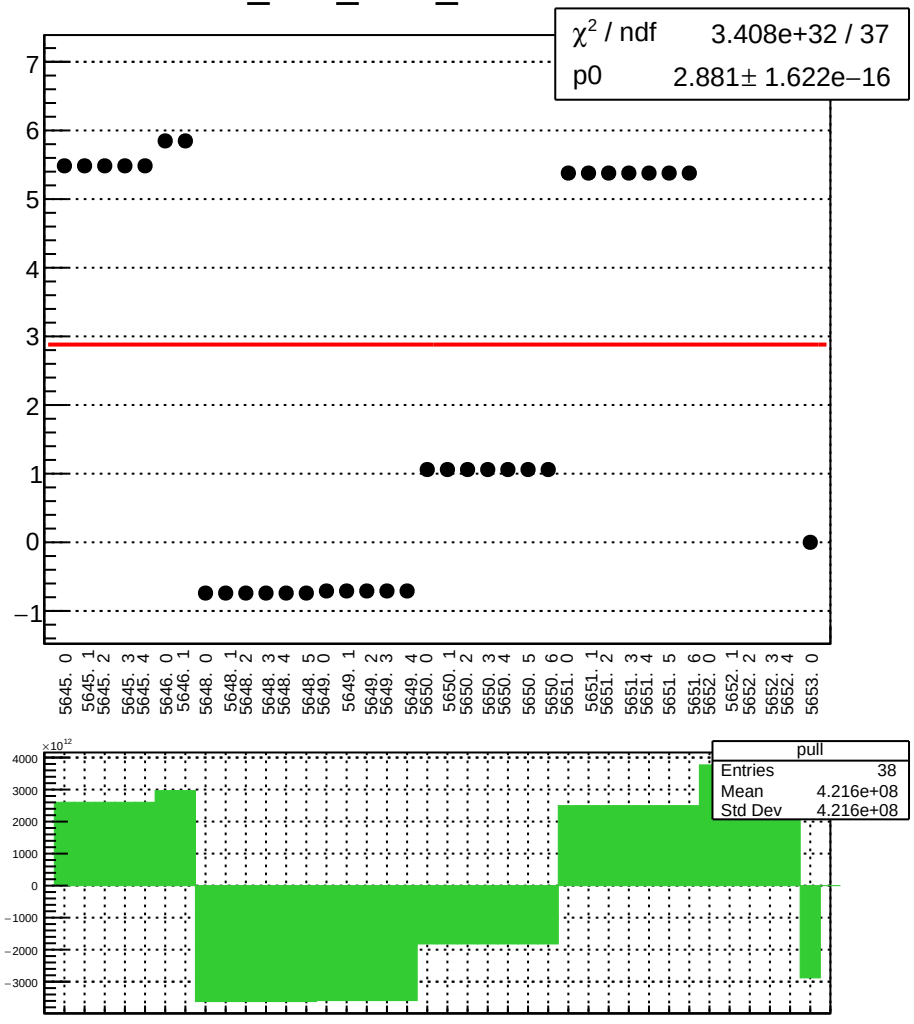

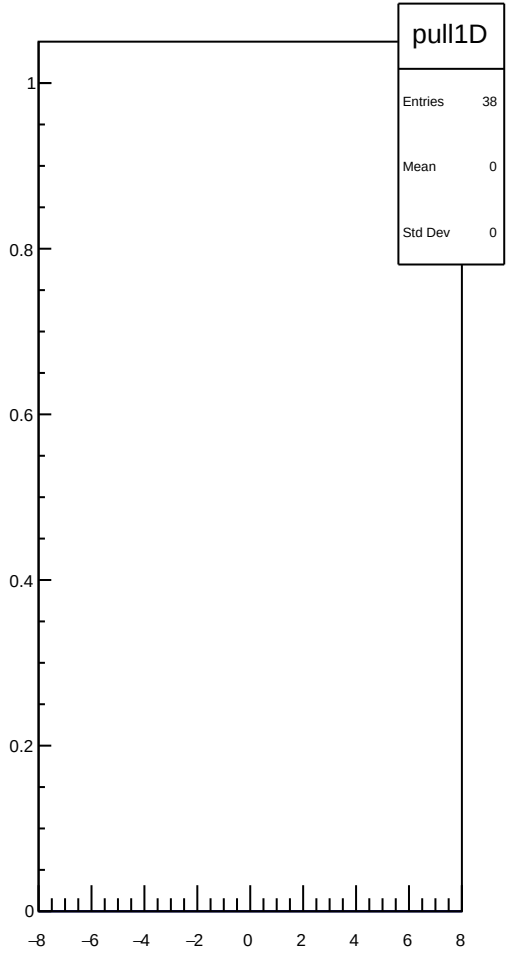

dit_4eY_coil7_err_mean vs run

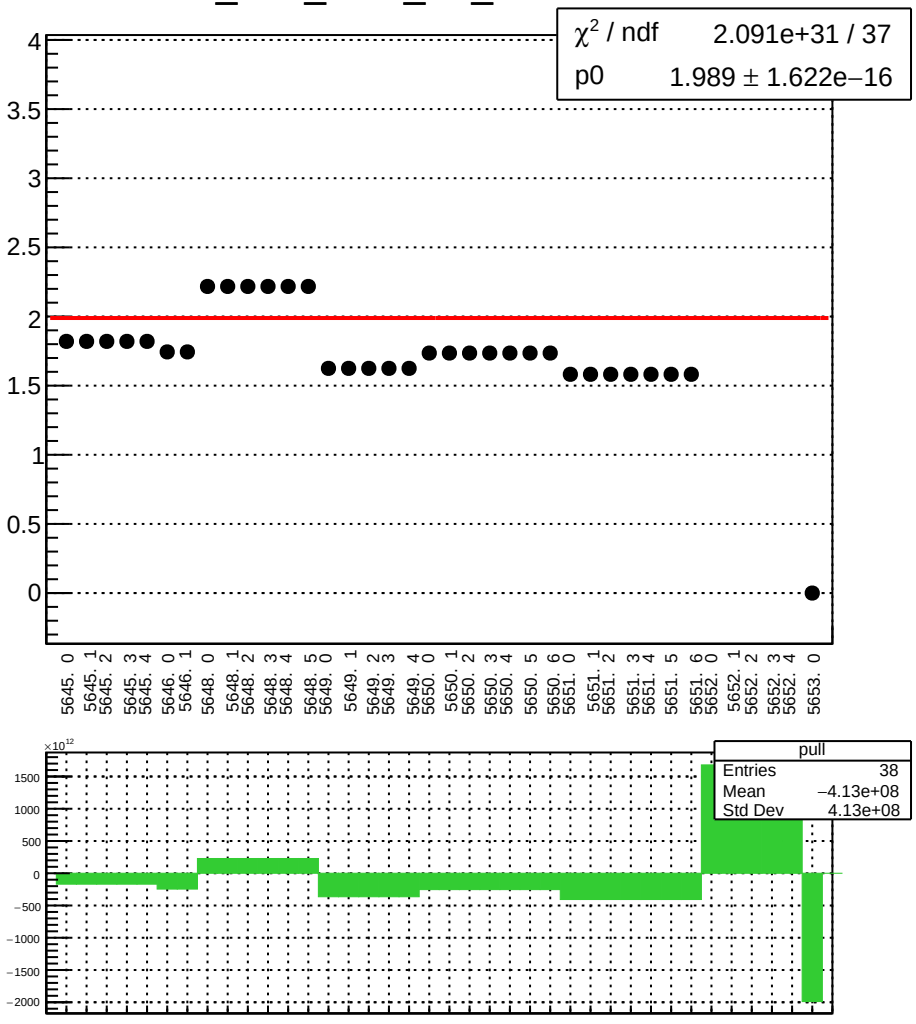

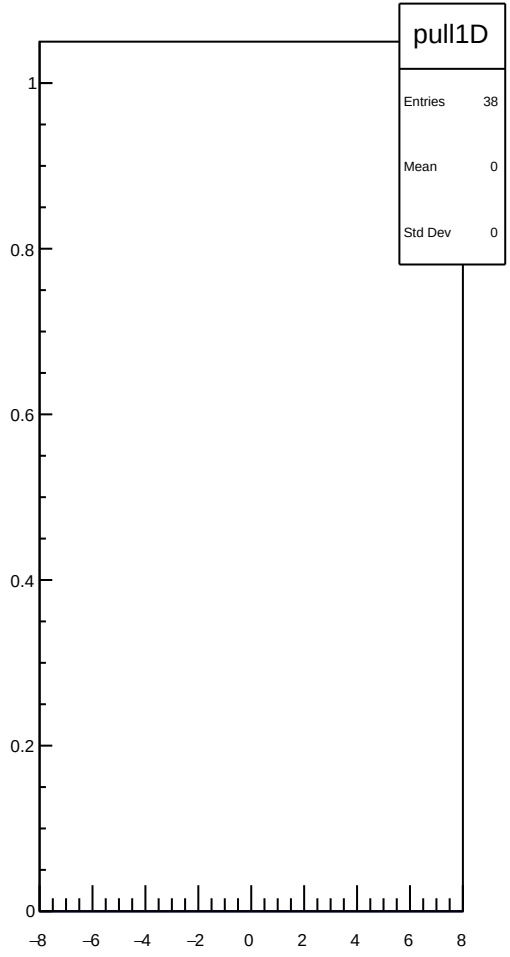

dit_4eY_coil7_Ndata_mean vs run

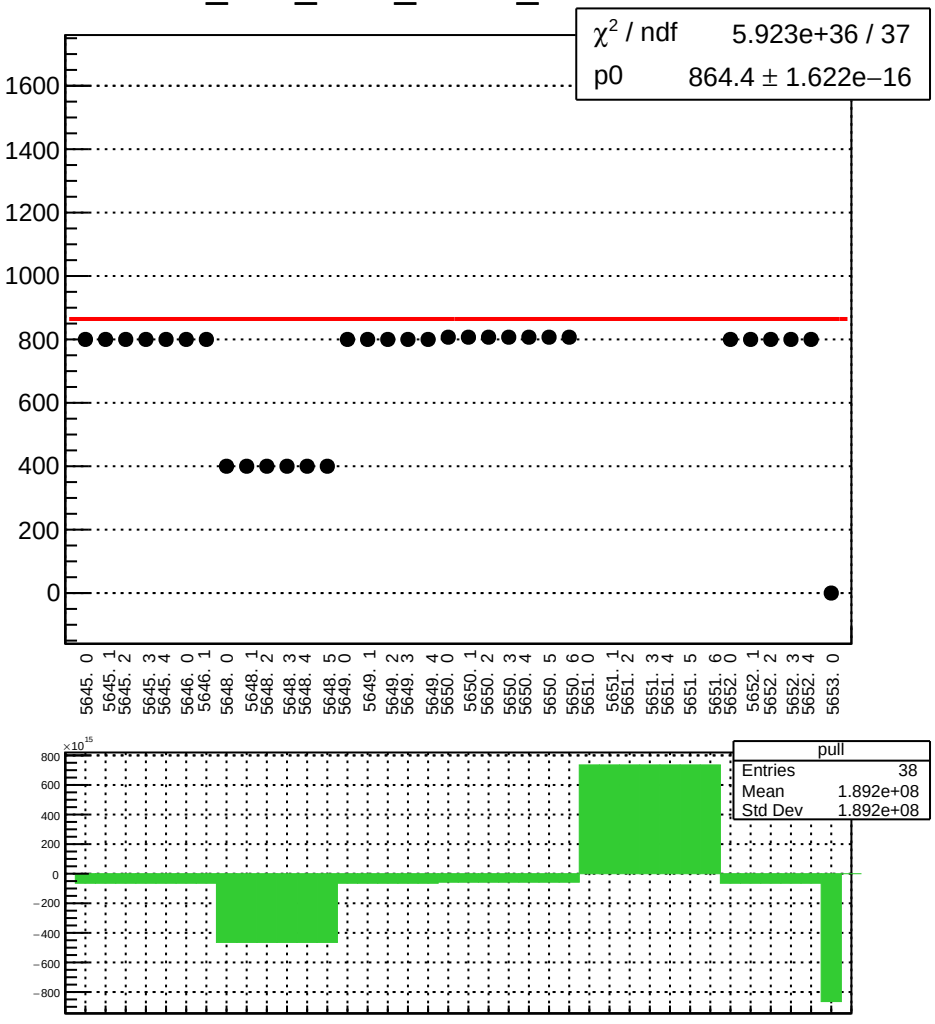

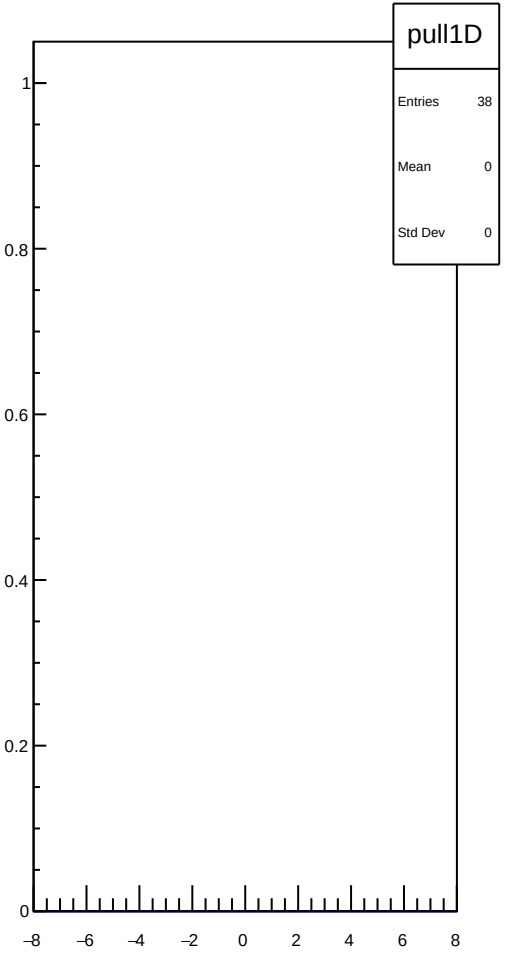

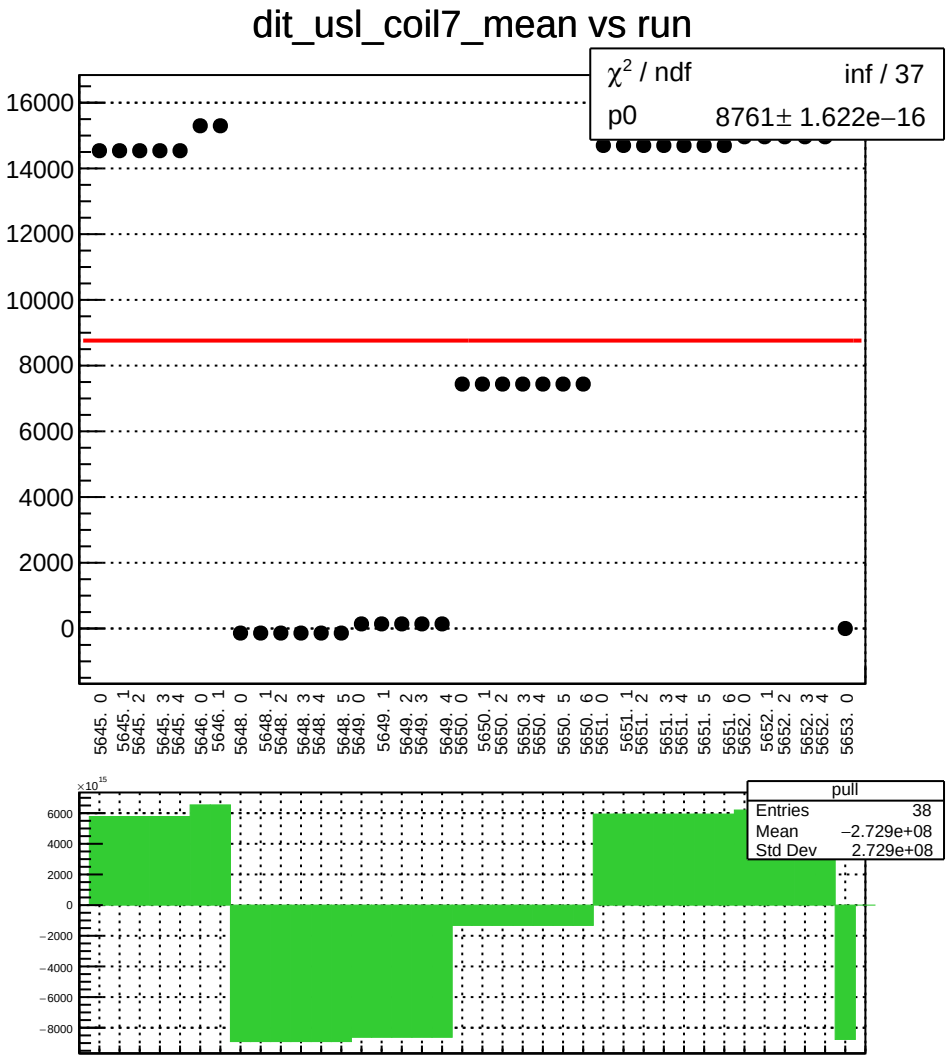
dit_usl_coil7_mean vs run
χ² / ndf inf / 37
p0 8761± 1.622e−16
16000
14000
12000
10000
8000
6000
4000
2000
0
5645. 0
5645. 1
5645. 2
5645. 3
5645. 4
5646. 0
5646. 1
5648. 0
5648. 1
5648. 2
5648. 3
5648. 4
5648. 5
5649. 0
5649. 1
5649. 2
5649. 3
5649. 4
5650. 0
5650. 1
5650. 2
5650. 3
5650. 4
5650. 5
5650. 6
5651. 0
5651. 1
5651. 2
5651. 3
5651. 4
5651. 5
5651. 6
5652. 0
5652. 1
5652. 2
5652. 3
5652. 4
5653. 0
×10¹⁵
6000
4000
2000
0
−2000
−4000
−6000
−8000
pull
Entries 38
Mean −2.729e+08
Std Dev 2.729e+08

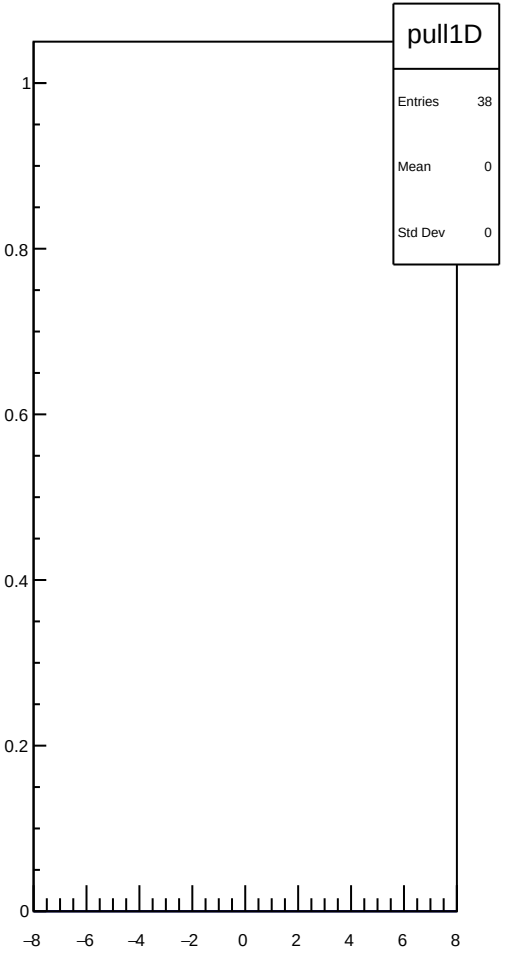
pull1D
Entries 38
Mean 0
Std Dev 0
1
0.8
0.6
0.4
0.2
0
−8
−6
−4
−2
0
2
4
6
8

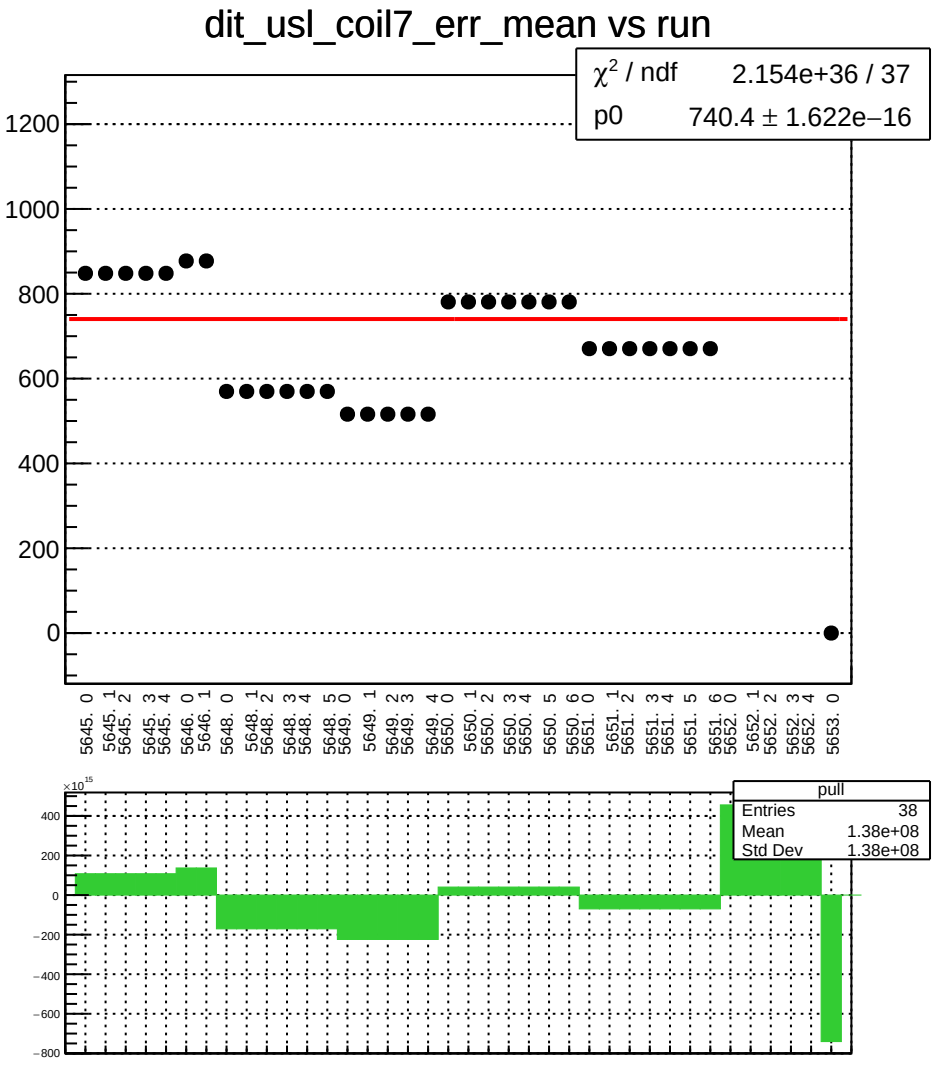
dit_usl_coil7_err_mean vs run
χ² / ndf 2.154e+36 / 37
p0 740.4 ± 1.622e−16
1200
1000
800
600
400
200
0
5645. 0
5645. 1
5645. 2
5645. 3
5645. 4
5646. 0
5646. 1
5648. 0
5648. 1
5648. 2
5648. 3
5648. 4
5648. 5
5649. 0
5649. 1
5649. 2
5649. 3
5649. 4
5650. 0
5650. 1
5650. 2
5650. 3
5650. 4
5650. 5
5650. 6
5651. 0
5651. 1
5651. 2
5651. 3
5651. 4
5651. 5
5651. 6
5652. 0
5652. 1
5652. 2
5652. 3
5652. 4
5653. 0
×10¹⁵
400
200
0
−200
−400
−600
−800
pull
Entries 38
Mean 1.38e+08
Std Dev 1.38e+08

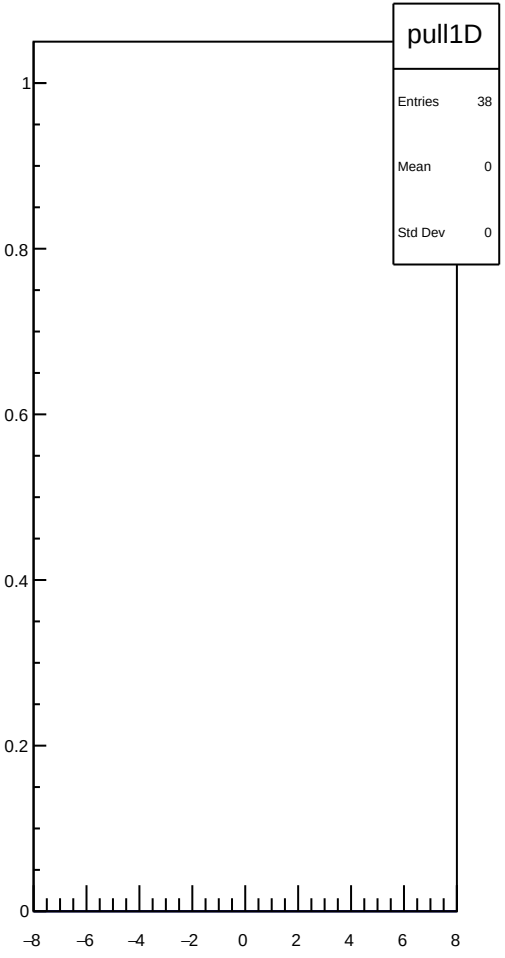
pull1D
Entries 38
Mean 0
Std Dev 0
1
0.8
0.6
0.4
0.2
0
−8
−6
−4
−2
0
2
4
6
8

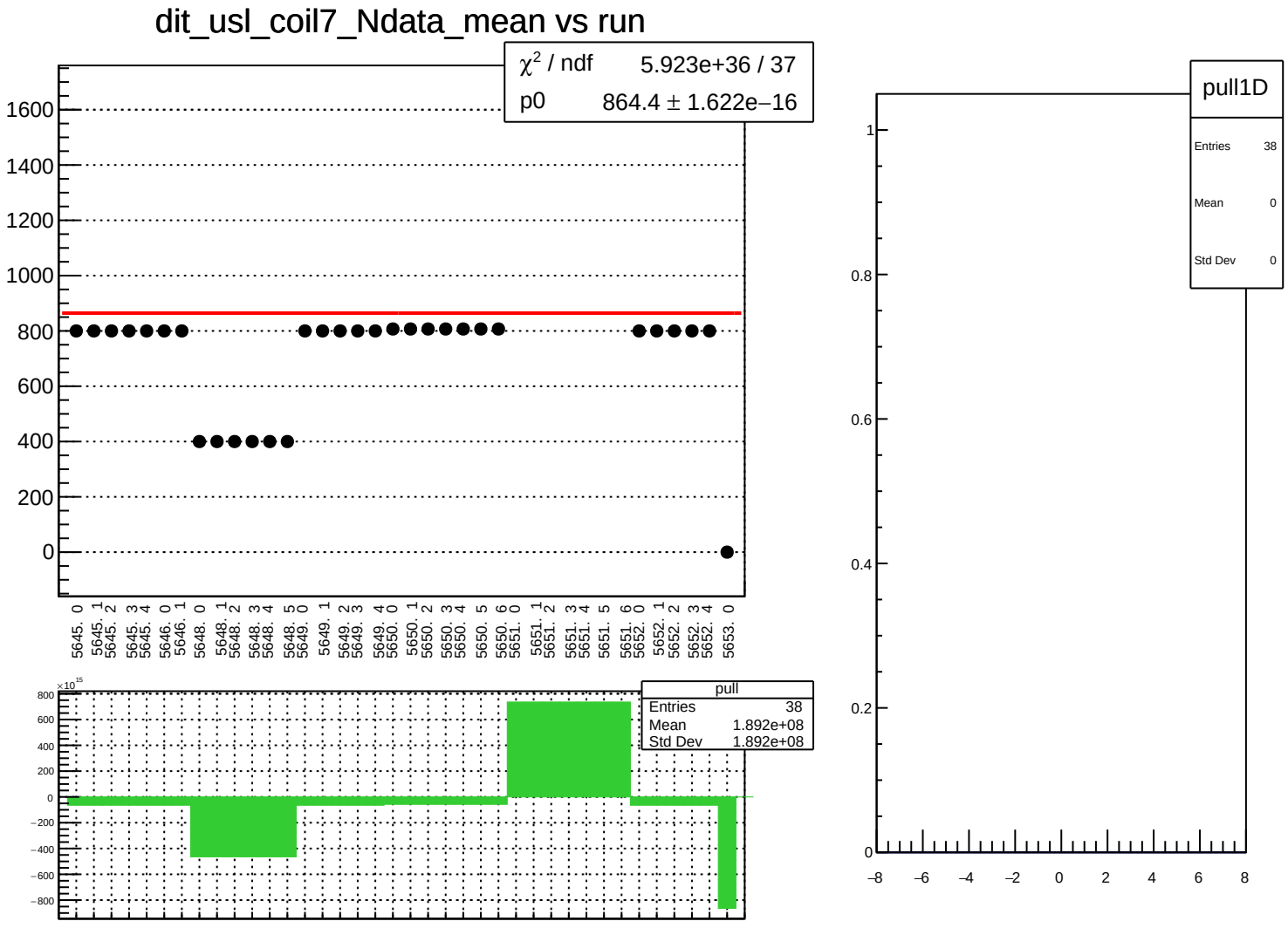
dit_usl_coil7_Ndata_mean vs run
χ² / ndf 5.923e+36 / 37
p0 864.4 ± 1.622e−16
1600
1400
1200
1000
800
600
400
200
0
5645. 0
5645. 1
5645. 2
5645. 3
5645. 4
5646. 0
5646. 1
5648. 0
5648. 1
5648. 2
5648. 3
5648. 4
5648. 5
5649. 0
5649. 1
5649. 2
5649. 3
5649. 4
5650. 0
5650. 1
5650. 2
5650. 3
5650. 4
5650. 5
5650. 6
5651. 0
5651. 1
5651. 2
5651. 3
5651. 4
5651. 5
5651. 6
5652. 0
5652. 1
5652. 2
5652. 3
5652. 4
5653. 0
×10¹⁵
800
600
400
200
0
−200
−400
−600
−800
pull
Entries 38
Mean 1.892e+08
Std Dev 1.892e+08
pull1D
Entries 38
Mean 0
Std Dev 0
1
0.8
0.6
0.4
0.2
0
−8
−6
−4
−2
0
2
4
6
8

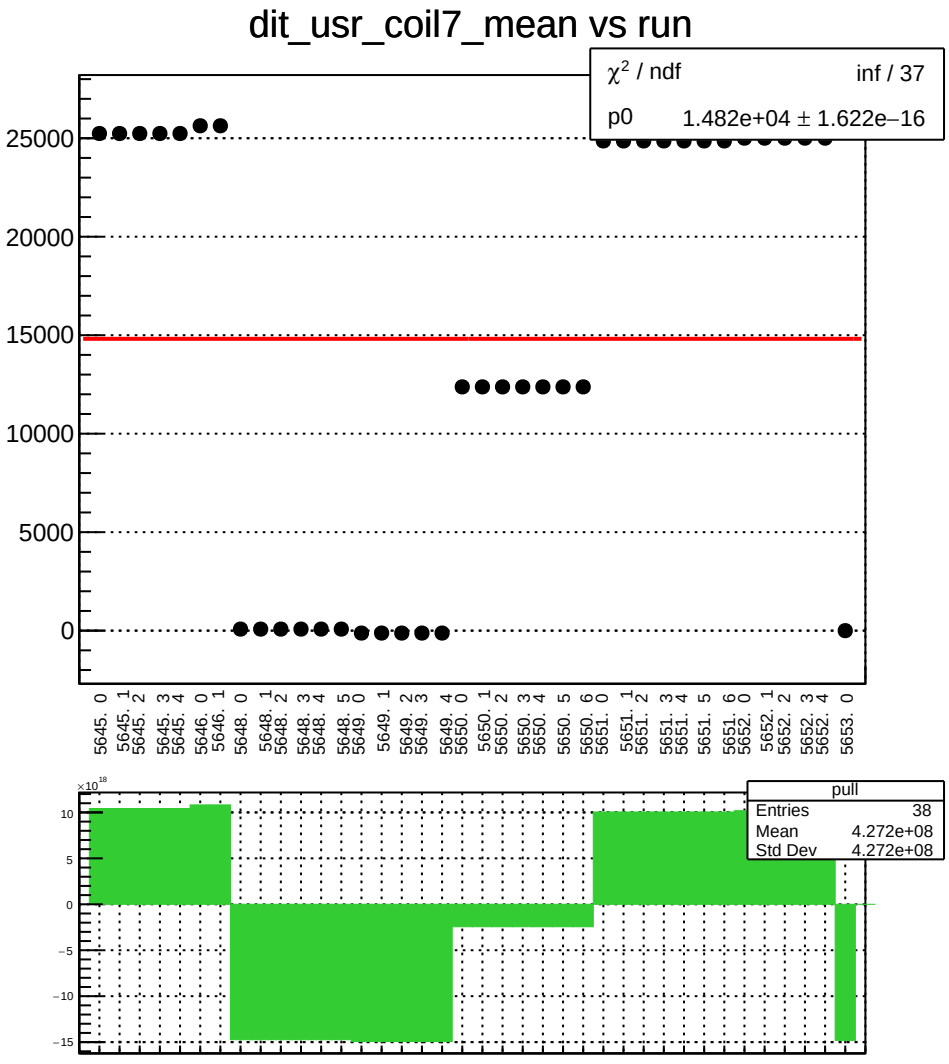
dit_usr_coil7_mean vs run
χ² / ndf inf / 37
p0 1.482e+04 ± 1.622e−16
25000
20000
15000
10000
5000
0
5645. 0
5645. 1
5645. 2
5645. 3
5645. 4
5646. 0
5646. 1
5648. 0
5648. 1
5648. 2
5648. 3
5648. 4
5648. 5
5649. 0
5649. 1
5649. 2
5649. 3
5649. 4
5650. 0
5650. 1
5650. 2
5650. 3
5650. 4
5650. 5
5650. 6
5651. 0
5651. 1
5651. 2
5651. 3
5651. 4
5651. 5
5651. 6
5652. 0
5652. 1
5652. 2
5652. 3
5652. 4
5653. 0
×10¹⁸
10
5
0
−5
−10
−15
pull
Entries 38
Mean 4.272e+08
Std Dev 4.272e+08

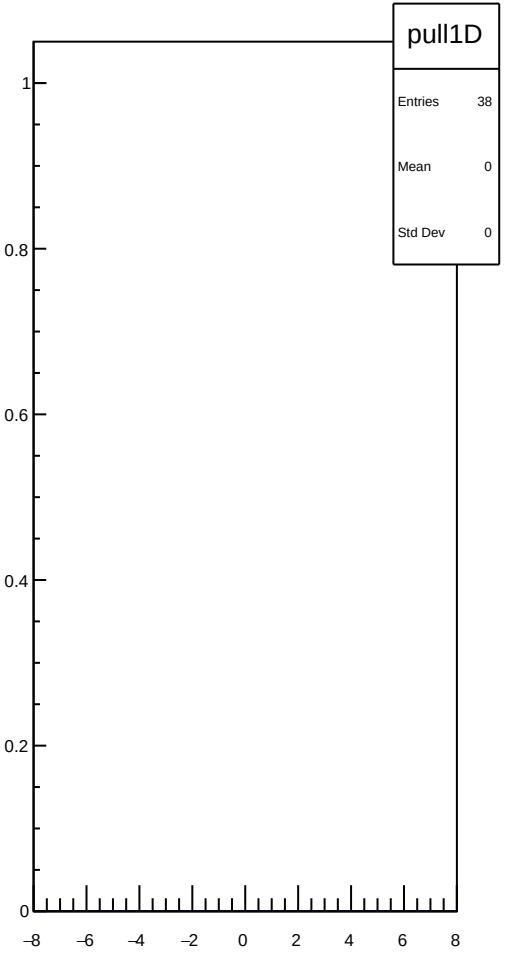
pull1D
Entries 38
Mean 0
Std Dev 0
1
0.8
0.6
0.4
0.2
0
−8
−6
−4
−2
0
2
4
6
8

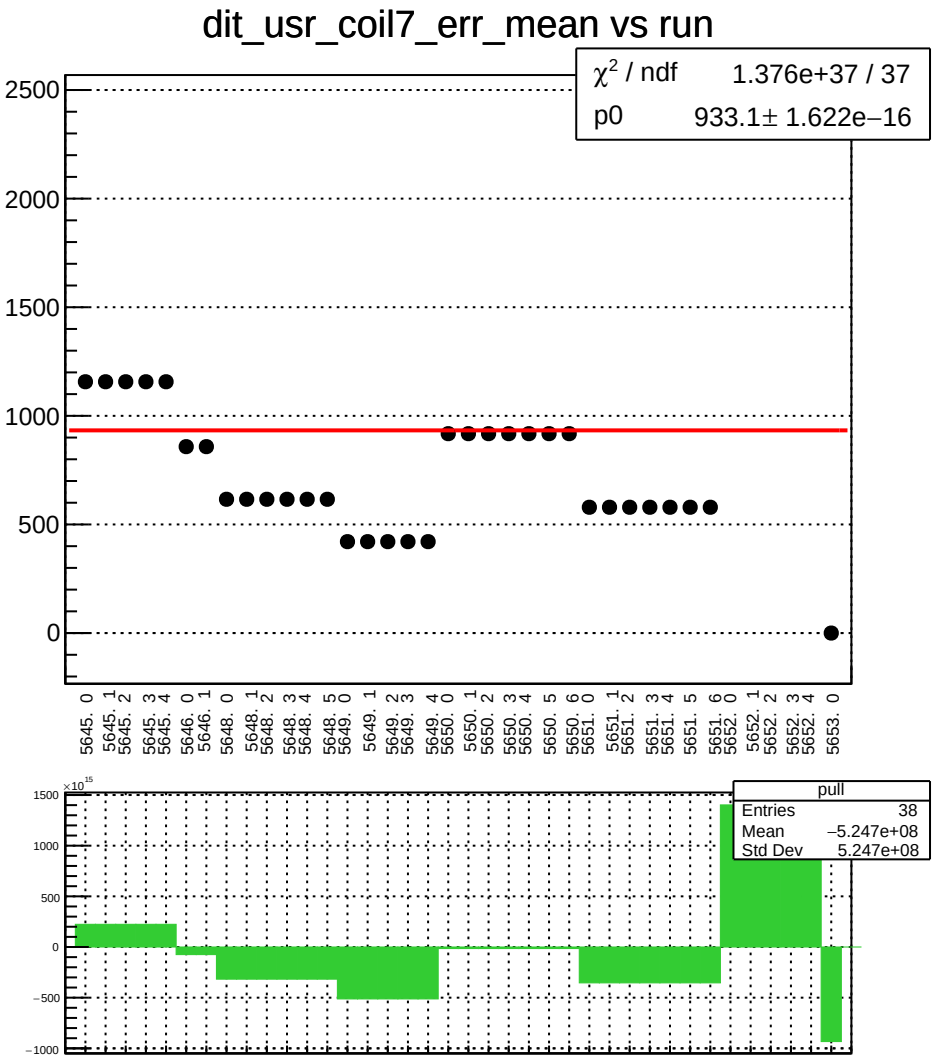
dit_usr_coil7_err_mean vs run
χ² / ndf 1.376e+37 / 37
p0 933.1± 1.622e−16
2500
2000
1500
1000
500
0
5645. 0
5645. 1
5645. 2
5645. 3
5645. 4
5646. 0
5646. 1
5648. 0
5648. 1
5648. 2
5648. 3
5648. 4
5648. 5
5649. 0
5649. 1
5649. 2
5649. 3
5649. 4
5650. 0
5650. 1
5650. 2
5650. 3
5650. 4
5650. 5
5650. 6
5651. 0
5651. 1
5651. 2
5651. 3
5651. 4
5651. 5
5651. 6
5652. 0
5652. 1
5652. 2
5652. 3
5652. 4
5653. 0
×10¹⁵
1500
1000
500
0
−500
−1000
pull
Entries 38
Mean −5.247e+08
Std Dev 5.247e+08

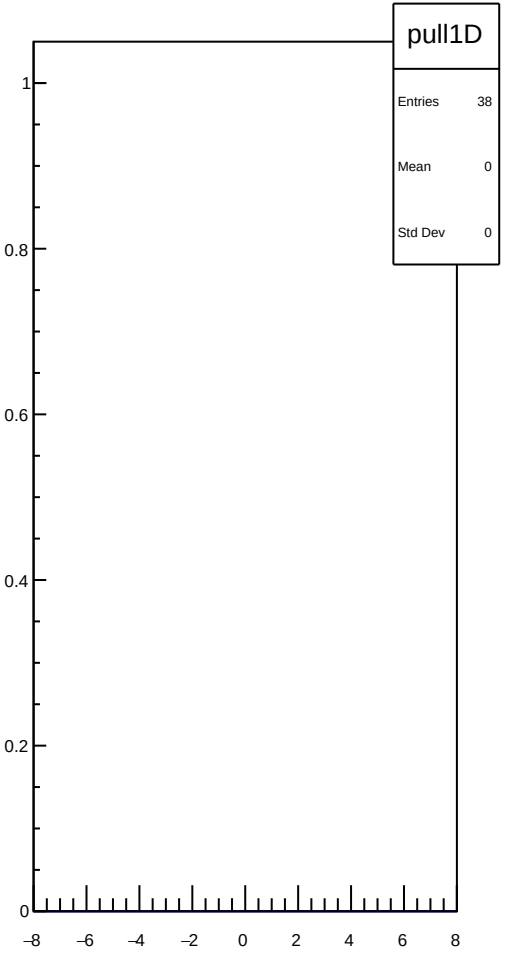
pull1D
Entries 38
Mean 0
Std Dev 0
1
0.8
0.6
0.4
0.2
0
−8
−6
−4
−2
0
2
4
6
8

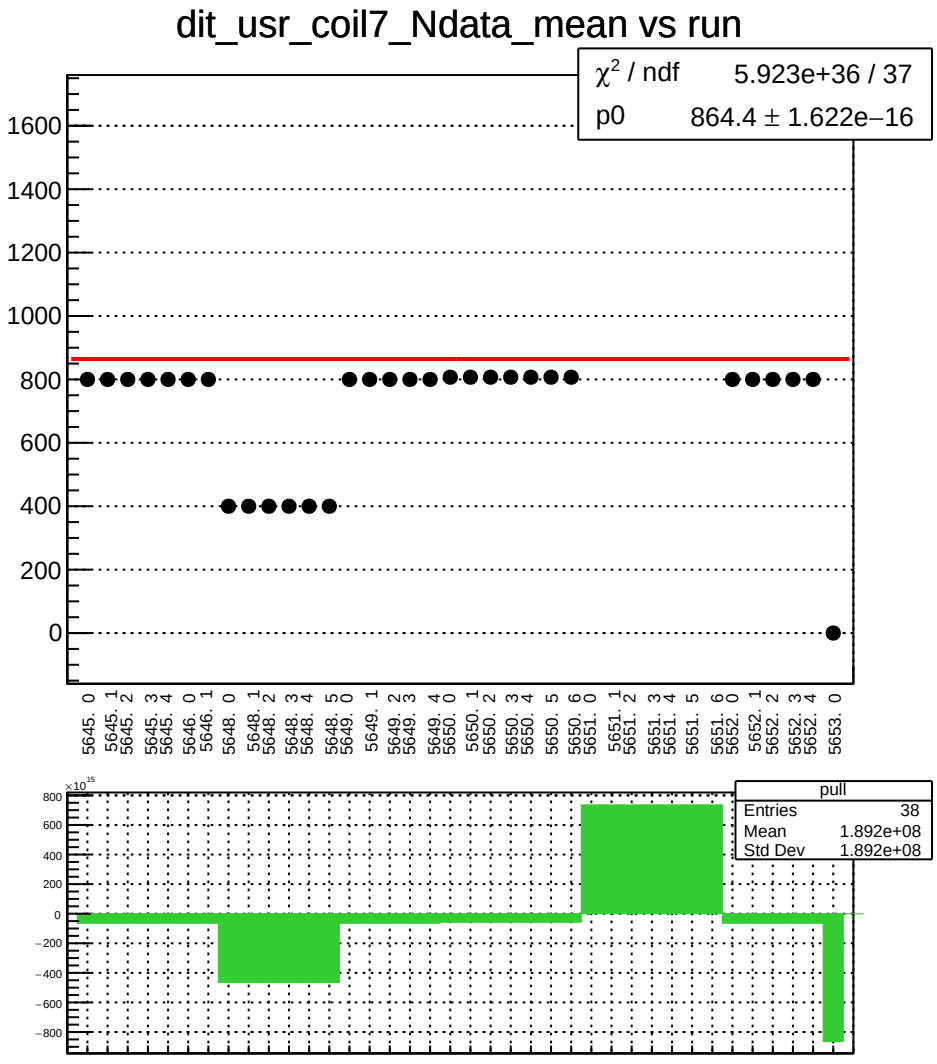
dit_usr_coil7_Ndata_mean vs run
χ² / ndf 5.923e+36 / 37
p0 864.4 ± 1.622e−16
1600
1400
1200
1000
800
600
400
200
0
5645. 0
5645. 1
5645. 2
5645. 3
5645. 4
5646. 0
5646. 1
5648. 0
5648. 1
5648. 2
5648. 3
5648. 4
5648. 5
5649. 0
5649. 1
5649. 2
5649. 3
5649. 4
5650. 0
5650. 1
5650. 2
5650. 3
5650. 4
5650. 5
5650. 6
5651. 0
5651. 1
5651. 2
5651. 3
5651. 4
5651. 5
5651. 6
5652. 0
5652. 1
5652. 2
5652. 3
5652. 4
5653. 0
×10¹⁵
800
600
400
200
0
−200
−400
−600
−800
pull
Entries 38
Mean 1.892e+08
Std Dev 1.892e+08

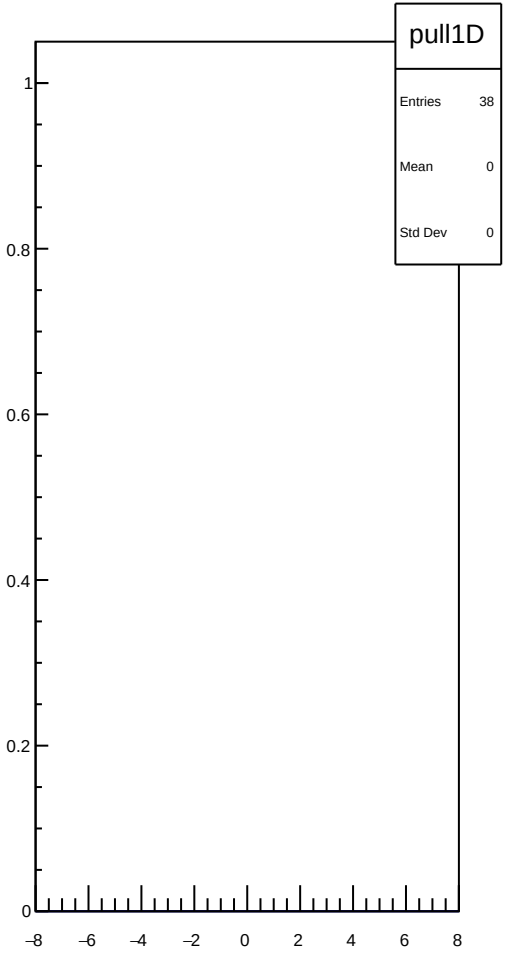
pull1D
Entries 38
Mean 0
Std Dev 0
1
0.8
0.6
0.4
0.2
0
−8
−6
−4
−2
0
2
4
6
8

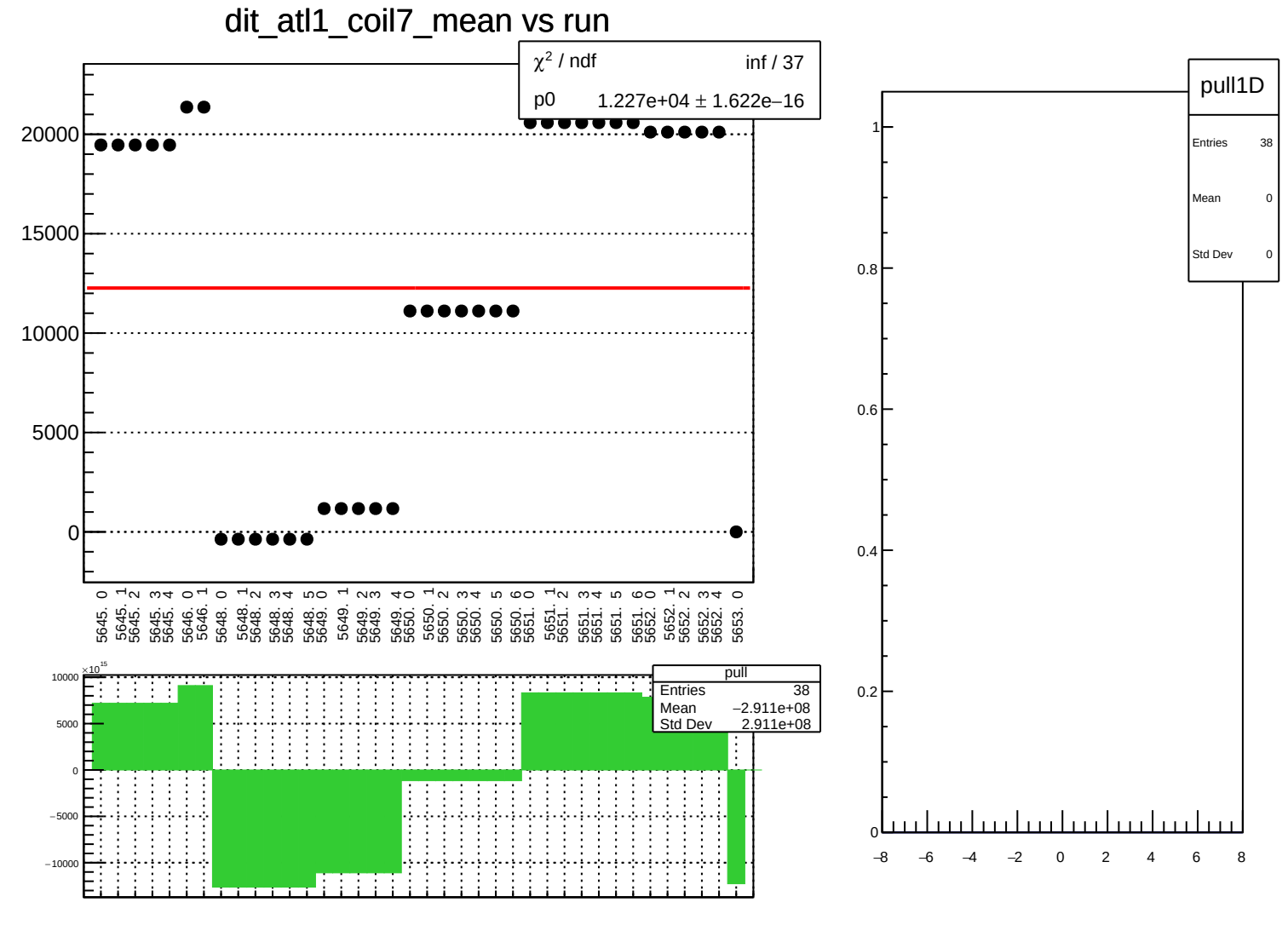
dit_atl1_coil7_mean vs run
χ² / ndf inf / 37
p0 1.227e+04 ± 1.622e−16
20000
15000
10000
5000
0
5645. 0
5645. 1
5645. 2
5645. 3
5645. 4
5646. 0
5646. 1
5648. 0
5648. 1
5648. 2
5648. 3
5648. 4
5648. 5
5649. 0
5649. 1
5649. 2
5649. 3
5649. 4
5650. 0
5650. 1
5650. 2
5650. 3
5650. 4
5650. 5
5650. 6
5651. 0
5651. 1
5651. 2
5651. 3
5651. 4
5651. 5
5651. 6
5652. 0
5652. 1
5652. 2
5652. 3
5652. 4
5653. 0
×10¹⁵
10000
5000
0
−5000
−10000
pull
Entries 38
Mean −2.911e+08
Std Dev 2.911e+08
pull1D
Entries 38
Mean 0
Std Dev 0
1
0.8
0.6
0.4
0.2
0
−8
−6
−4
−2
0
2
4
6
8

dit_atl1_coil7_err_mean vs run

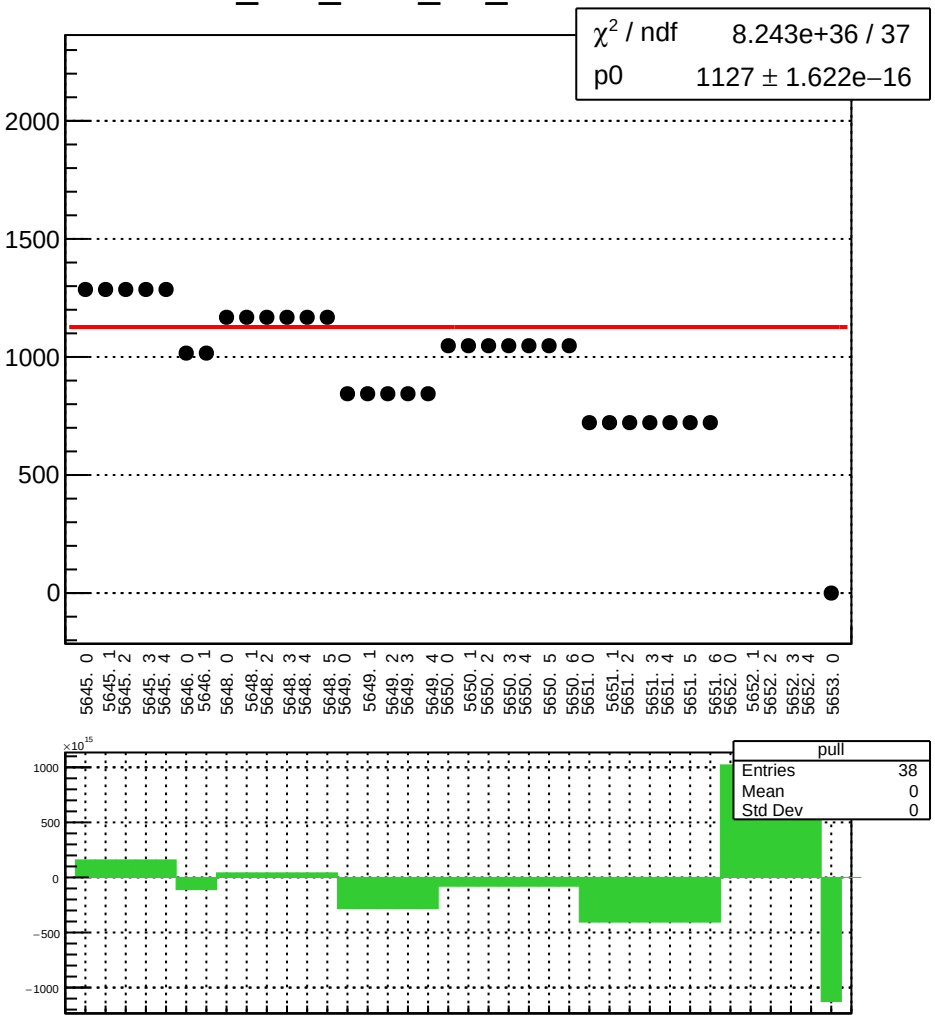

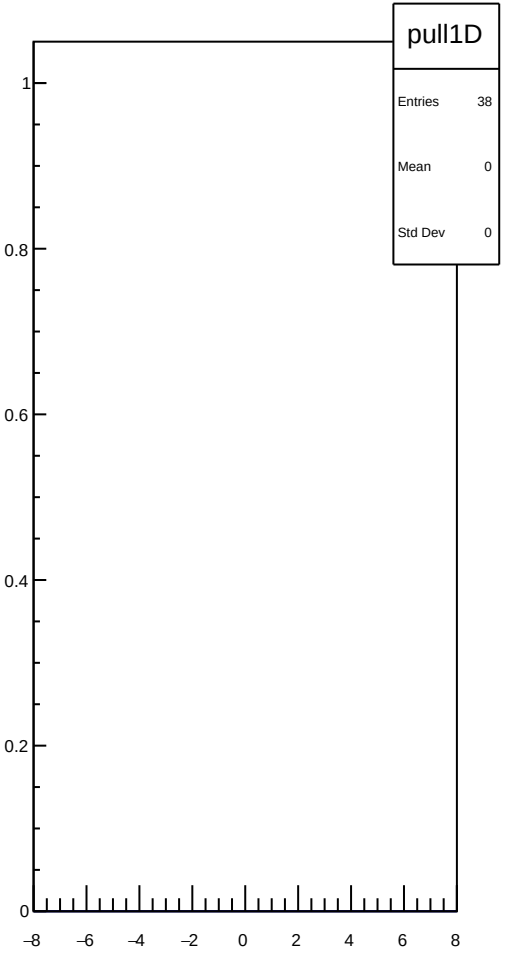

dit_atl1_coil7_Ndata_mean vs run

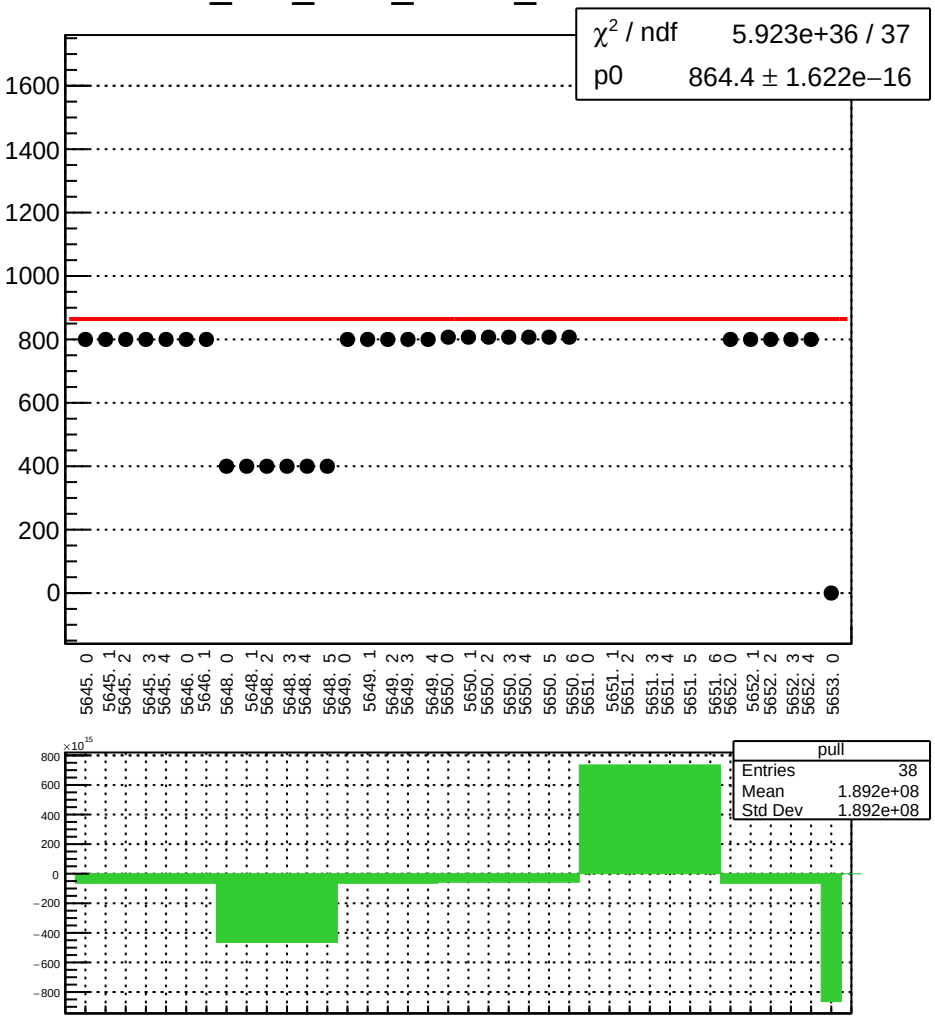

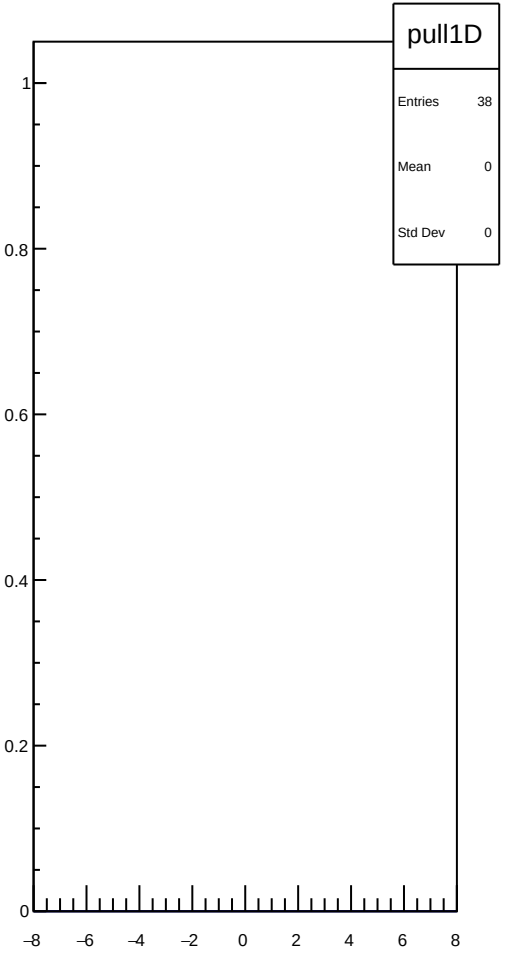

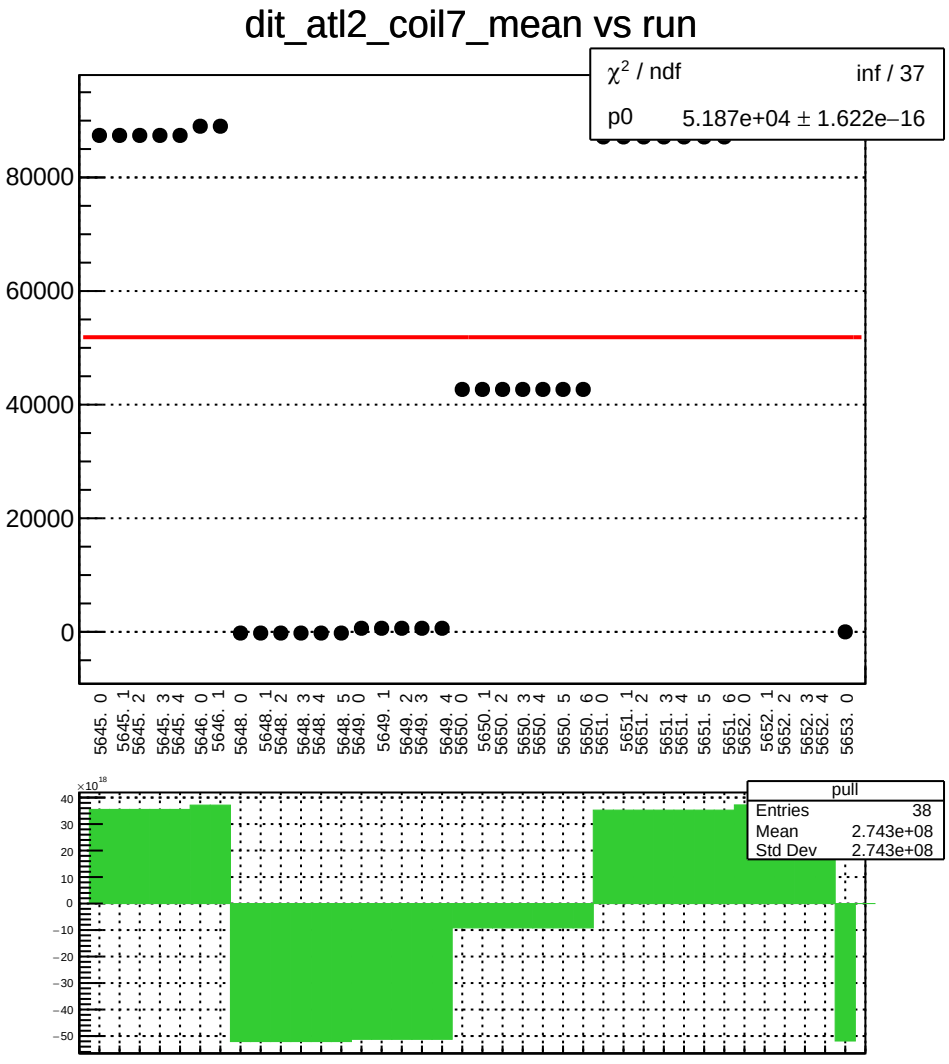
dit_atl2_coil7_mean vs run
χ² / ndf inf / 37
p0 5.187e+04 ± 1.622e−16
80000
60000
40000
20000
0
5645. 0
5645. 1
5645. 2
5645. 3
5645. 4
5646. 0
5646. 1
5648. 0
5648. 1
5648. 2
5648. 3
5648. 4
5648. 5
5649. 0
5649. 1
5649. 2
5649. 3
5649. 4
5650. 0
5650. 1
5650. 2
5650. 3
5650. 4
5650. 5
5650. 6
5651. 0
5651. 1
5651. 2
5651. 3
5651. 4
5651. 5
5651. 6
5652. 0
5652. 1
5652. 2
5652. 3
5652. 4
5653. 0
×10¹⁸
pull
Entries 38
Mean 2.743e+08
Std Dev 2.743e+08
40
30
20
10
0
−10
−20
−30
−40
−50

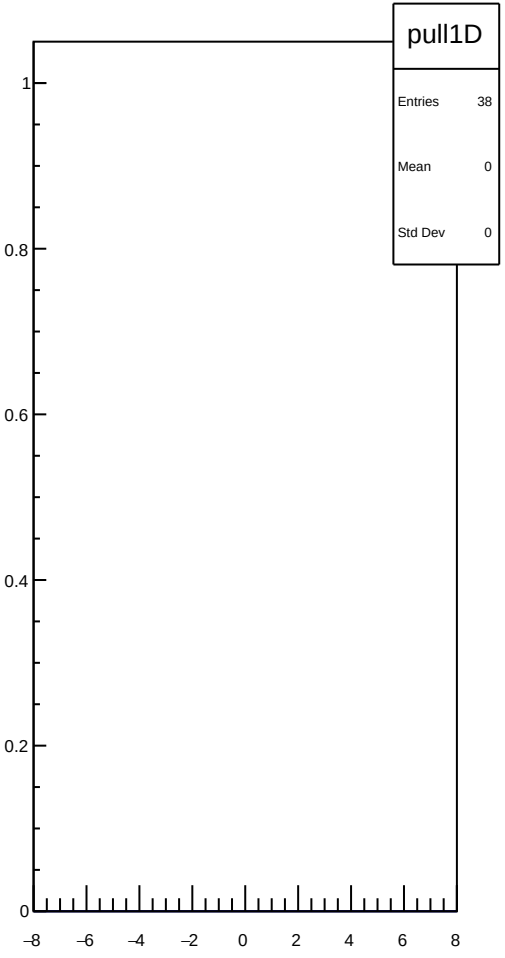
pull1D
Entries 38
Mean 0
Std Dev 0
1
0.8
0.6
0.4
0.2
0
−8
−6
−4
−2
0
2
4
6
8

dit_atl2_coil7_err_mean vs run

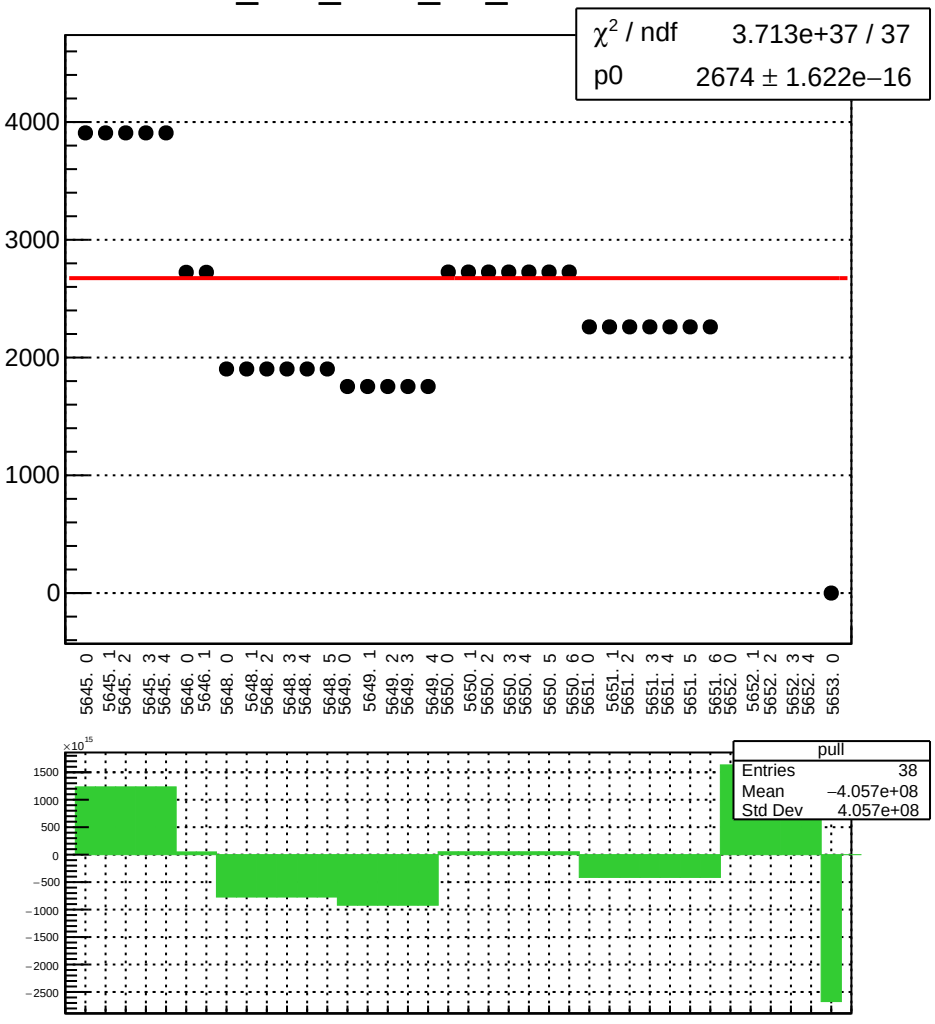

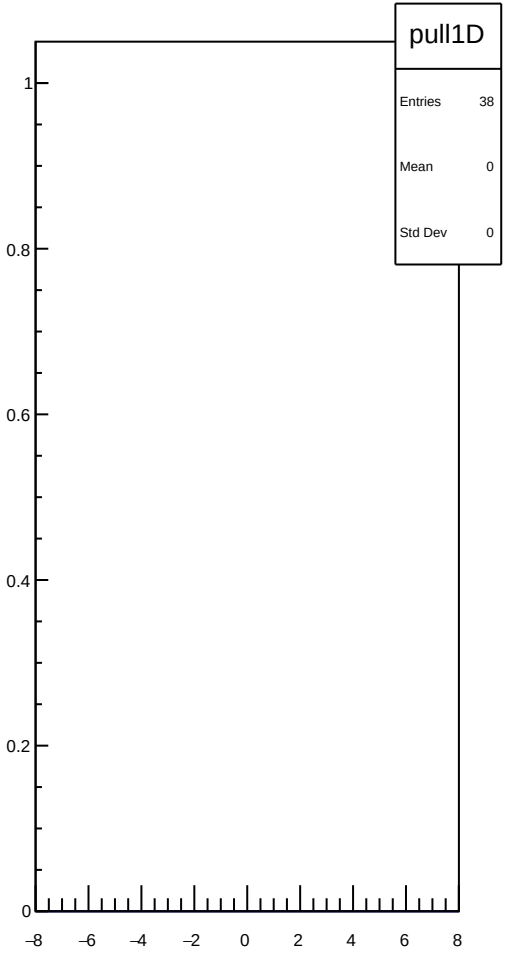

dit_atl2_coil7_Ndata_mean vs run

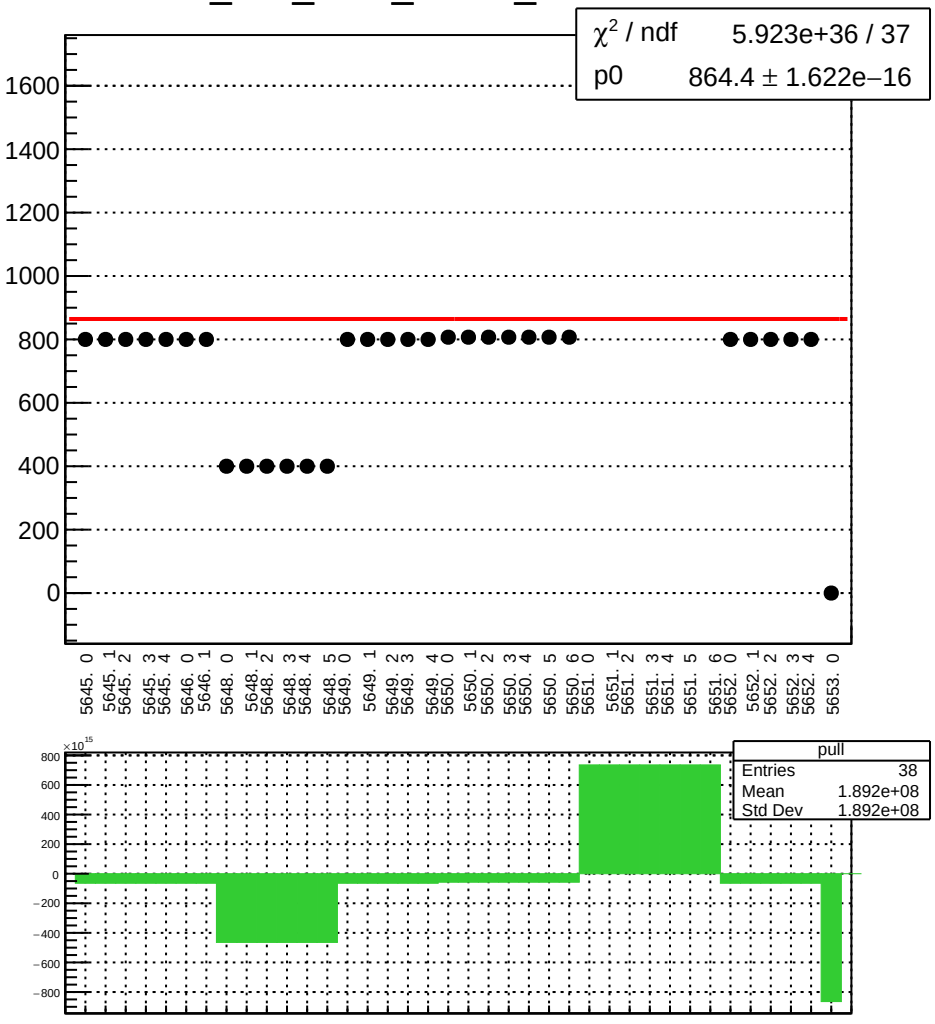

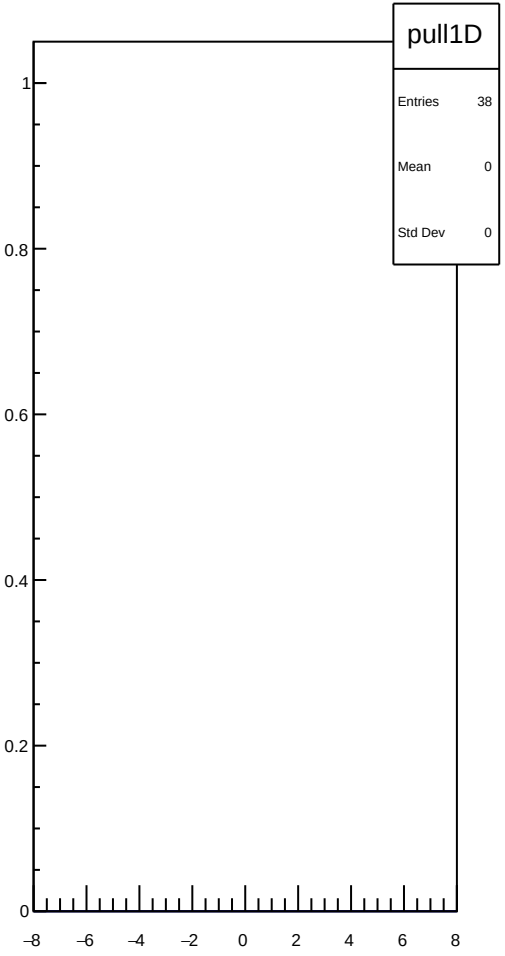

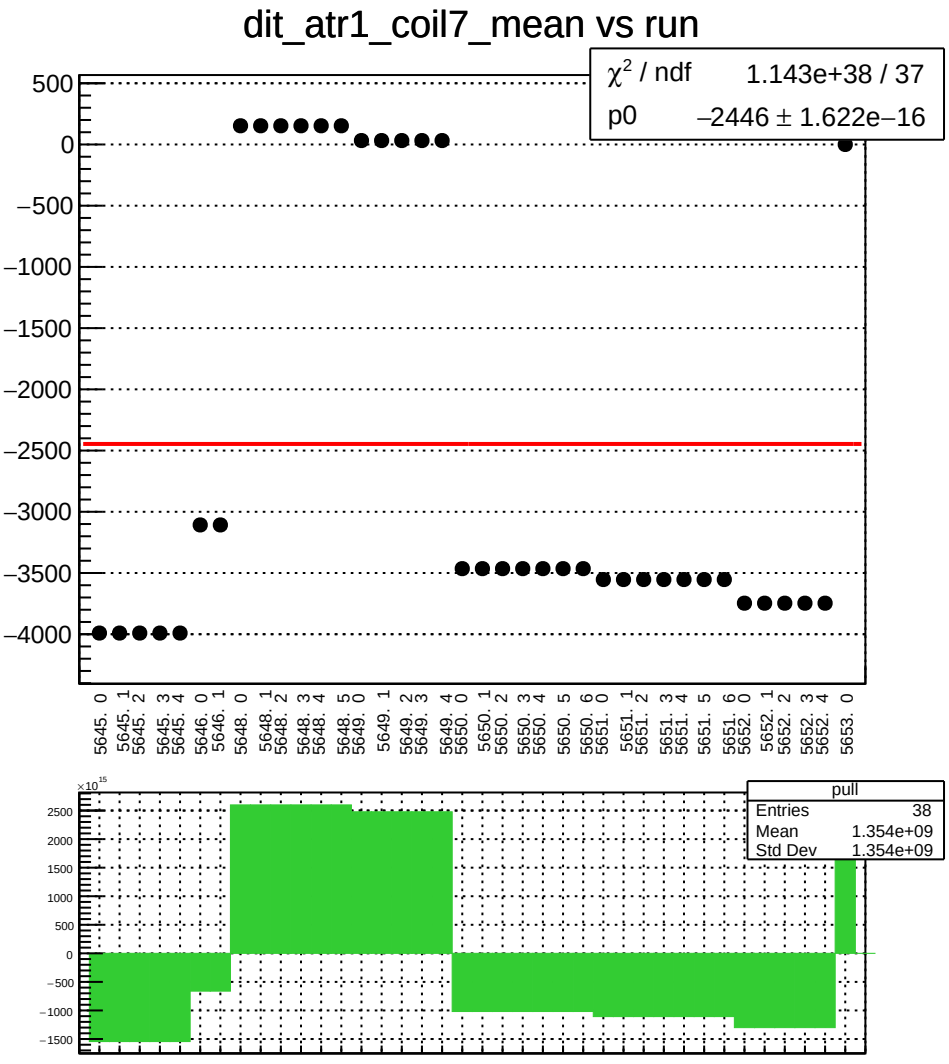
dit_atr1_coil7_mean vs run
χ² / ndf 1.143e+38 / 37
p0 −2446 ± 1.622e−16
500
0
−500
−1000
−1500
−2000
−2500
−3000
−3500
−4000
5645. 0
5645. 1
5645. 2
5645. 3
5645. 4
5646. 0
5646. 1
5648. 0
5648. 1
5648. 2
5648. 3
5648. 4
5648. 5
5649. 0
5649. 1
5649. 2
5649. 3
5649. 4
5650. 0
5650. 1
5650. 2
5650. 3
5650. 4
5650. 5
5650. 6
5651. 0
5651. 1
5651. 2
5651. 3
5651. 4
5651. 5
5651. 6
5652. 0
5652. 1
5652. 2
5652. 3
5652. 4
5653. 0
×10^15
2500
2000
1500
1000
500
0
−500
−1000
−1500
pull
Entries 38
Mean 1.354e+09
Std Dev 1.354e+09

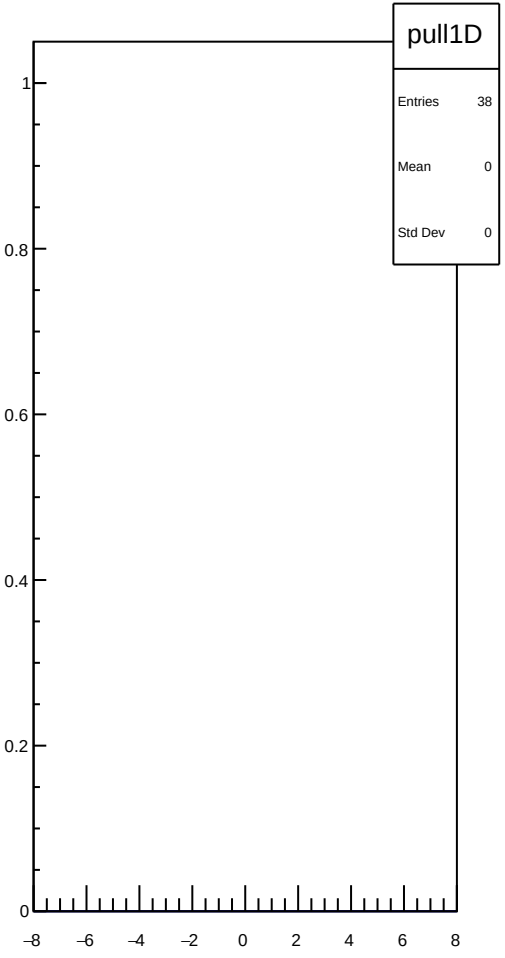
pull1D
Entries 38
Mean 0
Std Dev 0
1
0.8
0.6
0.4
0.2
0
−8
−6
−4
−2
0
2
4
6
8

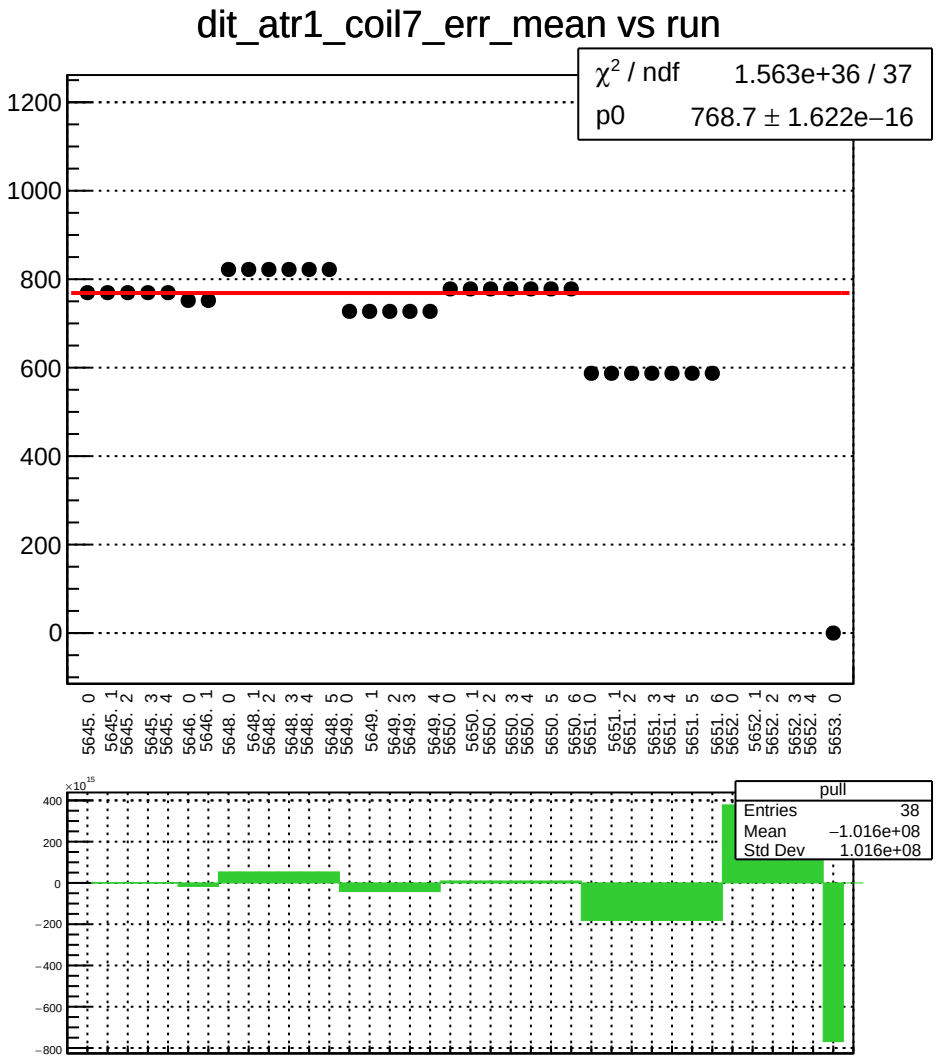
dit_atr1_coil7_err_mean vs run
χ² / ndf 1.563e+36 / 37
p0 768.7 ± 1.622e−16
1200
1000
800
600
400
200
0
5645. 0
5645. 1
5645. 2
5645. 3
5645. 4
5646. 0
5646. 1
5648. 0
5648. 1
5648. 2
5648. 3
5648. 4
5648. 5
5649. 0
5649. 1
5649. 2
5649. 3
5649. 4
5650. 0
5650. 1
5650. 2
5650. 3
5650. 4
5650. 5
5650. 6
5651. 0
5651. 1
5651. 2
5651. 3
5651. 4
5651. 5
5651. 6
5652. 0
5652. 1
5652. 2
5652. 3
5652. 4
5653. 0
×10¹⁵
400
200
0
−200
−400
−600
−800
pull
Entries 38
Mean −1.016e+08
Std Dev 1.016e+08

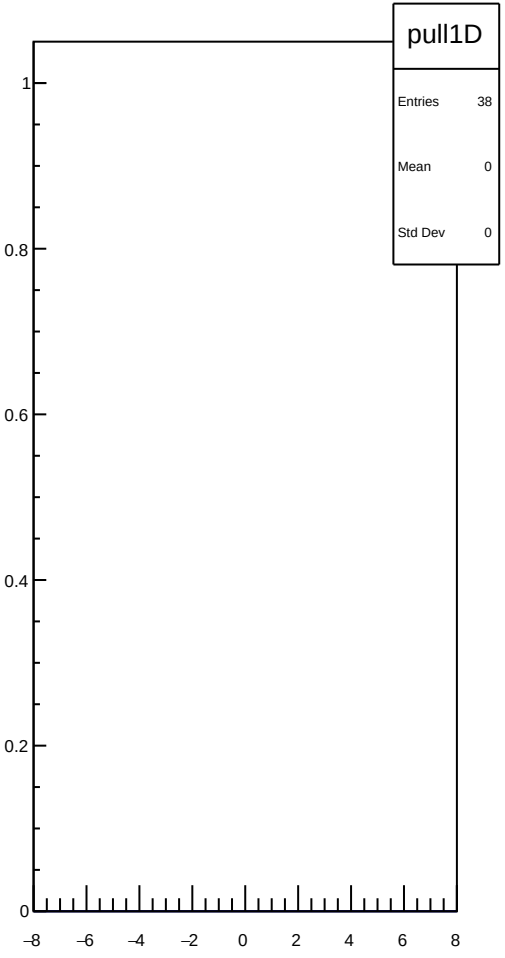
pull1D
Entries 38
Mean 0
Std Dev 0
1
0.8
0.6
0.4
0.2
0
−8
−6
−4
−2
0
2
4
6
8

dit_atr1_coil7_Ndata_mean vs run

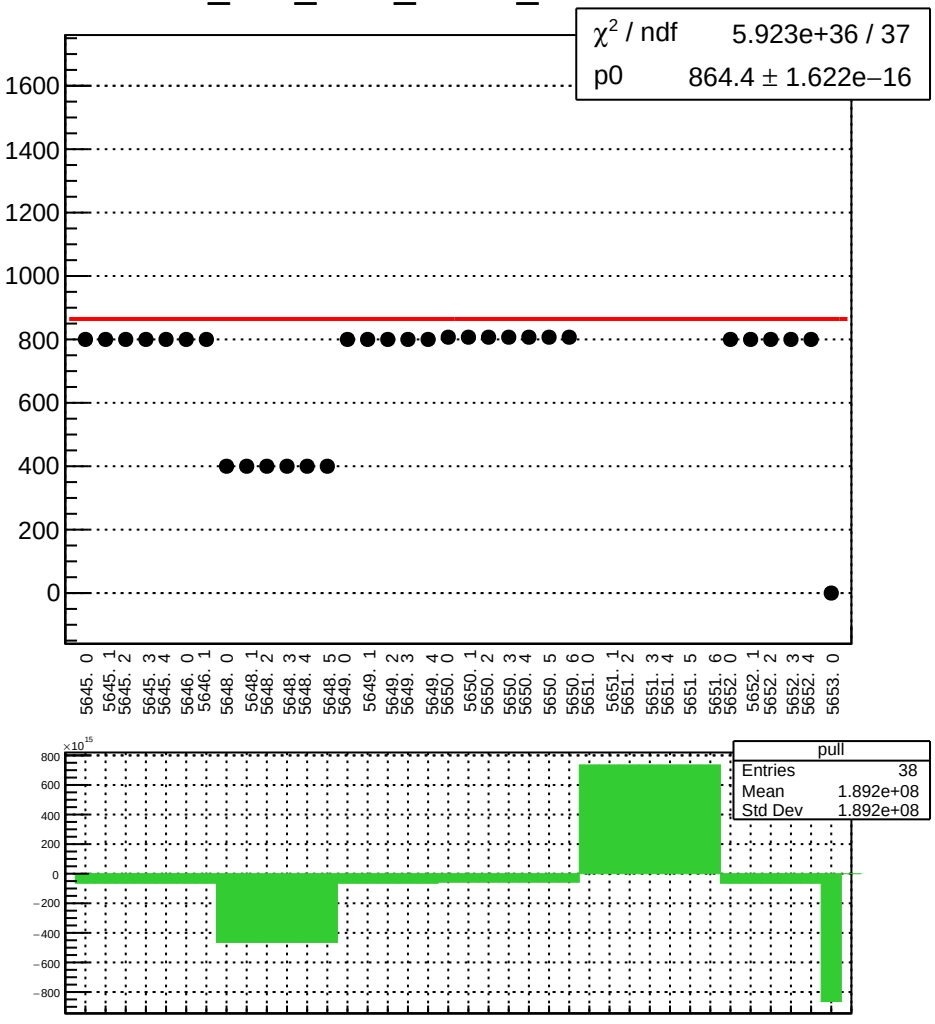

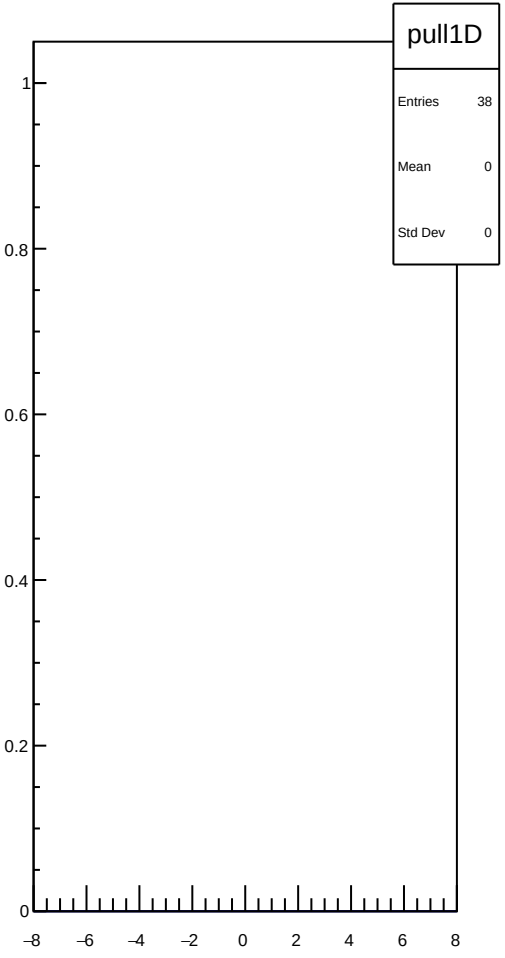

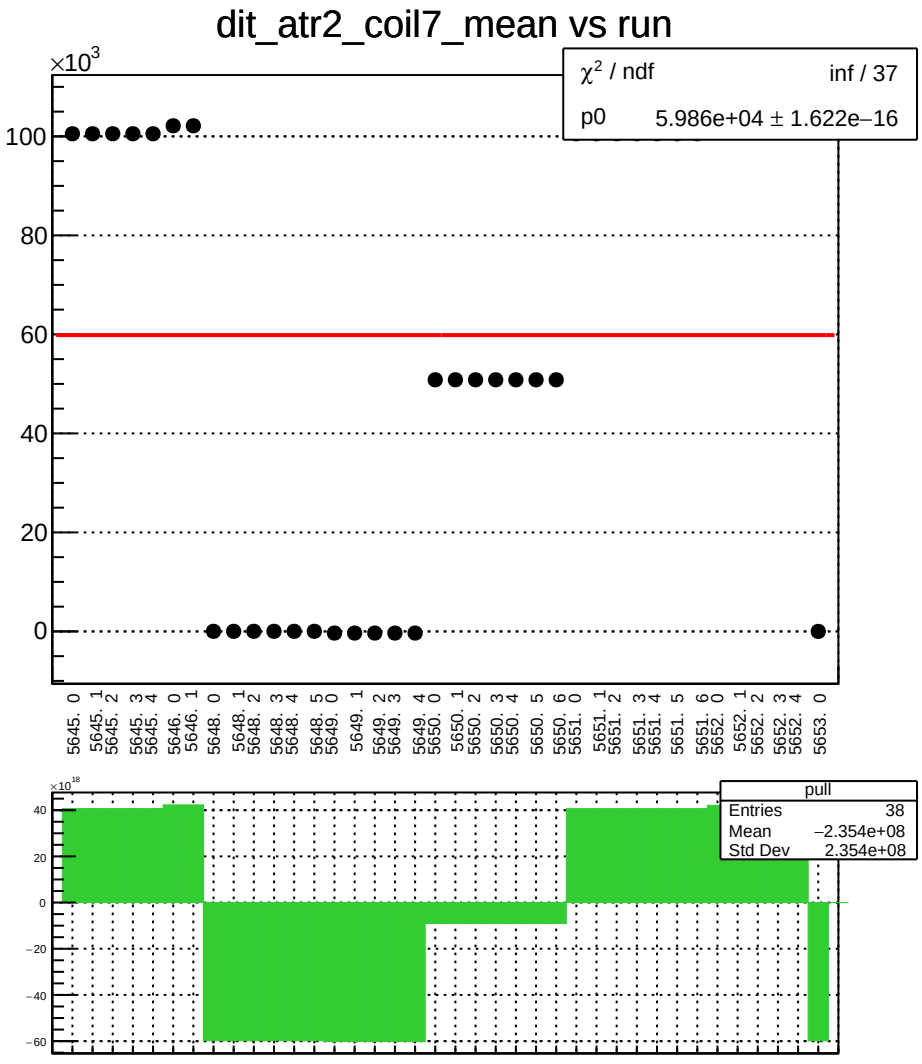
dit_atr2_coil7_mean vs run
×10^3
χ² / ndf inf / 37
p0 5.986e+04 ± 1.622e−16
100
80
60
40
20
0
5645. 0
5645. 1
5645. 2
5645. 3
5645. 4
5646. 0
5646. 1
5648. 0
5648. 1
5648. 2
5648. 3
5648. 4
5648. 5
5649. 0
5649. 1
5649. 2
5649. 3
5649. 4
5650. 0
5650. 1
5650. 2
5650. 3
5650. 4
5650. 5
5650. 6
5651. 0
5651. 1
5651. 2
5651. 3
5651. 4
5651. 5
5651. 6
5652. 0
5652. 1
5652. 2
5652. 3
5652. 4
5653. 0
×10^18
40
20
0
−20
−40
−60
pull
Entries 38
Mean −2.354e+08
Std Dev 2.354e+08

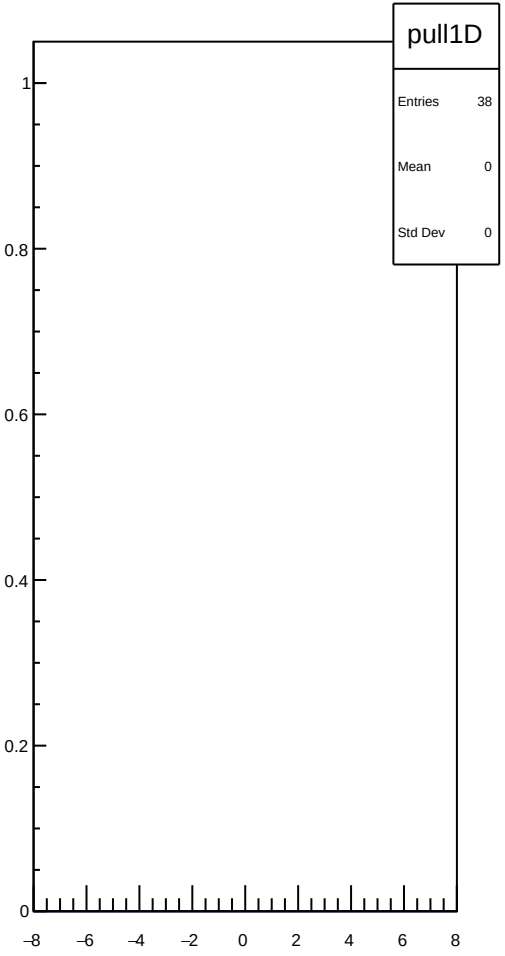
pull1D
Entries 38
Mean 0
Std Dev 0
1
0.8
0.6
0.4
0.2
0
−8
−6
−4
−2
0
2
4
6
8

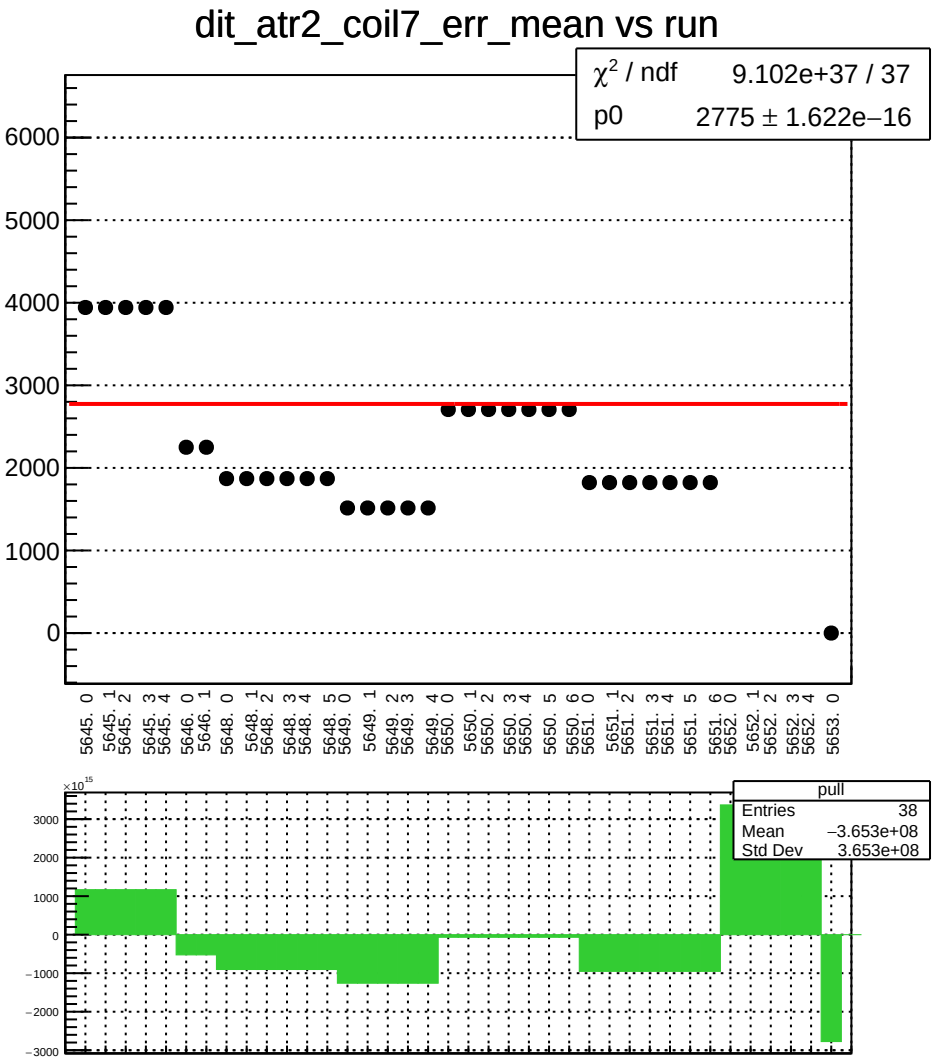
dit_atr2_coil7_err_mean vs run
χ² / ndf 9.102e+37 / 37
p0 2775 ± 1.622e−16
6000
5000
4000
3000
2000
1000
0
5645. 0
5645. 1
5645. 2
5645. 3
5645. 4
5646. 0
5646. 1
5648. 0
5648. 1
5648. 2
5648. 3
5648. 4
5648. 5
5649. 0
5649. 1
5649. 2
5649. 3
5649. 4
5650. 0
5650. 1
5650. 2
5650. 3
5650. 4
5650. 5
5650. 6
5651. 0
5651. 1
5651. 2
5651. 3
5651. 4
5651. 5
5651. 6
5652. 0
5652. 1
5652. 2
5652. 3
5652. 4
5653. 0
×10¹⁵
3000
2000
1000
0
−1000
−2000
−3000
pull
Entries 38
Mean −3.653e+08
Std Dev 3.653e+08

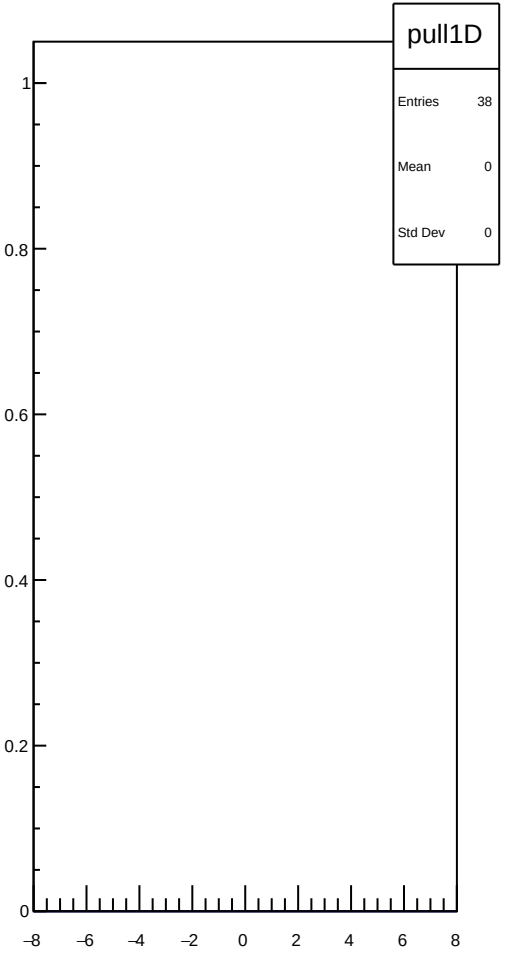
pull1D
Entries 38
Mean 0
Std Dev 0
1
0.8
0.6
0.4
0.2
0
−8
−6
−4
−2
0
2
4
6
8

dit_atr2_coil7_Ndata_mean vs run

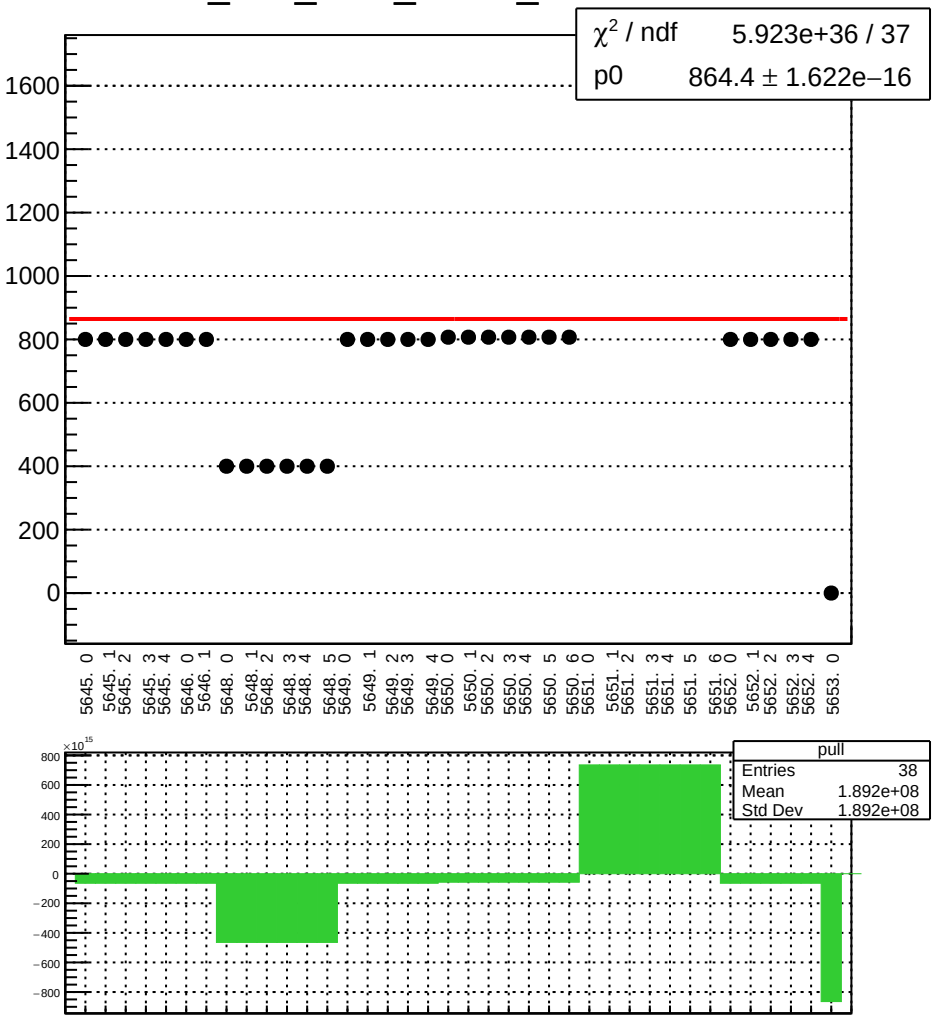

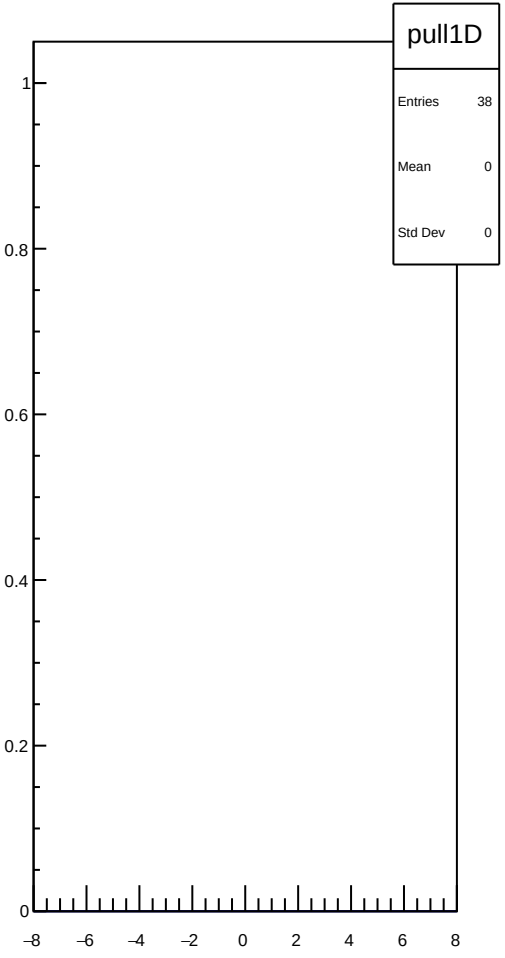

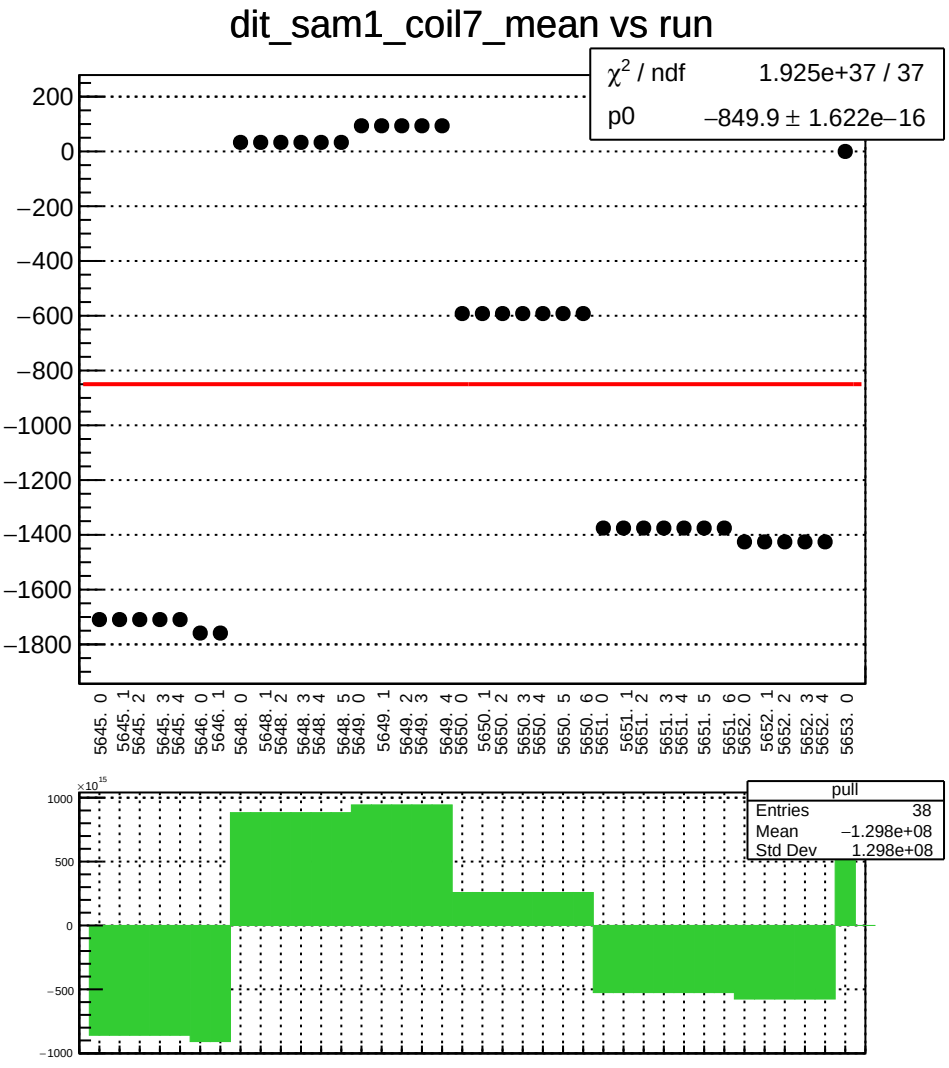
dit_sam1_coil7_mean vs run
χ² / ndf 1.925e+37 / 37
p0 −849.9 ± 1.622e−16
200
0
−200
−400
−600
−800
−1000
−1200
−1400
−1600
−1800
5645. 0
5645. 1
5645. 2
5645. 3
5645. 4
5646. 0
5646. 1
5648. 0
5648. 1
5648. 2
5648. 3
5648. 4
5648. 5
5649. 0
5649. 1
5649. 2
5649. 3
5649. 4
5650. 0
5650. 1
5650. 2
5650. 3
5650. 4
5650. 5
5650. 6
5651. 0
5651. 1
5651. 2
5651. 3
5651. 4
5651. 5
5651. 6
5652. 0
5652. 1
5652. 2
5652. 3
5652. 4
5653. 0
×10¹⁵
1000
500
0
−500
−1000
pull
Entries 38
Mean −1.298e+08
Std Dev 1.298e+08

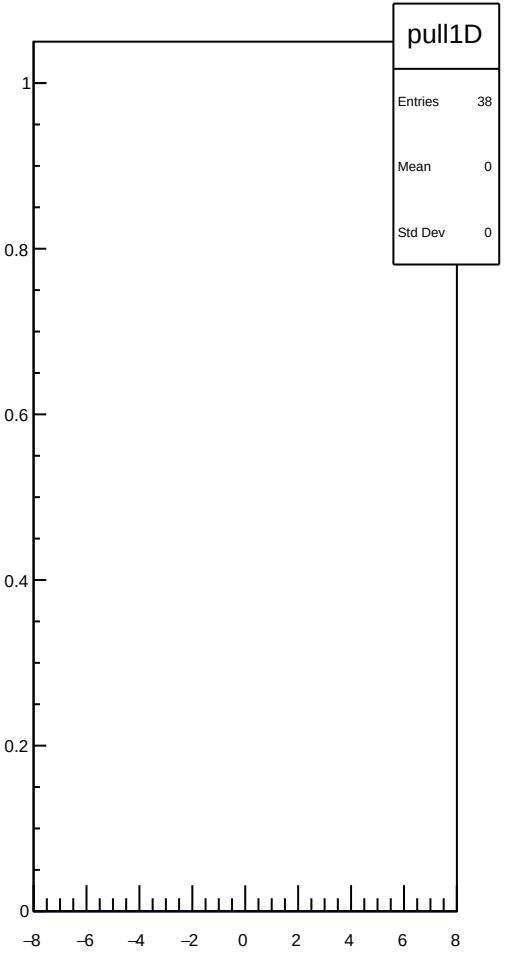
pull1D
Entries 38
Mean 0
Std Dev 0
1
0.8
0.6
0.4
0.2
0
−8
−6
−4
−2
0
2
4
6
8

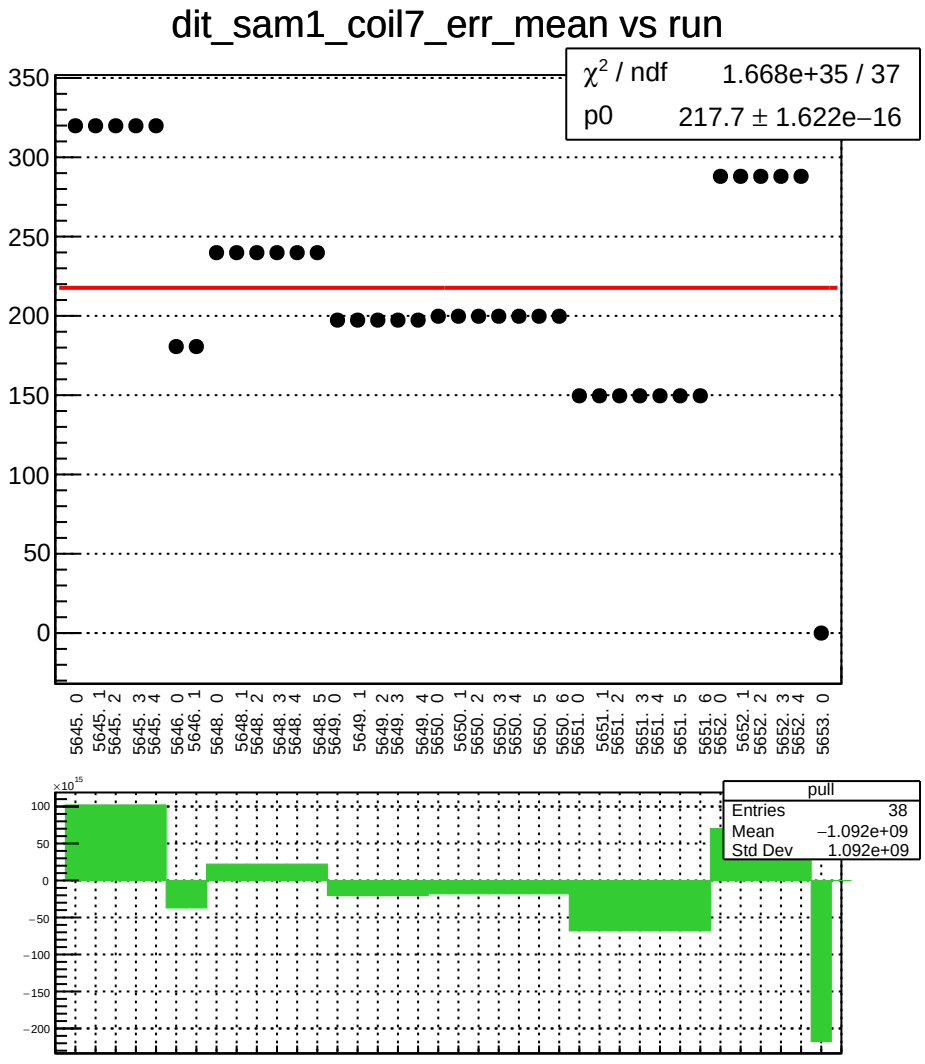
dit_sam1_coil7_err_mean vs run
χ² / ndf 1.668e+35 / 37
p0 217.7 ± 1.622e−16
350
300
250
200
150
100
50
0
5645. 0
5645. 1
5645. 2
5645. 3
5645. 4
5646. 0
5646. 1
5648. 0
5648. 1
5648. 2
5648. 3
5648. 4
5648. 5
5649. 0
5649. 1
5649. 2
5649. 3
5649. 4
5650. 0
5650. 1
5650. 2
5650. 3
5650. 4
5650. 5
5650. 6
5651. 0
5651. 1
5651. 2
5651. 3
5651. 4
5651. 5
5651. 6
5652. 0
5652. 1
5652. 2
5652. 3
5652. 4
5653. 0
×10¹⁵
100
50
0
−50
−100
−150
−200
pull
Entries 38
Mean −1.092e+09
Std Dev 1.092e+09

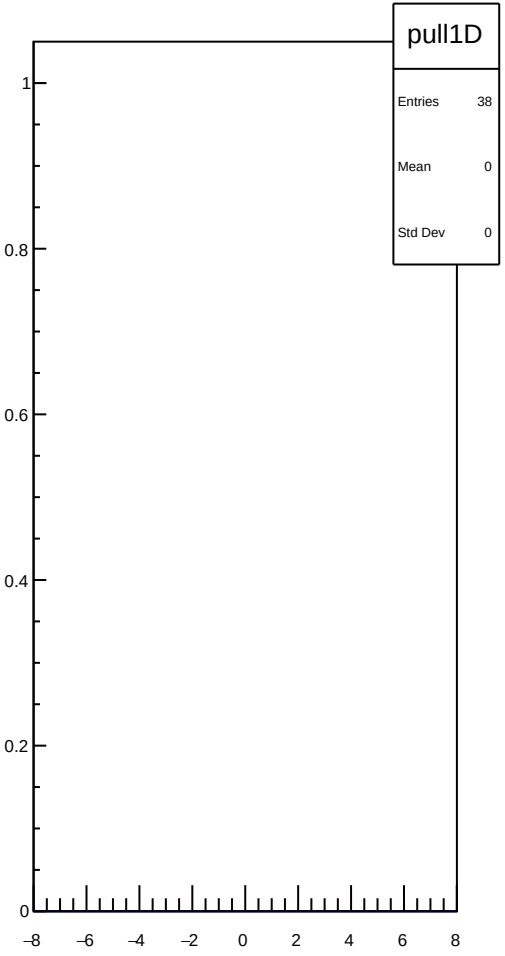
pull1D
Entries 38
Mean 0
Std Dev 0
1
0.8
0.6
0.4
0.2
0
−8
−6
−4
−2
0
2
4
6
8

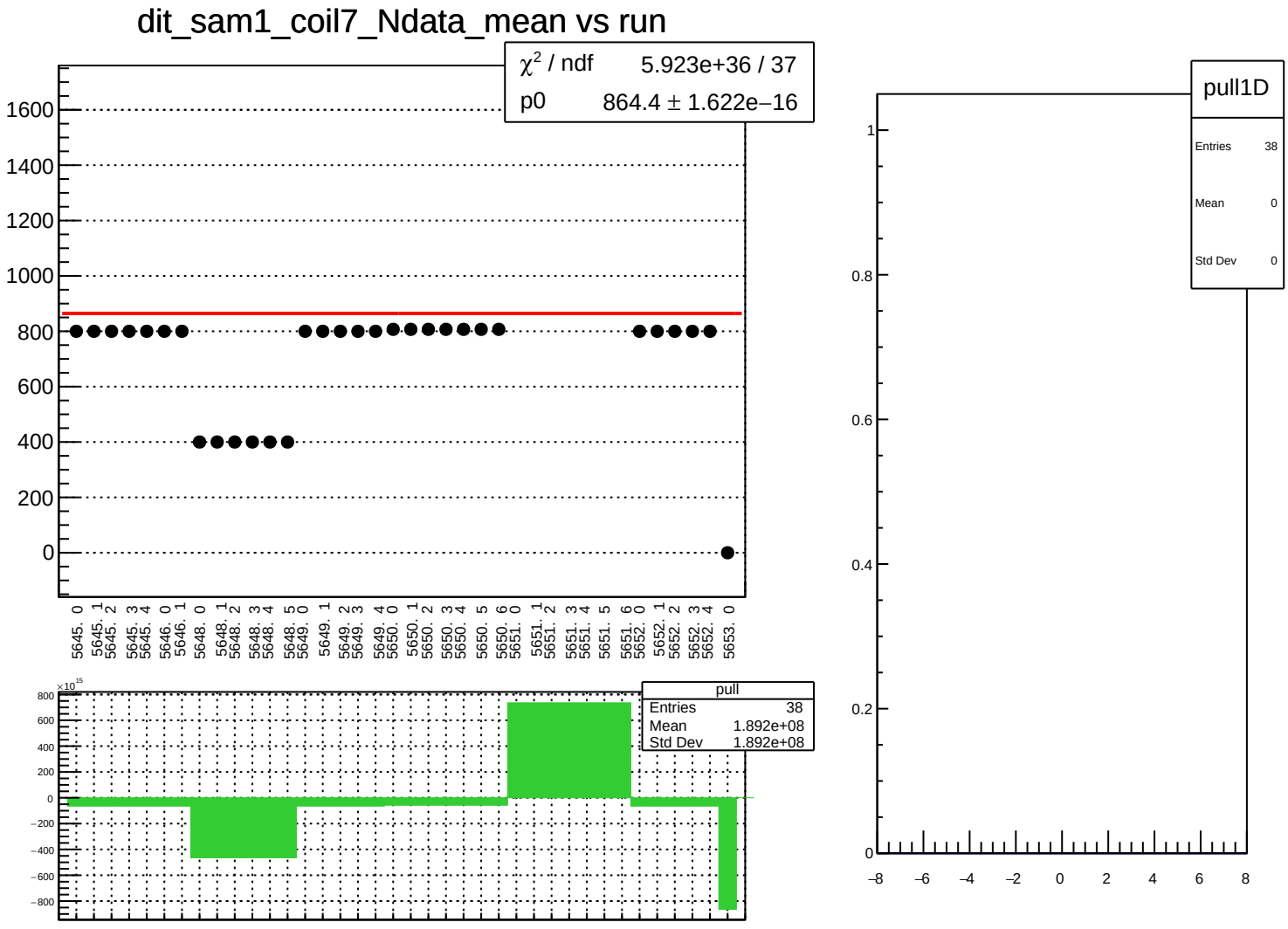
dit_sam1_coil7_Ndata_mean vs run
χ² / ndf 5.923e+36 / 37
p0 864.4 ± 1.622e−16
1600
1400
1200
1000
800
600
400
200
0
5645. 0
5645. 1
5645. 2
5645. 3
5645. 4
5646. 0
5646. 1
5648. 0
5648. 1
5648. 2
5648. 3
5648. 4
5648. 5
5649. 0
5649. 1
5649. 2
5649. 3
5649. 4
5650. 0
5650. 1
5650. 2
5650. 3
5650. 4
5650. 5
5650. 6
5651. 0
5651. 1
5651. 2
5651. 3
5651. 4
5651. 5
5651. 6
5652. 0
5652. 1
5652. 2
5652. 3
5652. 4
5653. 0
×10¹⁵
800
600
400
200
0
−200
−400
−600
−800
pull
Entries 38
Mean 1.892e+08
Std Dev 1.892e+08
pull1D
Entries 38
Mean 0
Std Dev 0
1
0.8
0.6
0.4
0.2
0
−8
−6
−4
−2
0
2
4
6
8

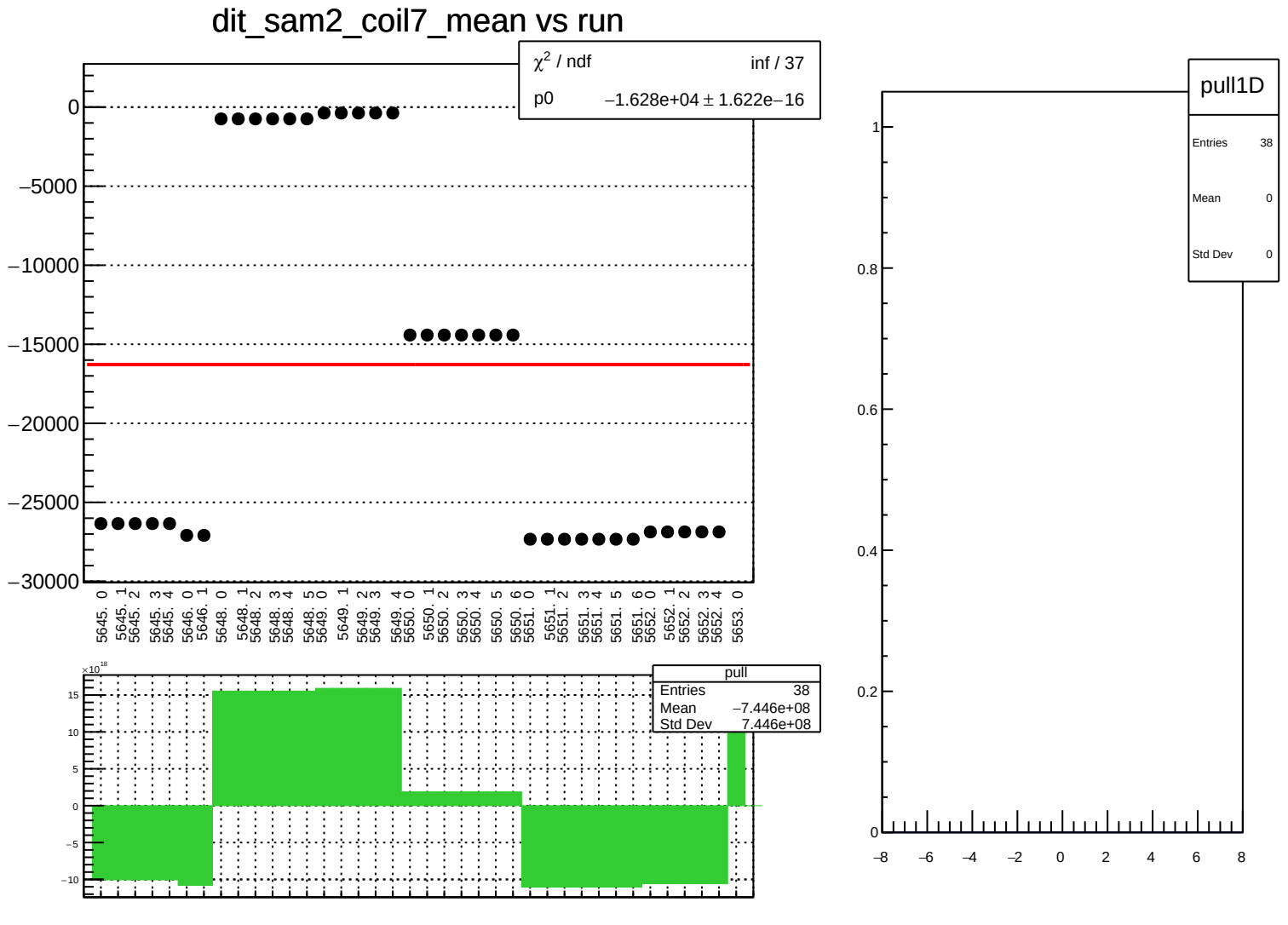
dit_sam2_coil7_mean vs run
χ2 / ndf inf / 37
p0 −1.628e+04 ± 1.622e−16
0
−5000
−10000
−15000
−20000
−25000
−30000
5645. 0
5645. 1
5645. 2
5645. 3
5645. 4
5646. 0
5646. 1
5648. 0
5648. 1
5648. 2
5648. 3
5648. 4
5648. 5
5649. 0
5649. 1
5649. 2
5649. 3
5649. 4
5650. 0
5650. 1
5650. 2
5650. 3
5650. 4
5650. 5
5650. 6
5651. 0
5651. 1
5651. 2
5651. 3
5651. 4
5651. 5
5651. 6
5652. 0
5652. 1
5652. 2
5652. 3
5652. 4
5653. 0
×10^18
15
10
5
0
−5
−10
pull
Entries 38
Mean −7.446e+08
Std Dev 7.446e+08
pull1D
Entries 38
Mean 0
Std Dev 0
1
0.8
0.6
0.4
0.2
0
−8
−6
−4
−2
0
2
4
6
8

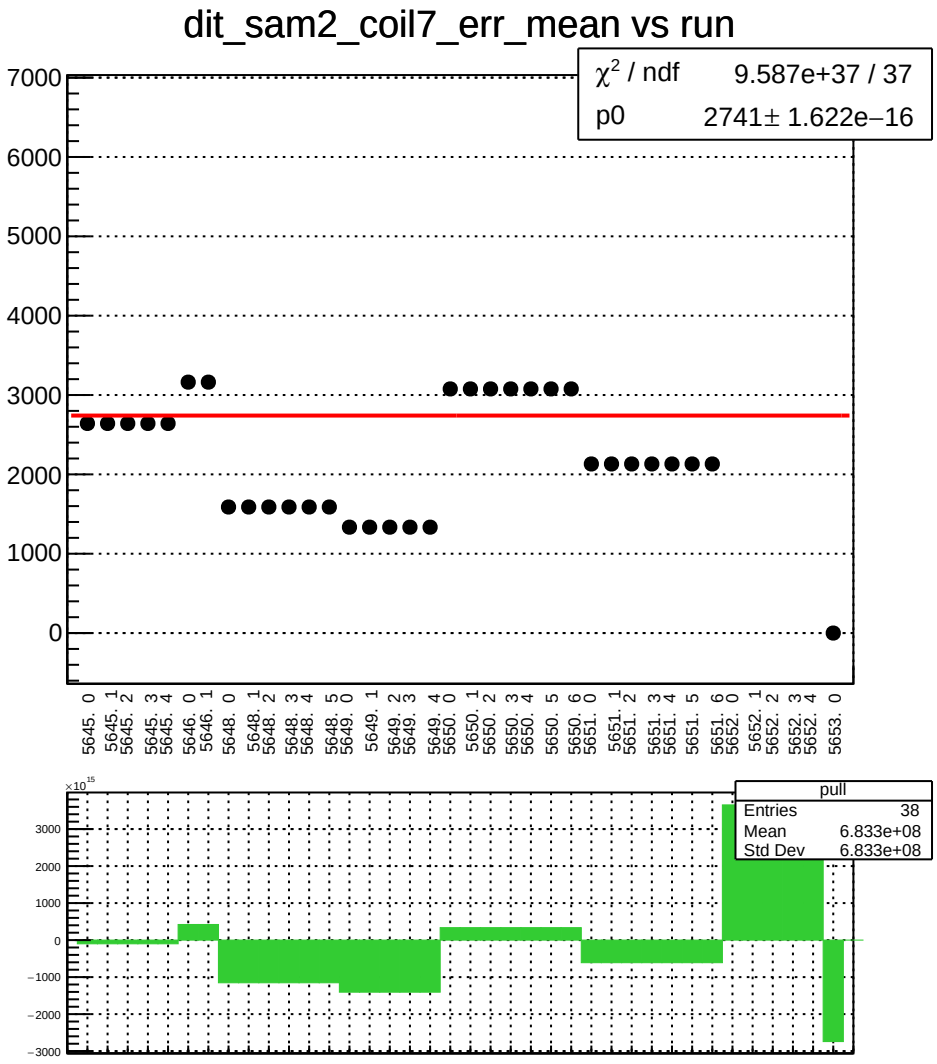
dit_sam2_coil7_err_mean vs run
χ² / ndf 9.587e+37 / 37
p0 2741± 1.622e−16
7000
6000
5000
4000
3000
2000
1000
0
5645. 0
5645. 1
5645. 2
5645. 3
5645. 4
5646. 0
5646. 1
5648. 0
5648. 1
5648. 2
5648. 3
5648. 4
5648. 5
5649. 0
5649. 1
5649. 2
5649. 3
5649. 4
5650. 0
5650. 1
5650. 2
5650. 3
5650. 4
5650. 5
5650. 6
5651. 0
5651. 1
5651. 2
5651. 3
5651. 4
5651. 5
5651. 6
5652. 0
5652. 1
5652. 2
5652. 3
5652. 4
5653. 0
×10^15
3000
2000
1000
0
−1000
−2000
−3000
pull
Entries 38
Mean 6.833e+08
Std Dev 6.833e+08

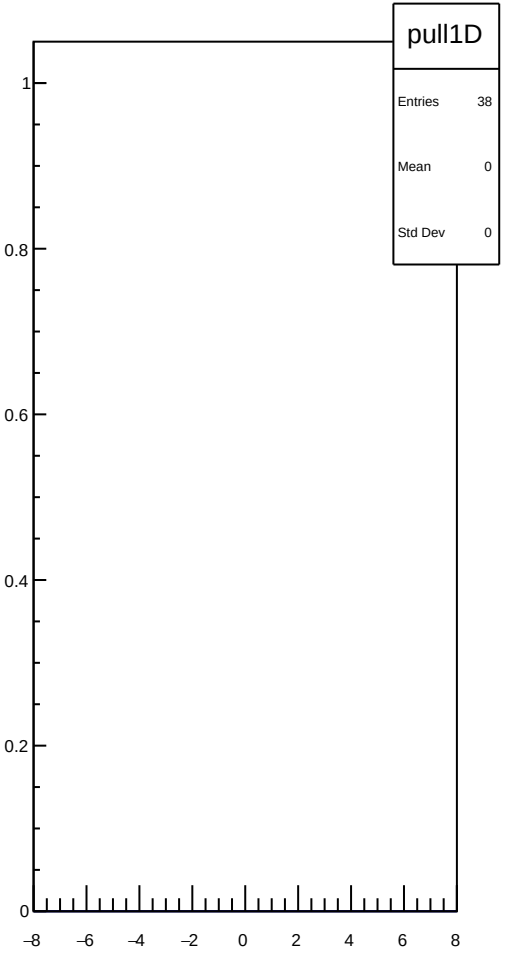
pull1D
Entries 38
Mean 0
Std Dev 0
1
0.8
0.6
0.4
0.2
0
−8
−6
−4
−2
0
2
4
6
8

dit_sam2_coil7_Ndata_mean vs run

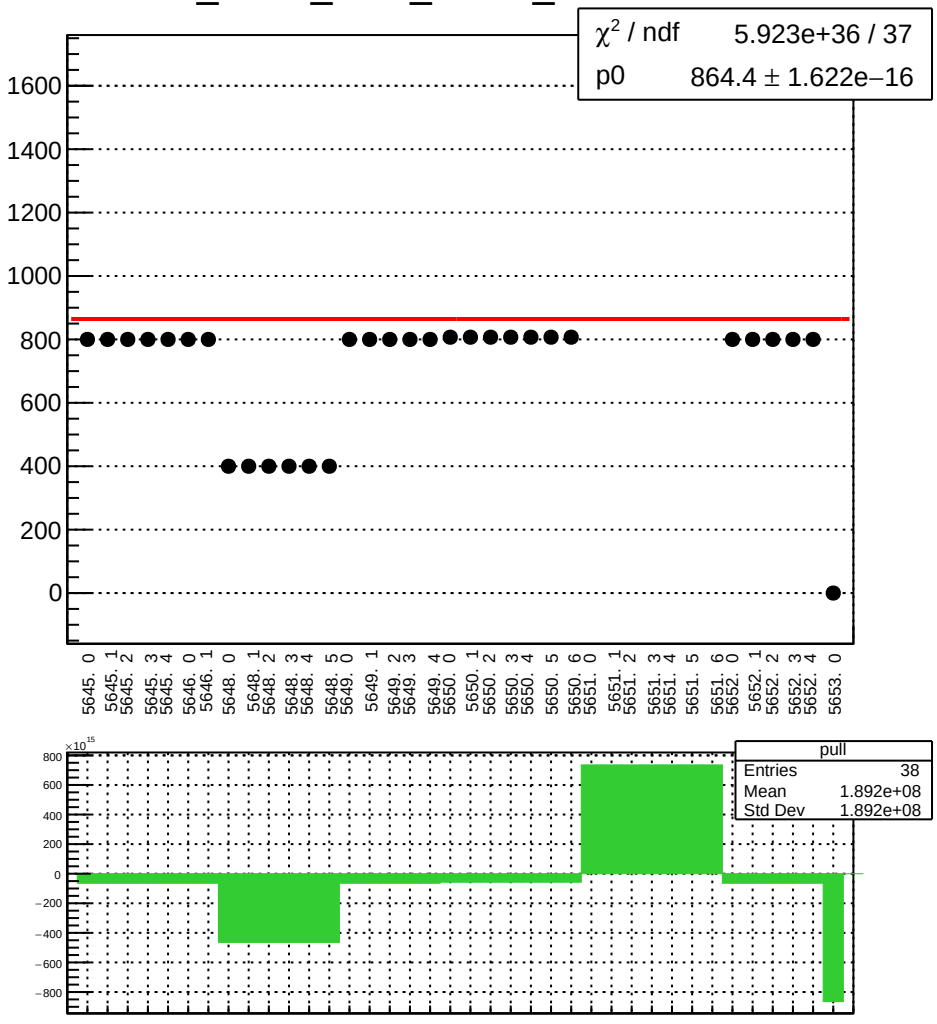

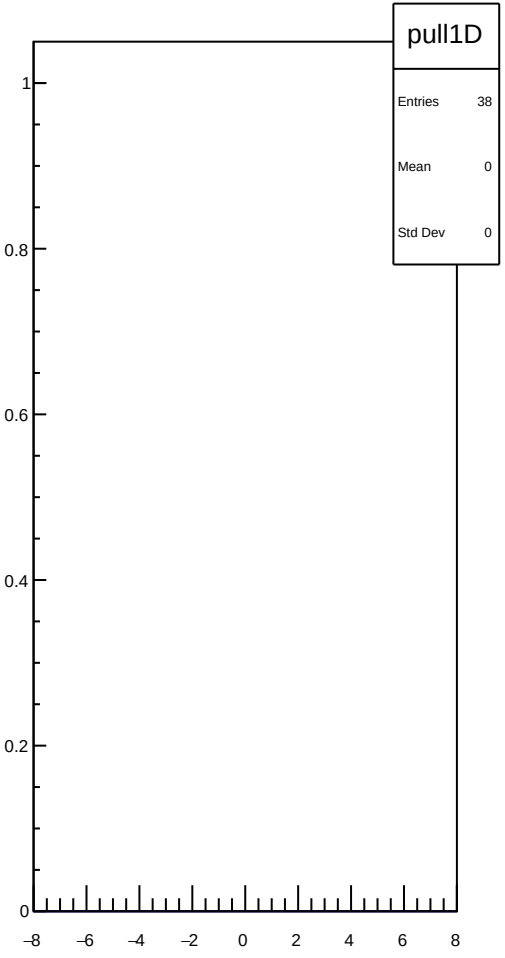

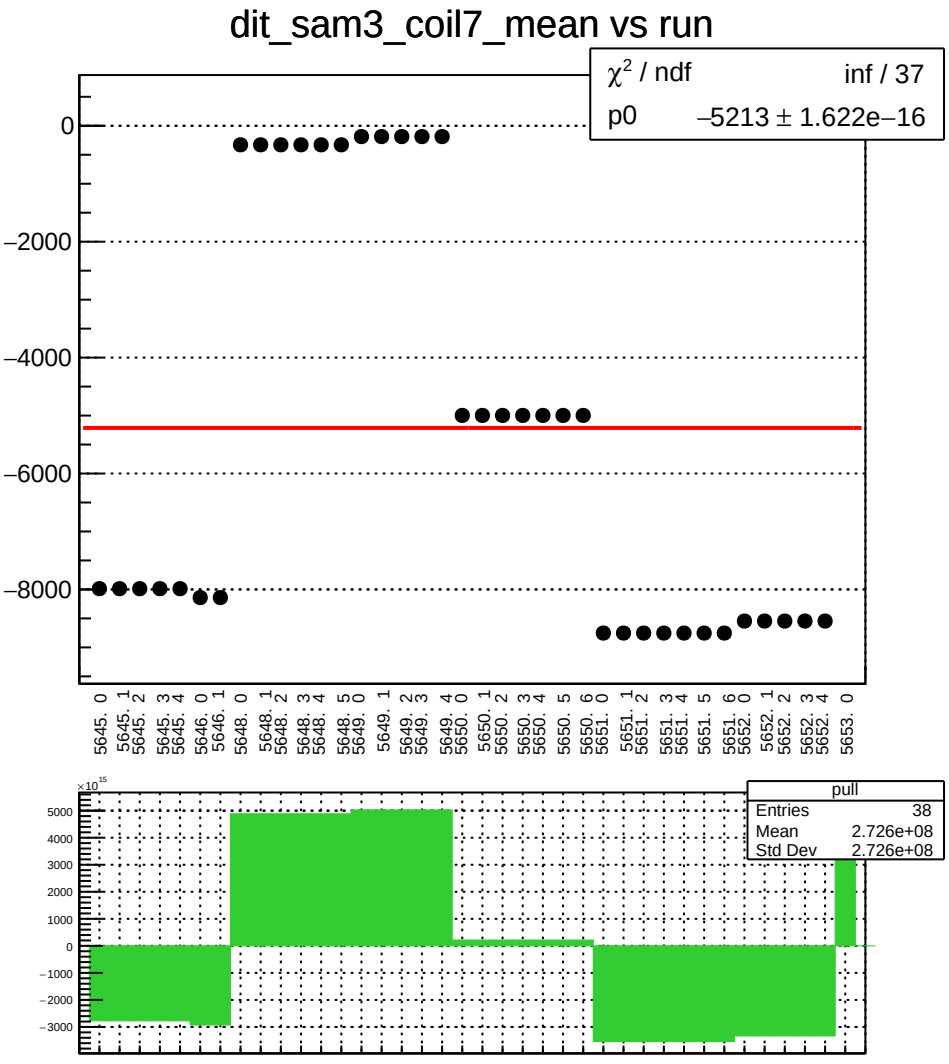
dit_sam3_coil7_mean vs run
χ² / ndf inf / 37
p0 –5213 ± 1.622e–16
0
–2000
–4000
–6000
–8000
5645. 0
5645. 1
5645. 2
5645. 3
5645. 4
5646. 0
5646. 1
5648. 0
5648. 1
5648. 2
5648. 3
5648. 4
5648. 5
5649. 0
5649. 1
5649. 2
5649. 3
5649. 4
5650. 0
5650. 1
5650. 2
5650. 3
5650. 4
5650. 5
5650. 6
5651. 0
5651. 1
5651. 2
5651. 3
5651. 4
5651. 5
5651. 6
5652. 0
5652. 1
5652. 2
5652. 3
5652. 4
5653. 0
×10^15
5000
4000
3000
2000
1000
0
–1000
–2000
–3000
pull
Entries 38
Mean 2.726e+08
Std Dev 2.726e+08

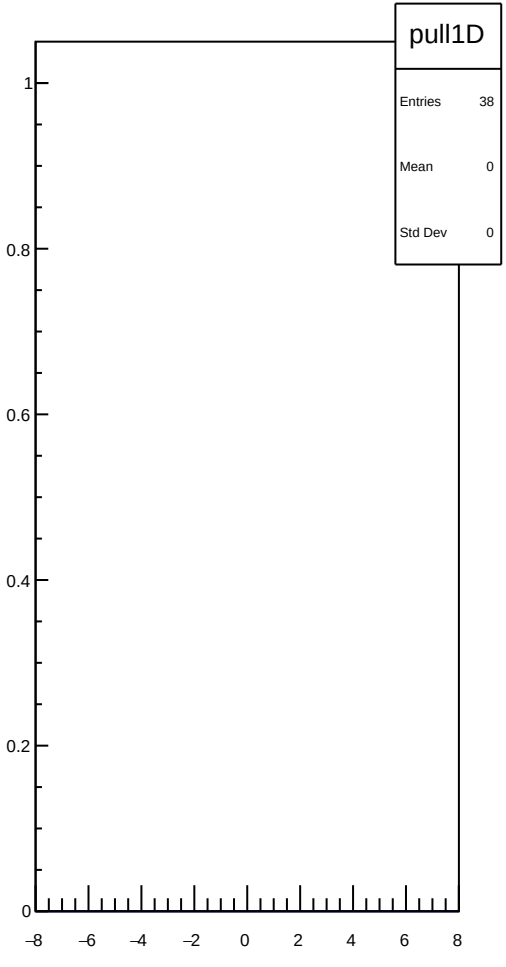
pull1D
Entries 38
Mean 0
Std Dev 0
1
0.8
0.6
0.4
0.2
0
–8
–6
–4
–2
0
2
4
6
8

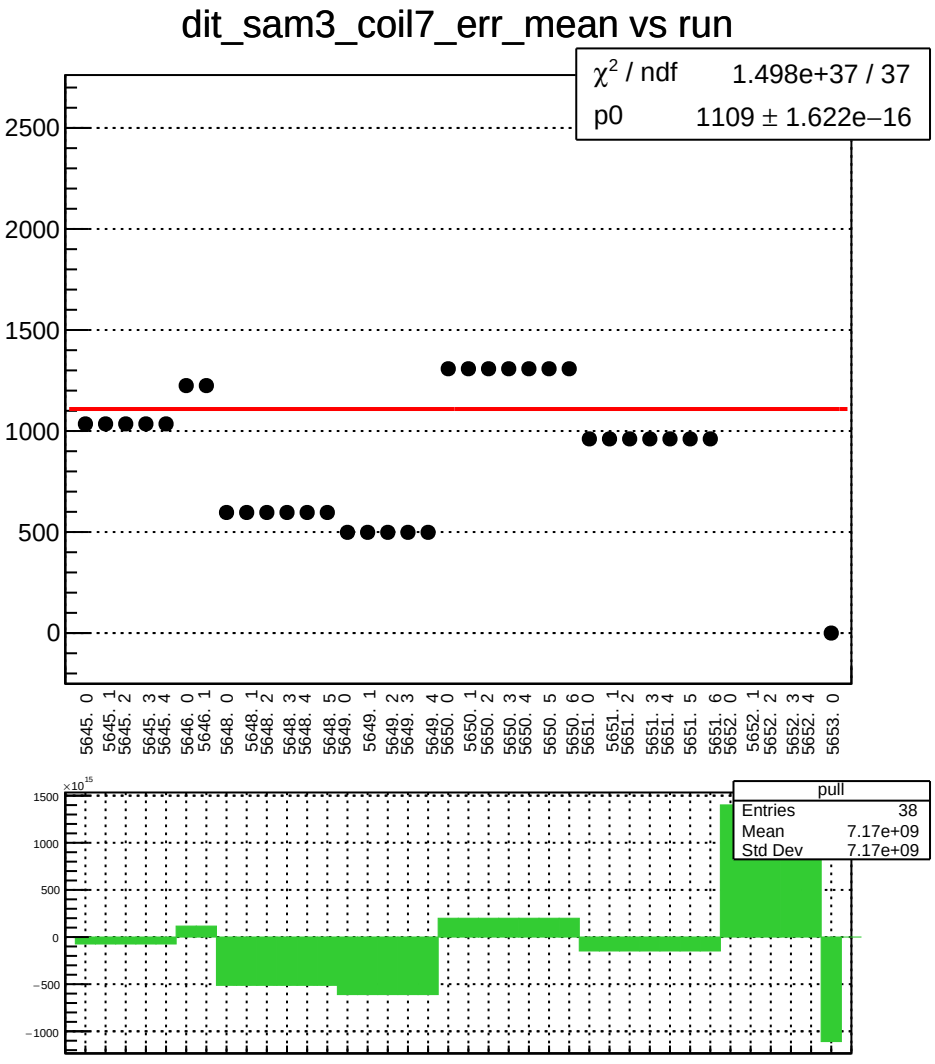
dit_sam3_coil7_err_mean vs run
χ² / ndf 1.498e+37 / 37
p0 1109 ± 1.622e−16
2500
2000
1500
1000
500
0
5645. 0
5645. 1
5645. 2
5645. 3
5645. 4
5646. 0
5646. 1
5648. 0
5648. 1
5648. 2
5648. 3
5648. 4
5648. 5
5649. 0
5649. 1
5649. 2
5649. 3
5649. 4
5650. 0
5650. 1
5650. 2
5650. 3
5650. 4
5650. 5
5650. 6
5651. 0
5651. 1
5651. 2
5651. 3
5651. 4
5651. 5
5651. 6
5652. 0
5652. 1
5652. 2
5652. 3
5652. 4
5653. 0
×10¹⁵
1500
1000
500
0
−500
−1000
pull
Entries 38
Mean 7.17e+09
Std Dev 7.17e+09

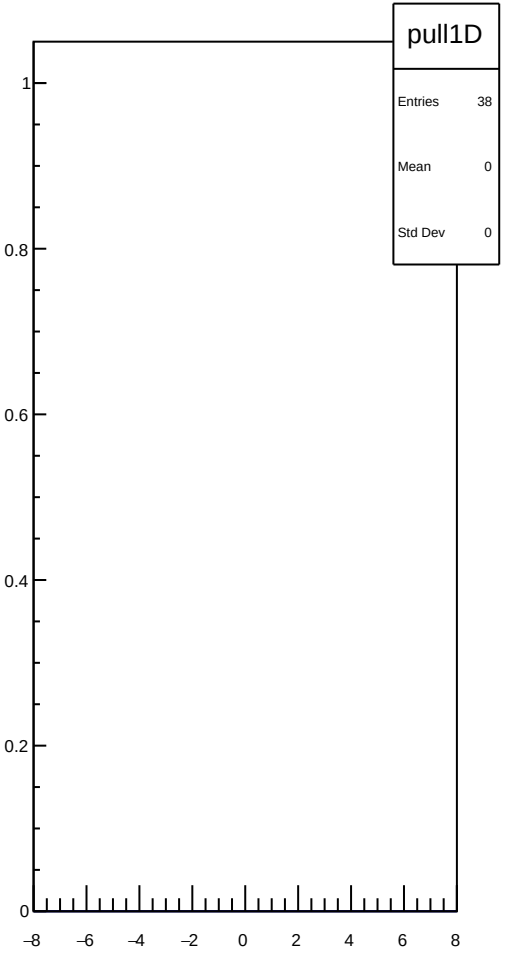
pull1D
Entries 38
Mean 0
Std Dev 0
1
0.8
0.6
0.4
0.2
0
−8
−6
−4
−2
0
2
4
6
8

dit_sam3_coil7_Ndata_mean vs run

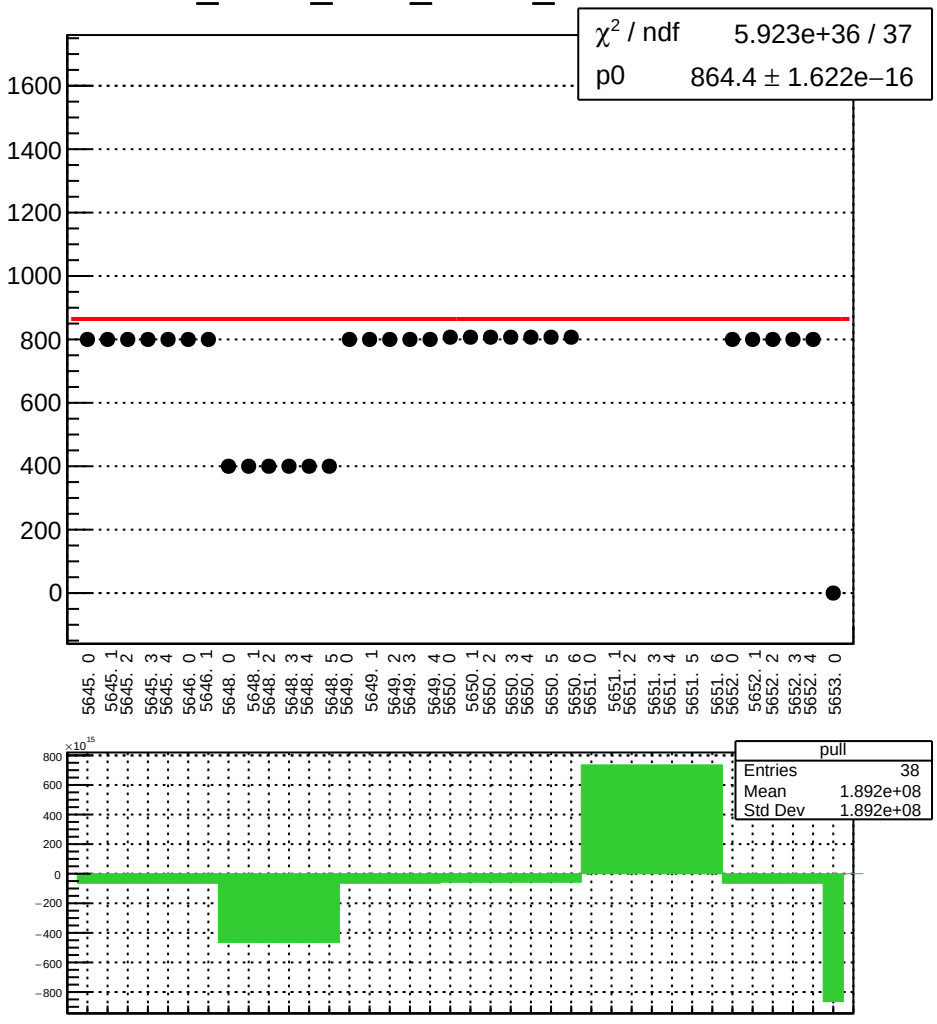

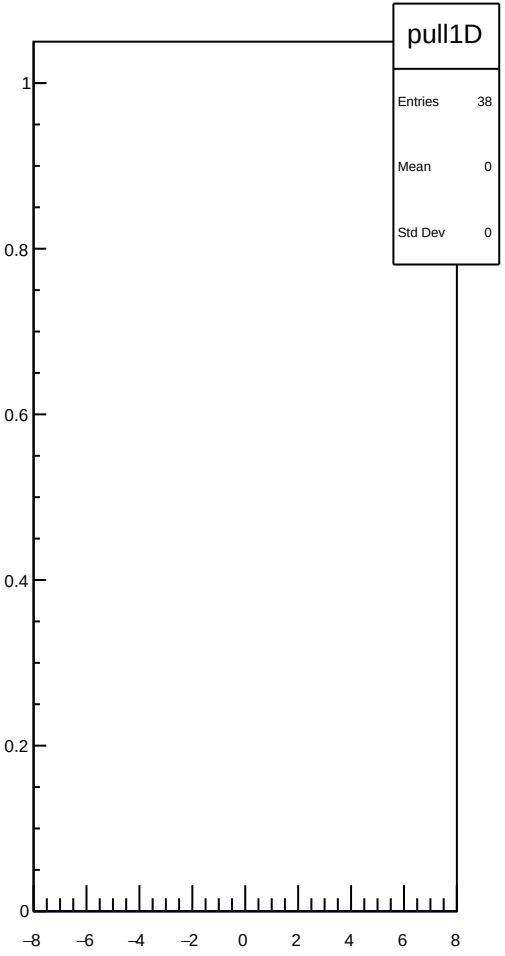

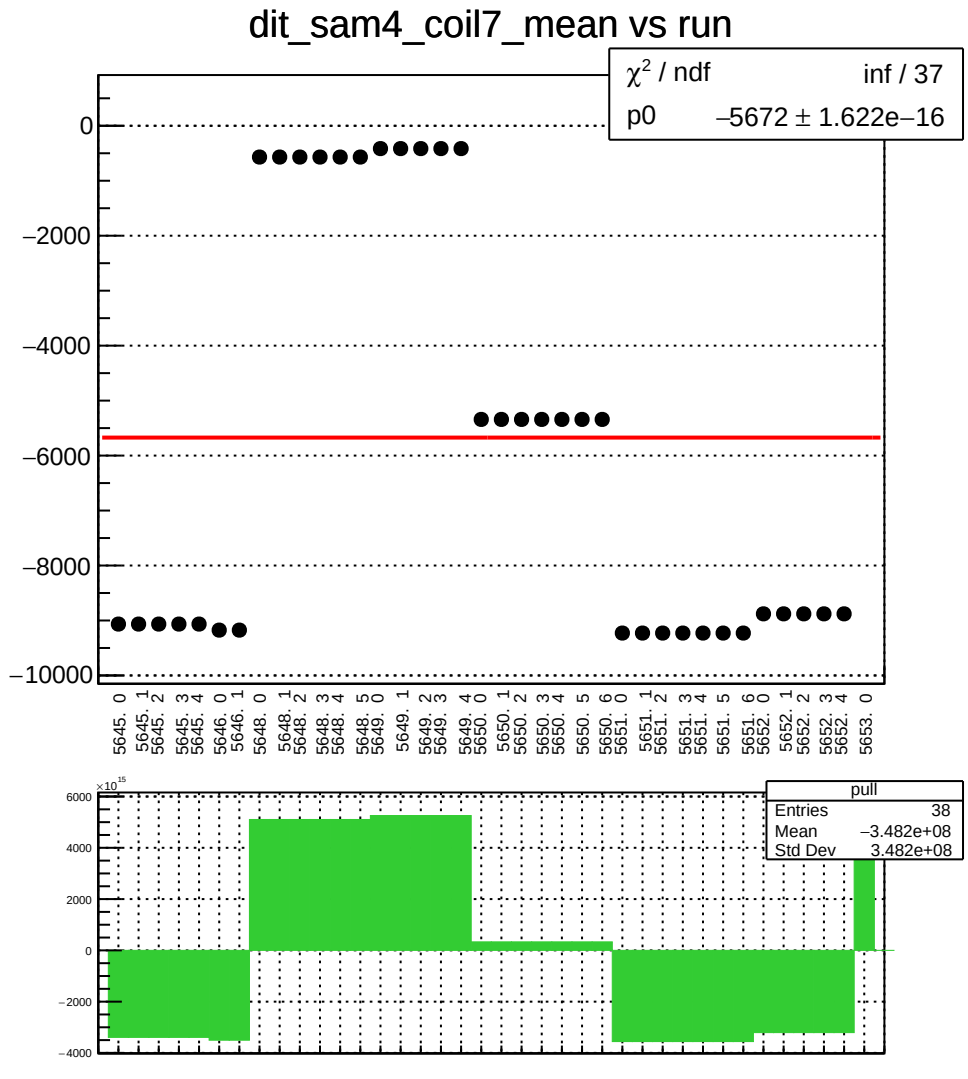
dit_sam4_coil7_mean vs run
χ² / ndf inf / 37
p0 −5672 ± 1.622e−16
0
−2000
−4000
−6000
−8000
−10000
5645. 0
5645. 1
5645. 2
5645. 3
5645. 4
5646. 0
5646. 1
5648. 0
5648. 1
5648. 2
5648. 3
5648. 4
5648. 5
5649. 0
5649. 1
5649. 2
5649. 3
5649. 4
5650. 0
5650. 1
5650. 2
5650. 3
5650. 4
5650. 5
5650. 6
5651. 0
5651. 1
5651. 2
5651. 3
5651. 4
5651. 5
5651. 6
5652. 0
5652. 1
5652. 2
5652. 3
5652. 4
5653. 0
×10^15
6000
4000
2000
0
−2000
−4000
pull
Entries 38
Mean −3.482e+08
Std Dev 3.482e+08

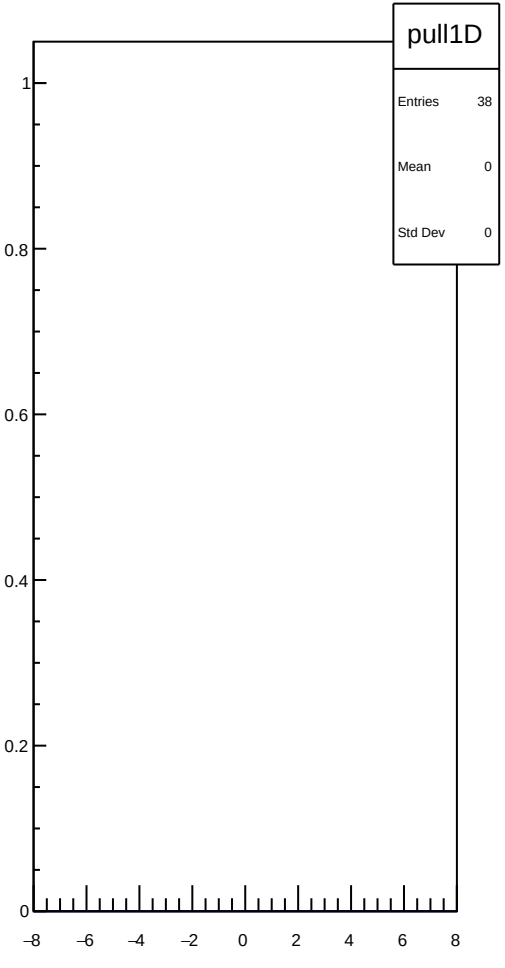
pull1D
Entries 38
Mean 0
Std Dev 0
1
0.8
0.6
0.4
0.2
0
−8
−6
−4
−2
0
2
4
6
8

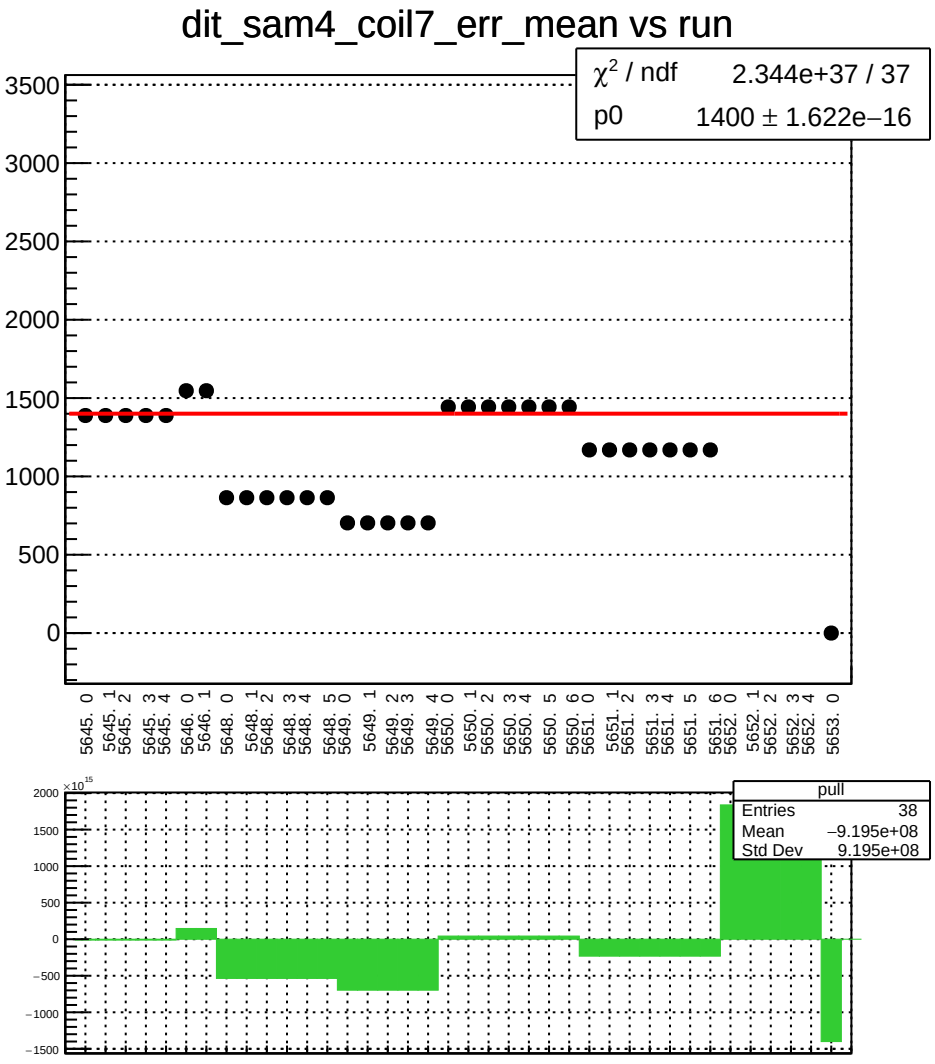
dit_sam4_coil7_err_mean vs run
χ² / ndf 2.344e+37 / 37
p0 1400 ± 1.622e−16
3500
3000
2500
2000
1500
1000
500
0
5645. 0
5645. 1
5645. 2
5645. 3
5645. 4
5646. 0
5646. 1
5648. 0
5648. 1
5648. 2
5648. 3
5648. 4
5648. 5
5649. 0
5649. 1
5649. 2
5649. 3
5649. 4
5650. 0
5650. 1
5650. 2
5650. 3
5650. 4
5650. 5
5650. 6
5651. 0
5651. 1
5651. 2
5651. 3
5651. 4
5651. 5
5651. 6
5652. 0
5652. 1
5652. 2
5652. 3
5652. 4
5653. 0
×10¹⁵
2000
1500
1000
500
0
−500
−1000
−1500
pull
Entries 38
Mean −9.195e+08
Std Dev 9.195e+08

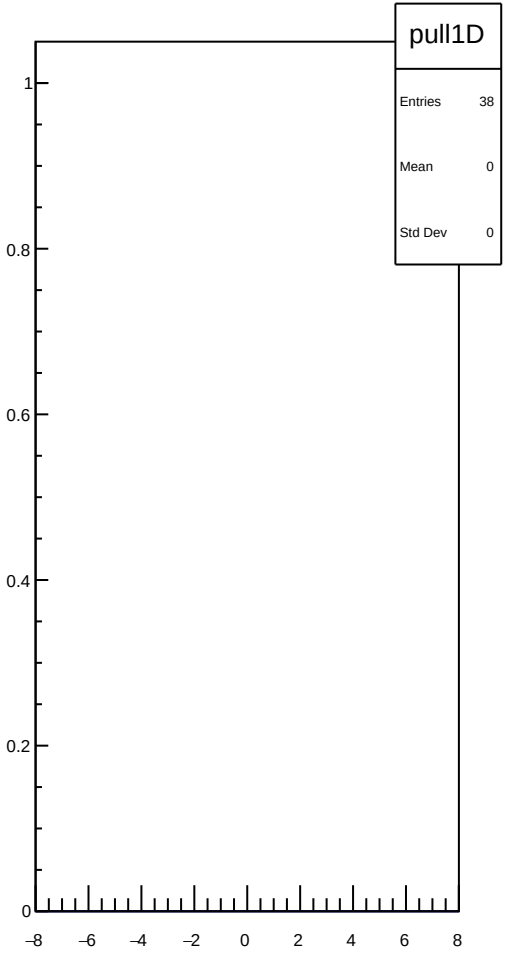
pull1D
Entries 38
Mean 0
Std Dev 0
1
0.8
0.6
0.4
0.2
0
−8
−6
−4
−2
0
2
4
6
8

dit_sam4_coil7_Ndata_mean vs run

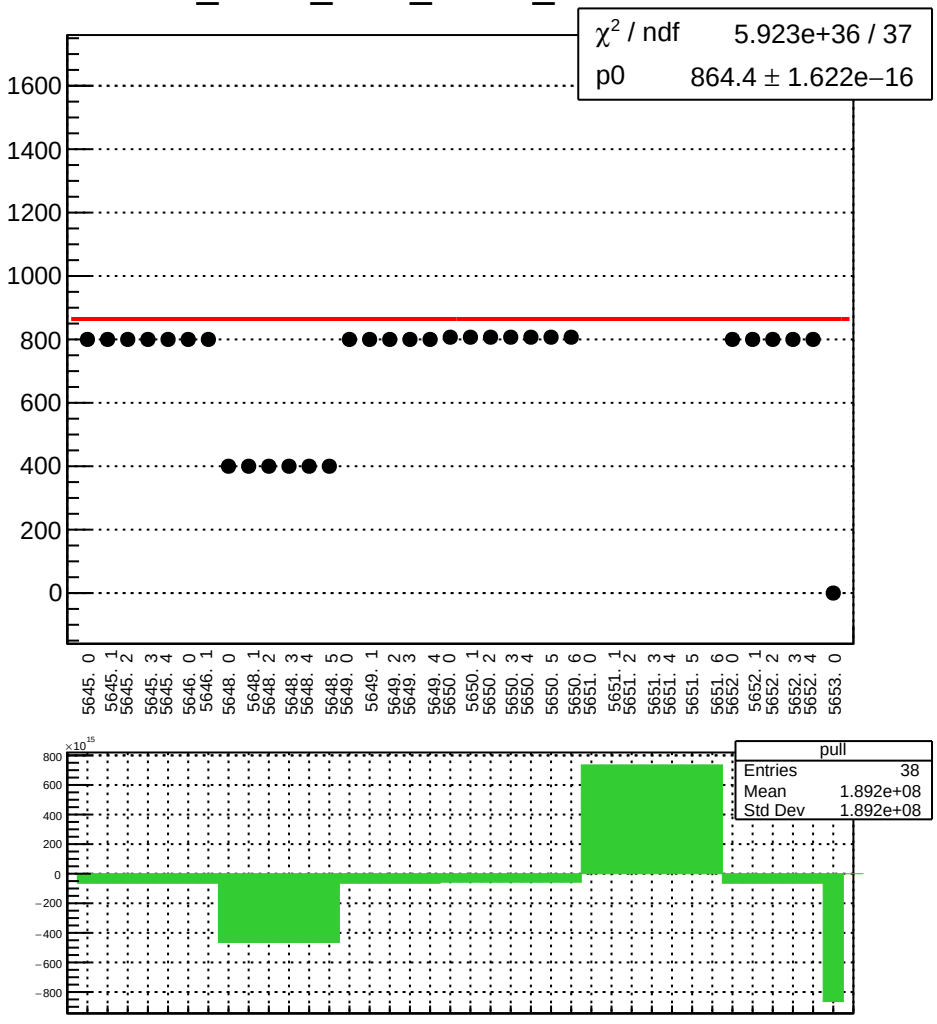

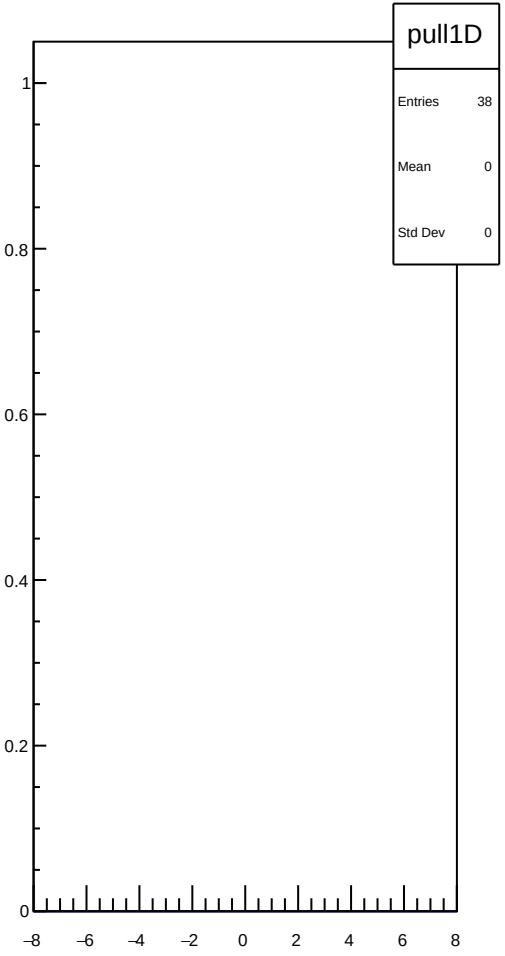

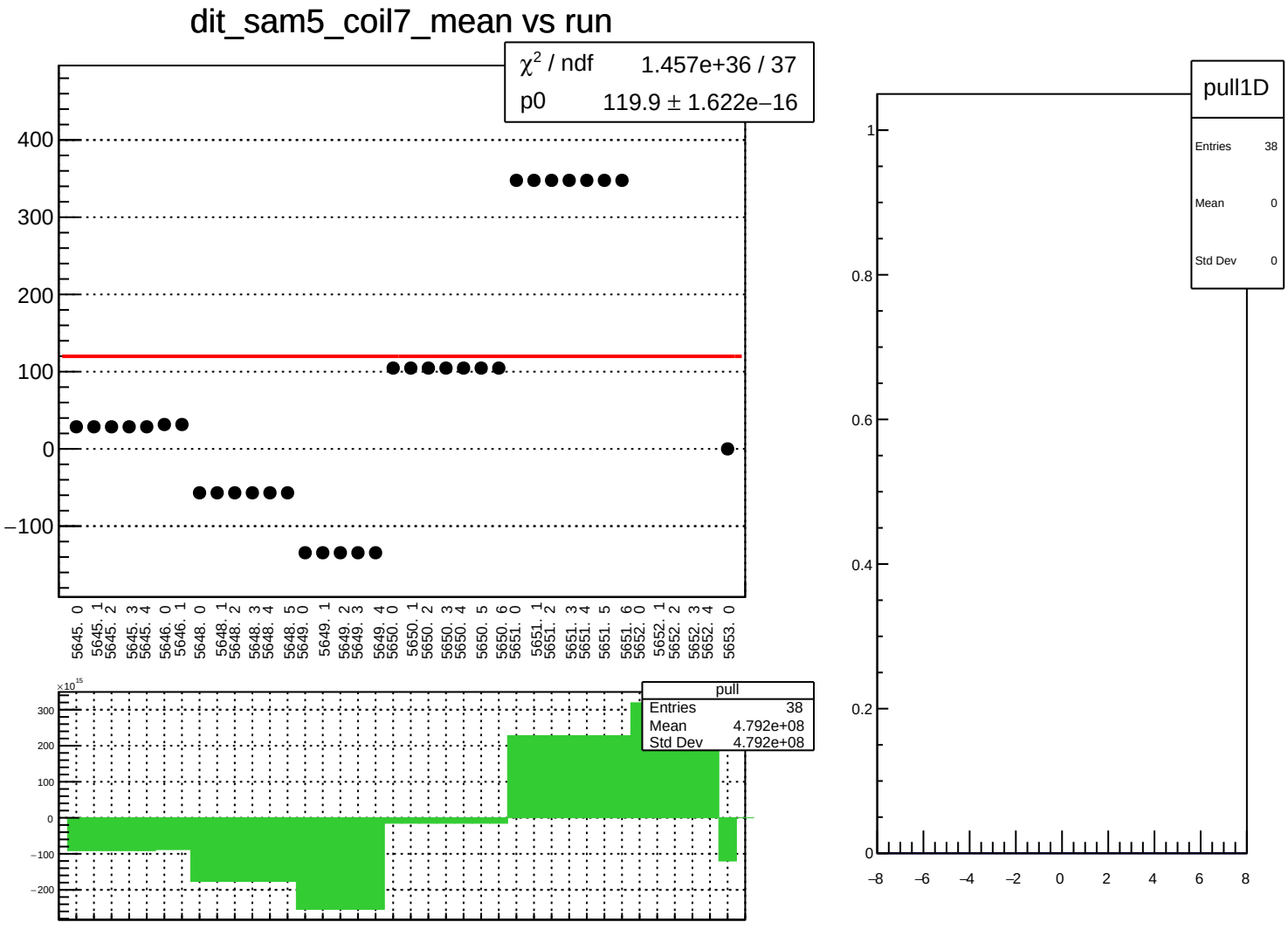
dit_sam5_coil7_mean vs run
χ² / ndf 1.457e+36 / 37
p0 119.9 ± 1.622e−16
400
300
200
100
0
−100
5645. 0
5645. 1
5645. 2
5645. 3
5645. 4
5646. 0
5646. 1
5648. 0
5648. 1
5648. 2
5648. 3
5648. 4
5648. 5
5649. 0
5649. 1
5649. 2
5649. 3
5649. 4
5650. 0
5650. 1
5650. 2
5650. 3
5650. 4
5650. 5
5650. 6
5651. 0
5651. 1
5651. 2
5651. 3
5651. 4
5651. 5
5651. 6
5652. 0
5652. 1
5652. 2
5652. 3
5652. 4
5653. 0
×10¹⁵
pull
Entries 38
Mean 4.792e+08
Std Dev 4.792e+08
300
200
100
0
−100
−200
pull1D
Entries 38
Mean 0
Std Dev 0
1
0.8
0.6
0.4
0.2
0
−8
−6
−4
−2
0
2
4
6
8

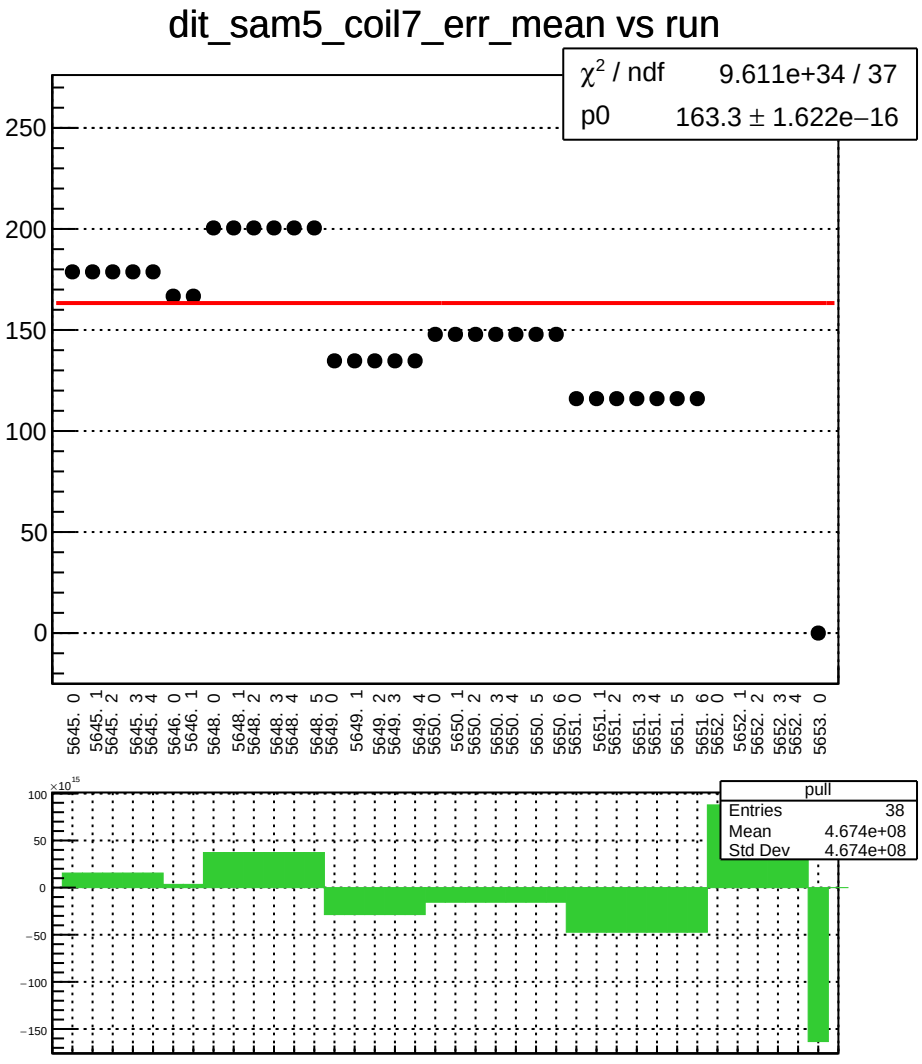
dit_sam5_coil7_err_mean vs run
χ² / ndf 9.611e+34 / 37
p0 163.3 ± 1.622e−16
250
200
150
100
50
0
5645. 0
5645. 1
5645. 2
5645. 3
5645. 4
5646. 0
5646. 1
5648. 0
5648. 1
5648. 2
5648. 3
5648. 4
5648. 5
5649. 0
5649. 1
5649. 2
5649. 3
5649. 4
5650. 0
5650. 1
5650. 2
5650. 3
5650. 4
5650. 5
5650. 6
5651. 0
5651. 1
5651. 2
5651. 3
5651. 4
5651. 5
5651. 6
5652. 0
5652. 1
5652. 2
5652. 3
5652. 4
5653. 0
×10¹⁵
100
50
0
−50
−100
−150
pull
Entries 38
Mean 4.674e+08
Std Dev 4.674e+08

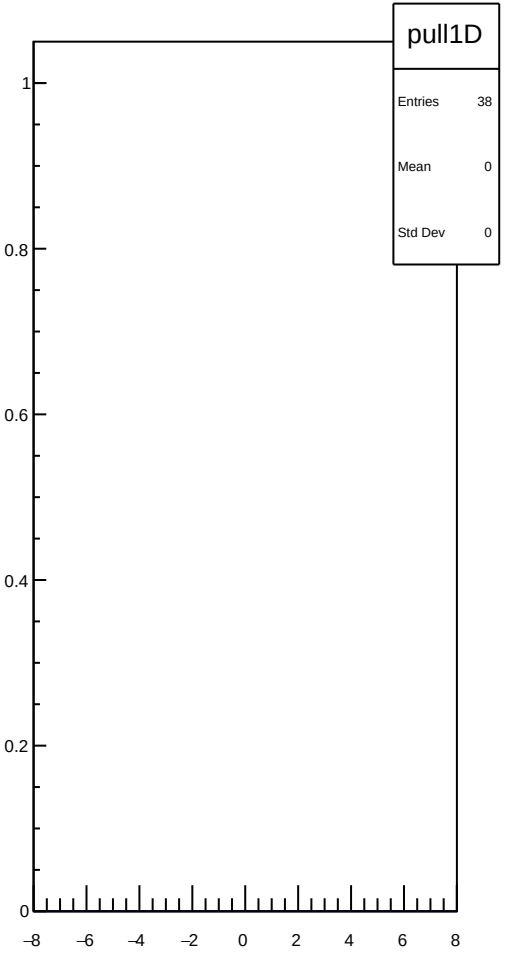
pull1D
Entries 38
Mean 0
Std Dev 0
1
0.8
0.6
0.4
0.2
0
−8
−6
−4
−2
0
2
4
6
8

dit_sam5_coil7_Ndata_mean vs run

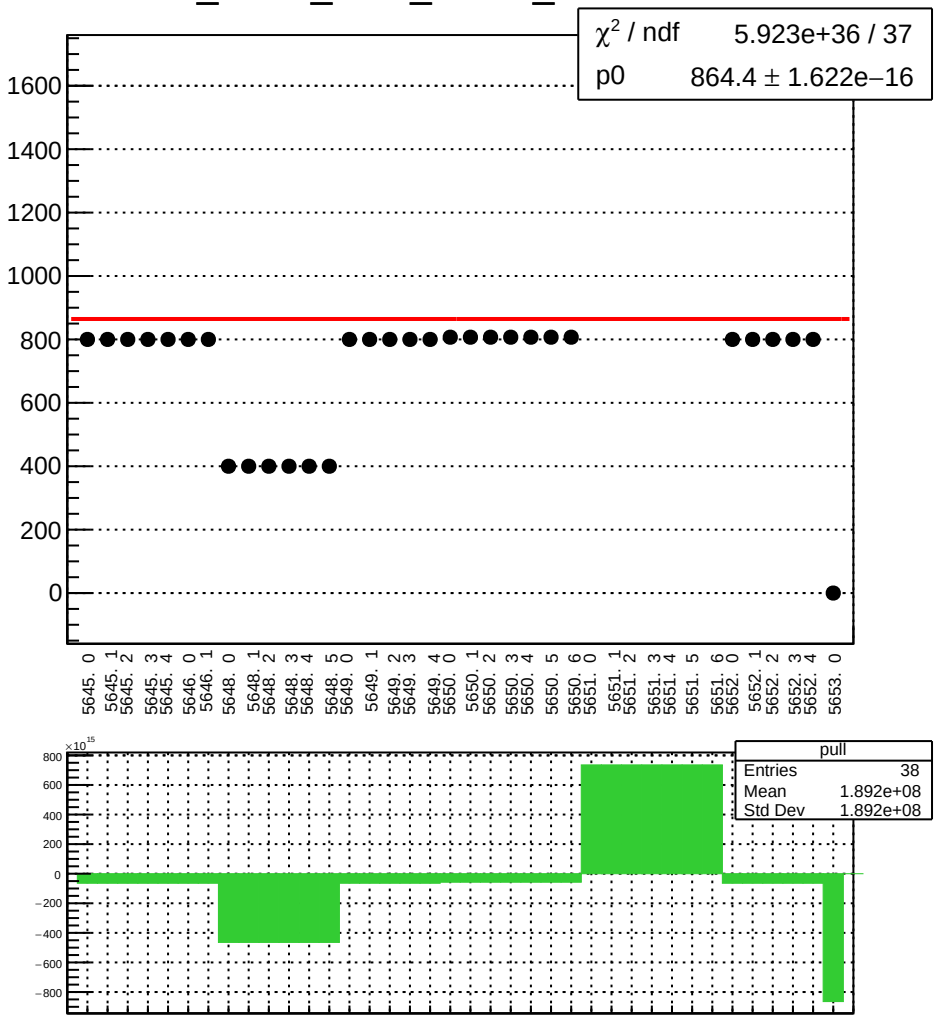

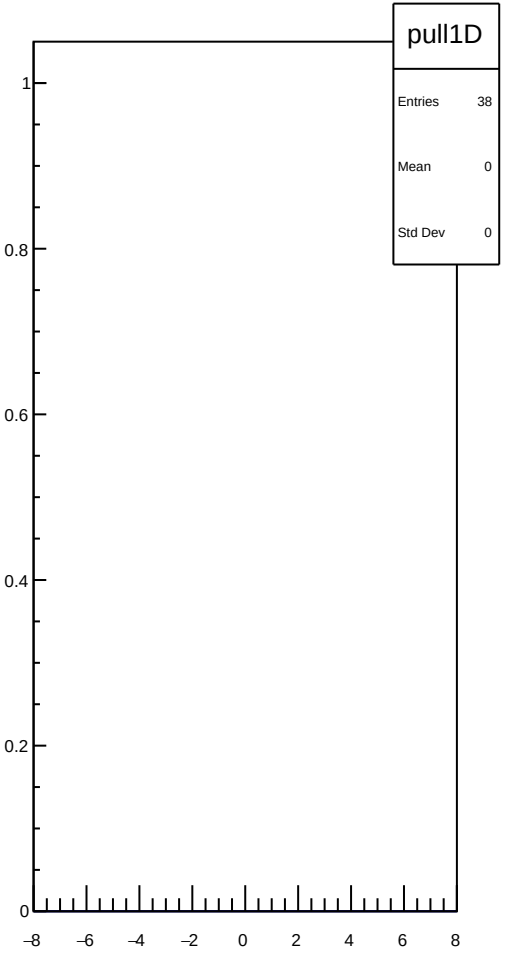

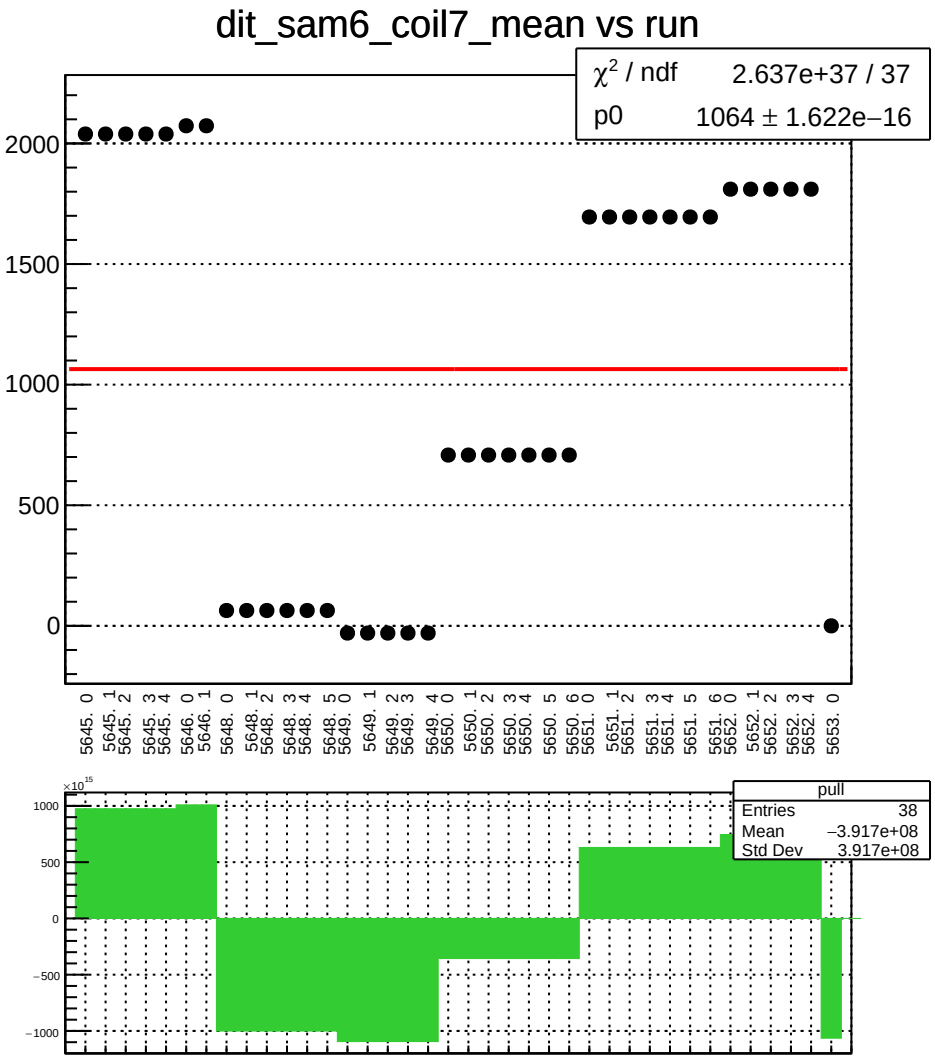
dit_sam6_coil7_mean vs run
χ² / ndf 2.637e+37 / 37
p0 1064 ± 1.622e−16
2000
1500
1000
500
0
5645. 0
5645. 1
5645. 2
5645. 3
5645. 4
5646. 0
5646. 1
5648. 0
5648. 1
5648. 2
5648. 3
5648. 4
5648. 5
5649. 0
5649. 1
5649. 2
5649. 3
5649. 4
5650. 0
5650. 1
5650. 2
5650. 3
5650. 4
5650. 5
5650. 6
5651. 0
5651. 1
5651. 2
5651. 3
5651. 4
5651. 5
5651. 6
5652. 0
5652. 1
5652. 2
5652. 3
5652. 4
5653. 0
×10¹⁵
1000
500
0
−500
−1000
pull
Entries 38
Mean −3.917e+08
Std Dev 3.917e+08

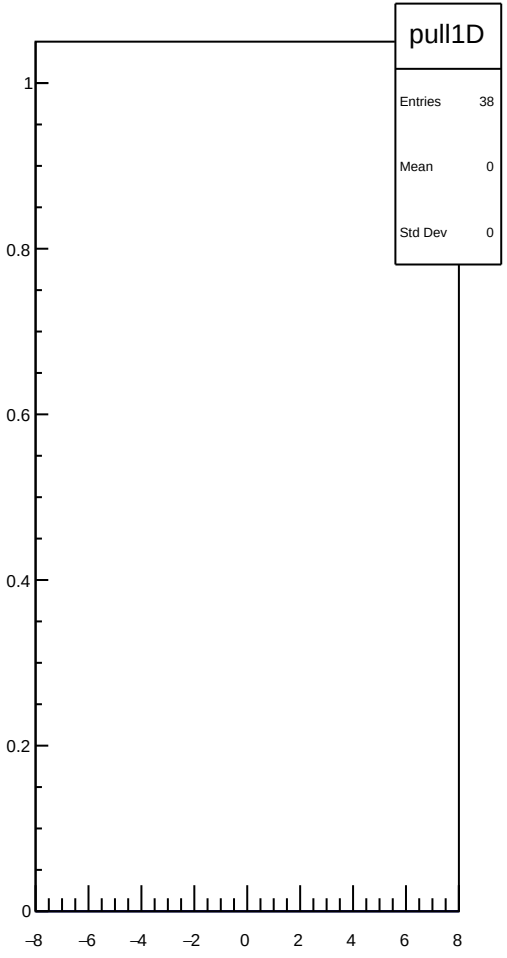
pull1D
Entries 38
Mean 0
Std Dev 0
1
0.8
0.6
0.4
0.2
0
−8
−6
−4
−2
0
2
4
6
8

dit_sam6_coil7_err_mean vs run

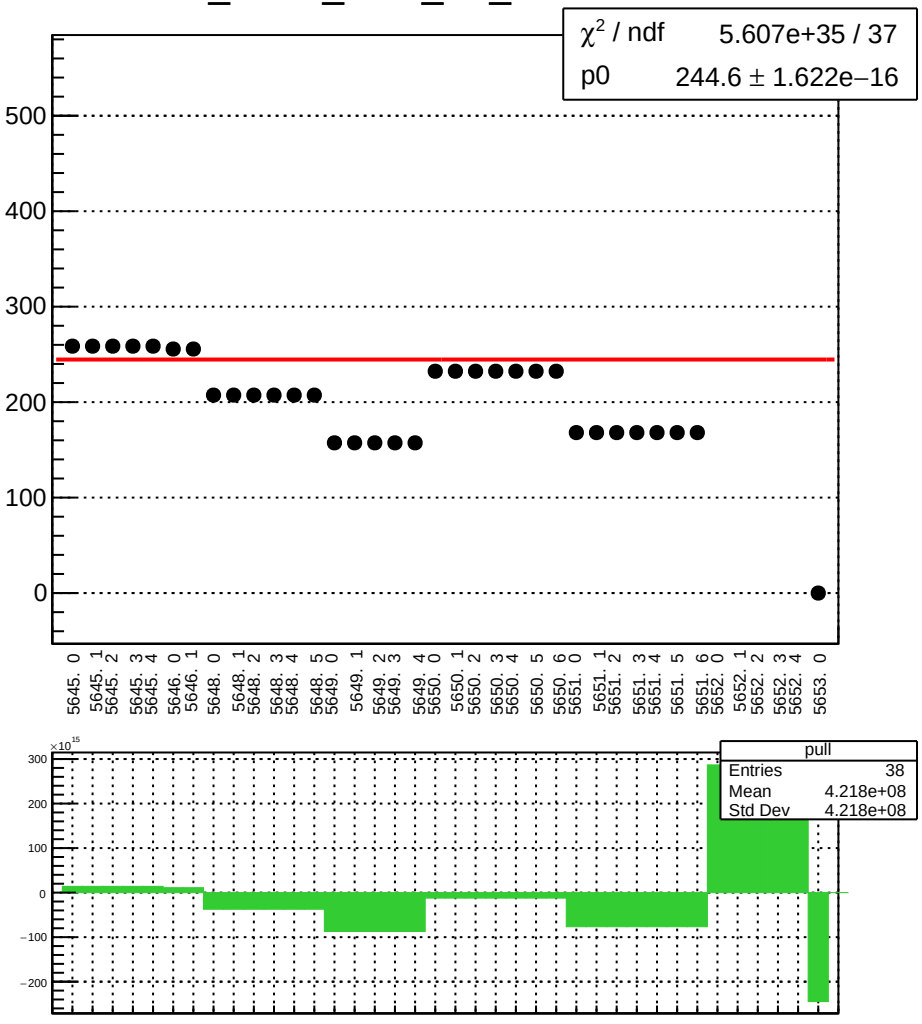

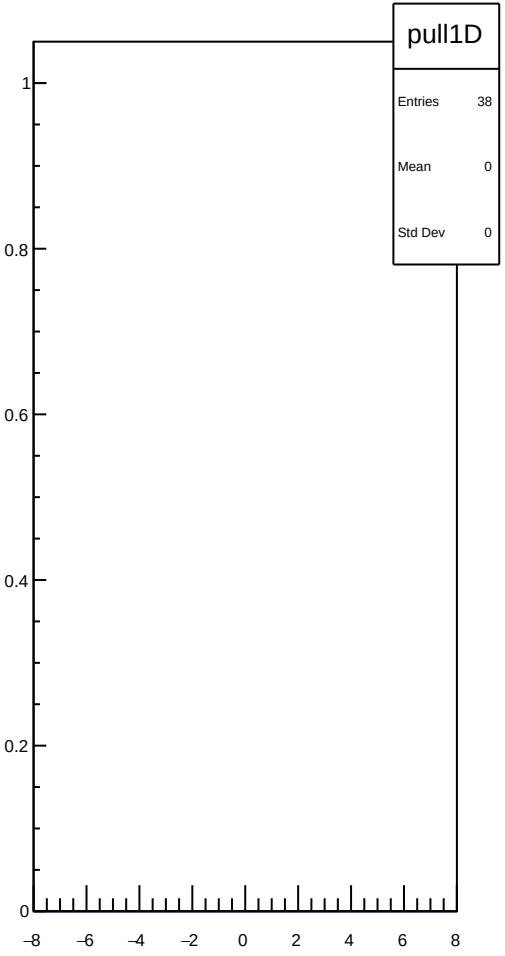

dit_sam6_coil7_Ndata_mean vs run

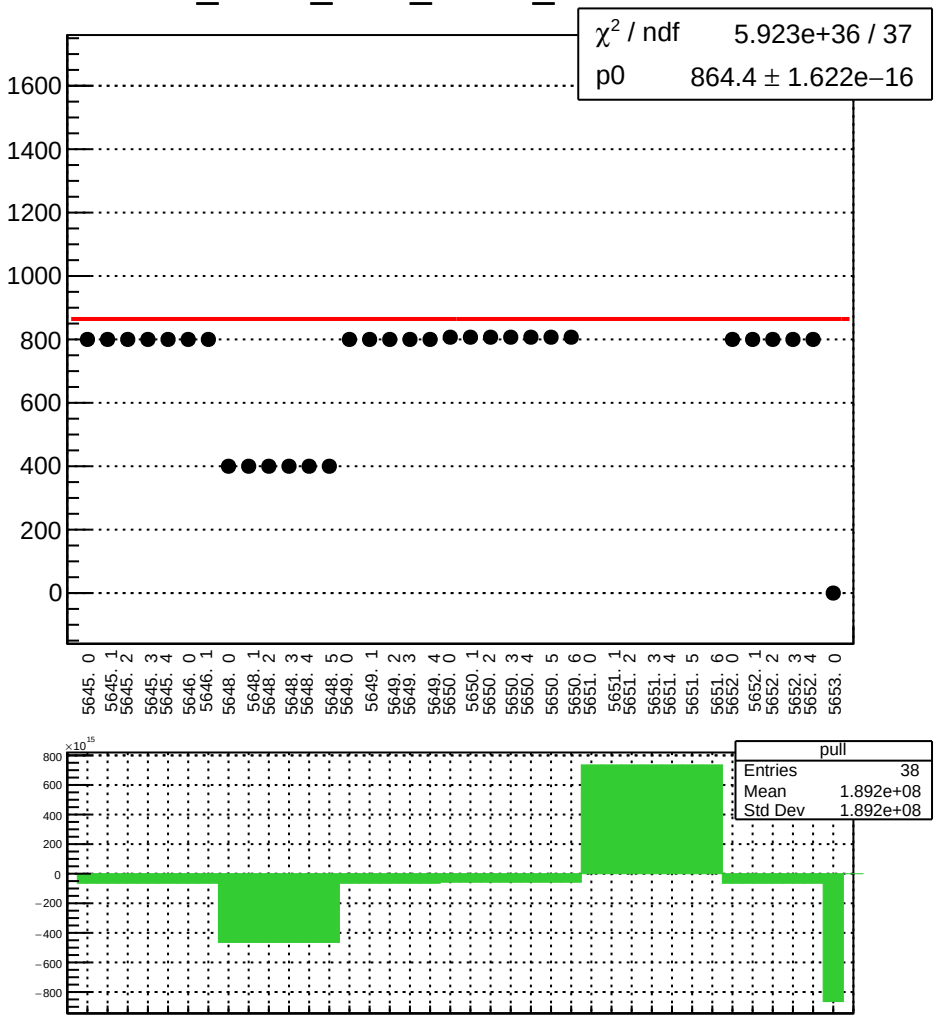

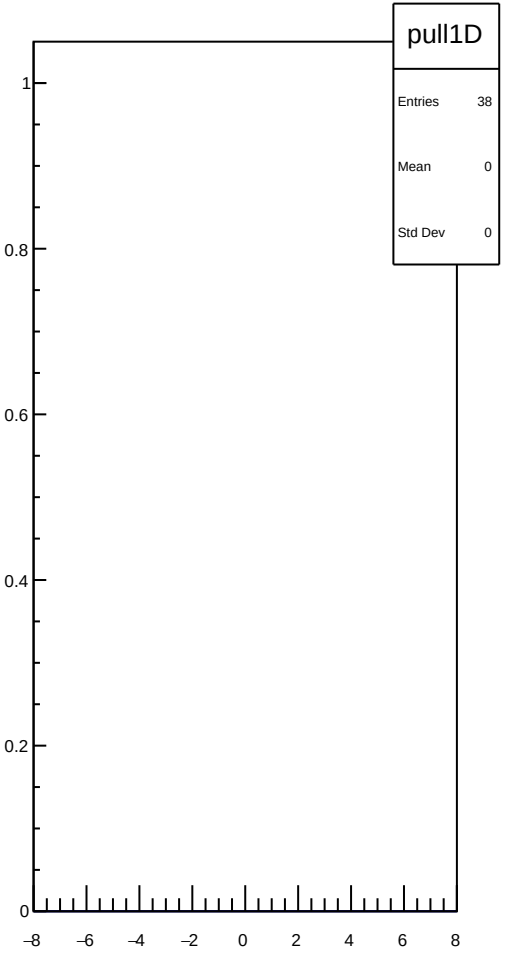

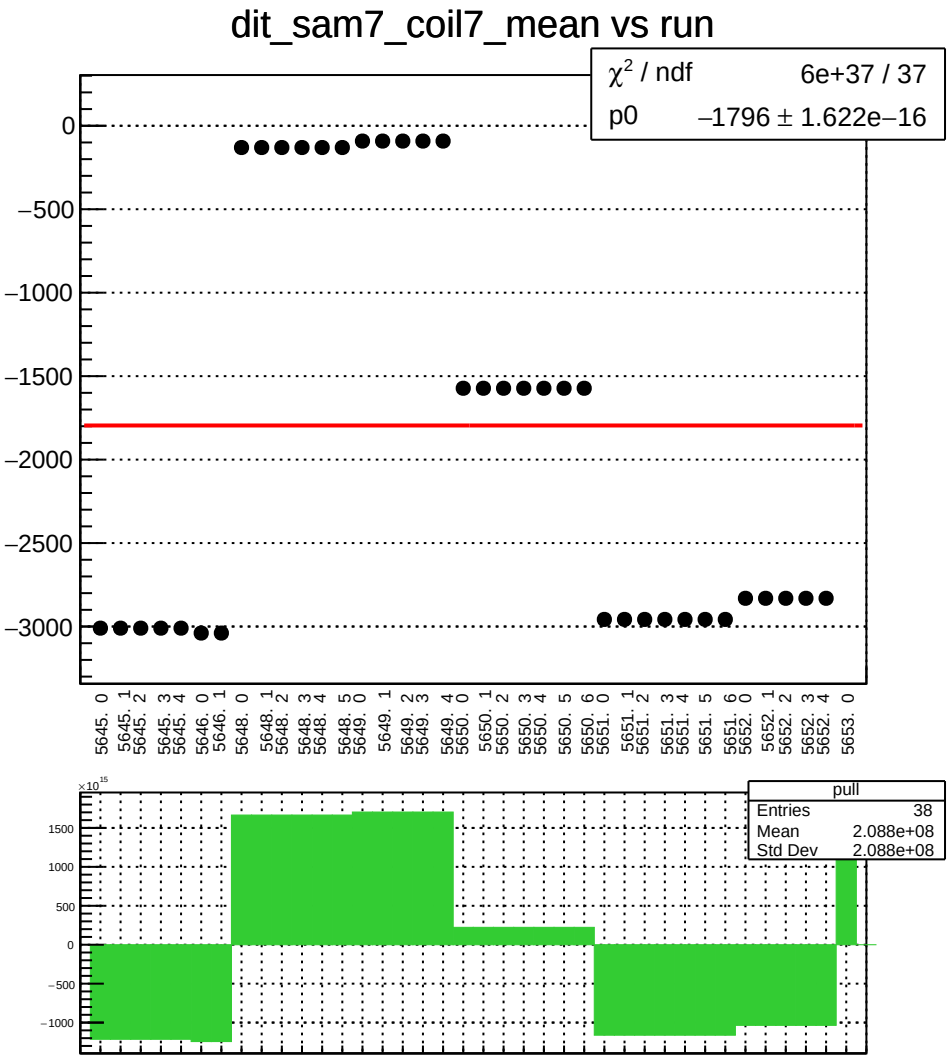
dit_sam7_coil7_mean vs run
χ² / ndf 6e+37 / 37
p0 −1796 ± 1.622e−16
0
−500
−1000
−1500
−2000
−2500
−3000
5645. 0
5645. 1
5645. 2
5645. 3
5645. 4
5646. 0
5646. 1
5648. 0
5648. 1
5648. 2
5648. 3
5648. 4
5648. 5
5649. 0
5649. 1
5649. 2
5649. 3
5649. 4
5650. 0
5650. 1
5650. 2
5650. 3
5650. 4
5650. 5
5650. 6
5651. 0
5651. 1
5651. 2
5651. 3
5651. 4
5651. 5
5651. 6
5652. 0
5652. 1
5652. 2
5652. 3
5652. 4
5653. 0
×10¹⁵
1500
1000
500
0
−500
−1000
pull
Entries 38
Mean 2.088e+08
Std Dev 2.088e+08

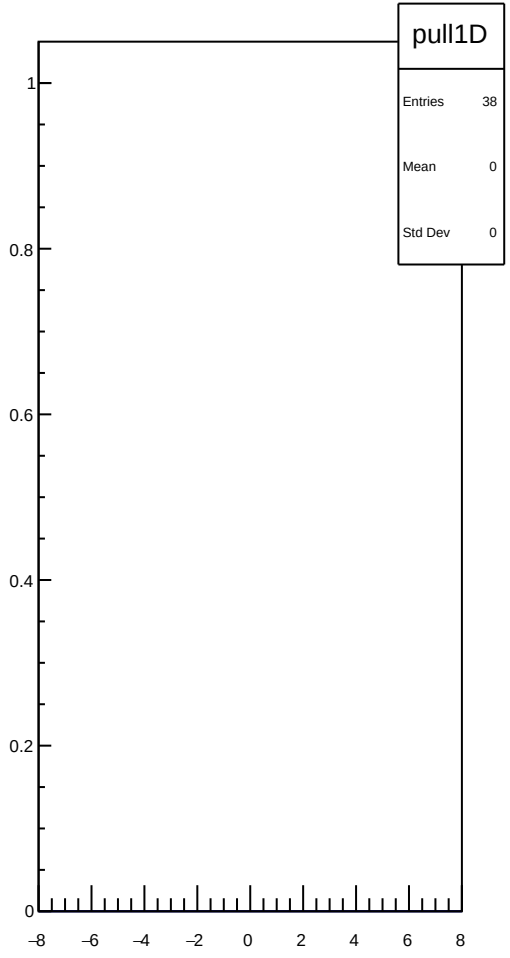
pull1D
Entries 38
Mean 0
Std Dev 0
1
0.8
0.6
0.4
0.2
0
−8
−6
−4
−2
0
2
4
6
8

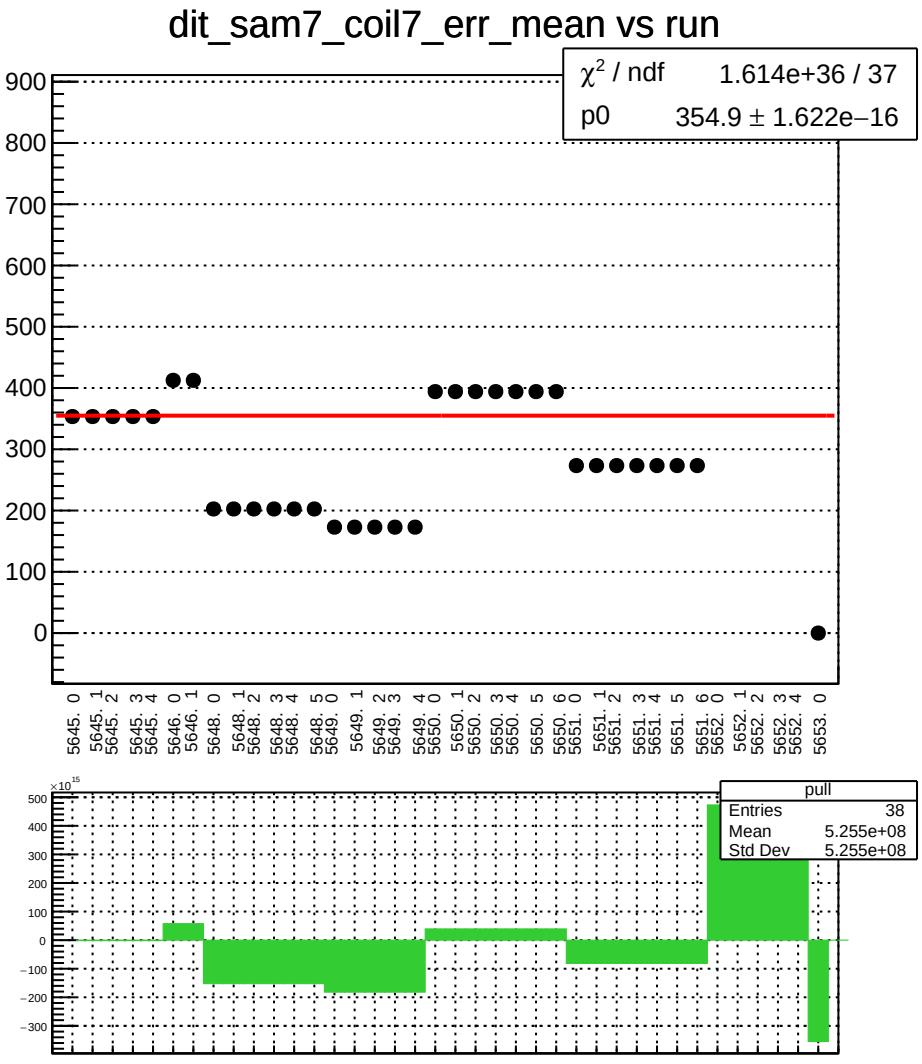
dit_sam7_coil7_err_mean vs run
χ² / ndf 1.614e+36 / 37
p0 354.9 ± 1.622e−16
900
800
700
600
500
400
300
200
100
0
5645. 0
5645. 1
5645. 2
5645. 3
5645. 4
5646. 0
5646. 1
5648. 0
5648. 1
5648. 2
5648. 3
5648. 4
5648. 5
5649. 0
5649. 1
5649. 2
5649. 3
5649. 4
5650. 0
5650. 1
5650. 2
5650. 3
5650. 4
5650. 5
5650. 6
5651. 0
5651. 1
5651. 2
5651. 3
5651. 4
5651. 5
5651. 6
5652. 0
5652. 1
5652. 2
5652. 3
5652. 4
5653. 0
×10¹⁵
500
400
300
200
100
0
−100
−200
−300
pull
Entries 38
Mean 5.255e+08
Std Dev 5.255e+08

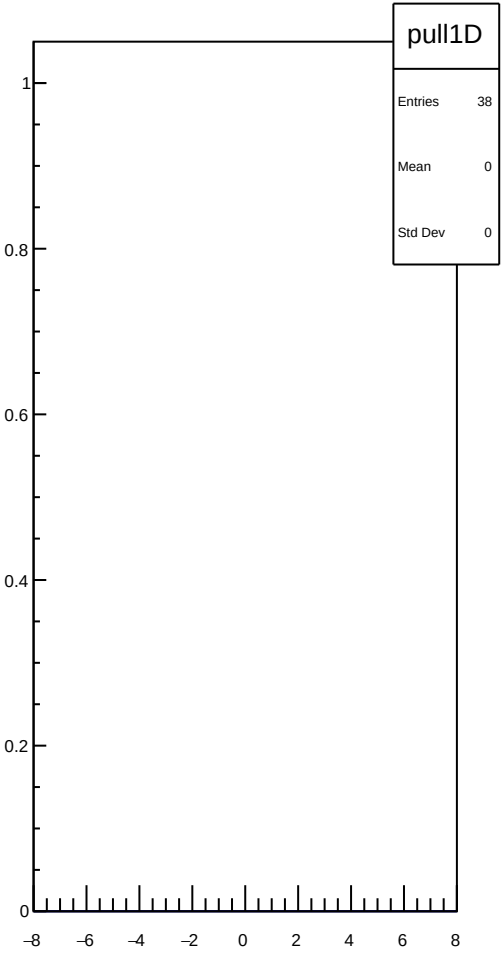
pull1D
Entries 38
Mean 0
Std Dev 0
1
0.8
0.6
0.4
0.2
0
−8
−6
−4
−2
0
2
4
6
8

dit_sam7_coil7_Ndata_mean vs run

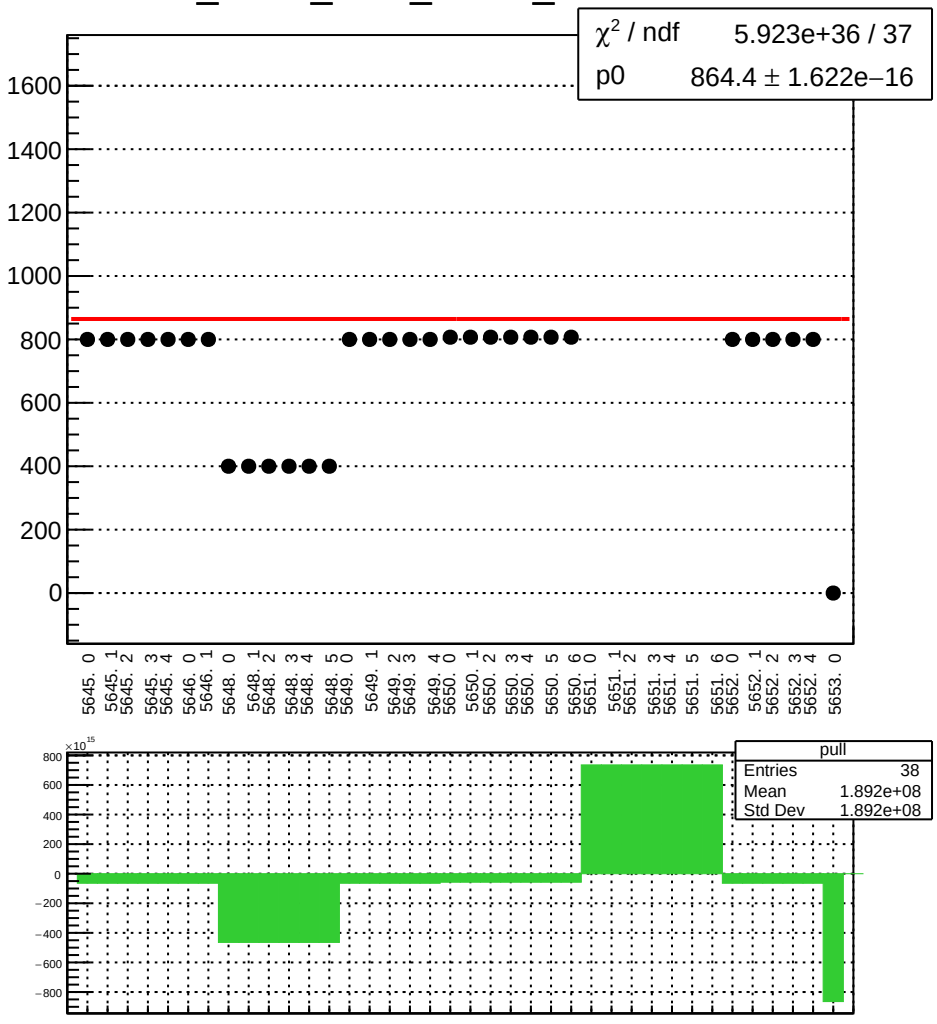

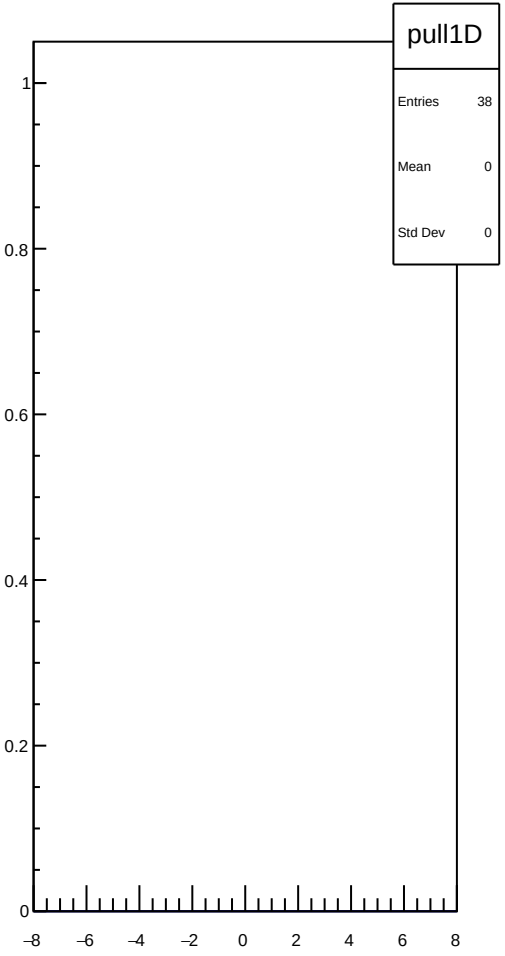

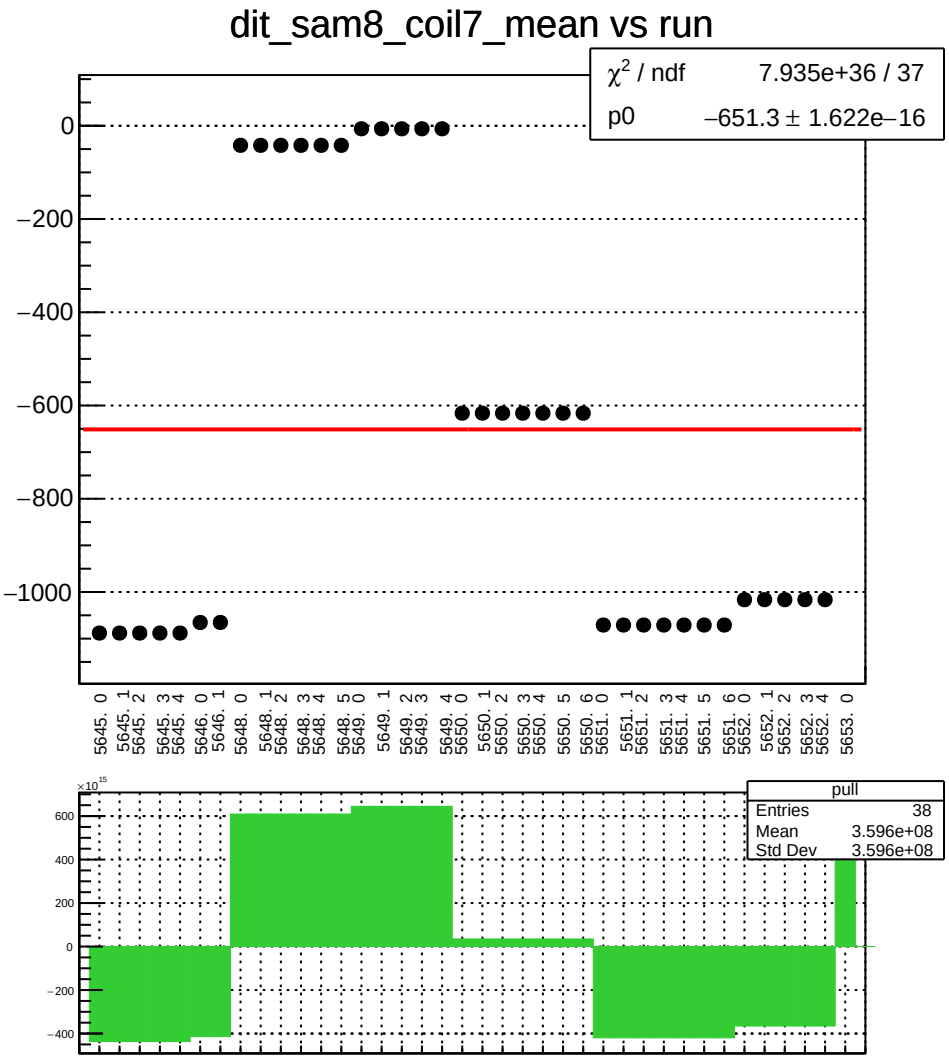
dit_sam8_coil7_mean vs run
χ² / ndf 7.935e+36 / 37
p0 −651.3 ± 1.622e−16
0
−200
−400
−600
−800
−1000
5645. 0
5645. 1
5645. 2
5645. 3
5645. 4
5646. 0
5646. 1
5648. 0
5648. 1
5648. 2
5648. 3
5648. 4
5648. 5
5649. 0
5649. 1
5649. 2
5649. 3
5649. 4
5650. 0
5650. 1
5650. 2
5650. 3
5650. 4
5650. 5
5650. 6
5651. 0
5651. 1
5651. 2
5651. 3
5651. 4
5651. 5
5651. 6
5652. 0
5652. 1
5652. 2
5652. 3
5652. 4
5653. 0
×10¹⁵
600
400
200
0
−200
−400
pull
Entries 38
Mean 3.596e+08
Std Dev 3.596e+08

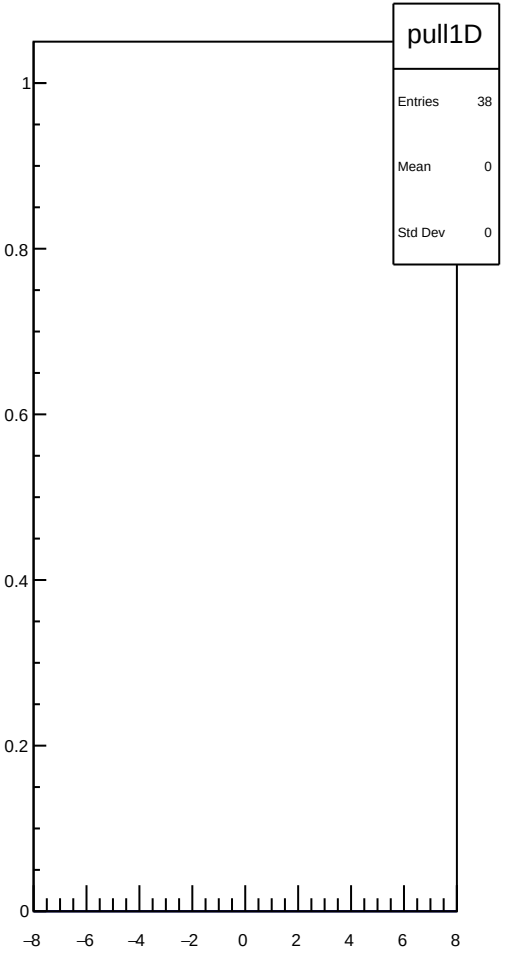
pull1D
Entries 38
Mean 0
Std Dev 0
1
0.8
0.6
0.4
0.2
0
−8
−6
−4
−2
0
2
4
6
8

dit_sam8_coil7_err_mean vs run

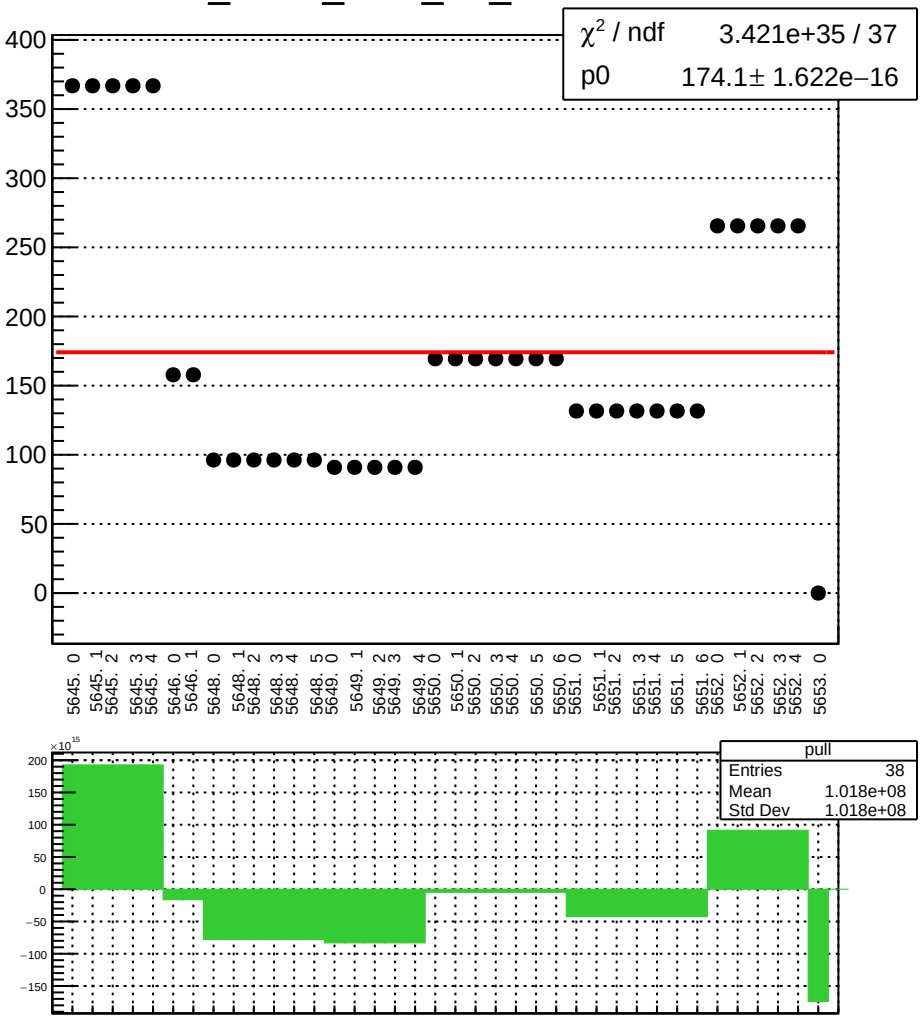

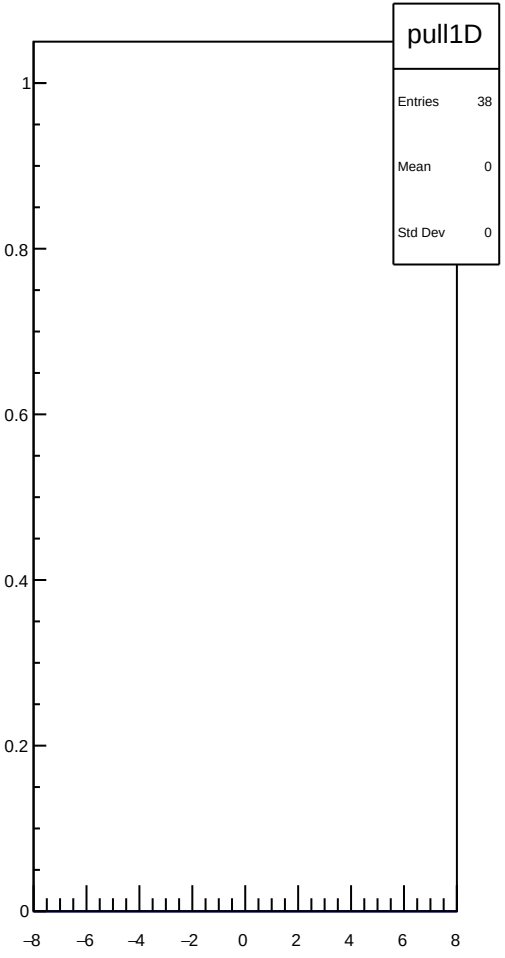

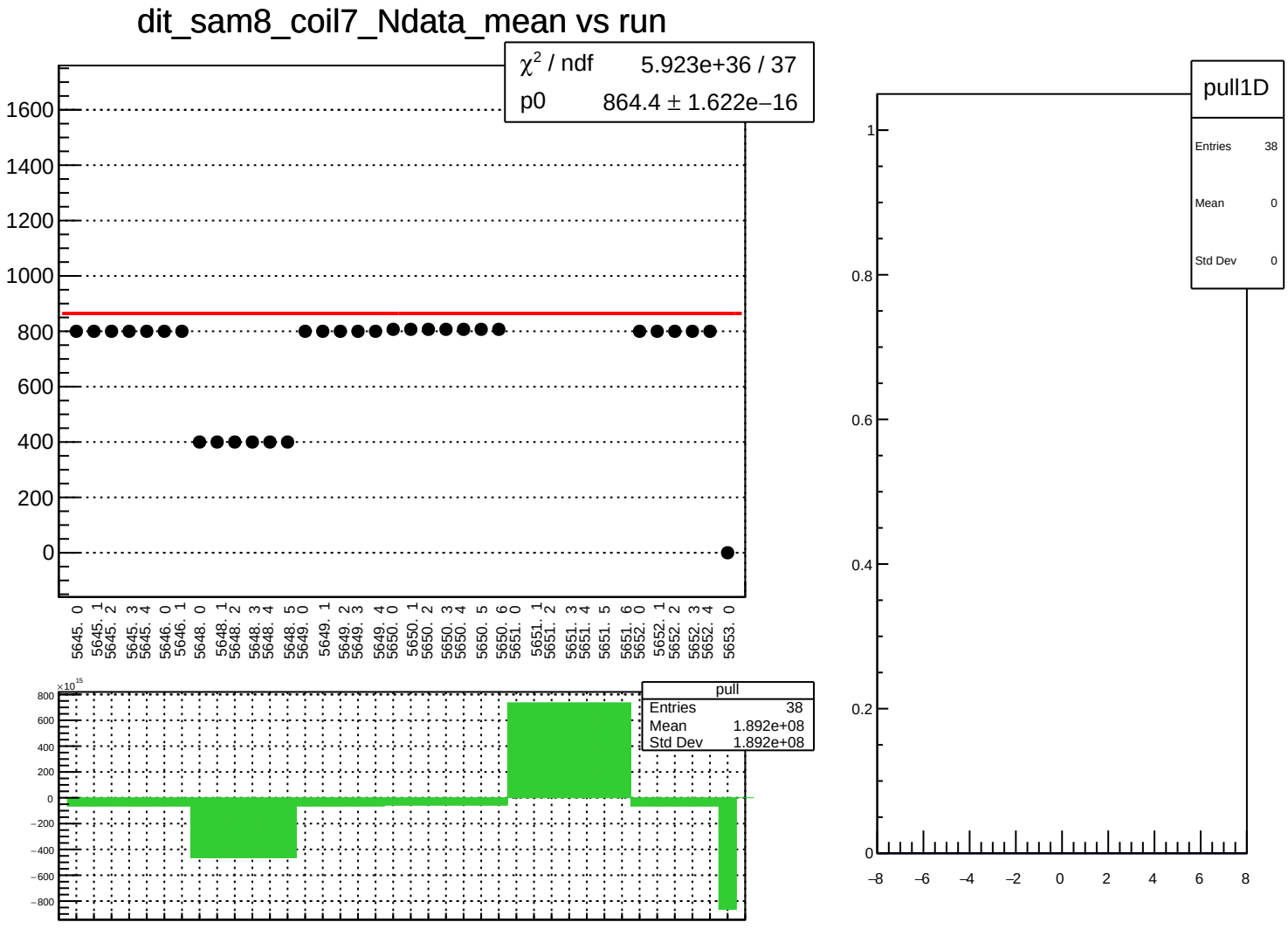
dit_sam8_coil7_Ndata_mean vs run
χ² / ndf 5.923e+36 / 37
p0 864.4 ± 1.622e−16
1600
1400
1200
1000
800
600
400
200
0
5645. 0
5645. 1
5645. 2
5645. 3
5645. 4
5646. 0
5646. 1
5648. 0
5648. 1
5648. 2
5648. 3
5648. 4
5648. 5
5649. 0
5649. 1
5649. 2
5649. 3
5649. 4
5650. 0
5650. 1
5650. 2
5650. 3
5650. 4
5650. 5
5650. 6
5651. 0
5651. 1
5651. 2
5651. 3
5651. 4
5651. 5
5651. 6
5652. 0
5652. 1
5652. 2
5652. 3
5652. 4
5653. 0
×10¹⁵
800
600
400
200
0
−200
−400
−600
−800
pull
Entries 38
Mean 1.892e+08
Std Dev 1.892e+08
pull1D
Entries 38
Mean 0
Std Dev 0
1
0.8
0.6
0.4
0.2
0
−8
−6
−4
−2
0
2
4
6
8

dit_4aX_coil4_mean vs run

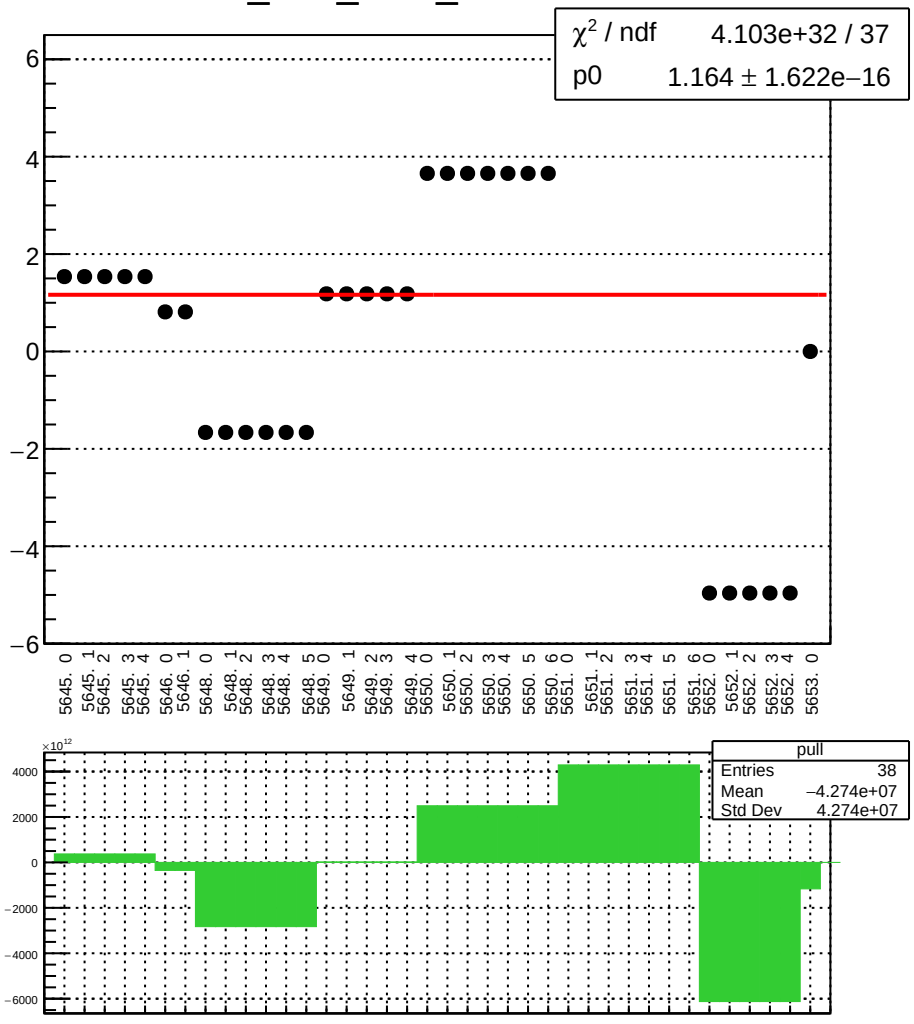

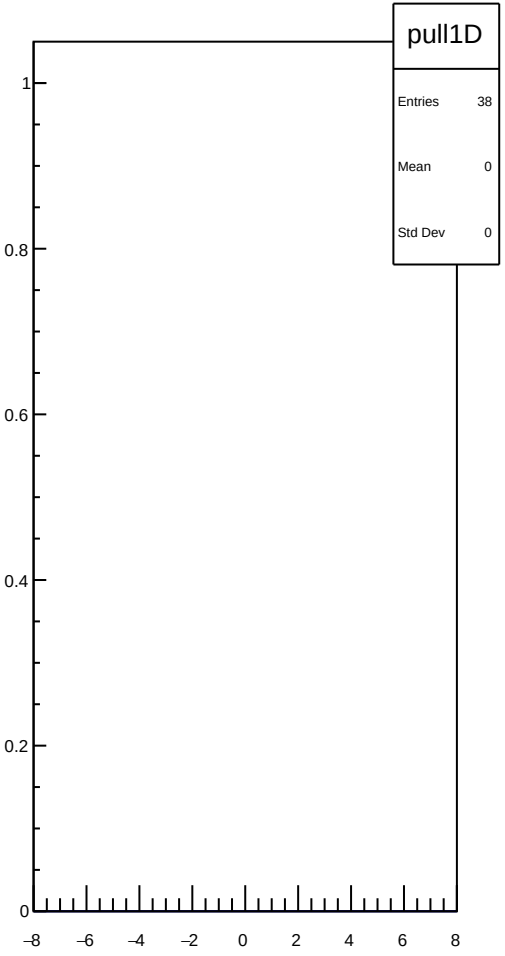

dit_4aX_coil4_err_mean vs run

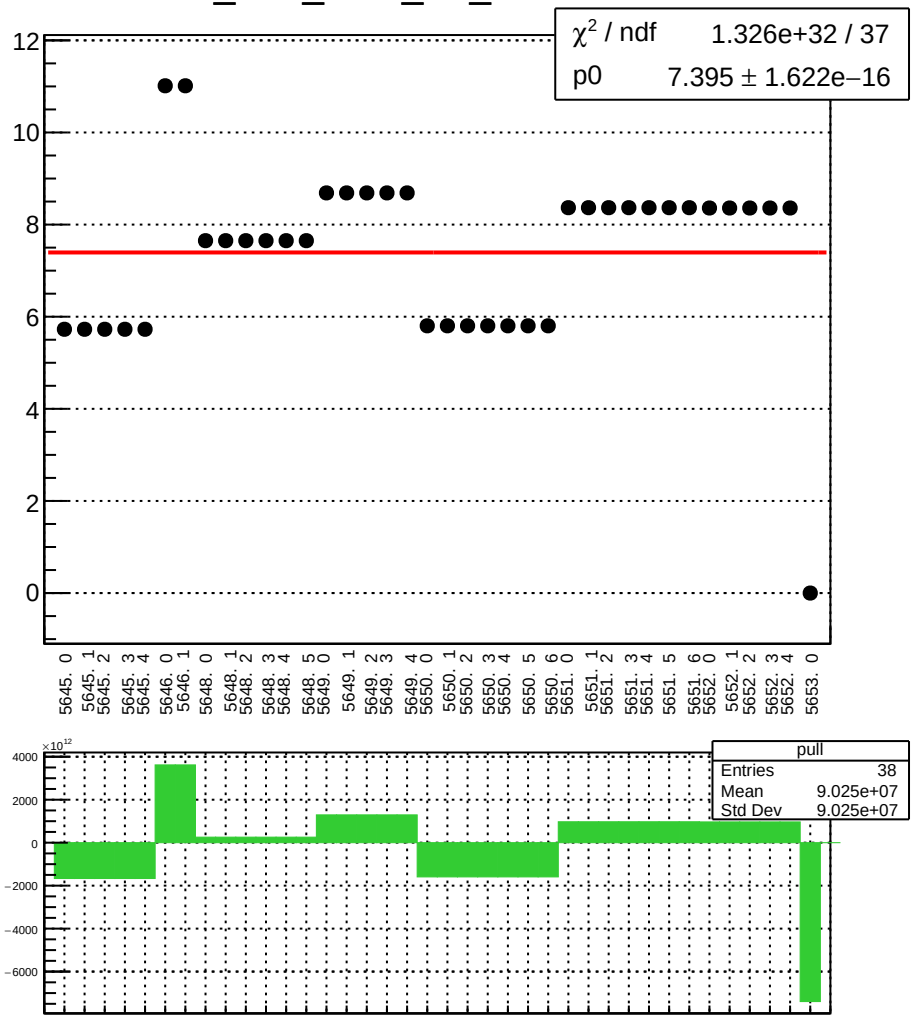

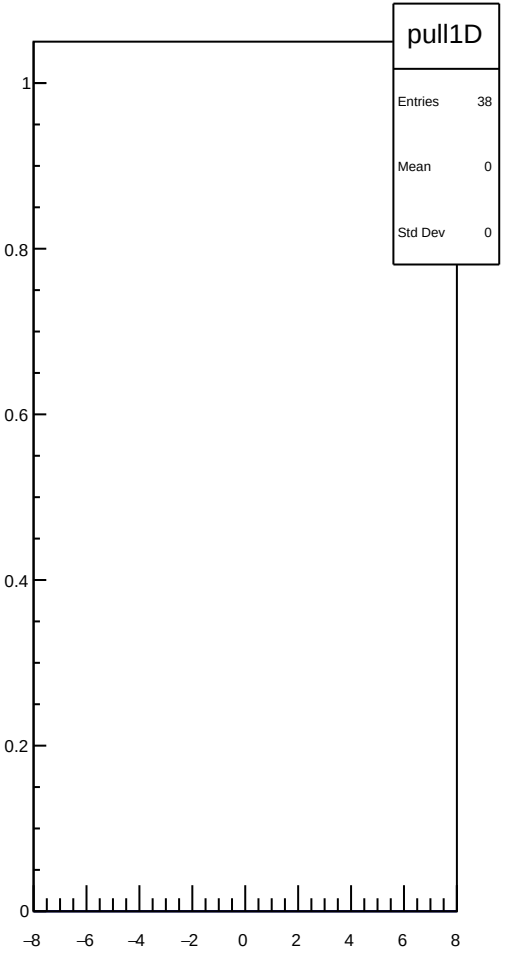

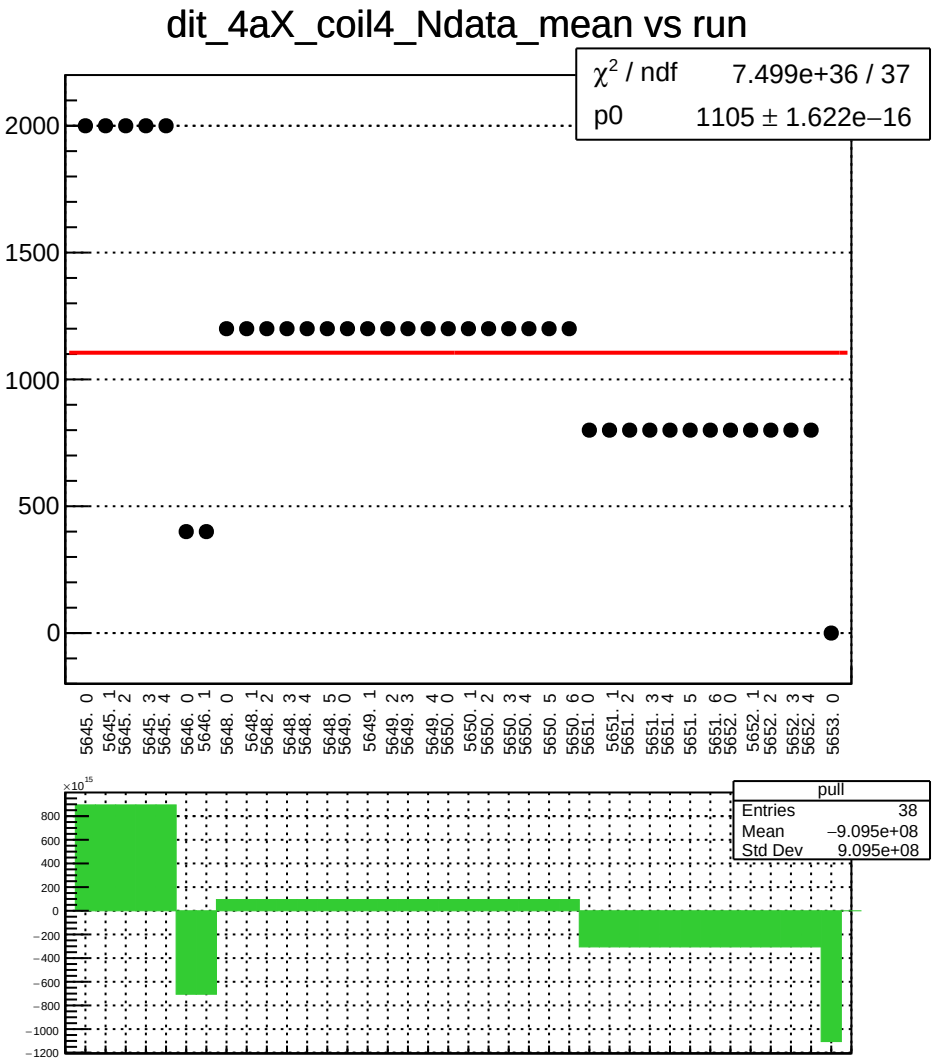
dit_4aX_coil4_Ndata_mean vs run
χ² / ndf 7.499e+36 / 37
p0 1105 ± 1.622e−16
2000
1500
1000
500
0
5645. 0
5645. 1
5645. 2
5645. 3
5645. 4
5646. 0
5646. 1
5648. 0
5648. 1
5648. 2
5648. 3
5648. 4
5648. 5
5649. 0
5649. 1
5649. 2
5649. 3
5649. 4
5650. 0
5650. 1
5650. 2
5650. 3
5650. 4
5650. 5
5650. 6
5651. 0
5651. 1
5651. 2
5651. 3
5651. 4
5651. 5
5651. 6
5652. 0
5652. 1
5652. 2
5652. 3
5652. 4
5653. 0
×10^15
800
600
400
200
0
−200
−400
−600
−800
−1000
−1200
pull
Entries 38
Mean −9.095e+08
Std Dev 9.095e+08

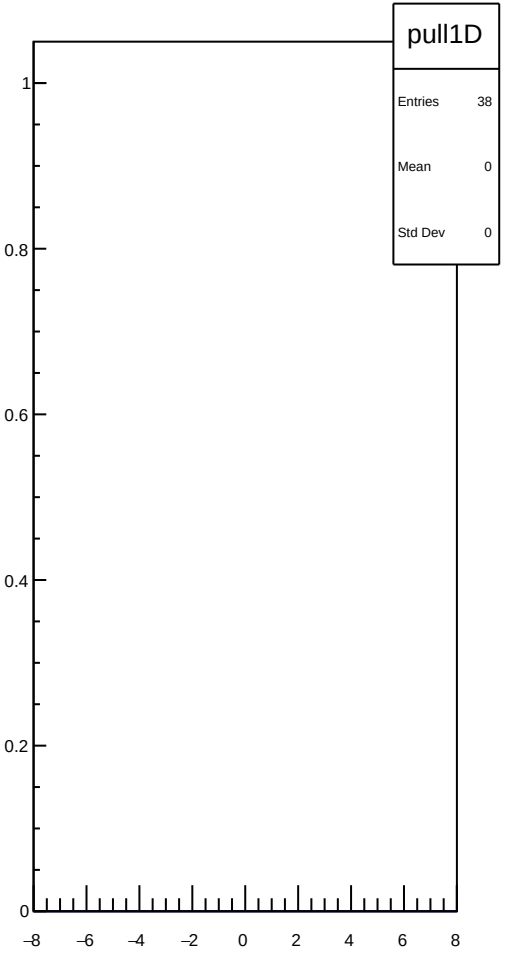
pull1D
Entries 38
Mean 0
Std Dev 0
1
0.8
0.6
0.4
0.2
0
−8
−6
−4
−2
0
2
4
6
8

dit_4eX_coil4_mean vs run

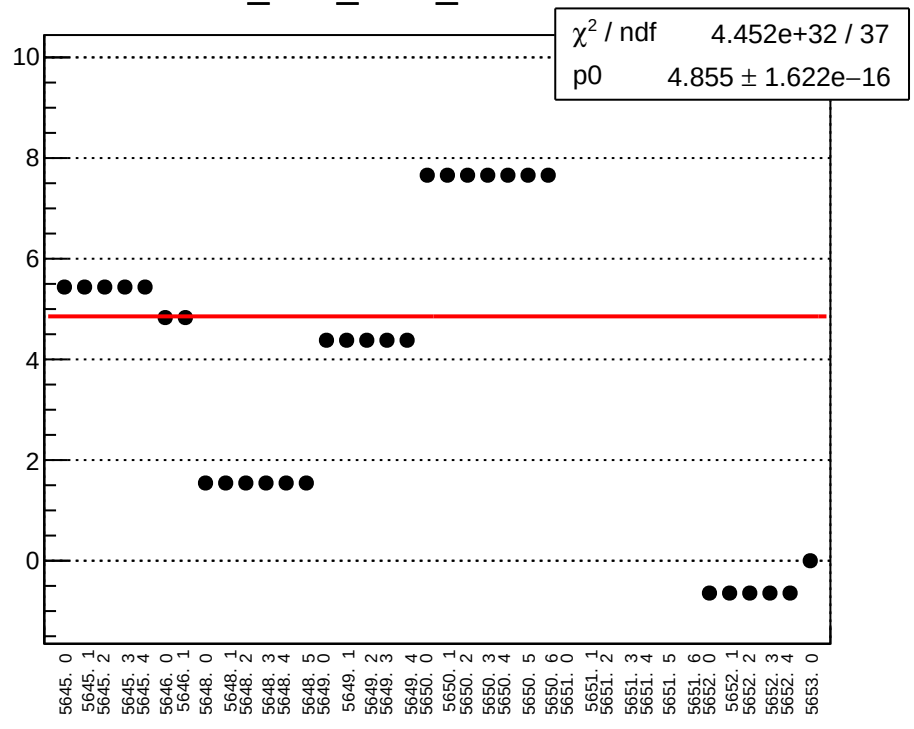

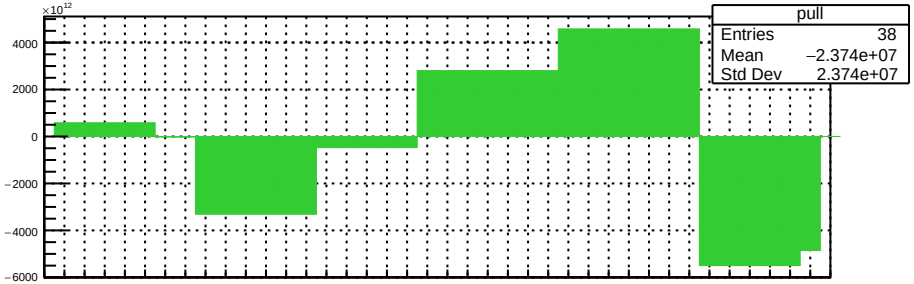

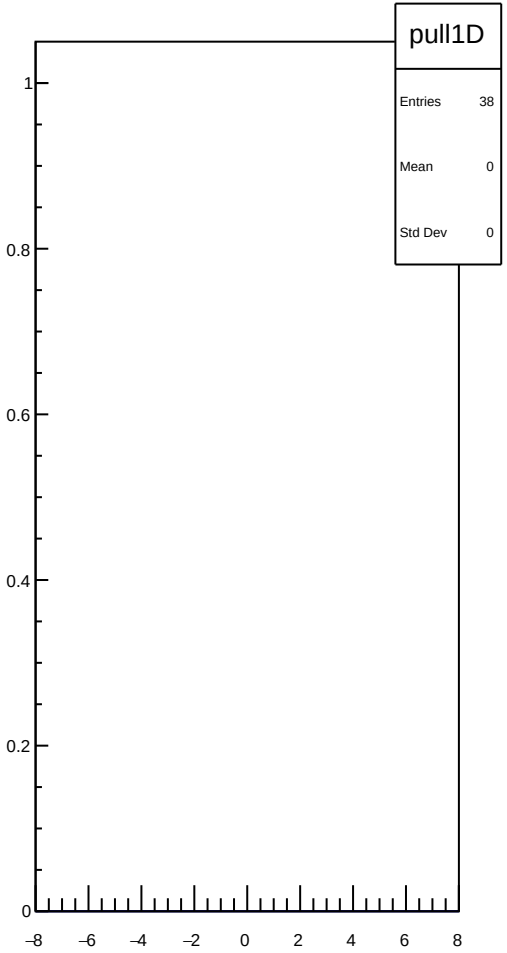

dit_4eX_coil4_err_mean vs run

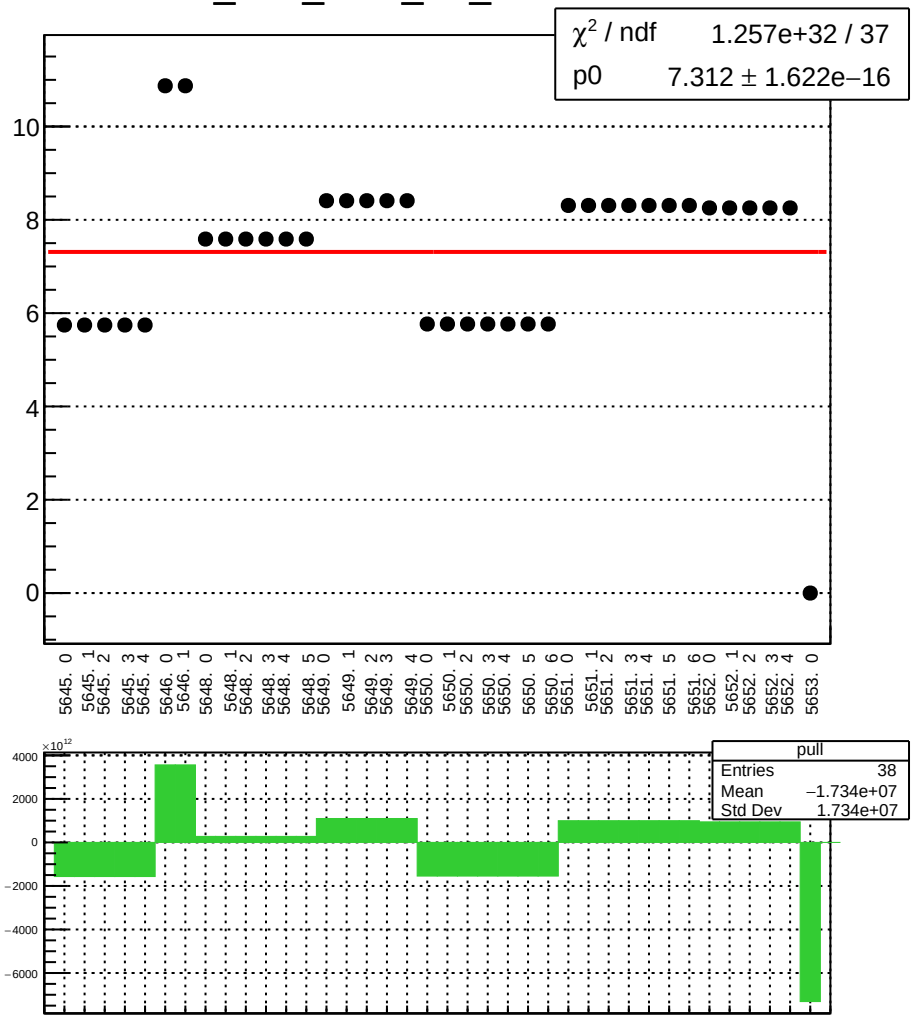

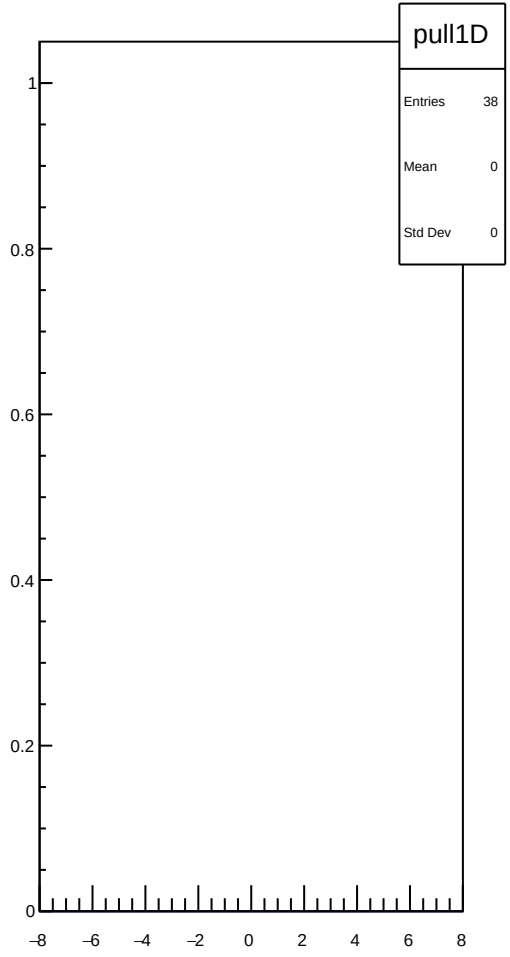

dit_4eX_coil4_Ndata_mean vs run

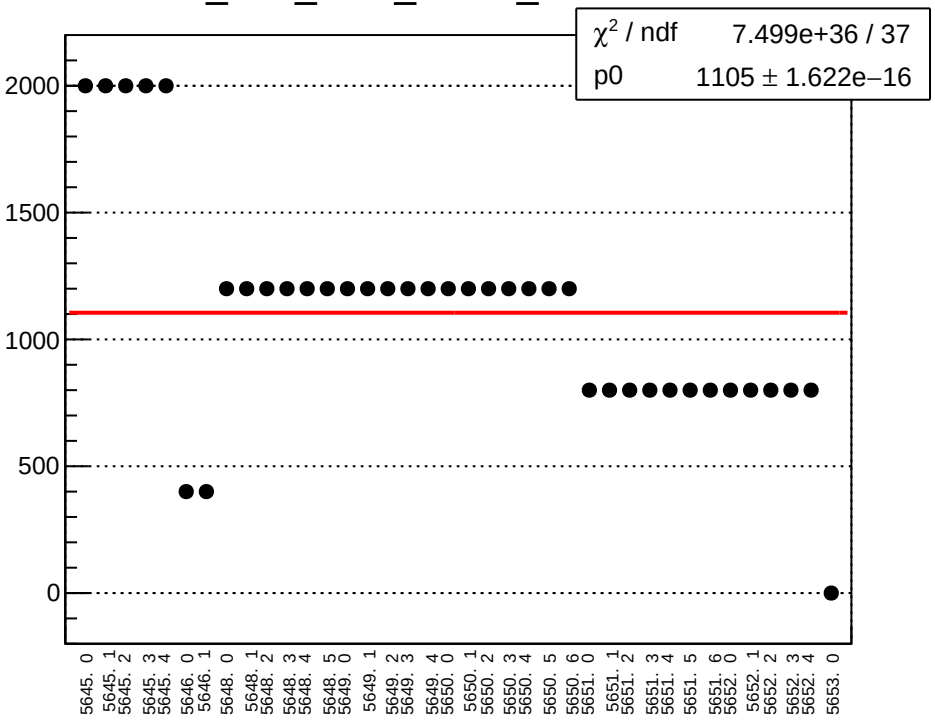

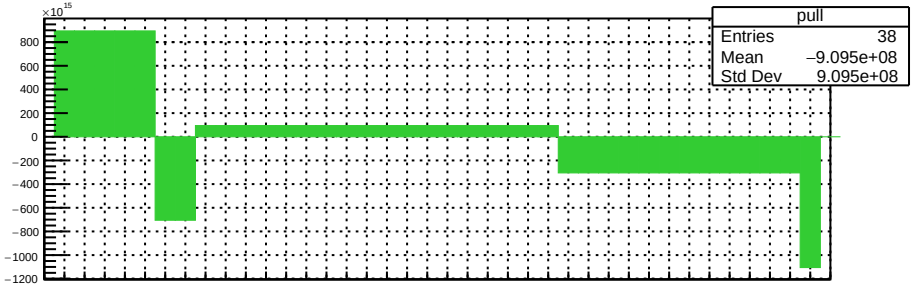

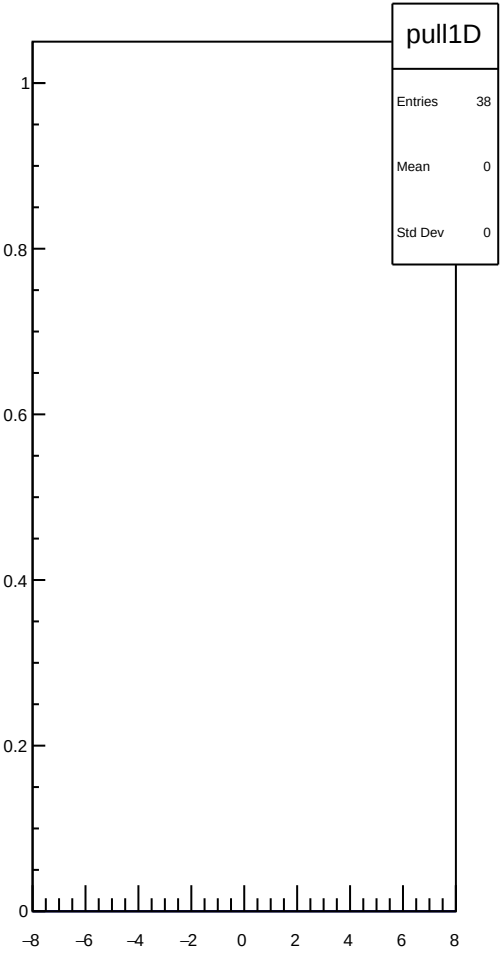

dit_11X12X_coil4_mean vs run

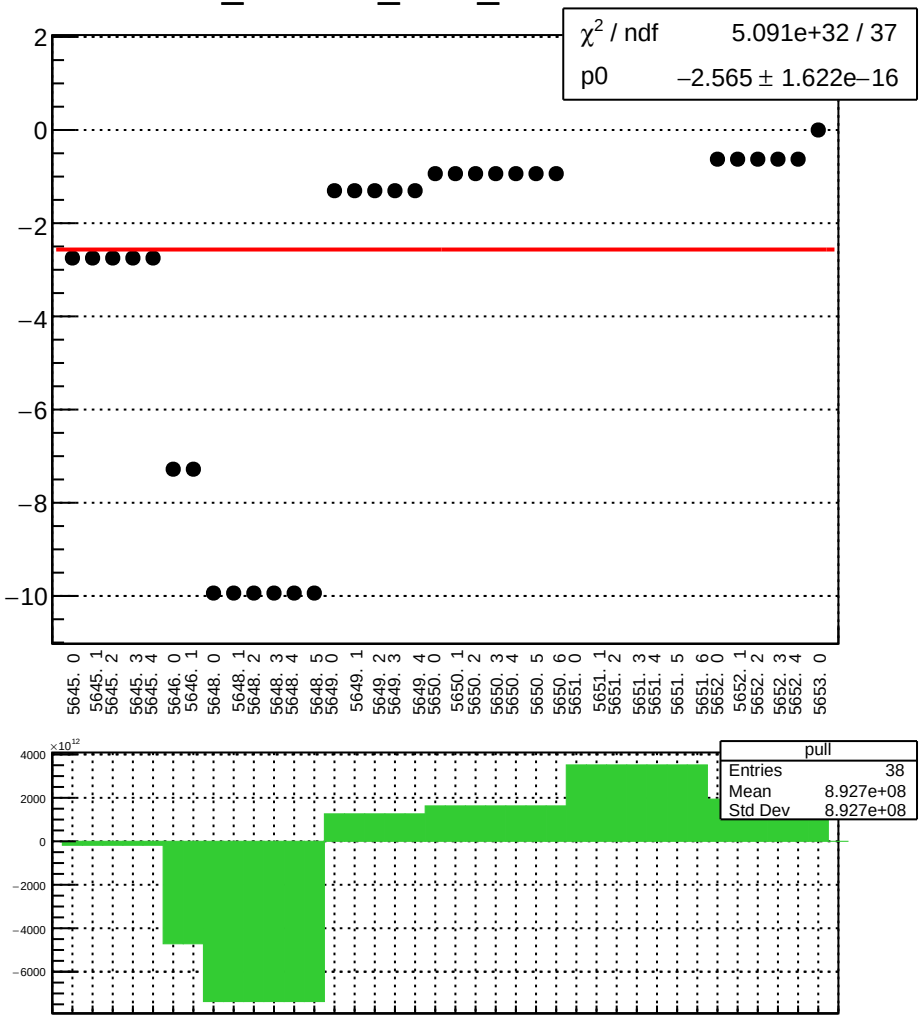

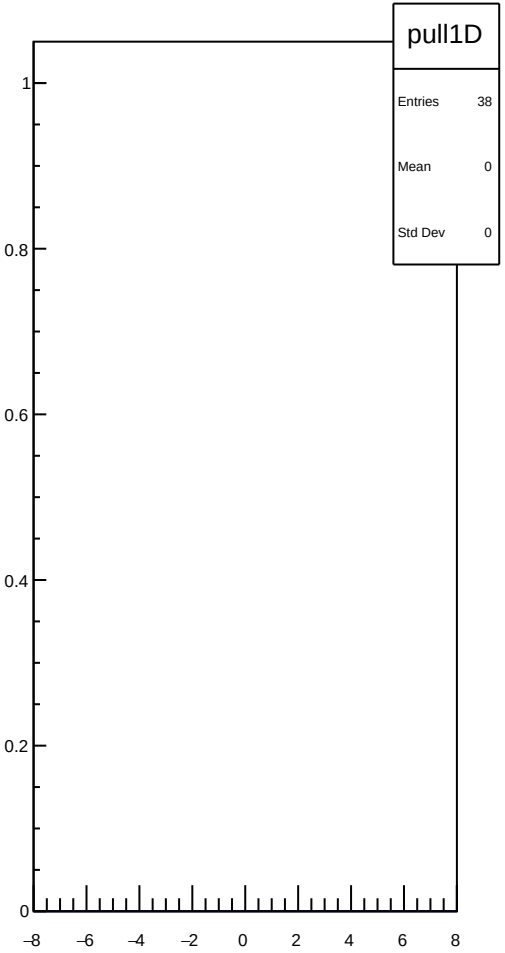

dit_11X12X_coil4_err_mean vs run

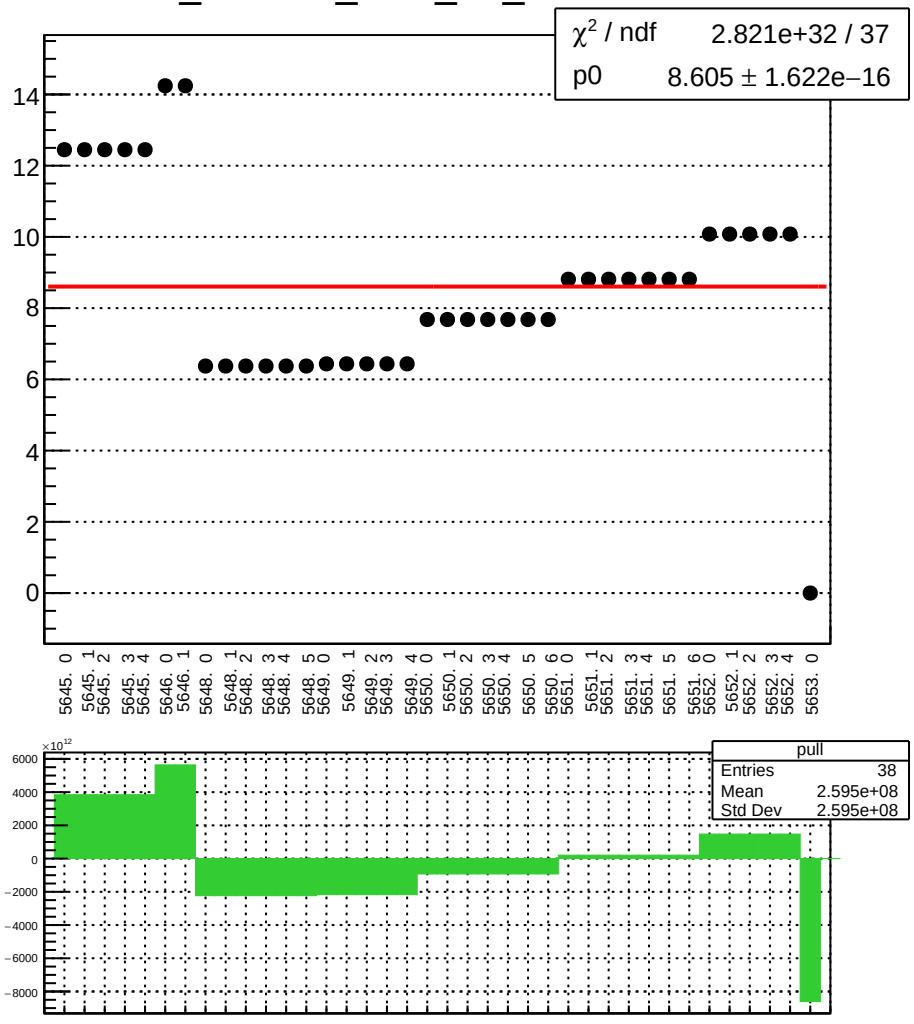

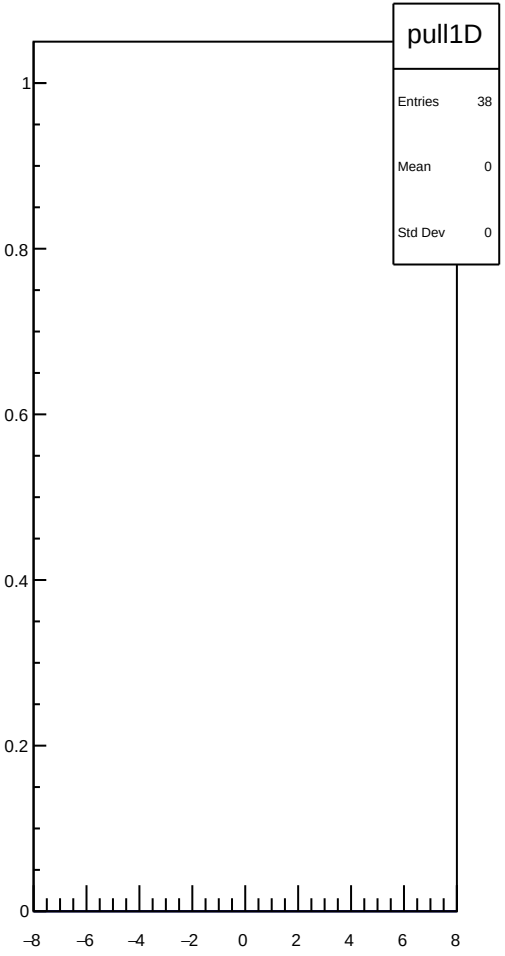

dit_11X12X_coil4_Ndata_mean vs run

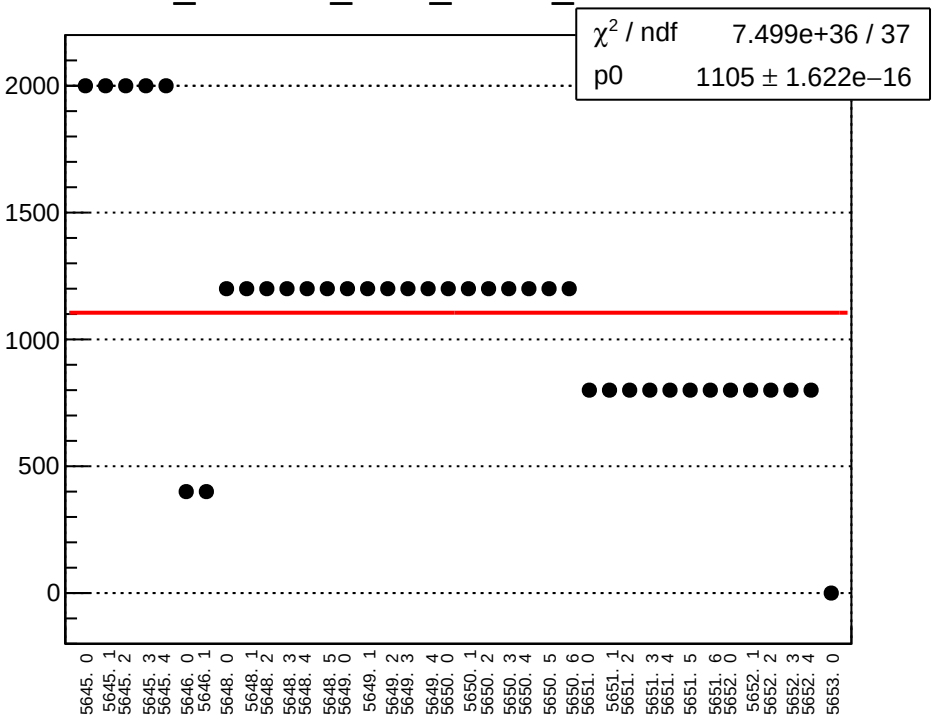

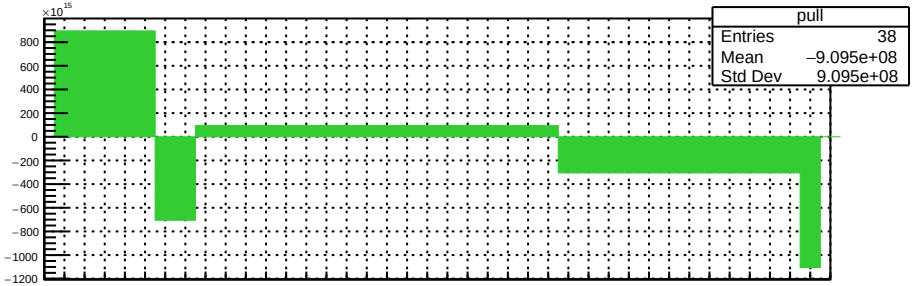

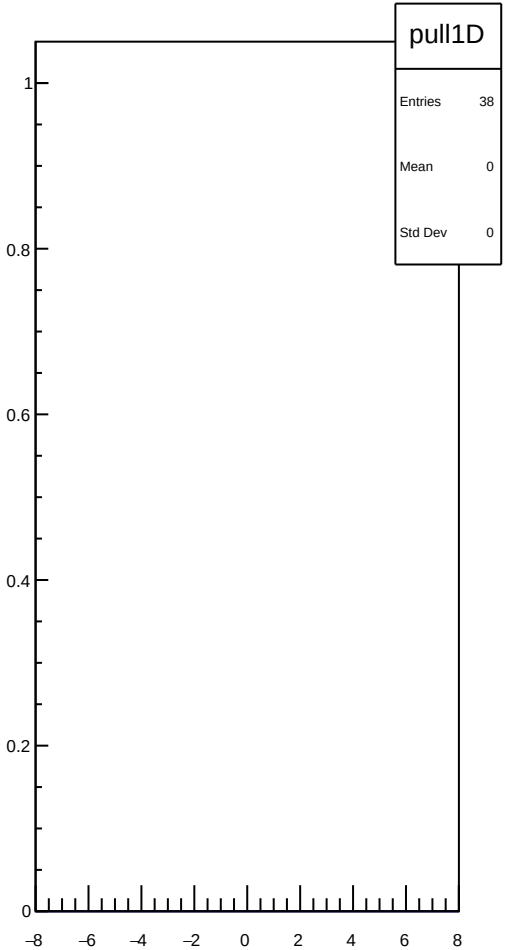

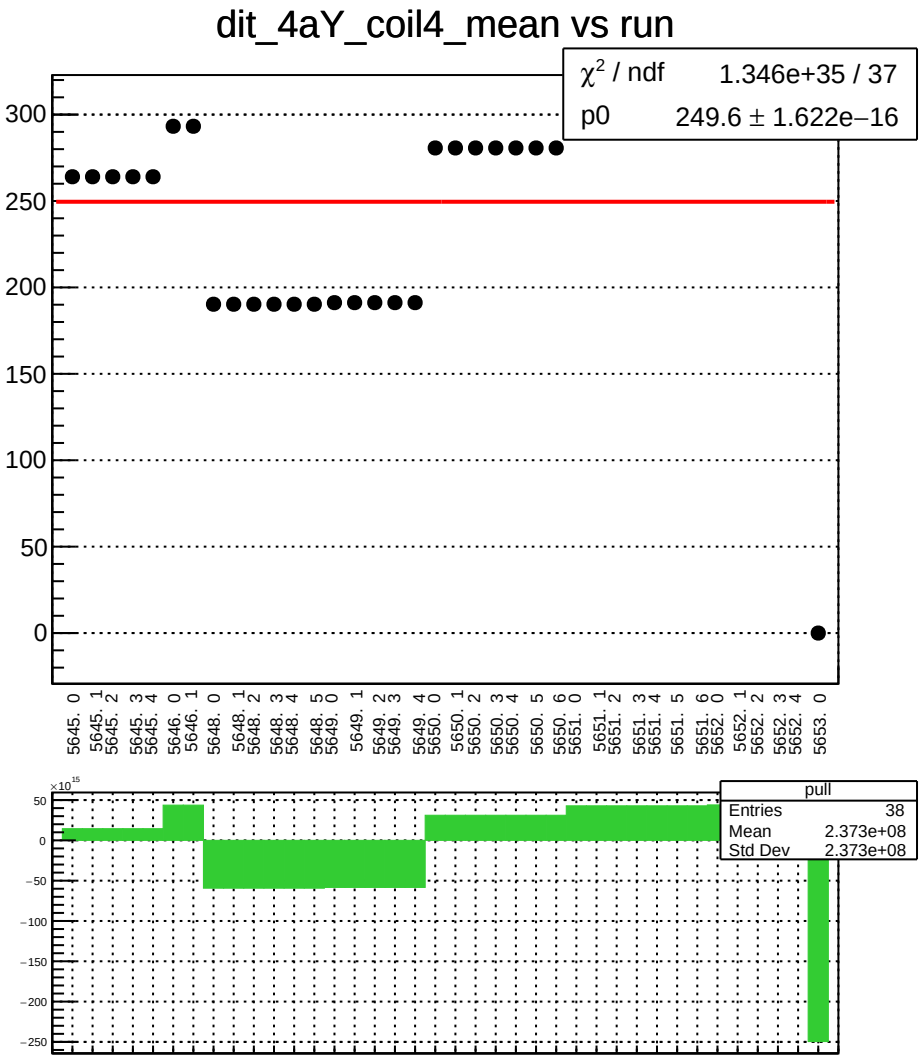
dit_4aY_coil4_mean vs run
χ² / ndf 1.346e+35 / 37
p0 249.6 ± 1.622e−16
300
250
200
150
100
50
0
5645. 0
5645. 1
5645. 2
5645. 3
5645. 4
5646. 0
5646. 1
5648. 0
5648. 1
5648. 2
5648. 3
5648. 4
5648. 5
5649. 0
5649. 1
5649. 2
5649. 3
5649. 4
5650. 0
5650. 1
5650. 2
5650. 3
5650. 4
5650. 5
5650. 6
5651. 0
5651. 1
5651. 2
5651. 3
5651. 4
5651. 5
5651. 6
5652. 0
5652. 1
5652. 2
5652. 3
5652. 4
5653. 0
×10¹⁵
50
0
−50
−100
−150
−200
−250
pull
Entries 38
Mean 2.373e+08
Std Dev 2.373e+08

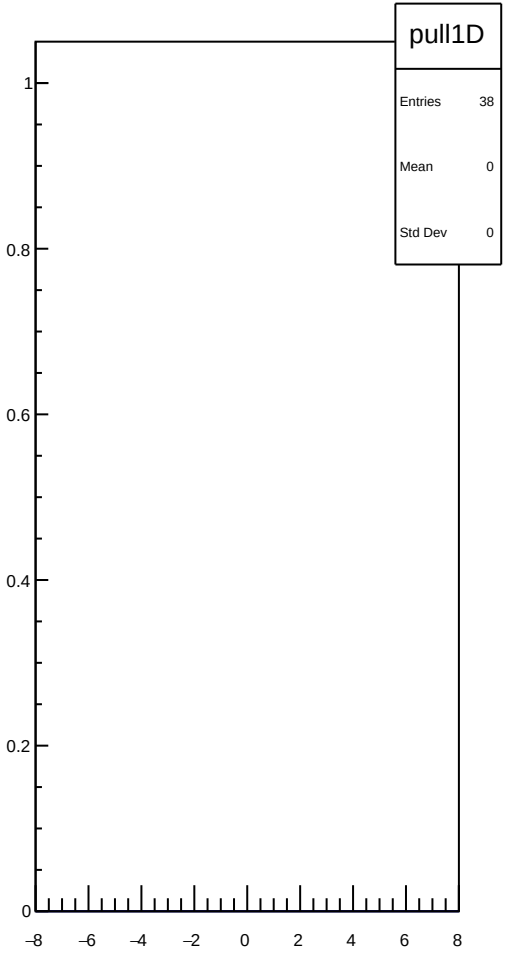
pull1D
Entries 38
Mean 0
Std Dev 0
1
0.8
0.6
0.4
0.2
0
−8
−6
−4
−2
0
2
4
6
8

dit_4aY_coil4_err_mean vs run

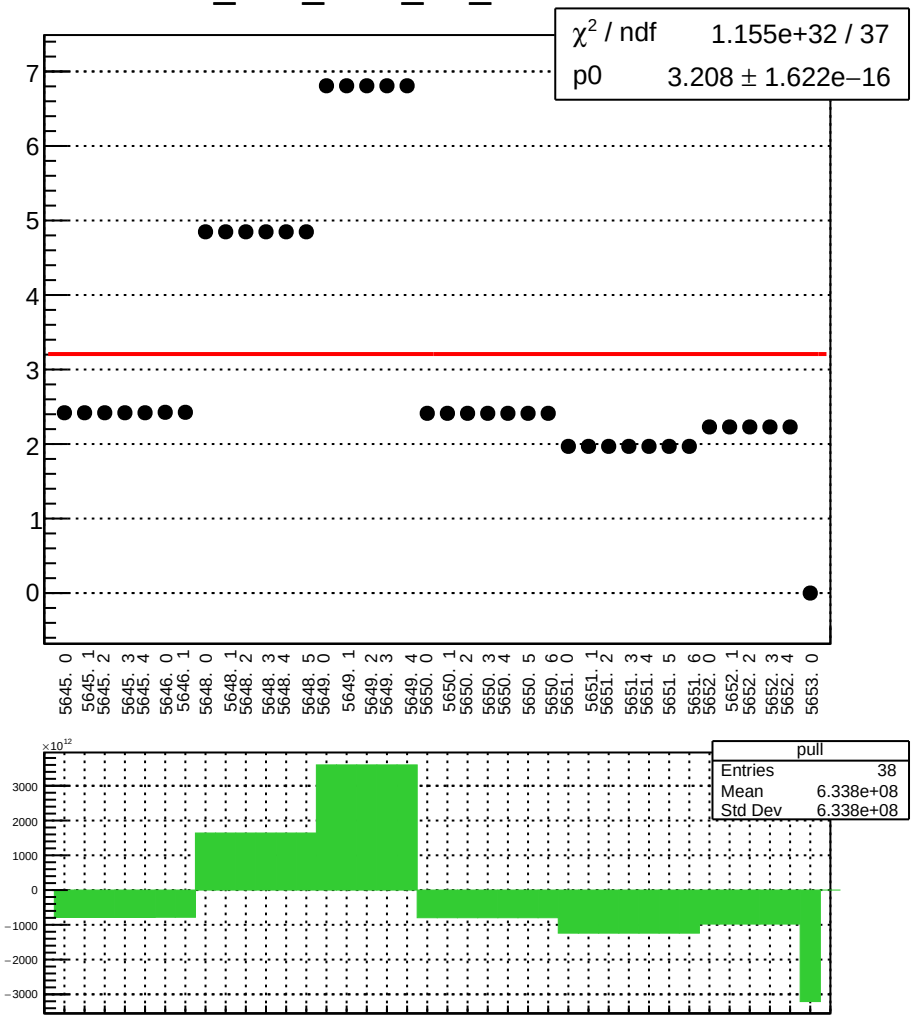

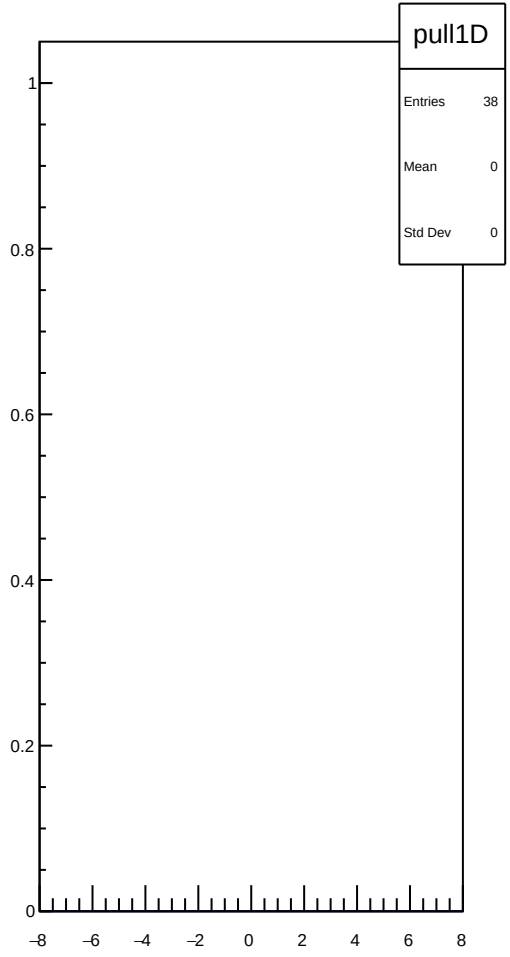

dit_4aY_coil4_Ndata_mean vs run

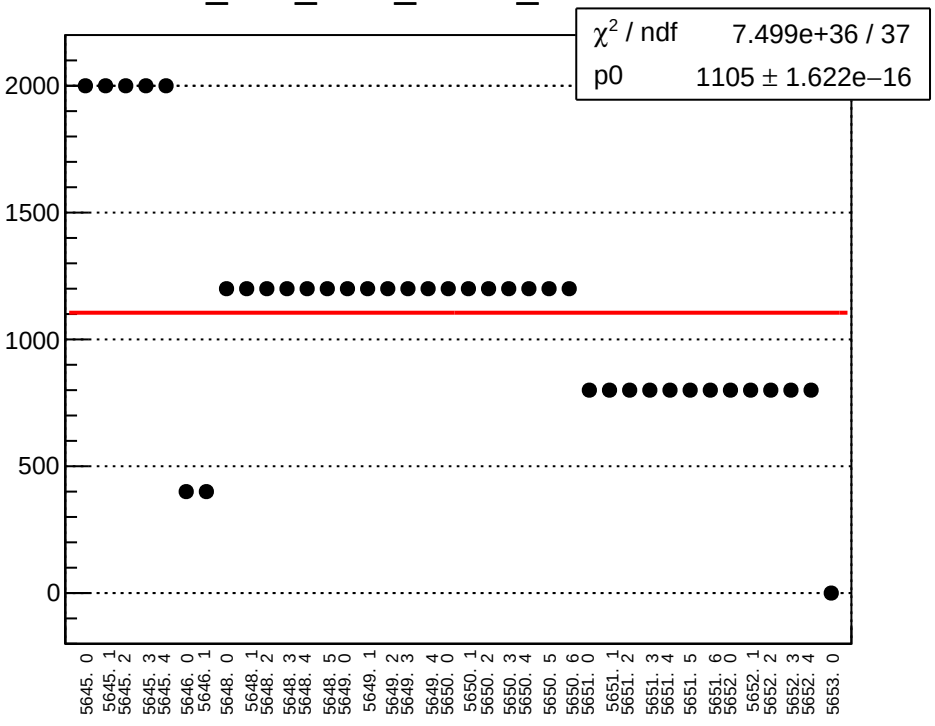

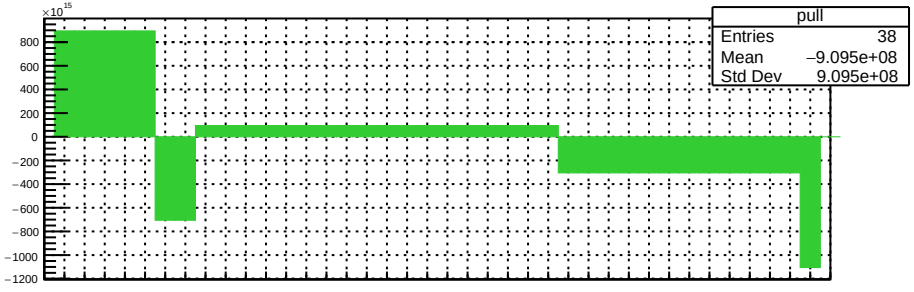

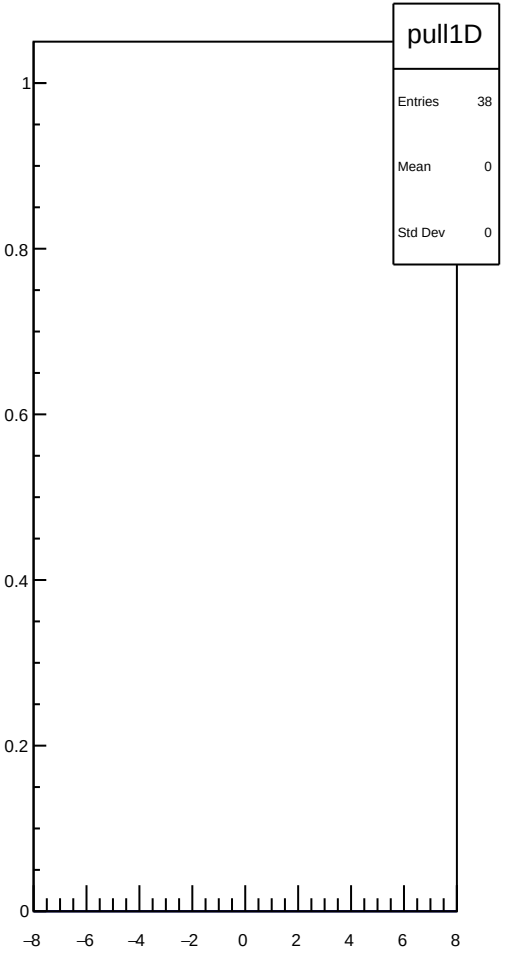

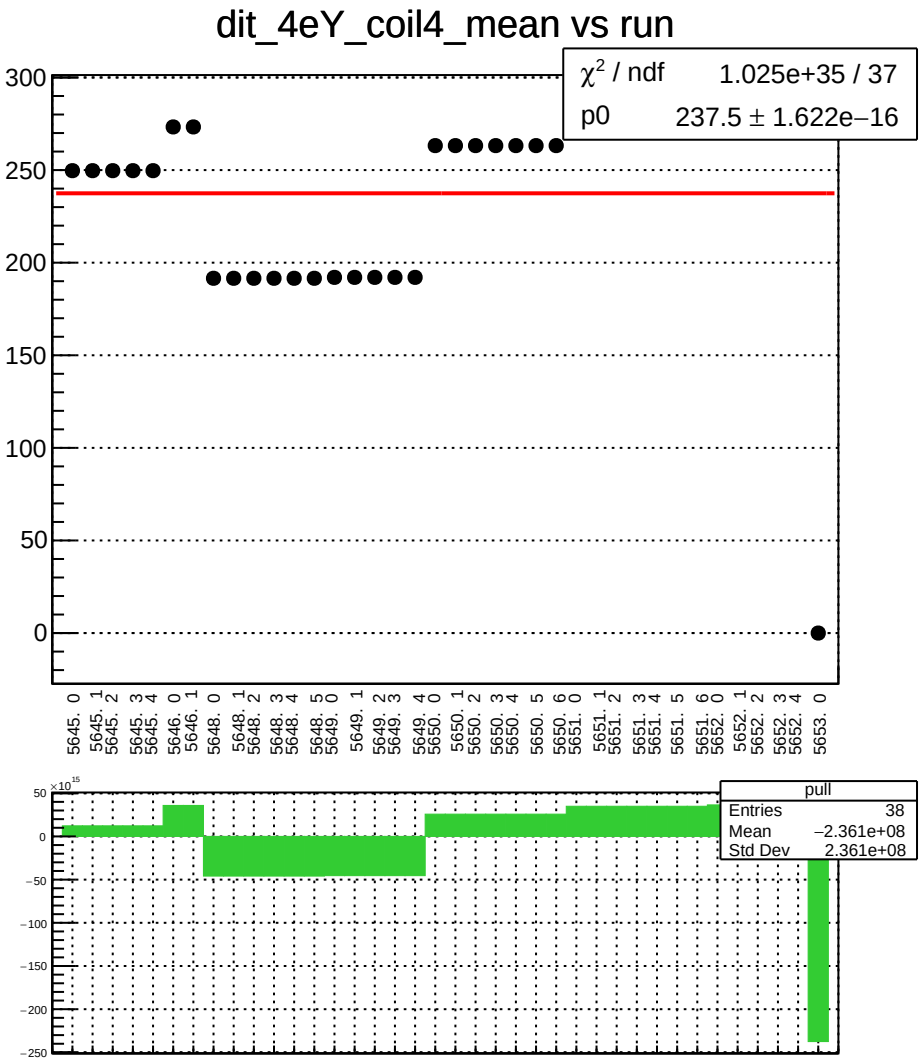
dit_4eY_coil4_mean vs run
χ² / ndf 1.025e+35 / 37
p0 237.5 ± 1.622e−16
300
250
200
150
100
50
0
5645. 0
5645. 1
5645. 2
5645. 3
5645. 4
5646. 0
5646. 1
5648. 0
5648. 1
5648. 2
5648. 3
5648. 4
5648. 5
5649. 0
5649. 1
5649. 2
5649. 3
5649. 4
5650. 0
5650. 1
5650. 2
5650. 3
5650. 4
5650. 5
5650. 6
5651. 0
5651. 1
5651. 2
5651. 3
5651. 4
5651. 5
5651. 6
5652. 0
5652. 1
5652. 2
5652. 3
5652. 4
5653. 0
×10¹⁵
50
0
−50
−100
−150
−200
−250
pull
Entries 38
Mean −2.361e+08
Std Dev 2.361e+08

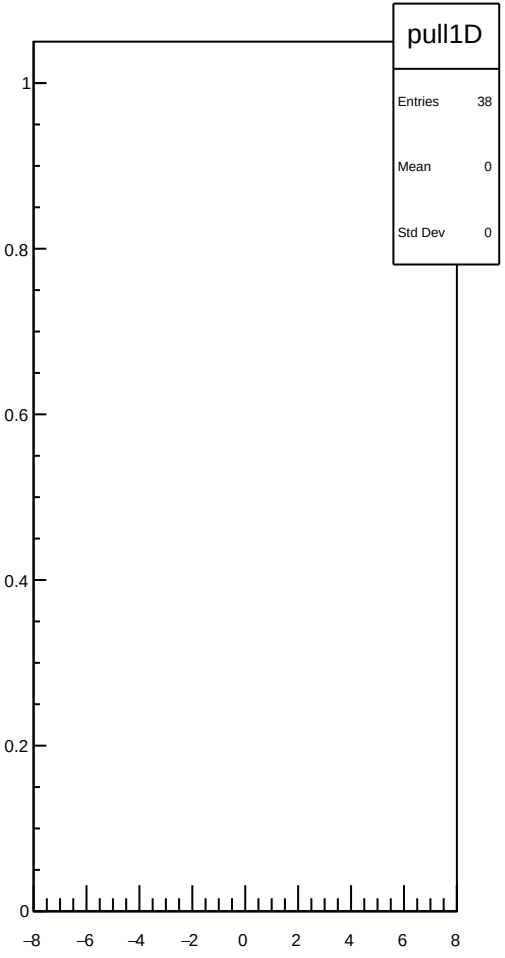
pull1D
Entries 38
Mean 0
Std Dev 0
1
0.8
0.6
0.4
0.2
0
−8
−6
−4
−2
0
2
4
6
8

dit_4eY_coil4_err_mean vs run

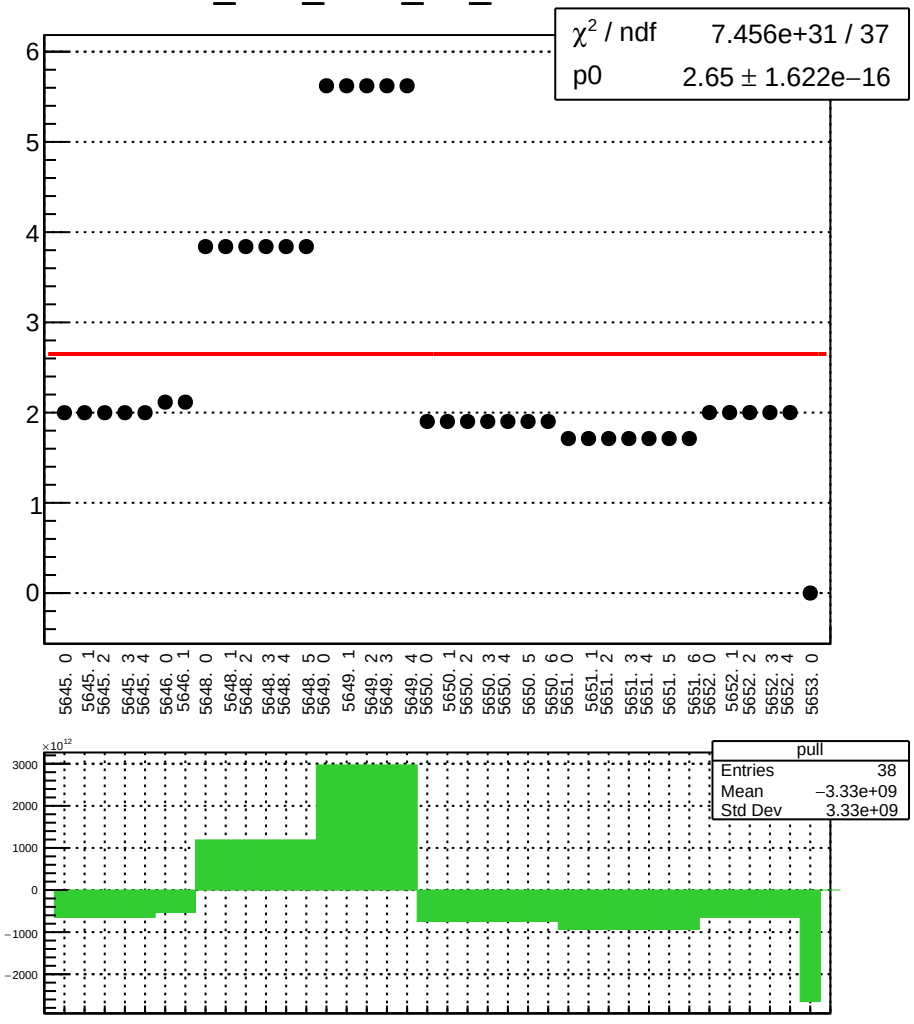

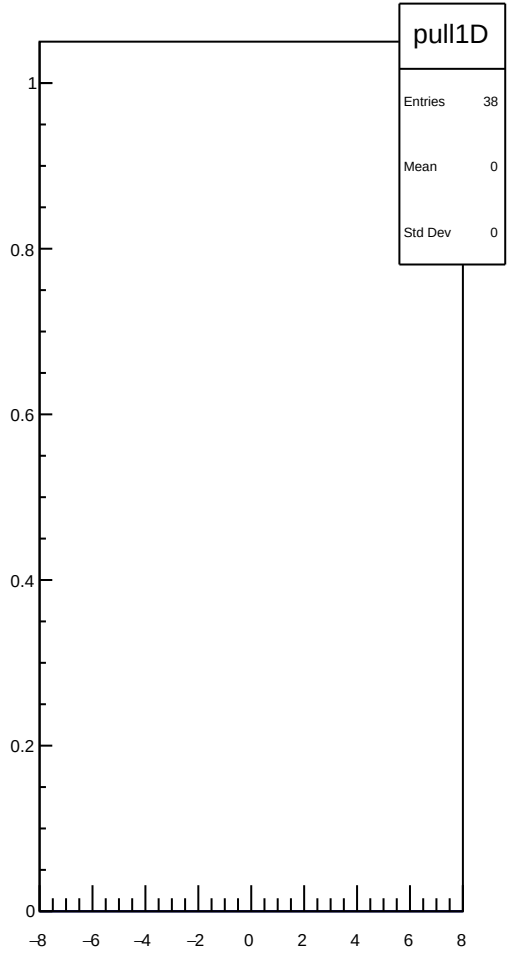

dit_4eY_coil4_Ndata_mean vs run

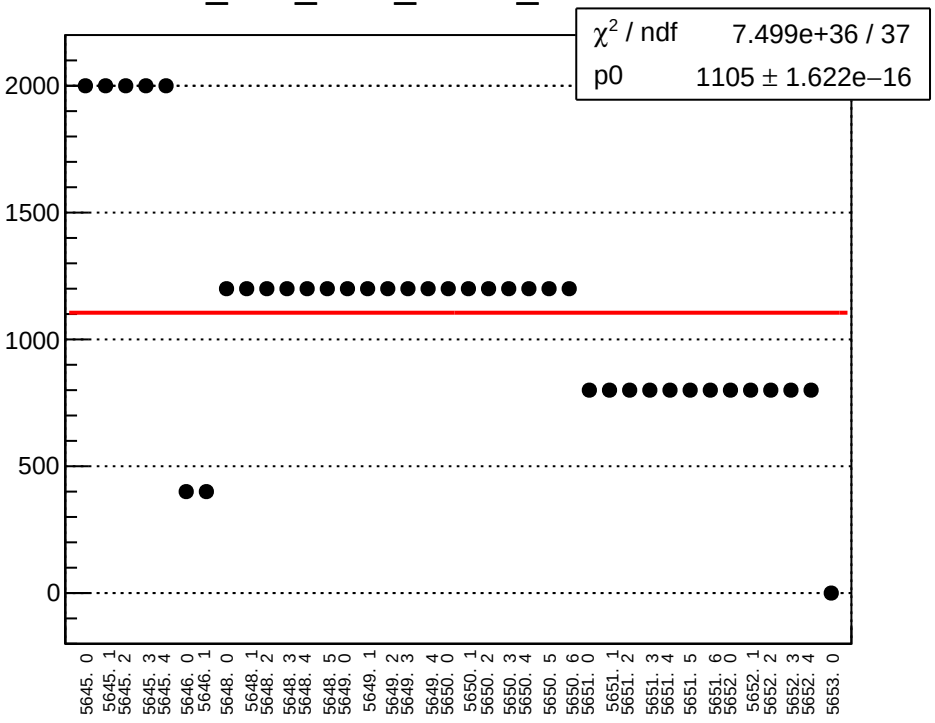

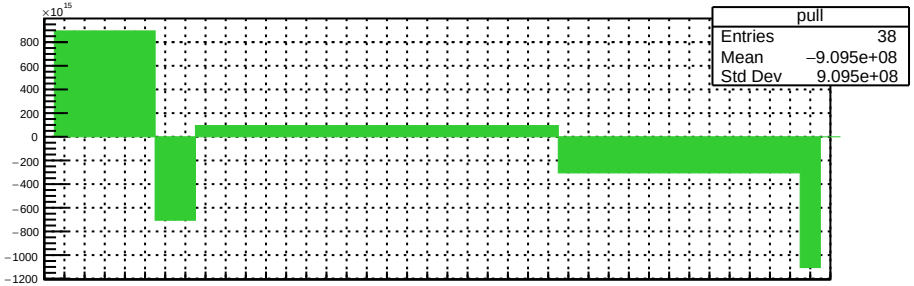

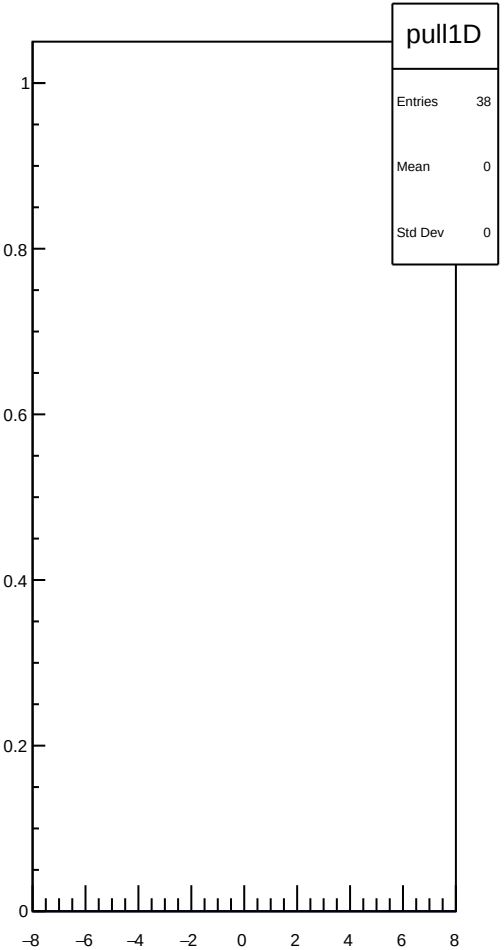

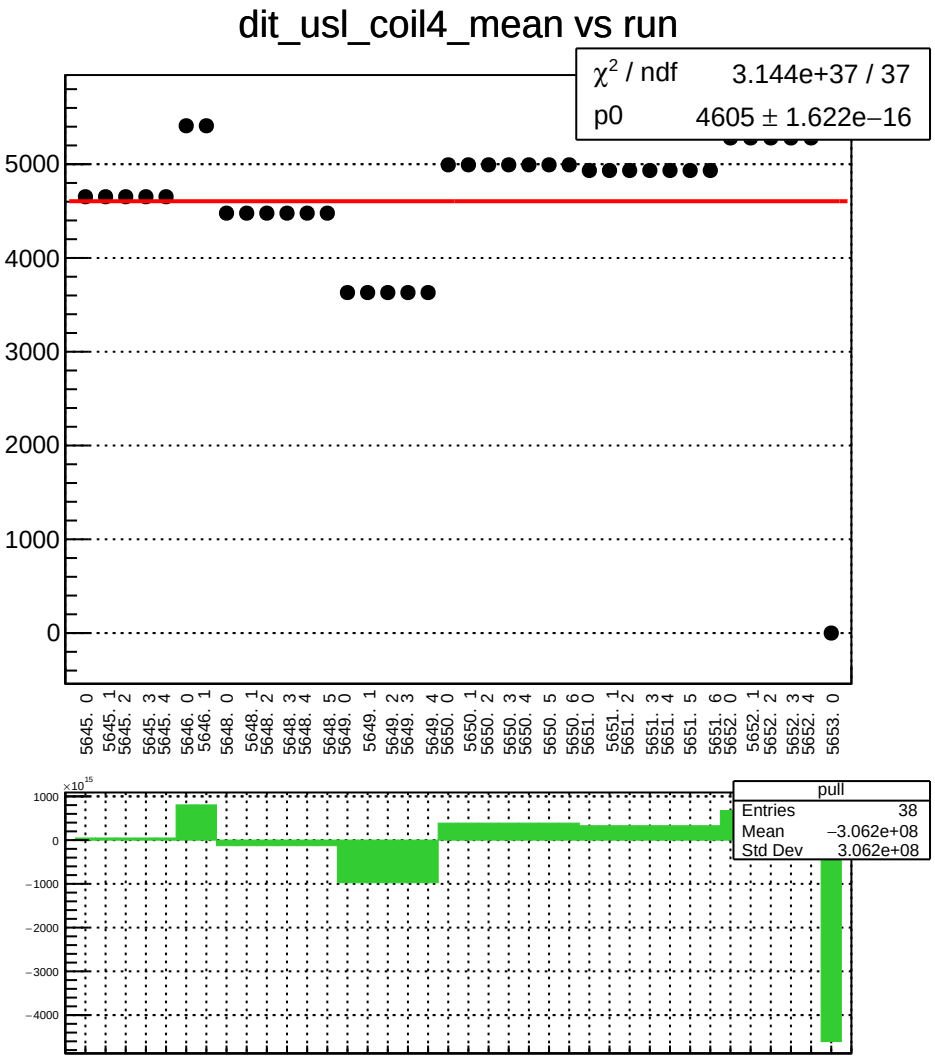
dit_usl_coil4_mean vs run
χ² / ndf 3.144e+37 / 37
p0 4605 ± 1.622e−16
5000
4000
3000
2000
1000
0
5645. 0
5645. 1
5645. 2
5645. 3
5645. 4
5646. 0
5646. 1
5648. 0
5648. 1
5648. 2
5648. 3
5648. 4
5648. 5
5649. 0
5649. 1
5649. 2
5649. 3
5649. 4
5650. 0
5650. 1
5650. 2
5650. 3
5650. 4
5650. 5
5650. 6
5651. 0
5651. 1
5651. 2
5651. 3
5651. 4
5651. 5
5651. 6
5652. 0
5652. 1
5652. 2
5652. 3
5652. 4
5653. 0
×10¹⁵
1000
0
−1000
−2000
−3000
−4000
pull
Entries 38
Mean −3.062e+08
Std Dev 3.062e+08

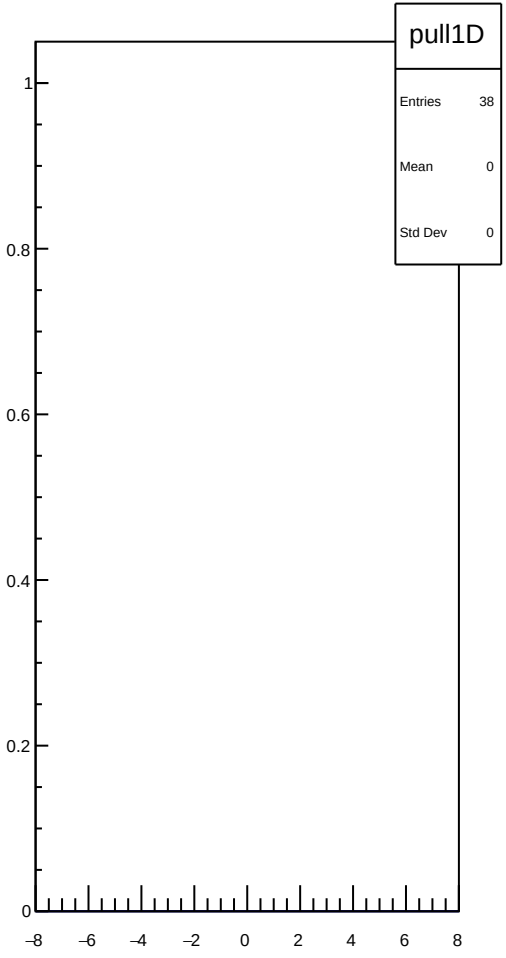
pull1D
Entries 38
Mean 0
Std Dev 0
1
0.8
0.6
0.4
0.2
0
−8
−6
−4
−2
0
2
4
6
8

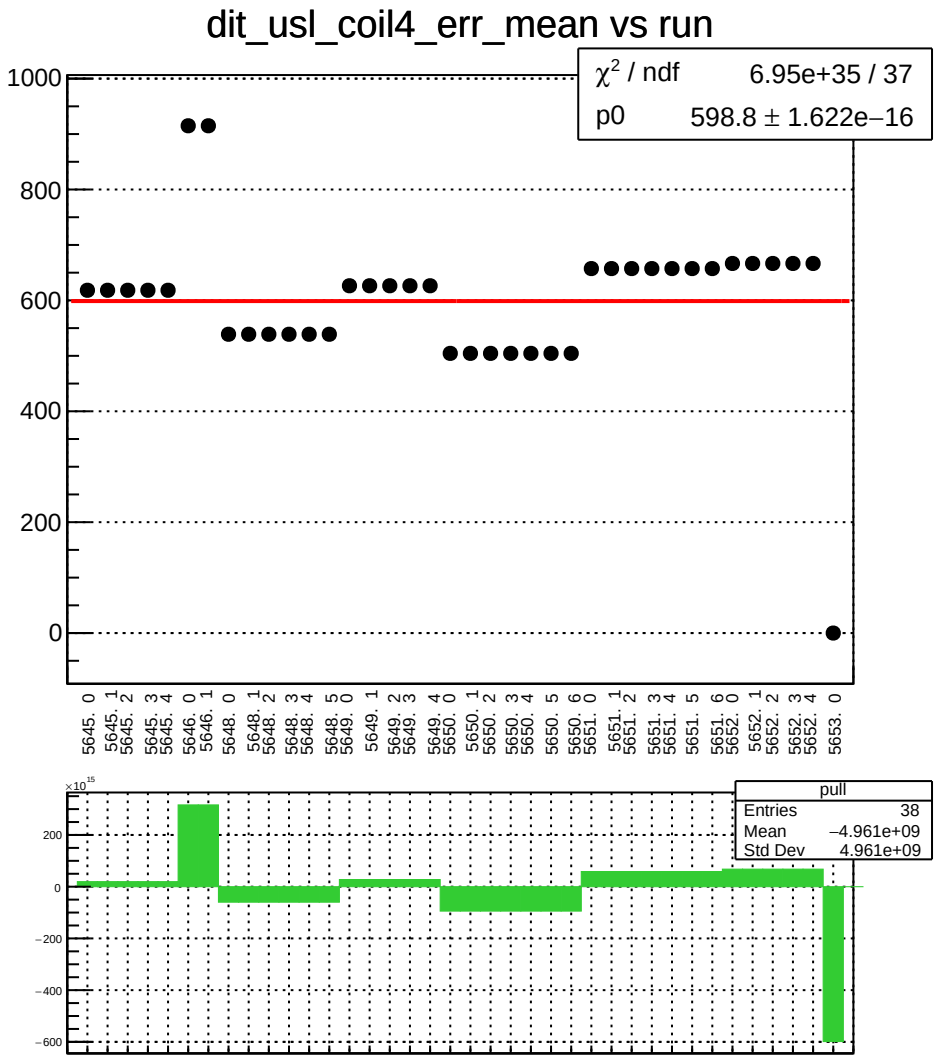
dit_usl_coil4_err_mean vs run
χ² / ndf 6.95e+35 / 37
p0 598.8 ± 1.622e−16
1000
800
600
400
200
0
5645. 0
5645. 1
5645. 2
5645. 3
5645. 4
5646. 0
5646. 1
5648. 0
5648. 1
5648. 2
5648. 3
5648. 4
5648. 5
5649. 0
5649. 1
5649. 2
5649. 3
5649. 4
5650. 0
5650. 1
5650. 2
5650. 3
5650. 4
5650. 5
5650. 6
5651. 0
5651. 1
5651. 2
5651. 3
5651. 4
5651. 5
5651. 6
5652. 0
5652. 1
5652. 2
5652. 3
5652. 4
5653. 0
×10¹⁵
200
0
−200
−400
−600
pull
Entries 38
Mean −4.961e+09
Std Dev 4.961e+09

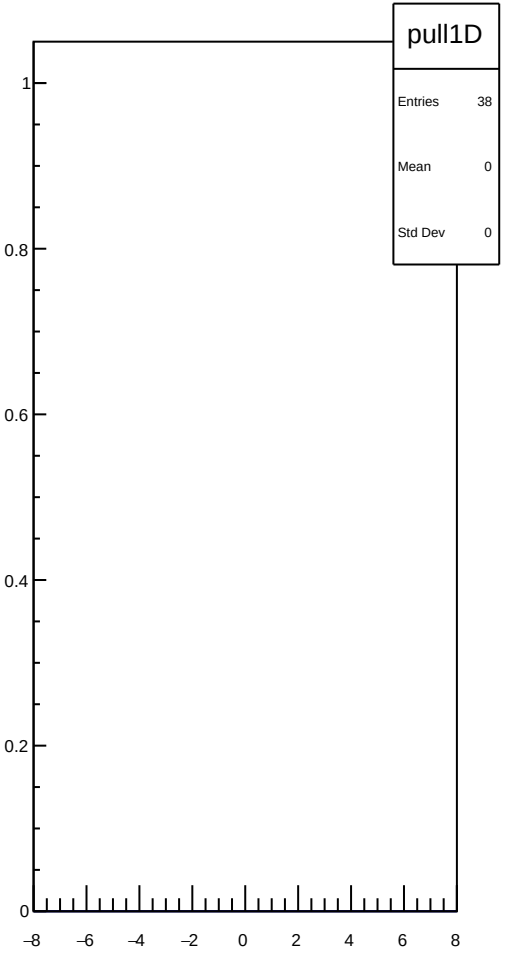
pull1D
Entries 38
Mean 0
Std Dev 0
1
0.8
0.6
0.4
0.2
0
−8
−6
−4
−2
0
2
4
6
8

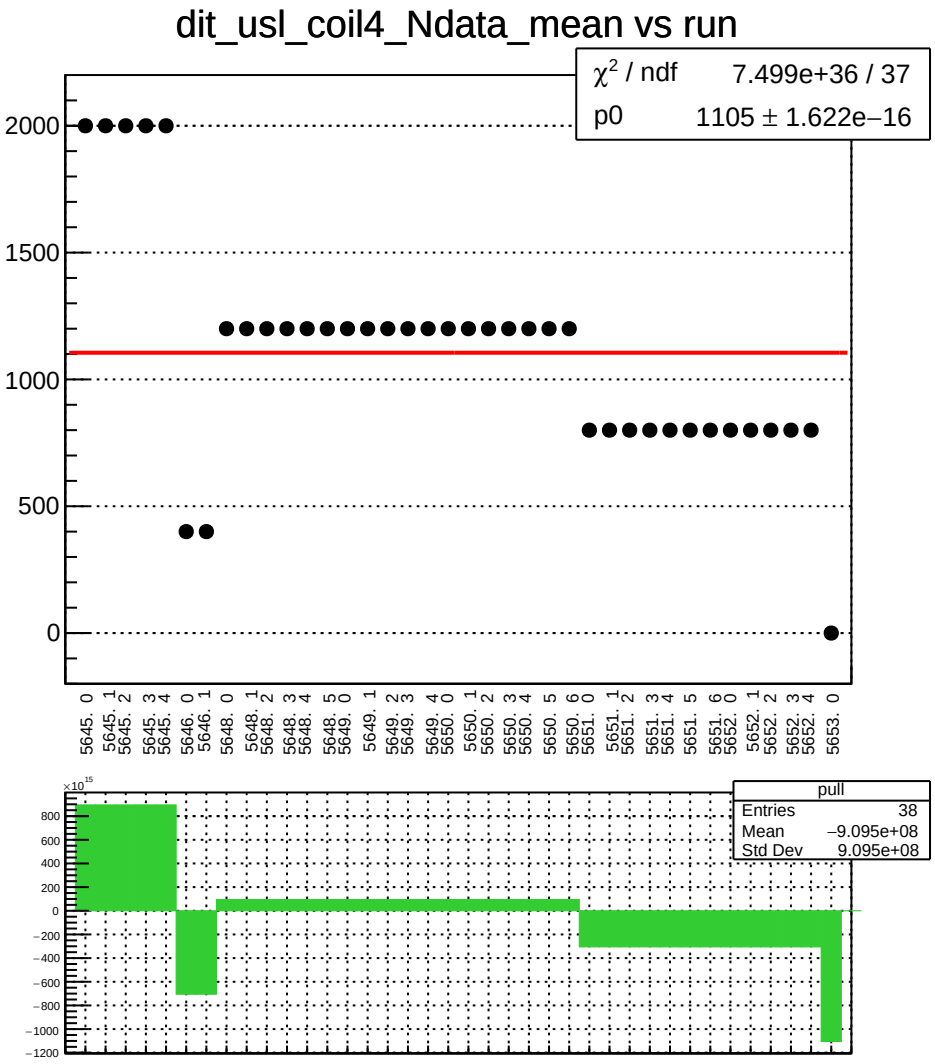
dit_usl_coil4_Ndata_mean vs run
χ² / ndf 7.499e+36 / 37
p0 1105 ± 1.622e−16
2000
1500
1000
500
0
5645. 0
5645. 1
5645. 2
5645. 3
5645. 4
5646. 0
5646. 1
5648. 0
5648. 1
5648. 2
5648. 3
5648. 4
5648. 5
5649. 0
5649. 1
5649. 2
5649. 3
5649. 4
5650. 0
5650. 1
5650. 2
5650. 3
5650. 4
5650. 5
5650. 6
5651. 0
5651. 1
5651. 2
5651. 3
5651. 4
5651. 5
5651. 6
5652. 0
5652. 1
5652. 2
5652. 3
5652. 4
5653. 0
×10^15
800
600
400
200
0
−200
−400
−600
−800
−1000
−1200
pull
Entries 38
Mean −9.095e+08
Std Dev 9.095e+08

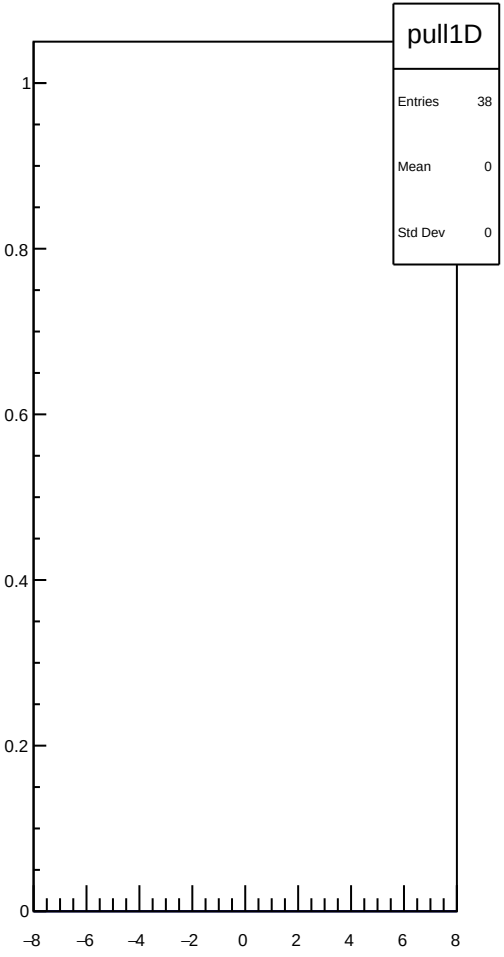
pull1D
Entries 38
Mean 0
Std Dev 0
1
0.8
0.6
0.4
0.2
0
−8
−6
−4
−2
0
2
4
6
8

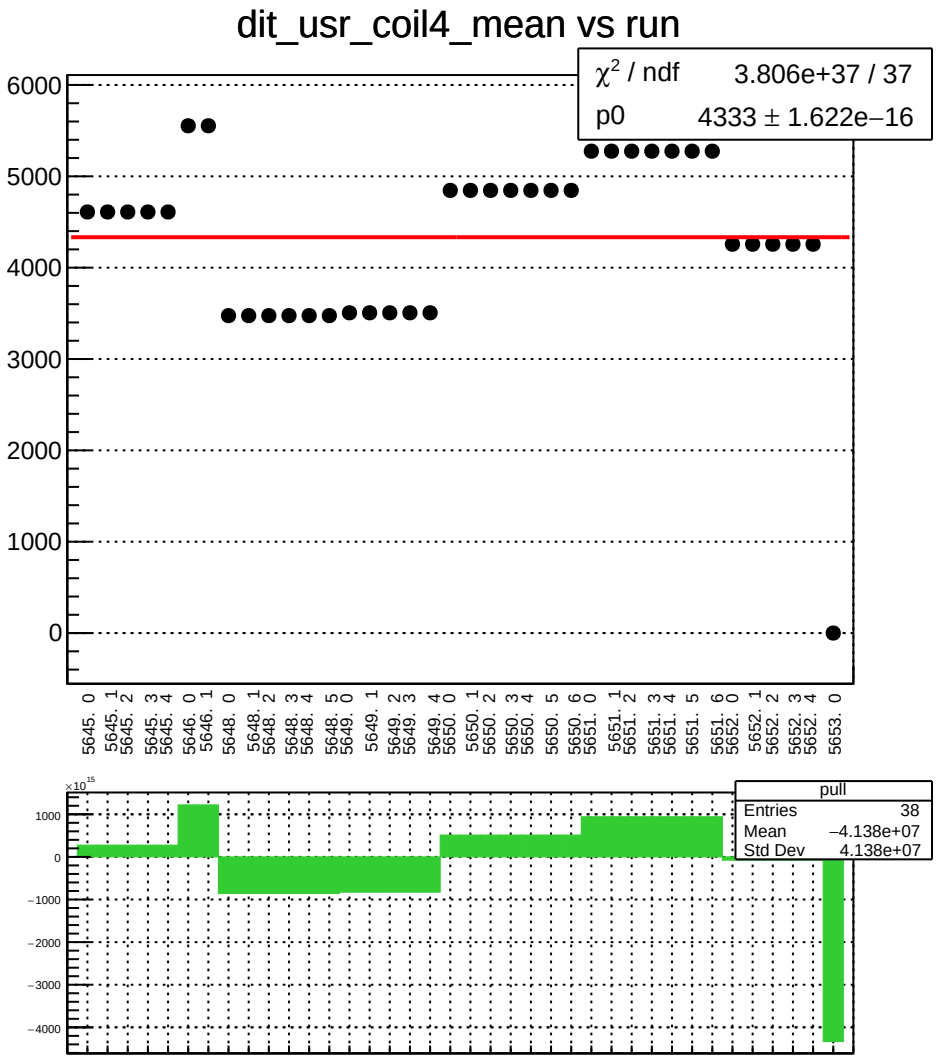
dit_usr_coil4_mean vs run
χ² / ndf 3.806e+37 / 37
p0 4333 ± 1.622e−16
6000
5000
4000
3000
2000
1000
0
5645. 0
5645. 1
5645. 2
5645. 3
5645. 4
5646. 0
5646. 1
5648. 0
5648. 1
5648. 2
5648. 3
5648. 4
5648. 5
5649. 0
5649. 1
5649. 2
5649. 3
5649. 4
5650. 0
5650. 1
5650. 2
5650. 3
5650. 4
5650. 5
5650. 6
5651. 0
5651. 1
5651. 2
5651. 3
5651. 4
5651. 5
5651. 6
5652. 0
5652. 1
5652. 2
5652. 3
5652. 4
5653. 0
×10¹⁵
1000
0
−1000
−2000
−3000
−4000
pull
Entries 38
Mean −4.138e+07
Std Dev 4.138e+07

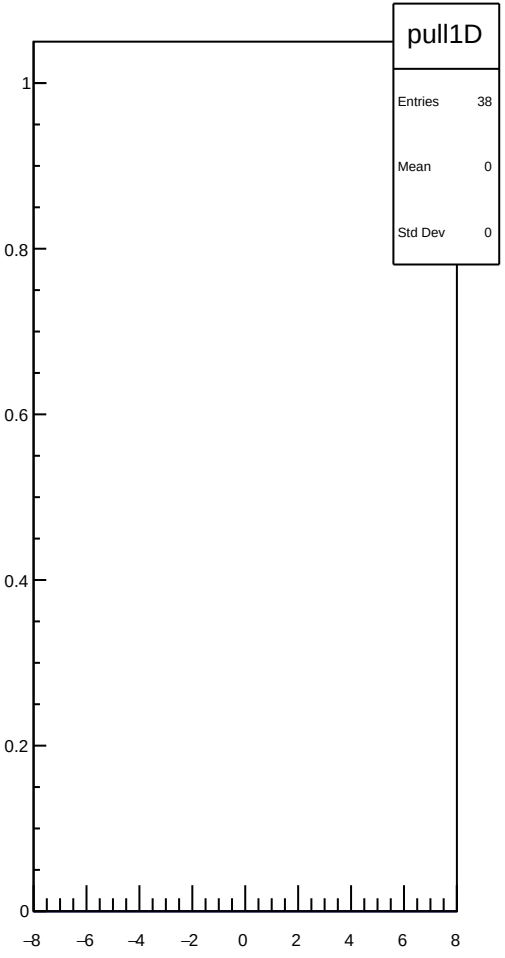
pull1D
Entries 38
Mean 0
Std Dev 0
1
0.8
0.6
0.4
0.2
0
−8
−6
−4
−2
0
2
4
6
8

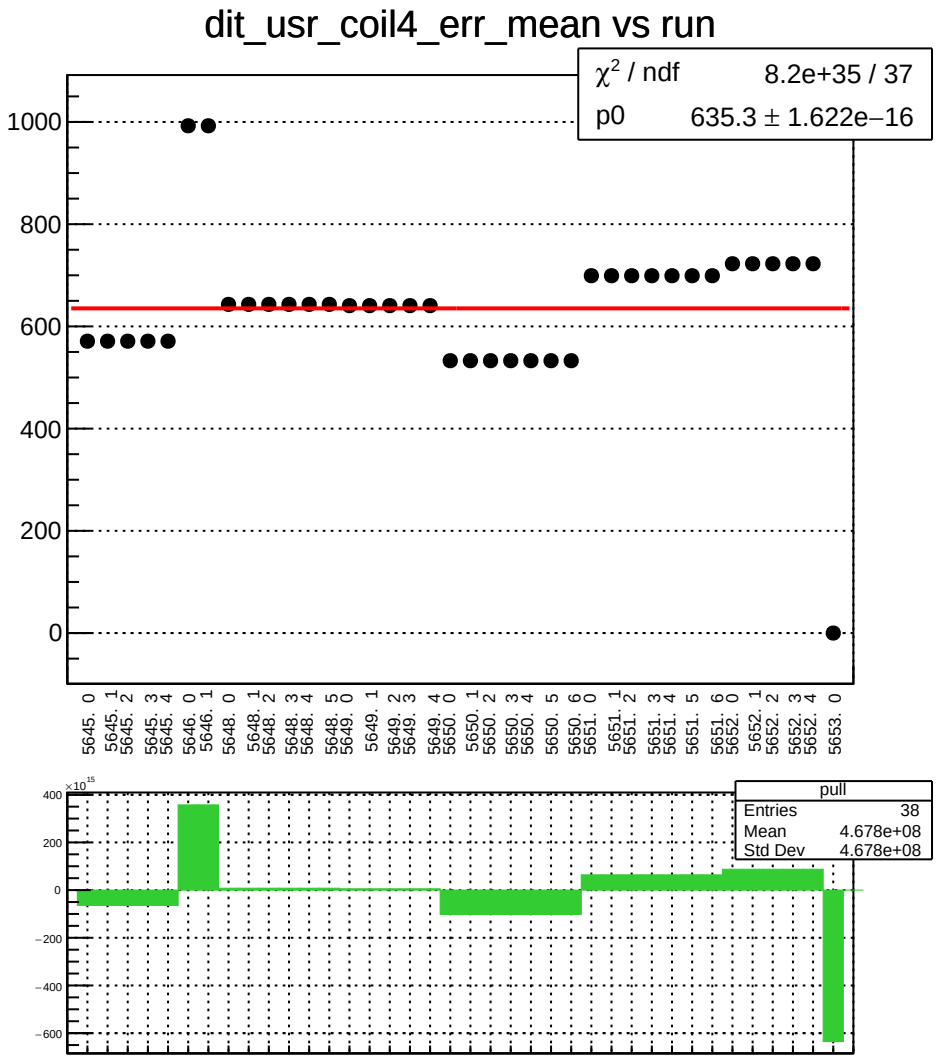
dit_usr_coil4_err_mean vs run
χ² / ndf 8.2e+35 / 37
p0 635.3 ± 1.622e−16
1000
800
600
400
200
0
5645. 0
5645. 1
5645. 2
5645. 3
5645. 4
5646. 0
5646. 1
5648. 0
5648. 1
5648. 2
5648. 3
5648. 4
5648. 5
5649. 0
5649. 1
5649. 2
5649. 3
5649. 4
5650. 0
5650. 1
5650. 2
5650. 3
5650. 4
5650. 5
5650. 6
5651. 0
5651. 1
5651. 2
5651. 3
5651. 4
5651. 5
5651. 6
5652. 0
5652. 1
5652. 2
5652. 3
5652. 4
5653. 0
×10¹⁵
400
200
0
−200
−400
−600
pull
Entries 38
Mean 4.678e+08
Std Dev 4.678e+08

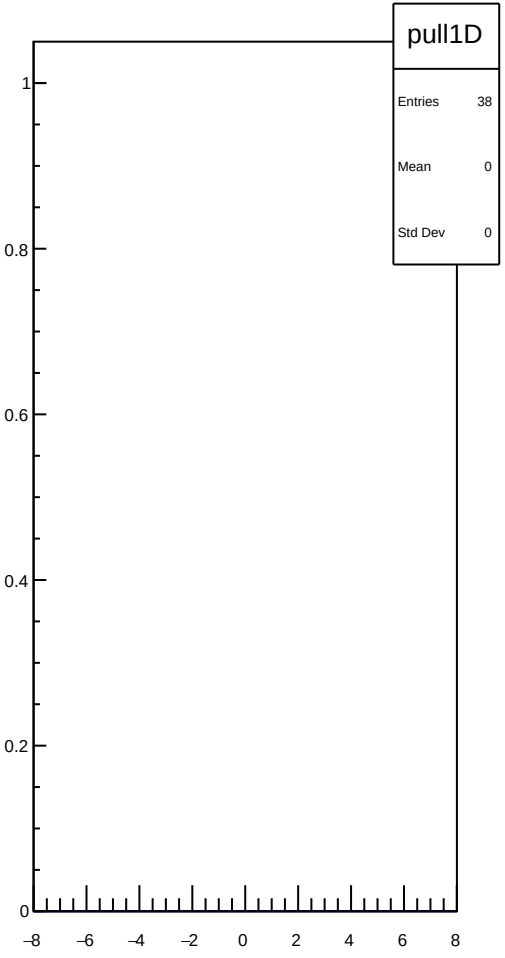
pull1D
Entries 38
Mean 0
Std Dev 0
1
0.8
0.6
0.4
0.2
0
−8
−6
−4
−2
0
2
4
6
8

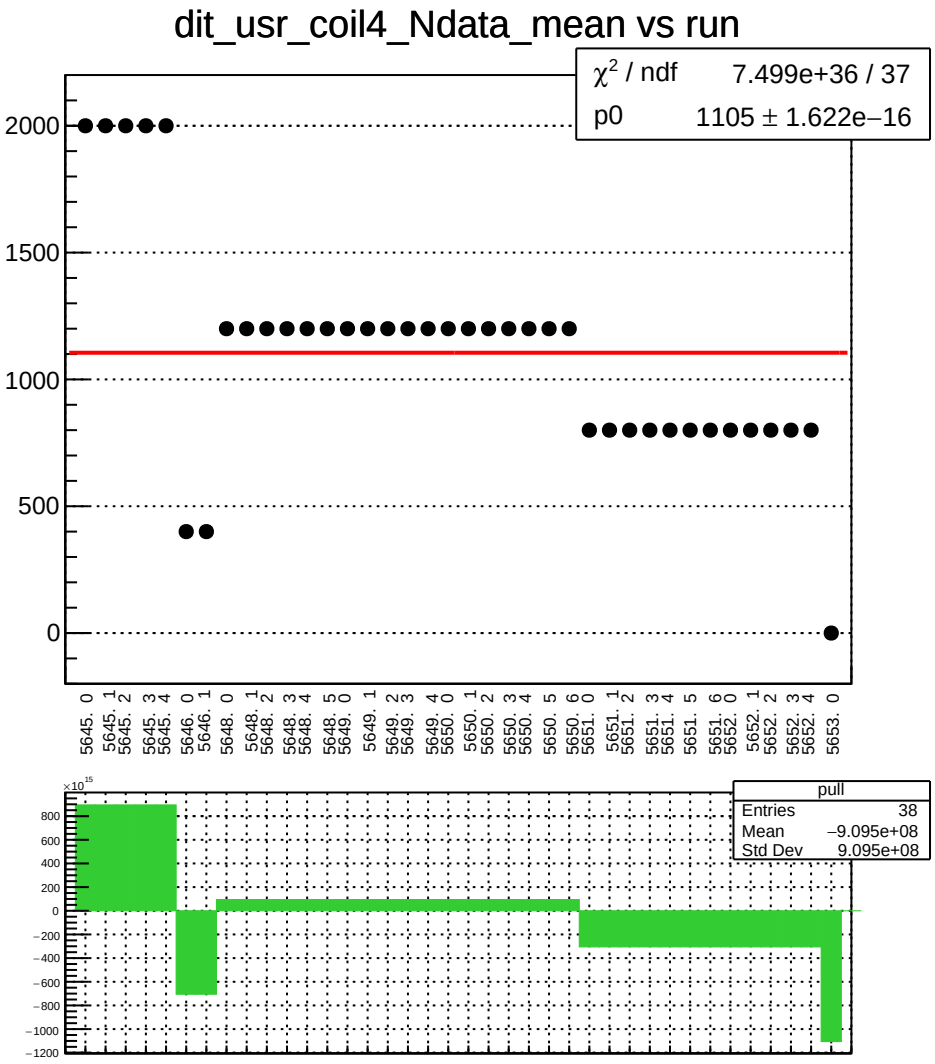
dit_usr_coil4_Ndata_mean vs run
χ² / ndf 7.499e+36 / 37
p0 1105 ± 1.622e−16
2000
1500
1000
500
0
5645. 0
5645. 1
5645. 2
5645. 3
5645. 4
5646. 0
5646. 1
5648. 0
5648. 1
5648. 2
5648. 3
5648. 4
5648. 5
5649. 0
5649. 1
5649. 2
5649. 3
5649. 4
5650. 0
5650. 1
5650. 2
5650. 3
5650. 4
5650. 5
5650. 6
5651. 0
5651. 1
5651. 2
5651. 3
5651. 4
5651. 5
5651. 6
5652. 0
5652. 1
5652. 2
5652. 3
5652. 4
5653. 0
×10^15
800
600
400
200
0
−200
−400
−600
−800
−1000
−1200
pull
Entries 38
Mean −9.095e+08
Std Dev 9.095e+08

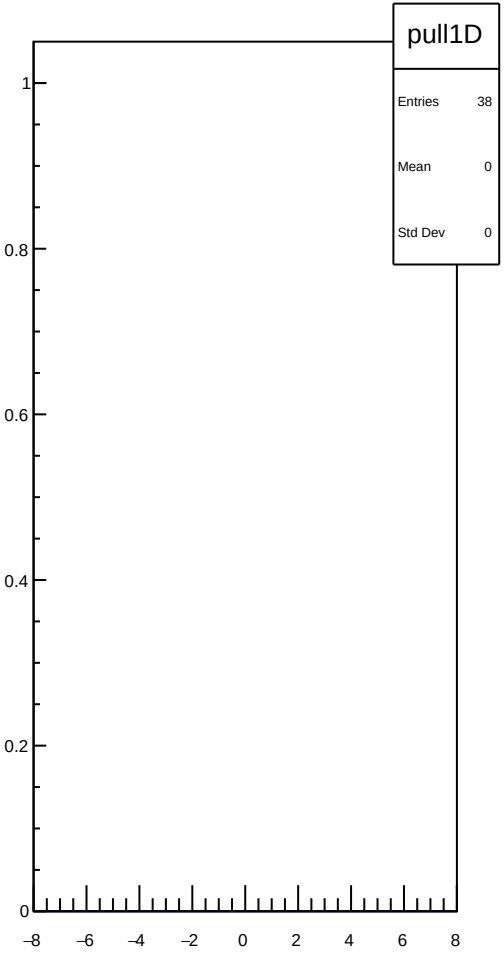
pull1D
Entries 38
Mean 0
Std Dev 0
1
0.8
0.6
0.4
0.2
0
−8
−6
−4
−2
0
2
4
6
8

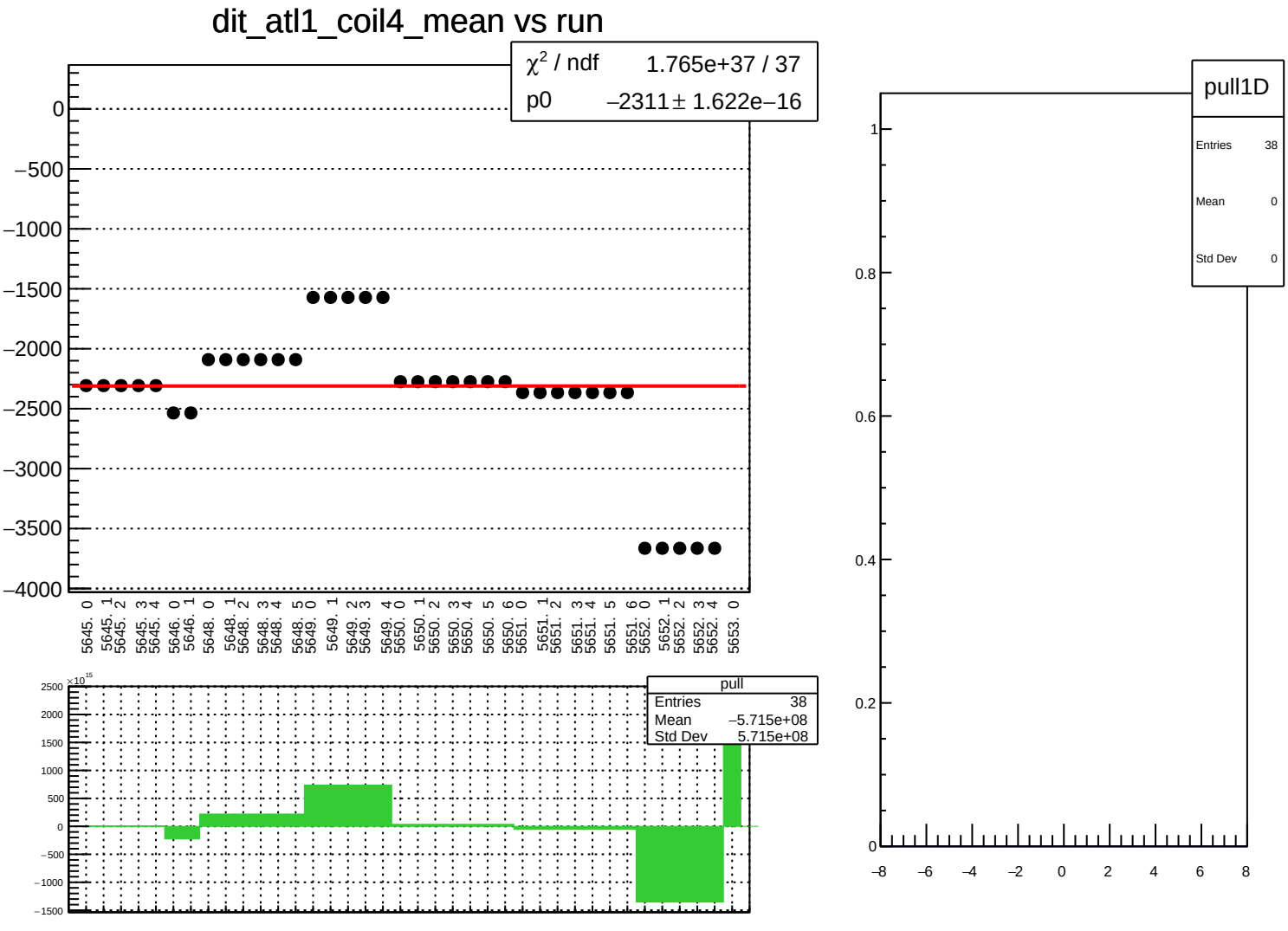
dit_atl1_coil4_mean vs run
χ² / ndf 1.765e+37 / 37
p0 −2311 ± 1.622e−16
0
−500
−1000
−1500
−2000
−2500
−3000
−3500
−4000
5645. 0
5645. 1
5645. 2
5645. 3
5645. 4
5646. 0
5646. 1
5648. 0
5648. 1
5648. 2
5648. 3
5648. 4
5648. 5
5649. 0
5649. 1
5649. 2
5649. 3
5649. 4
5650. 0
5650. 1
5650. 2
5650. 3
5650. 4
5650. 5
5650. 6
5651. 0
5651. 1
5651. 2
5651. 3
5651. 4
5651. 5
5651. 6
5652. 0
5652. 1
5652. 2
5652. 3
5652. 4
5653. 0
×10¹⁵
2500
2000
1500
1000
500
0
−500
−1000
−1500
pull
Entries 38
Mean −5.715e+08
Std Dev 5.715e+08
pull1D
Entries 38
Mean 0
Std Dev 0
1
0.8
0.6
0.4
0.2
0
−8
−6
−4
−2
0
2
4
6
8

dit_atl1_coil4_err_mean vs run

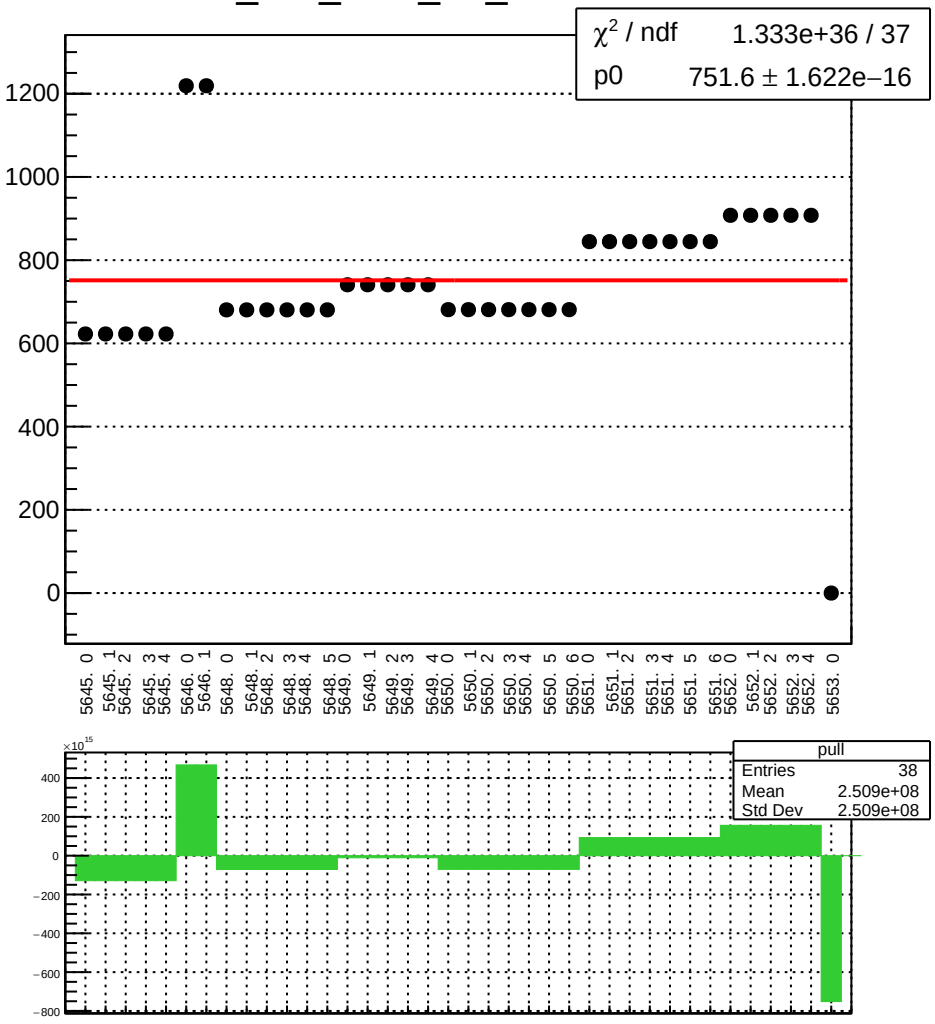

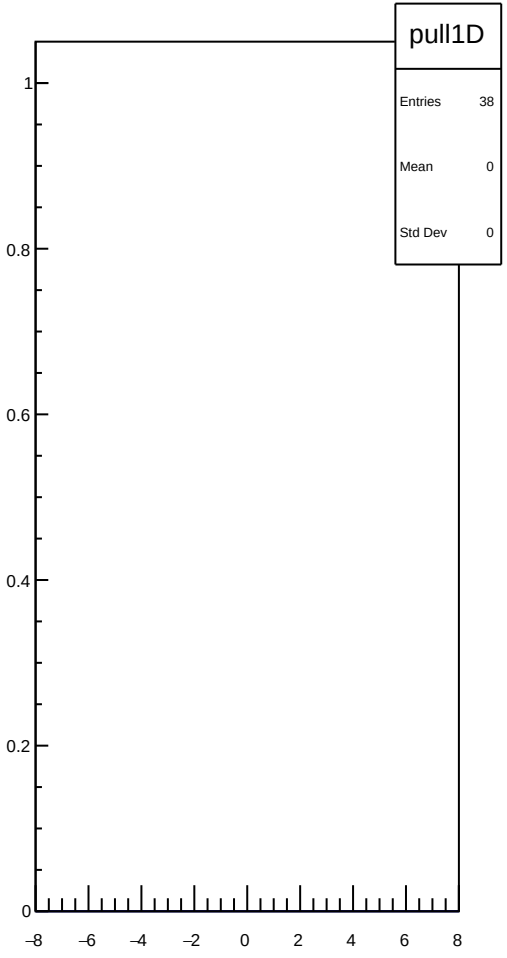

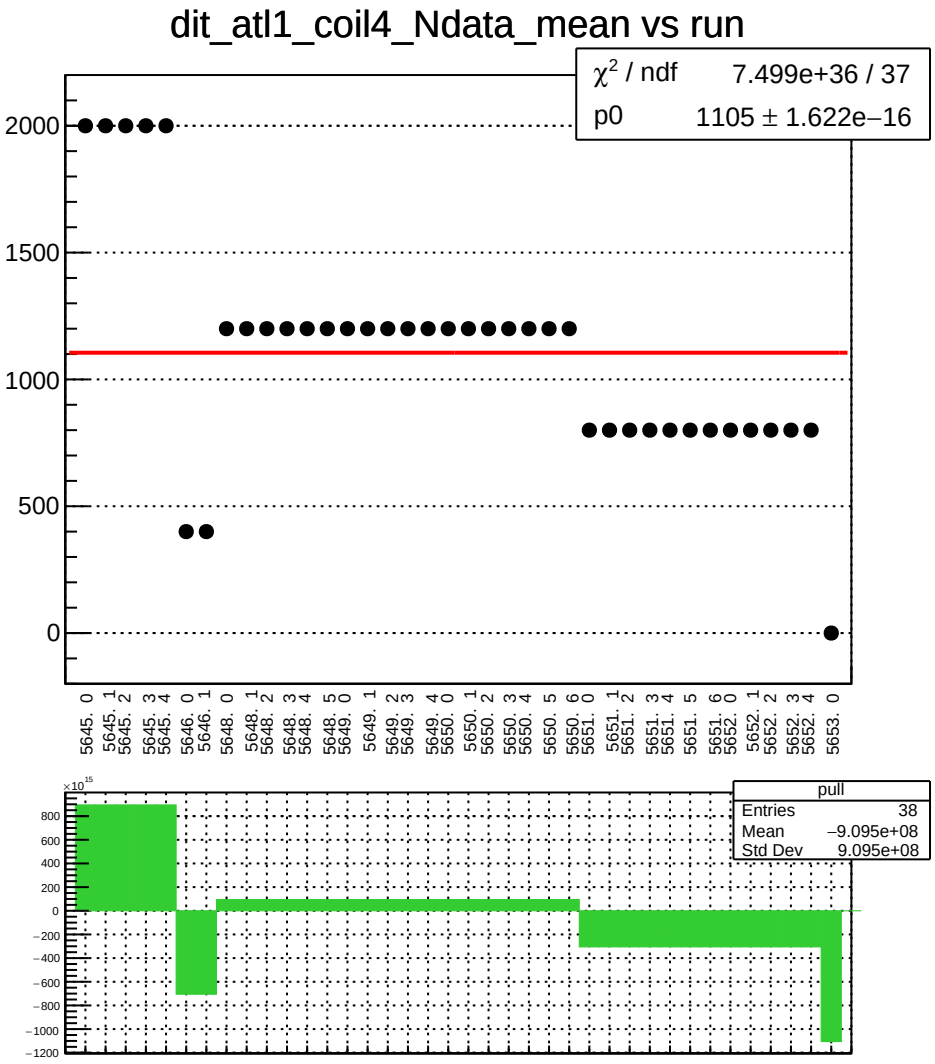
dit_atl1_coil4_Ndata_mean vs run
χ² / ndf 7.499e+36 / 37
p0 1105 ± 1.622e−16
2000
1500
1000
500
0
5645. 0
5645. 1
5645. 2
5645. 3
5645. 4
5646. 0
5646. 1
5648. 0
5648. 1
5648. 2
5648. 3
5648. 4
5648. 5
5649. 0
5649. 1
5649. 2
5649. 3
5649. 4
5650. 0
5650. 1
5650. 2
5650. 3
5650. 4
5650. 5
5650. 6
5651. 0
5651. 1
5651. 2
5651. 3
5651. 4
5651. 5
5651. 6
5652. 0
5652. 1
5652. 2
5652. 3
5652. 4
5653. 0
×10¹⁵
800
600
400
200
0
−200
−400
−600
−800
−1000
−1200
pull
Entries 38
Mean −9.095e+08
Std Dev 9.095e+08

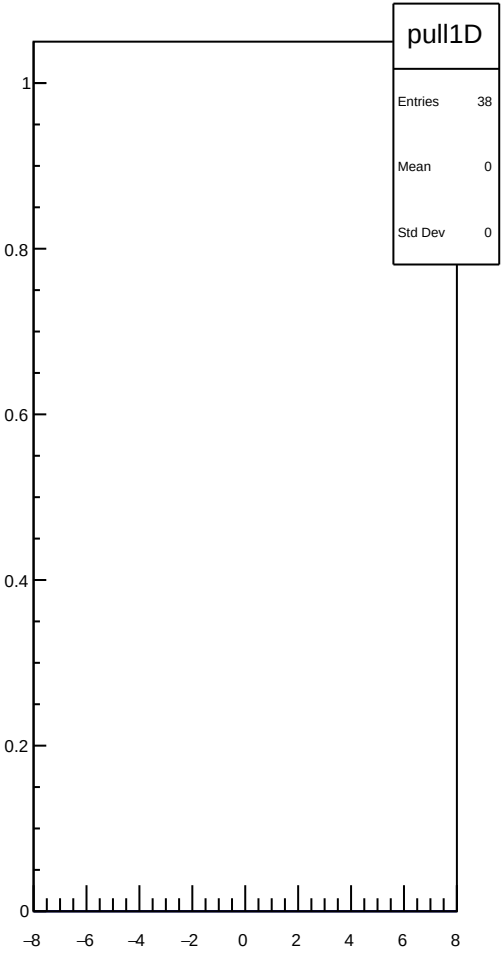
pull1D
Entries 38
Mean 0
Std Dev 0
1
0.8
0.6
0.4
0.2
0
−8
−6
−4
−2
0
2
4
6
8

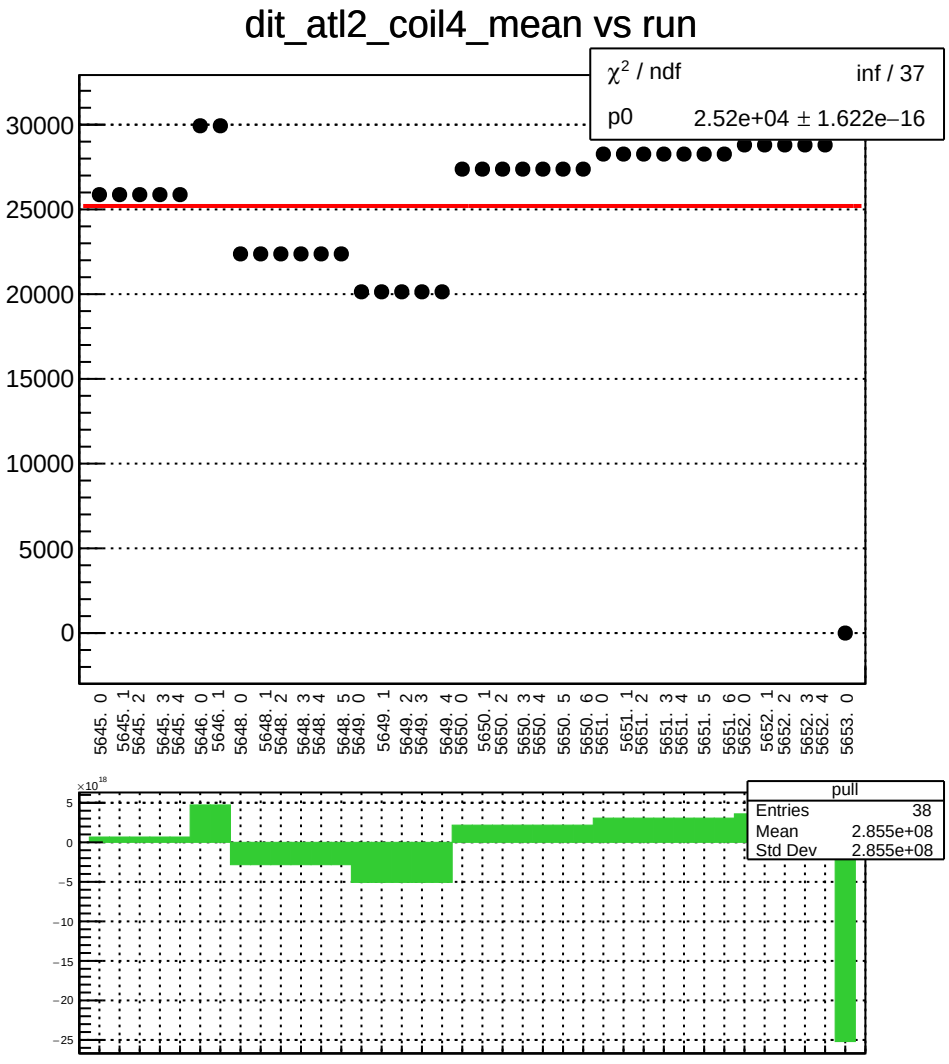
dit_atl2_coil4_mean vs run
χ² / ndf inf / 37
p0 2.52e+04 ± 1.622e−16
30000
25000
20000
15000
10000
5000
0
5645. 0
5645. 1
5645. 2
5645. 3
5645. 4
5646. 0
5646. 1
5648. 0
5648. 1
5648. 2
5648. 3
5648. 4
5648. 5
5649. 0
5649. 1
5649. 2
5649. 3
5649. 4
5650. 0
5650. 1
5650. 2
5650. 3
5650. 4
5650. 5
5650. 6
5651. 0
5651. 1
5651. 2
5651. 3
5651. 4
5651. 5
5651. 6
5652. 0
5652. 1
5652. 2
5652. 3
5652. 4
5653. 0
×10¹⁸
5
0
−5
−10
−15
−20
−25
pull
Entries 38
Mean 2.855e+08
Std Dev 2.855e+08

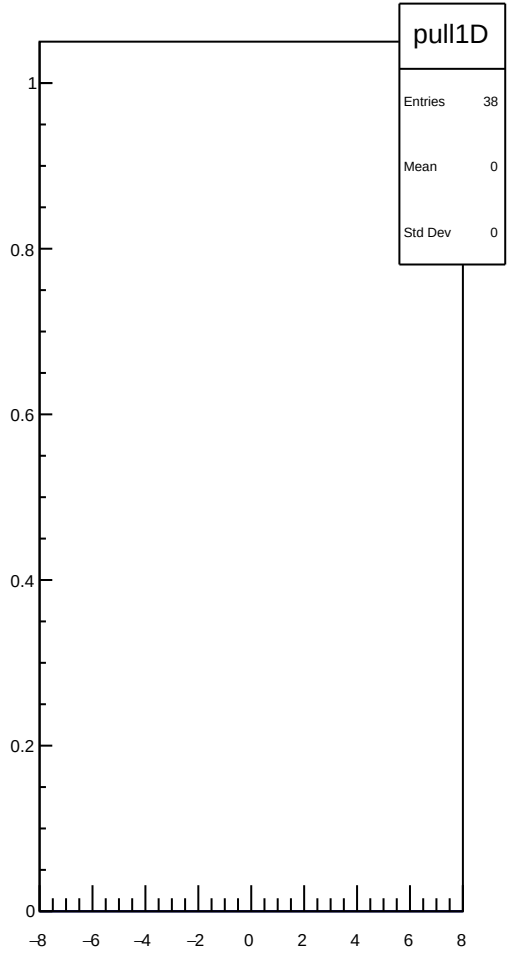
pull1D
Entries 38
Mean 0
Std Dev 0
1
0.8
0.6
0.4
0.2
0
−8
−6
−4
−2
0
2
4
6
8

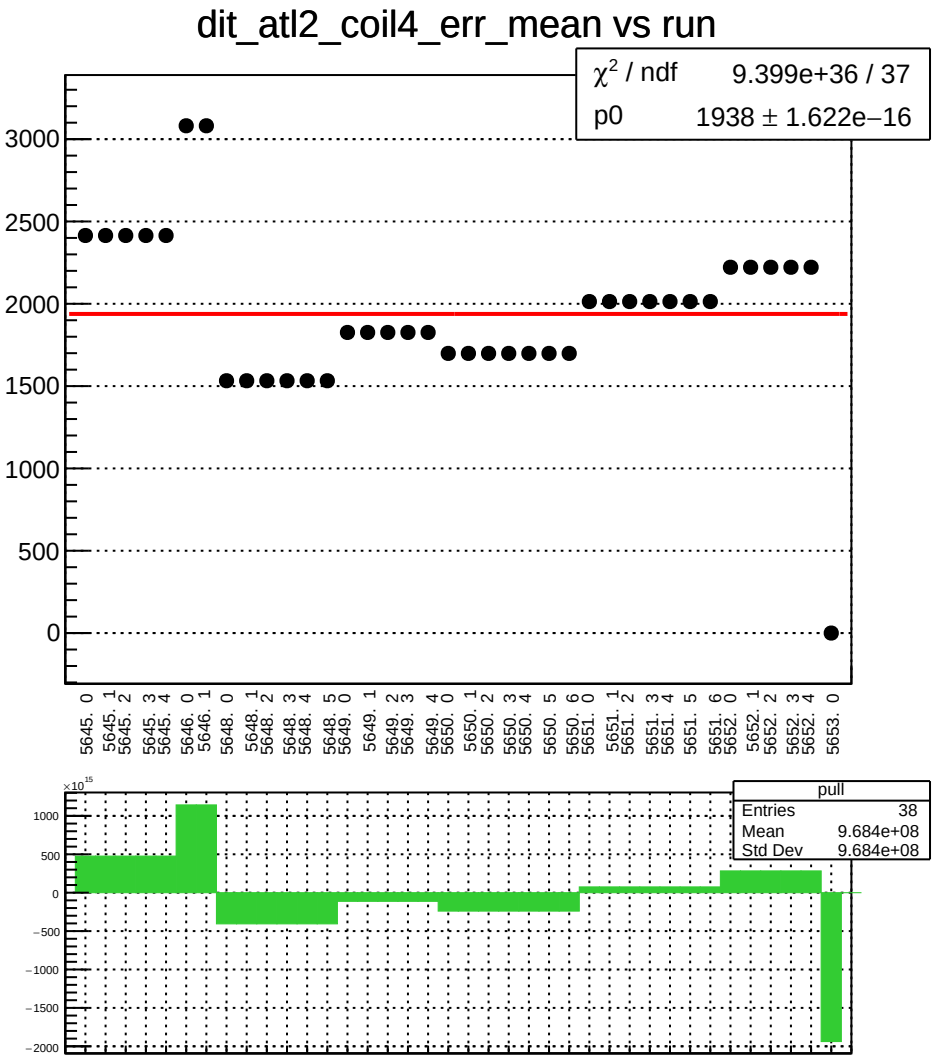
dit_atl2_coil4_err_mean vs run
χ² / ndf 9.399e+36 / 37
p0 1938 ± 1.622e−16
3000
2500
2000
1500
1000
500
0
5645. 0
5645. 1
5645. 2
5645. 3
5645. 4
5646. 0
5646. 1
5648. 0
5648. 1
5648. 2
5648. 3
5648. 4
5648. 5
5649. 0
5649. 1
5649. 2
5649. 3
5649. 4
5650. 0
5650. 1
5650. 2
5650. 3
5650. 4
5650. 5
5650. 6
5651. 0
5651. 1
5651. 2
5651. 3
5651. 4
5651. 5
5651. 6
5652. 0
5652. 1
5652. 2
5652. 3
5652. 4
5653. 0
×10¹⁵
1000
500
0
−500
−1000
−1500
−2000
pull
Entries 38
Mean 9.684e+08
Std Dev 9.684e+08

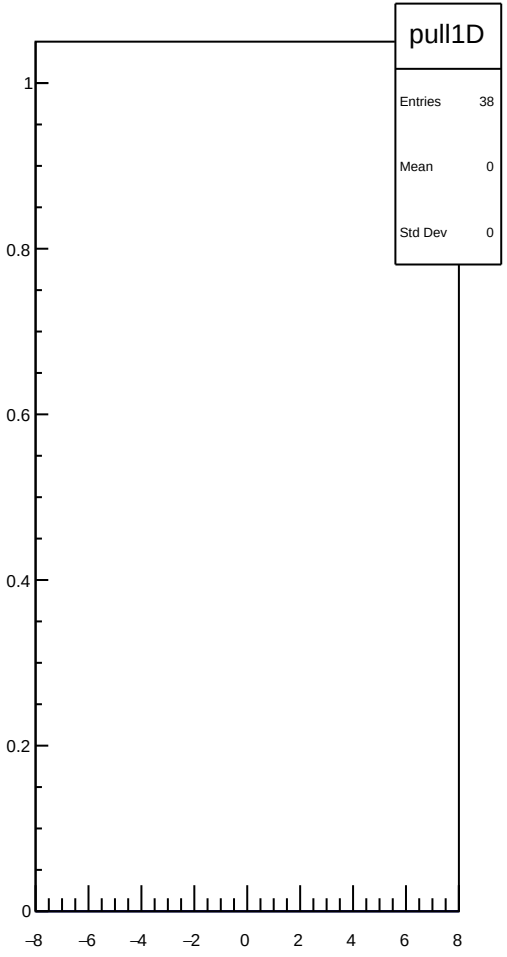
pull1D
Entries 38
Mean 0
Std Dev 0
1
0.8
0.6
0.4
0.2
0
−8
−6
−4
−2
0
2
4
6
8

dit_atl2_coil4_Ndata_mean vs run

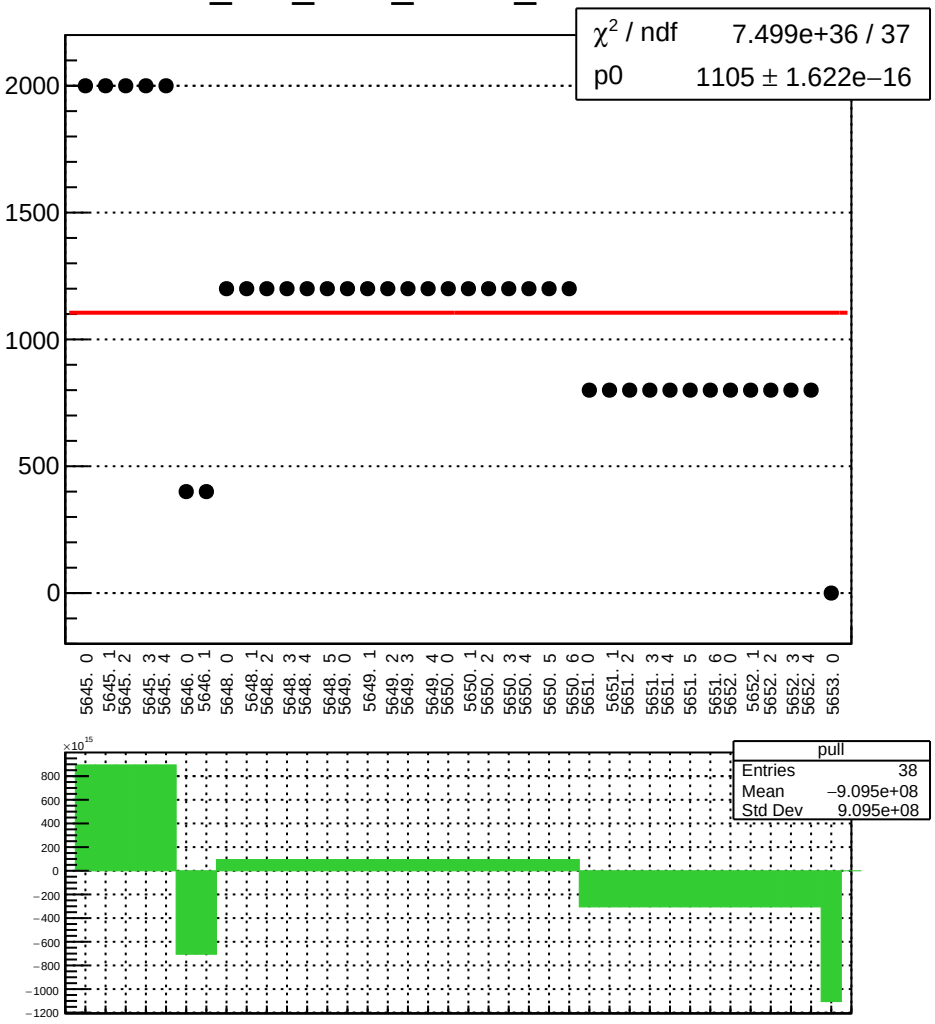

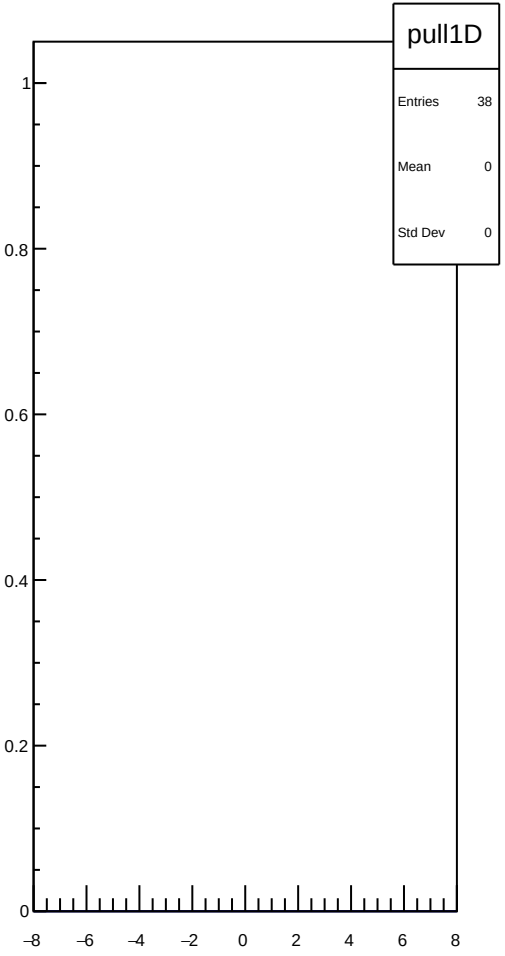

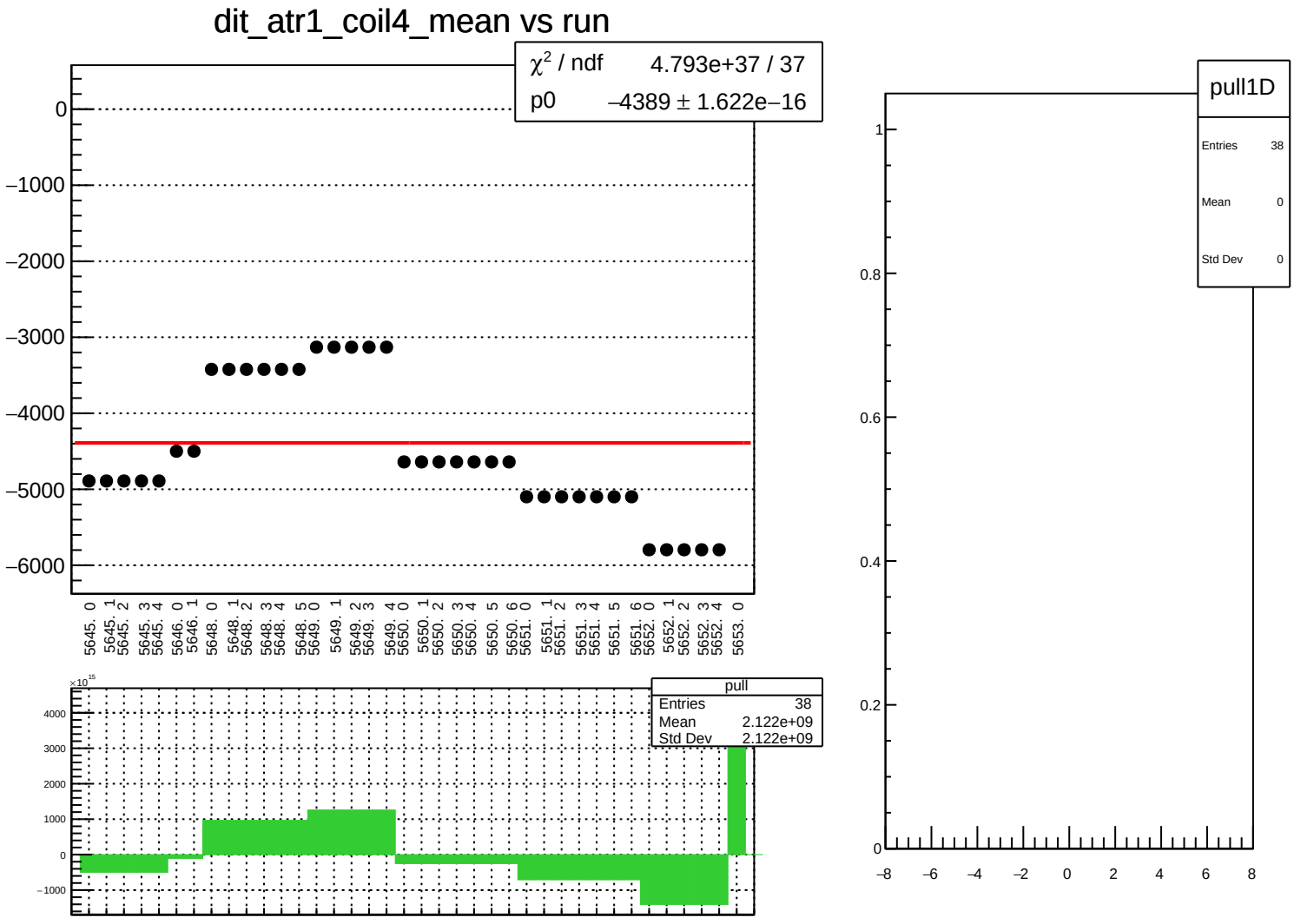
dit_atr1_coil4_mean vs run
χ² / ndf 4.793e+37 / 37
p0 −4389 ± 1.622e−16
0
−1000
−2000
−3000
−4000
−5000
−6000
5645. 0
5645. 1
5645. 2
5645. 3
5645. 4
5646. 0
5646. 1
5648. 0
5648. 1
5648. 2
5648. 3
5648. 4
5648. 5
5649. 0
5649. 1
5649. 2
5649. 3
5649. 4
5650. 0
5650. 1
5650. 2
5650. 3
5650. 4
5650. 5
5650. 6
5651. 0
5651. 1
5651. 2
5651. 3
5651. 4
5651. 5
5651. 6
5652. 0
5652. 1
5652. 2
5652. 3
5652. 4
5653. 0
×10¹⁵
4000
3000
2000
1000
0
−1000
pull
Entries 38
Mean 2.122e+09
Std Dev 2.122e+09
pull1D
Entries 38
Mean 0
Std Dev 0
1
0.8
0.6
0.4
0.2
0
−8
−6
−4
−2
0
2
4
6
8

dit_atr1_coil4_err_mean vs run

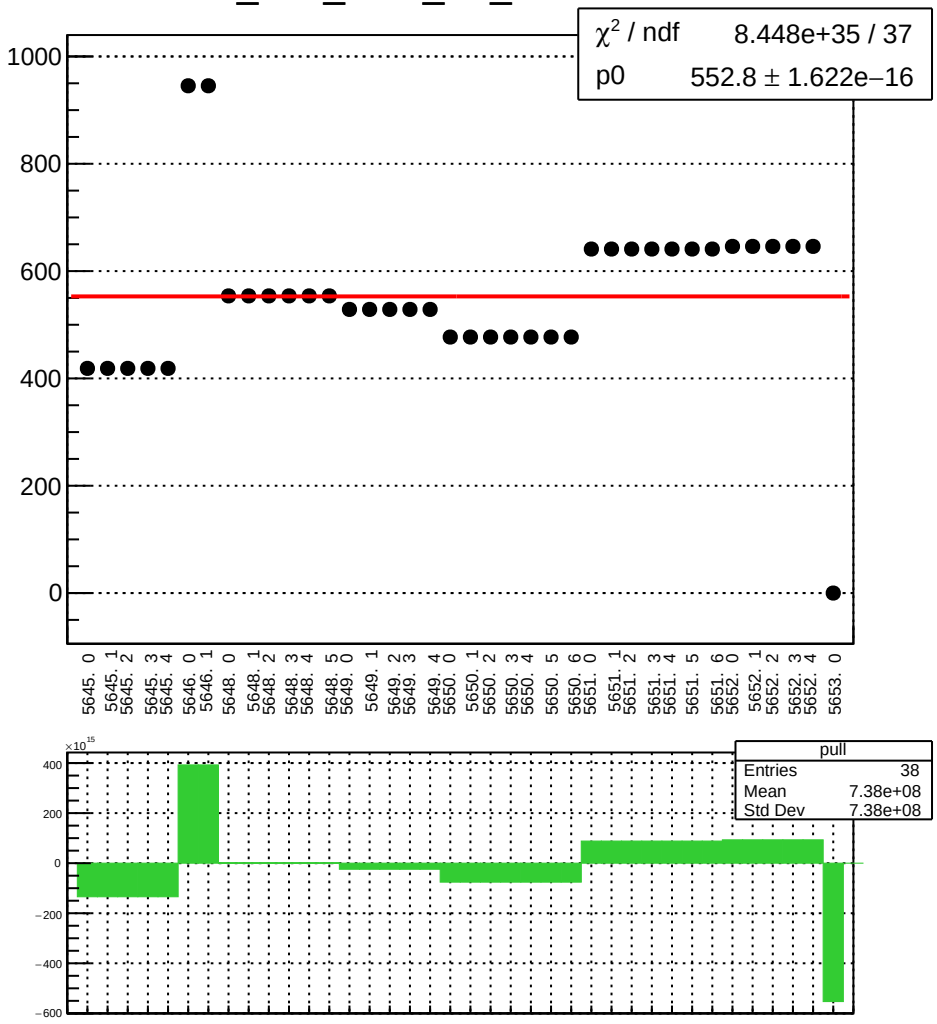

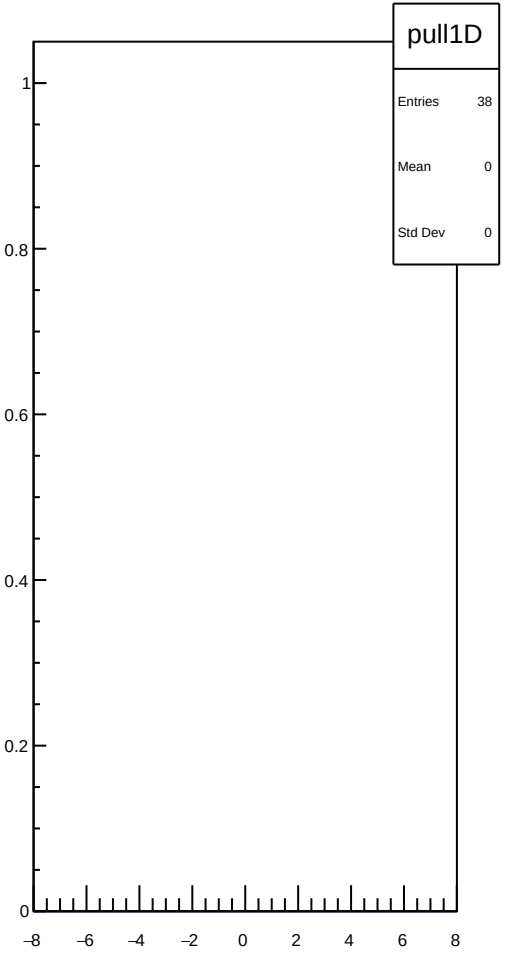

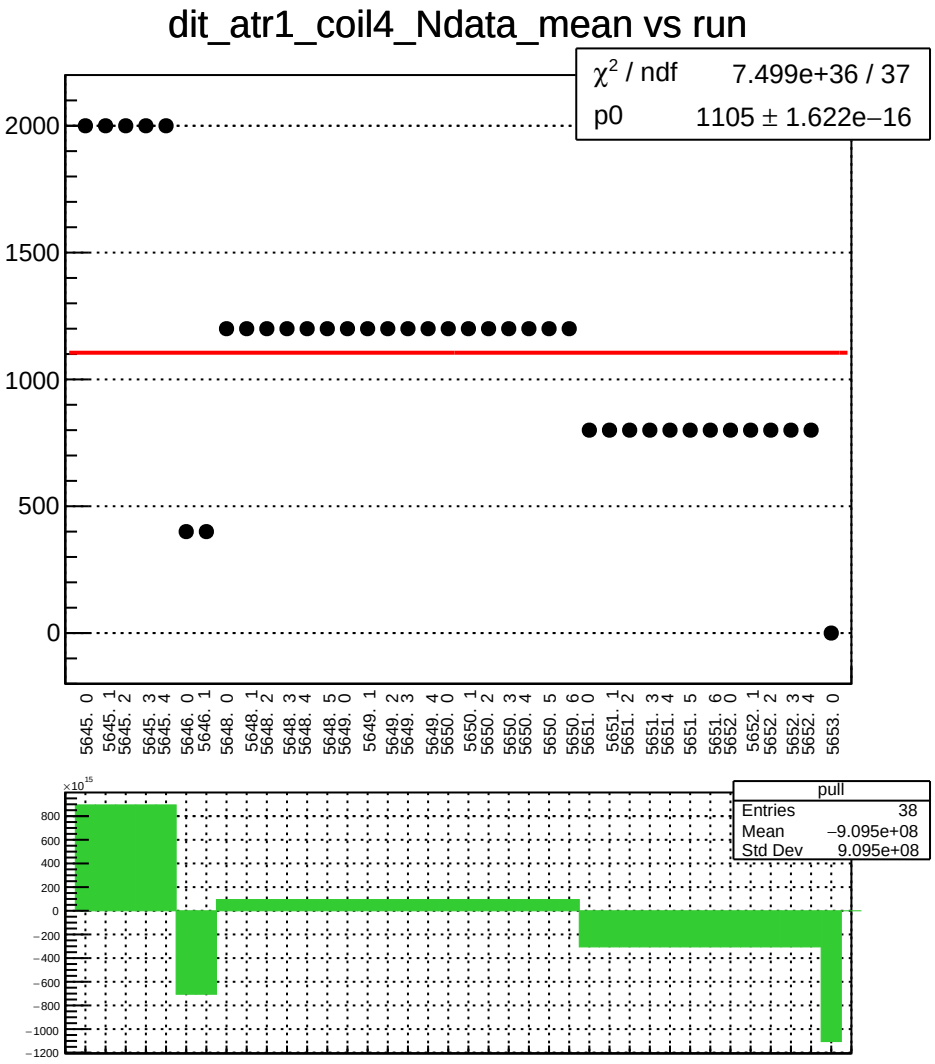
dit_atr1_coil4_Ndata_mean vs run
χ² / ndf 7.499e+36 / 37
p0 1105 ± 1.622e−16
2000
1500
1000
500
0
5645. 0
5645. 1
5645. 2
5645. 3
5645. 4
5646. 0
5646. 1
5648. 0
5648. 1
5648. 2
5648. 3
5648. 4
5648. 5
5649. 0
5649. 1
5649. 2
5649. 3
5649. 4
5650. 0
5650. 1
5650. 2
5650. 3
5650. 4
5650. 5
5650. 6
5651. 0
5651. 1
5651. 2
5651. 3
5651. 4
5651. 5
5651. 6
5652. 0
5652. 1
5652. 2
5652. 3
5652. 4
5653. 0
×10^15
800
600
400
200
0
−200
−400
−600
−800
−1000
−1200
pull
Entries 38
Mean −9.095e+08
Std Dev 9.095e+08

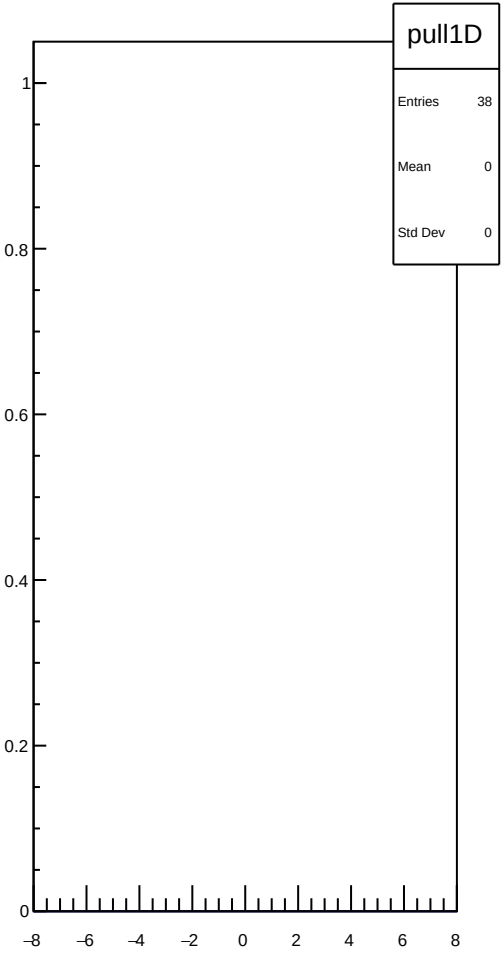
pull1D
Entries 38
Mean 0
Std Dev 0
1
0.8
0.6
0.4
0.2
0
−8
−6
−4
−2
0
2
4
6
8

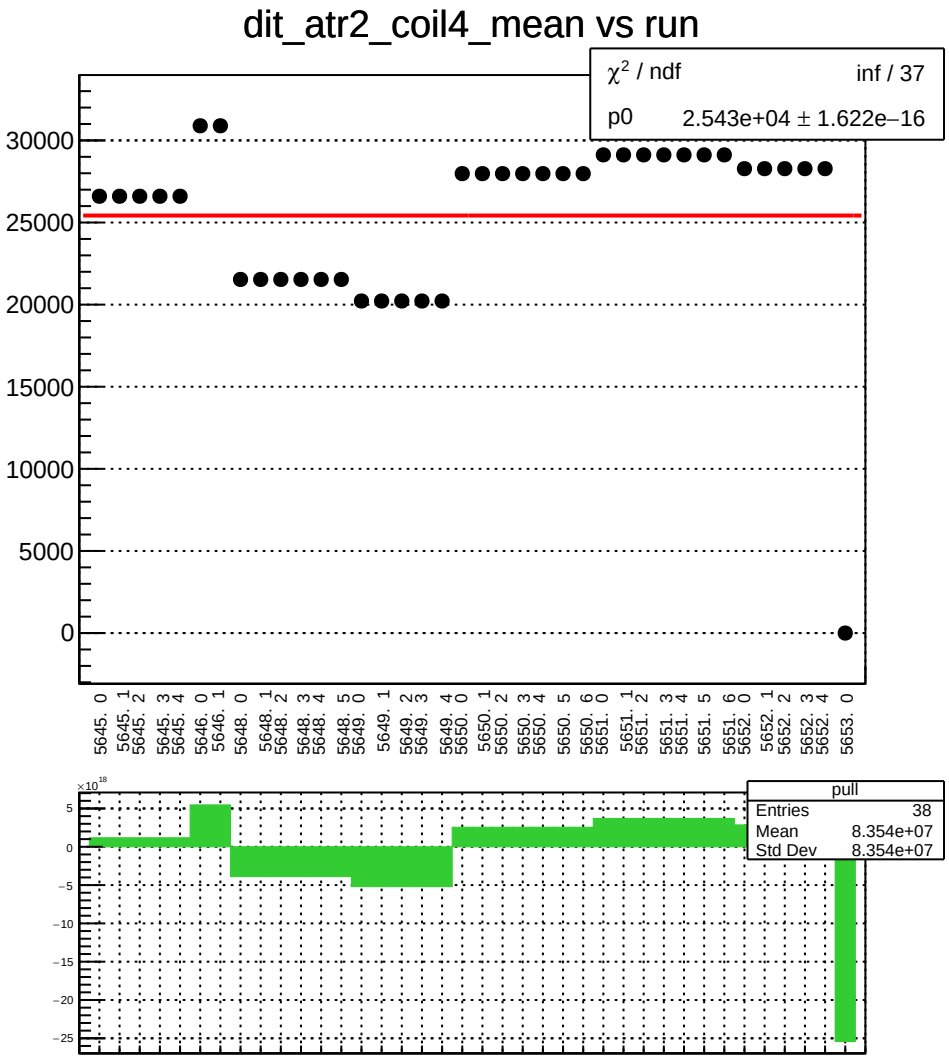
dit_atr2_coil4_mean vs run
χ² / ndf inf / 37
p0 2.543e+04 ± 1.622e−16
30000
25000
20000
15000
10000
5000
0
5645. 0
5645. 1
5645. 2
5645. 3
5645. 4
5646. 0
5646. 1
5648. 0
5648. 1
5648. 2
5648. 3
5648. 4
5648. 5
5649. 0
5649. 1
5649. 2
5649. 3
5649. 4
5650. 0
5650. 1
5650. 2
5650. 3
5650. 4
5650. 5
5650. 6
5651. 0
5651. 1
5651. 2
5651. 3
5651. 4
5651. 5
5651. 6
5652. 0
5652. 1
5652. 2
5652. 3
5652. 4
5653. 0
×10¹⁸
5
0
−5
−10
−15
−20
−25
pull
Entries 38
Mean 8.354e+07
Std Dev 8.354e+07

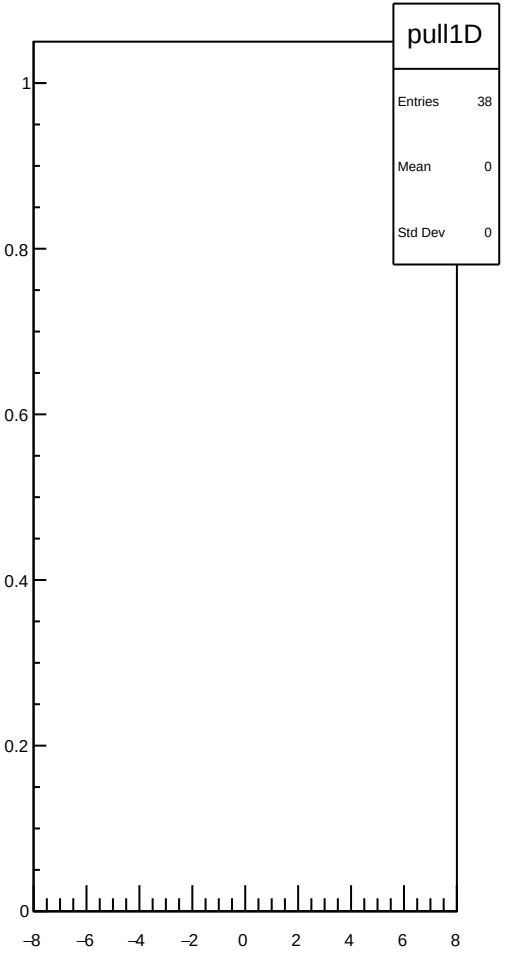
pull1D
Entries 38
Mean 0
Std Dev 0
1
0.8
0.6
0.4
0.2
0
−8
−6
−4
−2
0
2
4
6
8

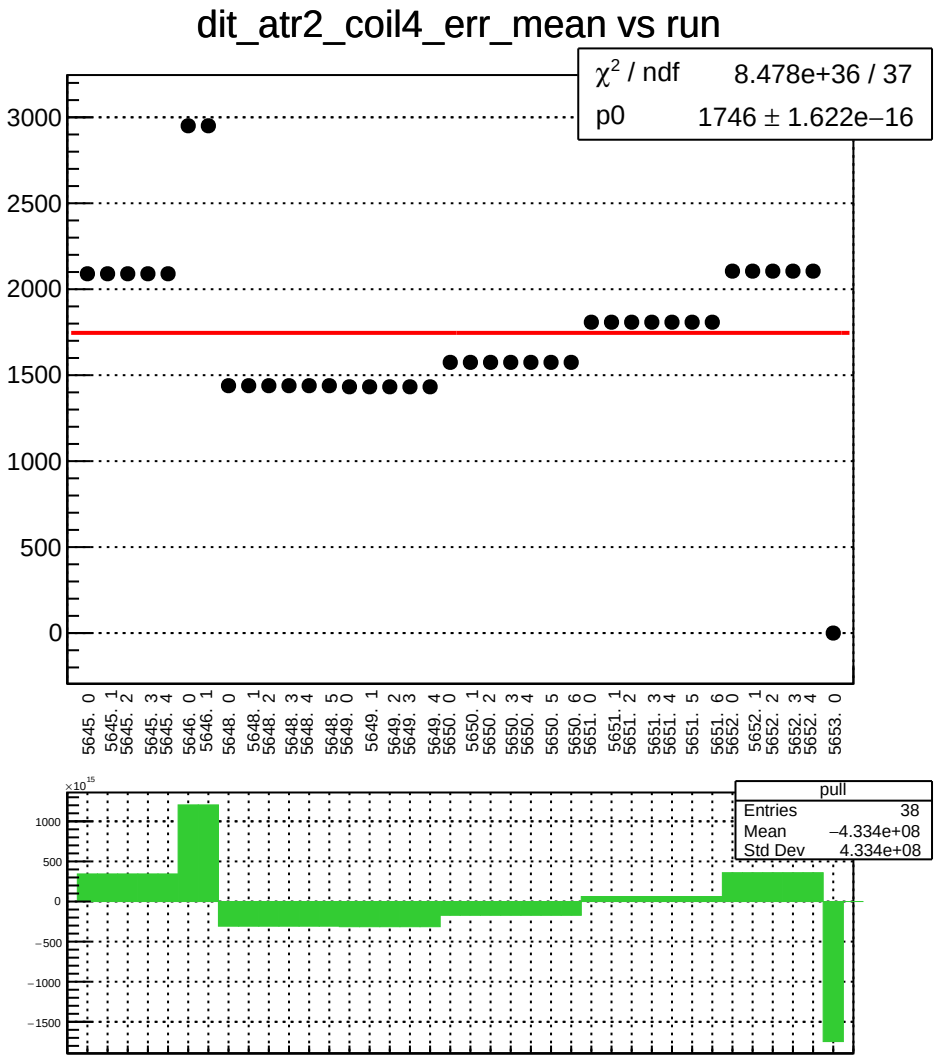
dit_atr2_coil4_err_mean vs run
χ² / ndf 8.478e+36 / 37
p0 1746 ± 1.622e−16
3000
2500
2000
1500
1000
500
0
5645. 0
5645. 1
5645. 2
5645. 3
5645. 4
5646. 0
5646. 1
5648. 0
5648. 1
5648. 2
5648. 3
5648. 4
5648. 5
5649. 0
5649. 1
5649. 2
5649. 3
5649. 4
5650. 0
5650. 1
5650. 2
5650. 3
5650. 4
5650. 5
5650. 6
5651. 0
5651. 1
5651. 2
5651. 3
5651. 4
5651. 5
5651. 6
5652. 0
5652. 1
5652. 2
5652. 3
5652. 4
5653. 0
×10¹⁵
1000
500
0
−500
−1000
−1500
pull
Entries 38
Mean −4.334e+08
Std Dev 4.334e+08

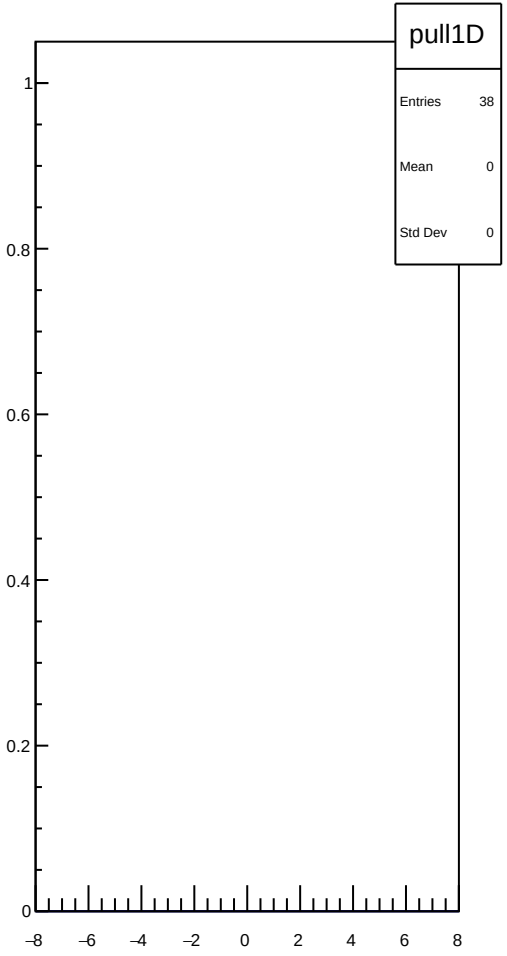
pull1D
Entries 38
Mean 0
Std Dev 0
1
0.8
0.6
0.4
0.2
0
−8
−6
−4
−2
0
2
4
6
8

dit_atr2_coil4_Ndata_mean vs run

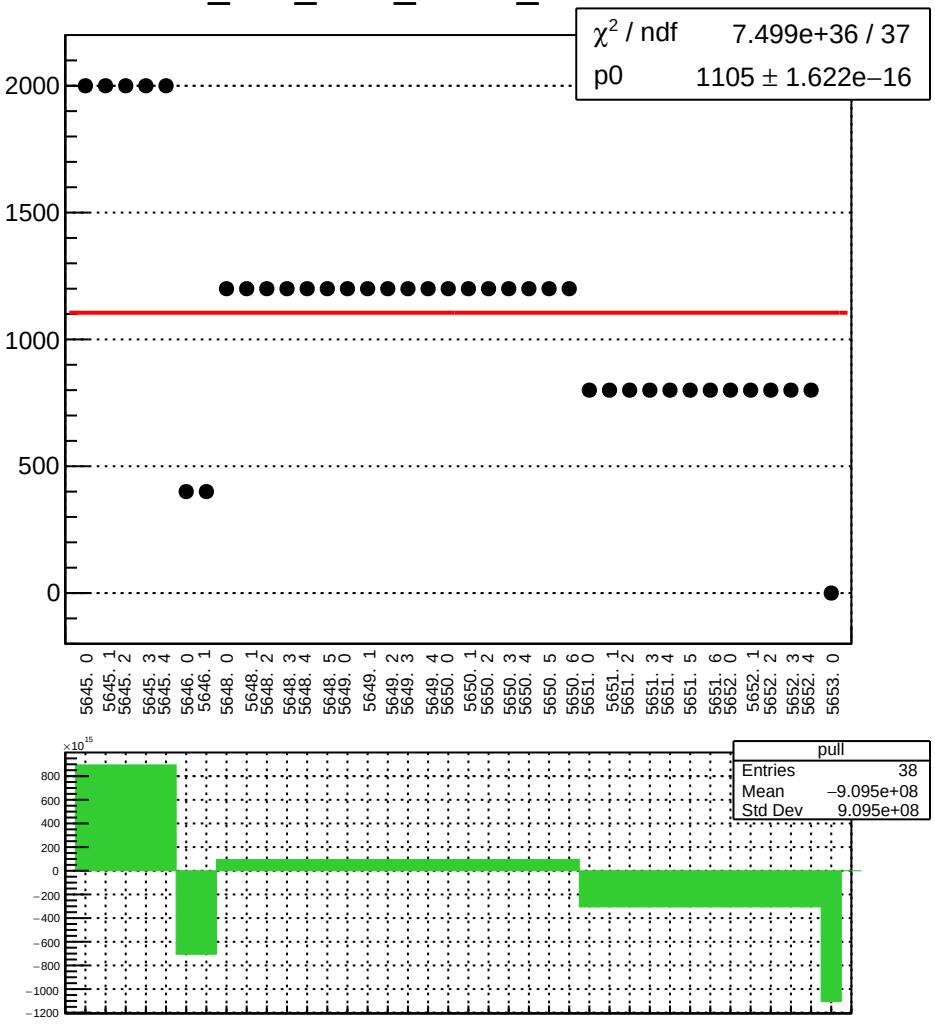

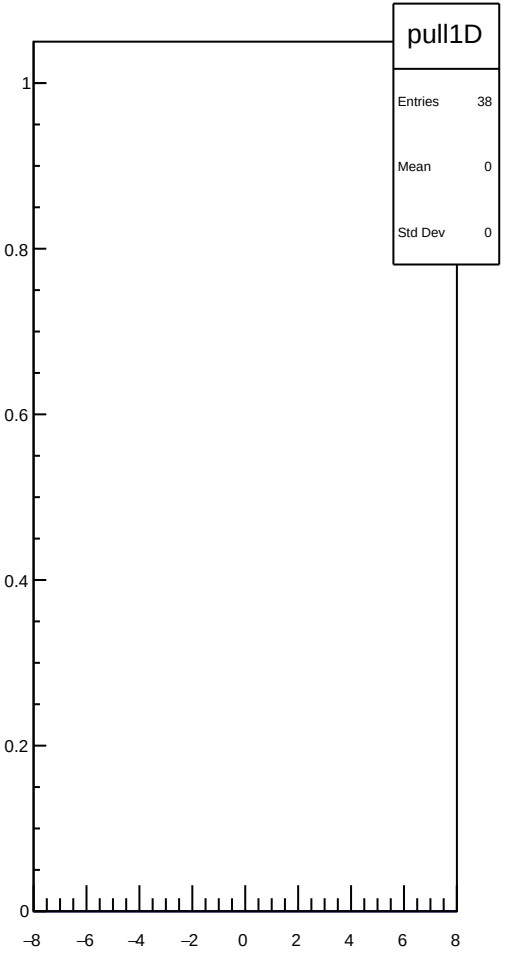

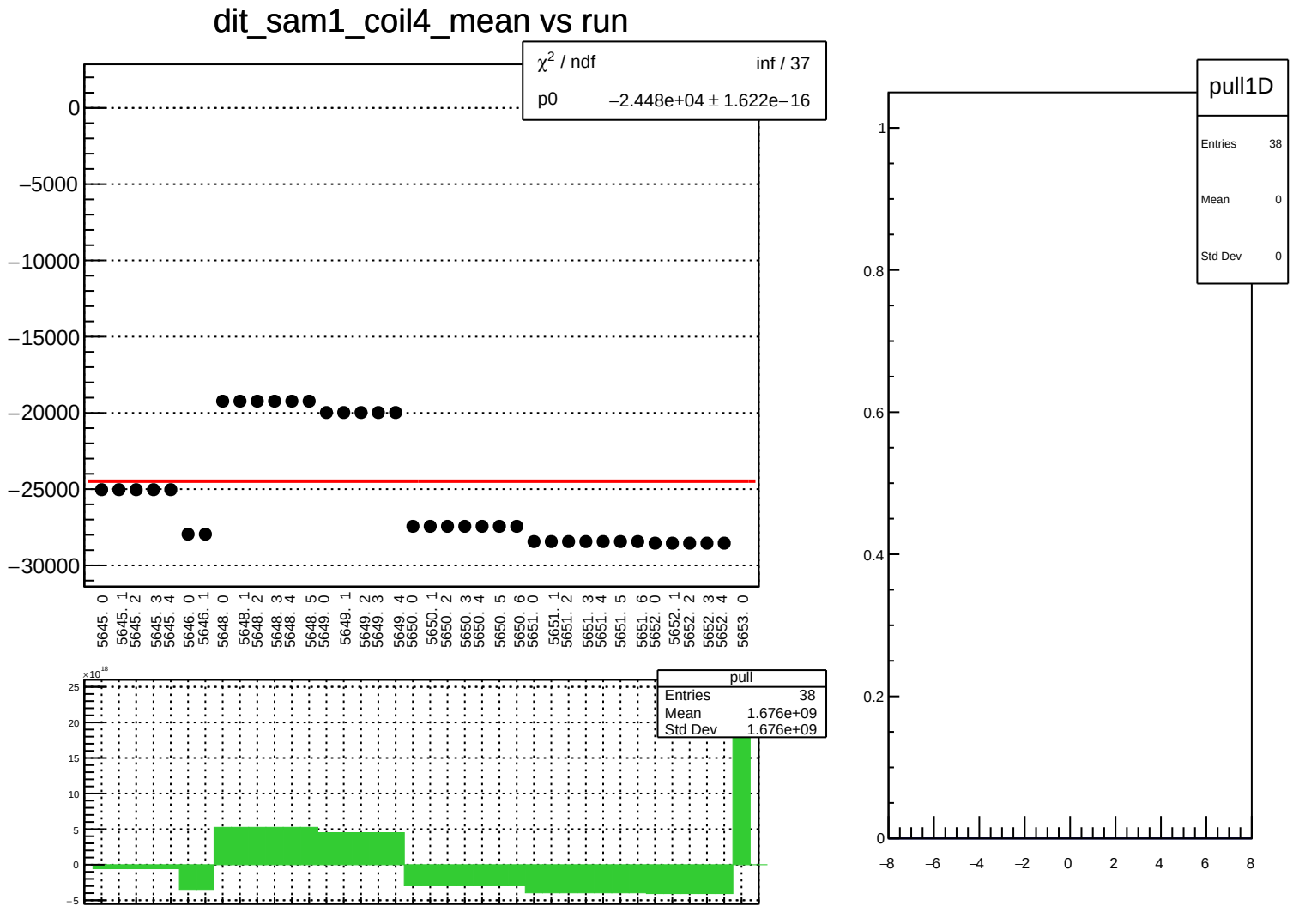
dit_sam1_coil4_mean vs run
χ2 / ndf inf / 37
p0 −2.448e+04 ± 1.622e−16
0
−5000
−10000
−15000
−20000
−25000
−30000
5645. 0
5645. 1
5645. 2
5645. 3
5645. 4
5646. 0
5646. 1
5648. 0
5648. 1
5648. 2
5648. 3
5648. 4
5648. 5
5649. 0
5649. 1
5649. 2
5649. 3
5649. 4
5650. 0
5650. 1
5650. 2
5650. 3
5650. 4
5650. 5
5650. 6
5651. 0
5651. 1
5651. 2
5651. 3
5651. 4
5651. 5
5651. 6
5652. 0
5652. 1
5652. 2
5652. 3
5652. 4
5653. 0
×10^18
25
20
15
10
5
0
−5
pull
Entries 38
Mean 1.676e+09
Std Dev 1.676e+09
pull1D
Entries 38
Mean 0
Std Dev 0
1
0.8
0.6
0.4
0.2
0
−8
−6
−4
−2
0
2
4
6
8

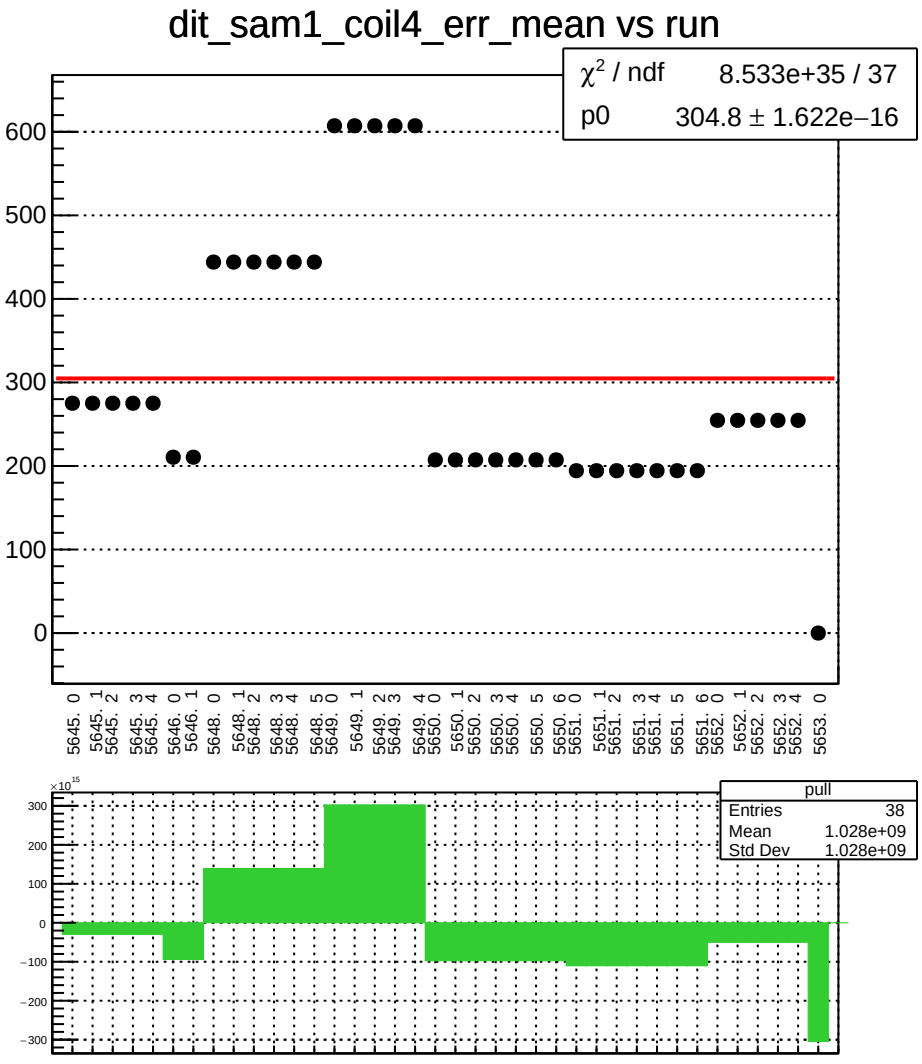
dit_sam1_coil4_err_mean vs run
χ² / ndf 8.533e+35 / 37
p0 304.8 ± 1.622e−16
600
500
400
300
200
100
0
5645. 0
5645. 1
5645. 2
5645. 3
5645. 4
5646. 0
5646. 1
5648. 0
5648. 1
5648. 2
5648. 3
5648. 4
5648. 5
5649. 0
5649. 1
5649. 2
5649. 3
5649. 4
5650. 0
5650. 1
5650. 2
5650. 3
5650. 4
5650. 5
5650. 6
5651. 0
5651. 1
5651. 2
5651. 3
5651. 4
5651. 5
5651. 6
5652. 0
5652. 1
5652. 2
5652. 3
5652. 4
5653. 0
×10^15
300
200
100
0
−100
−200
−300
pull
Entries 38
Mean 1.028e+09
Std Dev 1.028e+09

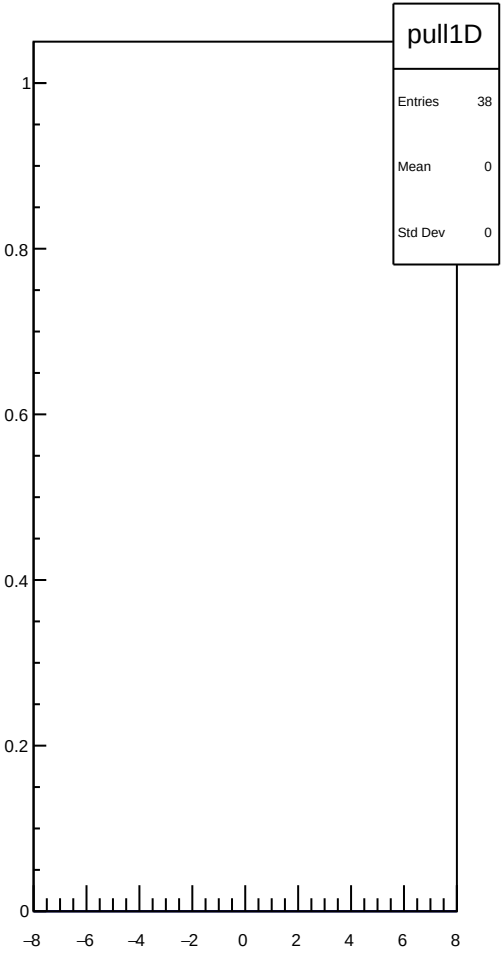
pull1D
Entries 38
Mean 0
Std Dev 0
1
0.8
0.6
0.4
0.2
0
−8
−6
−4
−2
0
2
4
6
8

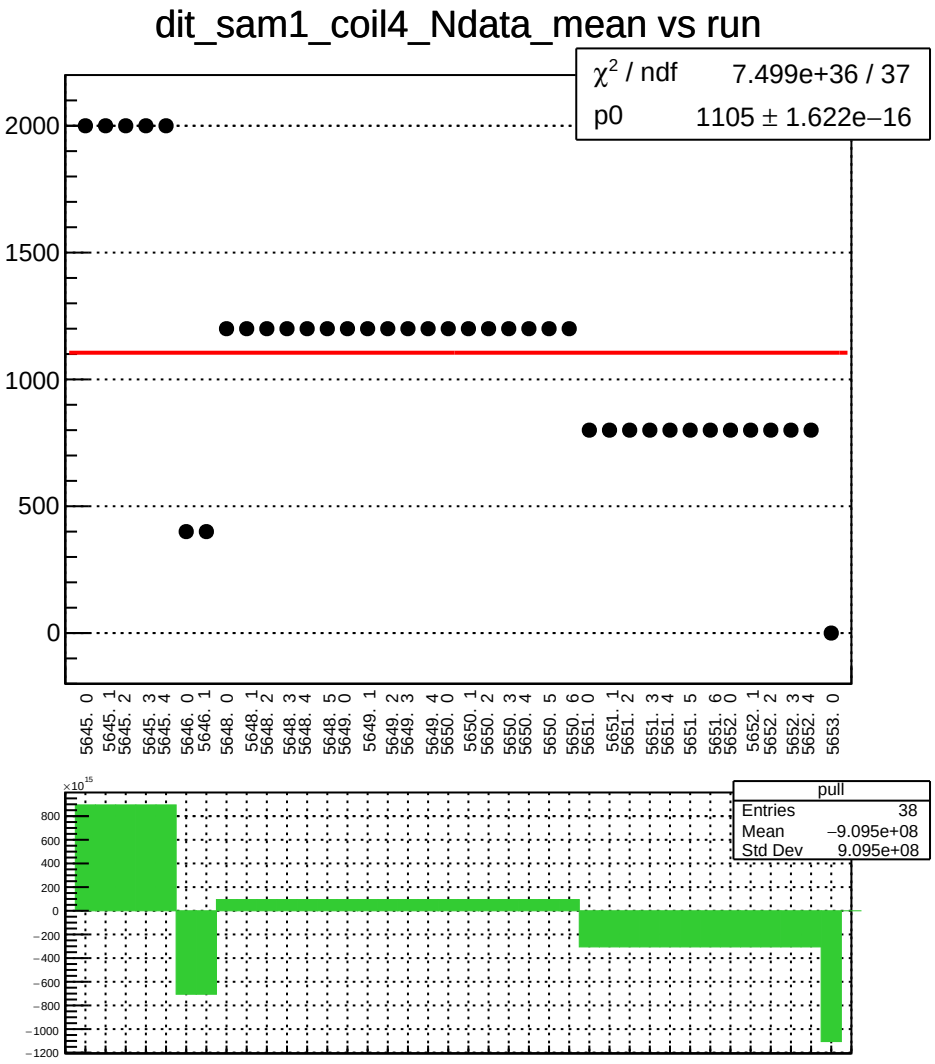
dit_sam1_coil4_Ndata_mean vs run
χ² / ndf 7.499e+36 / 37
p0 1105 ± 1.622e−16
2000
1500
1000
500
0
5645. 0
5645. 1
5645. 2
5645. 3
5645. 4
5646. 0
5646. 1
5648. 0
5648. 1
5648. 2
5648. 3
5648. 4
5648. 5
5649. 0
5649. 1
5649. 2
5649. 3
5649. 4
5650. 0
5650. 1
5650. 2
5650. 3
5650. 4
5650. 5
5650. 6
5651. 0
5651. 1
5651. 2
5651. 3
5651. 4
5651. 5
5651. 6
5652. 0
5652. 1
5652. 2
5652. 3
5652. 4
5653. 0
×10^15
800
600
400
200
0
−200
−400
−600
−800
−1000
−1200
pull
Entries 38
Mean −9.095e+08
Std Dev 9.095e+08

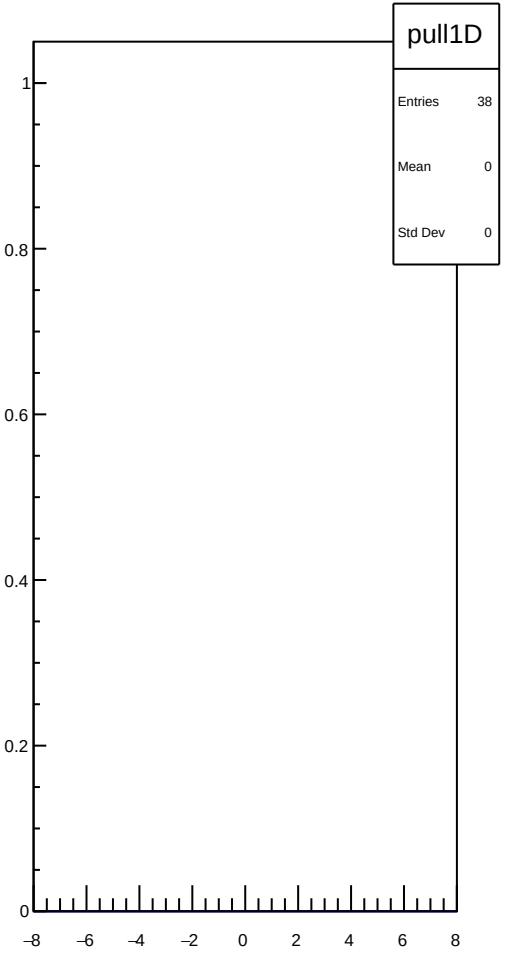
pull1D
Entries 38
Mean 0
Std Dev 0
1
0.8
0.6
0.4
0.2
0
−8
−6
−4
−2
0
2
4
6
8

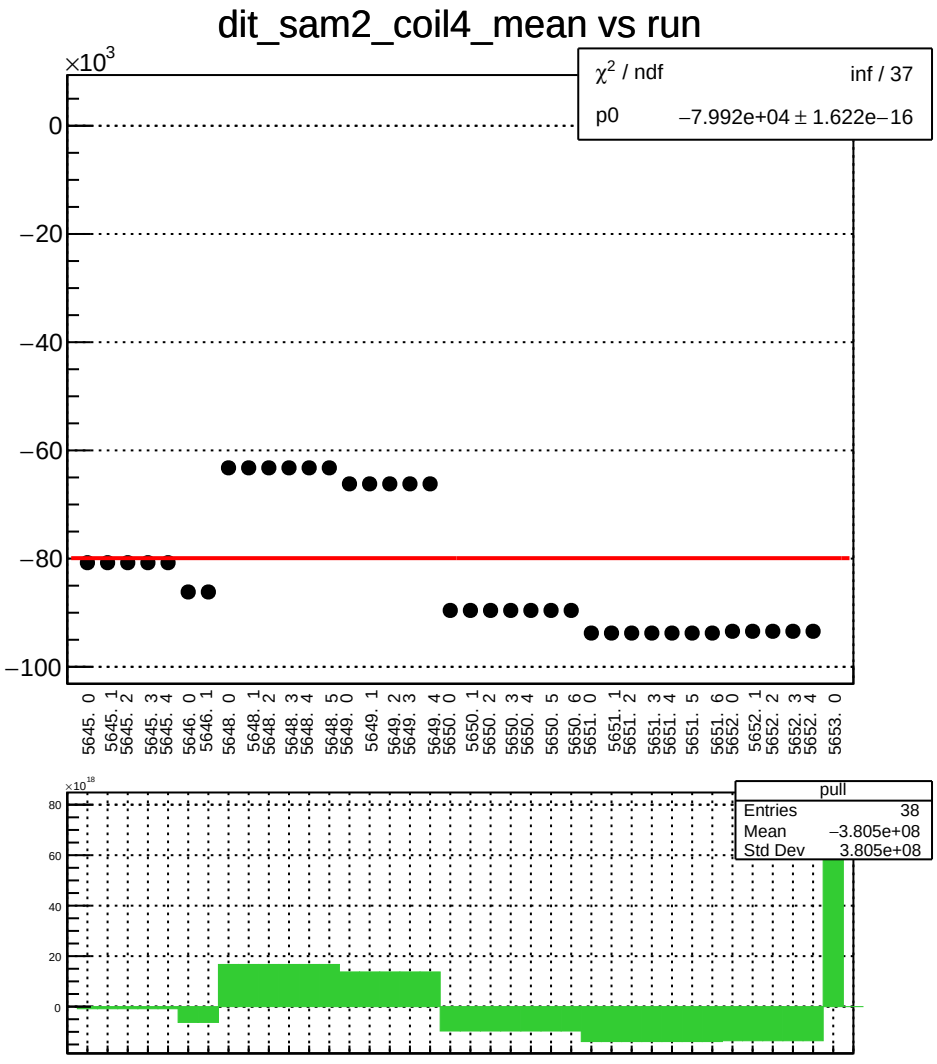
dit_sam2_coil4_mean vs run
χ^2 / ndf inf / 37
p0 −7.992e+04 ± 1.622e−16
×10^3
0
−20
−40
−60
−80
−100
5645. 0
5645. 1
5645. 2
5645. 3
5645. 4
5646. 0
5646. 1
5648. 0
5648. 1
5648. 2
5648. 3
5648. 4
5648. 5
5649. 0
5649. 1
5649. 2
5649. 3
5649. 4
5650. 0
5650. 1
5650. 2
5650. 3
5650. 4
5650. 5
5650. 6
5651. 0
5651. 1
5651. 2
5651. 3
5651. 4
5651. 5
5651. 6
5652. 0
5652. 1
5652. 2
5652. 3
5652. 4
5653. 0
×10^18
80
60
40
20
0
pull
Entries 38
Mean −3.805e+08
Std Dev 3.805e+08

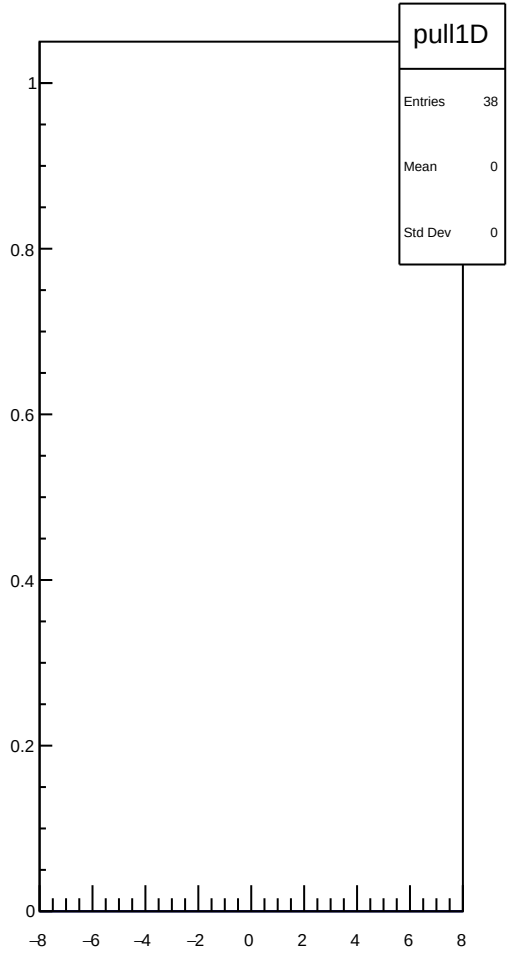
pull1D
Entries 38
Mean 0
Std Dev 0
1
0.8
0.6
0.4
0.2
0
−8
−6
−4
−2
0
2
4
6
8

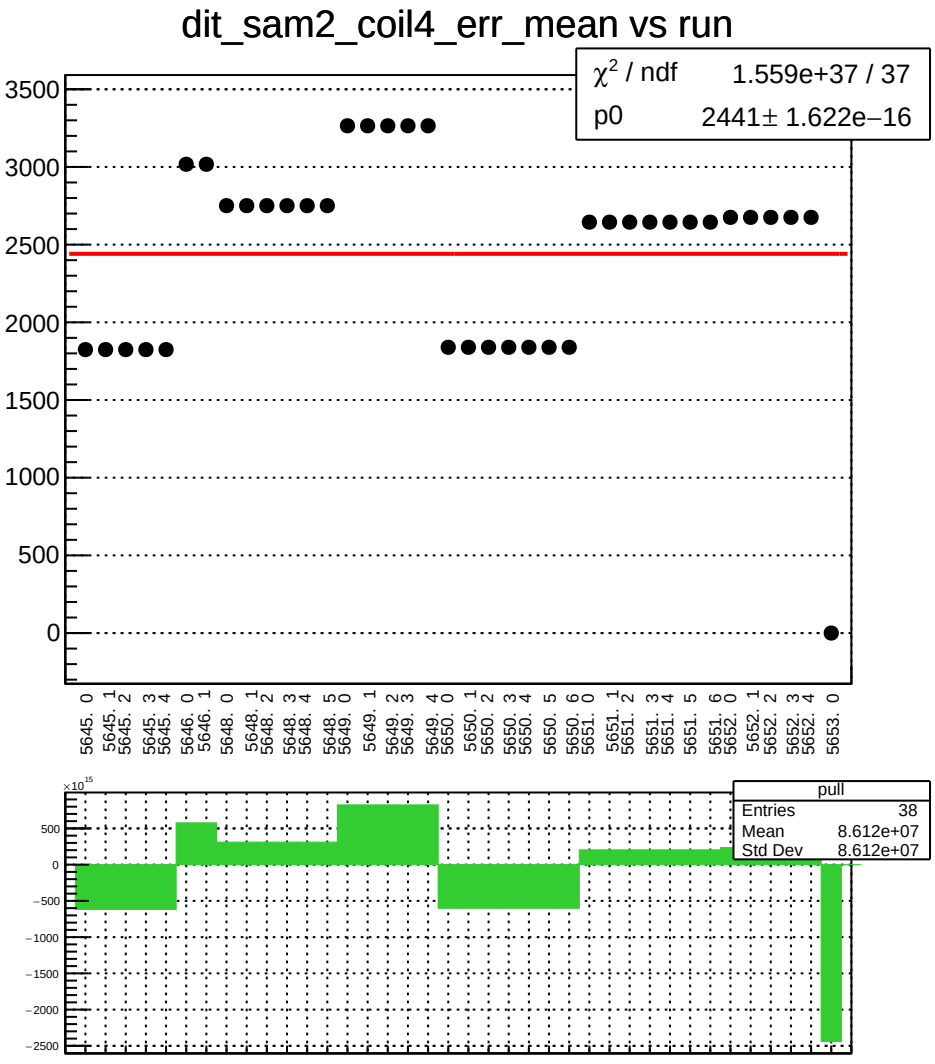
dit_sam2_coil4_err_mean vs run
χ² / ndf 1.559e+37 / 37
p0 2441± 1.622e−16
3500
3000
2500
2000
1500
1000
500
0
5645. 0
5645. 1
5645. 2
5645. 3
5645. 4
5646. 0
5646. 1
5648. 0
5648. 1
5648. 2
5648. 3
5648. 4
5648. 5
5649. 0
5649. 1
5649. 2
5649. 3
5649. 4
5650. 0
5650. 1
5650. 2
5650. 3
5650. 4
5650. 5
5650. 6
5651. 0
5651. 1
5651. 2
5651. 3
5651. 4
5651. 5
5651. 6
5652. 0
5652. 1
5652. 2
5652. 3
5652. 4
5653. 0
×10^15
500
0
−500
−1000
−1500
−2000
−2500
pull
Entries 38
Mean 8.612e+07
Std Dev 8.612e+07

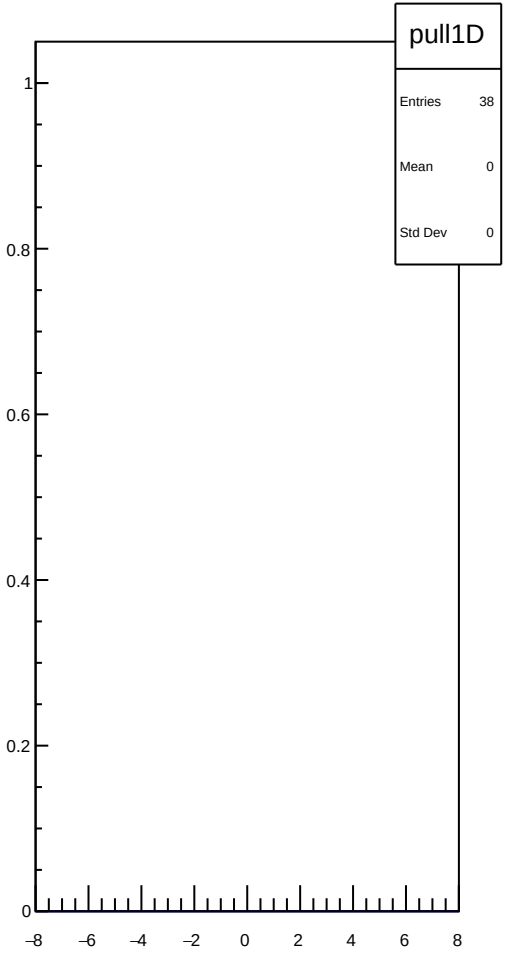
pull1D
Entries 38
Mean 0
Std Dev 0
1
0.8
0.6
0.4
0.2
0
−8
−6
−4
−2
0
2
4
6
8

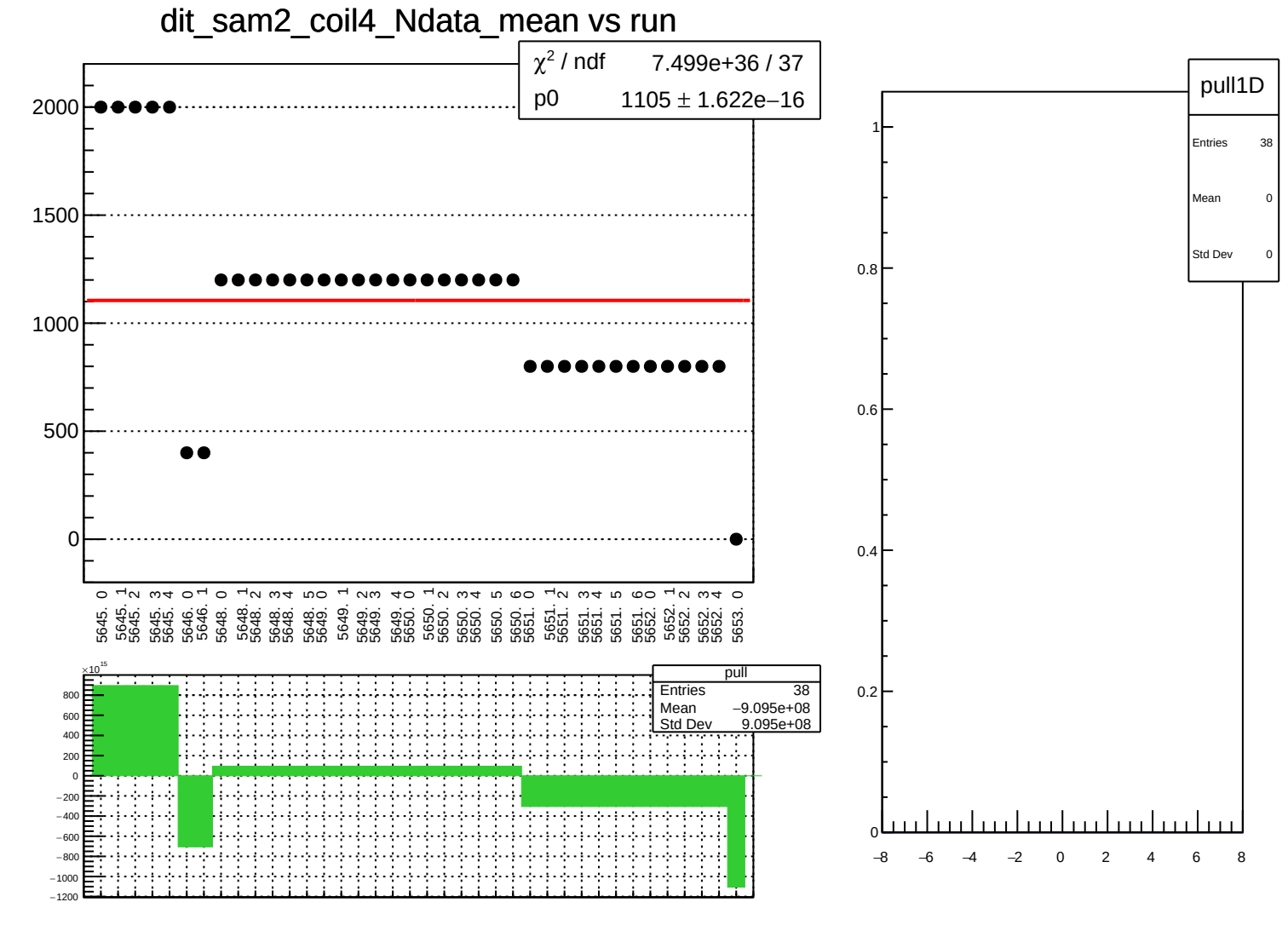
dit_sam2_coil4_Ndata_mean vs run
χ² / ndf 7.499e+36 / 37
p0 1105 ± 1.622e−16
2000
1500
1000
500
0
5645. 0
5645. 1
5645. 2
5645. 3
5645. 4
5646. 0
5646. 1
5648. 0
5648. 1
5648. 2
5648. 3
5648. 4
5648. 5
5649. 0
5649. 1
5649. 2
5649. 3
5649. 4
5650. 0
5650. 1
5650. 2
5650. 3
5650. 4
5650. 5
5650. 6
5651. 0
5651. 1
5651. 2
5651. 3
5651. 4
5651. 5
5651. 6
5652. 0
5652. 1
5652. 2
5652. 3
5652. 4
5653. 0
×10^15
800
600
400
200
0
−200
−400
−600
−800
−1000
−1200
pull
Entries 38
Mean −9.095e+08
Std Dev 9.095e+08
pull1D
Entries 38
Mean 0
Std Dev 0
1
0.8
0.6
0.4
0.2
0
−8
−6
−4
−2
0
2
4
6
8

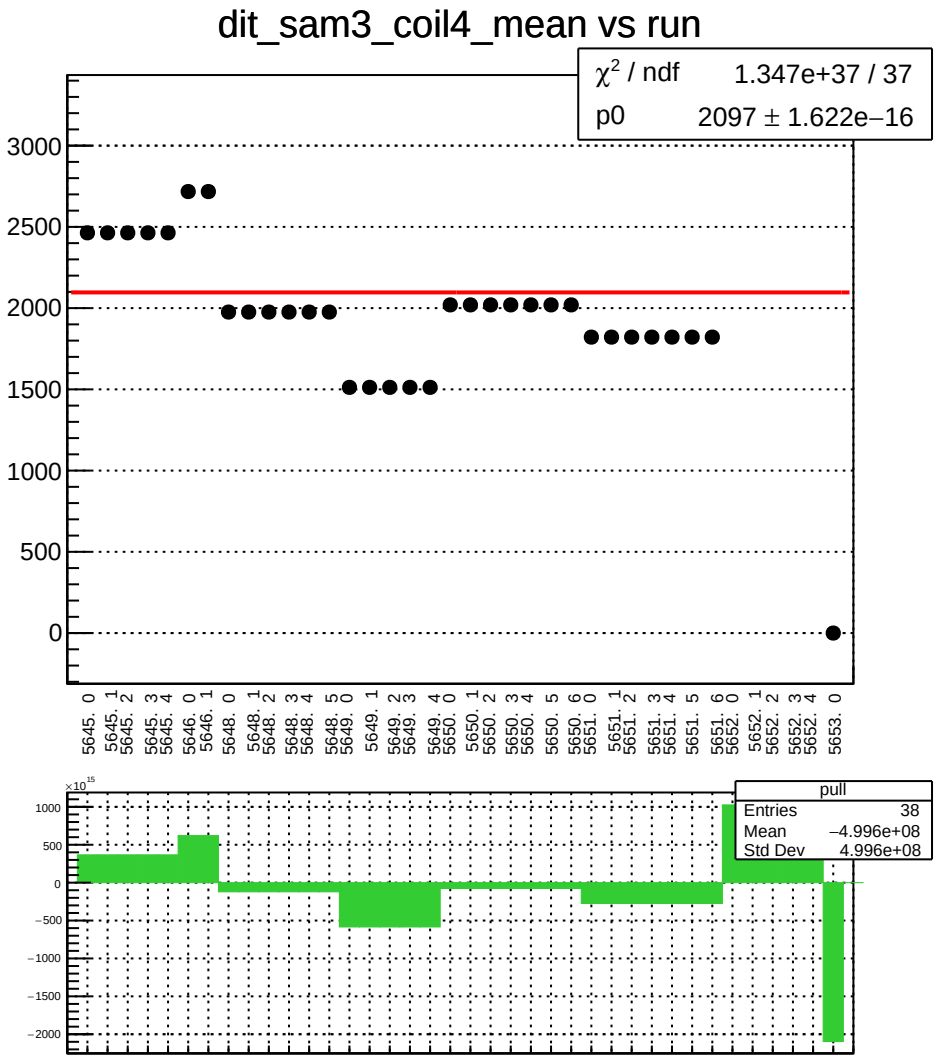
dit_sam3_coil4_mean vs run
χ² / ndf 1.347e+37 / 37
p0 2097 ± 1.622e−16
3000
2500
2000
1500
1000
500
0
5645. 0
5645. 1
5645. 2
5645. 3
5645. 4
5646. 0
5646. 1
5648. 0
5648. 1
5648. 2
5648. 3
5648. 4
5648. 5
5649. 0
5649. 1
5649. 2
5649. 3
5649. 4
5650. 0
5650. 1
5650. 2
5650. 3
5650. 4
5650. 5
5650. 6
5651. 0
5651. 1
5651. 2
5651. 3
5651. 4
5651. 5
5651. 6
5652. 0
5652. 1
5652. 2
5652. 3
5652. 4
5653. 0
×10¹⁵
1000
500
0
−500
−1000
−1500
−2000
pull
Entries 38
Mean −4.996e+08
Std Dev 4.996e+08

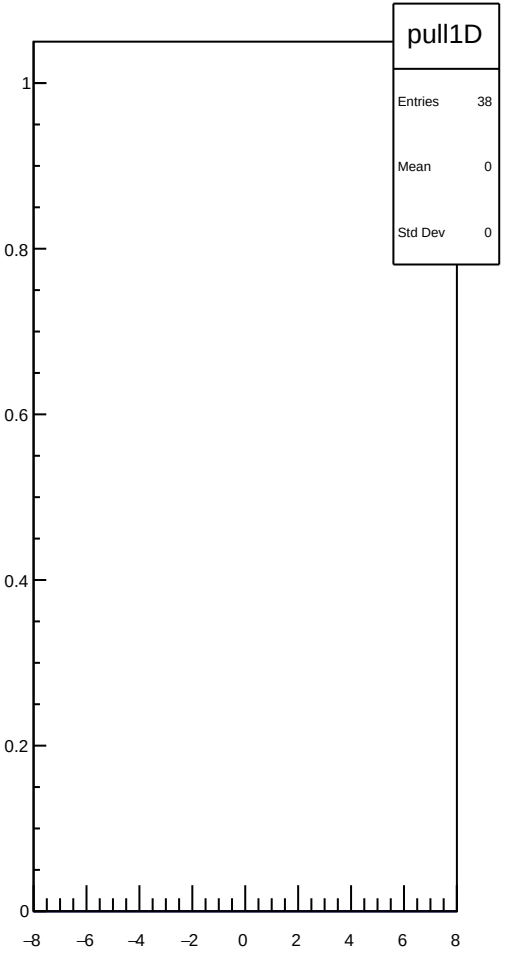
pull1D
Entries 38
Mean 0
Std Dev 0
1
0.8
0.6
0.4
0.2
0
−8
−6
−4
−2
0
2
4
6
8

dit_sam3_coil4_err_mean vs run

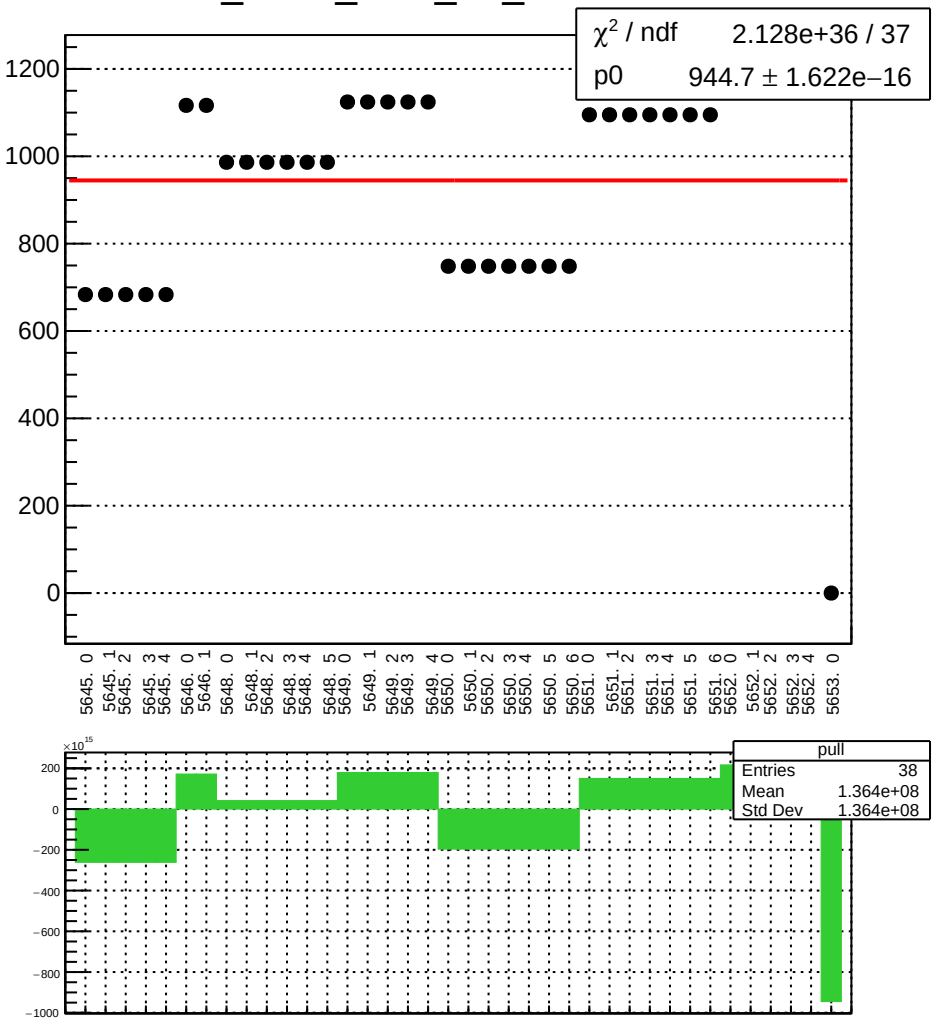

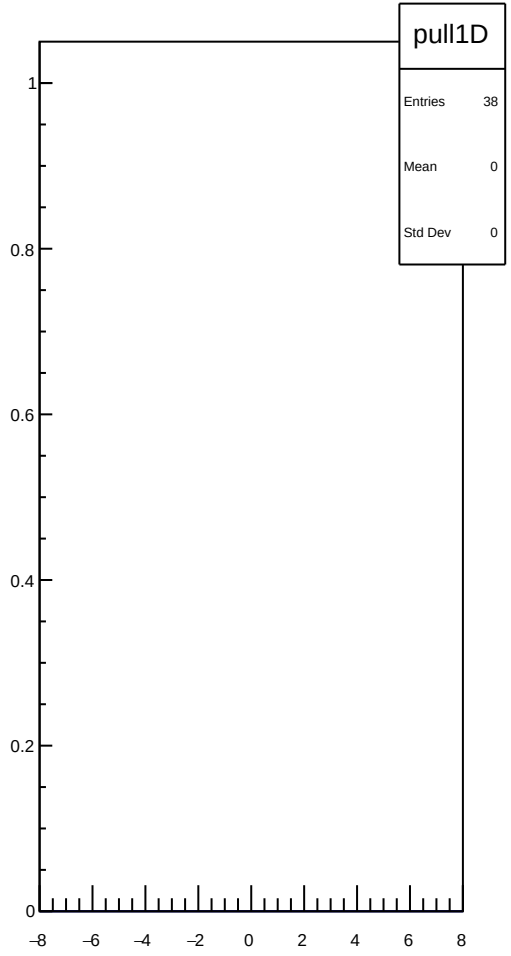

dit_sam3_coil4_Ndata_mean vs run

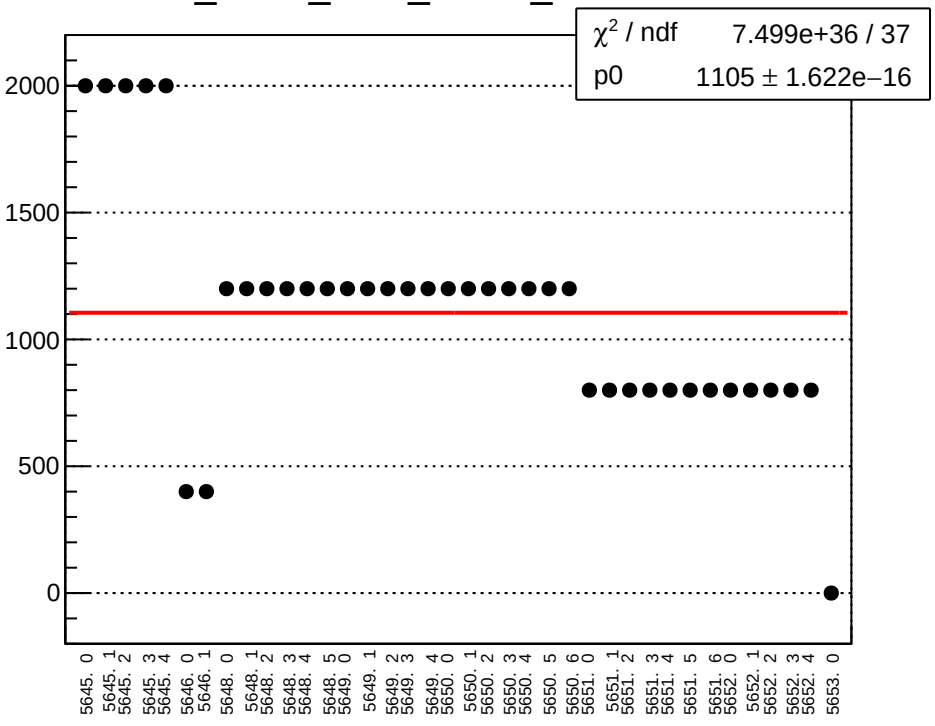

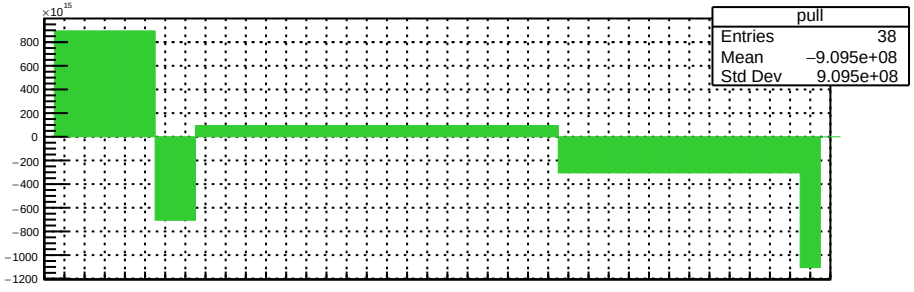

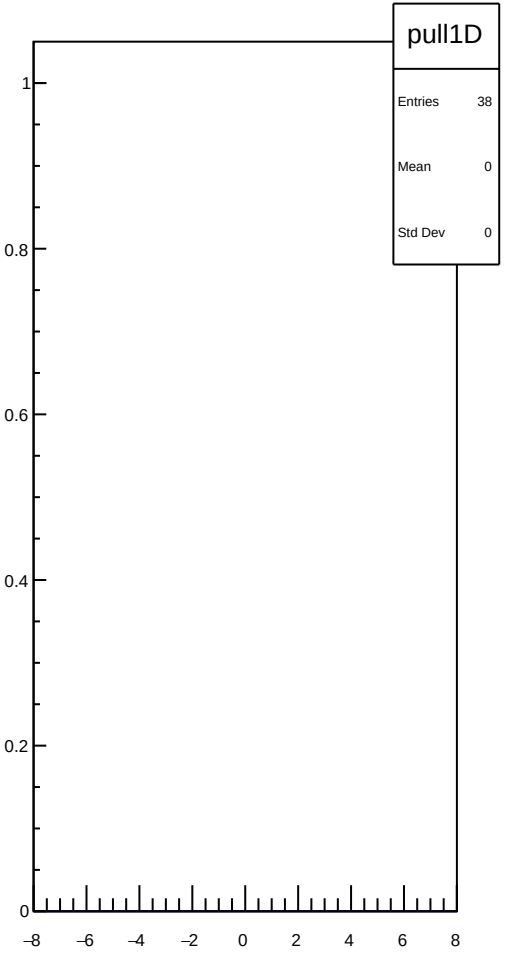

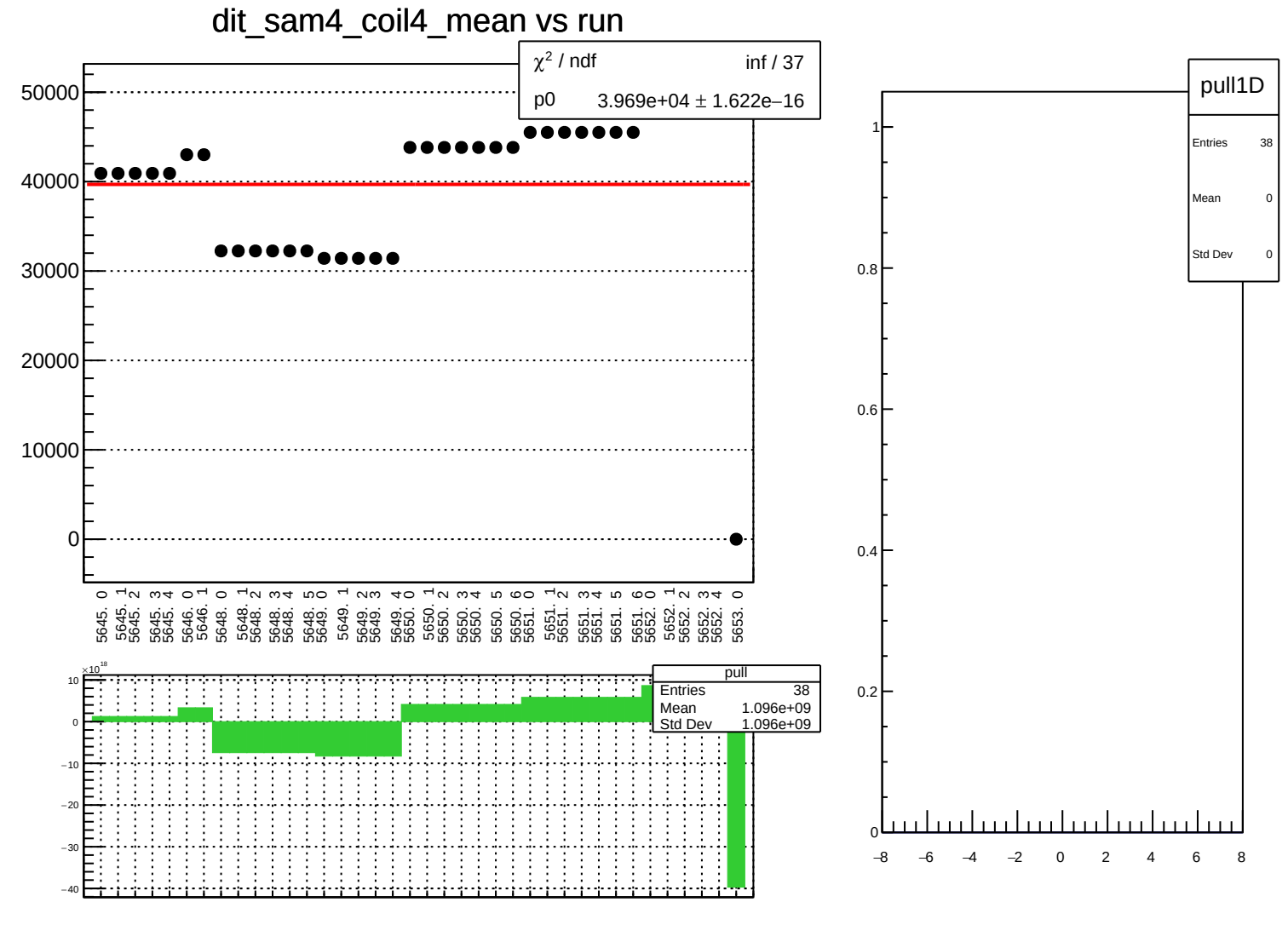
dit_sam4_coil4_mean vs run
χ² / ndf inf / 37
p0 3.969e+04 ± 1.622e−16
50000
40000
30000
20000
10000
0
5645. 0
5645. 1
5645. 2
5645. 3
5645. 4
5646. 0
5646. 1
5648. 0
5648. 1
5648. 2
5648. 3
5648. 4
5648. 5
5649. 0
5649. 1
5649. 2
5649. 3
5649. 4
5650. 0
5650. 1
5650. 2
5650. 3
5650. 4
5650. 5
5650. 6
5651. 0
5651. 1
5651. 2
5651. 3
5651. 4
5651. 5
5651. 6
5652. 0
5652. 1
5652. 2
5652. 3
5652. 4
5653. 0
×10¹⁸
10
0
−10
−20
−30
−40
pull
Entries 38
Mean 1.096e+09
Std Dev 1.096e+09
pull1D
Entries 38
Mean 0
Std Dev 0
1
0.8
0.6
0.4
0.2
0
−8
−6
−4
−2
0
2
4
6
8

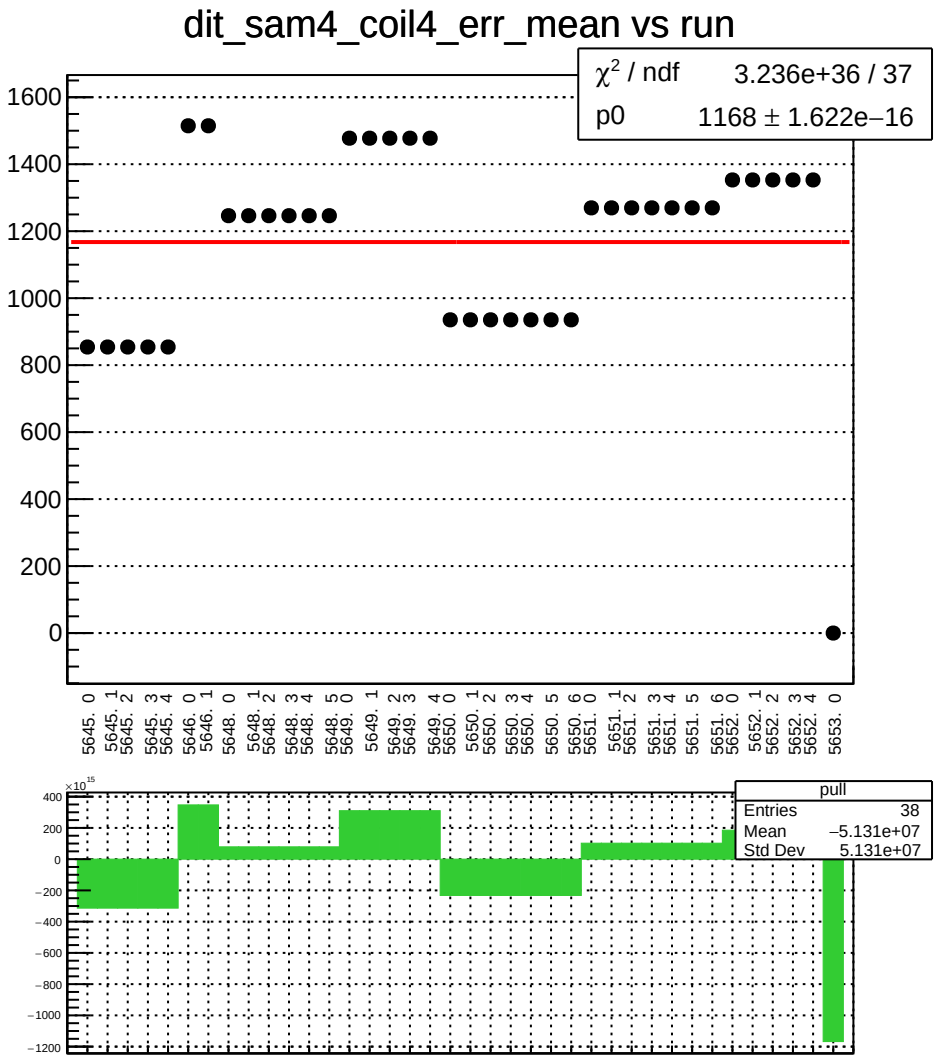
dit_sam4_coil4_err_mean vs run
χ² / ndf 3.236e+36 / 37
p0 1168 ± 1.622e−16
1600
1400
1200
1000
800
600
400
200
0
5645. 0
5645. 1
5645. 2
5645. 3
5645. 4
5646. 0
5646. 1
5648. 0
5648. 1
5648. 2
5648. 3
5648. 4
5648. 5
5649. 0
5649. 1
5649. 2
5649. 3
5649. 4
5650. 0
5650. 1
5650. 2
5650. 3
5650. 4
5650. 5
5650. 6
5651. 0
5651. 1
5651. 2
5651. 3
5651. 4
5651. 5
5651. 6
5652. 0
5652. 1
5652. 2
5652. 3
5652. 4
5653. 0
×10¹⁵
400
200
0
−200
−400
−600
−800
−1000
−1200
pull
Entries 38
Mean −5.131e+07
Std Dev 5.131e+07

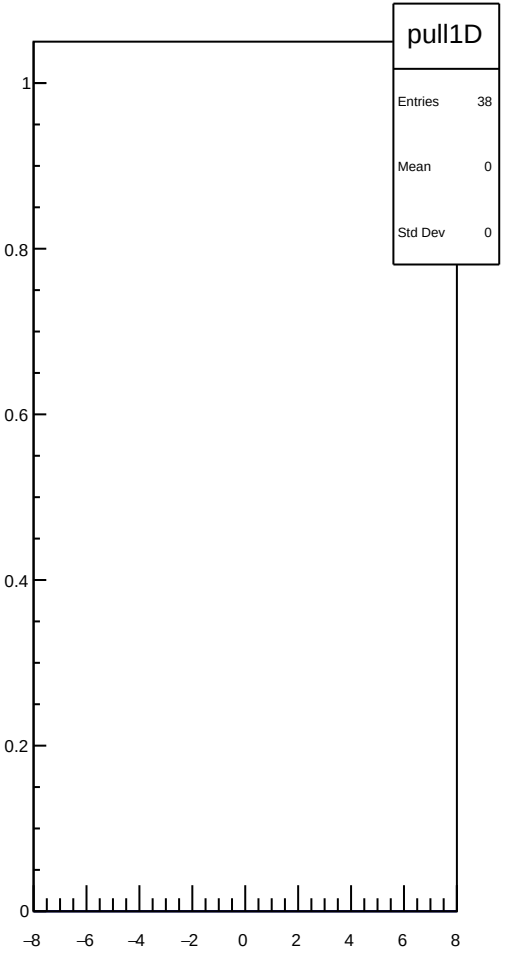
pull1D
Entries 38
Mean 0
Std Dev 0
1
0.8
0.6
0.4
0.2
0
−8
−6
−4
−2
0
2
4
6
8

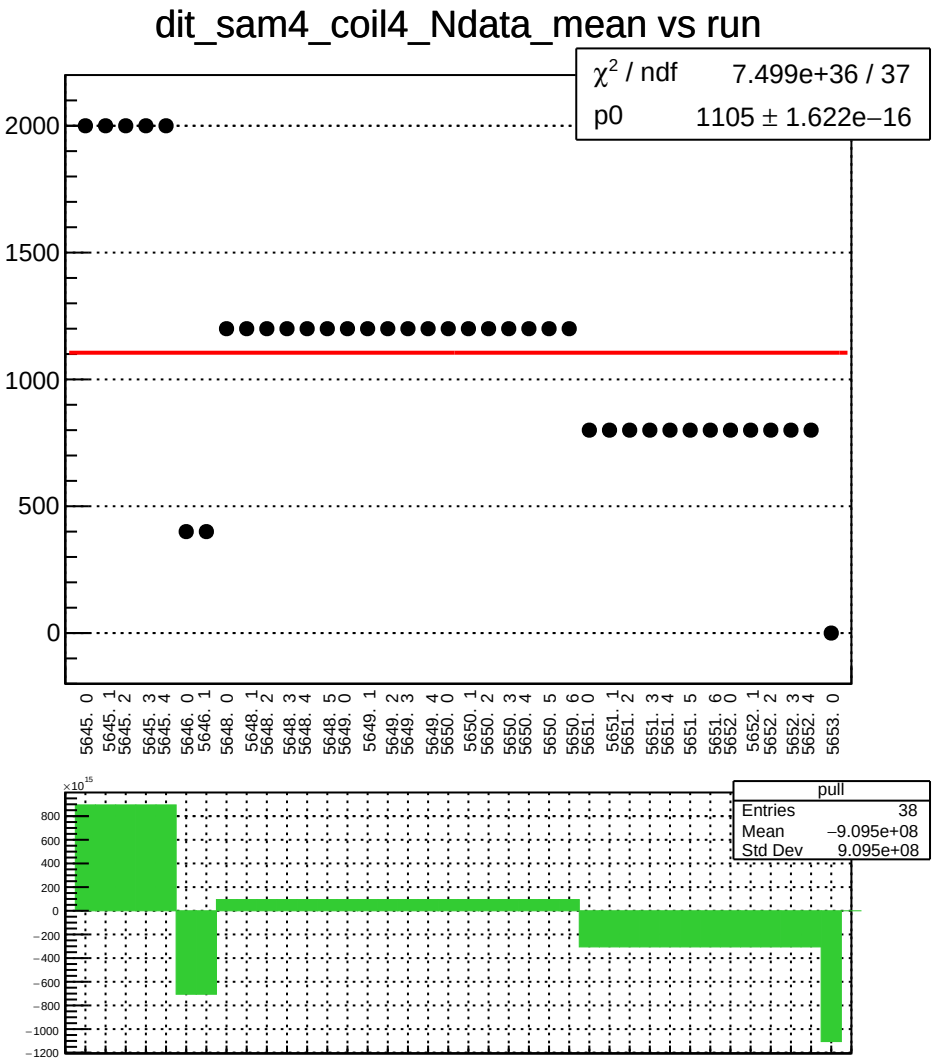
dit_sam4_coil4_Ndata_mean vs run
χ² / ndf 7.499e+36 / 37
p0 1105 ± 1.622e−16
2000
1500
1000
500
0
5645. 0
5645. 1
5645. 2
5645. 3
5645. 4
5646. 0
5646. 1
5648. 0
5648. 1
5648. 2
5648. 3
5648. 4
5648. 5
5649. 0
5649. 1
5649. 2
5649. 3
5649. 4
5650. 0
5650. 1
5650. 2
5650. 3
5650. 4
5650. 5
5650. 6
5651. 0
5651. 1
5651. 2
5651. 3
5651. 4
5651. 5
5651. 6
5652. 0
5652. 1
5652. 2
5652. 3
5652. 4
5653. 0
×10^15
800
600
400
200
0
−200
−400
−600
−800
−1000
−1200
pull
Entries 38
Mean −9.095e+08
Std Dev 9.095e+08

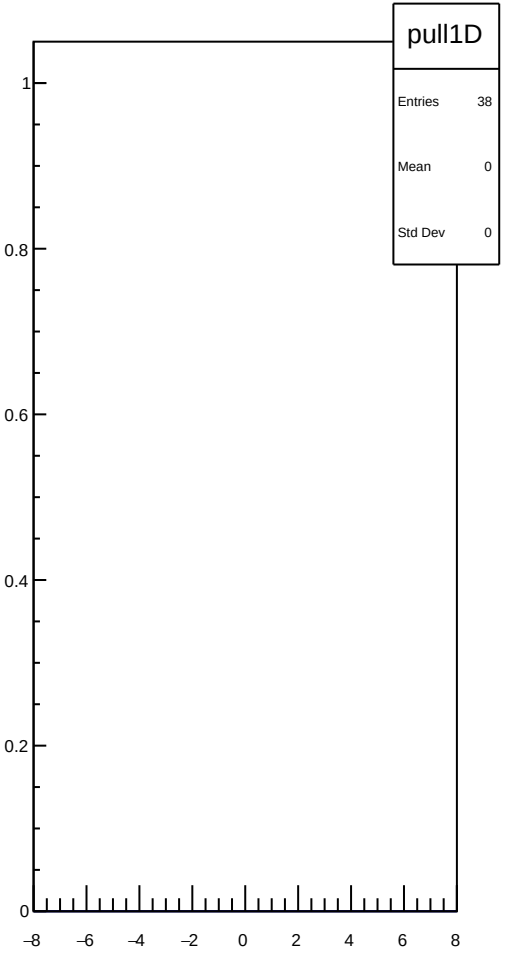
pull1D
Entries 38
Mean 0
Std Dev 0
1
0.8
0.6
0.4
0.2
0
−8
−6
−4
−2
0
2
4
6
8

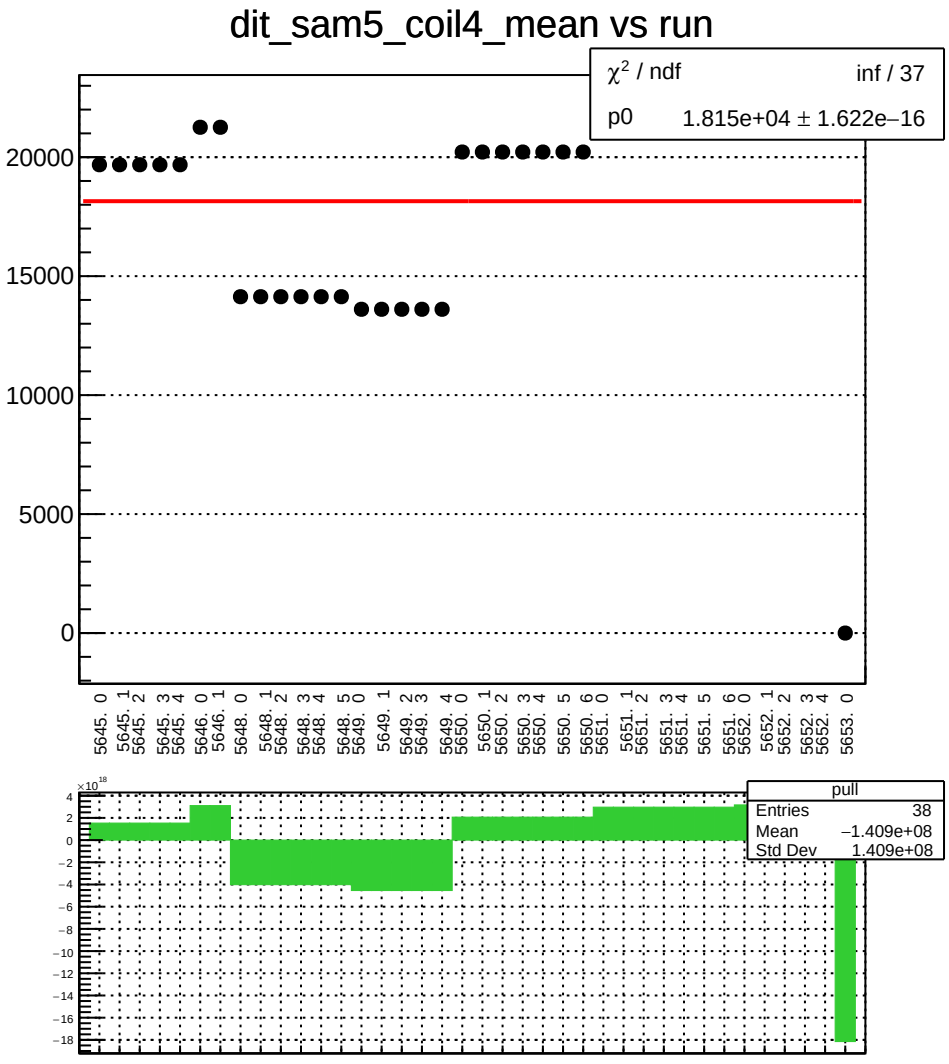
dit_sam5_coil4_mean vs run
χ² / ndf inf / 37
p0 1.815e+04 ± 1.622e−16
20000
15000
10000
5000
0
5645. 0
5645. 1
5645. 2
5645. 3
5645. 4
5646. 0
5646. 1
5648. 0
5648. 1
5648. 2
5648. 3
5648. 4
5648. 5
5649. 0
5649. 1
5649. 2
5649. 3
5649. 4
5650. 0
5650. 1
5650. 2
5650. 3
5650. 4
5650. 5
5650. 6
5651. 0
5651. 1
5651. 2
5651. 3
5651. 4
5651. 5
5651. 6
5652. 0
5652. 1
5652. 2
5652. 3
5652. 4
5653. 0
×10¹⁸
4
2
0
−2
−4
−6
−8
−10
−12
−14
−16
−18
pull
Entries 38
Mean −1.409e+08
Std Dev 1.409e+08

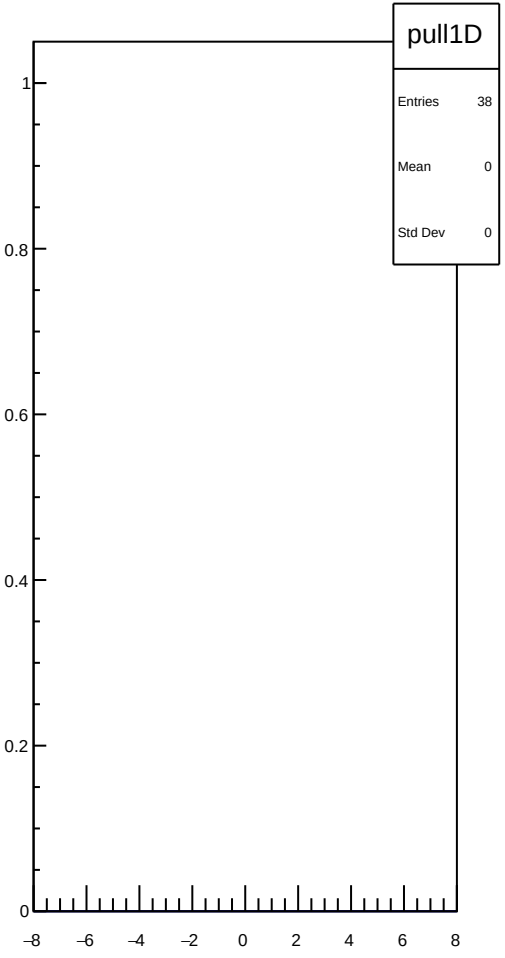
pull1D
Entries 38
Mean 0
Std Dev 0
1
0.8
0.6
0.4
0.2
0
−8
−6
−4
−2
0
2
4
6
8

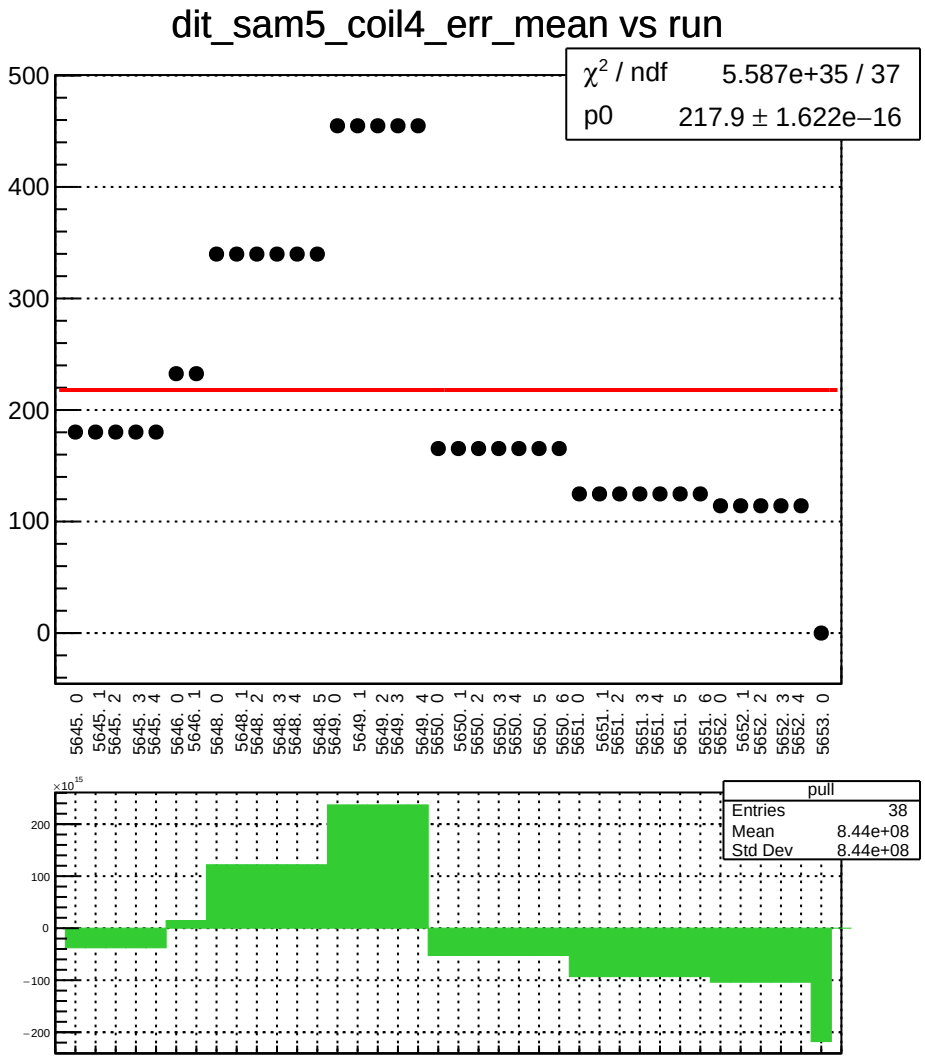
dit_sam5_coil4_err_mean vs run
χ^2 / ndf 5.587e+35 / 37
p0 217.9 ± 1.622e−16
500
400
300
200
100
0
5645. 0
5645. 1
5645. 2
5645. 3
5645. 4
5646. 0
5646. 1
5648. 0
5648. 1
5648. 2
5648. 3
5648. 4
5648. 5
5649. 0
5649. 1
5649. 2
5649. 3
5649. 4
5650. 0
5650. 1
5650. 2
5650. 3
5650. 4
5650. 5
5650. 6
5651. 0
5651. 1
5651. 2
5651. 3
5651. 4
5651. 5
5651. 6
5652. 0
5652. 1
5652. 2
5652. 3
5652. 4
5653. 0
×10^15
200
100
0
−100
−200
pull
Entries 38
Mean 8.44e+08
Std Dev 8.44e+08

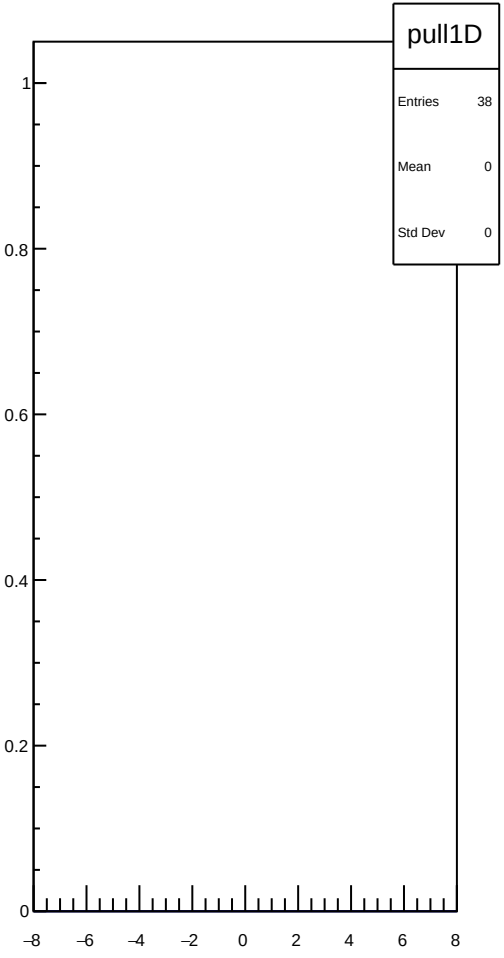
pull1D
Entries 38
Mean 0
Std Dev 0
1
0.8
0.6
0.4
0.2
0
−8
−6
−4
−2
0
2
4
6
8

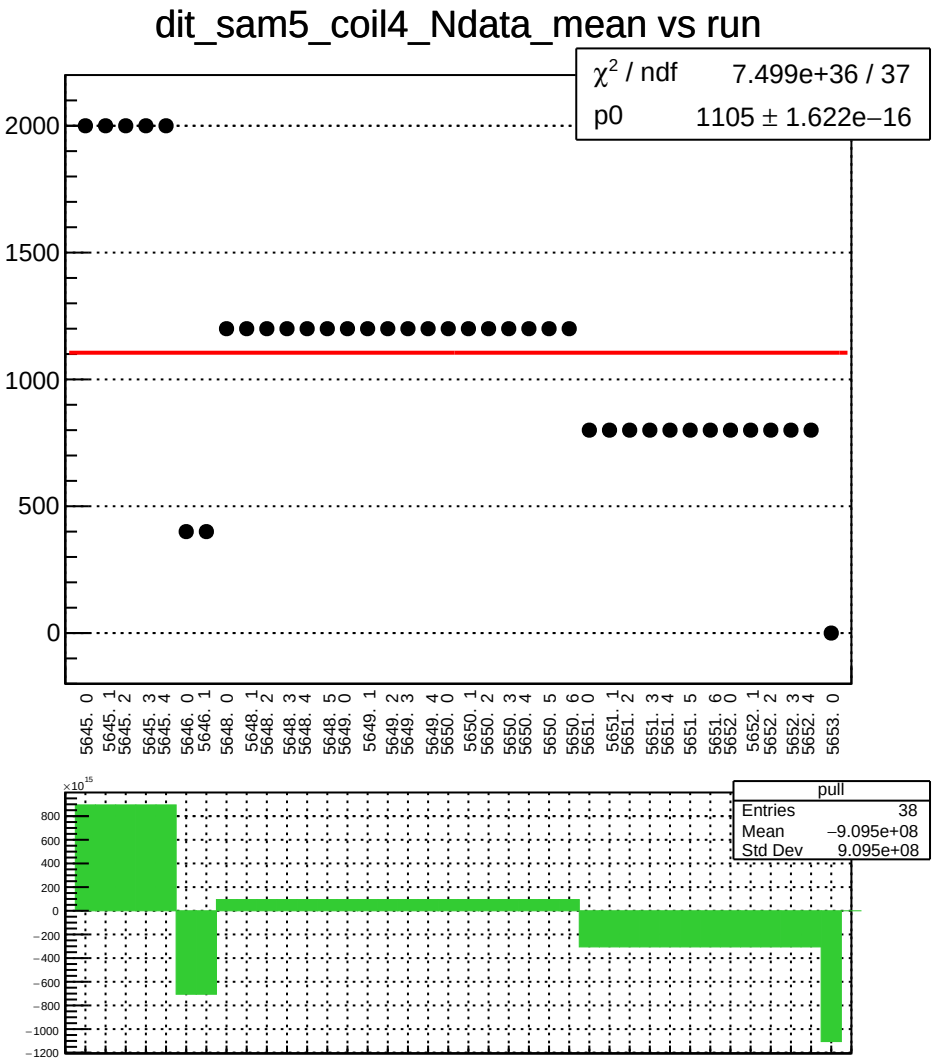
dit_sam5_coil4_Ndata_mean vs run
χ² / ndf 7.499e+36 / 37
p0 1105 ± 1.622e−16
2000
1500
1000
500
0
5645. 0
5645. 1
5645. 2
5645. 3
5645. 4
5646. 0
5646. 1
5648. 0
5648. 1
5648. 2
5648. 3
5648. 4
5648. 5
5649. 0
5649. 1
5649. 2
5649. 3
5649. 4
5650. 0
5650. 1
5650. 2
5650. 3
5650. 4
5650. 5
5650. 6
5651. 0
5651. 1
5651. 2
5651. 3
5651. 4
5651. 5
5651. 6
5652. 0
5652. 1
5652. 2
5652. 3
5652. 4
5653. 0
×10^15
800
600
400
200
0
−200
−400
−600
−800
−1000
−1200
pull
Entries 38
Mean −9.095e+08
Std Dev 9.095e+08

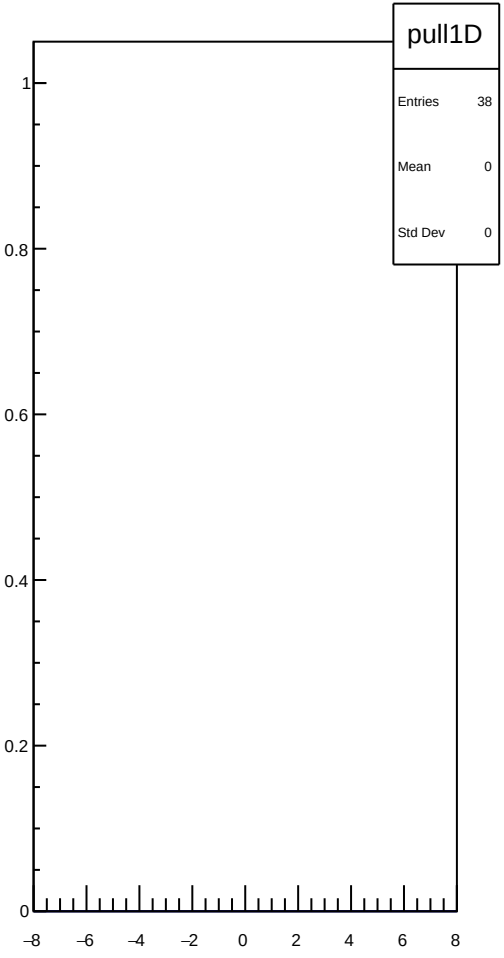
pull1D
Entries 38
Mean 0
Std Dev 0
1
0.8
0.6
0.4
0.2
0
−8
−6
−4
−2
0
2
4
6
8

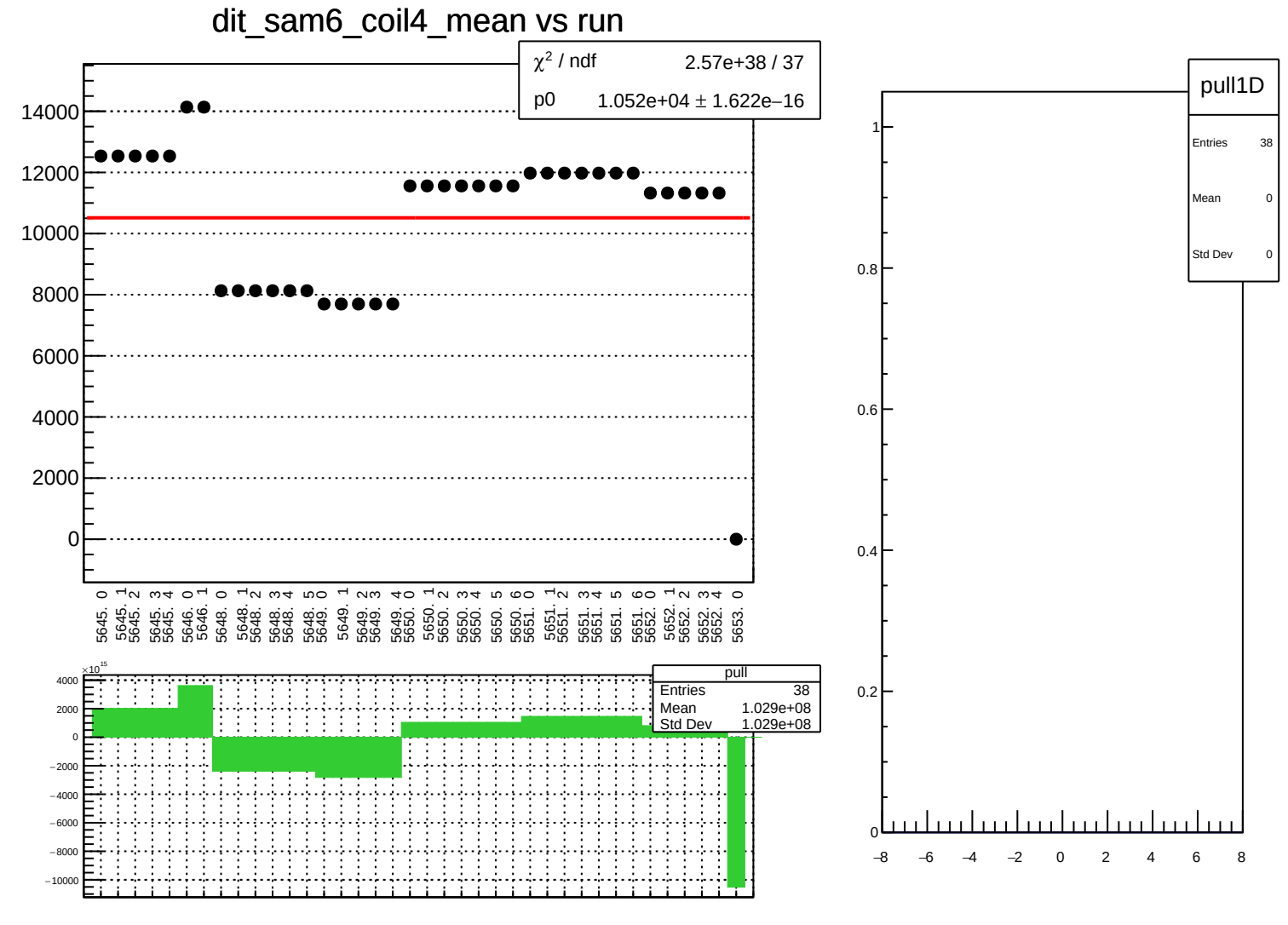
dit_sam6_coil4_mean vs run
χ² / ndf 2.57e+38 / 37
p0 1.052e+04 ± 1.622e−16
14000
12000
10000
8000
6000
4000
2000
0
5645. 0
5645. 1
5645. 2
5645. 3
5645. 4
5646. 0
5646. 1
5648. 0
5648. 1
5648. 2
5648. 3
5648. 4
5648. 5
5649. 0
5649. 1
5649. 2
5649. 3
5649. 4
5650. 0
5650. 1
5650. 2
5650. 3
5650. 4
5650. 5
5650. 6
5651. 0
5651. 1
5651. 2
5651. 3
5651. 4
5651. 5
5651. 6
5652. 0
5652. 1
5652. 2
5652. 3
5652. 4
5653. 0
×10¹⁵
4000
2000
0
−2000
−4000
−6000
−8000
−10000
pull
Entries 38
Mean 1.029e+08
Std Dev 1.029e+08
pull1D
Entries 38
Mean 0
Std Dev 0
1
0.8
0.6
0.4
0.2
0
−8
−6
−4
−2
0
2
4
6
8

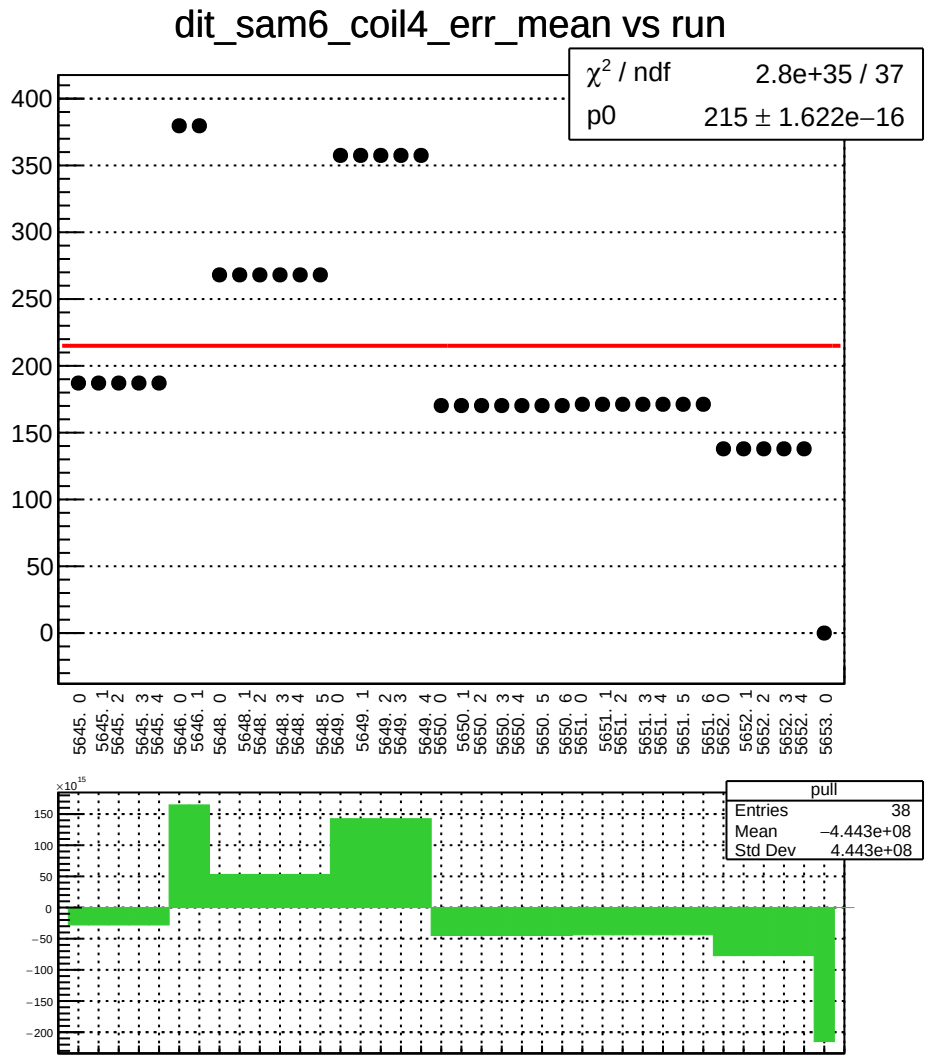
dit_sam6_coil4_err_mean vs run
χ² / ndf 2.8e+35 / 37
p0 215 ± 1.622e−16
400
350
300
250
200
150
100
50
0
5645. 0
5645. 1
5645. 2
5645. 3
5645. 4
5646. 0
5646. 1
5648. 0
5648. 1
5648. 2
5648. 3
5648. 4
5648. 5
5649. 0
5649. 1
5649. 2
5649. 3
5649. 4
5650. 0
5650. 1
5650. 2
5650. 3
5650. 4
5650. 5
5650. 6
5651. 0
5651. 1
5651. 2
5651. 3
5651. 4
5651. 5
5651. 6
5652. 0
5652. 1
5652. 2
5652. 3
5652. 4
5653. 0
×10¹⁵
150
100
50
0
−50
−100
−150
−200
pull
Entries 38
Mean −4.443e+08
Std Dev 4.443e+08

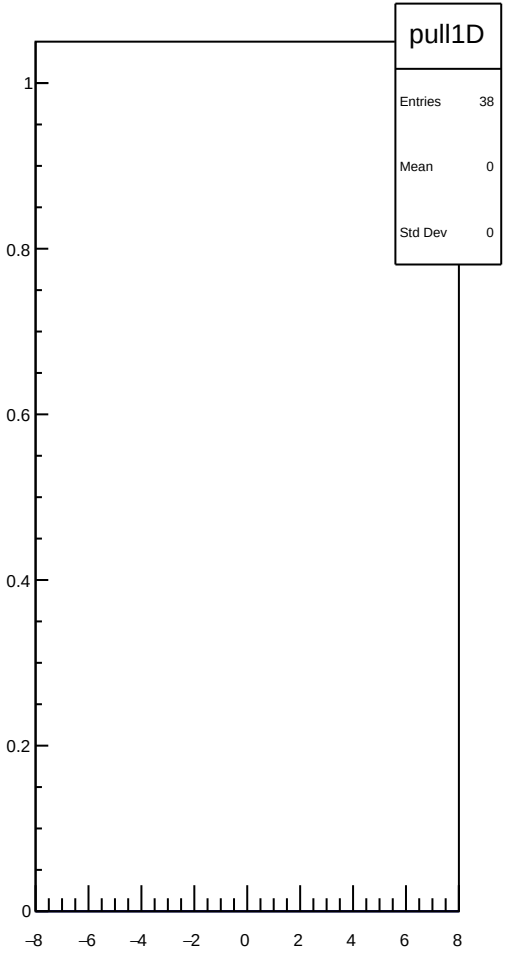
pull1D
Entries 38
Mean 0
Std Dev 0
1
0.8
0.6
0.4
0.2
0
−8
−6
−4
−2
0
2
4
6
8

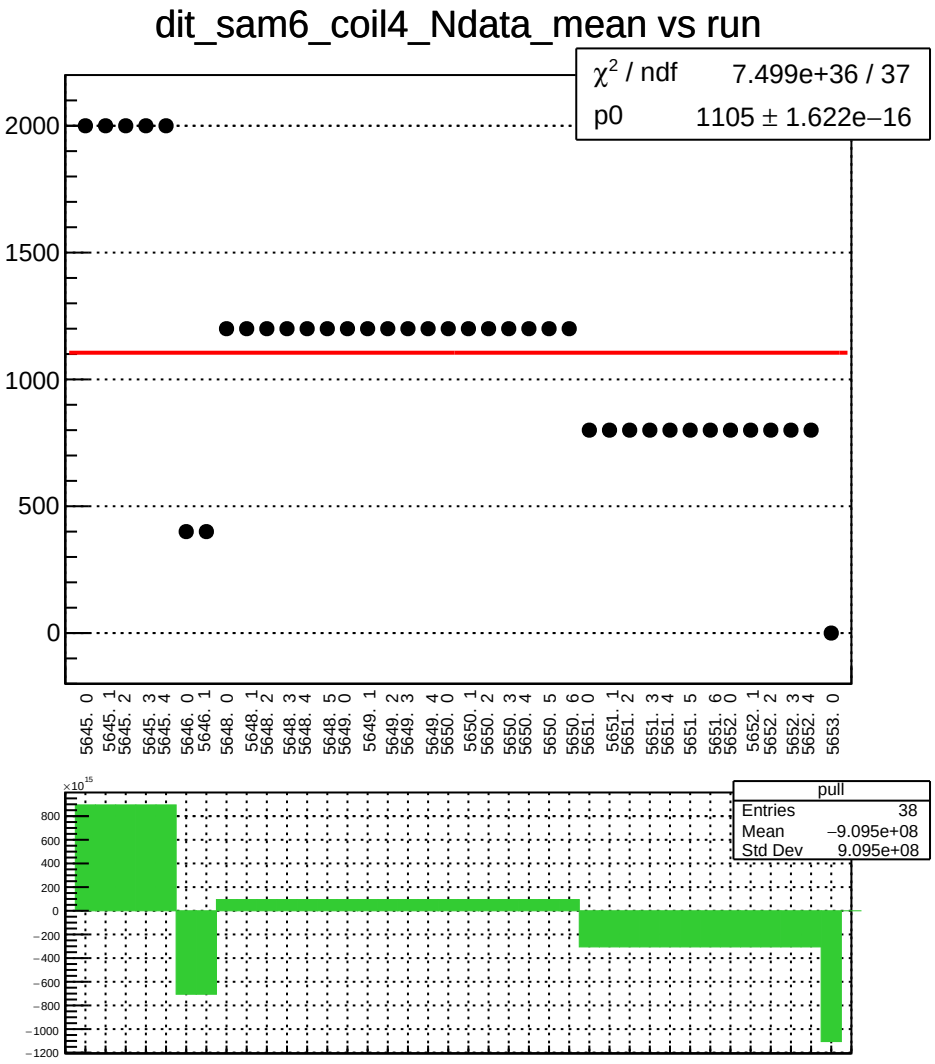
dit_sam6_coil4_Ndata_mean vs run
χ² / ndf 7.499e+36 / 37
p0 1105 ± 1.622e−16
2000
1500
1000
500
0
5645. 0
5645. 1
5645. 2
5645. 3
5645. 4
5646. 0
5646. 1
5648. 0
5648. 1
5648. 2
5648. 3
5648. 4
5648. 5
5649. 0
5649. 1
5649. 2
5649. 3
5649. 4
5650. 0
5650. 1
5650. 2
5650. 3
5650. 4
5650. 5
5650. 6
5651. 0
5651. 1
5651. 2
5651. 3
5651. 4
5651. 5
5651. 6
5652. 0
5652. 1
5652. 2
5652. 3
5652. 4
5653. 0
×10^15
800
600
400
200
0
−200
−400
−600
−800
−1000
−1200
pull
Entries 38
Mean −9.095e+08
Std Dev 9.095e+08

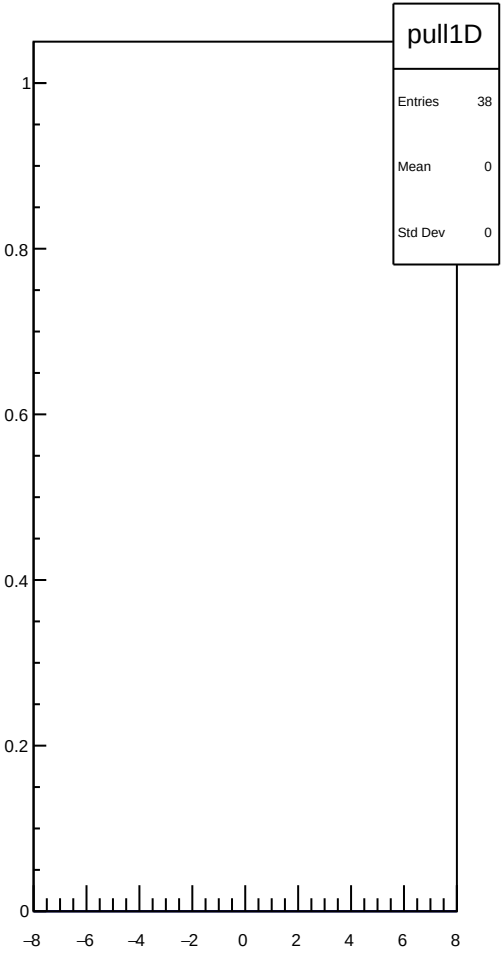
pull1D
Entries 38
Mean 0
Std Dev 0
1
0.8
0.6
0.4
0.2
0
−8
−6
−4
−2
0
2
4
6
8

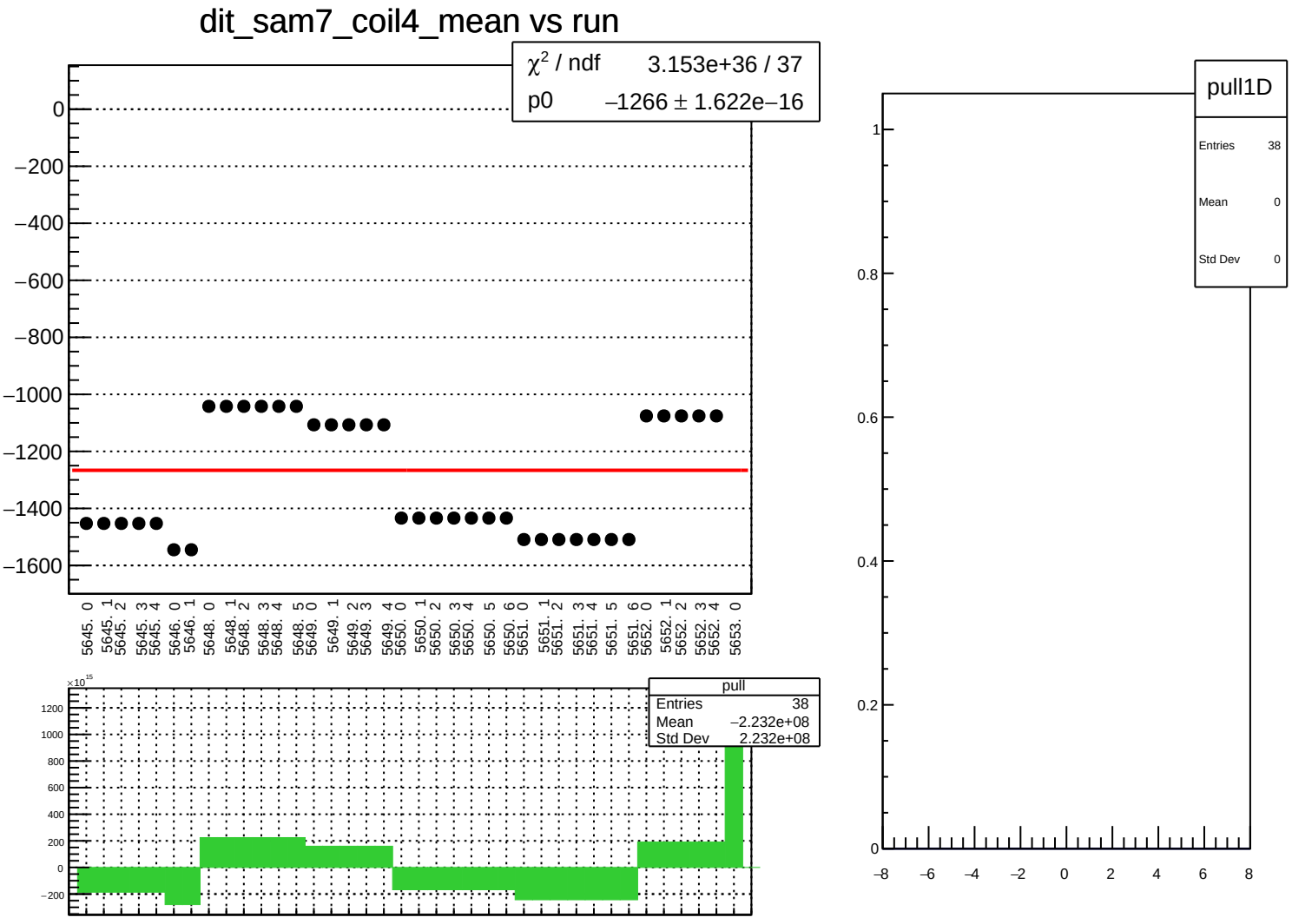
dit_sam7_coil4_mean vs run
χ² / ndf 3.153e+36 / 37
p0 −1266 ± 1.622e−16
0
−200
−400
−600
−800
−1000
−1200
−1400
−1600
5645. 0
5645. 1
5645. 2
5645. 3
5645. 4
5646. 0
5646. 1
5648. 0
5648. 1
5648. 2
5648. 3
5648. 4
5648. 5
5649. 0
5649. 1
5649. 2
5649. 3
5649. 4
5650. 0
5650. 1
5650. 2
5650. 3
5650. 4
5650. 5
5650. 6
5651. 0
5651. 1
5651. 2
5651. 3
5651. 4
5651. 5
5651. 6
5652. 0
5652. 1
5652. 2
5652. 3
5652. 4
5653. 0
×10¹⁵
1200
1000
800
600
400
200
0
−200
pull
Entries 38
Mean −2.232e+08
Std Dev 2.232e+08
pull1D
Entries 38
Mean 0
Std Dev 0
1
0.8
0.6
0.4
0.2
0
−8
−6
−4
−2
0
2
4
6
8

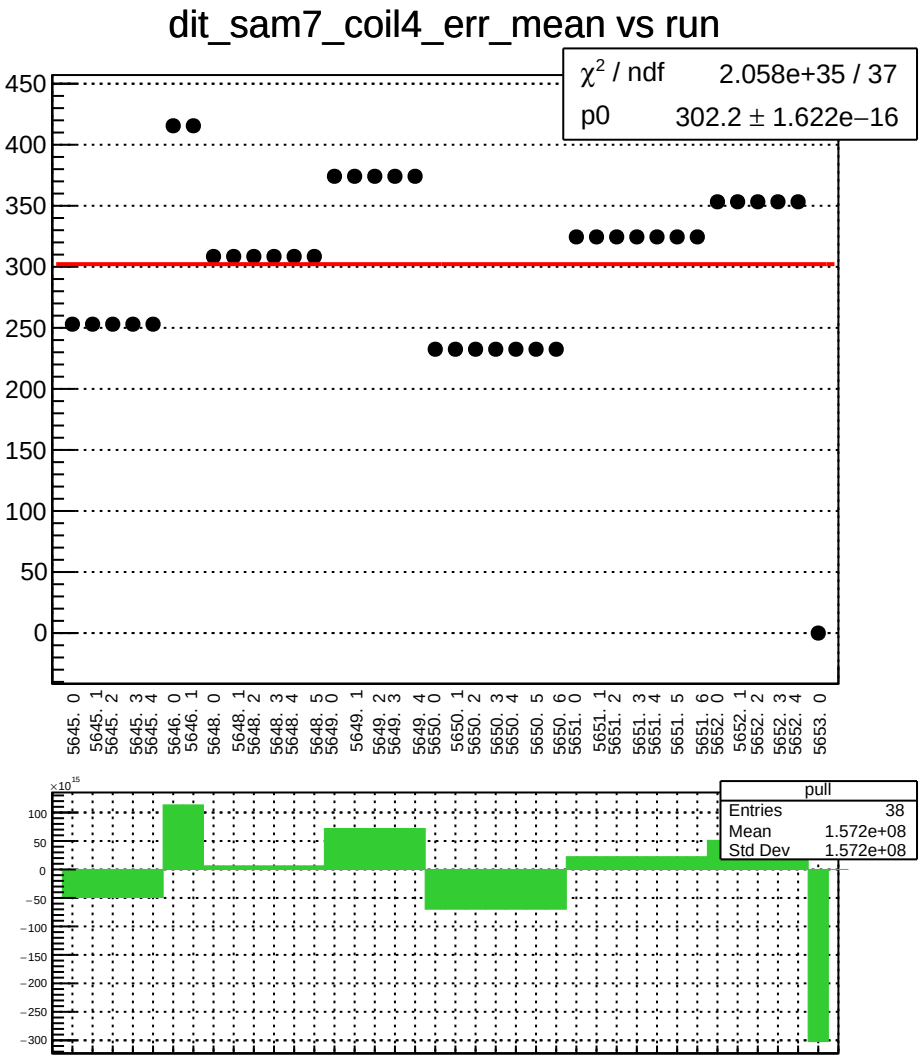
dit_sam7_coil4_err_mean vs run
χ² / ndf 2.058e+35 / 37
p0 302.2 ± 1.622e−16
450
400
350
300
250
200
150
100
50
0
5645. 0
5645. 1
5645. 2
5645. 3
5645. 4
5646. 0
5646. 1
5648. 0
5648. 1
5648. 2
5648. 3
5648. 4
5648. 5
5649. 0
5649. 1
5649. 2
5649. 3
5649. 4
5650. 0
5650. 1
5650. 2
5650. 3
5650. 4
5650. 5
5650. 6
5651. 0
5651. 1
5651. 2
5651. 3
5651. 4
5651. 5
5651. 6
5652. 0
5652. 1
5652. 2
5652. 3
5652. 4
5653. 0
×10¹⁵
100
50
0
−50
−100
−150
−200
−250
−300
pull
Entries 38
Mean 1.572e+08
Std Dev 1.572e+08

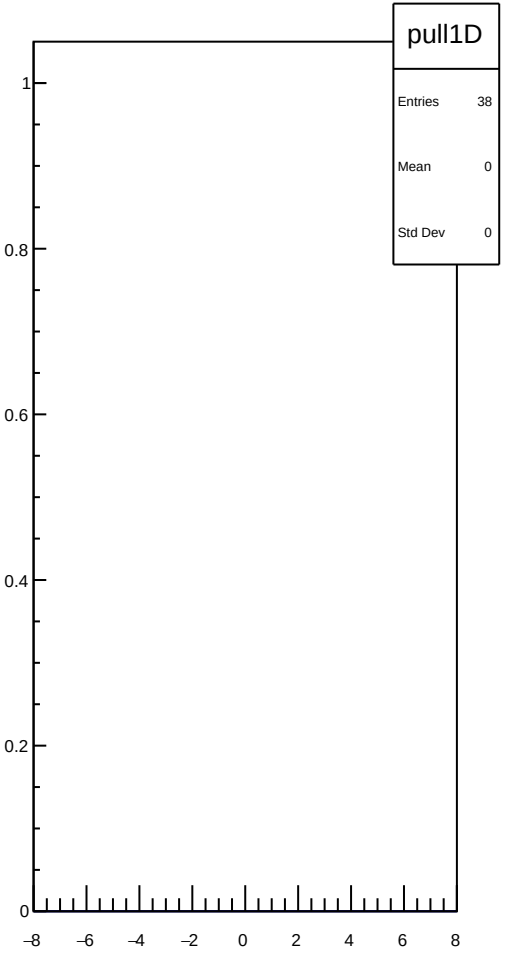
pull1D
Entries 38
Mean 0
Std Dev 0
1
0.8
0.6
0.4
0.2
0
−8
−6
−4
−2
0
2
4
6
8

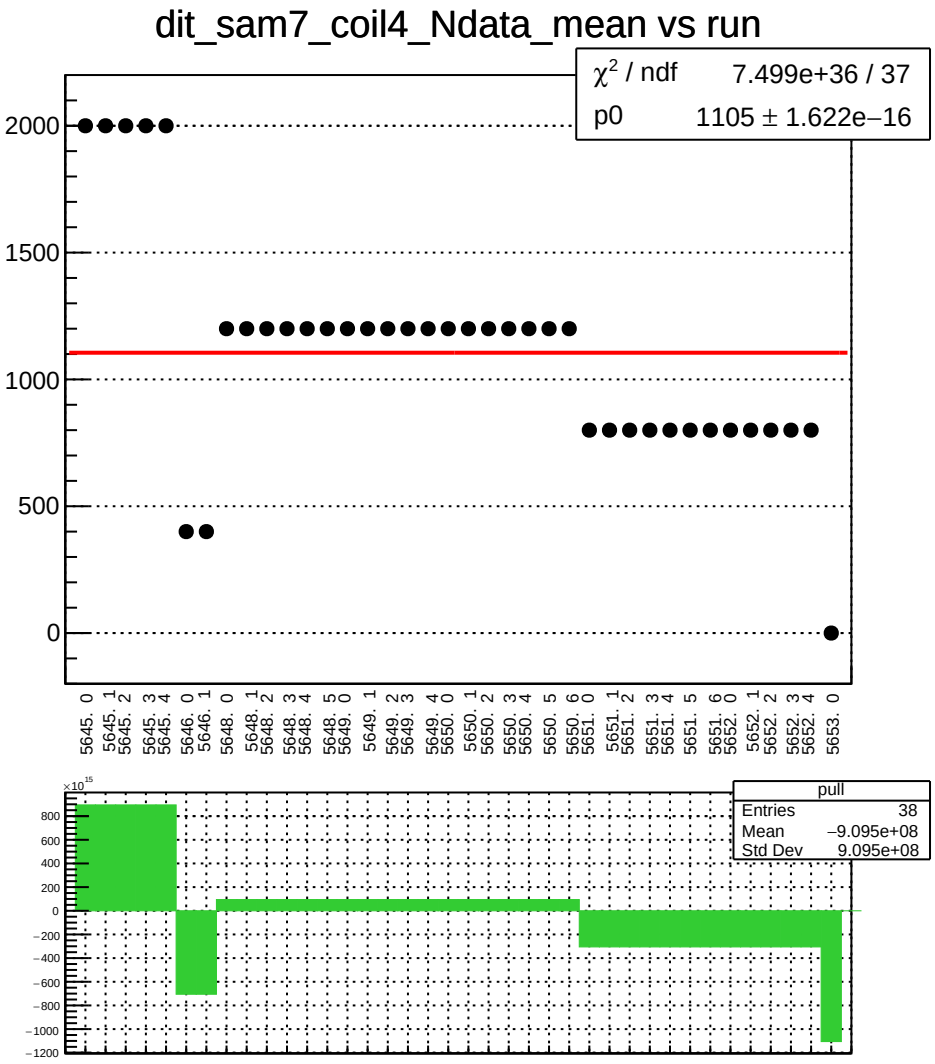
dit_sam7_coil4_Ndata_mean vs run
χ² / ndf 7.499e+36 / 37
p0 1105 ± 1.622e−16
2000
1500
1000
500
0
5645. 0
5645. 1
5645. 2
5645. 3
5645. 4
5646. 0
5646. 1
5648. 0
5648. 1
5648. 2
5648. 3
5648. 4
5648. 5
5649. 0
5649. 1
5649. 2
5649. 3
5649. 4
5650. 0
5650. 1
5650. 2
5650. 3
5650. 4
5650. 5
5650. 6
5651. 0
5651. 1
5651. 2
5651. 3
5651. 4
5651. 5
5651. 6
5652. 0
5652. 1
5652. 2
5652. 3
5652. 4
5653. 0
×10^15
800
600
400
200
0
−200
−400
−600
−800
−1000
−1200
pull
Entries 38
Mean −9.095e+08
Std Dev 9.095e+08

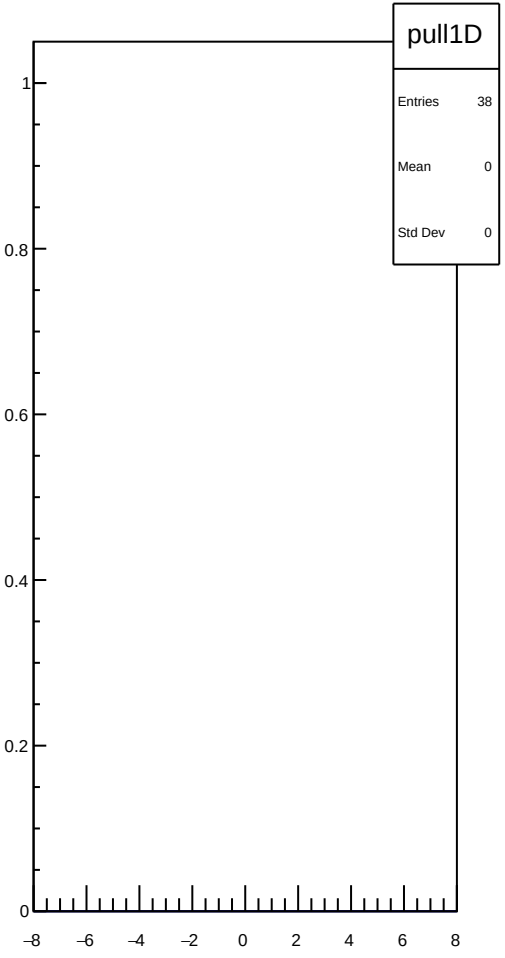
pull1D
Entries 38
Mean 0
Std Dev 0
1
0.8
0.6
0.4
0.2
0
−8
−6
−4
−2
0
2
4
6
8

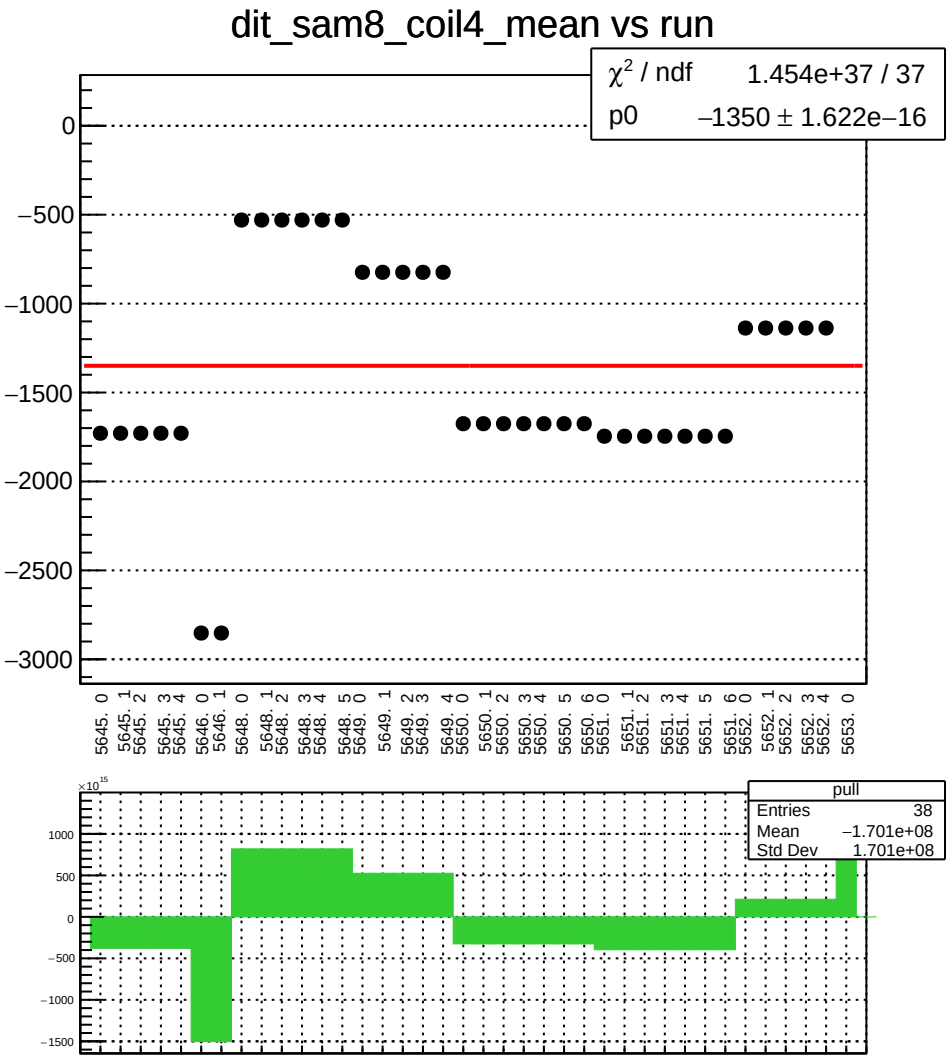
dit_sam8_coil4_mean vs run
χ² / ndf 1.454e+37 / 37
p0 −1350 ± 1.622e−16
0
−500
−1000
−1500
−2000
−2500
−3000
5645. 0
5645. 1
5645. 2
5645. 3
5645. 4
5646. 0
5646. 1
5648. 0
5648. 1
5648. 2
5648. 3
5648. 4
5648. 5
5649. 0
5649. 1
5649. 2
5649. 3
5649. 4
5650. 0
5650. 1
5650. 2
5650. 3
5650. 4
5650. 5
5650. 6
5651. 0
5651. 1
5651. 2
5651. 3
5651. 4
5651. 5
5651. 6
5652. 0
5652. 1
5652. 2
5652. 3
5652. 4
5653. 0
×10¹⁵
1000
500
0
−500
−1000
−1500
pull
Entries 38
Mean −1.701e+08
Std Dev 1.701e+08

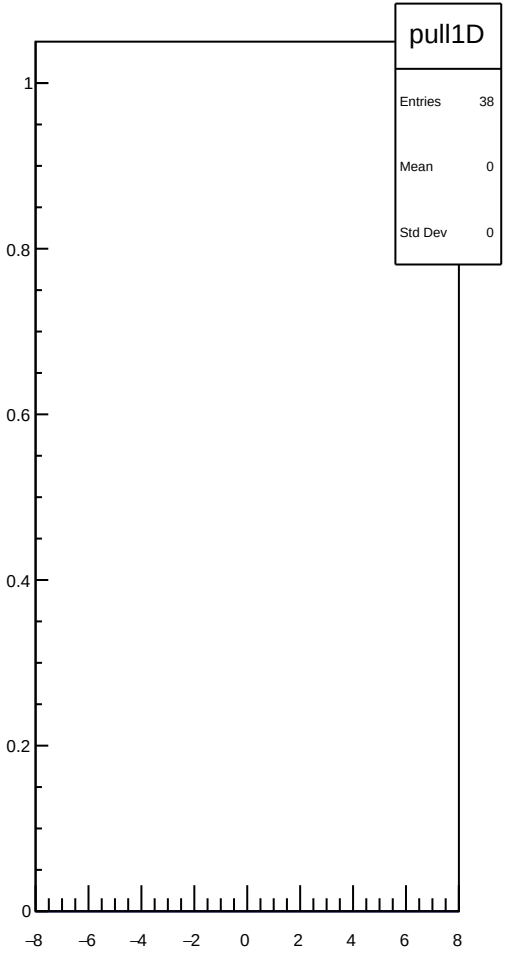
pull1D
Entries 38
Mean 0
Std Dev 0
1
0.8
0.6
0.4
0.2
0
−8
−6
−4
−2
0
2
4
6
8

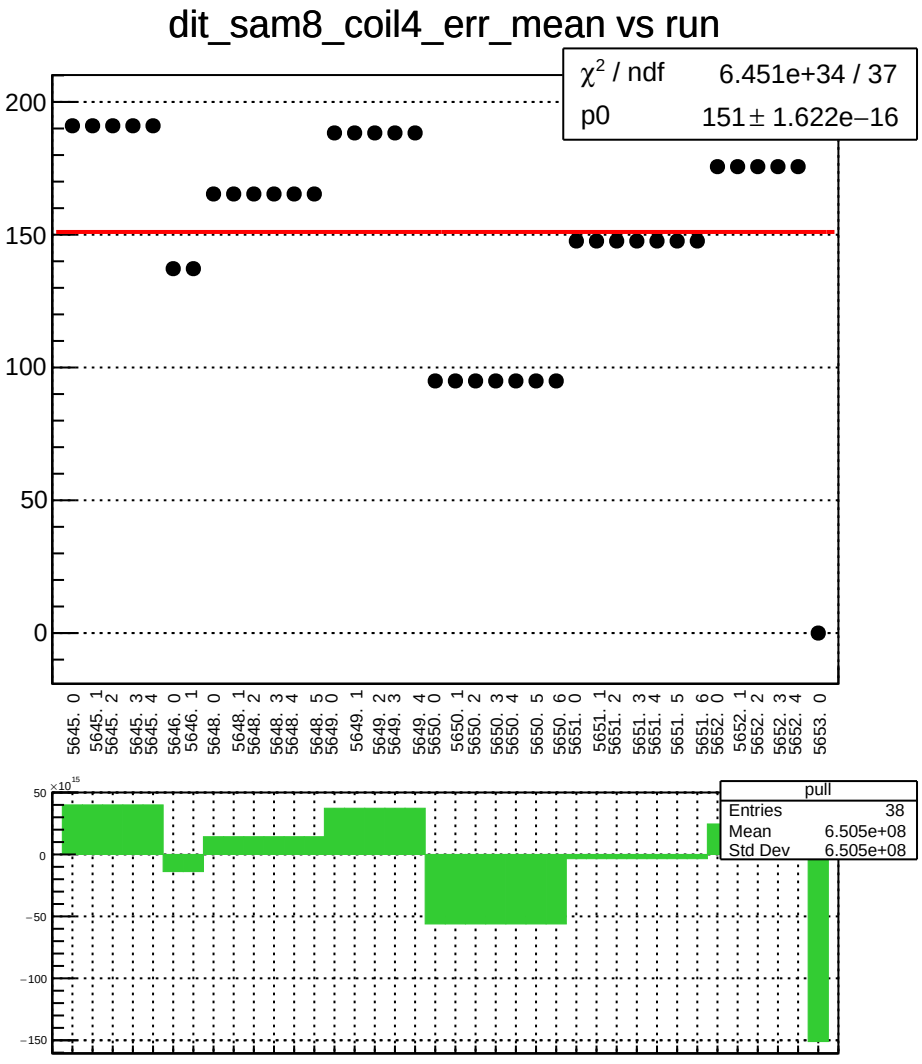
dit_sam8_coil4_err_mean vs run
χ² / ndf 6.451e+34 / 37
p0 151 ± 1.622e−16
200
150
100
50
0
5645. 0
5645. 1
5645. 2
5645. 3
5645. 4
5646. 0
5646. 1
5648. 0
5648. 1
5648. 2
5648. 3
5648. 4
5648. 5
5649. 0
5649. 1
5649. 2
5649. 3
5649. 4
5650. 0
5650. 1
5650. 2
5650. 3
5650. 4
5650. 5
5650. 6
5651. 0
5651. 1
5651. 2
5651. 3
5651. 4
5651. 5
5651. 6
5652. 0
5652. 1
5652. 2
5652. 3
5652. 4
5653. 0
×10¹⁵
50
0
−50
−100
−150
pull
Entries 38
Mean 6.505e+08
Std Dev 6.505e+08

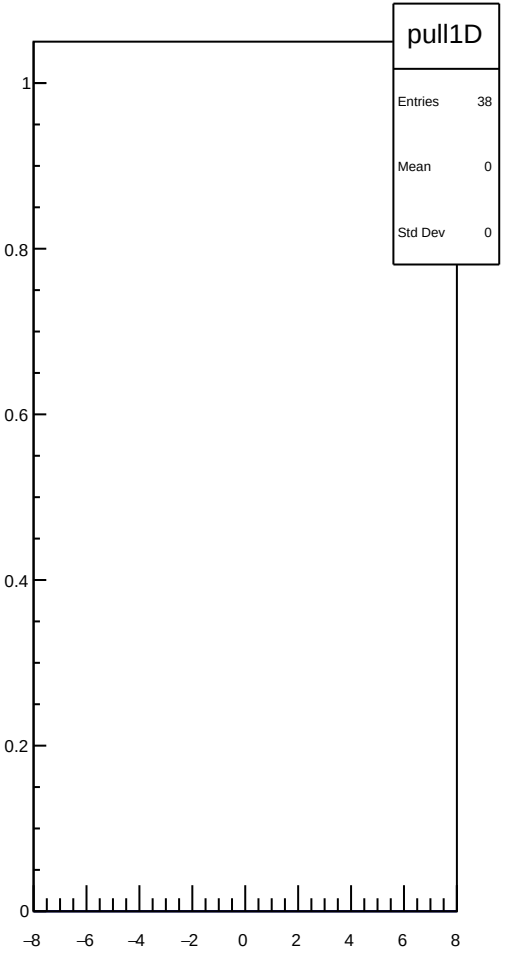
pull1D
Entries 38
Mean 0
Std Dev 0
1
0.8
0.6
0.4
0.2
0
−8
−6
−4
−2
0
2
4
6
8

dit_sam8_coil4_Ndata_mean vs run

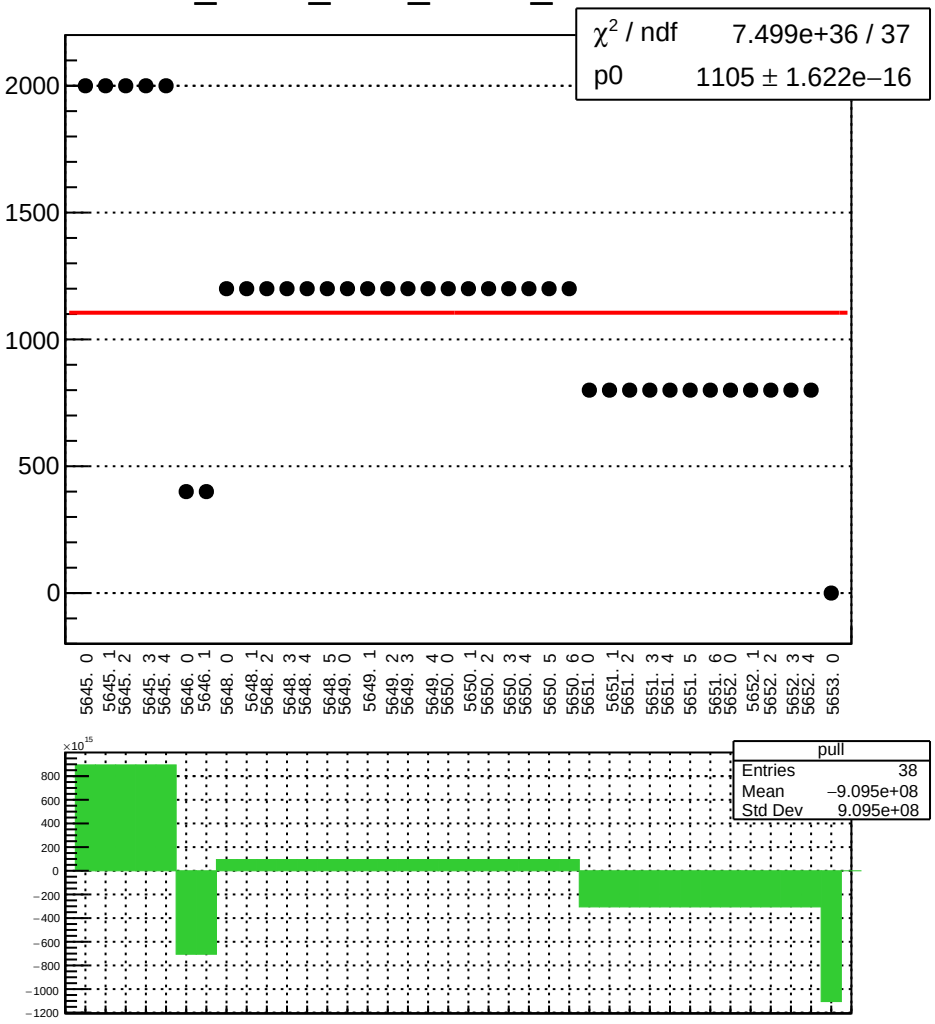

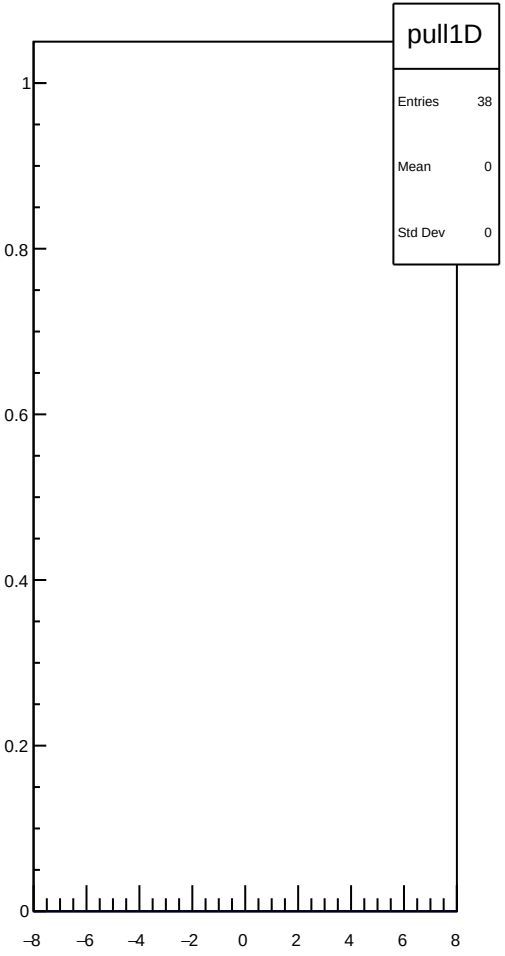

dit_4aX_coil6_mean vs run

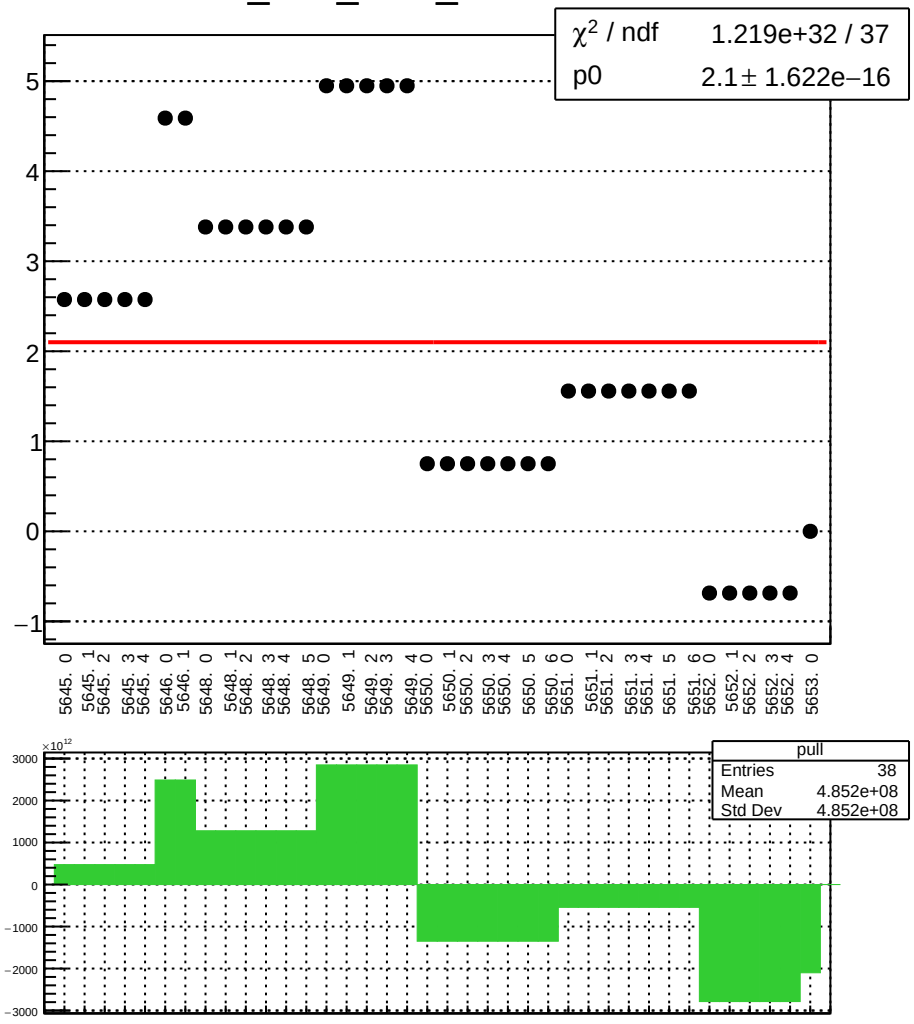

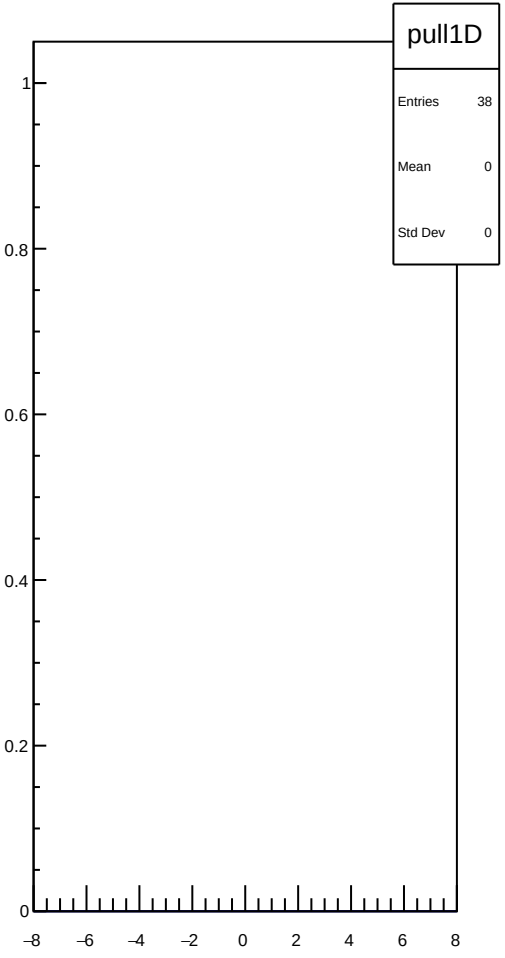

dit_4aX_coil6_err_mean vs run

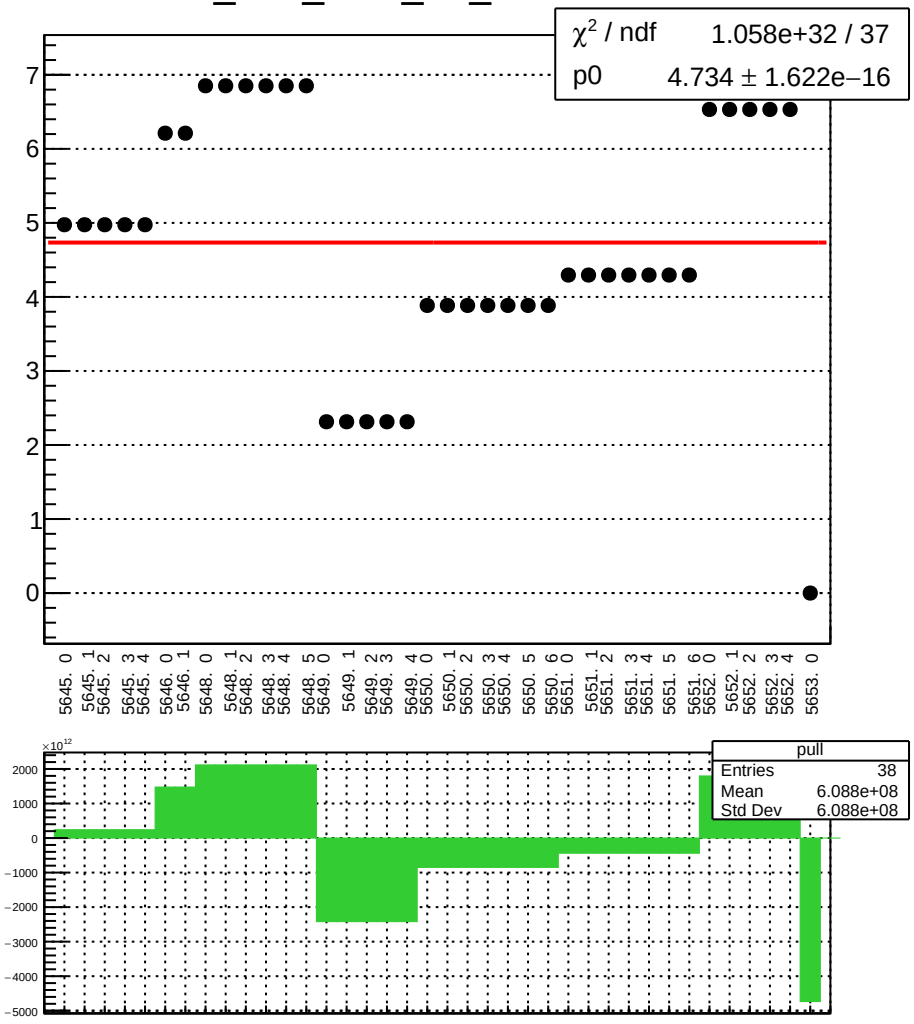

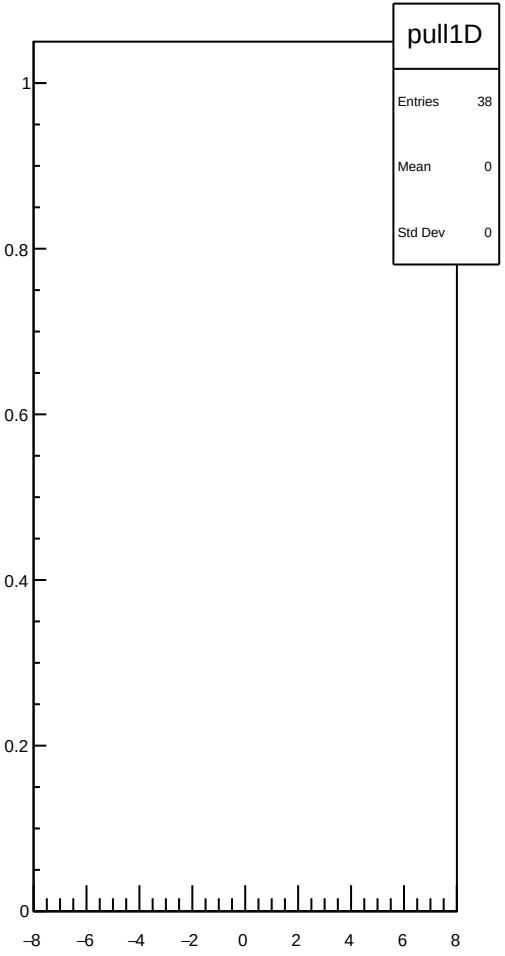

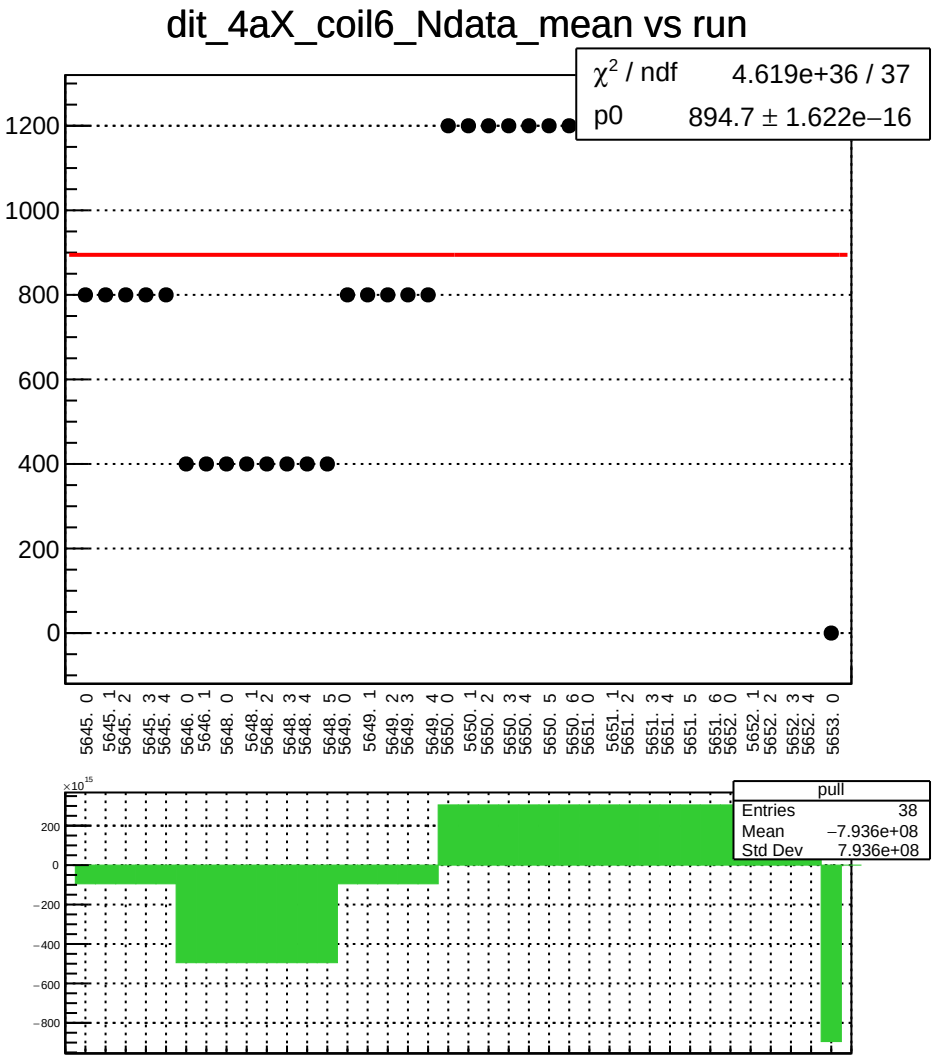
dit_4aX_coil6_Ndata_mean vs run
χ² / ndf 4.619e+36 / 37
p0 894.7 ± 1.622e−16
1200
1000
800
600
400
200
0
5645. 0
5645. 1
5645. 2
5645. 3
5645. 4
5646. 0
5646. 1
5648. 0
5648. 1
5648. 2
5648. 3
5648. 4
5648. 5
5649. 0
5649. 1
5649. 2
5649. 3
5649. 4
5650. 0
5650. 1
5650. 2
5650. 3
5650. 4
5650. 5
5650. 6
5651. 0
5651. 1
5651. 2
5651. 3
5651. 4
5651. 5
5651. 6
5652. 0
5652. 1
5652. 2
5652. 3
5652. 4
5653. 0
×10¹⁵
200
0
−200
−400
−600
−800
pull
Entries 38
Mean −7.936e+08
Std Dev 7.936e+08

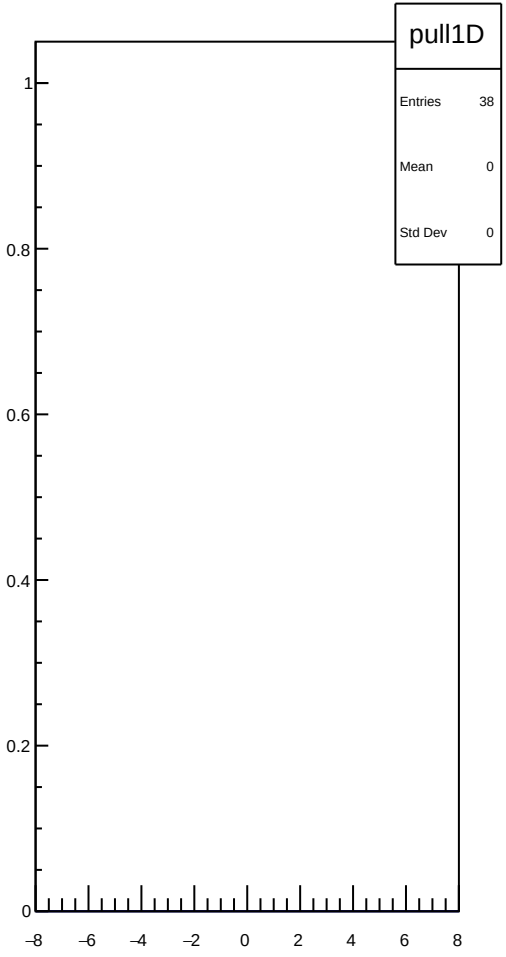
pull1D
Entries 38
Mean 0
Std Dev 0
1
0.8
0.6
0.4
0.2
0
−8
−6
−4
−2
0
2
4
6
8

dit_4eX_coil6_mean vs run

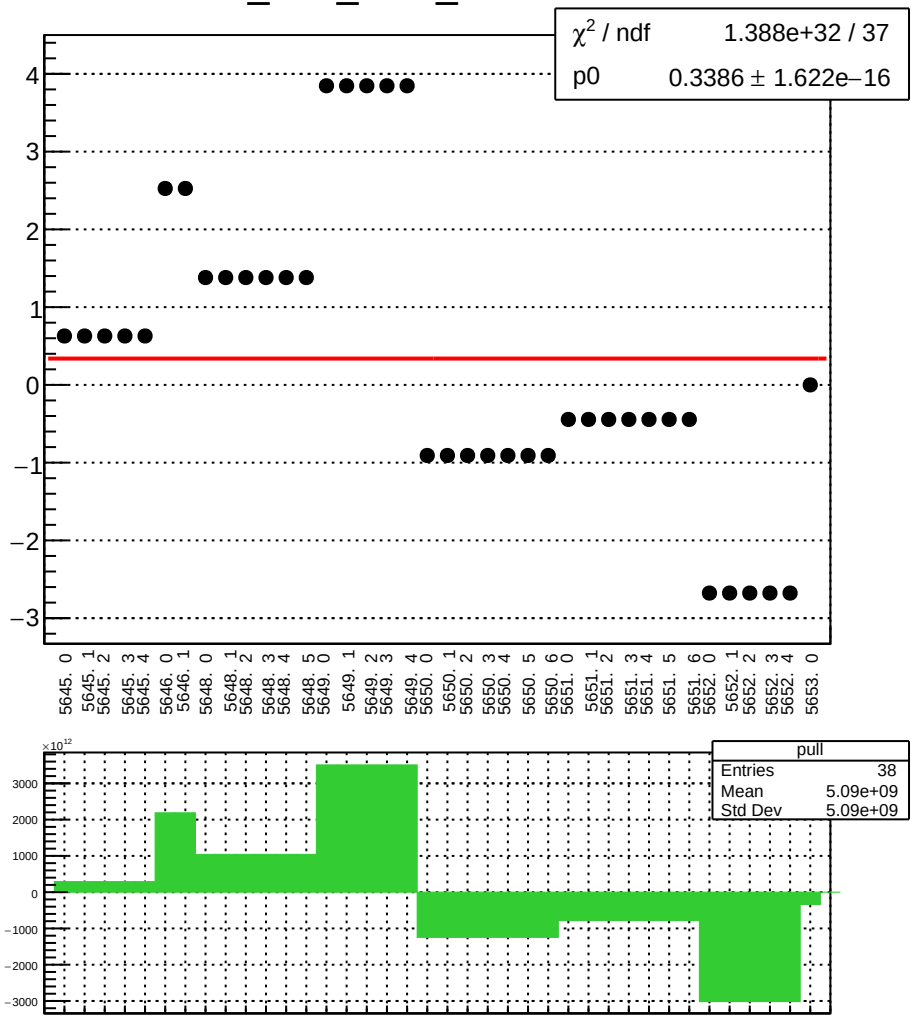

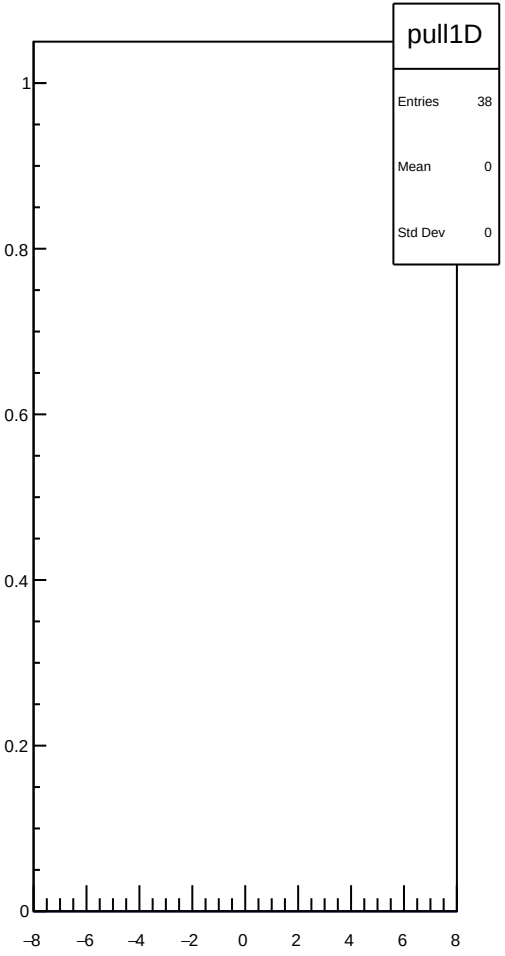

dit_4eX_coil6_err_mean vs run

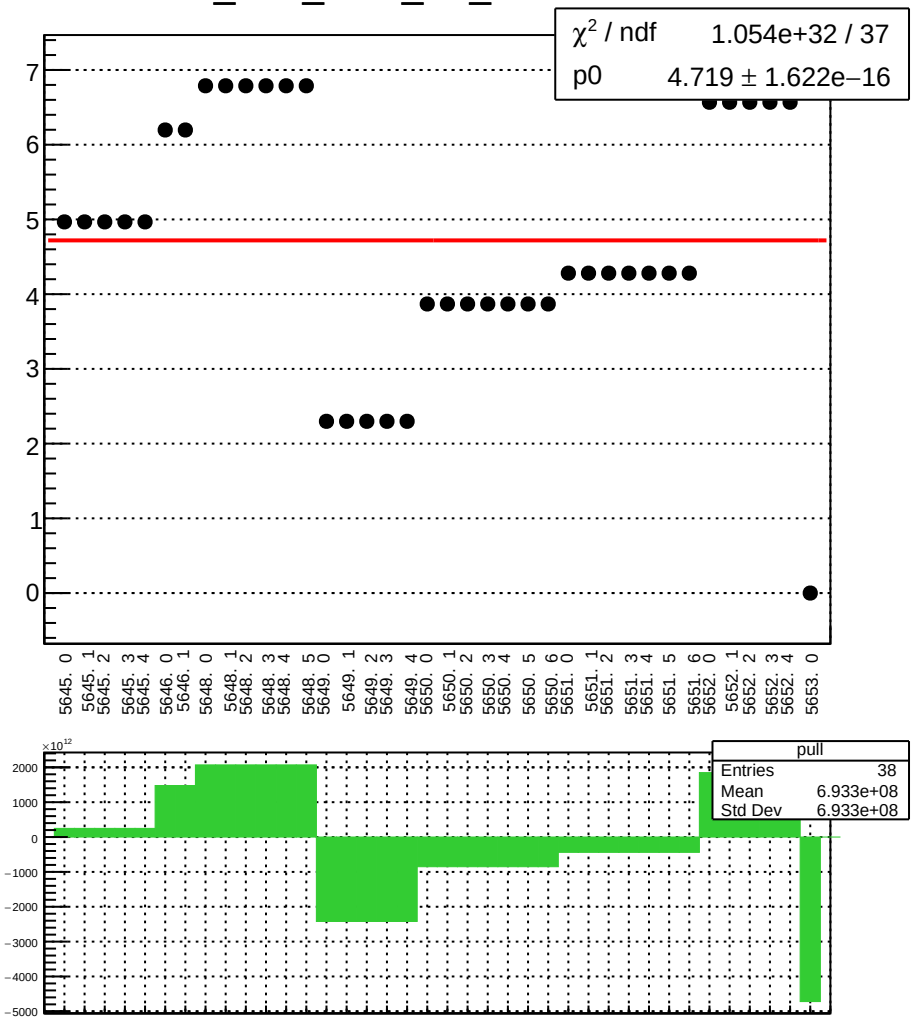

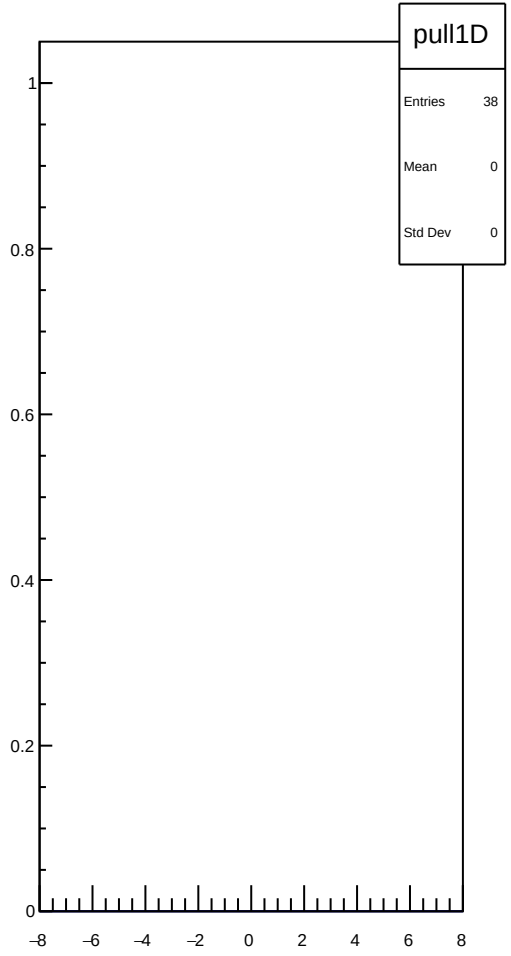

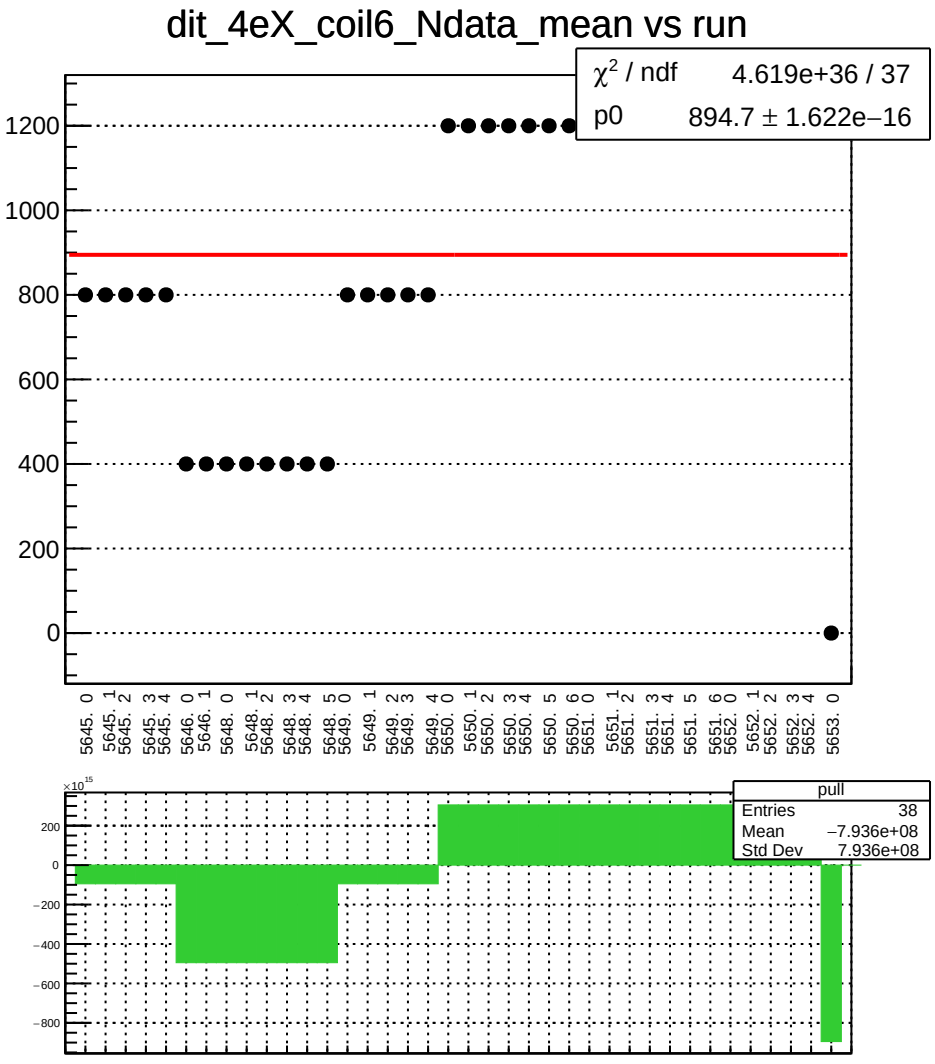
dit_4eX_coil6_Ndata_mean vs run
χ² / ndf 4.619e+36 / 37
p0 894.7 ± 1.622e−16
1200
1000
800
600
400
200
0
5645. 0
5645. 1
5645. 2
5645. 3
5645. 4
5646. 0
5646. 1
5648. 0
5648. 1
5648. 2
5648. 3
5648. 4
5648. 5
5649. 0
5649. 1
5649. 2
5649. 3
5649. 4
5650. 0
5650. 1
5650. 2
5650. 3
5650. 4
5650. 5
5650. 6
5651. 0
5651. 1
5651. 2
5651. 3
5651. 4
5651. 5
5651. 6
5652. 0
5652. 1
5652. 2
5652. 3
5652. 4
5653. 0
×10¹⁵
200
0
−200
−400
−600
−800
pull
Entries 38
Mean −7.936e+08
Std Dev 7.936e+08

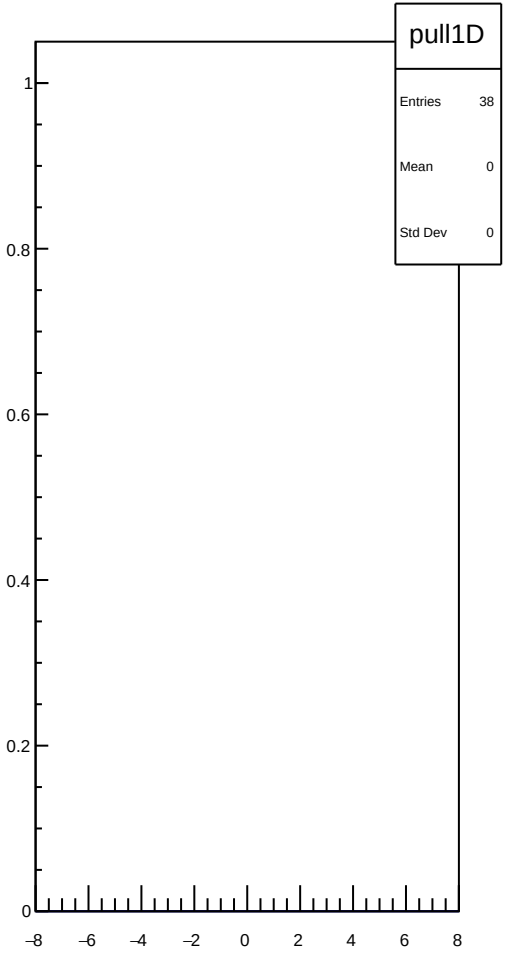
pull1D
Entries 38
Mean 0
Std Dev 0
1
0.8
0.6
0.4
0.2
0
−8
−6
−4
−2
0
2
4
6
8

dit_11X12X_coil6_mean vs run

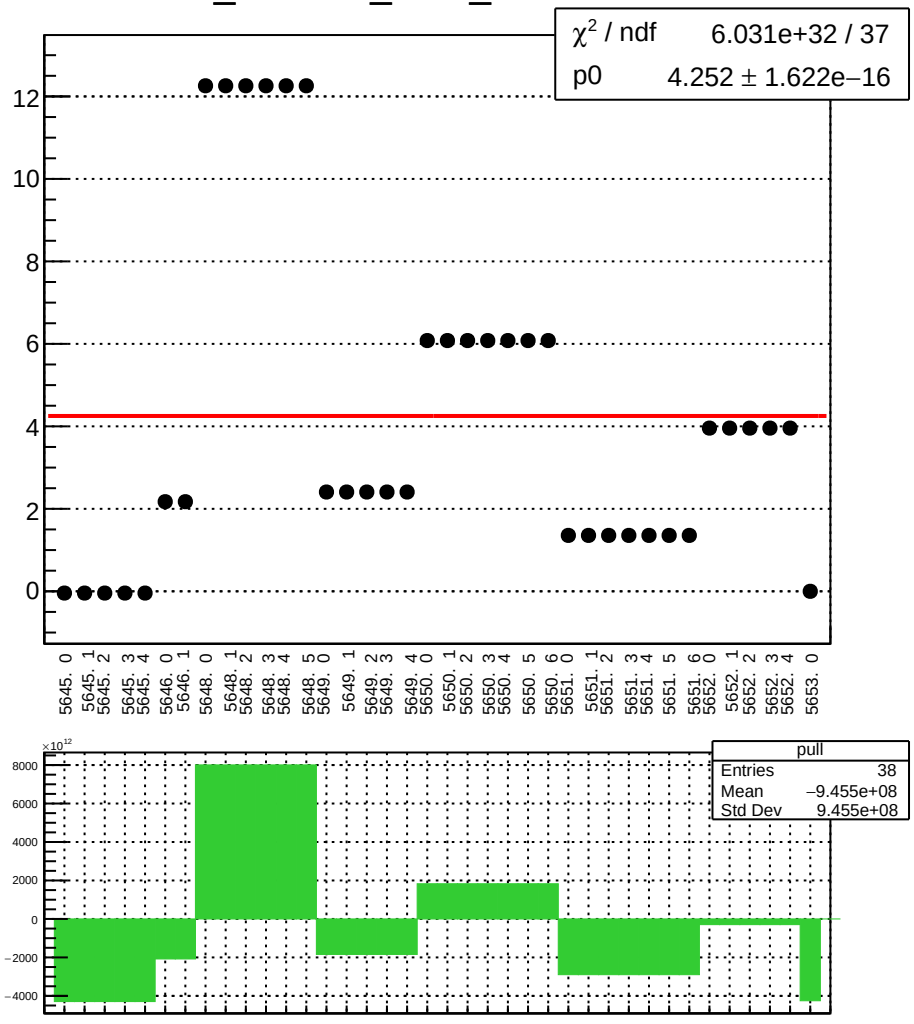

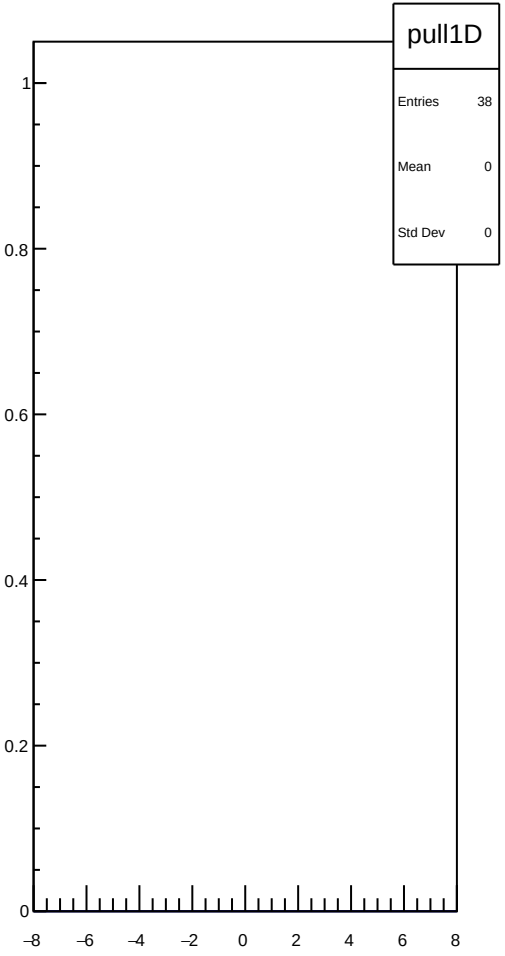

dit_11X12X_coil6_err_mean vs run

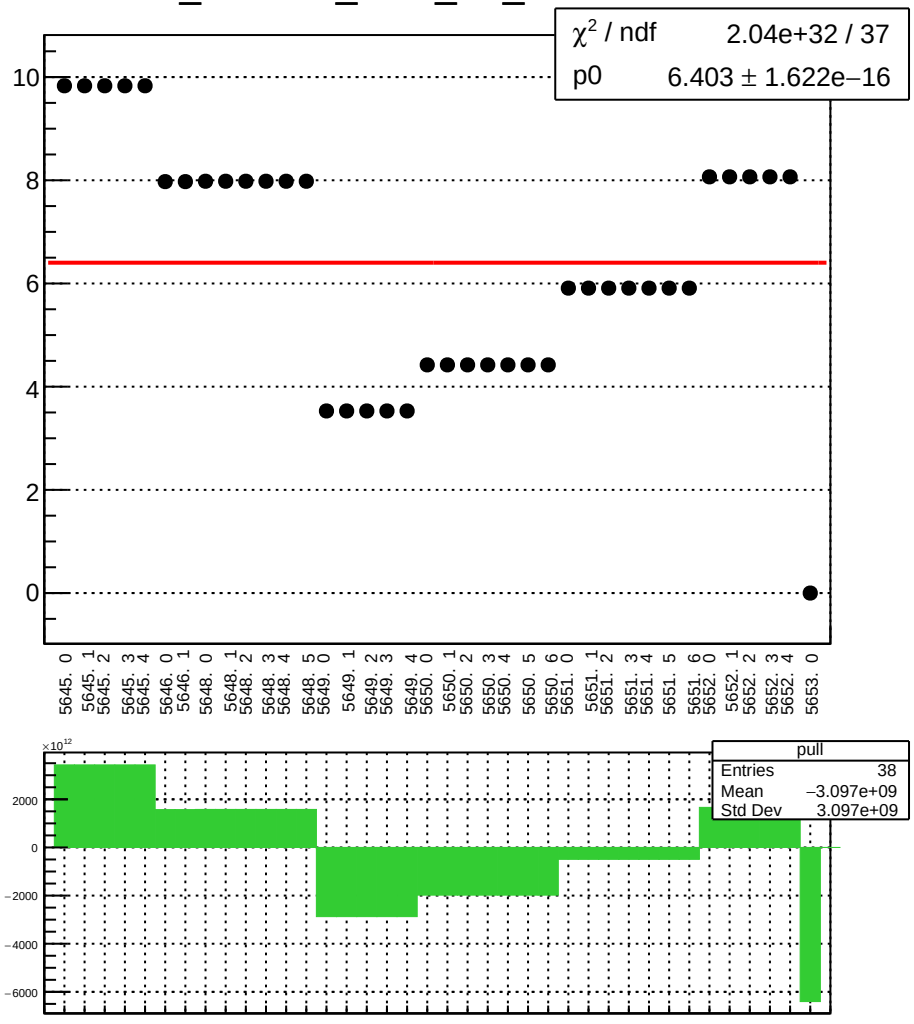

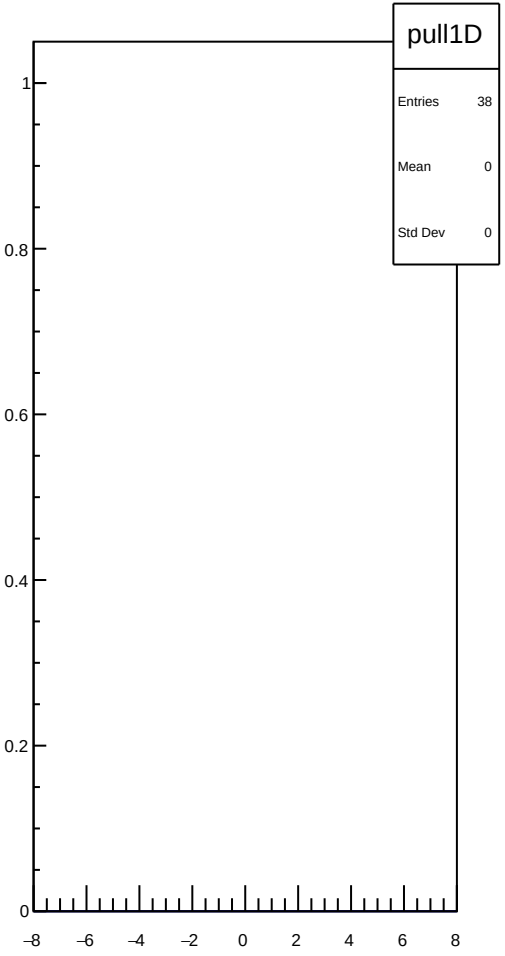

dit_11X12X_coil6_Ndata_mean vs run

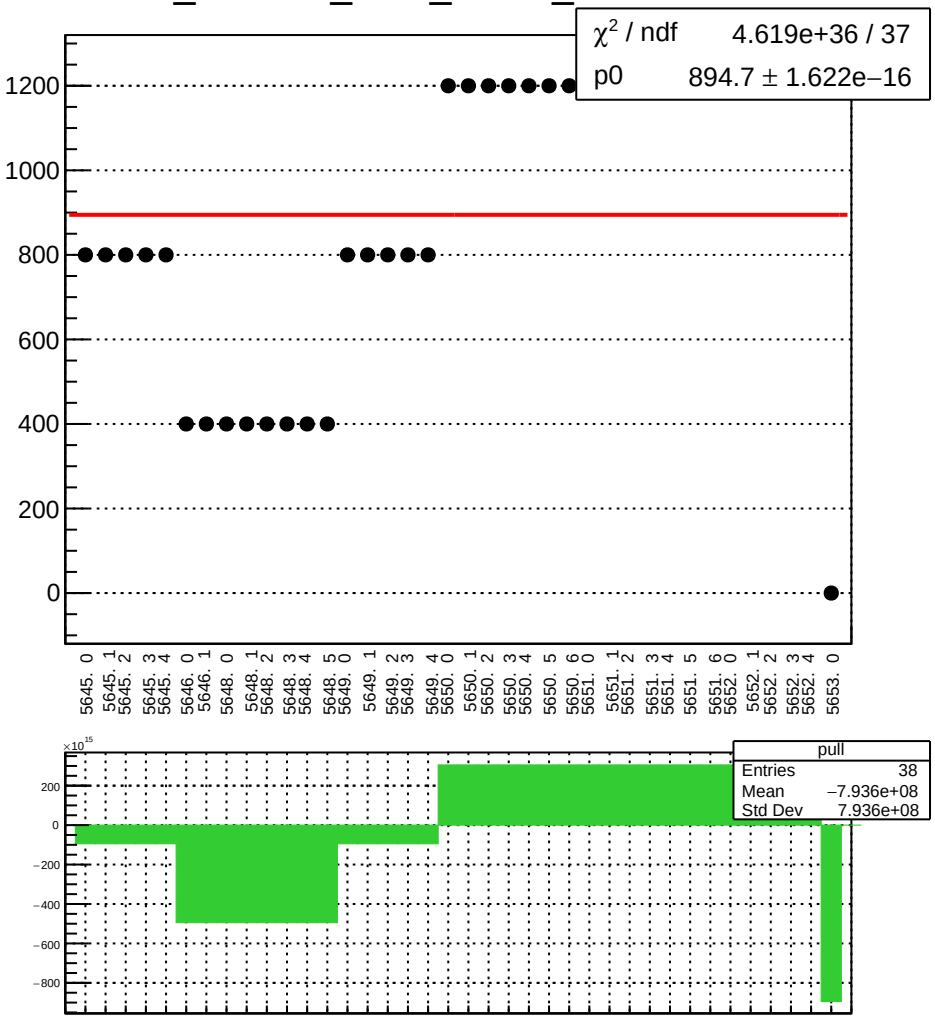

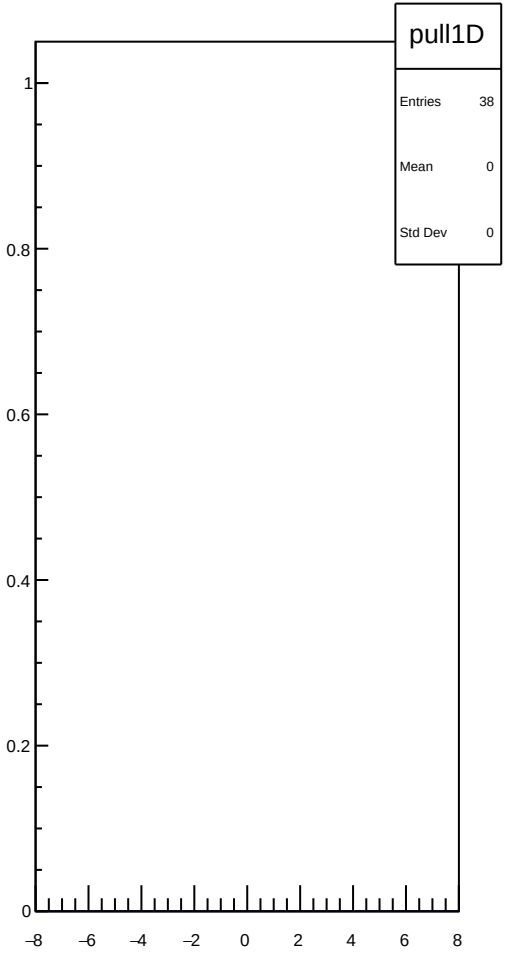

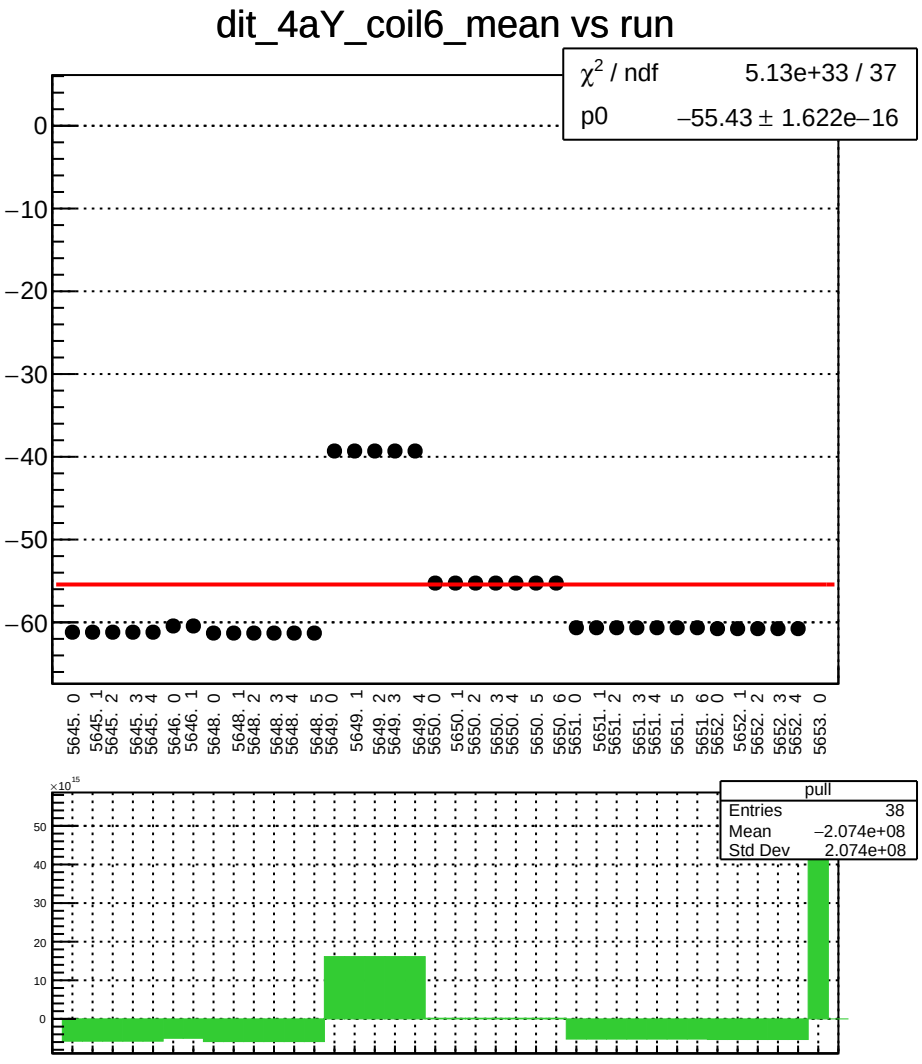
dit_4aY_coil6_mean vs run
χ2 / ndf 5.13e+33 / 37
p0 –55.43 ± 1.622e–16
0
–10
–20
–30
–40
–50
–60
5645. 0
5645. 1
5645. 2
5645. 3
5645. 4
5646. 0
5646. 1
5648. 0
5648. 1
5648. 2
5648. 3
5648. 4
5648. 5
5649. 0
5649. 1
5649. 2
5649. 3
5649. 4
5650. 0
5650. 1
5650. 2
5650. 3
5650. 4
5650. 5
5650. 6
5651. 0
5651. 1
5651. 2
5651. 3
5651. 4
5651. 5
5651. 6
5652. 0
5652. 1
5652. 2
5652. 3
5652. 4
5653. 0
×10^15
50
40
30
20
10
0
pull
Entries 38
Mean –2.074e+08
Std Dev 2.074e+08

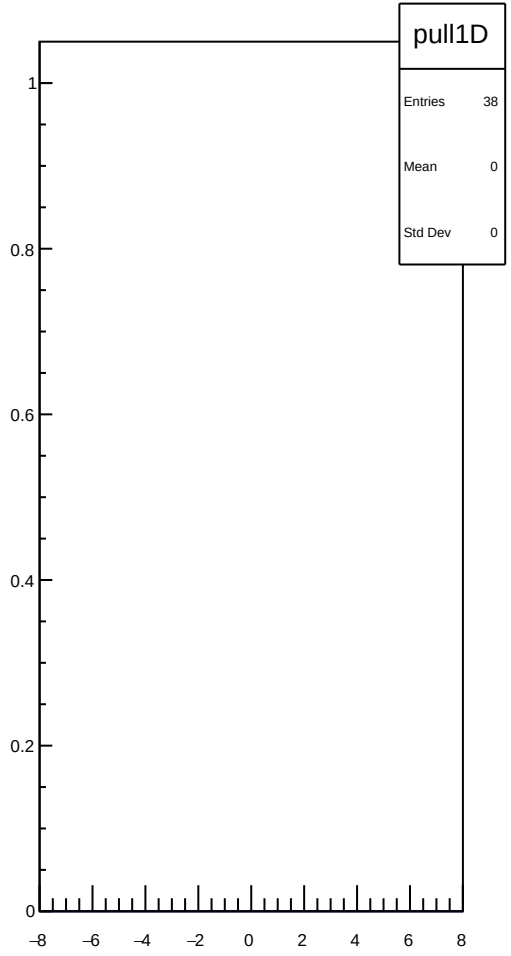
pull1D
Entries 38
Mean 0
Std Dev 0
1
0.8
0.6
0.4
0.2
0
–8
–6
–4
–2
0
2
4
6
8

dit_4aY_coil6_err_mean vs run

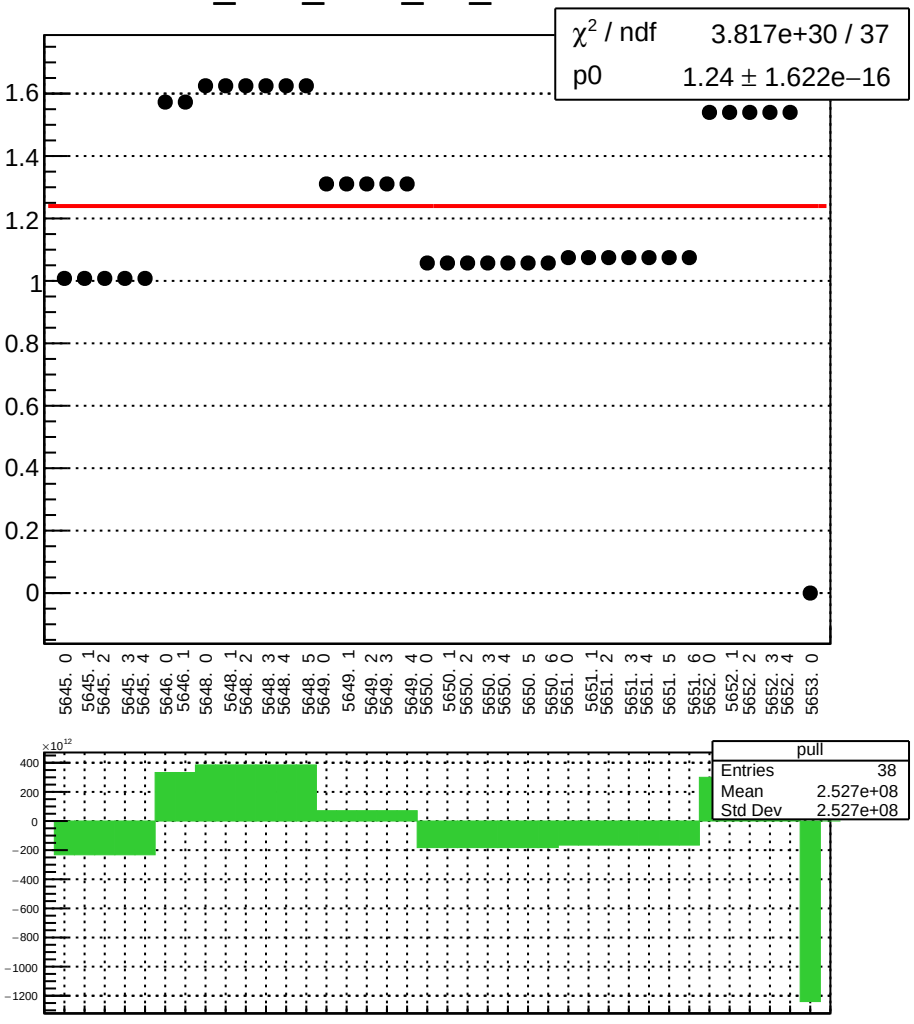

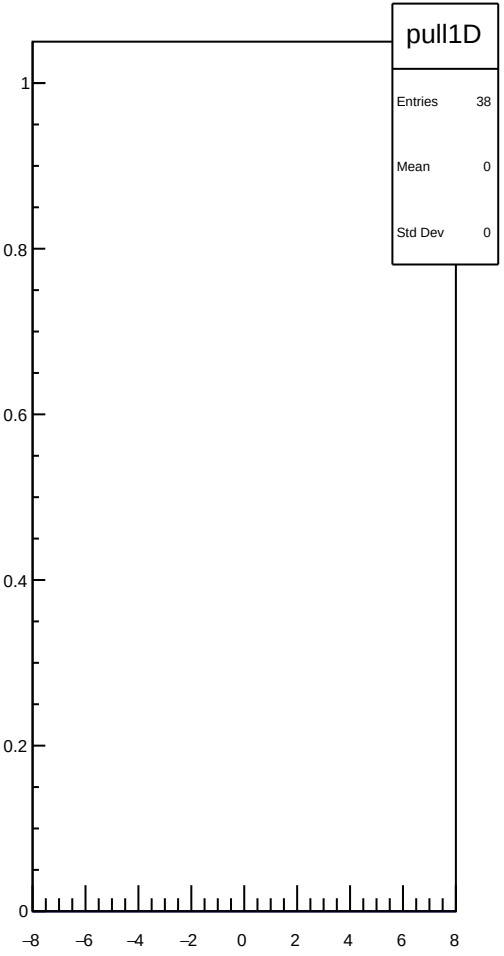

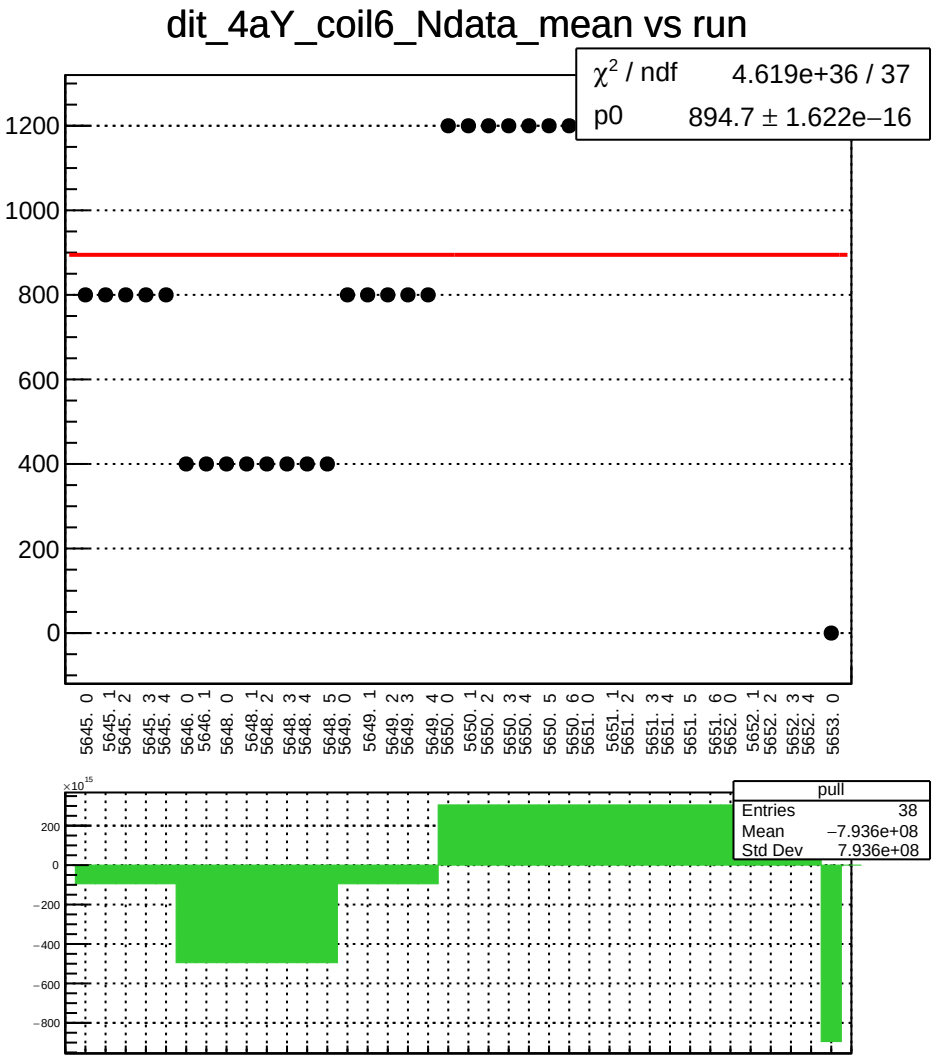
dit_4aY_coil6_Ndata_mean vs run
χ² / ndf 4.619e+36 / 37
p0 894.7 ± 1.622e−16
1200
1000
800
600
400
200
0
5645. 0
5645. 1
5645. 2
5645. 3
5645. 4
5646. 0
5646. 1
5648. 0
5648. 1
5648. 2
5648. 3
5648. 4
5648. 5
5649. 0
5649. 1
5649. 2
5649. 3
5649. 4
5650. 0
5650. 1
5650. 2
5650. 3
5650. 4
5650. 5
5650. 6
5651. 0
5651. 1
5651. 2
5651. 3
5651. 4
5651. 5
5651. 6
5652. 0
5652. 1
5652. 2
5652. 3
5652. 4
5653. 0
×10¹⁵
200
0
−200
−400
−600
−800
pull
Entries 38
Mean −7.936e+08
Std Dev 7.936e+08

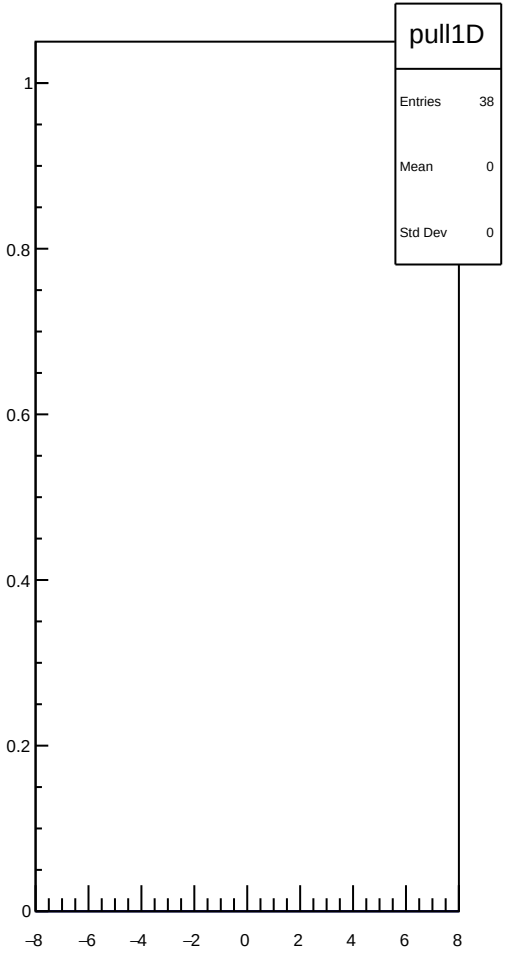
pull1D
Entries 38
Mean 0
Std Dev 0
1
0.8
0.6
0.4
0.2
0
−8
−6
−4
−2
0
2
4
6
8

dit_4eY_coil6_mean vs run

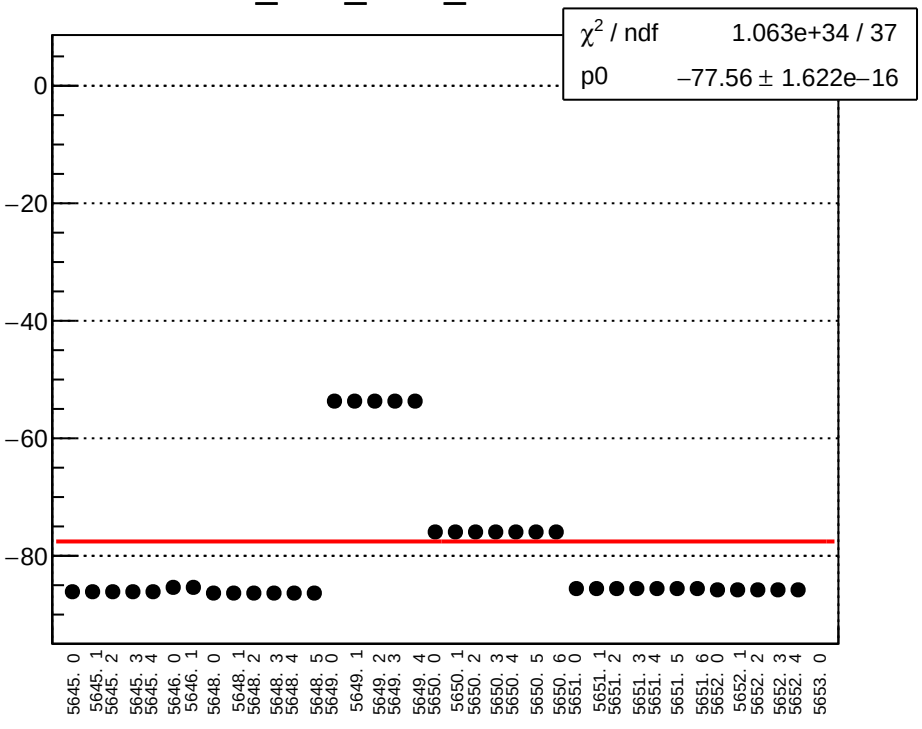

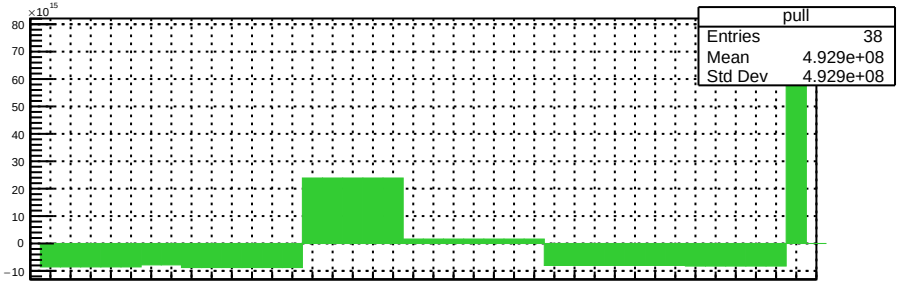

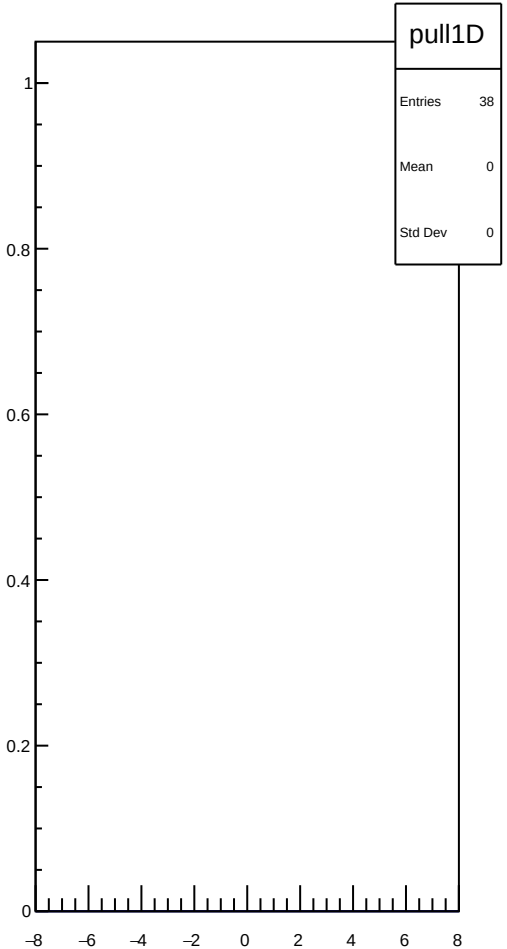

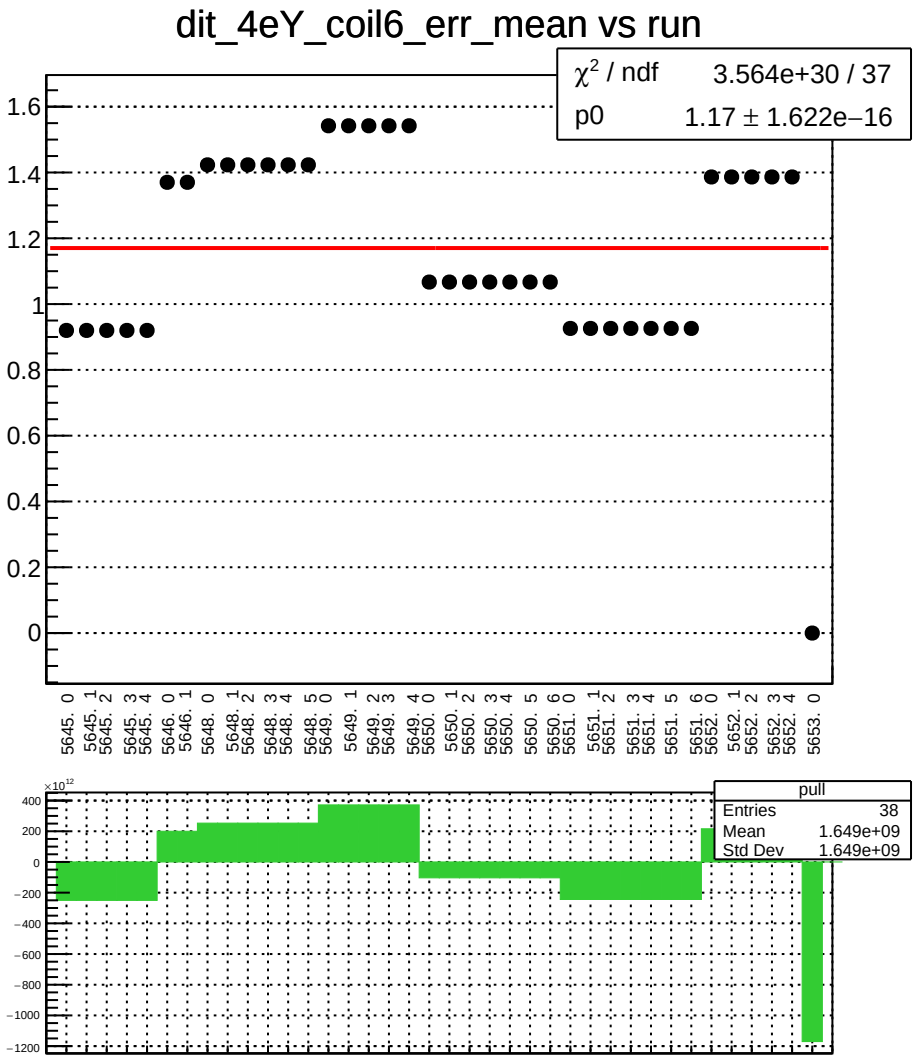
dit_4eY_coil6_err_mean vs run
χ² / ndf 3.564e+30 / 37
p0 1.17 ± 1.622e−16
1.6
1.4
1.2
1
0.8
0.6
0.4
0.2
0
5645. 0
5645. 1
5645. 2
5645. 3
5645. 4
5646. 0
5646. 1
5648. 0
5648. 1
5648. 2
5648. 3
5648. 4
5648. 5
5649. 0
5649. 1
5649. 2
5649. 3
5649. 4
5650. 0
5650. 1
5650. 2
5650. 3
5650. 4
5650. 5
5650. 6
5651. 0
5651. 1
5651. 2
5651. 3
5651. 4
5651. 5
5651. 6
5652. 0
5652. 1
5652. 2
5652. 3
5652. 4
5653. 0
×10¹²
400
200
0
−200
−400
−600
−800
−1000
−1200
pull
Entries 38
Mean 1.649e+09
Std Dev 1.649e+09

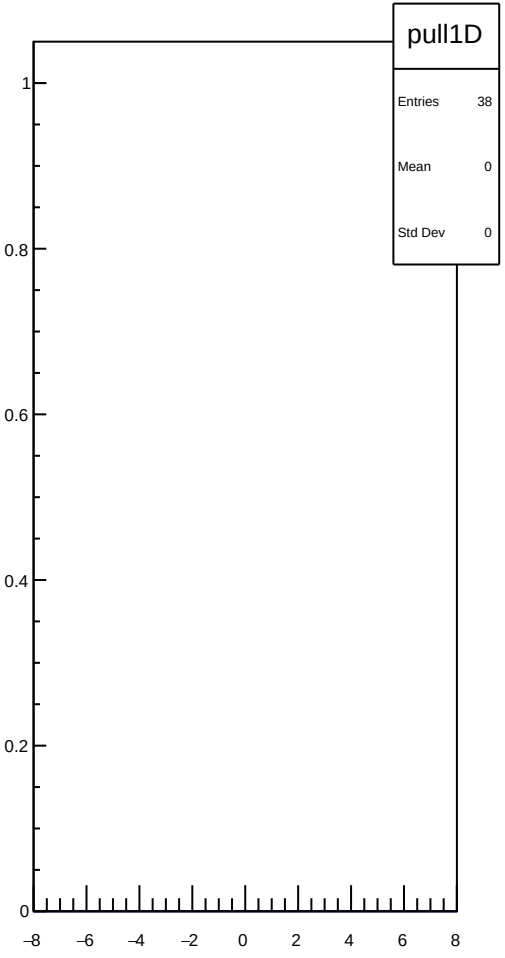
pull1D
Entries 38
Mean 0
Std Dev 0
1
0.8
0.6
0.4
0.2
0
−8
−6
−4
−2
0
2
4
6
8

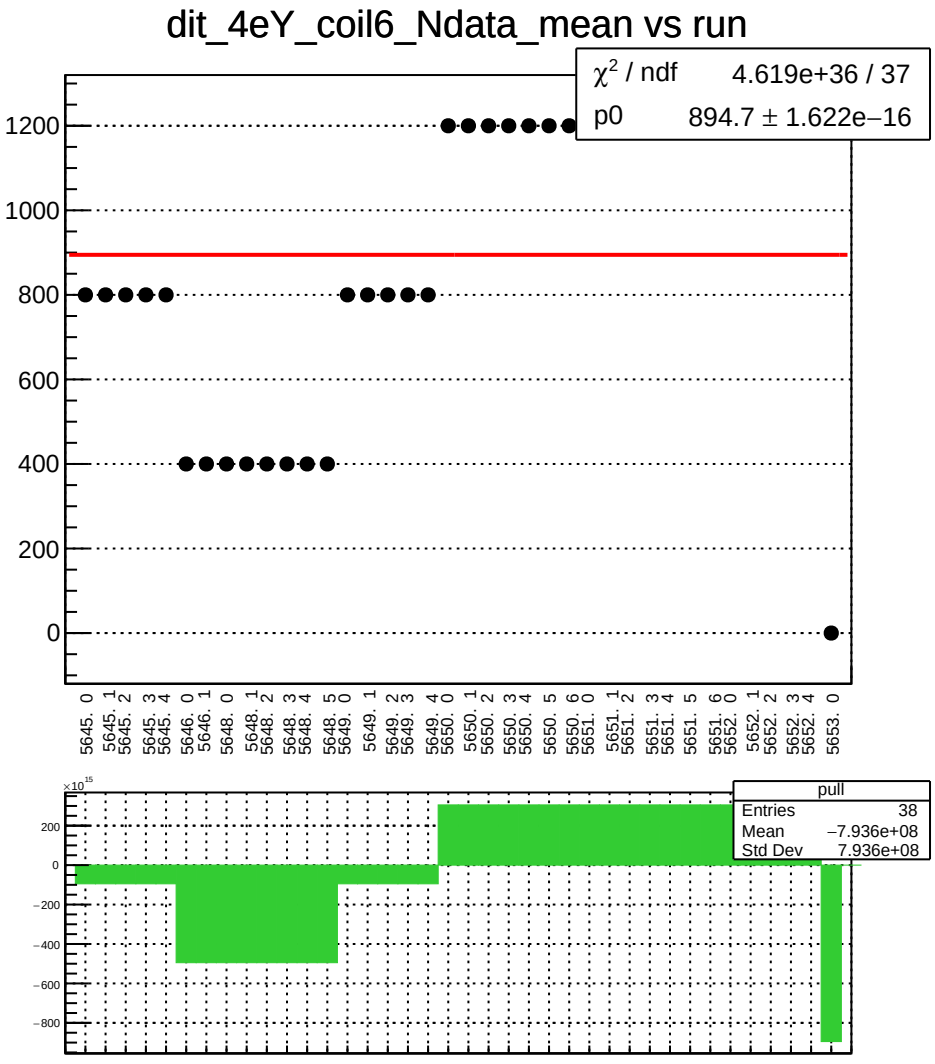
dit_4eY_coil6_Ndata_mean vs run
χ² / ndf 4.619e+36 / 37
p0 894.7 ± 1.622e−16
1200
1000
800
600
400
200
0
5645. 0
5645. 1
5645. 2
5645. 3
5645. 4
5646. 0
5646. 1
5648. 0
5648. 1
5648. 2
5648. 3
5648. 4
5648. 5
5649. 0
5649. 1
5649. 2
5649. 3
5649. 4
5650. 0
5650. 1
5650. 2
5650. 3
5650. 4
5650. 5
5650. 6
5651. 0
5651. 1
5651. 2
5651. 3
5651. 4
5651. 5
5651. 6
5652. 0
5652. 1
5652. 2
5652. 3
5652. 4
5653. 0
×10¹⁵
200
0
−200
−400
−600
−800
pull
Entries 38
Mean −7.936e+08
Std Dev 7.936e+08

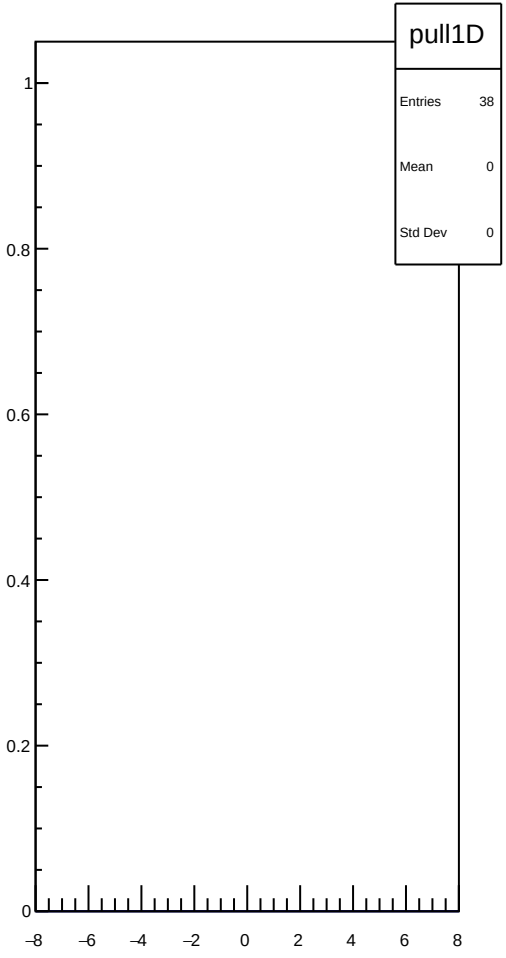
pull1D
Entries 38
Mean 0
Std Dev 0
1
0.8
0.6
0.4
0.2
0
−8
−6
−4
−2
0
2
4
6
8

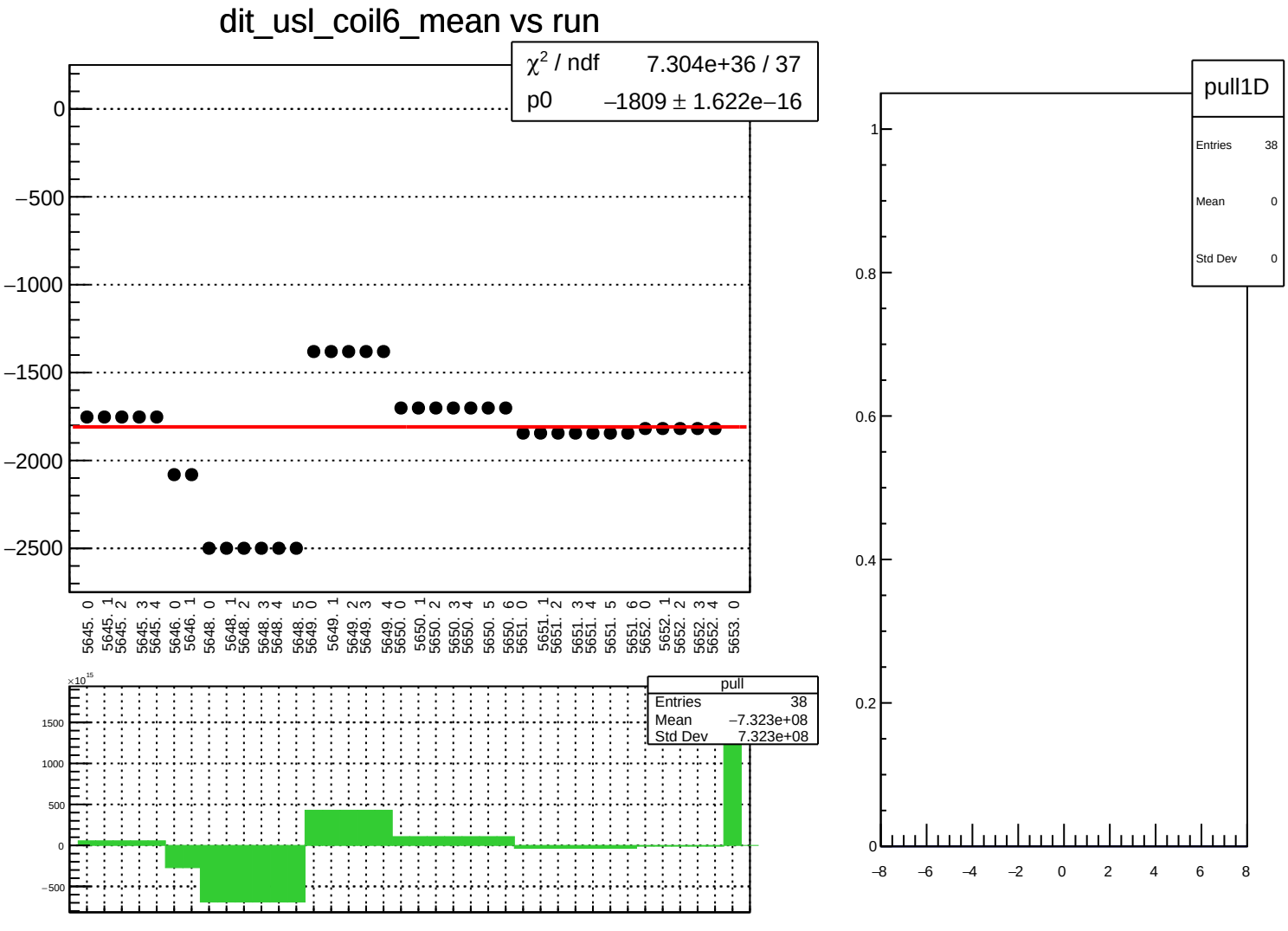
dit_usl_coil6_mean vs run
χ² / ndf 7.304e+36 / 37
p0 −1809 ± 1.622e−16
0
−500
−1000
−1500
−2000
−2500
5645. 0
5645. 1
5645. 2
5645. 3
5645. 4
5646. 0
5646. 1
5648. 0
5648. 1
5648. 2
5648. 3
5648. 4
5648. 5
5649. 0
5649. 1
5649. 2
5649. 3
5649. 4
5650. 0
5650. 1
5650. 2
5650. 3
5650. 4
5650. 5
5650. 6
5651. 0
5651. 1
5651. 2
5651. 3
5651. 4
5651. 5
5651. 6
5652. 0
5652. 1
5652. 2
5652. 3
5652. 4
5653. 0
×10¹⁵
1500
1000
500
0
−500
pull
Entries 38
Mean −7.323e+08
Std Dev 7.323e+08
pull1D
Entries 38
Mean 0
Std Dev 0
1
0.8
0.6
0.4
0.2
0
−8
−6
−4
−2
0
2
4
6
8

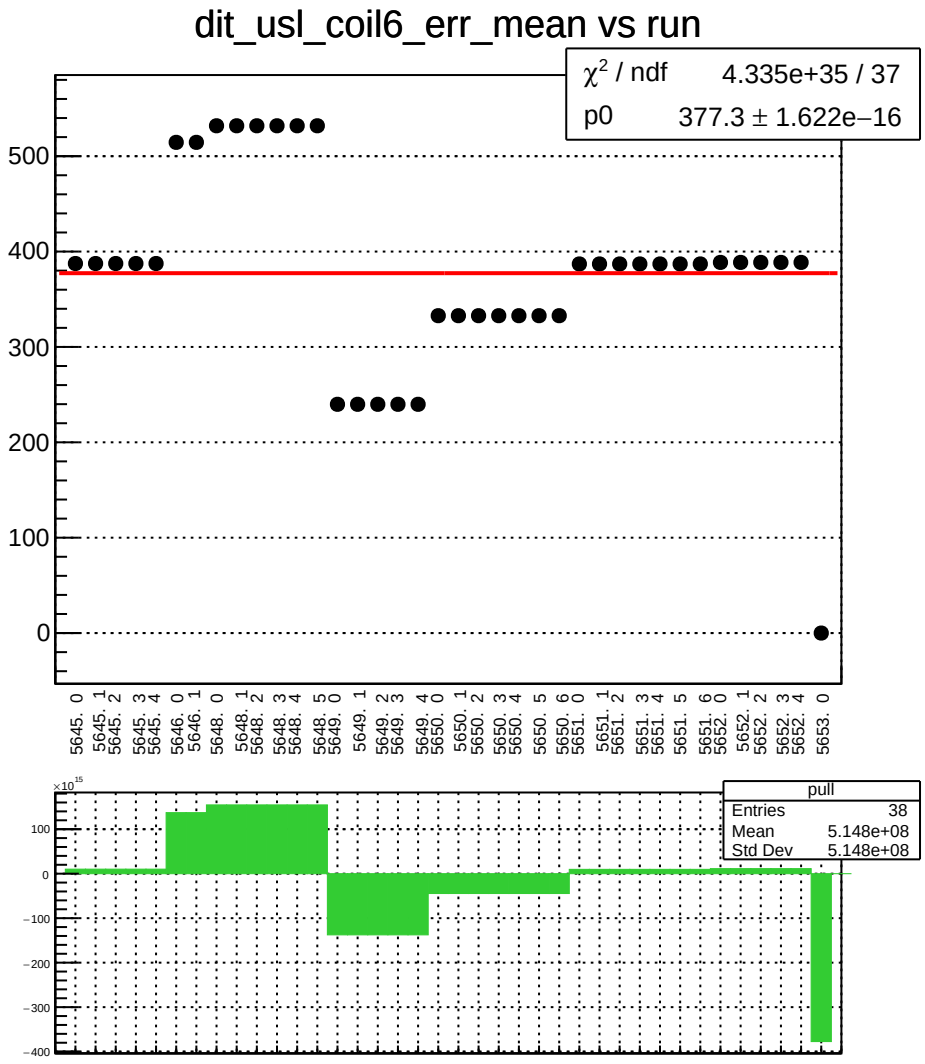
dit_usl_coil6_err_mean vs run
χ² / ndf 4.335e+35 / 37
p0 377.3 ± 1.622e−16
500
400
300
200
100
0
5645. 0
5645. 1
5645. 2
5645. 3
5645. 4
5646. 0
5646. 1
5648. 0
5648. 1
5648. 2
5648. 3
5648. 4
5648. 5
5649. 0
5649. 1
5649. 2
5649. 3
5649. 4
5650. 0
5650. 1
5650. 2
5650. 3
5650. 4
5650. 5
5650. 6
5651. 0
5651. 1
5651. 2
5651. 3
5651. 4
5651. 5
5651. 6
5652. 0
5652. 1
5652. 2
5652. 3
5652. 4
5653. 0
×10¹⁵
100
0
−100
−200
−300
−400
pull
Entries 38
Mean 5.148e+08
Std Dev 5.148e+08

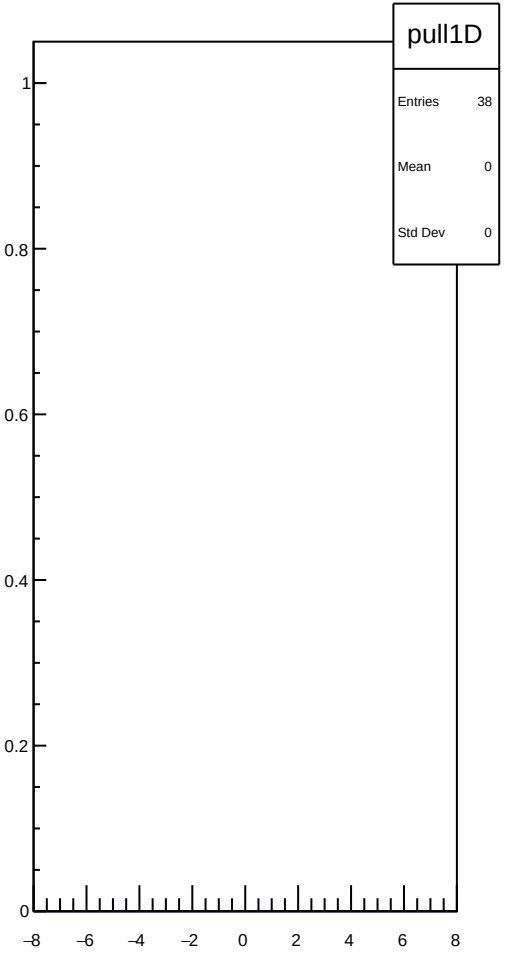
pull1D
Entries 38
Mean 0
Std Dev 0
1
0.8
0.6
0.4
0.2
0
−8
−6
−4
−2
0
2
4
6
8

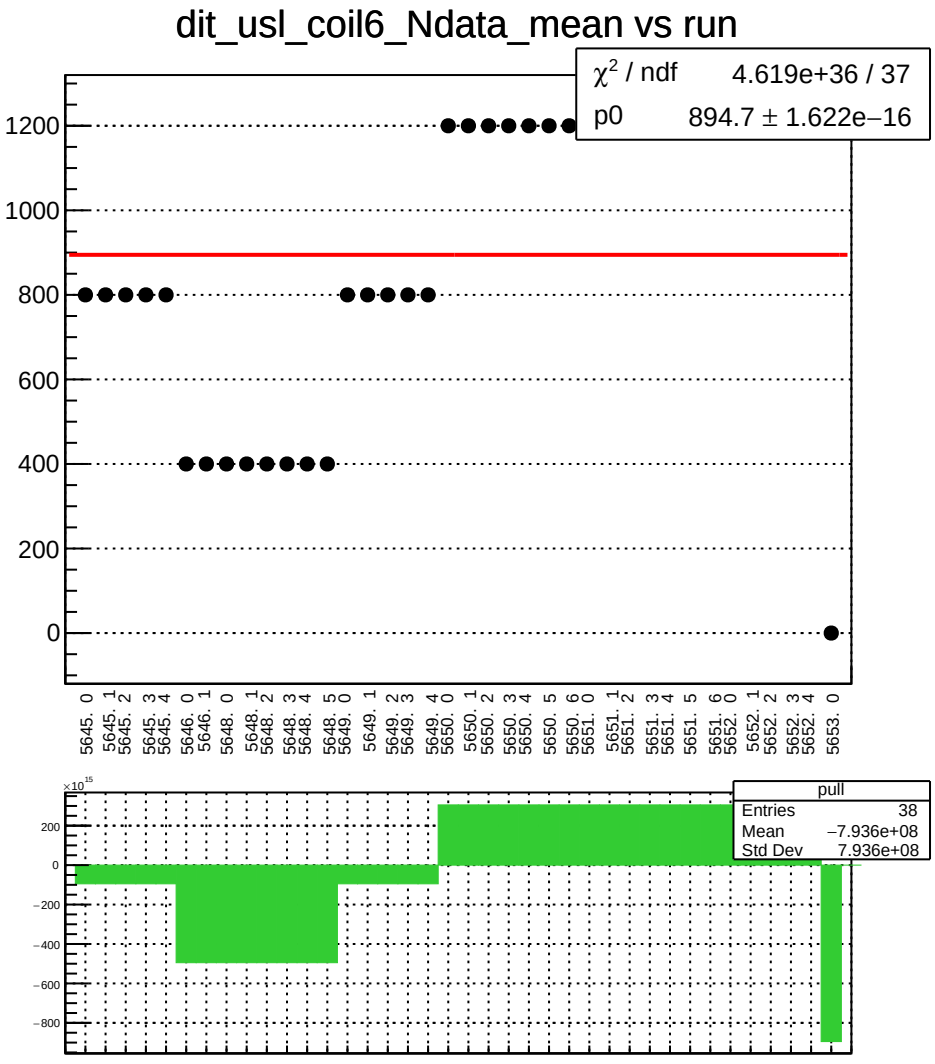
dit_usl_coil6_Ndata_mean vs run
χ² / ndf 4.619e+36 / 37
p0 894.7 ± 1.622e−16
1200
1000
800
600
400
200
0
5645. 0
5645. 1
5645. 2
5645. 3
5645. 4
5646. 0
5646. 1
5648. 0
5648. 1
5648. 2
5648. 3
5648. 4
5648. 5
5649. 0
5649. 1
5649. 2
5649. 3
5649. 4
5650. 0
5650. 1
5650. 2
5650. 3
5650. 4
5650. 5
5650. 6
5651. 0
5651. 1
5651. 2
5651. 3
5651. 4
5651. 5
5651. 6
5652. 0
5652. 1
5652. 2
5652. 3
5652. 4
5653. 0
×10¹⁵
200
0
−200
−400
−600
−800
pull
Entries 38
Mean −7.936e+08
Std Dev 7.936e+08

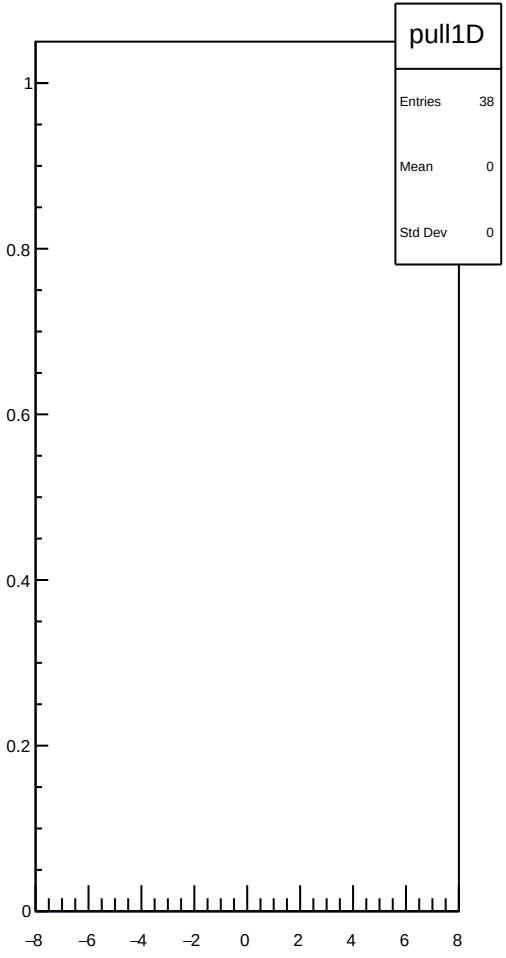
pull1D
Entries 38
Mean 0
Std Dev 0
1
0.8
0.6
0.4
0.2
0
−8
−6
−4
−2
0
2
4
6
8

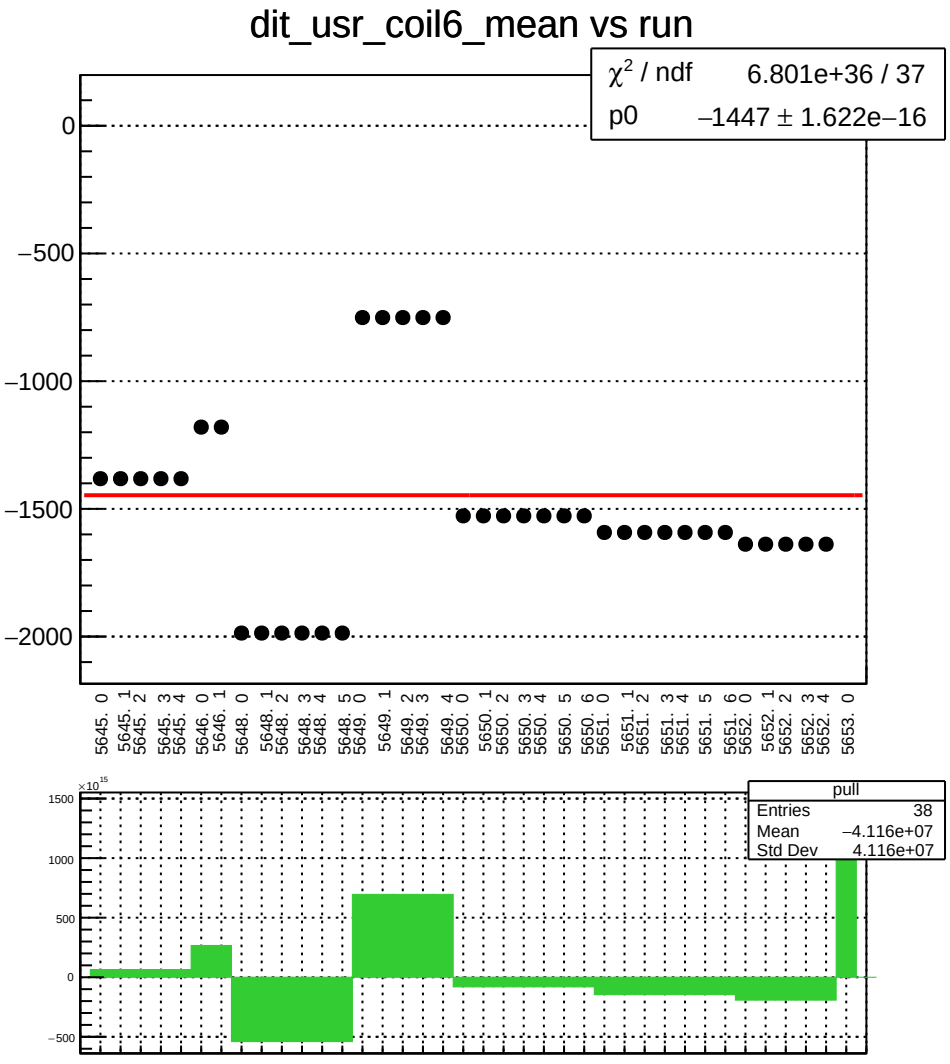
dit_usr_coil6_mean vs run
χ² / ndf 6.801e+36 / 37
p0 –1447 ± 1.622e–16
0
–500
–1000
–1500
–2000
5645. 0
5645. 1
5645. 2
5645. 3
5645. 4
5646. 0
5646. 1
5648. 0
5648. 1
5648. 2
5648. 3
5648. 4
5648. 5
5649. 0
5649. 1
5649. 2
5649. 3
5649. 4
5650. 0
5650. 1
5650. 2
5650. 3
5650. 4
5650. 5
5650. 6
5651. 0
5651. 1
5651. 2
5651. 3
5651. 4
5651. 5
5651. 6
5652. 0
5652. 1
5652. 2
5652. 3
5652. 4
5653. 0
×10¹⁵
1500
1000
500
0
–500
pull
Entries 38
Mean –4.116e+07
Std Dev 4.116e+07

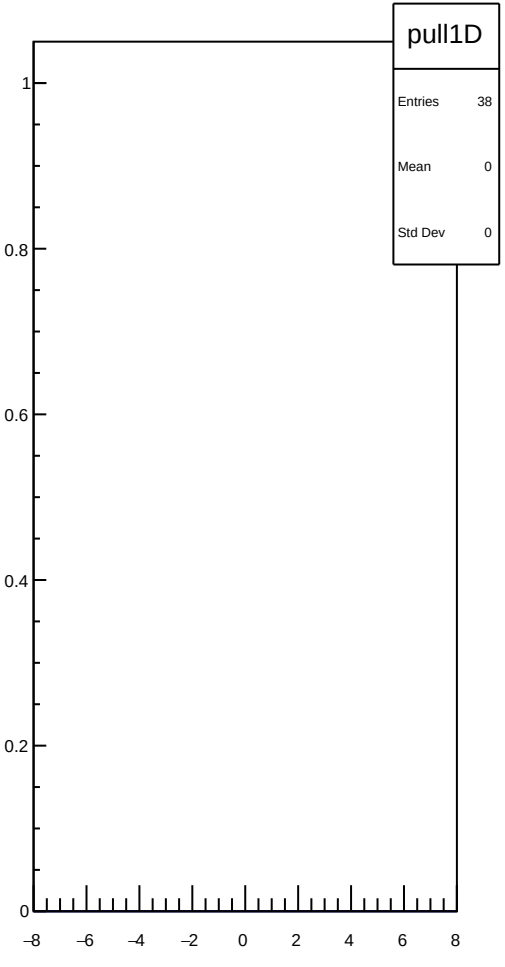
pull1D
Entries 38
Mean 0
Std Dev 0
1
0.8
0.6
0.4
0.2
0
–8
–6
–4
–2
0
2
4
6
8

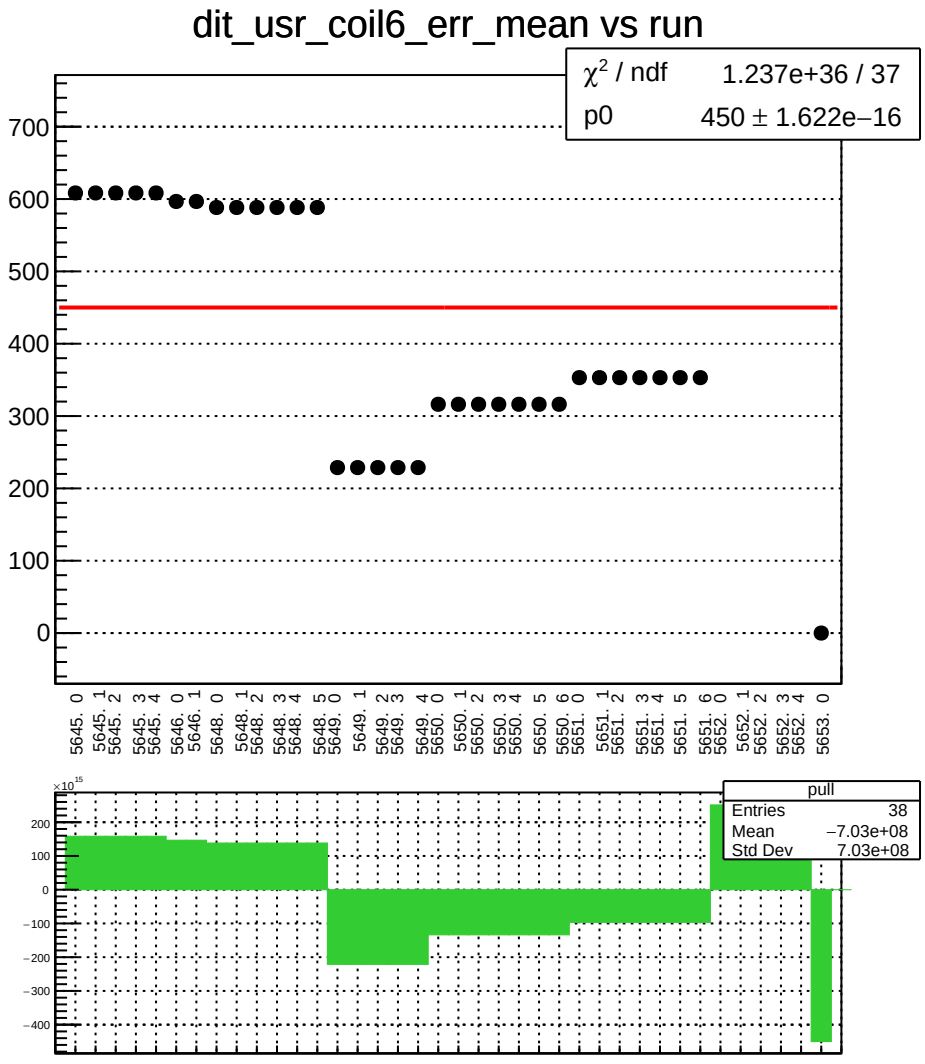
dit_usr_coil6_err_mean vs run
χ² / ndf 1.237e+36 / 37
p0 450 ± 1.622e−16
700
600
500
400
300
200
100
0
5645. 0
5645. 1
5645. 2
5645. 3
5645. 4
5646. 0
5646. 1
5648. 0
5648. 1
5648. 2
5648. 3
5648. 4
5648. 5
5649. 0
5649. 1
5649. 2
5649. 3
5649. 4
5650. 0
5650. 1
5650. 2
5650. 3
5650. 4
5650. 5
5650. 6
5651. 0
5651. 1
5651. 2
5651. 3
5651. 4
5651. 5
5651. 6
5652. 0
5652. 1
5652. 2
5652. 3
5652. 4
5653. 0
×10¹⁵
200
100
0
−100
−200
−300
−400
pull
Entries 38
Mean −7.03e+08
Std Dev 7.03e+08

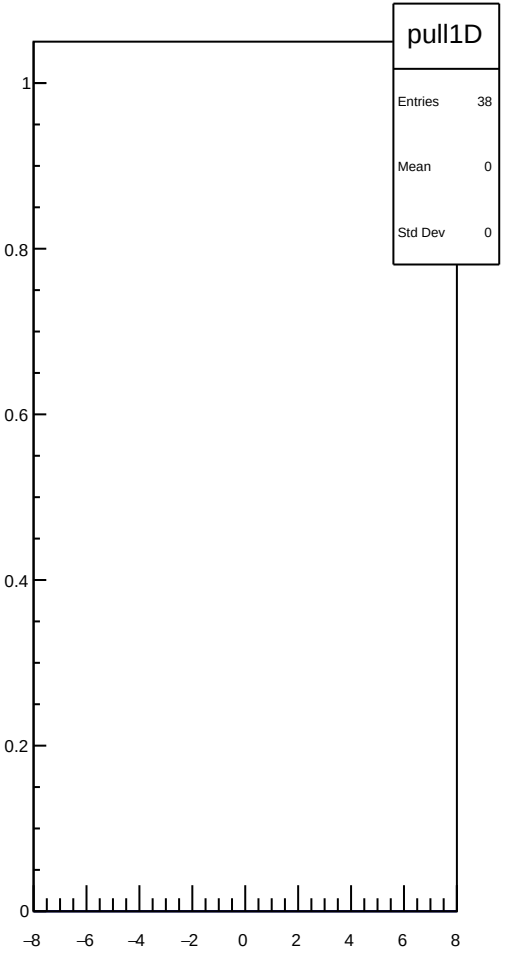
pull1D
Entries 38
Mean 0
Std Dev 0
1
0.8
0.6
0.4
0.2
0
−8
−6
−4
−2
0
2
4
6
8

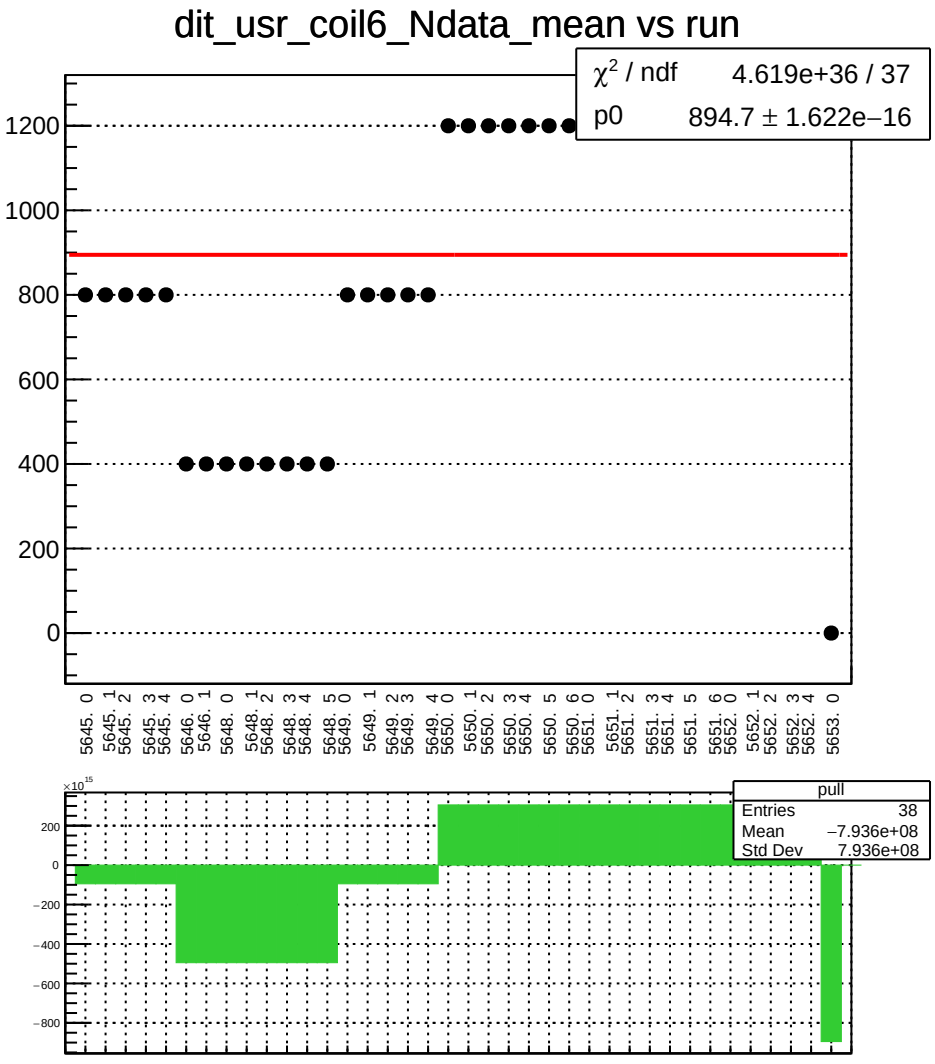
dit_usr_coil6_Ndata_mean vs run
χ² / ndf 4.619e+36 / 37
p0 894.7 ± 1.622e−16
1200
1000
800
600
400
200
0
5645. 0
5645. 1
5645. 2
5645. 3
5645. 4
5646. 0
5646. 1
5648. 0
5648. 1
5648. 2
5648. 3
5648. 4
5648. 5
5649. 0
5649. 1
5649. 2
5649. 3
5649. 4
5650. 0
5650. 1
5650. 2
5650. 3
5650. 4
5650. 5
5650. 6
5651. 0
5651. 1
5651. 2
5651. 3
5651. 4
5651. 5
5651. 6
5652. 0
5652. 1
5652. 2
5652. 3
5652. 4
5653. 0
×10¹⁵
200
0
−200
−400
−600
−800
pull
Entries 38
Mean −7.936e+08
Std Dev 7.936e+08

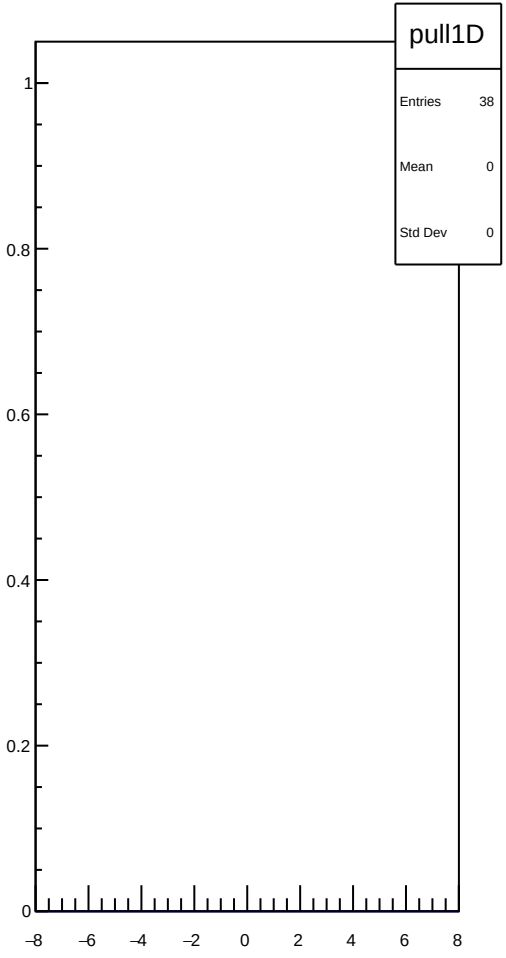
pull1D
Entries 38
Mean 0
Std Dev 0
1
0.8
0.6
0.4
0.2
0
−8
−6
−4
−2
0
2
4
6
8

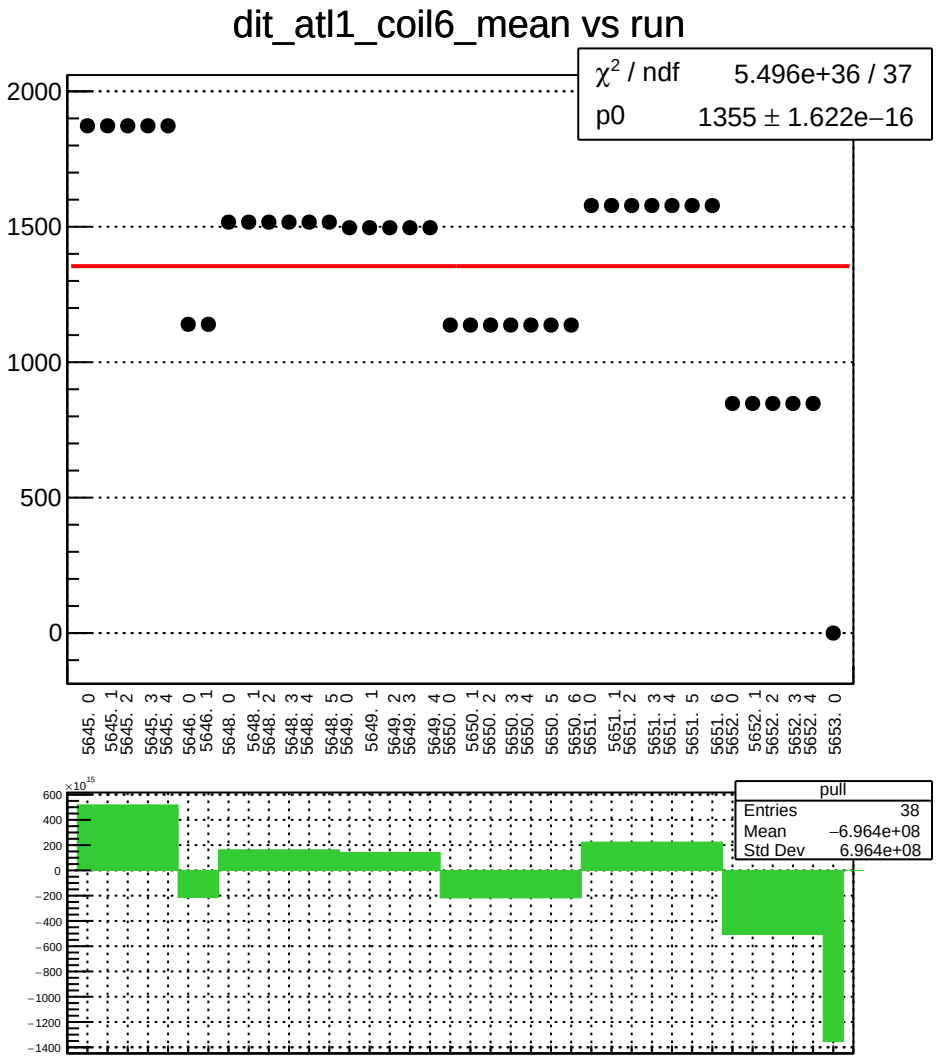
dit_atl1_coil6_mean vs run
χ² / ndf 5.496e+36 / 37
p0 1355 ± 1.622e−16
2000
1500
1000
500
0
5645. 0
5645. 1
5645. 2
5645. 3
5645. 4
5646. 0
5646. 1
5648. 0
5648. 1
5648. 2
5648. 3
5648. 4
5648. 5
5649. 0
5649. 1
5649. 2
5649. 3
5649. 4
5650. 0
5650. 1
5650. 2
5650. 3
5650. 4
5650. 5
5650. 6
5651. 0
5651. 1
5651. 2
5651. 3
5651. 4
5651. 5
5651. 6
5652. 0
5652. 1
5652. 2
5652. 3
5652. 4
5653. 0
×10¹⁵
600
400
200
0
−200
−400
−600
−800
−1000
−1200
−1400
pull
Entries 38
Mean −6.964e+08
Std Dev 6.964e+08

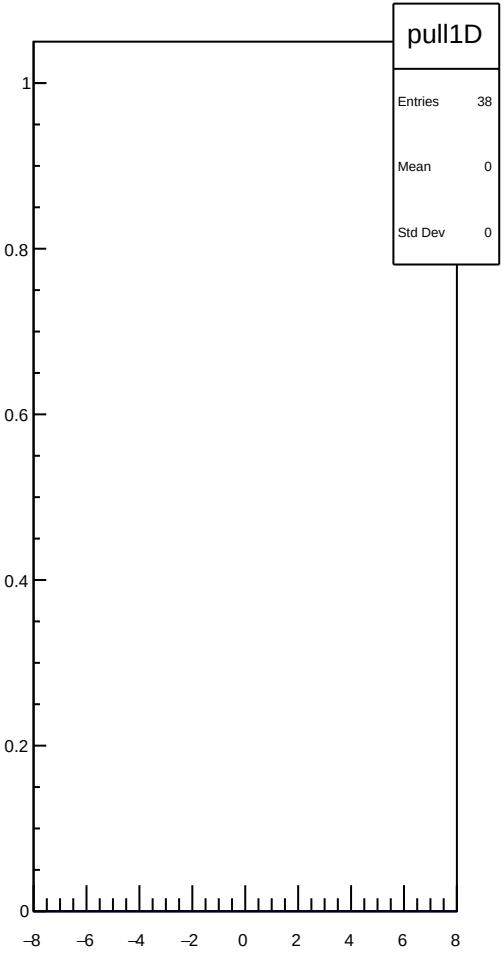
pull1D
Entries 38
Mean 0
Std Dev 0
1
0.8
0.6
0.4
0.2
0
−8
−6
−4
−2
0
2
4
6
8

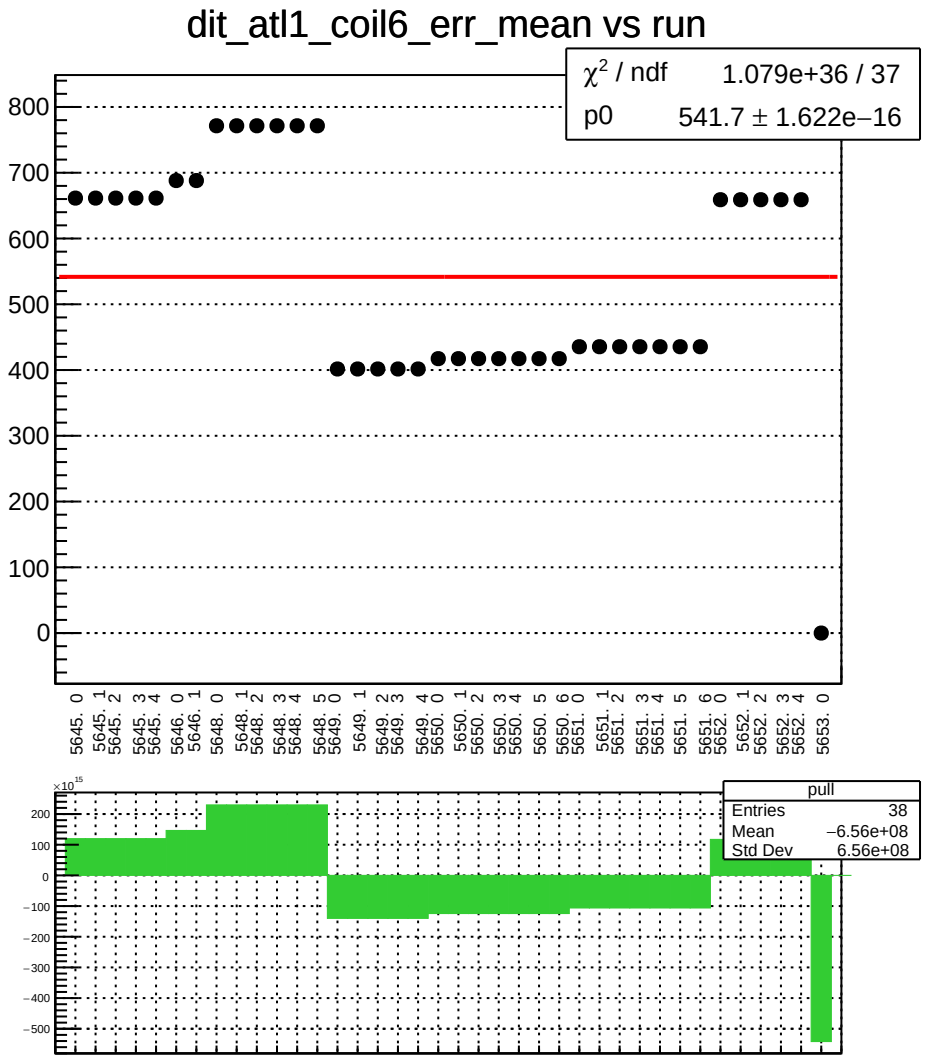
dit_atl1_coil6_err_mean vs run
χ² / ndf 1.079e+36 / 37
p0 541.7 ± 1.622e−16
800
700
600
500
400
300
200
100
0
5645. 0
5645. 1
5645. 2
5645. 3
5645. 4
5646. 0
5646. 1
5648. 0
5648. 1
5648. 2
5648. 3
5648. 4
5648. 5
5649. 0
5649. 1
5649. 2
5649. 3
5649. 4
5650. 0
5650. 1
5650. 2
5650. 3
5650. 4
5650. 5
5650. 6
5651. 0
5651. 1
5651. 2
5651. 3
5651. 4
5651. 5
5651. 6
5652. 0
5652. 1
5652. 2
5652. 3
5652. 4
5653. 0
×10¹⁵
200
100
0
−100
−200
−300
−400
−500
pull
Entries 38
Mean −6.56e+08
Std Dev 6.56e+08

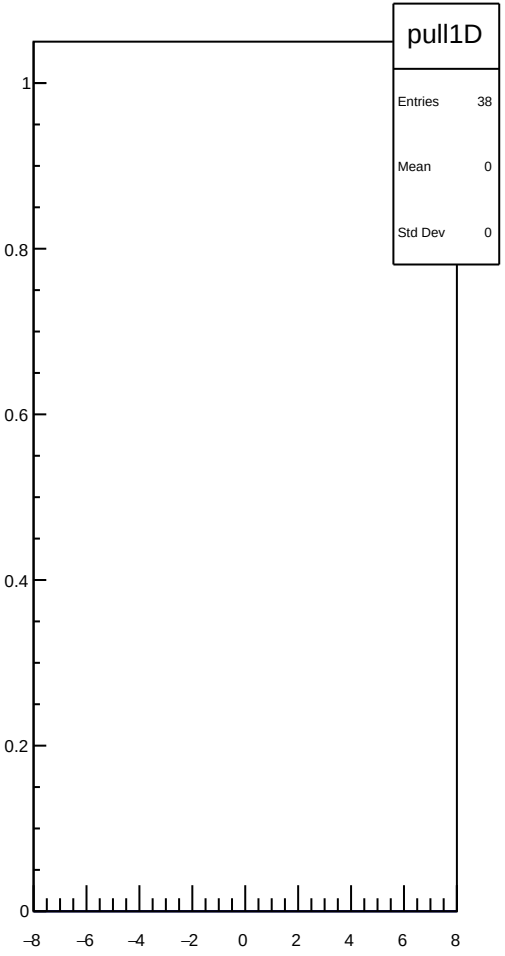
pull1D
Entries 38
Mean 0
Std Dev 0
1
0.8
0.6
0.4
0.2
0
−8
−6
−4
−2
0
2
4
6
8

dit_atl1_coil6_Ndata_mean vs run

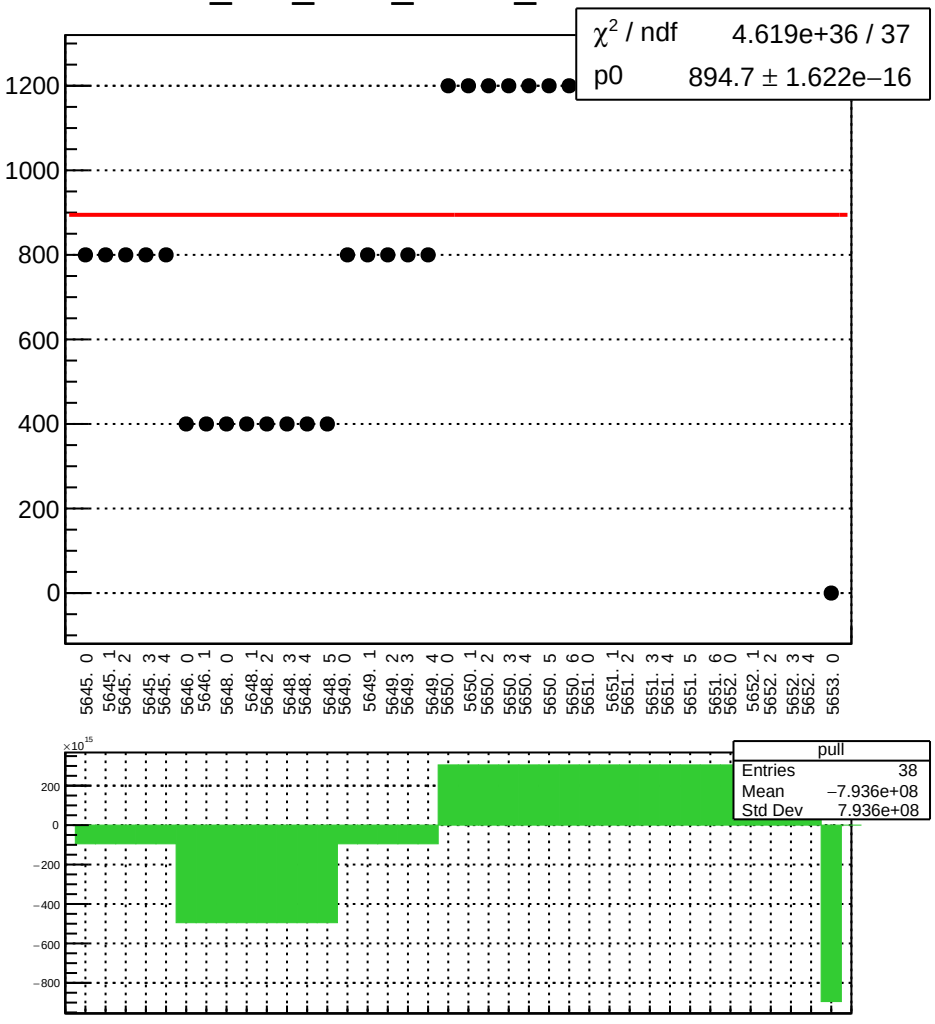

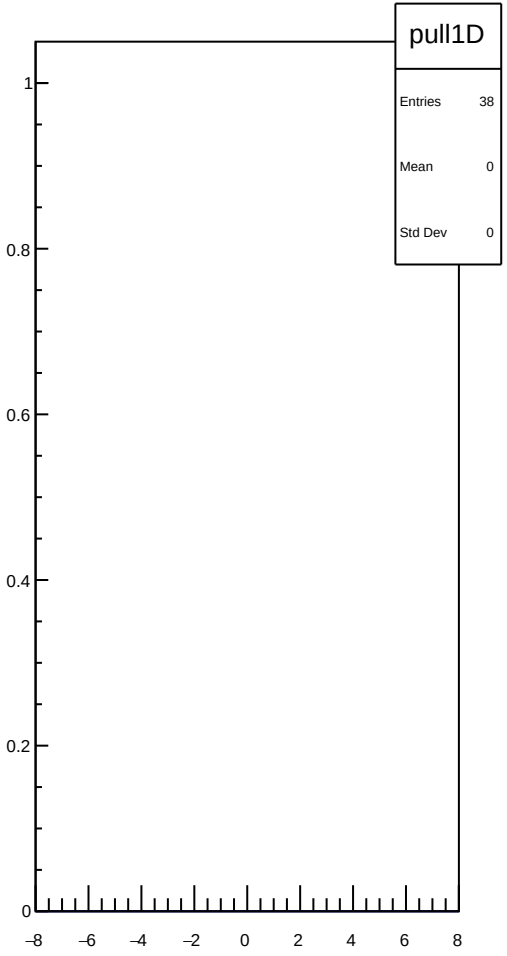

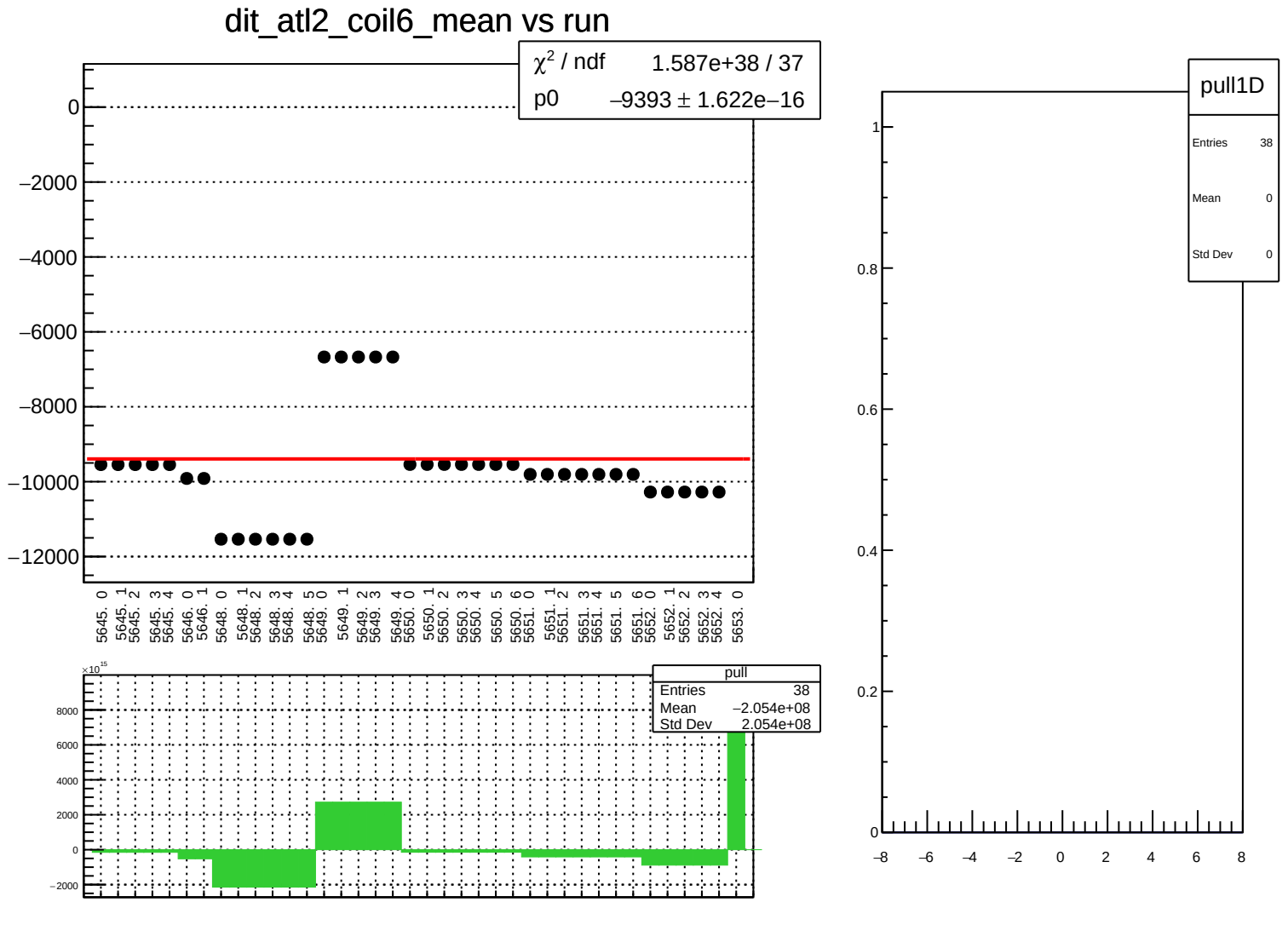
dit_atl2_coil6_mean vs run
χ² / ndf 1.587e+38 / 37
p0 −9393 ± 1.622e−16
0
−2000
−4000
−6000
−8000
−10000
−12000
5645. 0
5645. 1
5645. 2
5645. 3
5645. 4
5646. 0
5646. 1
5648. 0
5648. 1
5648. 2
5648. 3
5648. 4
5648. 5
5649. 0
5649. 1
5649. 2
5649. 3
5649. 4
5650. 0
5650. 1
5650. 2
5650. 3
5650. 4
5650. 5
5650. 6
5651. 0
5651. 1
5651. 2
5651. 3
5651. 4
5651. 5
5651. 6
5652. 0
5652. 1
5652. 2
5652. 3
5652. 4
5653. 0
×10^15
8000
6000
4000
2000
0
−2000
pull
Entries 38
Mean −2.054e+08
Std Dev 2.054e+08
pull1D
Entries 38
Mean 0
Std Dev 0
1
0.8
0.6
0.4
0.2
0
−8
−6
−4
−2
0
2
4
6
8

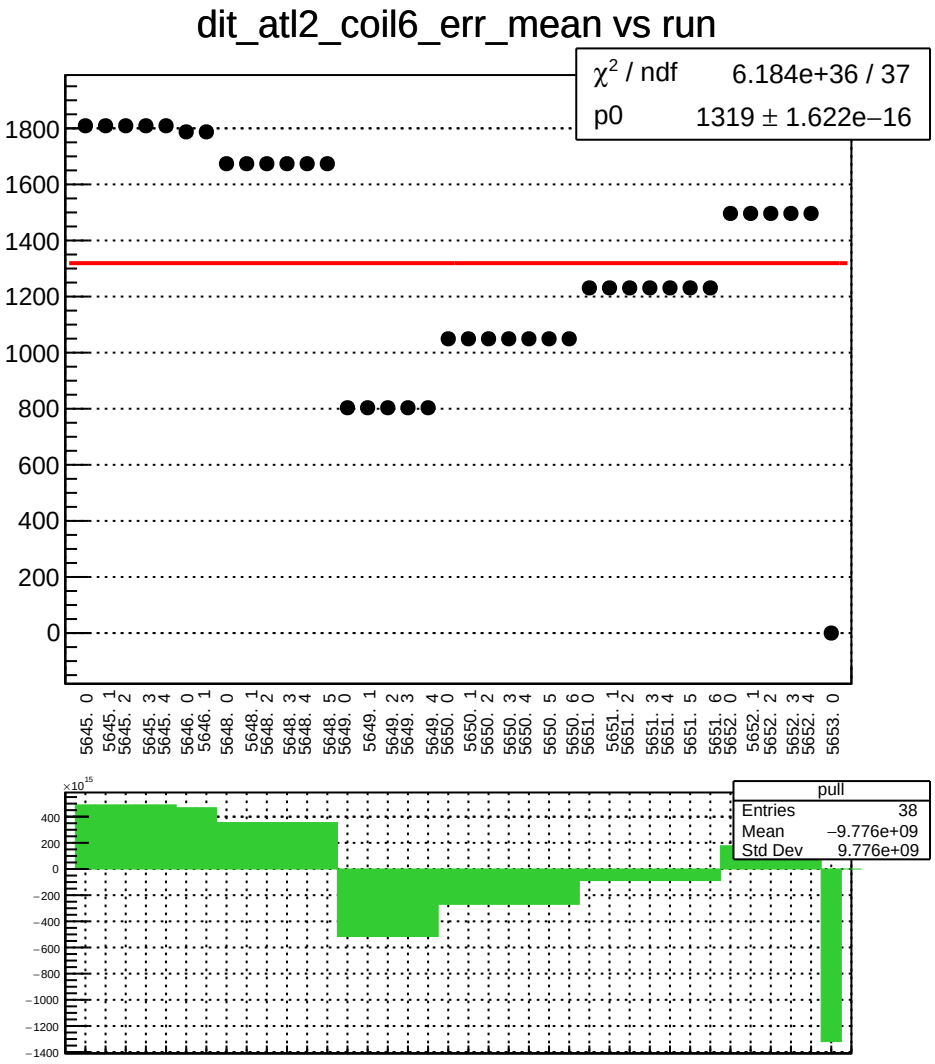
dit_atl2_coil6_err_mean vs run
χ² / ndf 6.184e+36 / 37
p0 1319 ± 1.622e−16
1800
1600
1400
1200
1000
800
600
400
200
0
5645. 0
5645. 1
5645. 2
5645. 3
5645. 4
5646. 0
5646. 1
5648. 0
5648. 1
5648. 2
5648. 3
5648. 4
5648. 5
5649. 0
5649. 1
5649. 2
5649. 3
5649. 4
5650. 0
5650. 1
5650. 2
5650. 3
5650. 4
5650. 5
5650. 6
5651. 0
5651. 1
5651. 2
5651. 3
5651. 4
5651. 5
5651. 6
5652. 0
5652. 1
5652. 2
5652. 3
5652. 4
5653. 0
×10¹⁵
400
200
0
−200
−400
−600
−800
−1000
−1200
−1400
pull
Entries 38
Mean −9.776e+09
Std Dev 9.776e+09

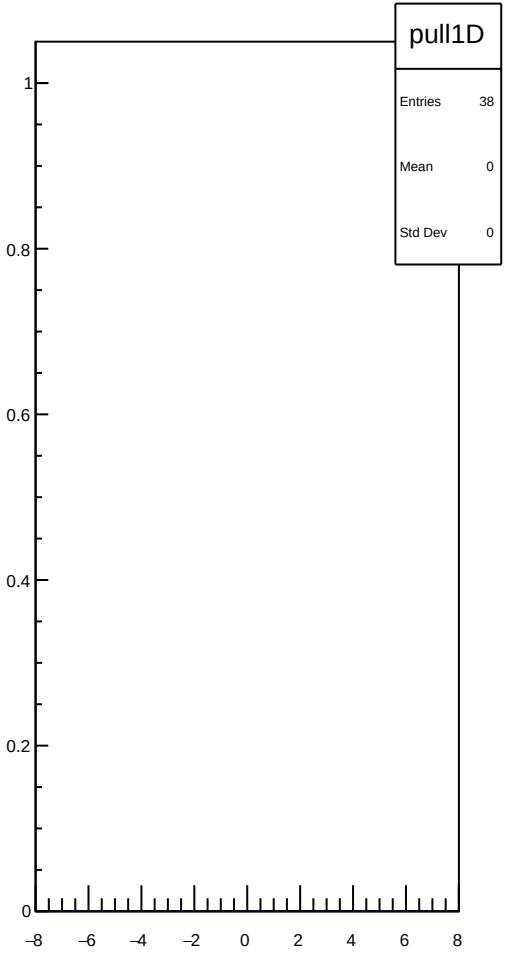
pull1D
Entries 38
Mean 0
Std Dev 0
1
0.8
0.6
0.4
0.2
0
−8
−6
−4
−2
0
2
4
6
8

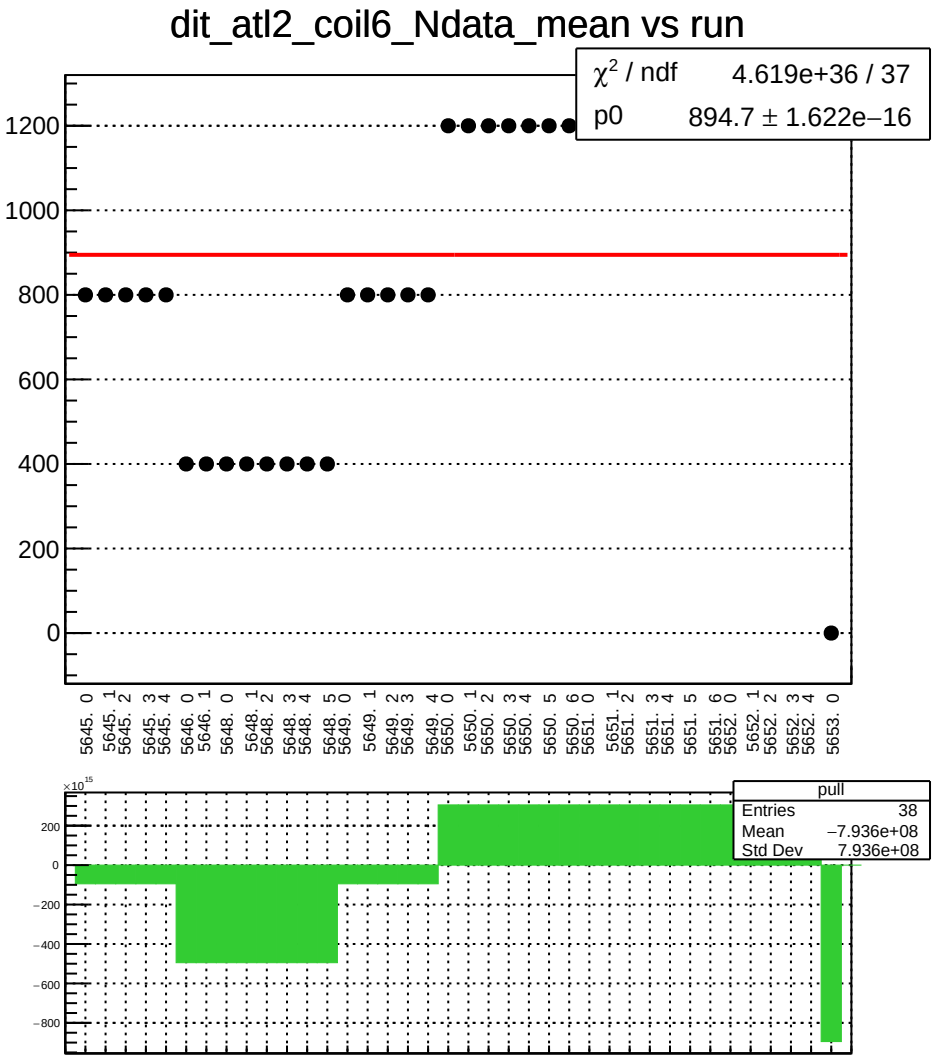
dit_atl2_coil6_Ndata_mean vs run
χ^2 / ndf 4.619e+36 / 37
p0 894.7 ± 1.622e−16
1200
1000
800
600
400
200
0
5645. 0
5645. 1
5645. 2
5645. 3
5645. 4
5646. 0
5646. 1
5648. 0
5648. 1
5648. 2
5648. 3
5648. 4
5648. 5
5649. 0
5649. 1
5649. 2
5649. 3
5649. 4
5650. 0
5650. 1
5650. 2
5650. 3
5650. 4
5650. 5
5650. 6
5651. 0
5651. 1
5651. 2
5651. 3
5651. 4
5651. 5
5651. 6
5652. 0
5652. 1
5652. 2
5652. 3
5652. 4
5653. 0
×10^15
200
0
−200
−400
−600
−800
pull
Entries 38
Mean −7.936e+08
Std Dev 7.936e+08

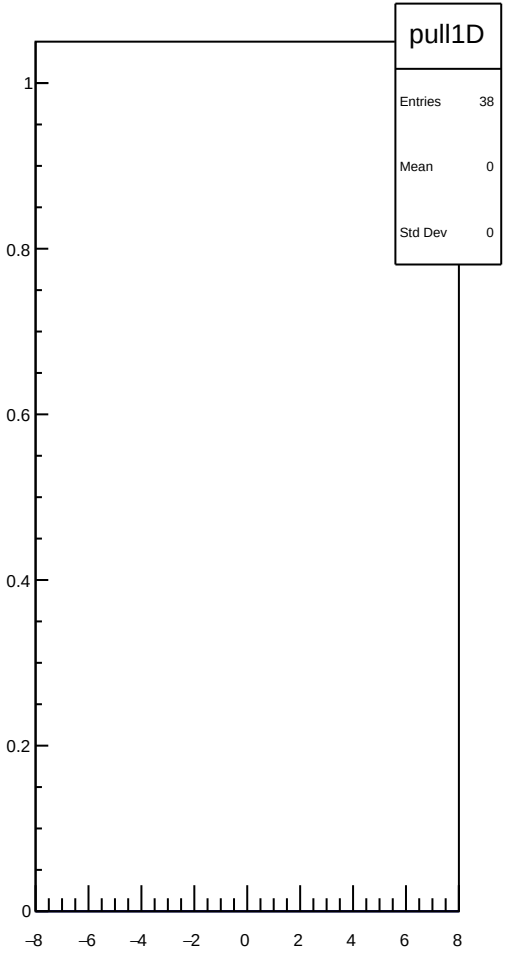
pull1D
Entries 38
Mean 0
Std Dev 0
1
0.8
0.6
0.4
0.2
0
−8
−6
−4
−2
0
2
4
6
8

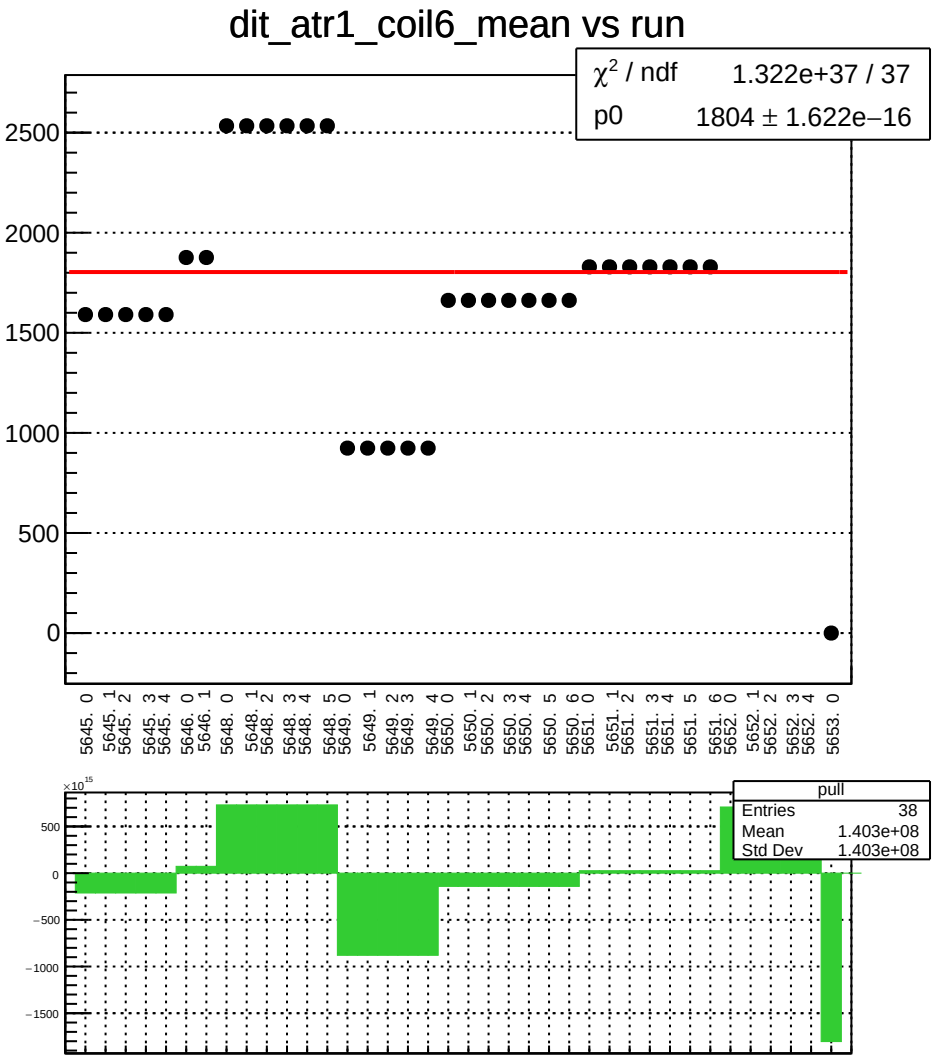
dit_atr1_coil6_mean vs run
χ² / ndf 1.322e+37 / 37
p0 1804 ± 1.622e−16
2500
2000
1500
1000
500
0
5645. 0
5645. 1
5645. 2
5645. 3
5645. 4
5646. 0
5646. 1
5648. 0
5648. 1
5648. 2
5648. 3
5648. 4
5648. 5
5649. 0
5649. 1
5649. 2
5649. 3
5649. 4
5650. 0
5650. 1
5650. 2
5650. 3
5650. 4
5650. 5
5650. 6
5651. 0
5651. 1
5651. 2
5651. 3
5651. 4
5651. 5
5651. 6
5652. 0
5652. 1
5652. 2
5652. 3
5652. 4
5653. 0
×10¹⁵
500
0
−500
−1000
−1500
pull
Entries 38
Mean 1.403e+08
Std Dev 1.403e+08

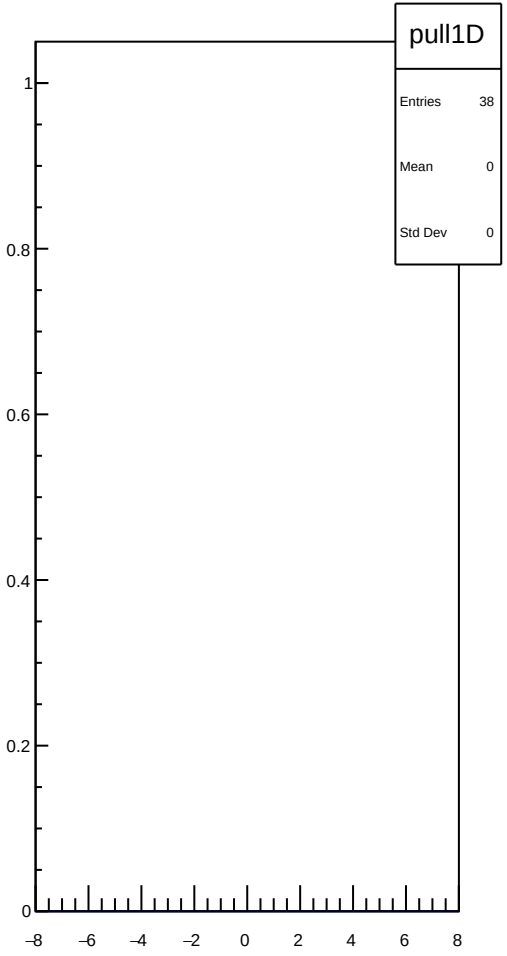
pull1D
Entries 38
Mean 0
Std Dev 0
1
0.8
0.6
0.4
0.2
0
−8
−6
−4
−2
0
2
4
6
8

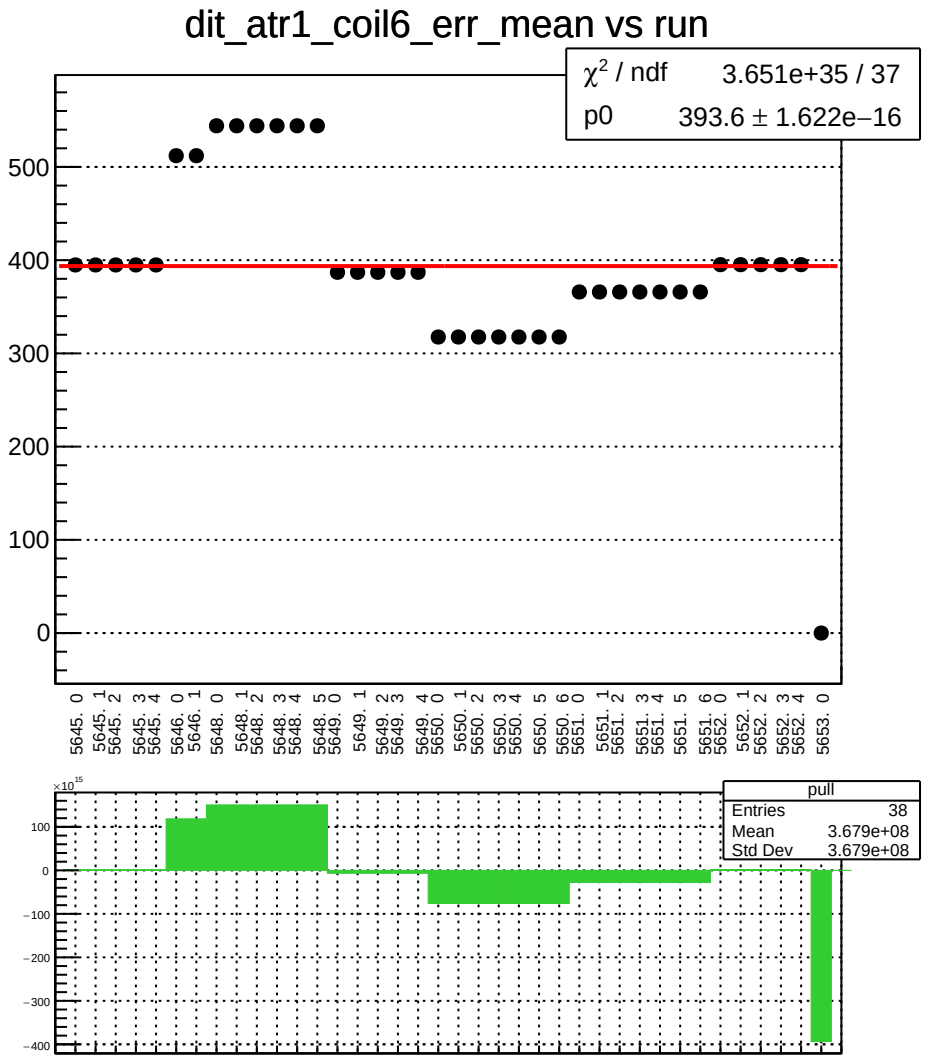
dit_atr1_coil6_err_mean vs run
χ² / ndf 3.651e+35 / 37
p0 393.6 ± 1.622e−16
500
400
300
200
100
0
5645. 0
5645. 1
5645. 2
5645. 3
5645. 4
5646. 0
5646. 1
5648. 0
5648. 1
5648. 2
5648. 3
5648. 4
5648. 5
5649. 0
5649. 1
5649. 2
5649. 3
5649. 4
5650. 0
5650. 1
5650. 2
5650. 3
5650. 4
5650. 5
5650. 6
5651. 0
5651. 1
5651. 2
5651. 3
5651. 4
5651. 5
5651. 6
5652. 0
5652. 1
5652. 2
5652. 3
5652. 4
5653. 0
×10¹⁵
100
0
−100
−200
−300
−400
pull
Entries 38
Mean 3.679e+08
Std Dev 3.679e+08

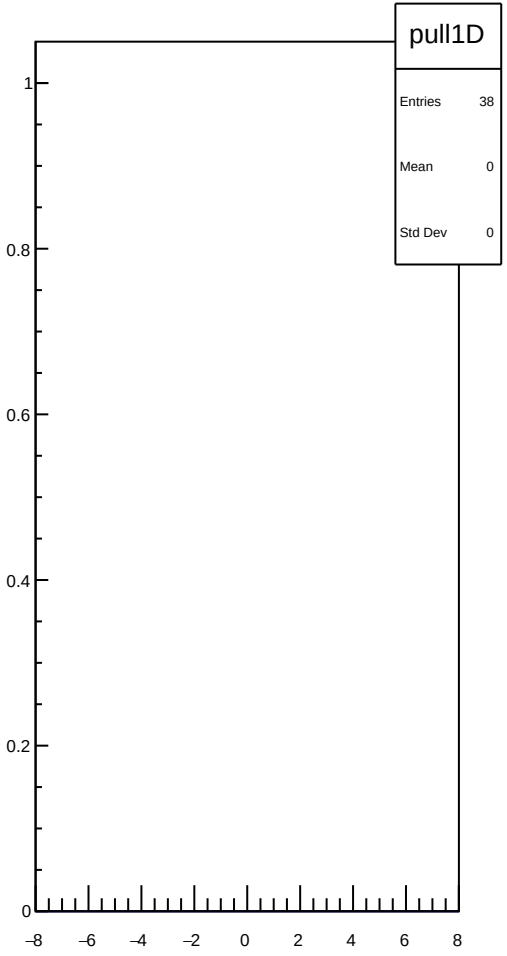
pull1D
Entries 38
Mean 0
Std Dev 0
1
0.8
0.6
0.4
0.2
0
−8
−6
−4
−2
0
2
4
6
8

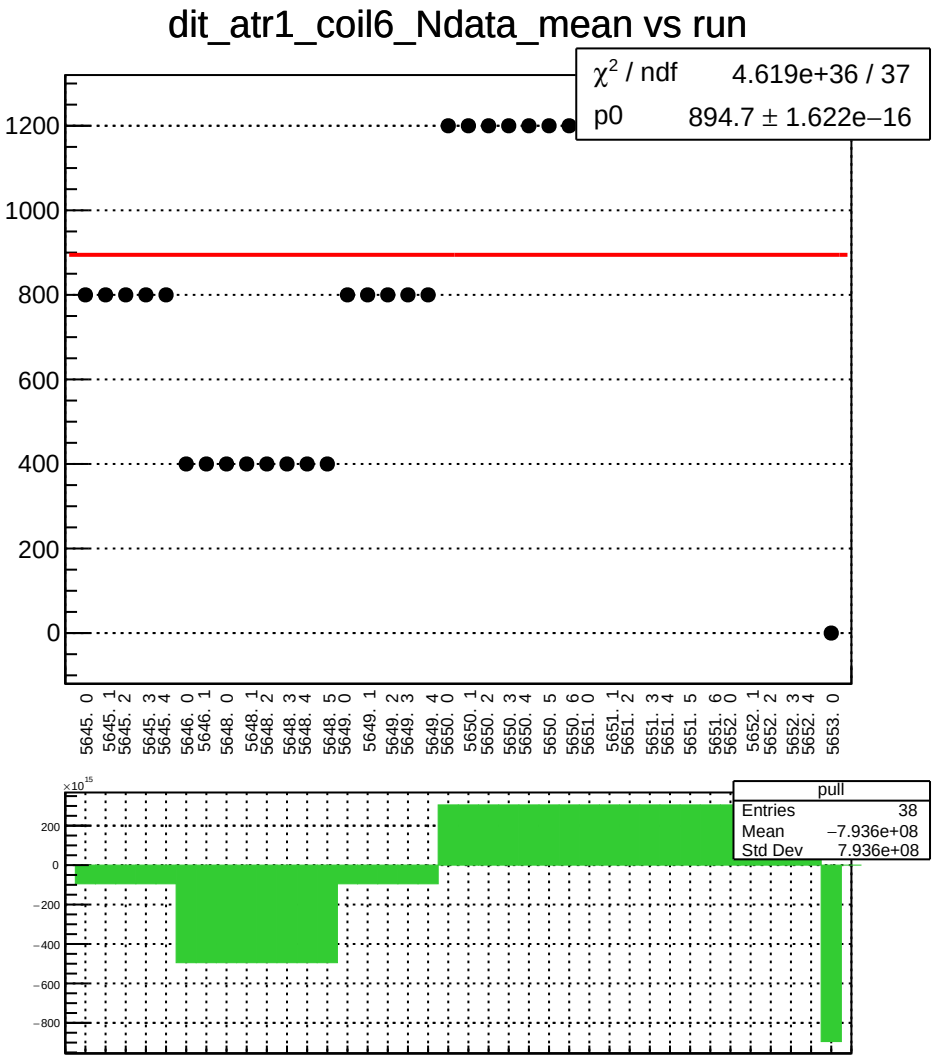
dit_atr1_coil6_Ndata_mean vs run
χ² / ndf 4.619e+36 / 37
p0 894.7 ± 1.622e−16
1200
1000
800
600
400
200
0
5645. 0
5645. 1
5645. 2
5645. 3
5645. 4
5646. 0
5646. 1
5648. 0
5648. 1
5648. 2
5648. 3
5648. 4
5648. 5
5649. 0
5649. 1
5649. 2
5649. 3
5649. 4
5650. 0
5650. 1
5650. 2
5650. 3
5650. 4
5650. 5
5650. 6
5651. 0
5651. 1
5651. 2
5651. 3
5651. 4
5651. 5
5651. 6
5652. 0
5652. 1
5652. 2
5652. 3
5652. 4
5653. 0
×10¹⁵
200
0
−200
−400
−600
−800
pull
Entries 38
Mean −7.936e+08
Std Dev 7.936e+08

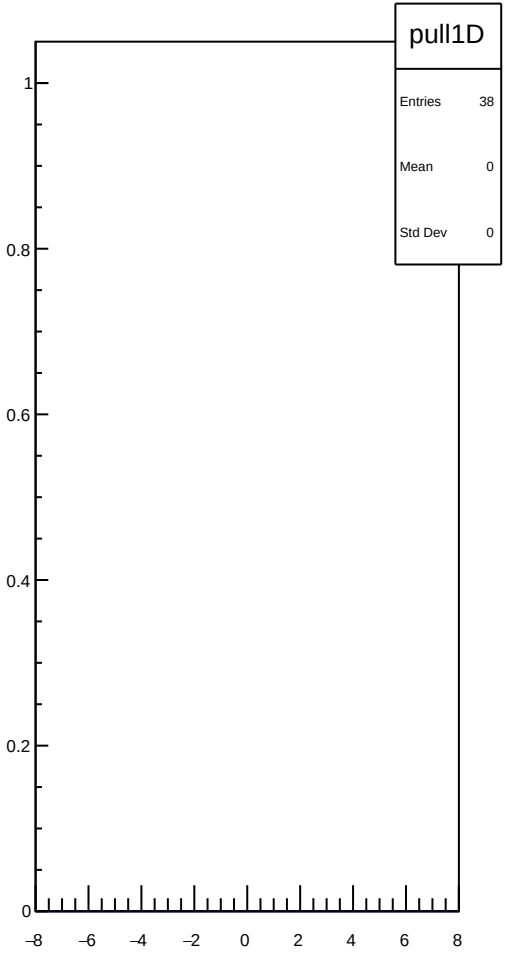
pull1D
Entries 38
Mean 0
Std Dev 0
1
0.8
0.6
0.4
0.2
0
−8
−6
−4
−2
0
2
4
6
8

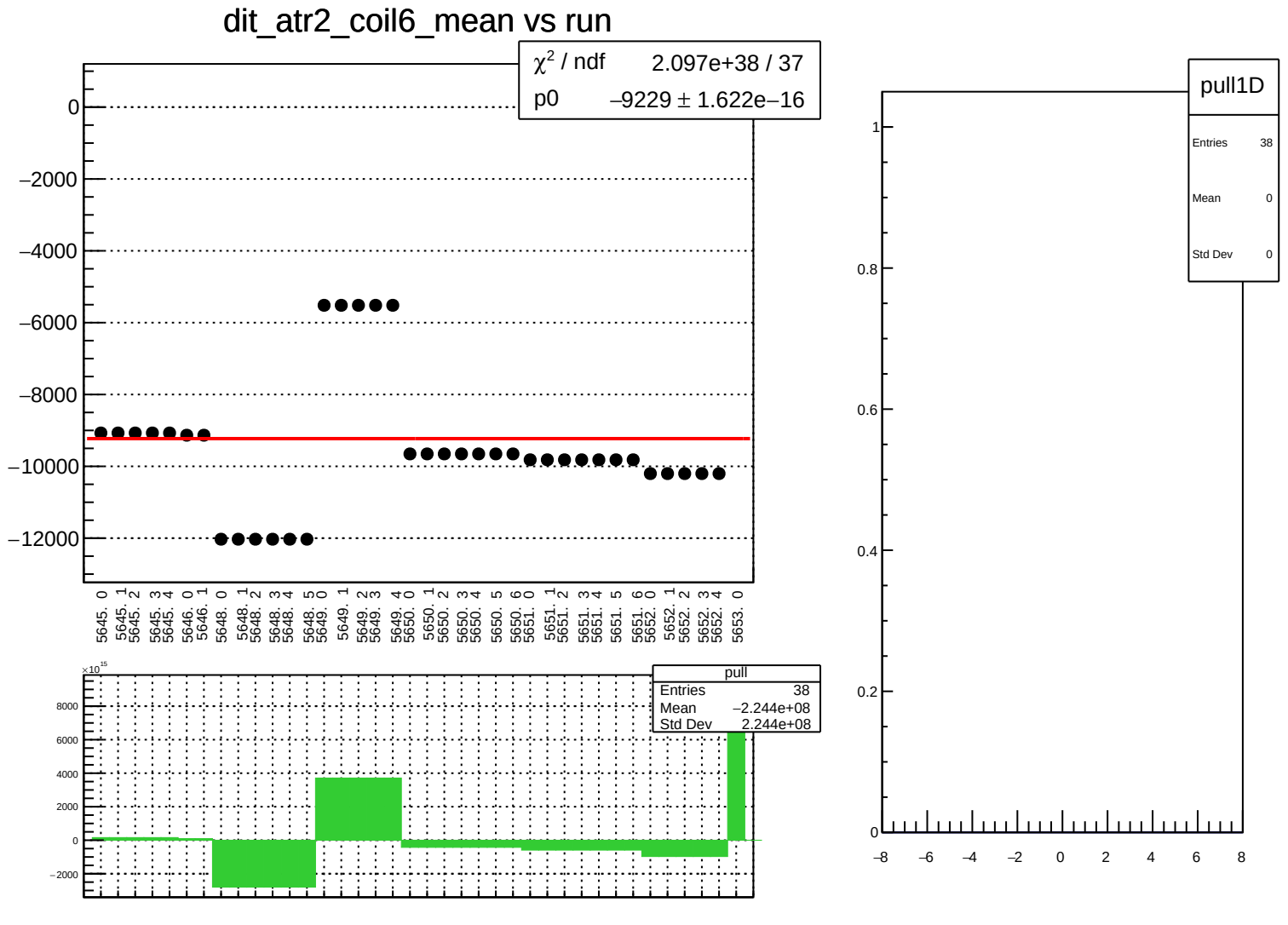
dit_atr2_coil6_mean vs run
χ² / ndf 2.097e+38 / 37
p0 −9229 ± 1.622e−16
0
−2000
−4000
−6000
−8000
−10000
−12000
5645. 0
5645. 1
5645. 2
5645. 3
5645. 4
5646. 0
5646. 1
5648. 0
5648. 1
5648. 2
5648. 3
5648. 4
5648. 5
5649. 0
5649. 1
5649. 2
5649. 3
5649. 4
5650. 0
5650. 1
5650. 2
5650. 3
5650. 4
5650. 5
5650. 6
5651. 0
5651. 1
5651. 2
5651. 3
5651. 4
5651. 5
5651. 6
5652. 0
5652. 1
5652. 2
5652. 3
5652. 4
5653. 0
×10¹⁵
8000
6000
4000
2000
0
−2000
pull
Entries 38
Mean −2.244e+08
Std Dev 2.244e+08
pull1D
Entries 38
Mean 0
Std Dev 0
1
0.8
0.6
0.4
0.2
0
−8
−6
−4
−2
0
2
4
6
8

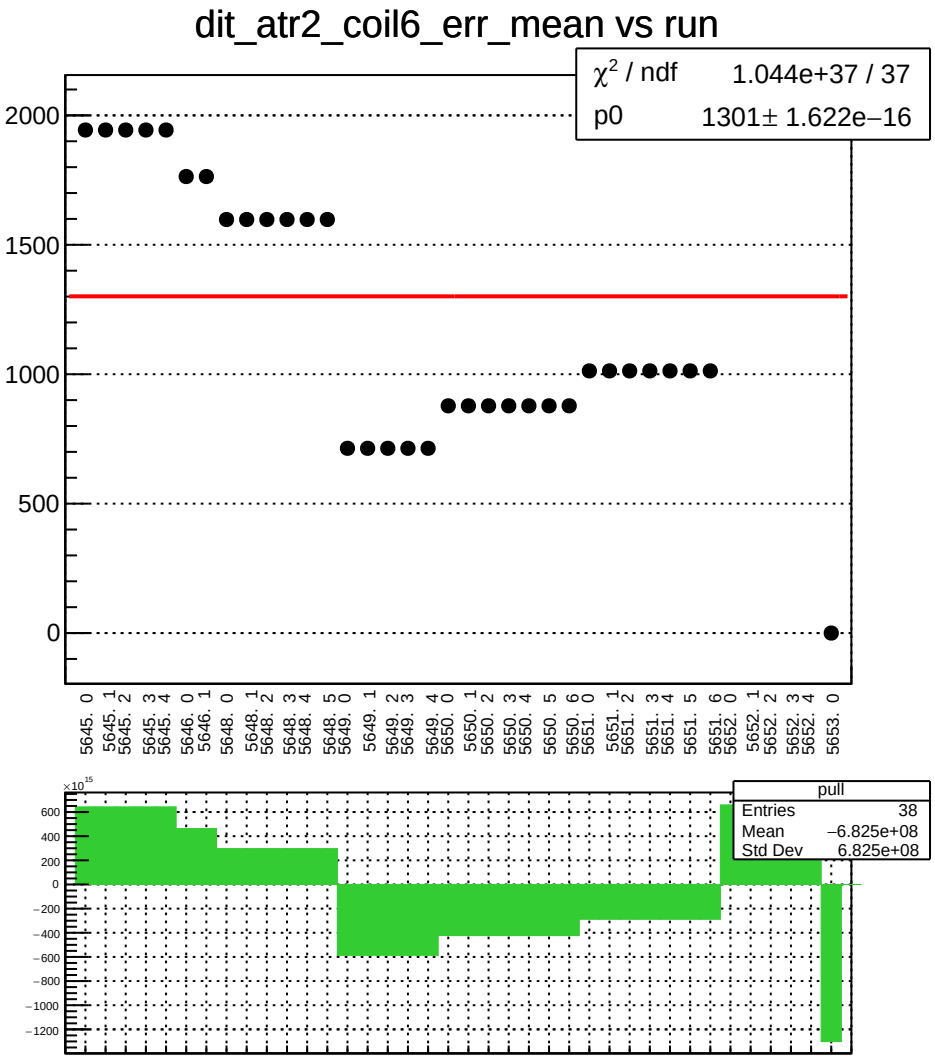
dit_atr2_coil6_err_mean vs run
χ² / ndf 1.044e+37 / 37
p0 1301± 1.622e−16
2000
1500
1000
500
0
5645. 0
5645. 1
5645. 2
5645. 3
5645. 4
5646. 0
5646. 1
5648. 0
5648. 1
5648. 2
5648. 3
5648. 4
5648. 5
5649. 0
5649. 1
5649. 2
5649. 3
5649. 4
5650. 0
5650. 1
5650. 2
5650. 3
5650. 4
5650. 5
5650. 6
5651. 0
5651. 1
5651. 2
5651. 3
5651. 4
5651. 5
5651. 6
5652. 0
5652. 1
5652. 2
5652. 3
5652. 4
5653. 0
×10¹⁵
600
400
200
0
−200
−400
−600
−800
−1000
−1200
pull
Entries 38
Mean −6.825e+08
Std Dev 6.825e+08

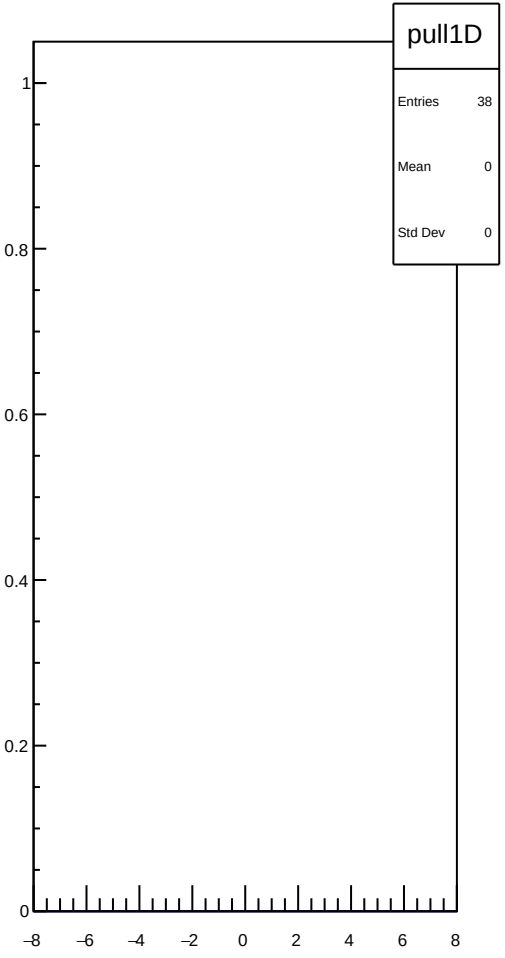
pull1D
Entries 38
Mean 0
Std Dev 0
1
0.8
0.6
0.4
0.2
0
−8
−6
−4
−2
0
2
4
6
8

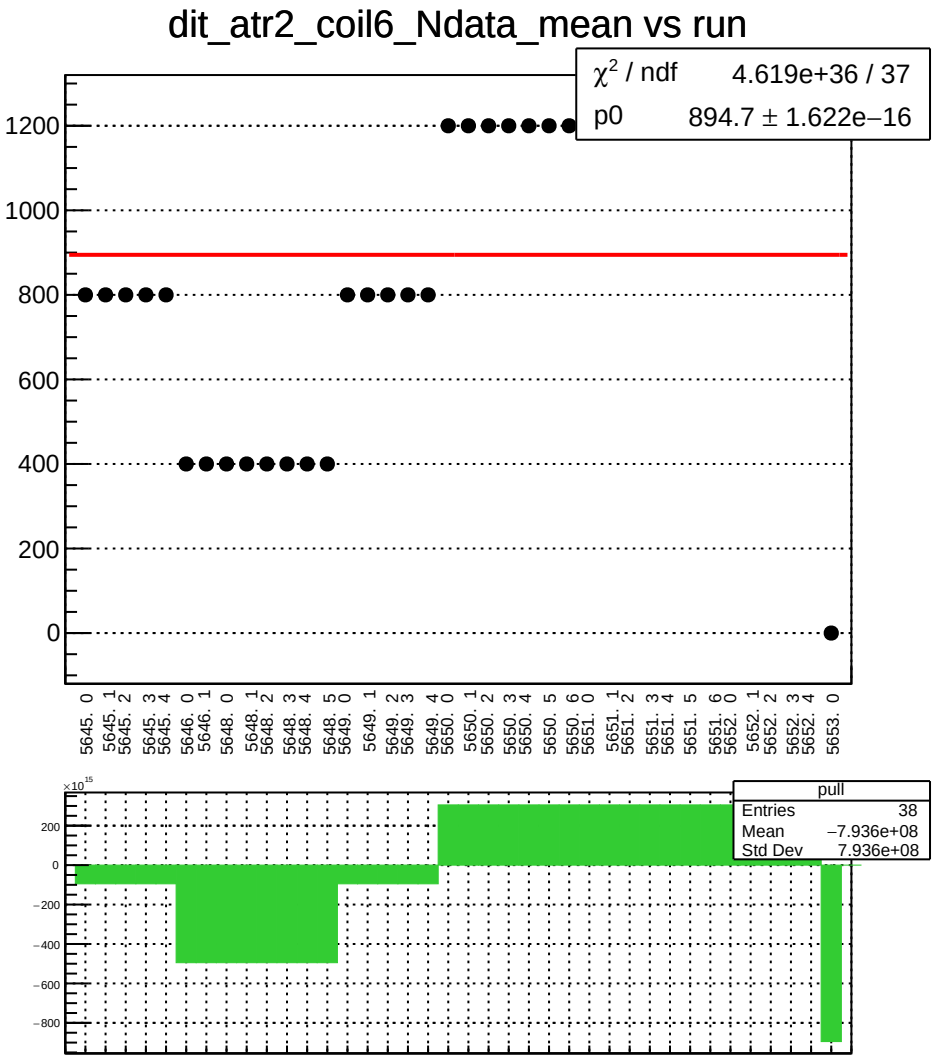
dit_atr2_coil6_Ndata_mean vs run
χ^2 / ndf 4.619e+36 / 37
p0 894.7 ± 1.622e−16
1200
1000
800
600
400
200
0
5645. 0
5645. 1
5645. 2
5645. 3
5645. 4
5646. 0
5646. 1
5648. 0
5648. 1
5648. 2
5648. 3
5648. 4
5648. 5
5649. 0
5649. 1
5649. 2
5649. 3
5649. 4
5650. 0
5650. 1
5650. 2
5650. 3
5650. 4
5650. 5
5650. 6
5651. 0
5651. 1
5651. 2
5651. 3
5651. 4
5651. 5
5651. 6
5652. 0
5652. 1
5652. 2
5652. 3
5652. 4
5653. 0
×10^15
200
0
−200
−400
−600
−800
pull
Entries 38
Mean −7.936e+08
Std Dev 7.936e+08

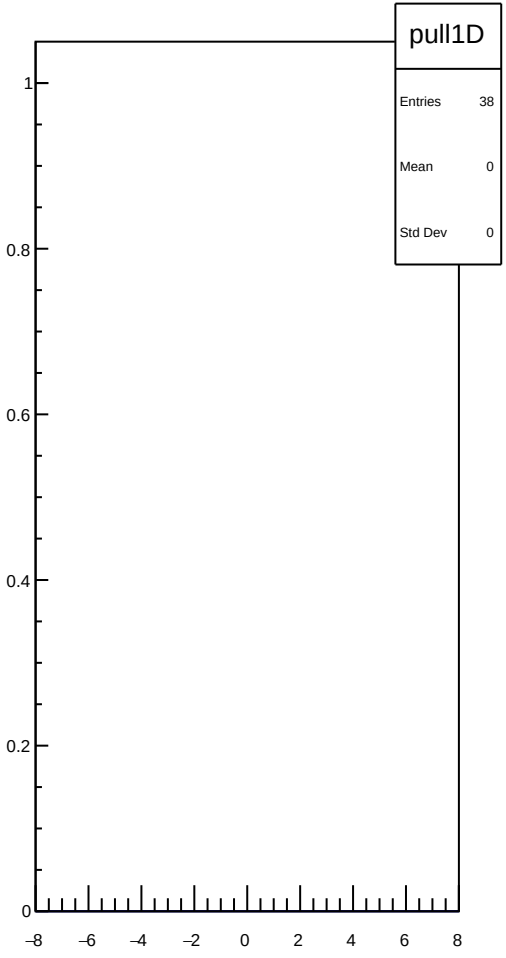
pull1D
Entries 38
Mean 0
Std Dev 0
1
0.8
0.6
0.4
0.2
0
−8
−6
−4
−2
0
2
4
6
8

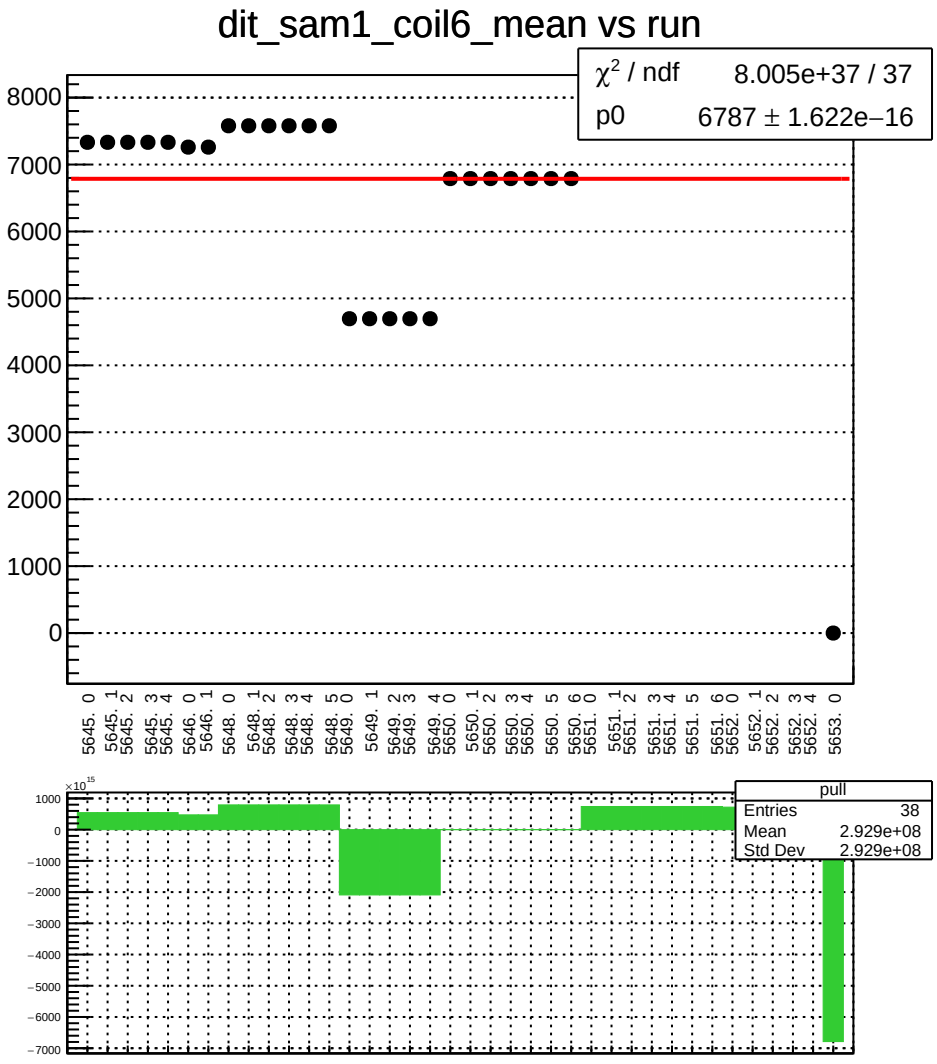
dit_sam1_coil6_mean vs run
χ² / ndf 8.005e+37 / 37
p0 6787 ± 1.622e−16
8000
7000
6000
5000
4000
3000
2000
1000
0
5645. 0
5645. 1
5645. 2
5645. 3
5645. 4
5646. 0
5646. 1
5648. 0
5648. 1
5648. 2
5648. 3
5648. 4
5648. 5
5649. 0
5649. 1
5649. 2
5649. 3
5649. 4
5650. 0
5650. 1
5650. 2
5650. 3
5650. 4
5650. 5
5650. 6
5651. 0
5651. 1
5651. 2
5651. 3
5651. 4
5651. 5
5651. 6
5652. 0
5652. 1
5652. 2
5652. 3
5652. 4
5653. 0
×10¹⁵
1000
0
−1000
−2000
−3000
−4000
−5000
−6000
−7000
pull
Entries 38
Mean 2.929e+08
Std Dev 2.929e+08

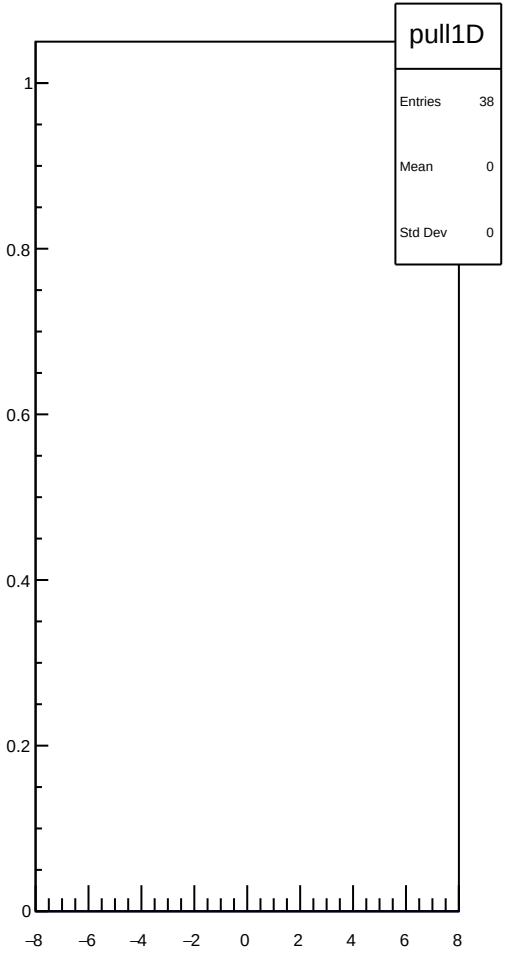
pull1D
Entries 38
Mean 0
Std Dev 0
1
0.8
0.6
0.4
0.2
0
−8
−6
−4
−2
0
2
4
6
8

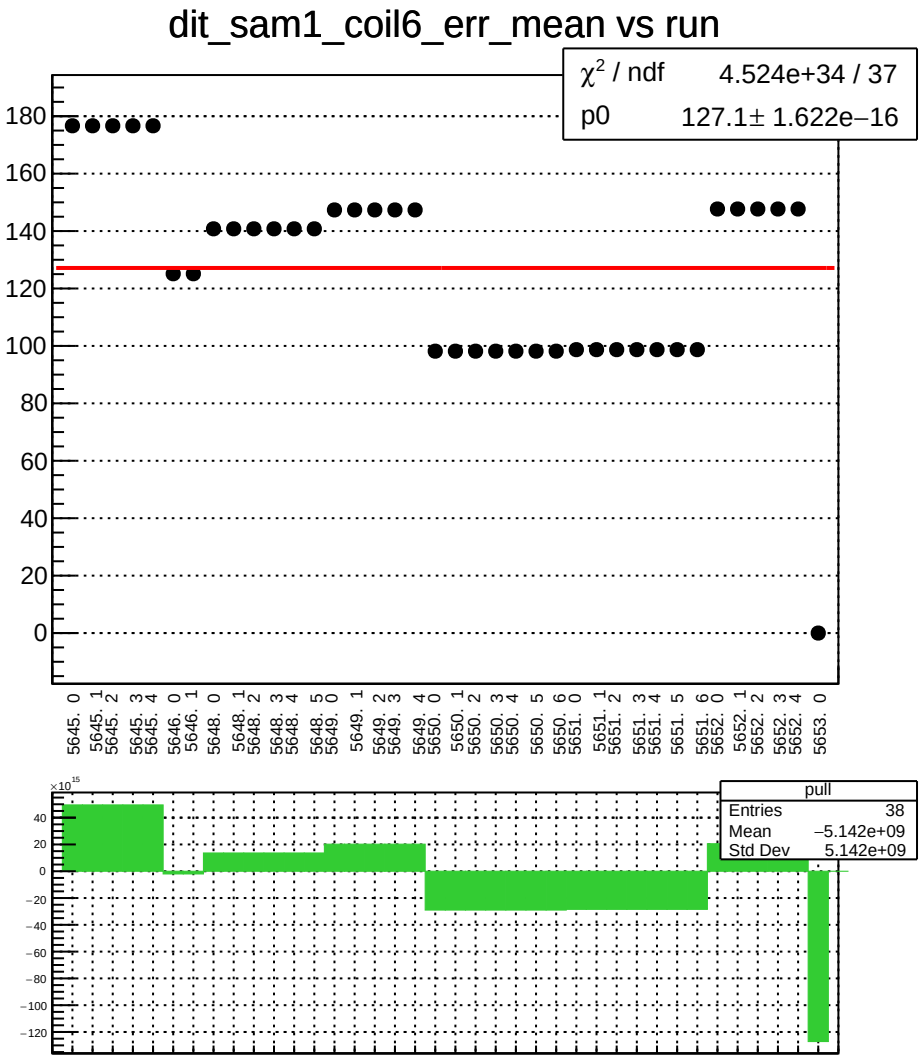
dit_sam1_coil6_err_mean vs run
χ² / ndf 4.524e+34 / 37
p0 127.1± 1.622e−16
pull
Entries 38
Mean −5.142e+09
Std Dev 5.142e+09

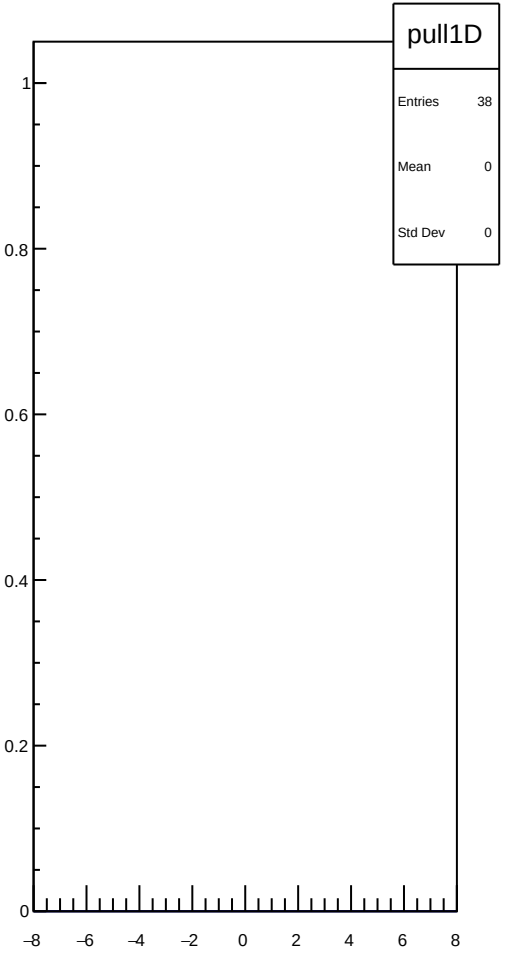
pull1D
Entries 38
Mean 0
Std Dev 0

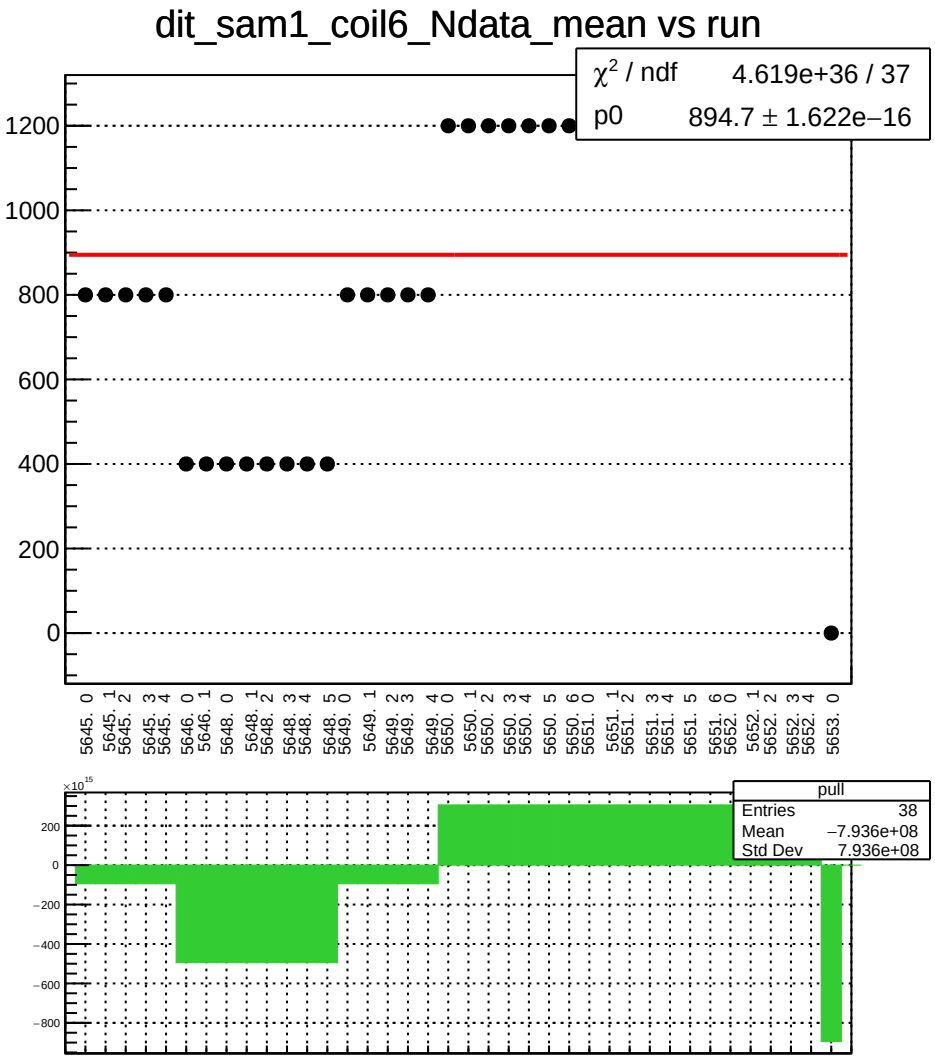
dit_sam1_coil6_Ndata_mean vs run
χ² / ndf 4.619e+36 / 37
p0 894.7 ± 1.622e−16
1200
1000
800
600
400
200
0
5645. 0
5645. 1
5645. 2
5645. 3
5645. 4
5646. 0
5646. 1
5648. 0
5648. 1
5648. 2
5648. 3
5648. 4
5648. 5
5649. 0
5649. 1
5649. 2
5649. 3
5649. 4
5650. 0
5650. 1
5650. 2
5650. 3
5650. 4
5650. 5
5650. 6
5651. 0
5651. 1
5651. 2
5651. 3
5651. 4
5651. 5
5651. 6
5652. 0
5652. 1
5652. 2
5652. 3
5652. 4
5653. 0
×10¹⁵
200
0
−200
−400
−600
−800
pull
Entries 38
Mean −7.936e+08
Std Dev 7.936e+08

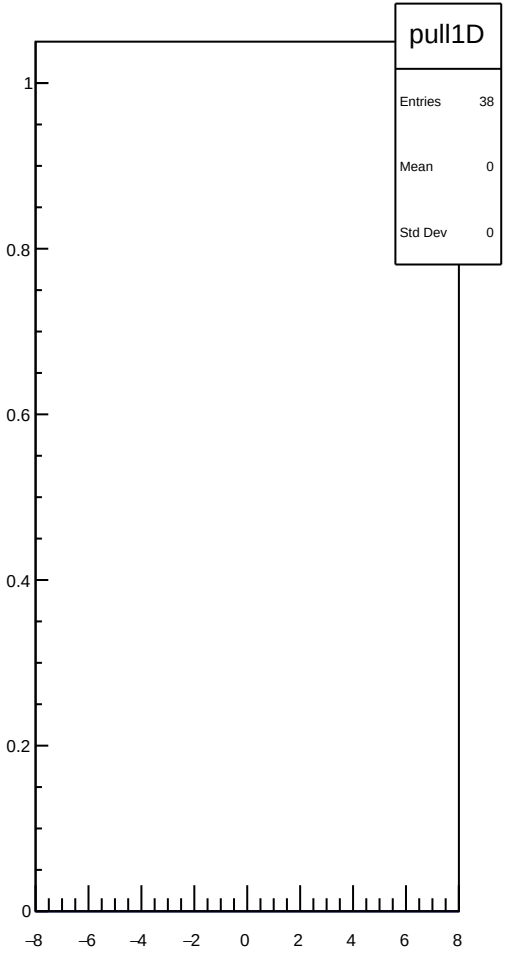
pull1D
Entries 38
Mean 0
Std Dev 0
1
0.8
0.6
0.4
0.2
0
−8
−6
−4
−2
0
2
4
6
8

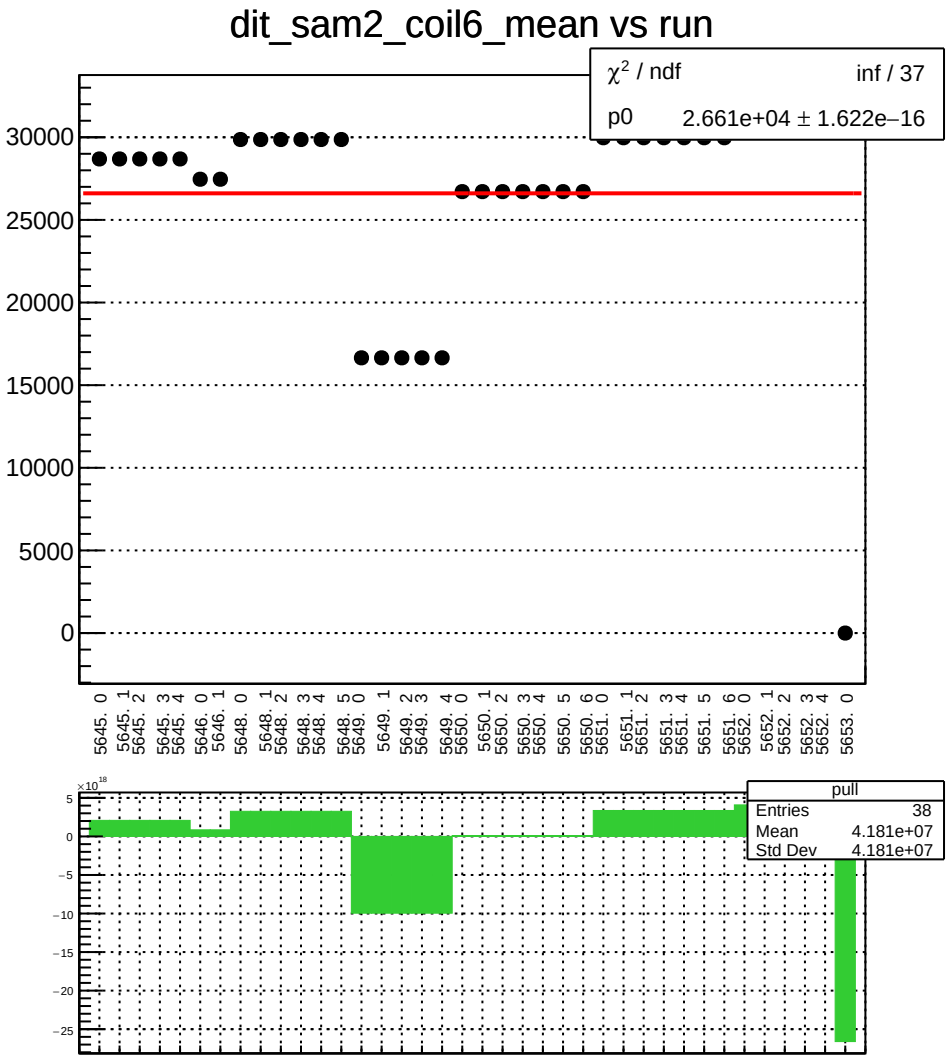
dit_sam2_coil6_mean vs run
χ² / ndf inf / 37
p0 2.661e+04 ± 1.622e−16
30000
25000
20000
15000
10000
5000
0
5645. 0
5645. 1
5645. 2
5645. 3
5645. 4
5646. 0
5646. 1
5648. 0
5648. 1
5648. 2
5648. 3
5648. 4
5648. 5
5649. 0
5649. 1
5649. 2
5649. 3
5649. 4
5650. 0
5650. 1
5650. 2
5650. 3
5650. 4
5650. 5
5650. 6
5651. 0
5651. 1
5651. 2
5651. 3
5651. 4
5651. 5
5651. 6
5652. 0
5652. 1
5652. 2
5652. 3
5652. 4
5653. 0
×10¹⁸
5
0
−5
−10
−15
−20
−25
pull
Entries 38
Mean 4.181e+07
Std Dev 4.181e+07

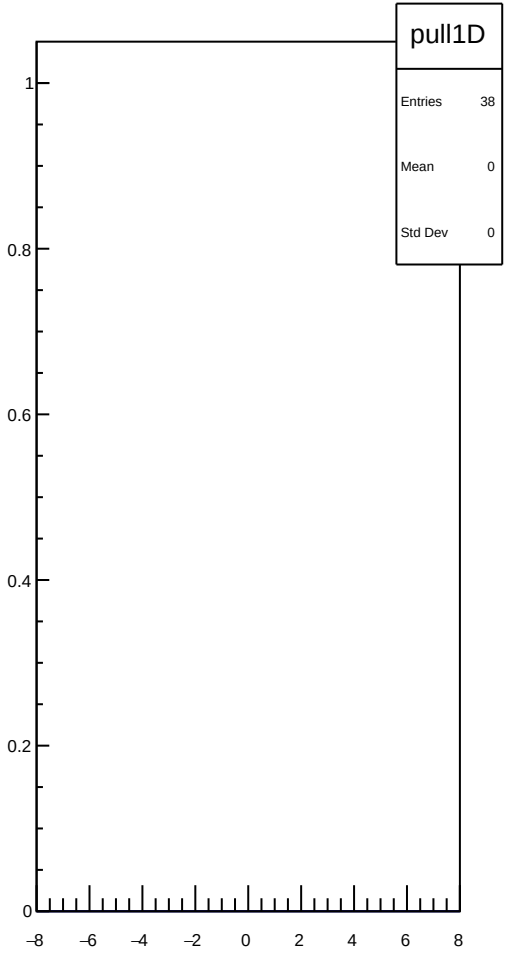
pull1D
Entries 38
Mean 0
Std Dev 0
1
0.8
0.6
0.4
0.2
0
−8
−6
−4
−2
0
2
4
6
8

dit_sam2_coil6_err_mean vs run

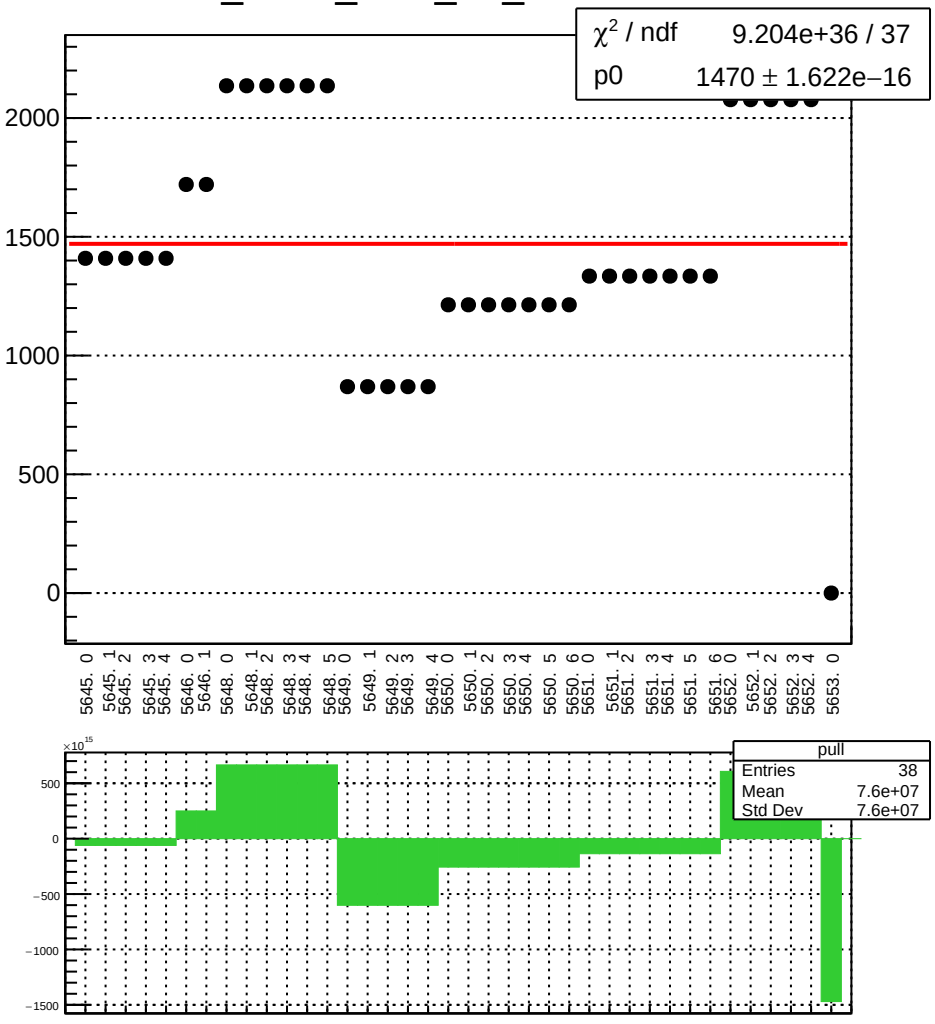

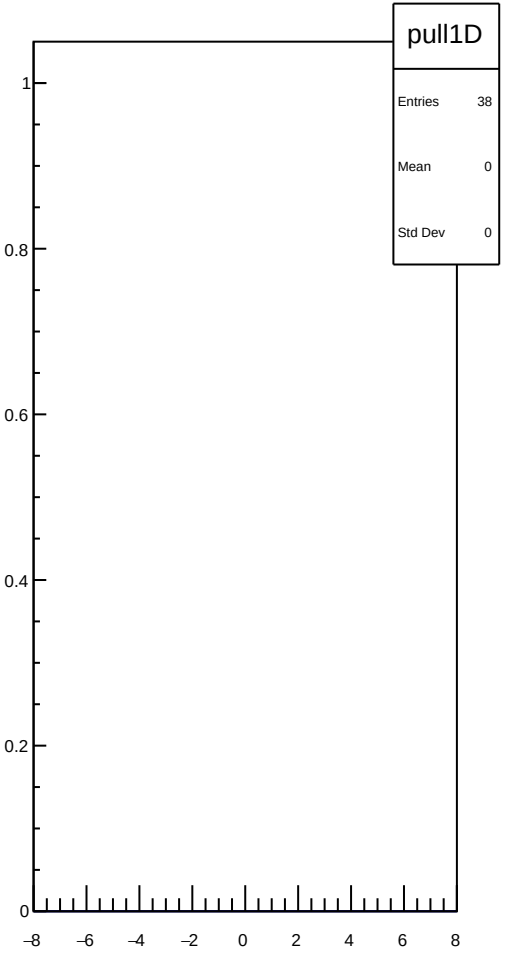

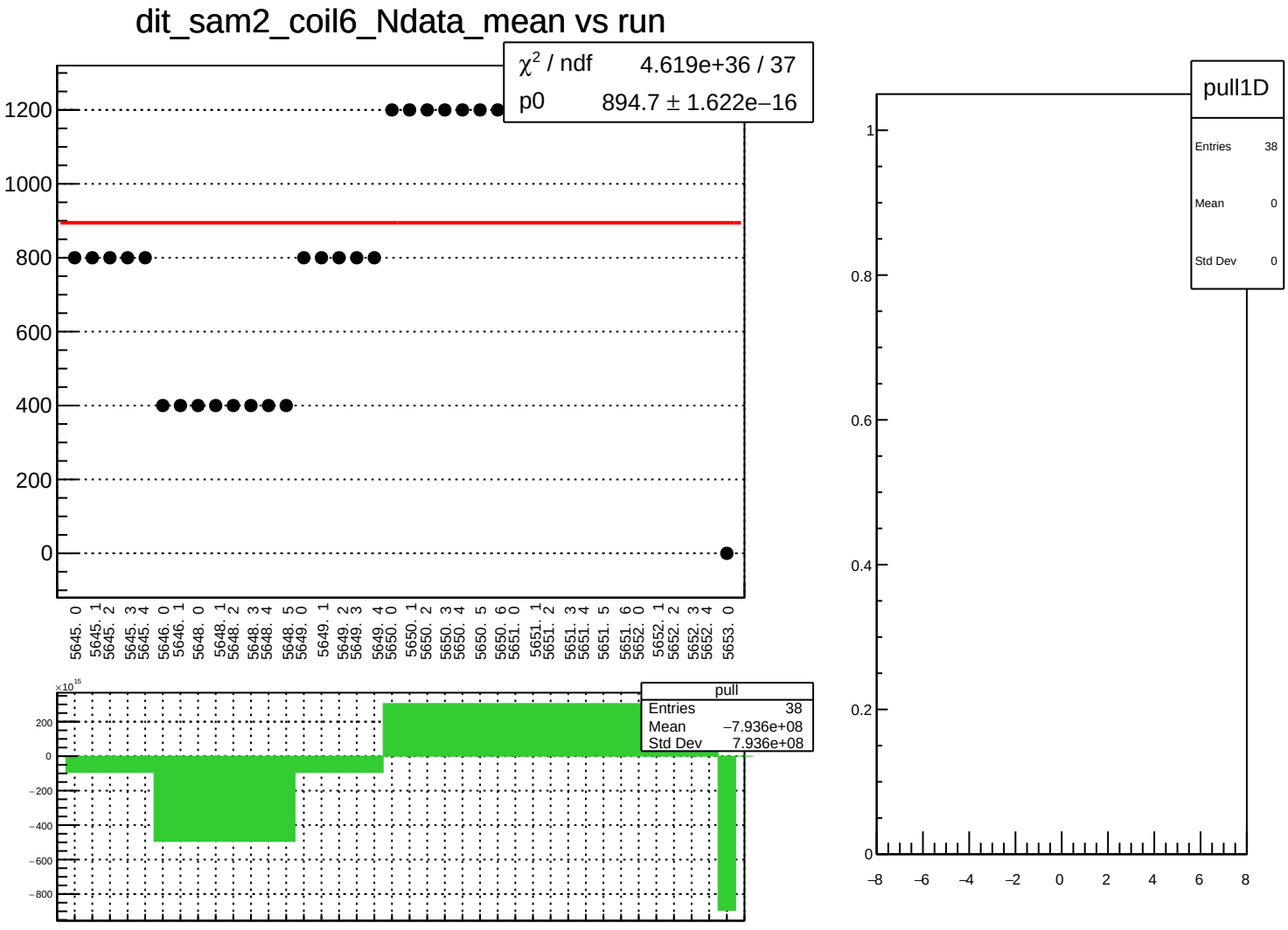
dit_sam2_coil6_Ndata_mean vs run
χ² / ndf 4.619e+36 / 37
p0 894.7 ± 1.622e−16
1200
1000
800
600
400
200
0
5645. 0
5645. 1
5645. 2
5645. 3
5645. 4
5646. 0
5646. 1
5648. 0
5648. 1
5648. 2
5648. 3
5648. 4
5648. 5
5649. 0
5649. 1
5649. 2
5649. 3
5649. 4
5650. 0
5650. 1
5650. 2
5650. 3
5650. 4
5650. 5
5650. 6
5651. 0
5651. 1
5651. 2
5651. 3
5651. 4
5651. 5
5651. 6
5652. 0
5652. 1
5652. 2
5652. 3
5652. 4
5653. 0
×10¹⁵
200
0
−200
−400
−600
−800
pull
Entries 38
Mean −7.936e+08
Std Dev 7.936e+08
pull1D
Entries 38
Mean 0
Std Dev 0
1
0.8
0.6
0.4
0.2
0
−8
−6
−4
−2
0
2
4
6
8

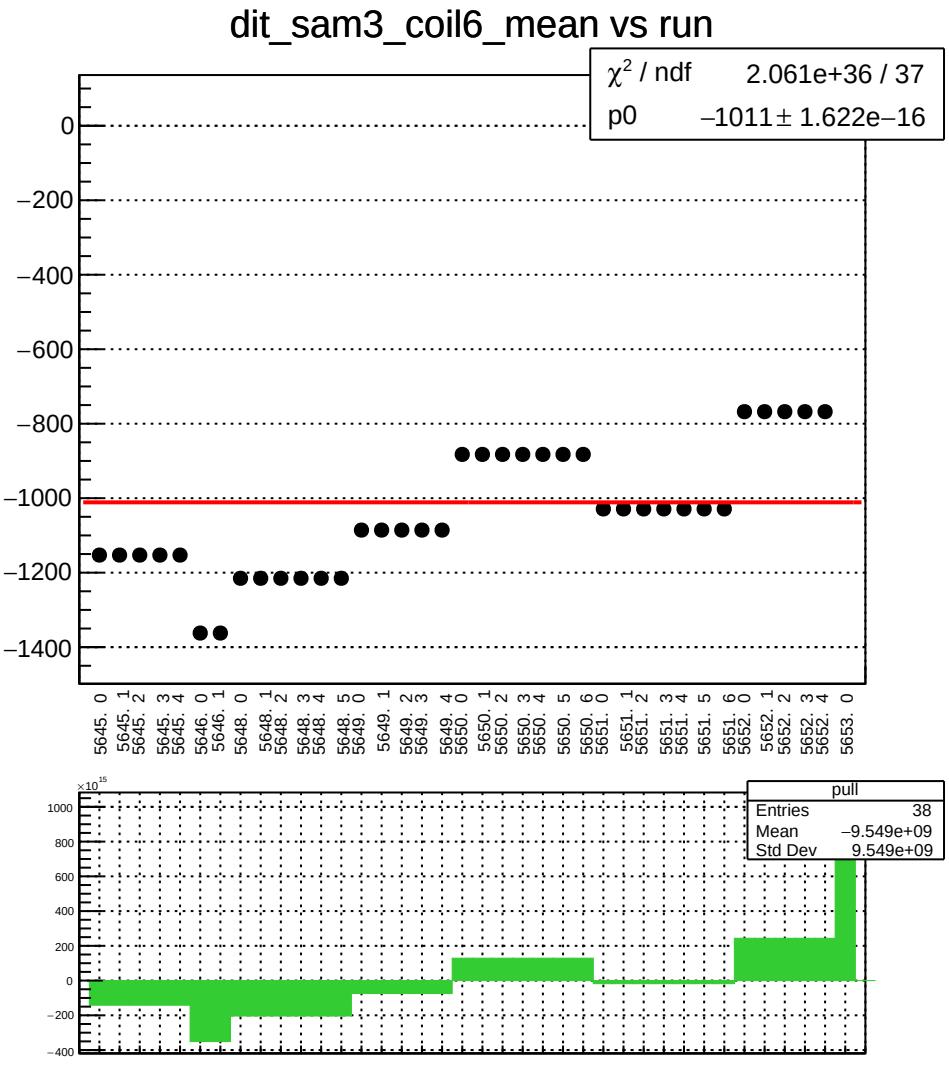
dit_sam3_coil6_mean vs run
χ² / ndf 2.061e+36 / 37
p0 −1011 ± 1.622e−16
0
−200
−400
−600
−800
−1000
−1200
−1400
5645. 0
5645. 1
5645. 2
5645. 3
5645. 4
5646. 0
5646. 1
5648. 0
5648. 1
5648. 2
5648. 3
5648. 4
5648. 5
5649. 0
5649. 1
5649. 2
5649. 3
5649. 4
5650. 0
5650. 1
5650. 2
5650. 3
5650. 4
5650. 5
5650. 6
5651. 0
5651. 1
5651. 2
5651. 3
5651. 4
5651. 5
5651. 6
5652. 0
5652. 1
5652. 2
5652. 3
5652. 4
5653. 0
×10^15
1000
800
600
400
200
0
−200
−400
pull
Entries 38
Mean −9.549e+09
Std Dev 9.549e+09

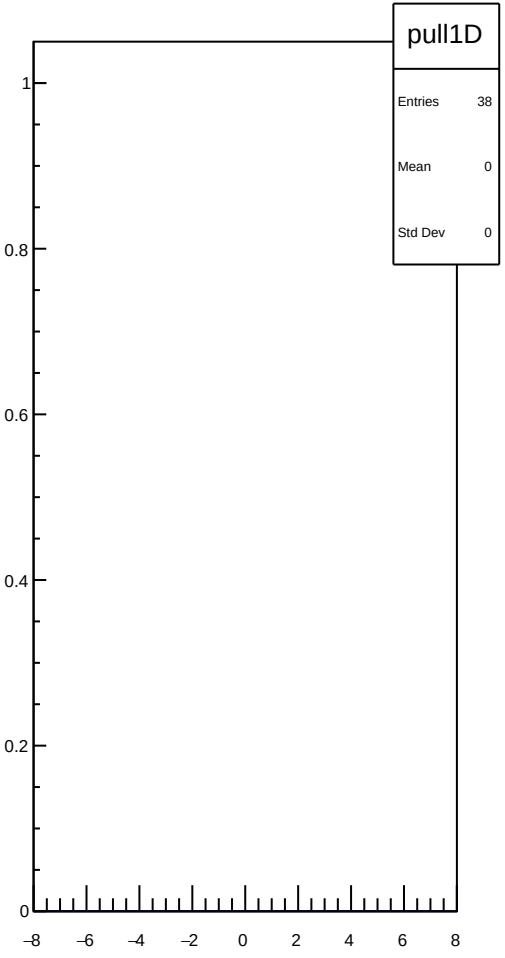
pull1D
Entries 38
Mean 0
Std Dev 0
1
0.8
0.6
0.4
0.2
0
−8
−6
−4
−2
0
2
4
6
8

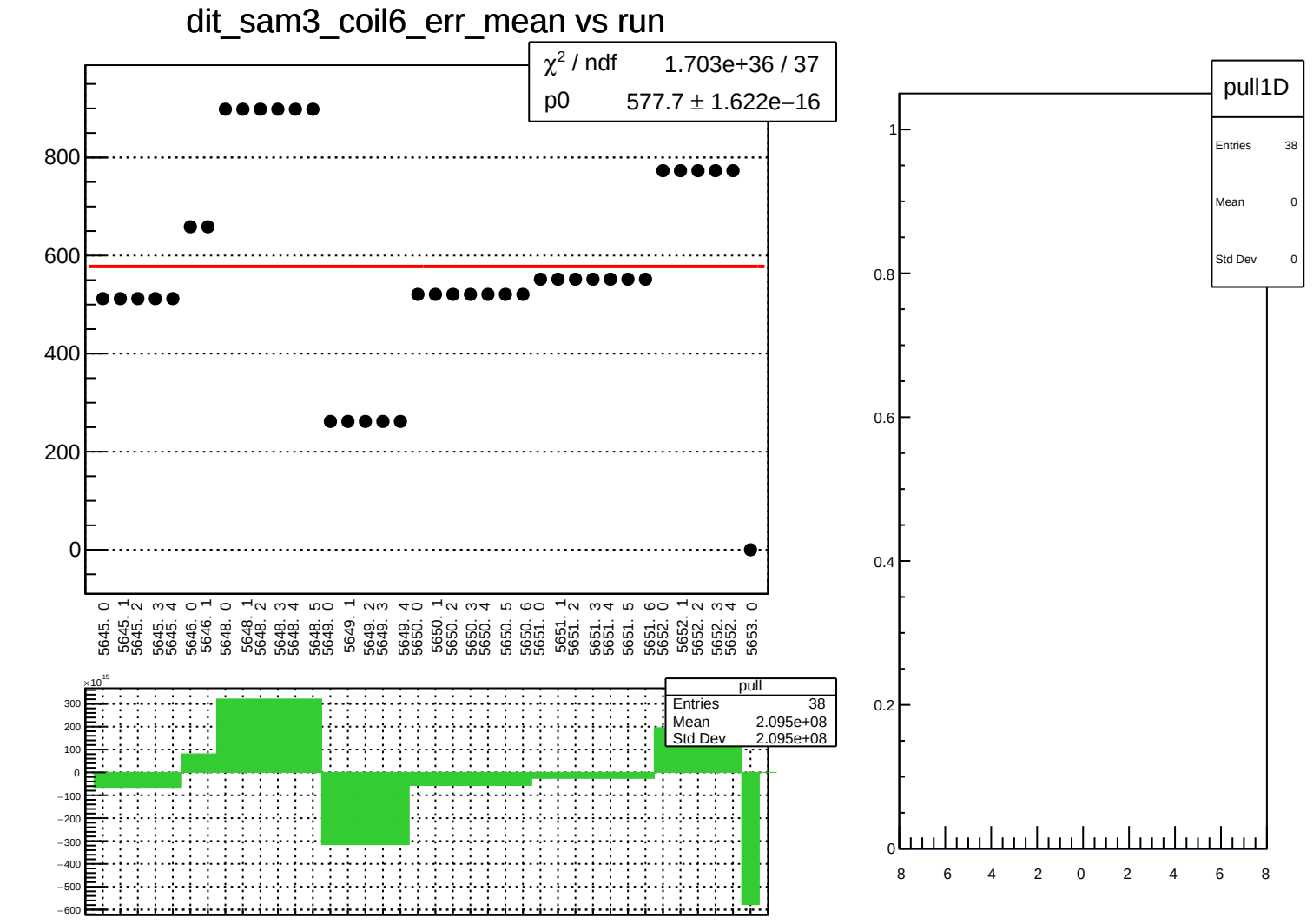
dit_sam3_coil6_err_mean vs run
χ² / ndf 1.703e+36 / 37
p0 577.7 ± 1.622e−16
800
600
400
200
0
5645. 0
5645. 1
5645. 2
5645. 3
5645. 4
5646. 0
5646. 1
5648. 0
5648. 1
5648. 2
5648. 3
5648. 4
5648. 5
5649. 0
5649. 1
5649. 2
5649. 3
5649. 4
5650. 0
5650. 1
5650. 2
5650. 3
5650. 4
5650. 5
5650. 6
5651. 0
5651. 1
5651. 2
5651. 3
5651. 4
5651. 5
5651. 6
5652. 0
5652. 1
5652. 2
5652. 3
5652. 4
5653. 0
×10¹⁵
300
200
100
0
−100
−200
−300
−400
−500
−600
pull
Entries 38
Mean 2.095e+08
Std Dev 2.095e+08
pull1D
Entries 38
Mean 0
Std Dev 0
1
0.8
0.6
0.4
0.2
0
−8
−6
−4
−2
0
2
4
6
8

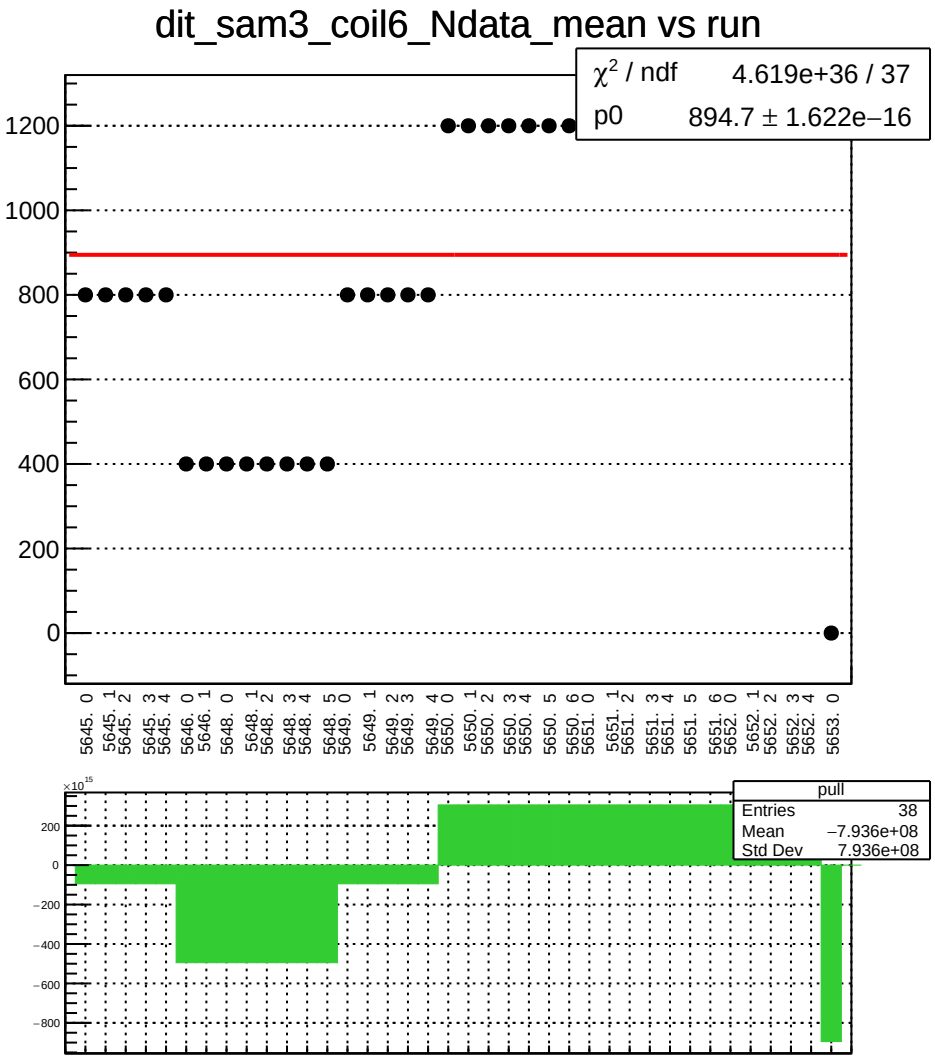
dit_sam3_coil6_Ndata_mean vs run
χ² / ndf 4.619e+36 / 37
p0 894.7 ± 1.622e−16
1200
1000
800
600
400
200
0
5645. 0
5645. 1
5645. 2
5645. 3
5645. 4
5646. 0
5646. 1
5648. 0
5648. 1
5648. 2
5648. 3
5648. 4
5648. 5
5649. 0
5649. 1
5649. 2
5649. 3
5649. 4
5650. 0
5650. 1
5650. 2
5650. 3
5650. 4
5650. 5
5650. 6
5651. 0
5651. 1
5651. 2
5651. 3
5651. 4
5651. 5
5651. 6
5652. 0
5652. 1
5652. 2
5652. 3
5652. 4
5653. 0
×10¹⁵
200
0
−200
−400
−600
−800
pull
Entries 38
Mean −7.936e+08
Std Dev 7.936e+08

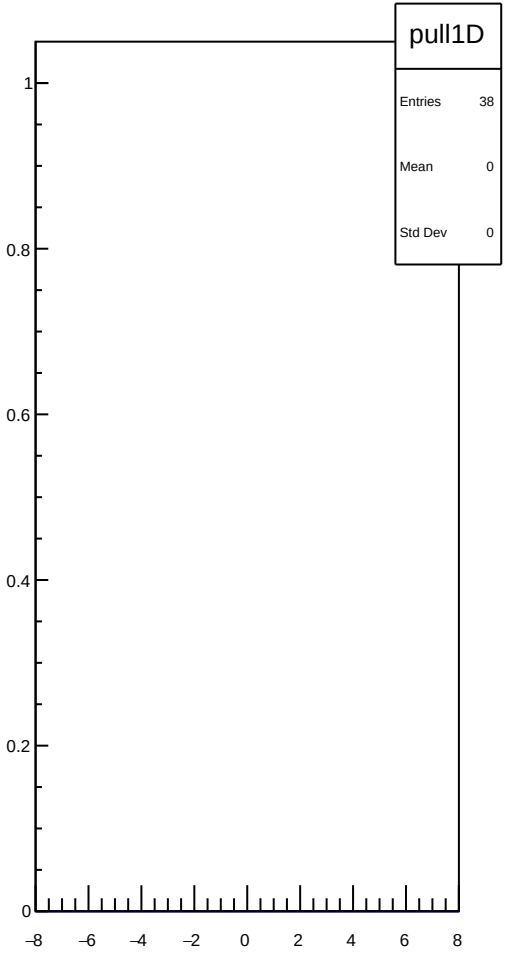
pull1D
Entries 38
Mean 0
Std Dev 0
1
0.8
0.6
0.4
0.2
0
−8
−6
−4
−2
0
2
4
6
8

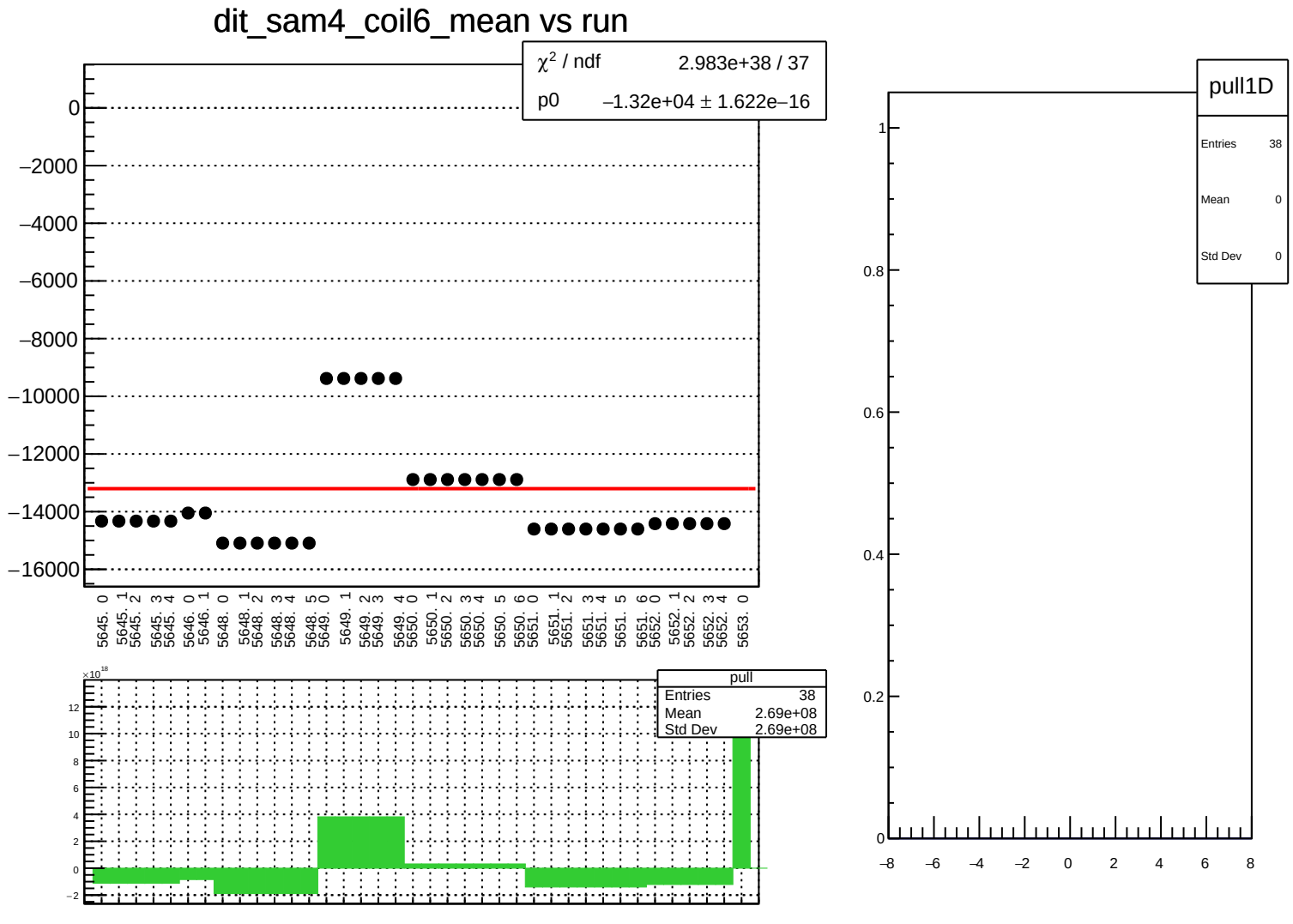
dit_sam4_coil6_mean vs run
χ² / ndf 2.983e+38 / 37
p0 −1.32e+04 ± 1.622e−16
0
−2000
−4000
−6000
−8000
−10000
−12000
−14000
−16000
5645. 0
5645. 1
5645. 2
5645. 3
5645. 4
5646. 0
5646. 1
5648. 0
5648. 1
5648. 2
5648. 3
5648. 4
5648. 5
5649. 0
5649. 1
5649. 2
5649. 3
5649. 4
5650. 0
5650. 1
5650. 2
5650. 3
5650. 4
5650. 5
5650. 6
5651. 0
5651. 1
5651. 2
5651. 3
5651. 4
5651. 5
5651. 6
5652. 0
5652. 1
5652. 2
5652. 3
5652. 4
5653. 0
×10¹⁸
12
10
8
6
4
2
0
−2
pull
Entries 38
Mean 2.69e+08
Std Dev 2.69e+08
pull1D
Entries 38
Mean 0
Std Dev 0
1
0.8
0.6
0.4
0.2
0
−8
−6
−4
−2
0
2
4
6
8

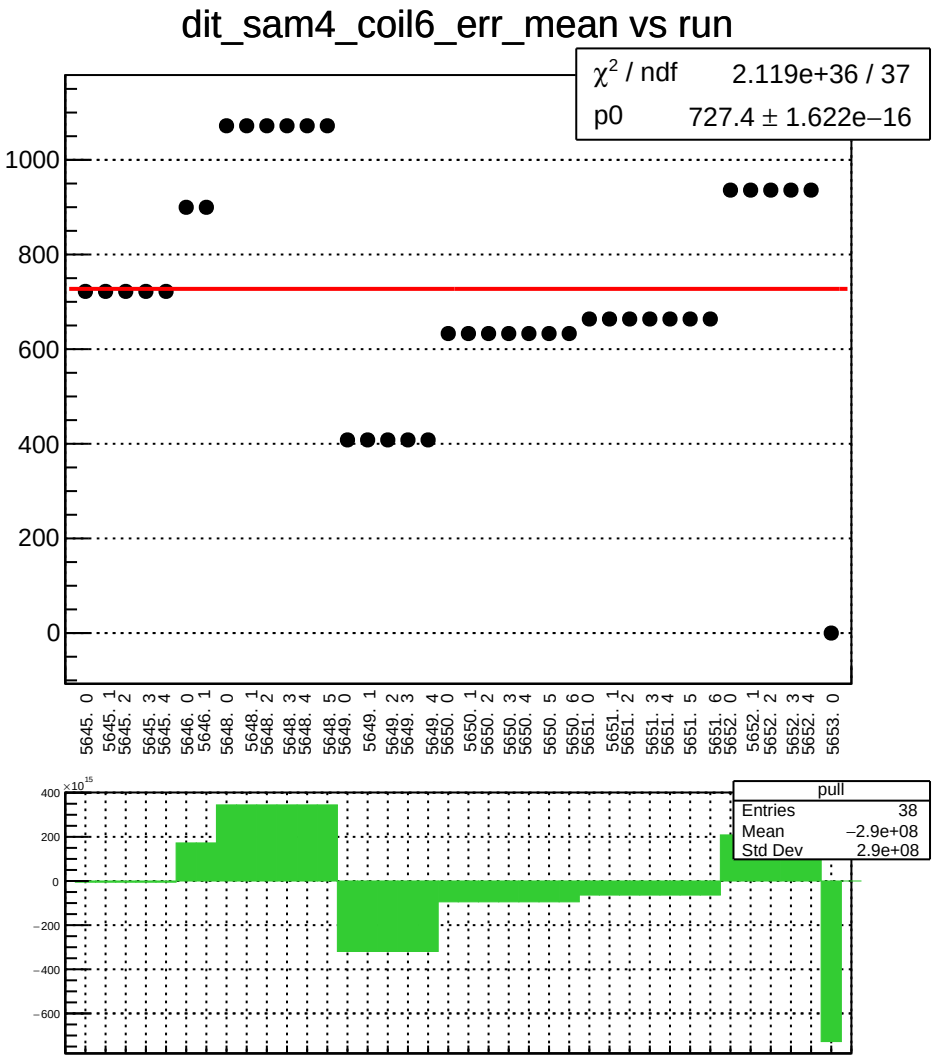
dit_sam4_coil6_err_mean vs run
χ² / ndf 2.119e+36 / 37
p0 727.4 ± 1.622e−16
1000
800
600
400
200
0
5645. 0
5645. 1
5645. 2
5645. 3
5645. 4
5646. 0
5646. 1
5648. 0
5648. 1
5648. 2
5648. 3
5648. 4
5648. 5
5649. 0
5649. 1
5649. 2
5649. 3
5649. 4
5650. 0
5650. 1
5650. 2
5650. 3
5650. 4
5650. 5
5650. 6
5651. 0
5651. 1
5651. 2
5651. 3
5651. 4
5651. 5
5651. 6
5652. 0
5652. 1
5652. 2
5652. 3
5652. 4
5653. 0
×10¹⁵
400
200
0
−200
−400
−600
pull
Entries 38
Mean −2.9e+08
Std Dev 2.9e+08

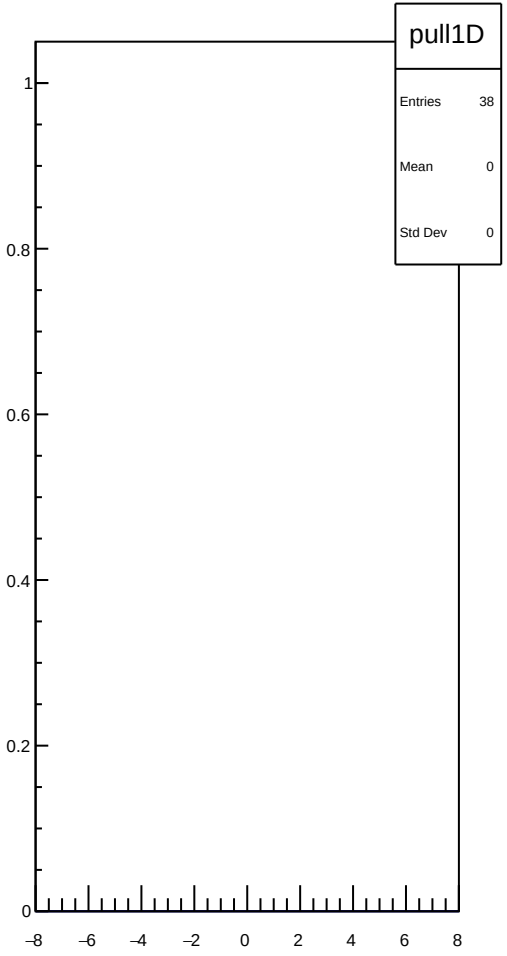
pull1D
Entries 38
Mean 0
Std Dev 0
1
0.8
0.6
0.4
0.2
0
−8
−6
−4
−2
0
2
4
6
8

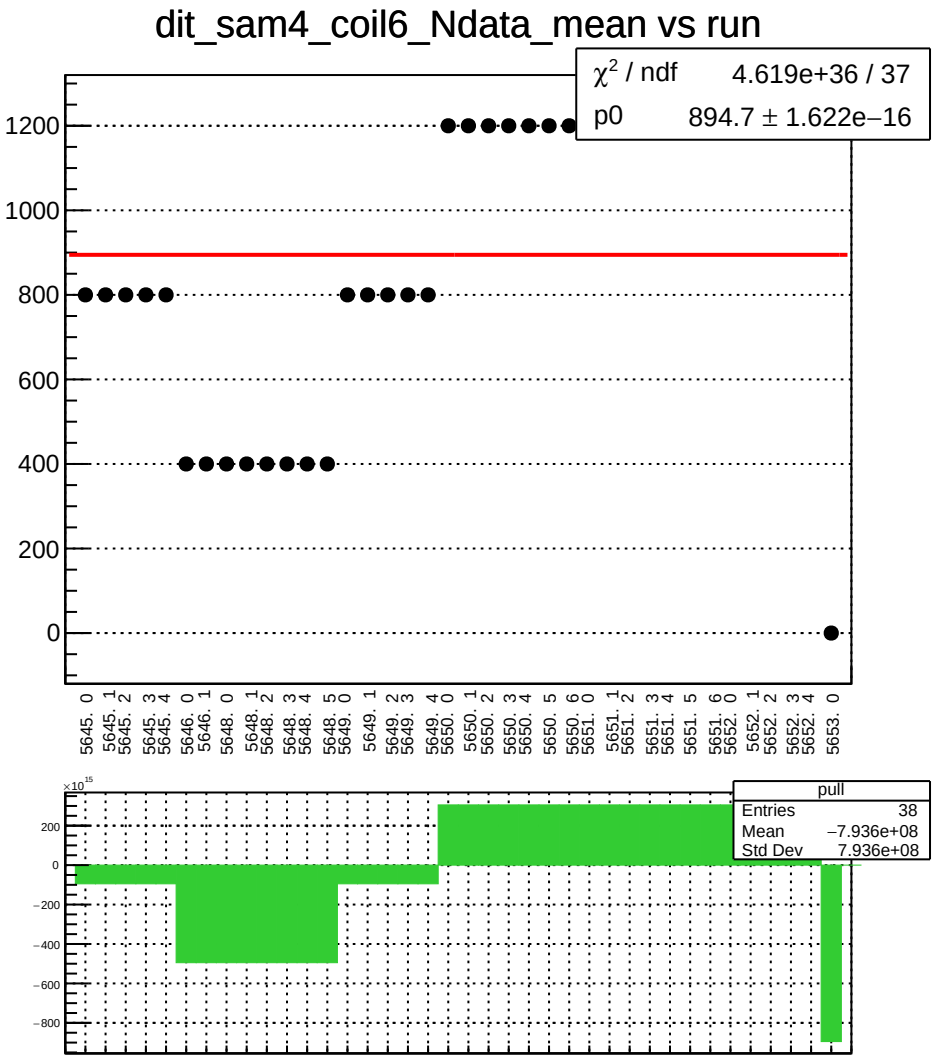
dit_sam4_coil6_Ndata_mean vs run
χ² / ndf 4.619e+36 / 37
p0 894.7 ± 1.622e−16
1200
1000
800
600
400
200
0
5645. 0
5645. 1
5645. 2
5645. 3
5645. 4
5646. 0
5646. 1
5648. 0
5648. 1
5648. 2
5648. 3
5648. 4
5648. 5
5649. 0
5649. 1
5649. 2
5649. 3
5649. 4
5650. 0
5650. 1
5650. 2
5650. 3
5650. 4
5650. 5
5650. 6
5651. 0
5651. 1
5651. 2
5651. 3
5651. 4
5651. 5
5651. 6
5652. 0
5652. 1
5652. 2
5652. 3
5652. 4
5653. 0
×10¹⁵
200
0
−200
−400
−600
−800
pull
Entries 38
Mean −7.936e+08
Std Dev 7.936e+08

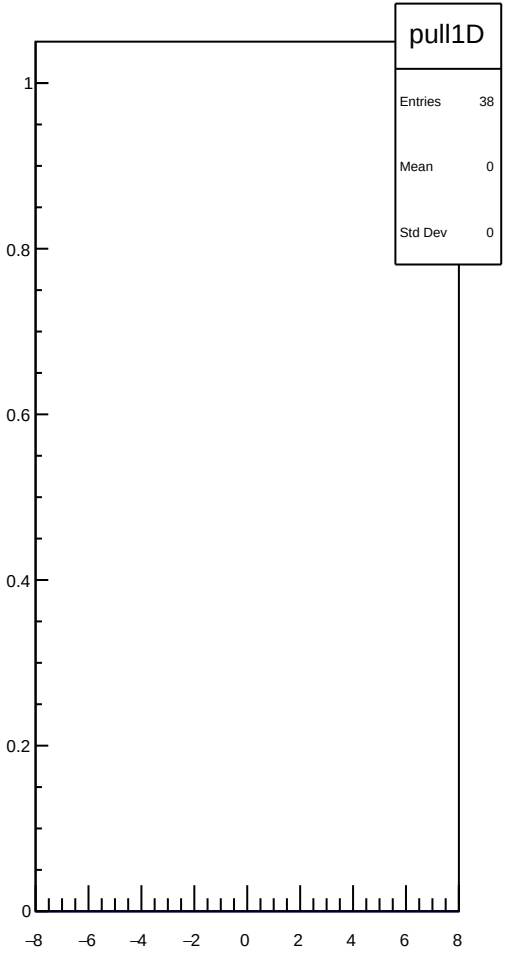
pull1D
Entries 38
Mean 0
Std Dev 0
1
0.8
0.6
0.4
0.2
0
−8
−6
−4
−2
0
2
4
6
8

dit_sam5_coil6_mean vs run

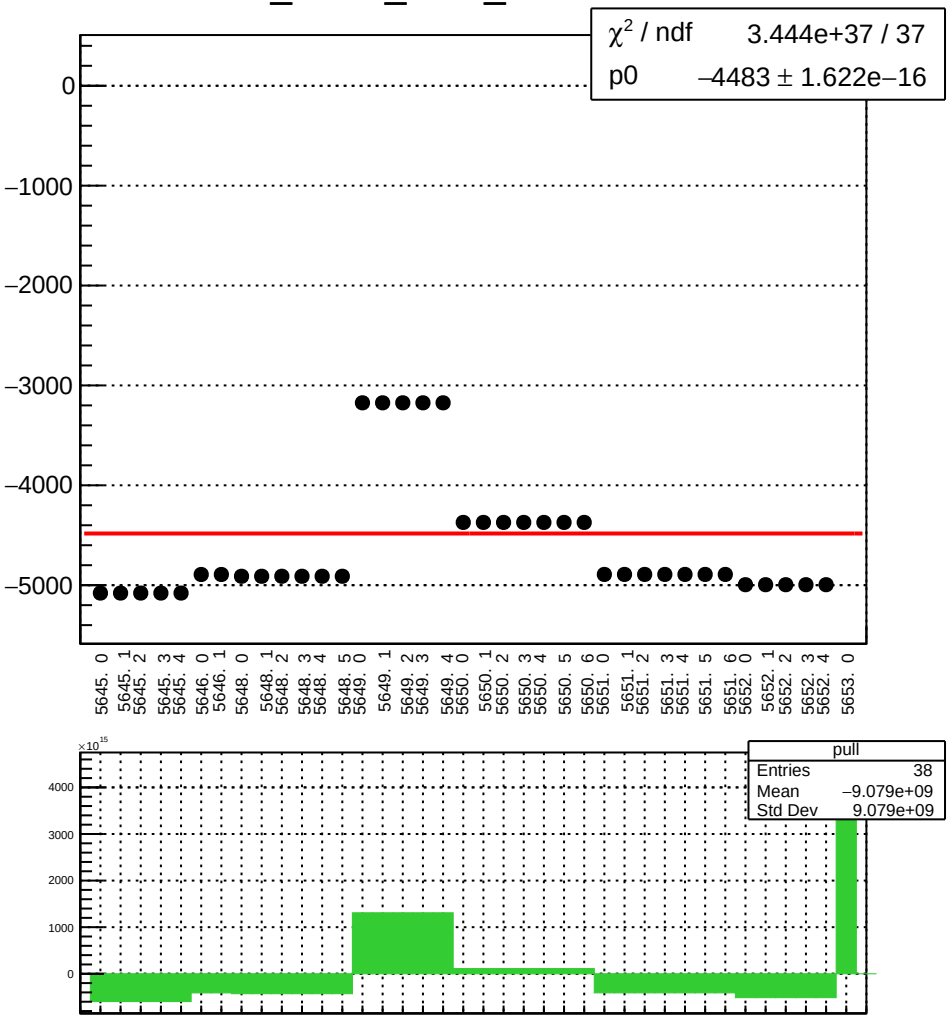

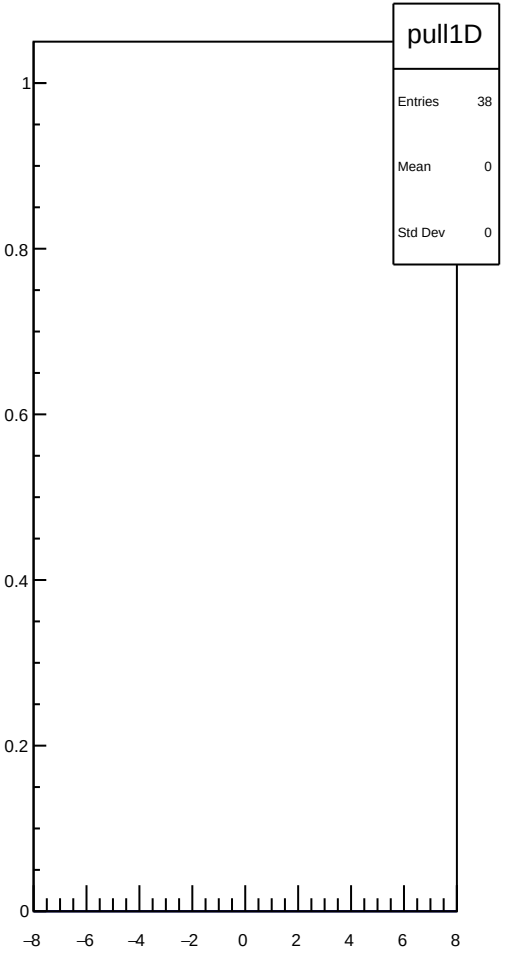

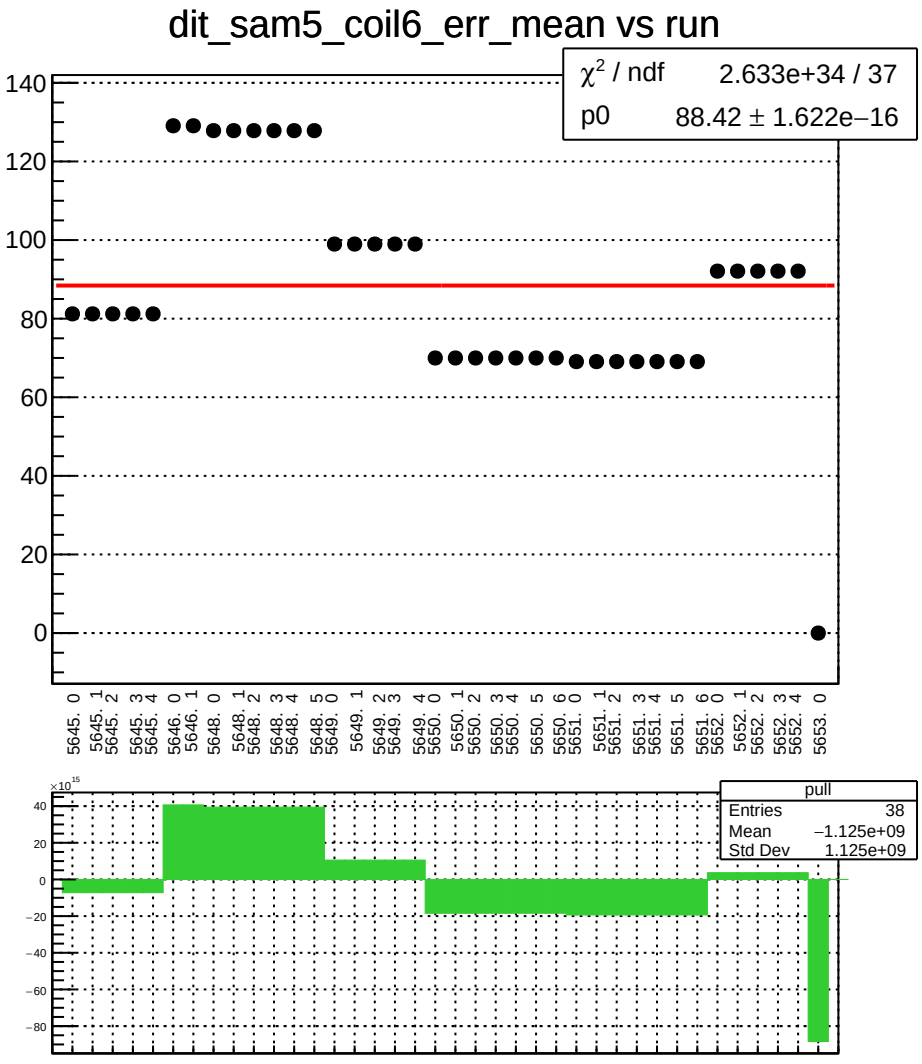
dit_sam5_coil6_err_mean vs run
χ² / ndf 2.633e+34 / 37
p0 88.42 ± 1.622e−16
140
120
100
80
60
40
20
0
5645. 0
5645. 1
5645. 2
5645. 3
5645. 4
5646. 0
5646. 1
5648. 0
5648. 1
5648. 2
5648. 3
5648. 4
5648. 5
5649. 0
5649. 1
5649. 2
5649. 3
5649. 4
5650. 0
5650. 1
5650. 2
5650. 3
5650. 4
5650. 5
5650. 6
5651. 0
5651. 1
5651. 2
5651. 3
5651. 4
5651. 5
5651. 6
5652. 0
5652. 1
5652. 2
5652. 3
5652. 4
5653. 0
×10¹⁵
40
20
0
−20
−40
−60
−80
pull
Entries 38
Mean −1.125e+09
Std Dev 1.125e+09

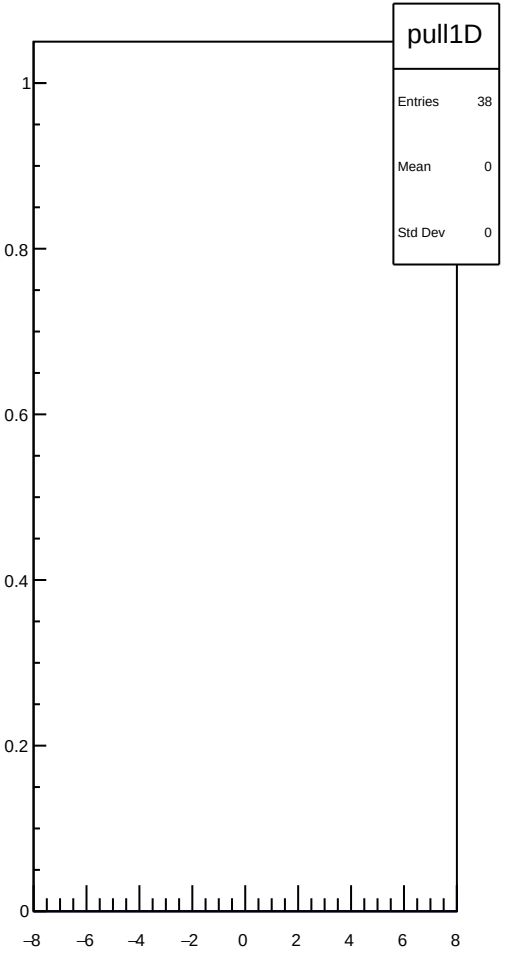
pull1D
Entries 38
Mean 0
Std Dev 0
1
0.8
0.6
0.4
0.2
0
−8
−6
−4
−2
0
2
4
6
8

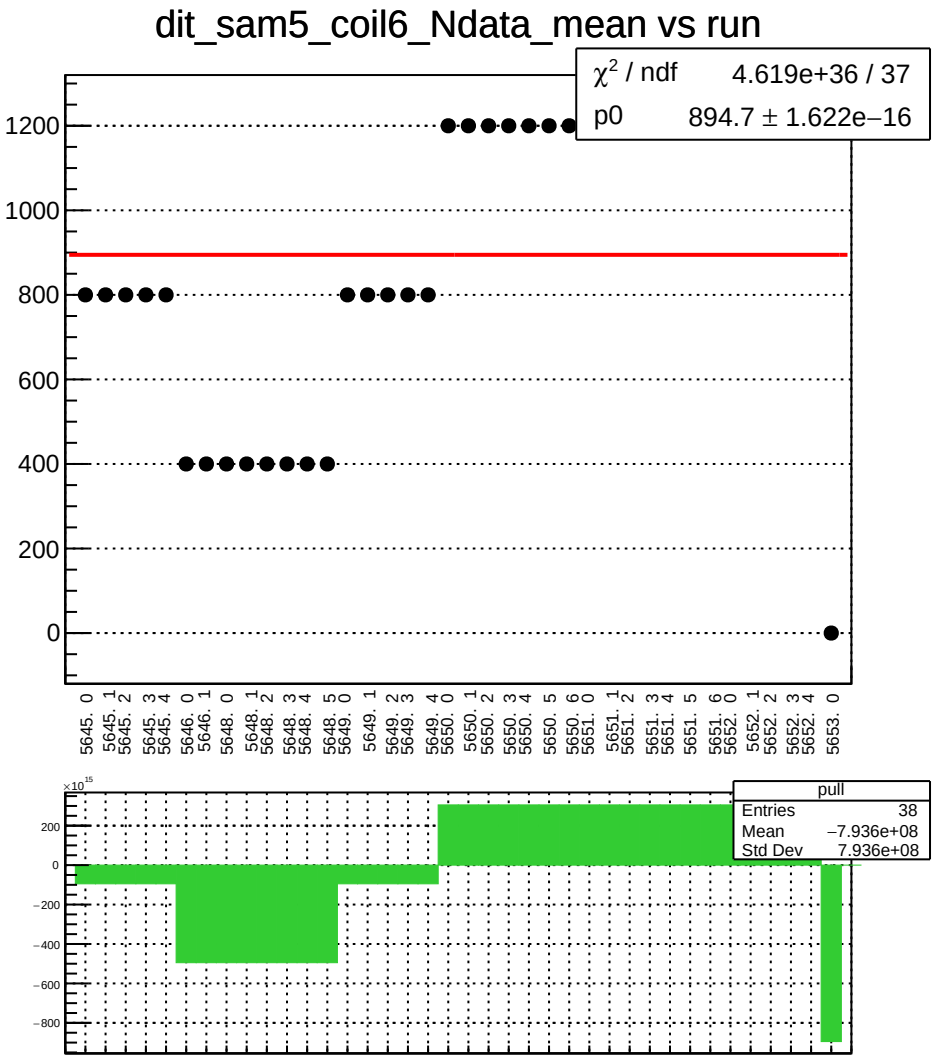
dit_sam5_coil6_Ndata_mean vs run
χ² / ndf 4.619e+36 / 37
p0 894.7 ± 1.622e−16
1200
1000
800
600
400
200
0
5645. 0
5645. 1
5645. 2
5645. 3
5645. 4
5646. 0
5646. 1
5648. 0
5648. 1
5648. 2
5648. 3
5648. 4
5648. 5
5649. 0
5649. 1
5649. 2
5649. 3
5649. 4
5650. 0
5650. 1
5650. 2
5650. 3
5650. 4
5650. 5
5650. 6
5651. 0
5651. 1
5651. 2
5651. 3
5651. 4
5651. 5
5651. 6
5652. 0
5652. 1
5652. 2
5652. 3
5652. 4
5653. 0
×10¹⁵
200
0
−200
−400
−600
−800
pull
Entries 38
Mean −7.936e+08
Std Dev 7.936e+08

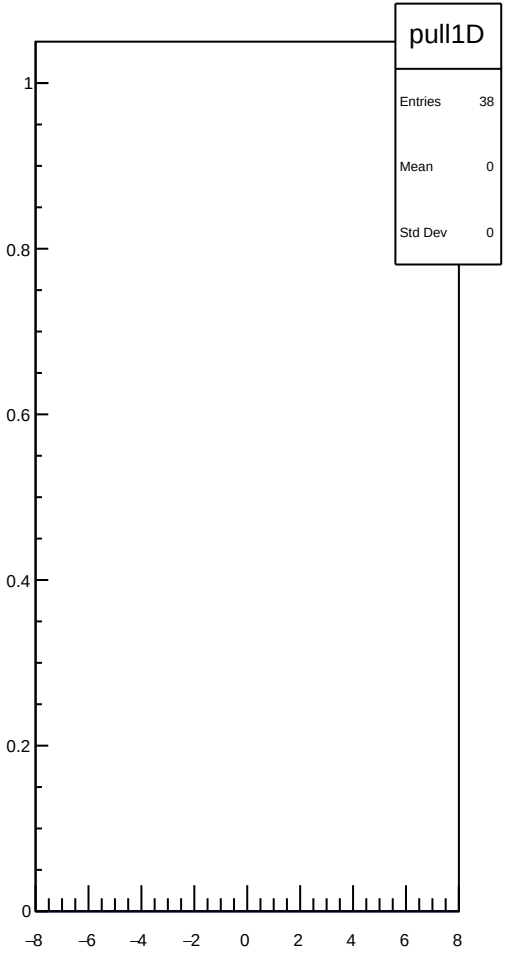
pull1D
Entries 38
Mean 0
Std Dev 0
1
0.8
0.6
0.4
0.2
0
−8
−6
−4
−2
0
2
4
6
8

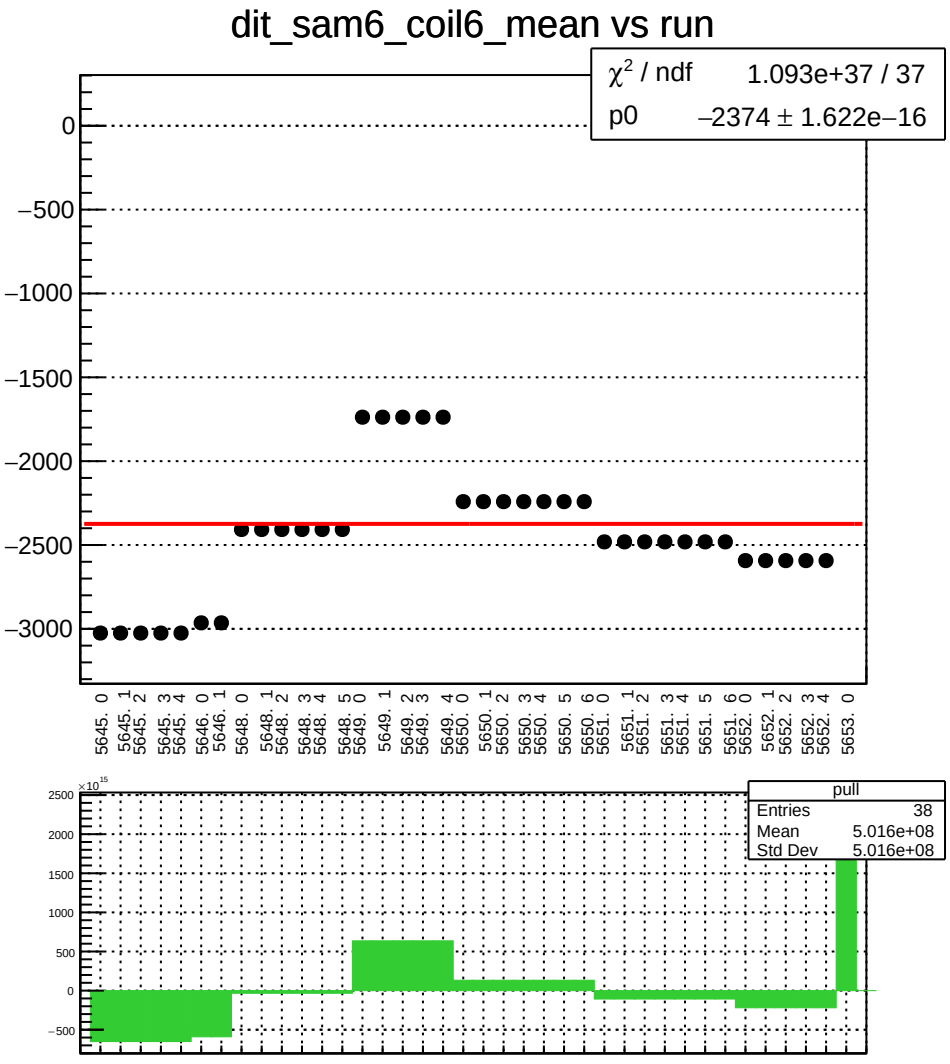
dit_sam6_coil6_mean vs run
χ² / ndf 1.093e+37 / 37
p0 −2374 ± 1.622e−16
0
−500
−1000
−1500
−2000
−2500
−3000
5645. 0
5645. 1
5645. 2
5645. 3
5645. 4
5646. 0
5646. 1
5648. 0
5648. 1
5648. 2
5648. 3
5648. 4
5648. 5
5649. 0
5649. 1
5649. 2
5649. 3
5649. 4
5650. 0
5650. 1
5650. 2
5650. 3
5650. 4
5650. 5
5650. 6
5651. 0
5651. 1
5651. 2
5651. 3
5651. 4
5651. 5
5651. 6
5652. 0
5652. 1
5652. 2
5652. 3
5652. 4
5653. 0
×10¹⁵
2500
2000
1500
1000
500
0
−500
pull
Entries 38
Mean 5.016e+08
Std Dev 5.016e+08

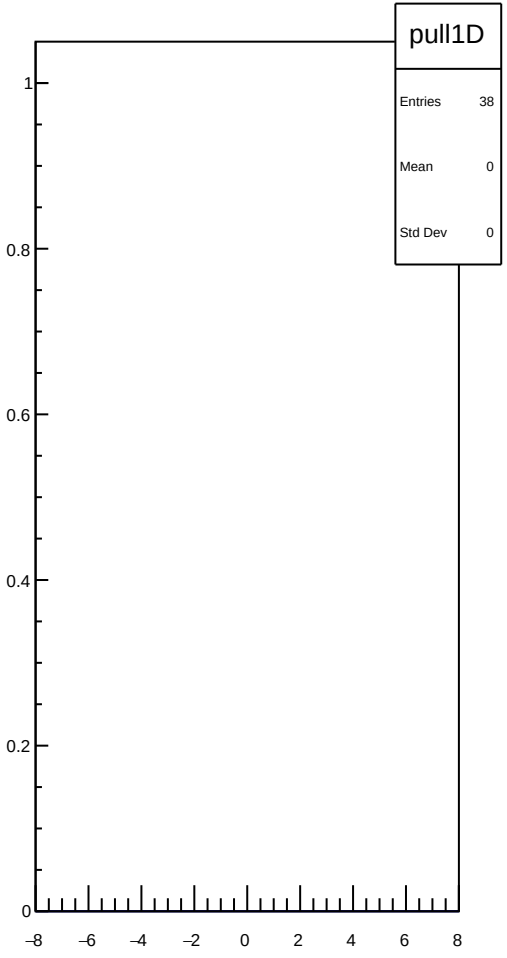
pull1D
Entries 38
Mean 0
Std Dev 0
1
0.8
0.6
0.4
0.2
0
−8
−6
−4
−2
0
2
4
6
8

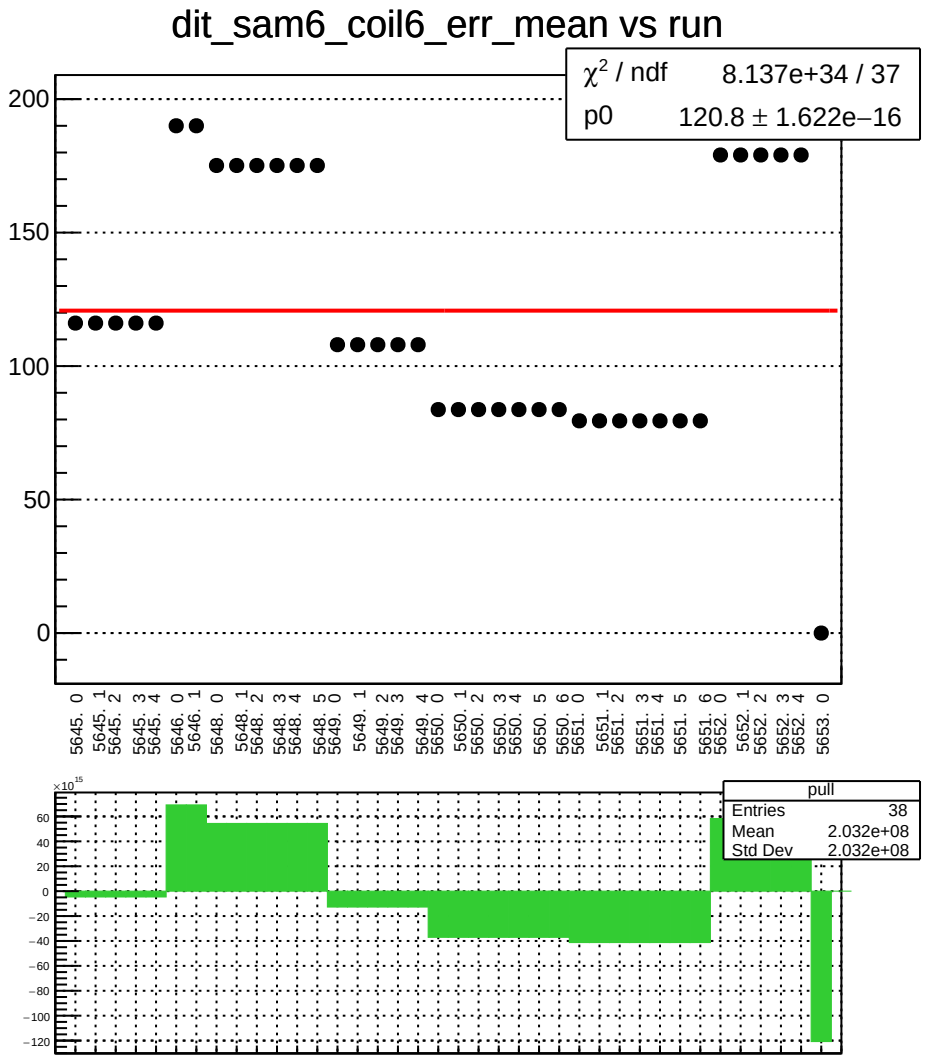
dit_sam6_coil6_err_mean vs run
χ² / ndf 8.137e+34 / 37
p0 120.8 ± 1.622e−16
200
150
100
50
0
5645. 0
5645. 1
5645. 2
5645. 3
5645. 4
5646. 0
5646. 1
5648. 0
5648. 1
5648. 2
5648. 3
5648. 4
5648. 5
5649. 0
5649. 1
5649. 2
5649. 3
5649. 4
5650. 0
5650. 1
5650. 2
5650. 3
5650. 4
5650. 5
5650. 6
5651. 0
5651. 1
5651. 2
5651. 3
5651. 4
5651. 5
5651. 6
5652. 0
5652. 1
5652. 2
5652. 3
5652. 4
5653. 0
×10^15
60
40
20
0
−20
−40
−60
−80
−100
−120
pull
Entries 38
Mean 2.032e+08
Std Dev 2.032e+08

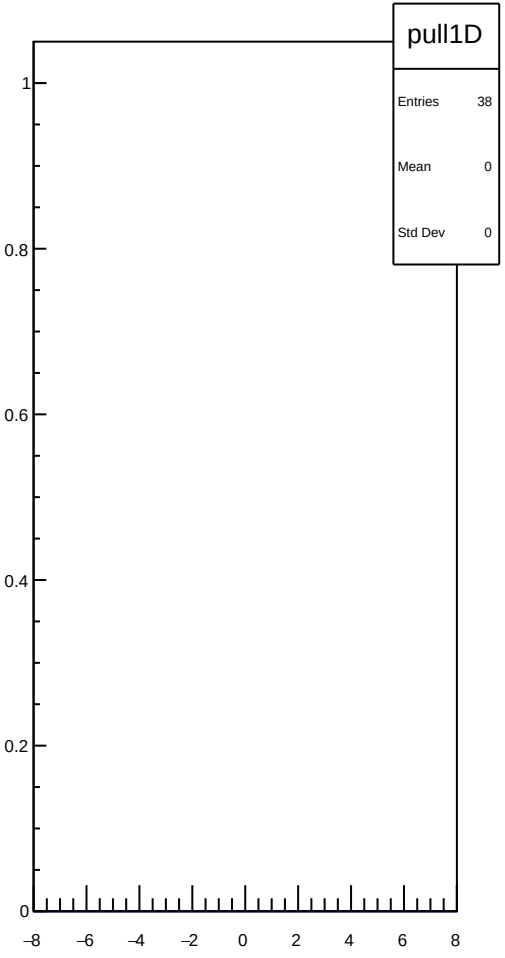
pull1D
Entries 38
Mean 0
Std Dev 0
1
0.8
0.6
0.4
0.2
0
−8
−6
−4
−2
0
2
4
6
8

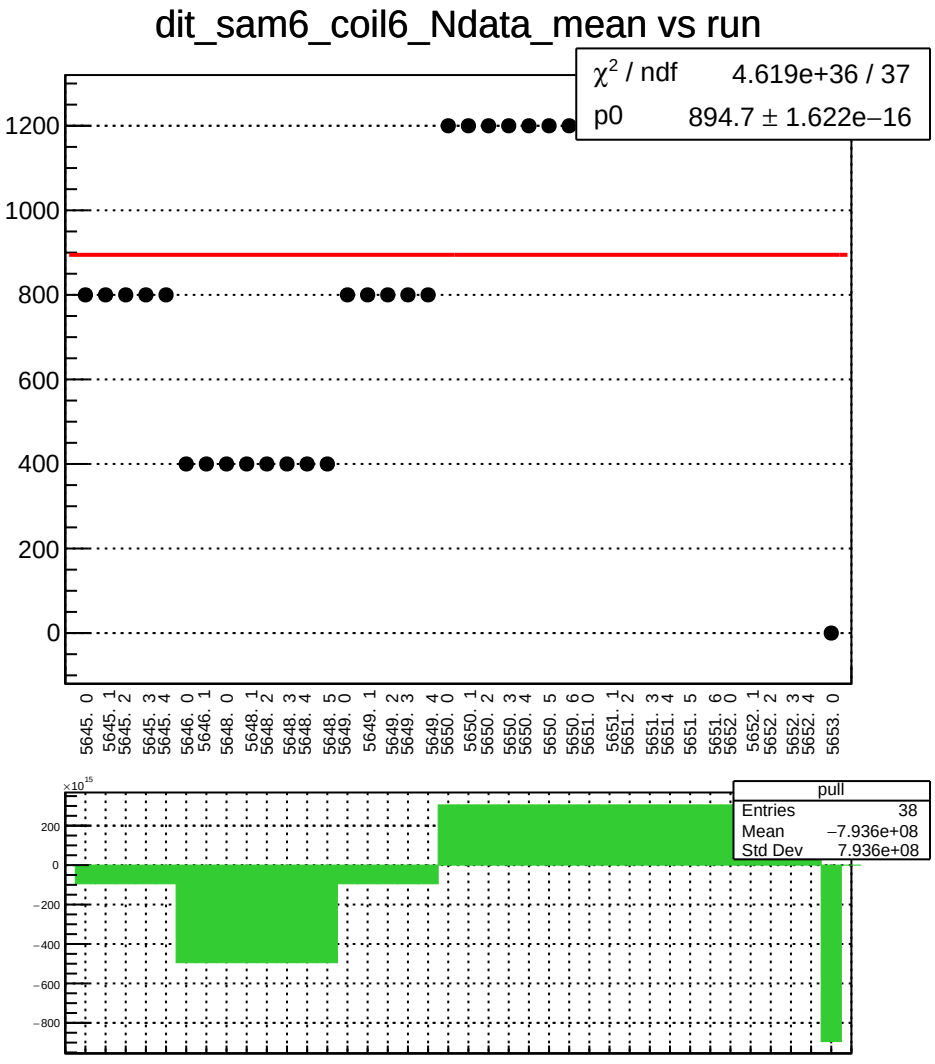
dit_sam6_coil6_Ndata_mean vs run
χ² / ndf 4.619e+36 / 37
p0 894.7 ± 1.622e−16
1200
1000
800
600
400
200
0
5645. 0
5645. 1
5645. 2
5645. 3
5645. 4
5646. 0
5646. 1
5648. 0
5648. 1
5648. 2
5648. 3
5648. 4
5648. 5
5649. 0
5649. 1
5649. 2
5649. 3
5649. 4
5650. 0
5650. 1
5650. 2
5650. 3
5650. 4
5650. 5
5650. 6
5651. 0
5651. 1
5651. 2
5651. 3
5651. 4
5651. 5
5651. 6
5652. 0
5652. 1
5652. 2
5652. 3
5652. 4
5653. 0
×10¹⁵
200
0
−200
−400
−600
−800
pull
Entries 38
Mean −7.936e+08
Std Dev 7.936e+08

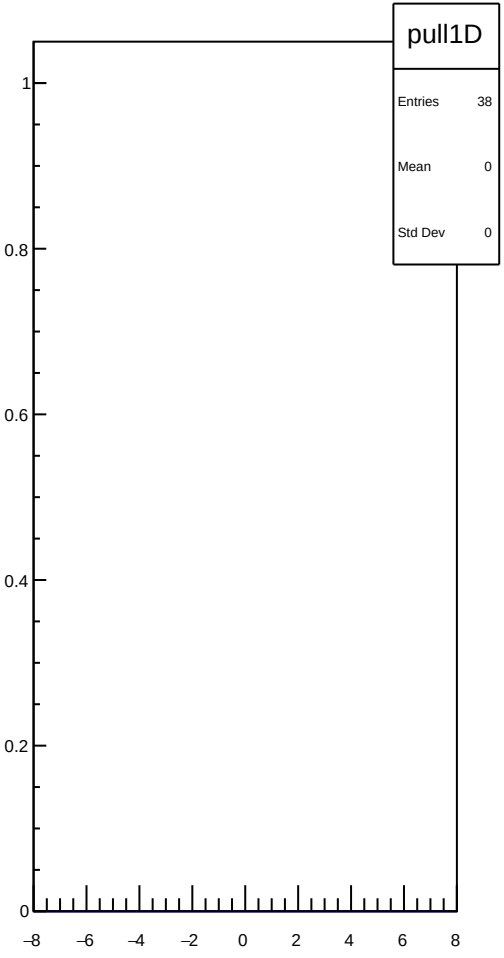
pull1D
Entries 38
Mean 0
Std Dev 0
1
0.8
0.6
0.4
0.2
0
−8
−6
−4
−2
0
2
4
6
8

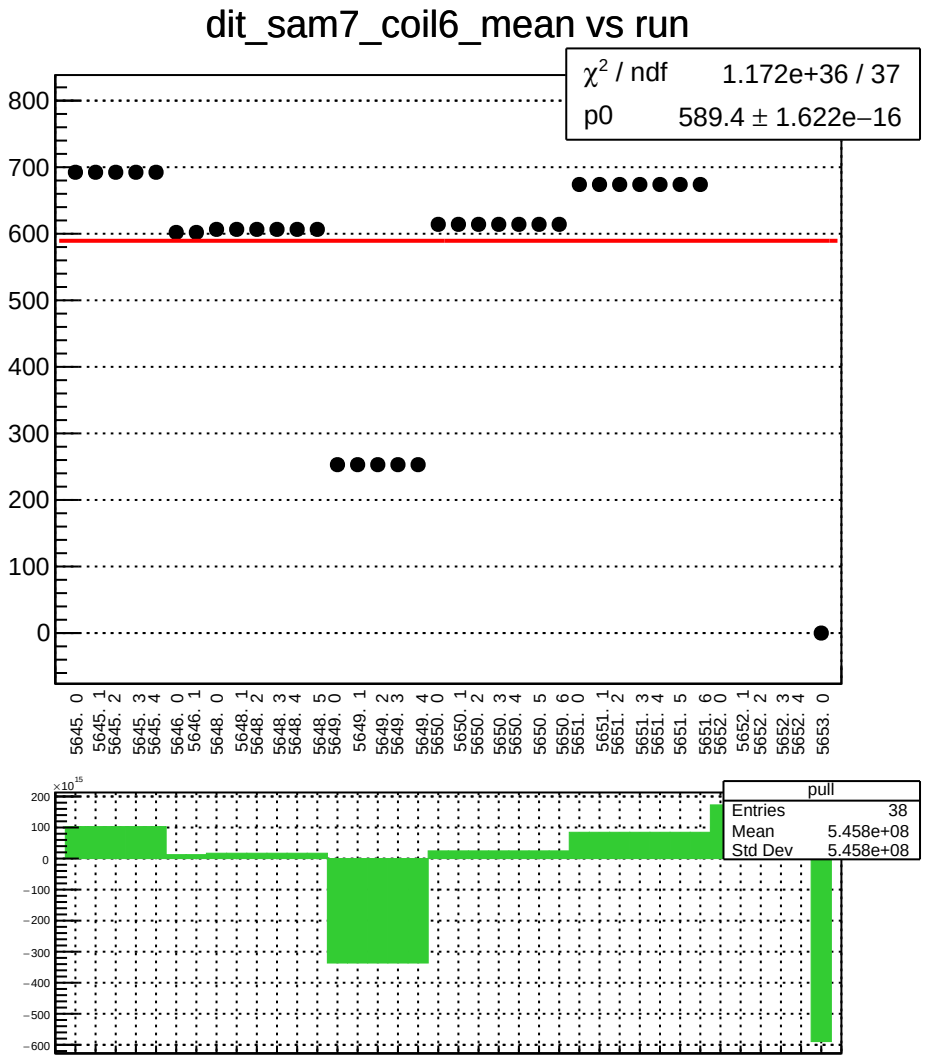
dit_sam7_coil6_mean vs run
χ² / ndf 1.172e+36 / 37
p0 589.4 ± 1.622e−16
800
700
600
500
400
300
200
100
0
5645. 0
5645. 1
5645. 2
5645. 3
5645. 4
5646. 0
5646. 1
5648. 0
5648. 1
5648. 2
5648. 3
5648. 4
5648. 5
5649. 0
5649. 1
5649. 2
5649. 3
5649. 4
5650. 0
5650. 1
5650. 2
5650. 3
5650. 4
5650. 5
5650. 6
5651. 0
5651. 1
5651. 2
5651. 3
5651. 4
5651. 5
5651. 6
5652. 0
5652. 1
5652. 2
5652. 3
5652. 4
5653. 0
×10¹⁵
200
100
0
−100
−200
−300
−400
−500
−600
pull
Entries 38
Mean 5.458e+08
Std Dev 5.458e+08

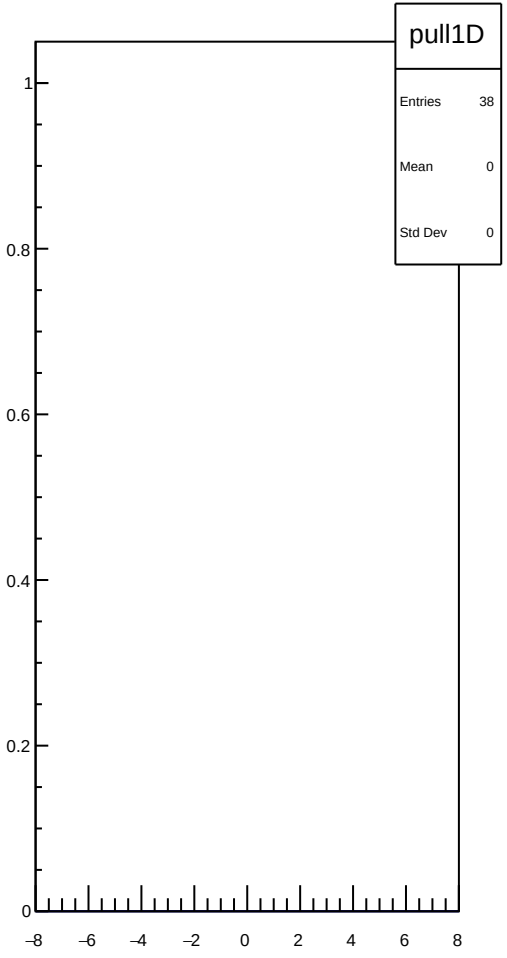
pull1D
Entries 38
Mean 0
Std Dev 0
1
0.8
0.6
0.4
0.2
0
−8
−6
−4
−2
0
2
4
6
8

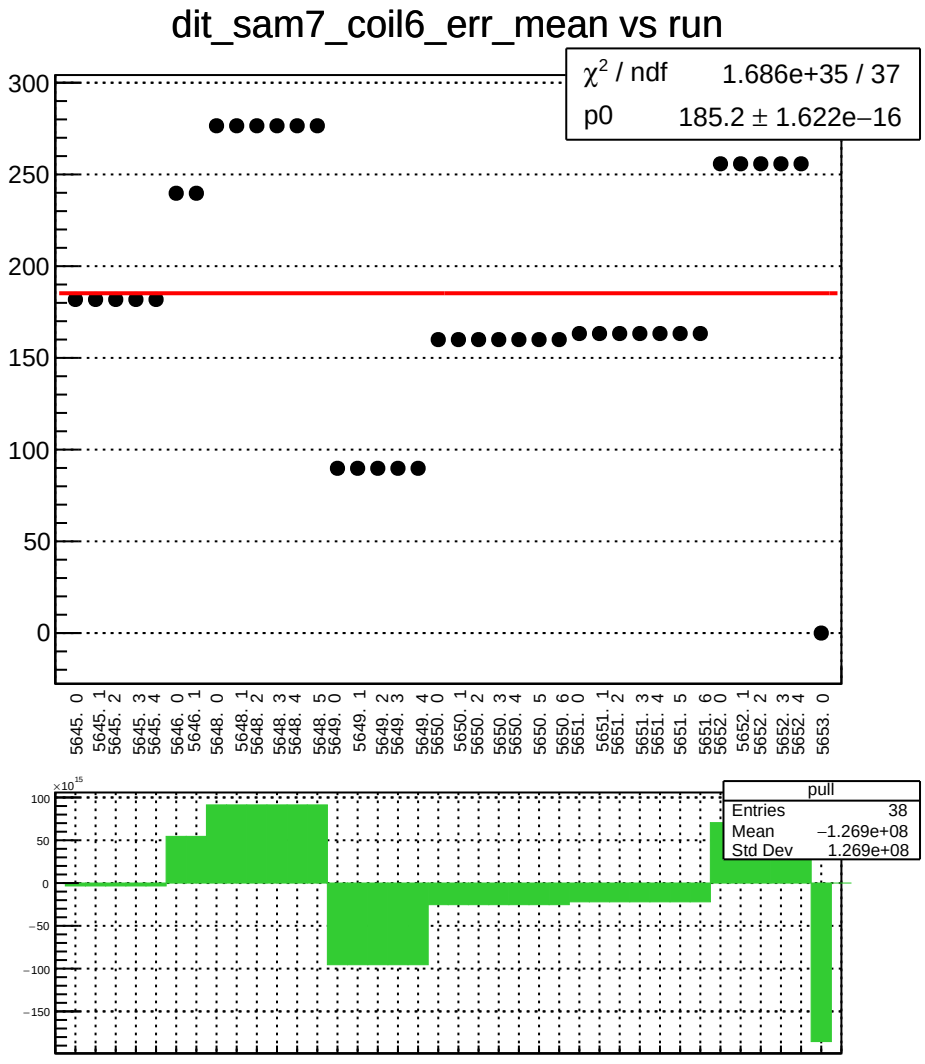
dit_sam7_coil6_err_mean vs run
χ² / ndf 1.686e+35 / 37
p0 185.2 ± 1.622e−16
300
250
200
150
100
50
0
5645. 0
5645. 1
5645. 2
5645. 3
5645. 4
5646. 0
5646. 1
5648. 0
5648. 1
5648. 2
5648. 3
5648. 4
5648. 5
5649. 0
5649. 1
5649. 2
5649. 3
5649. 4
5650. 0
5650. 1
5650. 2
5650. 3
5650. 4
5650. 5
5650. 6
5651. 0
5651. 1
5651. 2
5651. 3
5651. 4
5651. 5
5651. 6
5652. 0
5652. 1
5652. 2
5652. 3
5652. 4
5653. 0
×10¹⁵
100
50
0
−50
−100
−150
pull
Entries 38
Mean −1.269e+08
Std Dev 1.269e+08

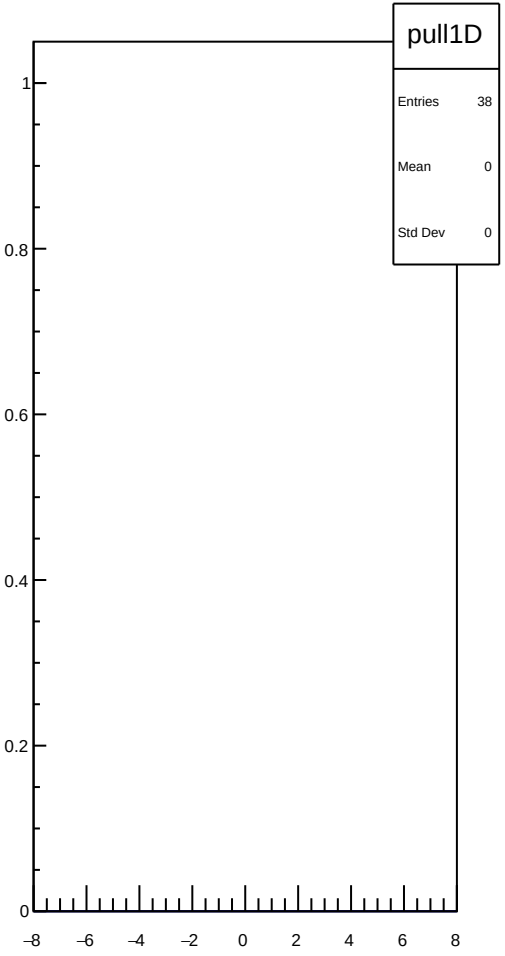
pull1D
Entries 38
Mean 0
Std Dev 0
1
0.8
0.6
0.4
0.2
0
−8
−6
−4
−2
0
2
4
6
8

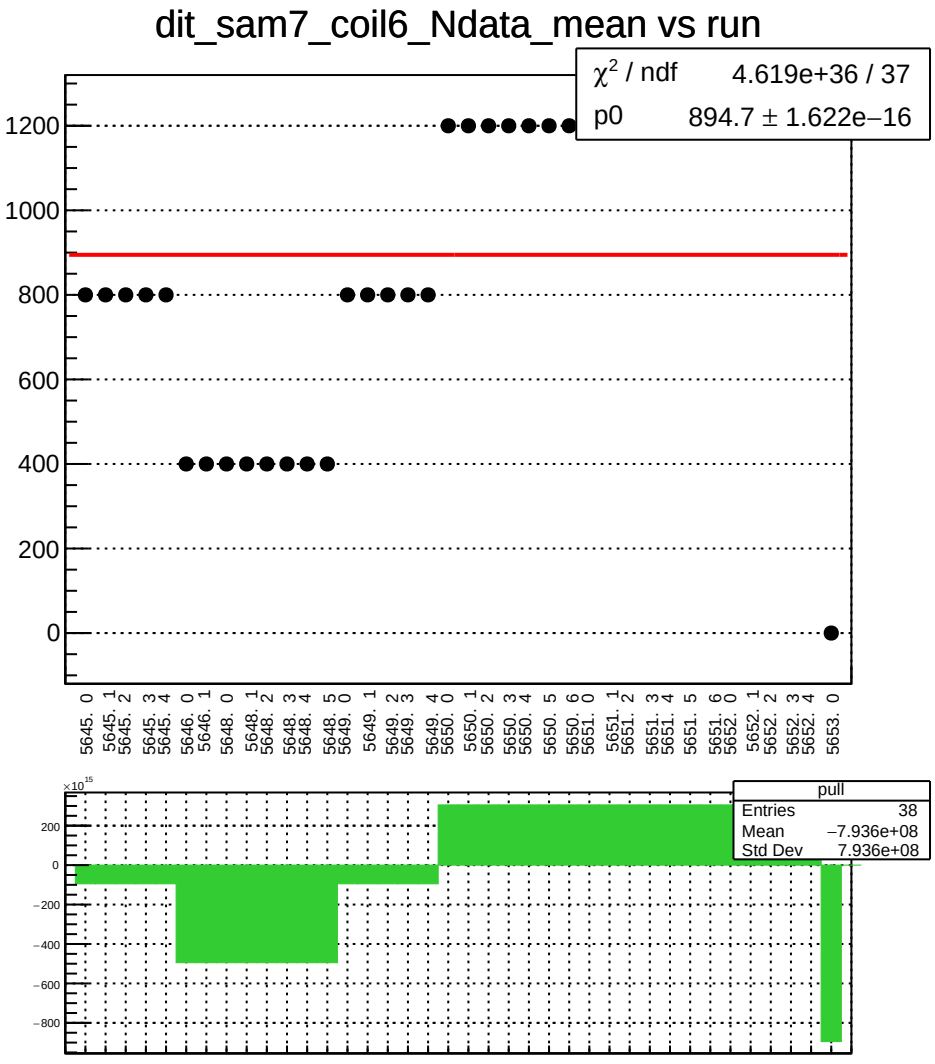
dit_sam7_coil6_Ndata_mean vs run
χ² / ndf 4.619e+36 / 37
p0 894.7 ± 1.622e−16
1200
1000
800
600
400
200
0
5645. 0
5645. 1
5645. 2
5645. 3
5645. 4
5646. 0
5646. 1
5648. 0
5648. 1
5648. 2
5648. 3
5648. 4
5648. 5
5649. 0
5649. 1
5649. 2
5649. 3
5649. 4
5650. 0
5650. 1
5650. 2
5650. 3
5650. 4
5650. 5
5650. 6
5651. 0
5651. 1
5651. 2
5651. 3
5651. 4
5651. 5
5651. 6
5652. 0
5652. 1
5652. 2
5652. 3
5652. 4
5653. 0
×10¹⁵
200
0
−200
−400
−600
−800
pull
Entries 38
Mean −7.936e+08
Std Dev 7.936e+08

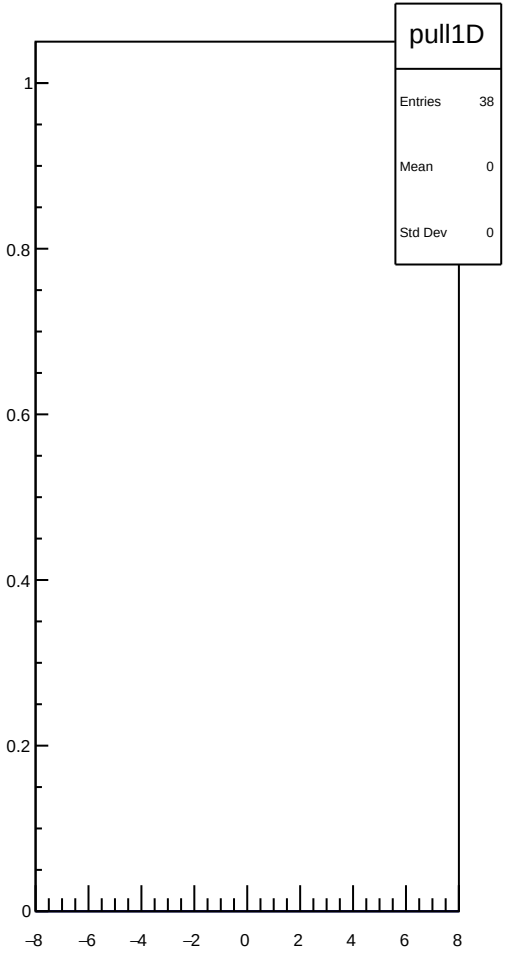
pull1D
Entries 38
Mean 0
Std Dev 0
1
0.8
0.6
0.4
0.2
0
−8
−6
−4
−2
0
2
4
6
8

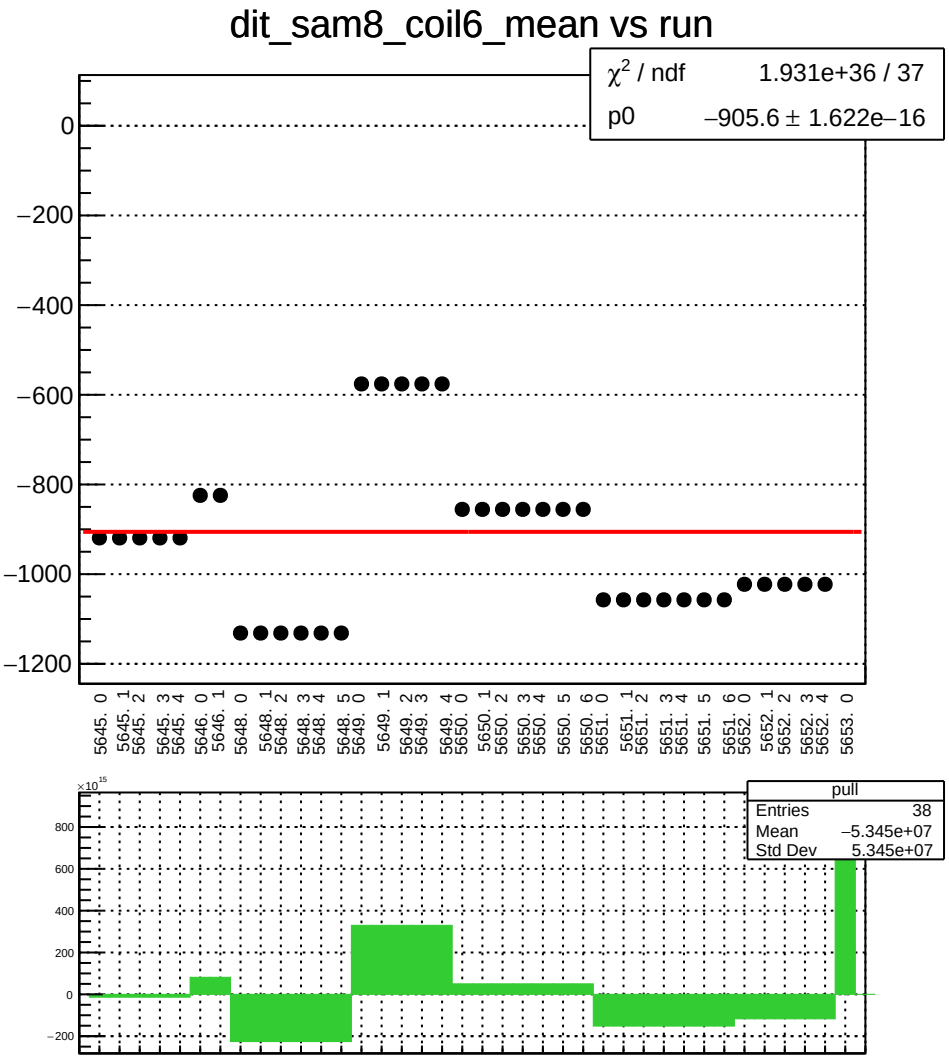
dit_sam8_coil6_mean vs run
χ² / ndf 1.931e+36 / 37
p0 −905.6 ± 1.622e−16
0
−200
−400
−600
−800
−1000
−1200
5645. 0
5645. 1
5645. 2
5645. 3
5645. 4
5646. 0
5646. 1
5648. 0
5648. 1
5648. 2
5648. 3
5648. 4
5648. 5
5649. 0
5649. 1
5649. 2
5649. 3
5649. 4
5650. 0
5650. 1
5650. 2
5650. 3
5650. 4
5650. 5
5650. 6
5651. 0
5651. 1
5651. 2
5651. 3
5651. 4
5651. 5
5651. 6
5652. 0
5652. 1
5652. 2
5652. 3
5652. 4
5653. 0
×10^15
800
600
400
200
0
−200
pull
Entries 38
Mean −5.345e+07
Std Dev 5.345e+07

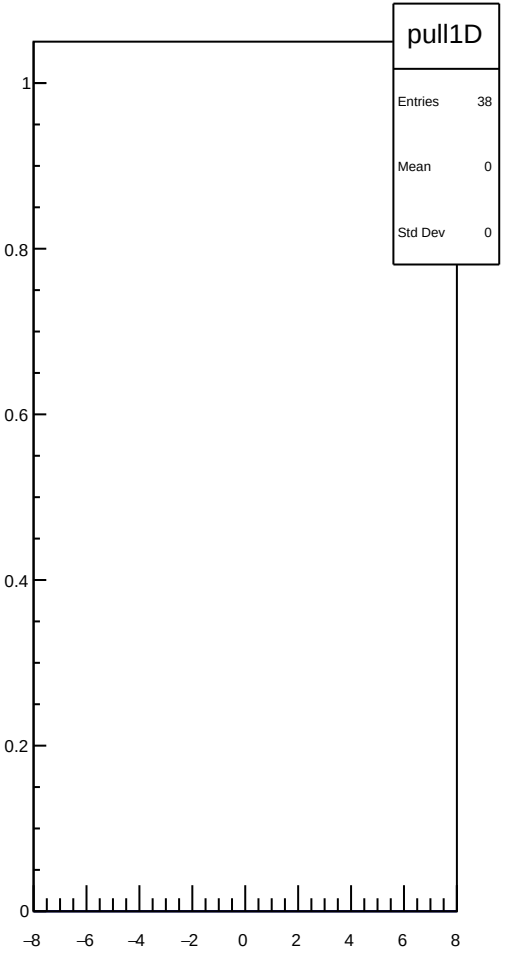
pull1D
Entries 38
Mean 0
Std Dev 0
1
0.8
0.6
0.4
0.2
0
−8
−6
−4
−2
0
2
4
6
8

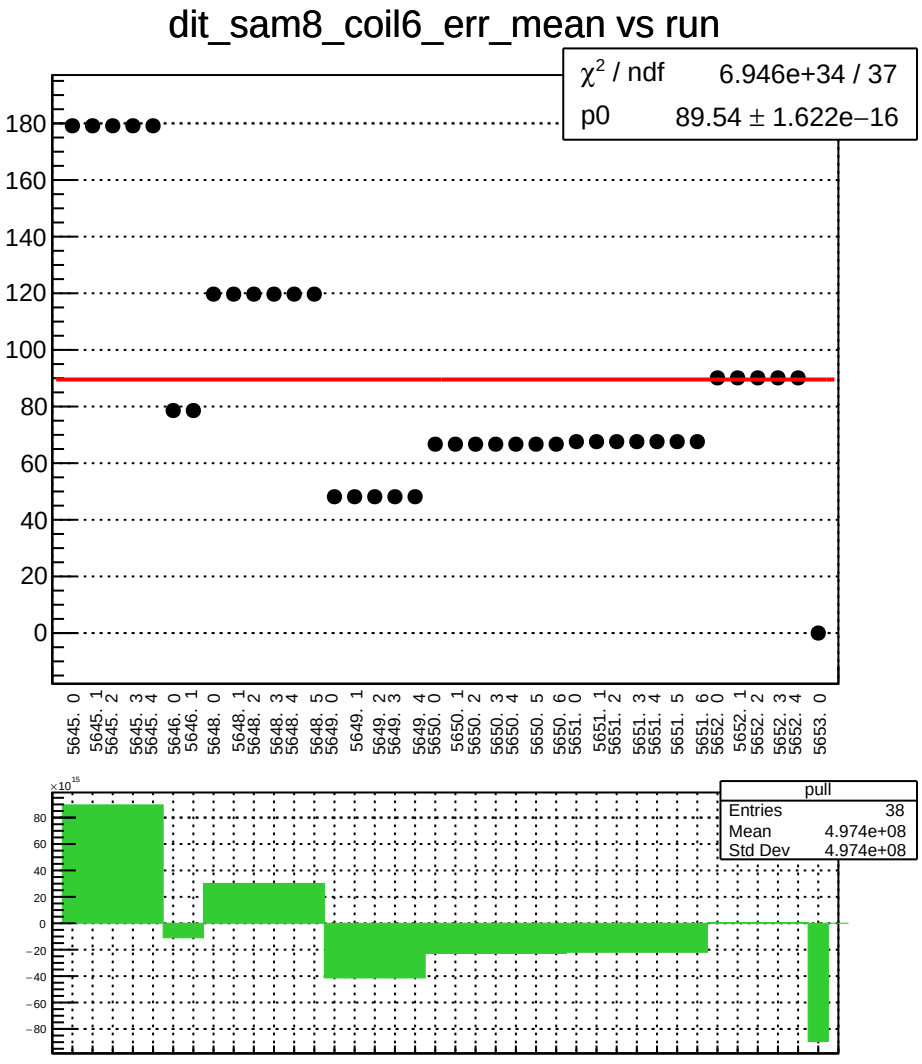
dit_sam8_coil6_err_mean vs run
χ² / ndf 6.946e+34 / 37
p0 89.54 ± 1.622e−16
180
160
140
120
100
80
60
40
20
0
5645. 0
5645. 1
5645. 2
5645. 3
5645. 4
5646. 0
5646. 1
5648. 0
5648. 1
5648. 2
5648. 3
5648. 4
5648. 5
5649. 0
5649. 1
5649. 2
5649. 3
5649. 4
5650. 0
5650. 1
5650. 2
5650. 3
5650. 4
5650. 5
5650. 6
5651. 0
5651. 1
5651. 2
5651. 3
5651. 4
5651. 5
5651. 6
5652. 0
5652. 1
5652. 2
5652. 3
5652. 4
5653. 0
×10¹⁵
80
60
40
20
0
−20
−40
−60
−80
pull
Entries 38
Mean 4.974e+08
Std Dev 4.974e+08

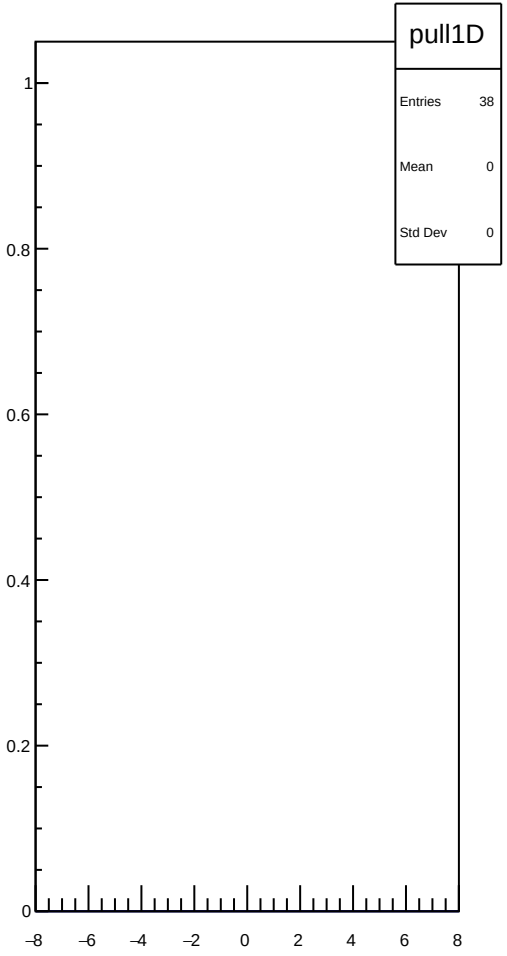
pull1D
Entries 38
Mean 0
Std Dev 0
1
0.8
0.6
0.4
0.2
0
−8
−6
−4
−2
0
2
4
6
8

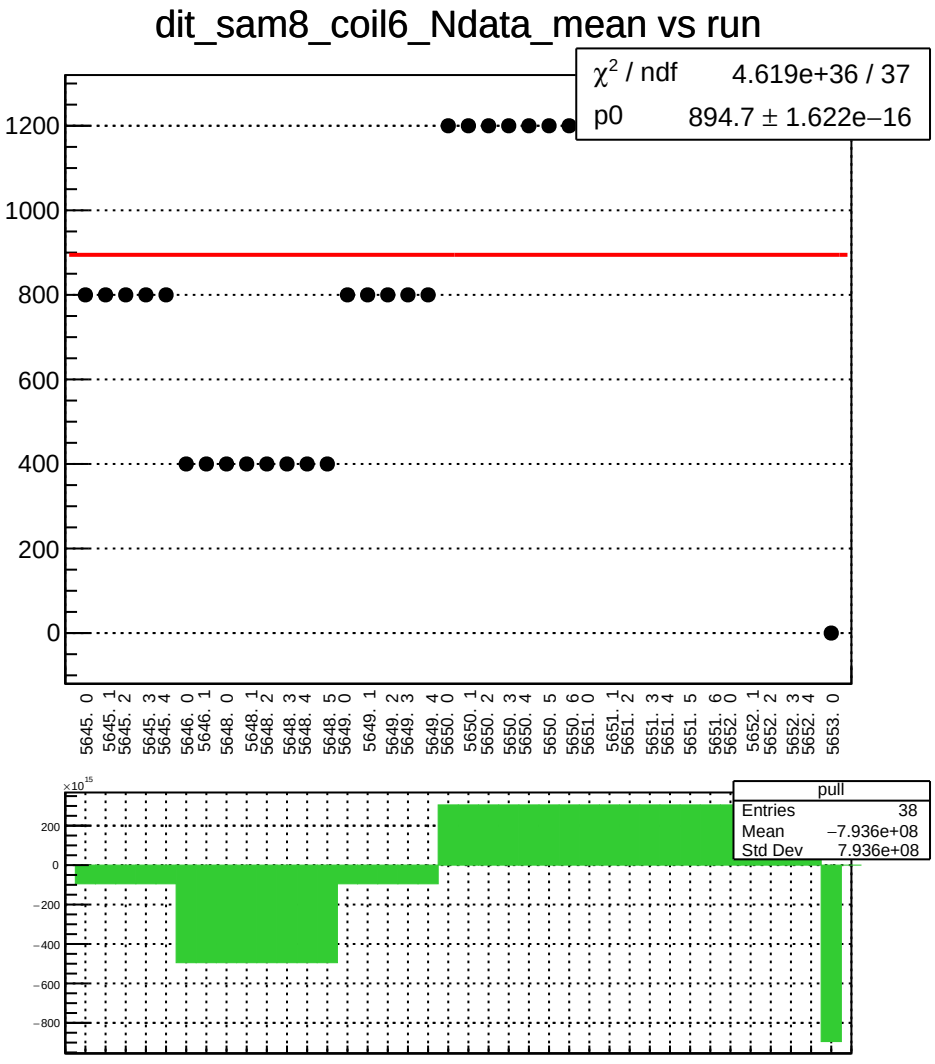
dit_sam8_coil6_Ndata_mean vs run
χ² / ndf 4.619e+36 / 37
p0 894.7 ± 1.622e−16
1200
1000
800
600
400
200
0
5645. 0
5645. 1
5645. 2
5645. 3
5645. 4
5646. 0
5646. 1
5648. 0
5648. 1
5648. 2
5648. 3
5648. 4
5648. 5
5649. 0
5649. 1
5649. 2
5649. 3
5649. 4
5650. 0
5650. 1
5650. 2
5650. 3
5650. 4
5650. 5
5650. 6
5651. 0
5651. 1
5651. 2
5651. 3
5651. 4
5651. 5
5651. 6
5652. 0
5652. 1
5652. 2
5652. 3
5652. 4
5653. 0
×10¹⁵
200
0
−200
−400
−600
−800
pull
Entries 38
Mean −7.936e+08
Std Dev 7.936e+08

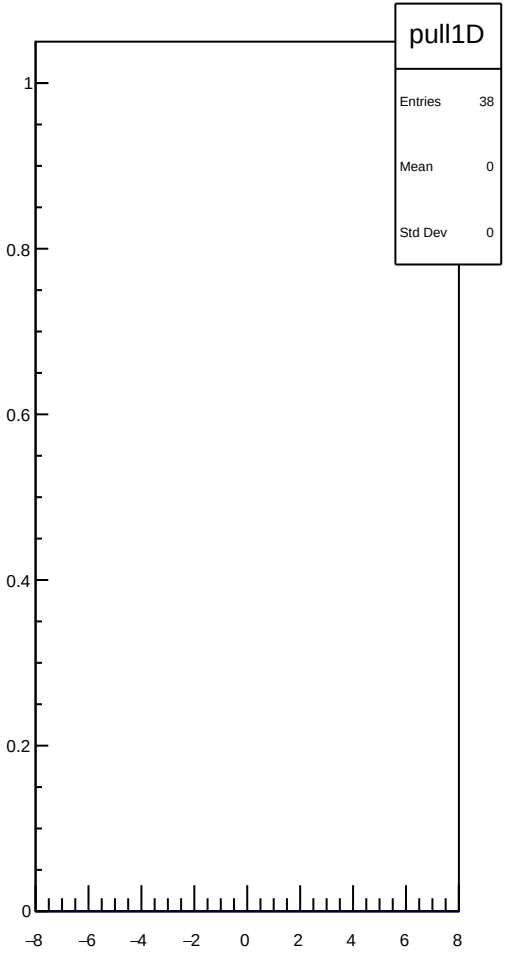
pull1D
Entries 38
Mean 0
Std Dev 0
1
0.8
0.6
0.4
0.2
0
−8
−6
−4
−2
0
2
4
6
8

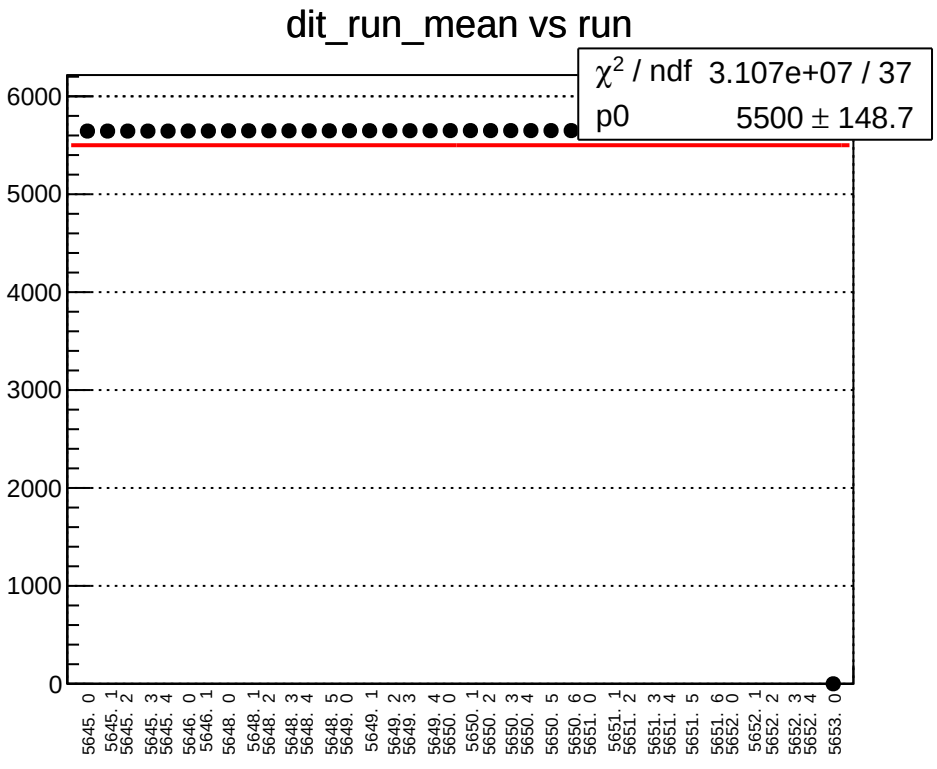
dit_run_mean vs run
χ^2 / ndf 3.107e+07 / 37
p0 5500 ± 148.7
6000
5000
4000
3000
2000
1000
0
5645. 0
5645. 1
5645. 2
5645. 3
5645. 4
5646. 0
5646. 1
5648. 0
5648. 1
5648. 2
5648. 3
5648. 4
5648. 5
5649. 0
5649. 1
5649. 2
5649. 3
5649. 4
5650. 0
5650. 1
5650. 2
5650. 3
5650. 4
5650. 5
5650. 6
5651. 0
5651. 1
5651. 2
5651. 3
5651. 4
5651. 5
5651. 6
5652. 0
5652. 1
5652. 2
5652. 3
5652. 4
5653. 0

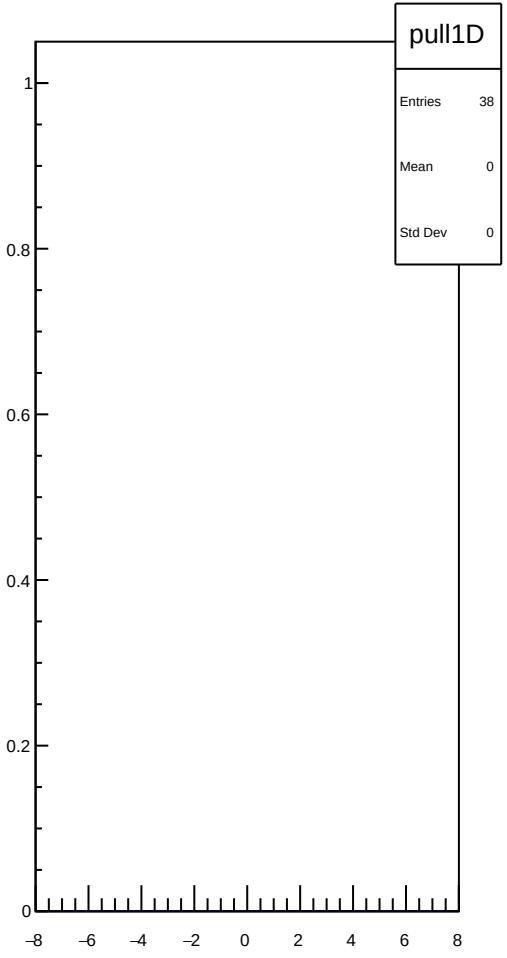
pull1D
Entries 38
Mean 0
Std Dev 0
1
0.8
0.6
0.4
0.2
0
–8
–6
–4
–2
0
2
4
6
8

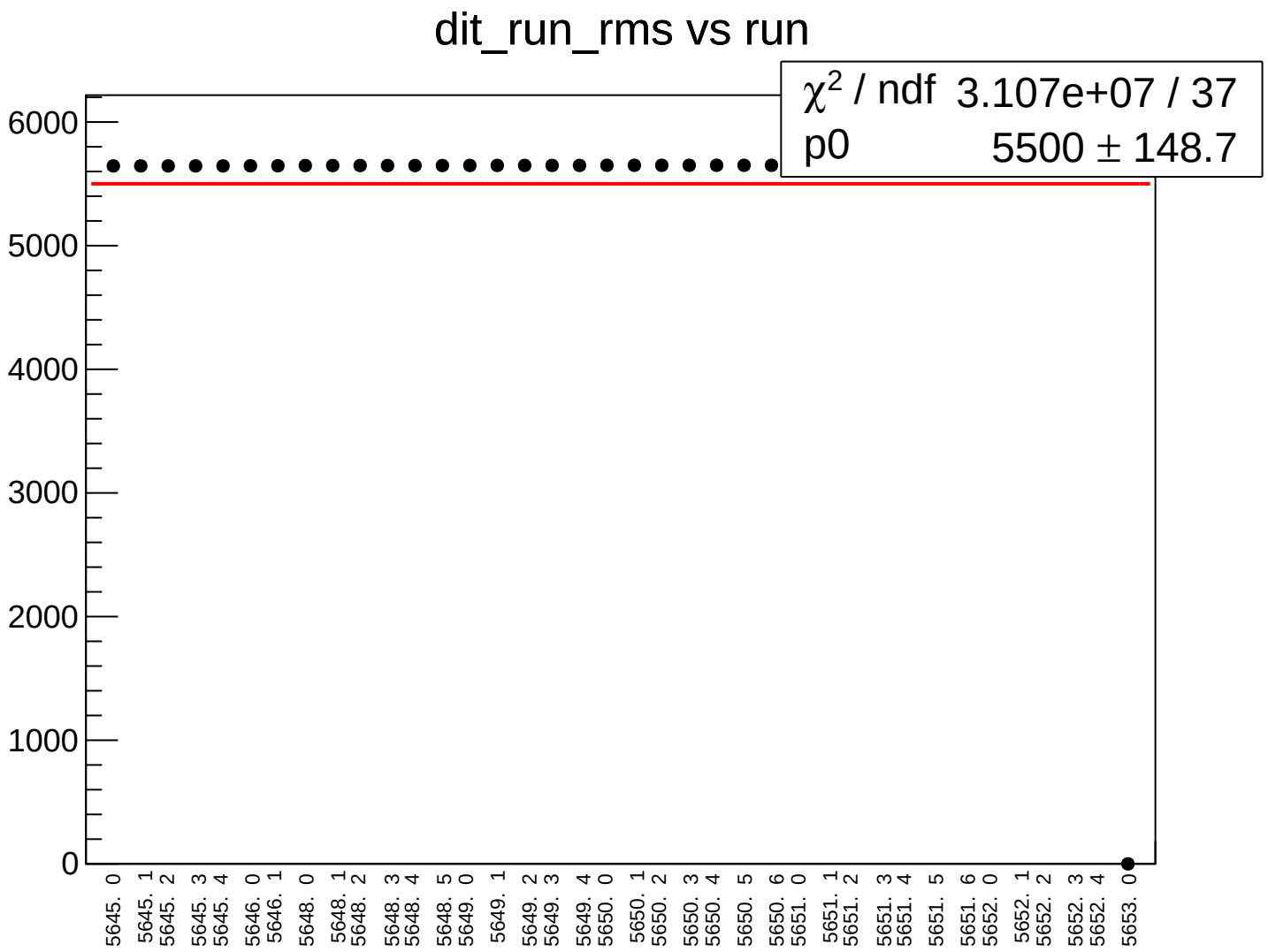
dit_run_rms vs run
χ2 / ndf 3.107e+07 / 37
p0 5500 ± 148.7
6000
5000
4000
3000
2000
1000
0
5645. 0
5645. 1
5645. 2
5645. 3
5645. 4
5646. 0
5646. 1
5648. 0
5648. 1
5648. 2
5648. 3
5648. 4
5648. 5
5649. 0
5649. 1
5649. 2
5649. 3
5649. 4
5650. 0
5650. 1
5650. 2
5650. 3
5650. 4
5650. 5
5650. 6
5651. 0
5651. 1
5651. 2
5651. 3
5651. 4
5651. 5
5651. 6
5652. 0
5652. 1
5652. 2
5652. 3
5652. 4
5653. 0

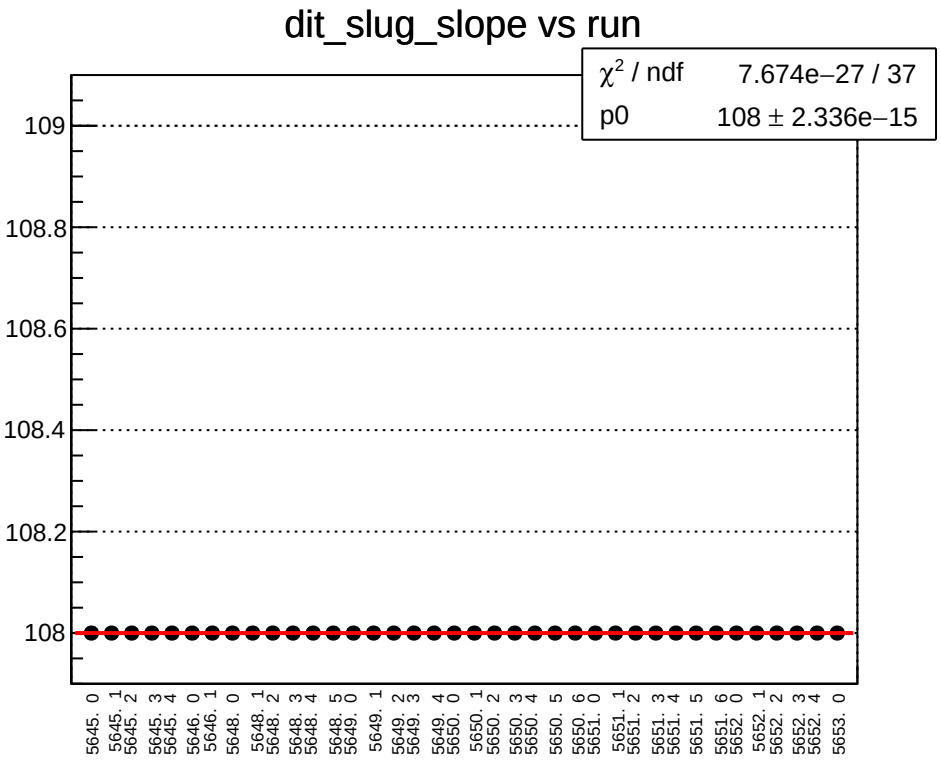
dit_slug_slope vs run
χ² / ndf 7.674e−27 / 37
p0 108 ± 2.336e−15
109
108.8
108.6
108.4
108.2
108
5645. 0
5645. 1
5645. 2
5645. 3
5645. 4
5646. 0
5646. 1
5648. 0
5648. 1
5648. 2
5648. 3
5648. 4
5648. 5
5649. 0
5649. 1
5649. 2
5649. 3
5649. 4
5650. 0
5650. 1
5650. 2
5650. 3
5650. 4
5650. 5
5650. 6
5651. 0
5651. 1
5651. 2
5651. 3
5651. 4
5651. 5
5651. 6
5652. 0
5652. 1
5652. 2
5652. 3
5652. 4
5653. 0

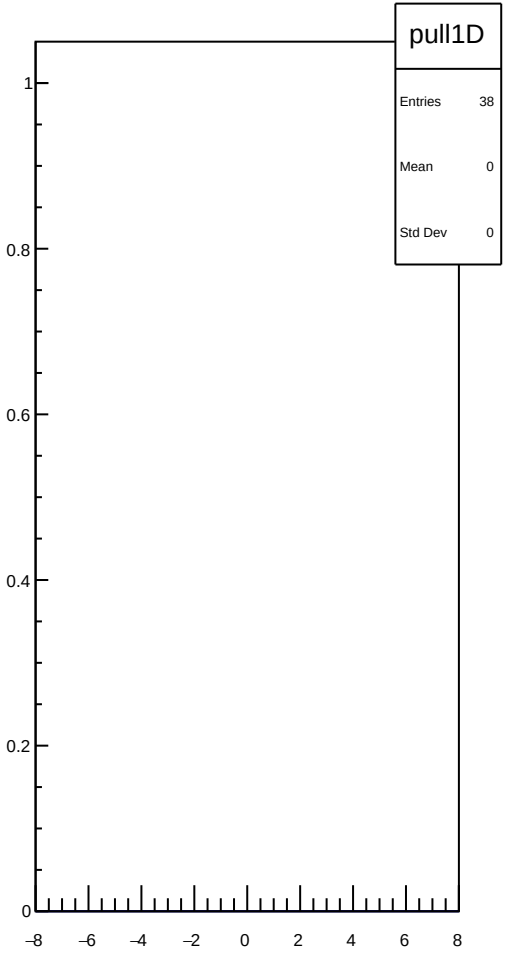
pull1D
Entries 38
Mean 0
Std Dev 0
1
0.8
0.6
0.4
0.2
0
−8
−6
−4
−2
0
2
4
6
8

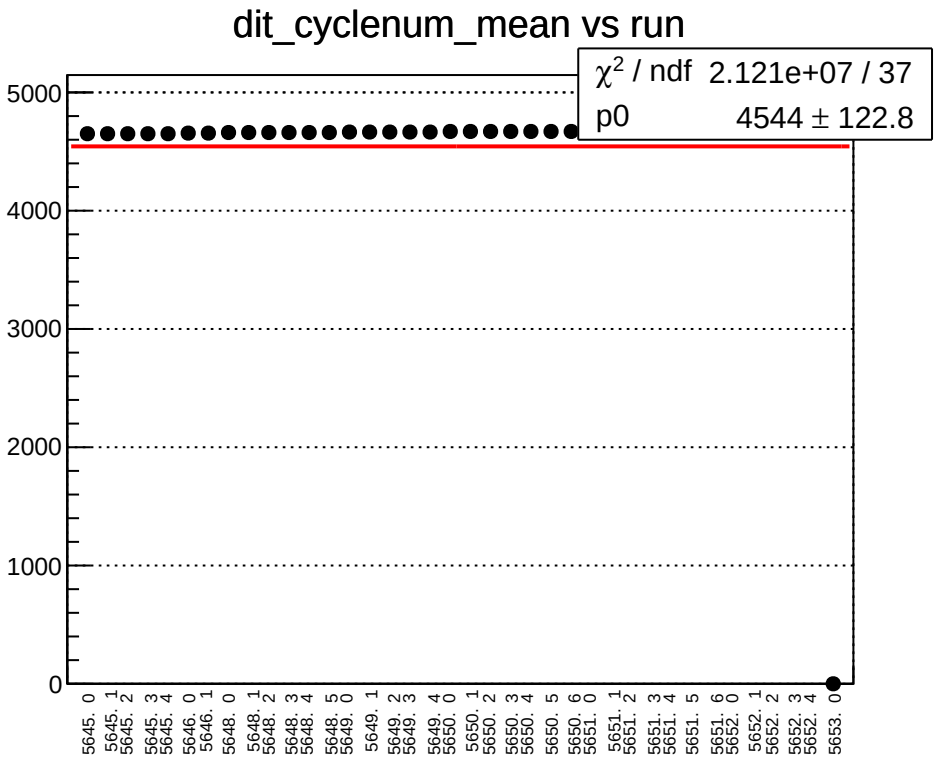
dit_cyclenum_mean vs run
χ^2 / ndf 2.121e+07 / 37
p0 4544 ± 122.8
5000
4000
3000
2000
1000
0
5645. 0
5645. 1
5645. 2
5645. 3
5645. 4
5646. 0
5646. 1
5648. 0
5648. 1
5648. 2
5648. 3
5648. 4
5648. 5
5649. 0
5649. 1
5649. 2
5649. 3
5649. 4
5650. 0
5650. 1
5650. 2
5650. 3
5650. 4
5650. 5
5650. 6
5651. 0
5651. 1
5651. 2
5651. 3
5651. 4
5651. 5
5651. 6
5652. 0
5652. 1
5652. 2
5652. 3
5652. 4
5653. 0

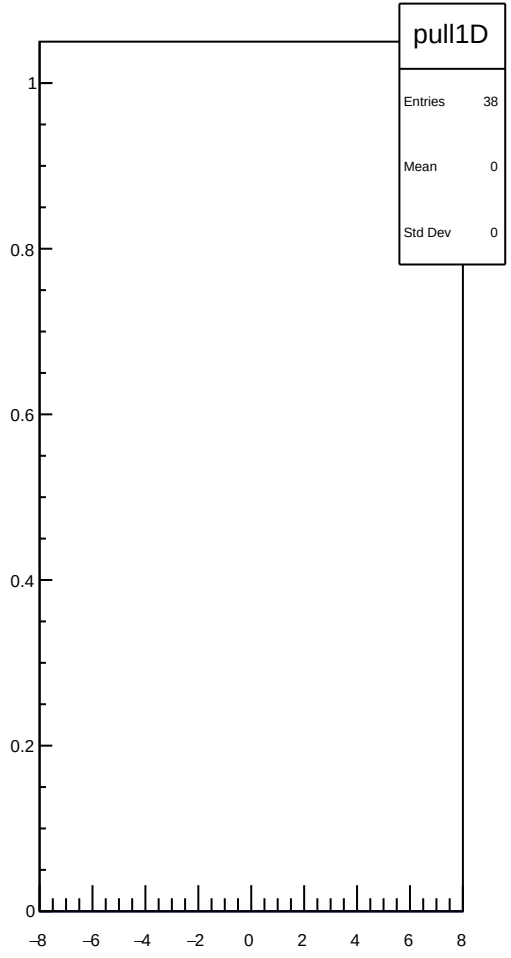
pull1D
Entries 38
Mean 0
Std Dev 0
1
0.8
0.6
0.4
0.2
0
–8
–6
–4
–2
0
2
4
6
8

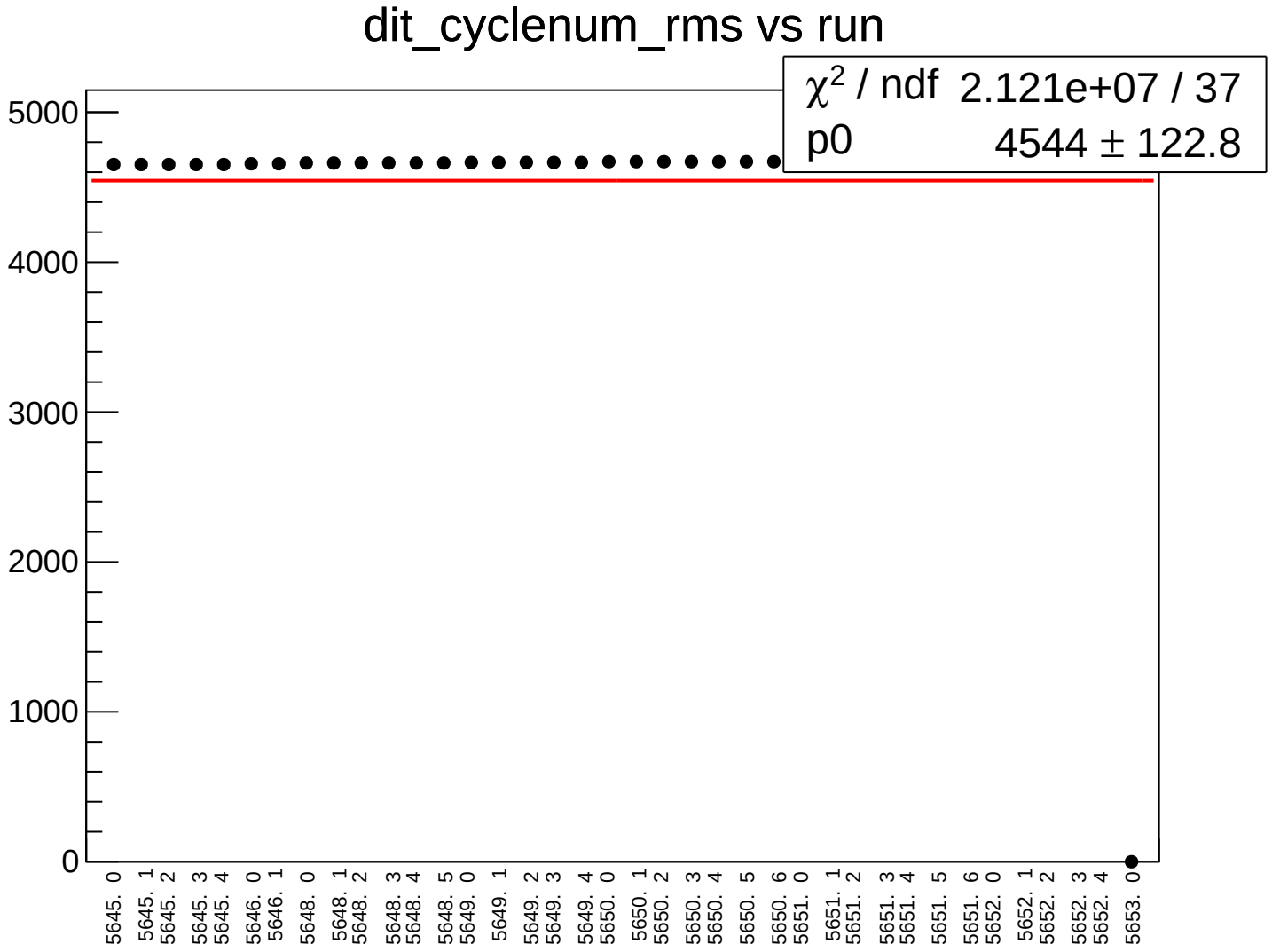
dit_cyclenum_rms vs run
χ2 / ndf 2.121e+07 / 37
p0 4544 ± 122.8
5000
4000
3000
2000
1000
0
5645. 0
5645. 1
5645. 2
5645. 3
5645. 4
5646. 0
5646. 1
5648. 0
5648. 1
5648. 2
5648. 3
5648. 4
5648. 5
5649. 0
5649. 1
5649. 2
5649. 3
5649. 4
5650. 0
5650. 1
5650. 2
5650. 3
5650. 4
5650. 5
5650. 6
5651. 0
5651. 1
5651. 2
5651. 3
5651. 4
5651. 5
5651. 6
5652. 0
5652. 1
5652. 2
5652. 3
5652. 4
5653. 0

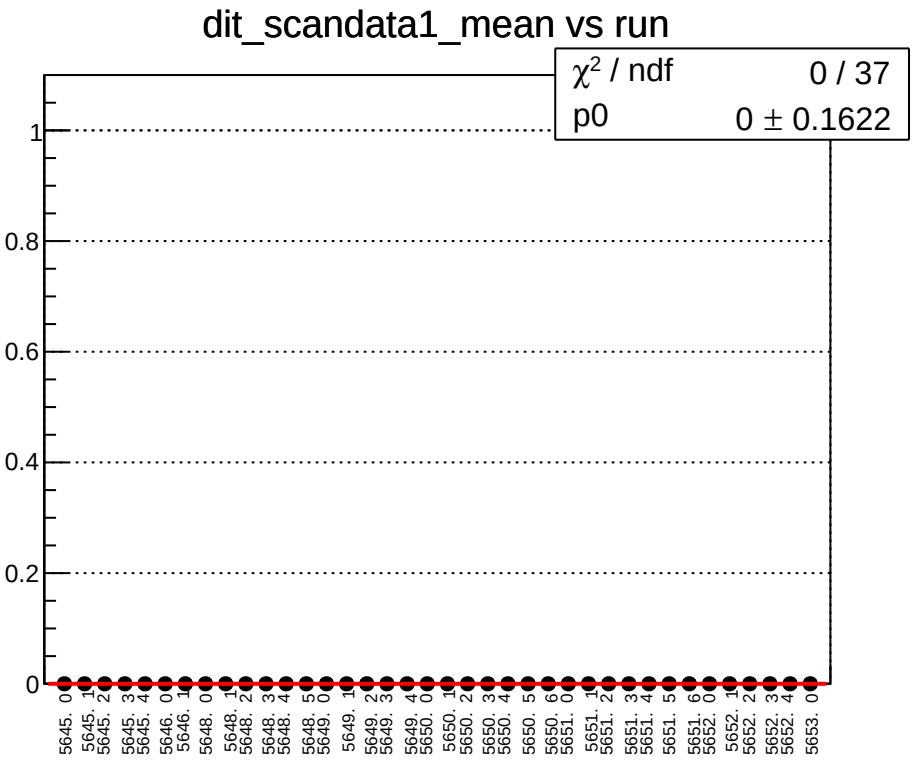
dit_scandata1_mean vs run
χ^2 / ndf 0 / 37
p0 0 ± 0.1622
1
0.8
0.6
0.4
0.2
0
5645. 0
5645. 1
5645. 2
5645. 3
5645. 4
5646. 0
5646. 1
5648. 0
5648. 1
5648. 2
5648. 3
5648. 4
5648. 5
5649. 0
5649. 1
5649. 2
5649. 3
5649. 4
5650. 0
5650. 1
5650. 2
5650. 3
5650. 4
5650. 5
5650. 6
5651. 0
5651. 1
5651. 2
5651. 3
5651. 4
5651. 5
5651. 6
5652. 0
5652. 1
5652. 2
5652. 3
5652. 4
5653. 0

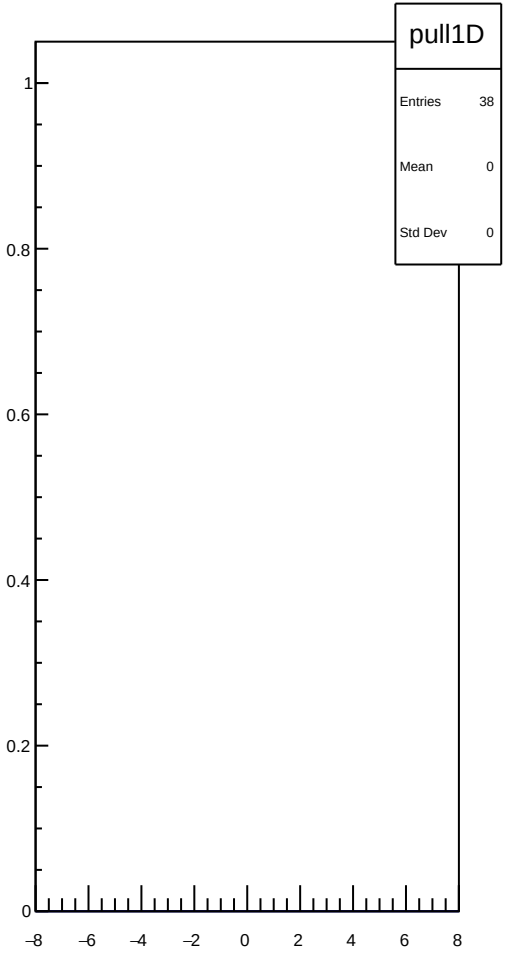
pull1D
Entries 38
Mean 0
Std Dev 0
1
0.8
0.6
0.4
0.2
0
–8
–6
–4
–2
0
2
4
6
8

dit_scandata1_rms vs run

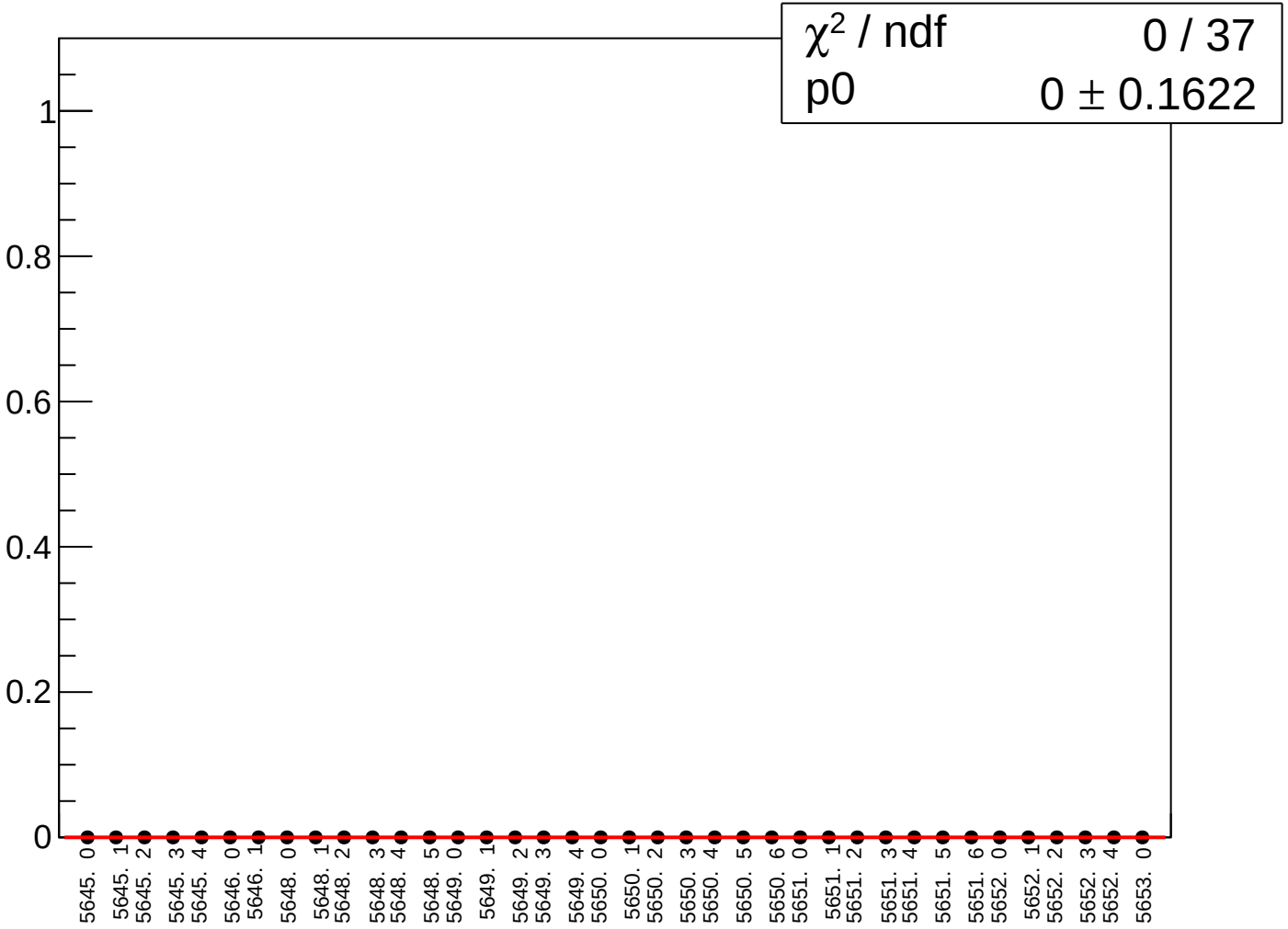

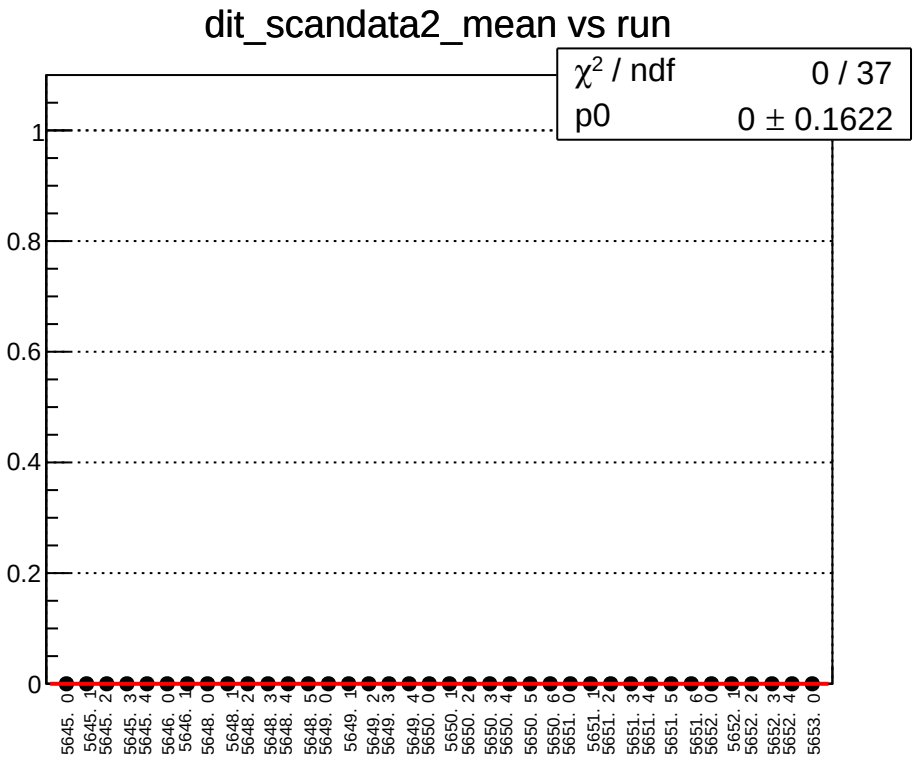
dit_scandata2_mean vs run
χ^2 / ndf 0 / 37
p0 0 ± 0.1622
1
0.8
0.6
0.4
0.2
0
5645. 0
5645. 1
5645. 2
5645. 3
5645. 4
5646. 0
5646. 1
5648. 0
5648. 1
5648. 2
5648. 3
5648. 4
5648. 5
5649. 0
5649. 1
5649. 2
5649. 3
5649. 4
5650. 0
5650. 1
5650. 2
5650. 3
5650. 4
5650. 5
5650. 6
5651. 0
5651. 1
5651. 2
5651. 3
5651. 4
5651. 5
5651. 6
5652. 0
5652. 1
5652. 2
5652. 3
5652. 4
5653. 0

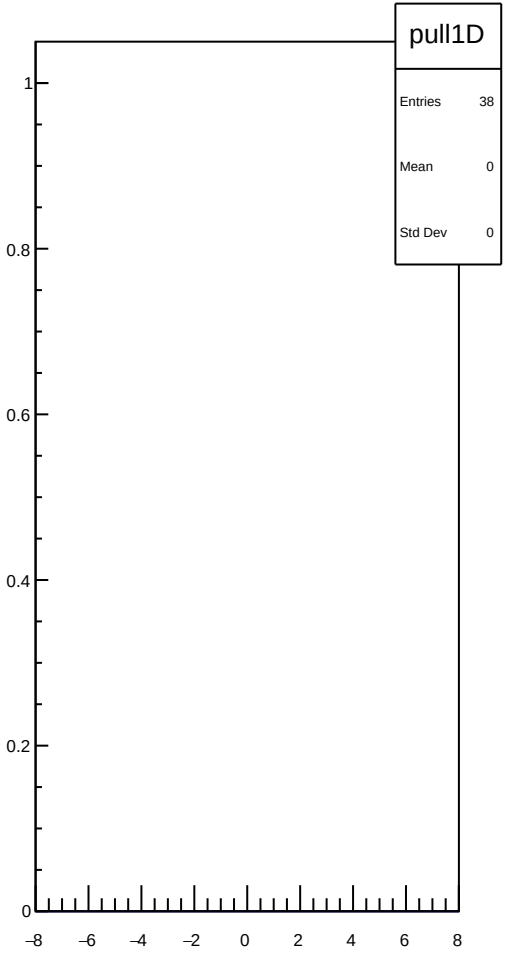
pull1D
Entries 38
Mean 0
Std Dev 0
1
0.8
0.6
0.4
0.2
0
–8
–6
–4
–2
0
2
4
6
8

dit_scandata2_rms vs run

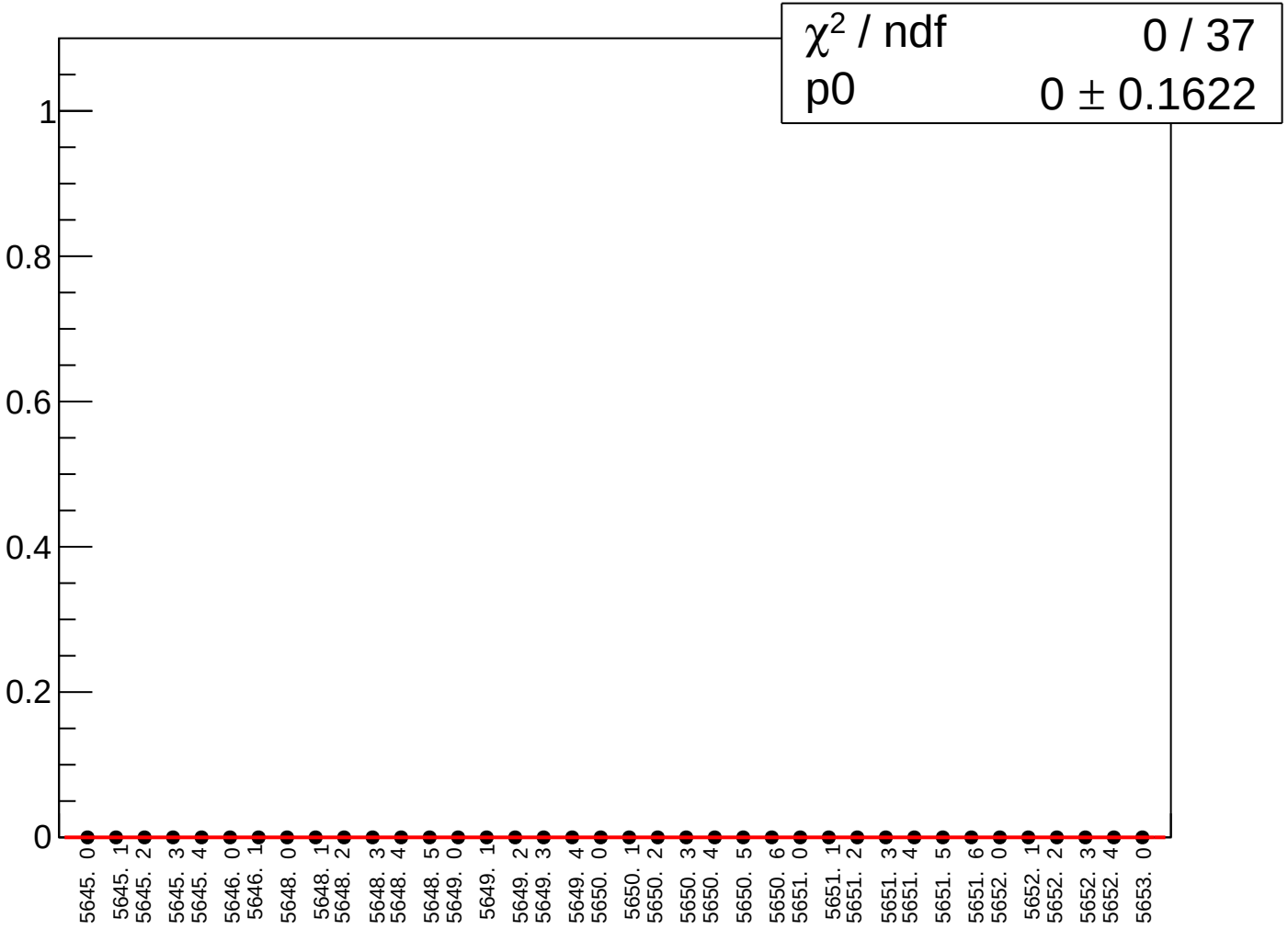

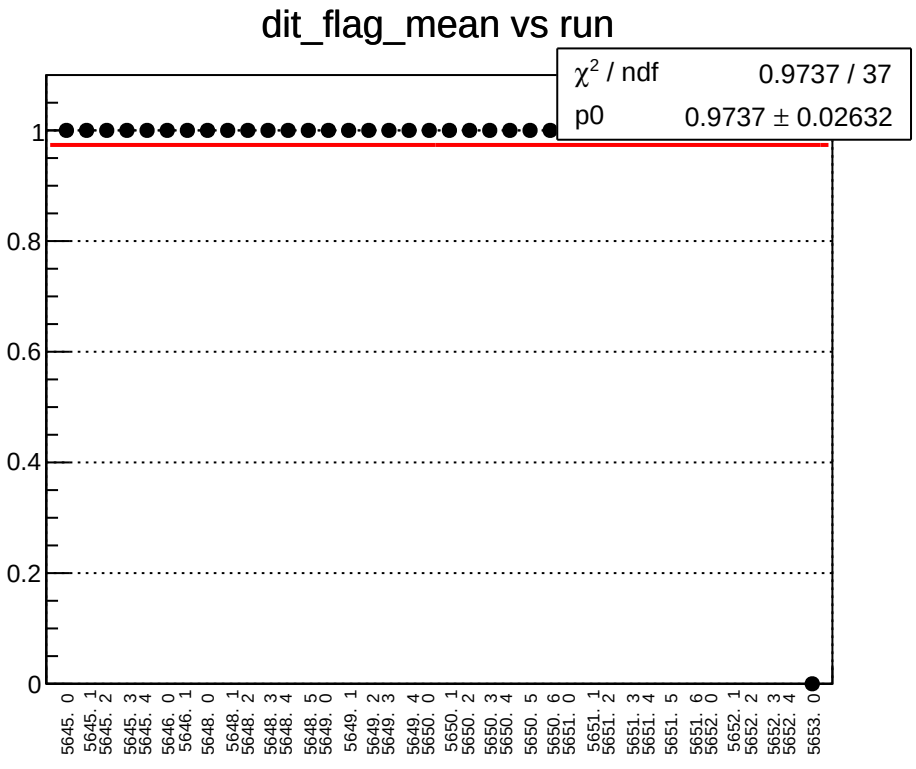
dit_flag_mean vs run
χ^2 / ndf 0.9737 / 37
p0 0.9737 ± 0.02632
1
0.8
0.6
0.4
0.2
0
5645. 0
5645. 1
5645. 2
5645. 3
5645. 4
5646. 0
5646. 1
5648. 0
5648. 1
5648. 2
5648. 3
5648. 4
5648. 5
5649. 0
5649. 1
5649. 2
5649. 3
5649. 4
5650. 0
5650. 1
5650. 2
5650. 3
5650. 4
5650. 5
5650. 6
5651. 0
5651. 1
5651. 2
5651. 3
5651. 4
5651. 5
5651. 6
5652. 0
5652. 1
5652. 2
5652. 3
5652. 4
5653. 0

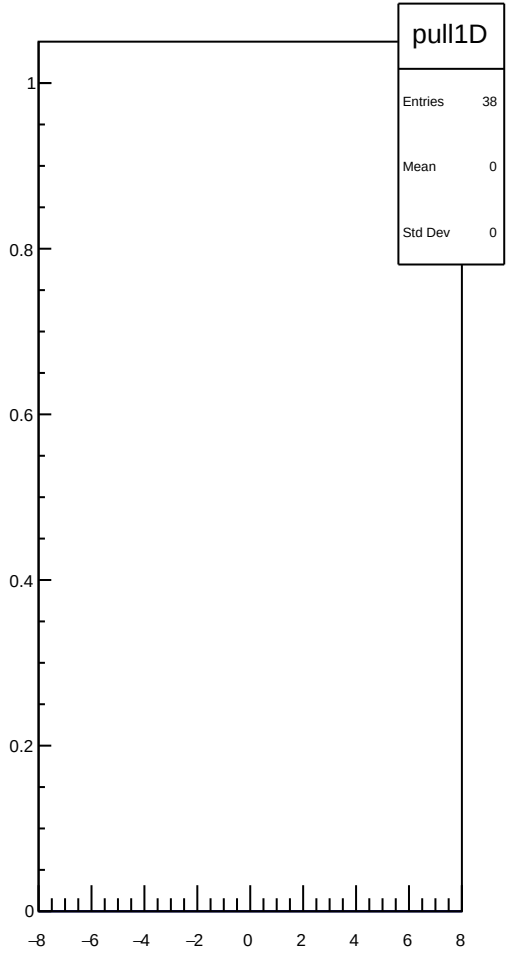
pull1D
Entries 38
Mean 0
Std Dev 0
1
0.8
0.6
0.4
0.2
0
–8
–6
–4
–2
0
2
4
6
8

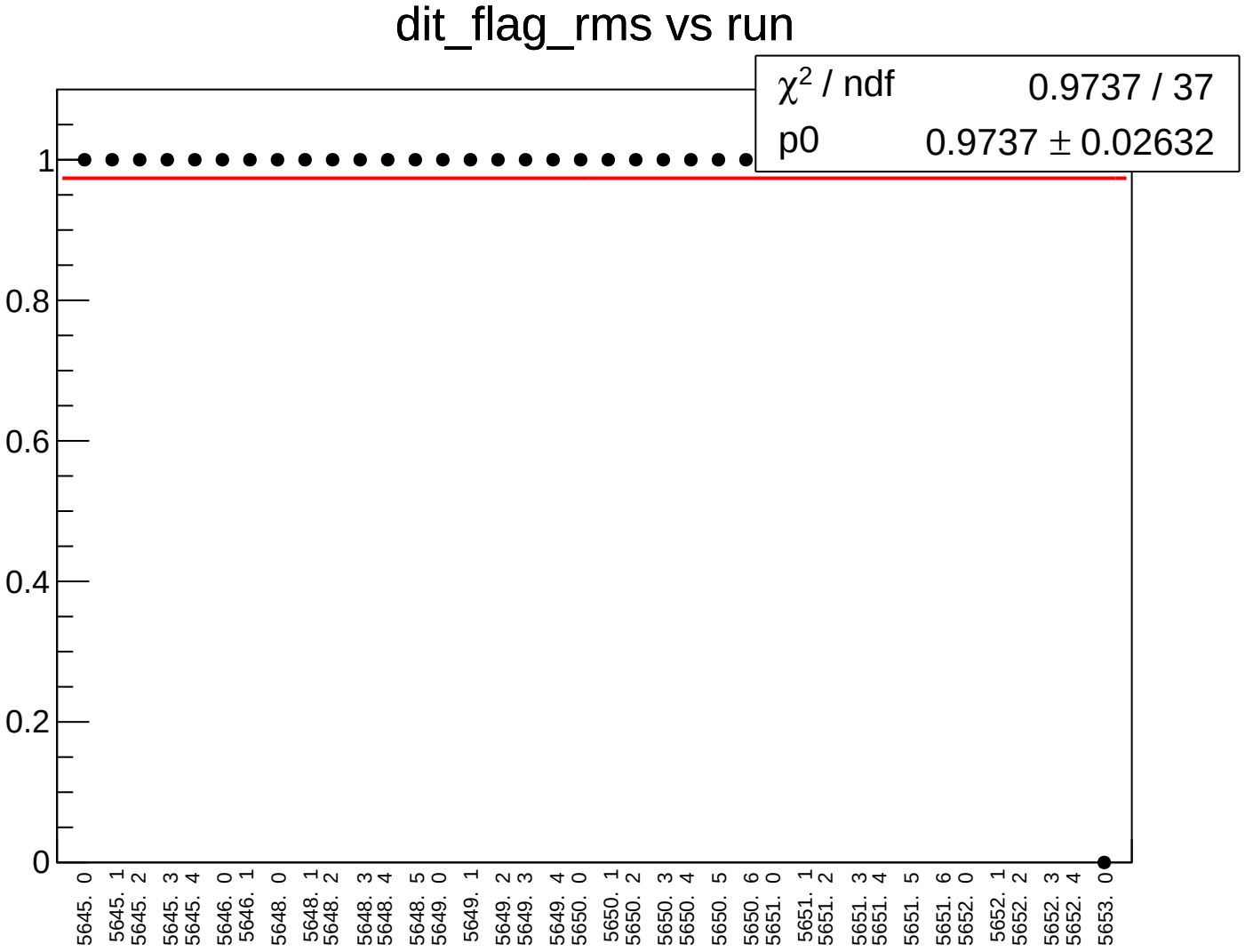
dit_flag_rms vs run
χ^2 / ndf 0.9737 / 37
p0 0.9737 ± 0.02632
1
0.8
0.6
0.4
0.2
0
5645. 0
5645. 1
5645. 2
5645. 3
5645. 4
5646. 0
5646. 1
5648. 0
5648. 1
5648. 2
5648. 3
5648. 4
5648. 5
5649. 0
5649. 1
5649. 2
5649. 3
5649. 4
5650. 0
5650. 1
5650. 2
5650. 3
5650. 4
5650. 5
5650. 6
5651. 0
5651. 1
5651. 2
5651. 3
5651. 4
5651. 5
5651. 6
5652. 0
5652. 1
5652. 2
5652. 3
5652. 4
5653. 0

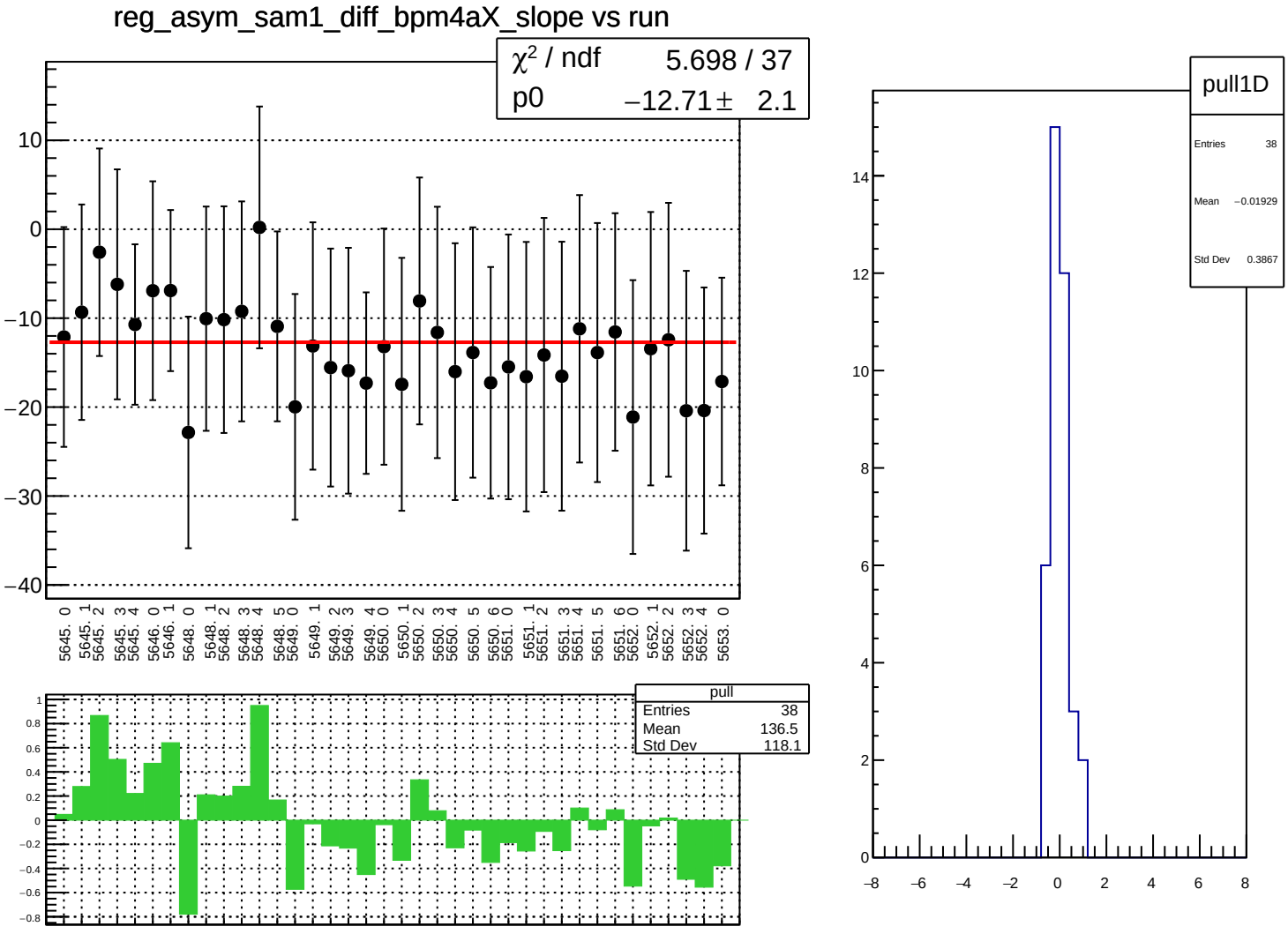
reg_asym_sam1_diff_bpm4aX_slope vs run
χ² / ndf 5.698 / 37
p0 −12.71 ± 2.1
pull
Entries 38
Mean 136.5
Std Dev 118.1
pull1D
Entries 38
Mean −0.01929
Std Dev 0.3867

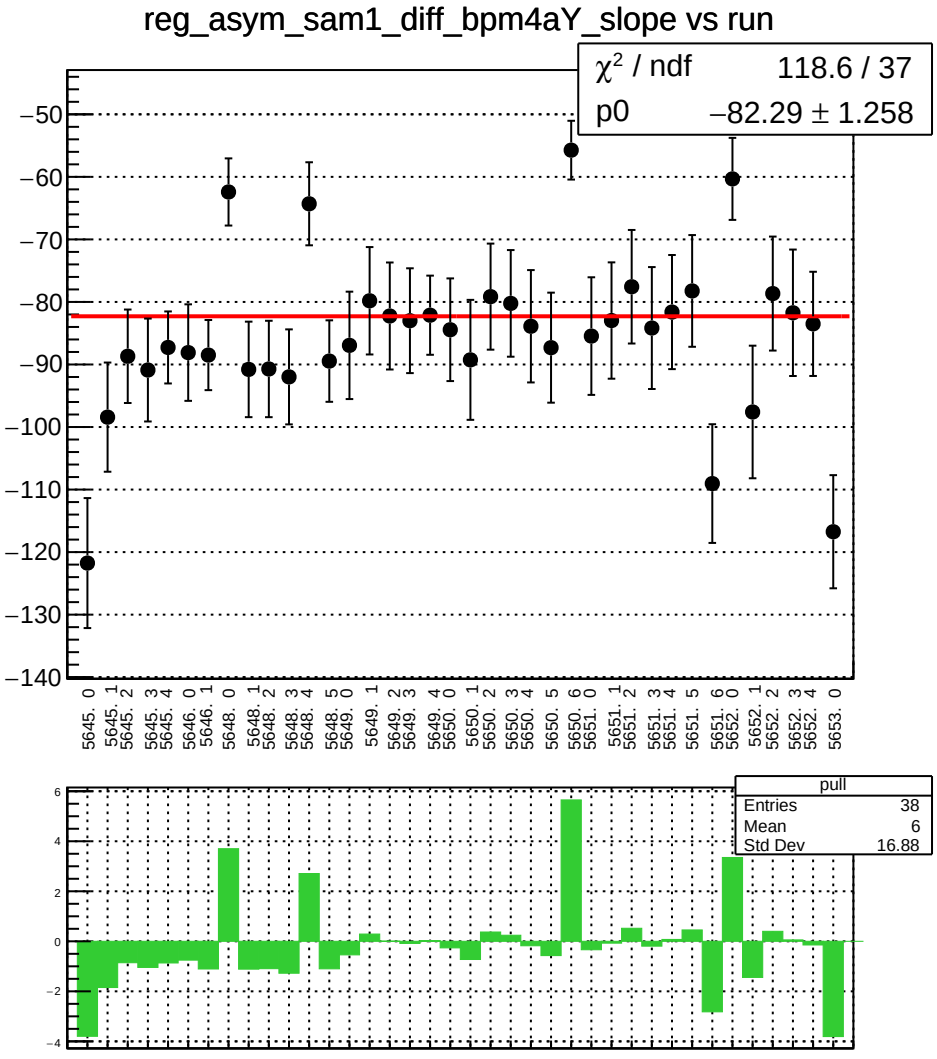
reg_asym_sam1_diff_bpm4aY_slope vs run
χ² / ndf 118.6 / 37
p0 −82.29 ± 1.258
pull
Entries 38
Mean 6
Std Dev 16.88

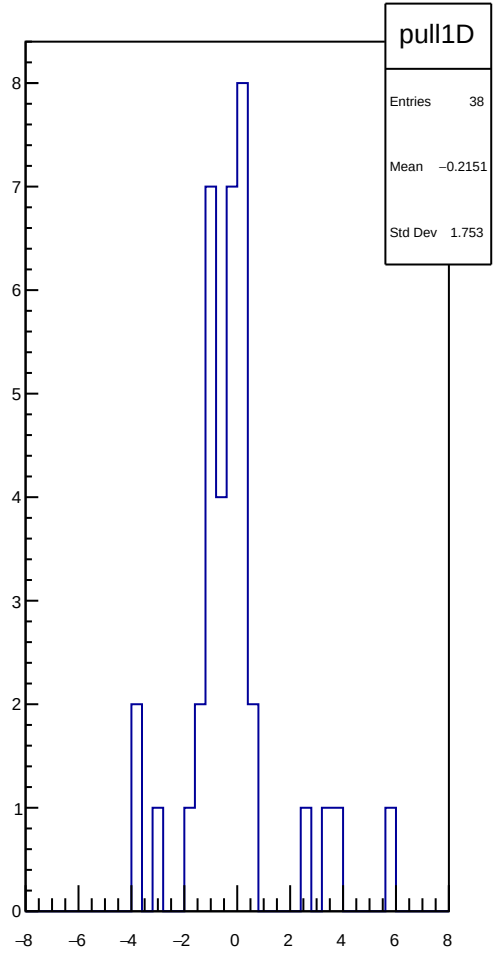
pull1D
Entries 38
Mean −0.2151
Std Dev 1.753

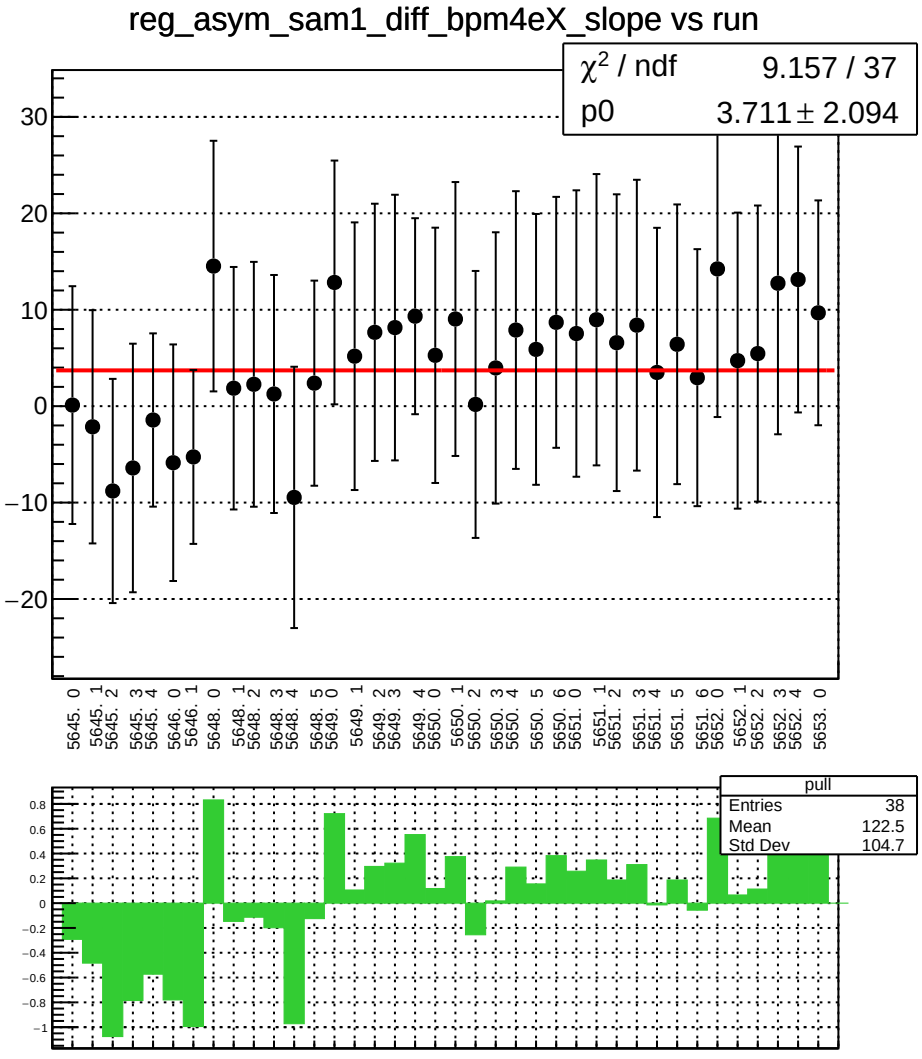
reg_asym_sam1_diff_bpm4eX_slope vs run
χ^2 / ndf 9.157 / 37
p0 3.711 ± 2.094
pull
Entries 38
Mean 122.5
Std Dev 104.7

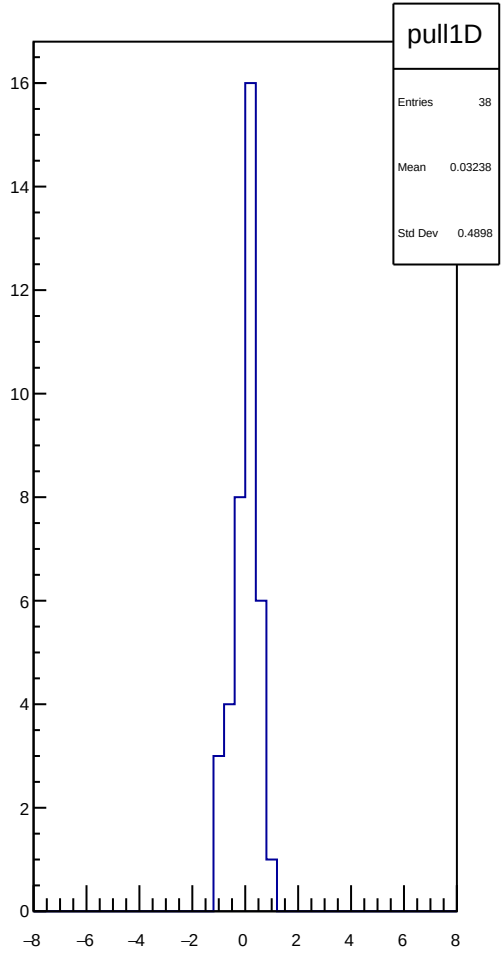
pull1D
Entries 38
Mean 0.03238
Std Dev 0.4898

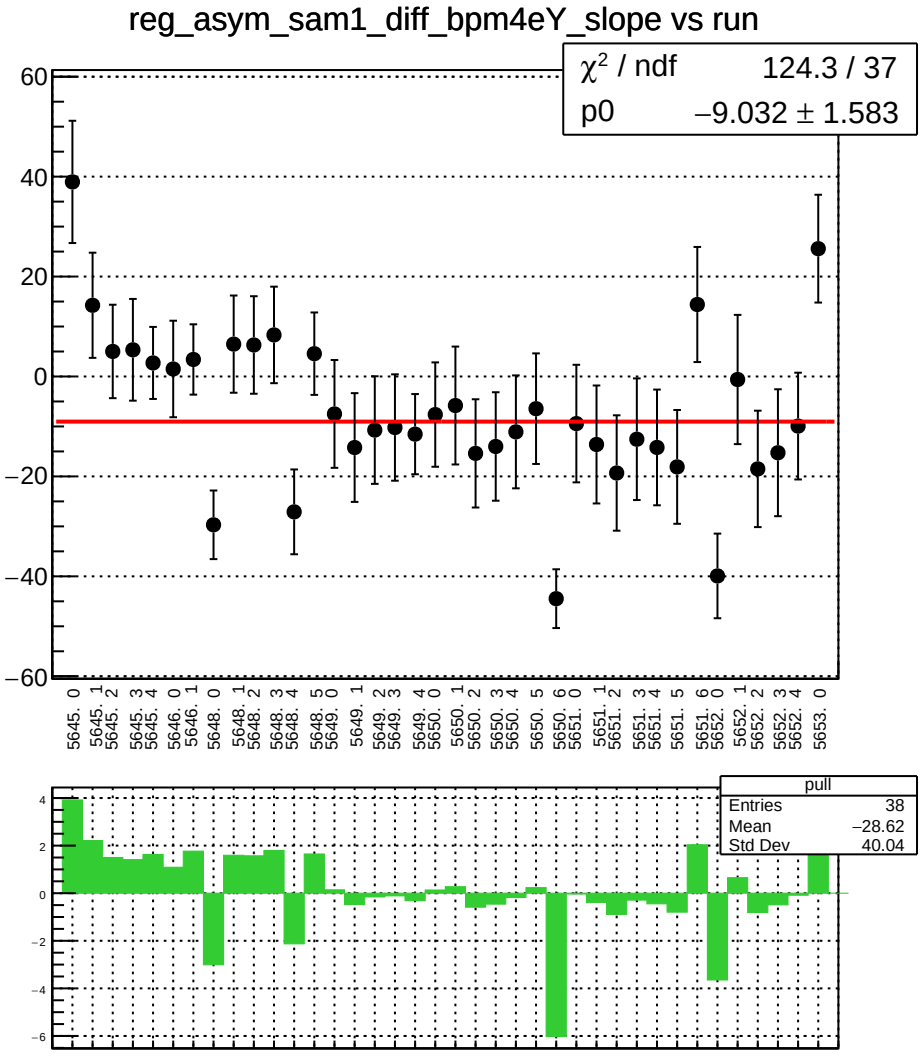
reg_asym_sam1_diff_bpm4eY_slope vs run
χ² / ndf 124.3 / 37
p0 −9.032 ± 1.583
pull
Entries 38
Mean −28.62
Std Dev 40.04

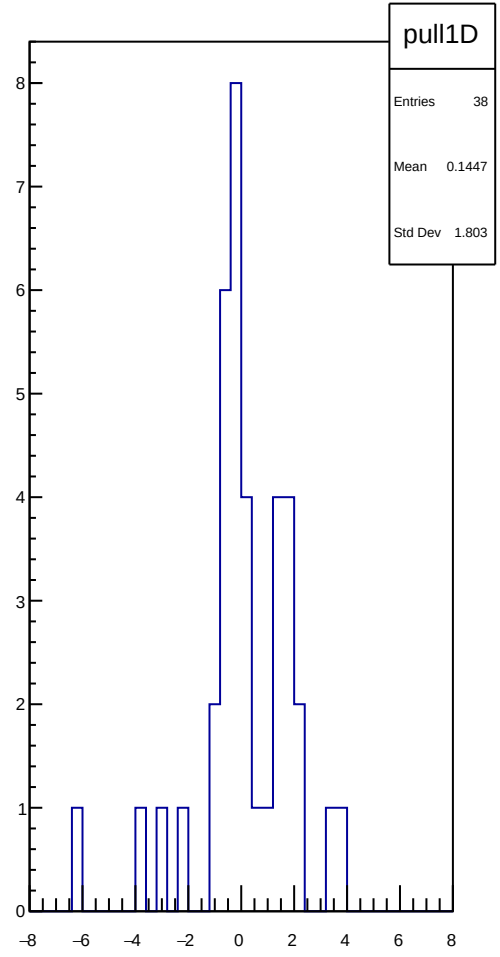
pull1D
Entries 38
Mean 0.1447
Std Dev 1.803

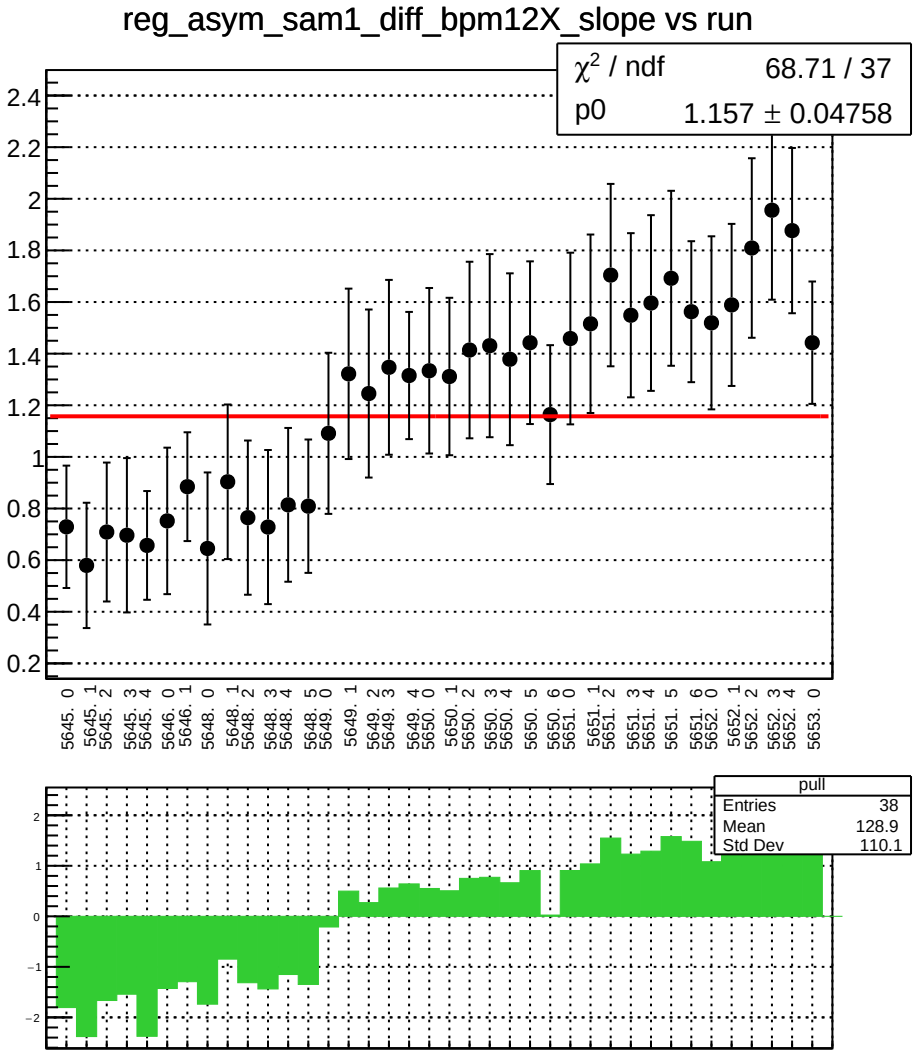
reg_asym_sam1_diff_bpm12X_slope vs run
χ² / ndf 68.71 / 37
p0 1.157 ± 0.04758
pull
Entries 38
Mean 128.9
Std Dev 110.1

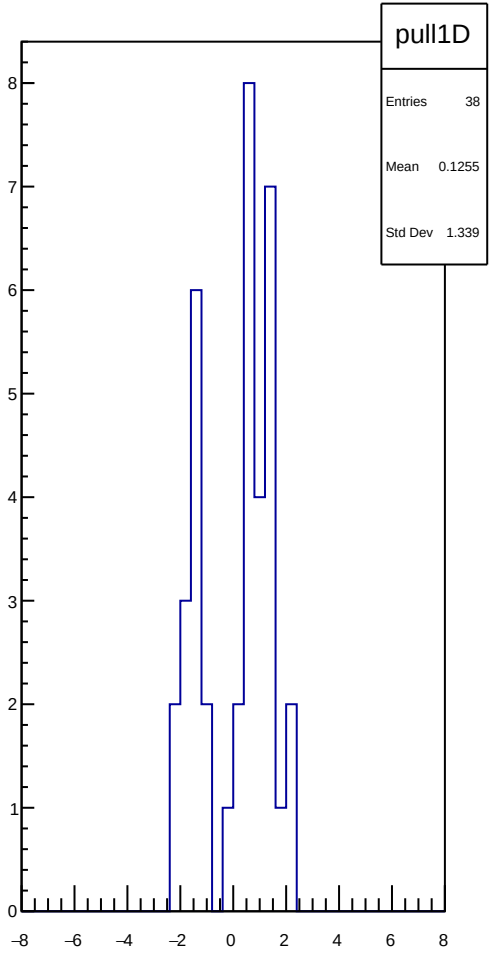
pull1D
Entries 38
Mean 0.1255
Std Dev 1.339

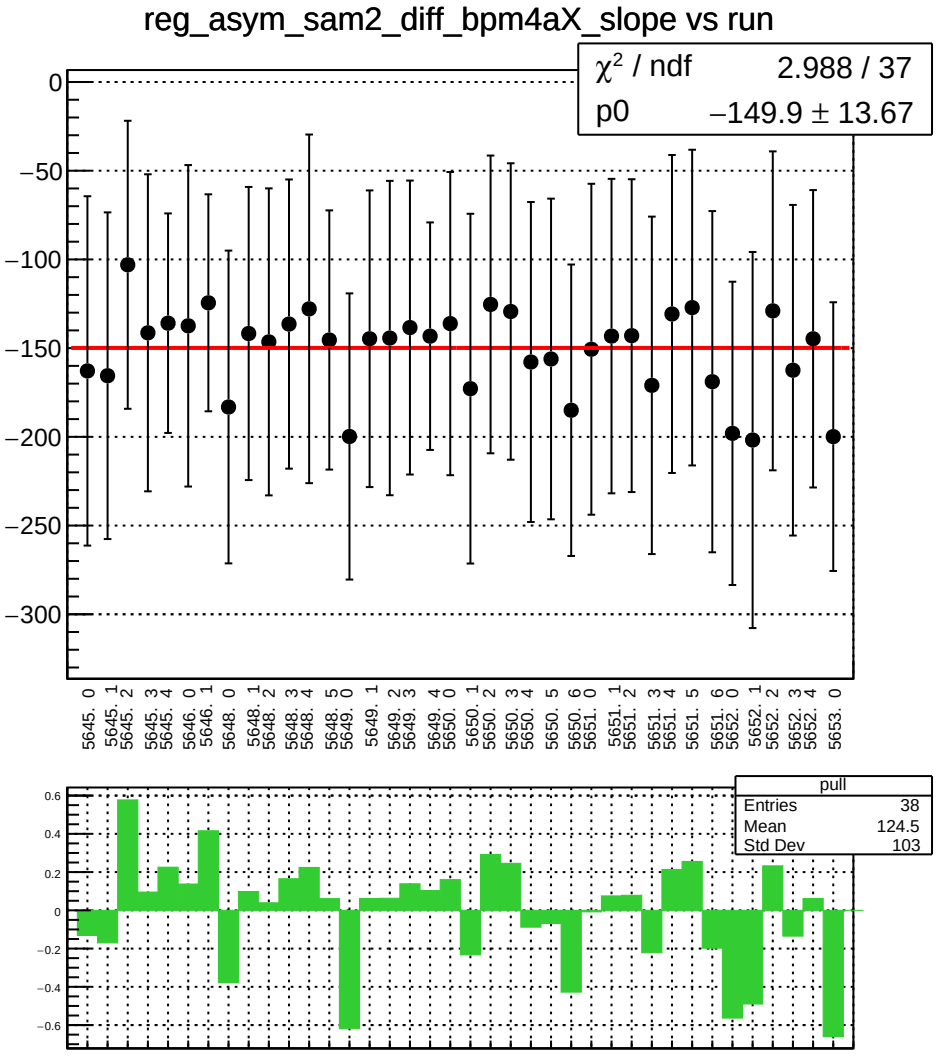
reg_asym_sam2_diff_bpm4aX_slope vs run
χ² / ndf 2.988 / 37
p0 −149.9 ± 13.67
0
−50
−100
−150
−200
−250
−300
5645. 0
5645. 1
5645. 2
5645. 3
5645. 4
5646. 0
5646. 1
5648. 0
5648. 1
5648. 2
5648. 3
5648. 4
5648. 5
5649. 0
5649. 1
5649. 2
5649. 3
5649. 4
5650. 0
5650. 1
5650. 2
5650. 3
5650. 4
5650. 5
5650. 6
5651. 0
5651. 1
5651. 2
5651. 3
5651. 4
5651. 5
5651. 6
5652. 0
5652. 1
5652. 2
5652. 3
5652. 4
5653. 0
pull
Entries 38
Mean 124.5
Std Dev 103
0.6
0.4
0.2
0
−0.2
−0.4
−0.6

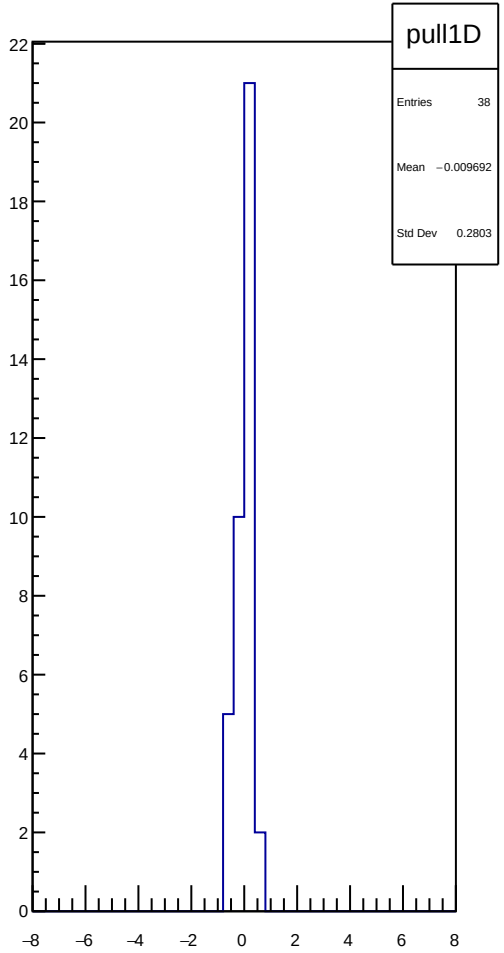
pull1D
Entries 38
Mean −0.009692
Std Dev 0.2803
22
20
18
16
14
12
10
8
6
4
2
0
−8
−6
−4
−2
0
2
4
6
8

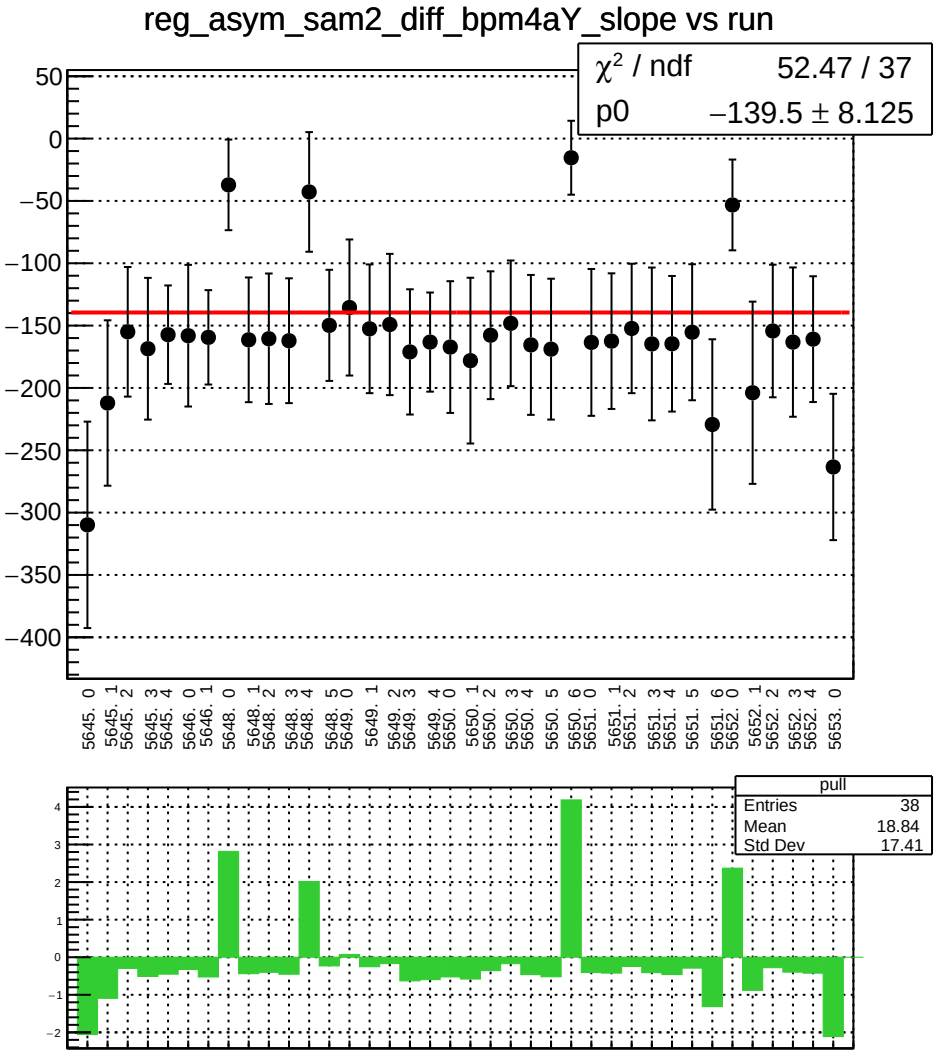
reg_asym_sam2_diff_bpm4aY_slope vs run
χ² / ndf 52.47 / 37
p0 −139.5 ± 8.125
50
0
−50
−100
−150
−200
−250
−300
−350
−400
5645. 0
5645. 1
5645. 2
5645. 3
5645. 4
5646. 0
5646. 1
5648. 0
5648. 1
5648. 2
5648. 3
5648. 4
5648. 5
5649. 0
5649. 1
5649. 2
5649. 3
5649. 4
5650. 0
5650. 1
5650. 2
5650. 3
5650. 4
5650. 5
5650. 6
5651. 0
5651. 1
5651. 2
5651. 3
5651. 4
5651. 5
5651. 6
5652. 0
5652. 1
5652. 2
5652. 3
5652. 4
5653. 0
pull
Entries 38
Mean 18.84
Std Dev 17.41
4
3
2
1
0
−1
−2

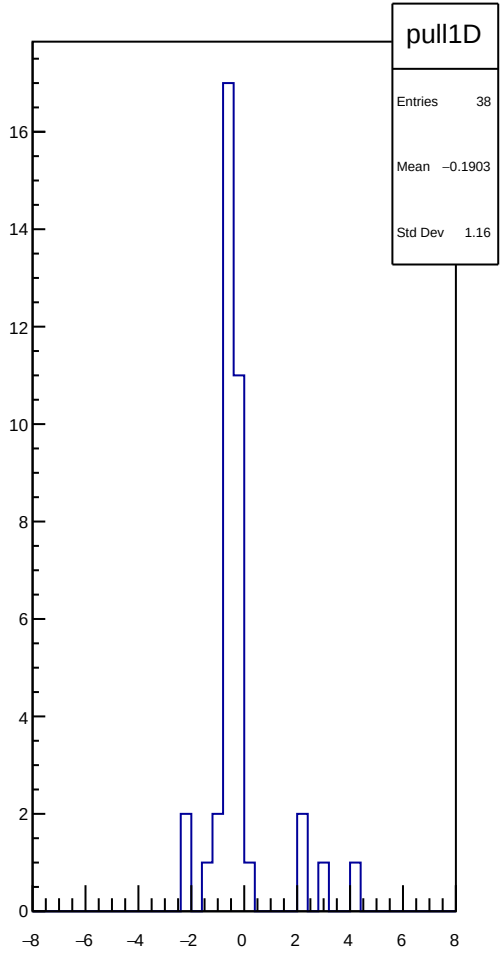
pull1D
Entries 38
Mean −0.1903
Std Dev 1.16
16
14
12
10
8
6
4
2
0
−8
−6
−4
−2
0
2
4
6
8

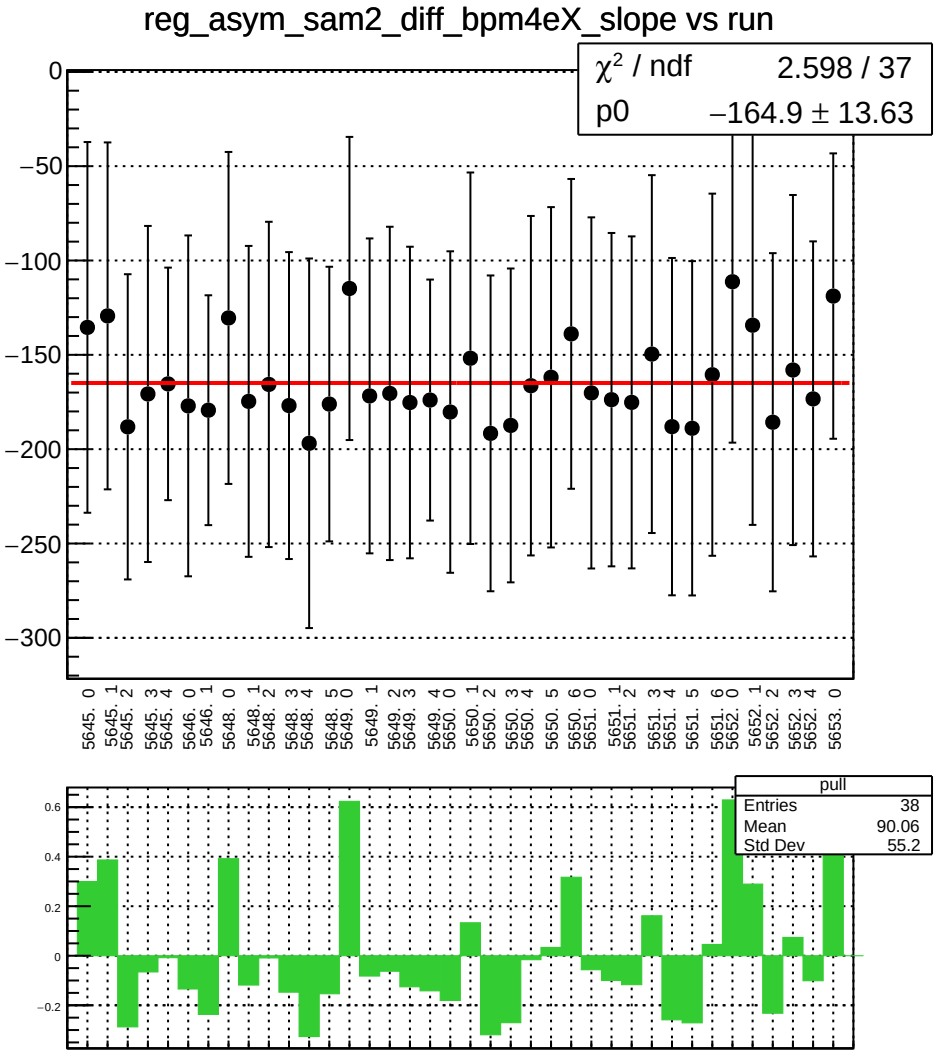
reg_asym_sam2_diff_bpm4eX_slope vs run
χ^2 / ndf 2.598 / 37
p0 −164.9 ± 13.63
0
−50
−100
−150
−200
−250
−300
5645. 0
5645. 1
5645. 2
5645. 3
5645. 4
5646. 0
5646. 1
5648. 0
5648. 1
5648. 2
5648. 3
5648. 4
5648. 5
5649. 0
5649. 1
5649. 2
5649. 3
5649. 4
5650. 0
5650. 1
5650. 2
5650. 3
5650. 4
5650. 5
5650. 6
5651. 0
5651. 1
5651. 2
5651. 3
5651. 4
5651. 5
5651. 6
5652. 0
5652. 1
5652. 2
5652. 3
5652. 4
5653. 0
pull
Entries 38
Mean 90.06
Std Dev 55.2
0.6
0.4
0.2
0
−0.2

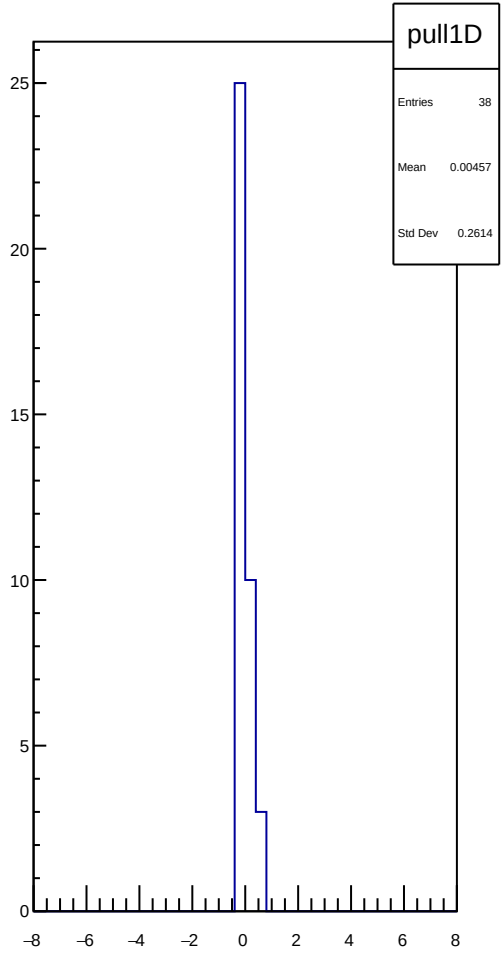
pull1D
Entries 38
Mean 0.00457
Std Dev 0.2614
25
20
15
10
5
0
−8
−6
−4
−2
0
2
4
6
8

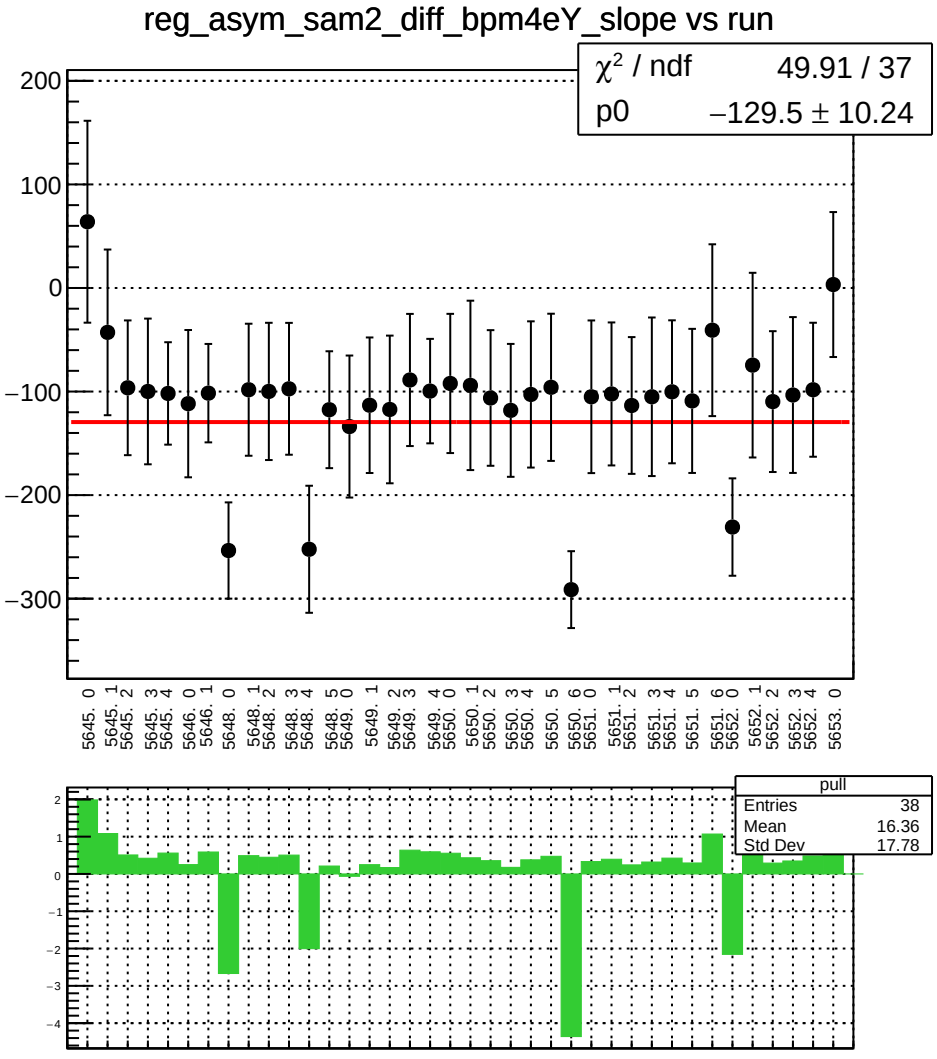
reg_asym_sam2_diff_bpm4eY_slope vs run
χ² / ndf 49.91 / 37
p0 −129.5 ± 10.24
200
100
0
−100
−200
−300
5645. 0
5645. 1
5645. 2
5645. 3
5645. 4
5646. 0
5646. 1
5648. 0
5648. 1
5648. 2
5648. 3
5648. 4
5648. 5
5649. 0
5649. 1
5649. 2
5649. 3
5649. 4
5650. 0
5650. 1
5650. 2
5650. 3
5650. 4
5650. 5
5650. 6
5651. 0
5651. 1
5651. 2
5651. 3
5651. 4
5651. 5
5651. 6
5652. 0
5652. 1
5652. 2
5652. 3
5652. 4
5653. 0
pull
Entries 38
Mean 16.36
Std Dev 17.78

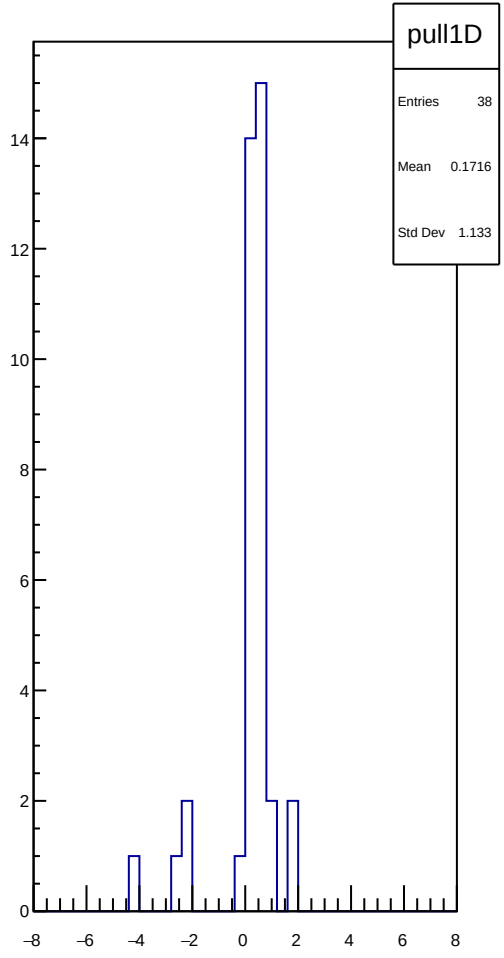
pull1D
Entries 38
Mean 0.1716
Std Dev 1.133
14
12
10
8
6
4
2
0
−8
−6
−4
−2
0
2
4
6
8

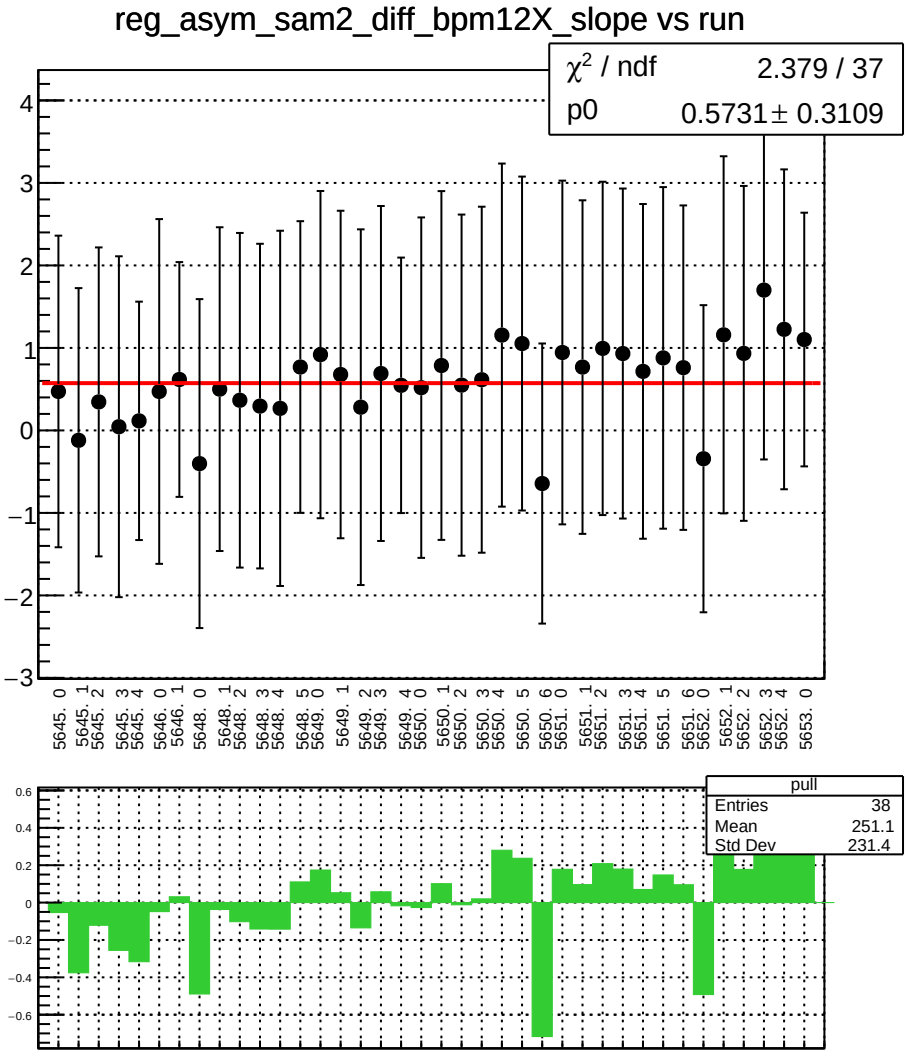
reg_asym_sam2_diff_bpm12X_slope vs run
χ^2 / ndf 2.379 / 37
p0 0.5731 ± 0.3109
pull
Entries 38
Mean 251.1
Std Dev 231.4

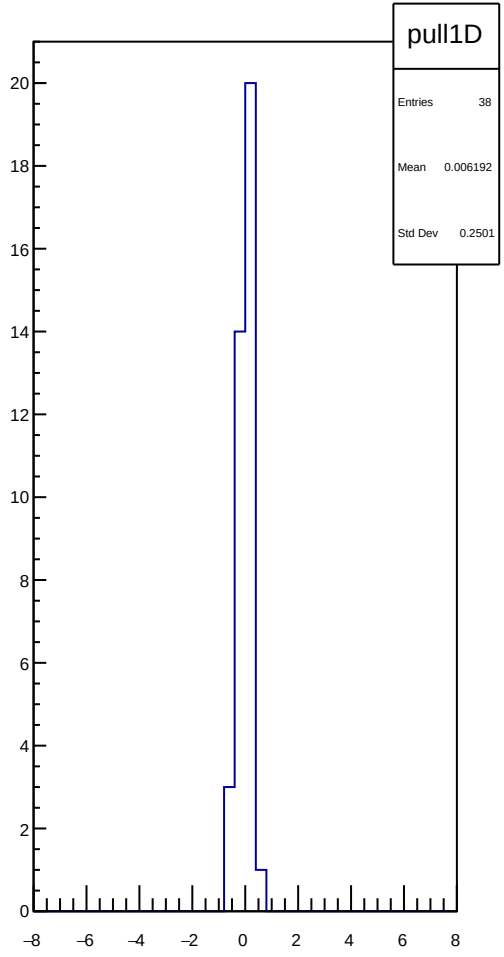
pull1D
Entries 38
Mean 0.006192
Std Dev 0.2501

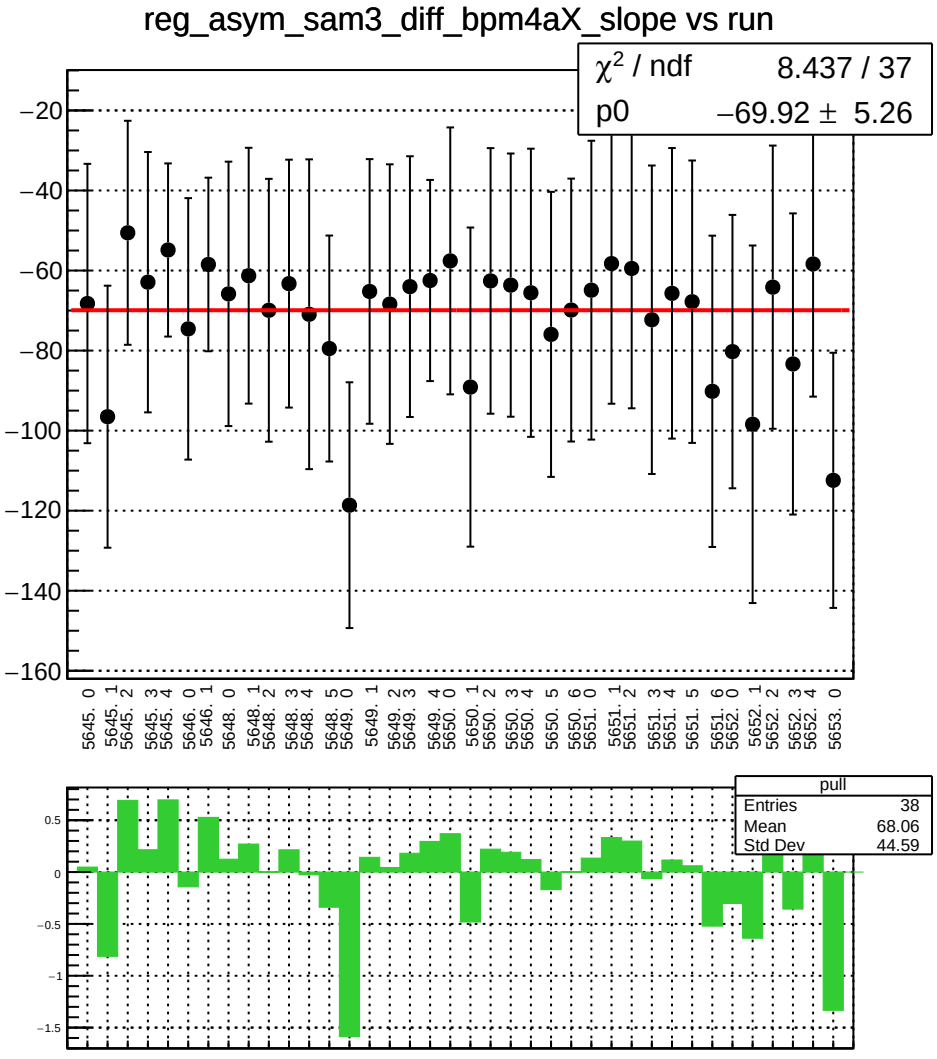
reg_asym_sam3_diff_bpm4aX_slope vs run
χ2 / ndf 8.437 / 37
p0 −69.92 ± 5.26
pull
Entries 38
Mean 68.06
Std Dev 44.59

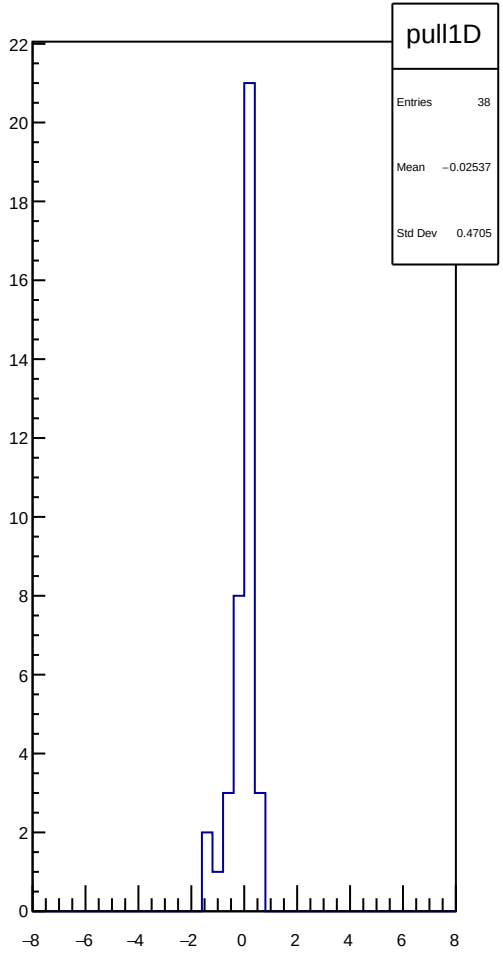
pull1D
Entries 38
Mean −0.02537
Std Dev 0.4705

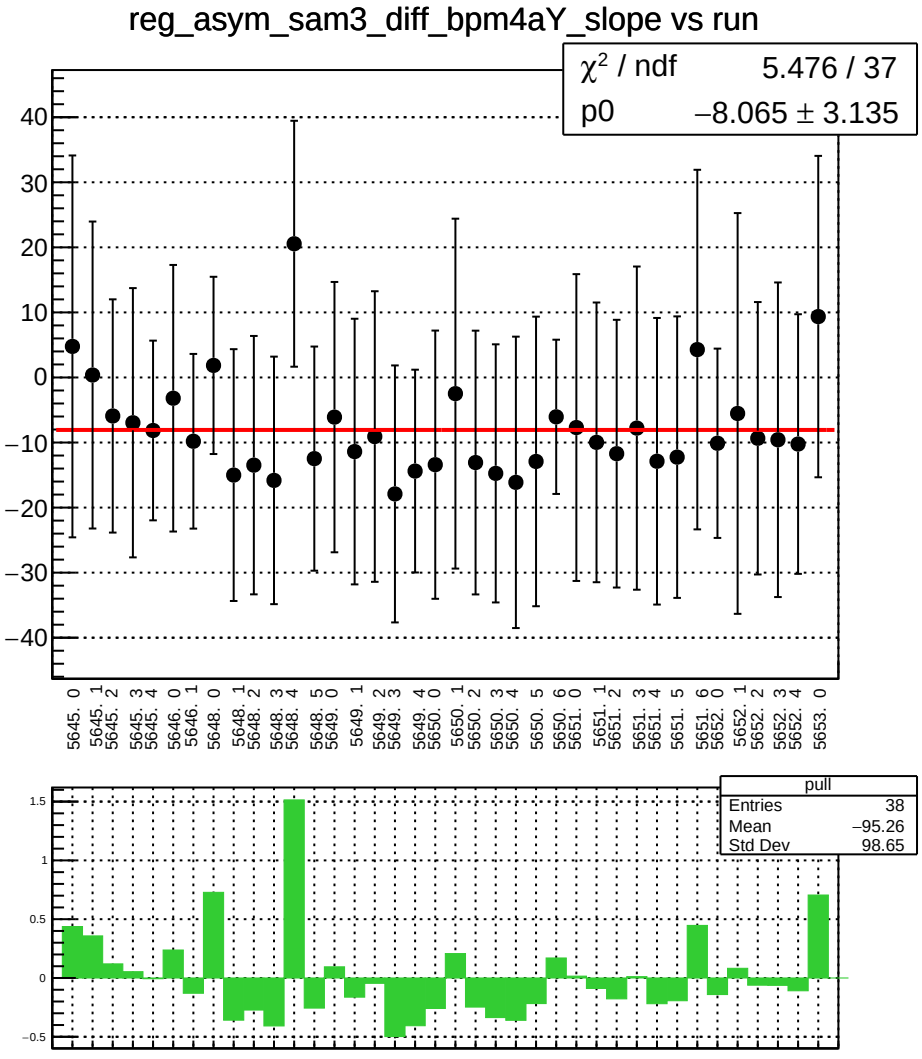
reg_asym_sam3_diff_bpm4aY_slope vs run
χ² / ndf 5.476 / 37
p0 −8.065 ± 3.135
pull
Entries 38
Mean −95.26
Std Dev 98.65

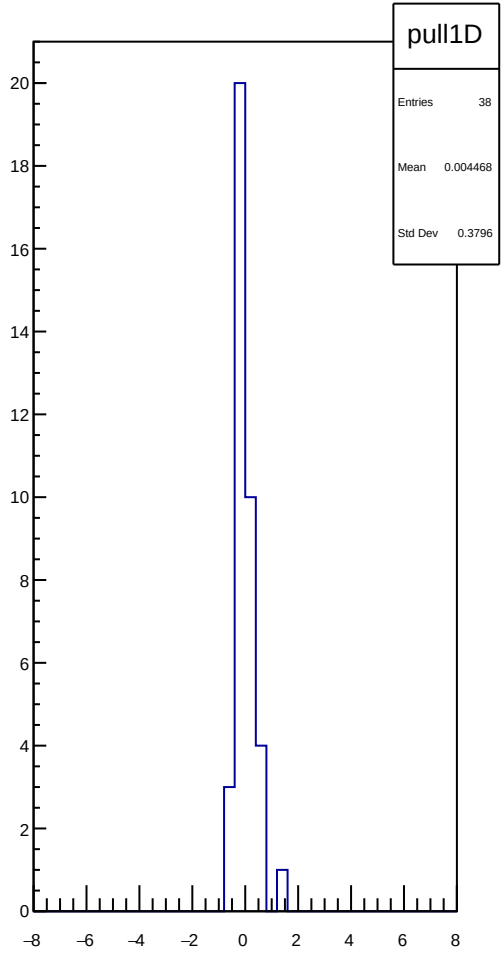
pull1D
Entries 38
Mean 0.004468
Std Dev 0.3796

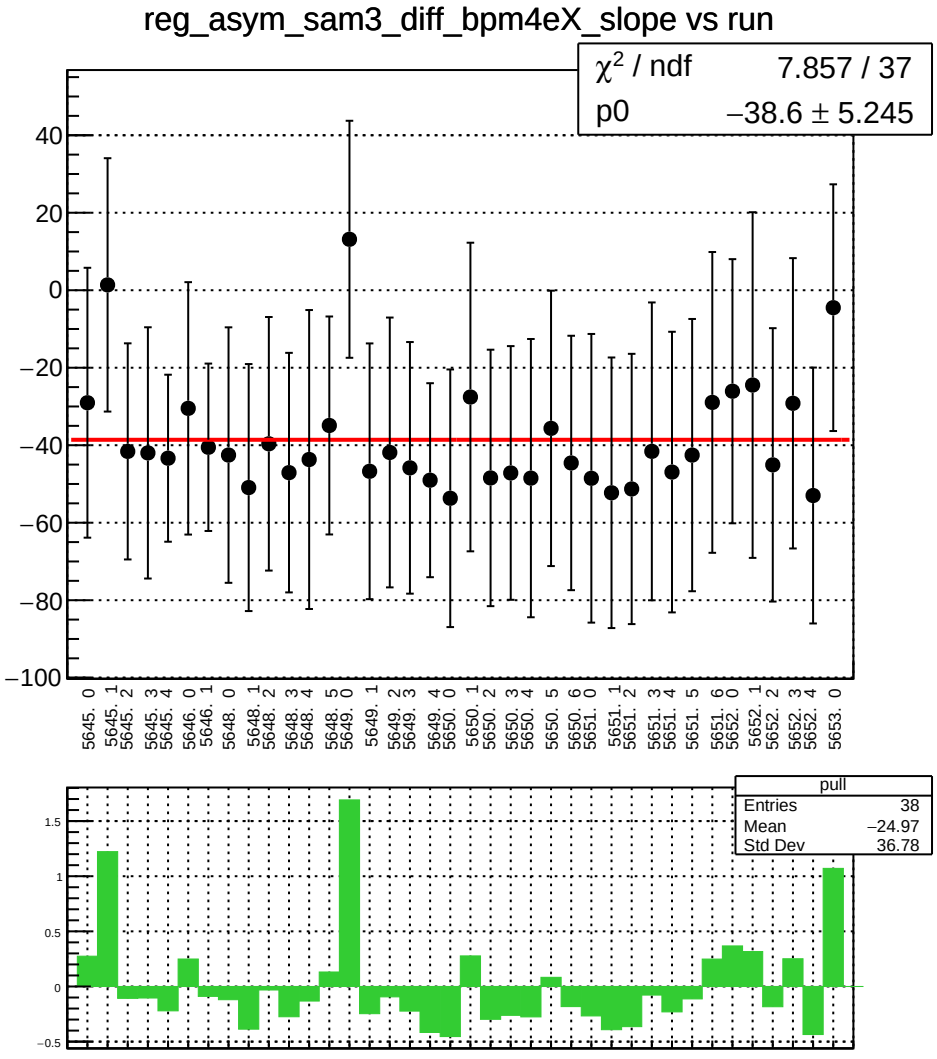
reg_asym_sam3_diff_bpm4eX_slope vs run
χ² / ndf 7.857 / 37
p0 −38.6 ± 5.245
40
20
0
−20
−40
−60
−80
−100
5645. 0
5645. 1
5645. 2
5645. 3
5645. 4
5646. 0
5646. 1
5648. 0
5648. 1
5648. 2
5648. 3
5648. 4
5648. 5
5649. 0
5649. 1
5649. 2
5649. 3
5649. 4
5650. 0
5650. 1
5650. 2
5650. 3
5650. 4
5650. 5
5650. 6
5651. 0
5651. 1
5651. 2
5651. 3
5651. 4
5651. 5
5651. 6
5652. 0
5652. 1
5652. 2
5652. 3
5652. 4
5653. 0
pull
Entries 38
Mean −24.97
Std Dev 36.78
1.5
1
0.5
0
−0.5

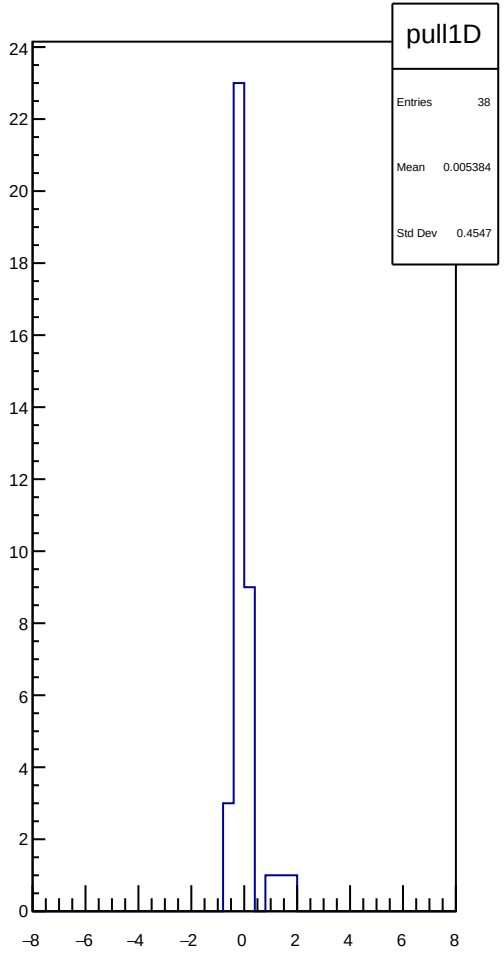
pull1D
Entries 38
Mean 0.005384
Std Dev 0.4547
24
22
20
18
16
14
12
10
8
6
4
2
0
−8
−6
−4
−2
0
2
4
6
8

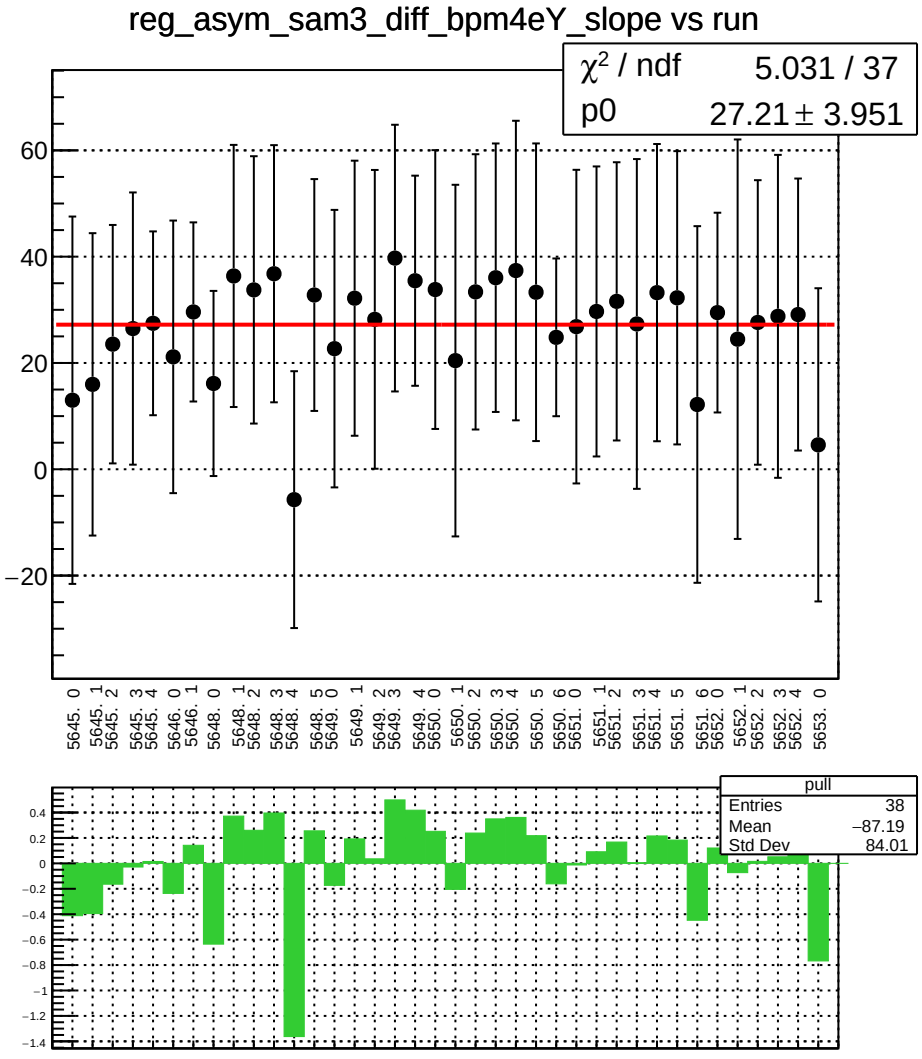
reg_asym_sam3_diff_bpm4eY_slope vs run
χ² / ndf 5.031 / 37
p0 27.21 ± 3.951
pull
Entries 38
Mean −87.19
Std Dev 84.01

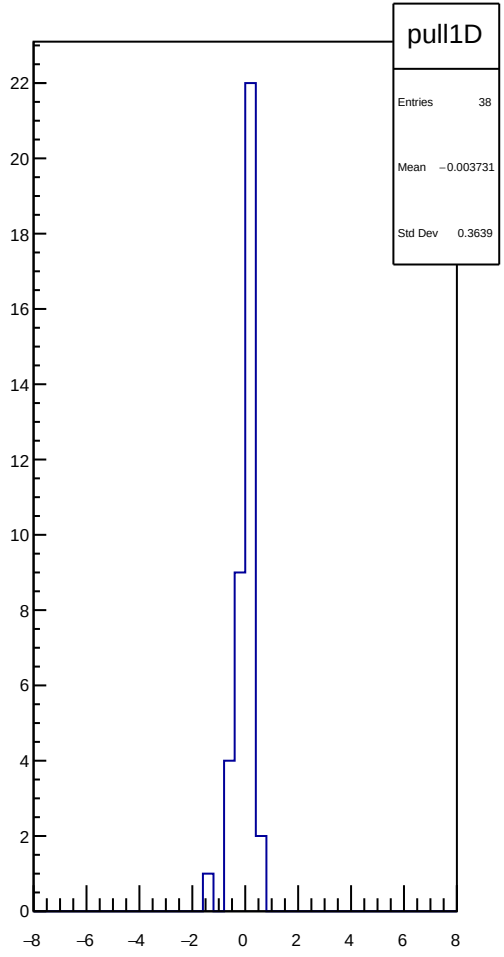
pull1D
Entries 38
Mean −0.003731
Std Dev 0.3639

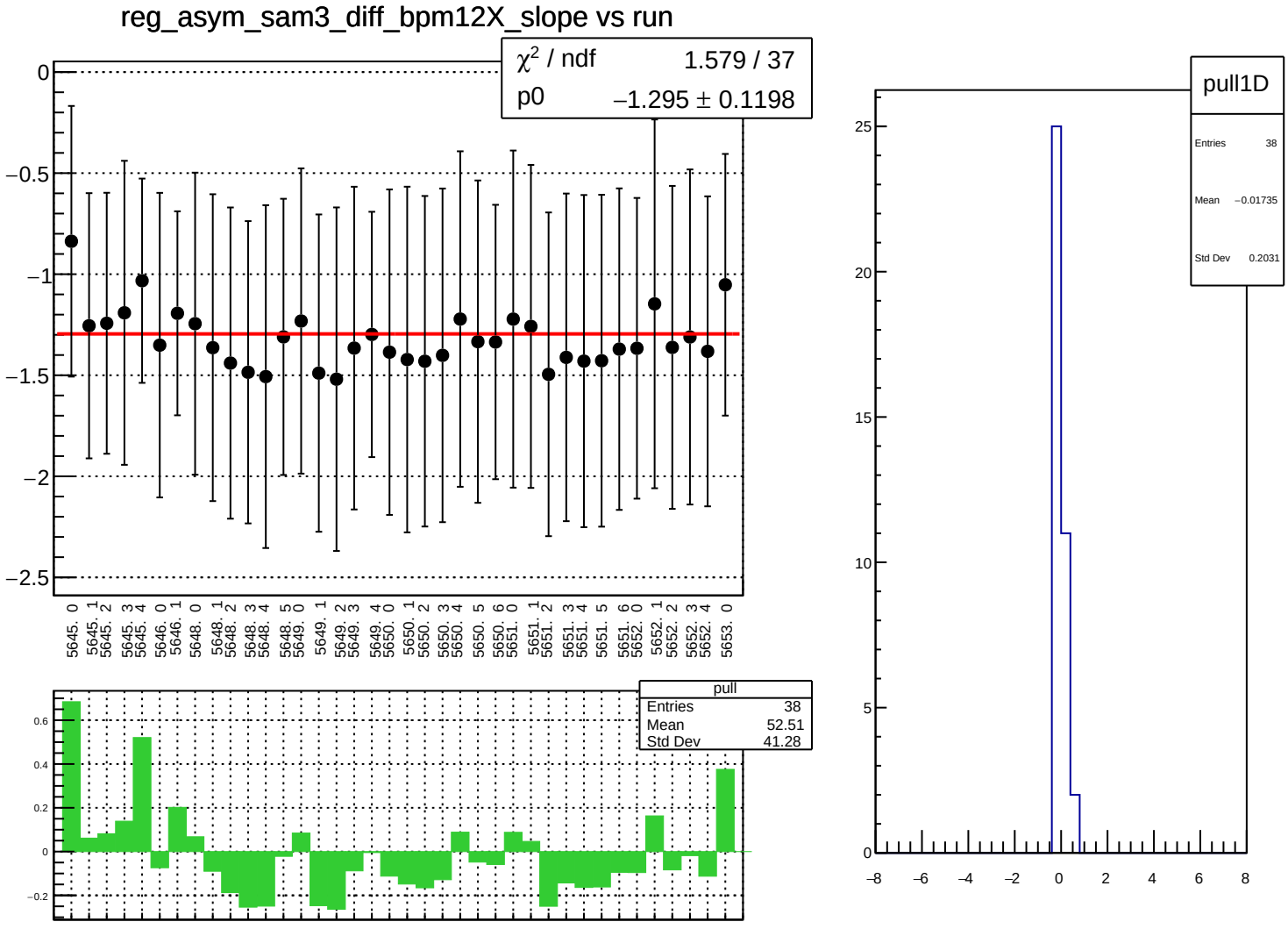
reg_asym_sam3_diff_bpm12X_slope vs run
χ² / ndf 1.579 / 37
p0 −1.295 ± 0.1198
pull
Entries 38
Mean 52.51
Std Dev 41.28
pull1D
Entries 38
Mean −0.01735
Std Dev 0.2031

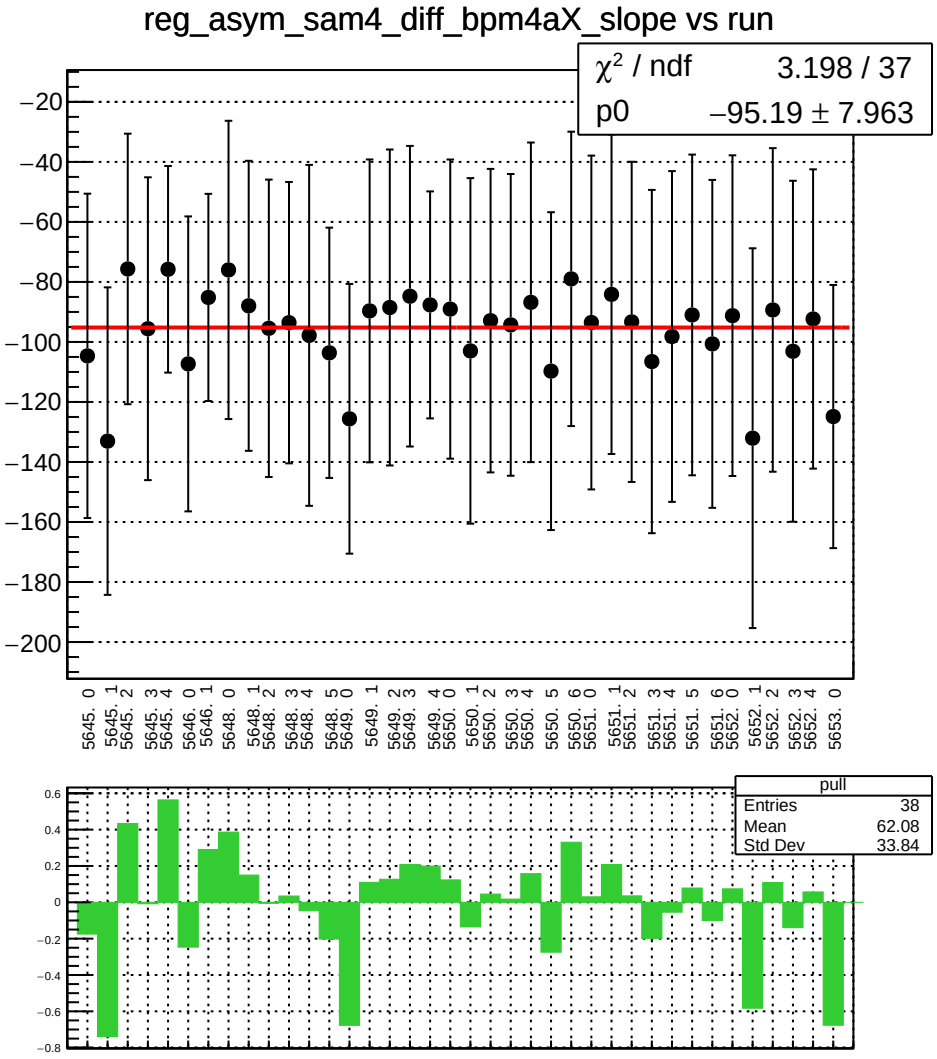
reg_asym_sam4_diff_bpm4aX_slope vs run
χ² / ndf 3.198 / 37
p0 −95.19 ± 7.963
pull
Entries 38
Mean 62.08
Std Dev 33.84

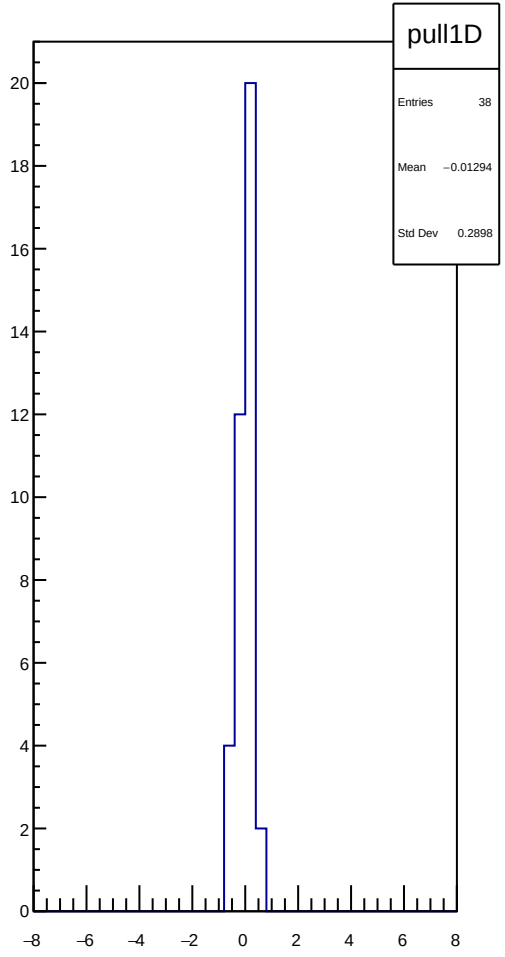
pull1D
Entries 38
Mean −0.01294
Std Dev 0.2898

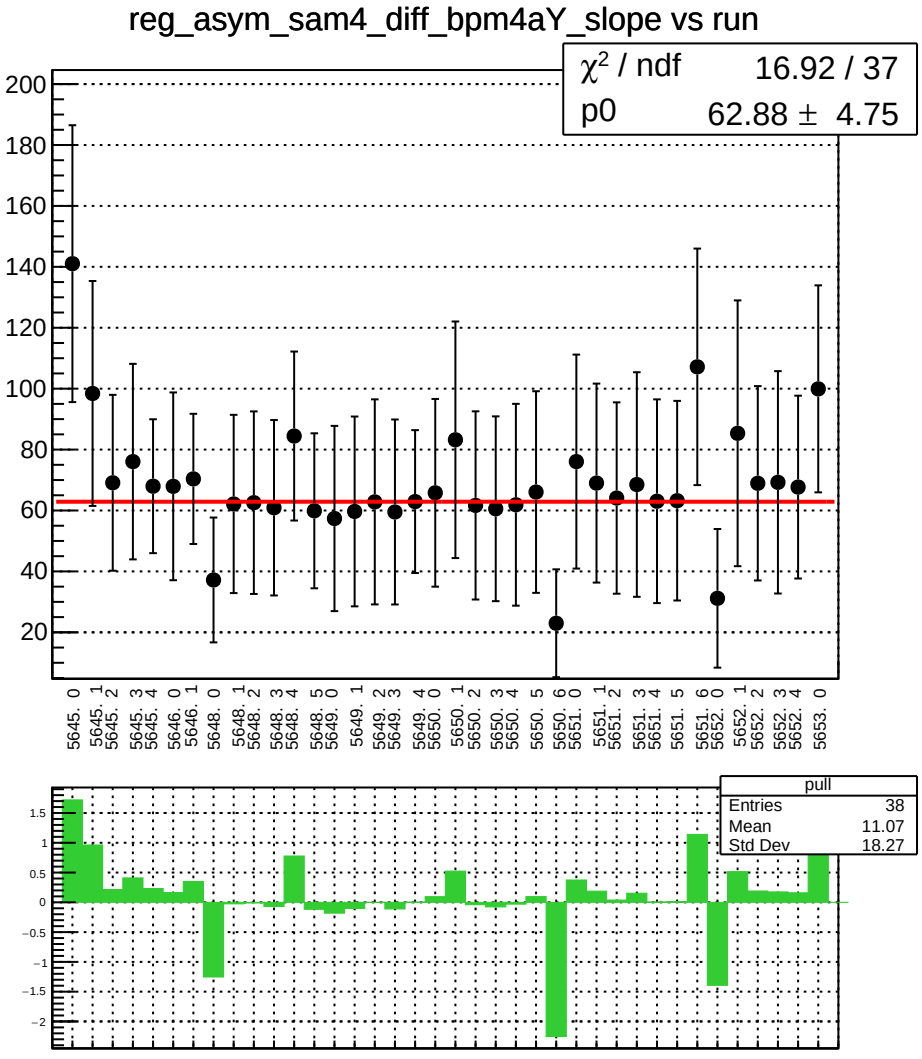
reg_asym_sam4_diff_bpm4aY_slope vs run
χ² / ndf 16.92 / 37
p0 62.88 ± 4.75
pull
Entries 38
Mean 11.07
Std Dev 18.27

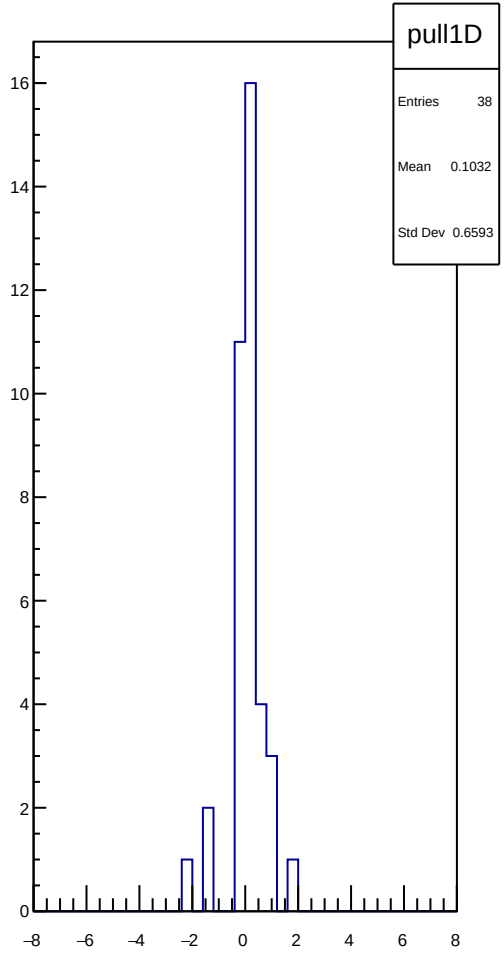
pull1D
Entries 38
Mean 0.1032
Std Dev 0.6593

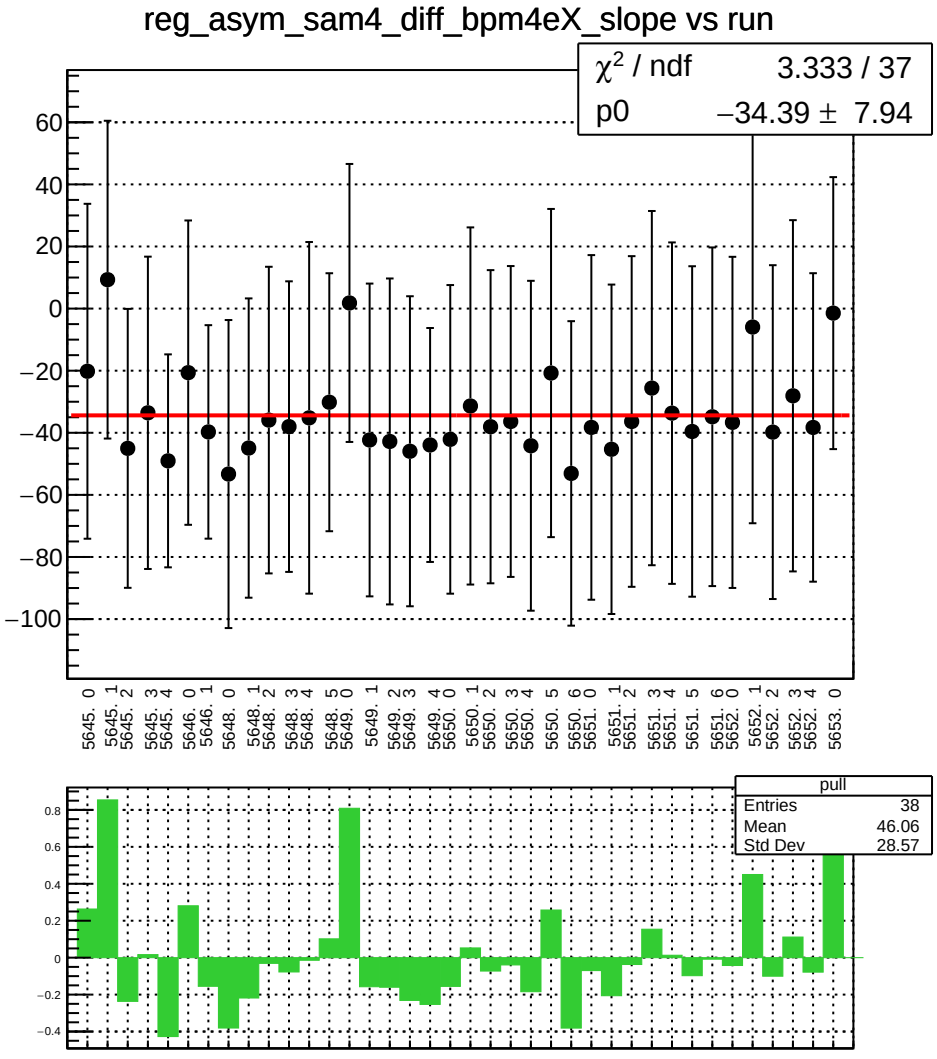
reg_asym_sam4_diff_bpm4eX_slope vs run
χ^2 / ndf 3.333 / 37
p0 −34.39 ± 7.94
pull
Entries 38
Mean 46.06
Std Dev 28.57

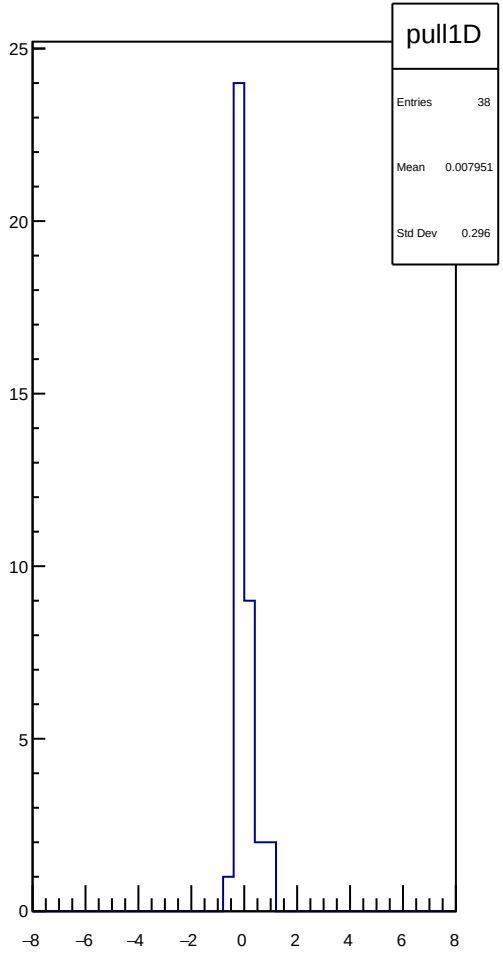
pull1D
Entries 38
Mean 0.007951
Std Dev 0.296

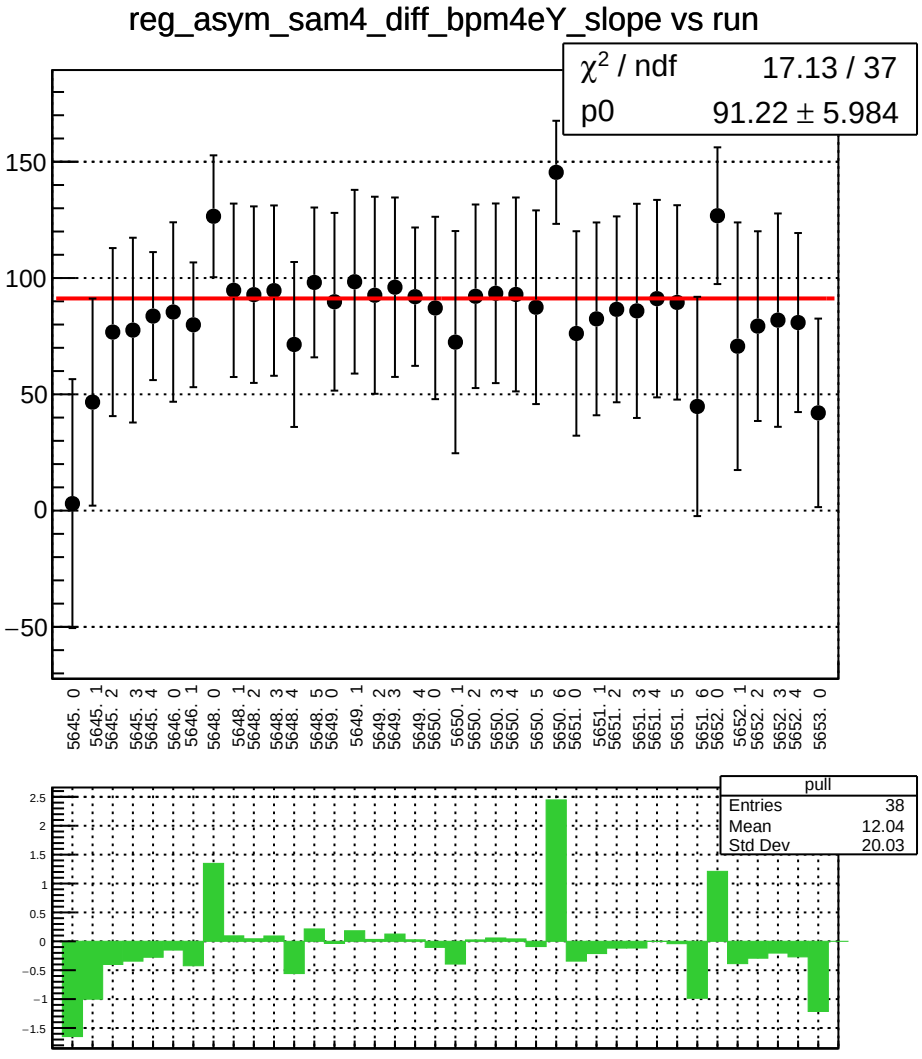
reg_asym_sam4_diff_bpm4eY_slope vs run
χ2 / ndf 17.13 / 37
p0 91.22 ± 5.984
150
100
50
0
−50
5645. 0
5645. 1
5645. 2
5645. 3
5645. 4
5646. 0
5646. 1
5648. 0
5648. 1
5648. 2
5648. 3
5648. 4
5648. 5
5649. 0
5649. 1
5649. 2
5649. 3
5649. 4
5650. 0
5650. 1
5650. 2
5650. 3
5650. 4
5650. 5
5650. 6
5651. 0
5651. 1
5651. 2
5651. 3
5651. 4
5651. 5
5651. 6
5652. 0
5652. 1
5652. 2
5652. 3
5652. 4
5653. 0
pull
Entries 38
Mean 12.04
Std Dev 20.03
2.5
2
1.5
1
0.5
0
−0.5
−1
−1.5

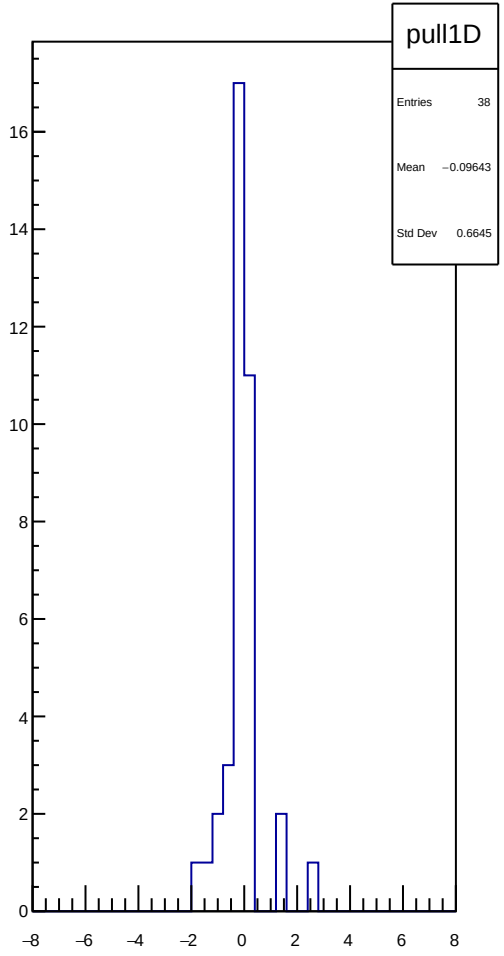
pull1D
Entries 38
Mean −0.09643
Std Dev 0.6645
16
14
12
10
8
6
4
2
0
−8
−6
−4
−2
0
2
4
6
8

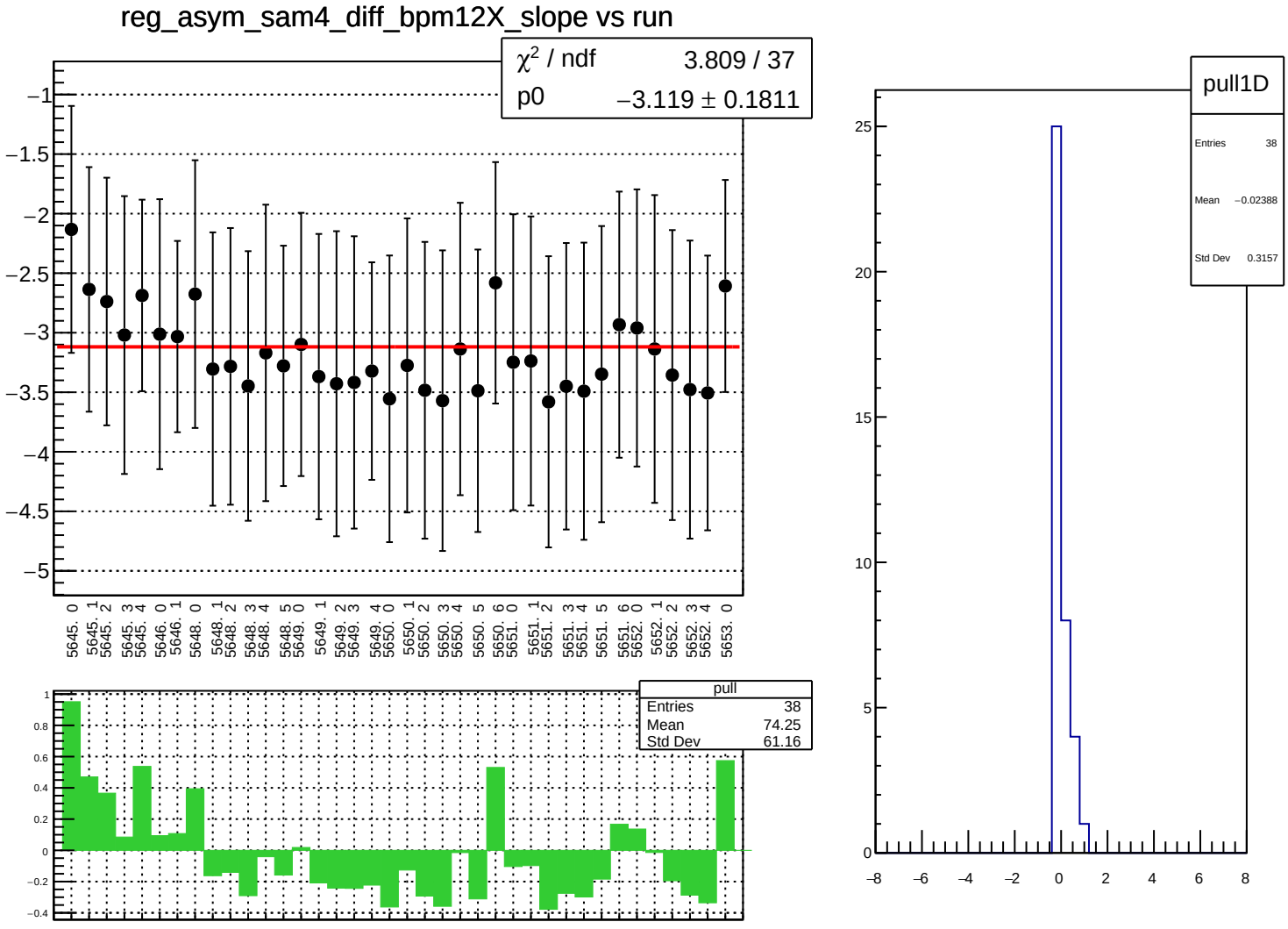
reg_asym_sam4_diff_bpm12X_slope vs run
χ² / ndf 3.809 / 37
p0 −3.119 ± 0.1811
pull
Entries 38
Mean 74.25
Std Dev 61.16
pull1D
Entries 38
Mean −0.02388
Std Dev 0.3157

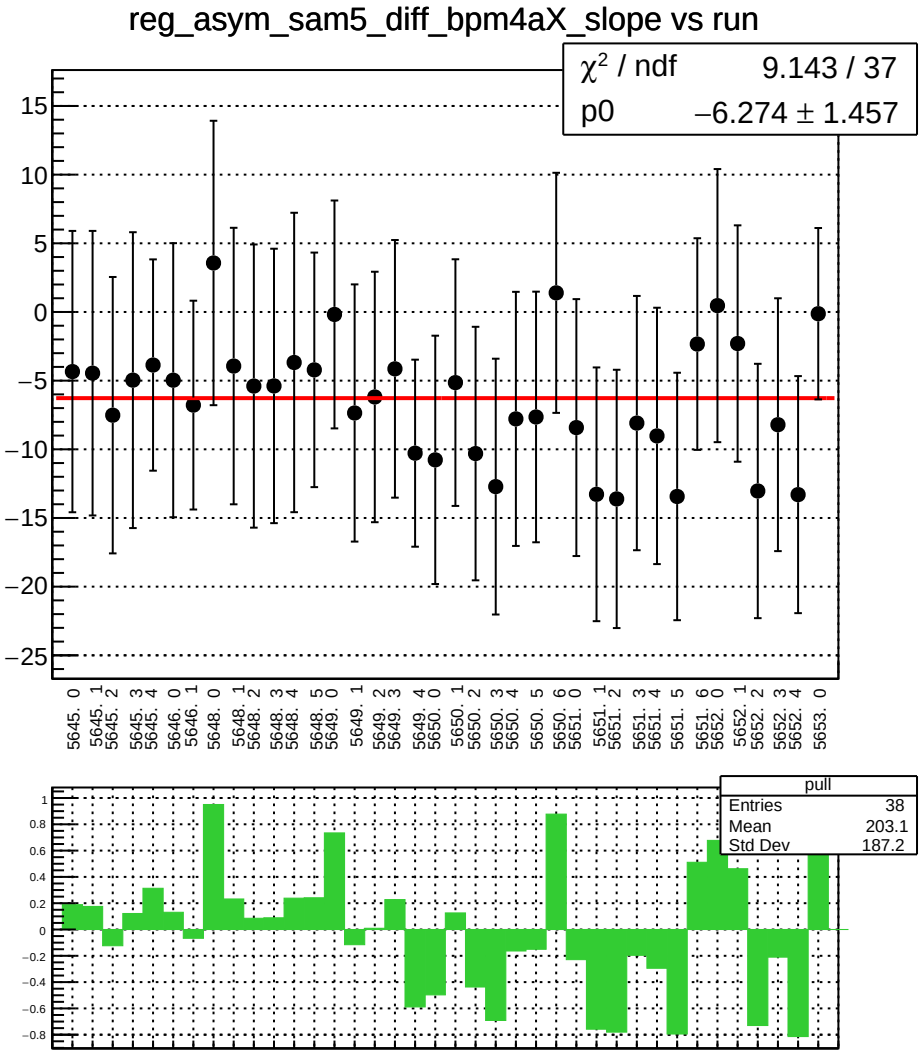
reg_asym_sam5_diff_bpm4aX_slope vs run
χ² / ndf 9.143 / 37
p0 −6.274 ± 1.457
pull
Entries 38
Mean 203.1
Std Dev 187.2

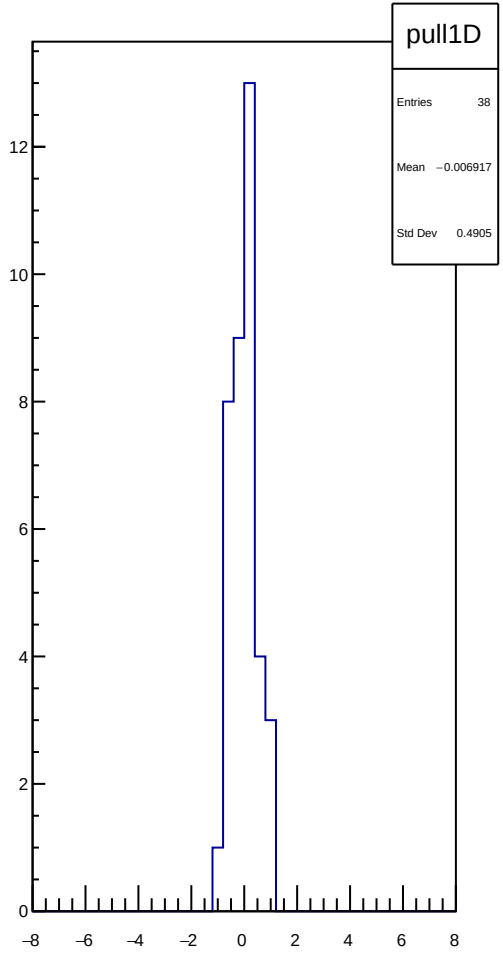
pull1D
Entries 38
Mean −0.006917
Std Dev 0.4905

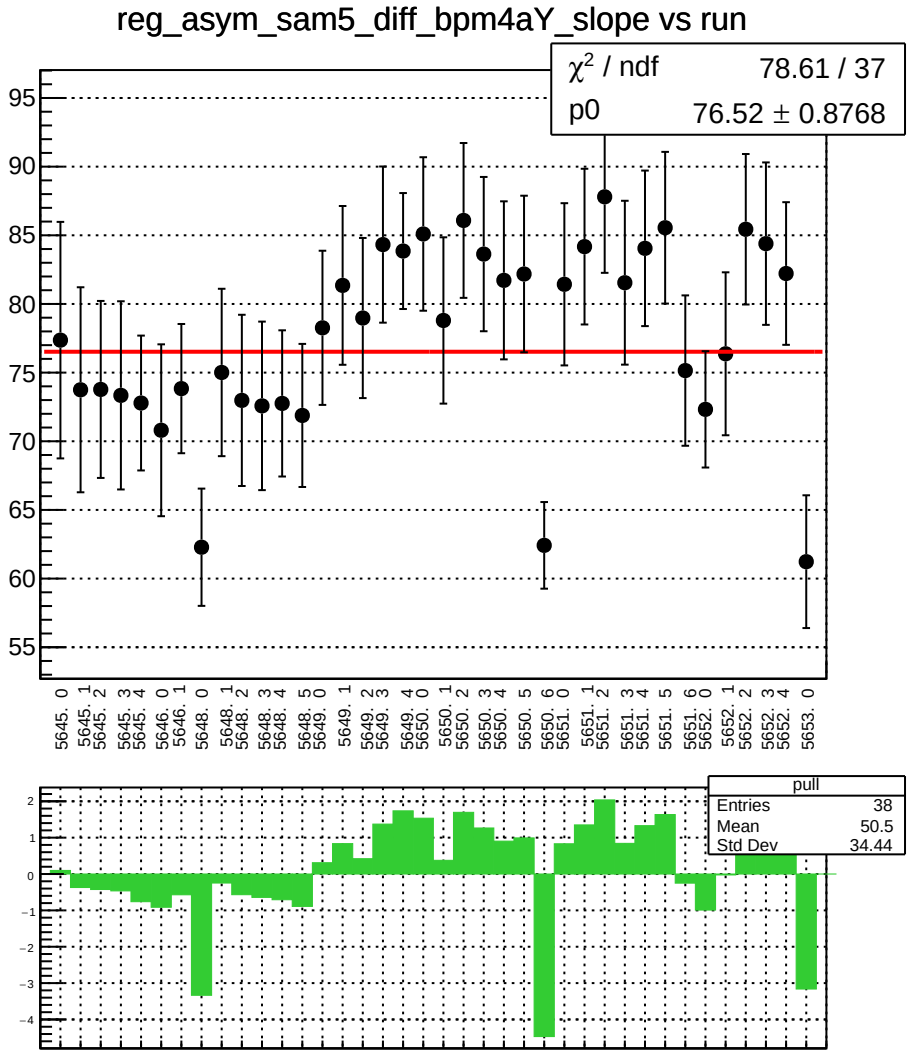
reg_asym_sam5_diff_bpm4aY_slope vs run
χ2 / ndf 78.61 / 37
p0 76.52 ± 0.8768
95
90
85
80
75
70
65
60
55
5645. 0
5645. 1
5645. 2
5645. 3
5645. 4
5646. 0
5646. 1
5648. 0
5648. 1
5648. 2
5648. 3
5648. 4
5648. 5
5649. 0
5649. 1
5649. 2
5649. 3
5649. 4
5650. 0
5650. 1
5650. 2
5650. 3
5650. 4
5650. 5
5650. 6
5651. 0
5651. 1
5651. 2
5651. 3
5651. 4
5651. 5
5651. 6
5652. 0
5652. 1
5652. 2
5652. 3
5652. 4
5653. 0
pull
Entries 38
Mean 50.5
Std Dev 34.44
2
1
0
−1
−2
−3
−4

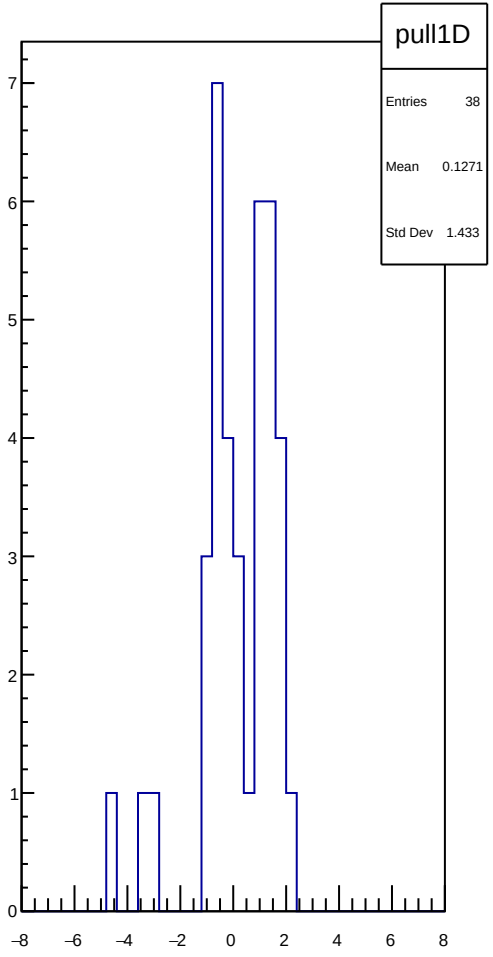
pull1D
Entries 38
Mean 0.1271
Std Dev 1.433
7
6
5
4
3
2
1
0
−8
−6
−4
−2
0
2
4
6
8

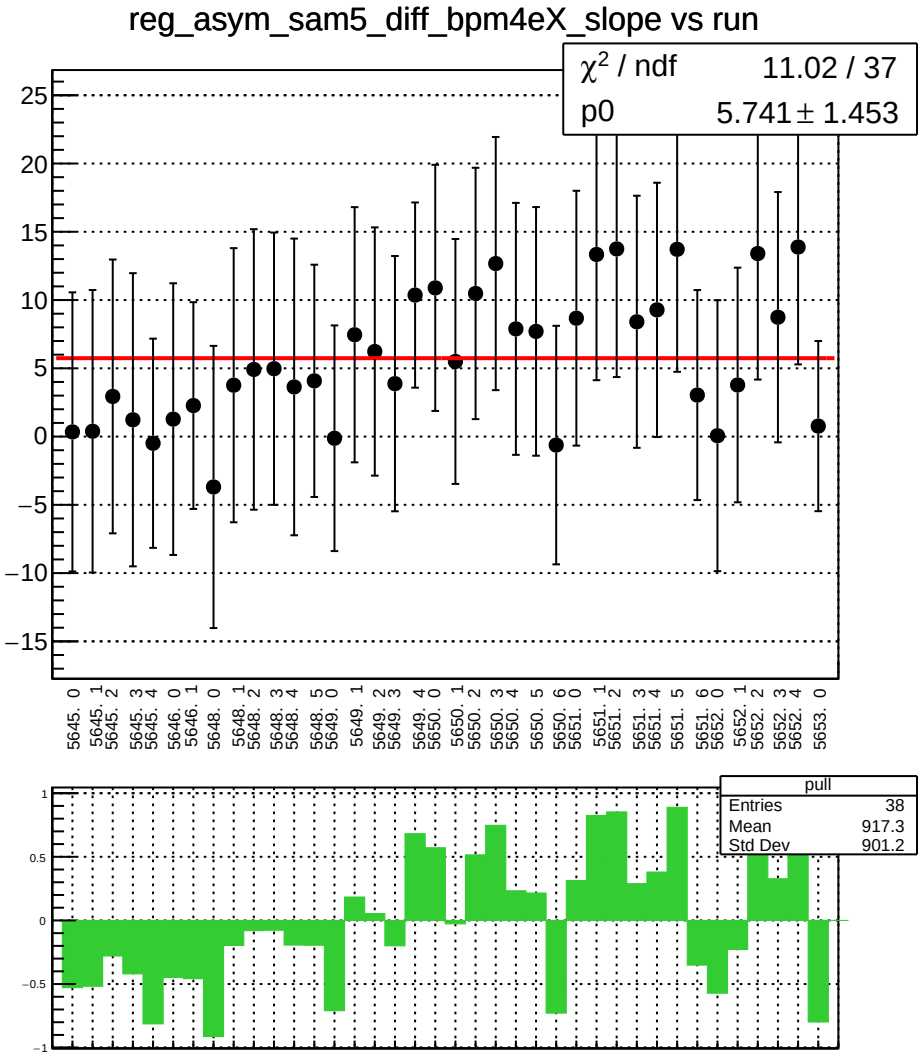
reg_asym_sam5_diff_bpm4eX_slope vs run
χ2 / ndf 11.02 / 37
p0 5.741 ± 1.453
pull
Entries 38
Mean 917.3
Std Dev 901.2

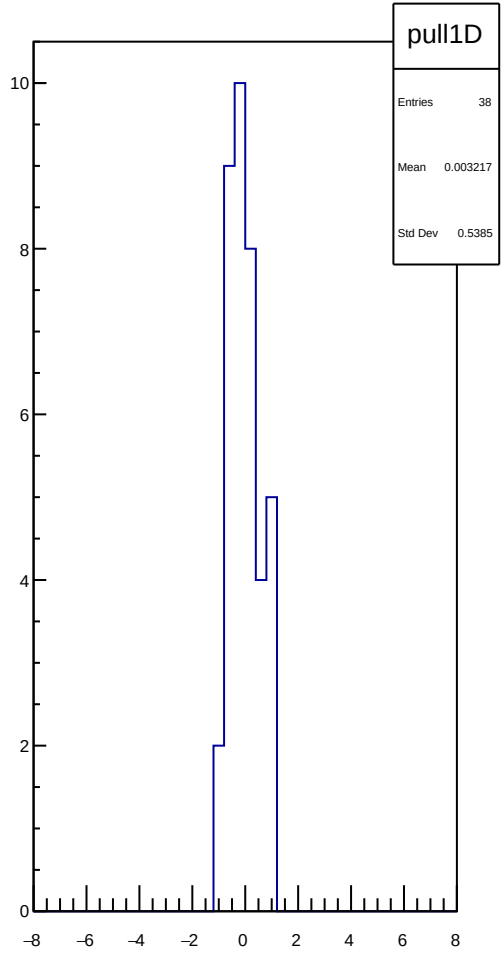
pull1D
Entries 38
Mean 0.003217
Std Dev 0.5385

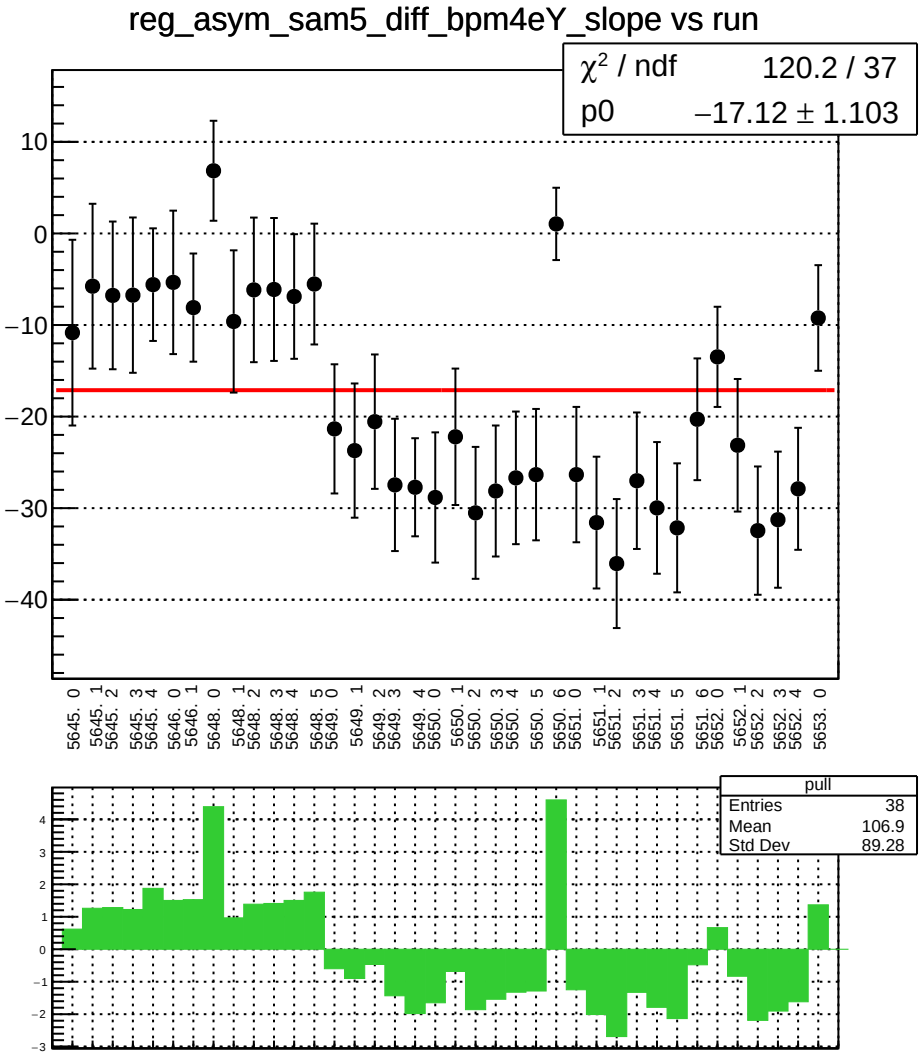
reg_asym_sam5_diff_bpm4eY_slope vs run
χ² / ndf 120.2 / 37
p0 −17.12 ± 1.103
10
0
−10
−20
−30
−40
5645. 0
5645. 1
5645. 2
5645. 3
5645. 4
5646. 0
5646. 1
5648. 0
5648. 1
5648. 2
5648. 3
5648. 4
5648. 5
5649. 0
5649. 1
5649. 2
5649. 3
5649. 4
5650. 0
5650. 1
5650. 2
5650. 3
5650. 4
5650. 5
5650. 6
5651. 0
5651. 1
5651. 2
5651. 3
5651. 4
5651. 5
5651. 6
5652. 0
5652. 1
5652. 2
5652. 3
5652. 4
5653. 0
pull
Entries 38
Mean 106.9
Std Dev 89.28
4
3
2
1
0
−1
−2
−3

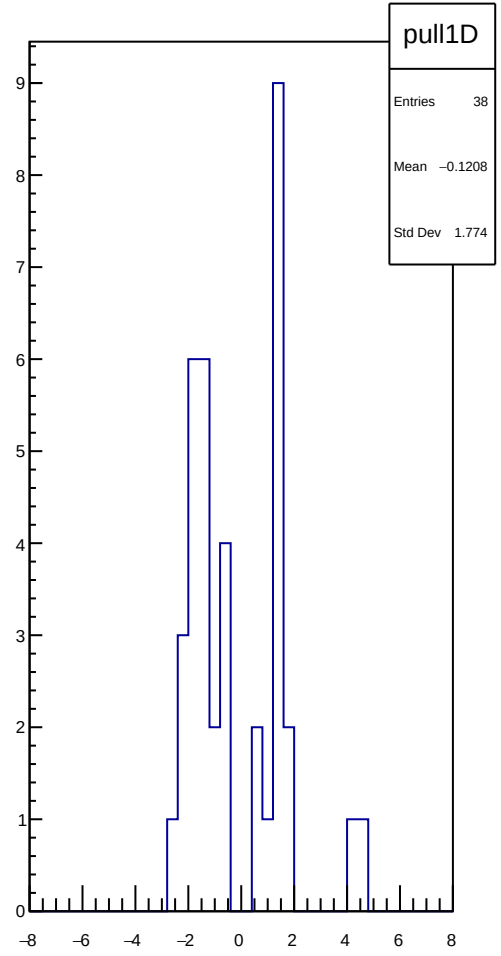
pull1D
Entries 38
Mean −0.1208
Std Dev 1.774
9
8
7
6
5
4
3
2
1
0
−8
−6
−4
−2
0
2
4
6
8

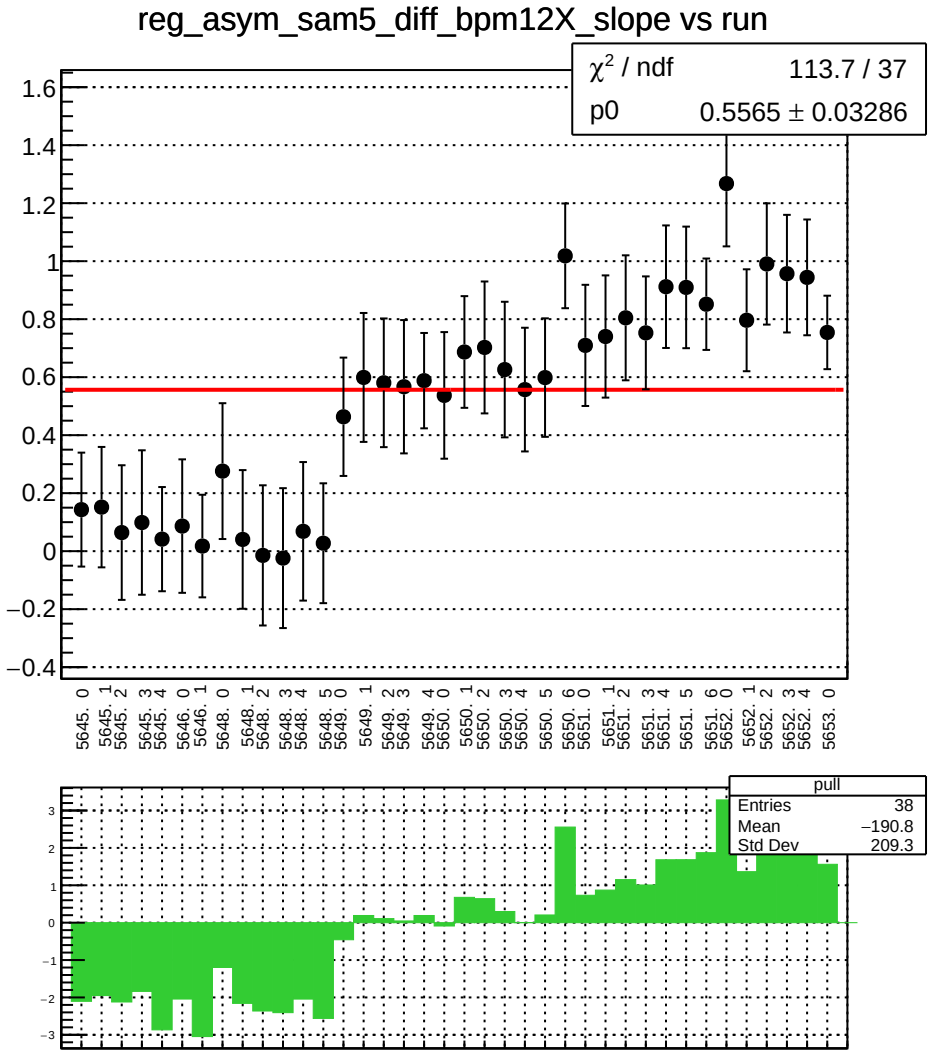
reg_asym_sam5_diff_bpm12X_slope vs run
χ² / ndf 113.7 / 37
p0 0.5565 ± 0.03286
pull
Entries 38
Mean −190.8
Std Dev 209.3

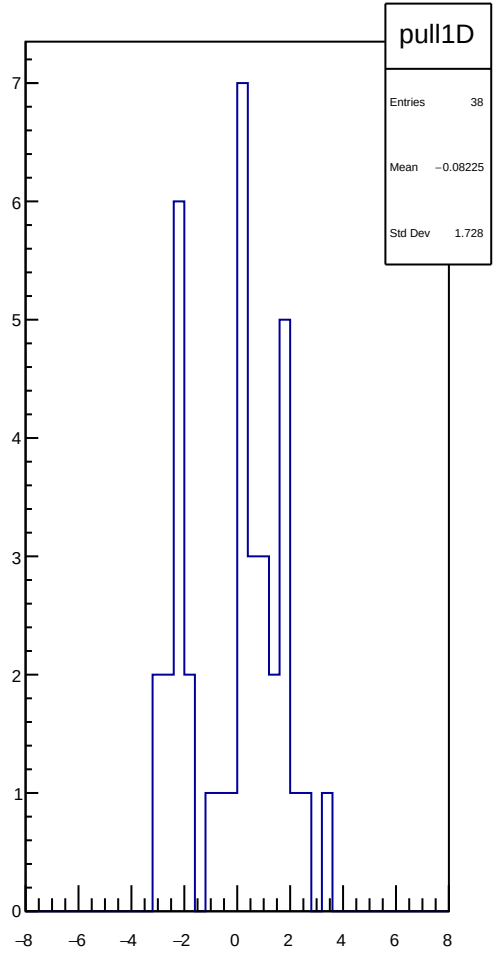
pull1D
Entries 38
Mean −0.08225
Std Dev 1.728

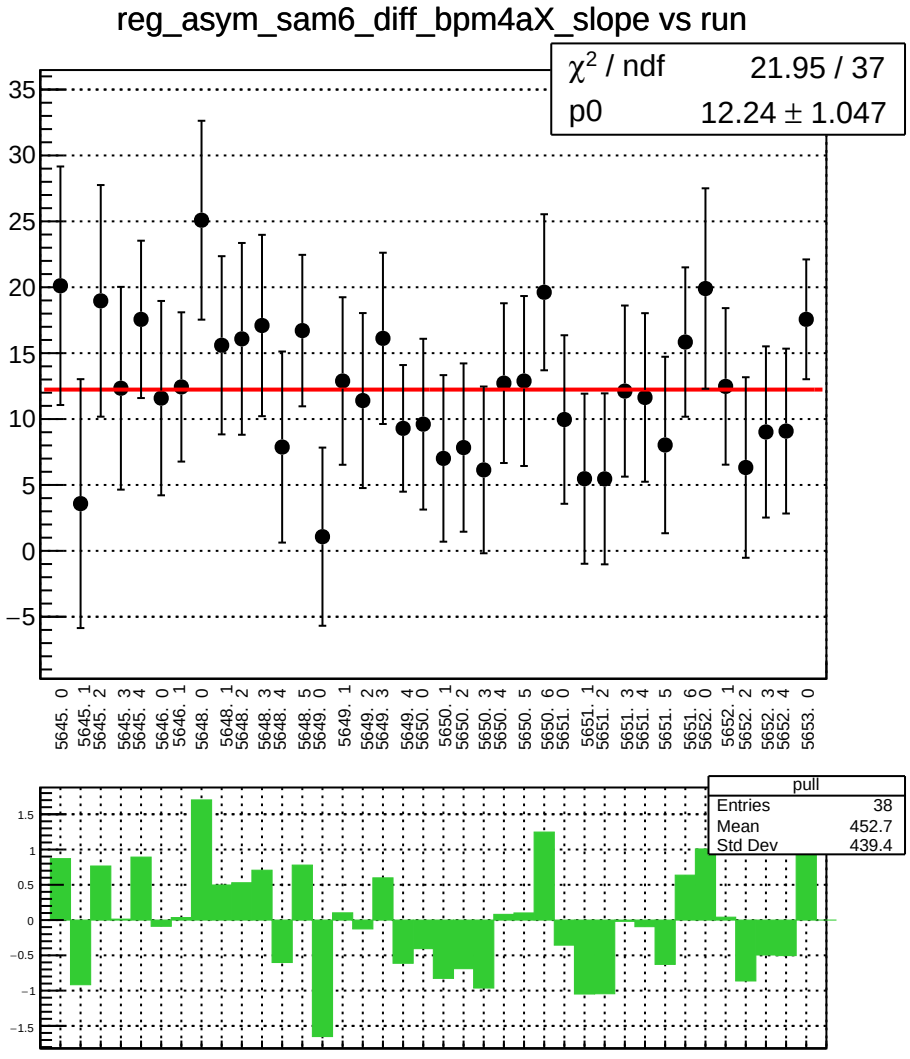
reg_asym_sam6_diff_bpm4aX_slope vs run
χ² / ndf 21.95 / 37
p0 12.24 ± 1.047
pull
Entries 38
Mean 452.7
Std Dev 439.4

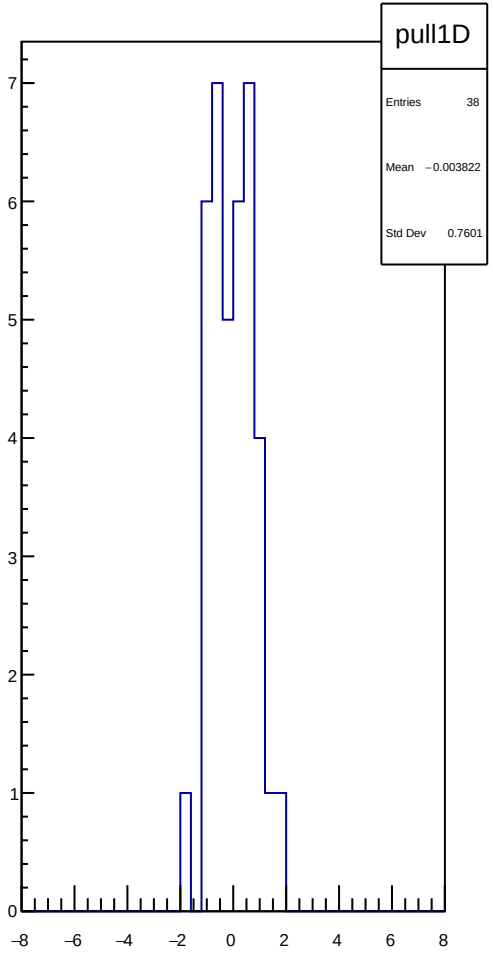
pull1D
Entries 38
Mean −0.003822
Std Dev 0.7601

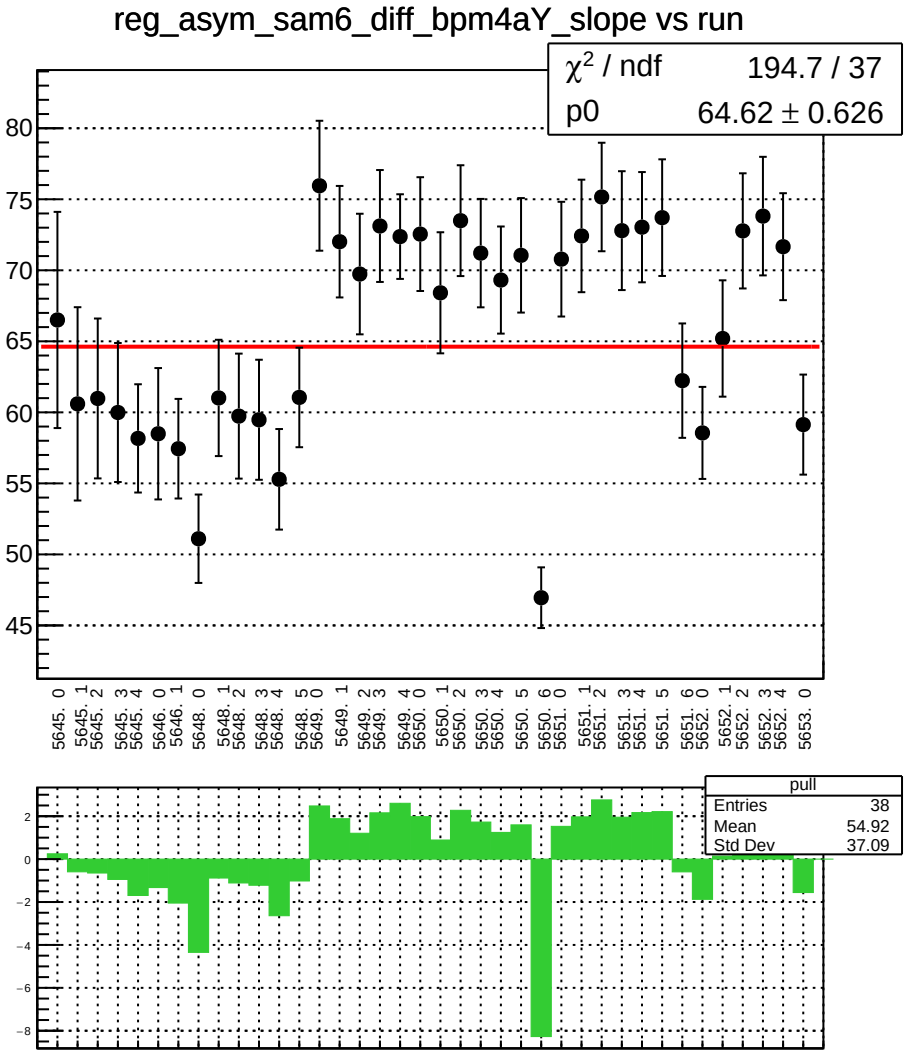
reg_asym_sam6_diff_bpm4aY_slope vs run
χ² / ndf 194.7 / 37
p0 64.62 ± 0.626
80
75
70
65
60
55
50
45
5645. 0
5645. 1
5645. 2
5645. 3
5645. 4
5646. 0
5646. 1
5648. 0
5648. 1
5648. 2
5648. 3
5648. 4
5648. 5
5649. 0
5649. 1
5649. 2
5649. 3
5649. 4
5650. 0
5650. 1
5650. 2
5650. 3
5650. 4
5650. 5
5650. 6
5651. 0
5651. 1
5651. 2
5651. 3
5651. 4
5651. 5
5651. 6
5652. 0
5652. 1
5652. 2
5652. 3
5652. 4
5653. 0
pull
Entries 38
Mean 54.92
Std Dev 37.09
2
0
−2
−4
−6
−8

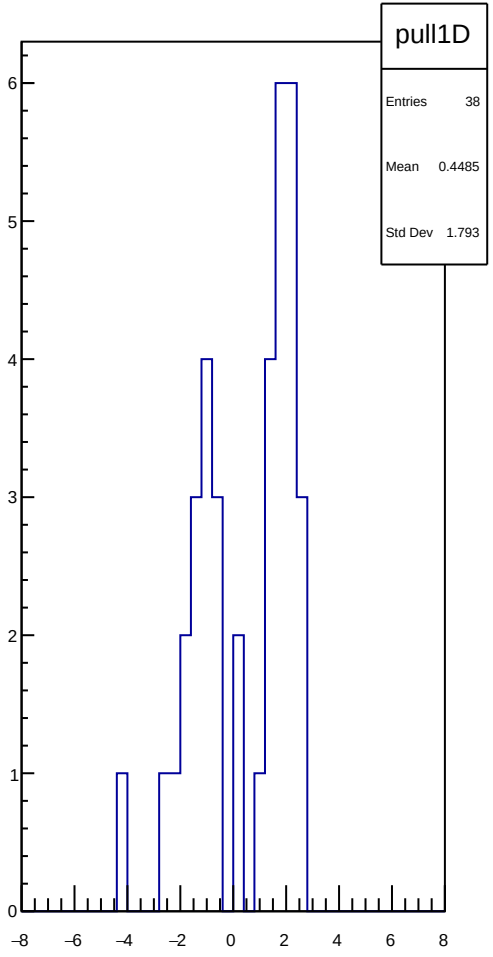
pull1D
Entries 38
Mean 0.4485
Std Dev 1.793
6
5
4
3
2
1
0
−8
−6
−4
−2
0
2
4
6
8

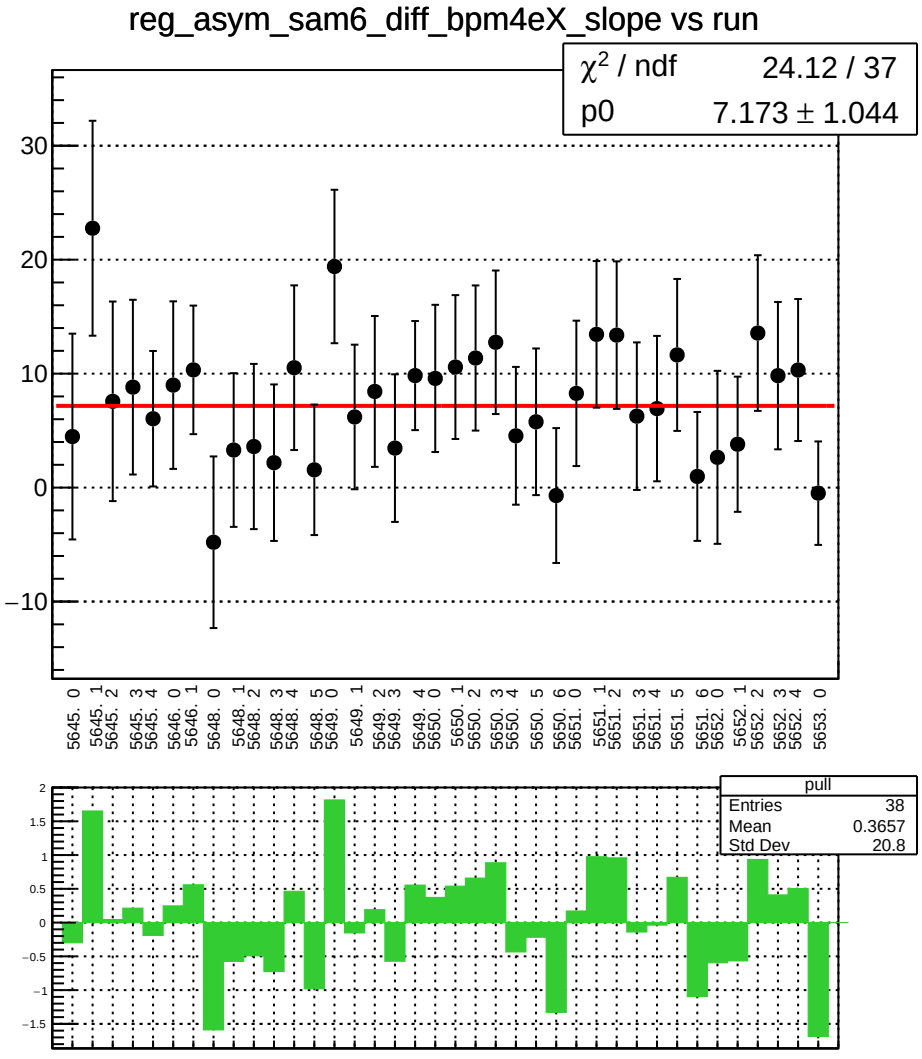
reg_asym_sam6_diff_bpm4eX_slope vs run
χ2 / ndf 24.12 / 37
p0 7.173 ± 1.044
30
20
10
0
−10
5645. 0
5645. 1
5645. 2
5645. 3
5645. 4
5646. 0
5646. 1
5648. 0
5648. 1
5648. 2
5648. 3
5648. 4
5648. 5
5649. 0
5649. 1
5649. 2
5649. 3
5649. 4
5650. 0
5650. 1
5650. 2
5650. 3
5650. 4
5650. 5
5650. 6
5651. 0
5651. 1
5651. 2
5651. 3
5651. 4
5651. 5
5651. 6
5652. 0
5652. 1
5652. 2
5652. 3
5652. 4
5653. 0
pull
Entries 38
Mean 0.3657
Std Dev 20.8
2
1.5
1
0.5
0
−0.5
−1
−1.5

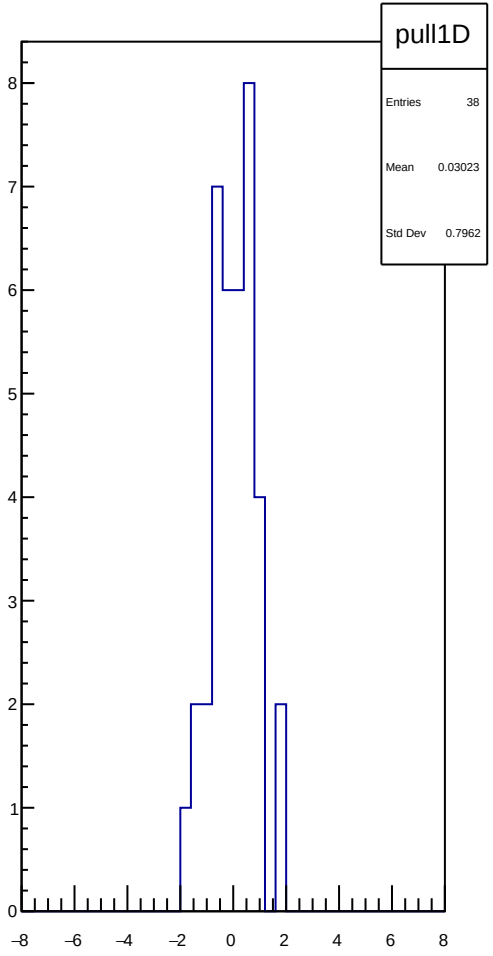
pull1D
Entries 38
Mean 0.03023
Std Dev 0.7962
8
7
6
5
4
3
2
1
0
−8
−6
−4
−2
0
2
4
6
8

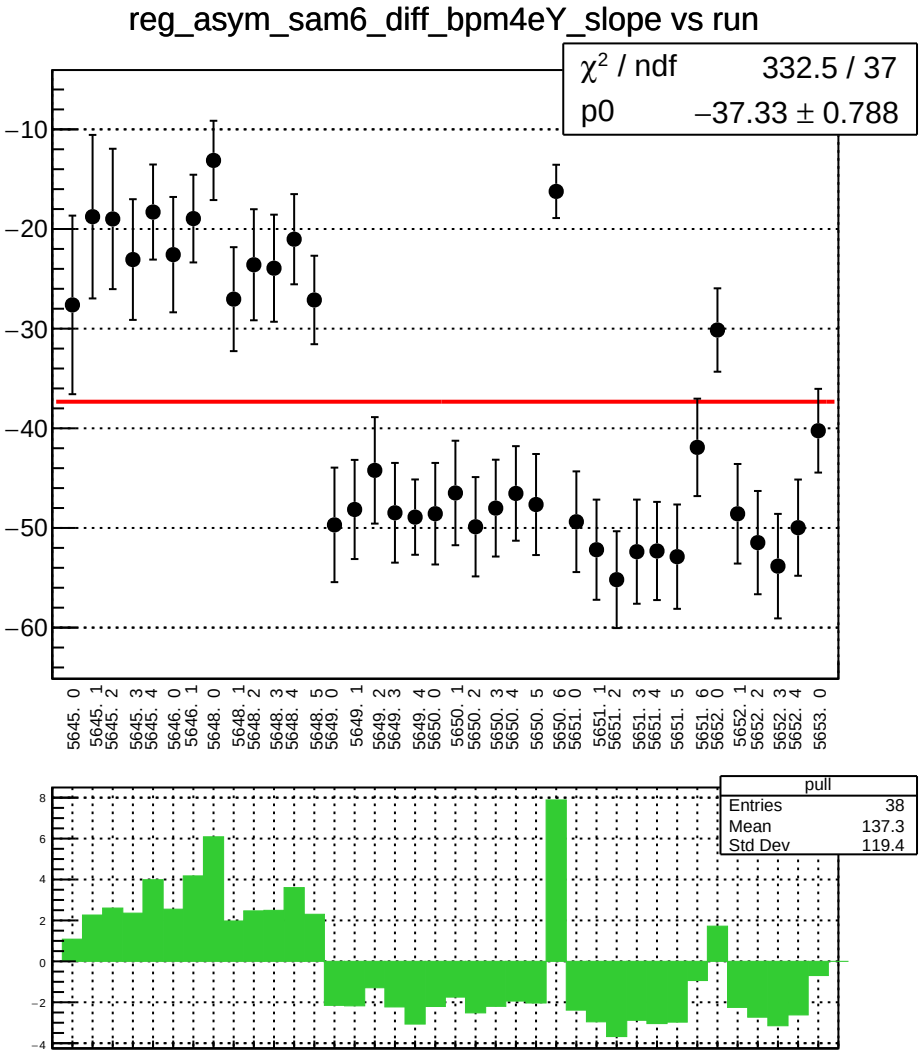
reg_asym_sam6_diff_bpm4eY_slope vs run
χ² / ndf 332.5 / 37
p0 −37.33 ± 0.788
−10
−20
−30
−40
−50
−60
5645. 0
5645. 1
5645. 2
5645. 3
5645. 4
5646. 0
5646. 1
5648. 0
5648. 1
5648. 2
5648. 3
5648. 4
5648. 5
5649. 0
5649. 1
5649. 2
5649. 3
5649. 4
5650. 0
5650. 1
5650. 2
5650. 3
5650. 4
5650. 5
5650. 6
5651. 0
5651. 1
5651. 2
5651. 3
5651. 4
5651. 5
5651. 6
5652. 0
5652. 1
5652. 2
5652. 3
5652. 4
5653. 0
pull
Entries 38
Mean 137.3
Std Dev 119.4
8
6
4
2
0
−2
−4

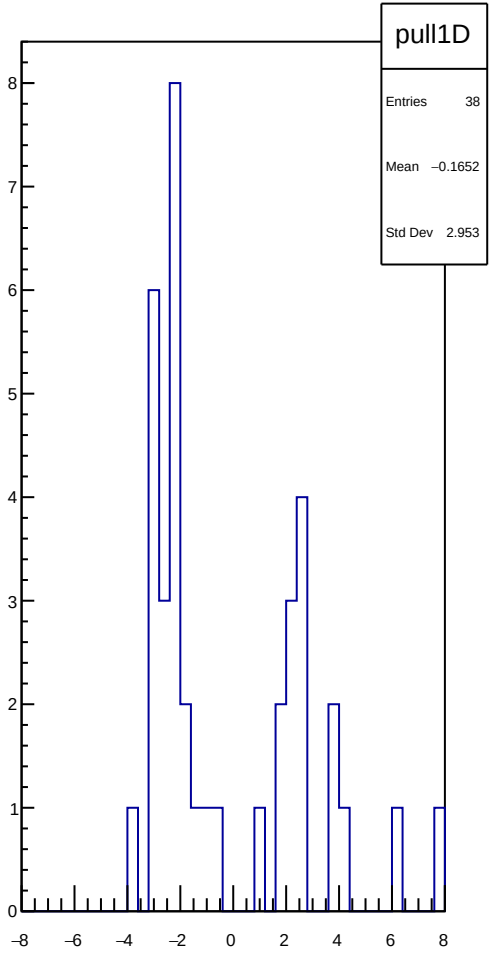
pull1D
Entries 38
Mean −0.1652
Std Dev 2.953
8
7
6
5
4
3
2
1
0
−8
−6
−4
−2
0
2
4
6
8

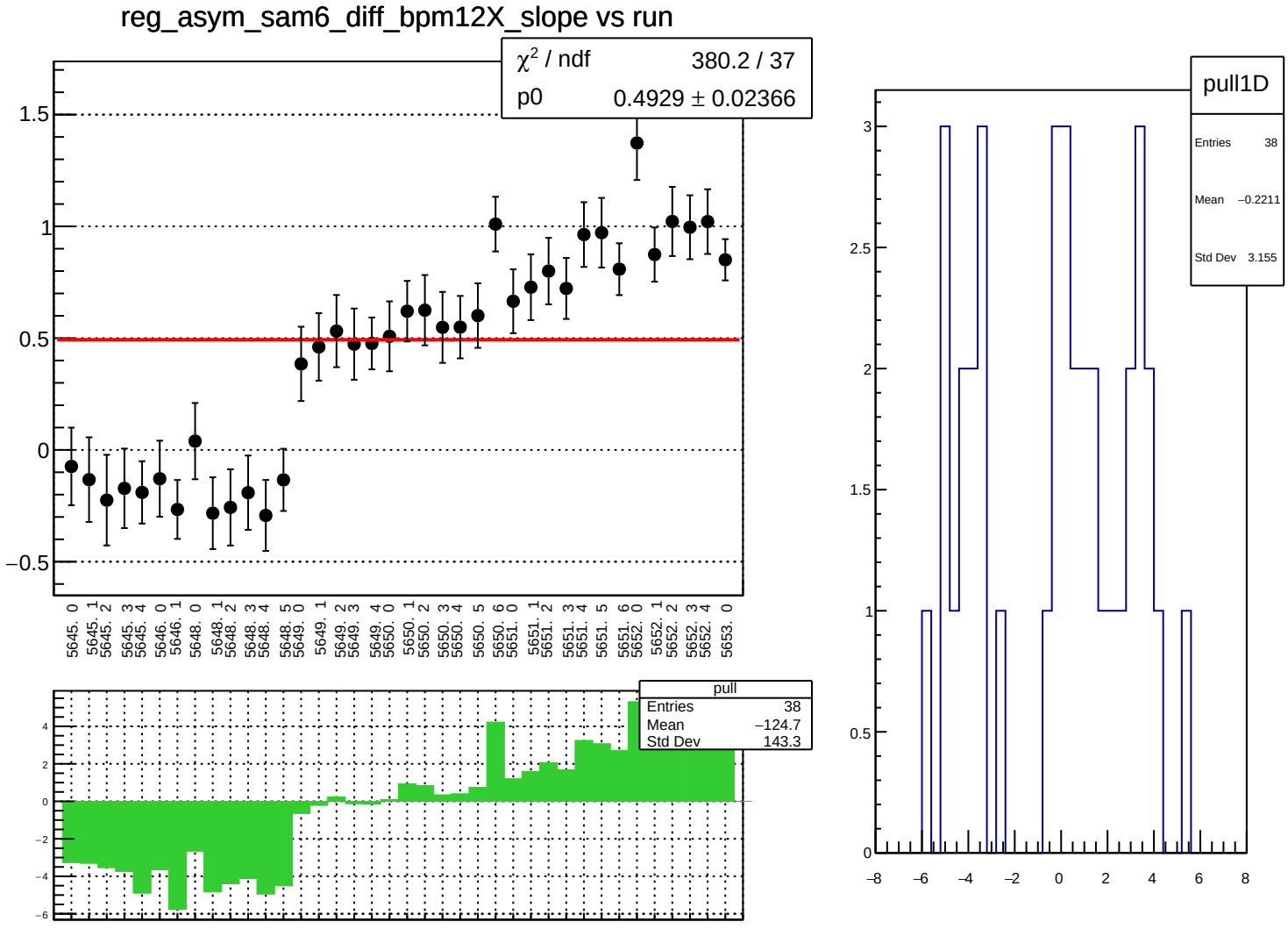
reg_asym_sam6_diff_bpm12X_slope vs run
χ² / ndf 380.2 / 37
p0 0.4929 ± 0.02366
1.5
1
0.5
0
−0.5
5645. 0
5645. 1
5645. 2
5645. 3
5645. 4
5646. 0
5646. 1
5648. 0
5648. 1
5648. 2
5648. 3
5648. 4
5648. 5
5649. 0
5649. 1
5649. 2
5649. 3
5649. 4
5650. 0
5650. 1
5650. 2
5650. 3
5650. 4
5650. 5
5650. 6
5651. 0
5651. 1
5651. 2
5651. 3
5651. 4
5651. 5
5651. 6
5652. 0
5652. 1
5652. 2
5652. 3
5652. 4
5653. 0
pull
Entries 38
Mean −124.7
Std Dev 143.3
4
2
0
−2
−4
−6
pull1D
Entries 38
Mean −0.2211
Std Dev 3.155
3
2.5
2
1.5
1
0.5
0
−8
−6
−4
−2
0
2
4
6
8

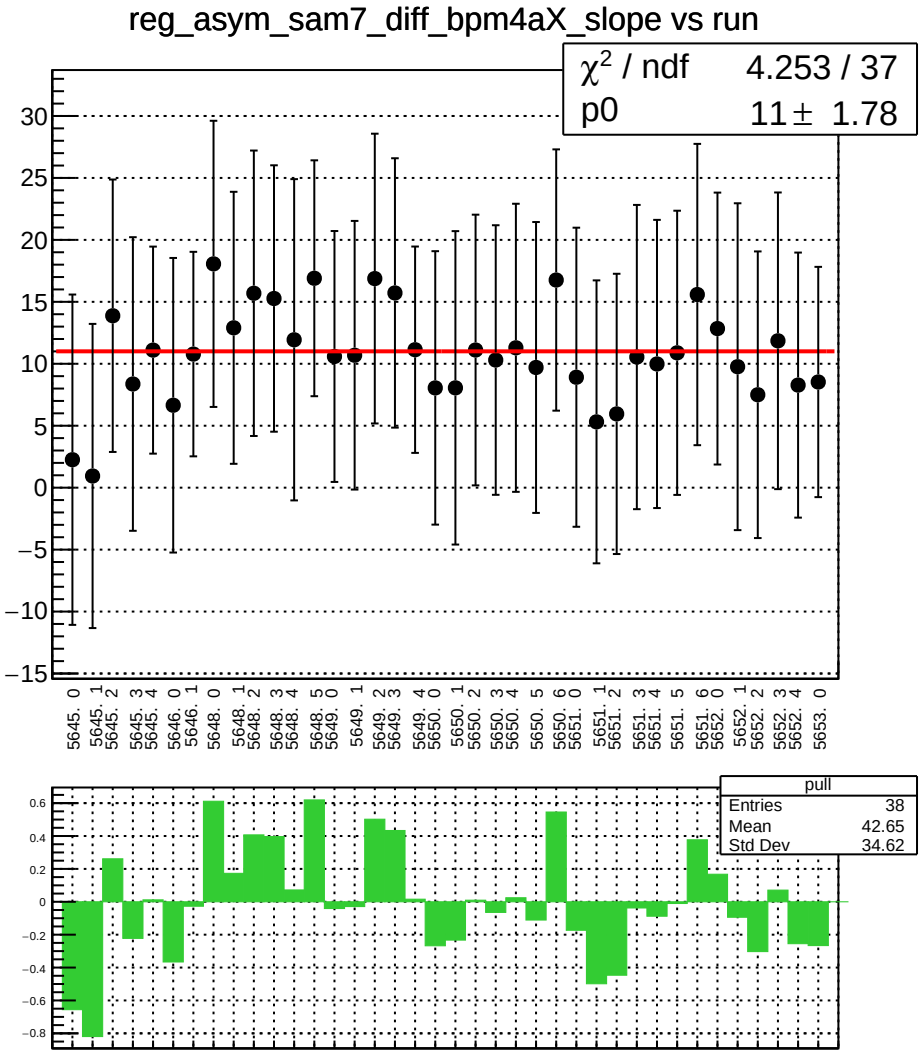
reg_asym_sam7_diff_bpm4aX_slope vs run
χ^2 / ndf 4.253 / 37
p0 11 ± 1.78
pull
Entries 38
Mean 42.65
Std Dev 34.62

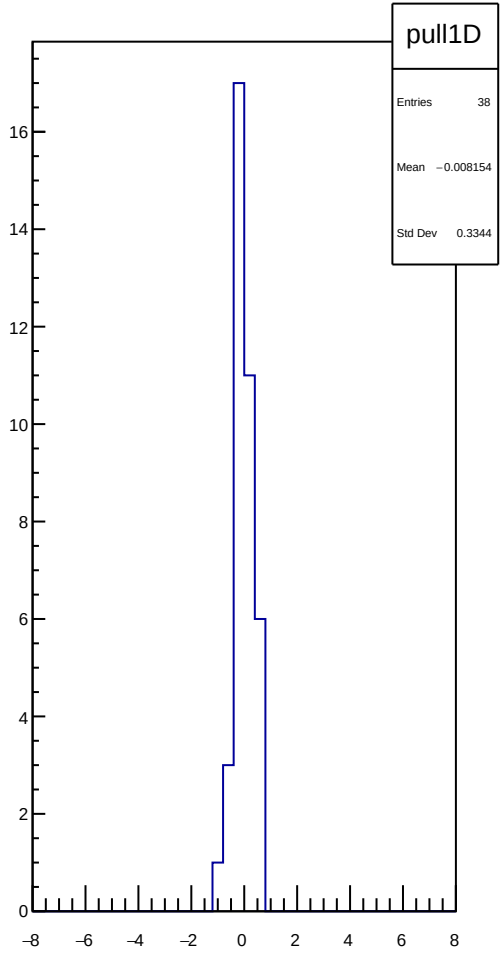
pull1D
Entries 38
Mean −0.008154
Std Dev 0.3344

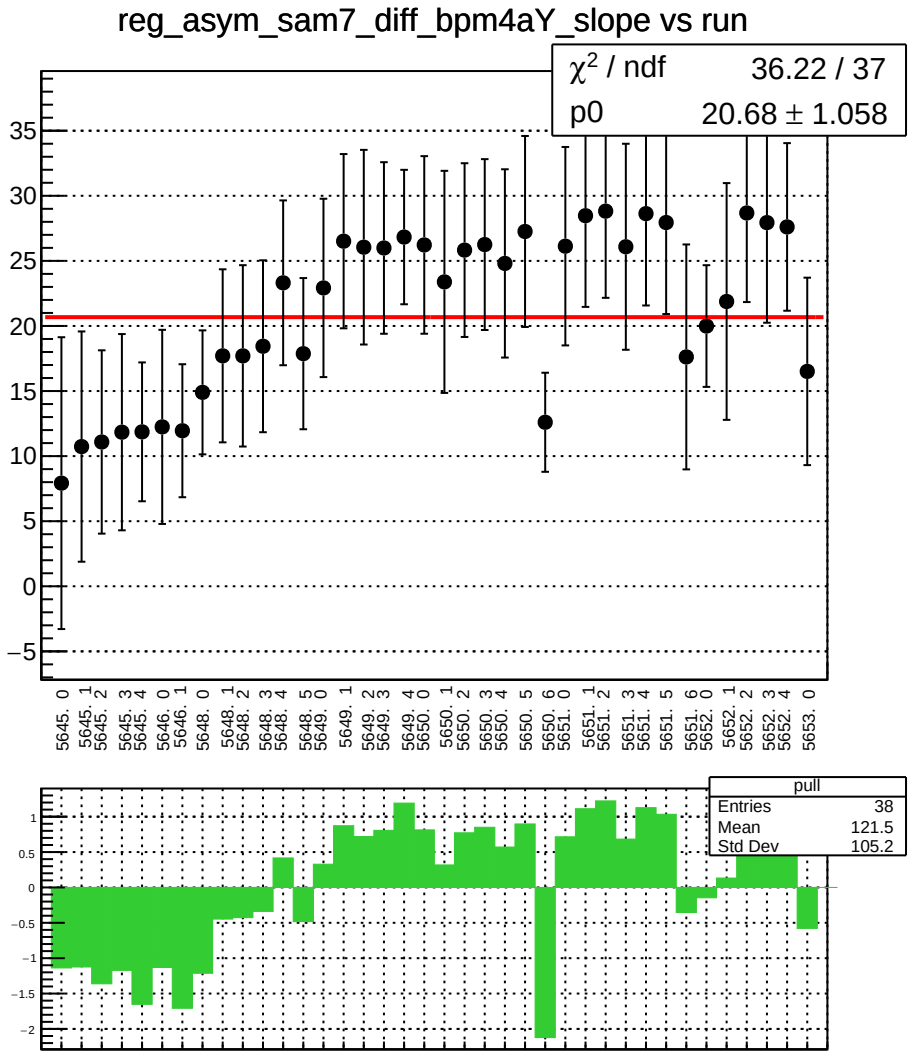
reg_asym_sam7_diff_bpm4aY_slope vs run
χ2 / ndf 36.22 / 37
p0 20.68 ± 1.058
35
30
25
20
15
10
5
0
−5
5645. 0
5645. 1
5645. 2
5645. 3
5645. 4
5646. 0
5646. 1
5648. 0
5648. 1
5648. 2
5648. 3
5648. 4
5648. 5
5649. 0
5649. 1
5649. 2
5649. 3
5649. 4
5650. 0
5650. 1
5650. 2
5650. 3
5650. 4
5650. 5
5650. 6
5651. 0
5651. 1
5651. 2
5651. 3
5651. 4
5651. 5
5651. 6
5652. 0
5652. 1
5652. 2
5652. 3
5652. 4
5653. 0
pull
Entries 38
Mean 121.5
Std Dev 105.2
1
0.5
0
−0.5
−1
−1.5
−2

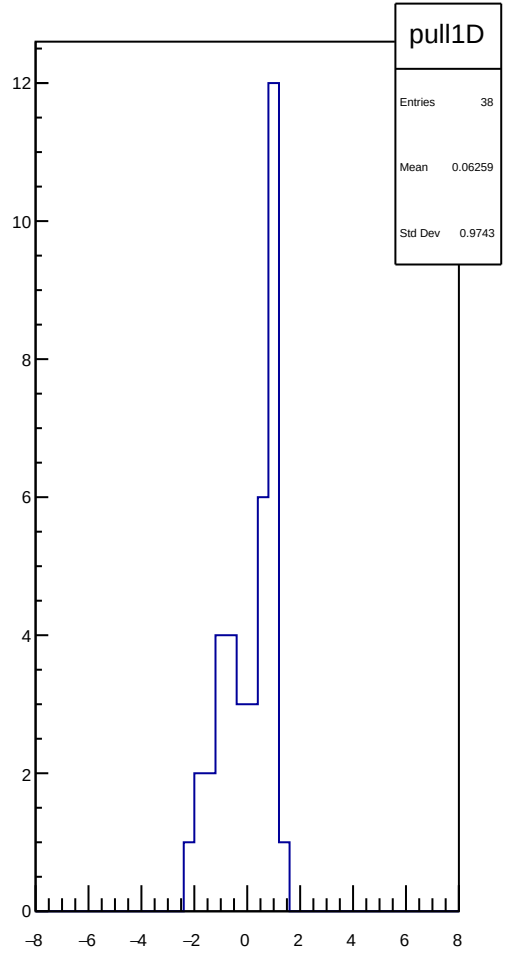
pull1D
Entries 38
Mean 0.06259
Std Dev 0.9743
12
10
8
6
4
2
0
−8
−6
−4
−2
0
2
4
6
8

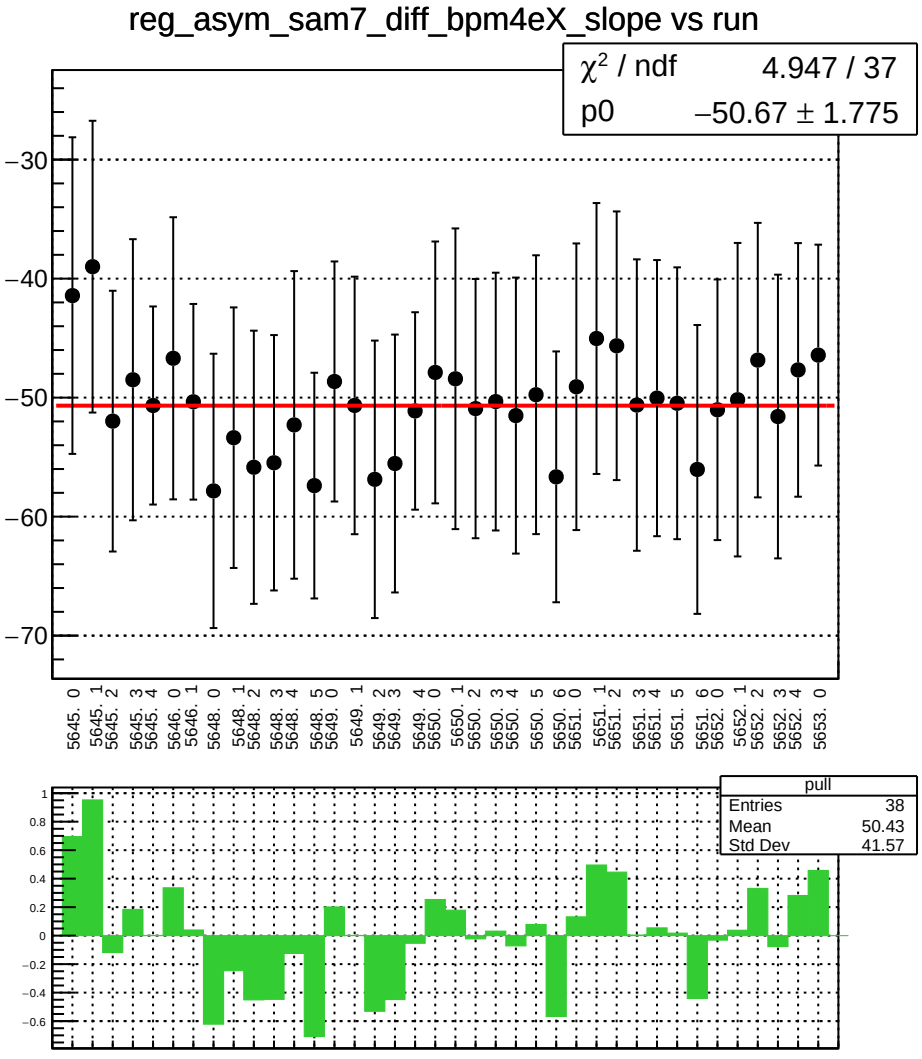
reg_asym_sam7_diff_bpm4eX_slope vs run
χ² / ndf 4.947 / 37
p0 −50.67 ± 1.775
−30
−40
−50
−60
−70
5645. 0
5645. 1
5645. 2
5645. 3
5645. 4
5646. 0
5646. 1
5648. 0
5648. 1
5648. 2
5648. 3
5648. 4
5648. 5
5649. 0
5649. 1
5649. 2
5649. 3
5649. 4
5650. 0
5650. 1
5650. 2
5650. 3
5650. 4
5650. 5
5650. 6
5651. 0
5651. 1
5651. 2
5651. 3
5651. 4
5651. 5
5651. 6
5652. 0
5652. 1
5652. 2
5652. 3
5652. 4
5653. 0
pull
Entries 38
Mean 50.43
Std Dev 41.57
1
0.8
0.6
0.4
0.2
0
−0.2
−0.4
−0.6

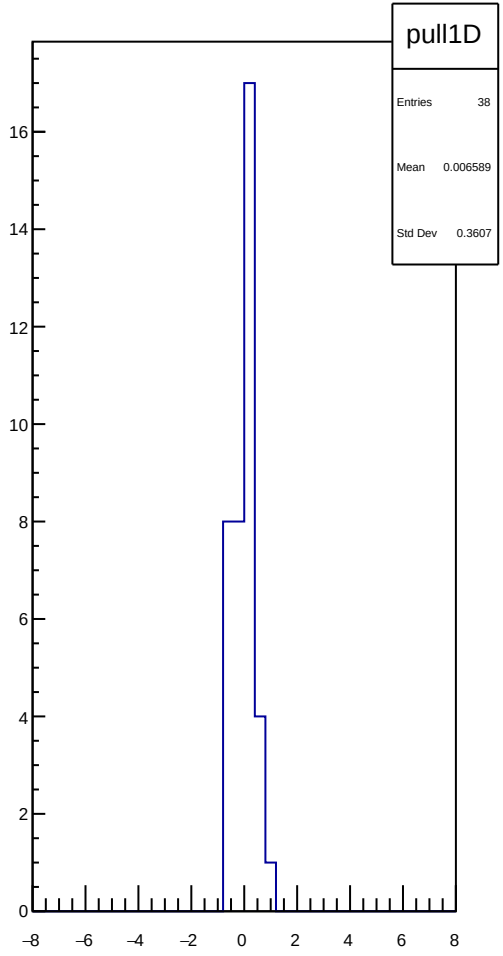
pull1D
Entries 38
Mean 0.006589
Std Dev 0.3607
16
14
12
10
8
6
4
2
0
−8
−6
−4
−2
0
2
4
6
8

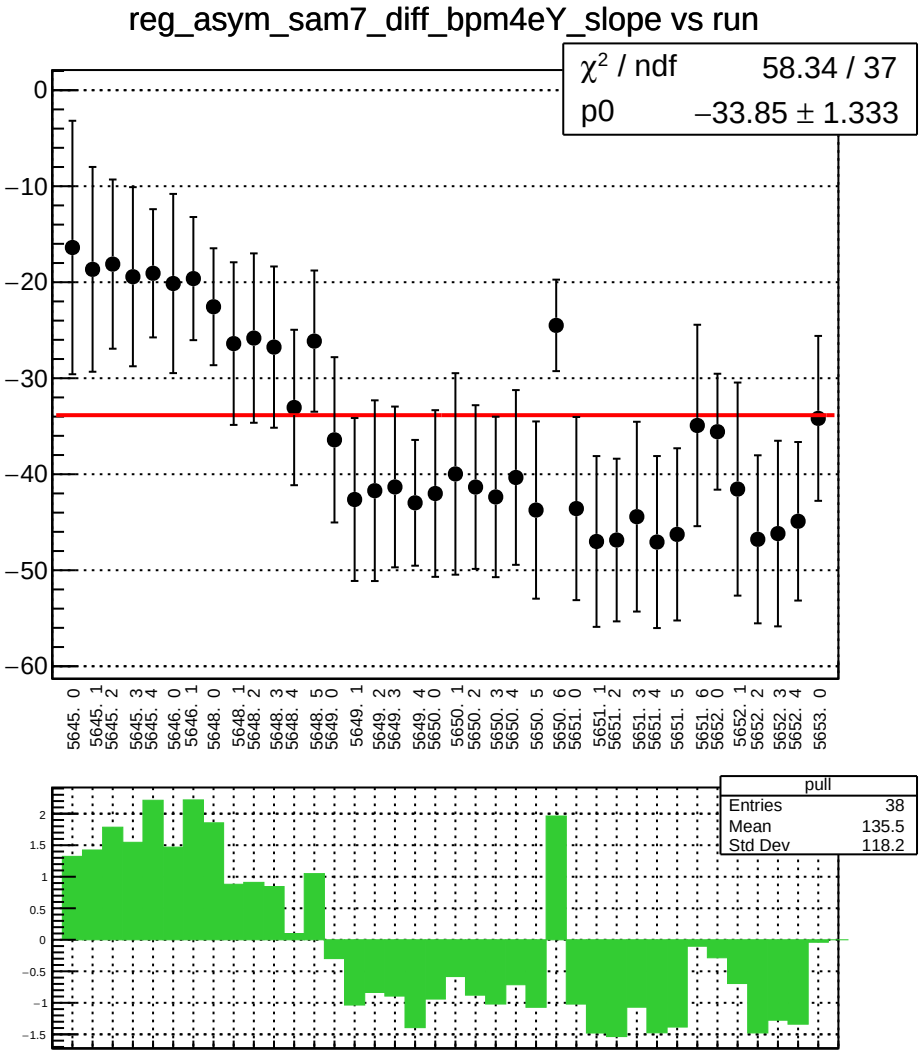
reg_asym_sam7_diff_bpm4eY_slope vs run
χ² / ndf 58.34 / 37
p0 −33.85 ± 1.333
pull
Entries 38
Mean 135.5
Std Dev 118.2

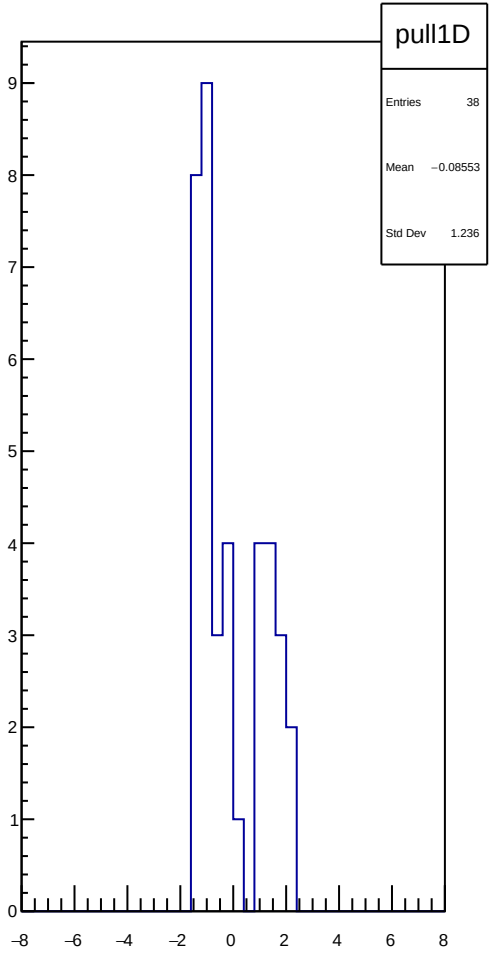
pull1D
Entries 38
Mean −0.08553
Std Dev 1.236

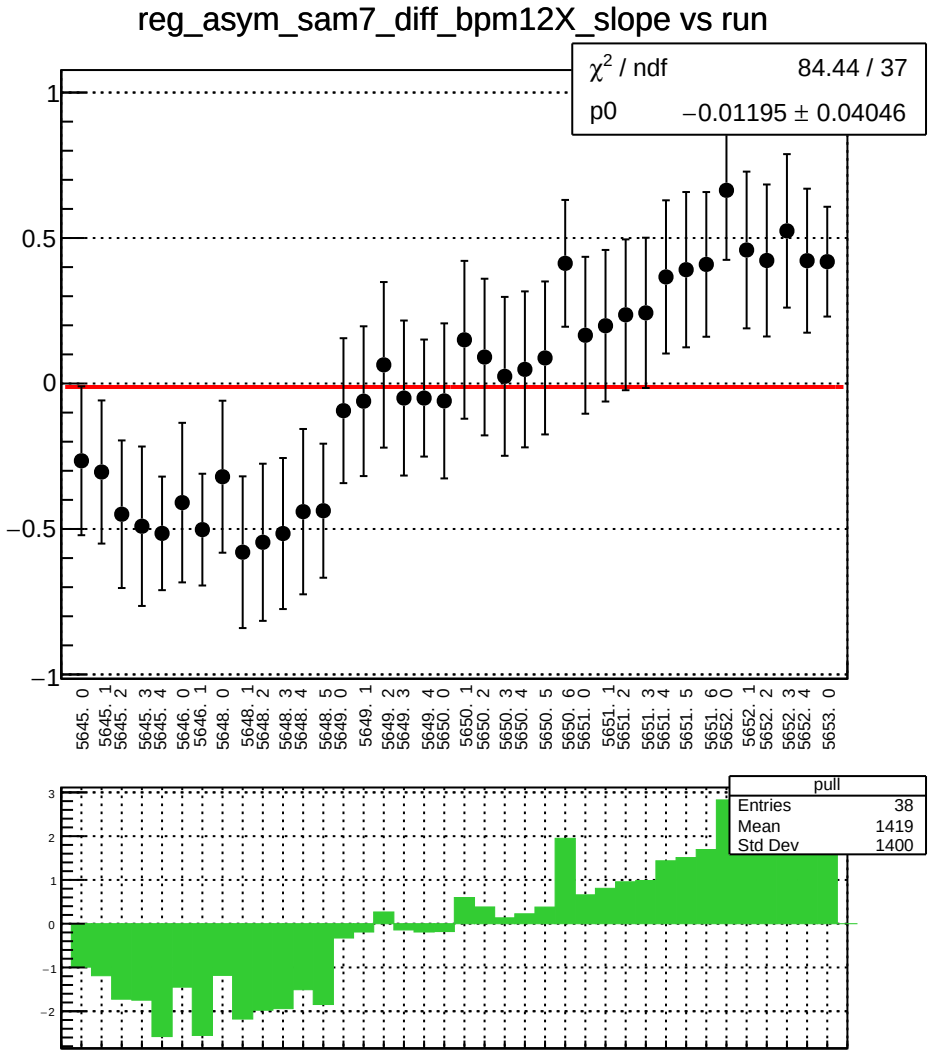
reg_asym_sam7_diff_bpm12X_slope vs run
χ^2 / ndf 84.44 / 37
p0 −0.01195 ± 0.04046
1
0.5
0
−0.5
−1
5645. 0
5645. 1
5645. 2
5645. 3
5645. 4
5646. 0
5646. 1
5648. 0
5648. 1
5648. 2
5648. 3
5648. 4
5648. 5
5649. 0
5649. 1
5649. 2
5649. 3
5649. 4
5650. 0
5650. 1
5650. 2
5650. 3
5650. 4
5650. 5
5650. 6
5651. 0
5651. 1
5651. 2
5651. 3
5651. 4
5651. 5
5651. 6
5652. 0
5652. 1
5652. 2
5652. 3
5652. 4
5653. 0
pull
Entries 38
Mean 1419
Std Dev 1400
3
2
1
0
−1
−2

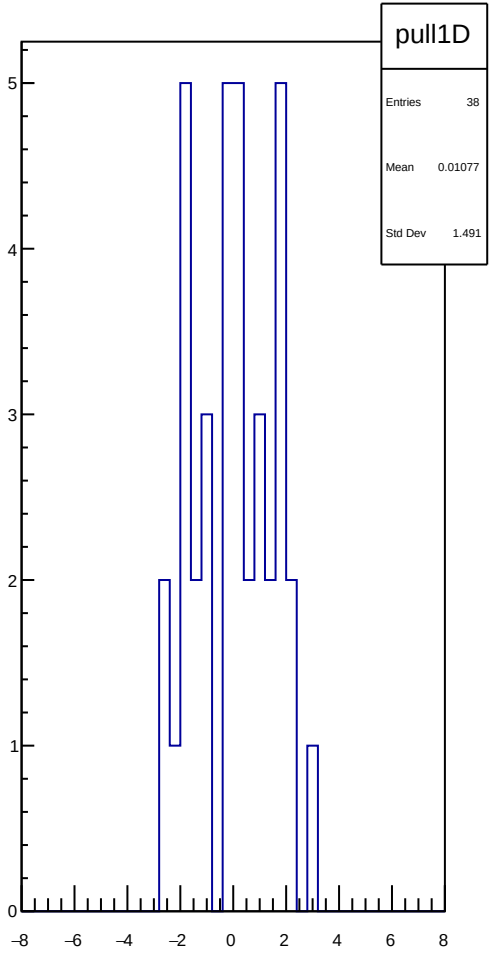
pull1D
Entries 38
Mean 0.01077
Std Dev 1.491
5
4
3
2
1
0
−8
−6
−4
−2
0
2
4
6
8

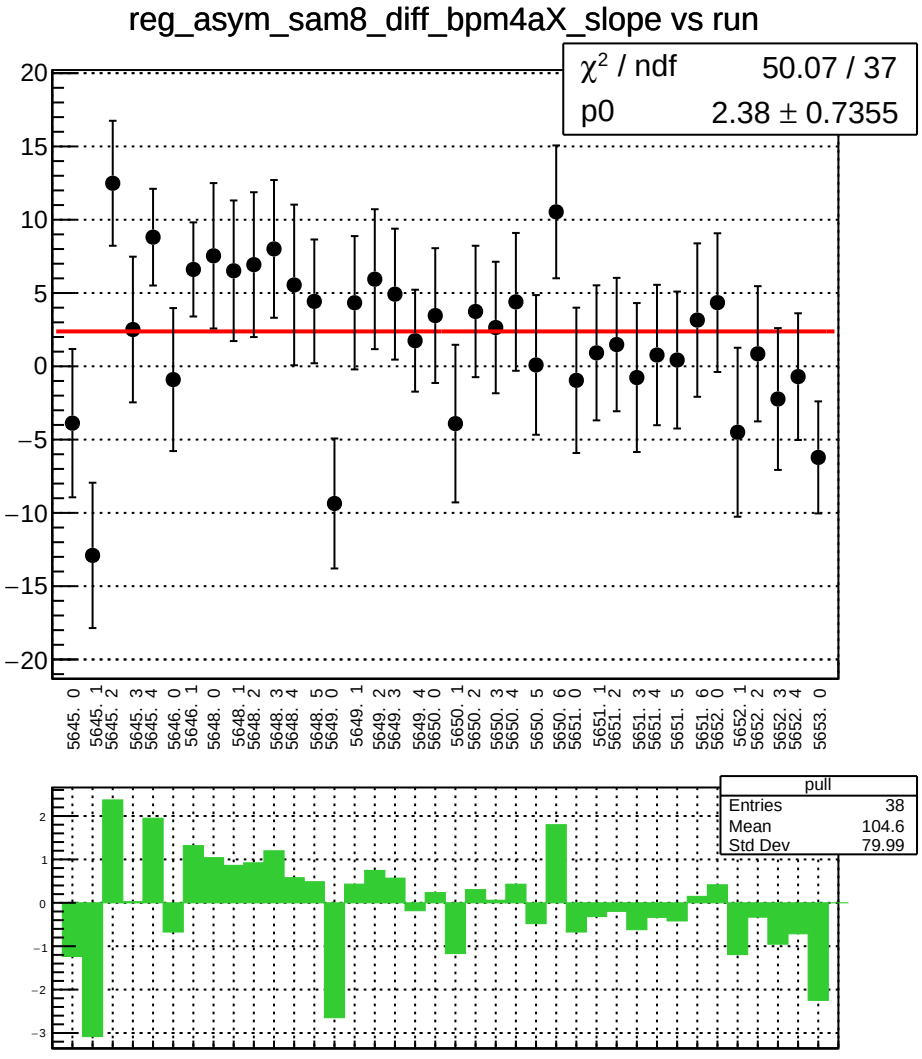
reg_asym_sam8_diff_bpm4aX_slope vs run
χ² / ndf 50.07 / 37
p0 2.38 ± 0.7355
pull
Entries 38
Mean 104.6
Std Dev 79.99

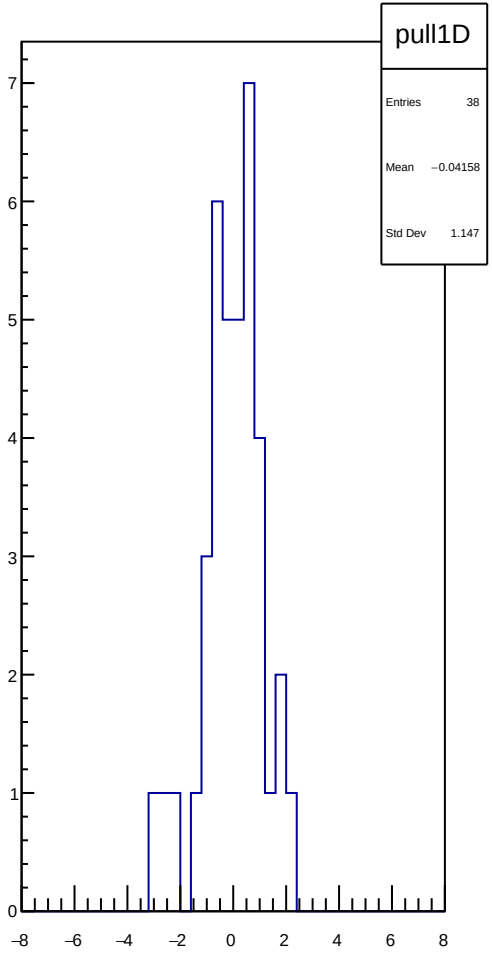
pull1D
Entries 38
Mean −0.04158
Std Dev 1.147

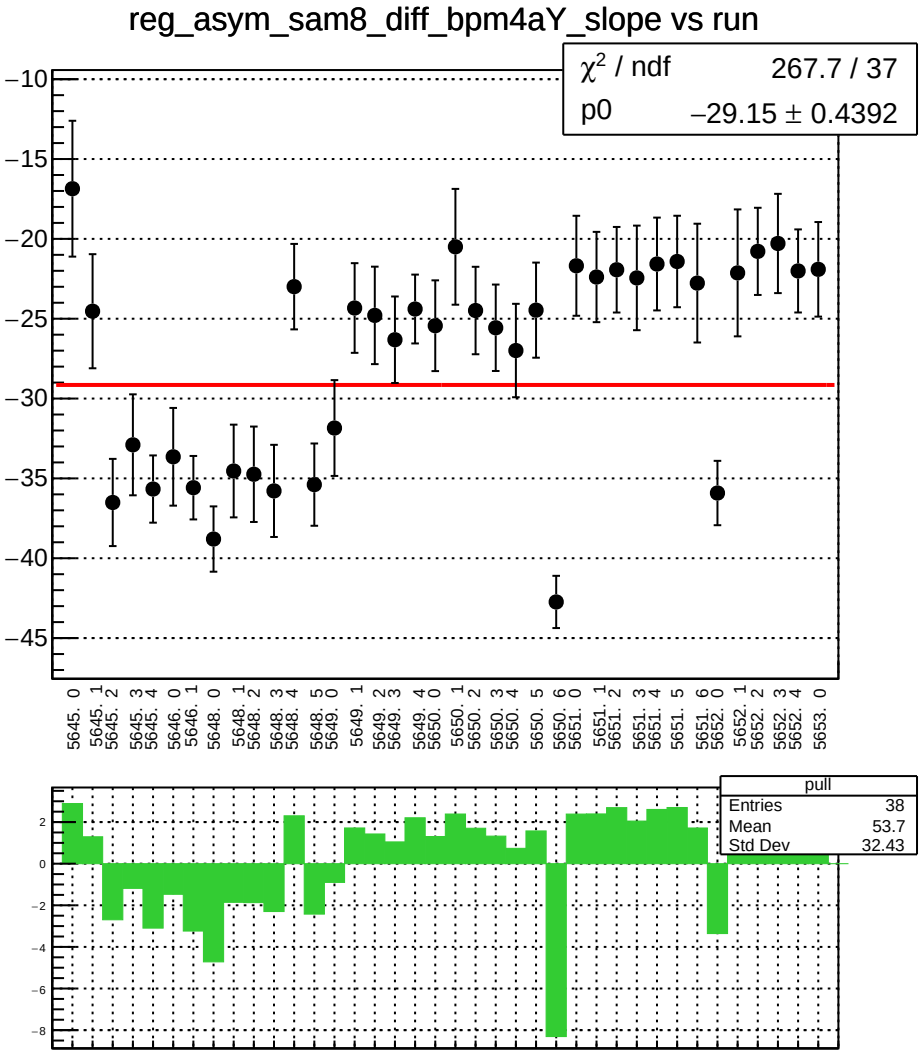
reg_asym_sam8_diff_bpm4aY_slope vs run
χ² / ndf 267.7 / 37
p0 −29.15 ± 0.4392
pull
Entries 38
Mean 53.7
Std Dev 32.43

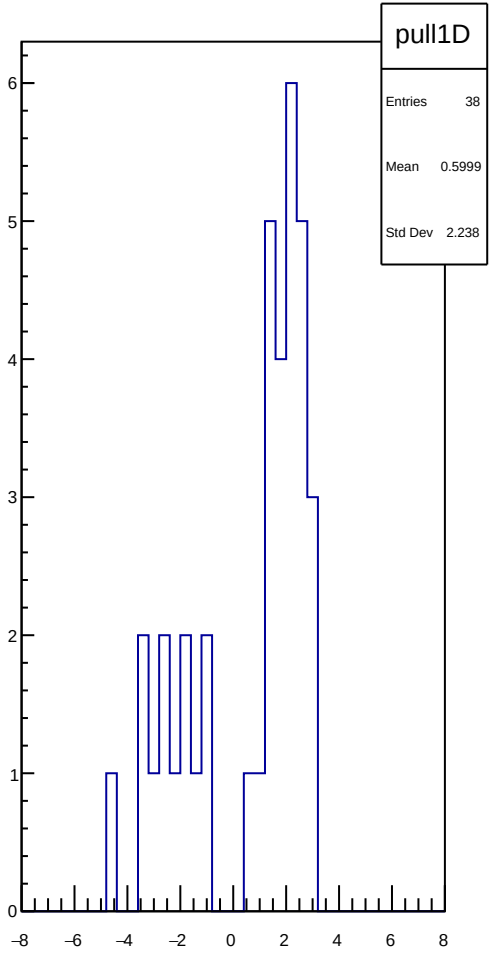
pull1D
Entries 38
Mean 0.5999
Std Dev 2.238

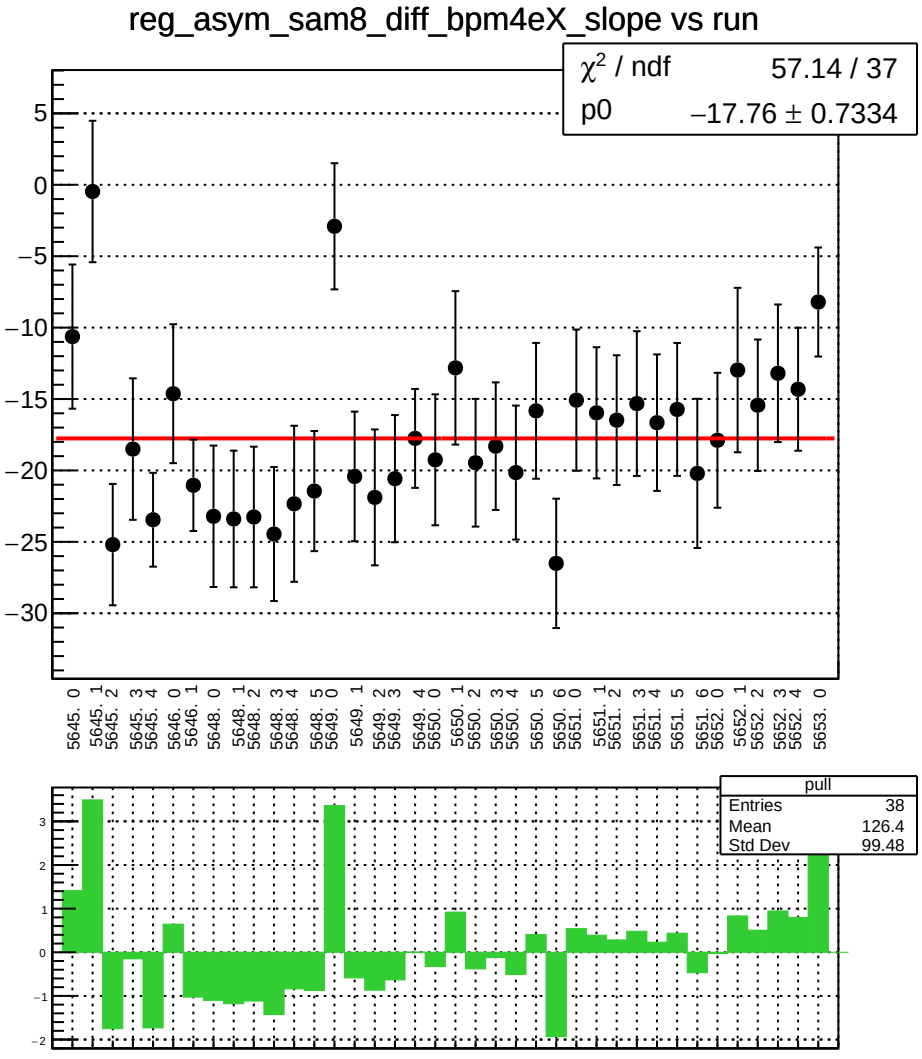
reg_asym_sam8_diff_bpm4eX_slope vs run
χ² / ndf 57.14 / 37
p0 −17.76 ± 0.7334
pull
Entries 38
Mean 126.4
Std Dev 99.48

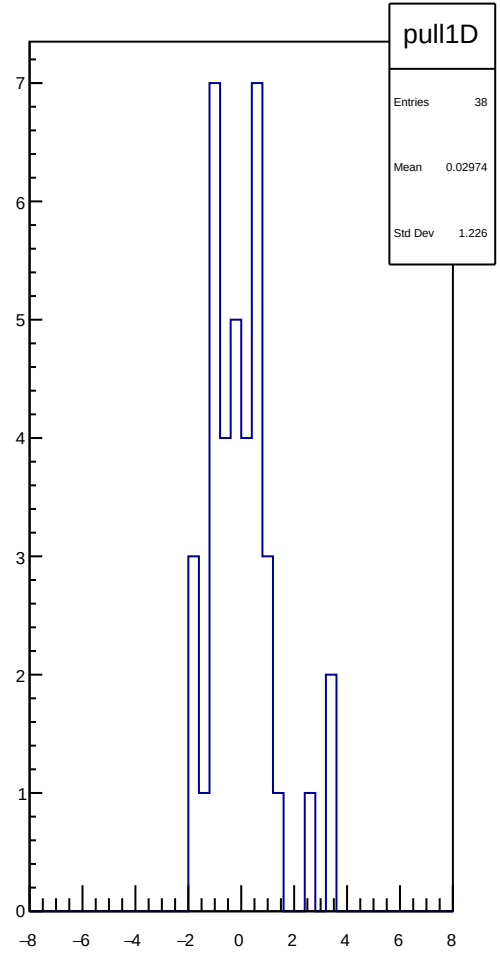
pull1D
Entries 38
Mean 0.02974
Std Dev 1.226

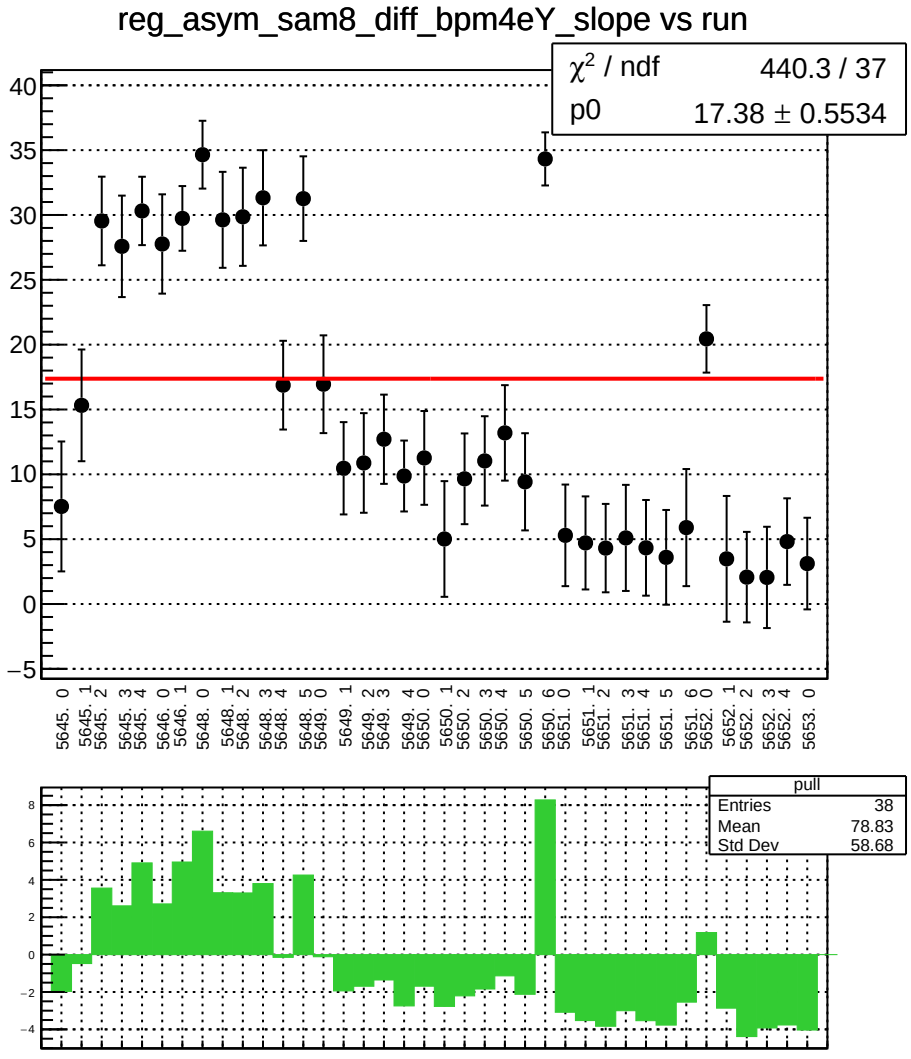
reg_asym_sam8_diff_bpm4eY_slope vs run
χ² / ndf 440.3 / 37
p0 17.38 ± 0.5534
pull
Entries 38
Mean 78.83
Std Dev 58.68

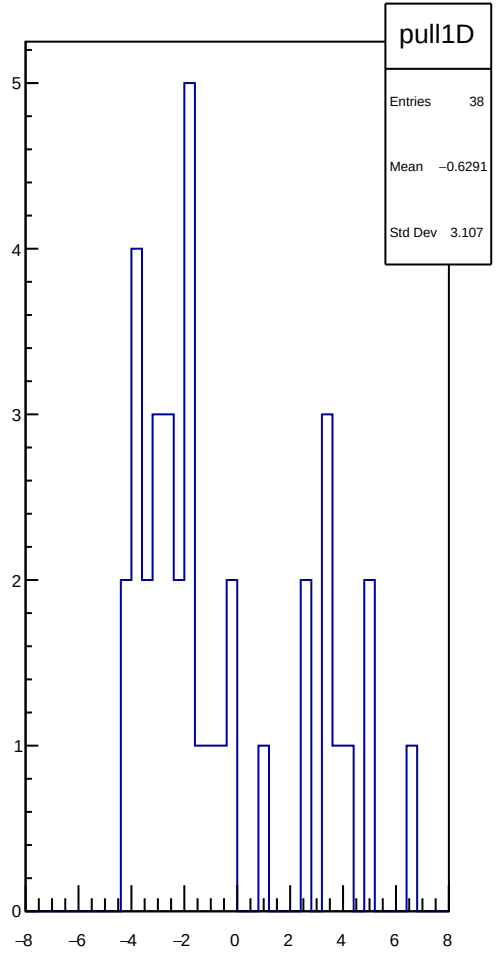
pull1D
Entries 38
Mean −0.6291
Std Dev 3.107

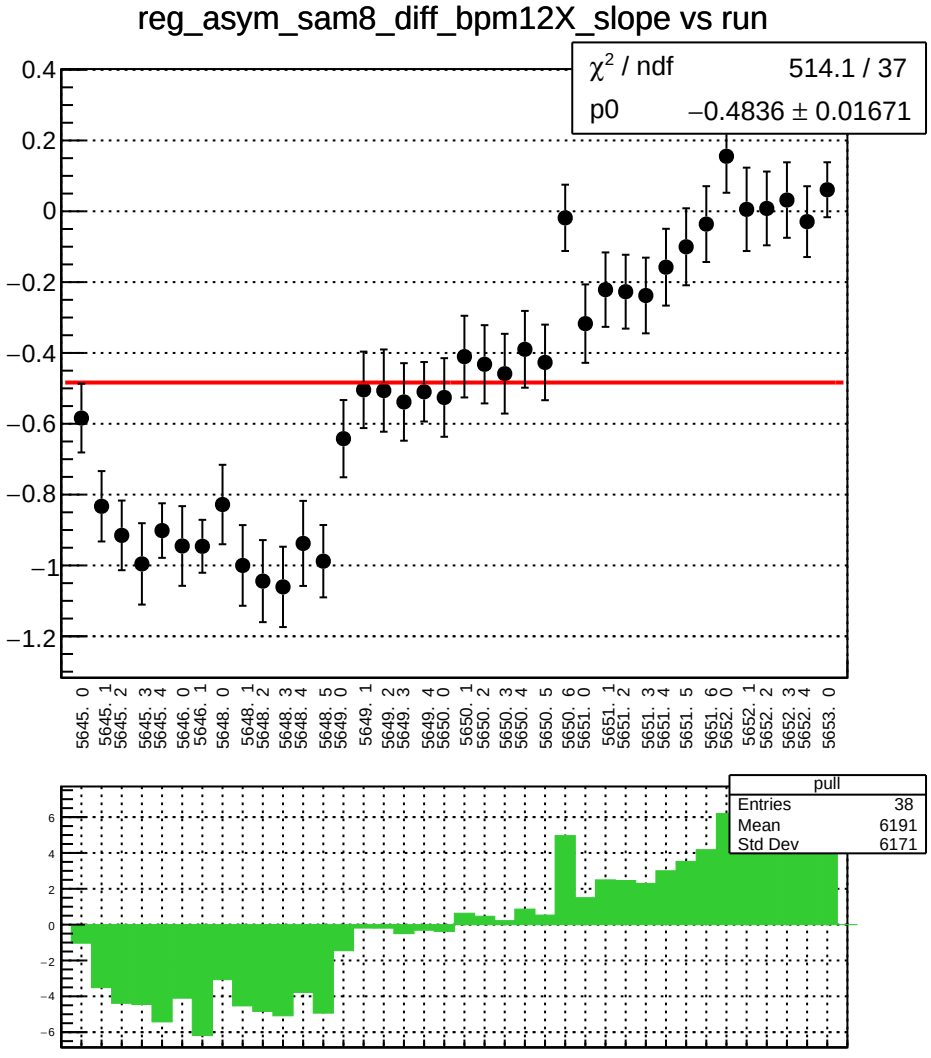
reg_asym_sam8_diff_bpm12X_slope vs run
χ² / ndf 514.1 / 37
p0 −0.4836 ± 0.01671
0.4
0.2
0
−0.2
−0.4
−0.6
−0.8
−1
−1.2
5645. 0
5645. 1
5645. 2
5645. 3
5645. 4
5646. 0
5646. 1
5648. 0
5648. 1
5648. 2
5648. 3
5648. 4
5648. 5
5649. 0
5649. 1
5649. 2
5649. 3
5649. 4
5650. 0
5650. 1
5650. 2
5650. 3
5650. 4
5650. 5
5650. 6
5651. 0
5651. 1
5651. 2
5651. 3
5651. 4
5651. 5
5651. 6
5652. 0
5652. 1
5652. 2
5652. 3
5652. 4
5653. 0
pull
Entries 38
Mean 6191
Std Dev 6171
6
4
2
0
−2
−4
−6

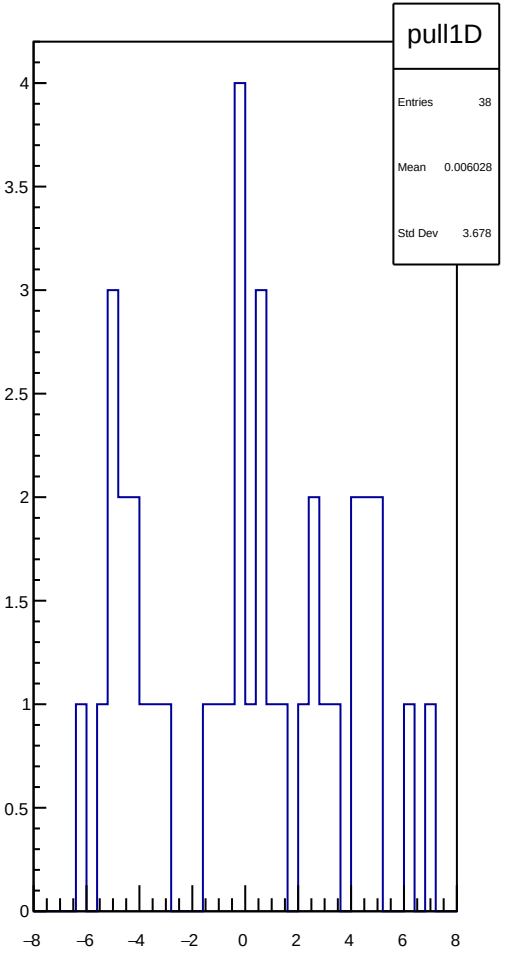
pull1D
Entries 38
Mean 0.006028
Std Dev 3.678
4
3.5
3
2.5
2
1.5
1
0.5
0
−8
−6
−4
−2
0
2
4
6
8

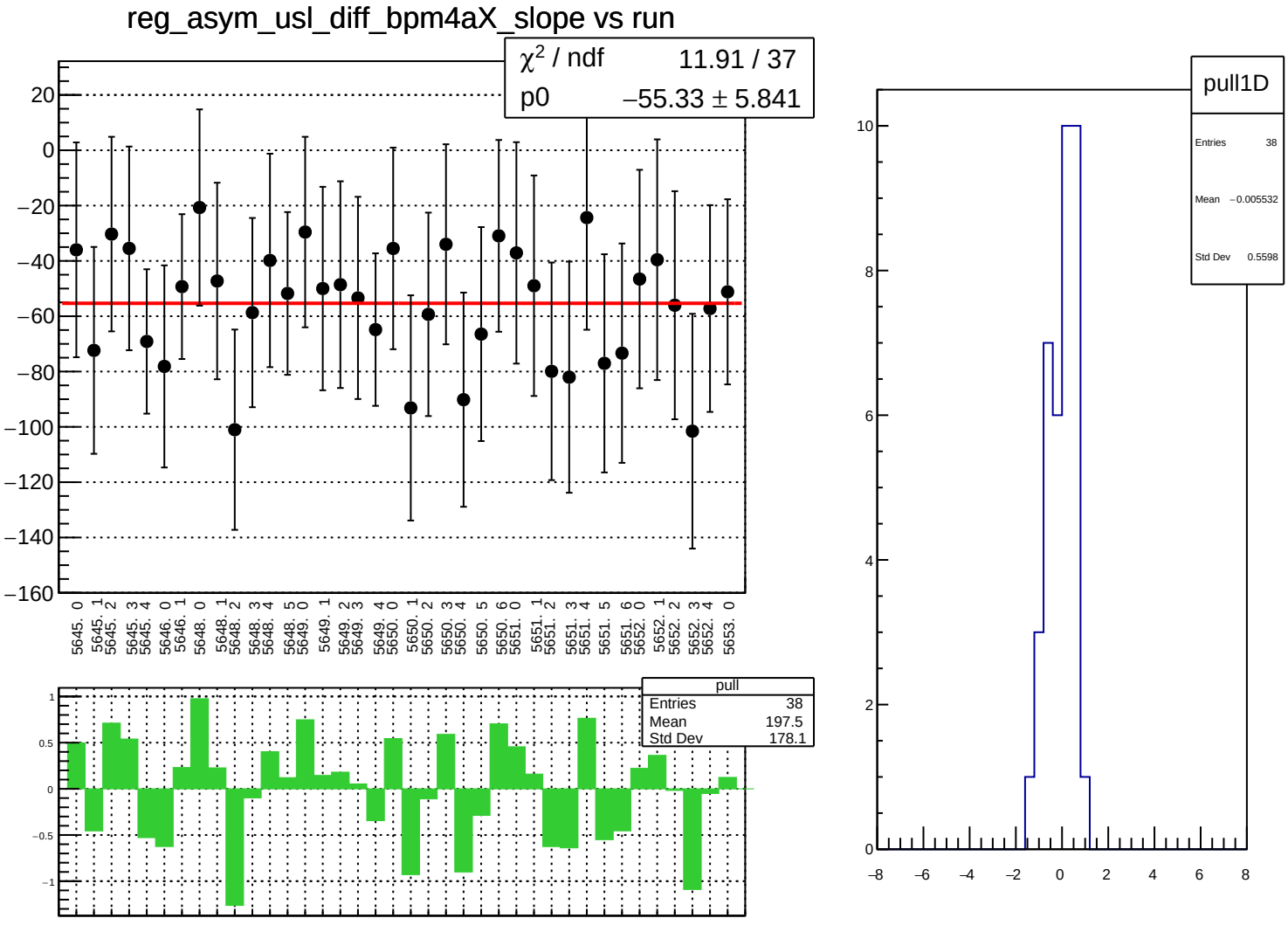
reg_asym_usl_diff_bpm4aX_slope vs run
χ² / ndf 11.91 / 37
p0 −55.33 ± 5.841
20
0
−20
−40
−60
−80
−100
−120
−140
−160
5645. 0
5645. 1
5645. 2
5645. 3
5645. 4
5646. 0
5646. 1
5648. 0
5648. 1
5648. 2
5648. 3
5648. 4
5648. 5
5649. 0
5649. 1
5649. 2
5649. 3
5649. 4
5650. 0
5650. 1
5650. 2
5650. 3
5650. 4
5650. 5
5650. 6
5651. 0
5651. 1
5651. 2
5651. 3
5651. 4
5651. 5
5651. 6
5652. 0
5652. 1
5652. 2
5652. 3
5652. 4
5653. 0
pull
Entries 38
Mean 197.5
Std Dev 178.1
1
0.5
0
−0.5
−1
pull1D
Entries 38
Mean −0.005532
Std Dev 0.5598
10
8
6
4
2
0
−8
−6
−4
−2
0
2
4
6
8

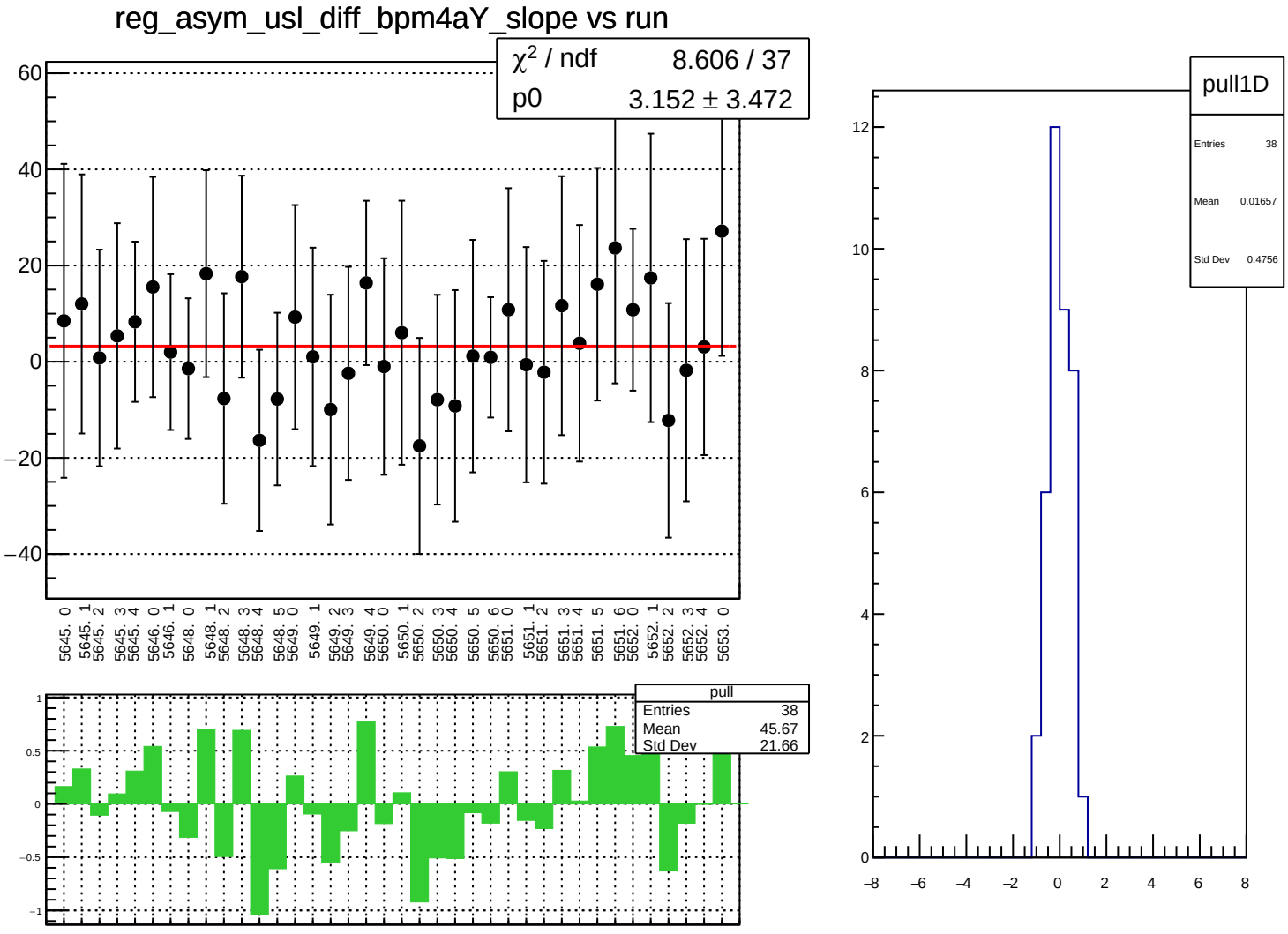
reg_asym_usl_diff_bpm4aY_slope vs run
χ² / ndf 8.606 / 37
p0 3.152 ± 3.472
pull
Entries 38
Mean 45.67
Std Dev 21.66
pull1D
Entries 38
Mean 0.01657
Std Dev 0.4756

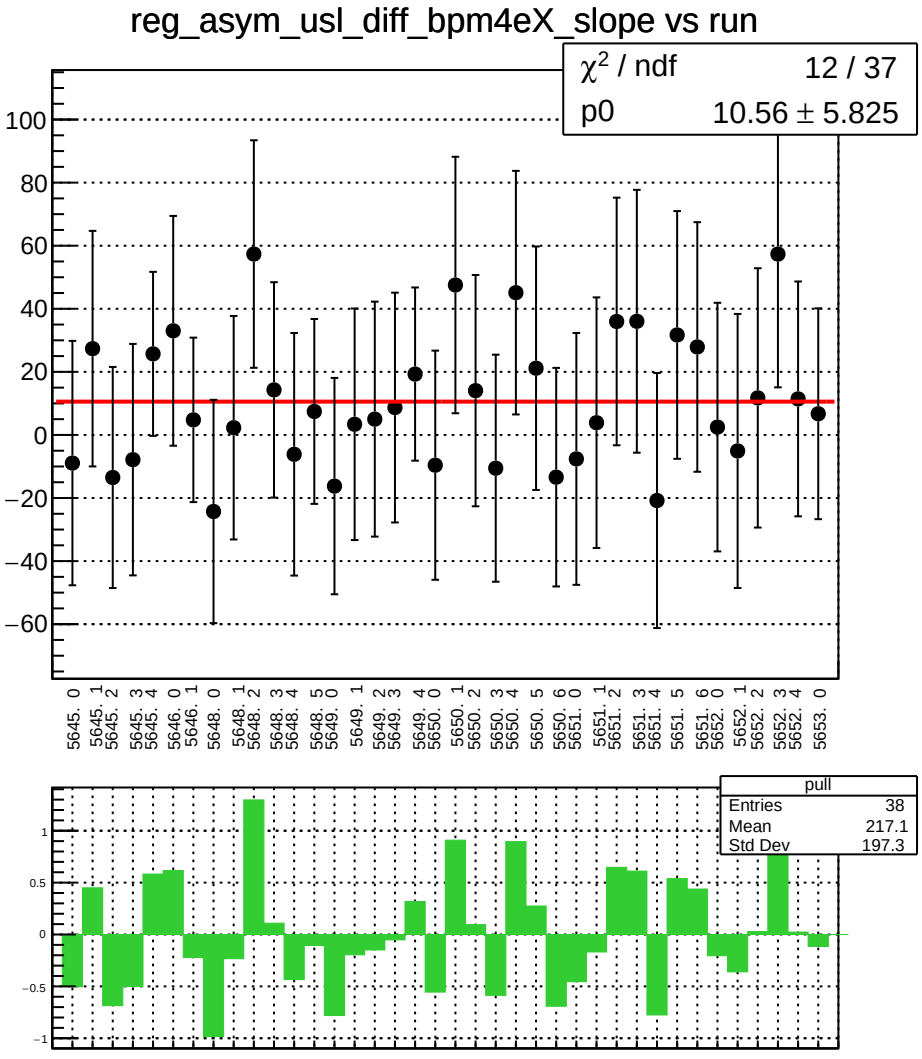
reg_asym_usl_diff_bpm4eX_slope vs run
χ² / ndf 12 / 37
p0 10.56 ± 5.825
pull
Entries 38
Mean 217.1
Std Dev 197.3

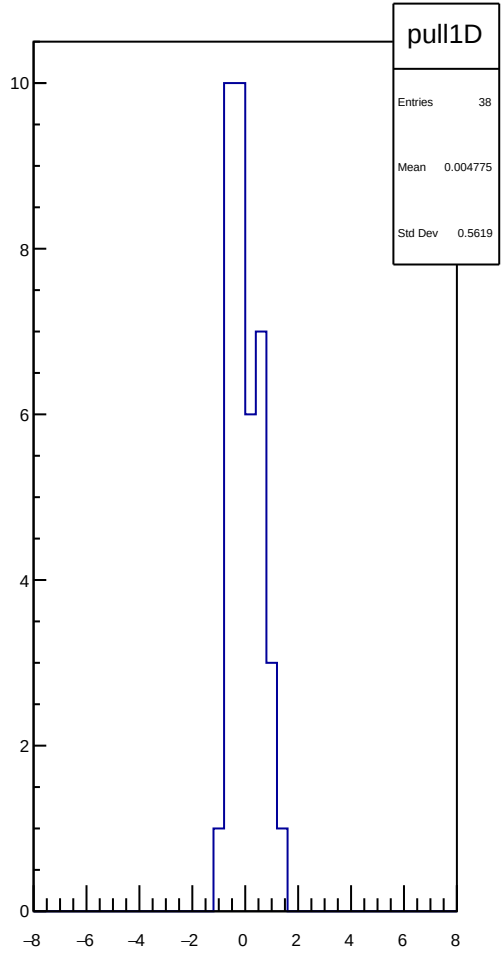
pull1D
Entries 38
Mean 0.004775
Std Dev 0.5619

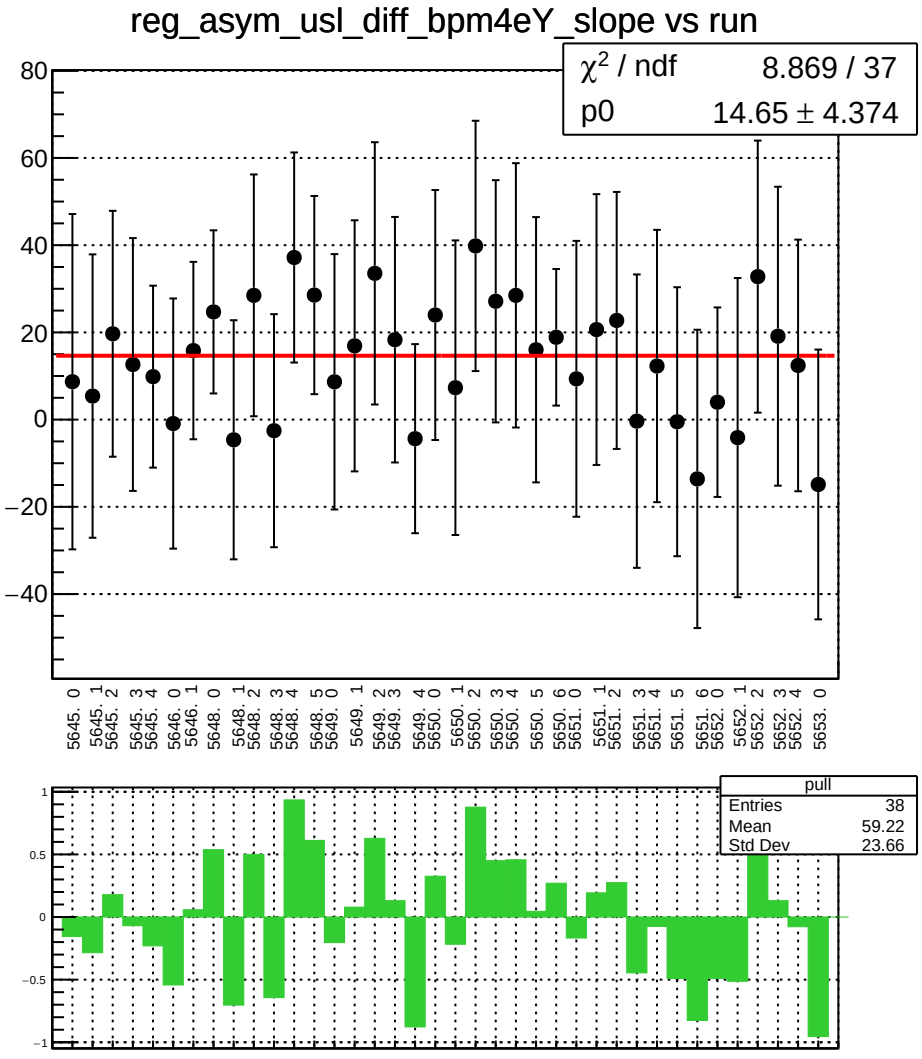
reg_asym_usl_diff_bpm4eY_slope vs run
χ² / ndf 8.869 / 37
p0 14.65 ± 4.374
80
60
40
20
0
−20
−40
5645. 0
5645. 1
5645. 2
5645. 3
5645. 4
5646. 0
5646. 1
5648. 0
5648. 1
5648. 2
5648. 3
5648. 4
5648. 5
5649. 0
5649. 1
5649. 2
5649. 3
5649. 4
5650. 0
5650. 1
5650. 2
5650. 3
5650. 4
5650. 5
5650. 6
5651. 0
5651. 1
5651. 2
5651. 3
5651. 4
5651. 5
5651. 6
5652. 0
5652. 1
5652. 2
5652. 3
5652. 4
5653. 0
pull
Entries 38
Mean 59.22
Std Dev 23.66
1
0.5
0
−0.5
−1

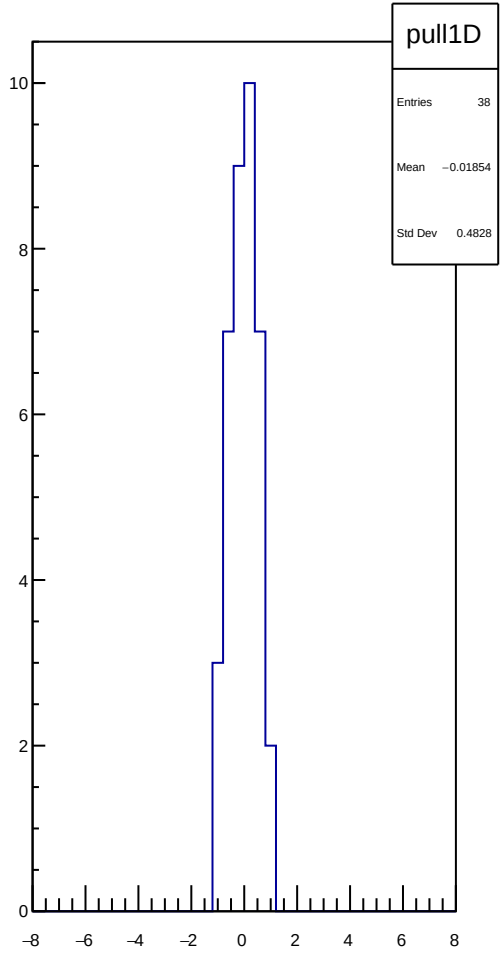
pull1D
Entries 38
Mean −0.01854
Std Dev 0.4828
10
8
6
4
2
0
−8
−6
−4
−2
0
2
4
6
8

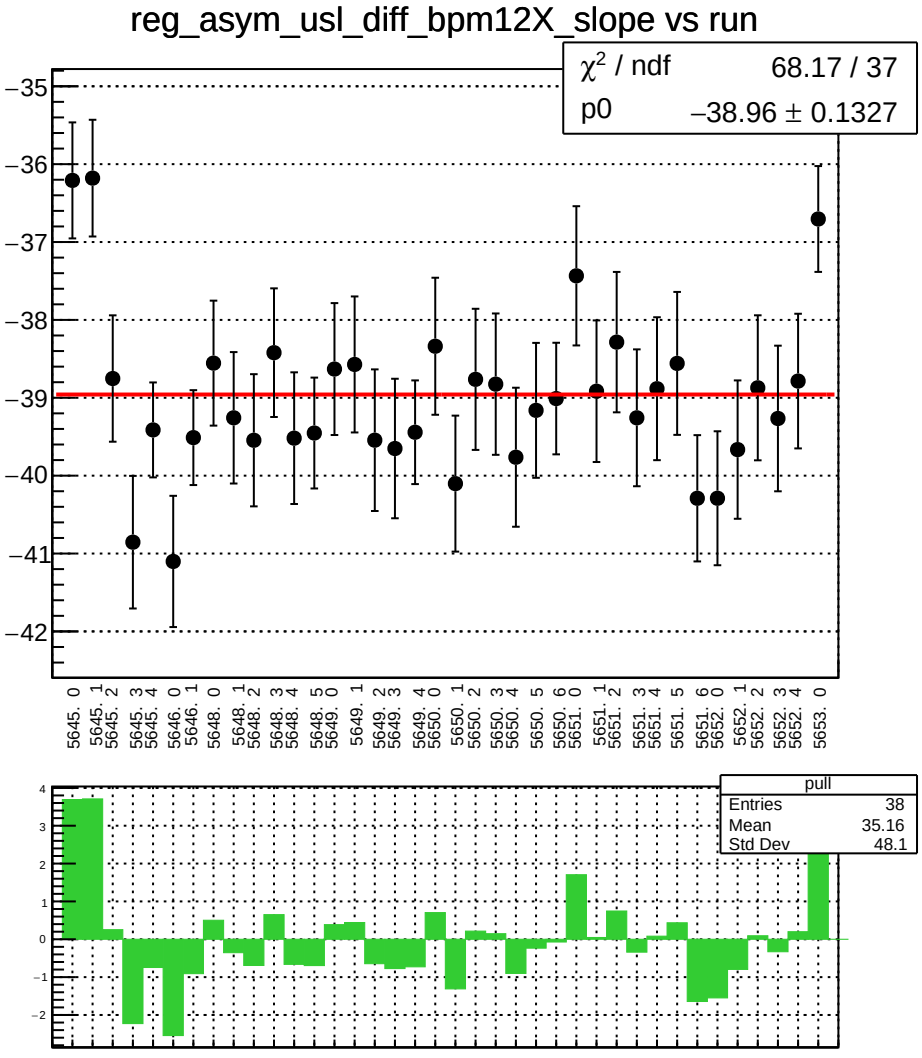
reg_asym_usl_diff_bpm12X_slope vs run
χ² / ndf 68.17 / 37
p0 −38.96 ± 0.1327
−35
−36
−37
−38
−39
−40
−41
−42
5645. 0
5645. 1
5645. 2
5645. 3
5645. 4
5646. 0
5646. 1
5648. 0
5648. 1
5648. 2
5648. 3
5648. 4
5648. 5
5649. 0
5649. 1
5649. 2
5649. 3
5649. 4
5650. 0
5650. 1
5650. 2
5650. 3
5650. 4
5650. 5
5650. 6
5651. 0
5651. 1
5651. 2
5651. 3
5651. 4
5651. 5
5651. 6
5652. 0
5652. 1
5652. 2
5652. 3
5652. 4
5653. 0
pull
Entries 38
Mean 35.16
Std Dev 48.1
4
3
2
1
0
−1
−2

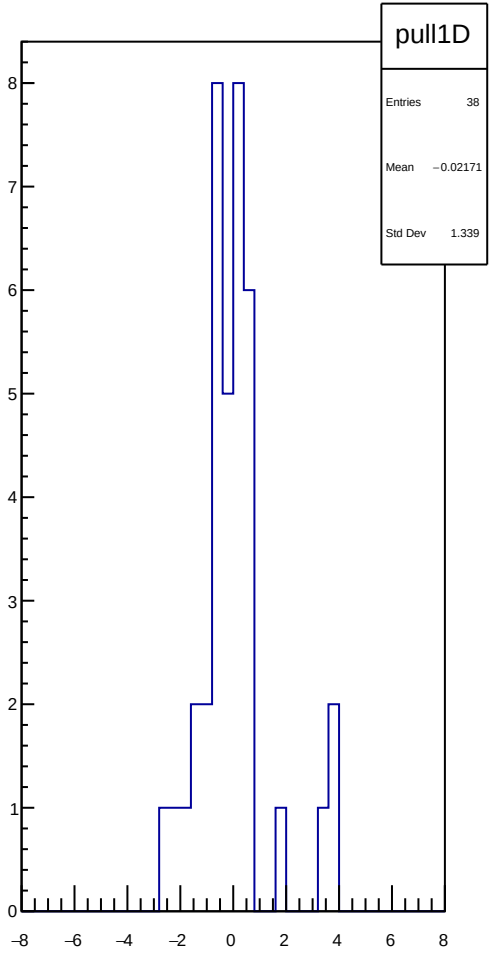
pull1D
Entries 38
Mean −0.02171
Std Dev 1.339
8
7
6
5
4
3
2
1
0
−8
−6
−4
−2
0
2
4
6
8

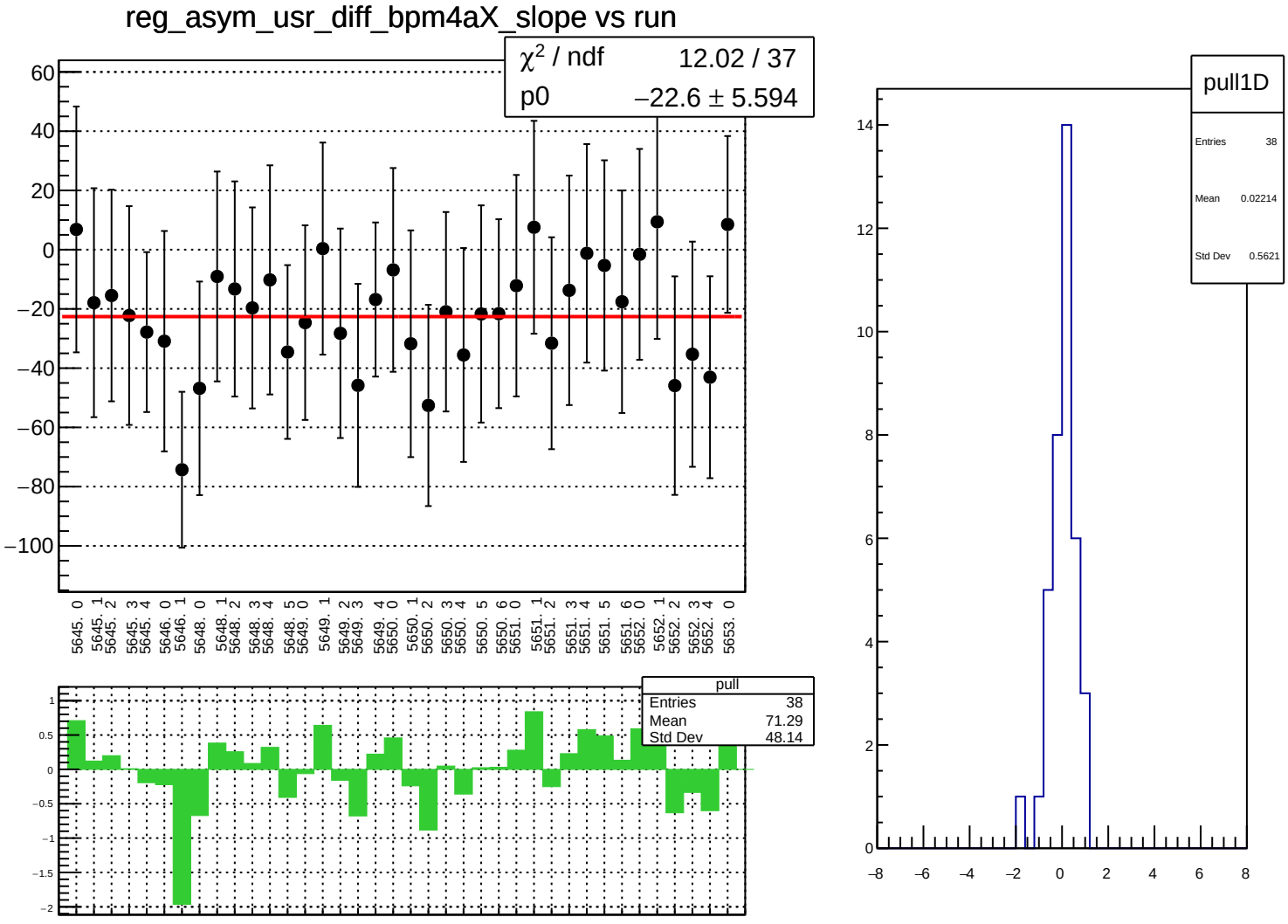
reg_asym_usr_diff_bpm4aX_slope vs run
χ² / ndf 12.02 / 37
p0 −22.6 ± 5.594
pull
Entries 38
Mean 71.29
Std Dev 48.14
pull1D
Entries 38
Mean 0.02214
Std Dev 0.5621

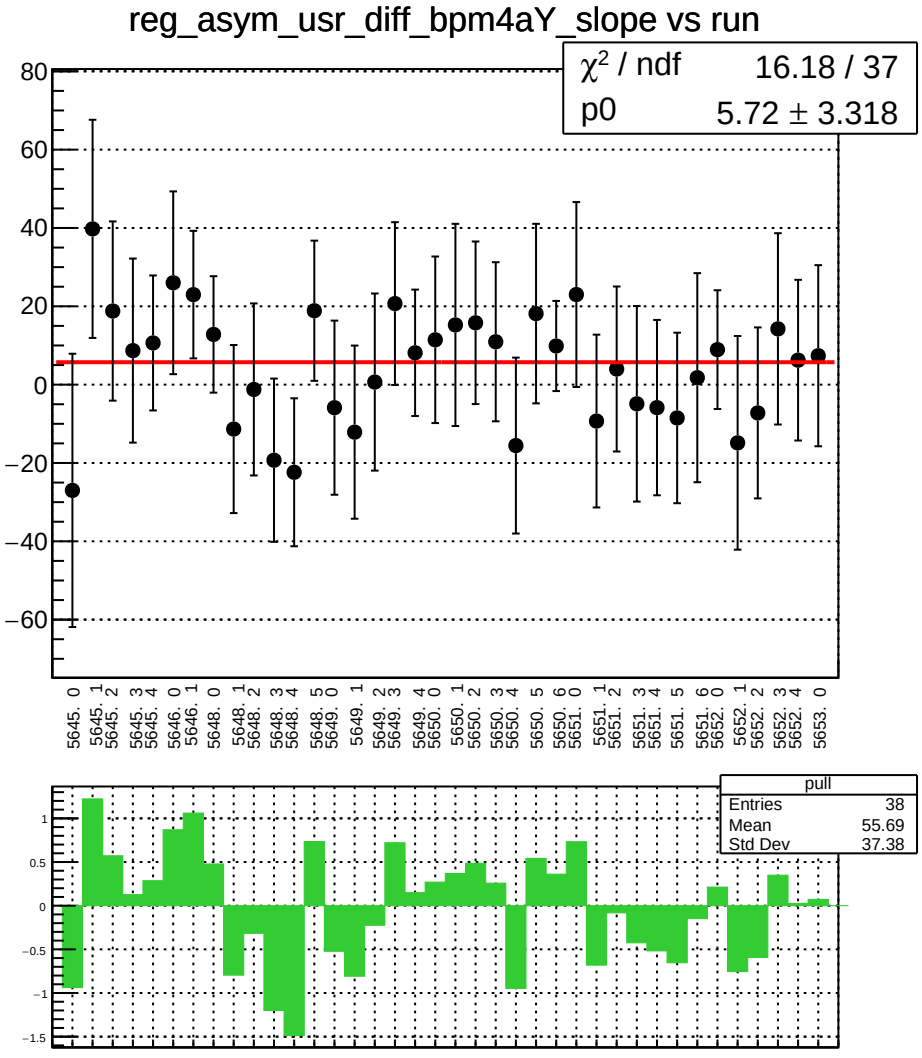
reg_asym_usr_diff_bpm4aY_slope vs run
χ² / ndf 16.18 / 37
p0 5.72 ± 3.318
80
60
40
20
0
−20
−40
−60
5645. 0
5645. 1
5645. 2
5645. 3
5645. 4
5646. 0
5646. 1
5648. 0
5648. 1
5648. 2
5648. 3
5648. 4
5648. 5
5649. 0
5649. 1
5649. 2
5649. 3
5649. 4
5650. 0
5650. 1
5650. 2
5650. 3
5650. 4
5650. 5
5650. 6
5651. 0
5651. 1
5651. 2
5651. 3
5651. 4
5651. 5
5651. 6
5652. 0
5652. 1
5652. 2
5652. 3
5652. 4
5653. 0
pull
Entries 38
Mean 55.69
Std Dev 37.38
1
0.5
0
−0.5
−1
−1.5

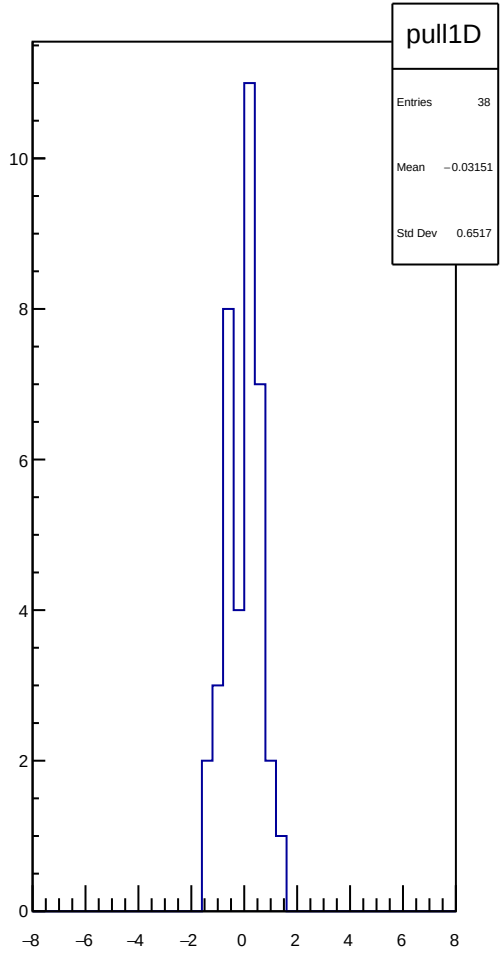
pull1D
Entries 38
Mean −0.03151
Std Dev 0.6517
10
8
6
4
2
0
−8
−6
−4
−2
0
2
4
6
8

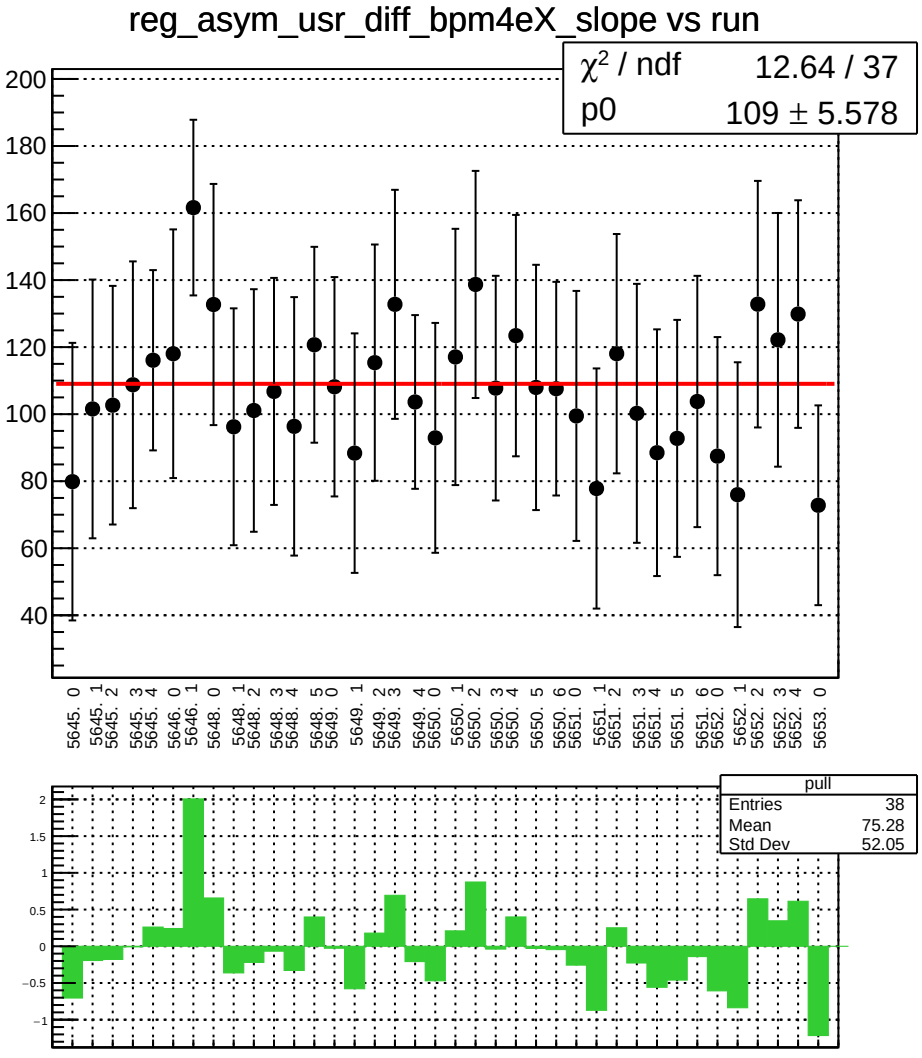
reg_asym_usr_diff_bpm4eX_slope vs run
χ² / ndf 12.64 / 37
p0 109 ± 5.578
pull
Entries 38
Mean 75.28
Std Dev 52.05

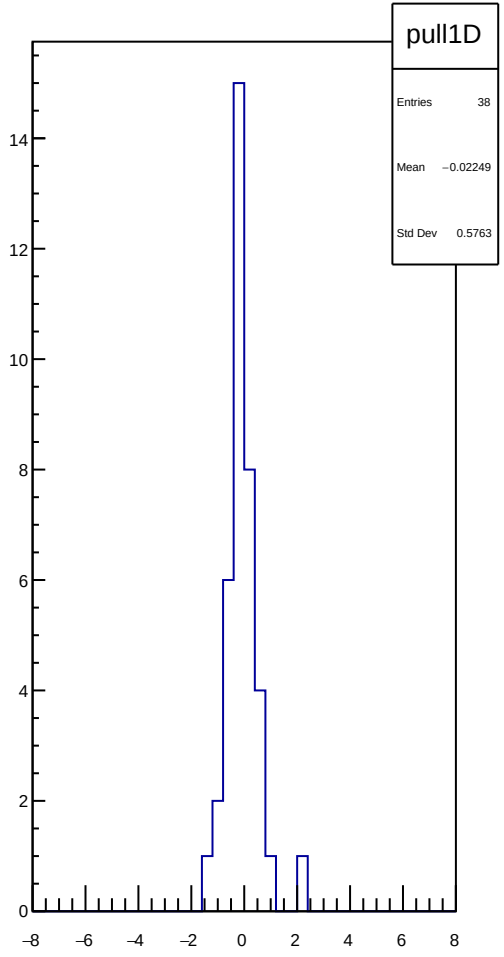
pull1D
Entries 38
Mean −0.02249
Std Dev 0.5763

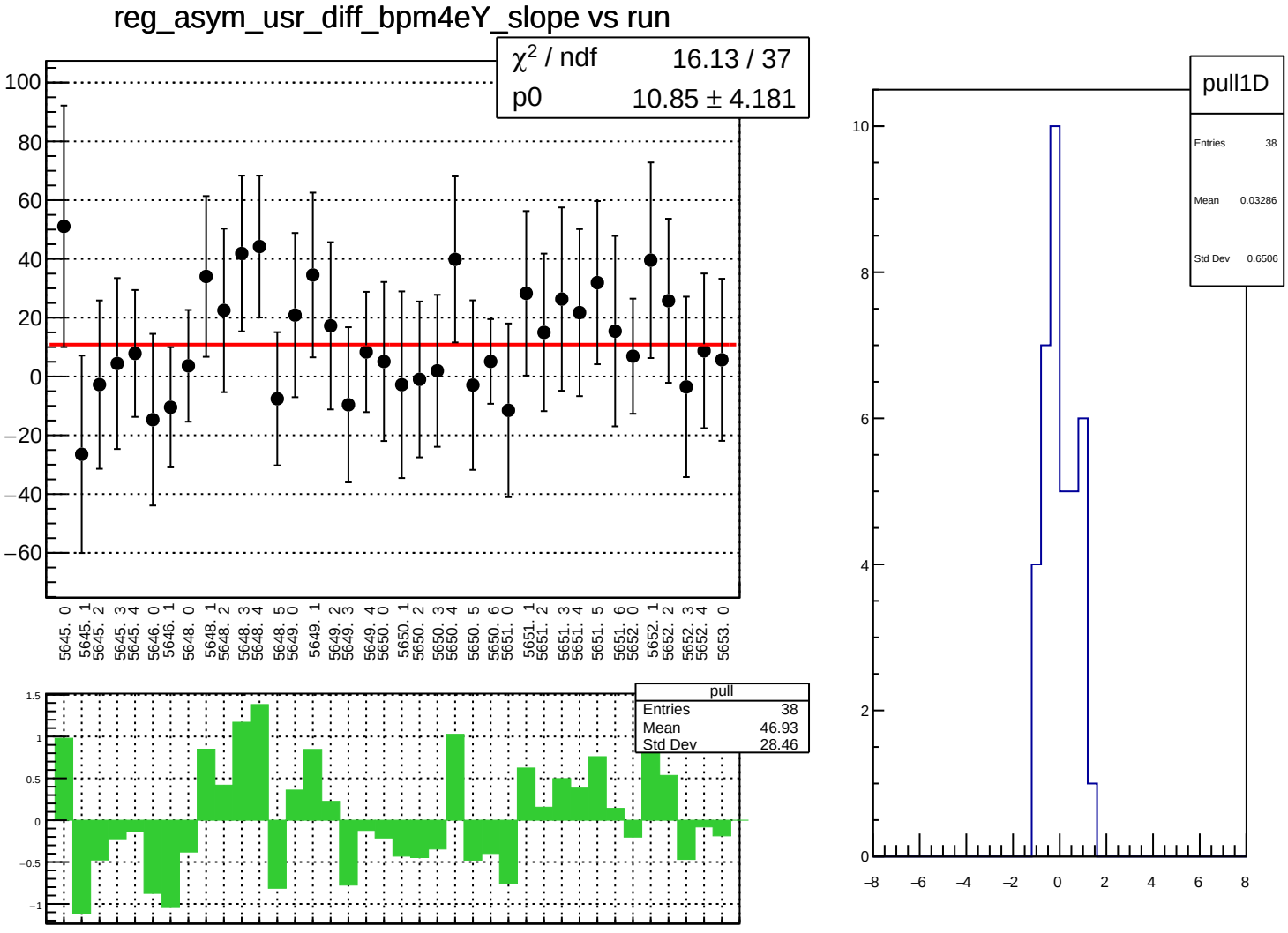
reg_asym_usr_diff_bpm4eY_slope vs run
χ² / ndf 16.13 / 37
p0 10.85 ± 4.181
pull
Entries 38
Mean 46.93
Std Dev 28.46
pull1D
Entries 38
Mean 0.03286
Std Dev 0.6506

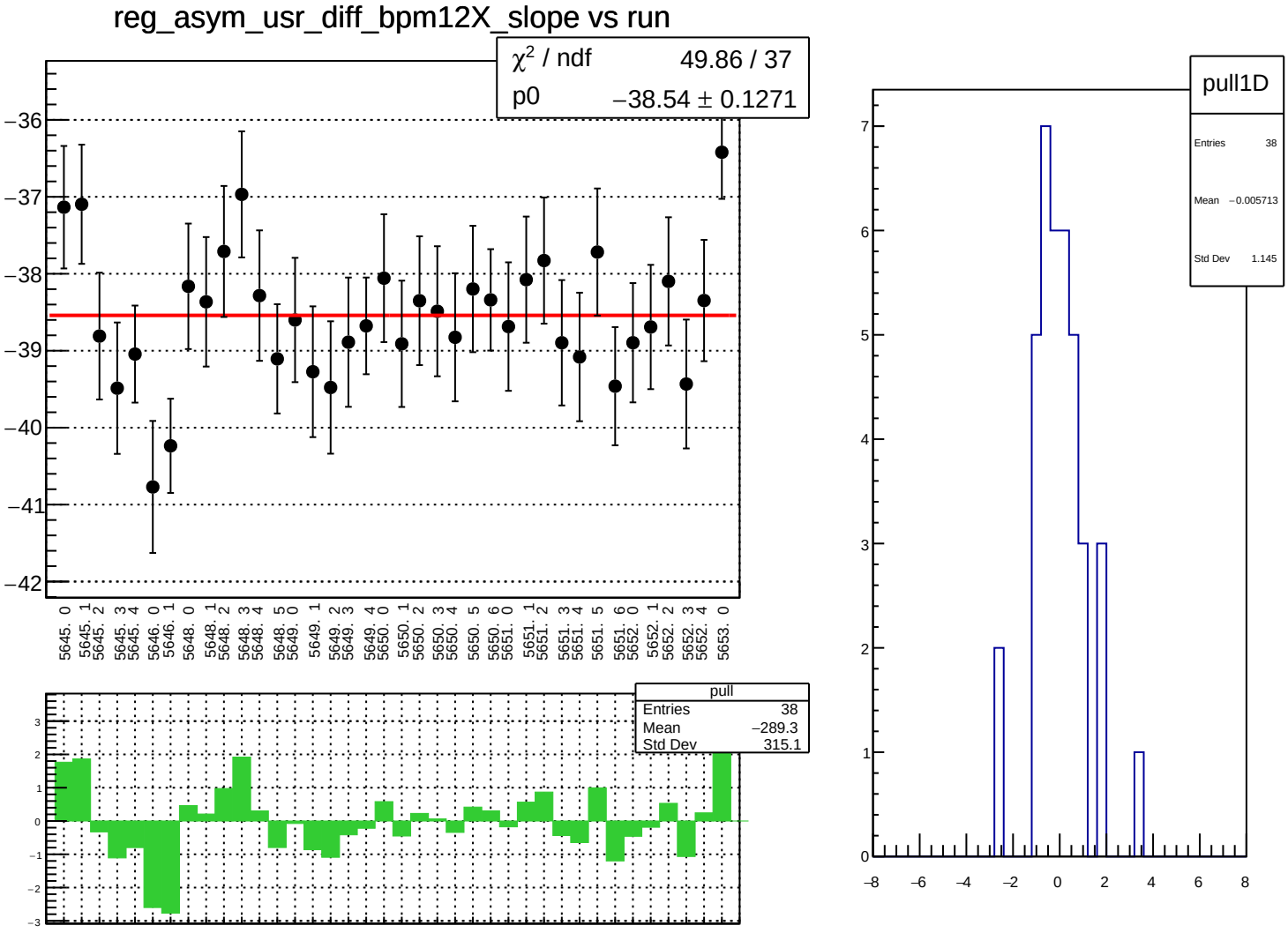
reg_asym_usr_diff_bpm12X_slope vs run
χ² / ndf 49.86 / 37
p0 −38.54 ± 0.1271
pull
Entries 38
Mean −289.3
Std Dev 315.1
pull1D
Entries 38
Mean −0.005713
Std Dev 1.145

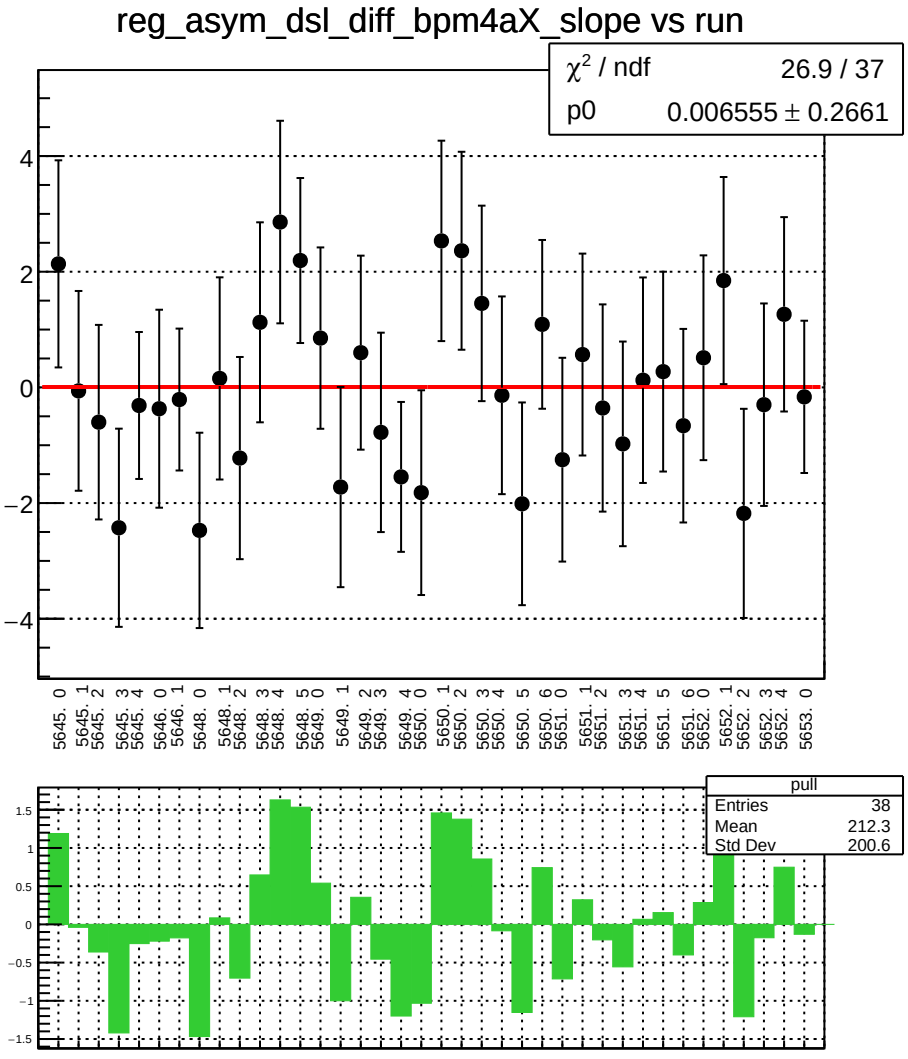
reg_asym_dsl_diff_bpm4aX_slope vs run
χ² / ndf 26.9 / 37
p0 0.006555 ± 0.2661
4
2
0
−2
−4
5645. 0
5645. 1
5645. 2
5645. 3
5645. 4
5646. 0
5646. 1
5648. 0
5648. 1
5648. 2
5648. 3
5648. 4
5648. 5
5649. 0
5649. 1
5649. 2
5649. 3
5649. 4
5650. 0
5650. 1
5650. 2
5650. 3
5650. 4
5650. 5
5650. 6
5651. 0
5651. 1
5651. 2
5651. 3
5651. 4
5651. 5
5651. 6
5652. 0
5652. 1
5652. 2
5652. 3
5652. 4
5653. 0
pull
Entries 38
Mean 212.3
Std Dev 200.6
1.5
1
0.5
0
−0.5
−1
−1.5

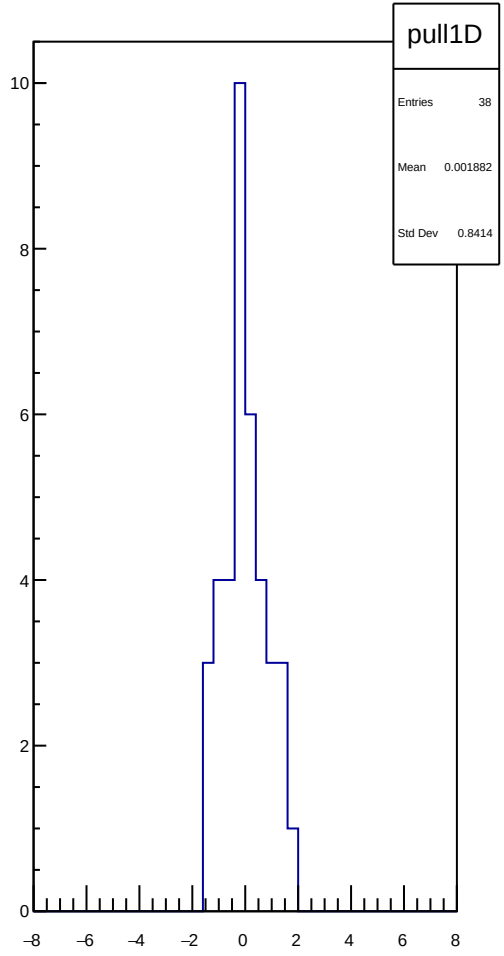
pull1D
Entries 38
Mean 0.001882
Std Dev 0.8414
10
8
6
4
2
0
−8
−6
−4
−2
0
2
4
6
8

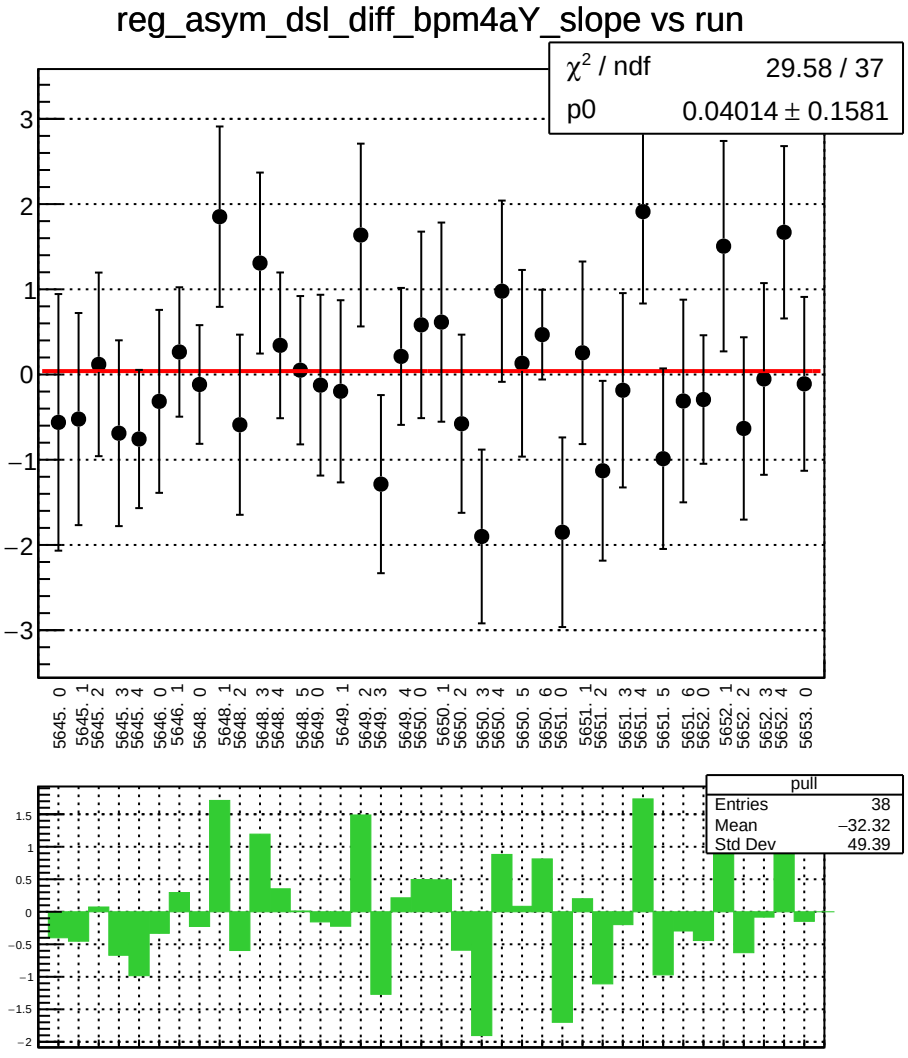
reg_asym_dsl_diff_bpm4aY_slope vs run
χ² / ndf 29.58 / 37
p0 0.04014 ± 0.1581
pull
Entries 38
Mean −32.32
Std Dev 49.39

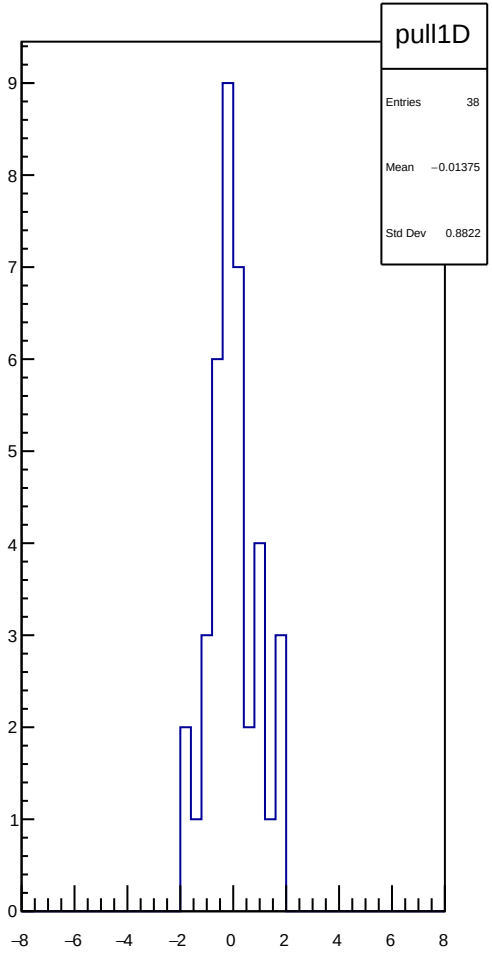
pull1D
Entries 38
Mean −0.01375
Std Dev 0.8822

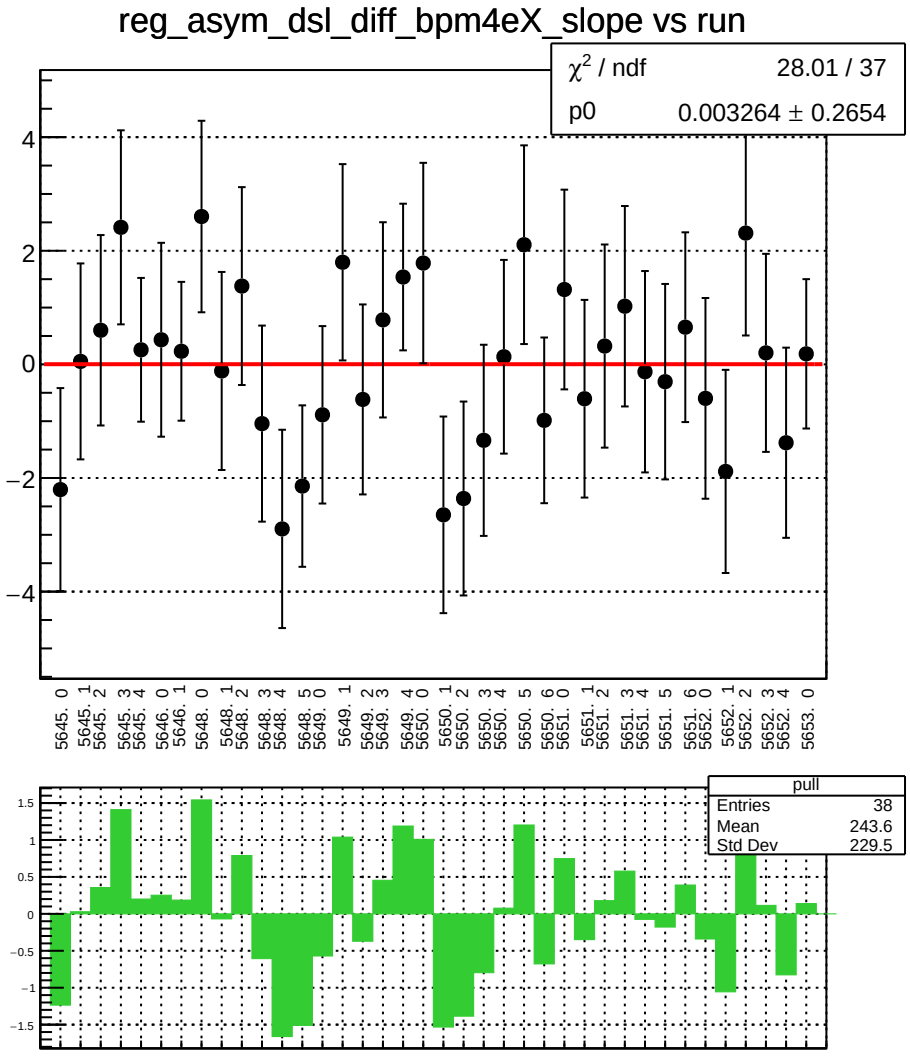
reg_asym_dsl_diff_bpm4eX_slope vs run
χ2 / ndf 28.01 / 37
p0 0.003264 ± 0.2654
4
2
0
−2
−4
5645. 0
5645. 1
5645. 2
5645. 3
5645. 4
5646. 0
5646. 1
5648. 0
5648. 1
5648. 2
5648. 3
5648. 4
5648. 5
5649. 0
5649. 1
5649. 2
5649. 3
5649. 4
5650. 0
5650. 1
5650. 2
5650. 3
5650. 4
5650. 5
5650. 6
5651. 0
5651. 1
5651. 2
5651. 3
5651. 4
5651. 5
5651. 6
5652. 0
5652. 1
5652. 2
5652. 3
5652. 4
5653. 0
pull
Entries 38
Mean 243.6
Std Dev 229.5
1.5
1
0.5
0
−0.5
−1
−1.5

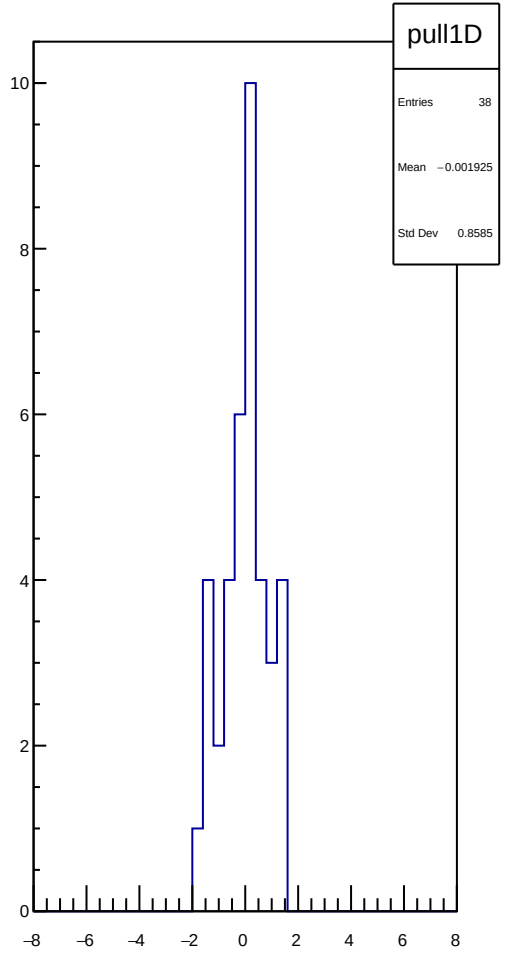
pull1D
Entries 38
Mean −0.001925
Std Dev 0.8585
10
8
6
4
2
0
−8
−6
−4
−2
0
2
4
6
8

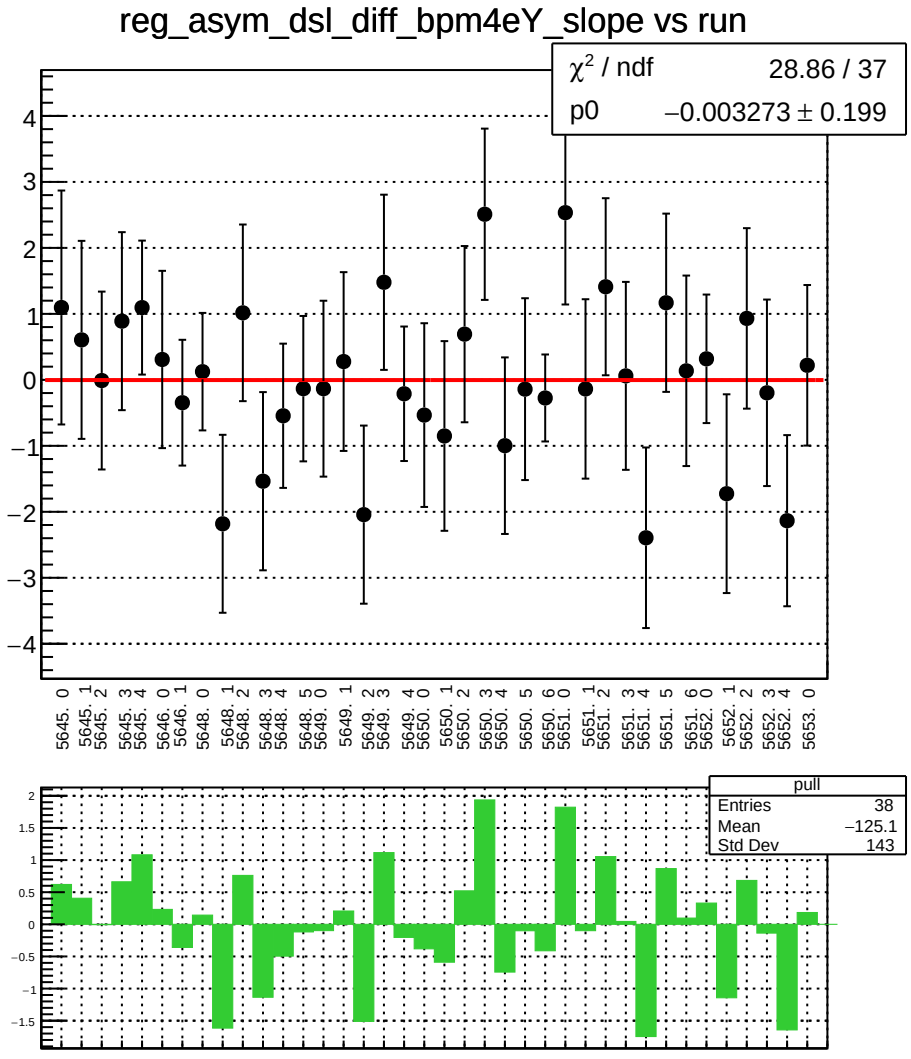
reg_asym_dsl_diff_bpm4eY_slope vs run
χ² / ndf 28.86 / 37
p0 −0.003273 ± 0.199
pull
Entries 38
Mean −125.1
Std Dev 143

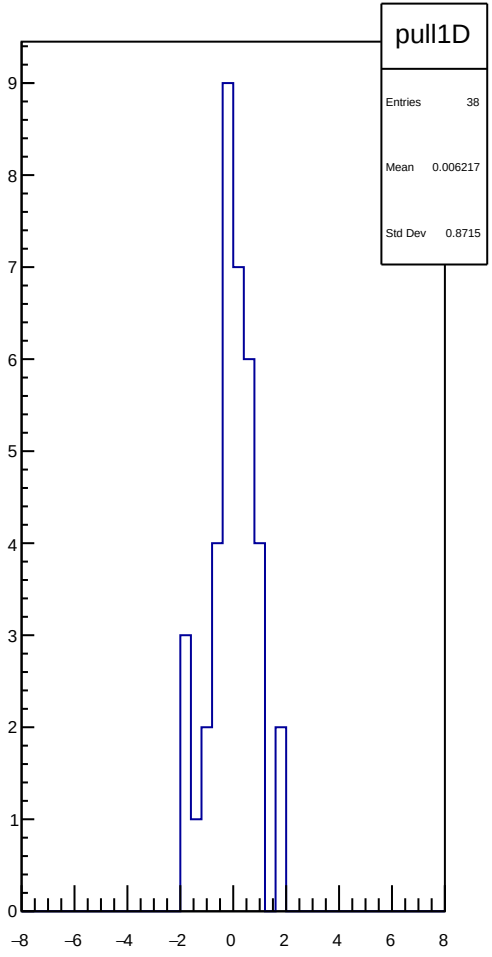
pull1D
Entries 38
Mean 0.006217
Std Dev 0.8715

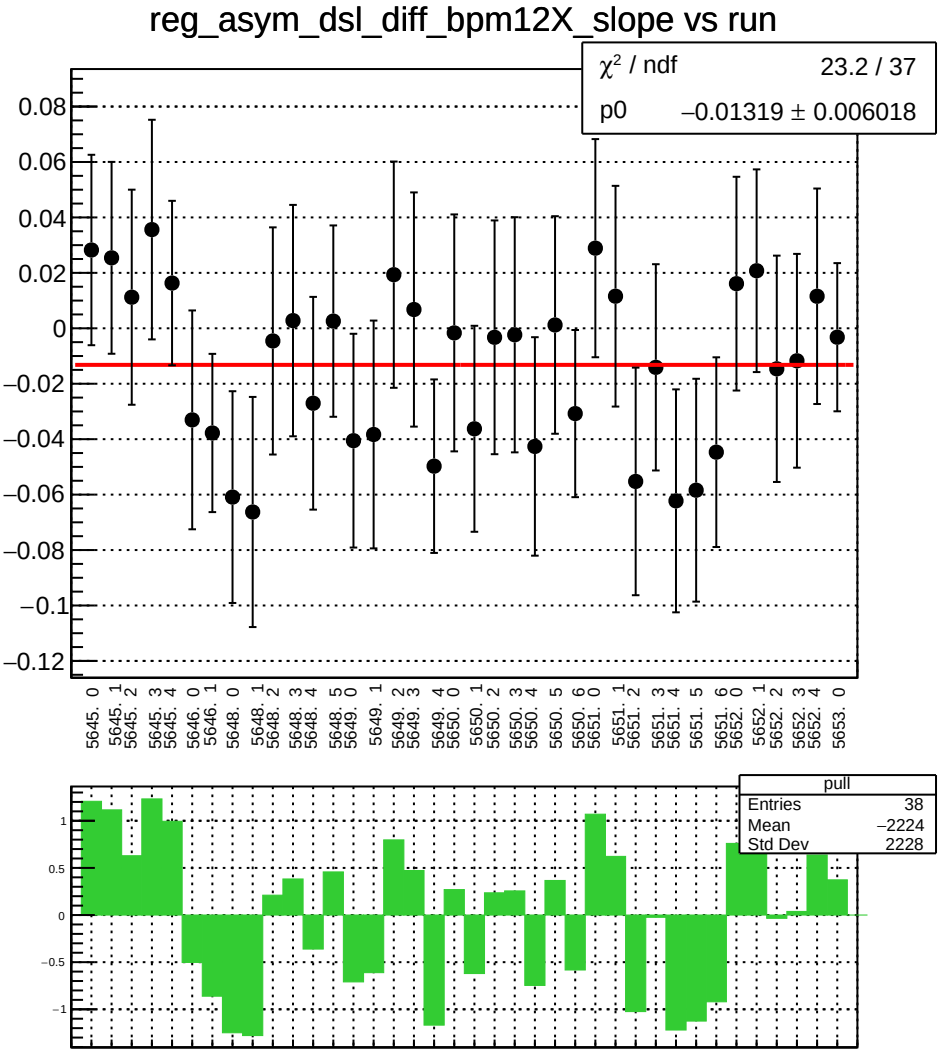
reg_asym_dsl_diff_bpm12X_slope vs run
χ² / ndf 23.2 / 37
p0 −0.01319 ± 0.006018
0.08
0.06
0.04
0.02
0
−0.02
−0.04
−0.06
−0.08
−0.1
−0.12
5645. 0
5645. 1
5645. 2
5645. 3
5645. 4
5646. 0
5646. 1
5648. 0
5648. 1
5648. 2
5648. 3
5648. 4
5648. 5
5649. 0
5649. 1
5649. 2
5649. 3
5649. 4
5650. 0
5650. 1
5650. 2
5650. 3
5650. 4
5650. 5
5650. 6
5651. 0
5651. 1
5651. 2
5651. 3
5651. 4
5651. 5
5651. 6
5652. 0
5652. 1
5652. 2
5652. 3
5652. 4
5653. 0
pull
Entries 38
Mean −2224
Std Dev 2228
1
0.5
0
−0.5
−1

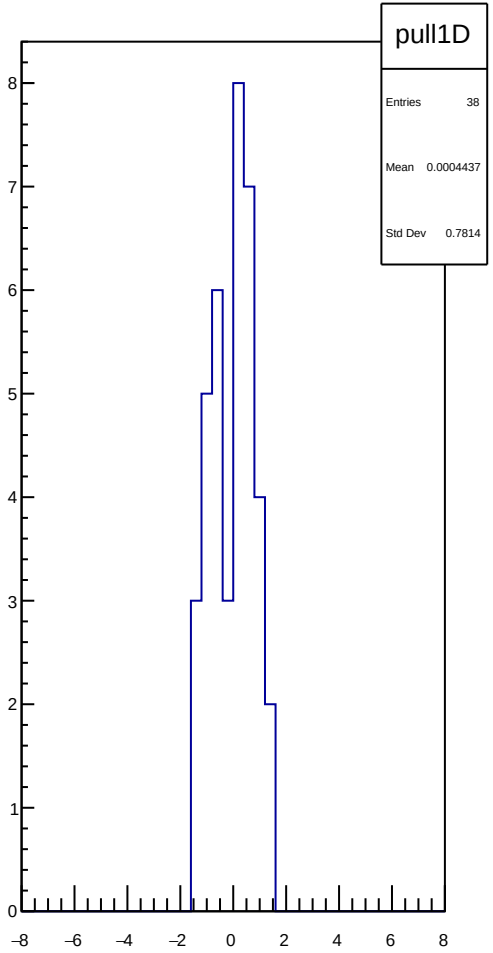
pull1D
Entries 38
Mean 0.0004437
Std Dev 0.7814
8
7
6
5
4
3
2
1
0
−8
−6
−4
−2
0
2
4
6
8

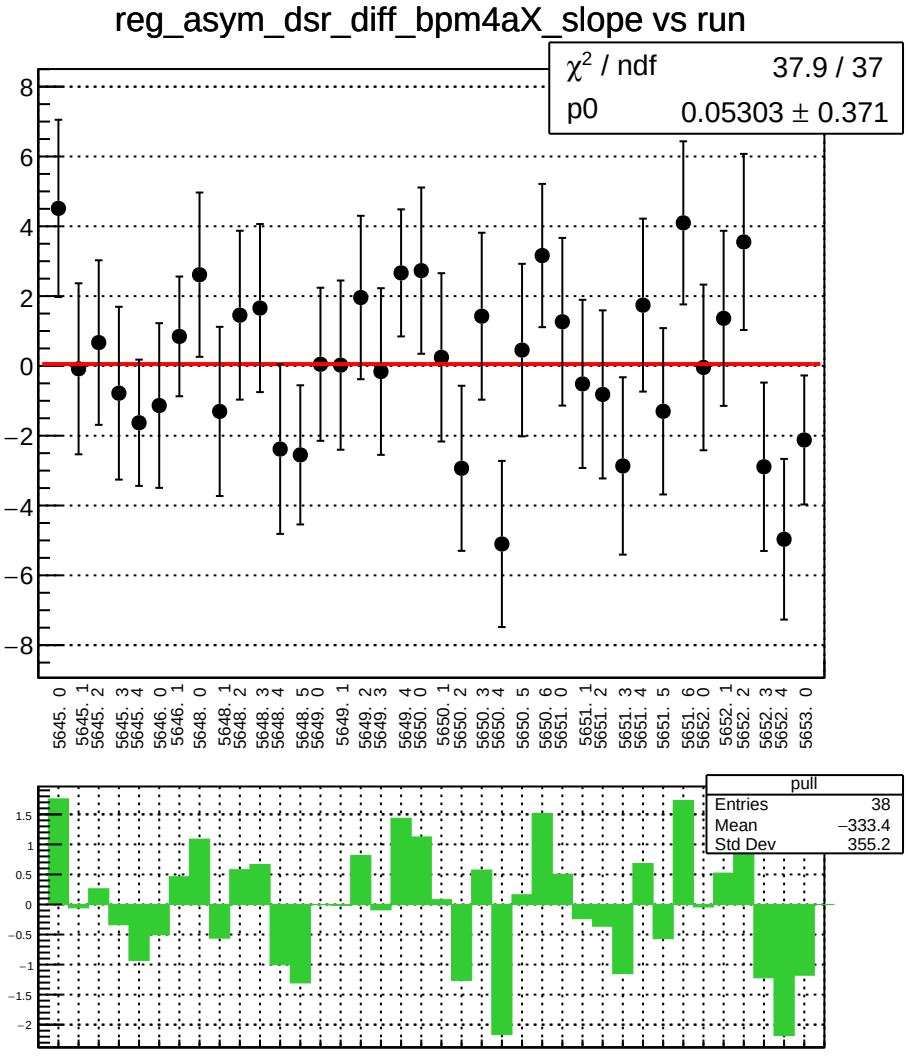
reg_asym_dsr_diff_bpm4aX_slope vs run
χ² / ndf 37.9 / 37
p0 0.05303 ± 0.371
pull
Entries 38
Mean −333.4
Std Dev 355.2

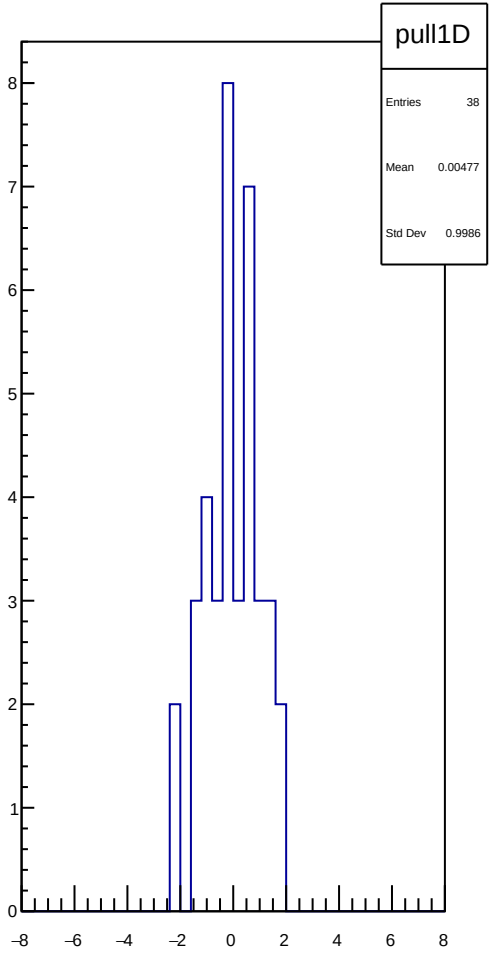
pull1D
Entries 38
Mean 0.00477
Std Dev 0.9986

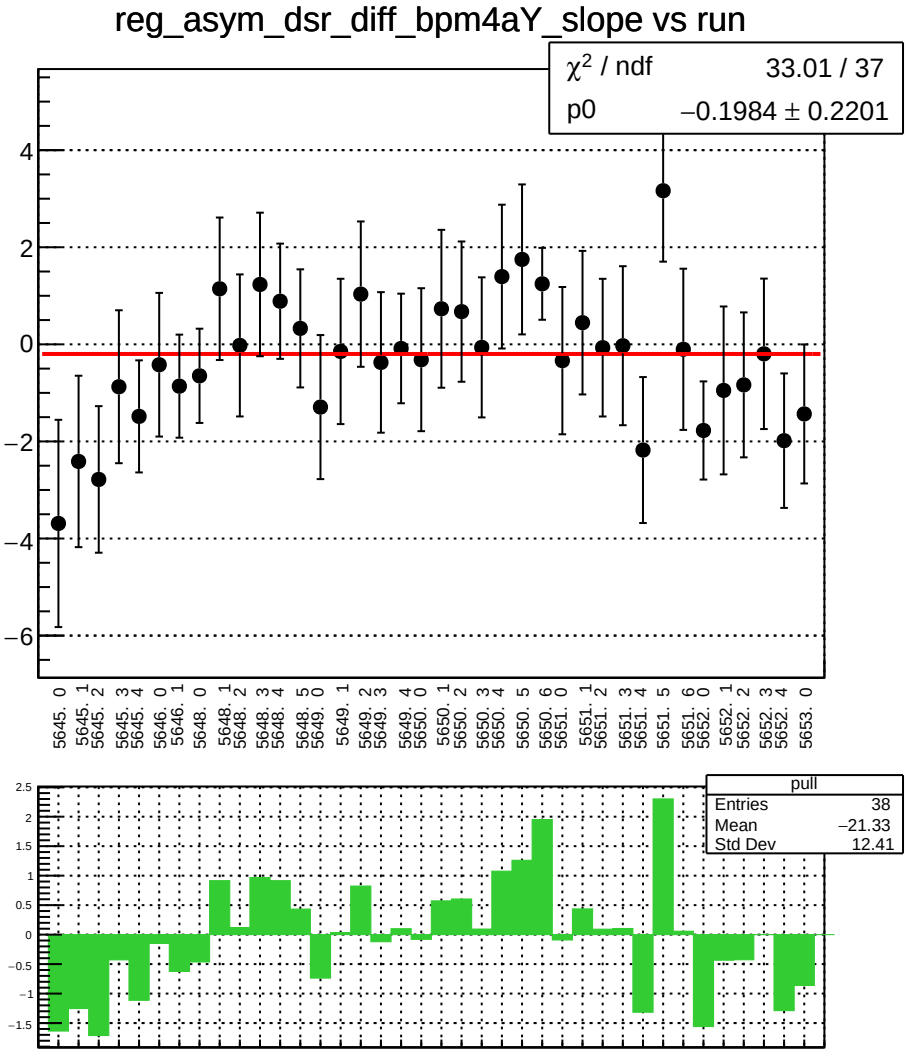
reg_asym_dsr_diff_bpm4aY_slope vs run
χ² / ndf 33.01 / 37
p0 −0.1984 ± 0.2201
pull
Entries 38
Mean −21.33
Std Dev 12.41

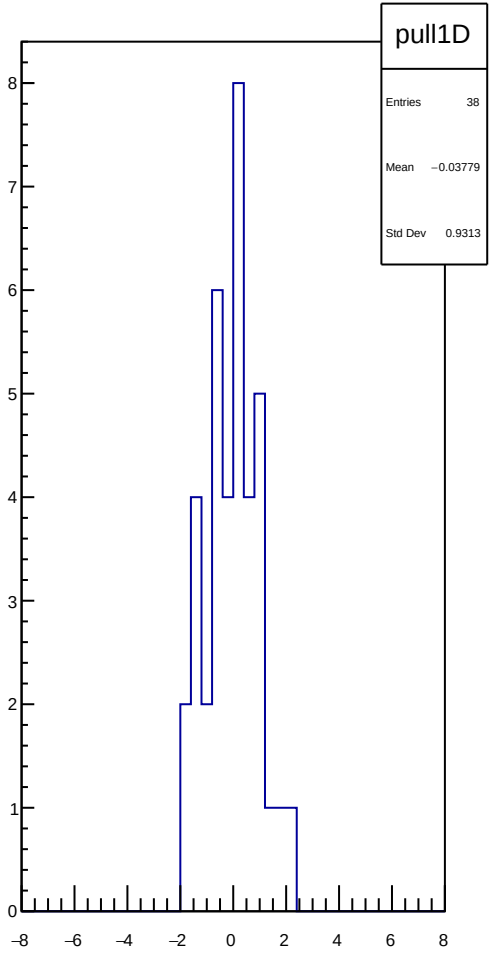
pull1D
Entries 38
Mean −0.03779
Std Dev 0.9313

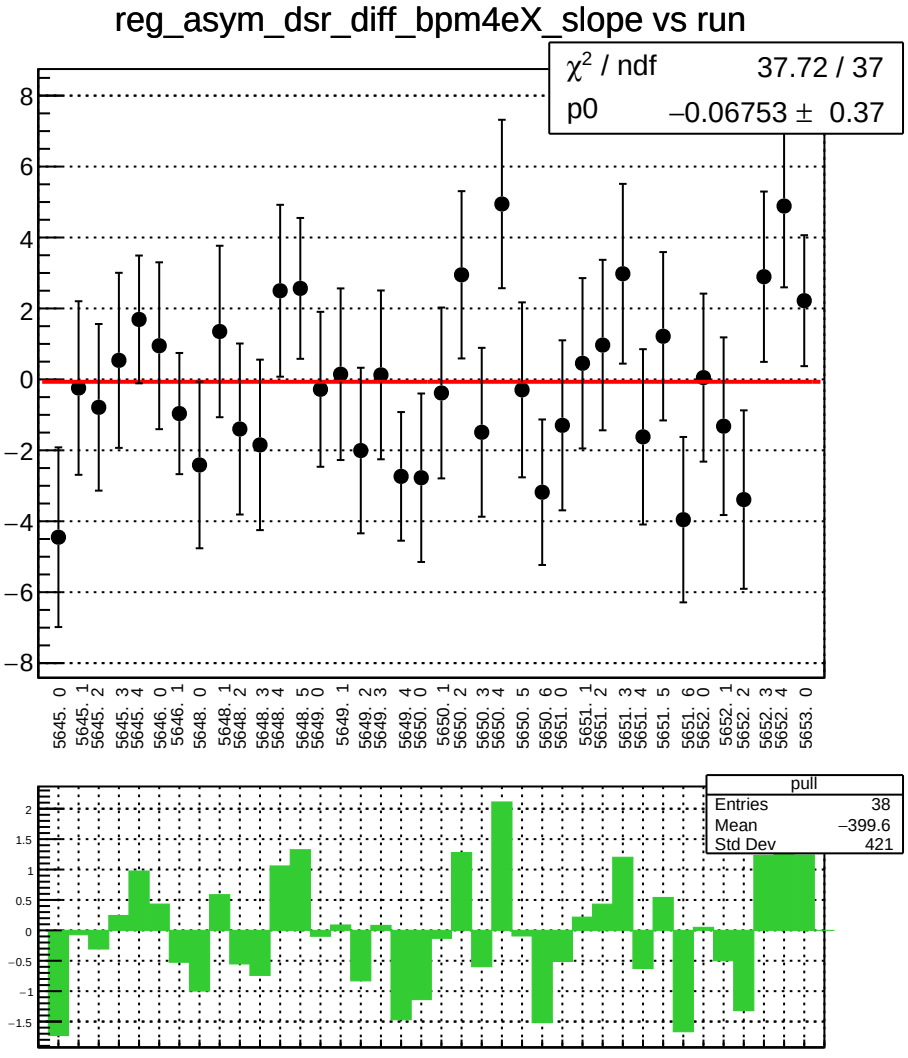
reg_asym_dsr_diff_bpm4eX_slope vs run
χ² / ndf 37.72 / 37
p0 −0.06753 ± 0.37
pull
Entries 38
Mean −399.6
Std Dev 421

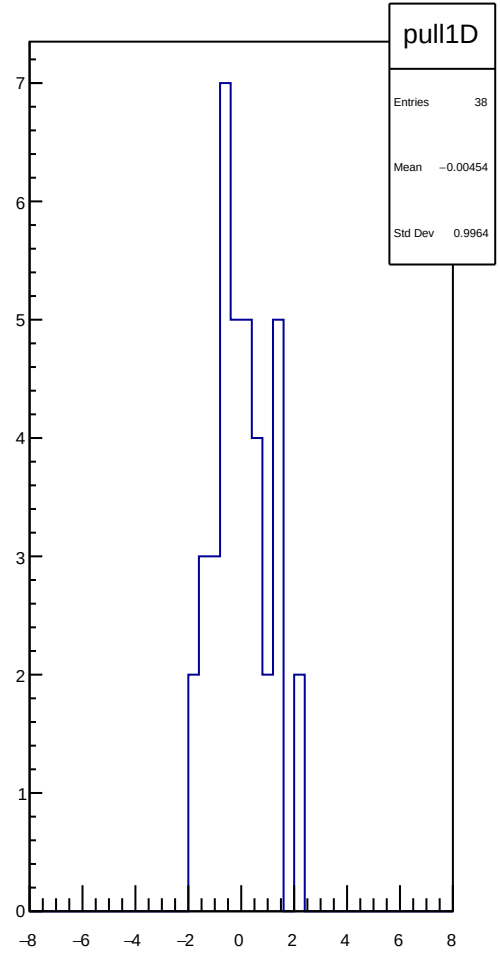
pull1D
Entries 38
Mean −0.00454
Std Dev 0.9964

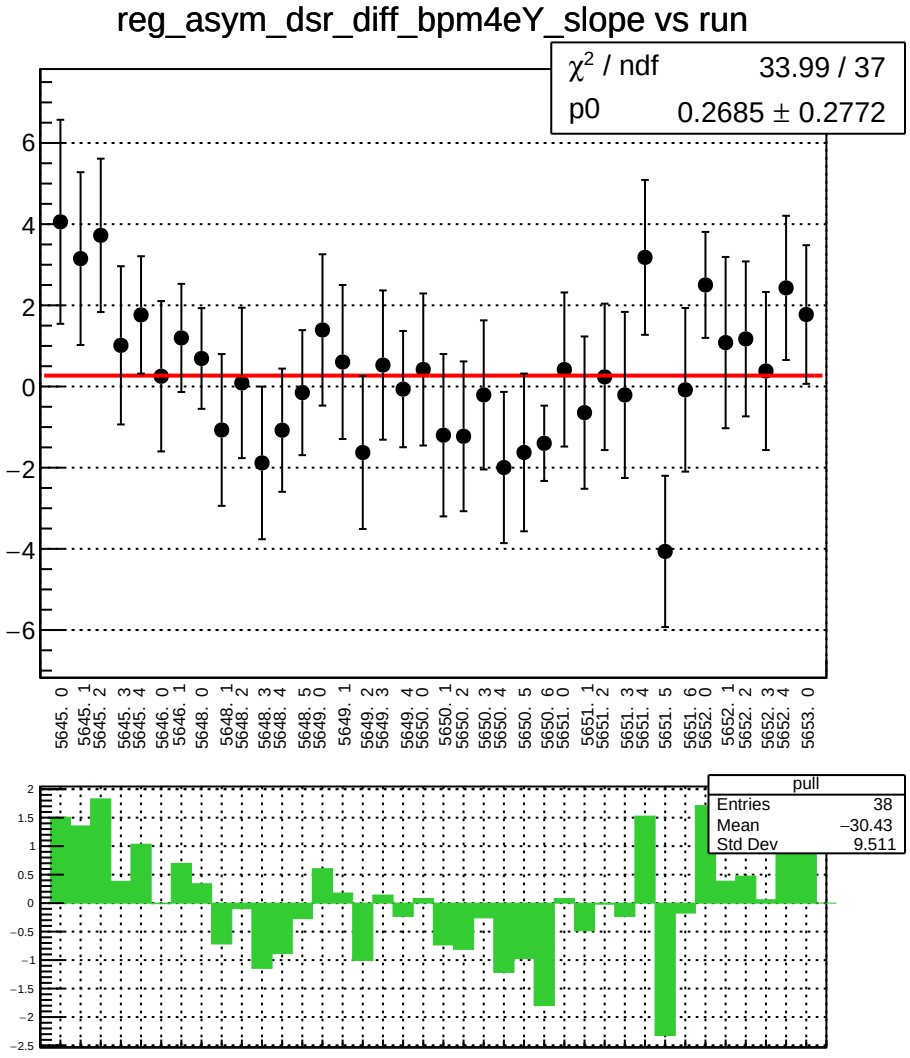
reg_asym_dsr_diff_bpm4eY_slope vs run
χ² / ndf 33.99 / 37
p0 0.2685 ± 0.2772
pull
Entries 38
Mean −30.43
Std Dev 9.511

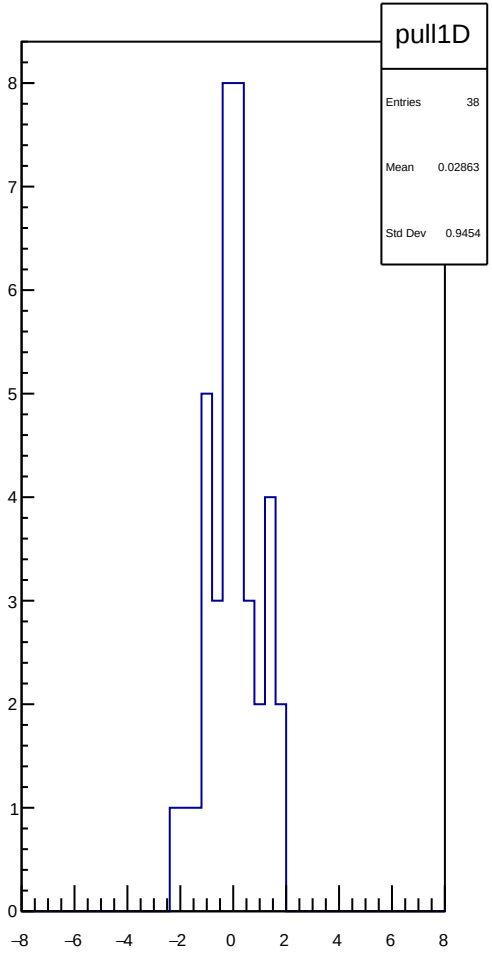
pull1D
Entries 38
Mean 0.02863
Std Dev 0.9454

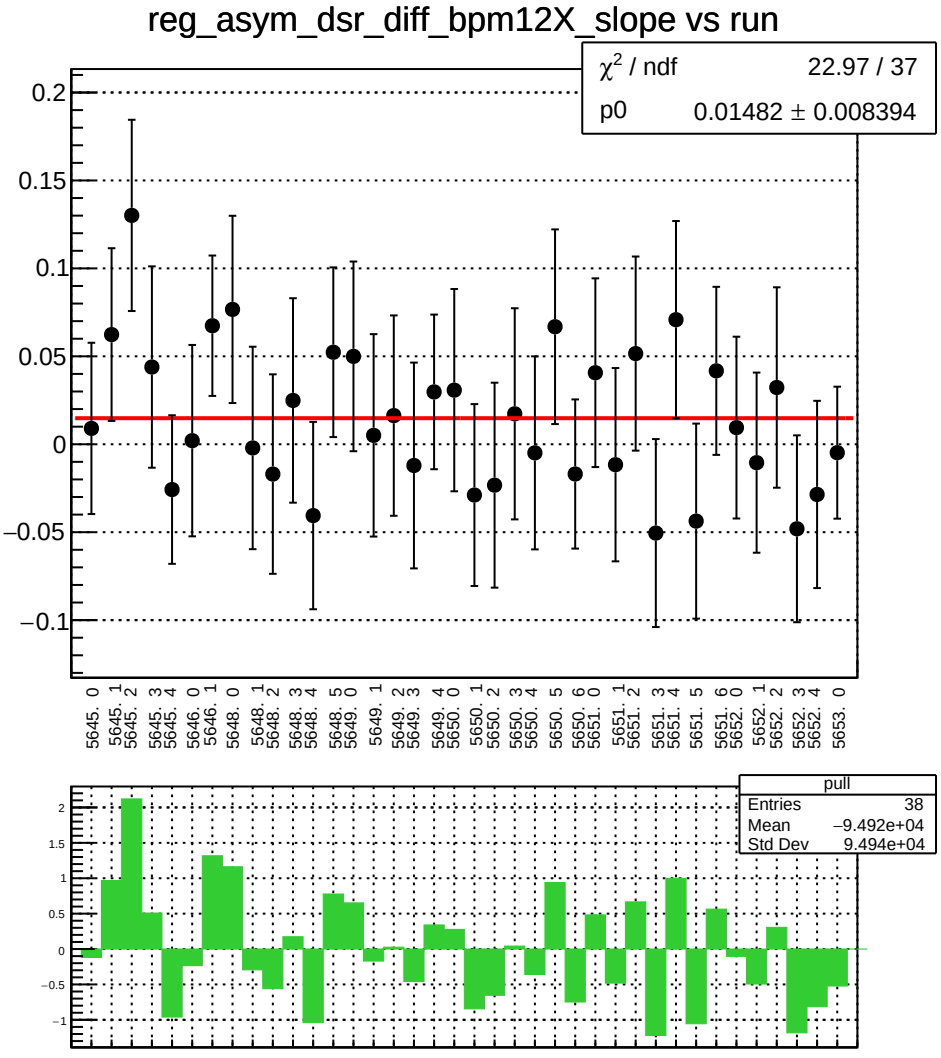
reg_asym_dsr_diff_bpm12X_slope vs run
χ² / ndf 22.97 / 37
p0 0.01482 ± 0.008394
0.2
0.15
0.1
0.05
0
−0.05
−0.1
5645. 0
5645. 1
5645. 2
5645. 3
5645. 4
5646. 0
5646. 1
5648. 0
5648. 1
5648. 2
5648. 3
5648. 4
5648. 5
5649. 0
5649. 1
5649. 2
5649. 3
5649. 4
5650. 0
5650. 1
5650. 2
5650. 3
5650. 4
5650. 5
5650. 6
5651. 0
5651. 1
5651. 2
5651. 3
5651. 4
5651. 5
5651. 6
5652. 0
5652. 1
5652. 2
5652. 3
5652. 4
5653. 0
pull
Entries 38
Mean −9.492e+04
Std Dev 9.494e+04
2
1.5
1
0.5
0
−0.5
−1

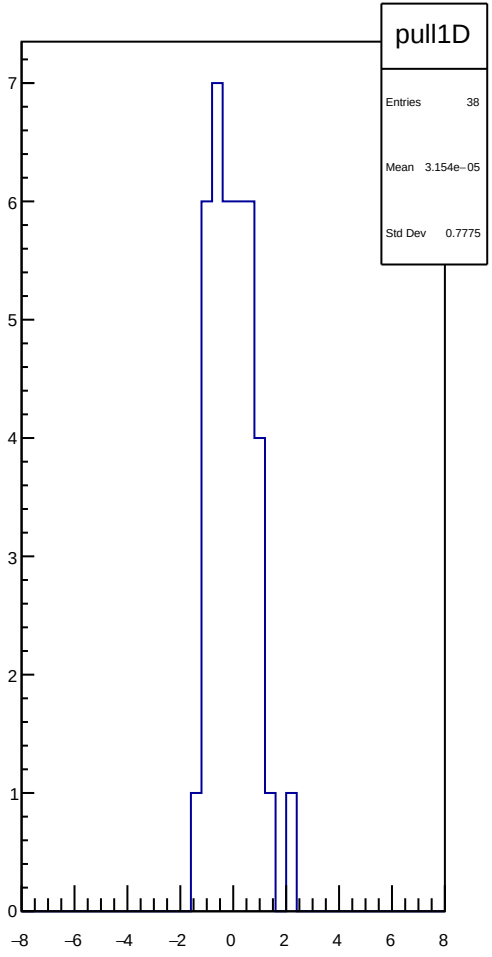
pull1D
Entries 38
Mean 3.154e−05
Std Dev 0.7775
7
6
5
4
3
2
1
0
−8
−6
−4
−2
0
2
4
6
8

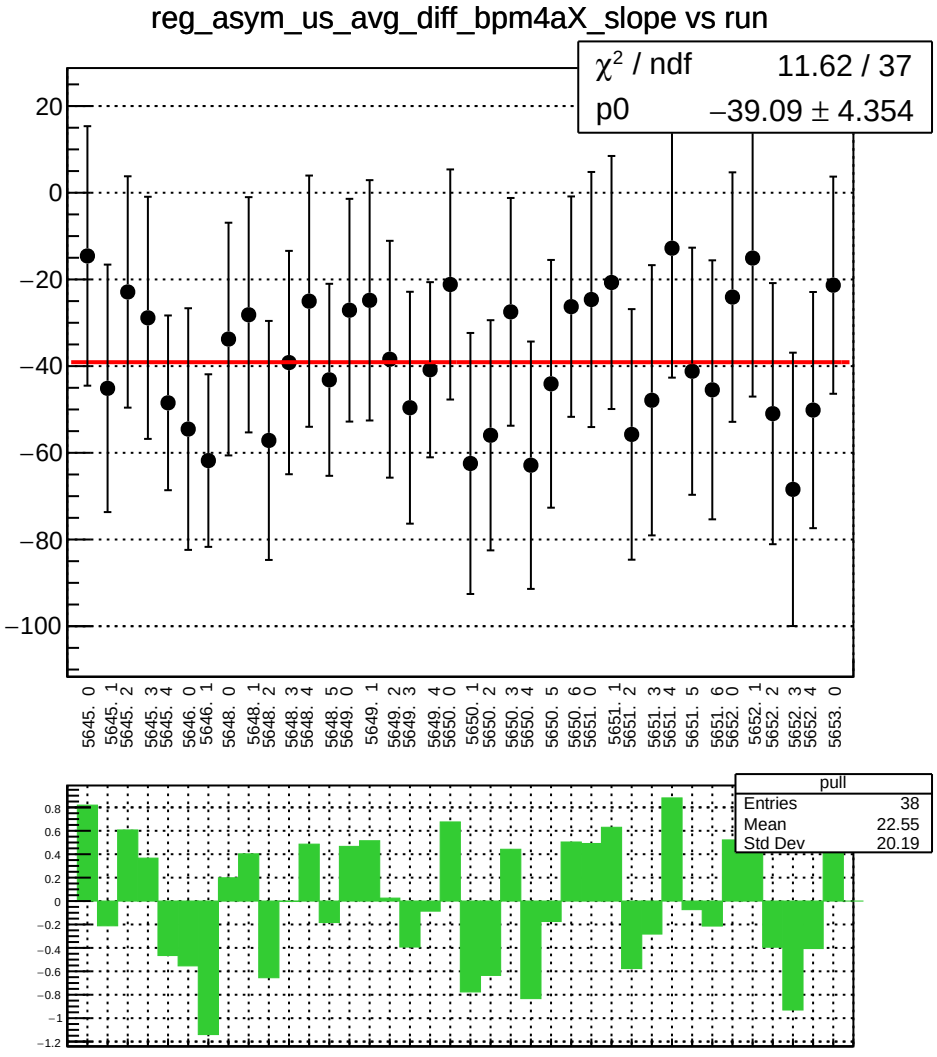
reg_asym_us_avg_diff_bpm4aX_slope vs run
χ² / ndf 11.62 / 37
p0 −39.09 ± 4.354
20
0
−20
−40
−60
−80
−100
5645. 0
5645. 1
5645. 2
5645. 3
5645. 4
5646. 0
5646. 1
5648. 0
5648. 1
5648. 2
5648. 3
5648. 4
5648. 5
5649. 0
5649. 1
5649. 2
5649. 3
5649. 4
5650. 0
5650. 1
5650. 2
5650. 3
5650. 4
5650. 5
5650. 6
5651. 0
5651. 1
5651. 2
5651. 3
5651. 4
5651. 5
5651. 6
5652. 0
5652. 1
5652. 2
5652. 3
5652. 4
5653. 0
pull
Entries 38
Mean 22.55
Std Dev 20.19
0.8
0.6
0.4
0.2
0
−0.2
−0.4
−0.6
−0.8
−1
−1.2

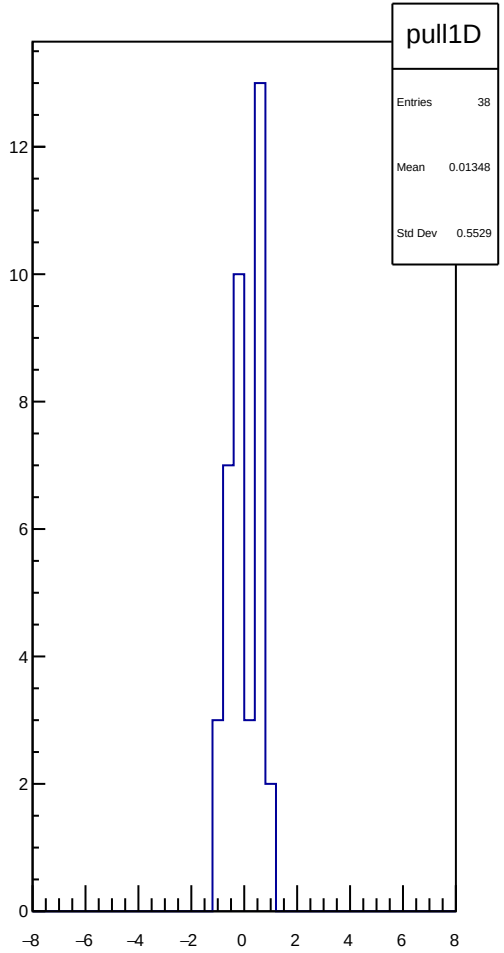
pull1D
Entries 38
Mean 0.01348
Std Dev 0.5529
12
10
8
6
4
2
0
−8
−6
−4
−2
0
2
4
6
8

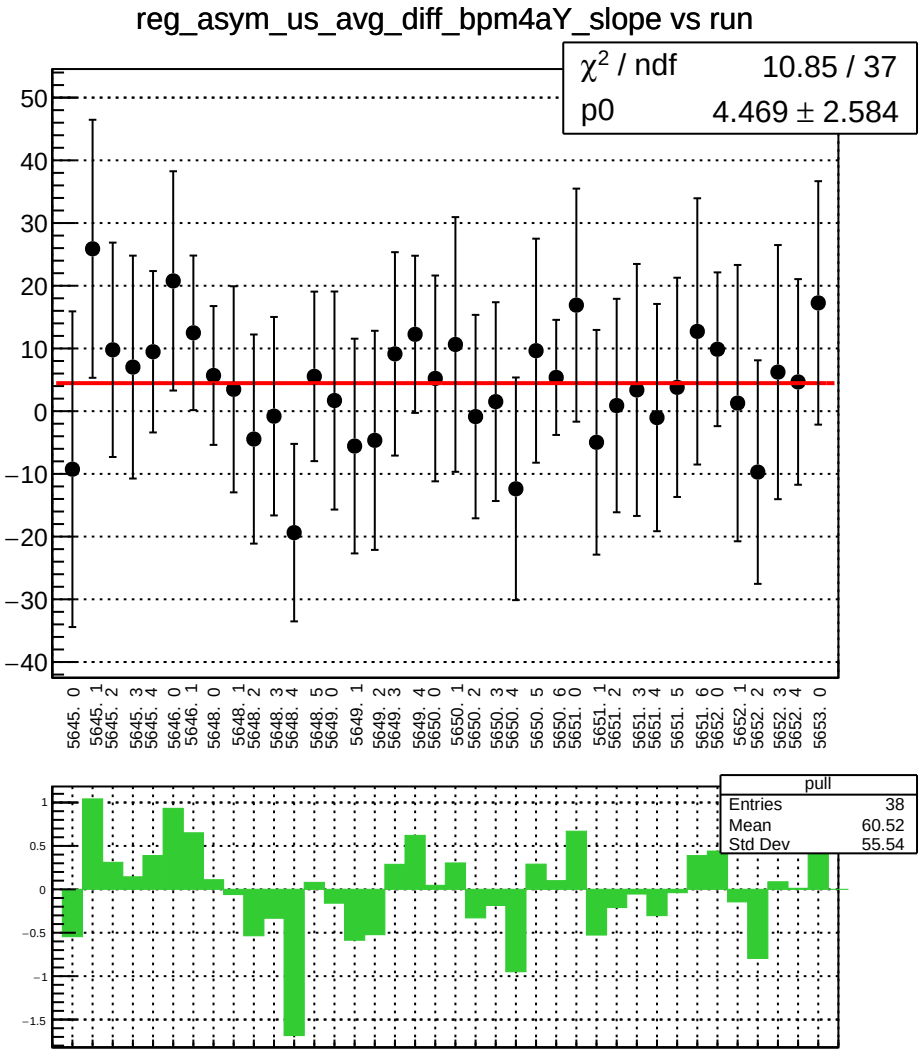
reg_asym_us_avg_diff_bpm4aY_slope vs run
χ2 / ndf 10.85 / 37
p0 4.469 ± 2.584
pull
Entries 38
Mean 60.52
Std Dev 55.54

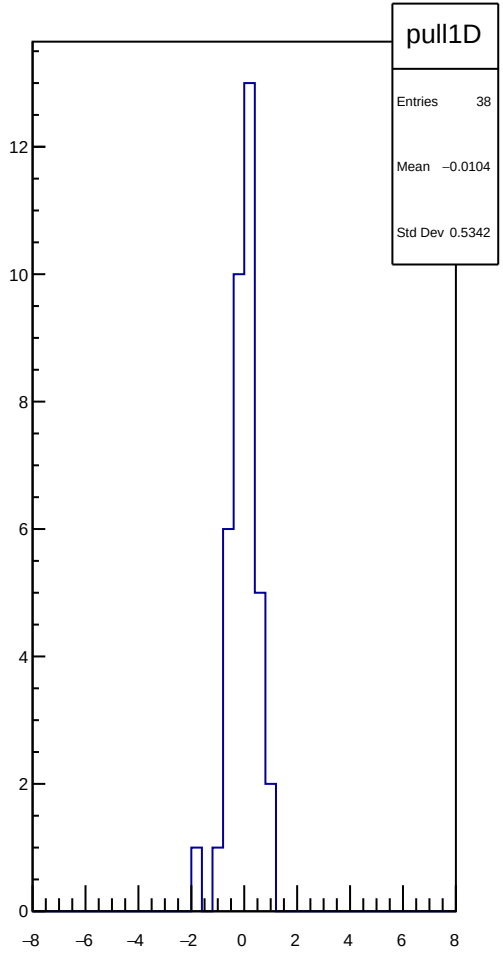
pull1D
Entries 38
Mean −0.0104
Std Dev 0.5342

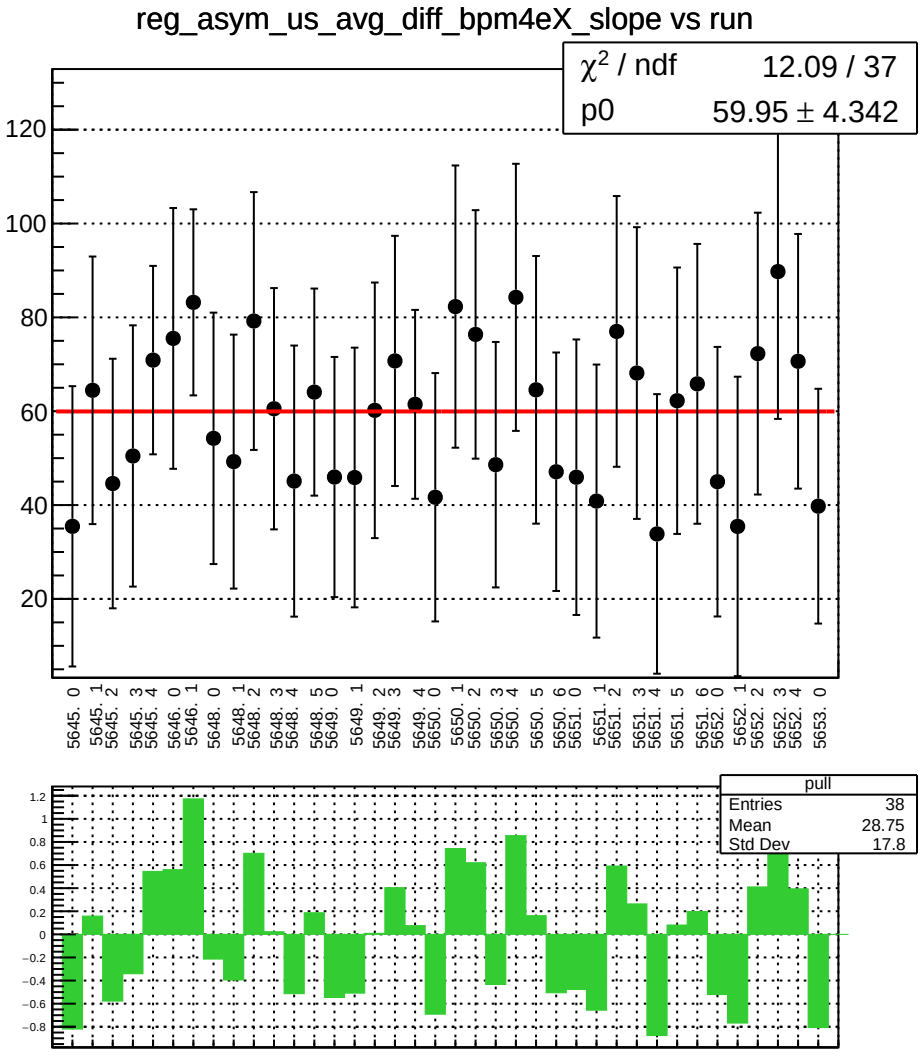
reg_asym_us_avg_diff_bpm4eX_slope vs run
χ^2 / ndf 12.09 / 37
p0 59.95 ± 4.342
120
100
80
60
40
20
5645. 0
5645. 1
5645. 2
5645. 3
5645. 4
5646. 0
5646. 1
5648. 0
5648. 1
5648. 2
5648. 3
5648. 4
5648. 5
5649. 0
5649. 1
5649. 2
5649. 3
5649. 4
5650. 0
5650. 1
5650. 2
5650. 3
5650. 4
5650. 5
5650. 6
5651. 0
5651. 1
5651. 2
5651. 3
5651. 4
5651. 5
5651. 6
5652. 0
5652. 1
5652. 2
5652. 3
5652. 4
5653. 0
pull
Entries 38
Mean 28.75
Std Dev 17.8
1.2
1
0.8
0.6
0.4
0.2
0
−0.2
−0.4
−0.6
−0.8

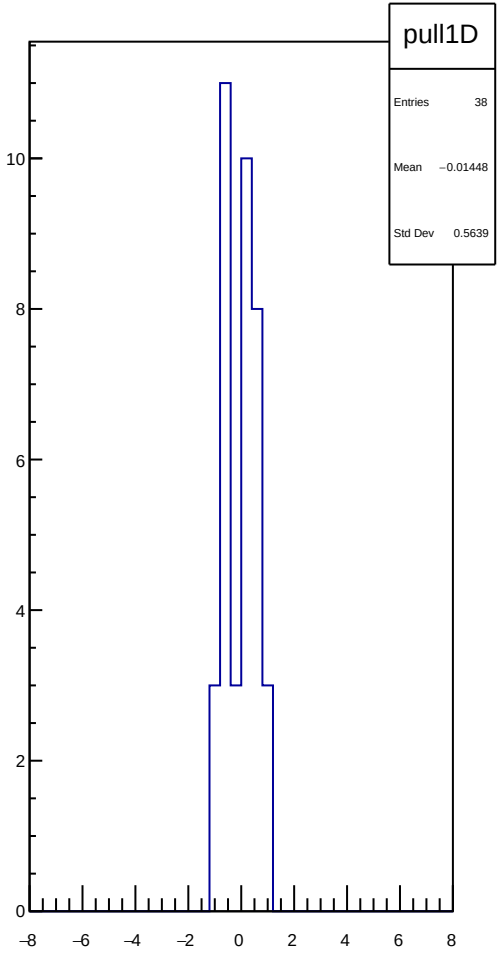
pull1D
Entries 38
Mean −0.01448
Std Dev 0.5639
10
8
6
4
2
0
−8
−6
−4
−2
0
2
4
6
8

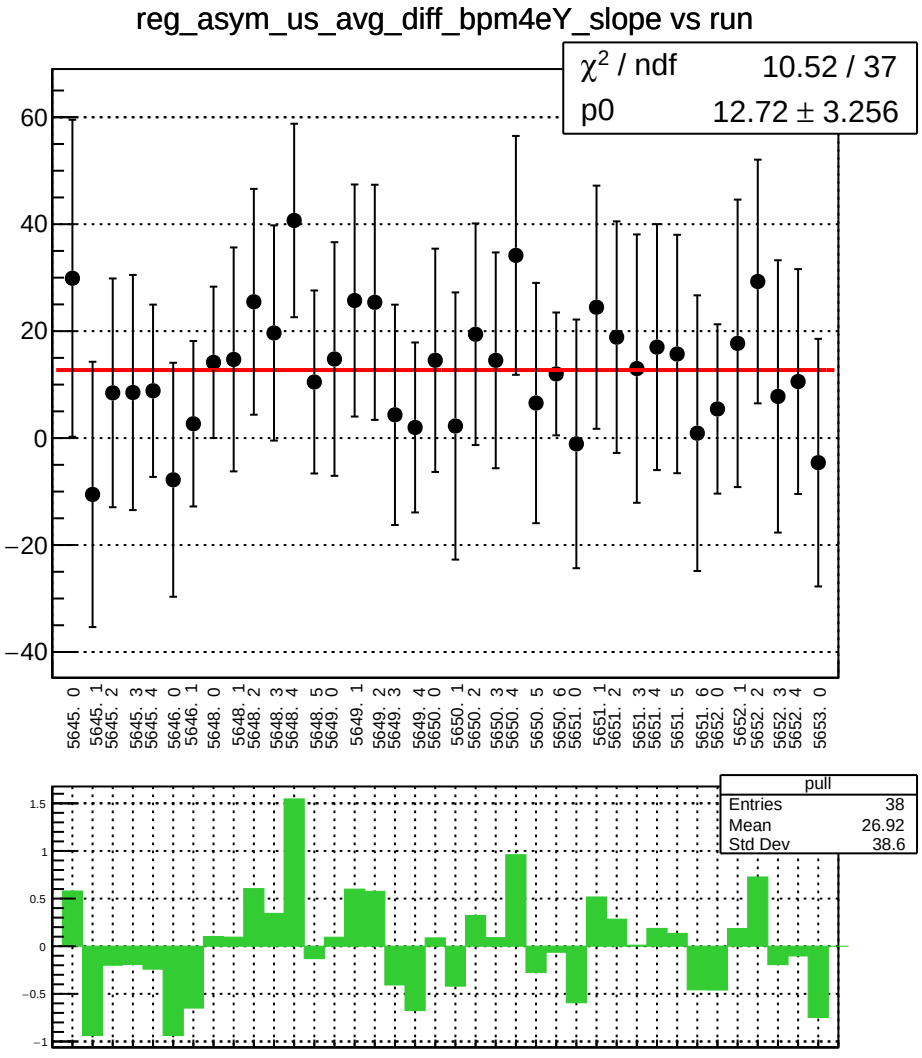
reg_asym_us_avg_diff_bpm4eY_slope vs run
χ2 / ndf 10.52 / 37
p0 12.72 ± 3.256
pull
Entries 38
Mean 26.92
Std Dev 38.6

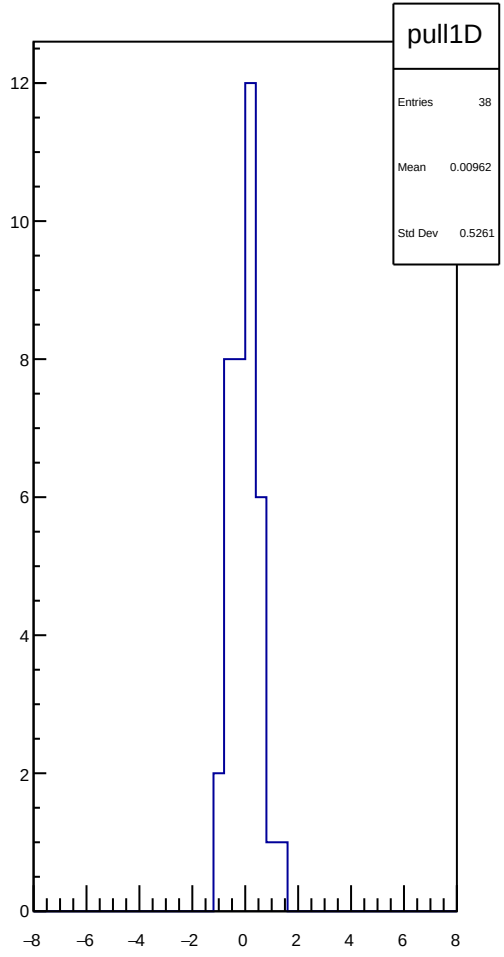
pull1D
Entries 38
Mean 0.00962
Std Dev 0.5261

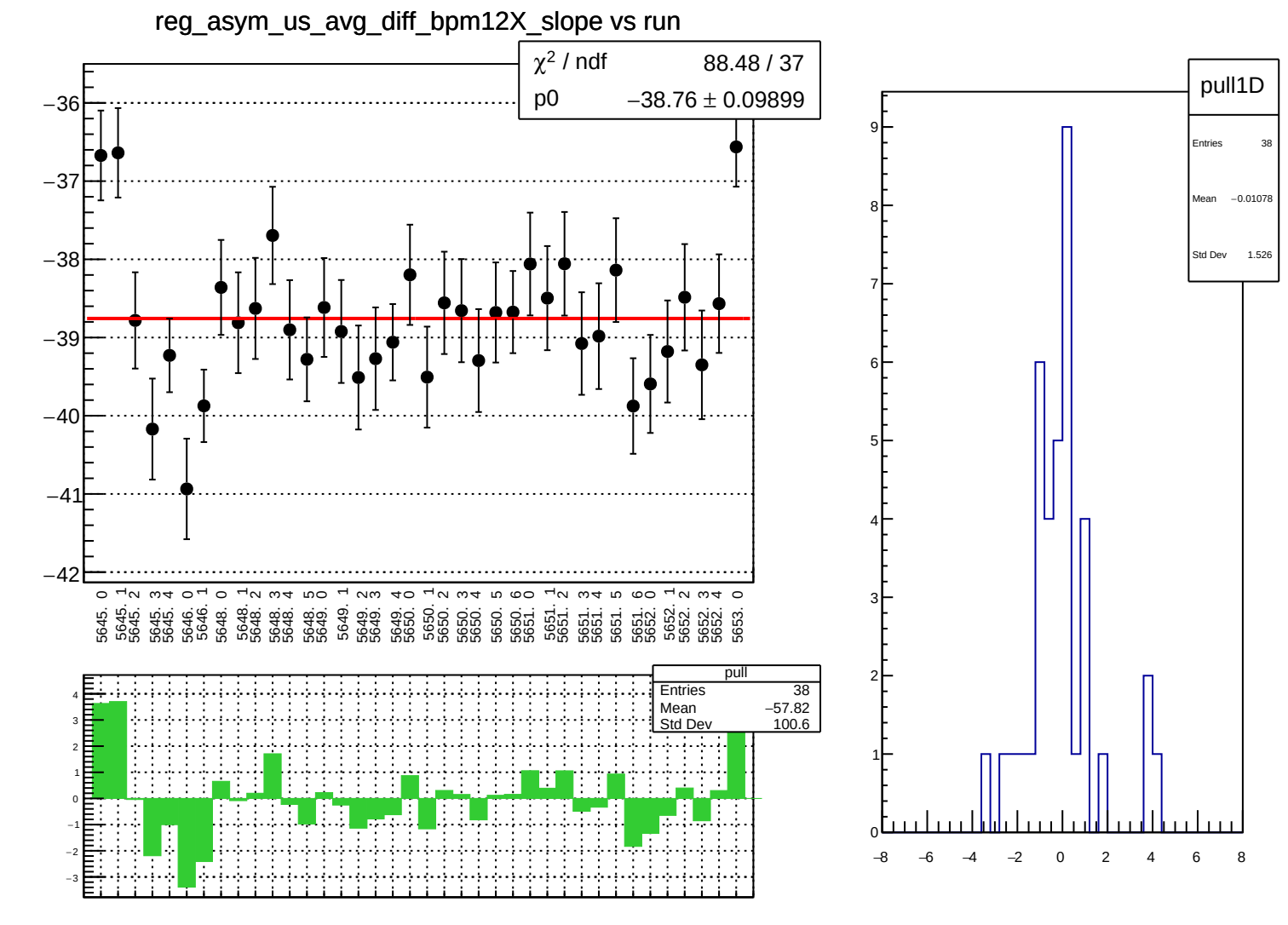
reg_asym_us_avg_diff_bpm12X_slope vs run
χ² / ndf 88.48 / 37
p0 −38.76 ± 0.09899
pull
Entries 38
Mean −57.82
Std Dev 100.6
pull1D
Entries 38
Mean −0.01078
Std Dev 1.526

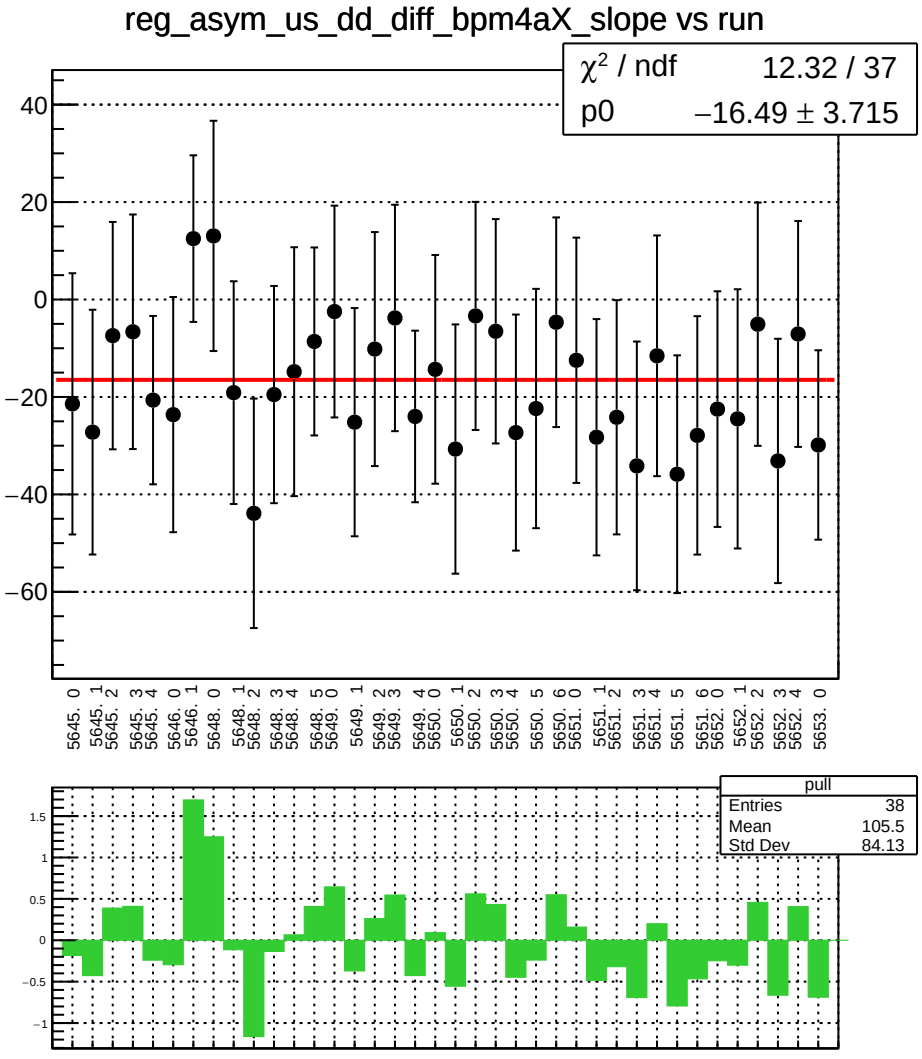
reg_asym_us_dd_diff_bpm4aX_slope vs run
χ² / ndf 12.32 / 37
p0 −16.49 ± 3.715
40
20
0
−20
−40
−60
5645. 0
5645. 1
5645. 2
5645. 3
5645. 4
5646. 0
5646. 1
5648. 0
5648. 1
5648. 2
5648. 3
5648. 4
5648. 5
5649. 0
5649. 1
5649. 2
5649. 3
5649. 4
5650. 0
5650. 1
5650. 2
5650. 3
5650. 4
5650. 5
5650. 6
5651. 0
5651. 1
5651. 2
5651. 3
5651. 4
5651. 5
5651. 6
5652. 0
5652. 1
5652. 2
5652. 3
5652. 4
5653. 0
pull
Entries 38
Mean 105.5
Std Dev 84.13
1.5
1
0.5
0
−0.5
−1

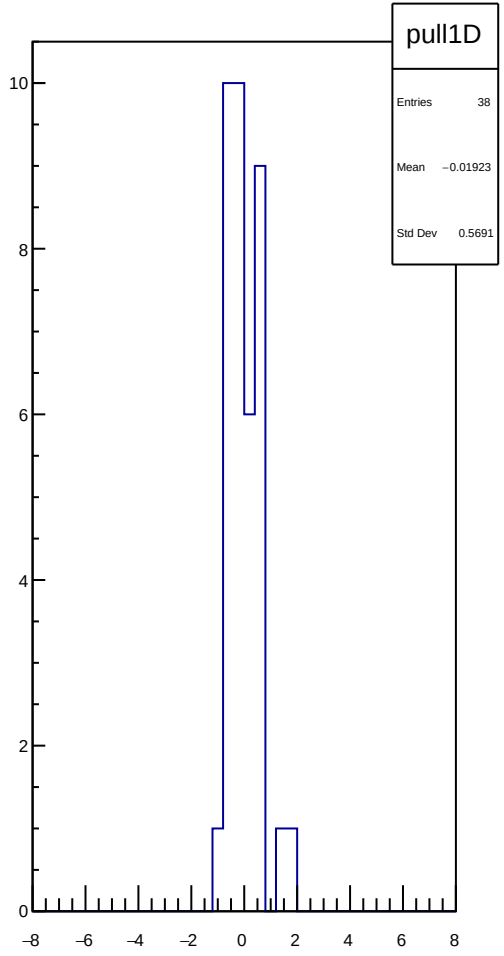
pull1D
Entries 38
Mean −0.01923
Std Dev 0.5691
10
8
6
4
2
0
−8
−6
−4
−2
0
2
4
6
8

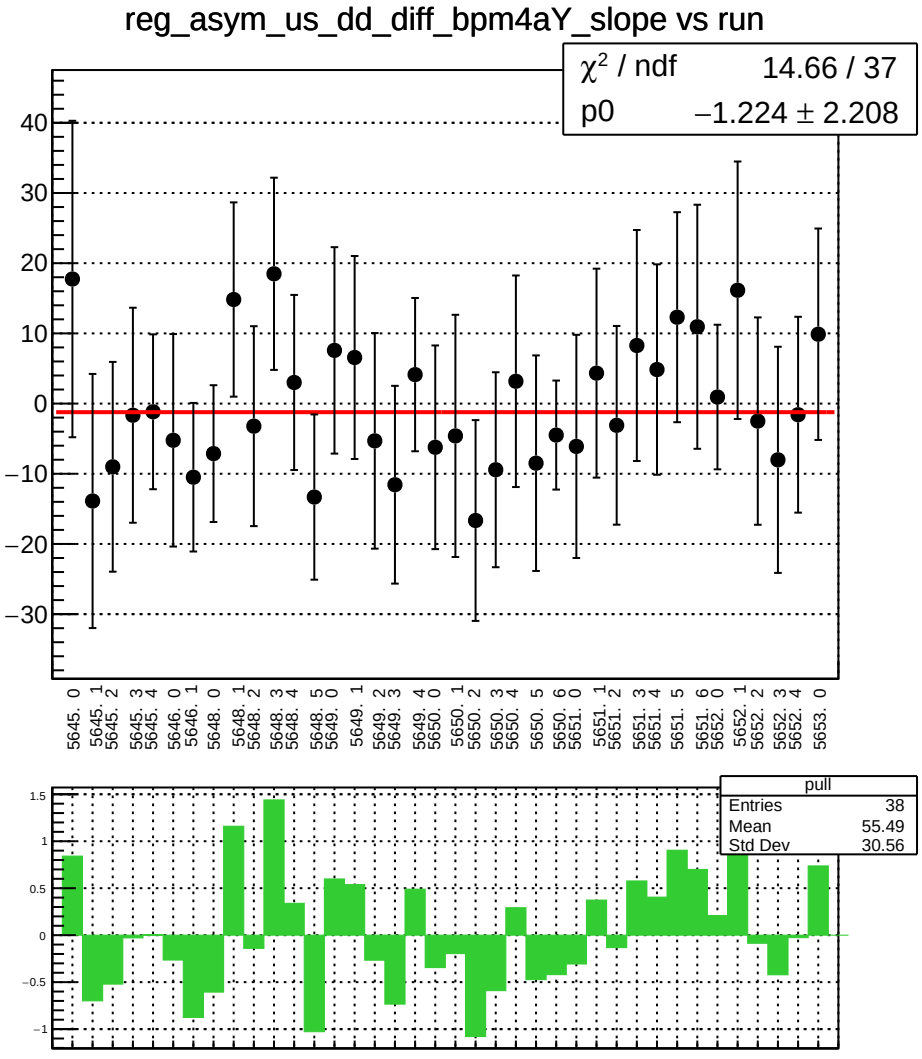
reg_asym_us_dd_diff_bpm4aY_slope vs run
χ² / ndf 14.66 / 37
p0 −1.224 ± 2.208
40
30
20
10
0
−10
−20
−30
5645. 0
5645. 1
5645. 2
5645. 3
5645. 4
5646. 0
5646. 1
5648. 0
5648. 1
5648. 2
5648. 3
5648. 4
5648. 5
5649. 0
5649. 1
5649. 2
5649. 3
5649. 4
5650. 0
5650. 1
5650. 2
5650. 3
5650. 4
5650. 5
5650. 6
5651. 0
5651. 1
5651. 2
5651. 3
5651. 4
5651. 5
5651. 6
5652. 0
5652. 1
5652. 2
5652. 3
5652. 4
5653. 0
pull
Entries 38
Mean 55.49
Std Dev 30.56
1.5
1
0.5
0
−0.5
−1

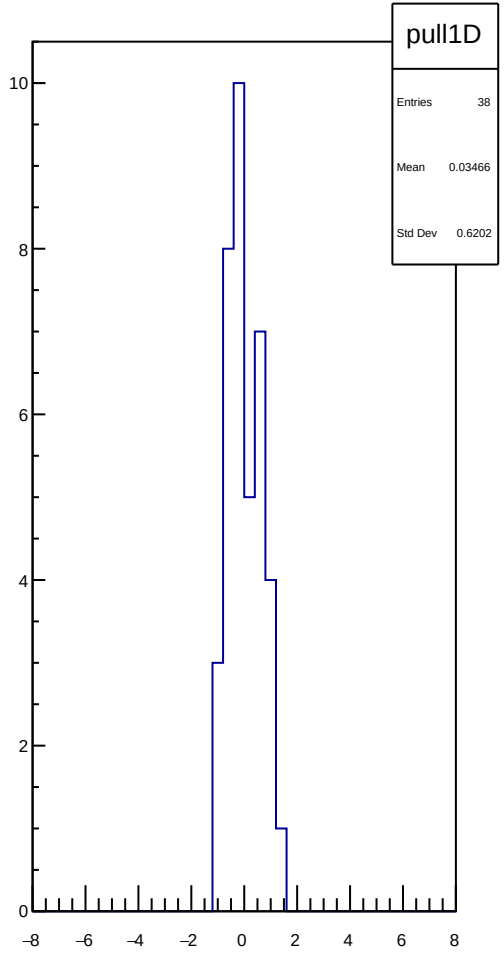
pull1D
Entries 38
Mean 0.03466
Std Dev 0.6202
10
8
6
4
2
0
−8
−6
−4
−2
0
2
4
6
8

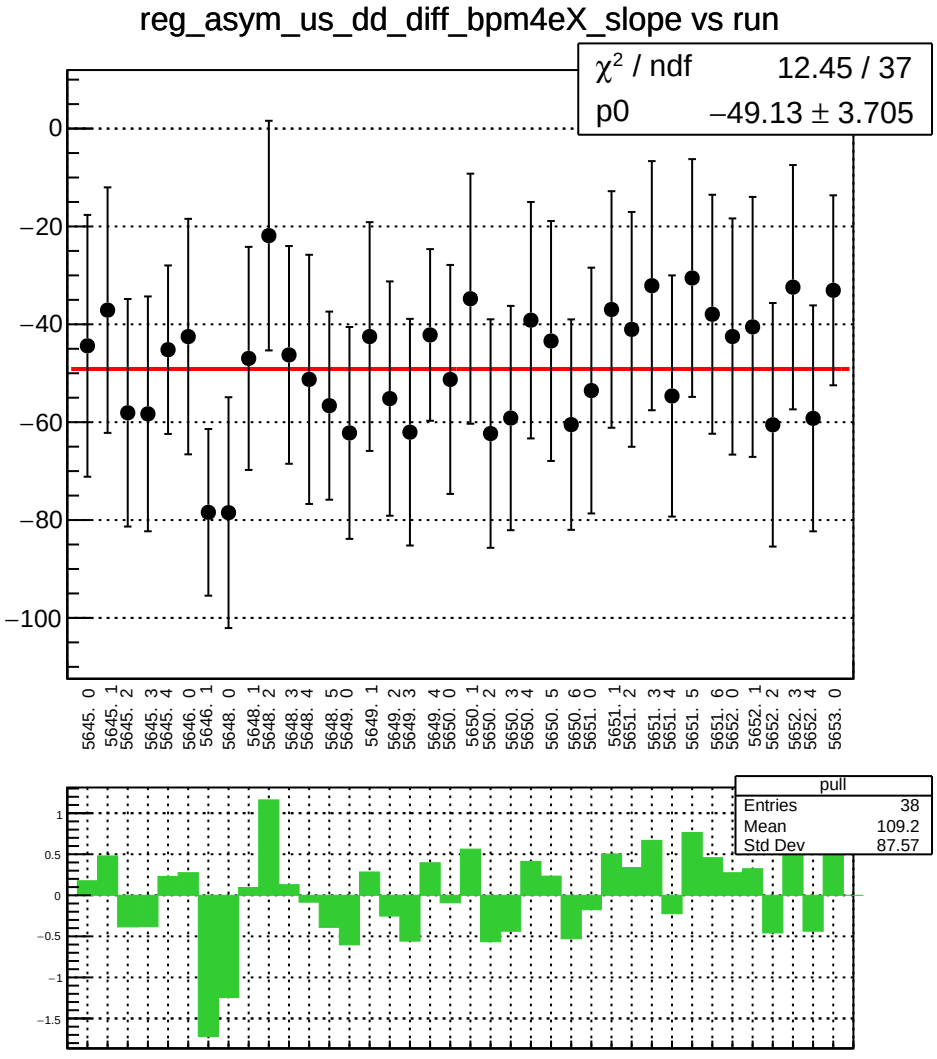
reg_asym_us_dd_diff_bpm4eX_slope vs run
χ² / ndf 12.45 / 37
p0 −49.13 ± 3.705
0
−20
−40
−60
−80
−100
5645. 0
5645. 1
5645. 2
5645. 3
5645. 4
5646. 0
5646. 1
5648. 0
5648. 1
5648. 2
5648. 3
5648. 4
5648. 5
5649. 0
5649. 1
5649. 2
5649. 3
5649. 4
5650. 0
5650. 1
5650. 2
5650. 3
5650. 4
5650. 5
5650. 6
5651. 0
5651. 1
5651. 2
5651. 3
5651. 4
5651. 5
5651. 6
5652. 0
5652. 1
5652. 2
5652. 3
5652. 4
5653. 0
pull
Entries 38
Mean 109.2
Std Dev 87.57
1
0.5
0
−0.5
−1
−1.5

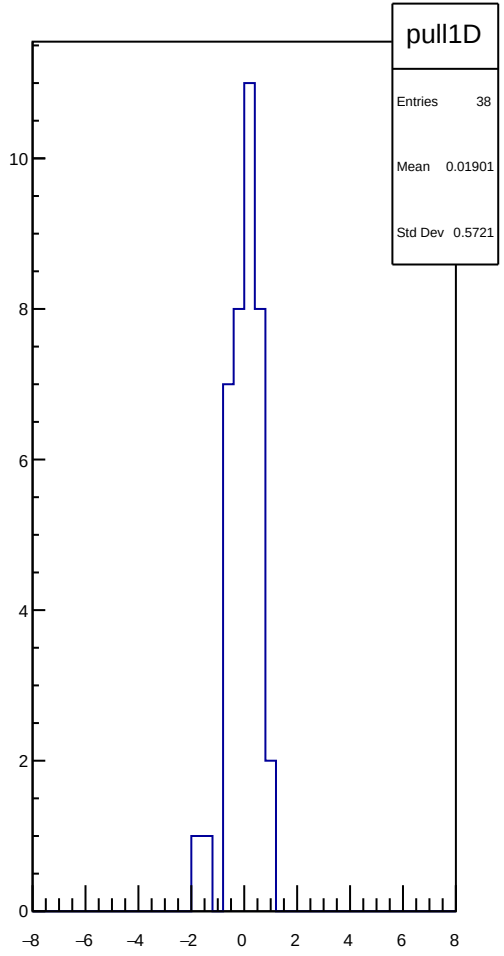
pull1D
Entries 38
Mean 0.01901
Std Dev 0.5721
10
8
6
4
2
0
−8
−6
−4
−2
0
2
4
6
8

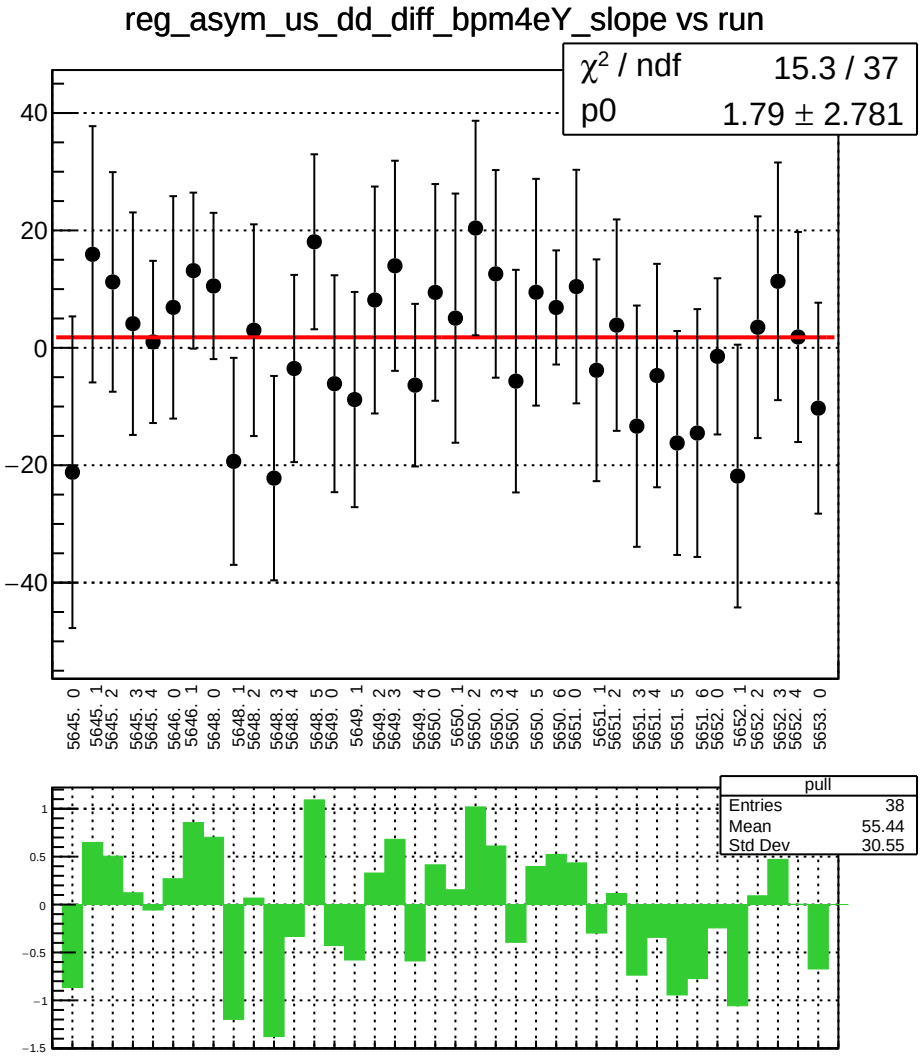
reg_asym_us_dd_diff_bpm4eY_slope vs run
χ² / ndf 15.3 / 37
p0 1.79 ± 2.781
40
20
0
−20
−40
5645. 0
5645. 1
5645. 2
5645. 3
5645. 4
5646. 0
5646. 1
5648. 0
5648. 1
5648. 2
5648. 3
5648. 4
5648. 5
5649. 0
5649. 1
5649. 2
5649. 3
5649. 4
5650. 0
5650. 1
5650. 2
5650. 3
5650. 4
5650. 5
5650. 6
5651. 0
5651. 1
5651. 2
5651. 3
5651. 4
5651. 5
5651. 6
5652. 0
5652. 1
5652. 2
5652. 3
5652. 4
5653. 0
pull
Entries 38
Mean 55.44
Std Dev 30.55
1
0.5
0
−0.5
−1
−1.5

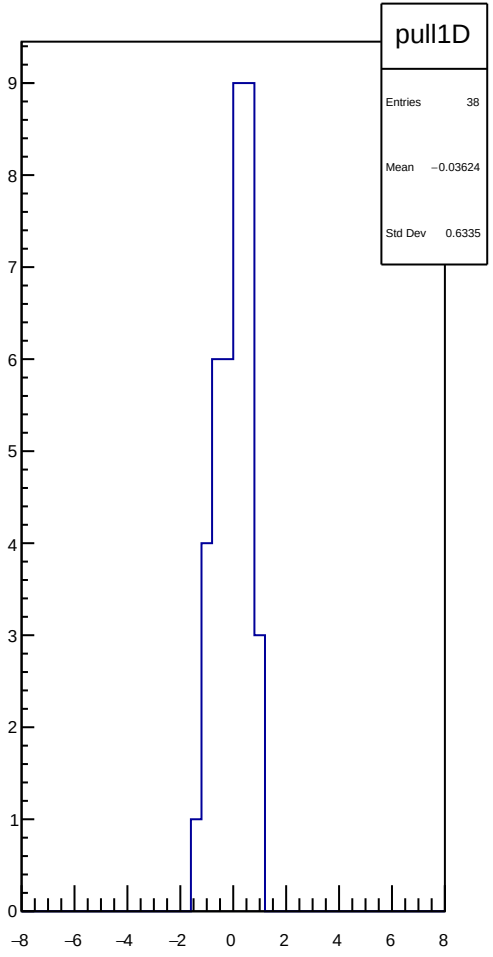
pull1D
Entries 38
Mean −0.03624
Std Dev 0.6335
9
8
7
6
5
4
3
2
1
0
−8
−6
−4
−2
0
2
4
6
8

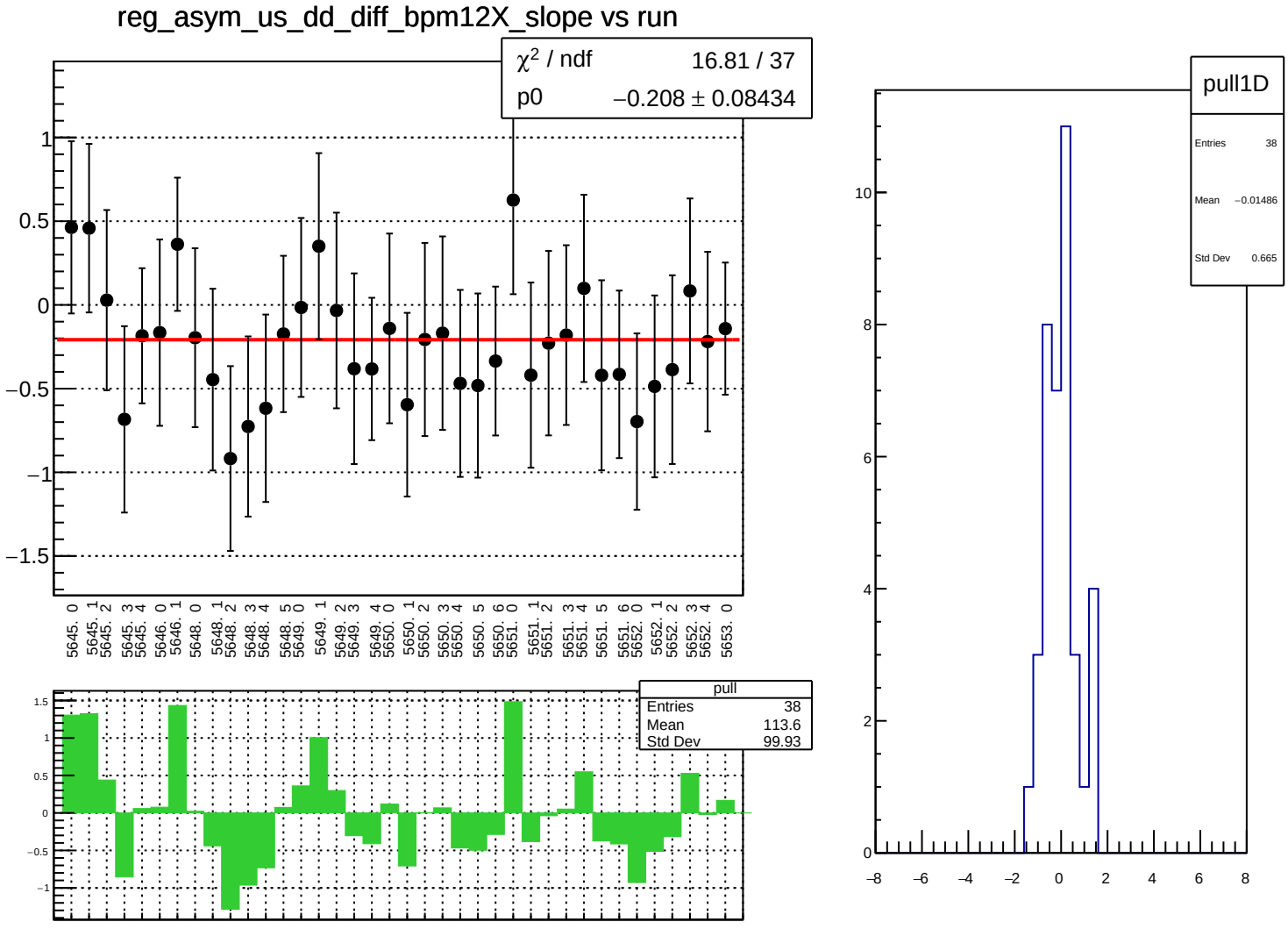
reg_asym_us_dd_diff_bpm12X_slope vs run
χ² / ndf 16.81 / 37
p0 −0.208 ± 0.08434
pull
Entries 38
Mean 113.6
Std Dev 99.93
pull1D
Entries 38
Mean −0.01486
Std Dev 0.665

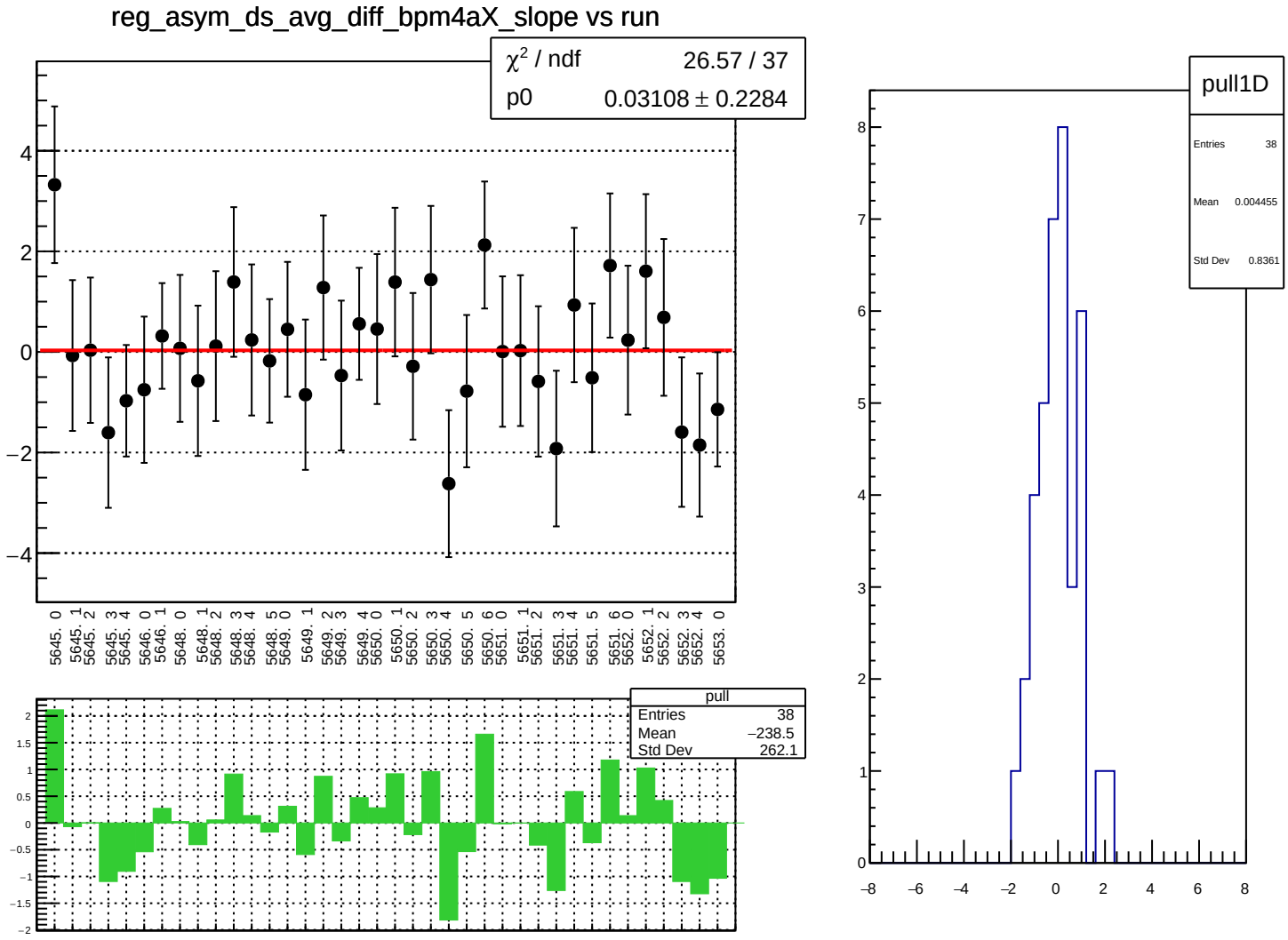
reg_asym_ds_avg_diff_bpm4aX_slope vs run
χ² / ndf 26.57 / 37
p0 0.03108 ± 0.2284
pull
Entries 38
Mean −238.5
Std Dev 262.1
pull1D
Entries 38
Mean 0.004455
Std Dev 0.8361

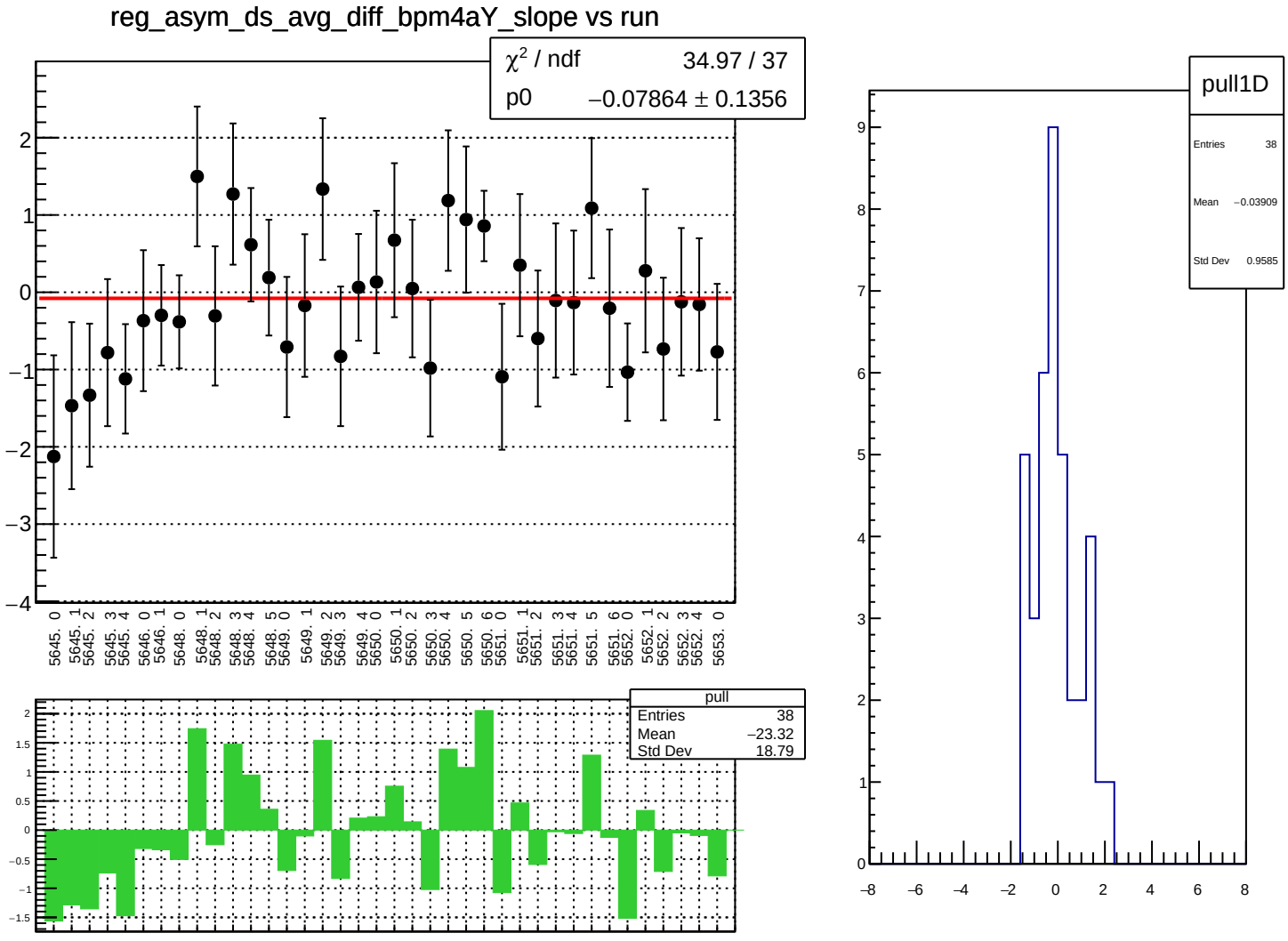
reg_asym_ds_avg_diff_bpm4aY_slope vs run
χ² / ndf 34.97 / 37
p0 −0.07864 ± 0.1356
pull
Entries 38
Mean −23.32
Std Dev 18.79
pull1D
Entries 38
Mean −0.03909
Std Dev 0.9585

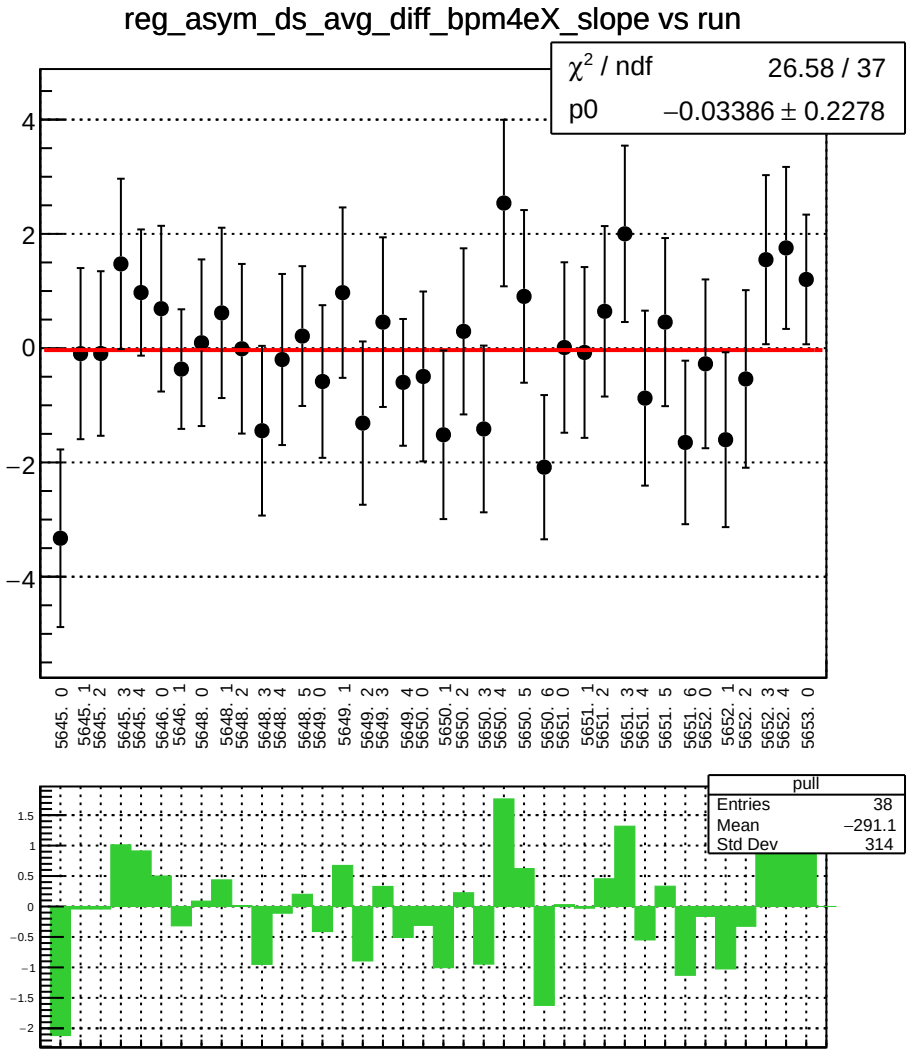
reg_asym_ds_avg_diff_bpm4eX_slope vs run
χ² / ndf 26.58 / 37
p0 −0.03386 ± 0.2278
pull
Entries 38
Mean −291.1
Std Dev 314

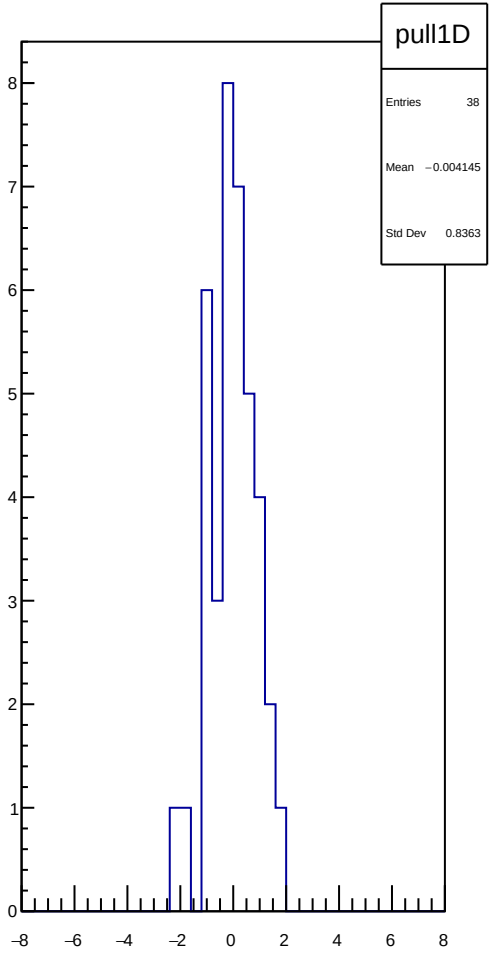
pull1D
Entries 38
Mean −0.004145
Std Dev 0.8363

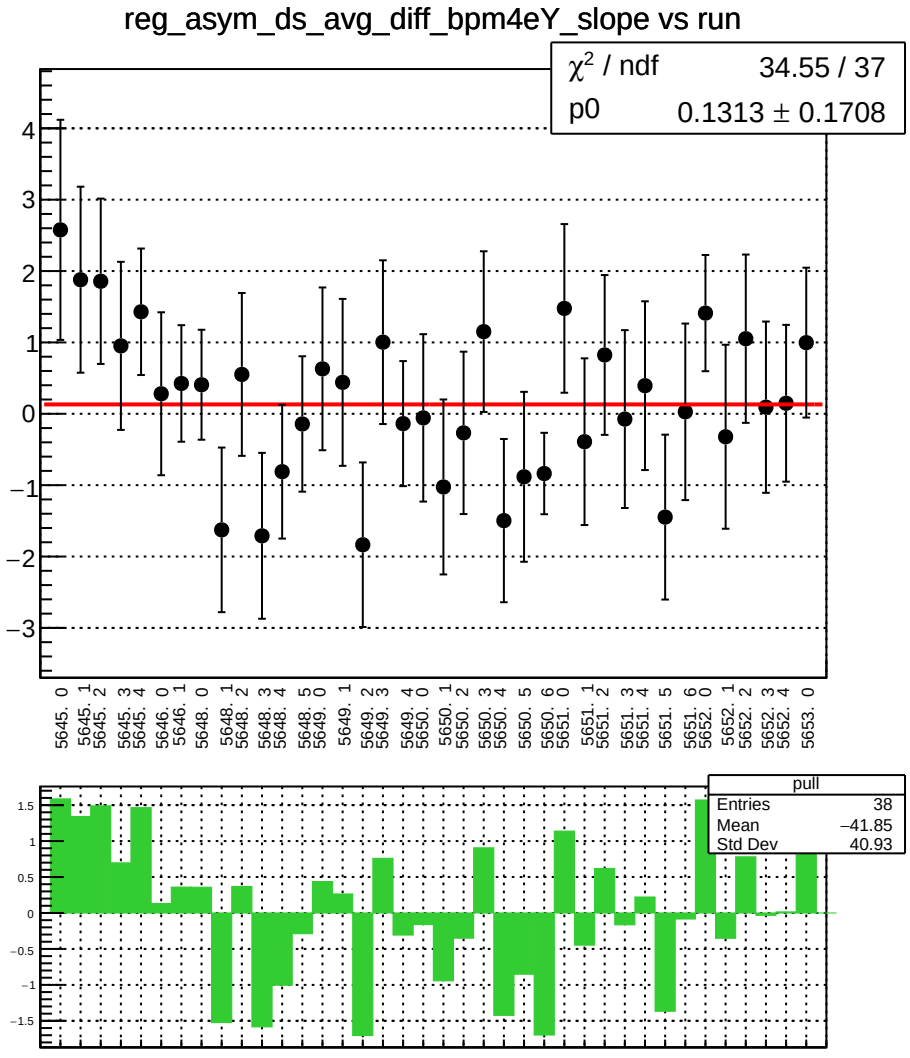
reg_asym_ds_avg_diff_bpm4eY_slope vs run
χ² / ndf 34.55 / 37
p0 0.1313 ± 0.1708
pull
Entries 38
Mean −41.85
Std Dev 40.93

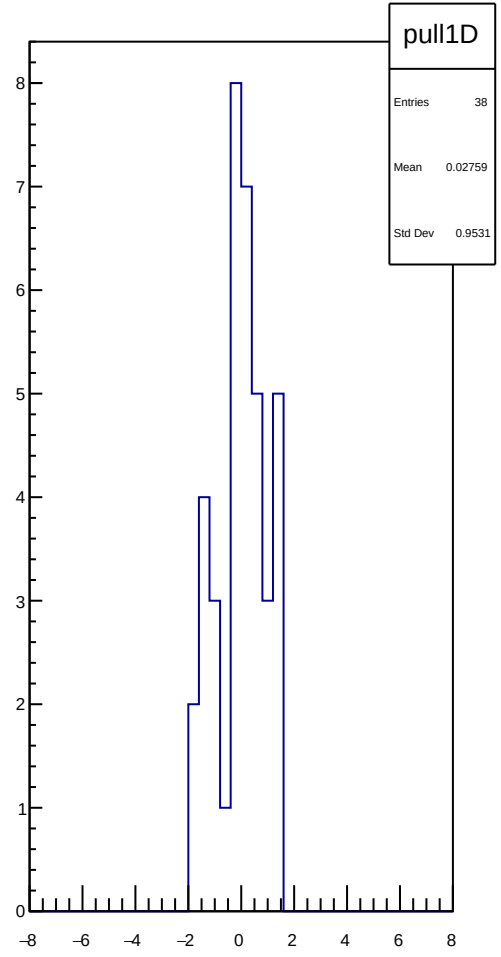
pull1D
Entries 38
Mean 0.02759
Std Dev 0.9531

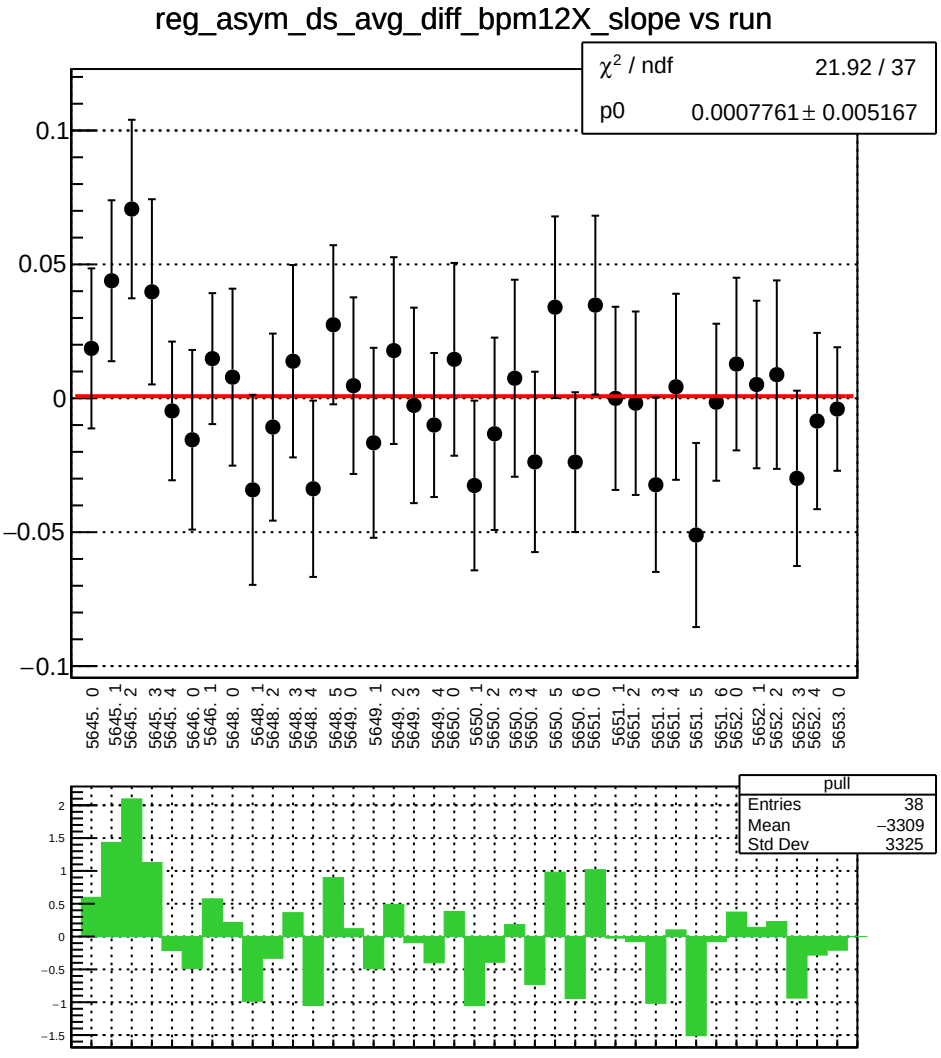
reg_asym_ds_avg_diff_bpm12X_slope vs run
χ² / ndf 21.92 / 37
p0 0.0007761 ± 0.005167
0.1
0.05
0
−0.05
−0.1
5645. 0
5645. 1
5645. 2
5645. 3
5645. 4
5646. 0
5646. 1
5648. 0
5648. 1
5648. 2
5648. 3
5648. 4
5648. 5
5649. 0
5649. 1
5649. 2
5649. 3
5649. 4
5650. 0
5650. 1
5650. 2
5650. 3
5650. 4
5650. 5
5650. 6
5651. 0
5651. 1
5651. 2
5651. 3
5651. 4
5651. 5
5651. 6
5652. 0
5652. 1
5652. 2
5652. 3
5652. 4
5653. 0
pull
Entries 38
Mean −3309
Std Dev 3325
2
1.5
1
0.5
0
−0.5
−1
−1.5

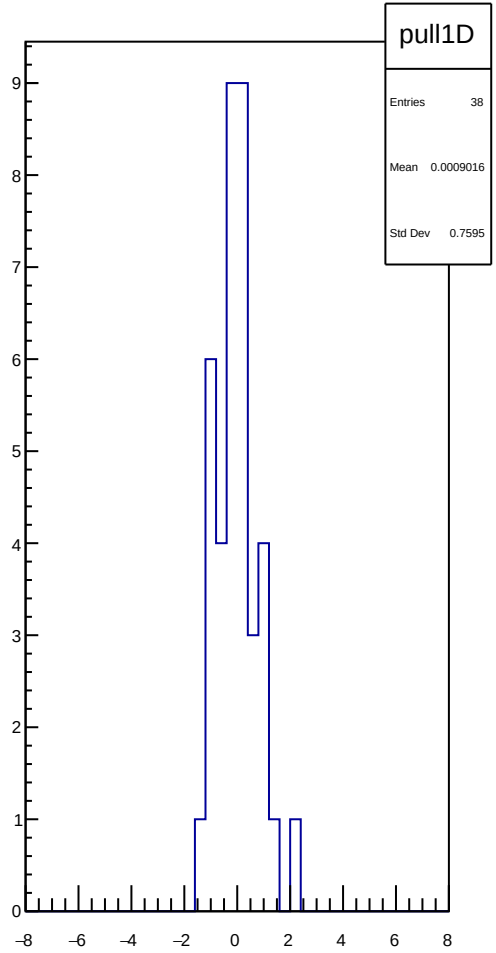
pull1D
Entries 38
Mean 0.0009016
Std Dev 0.7595
9
8
7
6
5
4
3
2
1
0
−8
−6
−4
−2
0
2
4
6
8

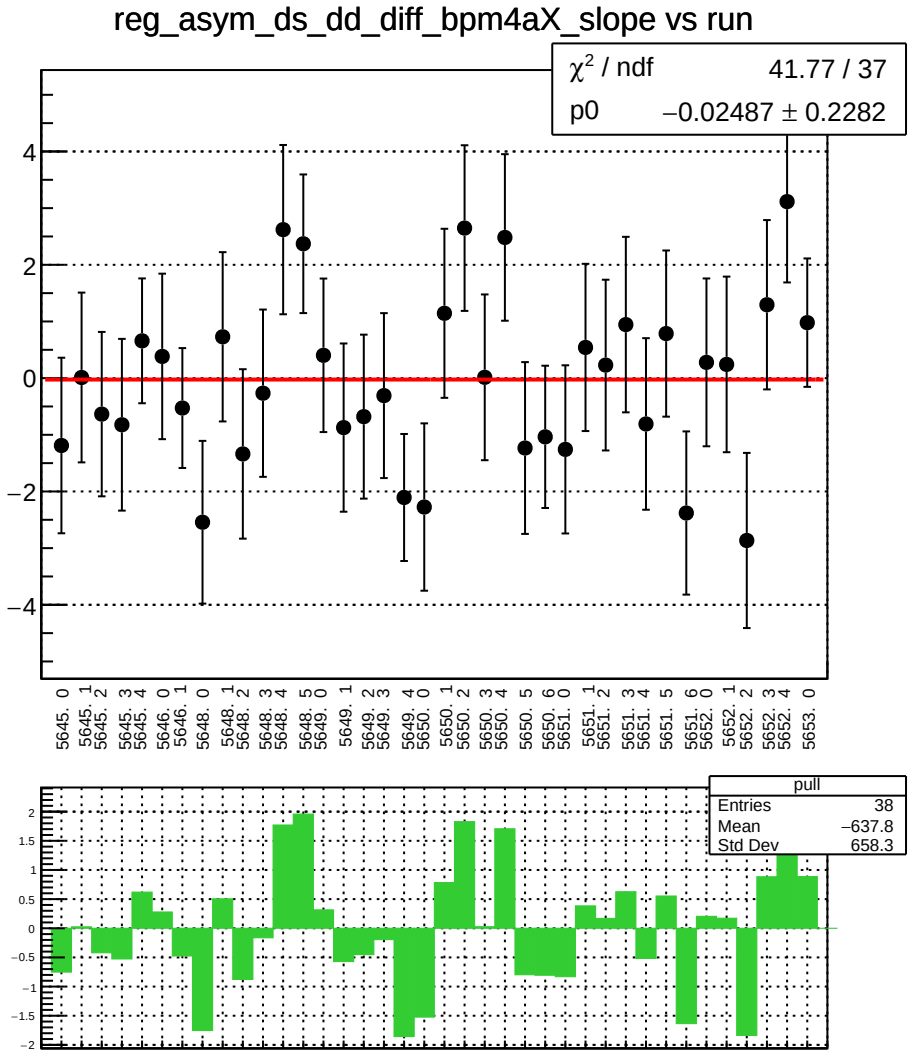
reg_asym_ds_dd_diff_bpm4aX_slope vs run
χ² / ndf 41.77 / 37
p0 −0.02487 ± 0.2282
pull
Entries 38
Mean −637.8
Std Dev 658.3

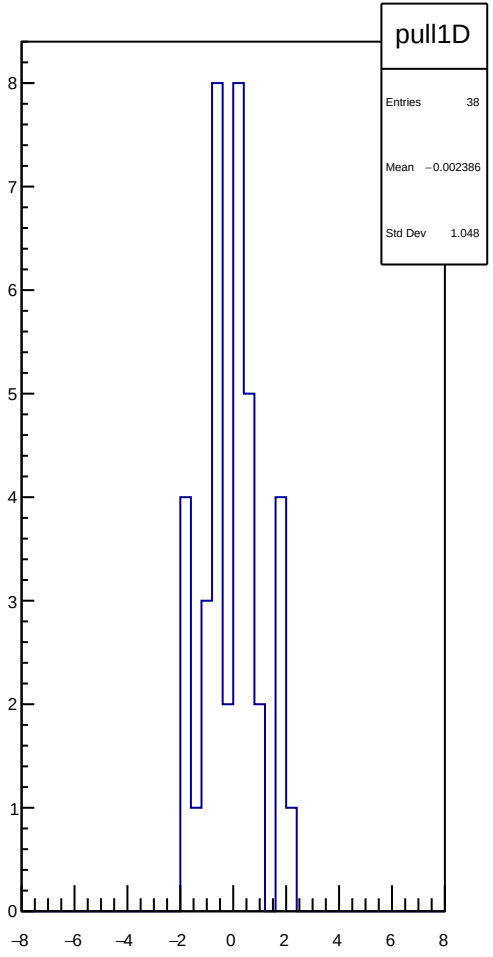
pull1D
Entries 38
Mean −0.002386
Std Dev 1.048

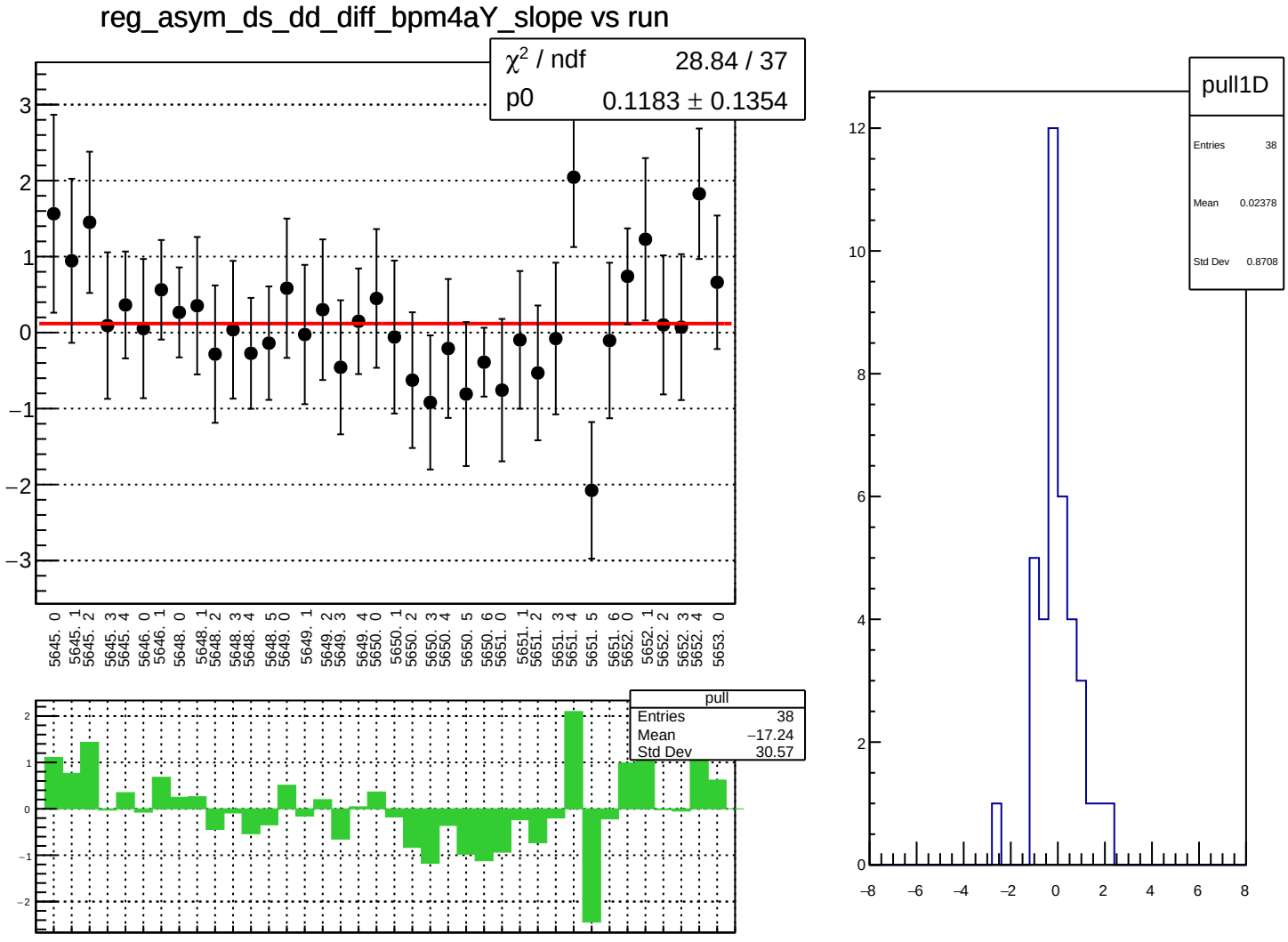
reg_asym_ds_dd_diff_bpm4aY_slope vs run
χ² / ndf 28.84 / 37
p0 0.1183 ± 0.1354
pull
Entries 38
Mean −17.24
Std Dev 30.57
pull1D
Entries 38
Mean 0.02378
Std Dev 0.8708

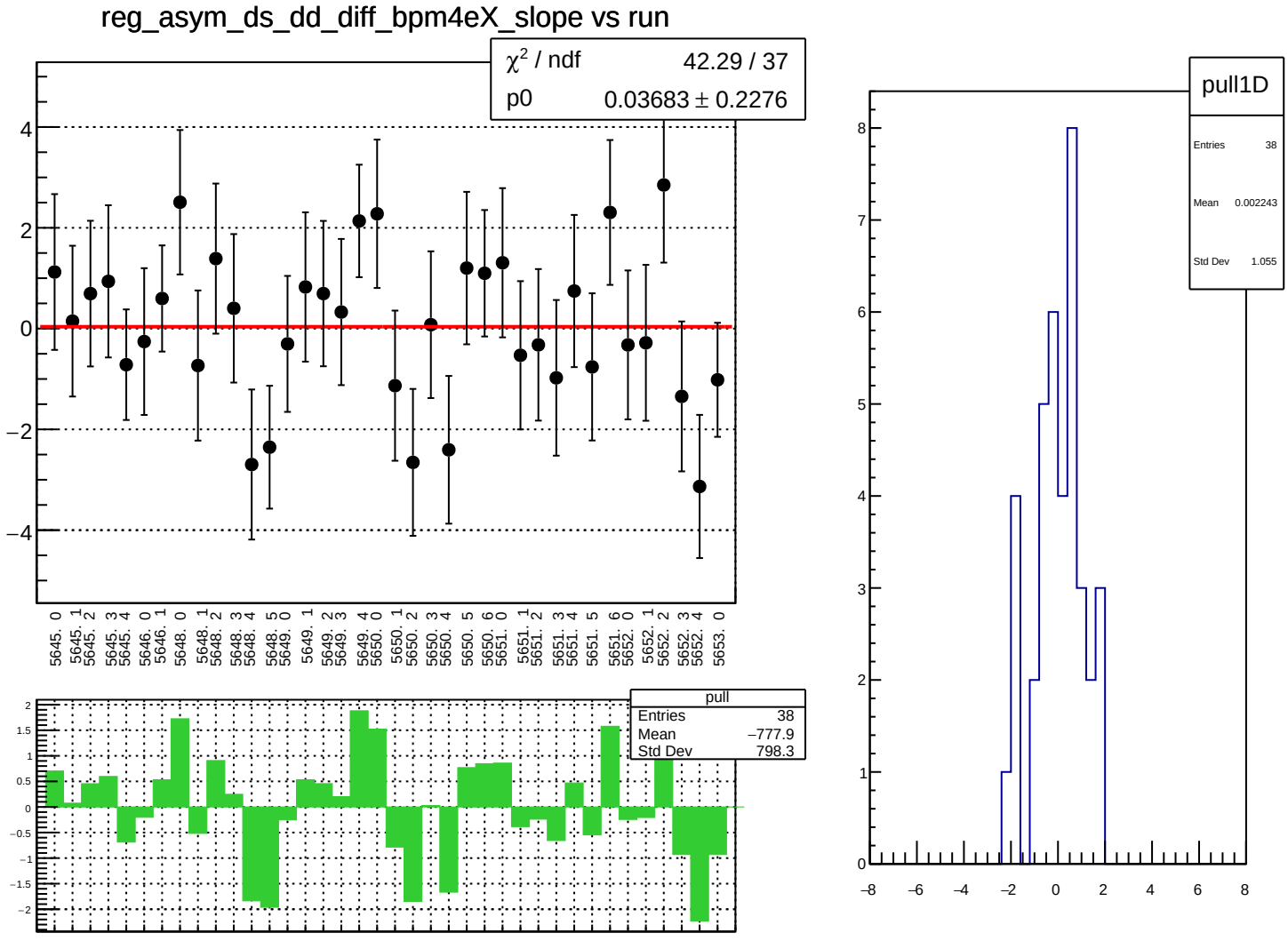
reg_asym_ds_dd_diff_bpm4eX_slope vs run
χ² / ndf 42.29 / 37
p0 0.03683 ± 0.2276
4
2
0
−2
−4
5645. 0
5645. 1
5645. 2
5645. 3
5645. 4
5646. 0
5646. 1
5648. 0
5648. 1
5648. 2
5648. 3
5648. 4
5648. 5
5649. 0
5649. 1
5649. 2
5649. 3
5649. 4
5650. 0
5650. 1
5650. 2
5650. 3
5650. 4
5650. 5
5650. 6
5651. 0
5651. 1
5651. 2
5651. 3
5651. 4
5651. 5
5651. 6
5652. 0
5652. 1
5652. 2
5652. 3
5652. 4
5653. 0
pull
Entries 38
Mean −777.9
Std Dev 798.3
2
1.5
1
0.5
0
−0.5
−1
−1.5
−2
pull1D
Entries 38
Mean 0.002243
Std Dev 1.055
8
7
6
5
4
3
2
1
0
−8
−6
−4
−2
0
2
4
6
8

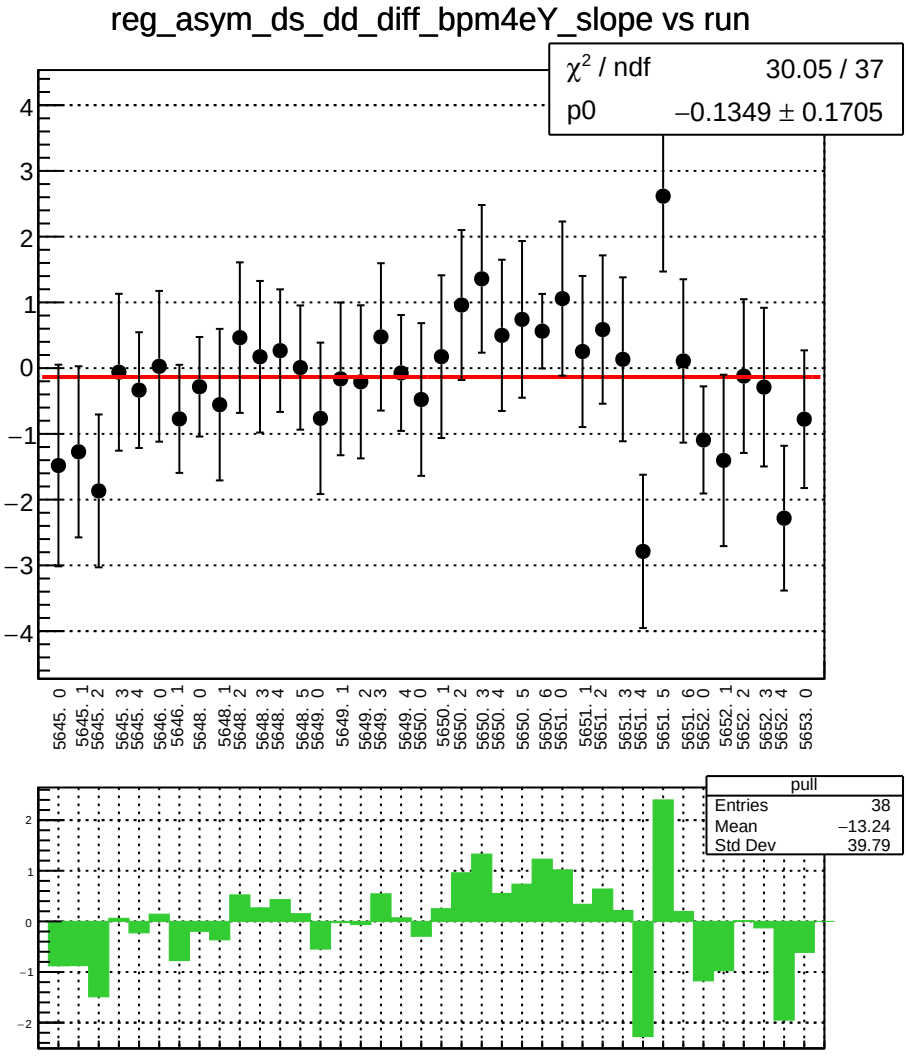
reg_asym_ds_dd_diff_bpm4eY_slope vs run
χ^2 / ndf 30.05 / 37
p0 −0.1349 ± 0.1705
pull
Entries 38
Mean −13.24
Std Dev 39.79

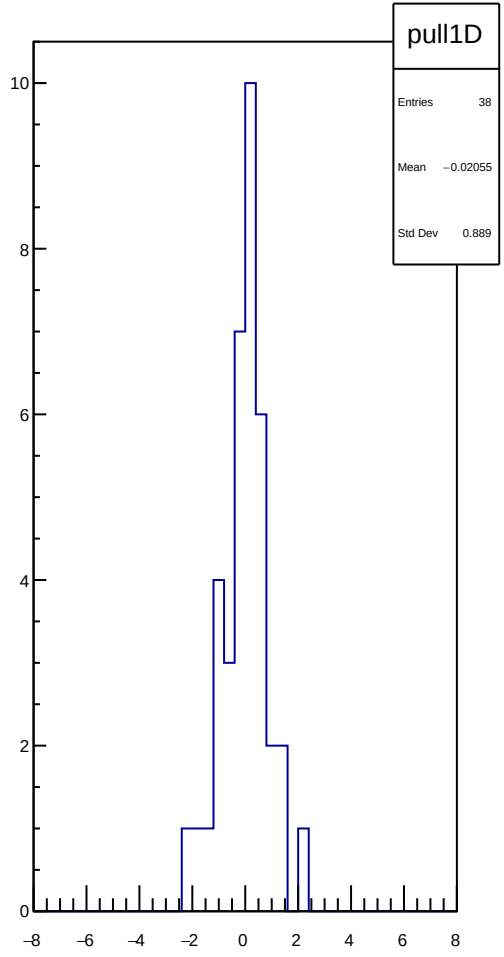
pull1D
Entries 38
Mean −0.02055
Std Dev 0.889

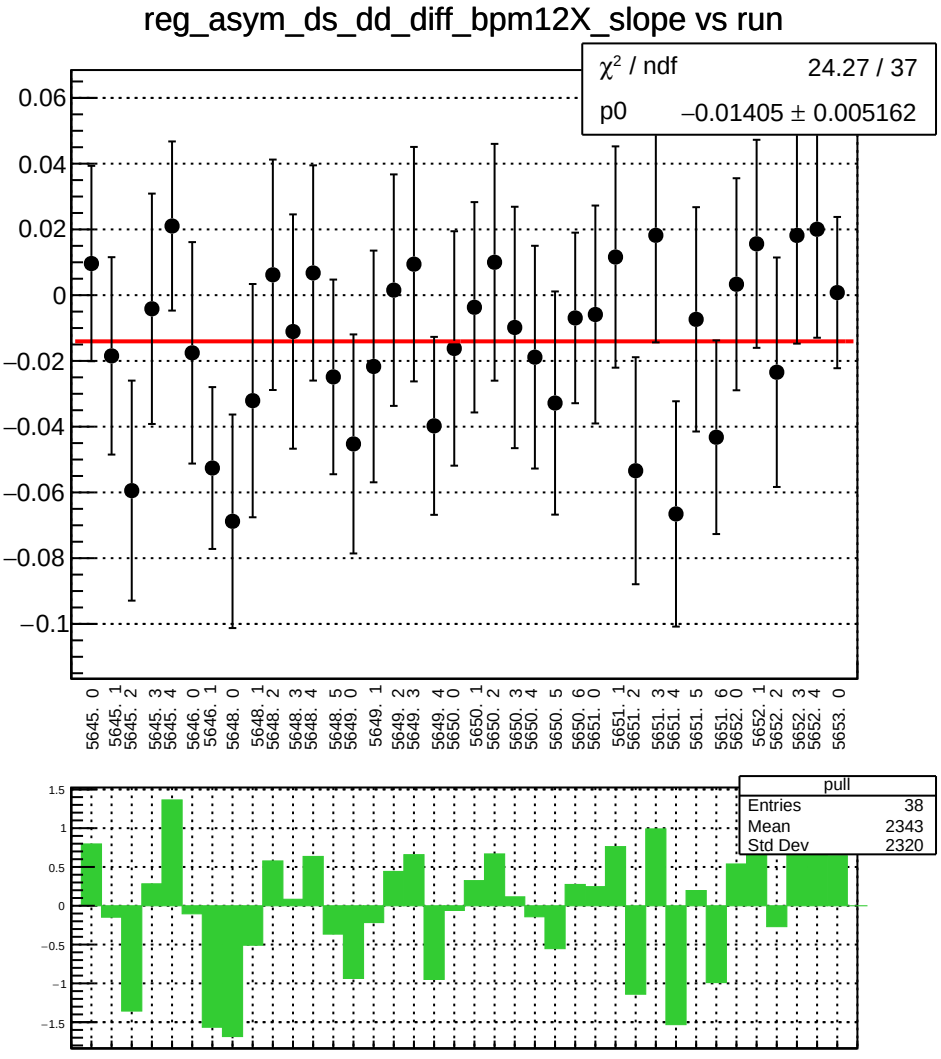
reg_asym_ds_dd_diff_bpm12X_slope vs run
χ² / ndf 24.27 / 37
p0 −0.01405 ± 0.005162
0.06
0.04
0.02
0
−0.02
−0.04
−0.06
−0.08
−0.1
5645. 0
5645. 1
5645. 2
5645. 3
5645. 4
5646. 0
5646. 1
5648. 0
5648. 1
5648. 2
5648. 3
5648. 4
5648. 5
5649. 0
5649. 1
5649. 2
5649. 3
5649. 4
5650. 0
5650. 1
5650. 2
5650. 3
5650. 4
5650. 5
5650. 6
5651. 0
5651. 1
5651. 2
5651. 3
5651. 4
5651. 5
5651. 6
5652. 0
5652. 1
5652. 2
5652. 3
5652. 4
5653. 0
pull
Entries 38
Mean 2343
Std Dev 2320
1.5
1
0.5
0
−0.5
−1
−1.5

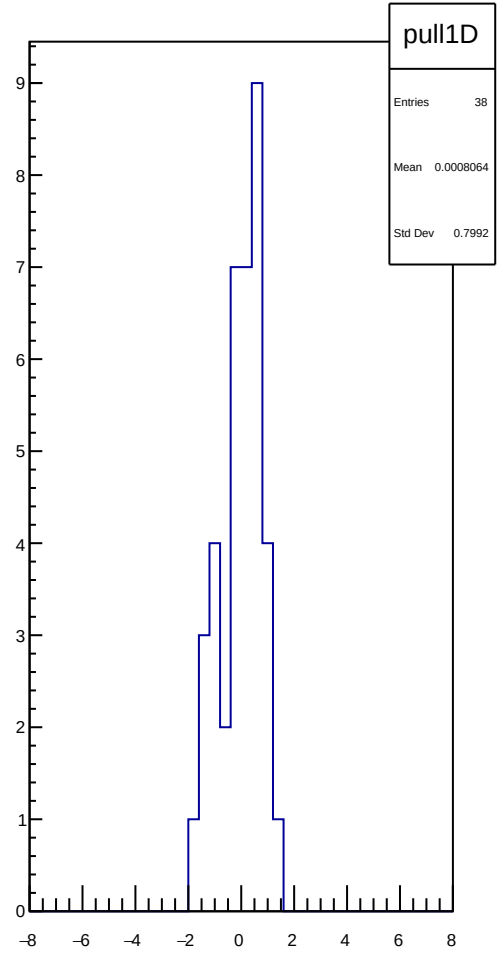
pull1D
Entries 38
Mean 0.0008064
Std Dev 0.7992
9
8
7
6
5
4
3
2
1
0
−8
−6
−4
−2
0
2
4
6
8

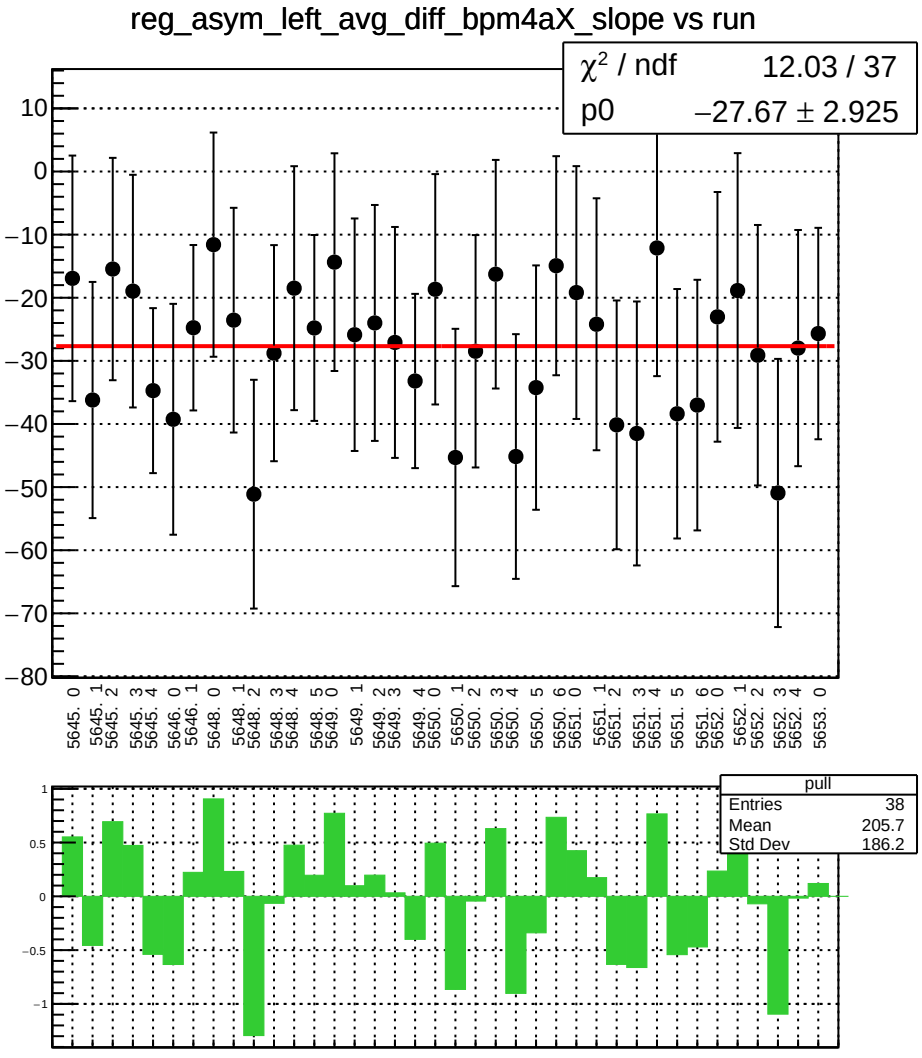
reg_asym_left_avg_diff_bpm4aX_slope vs run
χ² / ndf 12.03 / 37
p0 −27.67 ± 2.925
pull
Entries 38
Mean 205.7
Std Dev 186.2

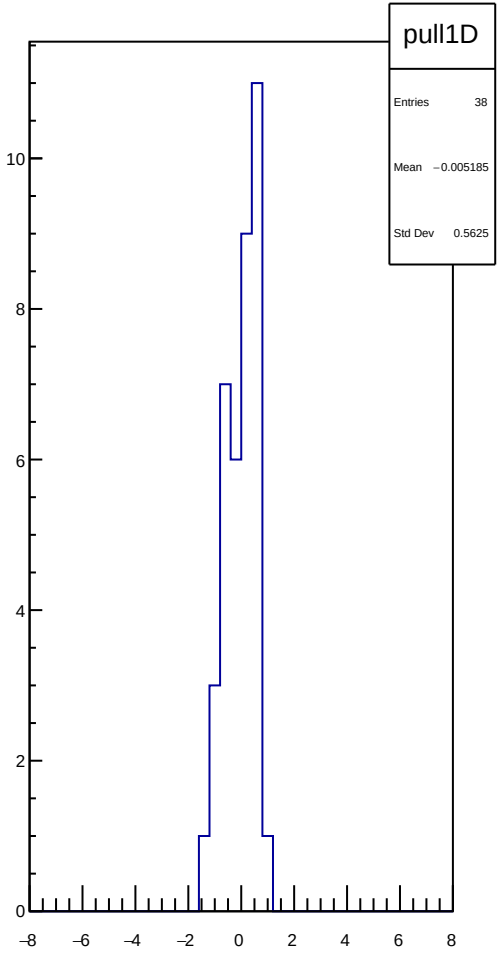
pull1D
Entries 38
Mean −0.005185
Std Dev 0.5625

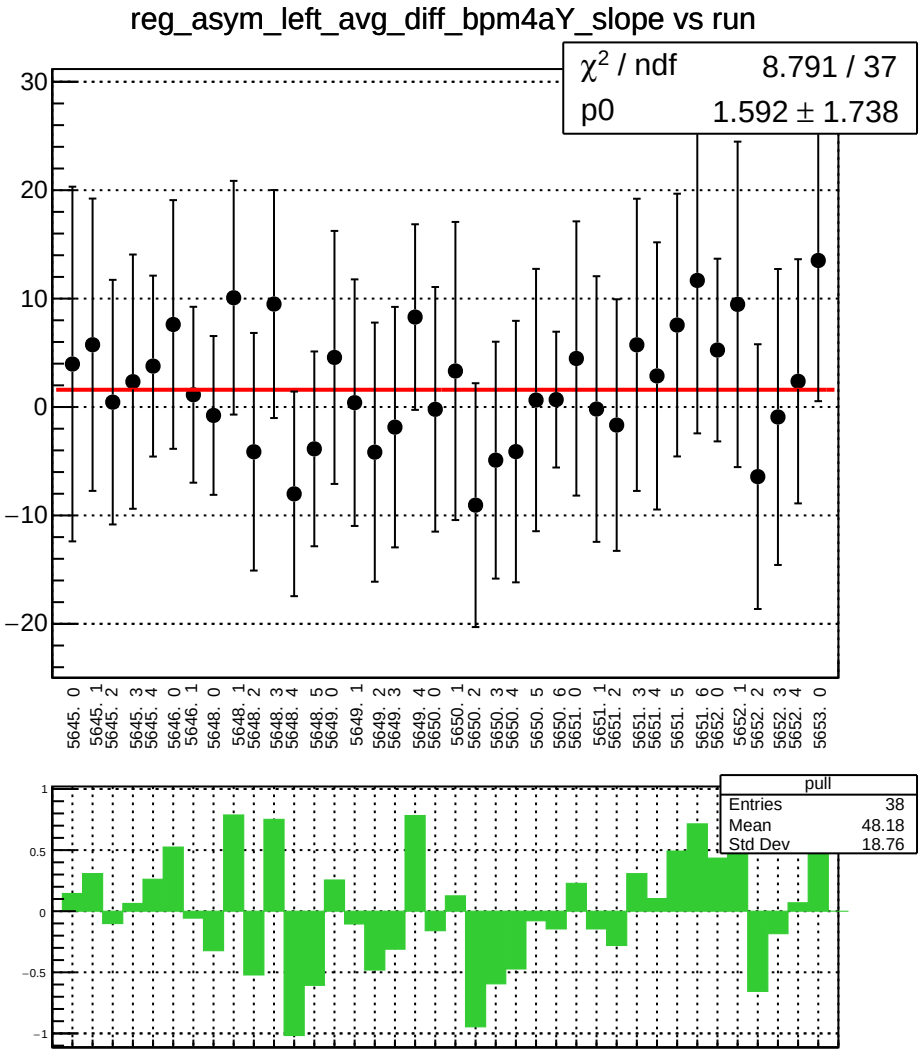
reg_asym_left_avg_diff_bpm4aY_slope vs run
χ^2 / ndf 8.791 / 37
p0 1.592 ± 1.738
pull
Entries 38
Mean 48.18
Std Dev 18.76

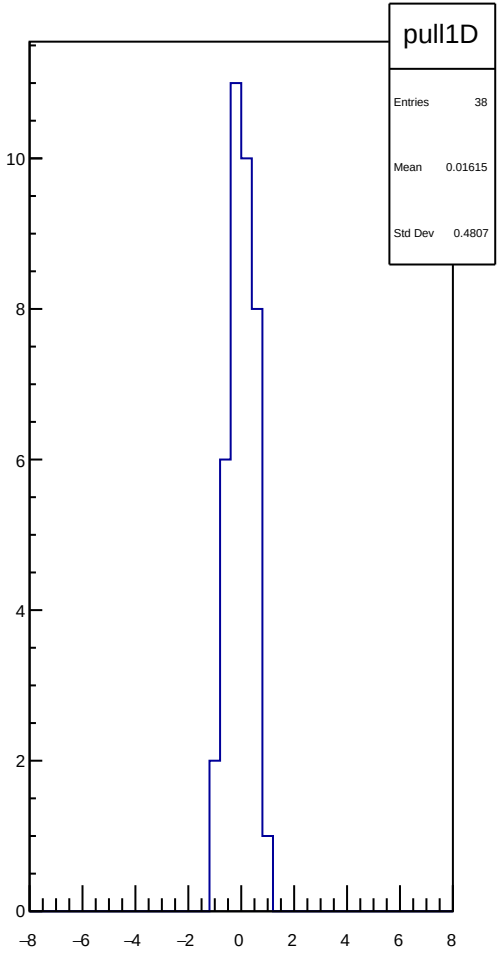
pull1D
Entries 38
Mean 0.01615
Std Dev 0.4807

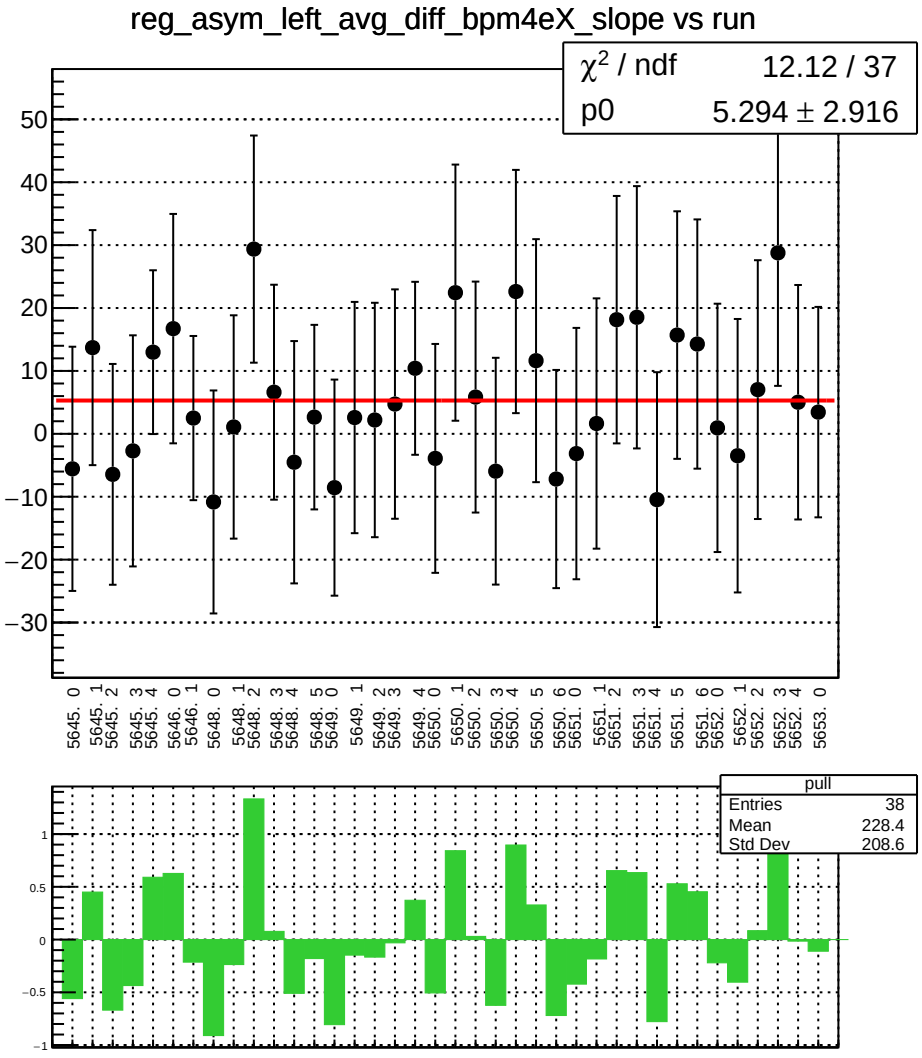
reg_asym_left_avg_diff_bpm4eX_slope vs run
χ² / ndf 12.12 / 37
p0 5.294 ± 2.916
pull
Entries 38
Mean 228.4
Std Dev 208.6

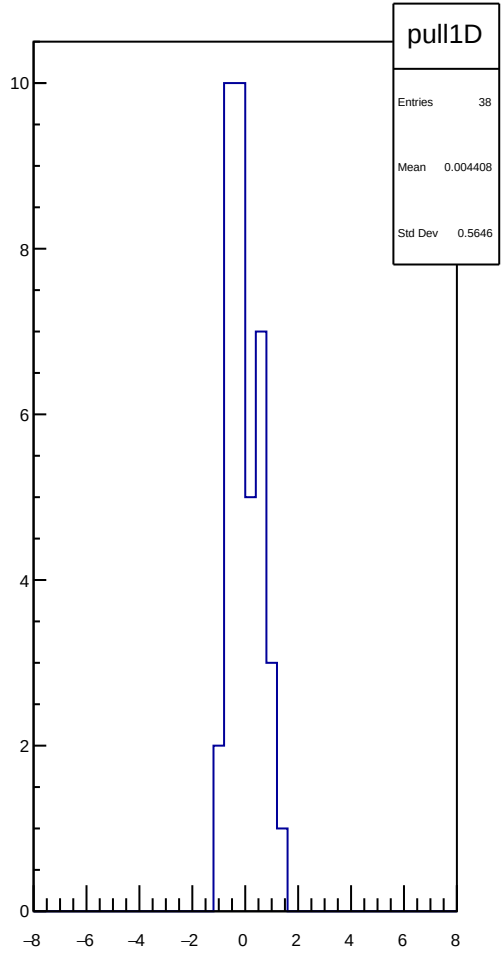
pull1D
Entries 38
Mean 0.004408
Std Dev 0.5646

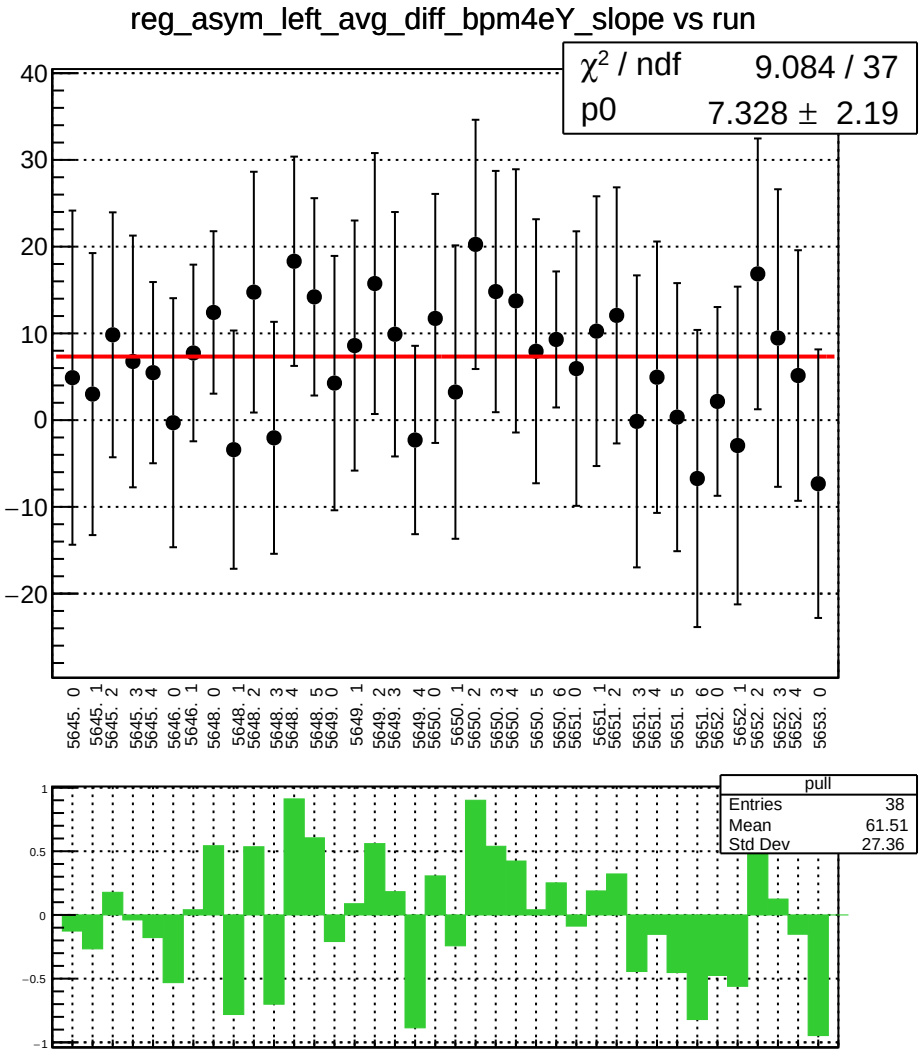
reg_asym_left_avg_diff_bpm4eY_slope vs run
χ² / ndf 9.084 / 37
p0 7.328 ± 2.19
pull
Entries 38
Mean 61.51
Std Dev 27.36

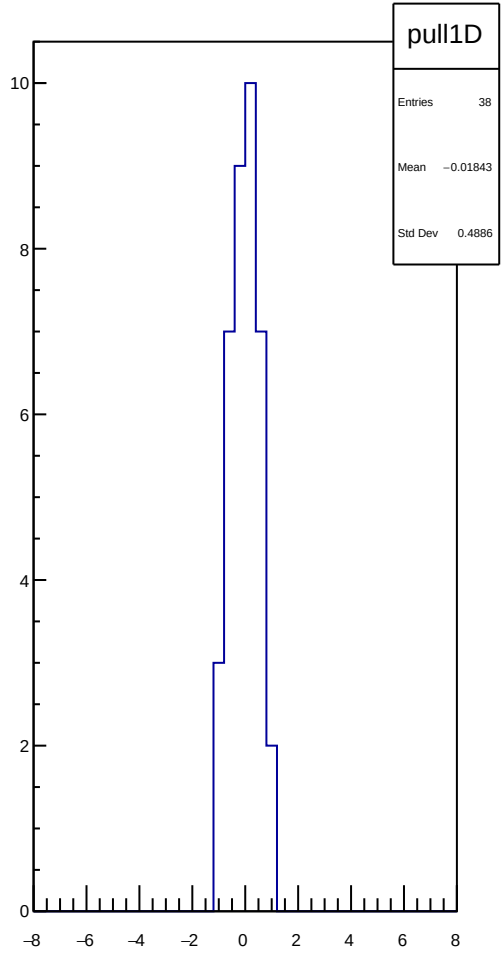
pull1D
Entries 38
Mean −0.01843
Std Dev 0.4886

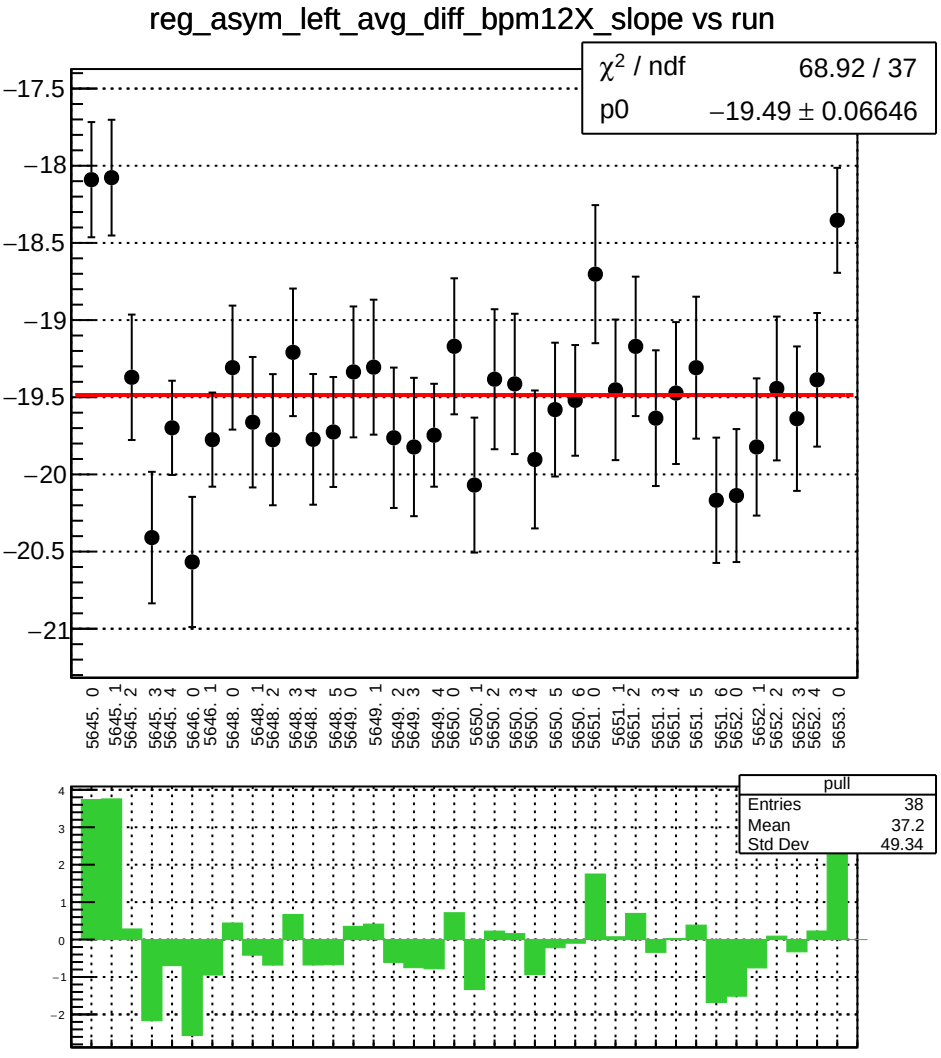
reg_asym_left_avg_diff_bpm12X_slope vs run
χ² / ndf 68.92 / 37
p0 −19.49 ± 0.06646
pull
Entries 38
Mean 37.2
Std Dev 49.34

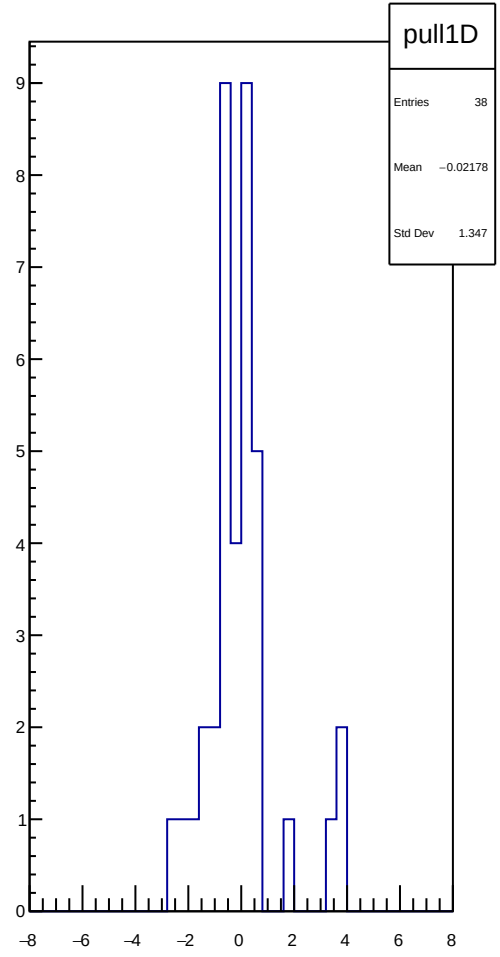
pull1D
Entries 38
Mean −0.02178
Std Dev 1.347

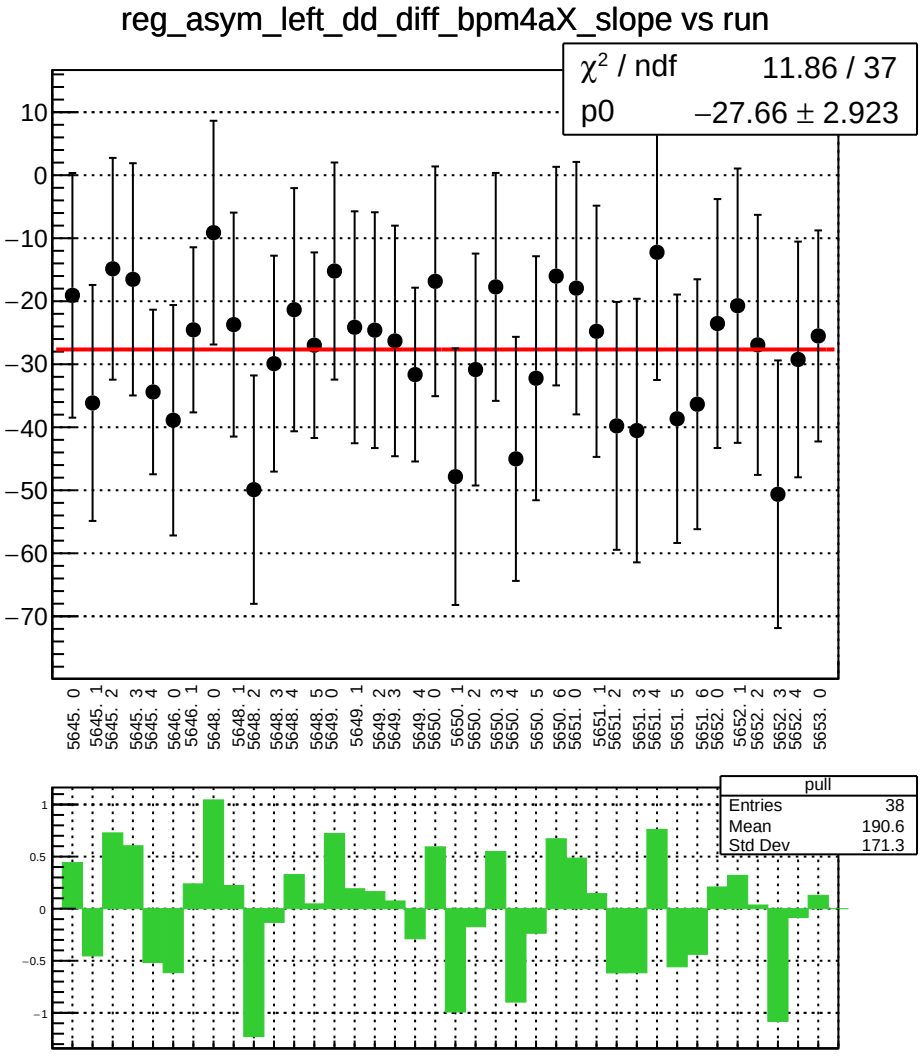
reg_asym_left_dd_diff_bpm4aX_slope vs run
χ^2 / ndf 11.86 / 37
p0 −27.66 ± 2.923
pull
Entries 38
Mean 190.6
Std Dev 171.3

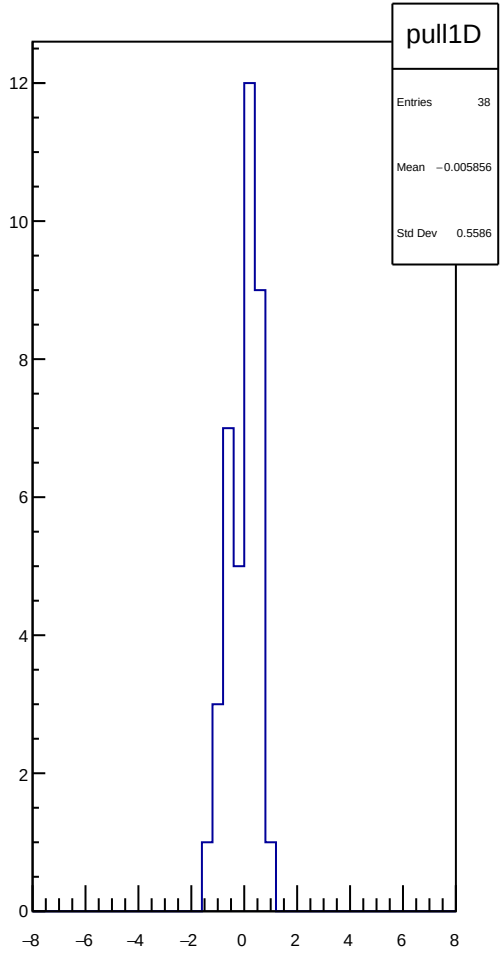
pull1D
Entries 38
Mean −0.005856
Std Dev 0.5586

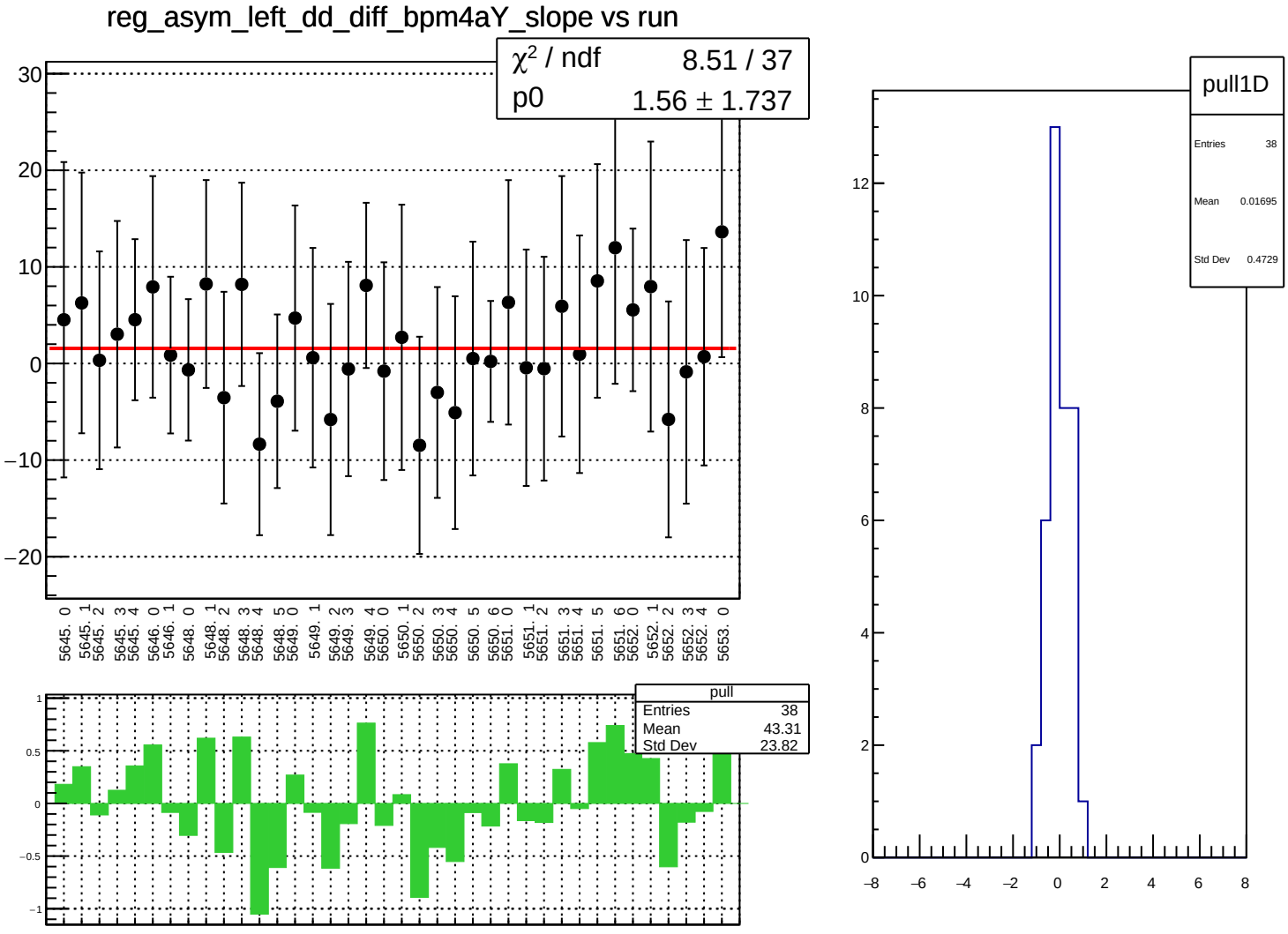
reg_asym_left_dd_diff_bpm4aY_slope vs run
χ² / ndf 8.51 / 37
p0 1.56 ± 1.737
pull
Entries 38
Mean 43.31
Std Dev 23.82
pull1D
Entries 38
Mean 0.01695
Std Dev 0.4729

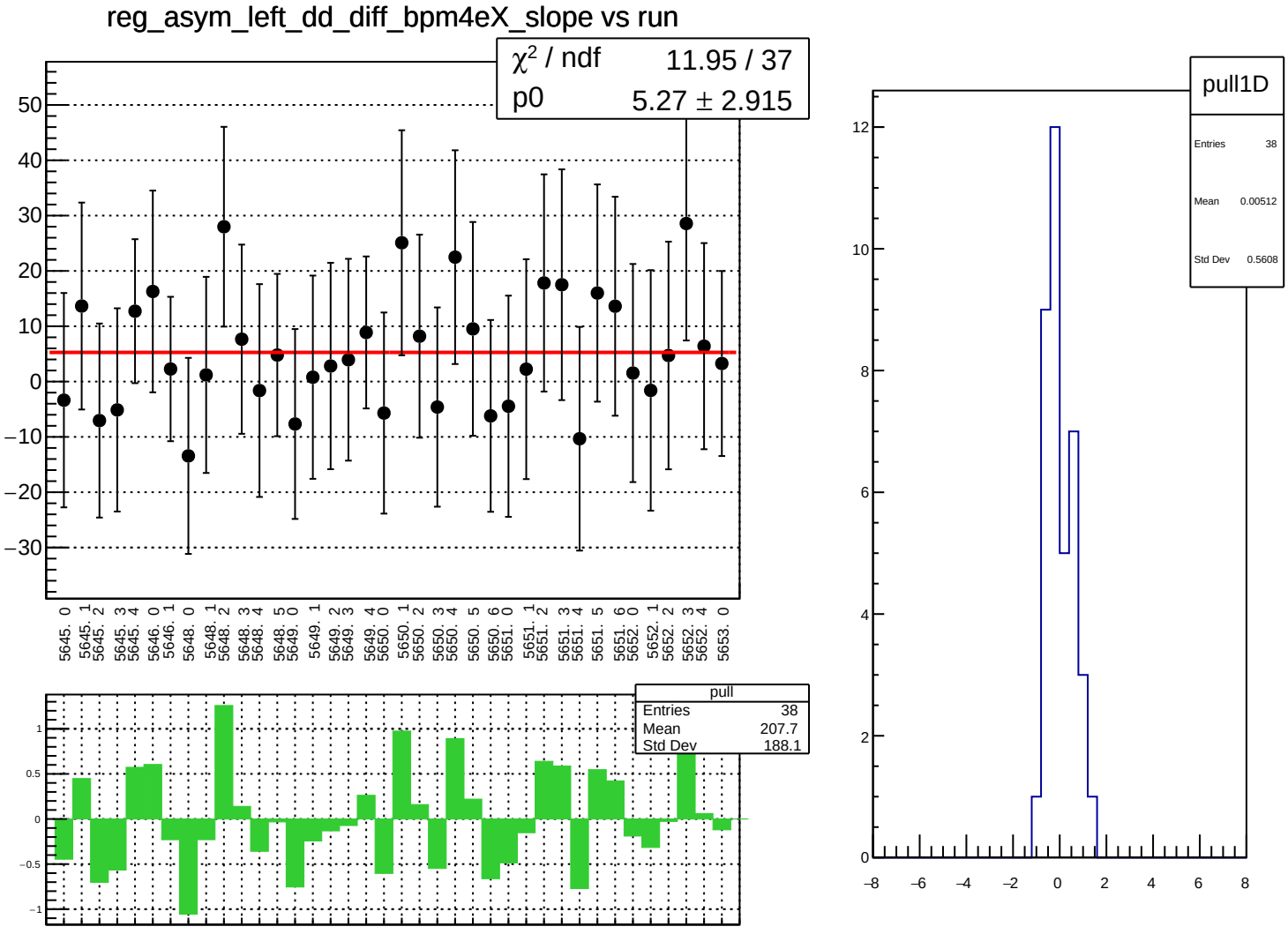
reg_asym_left_dd_diff_bpm4eX_slope vs run
χ² / ndf 11.95 / 37
p0 5.27 ± 2.915
pull
Entries 38
Mean 207.7
Std Dev 188.1
pull1D
Entries 38
Mean 0.00512
Std Dev 0.5608

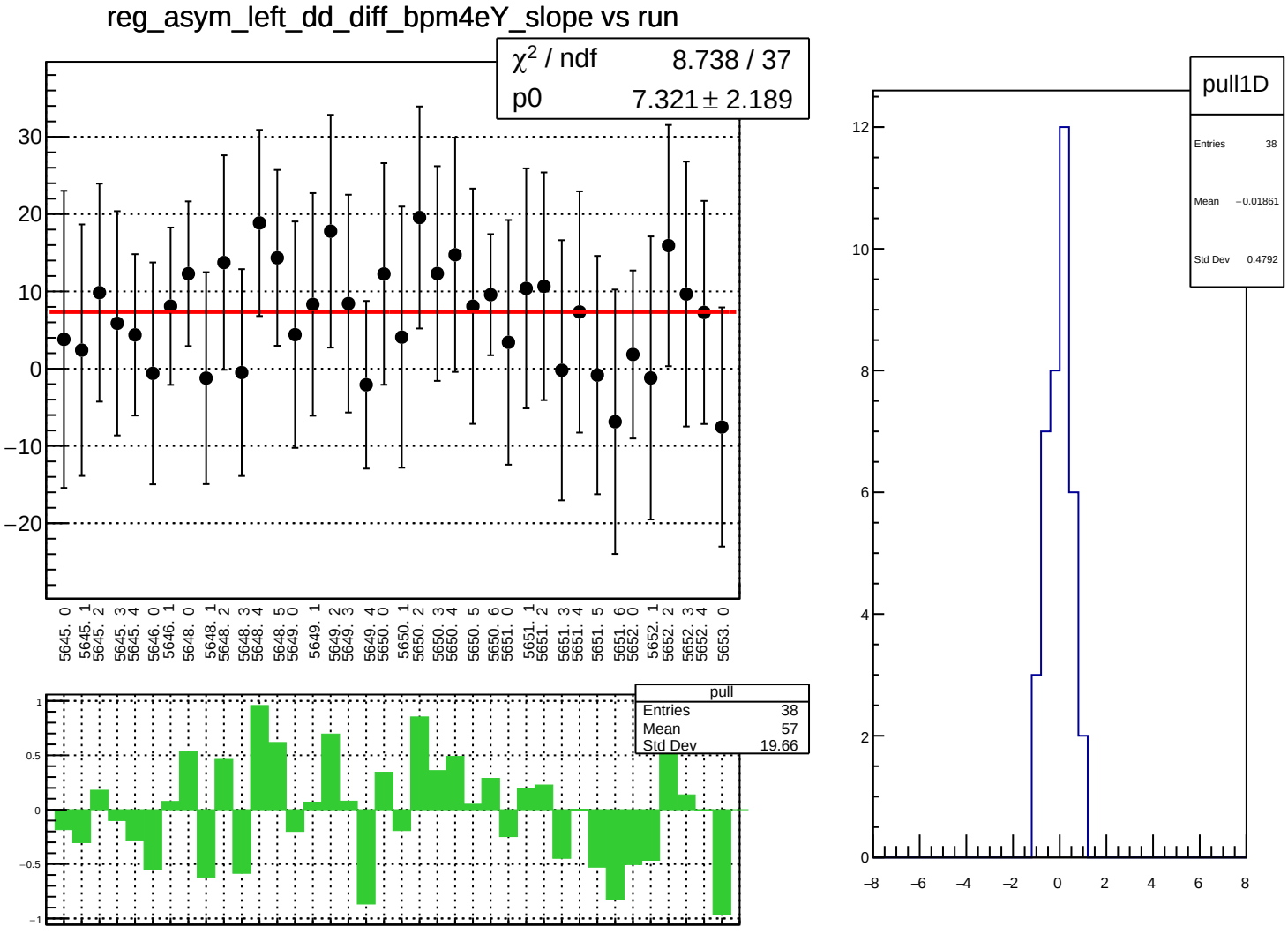
reg_asym_left_dd_diff_bpm4eY_slope vs run
χ^2 / ndf 8.738 / 37
p0 7.321 ± 2.189
pull
Entries 38
Mean 57
Std Dev 19.66
pull1D
Entries 38
Mean −0.01861
Std Dev 0.4792

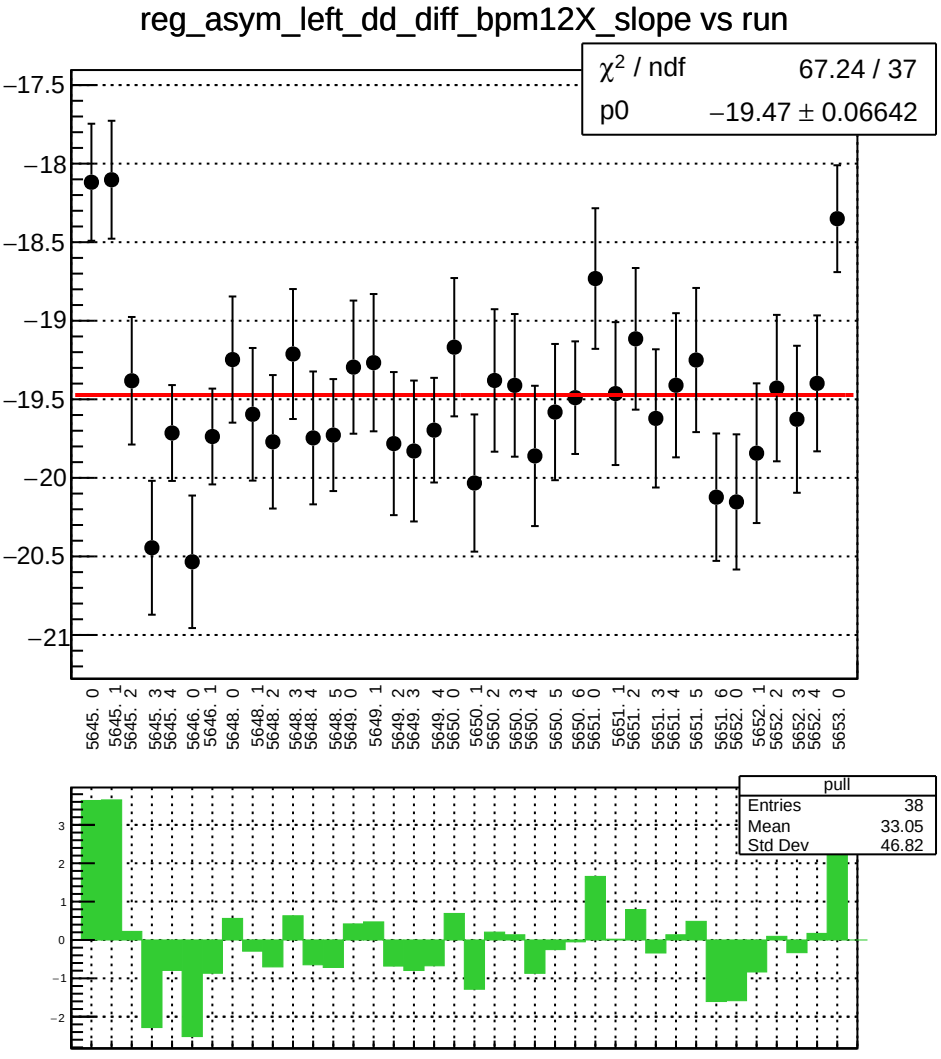
reg_asym_left_dd_diff_bpm12X_slope vs run
χ² / ndf 67.24 / 37
p0 −19.47 ± 0.06642
pull
Entries 38
Mean 33.05
Std Dev 46.82

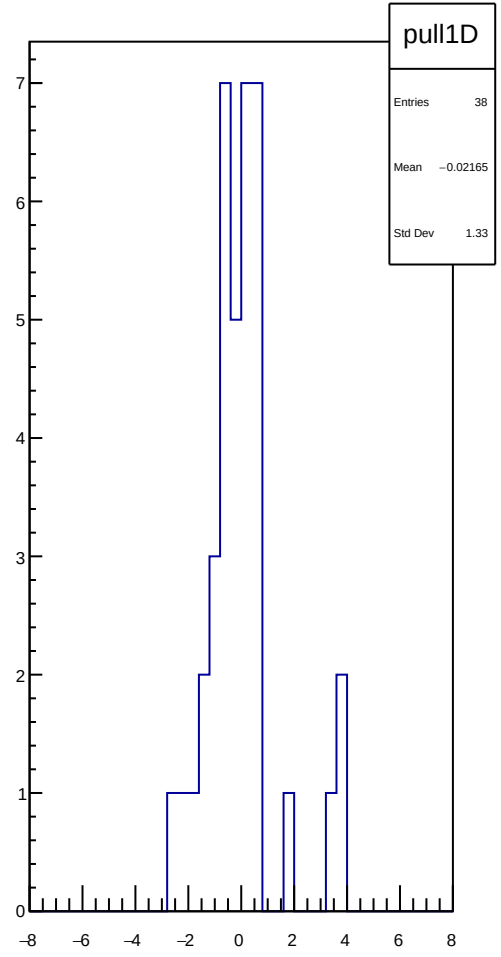
pull1D
Entries 38
Mean −0.02165
Std Dev 1.33

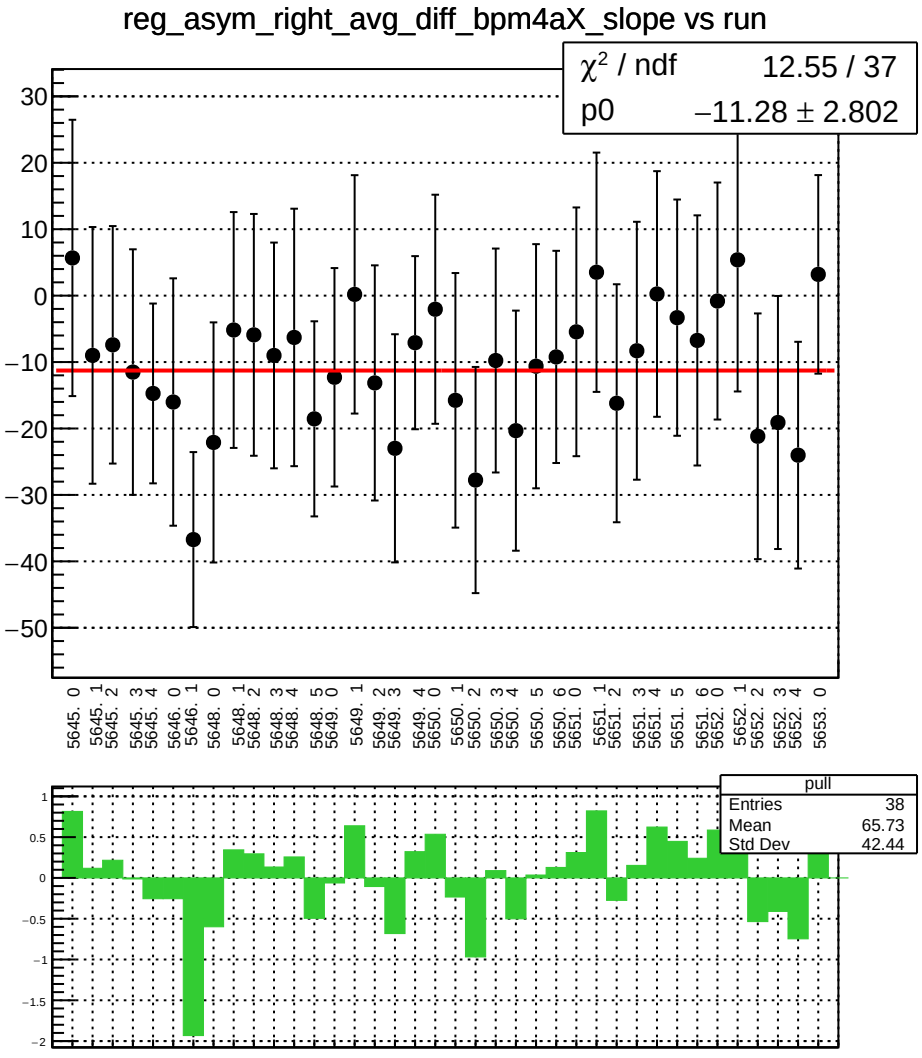
reg_asym_right_avg_diff_bpm4aX_slope vs run
χ² / ndf 12.55 / 37
p0 −11.28 ± 2.802
30
20
10
0
−10
−20
−30
−40
−50
5645. 0
5645. 1
5645. 2
5645. 3
5645. 4
5646. 0
5646. 1
5648. 0
5648. 1
5648. 2
5648. 3
5648. 4
5648. 5
5649. 0
5649. 1
5649. 2
5649. 3
5649. 4
5650. 0
5650. 1
5650. 2
5650. 3
5650. 4
5650. 5
5650. 6
5651. 0
5651. 1
5651. 2
5651. 3
5651. 4
5651. 5
5651. 6
5652. 0
5652. 1
5652. 2
5652. 3
5652. 4
5653. 0
pull
Entries 38
Mean 65.73
Std Dev 42.44
1
0.5
0
−0.5
−1
−1.5
−2

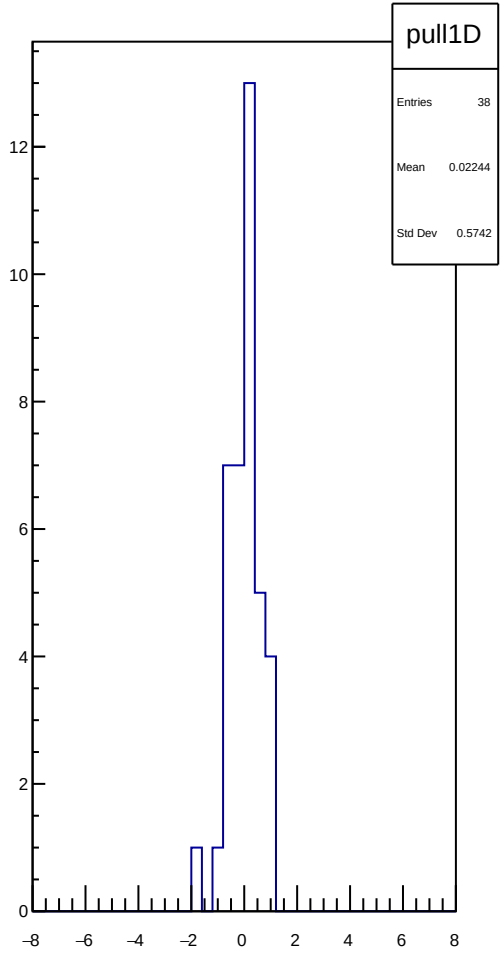
pull1D
Entries 38
Mean 0.02244
Std Dev 0.5742
12
10
8
6
4
2
0
−8
−6
−4
−2
0
2
4
6
8

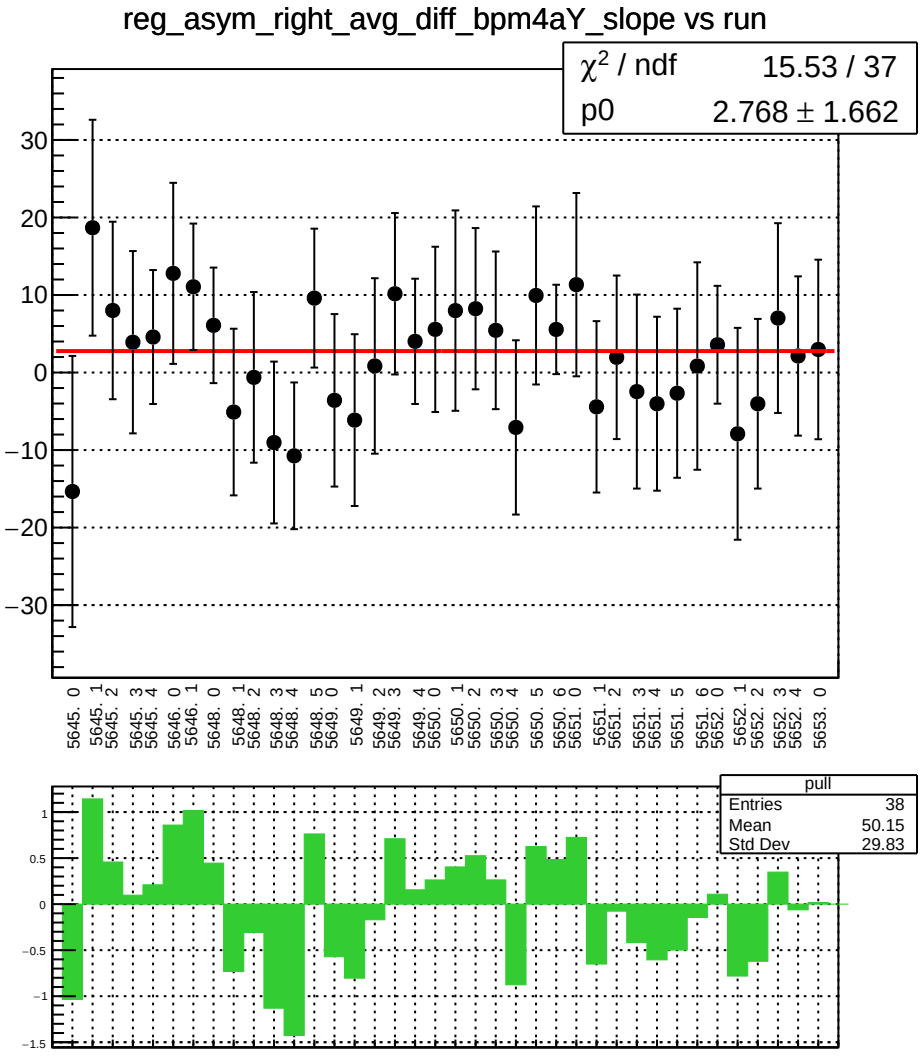
reg_asym_right_avg_diff_bpm4aY_slope vs run
χ² / ndf 15.53 / 37
p0 2.768 ± 1.662
30
20
10
0
−10
−20
−30
5645. 0
5645. 1
5645. 2
5645. 3
5645. 4
5646. 0
5646. 1
5648. 0
5648. 1
5648. 2
5648. 3
5648. 4
5648. 5
5649. 0
5649. 1
5649. 2
5649. 3
5649. 4
5650. 0
5650. 1
5650. 2
5650. 3
5650. 4
5650. 5
5650. 6
5651. 0
5651. 1
5651. 2
5651. 3
5651. 4
5651. 5
5651. 6
5652. 0
5652. 1
5652. 2
5652. 3
5652. 4
5653. 0
pull
Entries 38
Mean 50.15
Std Dev 29.83
1
0.5
0
−0.5
−1
−1.5

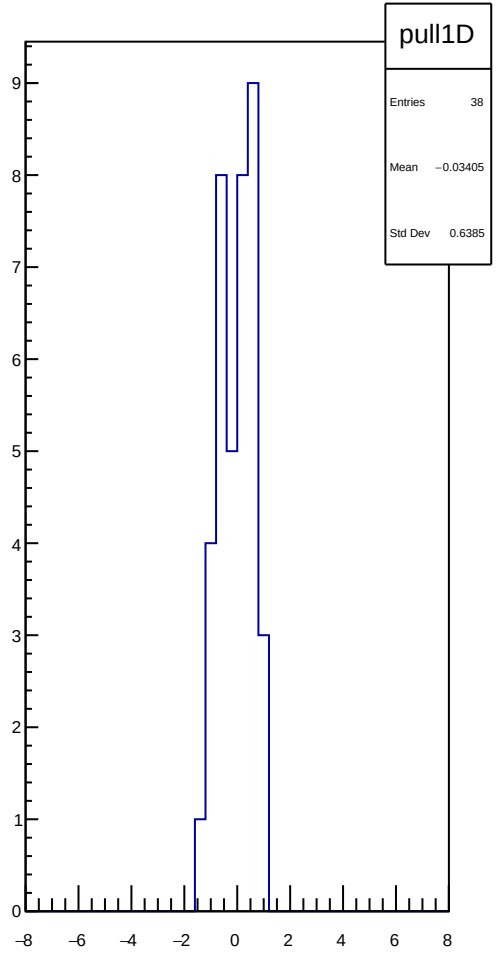
pull1D
Entries 38
Mean −0.03405
Std Dev 0.6385
9
8
7
6
5
4
3
2
1
0
−8
−6
−4
−2
0
2
4
6
8

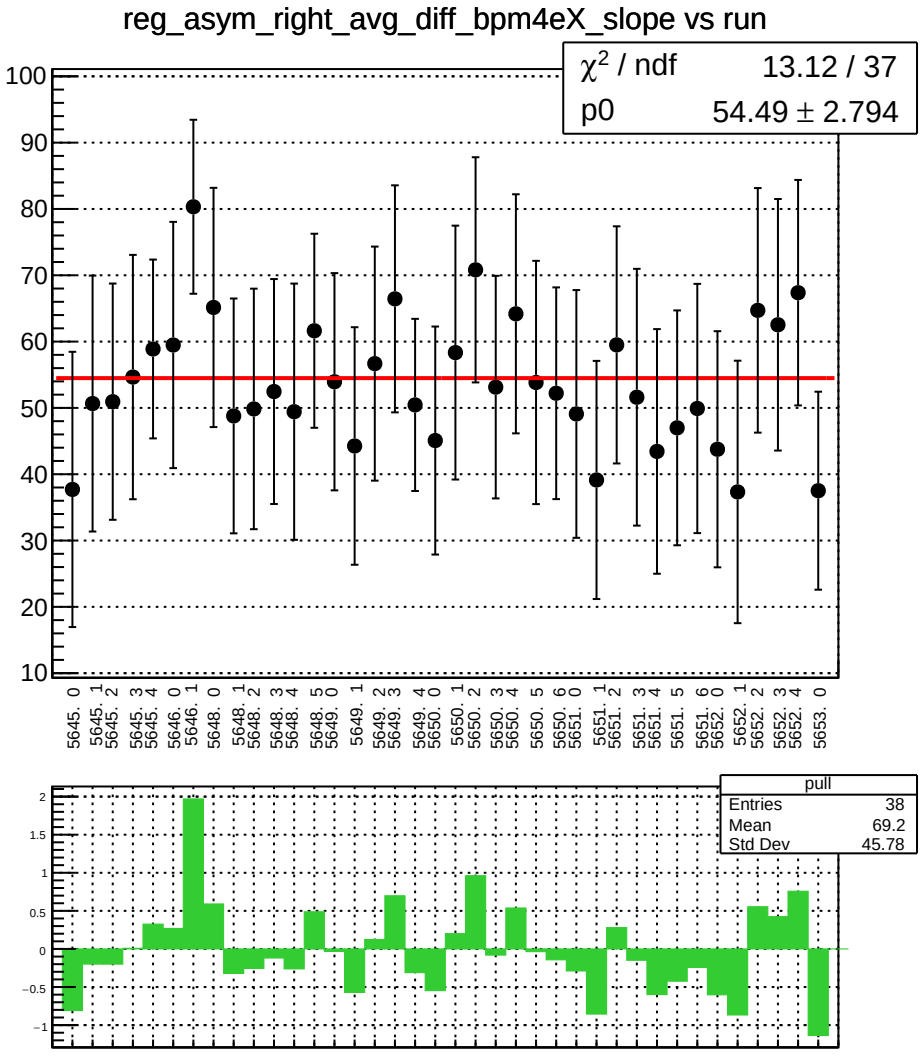
reg_asym_right_avg_diff_bpm4eX_slope vs run
χ² / ndf 13.12 / 37
p0 54.49 ± 2.794
pull
Entries 38
Mean 69.2
Std Dev 45.78

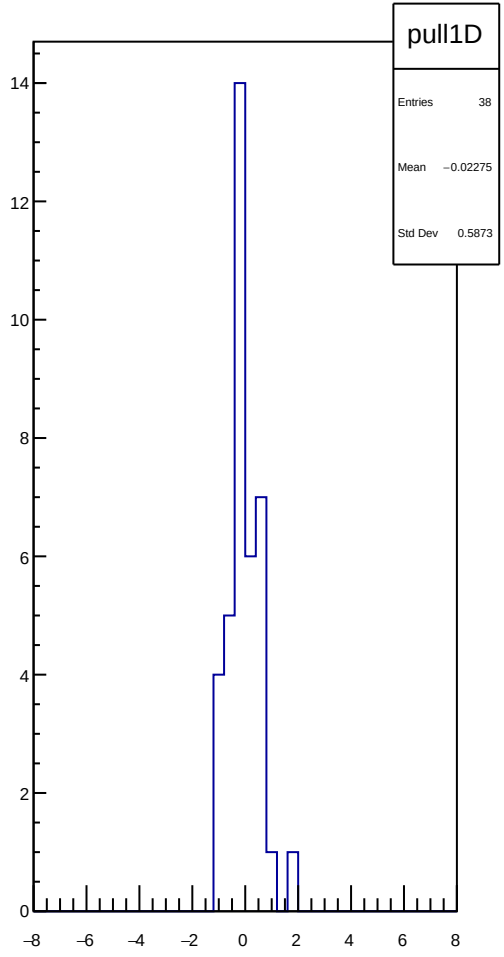
pull1D
Entries 38
Mean −0.02275
Std Dev 0.5873

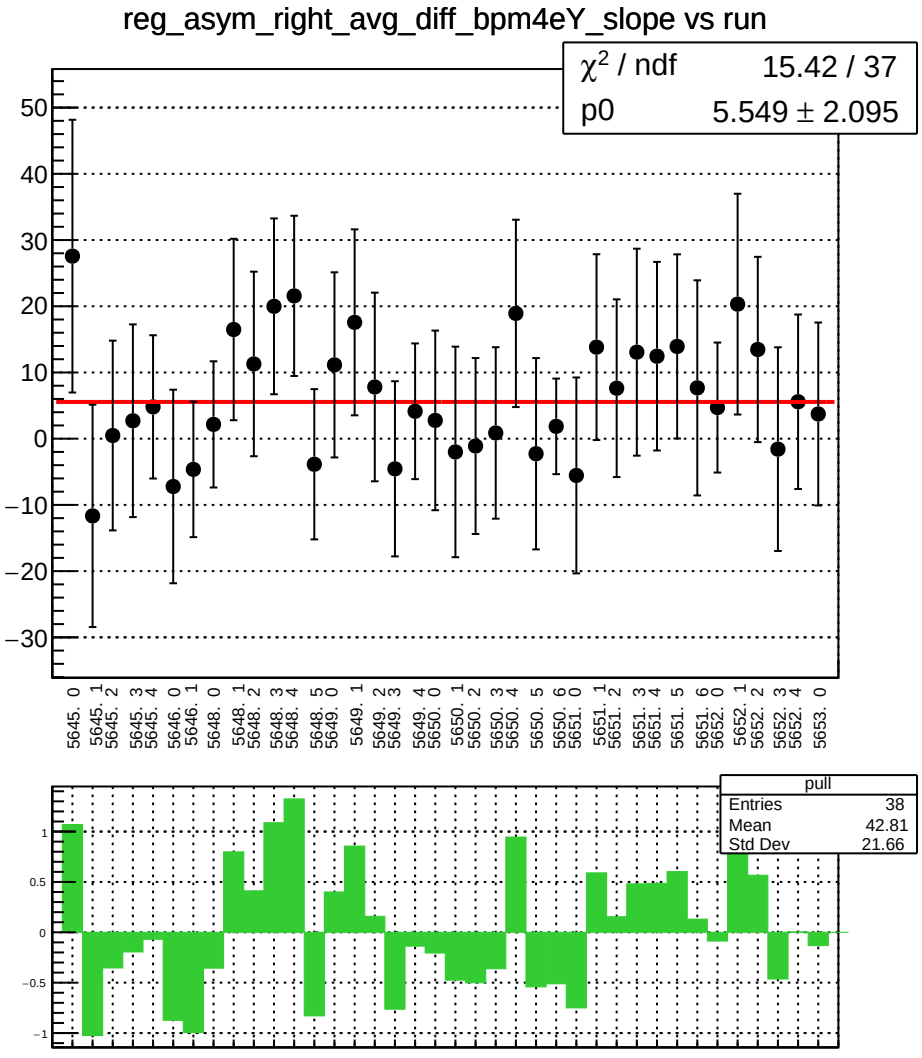
reg_asym_right_avg_diff_bpm4eY_slope vs run
χ² / ndf 15.42 / 37
p0 5.549 ± 2.095
pull
Entries 38
Mean 42.81
Std Dev 21.66

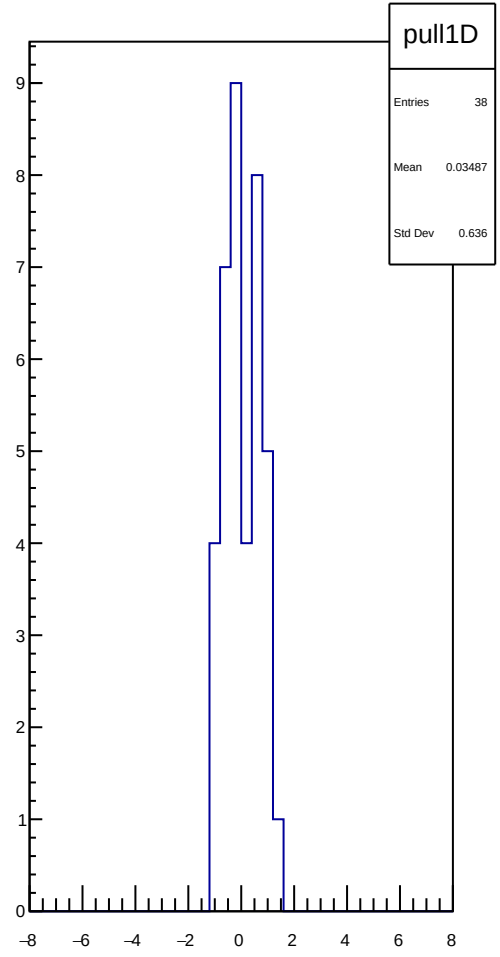
pull1D
Entries 38
Mean 0.03487
Std Dev 0.636

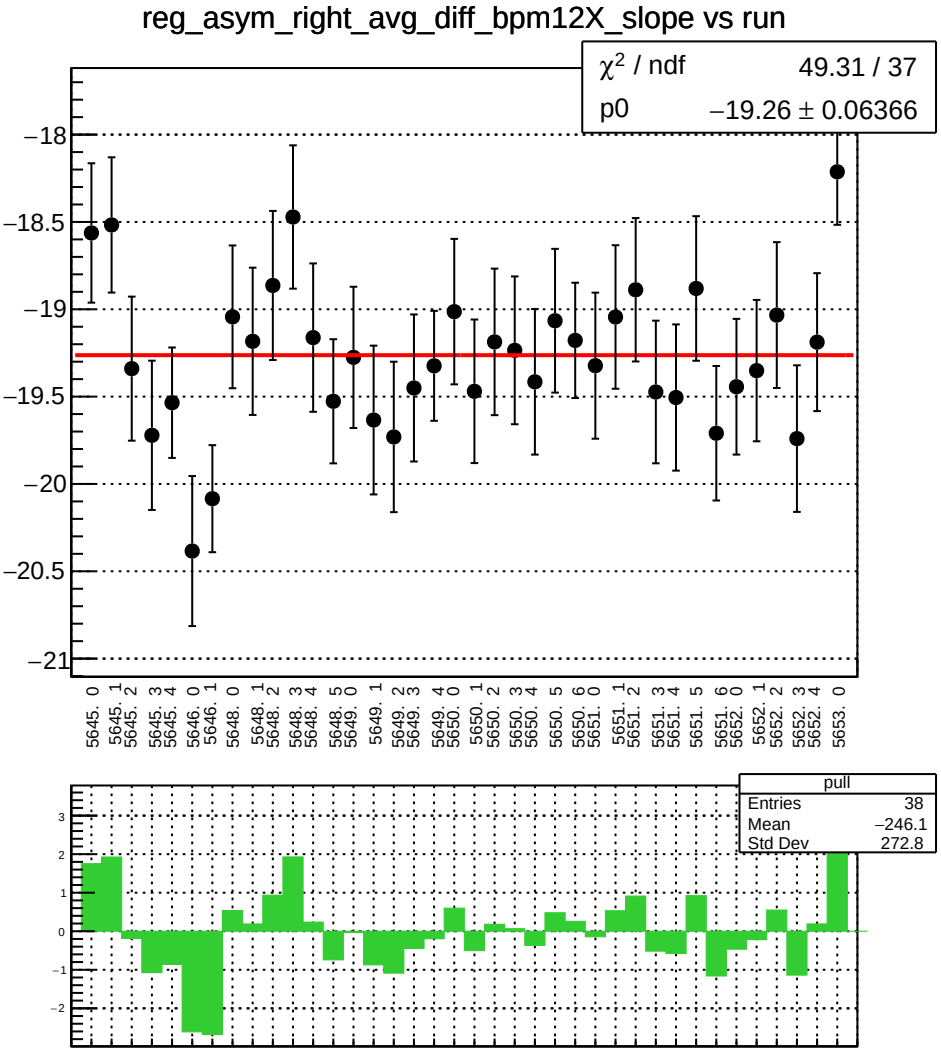
reg_asym_right_avg_diff_bpm12X_slope vs run
χ² / ndf 49.31 / 37
p0 −19.26 ± 0.06366
−18
−18.5
−19
−19.5
−20
−20.5
−21
5645. 0
5645. 1
5645. 2
5645. 3
5645. 4
5646. 0
5646. 1
5648. 0
5648. 1
5648. 2
5648. 3
5648. 4
5648. 5
5649. 0
5649. 1
5649. 2
5649. 3
5649. 4
5650. 0
5650. 1
5650. 2
5650. 3
5650. 4
5650. 5
5650. 6
5651. 0
5651. 1
5651. 2
5651. 3
5651. 4
5651. 5
5651. 6
5652. 0
5652. 1
5652. 2
5652. 3
5652. 4
5653. 0
pull
Entries 38
Mean −246.1
Std Dev 272.8
3
2
1
0
−1
−2

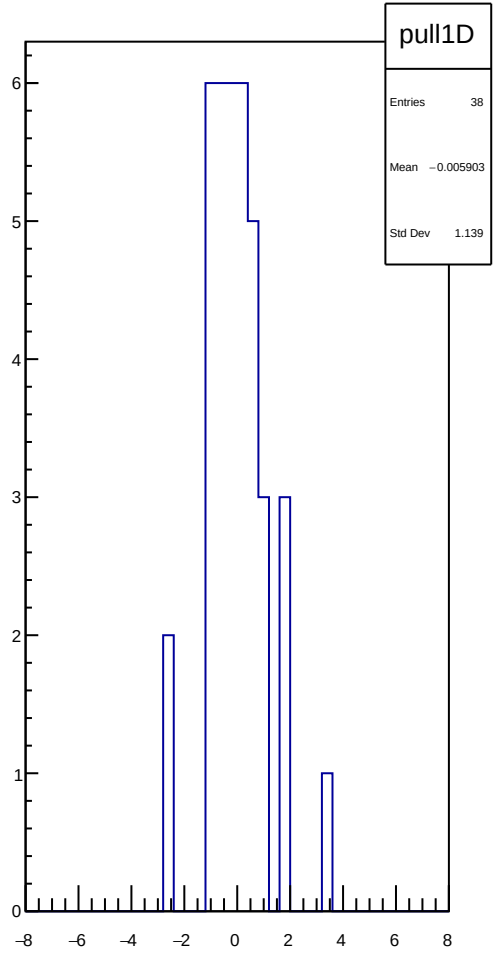
pull1D
Entries 38
Mean −0.005903
Std Dev 1.139
6
5
4
3
2
1
0
−8
−6
−4
−2
0
2
4
6
8

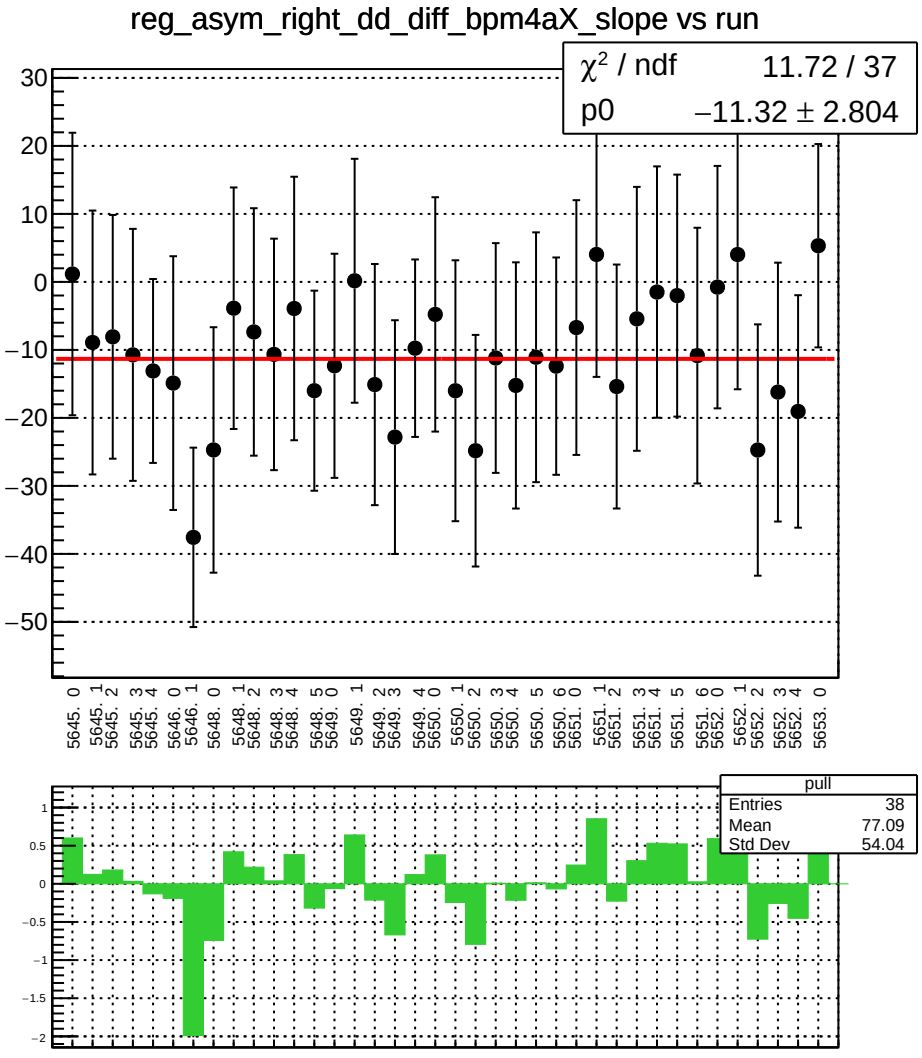
reg_asym_right_dd_diff_bpm4aX_slope vs run
χ² / ndf 11.72 / 37
p0 −11.32 ± 2.804
30
20
10
0
−10
−20
−30
−40
−50
5645. 0
5645. 1
5645. 2
5645. 3
5645. 4
5646. 0
5646. 1
5648. 0
5648. 1
5648. 2
5648. 3
5648. 4
5648. 5
5649. 0
5649. 1
5649. 2
5649. 3
5649. 4
5650. 0
5650. 1
5650. 2
5650. 3
5650. 4
5650. 5
5650. 6
5651. 0
5651. 1
5651. 2
5651. 3
5651. 4
5651. 5
5651. 6
5652. 0
5652. 1
5652. 2
5652. 3
5652. 4
5653. 0
pull
Entries 38
Mean 77.09
Std Dev 54.04
1
0.5
0
−0.5
−1
−1.5
−2

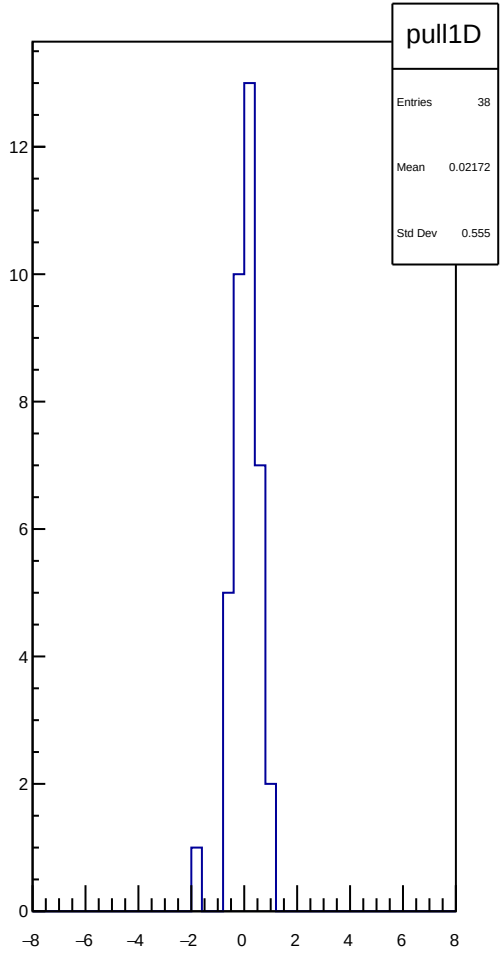
pull1D
Entries 38
Mean 0.02172
Std Dev 0.555
12
10
8
6
4
2
0
−8
−6
−4
−2
0
2
4
6
8

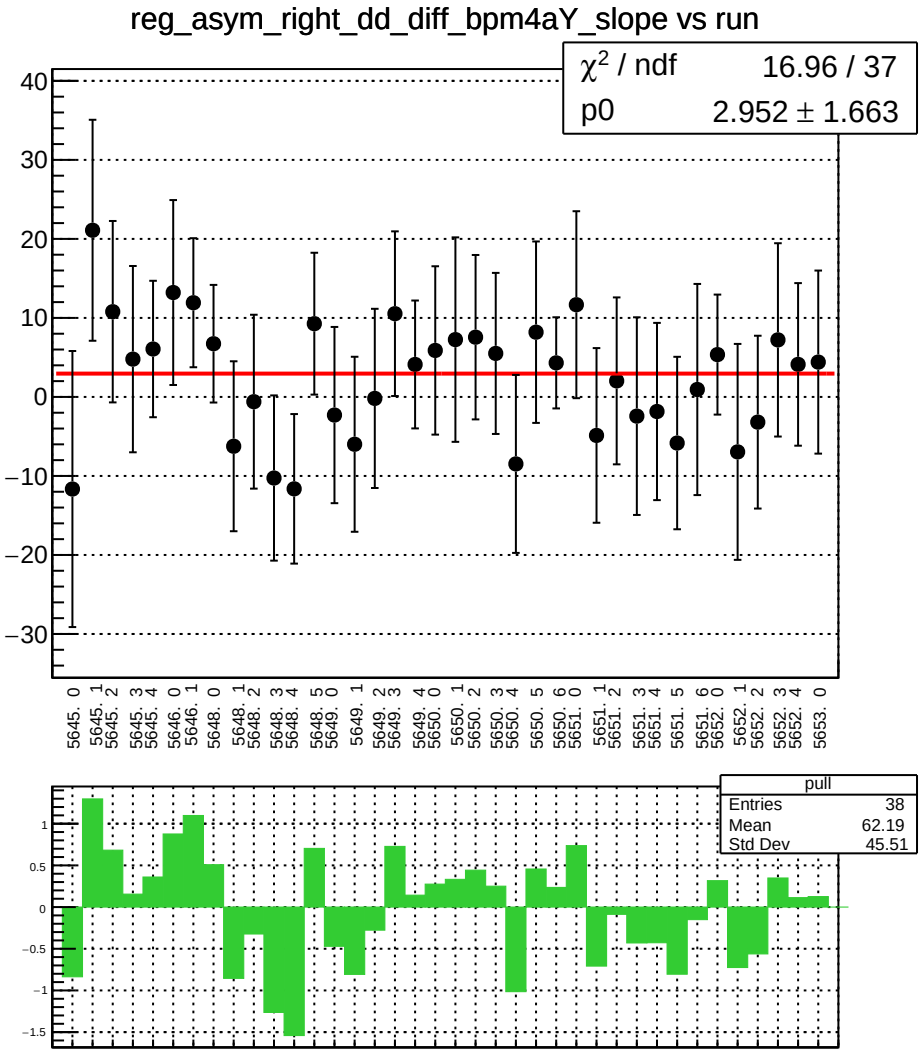
reg_asym_right_dd_diff_bpm4aY_slope vs run
χ² / ndf 16.96 / 37
p0 2.952 ± 1.663
pull
Entries 38
Mean 62.19
Std Dev 45.51

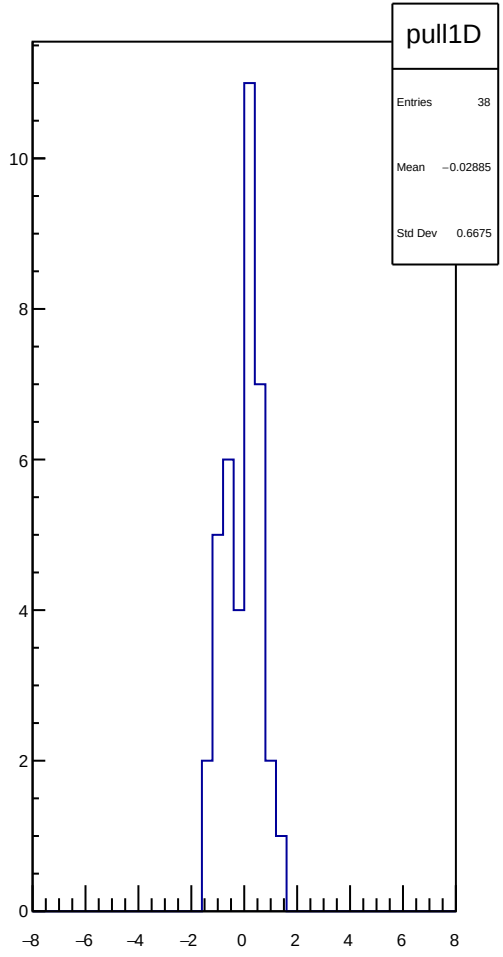
pull1D
Entries 38
Mean −0.02885
Std Dev 0.6675

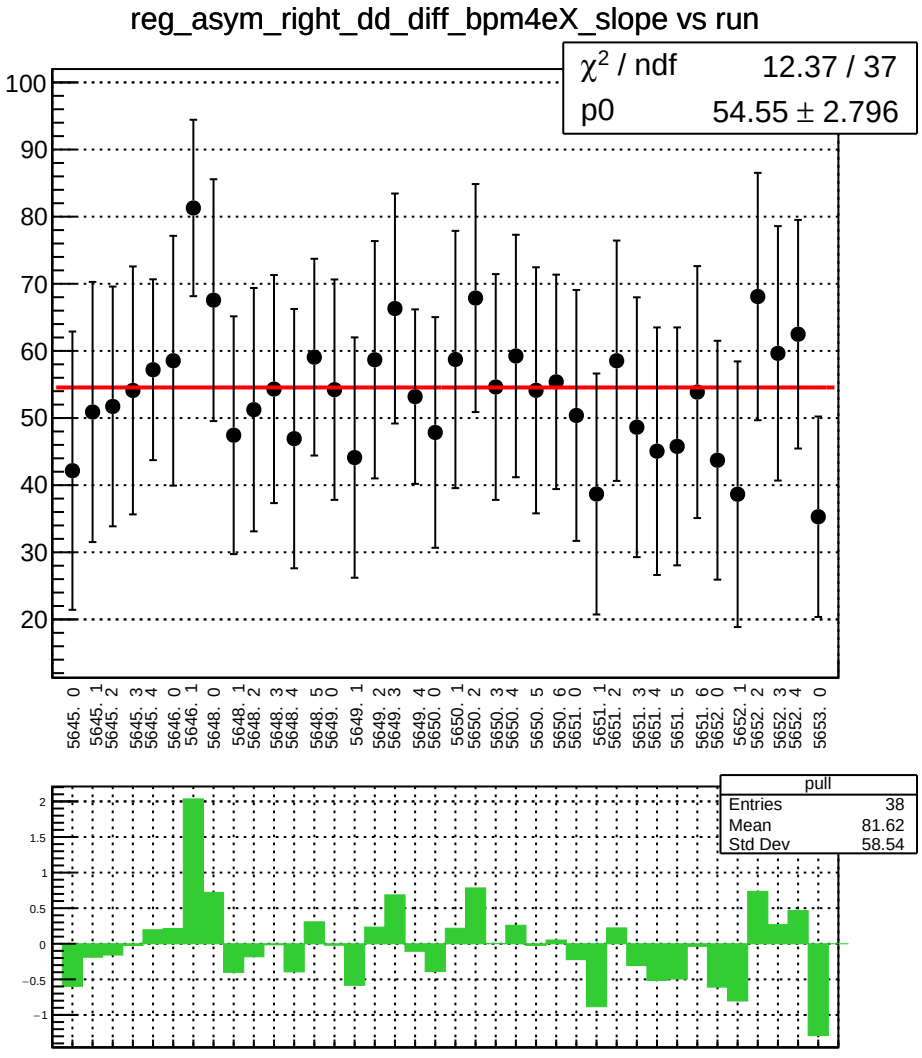
reg_asym_right_dd_diff_bpm4eX_slope vs run
χ² / ndf 12.37 / 37
p0 54.55 ± 2.796
pull
Entries 38
Mean 81.62
Std Dev 58.54

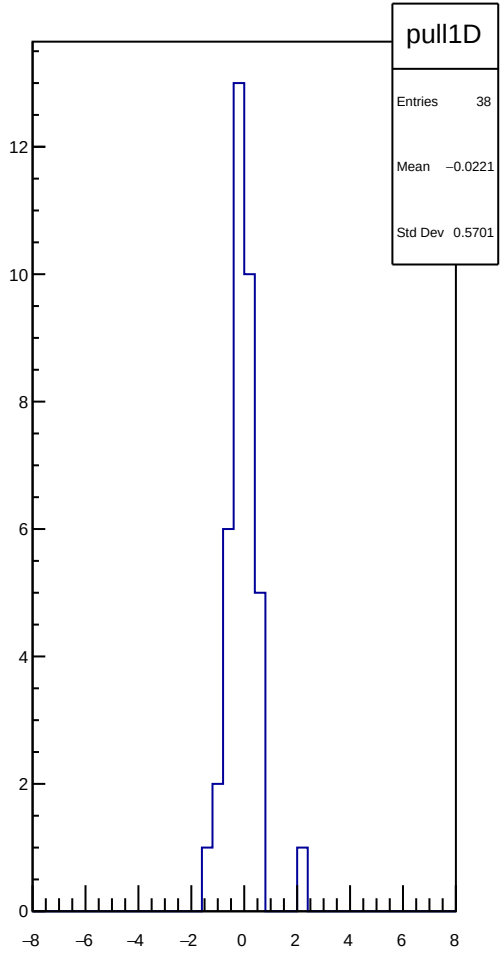
pull1D
Entries 38
Mean −0.0221
Std Dev 0.5701

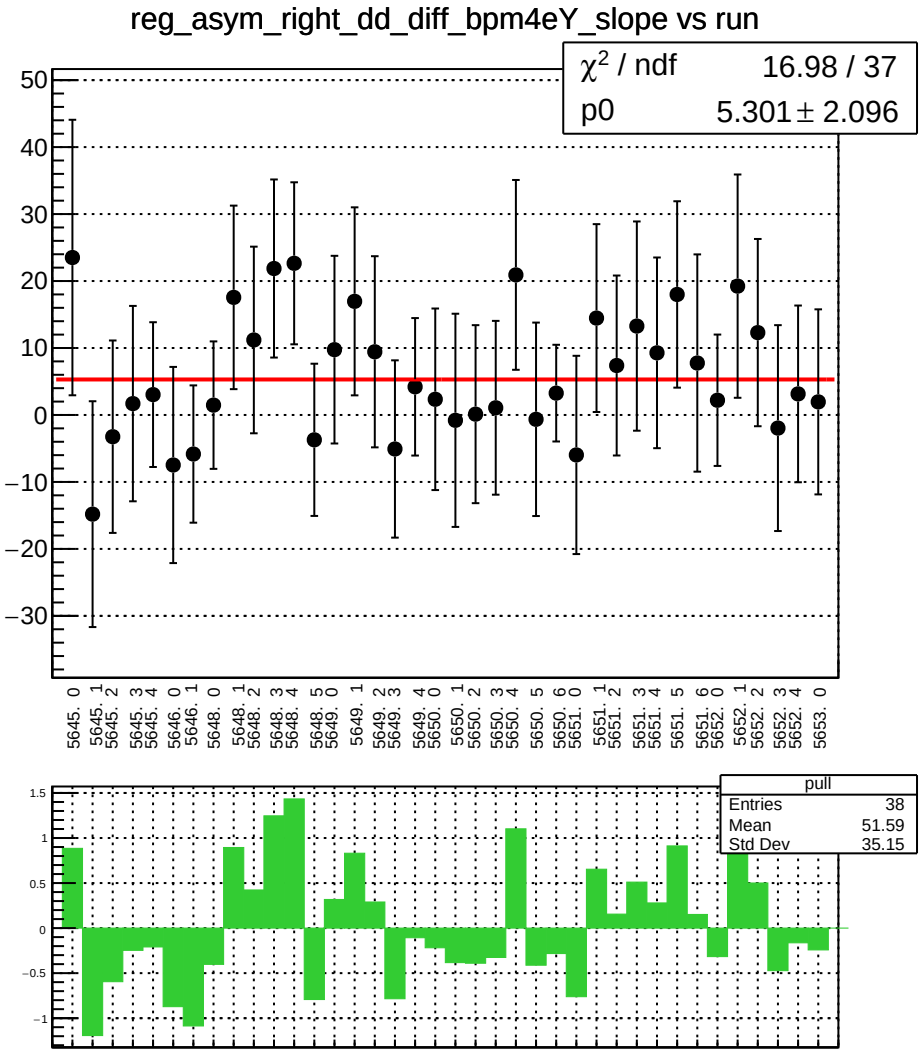
reg_asym_right_dd_diff_bpm4eY_slope vs run
χ² / ndf 16.98 / 37
p0 5.301 ± 2.096
pull
Entries 38
Mean 51.59
Std Dev 35.15

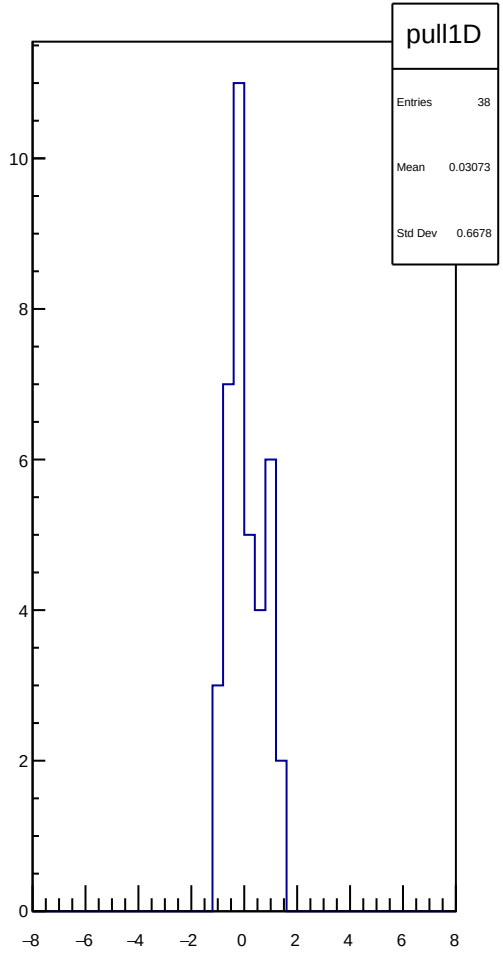
pull1D
Entries 38
Mean 0.03073
Std Dev 0.6678

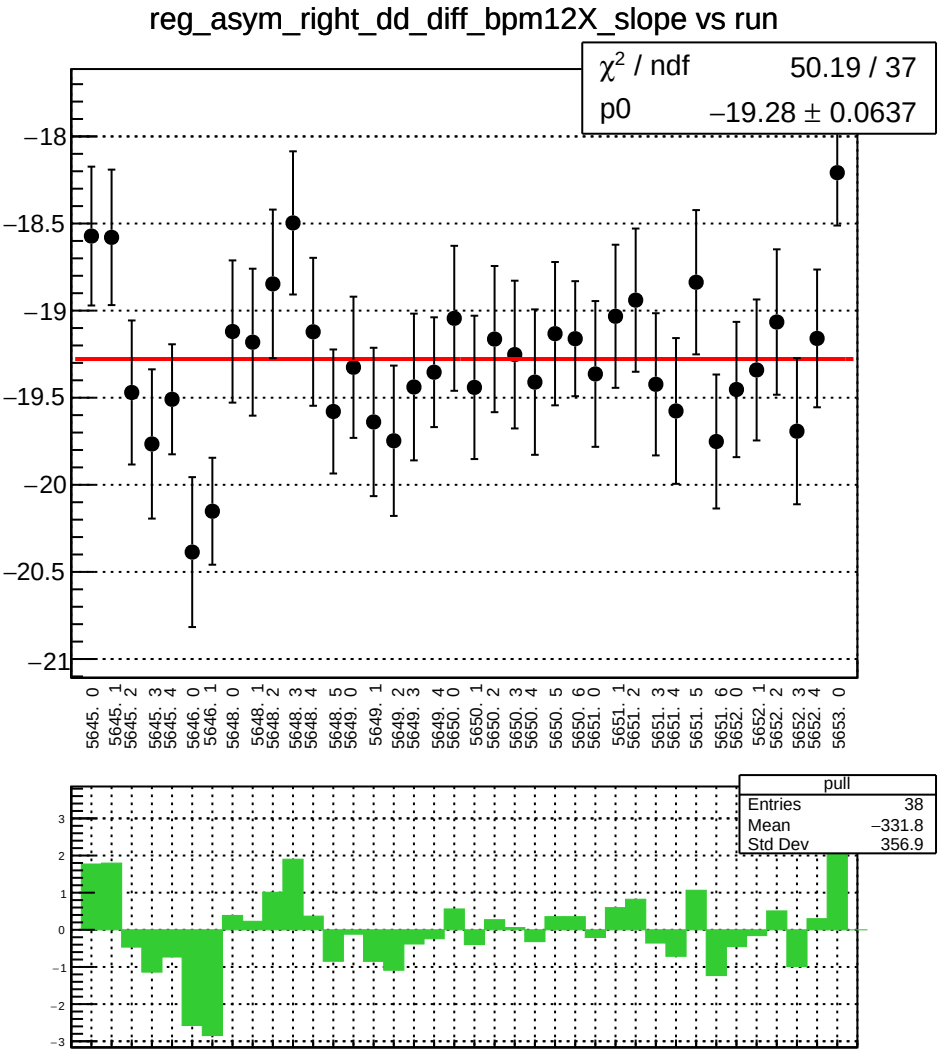
reg_asym_right_dd_diff_bpm12X_slope vs run
χ² / ndf 50.19 / 37
p0 −19.28 ± 0.0637
−18
−18.5
−19
−19.5
−20
−20.5
−21
5645. 0
5645. 1
5645. 2
5645. 3
5645. 4
5646. 0
5646. 1
5648. 0
5648. 1
5648. 2
5648. 3
5648. 4
5648. 5
5649. 0
5649. 1
5649. 2
5649. 3
5649. 4
5650. 0
5650. 1
5650. 2
5650. 3
5650. 4
5650. 5
5650. 6
5651. 0
5651. 1
5651. 2
5651. 3
5651. 4
5651. 5
5651. 6
5652. 0
5652. 1
5652. 2
5652. 3
5652. 4
5653. 0
pull
Entries 38
Mean −331.8
Std Dev 356.9
3
2
1
0
−1
−2
−3

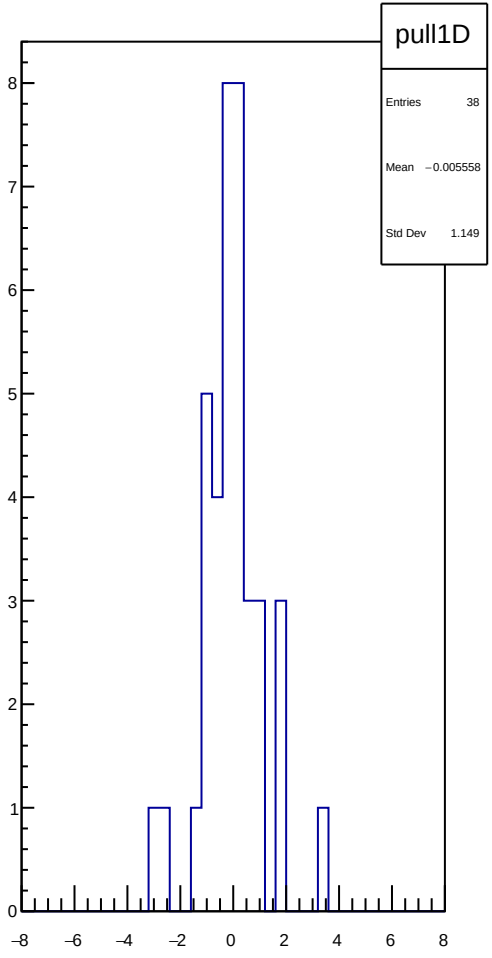
pull1D
Entries 38
Mean −0.005558
Std Dev 1.149
8
7
6
5
4
3
2
1
0
−8
−6
−4
−2
0
2
4
6
8

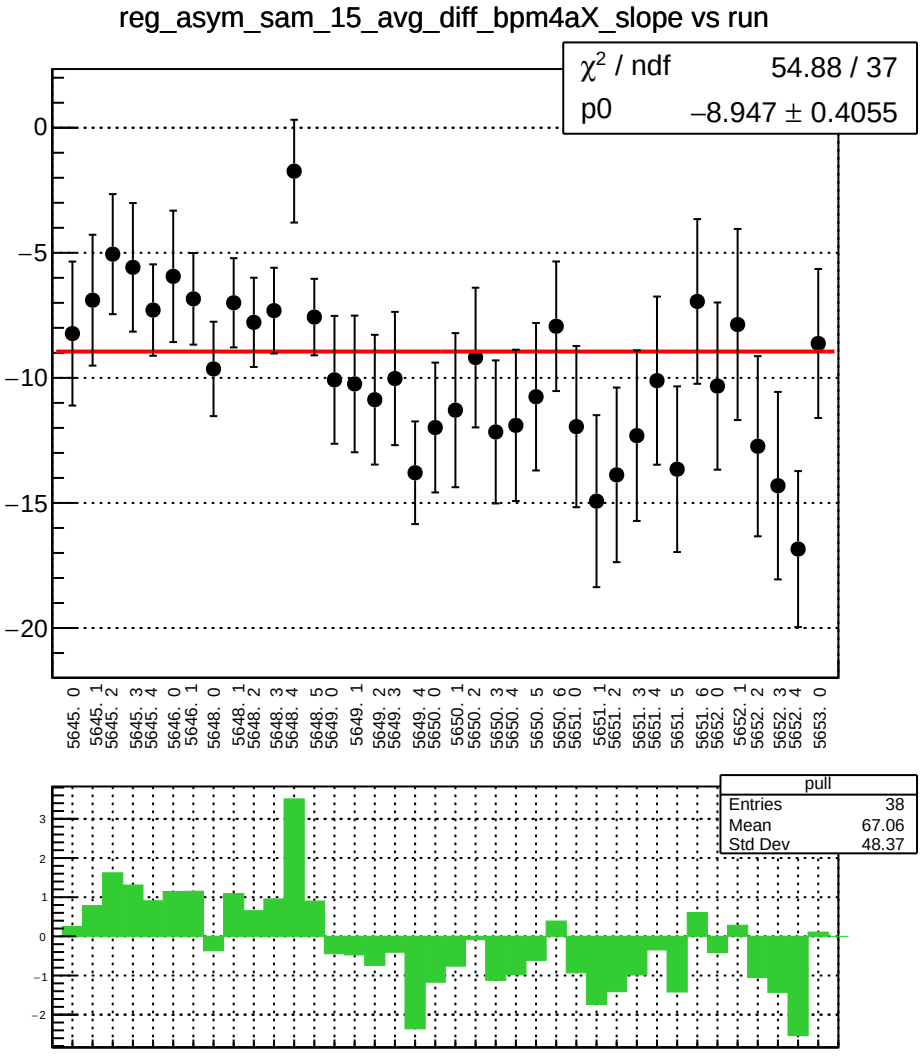
reg_asym_sam_15_avg_diff_bpm4aX_slope vs run
χ² / ndf 54.88 / 37
p0 −8.947 ± 0.4055
0
−5
−10
−15
−20
5645. 0
5645. 1
5645. 2
5645. 3
5645. 4
5646. 0
5646. 1
5648. 0
5648. 1
5648. 2
5648. 3
5648. 4
5648. 5
5649. 0
5649. 1
5649. 2
5649. 3
5649. 4
5650. 0
5650. 1
5650. 2
5650. 3
5650. 4
5650. 5
5650. 6
5651. 0
5651. 1
5651. 2
5651. 3
5651. 4
5651. 5
5651. 6
5652. 0
5652. 1
5652. 2
5652. 3
5652. 4
5653. 0
pull
Entries 38
Mean 67.06
Std Dev 48.37
3
2
1
0
−1
−2

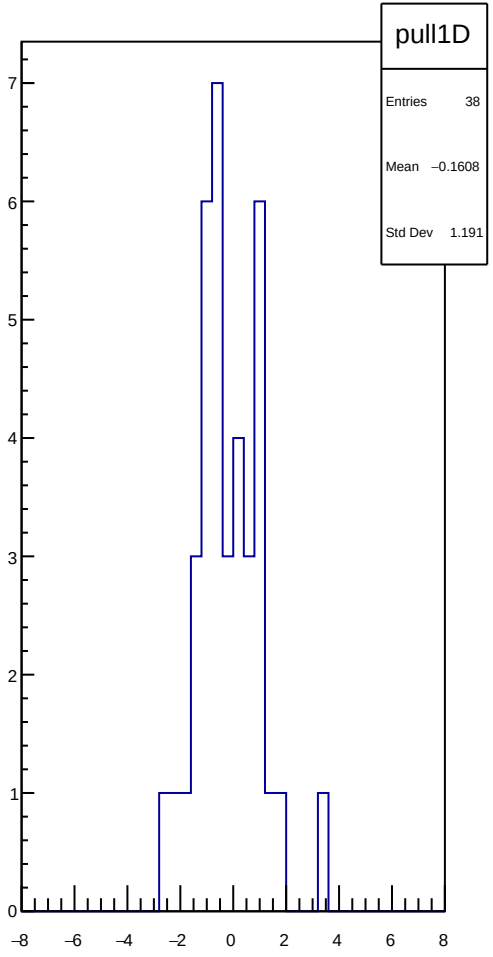
pull1D
Entries 38
Mean −0.1608
Std Dev 1.191
7
6
5
4
3
2
1
0
−8
−6
−4
−2
0
2
4
6
8

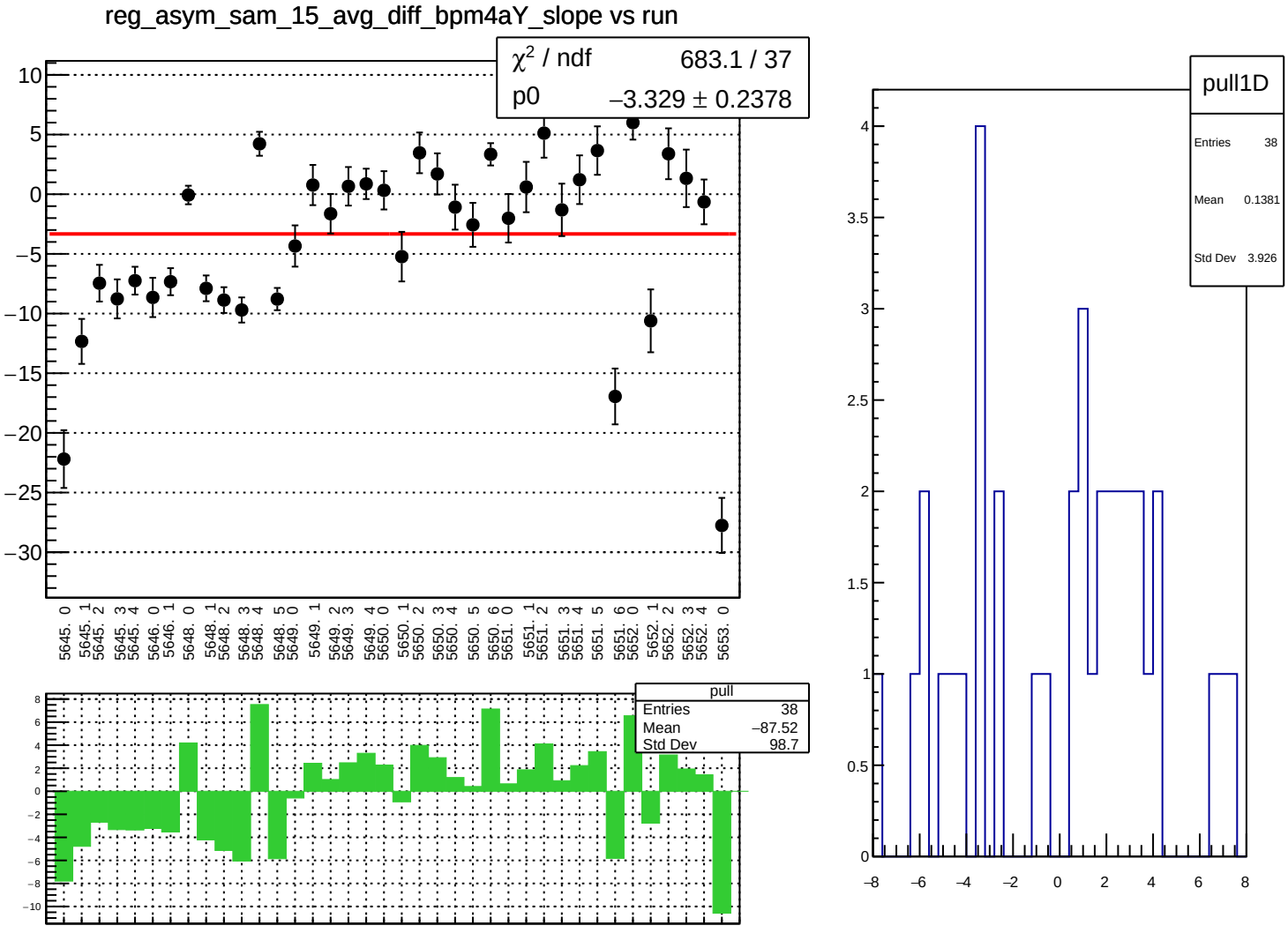
reg_asym_sam_15_avg_diff_bpm4aY_slope vs run
χ² / ndf 683.1 / 37
p0 −3.329 ± 0.2378
pull
Entries 38
Mean −87.52
Std Dev 98.7
pull1D
Entries 38
Mean 0.1381
Std Dev 3.926

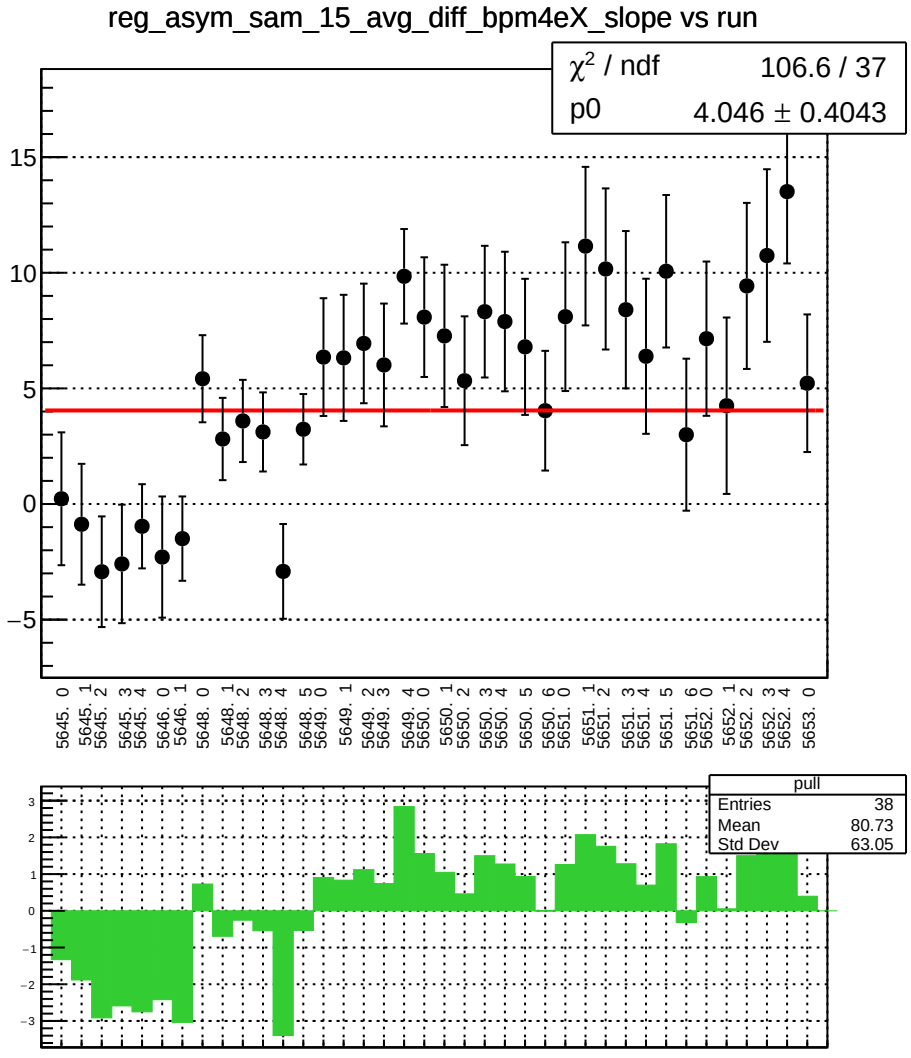
reg_asym_sam_15_avg_diff_bpm4eX_slope vs run
χ² / ndf 106.6 / 37
p0 4.046 ± 0.4043
15
10
5
0
−5
5645. 0
5645. 1
5645. 2
5645. 3
5645. 4
5646. 0
5646. 1
5648. 0
5648. 1
5648. 2
5648. 3
5648. 4
5648. 5
5649. 0
5649. 1
5649. 2
5649. 3
5649. 4
5650. 0
5650. 1
5650. 2
5650. 3
5650. 4
5650. 5
5650. 6
5651. 0
5651. 1
5651. 2
5651. 3
5651. 4
5651. 5
5651. 6
5652. 0
5652. 1
5652. 2
5652. 3
5652. 4
5653. 0
pull
Entries 38
Mean 80.73
Std Dev 63.05
3
2
1
0
−1
−2
−3

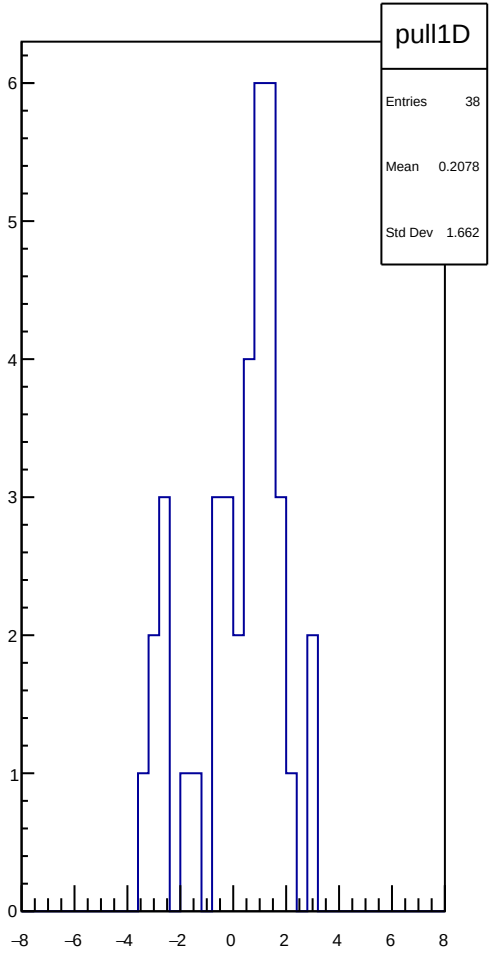
pull1D
Entries 38
Mean 0.2078
Std Dev 1.662
6
5
4
3
2
1
0
−8
−6
−4
−2
0
2
4
6
8

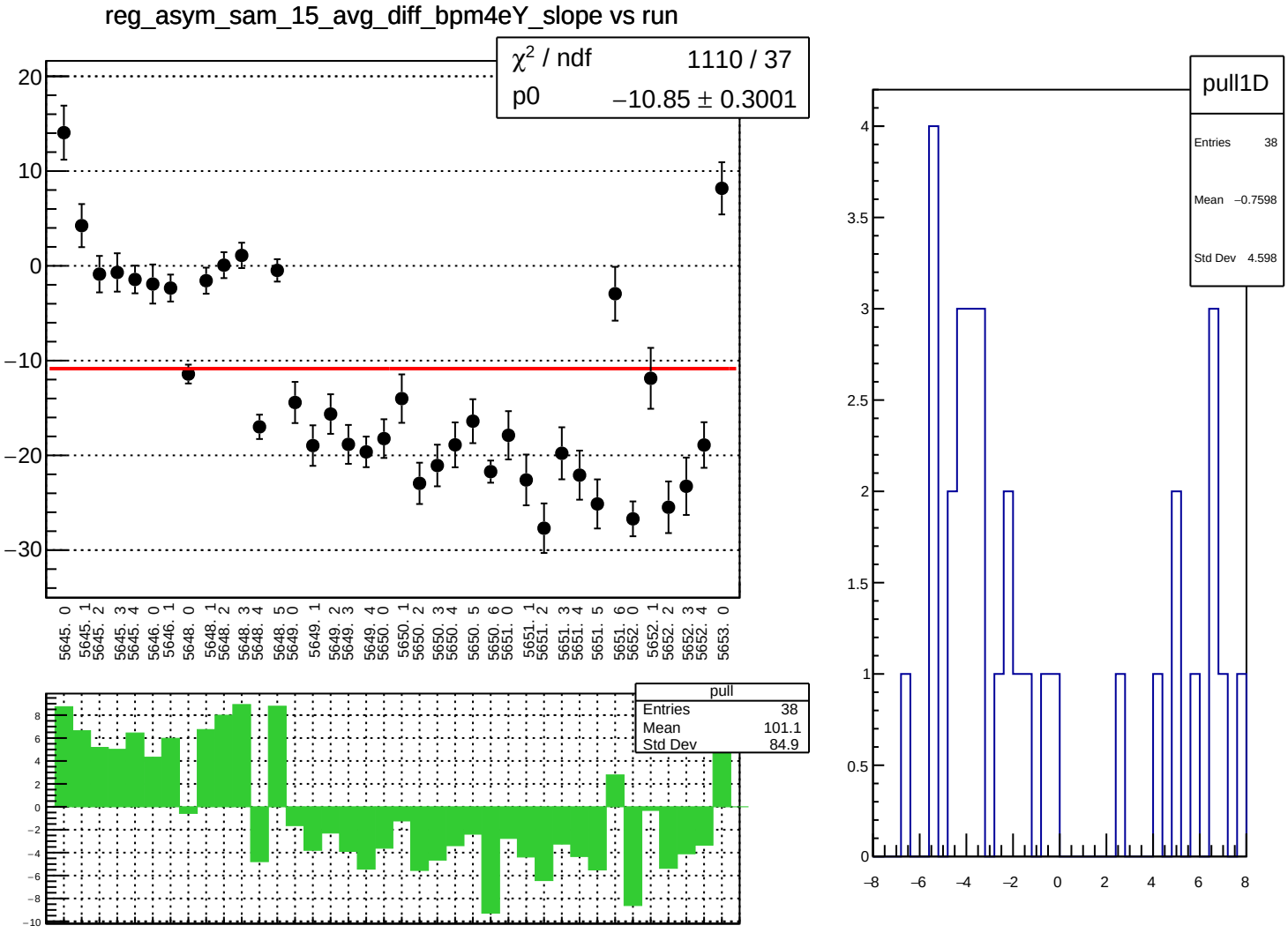
reg_asym_sam_15_avg_diff_bpm4eY_slope vs run
χ² / ndf 1110 / 37
p0 −10.85 ± 0.3001
20
10
0
−10
−20
−30
5645. 0
5645. 1
5645. 2
5645. 3
5645. 4
5646. 0
5646. 1
5648. 0
5648. 1
5648. 2
5648. 3
5648. 4
5648. 5
5649. 0
5649. 1
5649. 2
5649. 3
5649. 4
5650. 0
5650. 1
5650. 2
5650. 3
5650. 4
5650. 5
5650. 6
5651. 0
5651. 1
5651. 2
5651. 3
5651. 4
5651. 5
5651. 6
5652. 0
5652. 1
5652. 2
5652. 3
5652. 4
5653. 0
pull
Entries 38
Mean 101.1
Std Dev 84.9
8
6
4
2
0
−2
−4
−6
−8
−10
pull1D
Entries 38
Mean −0.7598
Std Dev 4.598
4
3.5
3
2.5
2
1.5
1
0.5
0
−8
−6
−4
−2
0
2
4
6
8

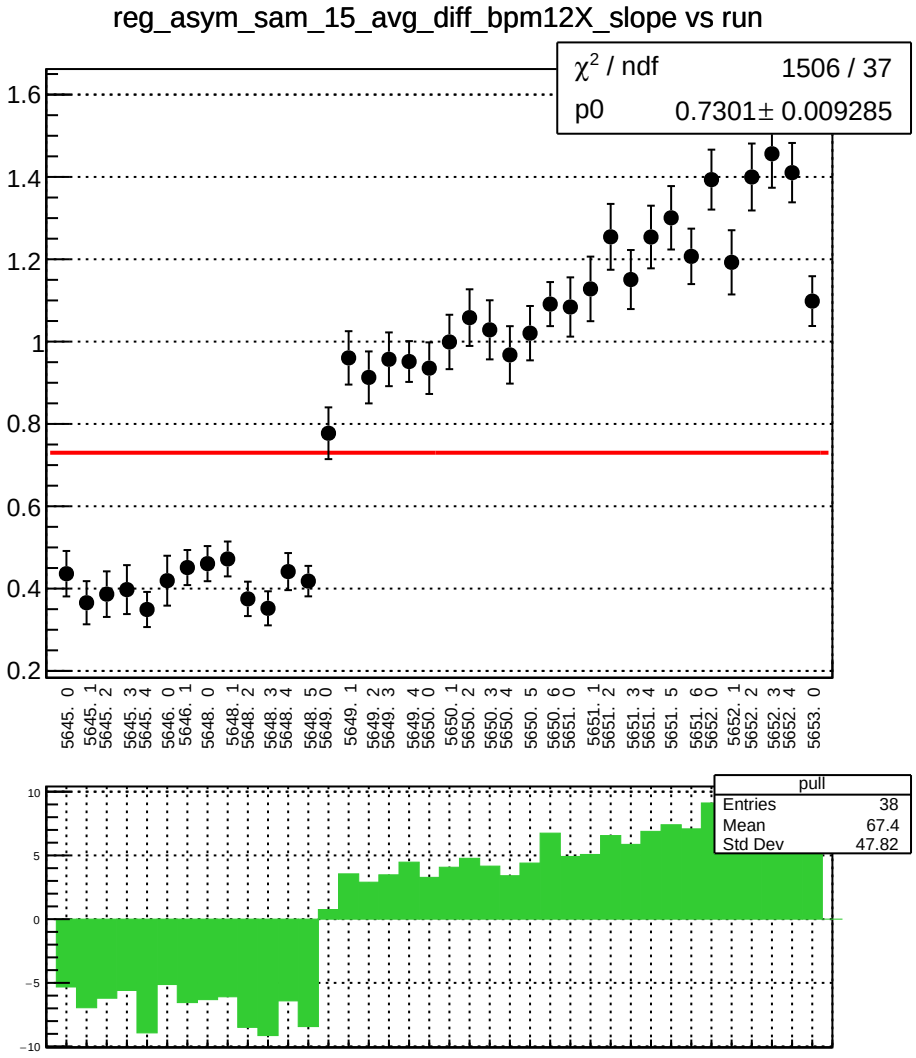
reg_asym_sam_15_avg_diff_bpm12X_slope vs run
χ² / ndf 1506 / 37
p0 0.7301 ± 0.009285
pull
Entries 38
Mean 67.4
Std Dev 47.82

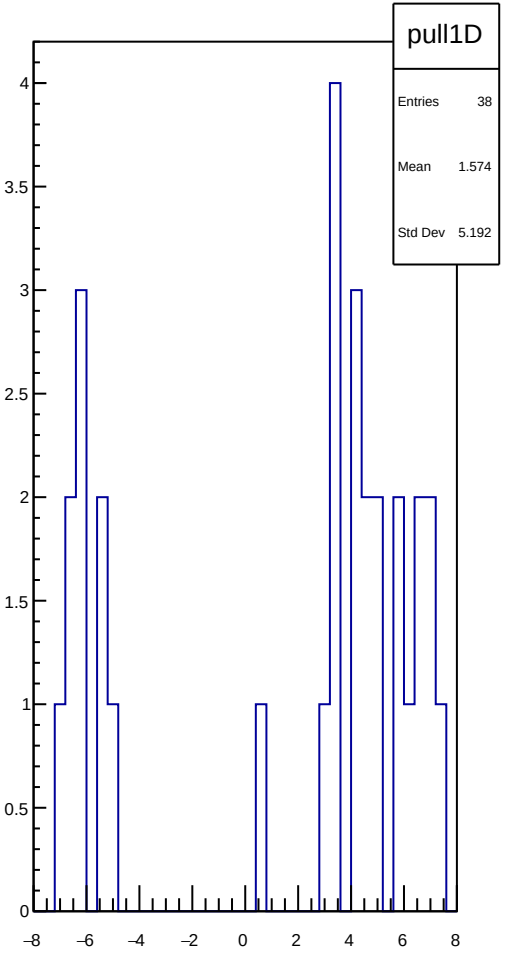
pull1D
Entries 38
Mean 1.574
Std Dev 5.192

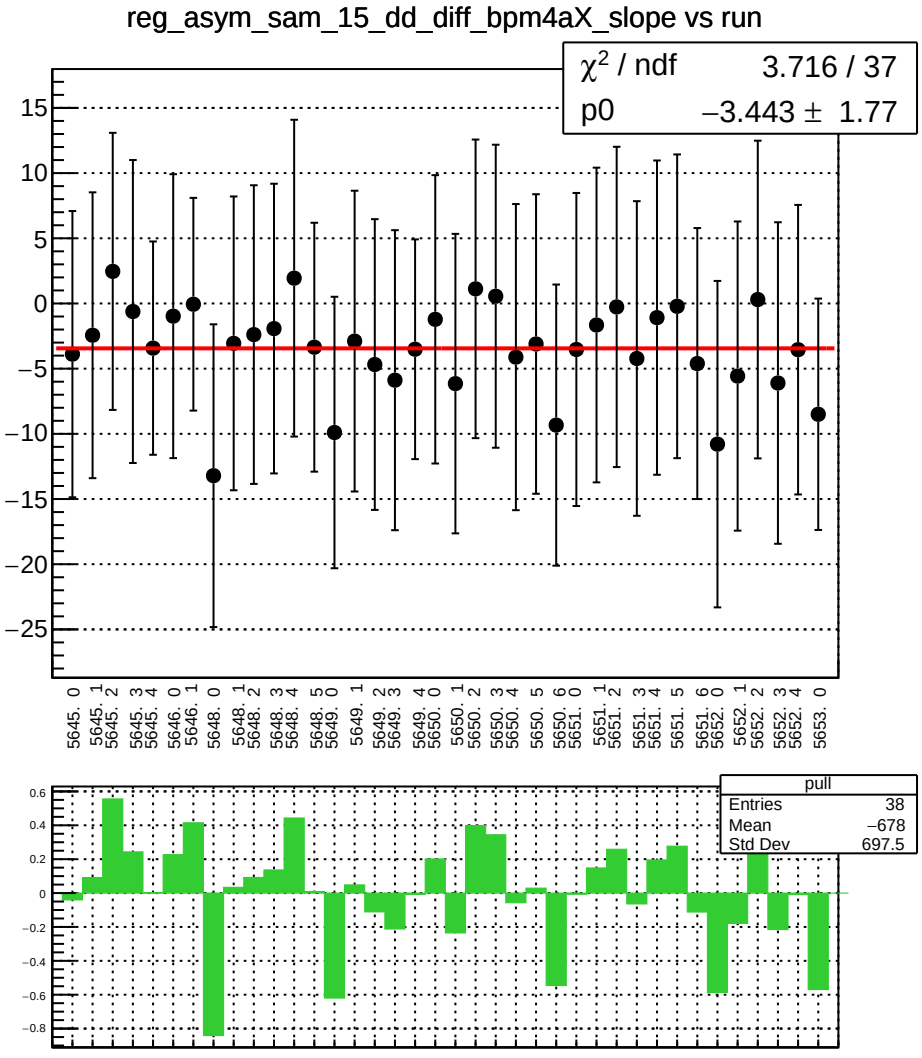
reg_asym_sam_15_dd_diff_bpm4aX_slope vs run
χ² / ndf 3.716 / 37
p0 −3.443 ± 1.77
pull
Entries 38
Mean −678
Std Dev 697.5

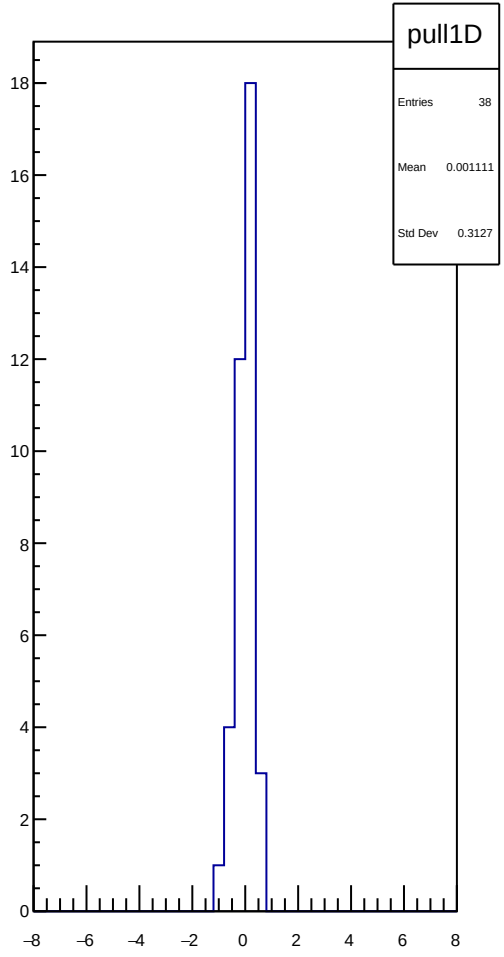
pull1D
Entries 38
Mean 0.001111
Std Dev 0.3127

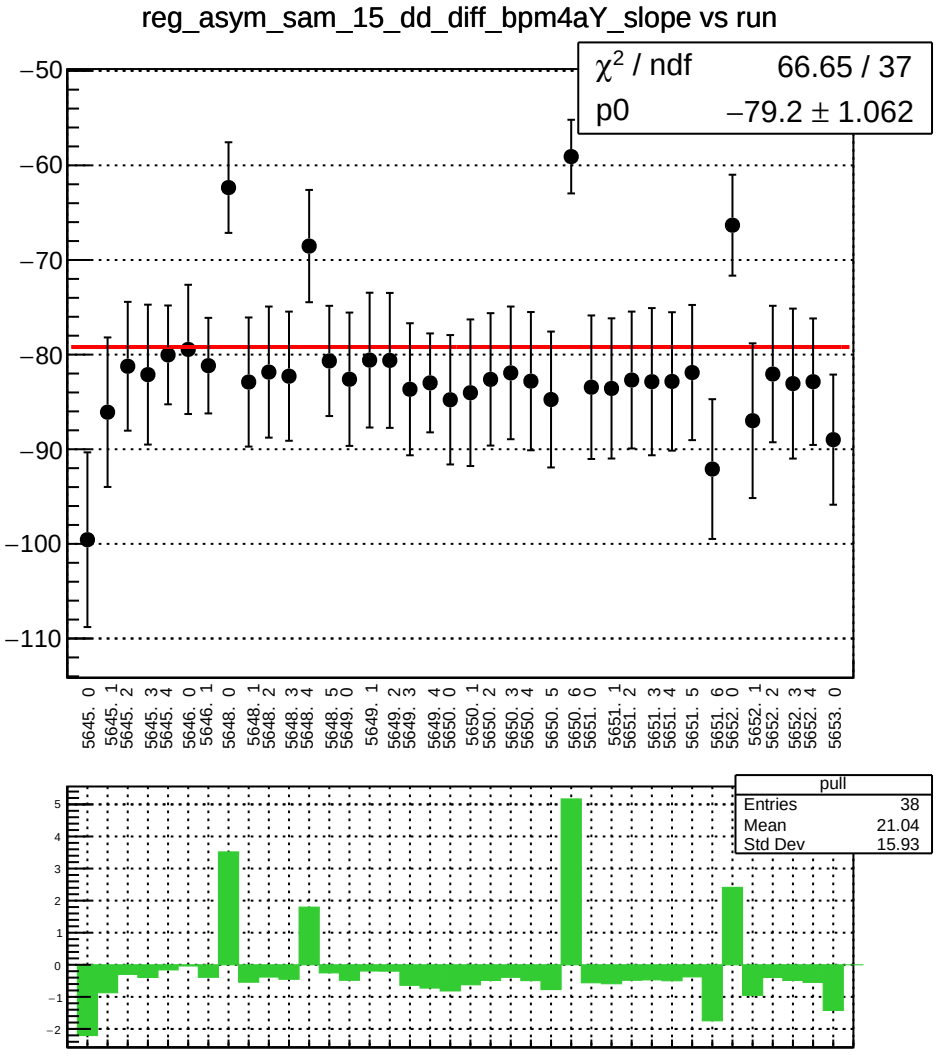
reg_asym_sam_15_dd_diff_bpm4aY_slope vs run
χ² / ndf 66.65 / 37
p0 −79.2 ± 1.062
pull
Entries 38
Mean 21.04
Std Dev 15.93

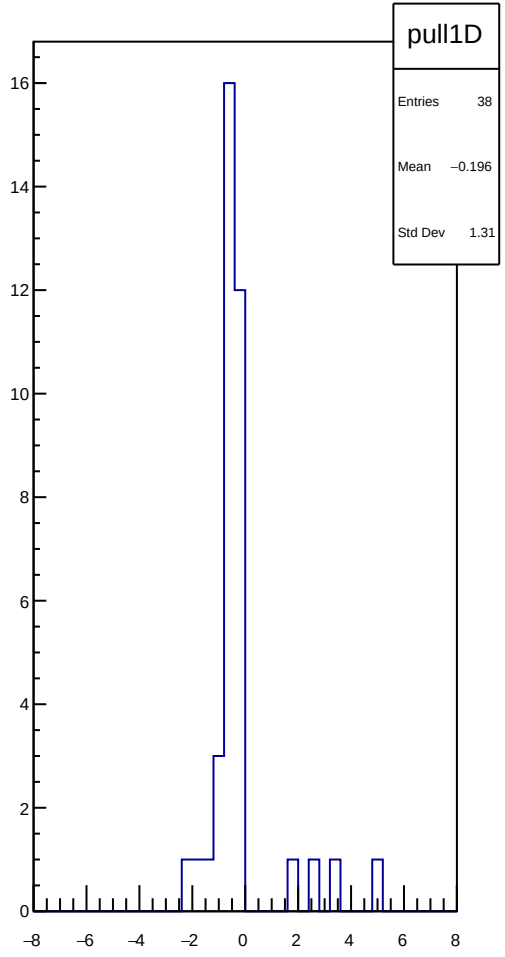
pull1D
Entries 38
Mean −0.196
Std Dev 1.31

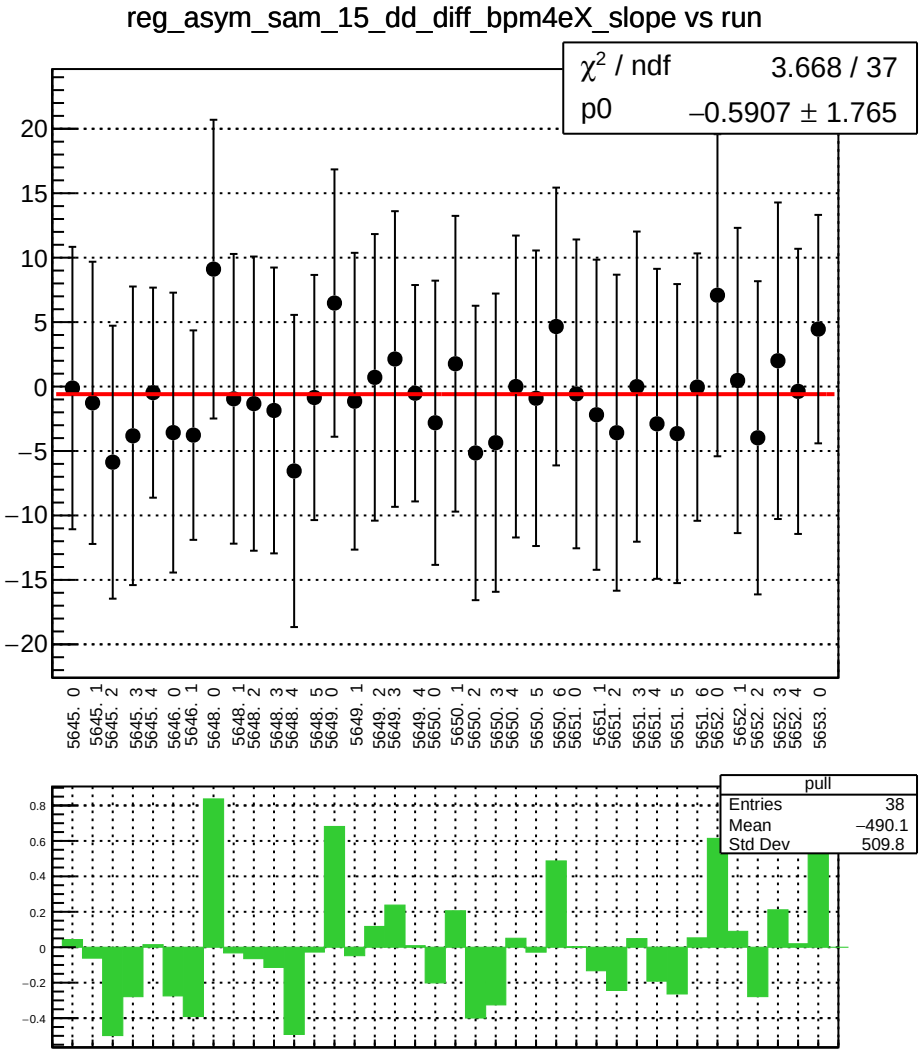
reg_asym_sam_15_dd_diff_bpm4eX_slope vs run
χ² / ndf 3.668 / 37
p0 −0.5907 ± 1.765
20
15
10
5
0
−5
−10
−15
−20
5645. 0
5645. 1
5645. 2
5645. 3
5645. 4
5646. 0
5646. 1
5648. 0
5648. 1
5648. 2
5648. 3
5648. 4
5648. 5
5649. 0
5649. 1
5649. 2
5649. 3
5649. 4
5650. 0
5650. 1
5650. 2
5650. 3
5650. 4
5650. 5
5650. 6
5651. 0
5651. 1
5651. 2
5651. 3
5651. 4
5651. 5
5651. 6
5652. 0
5652. 1
5652. 2
5652. 3
5652. 4
5653. 0
pull
Entries 38
Mean −490.1
Std Dev 509.8
0.8
0.6
0.4
0.2
0
−0.2
−0.4

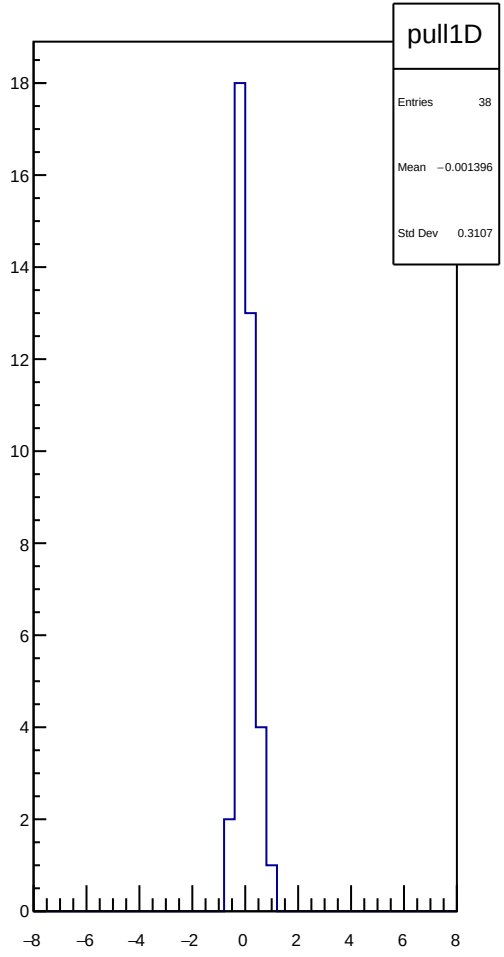
pull1D
Entries 38
Mean −0.001396
Std Dev 0.3107
18
16
14
12
10
8
6
4
2
0
−8
−6
−4
−2
0
2
4
6
8

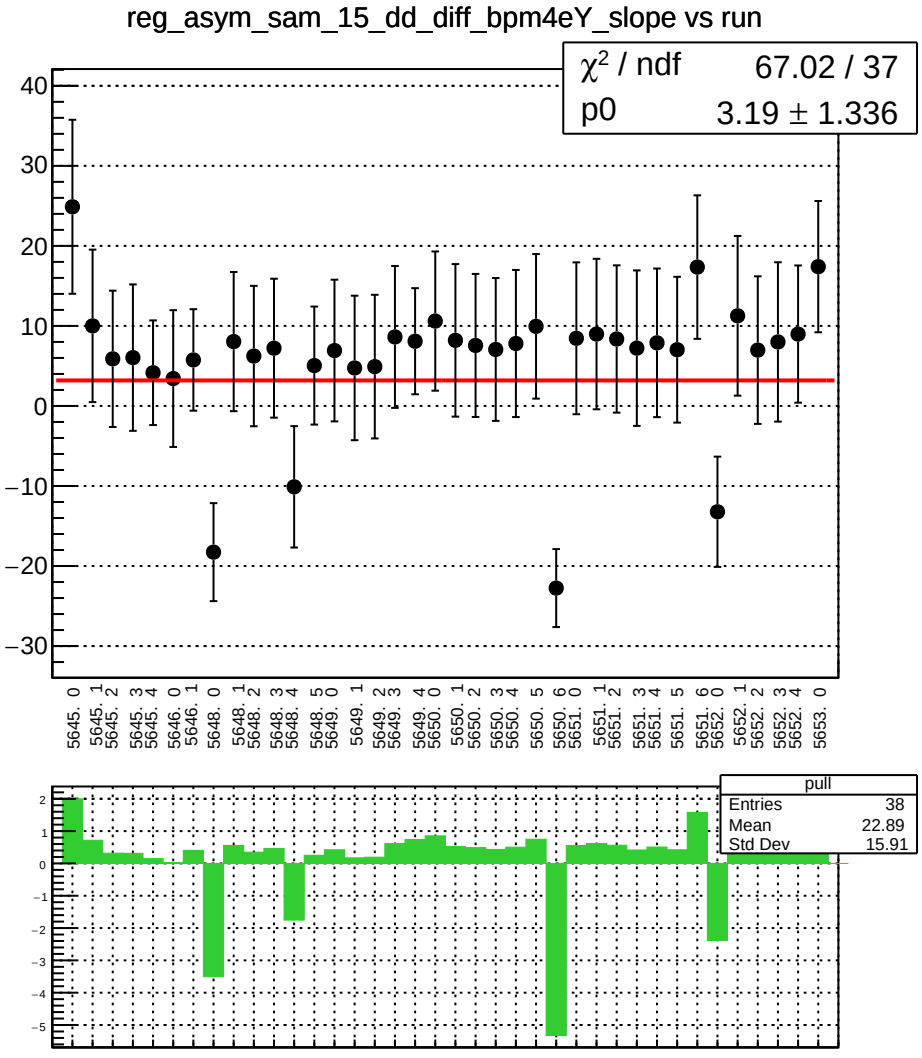
reg_asym_sam_15_dd_diff_bpm4eY_slope vs run
χ² / ndf 67.02 / 37
p0 3.19 ± 1.336
pull
Entries 38
Mean 22.89
Std Dev 15.91

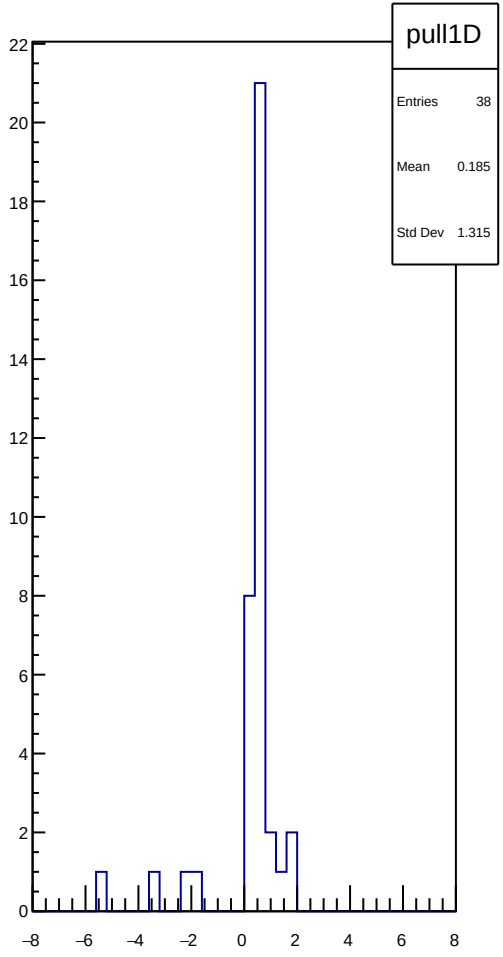
pull1D
Entries 38
Mean 0.185
Std Dev 1.315

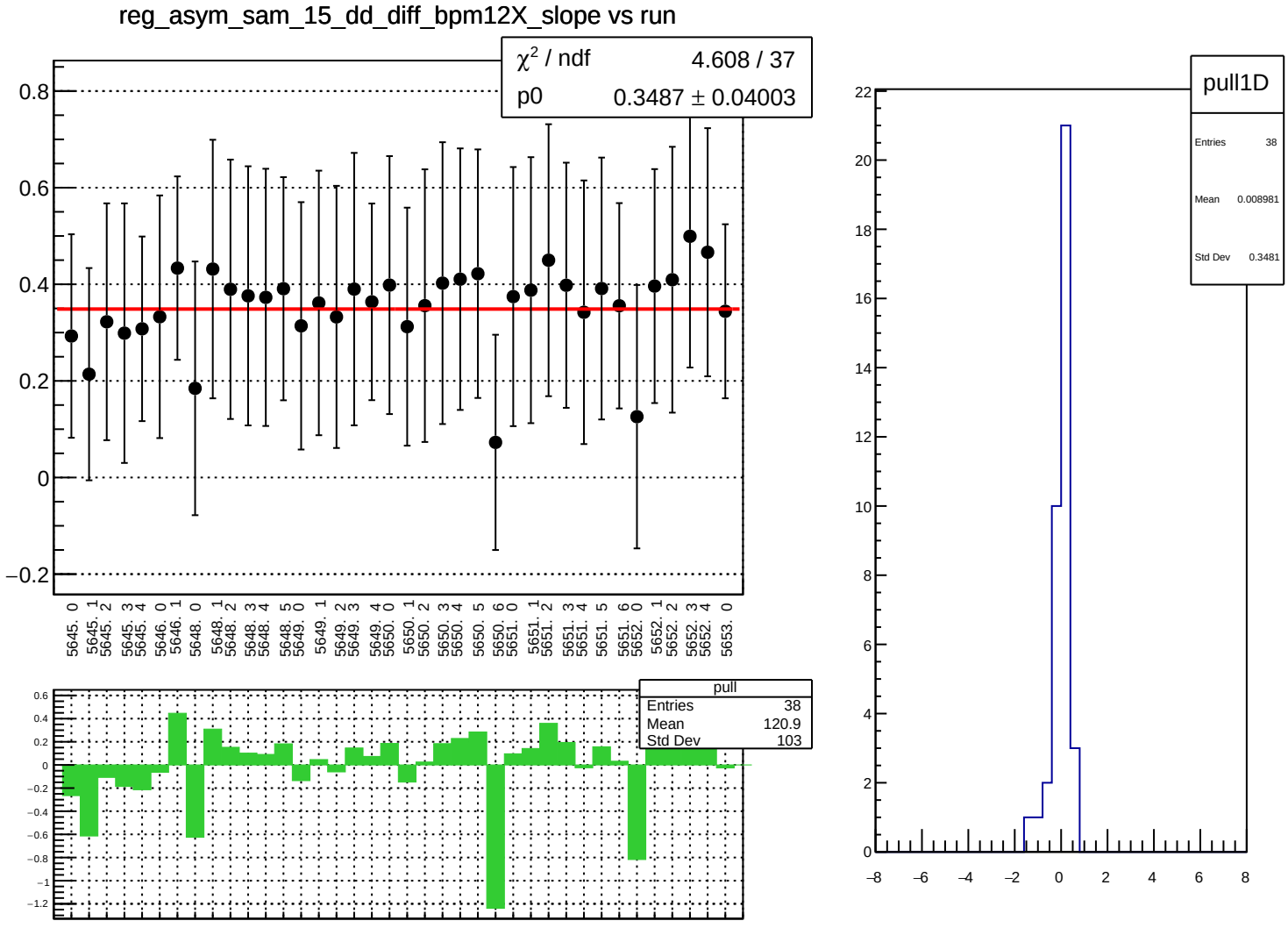
reg_asym_sam_15_dd_diff_bpm12X_slope vs run
χ² / ndf 4.608 / 37
p0 0.3487 ± 0.04003
pull
Entries 38
Mean 120.9
Std Dev 103
pull1D
Entries 38
Mean 0.008981
Std Dev 0.3481

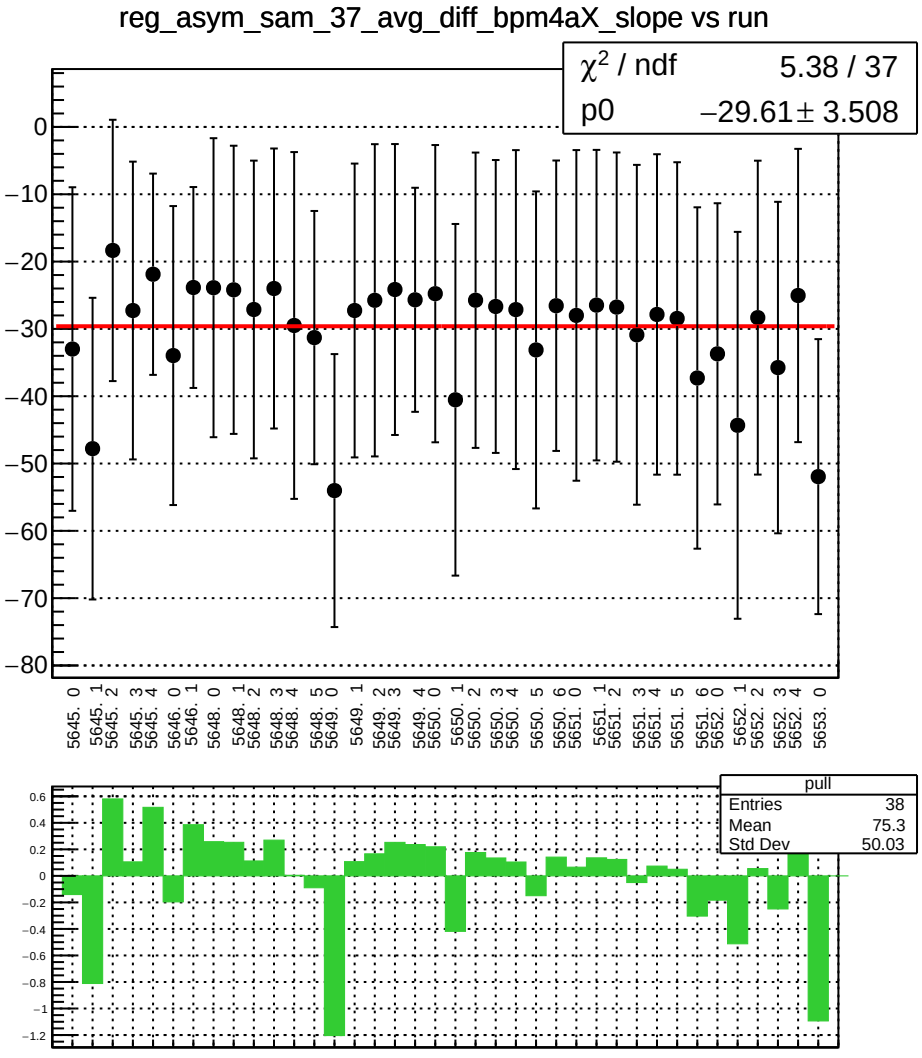
reg_asym_sam_37_avg_diff_bpm4aX_slope vs run
χ² / ndf 5.38 / 37
p0 −29.61 ± 3.508
0
−10
−20
−30
−40
−50
−60
−70
−80
5645. 0
5645. 1
5645. 2
5645. 3
5645. 4
5646. 0
5646. 1
5648. 0
5648. 1
5648. 2
5648. 3
5648. 4
5648. 5
5649. 0
5649. 1
5649. 2
5649. 3
5649. 4
5650. 0
5650. 1
5650. 2
5650. 3
5650. 4
5650. 5
5650. 6
5651. 0
5651. 1
5651. 2
5651. 3
5651. 4
5651. 5
5651. 6
5652. 0
5652. 1
5652. 2
5652. 3
5652. 4
5653. 0
pull
Entries 38
Mean 75.3
Std Dev 50.03
0.6
0.4
0.2
0
−0.2
−0.4
−0.6
−0.8
−1
−1.2

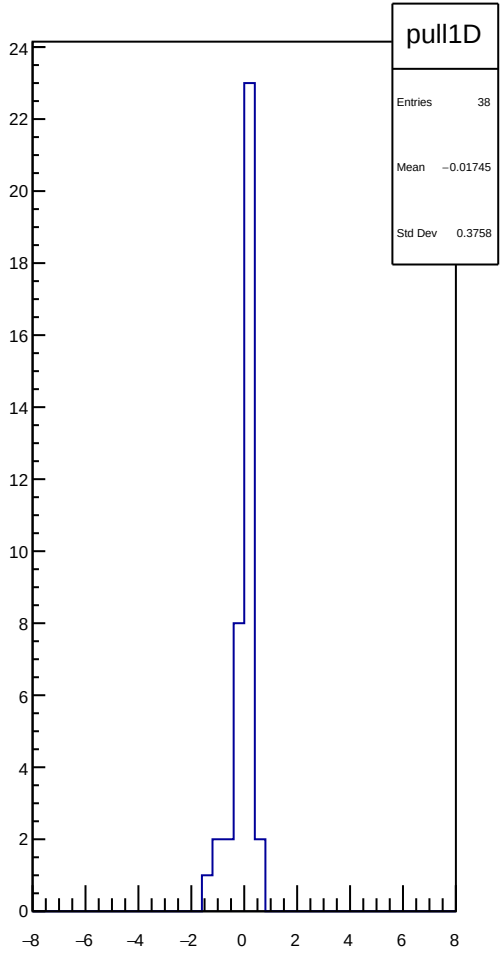
pull1D
Entries 38
Mean −0.01745
Std Dev 0.3758
24
22
20
18
16
14
12
10
8
6
4
2
0
−8
−6
−4
−2
0
2
4
6
8

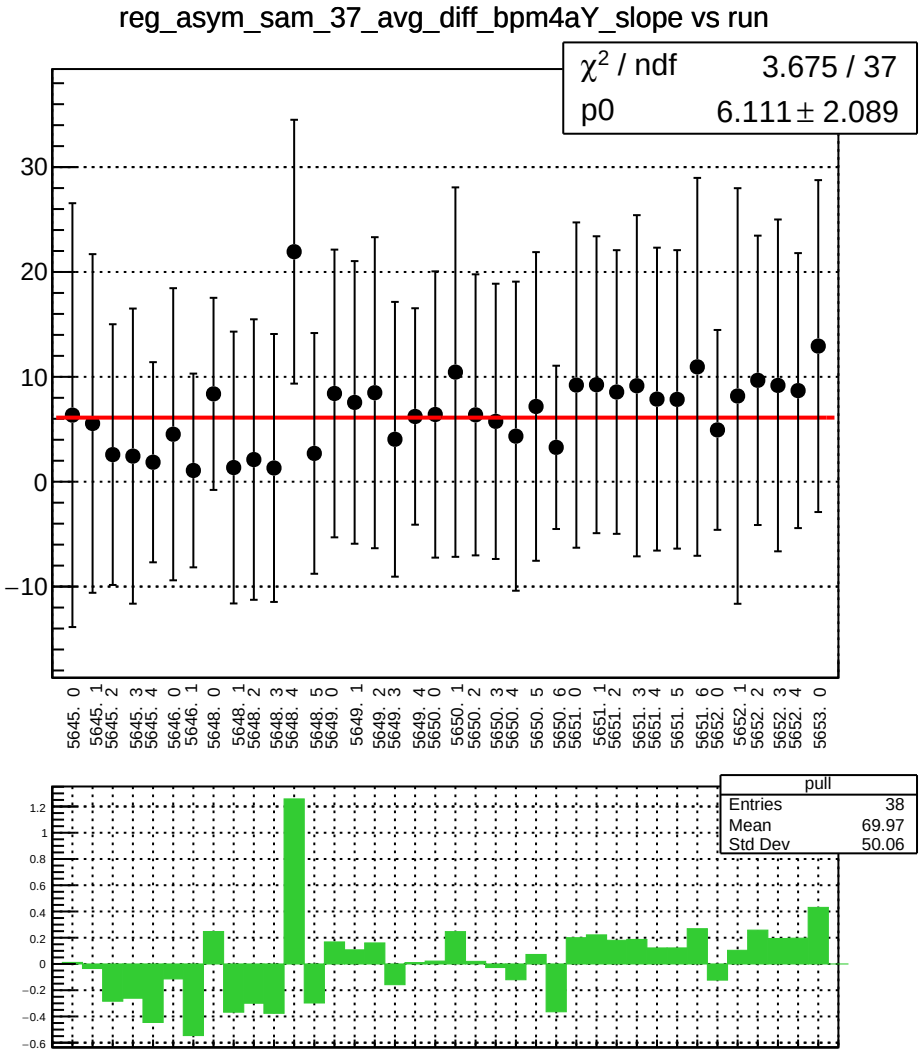
reg_asym_sam_37_avg_diff_bpm4aY_slope vs run
χ2 / ndf 3.675 / 37
p0 6.111 ± 2.089
pull
Entries 38
Mean 69.97
Std Dev 50.06

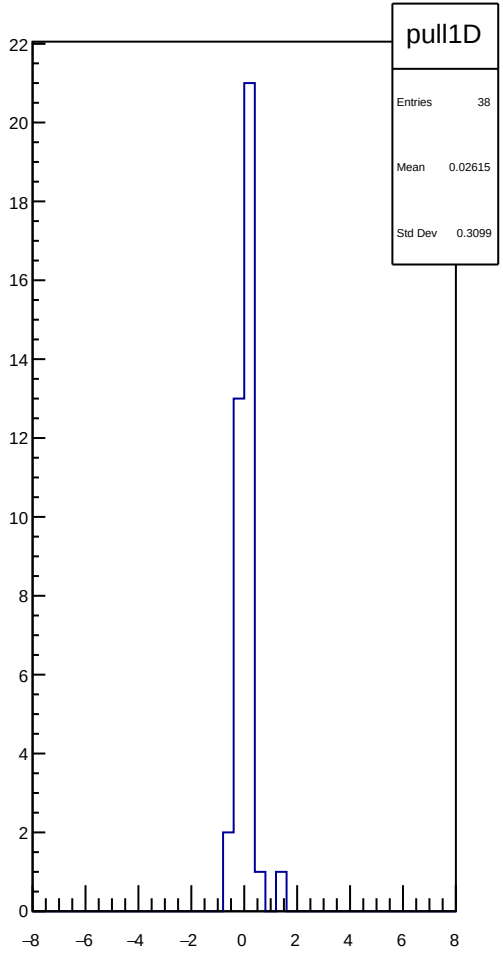
pull1D
Entries 38
Mean 0.02615
Std Dev 0.3099

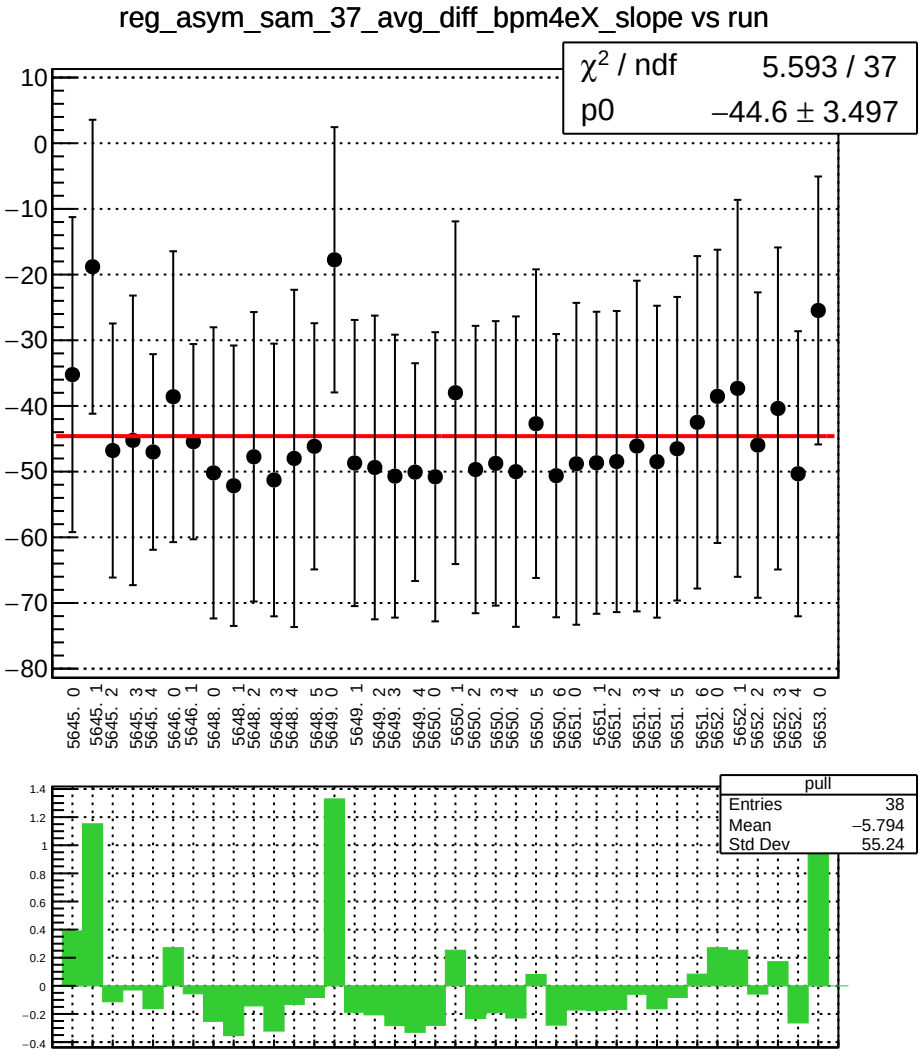
reg_asym_sam_37_avg_diff_bpm4eX_slope vs run
χ² / ndf 5.593 / 37
p0 −44.6 ± 3.497
pull
Entries 38
Mean −5.794
Std Dev 55.24

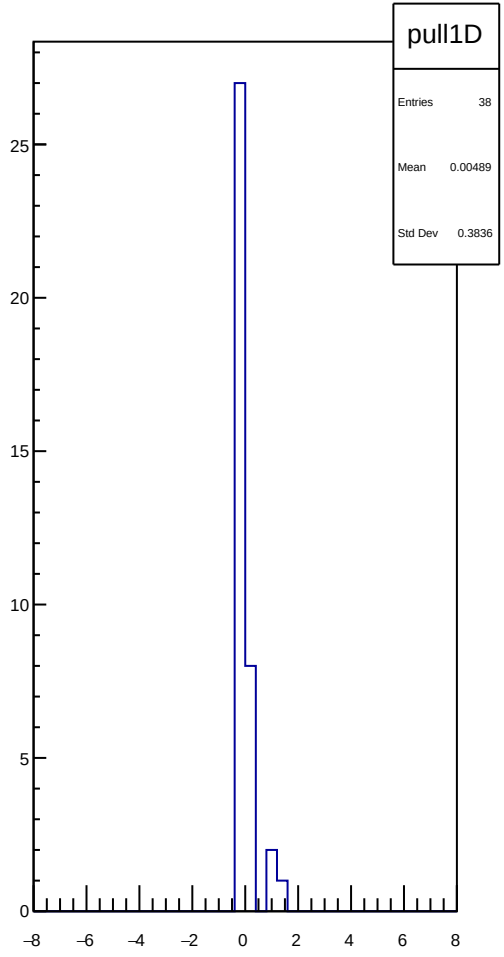
pull1D
Entries 38
Mean 0.00489
Std Dev 0.3836

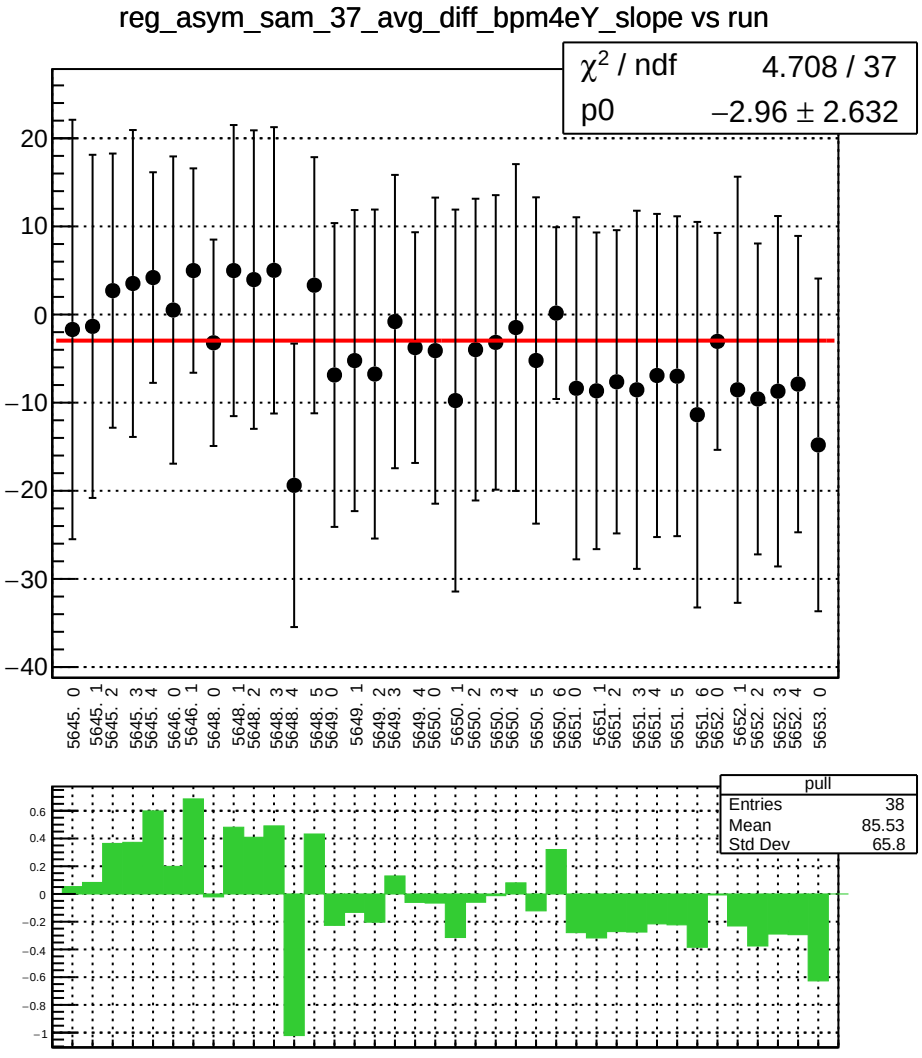
reg_asym_sam_37_avg_diff_bpm4eY_slope vs run
χ² / ndf 4.708 / 37
p0 −2.96 ± 2.632
pull
Entries 38
Mean 85.53
Std Dev 65.8

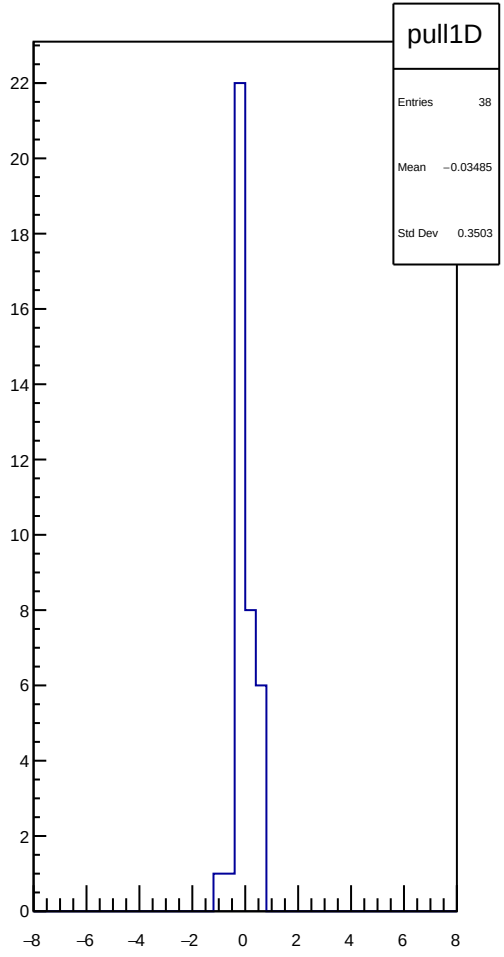
pull1D
Entries 38
Mean −0.03485
Std Dev 0.3503

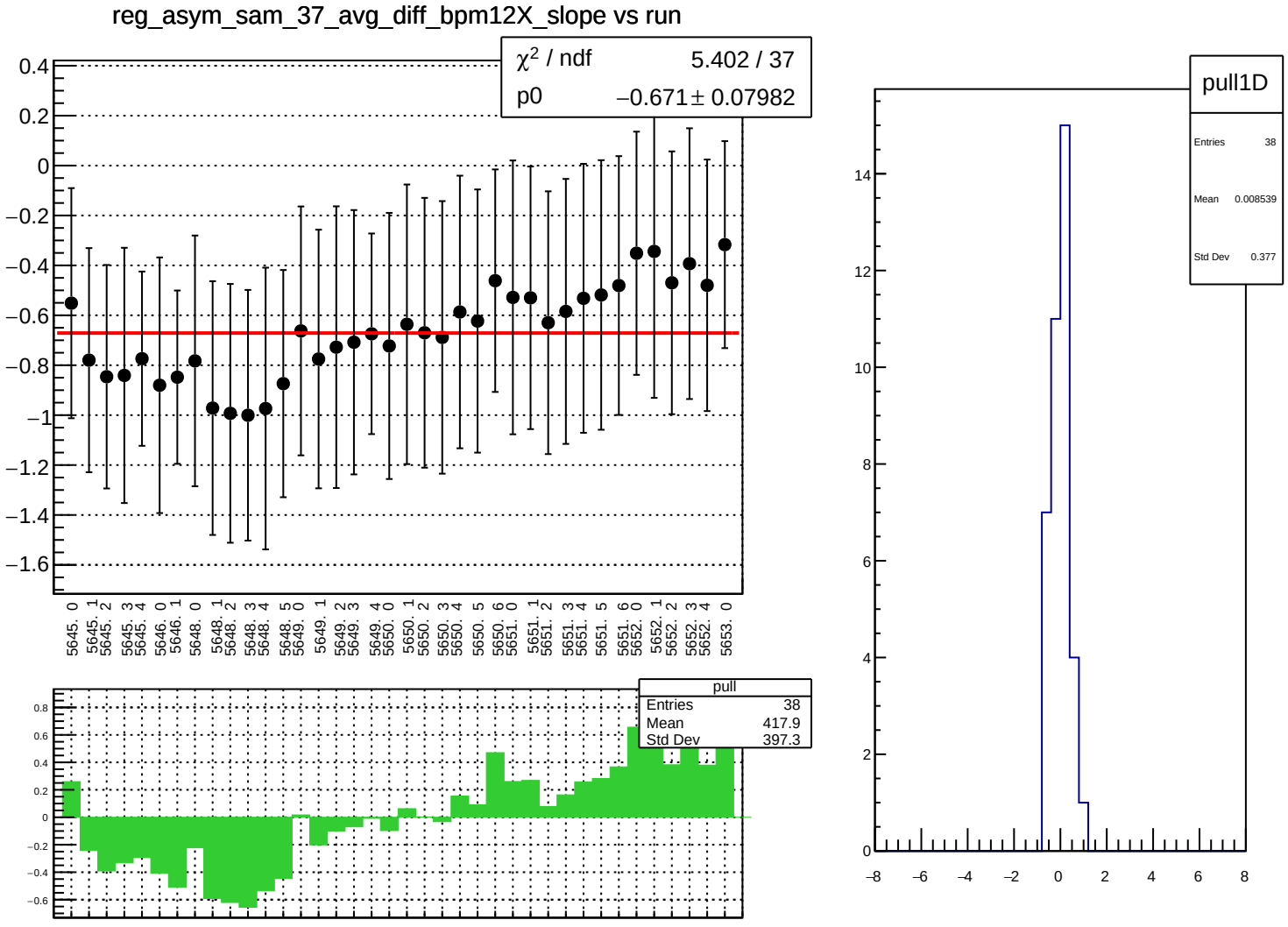
reg_asym_sam_37_avg_diff_bpm12X_slope vs run
χ² / ndf 5.402 / 37
p0 −0.671 ± 0.07982
pull
Entries 38
Mean 417.9
Std Dev 397.3
pull1D
Entries 38
Mean 0.008539
Std Dev 0.377

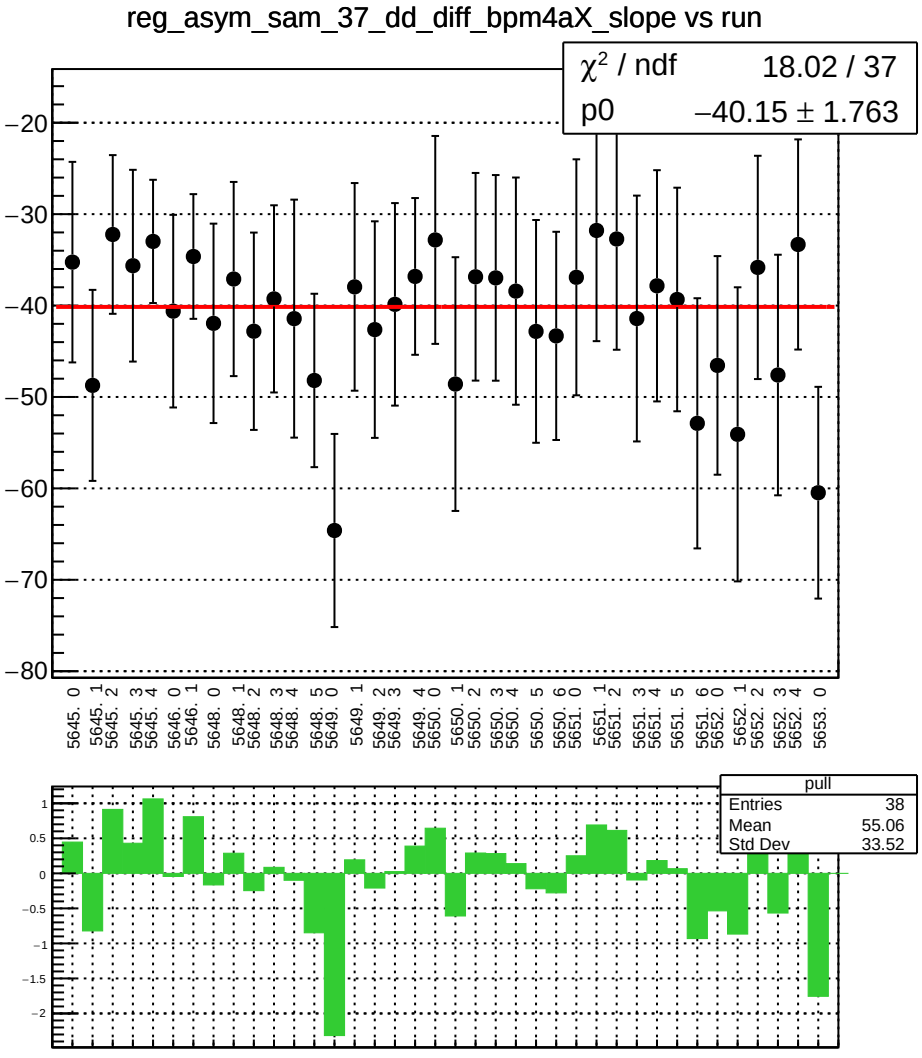
reg_asym_sam_37_dd_diff_bpm4aX_slope vs run
χ² / ndf 18.02 / 37
p0 −40.15 ± 1.763
pull
Entries 38
Mean 55.06
Std Dev 33.52

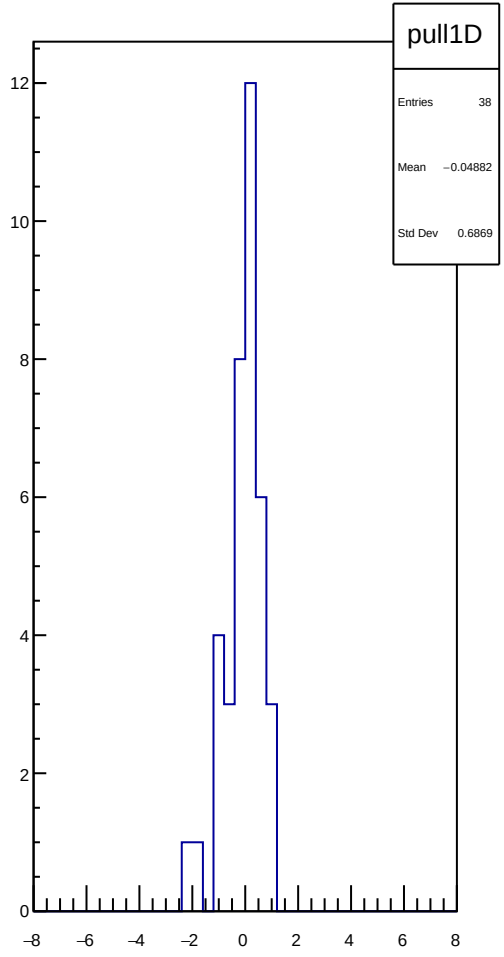
pull1D
Entries 38
Mean −0.04882
Std Dev 0.6869

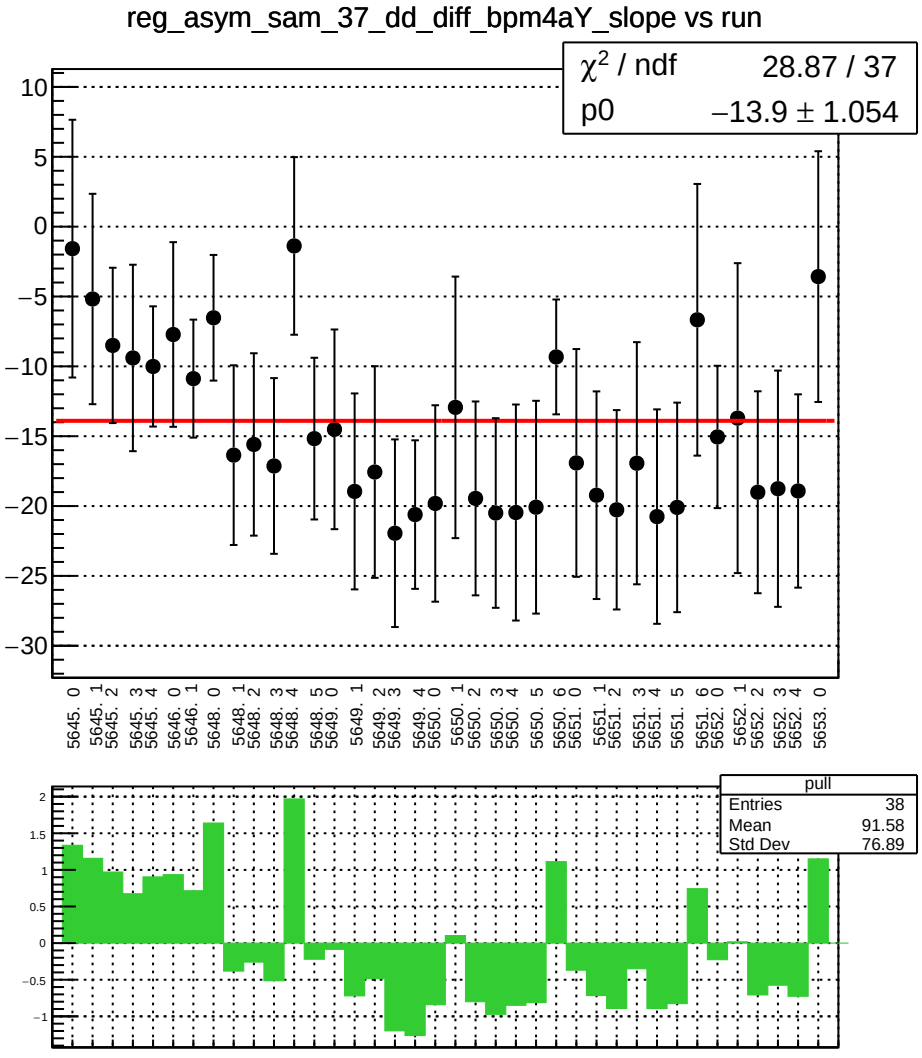
reg_asym_sam_37_dd_diff_bpm4aY_slope vs run
χ² / ndf 28.87 / 37
p0 −13.9 ± 1.054
pull
Entries 38
Mean 91.58
Std Dev 76.89

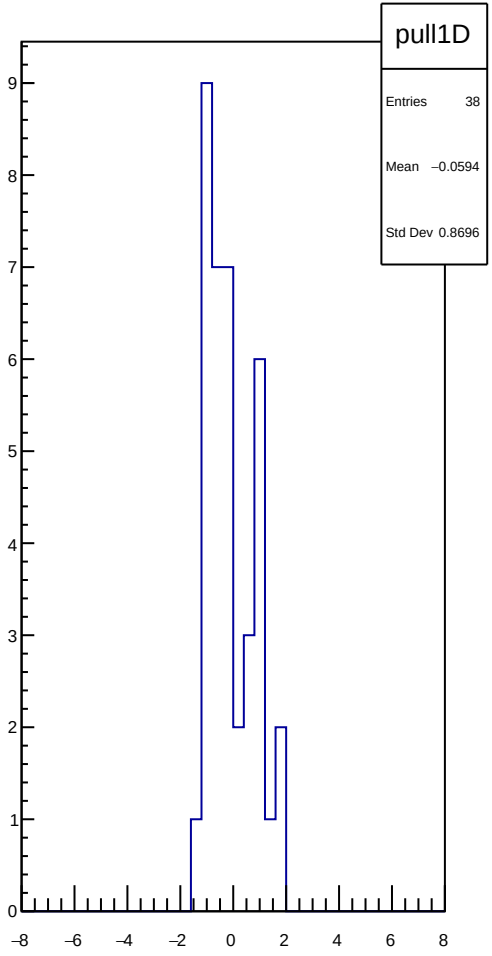
pull1D
Entries 38
Mean −0.0594
Std Dev 0.8696

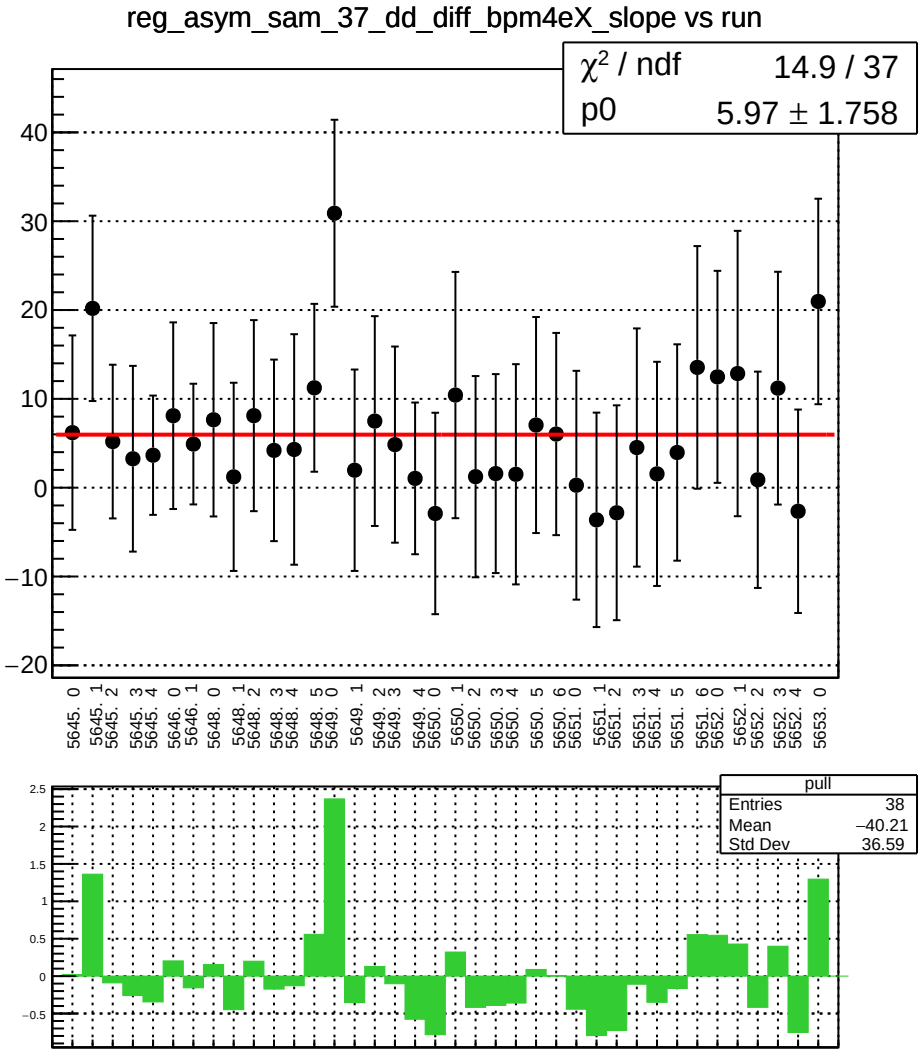
reg_asym_sam_37_dd_diff_bpm4eX_slope vs run
χ² / ndf 14.9 / 37
p0 5.97 ± 1.758
pull
Entries 38
Mean −40.21
Std Dev 36.59

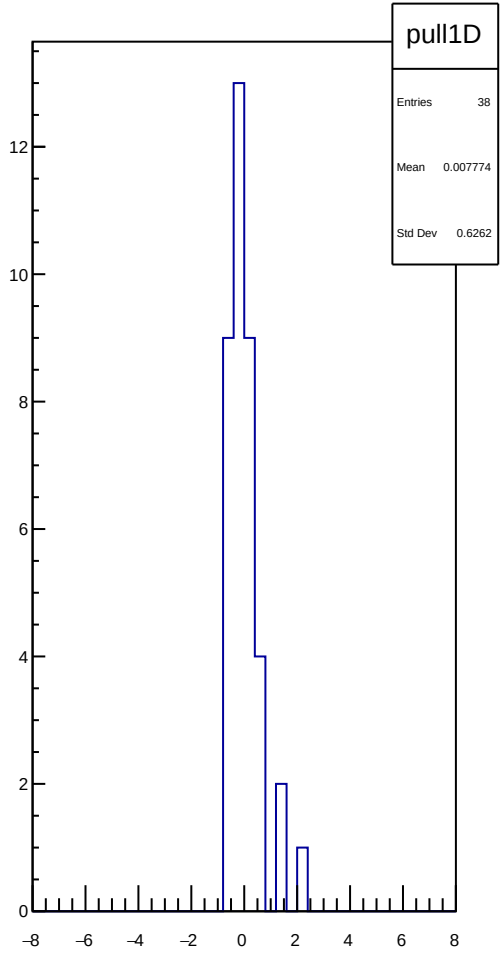
pull1D
Entries 38
Mean 0.007774
Std Dev 0.6262

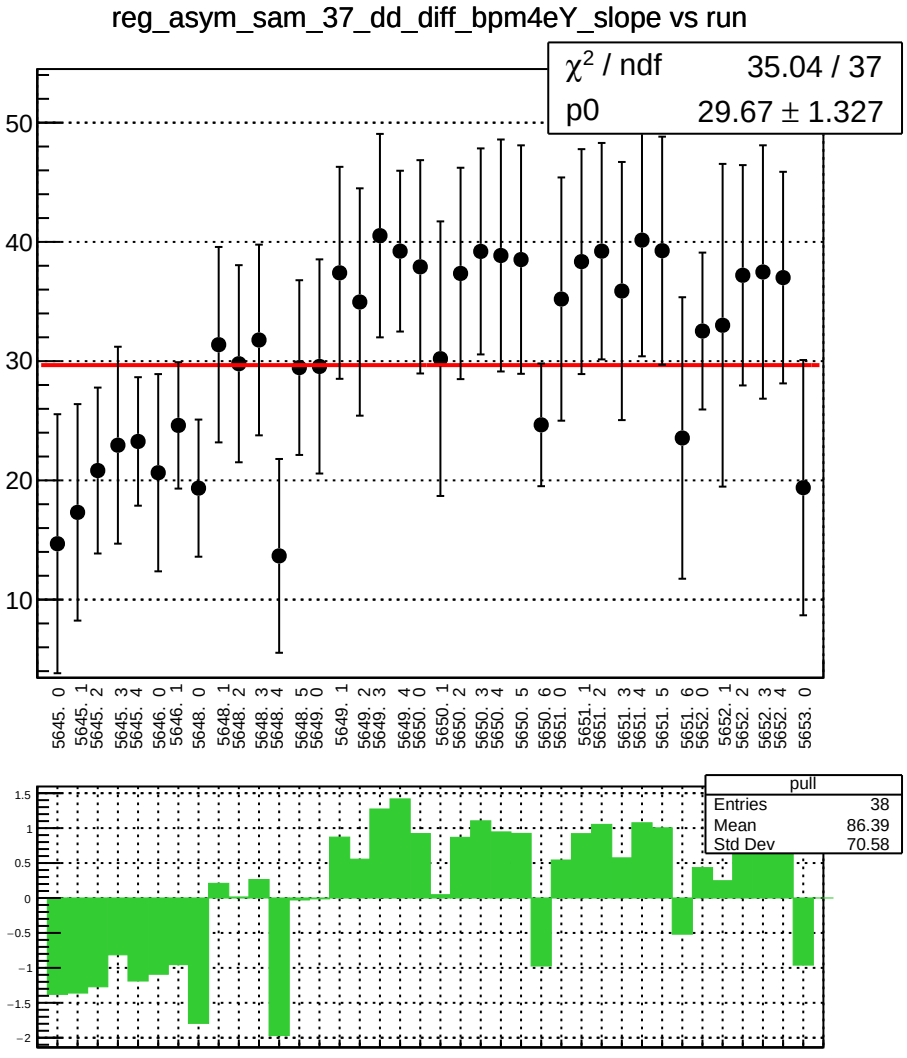
reg_asym_sam_37_dd_diff_bpm4eY_slope vs run
χ² / ndf 35.04 / 37
p0 29.67 ± 1.327
pull
Entries 38
Mean 86.39
Std Dev 70.58

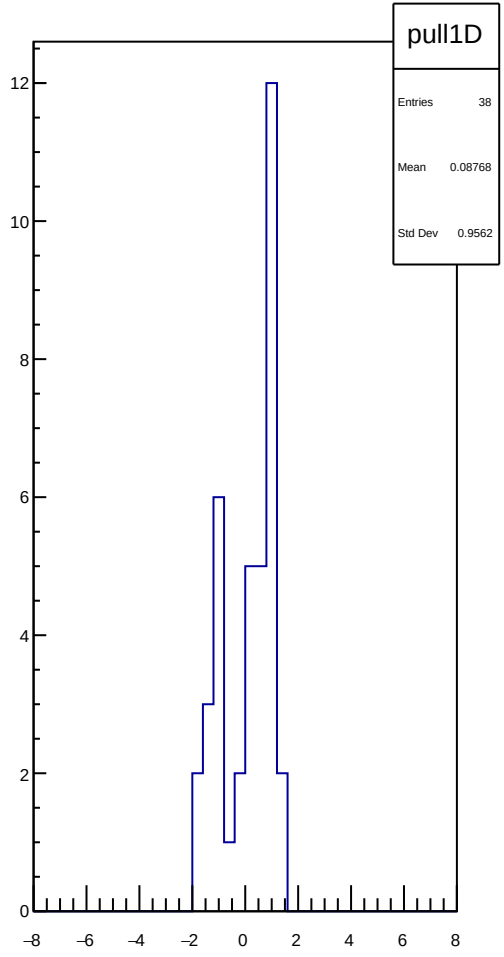
pull1D
Entries 38
Mean 0.08768
Std Dev 0.9562

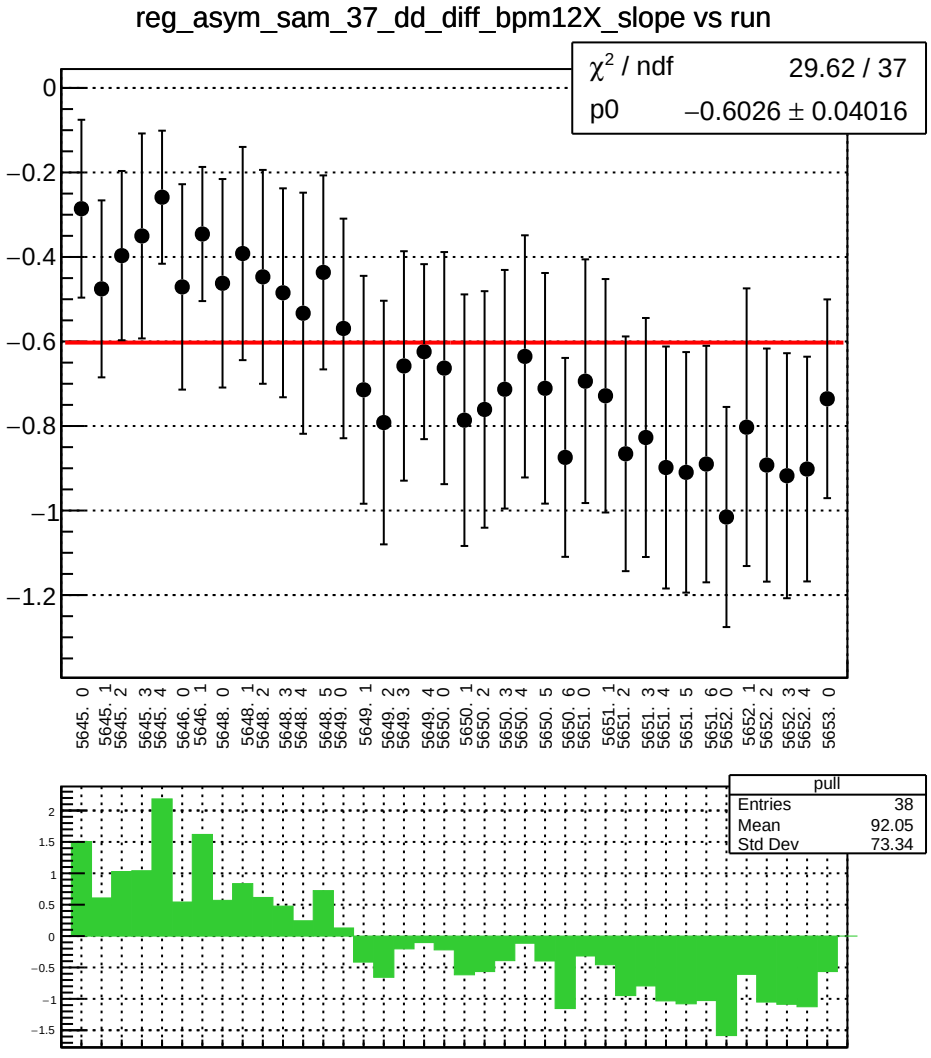
reg_asym_sam_37_dd_diff_bpm12X_slope vs run
χ² / ndf 29.62 / 37
p0 −0.6026 ± 0.04016
pull
Entries 38
Mean 92.05
Std Dev 73.34

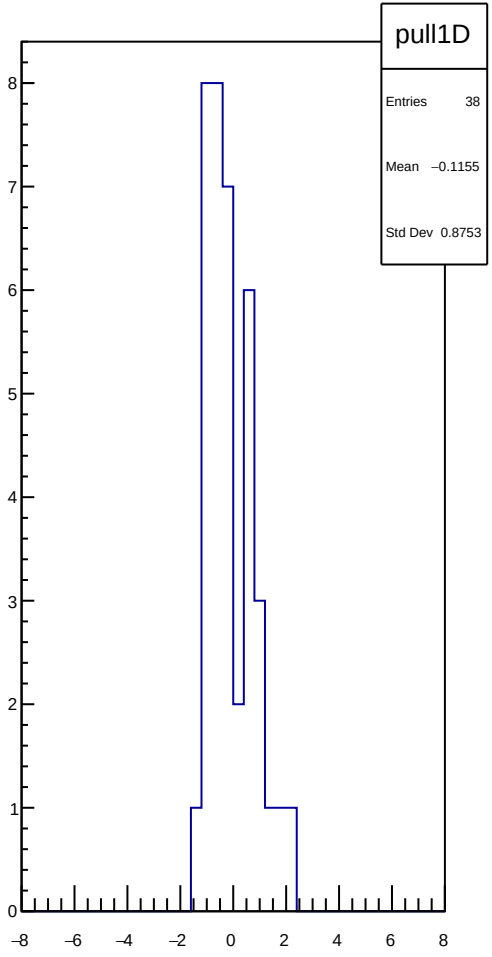
pull1D
Entries 38
Mean −0.1155
Std Dev 0.8753

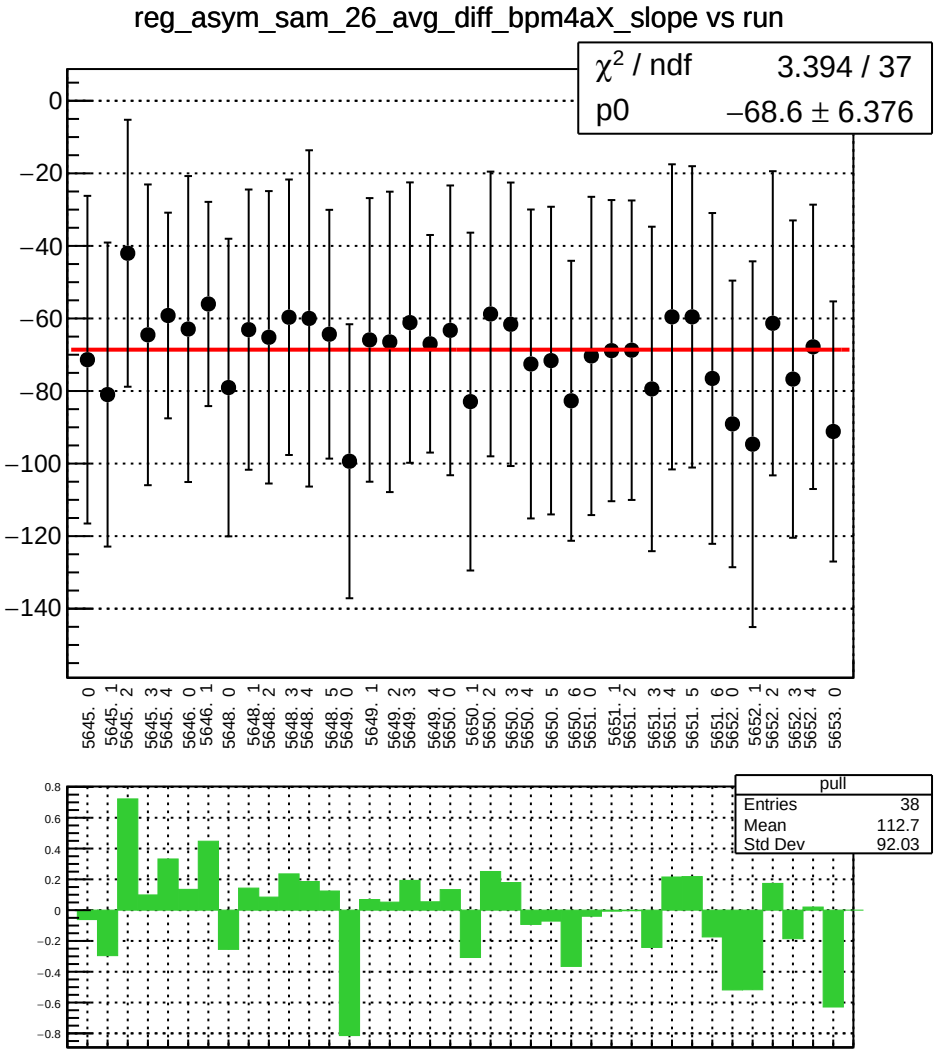
reg_asym_sam_26_avg_diff_bpm4aX_slope vs run
χ^2 / ndf 3.394 / 37
p0 −68.6 ± 6.376
0
−20
−40
−60
−80
−100
−120
−140
5645. 0
5645. 1
5645. 2
5645. 3
5645. 4
5646. 0
5646. 1
5648. 0
5648. 1
5648. 2
5648. 3
5648. 4
5648. 5
5649. 0
5649. 1
5649. 2
5649. 3
5649. 4
5650. 0
5650. 1
5650. 2
5650. 3
5650. 4
5650. 5
5650. 6
5651. 0
5651. 1
5651. 2
5651. 3
5651. 4
5651. 5
5651. 6
5652. 0
5652. 1
5652. 2
5652. 3
5652. 4
5653. 0
pull
Entries 38
Mean 112.7
Std Dev 92.03
0.8
0.6
0.4
0.2
0
−0.2
−0.4
−0.6
−0.8

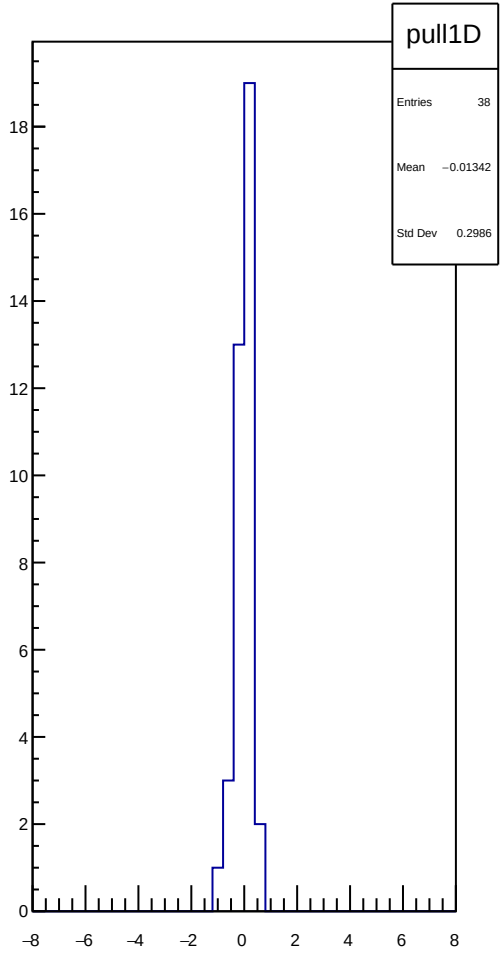
pull1D
Entries 38
Mean −0.01342
Std Dev 0.2986
18
16
14
12
10
8
6
4
2
0
−8
−6
−4
−2
0
2
4
6
8

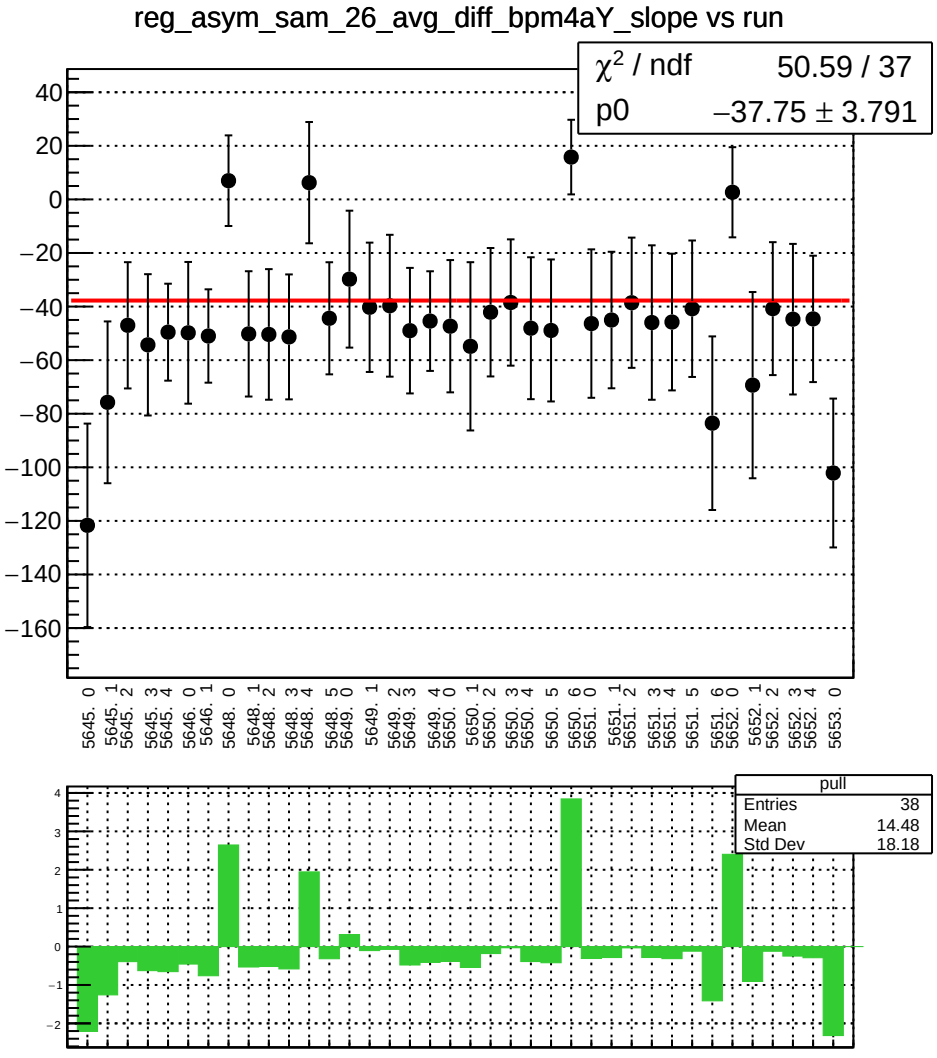
reg_asym_sam_26_avg_diff_bpm4aY_slope vs run
χ² / ndf 50.59 / 37
p0 −37.75 ± 3.791
pull
Entries 38
Mean 14.48
Std Dev 18.18

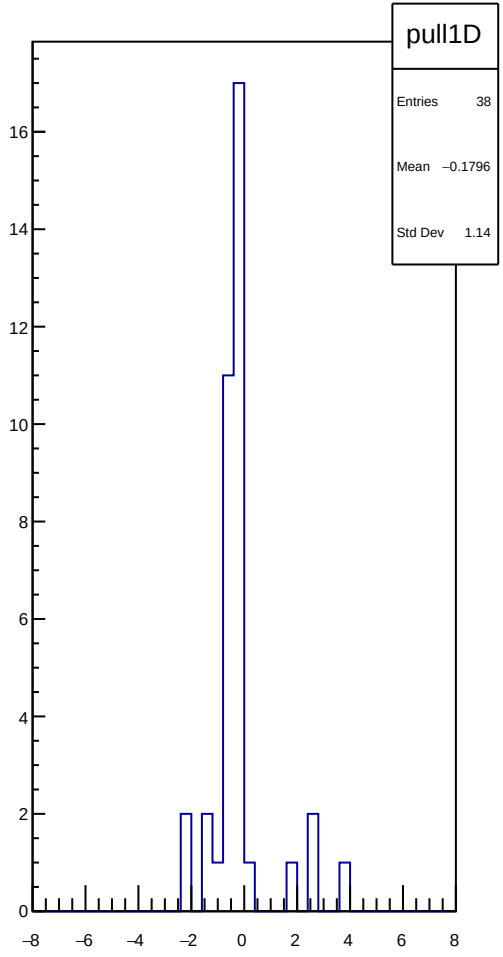
pull1D
Entries 38
Mean −0.1796
Std Dev 1.14

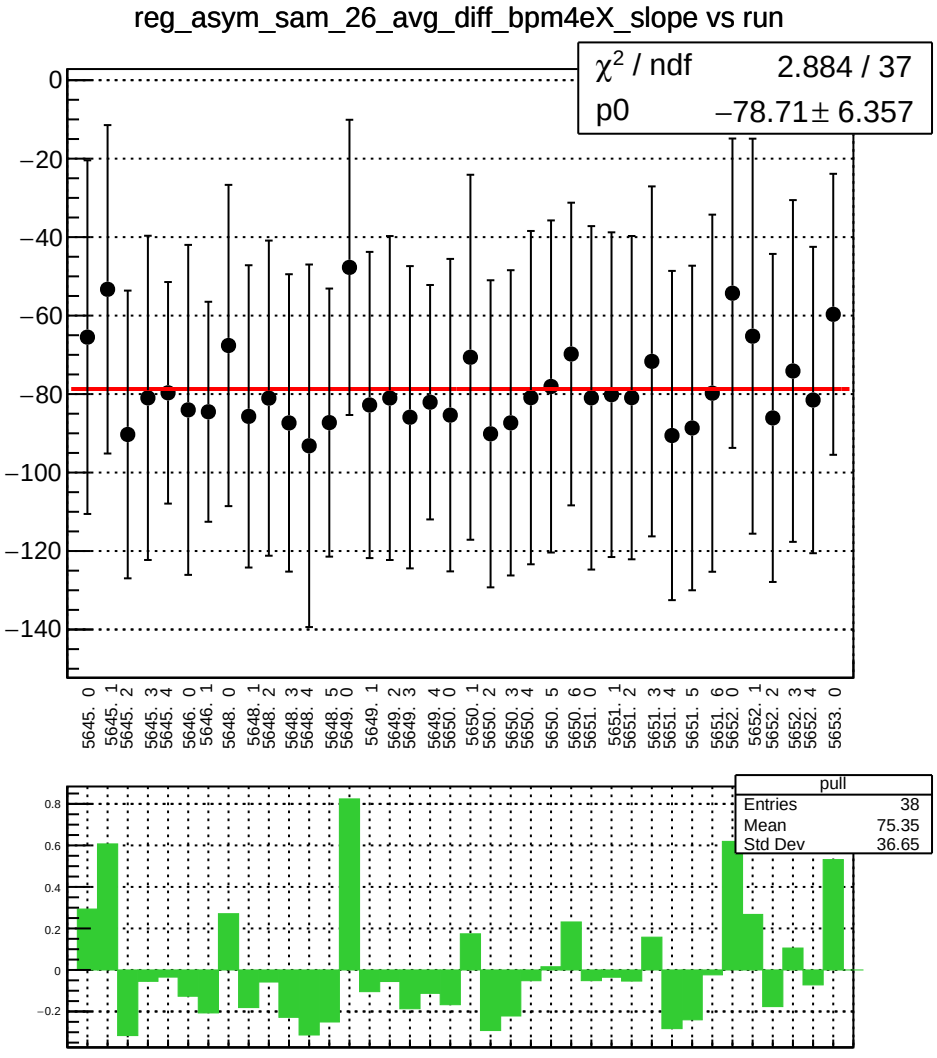
reg_asym_sam_26_avg_diff_bpm4eX_slope vs run
χ² / ndf 2.884 / 37
p0 −78.71 ± 6.357
0
−20
−40
−60
−80
−100
−120
−140
5645. 0
5645. 1
5645. 2
5645. 3
5645. 4
5646. 0
5646. 1
5648. 0
5648. 1
5648. 2
5648. 3
5648. 4
5648. 5
5649. 0
5649. 1
5649. 2
5649. 3
5649. 4
5650. 0
5650. 1
5650. 2
5650. 3
5650. 4
5650. 5
5650. 6
5651. 0
5651. 1
5651. 2
5651. 3
5651. 4
5651. 5
5651. 6
5652. 0
5652. 1
5652. 2
5652. 3
5652. 4
5653. 0
pull
Entries 38
Mean 75.35
Std Dev 36.65
0.8
0.6
0.4
0.2
0
−0.2

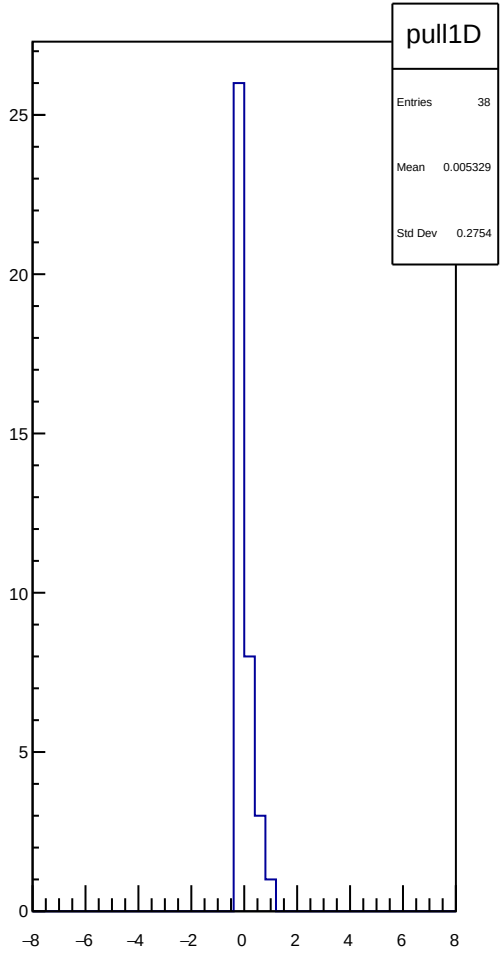
pull1D
Entries 38
Mean 0.005329
Std Dev 0.2754
25
20
15
10
5
0
−8
−6
−4
−2
0
2
4
6
8

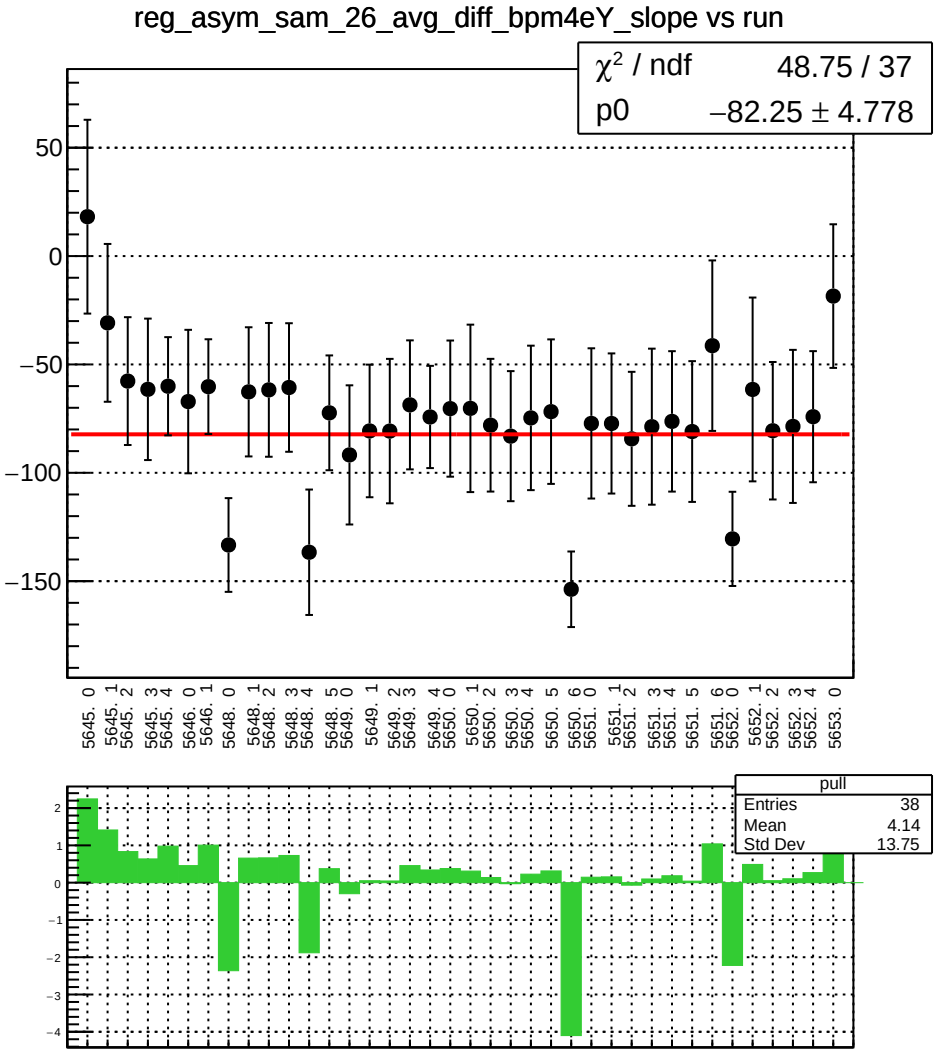
reg_asym_sam_26_avg_diff_bpm4eY_slope vs run
χ² / ndf 48.75 / 37
p0 −82.25 ± 4.778
50
0
−50
−100
−150
5645. 0
5645. 1
5645. 2
5645. 3
5645. 4
5646. 0
5646. 1
5648. 0
5648. 1
5648. 2
5648. 3
5648. 4
5648. 5
5649. 0
5649. 1
5649. 2
5649. 3
5649. 4
5650. 0
5650. 1
5650. 2
5650. 3
5650. 4
5650. 5
5650. 6
5651. 0
5651. 1
5651. 2
5651. 3
5651. 4
5651. 5
5651. 6
5652. 0
5652. 1
5652. 2
5652. 3
5652. 4
5653. 0
pull
Entries 38
Mean 4.14
Std Dev 13.75
2
1
0
−1
−2
−3
−4

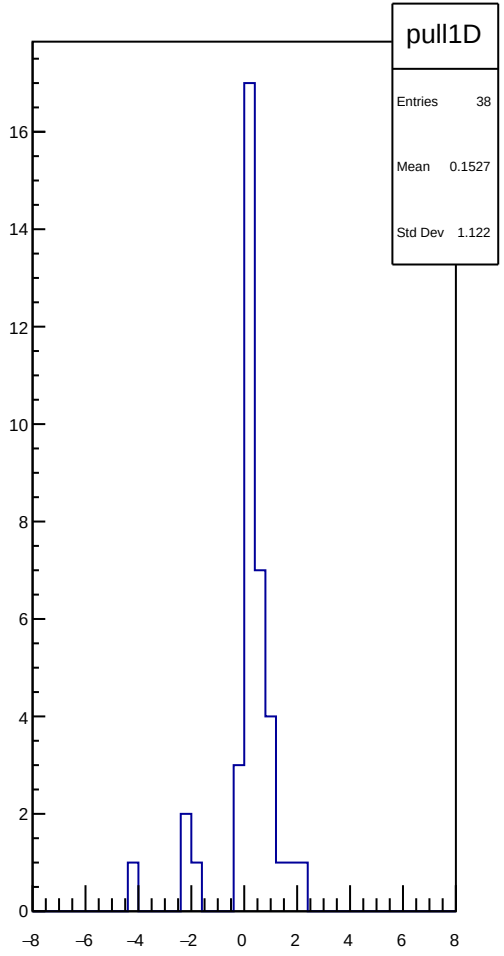
pull1D
Entries 38
Mean 0.1527
Std Dev 1.122
16
14
12
10
8
6
4
2
0
−8
−6
−4
−2
0
2
4
6
8

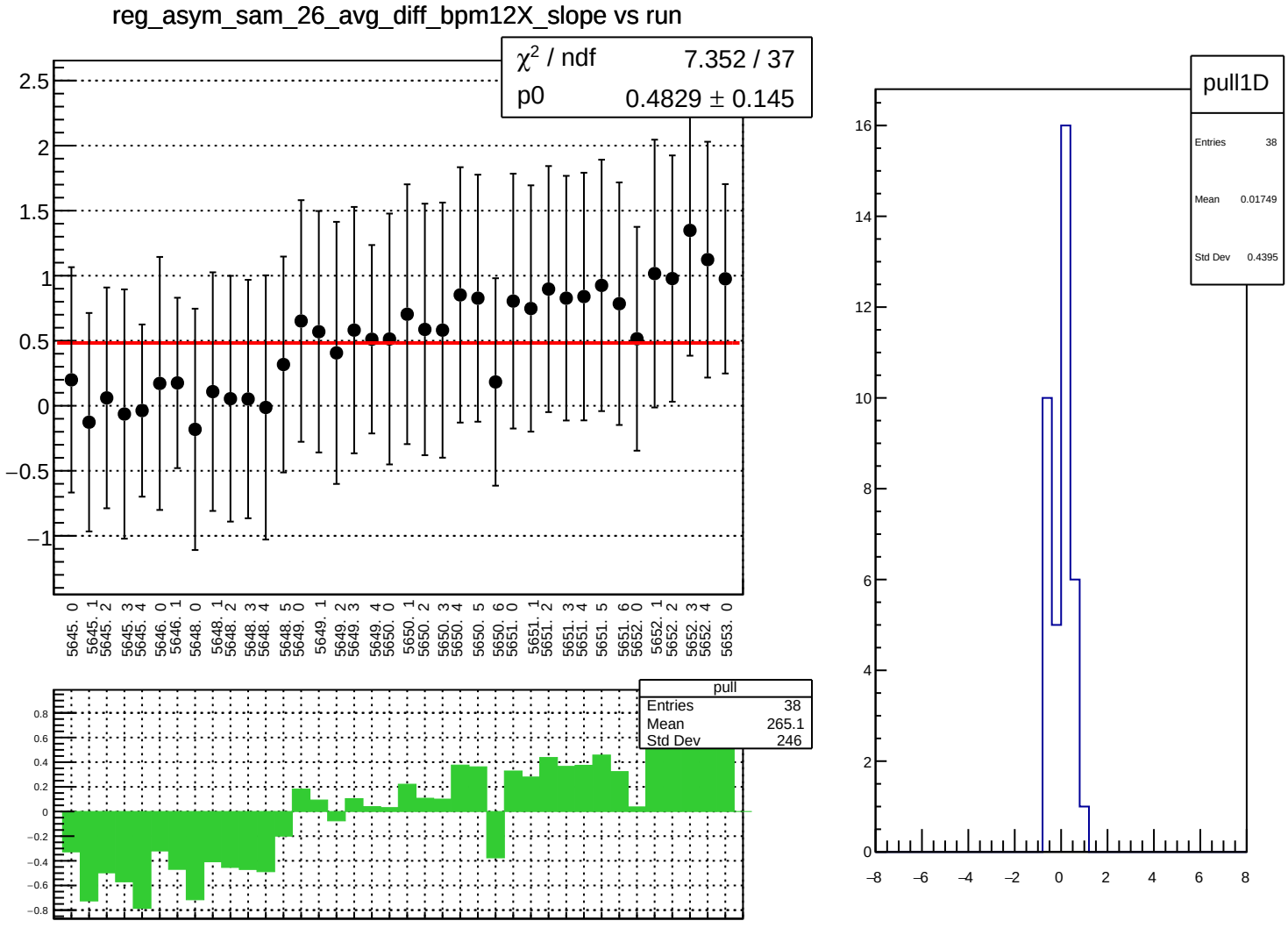
reg_asym_sam_26_avg_diff_bpm12X_slope vs run
χ² / ndf 7.352 / 37
p0 0.4829 ± 0.145
2.5
2
1.5
1
0.5
0
−0.5
−1
5645. 0
5645. 1
5645. 2
5645. 3
5645. 4
5646. 0
5646. 1
5648. 0
5648. 1
5648. 2
5648. 3
5648. 4
5648. 5
5649. 0
5649. 1
5649. 2
5649. 3
5649. 4
5650. 0
5650. 1
5650. 2
5650. 3
5650. 4
5650. 5
5650. 6
5651. 0
5651. 1
5651. 2
5651. 3
5651. 4
5651. 5
5651. 6
5652. 0
5652. 1
5652. 2
5652. 3
5652. 4
5653. 0
pull
Entries 38
Mean 265.1
Std Dev 246
0.8
0.6
0.4
0.2
0
−0.2
−0.4
−0.6
−0.8
pull1D
Entries 38
Mean 0.01749
Std Dev 0.4395
16
14
12
10
8
6
4
2
0
−8
−6
−4
−2
0
2
4
6
8

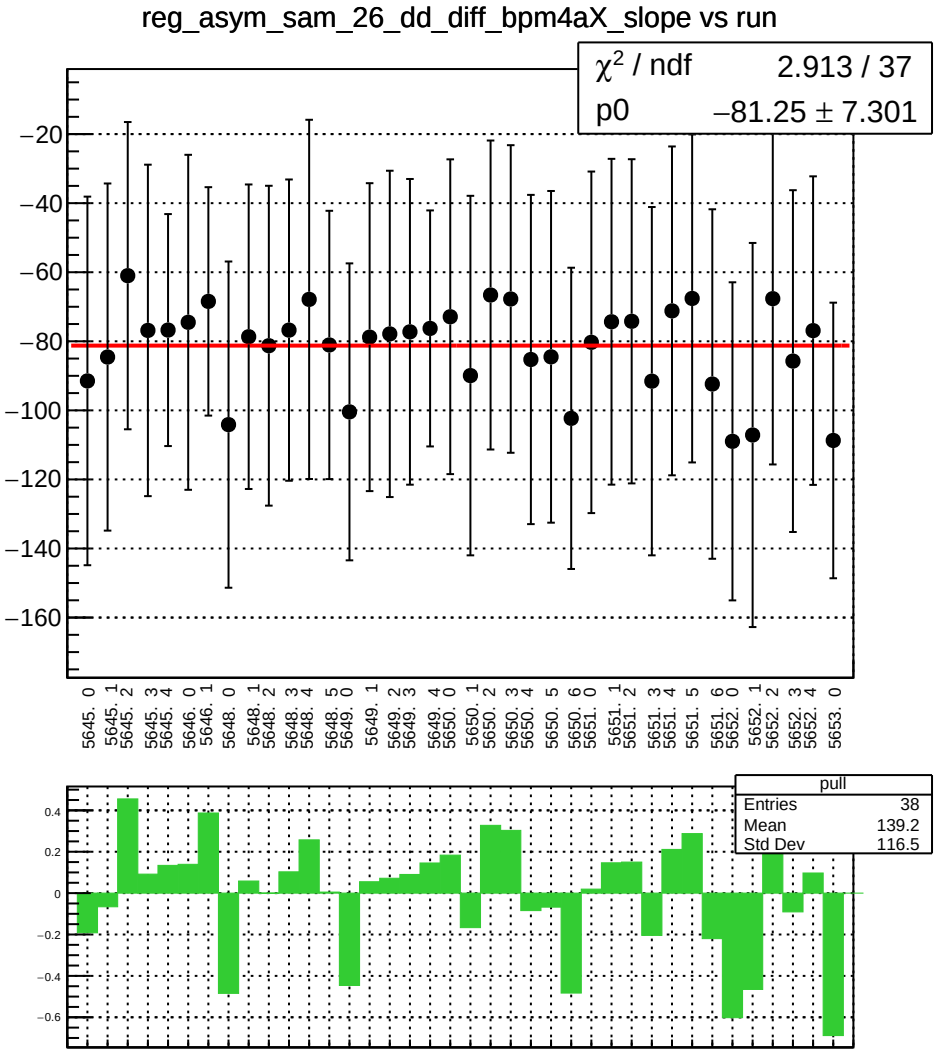
reg_asym_sam_26_dd_diff_bpm4aX_slope vs run
χ² / ndf 2.913 / 37
p0 −81.25 ± 7.301
pull
Entries 38
Mean 139.2
Std Dev 116.5

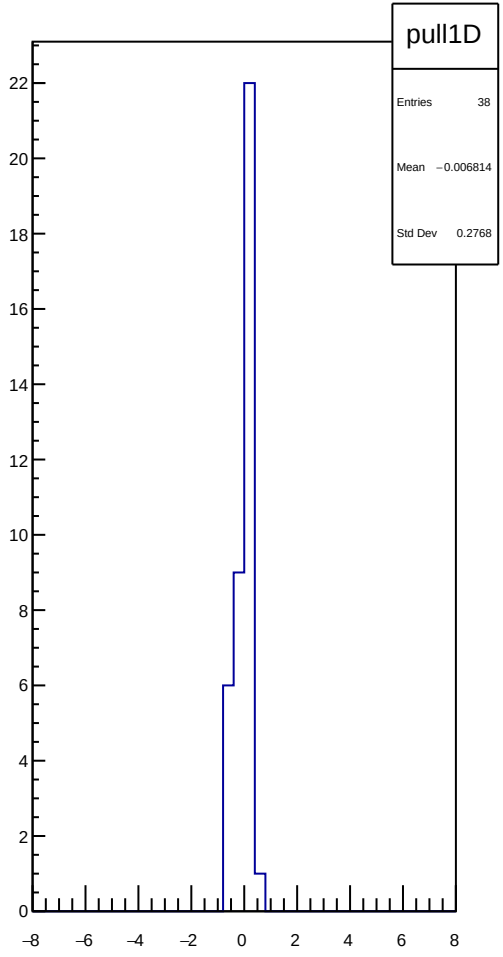
pull1D
Entries 38
Mean −0.006814
Std Dev 0.2768

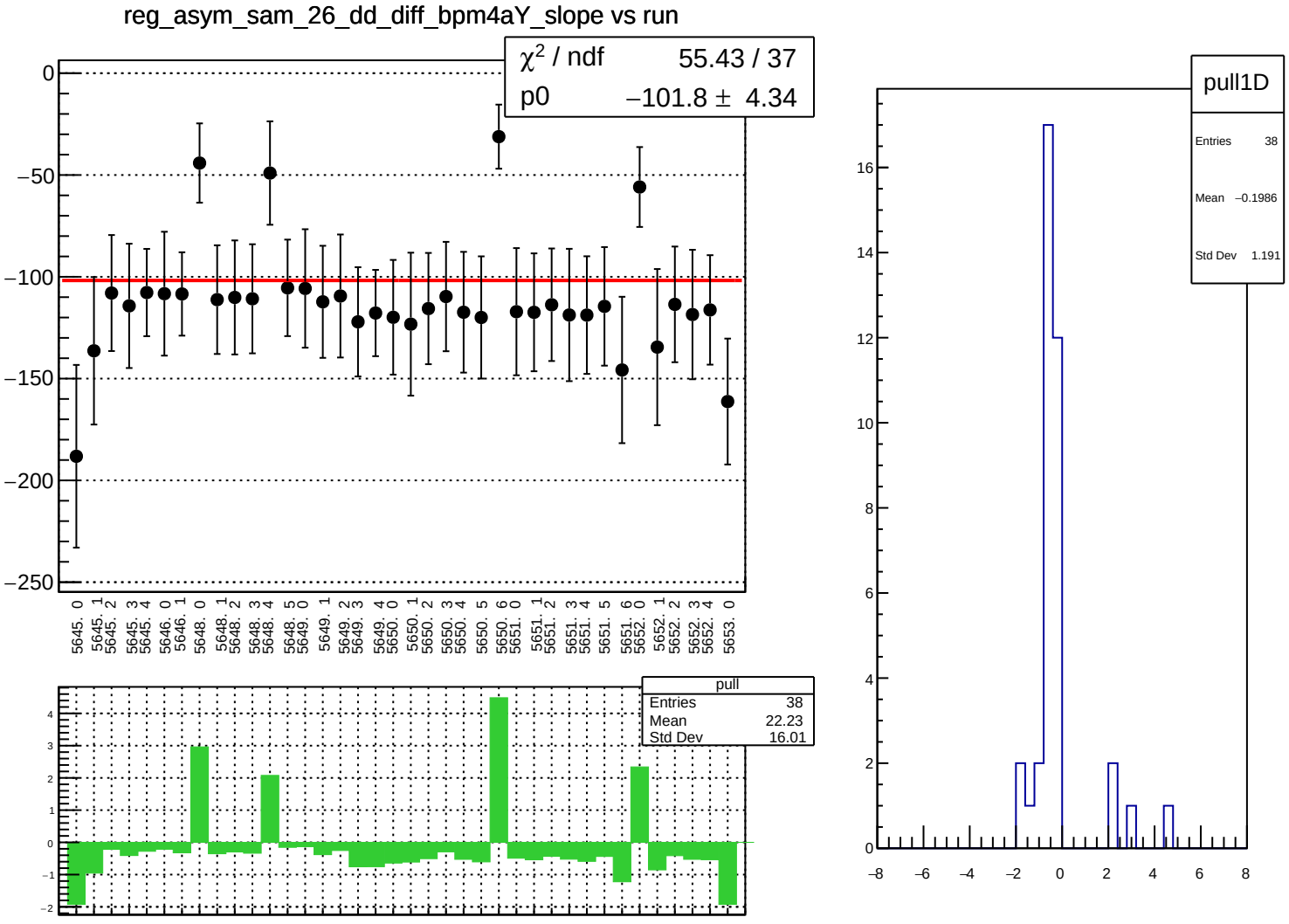
reg_asym_sam_26_dd_diff_bpm4aY_slope vs run
χ² / ndf 55.43 / 37
p0 −101.8 ± 4.34
0
−50
−100
−150
−200
−250
5645. 0
5645. 1
5645. 2
5645. 3
5645. 4
5646. 0
5646. 1
5648. 0
5648. 1
5648. 2
5648. 3
5648. 4
5648. 5
5649. 0
5649. 1
5649. 2
5649. 3
5649. 4
5650. 0
5650. 1
5650. 2
5650. 3
5650. 4
5650. 5
5650. 6
5651. 0
5651. 1
5651. 2
5651. 3
5651. 4
5651. 5
5651. 6
5652. 0
5652. 1
5652. 2
5652. 3
5652. 4
5653. 0
pull
Entries 38
Mean 22.23
Std Dev 16.01
4
3
2
1
0
−1
−2
pull1D
Entries 38
Mean −0.1986
Std Dev 1.191
16
14
12
10
8
6
4
2
0
−8
−6
−4
−2
0
2
4
6
8

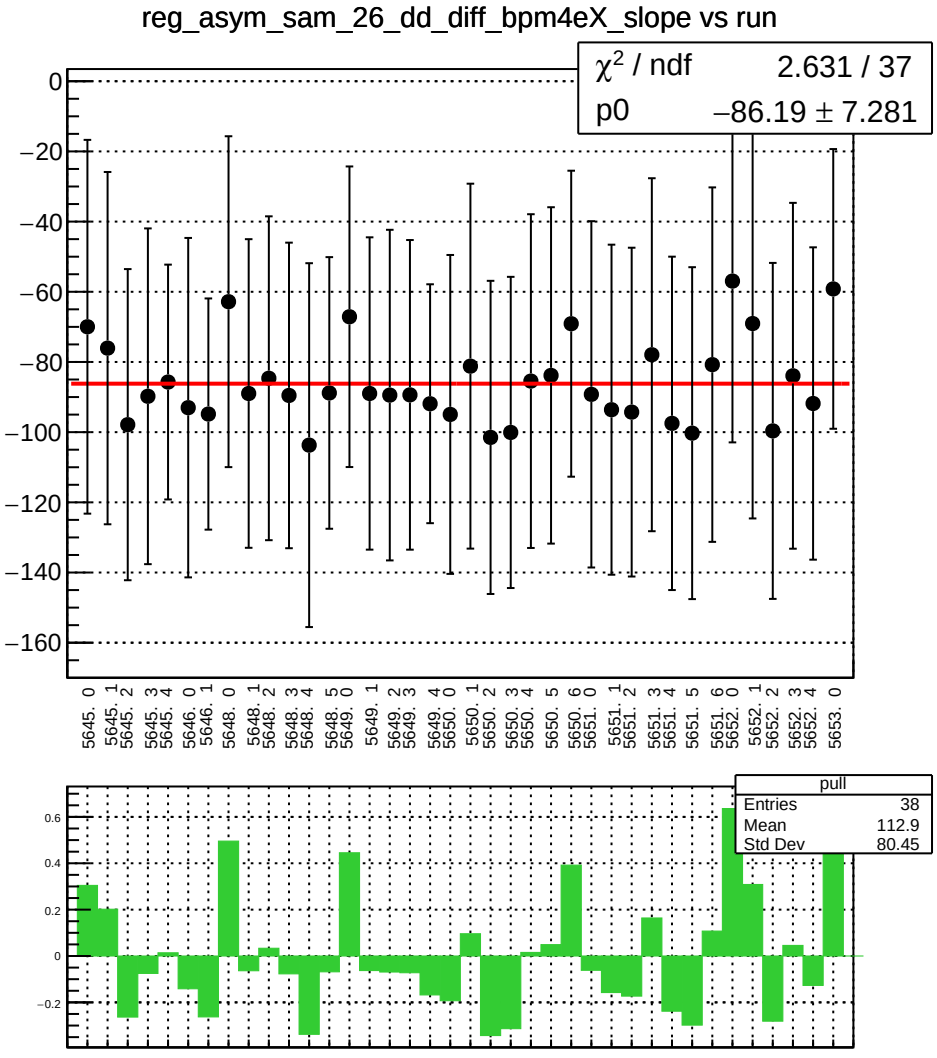
reg_asym_sam_26_dd_diff_bpm4eX_slope vs run
χ2 / ndf 2.631 / 37
p0 −86.19 ± 7.281
pull
Entries 38
Mean 112.9
Std Dev 80.45

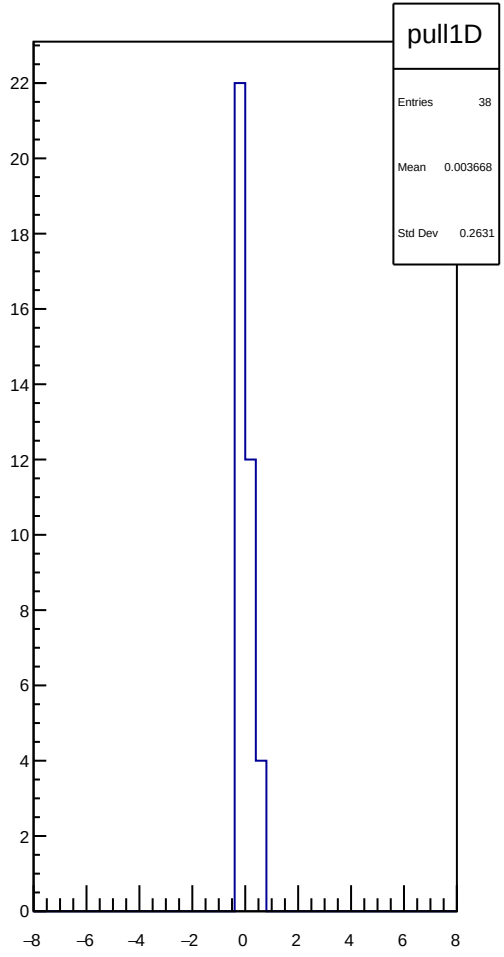
pull1D
Entries 38
Mean 0.003668
Std Dev 0.2631

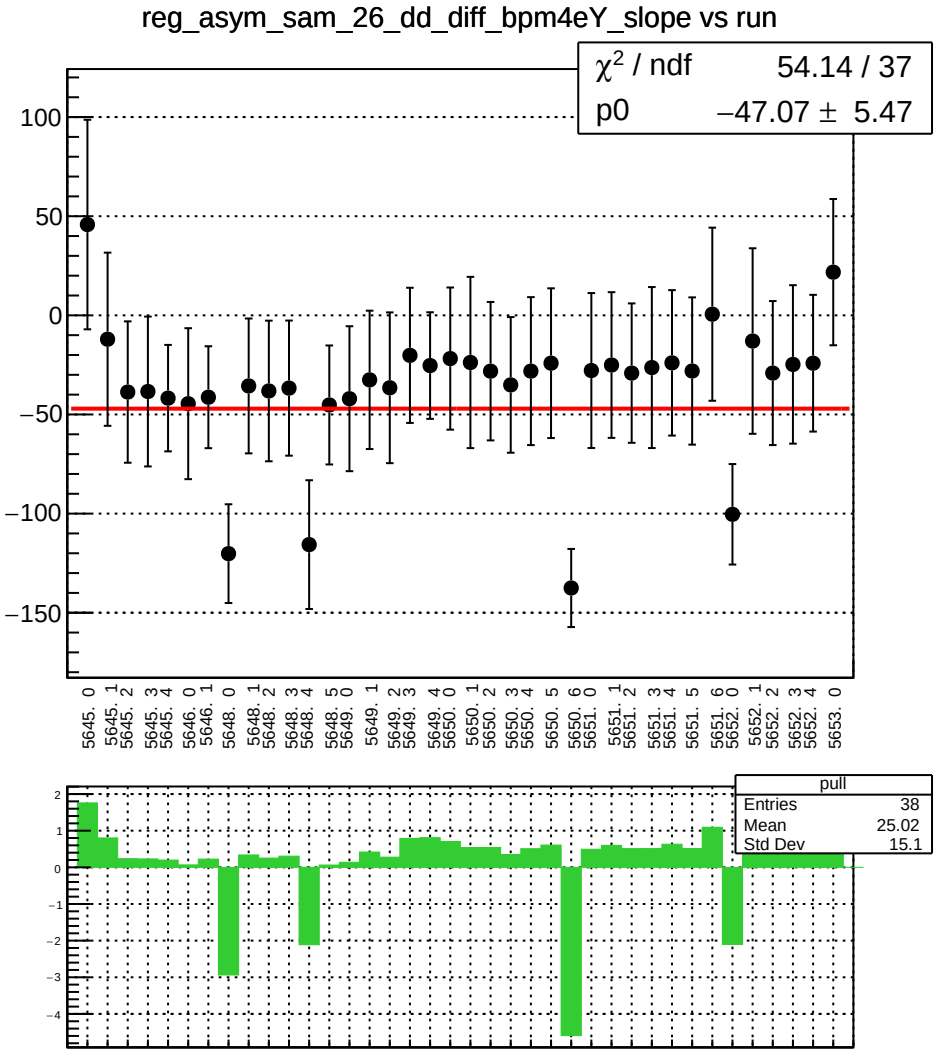
reg_asym_sam_26_dd_diff_bpm4eY_slope vs run
χ2 / ndf 54.14 / 37
p0 −47.07 ± 5.47
100
50
0
−50
−100
−150
5645. 0
5645. 1
5645. 2
5645. 3
5645. 4
5646. 0
5646. 1
5648. 0
5648. 1
5648. 2
5648. 3
5648. 4
5648. 5
5649. 0
5649. 1
5649. 2
5649. 3
5649. 4
5650. 0
5650. 1
5650. 2
5650. 3
5650. 4
5650. 5
5650. 6
5651. 0
5651. 1
5651. 2
5651. 3
5651. 4
5651. 5
5651. 6
5652. 0
5652. 1
5652. 2
5652. 3
5652. 4
5653. 0
pull
Entries 38
Mean 25.02
Std Dev 15.1
2
1
0
−1
−2
−3
−4

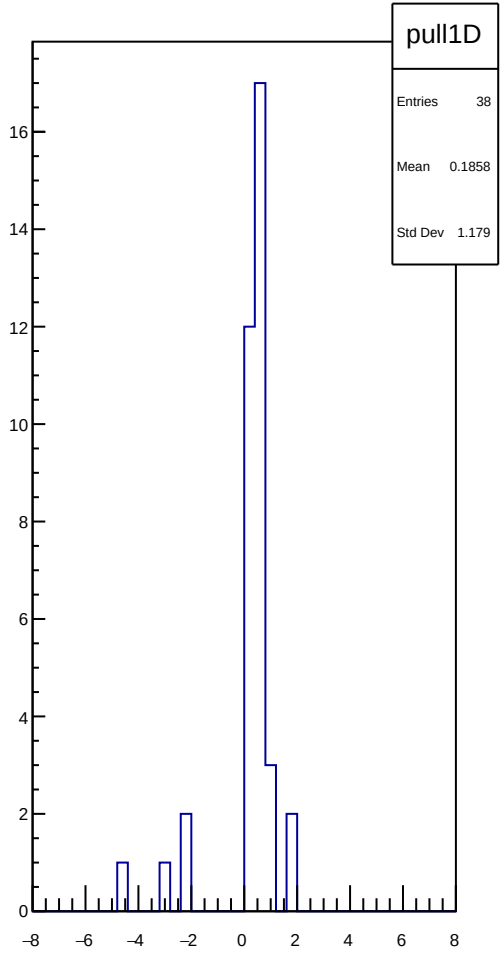
pull1D
Entries 38
Mean 0.1858
Std Dev 1.179
16
14
12
10
8
6
4
2
0
−8
−6
−4
−2
0
2
4
6
8

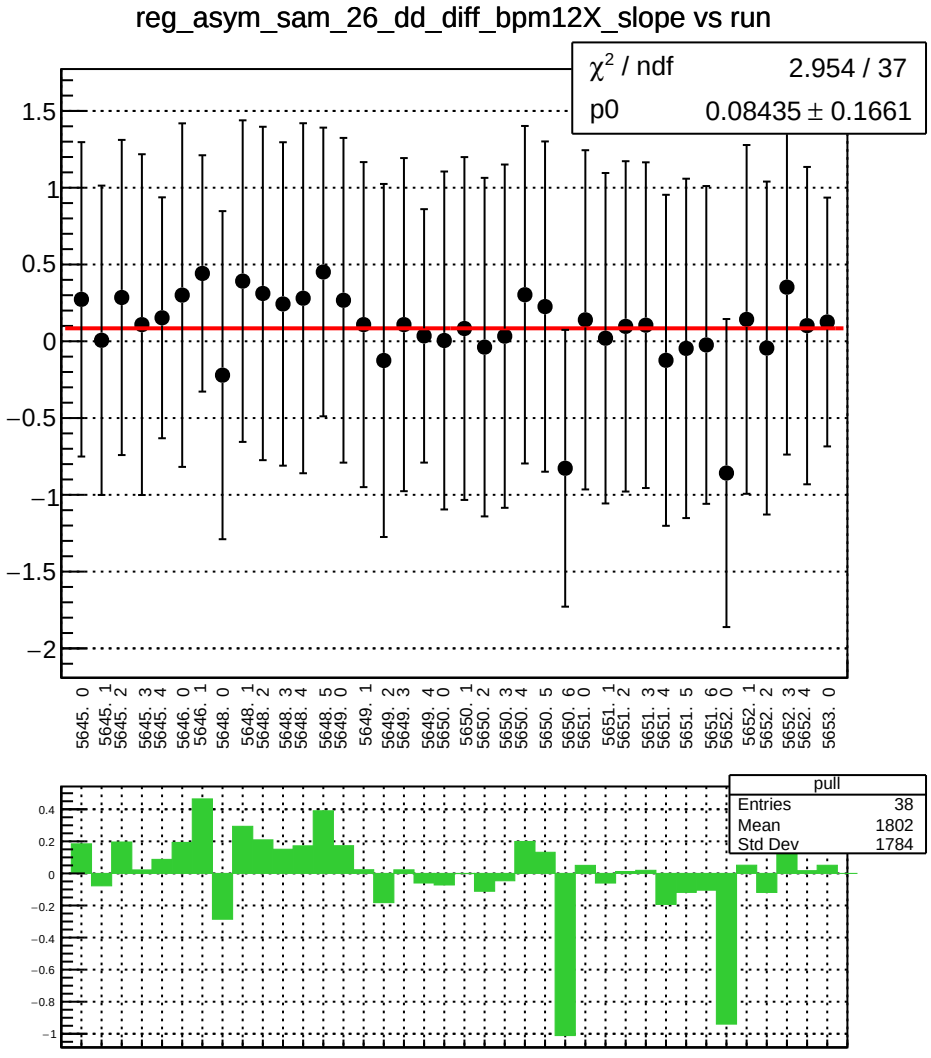
reg_asym_sam_26_dd_diff_bpm12X_slope vs run
χ² / ndf 2.954 / 37
p0 0.08435 ± 0.1661
pull
Entries 38
Mean 1802
Std Dev 1784

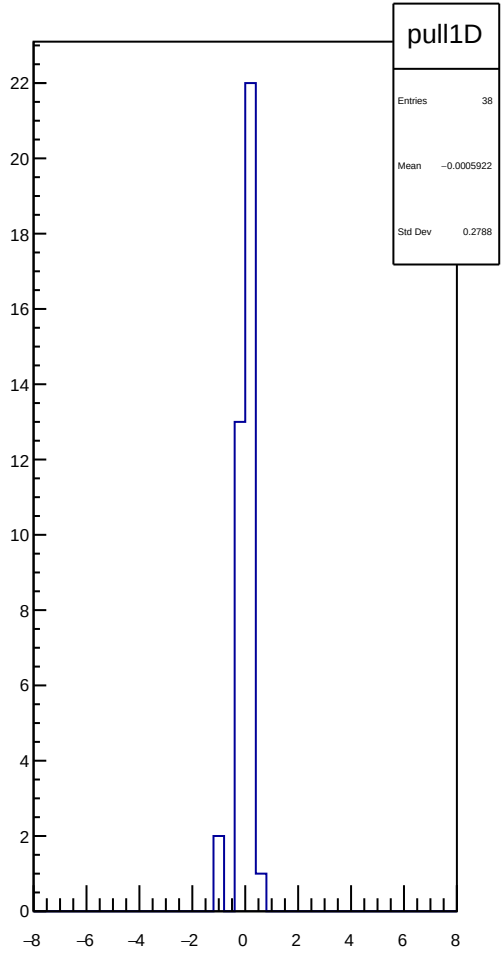
pull1D
Entries 38
Mean −0.0005922
Std Dev 0.2788

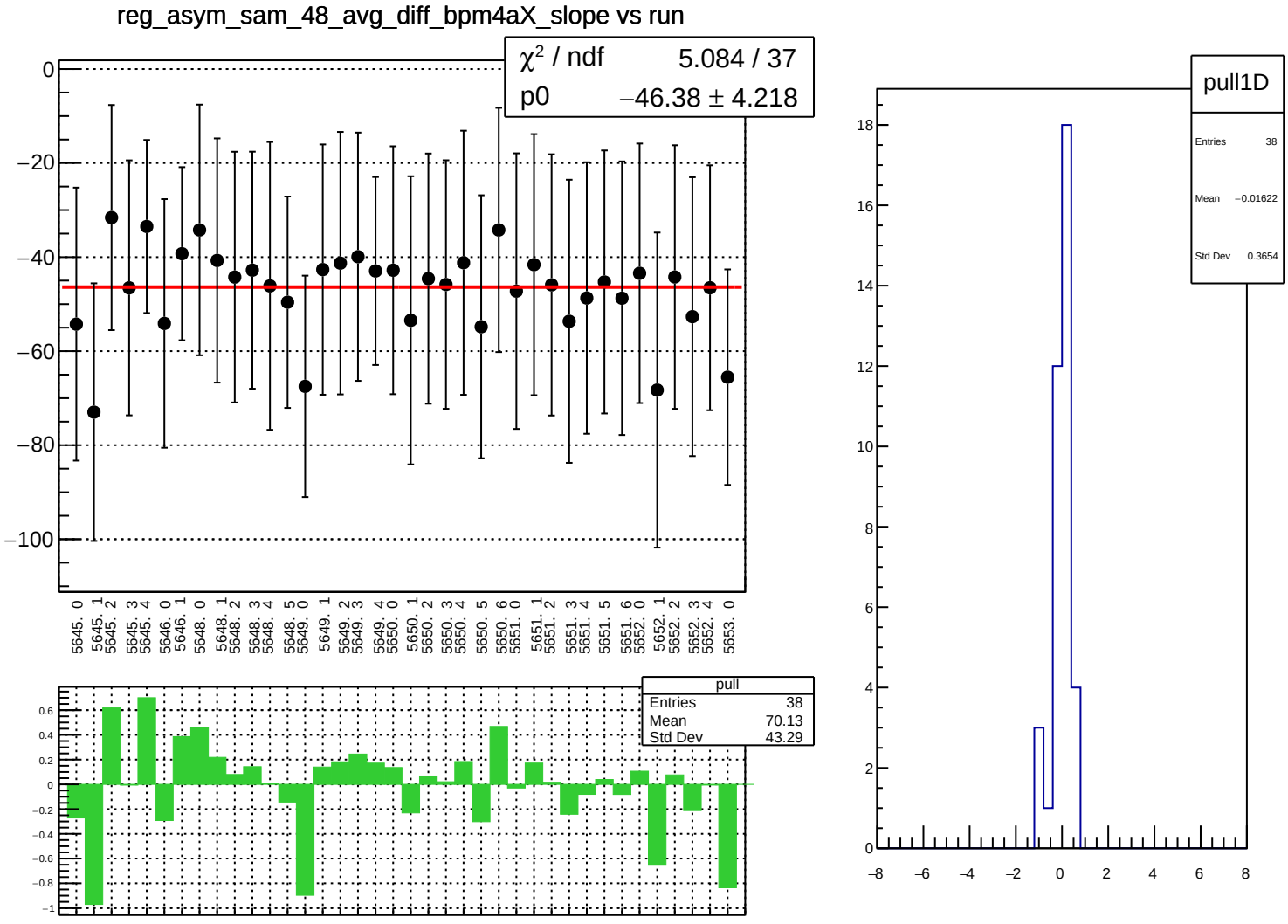
reg_asym_sam_48_avg_diff_bpm4aX_slope vs run
χ² / ndf 5.084 / 37
p0 −46.38 ± 4.218
pull
Entries 38
Mean 70.13
Std Dev 43.29
pull1D
Entries 38
Mean −0.01622
Std Dev 0.3654

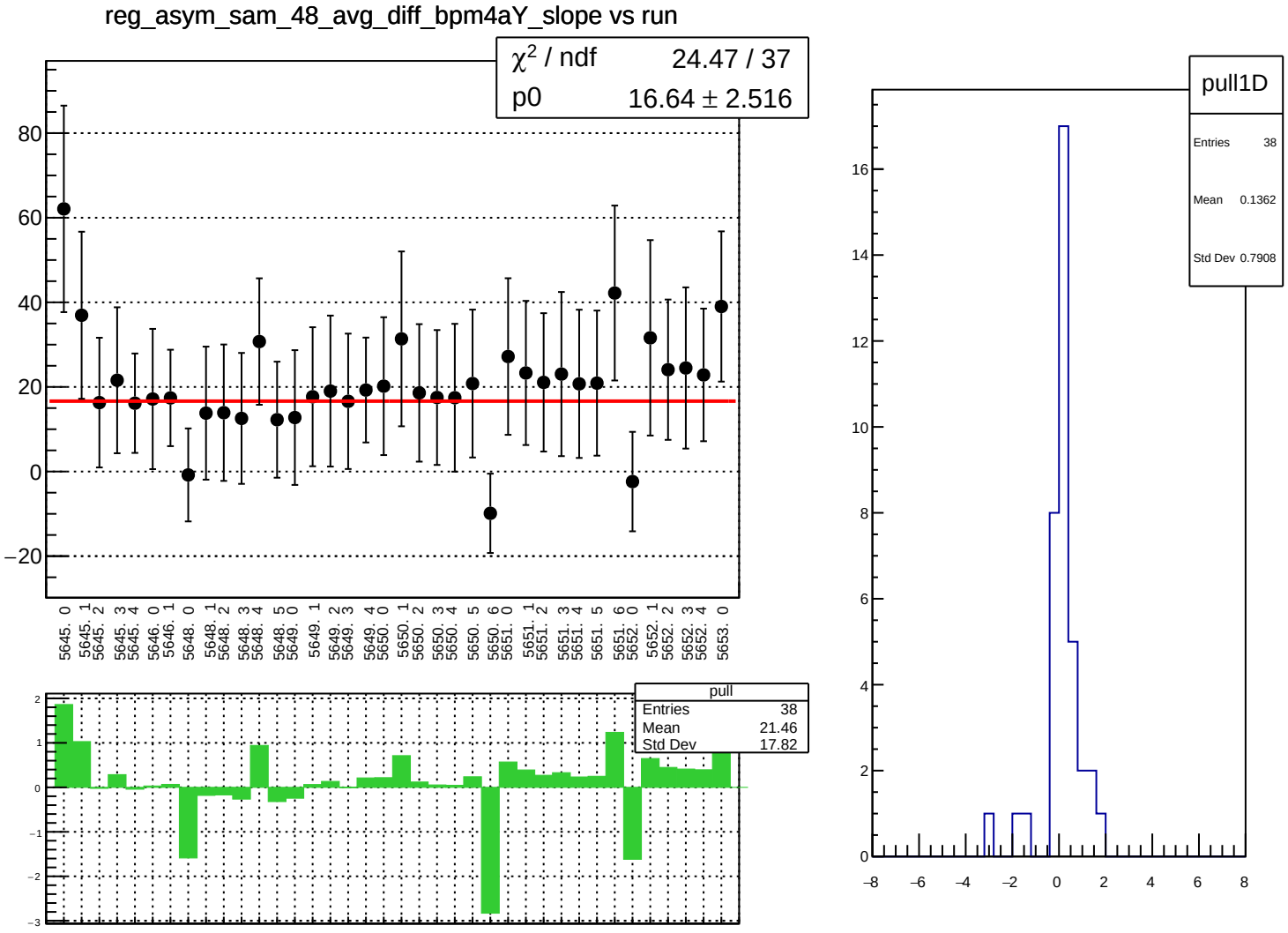
reg_asym_sam_48_avg_diff_bpm4aY_slope vs run
χ2 / ndf 24.47 / 37
p0 16.64 ± 2.516
80
60
40
20
0
−20
5645. 0
5645. 1
5645. 2
5645. 3
5645. 4
5646. 0
5646. 1
5648. 0
5648. 1
5648. 2
5648. 3
5648. 4
5648. 5
5649. 0
5649. 1
5649. 2
5649. 3
5649. 4
5650. 0
5650. 1
5650. 2
5650. 3
5650. 4
5650. 5
5650. 6
5651. 0
5651. 1
5651. 2
5651. 3
5651. 4
5651. 5
5651. 6
5652. 0
5652. 1
5652. 2
5652. 3
5652. 4
5653. 0
pull
Entries 38
Mean 21.46
Std Dev 17.82
2
1
0
−1
−2
−3
pull1D
Entries 38
Mean 0.1362
Std Dev 0.7908
16
14
12
10
8
6
4
2
0
−8
−6
−4
−2
0
2
4
6
8

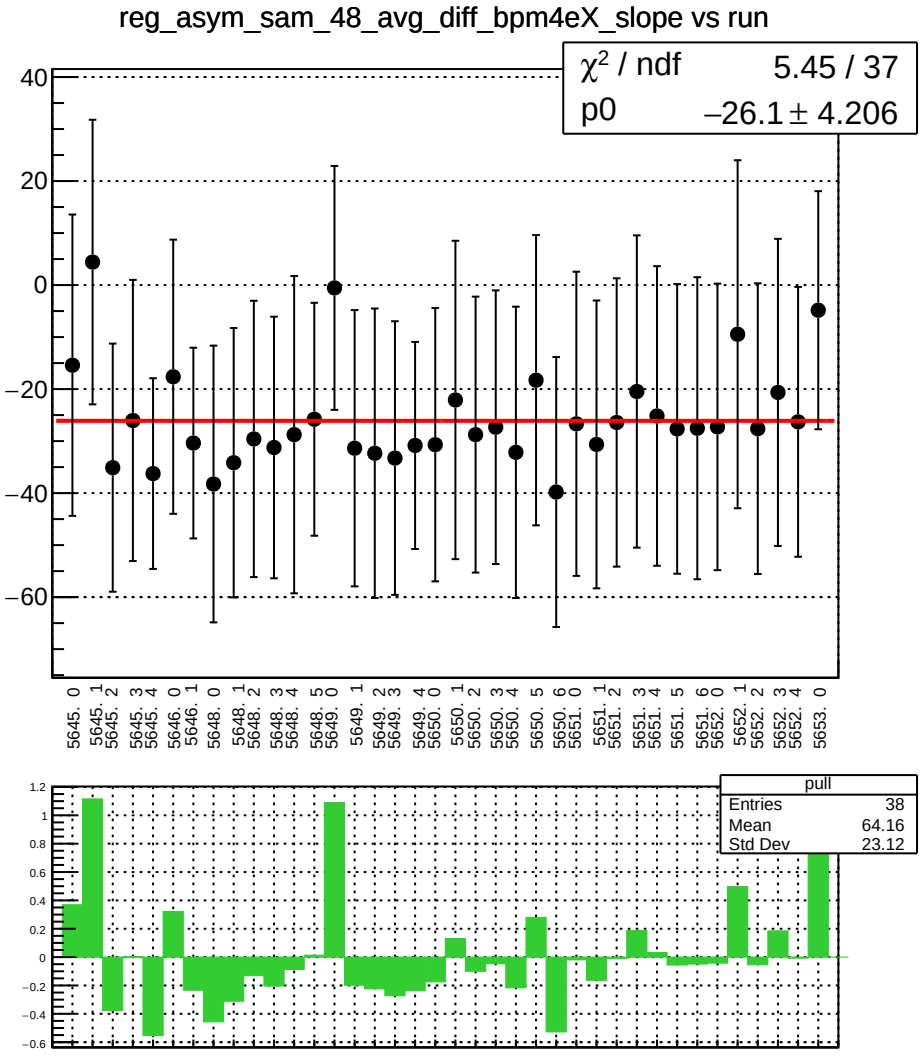
reg_asym_sam_48_avg_diff_bpm4eX_slope vs run
χ² / ndf 5.45 / 37
p0 −26.1 ± 4.206
pull
Entries 38
Mean 64.16
Std Dev 23.12

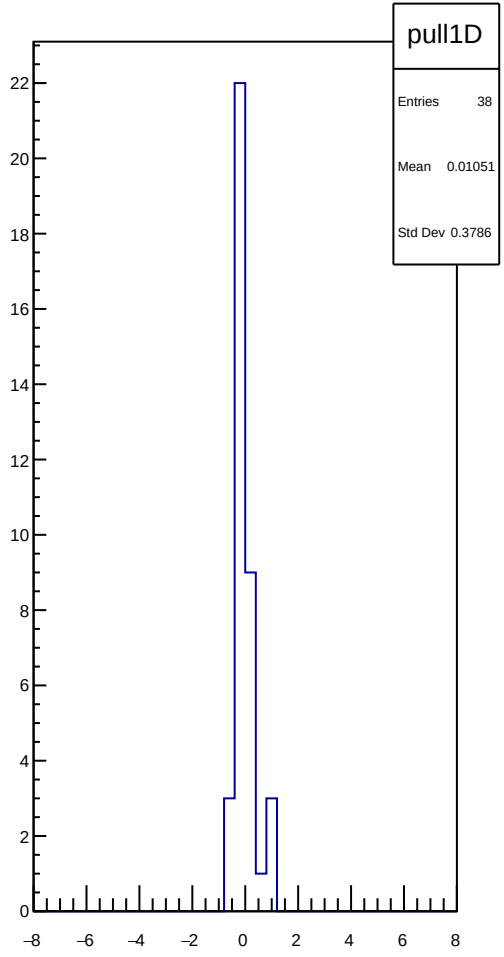
pull1D
Entries 38
Mean 0.01051
Std Dev 0.3786

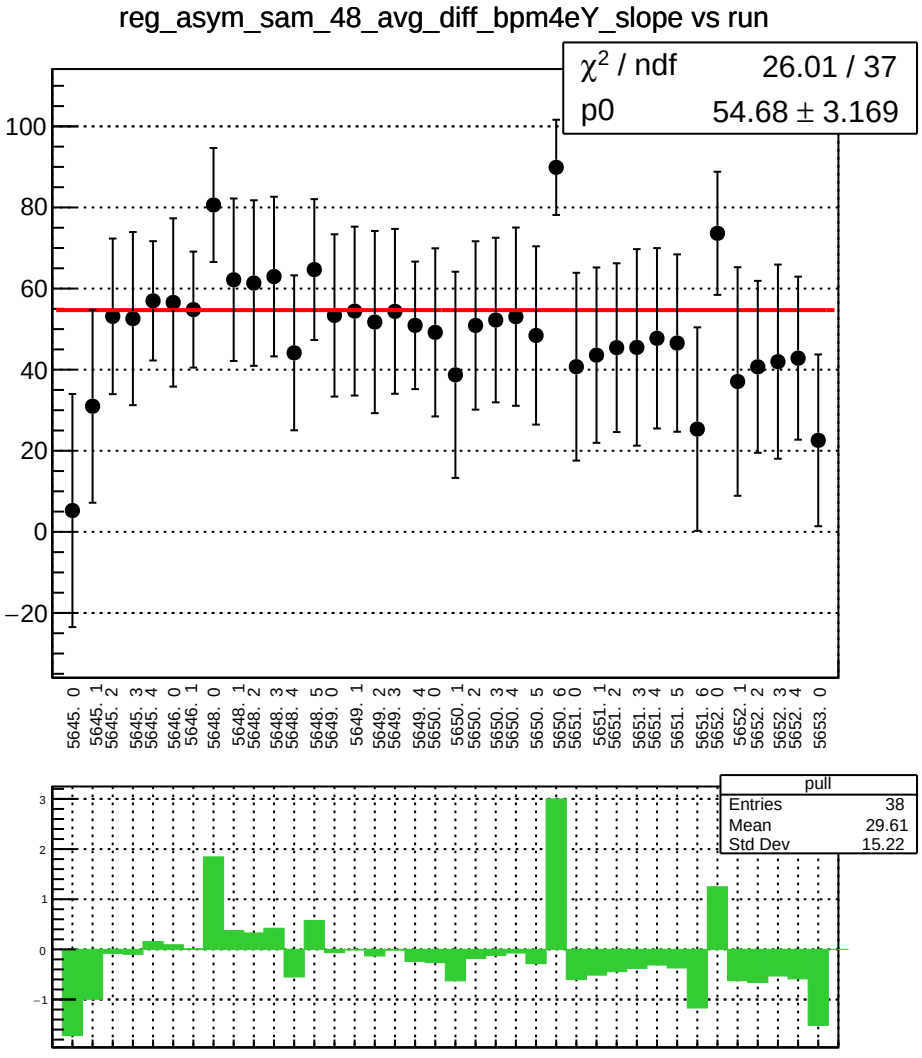
reg_asym_sam_48_avg_diff_bpm4eY_slope vs run
χ2 / ndf 26.01 / 37
p0 54.68 ± 3.169
pull
Entries 38
Mean 29.61
Std Dev 15.22

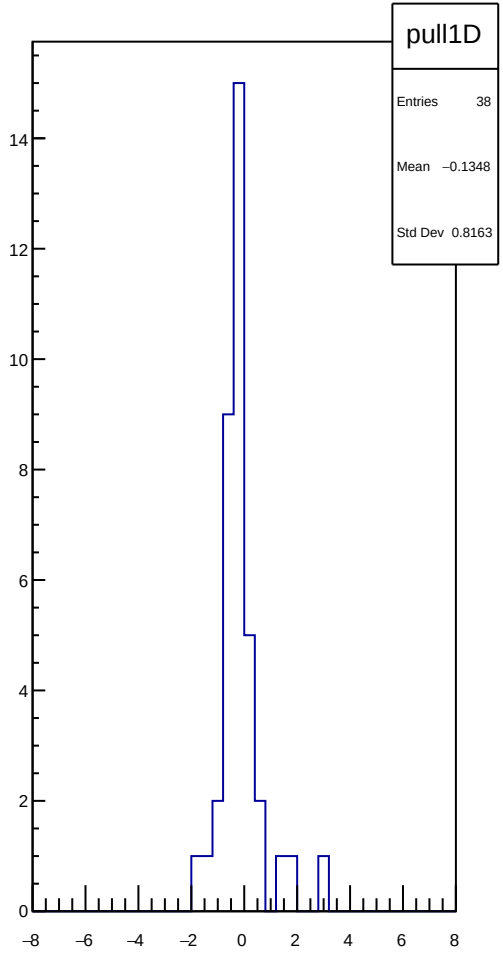
pull1D
Entries 38
Mean −0.1348
Std Dev 0.8163

reg_asym_sam_48_avg_diff_bpm12X_slope vs run

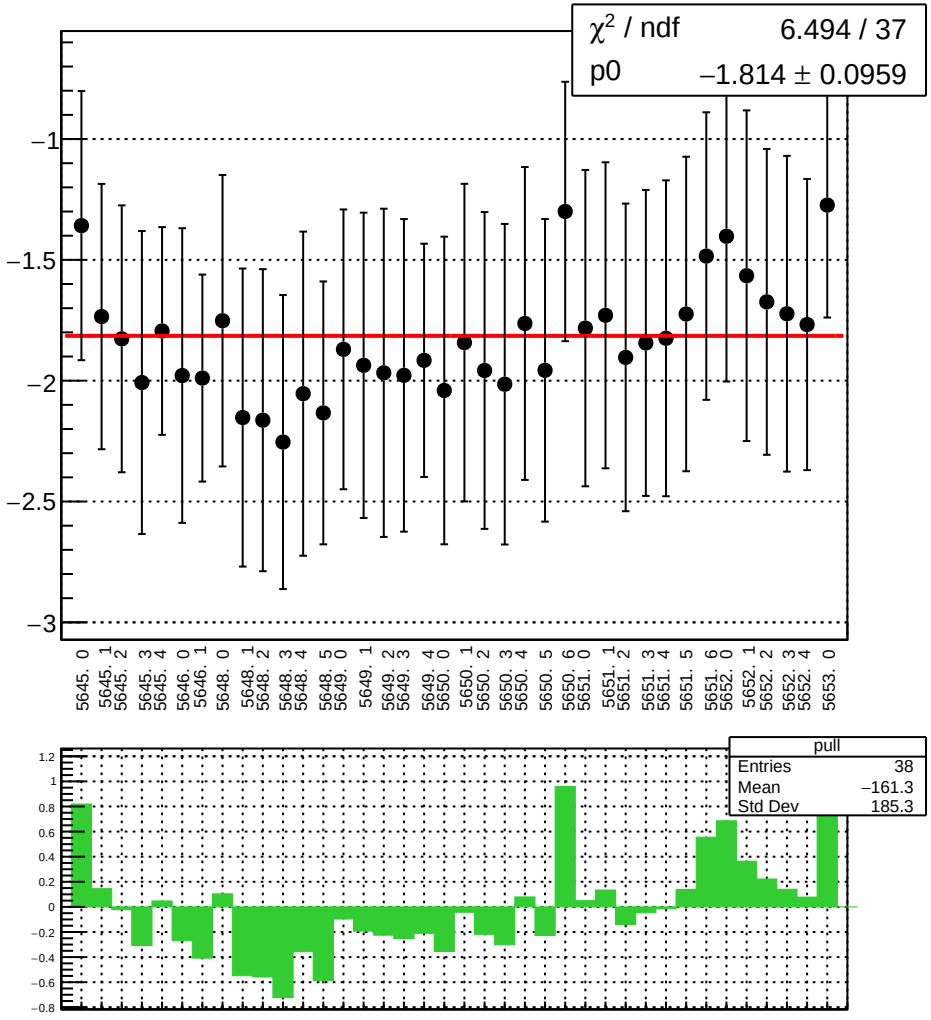

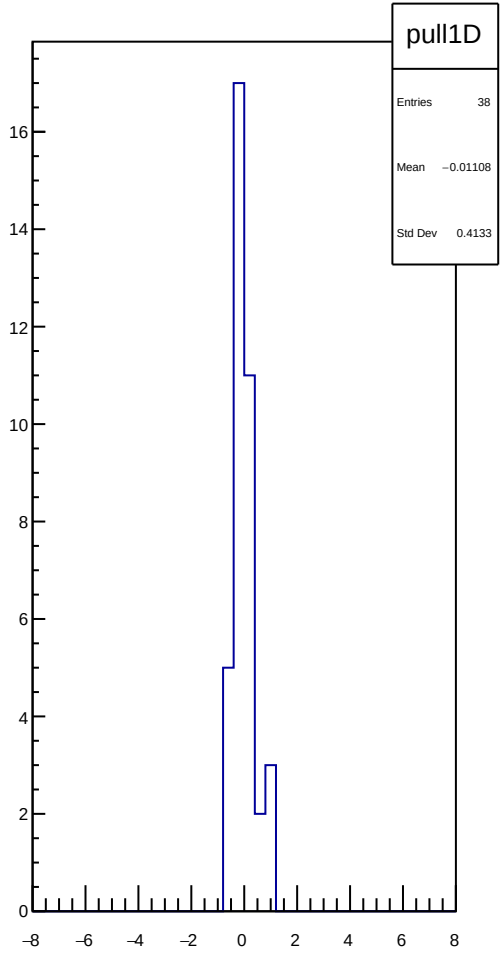

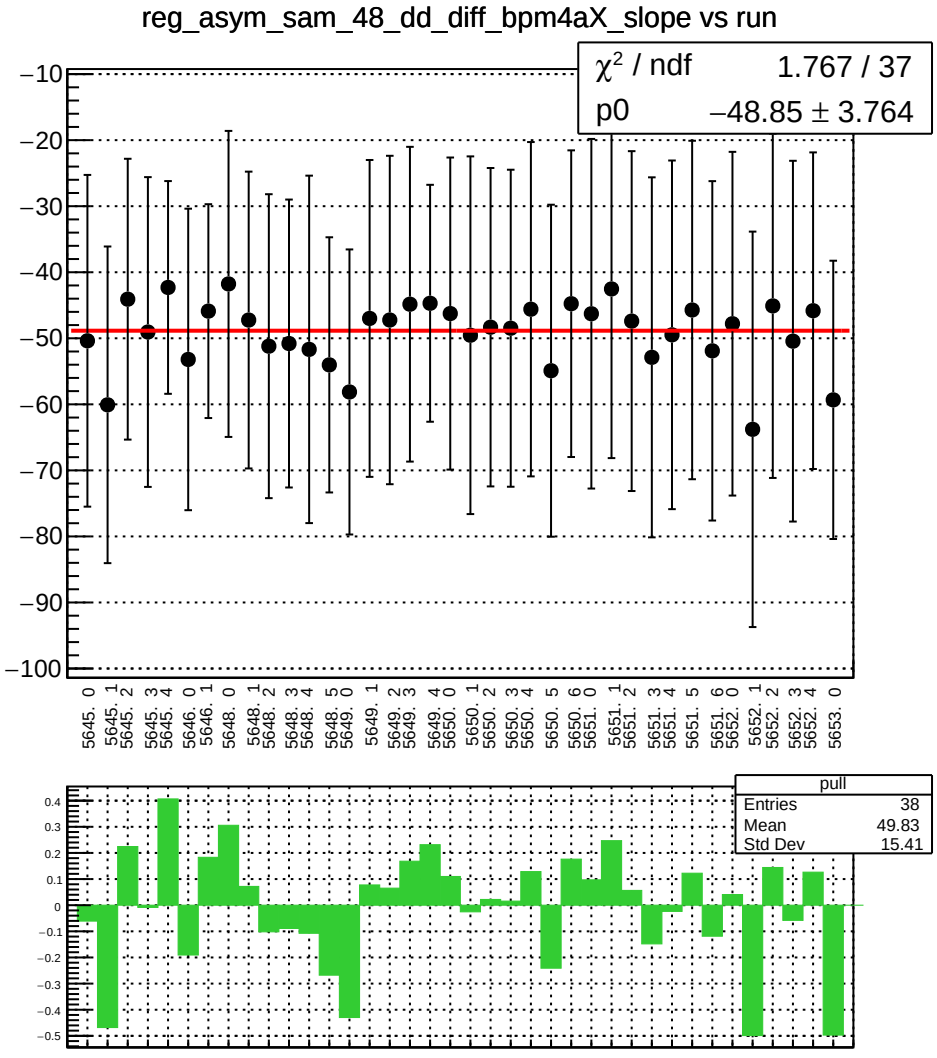
reg_asym_sam_48_dd_diff_bpm4aX_slope vs run
χ² / ndf 1.767 / 37
p0 −48.85 ± 3.764
pull
Entries 38
Mean 49.83
Std Dev 15.41

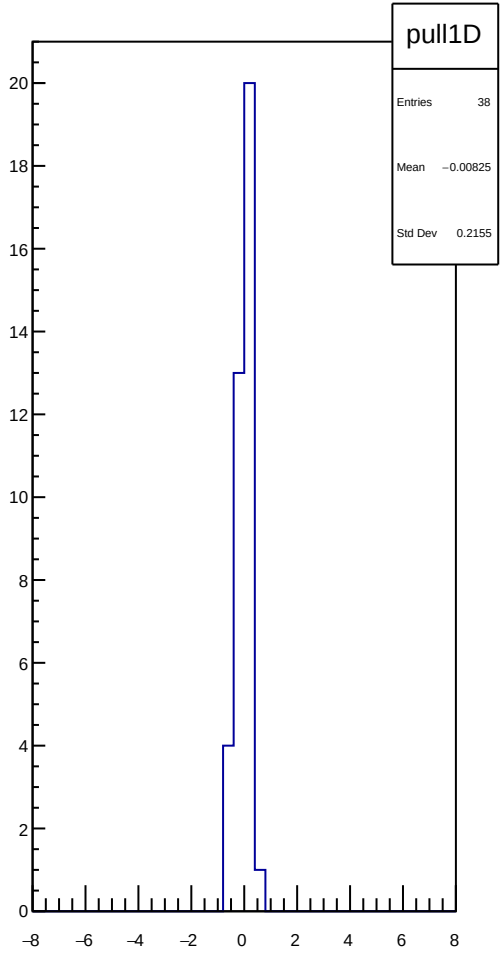
pull1D
Entries 38
Mean −0.00825
Std Dev 0.2155

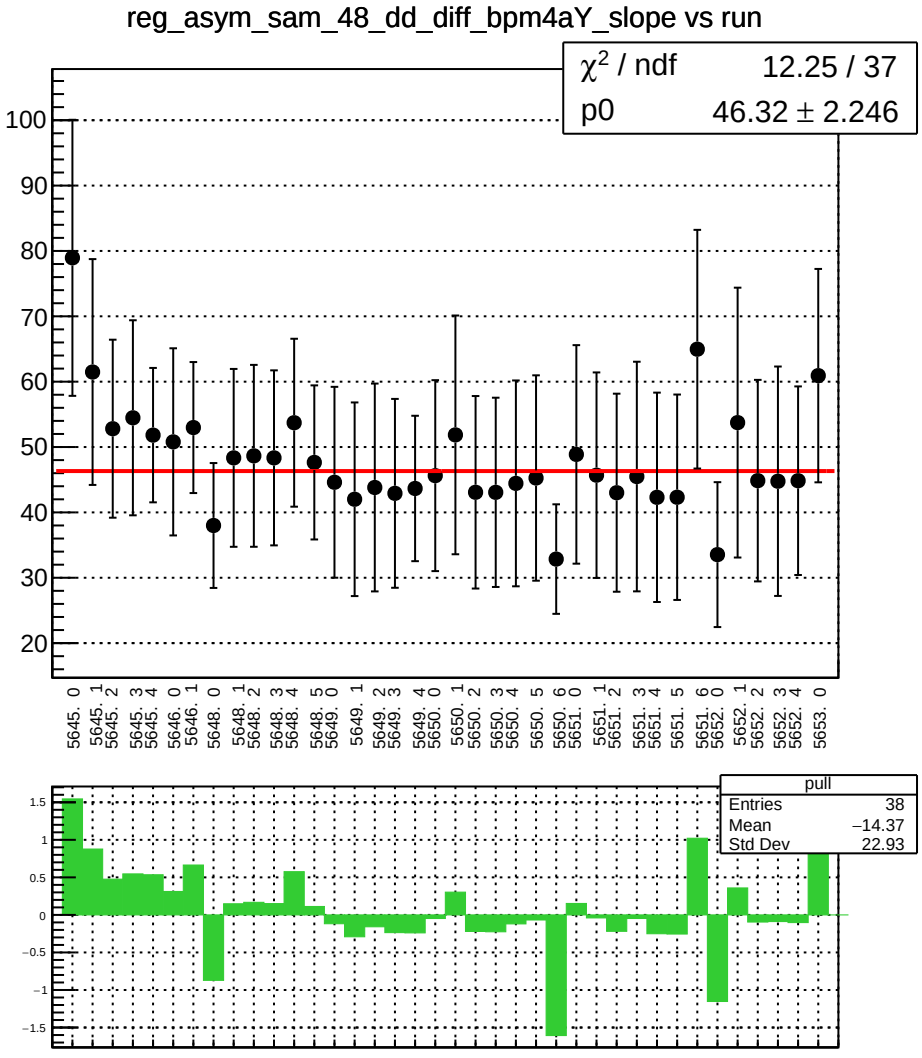
reg_asym_sam_48_dd_diff_bpm4aY_slope vs run
χ2 / ndf 12.25 / 37
p0 46.32 ± 2.246
pull
Entries 38
Mean −14.37
Std Dev 22.93

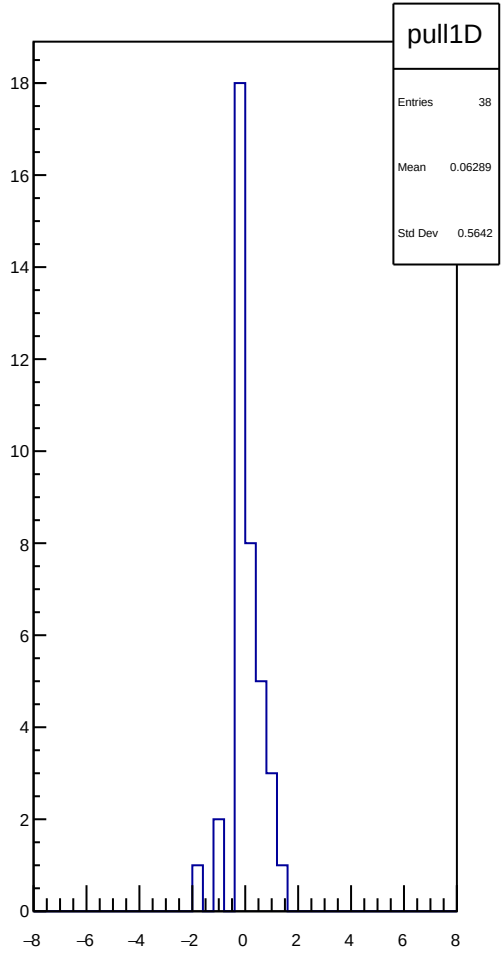
pull1D
Entries 38
Mean 0.06289
Std Dev 0.5642

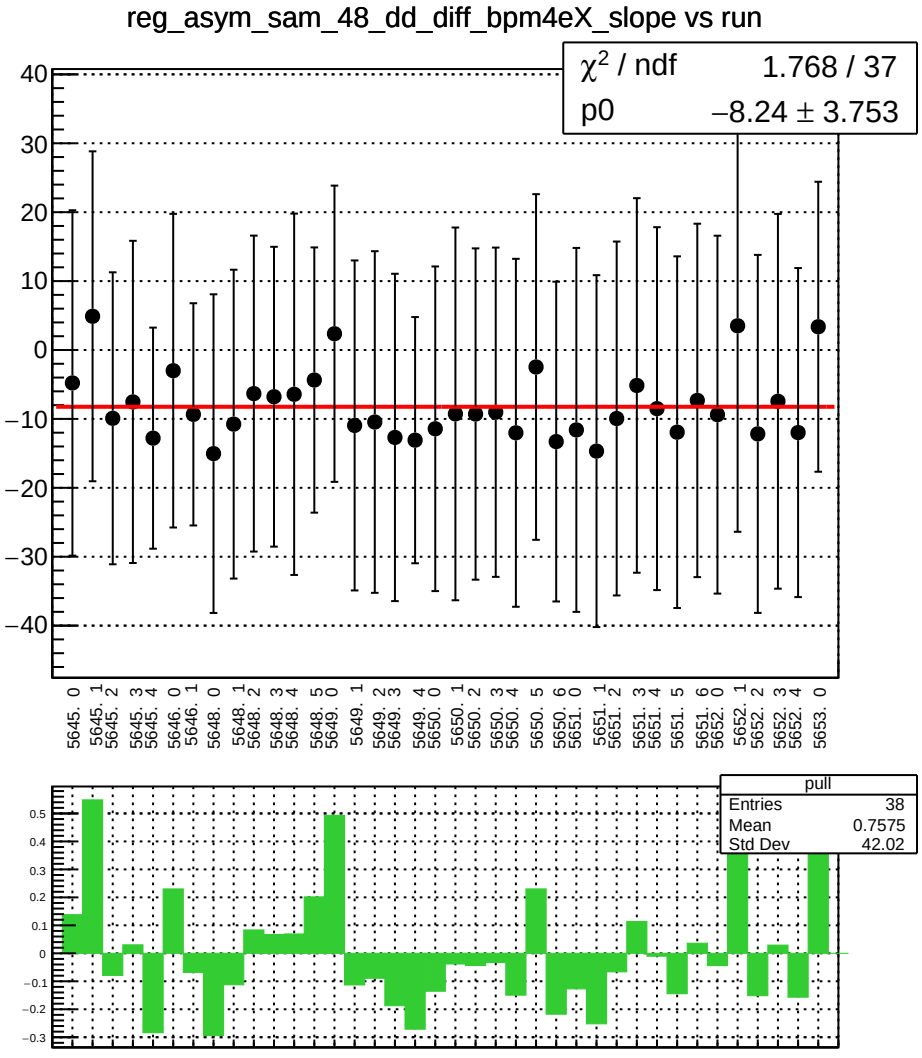
reg_asym_sam_48_dd_diff_bpm4eX_slope vs run
χ² / ndf 1.768 / 37
p0 −8.24 ± 3.753
pull
Entries 38
Mean 0.7575
Std Dev 42.02

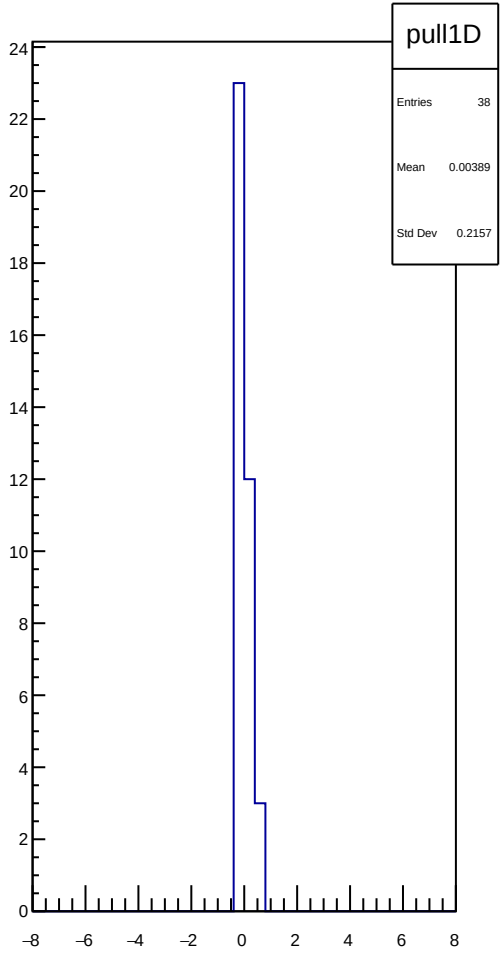
pull1D
Entries 38
Mean 0.00389
Std Dev 0.2157

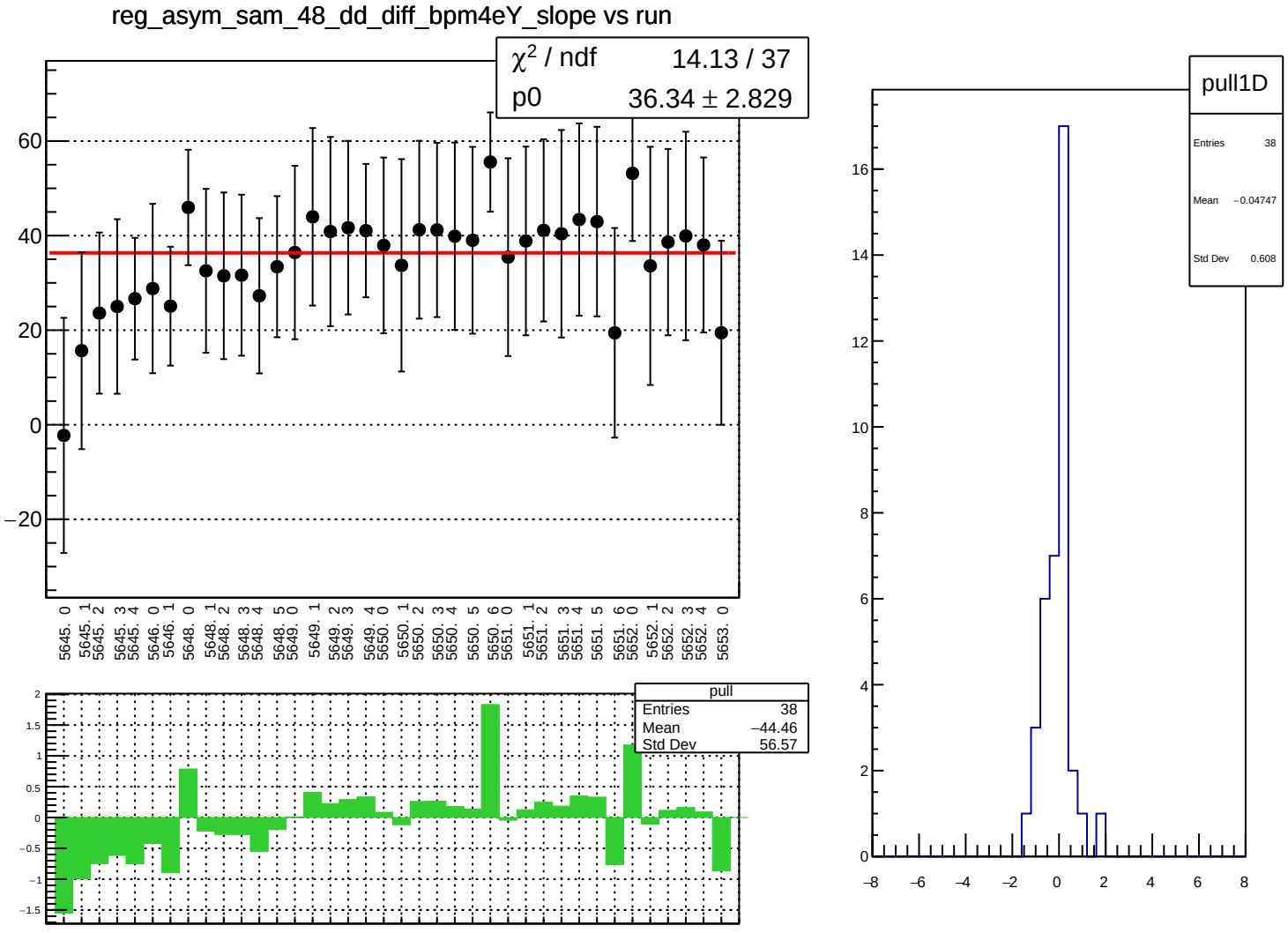
reg_asym_sam_48_dd_diff_bpm4eY_slope vs run
χ² / ndf 14.13 / 37
p0 36.34 ± 2.829
pull
Entries 38
Mean −44.46
Std Dev 56.57
pull1D
Entries 38
Mean −0.04747
Std Dev 0.608

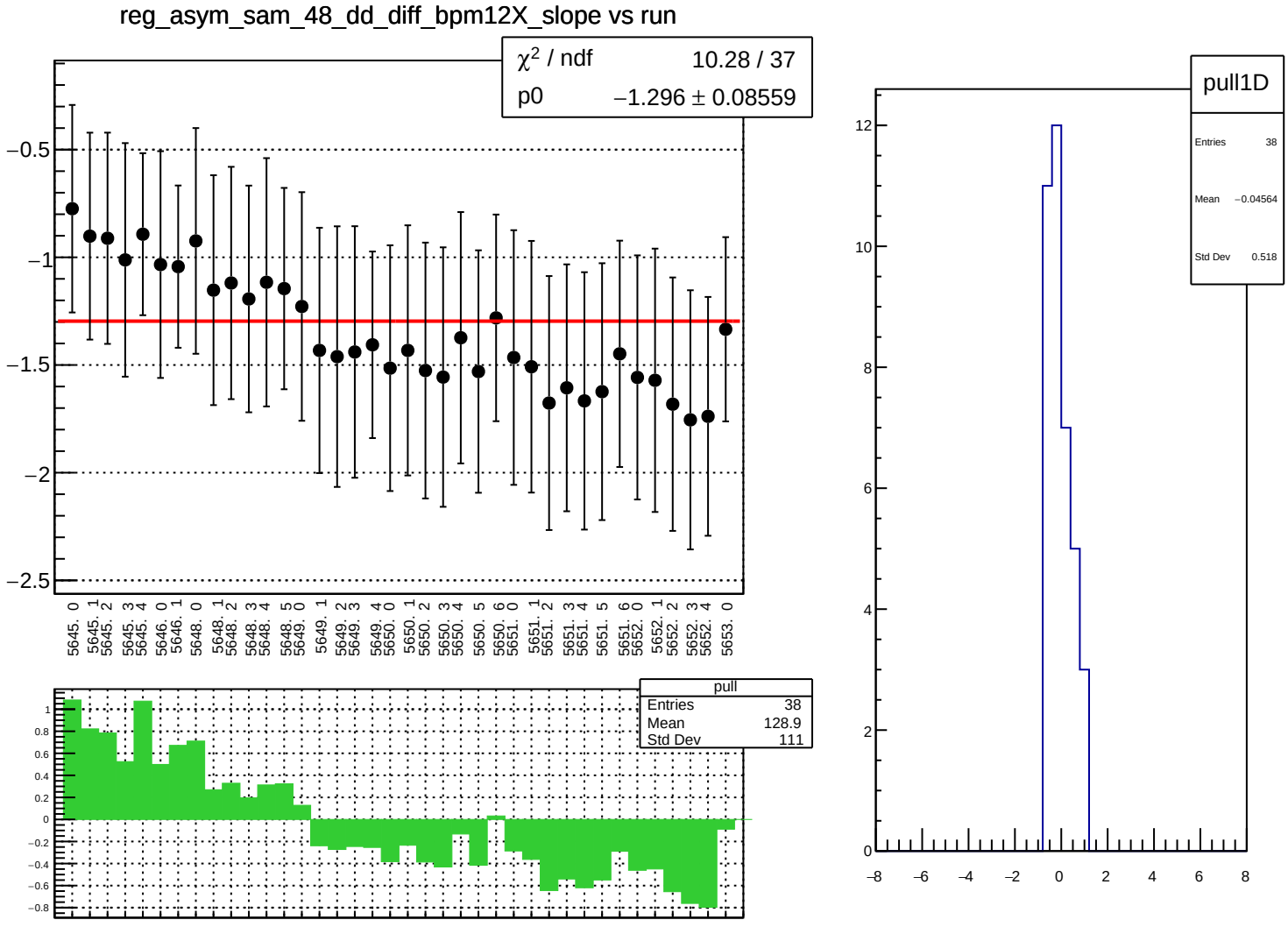
reg_asym_sam_48_dd_diff_bpm12X_slope vs run
χ² / ndf 10.28 / 37
p0 −1.296 ± 0.08559
−0.5
−1
−1.5
−2
−2.5
5645. 0
5645. 1
5645. 2
5645. 3
5645. 4
5646. 0
5646. 1
5648. 0
5648. 1
5648. 2
5648. 3
5648. 4
5648. 5
5649. 0
5649. 1
5649. 2
5649. 3
5649. 4
5650. 0
5650. 1
5650. 2
5650. 3
5650. 4
5650. 5
5650. 6
5651. 0
5651. 1
5651. 2
5651. 3
5651. 4
5651. 5
5651. 6
5652. 0
5652. 1
5652. 2
5652. 3
5652. 4
5653. 0
pull
Entries 38
Mean 128.9
Std Dev 111
pull1D
Entries 38
Mean −0.04564
Std Dev 0.518

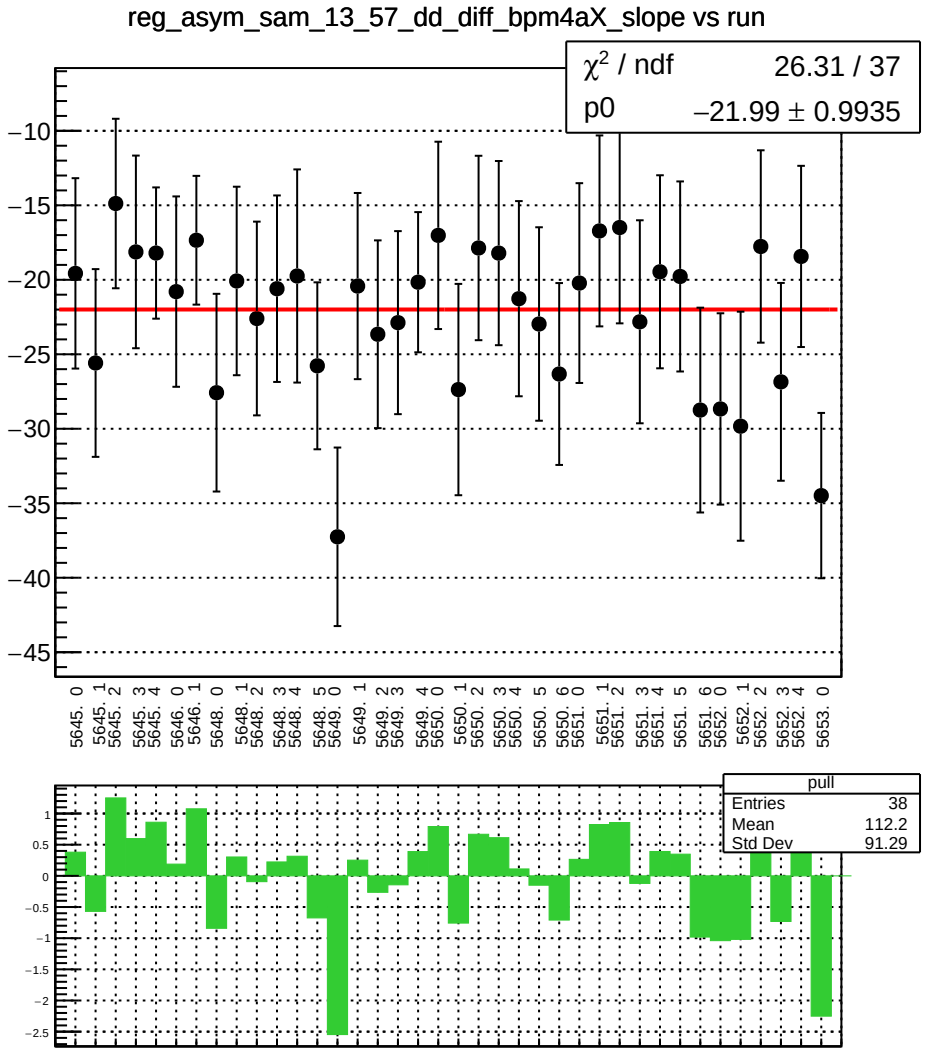
reg_asym_sam_13_57_dd_diff_bpm4aX_slope vs run
χ² / ndf 26.31 / 37
p0 −21.99 ± 0.9935
−10
−15
−20
−25
−30
−35
−40
−45
5645. 0
5645. 1
5645. 2
5645. 3
5645. 4
5646. 0
5646. 1
5648. 0
5648. 1
5648. 2
5648. 3
5648. 4
5648. 5
5649. 0
5649. 1
5649. 2
5649. 3
5649. 4
5650. 0
5650. 1
5650. 2
5650. 3
5650. 4
5650. 5
5650. 6
5651. 0
5651. 1
5651. 2
5651. 3
5651. 4
5651. 5
5651. 6
5652. 0
5652. 1
5652. 2
5652. 3
5652. 4
5653. 0
pull
Entries 38
Mean 112.2
Std Dev 91.29
1
0.5
0
−0.5
−1
−1.5
−2
−2.5

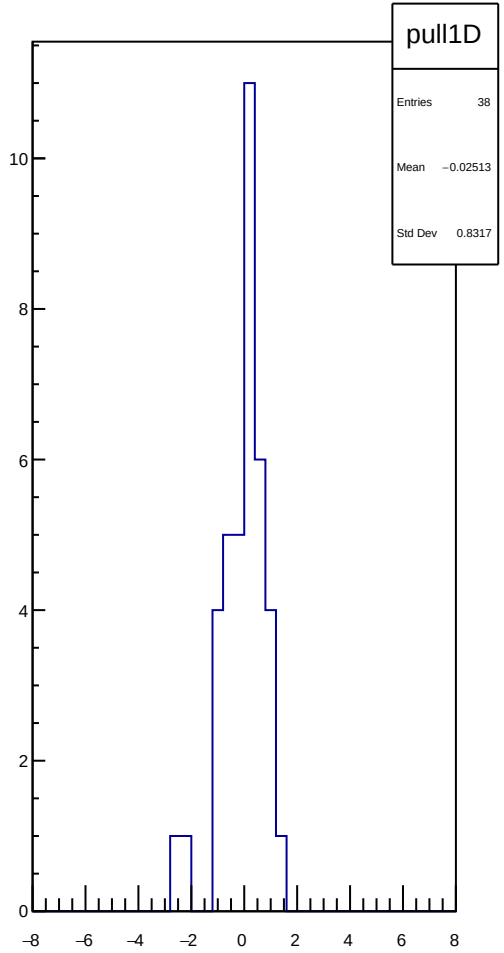
pull1D
Entries 38
Mean −0.02513
Std Dev 0.8317
10
8
6
4
2
0
−8
−6
−4
−2
0
2
4
6
8

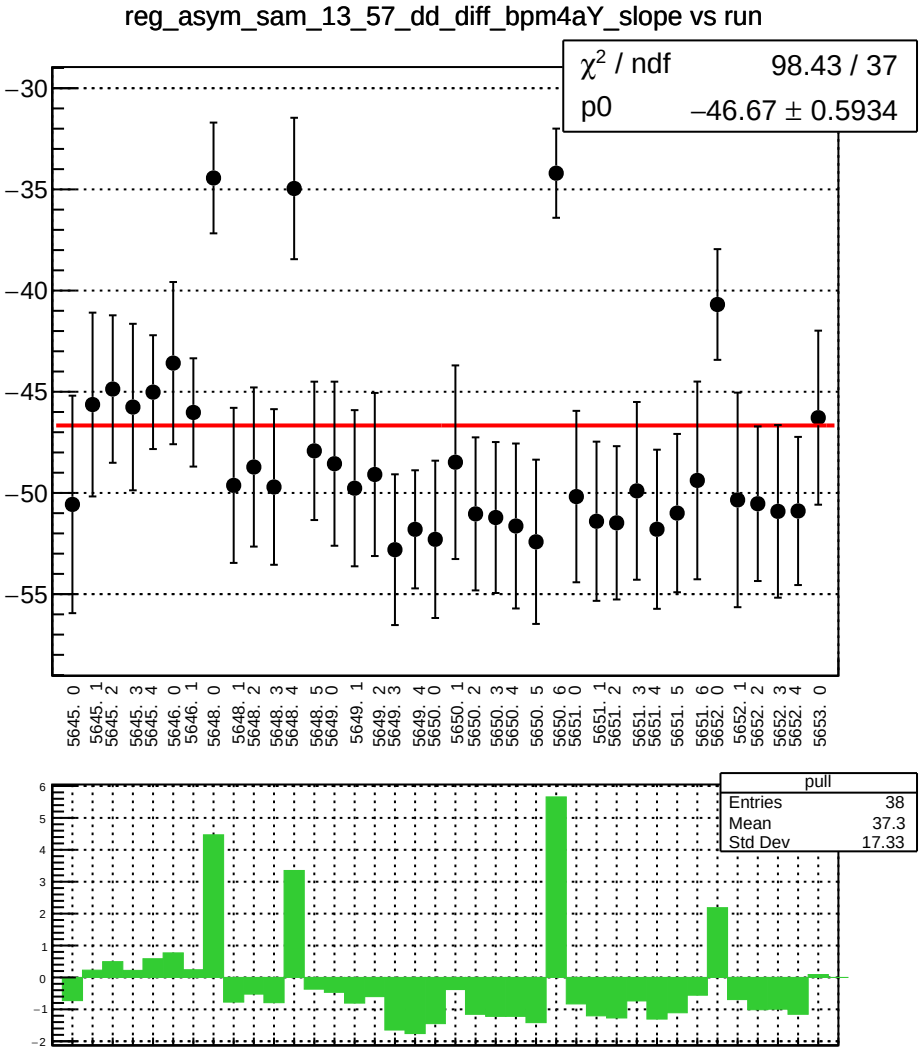
reg_asym_sam_13_57_dd_diff_bpm4aY_slope vs run
χ² / ndf 98.43 / 37
p0 −46.67 ± 0.5934
pull
Entries 38
Mean 37.3
Std Dev 17.33

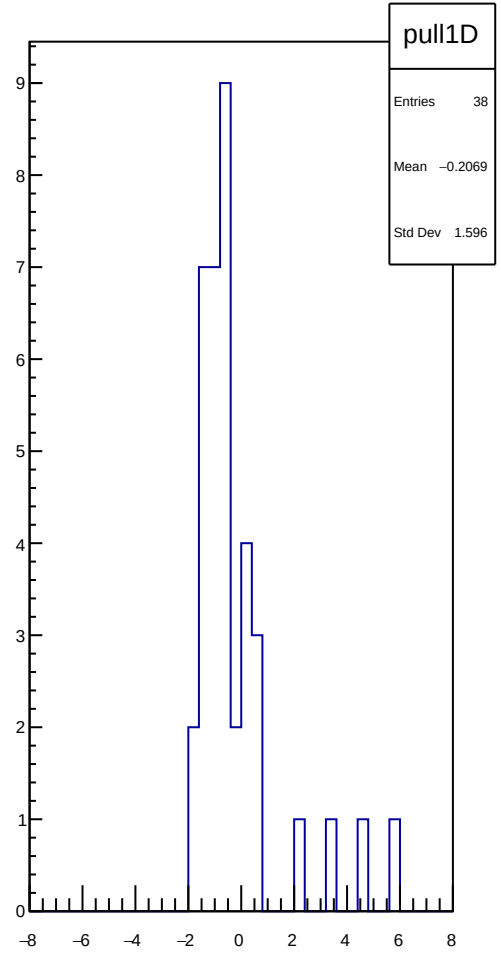
pull1D
Entries 38
Mean −0.2069
Std Dev 1.596

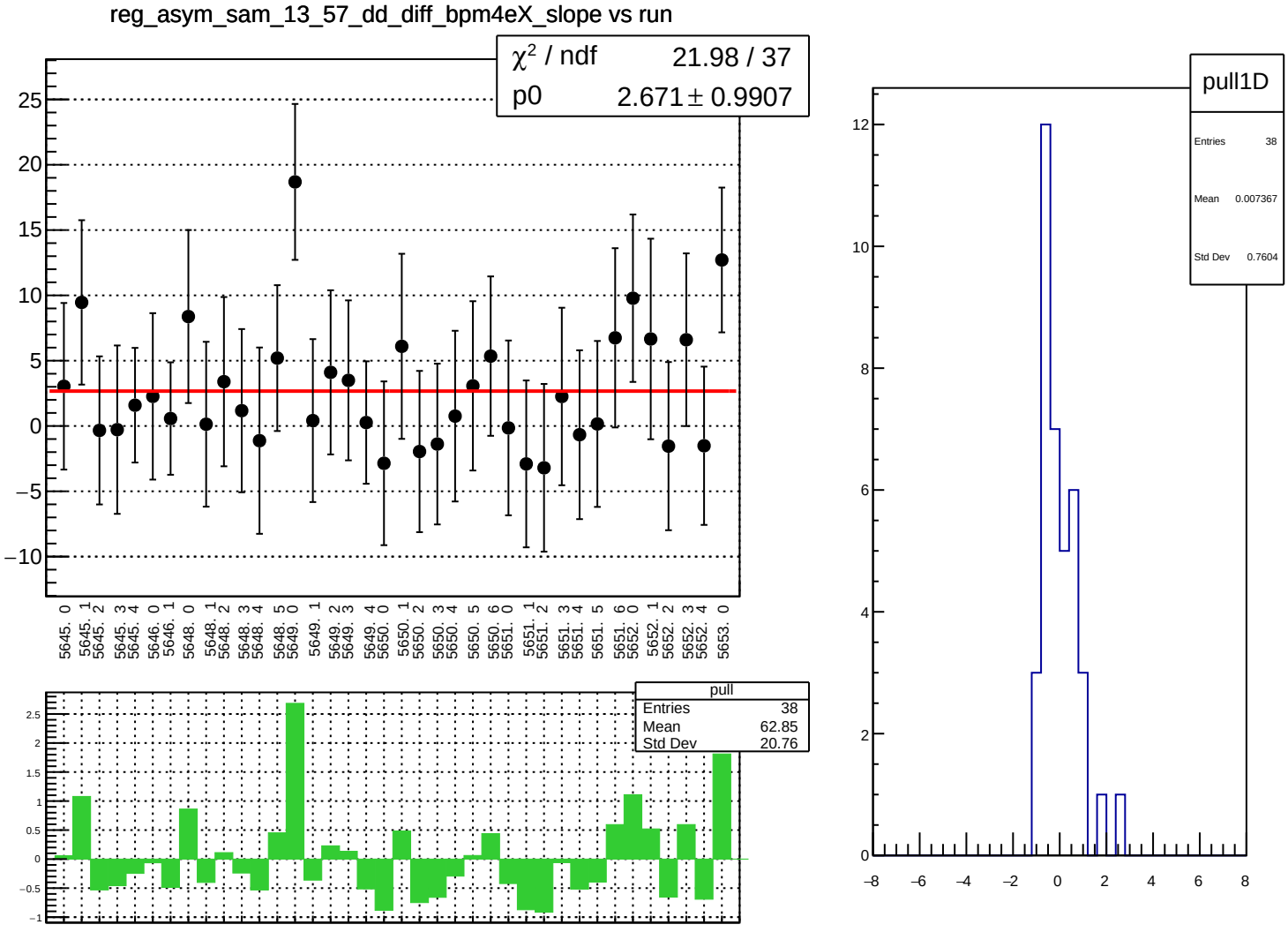
reg_asym_sam_13_57_dd_diff_bpm4eX_slope vs run
χ² / ndf 21.98 / 37
p0 2.671 ± 0.9907
pull
Entries 38
Mean 62.85
Std Dev 20.76
pull1D
Entries 38
Mean 0.007367
Std Dev 0.7604

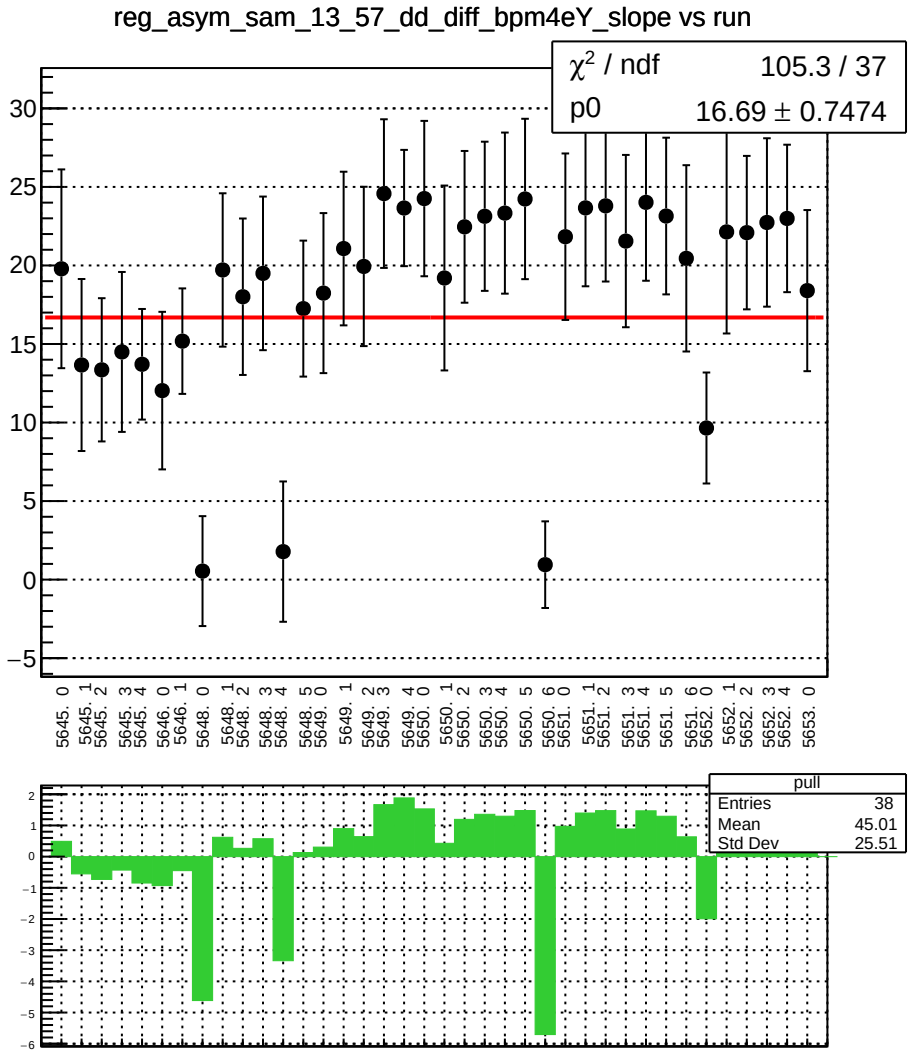
reg_asym_sam_13_57_dd_diff_bpm4eY_slope vs run
χ² / ndf 105.3 / 37
p0 16.69 ± 0.7474
pull
Entries 38
Mean 45.01
Std Dev 25.51

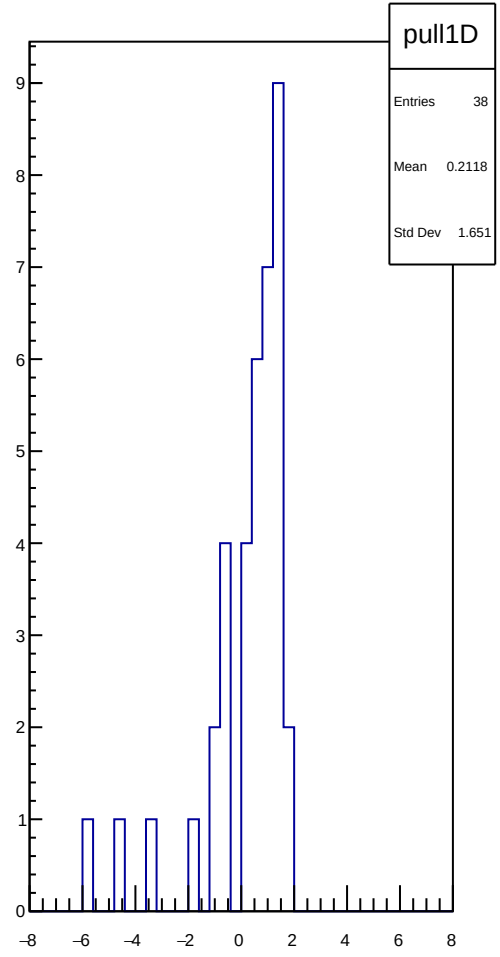
pull1D
Entries 38
Mean 0.2118
Std Dev 1.651

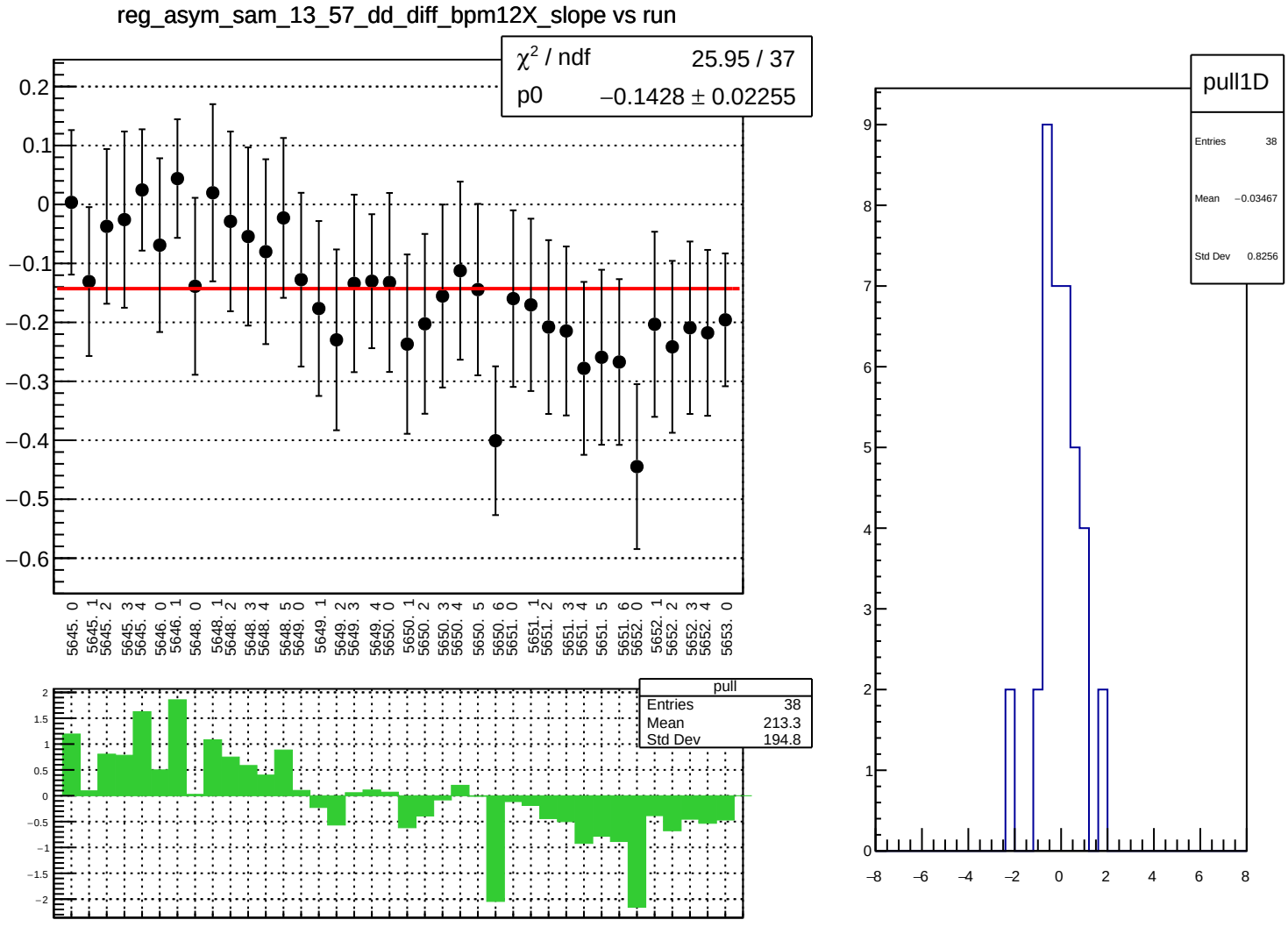
reg_asym_sam_13_57_dd_diff_bpm12X_slope vs run
χ² / ndf 25.95 / 37
p0 −0.1428 ± 0.02255
pull
Entries 38
Mean 213.3
Std Dev 194.8
pull1D
Entries 38
Mean −0.03467
Std Dev 0.8256

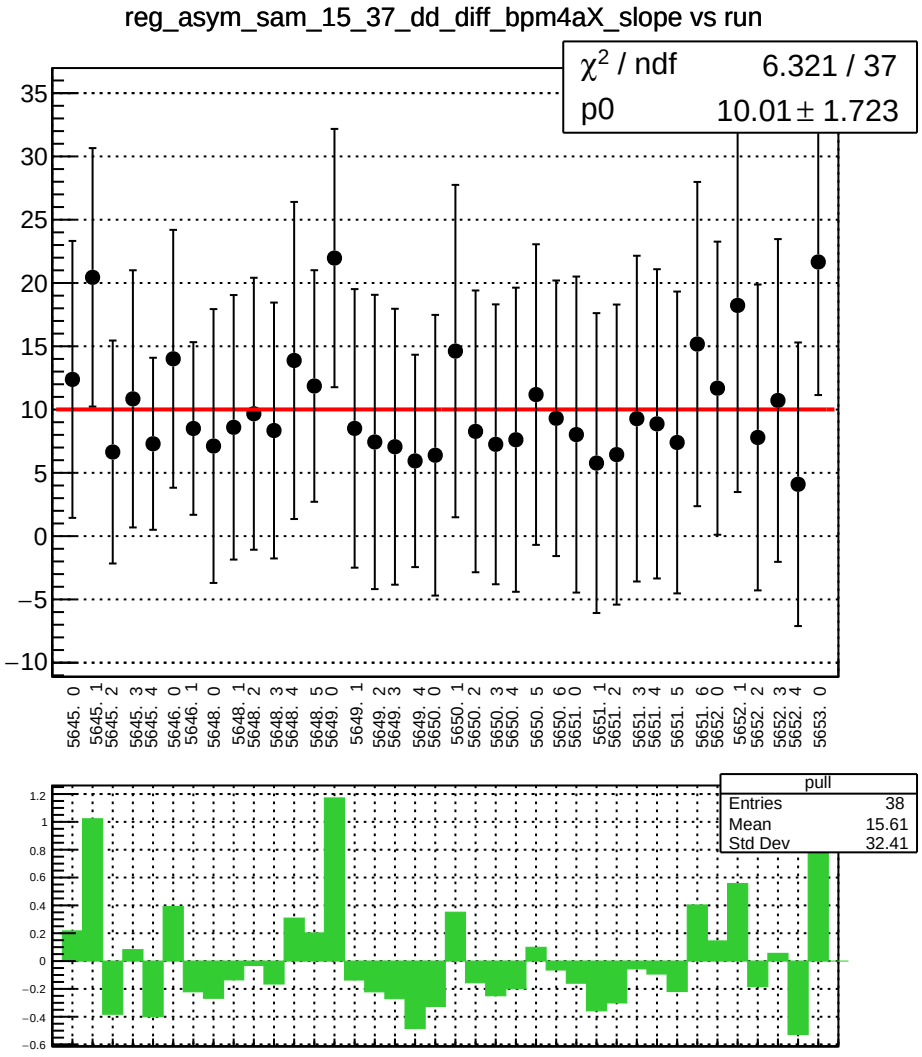
reg_asym_sam_15_37_dd_diff_bpm4aX_slope vs run
χ² / ndf 6.321 / 37
p0 10.01 ± 1.723
pull
Entries 38
Mean 15.61
Std Dev 32.41

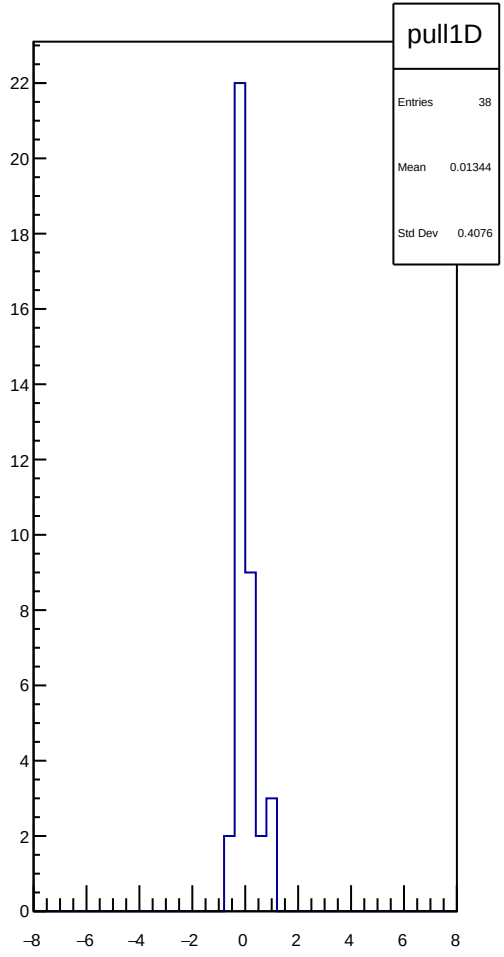
pull1D
Entries 38
Mean 0.01344
Std Dev 0.4076

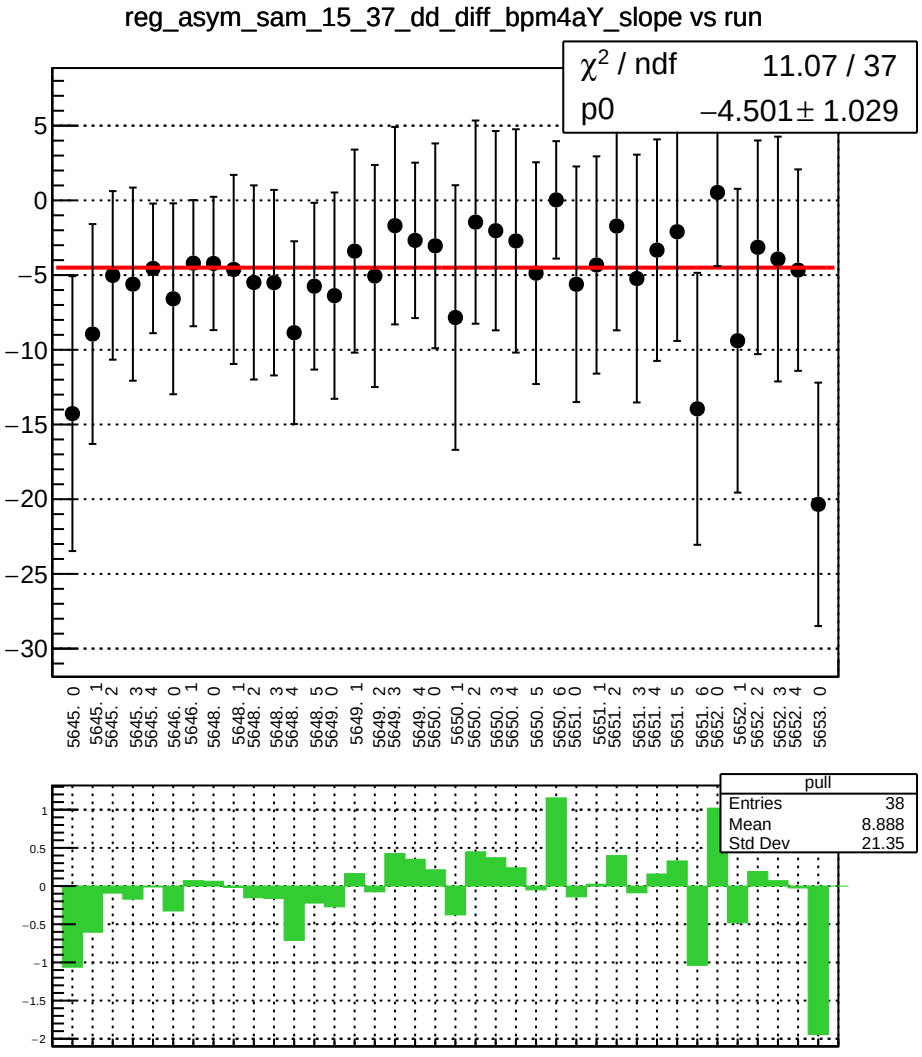
reg_asym_sam_15_37_dd_diff_bpm4aY_slope vs run
χ2 / ndf 11.07 / 37
p0 −4.501 ± 1.029
pull
Entries 38
Mean 8.888
Std Dev 21.35

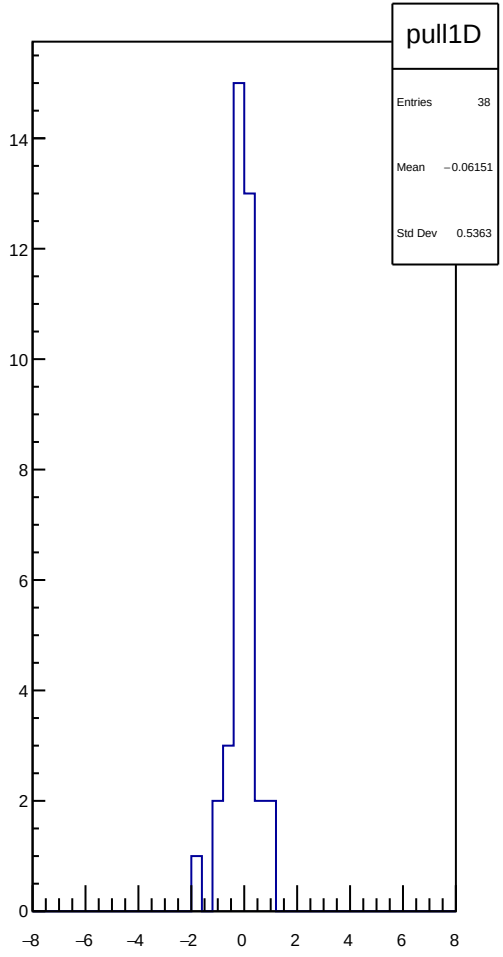
pull1D
Entries 38
Mean −0.06151
Std Dev 0.5363

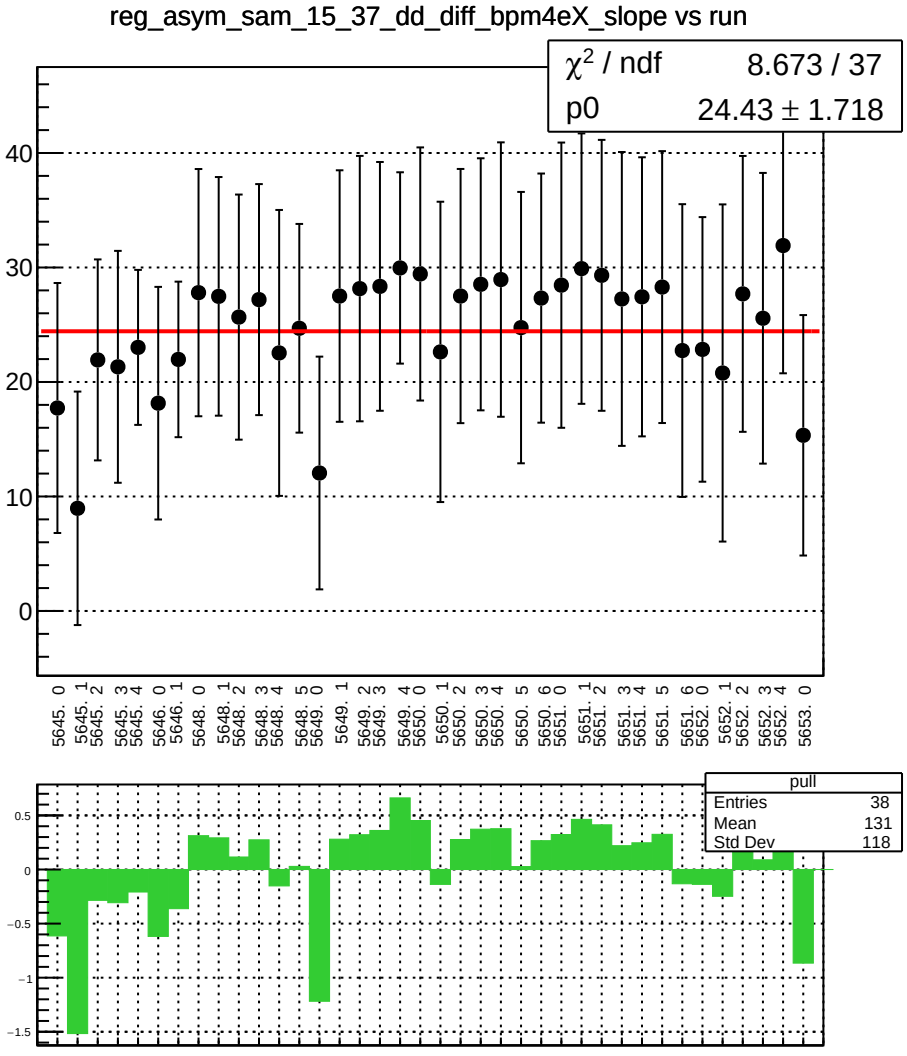
reg_asym_sam_15_37_dd_diff_bpm4eX_slope vs run
χ2 / ndf 8.673 / 37
p0 24.43 ± 1.718
pull
Entries 38
Mean 131
Std Dev 118

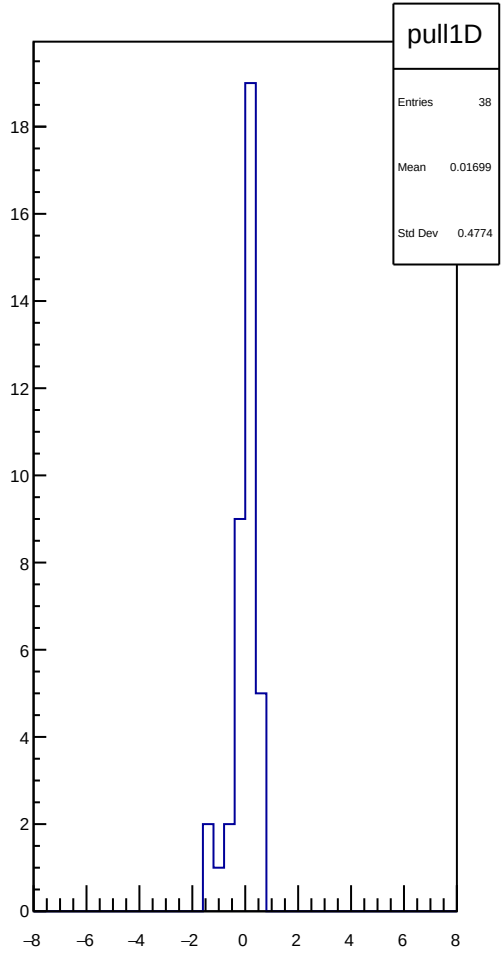
pull1D
Entries 38
Mean 0.01699
Std Dev 0.4774

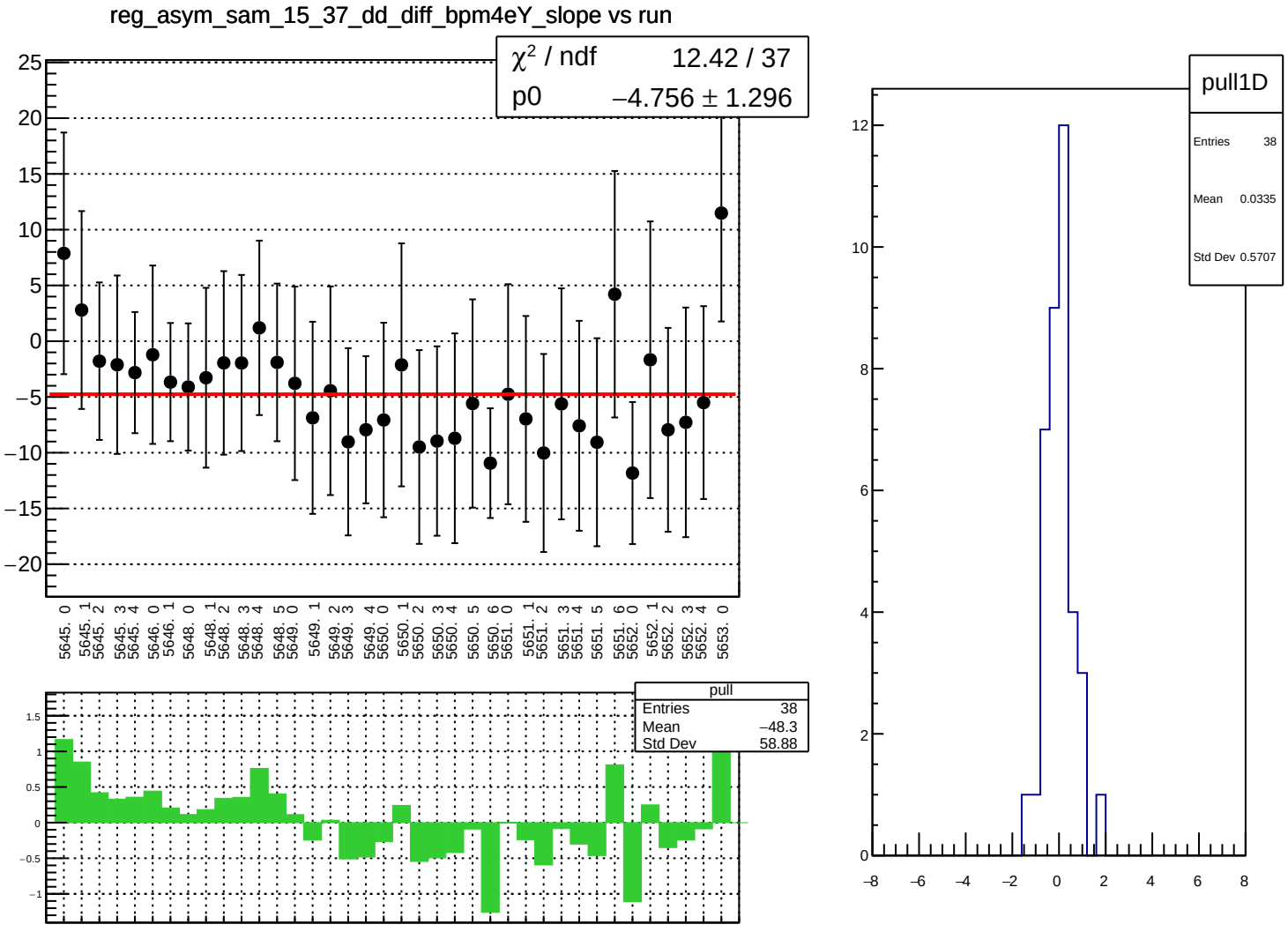
reg_asym_sam_15_37_dd_diff_bpm4eY_slope vs run
χ² / ndf 12.42 / 37
p0 −4.756 ± 1.296
pull
Entries 38
Mean −48.3
Std Dev 58.88
pull1D
Entries 38
Mean 0.0335
Std Dev 0.5707

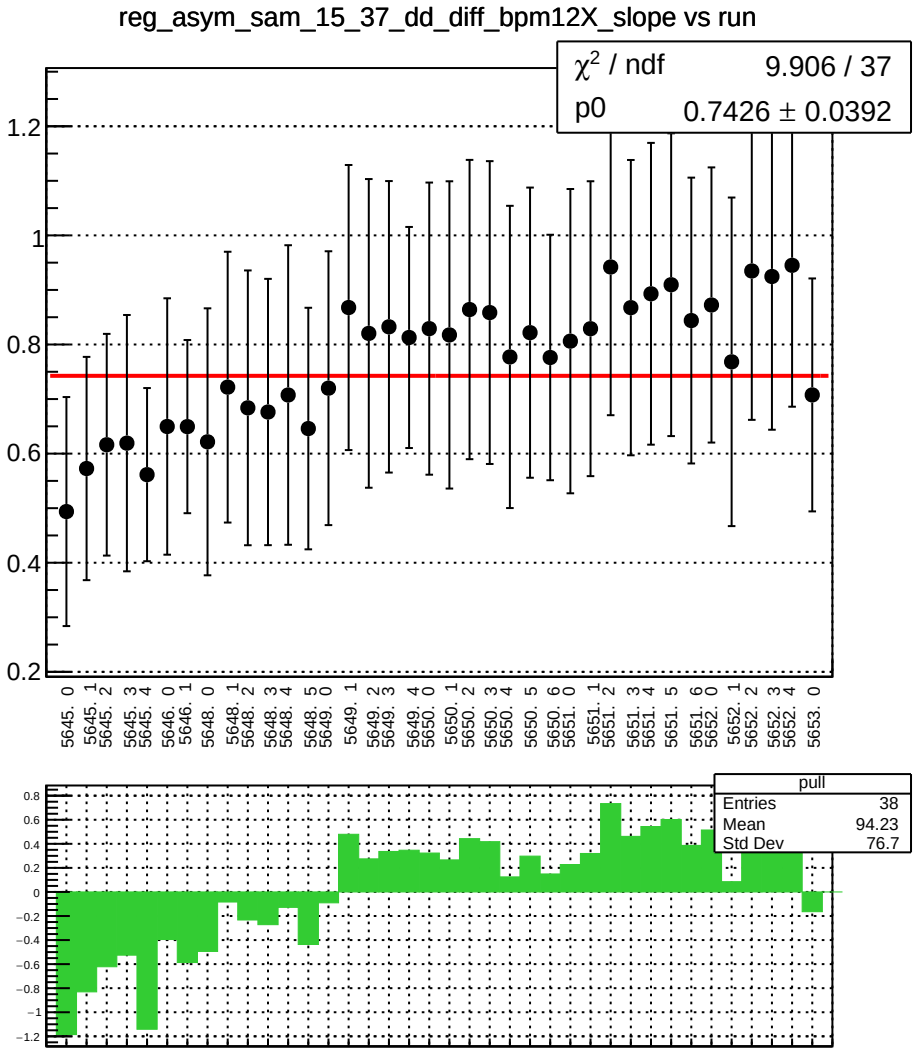
reg_asym_sam_15_37_dd_diff_bpm12X_slope vs run
χ² / ndf 9.906 / 37
p0 0.7426 ± 0.0392
pull
Entries 38
Mean 94.23
Std Dev 76.7

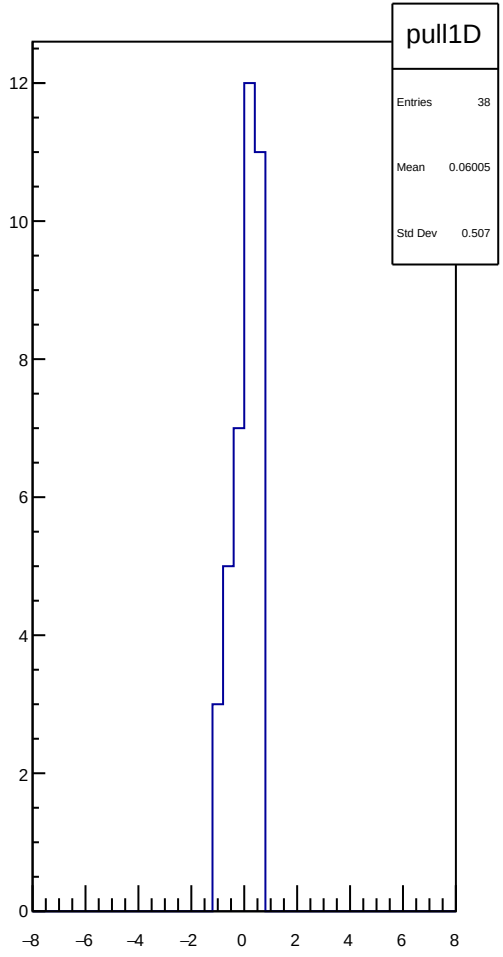
pull1D
Entries 38
Mean 0.06005
Std Dev 0.507

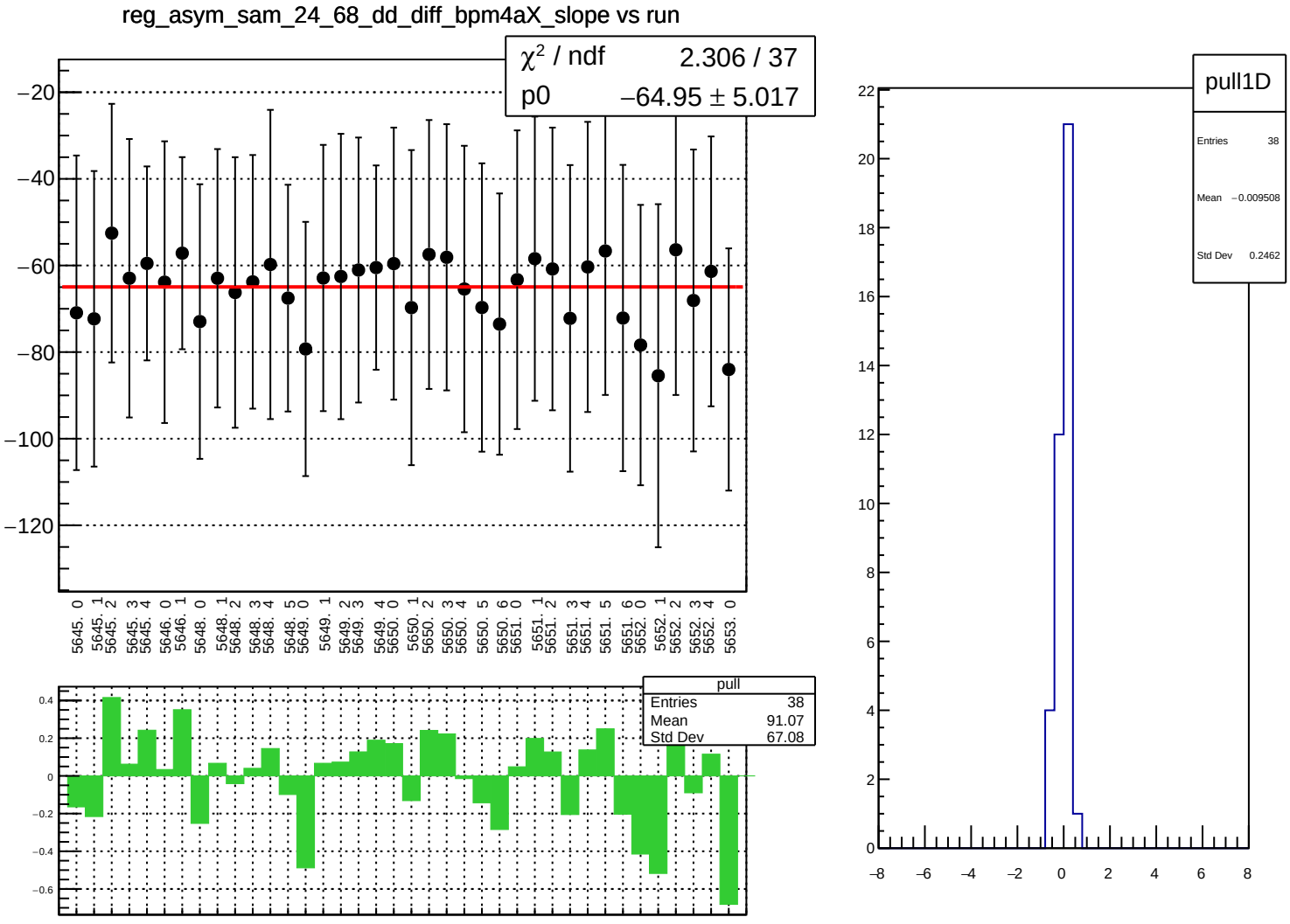
reg_asym_sam_24_68_dd_diff_bpm4aX_slope vs run
χ² / ndf 2.306 / 37
p0 −64.95 ± 5.017
pull
Entries 38
Mean 91.07
Std Dev 67.08
pull1D
Entries 38
Mean −0.009508
Std Dev 0.2462

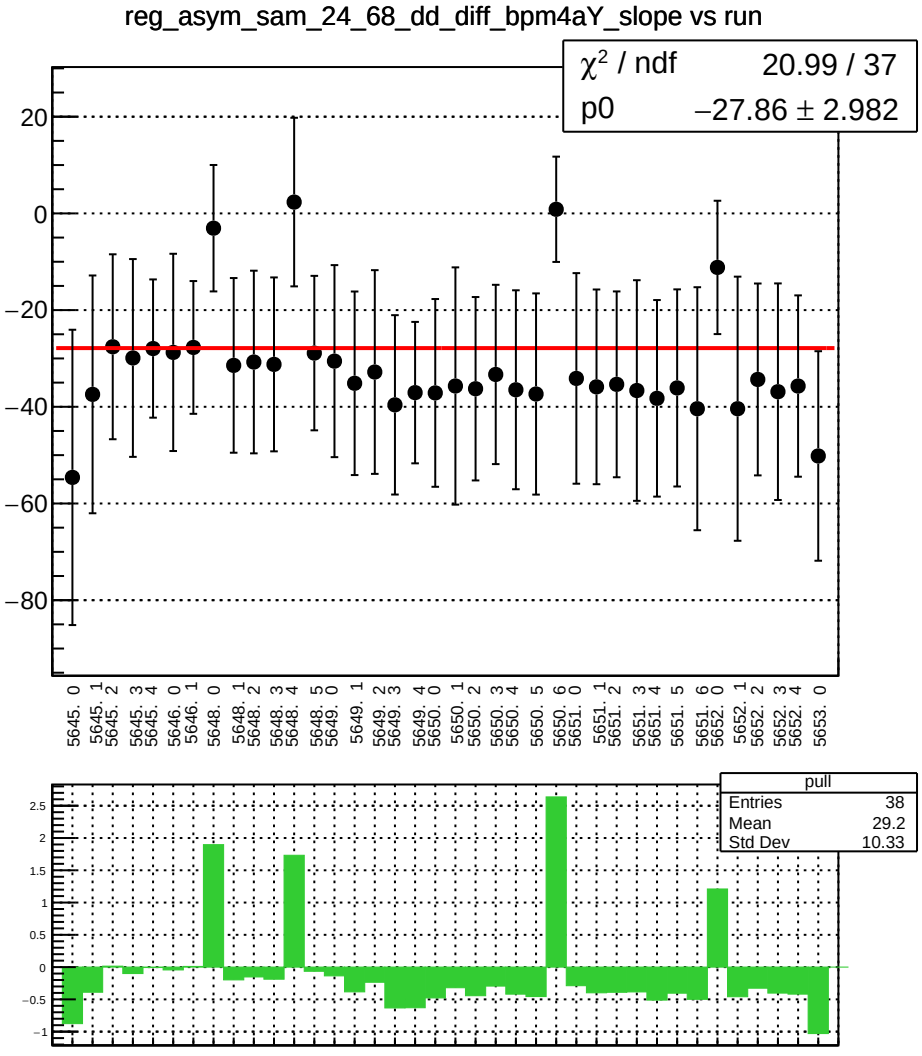
reg_asym_sam_24_68_dd_diff_bpm4aY_slope vs run
χ² / ndf 20.99 / 37
p0 −27.86 ± 2.982
20
0
−20
−40
−60
−80
5645. 0
5645. 1
5645. 2
5645. 3
5645. 4
5646. 0
5646. 1
5648. 0
5648. 1
5648. 2
5648. 3
5648. 4
5648. 5
5649. 0
5649. 1
5649. 2
5649. 3
5649. 4
5650. 0
5650. 1
5650. 2
5650. 3
5650. 4
5650. 5
5650. 6
5651. 0
5651. 1
5651. 2
5651. 3
5651. 4
5651. 5
5651. 6
5652. 0
5652. 1
5652. 2
5652. 3
5652. 4
5653. 0
pull
Entries 38
Mean 29.2
Std Dev 10.33
2.5
2
1.5
1
0.5
0
−0.5
−1

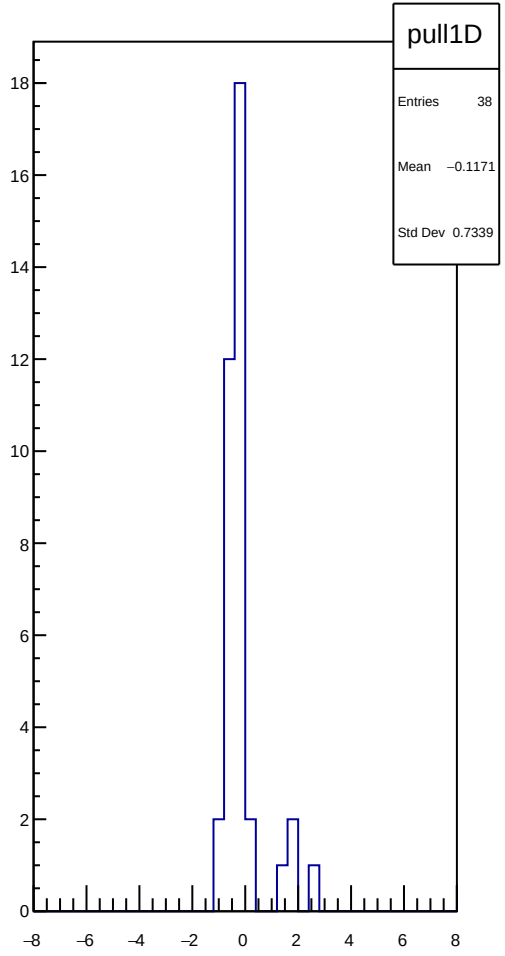
pull1D
Entries 38
Mean −0.1171
Std Dev 0.7339
18
16
14
12
10
8
6
4
2
0
−8
−6
−4
−2
0
2
4
6
8

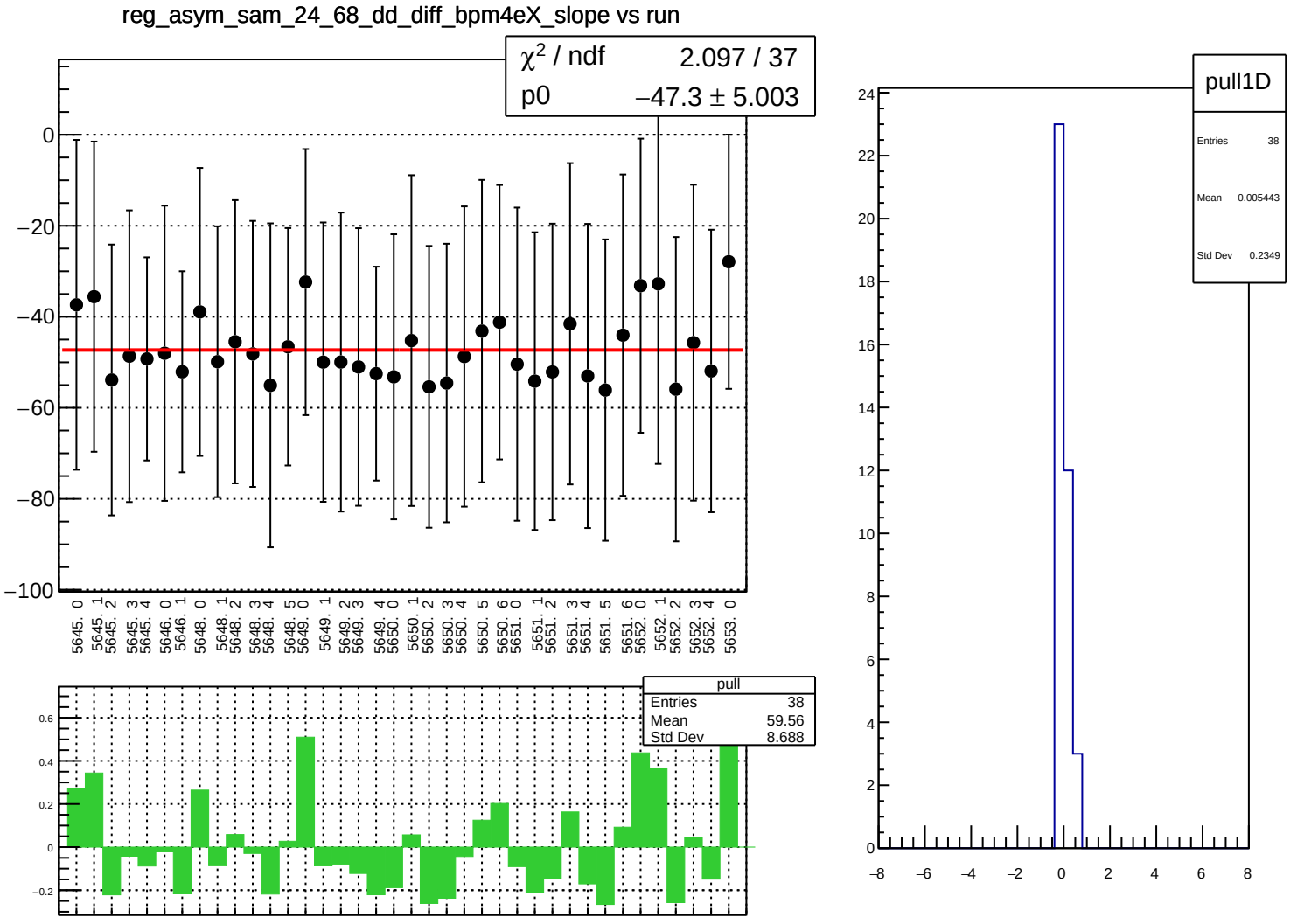
reg_asym_sam_24_68_dd_diff_bpm4eX_slope vs run
χ² / ndf 2.097 / 37
p0 −47.3 ± 5.003
pull
Entries 38
Mean 59.56
Std Dev 8.688
pull1D
Entries 38
Mean 0.005443
Std Dev 0.2349

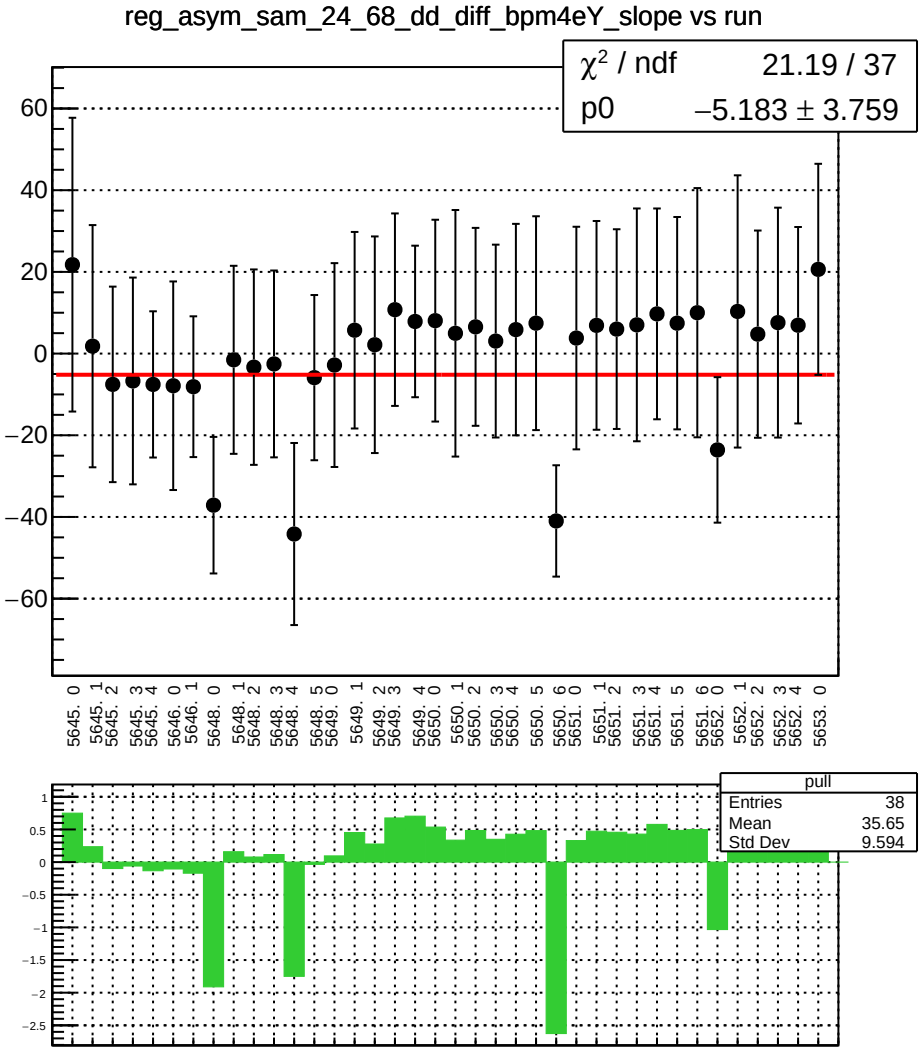
reg_asym_sam_24_68_dd_diff_bpm4eY_slope vs run
χ² / ndf 21.19 / 37
p0 −5.183 ± 3.759
pull
Entries 38
Mean 35.65
Std Dev 9.594

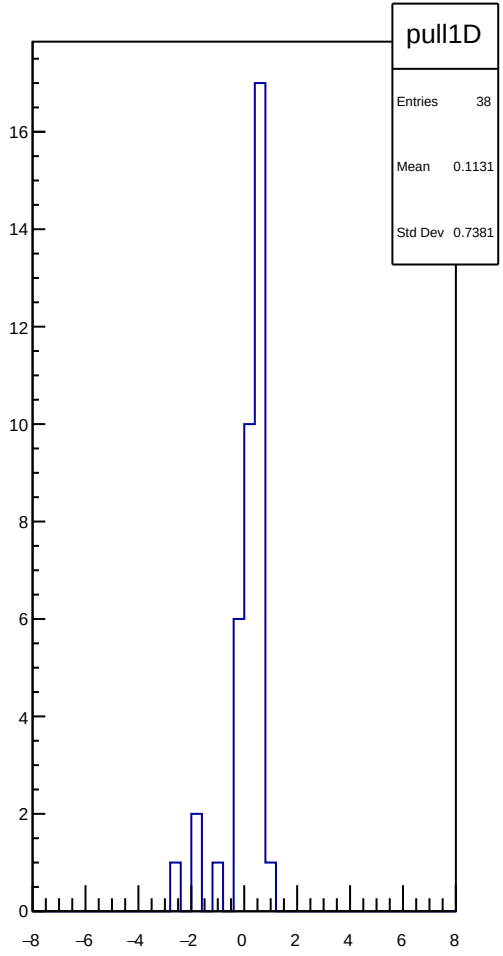
pull1D
Entries 38
Mean 0.1131
Std Dev 0.7381

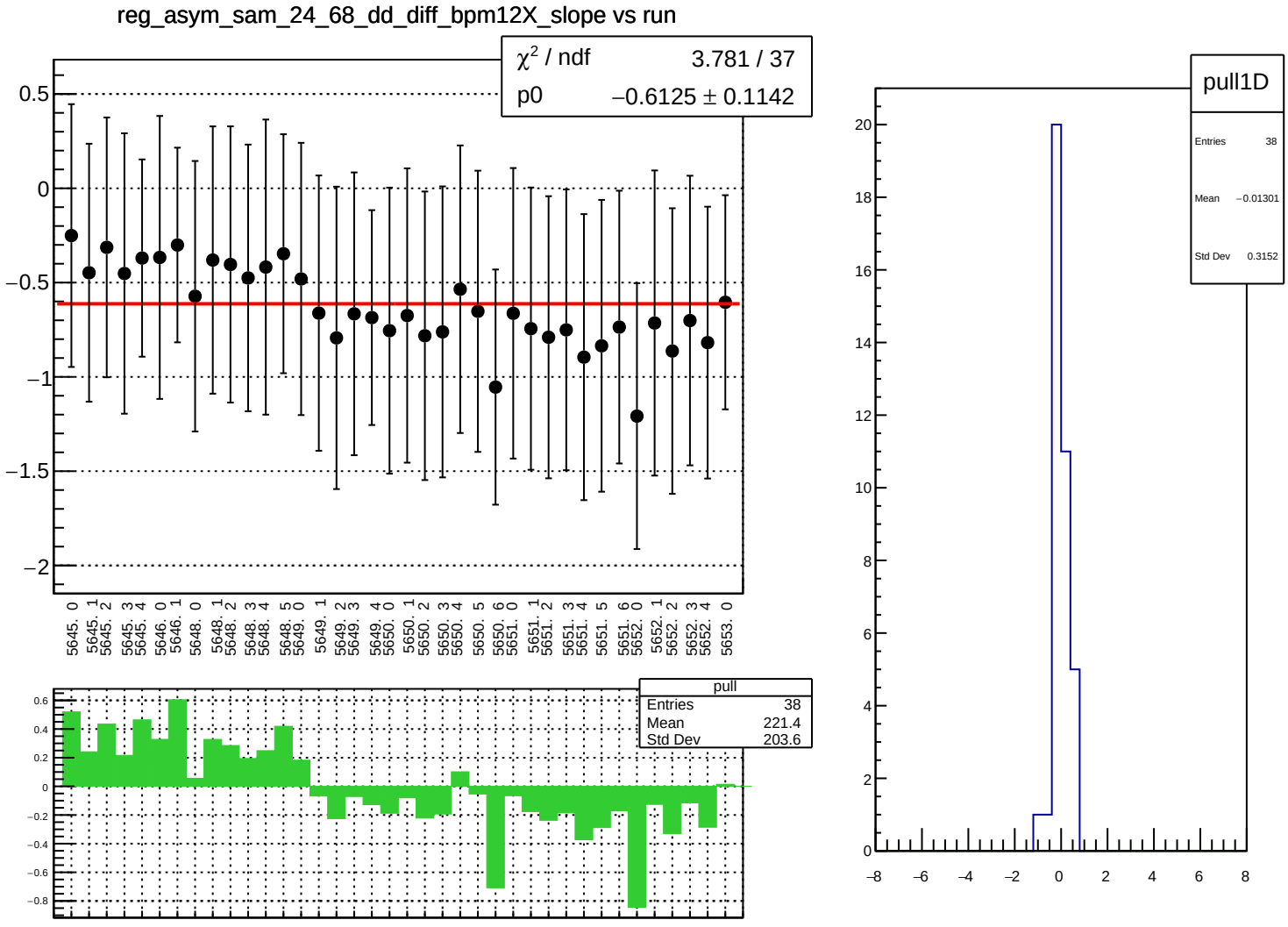
reg_asym_sam_24_68_dd_diff_bpm12X_slope vs run
χ² / ndf 3.781 / 37
p0 −0.6125 ± 0.1142
pull
Entries 38
Mean 221.4
Std Dev 203.6
pull1D
Entries 38
Mean −0.01301
Std Dev 0.3152

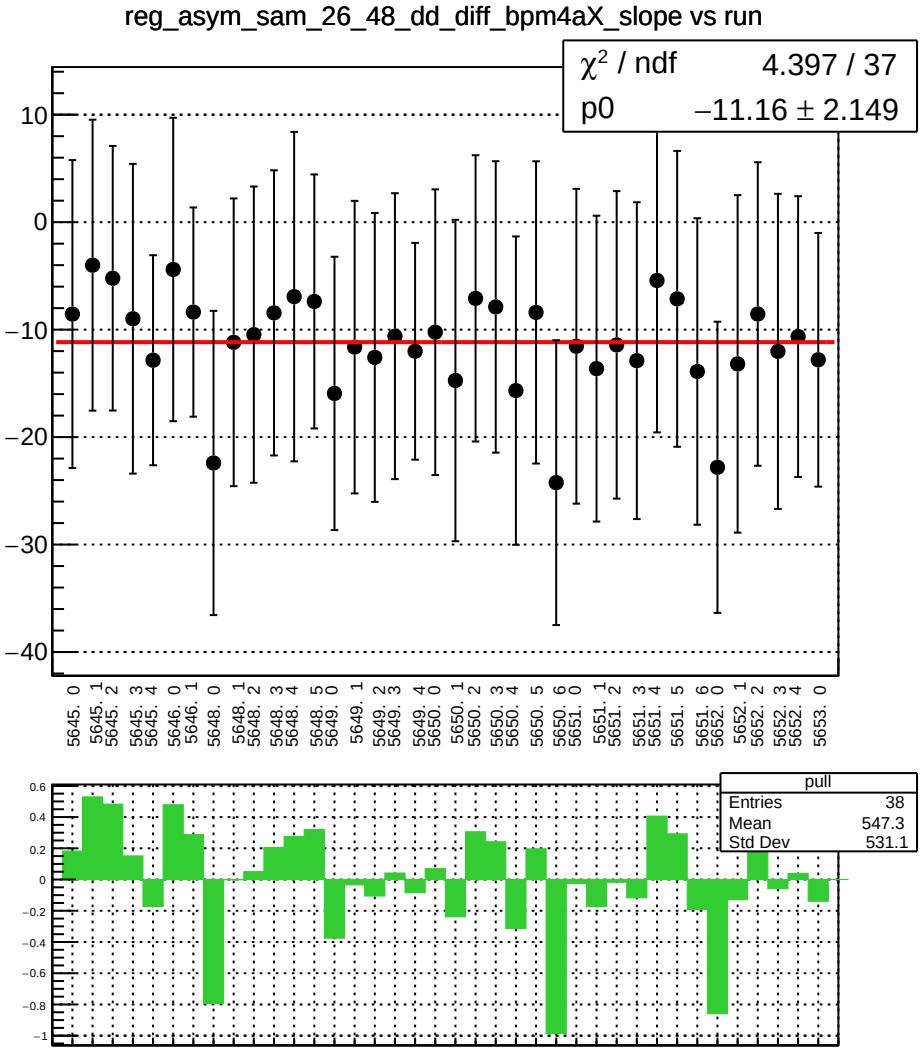
reg_asym_sam_26_48_dd_diff_bpm4aX_slope vs run
χ² / ndf 4.397 / 37
p0 −11.16 ± 2.149
pull
Entries 38
Mean 547.3
Std Dev 531.1

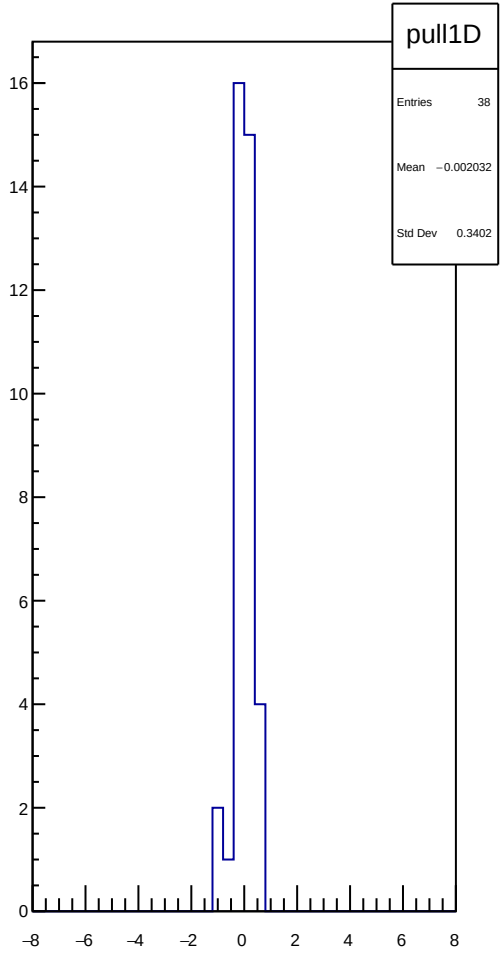
pull1D
Entries 38
Mean −0.002032
Std Dev 0.3402

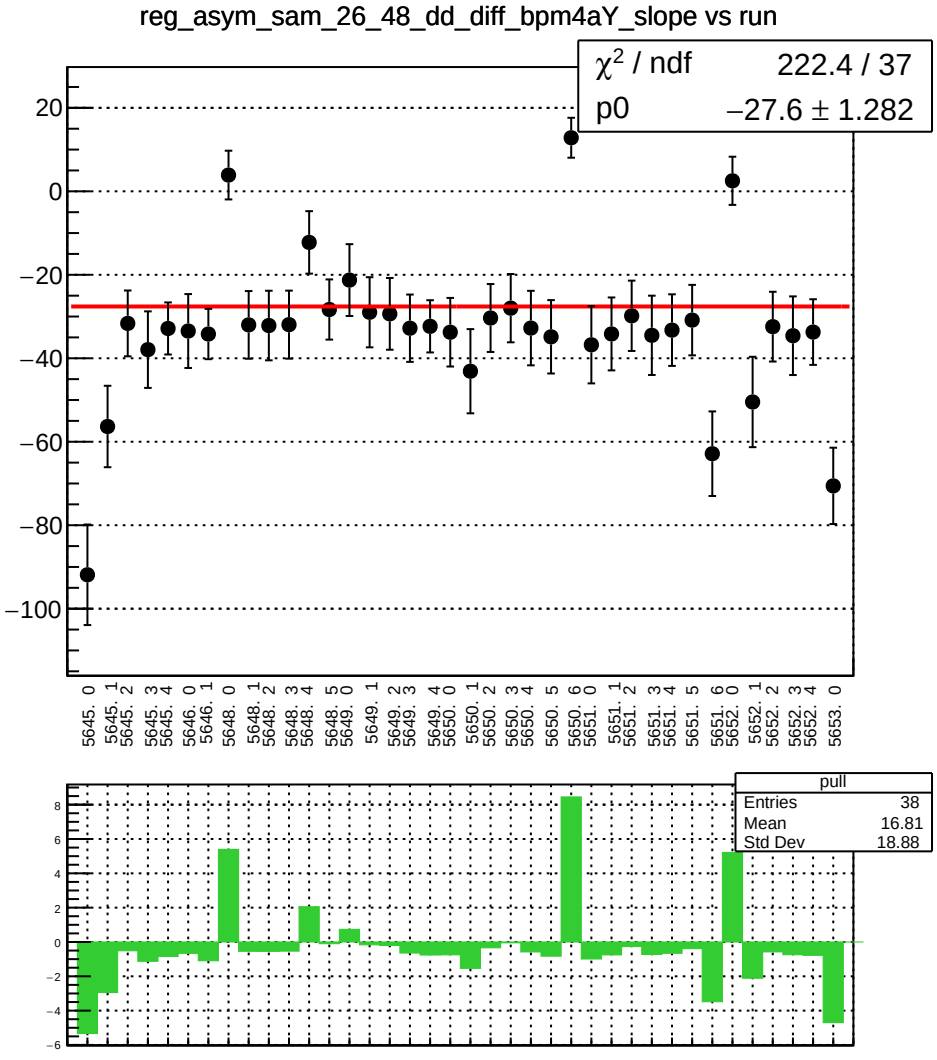
reg_asym_sam_26_48_dd_diff_bpm4aY_slope vs run
χ² / ndf 222.4 / 37
p0 −27.6 ± 1.282
pull
Entries 38
Mean 16.81
Std Dev 18.88

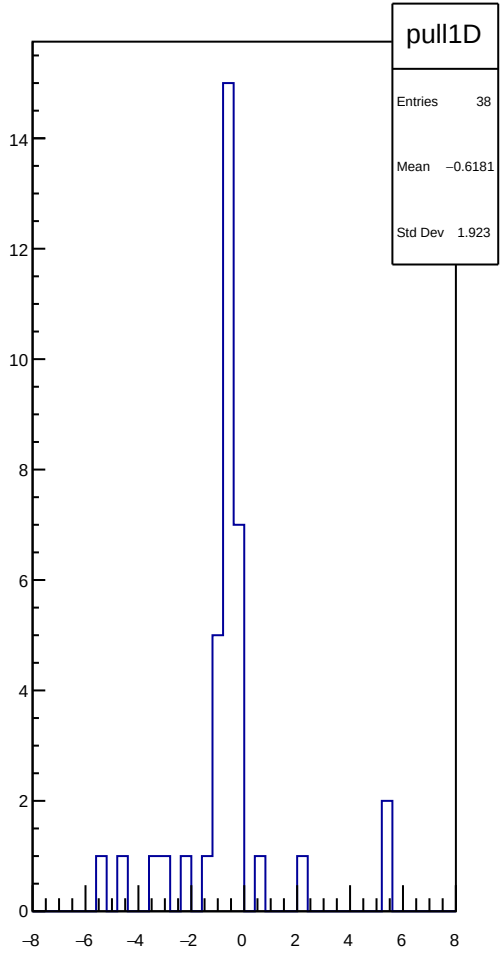
pull1D
Entries 38
Mean −0.6181
Std Dev 1.923

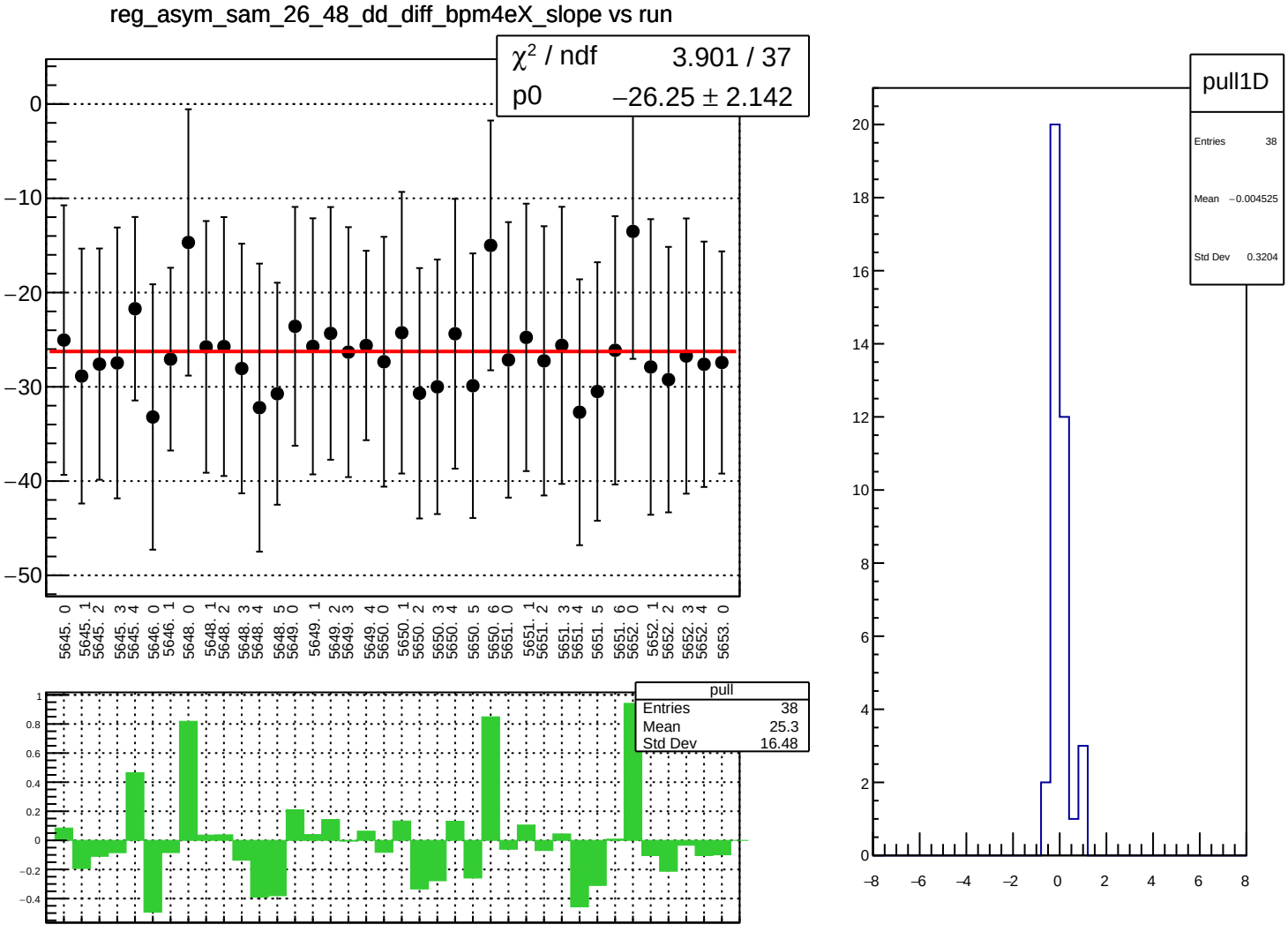
reg_asym_sam_26_48_dd_diff_bpm4eX_slope vs run
χ² / ndf 3.901 / 37
p0 −26.25 ± 2.142
0
−10
−20
−30
−40
−50
5645. 0
5645. 1
5645. 2
5645. 3
5645. 4
5646. 0
5646. 1
5648. 0
5648. 1
5648. 2
5648. 3
5648. 4
5648. 5
5649. 0
5649. 1
5649. 2
5649. 3
5649. 4
5650. 0
5650. 1
5650. 2
5650. 3
5650. 4
5650. 5
5650. 6
5651. 0
5651. 1
5651. 2
5651. 3
5651. 4
5651. 5
5651. 6
5652. 0
5652. 1
5652. 2
5652. 3
5652. 4
5653. 0
pull
Entries 38
Mean 25.3
Std Dev 16.48
1
0.8
0.6
0.4
0.2
0
−0.2
−0.4
pull1D
Entries 38
Mean −0.004525
Std Dev 0.3204
20
18
16
14
12
10
8
6
4
2
0
−8
−6
−4
−2
0
2
4
6
8

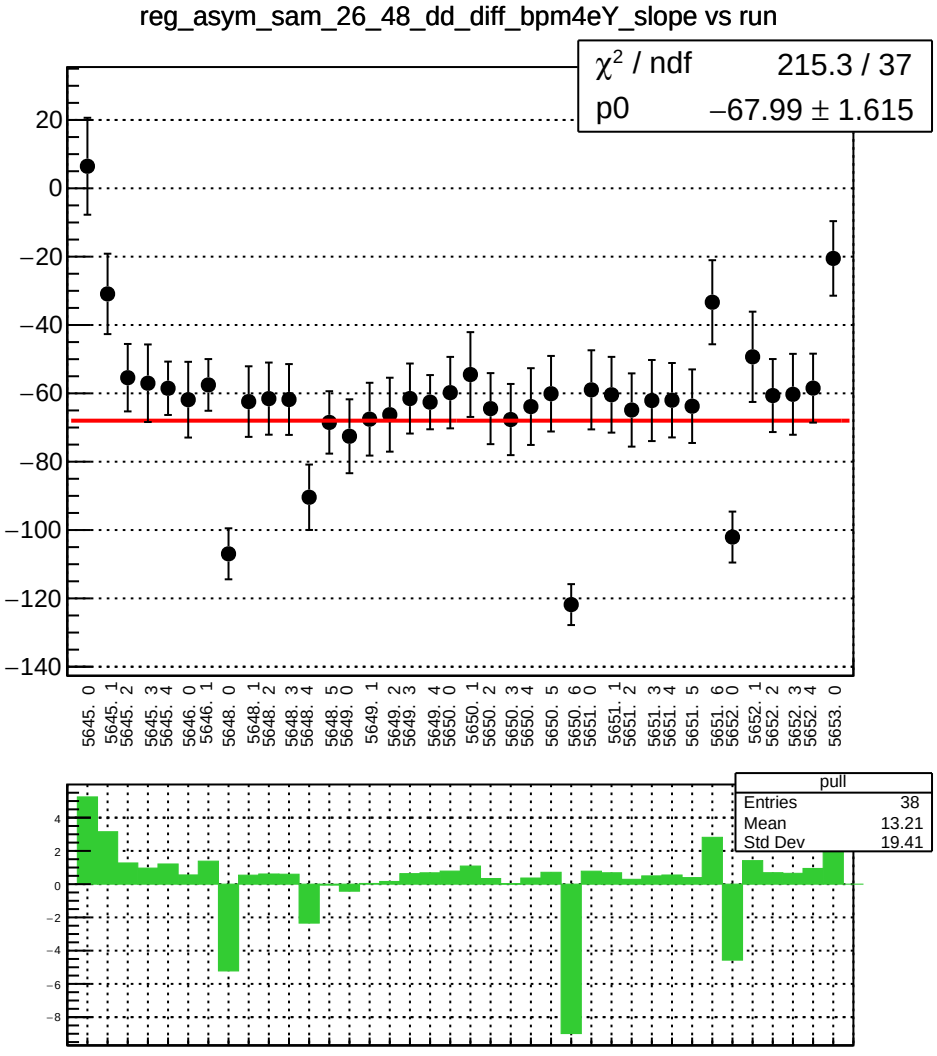
reg_asym_sam_26_48_dd_diff_bpm4eY_slope vs run
χ² / ndf 215.3 / 37
p0 −67.99 ± 1.615
pull
Entries 38
Mean 13.21
Std Dev 19.41

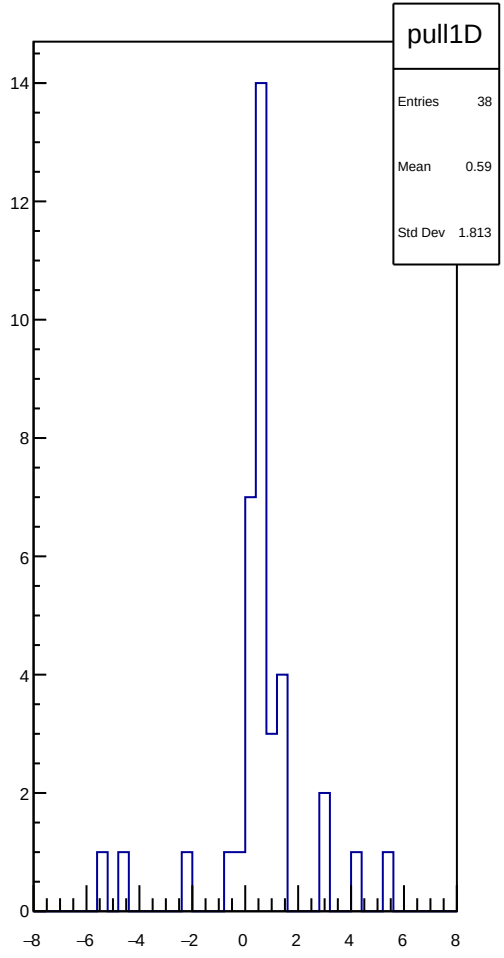
pull1D
Entries 38
Mean 0.59
Std Dev 1.813

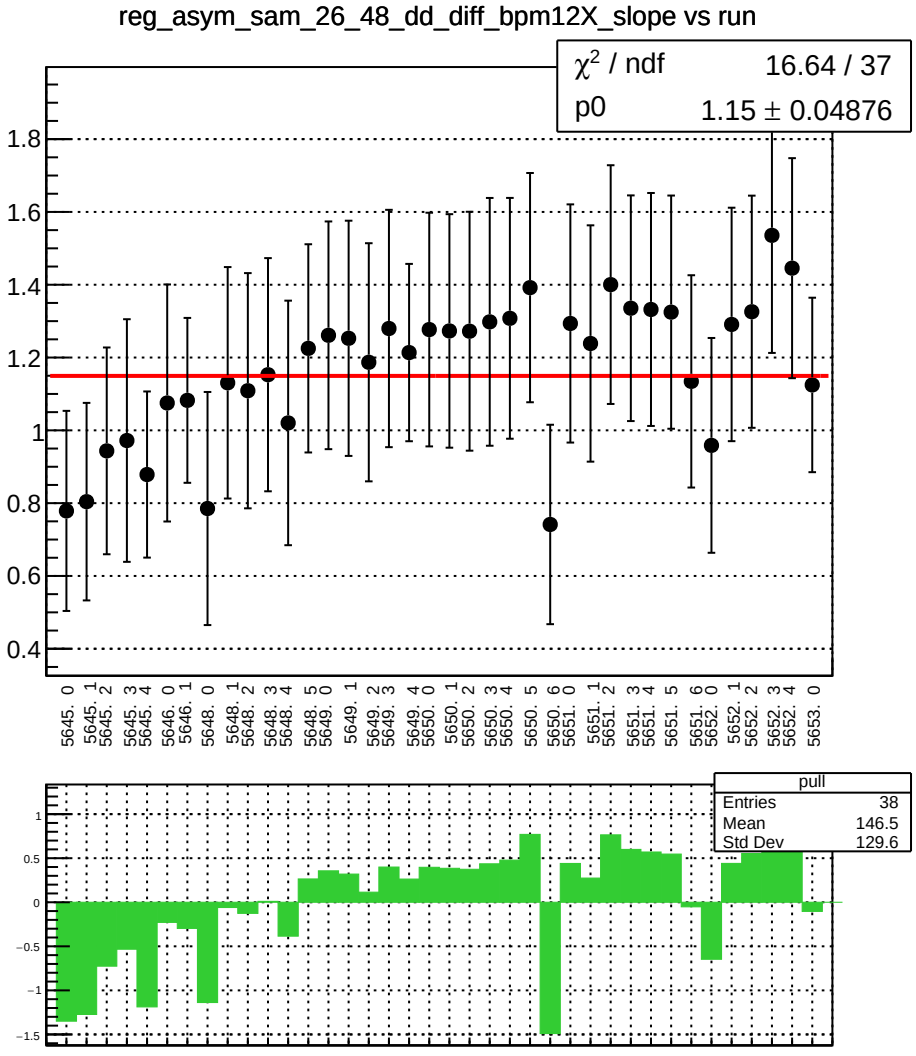
reg_asym_sam_26_48_dd_diff_bpm12X_slope vs run
χ² / ndf 16.64 / 37
p0 1.15 ± 0.04876
pull
Entries 38
Mean 146.5
Std Dev 129.6

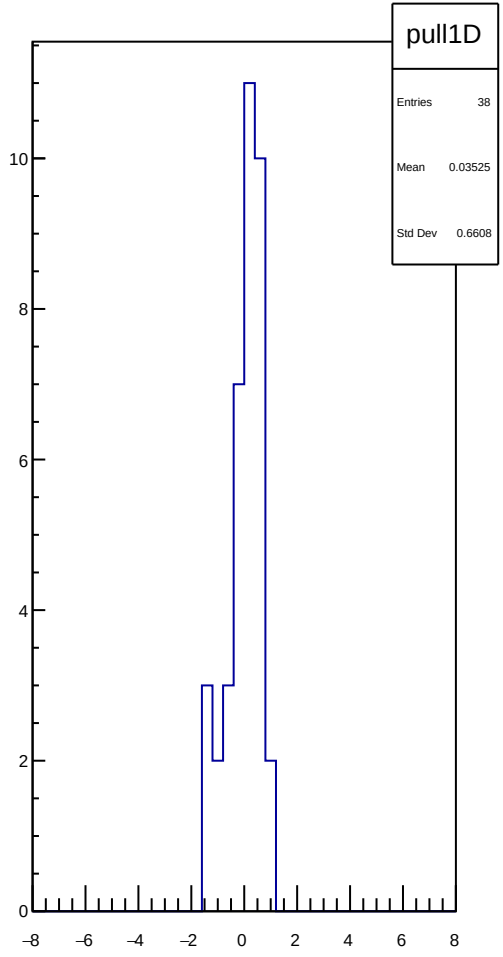
pull1D
Entries 38
Mean 0.03525
Std Dev 0.6608

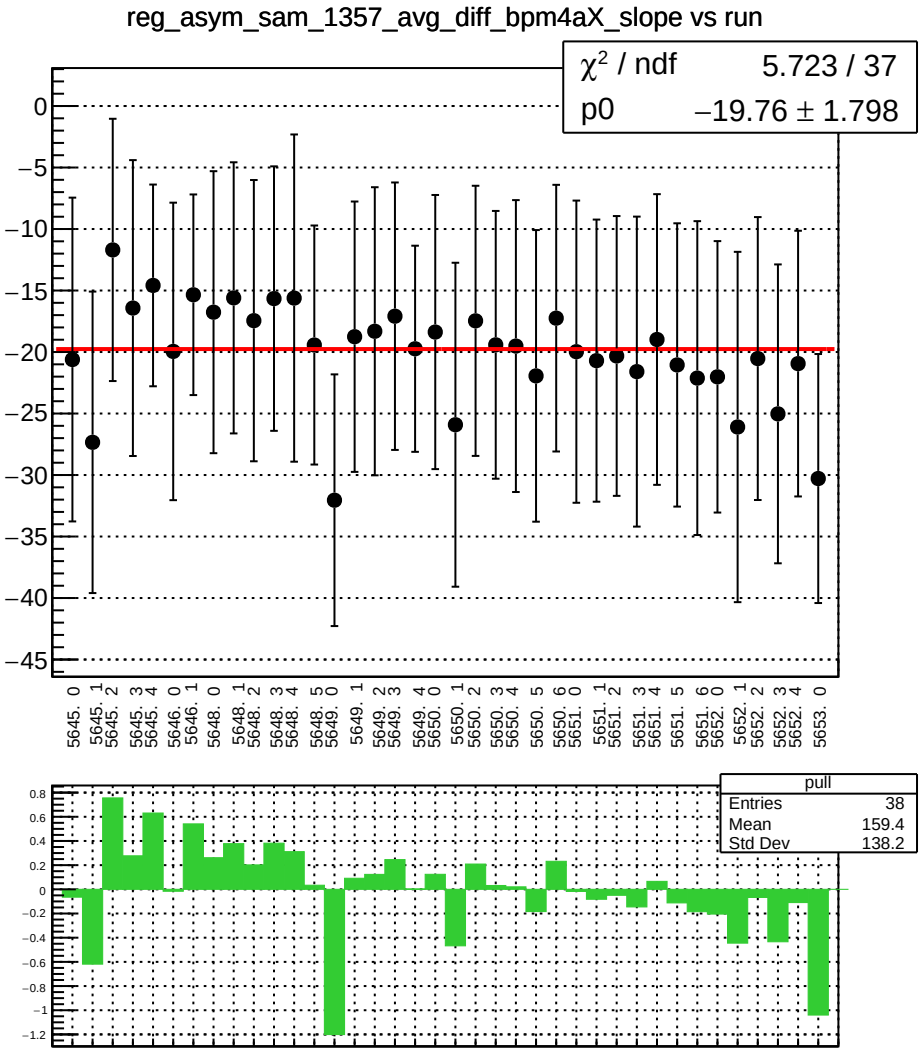
reg_asym_sam_1357_avg_diff_bpm4aX_slope vs run
χ^2 / ndf 5.723 / 37
p0 −19.76 ± 1.798
0
−5
−10
−15
−20
−25
−30
−35
−40
−45
5645. 0
5645. 1
5645. 2
5645. 3
5645. 4
5646. 0
5646. 1
5648. 0
5648. 1
5648. 2
5648. 3
5648. 4
5648. 5
5649. 0
5649. 1
5649. 2
5649. 3
5649. 4
5650. 0
5650. 1
5650. 2
5650. 3
5650. 4
5650. 5
5650. 6
5651. 0
5651. 1
5651. 2
5651. 3
5651. 4
5651. 5
5651. 6
5652. 0
5652. 1
5652. 2
5652. 3
5652. 4
5653. 0
pull
Entries 38
Mean 159.4
Std Dev 138.2
0.8
0.6
0.4
0.2
0
−0.2
−0.4
−0.6
−0.8
−1
−1.2

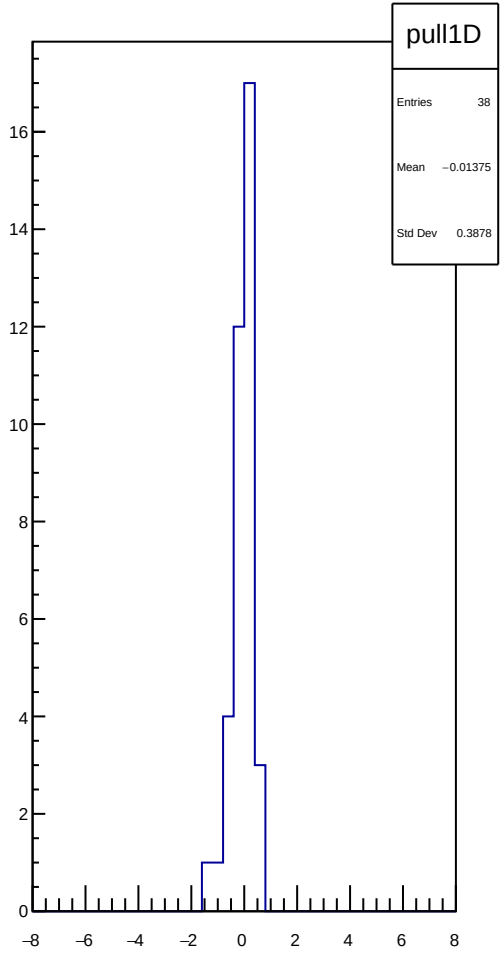
pull1D
Entries 38
Mean −0.01375
Std Dev 0.3878
16
14
12
10
8
6
4
2
0
−8
−6
−4
−2
0
2
4
6
8

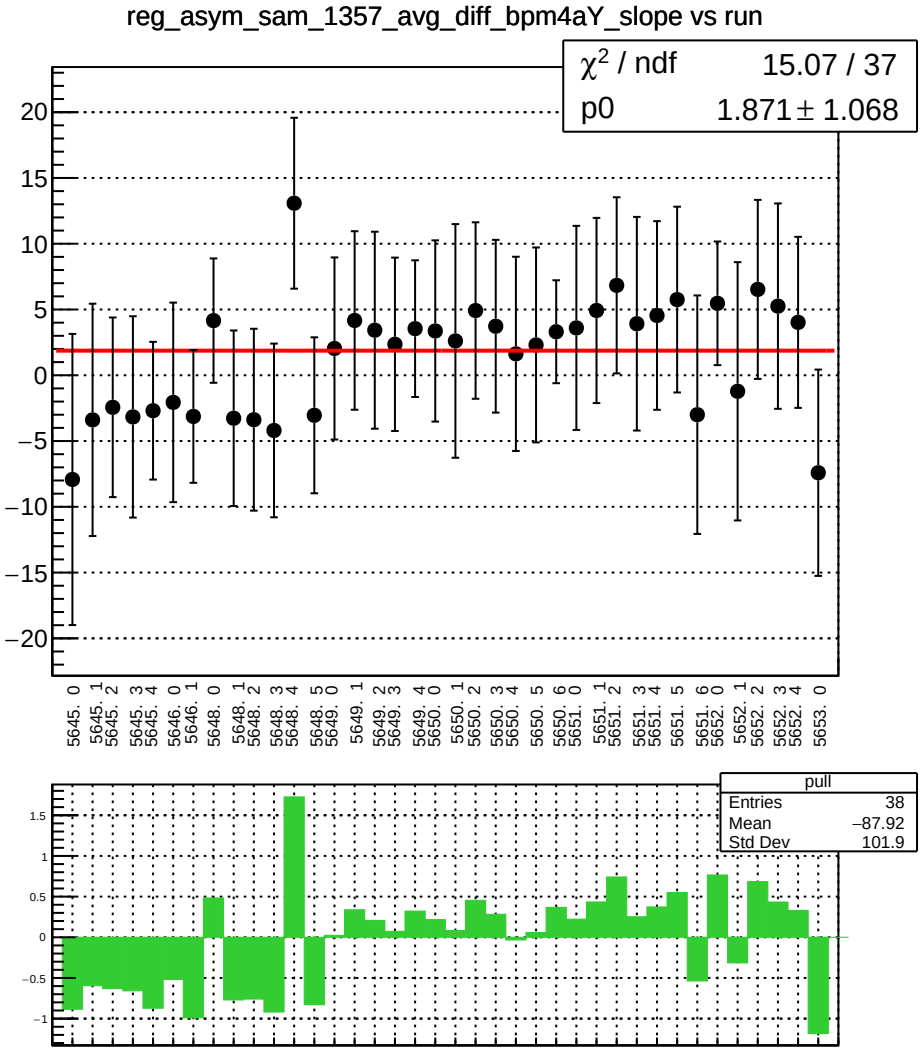
reg_asym_sam_1357_avg_diff_bpm4aY_slope vs run
χ² / ndf 15.07 / 37
p0 1.871 ± 1.068
pull
Entries 38
Mean −87.92
Std Dev 101.9

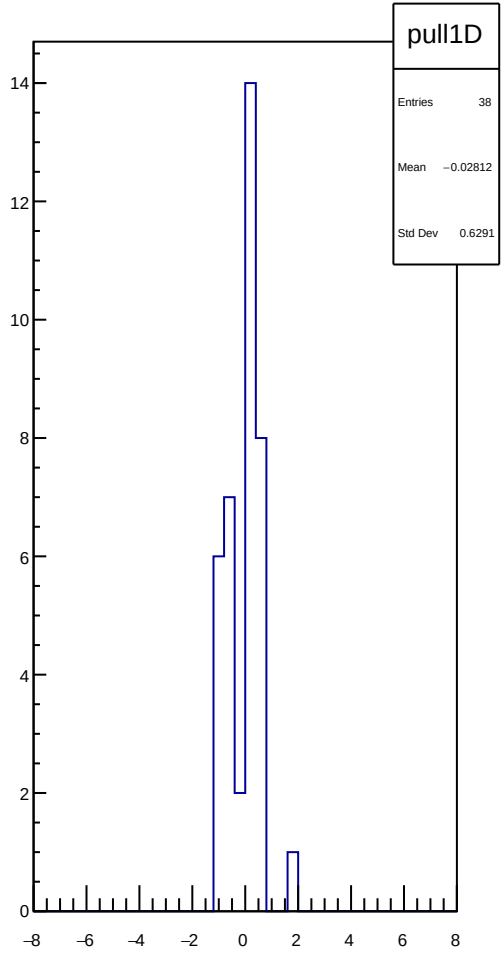
pull1D
Entries 38
Mean −0.02812
Std Dev 0.6291

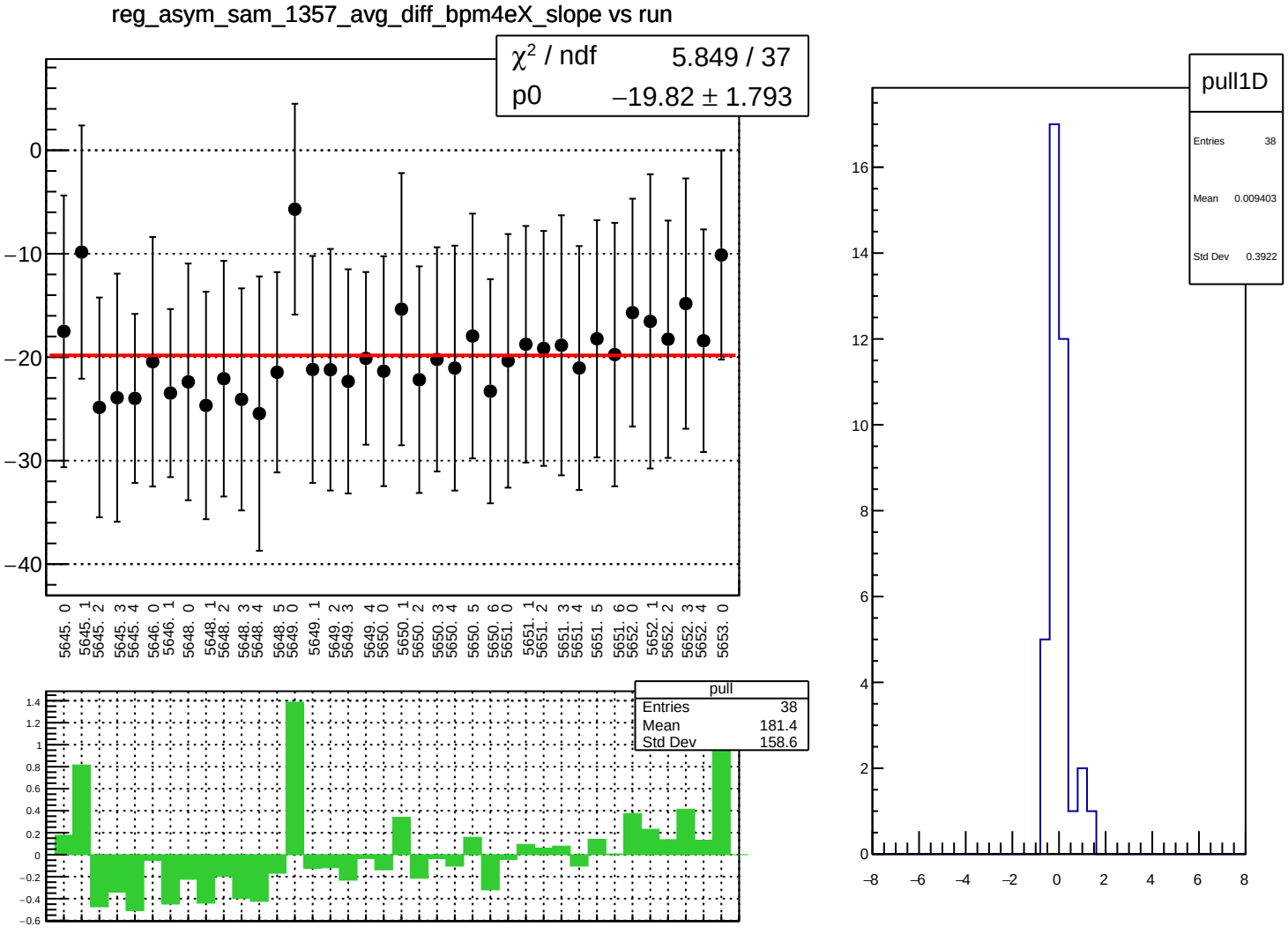
reg_asym_sam_1357_avg_diff_bpm4eX_slope vs run
χ² / ndf 5.849 / 37
p0 −19.82 ± 1.793
0
−10
−20
−30
−40
5645. 0
5645. 1
5645. 2
5645. 3
5645. 4
5646. 0
5646. 1
5648. 0
5648. 1
5648. 2
5648. 3
5648. 4
5648. 5
5649. 0
5649. 1
5649. 2
5649. 3
5649. 4
5650. 0
5650. 1
5650. 2
5650. 3
5650. 4
5650. 5
5650. 6
5651. 0
5651. 1
5651. 2
5651. 3
5651. 4
5651. 5
5651. 6
5652. 0
5652. 1
5652. 2
5652. 3
5652. 4
5653. 0
pull
Entries 38
Mean 181.4
Std Dev 158.6
1.4
1.2
1
0.8
0.6
0.4
0.2
0
−0.2
−0.4
−0.6
pull1D
Entries 38
Mean 0.009403
Std Dev 0.3922
16
14
12
10
8
6
4
2
0
−8
−6
−4
−2
0
2
4
6
8

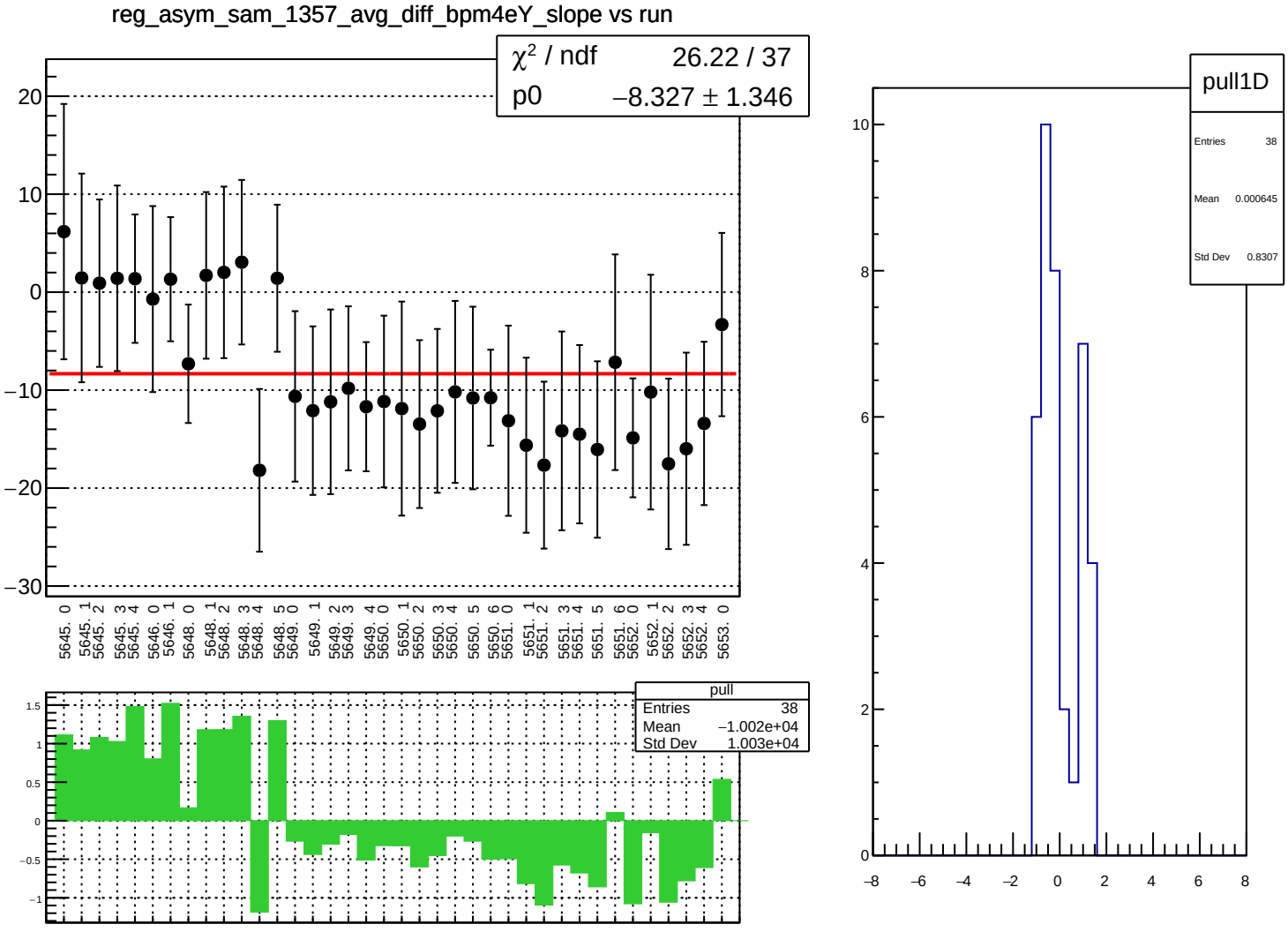
reg_asym_sam_1357_avg_diff_bpm4eY_slope vs run
χ² / ndf 26.22 / 37
p0 −8.327 ± 1.346
pull
Entries 38
Mean −1.002e+04
Std Dev 1.003e+04
pull1D
Entries 38
Mean 0.000645
Std Dev 0.8307

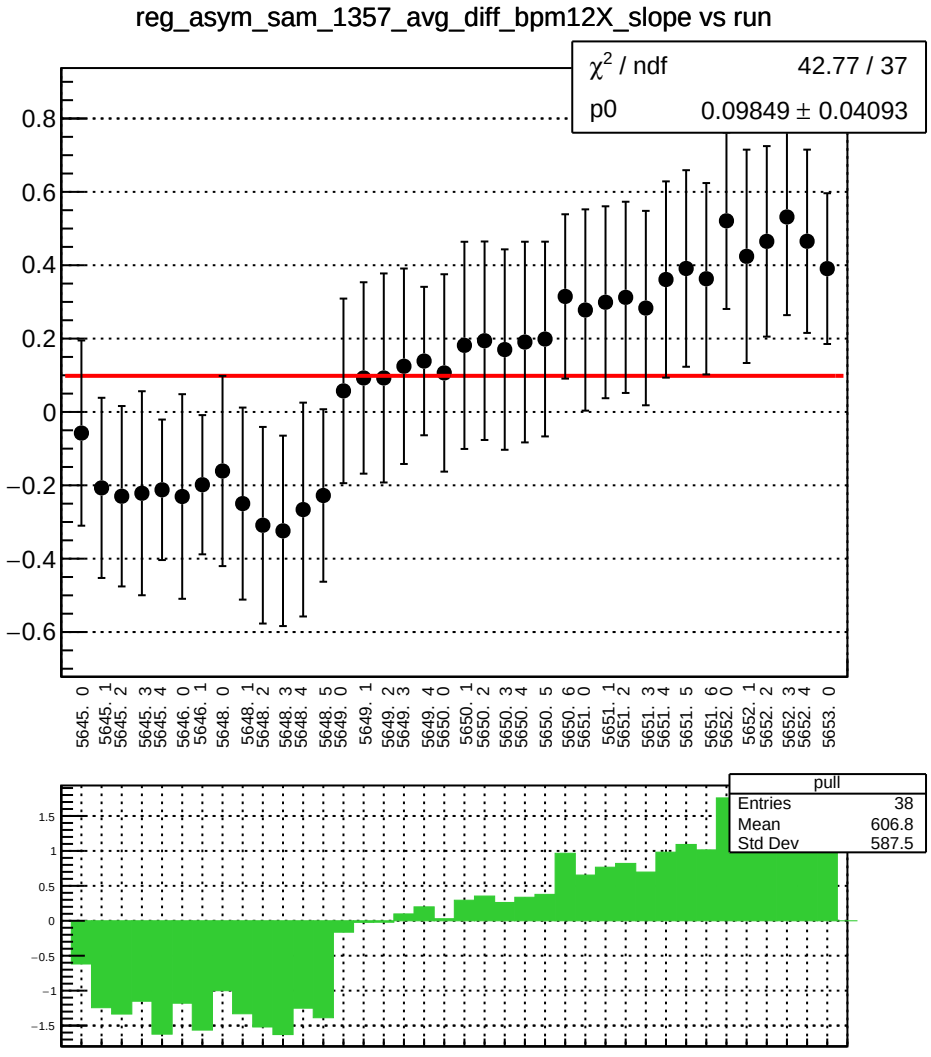
reg_asym_sam_1357_avg_diff_bpm12X_slope vs run
χ² / ndf 42.77 / 37
p0 0.09849 ± 0.04093
0.8
0.6
0.4
0.2
0
−0.2
−0.4
−0.6
5645. 0
5645. 1
5645. 2
5645. 3
5645. 4
5646. 0
5646. 1
5648. 0
5648. 1
5648. 2
5648. 3
5648. 4
5648. 5
5649. 0
5649. 1
5649. 2
5649. 3
5649. 4
5650. 0
5650. 1
5650. 2
5650. 3
5650. 4
5650. 5
5650. 6
5651. 0
5651. 1
5651. 2
5651. 3
5651. 4
5651. 5
5651. 6
5652. 0
5652. 1
5652. 2
5652. 3
5652. 4
5653. 0
pull
Entries 38
Mean 606.8
Std Dev 587.5
1.5
1
0.5
0
−0.5
−1
−1.5

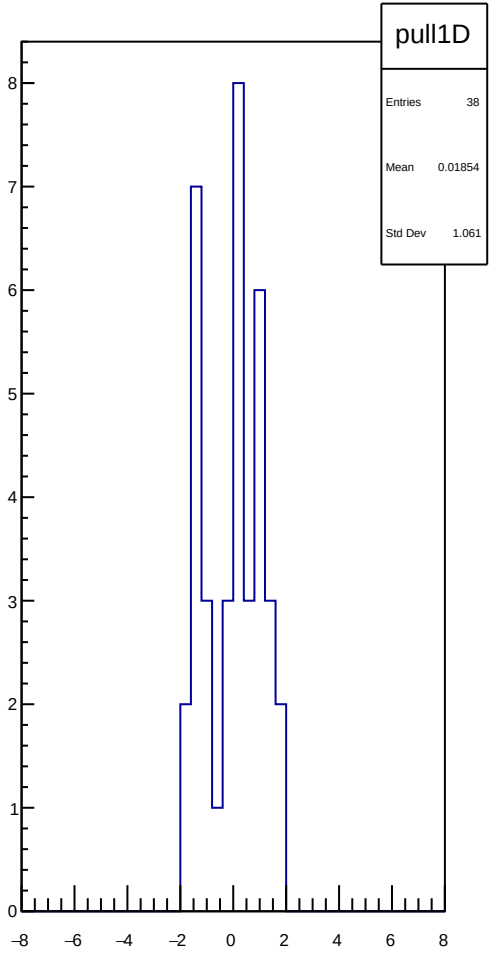
pull1D
Entries 38
Mean 0.01854
Std Dev 1.061
8
7
6
5
4
3
2
1
0
−8
−6
−4
−2
0
2
4
6
8

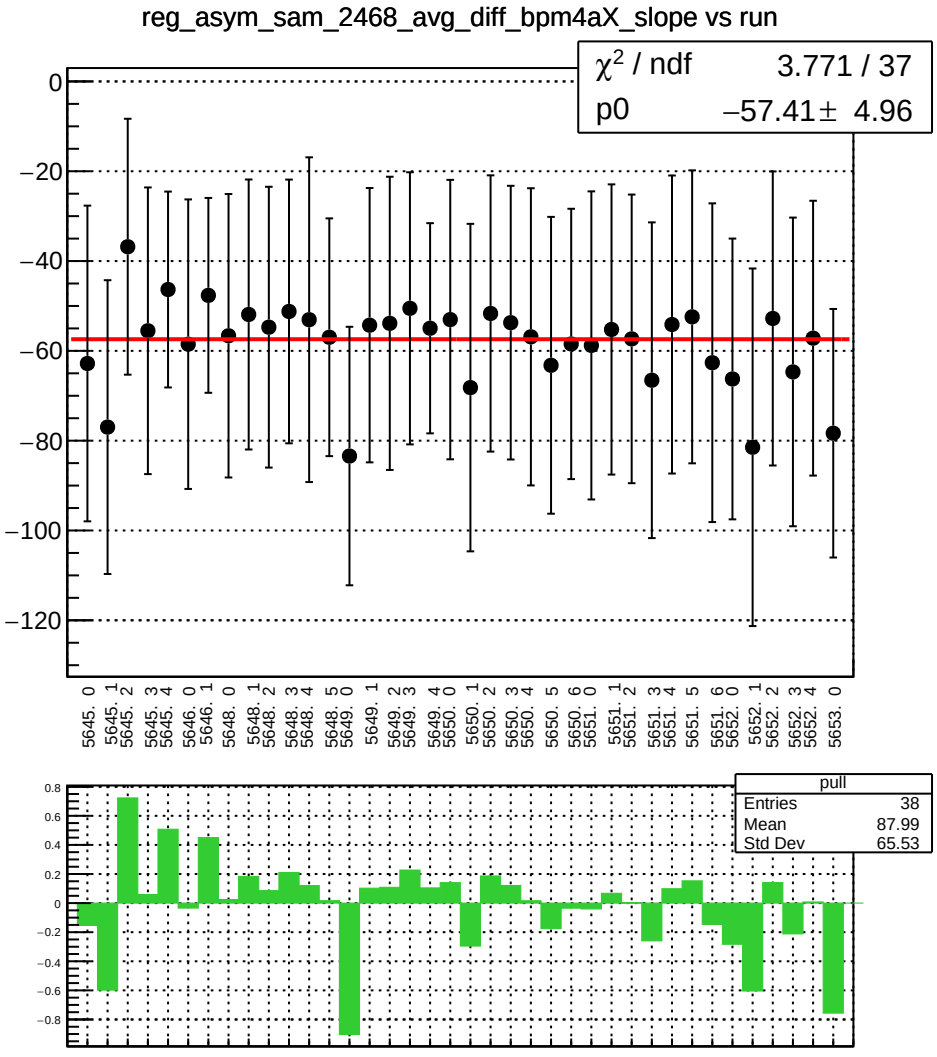
reg_asym_sam_2468_avg_diff_bpm4aX_slope vs run
χ² / ndf 3.771 / 37
p0 −57.41 ± 4.96
pull
Entries 38
Mean 87.99
Std Dev 65.53

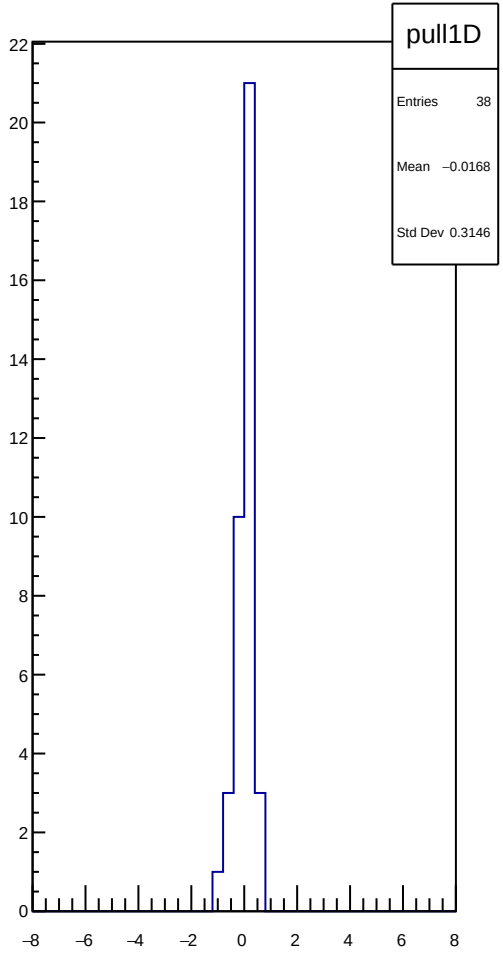
pull1D
Entries 38
Mean −0.0168
Std Dev 0.3146

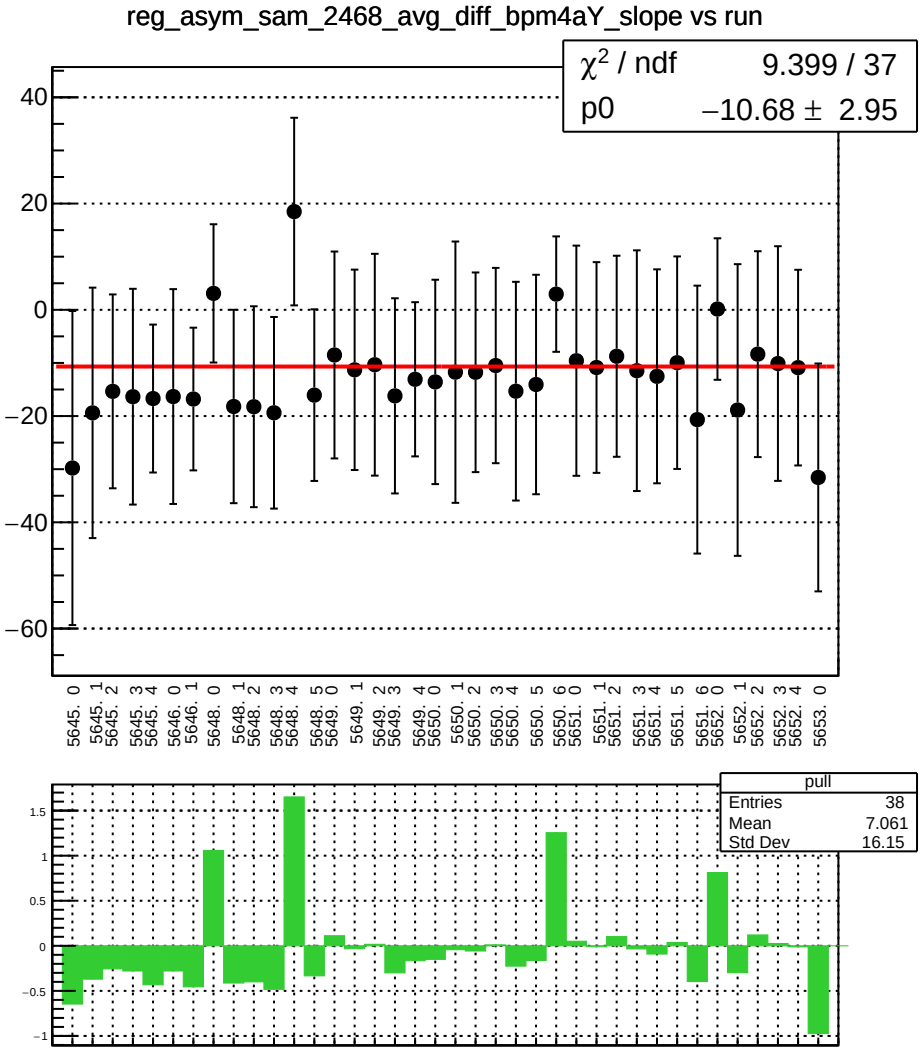
reg_asym_sam_2468_avg_diff_bpm4aY_slope vs run
χ² / ndf 9.399 / 37
p0 −10.68 ± 2.95
40
20
0
−20
−40
−60
5645. 0
5645. 1
5645. 2
5645. 3
5645. 4
5646. 0
5646. 1
5648. 0
5648. 1
5648. 2
5648. 3
5648. 4
5648. 5
5649. 0
5649. 1
5649. 2
5649. 3
5649. 4
5650. 0
5650. 1
5650. 2
5650. 3
5650. 4
5650. 5
5650. 6
5651. 0
5651. 1
5651. 2
5651. 3
5651. 4
5651. 5
5651. 6
5652. 0
5652. 1
5652. 2
5652. 3
5652. 4
5653. 0
pull
Entries 38
Mean 7.061
Std Dev 16.15
1.5
1
0.5
0
−0.5
−1

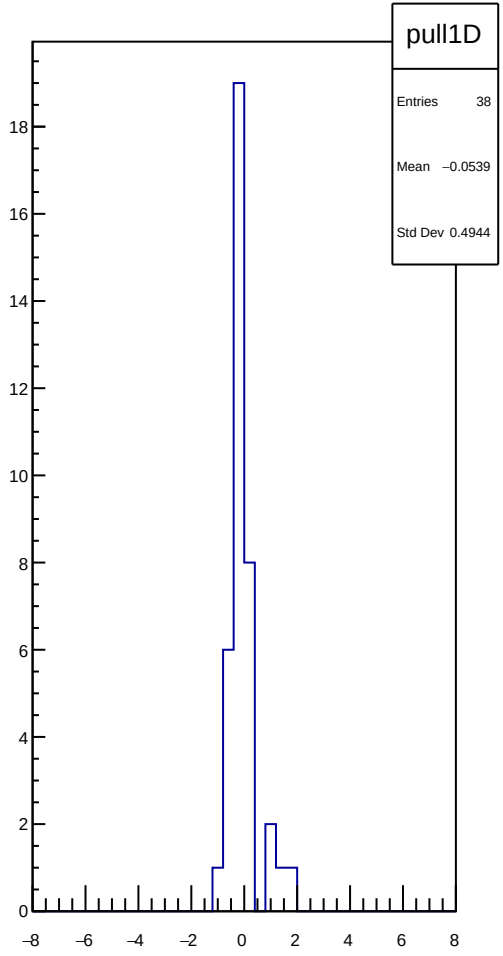
pull1D
Entries 38
Mean −0.0539
Std Dev 0.4944
18
16
14
12
10
8
6
4
2
0
−8
−6
−4
−2
0
2
4
6
8

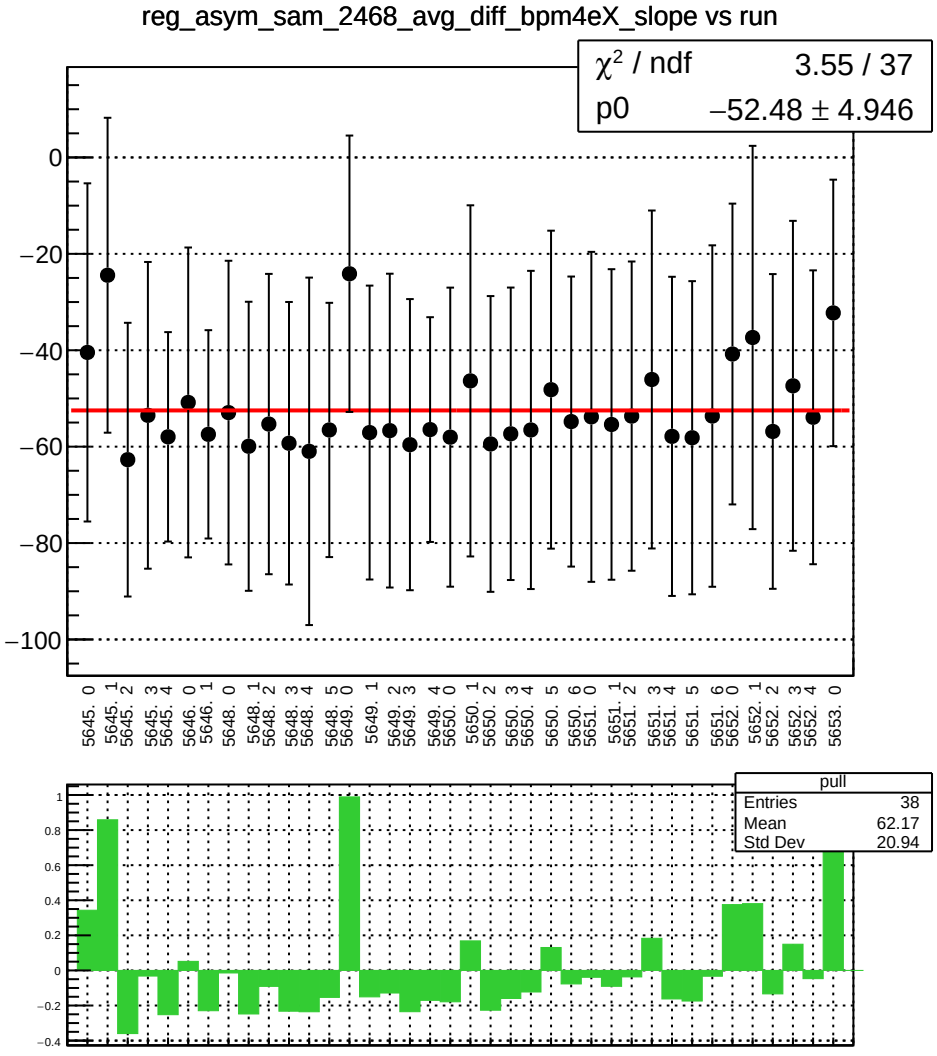
reg_asym_sam_2468_avg_diff_bpm4eX_slope vs run
χ² / ndf 3.55 / 37
p0 −52.48 ± 4.946
0
−20
−40
−60
−80
−100
5645. 0
5645. 1
5645. 2
5645. 3
5645. 4
5646. 0
5646. 1
5648. 0
5648. 1
5648. 2
5648. 3
5648. 4
5648. 5
5649. 0
5649. 1
5649. 2
5649. 3
5649. 4
5650. 0
5650. 1
5650. 2
5650. 3
5650. 4
5650. 5
5650. 6
5651. 0
5651. 1
5651. 2
5651. 3
5651. 4
5651. 5
5651. 6
5652. 0
5652. 1
5652. 2
5652. 3
5652. 4
5653. 0
pull
Entries 38
Mean 62.17
Std Dev 20.94
1
0.8
0.6
0.4
0.2
0
−0.2
−0.4

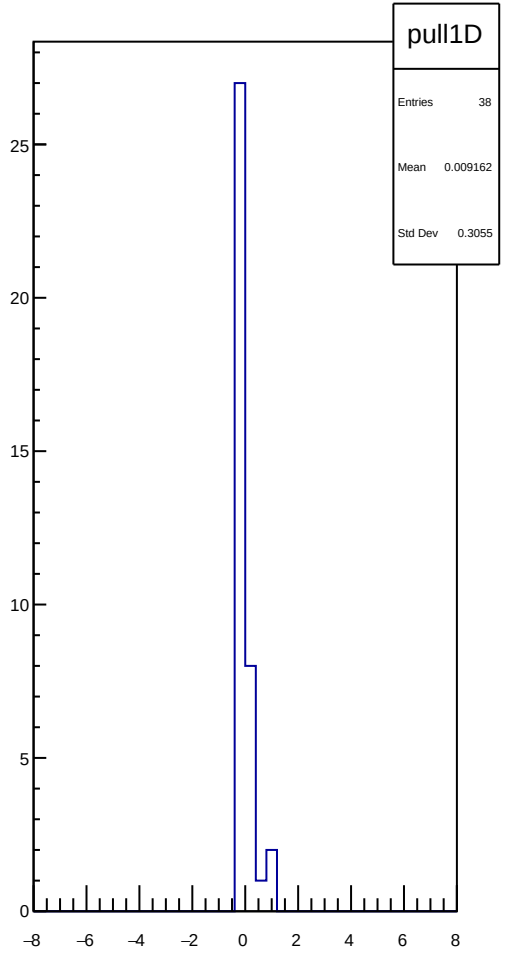
pull1D
Entries 38
Mean 0.009162
Std Dev 0.3055
25
20
15
10
5
0
−8
−6
−4
−2
0
2
4
6
8

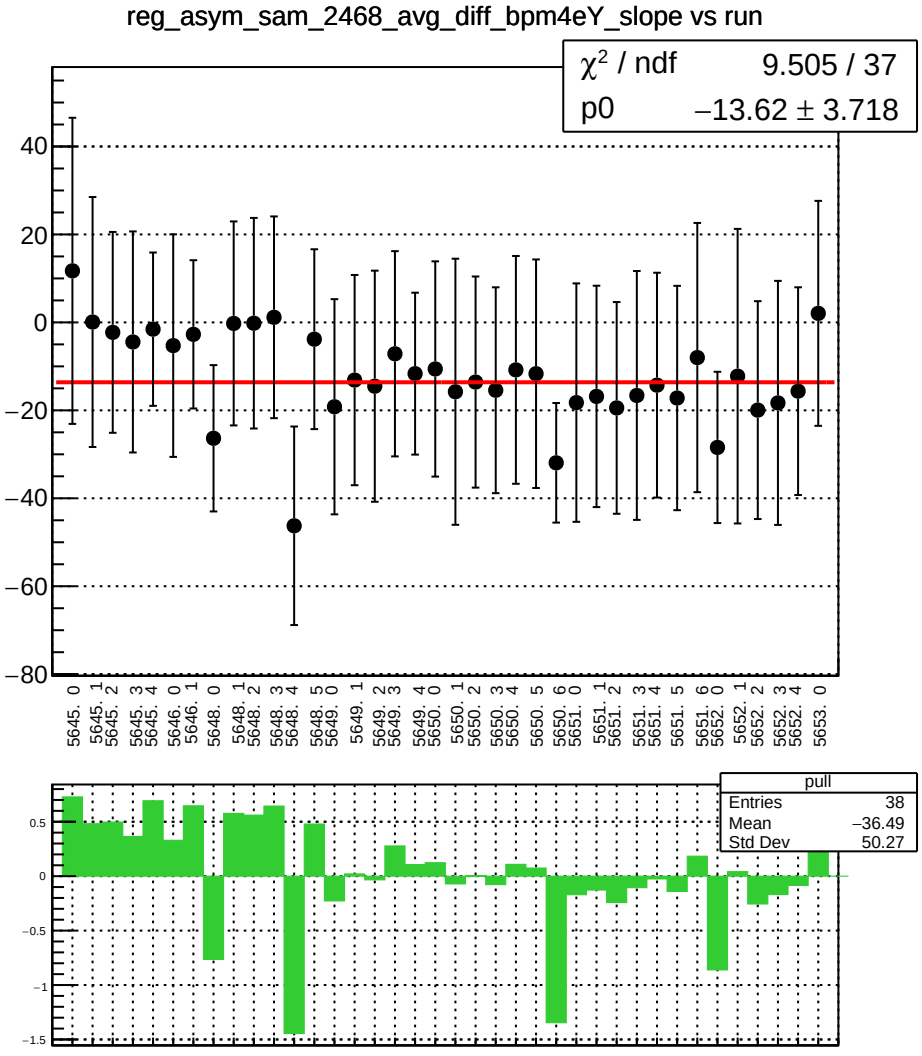
reg_asym_sam_2468_avg_diff_bpm4eY_slope vs run
χ² / ndf 9.505 / 37
p0 −13.62 ± 3.718
40
20
0
−20
−40
−60
−80
5645. 0
5645. 1
5645. 2
5645. 3
5645. 4
5646. 0
5646. 1
5648. 0
5648. 1
5648. 2
5648. 3
5648. 4
5648. 5
5649. 0
5649. 1
5649. 2
5649. 3
5649. 4
5650. 0
5650. 1
5650. 2
5650. 3
5650. 4
5650. 5
5650. 6
5651. 0
5651. 1
5651. 2
5651. 3
5651. 4
5651. 5
5651. 6
5652. 0
5652. 1
5652. 2
5652. 3
5652. 4
5653. 0
pull
Entries 38
Mean −36.49
Std Dev 50.27
0.5
0
−0.5
−1
−1.5

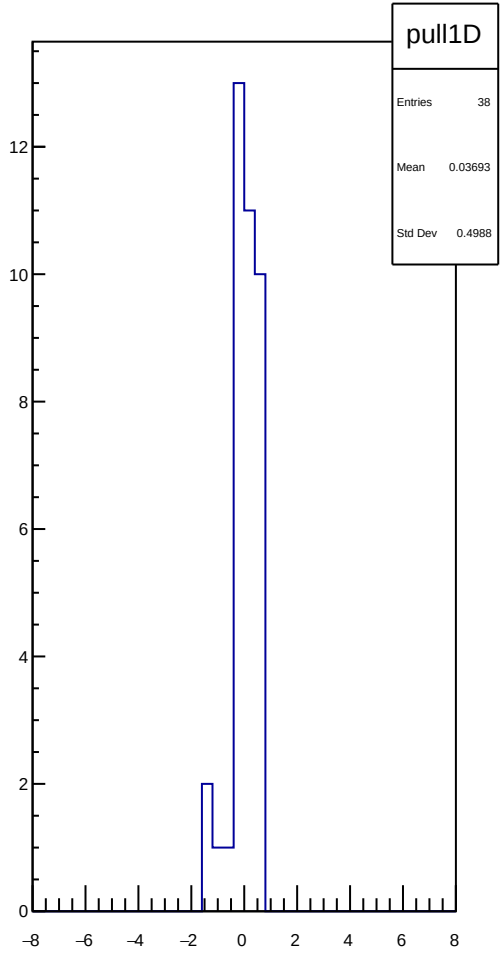
pull1D
Entries 38
Mean 0.03693
Std Dev 0.4988
12
10
8
6
4
2
0
−8
−6
−4
−2
0
2
4
6
8

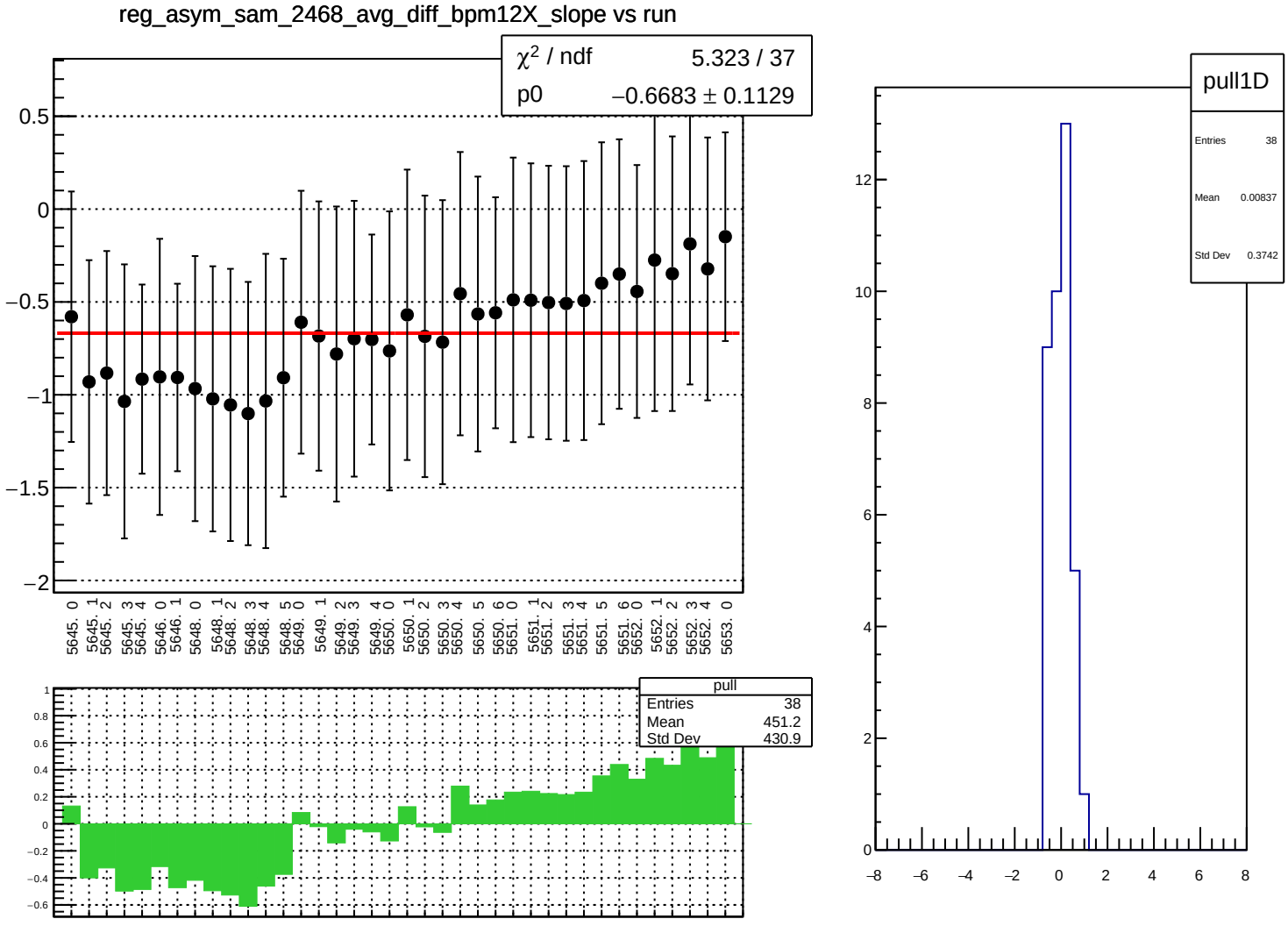
reg_asym_sam_2468_avg_diff_bpm12X_slope vs run
χ² / ndf 5.323 / 37
p0 −0.6683 ± 0.1129
pull
Entries 38
Mean 451.2
Std Dev 430.9
pull1D
Entries 38
Mean 0.00837
Std Dev 0.3742

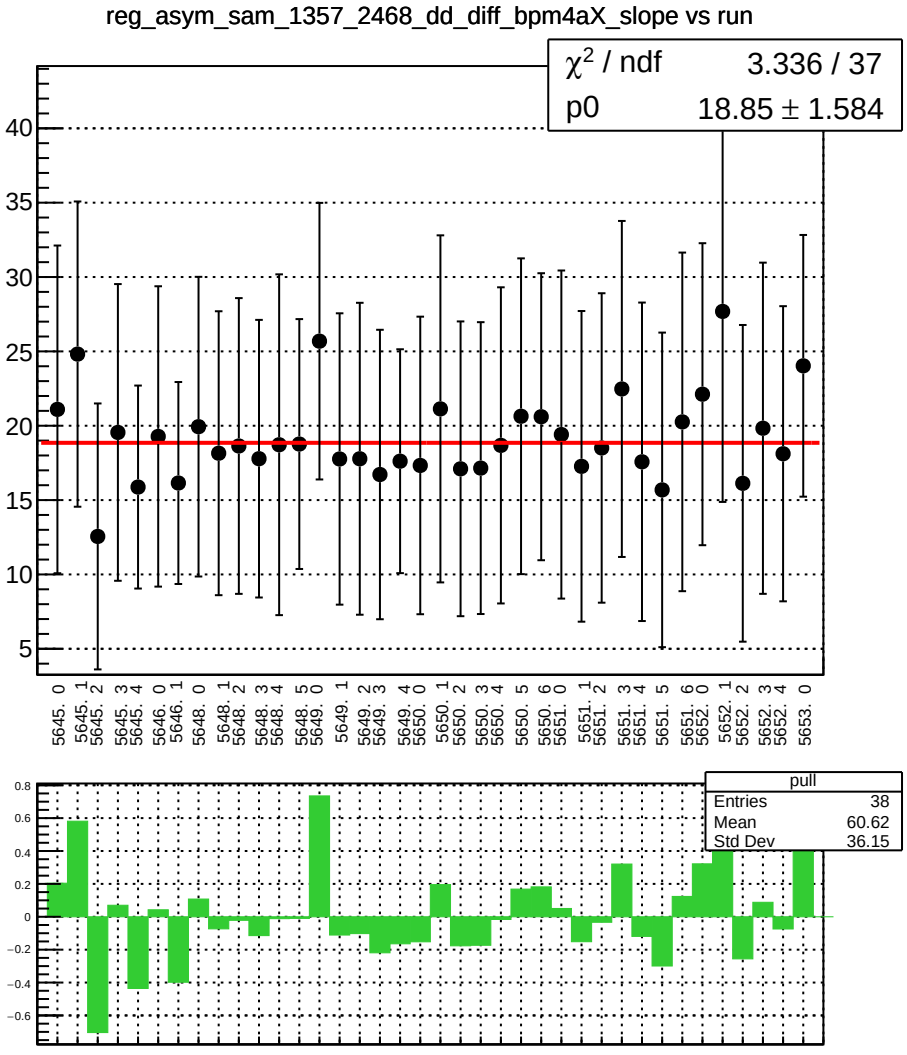
reg_asym_sam_1357_2468_dd_diff_bpm4aX_slope vs run
χ2 / ndf 3.336 / 37
p0 18.85 ± 1.584
pull
Entries 38
Mean 60.62
Std Dev 36.15

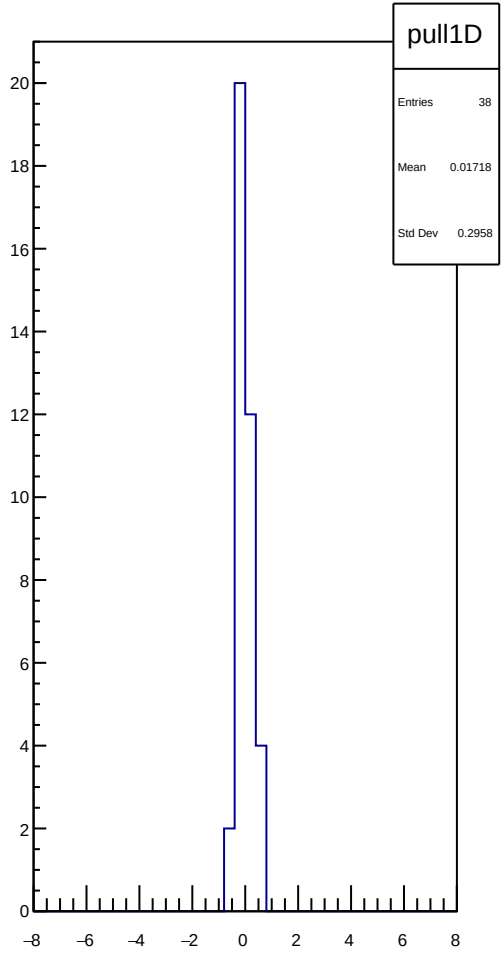
pull1D
Entries 38
Mean 0.01718
Std Dev 0.2958

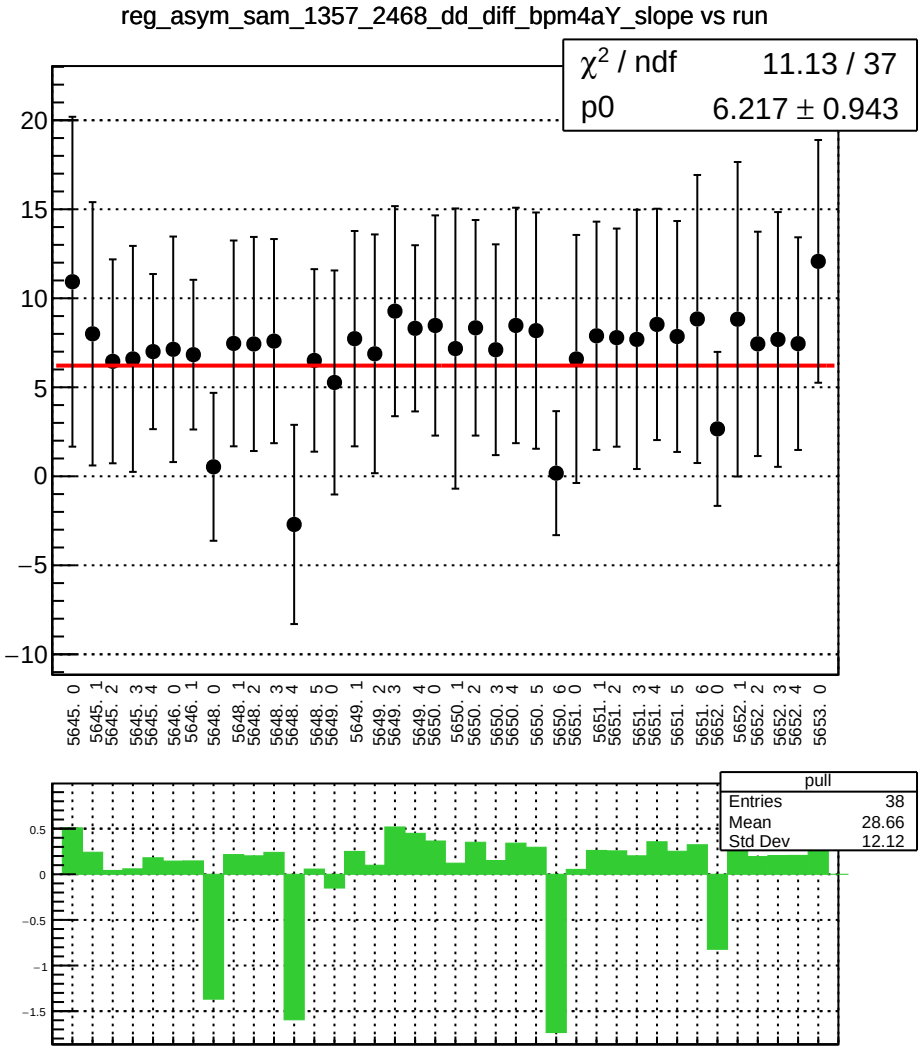
reg_asym_sam_1357_2468_dd_diff_bpm4aY_slope vs run
χ2 / ndf 11.13 / 37
p0 6.217 ± 0.943
pull
Entries 38
Mean 28.66
Std Dev 12.12

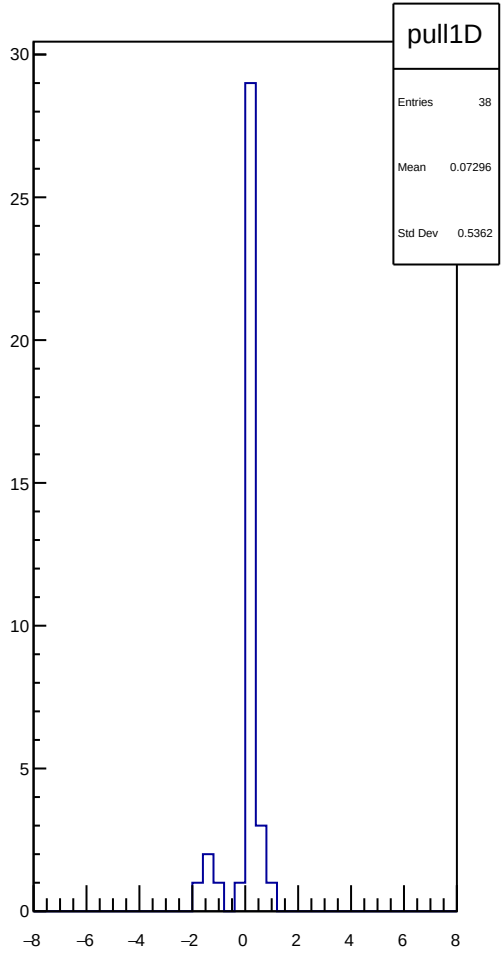
pull1D
Entries 38
Mean 0.07296
Std Dev 0.5362

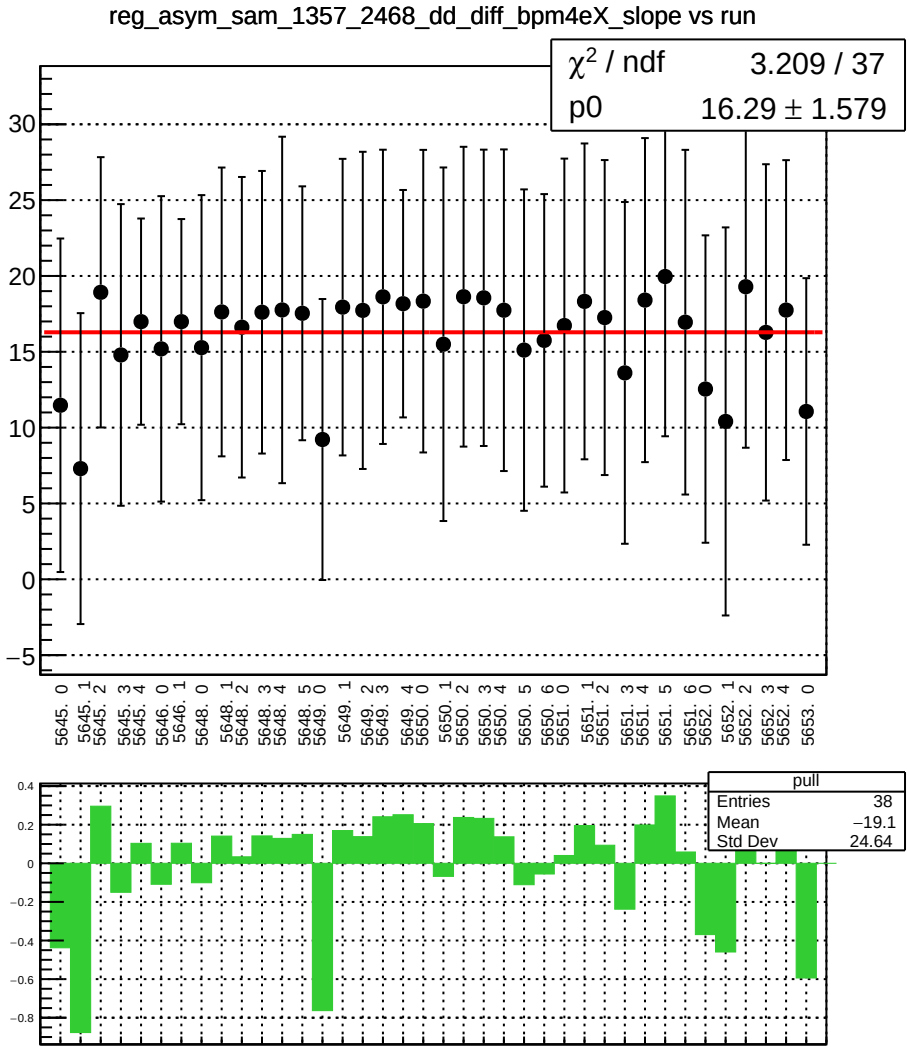
reg_asym_sam_1357_2468_dd_diff_bpm4eX_slope vs run
χ² / ndf 3.209 / 37
p0 16.29 ± 1.579
pull
Entries 38
Mean −19.1
Std Dev 24.64

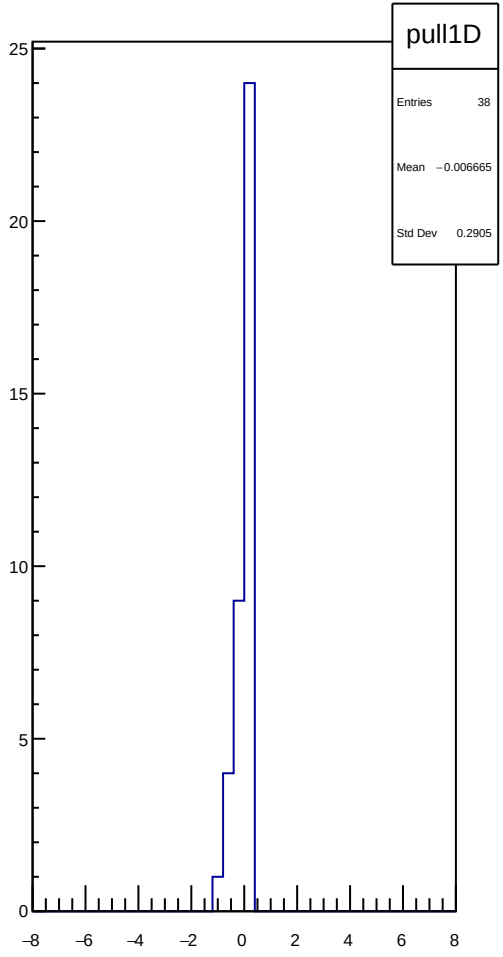
pull1D
Entries 38
Mean −0.006665
Std Dev 0.2905

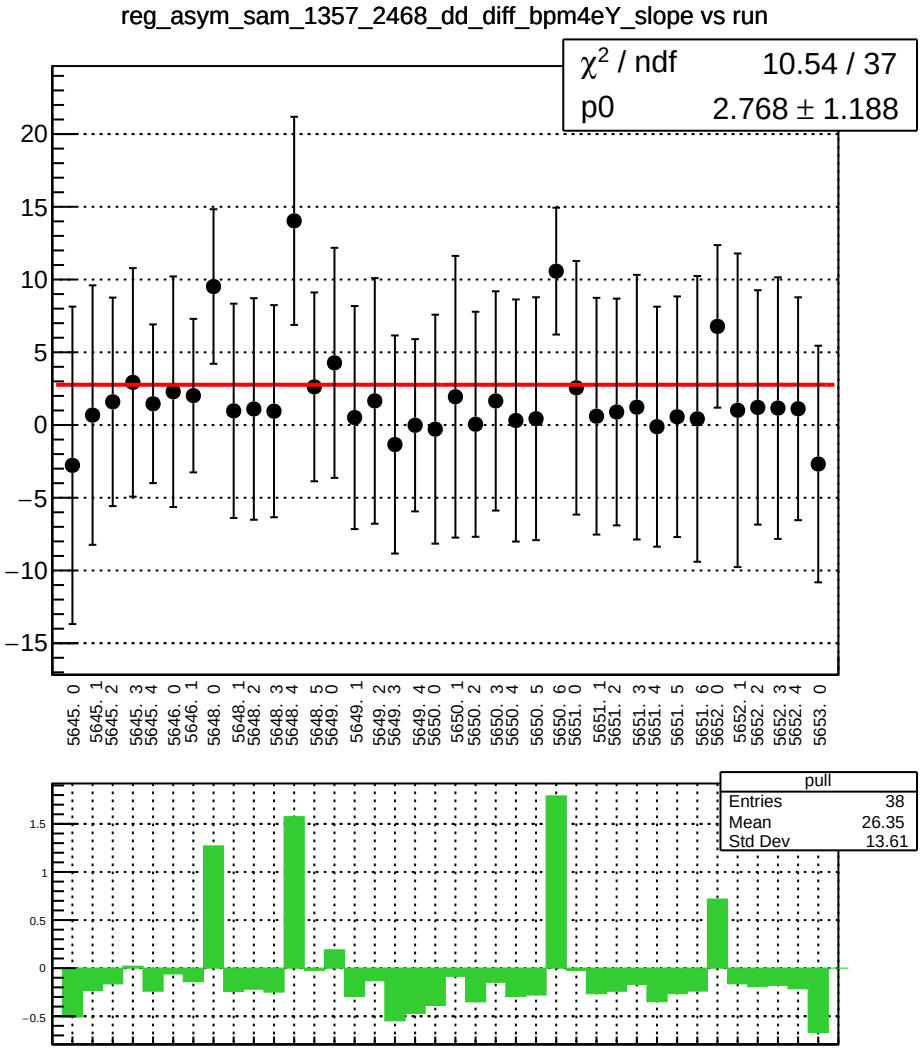
reg_asym_sam_1357_2468_dd_diff_bpm4eY_slope vs run
χ2 / ndf 10.54 / 37
p0 2.768 ± 1.188
20
15
10
5
0
−5
−10
−15
5645. 0
5645. 1
5645. 2
5645. 3
5645. 4
5646. 0
5646. 1
5648. 0
5648. 1
5648. 2
5648. 3
5648. 4
5648. 5
5649. 0
5649. 1
5649. 2
5649. 3
5649. 4
5650. 0
5650. 1
5650. 2
5650. 3
5650. 4
5650. 5
5650. 6
5651. 0
5651. 1
5651. 2
5651. 3
5651. 4
5651. 5
5651. 6
5652. 0
5652. 1
5652. 2
5652. 3
5652. 4
5653. 0
pull
Entries 38
Mean 26.35
Std Dev 13.61
1.5
1
0.5
0
−0.5

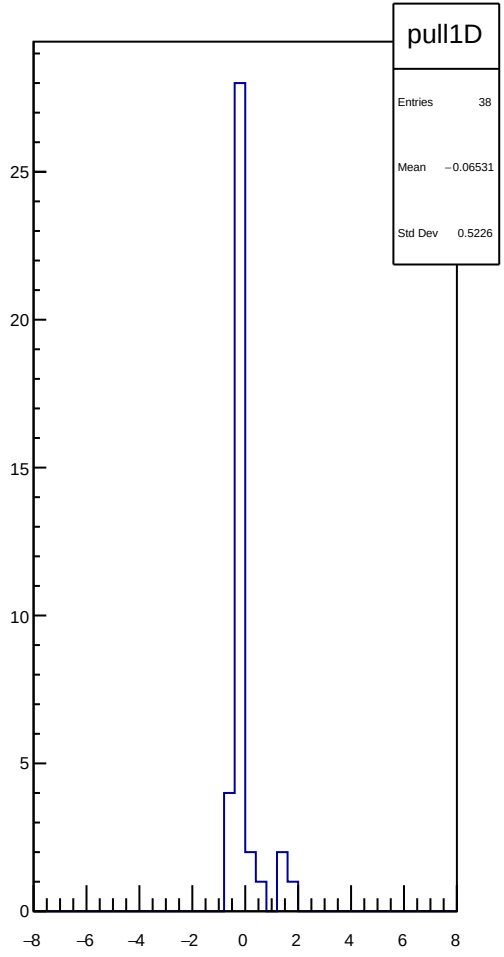
pull1D
Entries 38
Mean −0.06531
Std Dev 0.5226
25
20
15
10
5
0
−8
−6
−4
−2
0
2
4
6
8

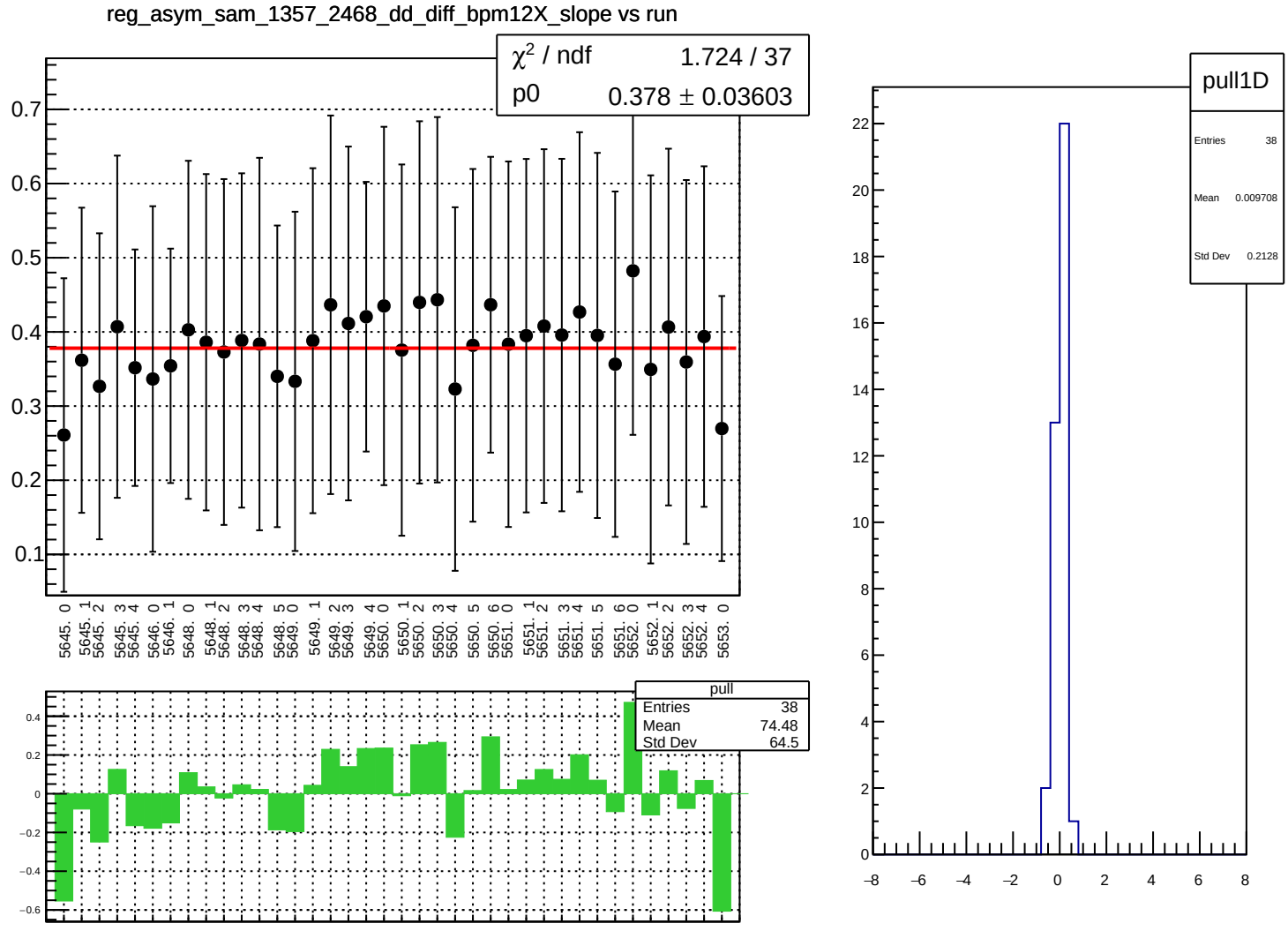
reg_asym_sam_1357_2468_dd_diff_bpm12X_slope vs run
χ² / ndf 1.724 / 37
p0 0.378 ± 0.03603
pull
Entries 38
Mean 74.48
Std Dev 64.5
pull1D
Entries 38
Mean 0.009708
Std Dev 0.2128

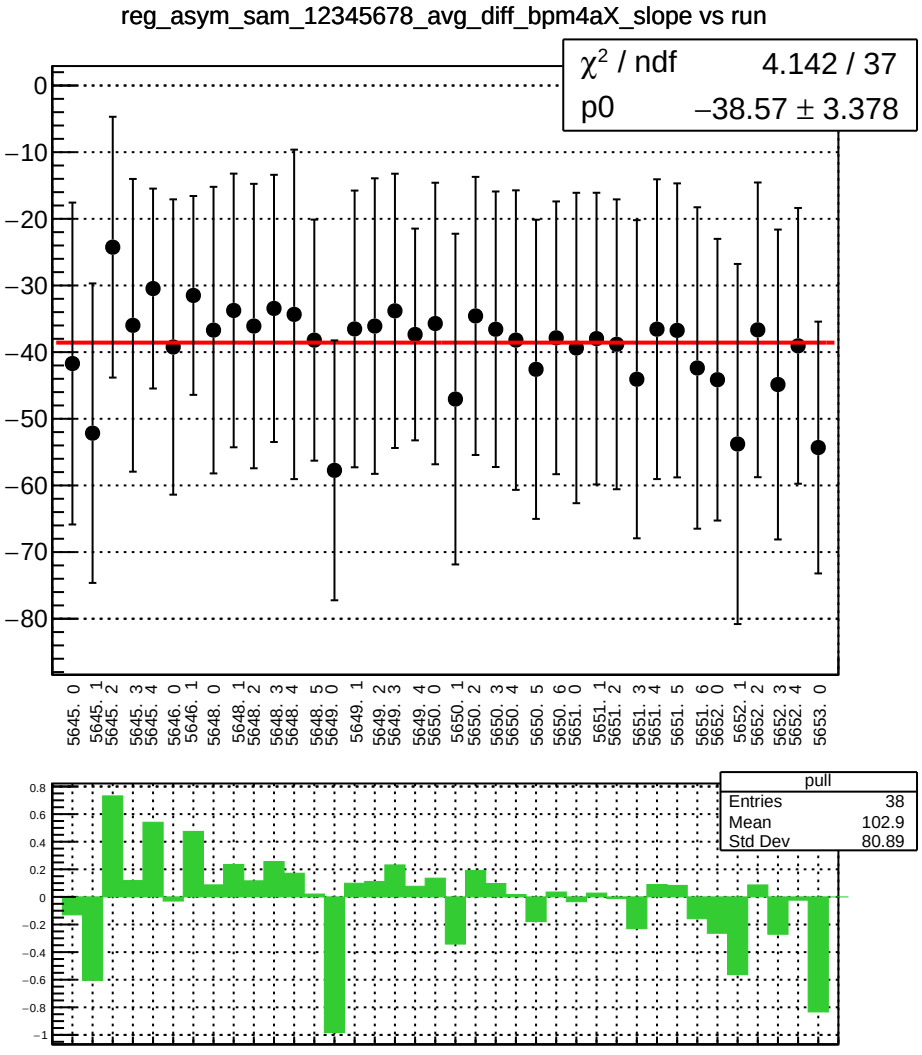
reg_asym_sam_12345678_avg_diff_bpm4aX_slope vs run
χ² / ndf 4.142 / 37
p0 −38.57 ± 3.378
pull
Entries 38
Mean 102.9
Std Dev 80.89

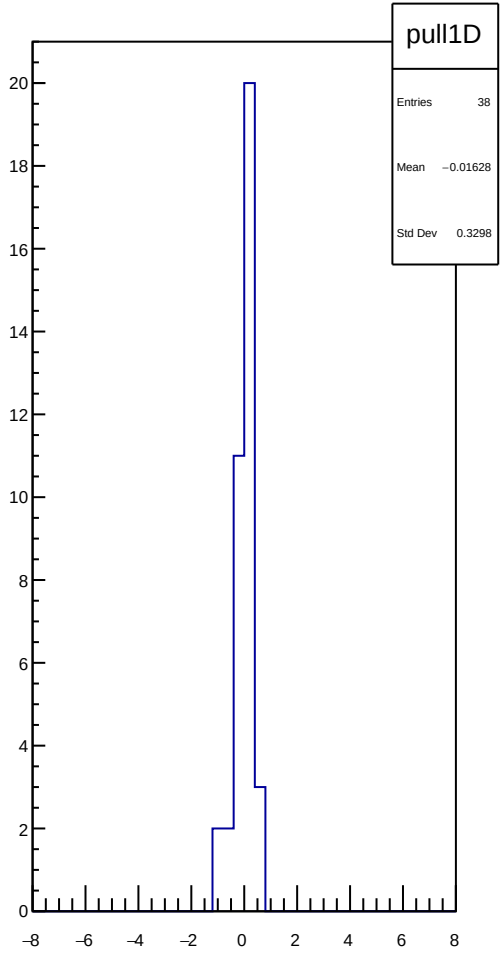
pull1D
Entries 38
Mean −0.01628
Std Dev 0.3298

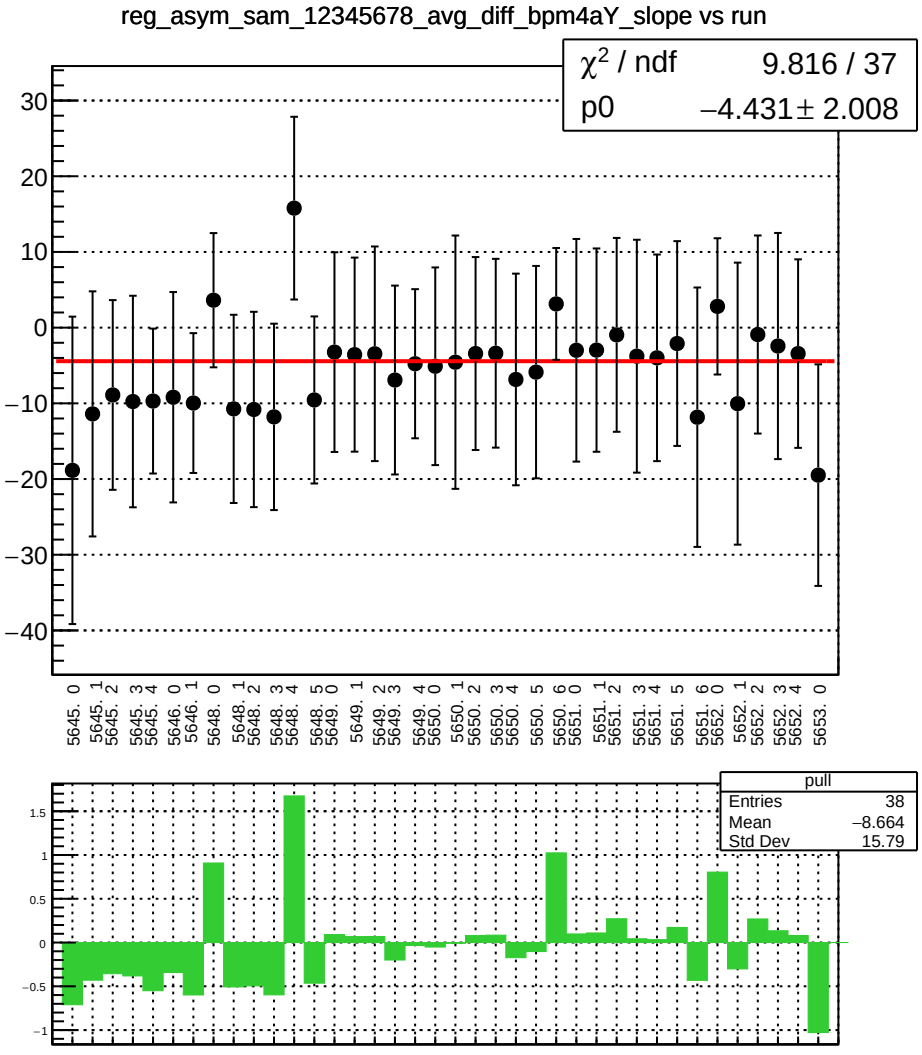
reg_asym_sam_12345678_avg_diff_bpm4aY_slope vs run
χ² / ndf 9.816 / 37
p0 −4.431 ± 2.008
pull
Entries 38
Mean −8.664
Std Dev 15.79

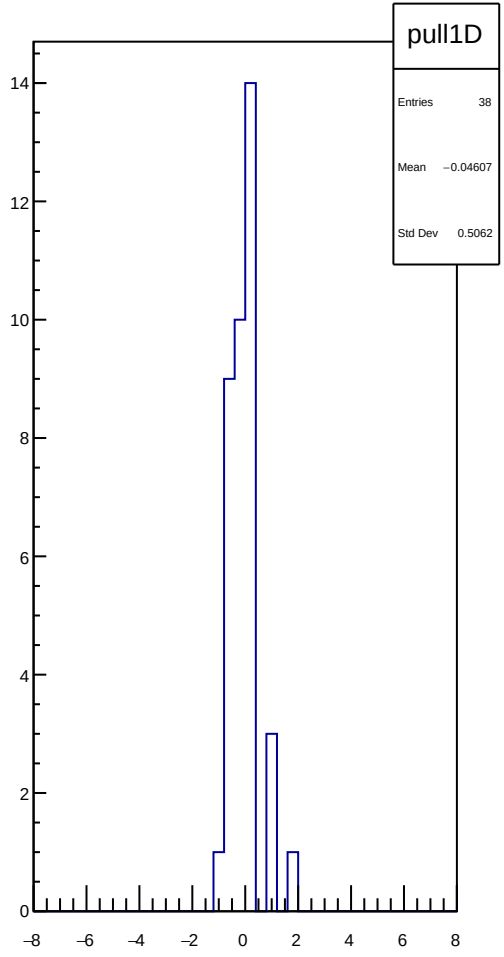
pull1D
Entries 38
Mean −0.04607
Std Dev 0.5062

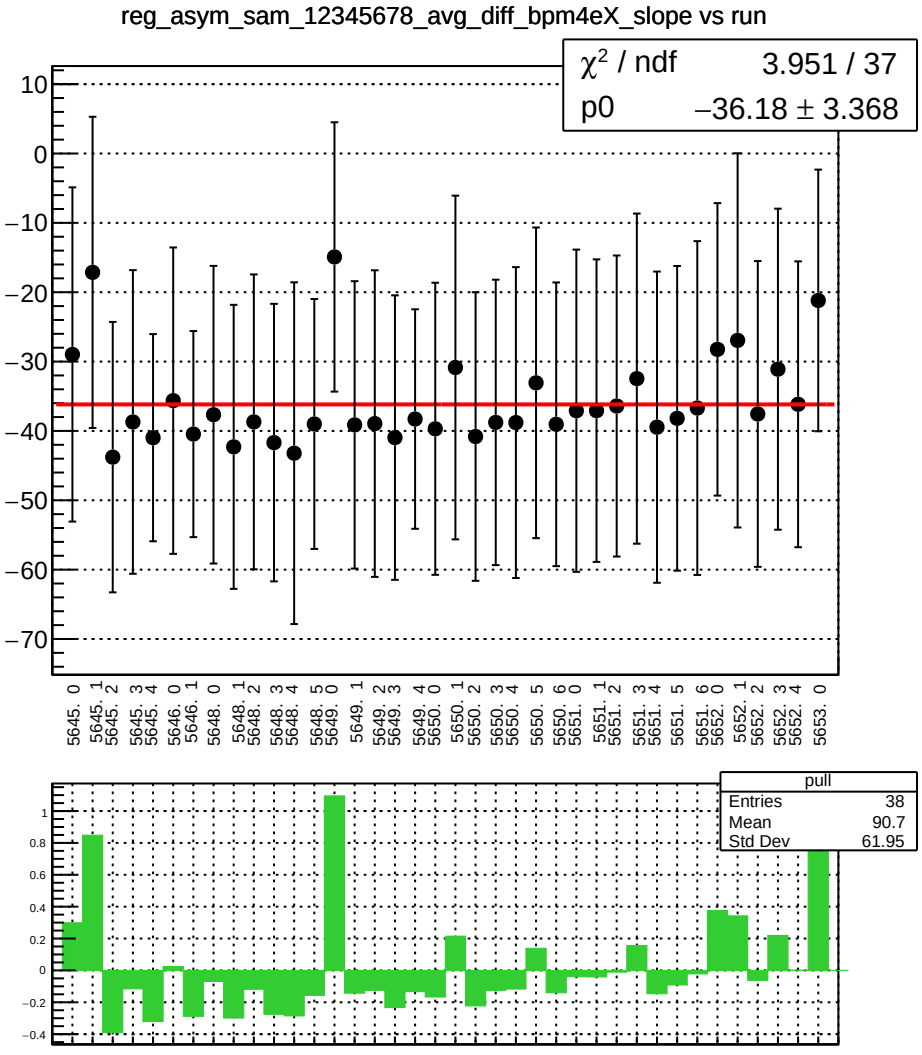
reg_asym_sam_12345678_avg_diff_bpm4eX_slope vs run
χ² / ndf 3.951 / 37
p0 −36.18 ± 3.368
pull
Entries 38
Mean 90.7
Std Dev 61.95

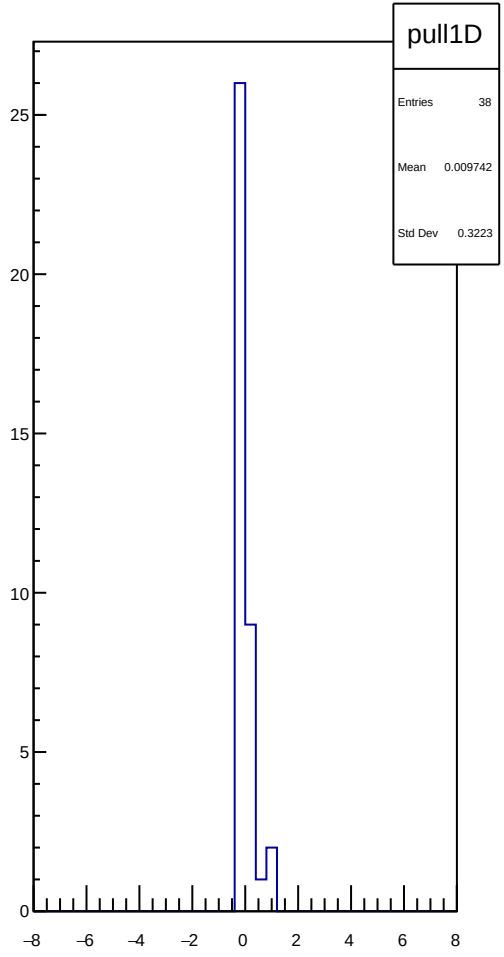
pull1D
Entries 38
Mean 0.009742
Std Dev 0.3223

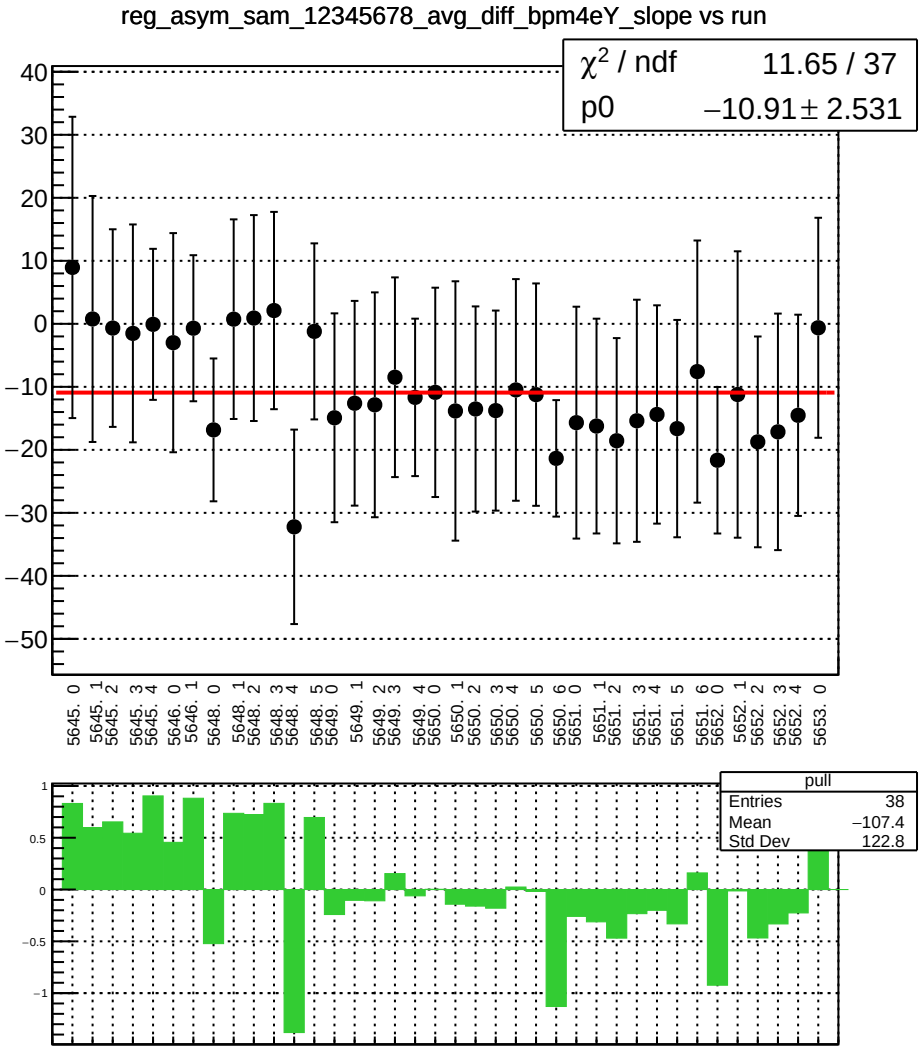
reg_asym_sam_12345678_avg_diff_bpm4eY_slope vs run
χ² / ndf 11.65 / 37
p0 −10.91 ± 2.531
pull
Entries 38
Mean −107.4
Std Dev 122.8

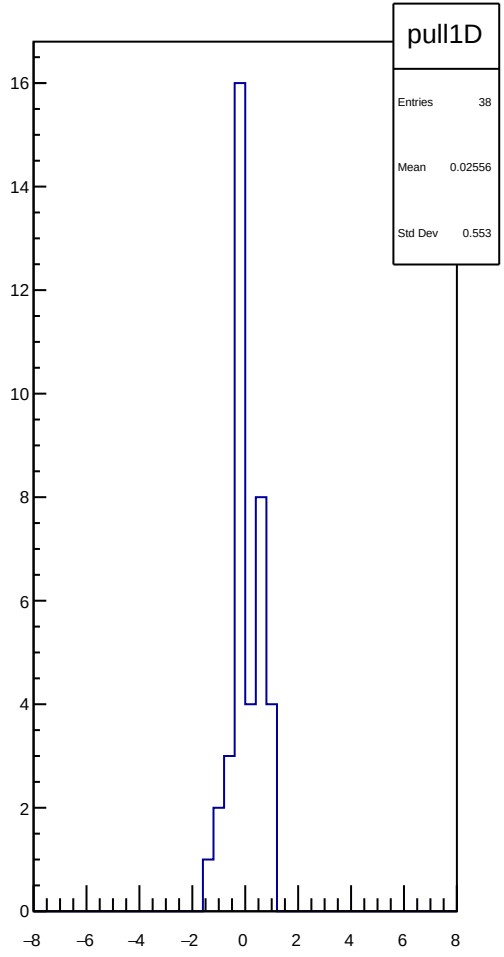
pull1D
Entries 38
Mean 0.02556
Std Dev 0.553

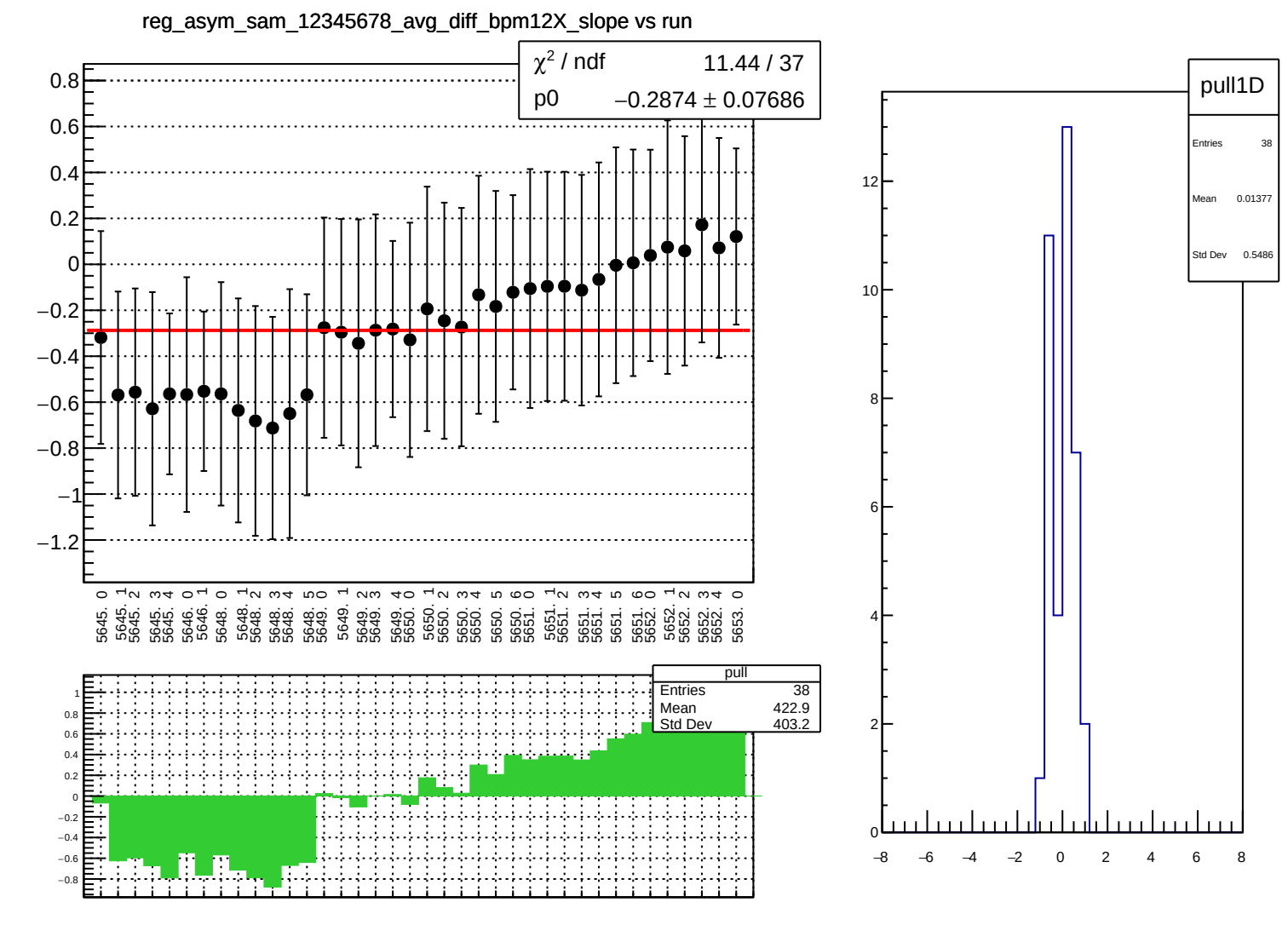
reg_asym_sam_12345678_avg_diff_bpm12X_slope vs run
χ² / ndf 11.44 / 37
p0 −0.2874 ± 0.07686
pull
Entries 38
Mean 422.9
Std Dev 403.2
pull1D
Entries 38
Mean 0.01377
Std Dev 0.5486

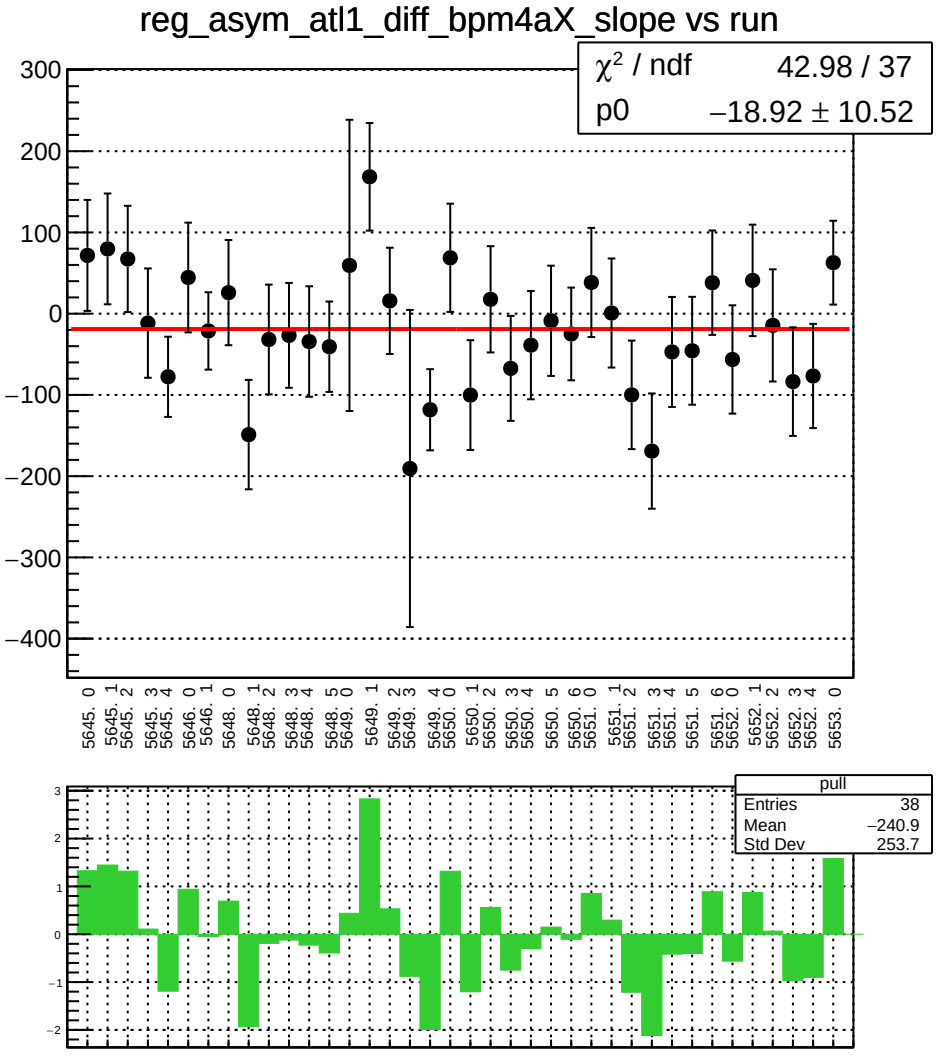
reg_asym_atl1_diff_bpm4aX_slope vs run
χ² / ndf 42.98 / 37
p0 −18.92 ± 10.52
300
200
100
0
−100
−200
−300
−400
5645. 0
5645. 1
5645. 2
5645. 3
5645. 4
5646. 0
5646. 1
5648. 0
5648. 1
5648. 2
5648. 3
5648. 4
5648. 5
5649. 0
5649. 1
5649. 2
5649. 3
5649. 4
5650. 0
5650. 1
5650. 2
5650. 3
5650. 4
5650. 5
5650. 6
5651. 0
5651. 1
5651. 2
5651. 3
5651. 4
5651. 5
5651. 6
5652. 0
5652. 1
5652. 2
5652. 3
5652. 4
5653. 0
pull
Entries 38
Mean −240.9
Std Dev 253.7
3
2
1
0
−1
−2

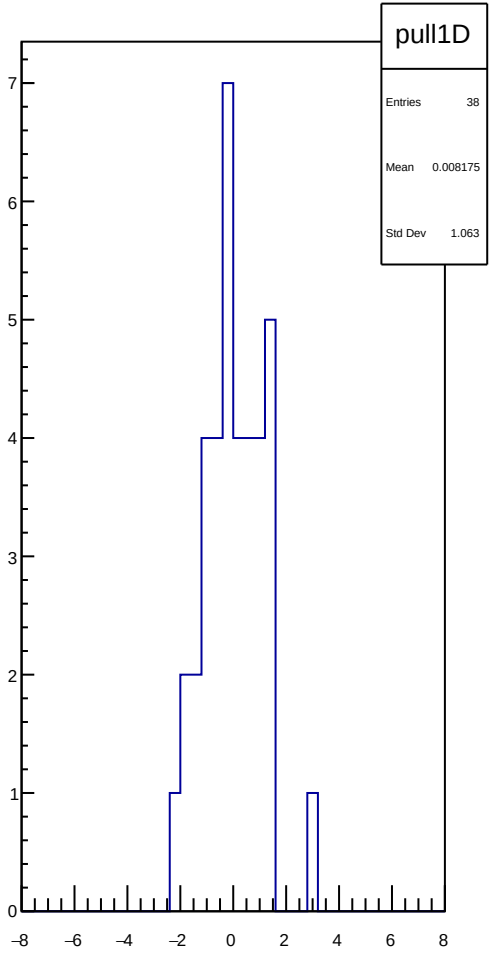
pull1D
Entries 38
Mean 0.008175
Std Dev 1.063
7
6
5
4
3
2
1
0
−8
−6
−4
−2
0
2
4
6
8

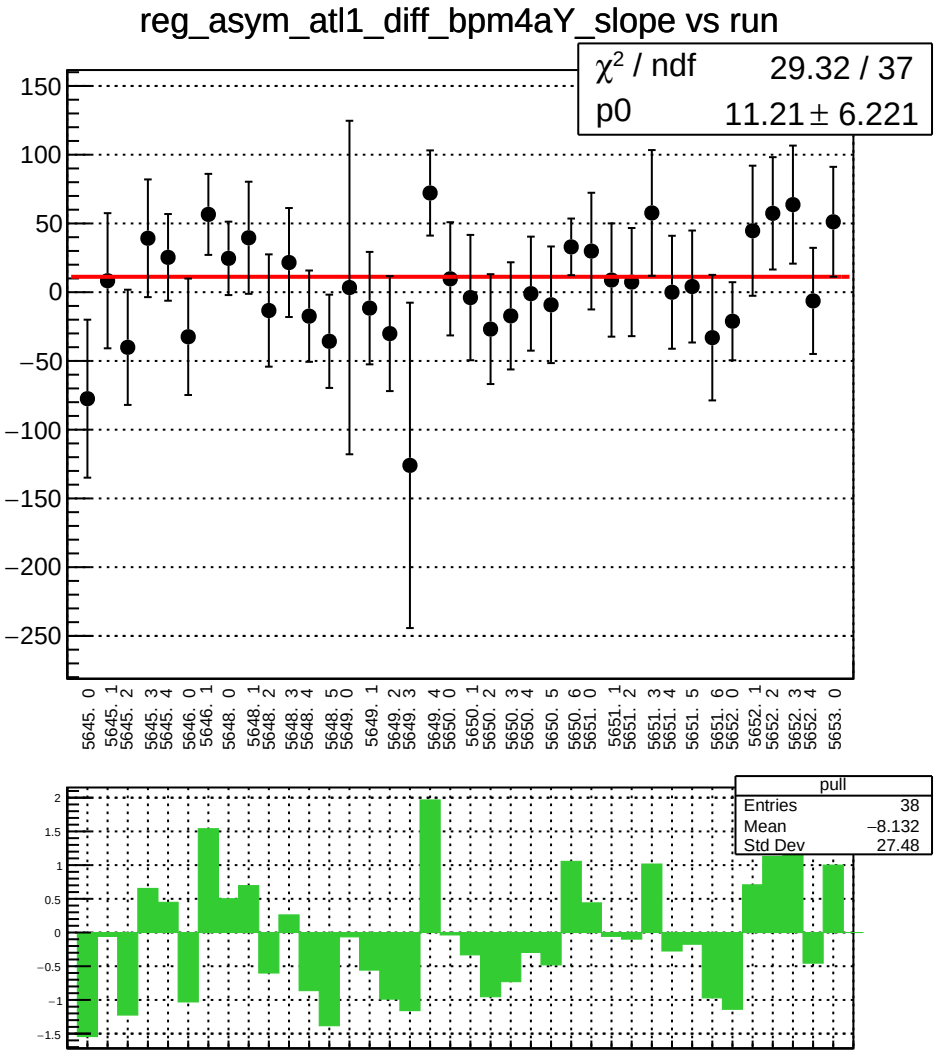
reg_asym_atl1_diff_bpm4aY_slope vs run
χ² / ndf 29.32 / 37
p0 11.21 ± 6.221
150
100
50
0
−50
−100
−150
−200
−250
5645. 0
5645. 1
5645. 2
5645. 3
5645. 4
5646. 0
5646. 1
5648. 0
5648. 1
5648. 2
5648. 3
5648. 4
5648. 5
5649. 0
5649. 1
5649. 2
5649. 3
5649. 4
5650. 0
5650. 1
5650. 2
5650. 3
5650. 4
5650. 5
5650. 6
5651. 0
5651. 1
5651. 2
5651. 3
5651. 4
5651. 5
5651. 6
5652. 0
5652. 1
5652. 2
5652. 3
5652. 4
5653. 0
pull
Entries 38
Mean −8.132
Std Dev 27.48
2
1.5
1
0.5
0
−0.5
−1
−1.5

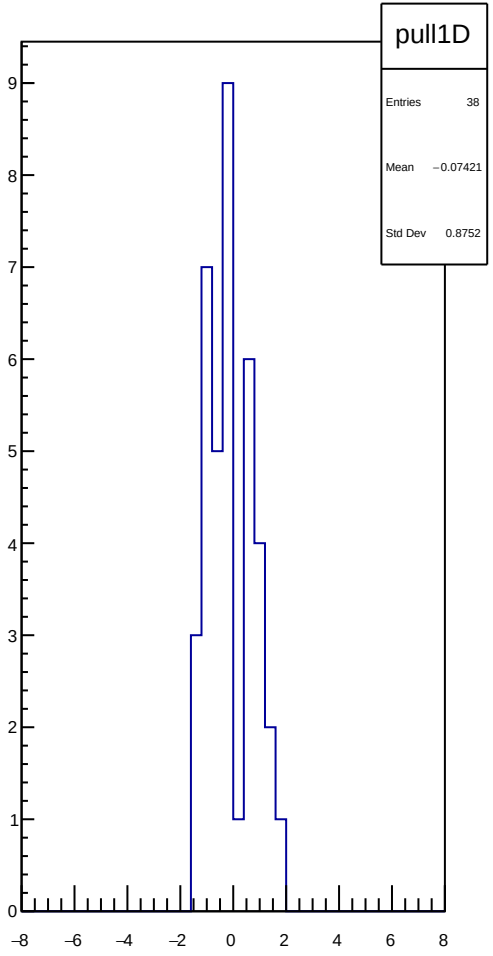
pull1D
Entries 38
Mean −0.07421
Std Dev 0.8752
9
8
7
6
5
4
3
2
1
0
−8
−6
−4
−2
0
2
4
6
8

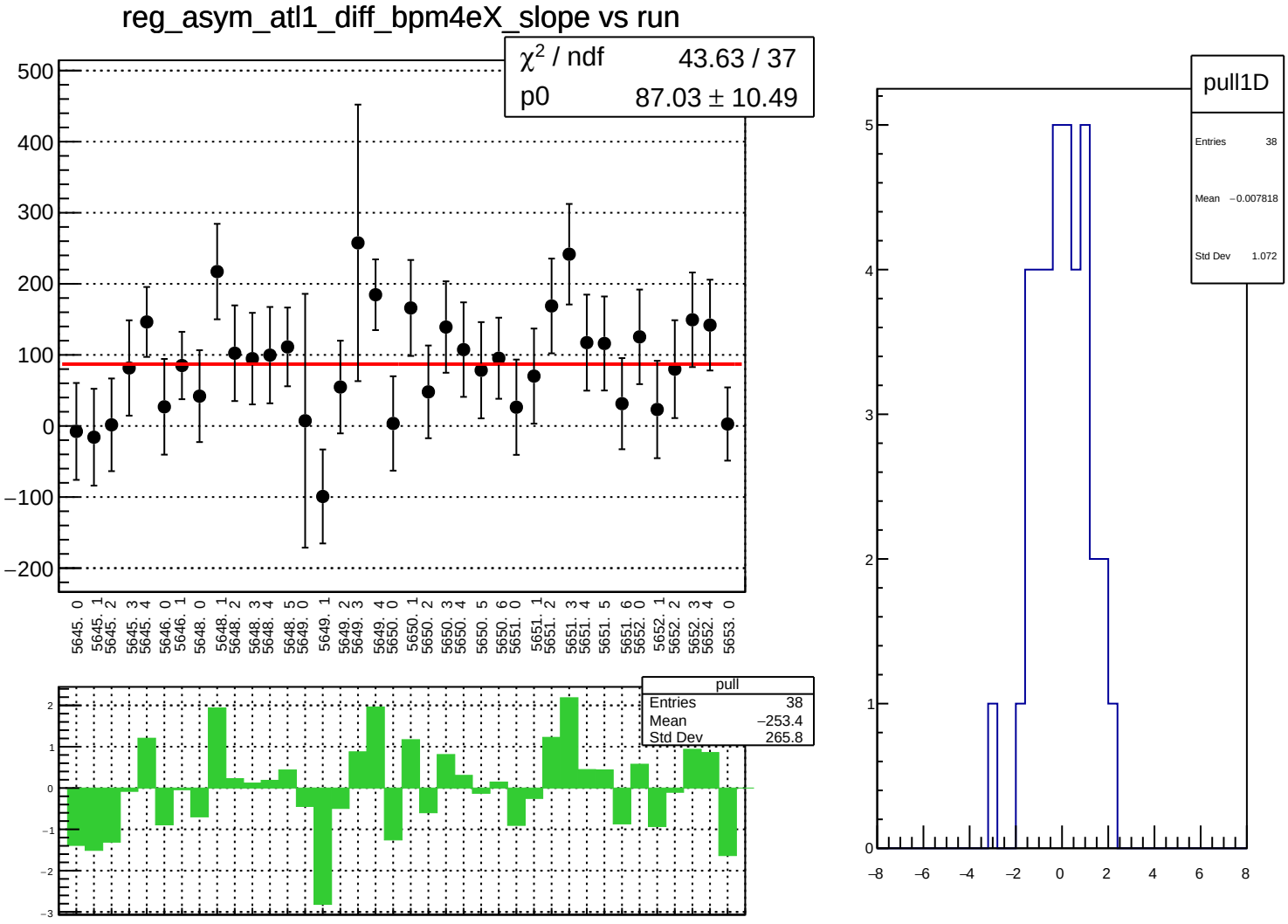
reg_asym_atl1_diff_bpm4eX_slope vs run
χ² / ndf 43.63 / 37
p0 87.03 ± 10.49
500
400
300
200
100
0
−100
−200
5645. 0
5645. 1
5645. 2
5645. 3
5645. 4
5646. 0
5646. 1
5648. 0
5648. 1
5648. 2
5648. 3
5648. 4
5648. 5
5649. 0
5649. 1
5649. 2
5649. 3
5649. 4
5650. 0
5650. 1
5650. 2
5650. 3
5650. 4
5650. 5
5650. 6
5651. 0
5651. 1
5651. 2
5651. 3
5651. 4
5651. 5
5651. 6
5652. 0
5652. 1
5652. 2
5652. 3
5652. 4
5653. 0
pull
Entries 38
Mean −253.4
Std Dev 265.8
2
1
0
−1
−2
−3
pull1D
Entries 38
Mean −0.007818
Std Dev 1.072
5
4
3
2
1
0
−8
−6
−4
−2
0
2
4
6
8

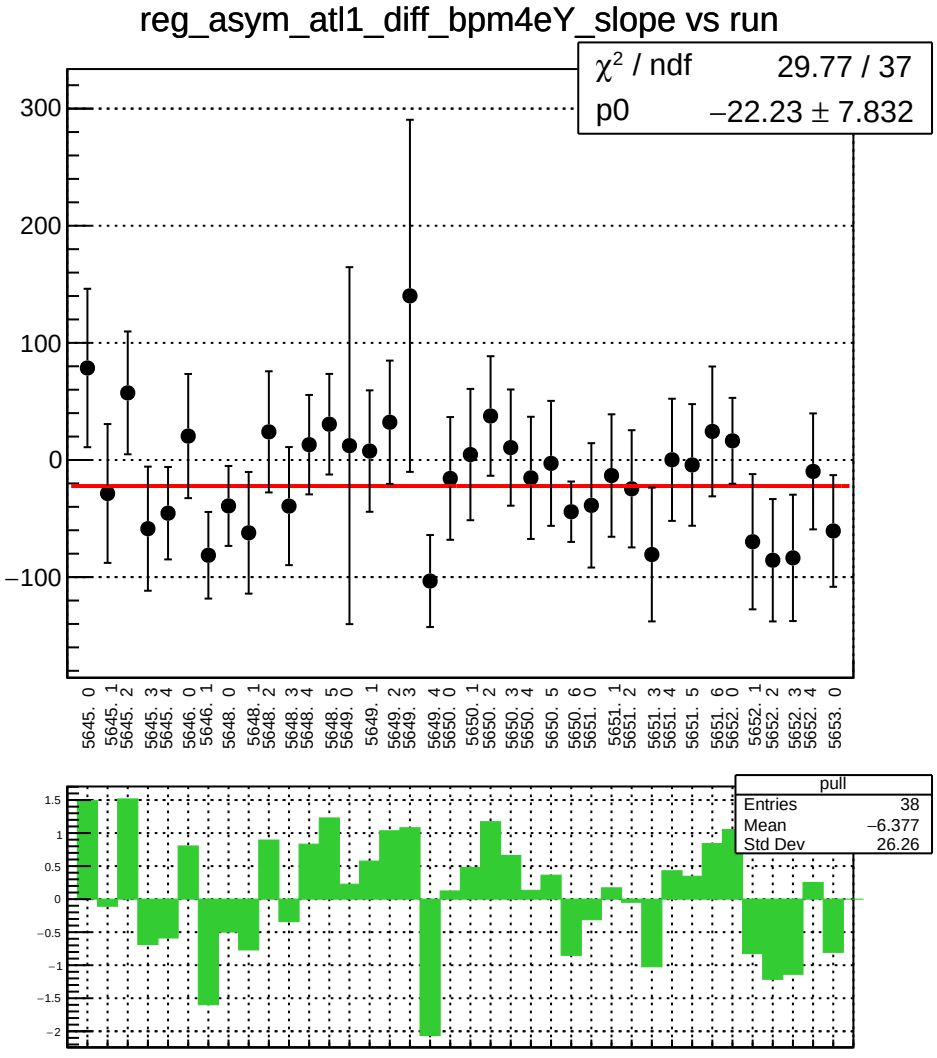
reg_asym_atl1_diff_bpm4eY_slope vs run
χ² / ndf 29.77 / 37
p0 −22.23 ± 7.832
300
200
100
0
−100
5645. 0
5645. 1
5645. 2
5645. 3
5645. 4
5646. 0
5646. 1
5648. 0
5648. 1
5648. 2
5648. 3
5648. 4
5648. 5
5649. 0
5649. 1
5649. 2
5649. 3
5649. 4
5650. 0
5650. 1
5650. 2
5650. 3
5650. 4
5650. 5
5650. 6
5651. 0
5651. 1
5651. 2
5651. 3
5651. 4
5651. 5
5651. 6
5652. 0
5652. 1
5652. 2
5652. 3
5652. 4
5653. 0
pull
Entries 38
Mean −6.377
Std Dev 26.26
1.5
1
0.5
0
−0.5
−1
−1.5
−2

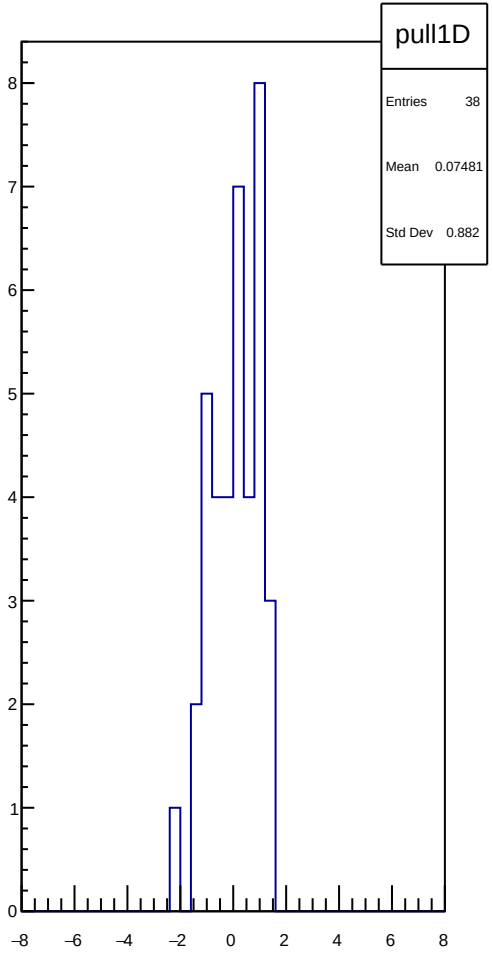
pull1D
Entries 38
Mean 0.07481
Std Dev 0.882
8
7
6
5
4
3
2
1
0
−8
−6
−4
−2
0
2
4
6
8

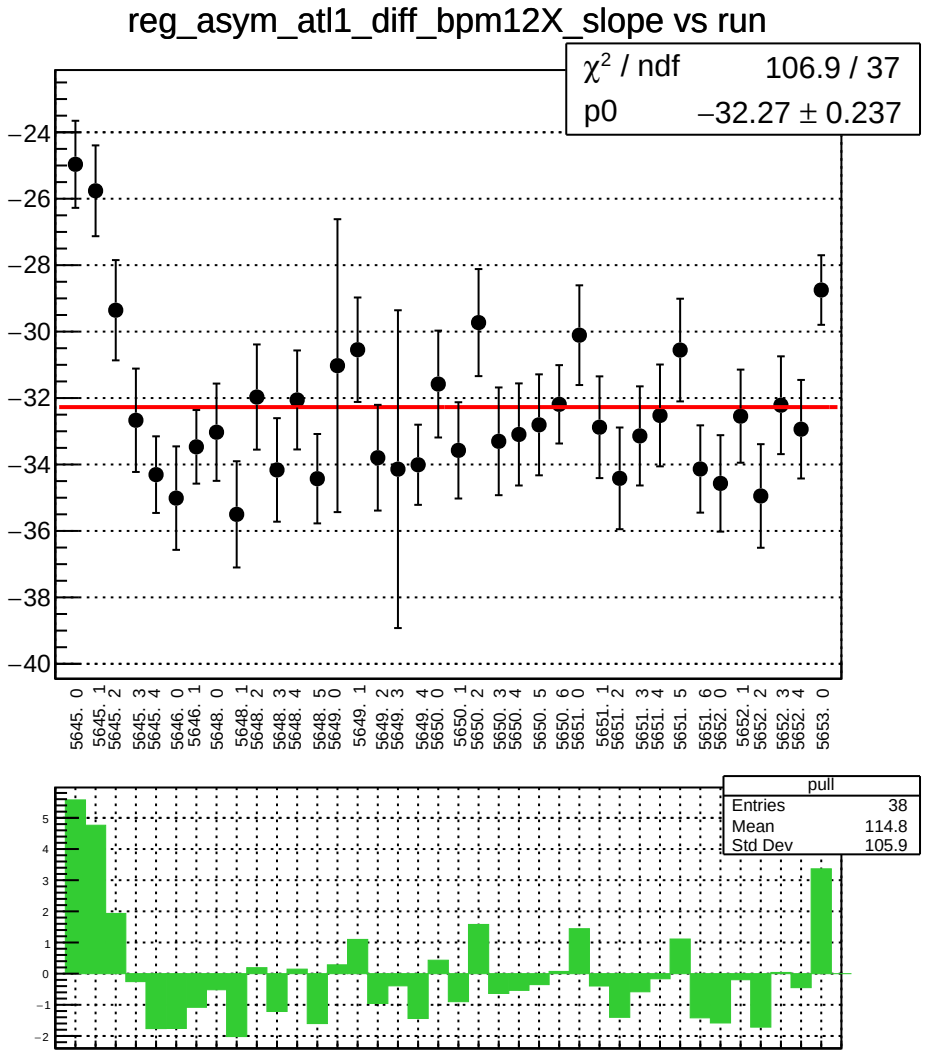
reg_asym_atl1_diff_bpm12X_slope vs run
χ² / ndf 106.9 / 37
p0 −32.27 ± 0.237
−24
−26
−28
−30
−32
−34
−36
−38
−40
5645. 0
5645. 1
5645. 2
5645. 3
5645. 4
5646. 0
5646. 1
5648. 0
5648. 1
5648. 2
5648. 3
5648. 4
5648. 5
5649. 0
5649. 1
5649. 2
5649. 3
5649. 4
5650. 0
5650. 1
5650. 2
5650. 3
5650. 4
5650. 5
5650. 6
5651. 0
5651. 1
5651. 2
5651. 3
5651. 4
5651. 5
5651. 6
5652. 0
5652. 1
5652. 2
5652. 3
5652. 4
5653. 0
pull
Entries 38
Mean 114.8
Std Dev 105.9

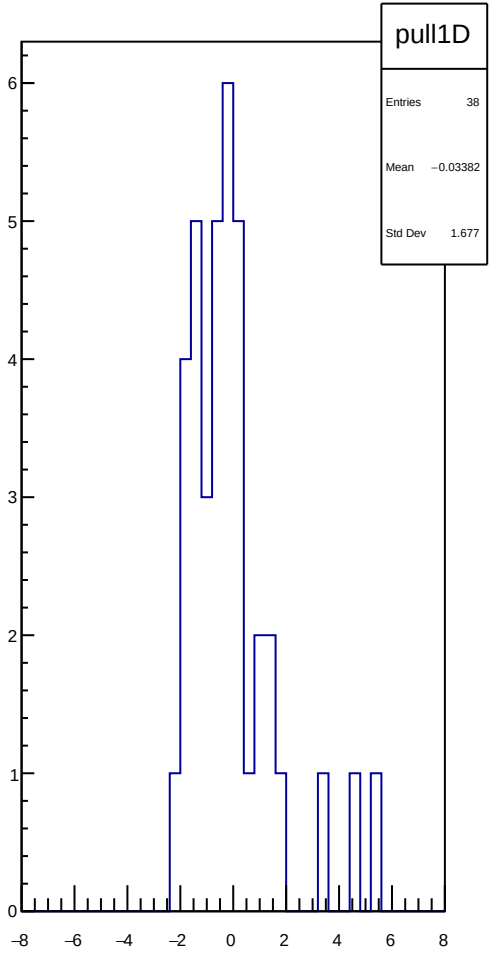
pull1D
Entries 38
Mean −0.03382
Std Dev 1.677

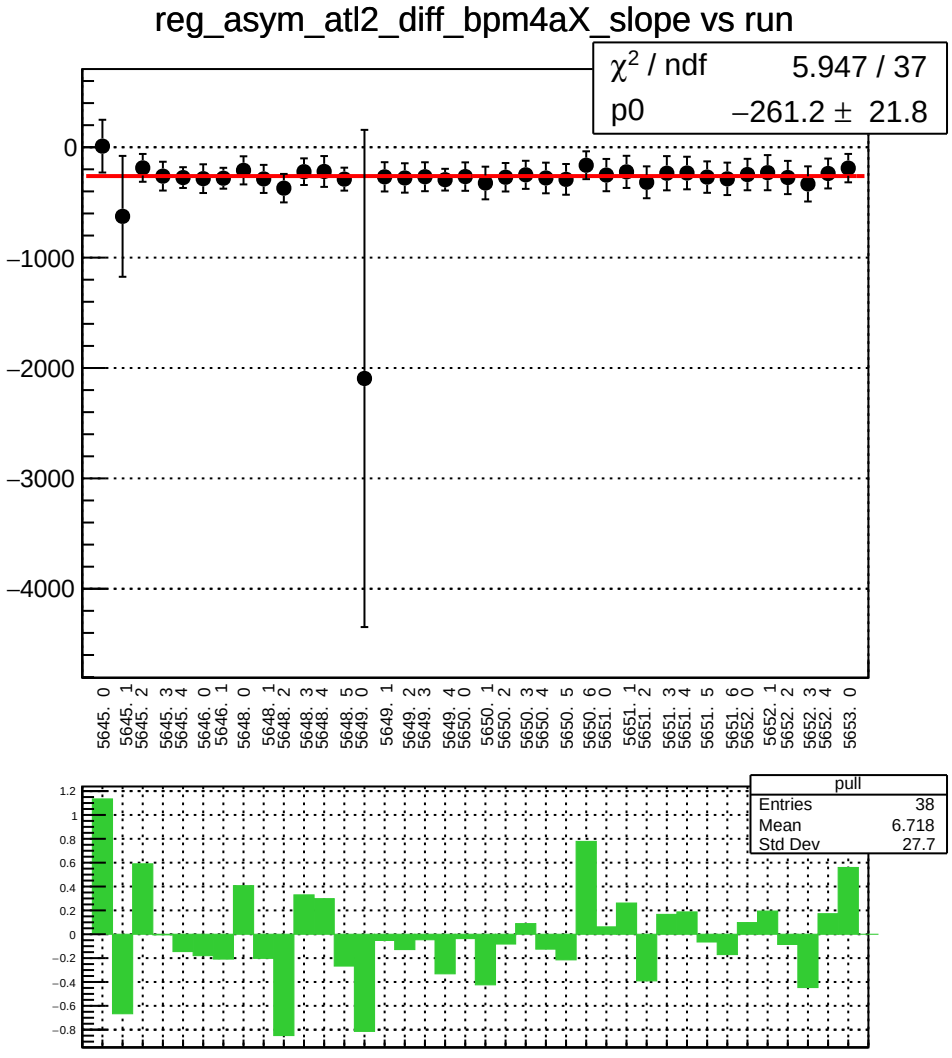
reg_asym_atl2_diff_bpm4aX_slope vs run
χ² / ndf 5.947 / 37
p0 −261.2 ± 21.8
0
−1000
−2000
−3000
−4000
5645. 0
5645. 1
5645. 2
5645. 3
5645. 4
5646. 0
5646. 1
5648. 0
5648. 1
5648. 2
5648. 3
5648. 4
5648. 5
5649. 0
5649. 1
5649. 2
5649. 3
5649. 4
5650. 0
5650. 1
5650. 2
5650. 3
5650. 4
5650. 5
5650. 6
5651. 0
5651. 1
5651. 2
5651. 3
5651. 4
5651. 5
5651. 6
5652. 0
5652. 1
5652. 2
5652. 3
5652. 4
5653. 0
pull
Entries 38
Mean 6.718
Std Dev 27.7
1.2
1
0.8
0.6
0.4
0.2
0
−0.2
−0.4
−0.6
−0.8

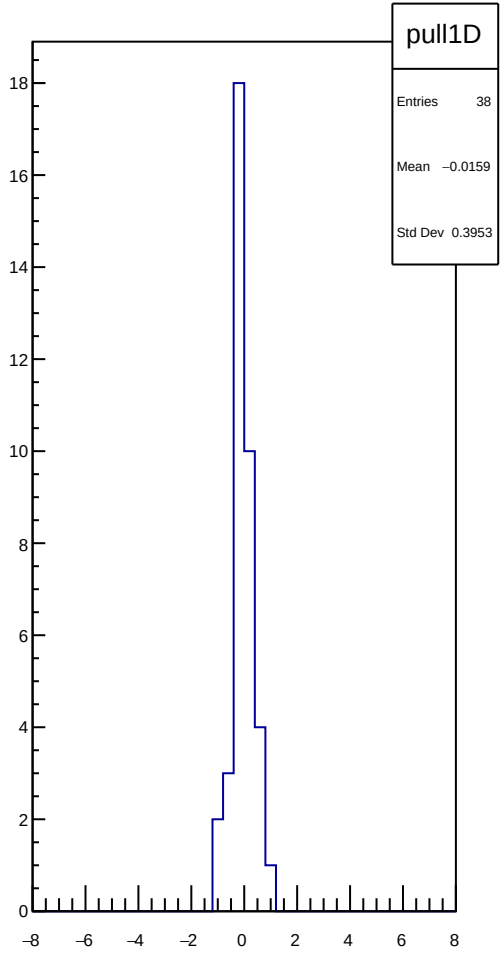
pull1D
Entries 38
Mean −0.0159
Std Dev 0.3953
18
16
14
12
10
8
6
4
2
0
−8
−6
−4
−2
0
2
4
6
8

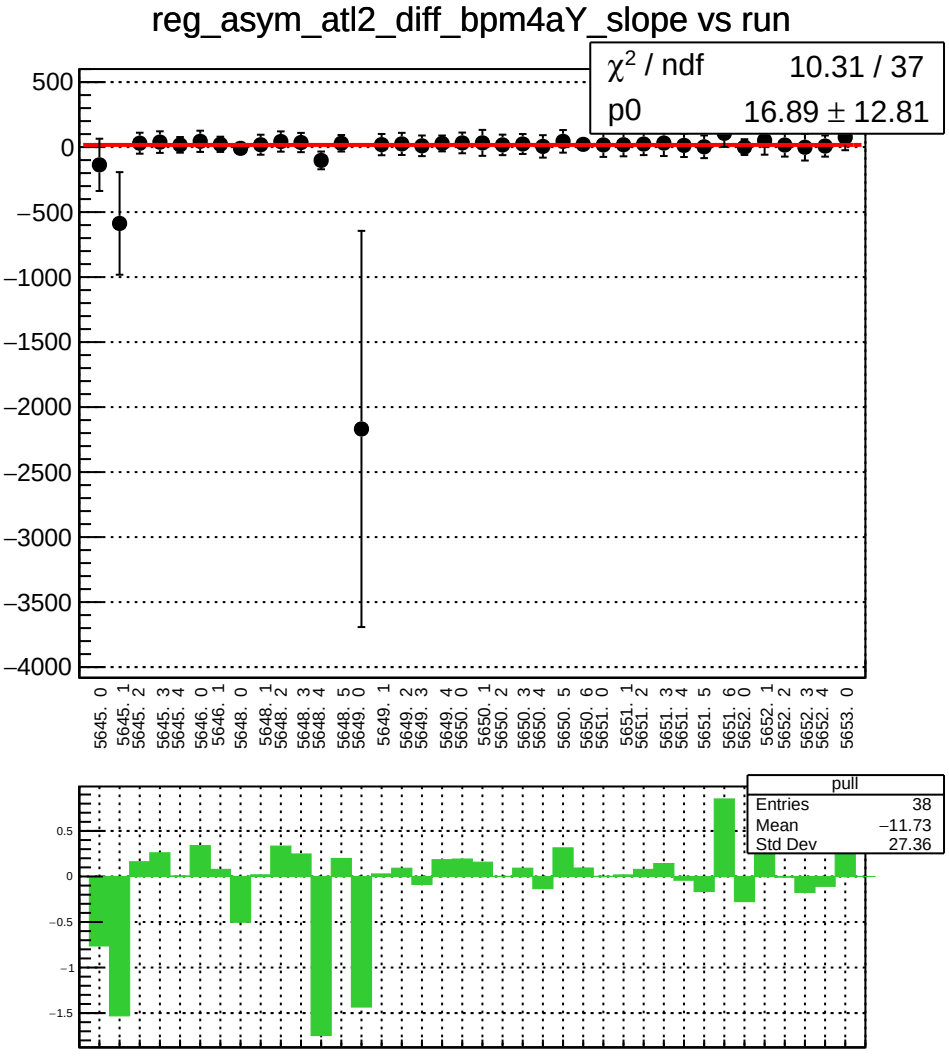
reg_asym_atl2_diff_bpm4aY_slope vs run
χ² / ndf 10.31 / 37
p0 16.89 ± 12.81
500
0
−500
−1000
−1500
−2000
−2500
−3000
−3500
−4000
5645. 0
5645. 1
5645. 2
5645. 3
5645. 4
5646. 0
5646. 1
5648. 0
5648. 1
5648. 2
5648. 3
5648. 4
5648. 5
5649. 0
5649. 1
5649. 2
5649. 3
5649. 4
5650. 0
5650. 1
5650. 2
5650. 3
5650. 4
5650. 5
5650. 6
5651. 0
5651. 1
5651. 2
5651. 3
5651. 4
5651. 5
5651. 6
5652. 0
5652. 1
5652. 2
5652. 3
5652. 4
5653. 0
pull
Entries 38
Mean −11.73
Std Dev 27.36
0.5
0
−0.5
−1
−1.5

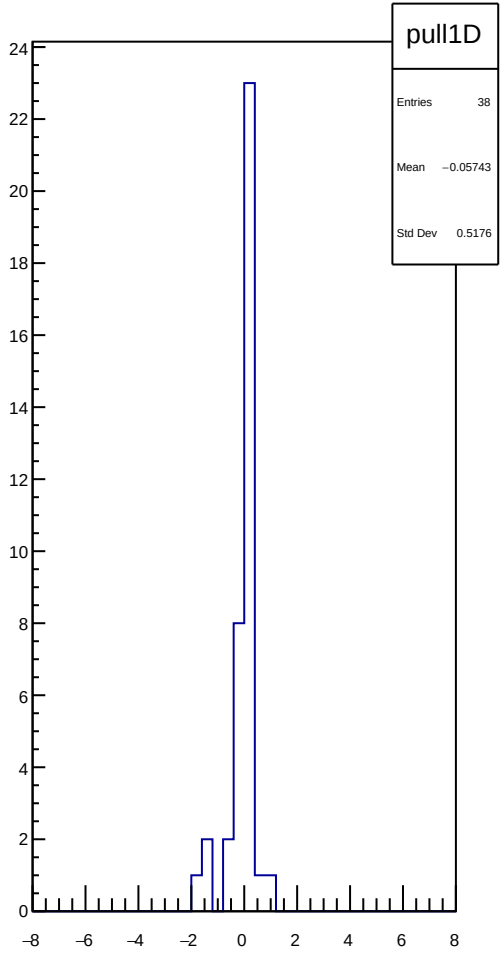
pull1D
Entries 38
Mean −0.05743
Std Dev 0.5176
24
22
20
18
16
14
12
10
8
6
4
2
0
−8
−6
−4
−2
0
2
4
6
8

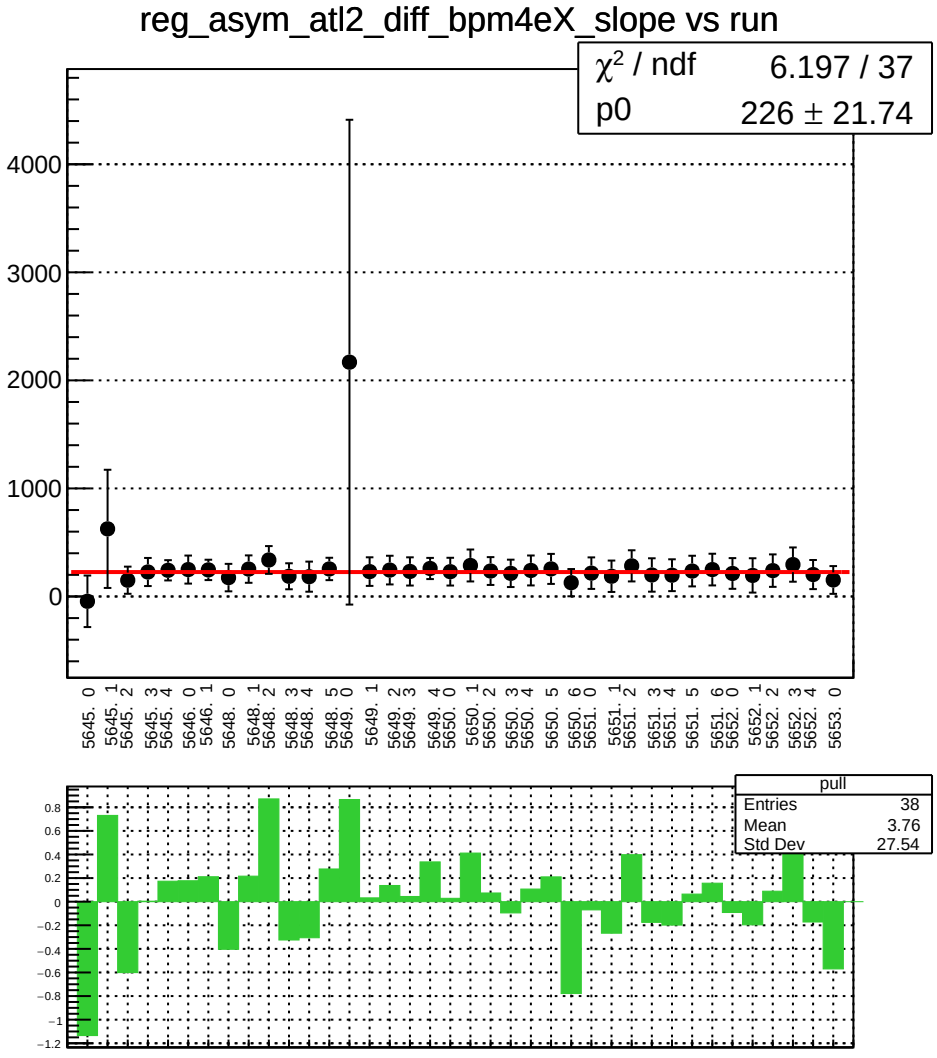
reg_asym_atl2_diff_bpm4eX_slope vs run
χ² / ndf 6.197 / 37
p0 226 ± 21.74
4000
3000
2000
1000
0
5645. 0
5645. 1
5645. 2
5645. 3
5645. 4
5646. 0
5646. 1
5648. 0
5648. 1
5648. 2
5648. 3
5648. 4
5648. 5
5649. 0
5649. 1
5649. 2
5649. 3
5649. 4
5650. 0
5650. 1
5650. 2
5650. 3
5650. 4
5650. 5
5650. 6
5651. 0
5651. 1
5651. 2
5651. 3
5651. 4
5651. 5
5651. 6
5652. 0
5652. 1
5652. 2
5652. 3
5652. 4
5653. 0
pull
Entries 38
Mean 3.76
Std Dev 27.54
0.8
0.6
0.4
0.2
0
−0.2
−0.4
−0.6
−0.8
−1
−1.2

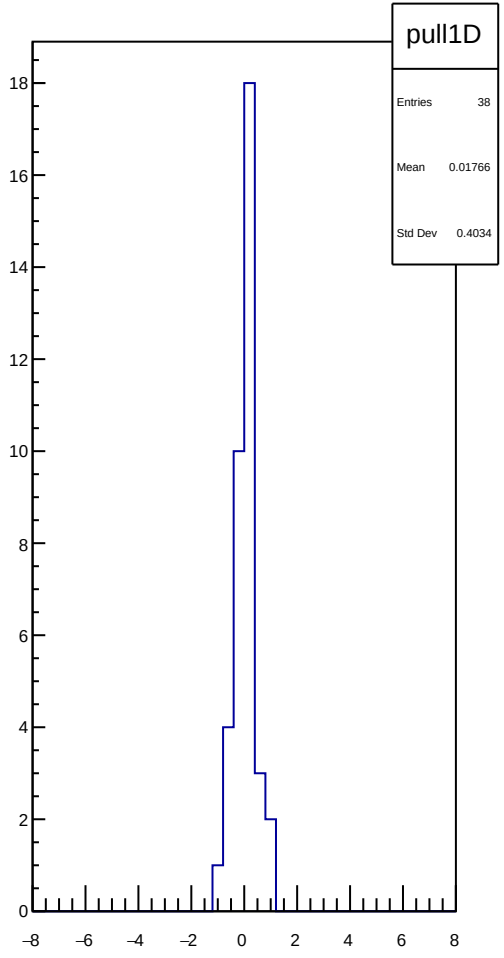
pull1D
Entries 38
Mean 0.01766
Std Dev 0.4034
18
16
14
12
10
8
6
4
2
0
−8
−6
−4
−2
0
2
4
6
8

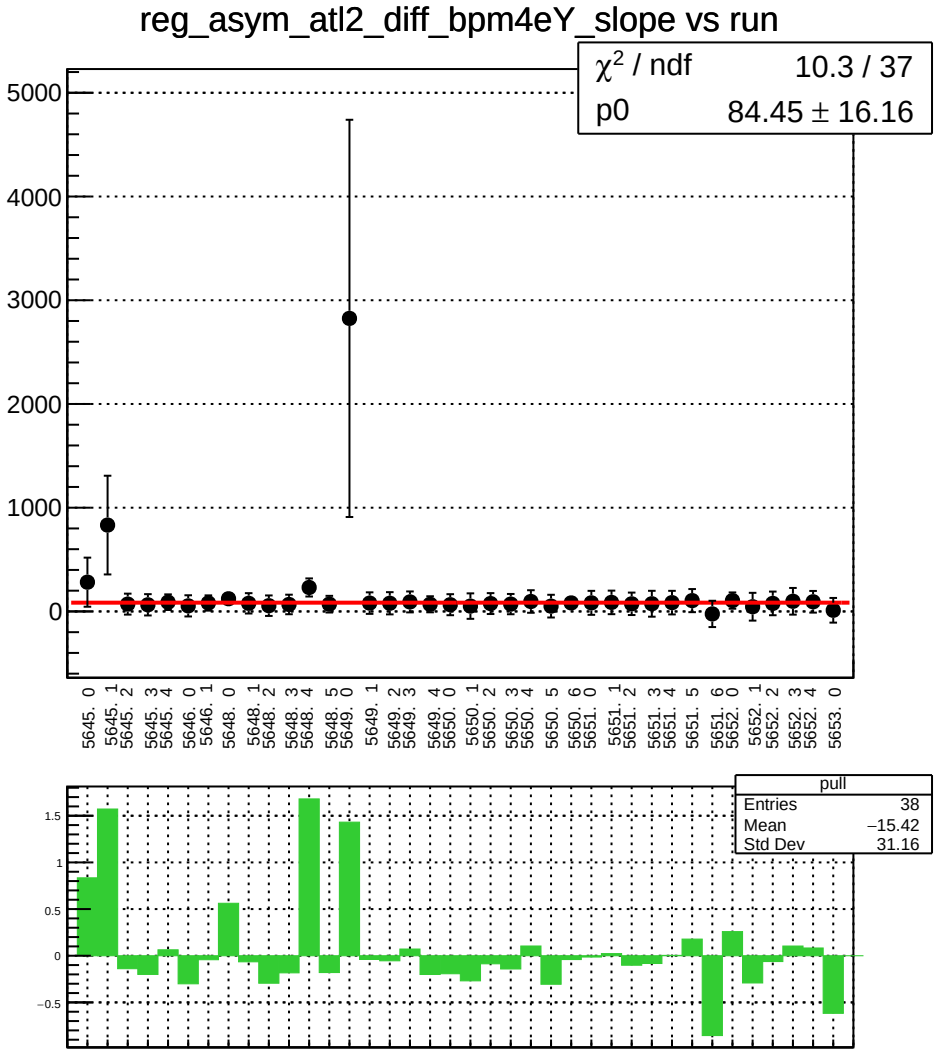
reg_asym_atl2_diff_bpm4eY_slope vs run
χ2 / ndf 10.3 / 37
p0 84.45 ± 16.16
5000
4000
3000
2000
1000
0
5645. 0
5645. 1
5645. 2
5645. 3
5645. 4
5646. 0
5646. 1
5648. 0
5648. 1
5648. 2
5648. 3
5648. 4
5648. 5
5649. 0
5649. 1
5649. 2
5649. 3
5649. 4
5650. 0
5650. 1
5650. 2
5650. 3
5650. 4
5650. 5
5650. 6
5651. 0
5651. 1
5651. 2
5651. 3
5651. 4
5651. 5
5651. 6
5652. 0
5652. 1
5652. 2
5652. 3
5652. 4
5653. 0
pull
Entries 38
Mean −15.42
Std Dev 31.16
1.5
1
0.5
0
−0.5

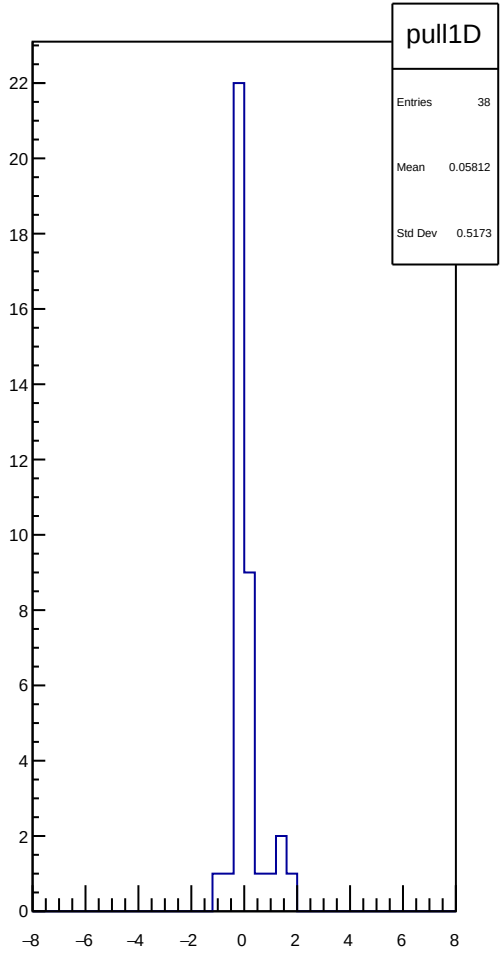
pull1D
Entries 38
Mean 0.05812
Std Dev 0.5173
22
20
18
16
14
12
10
8
6
4
2
0
−8
−6
−4
−2
0
2
4
6
8

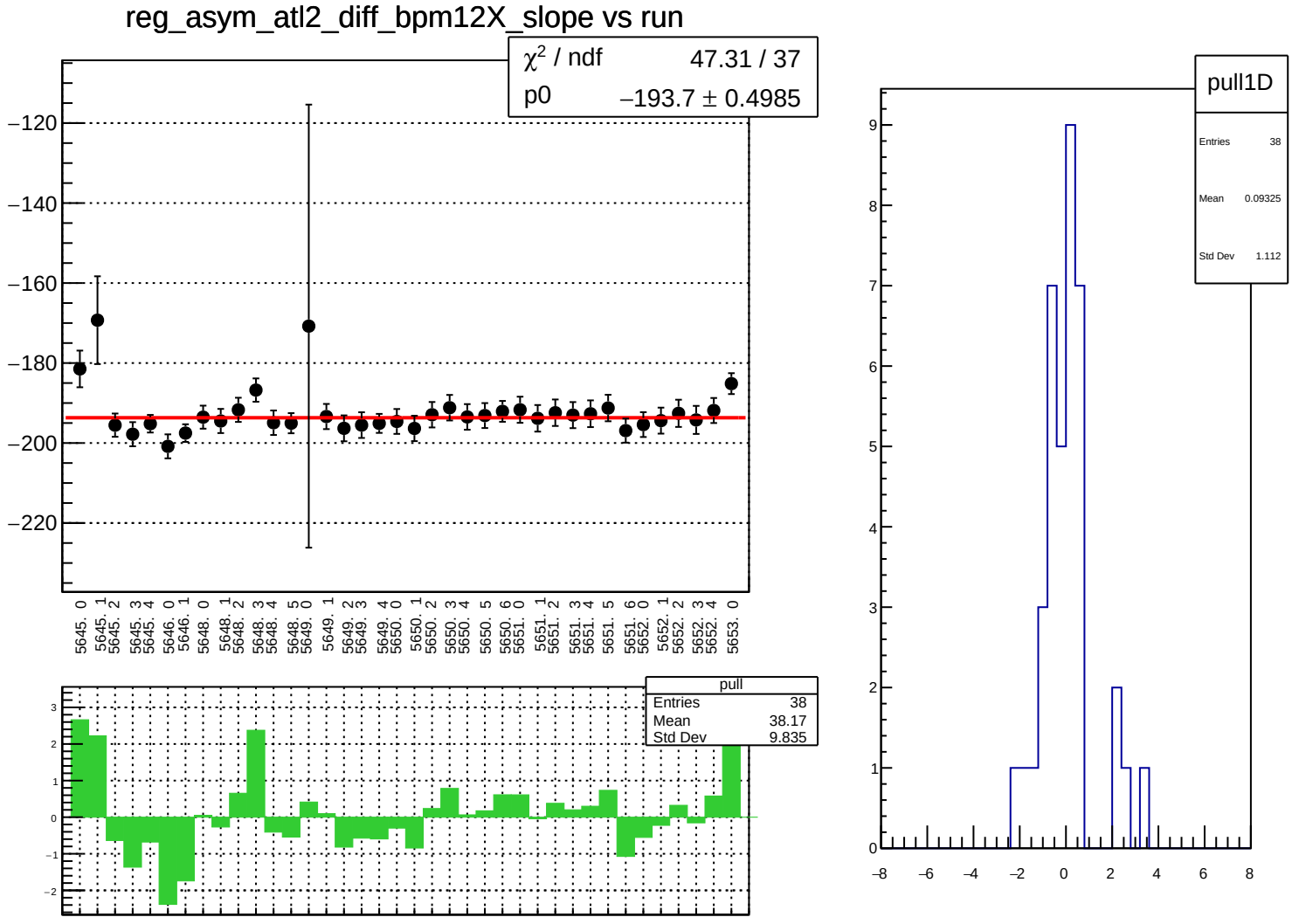
reg_asym_atl2_diff_bpm12X_slope vs run
χ² / ndf 47.31 / 37
p0 −193.7 ± 0.4985
−120
−140
−160
−180
−200
−220
5645. 0
5645. 1
5645. 2
5645. 3
5645. 4
5646. 0
5646. 1
5648. 0
5648. 1
5648. 2
5648. 3
5648. 4
5648. 5
5649. 0
5649. 1
5649. 2
5649. 3
5649. 4
5650. 0
5650. 1
5650. 2
5650. 3
5650. 4
5650. 5
5650. 6
5651. 0
5651. 1
5651. 2
5651. 3
5651. 4
5651. 5
5651. 6
5652. 0
5652. 1
5652. 2
5652. 3
5652. 4
5653. 0
pull
Entries 38
Mean 38.17
Std Dev 9.835
pull1D
Entries 38
Mean 0.09325
Std Dev 1.112

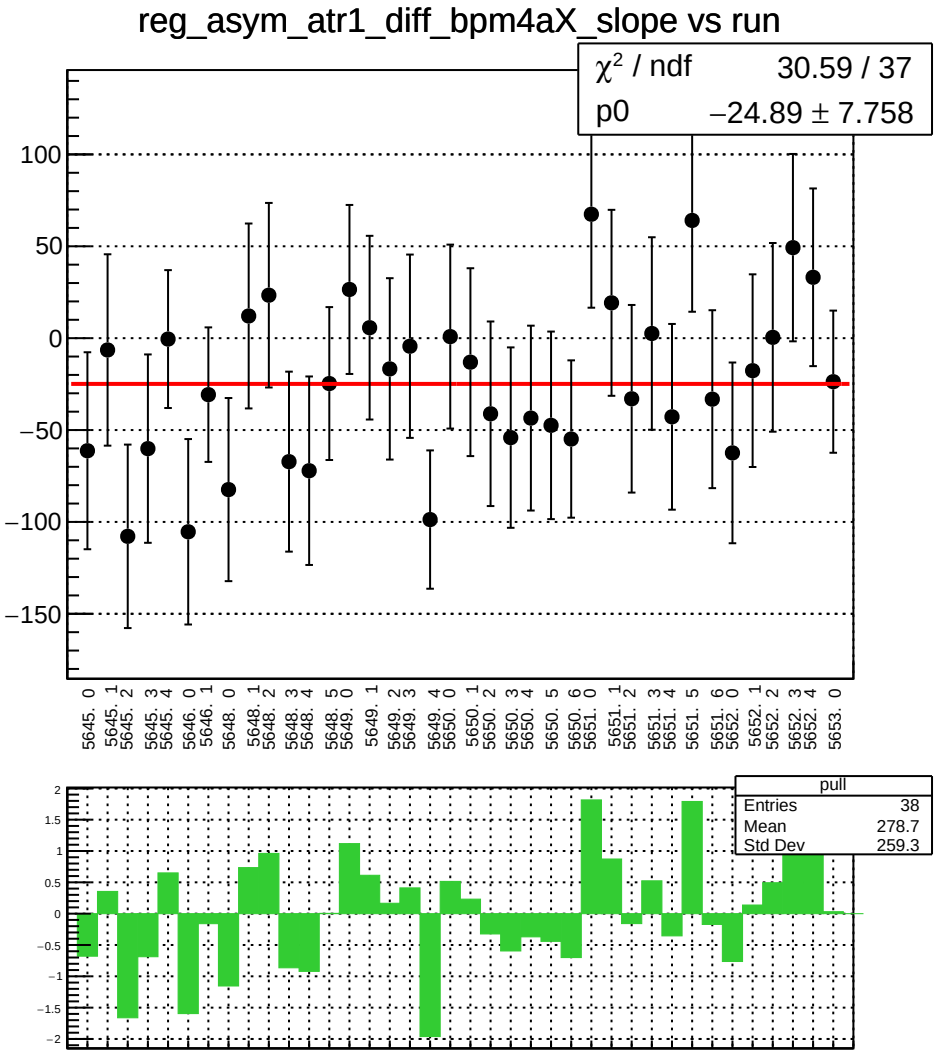
reg_asym_atr1_diff_bpm4aX_slope vs run
χ² / ndf 30.59 / 37
p0 −24.89 ± 7.758
100
50
0
−50
−100
−150
5645. 0
5645. 1
5645. 2
5645. 3
5645. 4
5646. 0
5646. 1
5648. 0
5648. 1
5648. 2
5648. 3
5648. 4
5648. 5
5649. 0
5649. 1
5649. 2
5649. 3
5649. 4
5650. 0
5650. 1
5650. 2
5650. 3
5650. 4
5650. 5
5650. 6
5651. 0
5651. 1
5651. 2
5651. 3
5651. 4
5651. 5
5651. 6
5652. 0
5652. 1
5652. 2
5652. 3
5652. 4
5653. 0
pull
Entries 38
Mean 278.7
Std Dev 259.3
2
1.5
1
0.5
0
−0.5
−1
−1.5
−2

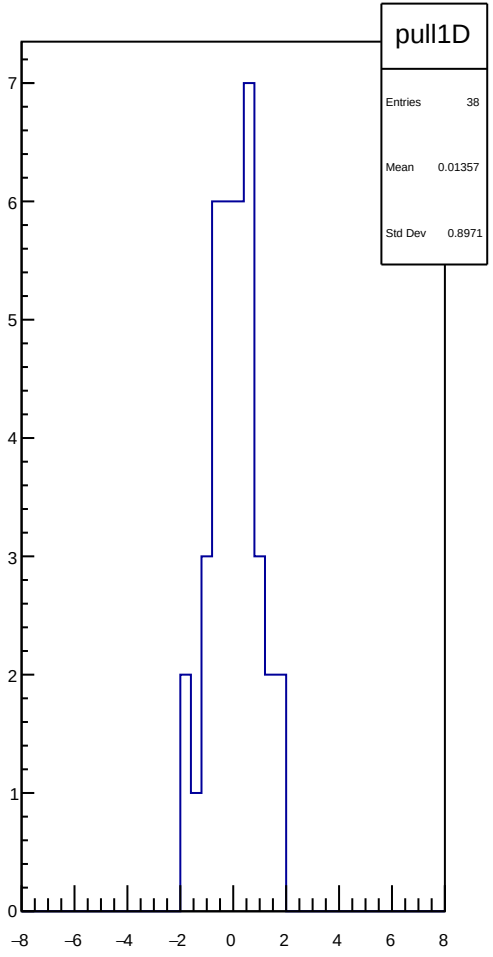
pull1D
Entries 38
Mean 0.01357
Std Dev 0.8971
7
6
5
4
3
2
1
0
−8
−6
−4
−2
0
2
4
6
8

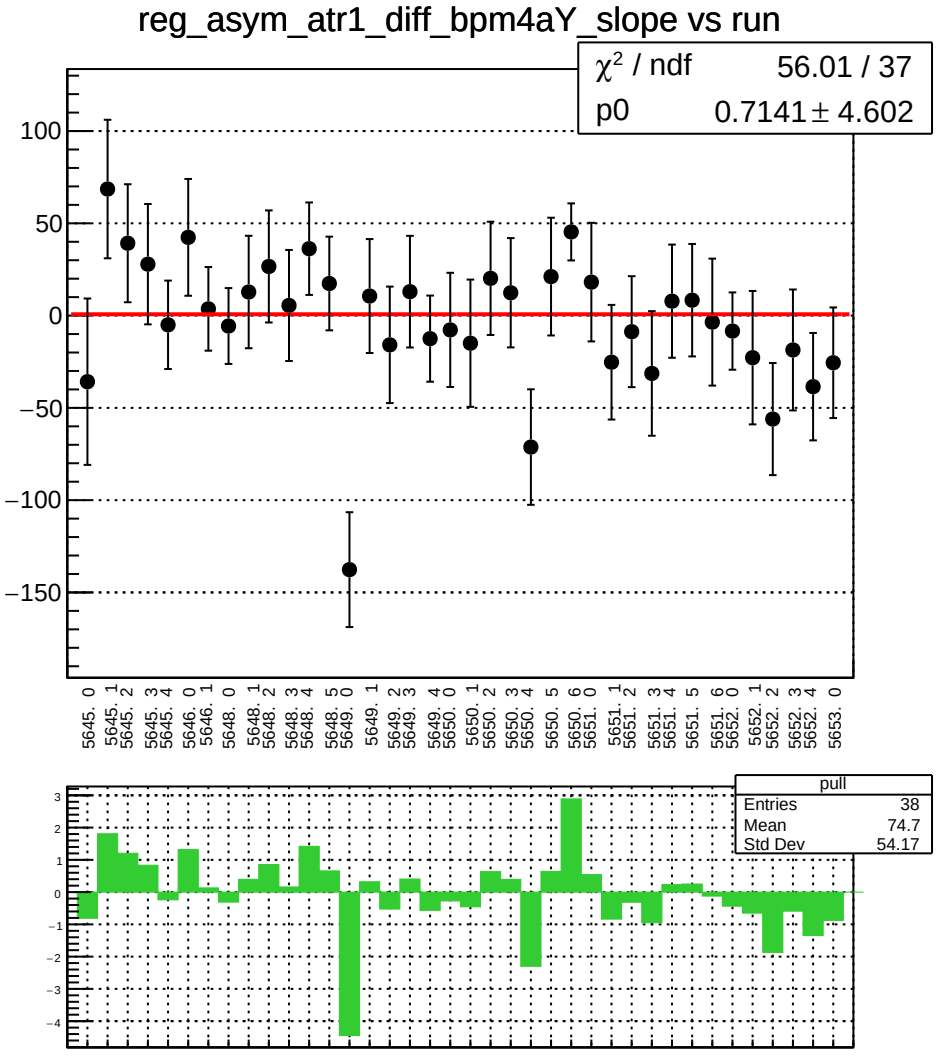
reg_asym_atr1_diff_bpm4aY_slope vs run
χ² / ndf 56.01 / 37
p0 0.7141 ± 4.602
100
50
0
−50
−100
−150
5645. 0
5645. 1
5645. 2
5645. 3
5645. 4
5646. 0
5646. 1
5648. 0
5648. 1
5648. 2
5648. 3
5648. 4
5648. 5
5649. 0
5649. 1
5649. 2
5649. 3
5649. 4
5650. 0
5650. 1
5650. 2
5650. 3
5650. 4
5650. 5
5650. 6
5651. 0
5651. 1
5651. 2
5651. 3
5651. 4
5651. 5
5651. 6
5652. 0
5652. 1
5652. 2
5652. 3
5652. 4
5653. 0
pull
Entries 38
Mean 74.7
Std Dev 54.17
3
2
1
0
−1
−2
−3
−4

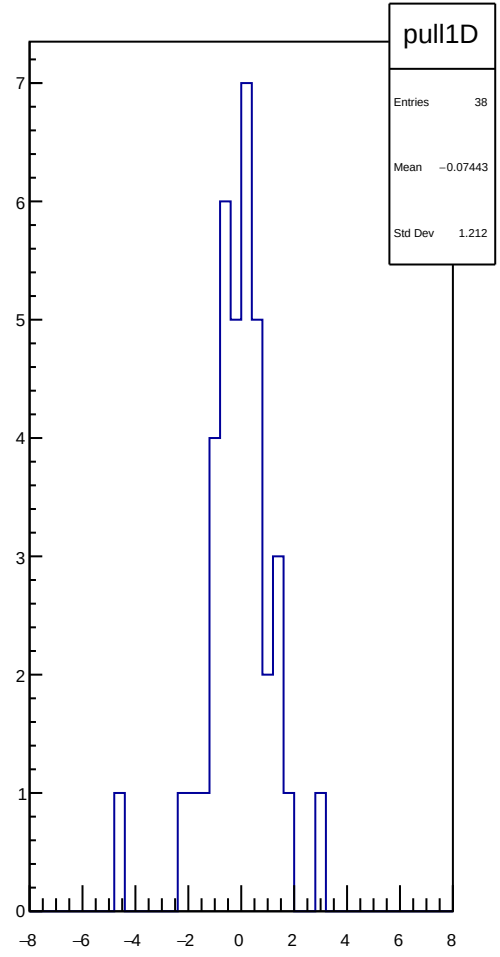
pull1D
Entries 38
Mean −0.07443
Std Dev 1.212
7
6
5
4
3
2
1
0
−8
−6
−4
−2
0
2
4
6
8

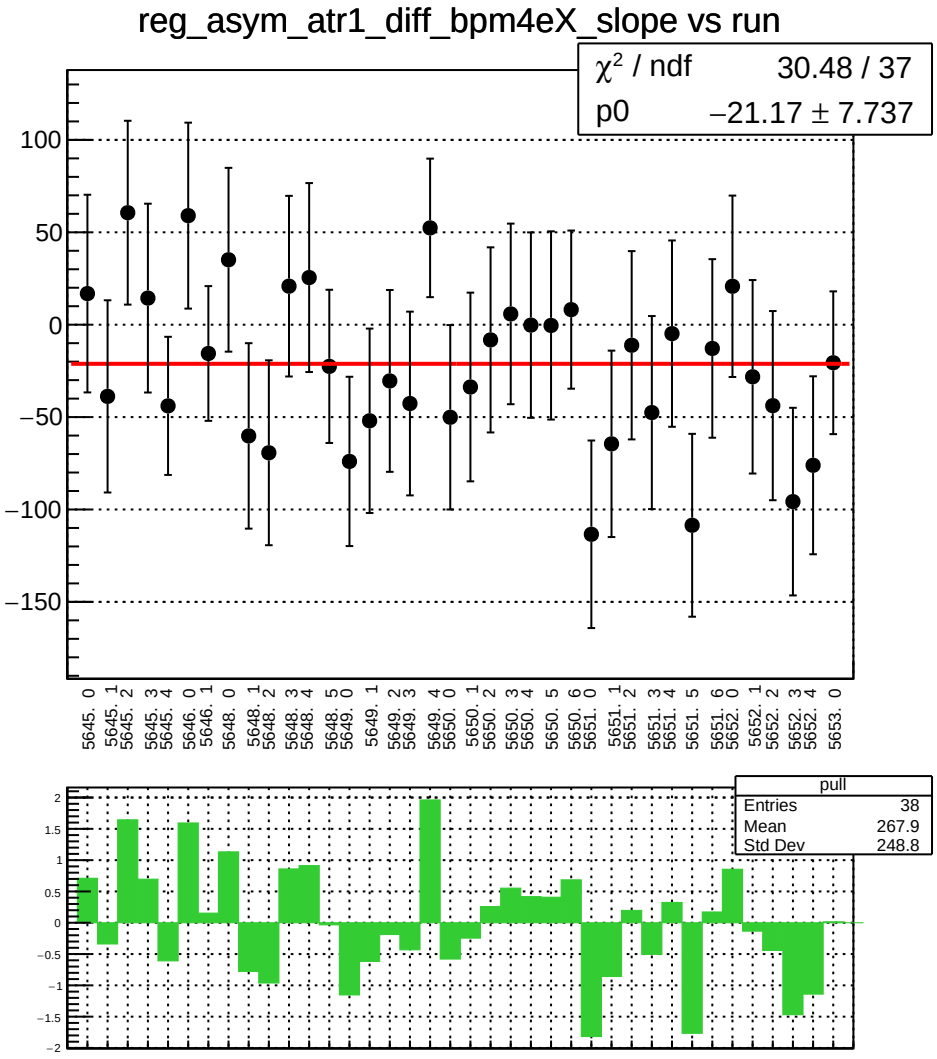
reg_asym_atr1_diff_bpm4eX_slope vs run
χ² / ndf 30.48 / 37
p0 −21.17 ± 7.737
100
50
0
−50
−100
−150
5645. 0
5645. 1
5645. 2
5645. 3
5645. 4
5646. 0
5646. 1
5648. 0
5648. 1
5648. 2
5648. 3
5648. 4
5648. 5
5649. 0
5649. 1
5649. 2
5649. 3
5649. 4
5650. 0
5650. 1
5650. 2
5650. 3
5650. 4
5650. 5
5650. 6
5651. 0
5651. 1
5651. 2
5651. 3
5651. 4
5651. 5
5651. 6
5652. 0
5652. 1
5652. 2
5652. 3
5652. 4
5653. 0
pull
Entries 38
Mean 267.9
Std Dev 248.8
2
1.5
1
0.5
0
−0.5
−1
−1.5
−2

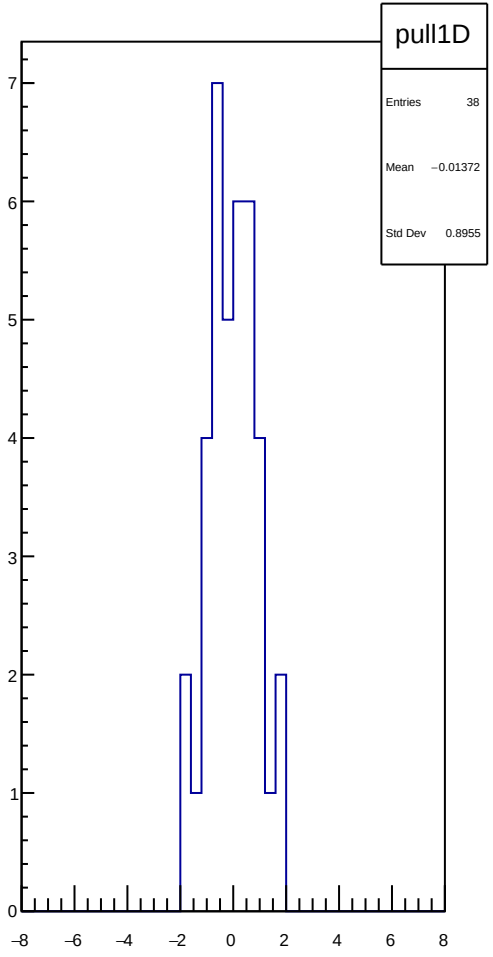
pull1D
Entries 38
Mean −0.01372
Std Dev 0.8955
7
6
5
4
3
2
1
0
−8
−6
−4
−2
0
2
4
6
8

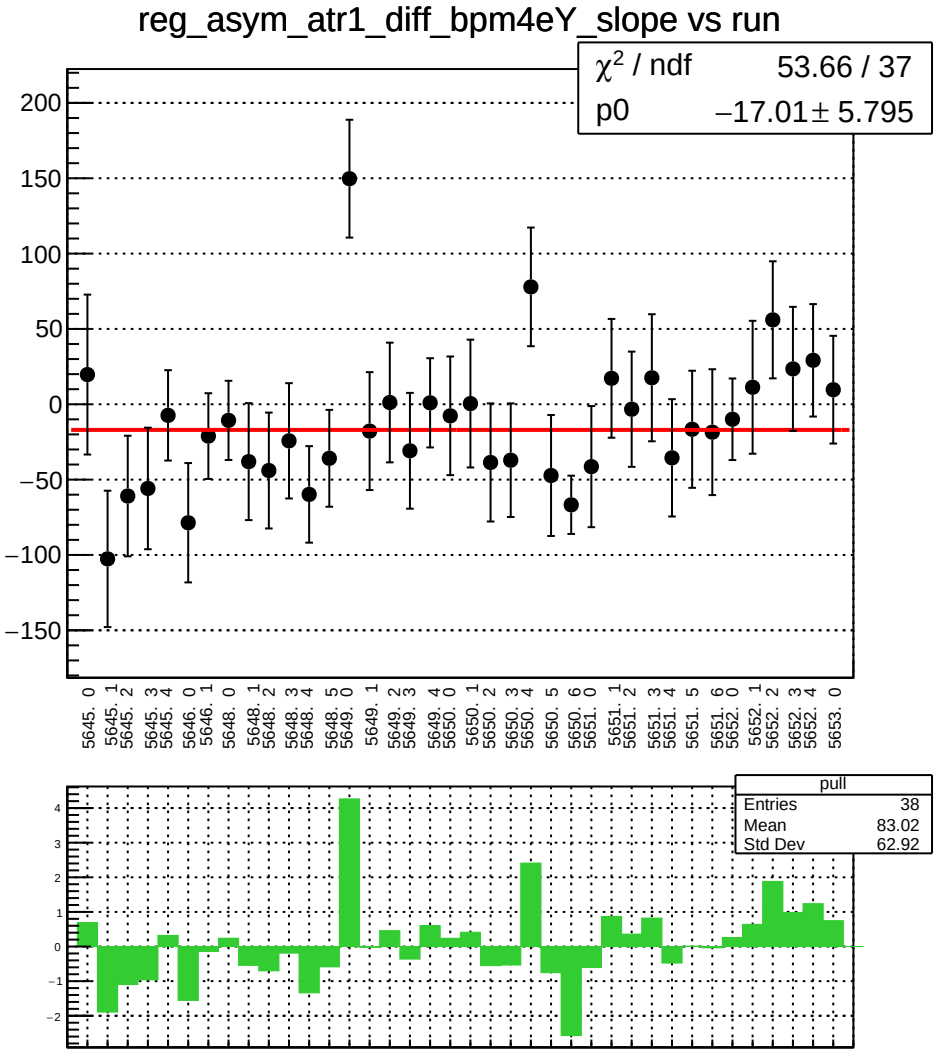
reg_asym_atr1_diff_bpm4eY_slope vs run
χ2 / ndf 53.66 / 37
p0 −17.01 ± 5.795
pull
Entries 38
Mean 83.02
Std Dev 62.92

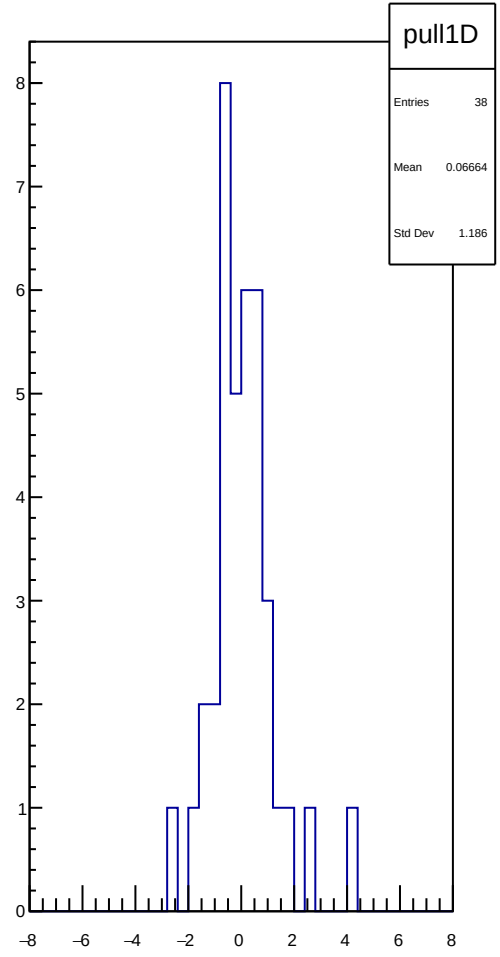
pull1D
Entries 38
Mean 0.06664
Std Dev 1.186

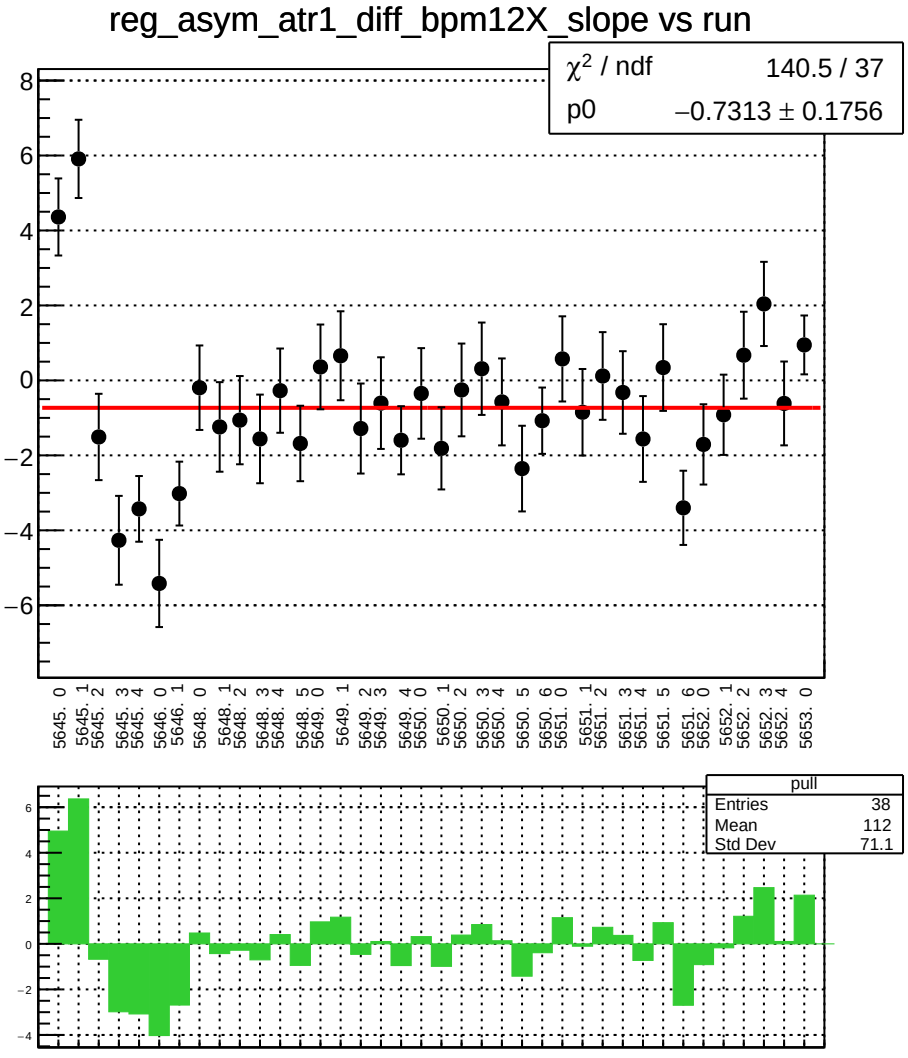
reg_asym_atr1_diff_bpm12X_slope vs run
χ² / ndf 140.5 / 37
p0 −0.7313 ± 0.1756
pull
Entries 38
Mean 112
Std Dev 71.1

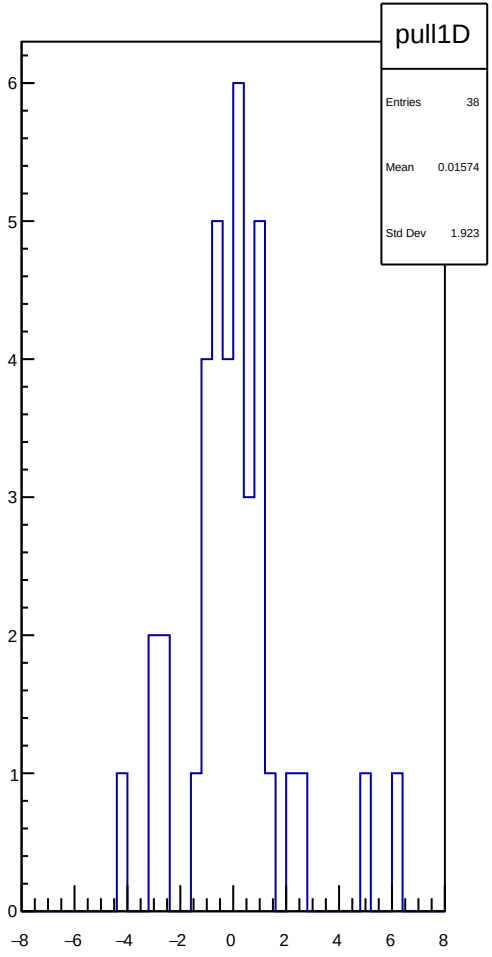
pull1D
Entries 38
Mean 0.01574
Std Dev 1.923

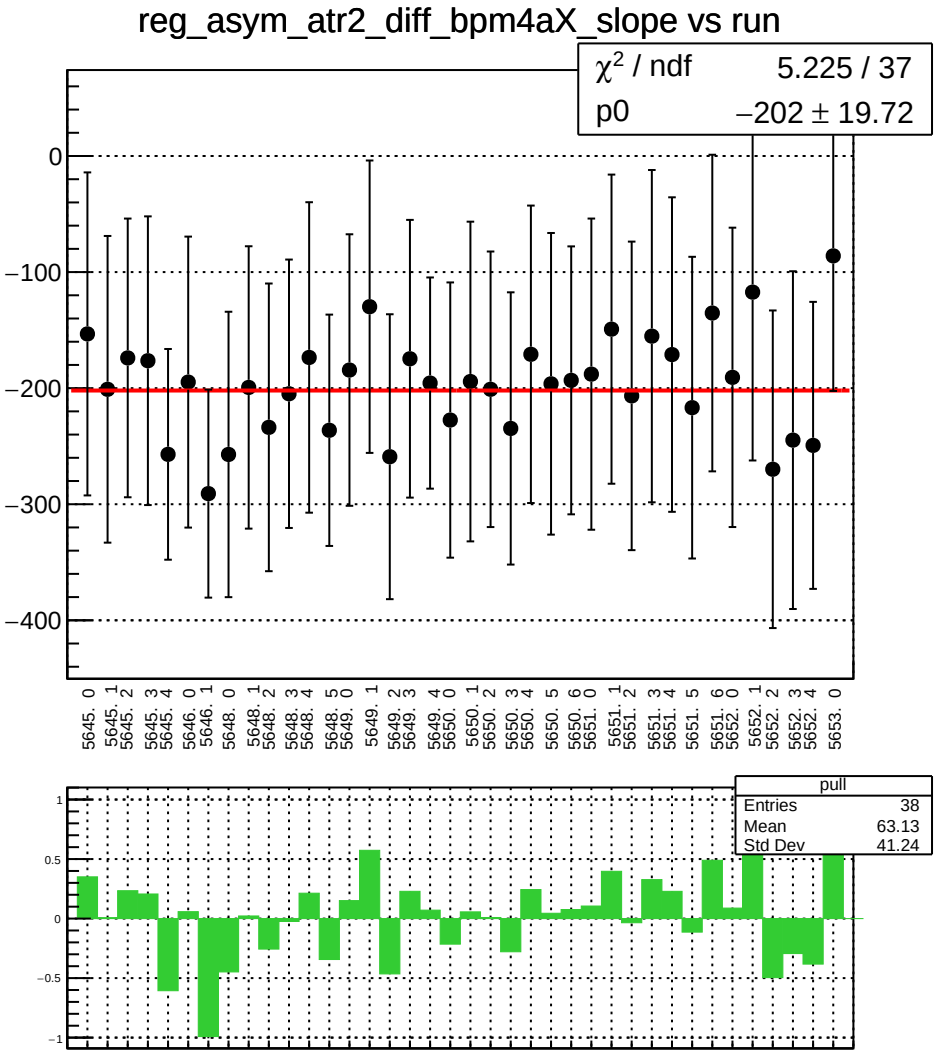
reg_asym_atr2_diff_bpm4aX_slope vs run
χ^2 / ndf 5.225 / 37
p0 −202 ± 19.72
0
−100
−200
−300
−400
5645. 0
5645. 1
5645. 2
5645. 3
5645. 4
5646. 0
5646. 1
5648. 0
5648. 1
5648. 2
5648. 3
5648. 4
5648. 5
5649. 0
5649. 1
5649. 2
5649. 3
5649. 4
5650. 0
5650. 1
5650. 2
5650. 3
5650. 4
5650. 5
5650. 6
5651. 0
5651. 1
5651. 2
5651. 3
5651. 4
5651. 5
5651. 6
5652. 0
5652. 1
5652. 2
5652. 3
5652. 4
5653. 0
pull
Entries 38
Mean 63.13
Std Dev 41.24
1
0.5
0
−0.5
−1

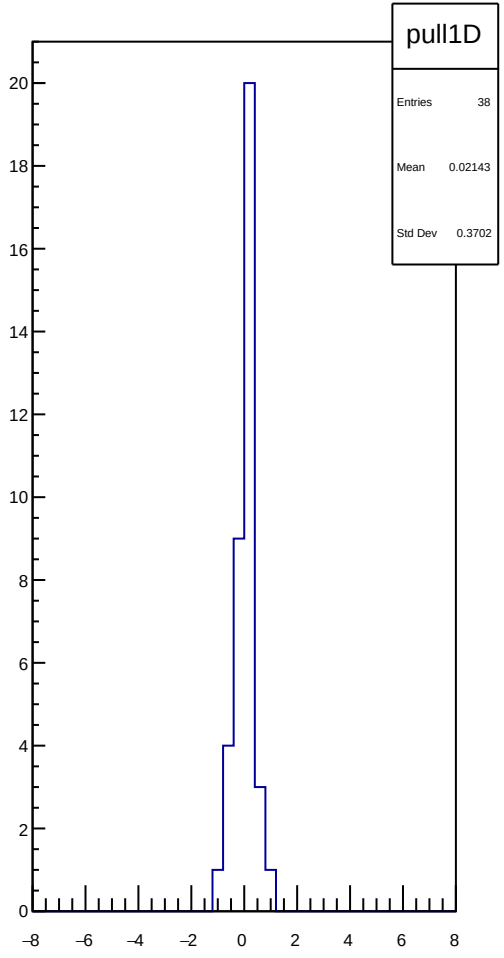
pull1D
Entries 38
Mean 0.02143
Std Dev 0.3702
20
18
16
14
12
10
8
6
4
2
0
−8
−6
−4
−2
0
2
4
6
8

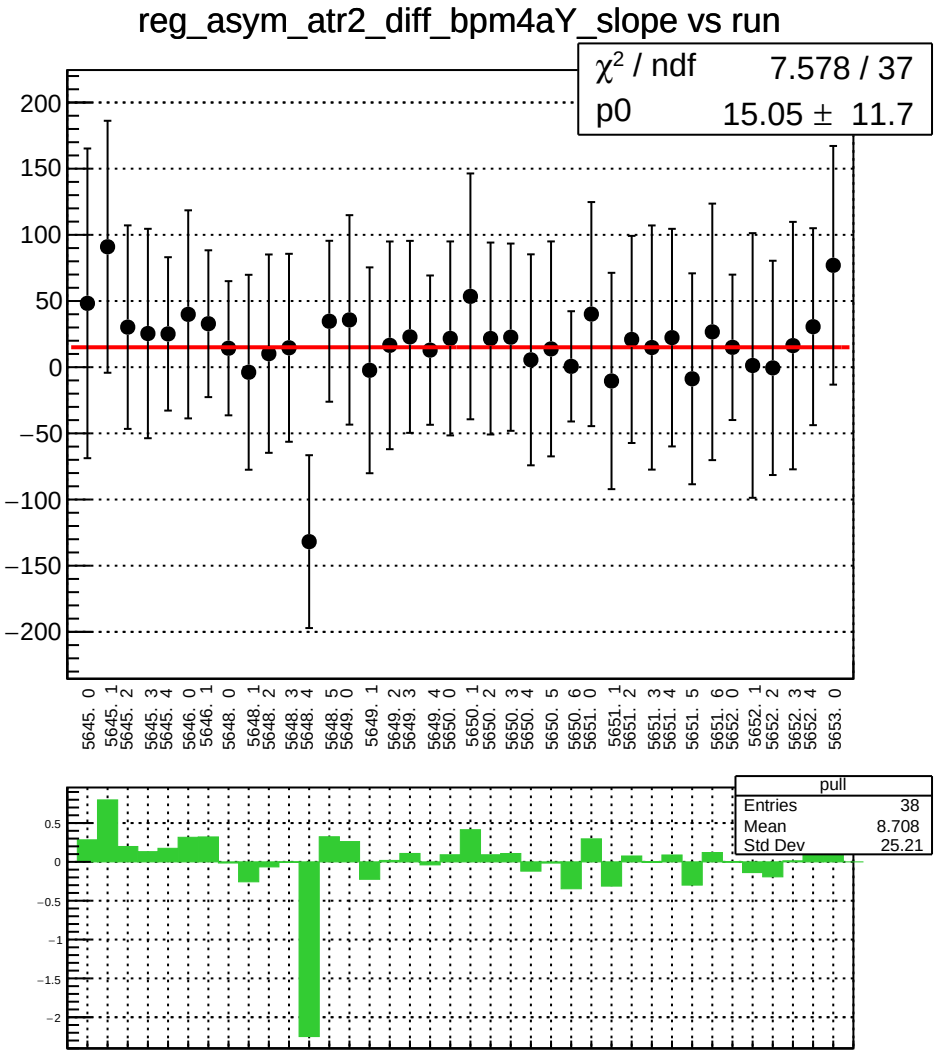
reg_asym_atr2_diff_bpm4aY_slope vs run
χ² / ndf 7.578 / 37
p0 15.05 ± 11.7
pull
Entries 38
Mean 8.708
Std Dev 25.21

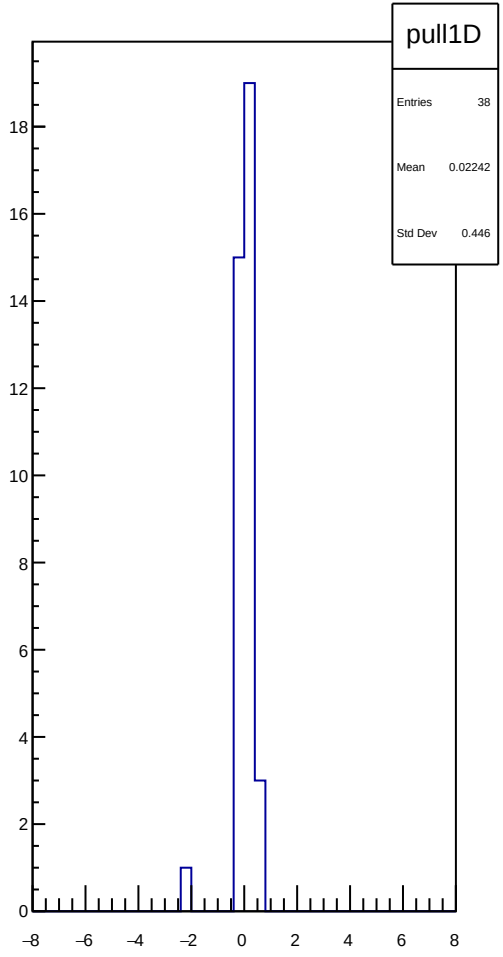
pull1D
Entries 38
Mean 0.02242
Std Dev 0.446

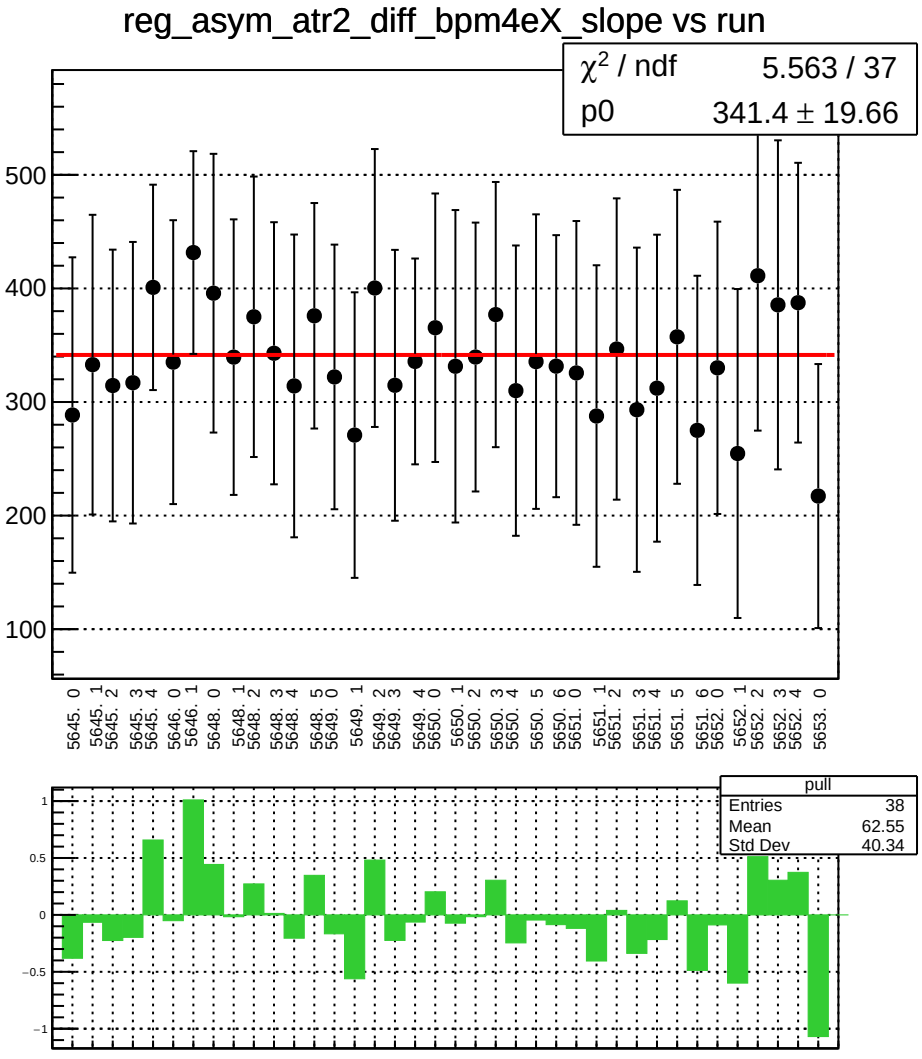
reg_asym_atr2_diff_bpm4eX_slope vs run
χ² / ndf 5.563 / 37
p0 341.4 ± 19.66
500
400
300
200
100
5645. 0
5645. 1
5645. 2
5645. 3
5645. 4
5646. 0
5646. 1
5648. 0
5648. 1
5648. 2
5648. 3
5648. 4
5648. 5
5649. 0
5649. 1
5649. 2
5649. 3
5649. 4
5650. 0
5650. 1
5650. 2
5650. 3
5650. 4
5650. 5
5650. 6
5651. 0
5651. 1
5651. 2
5651. 3
5651. 4
5651. 5
5651. 6
5652. 0
5652. 1
5652. 2
5652. 3
5652. 4
5653. 0
pull
Entries 38
Mean 62.55
Std Dev 40.34
1
0.5
0
−0.5
−1

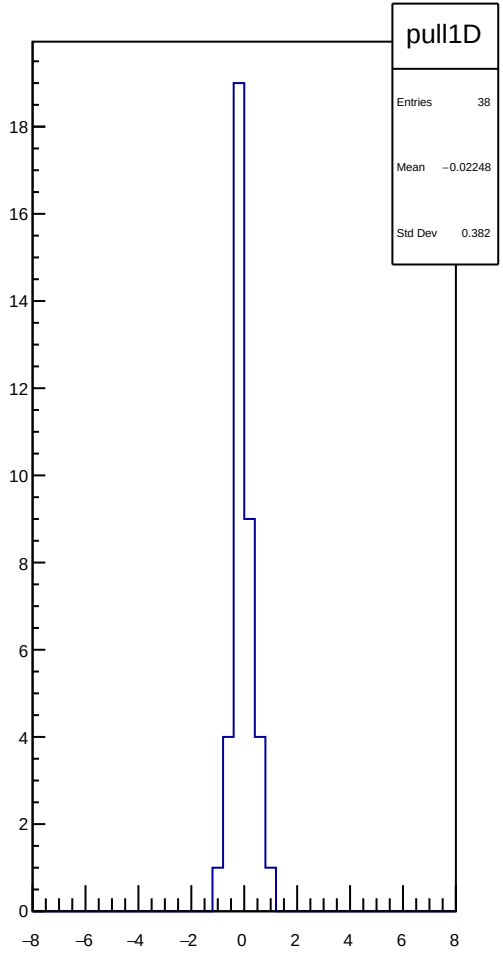
pull1D
Entries 38
Mean −0.02248
Std Dev 0.382
18
16
14
12
10
8
6
4
2
0
−8
−6
−4
−2
0
2
4
6
8

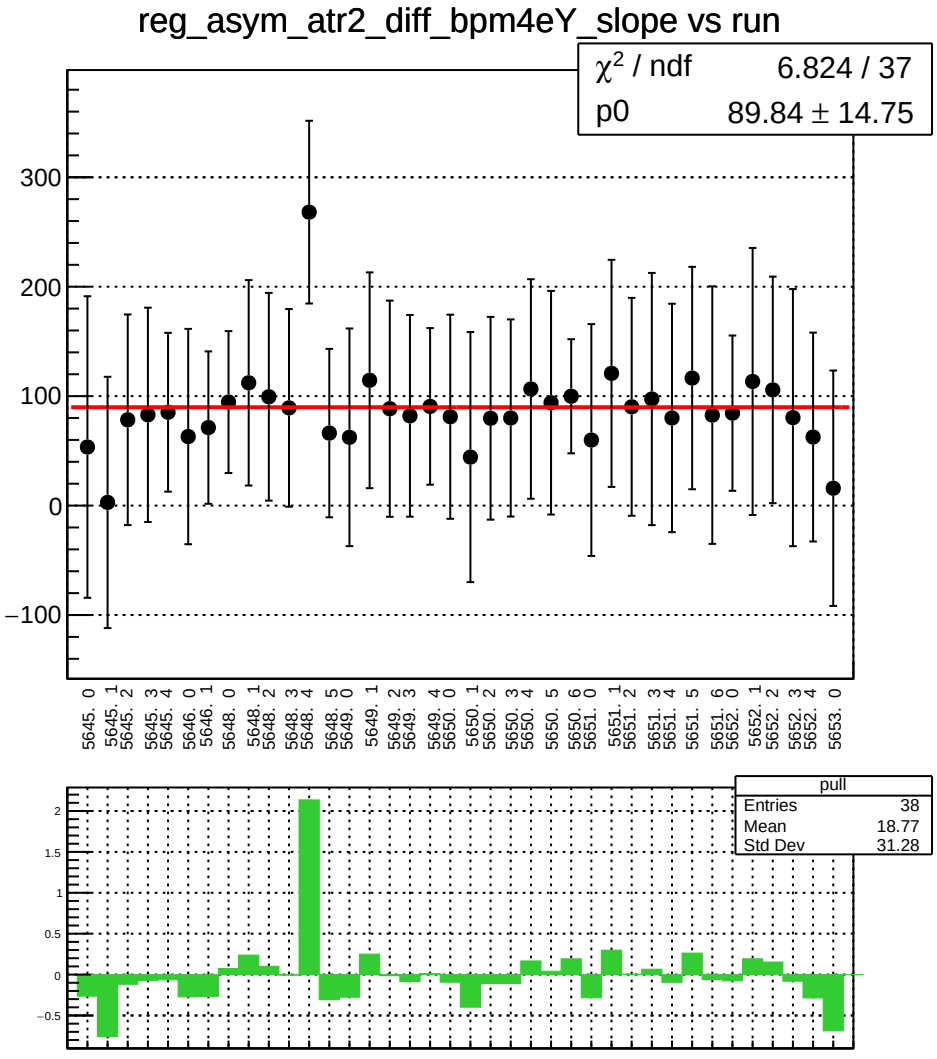
reg_asym_atr2_diff_bpm4eY_slope vs run
χ² / ndf 6.824 / 37
p0 89.84 ± 14.75
300
200
100
0
−100
5645. 0
5645. 1
5645. 2
5645. 3
5645. 4
5646. 0
5646. 1
5648. 0
5648. 1
5648. 2
5648. 3
5648. 4
5648. 5
5649. 0
5649. 1
5649. 2
5649. 3
5649. 4
5650. 0
5650. 1
5650. 2
5650. 3
5650. 4
5650. 5
5650. 6
5651. 0
5651. 1
5651. 2
5651. 3
5651. 4
5651. 5
5651. 6
5652. 0
5652. 1
5652. 2
5652. 3
5652. 4
5653. 0
pull
Entries 38
Mean 18.77
Std Dev 31.28
2
1.5
1
0.5
0
−0.5

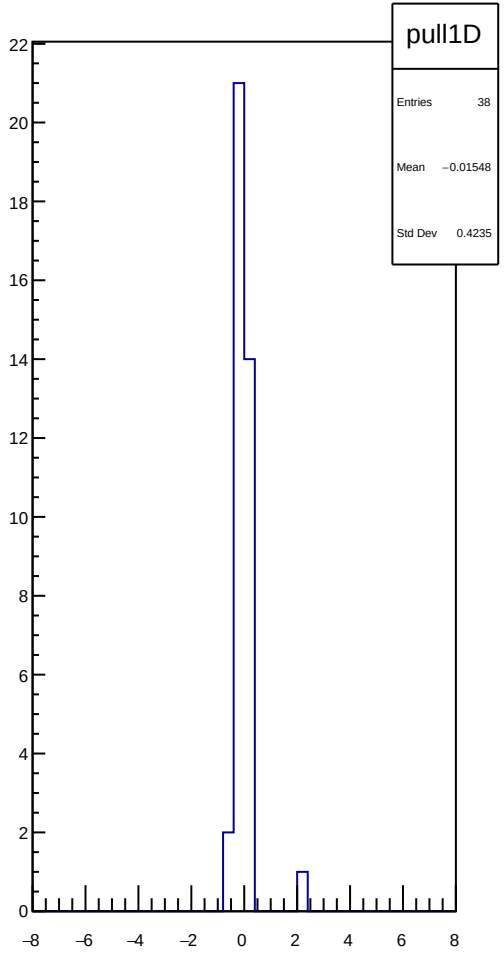
pull1D
Entries 38
Mean −0.01548
Std Dev 0.4235
22
20
18
16
14
12
10
8
6
4
2
0
−8
−6
−4
−2
0
2
4
6
8

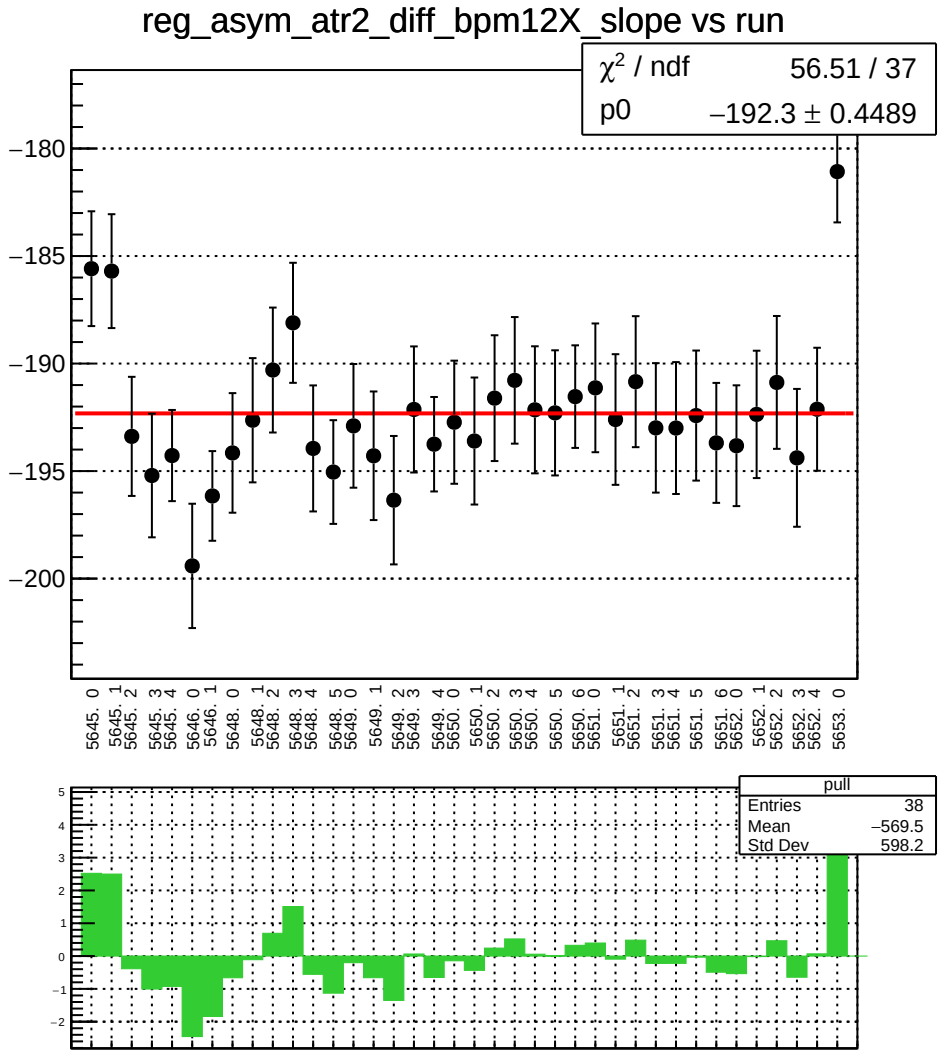
reg_asym_atr2_diff_bpm12X_slope vs run
χ² / ndf 56.51 / 37
p0 −192.3 ± 0.4489
−180
−185
−190
−195
−200
5645. 0
5645. 1
5645. 2
5645. 3
5645. 4
5646. 0
5646. 1
5648. 0
5648. 1
5648. 2
5648. 3
5648. 4
5648. 5
5649. 0
5649. 1
5649. 2
5649. 3
5649. 4
5650. 0
5650. 1
5650. 2
5650. 3
5650. 4
5650. 5
5650. 6
5651. 0
5651. 1
5651. 2
5651. 3
5651. 4
5651. 5
5651. 6
5652. 0
5652. 1
5652. 2
5652. 3
5652. 4
5653. 0
pull
Entries 38
Mean −569.5
Std Dev 598.2

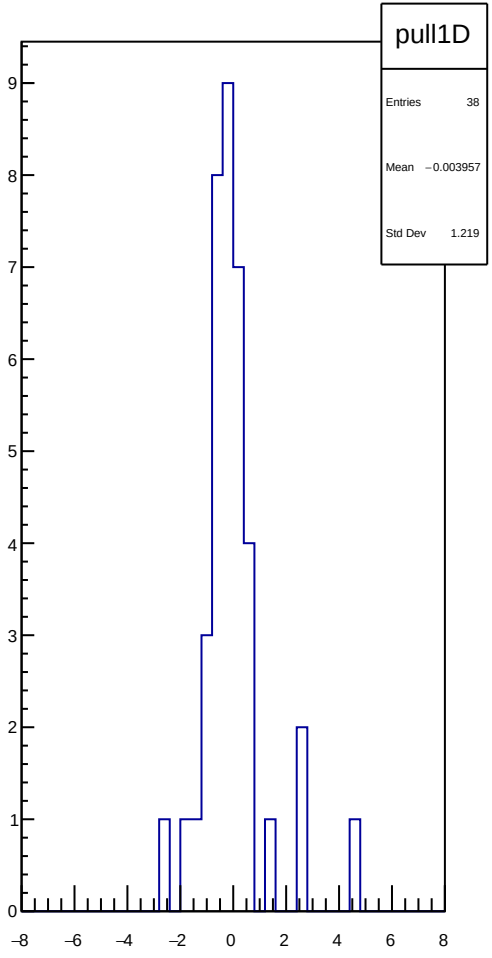
pull1D
Entries 38
Mean −0.003957
Std Dev 1.219

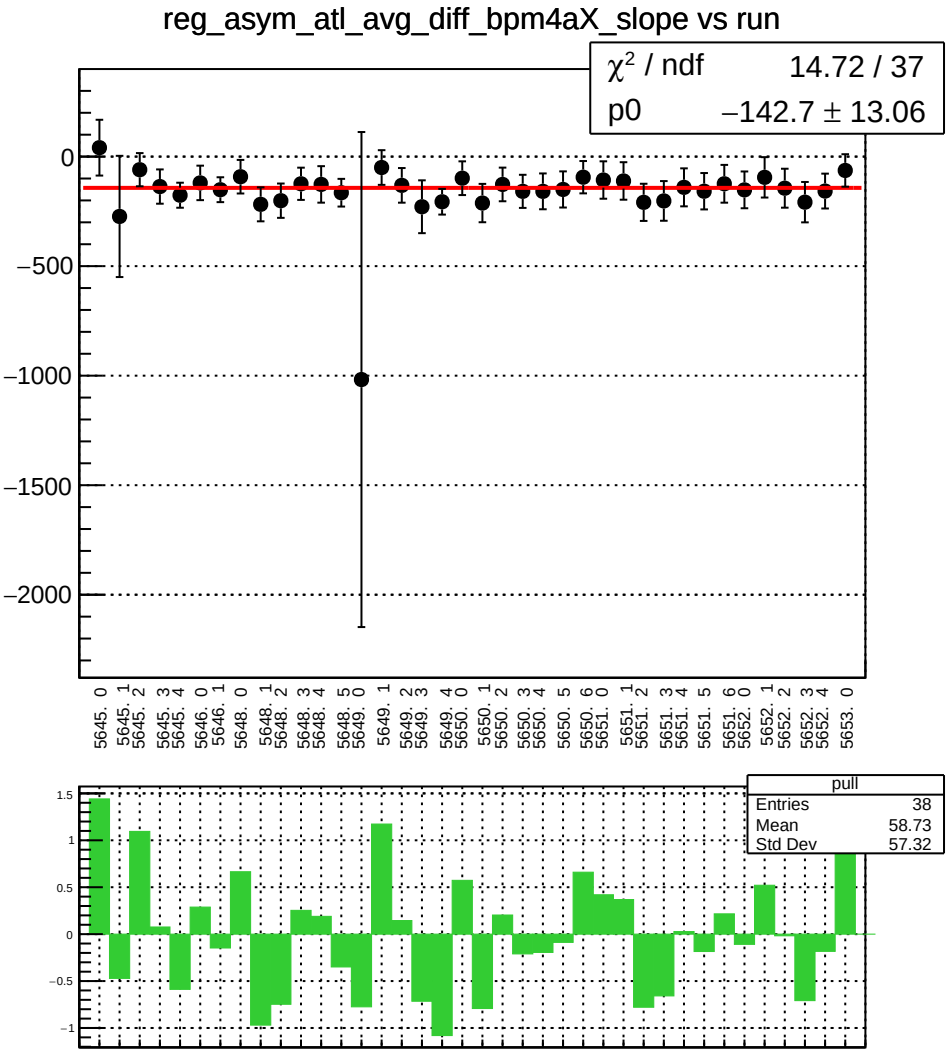
reg_asym_atl_avg_diff_bpm4aX_slope vs run
χ² / ndf 14.72 / 37
p0 −142.7 ± 13.06
0
−500
−1000
−1500
−2000
5645. 0
5645. 1
5645. 2
5645. 3
5645. 4
5646. 0
5646. 1
5648. 0
5648. 1
5648. 2
5648. 3
5648. 4
5648. 5
5649. 0
5649. 1
5649. 2
5649. 3
5649. 4
5650. 0
5650. 1
5650. 2
5650. 3
5650. 4
5650. 5
5650. 6
5651. 0
5651. 1
5651. 2
5651. 3
5651. 4
5651. 5
5651. 6
5652. 0
5652. 1
5652. 2
5652. 3
5652. 4
5653. 0
pull
Entries 38
Mean 58.73
Std Dev 57.32
1.5
1
0.5
0
−0.5
−1

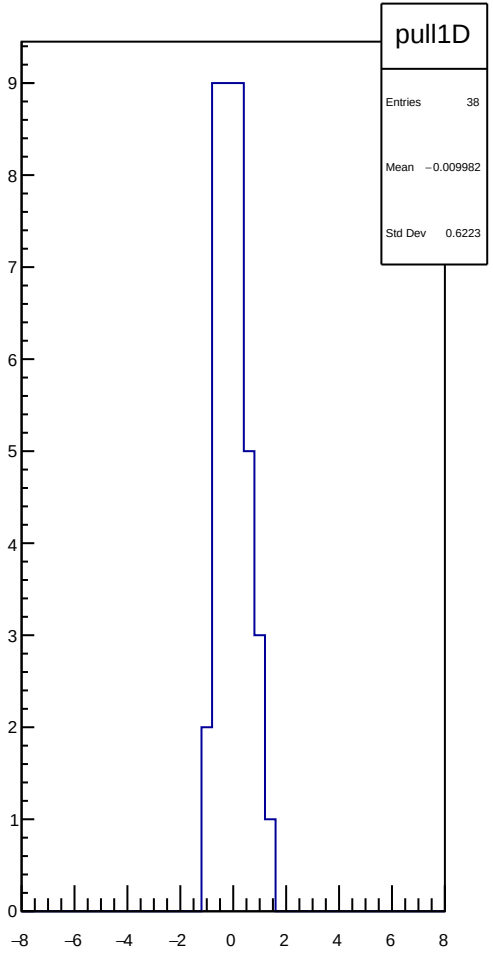
pull1D
Entries 38
Mean −0.009982
Std Dev 0.6223
9
8
7
6
5
4
3
2
1
0
−8
−6
−4
−2
0
2
4
6
8

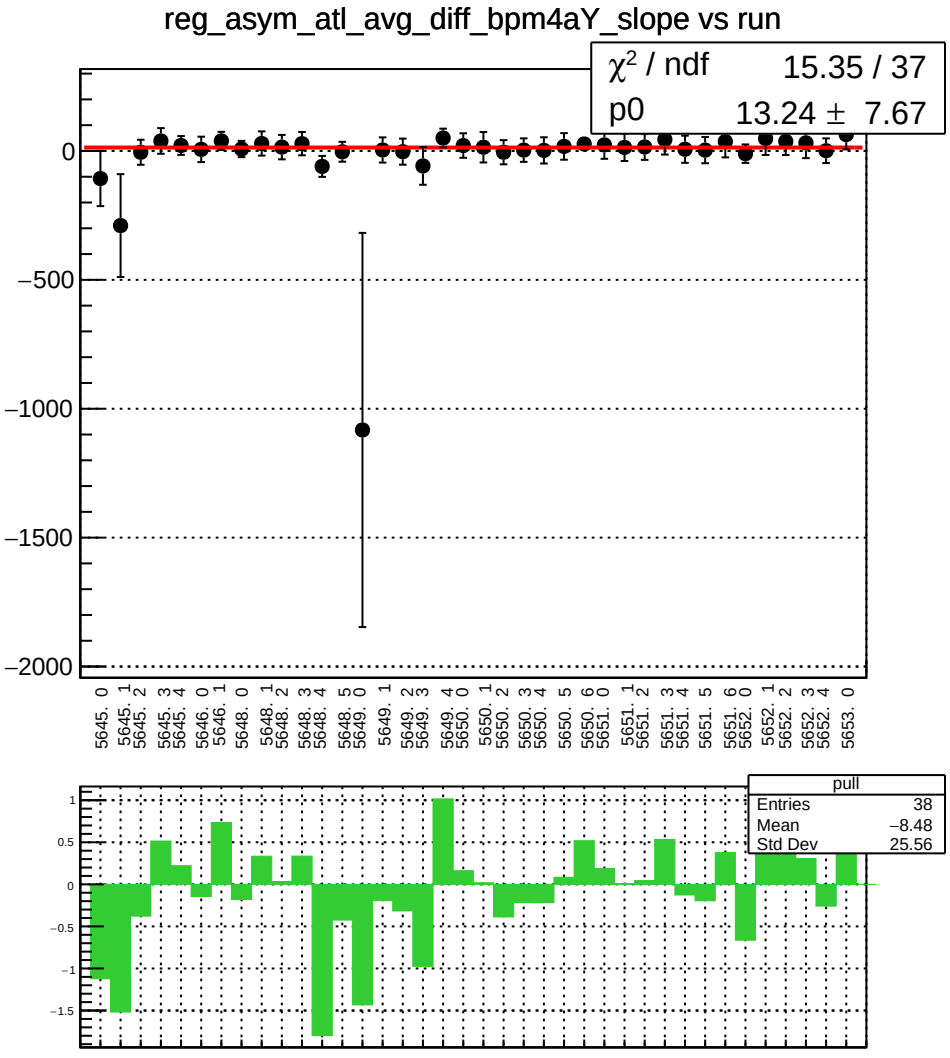
reg_asym_atl_avg_diff_bpm4aY_slope vs run
χ2 / ndf 15.35 / 37
p0 13.24 ± 7.67
0
−500
−1000
−1500
−2000
5645. 0
5645. 1
5645. 2
5645. 3
5645. 4
5646. 0
5646. 1
5648. 0
5648. 1
5648. 2
5648. 3
5648. 4
5648. 5
5649. 0
5649. 1
5649. 2
5649. 3
5649. 4
5650. 0
5650. 1
5650. 2
5650. 3
5650. 4
5650. 5
5650. 6
5651. 0
5651. 1
5651. 2
5651. 3
5651. 4
5651. 5
5651. 6
5652. 0
5652. 1
5652. 2
5652. 3
5652. 4
5653. 0
pull
Entries 38
Mean −8.48
Std Dev 25.56
1
0.5
0
−0.5
−1
−1.5

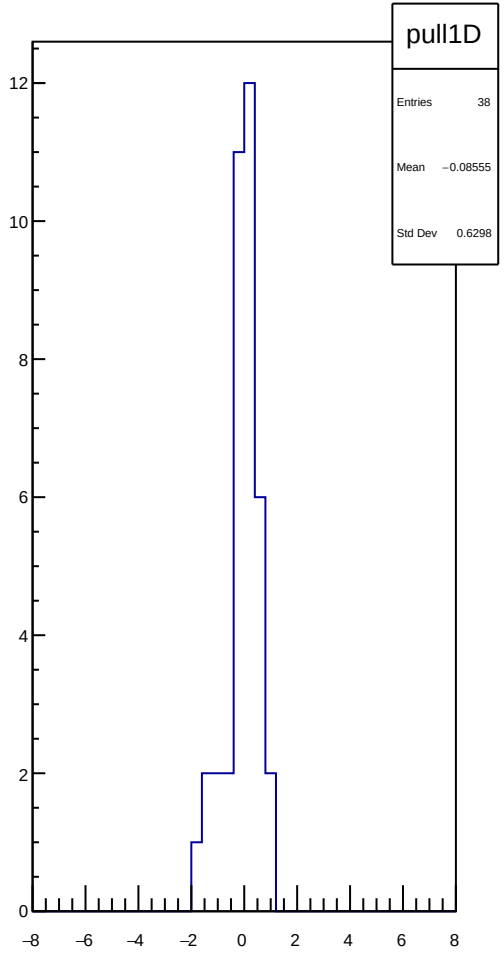
pull1D
Entries 38
Mean −0.08555
Std Dev 0.6298
12
10
8
6
4
2
0
−8
−6
−4
−2
0
2
4
6
8

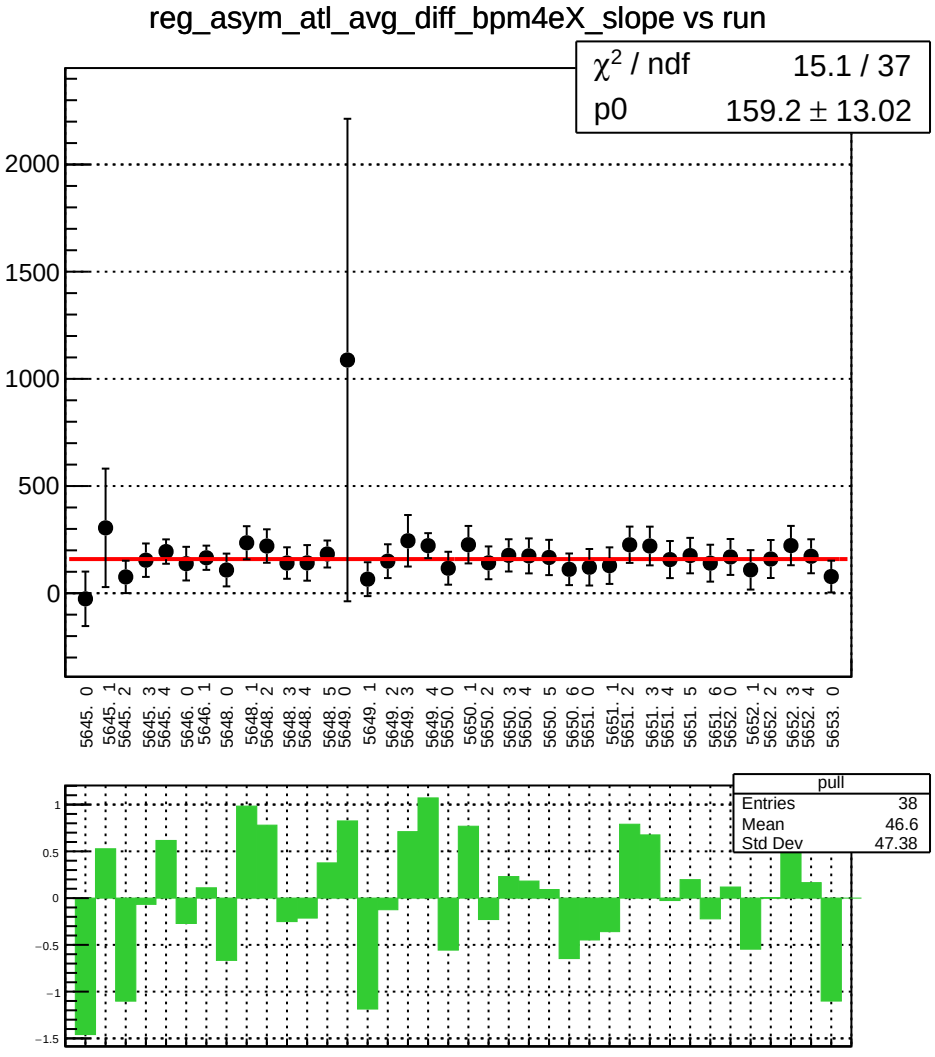
reg_asym_atl_avg_diff_bpm4eX_slope vs run
χ2 / ndf 15.1 / 37
p0 159.2 ± 13.02
2000
1500
1000
500
0
5645. 0
5645. 1
5645. 2
5645. 3
5645. 4
5646. 0
5646. 1
5648. 0
5648. 1
5648. 2
5648. 3
5648. 4
5648. 5
5649. 0
5649. 1
5649. 2
5649. 3
5649. 4
5650. 0
5650. 1
5650. 2
5650. 3
5650. 4
5650. 5
5650. 6
5651. 0
5651. 1
5651. 2
5651. 3
5651. 4
5651. 5
5651. 6
5652. 0
5652. 1
5652. 2
5652. 3
5652. 4
5653. 0
pull
Entries 38
Mean 46.6
Std Dev 47.38
1
0.5
0
−0.5
−1
−1.5

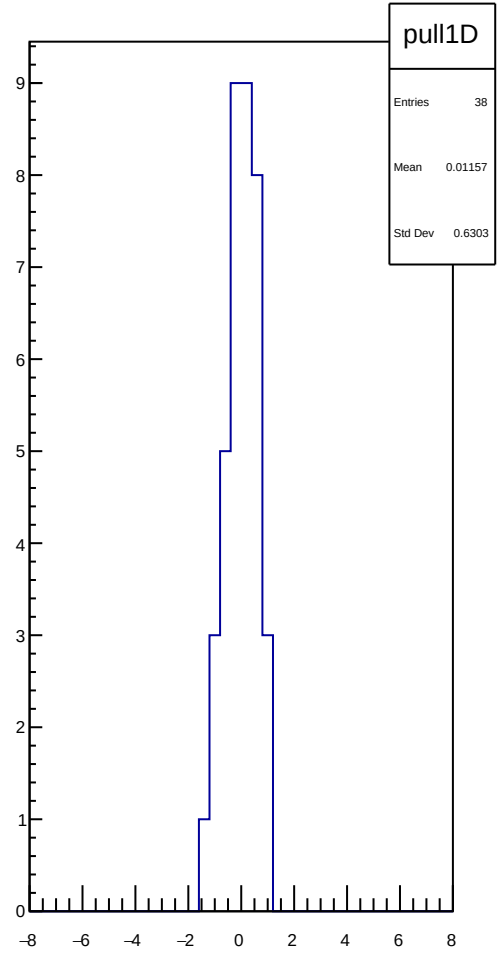
pull1D
Entries 38
Mean 0.01157
Std Dev 0.6303
9
8
7
6
5
4
3
2
1
0
−8
−6
−4
−2
0
2
4
6
8

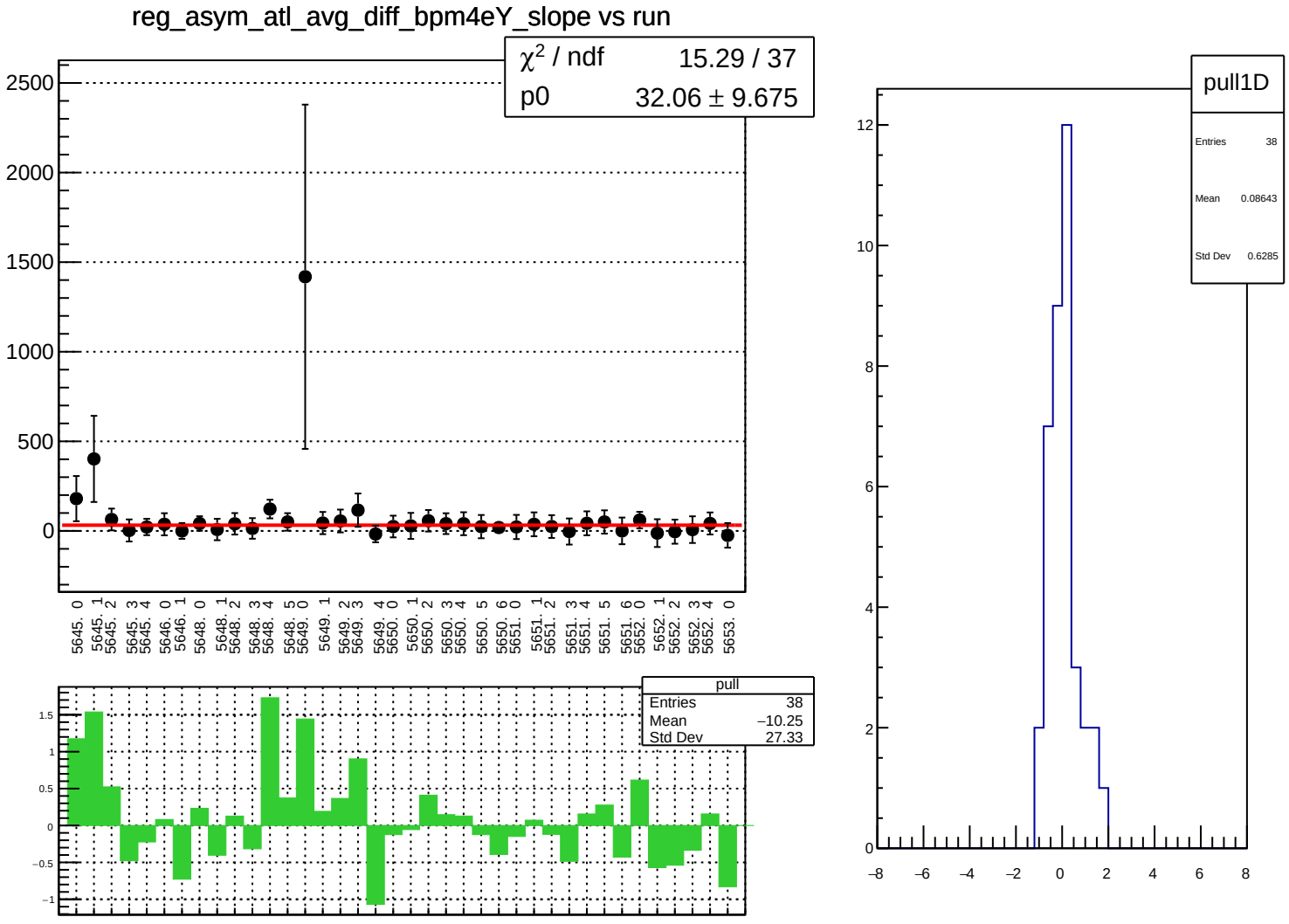
reg_asym_atl_avg_diff_bpm4eY_slope vs run
χ2 / ndf 15.29 / 37
p0 32.06 ± 9.675
2500
2000
1500
1000
500
0
5645. 0
5645. 1
5645. 2
5645. 3
5645. 4
5646. 0
5646. 1
5648. 0
5648. 1
5648. 2
5648. 3
5648. 4
5648. 5
5649. 0
5649. 1
5649. 2
5649. 3
5649. 4
5650. 0
5650. 1
5650. 2
5650. 3
5650. 4
5650. 5
5650. 6
5651. 0
5651. 1
5651. 2
5651. 3
5651. 4
5651. 5
5651. 6
5652. 0
5652. 1
5652. 2
5652. 3
5652. 4
5653. 0
pull
Entries 38
Mean −10.25
Std Dev 27.33
1.5
1
0.5
0
−0.5
−1
pull1D
Entries 38
Mean 0.08643
Std Dev 0.6285
12
10
8
6
4
2
0
−8
−6
−4
−2
0
2
4
6
8

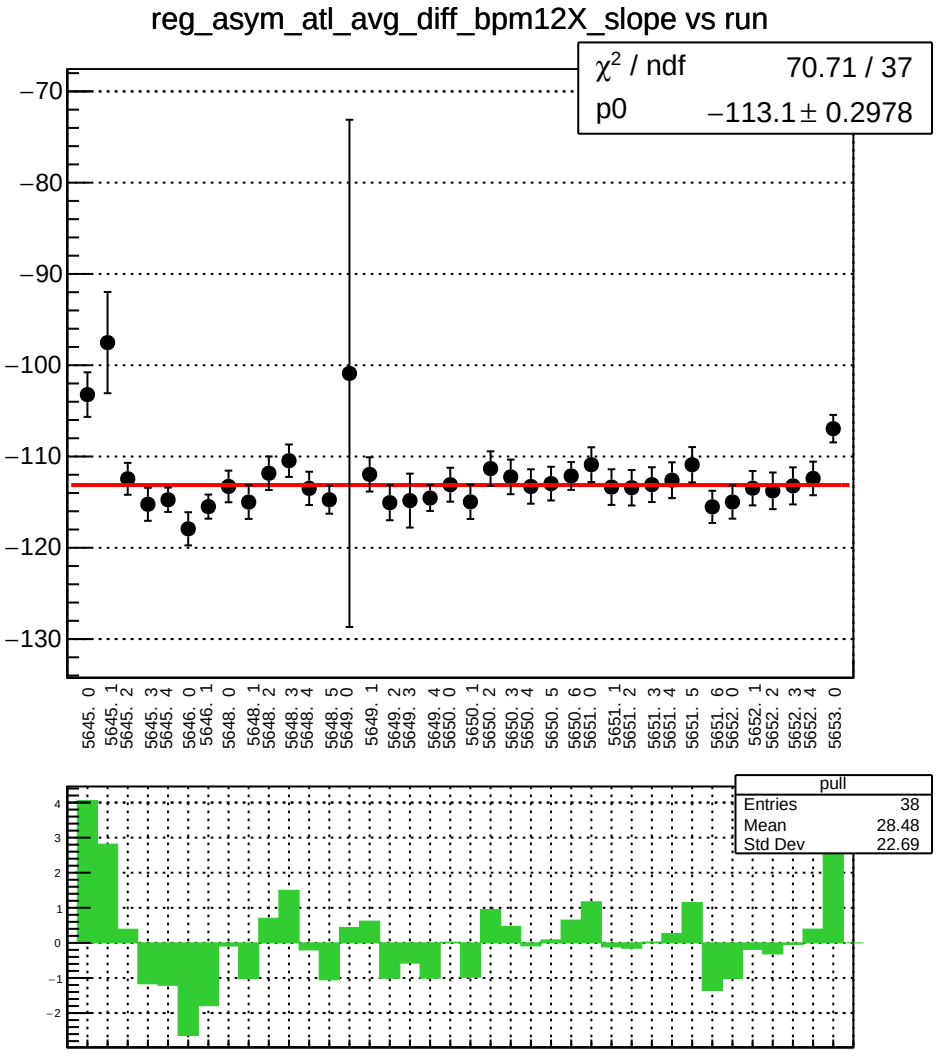
reg_asym_atl_avg_diff_bpm12X_slope vs run
χ² / ndf 70.71 / 37
p0 −113.1 ± 0.2978
−70
−80
−90
−100
−110
−120
−130
5645. 0
5645. 1
5645. 2
5645. 3
5645. 4
5646. 0
5646. 1
5648. 0
5648. 1
5648. 2
5648. 3
5648. 4
5648. 5
5649. 0
5649. 1
5649. 2
5649. 3
5649. 4
5650. 0
5650. 1
5650. 2
5650. 3
5650. 4
5650. 5
5650. 6
5651. 0
5651. 1
5651. 2
5651. 3
5651. 4
5651. 5
5651. 6
5652. 0
5652. 1
5652. 2
5652. 3
5652. 4
5653. 0
pull
Entries 38
Mean 28.48
Std Dev 22.69

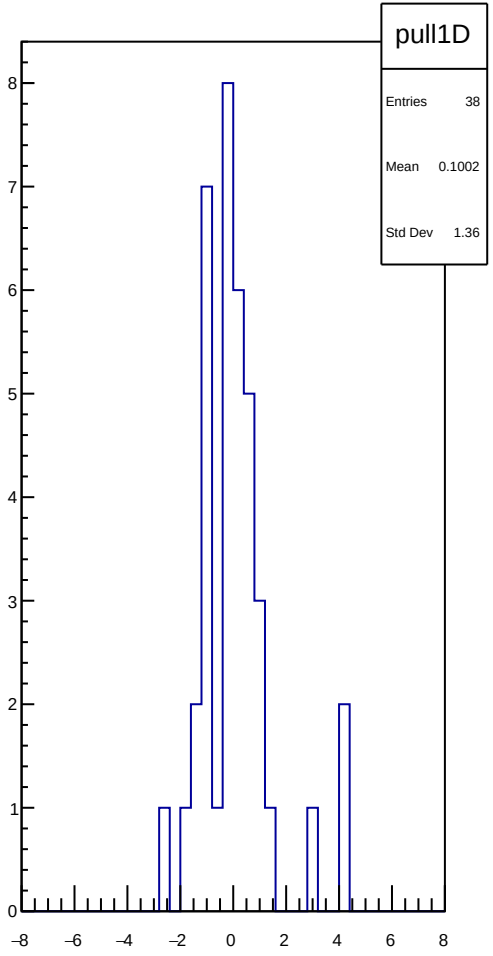
pull1D
Entries 38
Mean 0.1002
Std Dev 1.36

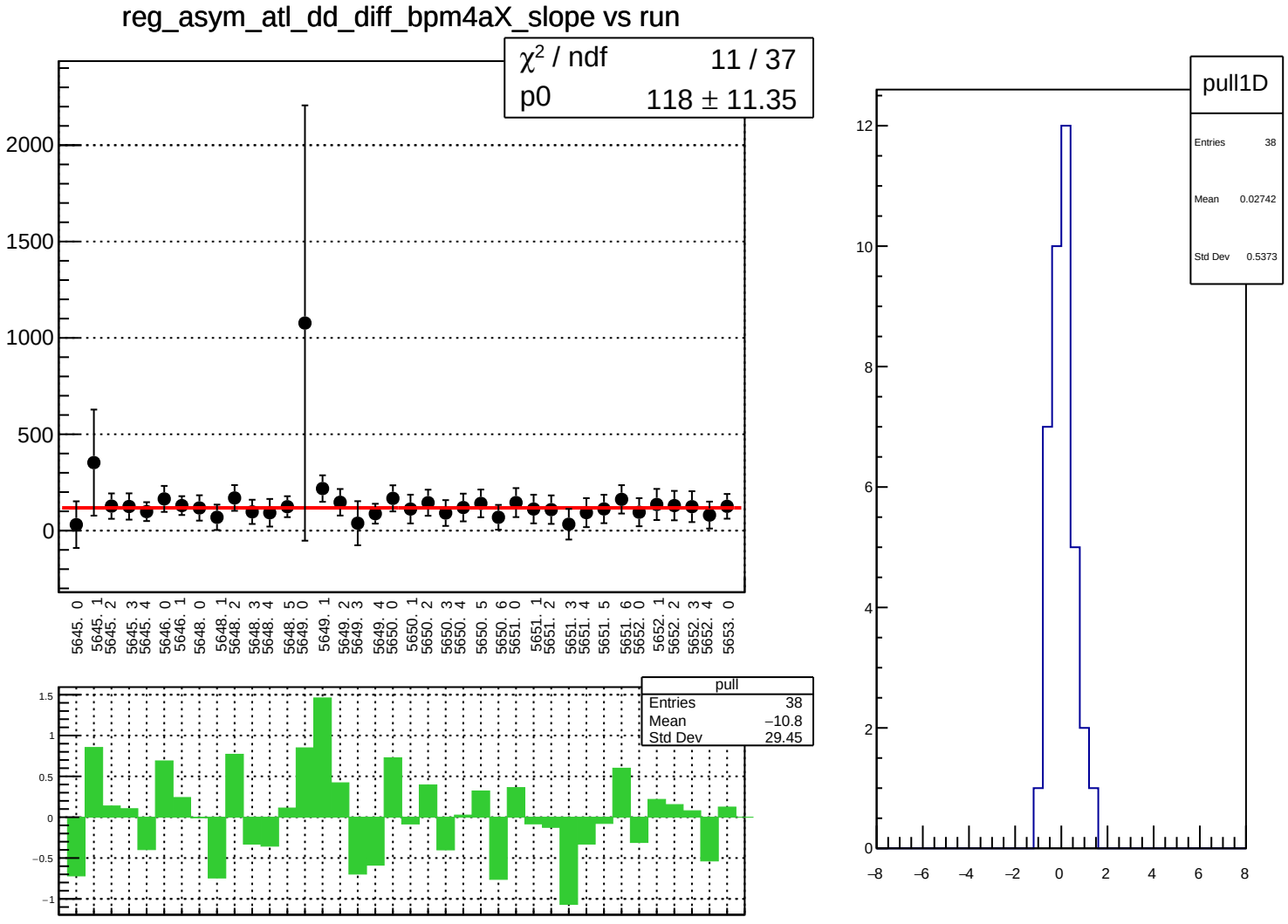
reg_asym_atl_dd_diff_bpm4aX_slope vs run
χ2 / ndf 11 / 37
p0 118 ± 11.35
2000
1500
1000
500
0
5645. 0
5645. 1
5645. 2
5645. 3
5645. 4
5646. 0
5646. 1
5648. 0
5648. 1
5648. 2
5648. 3
5648. 4
5648. 5
5649. 0
5649. 1
5649. 2
5649. 3
5649. 4
5650. 0
5650. 1
5650. 2
5650. 3
5650. 4
5650. 5
5650. 6
5651. 0
5651. 1
5651. 2
5651. 3
5651. 4
5651. 5
5651. 6
5652. 0
5652. 1
5652. 2
5652. 3
5652. 4
5653. 0
pull
Entries 38
Mean −10.8
Std Dev 29.45
1.5
1
0.5
0
−0.5
−1
pull1D
Entries 38
Mean 0.02742
Std Dev 0.5373
12
10
8
6
4
2
0
−8
−6
−4
−2
0
2
4
6
8

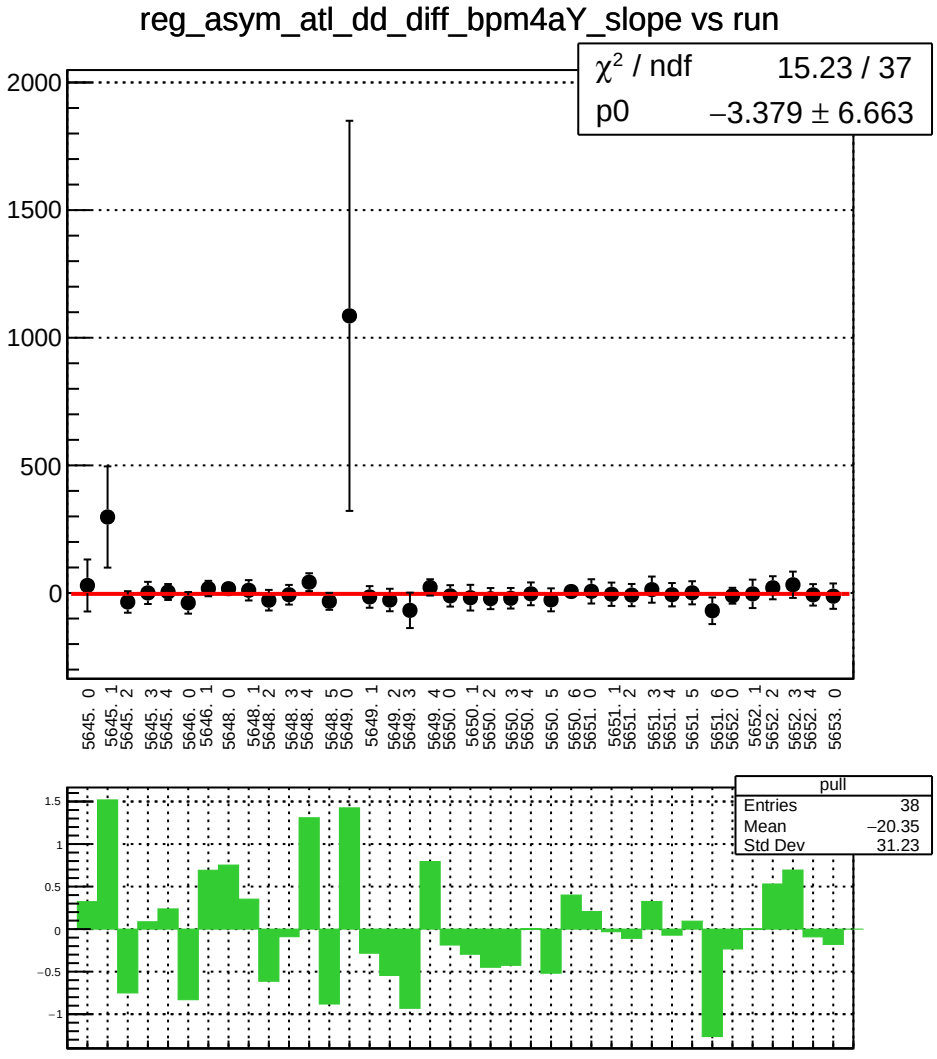
reg_asym_atl_dd_diff_bpm4aY_slope vs run
χ² / ndf 15.23 / 37
p0 −3.379 ± 6.663
2000
1500
1000
500
0
5645. 0
5645. 1
5645. 2
5645. 3
5645. 4
5646. 0
5646. 1
5648. 0
5648. 1
5648. 2
5648. 3
5648. 4
5648. 5
5649. 0
5649. 1
5649. 2
5649. 3
5649. 4
5650. 0
5650. 1
5650. 2
5650. 3
5650. 4
5650. 5
5650. 6
5651. 0
5651. 1
5651. 2
5651. 3
5651. 4
5651. 5
5651. 6
5652. 0
5652. 1
5652. 2
5652. 3
5652. 4
5653. 0
pull
Entries 38
Mean −20.35
Std Dev 31.23
1.5
1
0.5
0
−0.5
−1

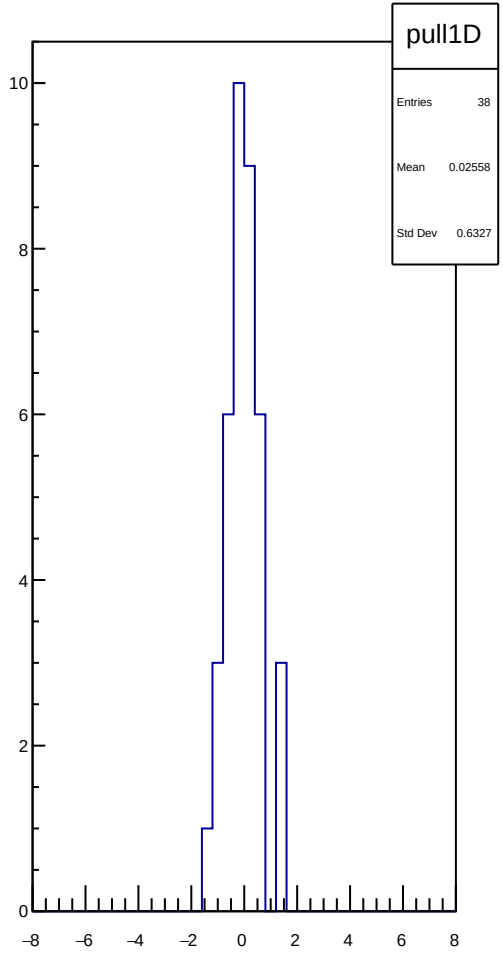
pull1D
Entries 38
Mean 0.02558
Std Dev 0.6327
10
8
6
4
2
0
−8
−6
−4
−2
0
2
4
6
8

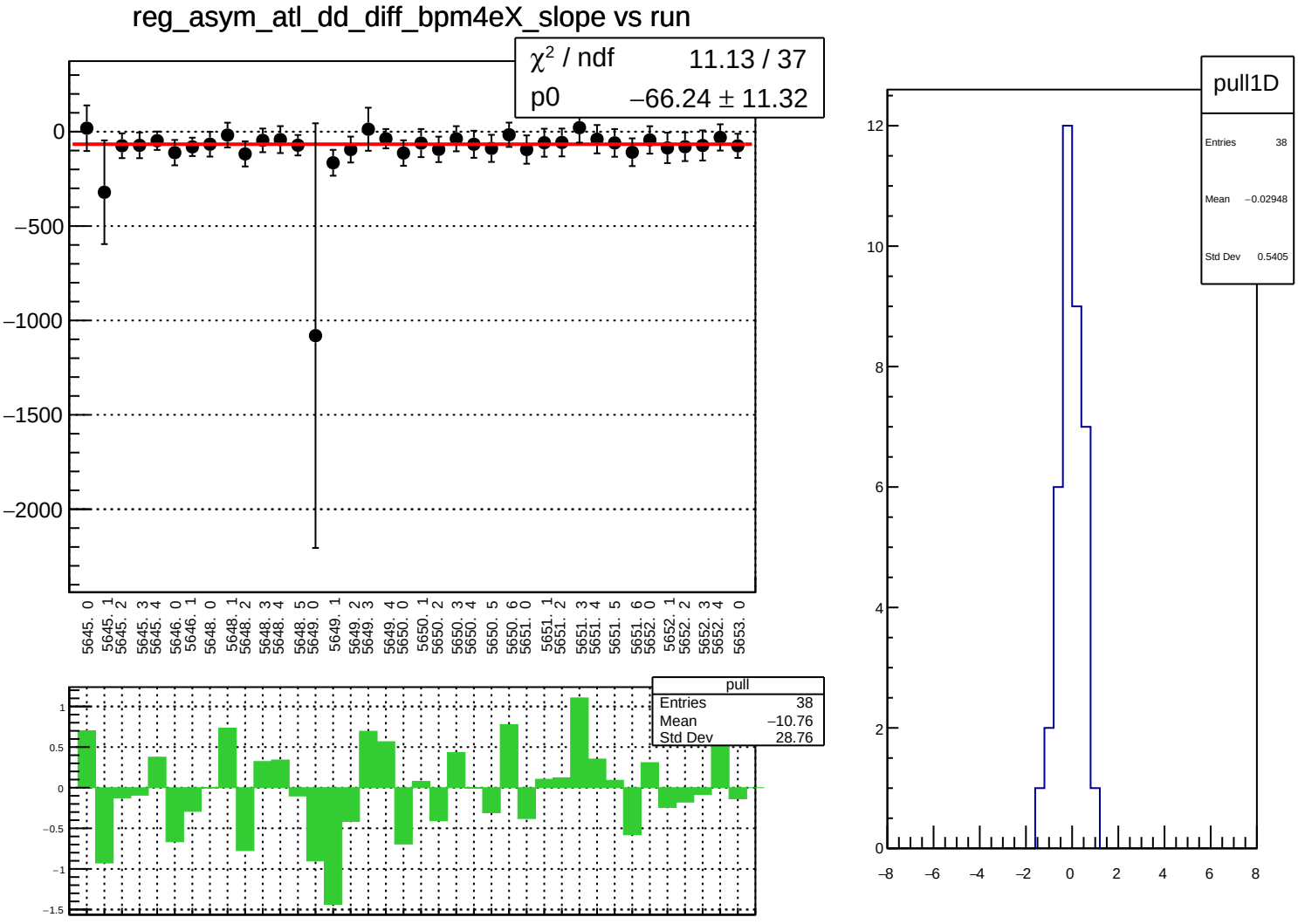
reg_asym_atl_dd_diff_bpm4eX_slope vs run
χ² / ndf 11.13 / 37
p0 −66.24 ± 11.32
0
−500
−1000
−1500
−2000
5645. 0
5645. 1
5645. 2
5645. 3
5645. 4
5646. 0
5646. 1
5648. 0
5648. 1
5648. 2
5648. 3
5648. 4
5648. 5
5649. 0
5649. 1
5649. 2
5649. 3
5649. 4
5650. 0
5650. 1
5650. 2
5650. 3
5650. 4
5650. 5
5650. 6
5651. 0
5651. 1
5651. 2
5651. 3
5651. 4
5651. 5
5651. 6
5652. 0
5652. 1
5652. 2
5652. 3
5652. 4
5653. 0
pull
Entries 38
Mean −10.76
Std Dev 28.76
1
0.5
0
−0.5
−1
−1.5
pull1D
Entries 38
Mean −0.02948
Std Dev 0.5405
12
10
8
6
4
2
0
−8
−6
−4
−2
0
2
4
6
8

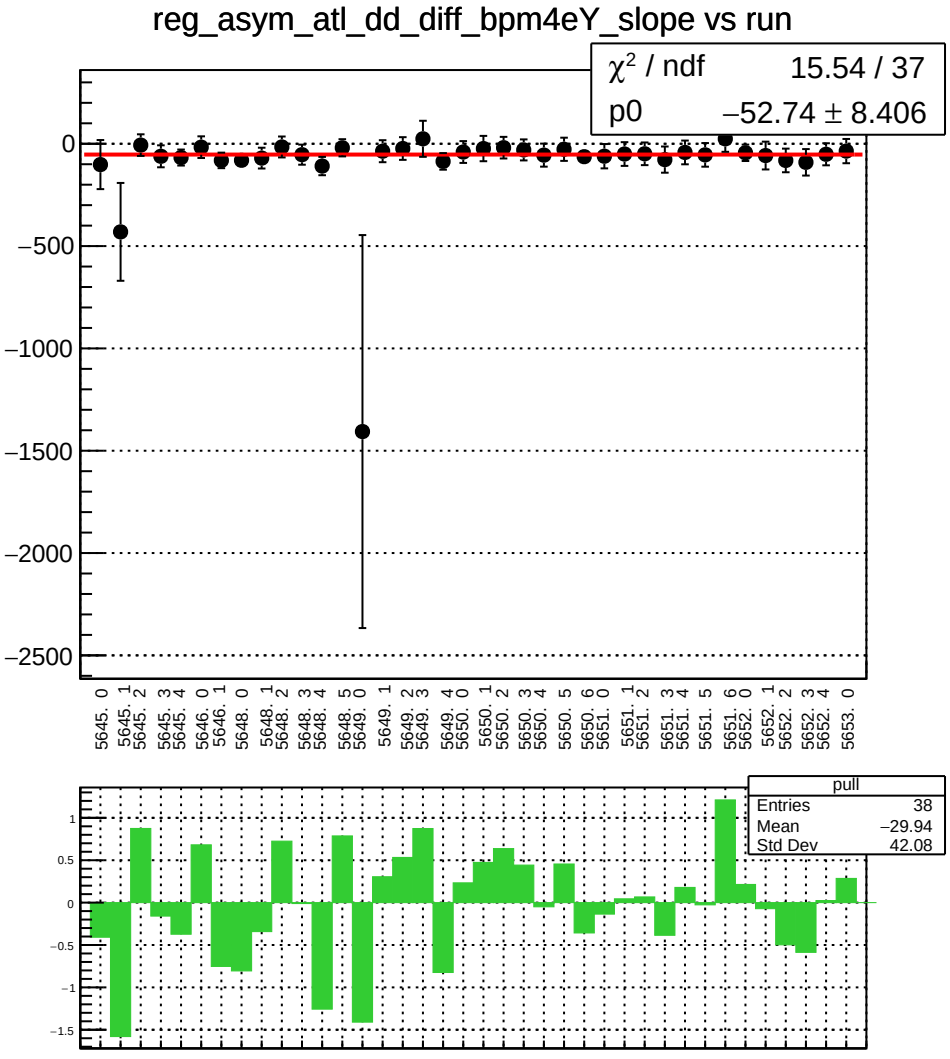
reg_asym_atl_dd_diff_bpm4eY_slope vs run
χ² / ndf 15.54 / 37
p0 −52.74 ± 8.406
0
−500
−1000
−1500
−2000
−2500
5645. 0
5645. 1
5645. 2
5645. 3
5645. 4
5646. 0
5646. 1
5648. 0
5648. 1
5648. 2
5648. 3
5648. 4
5648. 5
5649. 0
5649. 1
5649. 2
5649. 3
5649. 4
5650. 0
5650. 1
5650. 2
5650. 3
5650. 4
5650. 5
5650. 6
5651. 0
5651. 1
5651. 2
5651. 3
5651. 4
5651. 5
5651. 6
5652. 0
5652. 1
5652. 2
5652. 3
5652. 4
5653. 0
pull
Entries 38
Mean −29.94
Std Dev 42.08
1
0.5
0
−0.5
−1
−1.5

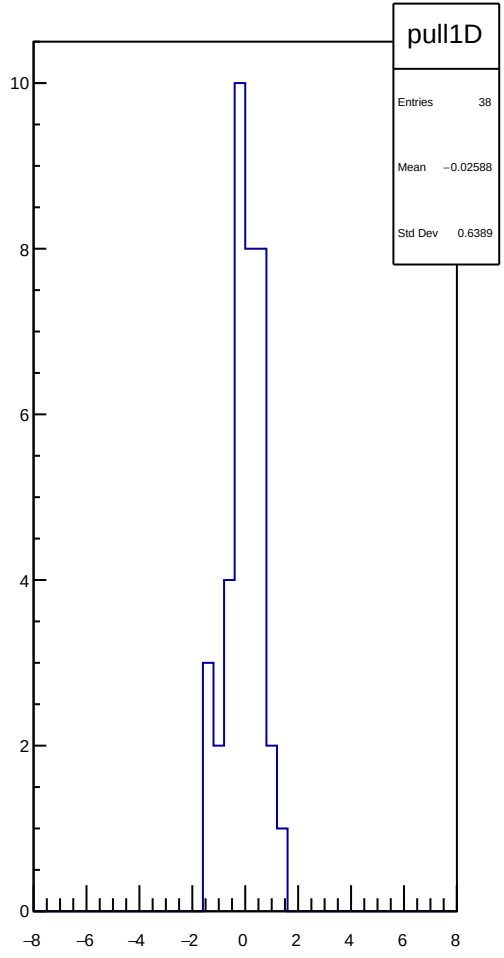
pull1D
Entries 38
Mean −0.02588
Std Dev 0.6389
10
8
6
4
2
0
−8
−6
−4
−2
0
2
4
6
8

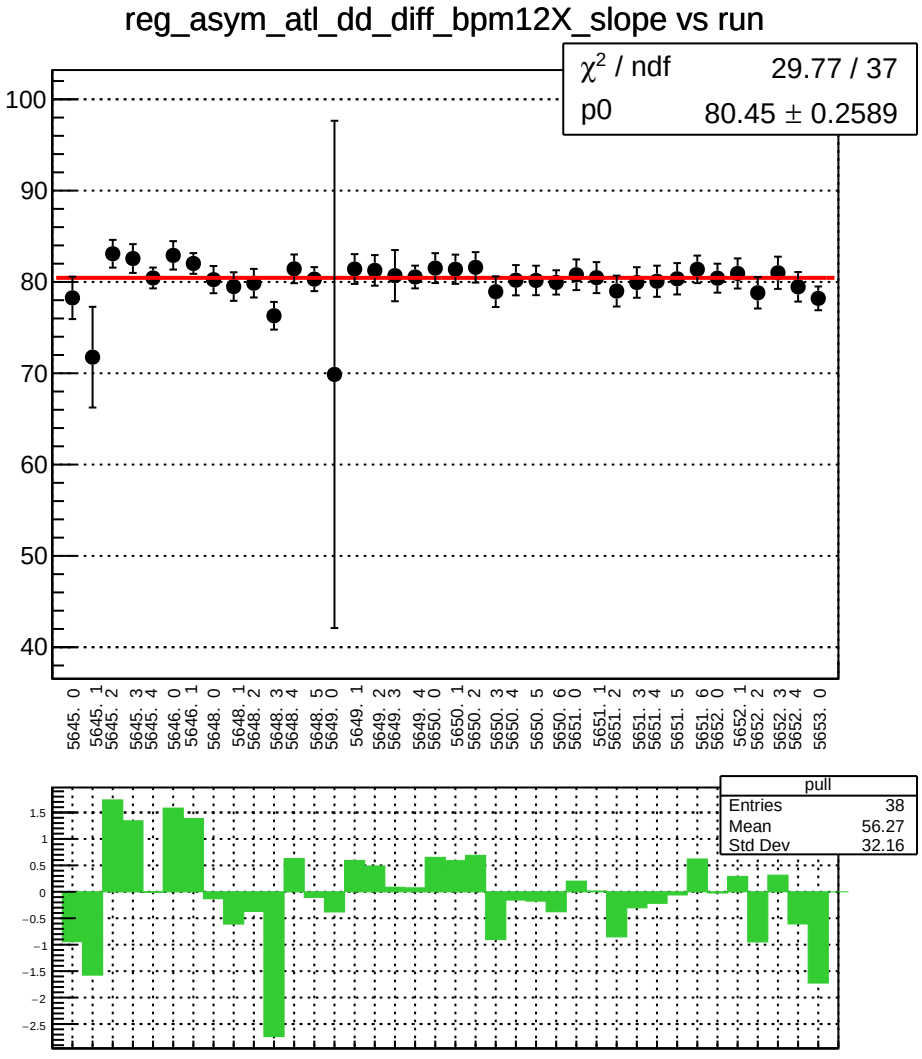
reg_asym_atl_dd_diff_bpm12X_slope vs run
χ^2 / ndf 29.77 / 37
p0 80.45 ± 0.2589
pull
Entries 38
Mean 56.27
Std Dev 32.16

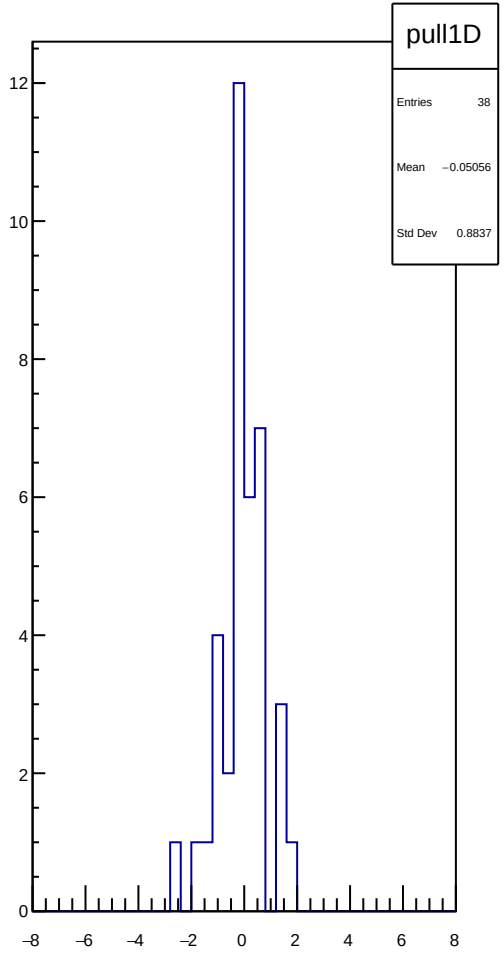
pull1D
Entries 38
Mean −0.05056
Std Dev 0.8837

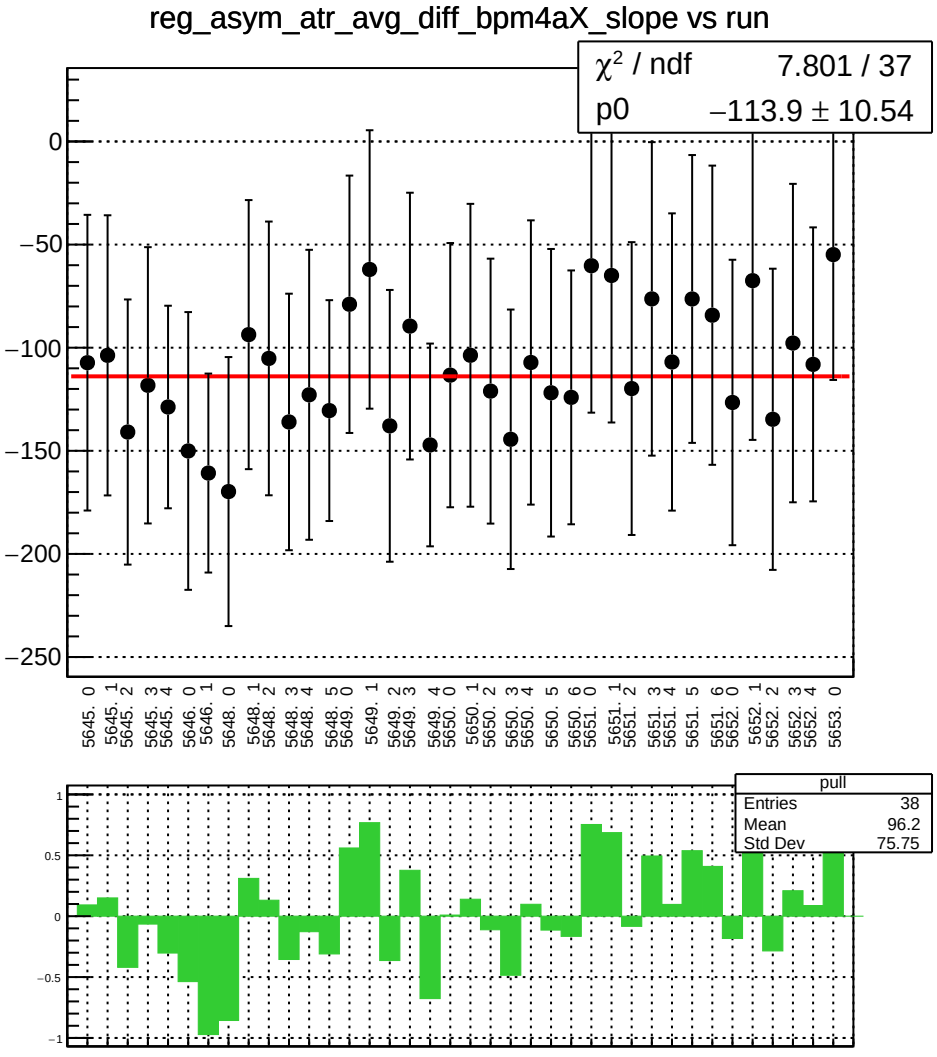
reg_asym_atr_avg_diff_bpm4aX_slope vs run
χ² / ndf 7.801 / 37
p0 −113.9 ± 10.54
0
−50
−100
−150
−200
−250
5645. 0
5645. 1
5645. 2
5645. 3
5645. 4
5646. 0
5646. 1
5648. 0
5648. 1
5648. 2
5648. 3
5648. 4
5648. 5
5649. 0
5649. 1
5649. 2
5649. 3
5649. 4
5650. 0
5650. 1
5650. 2
5650. 3
5650. 4
5650. 5
5650. 6
5651. 0
5651. 1
5651. 2
5651. 3
5651. 4
5651. 5
5651. 6
5652. 0
5652. 1
5652. 2
5652. 3
5652. 4
5653. 0
pull
Entries 38
Mean 96.2
Std Dev 75.75
1
0.5
0
−0.5
−1

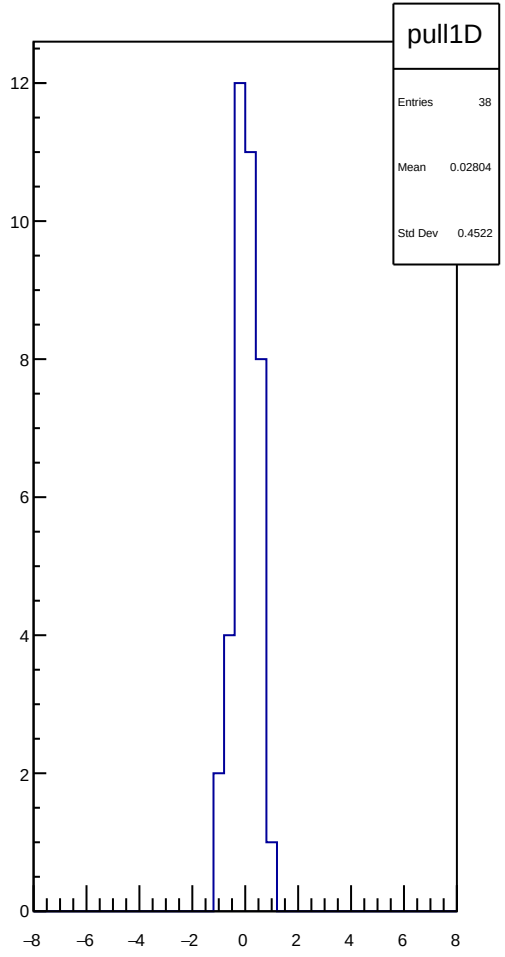
pull1D
Entries 38
Mean 0.02804
Std Dev 0.4522
12
10
8
6
4
2
0
−8
−6
−4
−2
0
2
4
6
8

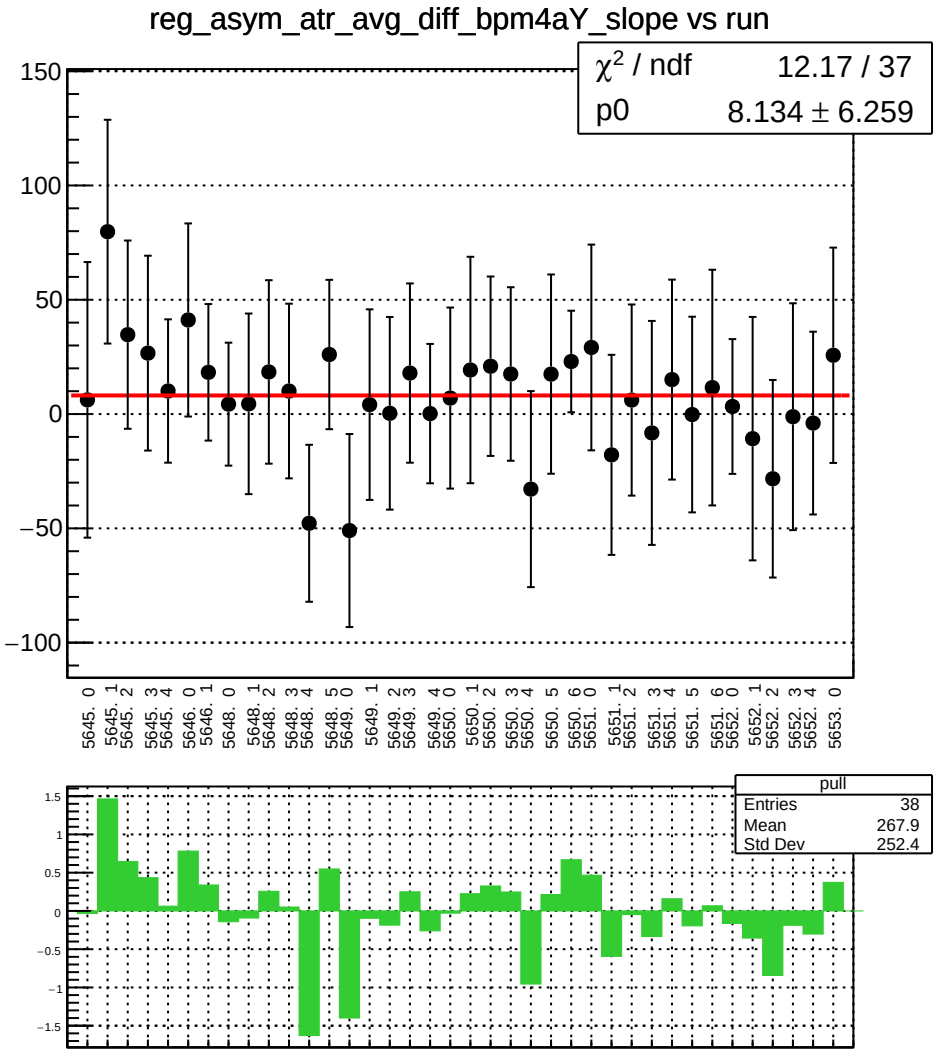
reg_asym_atr_avg_diff_bpm4aY_slope vs run
χ² / ndf 12.17 / 37
p0 8.134 ± 6.259
150
100
50
0
−50
−100
5645. 0
5645. 1
5645. 2
5645. 3
5645. 4
5646. 0
5646. 1
5648. 0
5648. 1
5648. 2
5648. 3
5648. 4
5648. 5
5649. 0
5649. 1
5649. 2
5649. 3
5649. 4
5650. 0
5650. 1
5650. 2
5650. 3
5650. 4
5650. 5
5650. 6
5651. 0
5651. 1
5651. 2
5651. 3
5651. 4
5651. 5
5651. 6
5652. 0
5652. 1
5652. 2
5652. 3
5652. 4
5653. 0
pull
Entries 38
Mean 267.9
Std Dev 252.4
1.5
1
0.5
0
−0.5
−1
−1.5

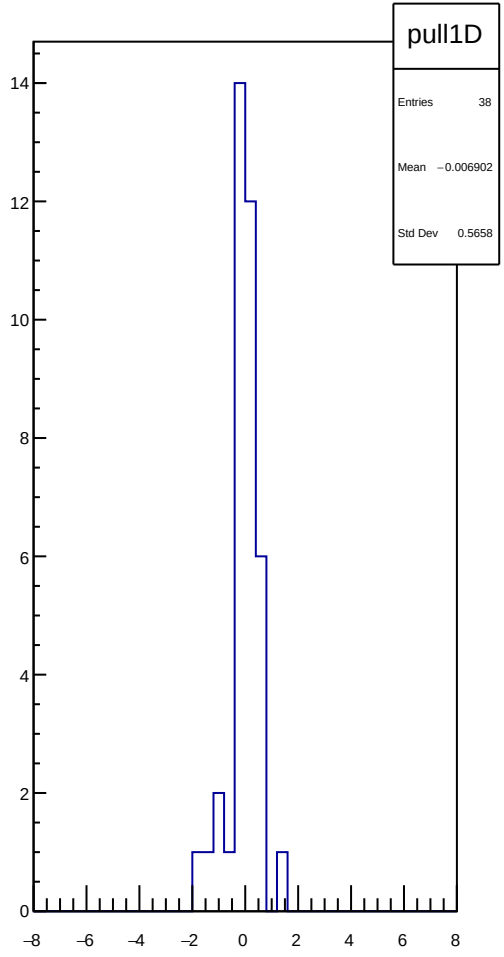
pull1D
Entries 38
Mean −0.006902
Std Dev 0.5658
14
12
10
8
6
4
2
0
−8
−6
−4
−2
0
2
4
6
8

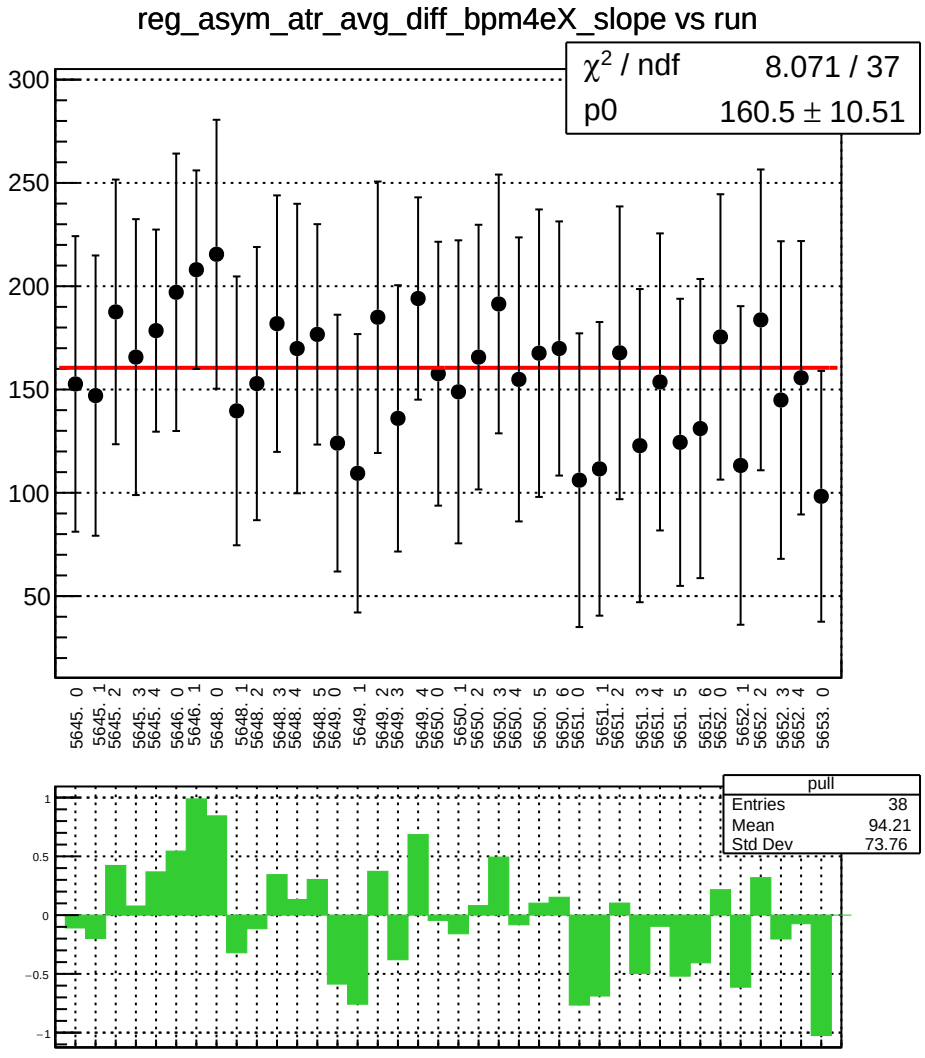
reg_asym_atr_avg_diff_bpm4eX_slope vs run
χ² / ndf 8.071 / 37
p0 160.5 ± 10.51
300
250
200
150
100
50
5645. 0
5645. 1
5645. 2
5645. 3
5645. 4
5646. 0
5646. 1
5648. 0
5648. 1
5648. 2
5648. 3
5648. 4
5648. 5
5649. 0
5649. 1
5649. 2
5649. 3
5649. 4
5650. 0
5650. 1
5650. 2
5650. 3
5650. 4
5650. 5
5650. 6
5651. 0
5651. 1
5651. 2
5651. 3
5651. 4
5651. 5
5651. 6
5652. 0
5652. 1
5652. 2
5652. 3
5652. 4
5653. 0
pull
Entries 38
Mean 94.21
Std Dev 73.76
1
0.5
0
−0.5
−1

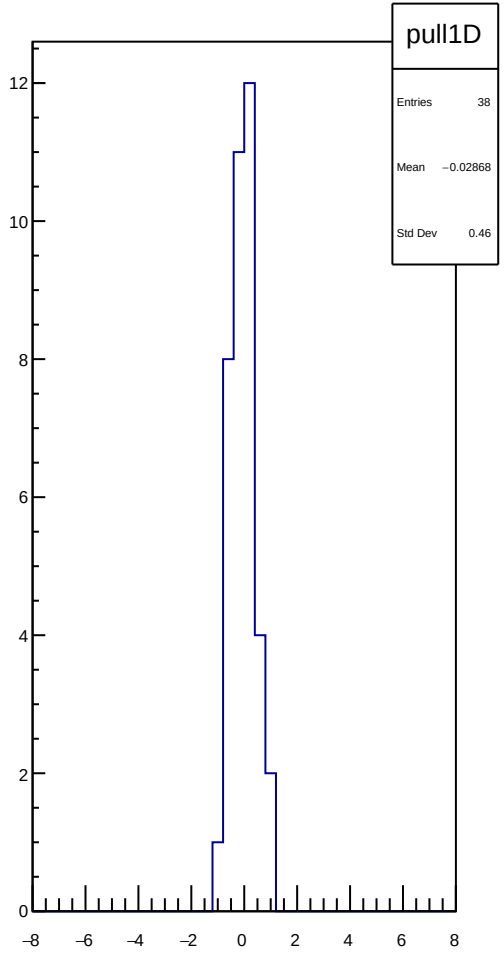
pull1D
Entries 38
Mean −0.02868
Std Dev 0.46
12
10
8
6
4
2
0
−8
−6
−4
−2
0
2
4
6
8

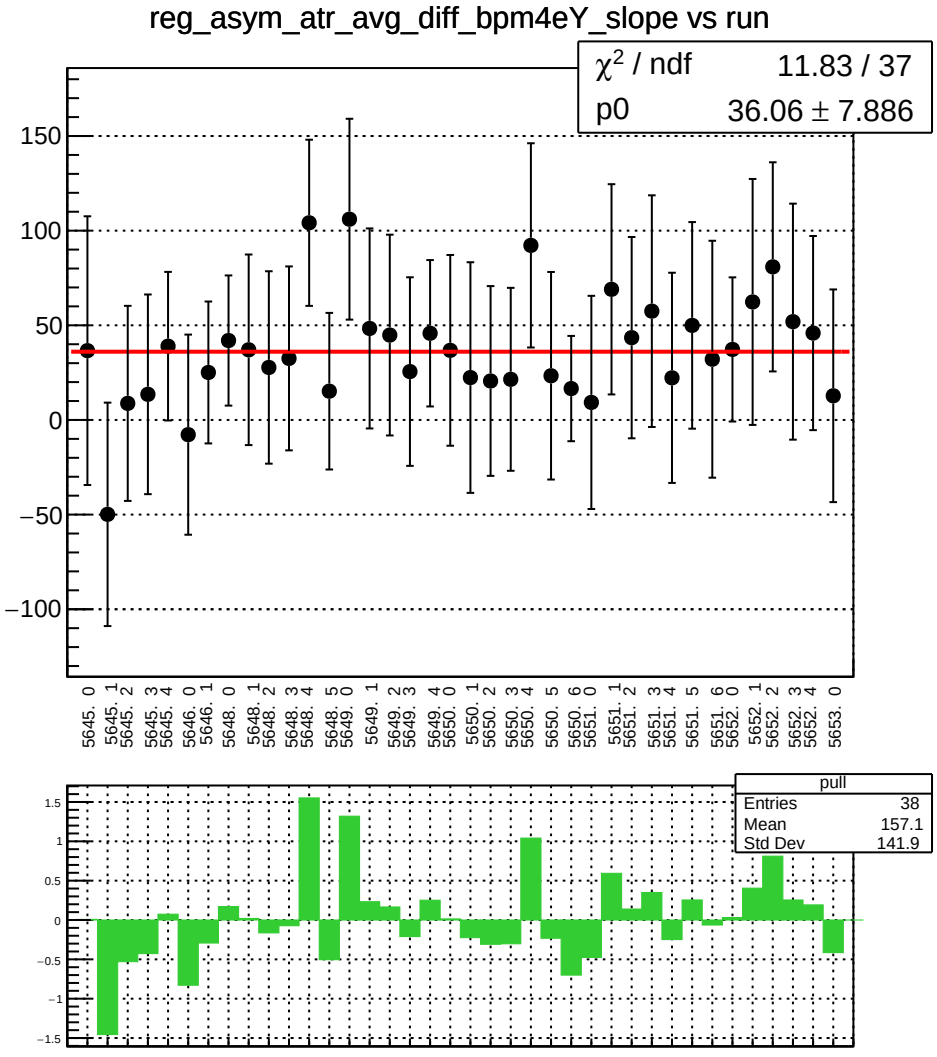
reg_asym_atr_avg_diff_bpm4eY_slope vs run
χ² / ndf 11.83 / 37
p0 36.06 ± 7.886
150
100
50
0
−50
−100
5645. 0
5645. 1
5645. 2
5645. 3
5645. 4
5646. 0
5646. 1
5648. 0
5648. 1
5648. 2
5648. 3
5648. 4
5648. 5
5649. 0
5649. 1
5649. 2
5649. 3
5649. 4
5650. 0
5650. 1
5650. 2
5650. 3
5650. 4
5650. 5
5650. 6
5651. 0
5651. 1
5651. 2
5651. 3
5651. 4
5651. 5
5651. 6
5652. 0
5652. 1
5652. 2
5652. 3
5652. 4
5653. 0
pull
Entries 38
Mean 157.1
Std Dev 141.9
1.5
1
0.5
0
−0.5
−1
−1.5

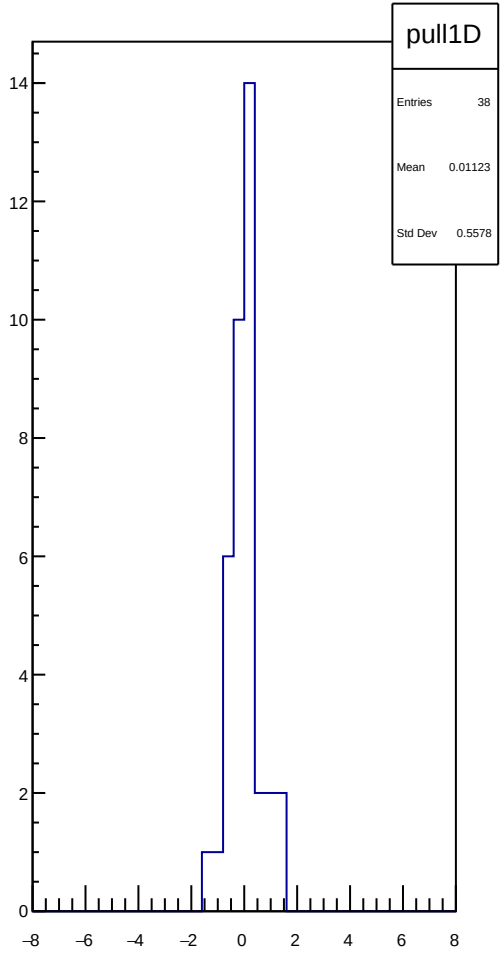
pull1D
Entries 38
Mean 0.01123
Std Dev 0.5578
14
12
10
8
6
4
2
0
−8
−6
−4
−2
0
2
4
6
8

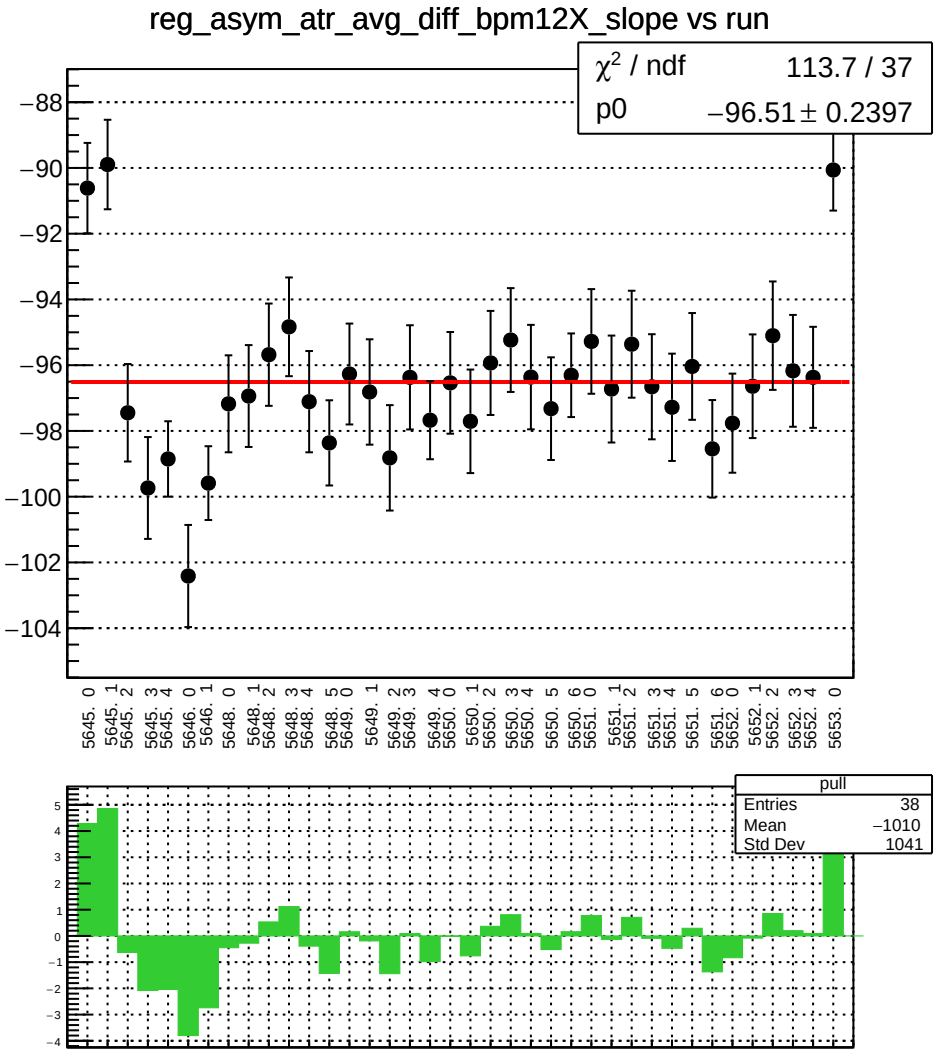
reg_asym_atr_avg_diff_bpm12X_slope vs run
χ² / ndf 113.7 / 37
p0 −96.51 ± 0.2397
−88
−90
−92
−94
−96
−98
−100
−102
−104
5645. 0
5645. 1
5645. 2
5645. 3
5645. 4
5646. 0
5646. 1
5648. 0
5648. 1
5648. 2
5648. 3
5648. 4
5648. 5
5649. 0
5649. 1
5649. 2
5649. 3
5649. 4
5650. 0
5650. 1
5650. 2
5650. 3
5650. 4
5650. 5
5650. 6
5651. 0
5651. 1
5651. 2
5651. 3
5651. 4
5651. 5
5651. 6
5652. 0
5652. 1
5652. 2
5652. 3
5652. 4
5653. 0
pull
Entries 38
Mean −1010
Std Dev 1041
5
4
3
2
1
0
−1
−2
−3
−4

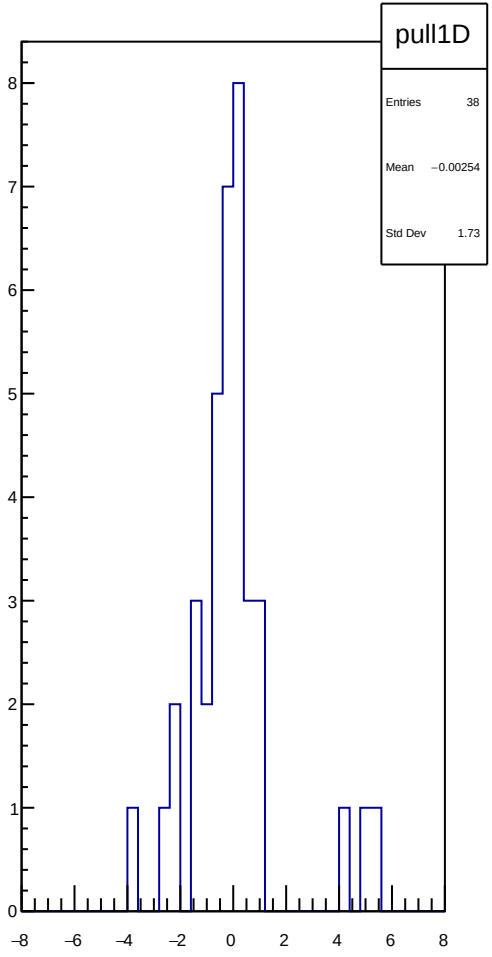
pull1D
Entries 38
Mean −0.00254
Std Dev 1.73
8
7
6
5
4
3
2
1
0
−8
−6
−4
−2
0
2
4
6
8

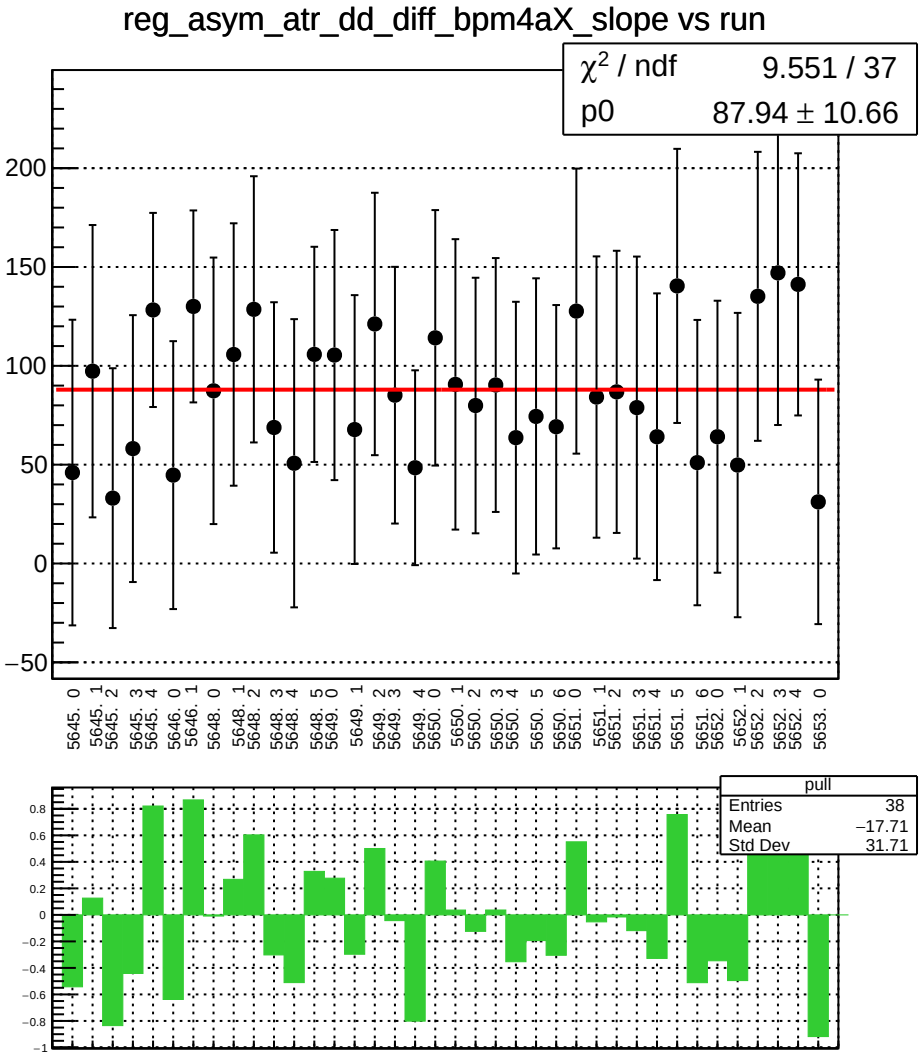
reg_asym_atr_dd_diff_bpm4aX_slope vs run
χ² / ndf 9.551 / 37
p0 87.94 ± 10.66
pull
Entries 38
Mean −17.71
Std Dev 31.71

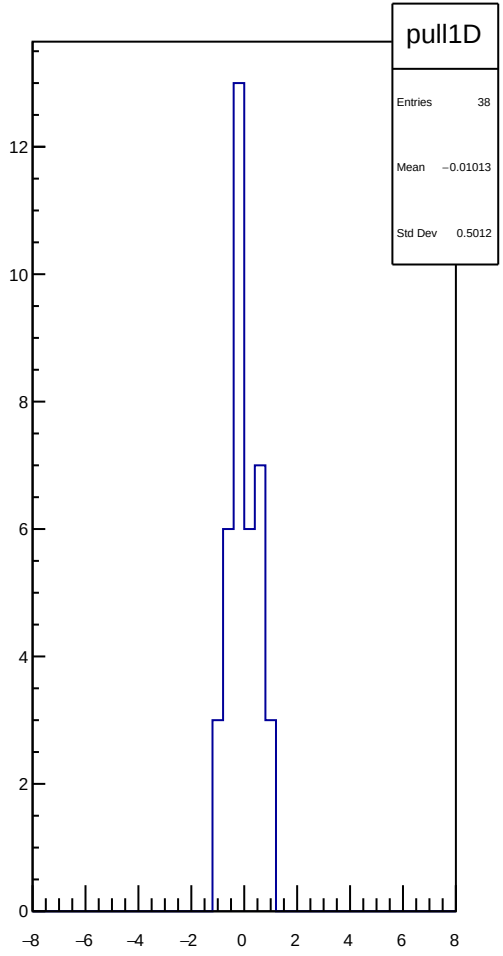
pull1D
Entries 38
Mean −0.01013
Std Dev 0.5012

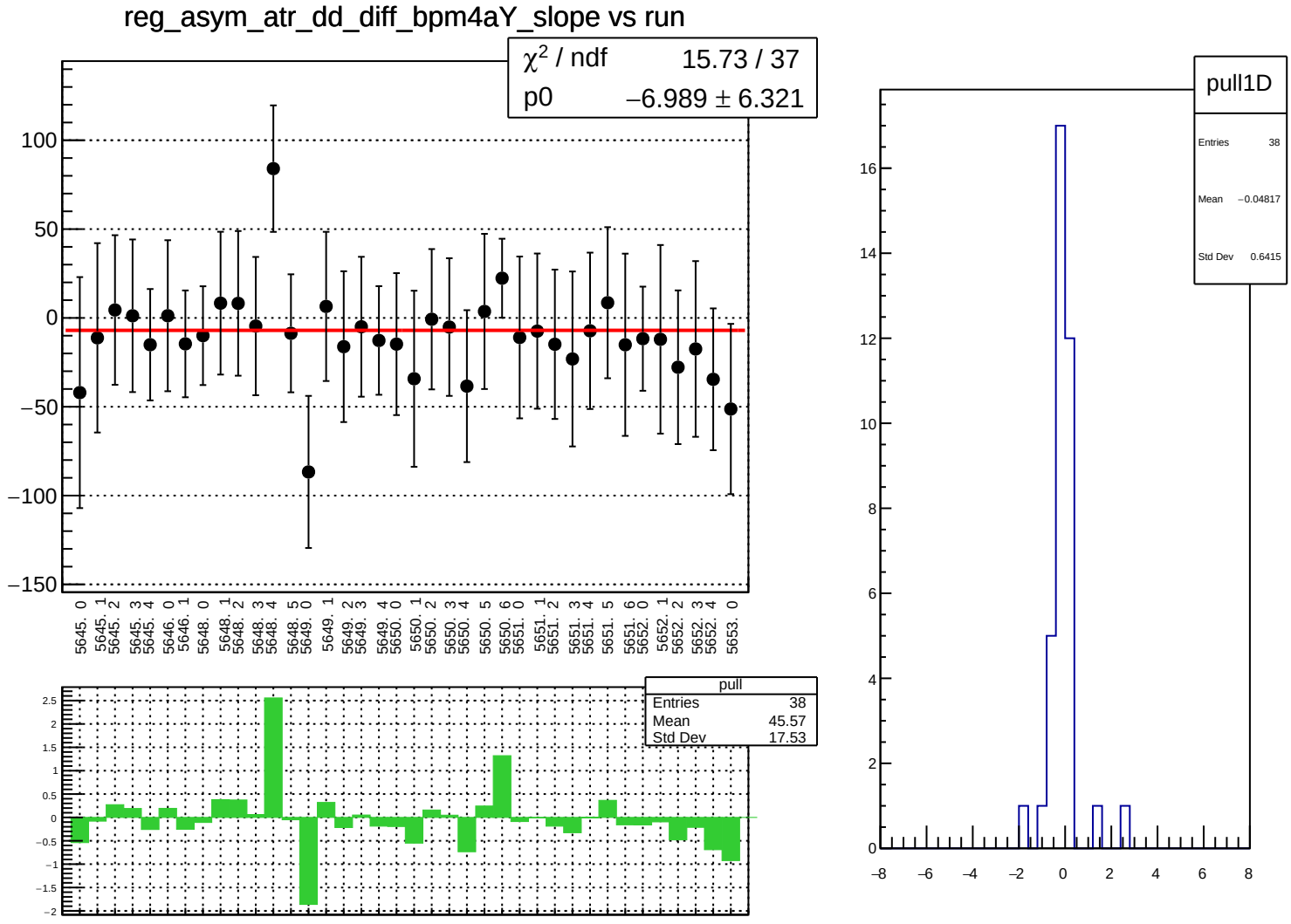
reg_asym_atr_dd_diff_bpm4aY_slope vs run
χ² / ndf 15.73 / 37
p0 −6.989 ± 6.321
100
50
0
−50
−100
−150
5645. 0
5645. 1
5645. 2
5645. 3
5645. 4
5646. 0
5646. 1
5648. 0
5648. 1
5648. 2
5648. 3
5648. 4
5648. 5
5649. 0
5649. 1
5649. 2
5649. 3
5649. 4
5650. 0
5650. 1
5650. 2
5650. 3
5650. 4
5650. 5
5650. 6
5651. 0
5651. 1
5651. 2
5651. 3
5651. 4
5651. 5
5651. 6
5652. 0
5652. 1
5652. 2
5652. 3
5652. 4
5653. 0
pull
Entries 38
Mean 45.57
Std Dev 17.53
2.5
2
1.5
1
0.5
0
−0.5
−1
−1.5
−2
pull1D
Entries 38
Mean −0.04817
Std Dev 0.6415
16
14
12
10
8
6
4
2
0
−8
−6
−4
−2
0
2
4
6
8

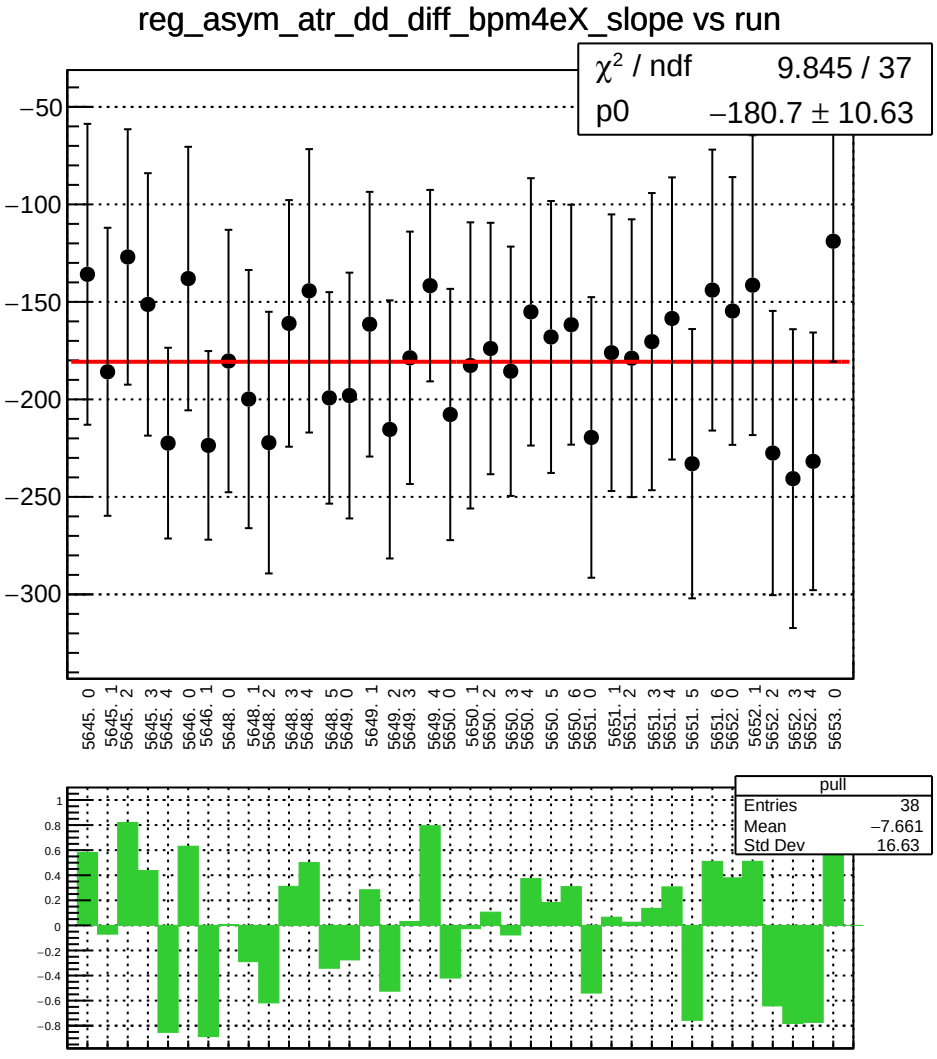
reg_asym_atr_dd_diff_bpm4eX_slope vs run
χ^2 / ndf 9.845 / 37
p0 −180.7 ± 10.63
−50
−100
−150
−200
−250
−300
5645. 0
5645. 1
5645. 2
5645. 3
5645. 4
5646. 0
5646. 1
5648. 0
5648. 1
5648. 2
5648. 3
5648. 4
5648. 5
5649. 0
5649. 1
5649. 2
5649. 3
5649. 4
5650. 0
5650. 1
5650. 2
5650. 3
5650. 4
5650. 5
5650. 6
5651. 0
5651. 1
5651. 2
5651. 3
5651. 4
5651. 5
5651. 6
5652. 0
5652. 1
5652. 2
5652. 3
5652. 4
5653. 0
pull
Entries 38
Mean −7.661
Std Dev 16.63
1
0.8
0.6
0.4
0.2
0
−0.2
−0.4
−0.6
−0.8

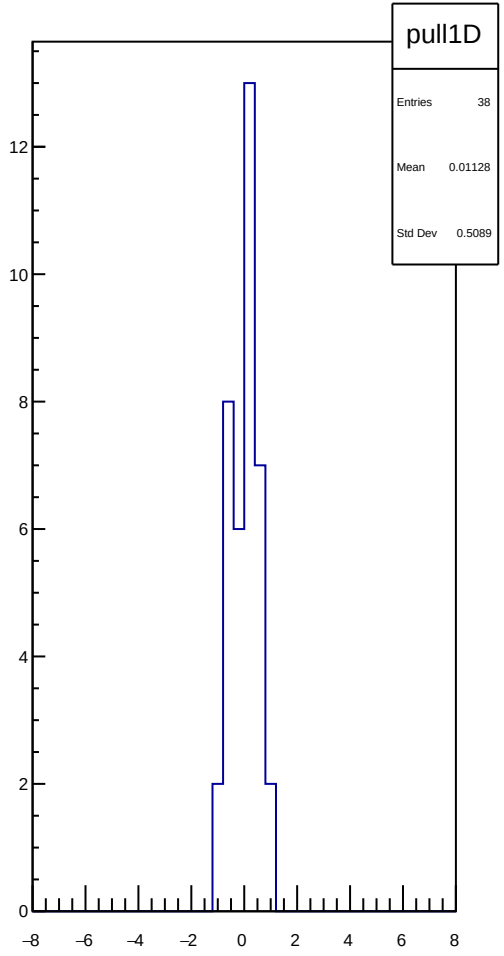
pull1D
Entries 38
Mean 0.01128
Std Dev 0.5089
12
10
8
6
4
2
0
−8
−6
−4
−2
0
2
4
6
8

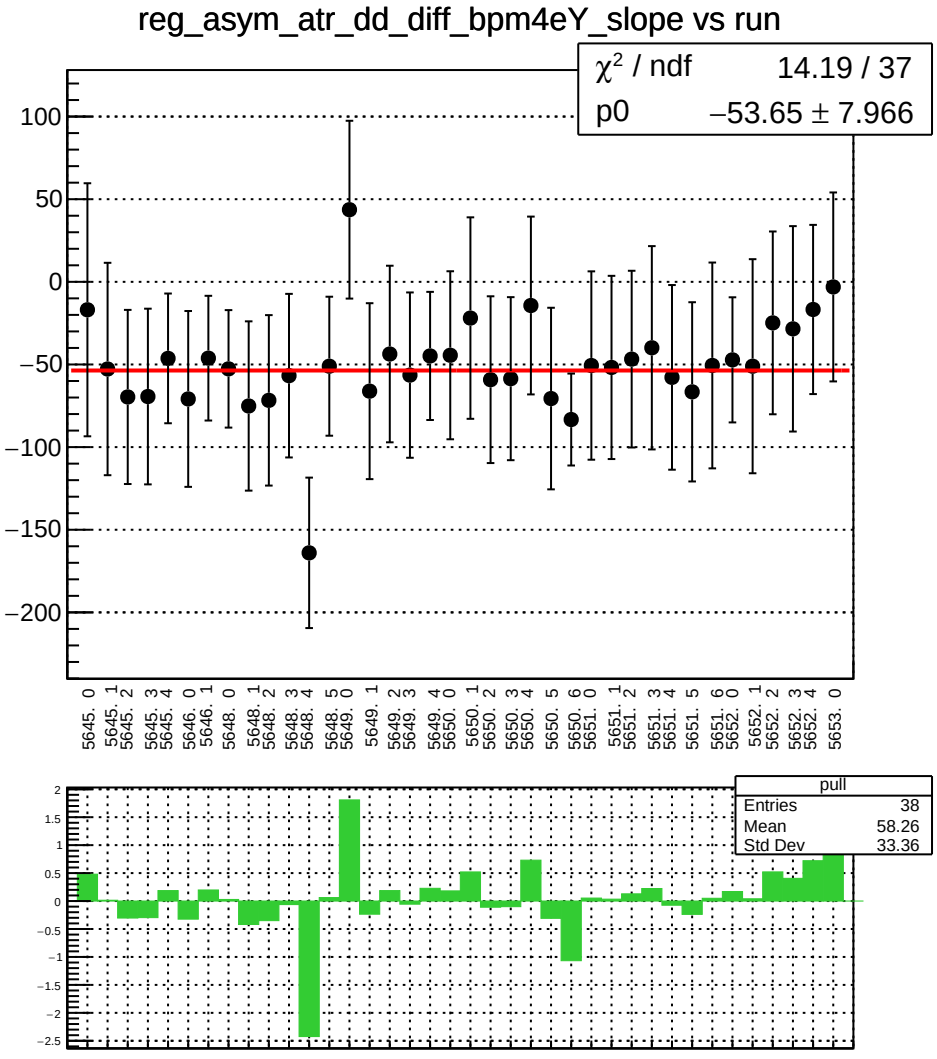
reg_asym_atr_dd_diff_bpm4eY_slope vs run
χ² / ndf 14.19 / 37
p0 −53.65 ± 7.966
pull
Entries 38
Mean 58.26
Std Dev 33.36

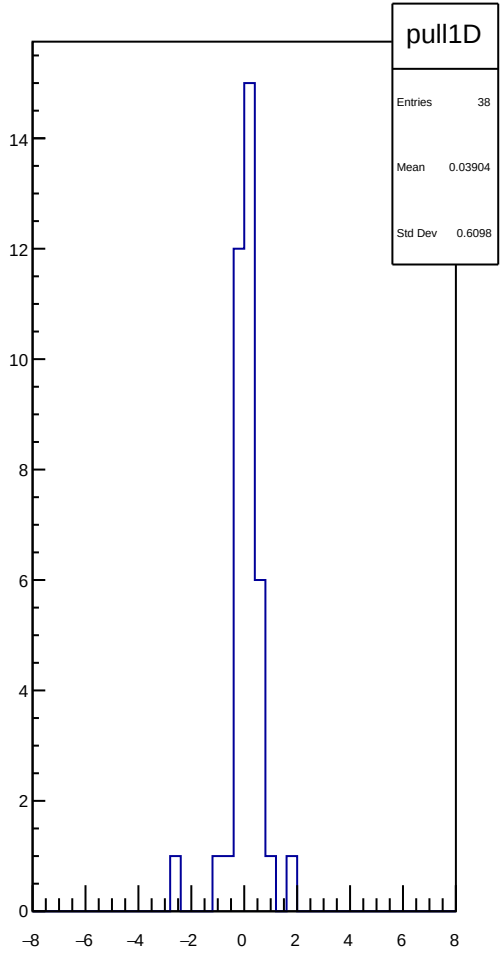
pull1D
Entries 38
Mean 0.03904
Std Dev 0.6098

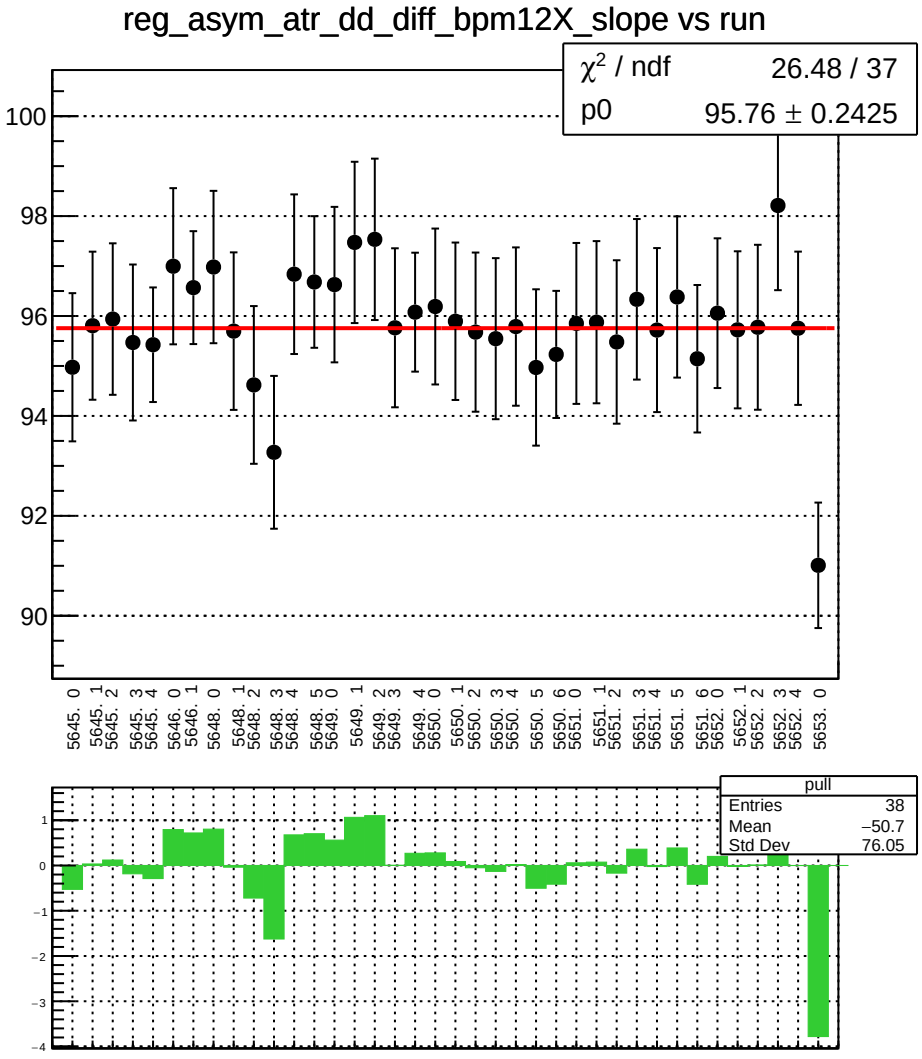
reg_asym_atr_dd_diff_bpm12X_slope vs run
χ² / ndf 26.48 / 37
p0 95.76 ± 0.2425
100
98
96
94
92
90
5645. 0
5645. 1
5645. 2
5645. 3
5645. 4
5646. 0
5646. 1
5648. 0
5648. 1
5648. 2
5648. 3
5648. 4
5648. 5
5649. 0
5649. 1
5649. 2
5649. 3
5649. 4
5650. 0
5650. 1
5650. 2
5650. 3
5650. 4
5650. 5
5650. 6
5651. 0
5651. 1
5651. 2
5651. 3
5651. 4
5651. 5
5651. 6
5652. 0
5652. 1
5652. 2
5652. 3
5652. 4
5653. 0
pull
Entries 38
Mean −50.7
Std Dev 76.05
1
0
−1
−2
−3
−4

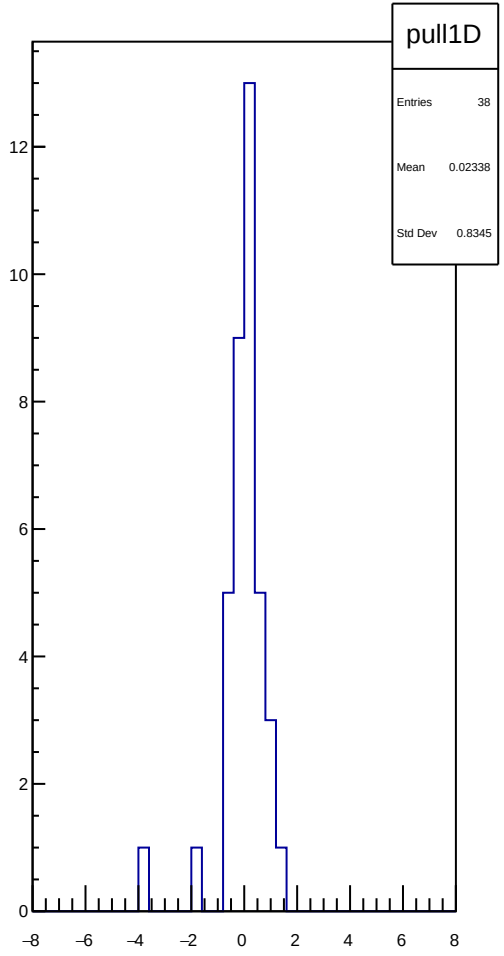
pull1D
Entries 38
Mean 0.02338
Std Dev 0.8345
12
10
8
6
4
2
0
−8
−6
−4
−2
0
2
4
6
8

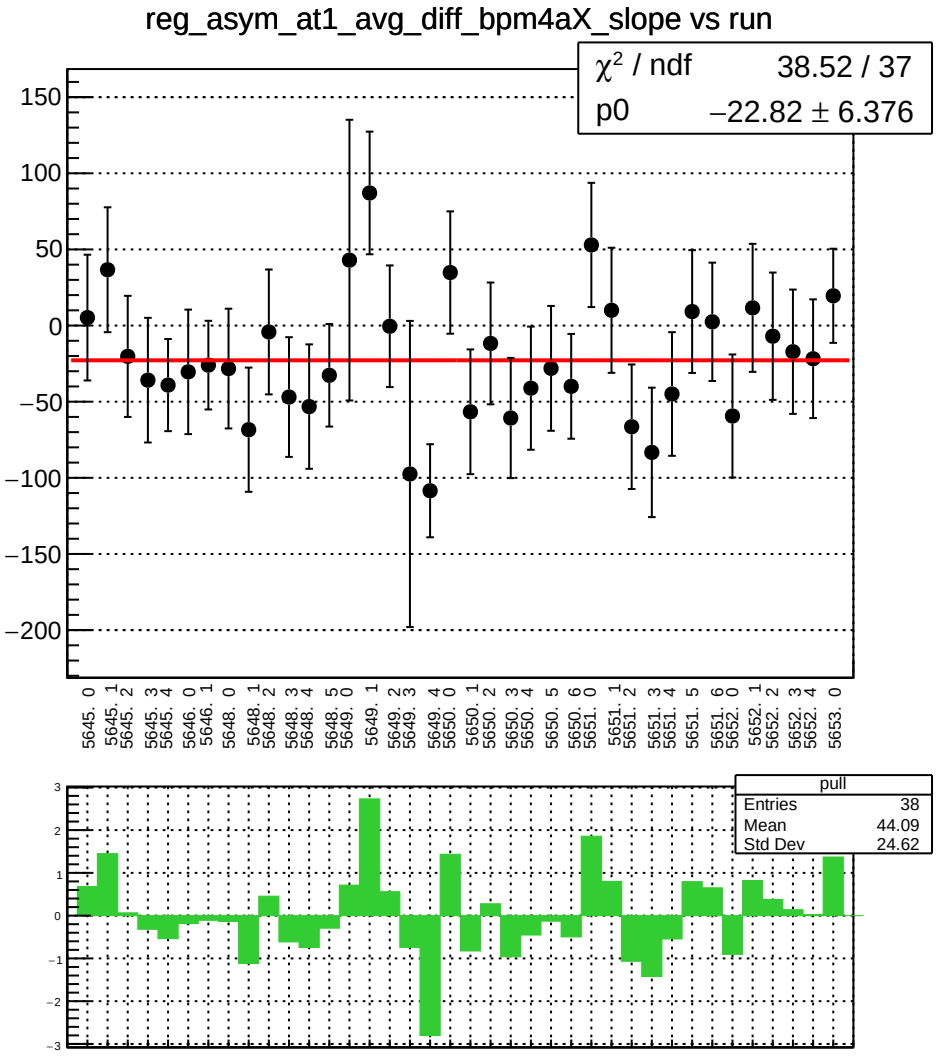
reg_asym_at1_avg_diff_bpm4aX_slope vs run
χ² / ndf 38.52 / 37
p0 −22.82 ± 6.376
150
100
50
0
−50
−100
−150
−200
5645. 0
5645. 1
5645. 2
5645. 3
5645. 4
5646. 0
5646. 1
5648. 0
5648. 1
5648. 2
5648. 3
5648. 4
5648. 5
5649. 0
5649. 1
5649. 2
5649. 3
5649. 4
5650. 0
5650. 1
5650. 2
5650. 3
5650. 4
5650. 5
5650. 6
5651. 0
5651. 1
5651. 2
5651. 3
5651. 4
5651. 5
5651. 6
5652. 0
5652. 1
5652. 2
5652. 3
5652. 4
5653. 0
pull
Entries 38
Mean 44.09
Std Dev 24.62
3
2
1
0
−1
−2
−3

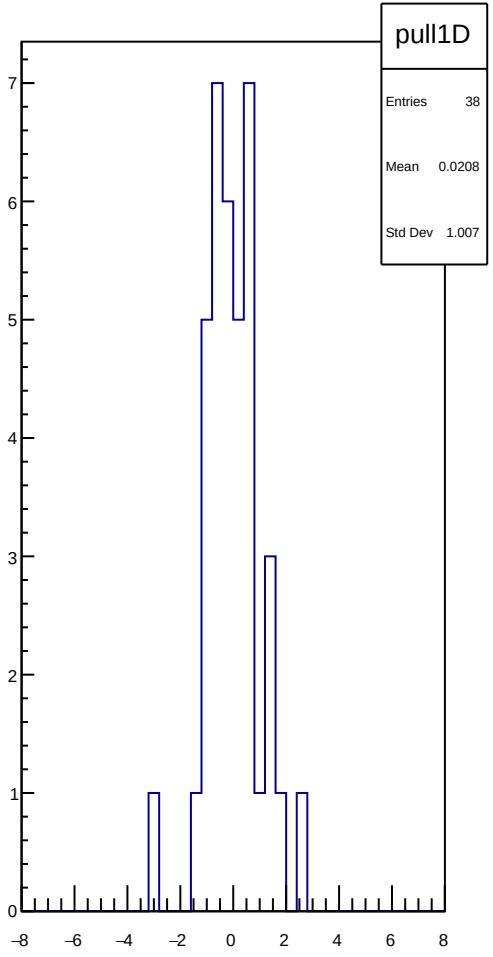
pull1D
Entries 38
Mean 0.0208
Std Dev 1.007
7
6
5
4
3
2
1
0
−8
−6
−4
−2
0
2
4
6
8

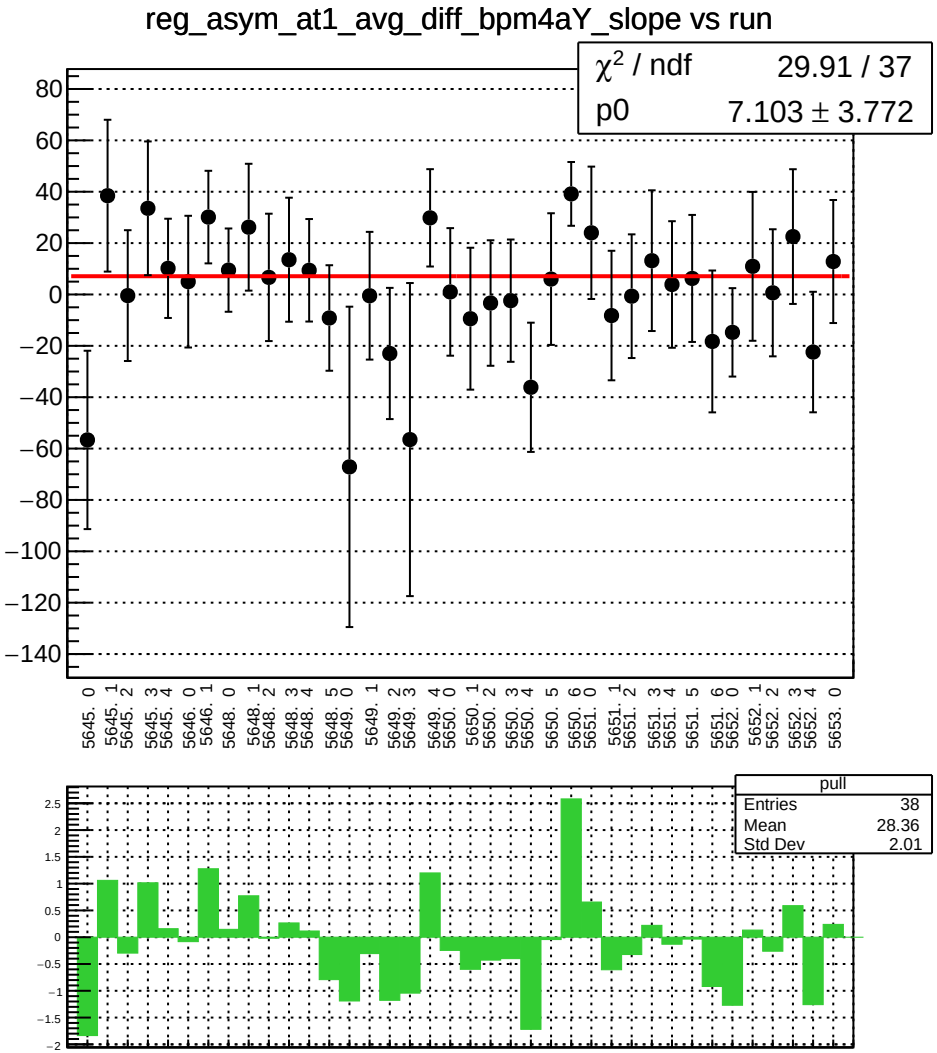
reg_asym_at1_avg_diff_bpm4aY_slope vs run
χ2 / ndf 29.91 / 37
p0 7.103 ± 3.772
80
60
40
20
0
−20
−40
−60
−80
−100
−120
−140
5645. 0
5645. 1
5645. 2
5645. 3
5645. 4
5646. 0
5646. 1
5648. 0
5648. 1
5648. 2
5648. 3
5648. 4
5648. 5
5649. 0
5649. 1
5649. 2
5649. 3
5649. 4
5650. 0
5650. 1
5650. 2
5650. 3
5650. 4
5650. 5
5650. 6
5651. 0
5651. 1
5651. 2
5651. 3
5651. 4
5651. 5
5651. 6
5652. 0
5652. 1
5652. 2
5652. 3
5652. 4
5653. 0
pull
Entries 38
Mean 28.36
Std Dev 2.01
2.5
2
1.5
1
0.5
0
−0.5
−1
−1.5
−2

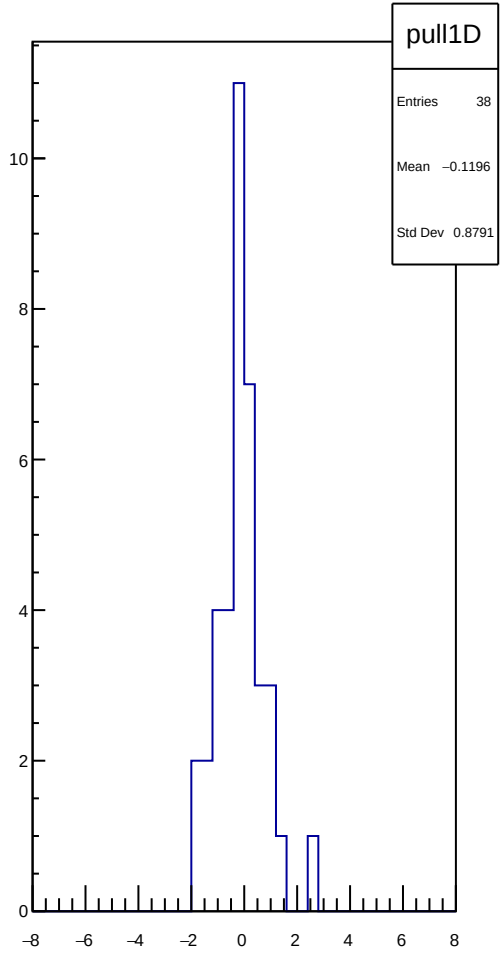
pull1D
Entries 38
Mean −0.1196
Std Dev 0.8791
10
8
6
4
2
0
−8
−6
−4
−2
0
2
4
6
8

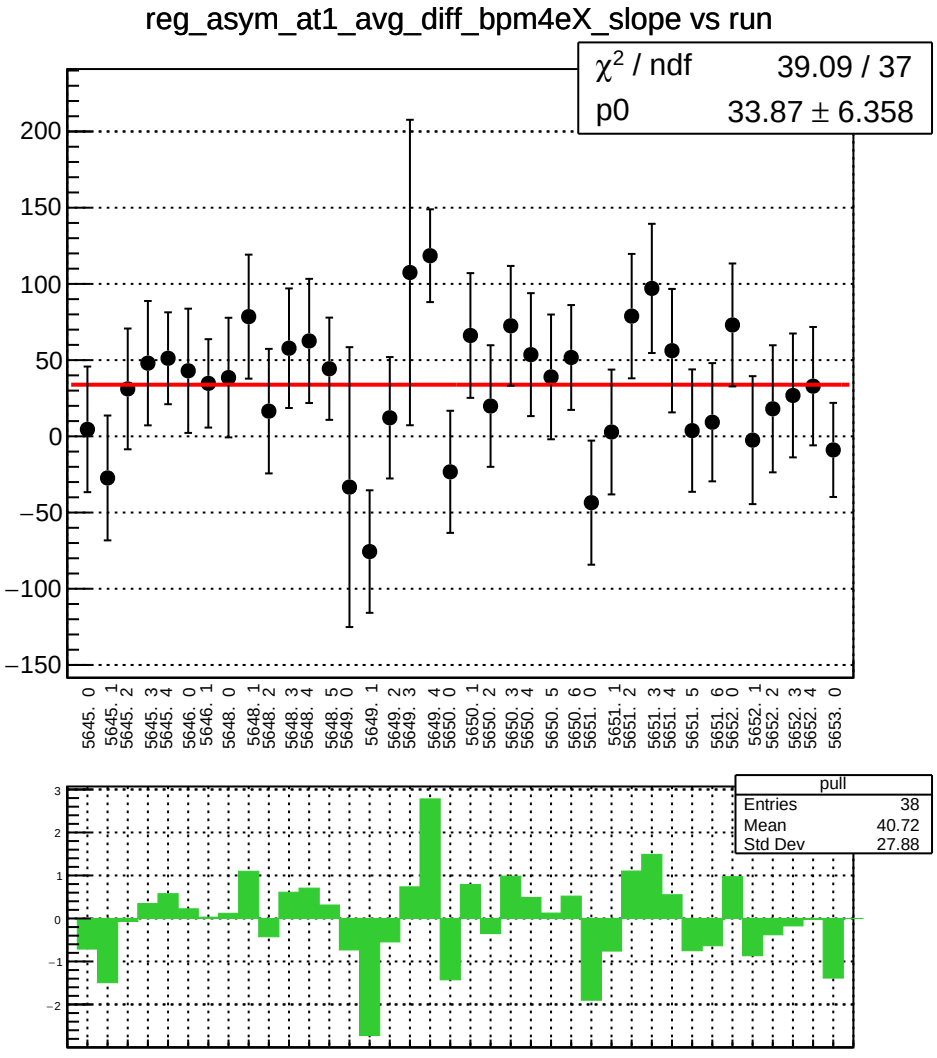
reg_asym_at1_avg_diff_bpm4eX_slope vs run
χ2 / ndf 39.09 / 37
p0 33.87 ± 6.358
200
150
100
50
0
−50
−100
−150
5645. 0
5645. 1
5645. 2
5645. 3
5645. 4
5646. 0
5646. 1
5648. 0
5648. 1
5648. 2
5648. 3
5648. 4
5648. 5
5649. 0
5649. 1
5649. 2
5649. 3
5649. 4
5650. 0
5650. 1
5650. 2
5650. 3
5650. 4
5650. 5
5650. 6
5651. 0
5651. 1
5651. 2
5651. 3
5651. 4
5651. 5
5651. 6
5652. 0
5652. 1
5652. 2
5652. 3
5652. 4
5653. 0
pull
Entries 38
Mean 40.72
Std Dev 27.88
3
2
1
0
−1
−2

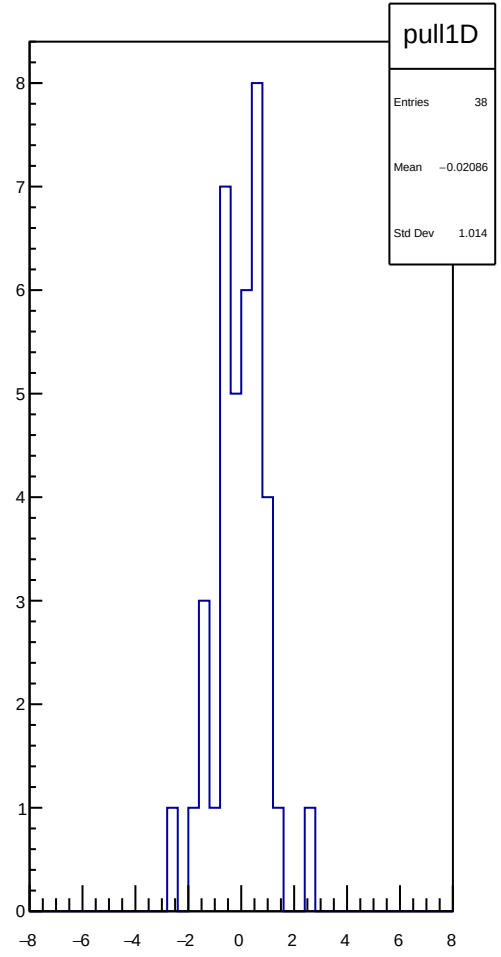
pull1D
Entries 38
Mean −0.02086
Std Dev 1.014
8
7
6
5
4
3
2
1
0
−8
−6
−4
−2
0
2
4
6
8

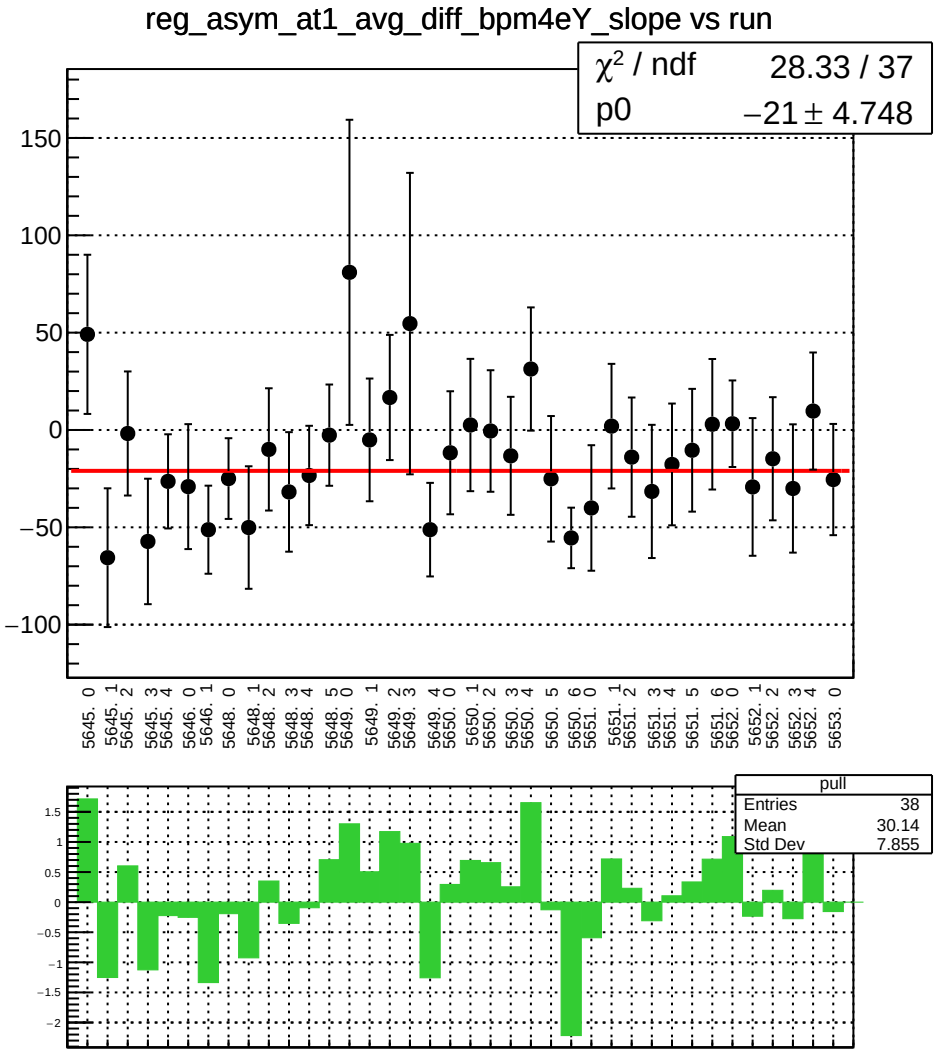
reg_asym_at1_avg_diff_bpm4eY_slope vs run
χ² / ndf 28.33 / 37
p0 −21 ± 4.748
150
100
50
0
−50
−100
5645. 0
5645. 1
5645. 2
5645. 3
5645. 4
5646. 0
5646. 1
5648. 0
5648. 1
5648. 2
5648. 3
5648. 4
5648. 5
5649. 0
5649. 1
5649. 2
5649. 3
5649. 4
5650. 0
5650. 1
5650. 2
5650. 3
5650. 4
5650. 5
5650. 6
5651. 0
5651. 1
5651. 2
5651. 3
5651. 4
5651. 5
5651. 6
5652. 0
5652. 1
5652. 2
5652. 3
5652. 4
5653. 0
pull
Entries 38
Mean 30.14
Std Dev 7.855
1.5
1
0.5
0
−0.5
−1
−1.5
−2

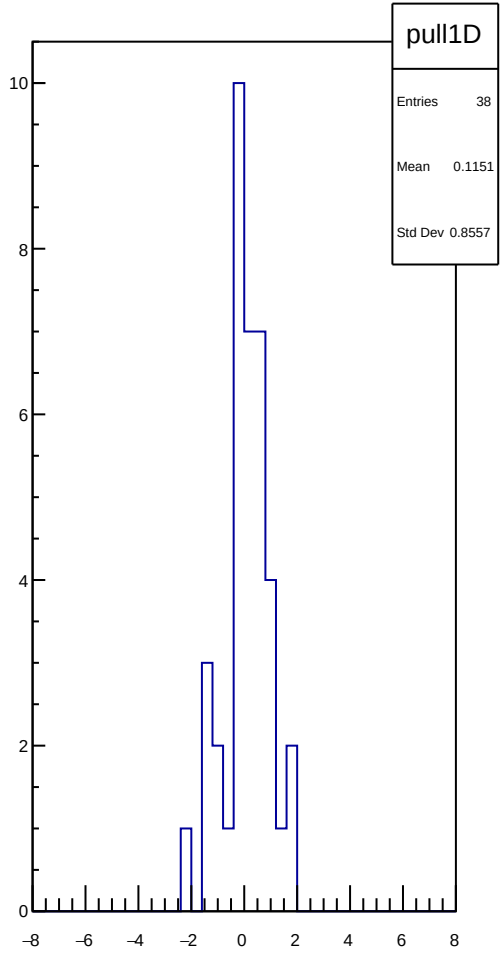
pull1D
Entries 38
Mean 0.1151
Std Dev 0.8557
10
8
6
4
2
0
−8
−6
−4
−2
0
2
4
6
8

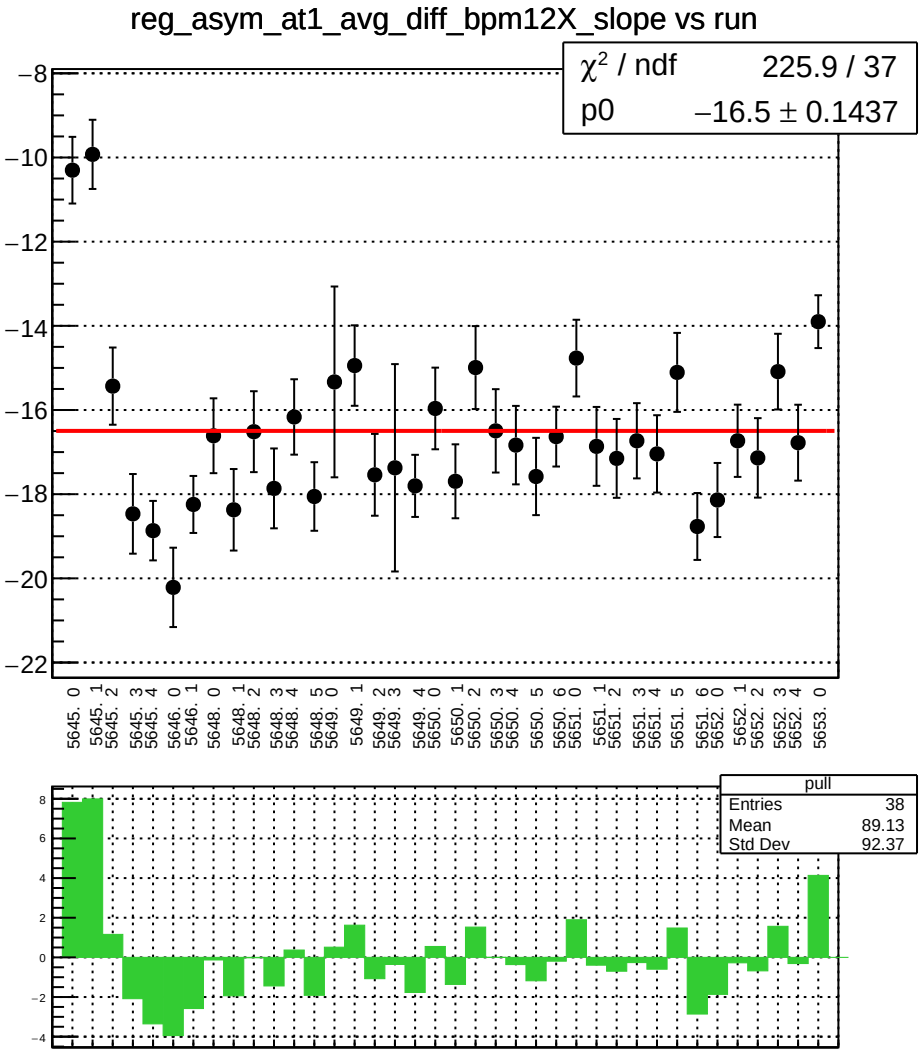
reg_asym_at1_avg_diff_bpm12X_slope vs run
χ^2 / ndf 225.9 / 37
p0 −16.5 ± 0.1437
pull
Entries 38
Mean 89.13
Std Dev 92.37

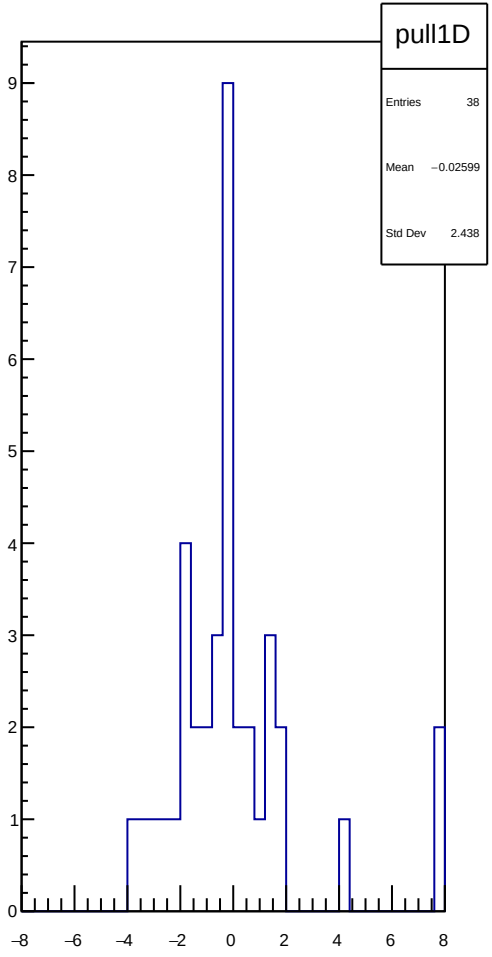
pull1D
Entries 38
Mean −0.02599
Std Dev 2.438

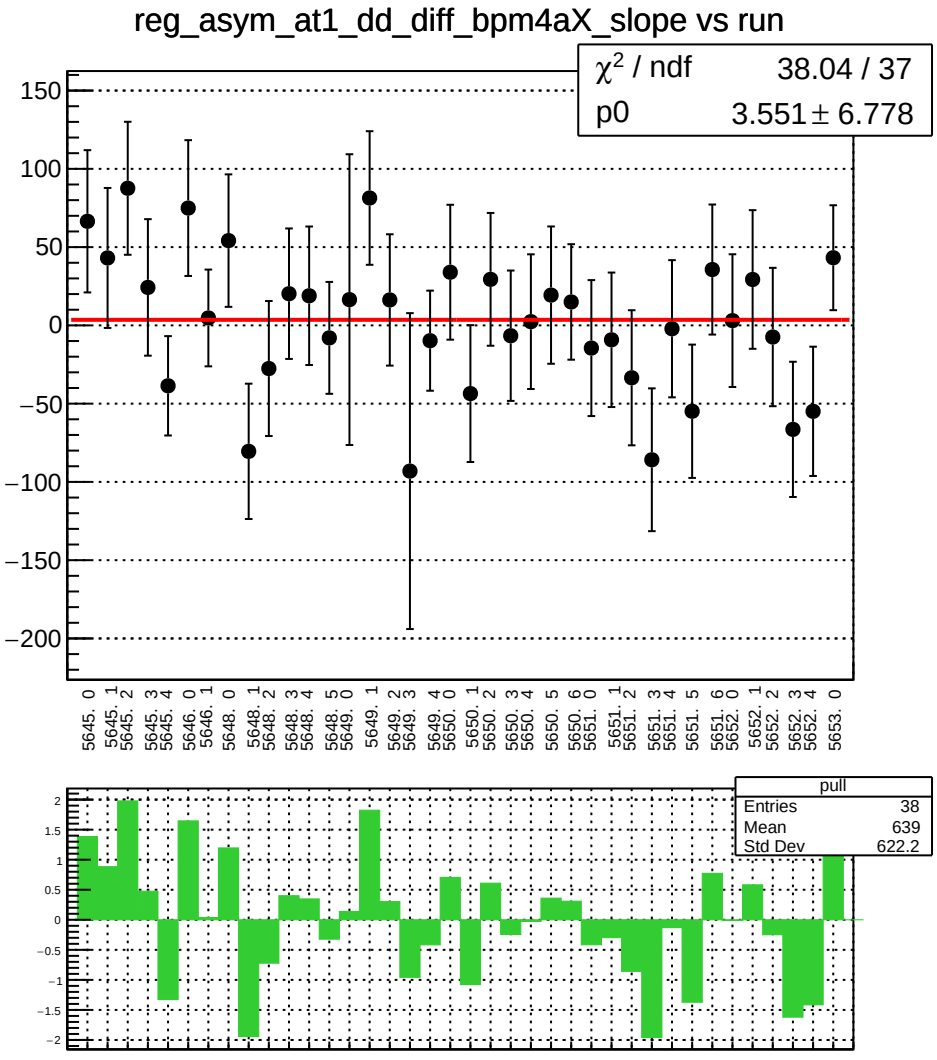
reg_asym_at1_dd_diff_bpm4aX_slope vs run
χ2 / ndf 38.04 / 37
p0 3.551 ± 6.778
150
100
50
0
−50
−100
−150
−200
5645. 0
5645. 1
5645. 2
5645. 3
5645. 4
5646. 0
5646. 1
5648. 0
5648. 1
5648. 2
5648. 3
5648. 4
5648. 5
5649. 0
5649. 1
5649. 2
5649. 3
5649. 4
5650. 0
5650. 1
5650. 2
5650. 3
5650. 4
5650. 5
5650. 6
5651. 0
5651. 1
5651. 2
5651. 3
5651. 4
5651. 5
5651. 6
5652. 0
5652. 1
5652. 2
5652. 3
5652. 4
5653. 0
pull
Entries 38
Mean 639
Std Dev 622.2
2
1.5
1
0.5
0
−0.5
−1
−1.5
−2

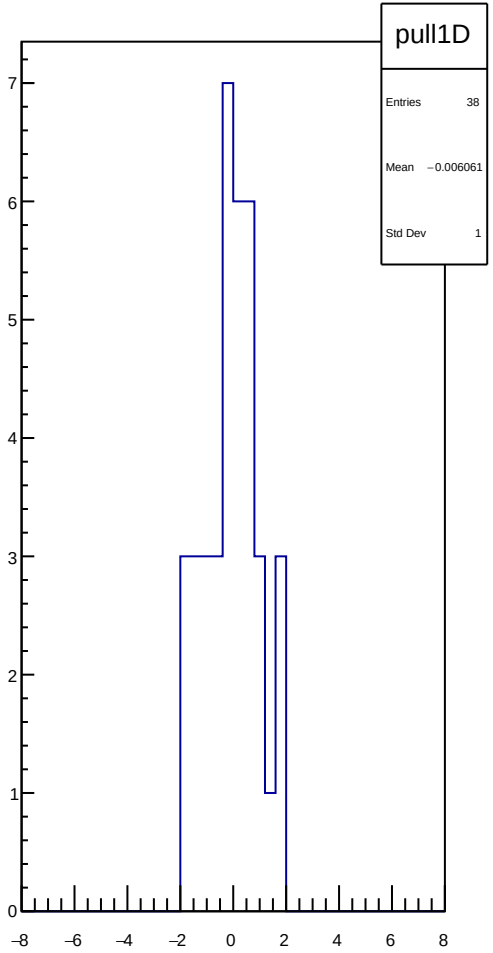
pull1D
Entries 38
Mean −0.006061
Std Dev 1
7
6
5
4
3
2
1
0
−8
−6
−4
−2
0
2
4
6
8

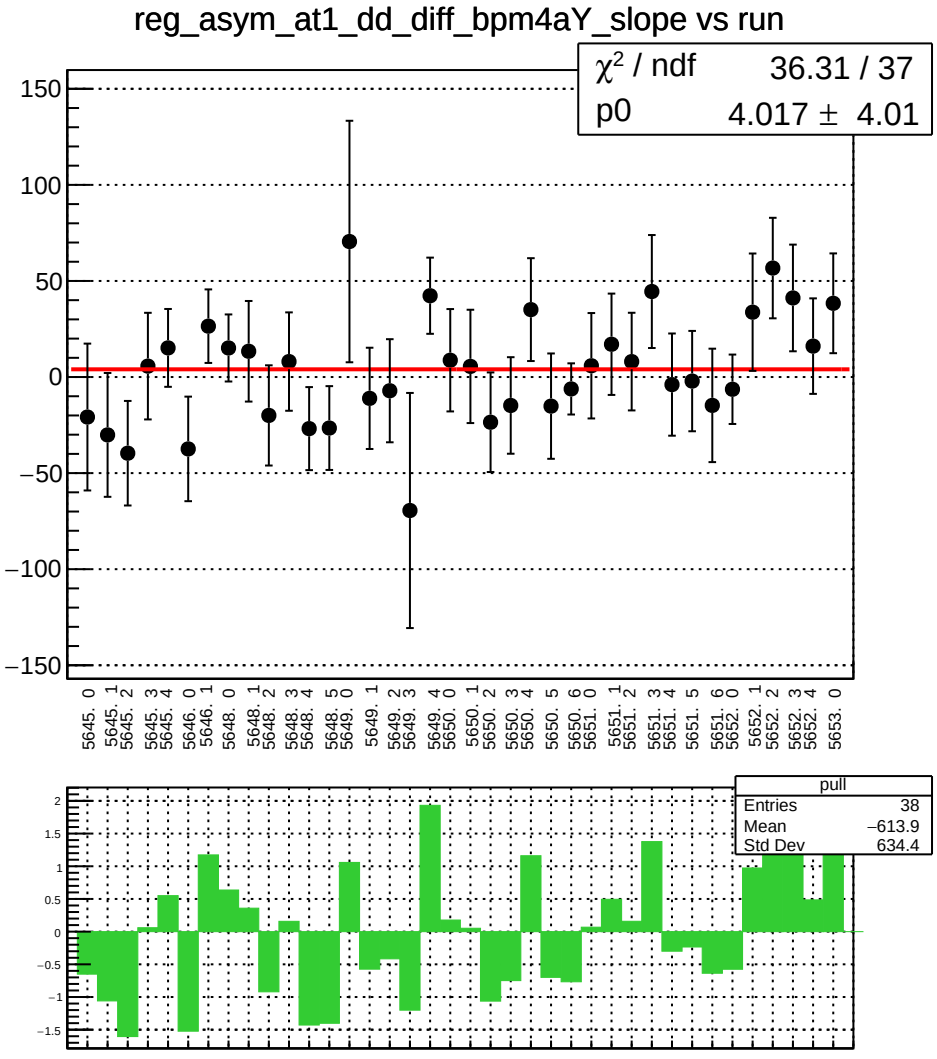
reg_asym_at1_dd_diff_bpm4aY_slope vs run
χ² / ndf 36.31 / 37
p0 4.017 ± 4.01
150
100
50
0
−50
−100
−150
5645. 0
5645. 1
5645. 2
5645. 3
5645. 4
5646. 0
5646. 1
5648. 0
5648. 1
5648. 2
5648. 3
5648. 4
5648. 5
5649. 0
5649. 1
5649. 2
5649. 3
5649. 4
5650. 0
5650. 1
5650. 2
5650. 3
5650. 4
5650. 5
5650. 6
5651. 0
5651. 1
5651. 2
5651. 3
5651. 4
5651. 5
5651. 6
5652. 0
5652. 1
5652. 2
5652. 3
5652. 4
5653. 0
pull
Entries 38
Mean −613.9
Std Dev 634.4
2
1.5
1
0.5
0
−0.5
−1
−1.5

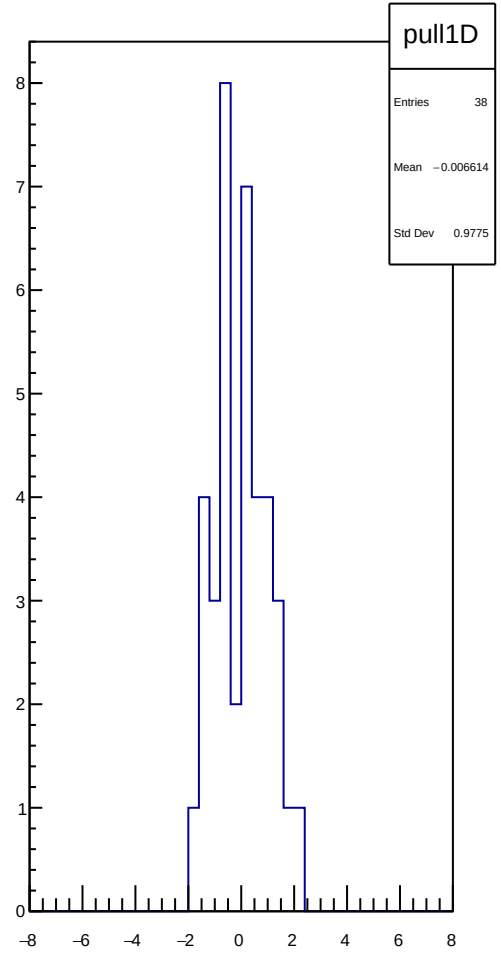
pull1D
Entries 38
Mean −0.006614
Std Dev 0.9775
8
7
6
5
4
3
2
1
0
−8
−6
−4
−2
0
2
4
6
8

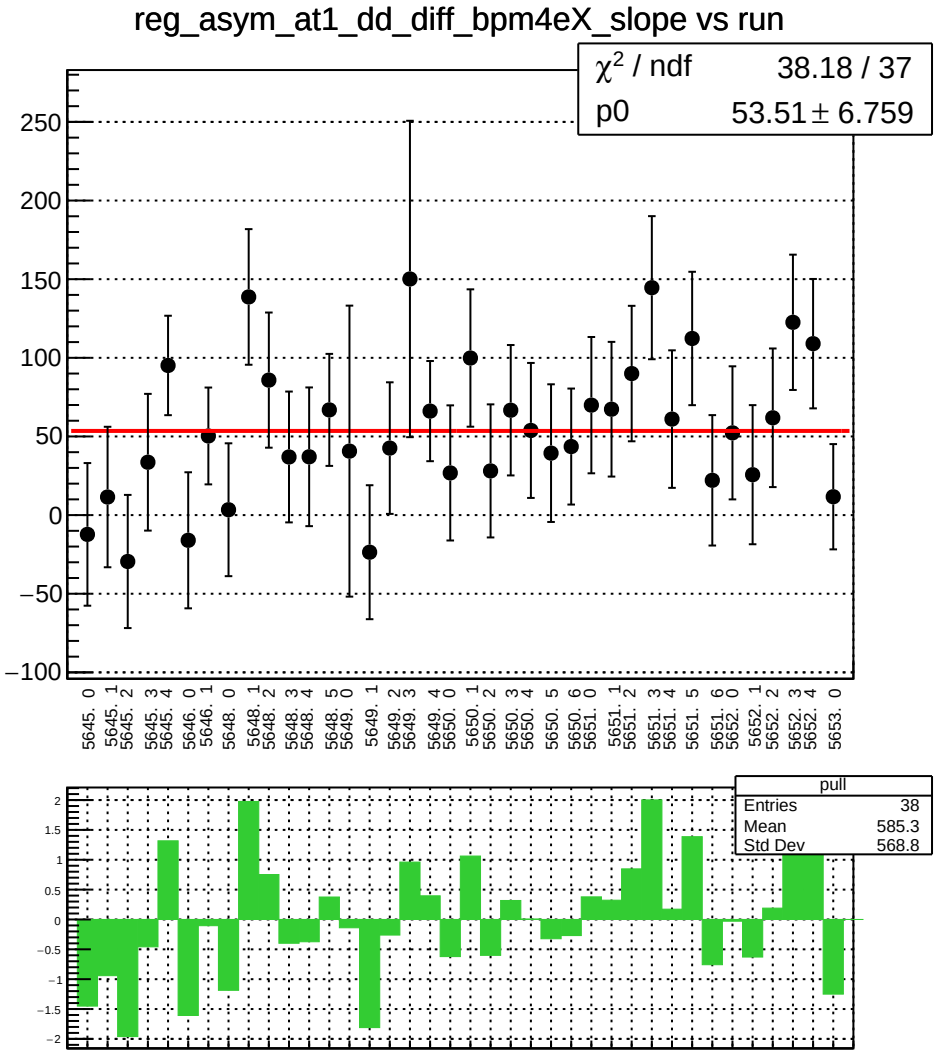
reg_asym_at1_dd_diff_bpm4eX_slope vs run
χ^2 / ndf 38.18 / 37
p0 53.51 ± 6.759
pull
Entries 38
Mean 585.3
Std Dev 568.8

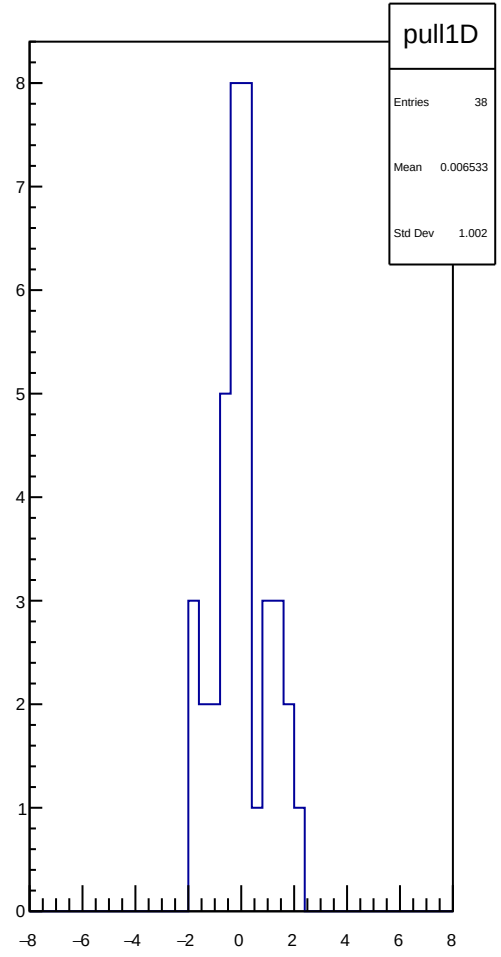
pull1D
Entries 38
Mean 0.006533
Std Dev 1.002

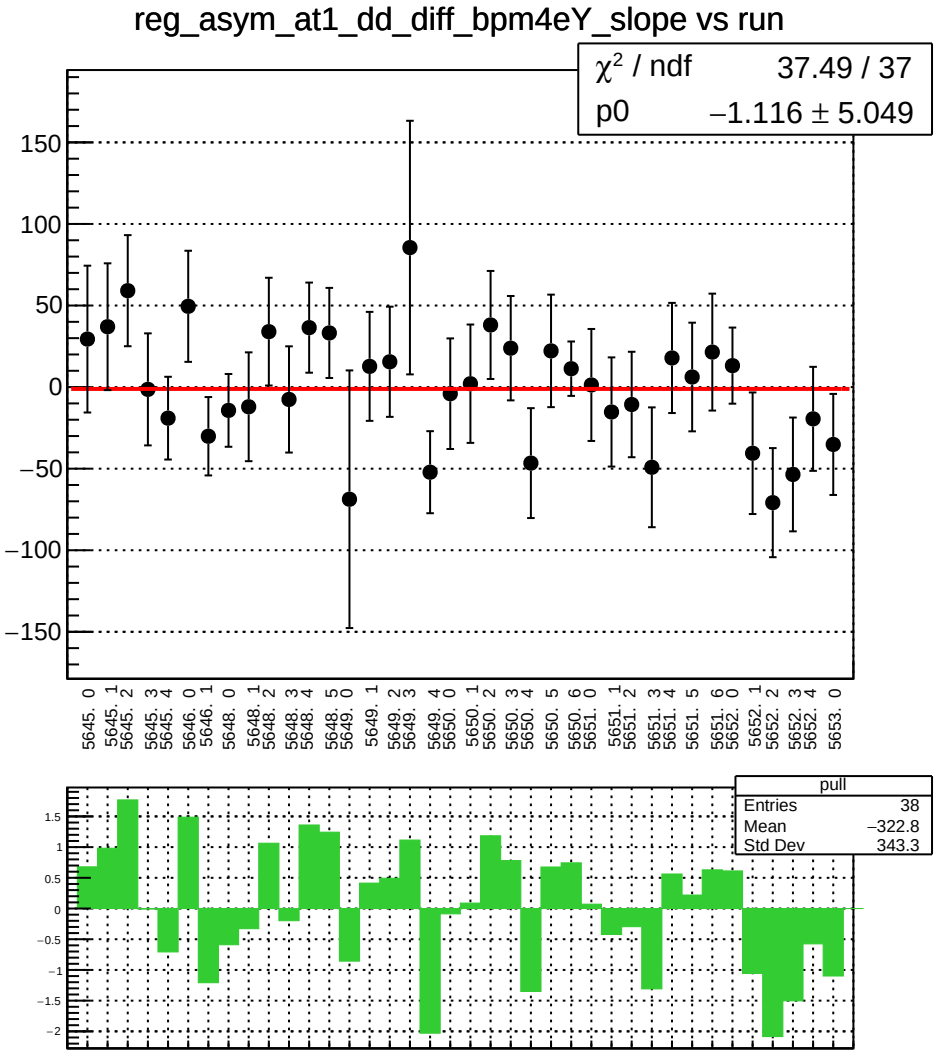
reg_asym_at1_dd_diff_bpm4eY_slope vs run
χ² / ndf 37.49 / 37
p0 −1.116 ± 5.049
150
100
50
0
−50
−100
−150
5645. 0
5645. 1
5645. 2
5645. 3
5645. 4
5646. 0
5646. 1
5648. 0
5648. 1
5648. 2
5648. 3
5648. 4
5648. 5
5649. 0
5649. 1
5649. 2
5649. 3
5649. 4
5650. 0
5650. 1
5650. 2
5650. 3
5650. 4
5650. 5
5650. 6
5651. 0
5651. 1
5651. 2
5651. 3
5651. 4
5651. 5
5651. 6
5652. 0
5652. 1
5652. 2
5652. 3
5652. 4
5653. 0
pull
Entries 38
Mean −322.8
Std Dev 343.3
1.5
1
0.5
0
−0.5
−1
−1.5
−2

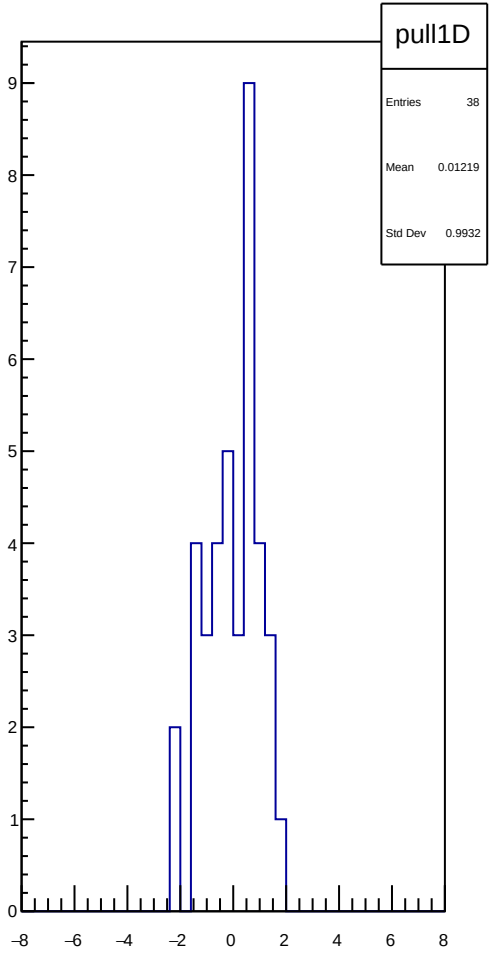
pull1D
Entries 38
Mean 0.01219
Std Dev 0.9932
9
8
7
6
5
4
3
2
1
0
−8
−6
−4
−2
0
2
4
6
8

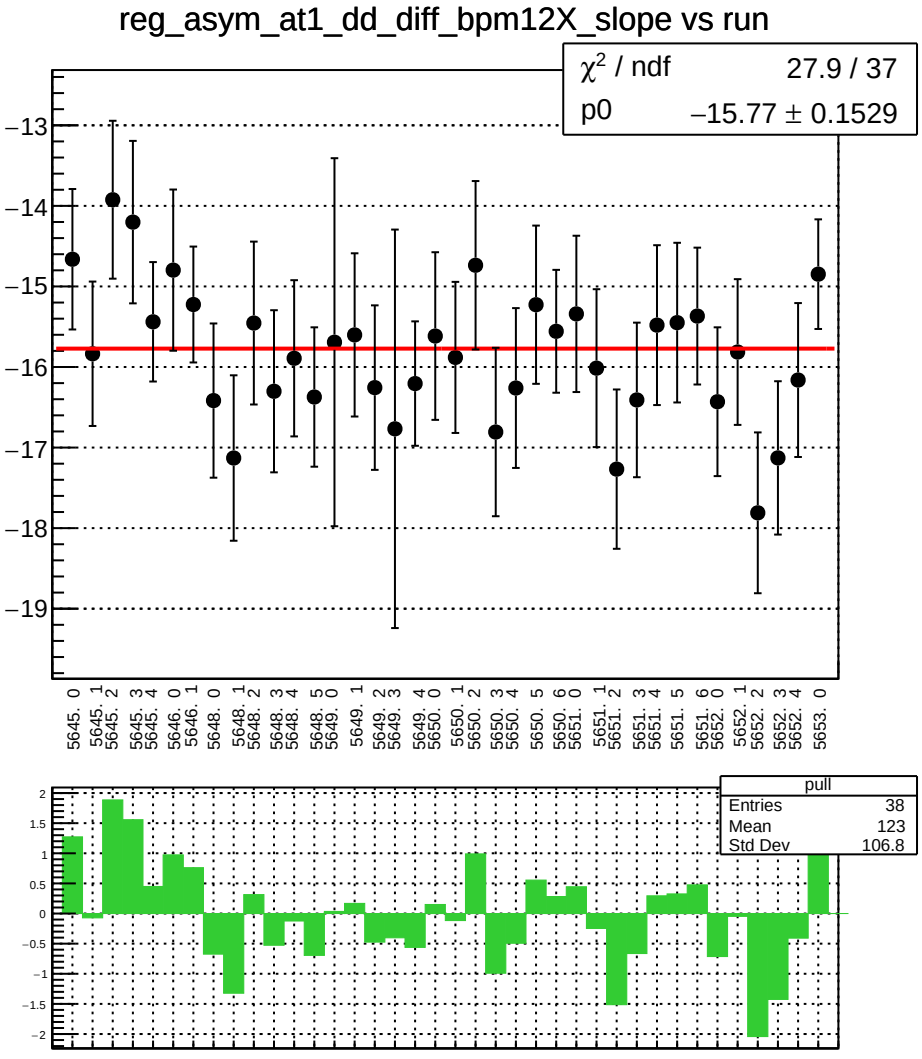
reg_asym_at1_dd_diff_bpm12X_slope vs run
χ^2 / ndf 27.9 / 37
p0 −15.77 ± 0.1529
−13
−14
−15
−16
−17
−18
−19
5645. 0
5645. 1
5645. 2
5645. 3
5645. 4
5646. 0
5646. 1
5648. 0
5648. 1
5648. 2
5648. 3
5648. 4
5648. 5
5649. 0
5649. 1
5649. 2
5649. 3
5649. 4
5650. 0
5650. 1
5650. 2
5650. 3
5650. 4
5650. 5
5650. 6
5651. 0
5651. 1
5651. 2
5651. 3
5651. 4
5651. 5
5651. 6
5652. 0
5652. 1
5652. 2
5652. 3
5652. 4
5653. 0
pull
Entries 38
Mean 123
Std Dev 106.8
2
1.5
1
0.5
0
−0.5
−1
−1.5
−2

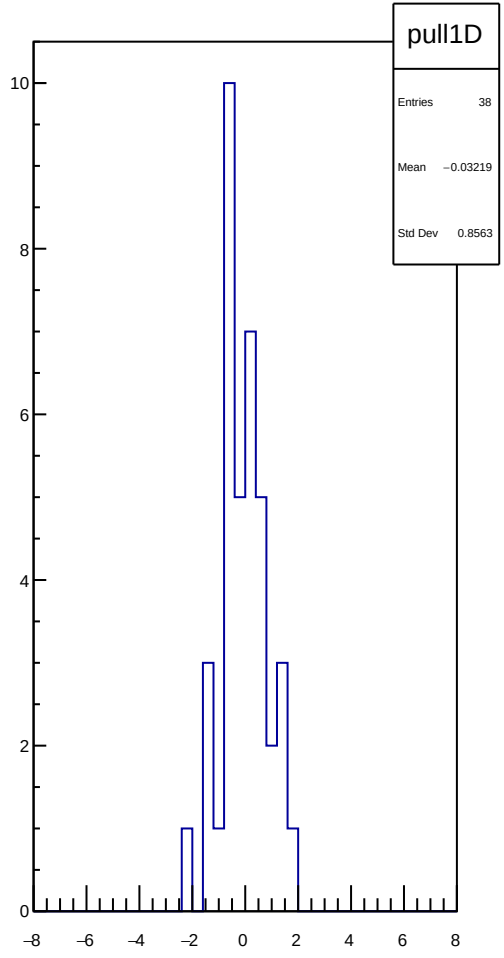
pull1D
Entries 38
Mean −0.03219
Std Dev 0.8563
10
8
6
4
2
0
−8
−6
−4
−2
0
2
4
6
8

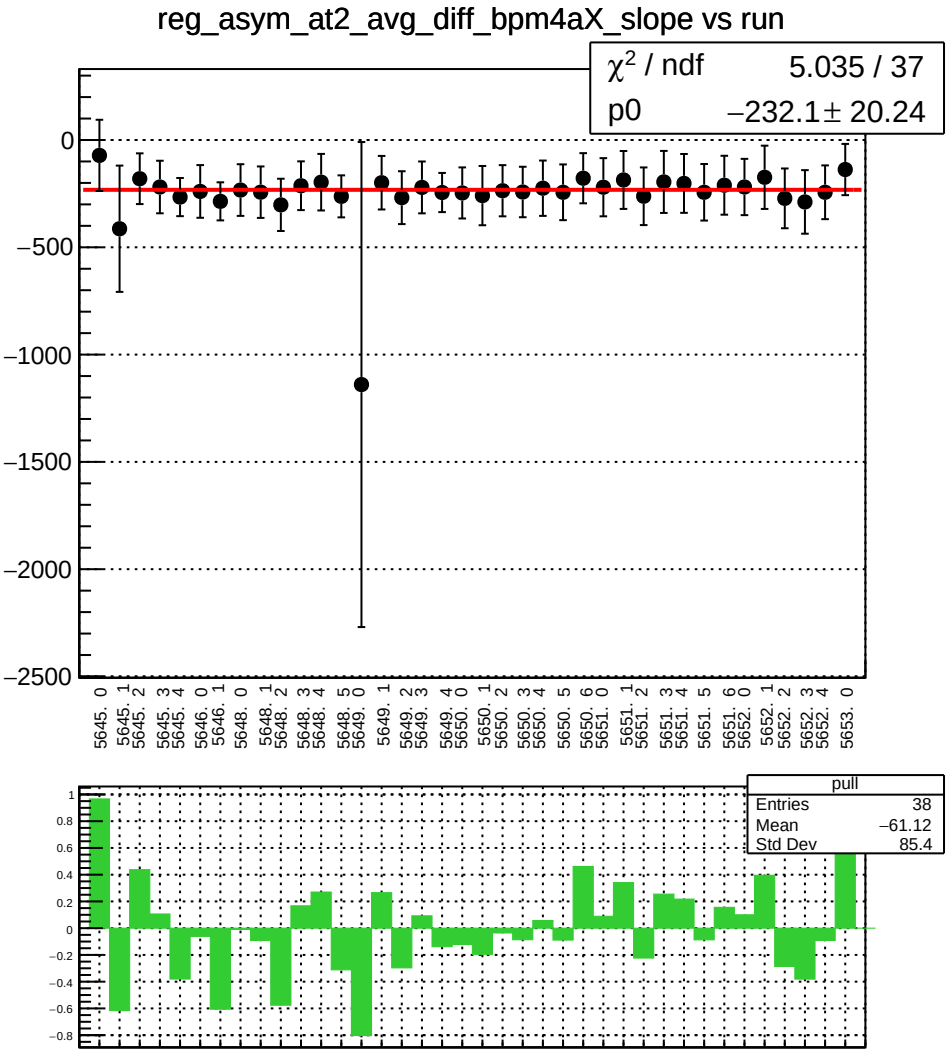
reg_asym_at2_avg_diff_bpm4aX_slope vs run
χ^2 / ndf 5.035 / 37
p0 −232.1 ± 20.24
0
−500
−1000
−1500
−2000
−2500
5645. 0
5645. 1
5645. 2
5645. 3
5645. 4
5646. 0
5646. 1
5648. 0
5648. 1
5648. 2
5648. 3
5648. 4
5648. 5
5649. 0
5649. 1
5649. 2
5649. 3
5649. 4
5650. 0
5650. 1
5650. 2
5650. 3
5650. 4
5650. 5
5650. 6
5651. 0
5651. 1
5651. 2
5651. 3
5651. 4
5651. 5
5651. 6
5652. 0
5652. 1
5652. 2
5652. 3
5652. 4
5653. 0
pull
Entries 38
Mean −61.12
Std Dev 85.4
1
0.8
0.6
0.4
0.2
0
−0.2
−0.4
−0.6
−0.8

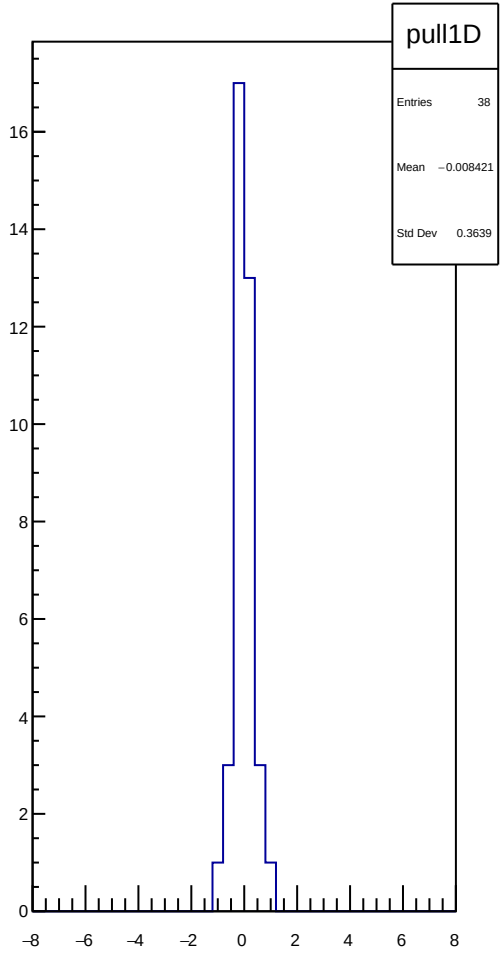
pull1D
Entries 38
Mean −0.008421
Std Dev 0.3639
16
14
12
10
8
6
4
2
0
−8
−6
−4
−2
0
2
4
6
8

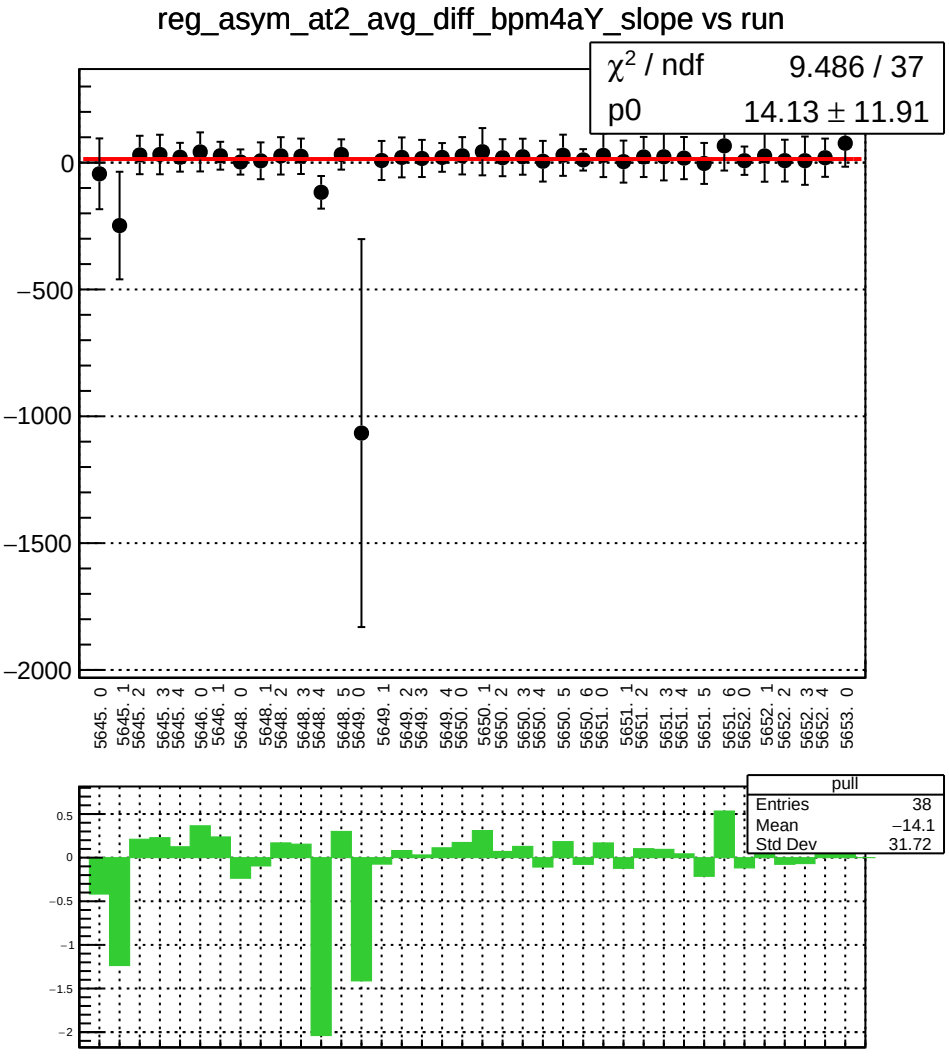
reg_asym_at2_avg_diff_bpm4aY_slope vs run
χ^2 / ndf 9.486 / 37
p0 14.13 ± 11.91
0
−500
−1000
−1500
−2000
5645. 0
5645. 1
5645. 2
5645. 3
5645. 4
5646. 0
5646. 1
5648. 0
5648. 1
5648. 2
5648. 3
5648. 4
5648. 5
5649. 0
5649. 1
5649. 2
5649. 3
5649. 4
5650. 0
5650. 1
5650. 2
5650. 3
5650. 4
5650. 5
5650. 6
5651. 0
5651. 1
5651. 2
5651. 3
5651. 4
5651. 5
5651. 6
5652. 0
5652. 1
5652. 2
5652. 3
5652. 4
5653. 0
pull
Entries 38
Mean −14.1
Std Dev 31.72
0.5
0
−0.5
−1
−1.5
−2

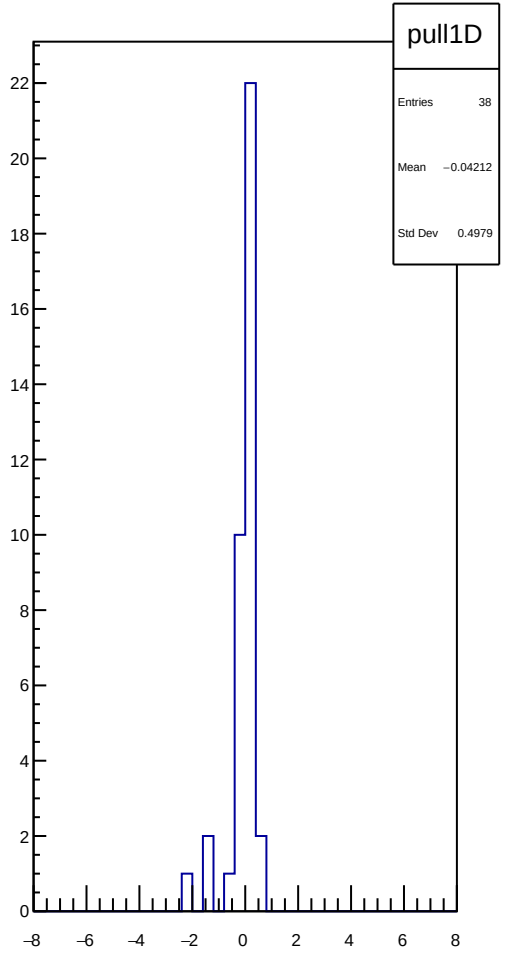
pull1D
Entries 38
Mean −0.04212
Std Dev 0.4979
22
20
18
16
14
12
10
8
6
4
2
0
−8
−6
−4
−2
0
2
4
6
8

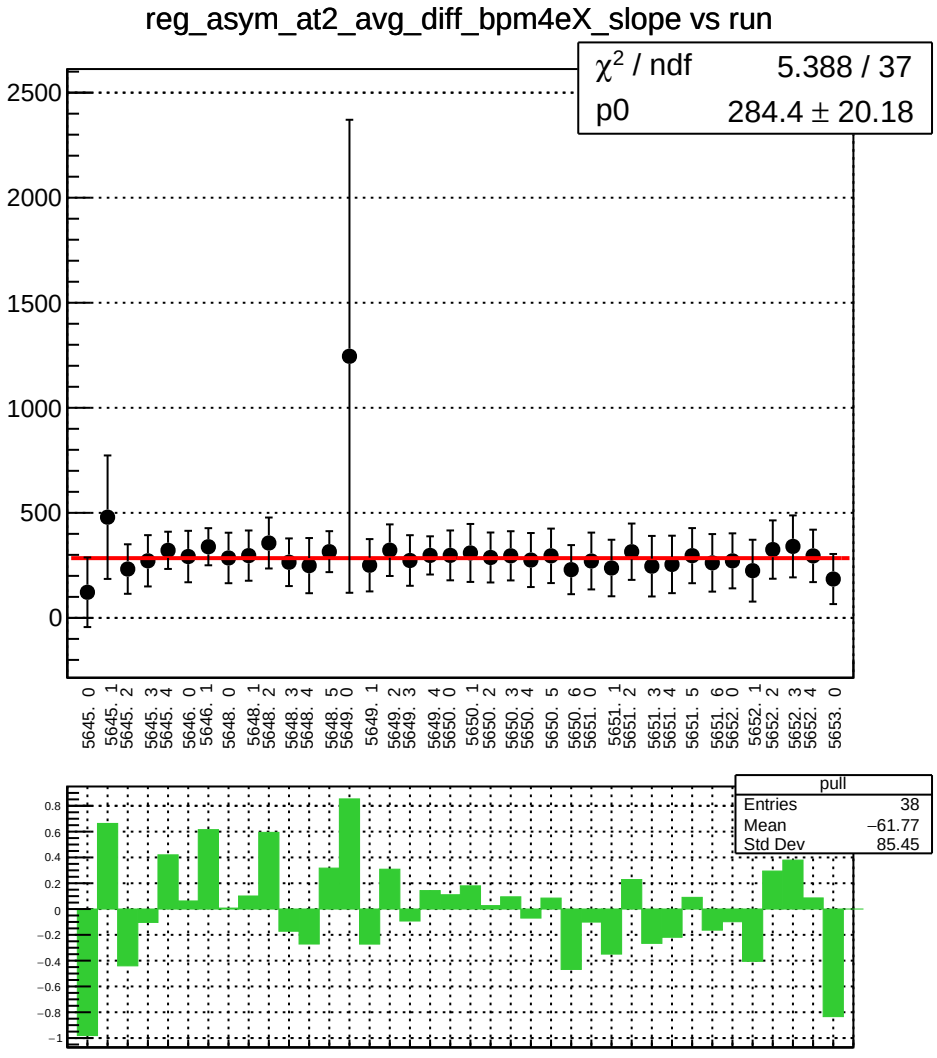
reg_asym_at2_avg_diff_bpm4eX_slope vs run
χ^2 / ndf 5.388 / 37
p0 284.4 ± 20.18
2500
2000
1500
1000
500
0
5645. 0
5645. 1
5645. 2
5645. 3
5645. 4
5646. 0
5646. 1
5648. 0
5648. 1
5648. 2
5648. 3
5648. 4
5648. 5
5649. 0
5649. 1
5649. 2
5649. 3
5649. 4
5650. 0
5650. 1
5650. 2
5650. 3
5650. 4
5650. 5
5650. 6
5651. 0
5651. 1
5651. 2
5651. 3
5651. 4
5651. 5
5651. 6
5652. 0
5652. 1
5652. 2
5652. 3
5652. 4
5653. 0
pull
Entries 38
Mean −61.77
Std Dev 85.45
0.8
0.6
0.4
0.2
0
−0.2
−0.4
−0.6
−0.8
−1

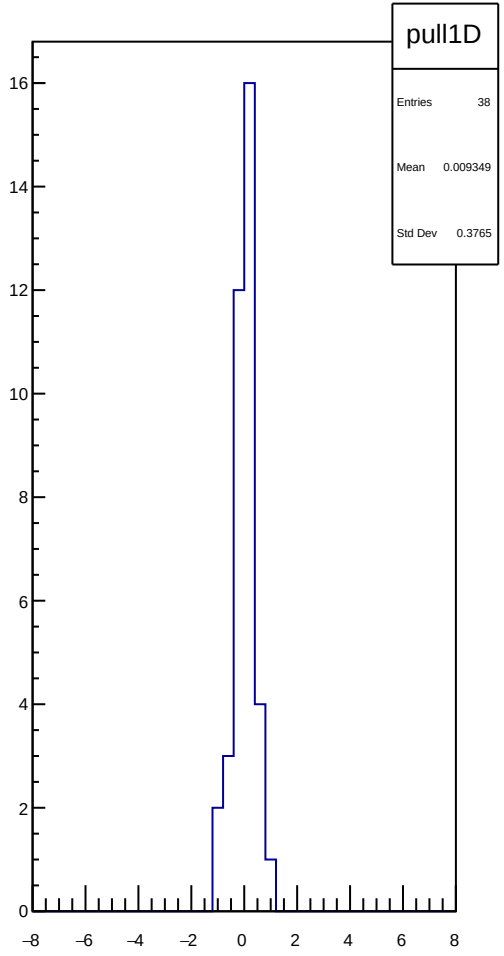
pull1D
Entries 38
Mean 0.009349
Std Dev 0.3765
16
14
12
10
8
6
4
2
0
−8
−6
−4
−2
0
2
4
6
8

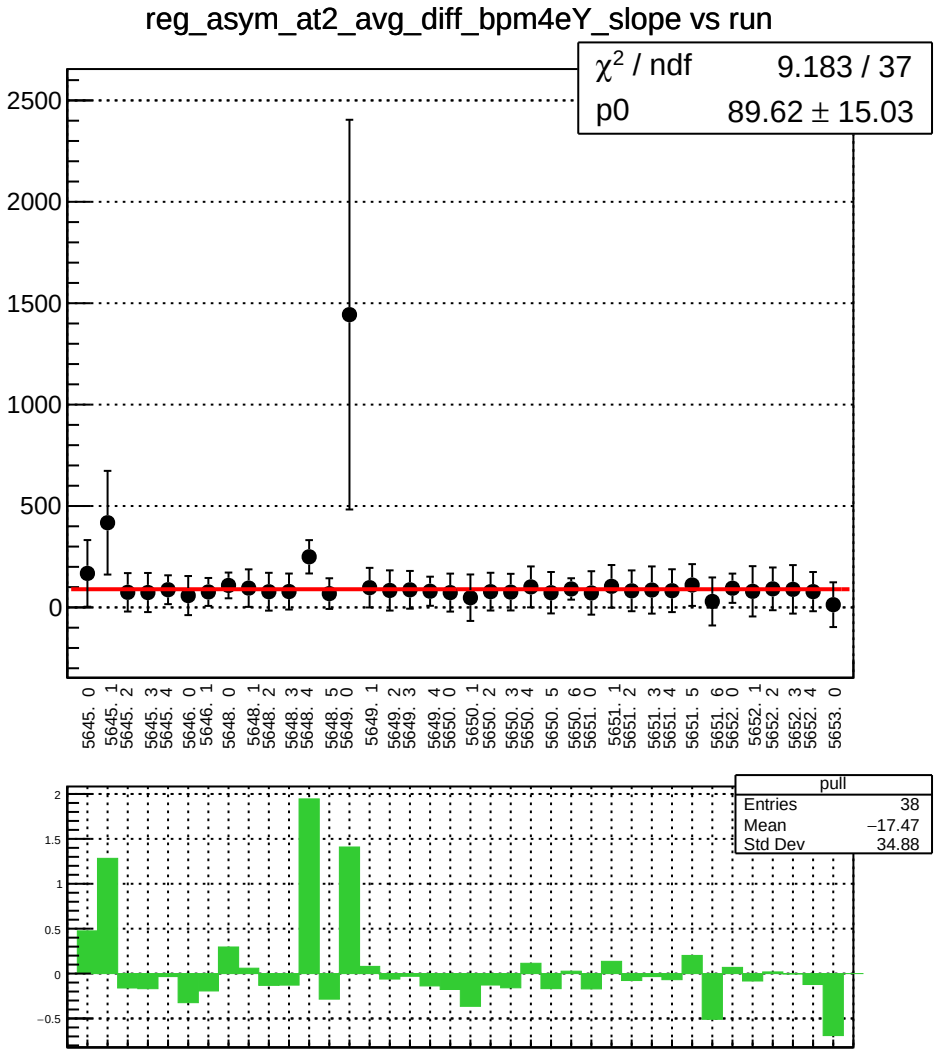
reg_asym_at2_avg_diff_bpm4eY_slope vs run
χ^2 / ndf 9.183 / 37
p0 89.62 ± 15.03
2500
2000
1500
1000
500
0
5645. 0
5645. 1
5645. 2
5645. 3
5645. 4
5646. 0
5646. 1
5648. 0
5648. 1
5648. 2
5648. 3
5648. 4
5648. 5
5649. 0
5649. 1
5649. 2
5649. 3
5649. 4
5650. 0
5650. 1
5650. 2
5650. 3
5650. 4
5650. 5
5650. 6
5651. 0
5651. 1
5651. 2
5651. 3
5651. 4
5651. 5
5651. 6
5652. 0
5652. 1
5652. 2
5652. 3
5652. 4
5653. 0
pull
Entries 38
Mean −17.47
Std Dev 34.88
2
1.5
1
0.5
0
−0.5

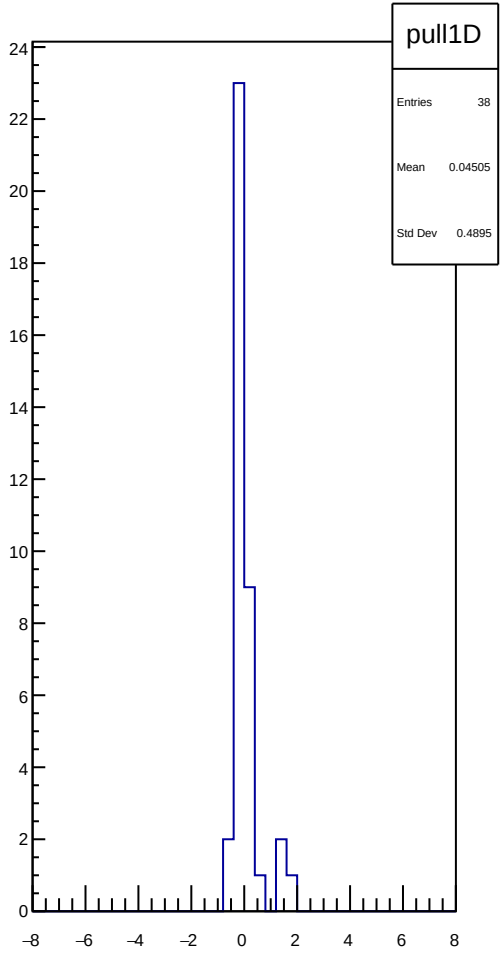
pull1D
Entries 38
Mean 0.04505
Std Dev 0.4895
24
22
20
18
16
14
12
10
8
6
4
2
0
−8
−6
−4
−2
0
2
4
6
8

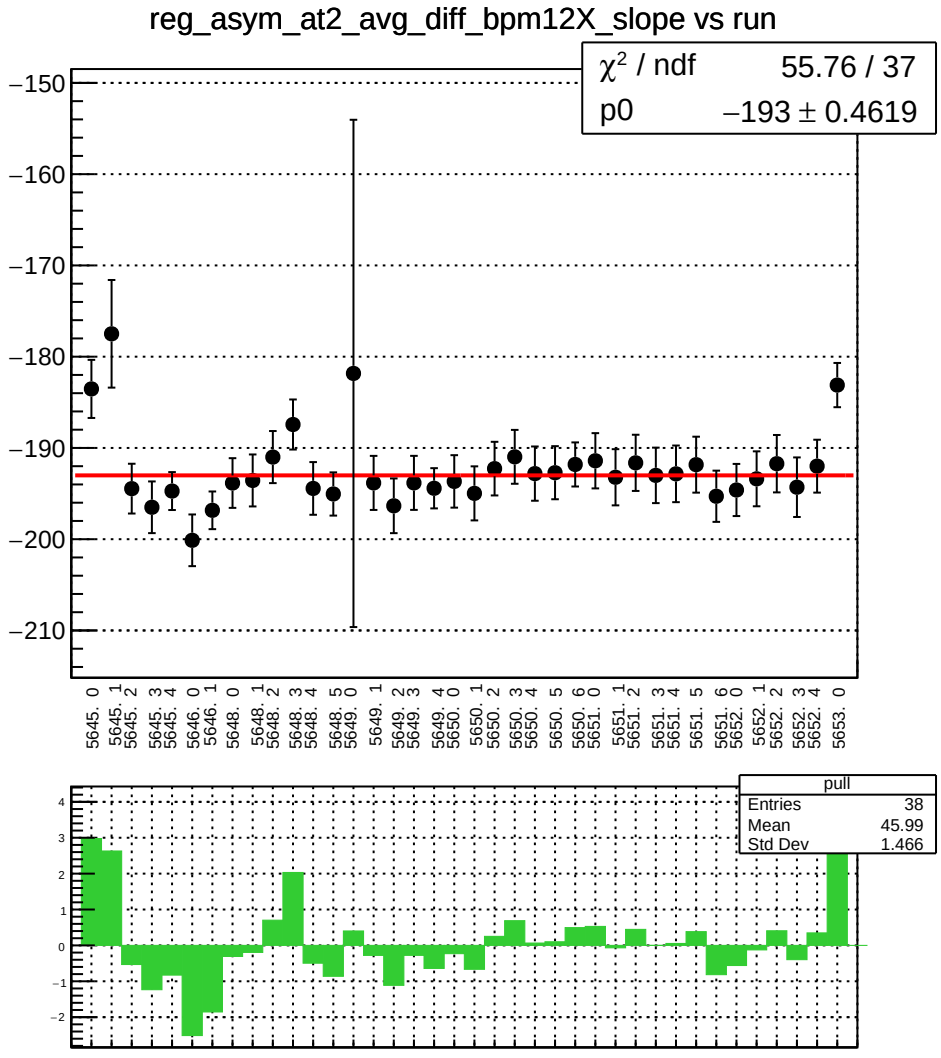
reg_asym_at2_avg_diff_bpm12X_slope vs run
χ² / ndf 55.76 / 37
p0 −193 ± 0.4619
−150
−160
−170
−180
−190
−200
−210
5645. 0
5645. 1
5645. 2
5645. 3
5645. 4
5646. 0
5646. 1
5648. 0
5648. 1
5648. 2
5648. 3
5648. 4
5648. 5
5649. 0
5649. 1
5649. 2
5649. 3
5649. 4
5650. 0
5650. 1
5650. 2
5650. 3
5650. 4
5650. 5
5650. 6
5651. 0
5651. 1
5651. 2
5651. 3
5651. 4
5651. 5
5651. 6
5652. 0
5652. 1
5652. 2
5652. 3
5652. 4
5653. 0
pull
Entries 38
Mean 45.99
Std Dev 1.466
4
3
2
1
0
−1
−2

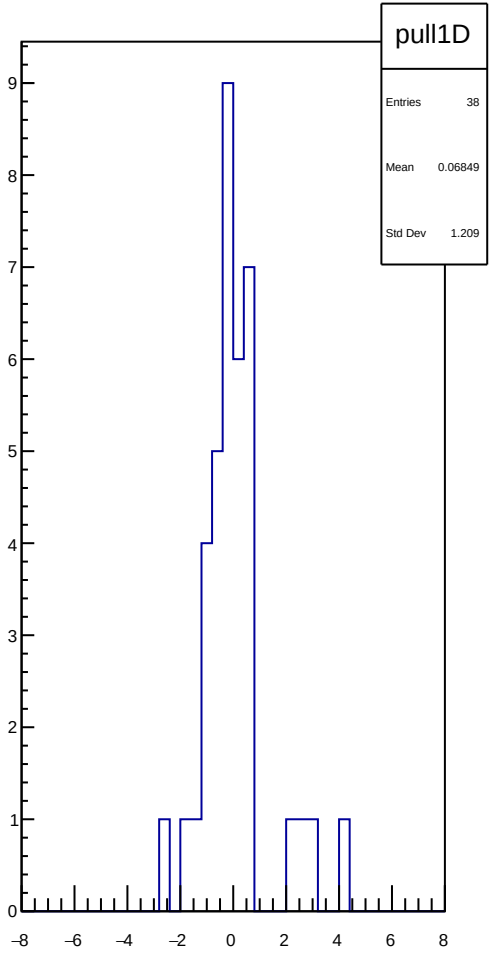
pull1D
Entries 38
Mean 0.06849
Std Dev 1.209
9
8
7
6
5
4
3
2
1
0
−8
−6
−4
−2
0
2
4
6
8

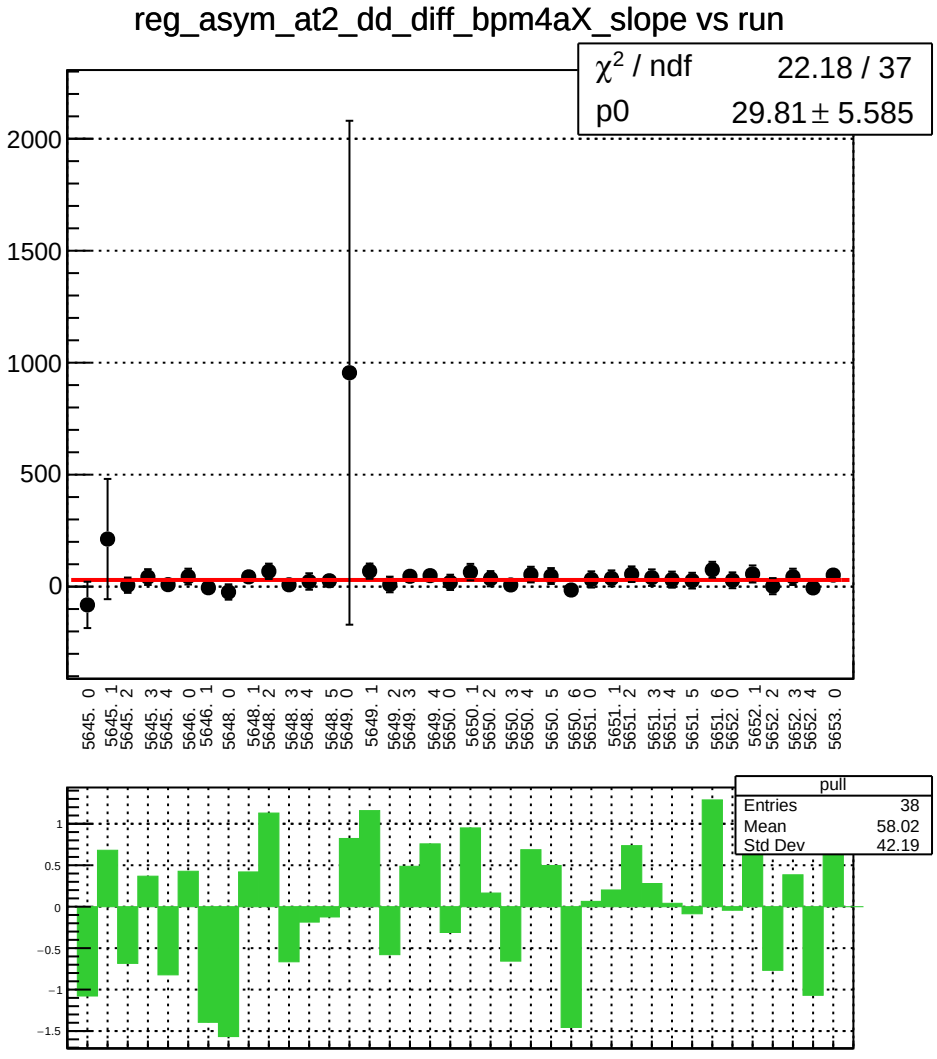
reg_asym_at2_dd_diff_bpm4aX_slope vs run
χ^2 / ndf 22.18 / 37
p0 29.81 ± 5.585
2000
1500
1000
500
0
5645. 0
5645. 1
5645. 2
5645. 3
5645. 4
5646. 0
5646. 1
5648. 0
5648. 1
5648. 2
5648. 3
5648. 4
5648. 5
5649. 0
5649. 1
5649. 2
5649. 3
5649. 4
5650. 0
5650. 1
5650. 2
5650. 3
5650. 4
5650. 5
5650. 6
5651. 0
5651. 1
5651. 2
5651. 3
5651. 4
5651. 5
5651. 6
5652. 0
5652. 1
5652. 2
5652. 3
5652. 4
5653. 0
pull
Entries 38
Mean 58.02
Std Dev 42.19
1
0.5
0
−0.5
−1
−1.5

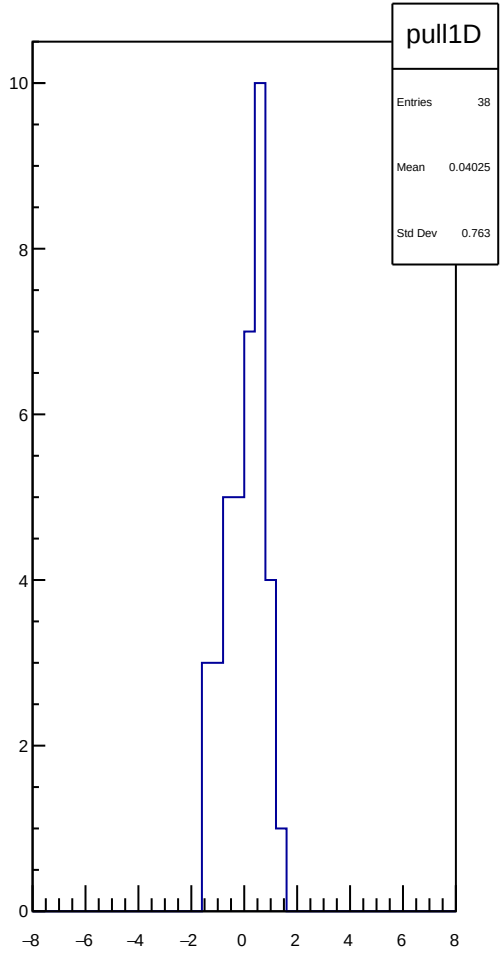
pull1D
Entries 38
Mean 0.04025
Std Dev 0.763
10
8
6
4
2
0
−8
−6
−4
−2
0
2
4
6
8

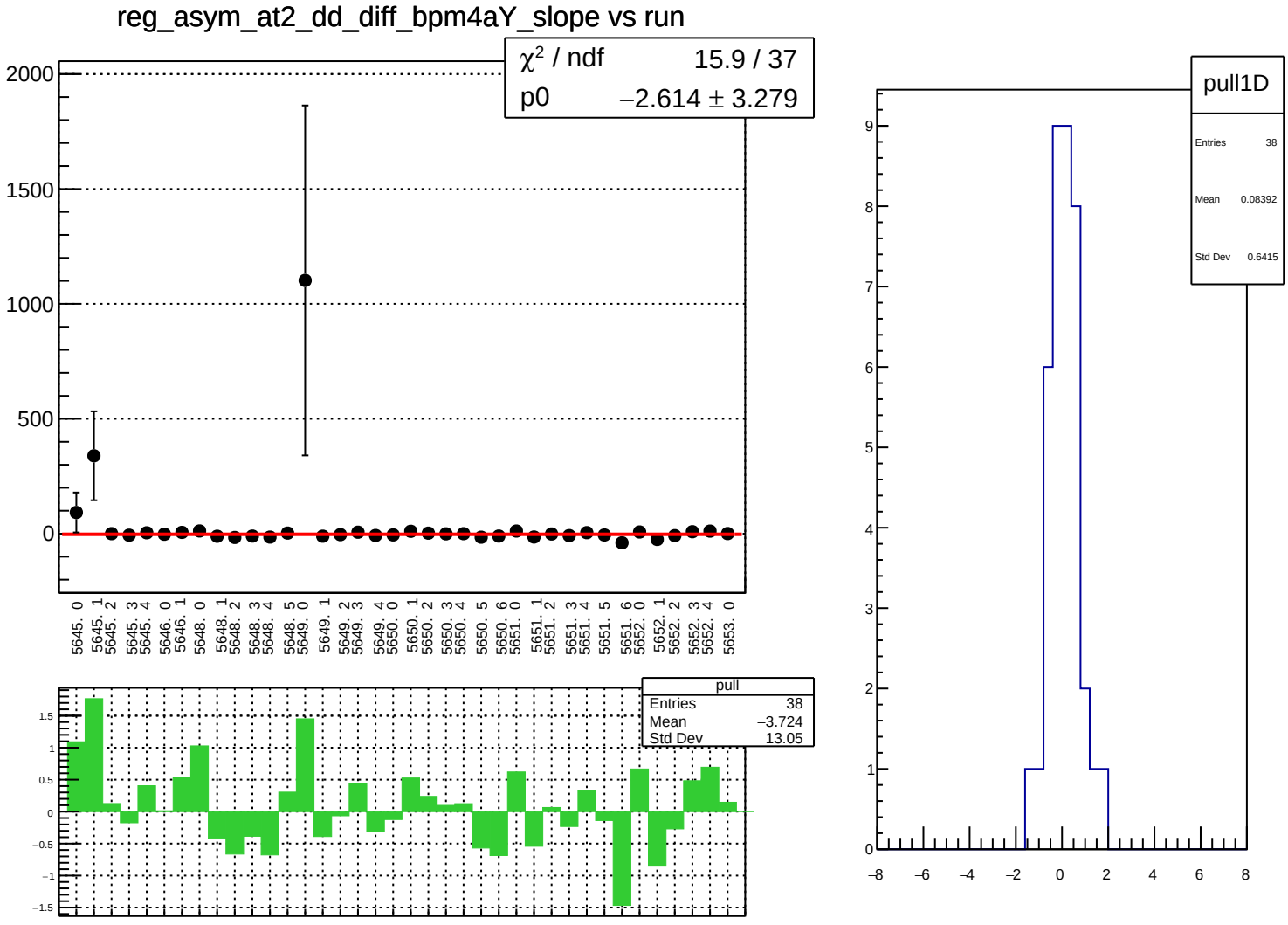
reg_asym_at2_dd_diff_bpm4aY_slope vs run
χ² / ndf 15.9 / 37
p0 −2.614 ± 3.279
2000
1500
1000
500
0
5645. 0
5645. 1
5645. 2
5645. 3
5645. 4
5646. 0
5646. 1
5648. 0
5648. 1
5648. 2
5648. 3
5648. 4
5648. 5
5649. 0
5649. 1
5649. 2
5649. 3
5649. 4
5650. 0
5650. 1
5650. 2
5650. 3
5650. 4
5650. 5
5650. 6
5651. 0
5651. 1
5651. 2
5651. 3
5651. 4
5651. 5
5651. 6
5652. 0
5652. 1
5652. 2
5652. 3
5652. 4
5653. 0
pull
Entries 38
Mean −3.724
Std Dev 13.05
1.5
1
0.5
0
−0.5
−1
−1.5
pull1D
Entries 38
Mean 0.08392
Std Dev 0.6415
9
8
7
6
5
4
3
2
1
0
−8
−6
−4
−2
0
2
4
6
8

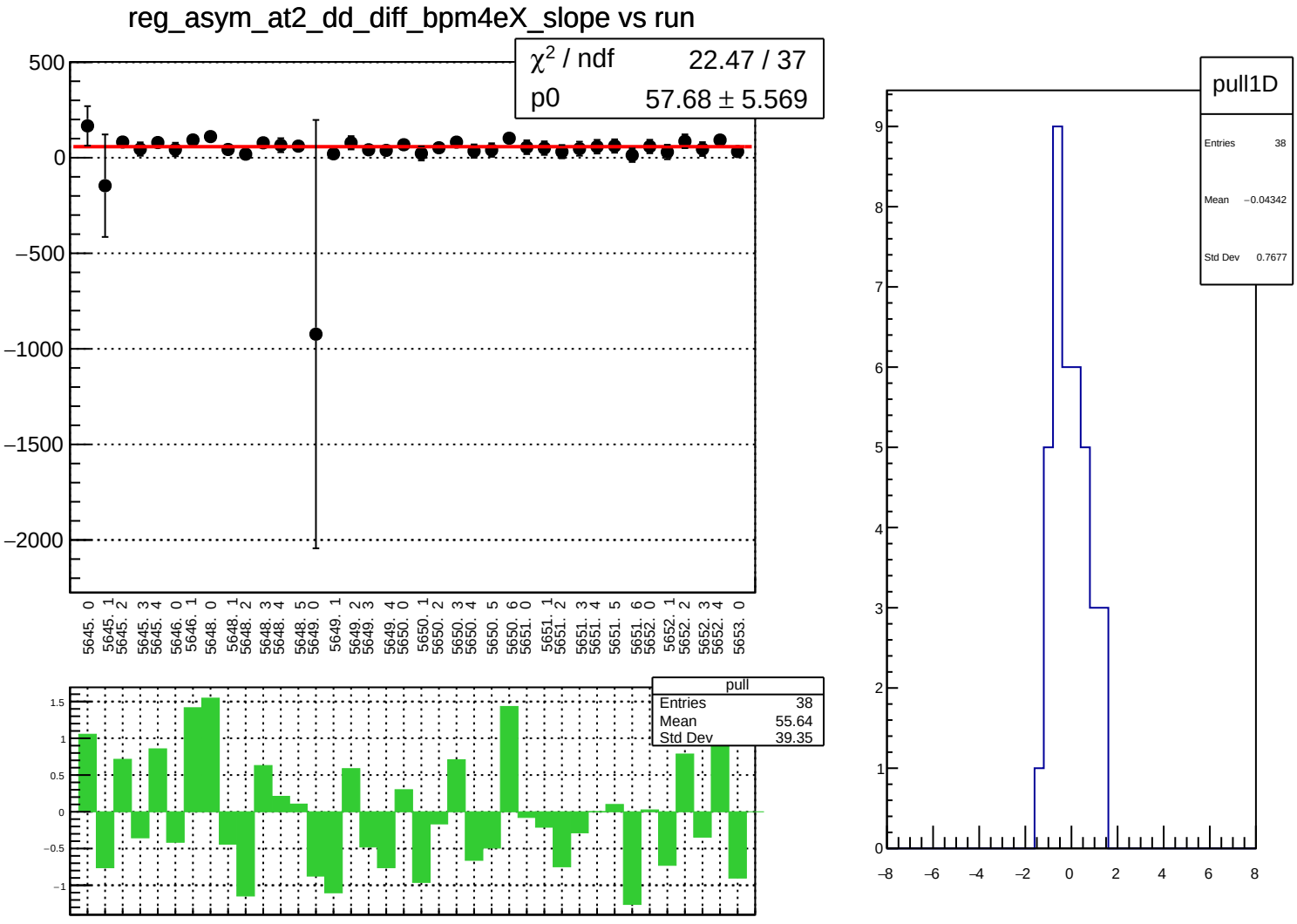
reg_asym_at2_dd_diff_bpm4eX_slope vs run
χ² / ndf 22.47 / 37
p0 57.68 ± 5.569
500
0
−500
−1000
−1500
−2000
5645. 0
5645. 1
5645. 2
5645. 3
5645. 4
5646. 0
5646. 1
5648. 0
5648. 1
5648. 2
5648. 3
5648. 4
5648. 5
5649. 0
5649. 1
5649. 2
5649. 3
5649. 4
5650. 0
5650. 1
5650. 2
5650. 3
5650. 4
5650. 5
5650. 6
5651. 0
5651. 1
5651. 2
5651. 3
5651. 4
5651. 5
5651. 6
5652. 0
5652. 1
5652. 2
5652. 3
5652. 4
5653. 0
pull
Entries 38
Mean 55.64
Std Dev 39.35
1.5
1
0.5
0
−0.5
−1
pull1D
Entries 38
Mean −0.04342
Std Dev 0.7677
9
8
7
6
5
4
3
2
1
0
−8
−6
−4
−2
0
2
4
6
8

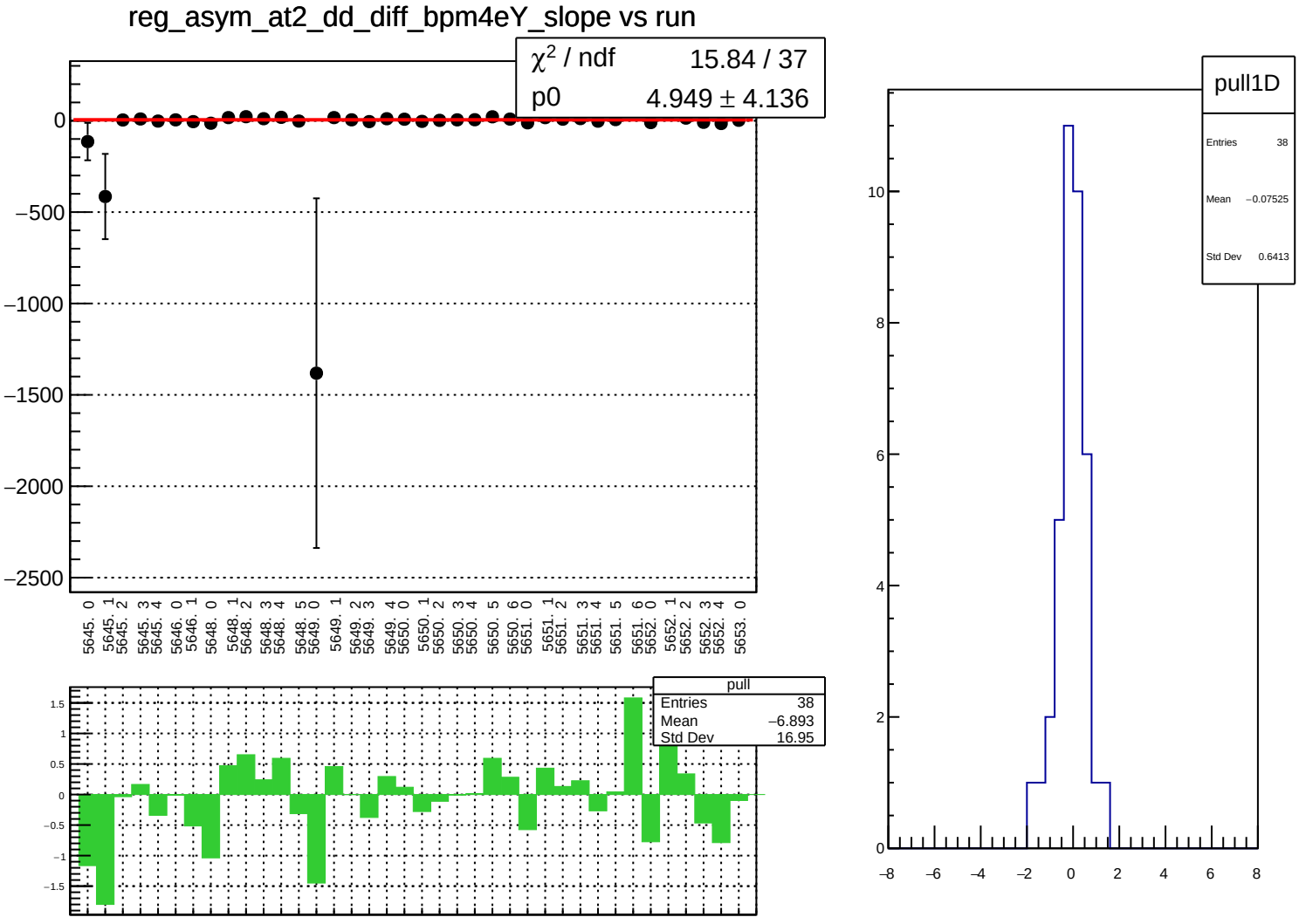
reg_asym_at2_dd_diff_bpm4eY_slope vs run
χ² / ndf 15.84 / 37
p0 4.949 ± 4.136
0
−500
−1000
−1500
−2000
−2500
5645. 0
5645. 1
5645. 2
5645. 3
5645. 4
5646. 0
5646. 1
5648. 0
5648. 1
5648. 2
5648. 3
5648. 4
5648. 5
5649. 0
5649. 1
5649. 2
5649. 3
5649. 4
5650. 0
5650. 1
5650. 2
5650. 3
5650. 4
5650. 5
5650. 6
5651. 0
5651. 1
5651. 2
5651. 3
5651. 4
5651. 5
5651. 6
5652. 0
5652. 1
5652. 2
5652. 3
5652. 4
5653. 0
pull
Entries 38
Mean −6.893
Std Dev 16.95
1.5
1
0.5
0
−0.5
−1
−1.5
pull1D
Entries 38
Mean −0.07525
Std Dev 0.6413
10
8
6
4
2
0
−8
−6
−4
−2
0
2
4
6
8

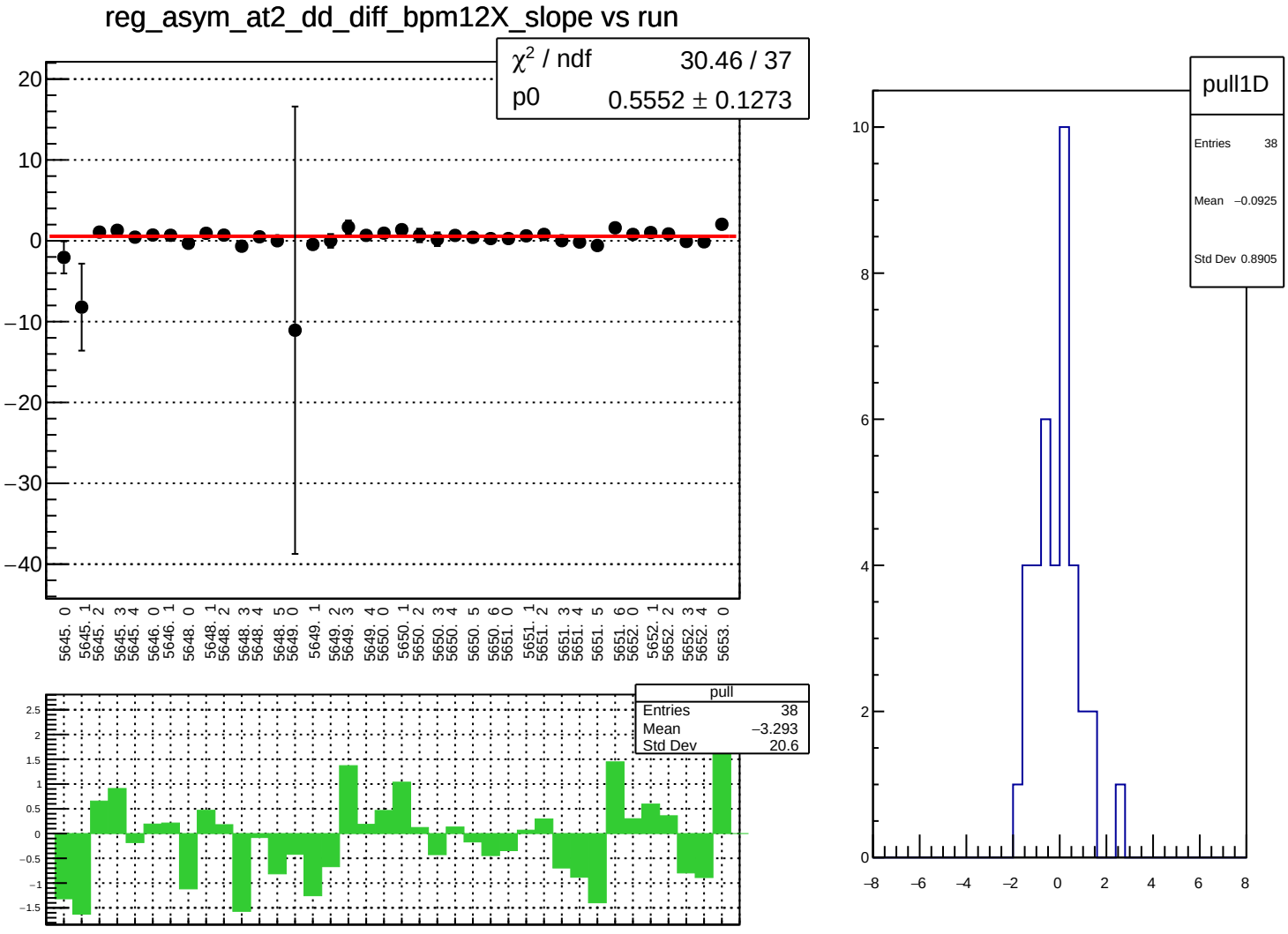
reg_asym_at2_dd_diff_bpm12X_slope vs run
χ² / ndf 30.46 / 37
p0 0.5552 ± 0.1273
20
10
0
−10
−20
−30
−40
5645. 0
5645. 1
5645. 2
5645. 3
5645. 4
5646. 0
5646. 1
5648. 0
5648. 1
5648. 2
5648. 3
5648. 4
5648. 5
5649. 0
5649. 1
5649. 2
5649. 3
5649. 4
5650. 0
5650. 1
5650. 2
5650. 3
5650. 4
5650. 5
5650. 6
5651. 0
5651. 1
5651. 2
5651. 3
5651. 4
5651. 5
5651. 6
5652. 0
5652. 1
5652. 2
5652. 3
5652. 4
5653. 0
pull
Entries 38
Mean −3.293
Std Dev 20.6
2.5
2
1.5
1
0.5
0
−0.5
−1
−1.5
pull1D
Entries 38
Mean −0.0925
Std Dev 0.8905
10
8
6
4
2
0
−8
−6
−4
−2
0
2
4
6
8

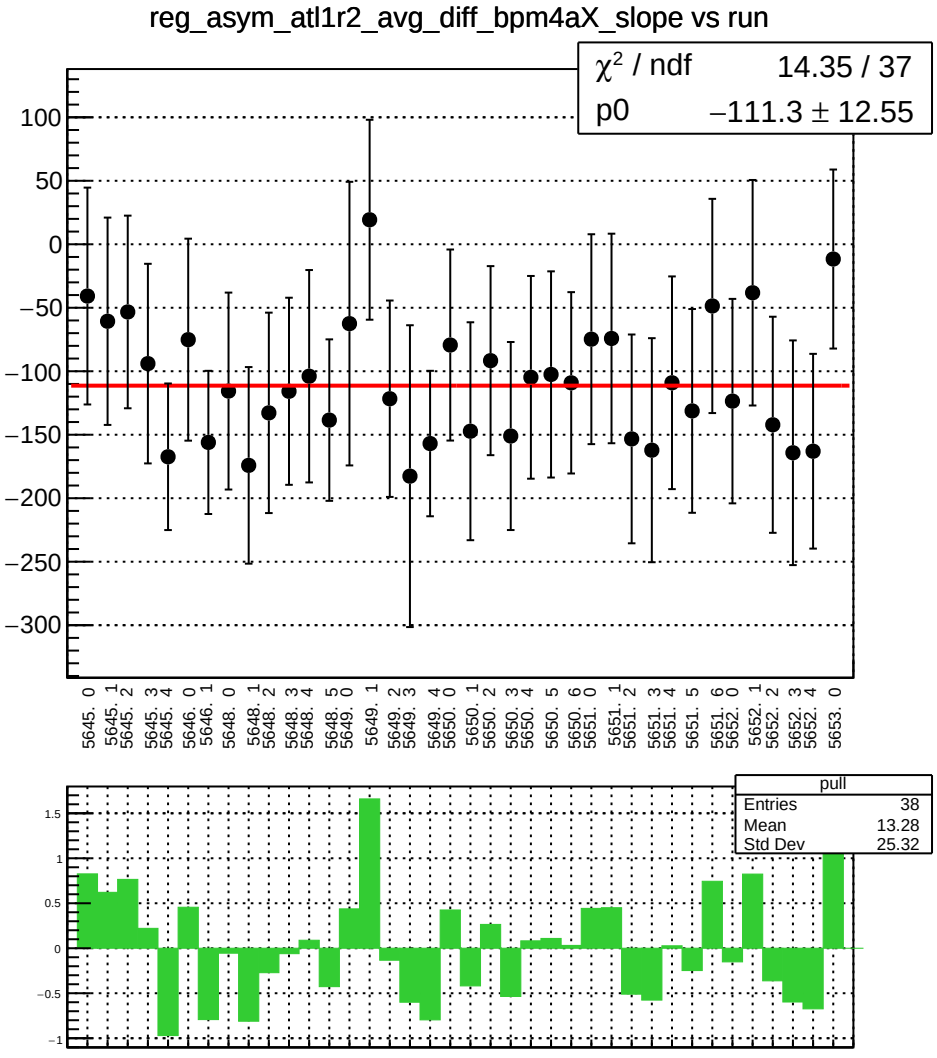
reg_asym_atl1r2_avg_diff_bpm4aX_slope vs run
χ² / ndf 14.35 / 37
p0 −111.3 ± 12.55
pull
Entries 38
Mean 13.28
Std Dev 25.32

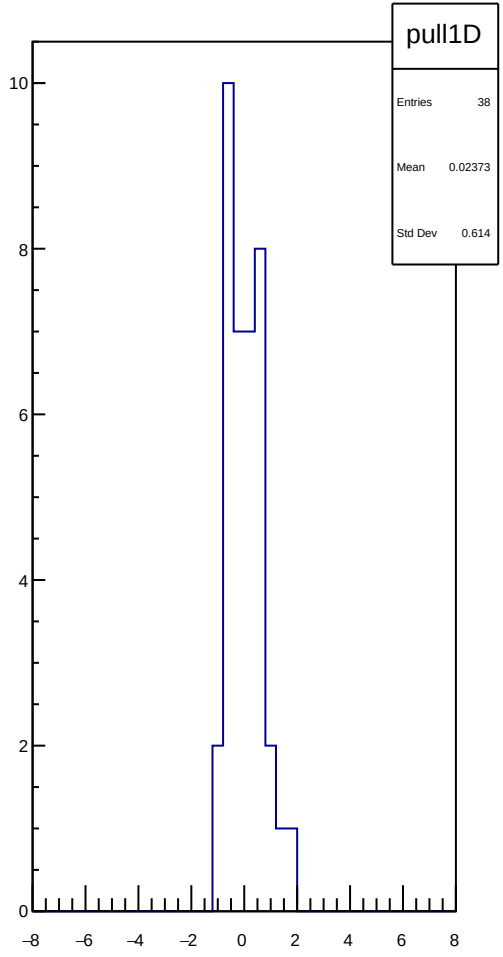
pull1D
Entries 38
Mean 0.02373
Std Dev 0.614

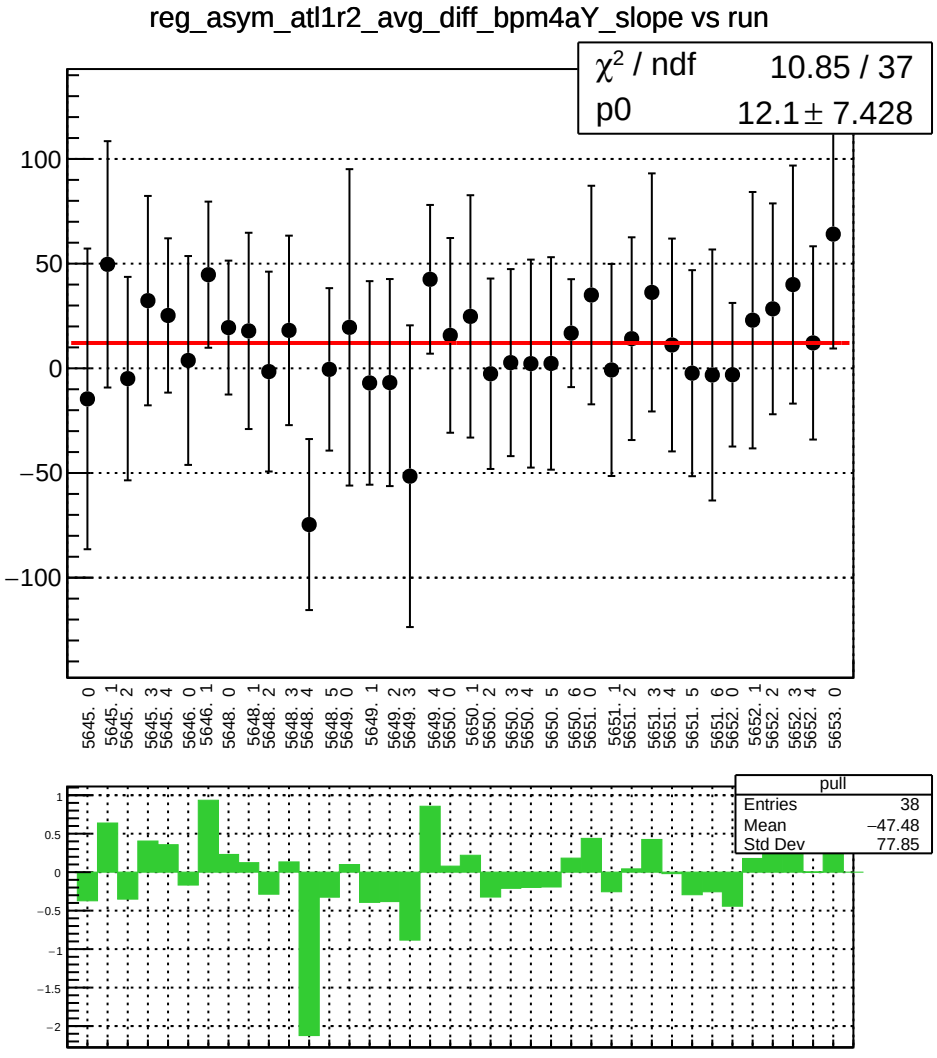
reg_asym_atl1r2_avg_diff_bpm4aY_slope vs run
χ² / ndf 10.85 / 37
p0 12.1 ± 7.428
100
50
0
−50
−100
5645. 0
5645. 1
5645. 2
5645. 3
5645. 4
5646. 0
5646. 1
5648. 0
5648. 1
5648. 2
5648. 3
5648. 4
5648. 5
5649. 0
5649. 1
5649. 2
5649. 3
5649. 4
5650. 0
5650. 1
5650. 2
5650. 3
5650. 4
5650. 5
5650. 6
5651. 0
5651. 1
5651. 2
5651. 3
5651. 4
5651. 5
5651. 6
5652. 0
5652. 1
5652. 2
5652. 3
5652. 4
5653. 0
pull
Entries 38
Mean −47.48
Std Dev 77.85
1
0.5
0
−0.5
−1
−1.5
−2

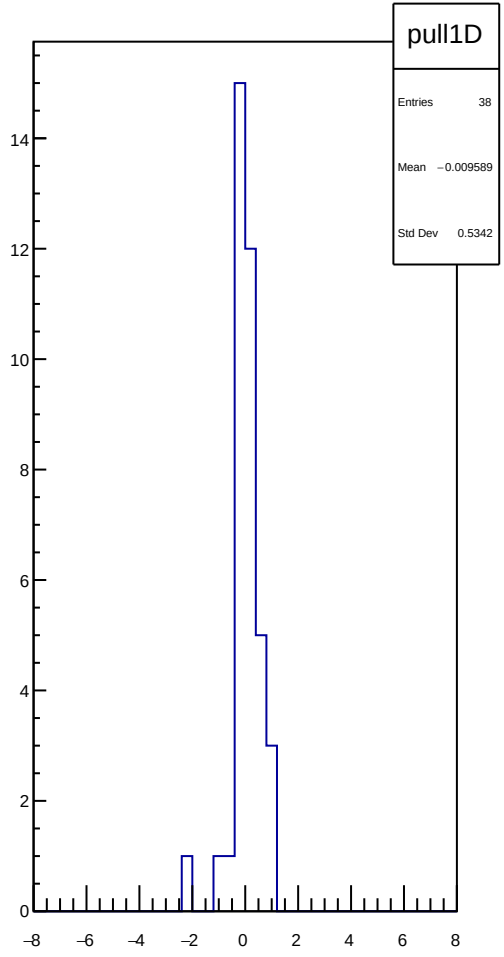
pull1D
Entries 38
Mean −0.009589
Std Dev 0.5342
14
12
10
8
6
4
2
0
−8
−6
−4
−2
0
2
4
6
8

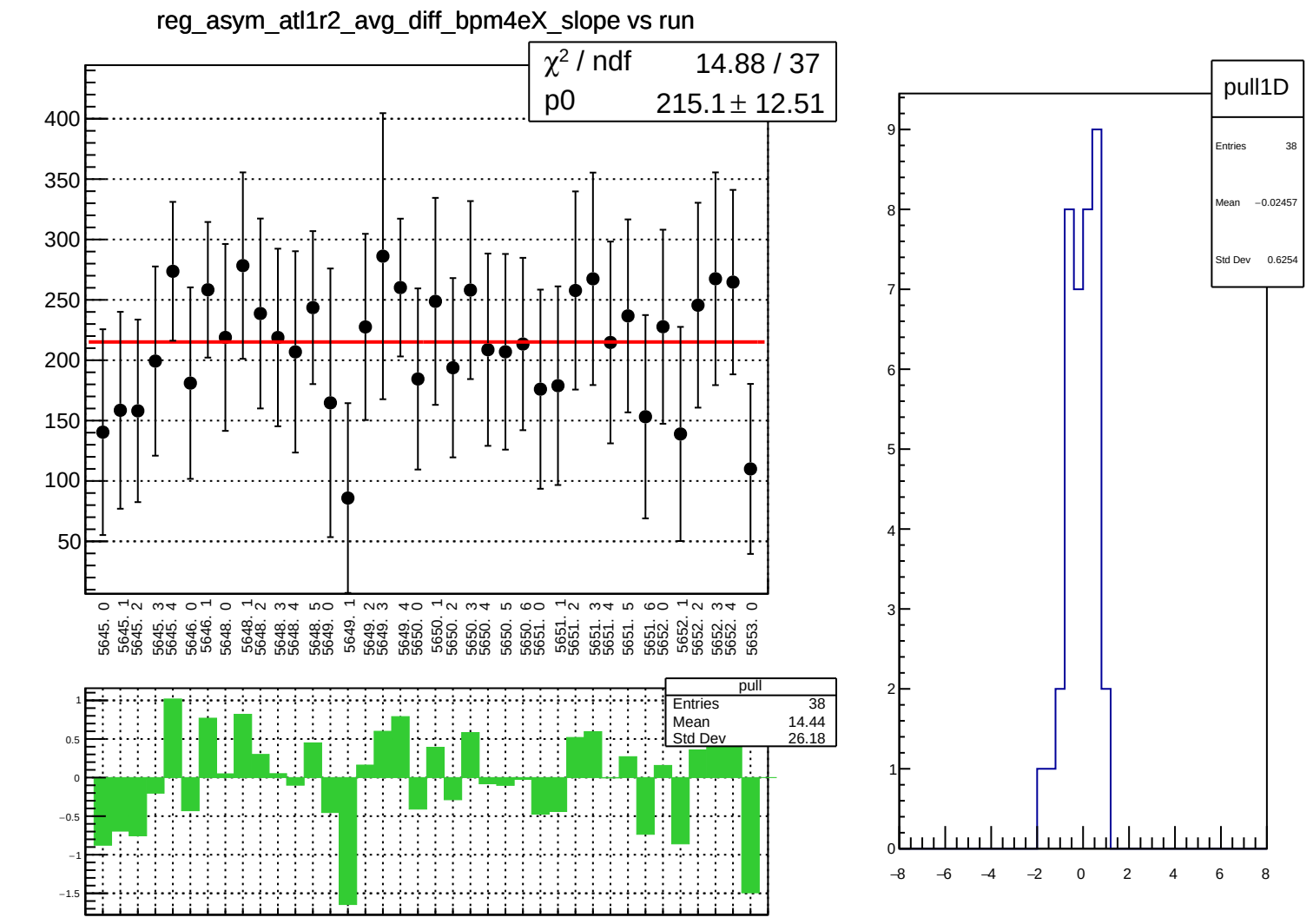
reg_asym_atl1r2_avg_diff_bpm4eX_slope vs run
χ² / ndf 14.88 / 37
p0 215.1 ± 12.51
400
350
300
250
200
150
100
50
5645. 0
5645. 1
5645. 2
5645. 3
5645. 4
5646. 0
5646. 1
5648. 0
5648. 1
5648. 2
5648. 3
5648. 4
5648. 5
5649. 0
5649. 1
5649. 2
5649. 3
5649. 4
5650. 0
5650. 1
5650. 2
5650. 3
5650. 4
5650. 5
5650. 6
5651. 0
5651. 1
5651. 2
5651. 3
5651. 4
5651. 5
5651. 6
5652. 0
5652. 1
5652. 2
5652. 3
5652. 4
5653. 0
pull
Entries 38
Mean 14.44
Std Dev 26.18
1
0.5
0
−0.5
−1
−1.5
pull1D
Entries 38
Mean −0.02457
Std Dev 0.6254
9
8
7
6
5
4
3
2
1
0
−8
−6
−4
−2
0
2
4
6
8

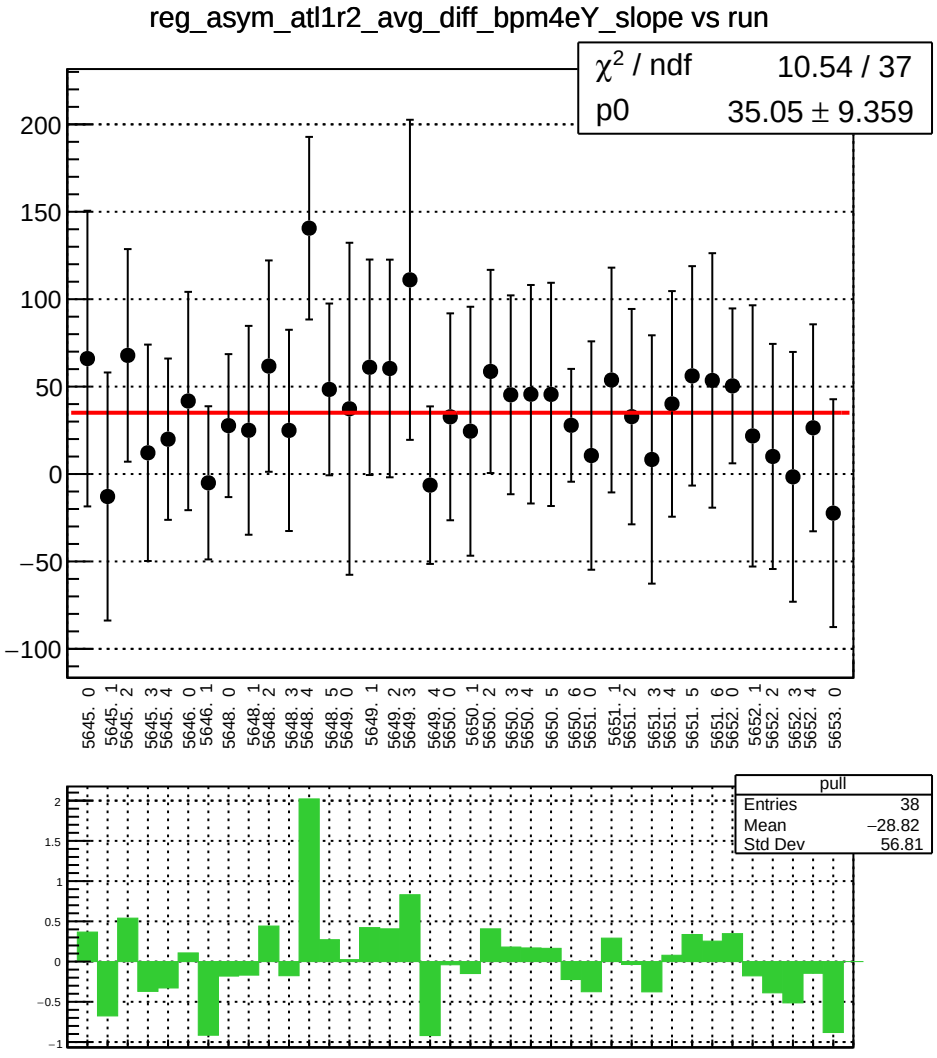
reg_asym_atl1r2_avg_diff_bpm4eY_slope vs run
χ² / ndf 10.54 / 37
p0 35.05 ± 9.359
200
150
100
50
0
−50
−100
5645. 0
5645. 1
5645. 2
5645. 3
5645. 4
5646. 0
5646. 1
5648. 0
5648. 1
5648. 2
5648. 3
5648. 4
5648. 5
5649. 0
5649. 1
5649. 2
5649. 3
5649. 4
5650. 0
5650. 1
5650. 2
5650. 3
5650. 4
5650. 5
5650. 6
5651. 0
5651. 1
5651. 2
5651. 3
5651. 4
5651. 5
5651. 6
5652. 0
5652. 1
5652. 2
5652. 3
5652. 4
5653. 0
pull
Entries 38
Mean −28.82
Std Dev 56.81
2
1.5
1
0.5
0
−0.5
−1

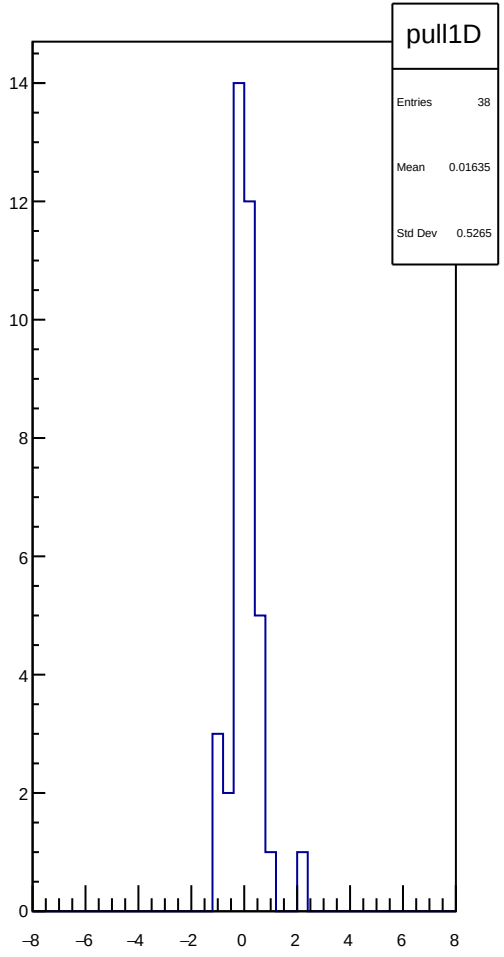
pull1D
Entries 38
Mean 0.01635
Std Dev 0.5265
14
12
10
8
6
4
2
0
−8
−6
−4
−2
0
2
4
6
8

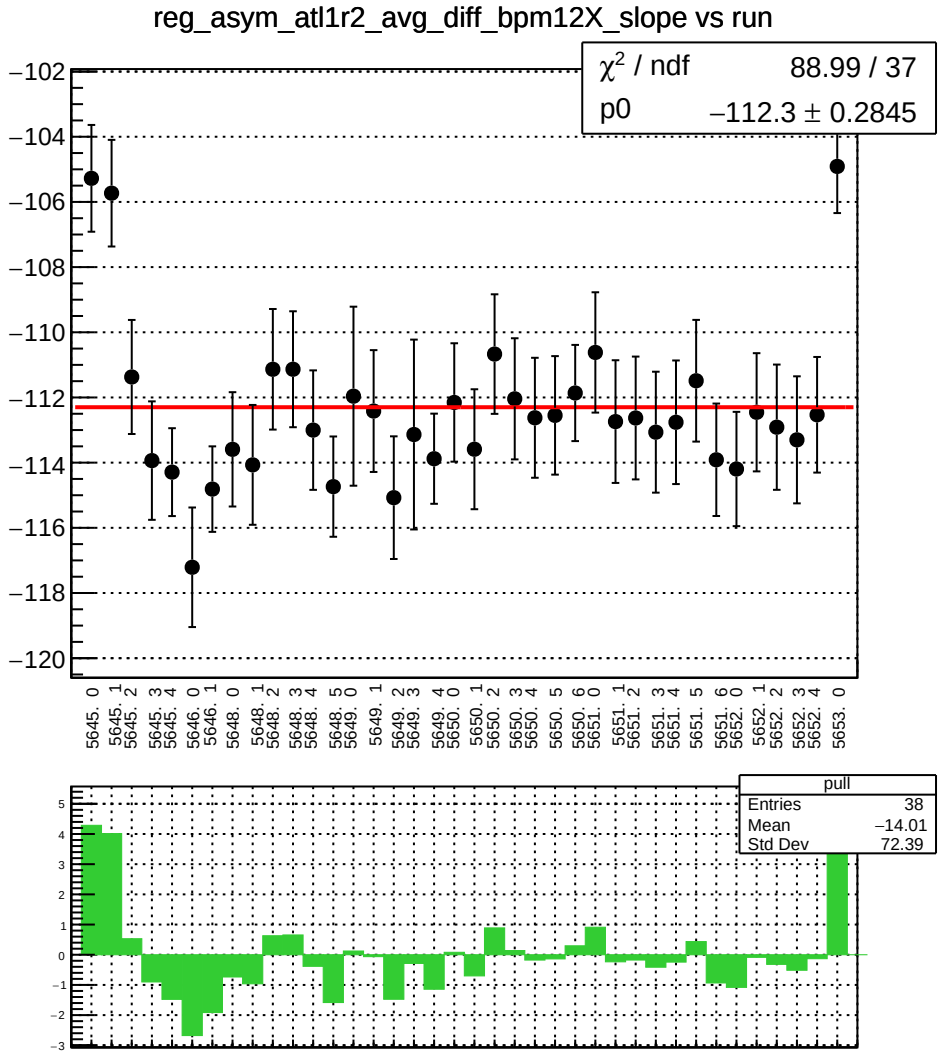
reg_asym_atl1r2_avg_diff_bpm12X_slope vs run
χ² / ndf 88.99 / 37
p0 −112.3 ± 0.2845
pull
Entries 38
Mean −14.01
Std Dev 72.39

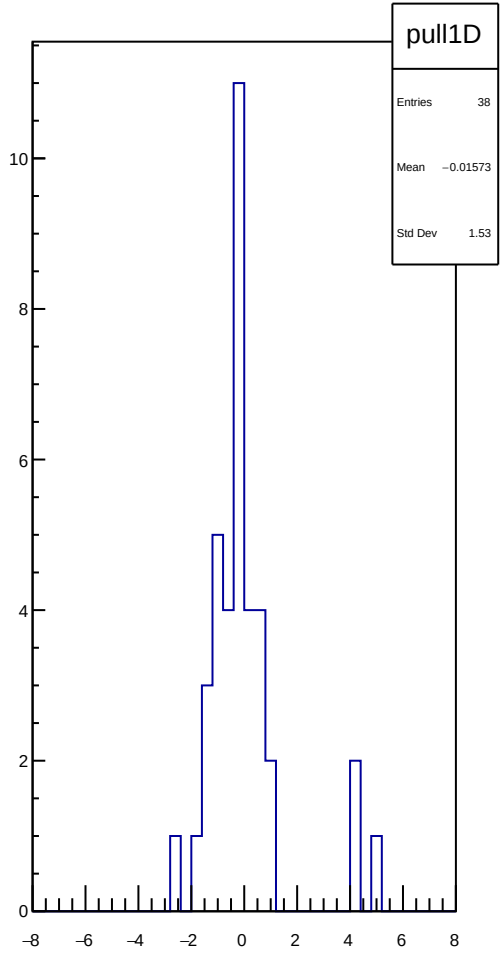
pull1D
Entries 38
Mean −0.01573
Std Dev 1.53

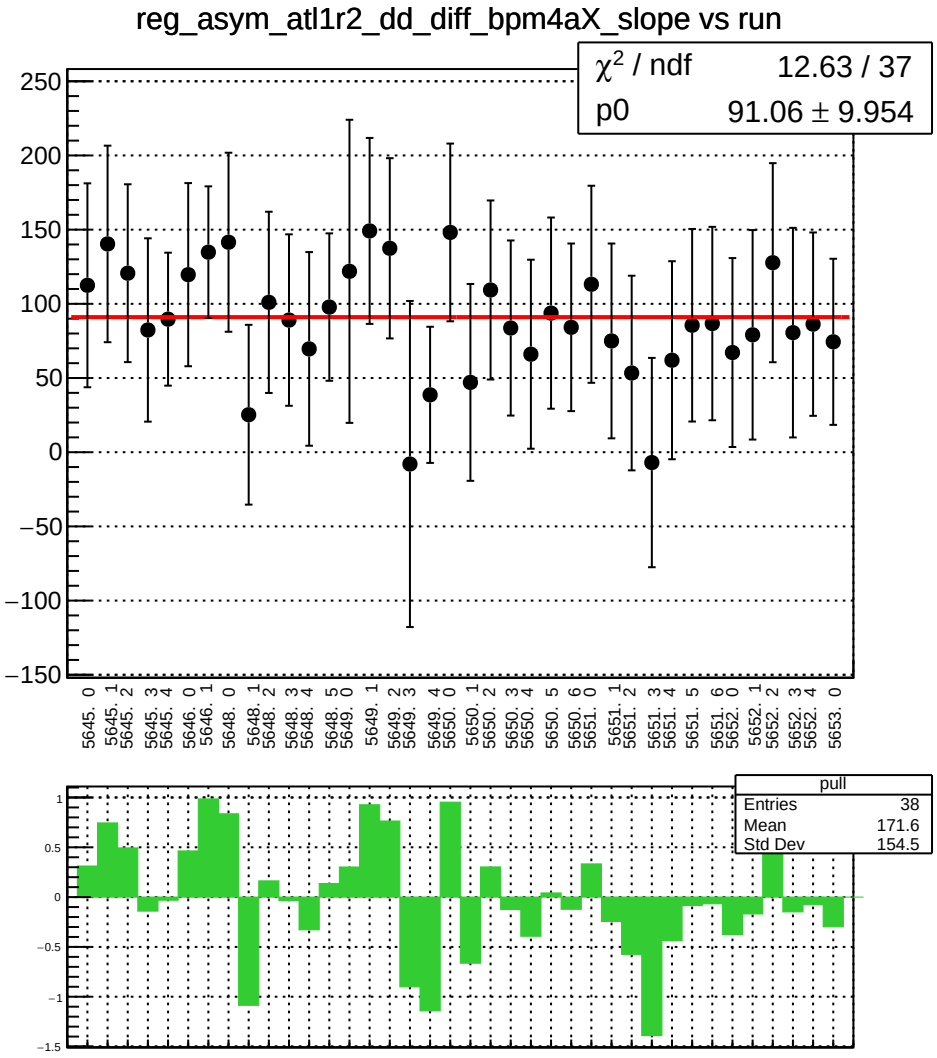
reg_asym_atl1r2_dd_diff_bpm4aX_slope vs run
χ² / ndf 12.63 / 37
p0 91.06 ± 9.954
250
200
150
100
50
0
−50
−100
−150
5645. 0
5645. 1
5645. 2
5645. 3
5645. 4
5646. 0
5646. 1
5648. 0
5648. 1
5648. 2
5648. 3
5648. 4
5648. 5
5649. 0
5649. 1
5649. 2
5649. 3
5649. 4
5650. 0
5650. 1
5650. 2
5650. 3
5650. 4
5650. 5
5650. 6
5651. 0
5651. 1
5651. 2
5651. 3
5651. 4
5651. 5
5651. 6
5652. 0
5652. 1
5652. 2
5652. 3
5652. 4
5653. 0
pull
Entries 38
Mean 171.6
Std Dev 154.5
1
0.5
0
−0.5
−1
−1.5

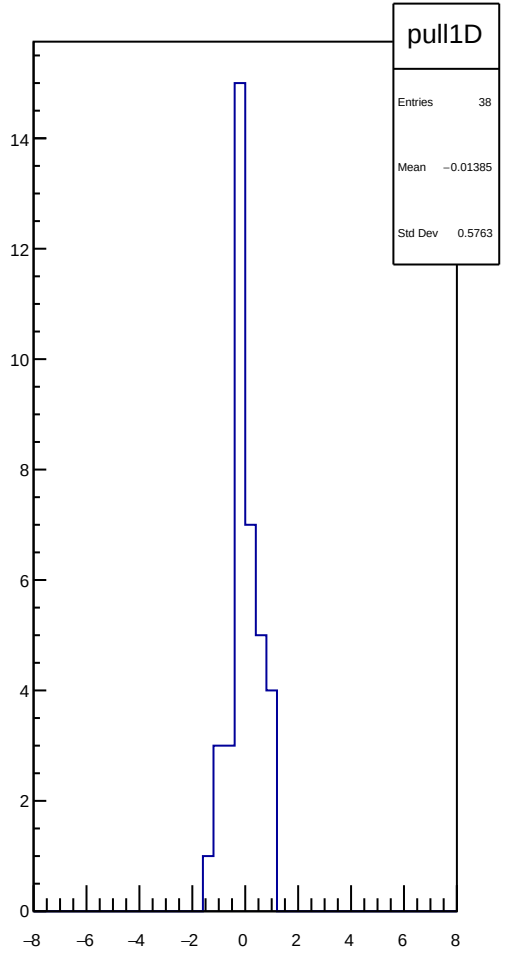
pull1D
Entries 38
Mean −0.01385
Std Dev 0.5763
14
12
10
8
6
4
2
0
−8
−6
−4
−2
0
2
4
6
8

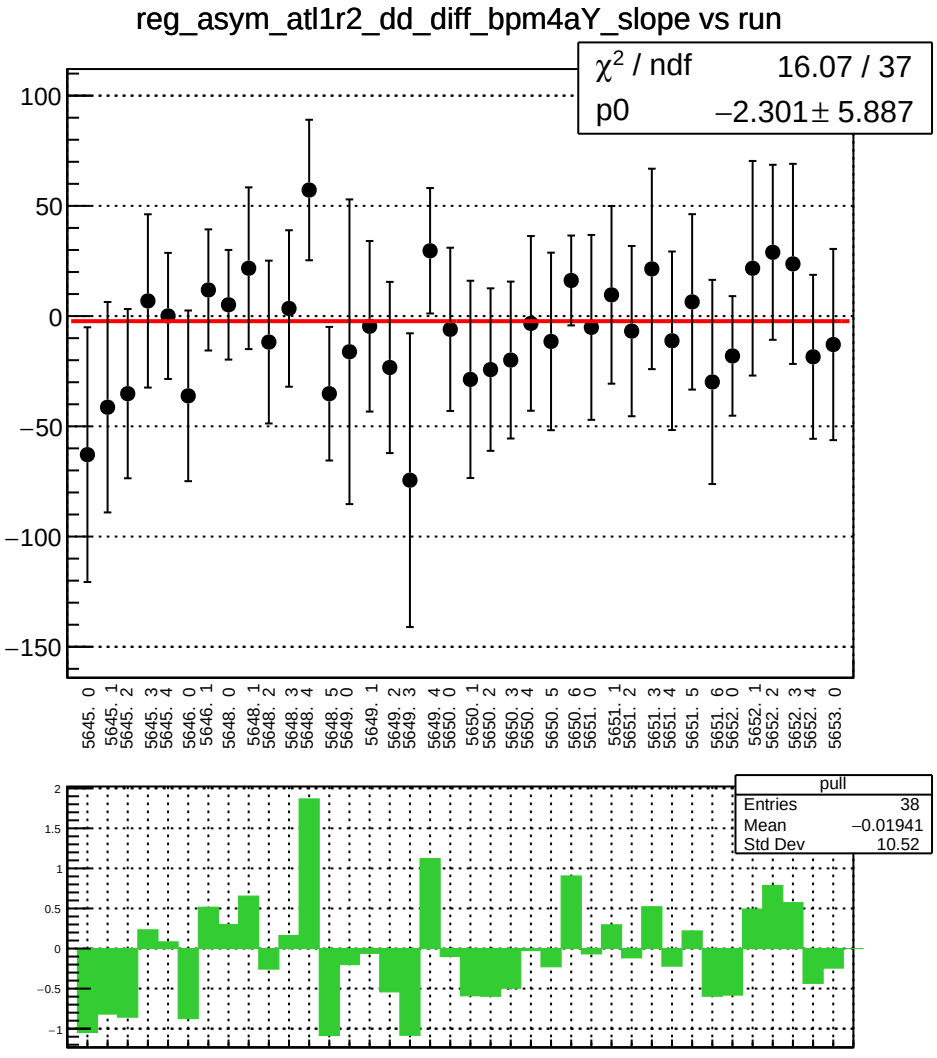
reg_asym_atl1r2_dd_diff_bpm4aY_slope vs run
χ² / ndf 16.07 / 37
p0 −2.301 ± 5.887
100
50
0
−50
−100
−150
5645. 0
5645. 1
5645. 2
5645. 3
5645. 4
5646. 0
5646. 1
5648. 0
5648. 1
5648. 2
5648. 3
5648. 4
5648. 5
5649. 0
5649. 1
5649. 2
5649. 3
5649. 4
5650. 0
5650. 1
5650. 2
5650. 3
5650. 4
5650. 5
5650. 6
5651. 0
5651. 1
5651. 2
5651. 3
5651. 4
5651. 5
5651. 6
5652. 0
5652. 1
5652. 2
5652. 3
5652. 4
5653. 0
pull
Entries 38
Mean −0.01941
Std Dev 10.52
2
1.5
1
0.5
0
−0.5
−1

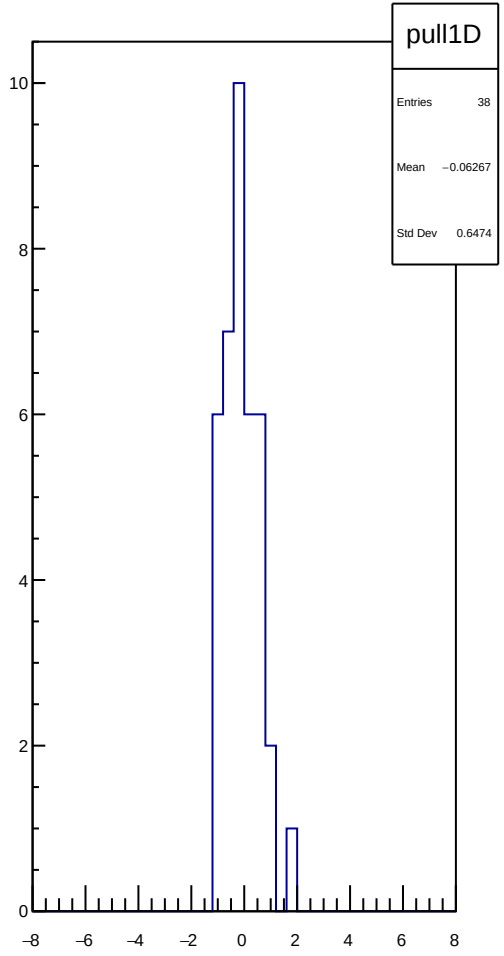
pull1D
Entries 38
Mean −0.06267
Std Dev 0.6474
10
8
6
4
2
0
−8
−6
−4
−2
0
2
4
6
8

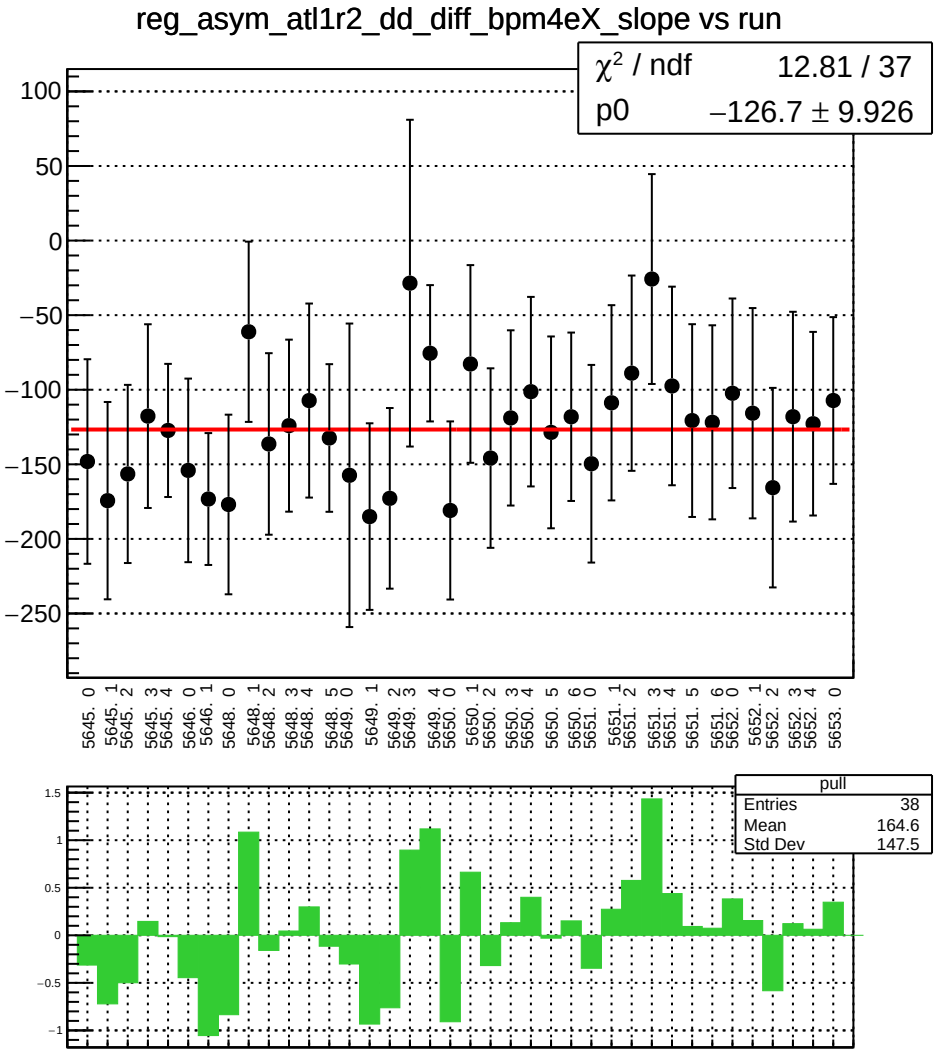
reg_asym_atl1r2_dd_diff_bpm4eX_slope vs run
χ² / ndf 12.81 / 37
p0 −126.7 ± 9.926
pull
Entries 38
Mean 164.6
Std Dev 147.5

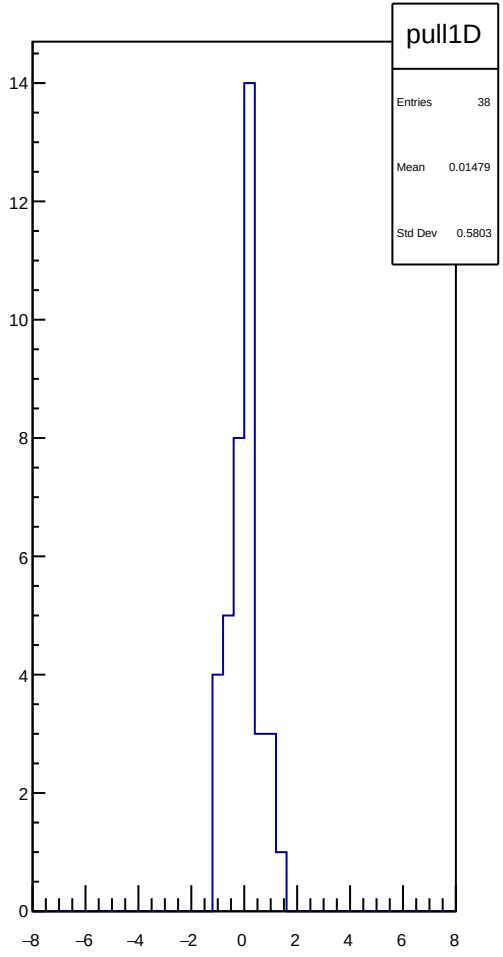
pull1D
Entries 38
Mean 0.01479
Std Dev 0.5803

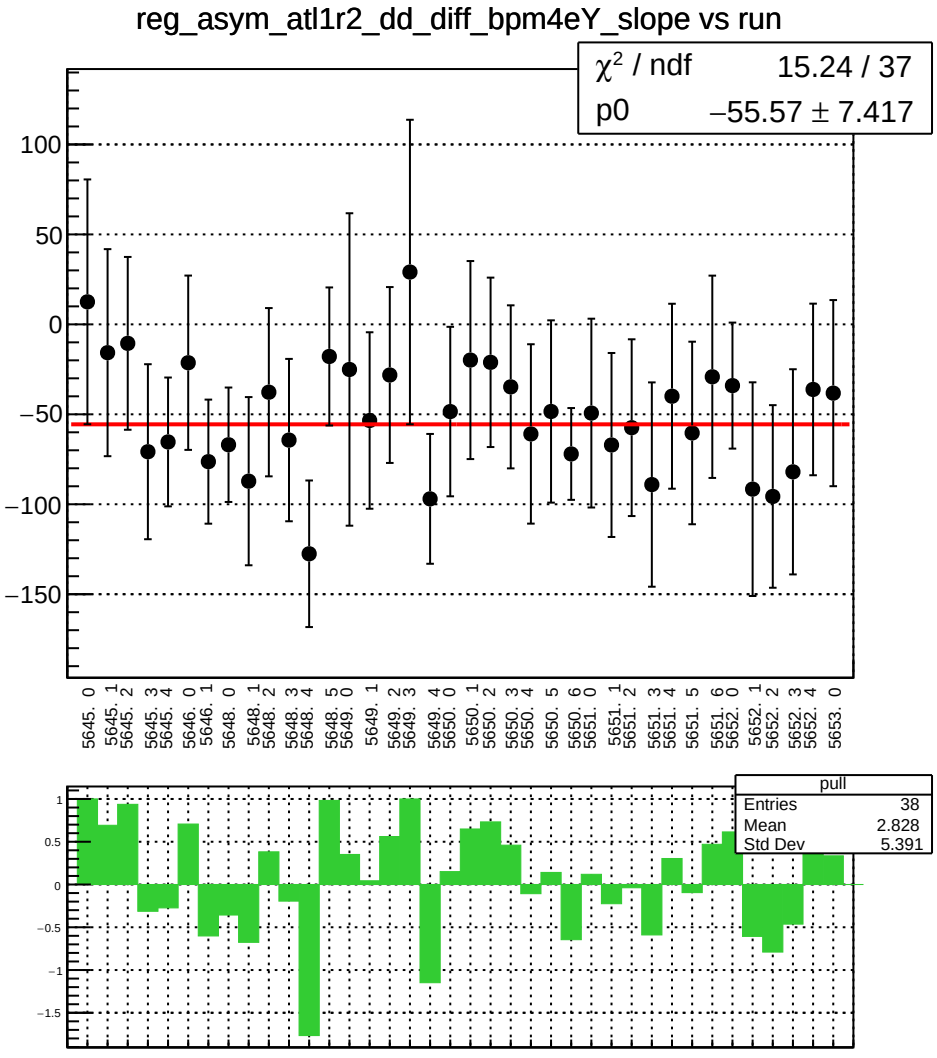
reg_asym_atl1r2_dd_diff_bpm4eY_slope vs run
χ² / ndf 15.24 / 37
p0 −55.57 ± 7.417
100
50
0
−50
−100
−150
5645. 0
5645. 1
5645. 2
5645. 3
5645. 4
5646. 0
5646. 1
5648. 0
5648. 1
5648. 2
5648. 3
5648. 4
5648. 5
5649. 0
5649. 1
5649. 2
5649. 3
5649. 4
5650. 0
5650. 1
5650. 2
5650. 3
5650. 4
5650. 5
5650. 6
5651. 0
5651. 1
5651. 2
5651. 3
5651. 4
5651. 5
5651. 6
5652. 0
5652. 1
5652. 2
5652. 3
5652. 4
5653. 0
pull
Entries 38
Mean 2.828
Std Dev 5.391
1
0.5
0
−0.5
−1
−1.5

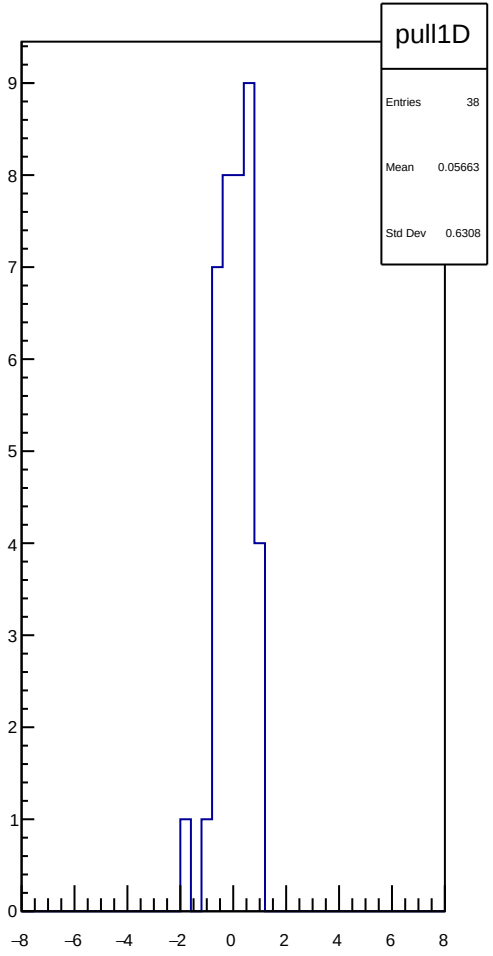
pull1D
Entries 38
Mean 0.05663
Std Dev 0.6308
9
8
7
6
5
4
3
2
1
0
−8
−6
−4
−2
0
2
4
6
8

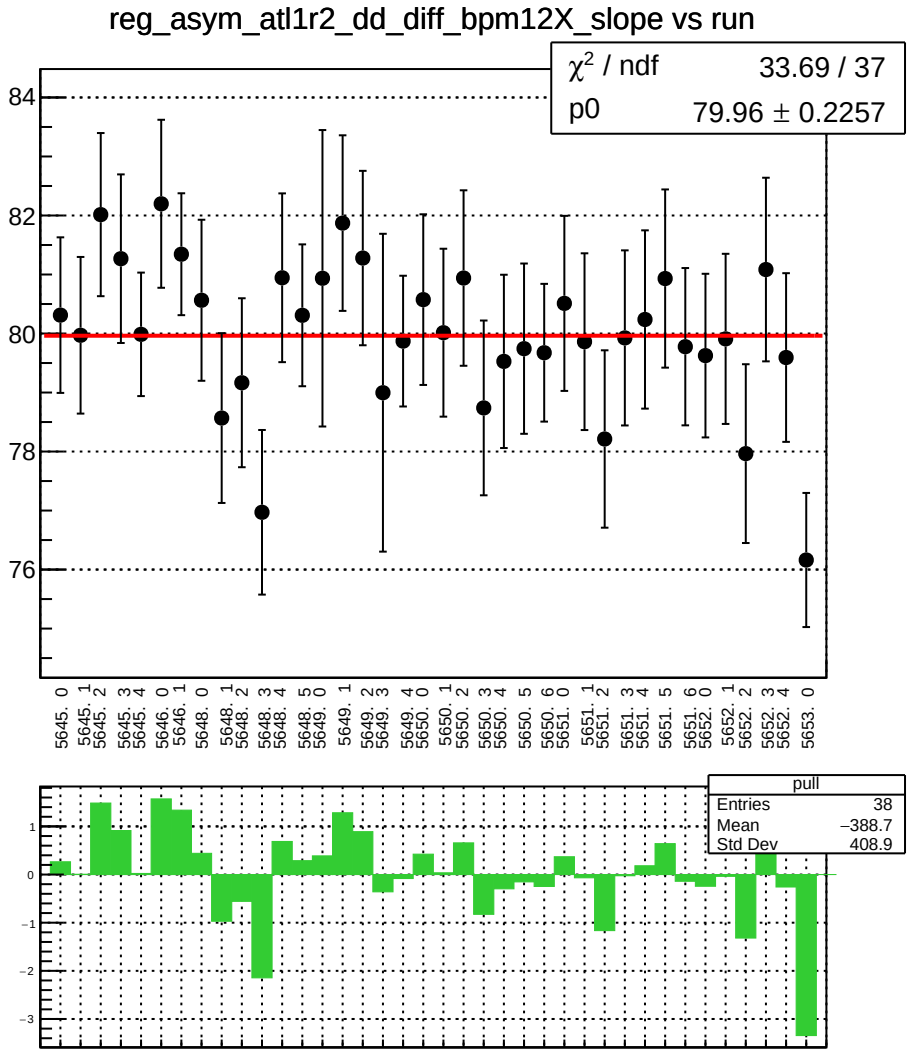
reg_asym_atl1r2_dd_diff_bpm12X_slope vs run
χ² / ndf 33.69 / 37
p0 79.96 ± 0.2257
84
82
80
78
76
5645. 0
5645. 1
5645. 2
5645. 3
5645. 4
5646. 0
5646. 1
5648. 0
5648. 1
5648. 2
5648. 3
5648. 4
5648. 5
5649. 0
5649. 1
5649. 2
5649. 3
5649. 4
5650. 0
5650. 1
5650. 2
5650. 3
5650. 4
5650. 5
5650. 6
5651. 0
5651. 1
5651. 2
5651. 3
5651. 4
5651. 5
5651. 6
5652. 0
5652. 1
5652. 2
5652. 3
5652. 4
5653. 0
pull
Entries 38
Mean −388.7
Std Dev 408.9
1
0
−1
−2
−3

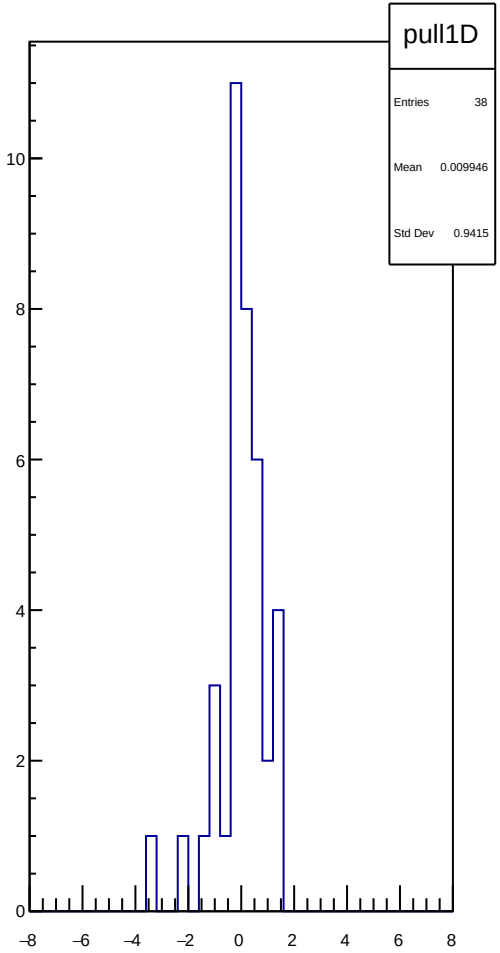
pull1D
Entries 38
Mean 0.009946
Std Dev 0.9415
10
8
6
4
2
0
−8
−6
−4
−2
0
2
4
6
8

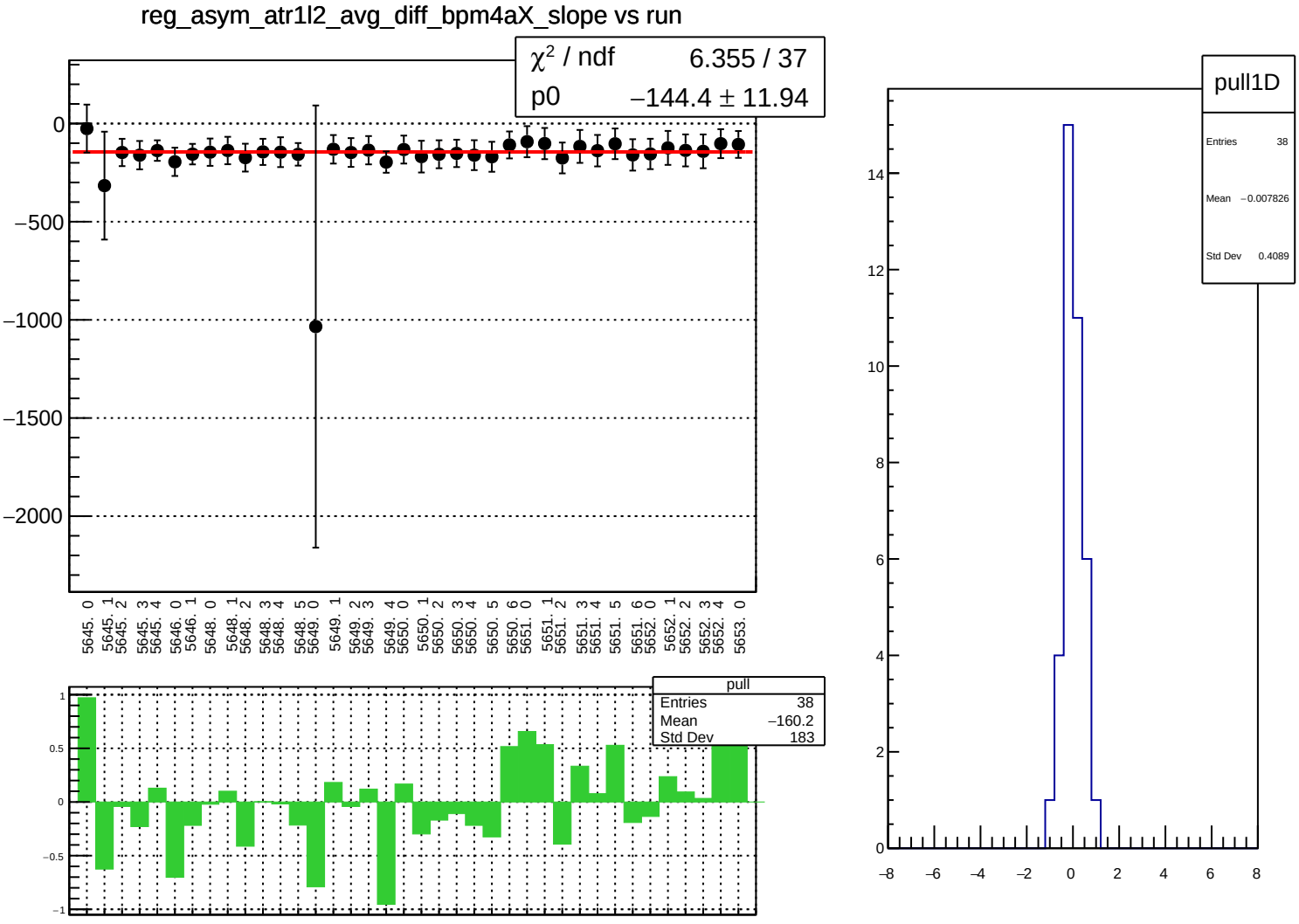
reg_asym_atr1l2_avg_diff_bpm4aX_slope vs run
χ² / ndf 6.355 / 37
p0 −144.4 ± 11.94
0
−500
−1000
−1500
−2000
5645. 0
5645. 1
5645. 2
5645. 3
5645. 4
5646. 0
5646. 1
5648. 0
5648. 1
5648. 2
5648. 3
5648. 4
5648. 5
5649. 0
5649. 1
5649. 2
5649. 3
5649. 4
5650. 0
5650. 1
5650. 2
5650. 3
5650. 4
5650. 5
5650. 6
5651. 0
5651. 1
5651. 2
5651. 3
5651. 4
5651. 5
5651. 6
5652. 0
5652. 1
5652. 2
5652. 3
5652. 4
5653. 0
pull
Entries 38
Mean −160.2
Std Dev 183
1
0.5
0
−0.5
−1
pull1D
Entries 38
Mean −0.007826
Std Dev 0.4089
14
12
10
8
6
4
2
0
−8
−6
−4
−2
0
2
4
6
8

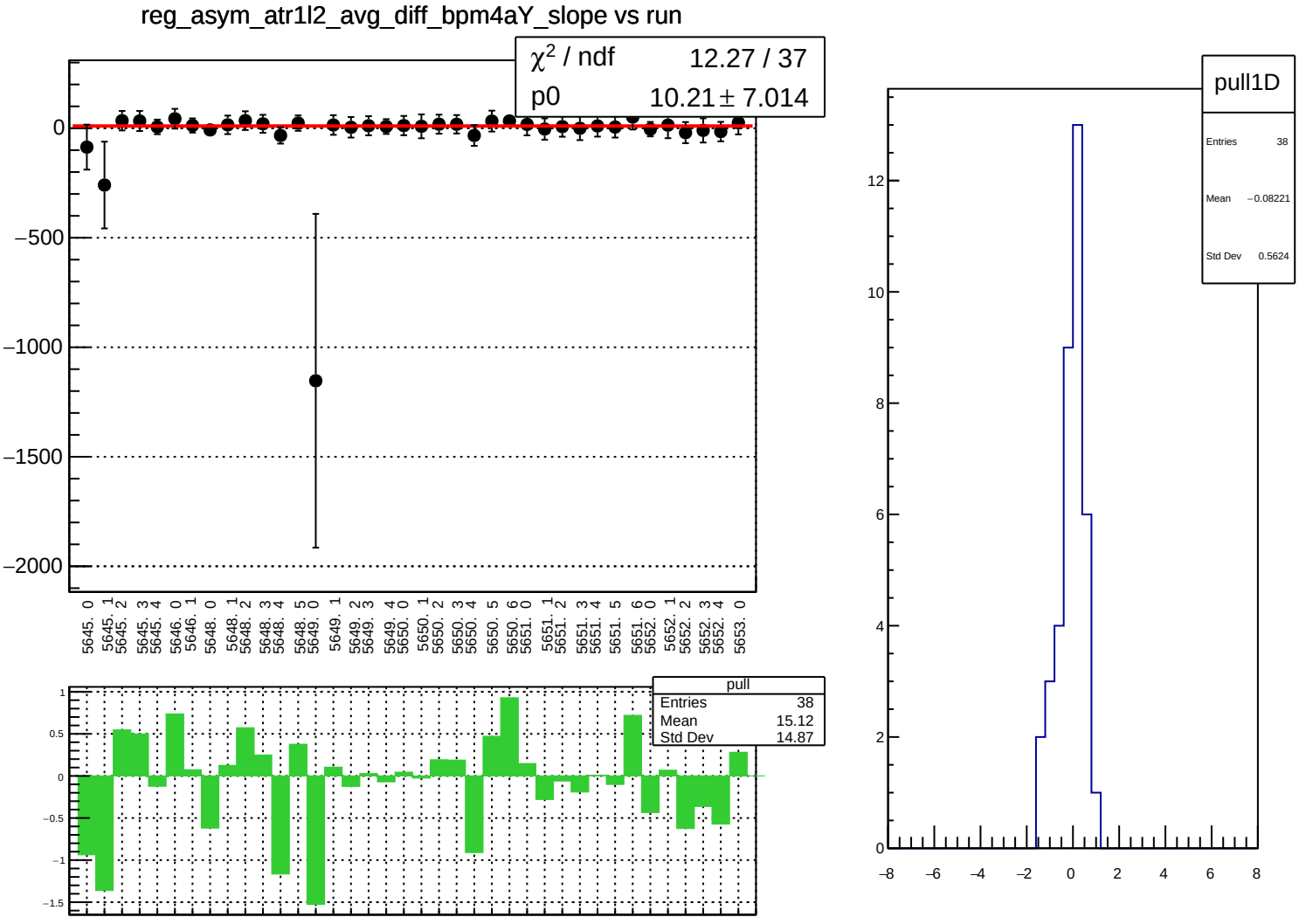
reg_asym_atr1l2_avg_diff_bpm4aY_slope vs run
χ2 / ndf 12.27 / 37
p0 10.21 ± 7.014
0
−500
−1000
−1500
−2000
5645. 0
5645. 1
5645. 2
5645. 3
5645. 4
5646. 0
5646. 1
5648. 0
5648. 1
5648. 2
5648. 3
5648. 4
5648. 5
5649. 0
5649. 1
5649. 2
5649. 3
5649. 4
5650. 0
5650. 1
5650. 2
5650. 3
5650. 4
5650. 5
5650. 6
5651. 0
5651. 1
5651. 2
5651. 3
5651. 4
5651. 5
5651. 6
5652. 0
5652. 1
5652. 2
5652. 3
5652. 4
5653. 0
pull
Entries 38
Mean 15.12
Std Dev 14.87
1
0.5
0
−0.5
−1
−1.5
pull1D
Entries 38
Mean −0.08221
Std Dev 0.5624
12
10
8
6
4
2
0
−8
−6
−4
−2
0
2
4
6
8

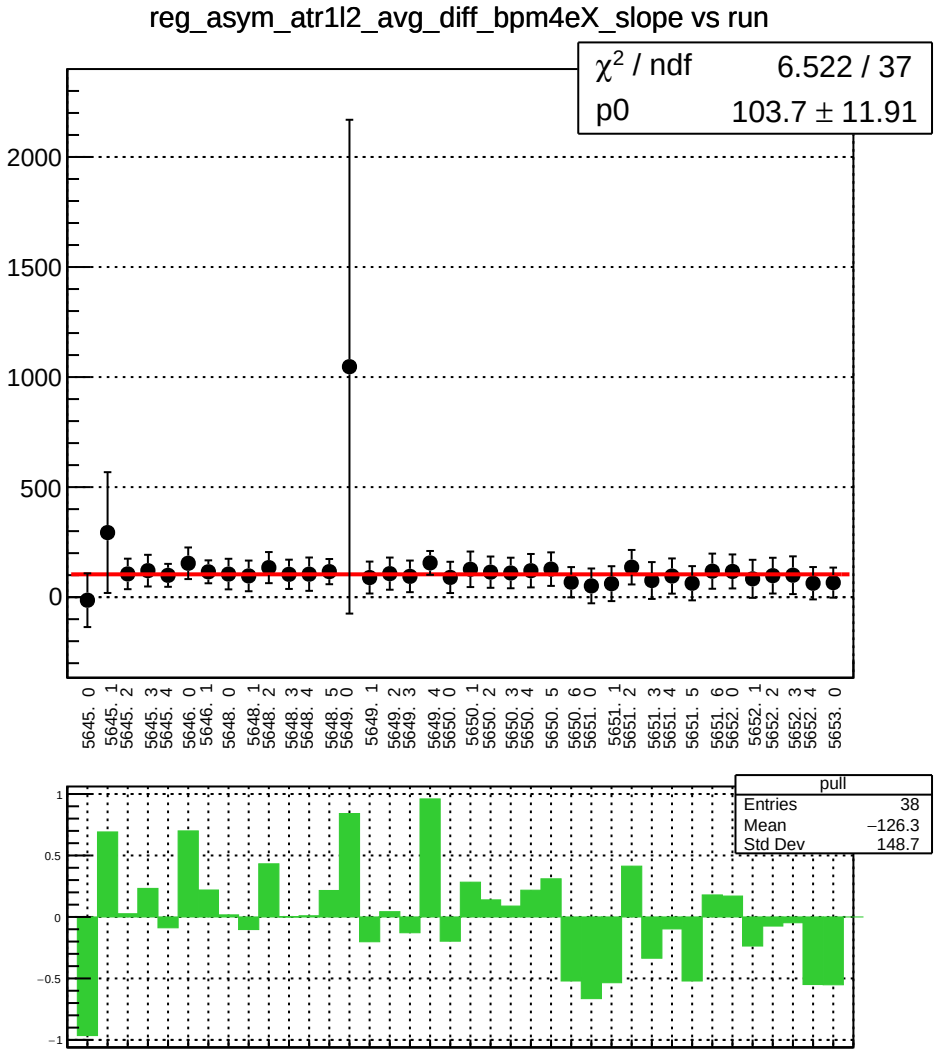
reg_asym_atr1l2_avg_diff_bpm4eX_slope vs run
χ² / ndf 6.522 / 37
p0 103.7 ± 11.91
2000
1500
1000
500
0
5645. 0
5645. 1
5645. 2
5645. 3
5645. 4
5646. 0
5646. 1
5648. 0
5648. 1
5648. 2
5648. 3
5648. 4
5648. 5
5649. 0
5649. 1
5649. 2
5649. 3
5649. 4
5650. 0
5650. 1
5650. 2
5650. 3
5650. 4
5650. 5
5650. 6
5651. 0
5651. 1
5651. 2
5651. 3
5651. 4
5651. 5
5651. 6
5652. 0
5652. 1
5652. 2
5652. 3
5652. 4
5653. 0
pull
Entries 38
Mean −126.3
Std Dev 148.7
1
0.5
0
−0.5
−1

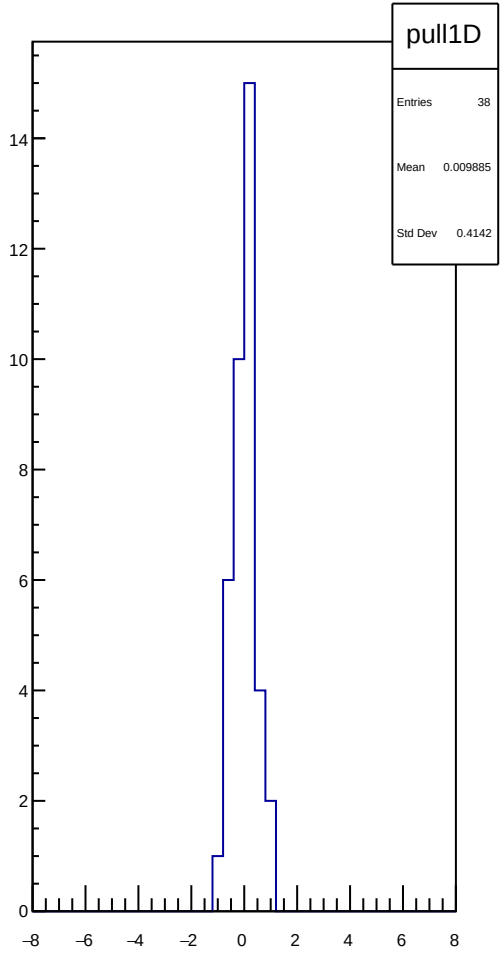
pull1D
Entries 38
Mean 0.009885
Std Dev 0.4142
14
12
10
8
6
4
2
0
−8
−6
−4
−2
0
2
4
6
8

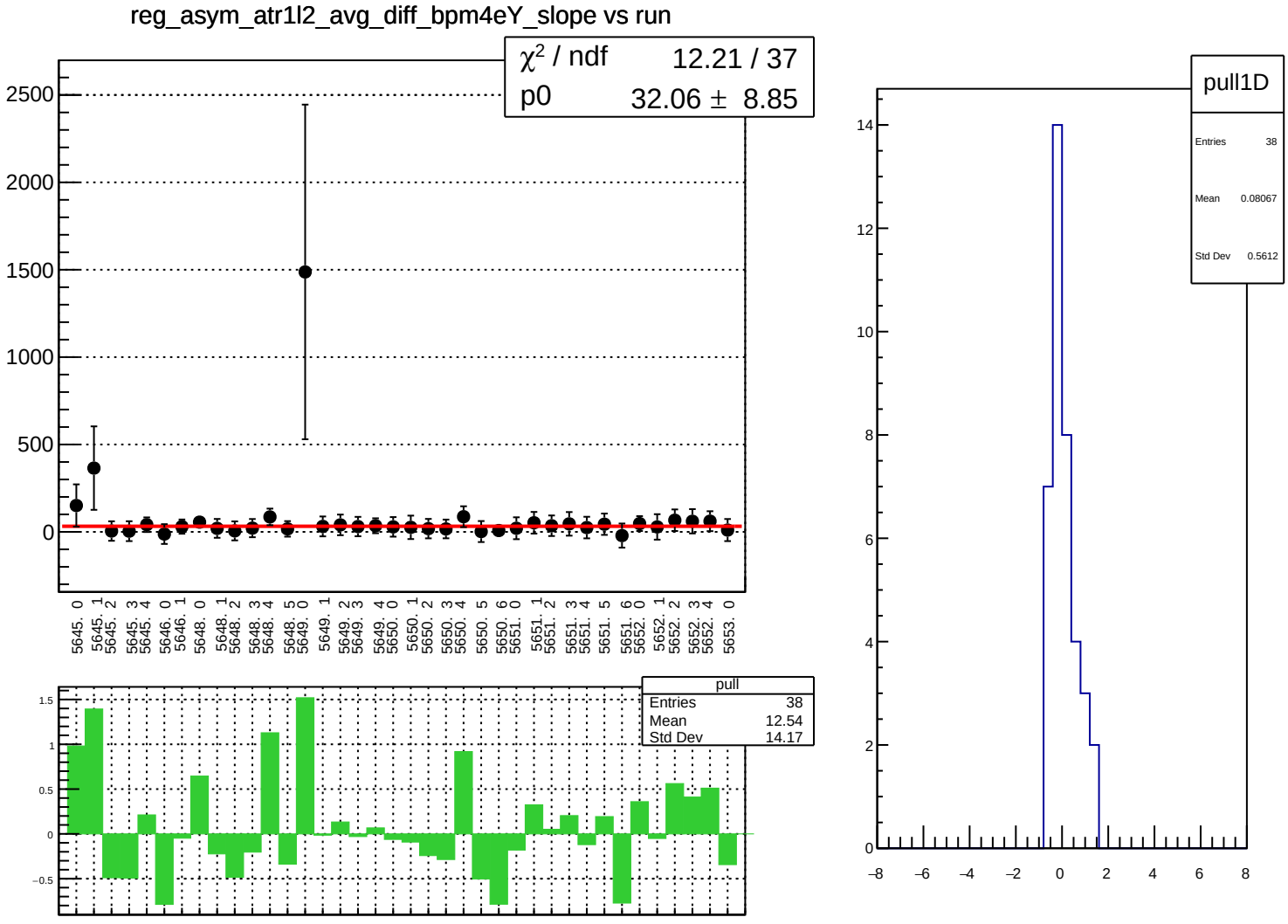
reg_asym_atr1l2_avg_diff_bpm4eY_slope vs run
χ² / ndf 12.21 / 37
p0 32.06 ± 8.85
2500
2000
1500
1000
500
0
5645. 0
5645. 1
5645. 2
5645. 3
5645. 4
5646. 0
5646. 1
5648. 0
5648. 1
5648. 2
5648. 3
5648. 4
5648. 5
5649. 0
5649. 1
5649. 2
5649. 3
5649. 4
5650. 0
5650. 1
5650. 2
5650. 3
5650. 4
5650. 5
5650. 6
5651. 0
5651. 1
5651. 2
5651. 3
5651. 4
5651. 5
5651. 6
5652. 0
5652. 1
5652. 2
5652. 3
5652. 4
5653. 0
pull
Entries 38
Mean 12.54
Std Dev 14.17
1.5
1
0.5
0
−0.5
pull1D
Entries 38
Mean 0.08067
Std Dev 0.5612
14
12
10
8
6
4
2
0
−8
−6
−4
−2
0
2
4
6
8

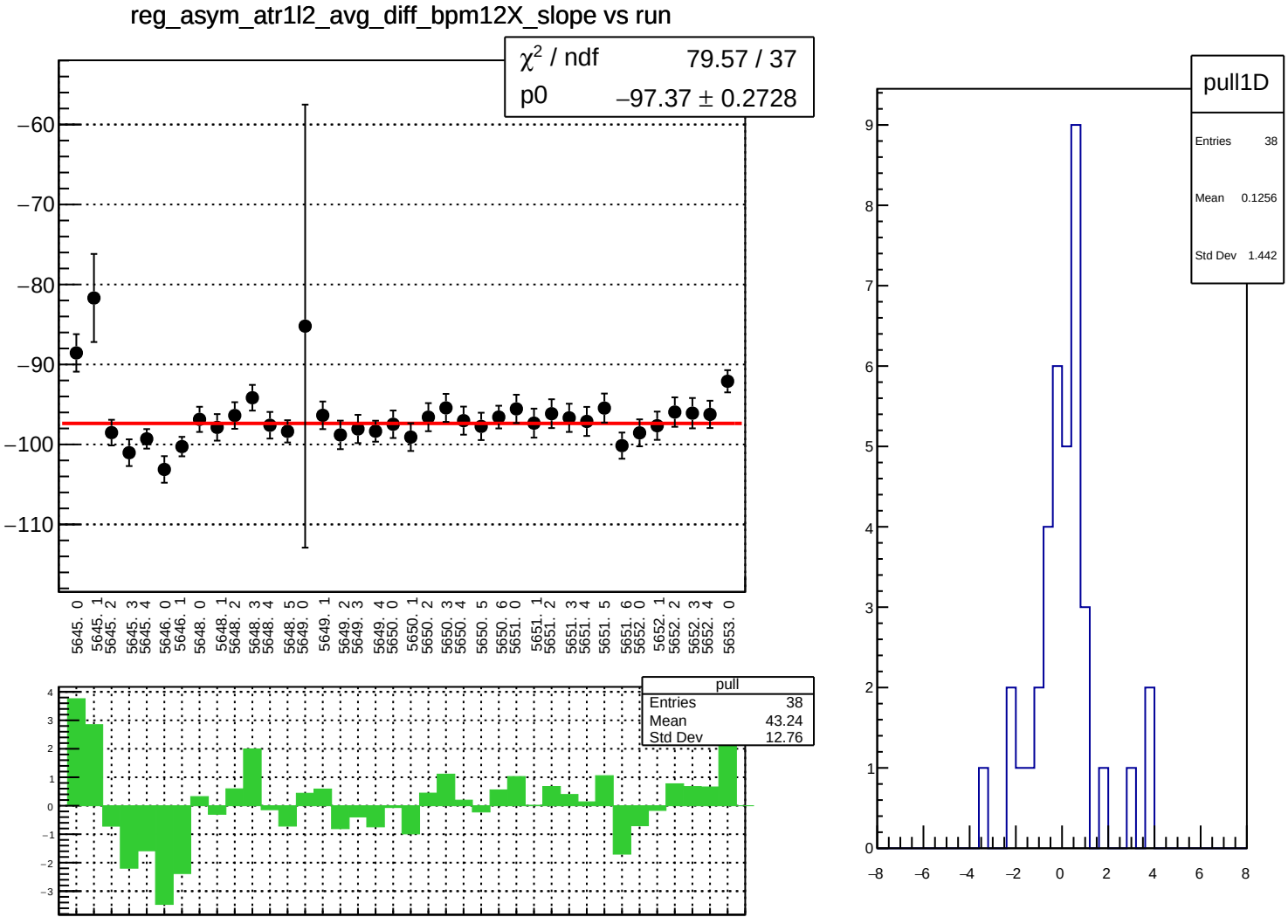
reg_asym_atr1l2_avg_diff_bpm12X_slope vs run
χ² / ndf 79.57 / 37
p0 −97.37 ± 0.2728
−60
−70
−80
−90
−100
−110
5645. 0
5645. 1
5645. 2
5645. 3
5645. 4
5646. 0
5646. 1
5648. 0
5648. 1
5648. 2
5648. 3
5648. 4
5648. 5
5649. 0
5649. 1
5649. 2
5649. 3
5649. 4
5650. 0
5650. 1
5650. 2
5650. 3
5650. 4
5650. 5
5650. 6
5651. 0
5651. 1
5651. 2
5651. 3
5651. 4
5651. 5
5651. 6
5652. 0
5652. 1
5652. 2
5652. 3
5652. 4
5653. 0
pull
Entries 38
Mean 43.24
Std Dev 12.76
pull1D
Entries 38
Mean 0.1256
Std Dev 1.442

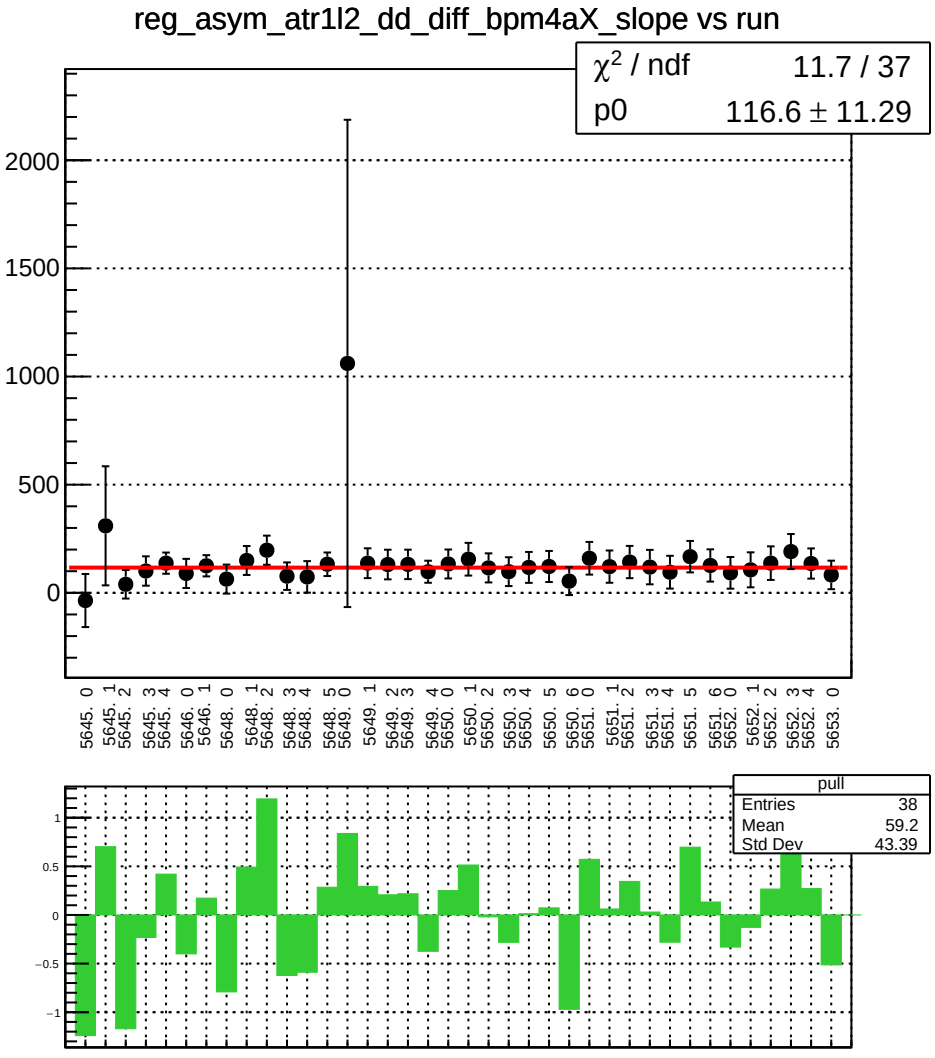
reg_asym_atr1l2_dd_diff_bpm4aX_slope vs run
χ2 / ndf 11.7 / 37
p0 116.6 ± 11.29
2000
1500
1000
500
0
5645. 0
5645. 1
5645. 2
5645. 3
5645. 4
5646. 0
5646. 1
5648. 0
5648. 1
5648. 2
5648. 3
5648. 4
5648. 5
5649. 0
5649. 1
5649. 2
5649. 3
5649. 4
5650. 0
5650. 1
5650. 2
5650. 3
5650. 4
5650. 5
5650. 6
5651. 0
5651. 1
5651. 2
5651. 3
5651. 4
5651. 5
5651. 6
5652. 0
5652. 1
5652. 2
5652. 3
5652. 4
5653. 0
pull
Entries 38
Mean 59.2
Std Dev 43.39
1
0.5
0
−0.5
−1

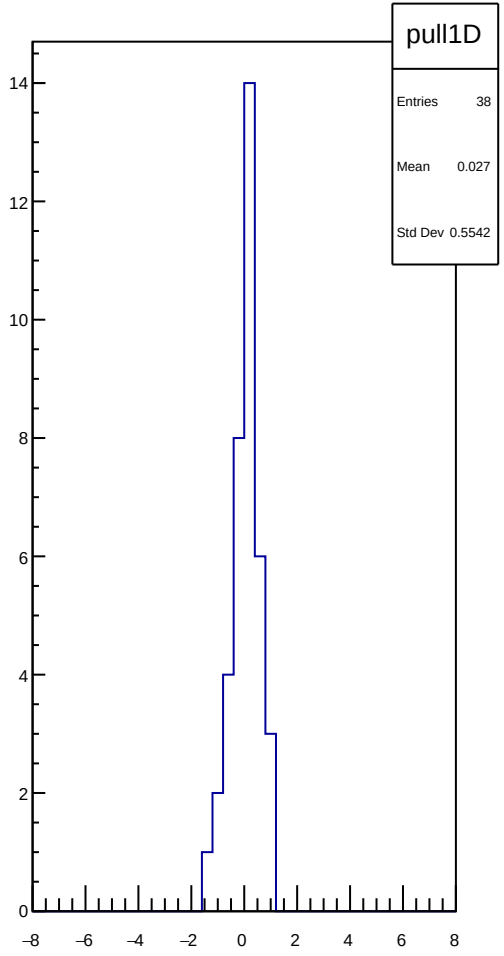
pull1D
Entries 38
Mean 0.027
Std Dev 0.5542
14
12
10
8
6
4
2
0
−8
−6
−4
−2
0
2
4
6
8

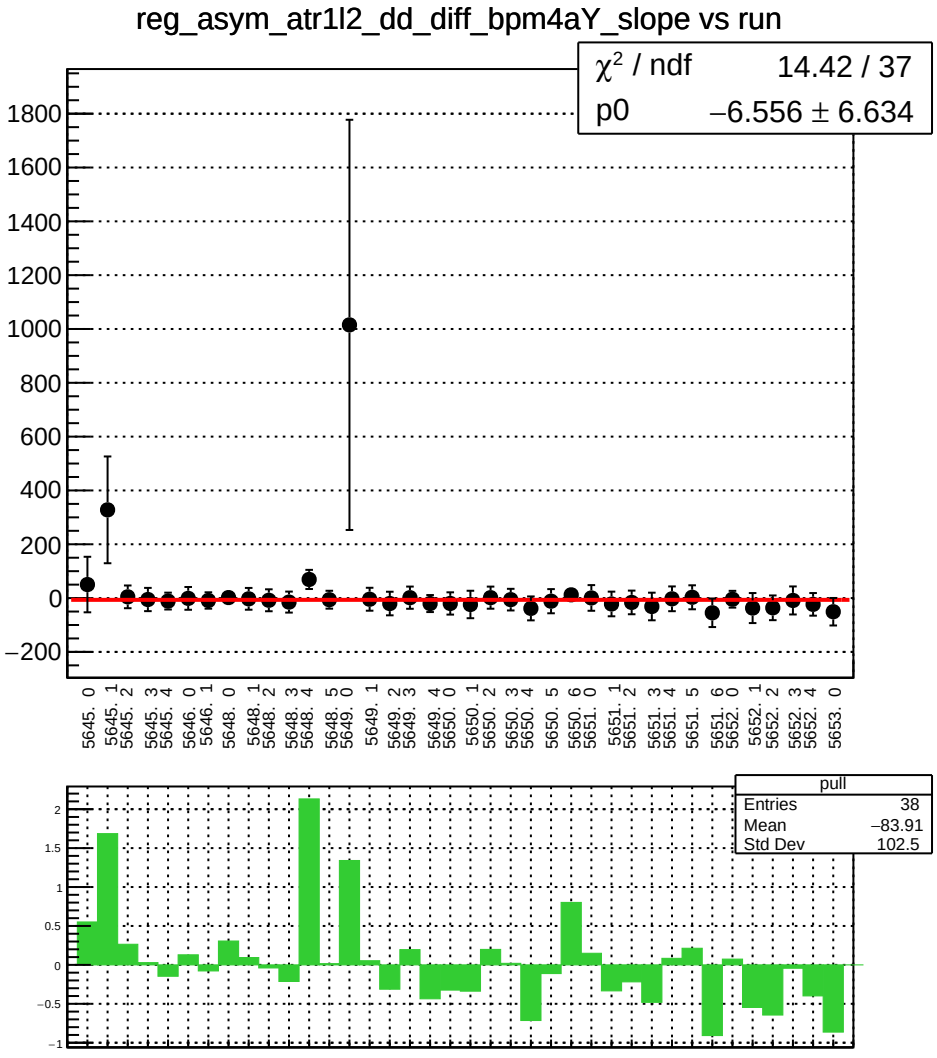
reg_asym_atr1l2_dd_diff_bpm4aY_slope vs run
χ² / ndf 14.42 / 37
p0 −6.556 ± 6.634
pull
Entries 38
Mean −83.91
Std Dev 102.5

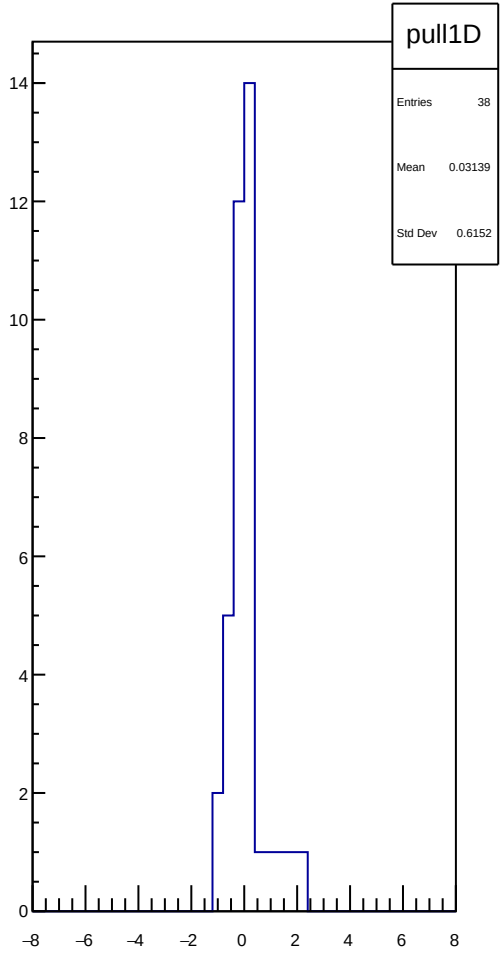
pull1D
Entries 38
Mean 0.03139
Std Dev 0.6152

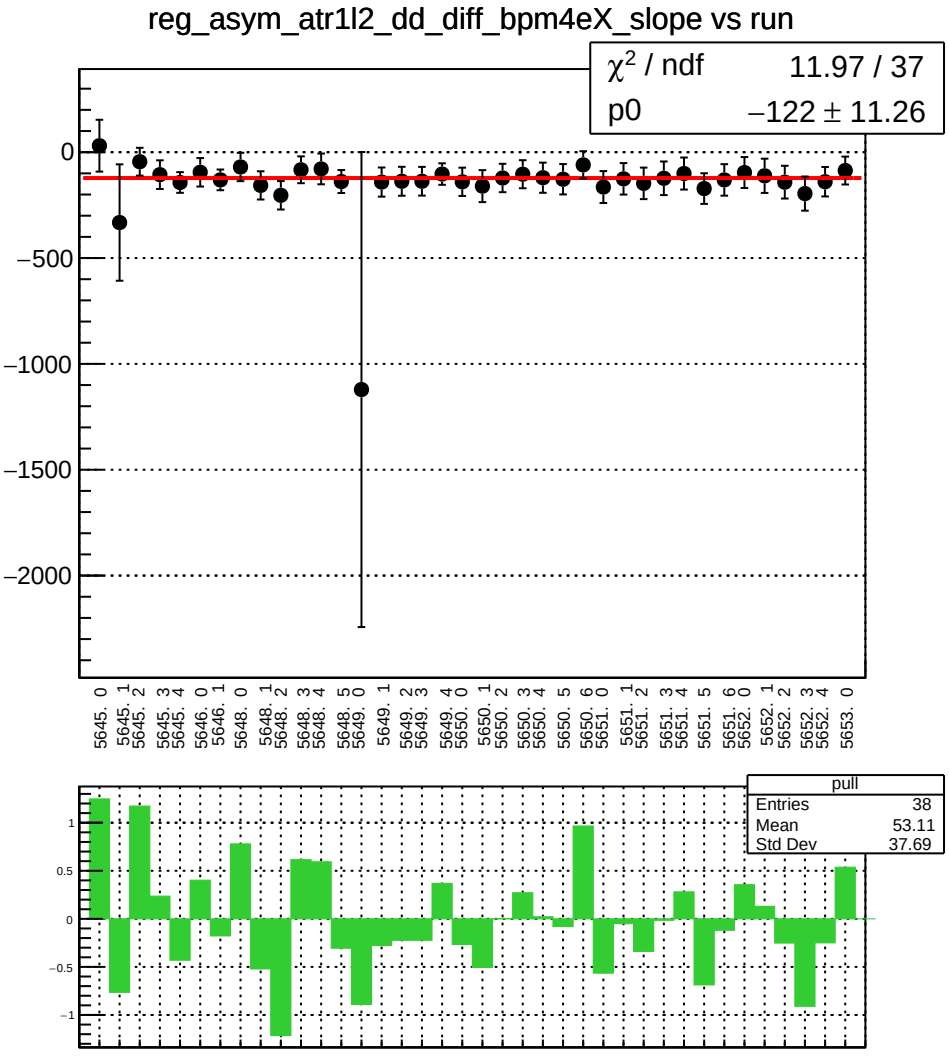
reg_asym_atr1l2_dd_diff_bpm4eX_slope vs run
χ^2 / ndf 11.97 / 37
p0 −122 ± 11.26
0
−500
−1000
−1500
−2000
5645. 0
5645. 1
5645. 2
5645. 3
5645. 4
5646. 0
5646. 1
5648. 0
5648. 1
5648. 2
5648. 3
5648. 4
5648. 5
5649. 0
5649. 1
5649. 2
5649. 3
5649. 4
5650. 0
5650. 1
5650. 2
5650. 3
5650. 4
5650. 5
5650. 6
5651. 0
5651. 1
5651. 2
5651. 3
5651. 4
5651. 5
5651. 6
5652. 0
5652. 1
5652. 2
5652. 3
5652. 4
5653. 0
pull
Entries 38
Mean 53.11
Std Dev 37.69
1
0.5
0
−0.5
−1

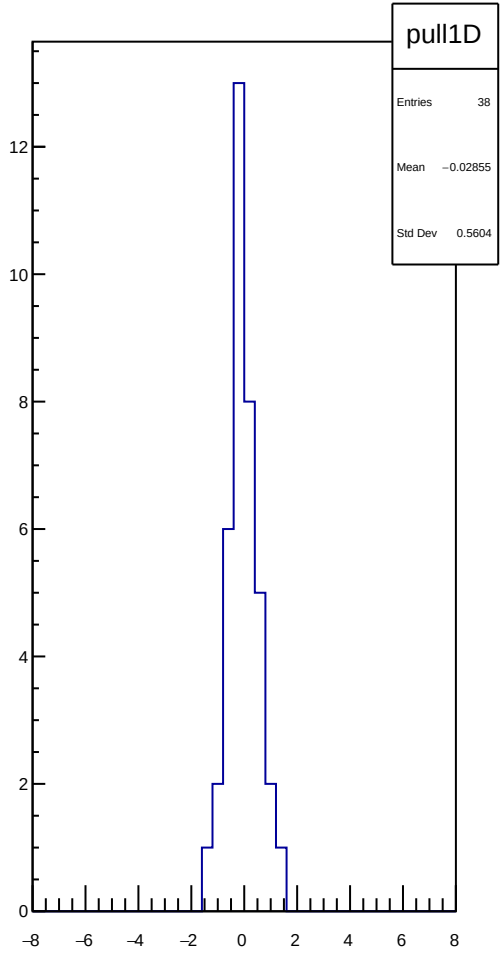
pull1D
Entries 38
Mean −0.02855
Std Dev 0.5604
12
10
8
6
4
2
0
−8
−6
−4
−2
0
2
4
6
8

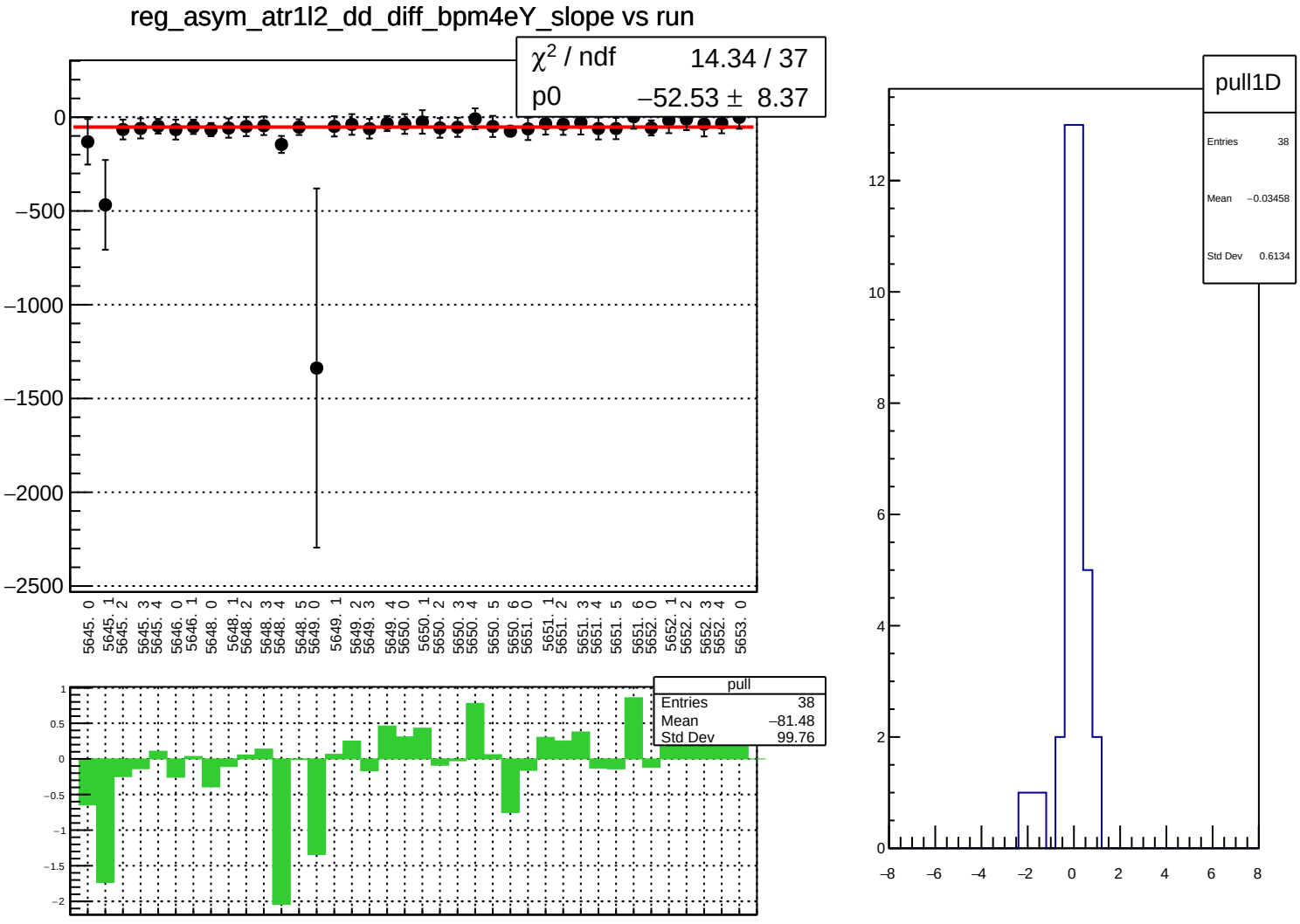
reg_asym_atr1l2_dd_diff_bpm4eY_slope vs run
χ² / ndf 14.34 / 37
p0 −52.53 ± 8.37
0
−500
−1000
−1500
−2000
−2500
5645. 0
5645. 1
5645. 2
5645. 3
5645. 4
5646. 0
5646. 1
5648. 0
5648. 1
5648. 2
5648. 3
5648. 4
5648. 5
5649. 0
5649. 1
5649. 2
5649. 3
5649. 4
5650. 0
5650. 1
5650. 2
5650. 3
5650. 4
5650. 5
5650. 6
5651. 0
5651. 1
5651. 2
5651. 3
5651. 4
5651. 5
5651. 6
5652. 0
5652. 1
5652. 2
5652. 3
5652. 4
5653. 0
pull
Entries 38
Mean −81.48
Std Dev 99.76
1
0.5
0
−0.5
−1
−1.5
−2
pull1D
Entries 38
Mean −0.03458
Std Dev 0.6134
12
10
8
6
4
2
0
−8
−6
−4
−2
0
2
4
6
8

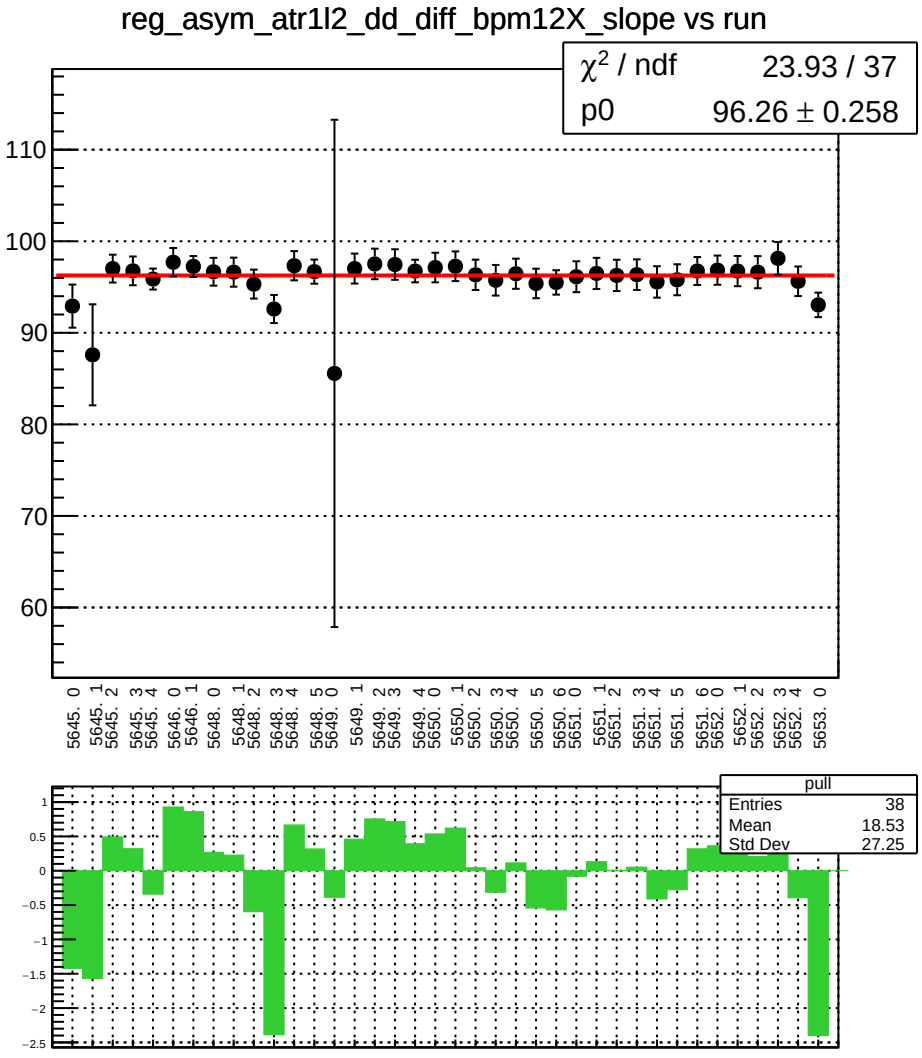
reg_asym_atr1l2_dd_diff_bpm12X_slope vs run
χ^2 / ndf 23.93 / 37
p0 96.26 ± 0.258
pull
Entries 38
Mean 18.53
Std Dev 27.25

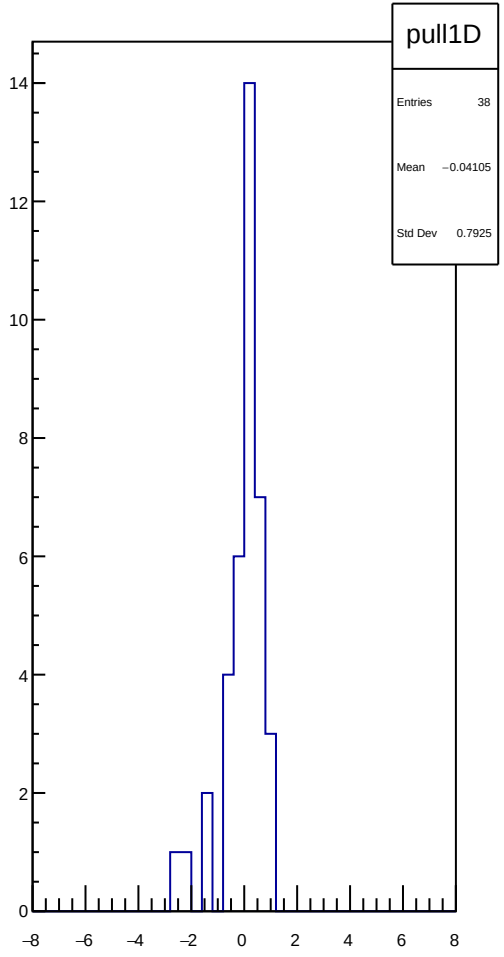
pull1D
Entries 38
Mean −0.04105
Std Dev 0.7925

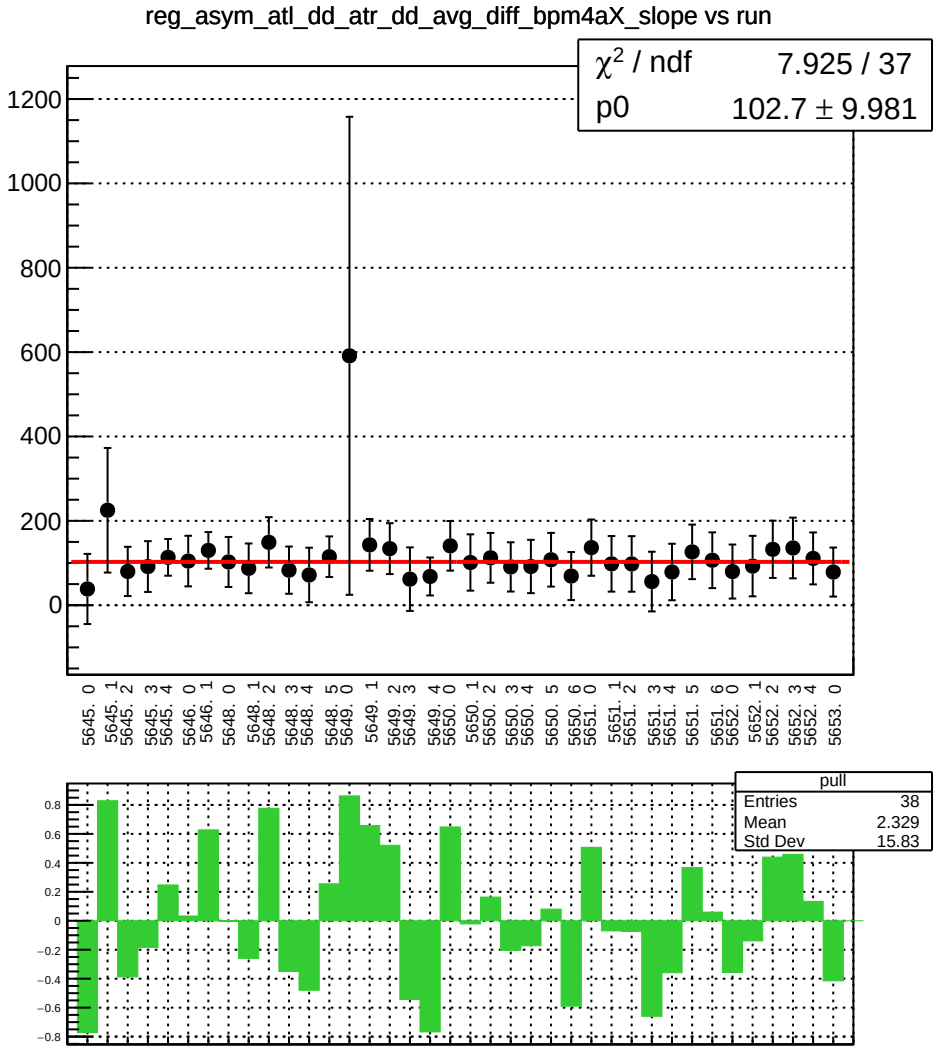
reg_asym_atl_dd_atr_dd_avg_diff_bpm4aX_slope vs run
χ² / ndf 7.925 / 37
p0 102.7 ± 9.981
pull
Entries 38
Mean 2.329
Std Dev 15.83

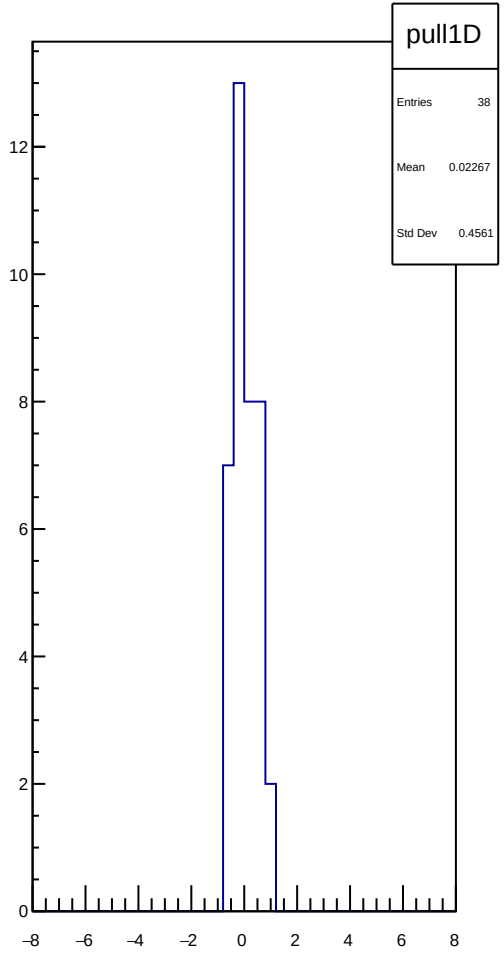
pull1D
Entries 38
Mean 0.02267
Std Dev 0.4561

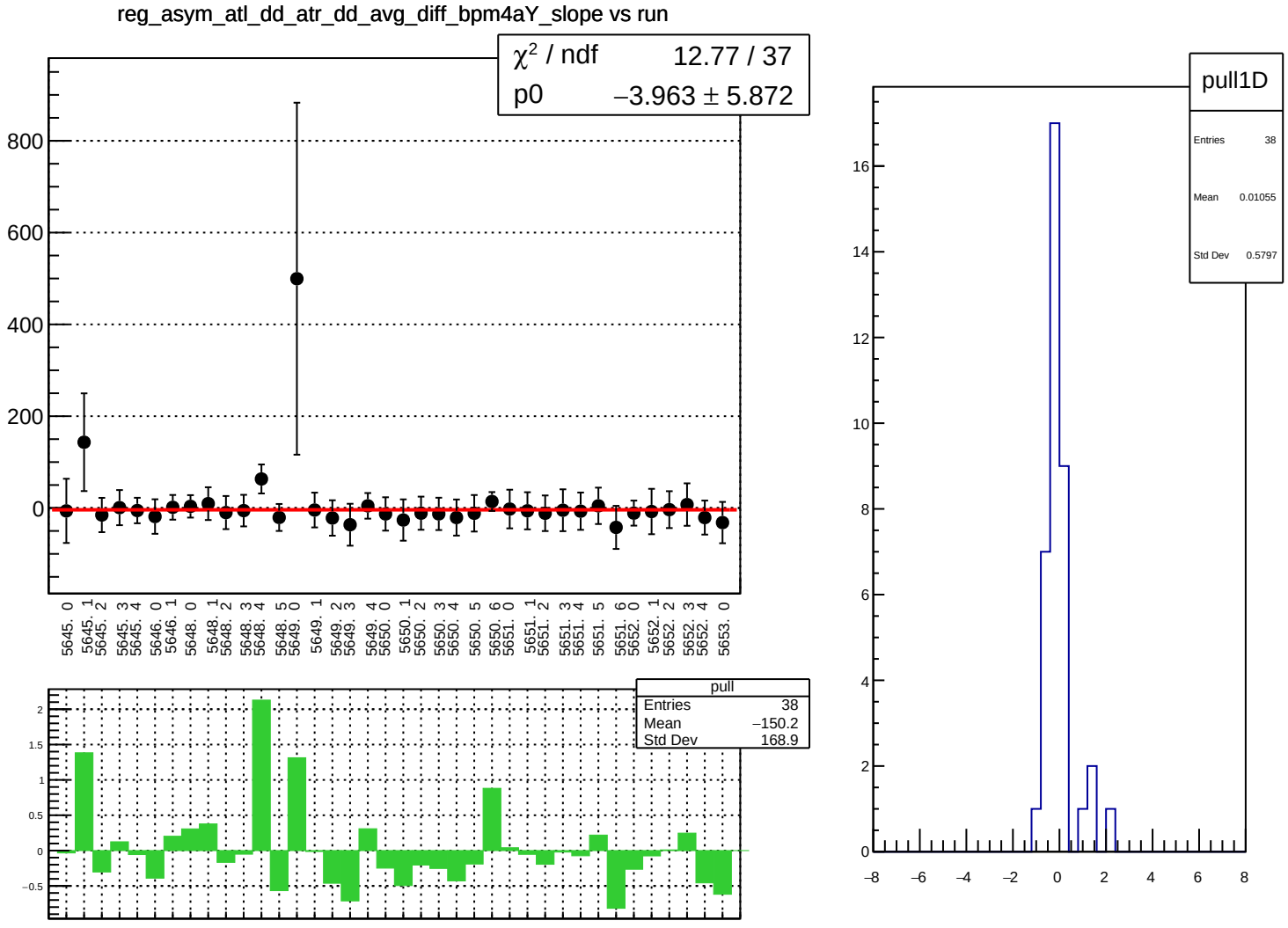
reg_asym_atl_dd_atr_dd_avg_diff_bpm4aY_slope vs run
χ² / ndf 12.77 / 37
p0 −3.963 ± 5.872
800
600
400
200
0
5645. 0
5645. 1
5645. 2
5645. 3
5645. 4
5646. 0
5646. 1
5648. 0
5648. 1
5648. 2
5648. 3
5648. 4
5648. 5
5649. 0
5649. 1
5649. 2
5649. 3
5649. 4
5650. 0
5650. 1
5650. 2
5650. 3
5650. 4
5650. 5
5650. 6
5651. 0
5651. 1
5651. 2
5651. 3
5651. 4
5651. 5
5651. 6
5652. 0
5652. 1
5652. 2
5652. 3
5652. 4
5653. 0
pull
Entries 38
Mean −150.2
Std Dev 168.9
2
1.5
1
0.5
0
−0.5
pull1D
Entries 38
Mean 0.01055
Std Dev 0.5797
16
14
12
10
8
6
4
2
0
−8
−6
−4
−2
0
2
4
6
8

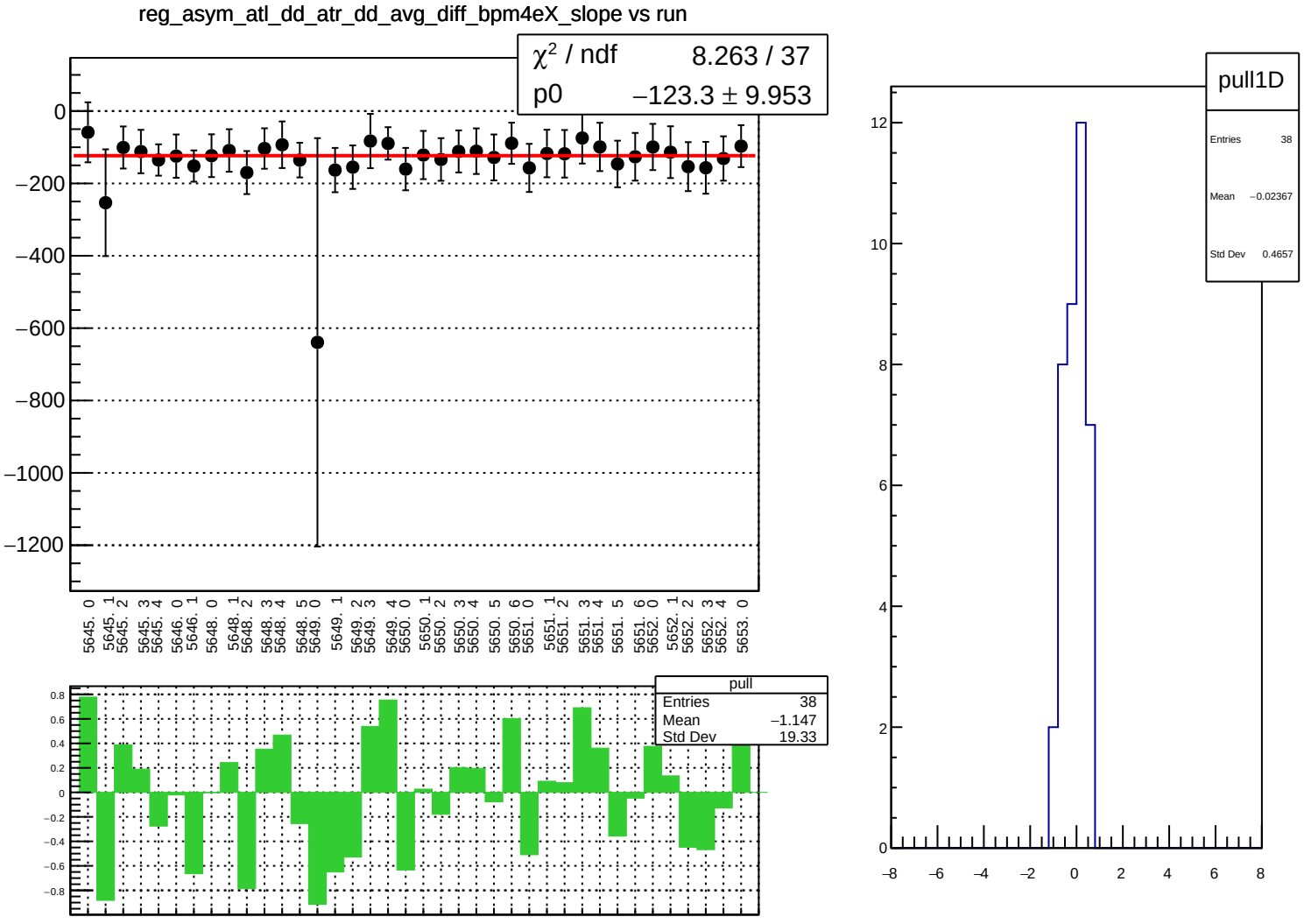
reg_asym_atl_dd_atr_dd_avg_diff_bpm4eX_slope vs run
χ² / ndf 8.263 / 37
p0 −123.3 ± 9.953
0
−200
−400
−600
−800
−1000
−1200
5645. 0
5645. 1
5645. 2
5645. 3
5645. 4
5646. 0
5646. 1
5648. 0
5648. 1
5648. 2
5648. 3
5648. 4
5648. 5
5649. 0
5649. 1
5649. 2
5649. 3
5649. 4
5650. 0
5650. 1
5650. 2
5650. 3
5650. 4
5650. 5
5650. 6
5651. 0
5651. 1
5651. 2
5651. 3
5651. 4
5651. 5
5651. 6
5652. 0
5652. 1
5652. 2
5652. 3
5652. 4
5653. 0
pull
Entries 38
Mean −1.147
Std Dev 19.33
0.8
0.6
0.4
0.2
0
−0.2
−0.4
−0.6
−0.8
pull1D
Entries 38
Mean −0.02367
Std Dev 0.4657
12
10
8
6
4
2
0
−8
−6
−4
−2
0
2
4
6
8

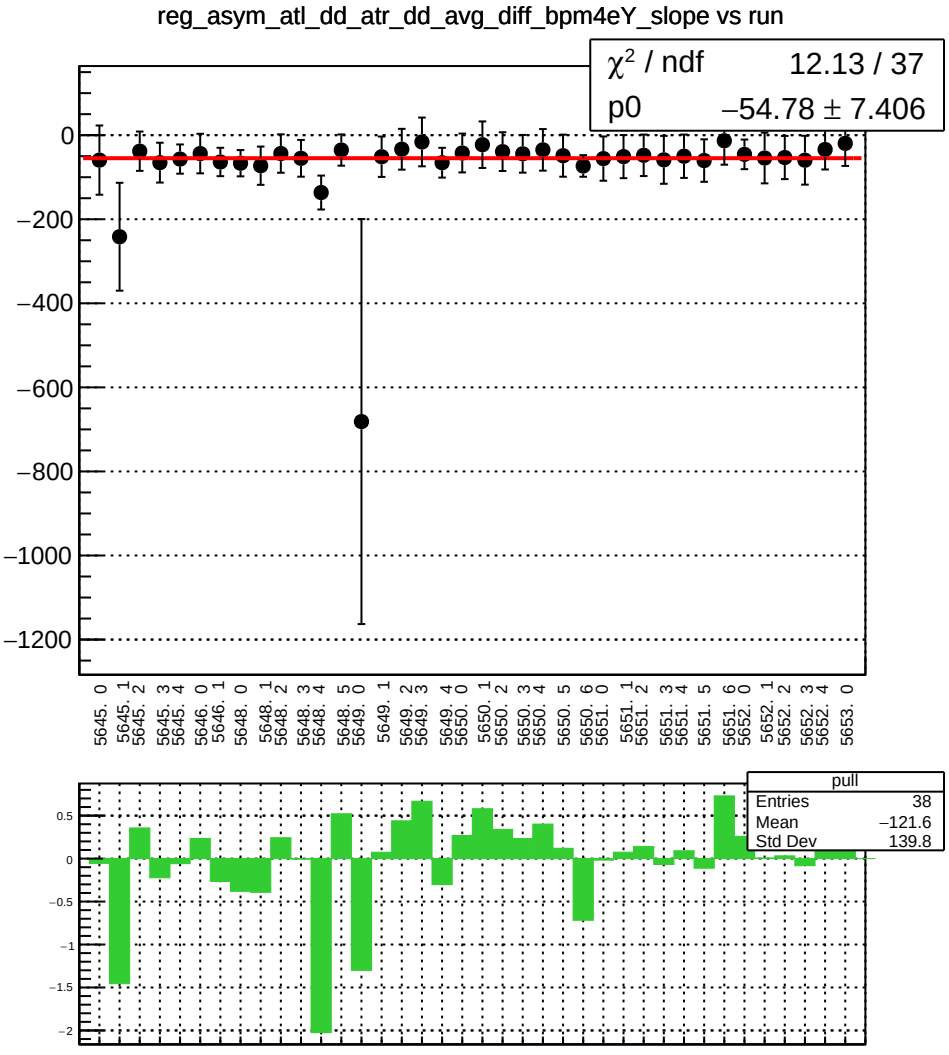
reg_asym_atl_dd_atr_dd_avg_diff_bpm4eY_slope vs run
χ² / ndf 12.13 / 37
p0 −54.78 ± 7.406
0
−200
−400
−600
−800
−1000
−1200
5645. 0
5645. 1
5645. 2
5645. 3
5645. 4
5646. 0
5646. 1
5648. 0
5648. 1
5648. 2
5648. 3
5648. 4
5648. 5
5649. 0
5649. 1
5649. 2
5649. 3
5649. 4
5650. 0
5650. 1
5650. 2
5650. 3
5650. 4
5650. 5
5650. 6
5651. 0
5651. 1
5651. 2
5651. 3
5651. 4
5651. 5
5651. 6
5652. 0
5652. 1
5652. 2
5652. 3
5652. 4
5653. 0
pull
Entries 38
Mean −121.6
Std Dev 139.8
0.5
0
−0.5
−1
−1.5
−2

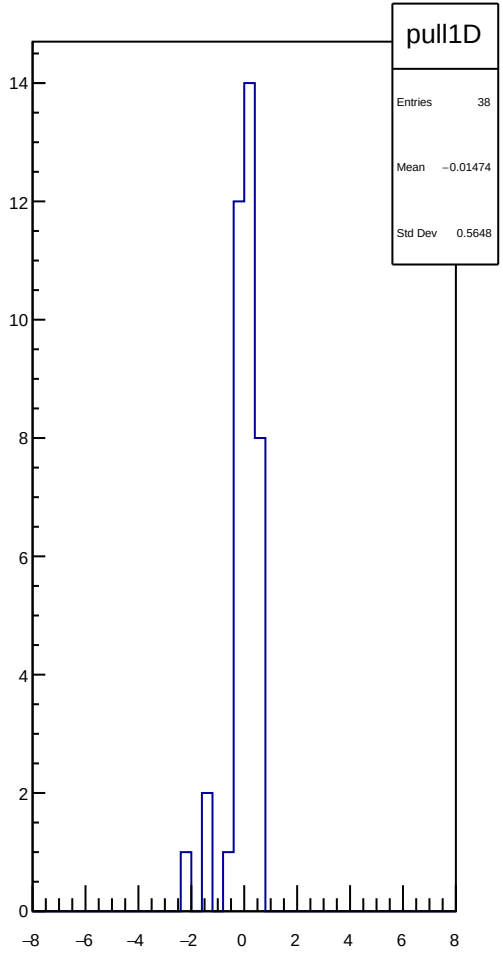
pull1D
Entries 38
Mean −0.01474
Std Dev 0.5648
14
12
10
8
6
4
2
0
−8
−6
−4
−2
0
2
4
6
8

reg_asym_atl_dd_atr_dd_avg_diff_bpm12X_slope vs run

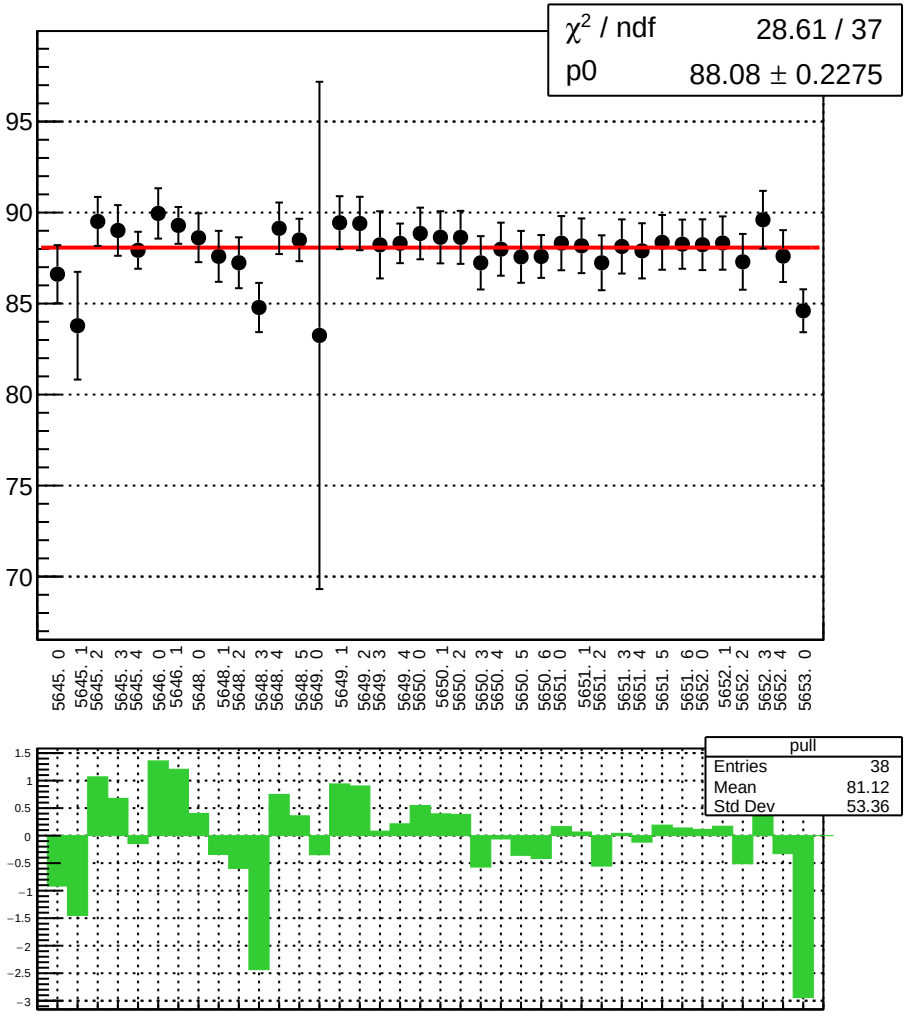

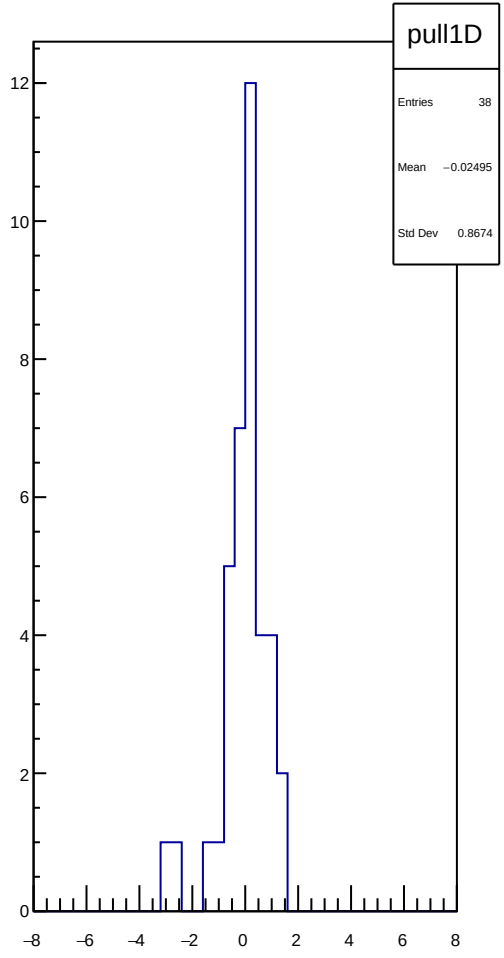

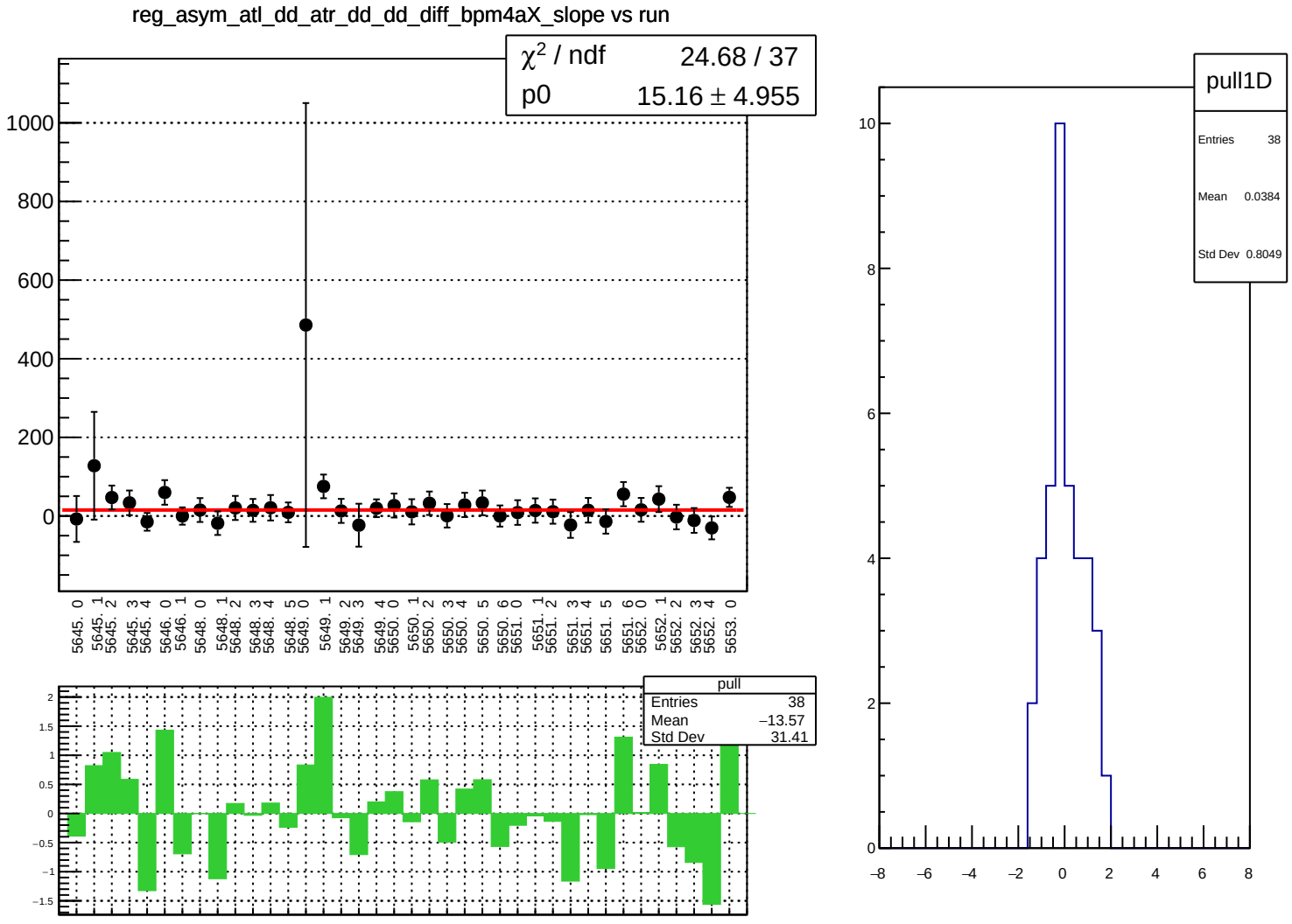
reg_asym_atl_dd_atr_dd_dd_diff_bpm4aX_slope vs run
χ2 / ndf 24.68 / 37
p0 15.16 ± 4.955
1000
800
600
400
200
0
5645. 0
5645. 1
5645. 2
5645. 3
5645. 4
5646. 0
5646. 1
5648. 0
5648. 1
5648. 2
5648. 3
5648. 4
5648. 5
5649. 0
5649. 1
5649. 2
5649. 3
5649. 4
5650. 0
5650. 1
5650. 2
5650. 3
5650. 4
5650. 5
5650. 6
5651. 0
5651. 1
5651. 2
5651. 3
5651. 4
5651. 5
5651. 6
5652. 0
5652. 1
5652. 2
5652. 3
5652. 4
5653. 0
pull
Entries 38
Mean −13.57
Std Dev 31.41
2
1.5
1
0.5
0
−0.5
−1
−1.5
pull1D
Entries 38
Mean 0.0384
Std Dev 0.8049
10
8
6
4
2
0
−8
−6
−4
−2
0
2
4
6
8

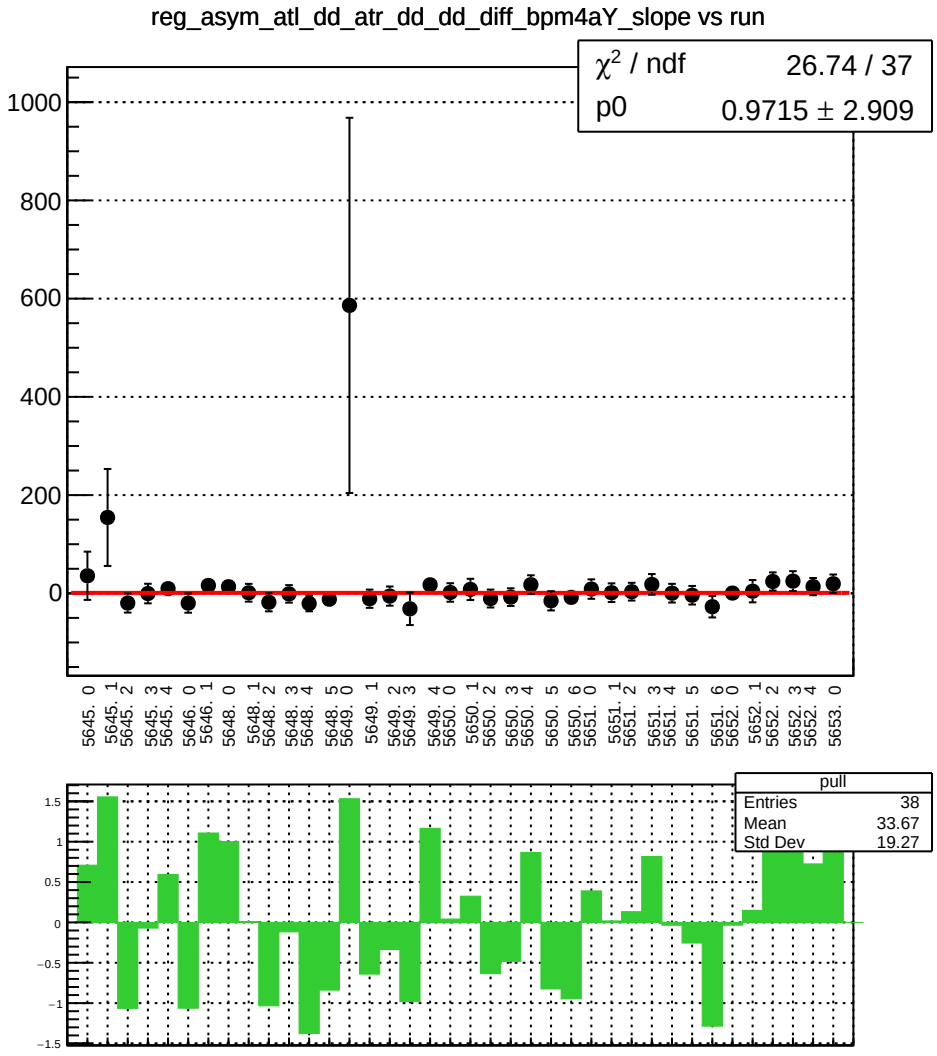
reg_asym_atl_dd_atr_dd_dd_diff_bpm4aY_slope vs run
χ2 / ndf 26.74 / 37
p0 0.9715 ± 2.909
1000
800
600
400
200
0
5645. 0
5645. 1
5645. 2
5645. 3
5645. 4
5646. 0
5646. 1
5648. 0
5648. 1
5648. 2
5648. 3
5648. 4
5648. 5
5649. 0
5649. 1
5649. 2
5649. 3
5649. 4
5650. 0
5650. 1
5650. 2
5650. 3
5650. 4
5650. 5
5650. 6
5651. 0
5651. 1
5651. 2
5651. 3
5651. 4
5651. 5
5651. 6
5652. 0
5652. 1
5652. 2
5652. 3
5652. 4
5653. 0
pull
Entries 38
Mean 33.67
Std Dev 19.27
1.5
1
0.5
0
−0.5
−1
−1.5

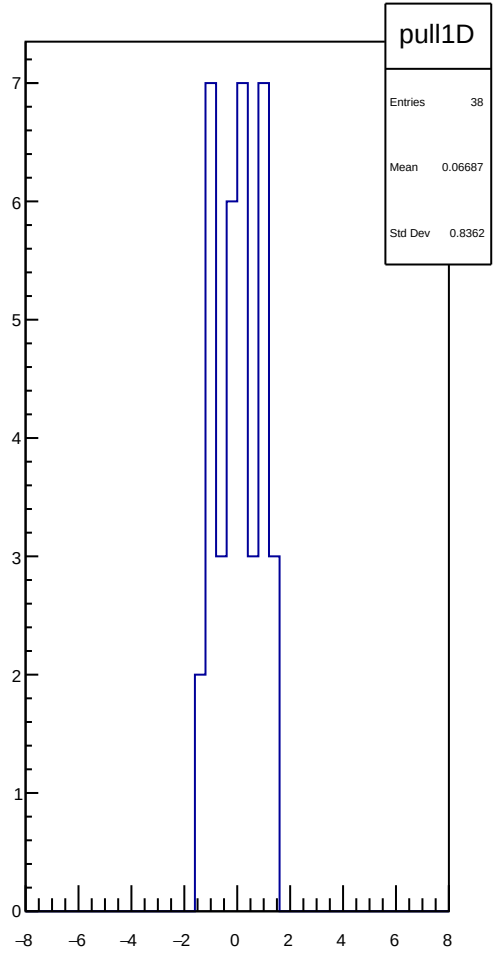
pull1D
Entries 38
Mean 0.06687
Std Dev 0.8362
7
6
5
4
3
2
1
0
−8
−6
−4
−2
0
2
4
6
8

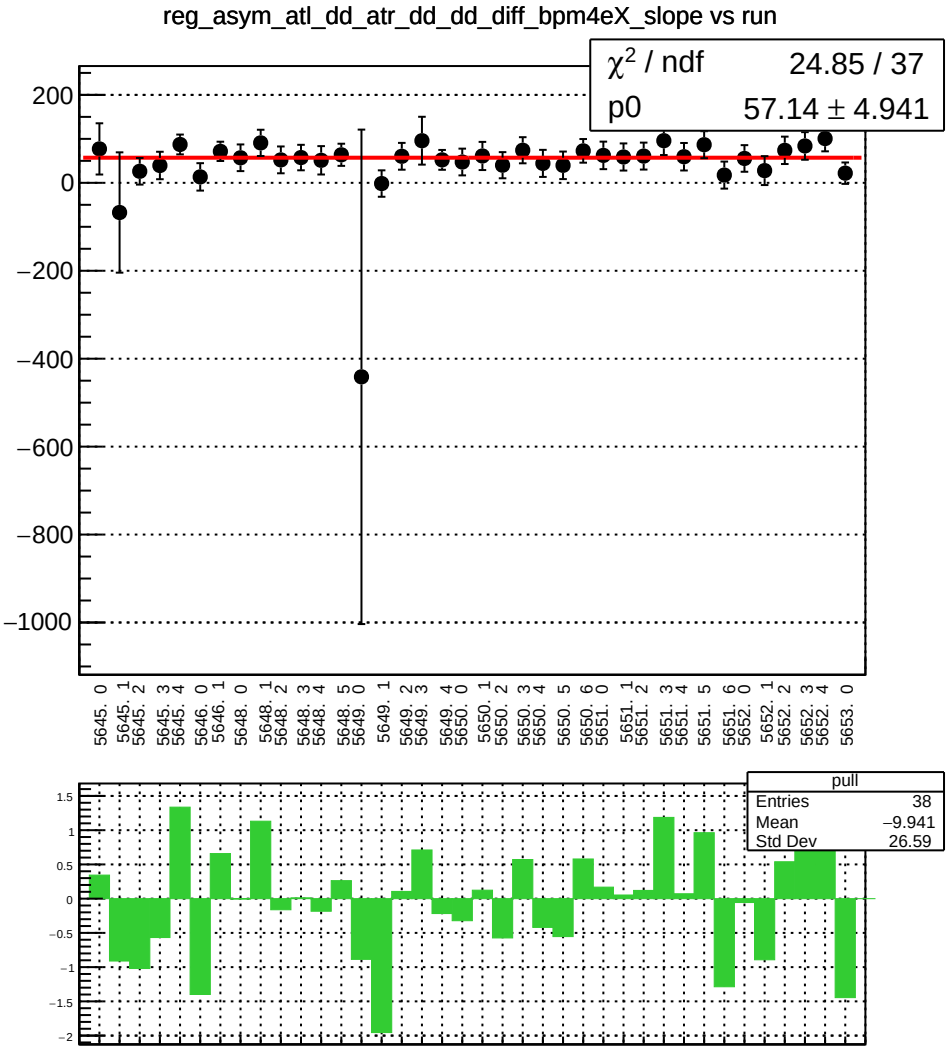
reg_asym_atl_dd_atr_dd_dd_diff_bpm4eX_slope vs run
χ² / ndf 24.85 / 37
p0 57.14 ± 4.941
200
0
−200
−400
−600
−800
−1000
5645. 0
5645. 1
5645. 2
5645. 3
5645. 4
5646. 0
5646. 1
5648. 0
5648. 1
5648. 2
5648. 3
5648. 4
5648. 5
5649. 0
5649. 1
5649. 2
5649. 3
5649. 4
5650. 0
5650. 1
5650. 2
5650. 3
5650. 4
5650. 5
5650. 6
5651. 0
5651. 1
5651. 2
5651. 3
5651. 4
5651. 5
5651. 6
5652. 0
5652. 1
5652. 2
5652. 3
5652. 4
5653. 0
pull
Entries 38
Mean −9.941
Std Dev 26.59
1.5
1
0.5
0
−0.5
−1
−1.5
−2

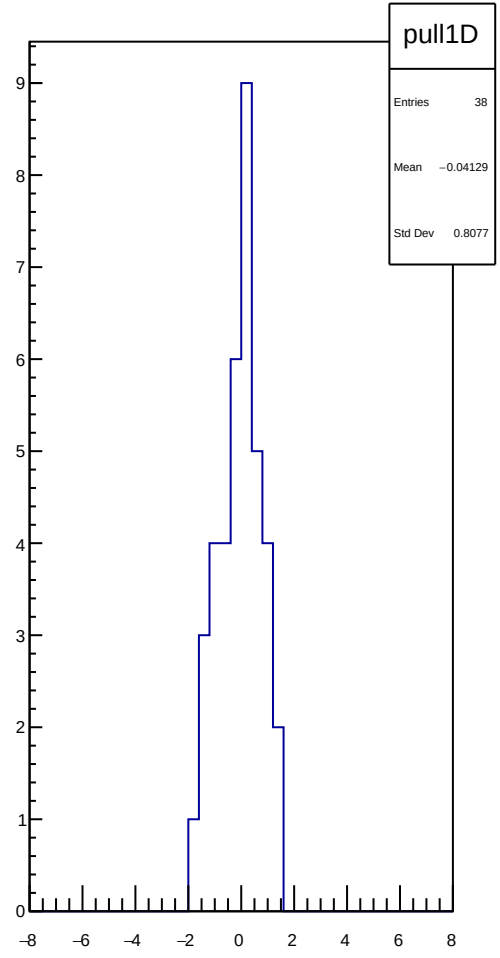
pull1D
Entries 38
Mean −0.04129
Std Dev 0.8077
9
8
7
6
5
4
3
2
1
0
−8
−6
−4
−2
0
2
4
6
8

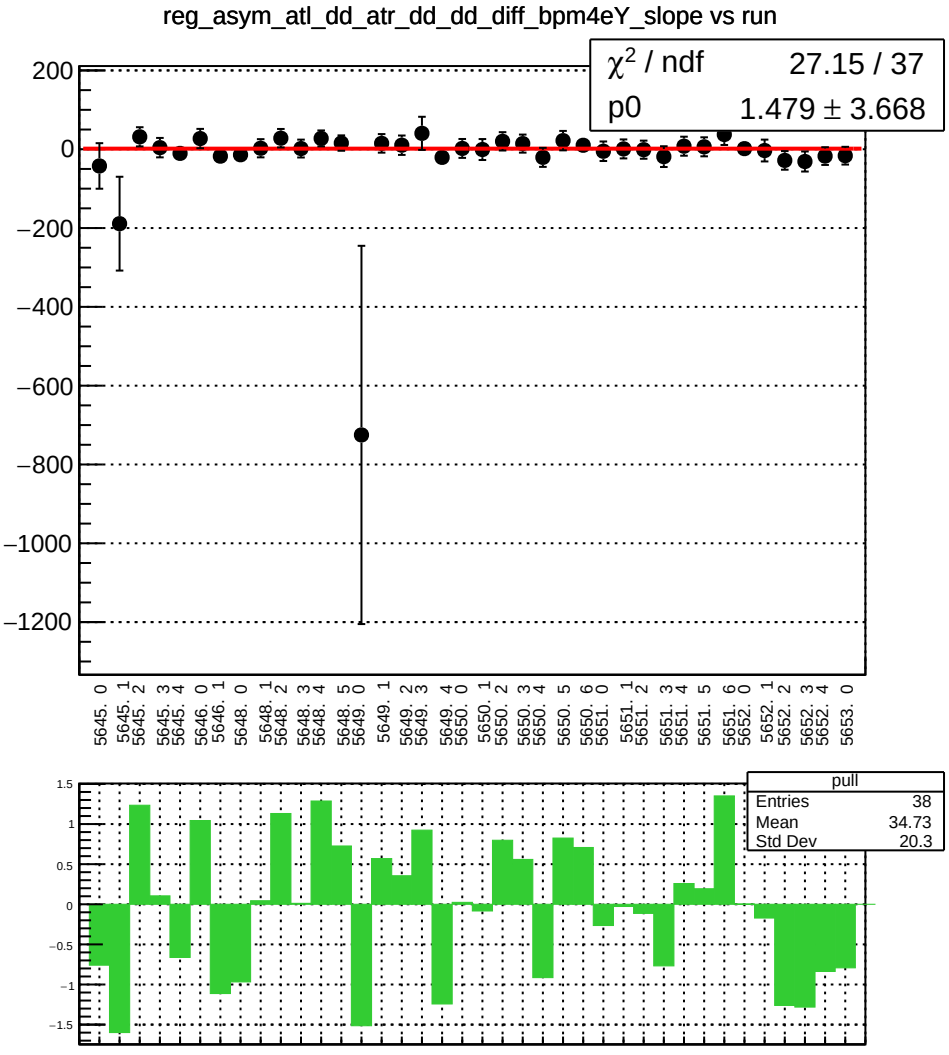
reg_asym_atl_dd_atr_dd_dd_diff_bpm4eY_slope vs run
χ² / ndf 27.15 / 37
p0 1.479 ± 3.668
pull
Entries 38
Mean 34.73
Std Dev 20.3

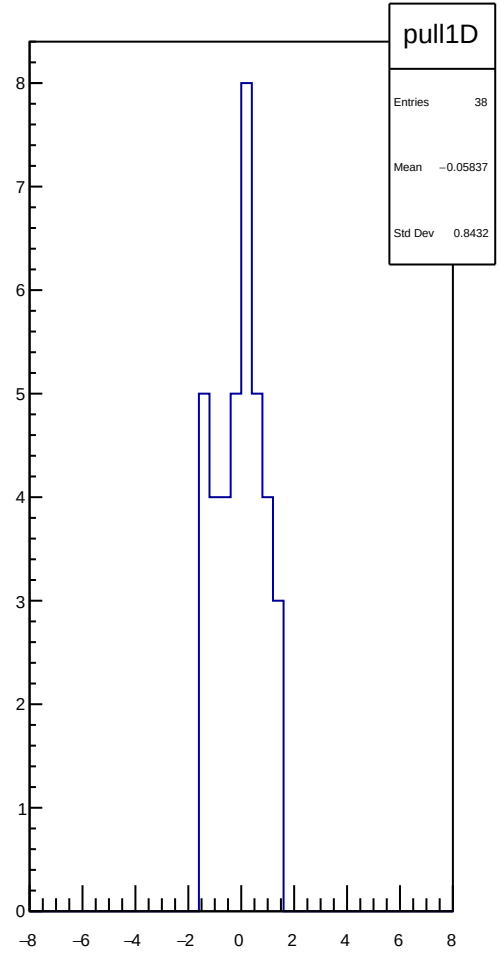
pull1D
Entries 38
Mean −0.05837
Std Dev 0.8432

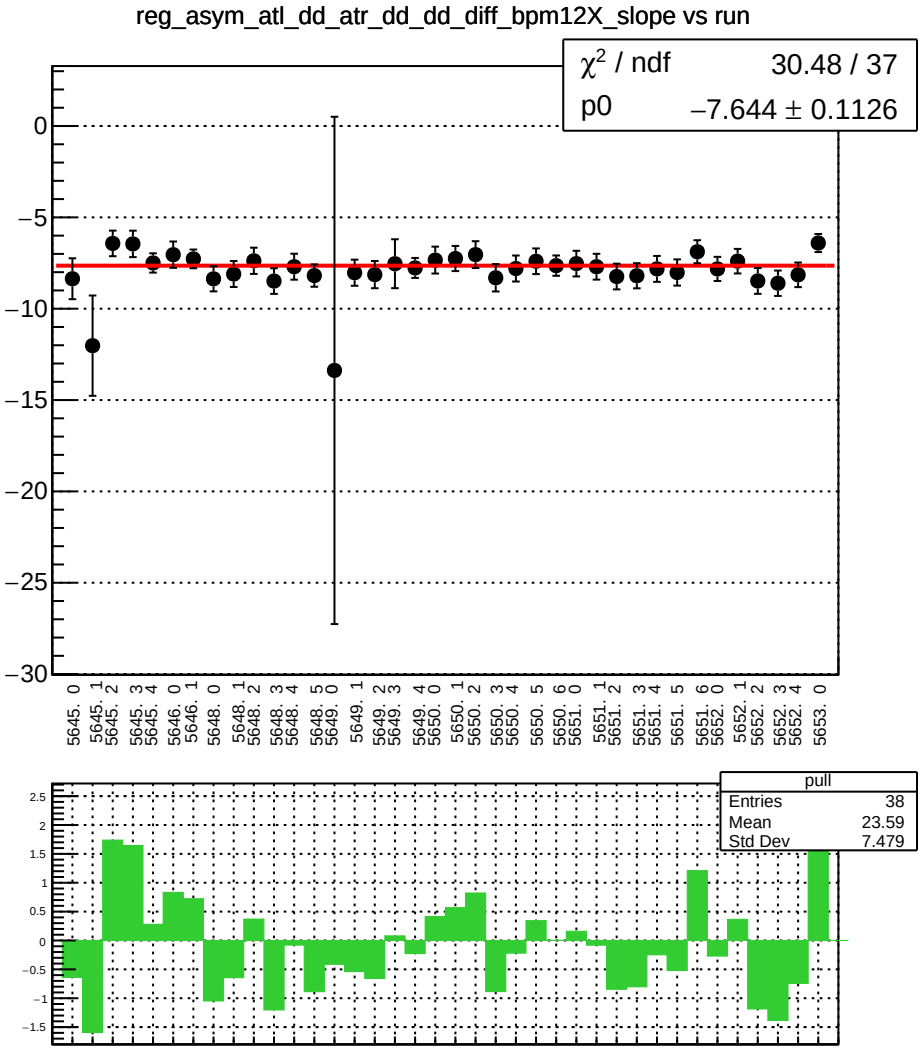
reg_asym_atl_dd_atr_dd_dd_diff_bpm12X_slope vs run
χ² / ndf 30.48 / 37
p0 −7.644 ± 0.1126
pull
Entries 38
Mean 23.59
Std Dev 7.479

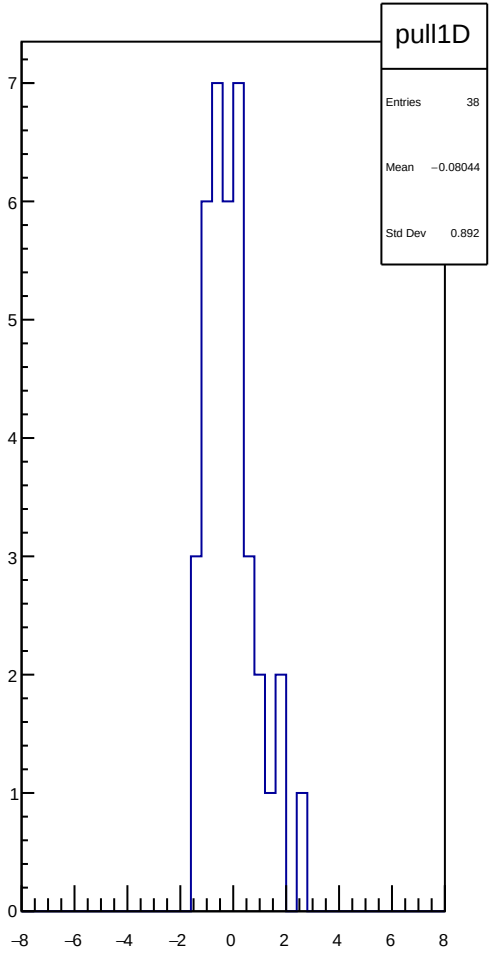
pull1D
Entries 38
Mean −0.08044
Std Dev 0.892

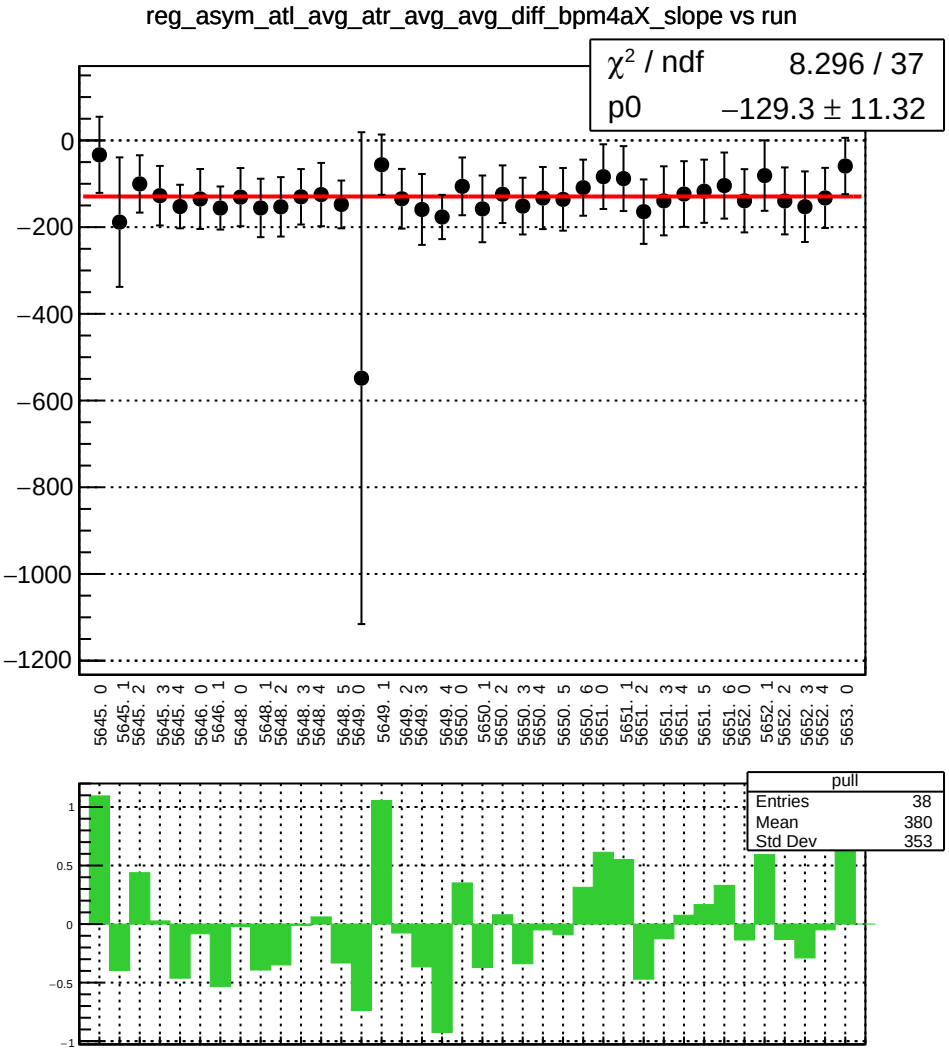
reg_asym_atl_avg_atr_avg_avg_diff_bpm4aX_slope vs run
χ² / ndf 8.296 / 37
p0 −129.3 ± 11.32
0
−200
−400
−600
−800
−1000
−1200
5645. 0
5645. 1
5645. 2
5645. 3
5645. 4
5646. 0
5646. 1
5648. 0
5648. 1
5648. 2
5648. 3
5648. 4
5648. 5
5649. 0
5649. 1
5649. 2
5649. 3
5649. 4
5650. 0
5650. 1
5650. 2
5650. 3
5650. 4
5650. 5
5650. 6
5651. 0
5651. 1
5651. 2
5651. 3
5651. 4
5651. 5
5651. 6
5652. 0
5652. 1
5652. 2
5652. 3
5652. 4
5653. 0
pull
Entries 38
Mean 380
Std Dev 353
1
0.5
0
−0.5
−1

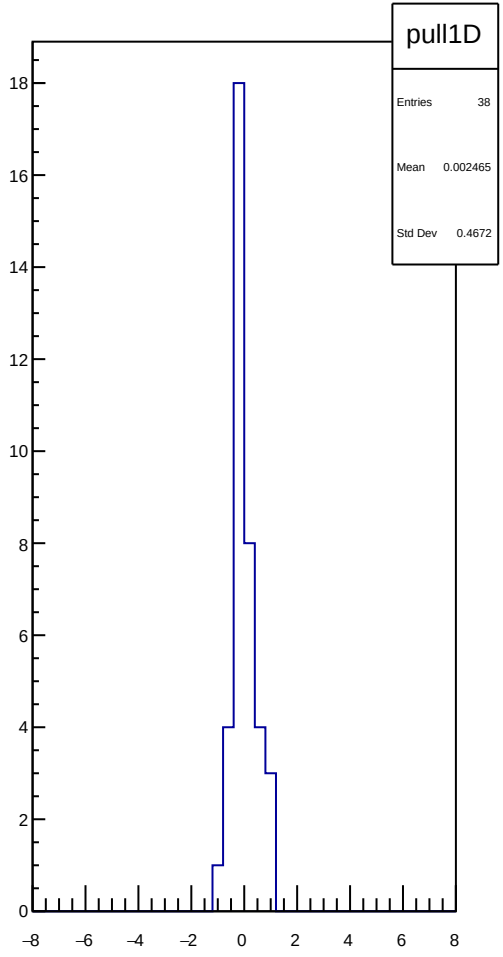
pull1D
Entries 38
Mean 0.002465
Std Dev 0.4672
18
16
14
12
10
8
6
4
2
0
−8
−6
−4
−2
0
2
4
6
8

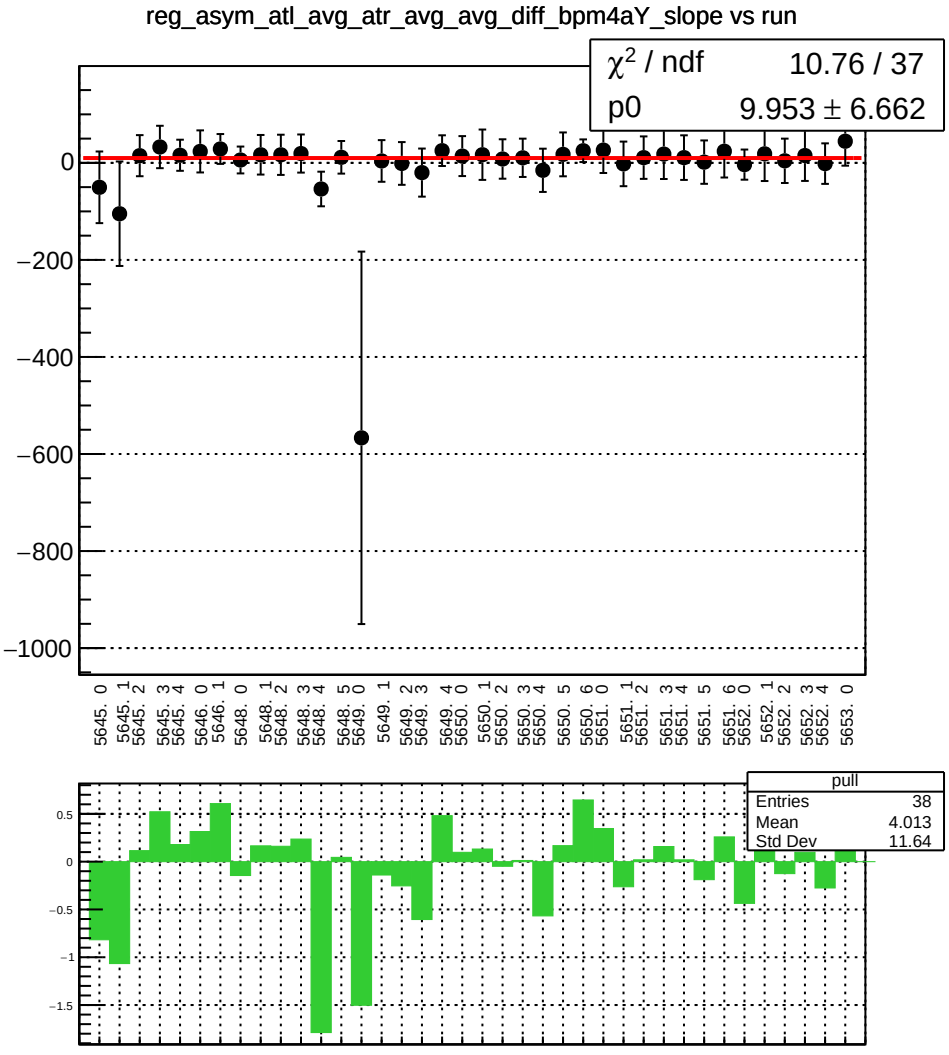
reg_asym_atl_avg_atr_avg_avg_diff_bpm4aY_slope vs run
χ² / ndf 10.76 / 37
p0 9.953 ± 6.662
0
−200
−400
−600
−800
−1000
5645. 0
5645. 1
5645. 2
5645. 3
5645. 4
5646. 0
5646. 1
5648. 0
5648. 1
5648. 2
5648. 3
5648. 4
5648. 5
5649. 0
5649. 1
5649. 2
5649. 3
5649. 4
5650. 0
5650. 1
5650. 2
5650. 3
5650. 4
5650. 5
5650. 6
5651. 0
5651. 1
5651. 2
5651. 3
5651. 4
5651. 5
5651. 6
5652. 0
5652. 1
5652. 2
5652. 3
5652. 4
5653. 0
pull
Entries 38
Mean 4.013
Std Dev 11.64
0.5
0
−0.5
−1
−1.5

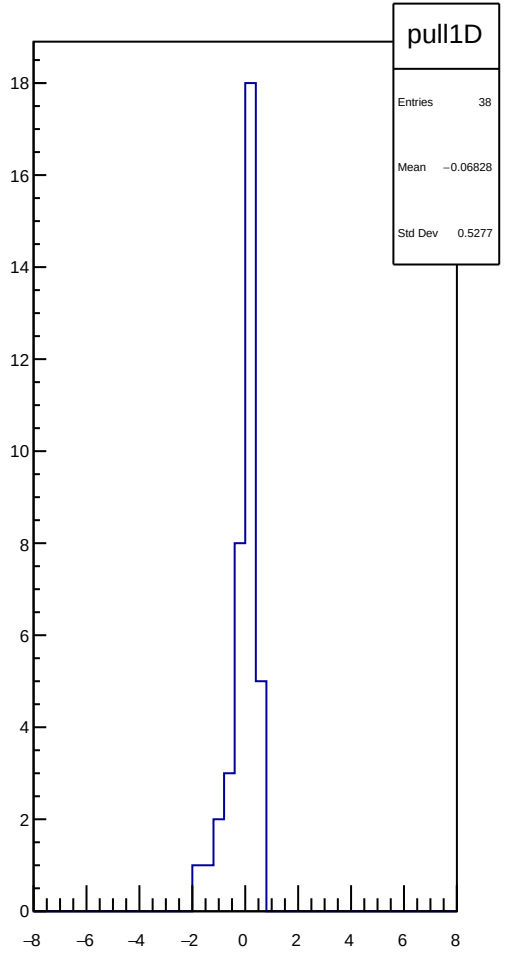
pull1D
Entries 38
Mean −0.06828
Std Dev 0.5277
18
16
14
12
10
8
6
4
2
0
−8
−6
−4
−2
0
2
4
6
8

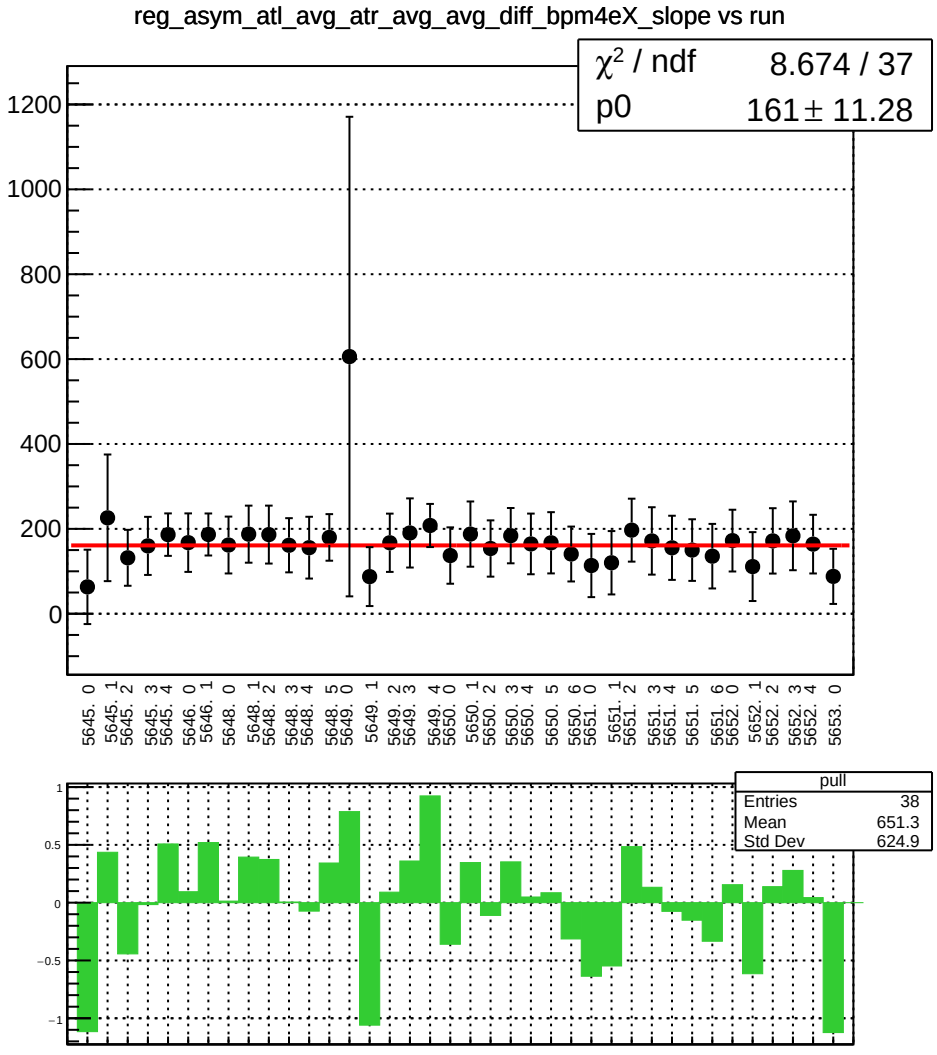
reg_asym_atl_avg_atr_avg_avg_diff_bpm4eX_slope vs run
χ² / ndf 8.674 / 37
p0 161 ± 11.28
1200
1000
800
600
400
200
0
5645. 0
5645. 1
5645. 2
5645. 3
5645. 4
5646. 0
5646. 1
5648. 0
5648. 1
5648. 2
5648. 3
5648. 4
5648. 5
5649. 0
5649. 1
5649. 2
5649. 3
5649. 4
5650. 0
5650. 1
5650. 2
5650. 3
5650. 4
5650. 5
5650. 6
5651. 0
5651. 1
5651. 2
5651. 3
5651. 4
5651. 5
5651. 6
5652. 0
5652. 1
5652. 2
5652. 3
5652. 4
5653. 0
pull
Entries 38
Mean 651.3
Std Dev 624.9
1
0.5
0
−0.5
−1

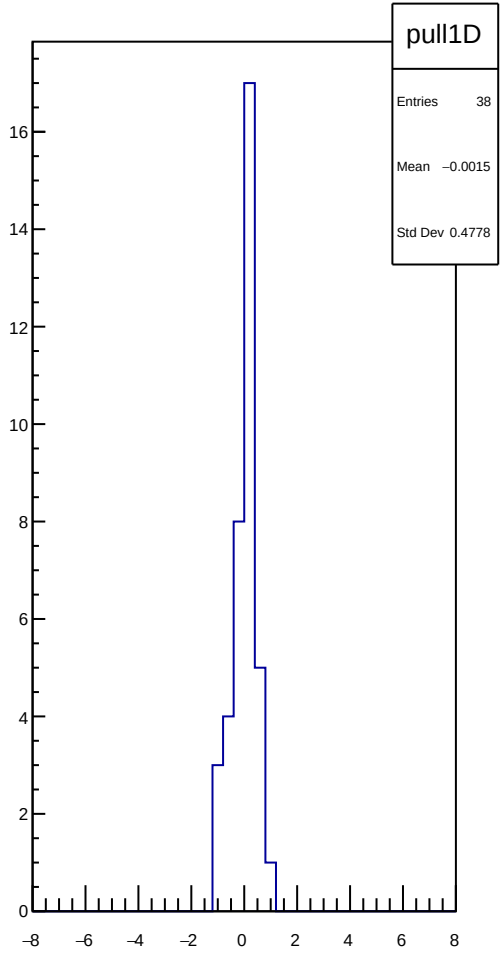
pull1D
Entries 38
Mean −0.0015
Std Dev 0.4778
16
14
12
10
8
6
4
2
0
−8
−6
−4
−2
0
2
4
6
8

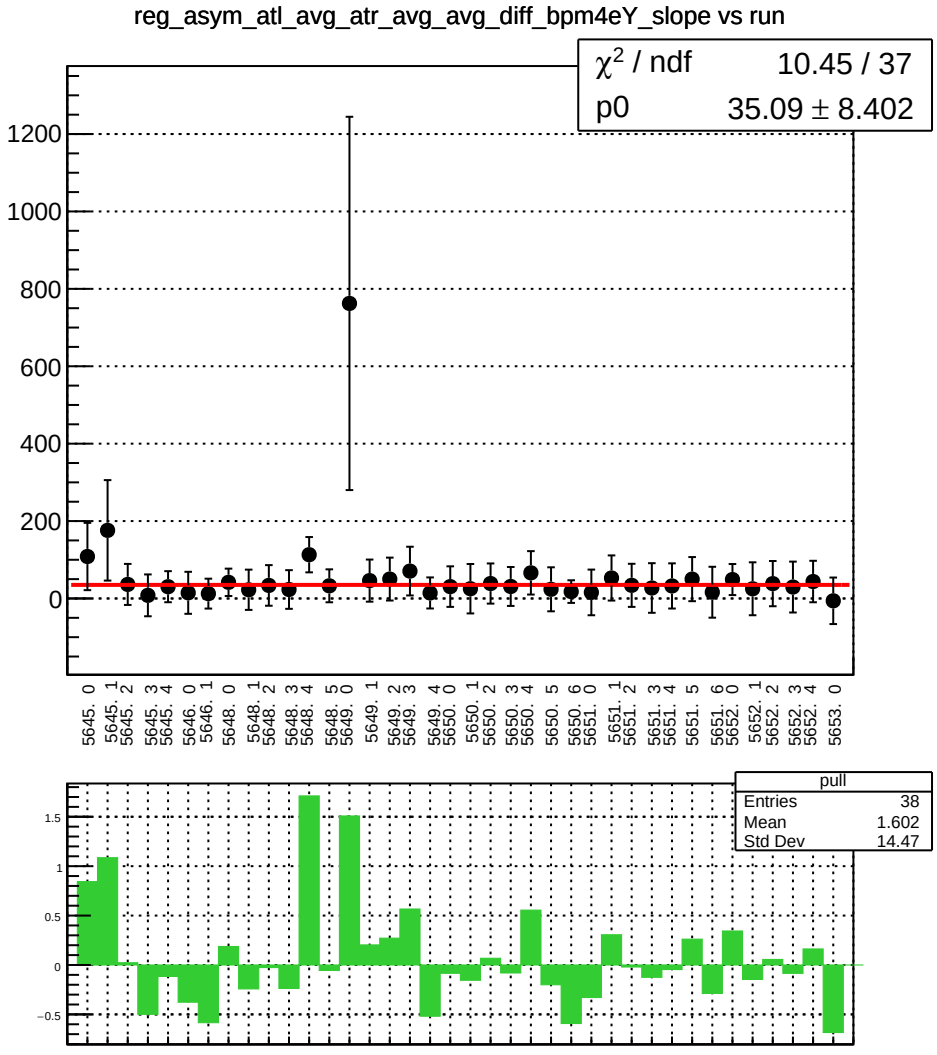
reg_asym_atl_avg_atr_avg_avg_diff_bpm4eY_slope vs run
χ2 / ndf 10.45 / 37
p0 35.09 ± 8.402
1200
1000
800
600
400
200
0
5645. 0
5645. 1
5645. 2
5645. 3
5645. 4
5646. 0
5646. 1
5648. 0
5648. 1
5648. 2
5648. 3
5648. 4
5648. 5
5649. 0
5649. 1
5649. 2
5649. 3
5649. 4
5650. 0
5650. 1
5650. 2
5650. 3
5650. 4
5650. 5
5650. 6
5651. 0
5651. 1
5651. 2
5651. 3
5651. 4
5651. 5
5651. 6
5652. 0
5652. 1
5652. 2
5652. 3
5652. 4
5653. 0
pull
Entries 38
Mean 1.602
Std Dev 14.47
1.5
1
0.5
0
−0.5

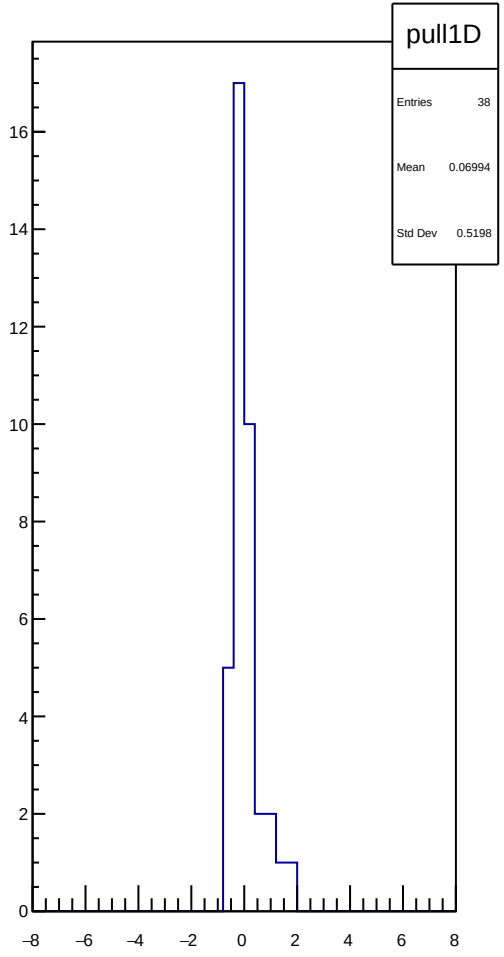
pull1D
Entries 38
Mean 0.06994
Std Dev 0.5198
16
14
12
10
8
6
4
2
0
−8
−6
−4
−2
0
2
4
6
8

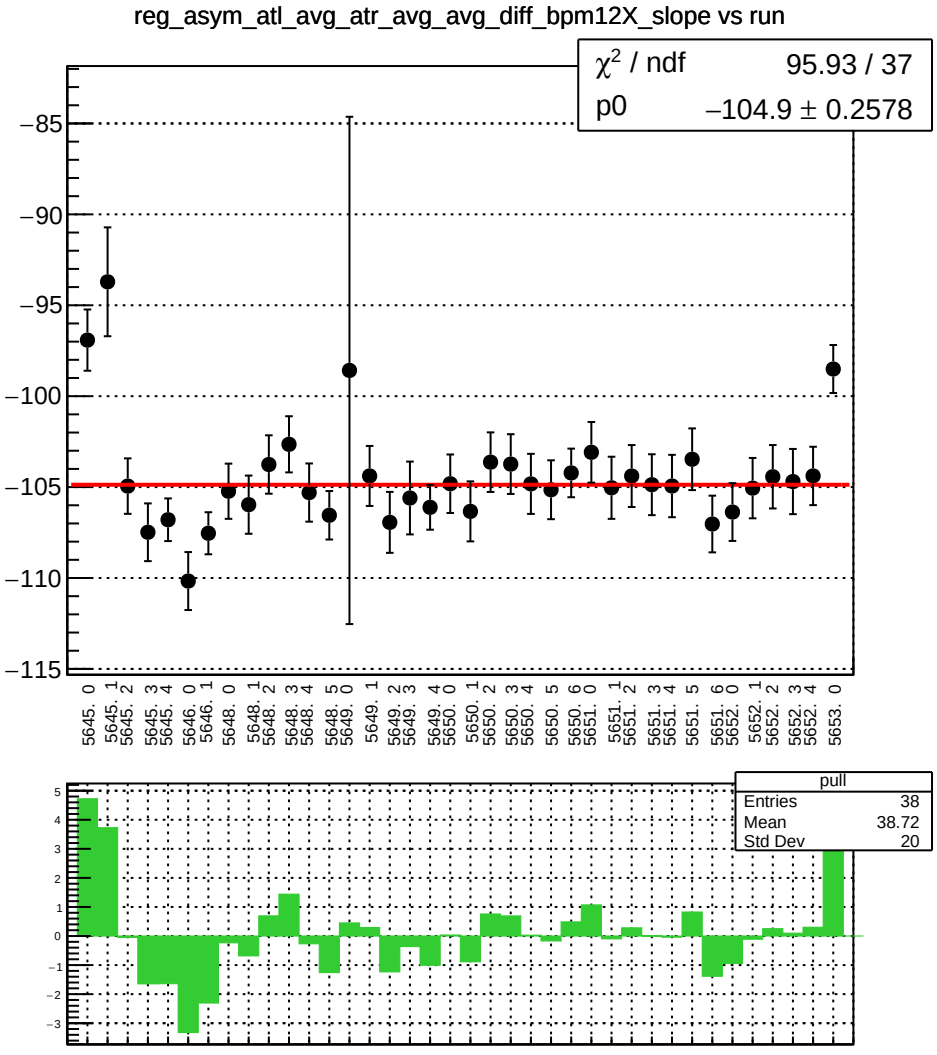
reg_asym_atl_avg_atr_avg_avg_diff_bpm12X_slope vs run
χ² / ndf 95.93 / 37
p0 −104.9 ± 0.2578
pull
Entries 38
Mean 38.72
Std Dev 20

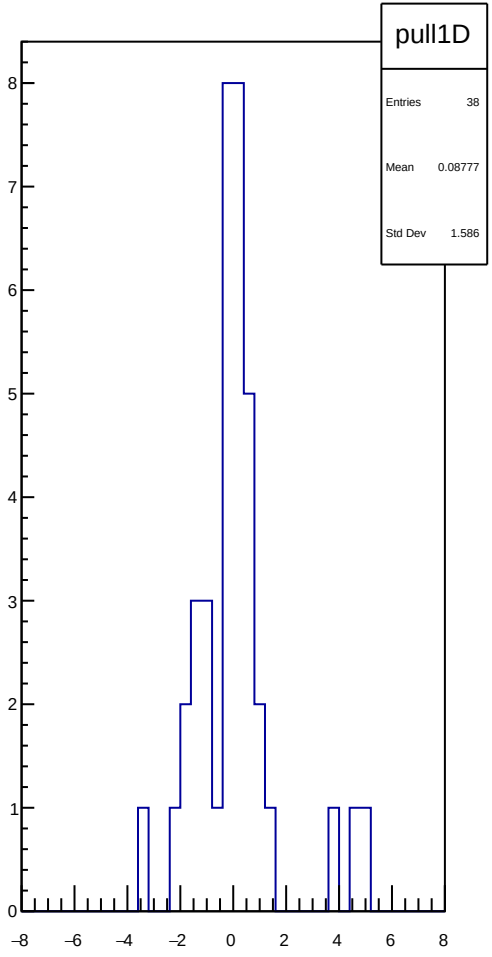
pull1D
Entries 38
Mean 0.08777
Std Dev 1.586

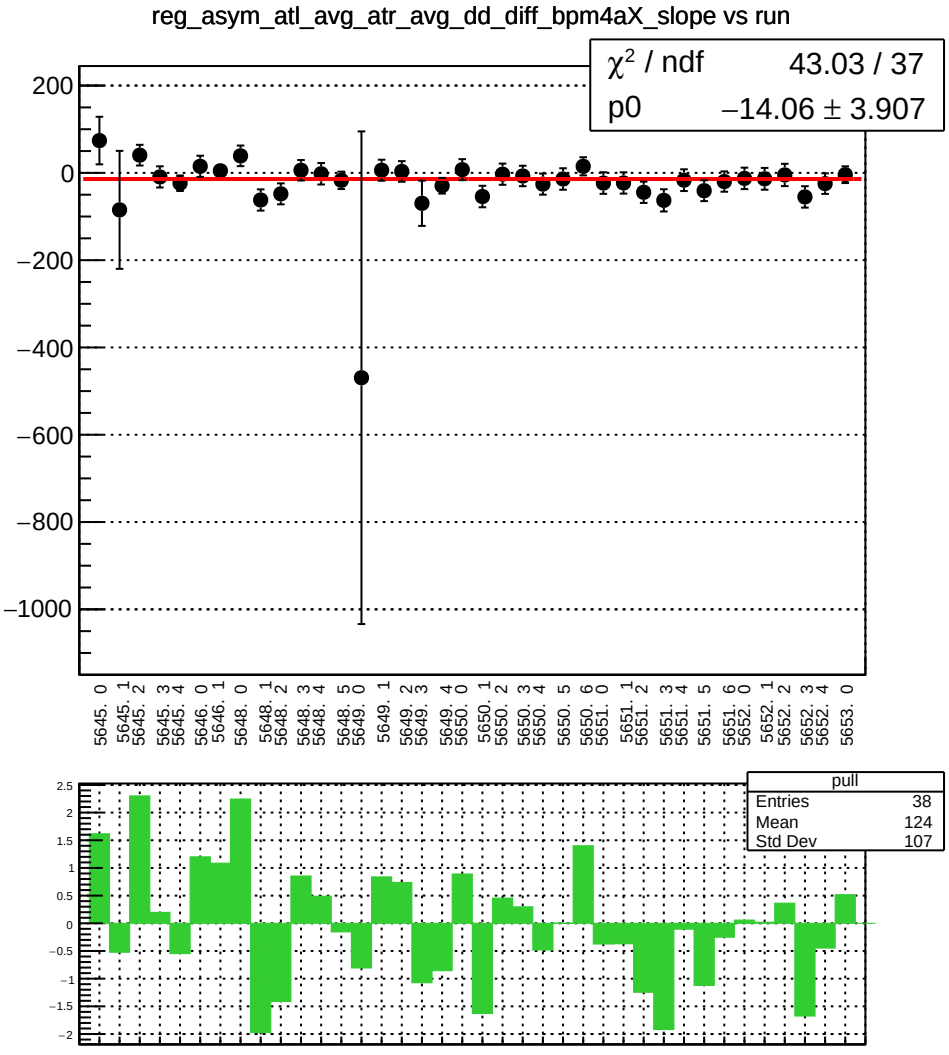
reg_asym_atl_avg_atr_avg_dd_diff_bpm4aX_slope vs run
χ² / ndf 43.03 / 37
p0 −14.06 ± 3.907
200
0
−200
−400
−600
−800
−1000
5645. 0
5645. 1
5645. 2
5645. 3
5645. 4
5646. 0
5646. 1
5648. 0
5648. 1
5648. 2
5648. 3
5648. 4
5648. 5
5649. 0
5649. 1
5649. 2
5649. 3
5649. 4
5650. 0
5650. 1
5650. 2
5650. 3
5650. 4
5650. 5
5650. 6
5651. 0
5651. 1
5651. 2
5651. 3
5651. 4
5651. 5
5651. 6
5652. 0
5652. 1
5652. 2
5652. 3
5652. 4
5653. 0
pull
Entries 38
Mean 124
Std Dev 107
2.5
2
1.5
1
0.5
0
−0.5
−1
−1.5
−2

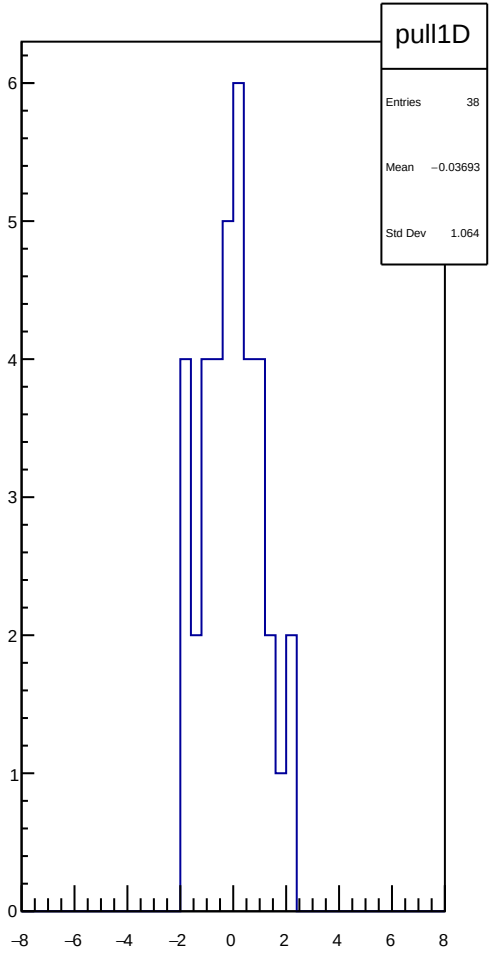
pull1D
Entries 38
Mean −0.03693
Std Dev 1.064
6
5
4
3
2
1
0
−8
−6
−4
−2
0
2
4
6
8

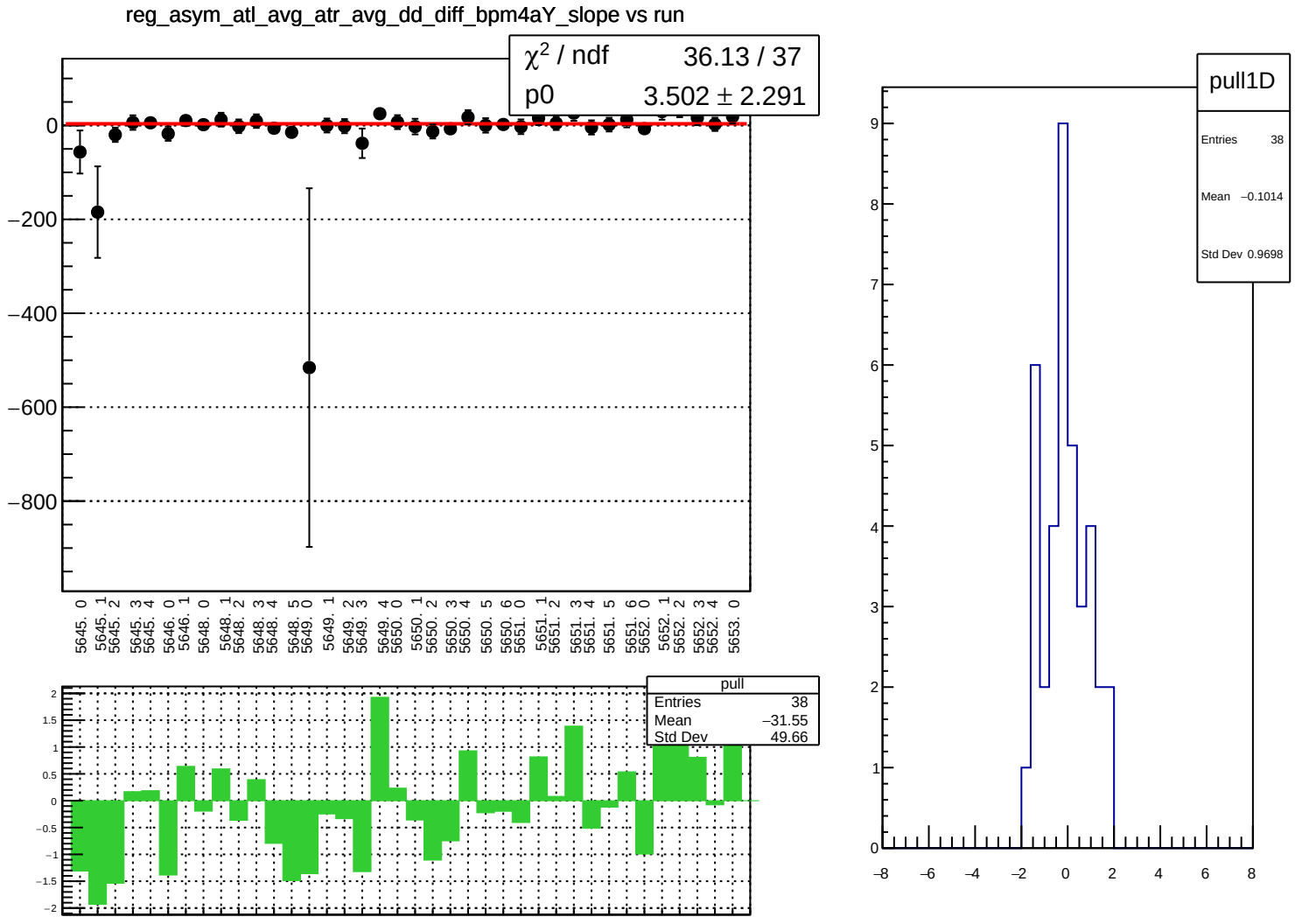
reg_asym_atl_avg_atr_avg_dd_diff_bpm4aY_slope vs run
χ2 / ndf 36.13 / 37
p0 3.502 ± 2.291
0
−200
−400
−600
−800
5645. 0
5645. 1
5645. 2
5645. 3
5645. 4
5646. 0
5646. 1
5648. 0
5648. 1
5648. 2
5648. 3
5648. 4
5648. 5
5649. 0
5649. 1
5649. 2
5649. 3
5649. 4
5650. 0
5650. 1
5650. 2
5650. 3
5650. 4
5650. 5
5650. 6
5651. 0
5651. 1
5651. 2
5651. 3
5651. 4
5651. 5
5651. 6
5652. 0
5652. 1
5652. 2
5652. 3
5652. 4
5653. 0
pull
Entries 38
Mean −31.55
Std Dev 49.66
2
1.5
1
0.5
0
−0.5
−1
−1.5
−2
pull1D
Entries 38
Mean −0.1014
Std Dev 0.9698
9
8
7
6
5
4
3
2
1
0
−8
−6
−4
−2
0
2
4
6
8

reg_asym_atl_avg_atr_avg_dd_diff_bpm4eX_slope vs run

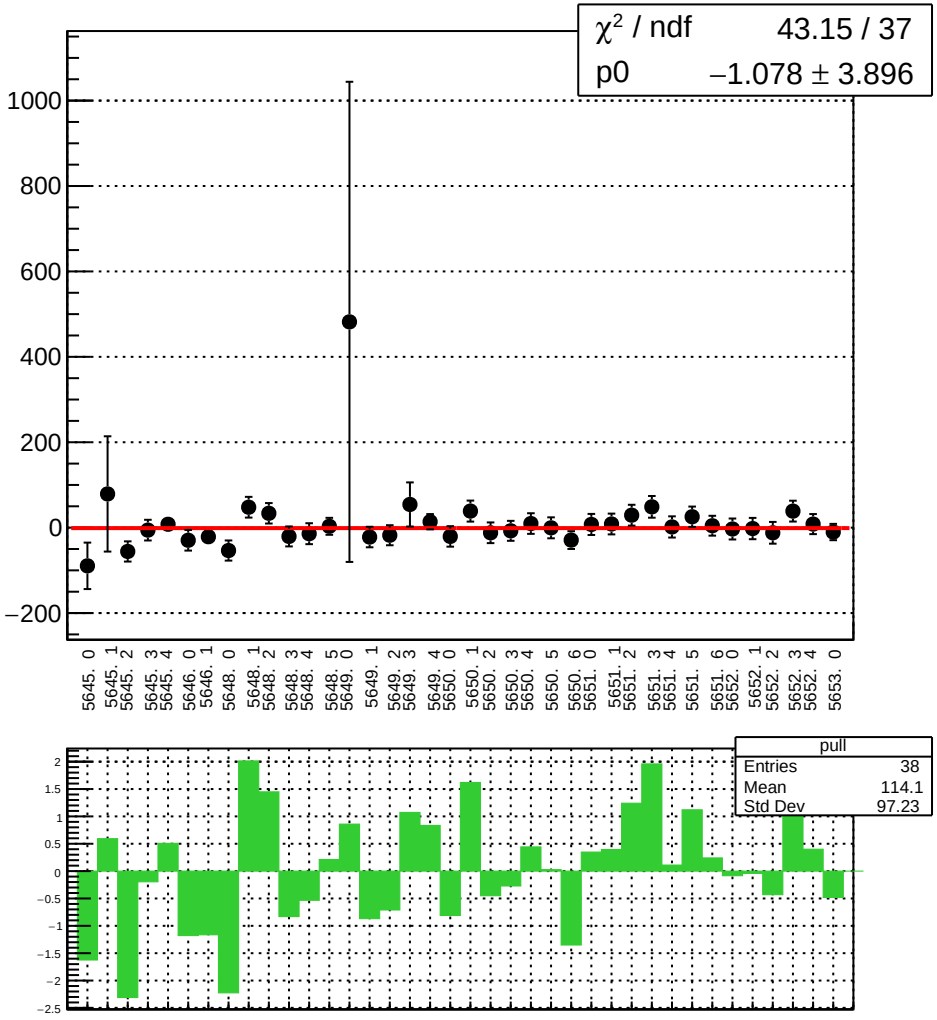

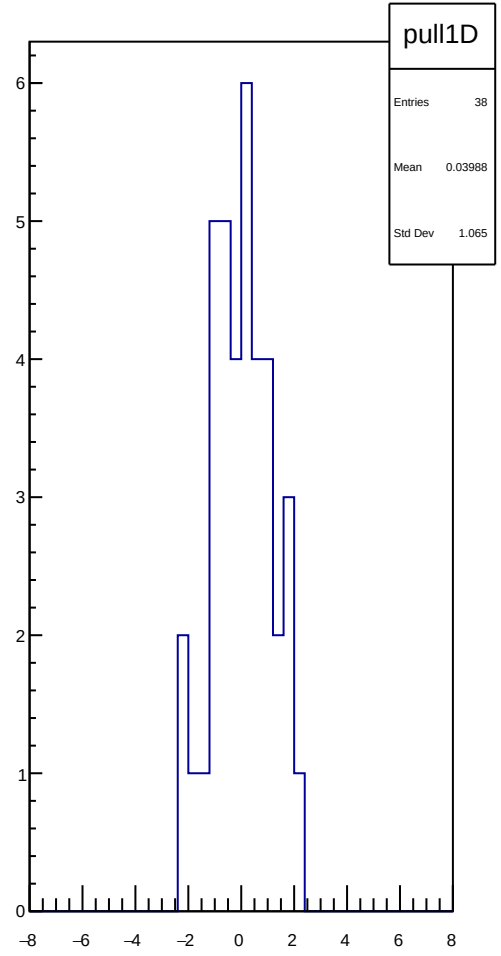

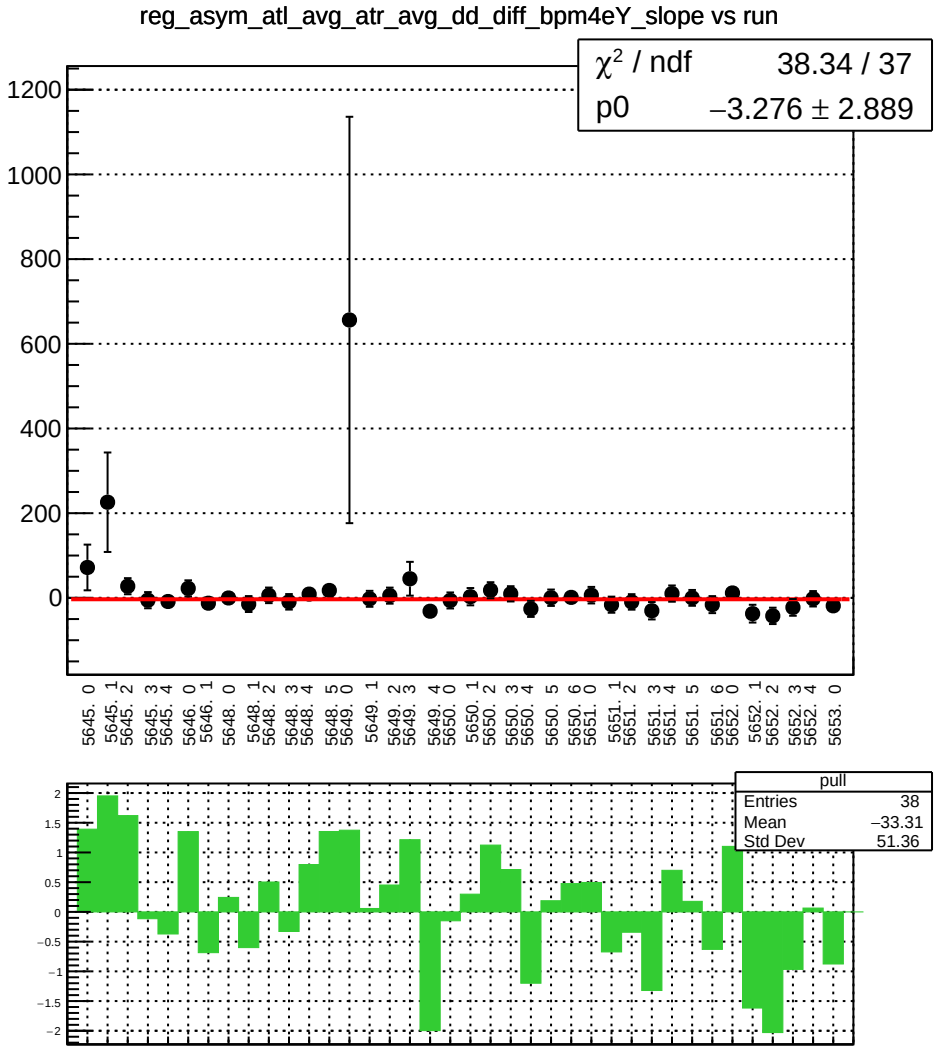
reg_asym_atl_avg_atr_avg_dd_diff_bpm4eY_slope vs run
χ² / ndf 38.34 / 37
p0 −3.276 ± 2.889
pull
Entries 38
Mean −33.31
Std Dev 51.36

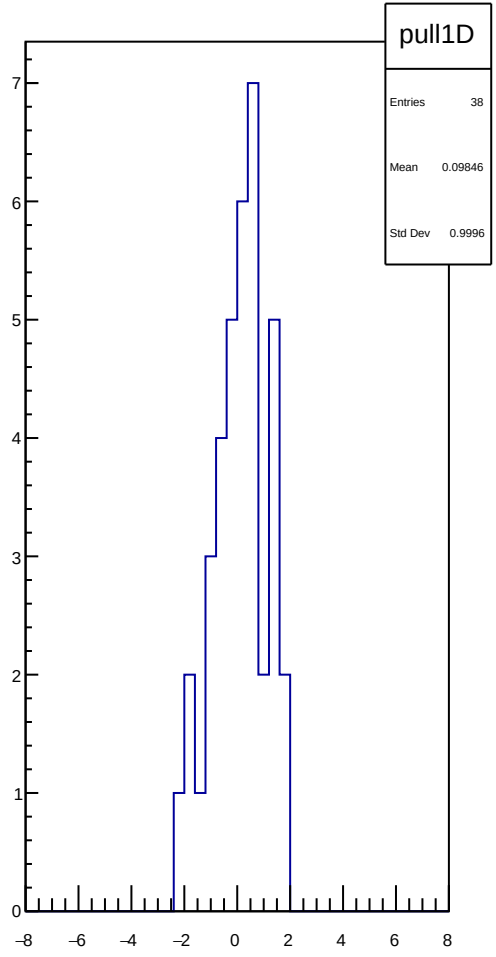
pull1D
Entries 38
Mean 0.09846
Std Dev 0.9996

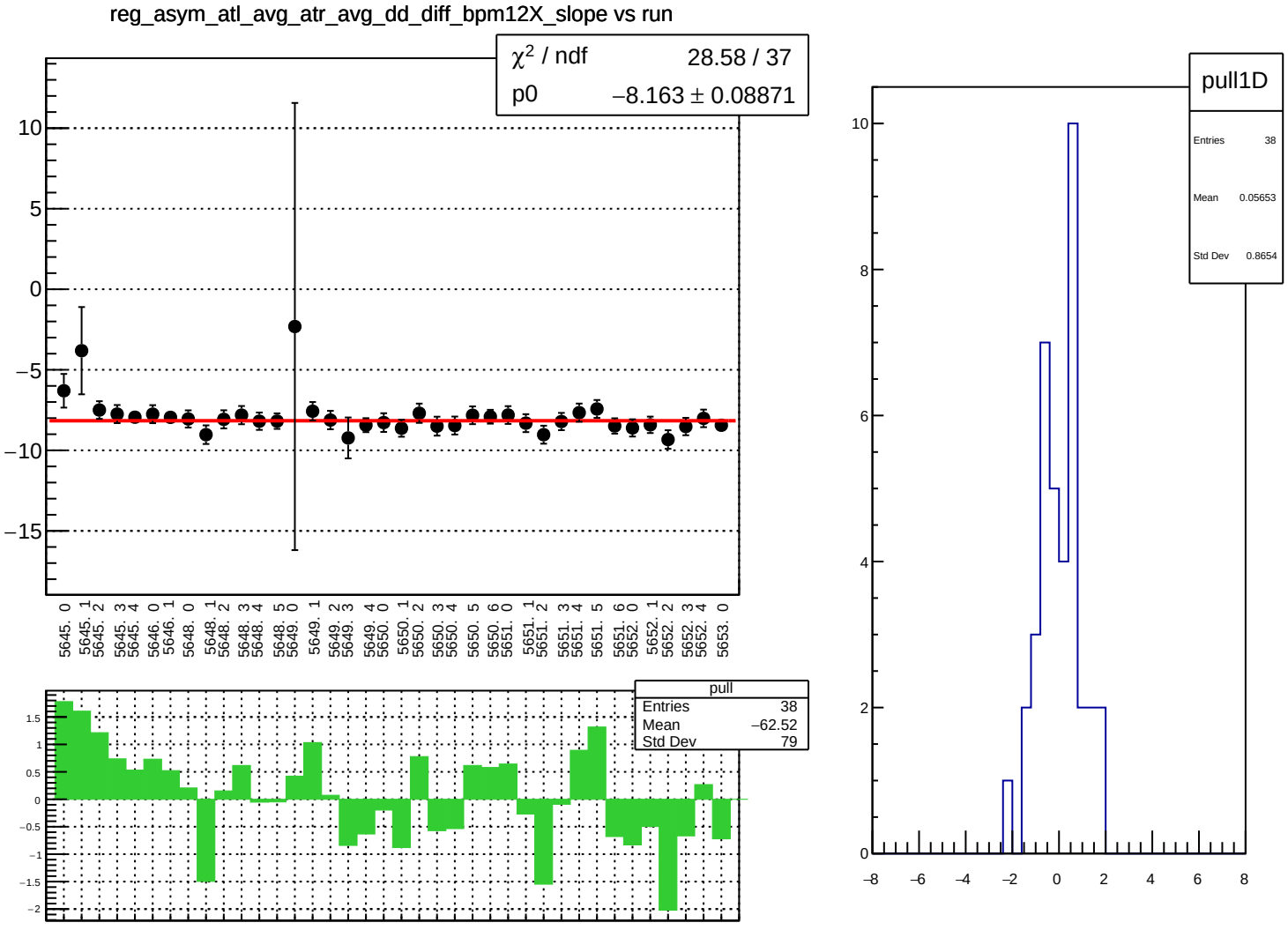
reg_asym_atl_avg_atr_avg_dd_diff_bpm12X_slope vs run
χ² / ndf 28.58 / 37
p0 −8.163 ± 0.08871
pull
Entries 38
Mean −62.52
Std Dev 79
pull1D
Entries 38
Mean 0.05653
Std Dev 0.8654

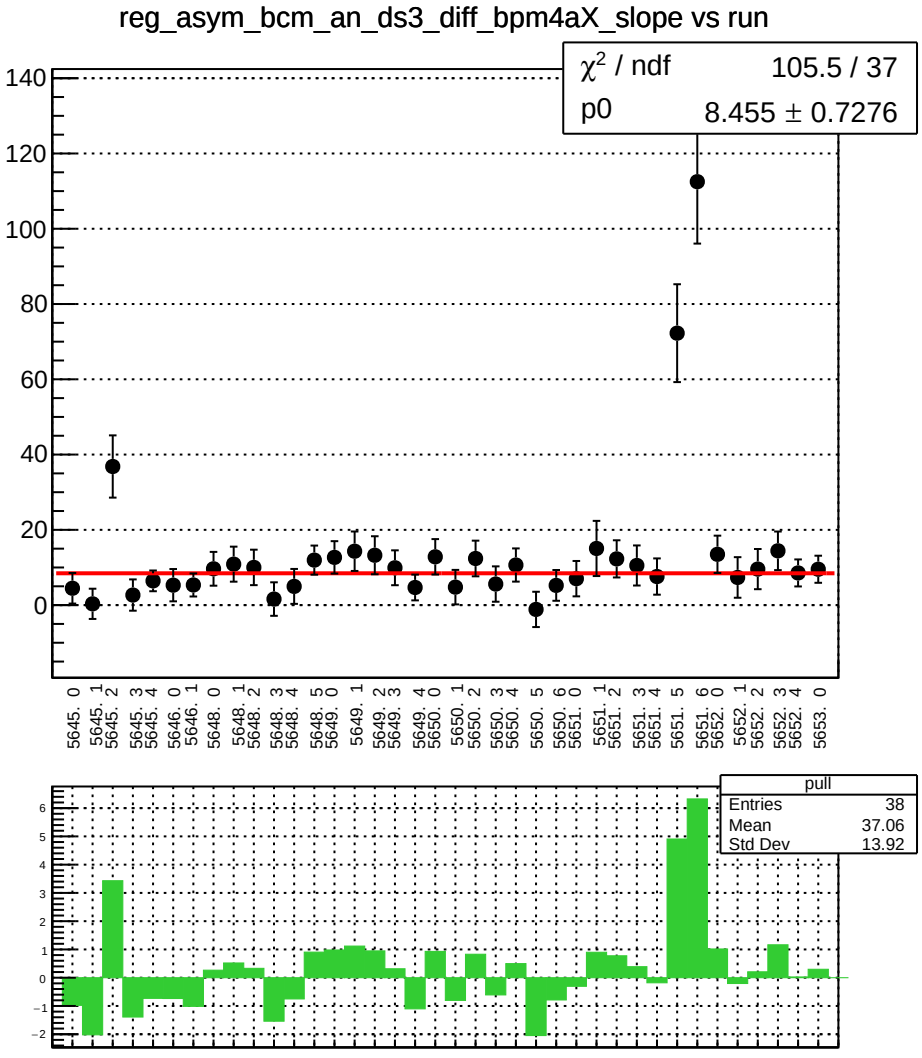
reg_asym_bcm_an_ds3_diff_bpm4aX_slope vs run
χ² / ndf 105.5 / 37
p0 8.455 ± 0.7276
140
120
100
80
60
40
20
0
5645. 0
5645. 1
5645. 2
5645. 3
5645. 4
5646. 0
5646. 1
5648. 0
5648. 1
5648. 2
5648. 3
5648. 4
5648. 5
5649. 0
5649. 1
5649. 2
5649. 3
5649. 4
5650. 0
5650. 1
5650. 2
5650. 3
5650. 4
5650. 5
5650. 6
5651. 0
5651. 1
5651. 2
5651. 3
5651. 4
5651. 5
5651. 6
5652. 0
5652. 1
5652. 2
5652. 3
5652. 4
5653. 0
pull
Entries 38
Mean 37.06
Std Dev 13.92
6
5
4
3
2
1
0
−1
−2

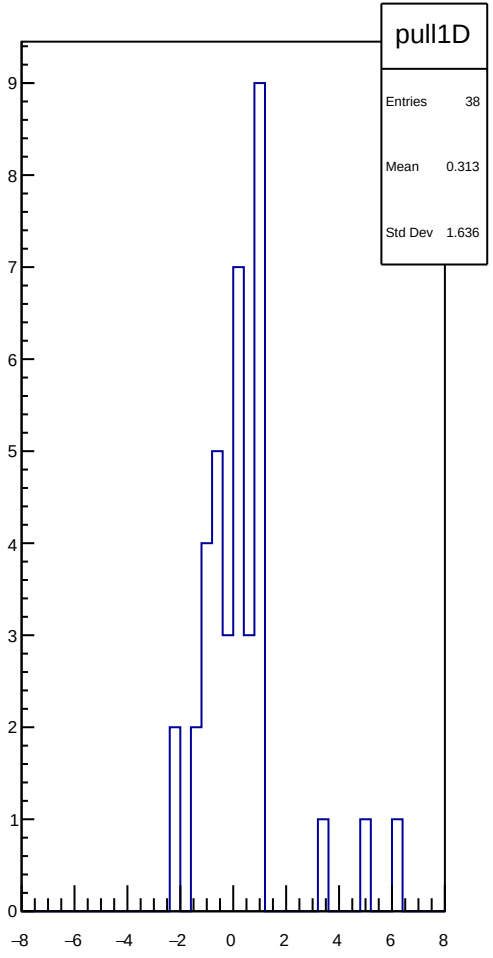
pull1D
Entries 38
Mean 0.313
Std Dev 1.636
9
8
7
6
5
4
3
2
1
0
−8
−6
−4
−2
0
2
4
6
8

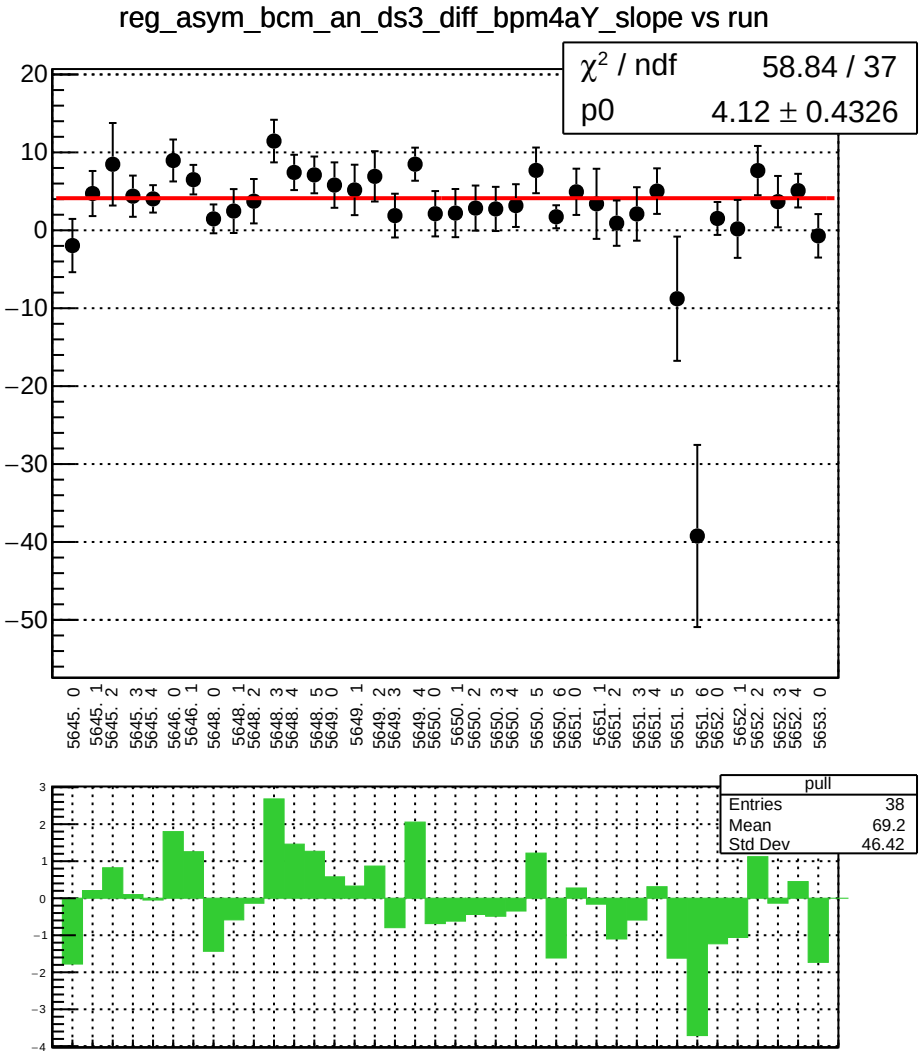
reg_asym_bcm_an_ds3_diff_bpm4aY_slope vs run
χ² / ndf 58.84 / 37
p0 4.12 ± 0.4326
pull
Entries 38
Mean 69.2
Std Dev 46.42

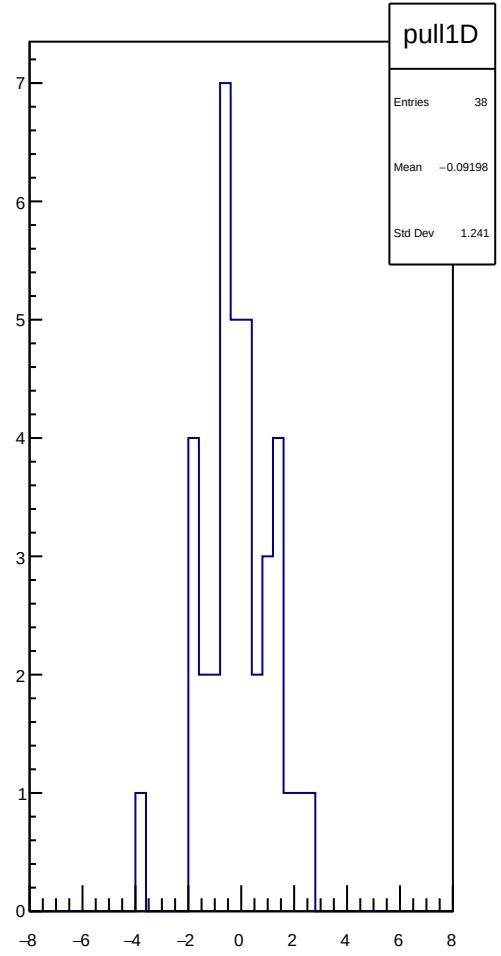
pull1D
Entries 38
Mean −0.09198
Std Dev 1.241

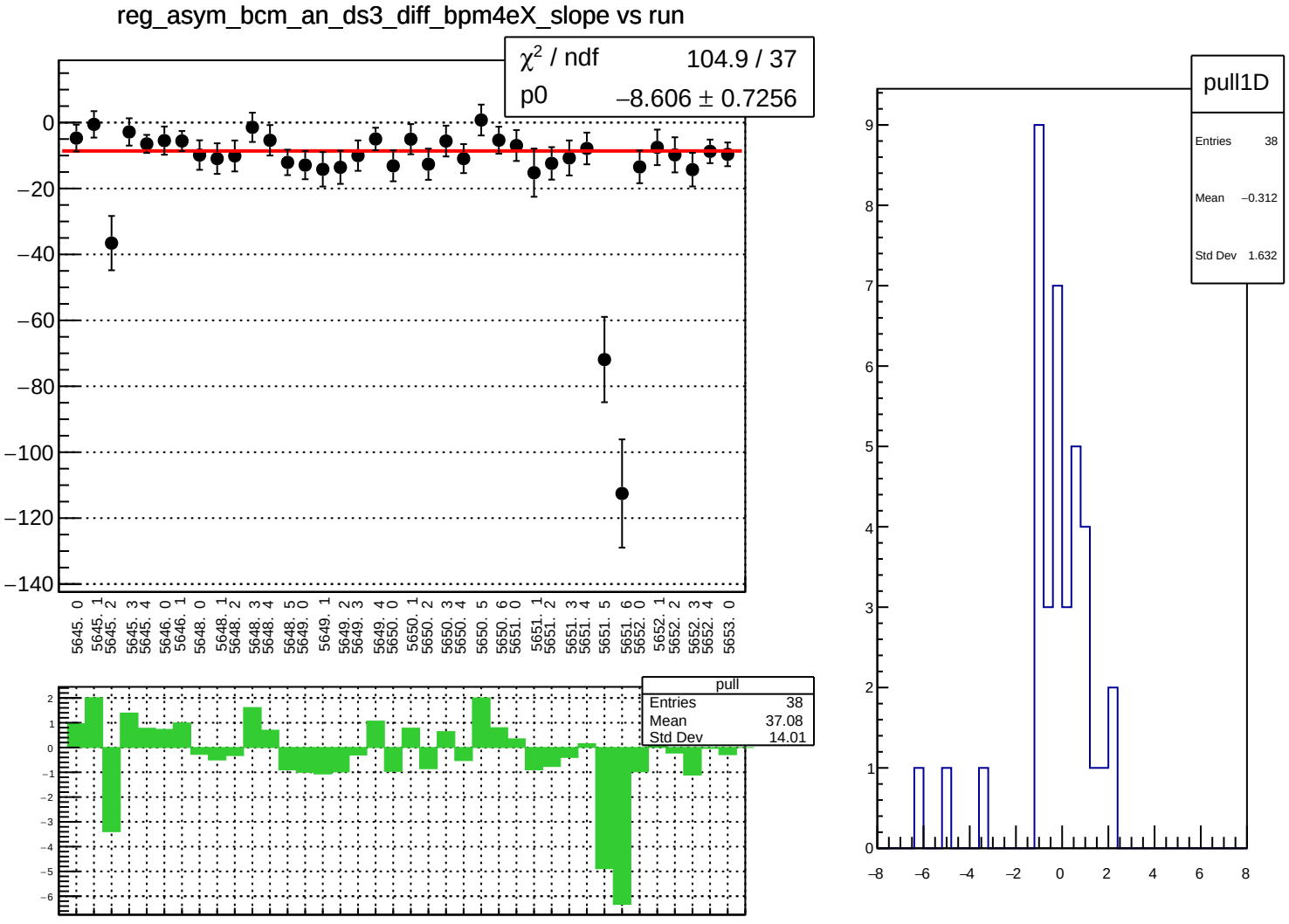
reg_asym_bcm_an_ds3_diff_bpm4eX_slope vs run
χ² / ndf 104.9 / 37
p0 −8.606 ± 0.7256
pull
Entries 38
Mean 37.08
Std Dev 14.01
pull1D
Entries 38
Mean −0.312
Std Dev 1.632

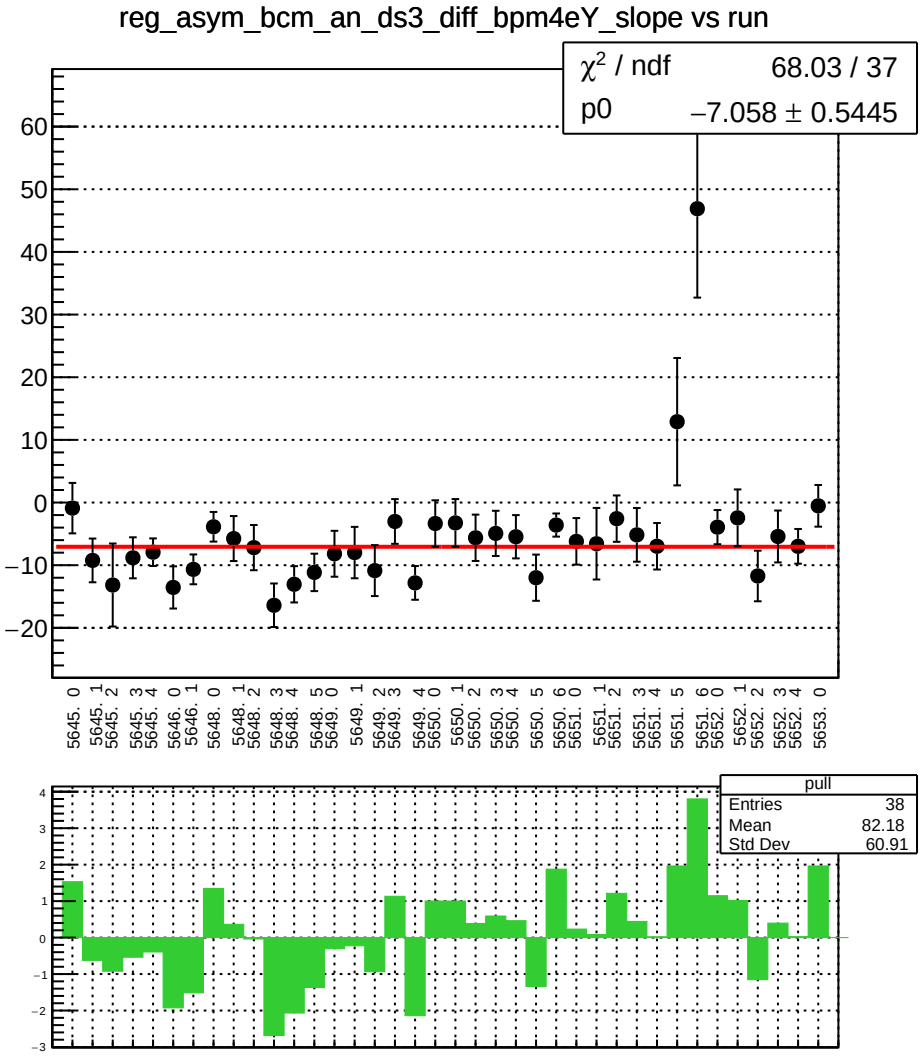
reg_asym_bcm_an_ds3_diff_bpm4eY_slope vs run
χ² / ndf 68.03 / 37
p0 −7.058 ± 0.5445
pull
Entries 38
Mean 82.18
Std Dev 60.91

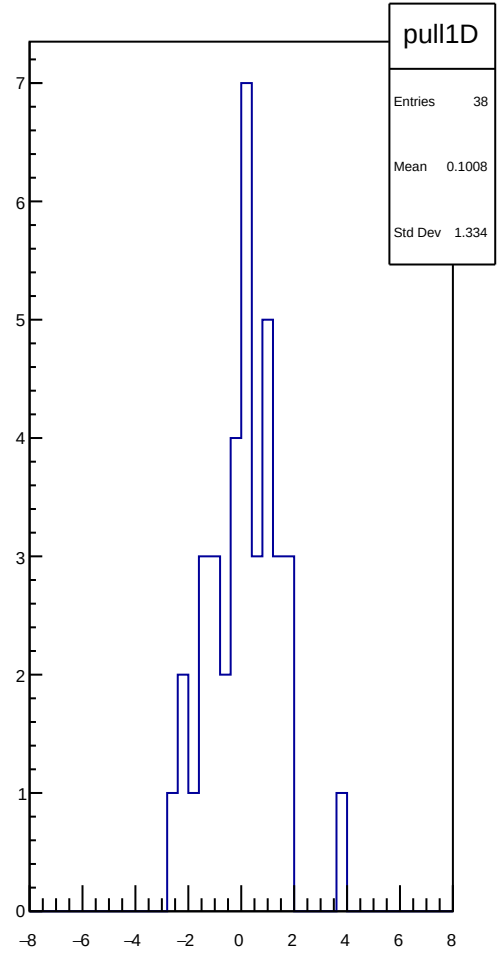
pull1D
Entries 38
Mean 0.1008
Std Dev 1.334

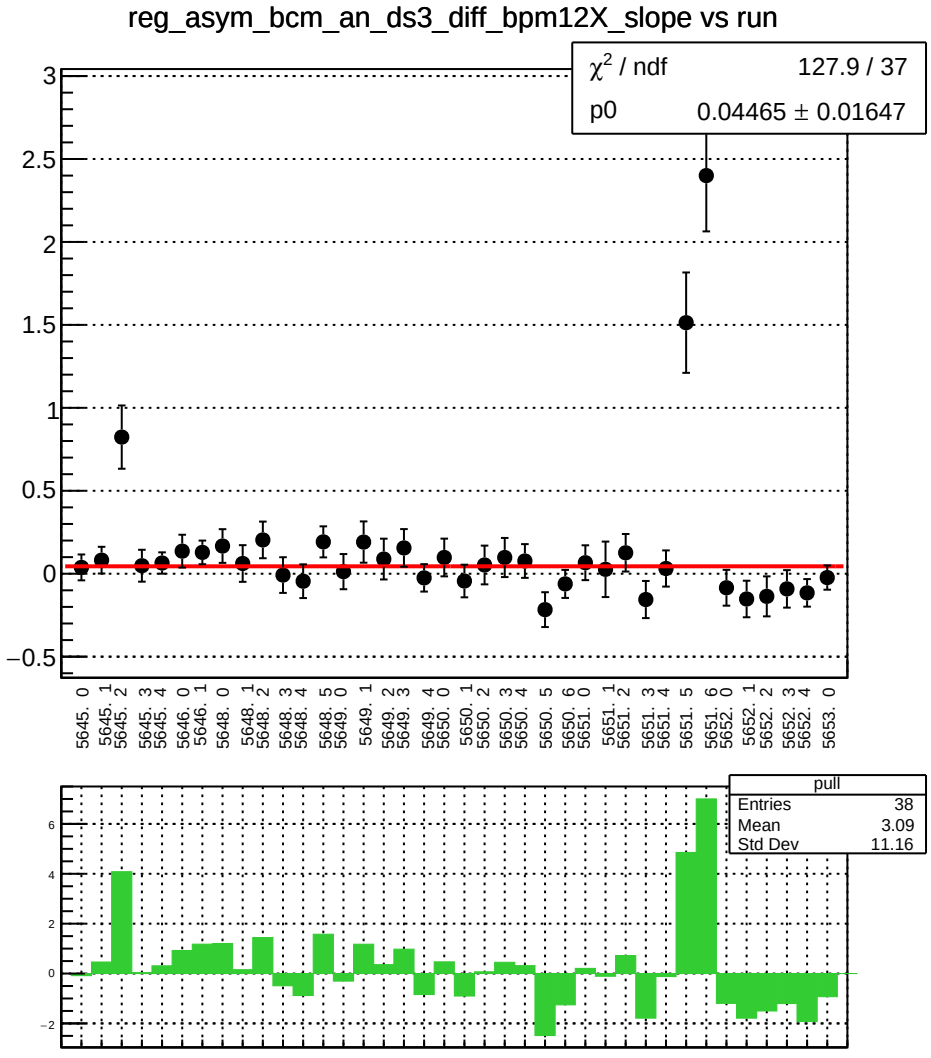
reg_asym_bcm_an_ds3_diff_bpm12X_slope vs run
χ² / ndf 127.9 / 37
p0 0.04465 ± 0.01647
pull
Entries 38
Mean 3.09
Std Dev 11.16

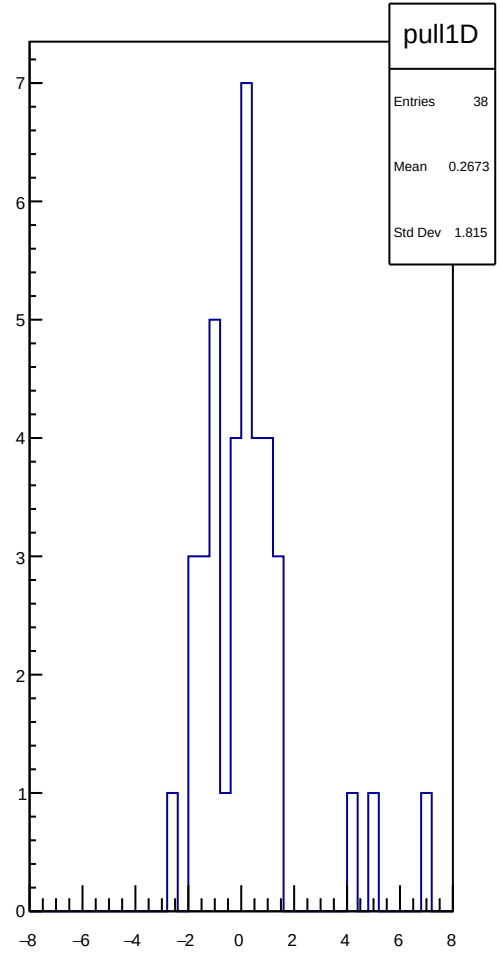
pull1D
Entries 38
Mean 0.2673
Std Dev 1.815

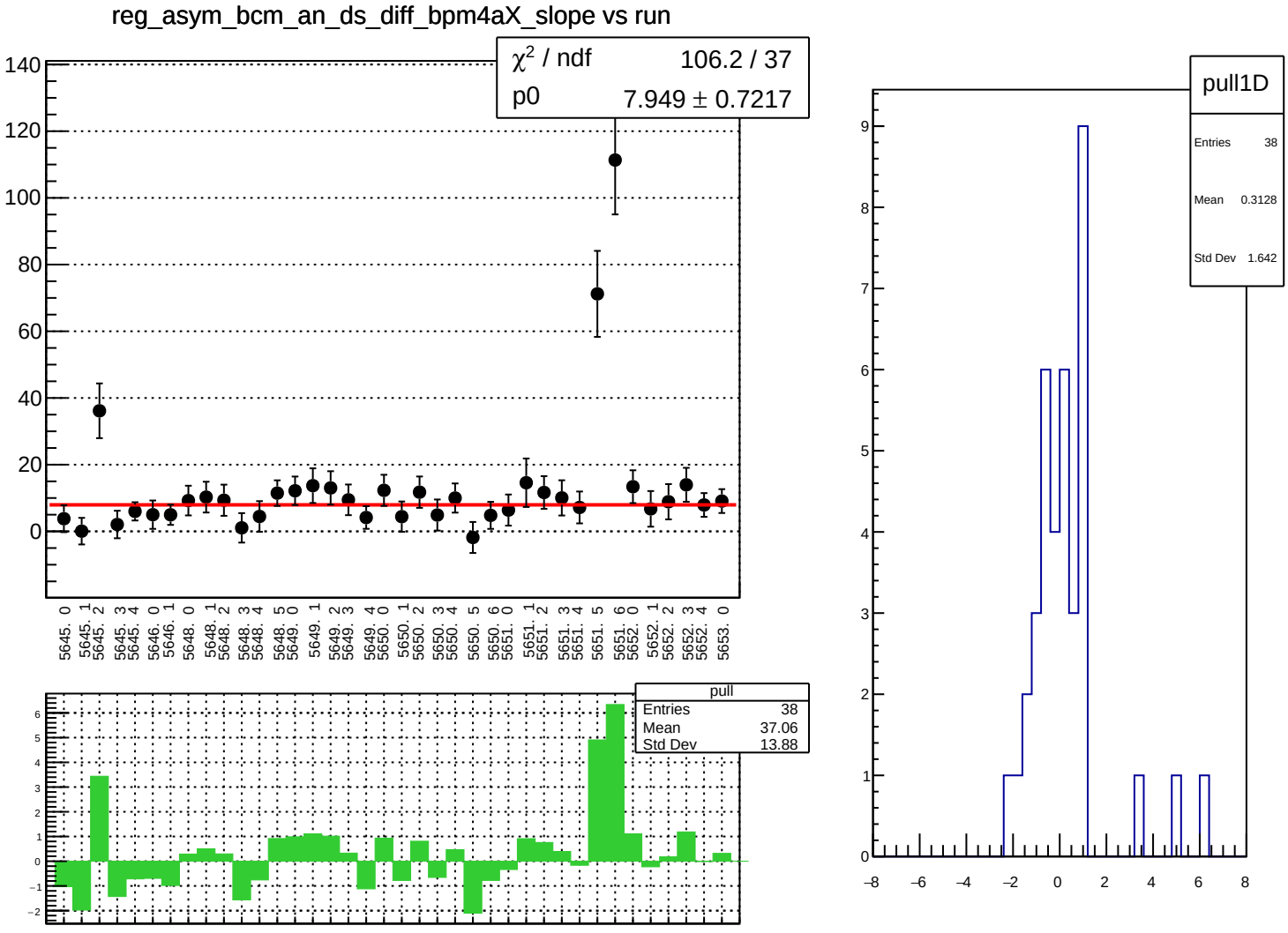
reg_asym_bcm_an_ds_diff_bpm4aX_slope vs run
χ² / ndf 106.2 / 37
p0 7.949 ± 0.7217
pull
Entries 38
Mean 37.06
Std Dev 13.88
pull1D
Entries 38
Mean 0.3128
Std Dev 1.642

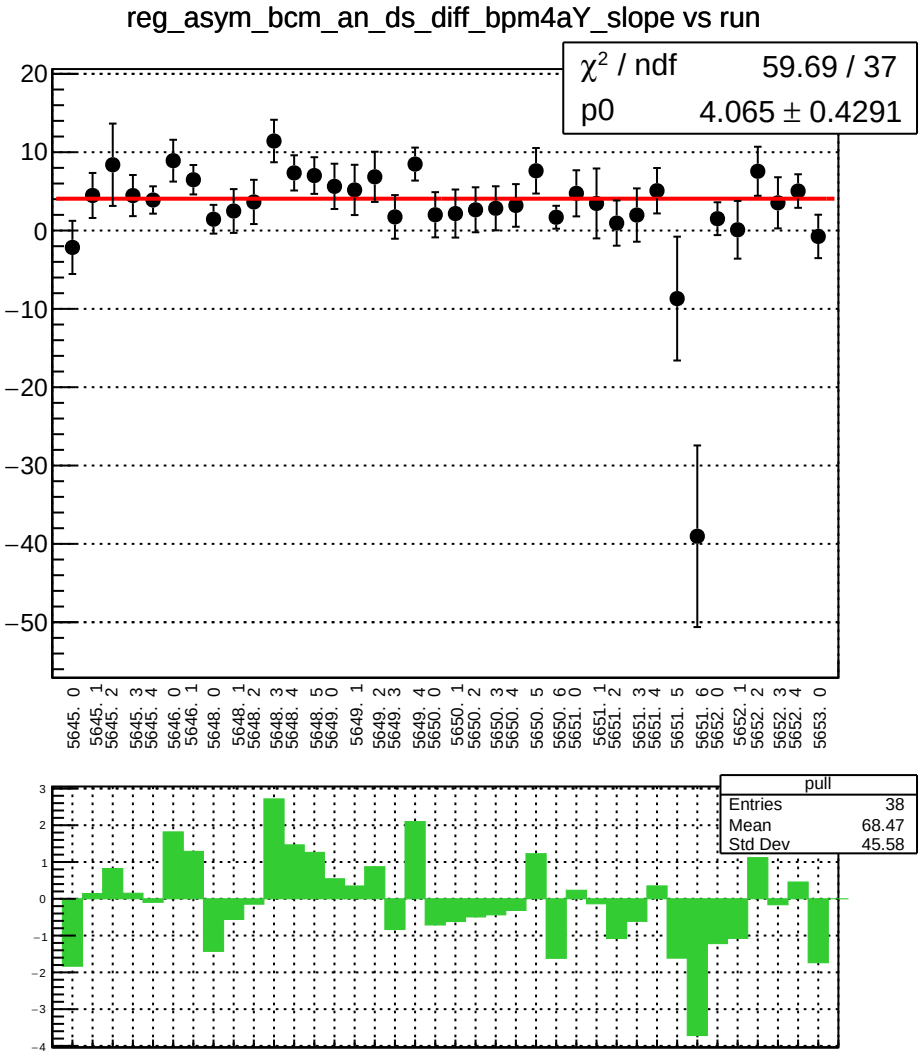
reg_asym_bcm_an_ds_diff_bpm4aY_slope vs run
χ² / ndf 59.69 / 37
p0 4.065 ± 0.4291
pull
Entries 38
Mean 68.47
Std Dev 45.58

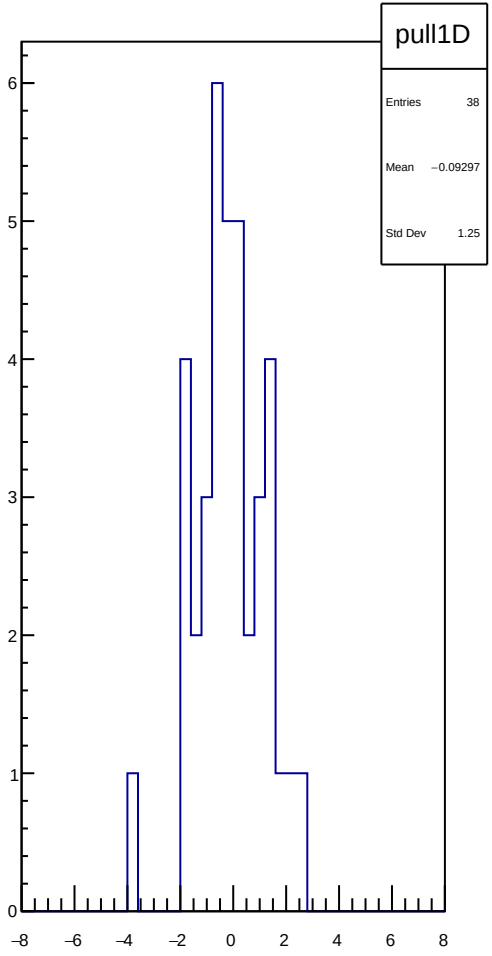
pull1D
Entries 38
Mean −0.09297
Std Dev 1.25

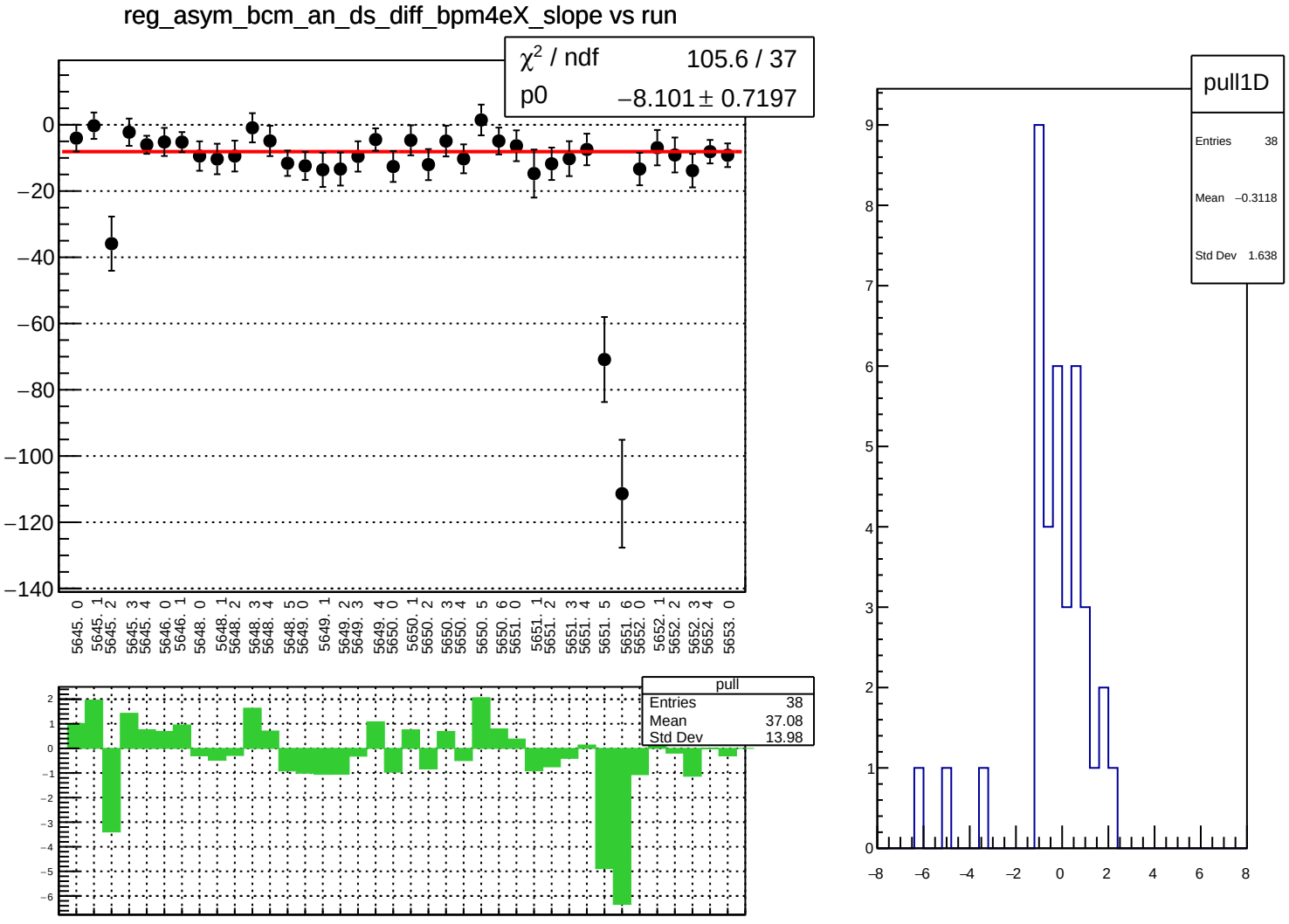
reg_asym_bcm_an_ds_diff_bpm4eX_slope vs run
χ² / ndf 105.6 / 37
p0 −8.101 ± 0.7197
0
−20
−40
−60
−80
−100
−120
−140
5645. 0
5645. 1
5645. 2
5645. 3
5645. 4
5646. 0
5646. 1
5648. 0
5648. 1
5648. 2
5648. 3
5648. 4
5648. 5
5649. 0
5649. 1
5649. 2
5649. 3
5649. 4
5650. 0
5650. 1
5650. 2
5650. 3
5650. 4
5650. 5
5650. 6
5651. 0
5651. 1
5651. 2
5651. 3
5651. 4
5651. 5
5651. 6
5652. 0
5652. 1
5652. 2
5652. 3
5652. 4
5653. 0
pull
Entries 38
Mean 37.08
Std Dev 13.98
pull1D
Entries 38
Mean −0.3118
Std Dev 1.638

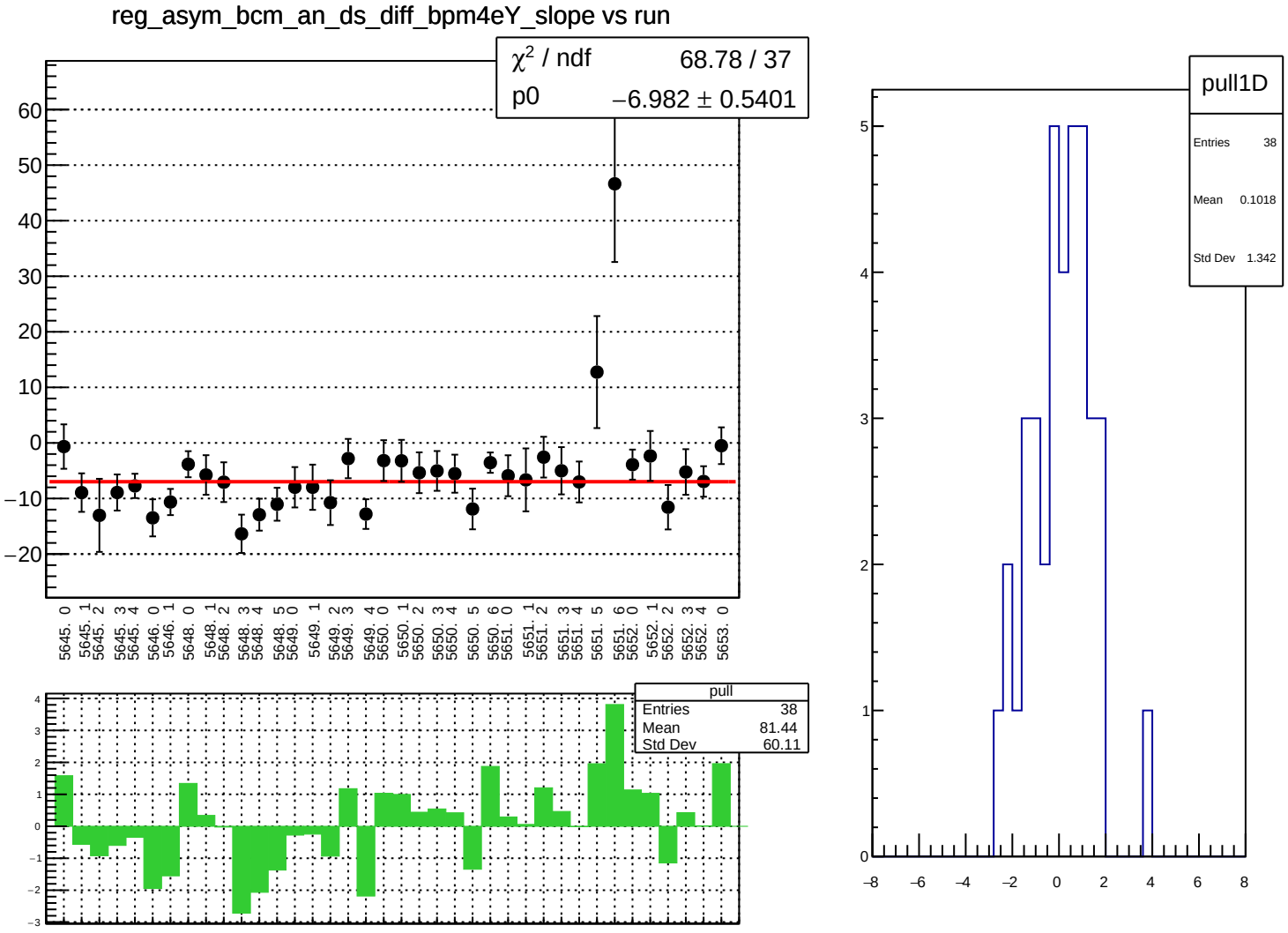
reg_asym_bcm_an_ds_diff_bpm4eY_slope vs run
χ² / ndf 68.78 / 37
p0 −6.982 ± 0.5401
pull
Entries 38
Mean 81.44
Std Dev 60.11
pull1D
Entries 38
Mean 0.1018
Std Dev 1.342

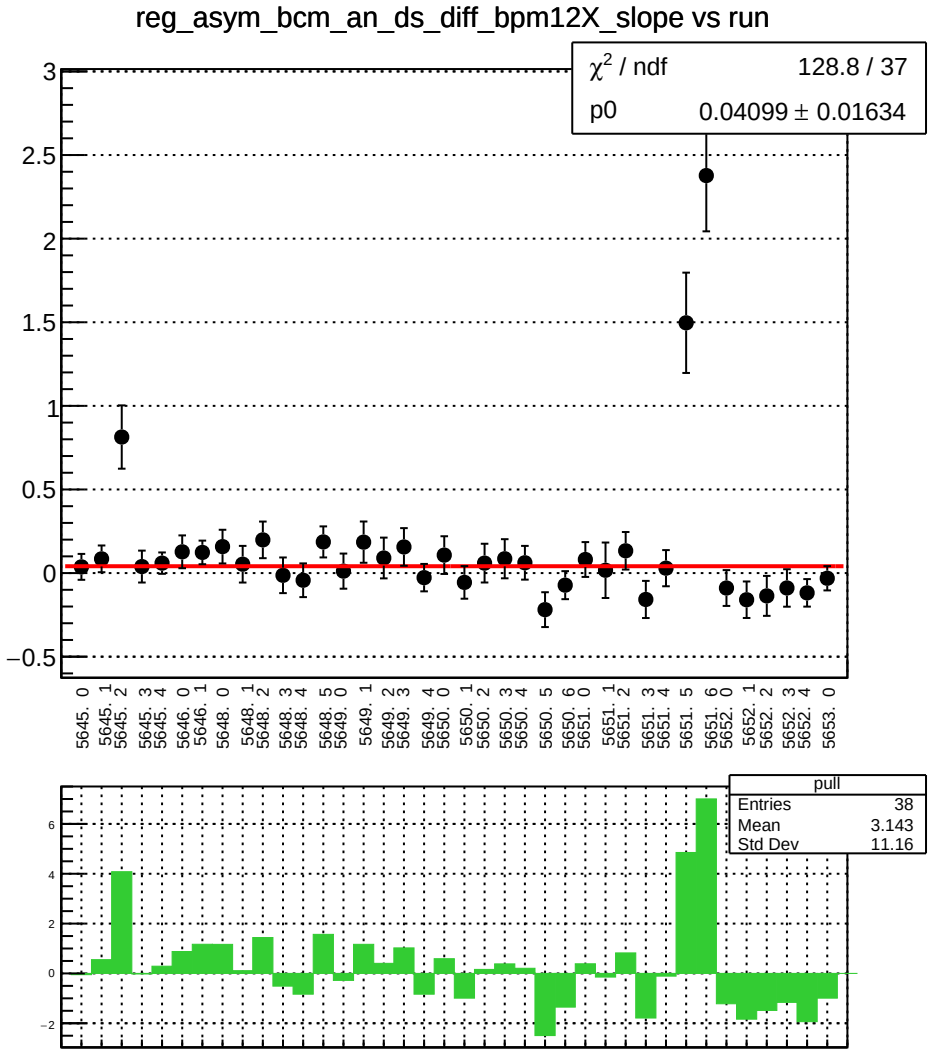
reg_asym_bcm_an_ds_diff_bpm12X_slope vs run
χ² / ndf 128.8 / 37
p0 0.04099 ± 0.01634
pull
Entries 38
Mean 3.143
Std Dev 11.16

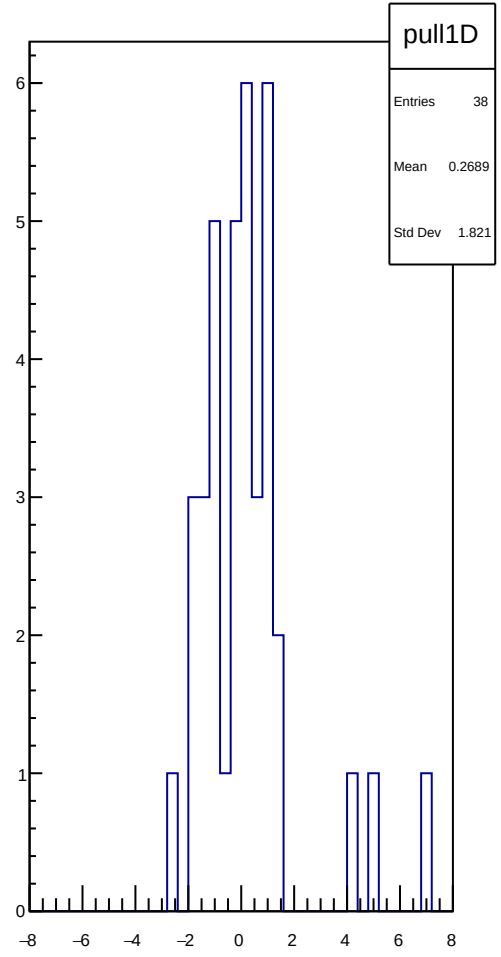
pull1D
Entries 38
Mean 0.2689
Std Dev 1.821

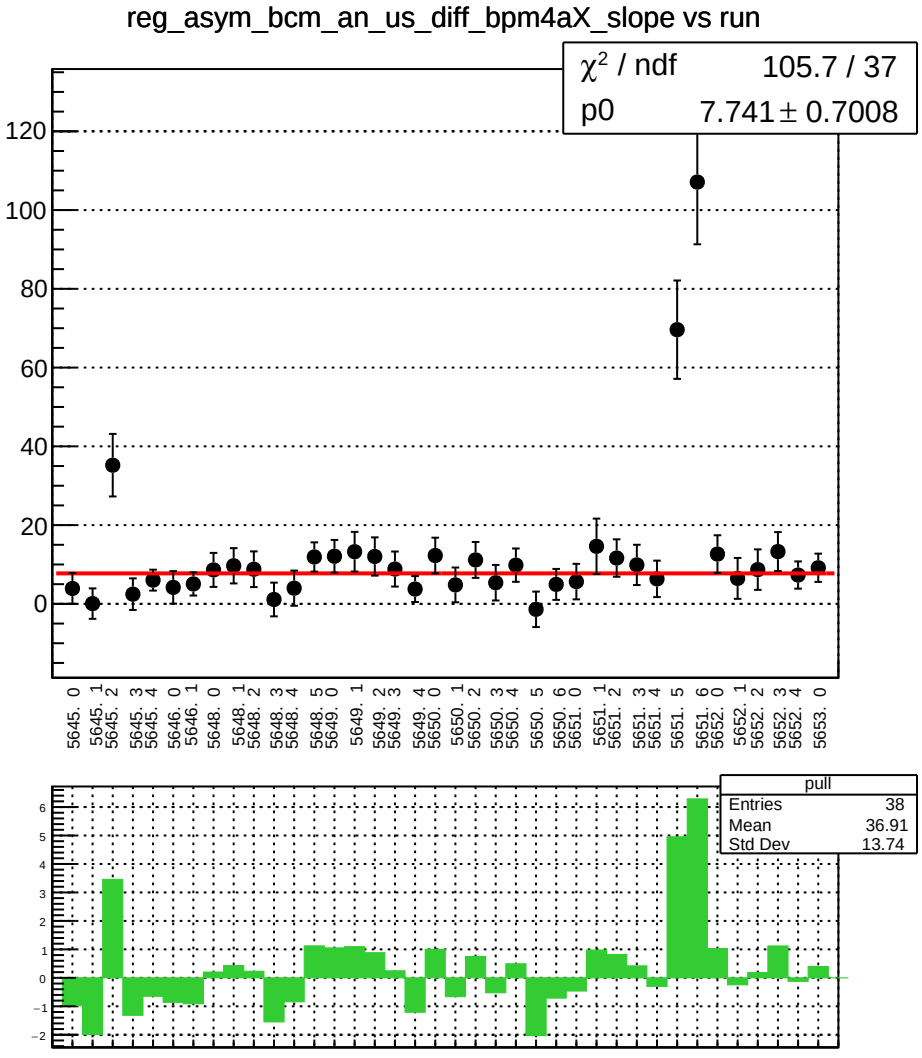
reg_asym_bcm_an_us_diff_bpm4aX_slope vs run
χ² / ndf 105.7 / 37
p0 7.741 ± 0.7008
120
100
80
60
40
20
0
5645. 0
5645. 1
5645. 2
5645. 3
5645. 4
5646. 0
5646. 1
5648. 0
5648. 1
5648. 2
5648. 3
5648. 4
5648. 5
5649. 0
5649. 1
5649. 2
5649. 3
5649. 4
5650. 0
5650. 1
5650. 2
5650. 3
5650. 4
5650. 5
5650. 6
5651. 0
5651. 1
5651. 2
5651. 3
5651. 4
5651. 5
5651. 6
5652. 0
5652. 1
5652. 2
5652. 3
5652. 4
5653. 0
pull
Entries 38
Mean 36.91
Std Dev 13.74
6
5
4
3
2
1
0
−1
−2

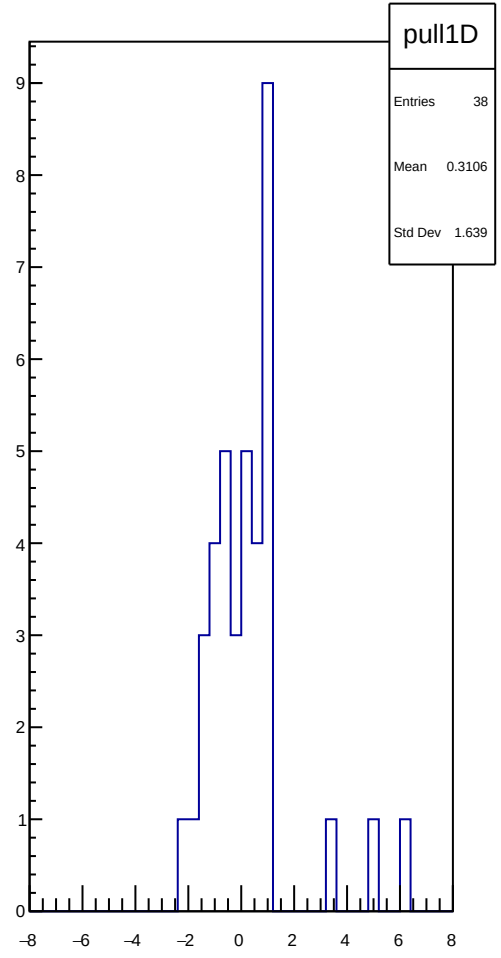
pull1D
Entries 38
Mean 0.3106
Std Dev 1.639
9
8
7
6
5
4
3
2
1
0
−8
−6
−4
−2
0
2
4
6
8

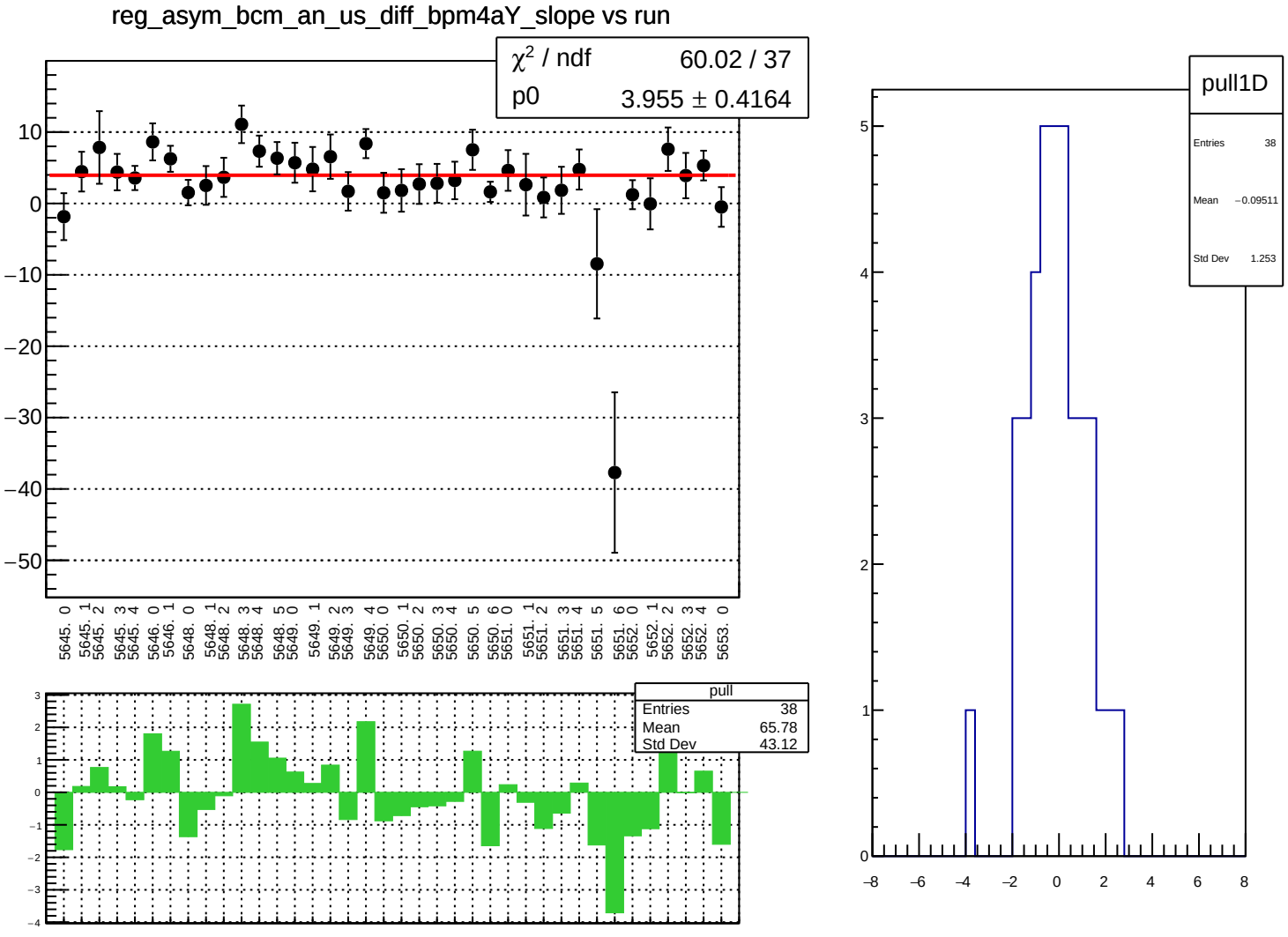
reg_asym_bcm_an_us_diff_bpm4aY_slope vs run
χ² / ndf 60.02 / 37
p0 3.955 ± 0.4164
pull
Entries 38
Mean 65.78
Std Dev 43.12
pull1D
Entries 38
Mean −0.09511
Std Dev 1.253

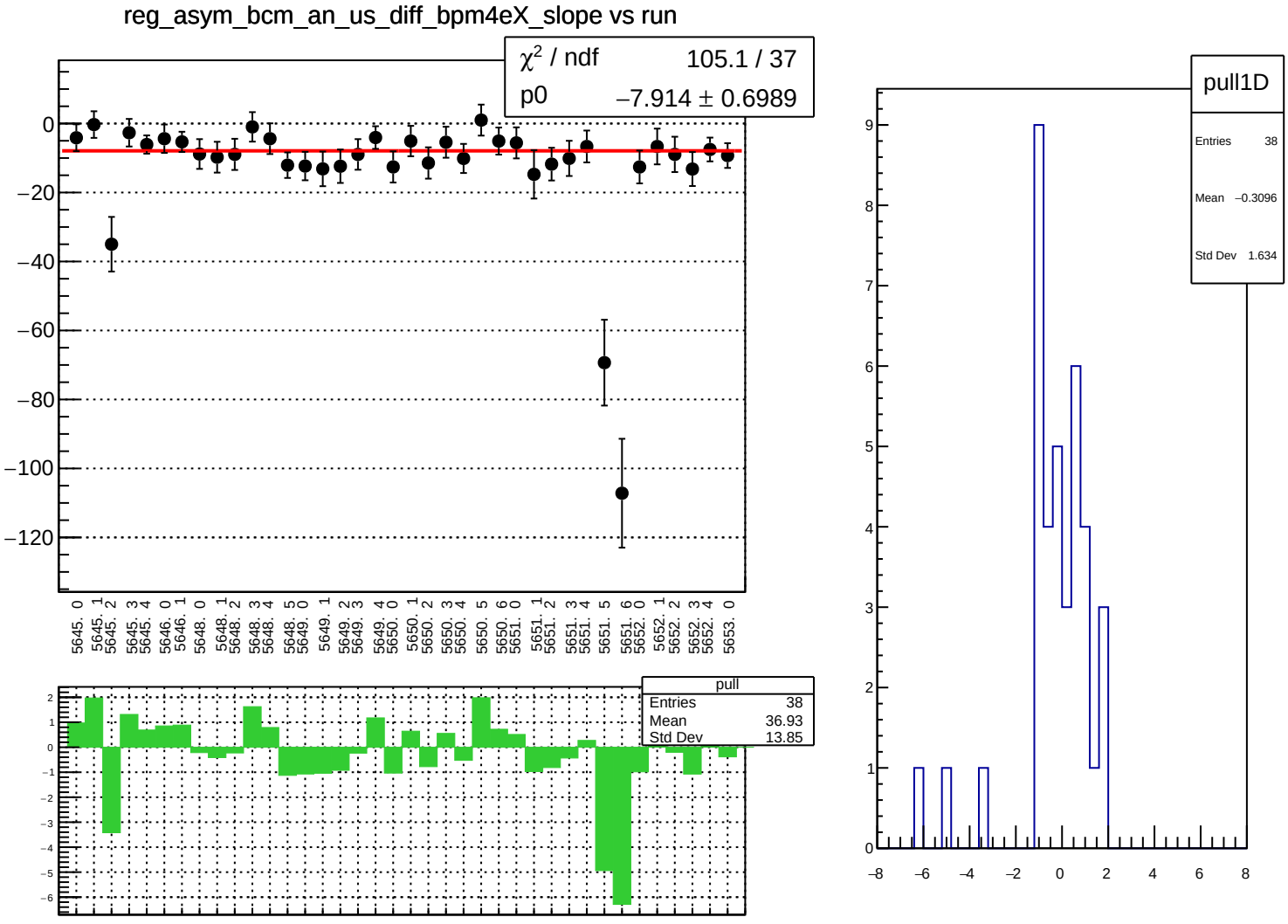
reg_asym_bcm_an_us_diff_bpm4eX_slope vs run
χ² / ndf 105.1 / 37
p0 −7.914 ± 0.6989
pull
Entries 38
Mean 36.93
Std Dev 13.85
pull1D
Entries 38
Mean −0.3096
Std Dev 1.634

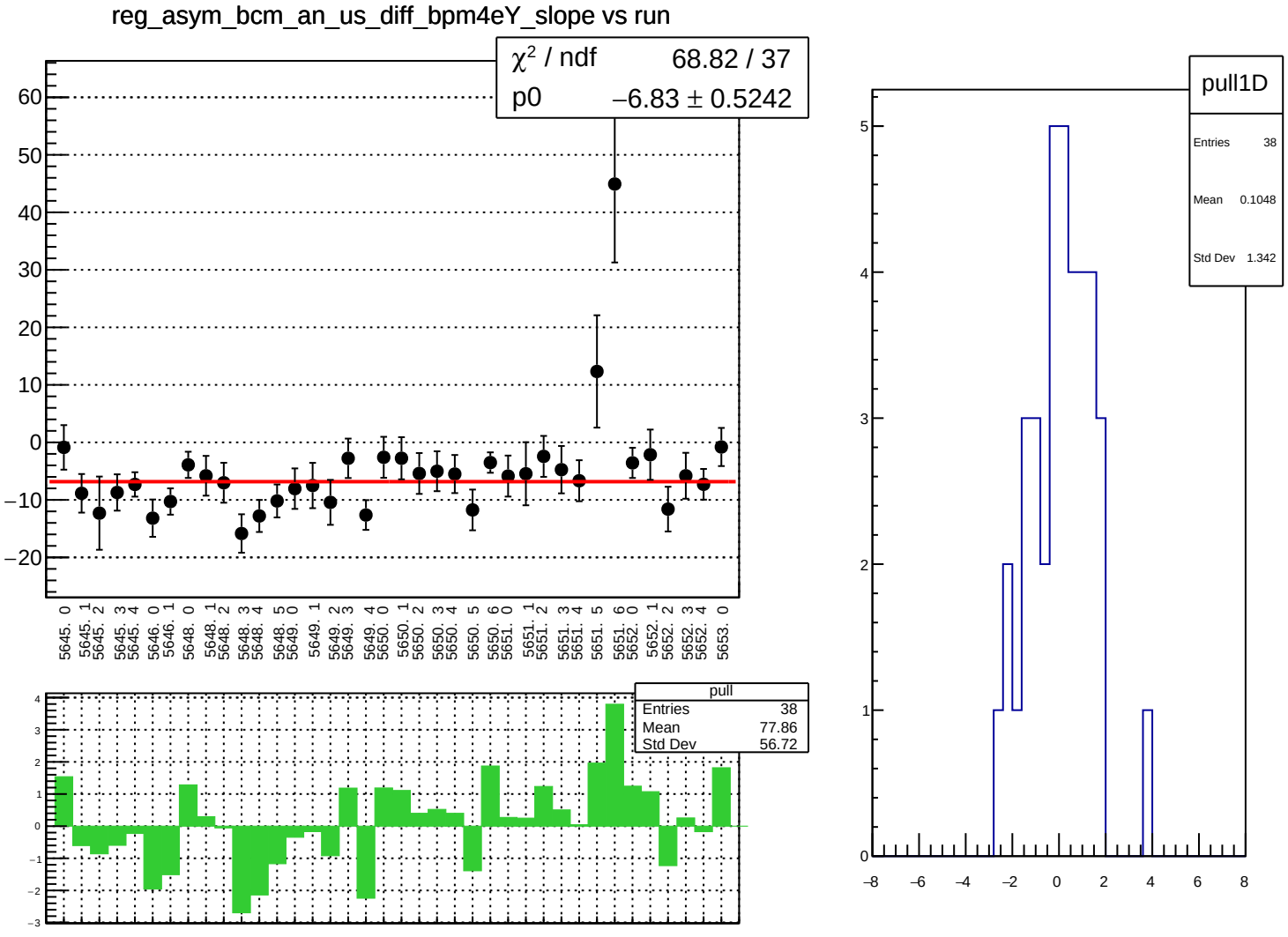
reg_asym_bcm_an_us_diff_bpm4eY_slope vs run
χ² / ndf 68.82 / 37
p0 −6.83 ± 0.5242
pull
Entries 38
Mean 77.86
Std Dev 56.72
pull1D
Entries 38
Mean 0.1048
Std Dev 1.342

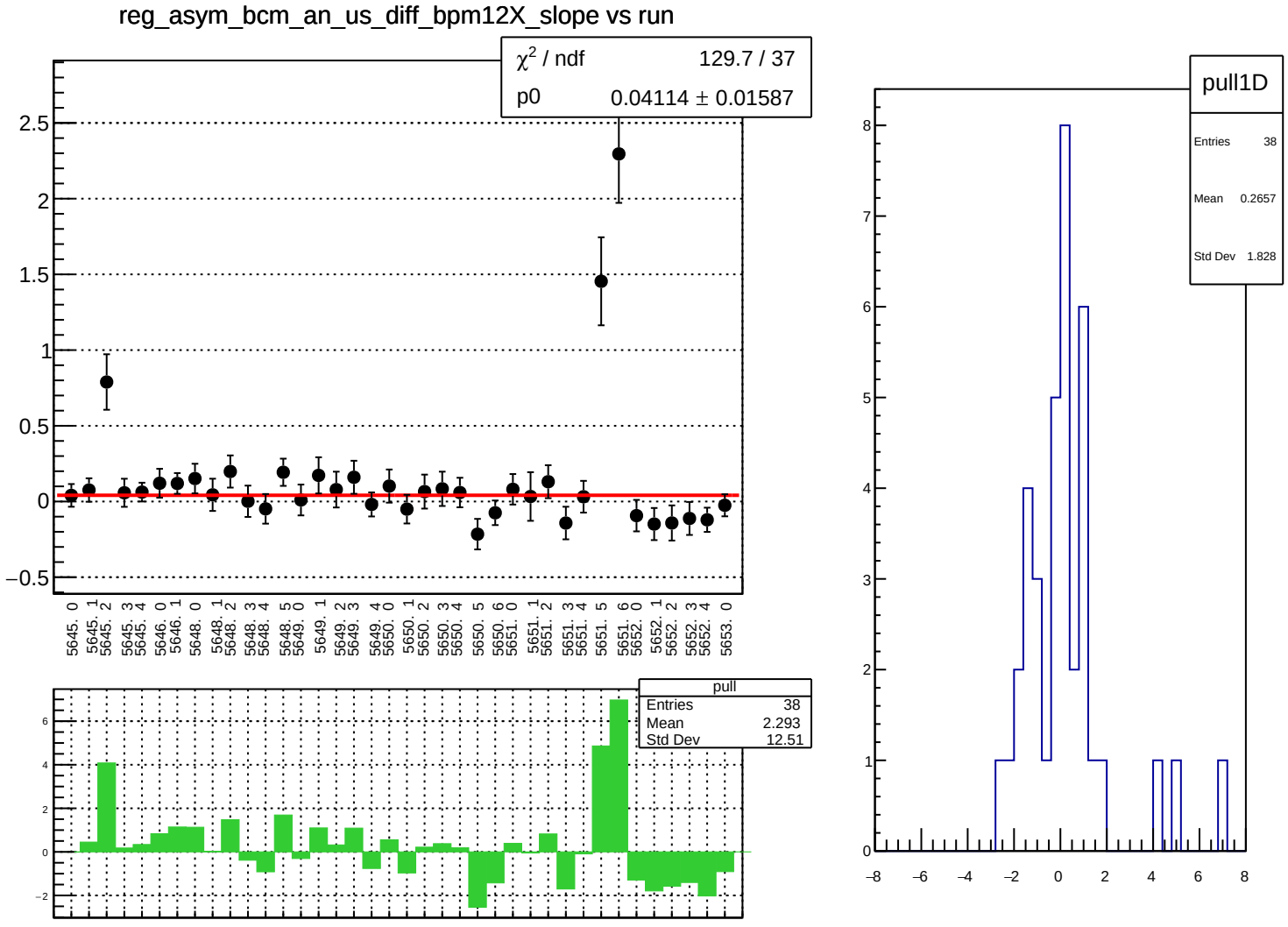
reg_asym_bcm_an_us_diff_bpm12X_slope vs run
χ² / ndf 129.7 / 37
p0 0.04114 ± 0.01587
pull
Entries 38
Mean 2.293
Std Dev 12.51
pull1D
Entries 38
Mean 0.2657
Std Dev 1.828

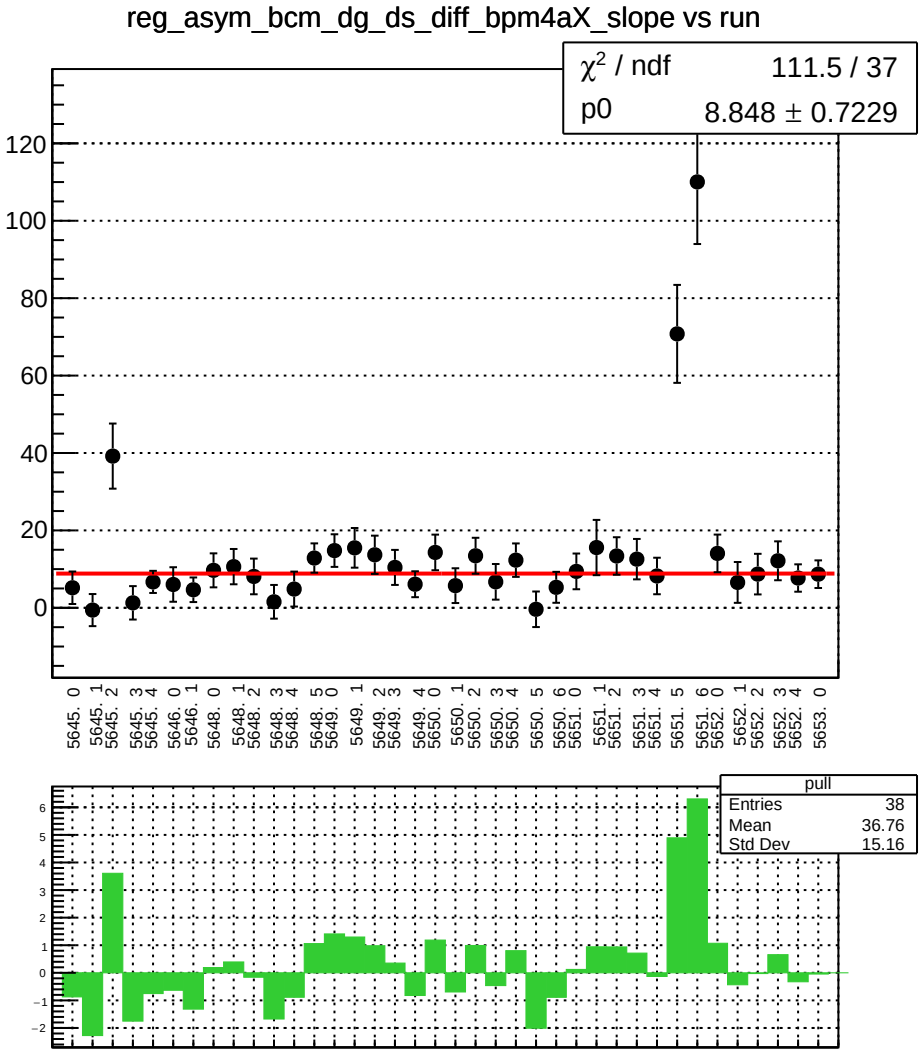
reg_asym_bcm_dg_ds_diff_bpm4aX_slope vs run
χ² / ndf 111.5 / 37
p0 8.848 ± 0.7229
120
100
80
60
40
20
0
5645. 0
5645. 1
5645. 2
5645. 3
5645. 4
5646. 0
5646. 1
5648. 0
5648. 1
5648. 2
5648. 3
5648. 4
5648. 5
5649. 0
5649. 1
5649. 2
5649. 3
5649. 4
5650. 0
5650. 1
5650. 2
5650. 3
5650. 4
5650. 5
5650. 6
5651. 0
5651. 1
5651. 2
5651. 3
5651. 4
5651. 5
5651. 6
5652. 0
5652. 1
5652. 2
5652. 3
5652. 4
5653. 0
pull
Entries 38
Mean 36.76
Std Dev 15.16
6
5
4
3
2
1
0
−1
−2

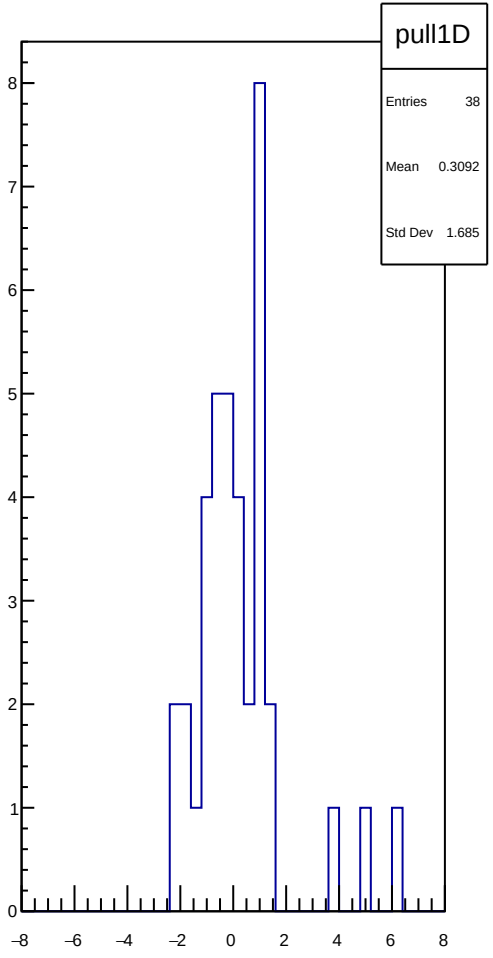
pull1D
Entries 38
Mean 0.3092
Std Dev 1.685
8
7
6
5
4
3
2
1
0
−8
−6
−4
−2
0
2
4
6
8

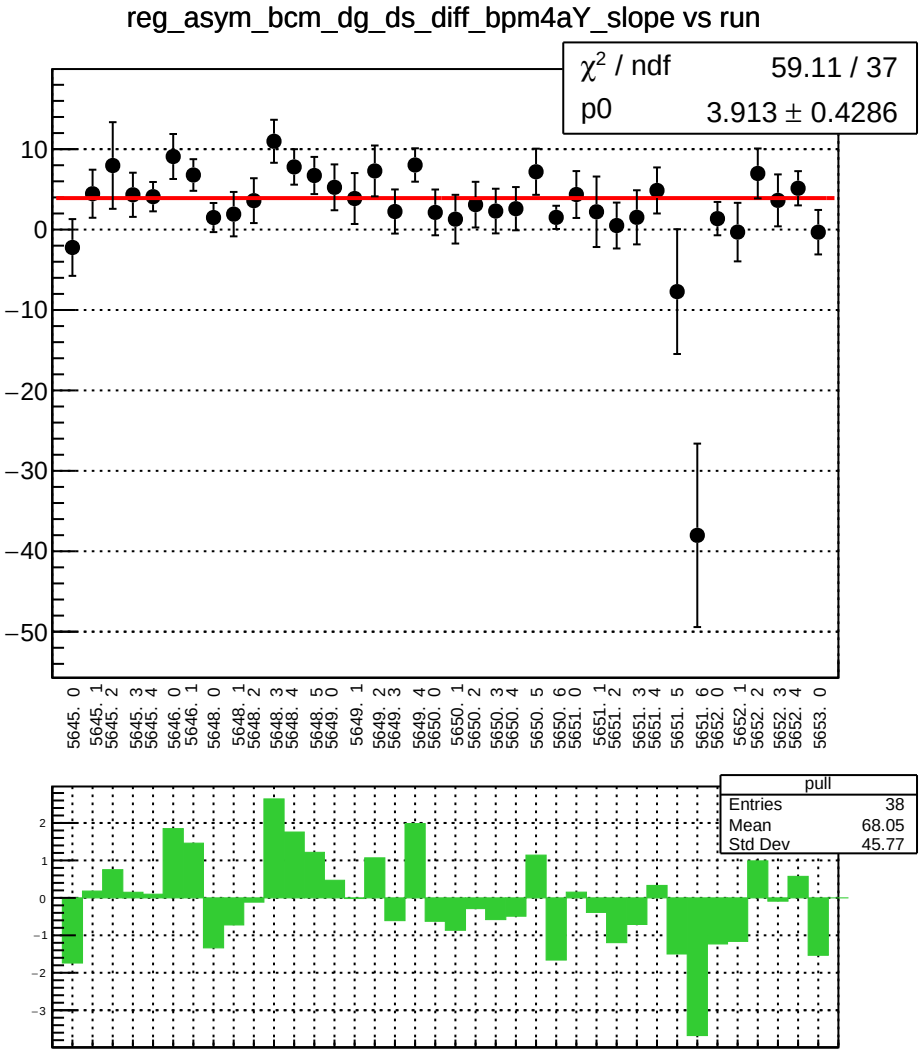
reg_asym_bcm_dg_ds_diff_bpm4aY_slope vs run
χ² / ndf 59.11 / 37
p0 3.913 ± 0.4286
10
0
−10
−20
−30
−40
−50
5645. 0
5645. 1
5645. 2
5645. 3
5645. 4
5646. 0
5646. 1
5648. 0
5648. 1
5648. 2
5648. 3
5648. 4
5648. 5
5649. 0
5649. 1
5649. 2
5649. 3
5649. 4
5650. 0
5650. 1
5650. 2
5650. 3
5650. 4
5650. 5
5650. 6
5651. 0
5651. 1
5651. 2
5651. 3
5651. 4
5651. 5
5651. 6
5652. 0
5652. 1
5652. 2
5652. 3
5652. 4
5653. 0
pull
Entries 38
Mean 68.05
Std Dev 45.77
2
1
0
−1
−2
−3

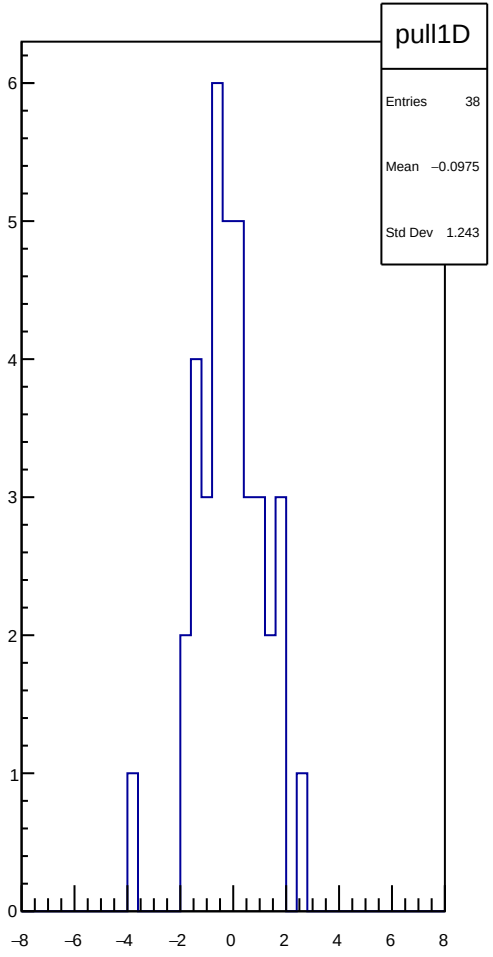
pull1D
Entries 38
Mean −0.0975
Std Dev 1.243
6
5
4
3
2
1
0
−8
−6
−4
−2
0
2
4
6
8

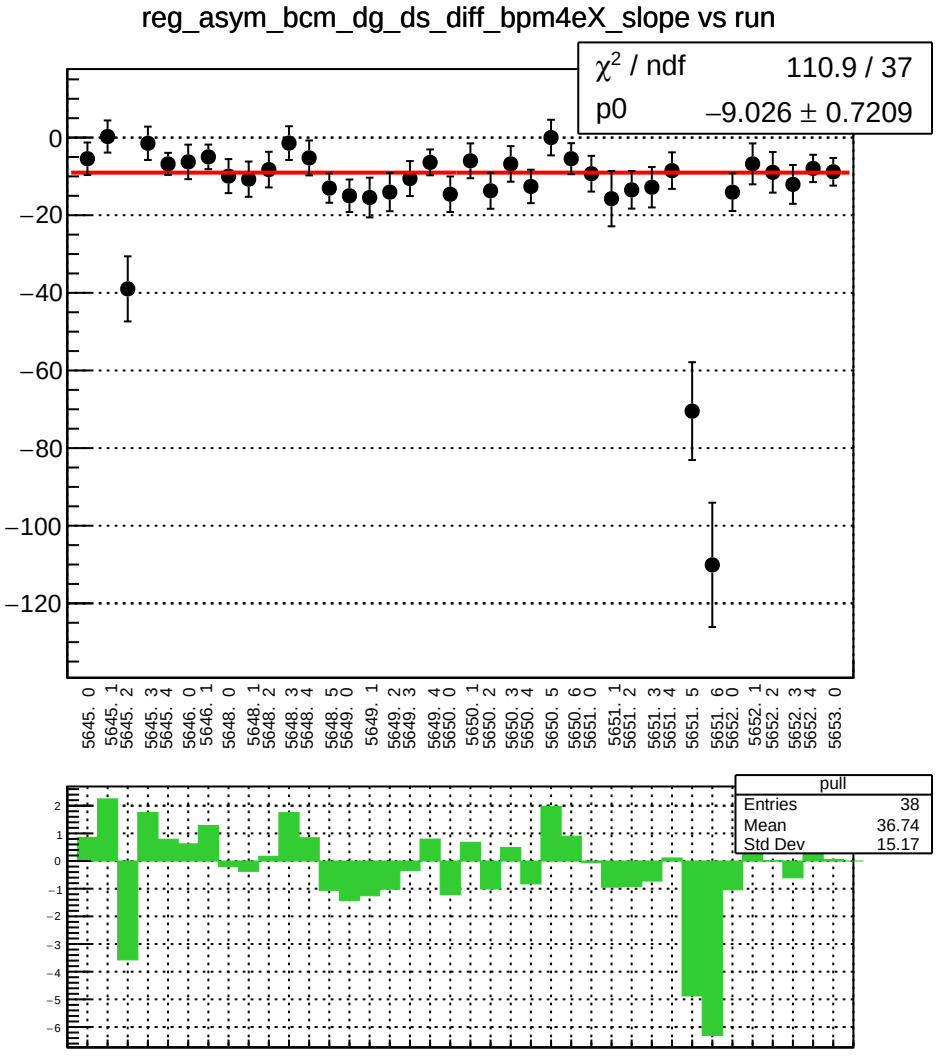
reg_asym_bcm_dg_ds_diff_bpm4eX_slope vs run
χ² / ndf 110.9 / 37
p0 −9.026 ± 0.7209
0
−20
−40
−60
−80
−100
−120
5645. 0
5645. 1
5645. 2
5645. 3
5645. 4
5646. 0
5646. 1
5648. 0
5648. 1
5648. 2
5648. 3
5648. 4
5648. 5
5649. 0
5649. 1
5649. 2
5649. 3
5649. 4
5650. 0
5650. 1
5650. 2
5650. 3
5650. 4
5650. 5
5650. 6
5651. 0
5651. 1
5651. 2
5651. 3
5651. 4
5651. 5
5651. 6
5652. 0
5652. 1
5652. 2
5652. 3
5652. 4
5653. 0
pull
Entries 38
Mean 36.74
Std Dev 15.17
2
1
0
−1
−2
−3
−4
−5
−6

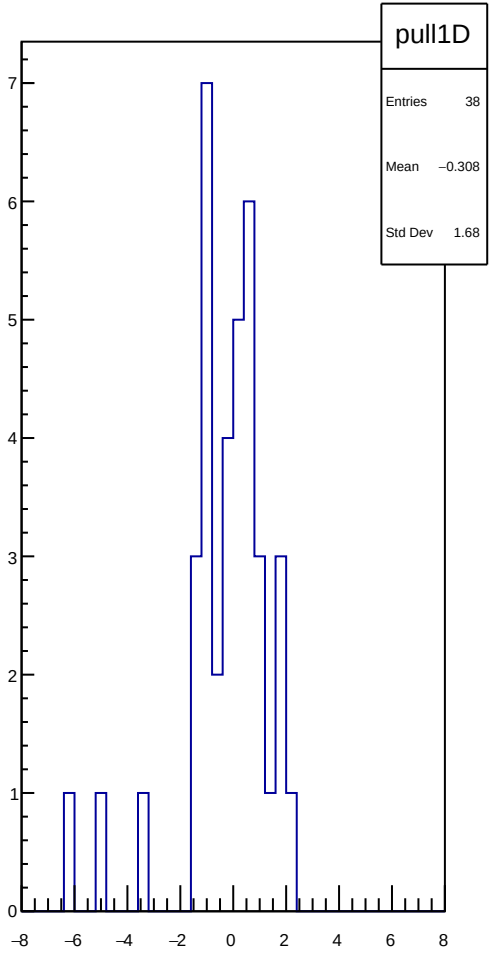
pull1D
Entries 38
Mean −0.308
Std Dev 1.68
7
6
5
4
3
2
1
0
−8
−6
−4
−2
0
2
4
6
8

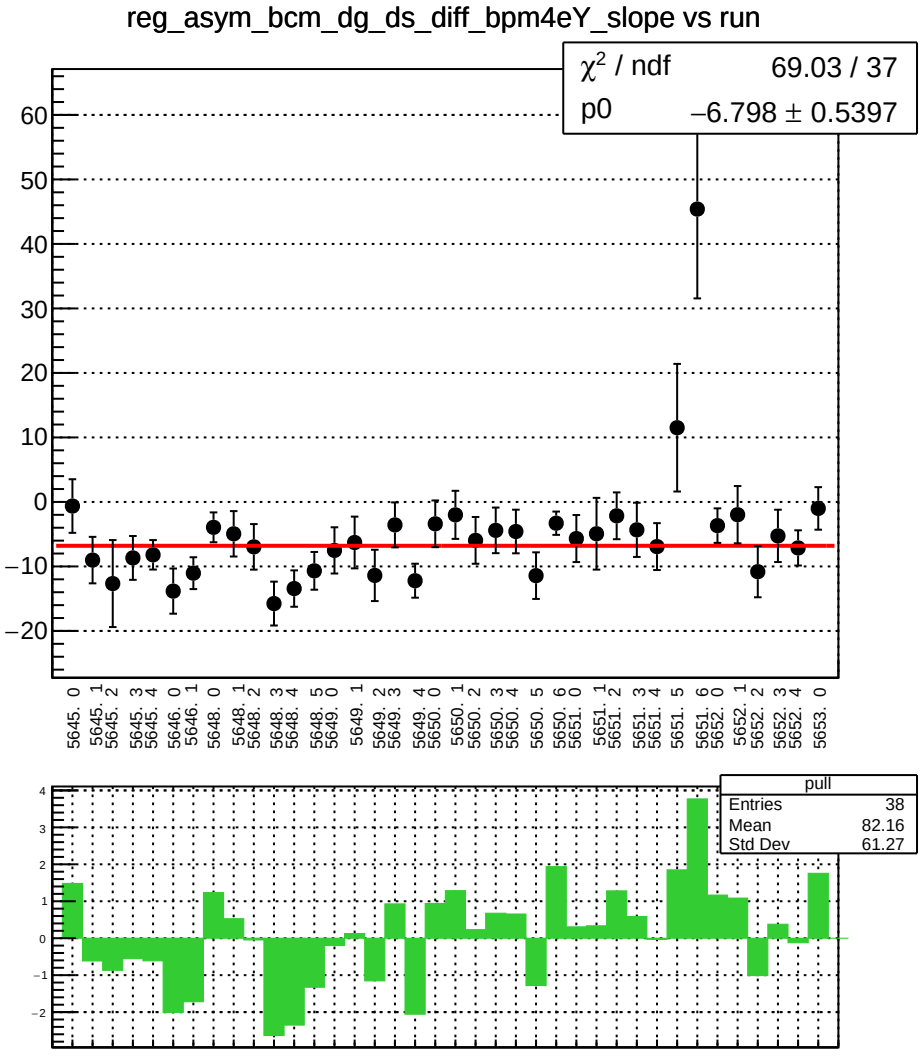
reg_asym_bcm_dg_ds_diff_bpm4eY_slope vs run
χ² / ndf 69.03 / 37
p0 −6.798 ± 0.5397
pull
Entries 38
Mean 82.16
Std Dev 61.27

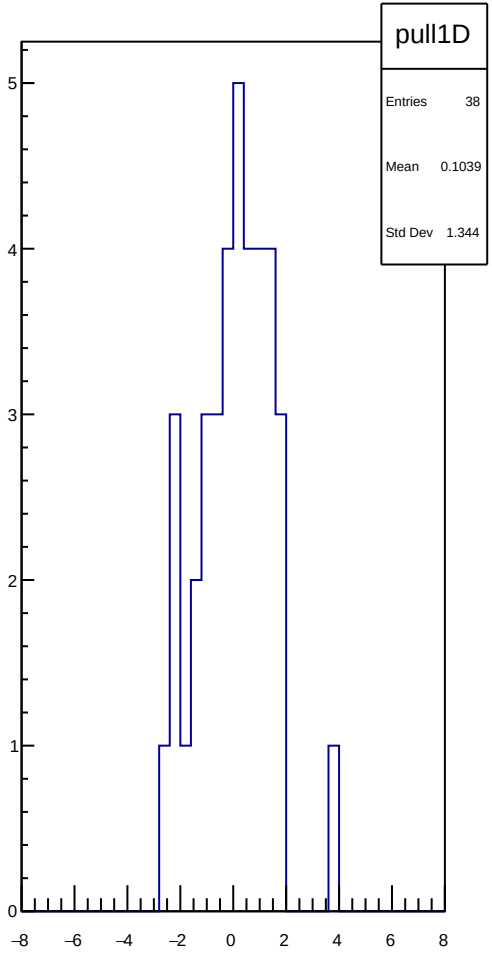
pull1D
Entries 38
Mean 0.1039
Std Dev 1.344

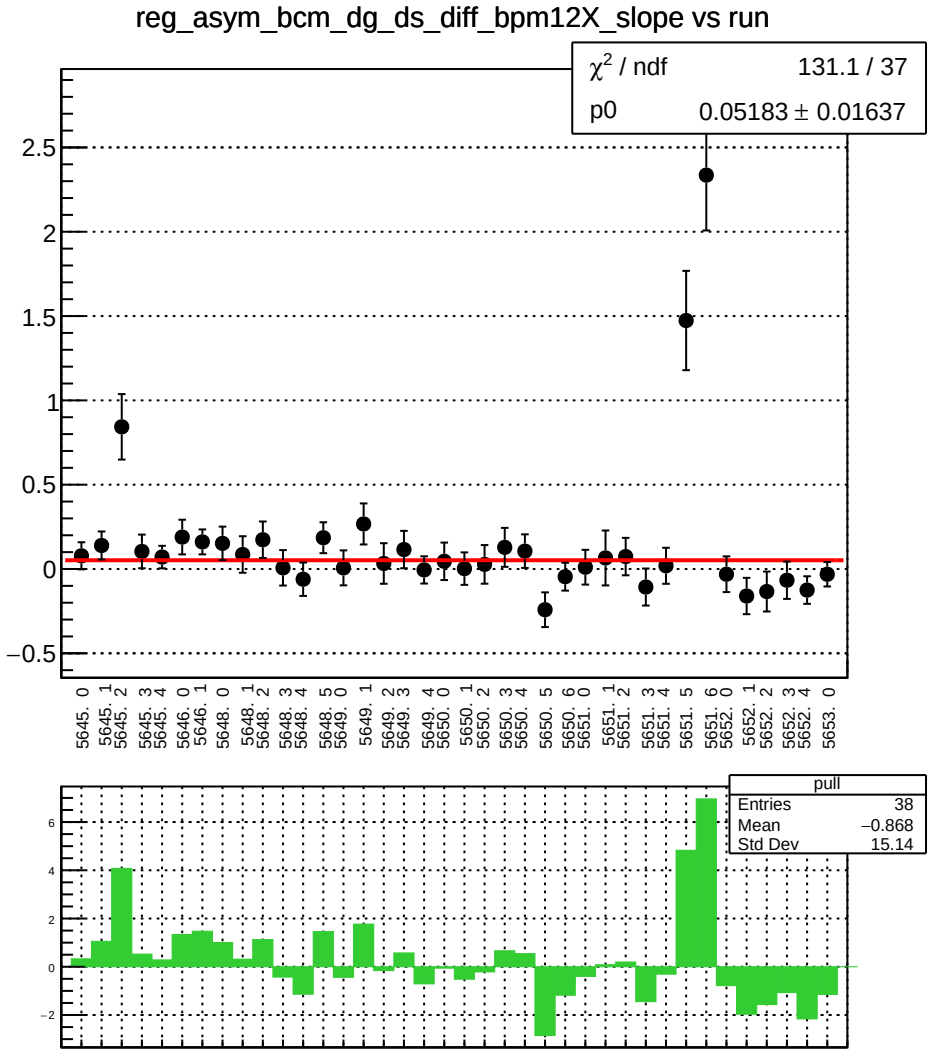
reg_asym_bcm_dg_ds_diff_bpm12X_slope vs run
χ2 / ndf 131.1 / 37
p0 0.05183 ± 0.01637
pull
Entries 38
Mean −0.868
Std Dev 15.14

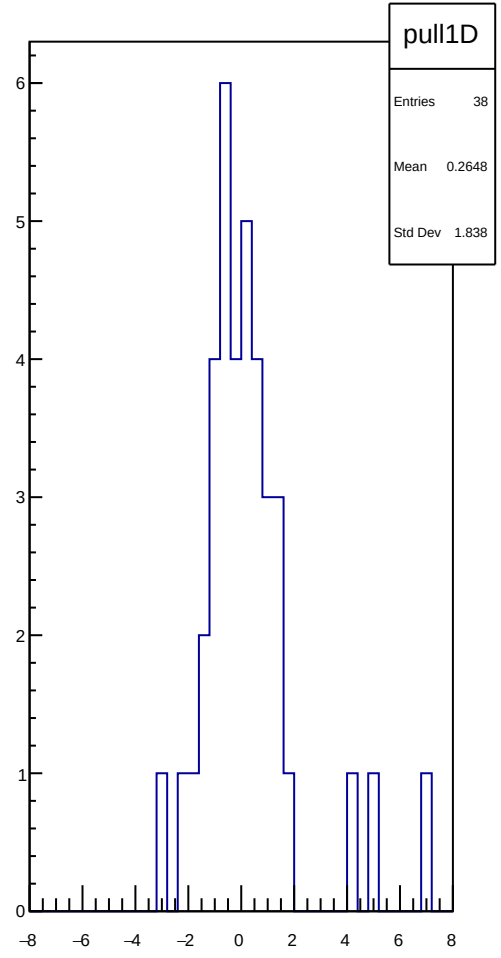
pull1D
Entries 38
Mean 0.2648
Std Dev 1.838

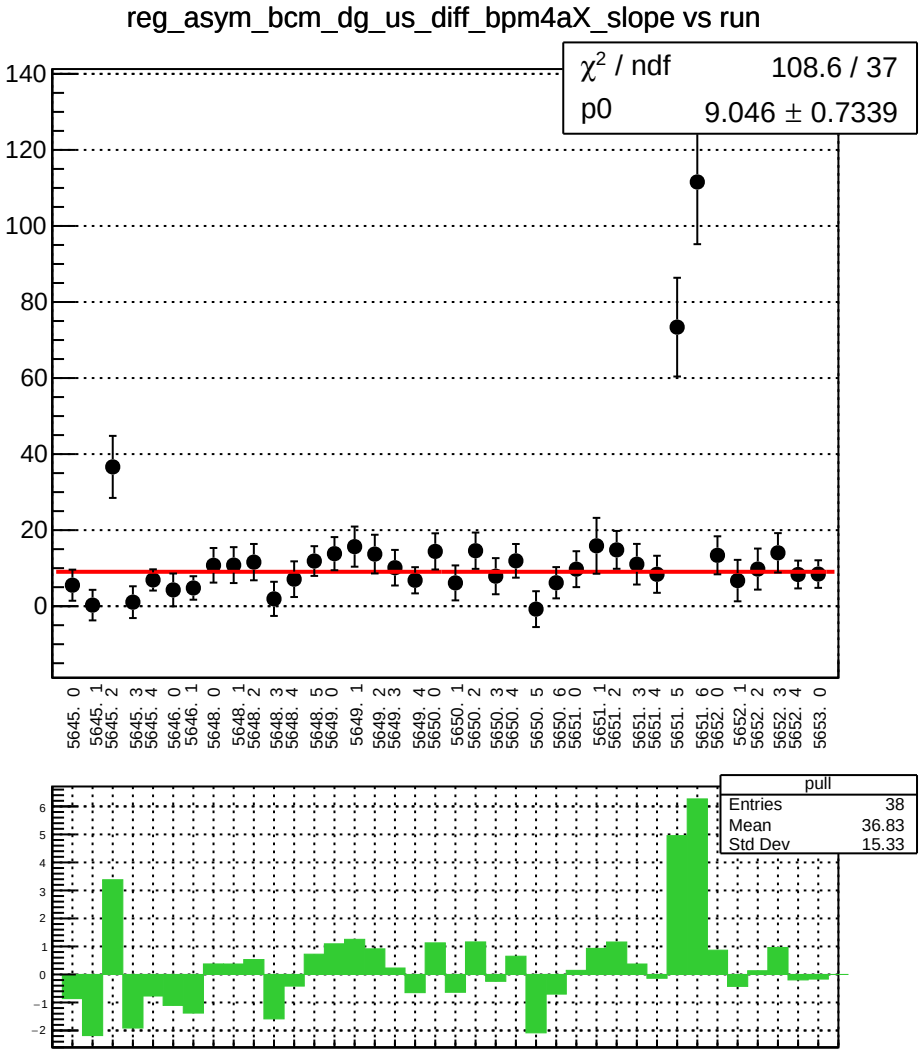
reg_asym_bcm_dg_us_diff_bpm4aX_slope vs run
χ² / ndf 108.6 / 37
p0 9.046 ± 0.7339
pull
Entries 38
Mean 36.83
Std Dev 15.33

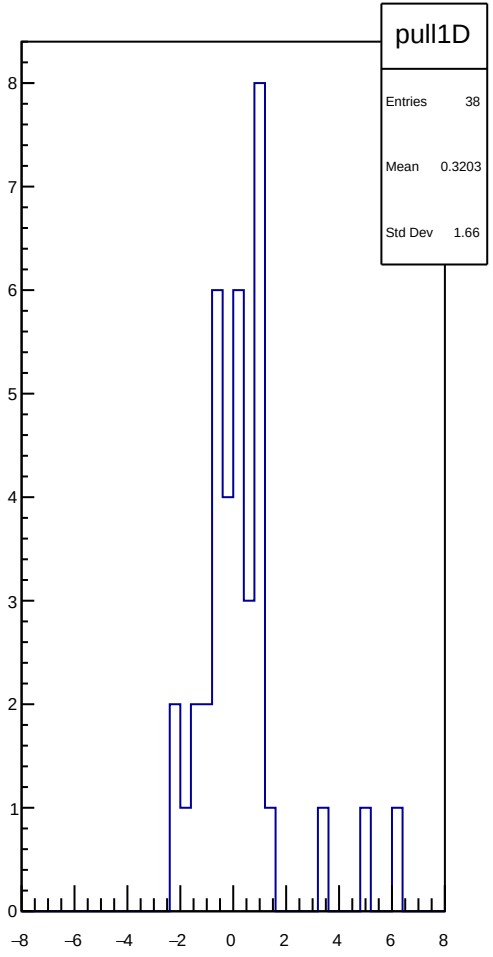
pull1D
Entries 38
Mean 0.3203
Std Dev 1.66

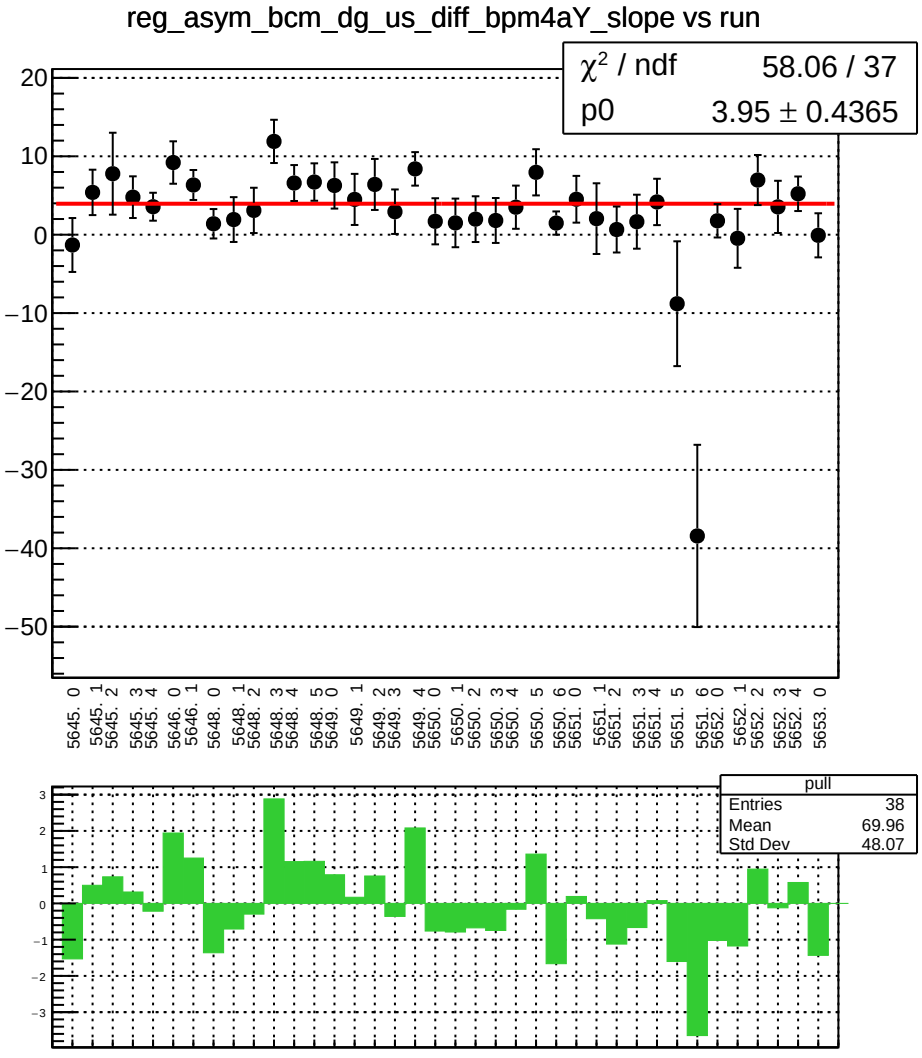
reg_asym_bcm_dg_us_diff_bpm4aY_slope vs run
χ² / ndf 58.06 / 37
p0 3.95 ± 0.4365
pull
Entries 38
Mean 69.96
Std Dev 48.07

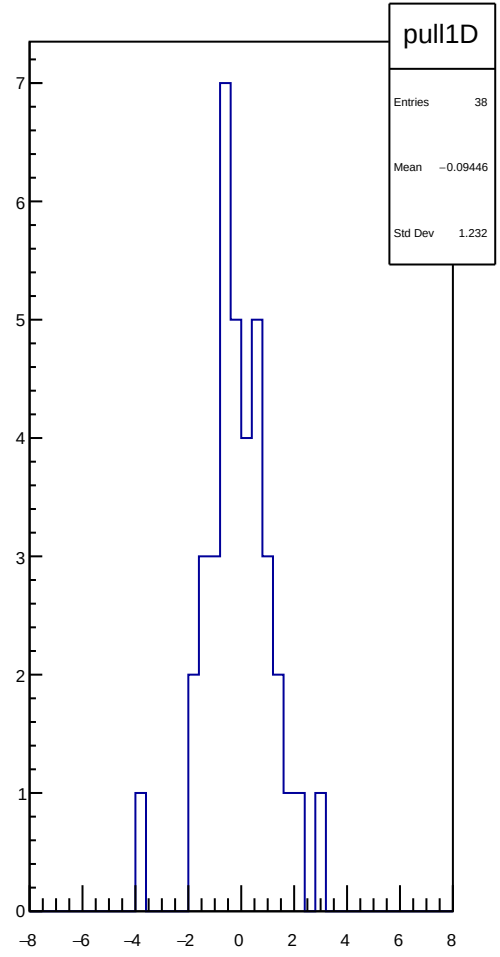
pull1D
Entries 38
Mean −0.09446
Std Dev 1.232

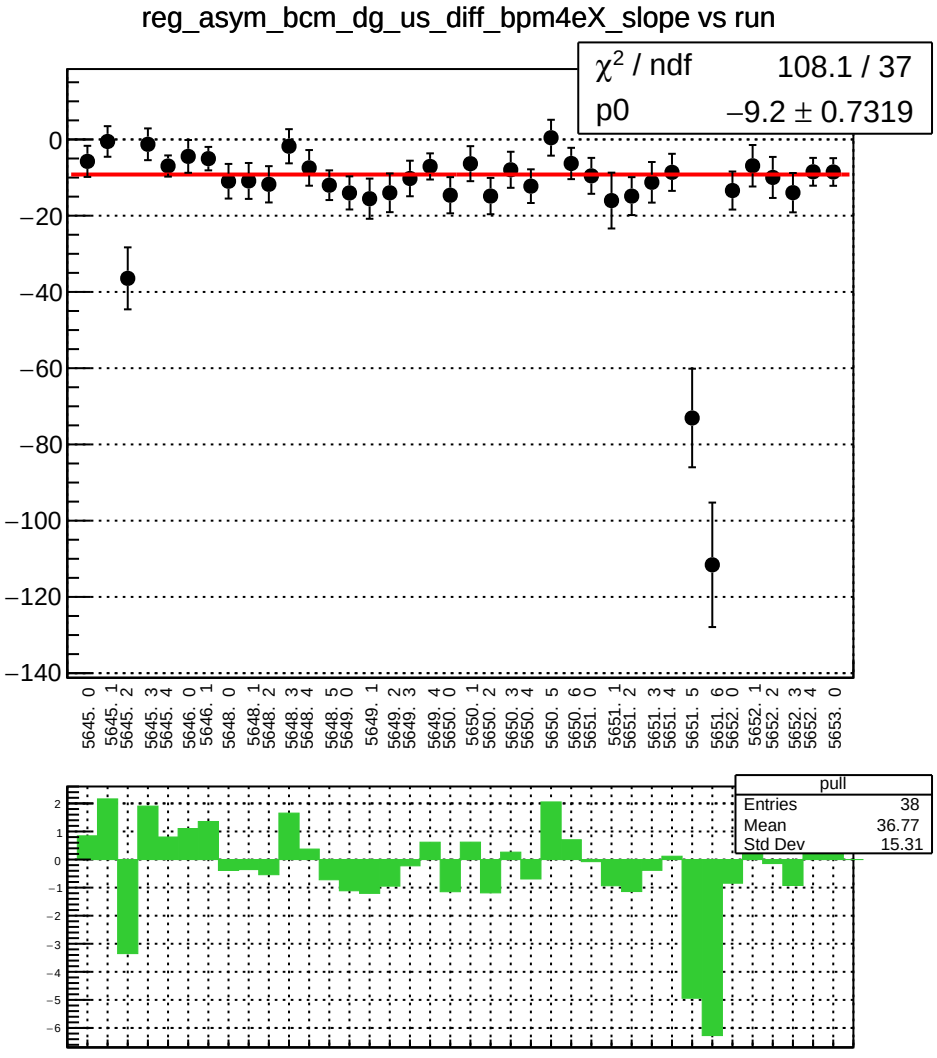
reg_asym_bcm_dg_us_diff_bpm4eX_slope vs run
χ² / ndf 108.1 / 37
p0 −9.2 ± 0.7319
0
−20
−40
−60
−80
−100
−120
−140
5645. 0
5645. 1
5645. 2
5645. 3
5645. 4
5646. 0
5646. 1
5648. 0
5648. 1
5648. 2
5648. 3
5648. 4
5648. 5
5649. 0
5649. 1
5649. 2
5649. 3
5649. 4
5650. 0
5650. 1
5650. 2
5650. 3
5650. 4
5650. 5
5650. 6
5651. 0
5651. 1
5651. 2
5651. 3
5651. 4
5651. 5
5651. 6
5652. 0
5652. 1
5652. 2
5652. 3
5652. 4
5653. 0
pull
Entries 38
Mean 36.77
Std Dev 15.31
2
1
0
−1
−2
−3
−4
−5
−6

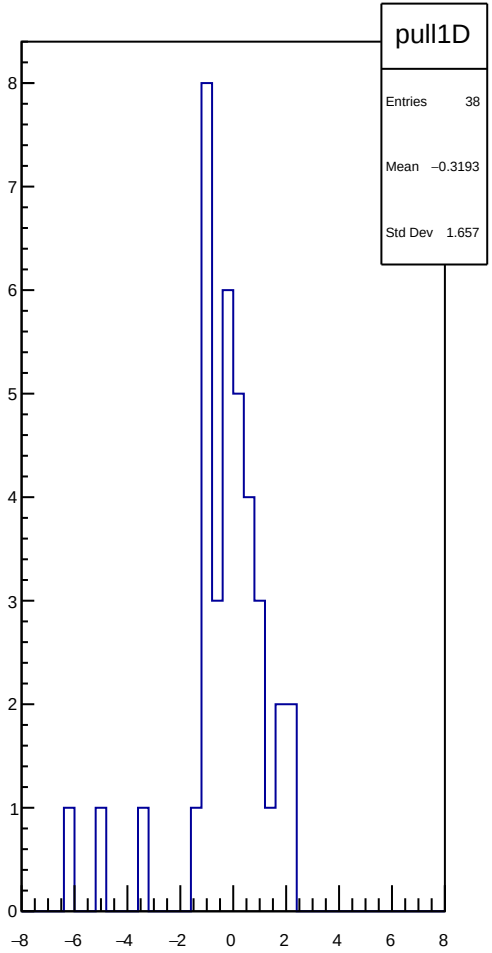
pull1D
Entries 38
Mean −0.3193
Std Dev 1.657
8
7
6
5
4
3
2
1
0
−8
−6
−4
−2
0
2
4
6
8

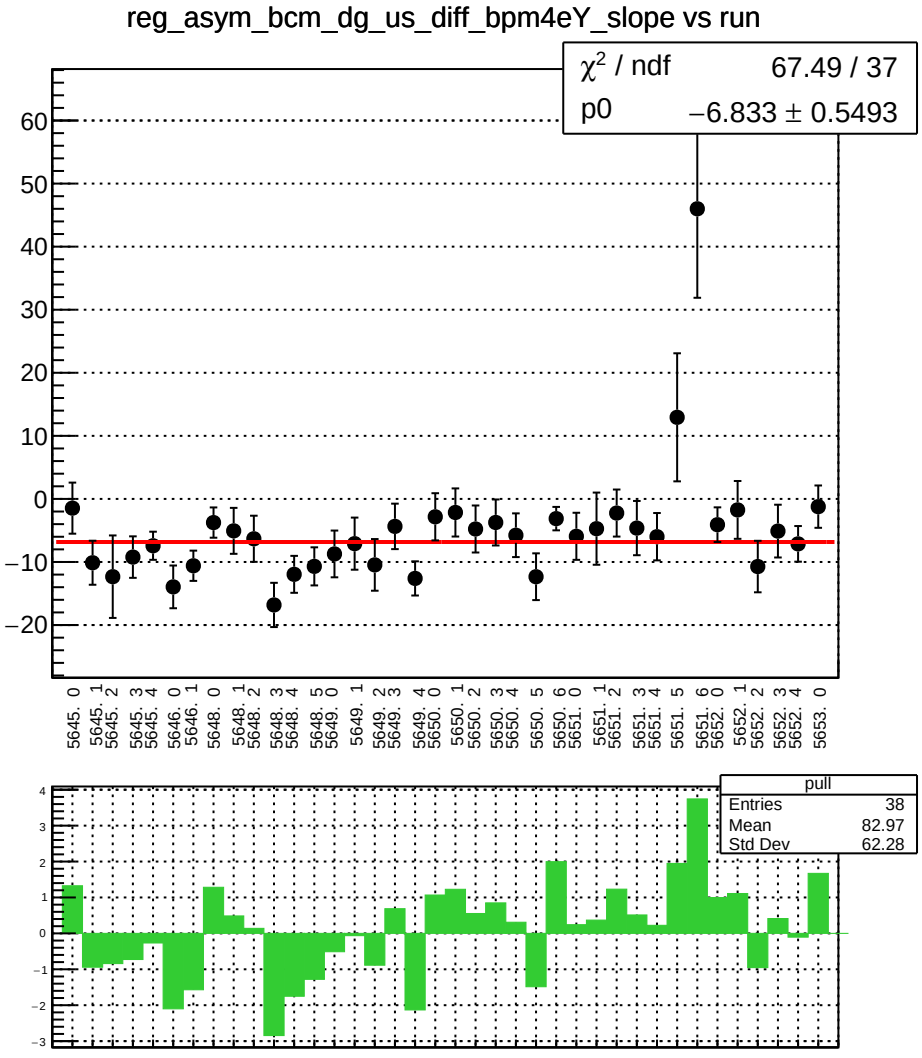
reg_asym_bcm_dg_us_diff_bpm4eY_slope vs run
χ² / ndf 67.49 / 37
p0 −6.833 ± 0.5493
pull
Entries 38
Mean 82.97
Std Dev 62.28

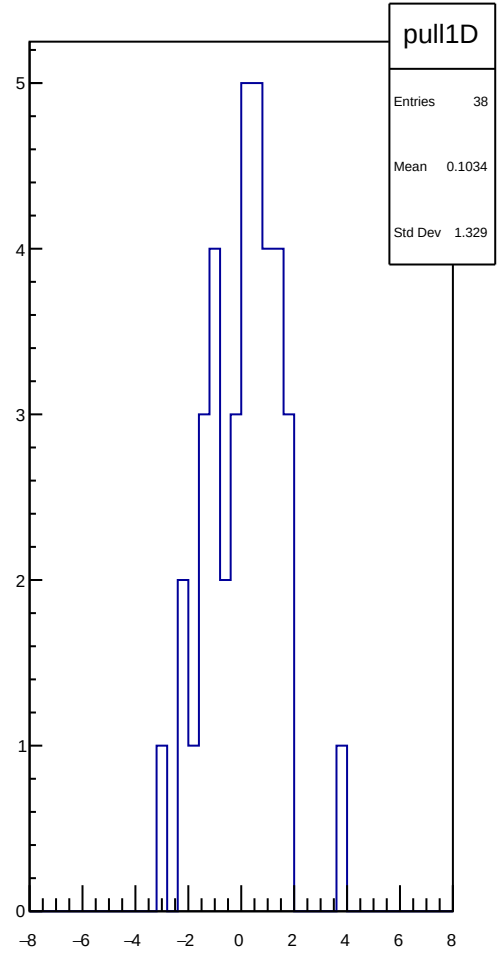
pull1D
Entries 38
Mean 0.1034
Std Dev 1.329

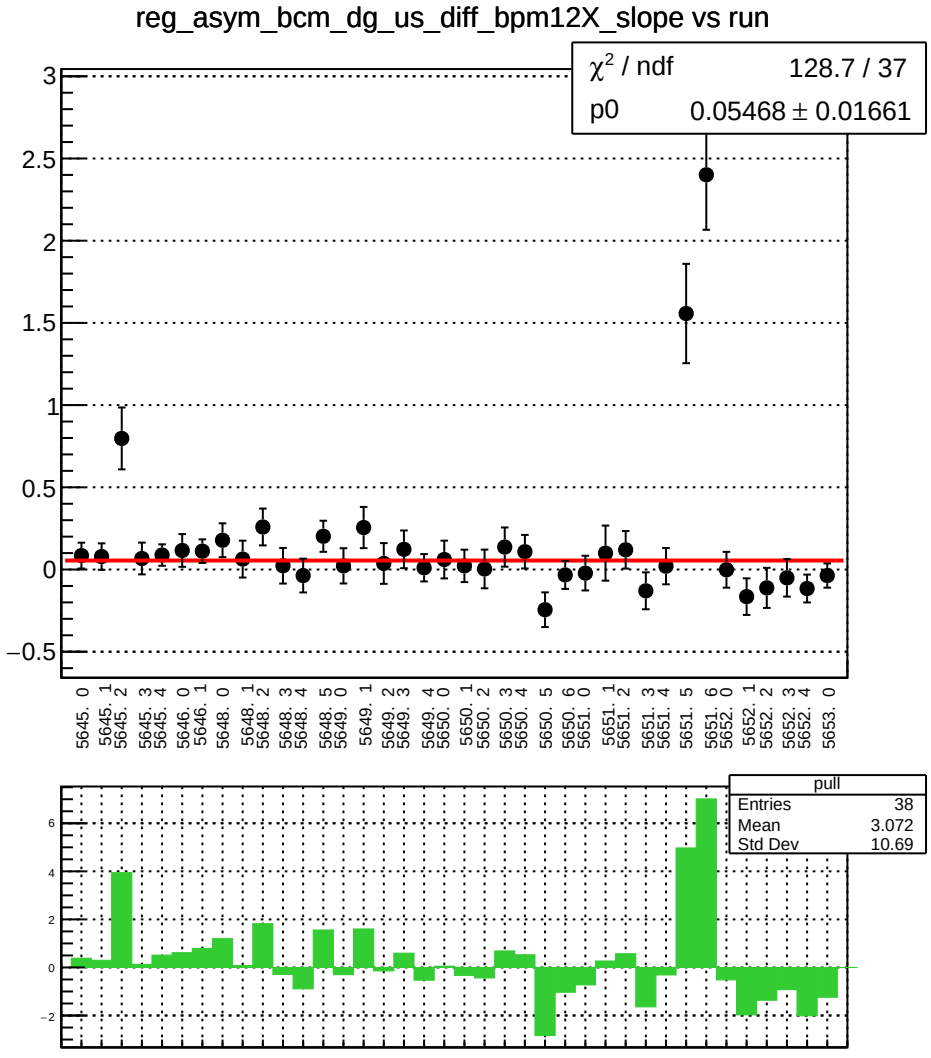
reg_asym_bcm_dg_us_diff_bpm12X_slope vs run
χ² / ndf 128.7 / 37
p0 0.05468 ± 0.01661
pull
Entries 38
Mean 3.072
Std Dev 10.69

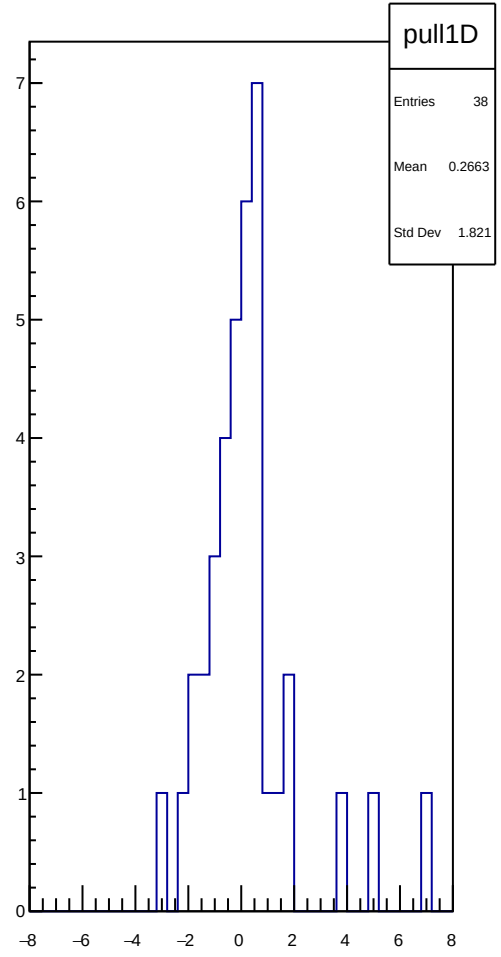
pull1D
Entries 38
Mean 0.2663
Std Dev 1.821