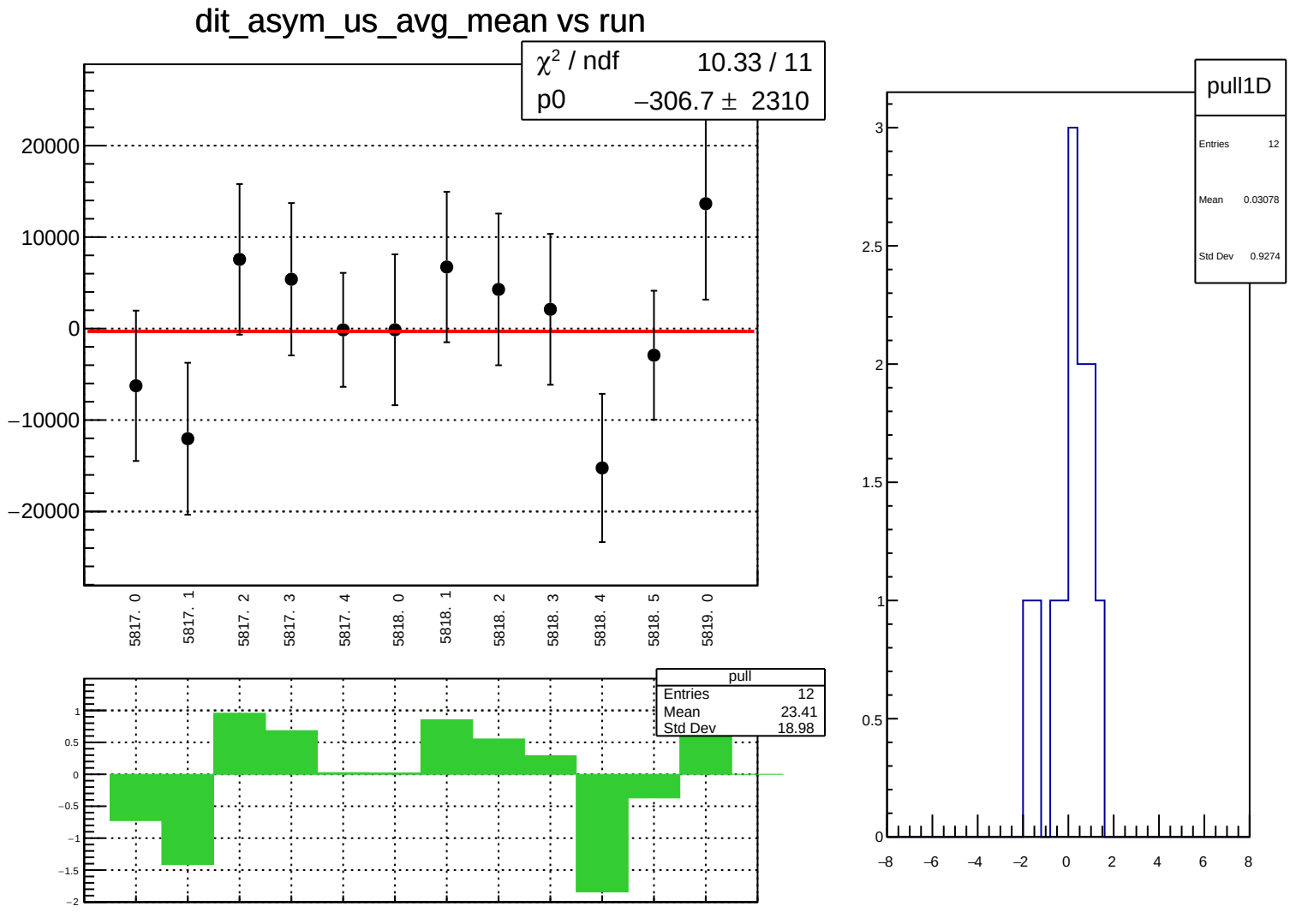
dit_asym_us_avg_mean vs run
χ² / ndf 10.33 / 11
p0 −306.7 ± 2310
20000
10000
0
−10000
−20000
5817. 0
5817. 1
5817. 2
5817. 3
5817. 4
5818. 0
5818. 1
5818. 2
5818. 3
5818. 4
5818. 5
5819. 0
pull
Entries 12
Mean 23.41
Std Dev 18.98
1
0.5
0
−0.5
−1
−1.5
−2
pull1D
Entries 12
Mean 0.03078
Std Dev 0.9274
3
2.5
2
1.5
1
0.5
0
−8
−6
−4
−2
0
2
4
6
8

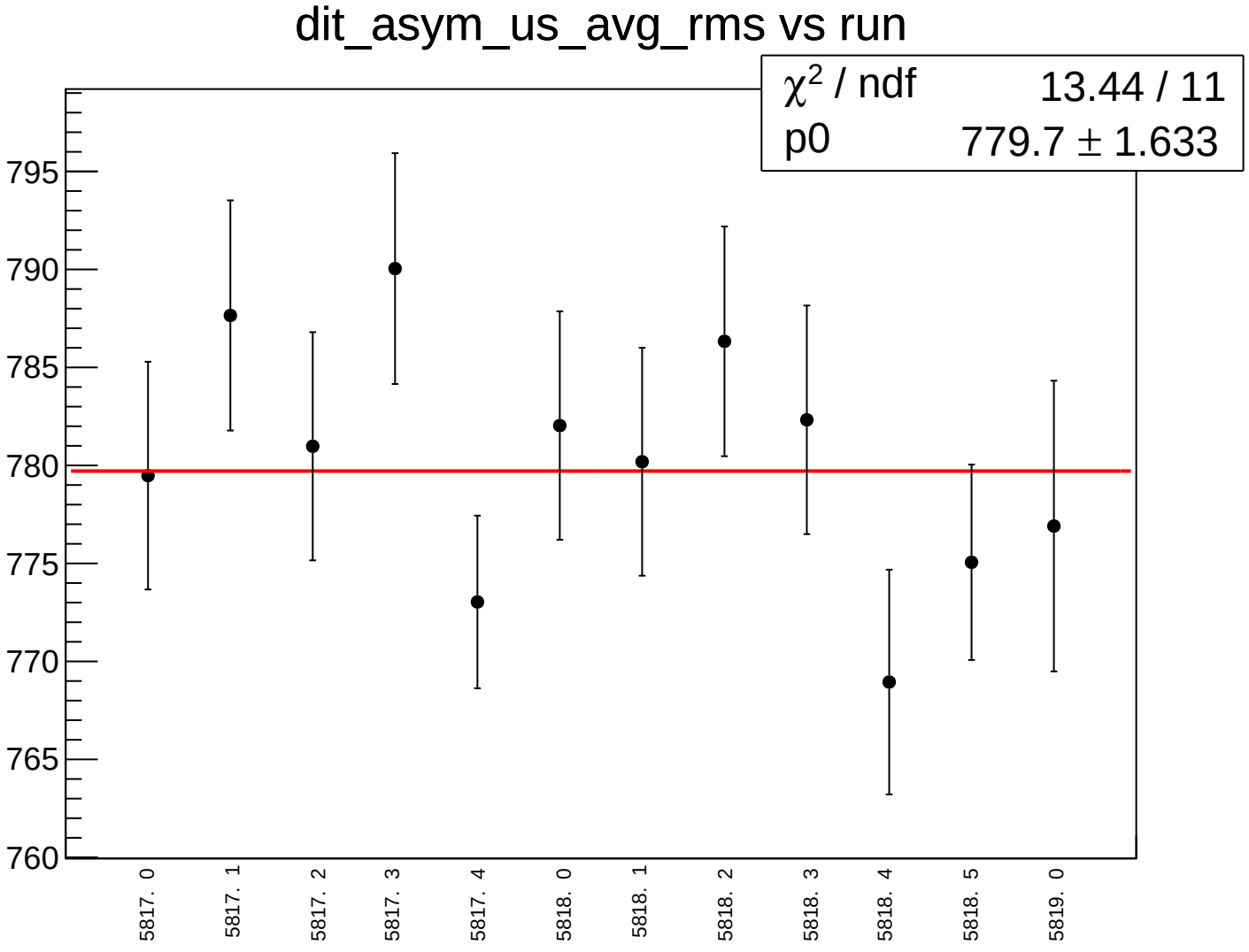
dit_asym_us_avg_rms vs run
χ2 / ndf 13.44 / 11
p0 779.7 ± 1.633
795
790
785
780
775
770
765
760
5817. 0
5817. 1
5817. 2
5817. 3
5817. 4
5818. 0
5818. 1
5818. 2
5818. 3
5818. 4
5818. 5
5819. 0

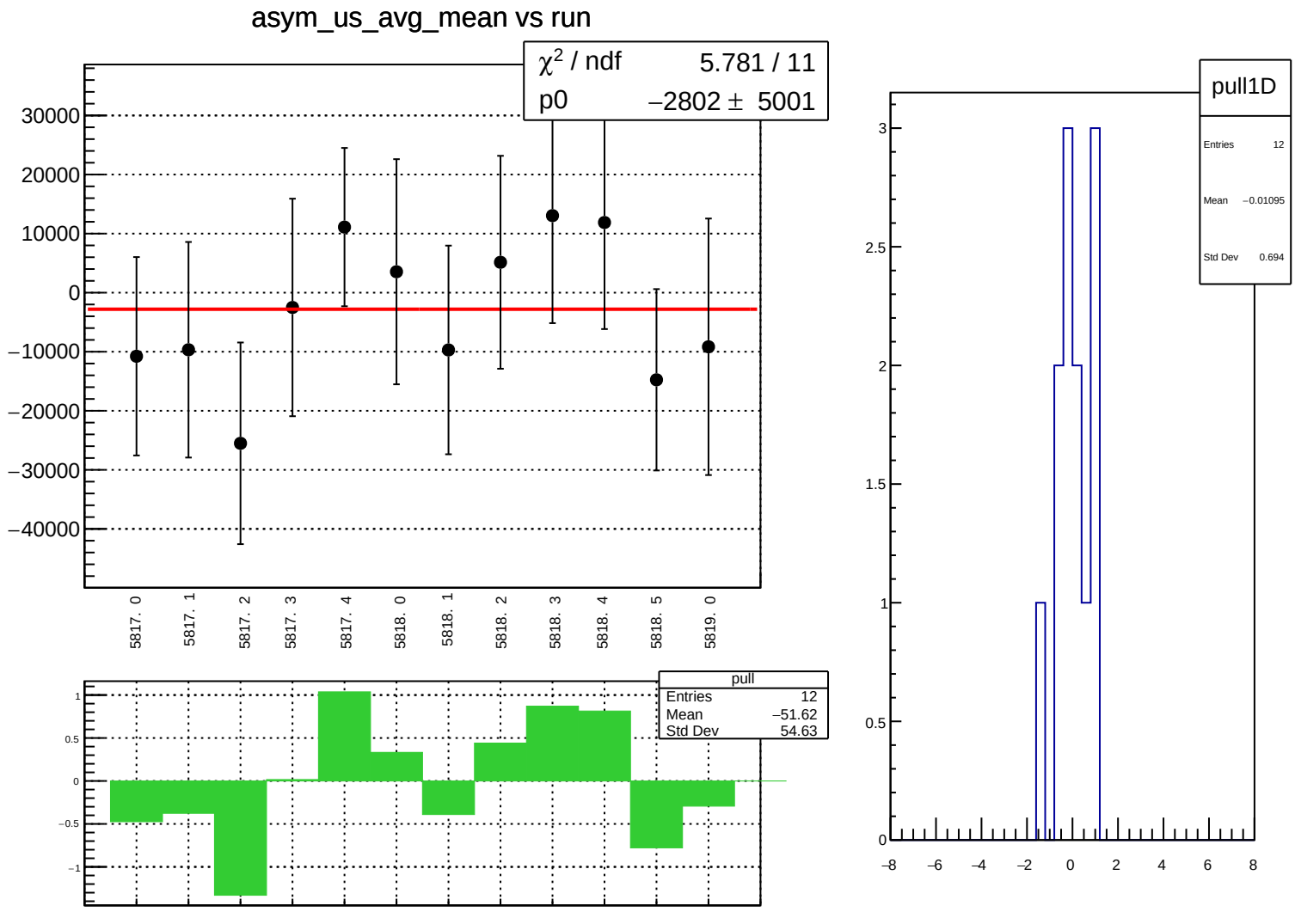
asym_us_avg_mean vs run
χ² / ndf 5.781 / 11
p0 −2802 ± 5001
30000
20000
10000
0
−10000
−20000
−30000
−40000
5817. 0
5817. 1
5817. 2
5817. 3
5817. 4
5818. 0
5818. 1
5818. 2
5818. 3
5818. 4
5818. 5
5819. 0
pull
Entries 12
Mean −51.62
Std Dev 54.63
1
0.5
0
−0.5
−1
pull1D
Entries 12
Mean −0.01095
Std Dev 0.694
3
2.5
2
1.5
1
0.5
0
−8
−6
−4
−2
0
2
4
6
8

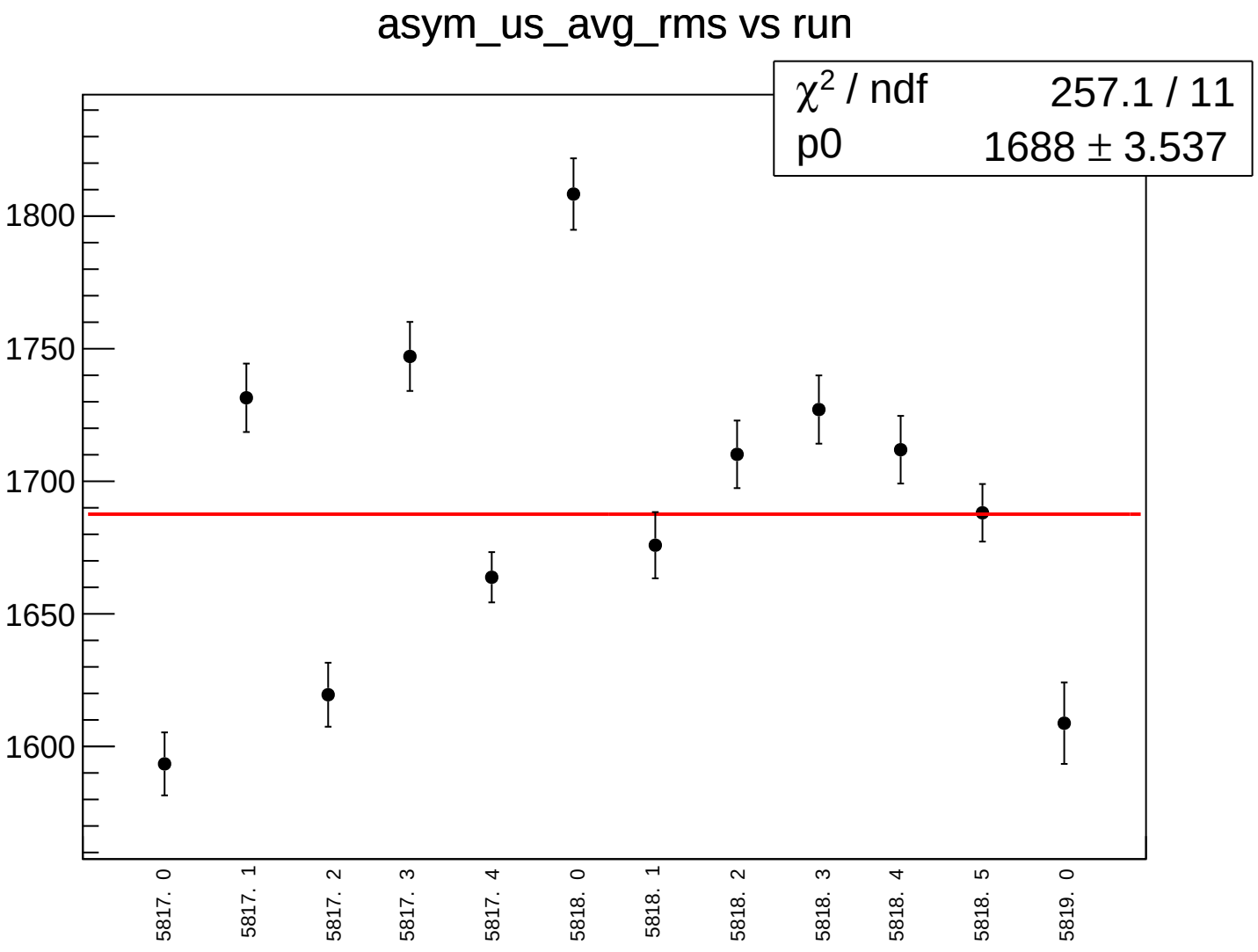
asym_us_avg_rms vs run
χ2 / ndf 257.1 / 11
p0 1688 ± 3.537
1800
1750
1700
1650
1600
5817. 0
5817. 1
5817. 2
5817. 3
5817. 4
5818. 0
5818. 1
5818. 2
5818. 3
5818. 4
5818. 5
5819. 0

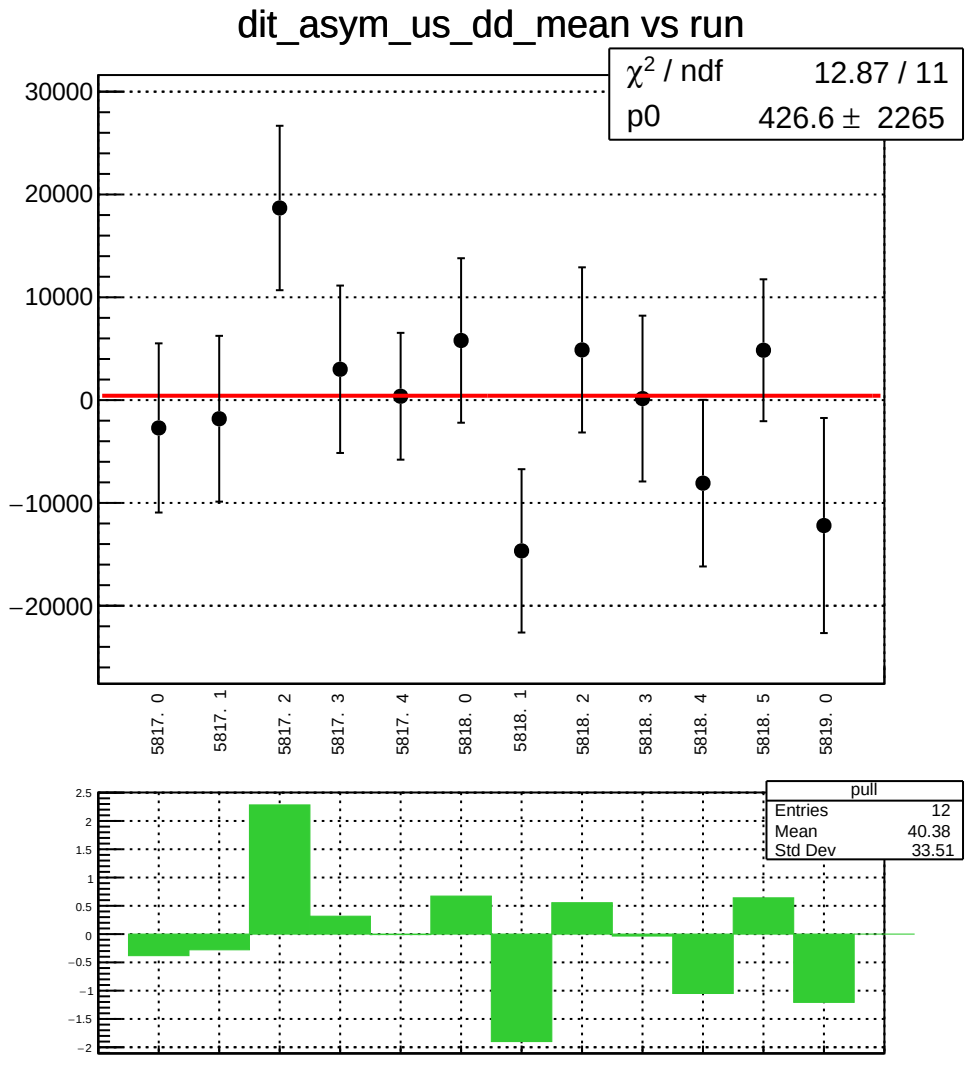
dit_asym_us_dd_mean vs run
χ² / ndf 12.87 / 11
p0 426.6 ± 2265
30000
20000
10000
0
−10000
−20000
5817. 0
5817. 1
5817. 2
5817. 3
5817. 4
5818. 0
5818. 1
5818. 2
5818. 3
5818. 4
5818. 5
5819. 0
pull
Entries 12
Mean 40.38
Std Dev 33.51
2.5
2
1.5
1
0.5
0
−0.5
−1
−1.5
−2

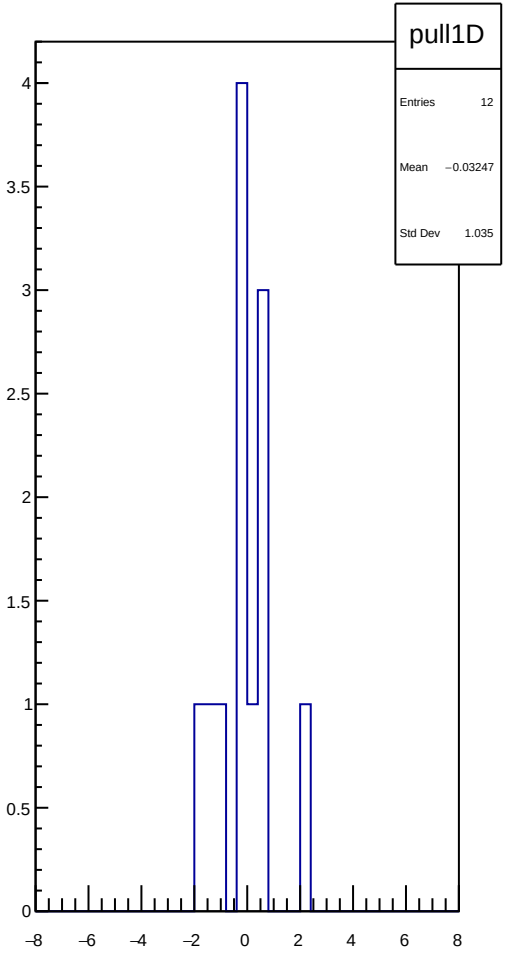
pull1D
Entries 12
Mean −0.03247
Std Dev 1.035
4
3.5
3
2.5
2
1.5
1
0.5
0
−8
−6
−4
−2
0
2
4
6
8

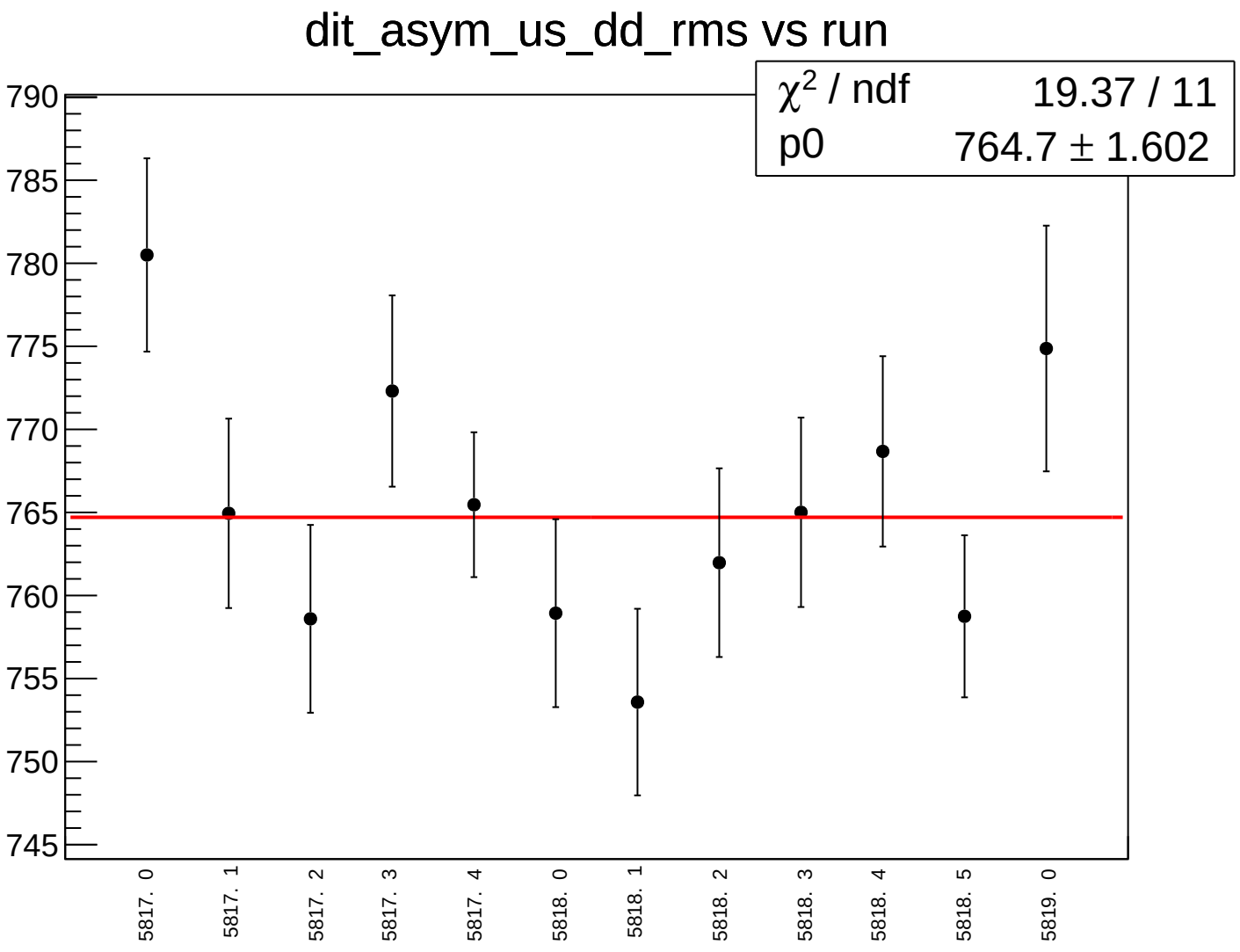
dit_asym_us_dd_rms vs run
χ2 / ndf 19.37 / 11
p0 764.7 ± 1.602
790
785
780
775
770
765
760
755
750
745
5817. 0
5817. 1
5817. 2
5817. 3
5817. 4
5818. 0
5818. 1
5818. 2
5818. 3
5818. 4
5818. 5
5819. 0

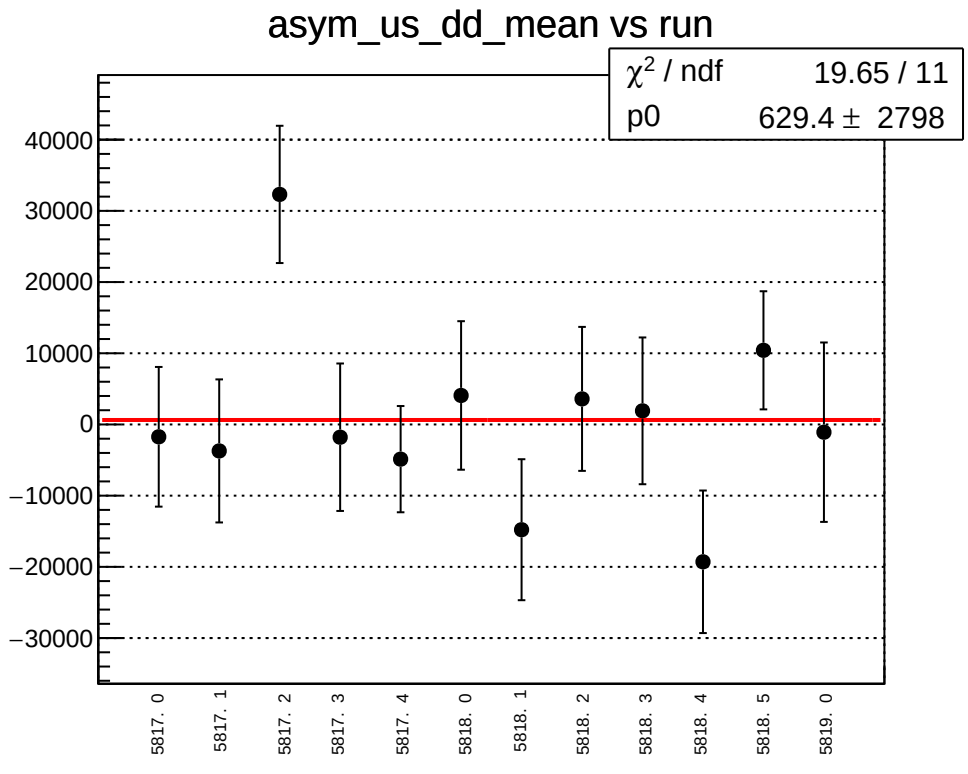
asym_us_dd_mean vs run
χ² / ndf 19.65 / 11
p0 629.4 ± 2798
40000
30000
20000
10000
0
−10000
−20000
−30000
5817. 0
5817. 1
5817. 2
5817. 3
5817. 4
5818. 0
5818. 1
5818. 2
5818. 3
5818. 4
5818. 5
5819. 0

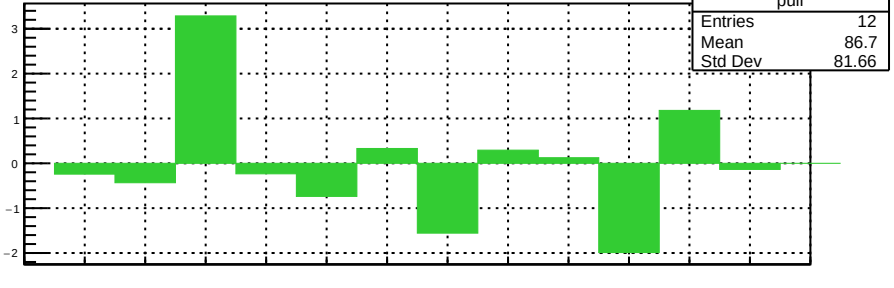
pull
Entries 12
Mean 86.7
Std Dev 81.66
3
2
1
0
−1
−2

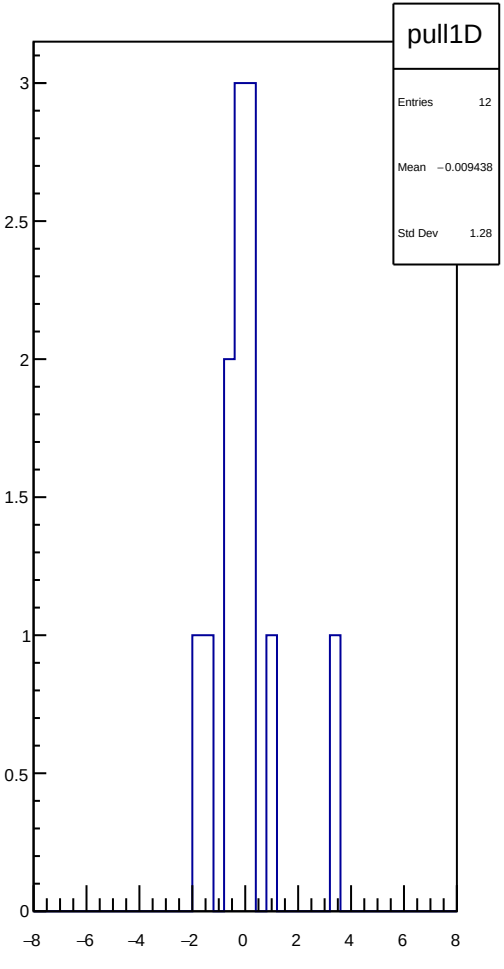
pull1D
Entries 12
Mean −0.009438
Std Dev 1.28
3
2.5
2
1.5
1
0.5
0
−8
−6
−4
−2
0
2
4
6
8

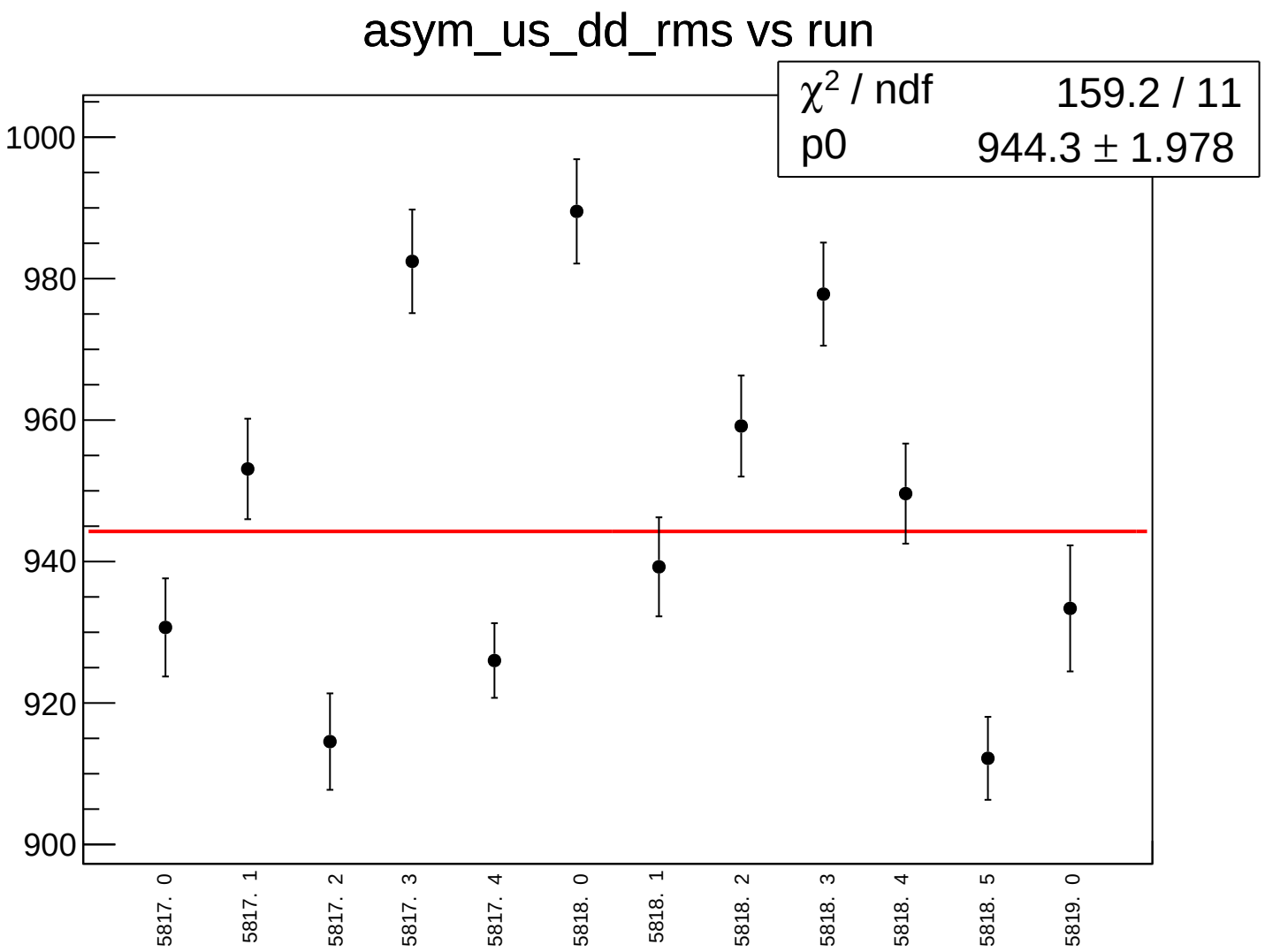
asym_us_dd_rms vs run
χ2 / ndf 159.2 / 11
p0 944.3 ± 1.978
1000
980
960
940
920
900
5817. 0
5817. 1
5817. 2
5817. 3
5817. 4
5818. 0
5818. 1
5818. 2
5818. 3
5818. 4
5818. 5
5819. 0

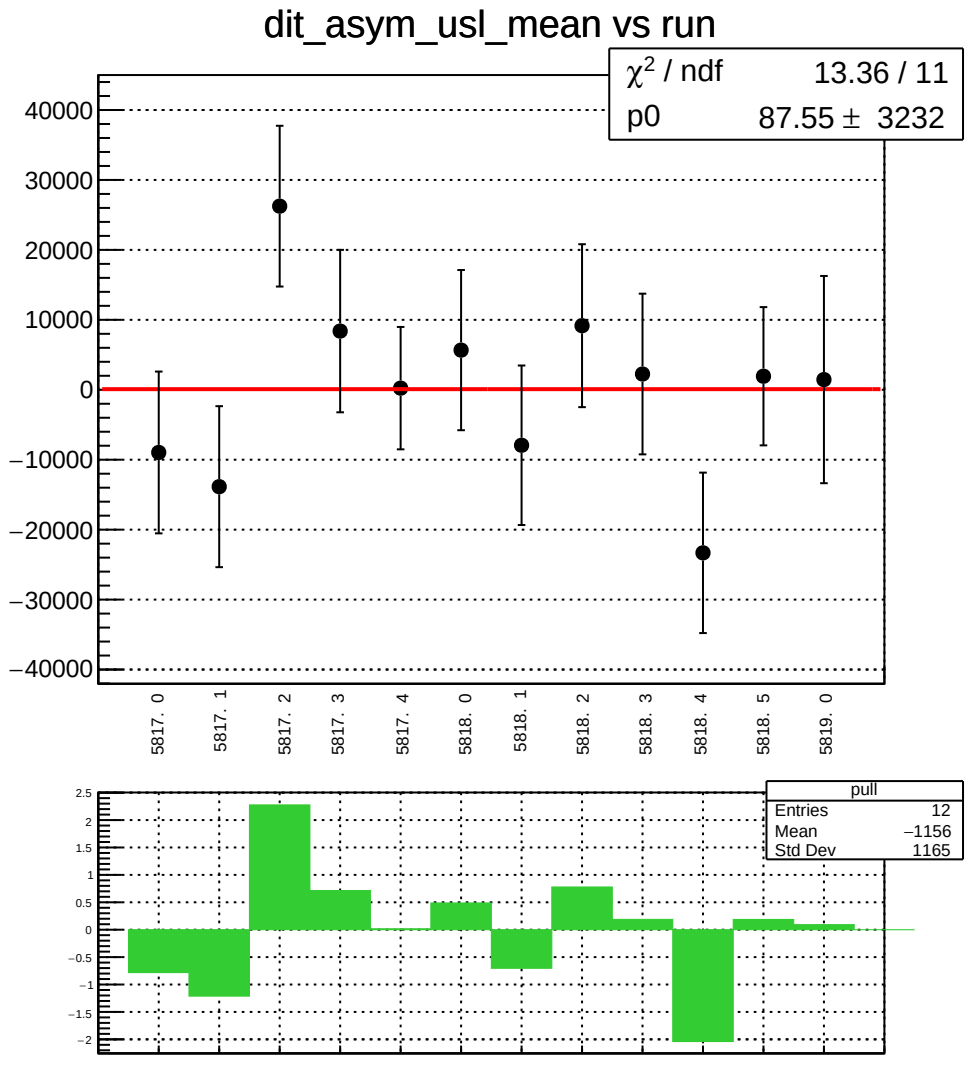
dit_asym_usl_mean vs run
χ2 / ndf 13.36 / 11
p0 87.55 ± 3232
40000
30000
20000
10000
0
−10000
−20000
−30000
−40000
5817. 0
5817. 1
5817. 2
5817. 3
5817. 4
5818. 0
5818. 1
5818. 2
5818. 3
5818. 4
5818. 5
5819. 0
pull
Entries 12
Mean −1156
Std Dev 1165
2.5
2
1.5
1
0.5
0
−0.5
−1
−1.5
−2

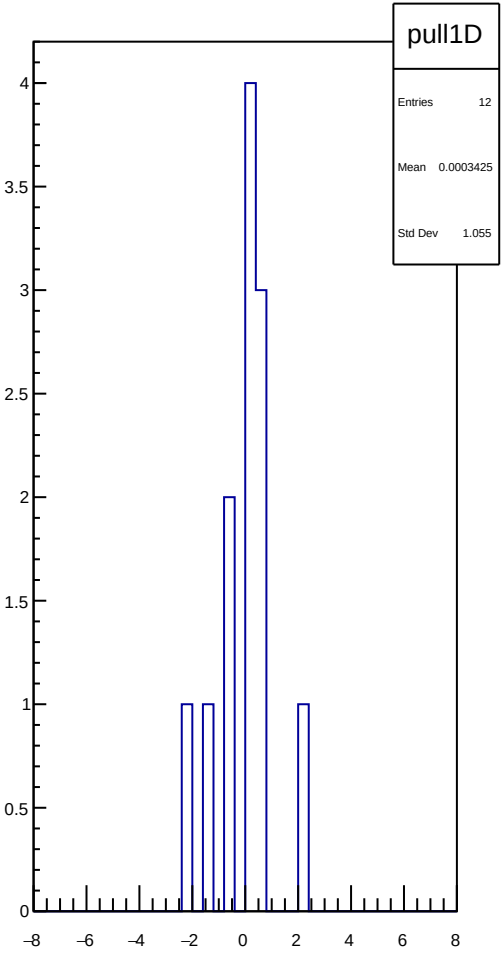
pull1D
Entries 12
Mean 0.0003425
Std Dev 1.055
4
3.5
3
2.5
2
1.5
1
0.5
0
−8
−6
−4
−2
0
2
4
6
8

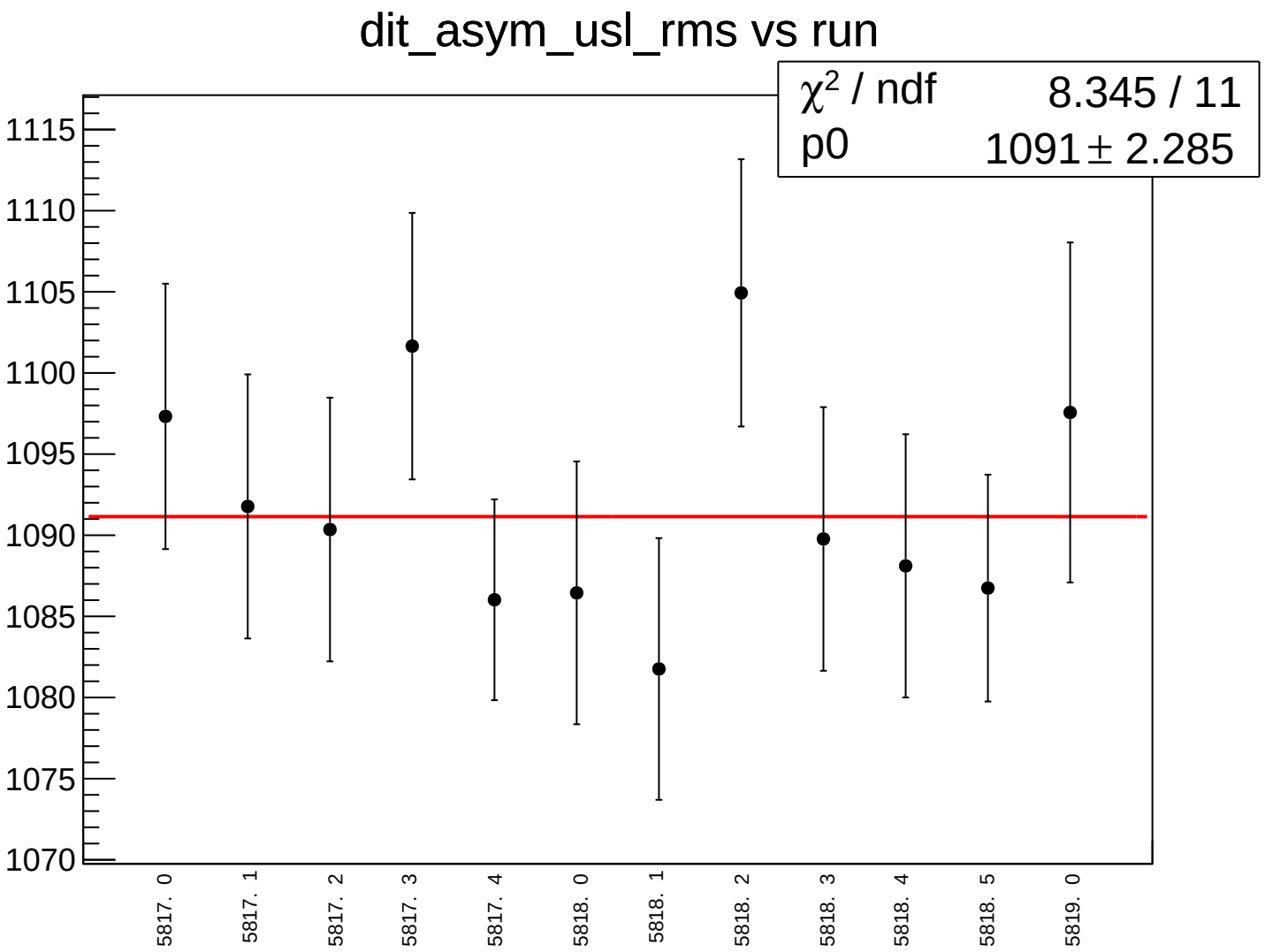
dit_asym_usl_rms vs run
χ² / ndf 8.345 / 11
p0 1091 ± 2.285
1115
1110
1105
1100
1095
1090
1085
1080
1075
1070
5817. 0
5817. 1
5817. 2
5817. 3
5817. 4
5818. 0
5818. 1
5818. 2
5818. 3
5818. 4
5818. 5
5819. 0

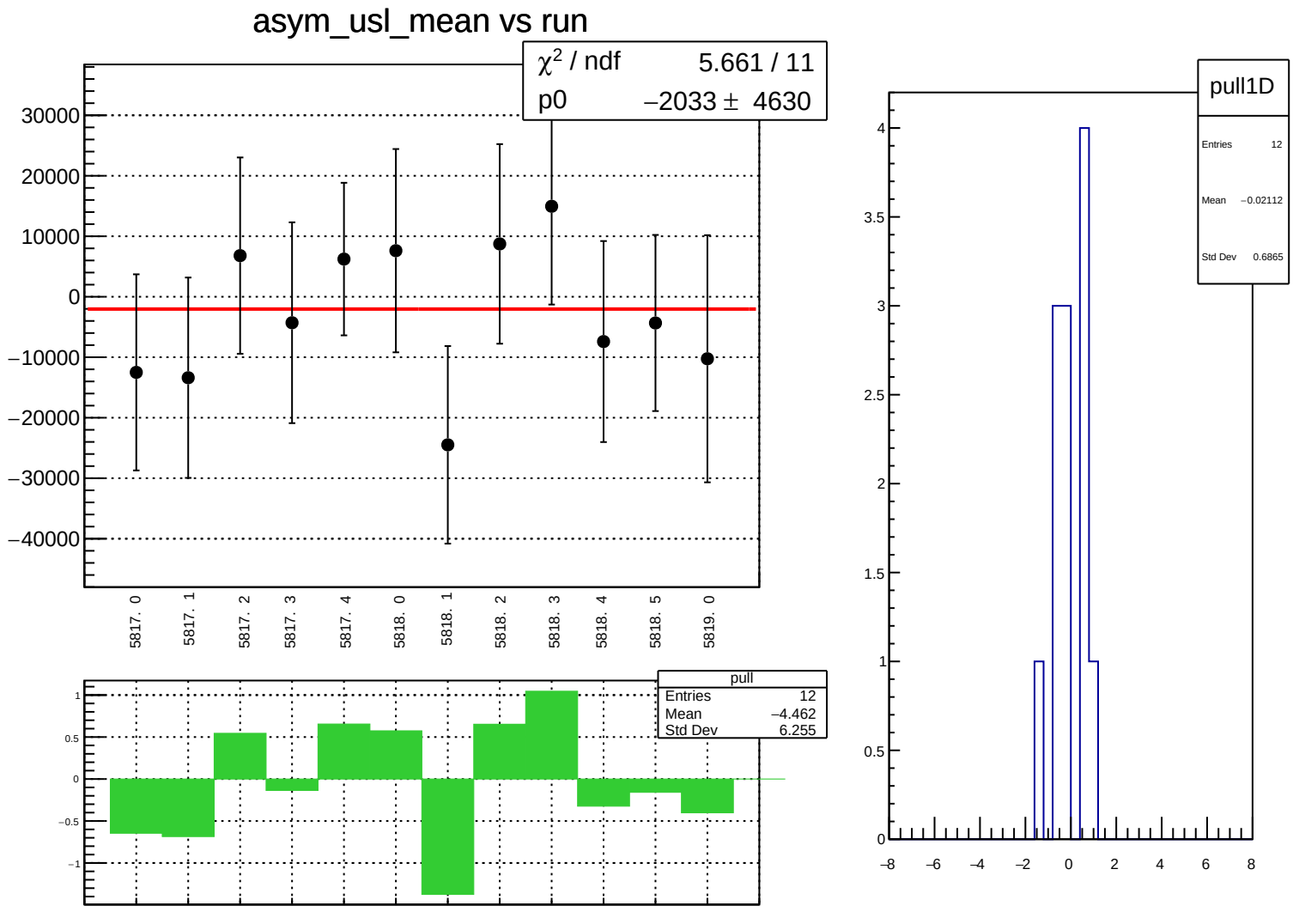
asym_usl_mean vs run
χ² / ndf 5.661 / 11
p0 −2033 ± 4630
30000
20000
10000
0
−10000
−20000
−30000
−40000
5817. 0
5817. 1
5817. 2
5817. 3
5817. 4
5818. 0
5818. 1
5818. 2
5818. 3
5818. 4
5818. 5
5819. 0
pull
Entries 12
Mean −4.462
Std Dev 6.255
1
0.5
0
−0.5
−1
pull1D
Entries 12
Mean −0.02112
Std Dev 0.6865
4
3.5
3
2.5
2
1.5
1
0.5
0
−8
−6
−4
−2
0
2
4
6
8

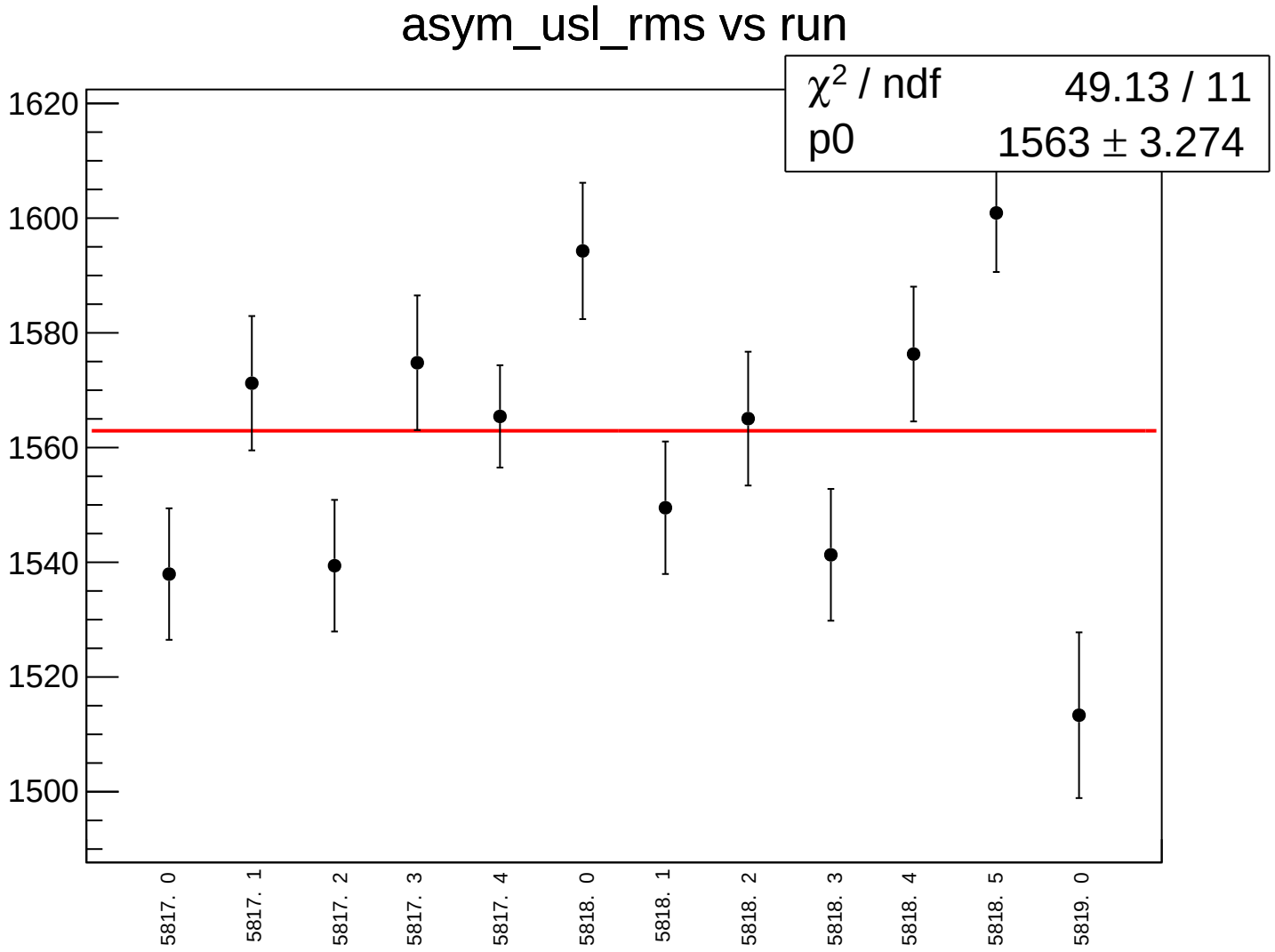
asym_usl_rms vs run
χ2 / ndf 49.13 / 11
p0 1563 ± 3.274
1620
1600
1580
1560
1540
1520
1500
5817. 0
5817. 1
5817. 2
5817. 3
5817. 4
5818. 0
5818. 1
5818. 2
5818. 3
5818. 4
5818. 5
5819. 0

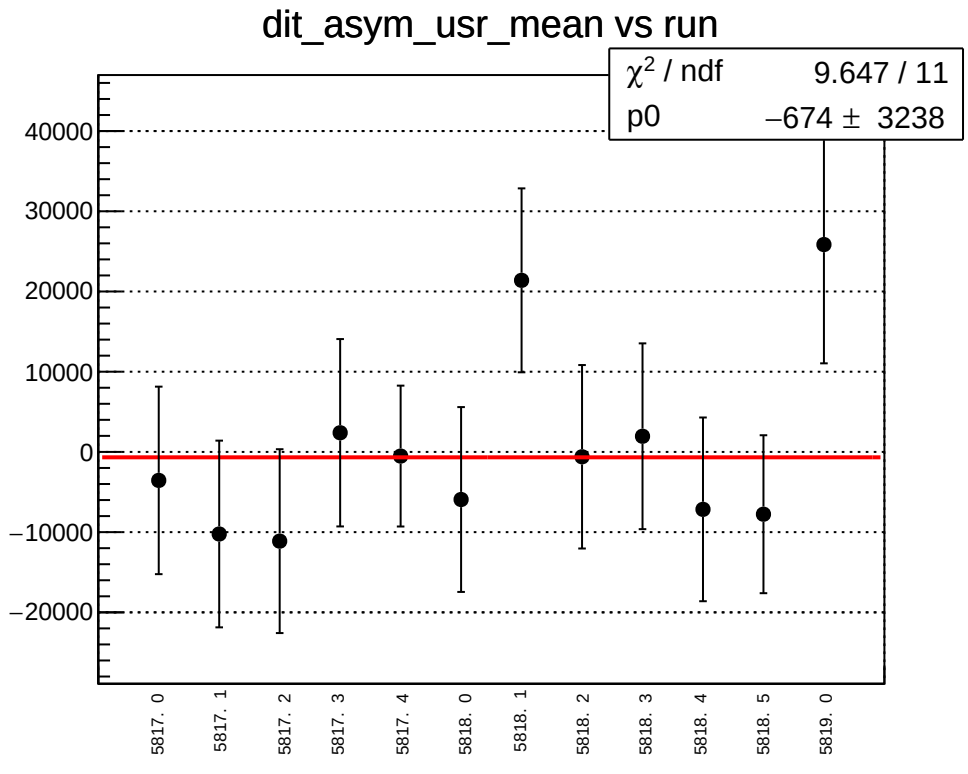
dit_asym_usr_mean vs run
χ² / ndf 9.647 / 11
p0 −674 ± 3238
40000
30000
20000
10000
0
−10000
−20000
5817. 0
5817. 1
5817. 2
5817. 3
5817. 4
5818. 0
5818. 1
5818. 2
5818. 3
5818. 4
5818. 5
5819. 0

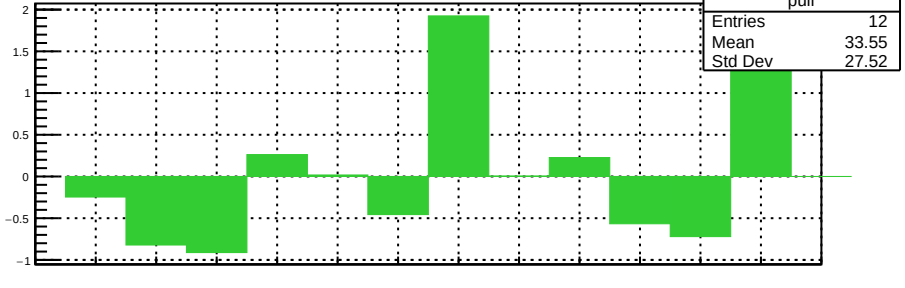
pull
Entries 12
Mean 33.55
Std Dev 27.52
2
1.5
1
0.5
0
−0.5
−1

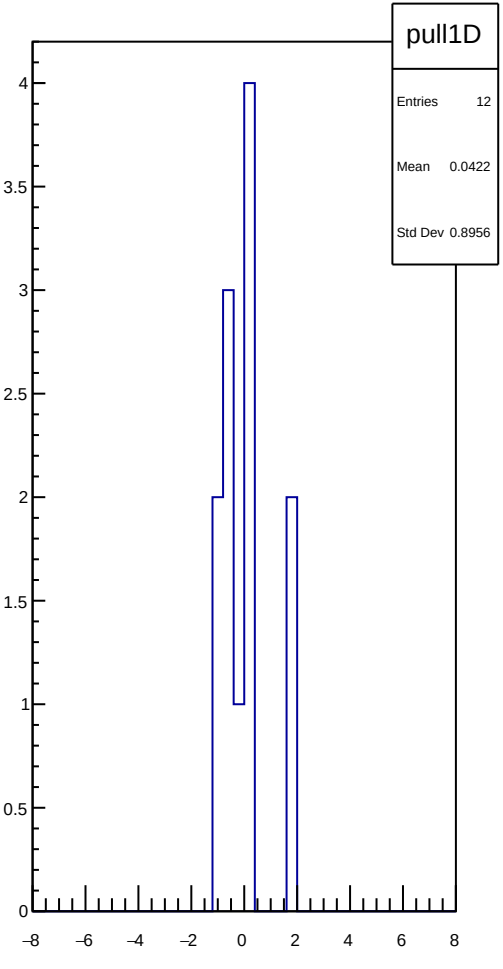
pull1D
Entries 12
Mean 0.0422
Std Dev 0.8956
4
3.5
3
2.5
2
1.5
1
0.5
0
−8
−6
−4
−2
0
2
4
6
8

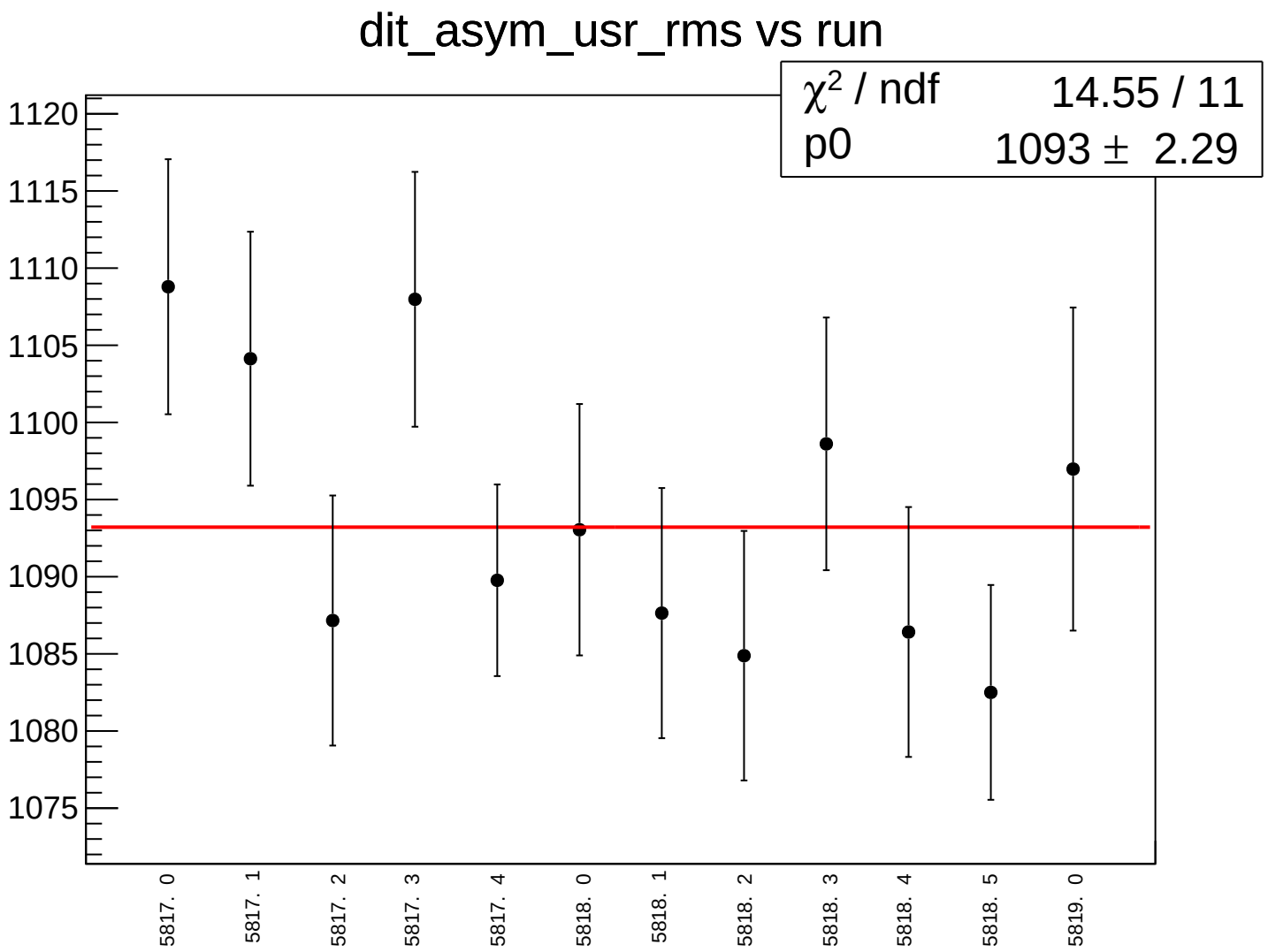
dit_asym_usr_rms vs run
χ² / ndf 14.55 / 11
p0 1093 ± 2.29
1120
1115
1110
1105
1100
1095
1090
1085
1080
1075
5817. 0
5817. 1
5817. 2
5817. 3
5817. 4
5818. 0
5818. 1
5818. 2
5818. 3
5818. 4
5818. 5
5819. 0

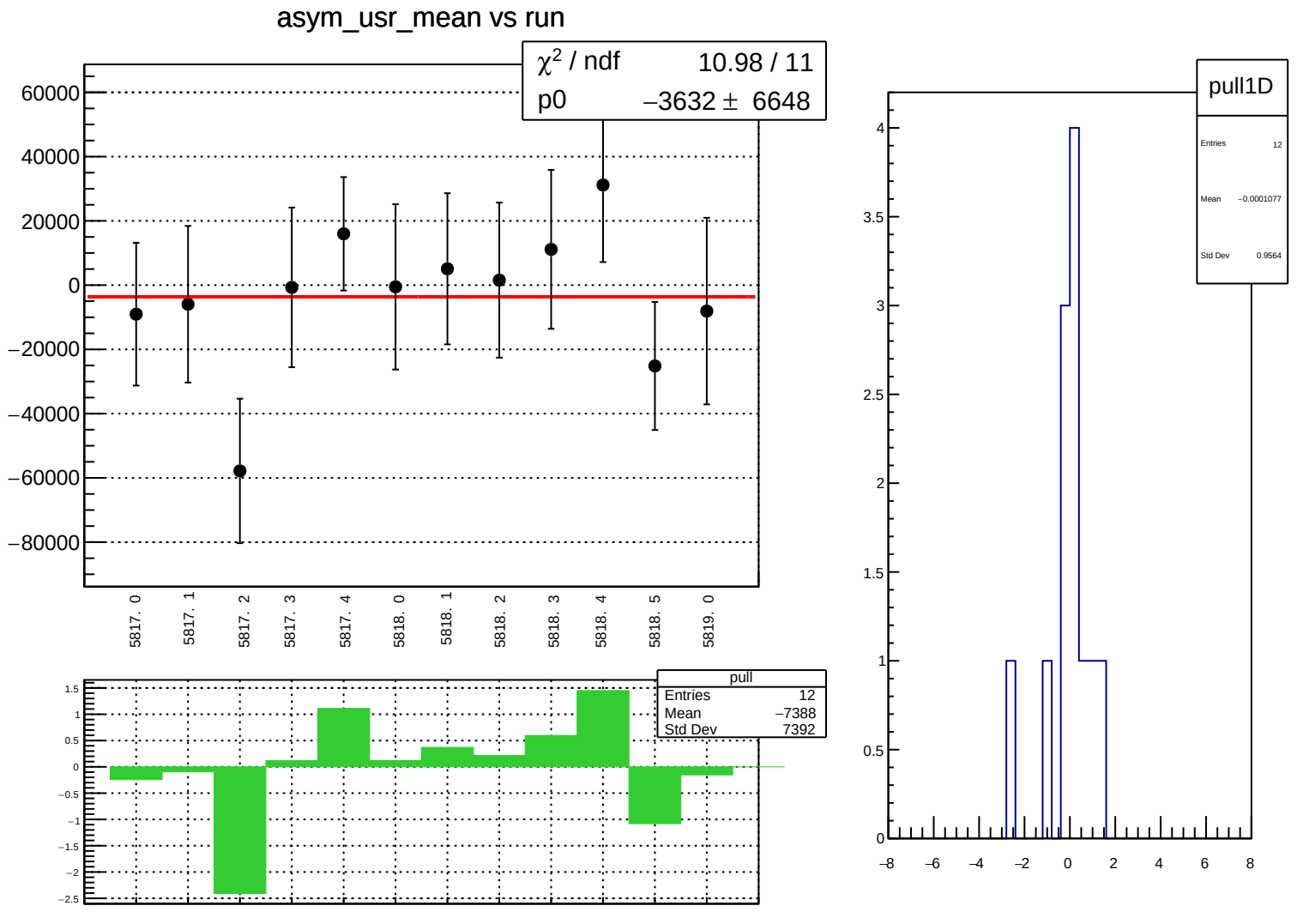
asym_usr_mean vs run
χ² / ndf 10.98 / 11
p0 −3632 ± 6648
60000
40000
20000
0
−20000
−40000
−60000
−80000
5817. 0
5817. 1
5817. 2
5817. 3
5817. 4
5818. 0
5818. 1
5818. 2
5818. 3
5818. 4
5818. 5
5819. 0
pull
Entries 12
Mean −7388
Std Dev 7392
1.5
1
0.5
0
−0.5
−1
−1.5
−2
−2.5
pull1D
Entries 12
Mean −0.0001077
Std Dev 0.9564
4
3.5
3
2.5
2
1.5
1
0.5
0
−8
−6
−4
−2
0
2
4
6
8

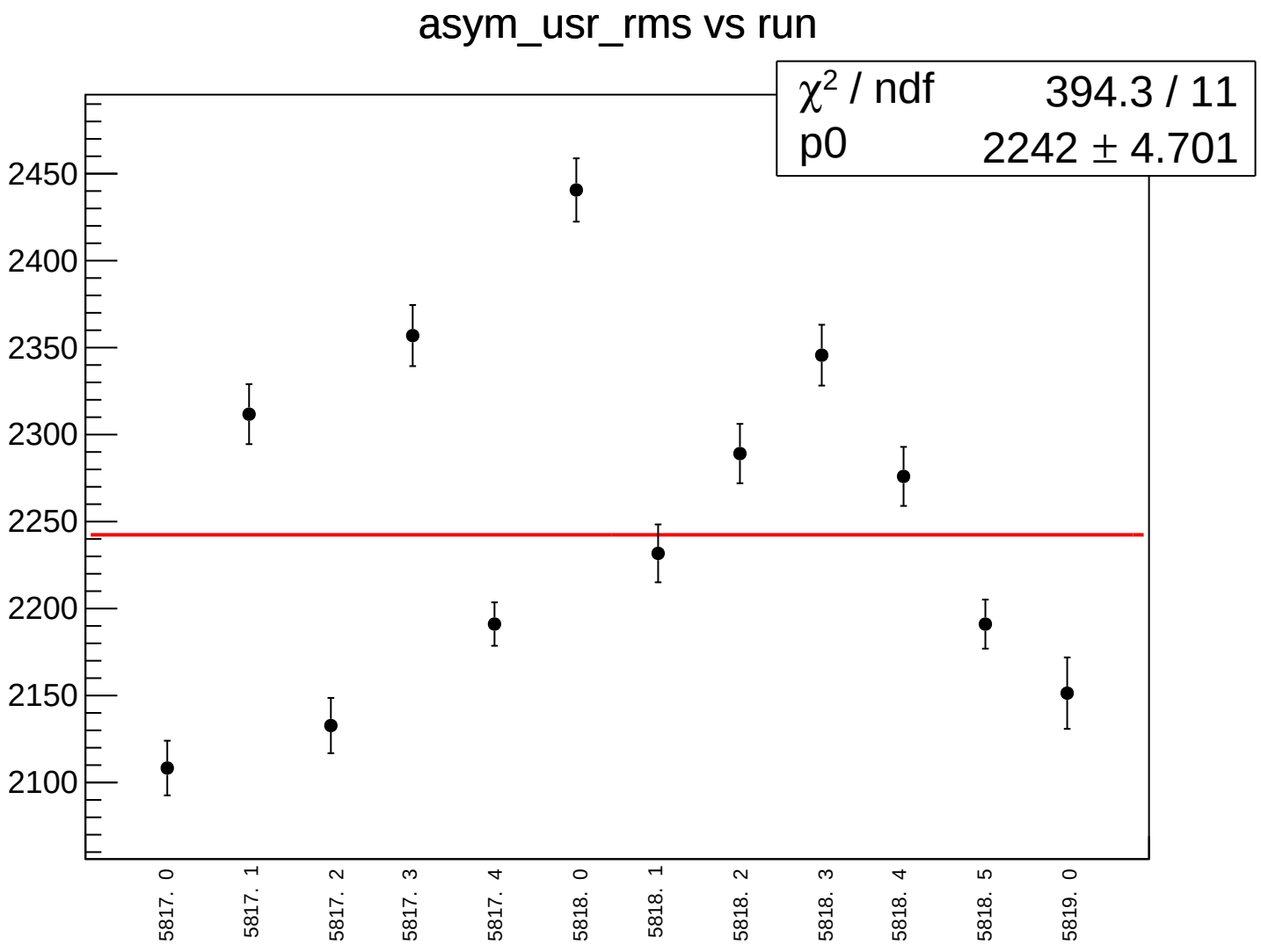
asym_usr_rms vs run
χ² / ndf 394.3 / 11
p0 2242 ± 4.701
2450
2400
2350
2300
2250
2200
2150
2100
5817. 0
5817. 1
5817. 2
5817. 3
5817. 4
5818. 0
5818. 1
5818. 2
5818. 3
5818. 4
5818. 5
5819. 0

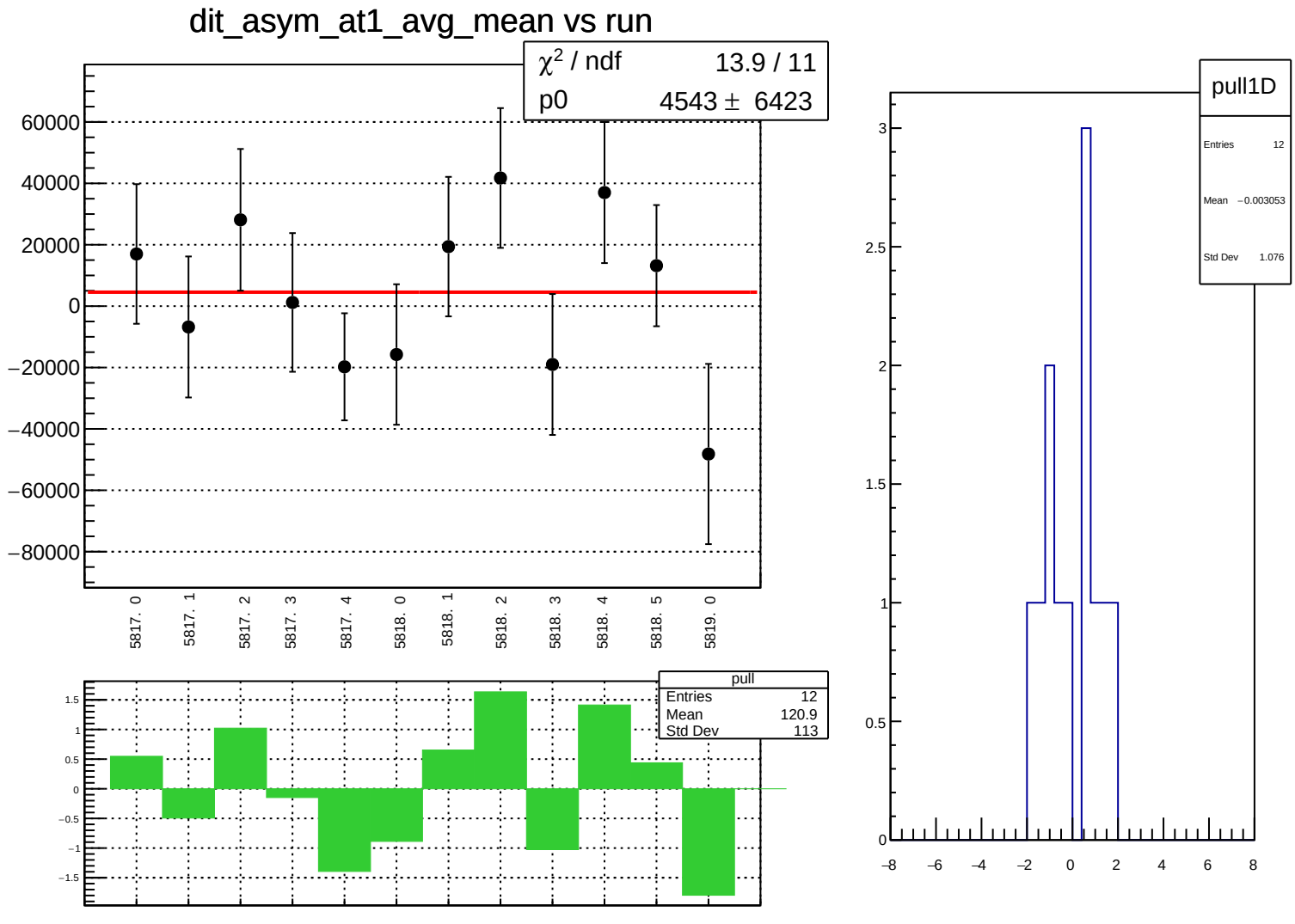
dit_asym_at1_avg_mean vs run
χ² / ndf 13.9 / 11
p0 4543 ± 6423
60000
40000
20000
0
−20000
−40000
−60000
−80000
5817. 0
5817. 1
5817. 2
5817. 3
5817. 4
5818. 0
5818. 1
5818. 2
5818. 3
5818. 4
5818. 5
5819. 0
pull
Entries 12
Mean 120.9
Std Dev 113
1.5
1
0.5
0
−0.5
−1
−1.5
pull1D
Entries 12
Mean −0.003053
Std Dev 1.076
3
2.5
2
1.5
1
0.5
0
−8
−6
−4
−2
0
2
4
6
8

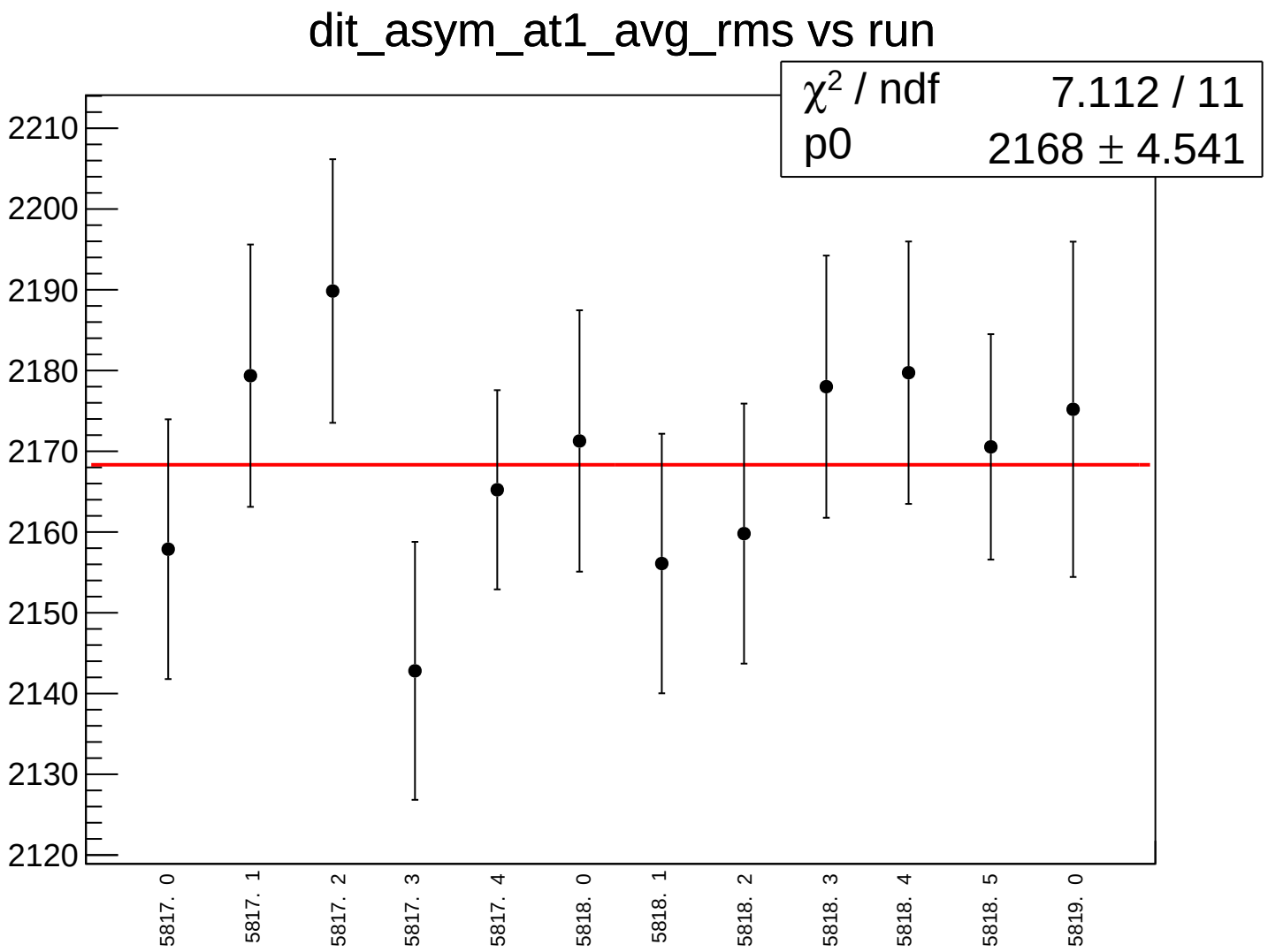
dit_asym_at1_avg_rms vs run
χ² / ndf 7.112 / 11
p0 2168 ± 4.541
2210
2200
2190
2180
2170
2160
2150
2140
2130
2120
5817. 0
5817. 1
5817. 2
5817. 3
5817. 4
5818. 0
5818. 1
5818. 2
5818. 3
5818. 4
5818. 5
5819. 0

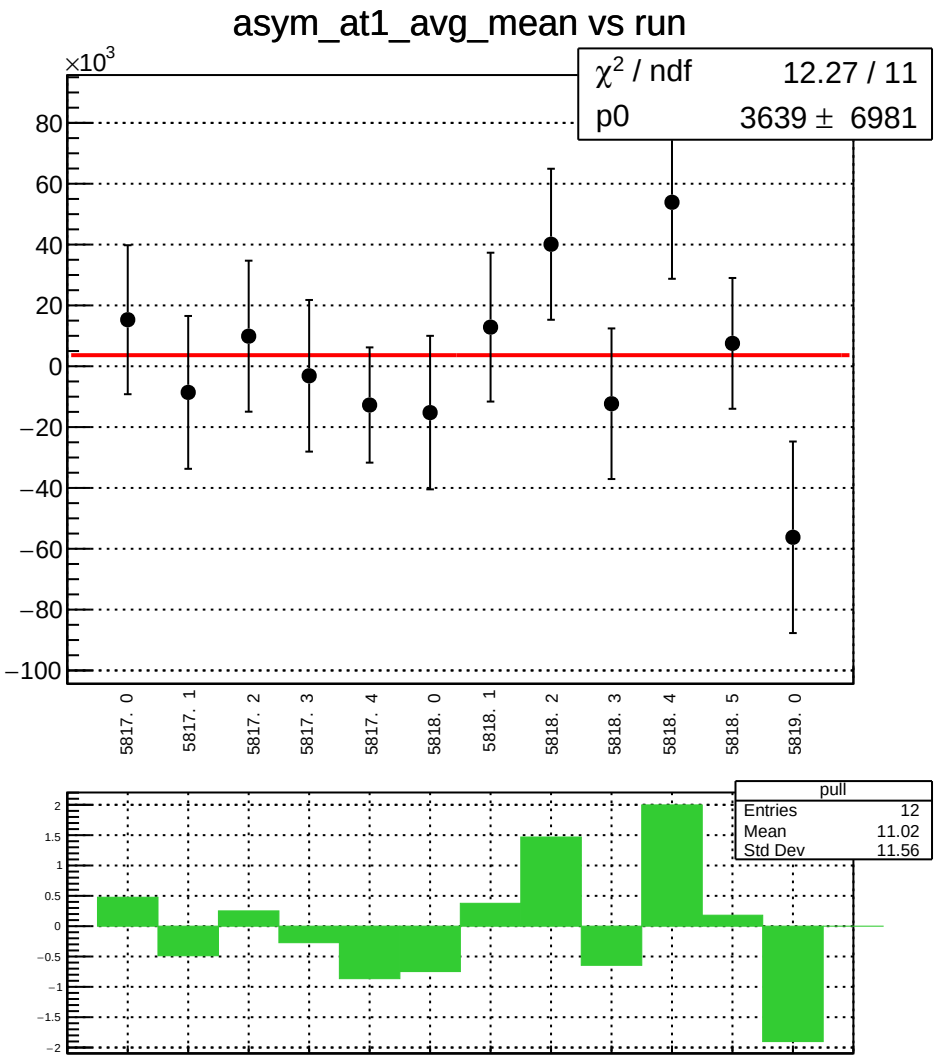
asym_at1_avg_mean vs run
×10^3
χ² / ndf 12.27 / 11
p0 3639 ± 6981
80
60
40
20
0
−20
−40
−60
−80
−100
5817. 0
5817. 1
5817. 2
5817. 3
5817. 4
5818. 0
5818. 1
5818. 2
5818. 3
5818. 4
5818. 5
5819. 0
pull
Entries 12
Mean 11.02
Std Dev 11.56
2
1.5
1
0.5
0
−0.5
−1
−1.5
−2

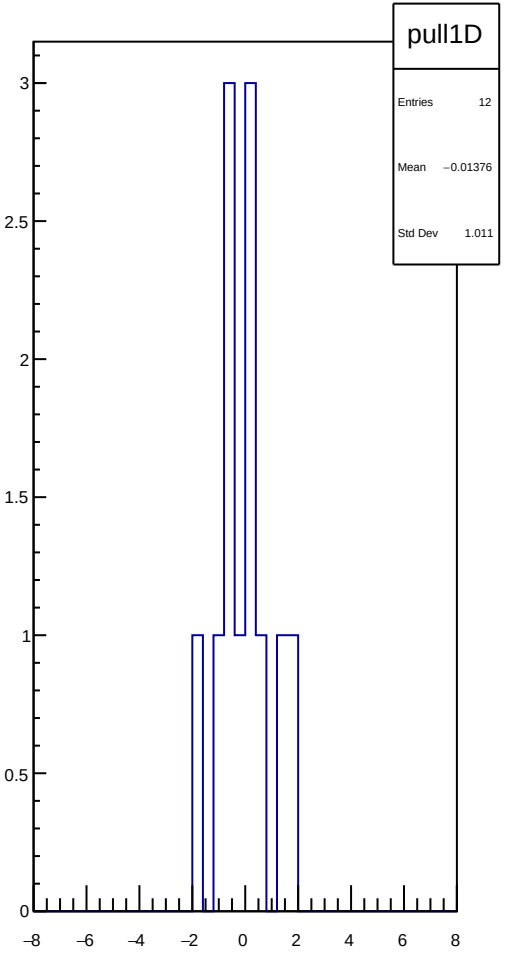
pull1D
Entries 12
Mean −0.01376
Std Dev 1.011
3
2.5
2
1.5
1
0.5
0
−8
−6
−4
−2
0
2
4
6
8

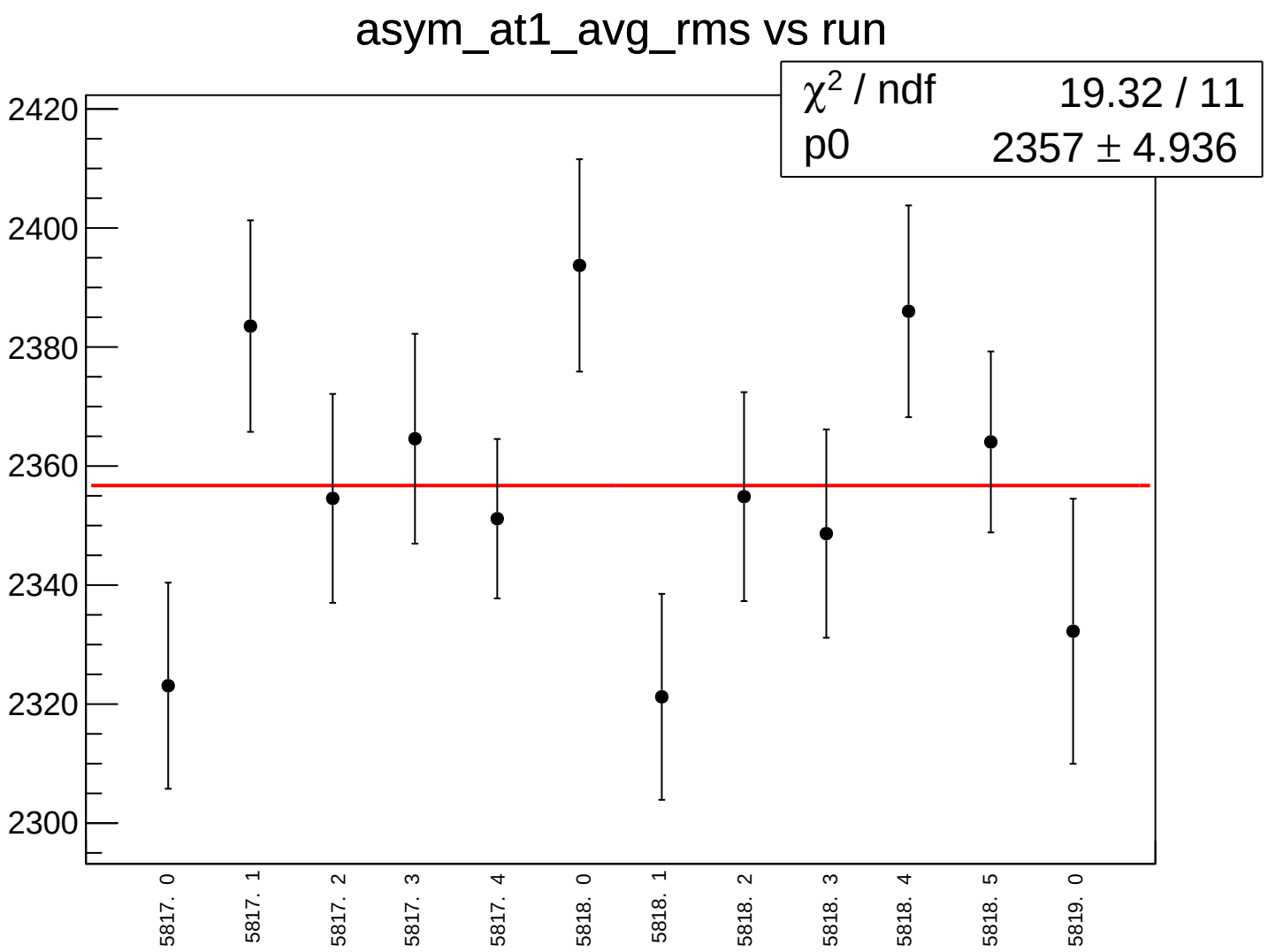
asym_at1_avg_rms vs run
χ2 / ndf 19.32 / 11
p0 2357 ± 4.936
2420
2400
2380
2360
2340
2320
2300
5817. 0
5817. 1
5817. 2
5817. 3
5817. 4
5818. 0
5818. 1
5818. 2
5818. 3
5818. 4
5818. 5
5819. 0

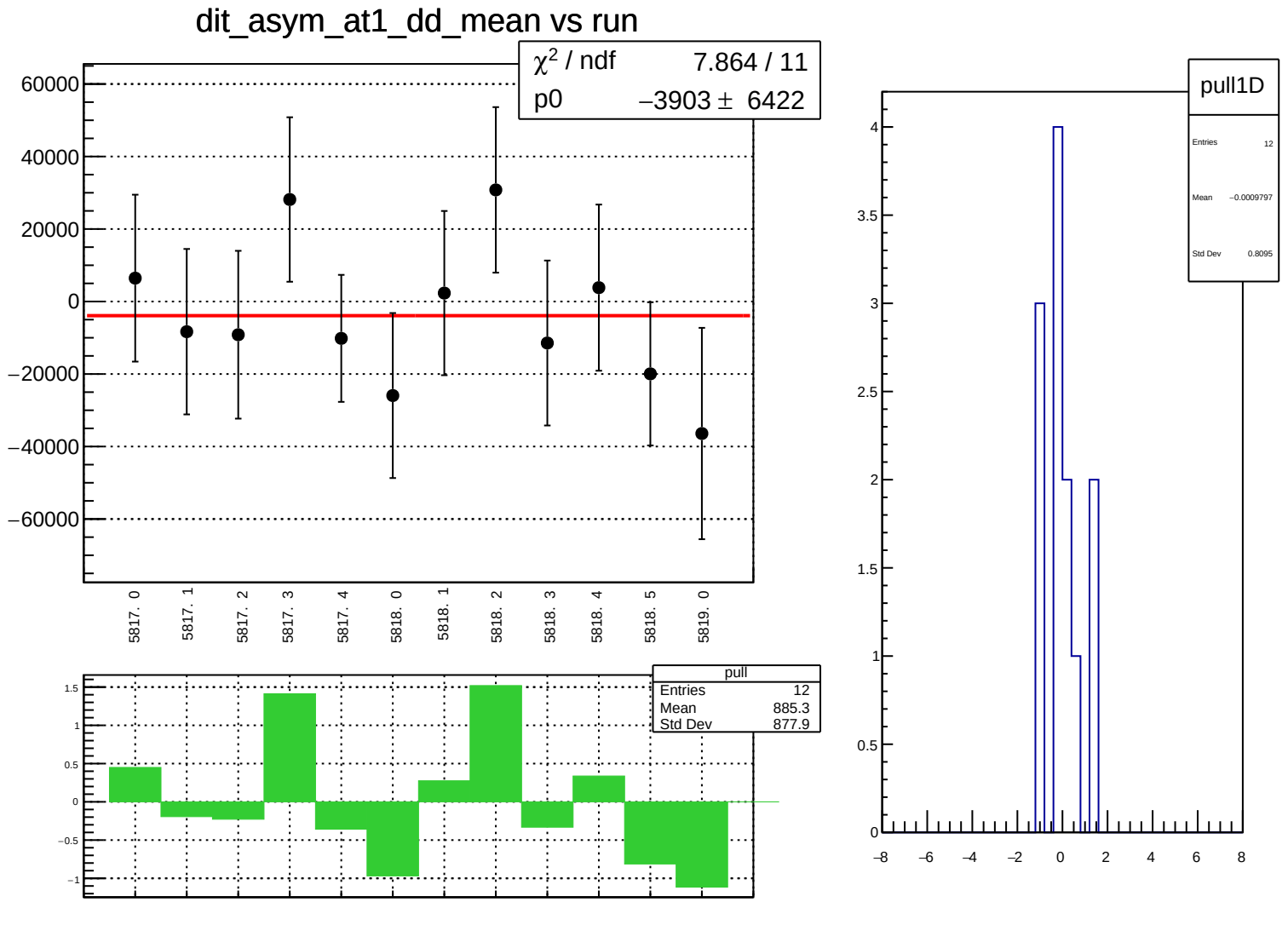
dit_asym_at1_dd_mean vs run
χ² / ndf 7.864 / 11
p0 −3903 ± 6422
60000
40000
20000
0
−20000
−40000
−60000
5817. 0
5817. 1
5817. 2
5817. 3
5817. 4
5818. 0
5818. 1
5818. 2
5818. 3
5818. 4
5818. 5
5819. 0
pull
Entries 12
Mean 885.3
Std Dev 877.9
1.5
1
0.5
0
−0.5
−1
pull1D
Entries 12
Mean −0.0009797
Std Dev 0.8095
4
3.5
3
2.5
2
1.5
1
0.5
0
−8
−6
−4
−2
0
2
4
6
8

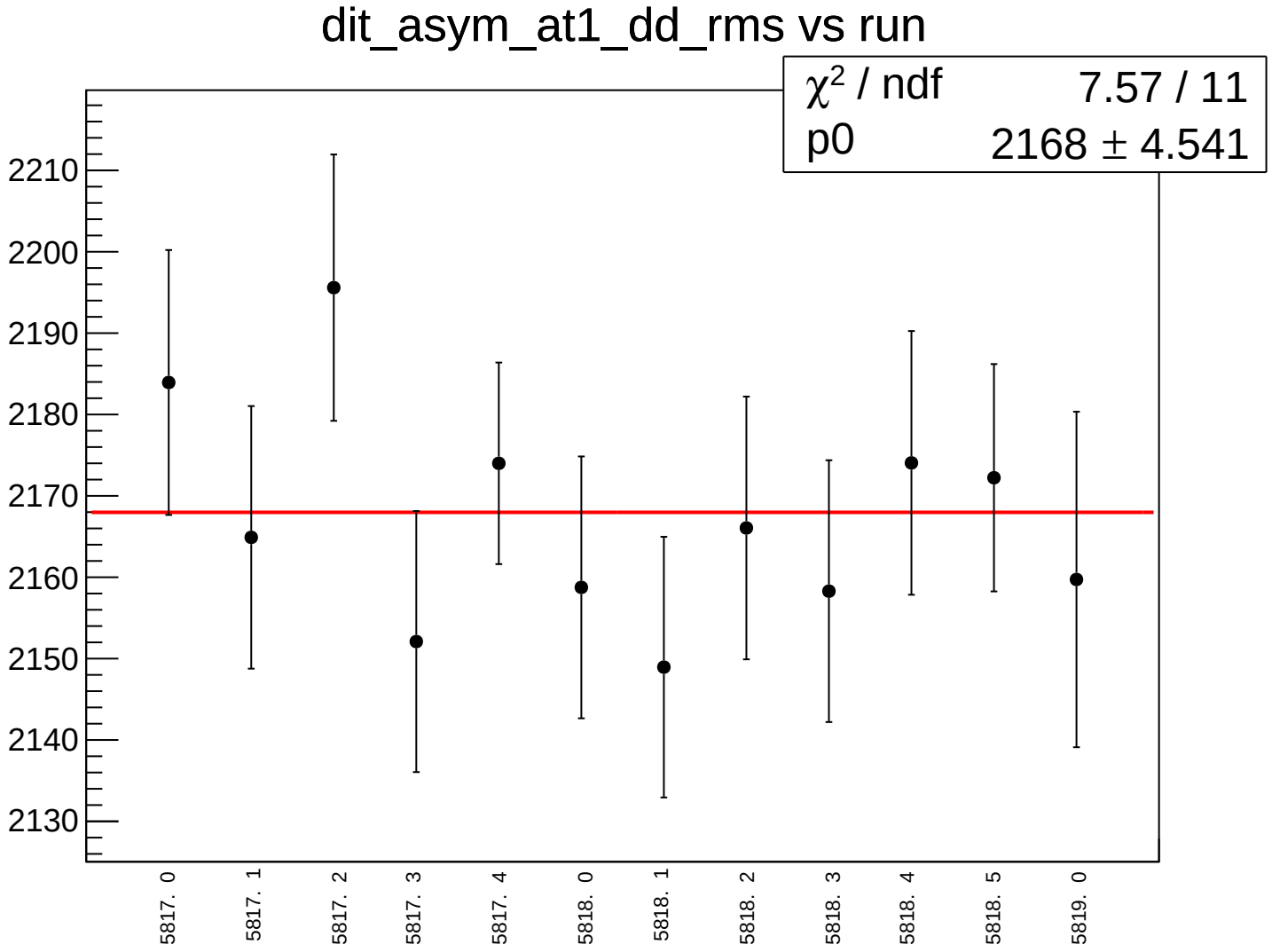
dit_asym_at1_dd_rms vs run
χ² / ndf 7.57 / 11
p0 2168 ± 4.541
2210
2200
2190
2180
2170
2160
2150
2140
2130
5817. 0
5817. 1
5817. 2
5817. 3
5817. 4
5818. 0
5818. 1
5818. 2
5818. 3
5818. 4
5818. 5
5819. 0

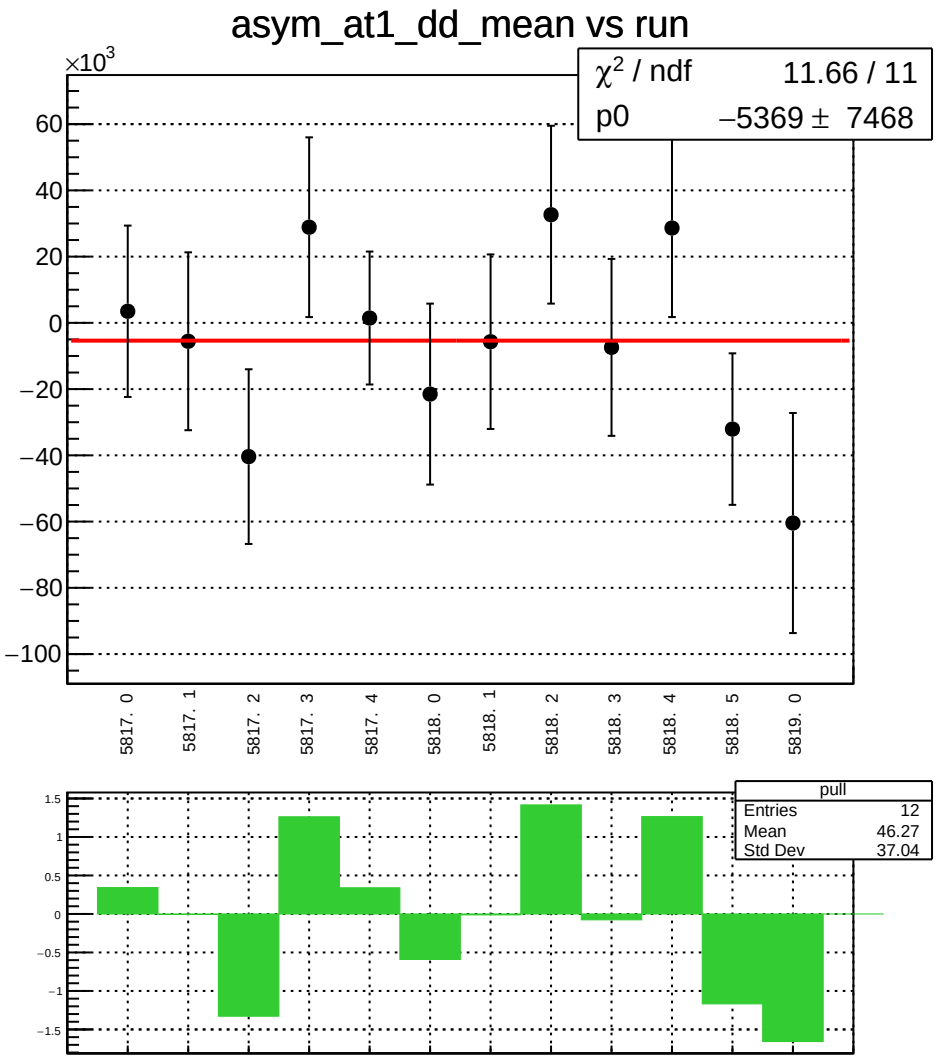
asym_at1_dd_mean vs run
×10^3
χ² / ndf 11.66 / 11
p0 −5369 ± 7468
60
40
20
0
−20
−40
−60
−80
−100
5817. 0
5817. 1
5817. 2
5817. 3
5817. 4
5818. 0
5818. 1
5818. 2
5818. 3
5818. 4
5818. 5
5819. 0
pull
Entries 12
Mean 46.27
Std Dev 37.04
1.5
1
0.5
0
−0.5
−1
−1.5

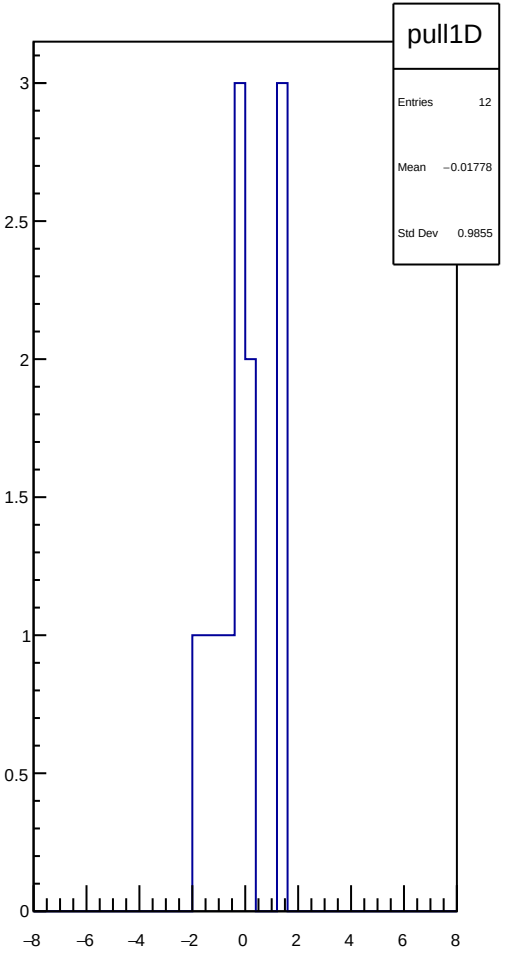
pull1D
Entries 12
Mean −0.01778
Std Dev 0.9855
3
2.5
2
1.5
1
0.5
0
−8
−6
−4
−2
0
2
4
6
8

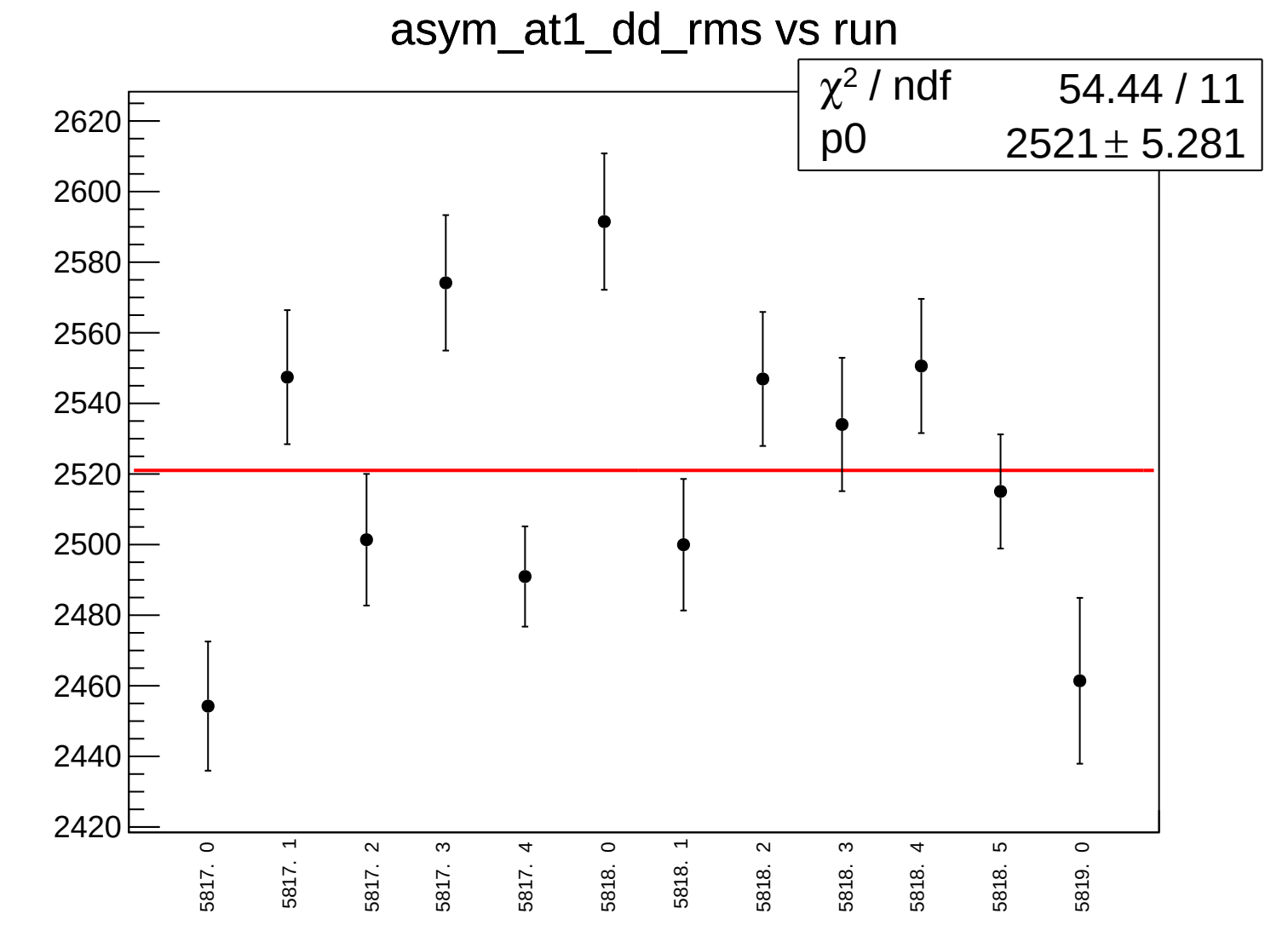
asym_at1_dd_rms vs run
χ² / ndf 54.44 / 11
p0 2521 ± 5.281
2620
2600
2580
2560
2540
2520
2500
2480
2460
2440
2420
5817. 0
5817. 1
5817. 2
5817. 3
5817. 4
5818. 0
5818. 1
5818. 2
5818. 3
5818. 4
5818. 5
5819. 0

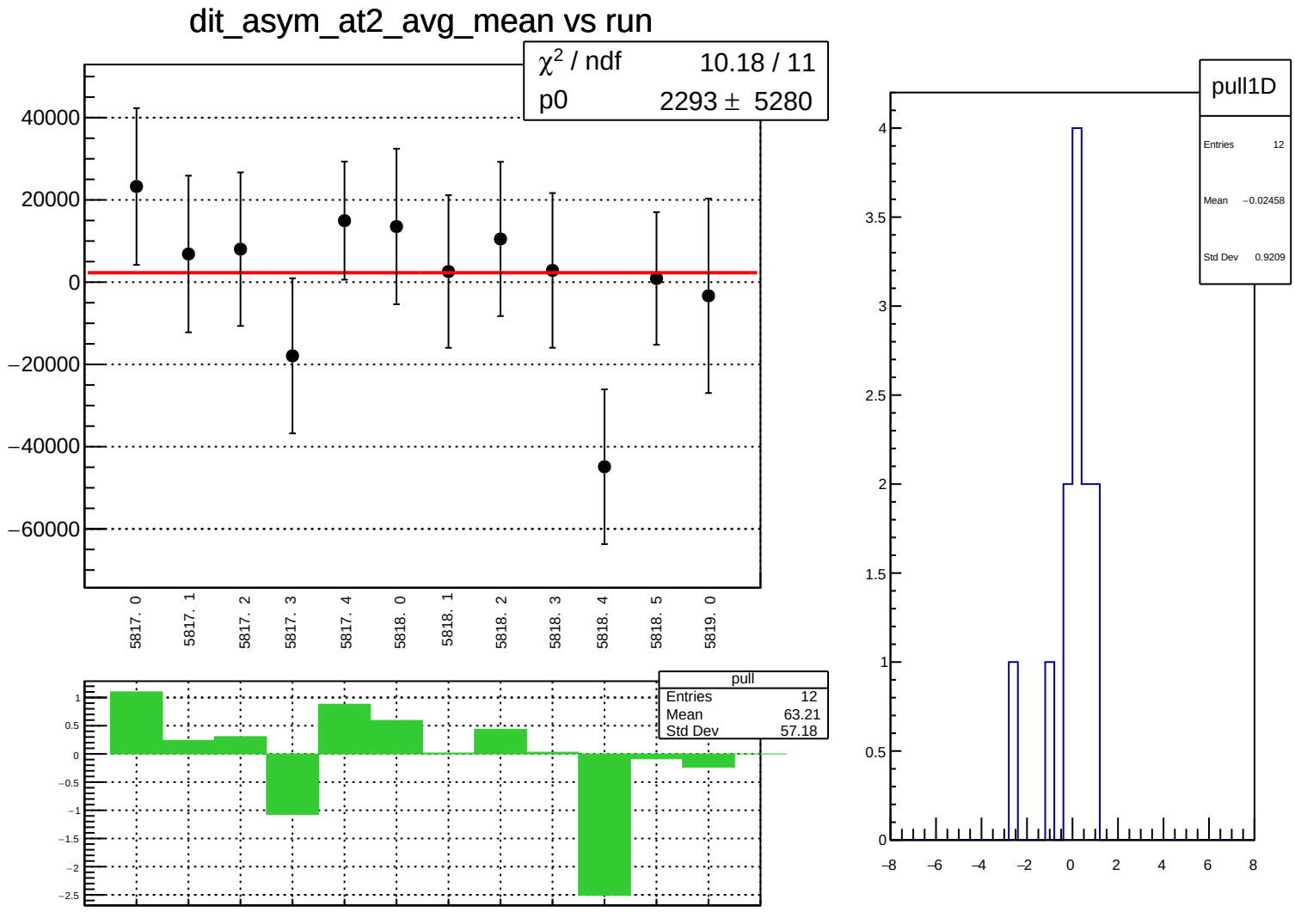
dit_asym_at2_avg_mean vs run
χ2 / ndf 10.18 / 11
p0 2293 ± 5280
40000
20000
0
−20000
−40000
−60000
5817. 0
5817. 1
5817. 2
5817. 3
5817. 4
5818. 0
5818. 1
5818. 2
5818. 3
5818. 4
5818. 5
5819. 0
pull
Entries 12
Mean 63.21
Std Dev 57.18
pull1D
Entries 12
Mean −0.02458
Std Dev 0.9209

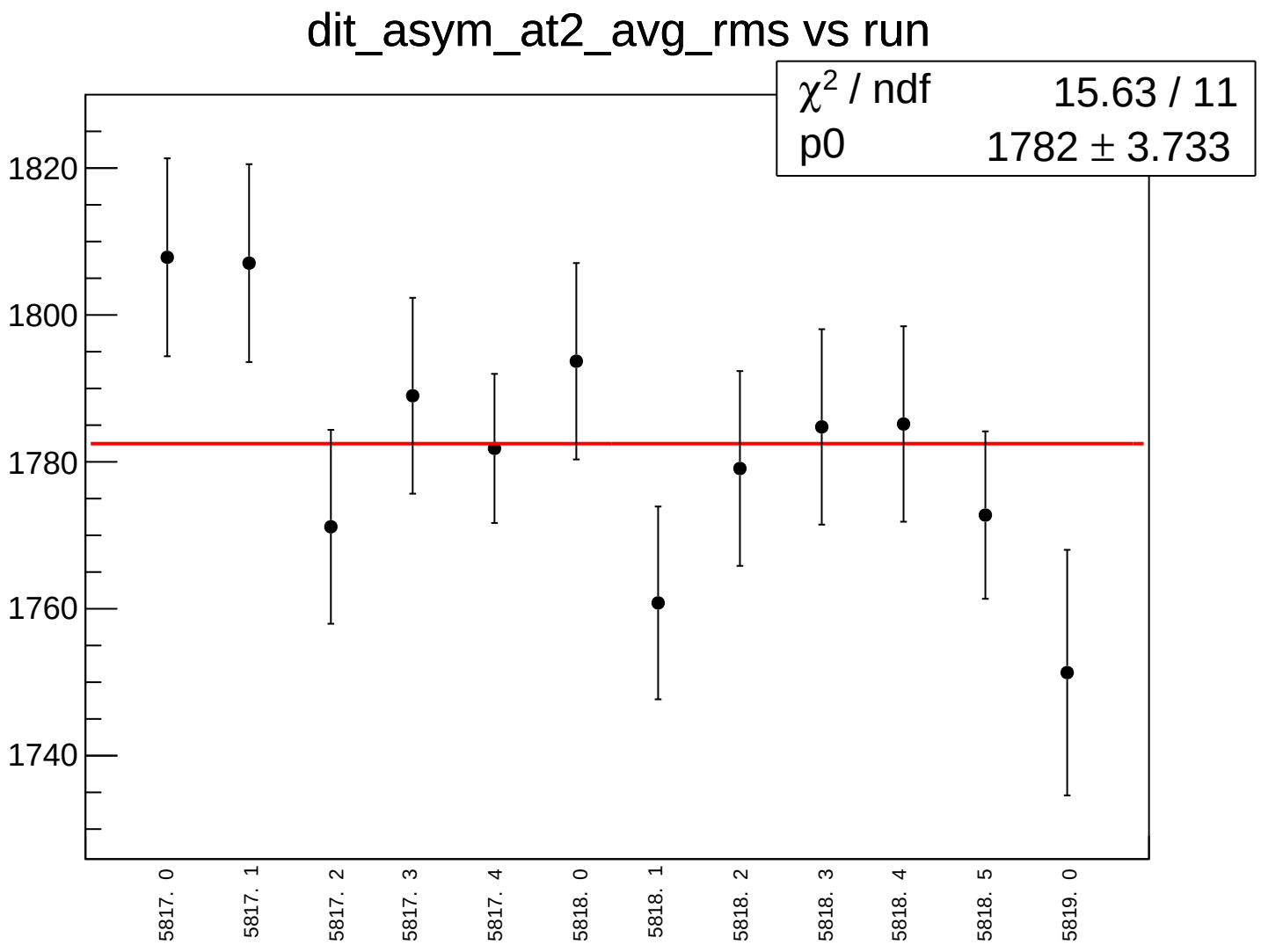
dit_asym_at2_avg_rms vs run
χ² / ndf 15.63 / 11
p0 1782 ± 3.733
1820
1800
1780
1760
1740
5817. 0
5817. 1
5817. 2
5817. 3
5817. 4
5818. 0
5818. 1
5818. 2
5818. 3
5818. 4
5818. 5
5819. 0

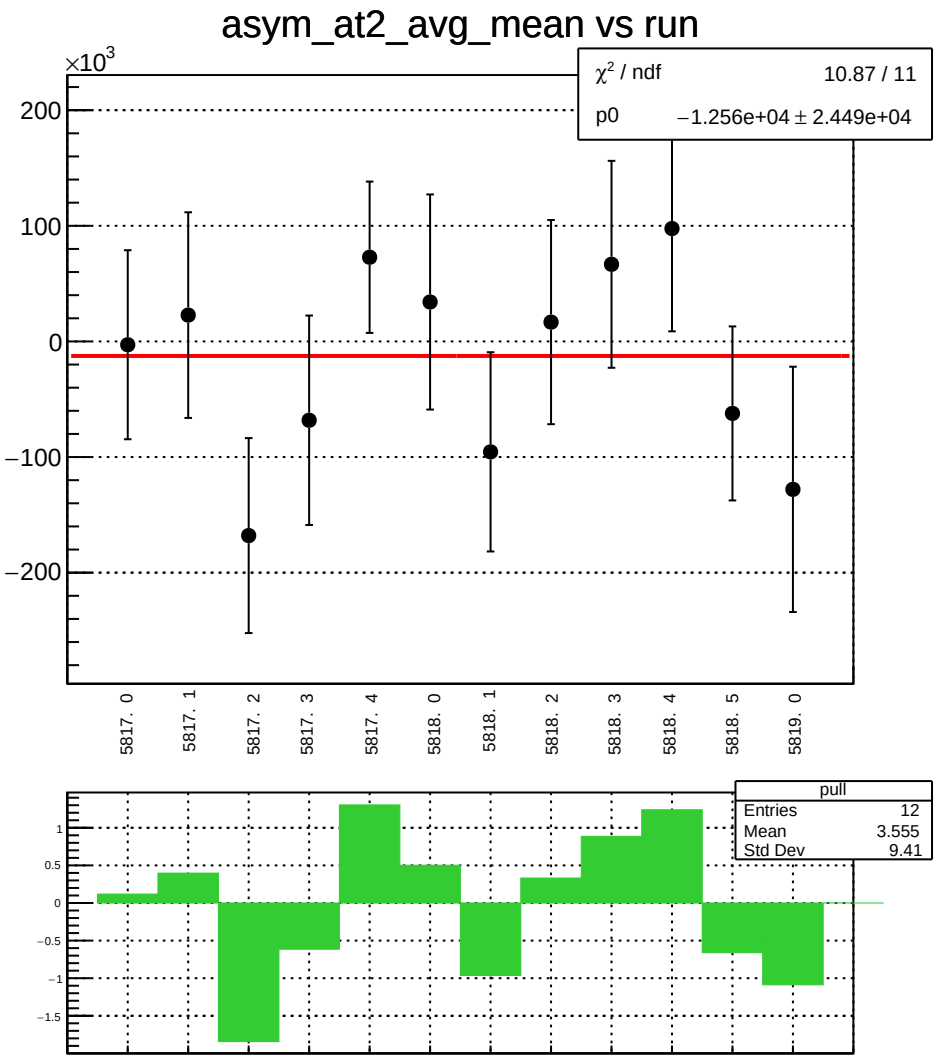
asym_at2_avg_mean vs run
×10^3
χ² / ndf 10.87 / 11
p0 −1.256e+04 ± 2.449e+04
200
100
0
−100
−200
5817. 0
5817. 1
5817. 2
5817. 3
5817. 4
5818. 0
5818. 1
5818. 2
5818. 3
5818. 4
5818. 5
5819. 0
pull
Entries 12
Mean 3.555
Std Dev 9.41
1
0.5
0
−0.5
−1
−1.5

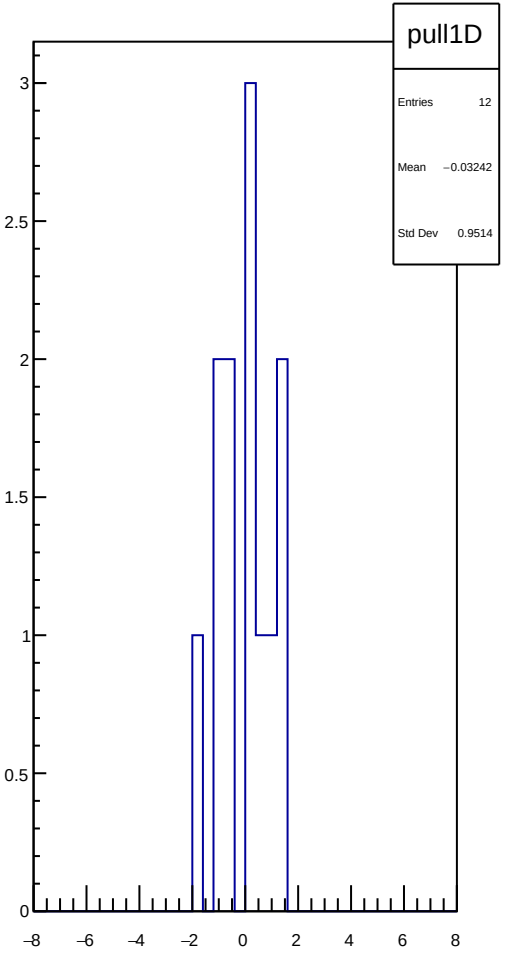
pull1D
Entries 12
Mean −0.03242
Std Dev 0.9514
3
2.5
2
1.5
1
0.5
0
−8
−6
−4
−2
0
2
4
6
8

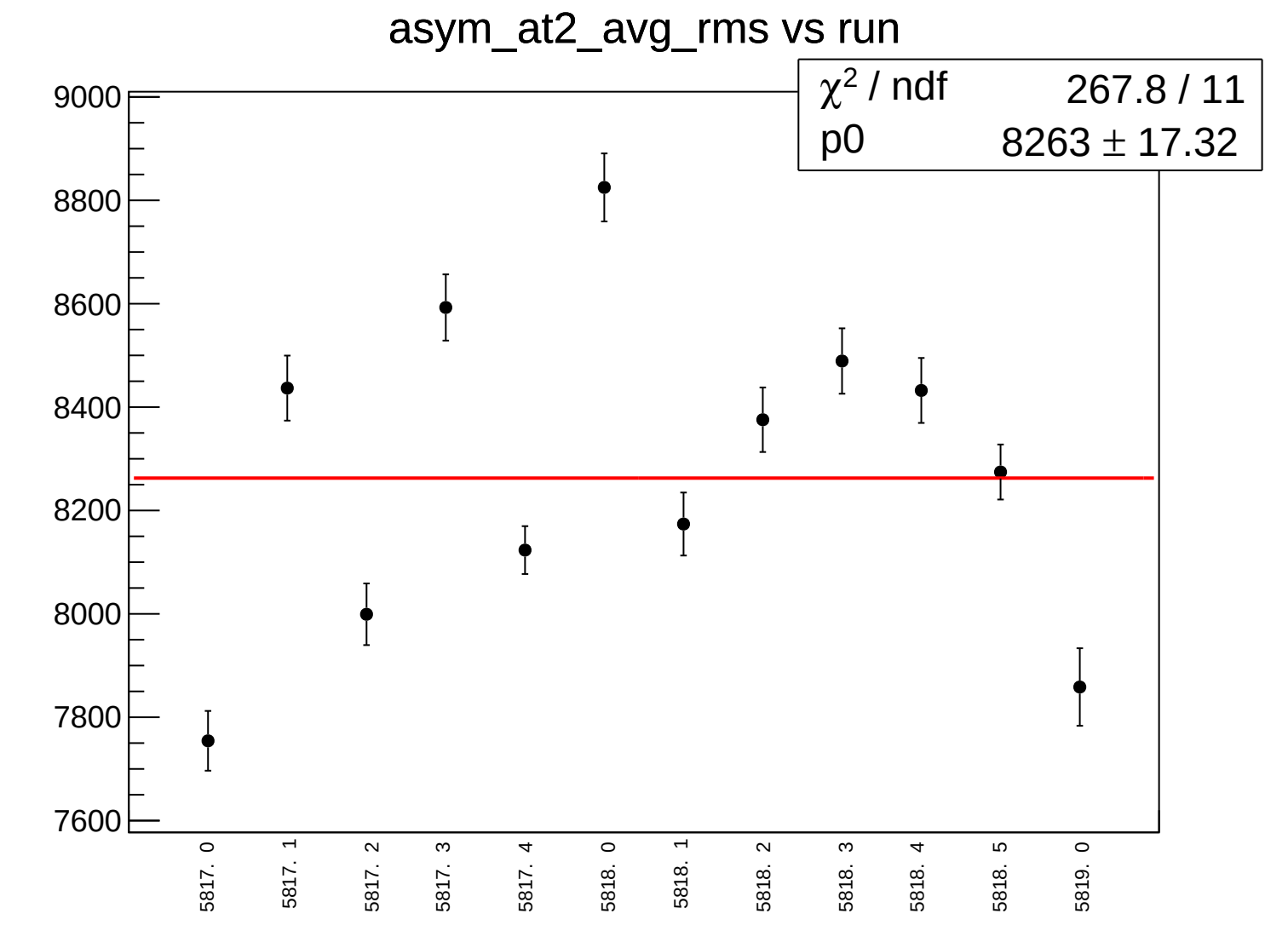
asym_at2_avg_rms vs run
χ2 / ndf 267.8 / 11
p0 8263 ± 17.32
9000
8800
8600
8400
8200
8000
7800
7600
5817. 0
5817. 1
5817. 2
5817. 3
5817. 4
5818. 0
5818. 1
5818. 2
5818. 3
5818. 4
5818. 5
5819. 0

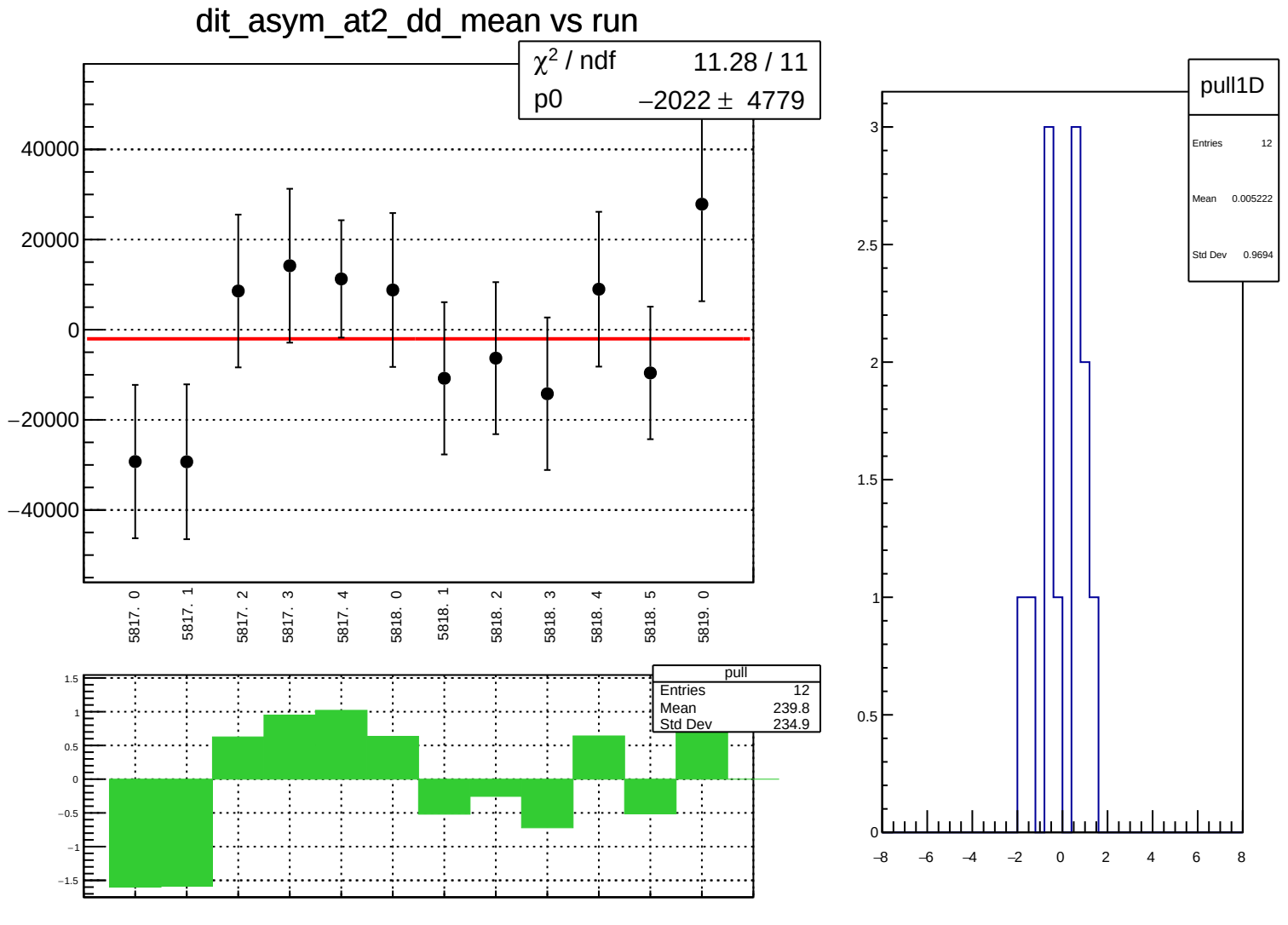
dit_asym_at2_dd_mean vs run
χ² / ndf 11.28 / 11
p0 −2022 ± 4779
40000
20000
0
−20000
−40000
5817. 0
5817. 1
5817. 2
5817. 3
5817. 4
5818. 0
5818. 1
5818. 2
5818. 3
5818. 4
5818. 5
5819. 0
pull
Entries 12
Mean 239.8
Std Dev 234.9
1.5
1
0.5
0
−0.5
−1
−1.5
pull1D
Entries 12
Mean 0.005222
Std Dev 0.9694
3
2.5
2
1.5
1
0.5
0
−8
−6
−4
−2
0
2
4
6
8

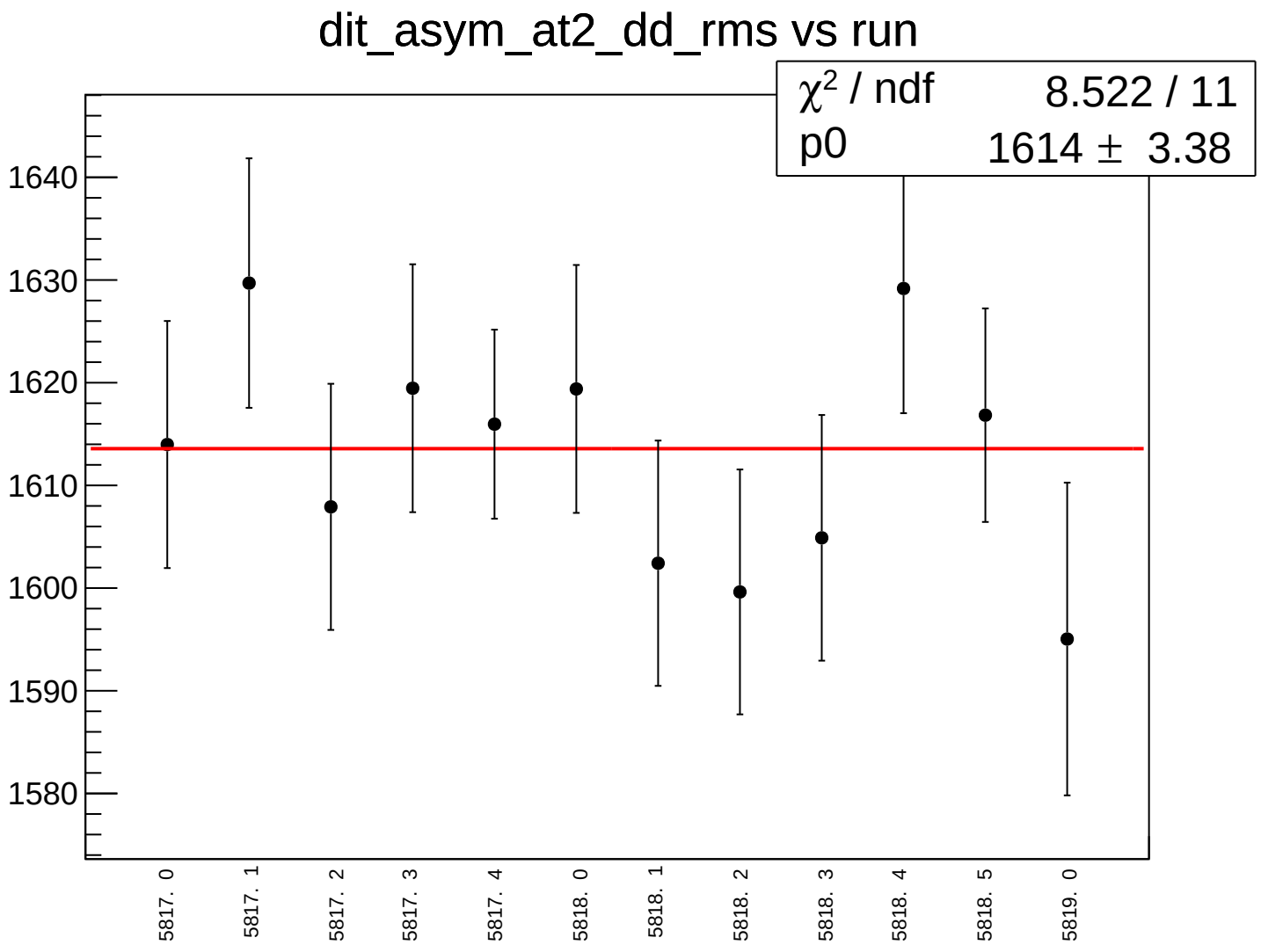
dit_asym_at2_dd_rms vs run
χ² / ndf 8.522 / 11
p0 1614 ± 3.38
1640
1630
1620
1610
1600
1590
1580
5817. 0
5817. 1
5817. 2
5817. 3
5817. 4
5818. 0
5818. 1
5818. 2
5818. 3
5818. 4
5818. 5
5819. 0

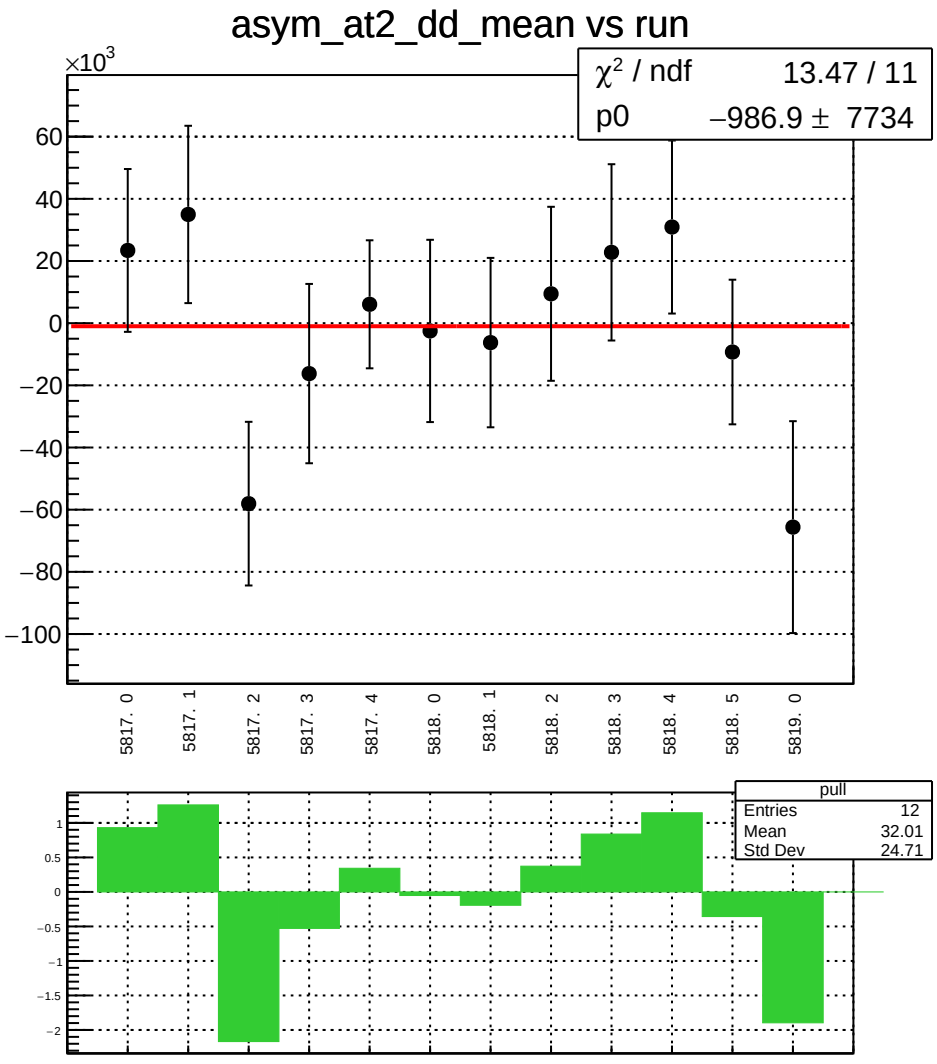
asym_at2_dd_mean vs run
×10^3
χ² / ndf 13.47 / 11
p0 −986.9 ± 7734
60
40
20
0
−20
−40
−60
−80
−100
5817. 0
5817. 1
5817. 2
5817. 3
5817. 4
5818. 0
5818. 1
5818. 2
5818. 3
5818. 4
5818. 5
5819. 0
pull
Entries 12
Mean 32.01
Std Dev 24.71
1
0.5
0
−0.5
−1
−1.5
−2

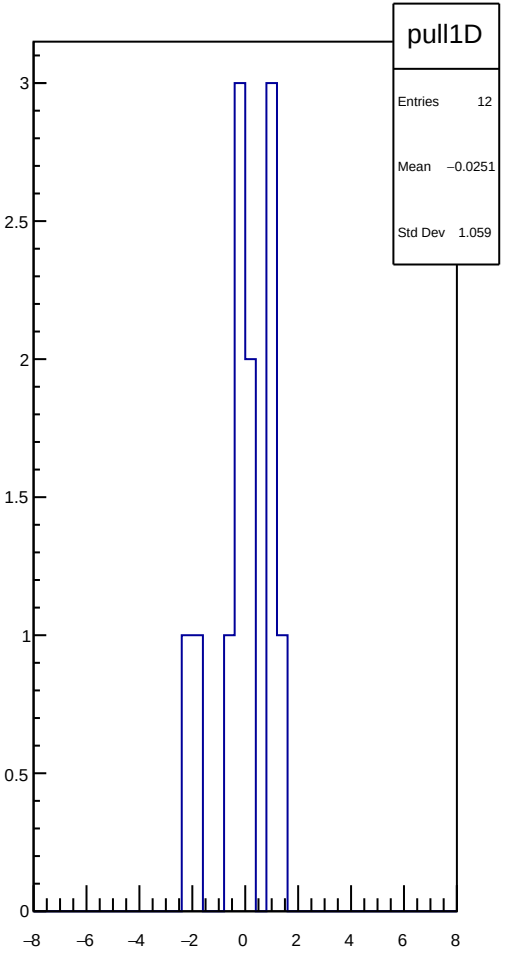
pull1D
Entries 12
Mean −0.0251
Std Dev 1.059
3
2.5
2
1.5
1
0.5
0
−8
−6
−4
−2
0
2
4
6
8

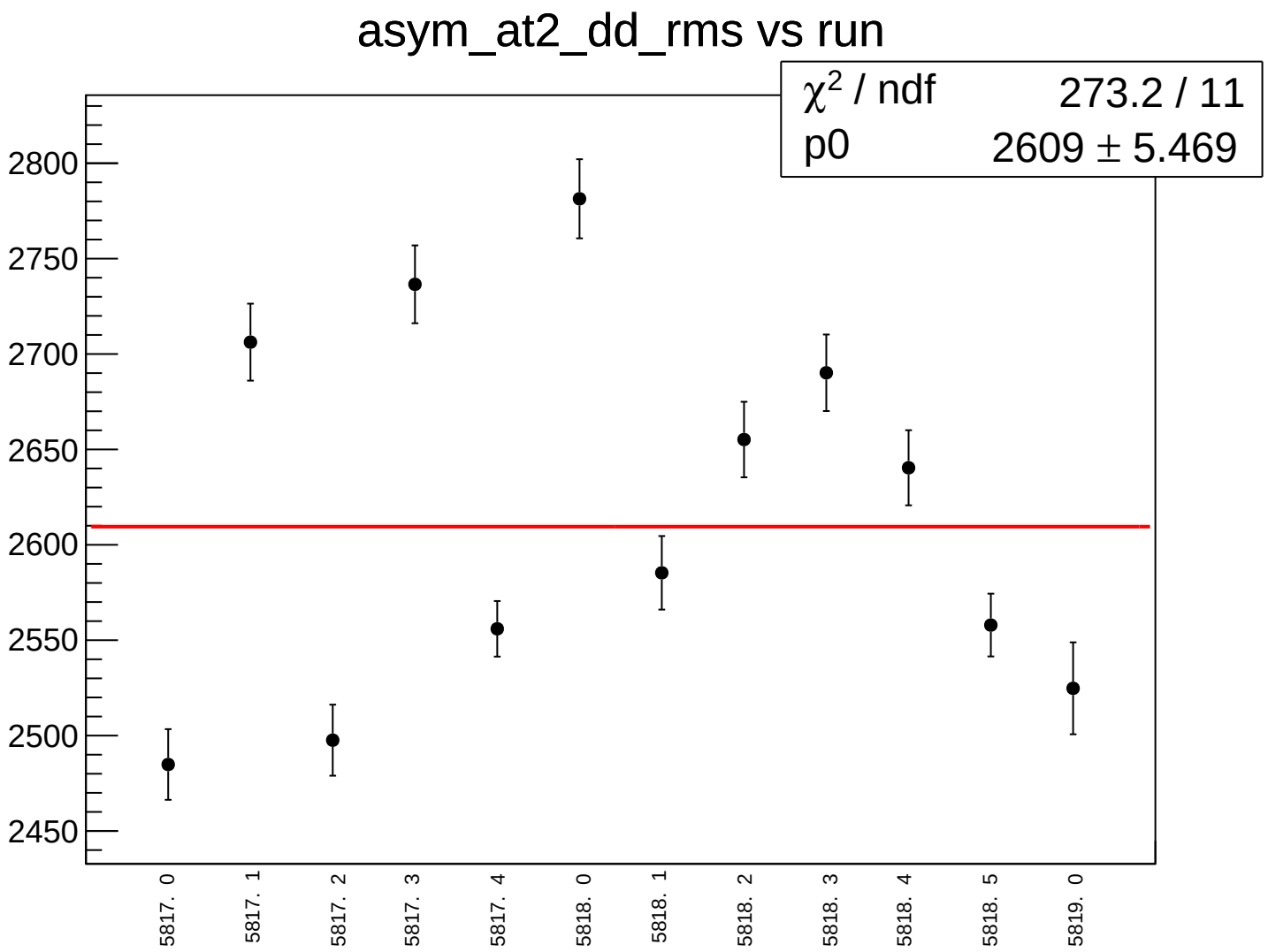
asym_at2_dd_rms vs run
χ2 / ndf 273.2 / 11
p0 2609 ± 5.469
2800
2750
2700
2650
2600
2550
2500
2450
5817. 0
5817. 1
5817. 2
5817. 3
5817. 4
5818. 0
5818. 1
5818. 2
5818. 3
5818. 4
5818. 5
5819. 0

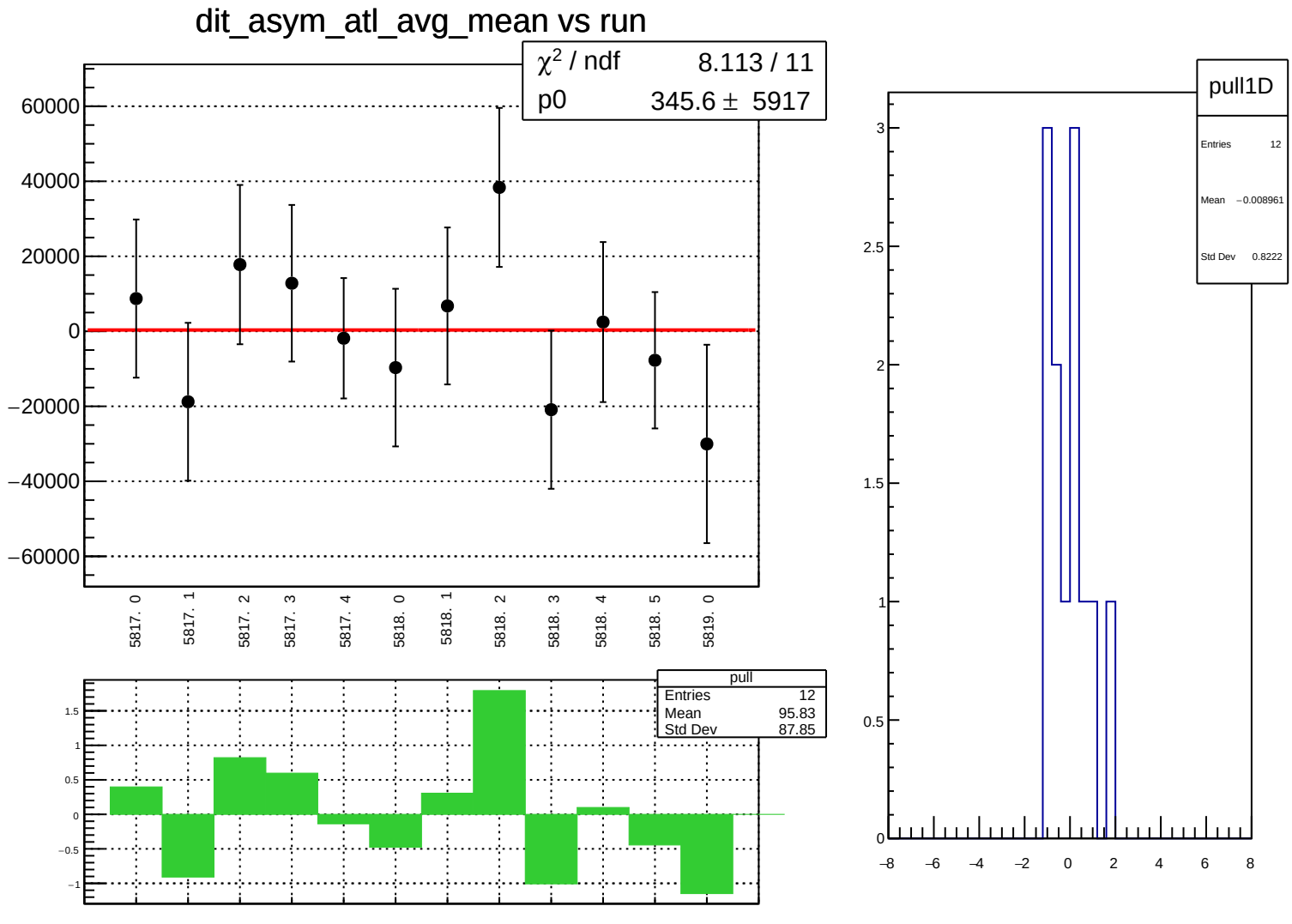
dit_asym_atl_avg_mean vs run
χ² / ndf 8.113 / 11
p0 345.6 ± 5917
60000
40000
20000
0
−20000
−40000
−60000
5817. 0
5817. 1
5817. 2
5817. 3
5817. 4
5818. 0
5818. 1
5818. 2
5818. 3
5818. 4
5818. 5
5819. 0
pull
Entries 12
Mean 95.83
Std Dev 87.85
1.5
1
0.5
0
−0.5
−1
pull1D
Entries 12
Mean −0.008961
Std Dev 0.8222
3
2.5
2
1.5
1
0.5
0
−8
−6
−4
−2
0
2
4
6
8

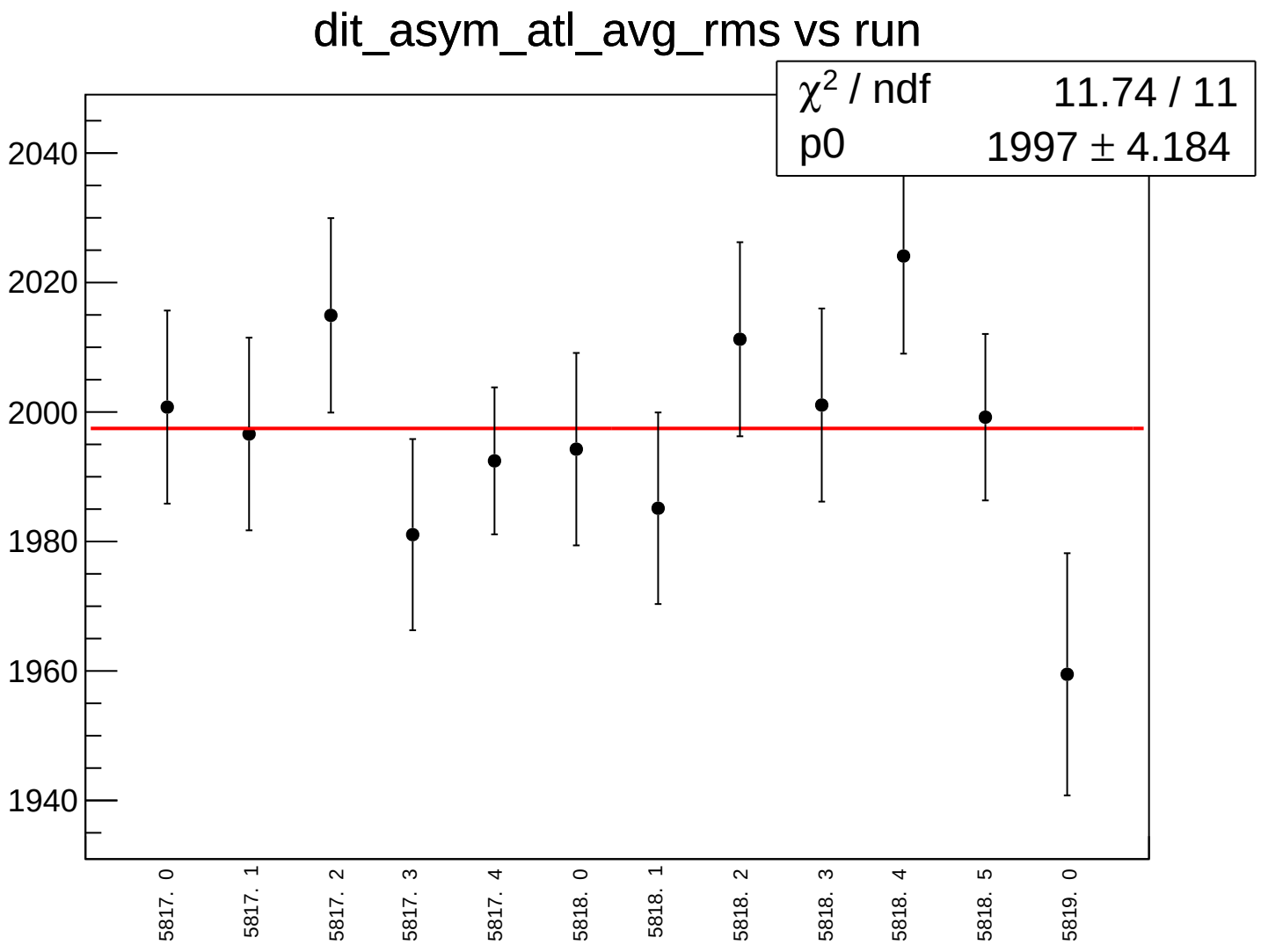
dit_asym_atl_avg_rms vs run
χ2 / ndf 11.74 / 11
p0 1997 ± 4.184
2040
2020
2000
1980
1960
1940
5817. 0
5817. 1
5817. 2
5817. 3
5817. 4
5818. 0
5818. 1
5818. 2
5818. 3
5818. 4
5818. 5
5819. 0

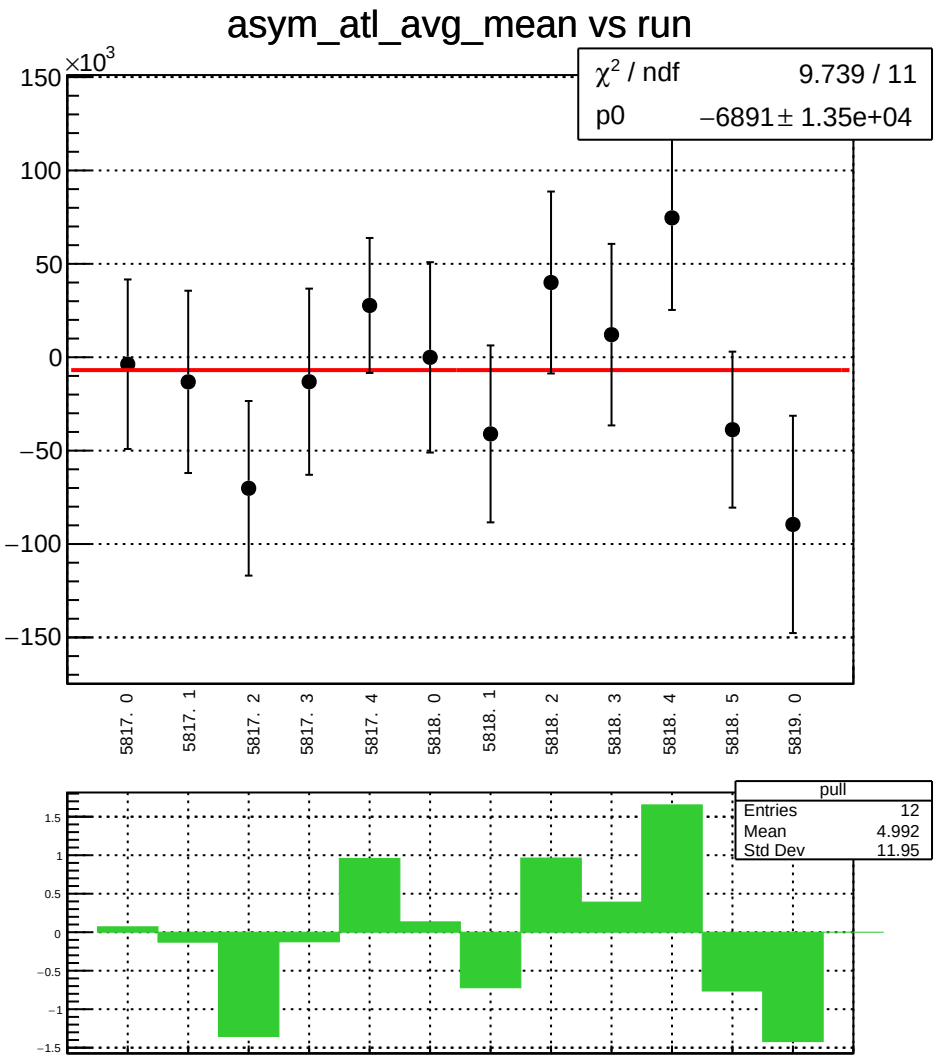
asym_atl_avg_mean vs run
×10^3
150
100
50
0
−50
−100
−150
χ² / ndf 9.739 / 11
p0 −6891 ± 1.35e+04
5817. 0
5817. 1
5817. 2
5817. 3
5817. 4
5818. 0
5818. 1
5818. 2
5818. 3
5818. 4
5818. 5
5819. 0
pull
Entries 12
Mean 4.992
Std Dev 11.95
1.5
1
0.5
0
−0.5
−1
−1.5

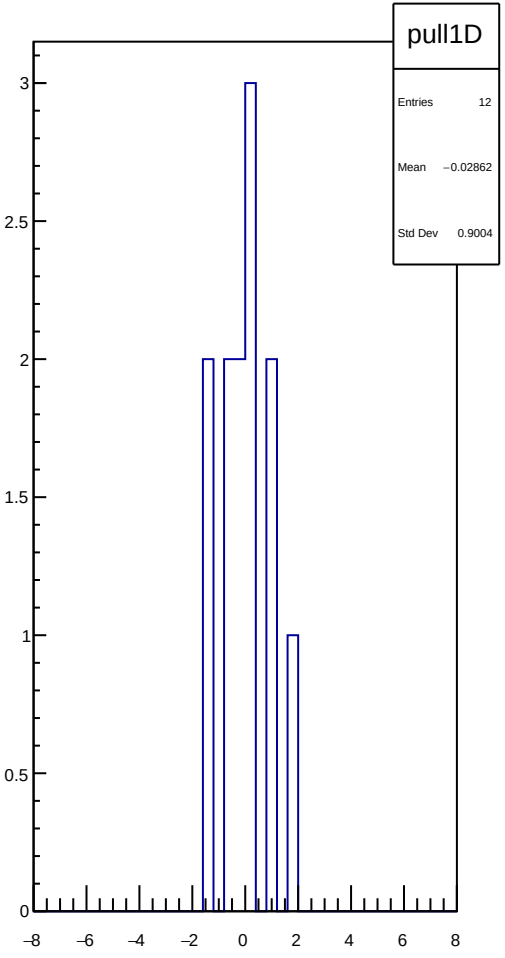
pull1D
Entries 12
Mean −0.02862
Std Dev 0.9004
3
2.5
2
1.5
1
0.5
0
−8
−6
−4
−2
0
2
4
6
8

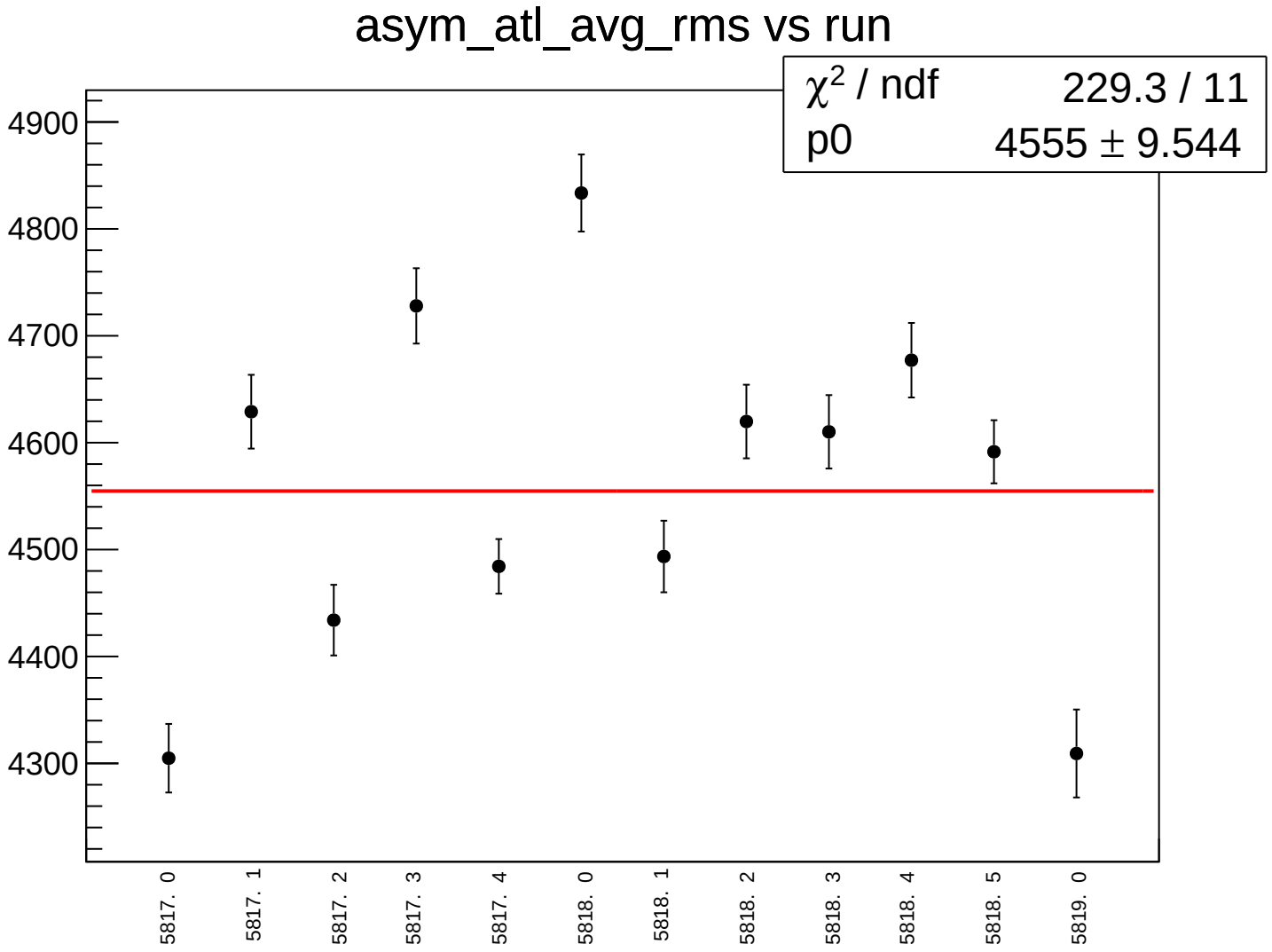
asym_atl_avg_rms vs run
χ² / ndf 229.3 / 11
p0 4555 ± 9.544
4900
4800
4700
4600
4500
4400
4300
5817. 0
5817. 1
5817. 2
5817. 3
5817. 4
5818. 0
5818. 1
5818. 2
5818. 3
5818. 4
5818. 5
5819. 0

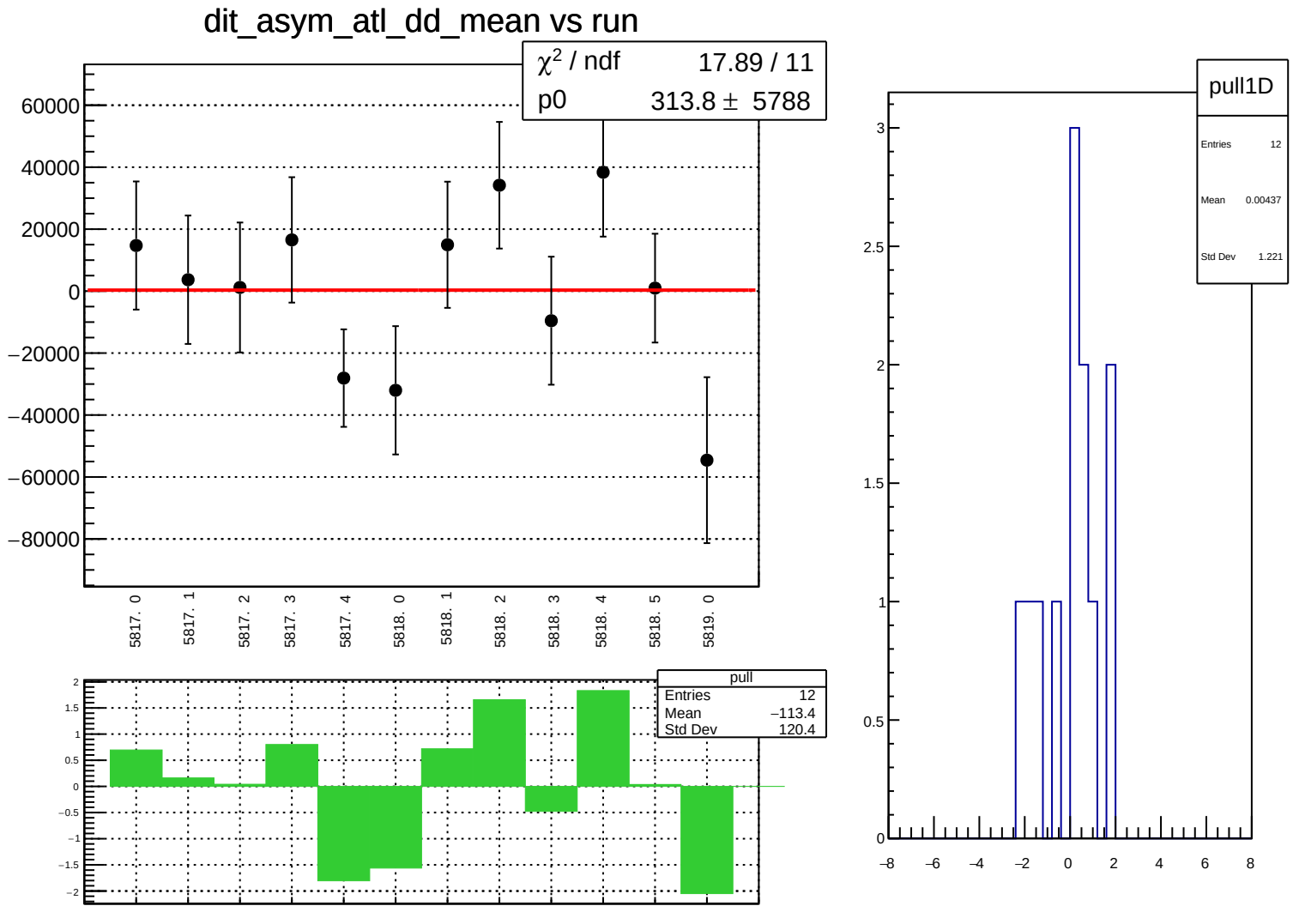
dit_asym_atl_dd_mean vs run
χ² / ndf 17.89 / 11
p0 313.8 ± 5788
60000
40000
20000
0
−20000
−40000
−60000
−80000
5817. 0
5817. 1
5817. 2
5817. 3
5817. 4
5818. 0
5818. 1
5818. 2
5818. 3
5818. 4
5818. 5
5819. 0
pull
Entries 12
Mean −113.4
Std Dev 120.4
2
1.5
1
0.5
0
−0.5
−1
−1.5
−2
pull1D
Entries 12
Mean 0.00437
Std Dev 1.221
3
2.5
2
1.5
1
0.5
0
−8
−6
−4
−2
0
2
4
6
8

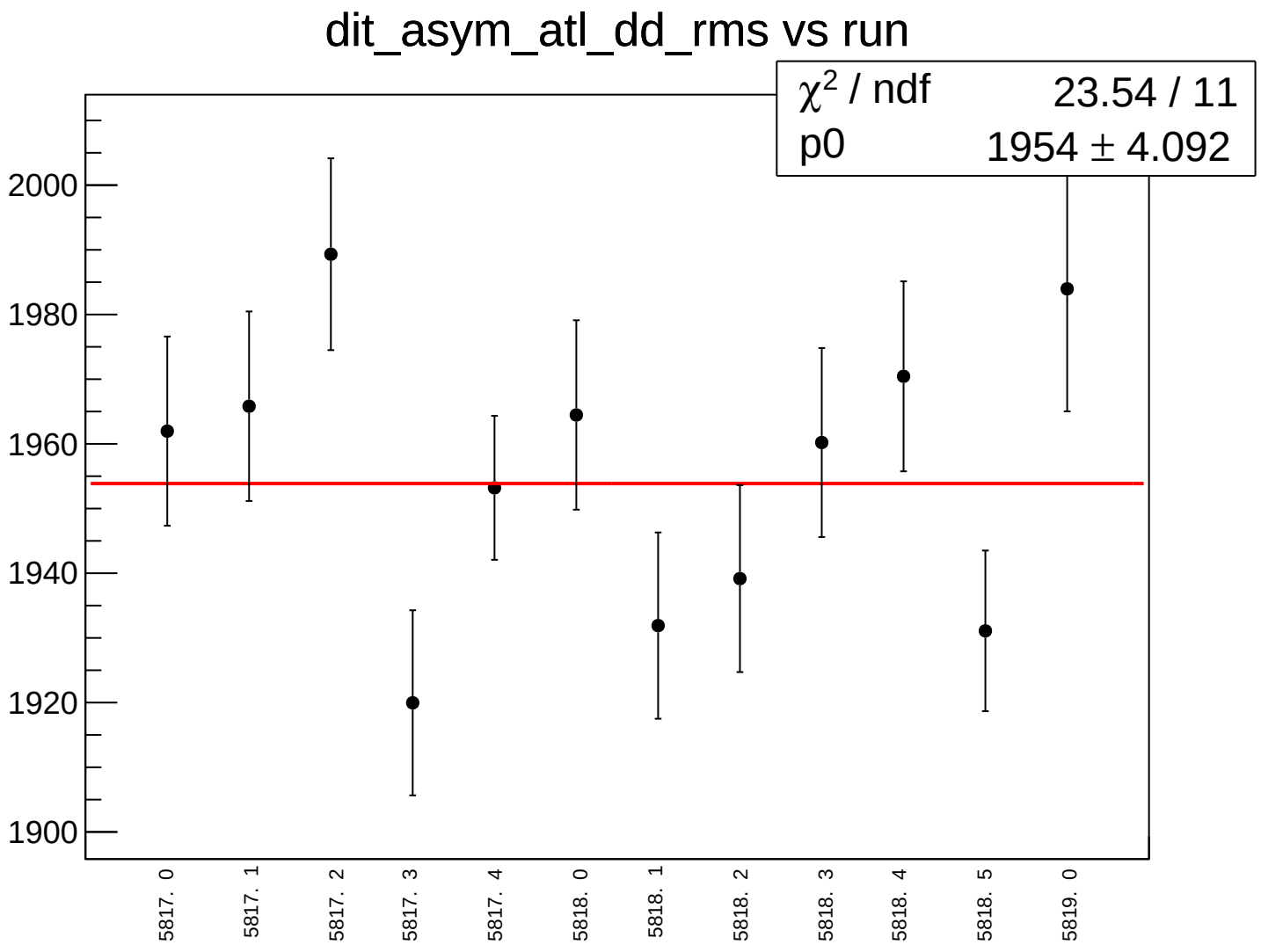
dit_asym_atl_dd_rms vs run
χ2 / ndf 23.54 / 11
p0 1954 ± 4.092
2000
1980
1960
1940
1920
1900
5817. 0
5817. 1
5817. 2
5817. 3
5817. 4
5818. 0
5818. 1
5818. 2
5818. 3
5818. 4
5818. 5
5819. 0

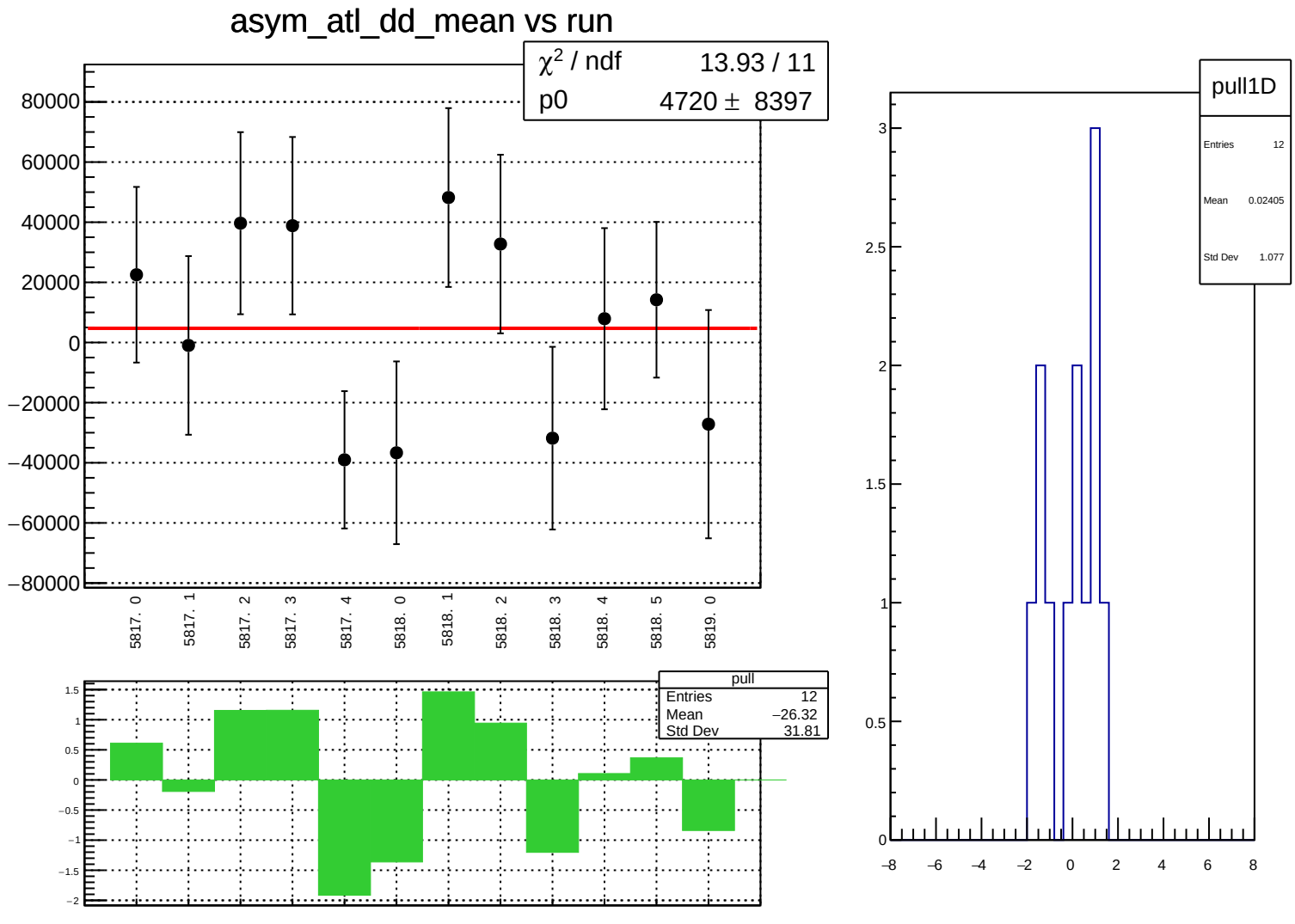
asym_atl_dd_mean vs run
χ² / ndf 13.93 / 11
p0 4720 ± 8397
80000
60000
40000
20000
0
−20000
−40000
−60000
−80000
5817. 0
5817. 1
5817. 2
5817. 3
5817. 4
5818. 0
5818. 1
5818. 2
5818. 3
5818. 4
5818. 5
5819. 0
pull
Entries 12
Mean −26.32
Std Dev 31.81
1.5
1
0.5
0
−0.5
−1
−1.5
−2
pull1D
Entries 12
Mean 0.02405
Std Dev 1.077
3
2.5
2
1.5
1
0.5
0
−8
−6
−4
−2
0
2
4
6
8

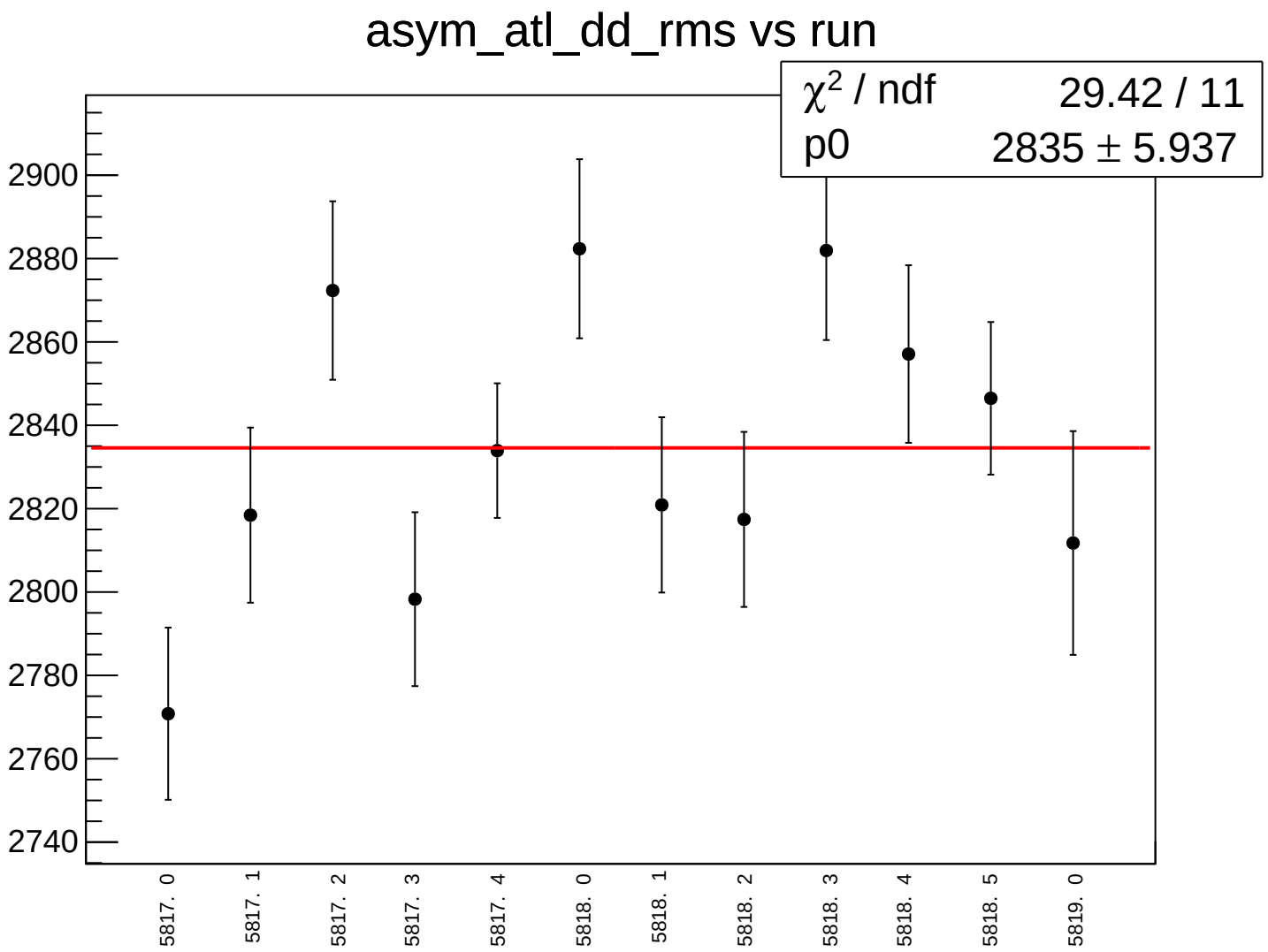
asym_atl_dd_rms vs run
χ2 / ndf 29.42 / 11
p0 2835 ± 5.937
2900
2880
2860
2840
2820
2800
2780
2760
2740
5817. 0
5817. 1
5817. 2
5817. 3
5817. 4
5818. 0
5818. 1
5818. 2
5818. 3
5818. 4
5818. 5
5819. 0

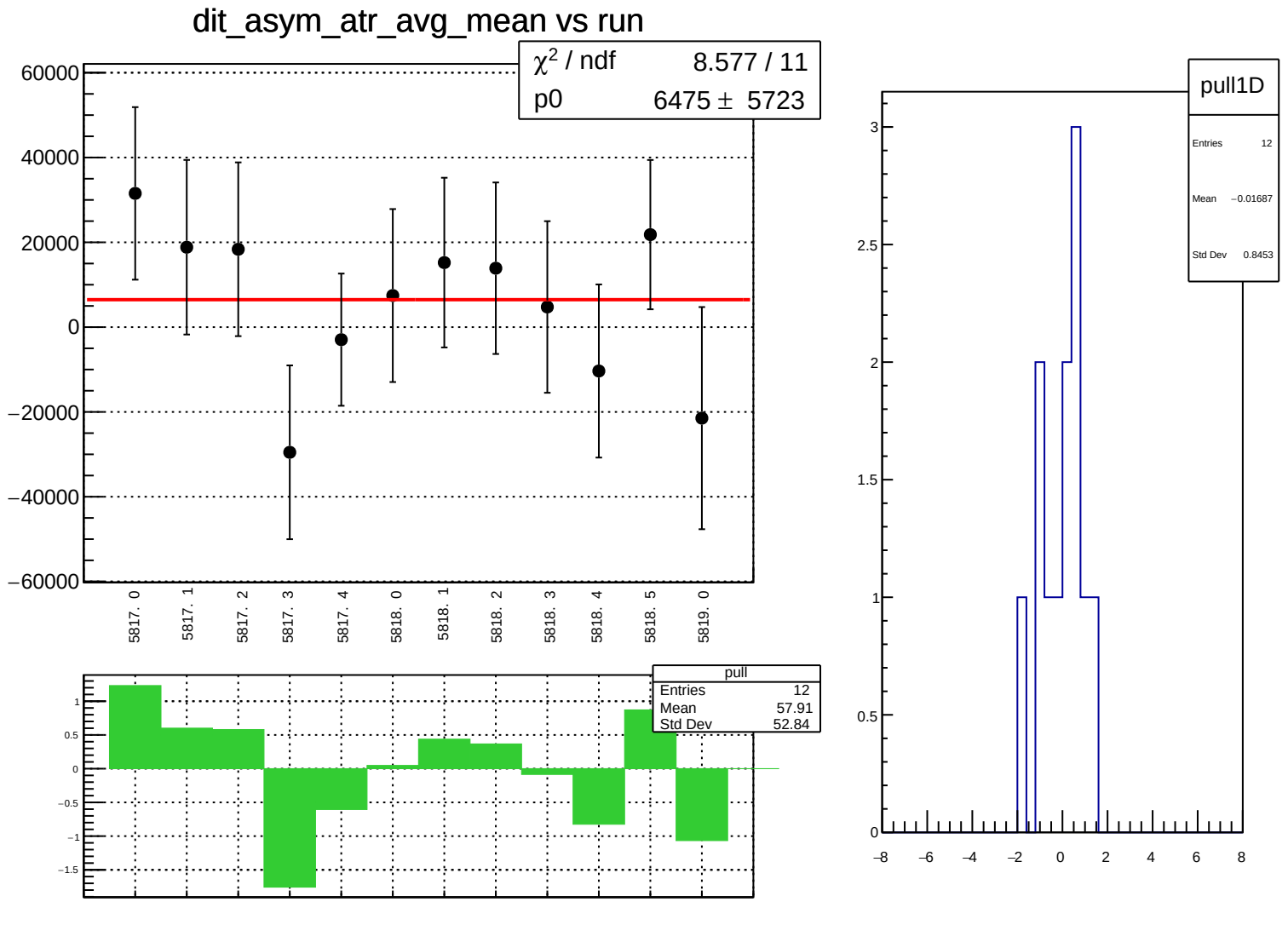
dit_asym_atr_avg_mean vs run
χ² / ndf 8.577 / 11
p0 6475 ± 5723
60000
40000
20000
0
−20000
−40000
−60000
5817. 0
5817. 1
5817. 2
5817. 3
5817. 4
5818. 0
5818. 1
5818. 2
5818. 3
5818. 4
5818. 5
5819. 0
pull
Entries 12
Mean 57.91
Std Dev 52.84
1
0.5
0
−0.5
−1
−1.5
pull1D
Entries 12
Mean −0.01687
Std Dev 0.8453
3
2.5
2
1.5
1
0.5
0
−8
−6
−4
−2
0
2
4
6
8

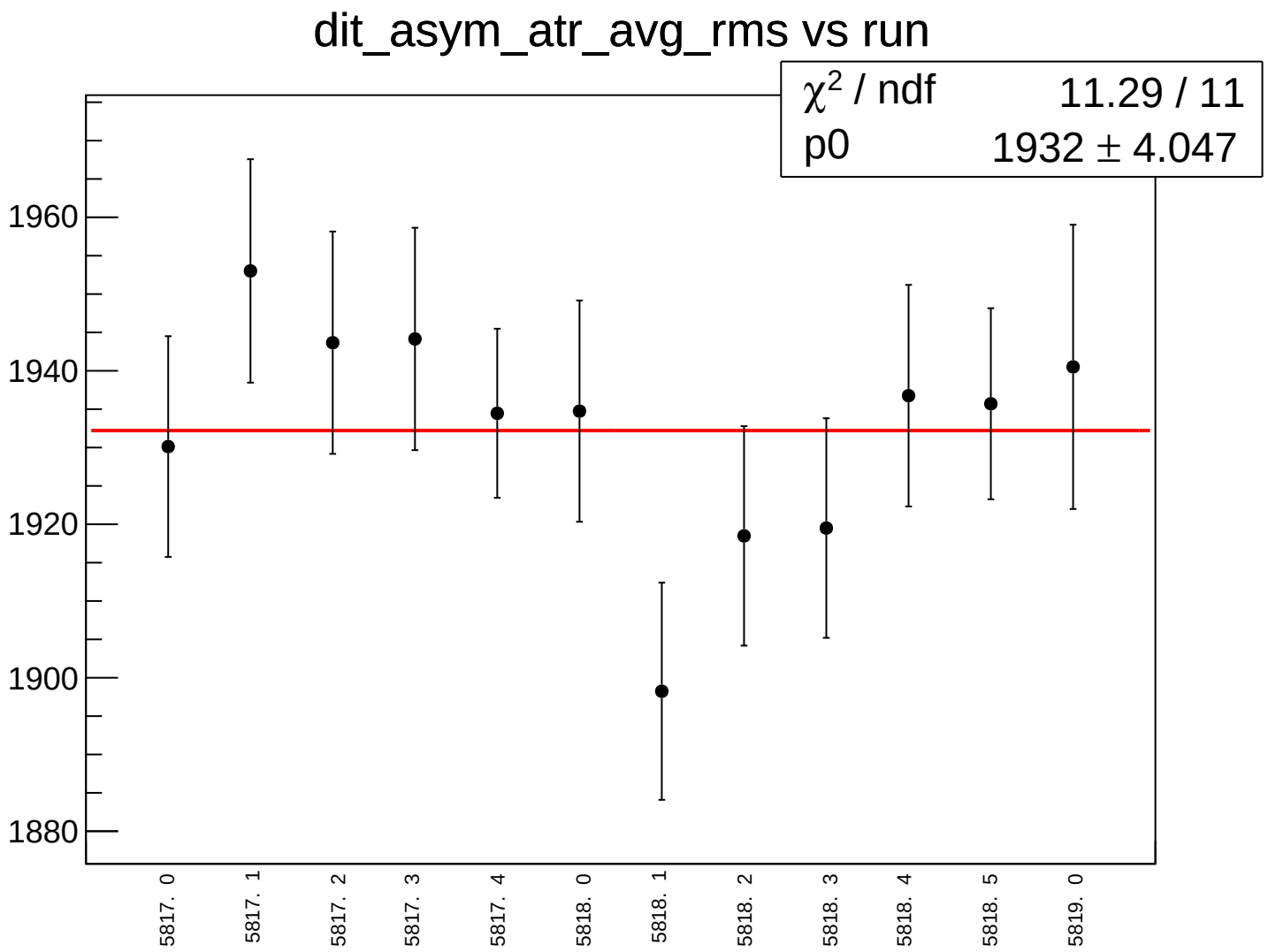
dit_asym_atr_avg_rms vs run
χ2 / ndf 11.29 / 11
p0 1932 ± 4.047
1960
1940
1920
1900
1880
5817. 0
5817. 1
5817. 2
5817. 3
5817. 4
5818. 0
5818. 1
5818. 2
5818. 3
5818. 4
5818. 5
5819. 0

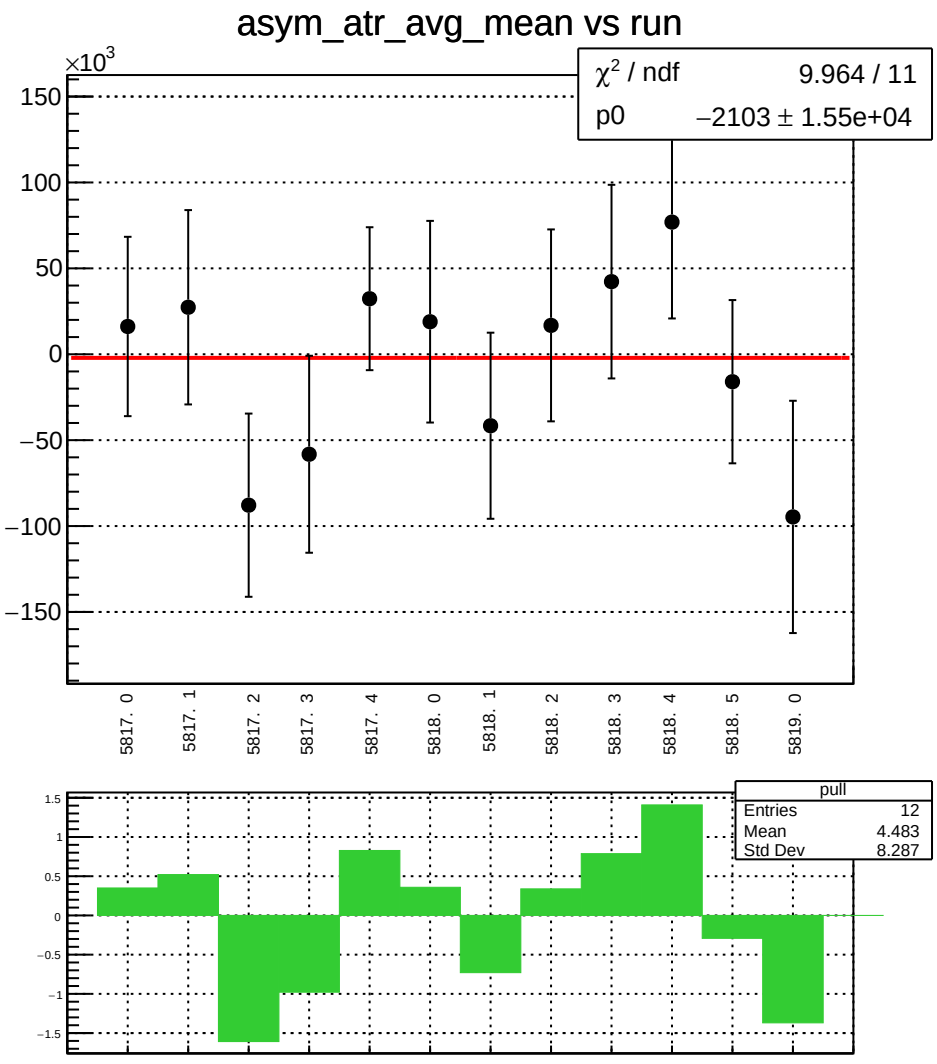
asym_atr_avg_mean vs run
×10^3
χ² / ndf 9.964 / 11
p0 −2103 ± 1.55e+04
150
100
50
0
−50
−100
−150
5817. 0
5817. 1
5817. 2
5817. 3
5817. 4
5818. 0
5818. 1
5818. 2
5818. 3
5818. 4
5818. 5
5819. 0
pull
Entries 12
Mean 4.483
Std Dev 8.287
1.5
1
0.5
0
−0.5
−1
−1.5

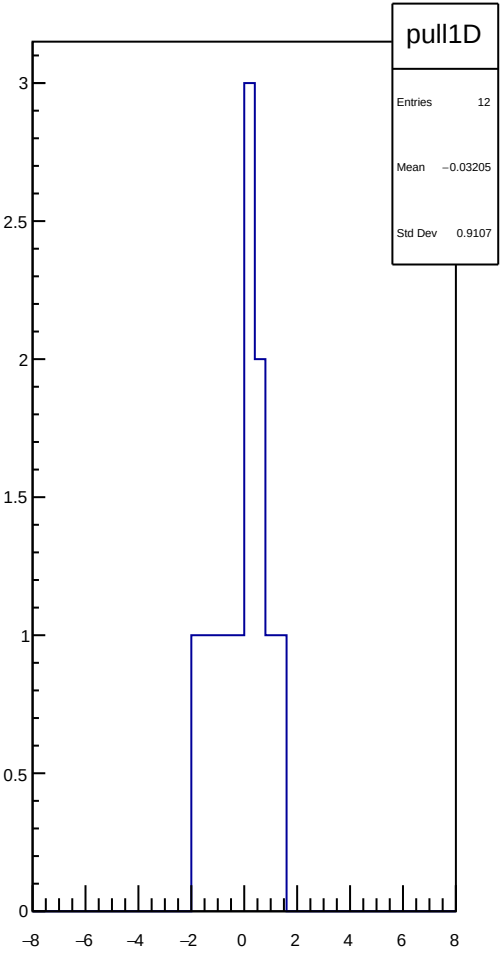
pull1D
Entries 12
Mean −0.03205
Std Dev 0.9107
3
2.5
2
1.5
1
0.5
0
−8
−6
−4
−2
0
2
4
6
8

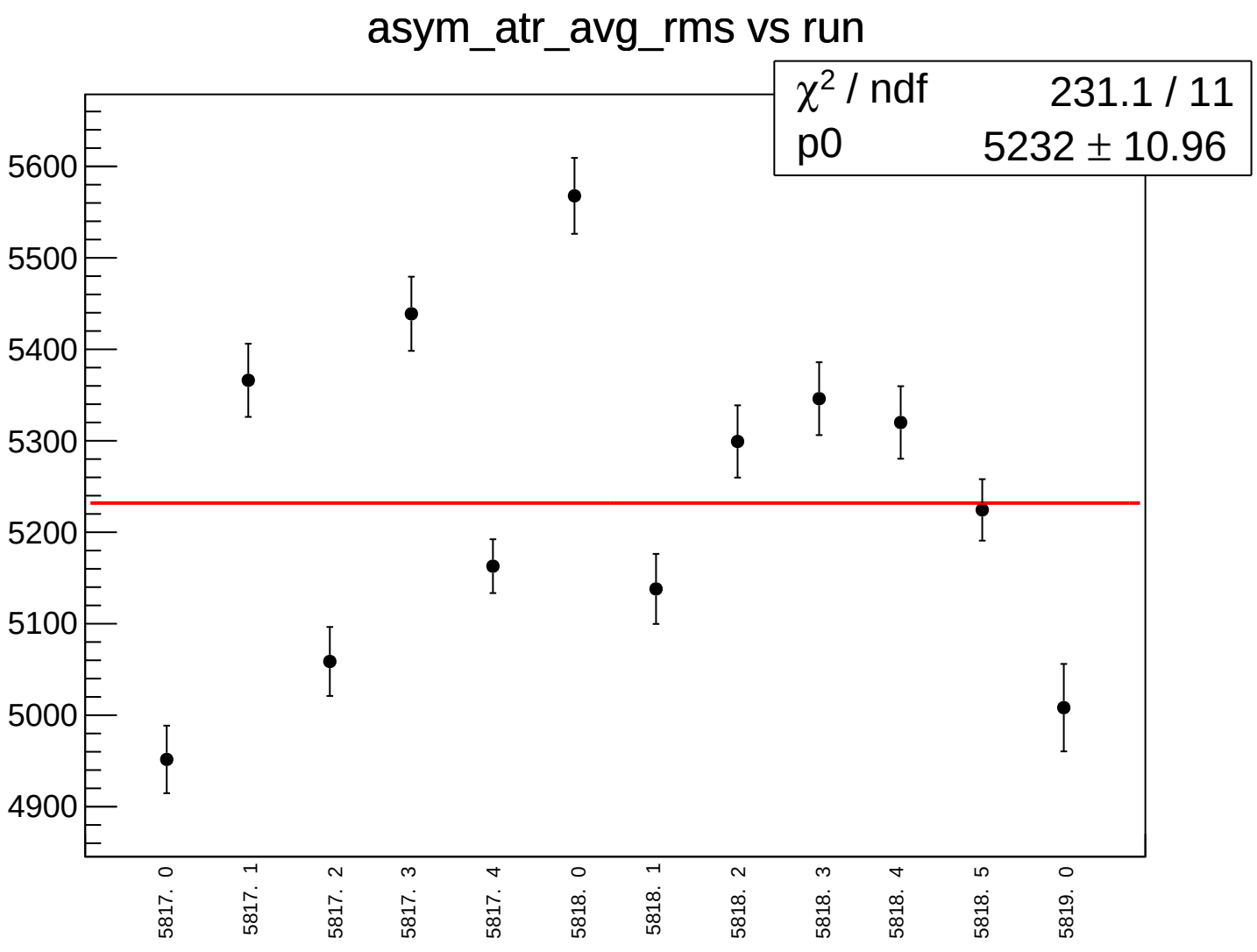
asym_atr_avg_rms vs run
χ2 / ndf 231.1 / 11
p0 5232 ± 10.96
5600
5500
5400
5300
5200
5100
5000
4900
5817. 0
5817. 1
5817. 2
5817. 3
5817. 4
5818. 0
5818. 1
5818. 2
5818. 3
5818. 4
5818. 5
5819. 0

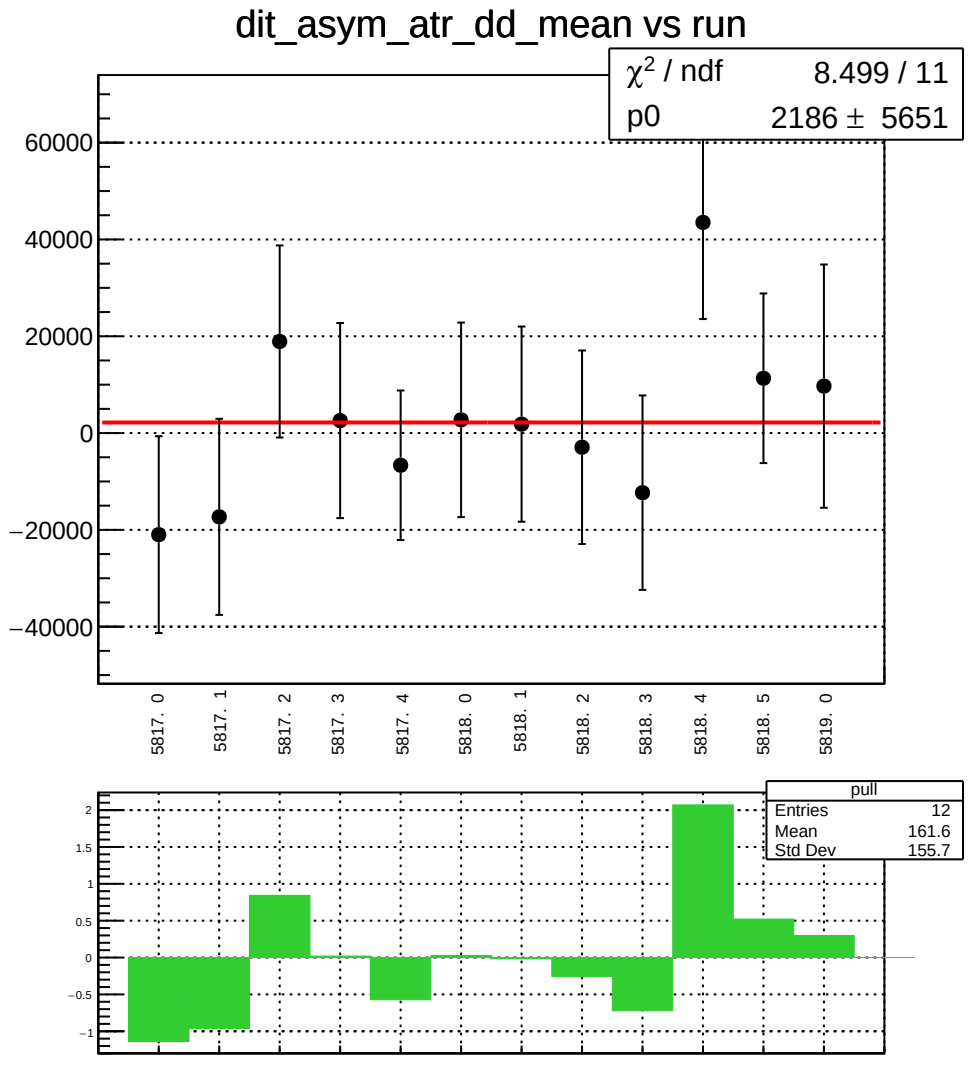
dit_asym_atr_dd_mean vs run
χ2 / ndf 8.499 / 11
p0 2186 ± 5651
60000
40000
20000
0
−20000
−40000
5817. 0
5817. 1
5817. 2
5817. 3
5817. 4
5818. 0
5818. 1
5818. 2
5818. 3
5818. 4
5818. 5
5819. 0
pull
Entries 12
Mean 161.6
Std Dev 155.7
2
1.5
1
0.5
0
−0.5
−1

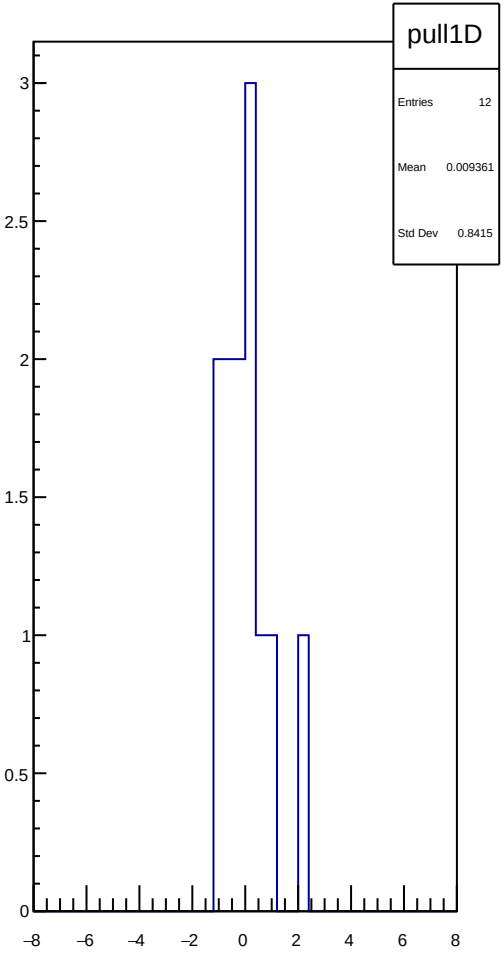
pull1D
Entries 12
Mean 0.009361
Std Dev 0.8415
3
2.5
2
1.5
1
0.5
0
−8
−6
−4
−2
0
2
4
6
8

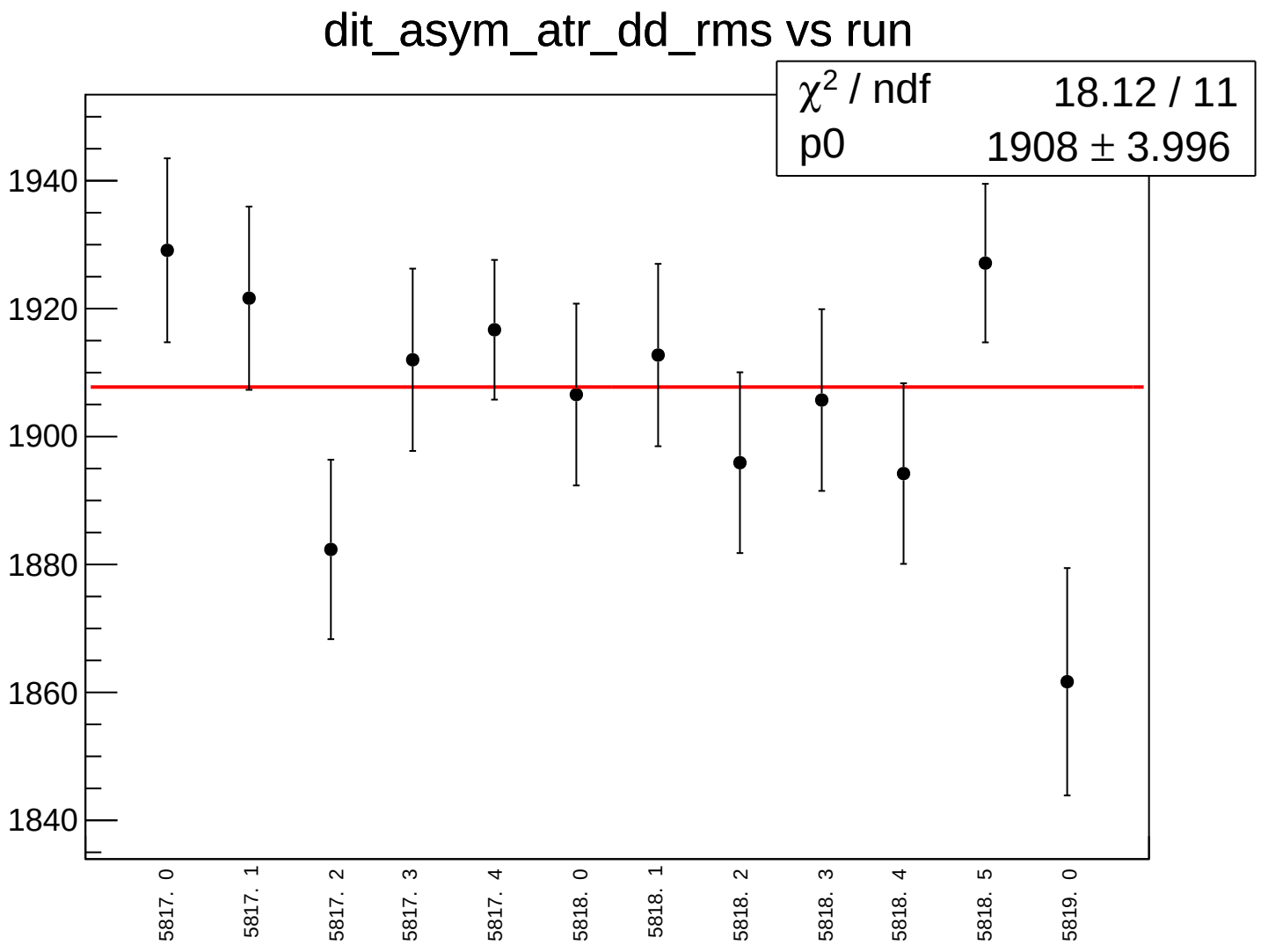
dit_asym_atr_dd_rms vs run
χ2 / ndf 18.12 / 11
p0 1908 ± 3.996
1940
1920
1900
1880
1860
1840
5817. 0
5817. 1
5817. 2
5817. 3
5817. 4
5818. 0
5818. 1
5818. 2
5818. 3
5818. 4
5818. 5
5819. 0

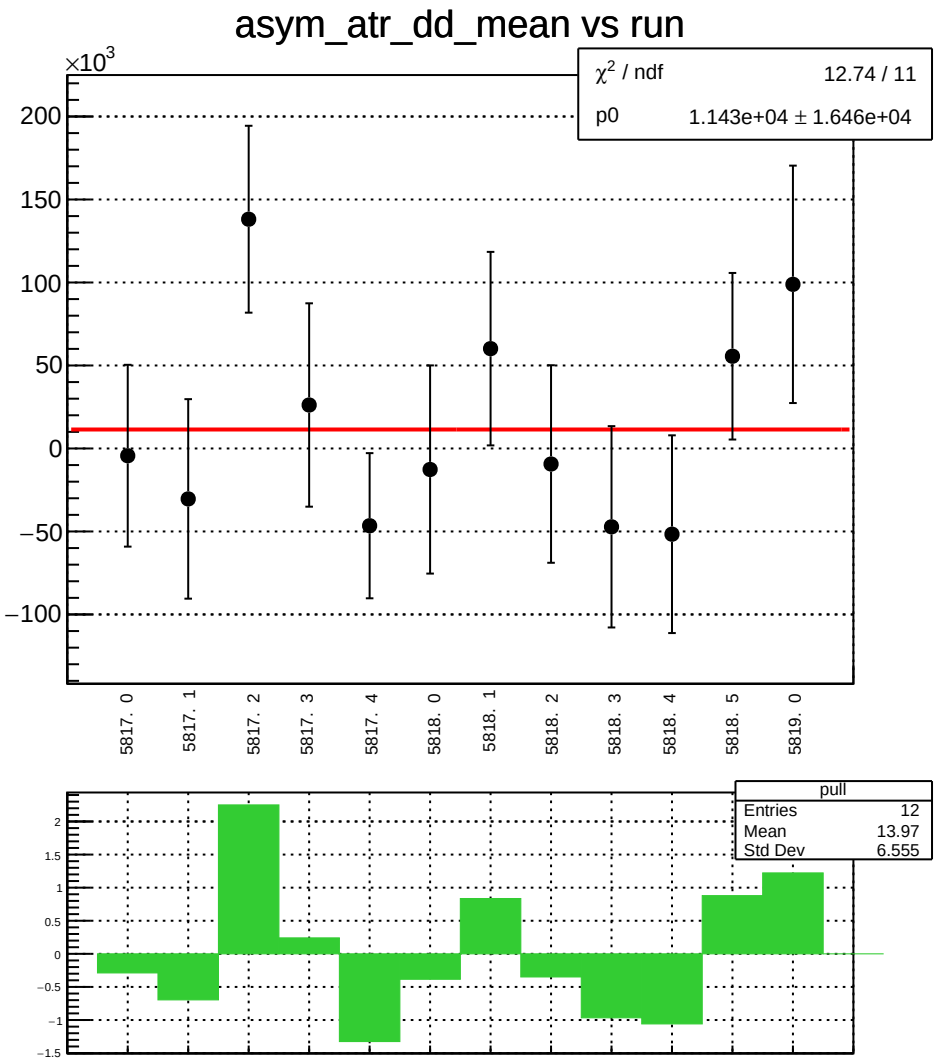
asym_atr_dd_mean vs run
×10^3
χ² / ndf 12.74 / 11
p0 1.143e+04 ± 1.646e+04
200
150
100
50
0
−50
−100
5817. 0
5817. 1
5817. 2
5817. 3
5817. 4
5818. 0
5818. 1
5818. 2
5818. 3
5818. 4
5818. 5
5819. 0
pull
Entries 12
Mean 13.97
Std Dev 6.555
2
1.5
1
0.5
0
−0.5
−1
−1.5

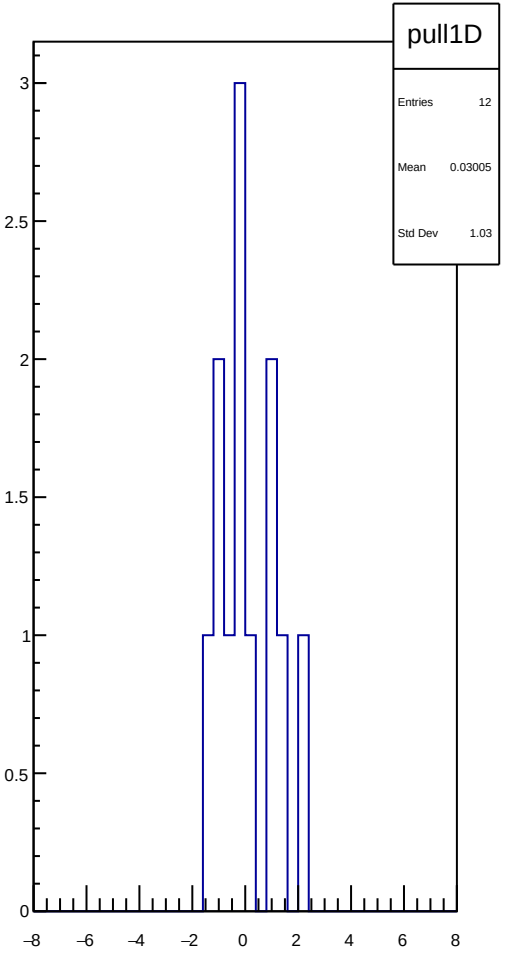
pull1D
Entries 12
Mean 0.03005
Std Dev 1.03
3
2.5
2
1.5
1
0.5
0
−8
−6
−4
−2
0
2
4
6
8

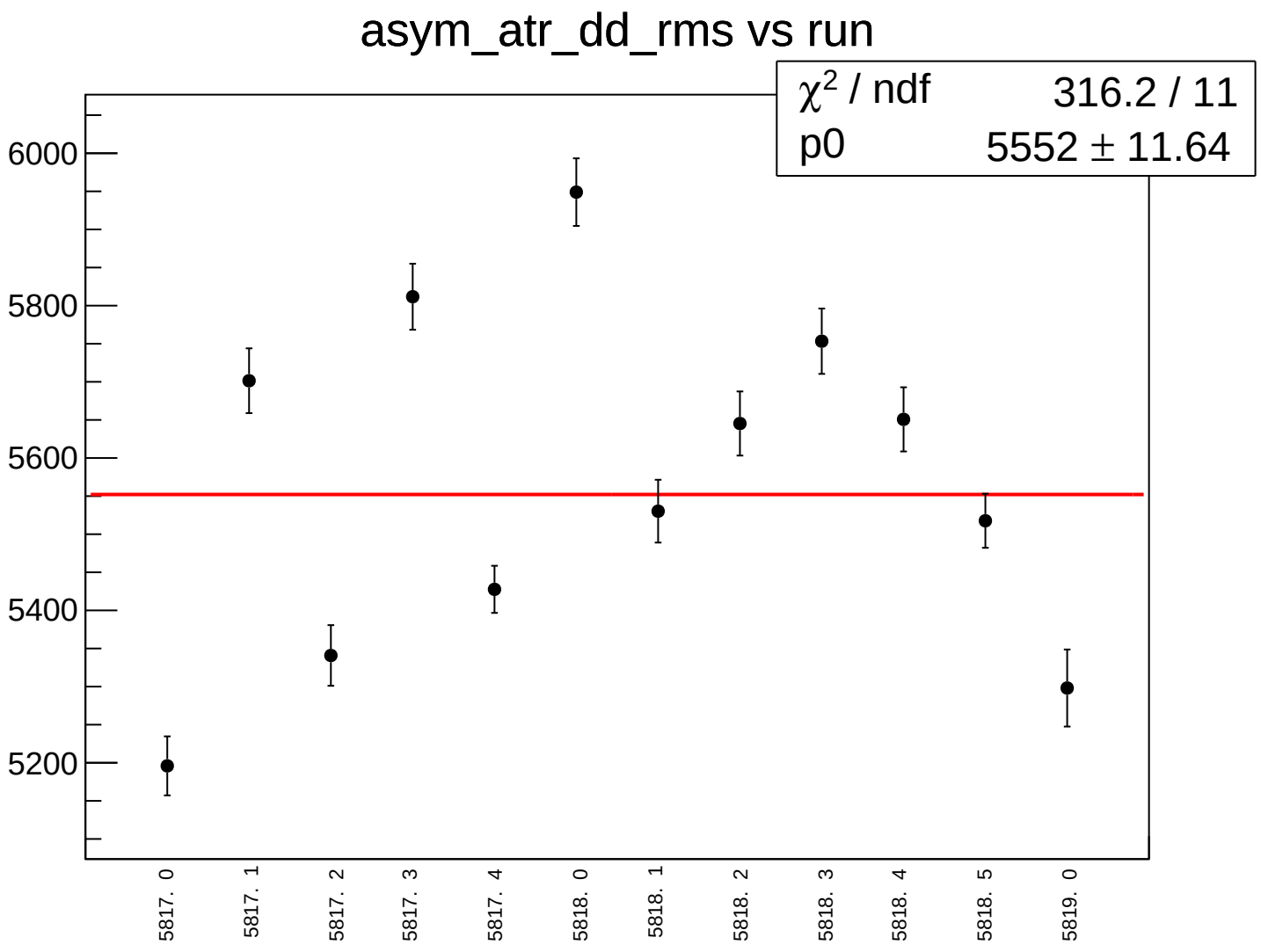
asym_atr_dd_rms vs run
χ² / ndf 316.2 / 11
p0 5552 ± 11.64
6000
5800
5600
5400
5200
5817. 0
5817. 1
5817. 2
5817. 3
5817. 4
5818. 0
5818. 1
5818. 2
5818. 3
5818. 4
5818. 5
5819. 0

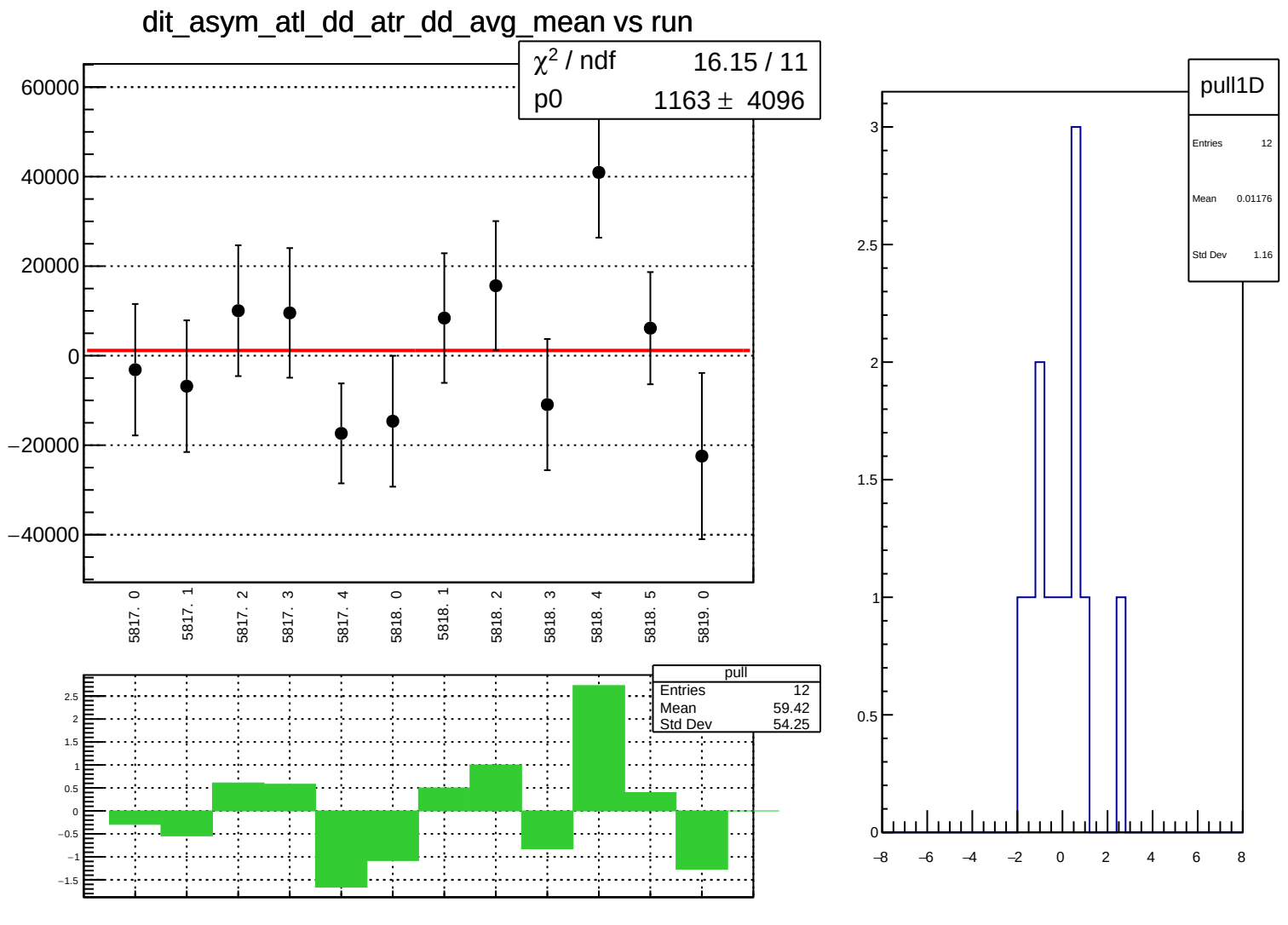
dit_asym_atl_dd_atr_dd_avg_mean vs run
χ² / ndf 16.15 / 11
p0 1163 ± 4096
60000
40000
20000
0
−20000
−40000
5817. 0
5817. 1
5817. 2
5817. 3
5817. 4
5818. 0
5818. 1
5818. 2
5818. 3
5818. 4
5818. 5
5819. 0
pull
Entries 12
Mean 59.42
Std Dev 54.25
pull1D
Entries 12
Mean 0.01176
Std Dev 1.16

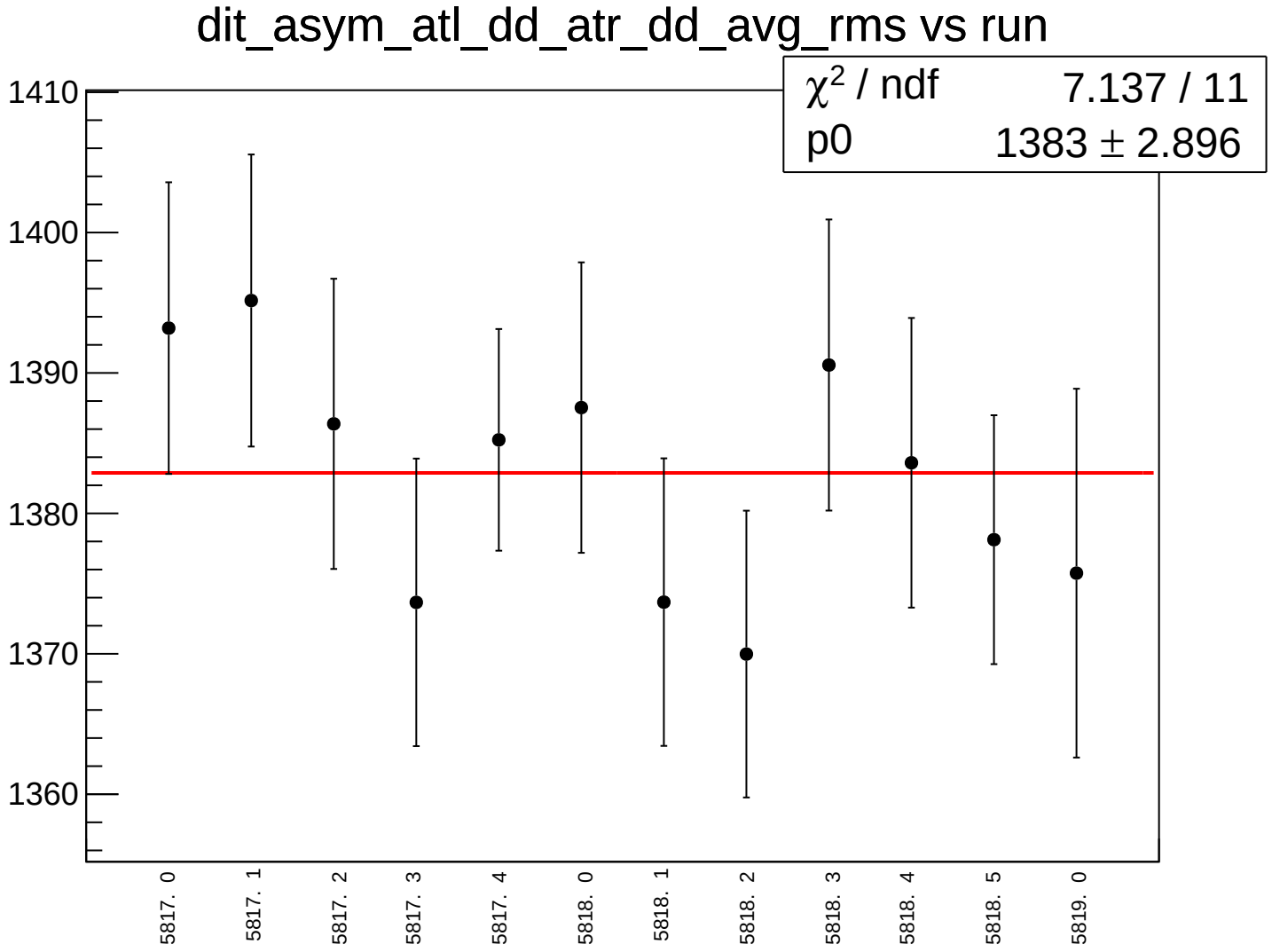
dit_asym_atl_dd_atr_dd_avg_rms vs run
χ2 / ndf 7.137 / 11
p0 1383 ± 2.896
1410
1400
1390
1380
1370
1360
5817. 0
5817. 1
5817. 2
5817. 3
5817. 4
5818. 0
5818. 1
5818. 2
5818. 3
5818. 4
5818. 5
5819. 0

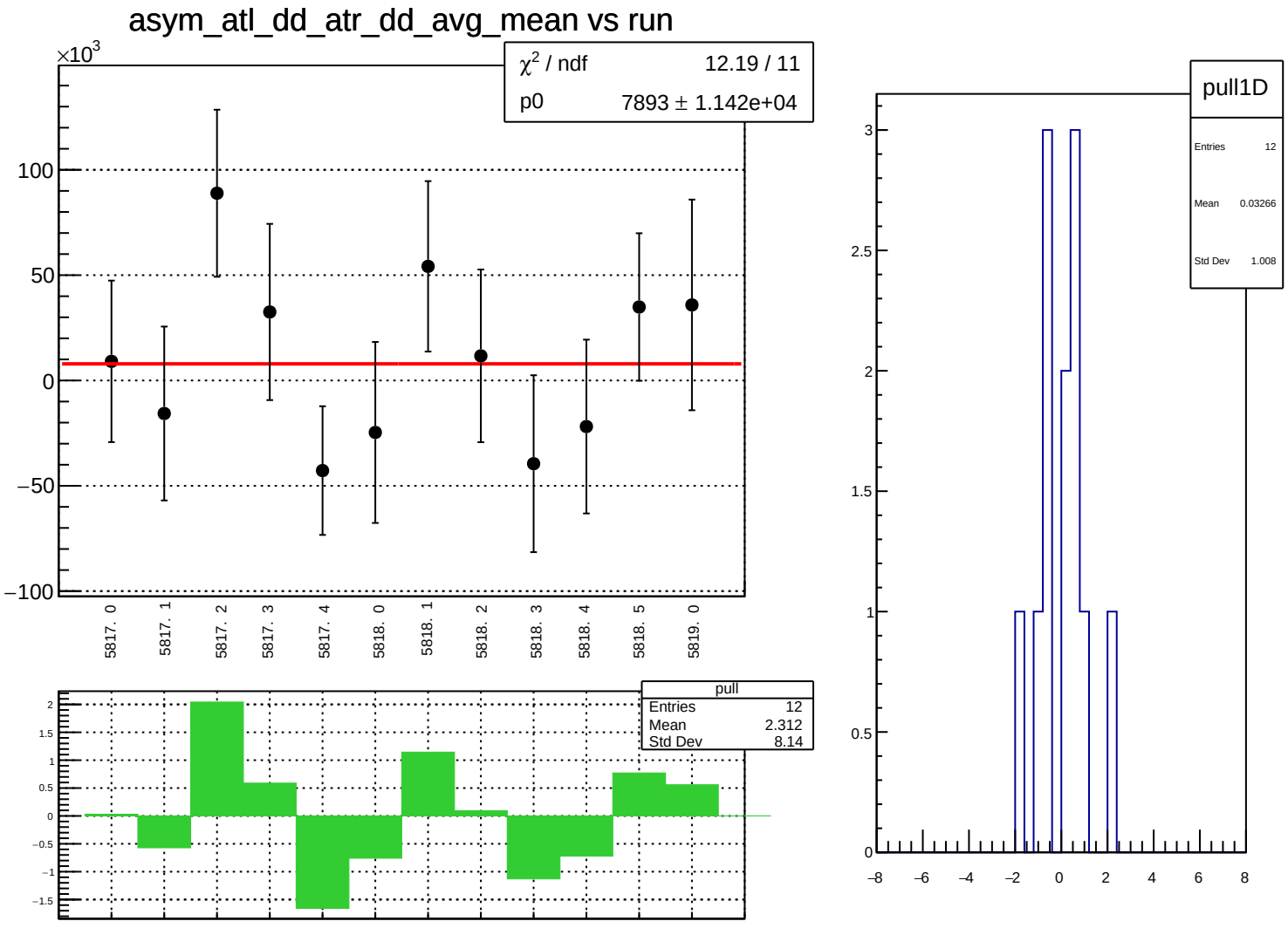
asym_atl_dd_atr_dd_avg_mean vs run
×10^3
χ² / ndf 12.19 / 11
p0 7893 ± 1.142e+04
100
50
0
−50
−100
5817. 0
5817. 1
5817. 2
5817. 3
5817. 4
5818. 0
5818. 1
5818. 2
5818. 3
5818. 4
5818. 5
5819. 0
pull
Entries 12
Mean 2.312
Std Dev 8.14
pull1D
Entries 12
Mean 0.03266
Std Dev 1.008

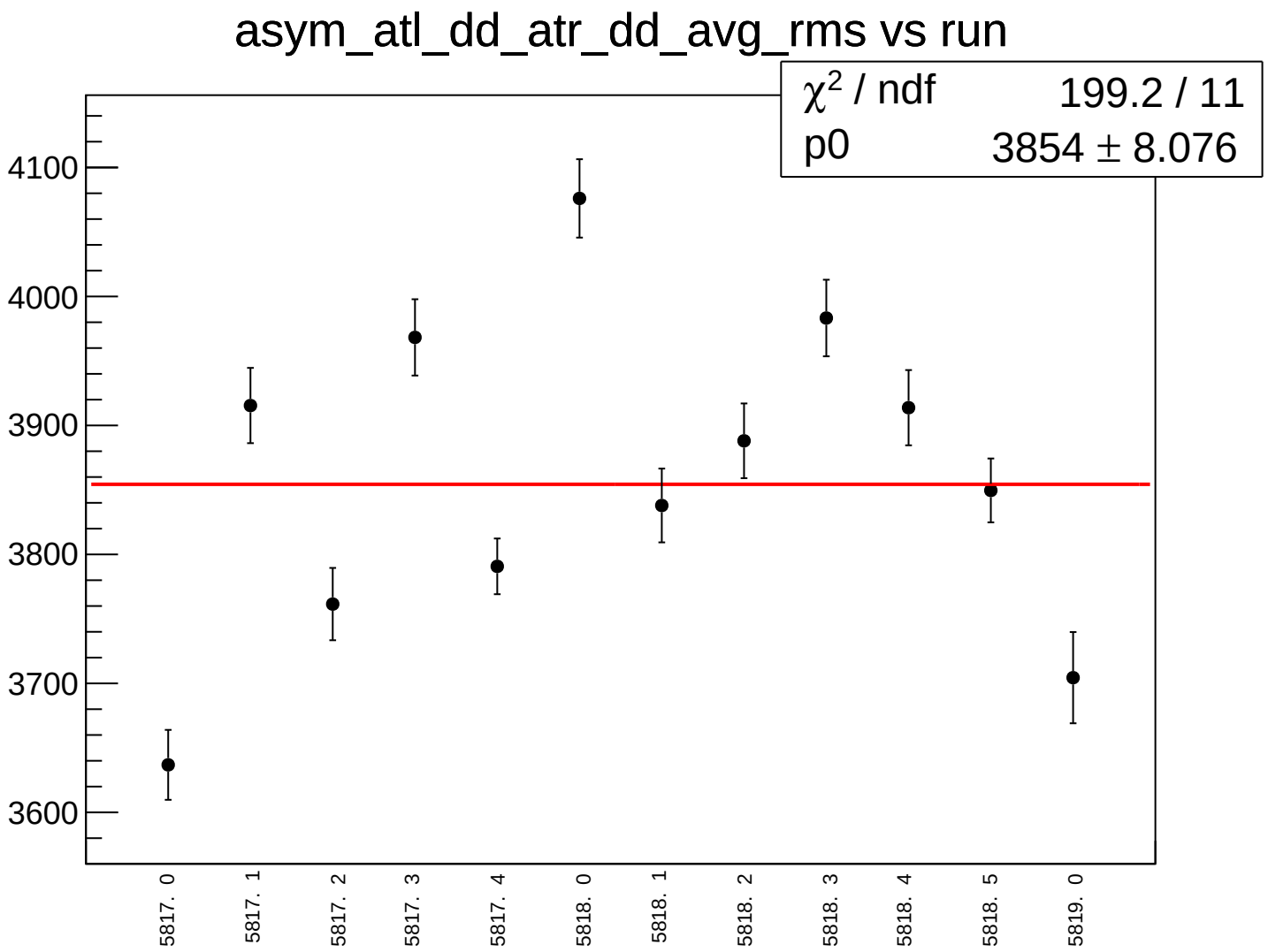
asym_atl_dd_atr_dd_avg_rms vs run
χ² / ndf 199.2 / 11
p0 3854 ± 8.076
4100
4000
3900
3800
3700
3600
5817. 0
5817. 1
5817. 2
5817. 3
5817. 4
5818. 0
5818. 1
5818. 2
5818. 3
5818. 4
5818. 5
5819. 0

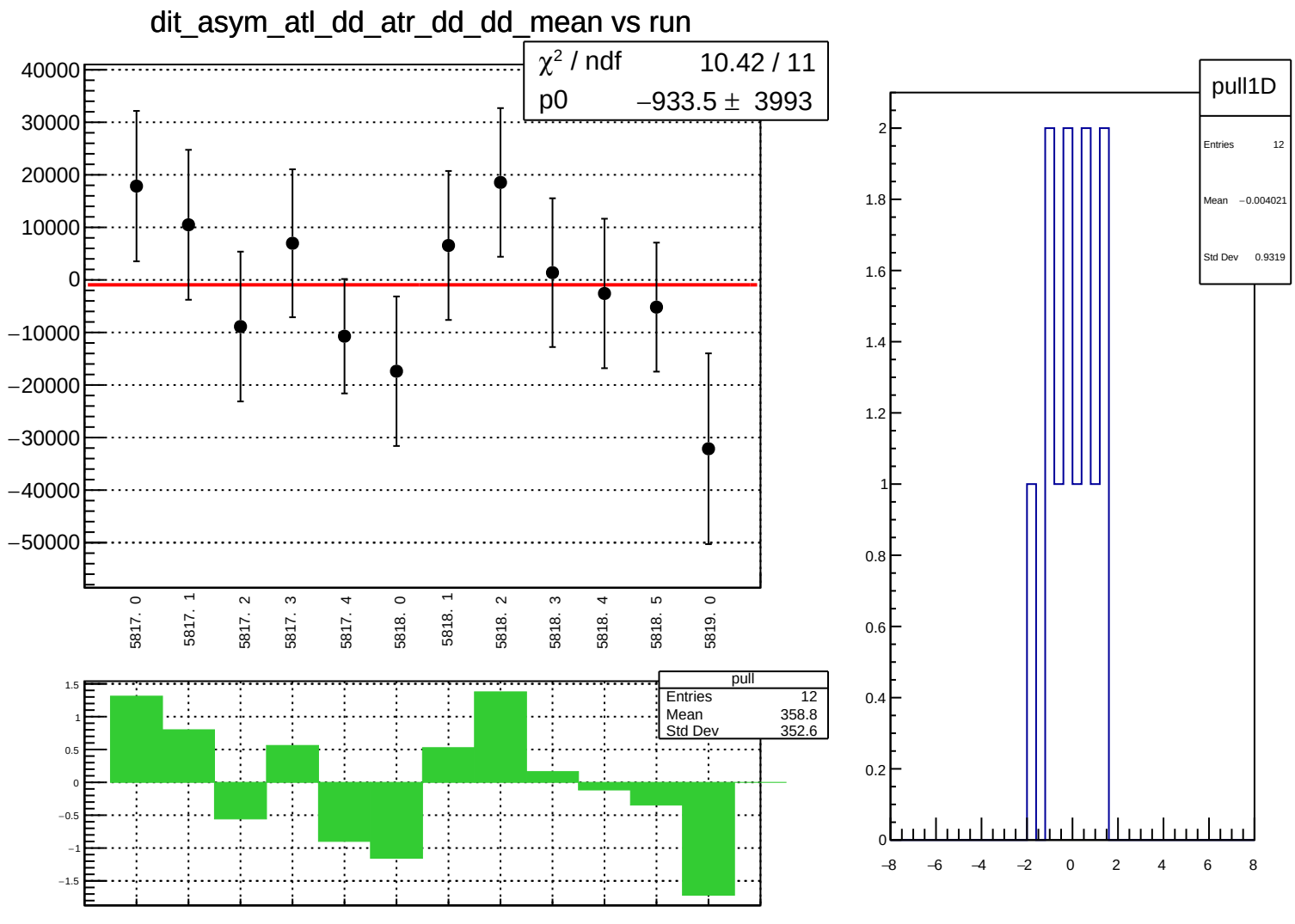
dit_asym_atl_dd_atr_dd_dd_mean vs run
χ² / ndf 10.42 / 11
p0 −933.5 ± 3993
40000
30000
20000
10000
0
−10000
−20000
−30000
−40000
−50000
5817. 0
5817. 1
5817. 2
5817. 3
5817. 4
5818. 0
5818. 1
5818. 2
5818. 3
5818. 4
5818. 5
5819. 0
pull
Entries 12
Mean 358.8
Std Dev 352.6
1.5
1
0.5
0
−0.5
−1
−1.5
pull1D
Entries 12
Mean −0.004021
Std Dev 0.9319
2
1.8
1.6
1.4
1.2
1
0.8
0.6
0.4
0.2
0
−8
−6
−4
−2
0
2
4
6
8

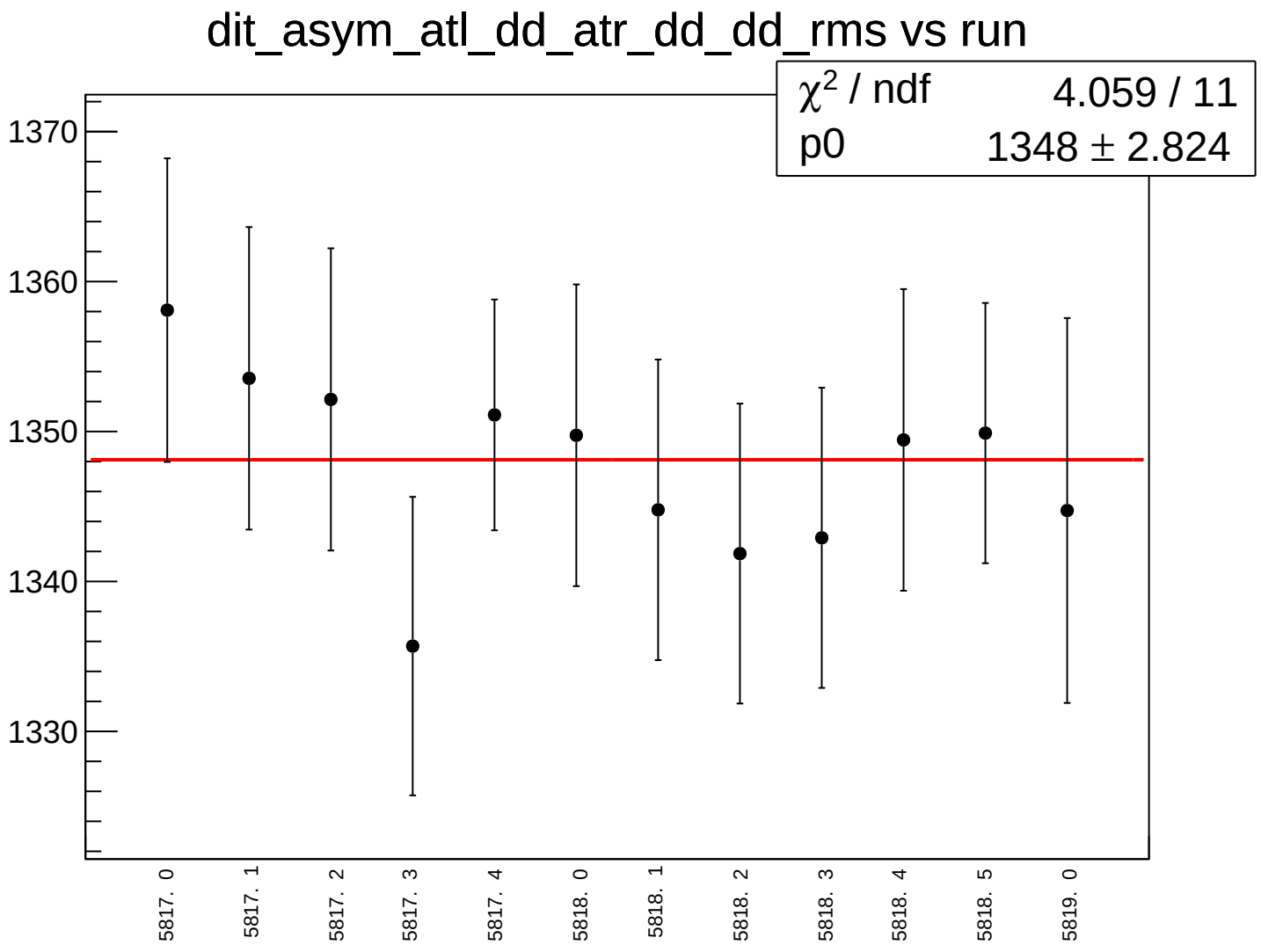
dit_asym_atl_dd_atr_dd_dd_rms vs run
χ² / ndf 4.059 / 11
p0 1348 ± 2.824
1370
1360
1350
1340
1330
5817. 0
5817. 1
5817. 2
5817. 3
5817. 4
5818. 0
5818. 1
5818. 2
5818. 3
5818. 4
5818. 5
5819. 0

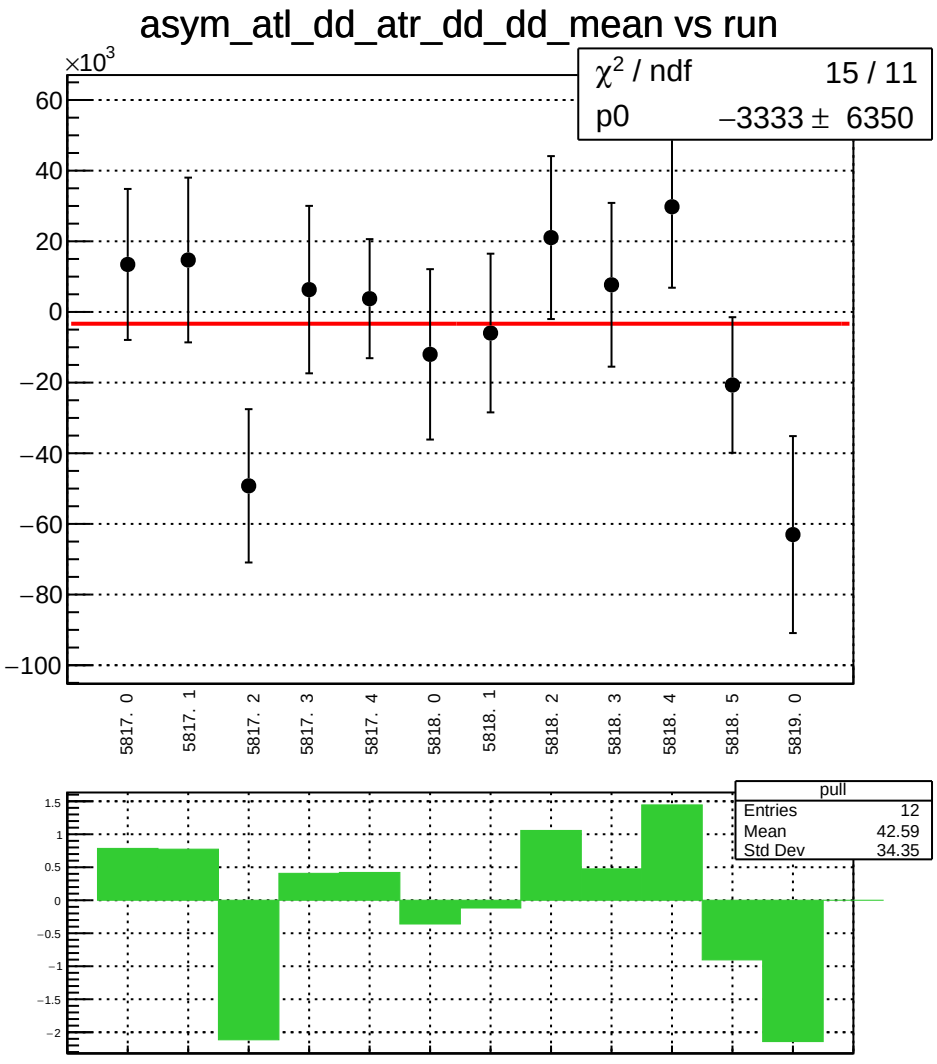
asym_atl_dd_atr_dd_dd_mean vs run
×10^3
χ² / ndf 15 / 11
p0 −3333 ± 6350
60
40
20
0
−20
−40
−60
−80
−100
5817. 0
5817. 1
5817. 2
5817. 3
5817. 4
5818. 0
5818. 1
5818. 2
5818. 3
5818. 4
5818. 5
5819. 0
pull
Entries 12
Mean 42.59
Std Dev 34.35
1.5
1
0.5
0
−0.5
−1
−1.5
−2

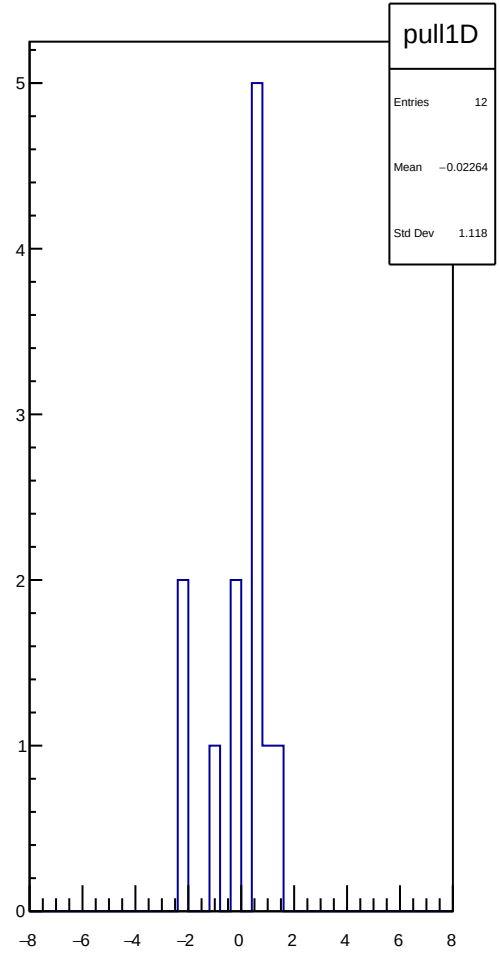
pull1D
Entries 12
Mean −0.02264
Std Dev 1.118
5
4
3
2
1
0
−8
−6
−4
−2
0
2
4
6
8

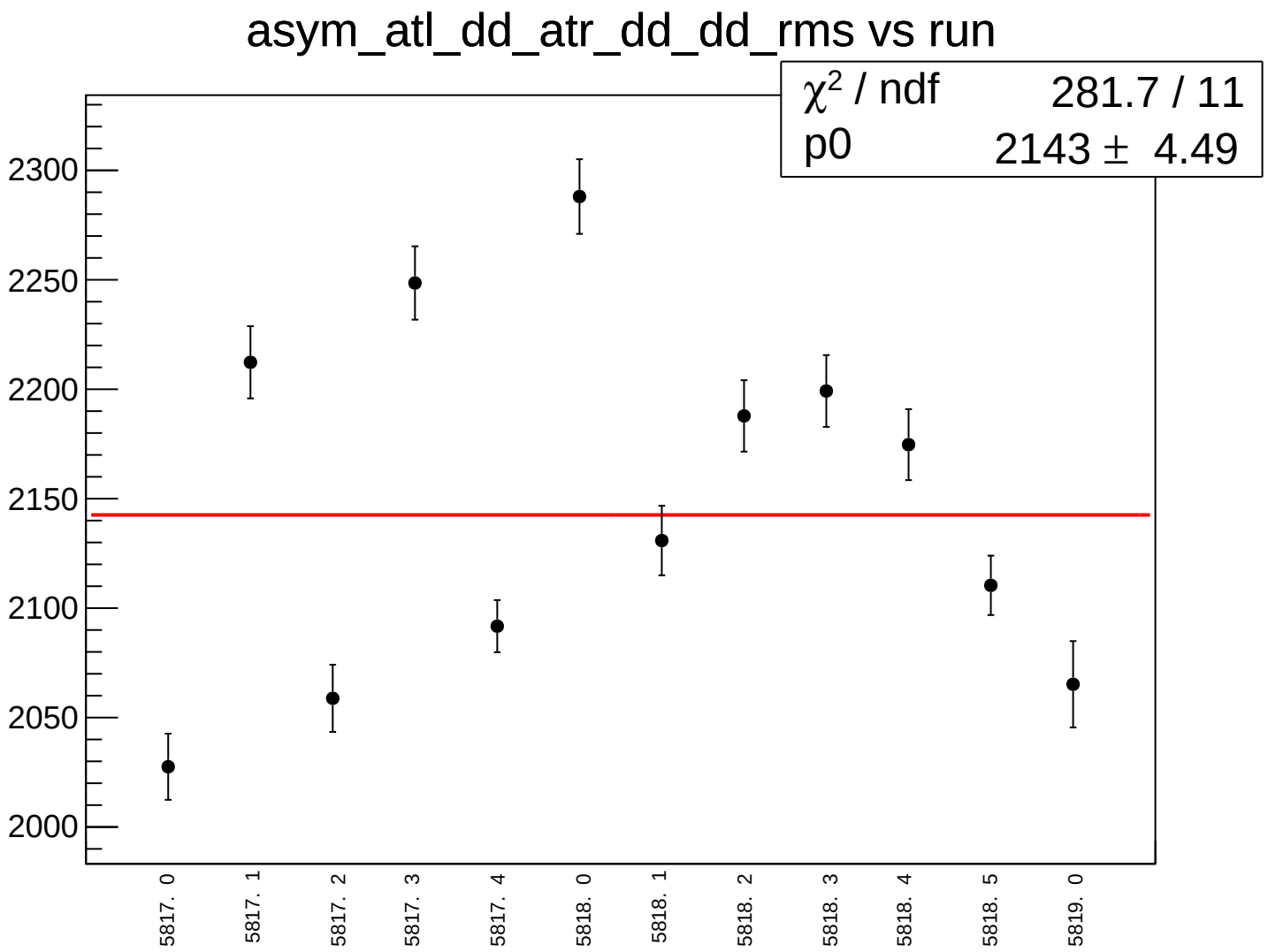
asym_atl_dd_atr_dd_dd_rms vs run
χ² / ndf 281.7 / 11
p0 2143 ± 4.49
2300
2250
2200
2150
2100
2050
2000
5817. 0
5817. 1
5817. 2
5817. 3
5817. 4
5818. 0
5818. 1
5818. 2
5818. 3
5818. 4
5818. 5
5819. 0

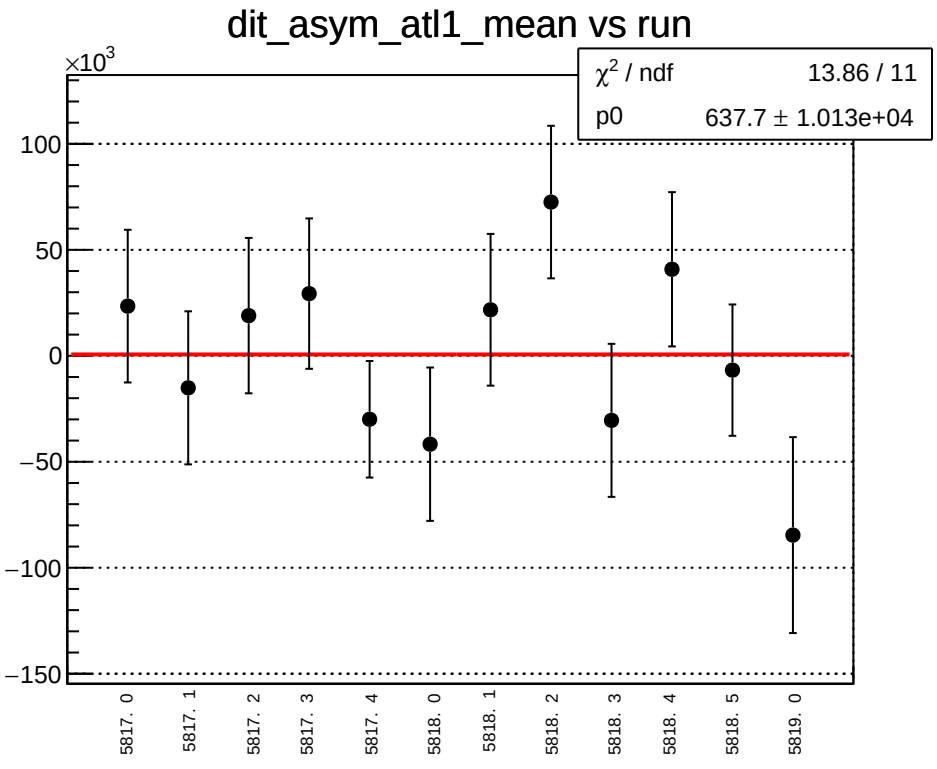
dit_asym_atl1_mean vs run
×10^3
χ² / ndf 13.86 / 11
p0 637.7 ± 1.013e+04
100
50
0
−50
−100
−150
5817. 0
5817. 1
5817. 2
5817. 3
5817. 4
5818. 0
5818. 1
5818. 2
5818. 3
5818. 4
5818. 5
5819. 0

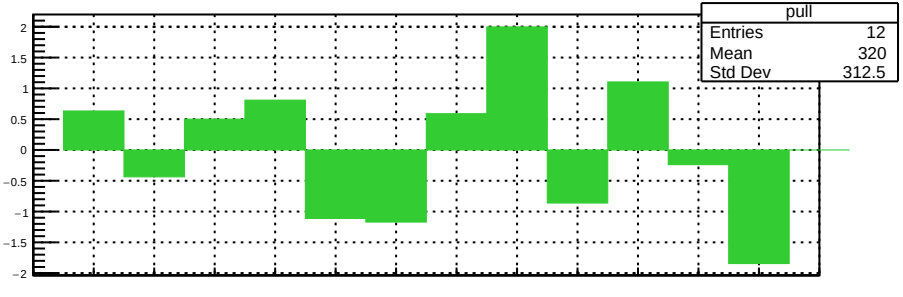
pull
Entries 12
Mean 320
Std Dev 312.5
2
1.5
1
0.5
0
−0.5
−1
−1.5
−2

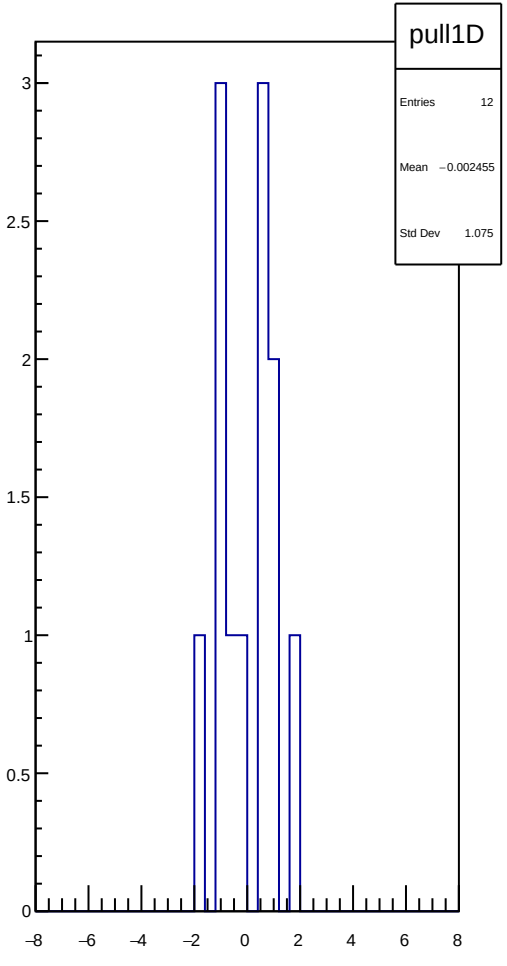
pull1D
Entries 12
Mean −0.002455
Std Dev 1.075
3
2.5
2
1.5
1
0.5
0
−8
−6
−4
−2
0
2
4
6
8

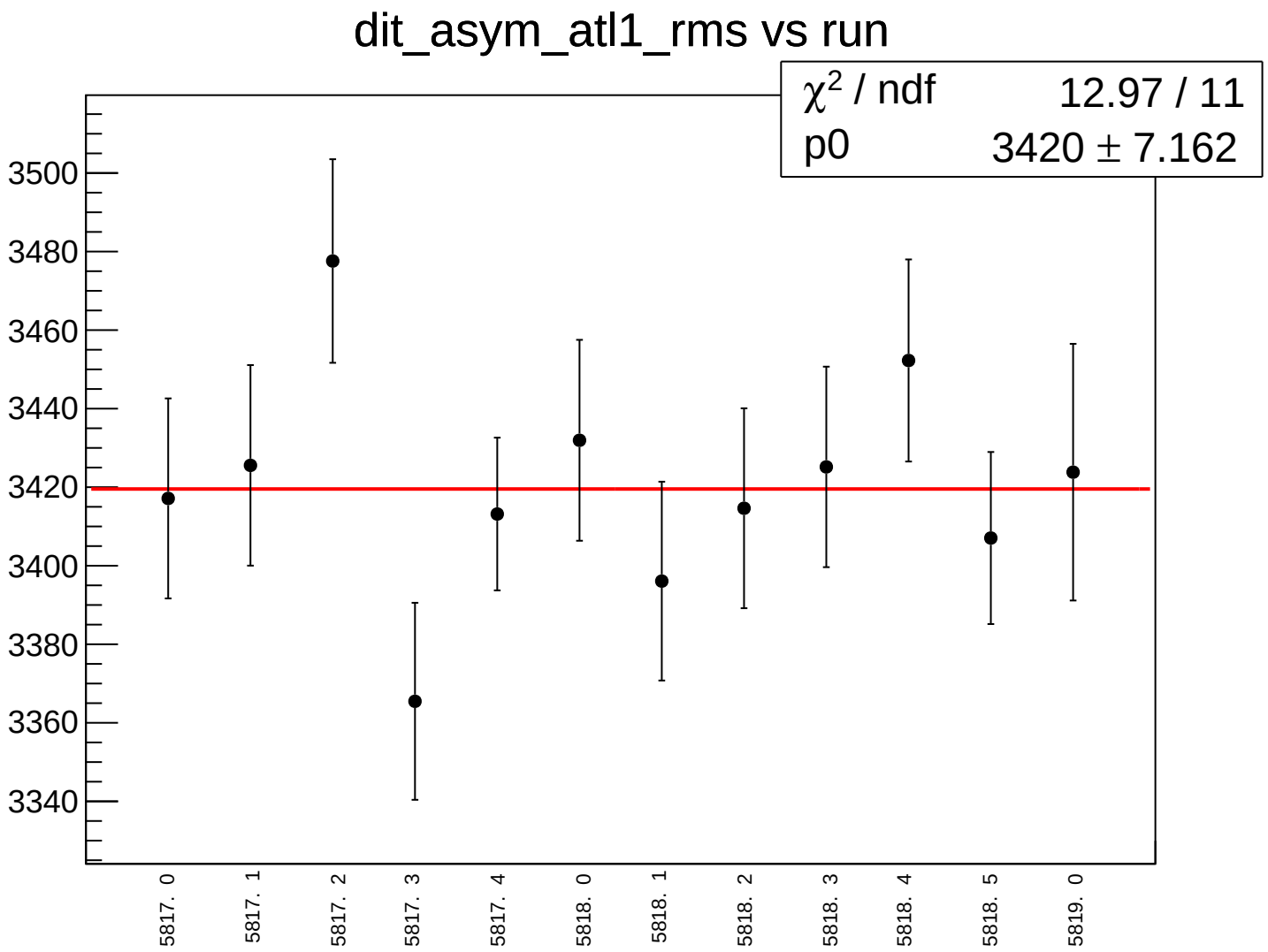
dit_asym_atl1_rms vs run
χ2 / ndf 12.97 / 11
p0 3420 ± 7.162
3500
3480
3460
3440
3420
3400
3380
3360
3340
5817. 0
5817. 1
5817. 2
5817. 3
5817. 4
5818. 0
5818. 1
5818. 2
5818. 3
5818. 4
5818. 5
5819. 0

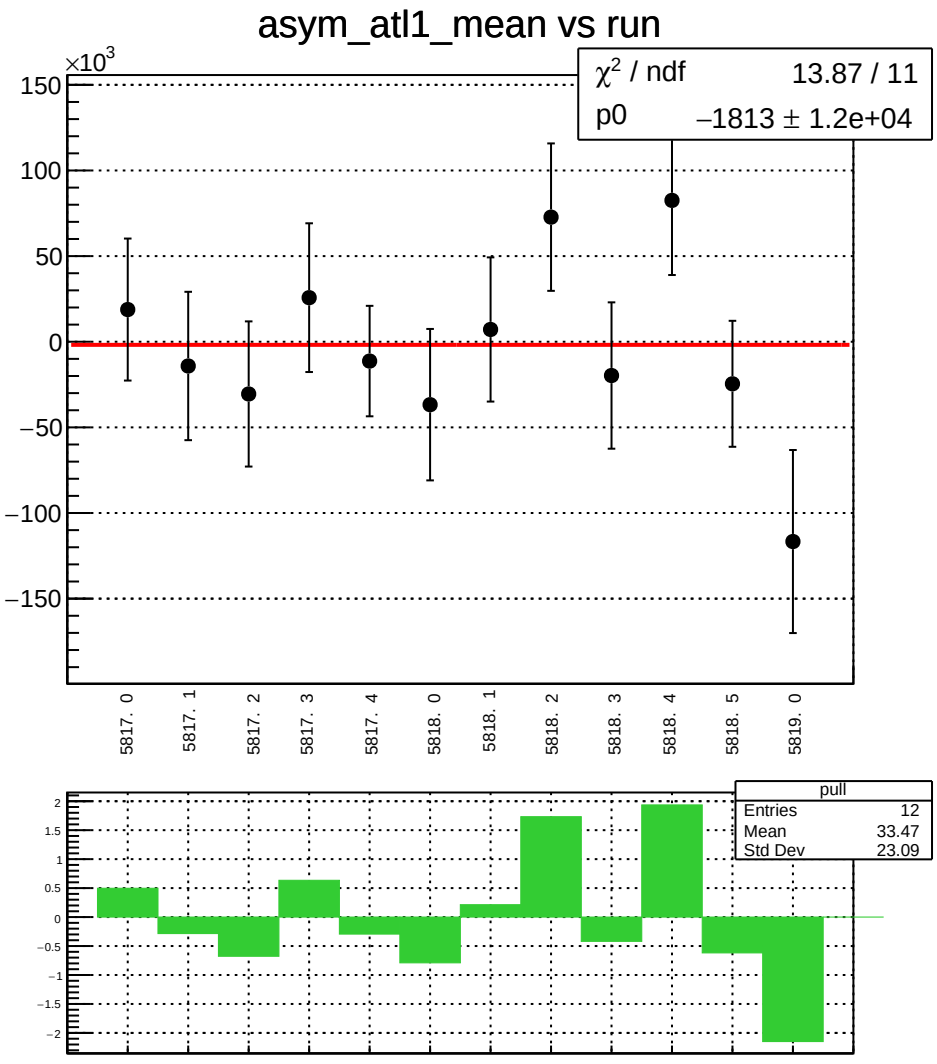
asym_atl1_mean vs run
×10^3
χ² / ndf 13.87 / 11
p0 −1813 ± 1.2e+04
150
100
50
0
−50
−100
−150
5817. 0
5817. 1
5817. 2
5817. 3
5817. 4
5818. 0
5818. 1
5818. 2
5818. 3
5818. 4
5818. 5
5819. 0
pull
Entries 12
Mean 33.47
Std Dev 23.09
2
1.5
1
0.5
0
−0.5
−1
−1.5
−2

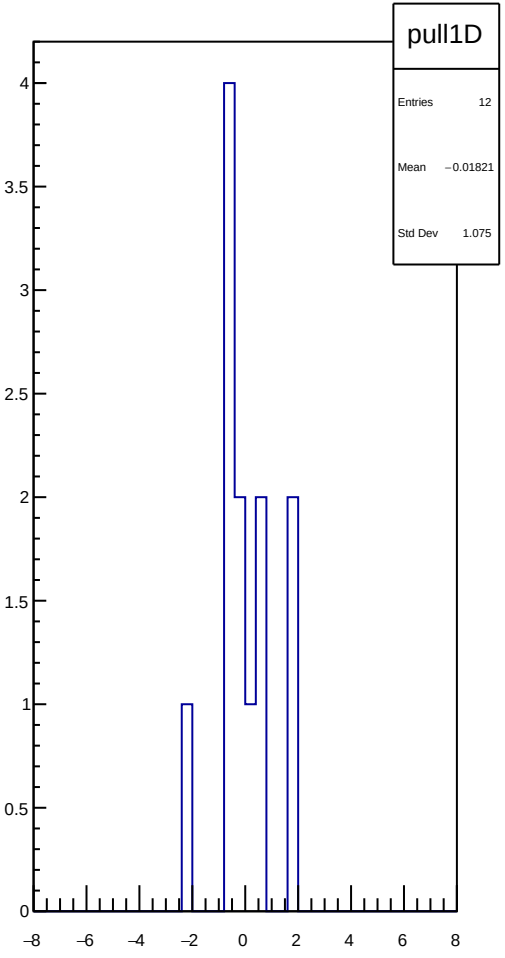
pull1D
Entries 12
Mean −0.01821
Std Dev 1.075
4
3.5
3
2.5
2
1.5
1
0.5
0
−8
−6
−4
−2
0
2
4
6
8

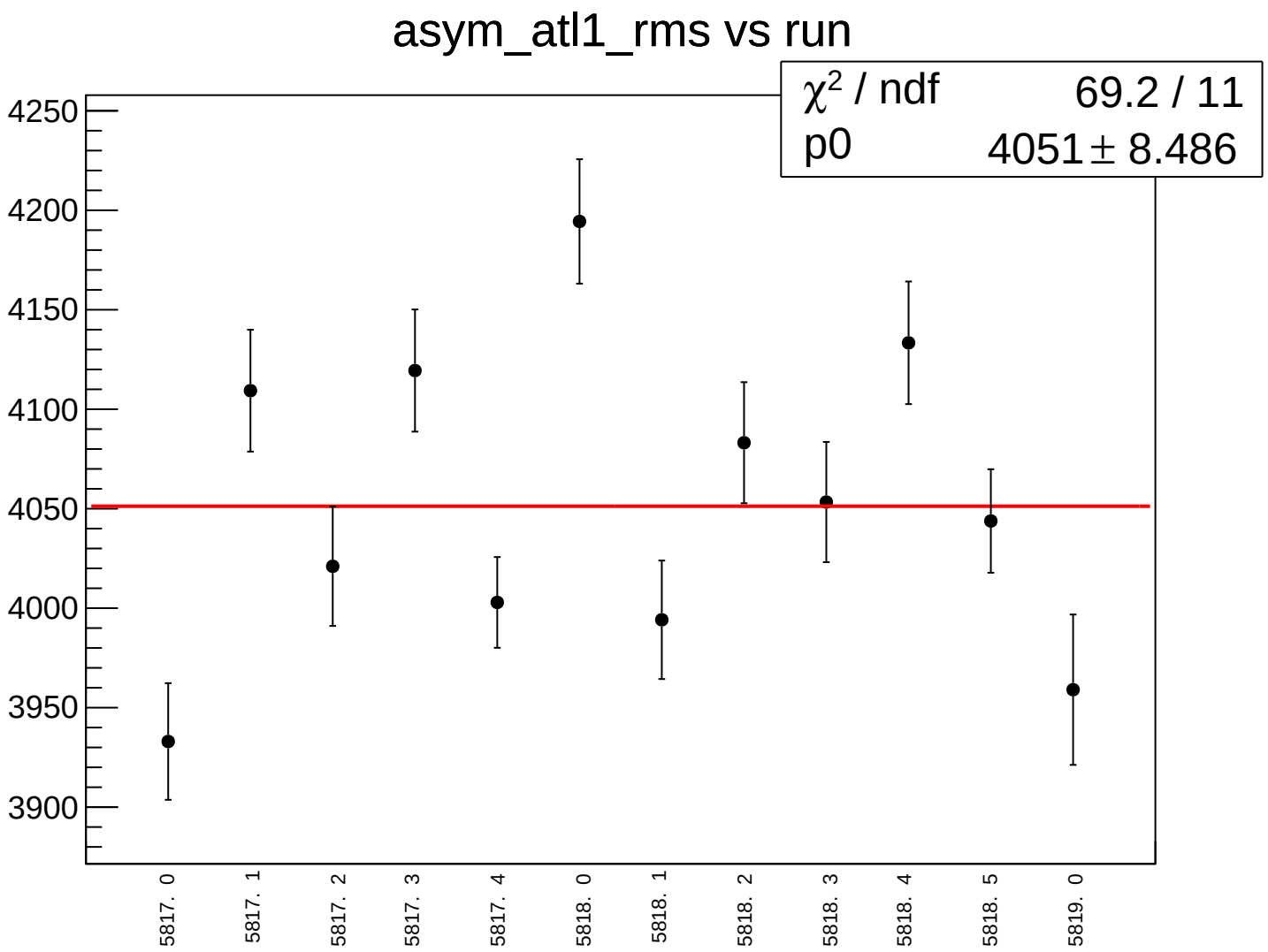
asym_atl1_rms vs run
χ² / ndf 69.2 / 11
p0 4051 ± 8.486
4250
4200
4150
4100
4050
4000
3950
3900
5817. 0
5817. 1
5817. 2
5817. 3
5817. 4
5818. 0
5818. 1
5818. 2
5818. 3
5818. 4
5818. 5
5819. 0

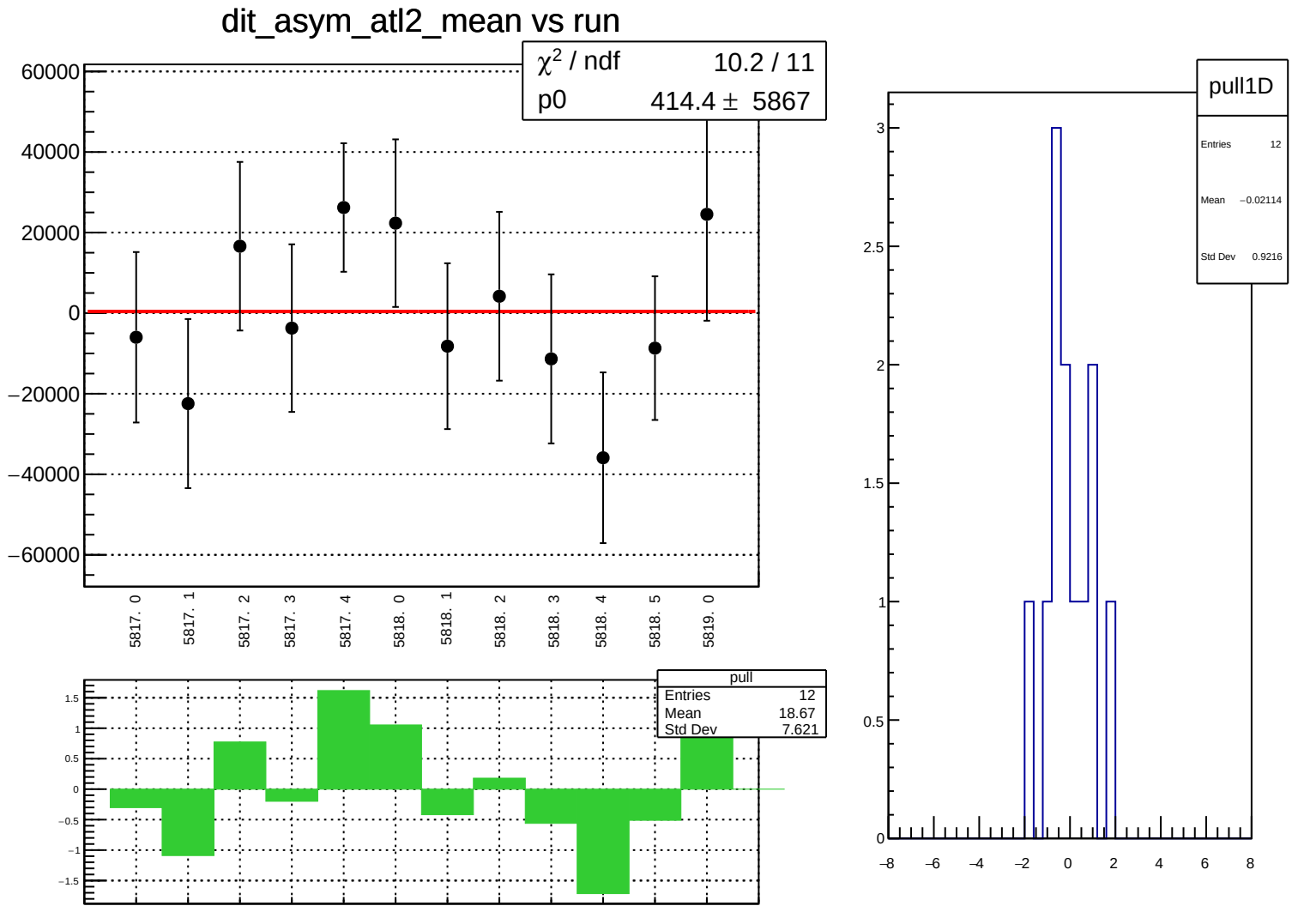
dit_asym_atl2_mean vs run
χ² / ndf 10.2 / 11
p0 414.4 ± 5867
60000
40000
20000
0
−20000
−40000
−60000
5817. 0
5817. 1
5817. 2
5817. 3
5817. 4
5818. 0
5818. 1
5818. 2
5818. 3
5818. 4
5818. 5
5819. 0
pull
Entries 12
Mean 18.67
Std Dev 7.621
1.5
1
0.5
0
−0.5
−1
−1.5
pull1D
Entries 12
Mean −0.02114
Std Dev 0.9216
3
2.5
2
1.5
1
0.5
0
−8
−6
−4
−2
0
2
4
6
8

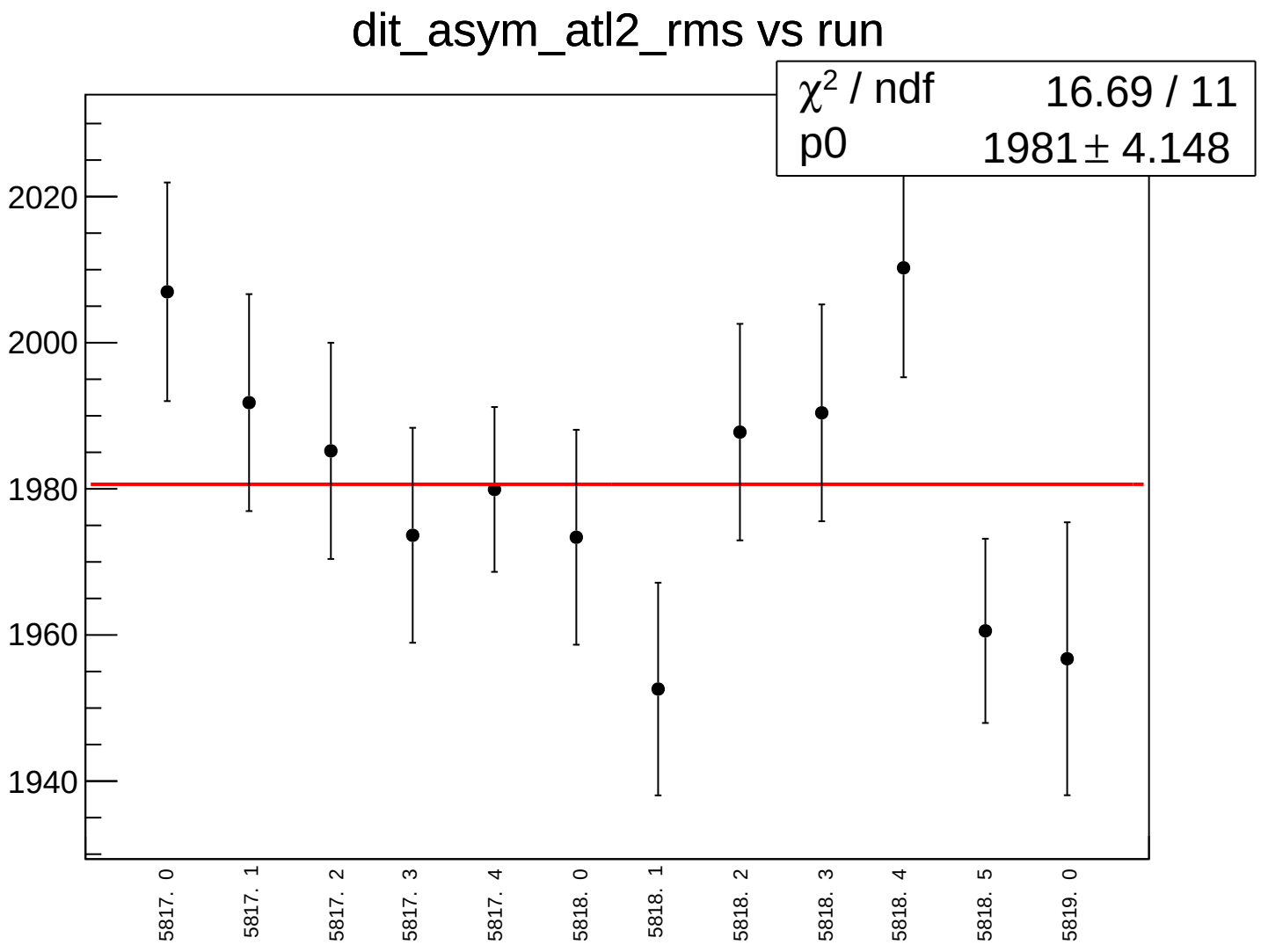
dit_asym_atl2_rms vs run
χ2 / ndf 16.69 / 11
p0 1981 ± 4.148
2020
2000
1980
1960
1940
5817. 0
5817. 1
5817. 2
5817. 3
5817. 4
5818. 0
5818. 1
5818. 2
5818. 3
5818. 4
5818. 5
5819. 0

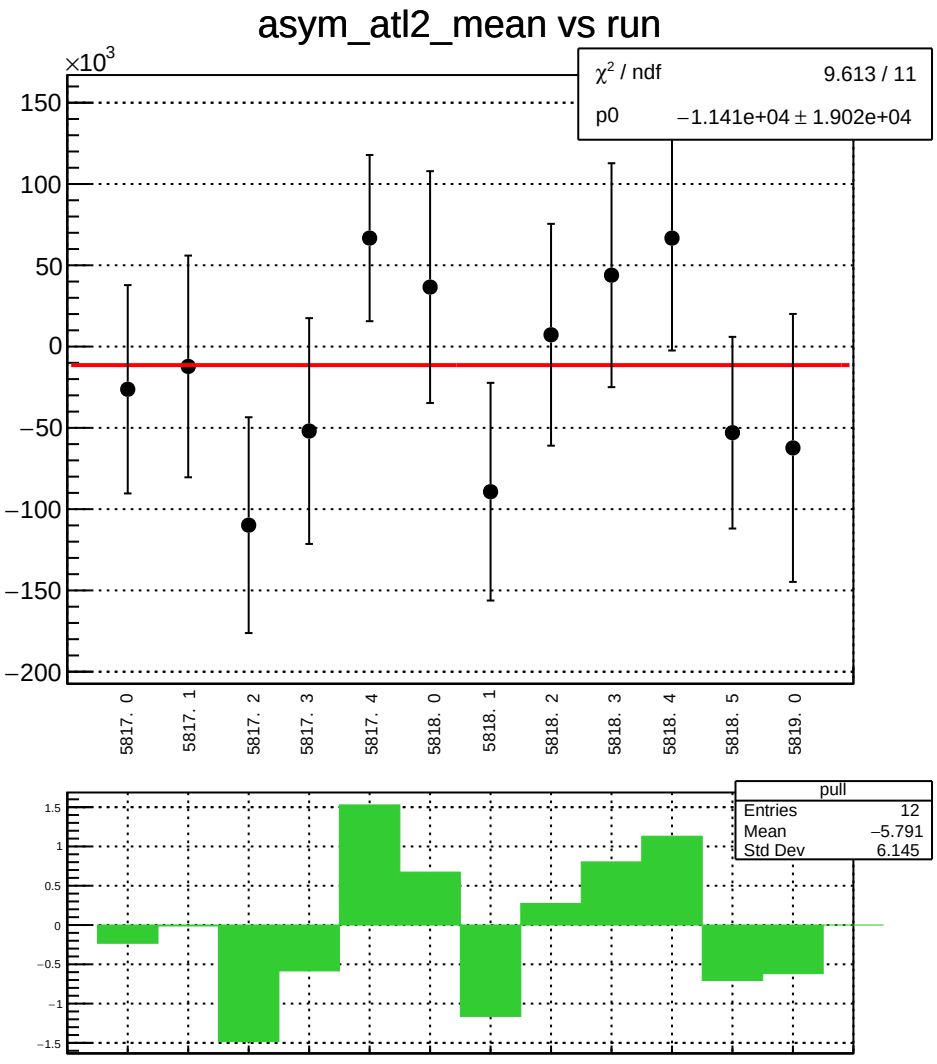
asym_atl2_mean vs run
×10^3
χ² / ndf 9.613 / 11
p0 −1.141e+04 ± 1.902e+04
150
100
50
0
−50
−100
−150
−200
5817. 0
5817. 1
5817. 2
5817. 3
5817. 4
5818. 0
5818. 1
5818. 2
5818. 3
5818. 4
5818. 5
5819. 0
pull
Entries 12
Mean −5.791
Std Dev 6.145
1.5
1
0.5
0
−0.5
−1
−1.5

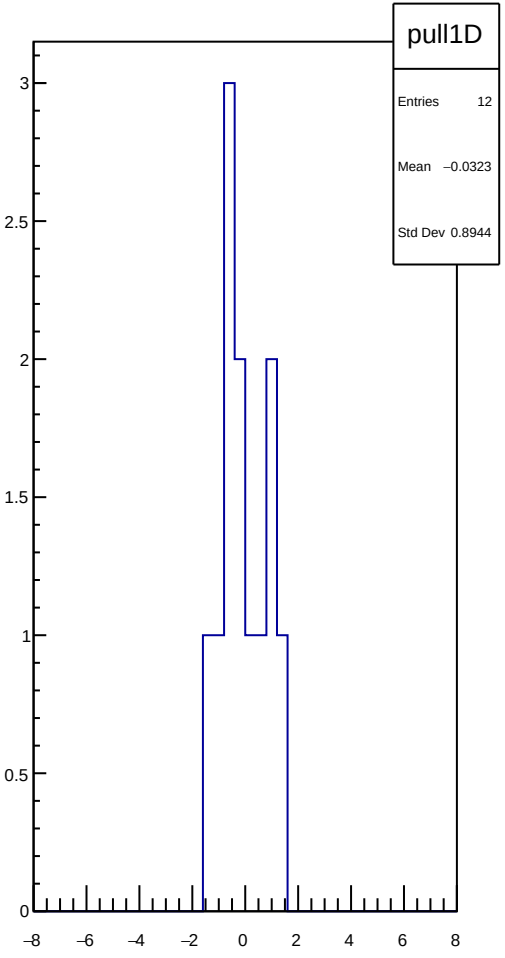
pull1D
Entries 12
Mean −0.0323
Std Dev 0.8944
3
2.5
2
1.5
1
0.5
0
−8
−6
−4
−2
0
2
4
6
8

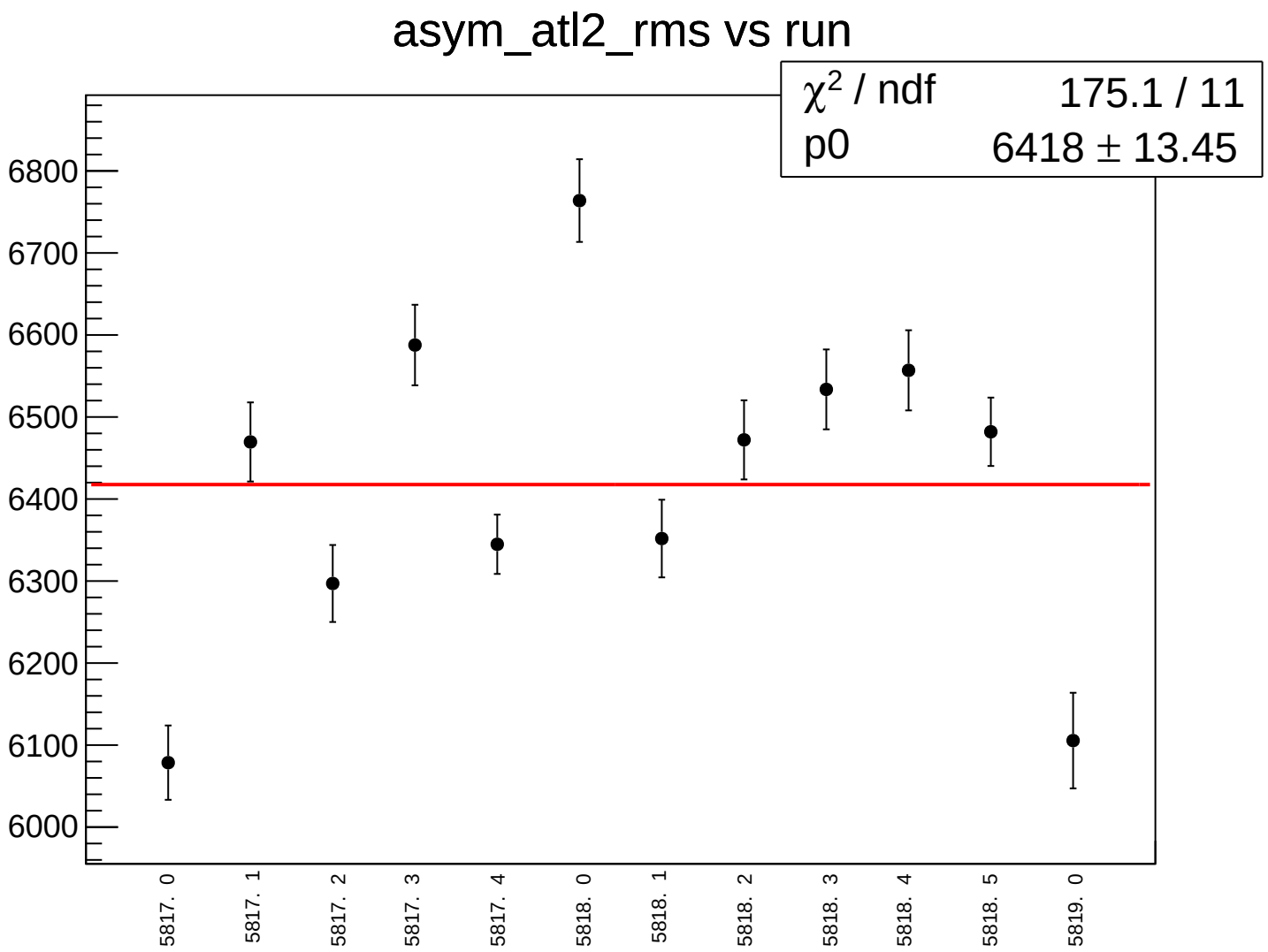
asym_atl2_rms vs run
χ2 / ndf 175.1 / 11
p0 6418 ± 13.45
6800
6700
6600
6500
6400
6300
6200
6100
6000
5817. 0
5817. 1
5817. 2
5817. 3
5817. 4
5818. 0
5818. 1
5818. 2
5818. 3
5818. 4
5818. 5
5819. 0

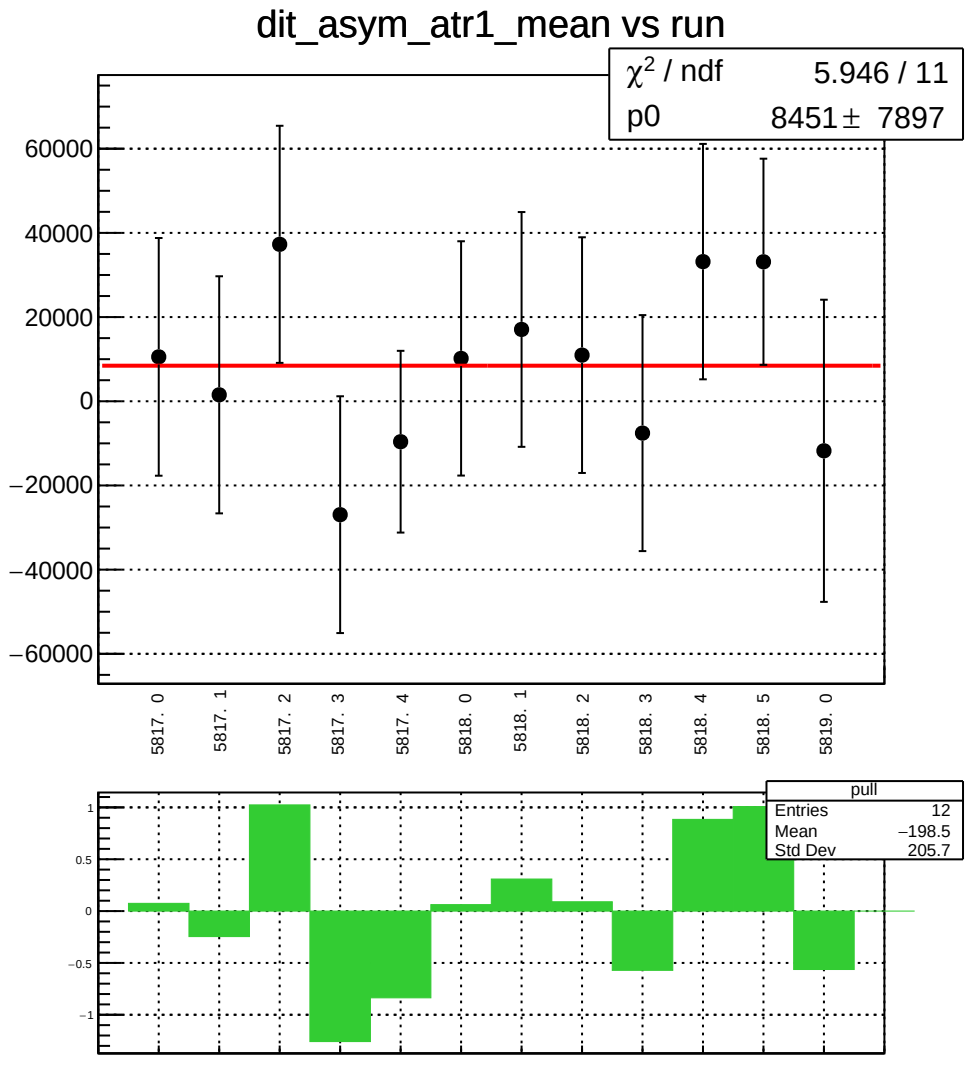
dit_asym_atr1_mean vs run
χ2 / ndf 5.946 / 11
p0 8451 ± 7897
60000
40000
20000
0
−20000
−40000
−60000
5817. 0
5817. 1
5817. 2
5817. 3
5817. 4
5818. 0
5818. 1
5818. 2
5818. 3
5818. 4
5818. 5
5819. 0
pull
Entries 12
Mean −198.5
Std Dev 205.7
1
0.5
0
−0.5
−1

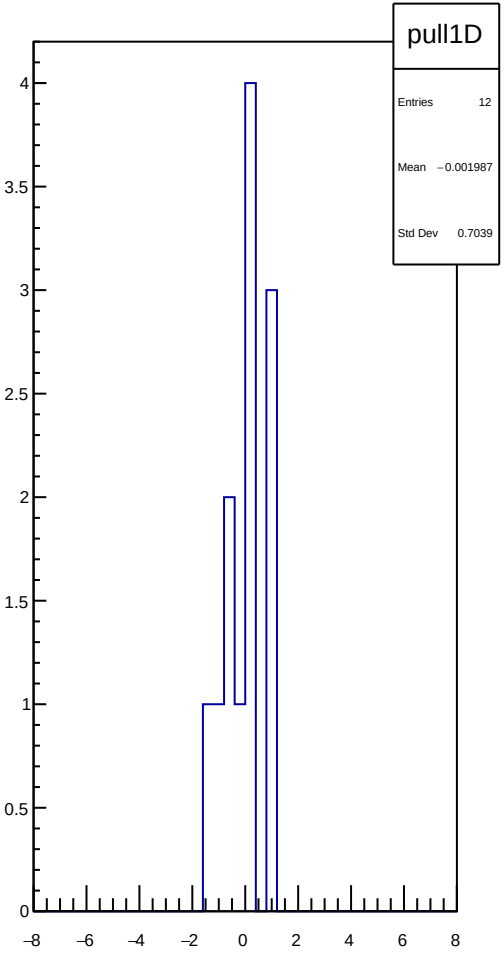
pull1D
Entries 12
Mean −0.001987
Std Dev 0.7039
4
3.5
3
2.5
2
1.5
1
0.5
0
−8
−6
−4
−2
0
2
4
6
8

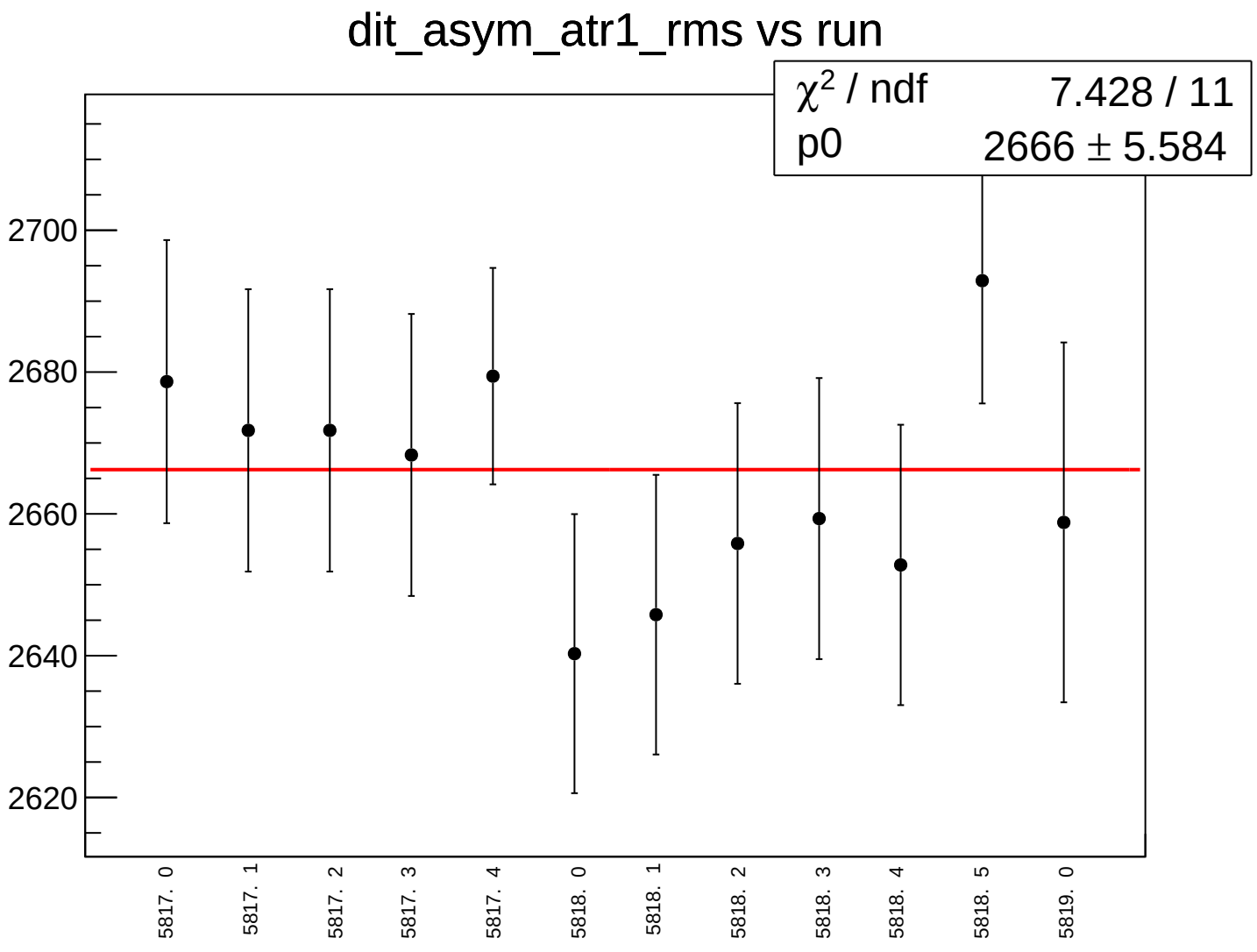
dit_asym_atr1_rms vs run
χ2 / ndf 7.428 / 11
p0 2666 ± 5.584
2700
2680
2660
2640
2620
5817. 0
5817. 1
5817. 2
5817. 3
5817. 4
5818. 0
5818. 1
5818. 2
5818. 3
5818. 4
5818. 5
5819. 0

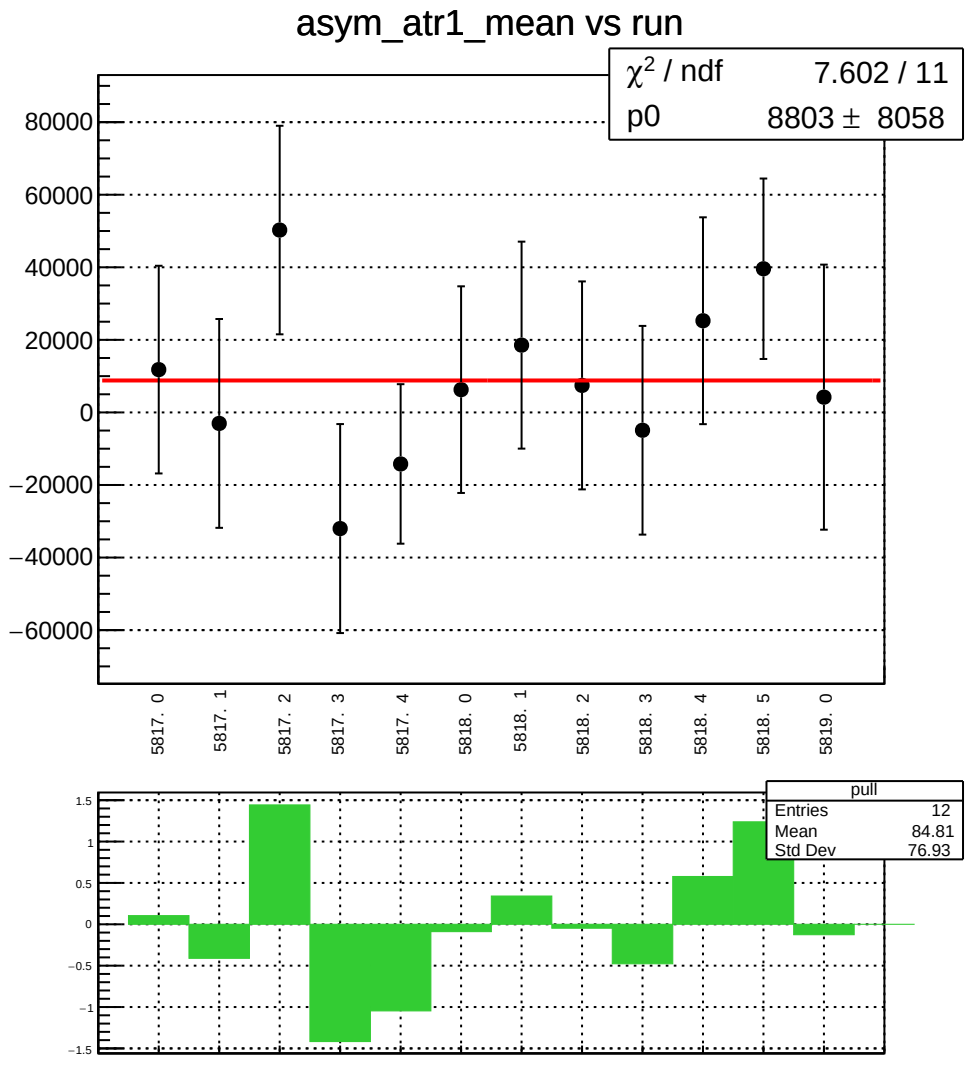
asym_atr1_mean vs run
χ² / ndf 7.602 / 11
p0 8803 ± 8058
80000
60000
40000
20000
0
−20000
−40000
−60000
5817. 0
5817. 1
5817. 2
5817. 3
5817. 4
5818. 0
5818. 1
5818. 2
5818. 3
5818. 4
5818. 5
5819. 0
pull
Entries 12
Mean 84.81
Std Dev 76.93
1.5
1
0.5
0
−0.5
−1
−1.5

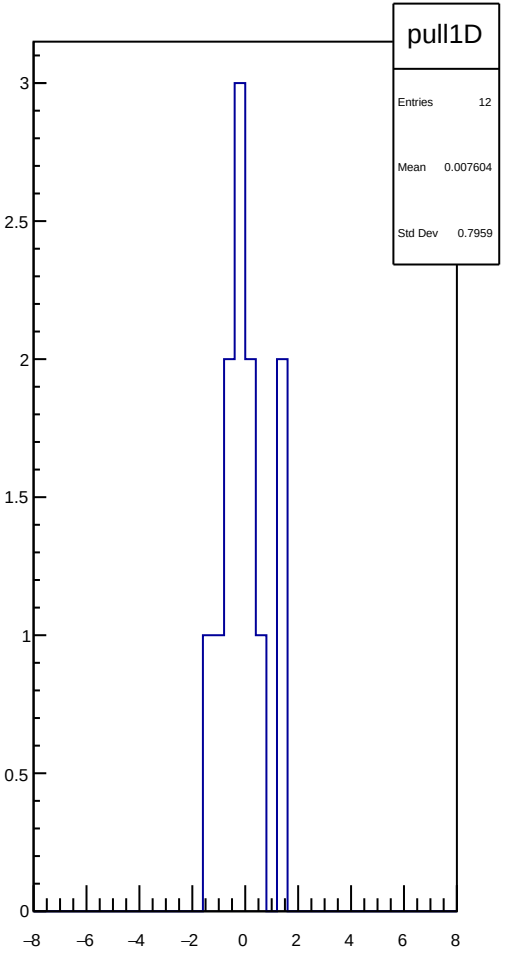
pull1D
Entries 12
Mean 0.007604
Std Dev 0.7959
3
2.5
2
1.5
1
0.5
0
−8
−6
−4
−2
0
2
4
6
8

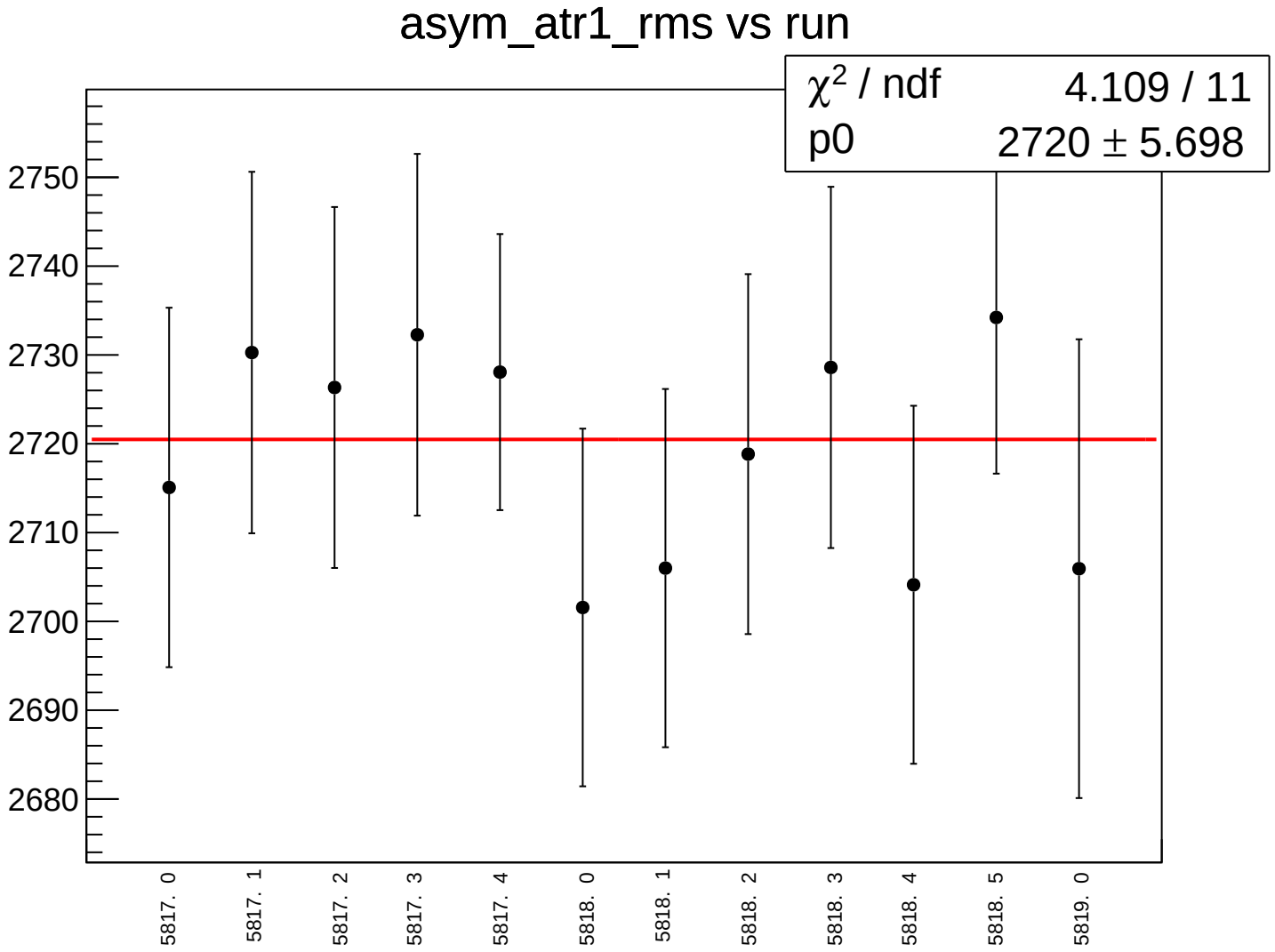
asym_atr1_rms vs run
χ² / ndf 4.109 / 11
p0 2720 ± 5.698
2750
2740
2730
2720
2710
2700
2690
2680
5817. 0
5817. 1
5817. 2
5817. 3
5817. 4
5818. 0
5818. 1
5818. 2
5818. 3
5818. 4
5818. 5
5819. 0

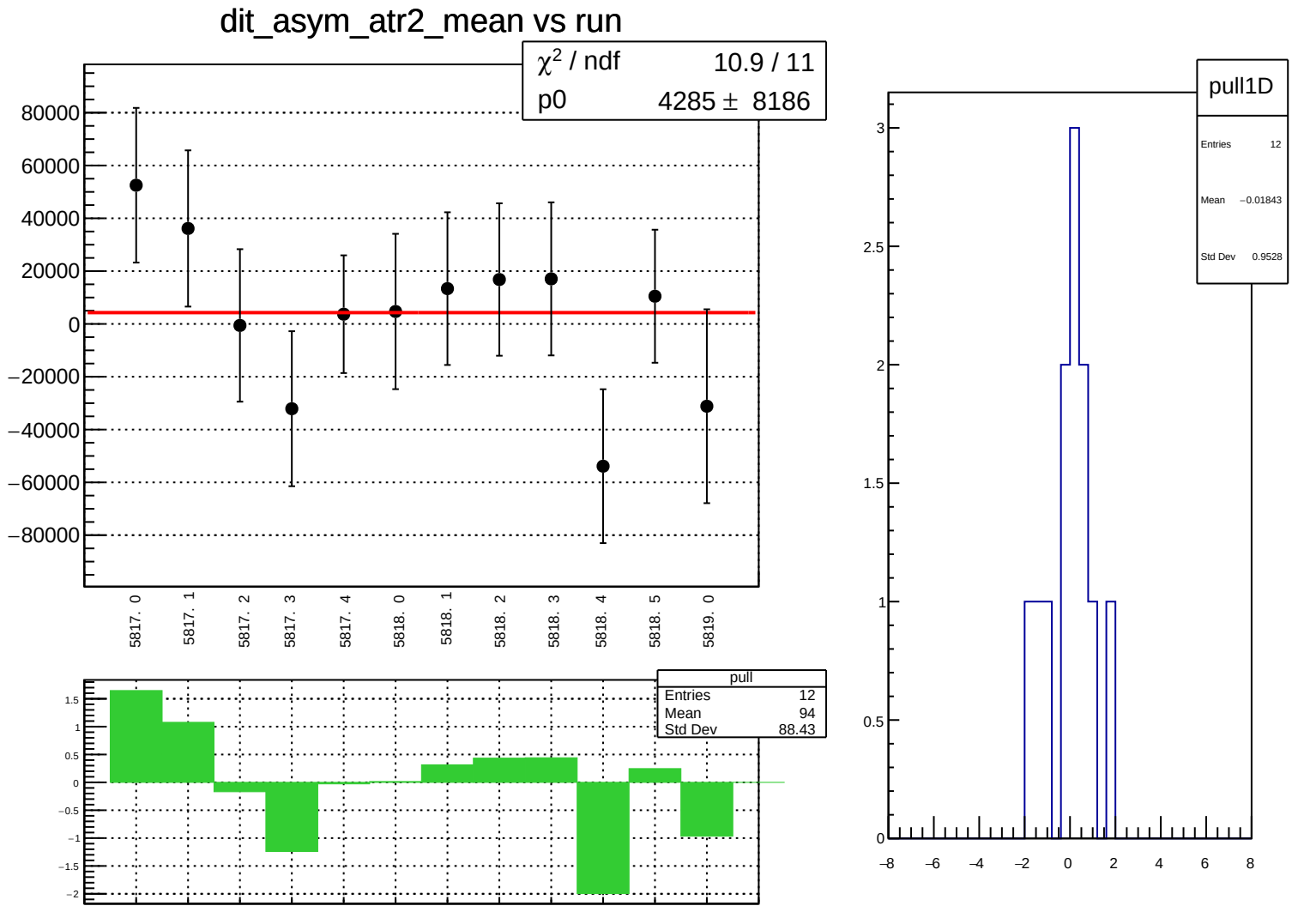
dit_asym_atr2_mean vs run
χ² / ndf 10.9 / 11
p0 4285 ± 8186
80000
60000
40000
20000
0
−20000
−40000
−60000
−80000
5817. 0
5817. 1
5817. 2
5817. 3
5817. 4
5818. 0
5818. 1
5818. 2
5818. 3
5818. 4
5818. 5
5819. 0
pull
Entries 12
Mean 94
Std Dev 88.43
1.5
1
0.5
0
−0.5
−1
−1.5
−2
pull1D
Entries 12
Mean −0.01843
Std Dev 0.9528
3
2.5
2
1.5
1
0.5
0
−8
−6
−4
−2
0
2
4
6
8

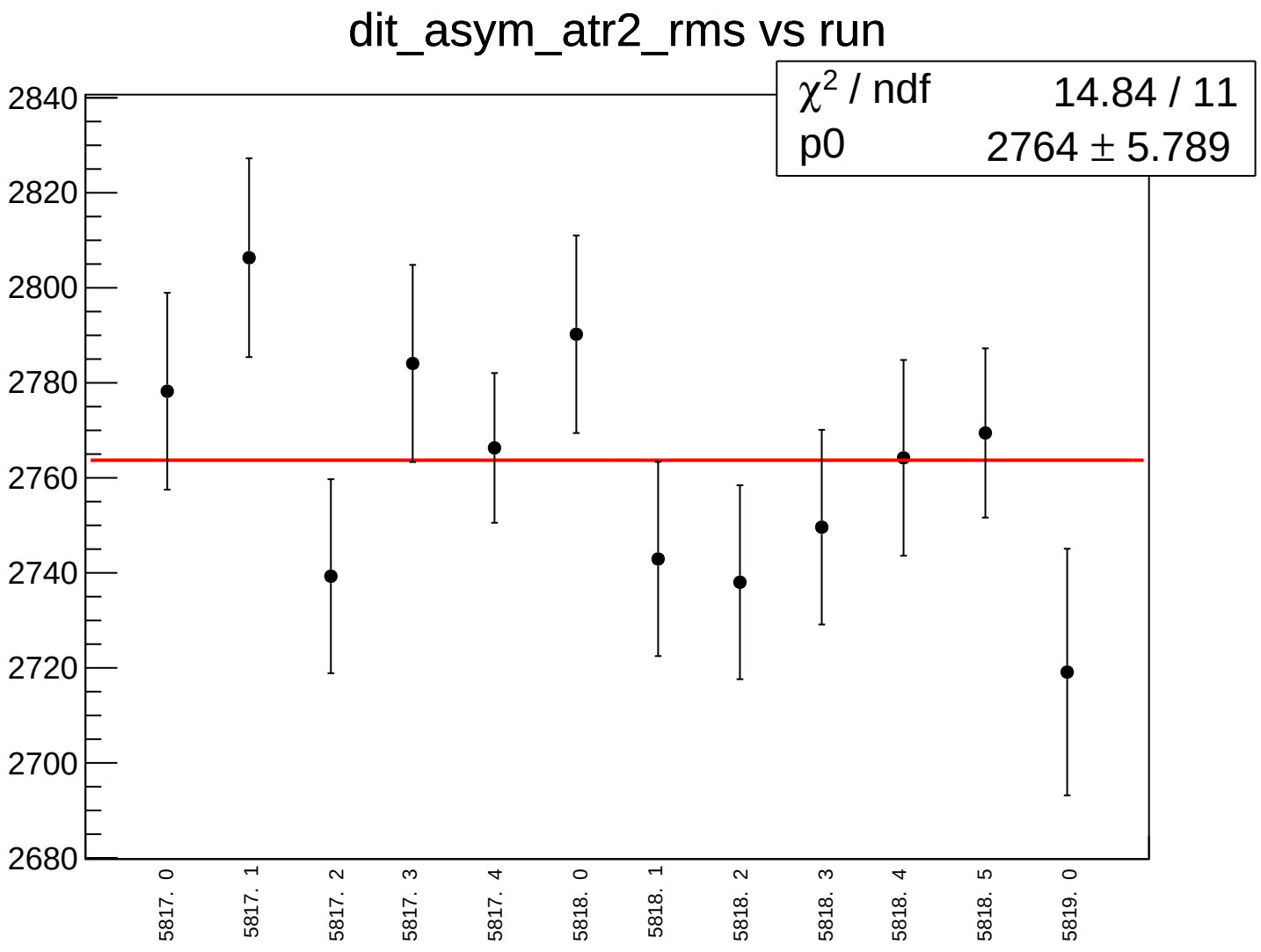
dit_asym_atr2_rms vs run
χ2 / ndf 14.84 / 11
p0 2764 ± 5.789
2840
2820
2800
2780
2760
2740
2720
2700
2680
5817. 0
5817. 1
5817. 2
5817. 3
5817. 4
5818. 0
5818. 1
5818. 2
5818. 3
5818. 4
5818. 5
5819. 0

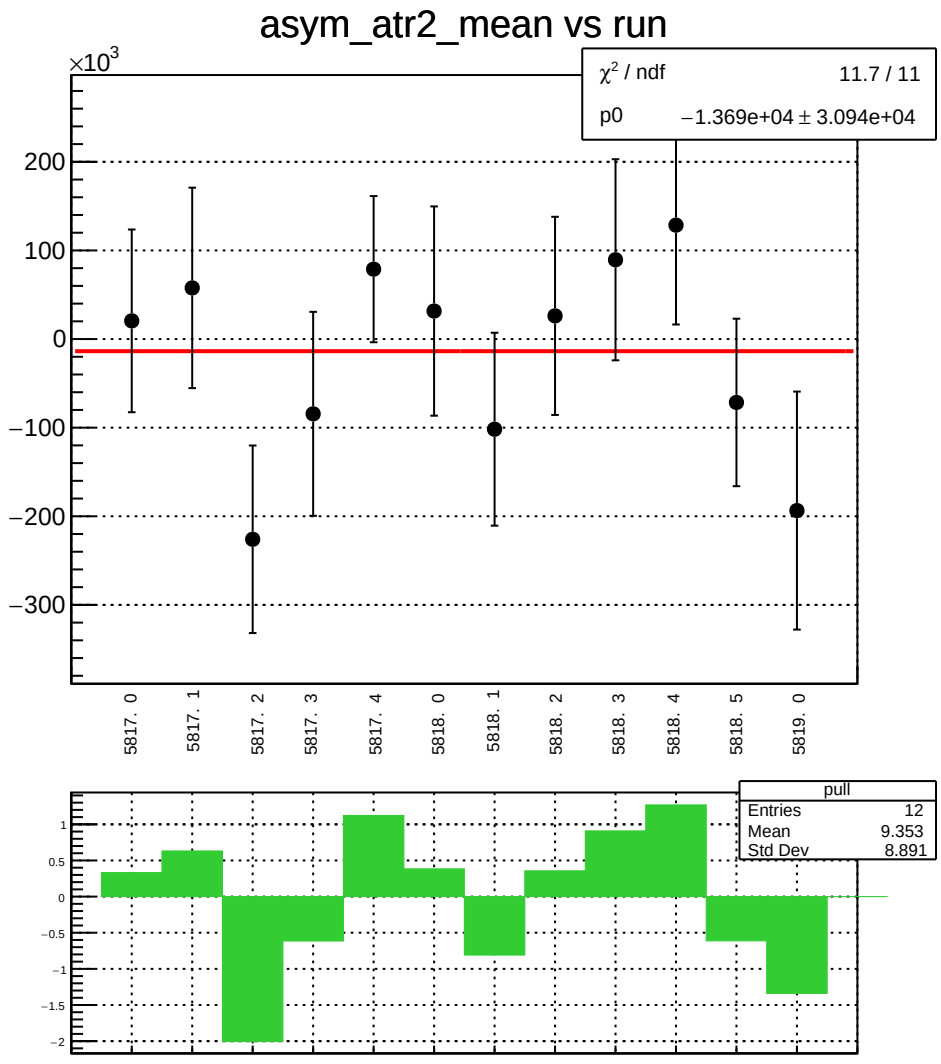
asym_atr2_mean vs run
×10^3
χ² / ndf 11.7 / 11
p0 −1.369e+04 ± 3.094e+04
200
100
0
−100
−200
−300
5817. 0
5817. 1
5817. 2
5817. 3
5817. 4
5818. 0
5818. 1
5818. 2
5818. 3
5818. 4
5818. 5
5819. 0
pull
Entries 12
Mean 9.353
Std Dev 8.891
1
0.5
0
−0.5
−1
−1.5
−2

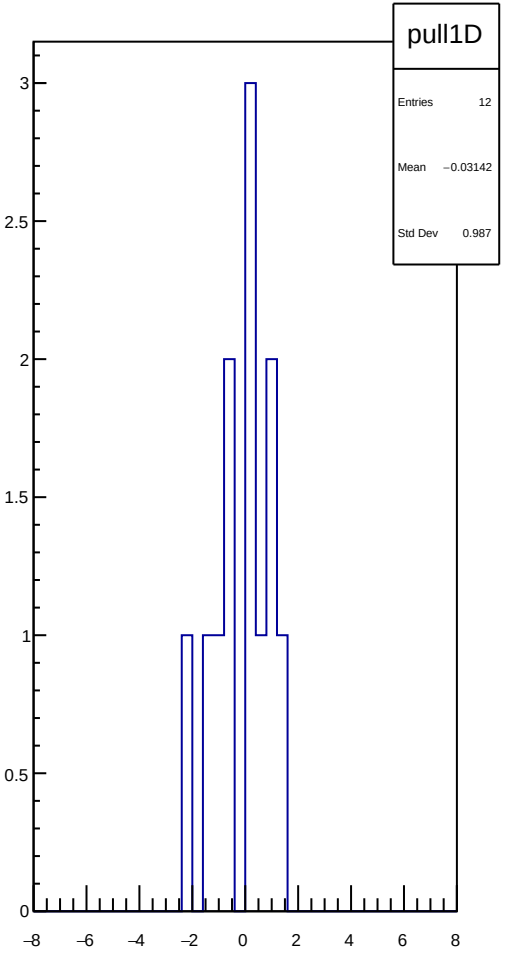
pull1D
Entries 12
Mean −0.03142
Std Dev 0.987
3
2.5
2
1.5
1
0.5
0
−8
−6
−4
−2
0
2
4
6
8

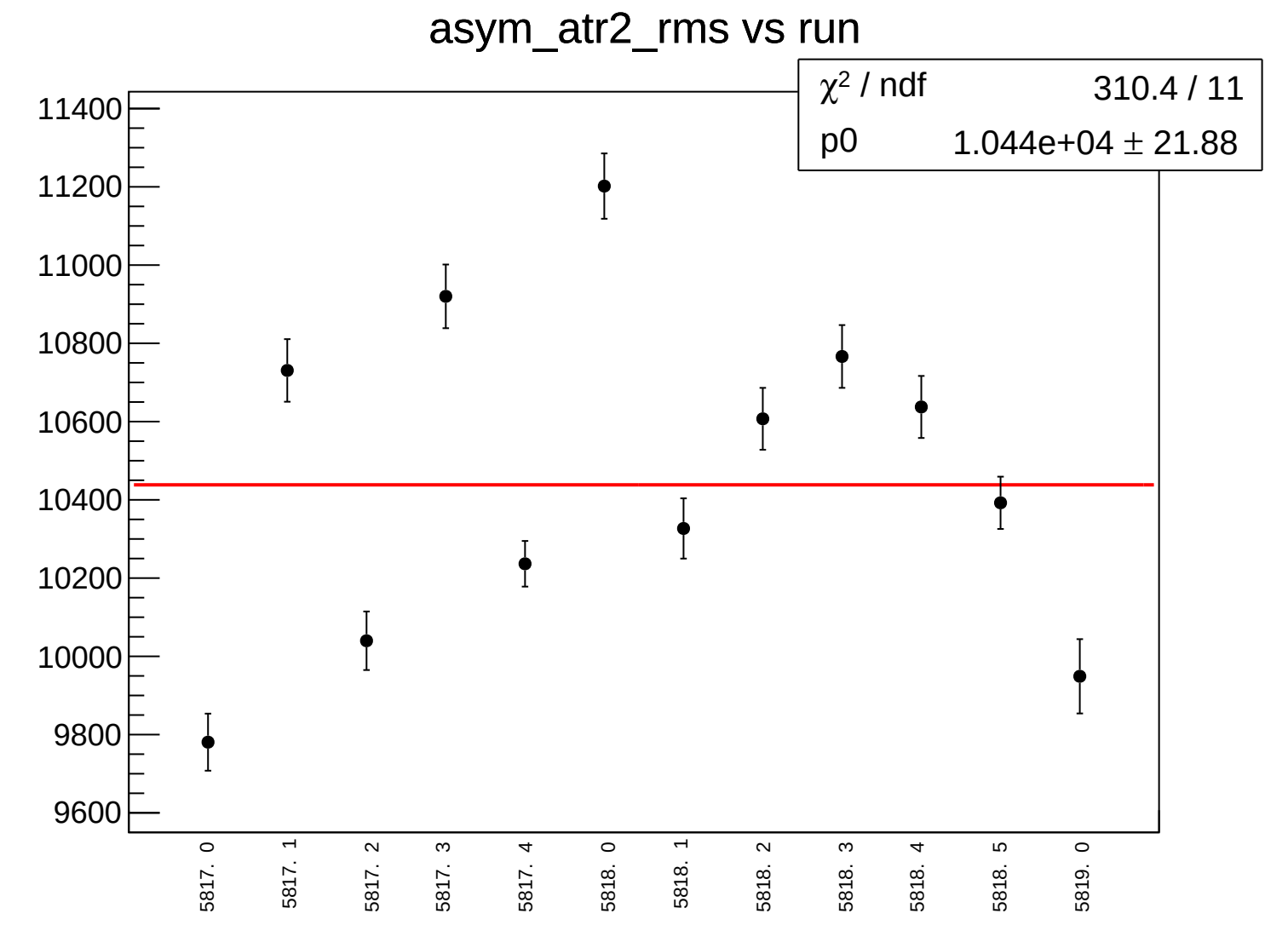
asym_atr2_rms vs run
χ2 / ndf 310.4 / 11
p0 1.044e+04 ± 21.88
11400
11200
11000
10800
10600
10400
10200
10000
9800
9600
5817. 0
5817. 1
5817. 2
5817. 3
5817. 4
5818. 0
5818. 1
5818. 2
5818. 3
5818. 4
5818. 5
5819. 0

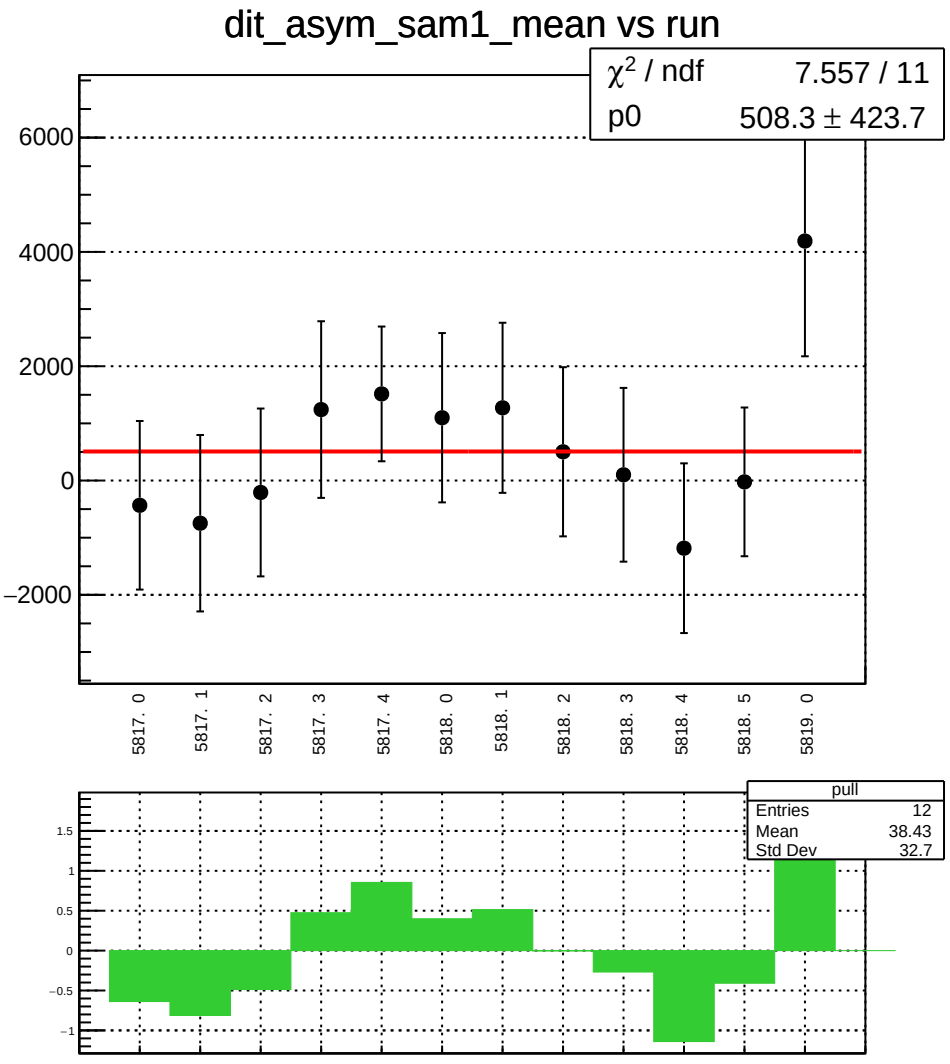
dit_asym_sam1_mean vs run
χ² / ndf 7.557 / 11
p0 508.3 ± 423.7
6000
4000
2000
0
−2000
5817. 0
5817. 1
5817. 2
5817. 3
5817. 4
5818. 0
5818. 1
5818. 2
5818. 3
5818. 4
5818. 5
5819. 0
pull
Entries 12
Mean 38.43
Std Dev 32.7
1.5
1
0.5
0
−0.5
−1

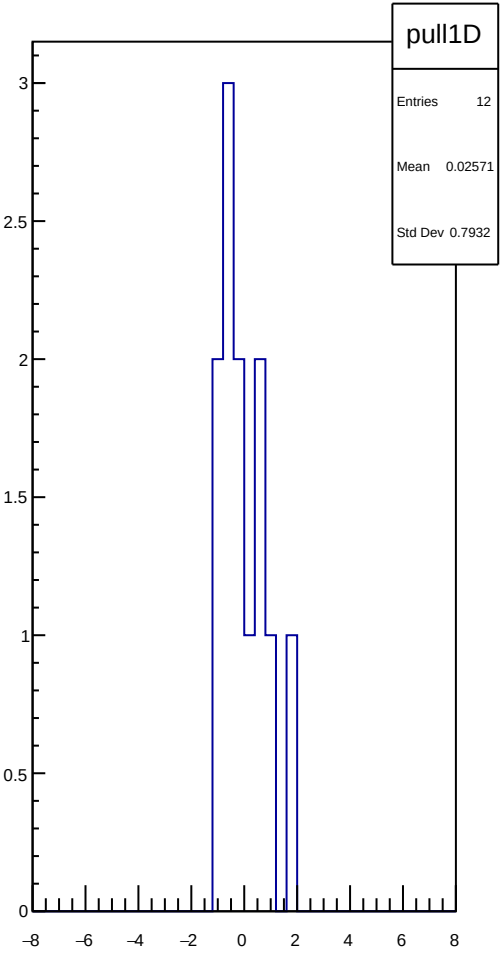
pull1D
Entries 12
Mean 0.02571
Std Dev 0.7932
3
2.5
2
1.5
1
0.5
0
−8
−6
−4
−2
0
2
4
6
8

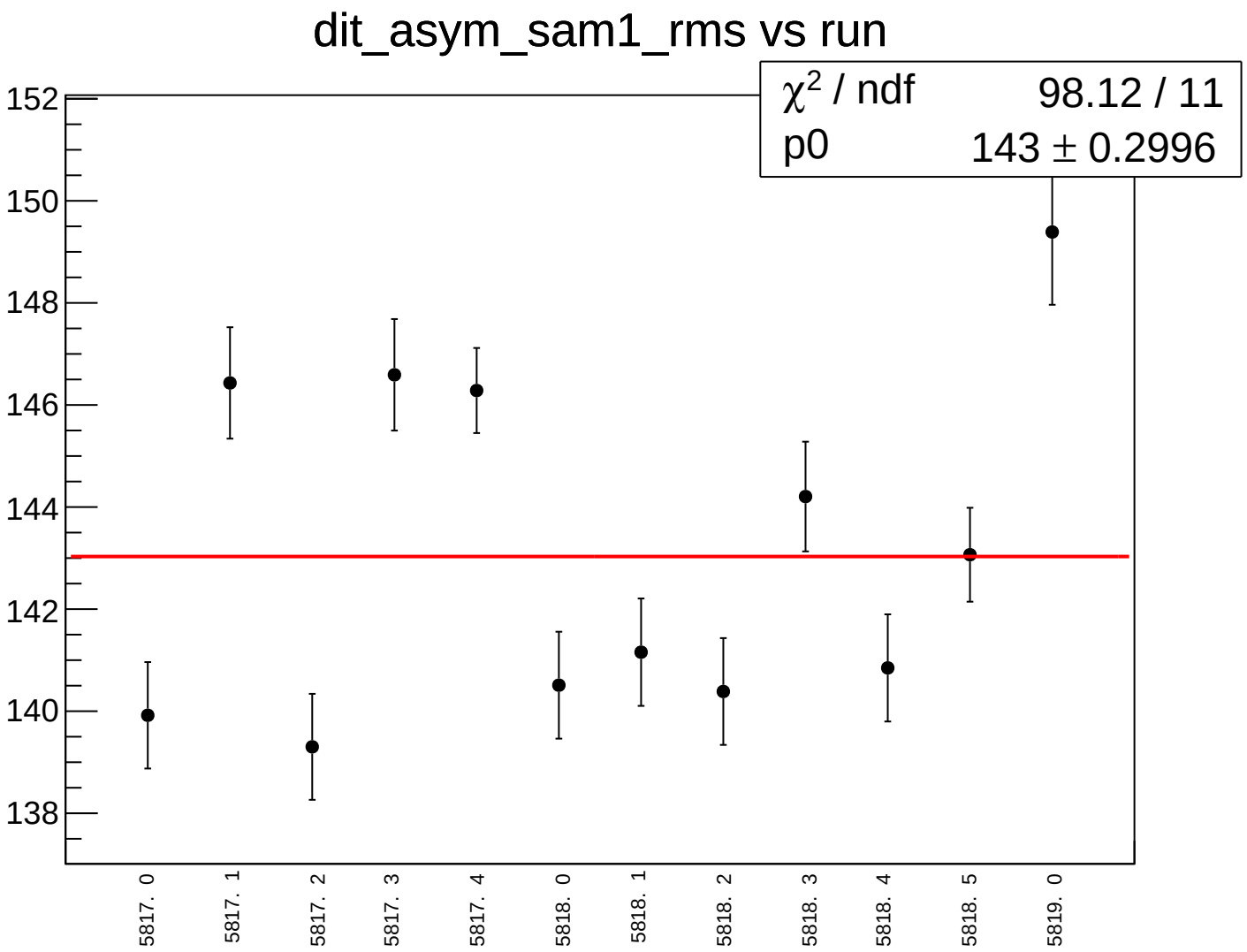
dit_asym_sam1_rms vs run
χ2 / ndf 98.12 / 11
p0 143 ± 0.2996
152
150
148
146
144
142
140
138
5817. 0
5817. 1
5817. 2
5817. 3
5817. 4
5818. 0
5818. 1
5818. 2
5818. 3
5818. 4
5818. 5
5819. 0

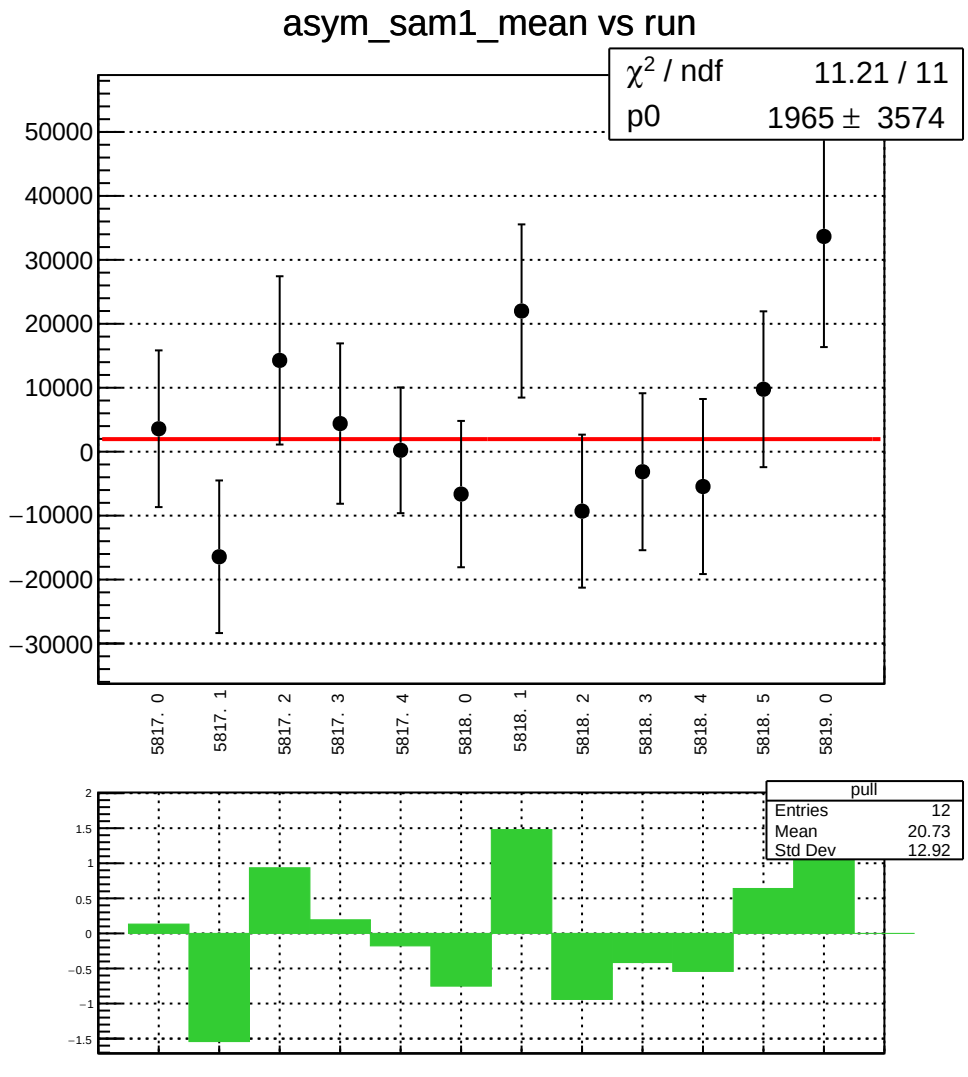
asym_sam1_mean vs run
χ2 / ndf 11.21 / 11
p0 1965 ± 3574
50000
40000
30000
20000
10000
0
−10000
−20000
−30000
5817. 0
5817. 1
5817. 2
5817. 3
5817. 4
5818. 0
5818. 1
5818. 2
5818. 3
5818. 4
5818. 5
5819. 0
pull
Entries 12
Mean 20.73
Std Dev 12.92
2
1.5
1
0.5
0
−0.5
−1
−1.5

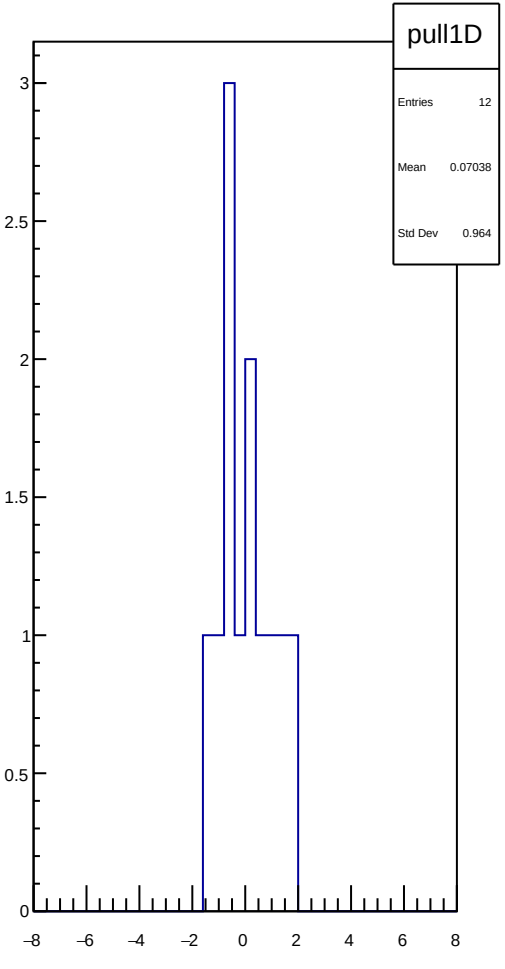
pull1D
Entries 12
Mean 0.07038
Std Dev 0.964
3
2.5
2
1.5
1
0.5
0
−8
−6
−4
−2
0
2
4
6
8

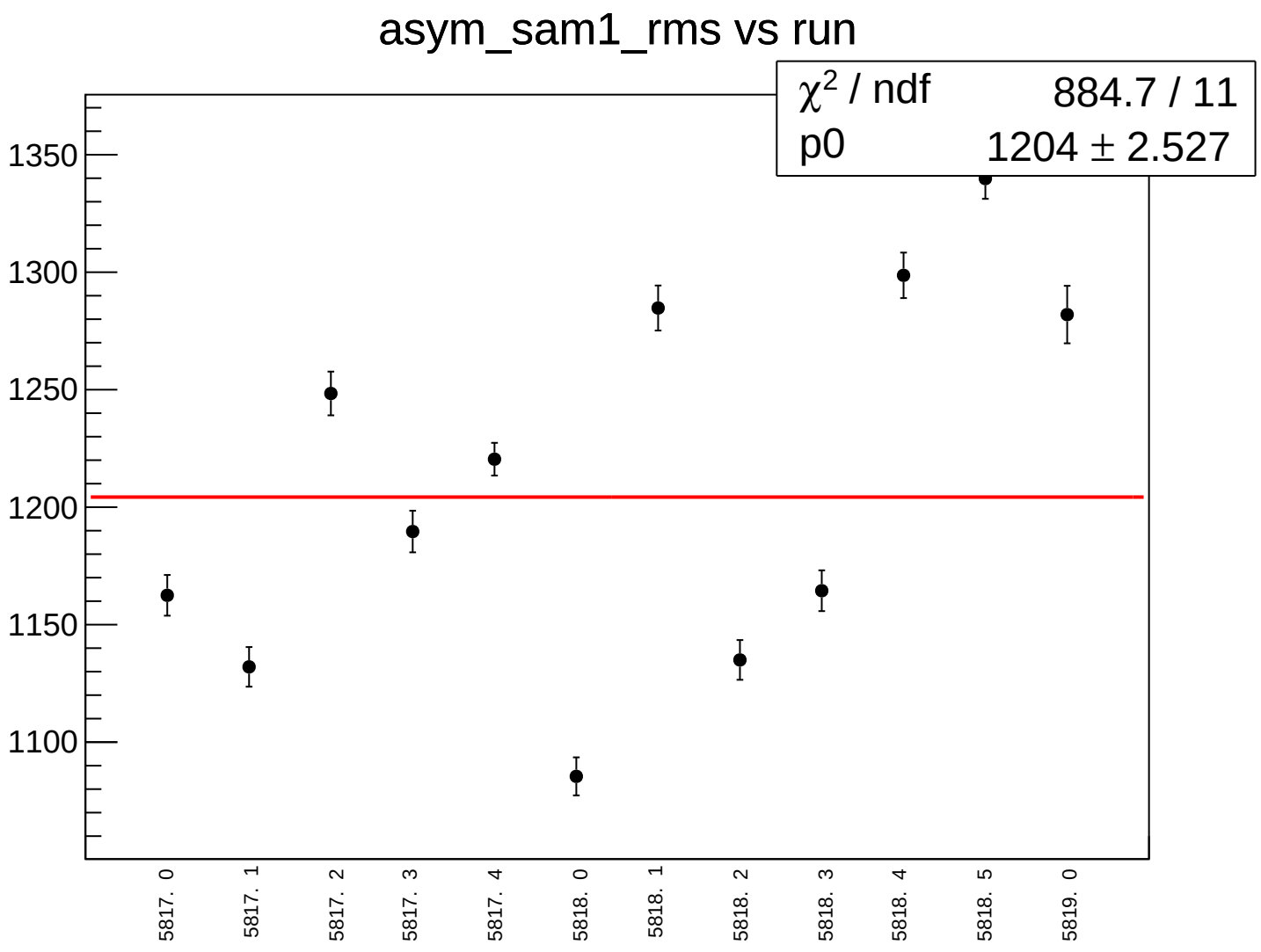
asym_sam1_rms vs run
χ² / ndf 884.7 / 11
p0 1204 ± 2.527
1350
1300
1250
1200
1150
1100
5817. 0
5817. 1
5817. 2
5817. 3
5817. 4
5818. 0
5818. 1
5818. 2
5818. 3
5818. 4
5818. 5
5819. 0

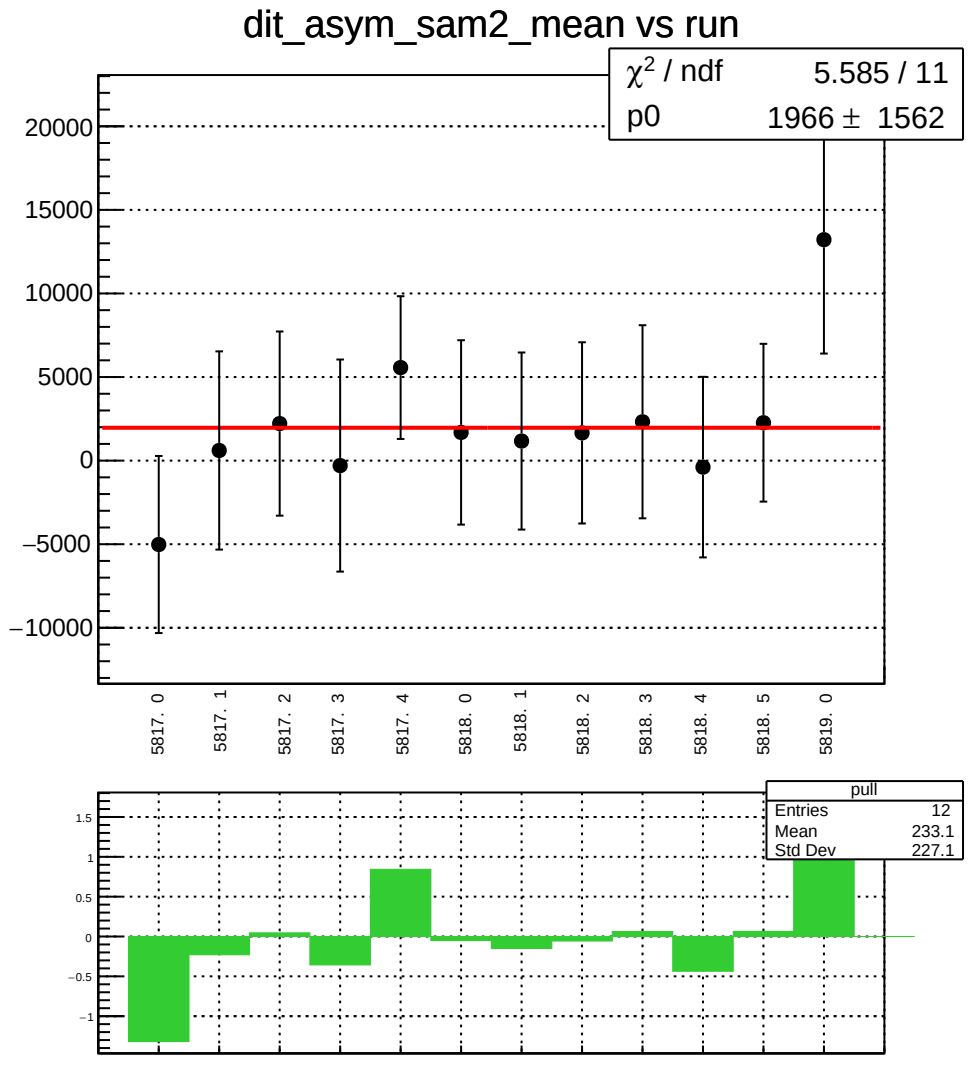
dit_asym_sam2_mean vs run
χ2 / ndf 5.585 / 11
p0 1966 ± 1562
20000
15000
10000
5000
0
−5000
−10000
5817. 0
5817. 1
5817. 2
5817. 3
5817. 4
5818. 0
5818. 1
5818. 2
5818. 3
5818. 4
5818. 5
5819. 0
pull
Entries 12
Mean 233.1
Std Dev 227.1
1.5
1
0.5
0
−0.5
−1

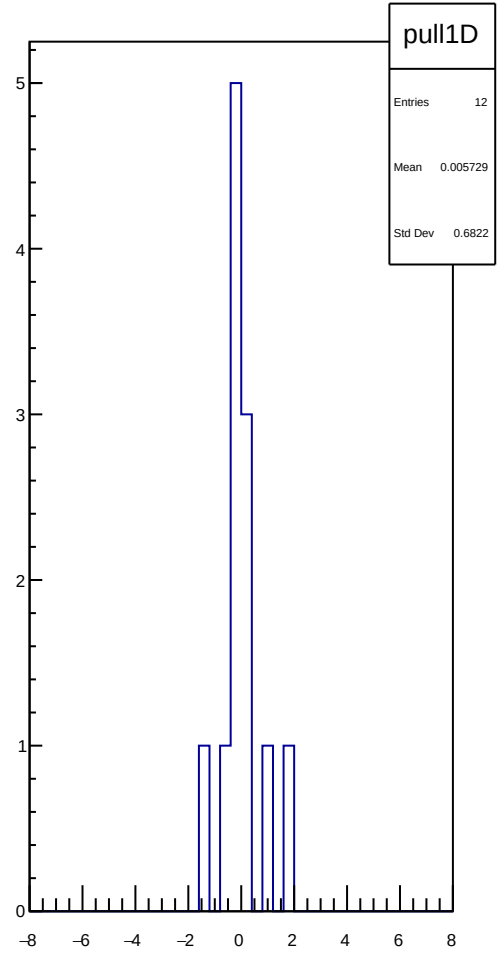
pull1D
Entries 12
Mean 0.005729
Std Dev 0.6822
5
4
3
2
1
0
−8
−6
−4
−2
0
2
4
6
8

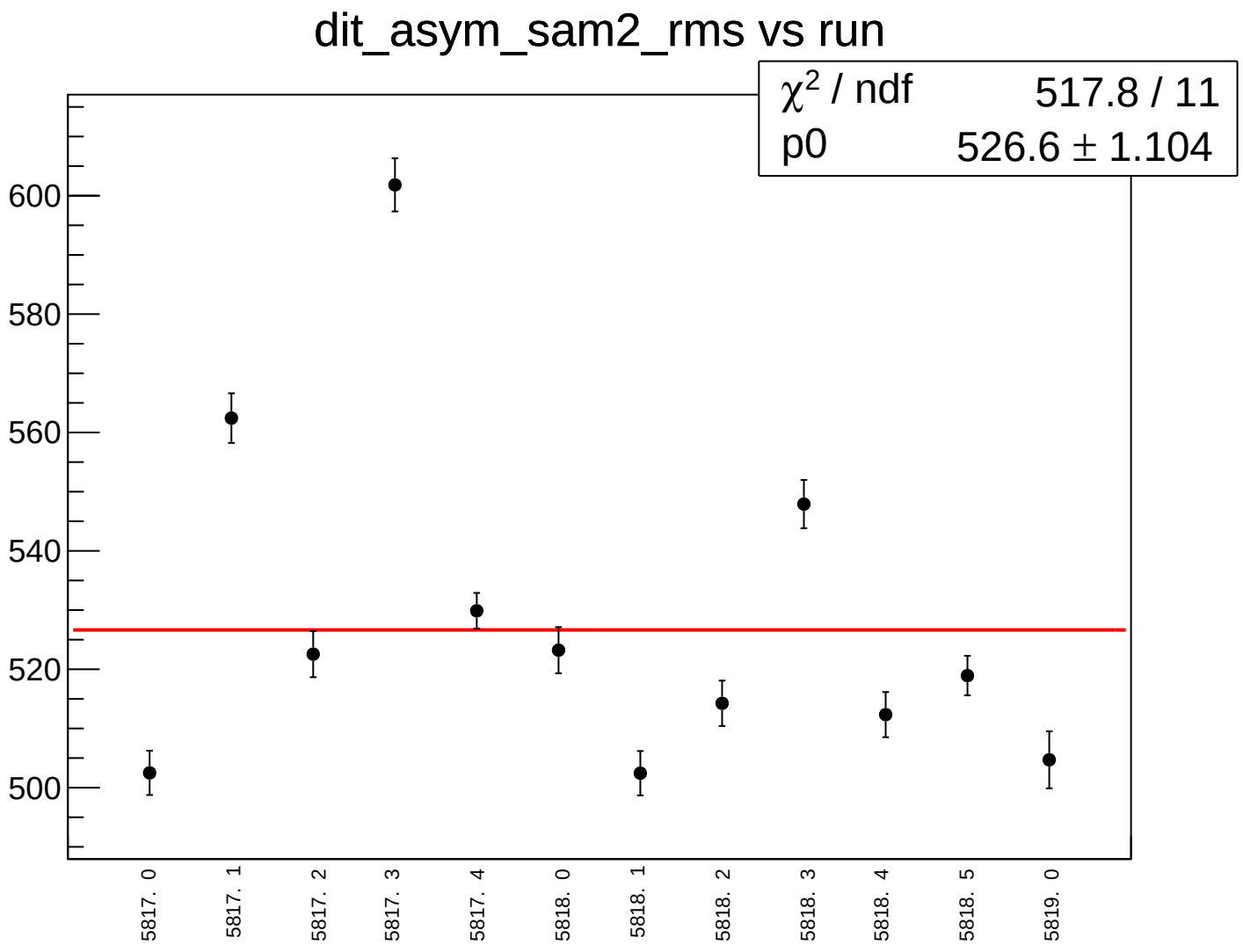
dit_asym_sam2_rms vs run
χ2 / ndf 517.8 / 11
p0 526.6 ± 1.104
600
580
560
540
520
500
5817. 0
5817. 1
5817. 2
5817. 3
5817. 4
5818. 0
5818. 1
5818. 2
5818. 3
5818. 4
5818. 5
5819. 0

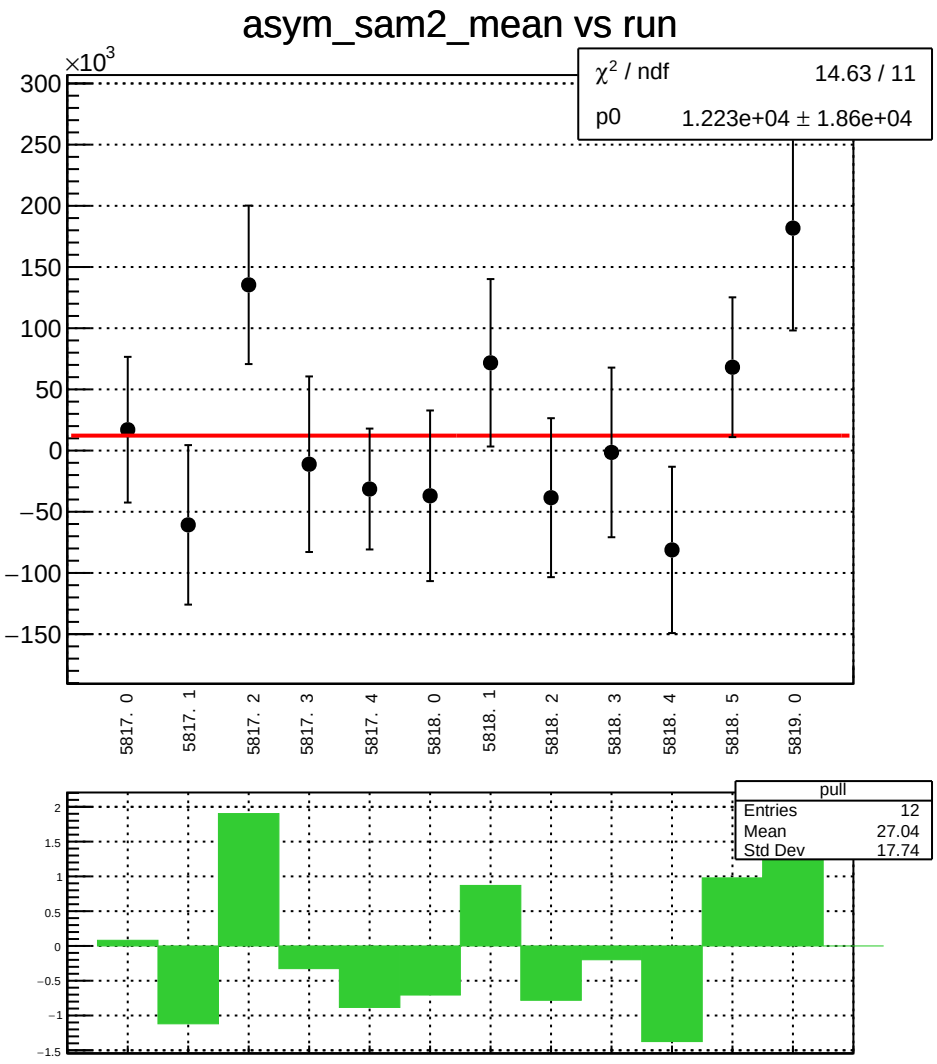
asym_sam2_mean vs run
×10^3
χ² / ndf 14.63 / 11
p0 1.223e+04 ± 1.86e+04
300
250
200
150
100
50
0
−50
−100
−150
5817. 0
5817. 1
5817. 2
5817. 3
5817. 4
5818. 0
5818. 1
5818. 2
5818. 3
5818. 4
5818. 5
5819. 0
pull
Entries 12
Mean 27.04
Std Dev 17.74
2
1.5
1
0.5
0
−0.5
−1
−1.5

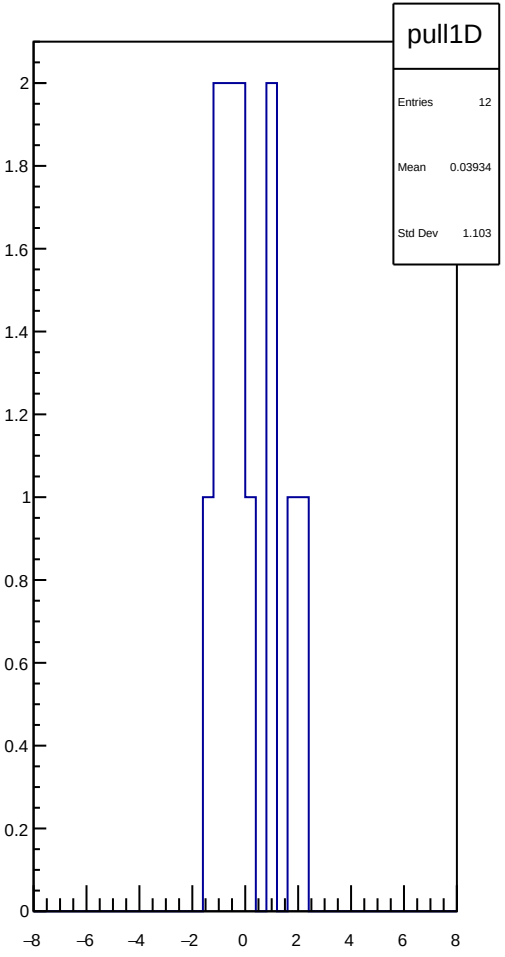
pull1D
Entries 12
Mean 0.03934
Std Dev 1.103
2
1.8
1.6
1.4
1.2
1
0.8
0.6
0.4
0.2
0
−8
−6
−4
−2
0
2
4
6
8

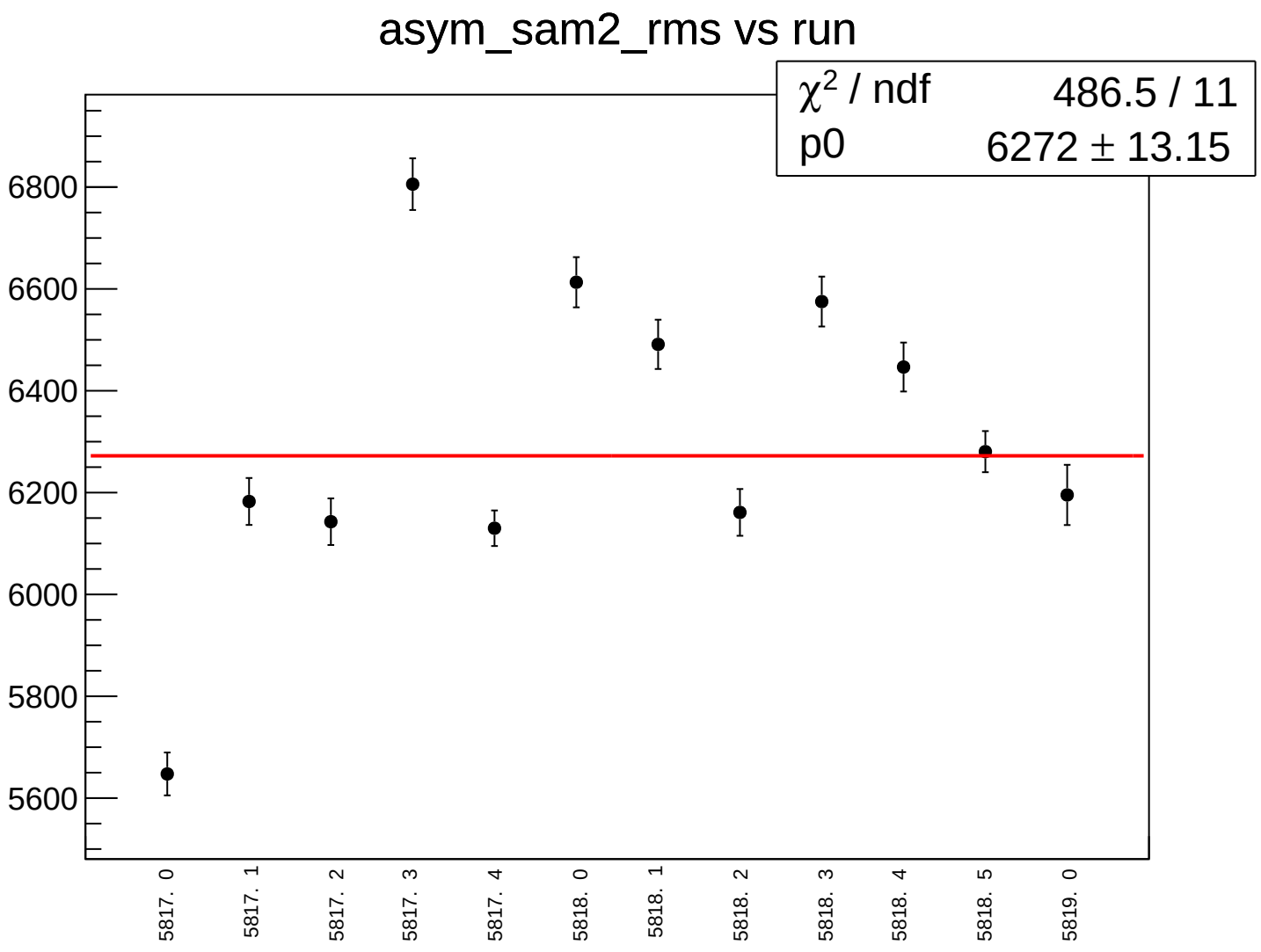
asym_sam2_rms vs run
χ2 / ndf 486.5 / 11
p0 6272 ± 13.15
6800
6600
6400
6200
6000
5800
5600
5817. 0
5817. 1
5817. 2
5817. 3
5817. 4
5818. 0
5818. 1
5818. 2
5818. 3
5818. 4
5818. 5
5819. 0

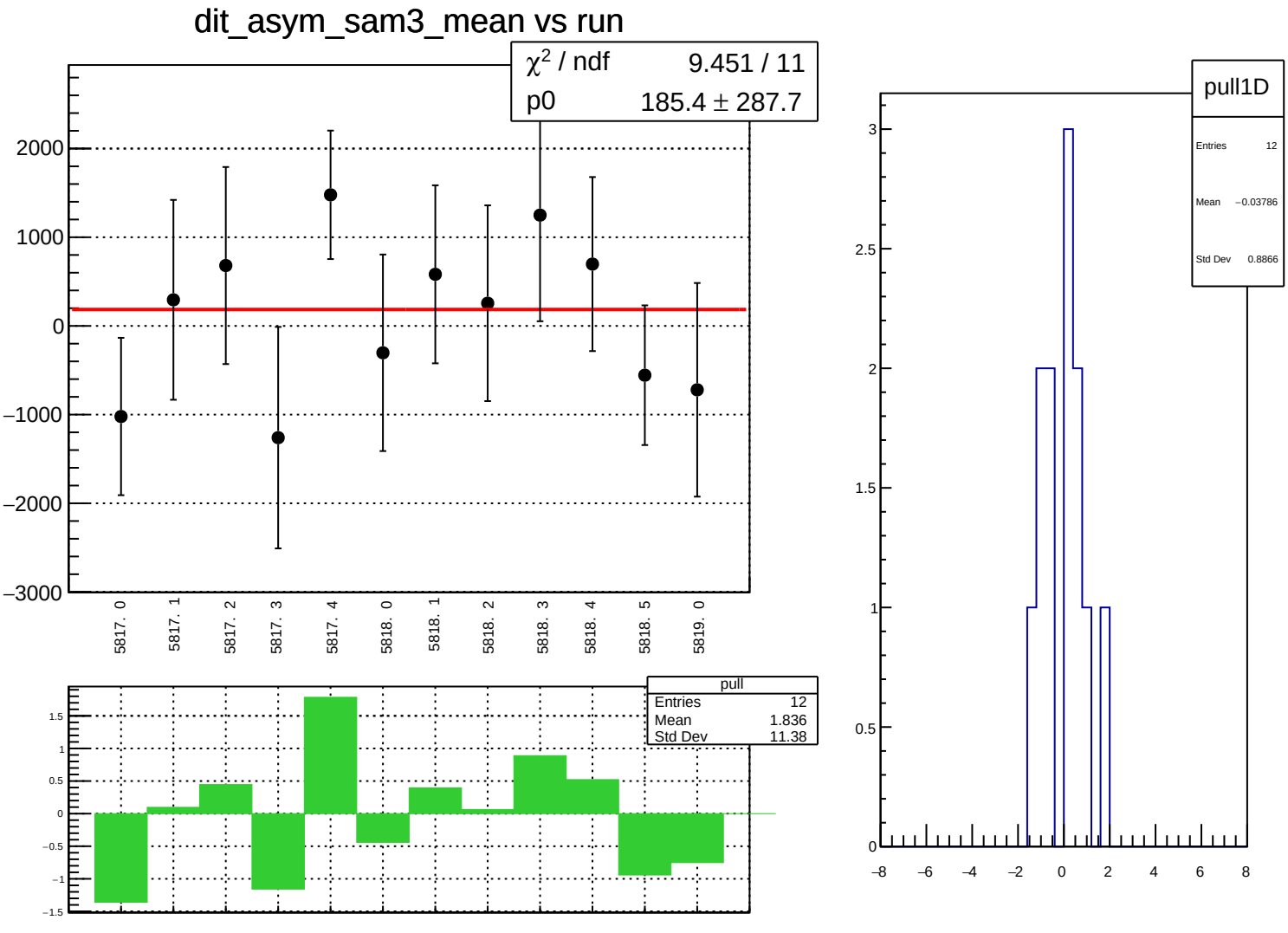
dit_asym_sam3_mean vs run
χ^2 / ndf 9.451 / 11
p0 185.4 ± 287.7
2000
1000
0
−1000
−2000
−3000
5817. 0
5817. 1
5817. 2
5817. 3
5817. 4
5818. 0
5818. 1
5818. 2
5818. 3
5818. 4
5818. 5
5819. 0
pull
Entries 12
Mean 1.836
Std Dev 11.38
1.5
1
0.5
0
−0.5
−1
−1.5
pull1D
Entries 12
Mean −0.03786
Std Dev 0.8866
3
2.5
2
1.5
1
0.5
0
−8
−6
−4
−2
0
2
4
6
8

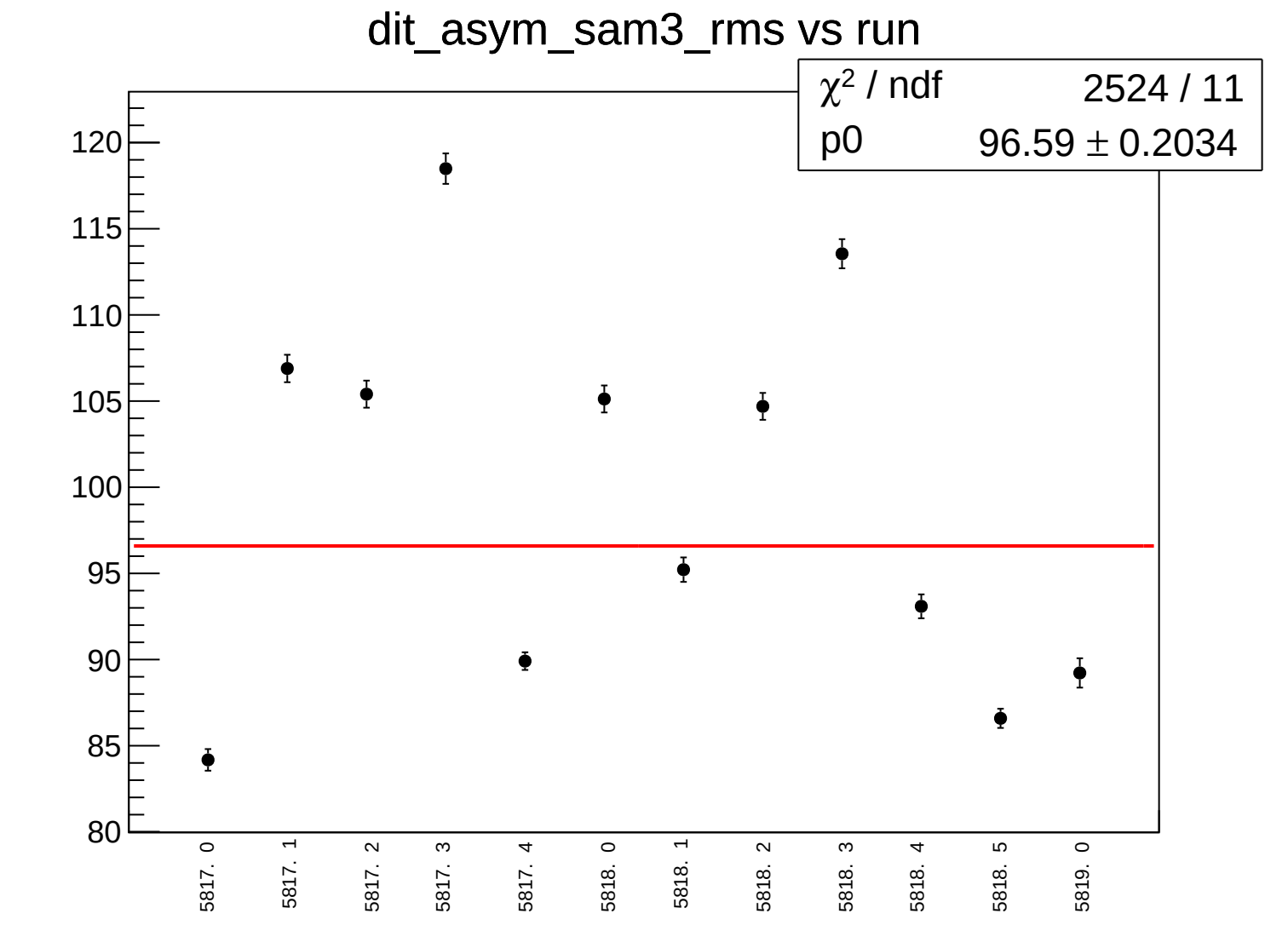
dit_asym_sam3_rms vs run
χ² / ndf 2524 / 11
p0 96.59 ± 0.2034
120
115
110
105
100
95
90
85
80
5817. 0
5817. 1
5817. 2
5817. 3
5817. 4
5818. 0
5818. 1
5818. 2
5818. 3
5818. 4
5818. 5
5819. 0

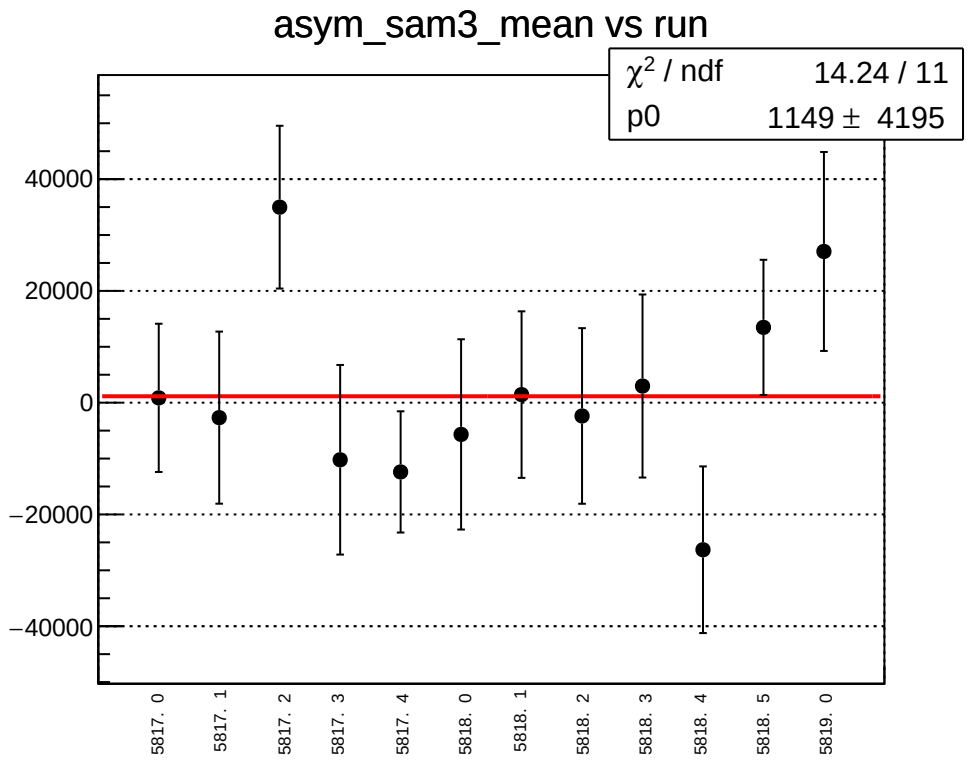
asym_sam3_mean vs run
χ2 / ndf 14.24 / 11
p0 1149 ± 4195
40000
20000
0
−20000
−40000
5817. 0
5817. 1
5817. 2
5817. 3
5817. 4
5818. 0
5818. 1
5818. 2
5818. 3
5818. 4
5818. 5
5819. 0

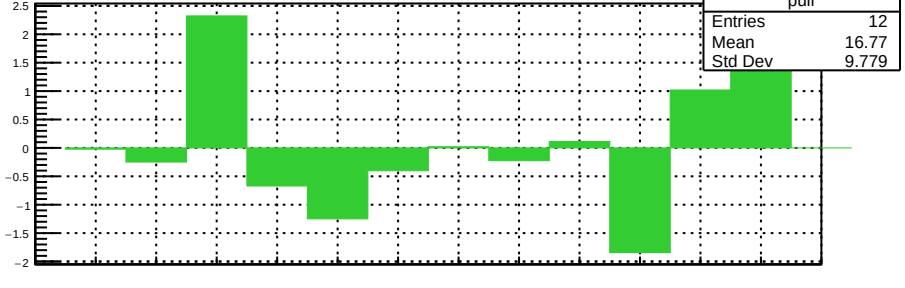
pull
Entries 12
Mean 16.77
Std Dev 9.779
2.5
2
1.5
1
0.5
0
−0.5
−1
−1.5
−2

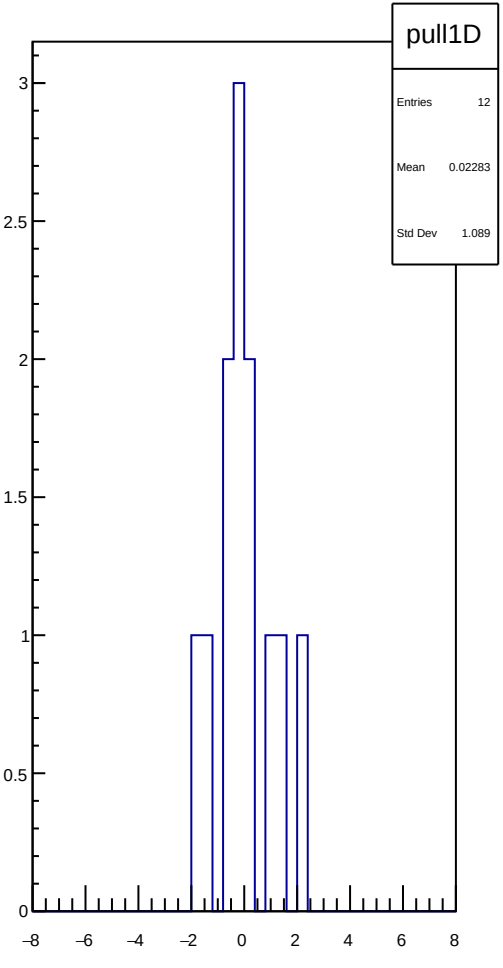
pull1D
Entries 12
Mean 0.02283
Std Dev 1.089
3
2.5
2
1.5
1
0.5
0
−8
−6
−4
−2
0
2
4
6
8

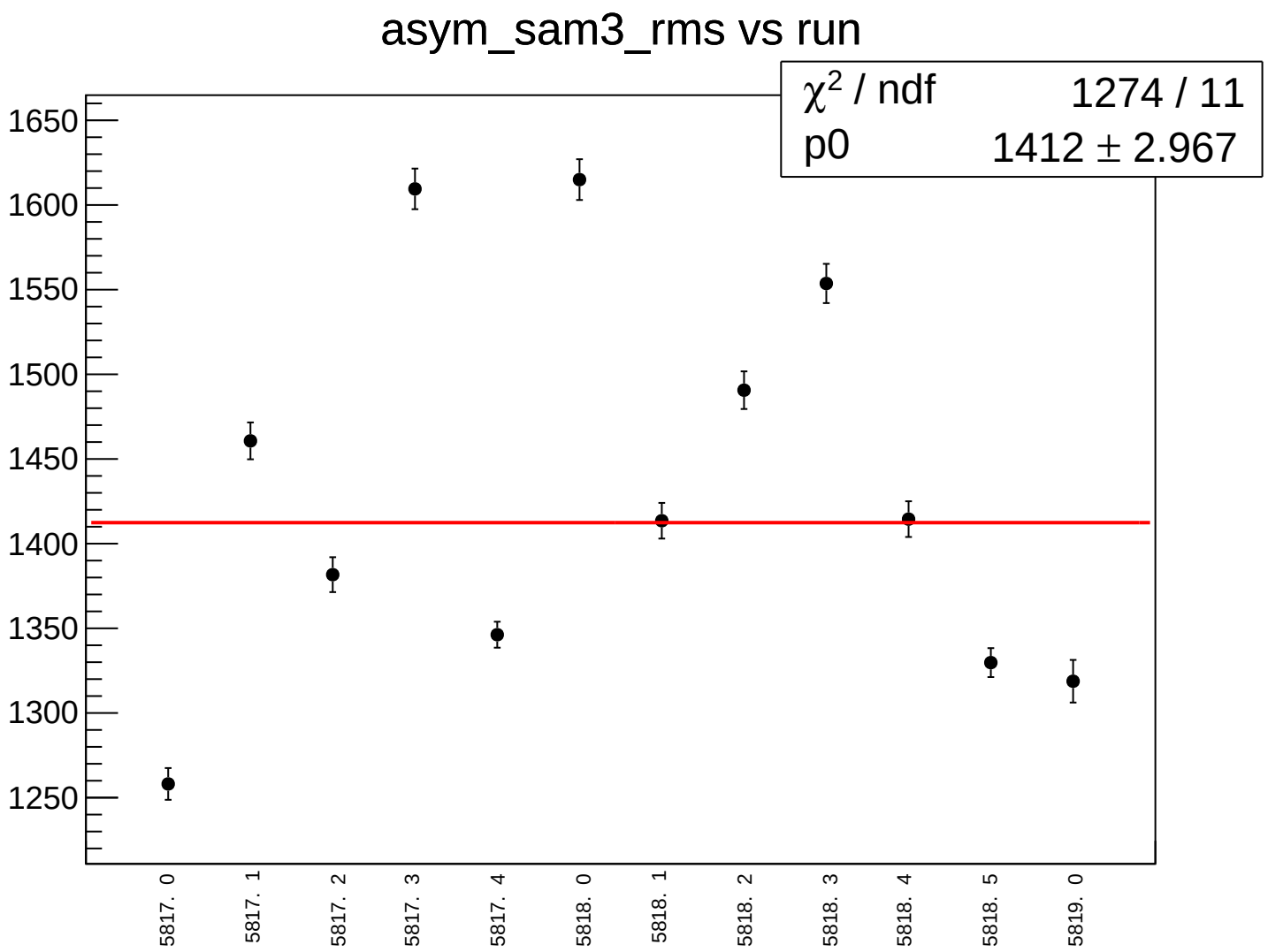
asym_sam3_rms vs run
χ² / ndf 1274 / 11
p0 1412 ± 2.967
1650
1600
1550
1500
1450
1400
1350
1300
1250
5817. 0
5817. 1
5817. 2
5817. 3
5817. 4
5818. 0
5818. 1
5818. 2
5818. 3
5818. 4
5818. 5
5819. 0

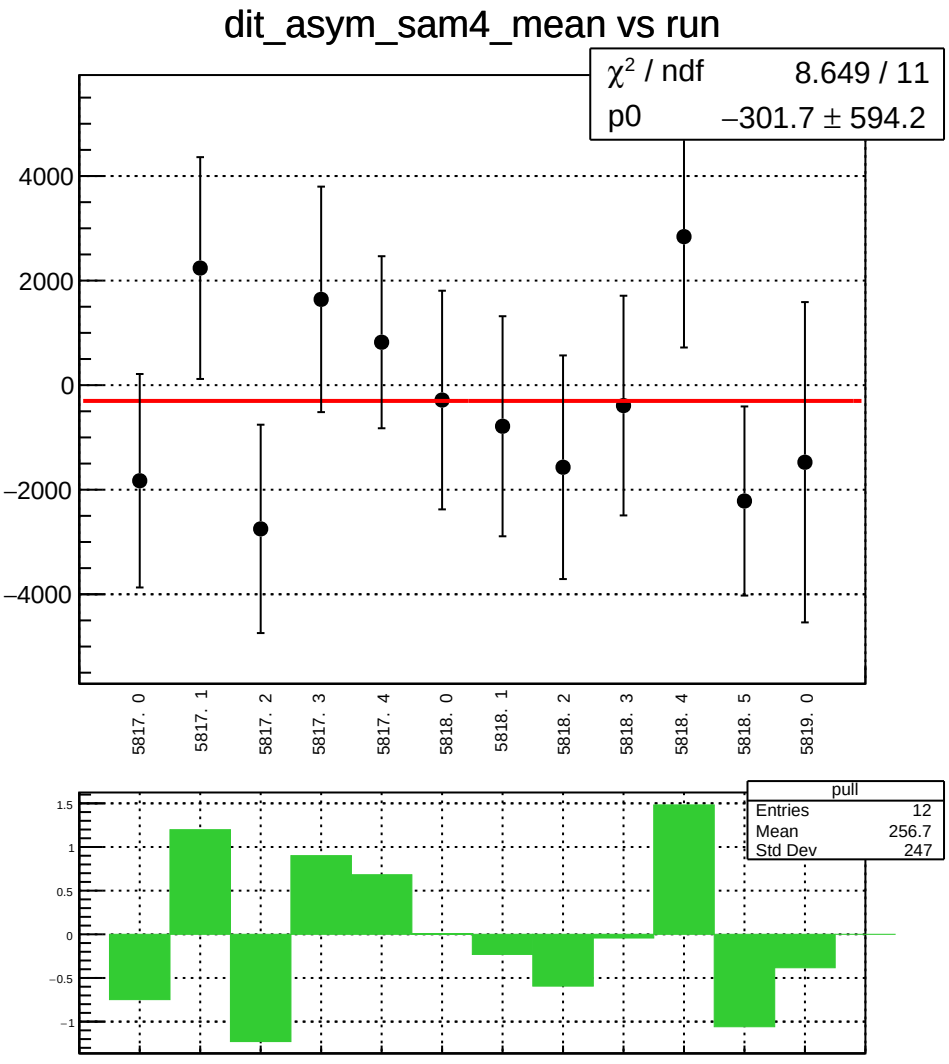
dit_asym_sam4_mean vs run
χ² / ndf 8.649 / 11
p0 −301.7 ± 594.2
4000
2000
0
−2000
−4000
5817. 0
5817. 1
5817. 2
5817. 3
5817. 4
5818. 0
5818. 1
5818. 2
5818. 3
5818. 4
5818. 5
5819. 0
pull
Entries 12
Mean 256.7
Std Dev 247
1.5
1
0.5
0
−0.5
−1

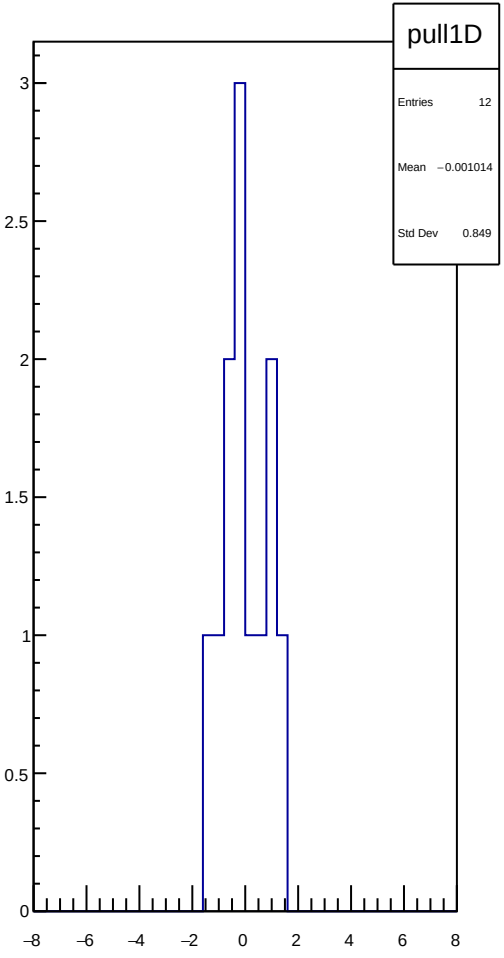
pull1D
Entries 12
Mean −0.001014
Std Dev 0.849
3
2.5
2
1.5
1
0.5
0
−8
−6
−4
−2
0
2
4
6
8

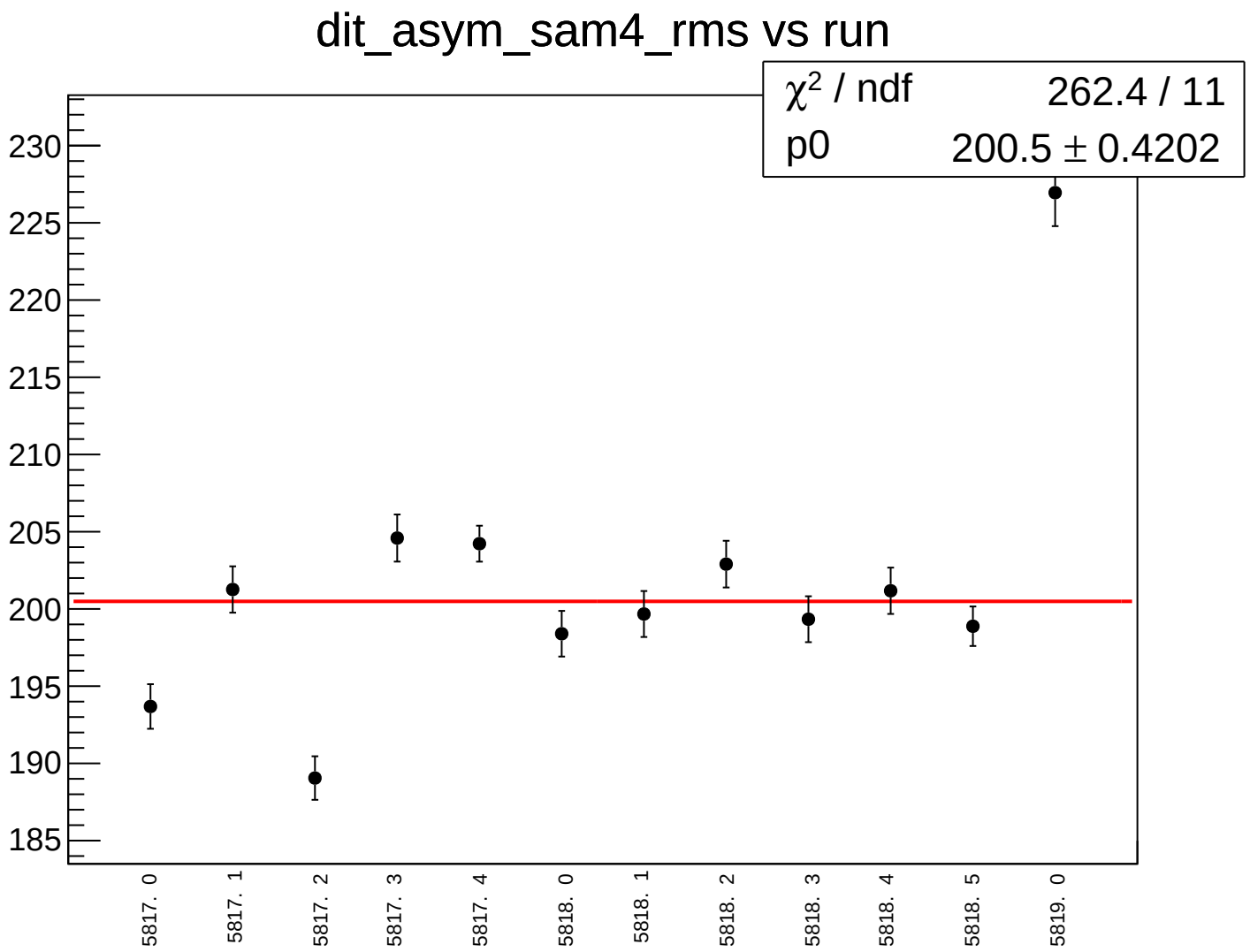
dit_asym_sam4_rms vs run
χ² / ndf 262.4 / 11
p0 200.5 ± 0.4202
230
225
220
215
210
205
200
195
190
185
5817. 0
5817. 1
5817. 2
5817. 3
5817. 4
5818. 0
5818. 1
5818. 2
5818. 3
5818. 4
5818. 5
5819. 0

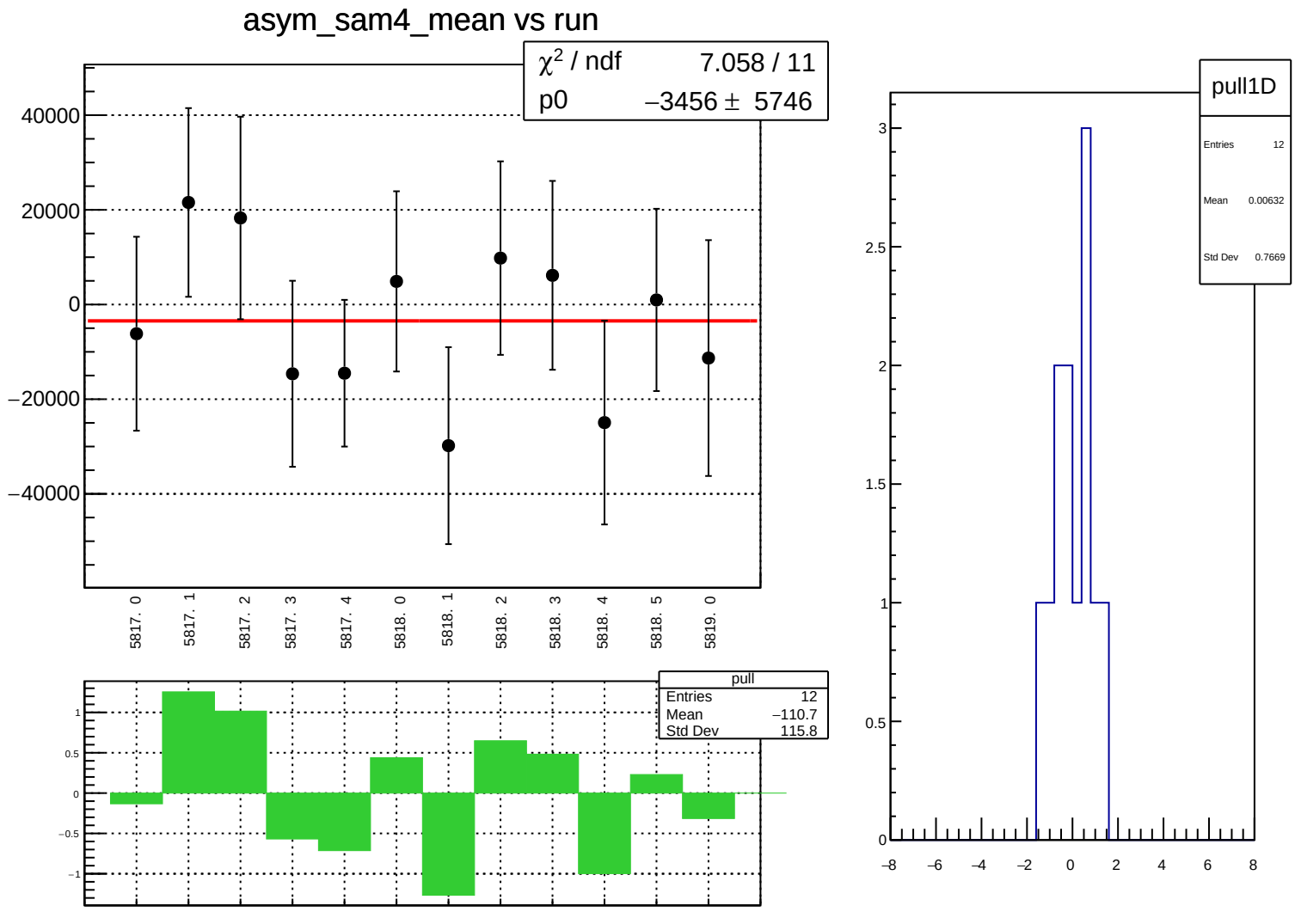
asym_sam4_mean vs run
χ² / ndf 7.058 / 11
p0 −3456 ± 5746
40000
20000
0
−20000
−40000
5817. 0
5817. 1
5817. 2
5817. 3
5817. 4
5818. 0
5818. 1
5818. 2
5818. 3
5818. 4
5818. 5
5819. 0
pull
Entries 12
Mean −110.7
Std Dev 115.8
1
0.5
0
−0.5
−1
pull1D
Entries 12
Mean 0.00632
Std Dev 0.7669
3
2.5
2
1.5
1
0.5
0
−8
−6
−4
−2
0
2
4
6
8

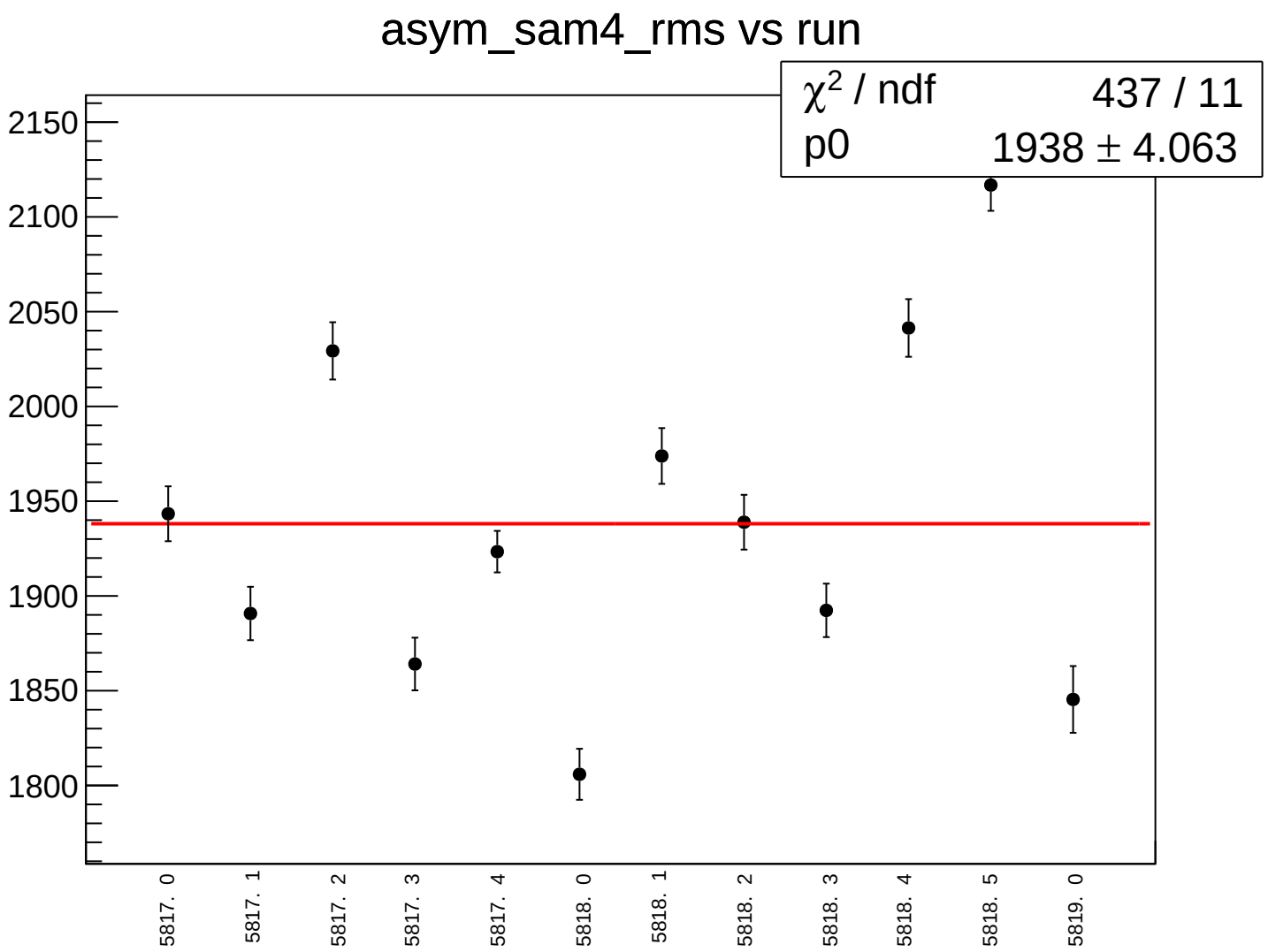
asym_sam4_rms vs run
χ² / ndf 437 / 11
p0 1938 ± 4.063
2150
2100
2050
2000
1950
1900
1850
1800
5817. 0
5817. 1
5817. 2
5817. 3
5817. 4
5818. 0
5818. 1
5818. 2
5818. 3
5818. 4
5818. 5
5819. 0

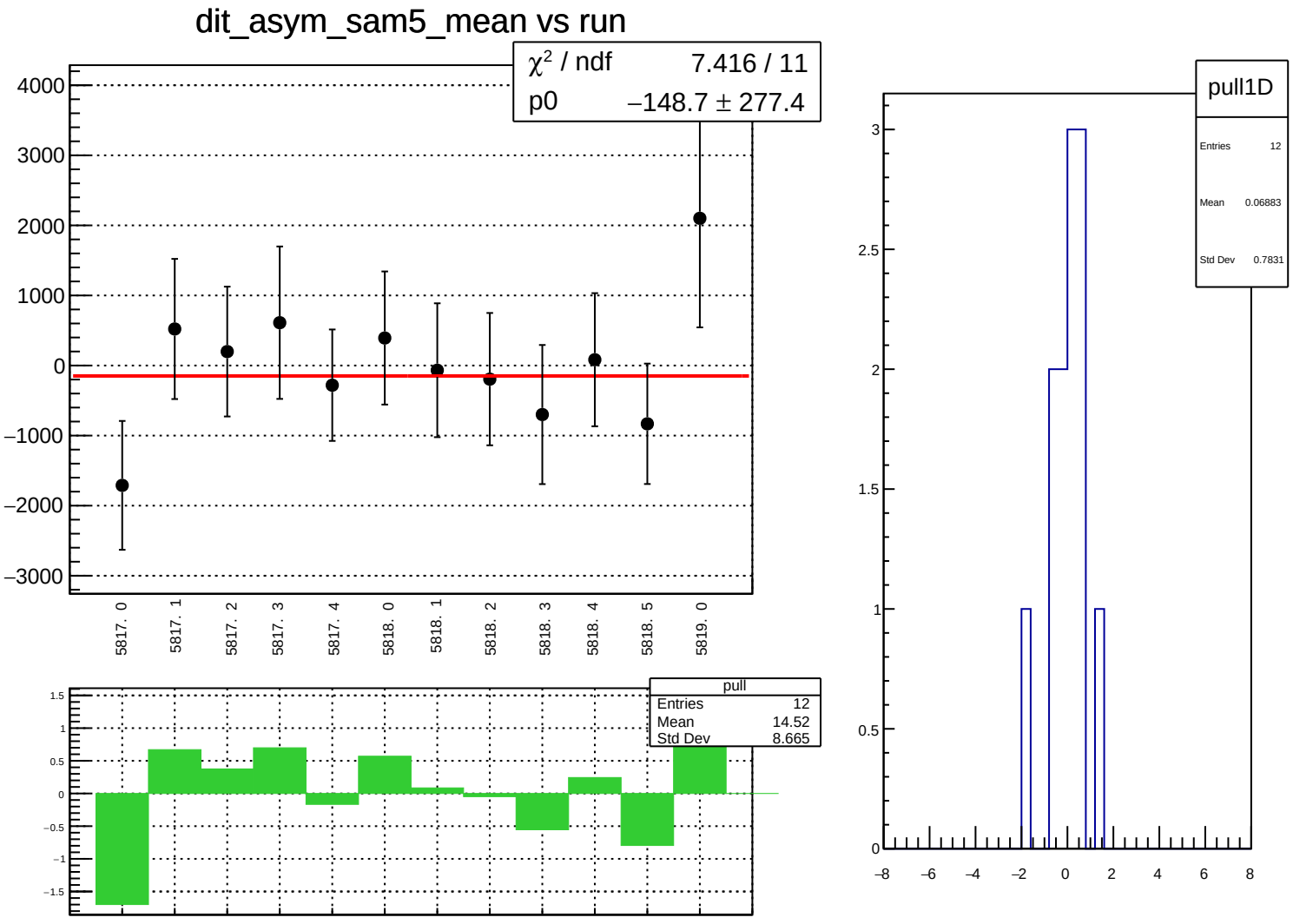
dit_asym_sam5_mean vs run
χ² / ndf 7.416 / 11
p0 −148.7 ± 277.4
4000
3000
2000
1000
0
−1000
−2000
−3000
5817. 0
5817. 1
5817. 2
5817. 3
5817. 4
5818. 0
5818. 1
5818. 2
5818. 3
5818. 4
5818. 5
5819. 0
pull
Entries 12
Mean 14.52
Std Dev 8.665
1.5
1
0.5
0
−0.5
−1
−1.5
pull1D
Entries 12
Mean 0.06883
Std Dev 0.7831
3
2.5
2
1.5
1
0.5
0
−8
−6
−4
−2
0
2
4
6
8

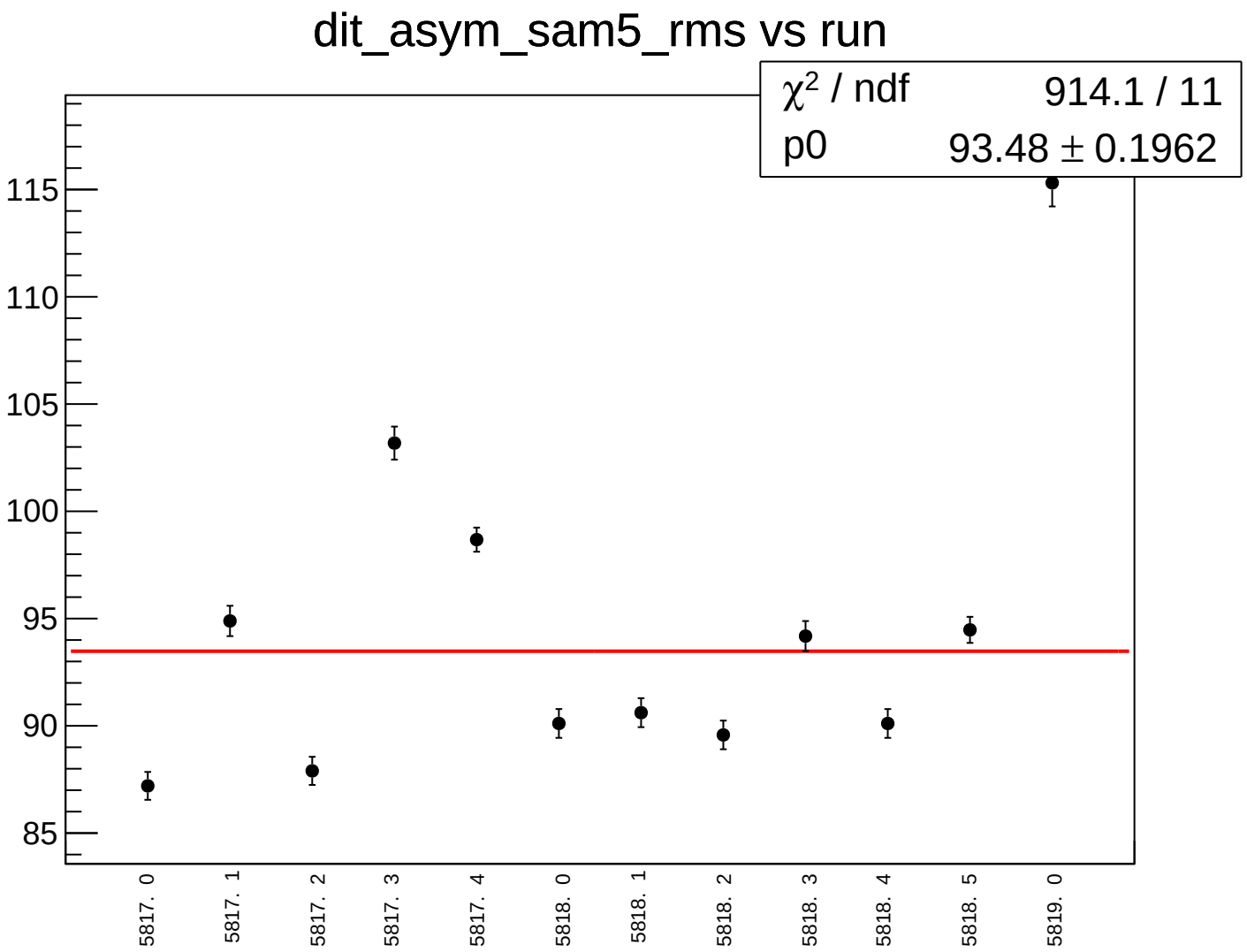
dit_asym_sam5_rms vs run
χ2 / ndf 914.1 / 11
p0 93.48 ± 0.1962
115
110
105
100
95
90
85
5817. 0
5817. 1
5817. 2
5817. 3
5817. 4
5818. 0
5818. 1
5818. 2
5818. 3
5818. 4
5818. 5
5819. 0

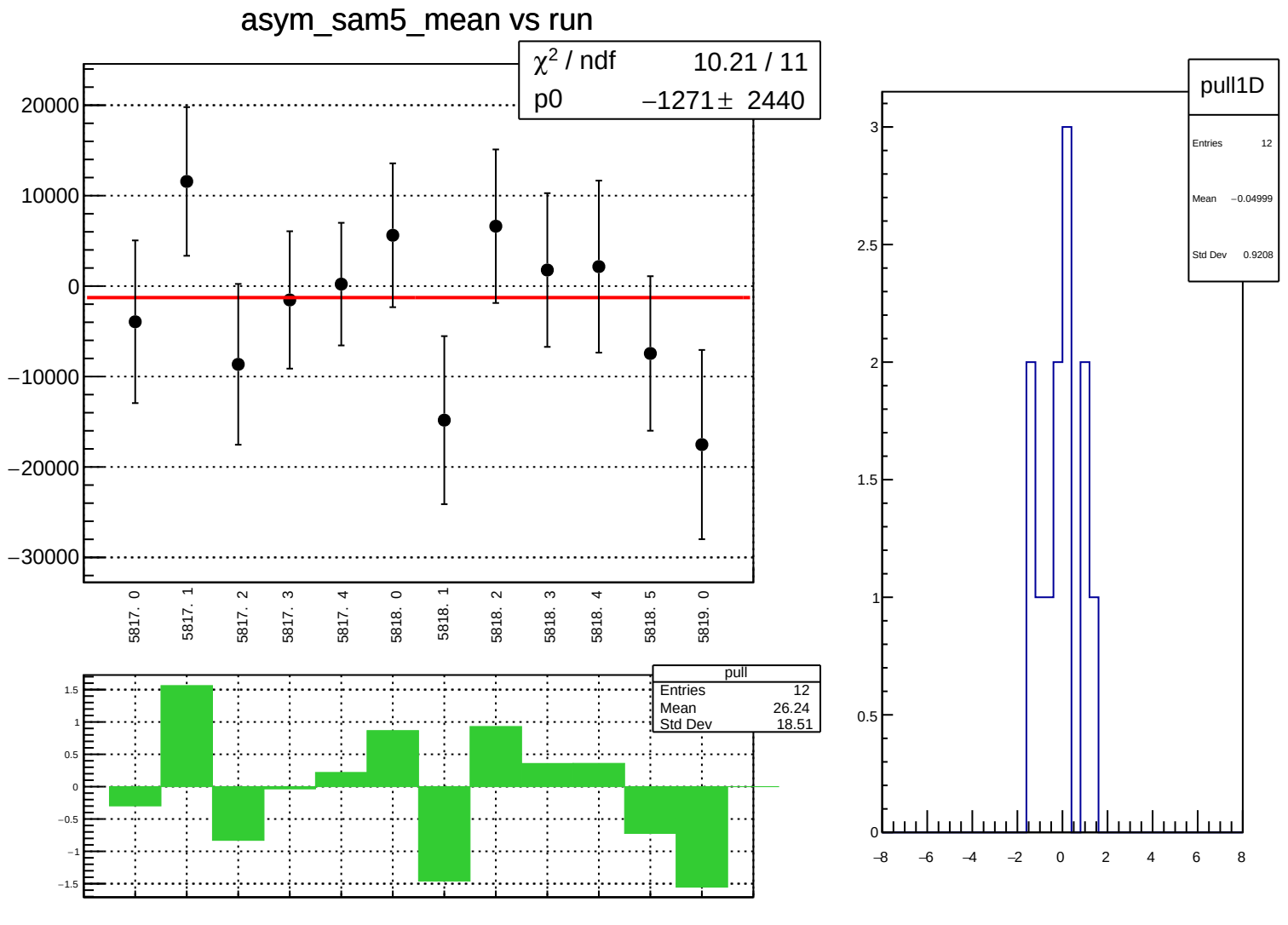
asym_sam5_mean vs run
χ2 / ndf 10.21 / 11
p0 −1271 ± 2440
20000
10000
0
−10000
−20000
−30000
5817. 0
5817. 1
5817. 2
5817. 3
5817. 4
5818. 0
5818. 1
5818. 2
5818. 3
5818. 4
5818. 5
5819. 0
pull
Entries 12
Mean 26.24
Std Dev 18.51
1.5
1
0.5
0
−0.5
−1
−1.5
pull1D
Entries 12
Mean −0.04999
Std Dev 0.9208
3
2.5
2
1.5
1
0.5
0
−8
−6
−4
−2
0
2
4
6
8

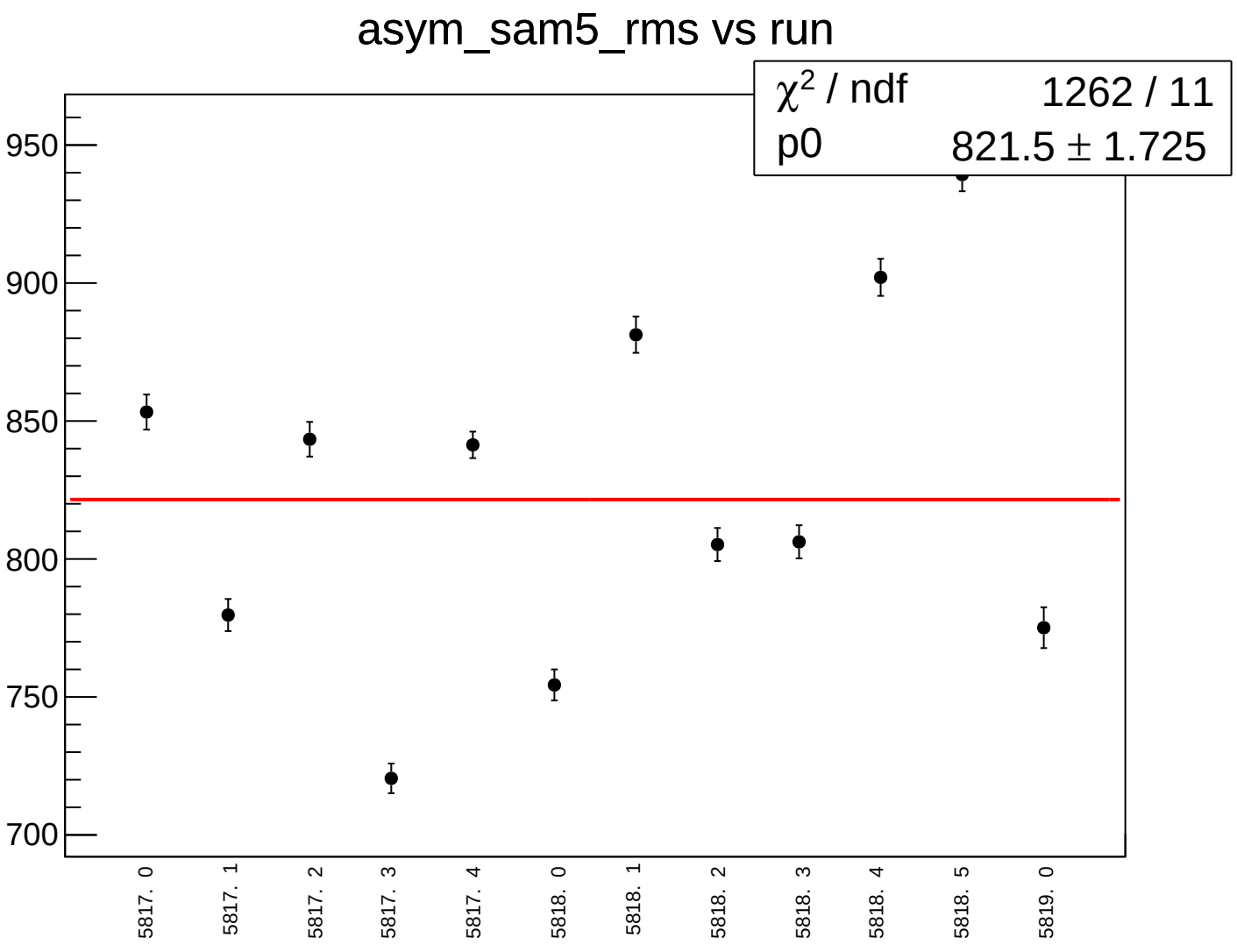
asym_sam5_rms vs run
χ² / ndf 1262 / 11
p0 821.5 ± 1.725
950
900
850
800
750
700
5817. 0
5817. 1
5817. 2
5817. 3
5817. 4
5818. 0
5818. 1
5818. 2
5818. 3
5818. 4
5818. 5
5819. 0

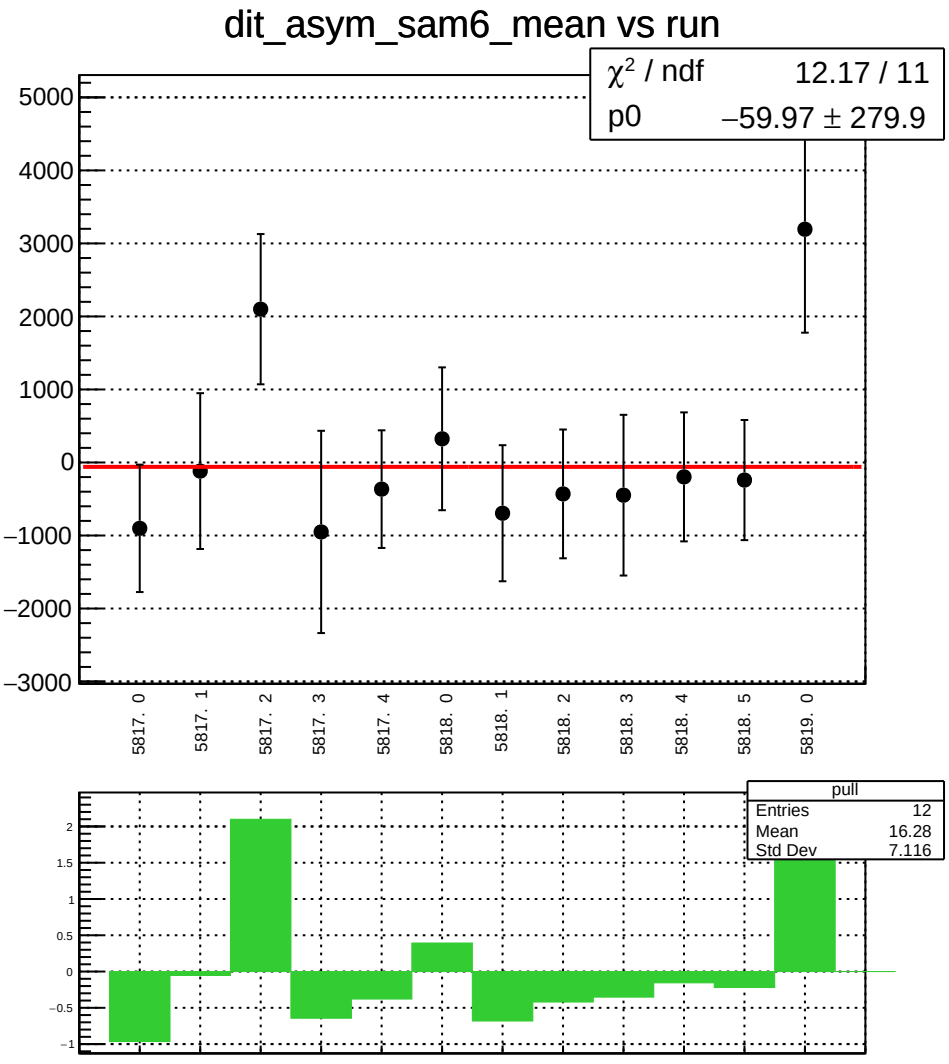
dit_asym_sam6_mean vs run
χ² / ndf 12.17 / 11
p0 −59.97 ± 279.9
5000
4000
3000
2000
1000
0
−1000
−2000
−3000
5817. 0
5817. 1
5817. 2
5817. 3
5817. 4
5818. 0
5818. 1
5818. 2
5818. 3
5818. 4
5818. 5
5819. 0
pull
Entries 12
Mean 16.28
Std Dev 7.116
2
1.5
1
0.5
0
−0.5
−1

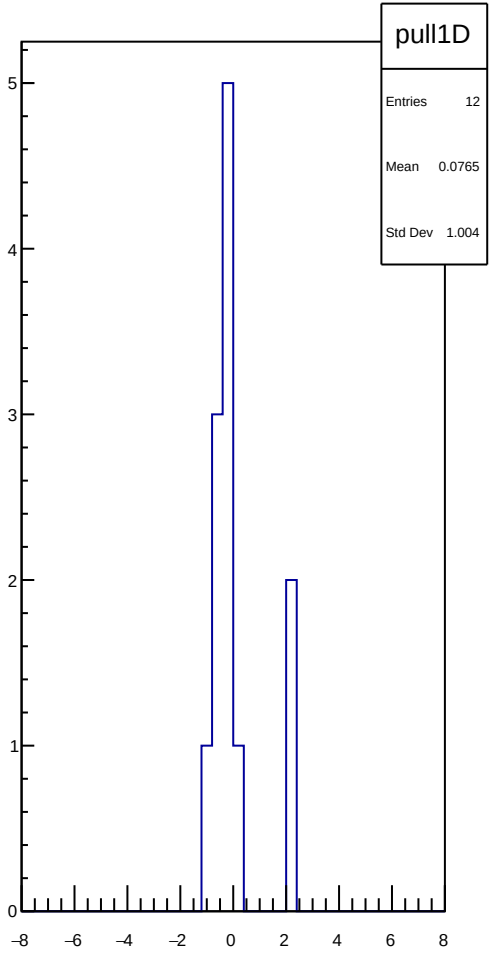
pull1D
Entries 12
Mean 0.0765
Std Dev 1.004
5
4
3
2
1
0
−8
−6
−4
−2
0
2
4
6
8

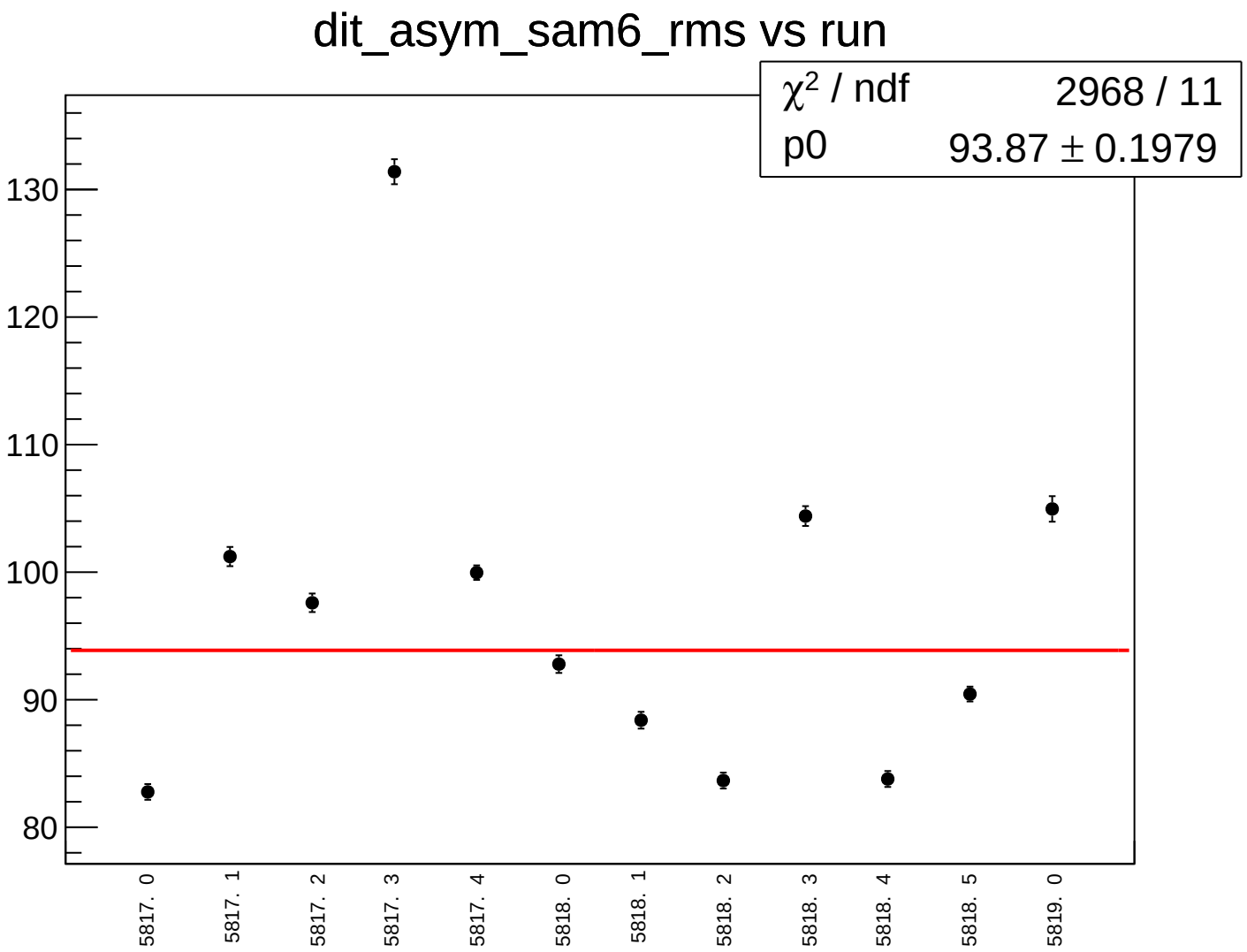
dit_asym_sam6_rms vs run
χ^2 / ndf 2968 / 11
p0 93.87 ± 0.1979
130
120
110
100
90
80
5817. 0
5817. 1
5817. 2
5817. 3
5817. 4
5818. 0
5818. 1
5818. 2
5818. 3
5818. 4
5818. 5
5819. 0

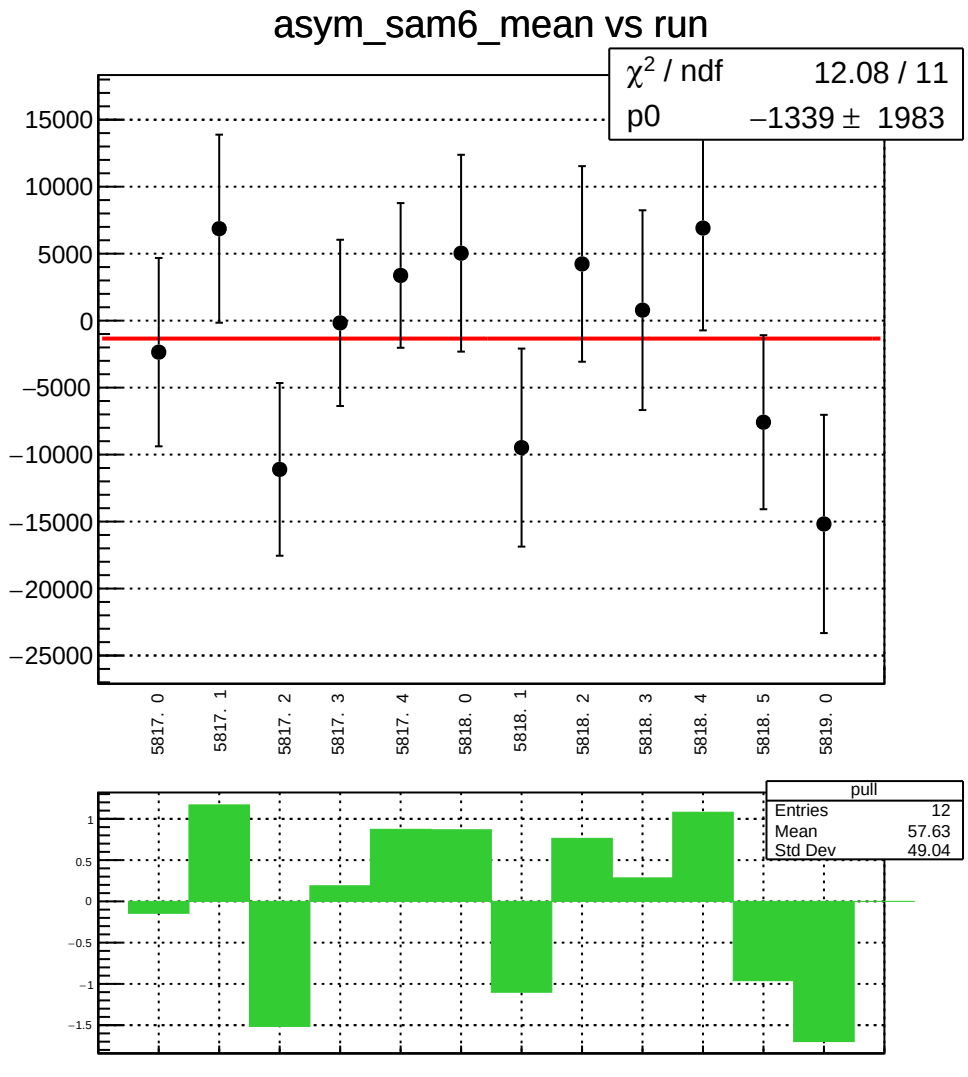
asym_sam6_mean vs run
χ² / ndf 12.08 / 11
p0 −1339 ± 1983
15000
10000
5000
0
−5000
−10000
−15000
−20000
−25000
5817. 0
5817. 1
5817. 2
5817. 3
5817. 4
5818. 0
5818. 1
5818. 2
5818. 3
5818. 4
5818. 5
5819. 0
pull
Entries 12
Mean 57.63
Std Dev 49.04
1
0.5
0
−0.5
−1
−1.5

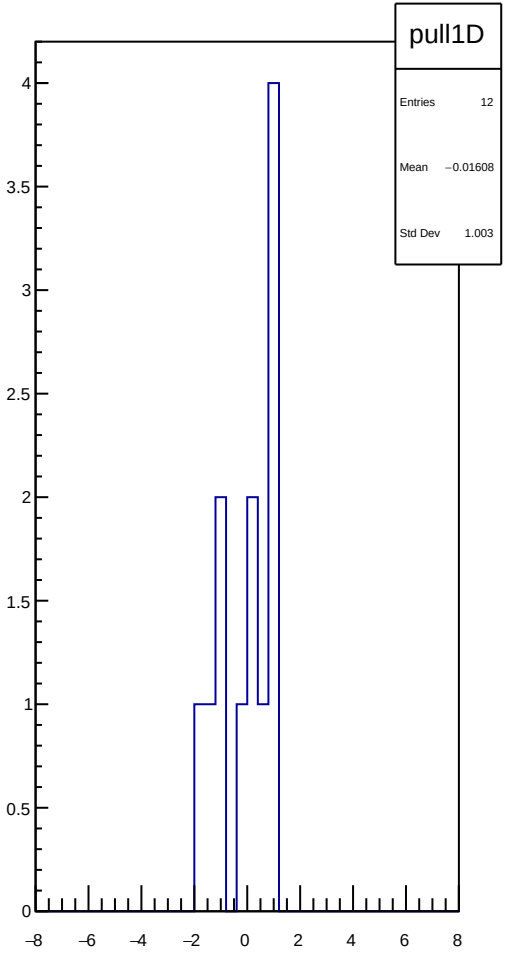
pull1D
Entries 12
Mean −0.01608
Std Dev 1.003
4
3.5
3
2.5
2
1.5
1
0.5
0
−8
−6
−4
−2
0
2
4
6
8

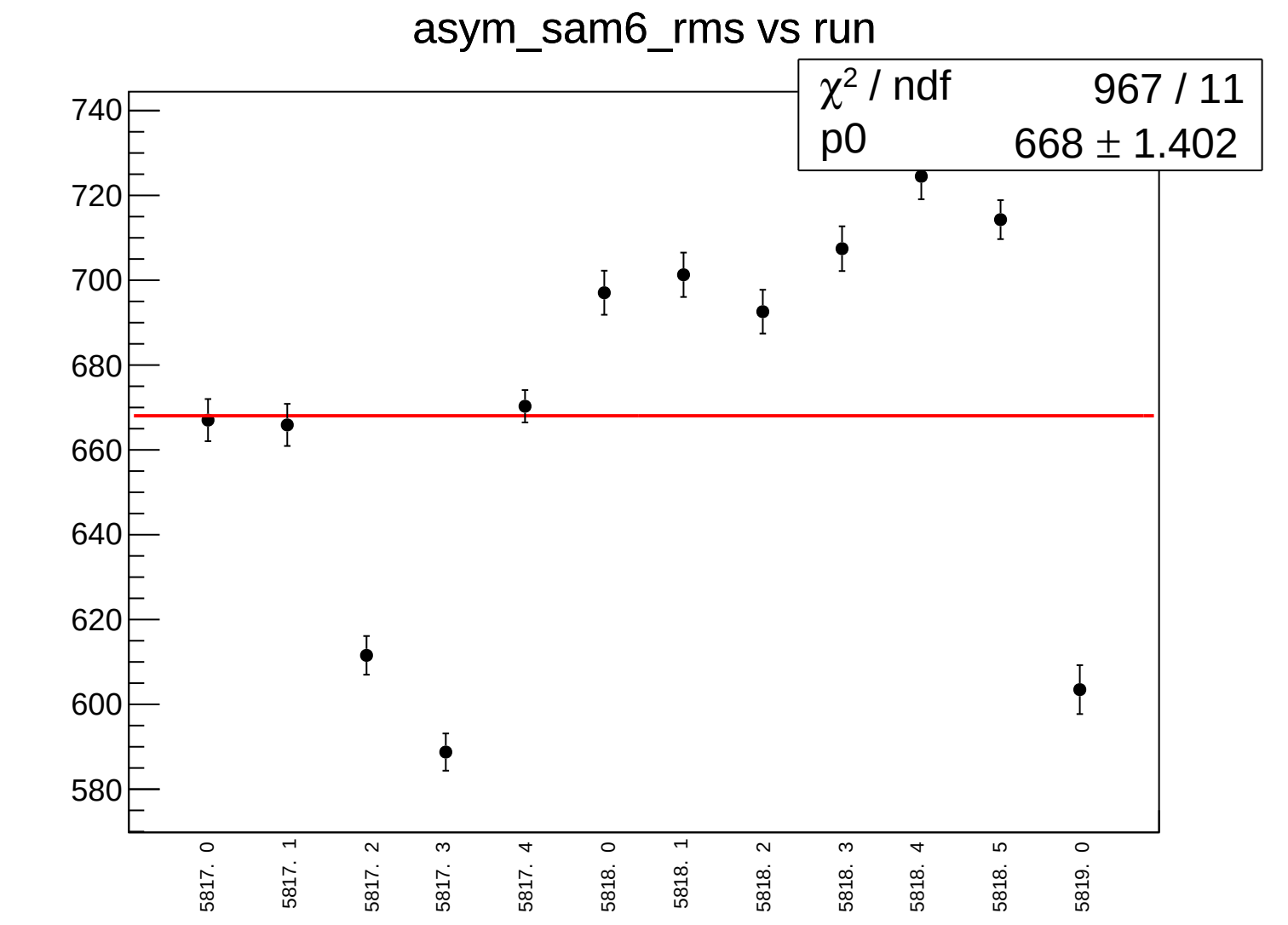
asym_sam6_rms vs run
χ² / ndf 967 / 11
p0 668 ± 1.402
740
720
700
680
660
640
620
600
580
5817. 0
5817. 1
5817. 2
5817. 3
5817. 4
5818. 0
5818. 1
5818. 2
5818. 3
5818. 4
5818. 5
5819. 0

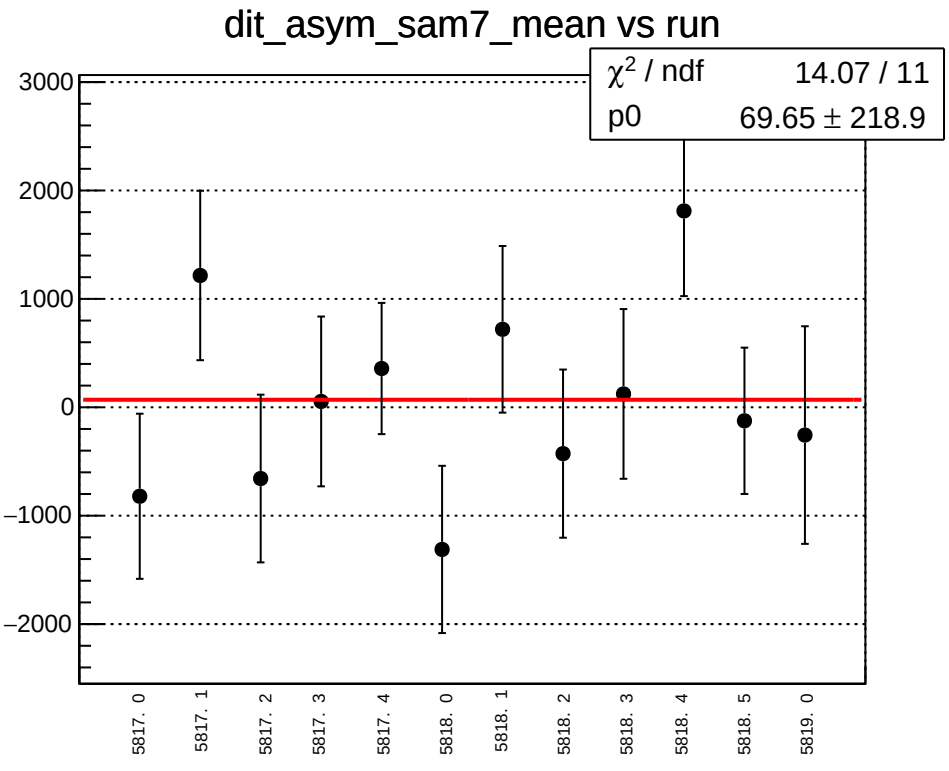
dit_asym_sam7_mean vs run
χ² / ndf 14.07 / 11
p0 69.65 ± 218.9
3000
2000
1000
0
−1000
−2000
5817. 0
5817. 1
5817. 2
5817. 3
5817. 4
5818. 0
5818. 1
5818. 2
5818. 3
5818. 4
5818. 5
5819. 0

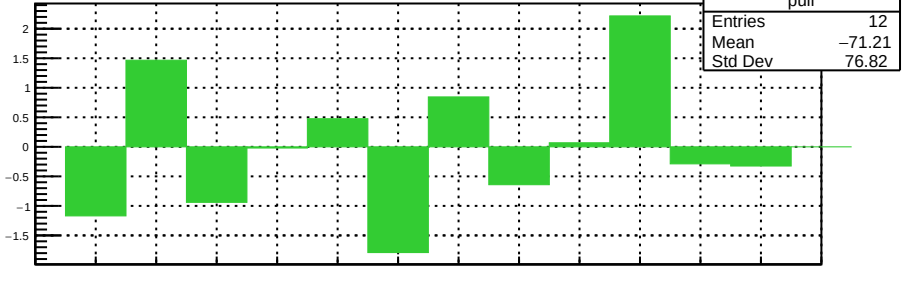
pull
Entries 12
Mean −71.21
Std Dev 76.82
2
1.5
1
0.5
0
−0.5
−1
−1.5

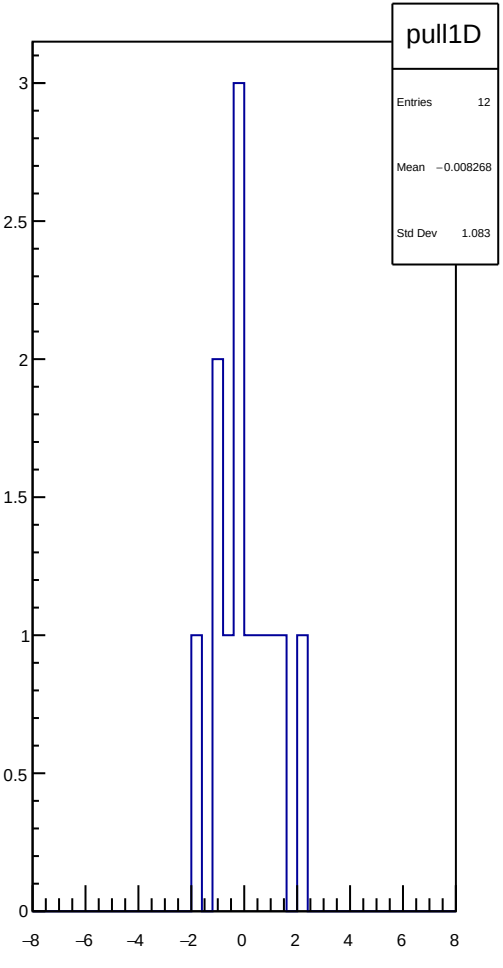
pull1D
Entries 12
Mean −0.008268
Std Dev 1.083
3
2.5
2
1.5
1
0.5
0
−8
−6
−4
−2
0
2
4
6
8

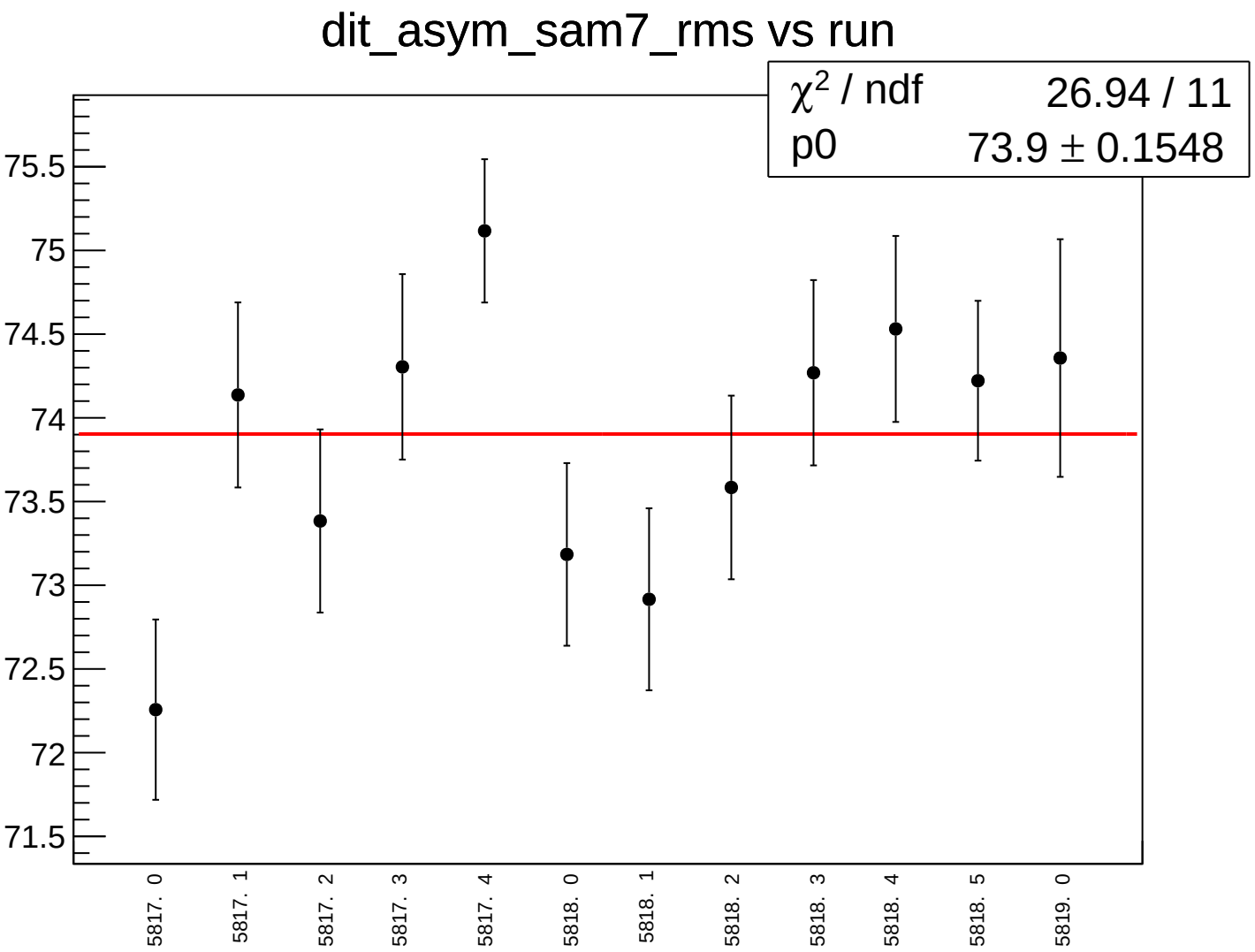
dit_asym_sam7_rms vs run
χ2 / ndf 26.94 / 11
p0 73.9 ± 0.1548
75.5
75
74.5
74
73.5
73
72.5
72
71.5
5817. 0
5817. 1
5817. 2
5817. 3
5817. 4
5818. 0
5818. 1
5818. 2
5818. 3
5818. 4
5818. 5
5819. 0

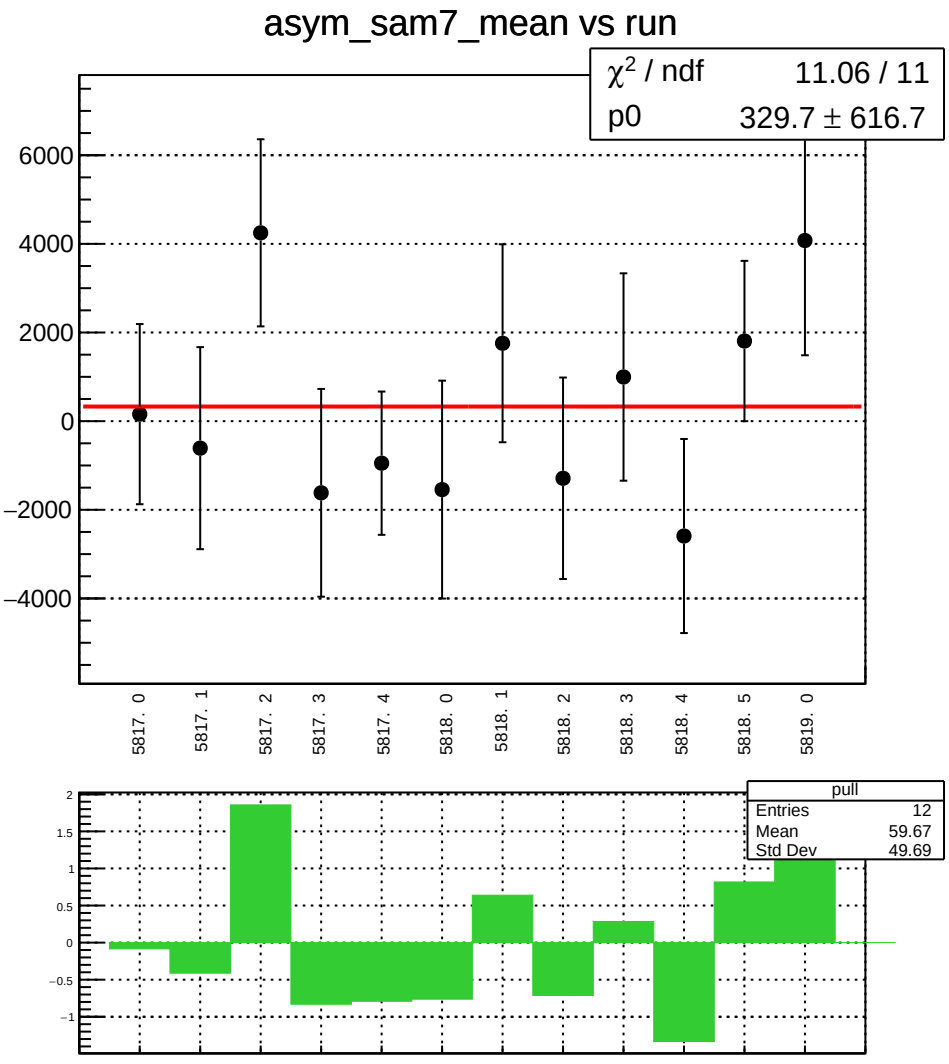
asym_sam7_mean vs run
χ2 / ndf 11.06 / 11
p0 329.7 ± 616.7
6000
4000
2000
0
−2000
−4000
5817. 0
5817. 1
5817. 2
5817. 3
5817. 4
5818. 0
5818. 1
5818. 2
5818. 3
5818. 4
5818. 5
5819. 0
pull
Entries 12
Mean 59.67
Std Dev 49.69
2
1.5
1
0.5
0
−0.5
−1

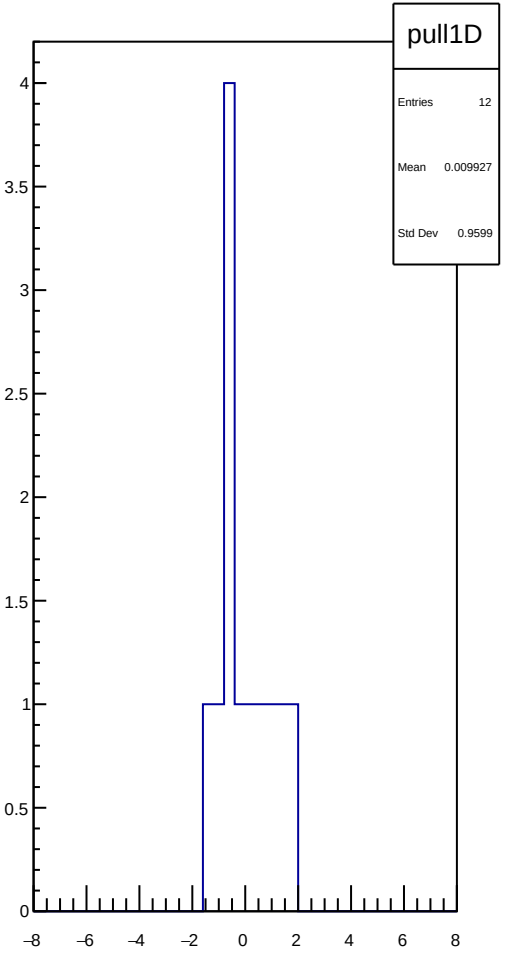
pull1D
Entries 12
Mean 0.009927
Std Dev 0.9599
4
3.5
3
2.5
2
1.5
1
0.5
0
−8
−6
−4
−2
0
2
4
6
8

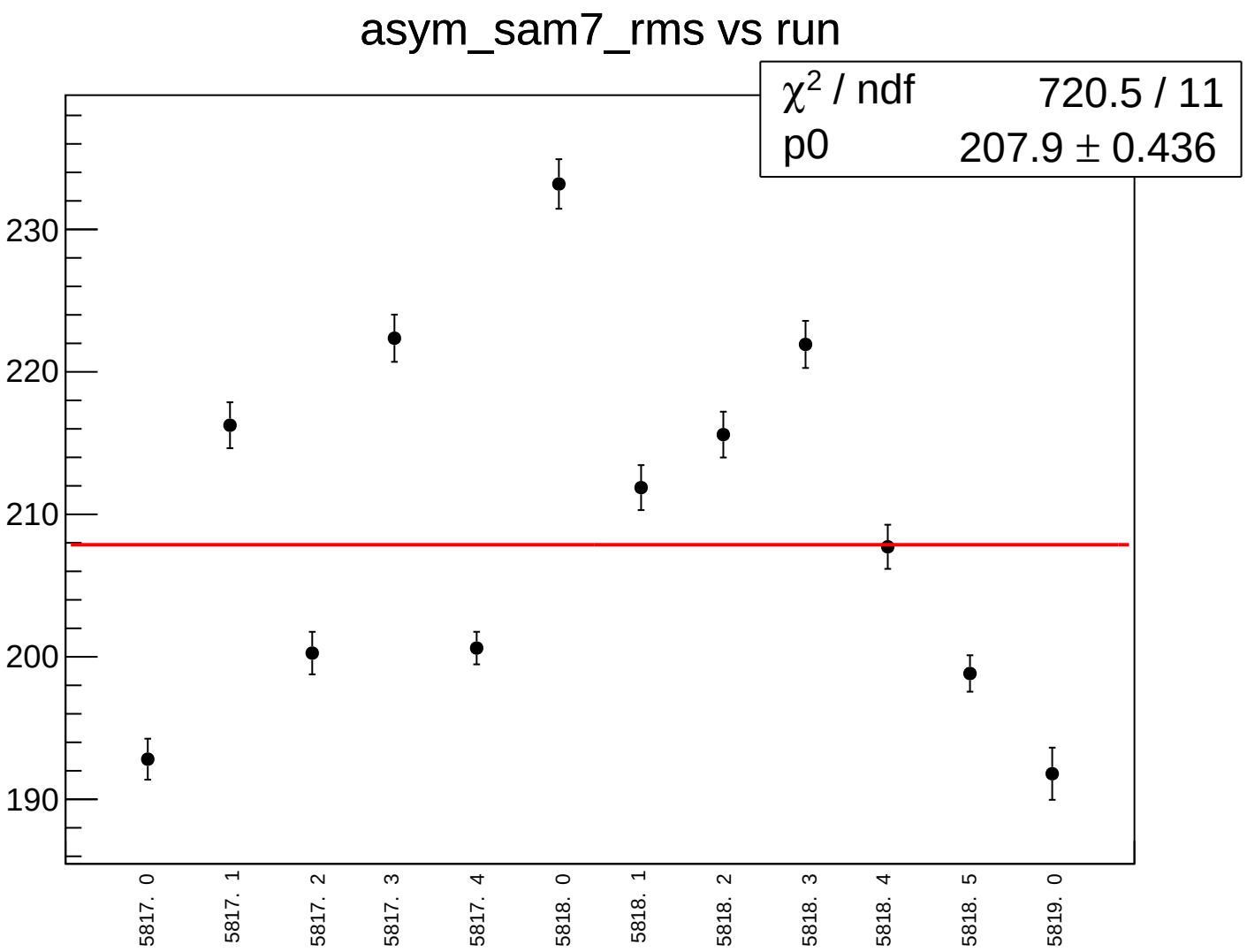
asym_sam7_rms vs run
χ^2 / ndf 720.5 / 11
p0 207.9 ± 0.436
230
220
210
200
190
5817. 0
5817. 1
5817. 2
5817. 3
5817. 4
5818. 0
5818. 1
5818. 2
5818. 3
5818. 4
5818. 5
5819. 0

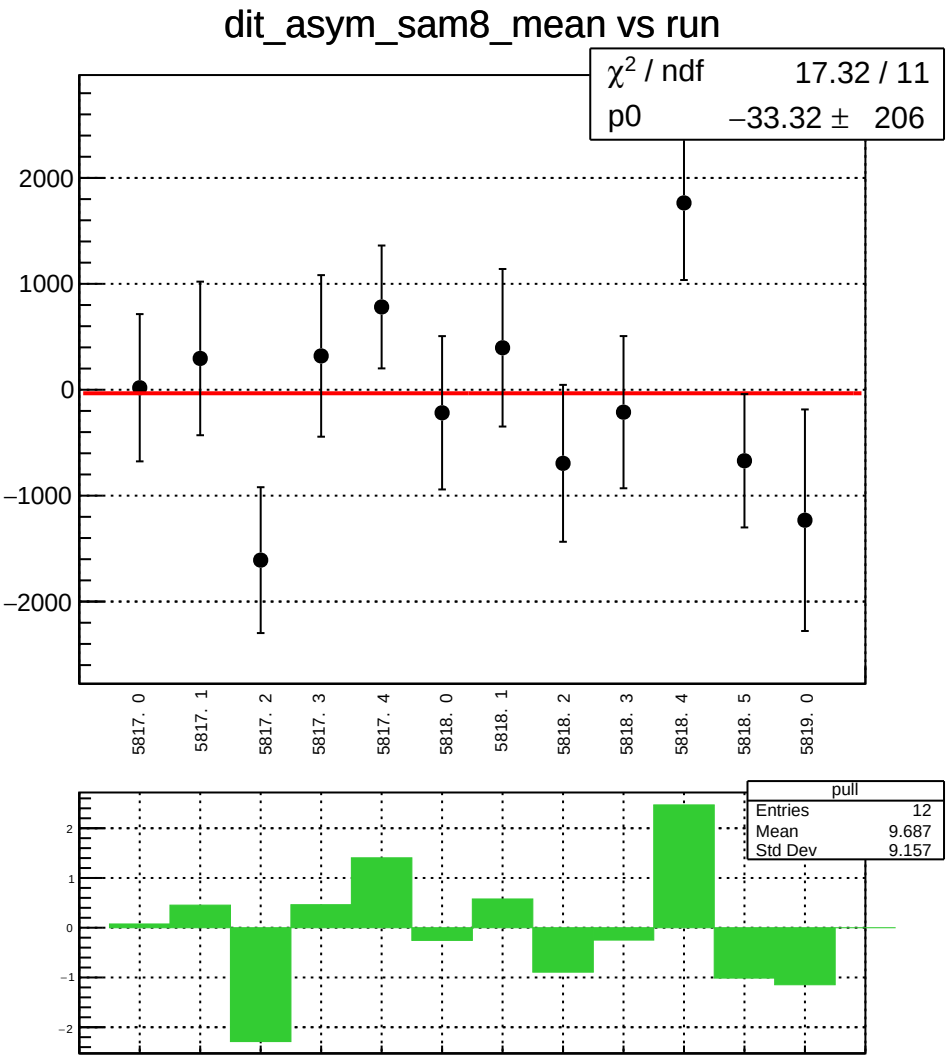
dit_asym_sam8_mean vs run
χ^2 / ndf 17.32 / 11
p0 −33.32 ± 206
2000
1000
0
−1000
−2000
5817. 0
5817. 1
5817. 2
5817. 3
5817. 4
5818. 0
5818. 1
5818. 2
5818. 3
5818. 4
5818. 5
5819. 0
pull
Entries 12
Mean 9.687
Std Dev 9.157
2
1
0
−1
−2

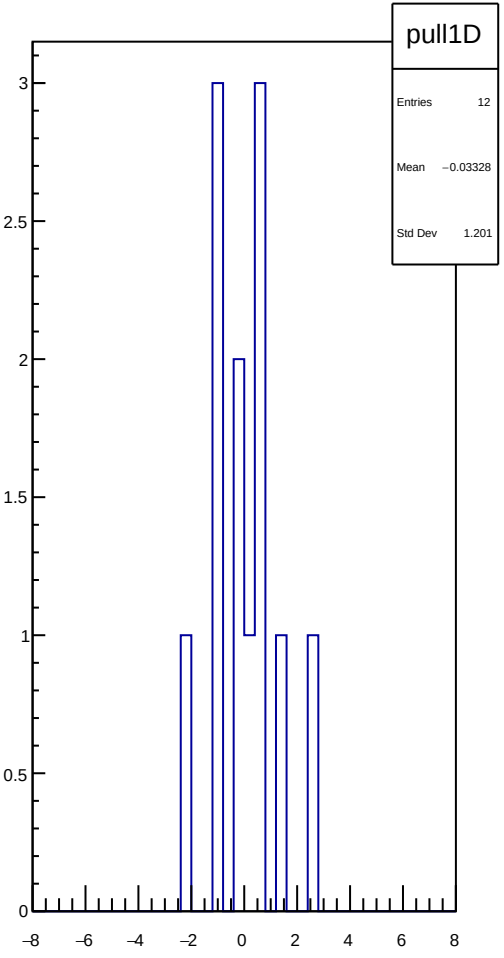
pull1D
Entries 12
Mean −0.03328
Std Dev 1.201
3
2.5
2
1.5
1
0.5
0
−8
−6
−4
−2
0
2
4
6
8

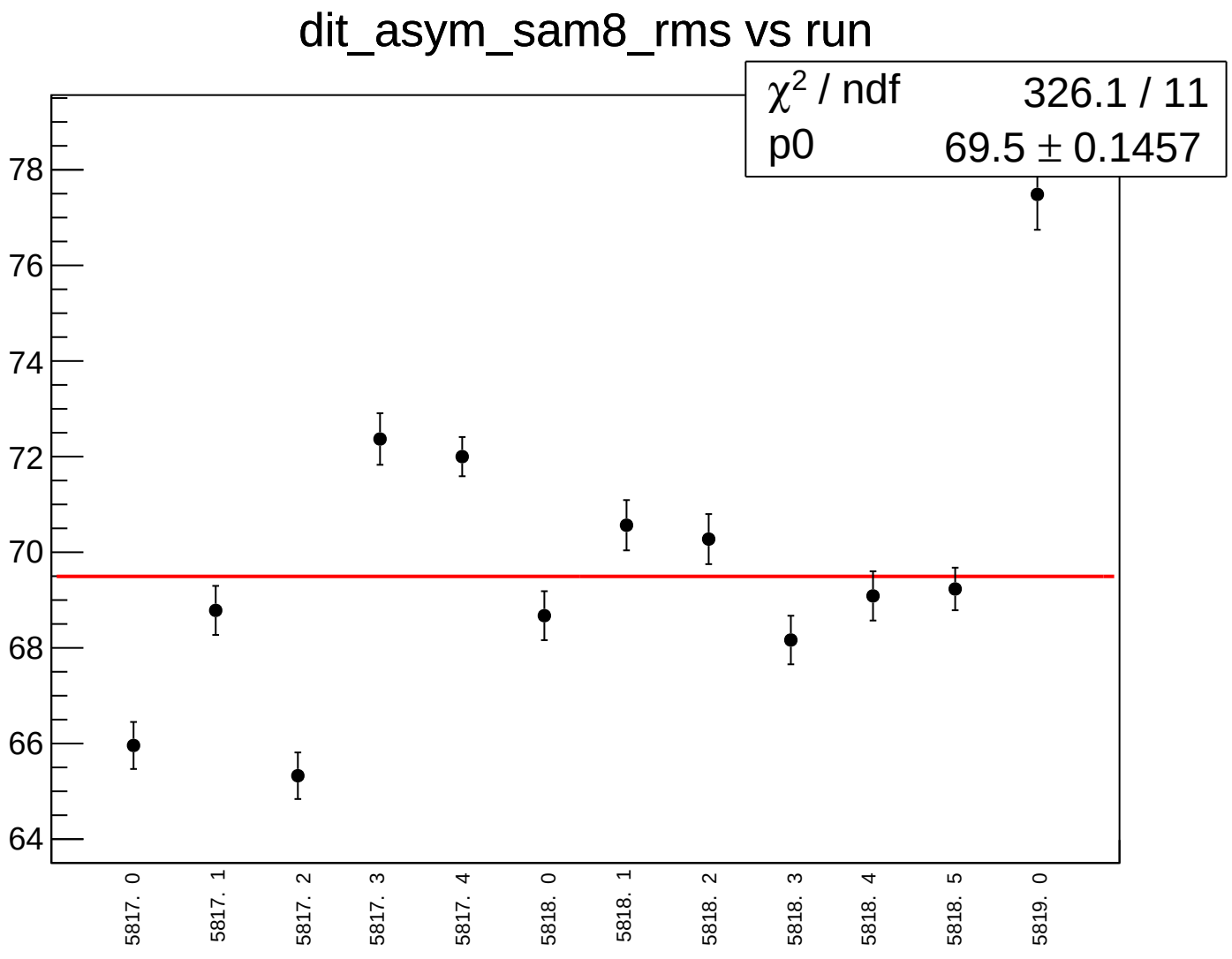
dit_asym_sam8_rms vs run
χ2 / ndf 326.1 / 11
p0 69.5 ± 0.1457
78
76
74
72
70
68
66
64
5817. 0
5817. 1
5817. 2
5817. 3
5817. 4
5818. 0
5818. 1
5818. 2
5818. 3
5818. 4
5818. 5
5819. 0

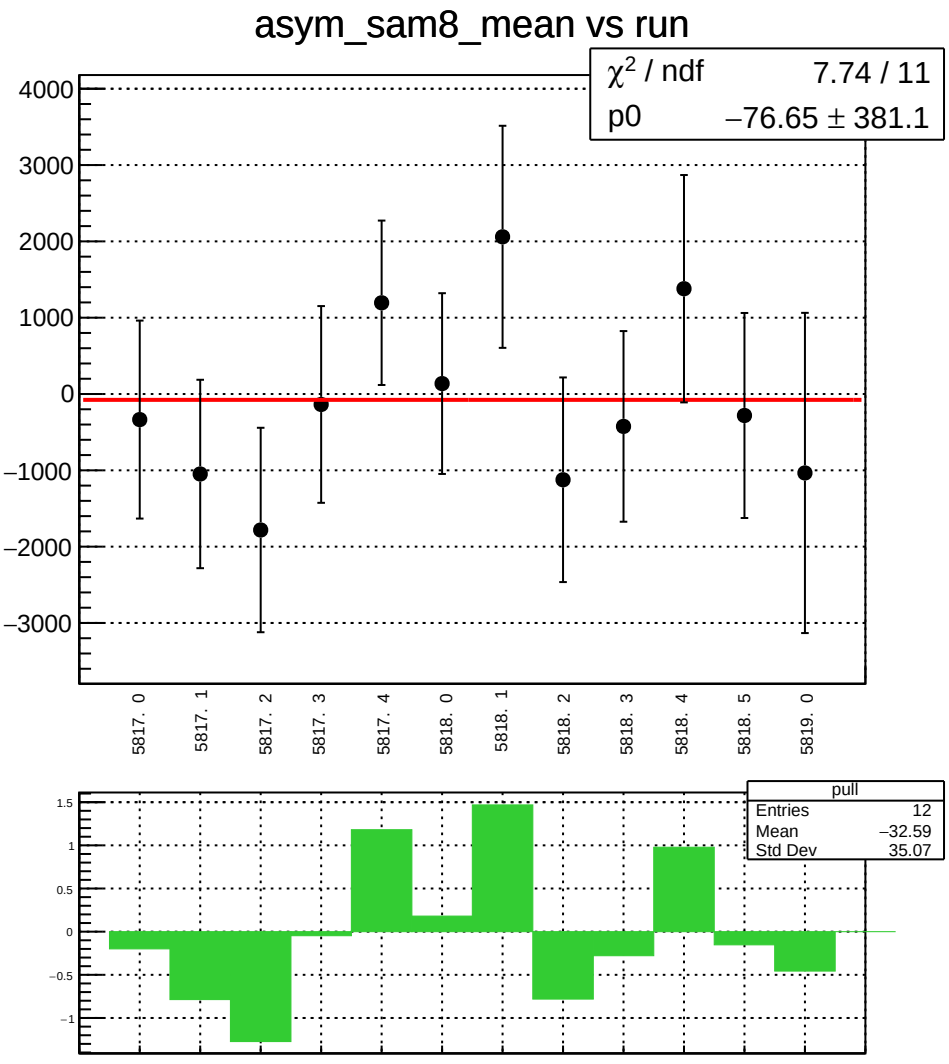
asym_sam8_mean vs run
χ² / ndf 7.74 / 11
p0 −76.65 ± 381.1
4000
3000
2000
1000
0
−1000
−2000
−3000
5817. 0
5817. 1
5817. 2
5817. 3
5817. 4
5818. 0
5818. 1
5818. 2
5818. 3
5818. 4
5818. 5
5819. 0
pull
Entries 12
Mean −32.59
Std Dev 35.07
1.5
1
0.5
0
−0.5
−1

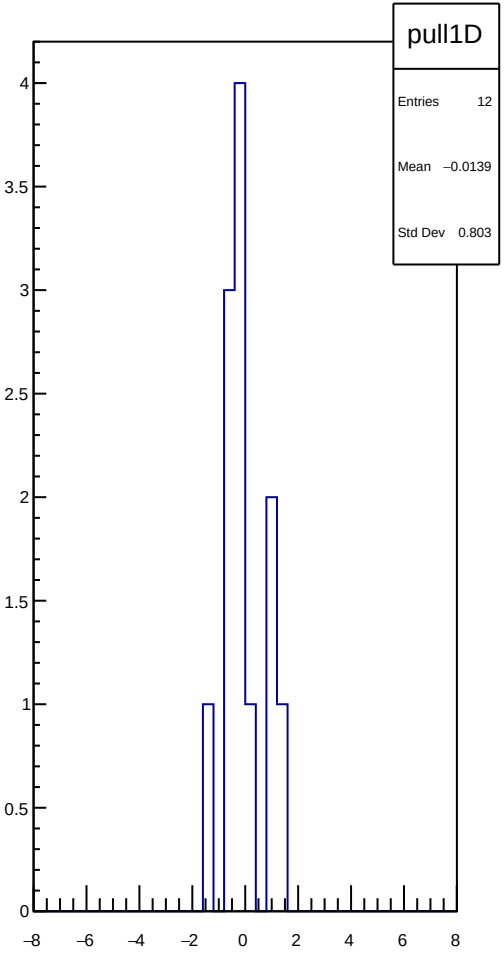
pull1D
Entries 12
Mean −0.0139
Std Dev 0.803
4
3.5
3
2.5
2
1.5
1
0.5
0
−8
−6
−4
−2
0
2
4
6
8

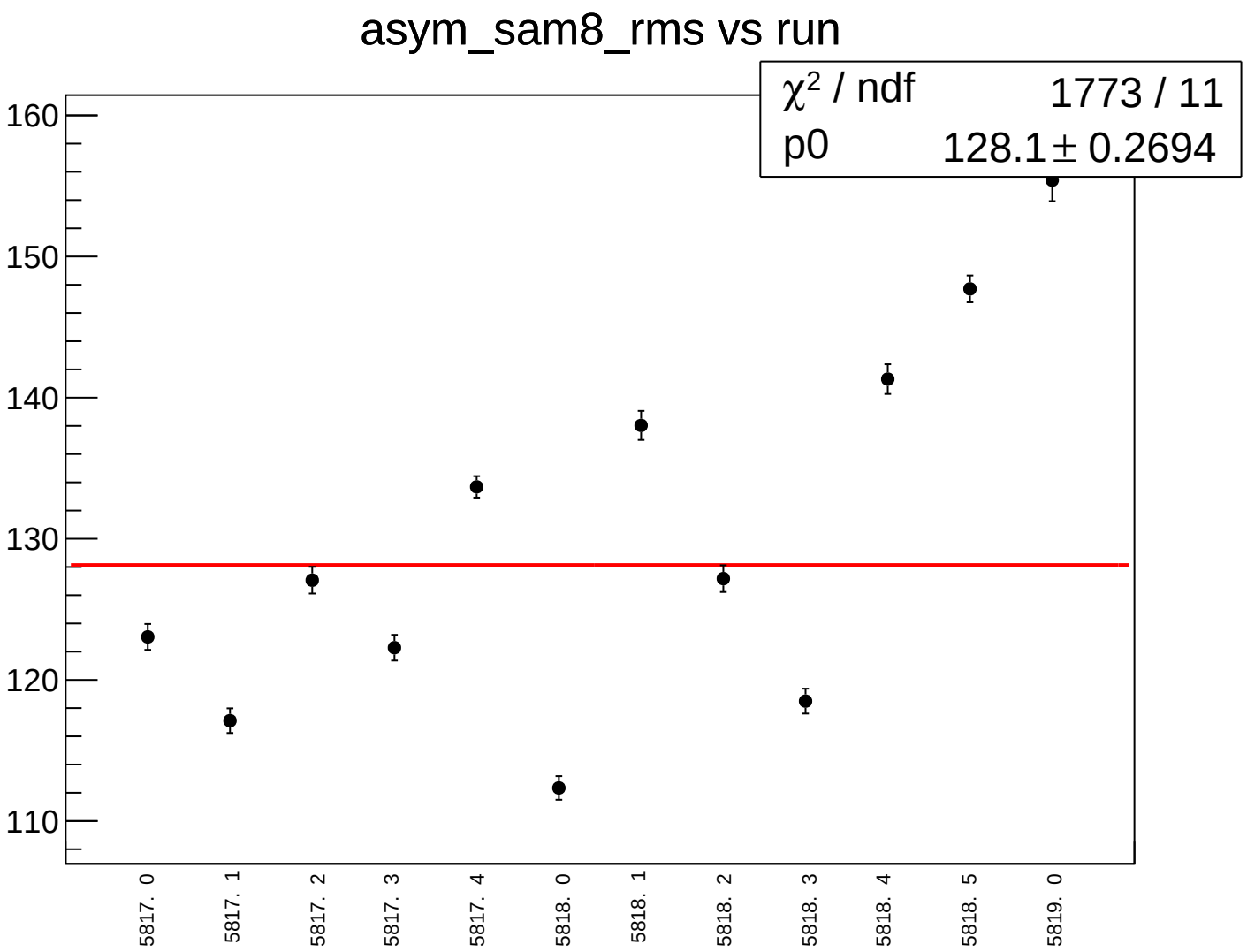
asym_sam8_rms vs run
χ² / ndf 1773 / 11
p0 128.1 ± 0.2694
160
150
140
130
120
110
5817. 0
5817. 1
5817. 2
5817. 3
5817. 4
5818. 0
5818. 1
5818. 2
5818. 3
5818. 4
5818. 5
5819. 0

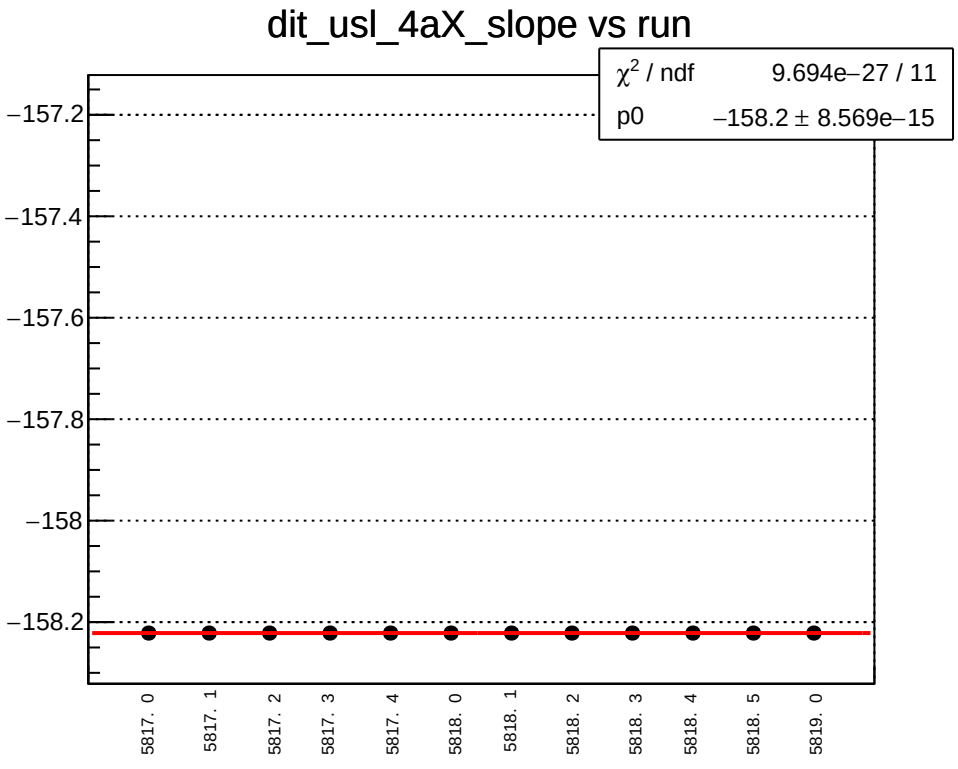
dit_usl_4aX_slope vs run
χ² / ndf 9.694e−27 / 11
p0 −158.2 ± 8.569e−15
−157.2
−157.4
−157.6
−157.8
−158
−158.2
5817. 0
5817. 1
5817. 2
5817. 3
5817. 4
5818. 0
5818. 1
5818. 2
5818. 3
5818. 4
5818. 5
5819. 0

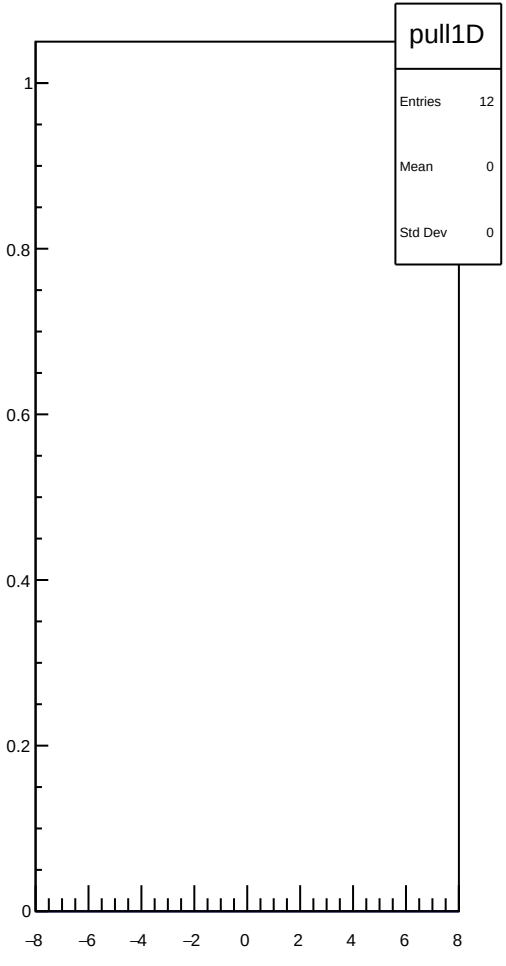
pull1D
Entries 12
Mean 0
Std Dev 0
1
0.8
0.6
0.4
0.2
0
−8
−6
−4
−2
0
2
4
6
8

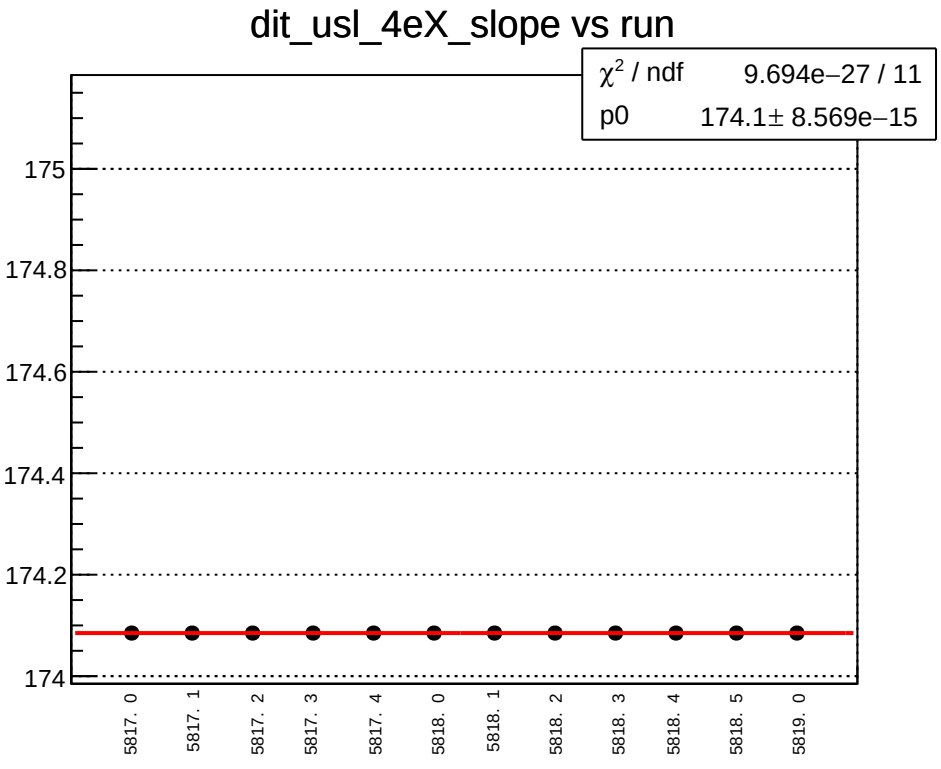
dit_usl_4eX_slope vs run
χ^2 / ndf 9.694e−27 / 11
p0 174.1± 8.569e−15
175
174.8
174.6
174.4
174.2
174
5817. 0
5817. 1
5817. 2
5817. 3
5817. 4
5818. 0
5818. 1
5818. 2
5818. 3
5818. 4
5818. 5
5819. 0

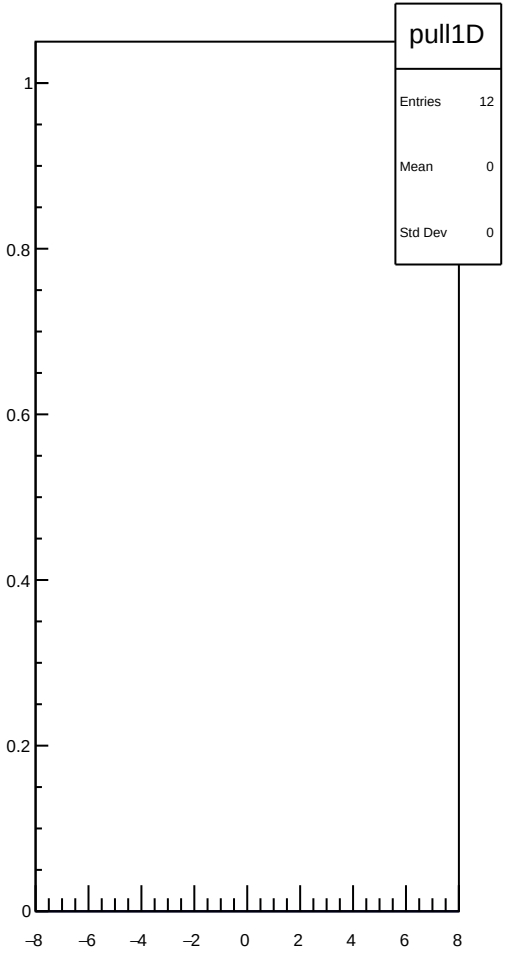
pull1D
Entries 12
Mean 0
Std Dev 0
1
0.8
0.6
0.4
0.2
0
−8
−6
−4
−2
0
2
4
6
8

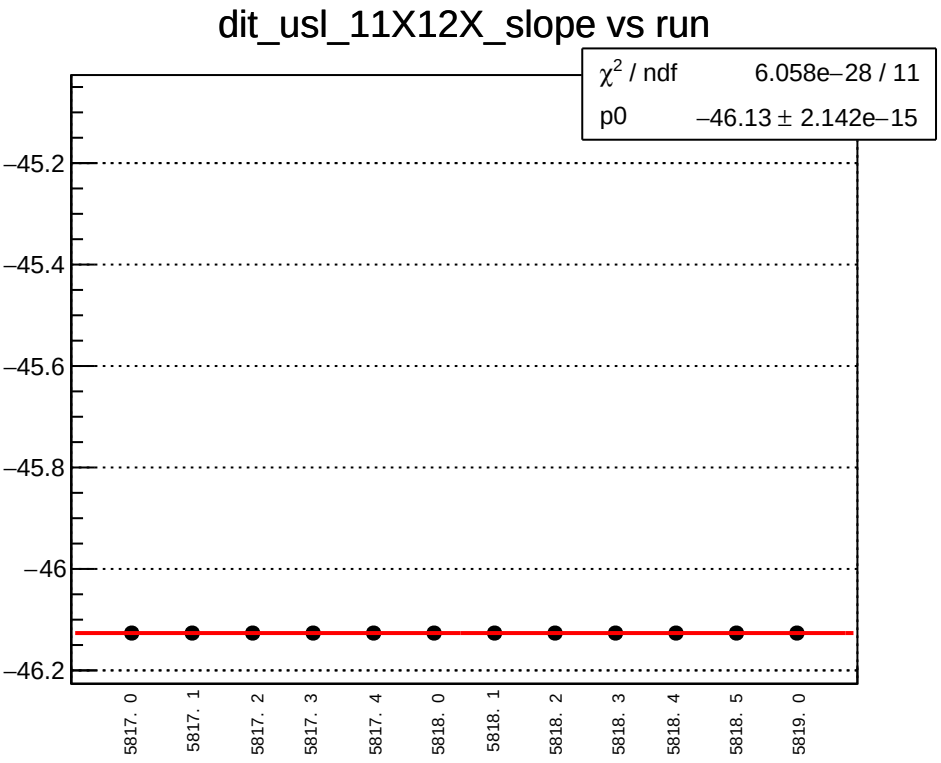
dit_usl_11X12X_slope vs run
χ^2 / ndf 6.058e−28 / 11
p0 −46.13 ± 2.142e−15
−45.2
−45.4
−45.6
−45.8
−46
−46.2
5817. 0
5817. 1
5817. 2
5817. 3
5817. 4
5818. 0
5818. 1
5818. 2
5818. 3
5818. 4
5818. 5
5819. 0

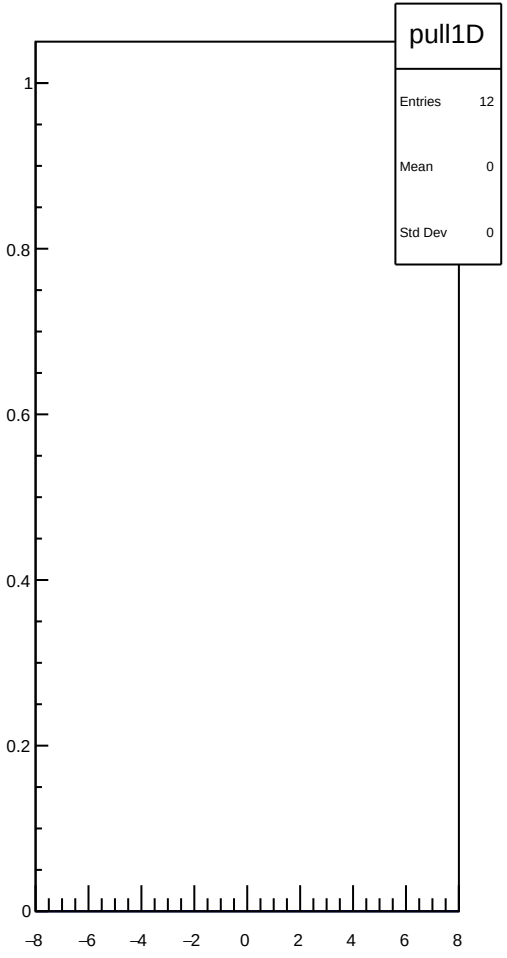
pull1D
Entries 12
Mean 0
Std Dev 0
1
0.8
0.6
0.4
0.2
0
−8
−6
−4
−2
0
2
4
6
8

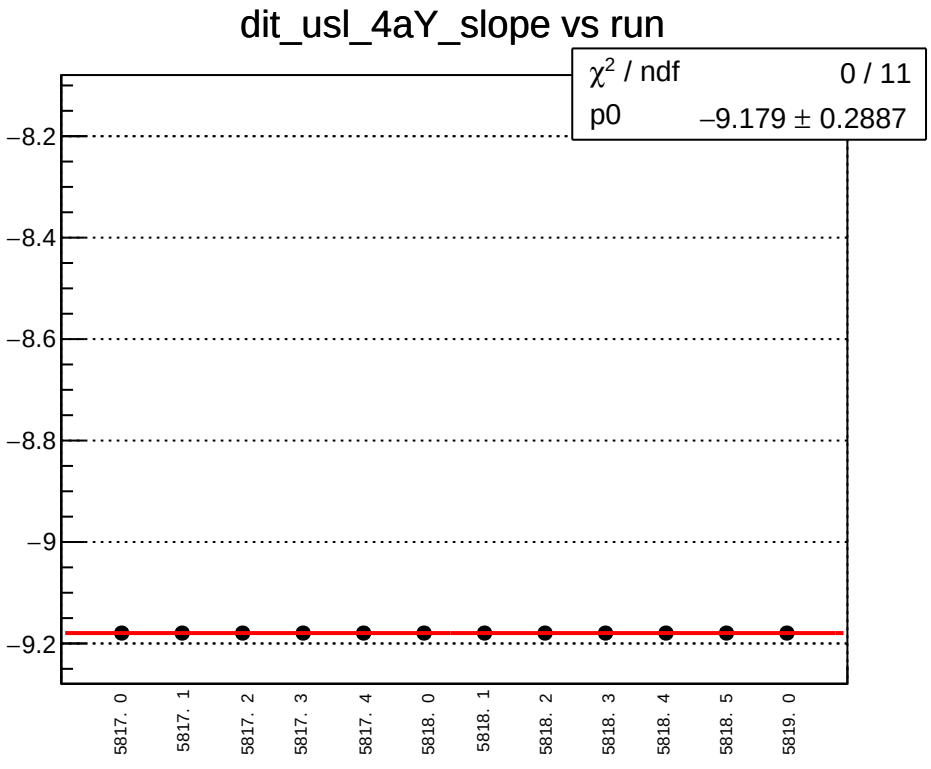
dit_usl_4aY_slope vs run
χ^2 / ndf 0 / 11
p0 −9.179 ± 0.2887
−8.2
−8.4
−8.6
−8.8
−9
−9.2
5817. 0
5817. 1
5817. 2
5817. 3
5817. 4
5818. 0
5818. 1
5818. 2
5818. 3
5818. 4
5818. 5
5819. 0

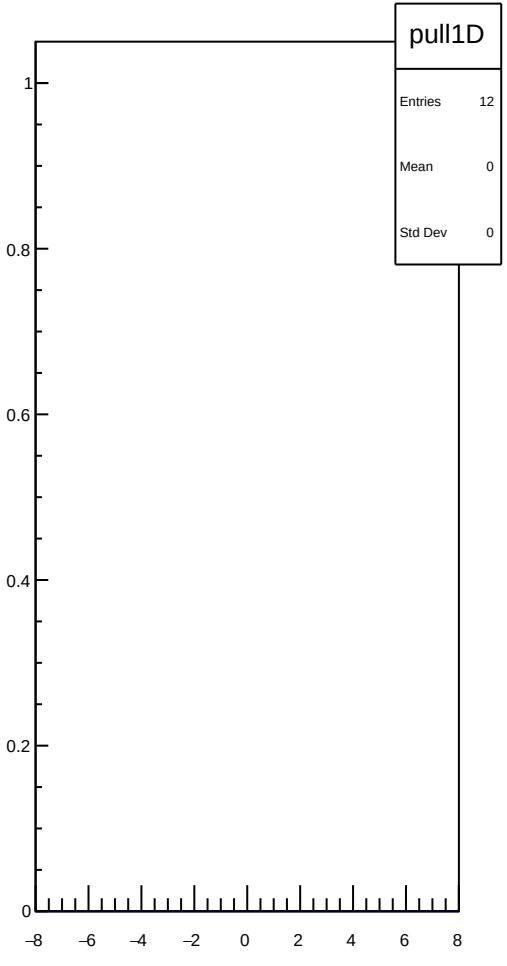
pull1D
Entries 12
Mean 0
Std Dev 0
1
0.8
0.6
0.4
0.2
0
−8
−6
−4
−2
0
2
4
6
8

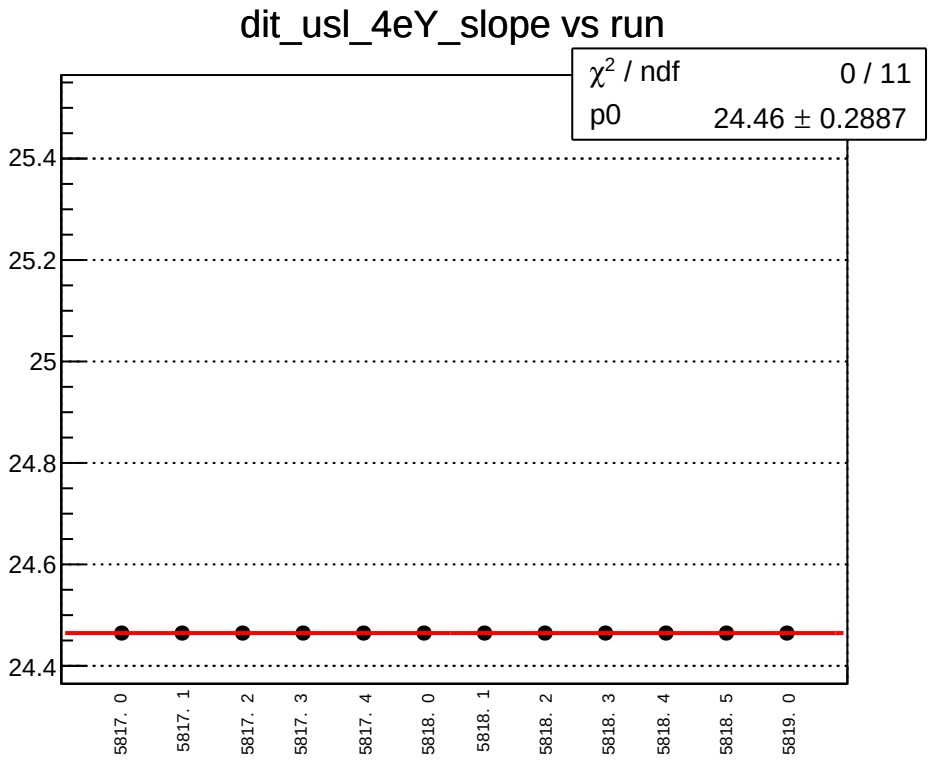
dit_usl_4eY_slope vs run
χ^2 / ndf 0 / 11
p0 24.46 ± 0.2887
25.4
25.2
25
24.8
24.6
24.4
5817. 0
5817. 1
5817. 2
5817. 3
5817. 4
5818. 0
5818. 1
5818. 2
5818. 3
5818. 4
5818. 5
5819. 0

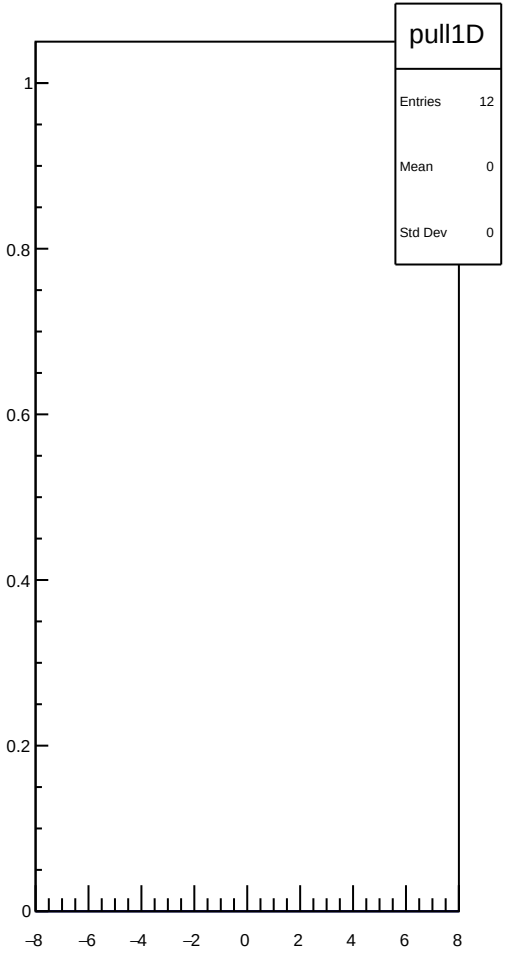
pull1D
Entries 12
Mean 0
Std Dev 0
1
0.8
0.6
0.4
0.2
0
–8
–6
–4
–2
0
2
4
6
8

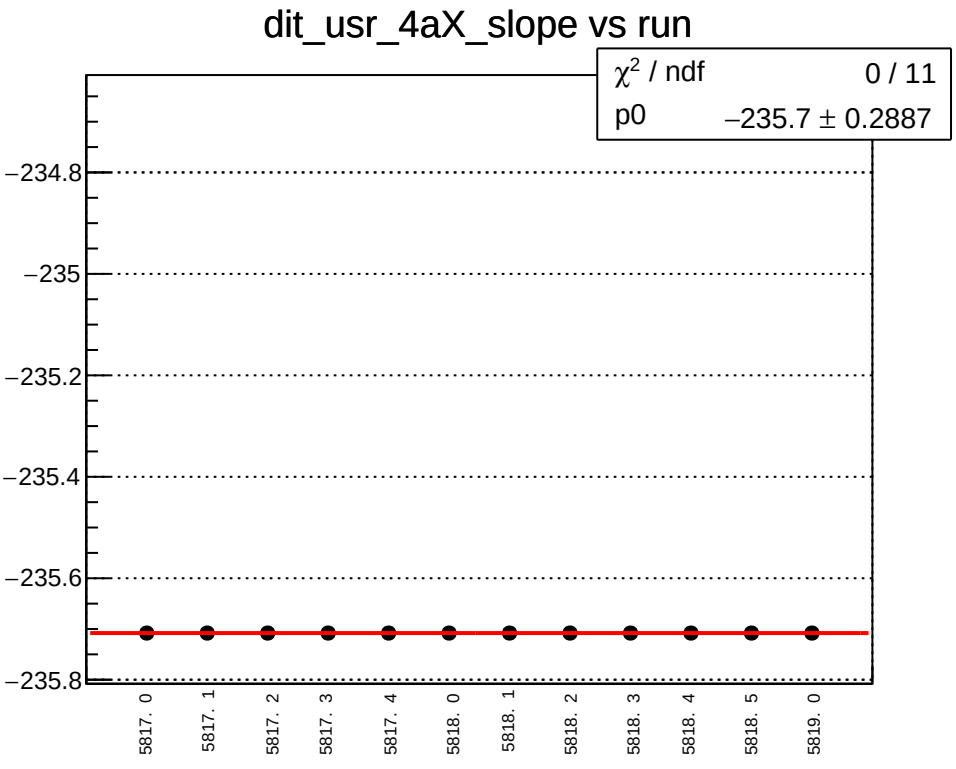
dit_usr_4aX_slope vs run
χ² / ndf 0 / 11
p0 −235.7 ± 0.2887
−234.8
−235
−235.2
−235.4
−235.6
−235.8
5817. 0
5817. 1
5817. 2
5817. 3
5817. 4
5818. 0
5818. 1
5818. 2
5818. 3
5818. 4
5818. 5
5819. 0

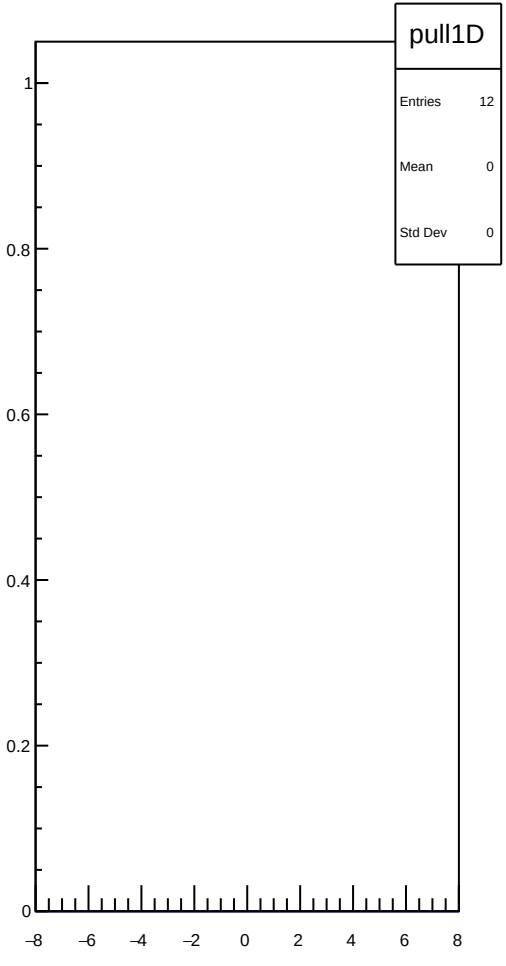
pull1D
Entries 12
Mean 0
Std Dev 0
1
0.8
0.6
0.4
0.2
0
−8
−6
−4
−2
0
2
4
6
8

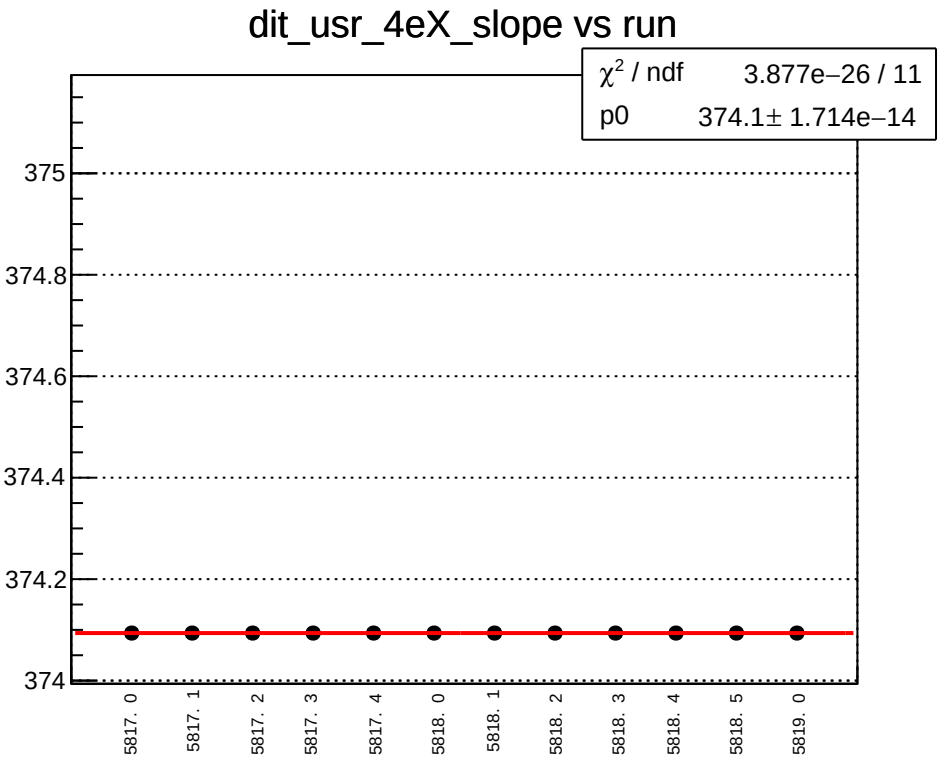
dit_usr_4eX_slope vs run
χ² / ndf 3.877e−26 / 11
p0 374.1± 1.714e−14
375
374.8
374.6
374.4
374.2
374
5817. 0
5817. 1
5817. 2
5817. 3
5817. 4
5818. 0
5818. 1
5818. 2
5818. 3
5818. 4
5818. 5
5819. 0

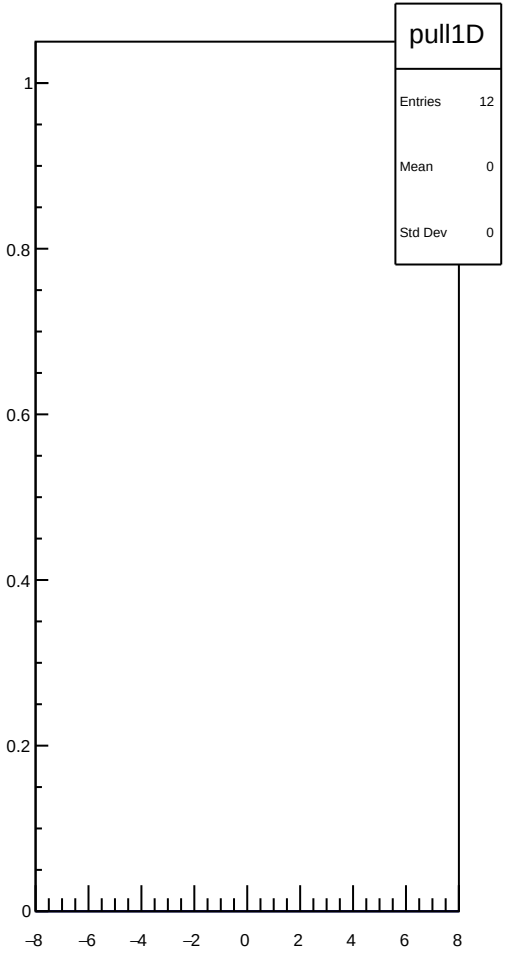
pull1D
Entries 12
Mean 0
Std Dev 0
1
0.8
0.6
0.4
0.2
0
−8
−6
−4
−2
0
2
4
6
8

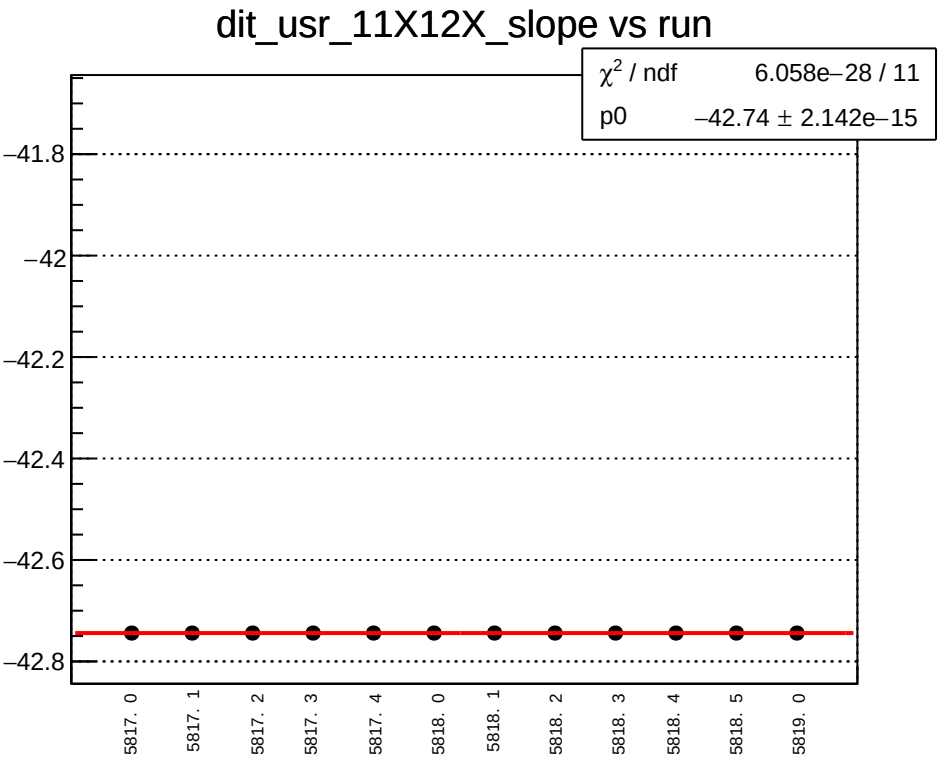
dit_usr_11X12X_slope vs run
χ² / ndf 6.058e−28 / 11
p0 −42.74 ± 2.142e−15
−41.8
−42
−42.2
−42.4
−42.6
−42.8
5817. 0
5817. 1
5817. 2
5817. 3
5817. 4
5818. 0
5818. 1
5818. 2
5818. 3
5818. 4
5818. 5
5819. 0

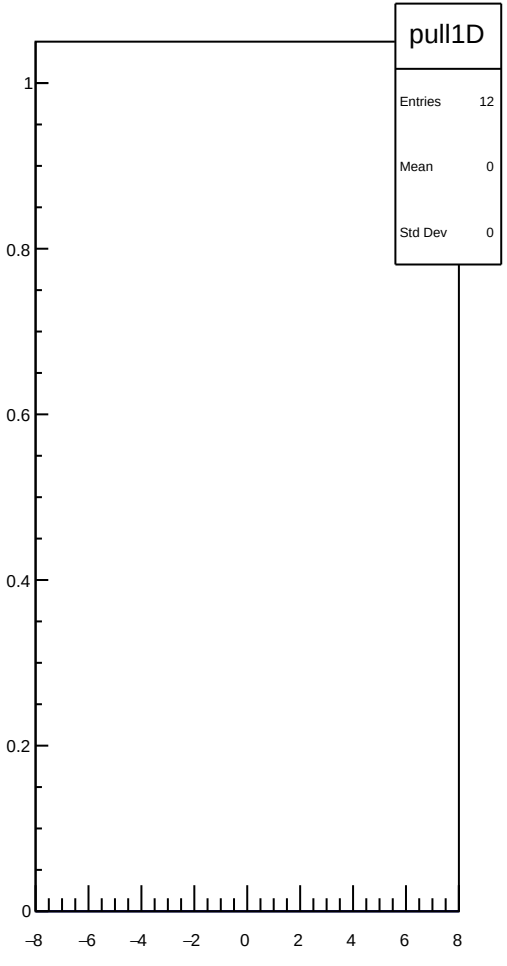
pull1D
Entries 12
Mean 0
Std Dev 0
1
0.8
0.6
0.4
0.2
0
−8
−6
−4
−2
0
2
4
6
8

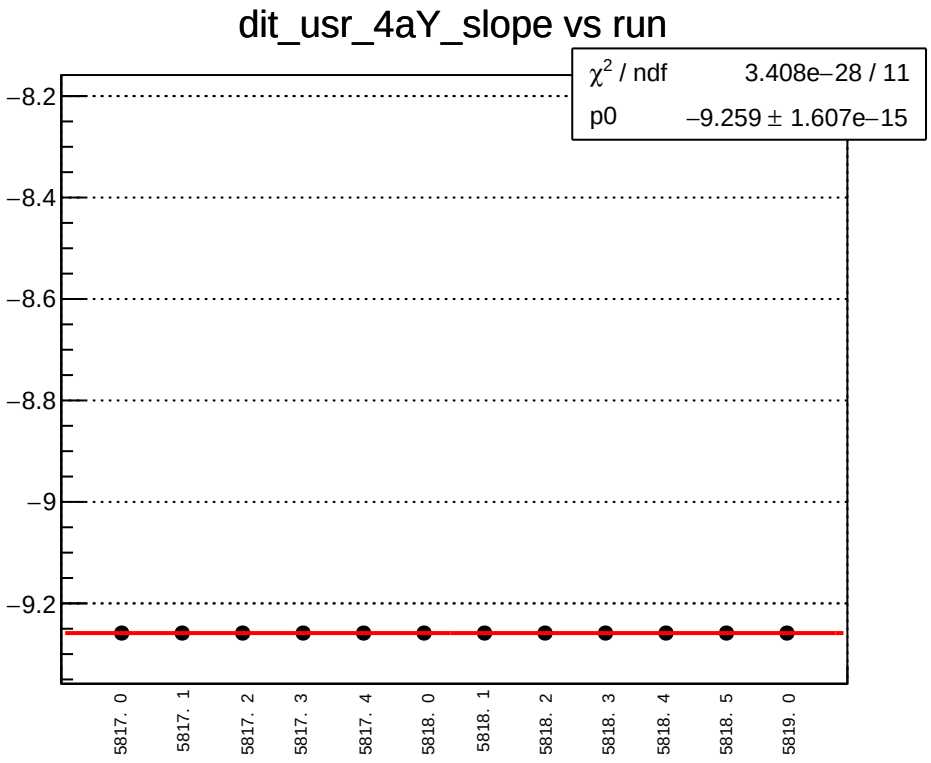
dit_usr_4aY_slope vs run
χ^2 / ndf 3.408e−28 / 11
p0 −9.259 ± 1.607e−15
−8.2
−8.4
−8.6
−8.8
−9
−9.2
5817. 0
5817. 1
5817. 2
5817. 3
5817. 4
5818. 0
5818. 1
5818. 2
5818. 3
5818. 4
5818. 5
5819. 0

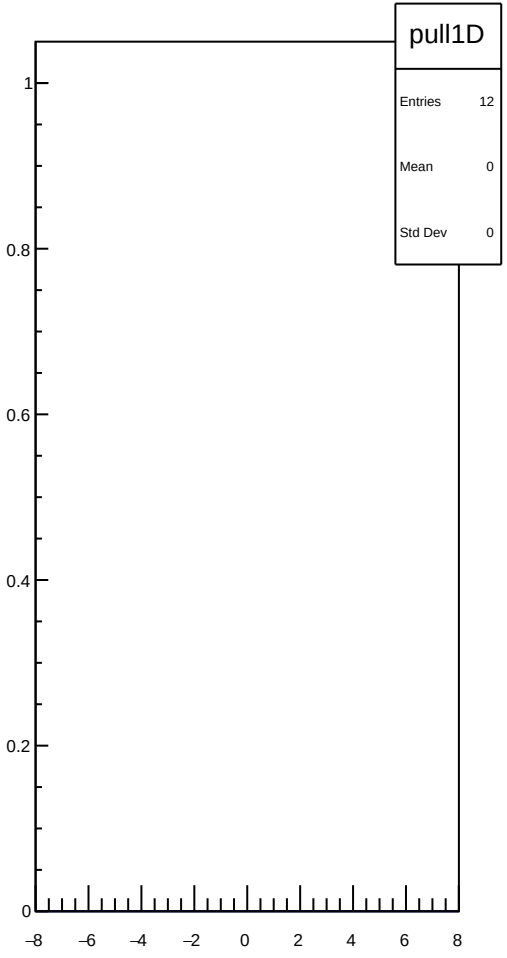
pull1D
Entries 12
Mean 0
Std Dev 0
1
0.8
0.6
0.4
0.2
0
−8
−6
−4
−2
0
2
4
6
8

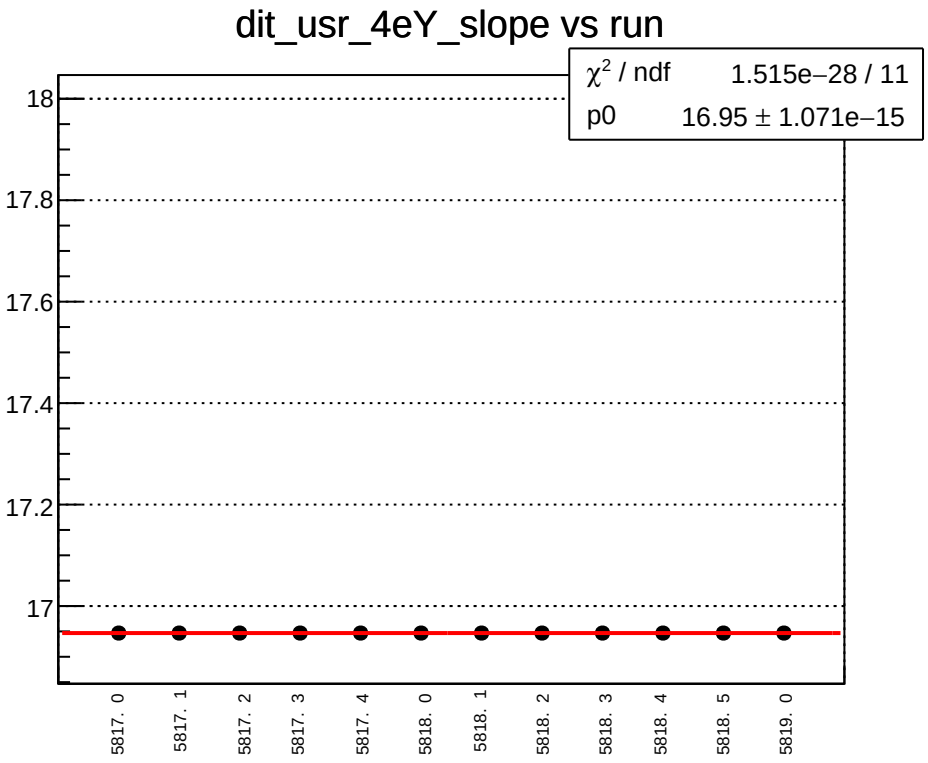
dit_usr_4eY_slope vs run
χ² / ndf 1.515e−28 / 11
p0 16.95 ± 1.071e−15
18
17.8
17.6
17.4
17.2
17
5817. 0
5817. 1
5817. 2
5817. 3
5817. 4
5818. 0
5818. 1
5818. 2
5818. 3
5818. 4
5818. 5
5819. 0

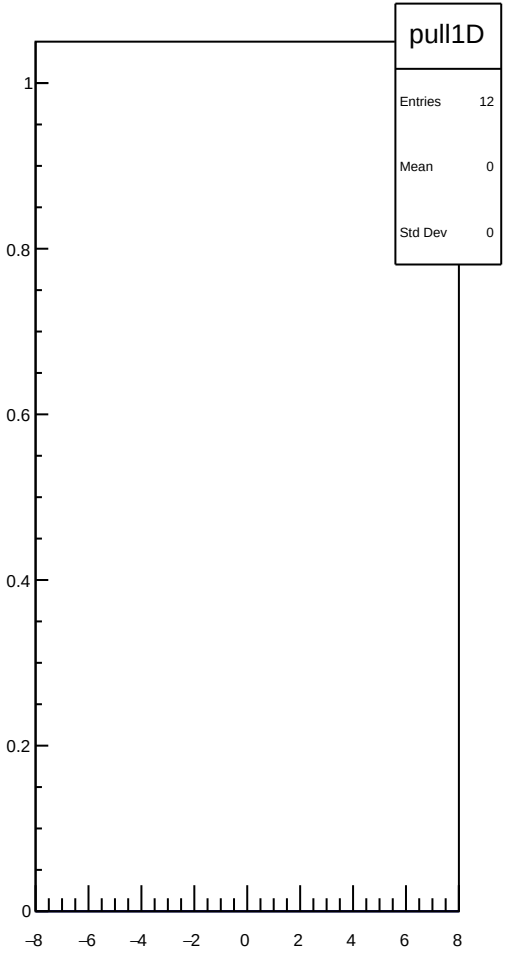
pull1D
Entries 12
Mean 0
Std Dev 0
1
0.8
0.6
0.4
0.2
0
−8
−6
−4
−2
0
2
4
6
8

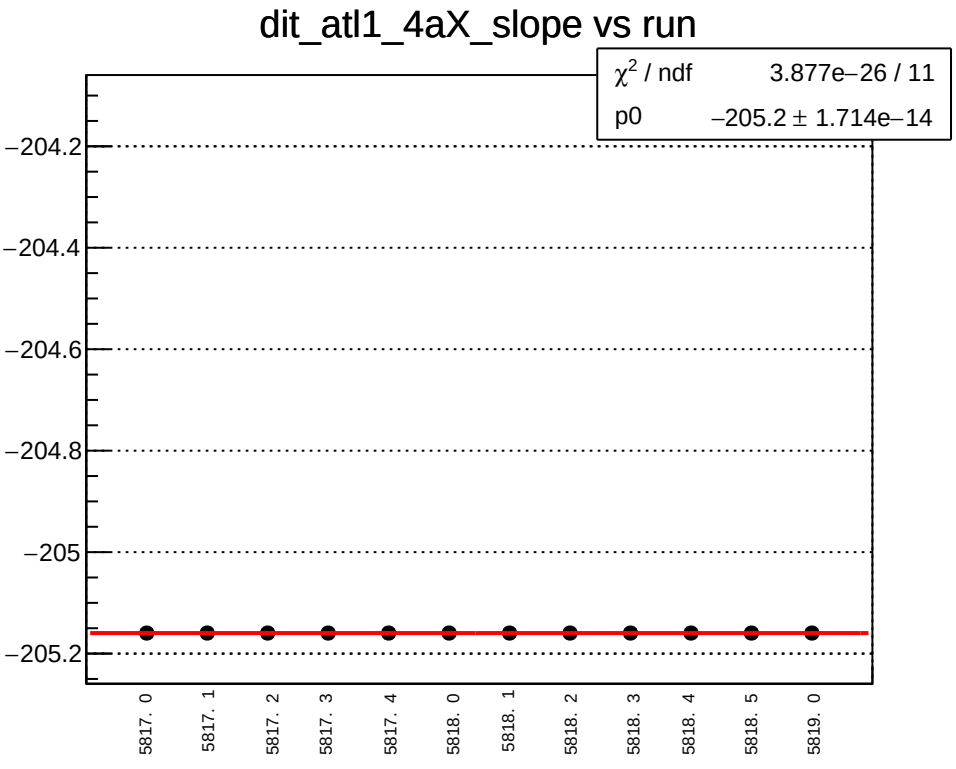
dit_atl1_4aX_slope vs run
χ² / ndf 3.877e−26 / 11
p0 −205.2 ± 1.714e−14
−204.2
−204.4
−204.6
−204.8
−205
−205.2
5817. 0
5817. 1
5817. 2
5817. 3
5817. 4
5818. 0
5818. 1
5818. 2
5818. 3
5818. 4
5818. 5
5819. 0

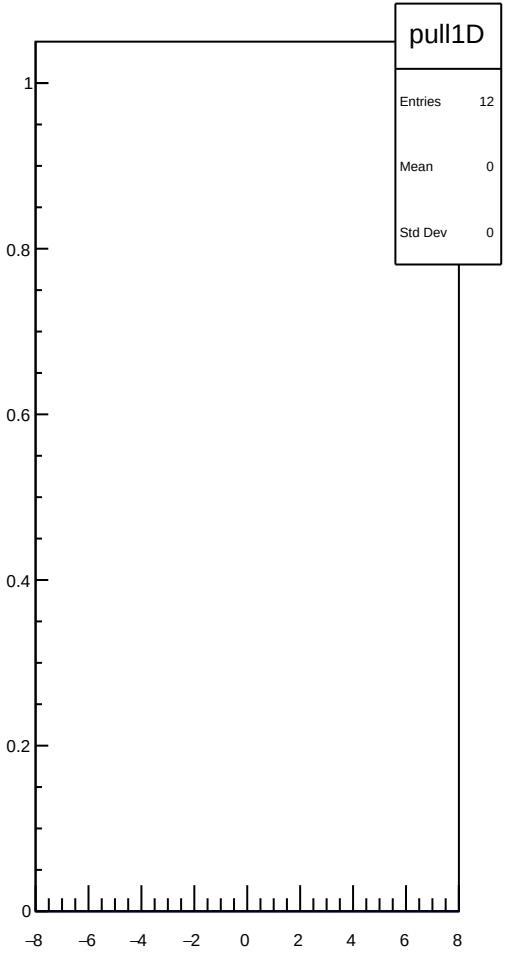
pull1D
Entries 12
Mean 0
Std Dev 0
1
0.8
0.6
0.4
0.2
0
−8
−6
−4
−2
0
2
4
6
8

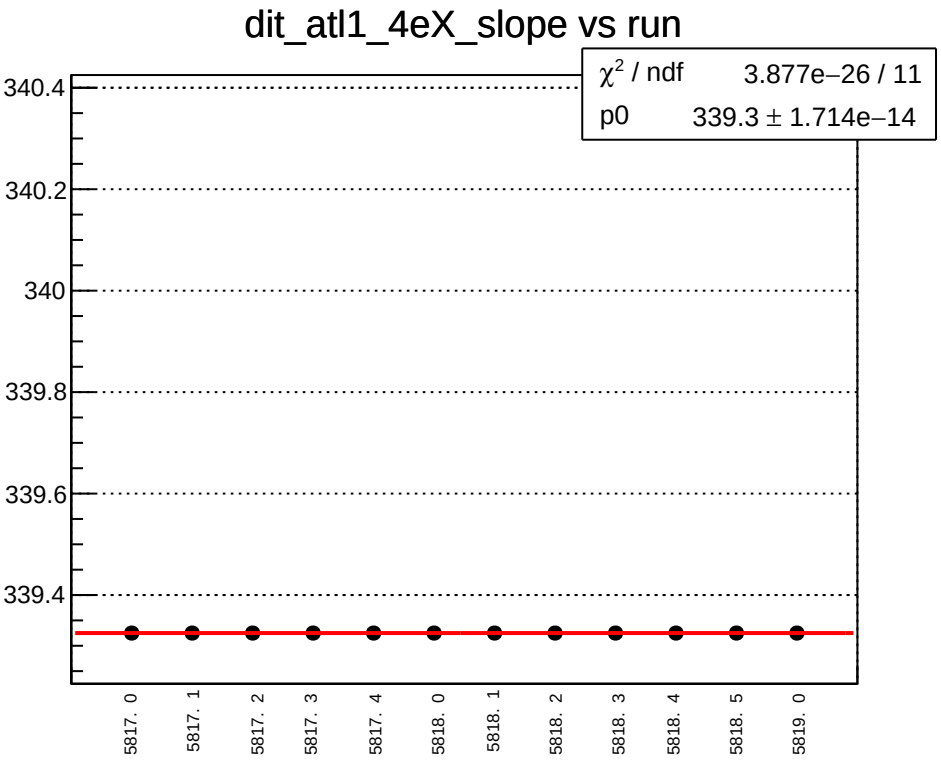
dit_atl1_4eX_slope vs run
χ² / ndf 3.877e−26 / 11
p0 339.3 ± 1.714e−14
340.4
340.2
340
339.8
339.6
339.4
5817. 0
5817. 1
5817. 2
5817. 3
5817. 4
5818. 0
5818. 1
5818. 2
5818. 3
5818. 4
5818. 5
5819. 0

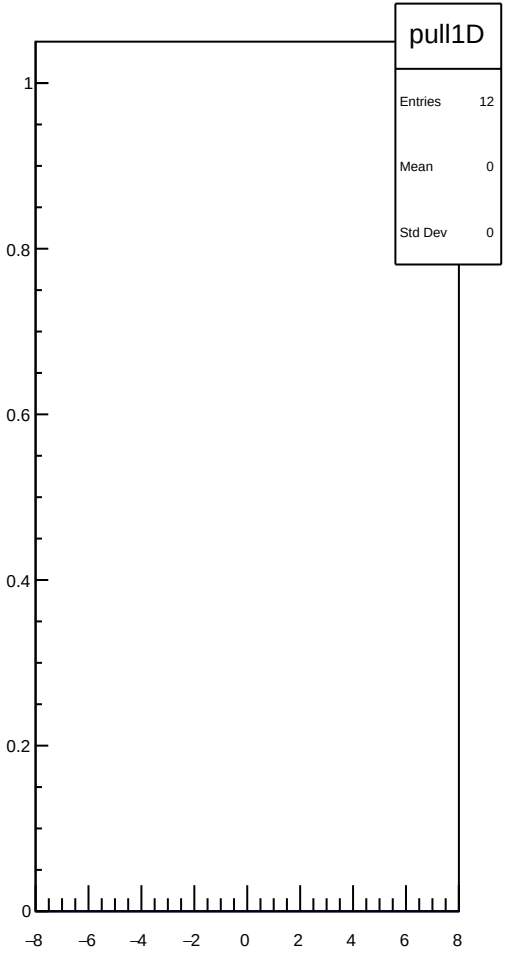
pull1D
Entries 12
Mean 0
Std Dev 0
1
0.8
0.6
0.4
0.2
0
−8
−6
−4
−2
0
2
4
6
8

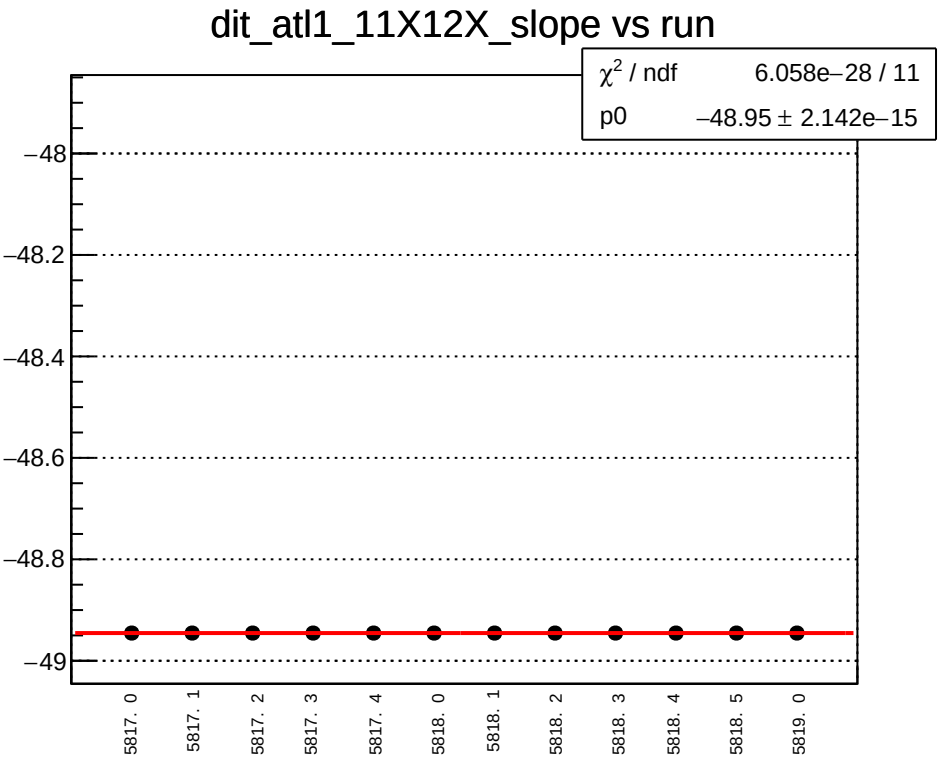
dit_atl1_11X12X_slope vs run
χ^2 / ndf 6.058e−28 / 11
p0 −48.95 ± 2.142e−15
−48
−48.2
−48.4
−48.6
−48.8
−49
5817. 0
5817. 1
5817. 2
5817. 3
5817. 4
5818. 0
5818. 1
5818. 2
5818. 3
5818. 4
5818. 5
5819. 0

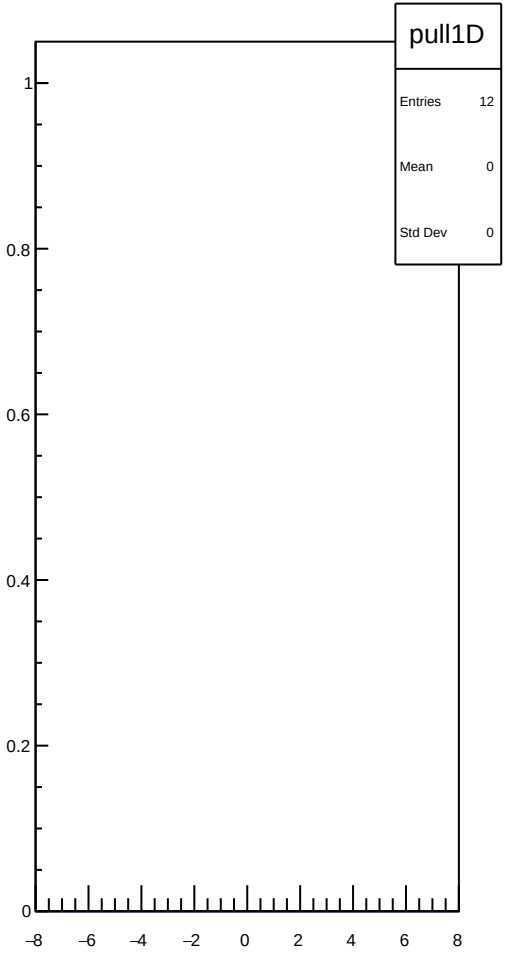
pull1D
Entries 12
Mean 0
Std Dev 0
1
0.8
0.6
0.4
0.2
0
−8
−6
−4
−2
0
2
4
6
8

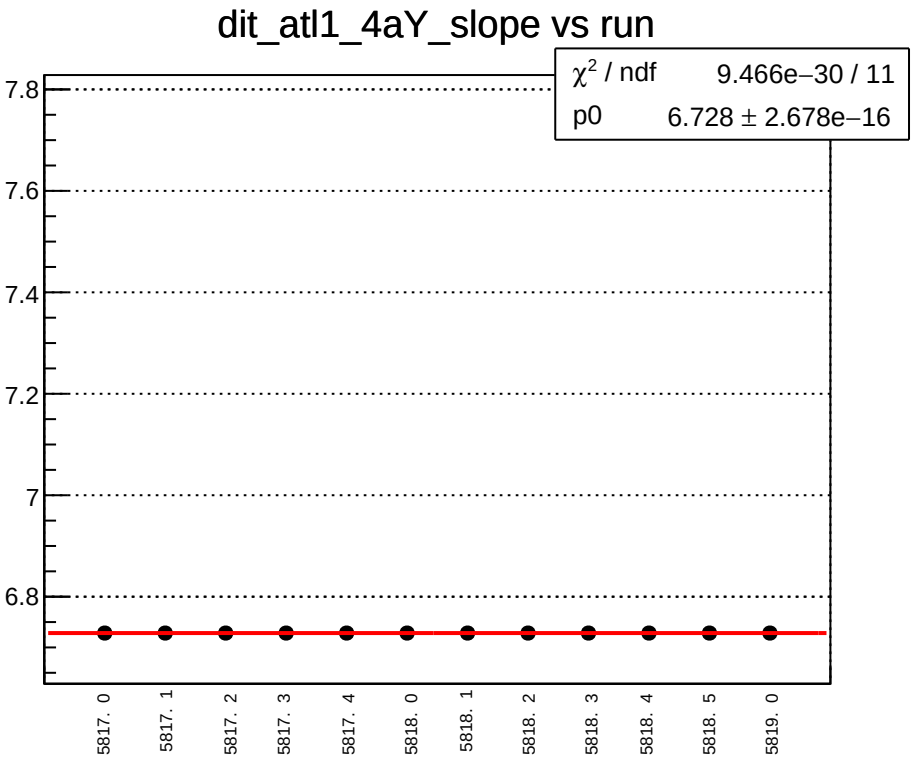
dit_atl1_4aY_slope vs run
χ² / ndf 9.466e−30 / 11
p0 6.728 ± 2.678e−16
7.8
7.6
7.4
7.2
7
6.8
5817. 0
5817. 1
5817. 2
5817. 3
5817. 4
5818. 0
5818. 1
5818. 2
5818. 3
5818. 4
5818. 5
5819. 0

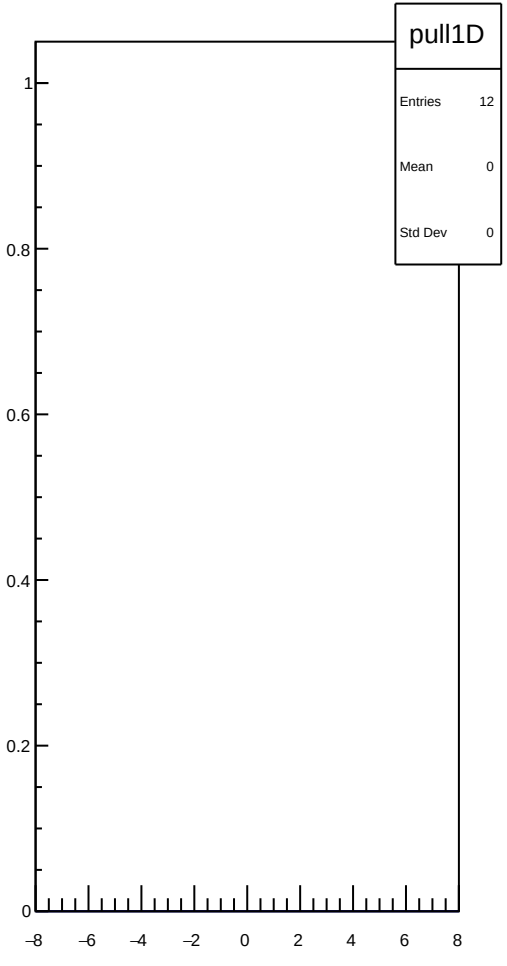
pull1D
Entries 12
Mean 0
Std Dev 0
1
0.8
0.6
0.4
0.2
0
−8
−6
−4
−2
0
2
4
6
8

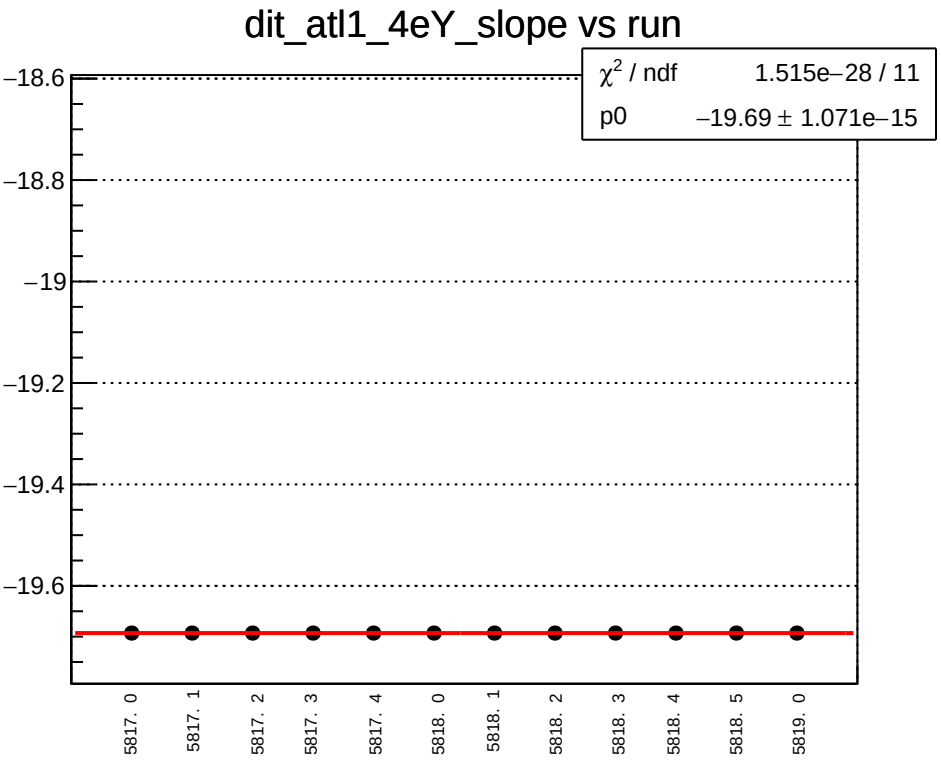
dit_atl1_4eY_slope vs run
χ^2 / ndf 1.515e−28 / 11
p0 −19.69 ± 1.071e−15
−18.6
−18.8
−19
−19.2
−19.4
−19.6
5817. 0
5817. 1
5817. 2
5817. 3
5817. 4
5818. 0
5818. 1
5818. 2
5818. 3
5818. 4
5818. 5
5819. 0

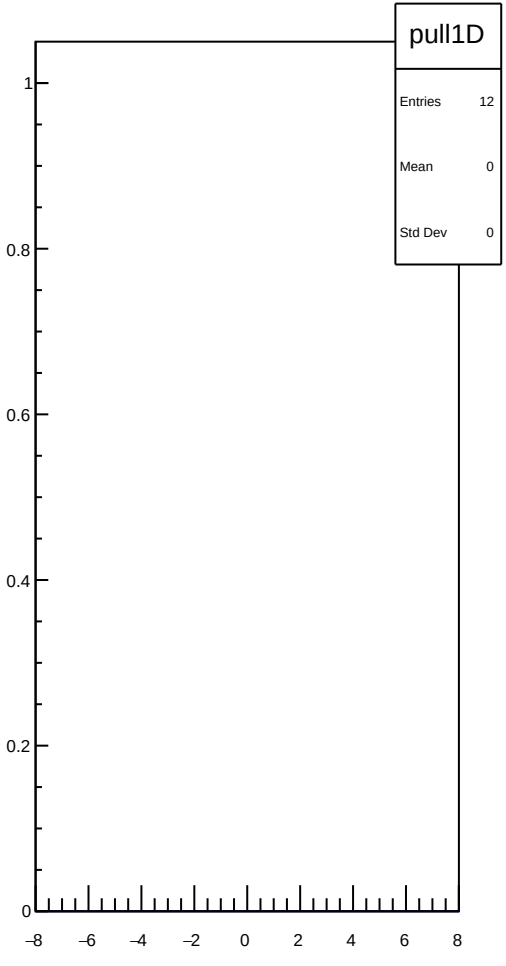
pull1D
Entries 12
Mean 0
Std Dev 0
1
0.8
0.6
0.4
0.2
0
−8
−6
−4
−2
0
2
4
6
8

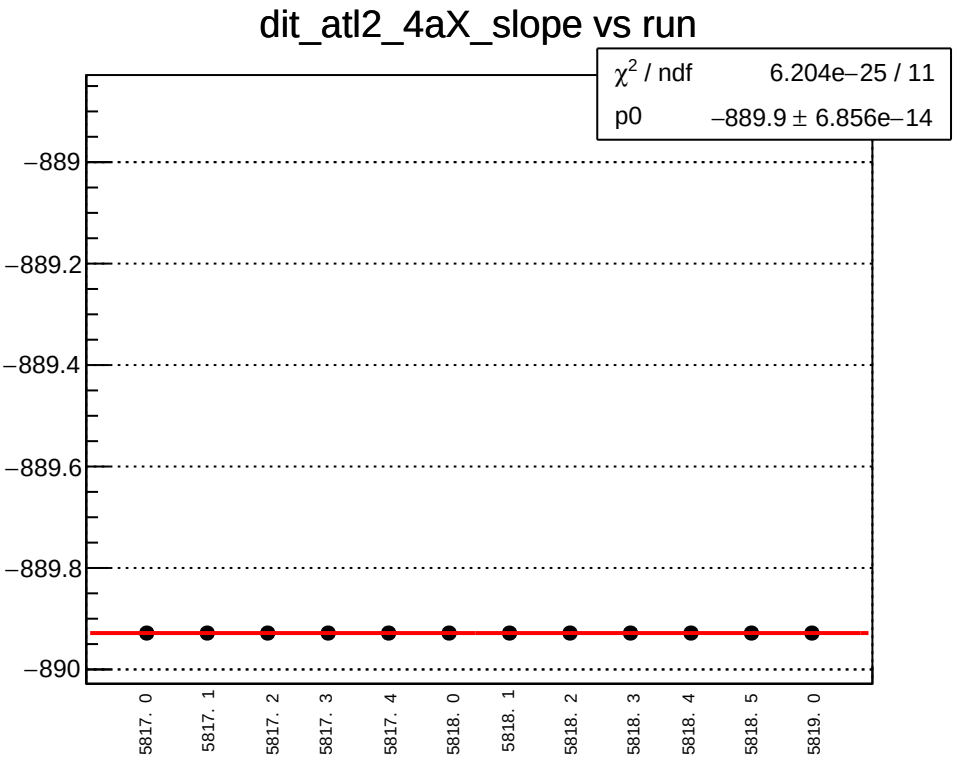
dit_atl2_4aX_slope vs run
χ² / ndf 6.204e−25 / 11
p0 −889.9 ± 6.856e−14
−889
−889.2
−889.4
−889.6
−889.8
−890
5817. 0
5817. 1
5817. 2
5817. 3
5817. 4
5818. 0
5818. 1
5818. 2
5818. 3
5818. 4
5818. 5
5819. 0

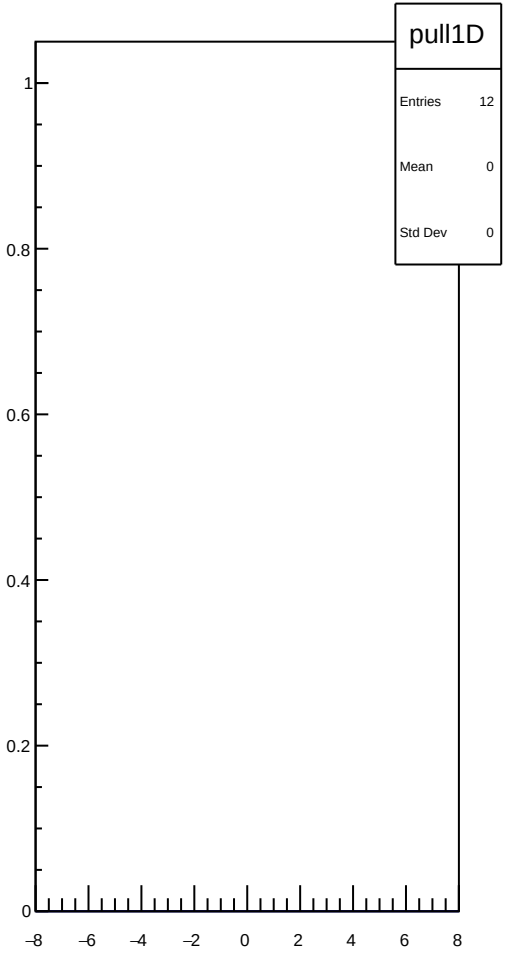
pull1D
Entries 12
Mean 0
Std Dev 0
1
0.8
0.6
0.4
0.2
0
−8
−6
−4
−2
0
2
4
6
8

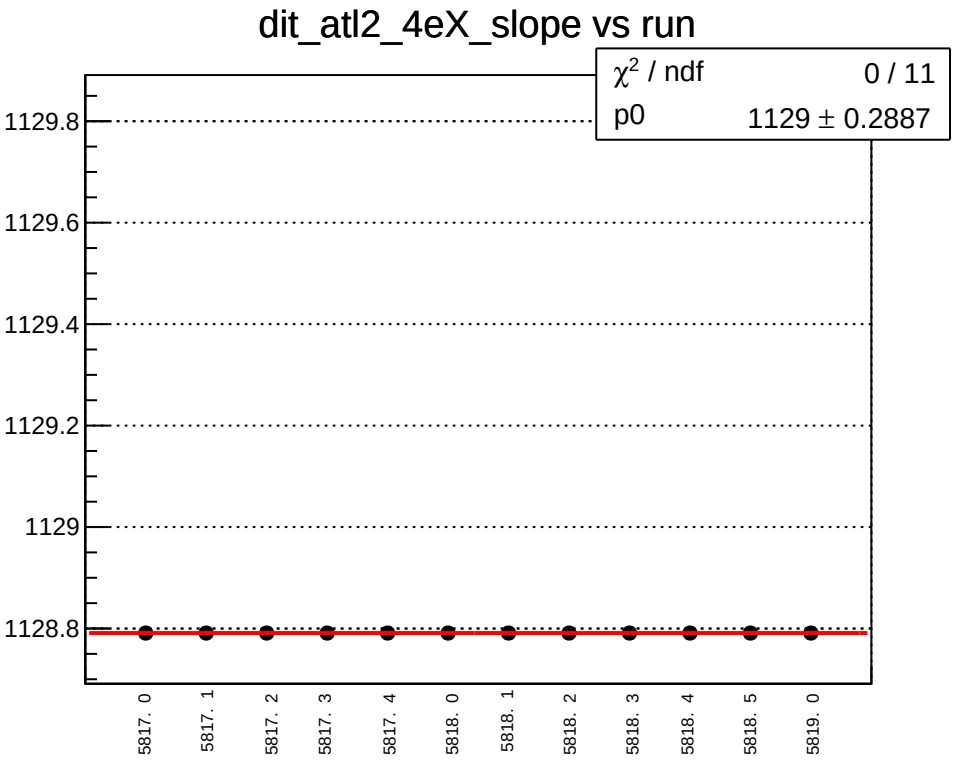
dit_atl2_4eX_slope vs run
χ^2 / ndf 0 / 11
p0 1129 ± 0.2887
1129.8
1129.6
1129.4
1129.2
1129
1128.8
5817. 0
5817. 1
5817. 2
5817. 3
5817. 4
5818. 0
5818. 1
5818. 2
5818. 3
5818. 4
5818. 5
5819. 0

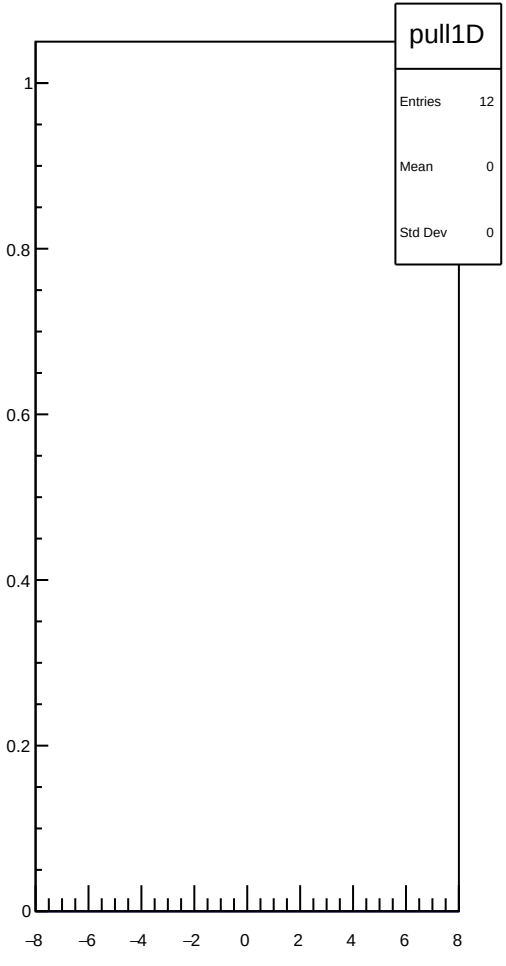
pull1D
Entries 12
Mean 0
Std Dev 0
1
0.8
0.6
0.4
0.2
0
–8
–6
–4
–2
0
2
4
6
8

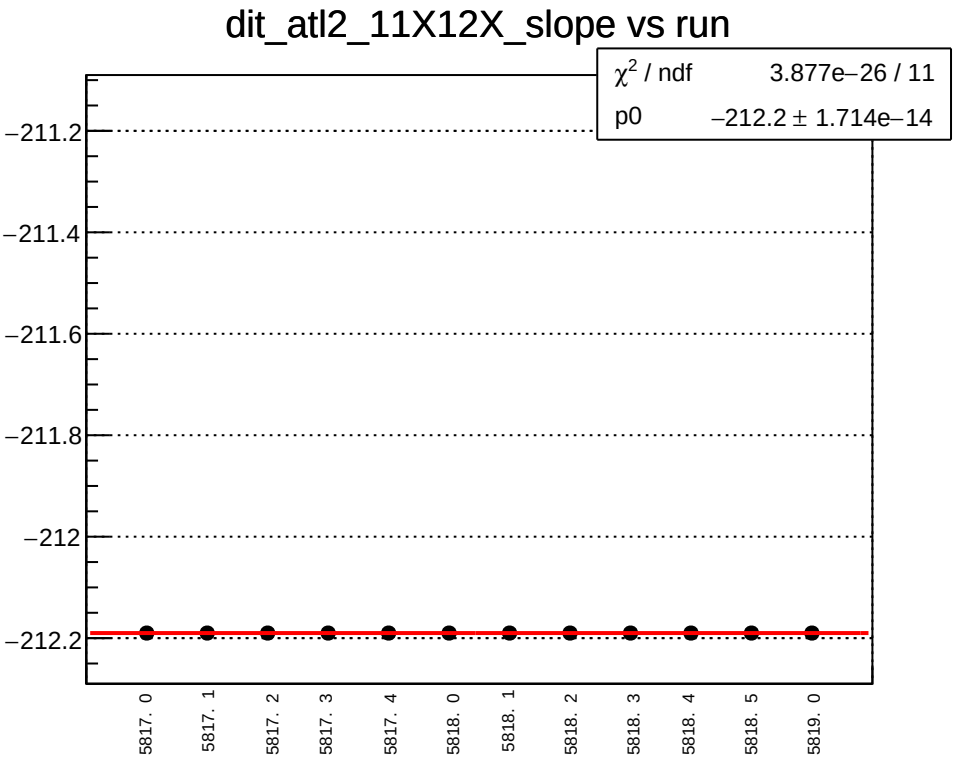
dit_atl2_11X12X_slope vs run
χ^2 / ndf 3.877e−26 / 11
p0 −212.2 ± 1.714e−14
−211.2
−211.4
−211.6
−211.8
−212
−212.2
5817. 0
5817. 1
5817. 2
5817. 3
5817. 4
5818. 0
5818. 1
5818. 2
5818. 3
5818. 4
5818. 5
5819. 0

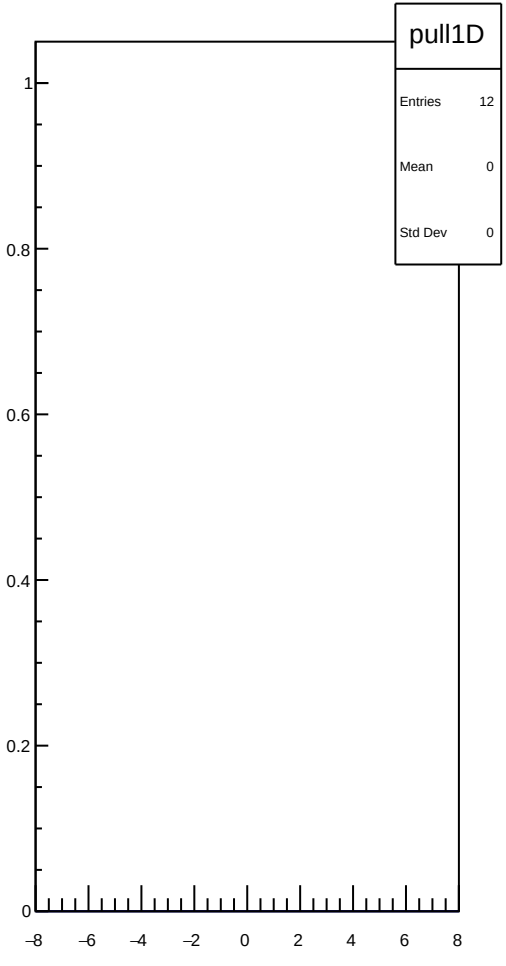
pull1D
Entries 12
Mean 0
Std Dev 0
1
0.8
0.6
0.4
0.2
0
−8
−6
−4
−2
0
2
4
6
8

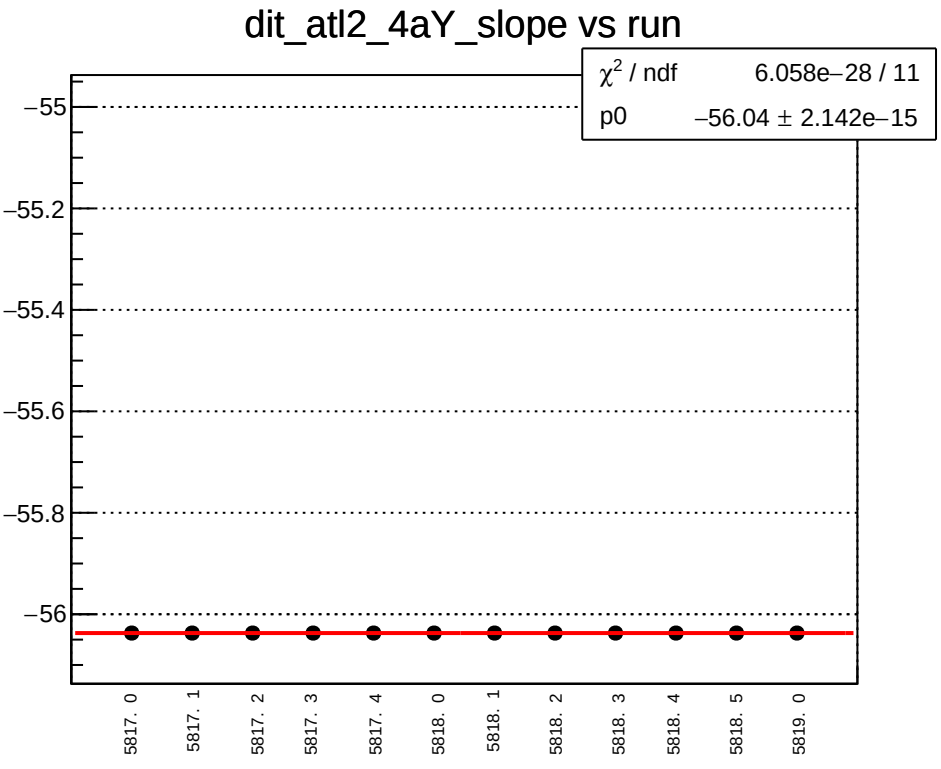
dit_atl2_4aY_slope vs run
χ² / ndf 6.058e−28 / 11
p0 −56.04 ± 2.142e−15
−55
−55.2
−55.4
−55.6
−55.8
−56
5817. 0
5817. 1
5817. 2
5817. 3
5817. 4
5818. 0
5818. 1
5818. 2
5818. 3
5818. 4
5818. 5
5819. 0

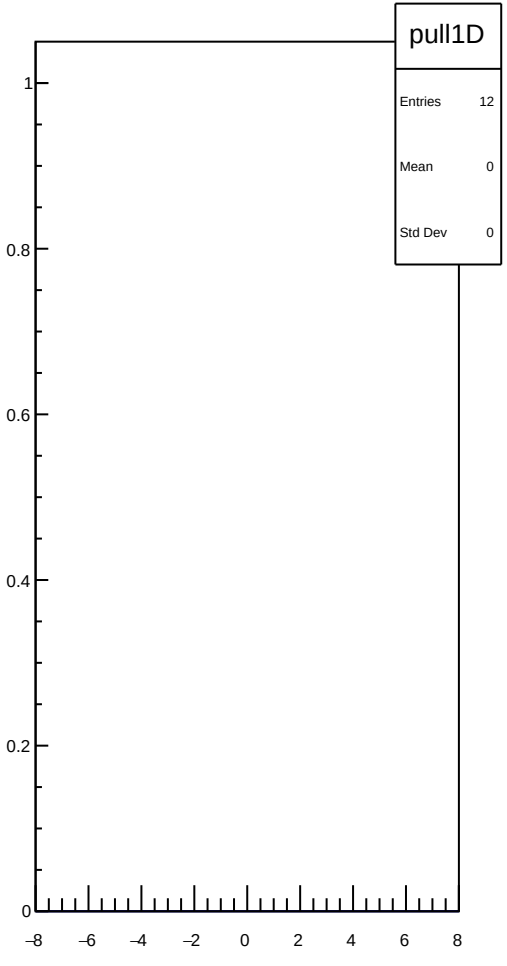
pull1D
Entries 12
Mean 0
Std Dev 0
1
0.8
0.6
0.4
0.2
0
−8
−6
−4
−2
0
2
4
6
8

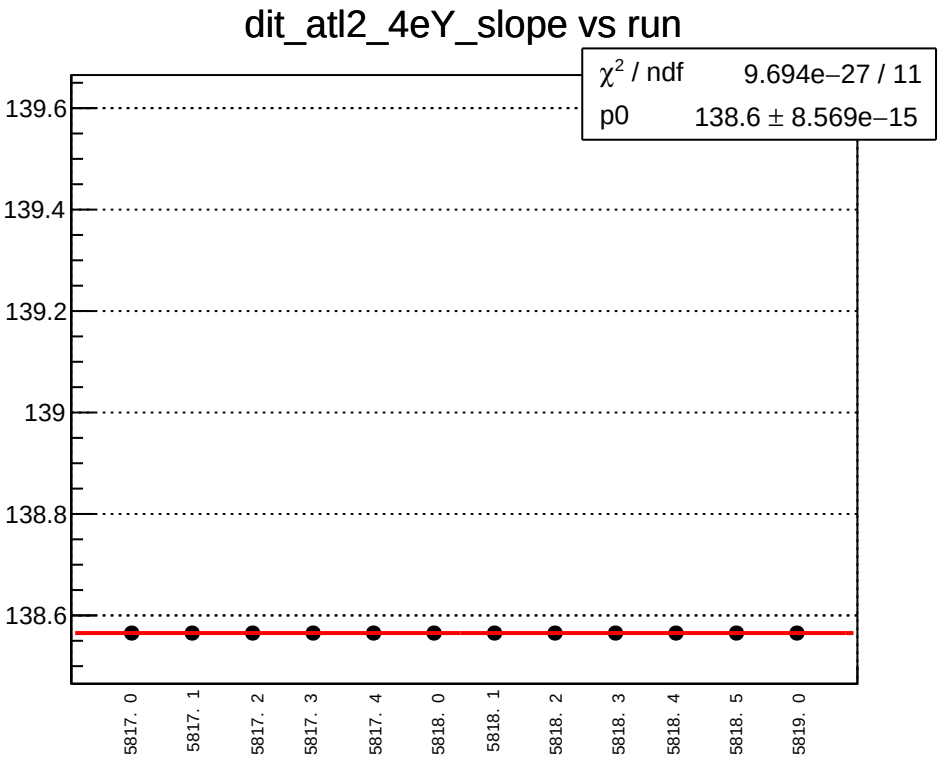
dit_atl2_4eY_slope vs run
χ² / ndf 9.694e−27 / 11
p0 138.6 ± 8.569e−15
139.6
139.4
139.2
139
138.8
138.6
5817. 0
5817. 1
5817. 2
5817. 3
5817. 4
5818. 0
5818. 1
5818. 2
5818. 3
5818. 4
5818. 5
5819. 0

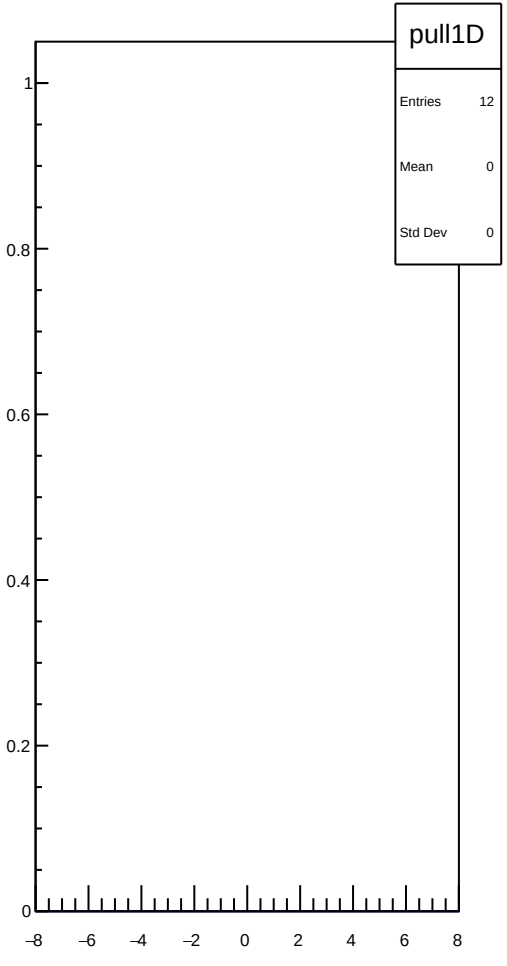
pull1D
Entries 12
Mean 0
Std Dev 0
1
0.8
0.6
0.4
0.2
0
−8
−6
−4
−2
0
2
4
6
8

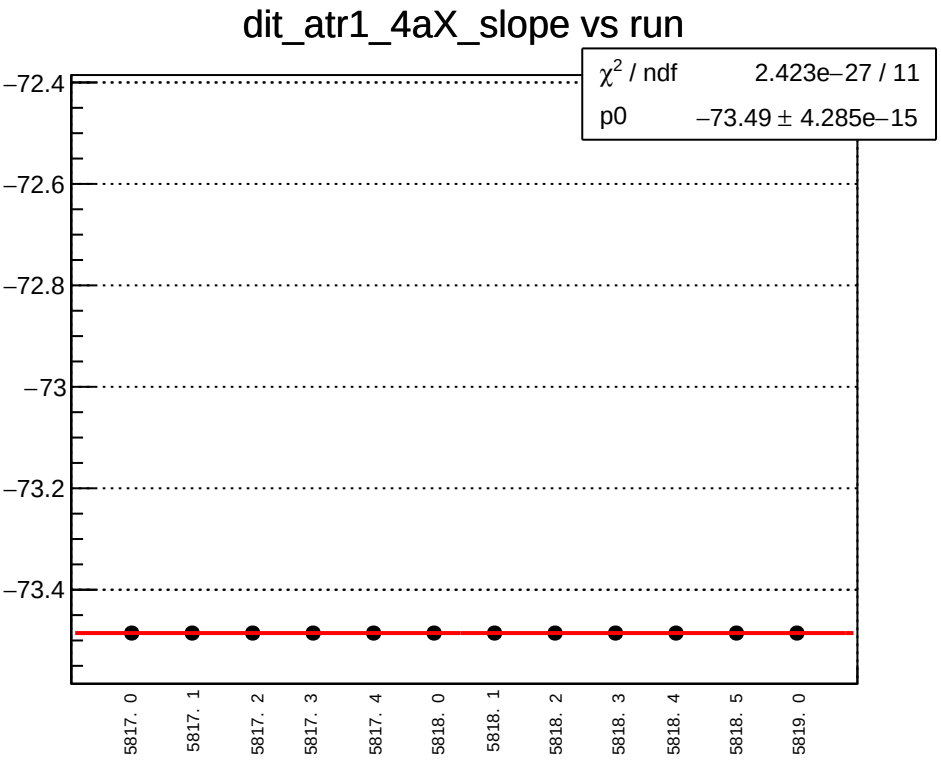
dit_atr1_4aX_slope vs run
χ^2 / ndf 2.423e−27 / 11
p0 −73.49 ± 4.285e−15
−72.4
−72.6
−72.8
−73
−73.2
−73.4
5817. 0
5817. 1
5817. 2
5817. 3
5817. 4
5818. 0
5818. 1
5818. 2
5818. 3
5818. 4
5818. 5
5819. 0

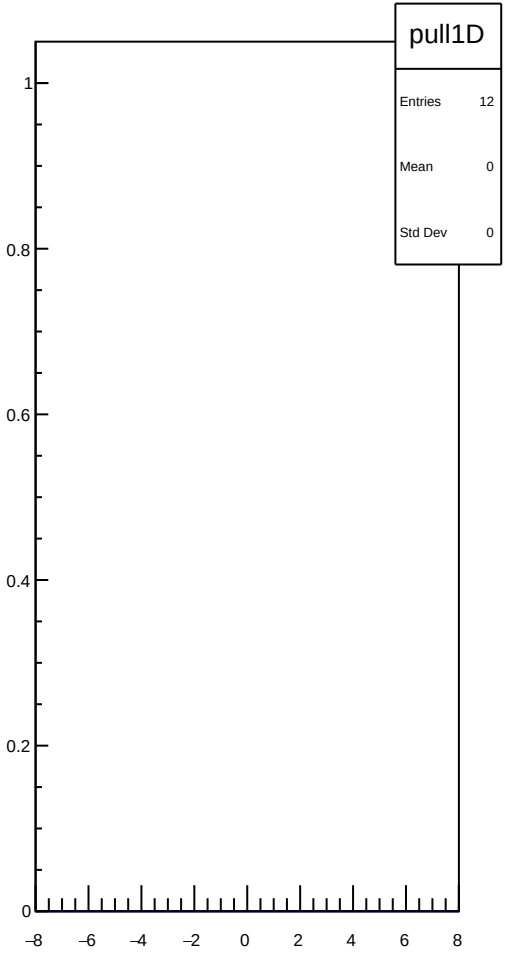
pull1D
Entries 12
Mean 0
Std Dev 0
1
0.8
0.6
0.4
0.2
0
−8
−6
−4
−2
0
2
4
6
8

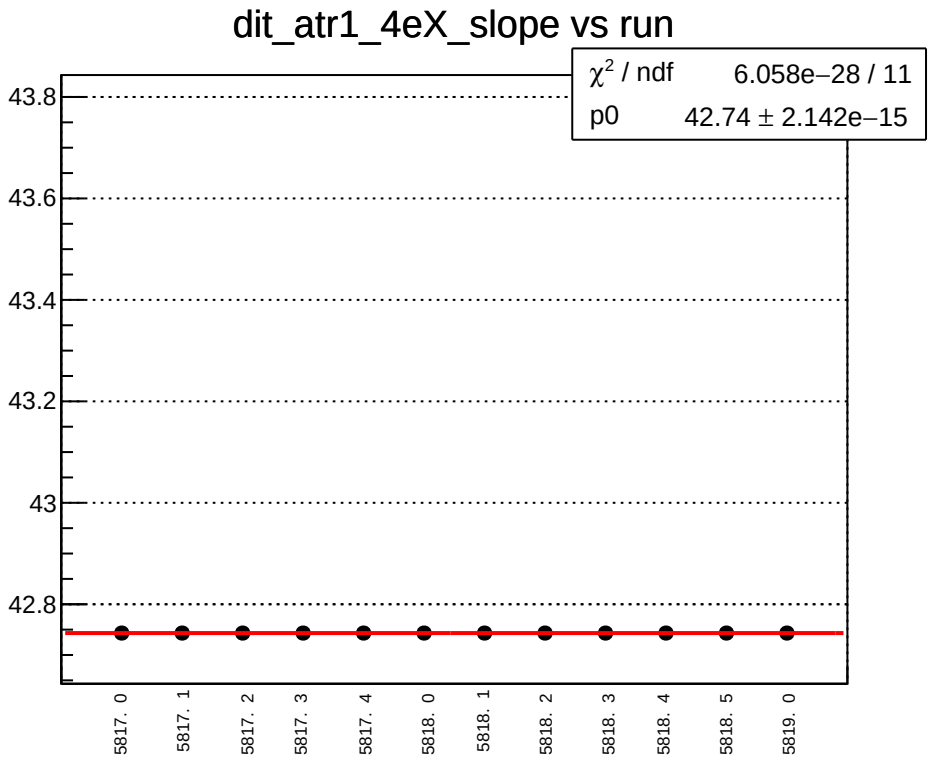
dit_atr1_4eX_slope vs run
χ² / ndf 6.058e−28 / 11
p0 42.74 ± 2.142e−15
43.8
43.6
43.4
43.2
43
42.8
5817. 0
5817. 1
5817. 2
5817. 3
5817. 4
5818. 0
5818. 1
5818. 2
5818. 3
5818. 4
5818. 5
5819. 0

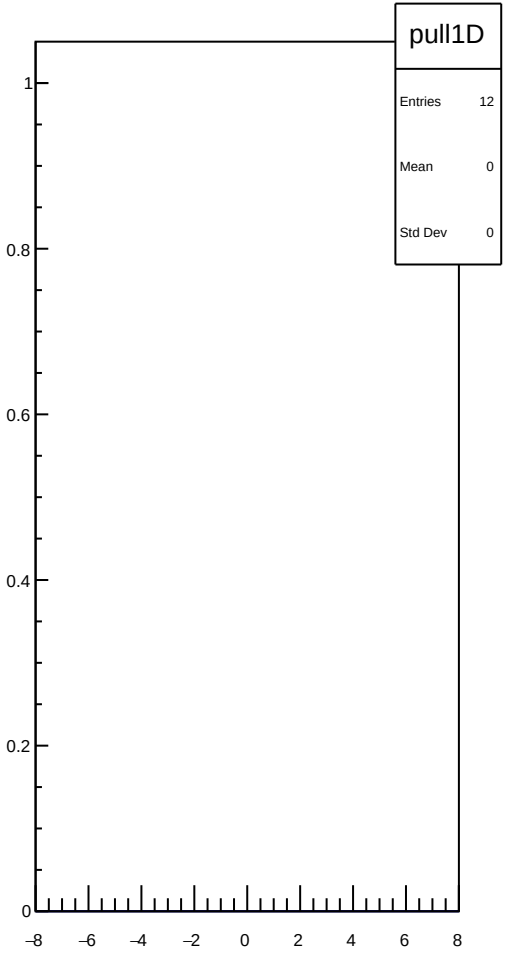
pull1D
Entries 12
Mean 0
Std Dev 0
1
0.8
0.6
0.4
0.2
0
−8
−6
−4
−2
0
2
4
6
8

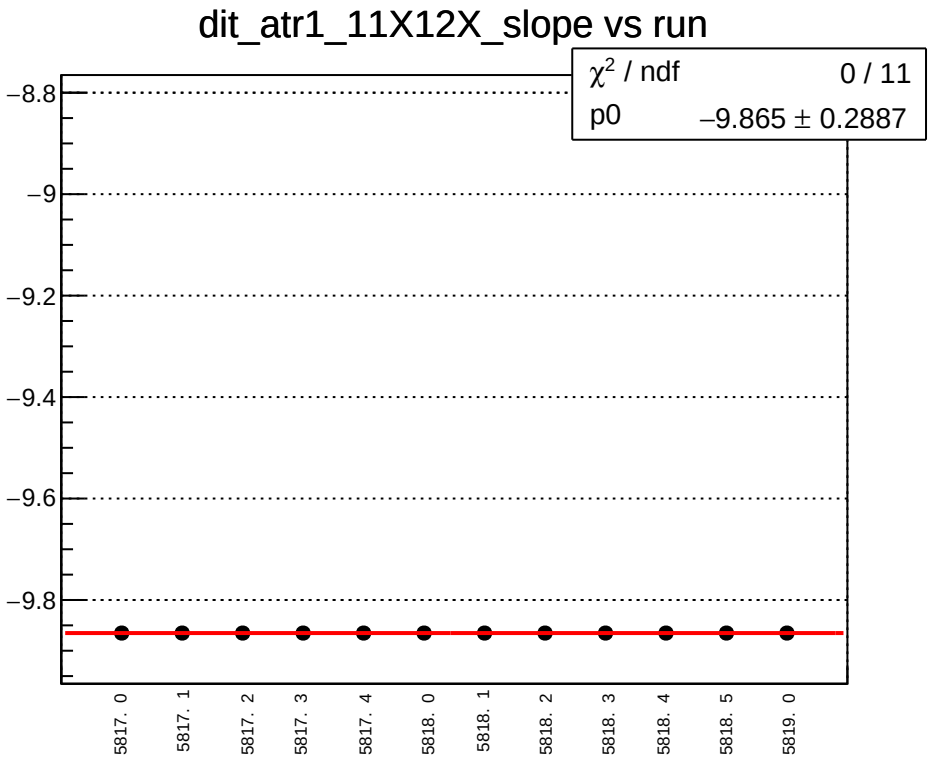
dit_atr1_11X12X_slope vs run
χ² / ndf 0 / 11
p0 −9.865 ± 0.2887
−8.8
−9
−9.2
−9.4
−9.6
−9.8
5817. 0
5817. 1
5817. 2
5817. 3
5817. 4
5818. 0
5818. 1
5818. 2
5818. 3
5818. 4
5818. 5
5819. 0

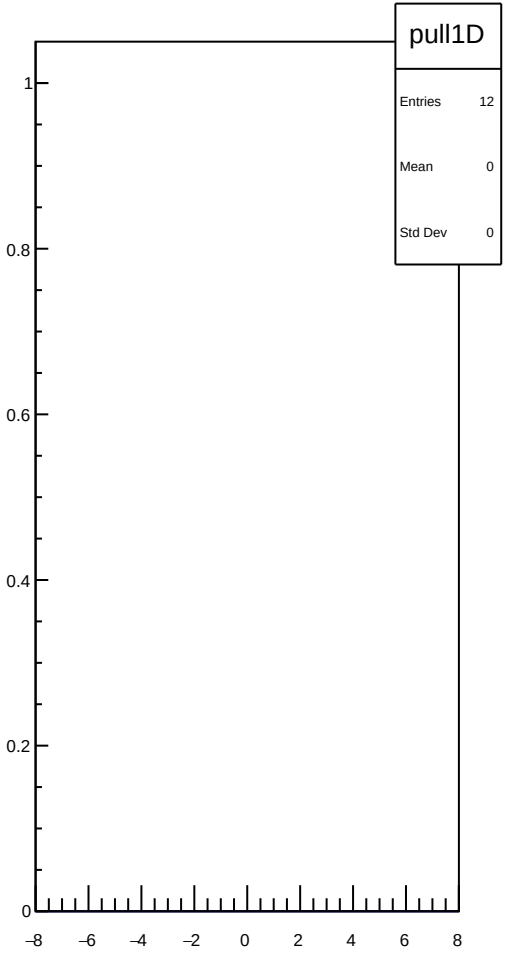
pull1D
Entries 12
Mean 0
Std Dev 0
1
0.8
0.6
0.4
0.2
0
−8
−6
−4
−2
0
2
4
6
8

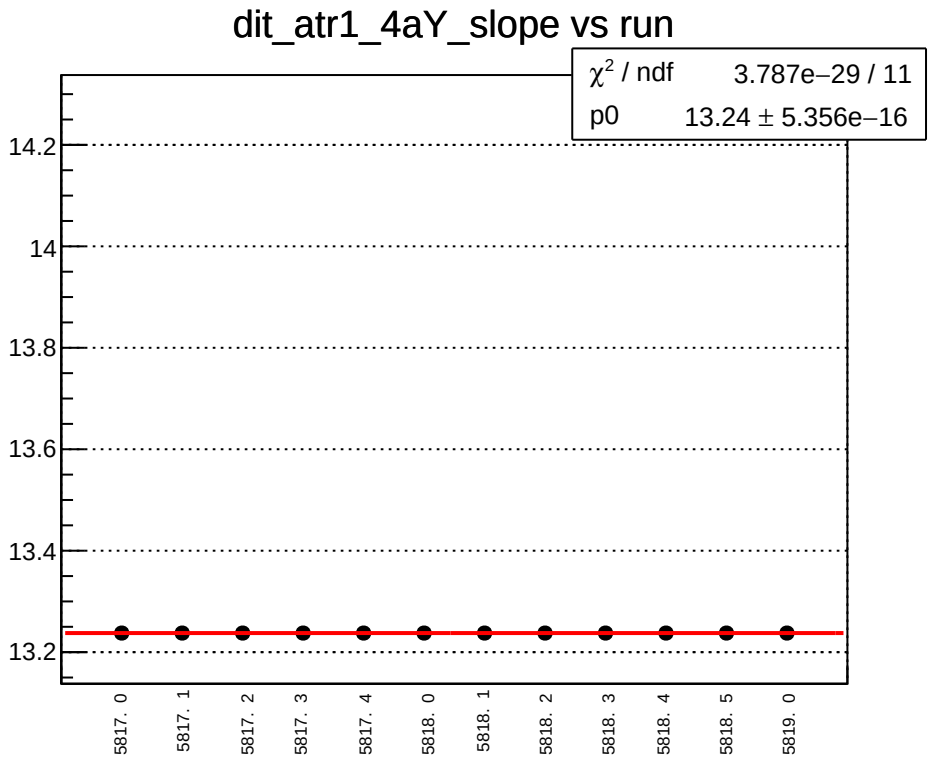
dit_atr1_4aY_slope vs run
χ^2 / ndf 3.787e−29 / 11
p0 13.24 ± 5.356e−16
14.2
14
13.8
13.6
13.4
13.2
5817. 0
5817. 1
5817. 2
5817. 3
5817. 4
5818. 0
5818. 1
5818. 2
5818. 3
5818. 4
5818. 5
5819. 0

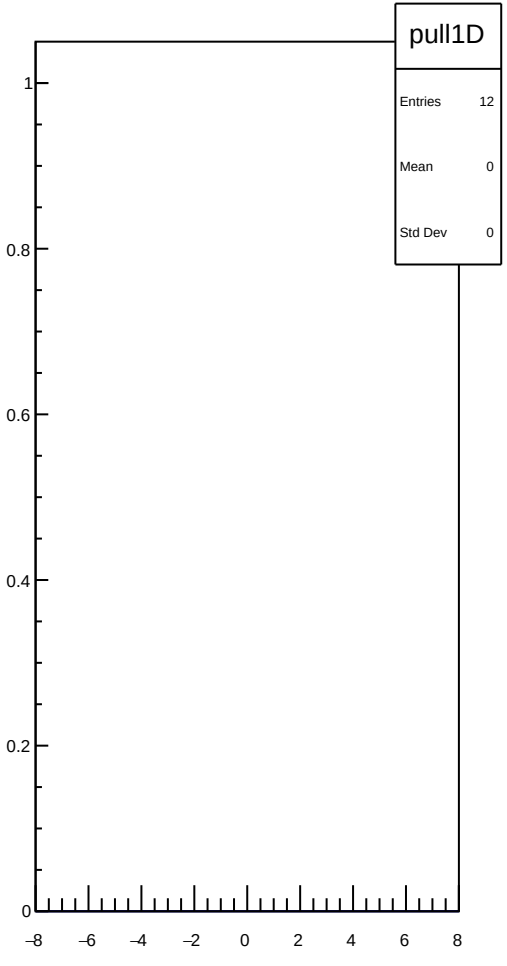
pull1D
Entries 12
Mean 0
Std Dev 0
1
0.8
0.6
0.4
0.2
0
−8
−6
−4
−2
0
2
4
6
8

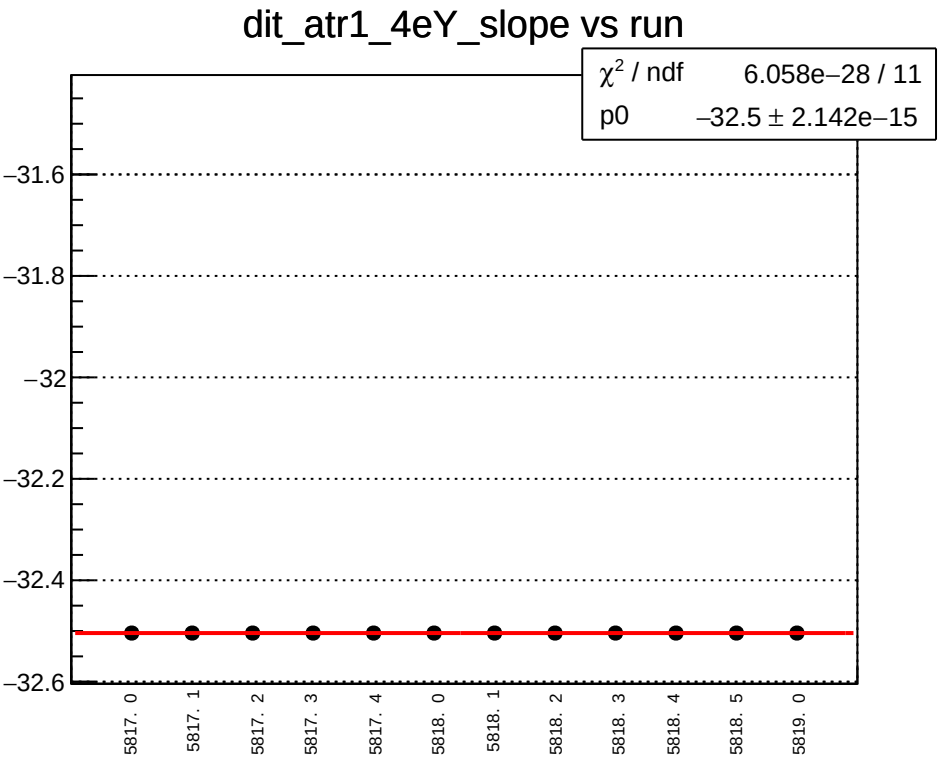
dit_atr1_4eY_slope vs run
χ^2 / ndf 6.058e−28 / 11
p0 −32.5 ± 2.142e−15
−31.6
−31.8
−32
−32.2
−32.4
−32.6
5817. 0
5817. 1
5817. 2
5817. 3
5817. 4
5818. 0
5818. 1
5818. 2
5818. 3
5818. 4
5818. 5
5819. 0

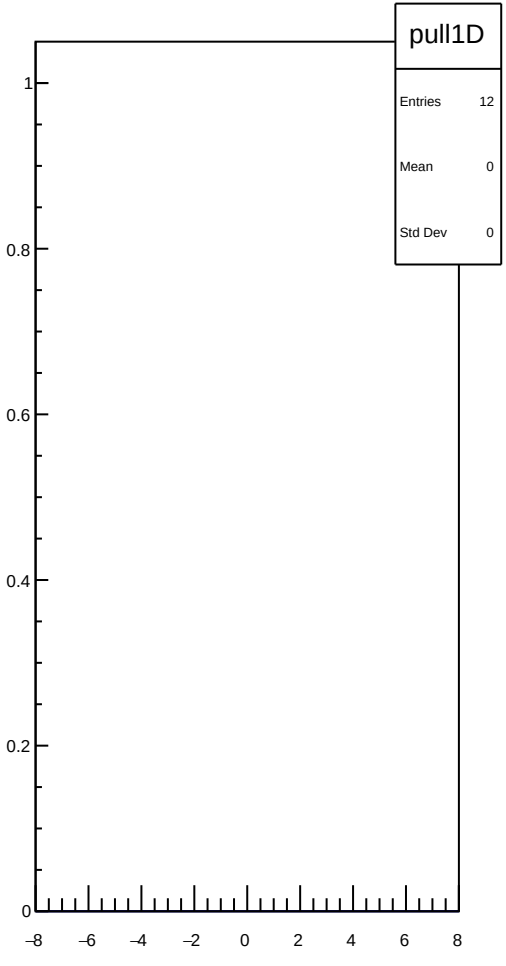
pull1D
Entries 12
Mean 0
Std Dev 0
1
0.8
0.6
0.4
0.2
0
−8
−6
−4
−2
0
2
4
6
8

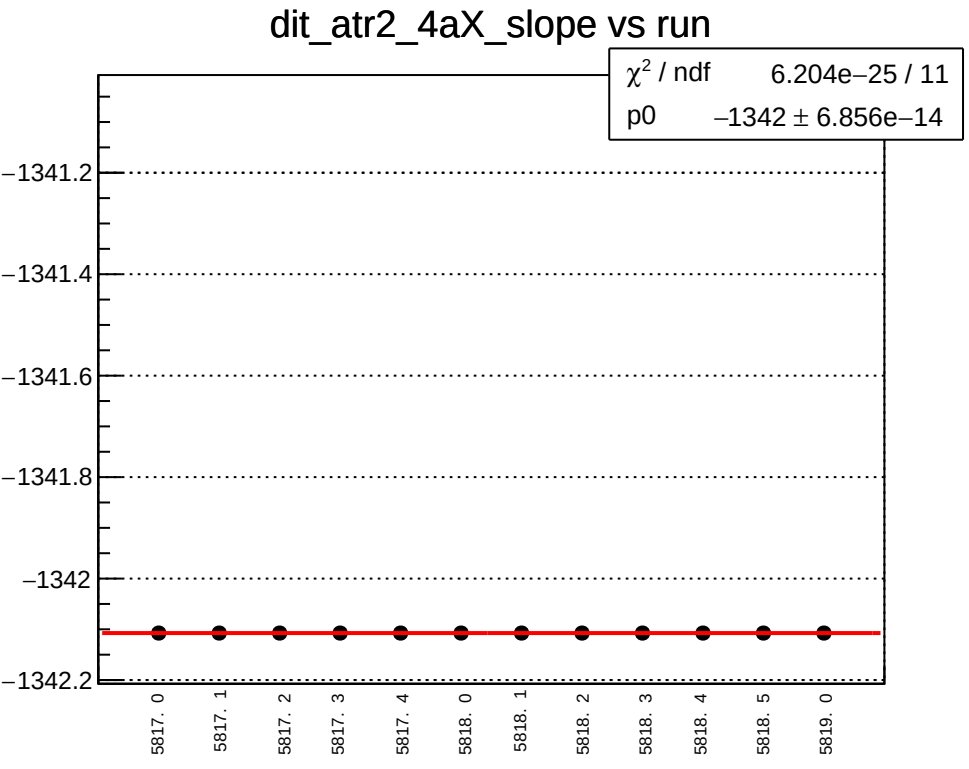
dit_atr2_4aX_slope vs run
χ² / ndf 6.204e−25 / 11
p0 −1342 ± 6.856e−14
−1341.2
−1341.4
−1341.6
−1341.8
−1342
−1342.2
5817. 0
5817. 1
5817. 2
5817. 3
5817. 4
5818. 0
5818. 1
5818. 2
5818. 3
5818. 4
5818. 5
5819. 0

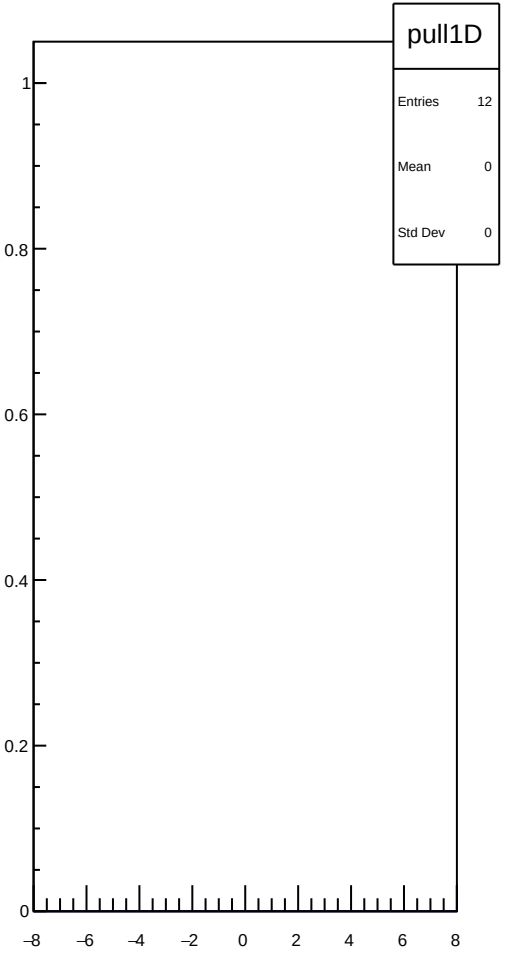
pull1D
Entries 12
Mean 0
Std Dev 0
1
0.8
0.6
0.4
0.2
0
−8
−6
−4
−2
0
2
4
6
8

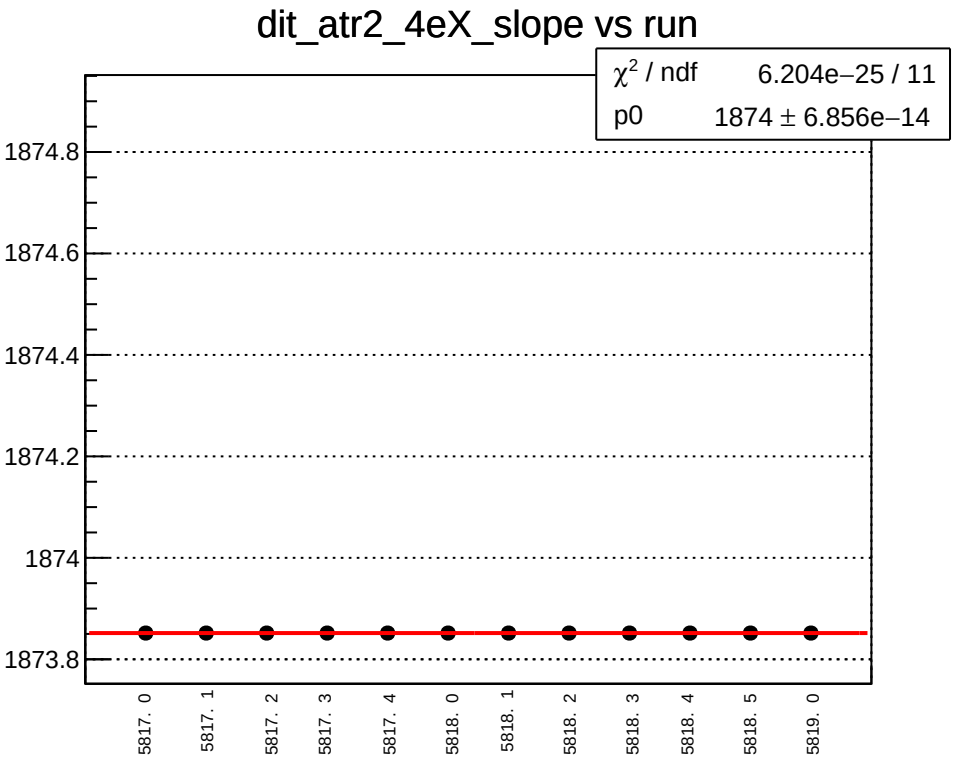
dit_atr2_4eX_slope vs run
χ² / ndf 6.204e−25 / 11
p0 1874 ± 6.856e−14
1874.8
1874.6
1874.4
1874.2
1874
1873.8
5817. 0
5817. 1
5817. 2
5817. 3
5817. 4
5818. 0
5818. 1
5818. 2
5818. 3
5818. 4
5818. 5
5819. 0

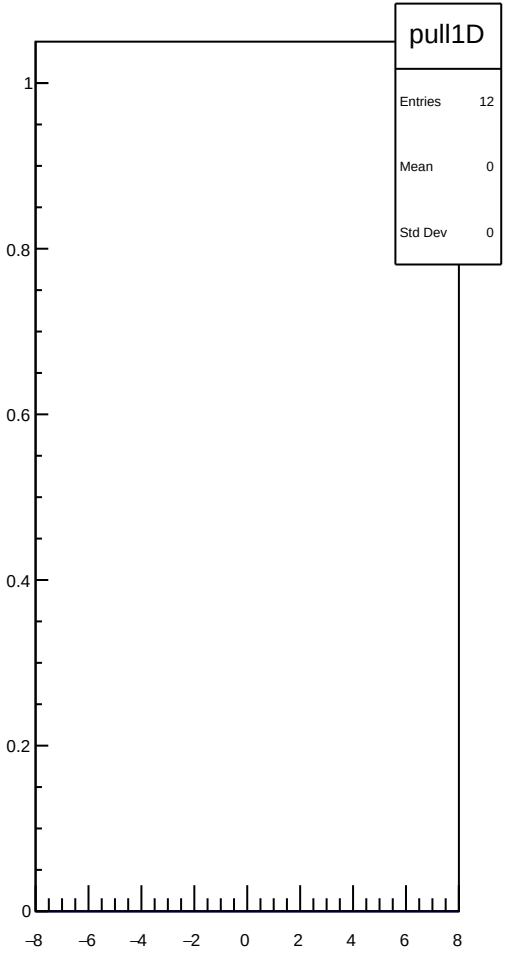
pull1D
Entries 12
Mean 0
Std Dev 0
1
0.8
0.6
0.4
0.2
0
−8
−6
−4
−2
0
2
4
6
8

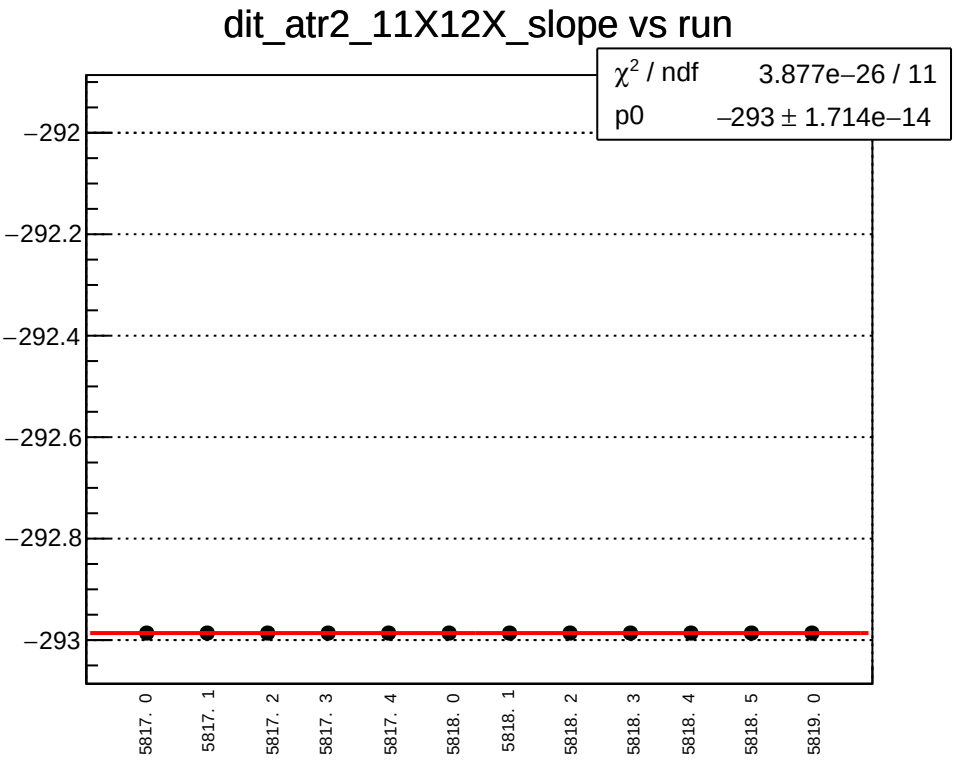
dit_atr2_11X12X_slope vs run
χ^2 / ndf 3.877e−26 / 11
p0 −293 ± 1.714e−14
−292
−292.2
−292.4
−292.6
−292.8
−293
5817. 0
5817. 1
5817. 2
5817. 3
5817. 4
5818. 0
5818. 1
5818. 2
5818. 3
5818. 4
5818. 5
5819. 0

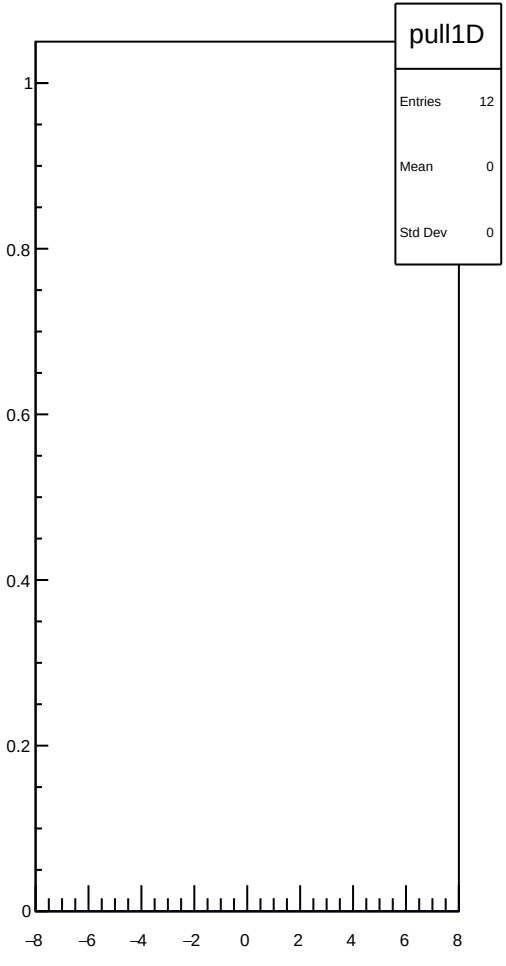
pull1D
Entries 12
Mean 0
Std Dev 0
1
0.8
0.6
0.4
0.2
0
−8
−6
−4
−2
0
2
4
6
8

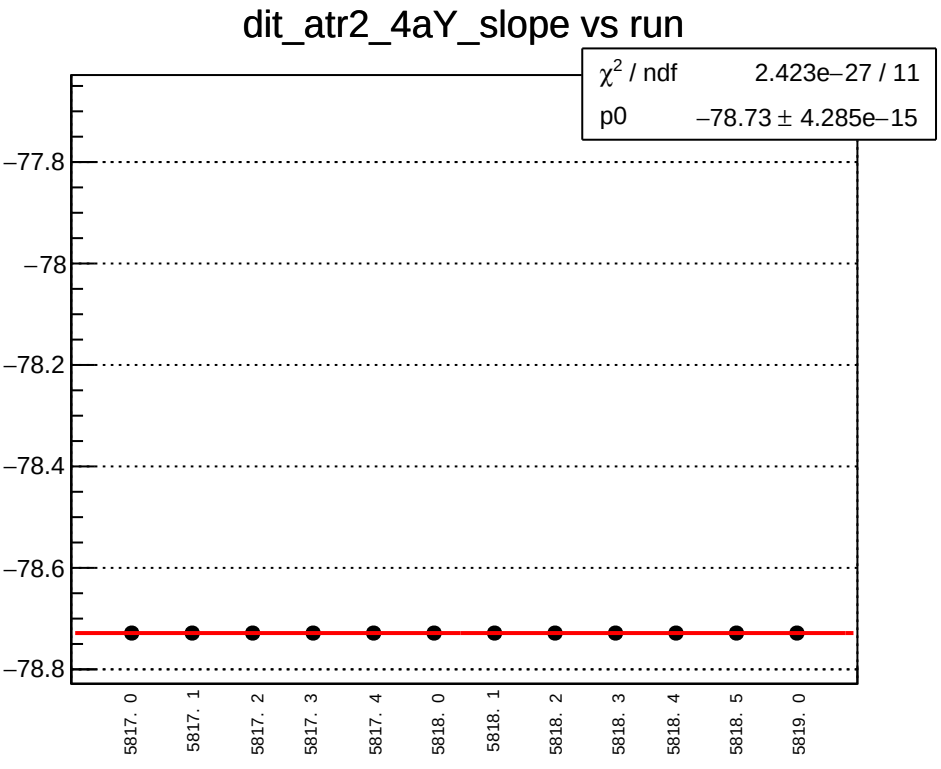
dit_atr2_4aY_slope vs run
χ² / ndf 2.423e−27 / 11
p0 −78.73 ± 4.285e−15
−77.8
−78
−78.2
−78.4
−78.6
−78.8
5817. 0
5817. 1
5817. 2
5817. 3
5817. 4
5818. 0
5818. 1
5818. 2
5818. 3
5818. 4
5818. 5
5819. 0

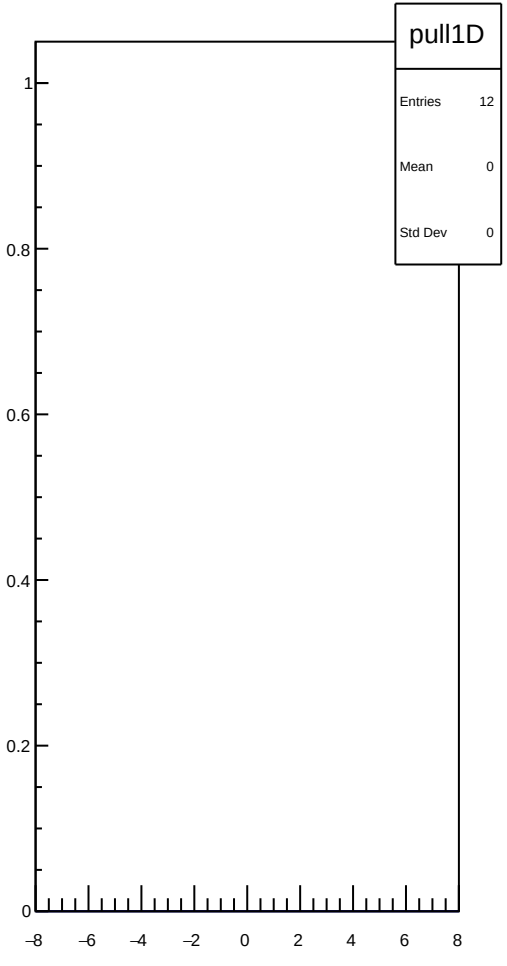
pull1D
Entries 12
Mean 0
Std Dev 0
1
0.8
0.6
0.4
0.2
0
−8
−6
−4
−2
0
2
4
6
8

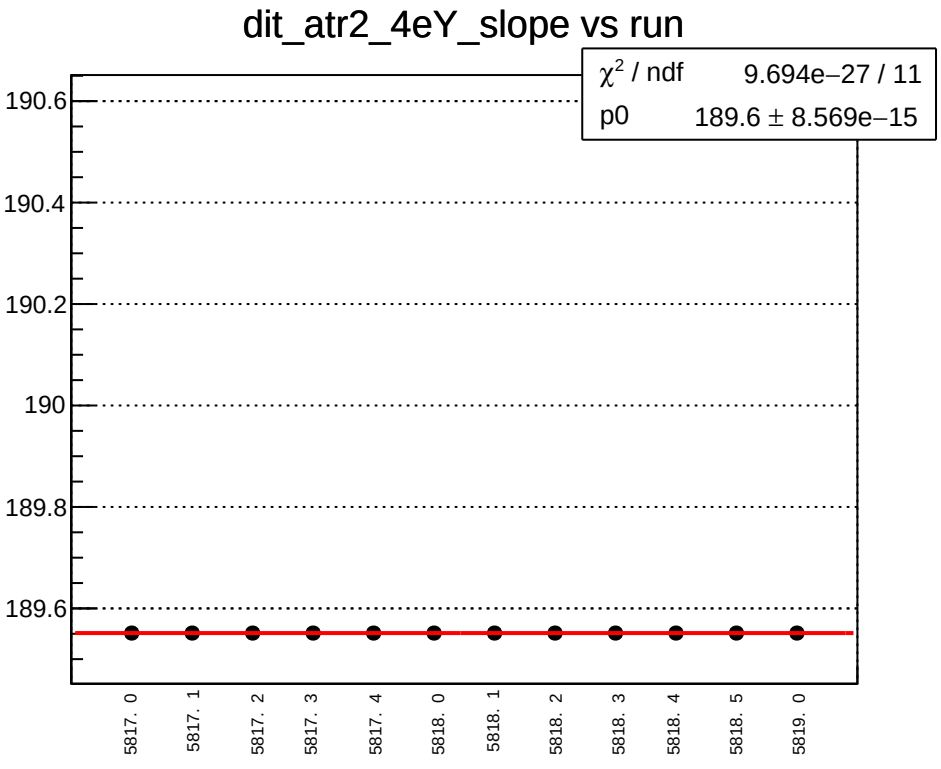
dit_atr2_4eY_slope vs run
χ^2 / ndf 9.694e−27 / 11
p0 189.6 ± 8.569e−15
190.6
190.4
190.2
190
189.8
189.6
5817. 0
5817. 1
5817. 2
5817. 3
5817. 4
5818. 0
5818. 1
5818. 2
5818. 3
5818. 4
5818. 5
5819. 0

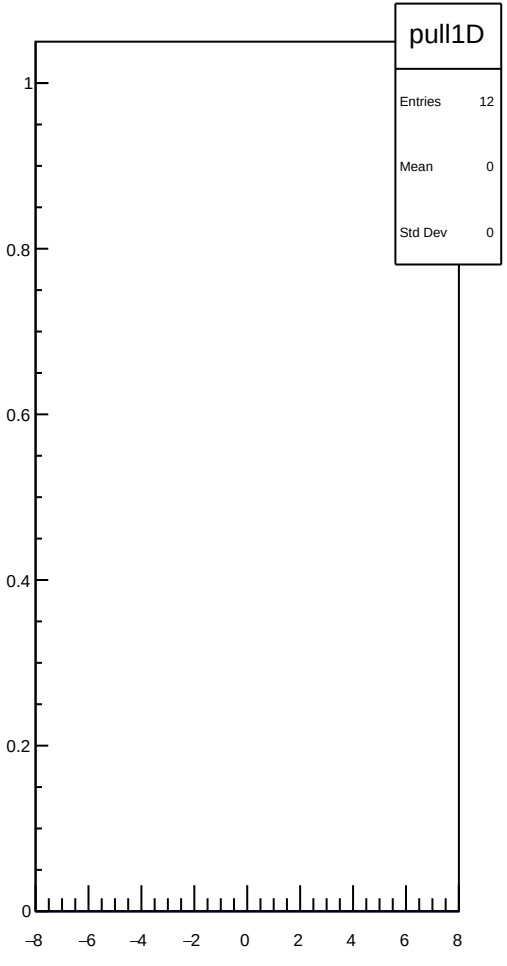
pull1D
Entries 12
Mean 0
Std Dev 0
1
0.8
0.6
0.4
0.2
0
−8
−6
−4
−2
0
2
4
6
8

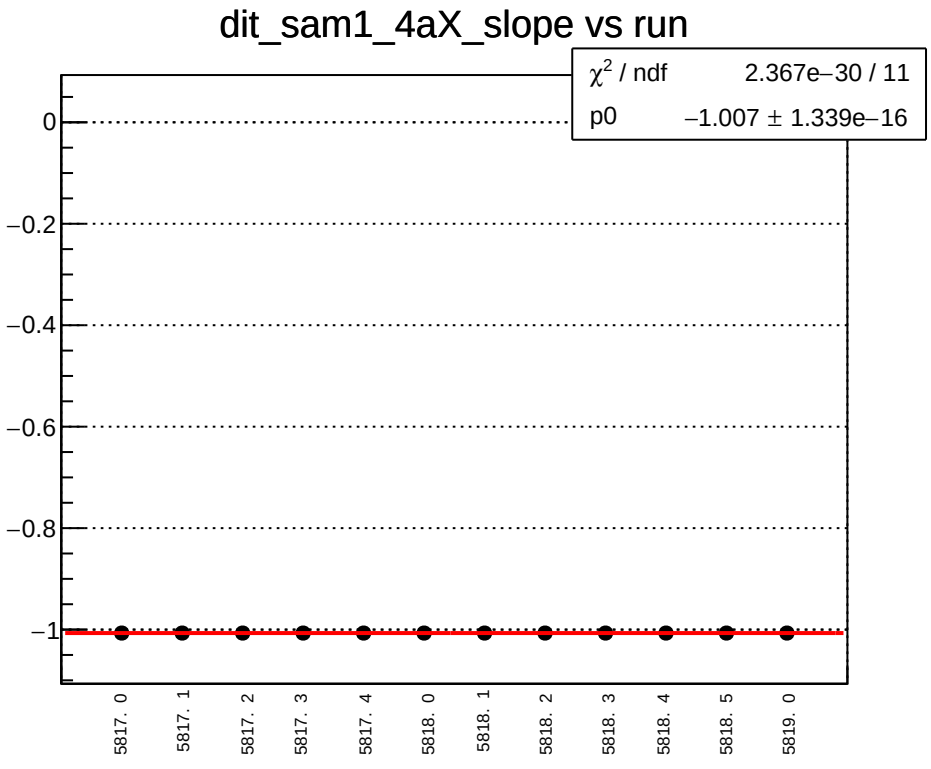
dit_sam1_4aX_slope vs run
χ² / ndf 2.367e−30 / 11
p0 −1.007 ± 1.339e−16
0
−0.2
−0.4
−0.6
−0.8
−1
5817. 0
5817. 1
5817. 2
5817. 3
5817. 4
5818. 0
5818. 1
5818. 2
5818. 3
5818. 4
5818. 5
5819. 0

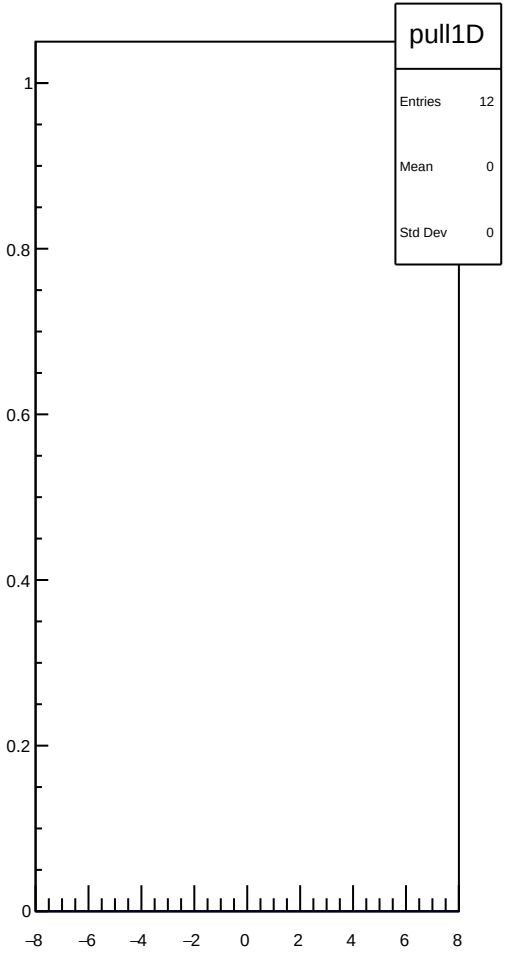
pull1D
Entries 12
Mean 0
Std Dev 0
1
0.8
0.6
0.4
0.2
0
−8
−6
−4
−2
0
2
4
6
8

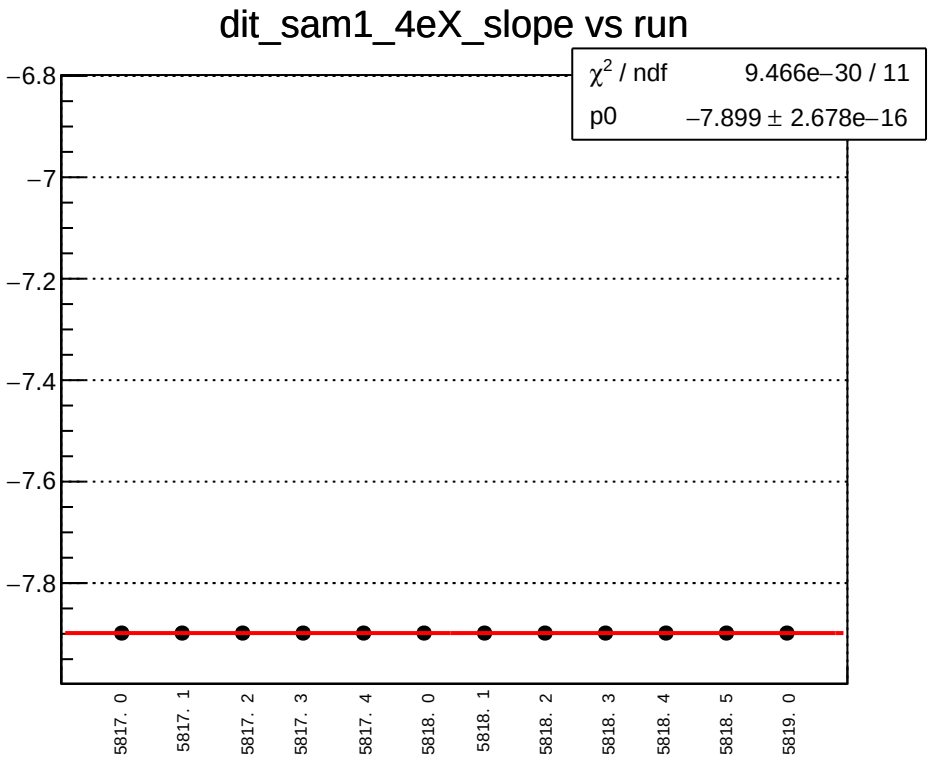
dit_sam1_4eX_slope vs run
χ² / ndf 9.466e−30 / 11
p0 −7.899 ± 2.678e−16
−6.8
−7
−7.2
−7.4
−7.6
−7.8
5817. 0
5817. 1
5817. 2
5817. 3
5817. 4
5818. 0
5818. 1
5818. 2
5818. 3
5818. 4
5818. 5
5819. 0

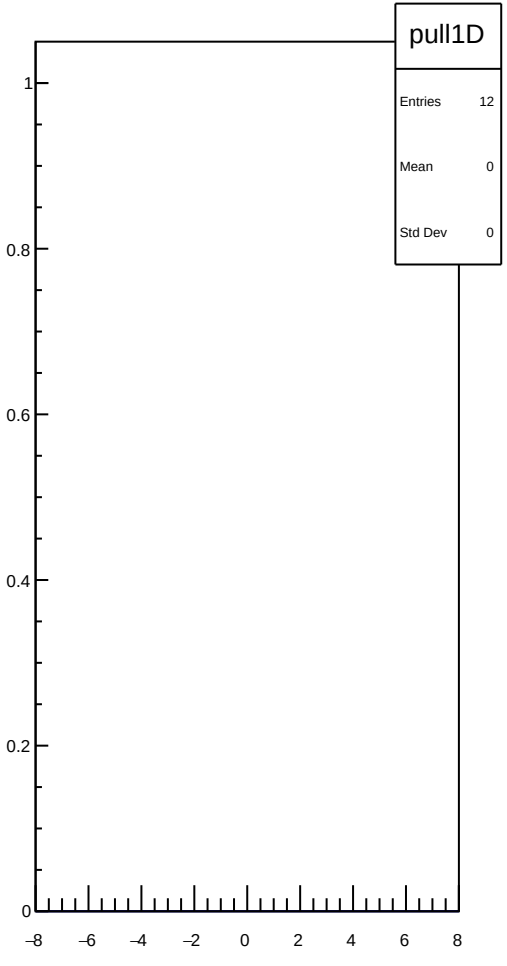
pull1D
Entries 12
Mean 0
Std Dev 0
1
0.8
0.6
0.4
0.2
0
−8
−6
−4
−2
0
2
4
6
8

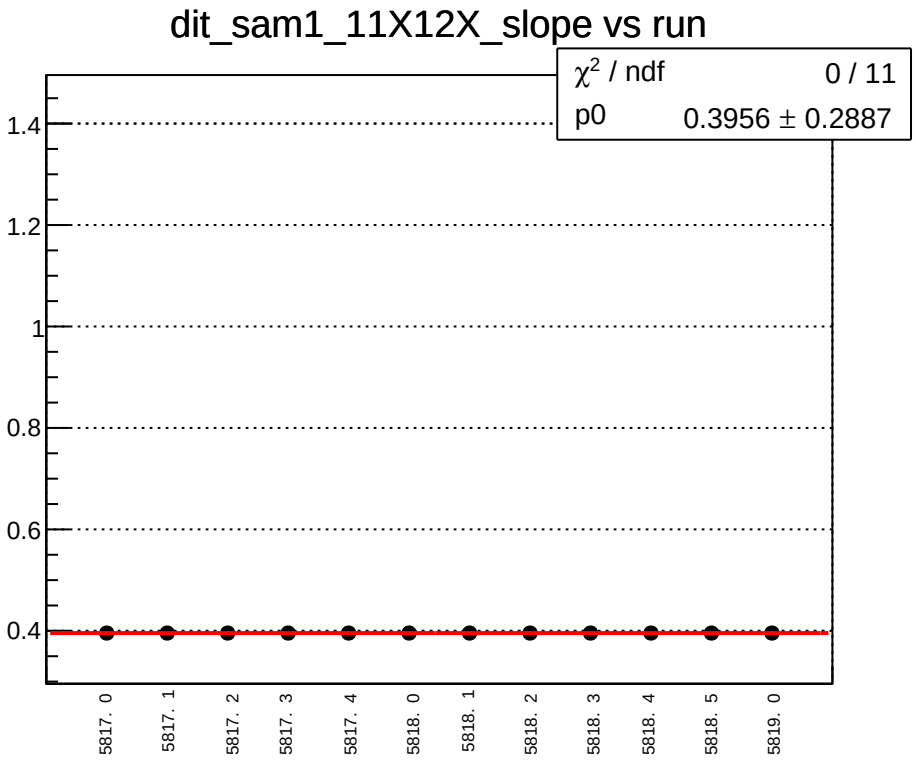
dit_sam1_11X12X_slope vs run
χ² / ndf 0 / 11
p0 0.3956 ± 0.2887
1.4
1.2
1
0.8
0.6
0.4
5817. 0
5817. 1
5817. 2
5817. 3
5817. 4
5818. 0
5818. 1
5818. 2
5818. 3
5818. 4
5818. 5
5819. 0

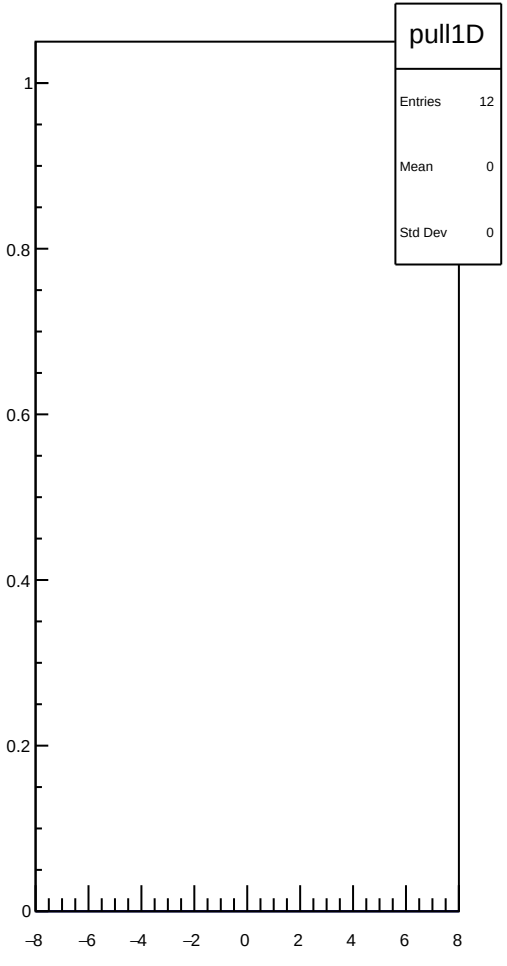
pull1D
Entries 12
Mean 0
Std Dev 0
1
0.8
0.6
0.4
0.2
0
–8
–6
–4
–2
0
2
4
6
8

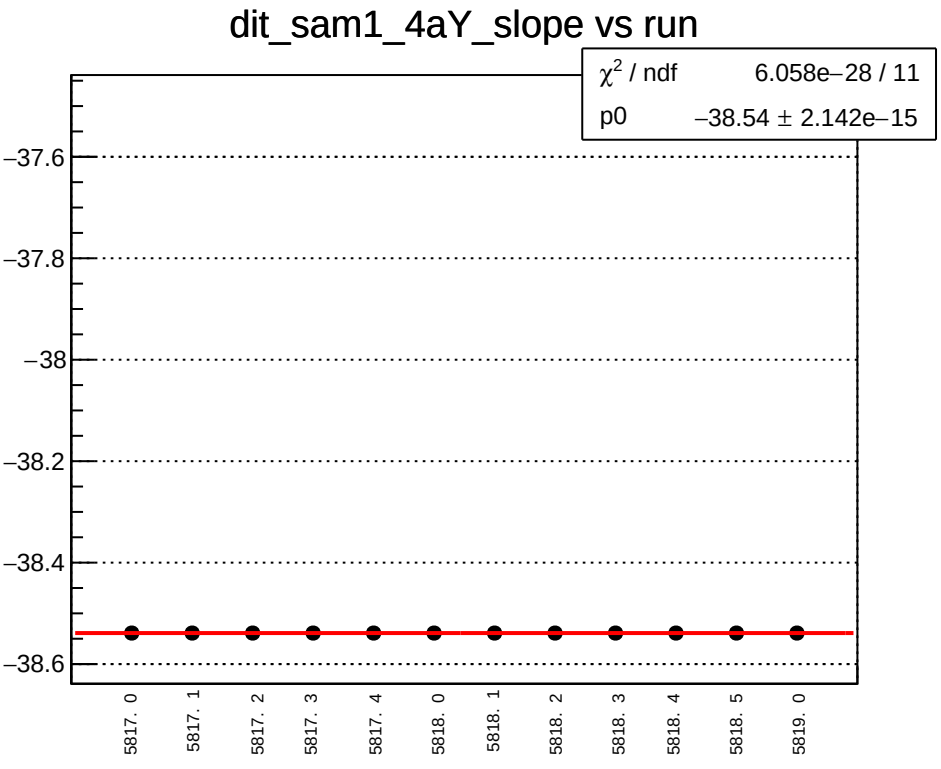
dit_sam1_4aY_slope vs run
χ^2 / ndf 6.058e−28 / 11
p0 −38.54 ± 2.142e−15
−37.6
−37.8
−38
−38.2
−38.4
−38.6
5817. 0
5817. 1
5817. 2
5817. 3
5817. 4
5818. 0
5818. 1
5818. 2
5818. 3
5818. 4
5818. 5
5819. 0

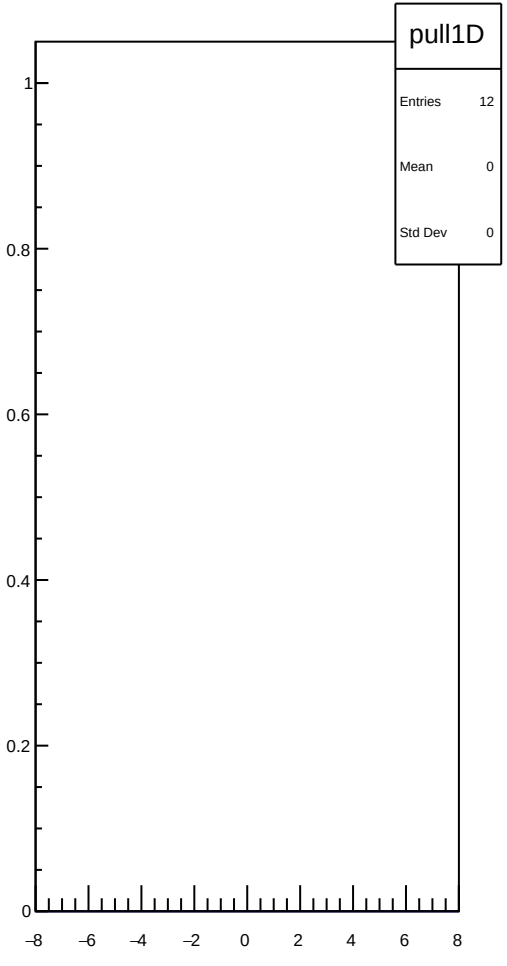
pull1D
Entries 12
Mean 0
Std Dev 0
1
0.8
0.6
0.4
0.2
0
−8
−6
−4
−2
0
2
4
6
8

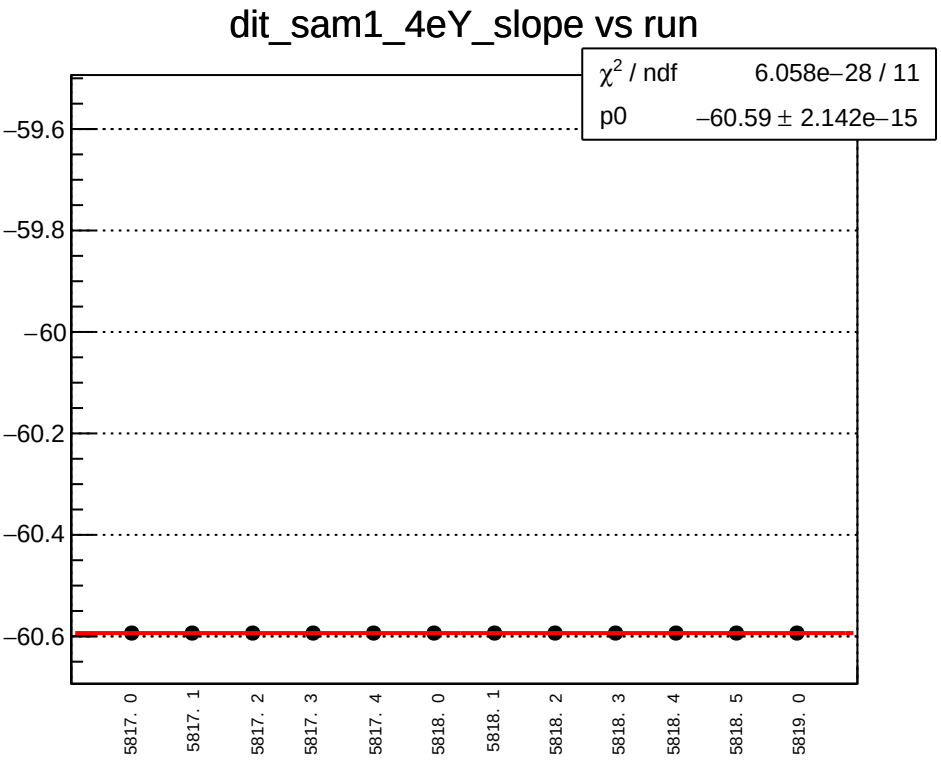
dit_sam1_4eY_slope vs run
χ² / ndf 6.058e−28 / 11
p0 −60.59 ± 2.142e−15
−59.6
−59.8
−60
−60.2
−60.4
−60.6
5817. 0
5817. 1
5817. 2
5817. 3
5817. 4
5818. 0
5818. 1
5818. 2
5818. 3
5818. 4
5818. 5
5819. 0

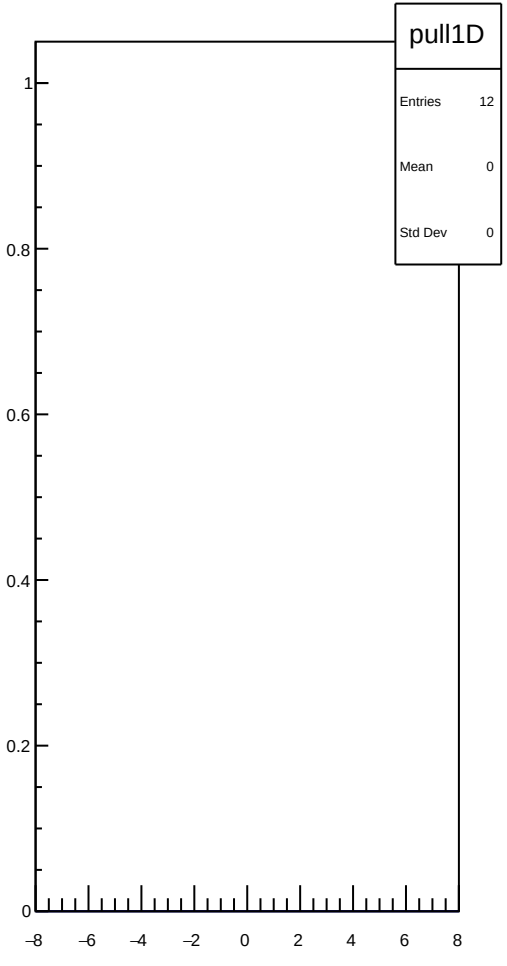
pull1D
Entries 12
Mean 0
Std Dev 0
1
0.8
0.6
0.4
0.2
0
−8
−6
−4
−2
0
2
4
6
8

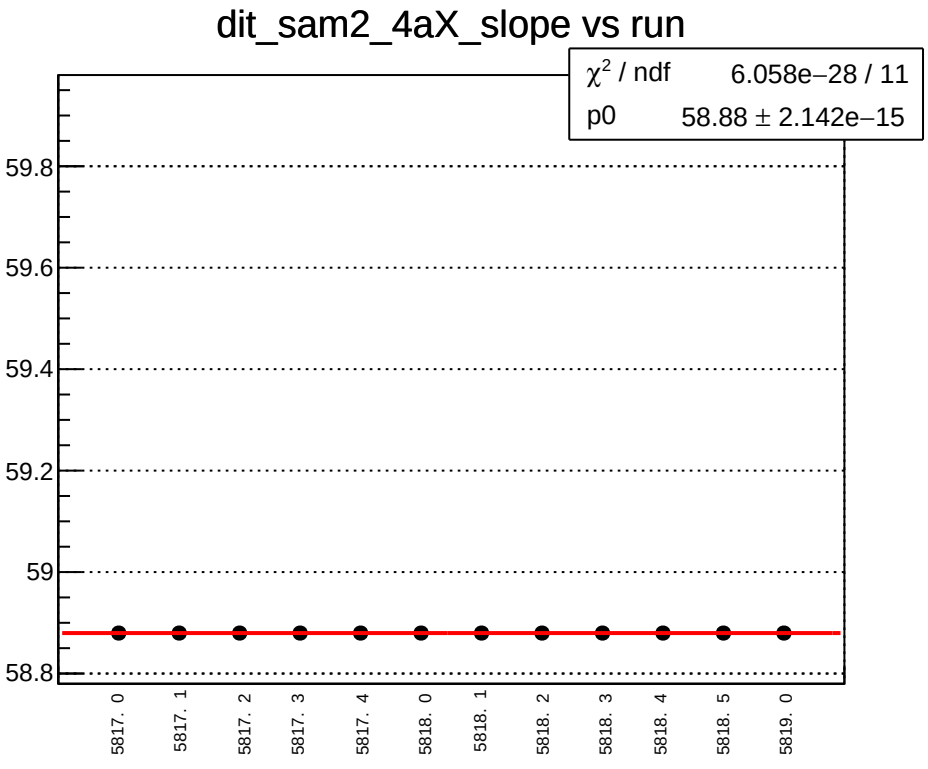
dit_sam2_4aX_slope vs run
χ² / ndf 6.058e−28 / 11
p0 58.88 ± 2.142e−15
59.8
59.6
59.4
59.2
59
58.8
5817. 0
5817. 1
5817. 2
5817. 3
5817. 4
5818. 0
5818. 1
5818. 2
5818. 3
5818. 4
5818. 5
5819. 0

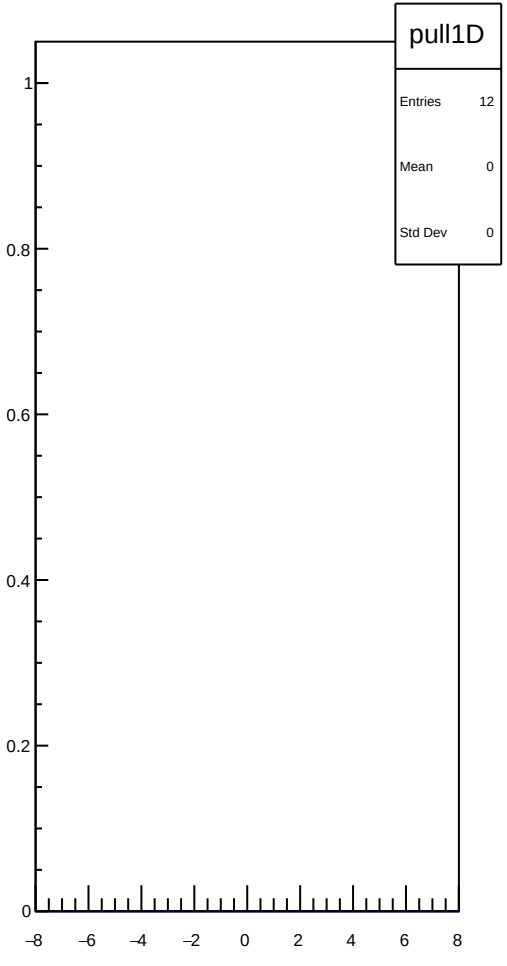
pull1D
Entries 12
Mean 0
Std Dev 0
1
0.8
0.6
0.4
0.2
0
−8
−6
−4
−2
0
2
4
6
8

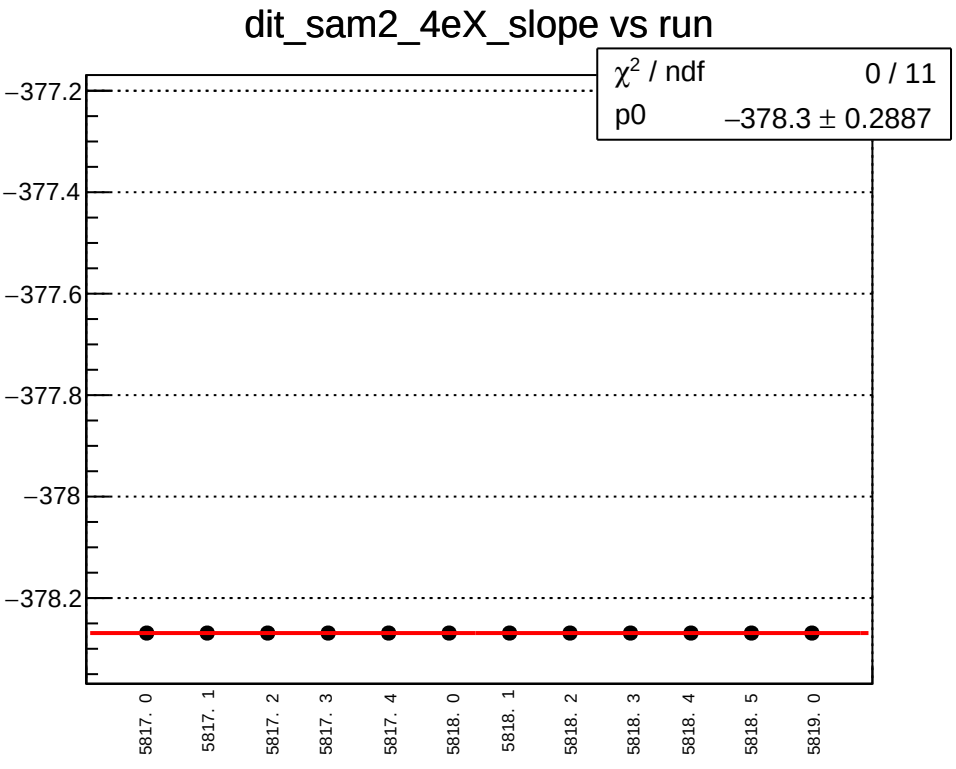
dit_sam2_4eX_slope vs run
χ² / ndf 0 / 11
p0 −378.3 ± 0.2887
−377.2
−377.4
−377.6
−377.8
−378
−378.2
5817. 0
5817. 1
5817. 2
5817. 3
5817. 4
5818. 0
5818. 1
5818. 2
5818. 3
5818. 4
5818. 5
5819. 0

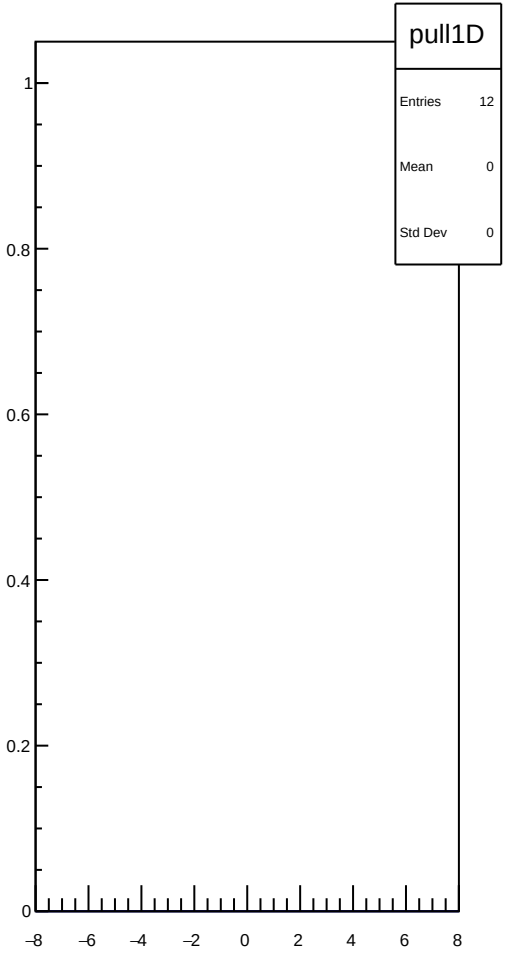
pull1D
Entries 12
Mean 0
Std Dev 0
1
0.8
0.6
0.4
0.2
0
−8
−6
−4
−2
0
2
4
6
8

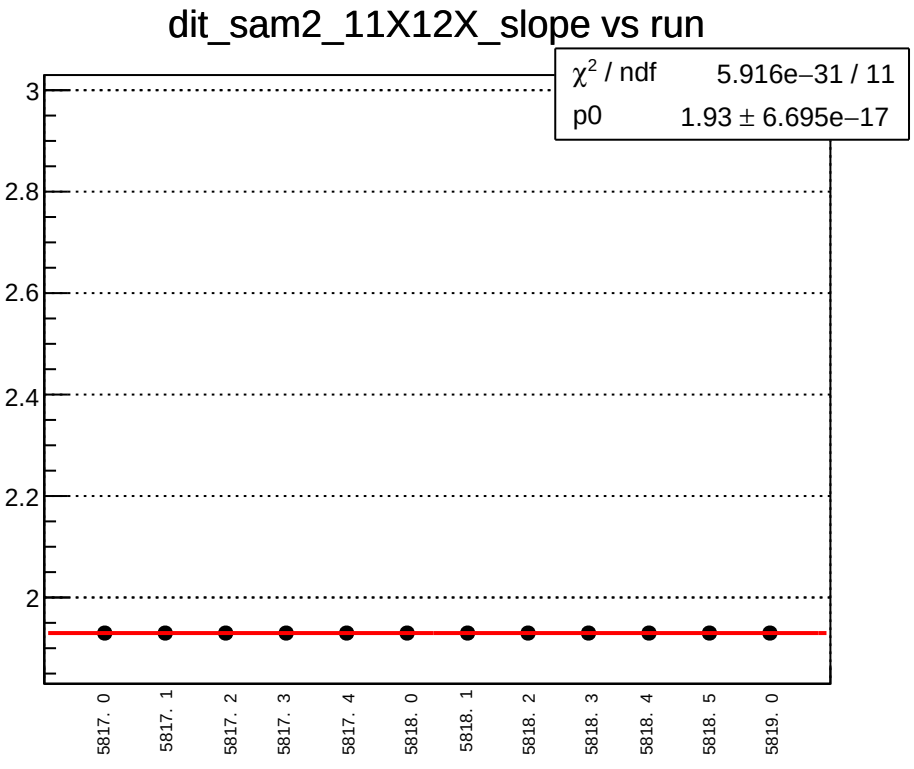
dit_sam2_11X12X_slope vs run
χ² / ndf 5.916e−31 / 11
p0 1.93 ± 6.695e−17
3
2.8
2.6
2.4
2.2
2
5817. 0
5817. 1
5817. 2
5817. 3
5817. 4
5818. 0
5818. 1
5818. 2
5818. 3
5818. 4
5818. 5
5819. 0

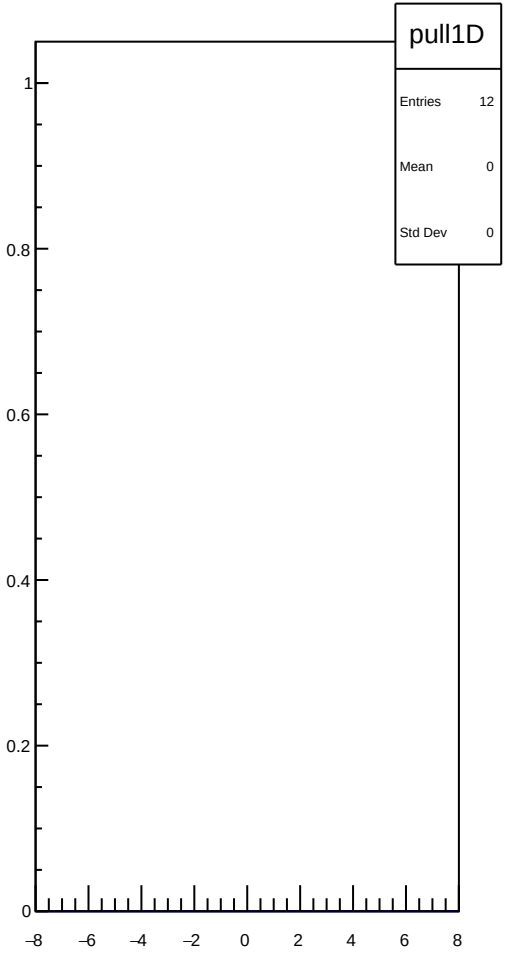
pull1D
Entries 12
Mean 0
Std Dev 0
1
0.8
0.6
0.4
0.2
0
−8
−6
−4
−2
0
2
4
6
8

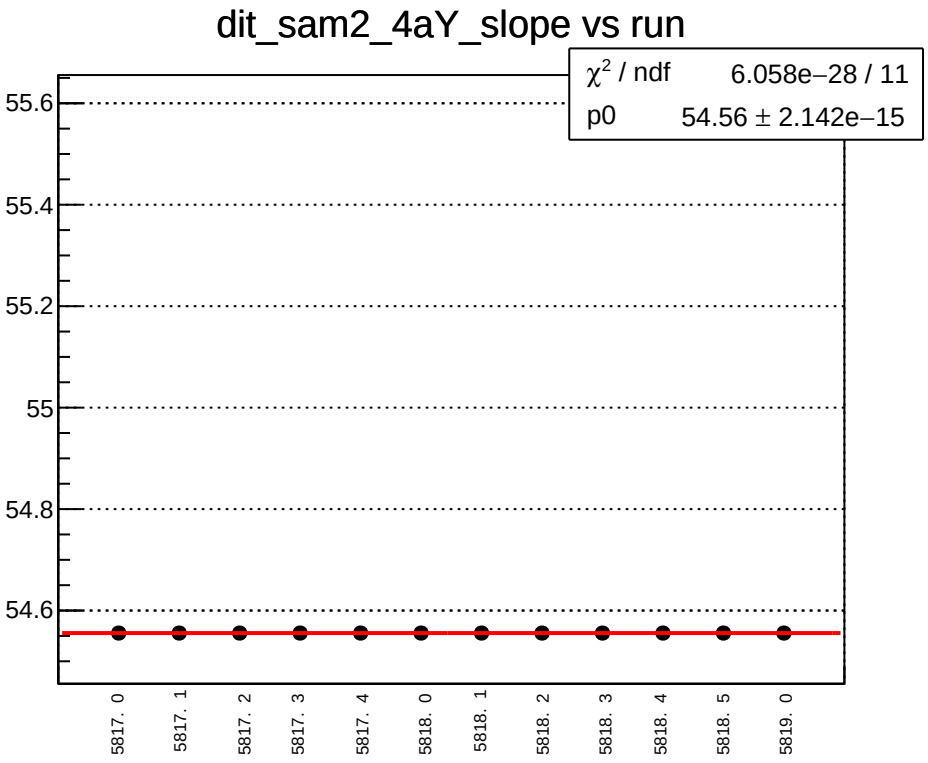
dit_sam2_4aY_slope vs run
χ² / ndf 6.058e−28 / 11
p0 54.56 ± 2.142e−15
55.6
55.4
55.2
55
54.8
54.6
5817. 0
5817. 1
5817. 2
5817. 3
5817. 4
5818. 0
5818. 1
5818. 2
5818. 3
5818. 4
5818. 5
5819. 0

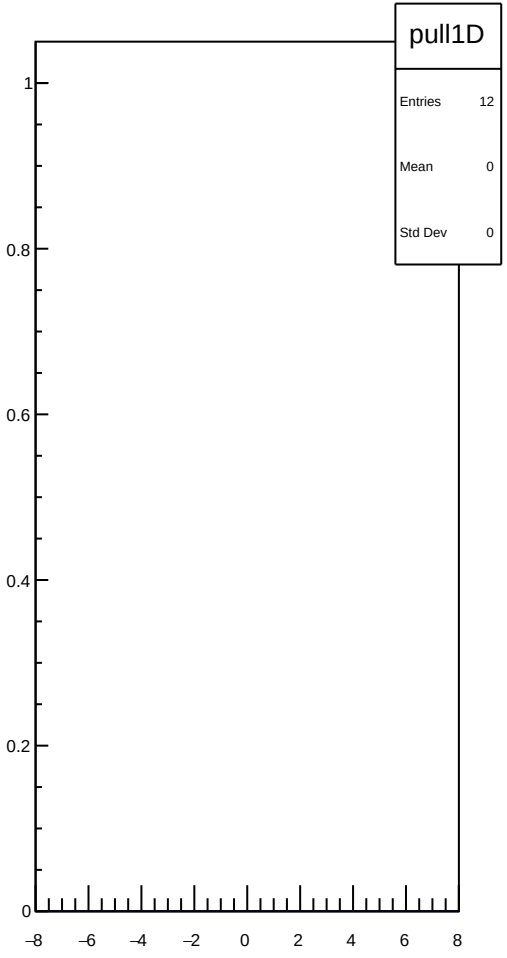
pull1D
Entries 12
Mean 0
Std Dev 0
1
0.8
0.6
0.4
0.2
0
−8
−6
−4
−2
0
2
4
6
8

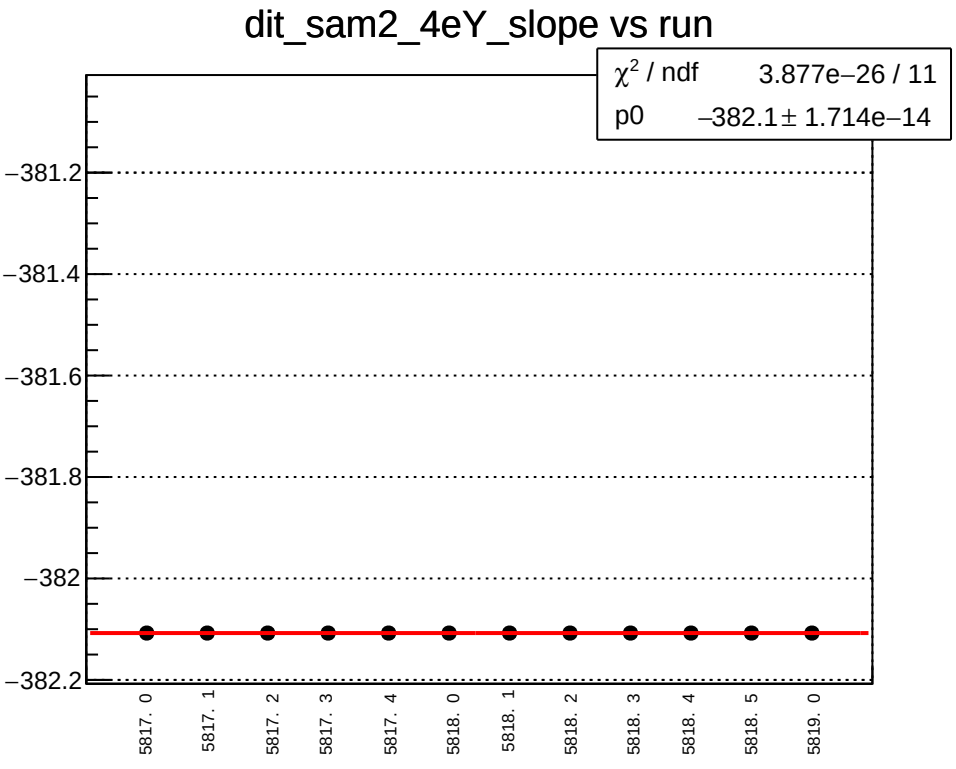
dit_sam2_4eY_slope vs run
χ² / ndf 3.877e−26 / 11
p0 −382.1 ± 1.714e−14
−381.2
−381.4
−381.6
−381.8
−382
−382.2
5817. 0
5817. 1
5817. 2
5817. 3
5817. 4
5818. 0
5818. 1
5818. 2
5818. 3
5818. 4
5818. 5
5819. 0

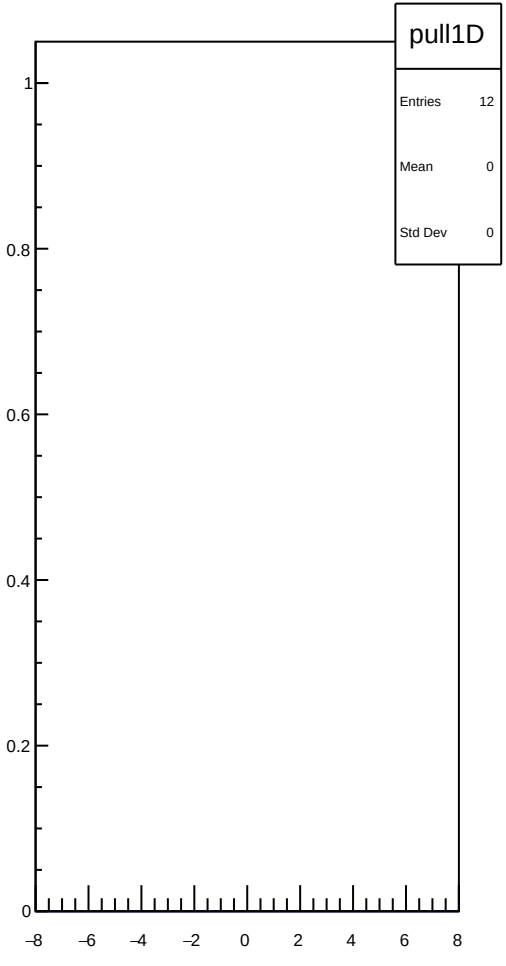
pull1D
Entries 12
Mean 0
Std Dev 0
1
0.8
0.6
0.4
0.2
0
−8
−6
−4
−2
0
2
4
6
8

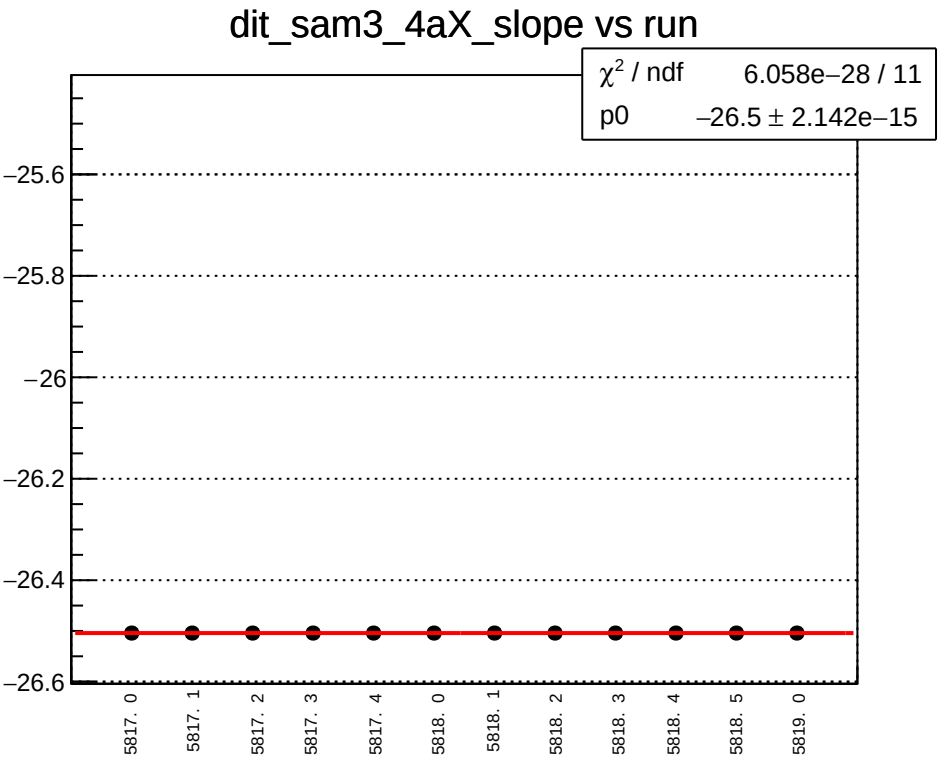
dit_sam3_4aX_slope vs run
χ² / ndf 6.058e−28 / 11
p0 −26.5 ± 2.142e−15
−25.6
−25.8
−26
−26.2
−26.4
−26.6
5817. 0
5817. 1
5817. 2
5817. 3
5817. 4
5818. 0
5818. 1
5818. 2
5818. 3
5818. 4
5818. 5
5819. 0

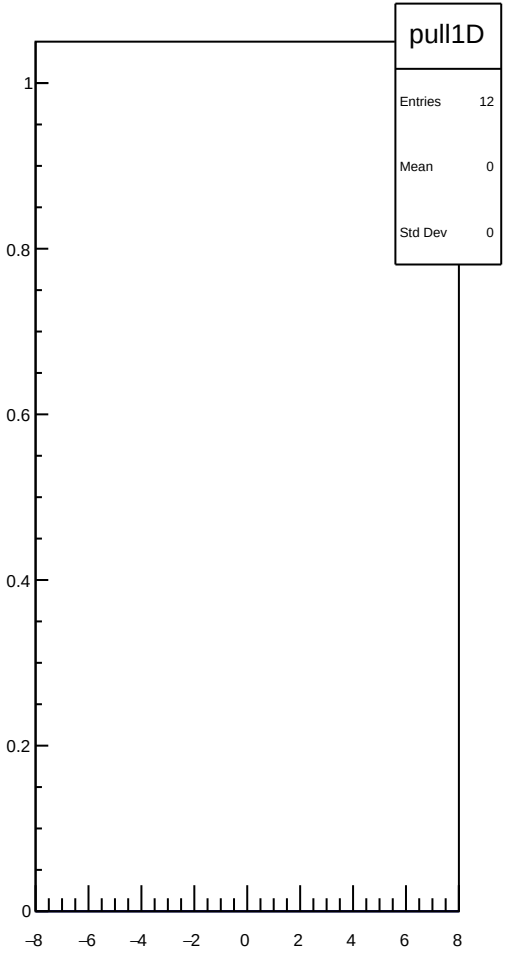
pull1D
Entries 12
Mean 0
Std Dev 0
1
0.8
0.6
0.4
0.2
0
−8
−6
−4
−2
0
2
4
6
8

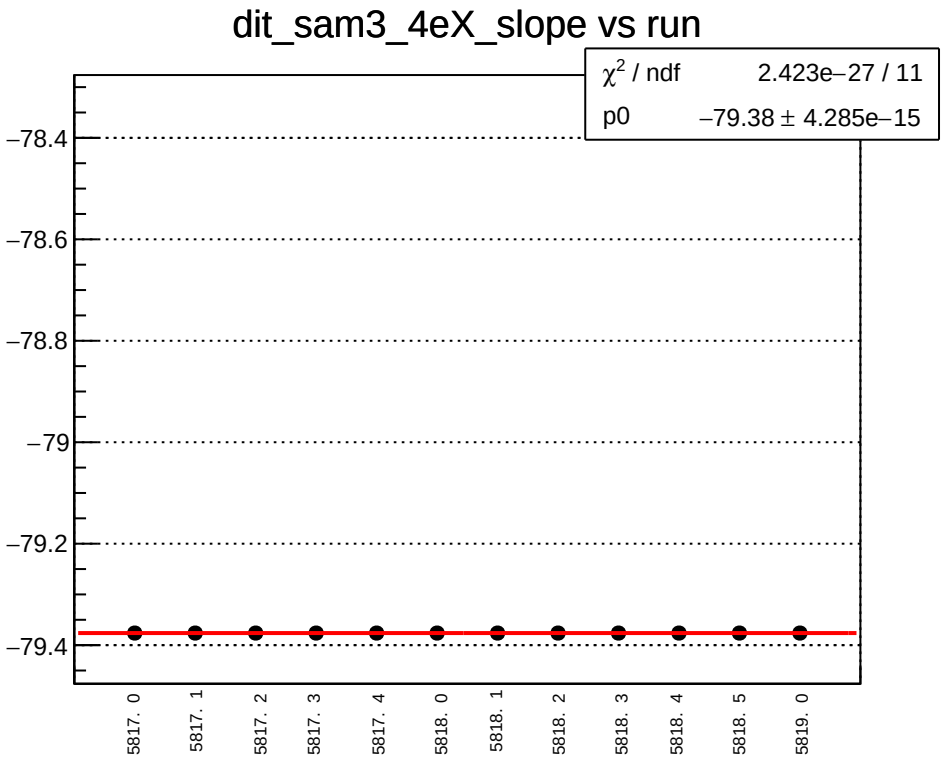
dit_sam3_4eX_slope vs run
χ^2 / ndf 2.423e−27 / 11
p0 −79.38 ± 4.285e−15
−78.4
−78.6
−78.8
−79
−79.2
−79.4
5817. 0
5817. 1
5817. 2
5817. 3
5817. 4
5818. 0
5818. 1
5818. 2
5818. 3
5818. 4
5818. 5
5819. 0

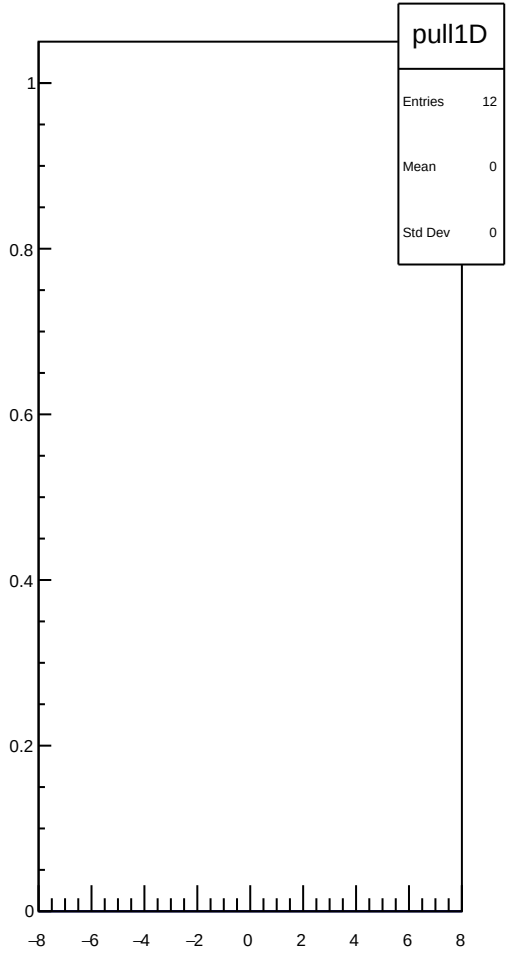
pull1D
Entries 12
Mean 0
Std Dev 0
1
0.8
0.6
0.4
0.2
0
−8
−6
−4
−2
0
2
4
6
8

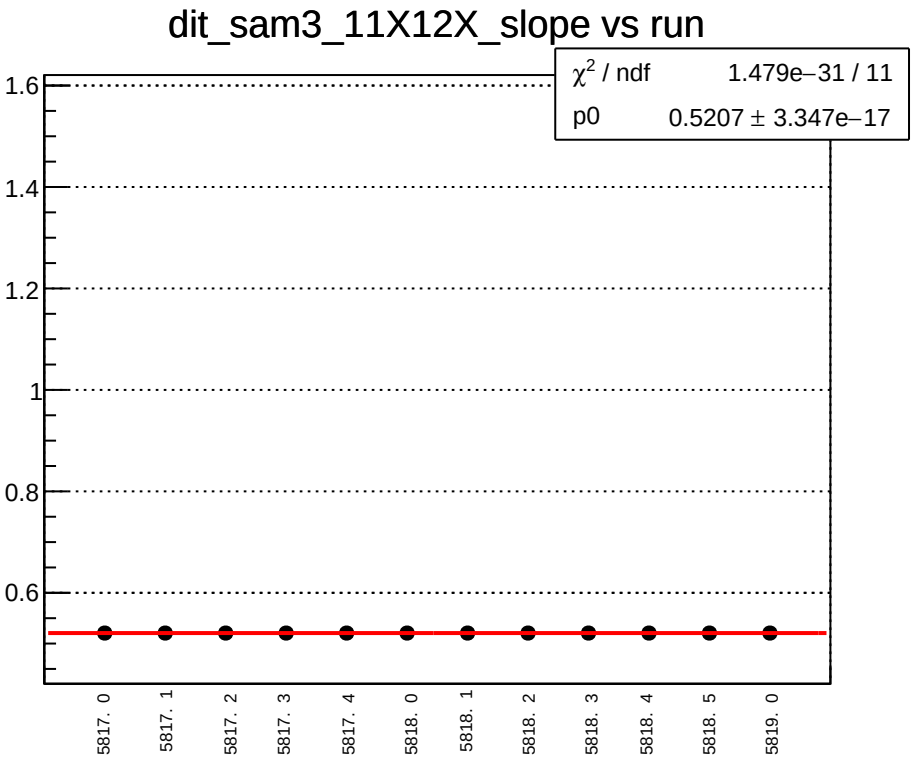
dit_sam3_11X12X_slope vs run
χ² / ndf 1.479e−31 / 11
p0 0.5207 ± 3.347e−17
1.6
1.4
1.2
1
0.8
0.6
5817. 0
5817. 1
5817. 2
5817. 3
5817. 4
5818. 0
5818. 1
5818. 2
5818. 3
5818. 4
5818. 5
5819. 0

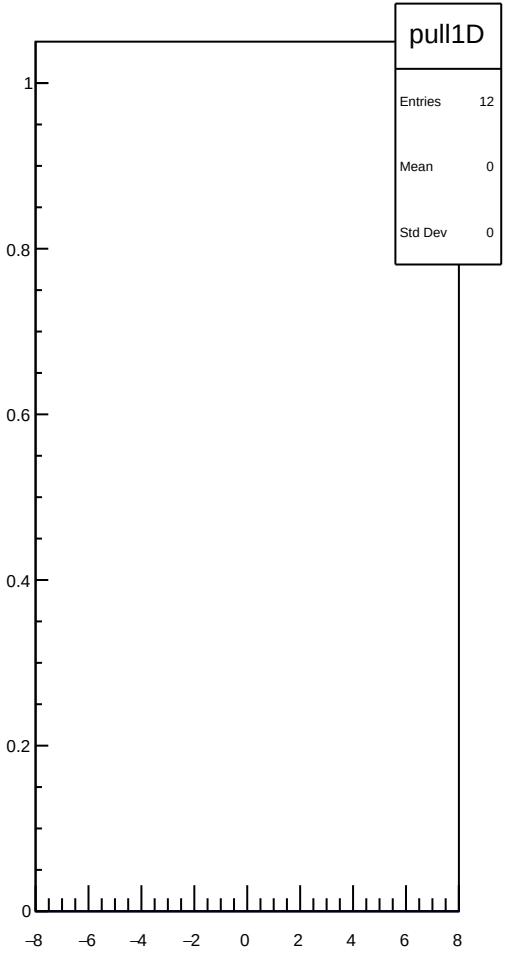
pull1D
Entries 12
Mean 0
Std Dev 0
1
0.8
0.6
0.4
0.2
0
−8
−6
−4
−2
0
2
4
6
8

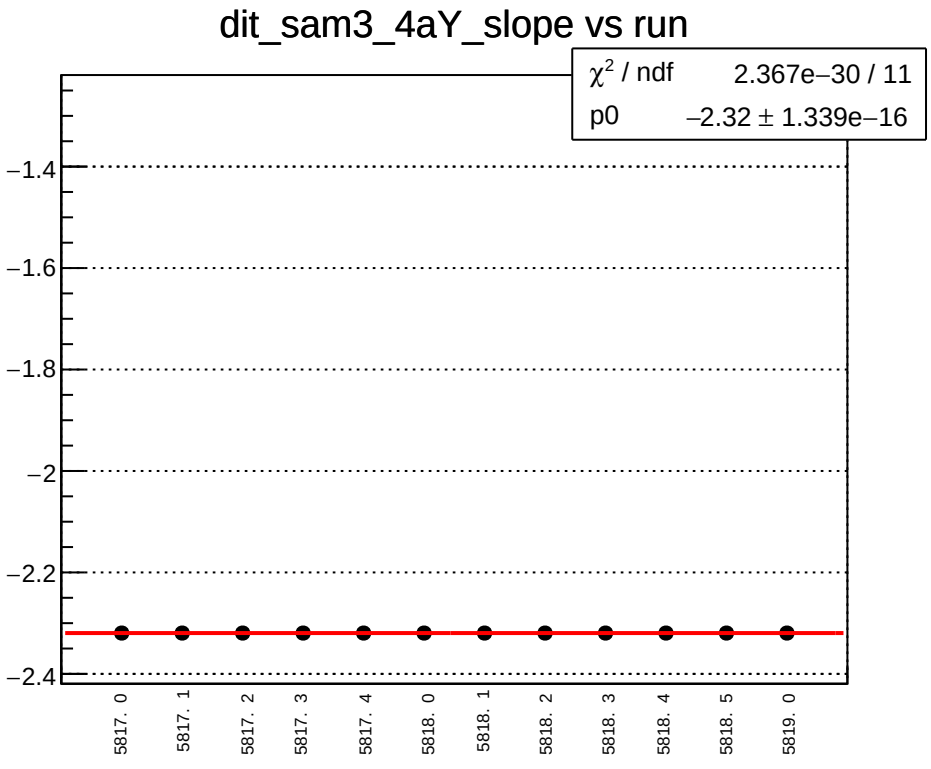
dit_sam3_4aY_slope vs run
χ^2 / ndf 2.367e−30 / 11
p0 −2.32 ± 1.339e−16
−1.4
−1.6
−1.8
−2
−2.2
−2.4
5817. 0
5817. 1
5817. 2
5817. 3
5817. 4
5818. 0
5818. 1
5818. 2
5818. 3
5818. 4
5818. 5
5819. 0

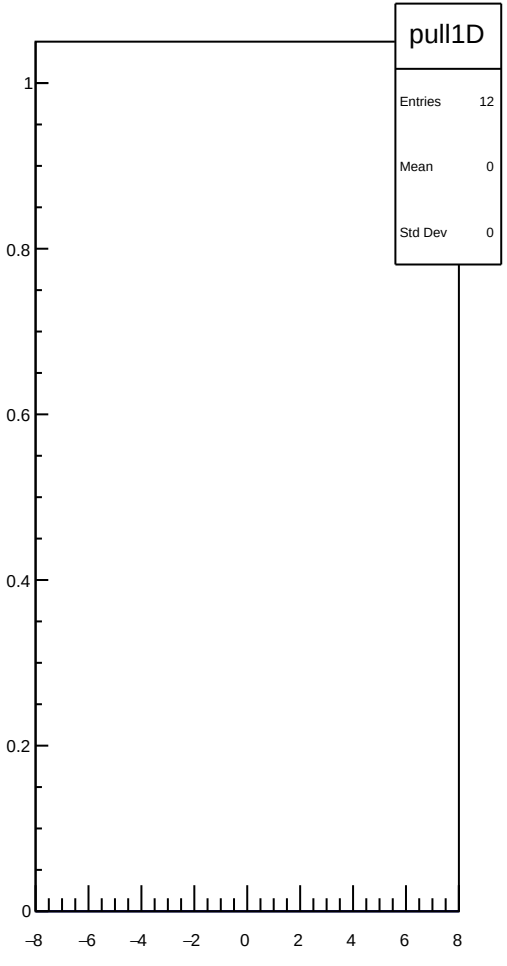
pull1D
Entries 12
Mean 0
Std Dev 0
1
0.8
0.6
0.4
0.2
0
−8
−6
−4
−2
0
2
4
6
8

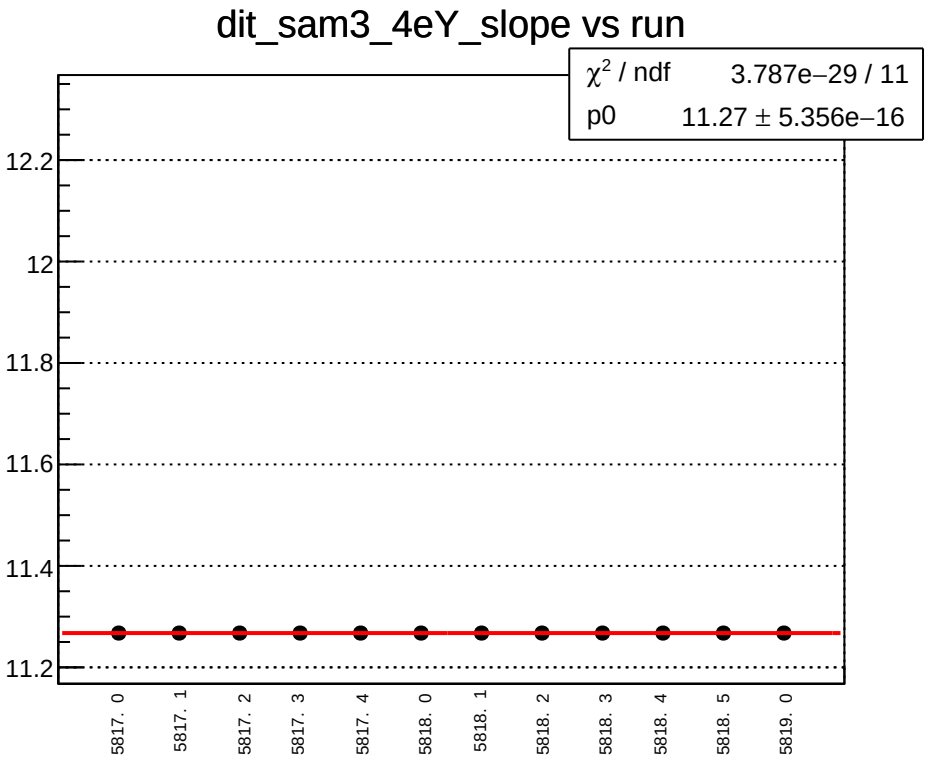
dit_sam3_4eY_slope vs run
χ² / ndf 3.787e−29 / 11
p0 11.27 ± 5.356e−16
12.2
12
11.8
11.6
11.4
11.2
5817. 0
5817. 1
5817. 2
5817. 3
5817. 4
5818. 0
5818. 1
5818. 2
5818. 3
5818. 4
5818. 5
5819. 0

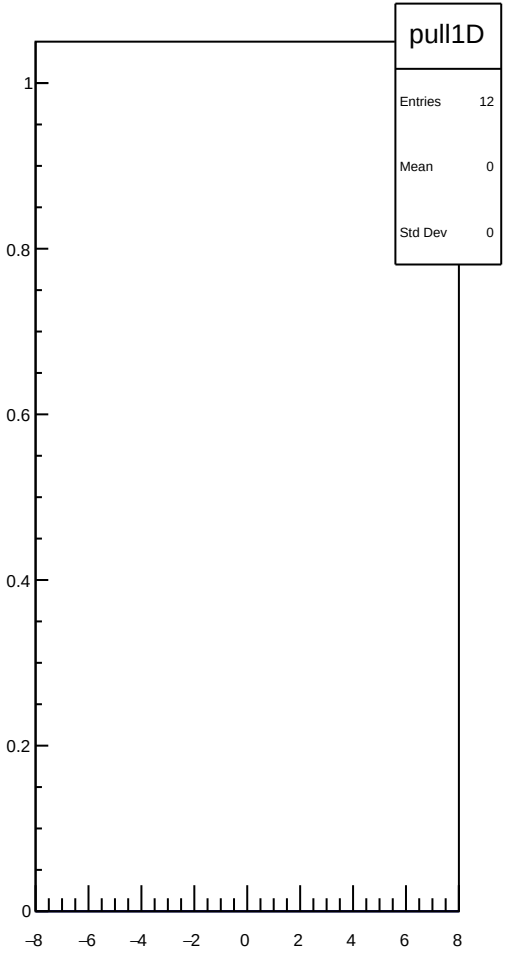
pull1D
Entries 12
Mean 0
Std Dev 0
1
0.8
0.6
0.4
0.2
0
−8
−6
−4
−2
0
2
4
6
8

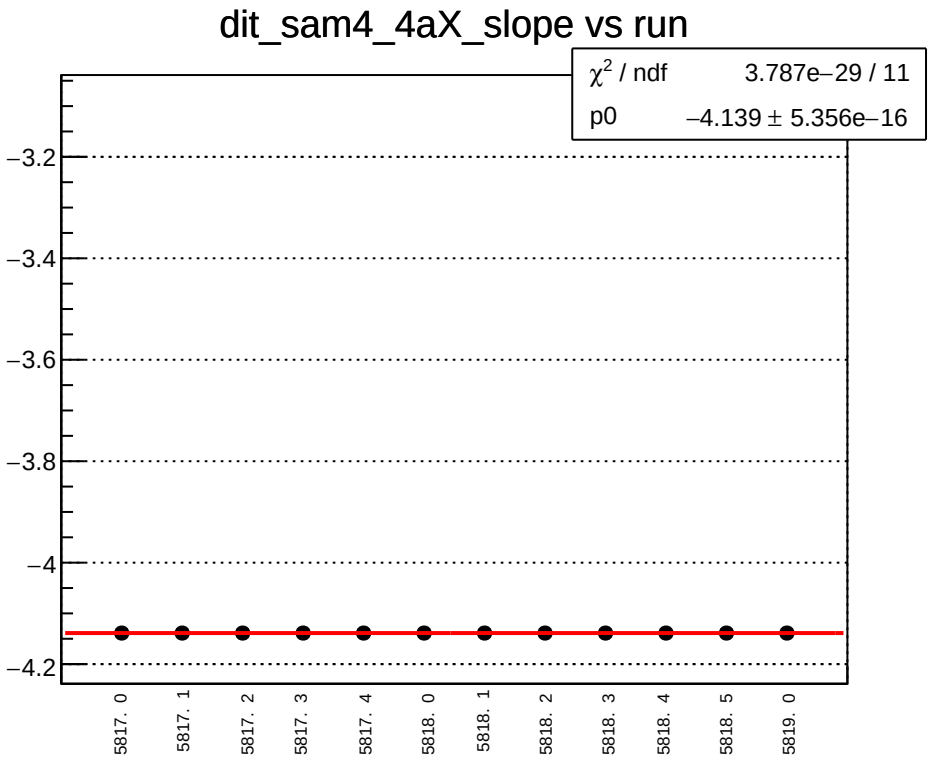
dit_sam4_4aX_slope vs run
χ^2 / ndf 3.787e−29 / 11
p0 −4.139 ± 5.356e−16
−3.2
−3.4
−3.6
−3.8
−4
−4.2
5817. 0
5817. 1
5817. 2
5817. 3
5817. 4
5818. 0
5818. 1
5818. 2
5818. 3
5818. 4
5818. 5
5819. 0

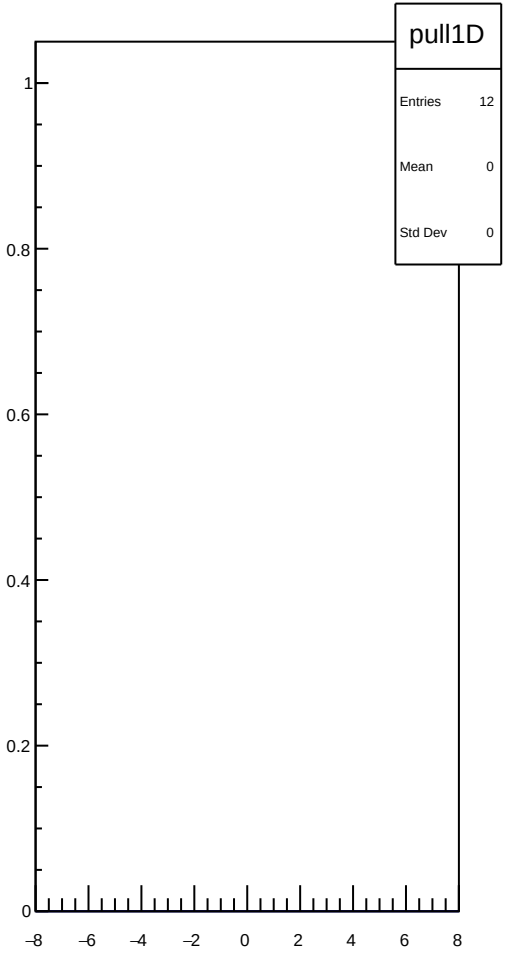
pull1D
Entries 12
Mean 0
Std Dev 0
1
0.8
0.6
0.4
0.2
0
−8
−6
−4
−2
0
2
4
6
8

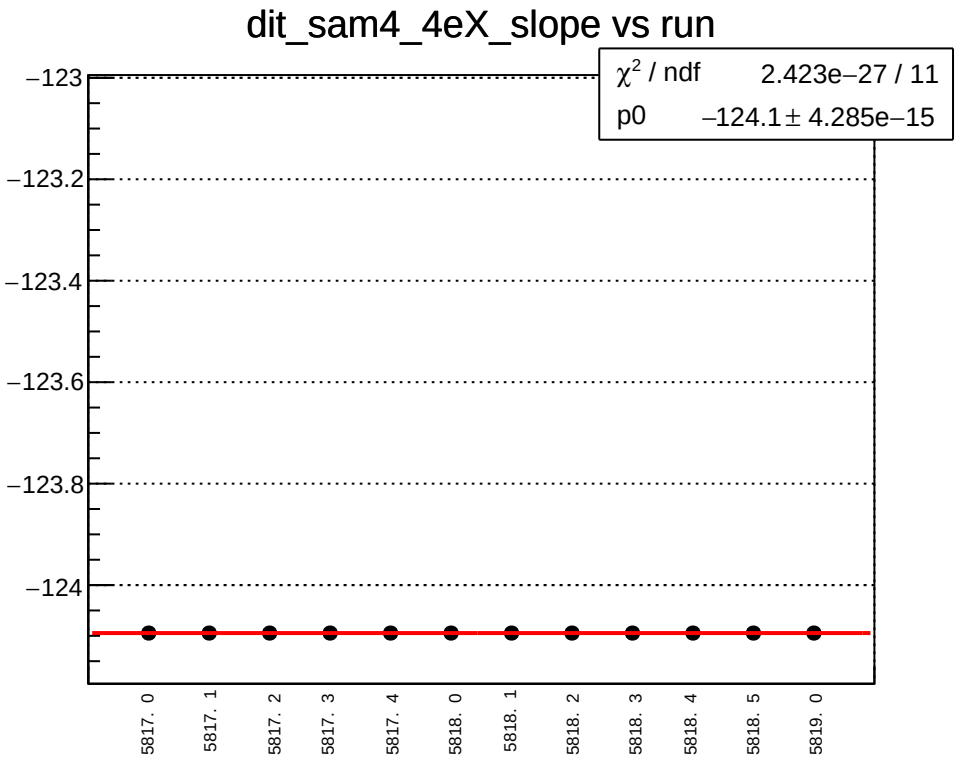
dit_sam4_4eX_slope vs run
χ^2 / ndf 2.423e−27 / 11
p0 −124.1 ± 4.285e−15
−123
−123.2
−123.4
−123.6
−123.8
−124
5817. 0
5817. 1
5817. 2
5817. 3
5817. 4
5818. 0
5818. 1
5818. 2
5818. 3
5818. 4
5818. 5
5819. 0

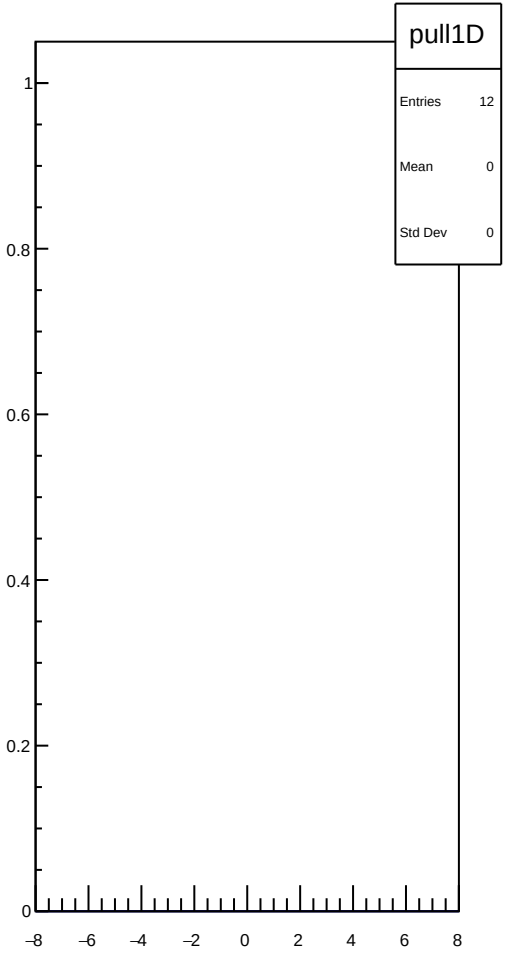
pull1D
Entries 12
Mean 0
Std Dev 0
1
0.8
0.6
0.4
0.2
0
−8
−6
−4
−2
0
2
4
6
8

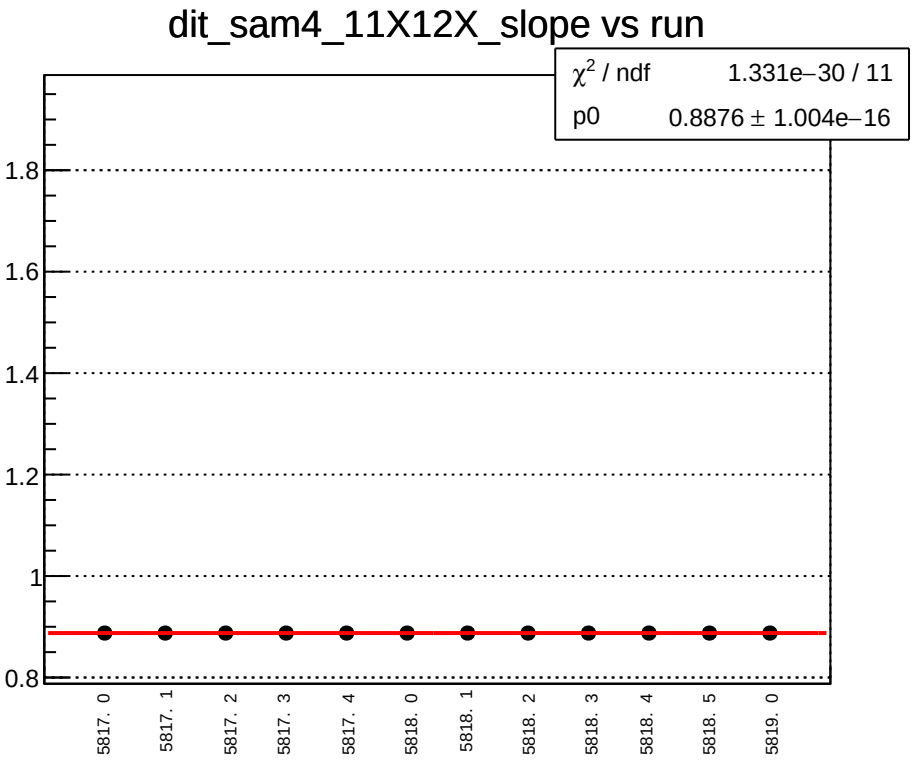
dit_sam4_11X12X_slope vs run
χ^2 / ndf 1.331e−30 / 11
p0 0.8876 ± 1.004e−16
1.8
1.6
1.4
1.2
1
0.8
5817. 0
5817. 1
5817. 2
5817. 3
5817. 4
5818. 0
5818. 1
5818. 2
5818. 3
5818. 4
5818. 5
5819. 0

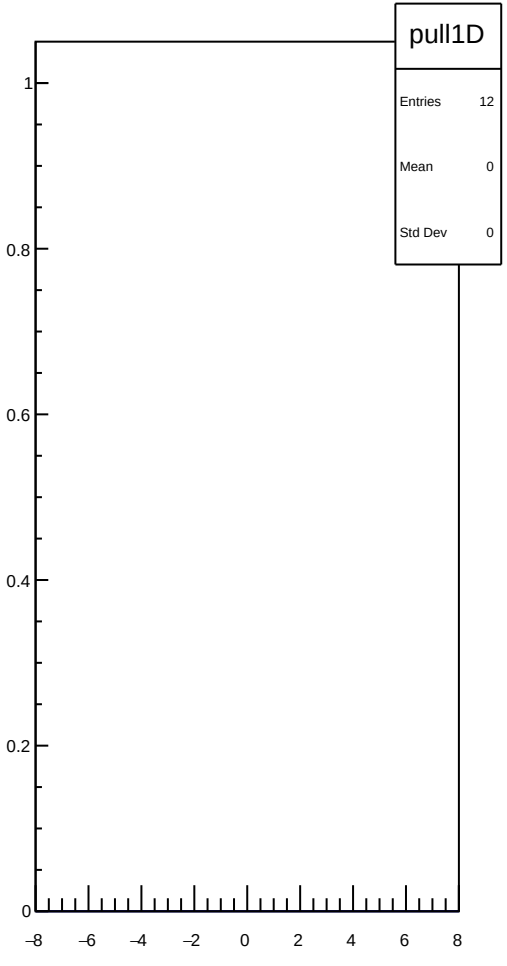
pull1D
Entries 12
Mean 0
Std Dev 0
1
0.8
0.6
0.4
0.2
0
−8
−6
−4
−2
0
2
4
6
8

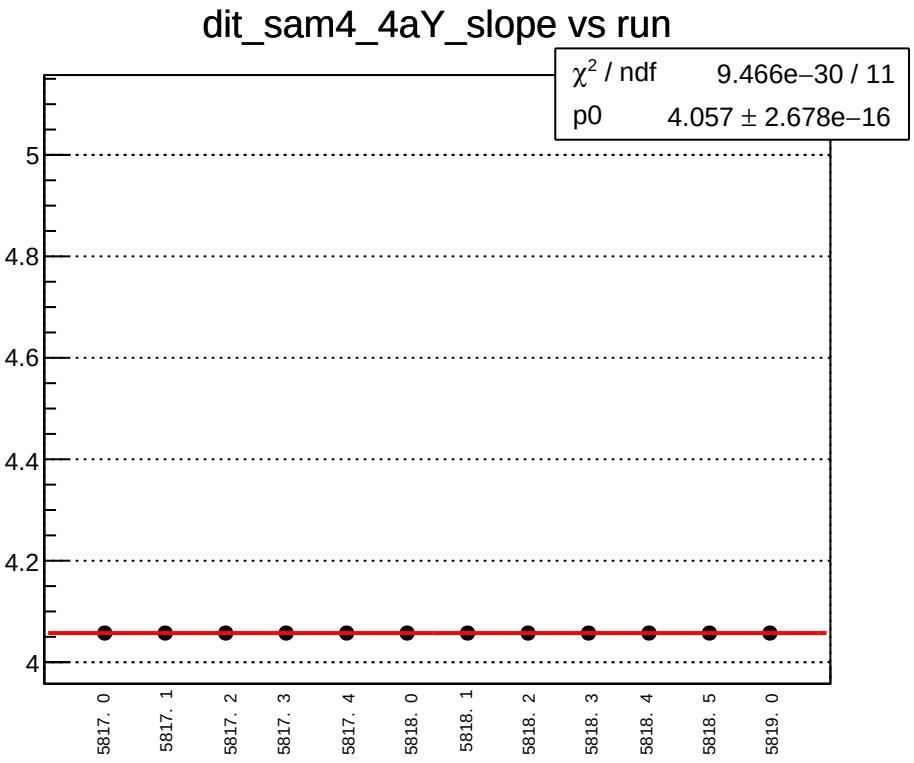
dit_sam4_4aY_slope vs run
χ^2 / ndf 9.466e−30 / 11
p0 4.057 ± 2.678e−16
5
4.8
4.6
4.4
4.2
4
5817. 0
5817. 1
5817. 2
5817. 3
5817. 4
5818. 0
5818. 1
5818. 2
5818. 3
5818. 4
5818. 5
5819. 0

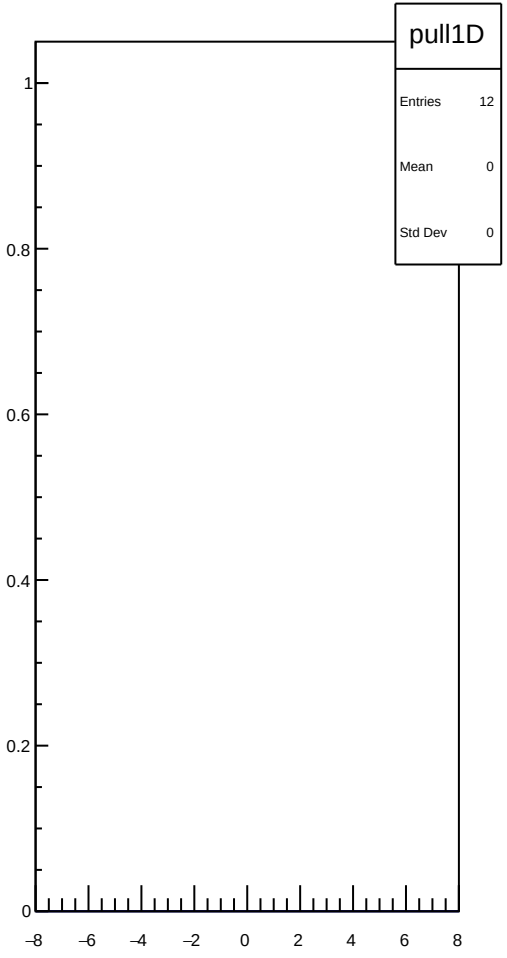
pull1D
Entries 12
Mean 0
Std Dev 0
1
0.8
0.6
0.4
0.2
0
−8
−6
−4
−2
0
2
4
6
8

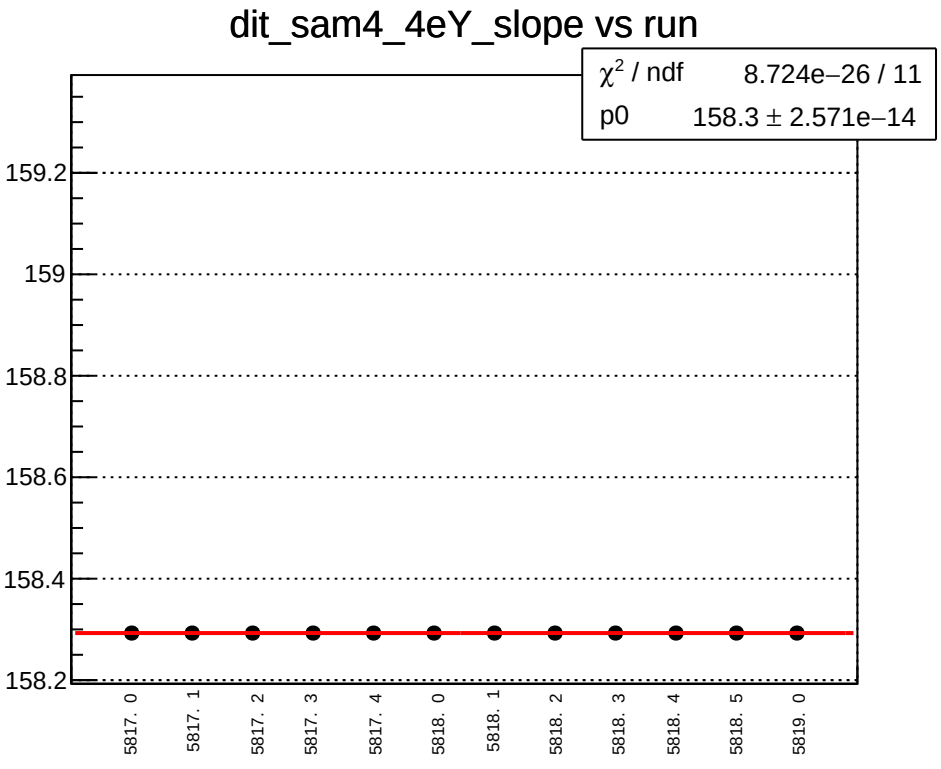
dit_sam4_4eY_slope vs run
χ² / ndf 8.724e−26 / 11
p0 158.3 ± 2.571e−14
159.2
159
158.8
158.6
158.4
158.2
5817. 0
5817. 1
5817. 2
5817. 3
5817. 4
5818. 0
5818. 1
5818. 2
5818. 3
5818. 4
5818. 5
5819. 0

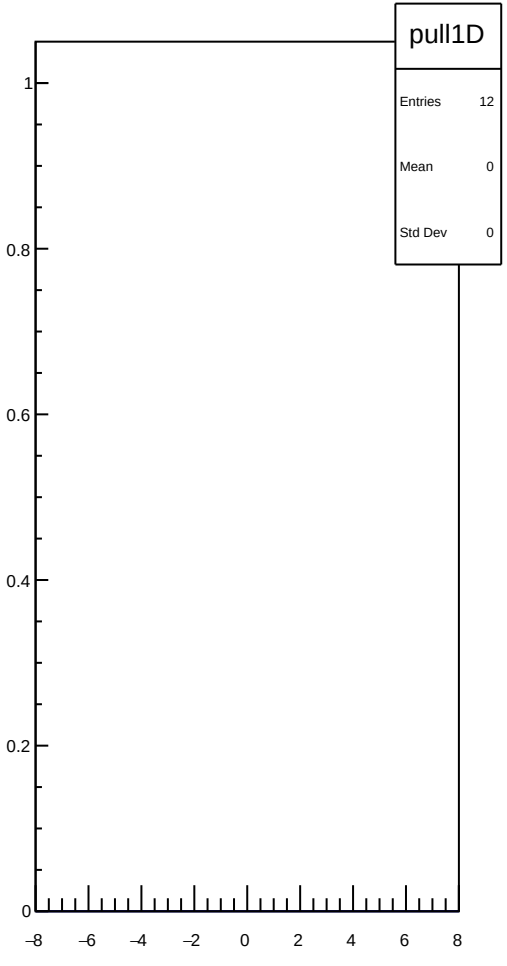
pull1D
Entries 12
Mean 0
Std Dev 0
1
0.8
0.6
0.4
0.2
0
−8
−6
−4
−2
0
2
4
6
8

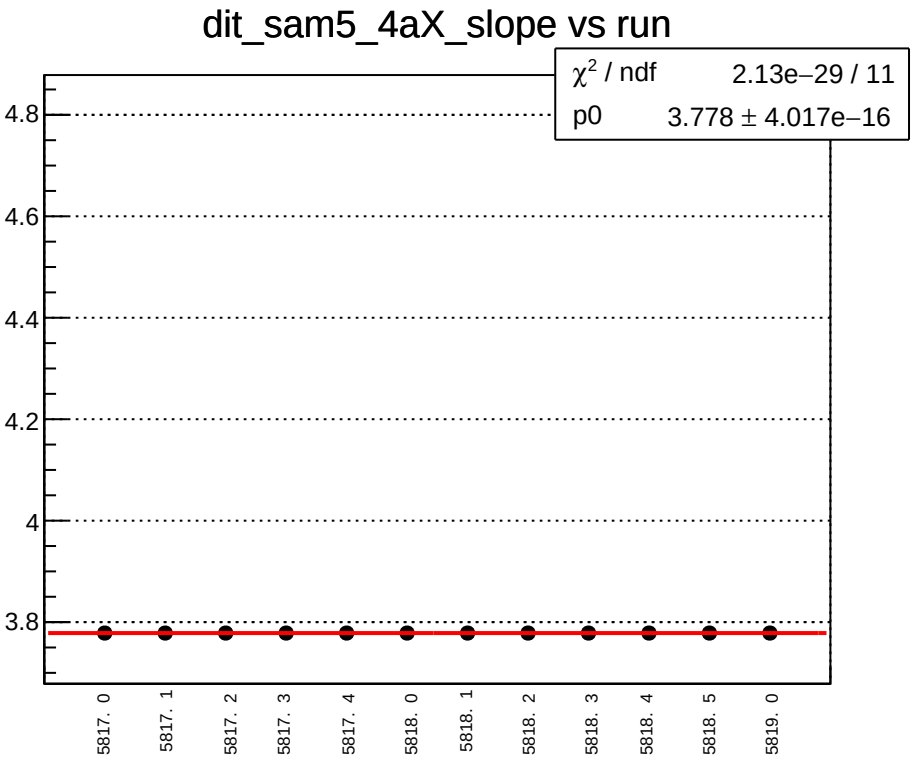
dit_sam5_4aX_slope vs run
χ^2 / ndf 2.13e−29 / 11
p0 3.778 ± 4.017e−16
4.8
4.6
4.4
4.2
4
3.8
5817. 0
5817. 1
5817. 2
5817. 3
5817. 4
5818. 0
5818. 1
5818. 2
5818. 3
5818. 4
5818. 5
5819. 0

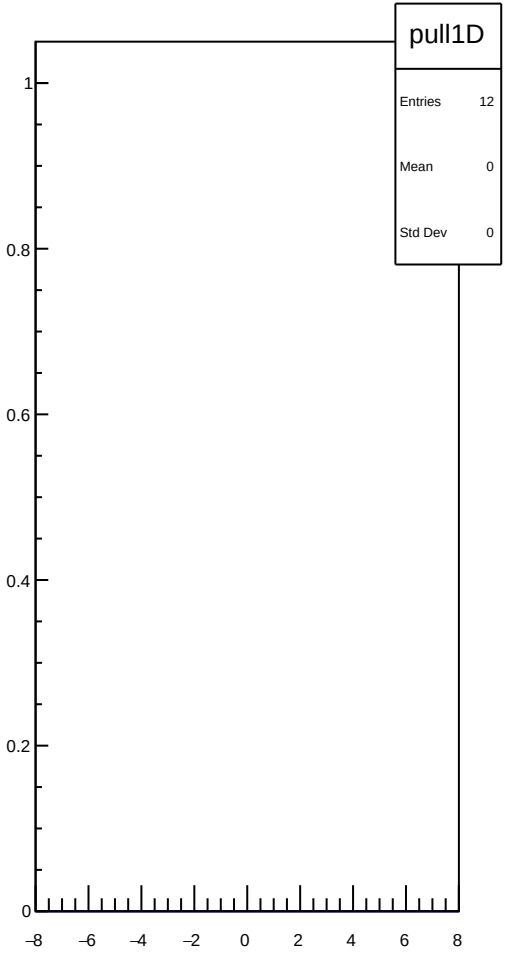
pull1D
Entries 12
Mean 0
Std Dev 0
1
0.8
0.6
0.4
0.2
0
−8
−6
−4
−2
0
2
4
6
8

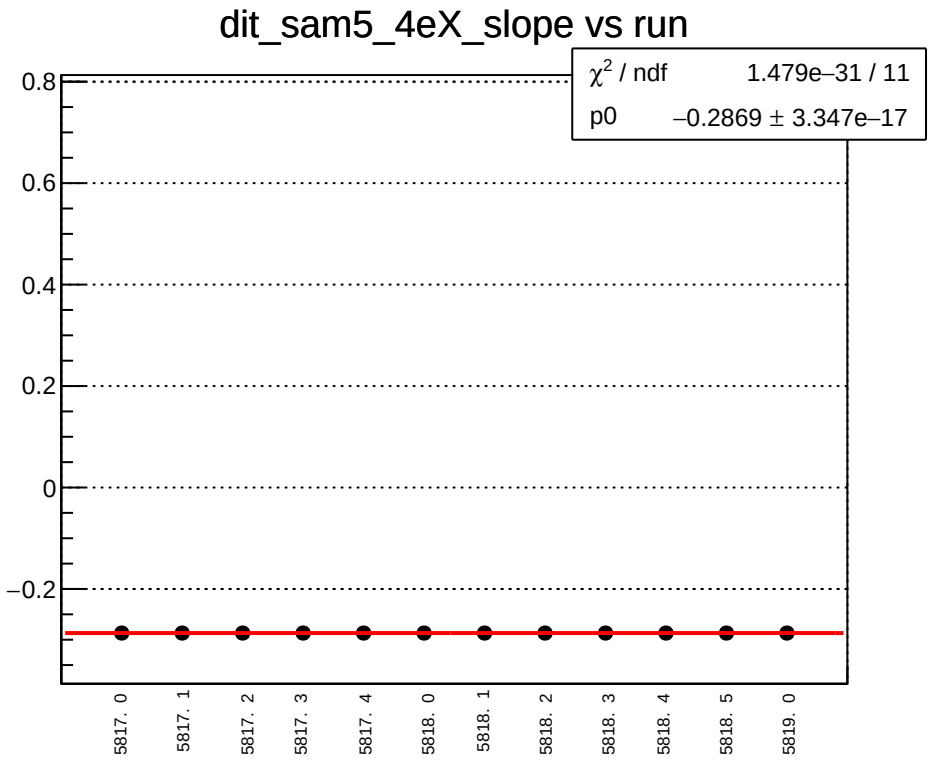
dit_sam5_4eX_slope vs run
χ² / ndf 1.479e−31 / 11
p0 −0.2869 ± 3.347e−17
0.8
0.6
0.4
0.2
0
−0.2
5817. 0
5817. 1
5817. 2
5817. 3
5817. 4
5818. 0
5818. 1
5818. 2
5818. 3
5818. 4
5818. 5
5819. 0

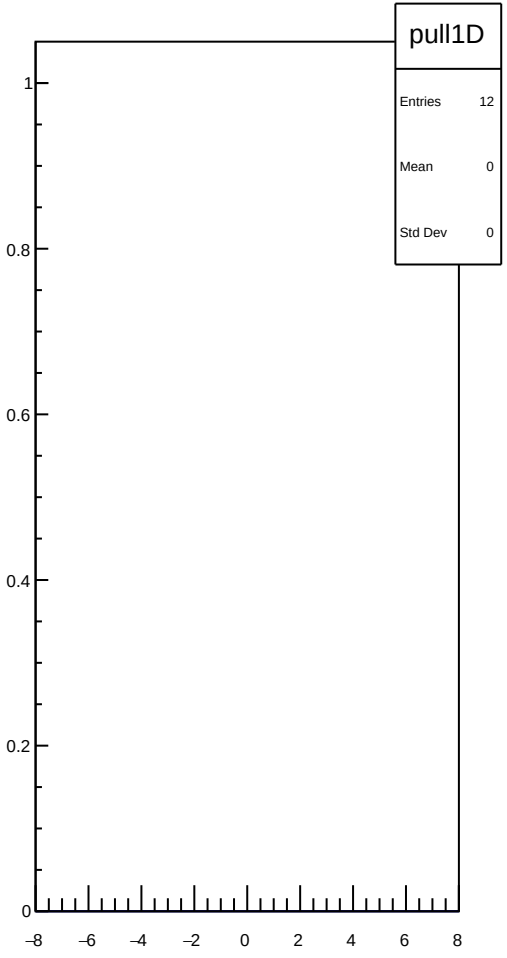
pull1D
Entries 12
Mean 0
Std Dev 0
1
0.8
0.6
0.4
0.2
0
−8
−6
−4
−2
0
2
4
6
8

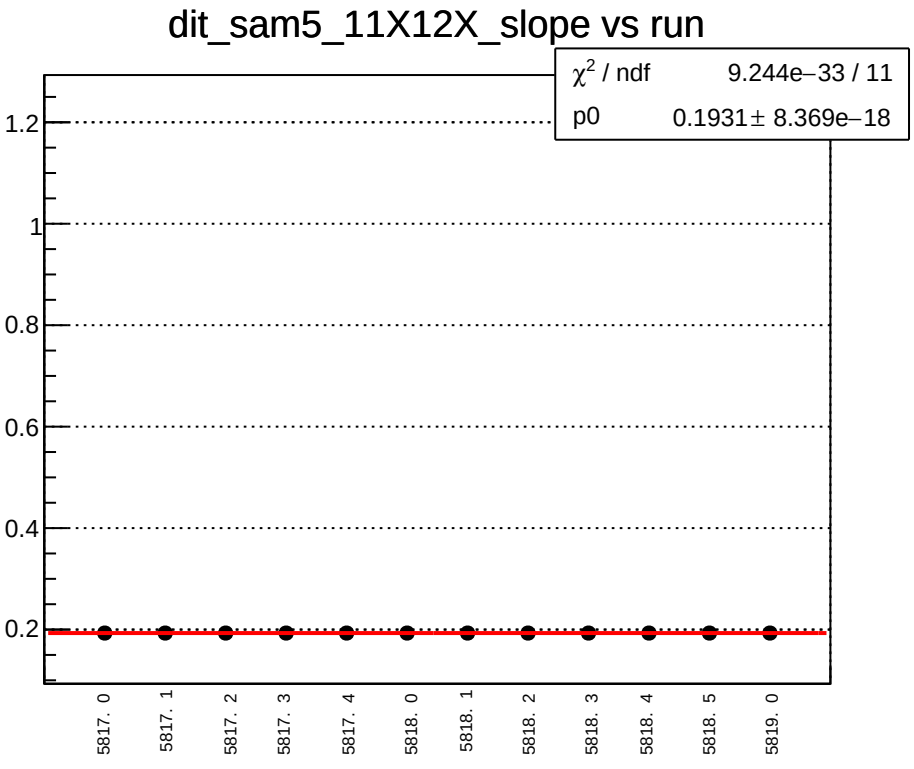
dit_sam5_11X12X_slope vs run
χ2 / ndf 9.244e−33 / 11
p0 0.1931 ± 8.369e−18
1.2
1
0.8
0.6
0.4
0.2
5817. 0
5817. 1
5817. 2
5817. 3
5817. 4
5818. 0
5818. 1
5818. 2
5818. 3
5818. 4
5818. 5
5819. 0

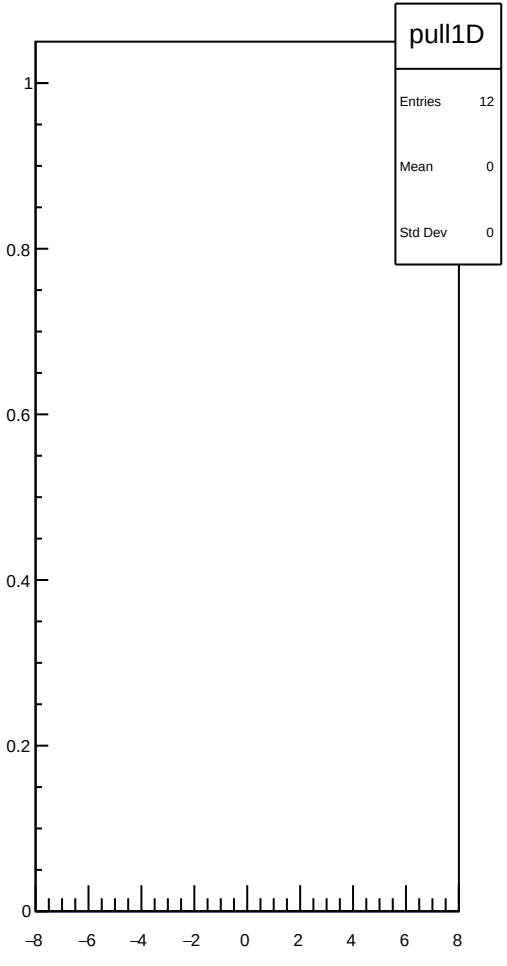
pull1D
Entries 12
Mean 0
Std Dev 0
1
0.8
0.6
0.4
0.2
0
−8
−6
−4
−2
0
2
4
6
8

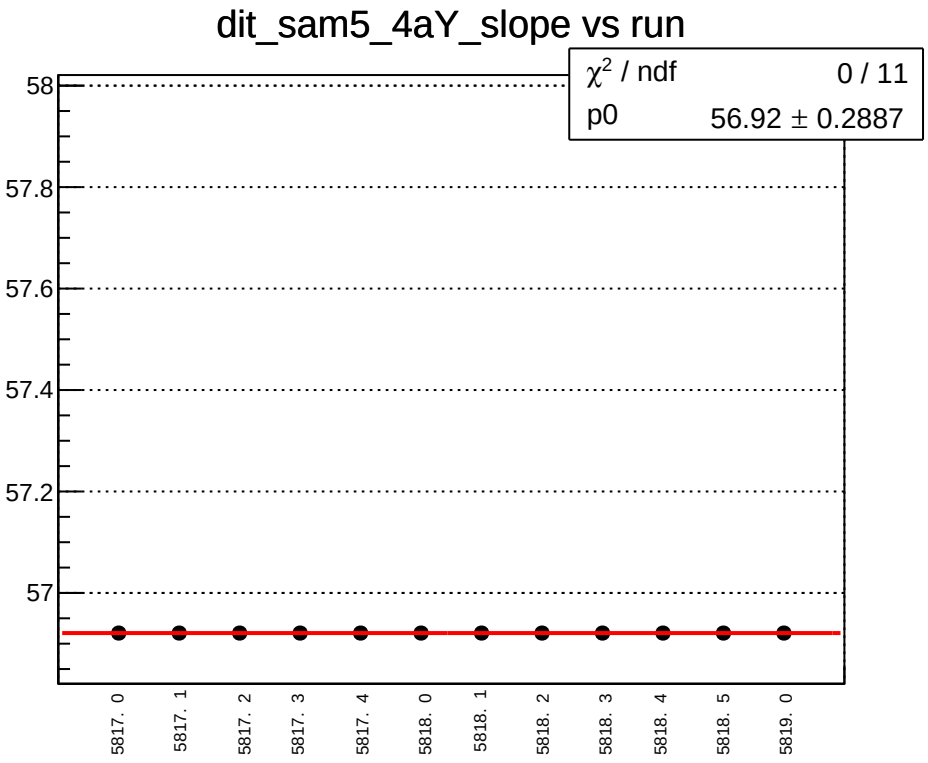
dit_sam5_4aY_slope vs run
χ² / ndf 0 / 11
p0 56.92 ± 0.2887
58
57.8
57.6
57.4
57.2
57
5817. 0
5817. 1
5817. 2
5817. 3
5817. 4
5818. 0
5818. 1
5818. 2
5818. 3
5818. 4
5818. 5
5819. 0

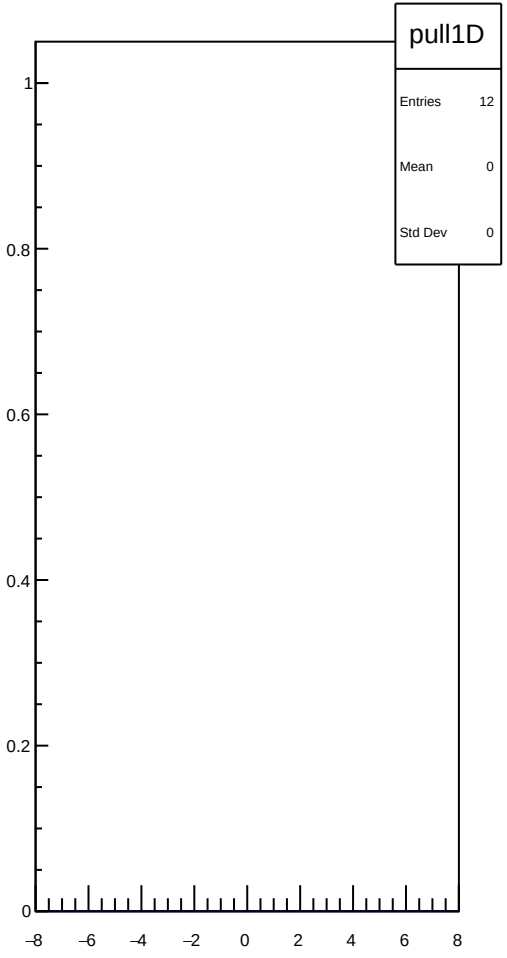
pull1D
Entries 12
Mean 0
Std Dev 0
1
0.8
0.6
0.4
0.2
0
–8
–6
–4
–2
0
2
4
6
8

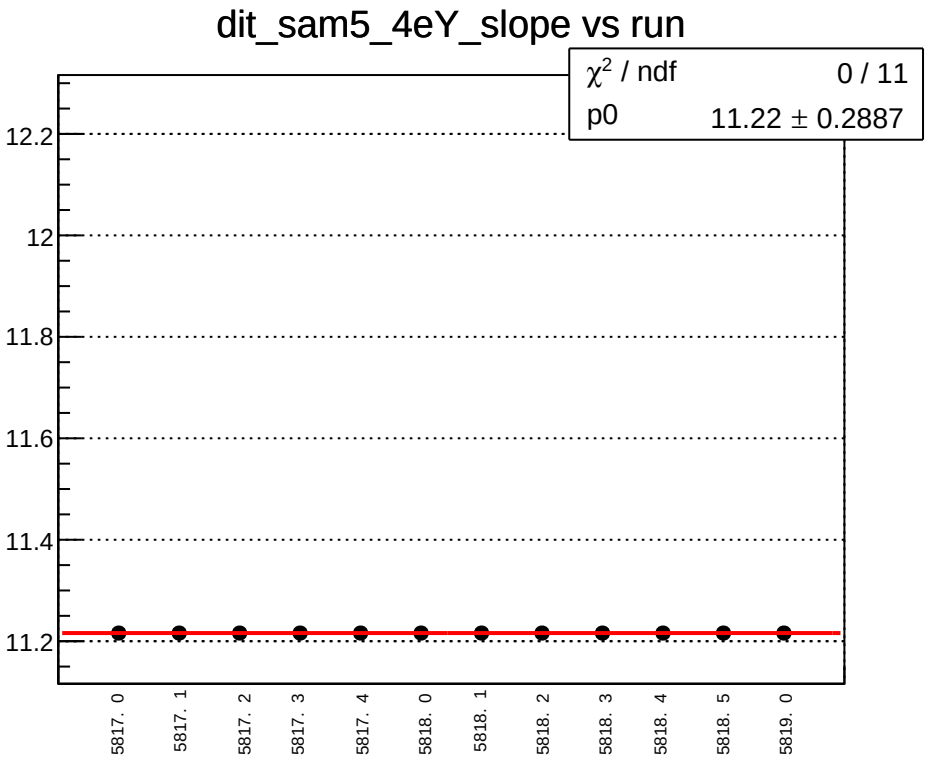
dit_sam5_4eY_slope vs run
χ² / ndf 0 / 11
p0 11.22 ± 0.2887
12.2
12
11.8
11.6
11.4
11.2
5817. 0
5817. 1
5817. 2
5817. 3
5817. 4
5818. 0
5818. 1
5818. 2
5818. 3
5818. 4
5818. 5
5819. 0

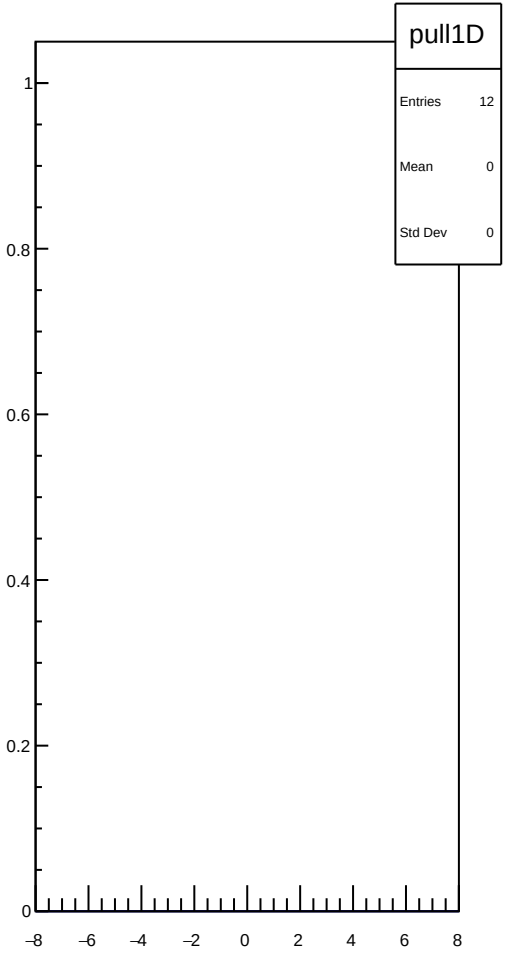
pull1D
Entries 12
Mean 0
Std Dev 0
1
0.8
0.6
0.4
0.2
0
–8
–6
–4
–2
0
2
4
6
8

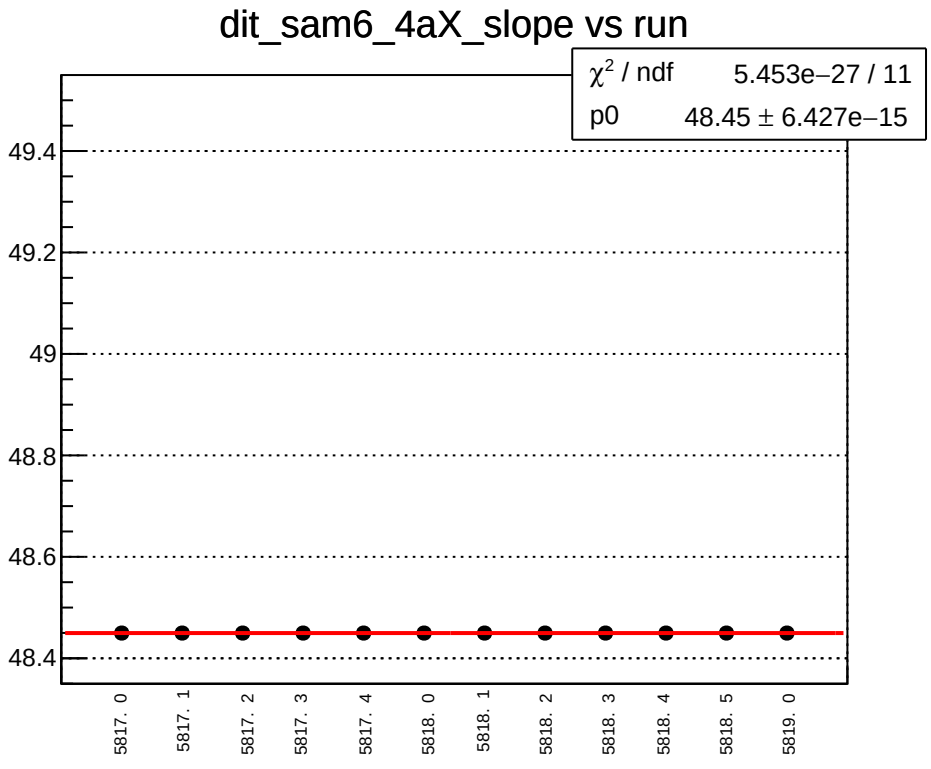
dit_sam6_4aX_slope vs run
χ² / ndf 5.453e−27 / 11
p0 48.45 ± 6.427e−15
49.4
49.2
49
48.8
48.6
48.4
5817. 0
5817. 1
5817. 2
5817. 3
5817. 4
5818. 0
5818. 1
5818. 2
5818. 3
5818. 4
5818. 5
5819. 0

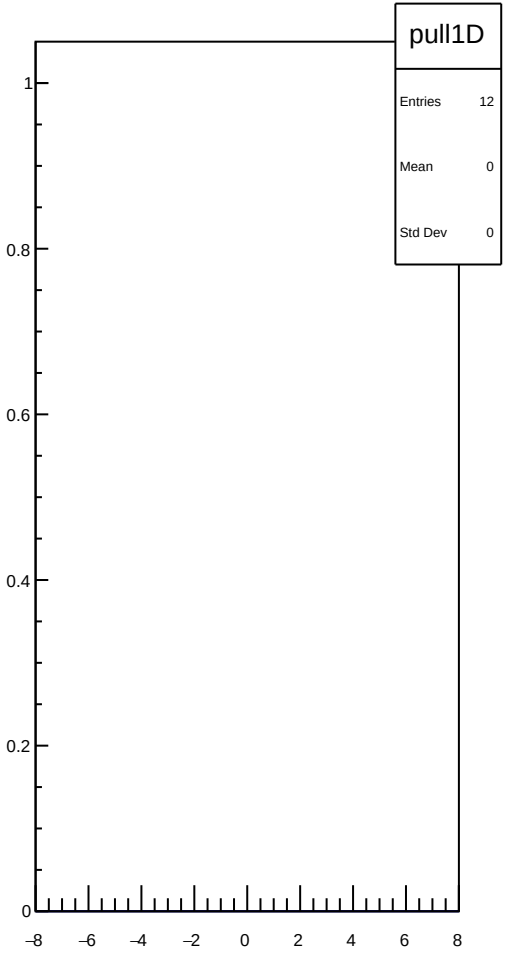
pull1D
Entries 12
Mean 0
Std Dev 0
1
0.8
0.6
0.4
0.2
0
−8
−6
−4
−2
0
2
4
6
8

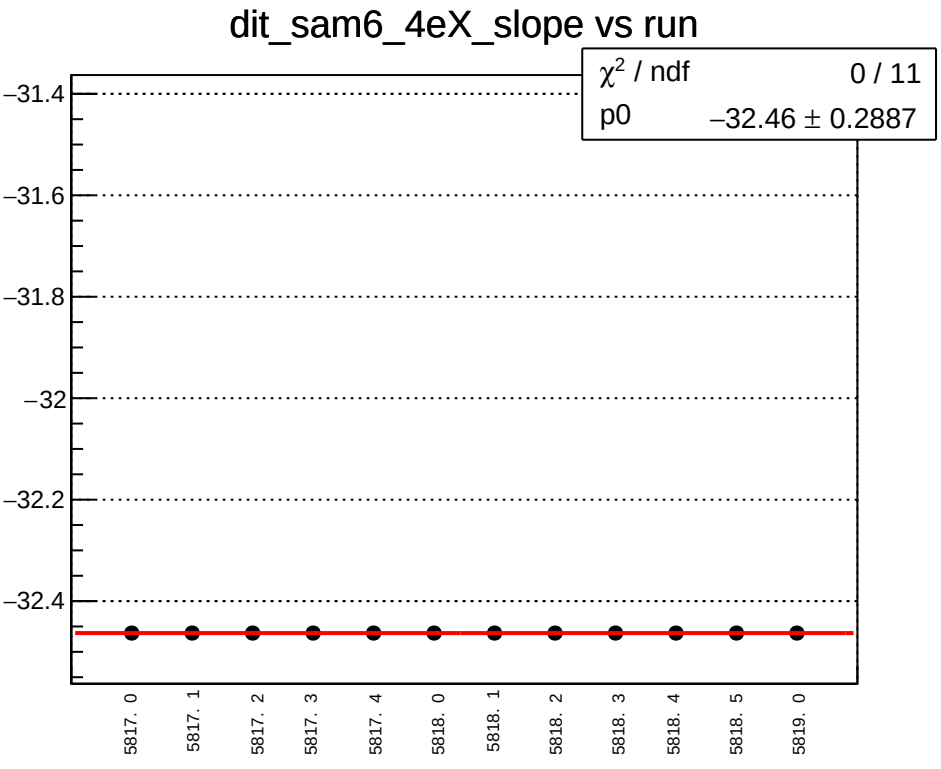
dit_sam6_4eX_slope vs run
χ² / ndf 0 / 11
p0 −32.46 ± 0.2887
−31.4
−31.6
−31.8
−32
−32.2
−32.4
5817. 0
5817. 1
5817. 2
5817. 3
5817. 4
5818. 0
5818. 1
5818. 2
5818. 3
5818. 4
5818. 5
5819. 0

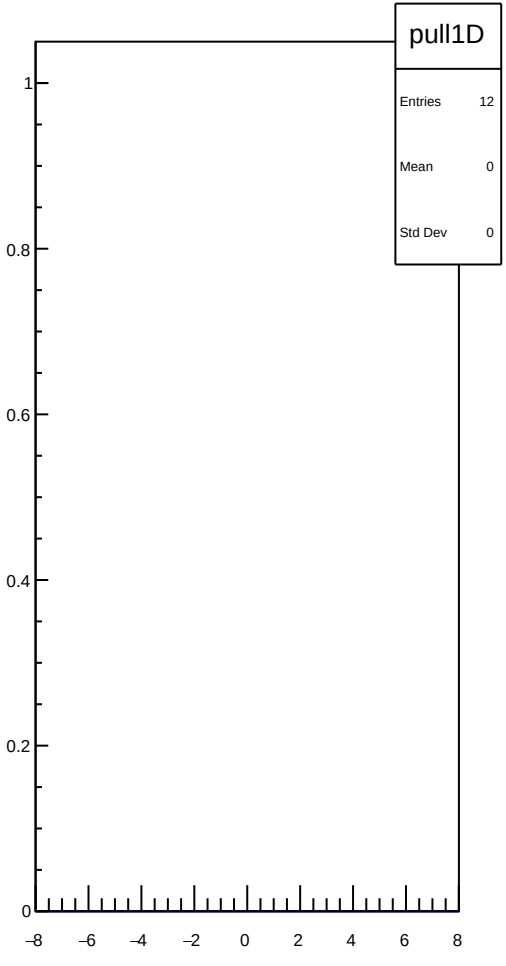
pull1D
Entries 12
Mean 0
Std Dev 0
1
0.8
0.6
0.4
0.2
0
−8
−6
−4
−2
0
2
4
6
8

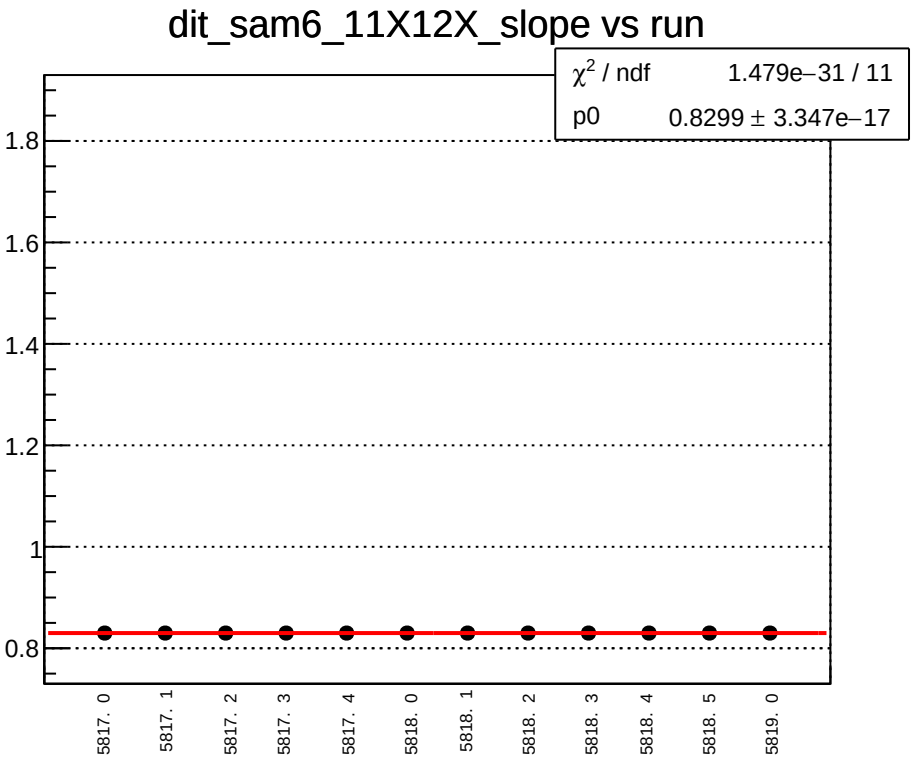
dit_sam6_11X12X_slope vs run
χ^2 / ndf 1.479e−31 / 11
p0 0.8299 ± 3.347e−17
1.8
1.6
1.4
1.2
1
0.8
5817. 0
5817. 1
5817. 2
5817. 3
5817. 4
5818. 0
5818. 1
5818. 2
5818. 3
5818. 4
5818. 5
5819. 0

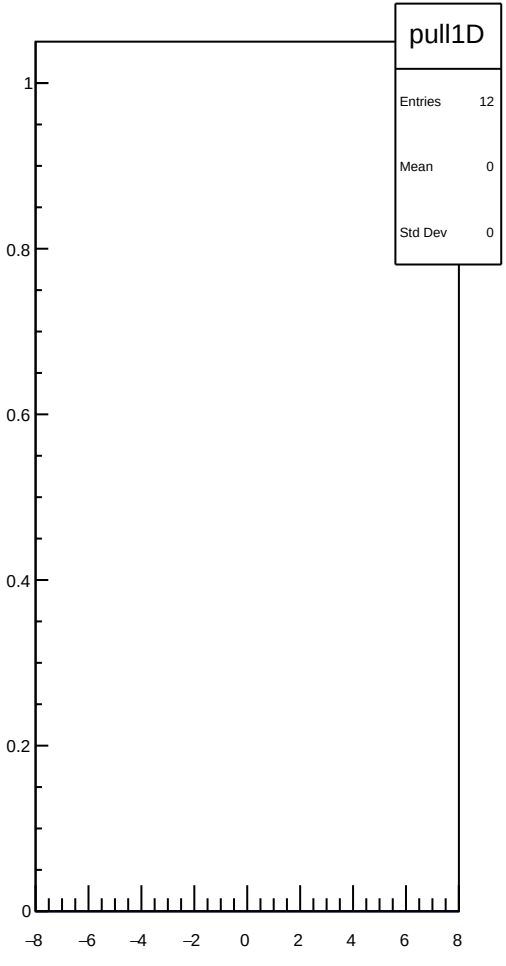
pull1D
Entries 12
Mean 0
Std Dev 0
1
0.8
0.6
0.4
0.2
0
−8
−6
−4
−2
0
2
4
6
8

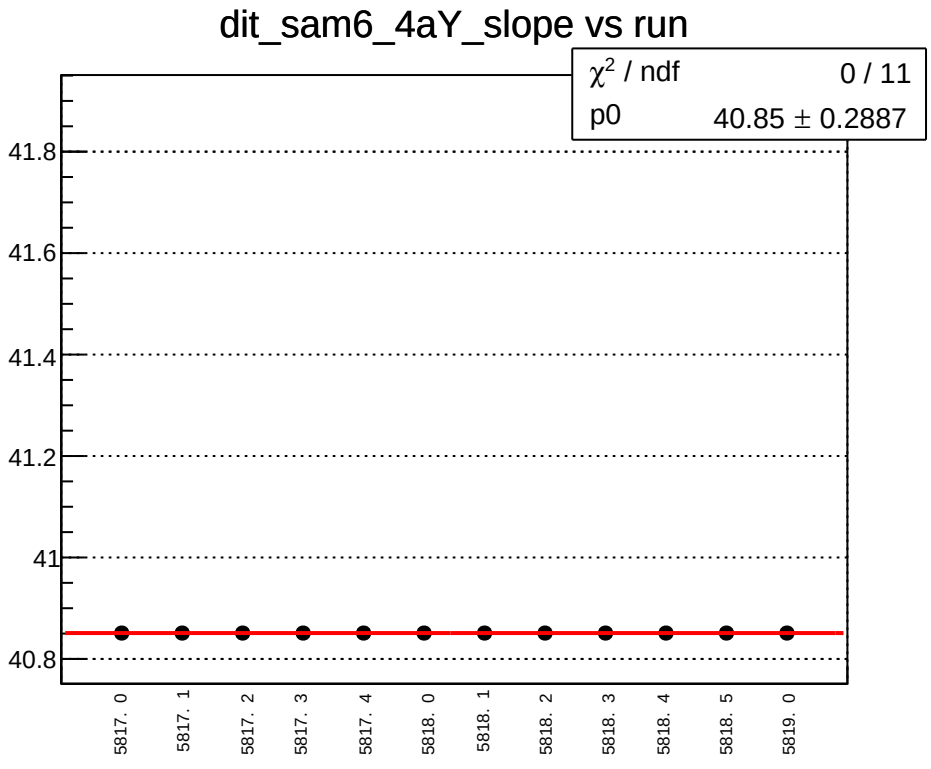
dit_sam6_4aY_slope vs run
χ² / ndf 0 / 11
p0 40.85 ± 0.2887
41.8
41.6
41.4
41.2
41
40.8
5817. 0
5817. 1
5817. 2
5817. 3
5817. 4
5818. 0
5818. 1
5818. 2
5818. 3
5818. 4
5818. 5
5819. 0

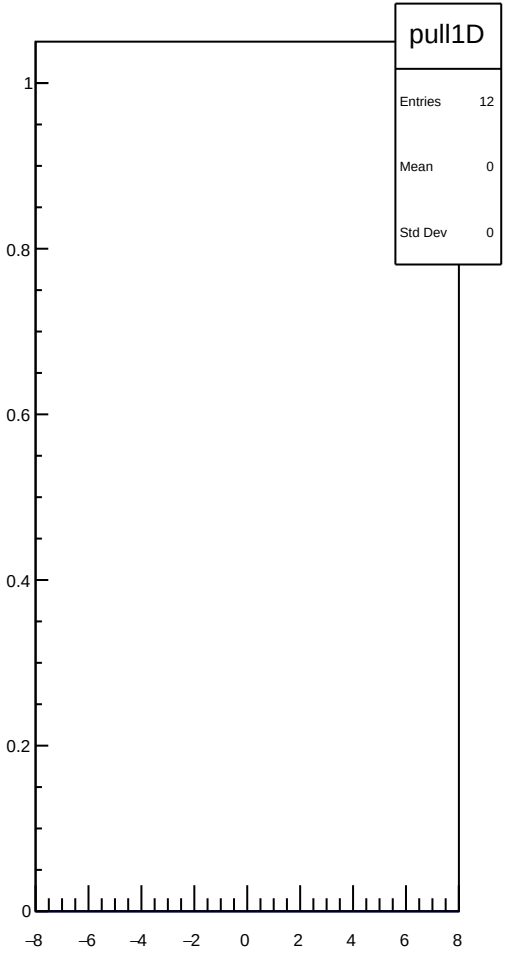
pull1D
Entries 12
Mean 0
Std Dev 0
1
0.8
0.6
0.4
0.2
0
–8
–6
–4
–2
0
2
4
6
8

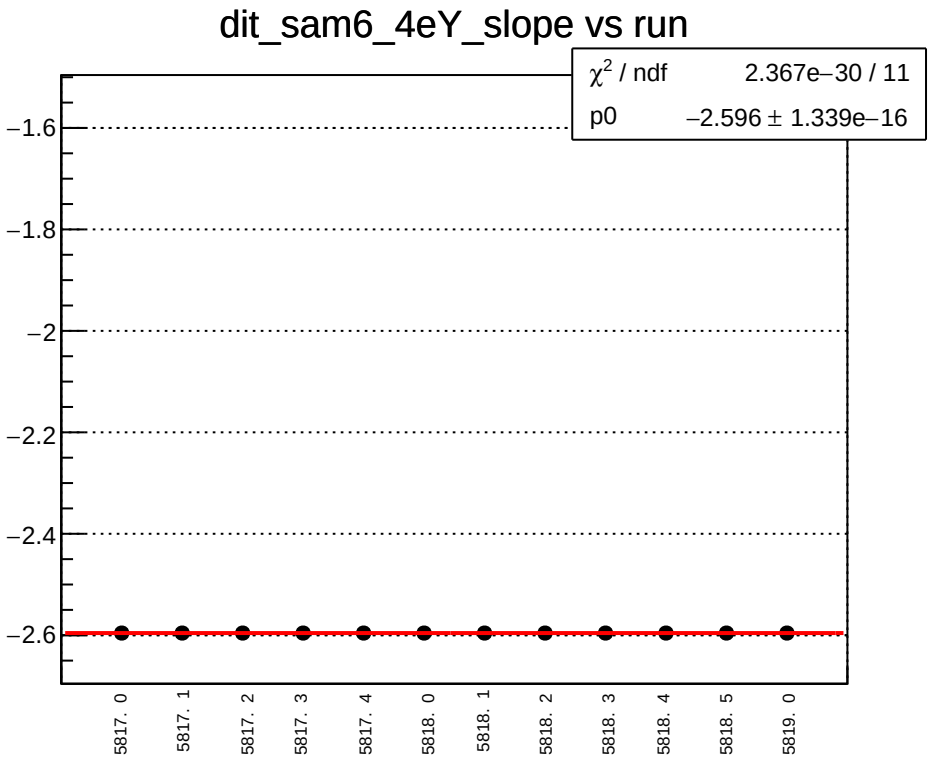
dit_sam6_4eY_slope vs run
χ^2 / ndf 2.367e−30 / 11
p0 −2.596 ± 1.339e−16
−1.6
−1.8
−2
−2.2
−2.4
−2.6
5817. 0
5817. 1
5817. 2
5817. 3
5817. 4
5818. 0
5818. 1
5818. 2
5818. 3
5818. 4
5818. 5
5819. 0

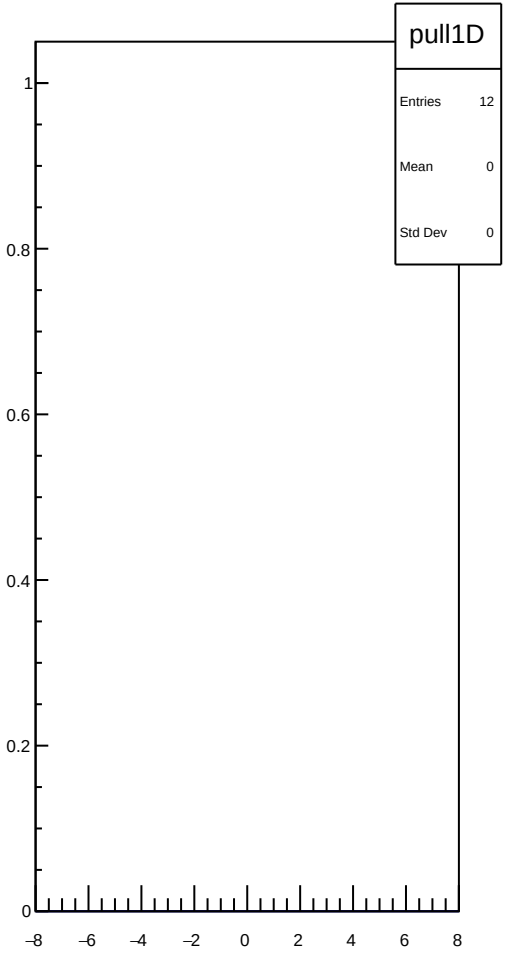
pull1D
Entries 12
Mean 0
Std Dev 0
1
0.8
0.6
0.4
0.2
0
−8
−6
−4
−2
0
2
4
6
8

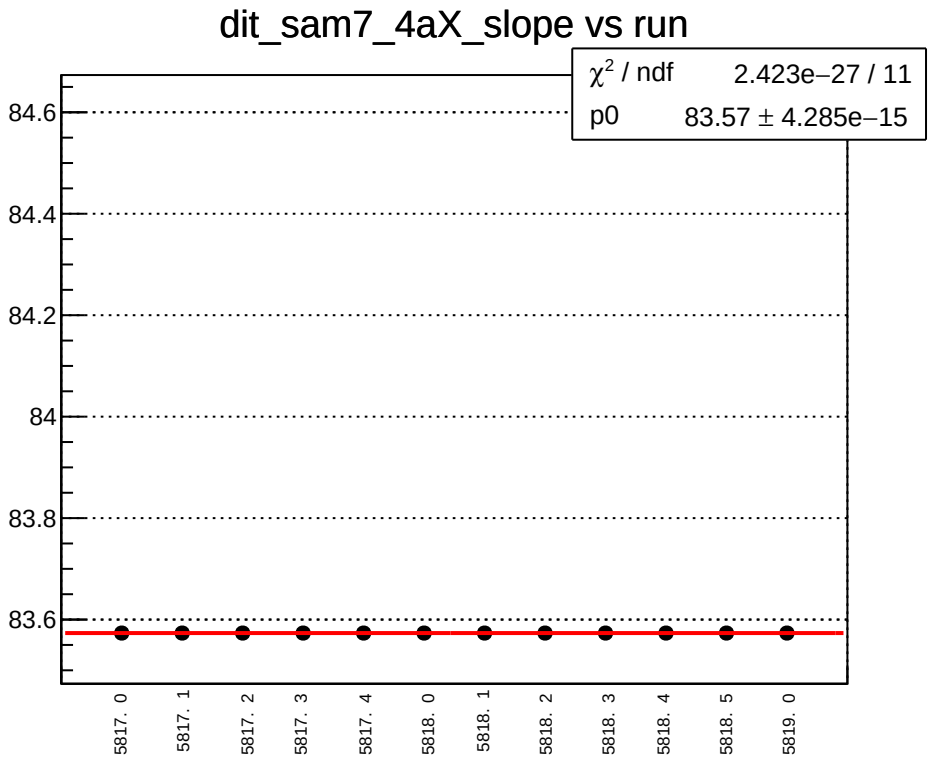
dit_sam7_4aX_slope vs run
χ² / ndf 2.423e−27 / 11
p0 83.57 ± 4.285e−15
84.6
84.4
84.2
84
83.8
83.6
5817. 0
5817. 1
5817. 2
5817. 3
5817. 4
5818. 0
5818. 1
5818. 2
5818. 3
5818. 4
5818. 5
5819. 0

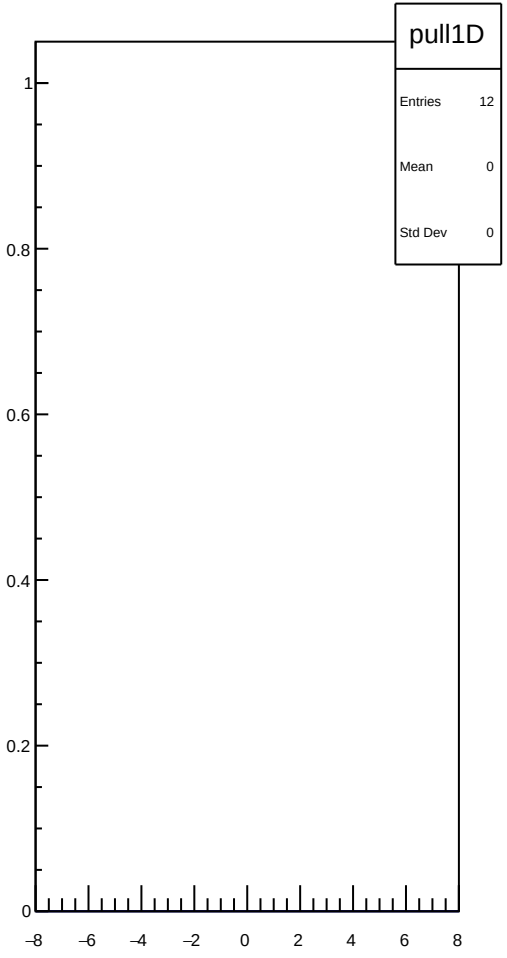
pull1D
Entries 12
Mean 0
Std Dev 0
1
0.8
0.6
0.4
0.2
0
−8
−6
−4
−2
0
2
4
6
8

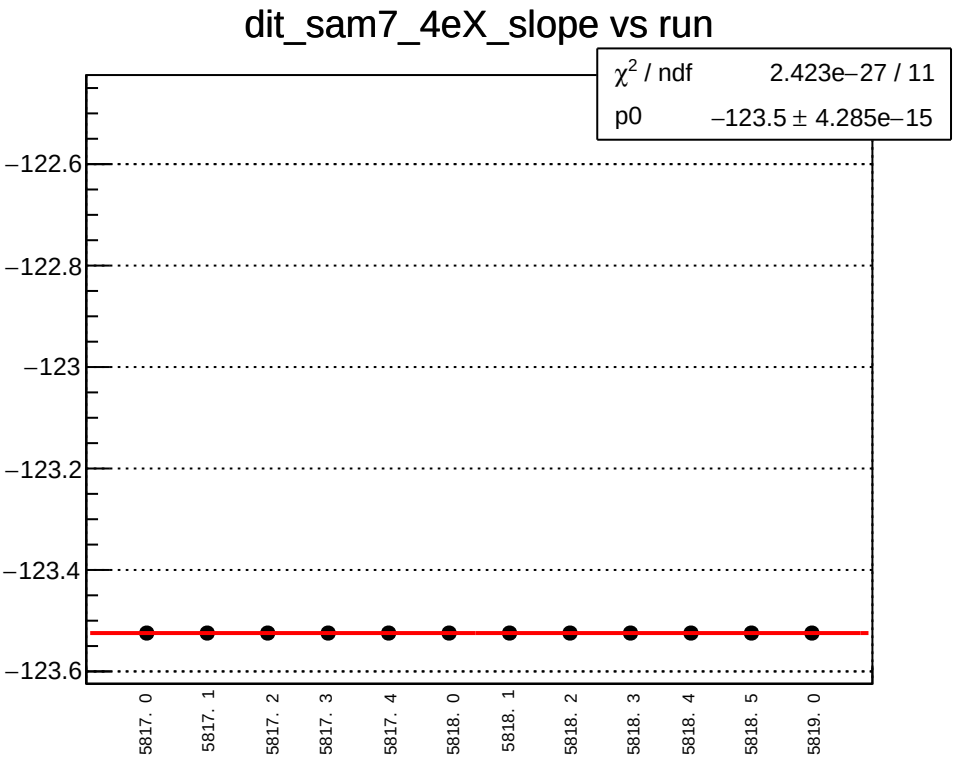
dit_sam7_4eX_slope vs run
χ^2 / ndf 2.423e−27 / 11
p0 −123.5 ± 4.285e−15
−122.6
−122.8
−123
−123.2
−123.4
−123.6
5817. 0
5817. 1
5817. 2
5817. 3
5817. 4
5818. 0
5818. 1
5818. 2
5818. 3
5818. 4
5818. 5
5819. 0

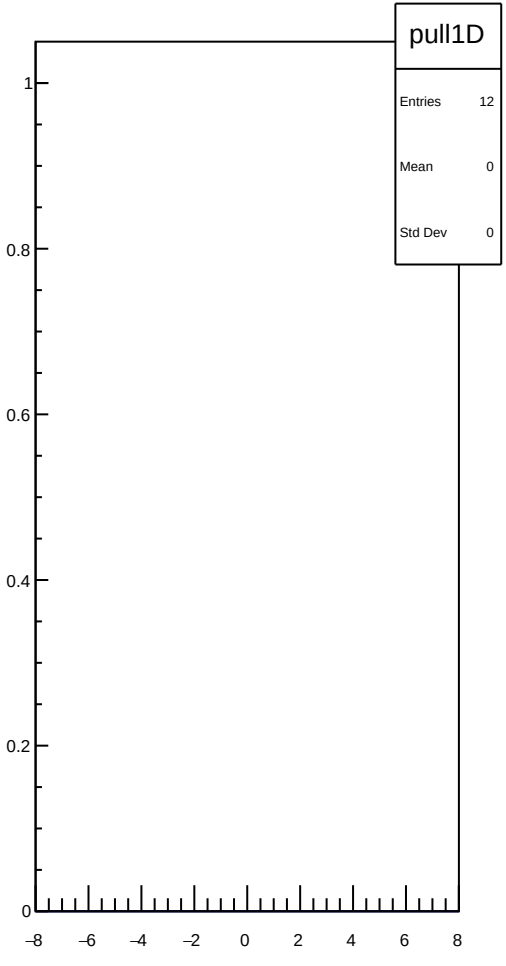
pull1D
Entries 12
Mean 0
Std Dev 0
1
0.8
0.6
0.4
0.2
0
−8
−6
−4
−2
0
2
4
6
8

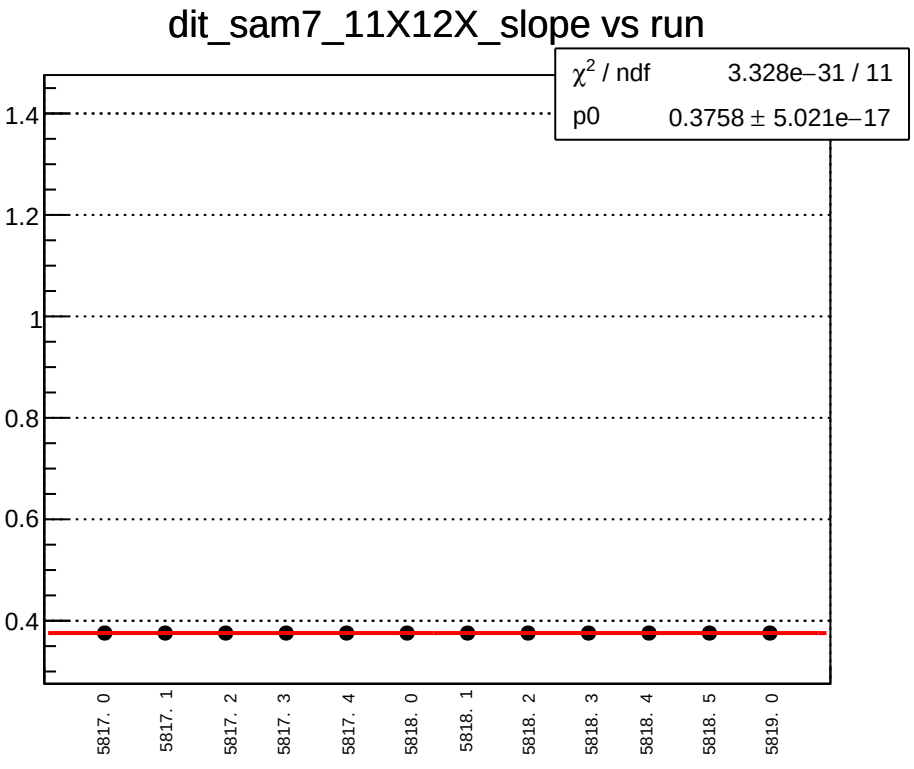
dit_sam7_11X12X_slope vs run
χ^2 / ndf 3.328e−31 / 11
p0 0.3758 ± 5.021e−17
1.4
1.2
1
0.8
0.6
0.4
5817. 0
5817. 1
5817. 2
5817. 3
5817. 4
5818. 0
5818. 1
5818. 2
5818. 3
5818. 4
5818. 5
5819. 0

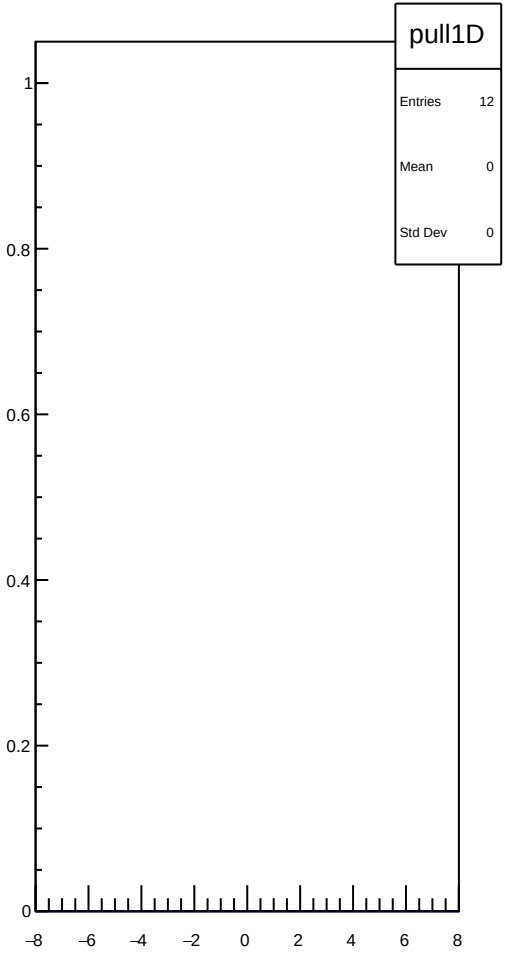
pull1D
Entries 12
Mean 0
Std Dev 0
1
0.8
0.6
0.4
0.2
0
−8
−6
−4
−2
0
2
4
6
8

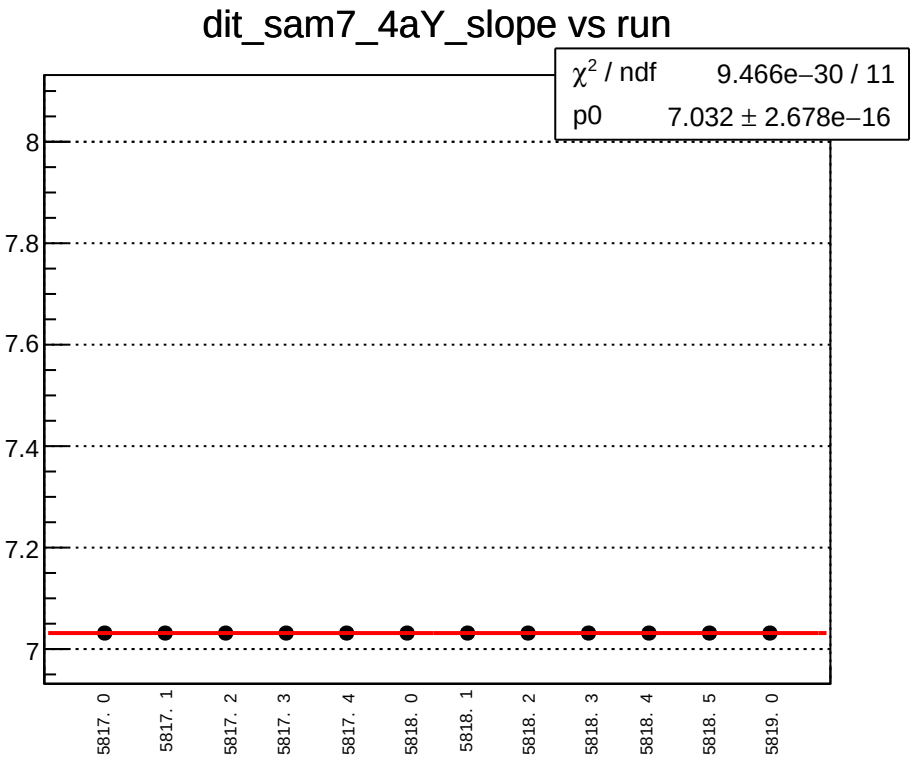
dit_sam7_4aY_slope vs run
χ^2 / ndf 9.466e−30 / 11
p0 7.032 ± 2.678e−16
8
7.8
7.6
7.4
7.2
7
5817. 0
5817. 1
5817. 2
5817. 3
5817. 4
5818. 0
5818. 1
5818. 2
5818. 3
5818. 4
5818. 5
5819. 0

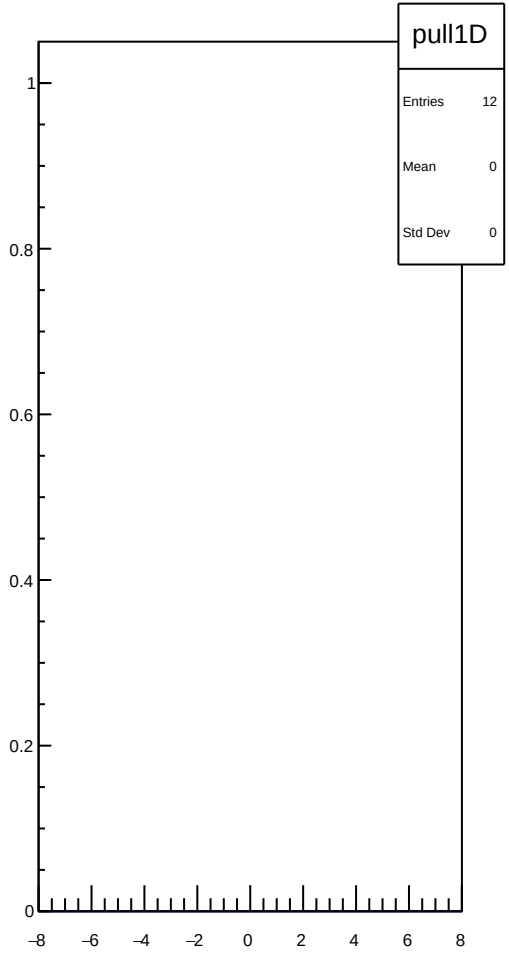
pull1D
Entries 12
Mean 0
Std Dev 0
1
0.8
0.6
0.4
0.2
0
−8
−6
−4
−2
0
2
4
6
8

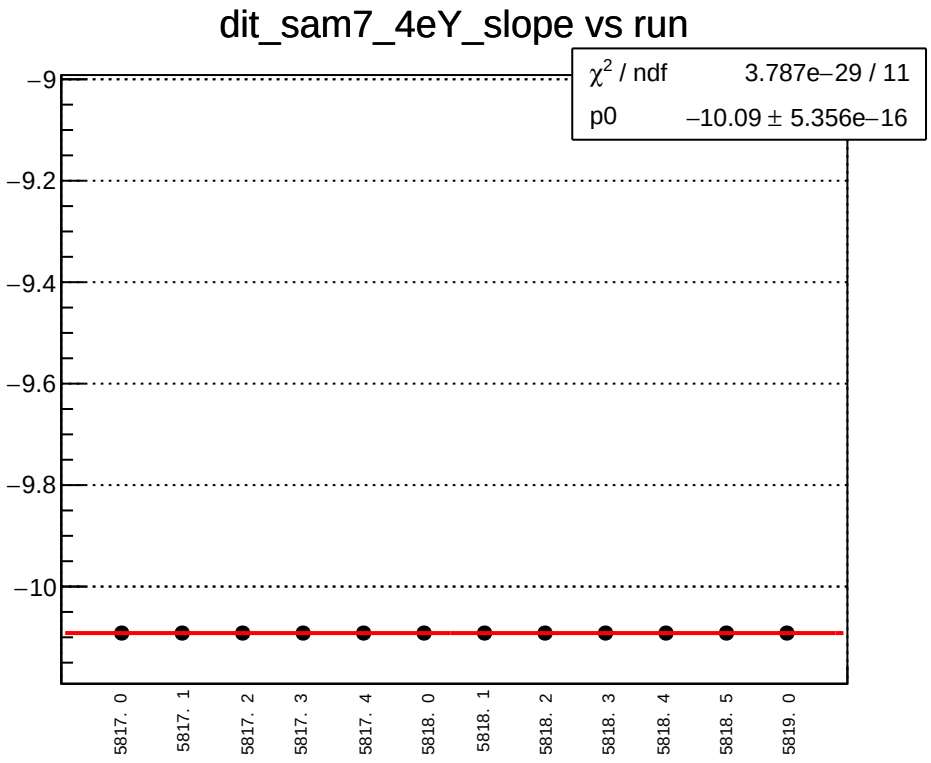
dit_sam7_4eY_slope vs run
χ^2 / ndf 3.787e−29 / 11
p0 −10.09 ± 5.356e−16
−9
−9.2
−9.4
−9.6
−9.8
−10
5817. 0
5817. 1
5817. 2
5817. 3
5817. 4
5818. 0
5818. 1
5818. 2
5818. 3
5818. 4
5818. 5
5819. 0

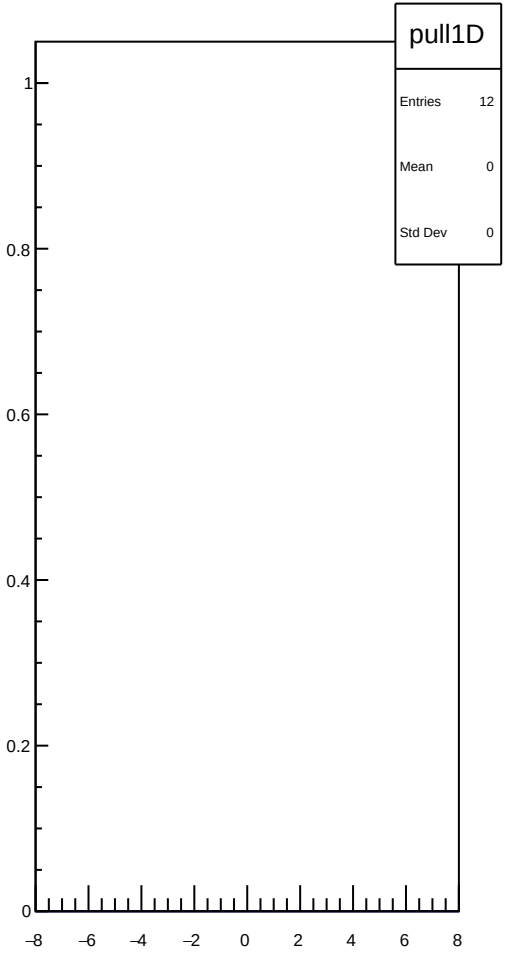
pull1D
Entries 12
Mean 0
Std Dev 0
1
0.8
0.6
0.4
0.2
0
−8
−6
−4
−2
0
2
4
6
8

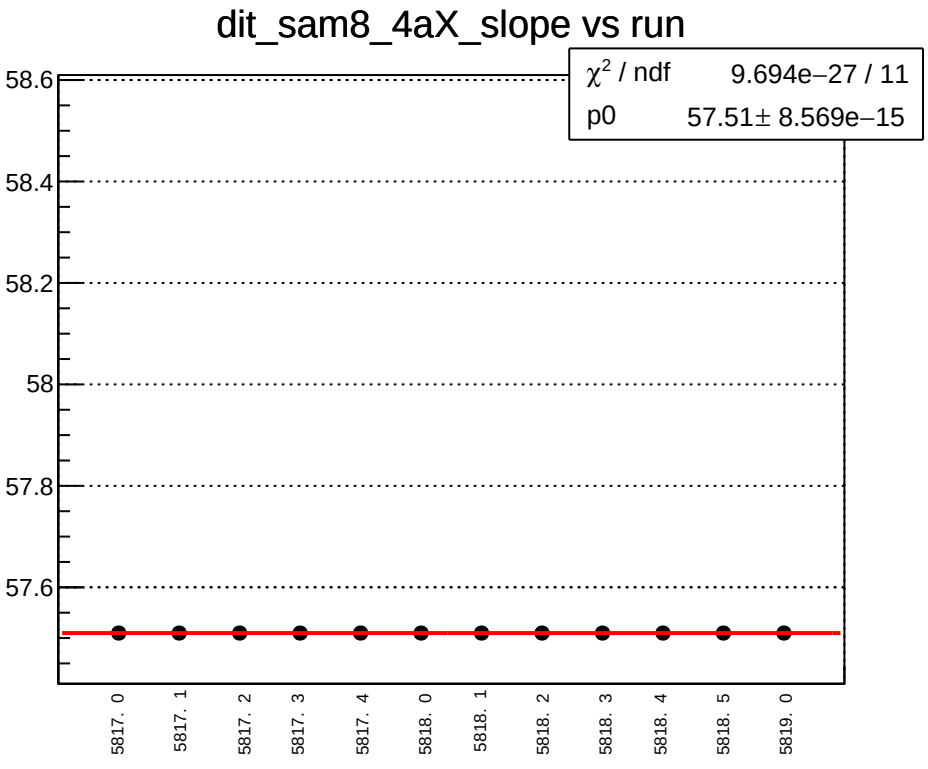
dit_sam8_4aX_slope vs run
χ² / ndf 9.694e−27 / 11
p0 57.51± 8.569e−15
58.6
58.4
58.2
58
57.8
57.6
5817. 0
5817. 1
5817. 2
5817. 3
5817. 4
5818. 0
5818. 1
5818. 2
5818. 3
5818. 4
5818. 5
5819. 0

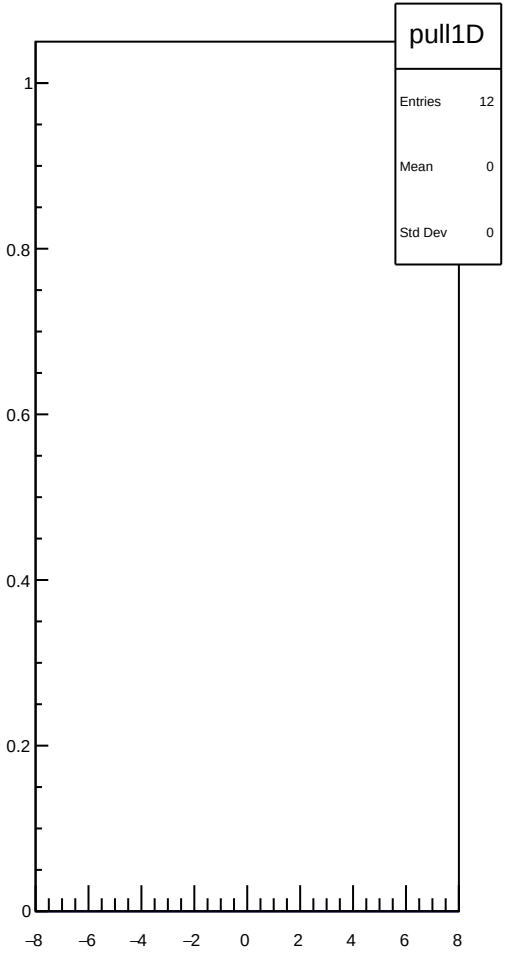
pull1D
Entries 12
Mean 0
Std Dev 0
1
0.8
0.6
0.4
0.2
0
−8
−6
−4
−2
0
2
4
6
8

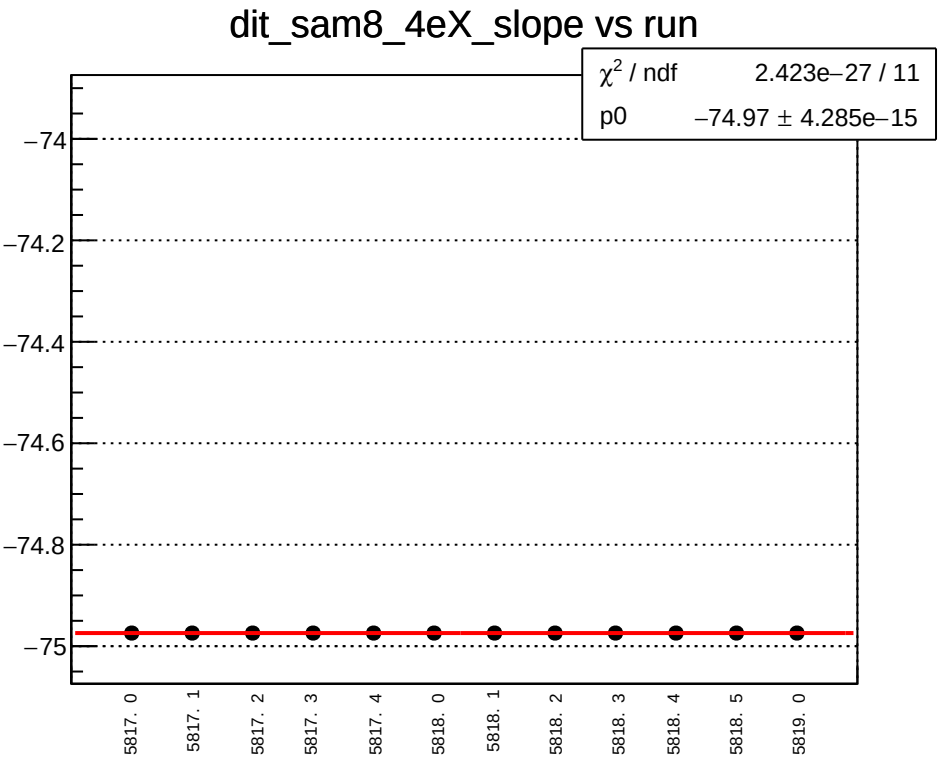
dit_sam8_4eX_slope vs run
χ² / ndf 2.423e−27 / 11
p0 −74.97 ± 4.285e−15
−74
−74.2
−74.4
−74.6
−74.8
−75
5817. 0
5817. 1
5817. 2
5817. 3
5817. 4
5818. 0
5818. 1
5818. 2
5818. 3
5818. 4
5818. 5
5819. 0

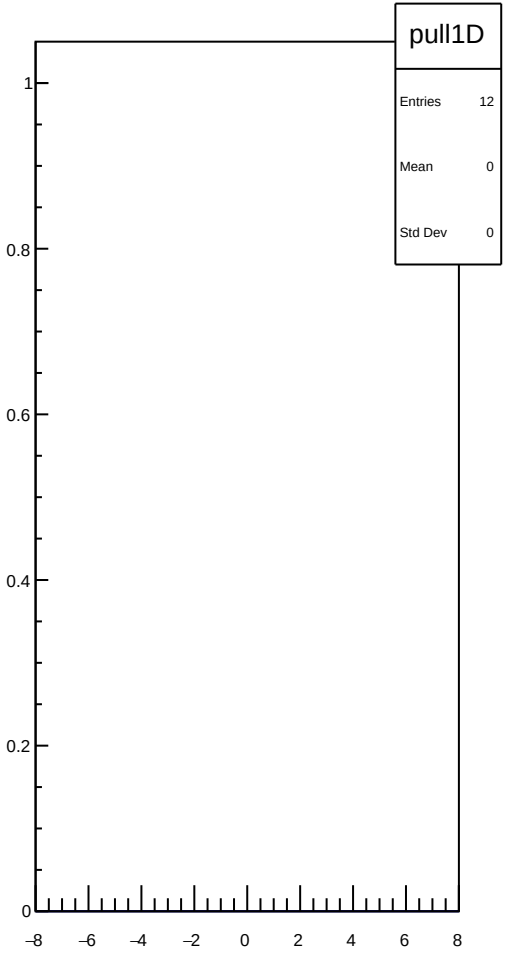
pull1D
Entries 12
Mean 0
Std Dev 0
1
0.8
0.6
0.4
0.2
0
−8
−6
−4
−2
0
2
4
6
8

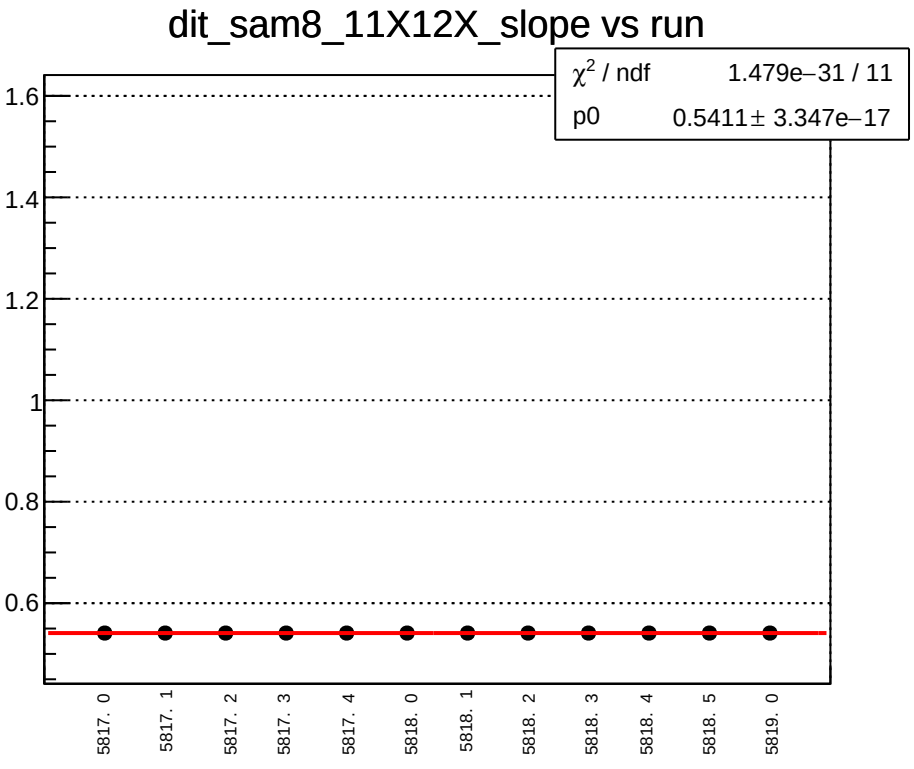
dit_sam8_11X12X_slope vs run
χ2 / ndf 1.479e−31 / 11
p0 0.5411 ± 3.347e−17
1.6
1.4
1.2
1
0.8
0.6
5817. 0
5817. 1
5817. 2
5817. 3
5817. 4
5818. 0
5818. 1
5818. 2
5818. 3
5818. 4
5818. 5
5819. 0

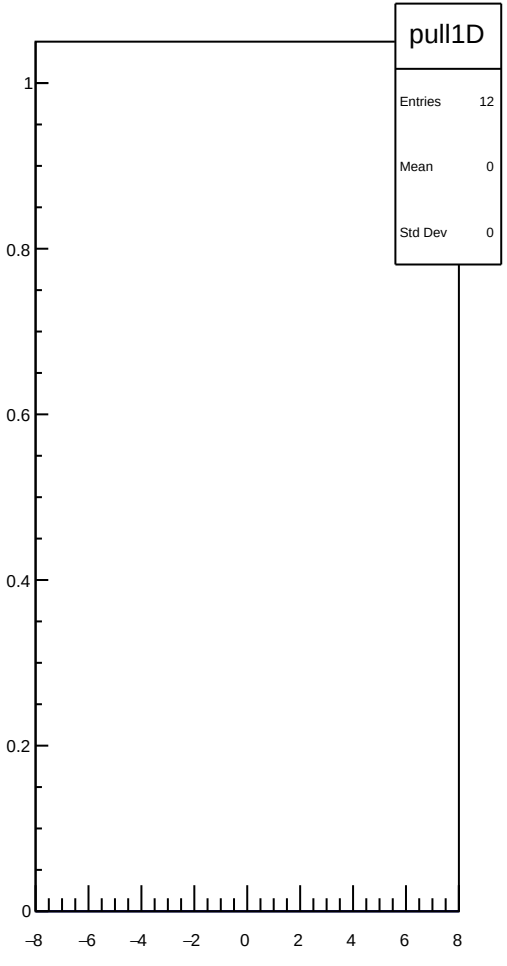
pull1D
Entries 12
Mean 0
Std Dev 0
1
0.8
0.6
0.4
0.2
0
−8
−6
−4
−2
0
2
4
6
8

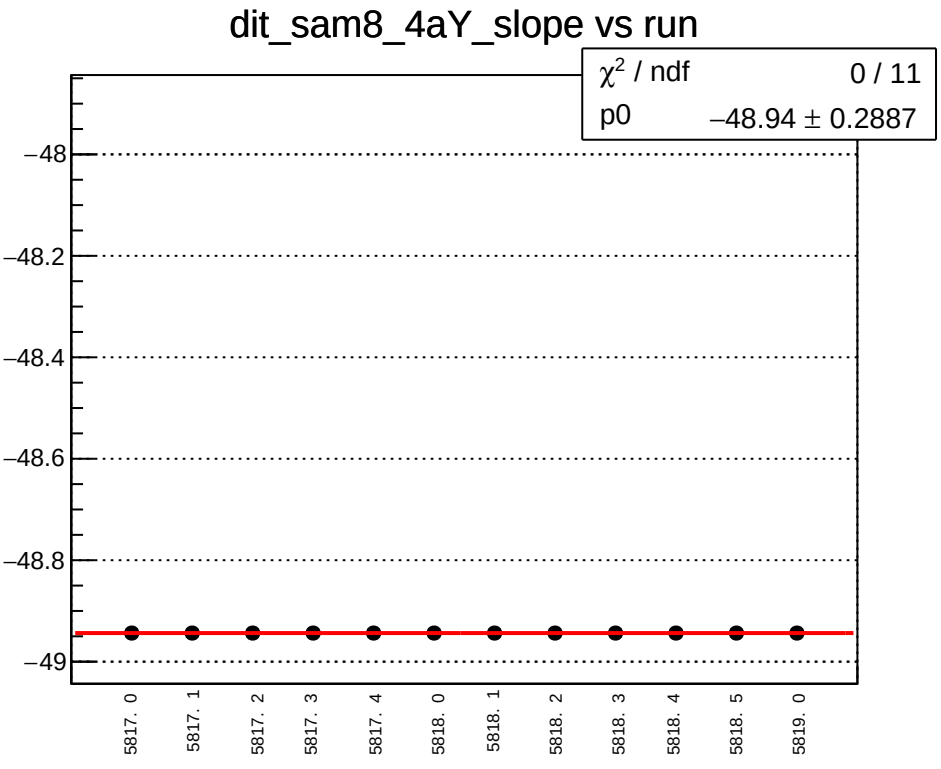
dit_sam8_4aY_slope vs run
χ² / ndf 0 / 11
p0 −48.94 ± 0.2887
−48
−48.2
−48.4
−48.6
−48.8
−49
5817. 0
5817. 1
5817. 2
5817. 3
5817. 4
5818. 0
5818. 1
5818. 2
5818. 3
5818. 4
5818. 5
5819. 0

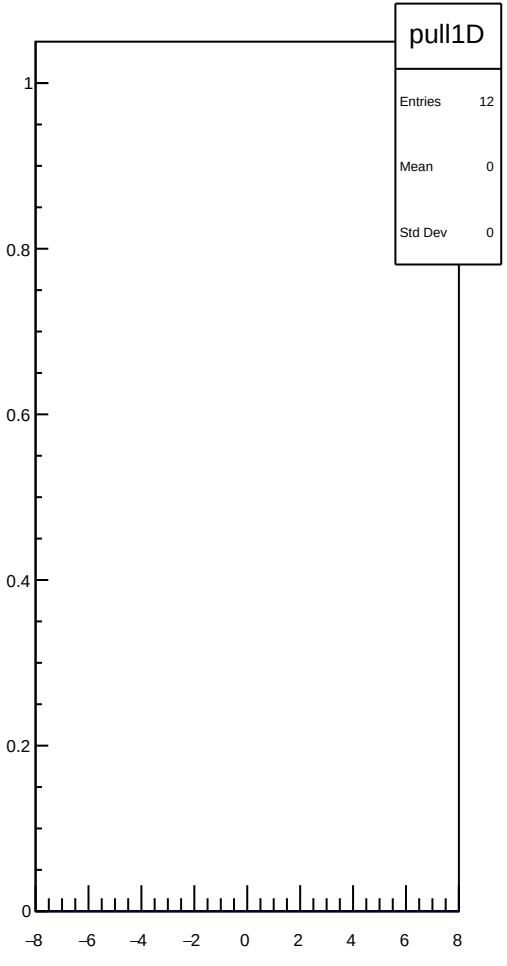
pull1D
Entries 12
Mean 0
Std Dev 0
1
0.8
0.6
0.4
0.2
0
−8
−6
−4
−2
0
2
4
6
8

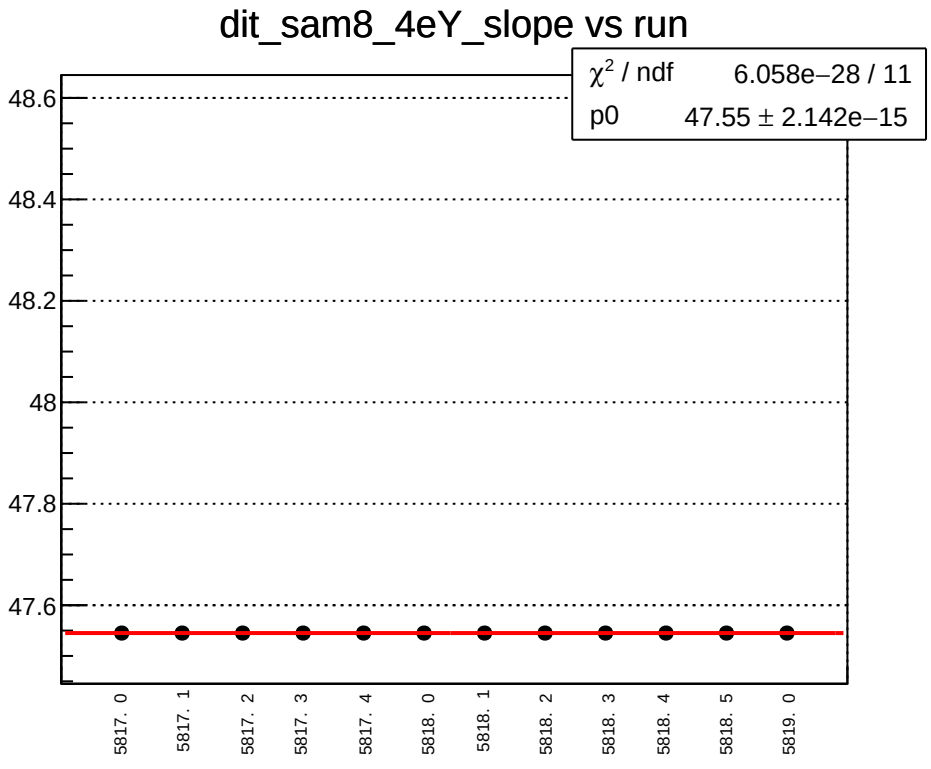
dit_sam8_4eY_slope vs run
χ^2 / ndf 6.058e−28 / 11
p0 47.55 ± 2.142e−15
48.6
48.4
48.2
48
47.8
47.6
5817. 0
5817. 1
5817. 2
5817. 3
5817. 4
5818. 0
5818. 1
5818. 2
5818. 3
5818. 4
5818. 5
5819. 0

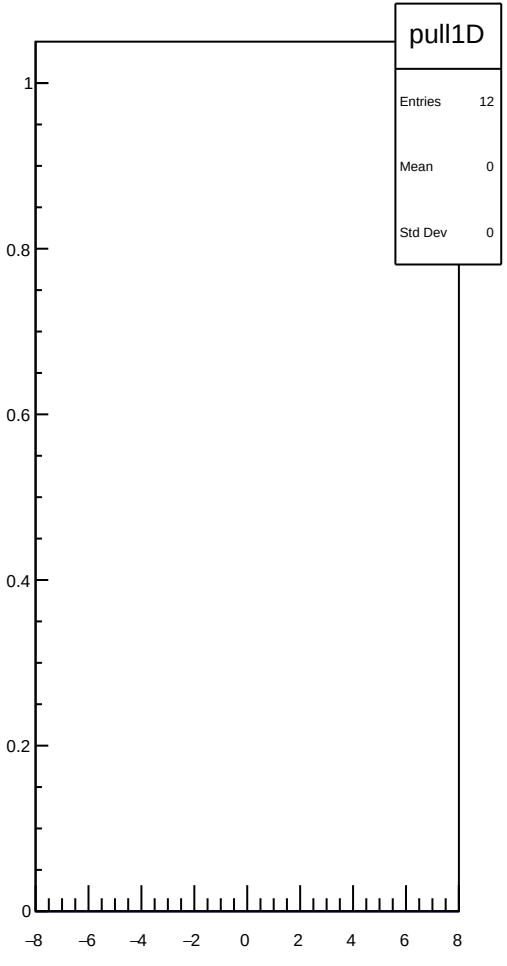
pull1D
Entries 12
Mean 0
Std Dev 0
1
0.8
0.6
0.4
0.2
0
−8
−6
−4
−2
0
2
4
6
8

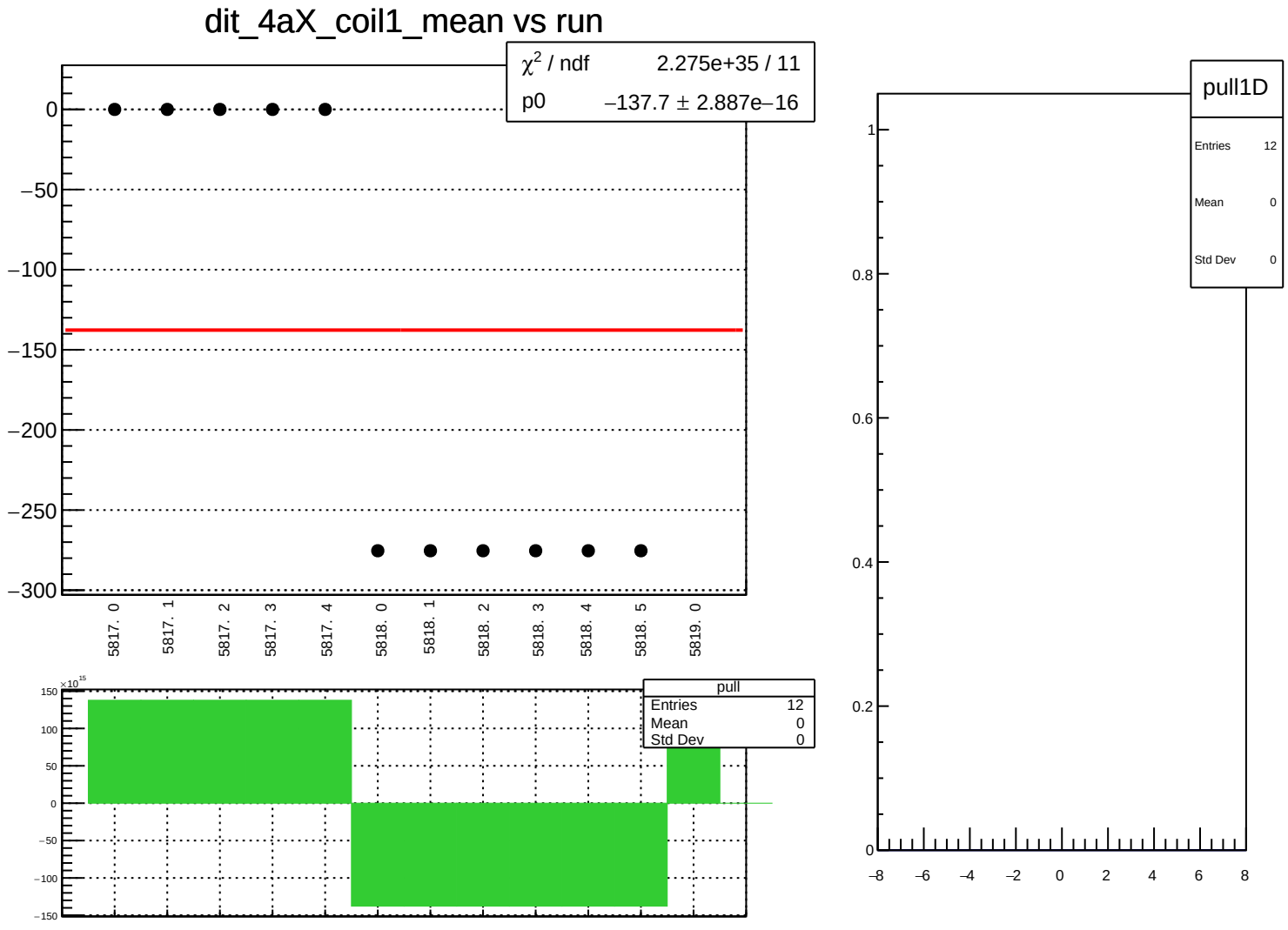
dit_4aX_coil1_mean vs run
χ² / ndf 2.275e+35 / 11
p0 −137.7 ± 2.887e−16
0
−50
−100
−150
−200
−250
−300
5817. 0
5817. 1
5817. 2
5817. 3
5817. 4
5818. 0
5818. 1
5818. 2
5818. 3
5818. 4
5818. 5
5819. 0
×10^15
150
100
50
0
−50
−100
−150
pull
Entries 12
Mean 0
Std Dev 0
pull1D
Entries 12
Mean 0
Std Dev 0
1
0.8
0.6
0.4
0.2
0
−8
−6
−4
−2
0
2
4
6
8

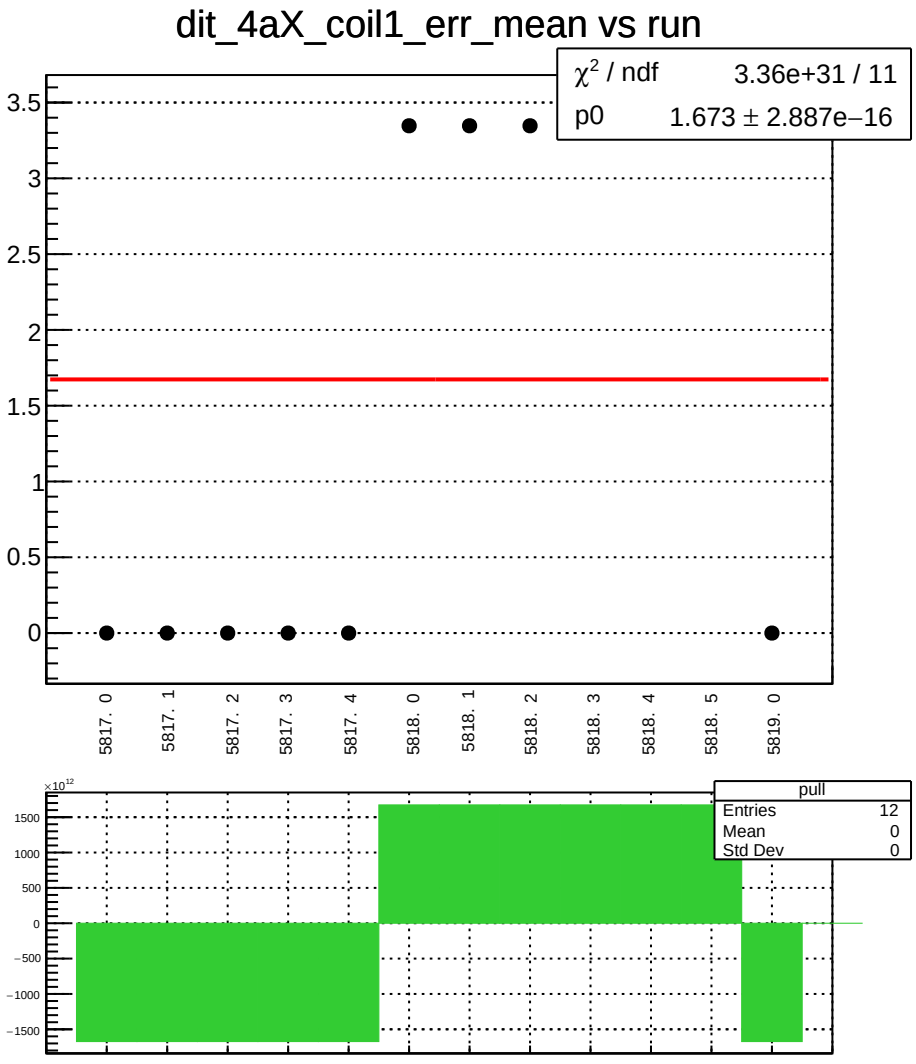
dit_4aX_coil1_err_mean vs run
χ² / ndf 3.36e+31 / 11
p0 1.673 ± 2.887e−16
3.5
3
2.5
2
1.5
1
0.5
0
5817. 0
5817. 1
5817. 2
5817. 3
5817. 4
5818. 0
5818. 1
5818. 2
5818. 3
5818. 4
5818. 5
5819. 0
×10¹²
1500
1000
500
0
−500
−1000
−1500
pull
Entries 12
Mean 0
Std Dev 0

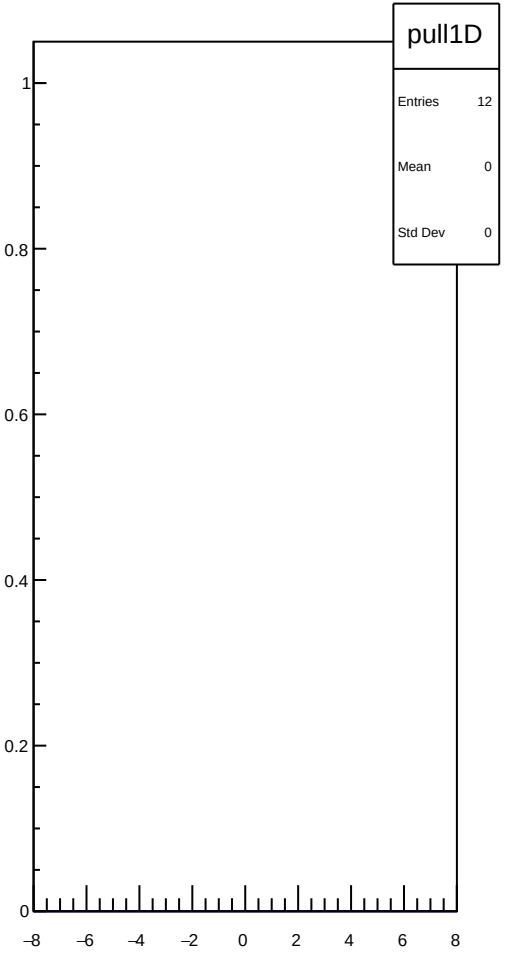
pull1D
Entries 12
Mean 0
Std Dev 0
1
0.8
0.6
0.4
0.2
0
−8
−6
−4
−2
0
2
4
6
8

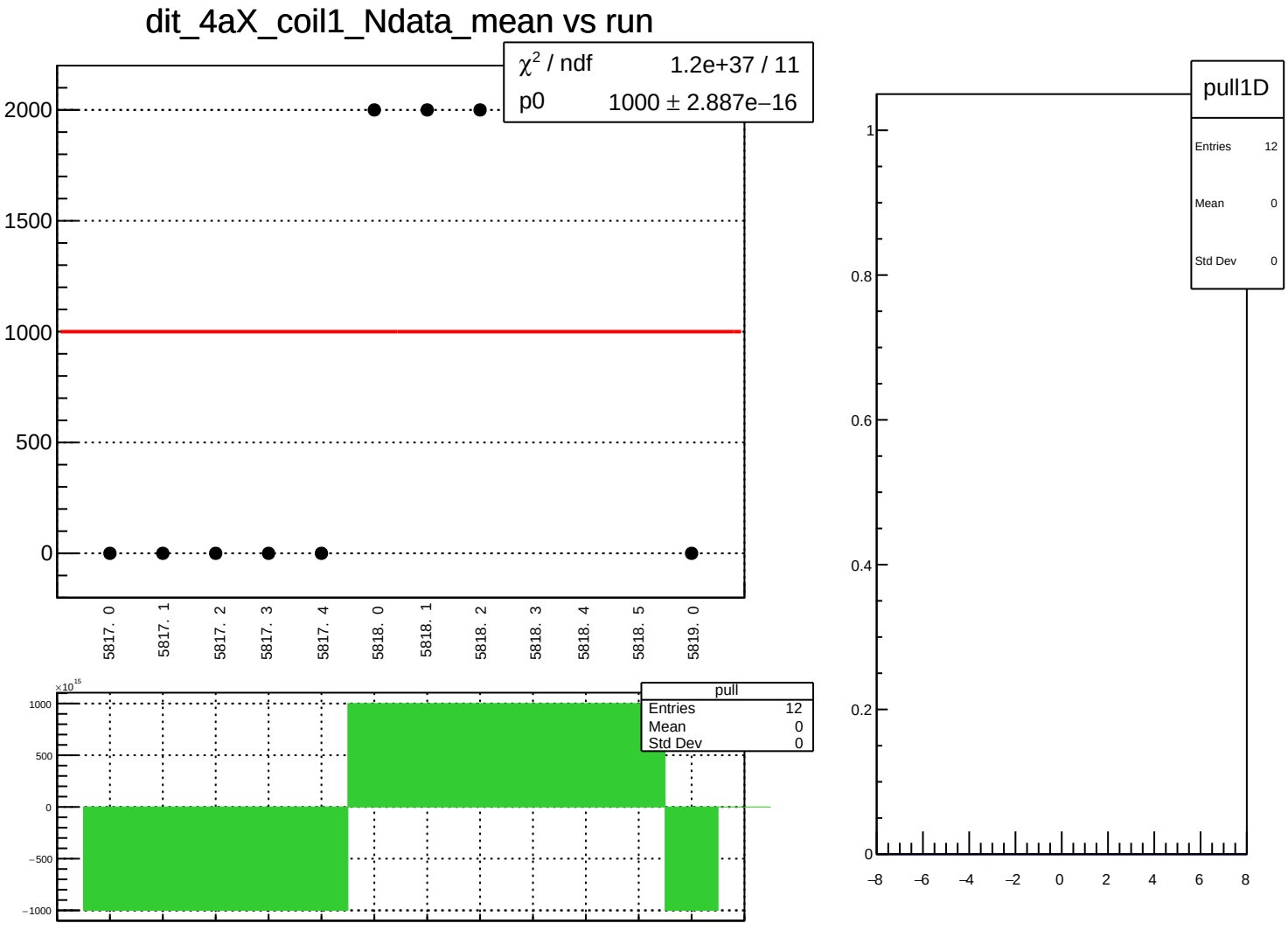
dit_4aX_coil1_Ndata_mean vs run
χ² / ndf 1.2e+37 / 11
p0 1000 ± 2.887e−16
2000
1500
1000
500
0
5817. 0
5817. 1
5817. 2
5817. 3
5817. 4
5818. 0
5818. 1
5818. 2
5818. 3
5818. 4
5818. 5
5819. 0
×10^15
1000
500
0
−500
−1000
pull
Entries 12
Mean 0
Std Dev 0
pull1D
Entries 12
Mean 0
Std Dev 0
1
0.8
0.6
0.4
0.2
0
−8
−6
−4
−2
0
2
4
6
8

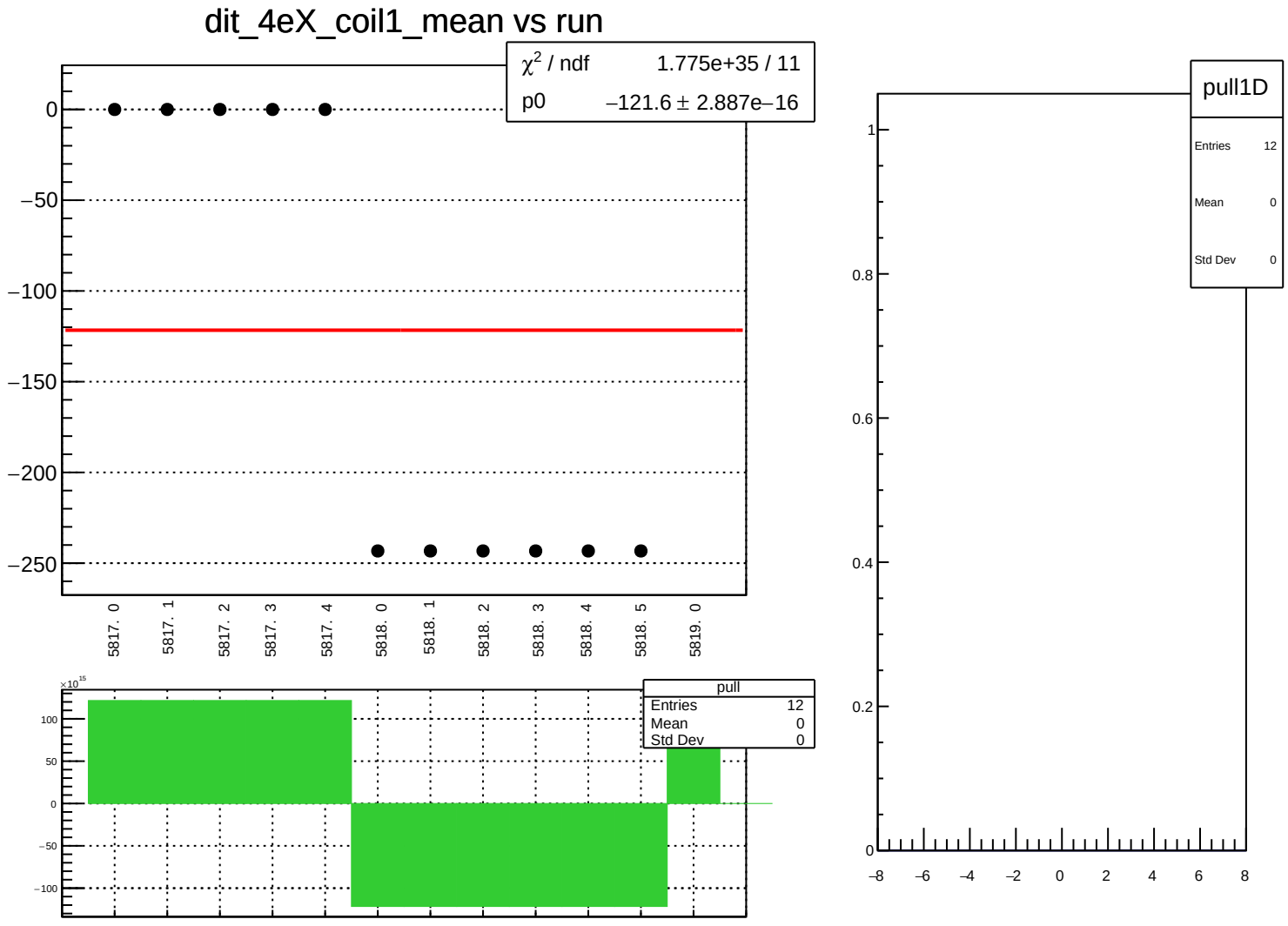
dit_4eX_coil1_mean vs run
χ² / ndf 1.775e+35 / 11
p0 −121.6 ± 2.887e−16
0
−50
−100
−150
−200
−250
5817. 0
5817. 1
5817. 2
5817. 3
5817. 4
5818. 0
5818. 1
5818. 2
5818. 3
5818. 4
5818. 5
5819. 0
×10^15
100
50
0
−50
−100
pull
Entries 12
Mean 0
Std Dev 0
pull1D
Entries 12
Mean 0
Std Dev 0
1
0.8
0.6
0.4
0.2
0
−8
−6
−4
−2
0
2
4
6
8

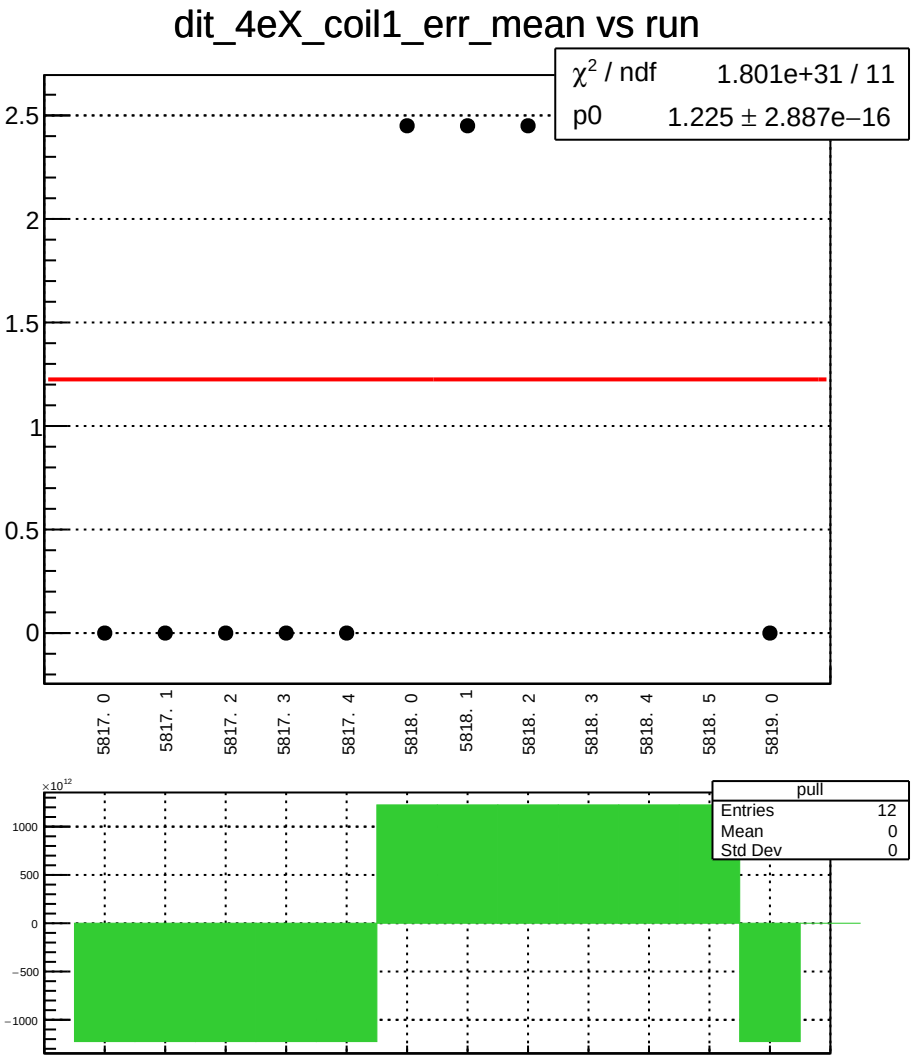
dit_4eX_coil1_err_mean vs run
χ² / ndf 1.801e+31 / 11
p0 1.225 ± 2.887e−16
2.5
2
1.5
1
0.5
0
5817. 0
5817. 1
5817. 2
5817. 3
5817. 4
5818. 0
5818. 1
5818. 2
5818. 3
5818. 4
5818. 5
5819. 0
×10¹²
1000
500
0
−500
−1000
pull
Entries 12
Mean 0
Std Dev 0

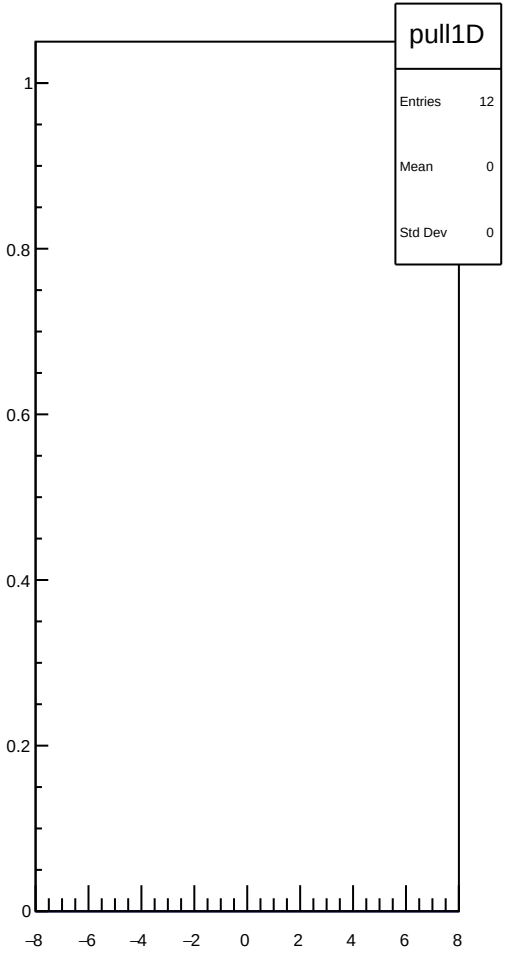
pull1D
Entries 12
Mean 0
Std Dev 0
1
0.8
0.6
0.4
0.2
0
−8
−6
−4
−2
0
2
4
6
8

dit_4eX_coil1_Ndata_mean vs run

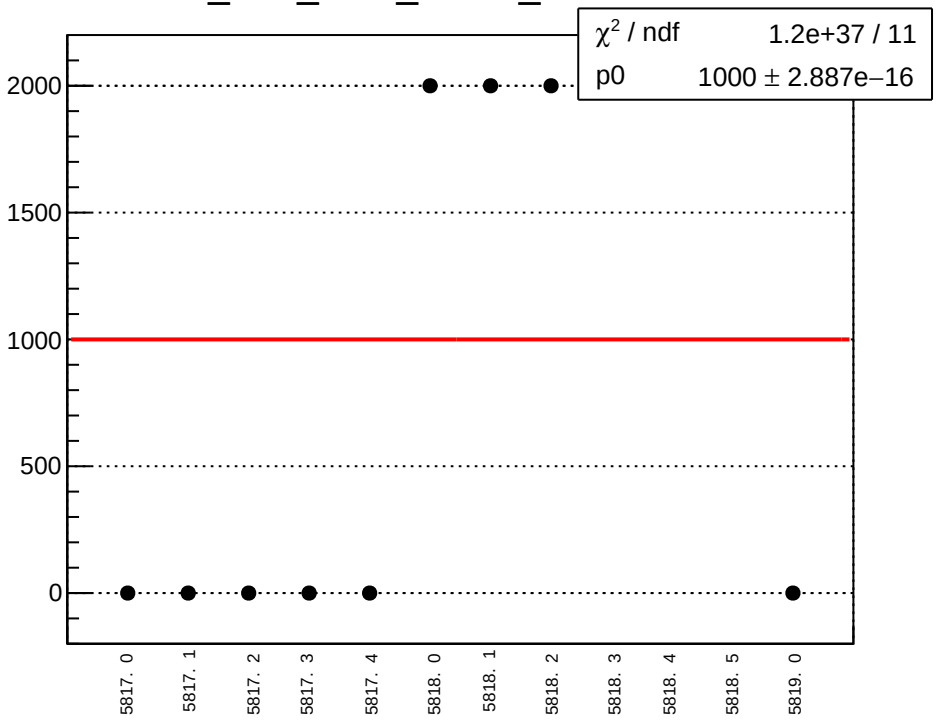

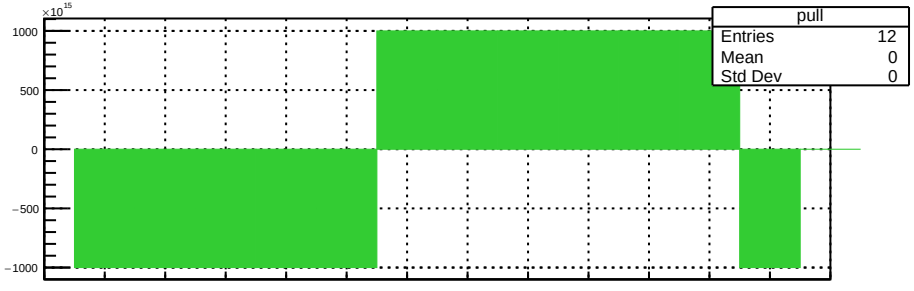

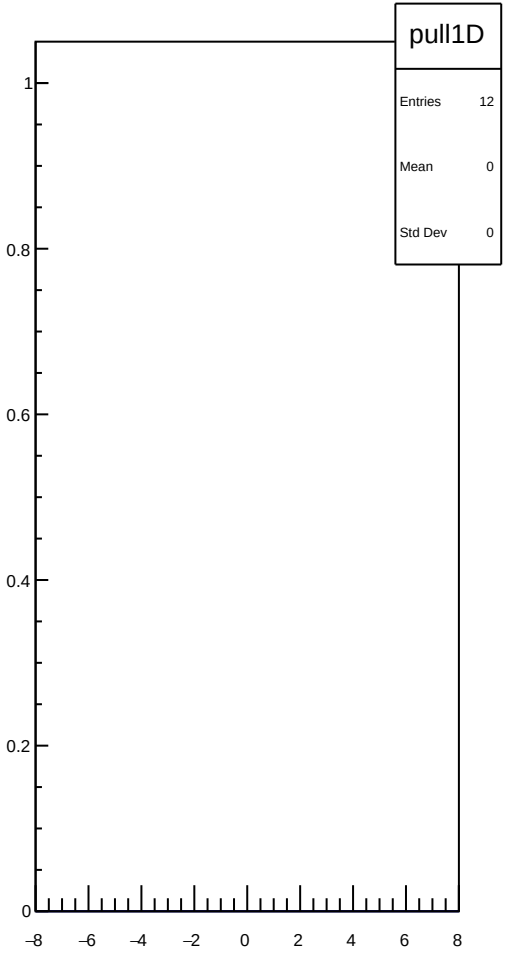

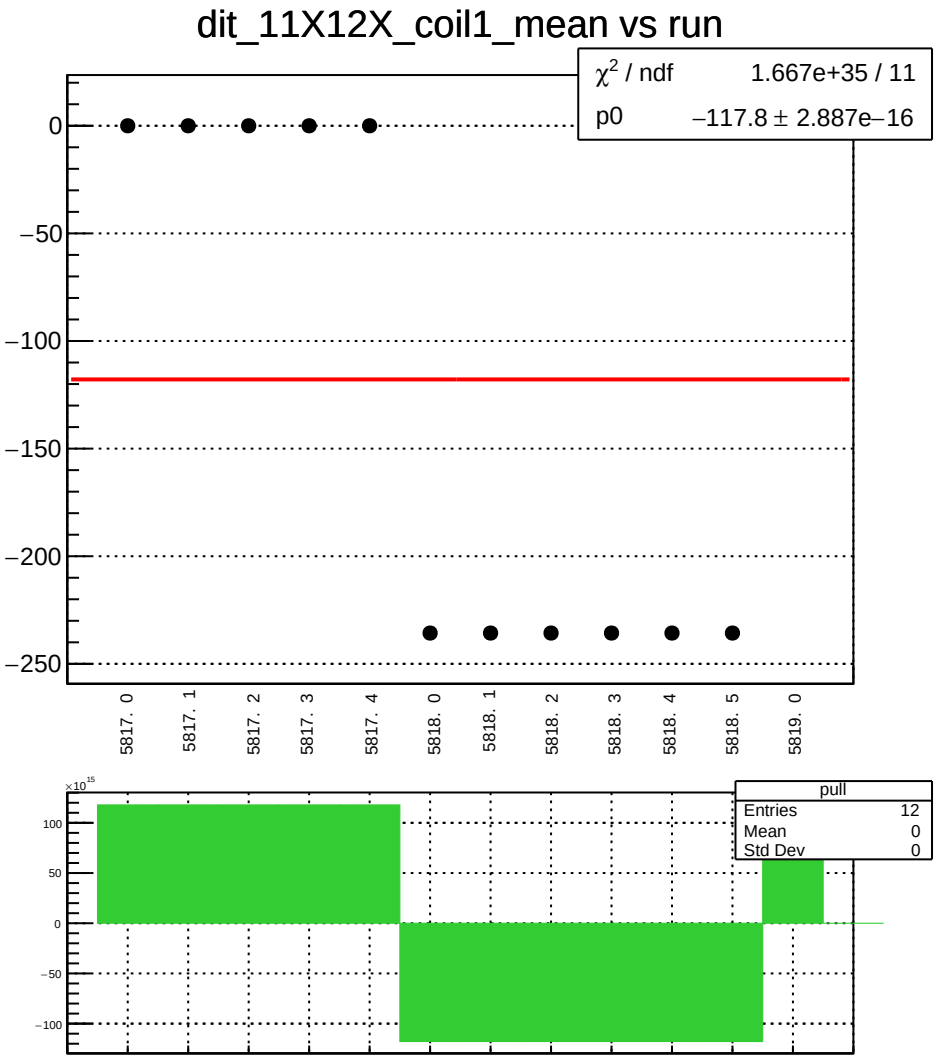
dit_11X12X_coil1_mean vs run
χ² / ndf 1.667e+35 / 11
p0 –117.8 ± 2.887e–16
0
–50
–100
–150
–200
–250
5817. 0
5817. 1
5817. 2
5817. 3
5817. 4
5818. 0
5818. 1
5818. 2
5818. 3
5818. 4
5818. 5
5819. 0
×10^15
100
50
0
–50
–100
pull
Entries 12
Mean 0
Std Dev 0

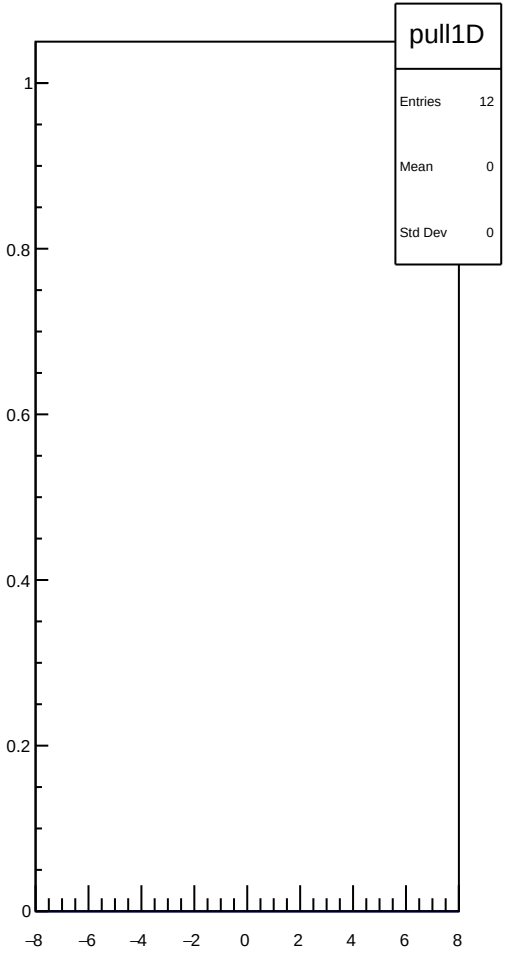
pull1D
Entries 12
Mean 0
Std Dev 0
1
0.8
0.6
0.4
0.2
0
–8
–6
–4
–2
0
2
4
6
8

dit_11X12X_coil1_err_mean vs run

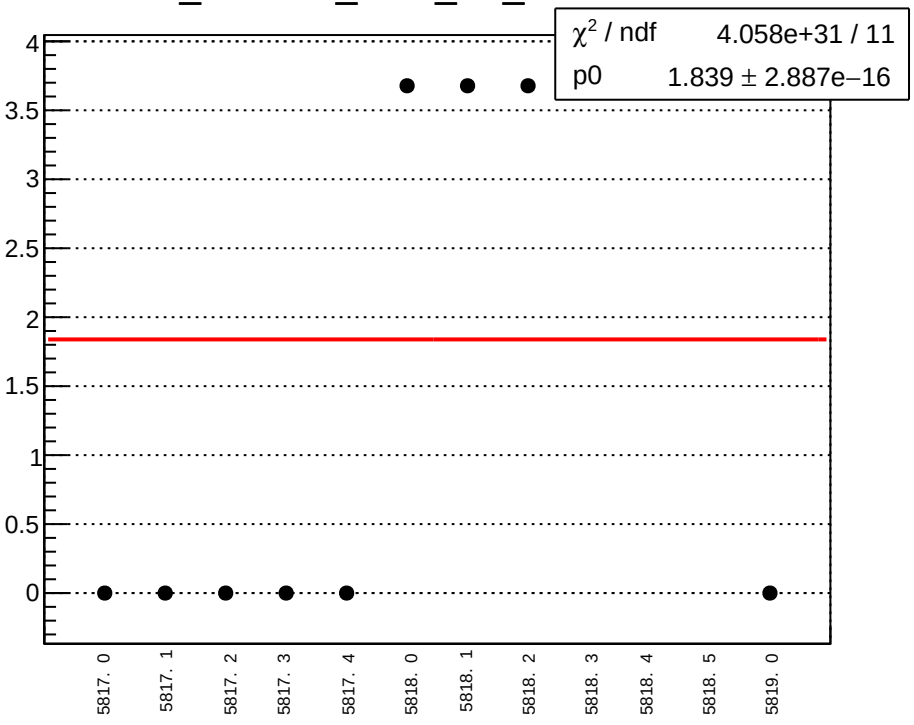

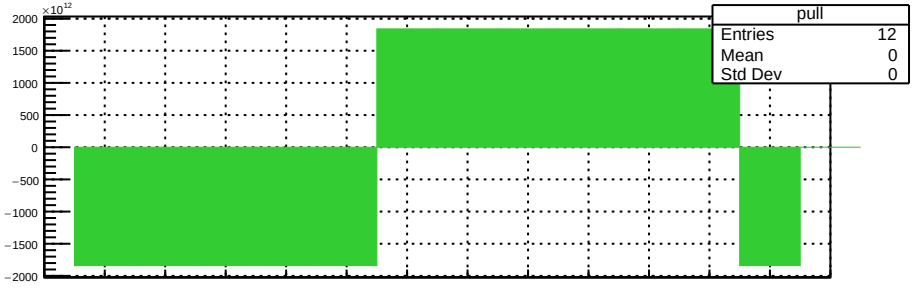

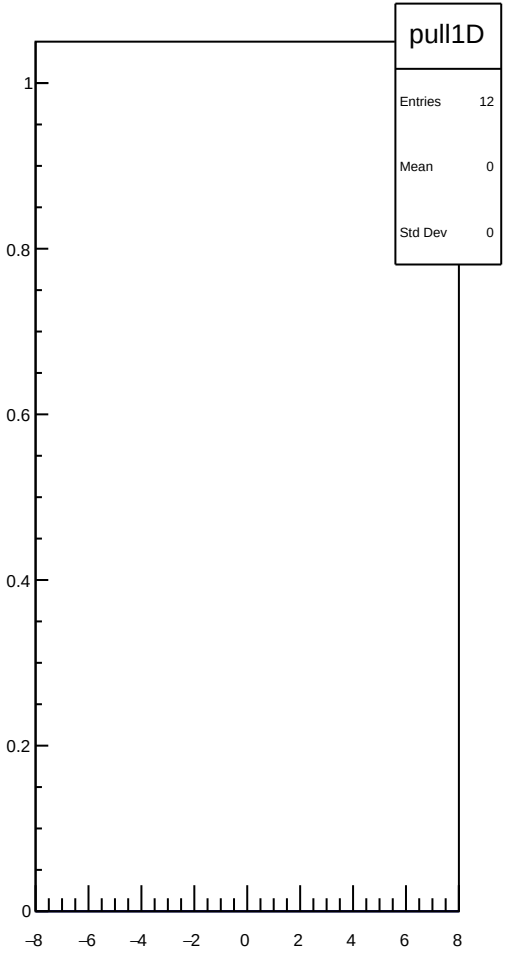

dit_11X12X_coil1_Ndata_mean vs run

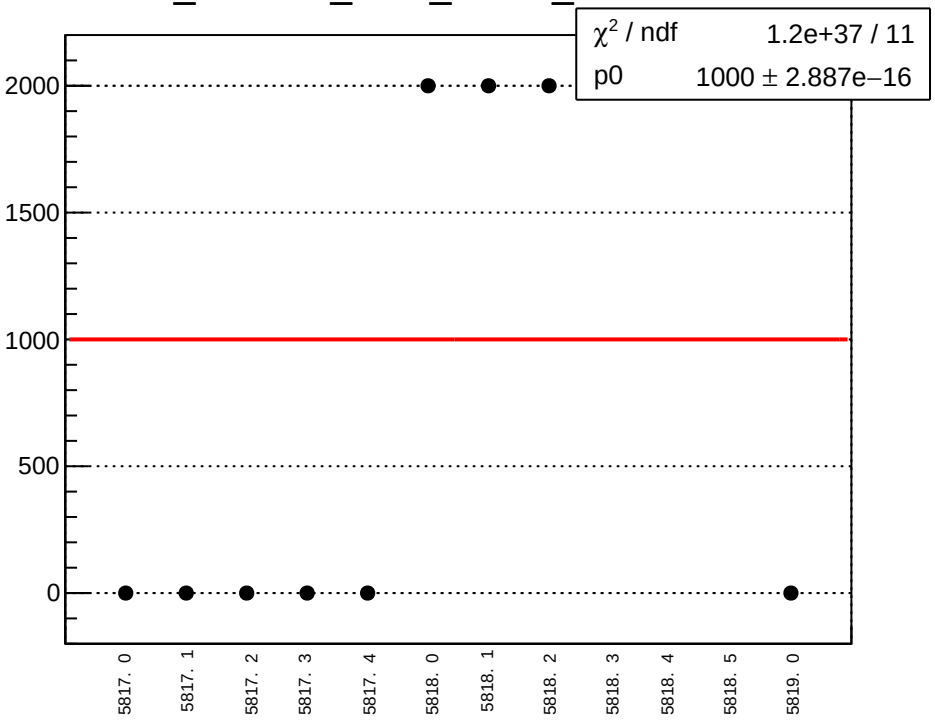

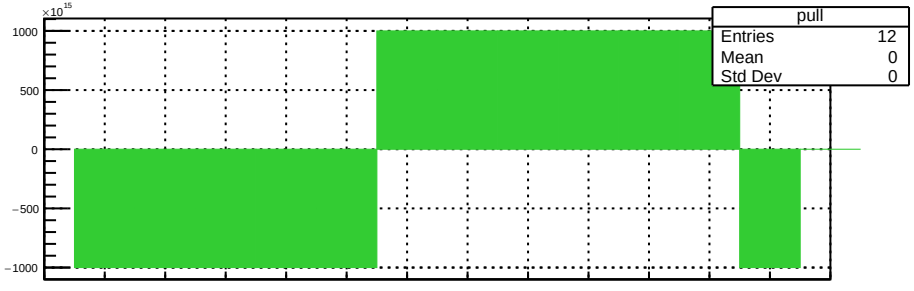

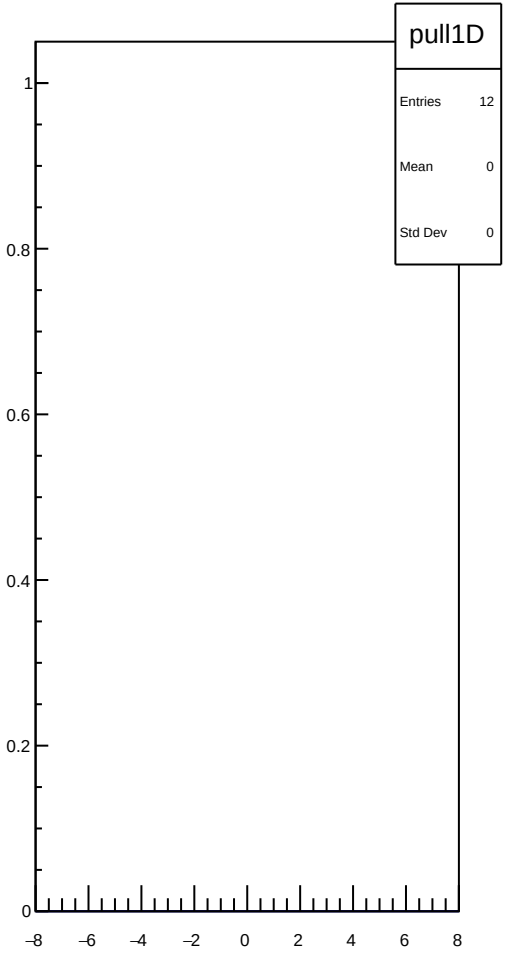

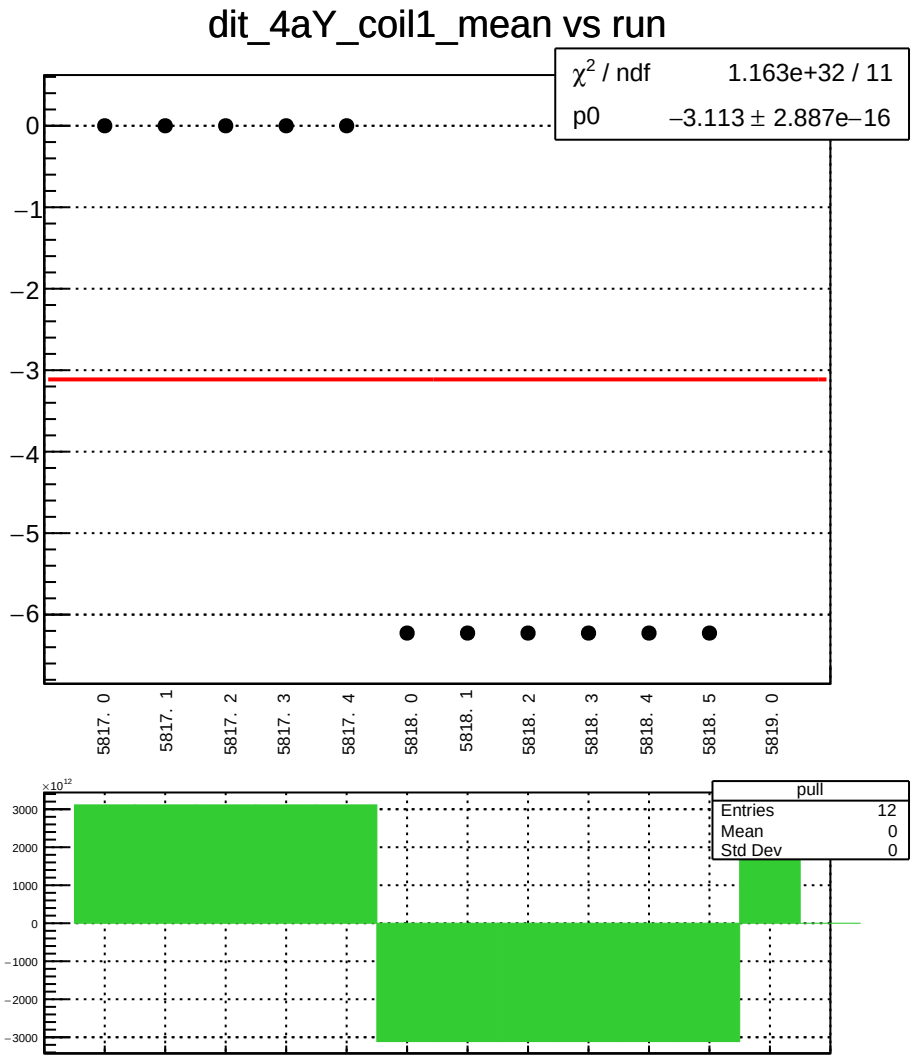
dit_4aY_coil1_mean vs run
χ² / ndf 1.163e+32 / 11
p0 −3.113 ± 2.887e−16
0
−1
−2
−3
−4
−5
−6
5817. 0
5817. 1
5817. 2
5817. 3
5817. 4
5818. 0
5818. 1
5818. 2
5818. 3
5818. 4
5818. 5
5819. 0
×10¹²
3000
2000
1000
0
−1000
−2000
−3000
pull
Entries 12
Mean 0
Std Dev 0

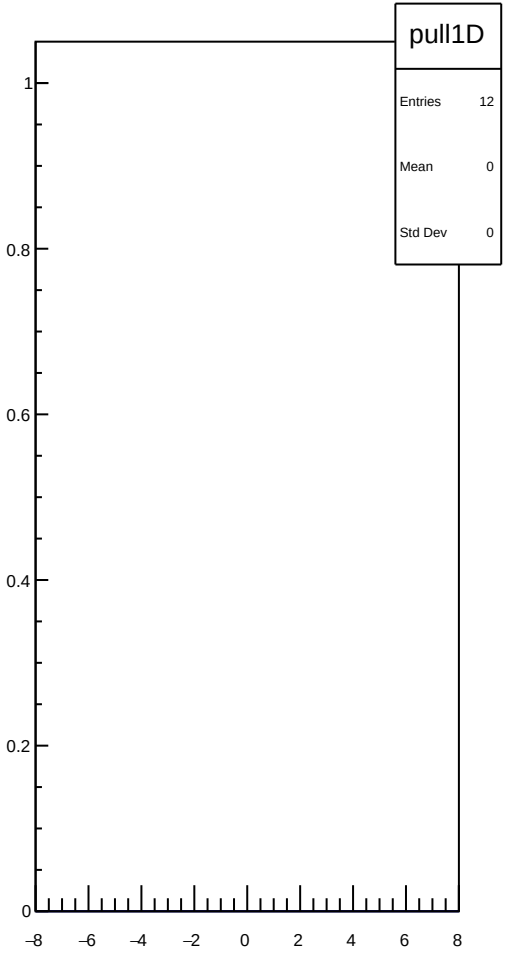
pull1D
Entries 12
Mean 0
Std Dev 0
1
0.8
0.6
0.4
0.2
0
−8
−6
−4
−2
0
2
4
6
8

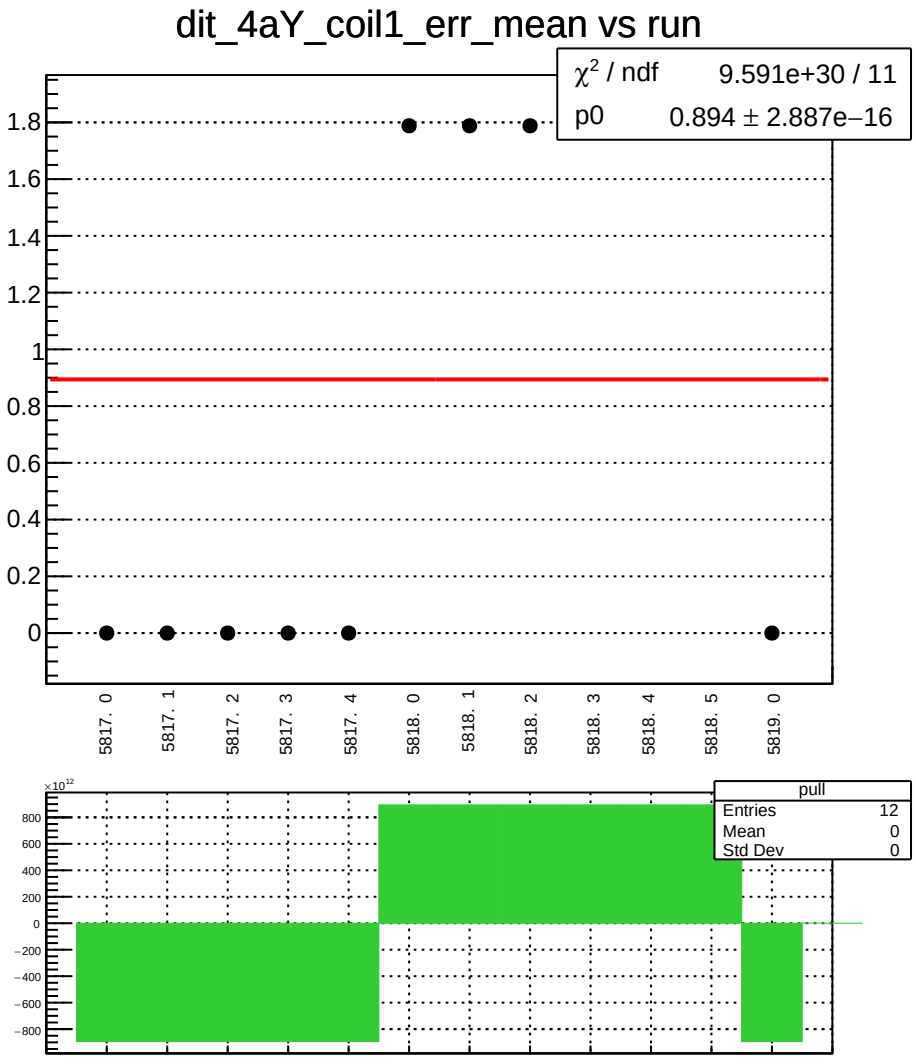
dit_4aY_coil1_err_mean vs run
χ² / ndf 9.591e+30 / 11
p0 0.894 ± 2.887e−16
1.8
1.6
1.4
1.2
1
0.8
0.6
0.4
0.2
0
5817. 0
5817. 1
5817. 2
5817. 3
5817. 4
5818. 0
5818. 1
5818. 2
5818. 3
5818. 4
5818. 5
5819. 0
×10¹²
800
600
400
200
0
−200
−400
−600
−800
pull
Entries 12
Mean 0
Std Dev 0

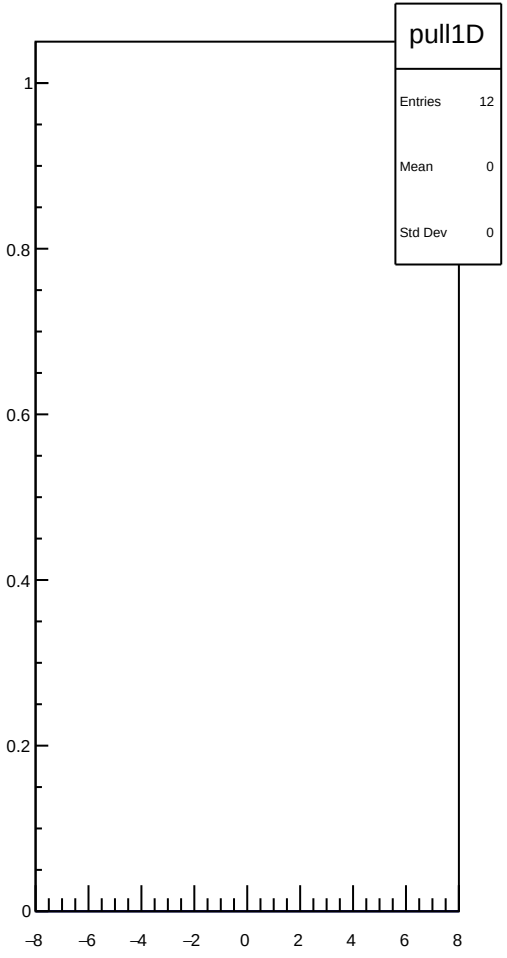
pull1D
Entries 12
Mean 0
Std Dev 0
1
0.8
0.6
0.4
0.2
0
−8
−6
−4
−2
0
2
4
6
8

dit_4aY_coil1_Ndata_mean vs run

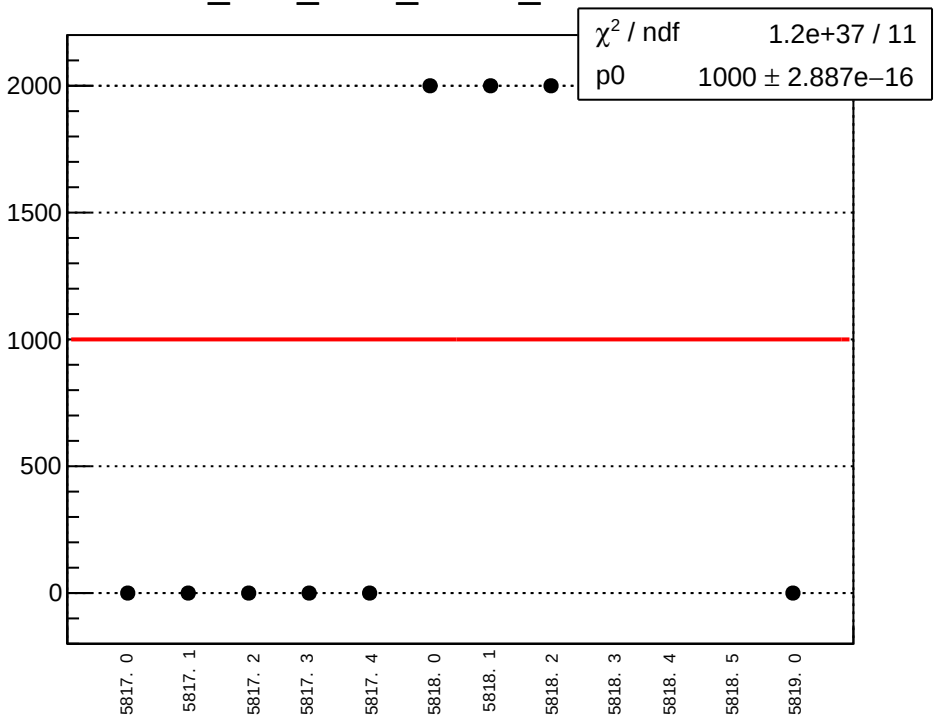

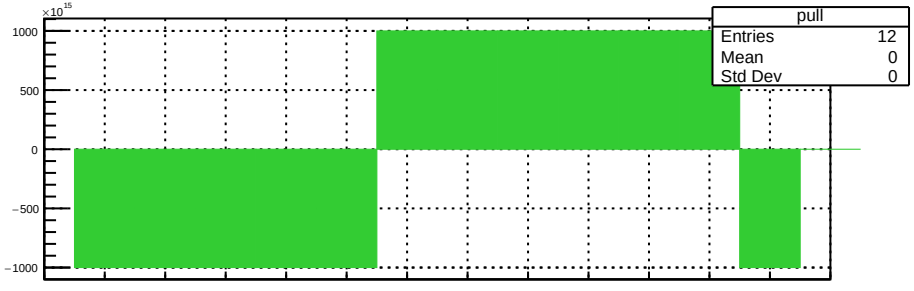

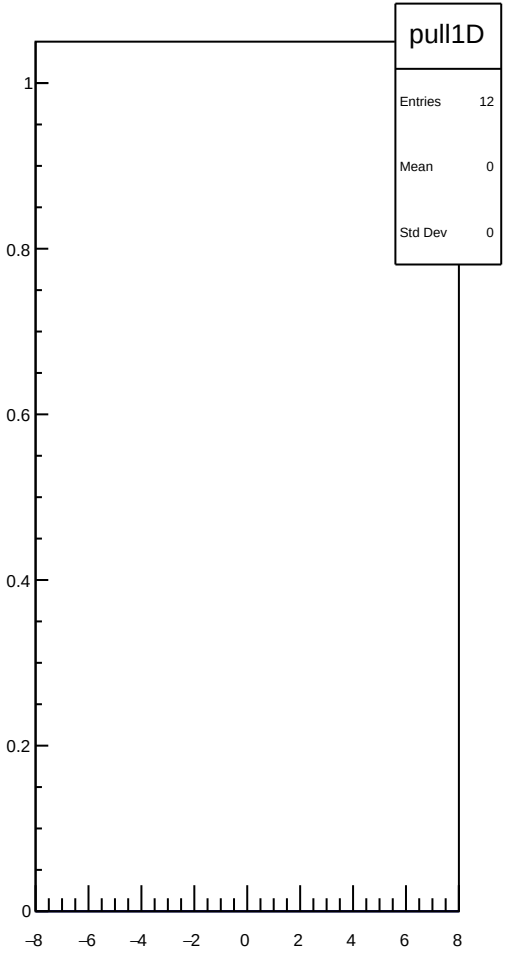

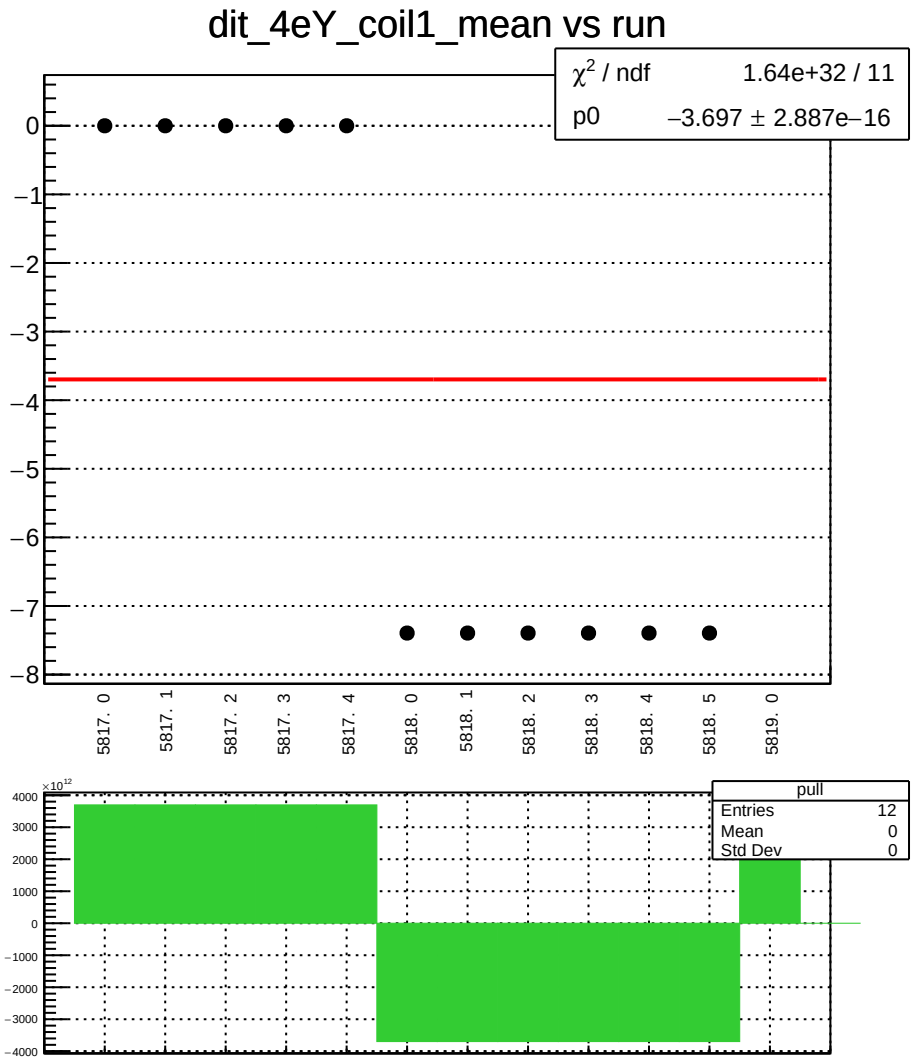
dit_4eY_coil1_mean vs run
χ² / ndf 1.64e+32 / 11
p0 −3.697 ± 2.887e−16
0
−1
−2
−3
−4
−5
−6
−7
−8
5817. 0
5817. 1
5817. 2
5817. 3
5817. 4
5818. 0
5818. 1
5818. 2
5818. 3
5818. 4
5818. 5
5819. 0
×10¹²
4000
3000
2000
1000
0
−1000
−2000
−3000
−4000
pull
Entries 12
Mean 0
Std Dev 0

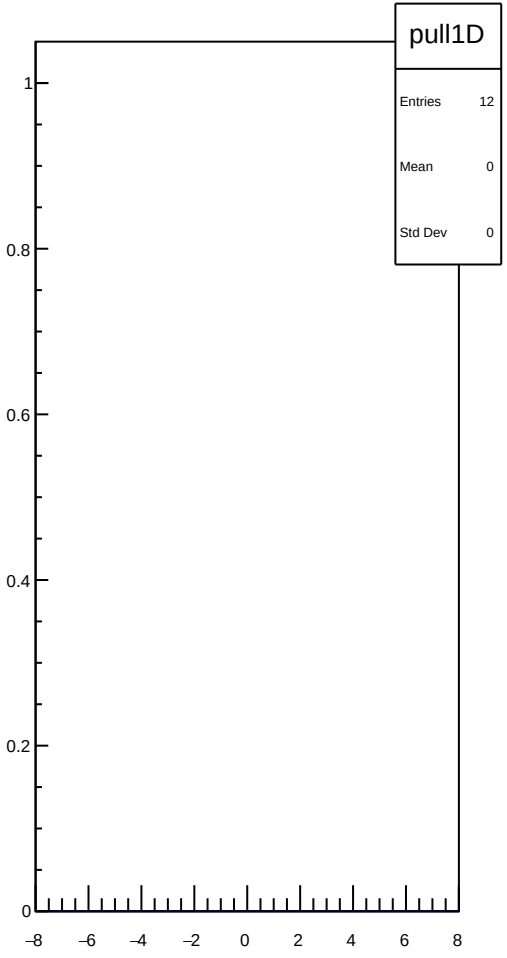
pull1D
Entries 12
Mean 0
Std Dev 0
1
0.8
0.6
0.4
0.2
0
−8
−6
−4
−2
0
2
4
6
8

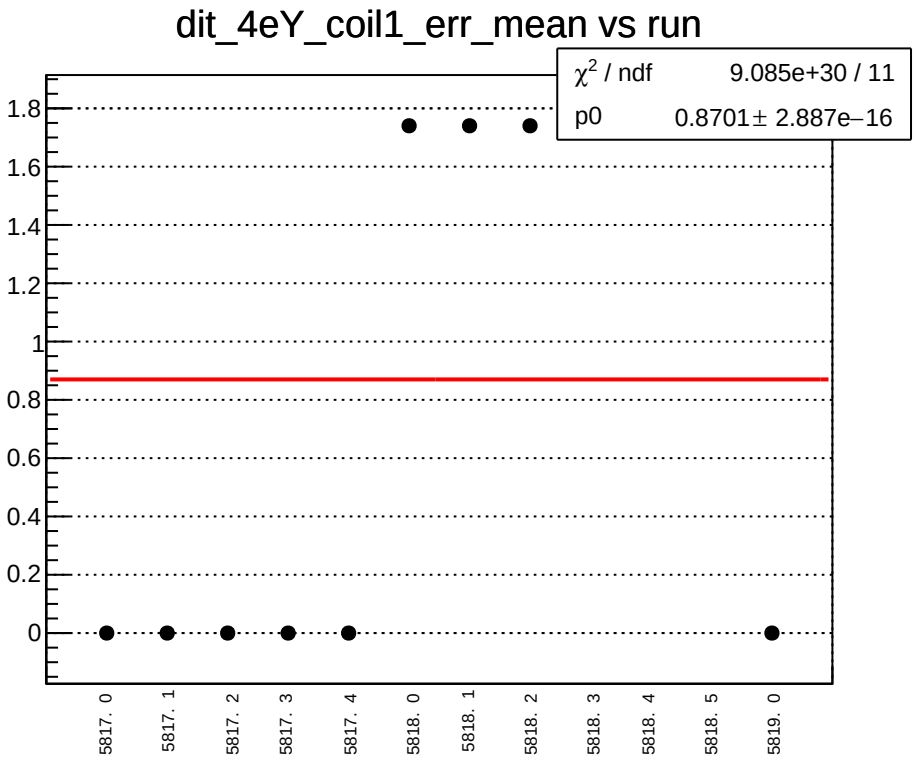
dit_4eY_coil1_err_mean vs run
χ2 / ndf 9.085e+30 / 11
p0 0.8701 ± 2.887e−16
1.8
1.6
1.4
1.2
1
0.8
0.6
0.4
0.2
0
5817. 0
5817. 1
5817. 2
5817. 3
5817. 4
5818. 0
5818. 1
5818. 2
5818. 3
5818. 4
5818. 5
5819. 0

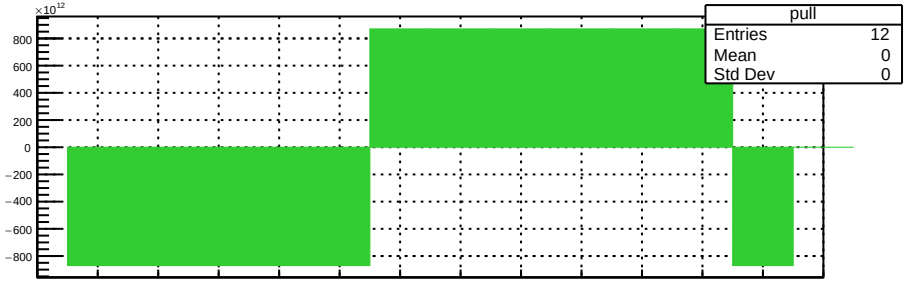
×10^12
800
600
400
200
0
−200
−400
−600
−800
pull
Entries 12
Mean 0
Std Dev 0

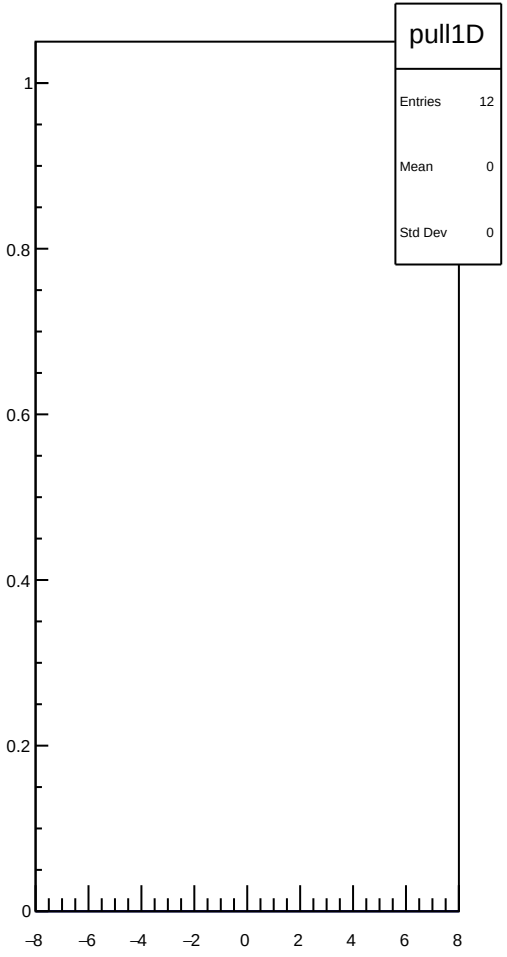
pull1D
Entries 12
Mean 0
Std Dev 0
1
0.8
0.6
0.4
0.2
0
−8
−6
−4
−2
0
2
4
6
8

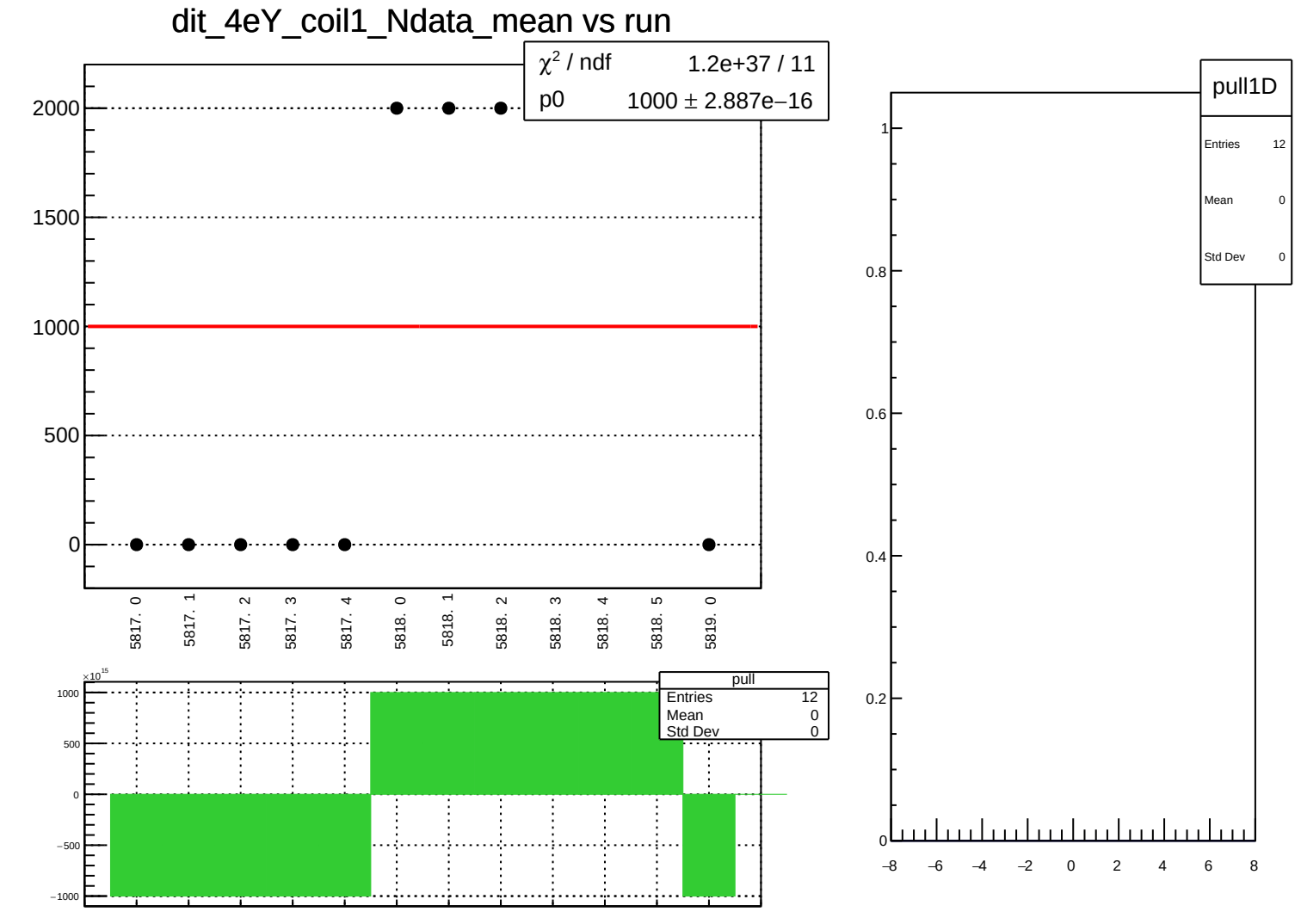
dit_4eY_coil1_Ndata_mean vs run
χ² / ndf 1.2e+37 / 11
p0 1000 ± 2.887e−16
2000
1500
1000
500
0
5817. 0
5817. 1
5817. 2
5817. 3
5817. 4
5818. 0
5818. 1
5818. 2
5818. 3
5818. 4
5818. 5
5819. 0
×10^15
1000
500
0
−500
−1000
pull
Entries 12
Mean 0
Std Dev 0
pull1D
Entries 12
Mean 0
Std Dev 0
1
0.8
0.6
0.4
0.2
0
−8
−6
−4
−2
0
2
4
6
8

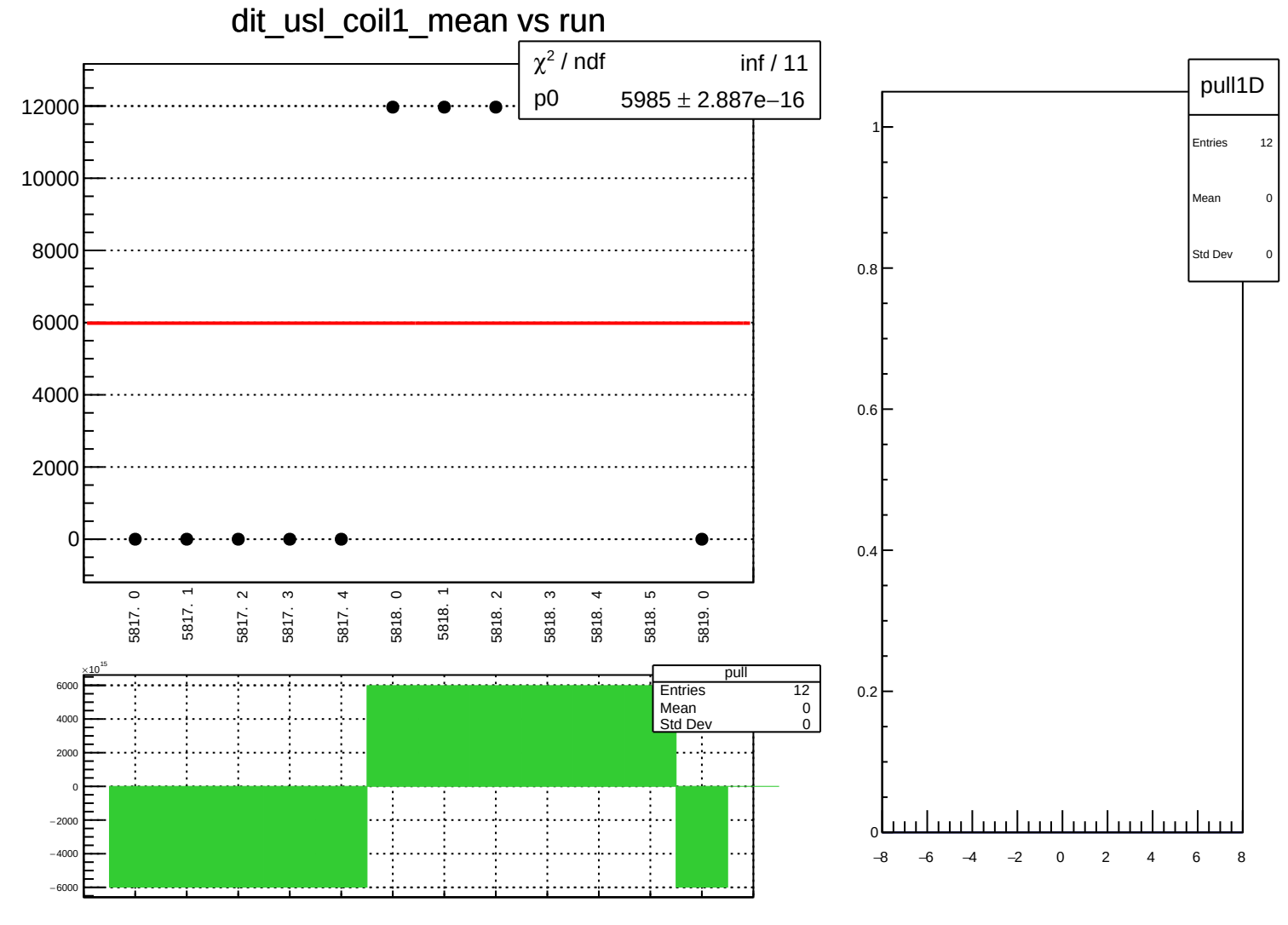
dit_usl_coil1_mean vs run
χ² / ndf inf / 11
p0 5985 ± 2.887e−16
12000
10000
8000
6000
4000
2000
0
5817. 0
5817. 1
5817. 2
5817. 3
5817. 4
5818. 0
5818. 1
5818. 2
5818. 3
5818. 4
5818. 5
5819. 0
pull
Entries 12
Mean 0
Std Dev 0
×10^15
6000
4000
2000
0
−2000
−4000
−6000
pull1D
Entries 12
Mean 0
Std Dev 0
1
0.8
0.6
0.4
0.2
0
−8
−6
−4
−2
0
2
4
6
8

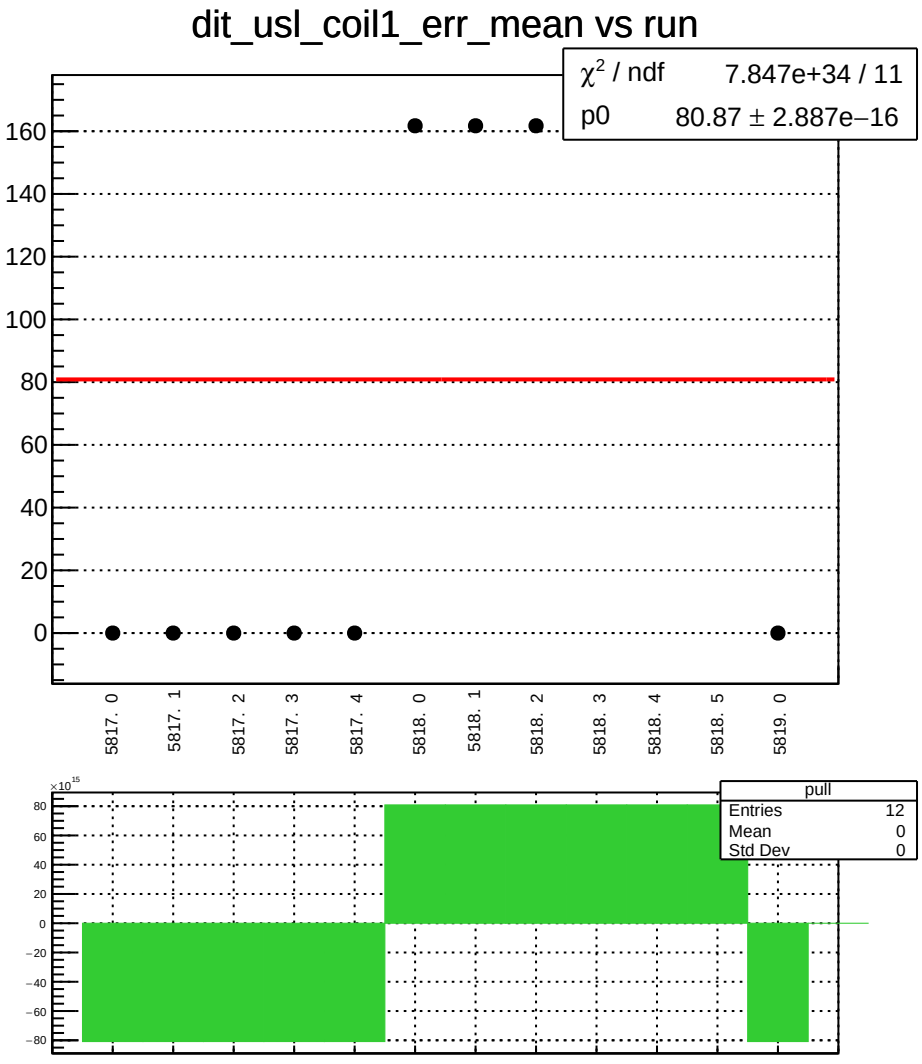
dit_usl_coil1_err_mean vs run
χ² / ndf 7.847e+34 / 11
p0 80.87 ± 2.887e−16
160
140
120
100
80
60
40
20
0
5817. 0
5817. 1
5817. 2
5817. 3
5817. 4
5818. 0
5818. 1
5818. 2
5818. 3
5818. 4
5818. 5
5819. 0
×10^15
80
60
40
20
0
−20
−40
−60
−80
pull
Entries 12
Mean 0
Std Dev 0

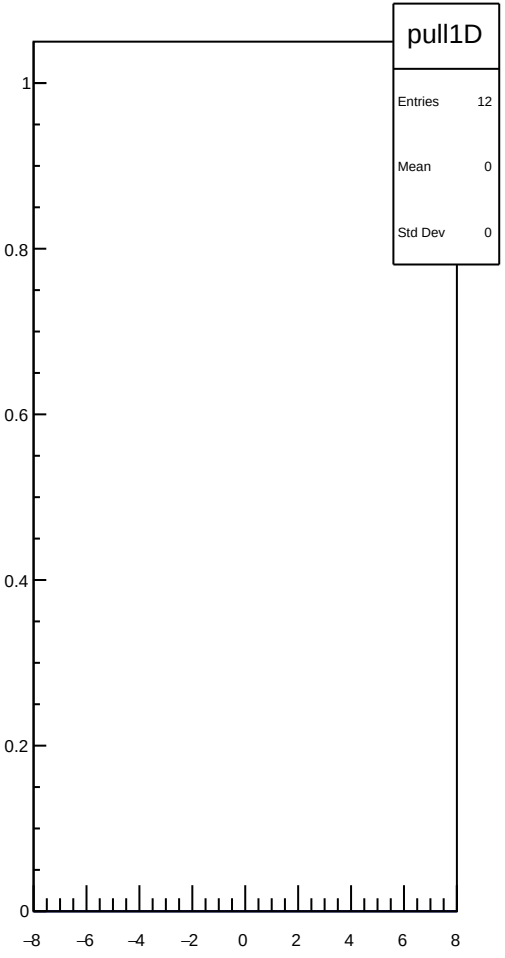
pull1D
Entries 12
Mean 0
Std Dev 0
1
0.8
0.6
0.4
0.2
0
−8
−6
−4
−2
0
2
4
6
8

dit_usl_coil1_Ndata_mean vs run

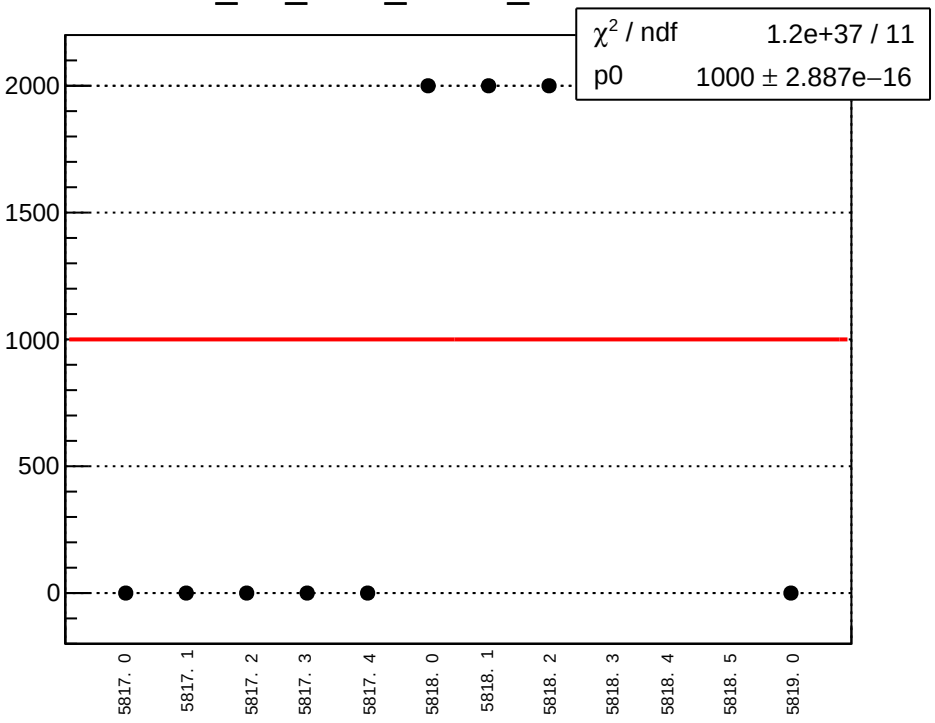

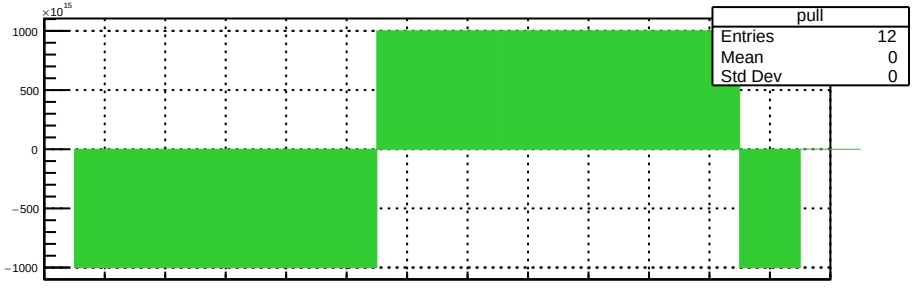

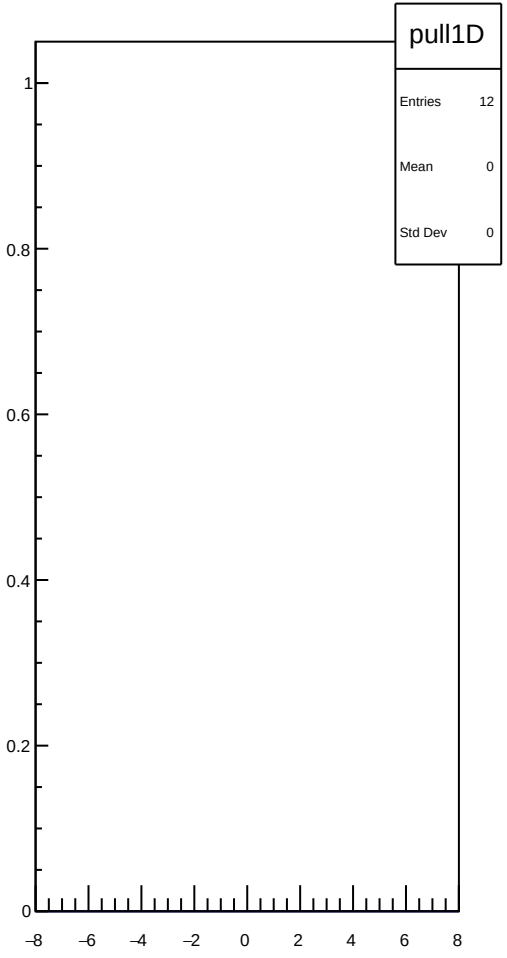

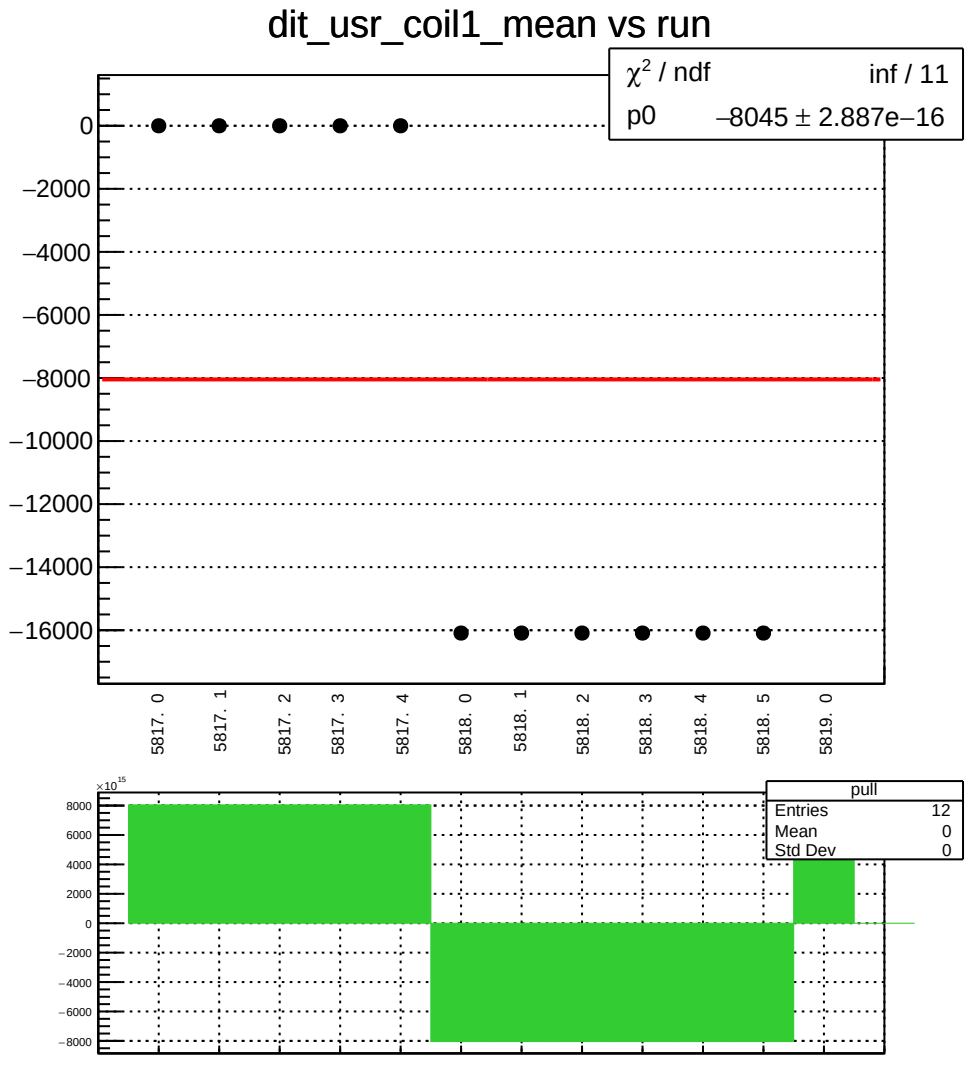
dit_usr_coil1_mean vs run
χ² / ndf inf / 11
p0 –8045 ± 2.887e–16
0
–2000
–4000
–6000
–8000
–10000
–12000
–14000
–16000
5817. 0
5817. 1
5817. 2
5817. 3
5817. 4
5818. 0
5818. 1
5818. 2
5818. 3
5818. 4
5818. 5
5819. 0
×10^15
8000
6000
4000
2000
0
–2000
–4000
–6000
–8000
pull
Entries 12
Mean 0
Std Dev 0

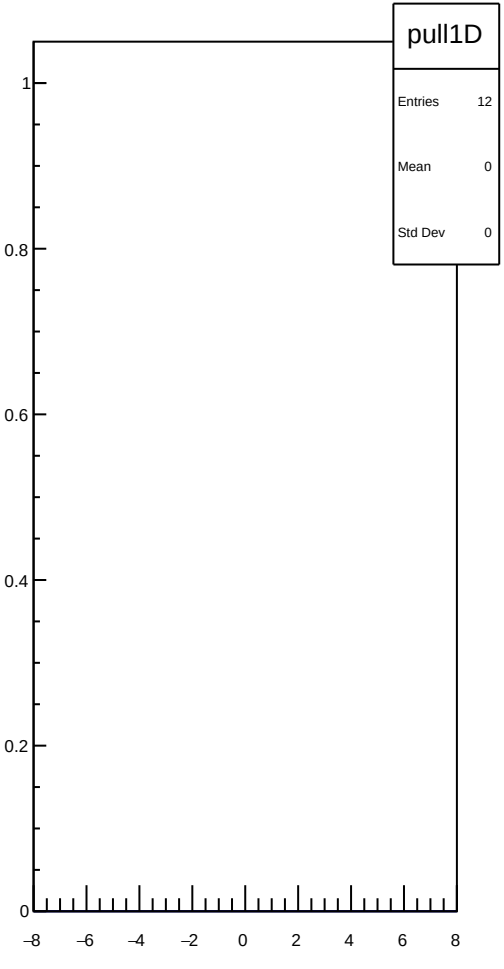
pull1D
Entries 12
Mean 0
Std Dev 0
1
0.8
0.6
0.4
0.2
0
–8
–6
–4
–2
0
2
4
6
8

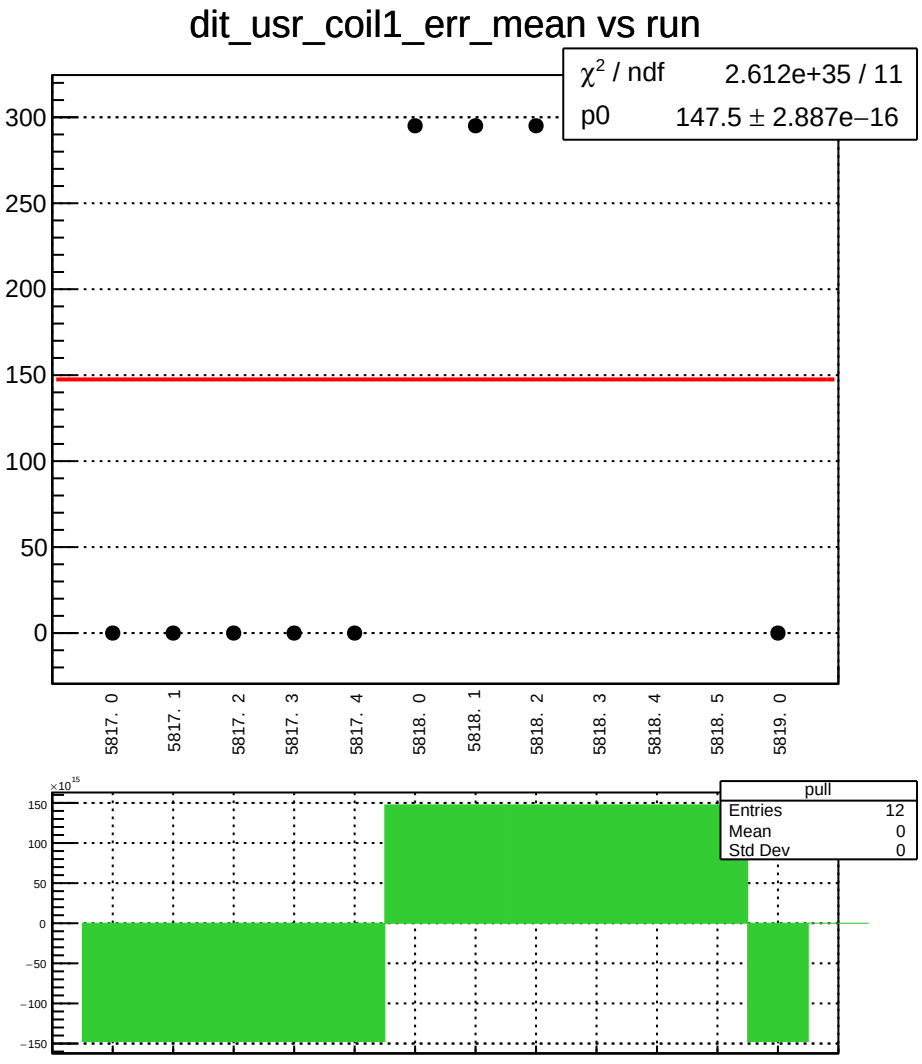
dit_usr_coil1_err_mean vs run
χ² / ndf 2.612e+35 / 11
p0 147.5 ± 2.887e−16
300
250
200
150
100
50
0
5817. 0
5817. 1
5817. 2
5817. 3
5817. 4
5818. 0
5818. 1
5818. 2
5818. 3
5818. 4
5818. 5
5819. 0
×10^15
150
100
50
0
−50
−100
−150
pull
Entries 12
Mean 0
Std Dev 0

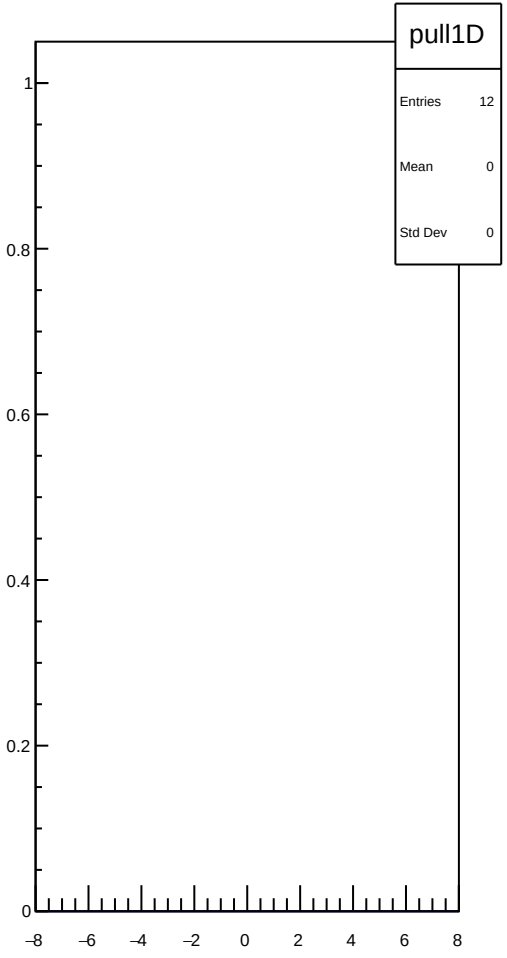
pull1D
Entries 12
Mean 0
Std Dev 0
1
0.8
0.6
0.4
0.2
0
−8
−6
−4
−2
0
2
4
6
8

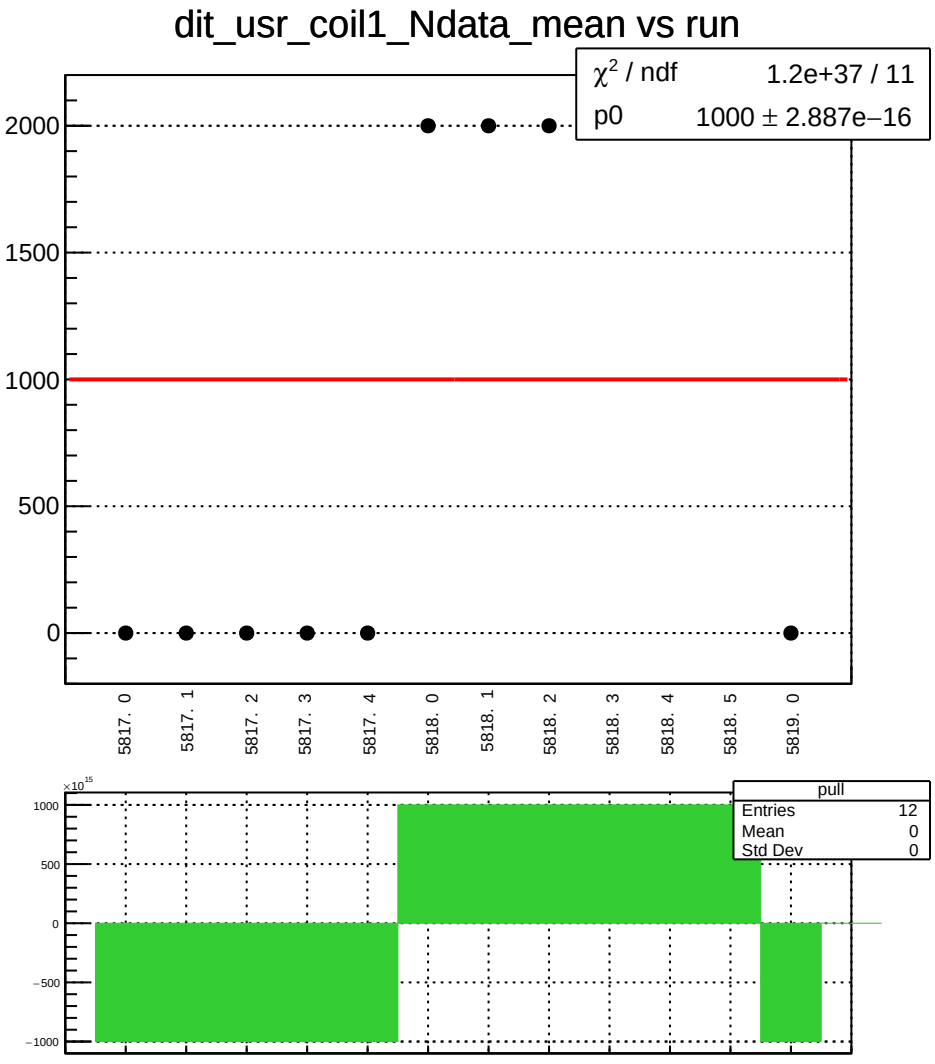
dit_usr_coil1_Ndata_mean vs run
χ² / ndf 1.2e+37 / 11
p0 1000 ± 2.887e−16
2000
1500
1000
500
0
5817. 0
5817. 1
5817. 2
5817. 3
5817. 4
5818. 0
5818. 1
5818. 2
5818. 3
5818. 4
5818. 5
5819. 0
×10^15
1000
500
0
−500
−1000
pull
Entries 12
Mean 0
Std Dev 0

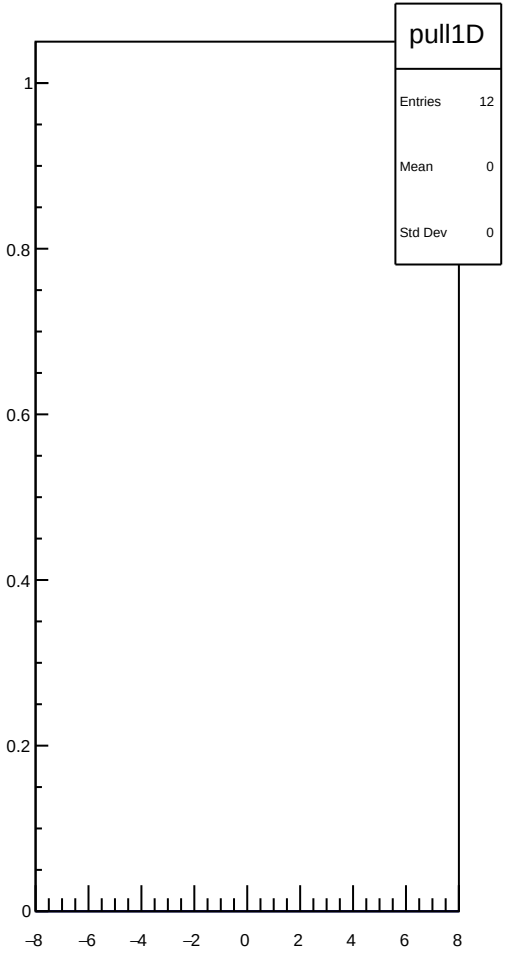
pull1D
Entries 12
Mean 0
Std Dev 0
1
0.8
0.6
0.4
0.2
0
−8
−6
−4
−2
0
2
4
6
8

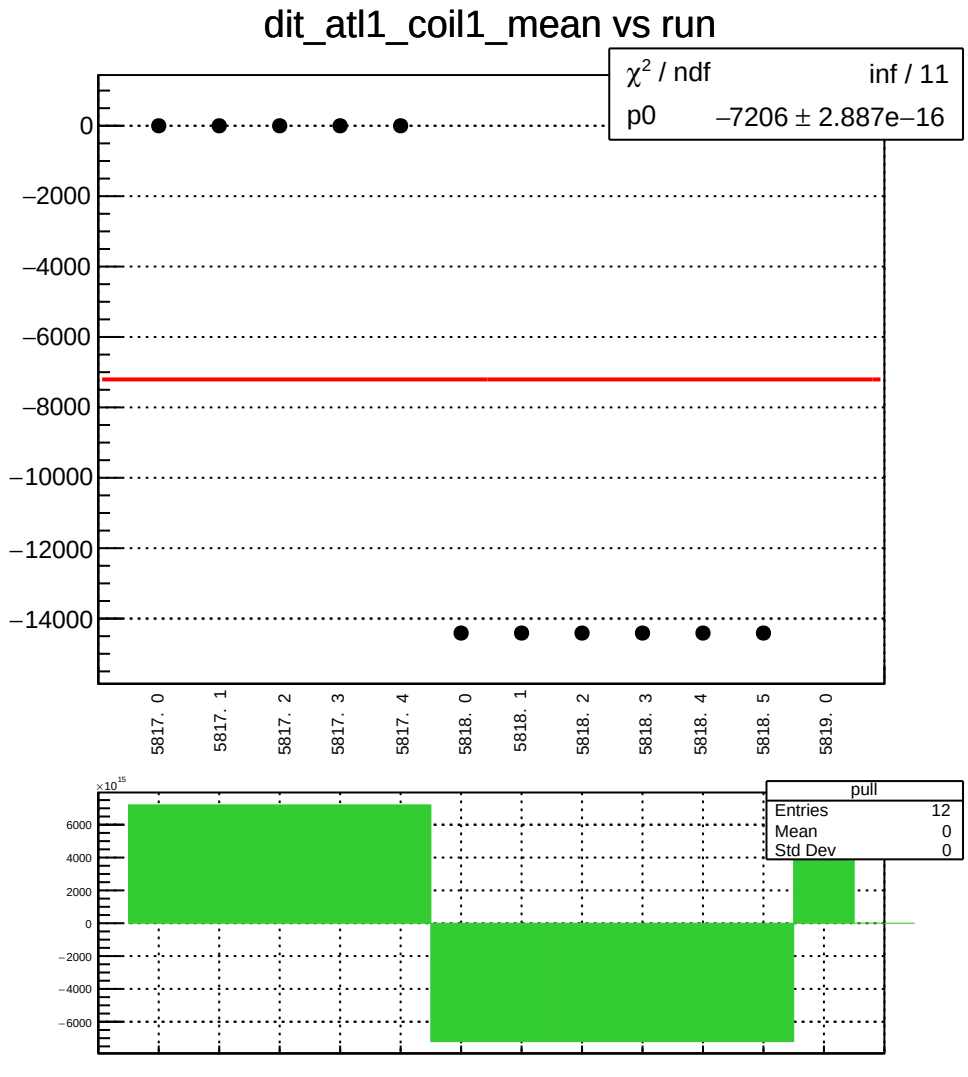
dit_atl1_coil1_mean vs run
χ² / ndf inf / 11
p0 −7206 ± 2.887e−16
0
−2000
−4000
−6000
−8000
−10000
−12000
−14000
5817. 0
5817. 1
5817. 2
5817. 3
5817. 4
5818. 0
5818. 1
5818. 2
5818. 3
5818. 4
5818. 5
5819. 0
×10^15
6000
4000
2000
0
−2000
−4000
−6000
pull
Entries 12
Mean 0
Std Dev 0

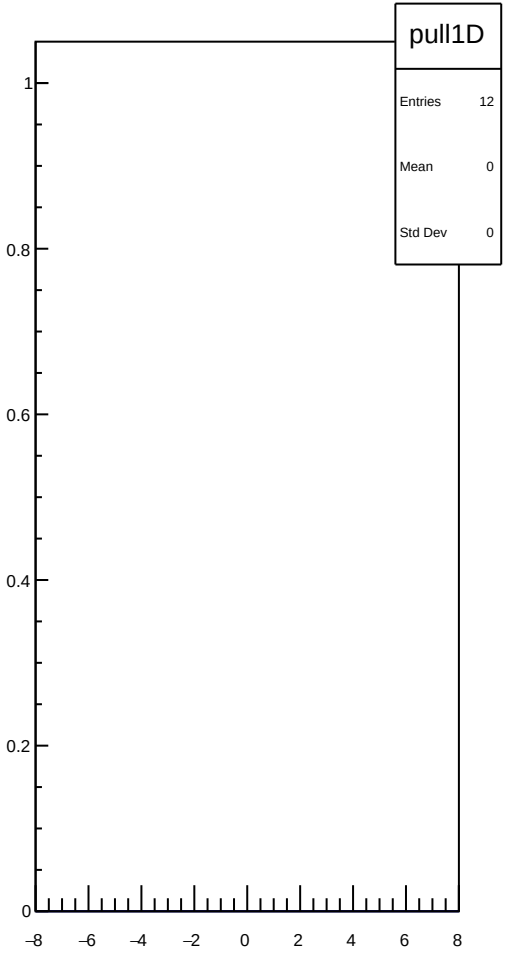
pull1D
Entries 12
Mean 0
Std Dev 0
1
0.8
0.6
0.4
0.2
0
−8
−6
−4
−2
0
2
4
6
8

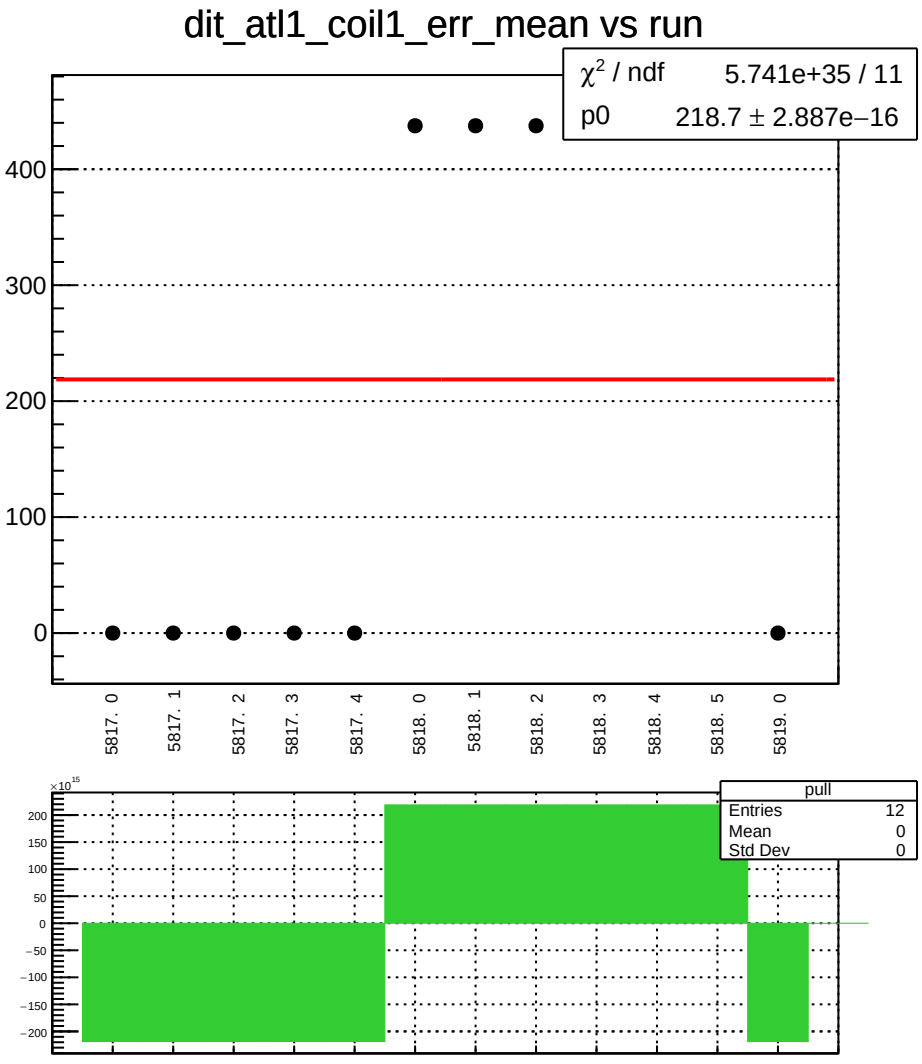
dit_atl1_coil1_err_mean vs run
χ² / ndf 5.741e+35 / 11
p0 218.7 ± 2.887e−16
400
300
200
100
0
5817. 0
5817. 1
5817. 2
5817. 3
5817. 4
5818. 0
5818. 1
5818. 2
5818. 3
5818. 4
5818. 5
5819. 0
×10^15
200
150
100
50
0
−50
−100
−150
−200
pull
Entries 12
Mean 0
Std Dev 0

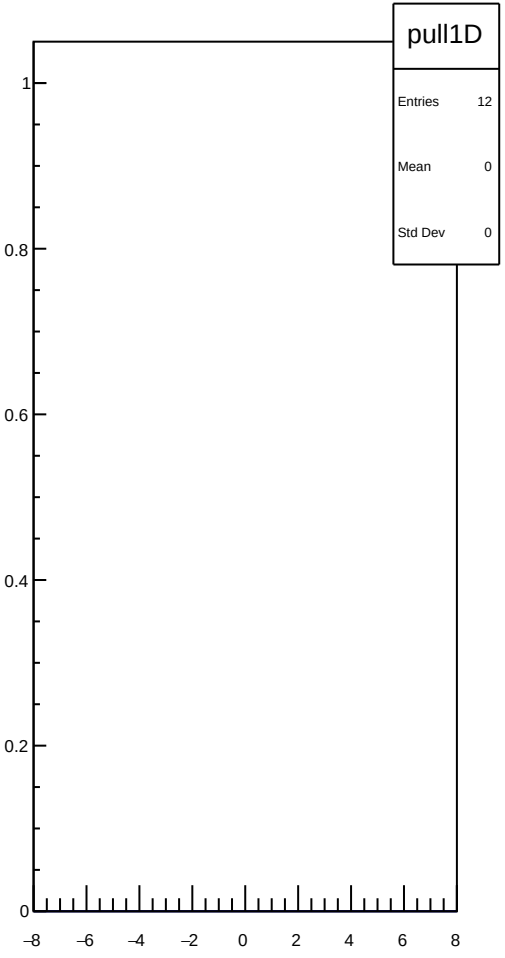
pull1D
Entries 12
Mean 0
Std Dev 0
1
0.8
0.6
0.4
0.2
0
−8
−6
−4
−2
0
2
4
6
8

dit_atl1_coil1_Ndata_mean vs run

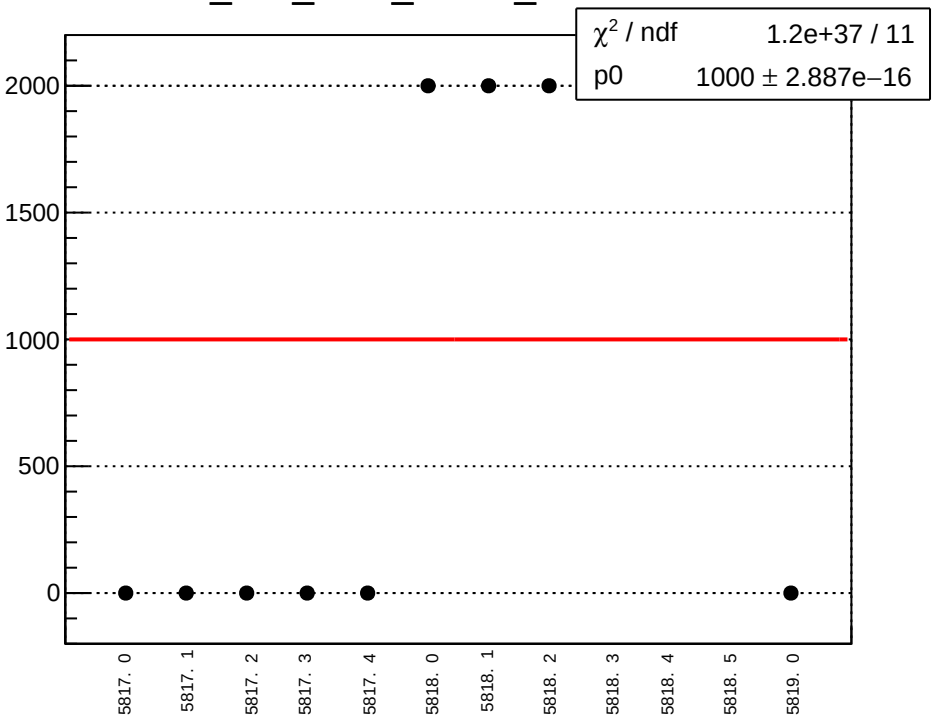

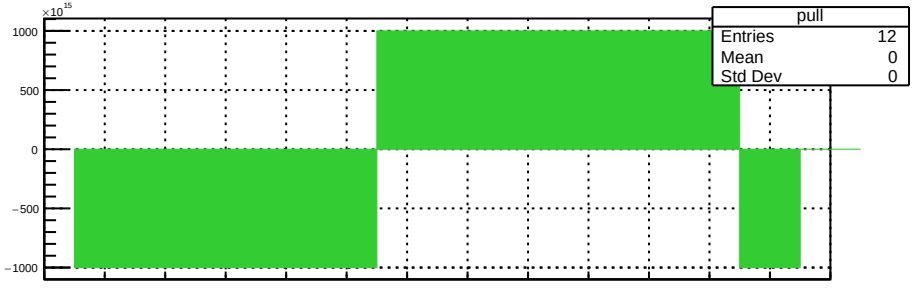

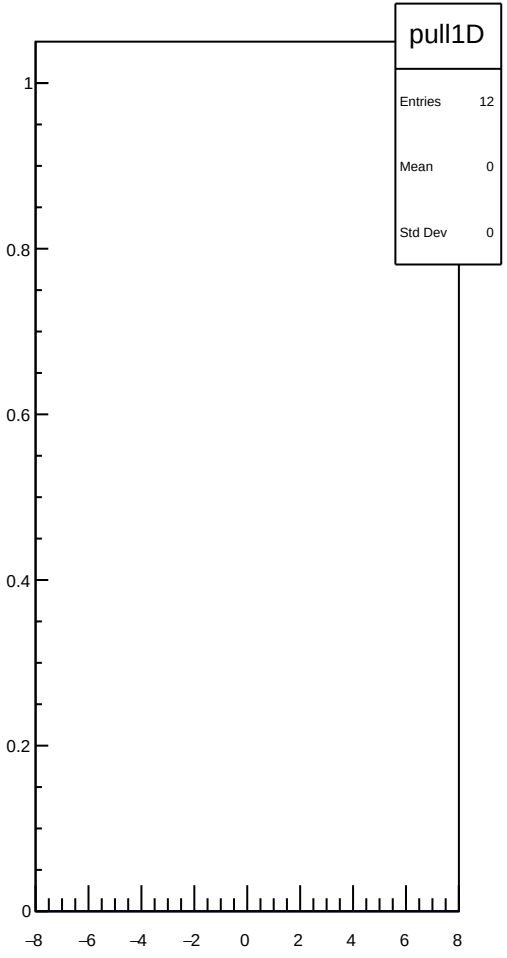

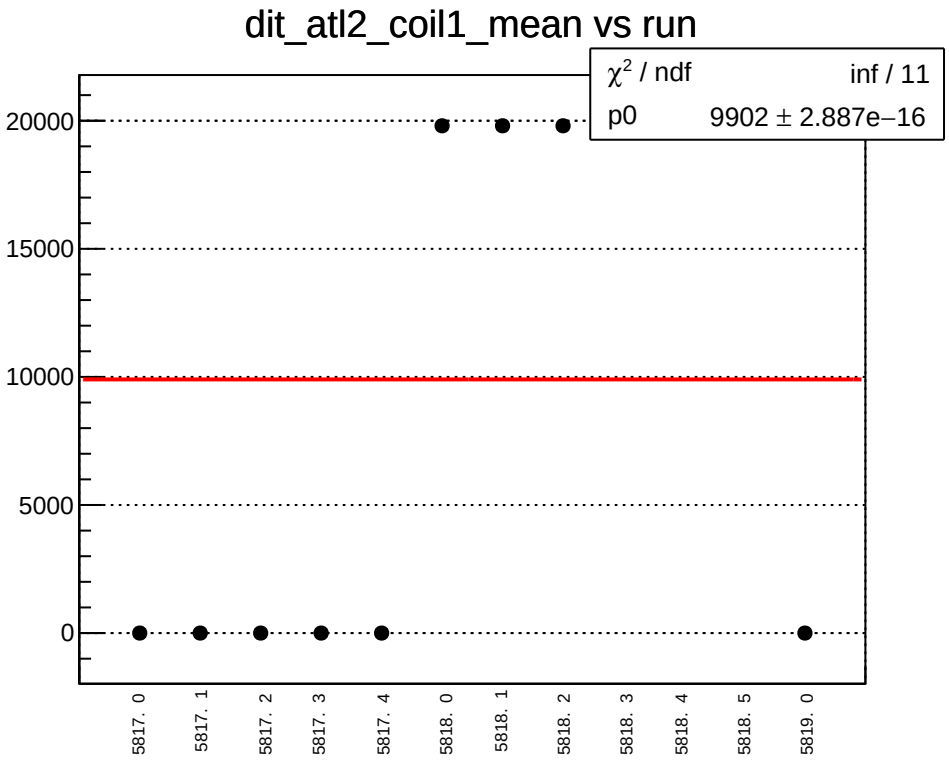
dit_atl2_coil1_mean vs run
χ² / ndf inf / 11
p0 9902 ± 2.887e−16
20000
15000
10000
5000
0
5817. 0
5817. 1
5817. 2
5817. 3
5817. 4
5818. 0
5818. 1
5818. 2
5818. 3
5818. 4
5818. 5
5819. 0

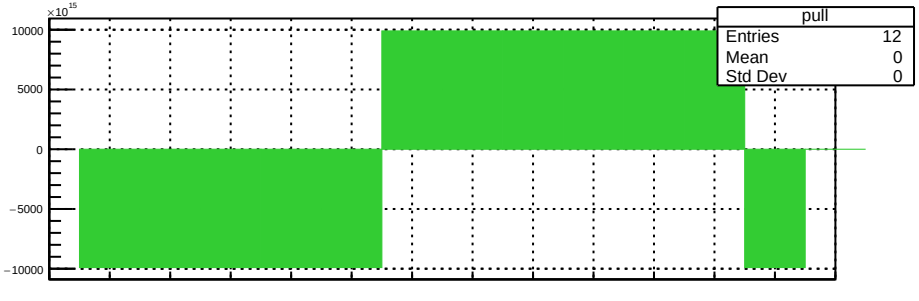
×10¹⁵
10000
5000
0
−5000
−10000
pull
Entries 12
Mean 0
Std Dev 0

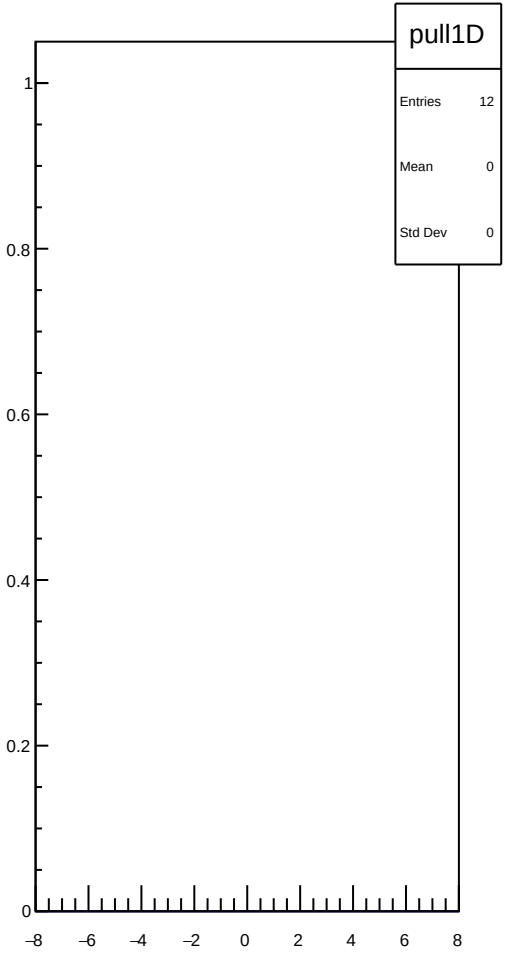
pull1D
Entries 12
Mean 0
Std Dev 0
1
0.8
0.6
0.4
0.2
0
−8
−6
−4
−2
0
2
4
6
8

dit_atl2_coil1_err_mean vs run

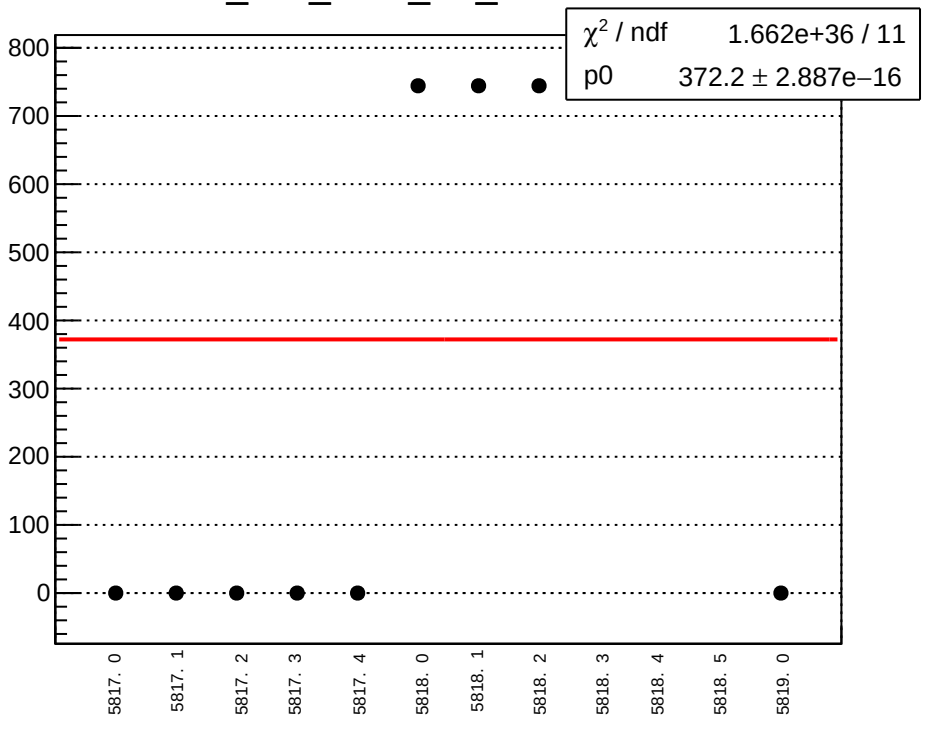

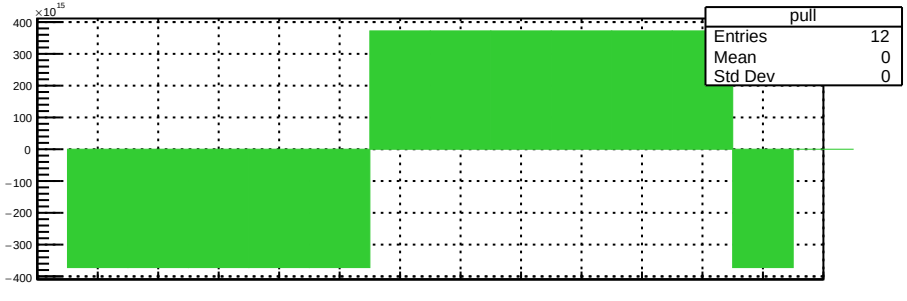

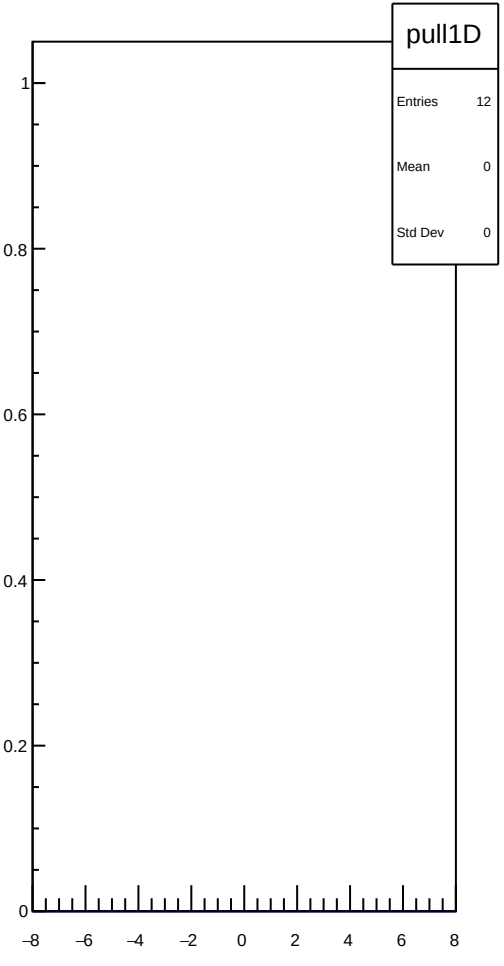

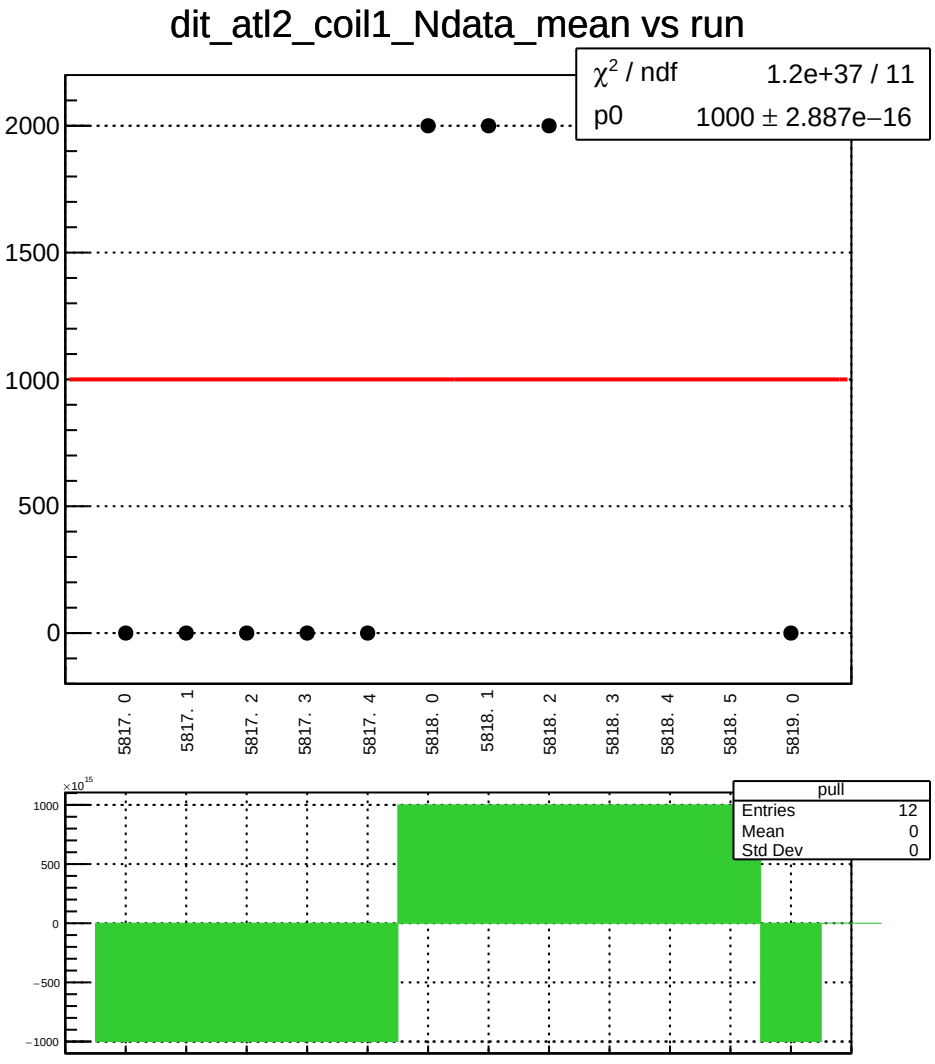
dit_atl2_coil1_Ndata_mean vs run
χ^2 / ndf 1.2e+37 / 11
p0 1000 ± 2.887e−16
2000
1500
1000
500
0
5817. 0
5817. 1
5817. 2
5817. 3
5817. 4
5818. 0
5818. 1
5818. 2
5818. 3
5818. 4
5818. 5
5819. 0
×10^15
1000
500
0
−500
−1000
pull
Entries 12
Mean 0
Std Dev 0

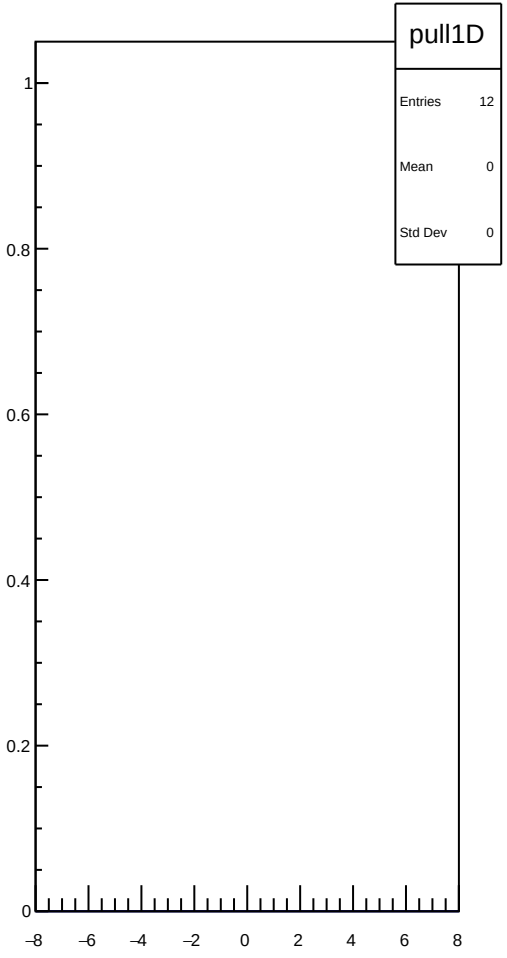
pull1D
Entries 12
Mean 0
Std Dev 0
1
0.8
0.6
0.4
0.2
0
−8
−6
−4
−2
0
2
4
6
8

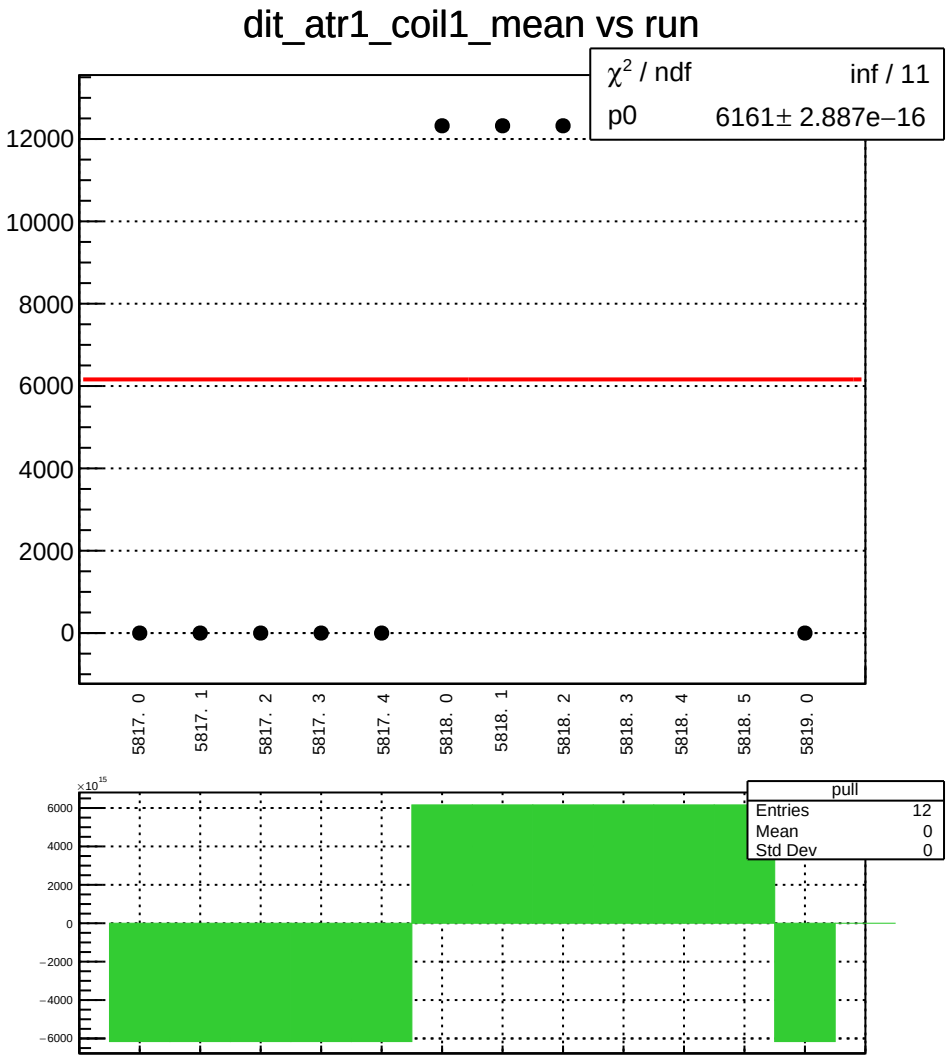
dit_atr1_coil1_mean vs run
χ² / ndf inf / 11
p0 6161± 2.887e−16
12000
10000
8000
6000
4000
2000
0
5817. 0
5817. 1
5817. 2
5817. 3
5817. 4
5818. 0
5818. 1
5818. 2
5818. 3
5818. 4
5818. 5
5819. 0
×10^15
6000
4000
2000
0
−2000
−4000
−6000
pull
Entries 12
Mean 0
Std Dev 0

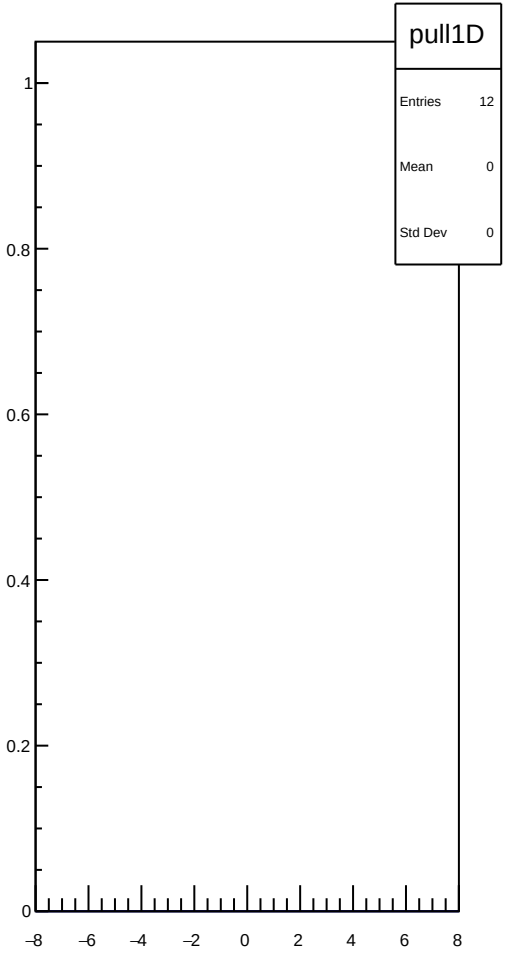
pull1D
Entries 12
Mean 0
Std Dev 0
1
0.8
0.6
0.4
0.2
0
−8
−6
−4
−2
0
2
4
6
8

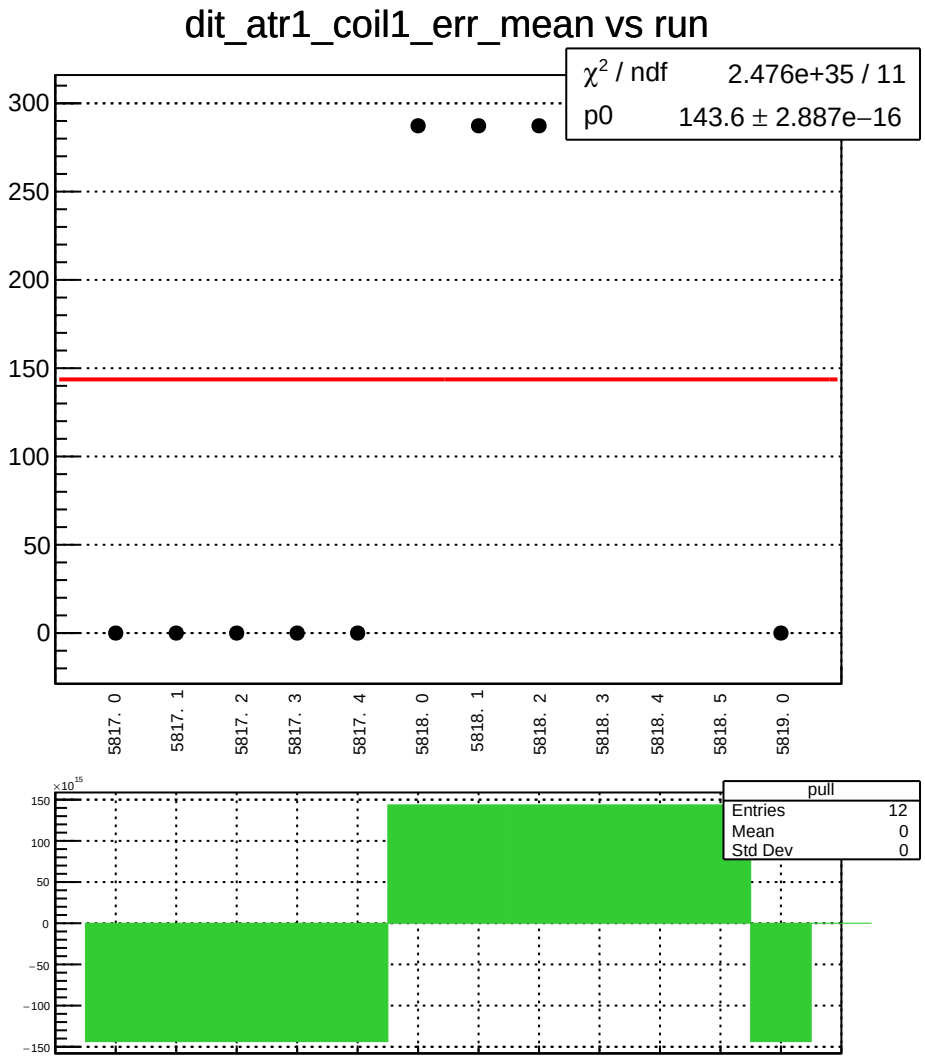
dit_atr1_coil1_err_mean vs run
χ² / ndf 2.476e+35 / 11
p0 143.6 ± 2.887e−16
300
250
200
150
100
50
0
5817. 0
5817. 1
5817. 2
5817. 3
5817. 4
5818. 0
5818. 1
5818. 2
5818. 3
5818. 4
5818. 5
5819. 0
×10^15
150
100
50
0
−50
−100
−150
pull
Entries 12
Mean 0
Std Dev 0

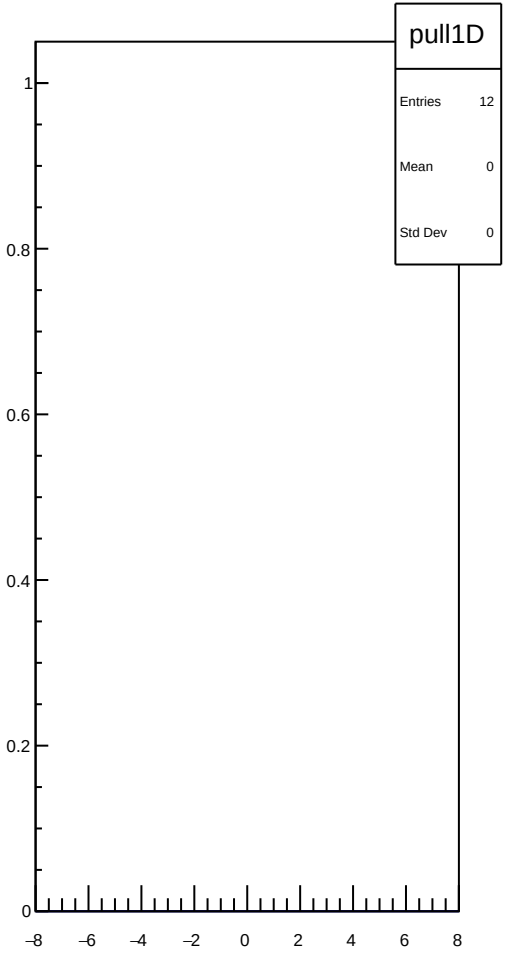
pull1D
Entries 12
Mean 0
Std Dev 0
1
0.8
0.6
0.4
0.2
0
−8
−6
−4
−2
0
2
4
6
8

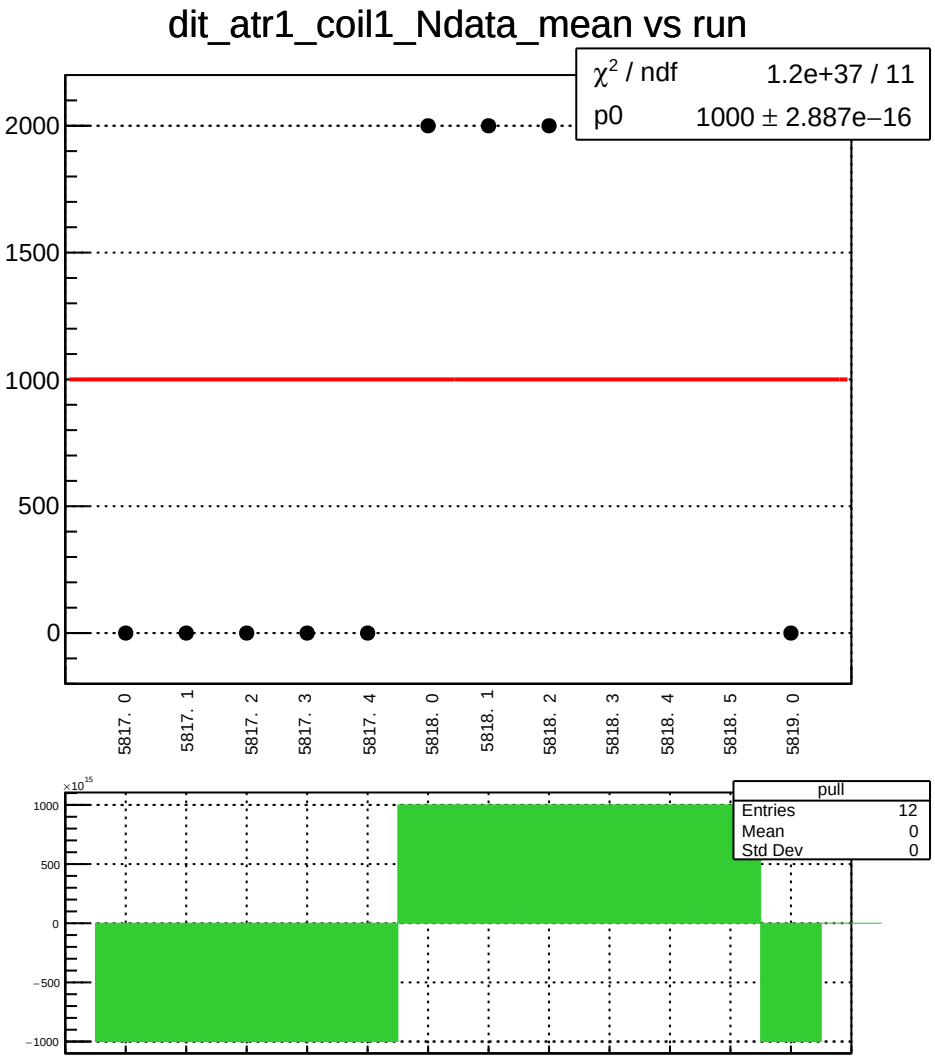
dit_atr1_coil1_Ndata_mean vs run
χ² / ndf 1.2e+37 / 11
p0 1000 ± 2.887e−16
2000
1500
1000
500
0
5817. 0
5817. 1
5817. 2
5817. 3
5817. 4
5818. 0
5818. 1
5818. 2
5818. 3
5818. 4
5818. 5
5819. 0
×10^15
1000
500
0
−500
−1000
pull
Entries 12
Mean 0
Std Dev 0

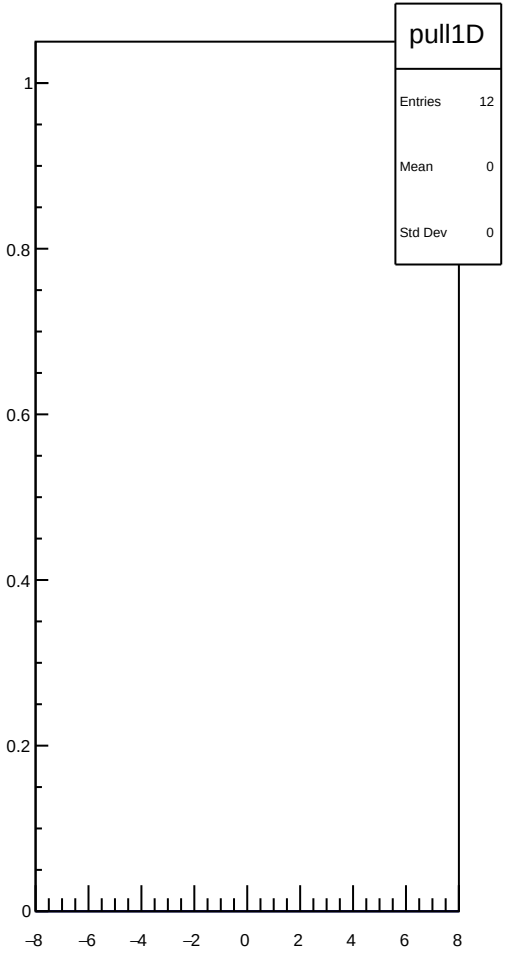
pull1D
Entries 12
Mean 0
Std Dev 0
1
0.8
0.6
0.4
0.2
0
−8
−6
−4
−2
0
2
4
6
8

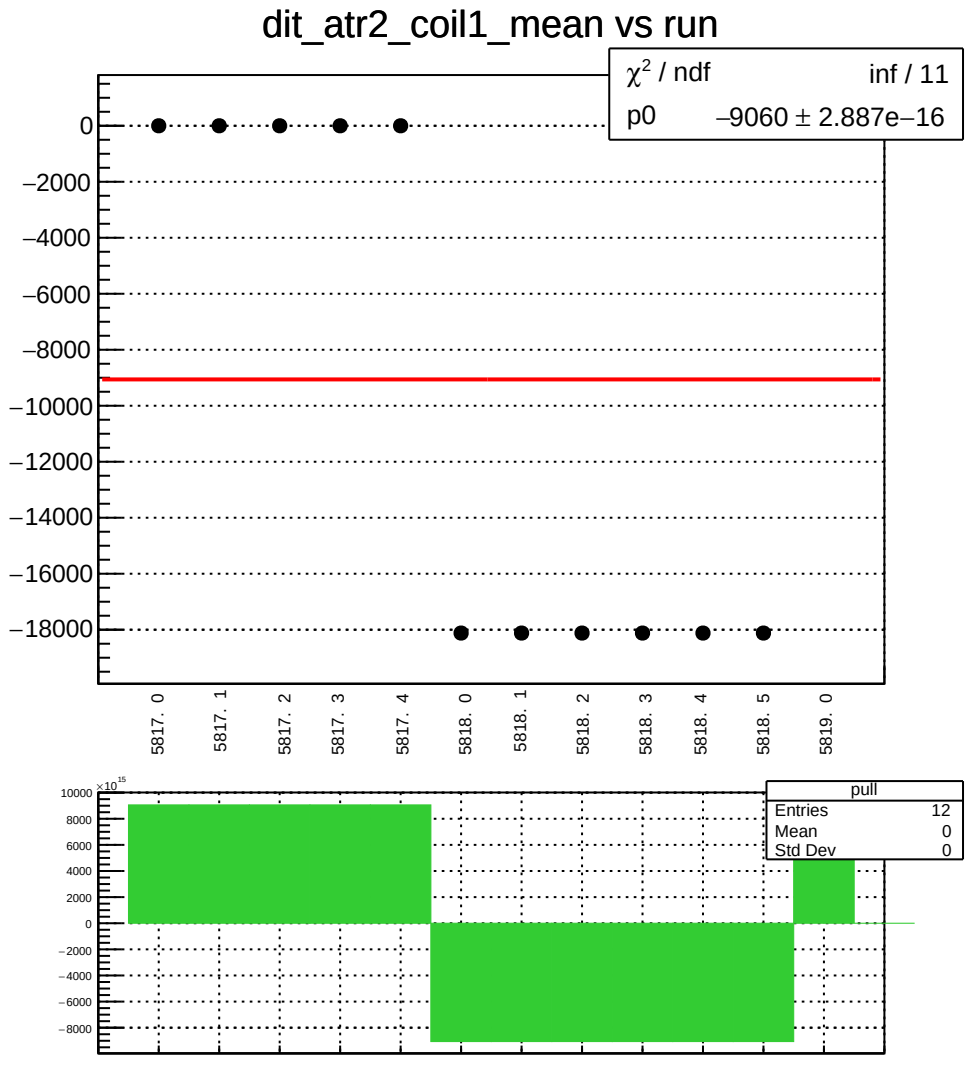
dit_atr2_coil1_mean vs run
χ² / ndf inf / 11
p0 –9060 ± 2.887e–16
0
–2000
–4000
–6000
–8000
–10000
–12000
–14000
–16000
–18000
5817. 0
5817. 1
5817. 2
5817. 3
5817. 4
5818. 0
5818. 1
5818. 2
5818. 3
5818. 4
5818. 5
5819. 0
pull
Entries 12
Mean 0
Std Dev 0
×10¹⁵
10000
8000
6000
4000
2000
0
–2000
–4000
–6000
–8000

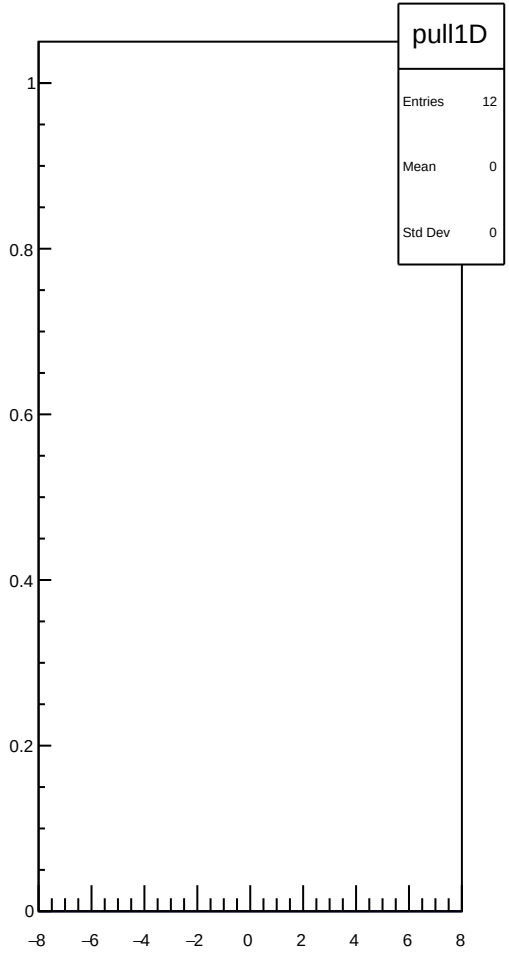
pull1D
Entries 12
Mean 0
Std Dev 0
1
0.8
0.6
0.4
0.2
0
–8
–6
–4
–2
0
2
4
6
8

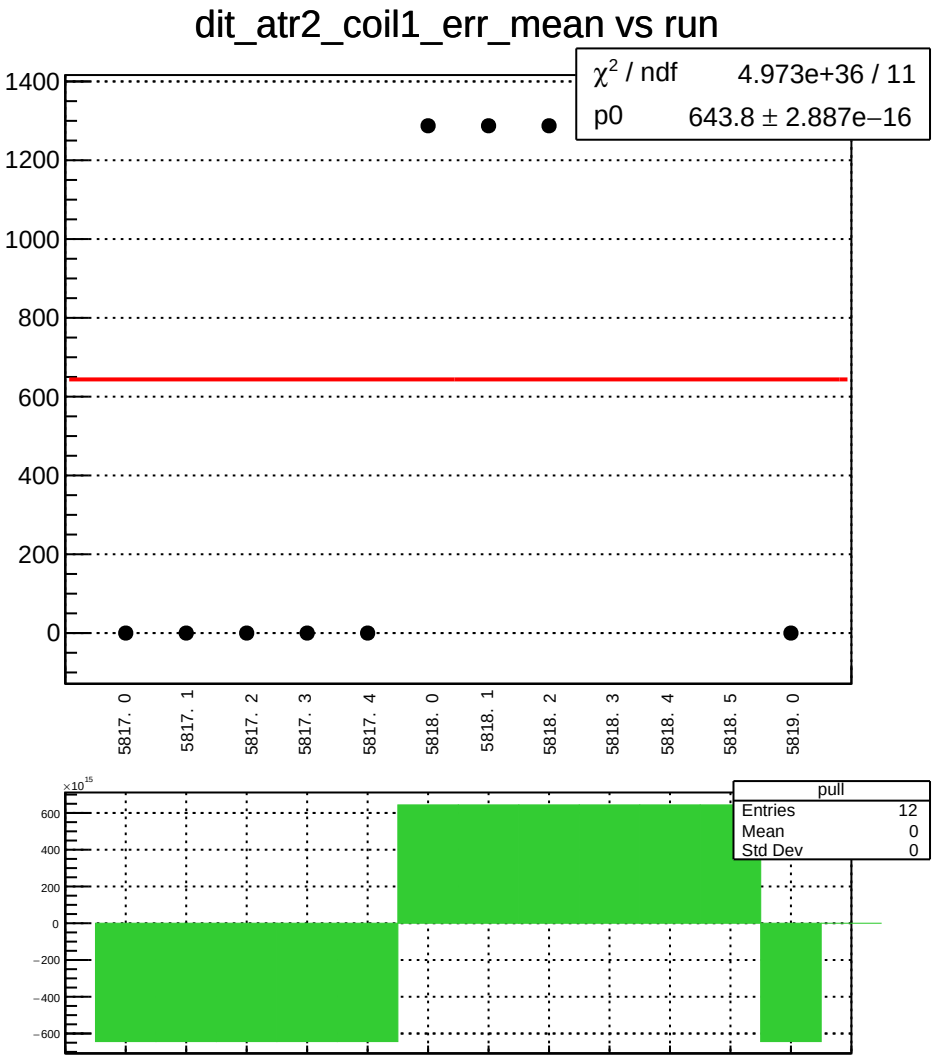
dit_atr2_coil1_err_mean vs run
χ² / ndf 4.973e+36 / 11
p0 643.8 ± 2.887e−16
1400
1200
1000
800
600
400
200
0
5817. 0
5817. 1
5817. 2
5817. 3
5817. 4
5818. 0
5818. 1
5818. 2
5818. 3
5818. 4
5818. 5
5819. 0
×10^15
600
400
200
0
−200
−400
−600
pull
Entries 12
Mean 0
Std Dev 0

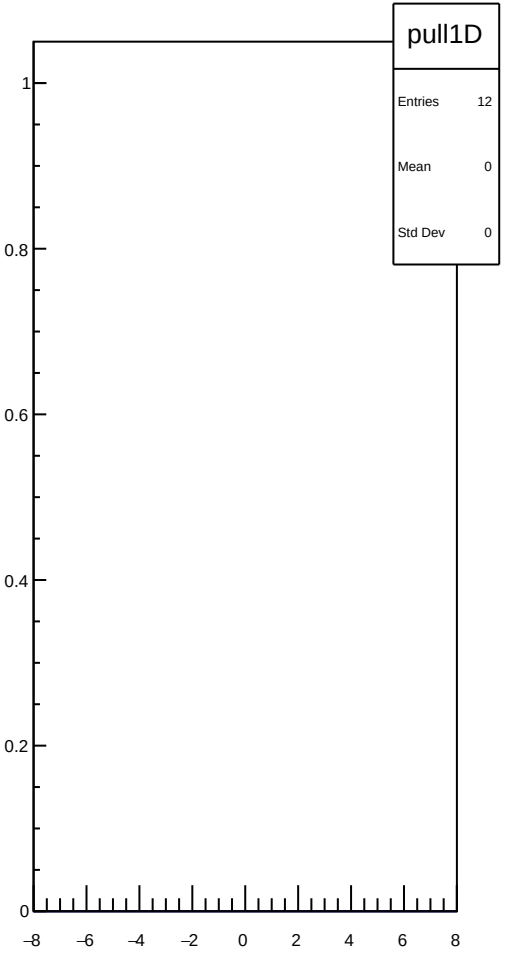
pull1D
Entries 12
Mean 0
Std Dev 0
1
0.8
0.6
0.4
0.2
0
−8
−6
−4
−2
0
2
4
6
8

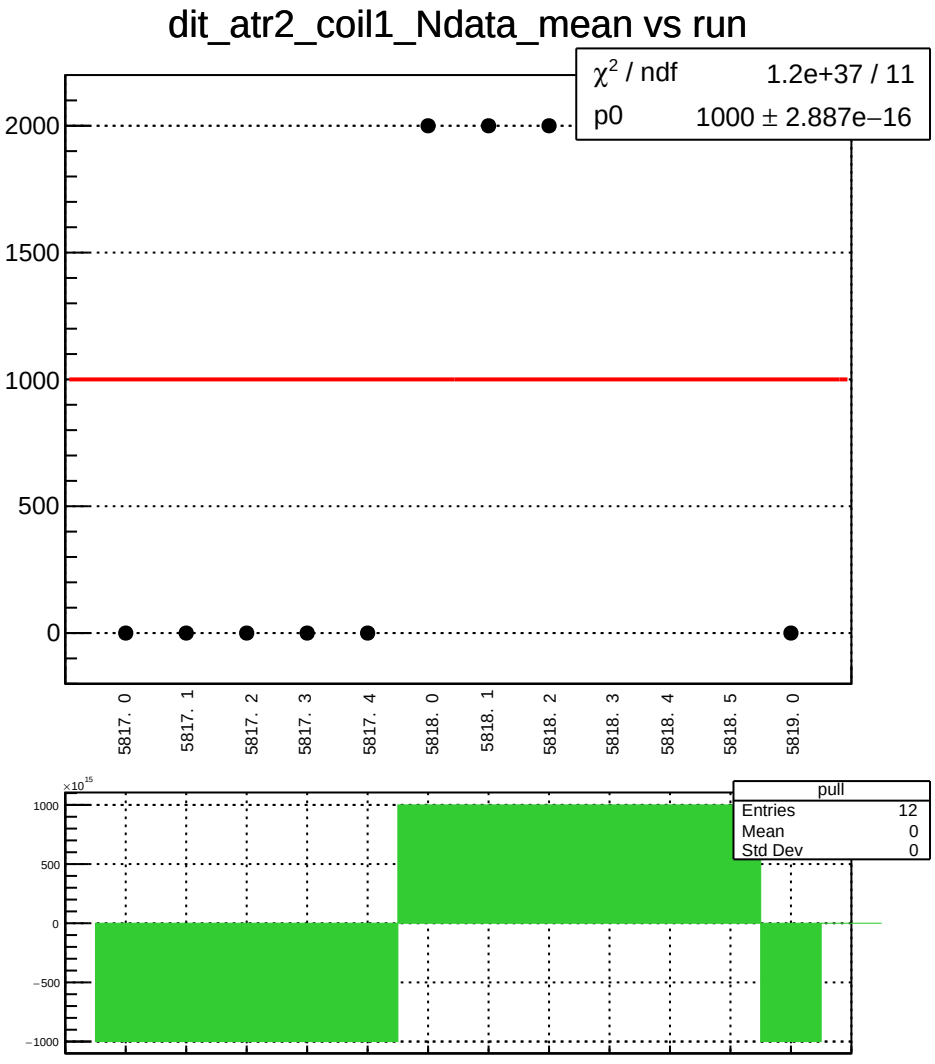
dit_atr2_coil1_Ndata_mean vs run
χ² / ndf 1.2e+37 / 11
p0 1000 ± 2.887e−16
2000
1500
1000
500
0
5817. 0
5817. 1
5817. 2
5817. 3
5817. 4
5818. 0
5818. 1
5818. 2
5818. 3
5818. 4
5818. 5
5819. 0
×10^15
1000
500
0
−500
−1000
pull
Entries 12
Mean 0
Std Dev 0

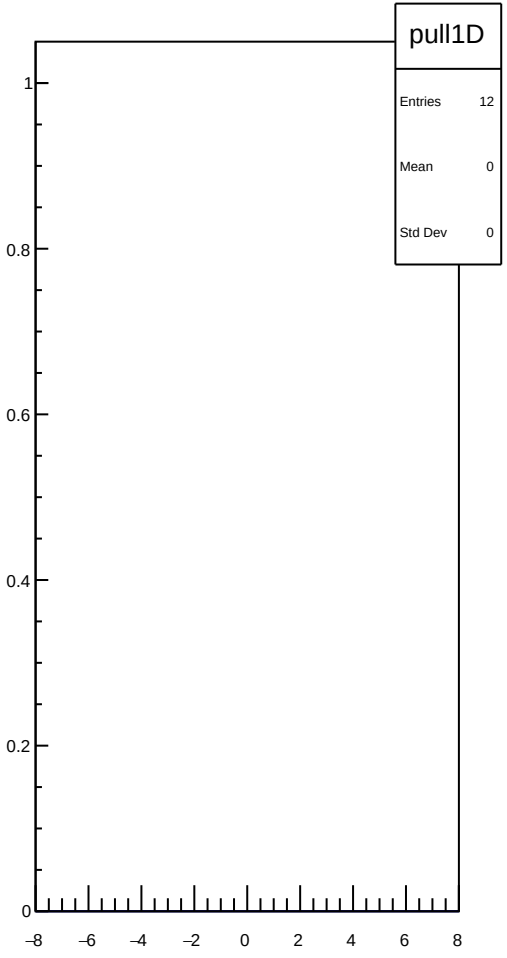
pull1D
Entries 12
Mean 0
Std Dev 0
1
0.8
0.6
0.4
0.2
0
−8
−6
−4
−2
0
2
4
6
8

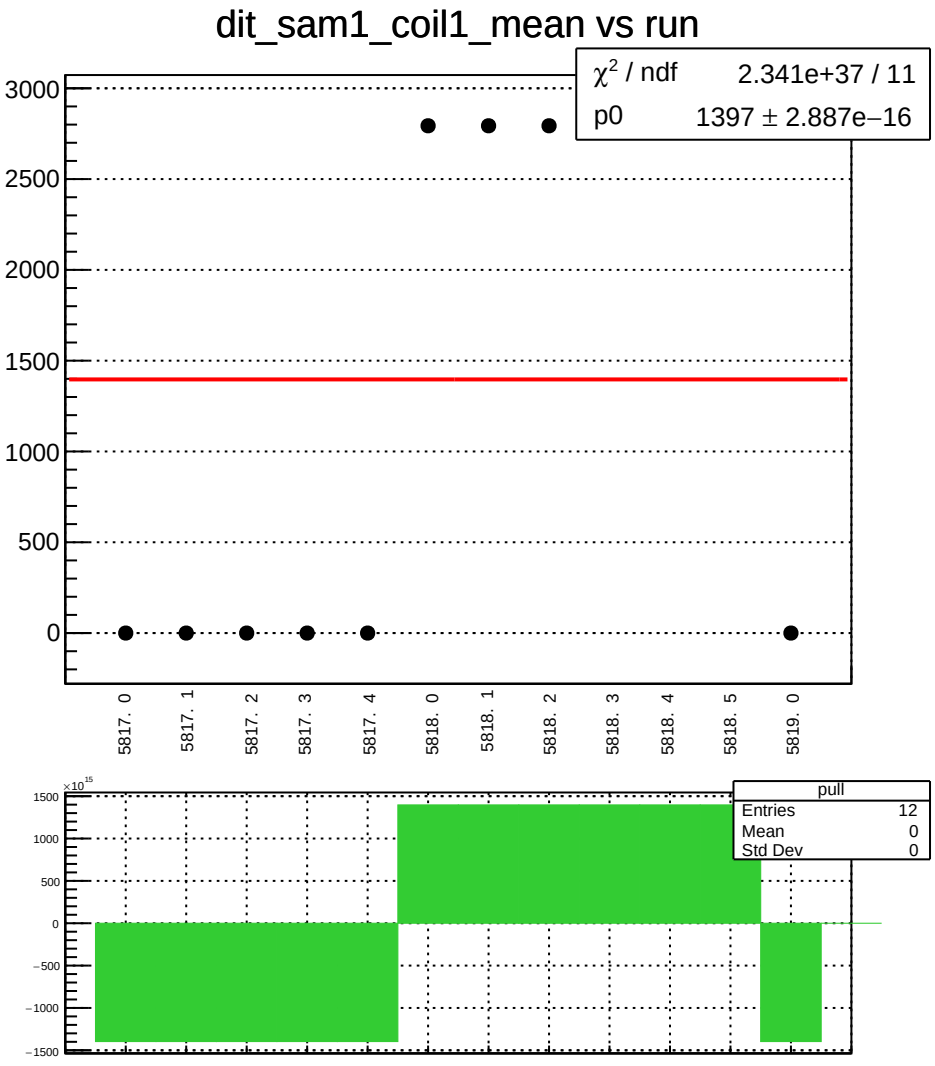
dit_sam1_coil1_mean vs run
χ² / ndf 2.341e+37 / 11
p0 1397 ± 2.887e−16
3000
2500
2000
1500
1000
500
0
5817. 0
5817. 1
5817. 2
5817. 3
5817. 4
5818. 0
5818. 1
5818. 2
5818. 3
5818. 4
5818. 5
5819. 0
×10^15
1500
1000
500
0
−500
−1000
−1500
pull
Entries 12
Mean 0
Std Dev 0

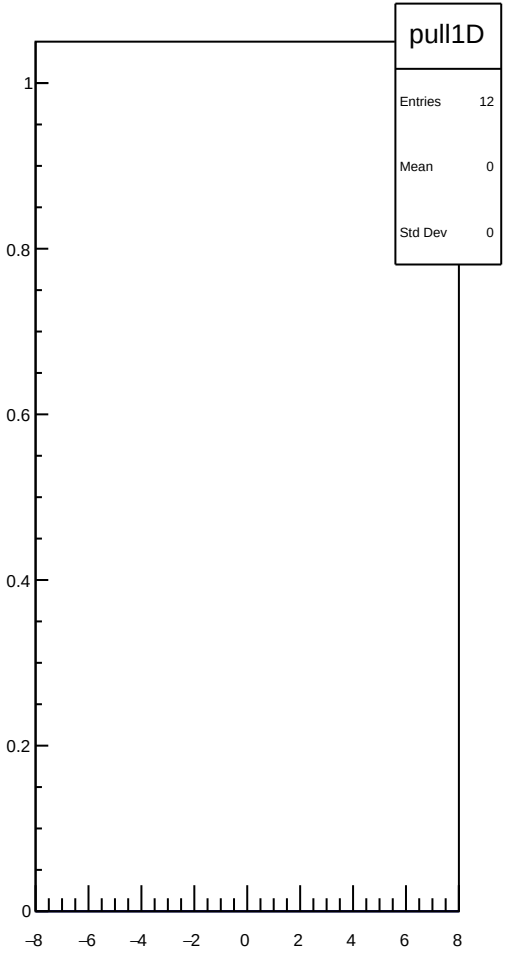
pull1D
Entries 12
Mean 0
Std Dev 0
1
0.8
0.6
0.4
0.2
0
−8
−6
−4
−2
0
2
4
6
8

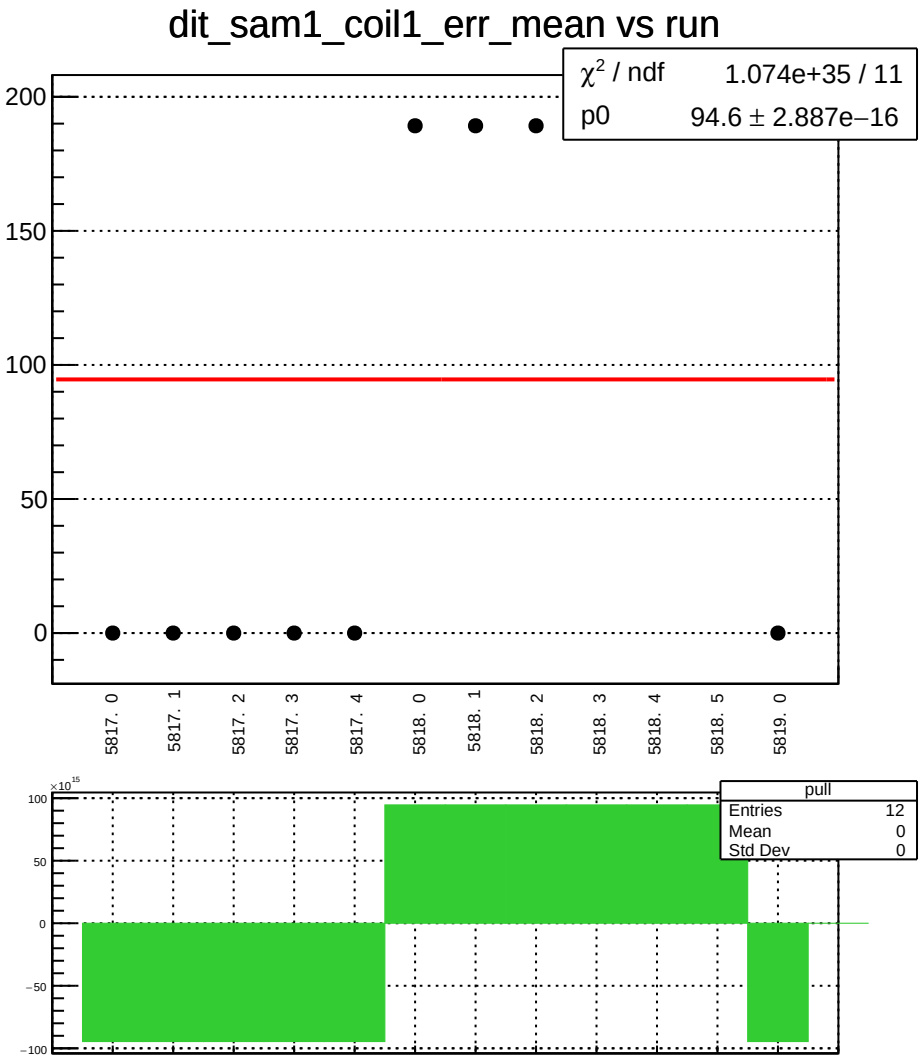
dit_sam1_coil1_err_mean vs run
χ² / ndf 1.074e+35 / 11
p0 94.6 ± 2.887e−16
200
150
100
50
0
5817. 0
5817. 1
5817. 2
5817. 3
5817. 4
5818. 0
5818. 1
5818. 2
5818. 3
5818. 4
5818. 5
5819. 0
×10^15
100
50
0
−50
−100
pull
Entries 12
Mean 0
Std Dev 0

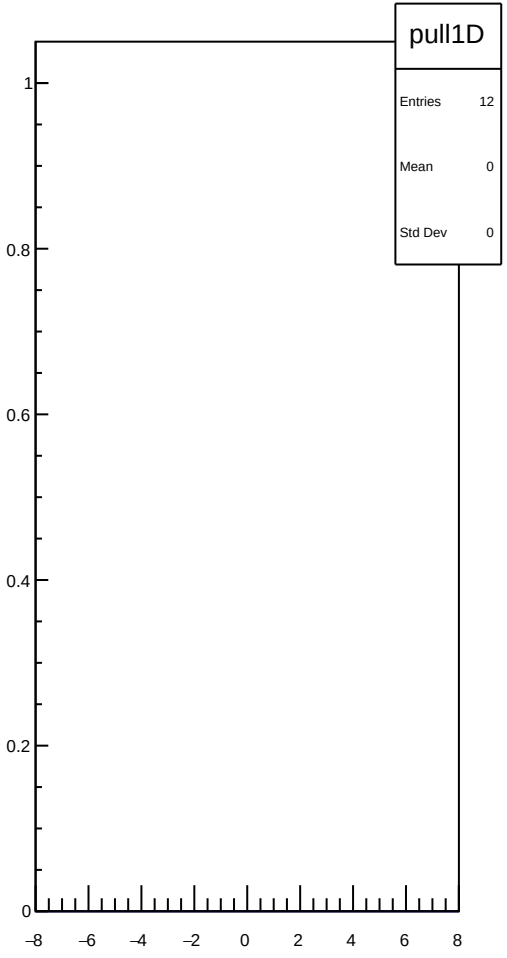
pull1D
Entries 12
Mean 0
Std Dev 0
1
0.8
0.6
0.4
0.2
0
−8
−6
−4
−2
0
2
4
6
8

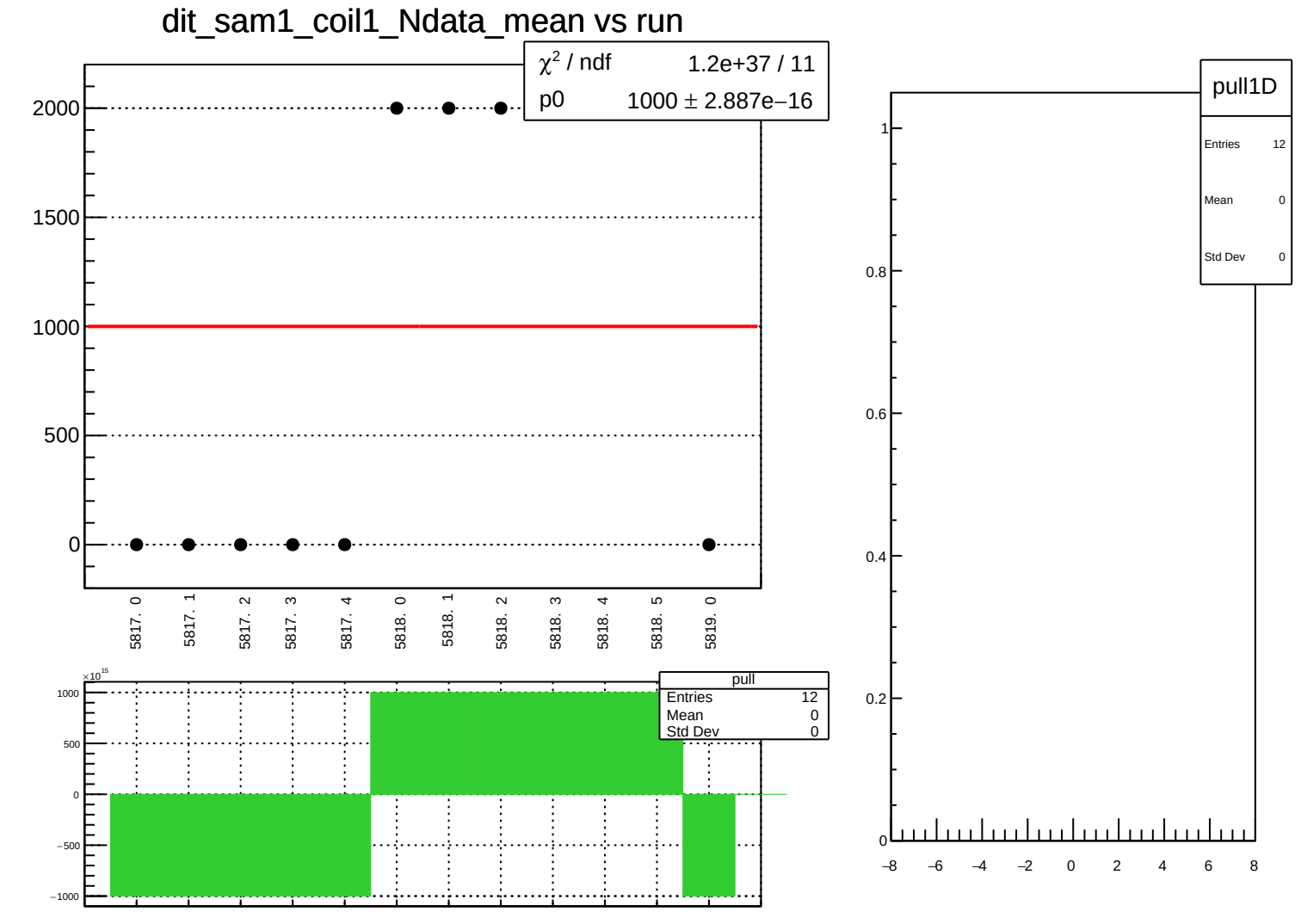
dit_sam1_coil1_Ndata_mean vs run
χ² / ndf 1.2e+37 / 11
p0 1000 ± 2.887e−16
2000
1500
1000
500
0
5817. 0
5817. 1
5817. 2
5817. 3
5817. 4
5818. 0
5818. 1
5818. 2
5818. 3
5818. 4
5818. 5
5819. 0
×10^15
1000
500
0
−500
−1000
pull
Entries 12
Mean 0
Std Dev 0
pull1D
Entries 12
Mean 0
Std Dev 0
1
0.8
0.6
0.4
0.2
0
−8
−6
−4
−2
0
2
4
6
8

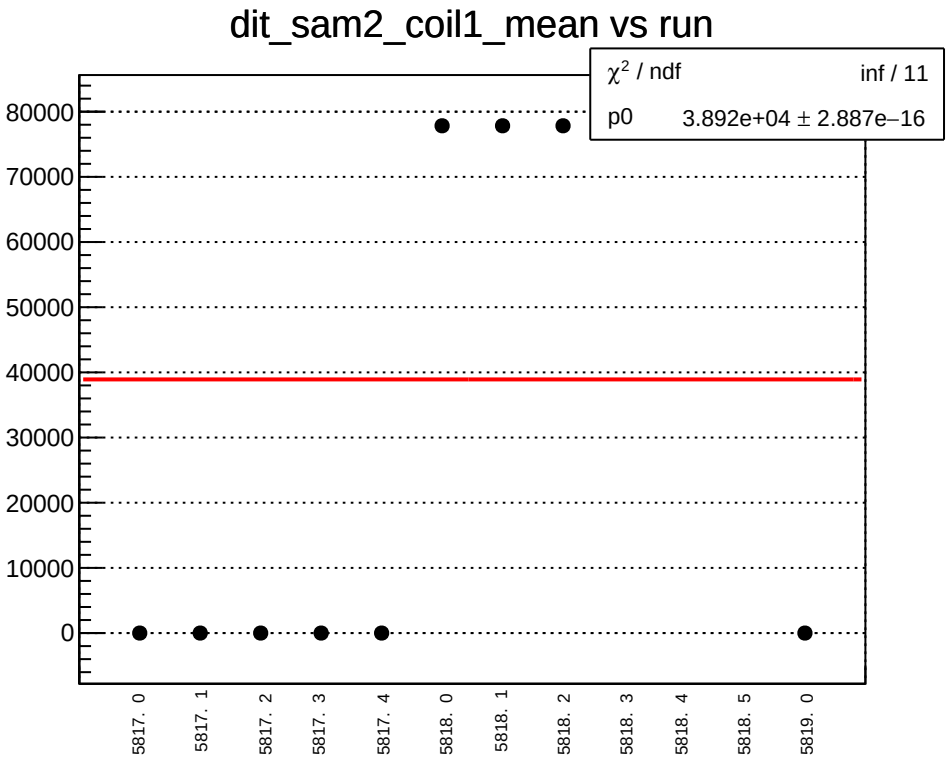
dit_sam2_coil1_mean vs run
χ² / ndf inf / 11
p0 3.892e+04 ± 2.887e−16
80000
70000
60000
50000
40000
30000
20000
10000
0
5817. 0
5817. 1
5817. 2
5817. 3
5817. 4
5818. 0
5818. 1
5818. 2
5818. 3
5818. 4
5818. 5
5819. 0

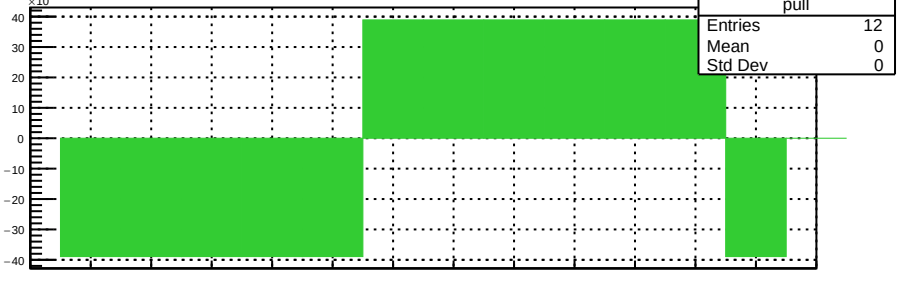
×10¹⁸
pull
Entries 12
Mean 0
Std Dev 0
40
30
20
10
0
−10
−20
−30
−40

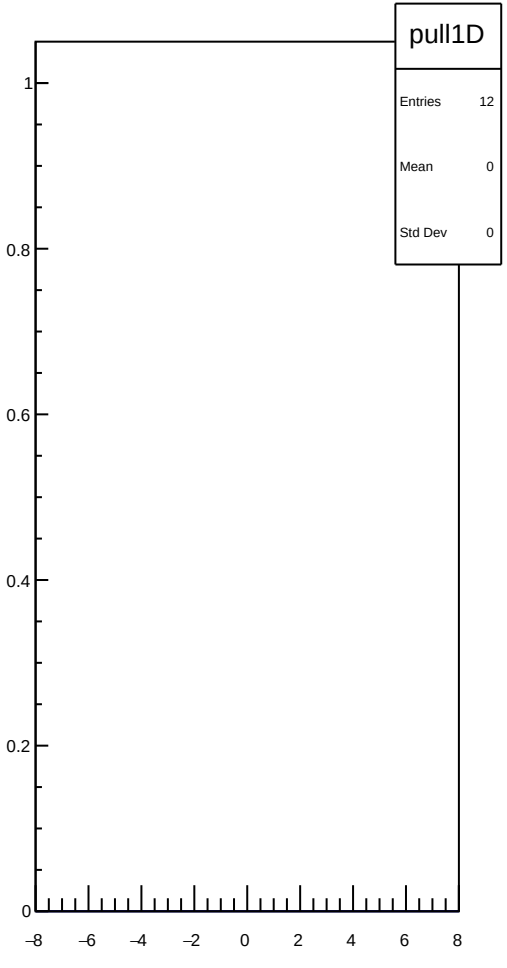
pull1D
Entries 12
Mean 0
Std Dev 0
1
0.8
0.6
0.4
0.2
0
−8
−6
−4
−2
0
2
4
6
8

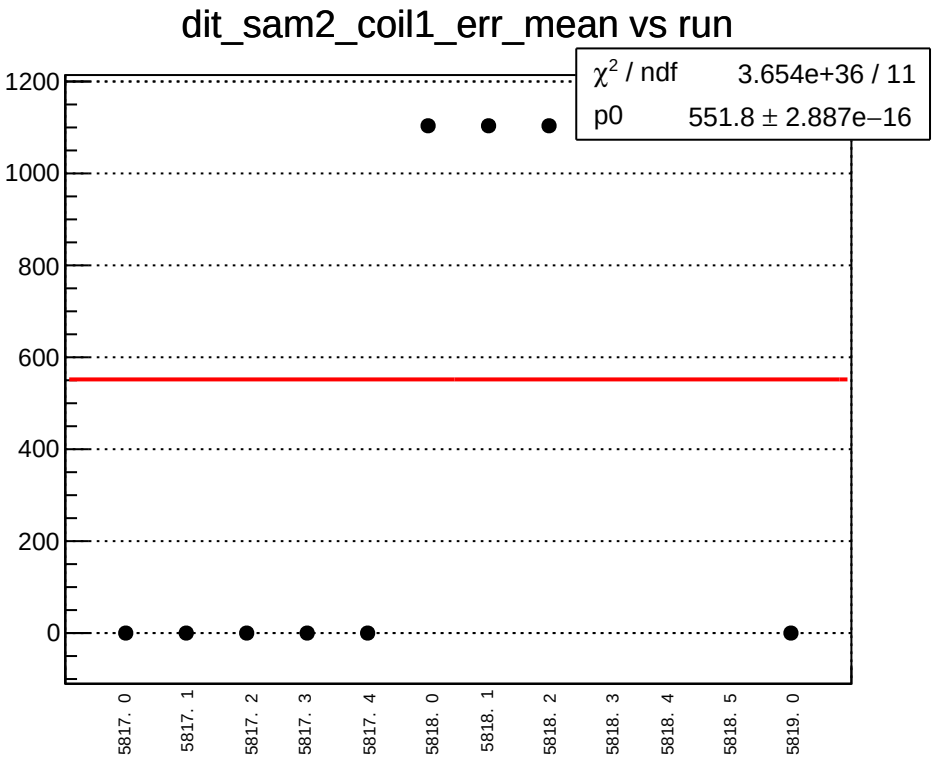
dit_sam2_coil1_err_mean vs run
χ² / ndf 3.654e+36 / 11
p0 551.8 ± 2.887e−16
1200
1000
800
600
400
200
0
5817. 0
5817. 1
5817. 2
5817. 3
5817. 4
5818. 0
5818. 1
5818. 2
5818. 3
5818. 4
5818. 5
5819. 0

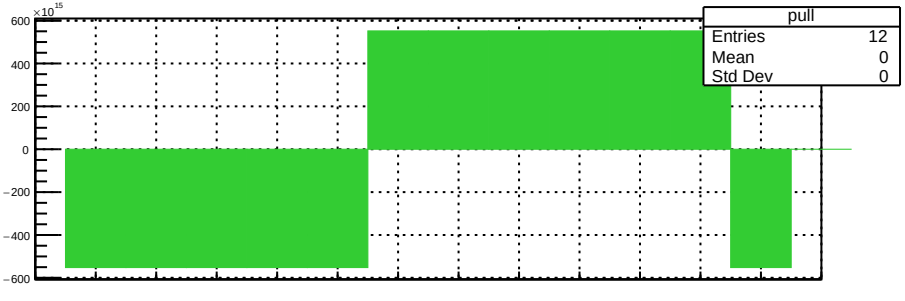
×10¹⁵
600
400
200
0
−200
−400
−600
pull
Entries 12
Mean 0
Std Dev 0

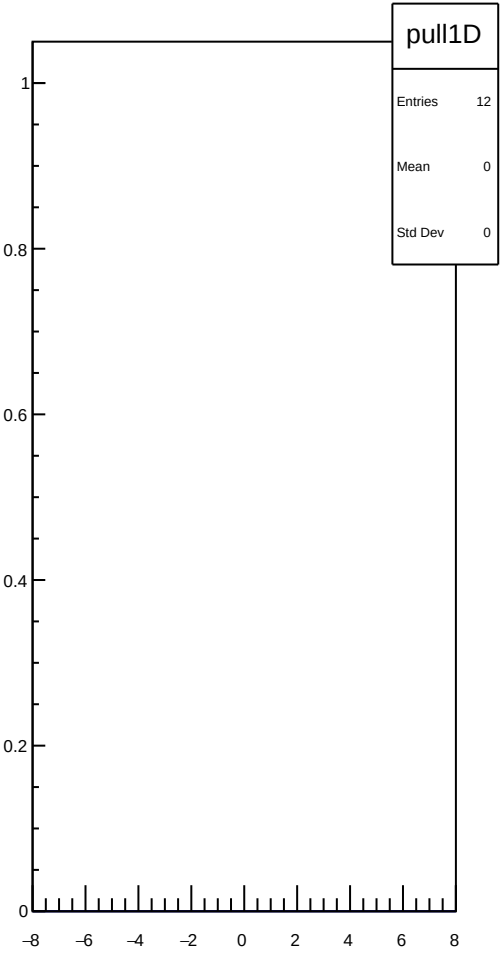
pull1D
Entries 12
Mean 0
Std Dev 0
1
0.8
0.6
0.4
0.2
0
−8
−6
−4
−2
0
2
4
6
8

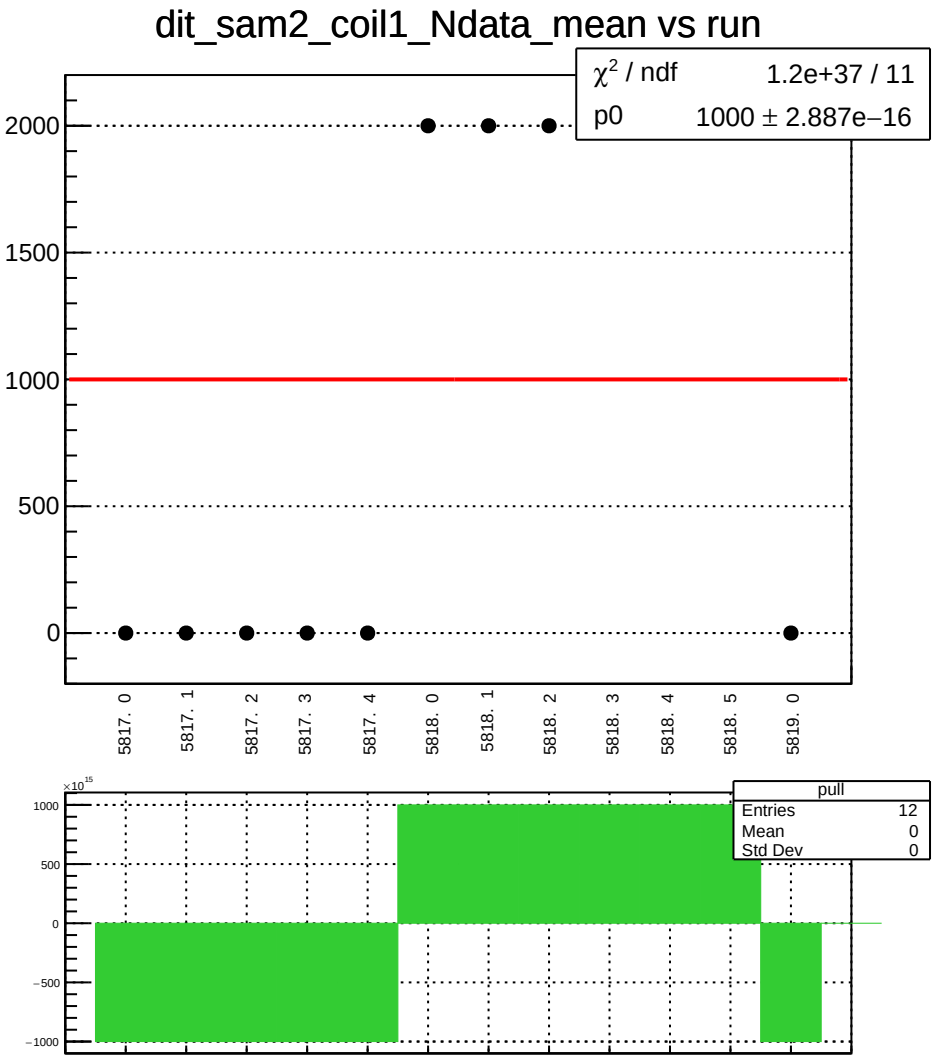
dit_sam2_coil1_Ndata_mean vs run
χ² / ndf 1.2e+37 / 11
p0 1000 ± 2.887e−16
2000
1500
1000
500
0
5817. 0
5817. 1
5817. 2
5817. 3
5817. 4
5818. 0
5818. 1
5818. 2
5818. 3
5818. 4
5818. 5
5819. 0
×10^15
1000
500
0
−500
−1000
pull
Entries 12
Mean 0
Std Dev 0

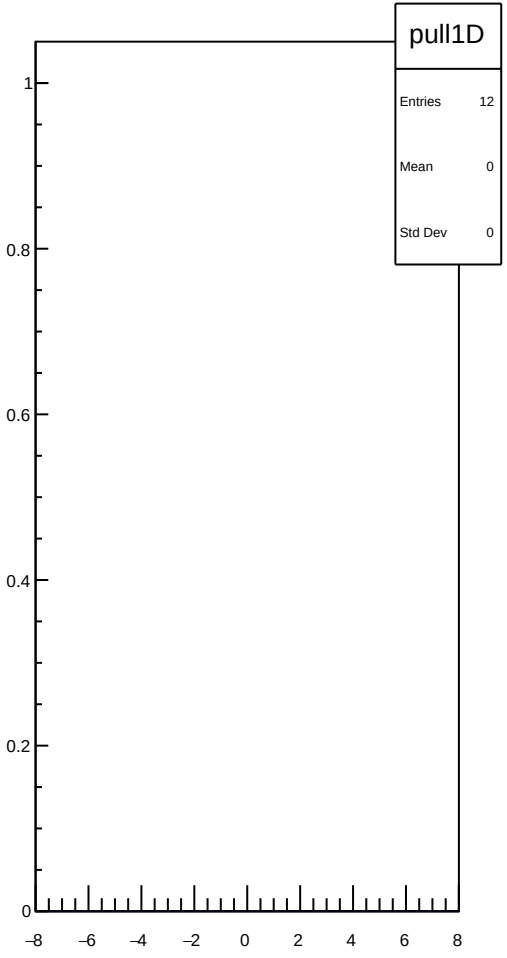
pull1D
Entries 12
Mean 0
Std Dev 0
1
0.8
0.6
0.4
0.2
0
−8
−6
−4
−2
0
2
4
6
8

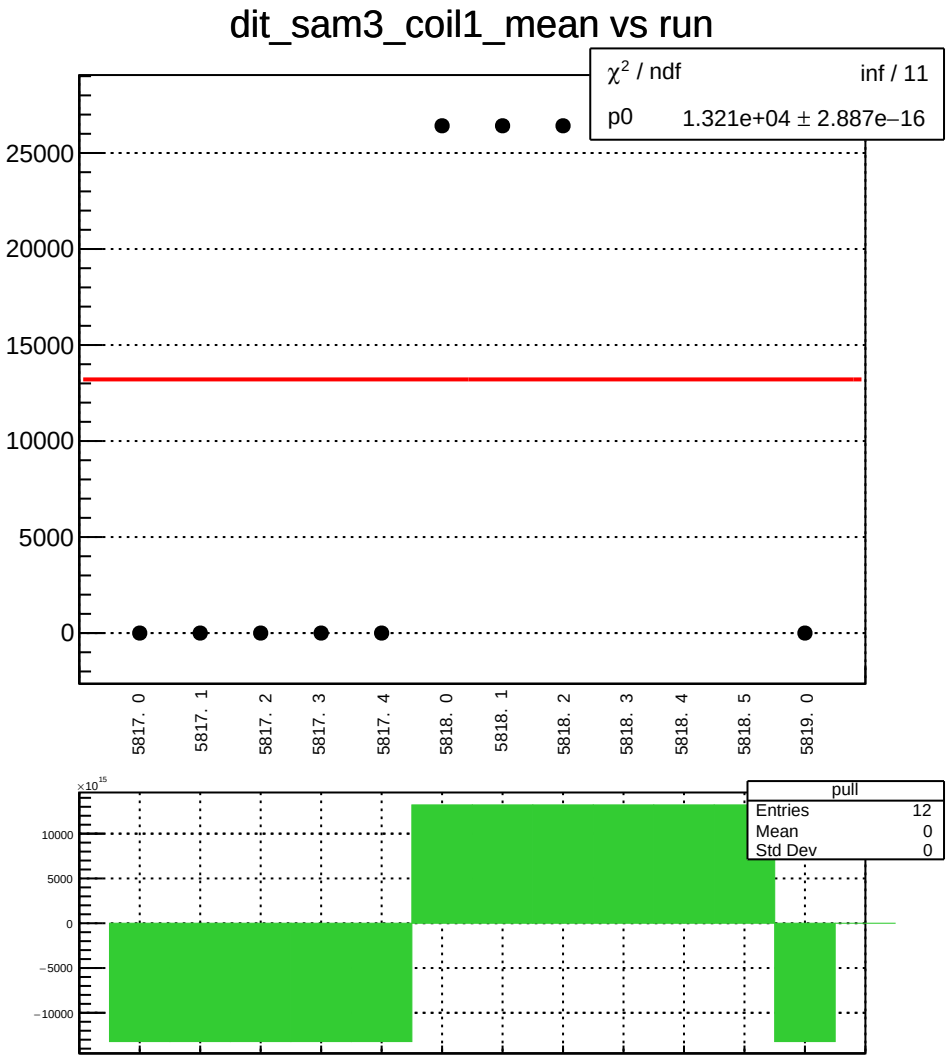
dit_sam3_coil1_mean vs run
χ² / ndf inf / 11
p0 1.321e+04 ± 2.887e−16
25000
20000
15000
10000
5000
0
5817. 0
5817. 1
5817. 2
5817. 3
5817. 4
5818. 0
5818. 1
5818. 2
5818. 3
5818. 4
5818. 5
5819. 0
×10^15
10000
5000
0
−5000
−10000
pull
Entries 12
Mean 0
Std Dev 0

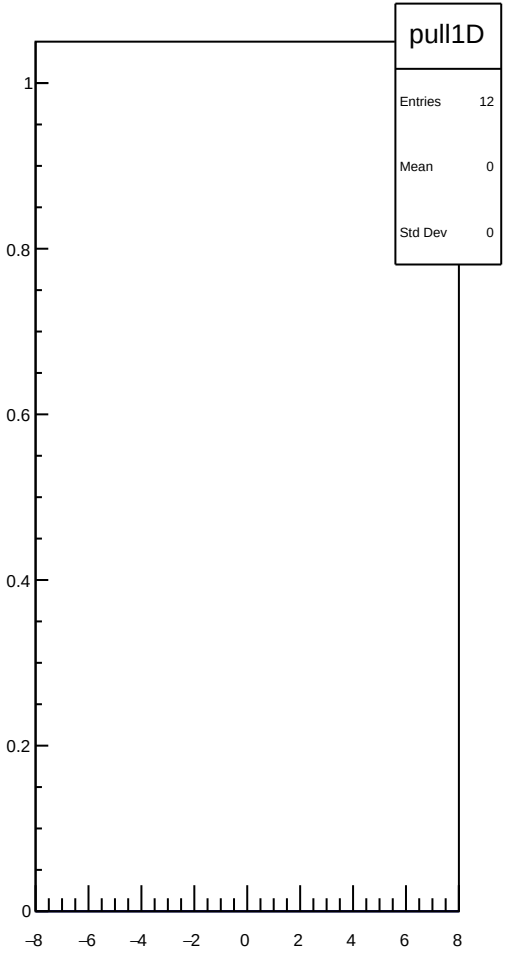
pull1D
Entries 12
Mean 0
Std Dev 0
1
0.8
0.6
0.4
0.2
0
−8
−6
−4
−2
0
2
4
6
8

dit_sam3_coil1_err_mean vs run

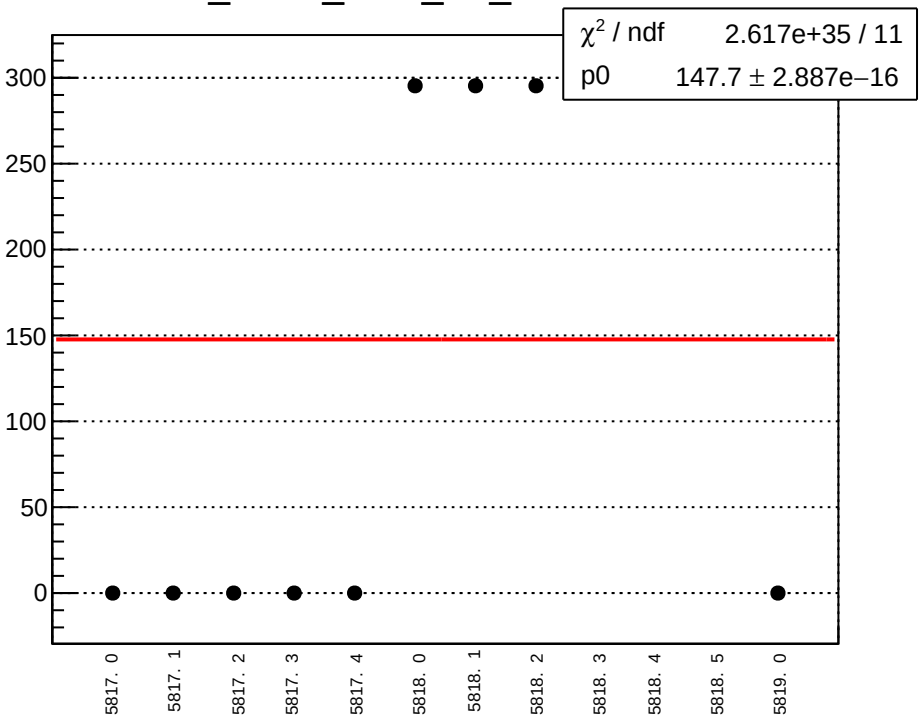

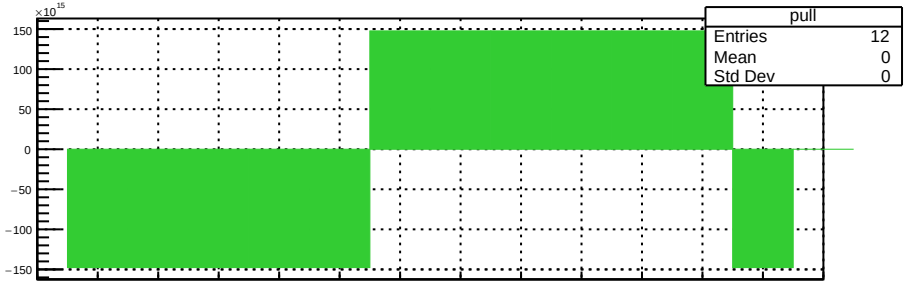

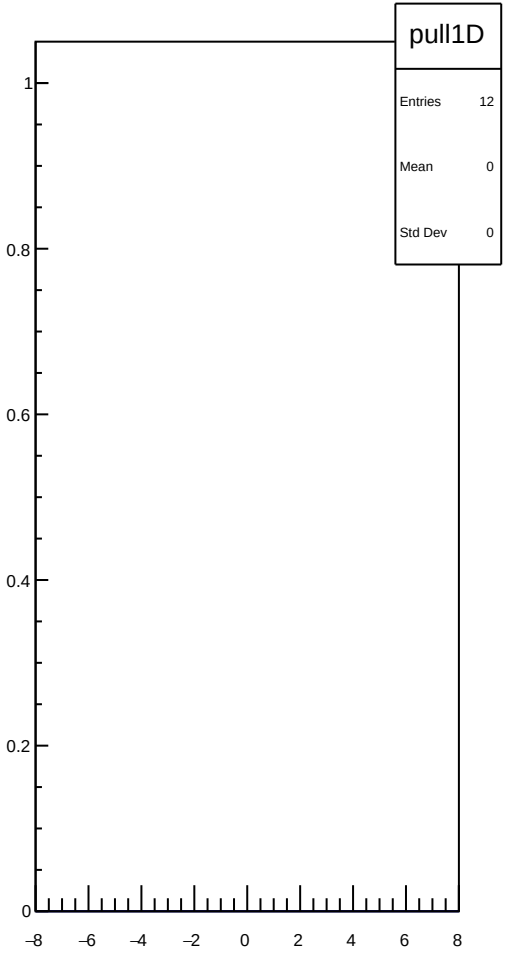

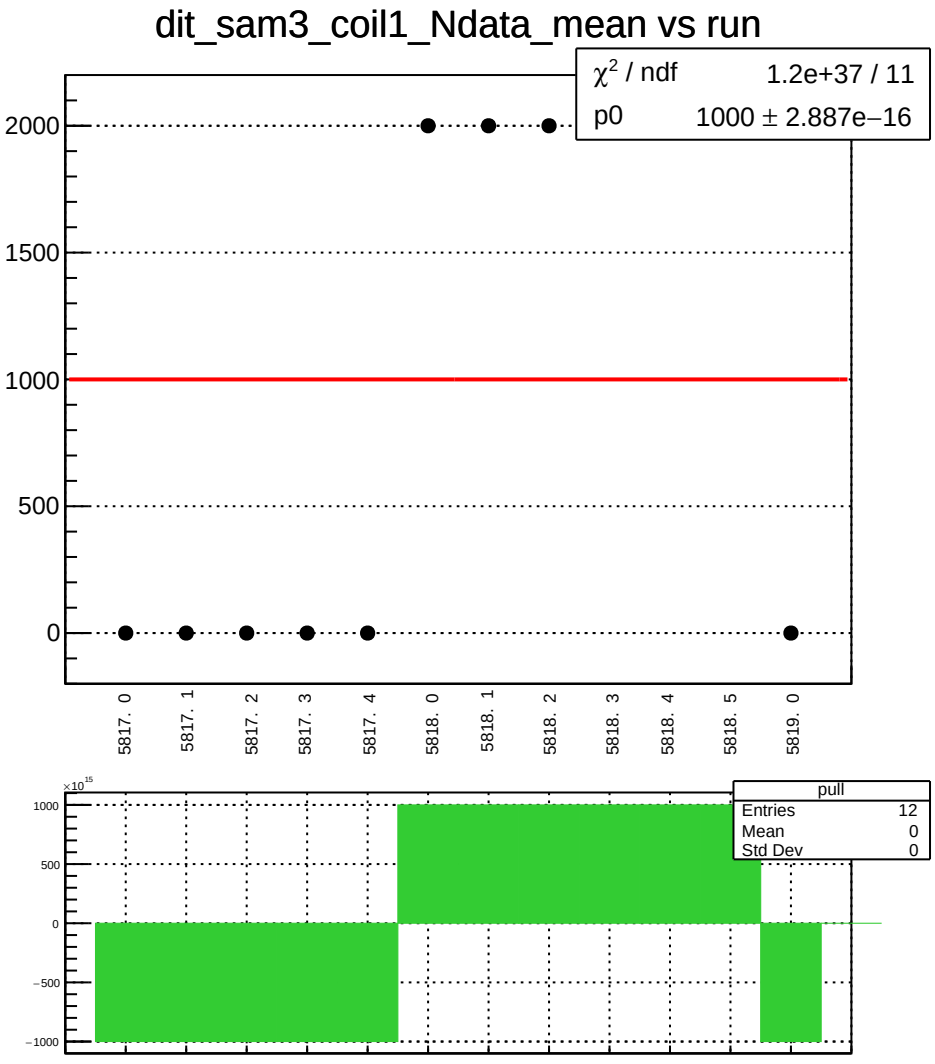
dit_sam3_coil1_Ndata_mean vs run
χ² / ndf 1.2e+37 / 11
p0 1000 ± 2.887e−16
2000
1500
1000
500
0
5817. 0
5817. 1
5817. 2
5817. 3
5817. 4
5818. 0
5818. 1
5818. 2
5818. 3
5818. 4
5818. 5
5819. 0
×10^15
1000
500
0
−500
−1000
pull
Entries 12
Mean 0
Std Dev 0

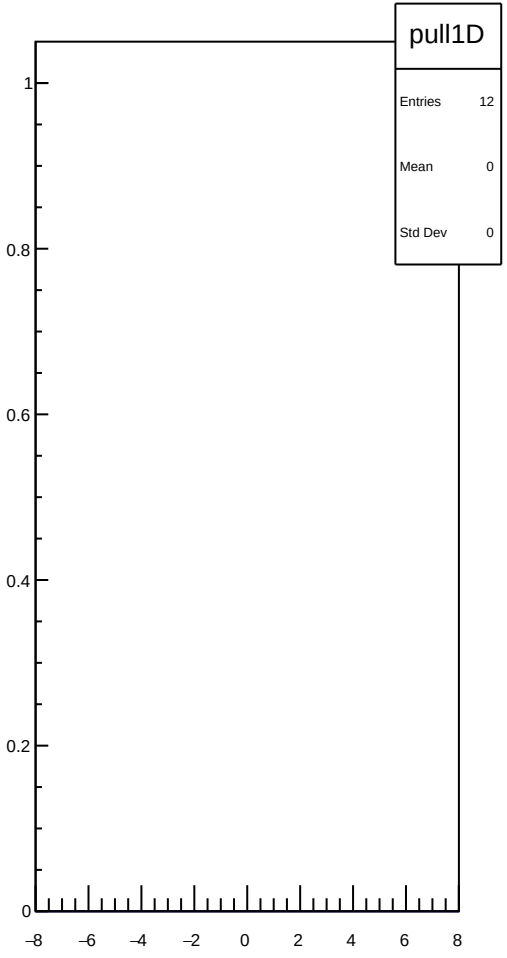
pull1D
Entries 12
Mean 0
Std Dev 0
1
0.8
0.6
0.4
0.2
0
−8
−6
−4
−2
0
2
4
6
8

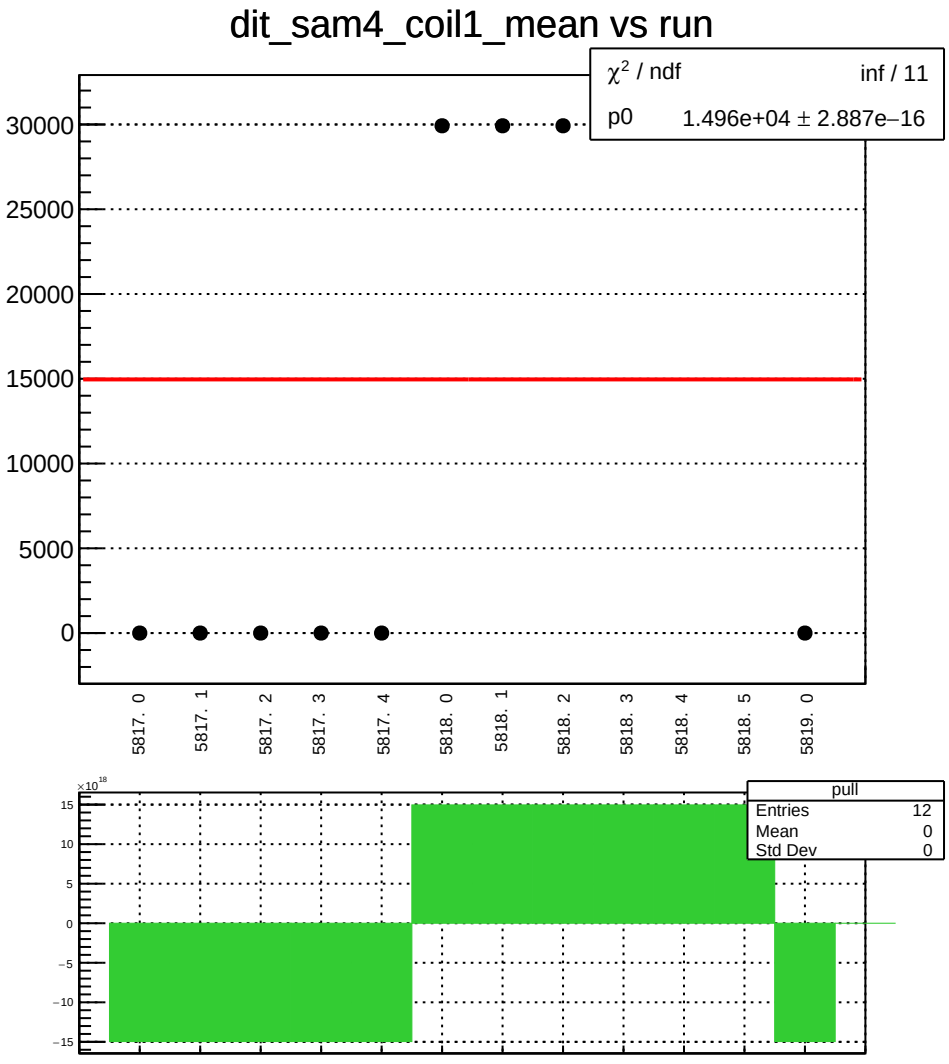
dit_sam4_coil1_mean vs run
χ² / ndf inf / 11
p0 1.496e+04 ± 2.887e−16
30000
25000
20000
15000
10000
5000
0
5817. 0
5817. 1
5817. 2
5817. 3
5817. 4
5818. 0
5818. 1
5818. 2
5818. 3
5818. 4
5818. 5
5819. 0
×10^18
15
10
5
0
−5
−10
−15
pull
Entries 12
Mean 0
Std Dev 0

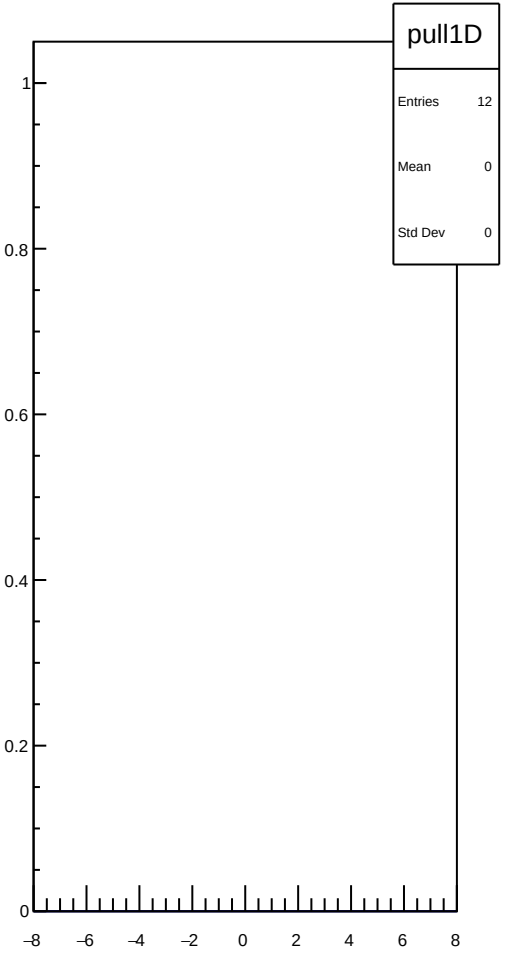
pull1D
Entries 12
Mean 0
Std Dev 0
1
0.8
0.6
0.4
0.2
0
−8
−6
−4
−2
0
2
4
6
8

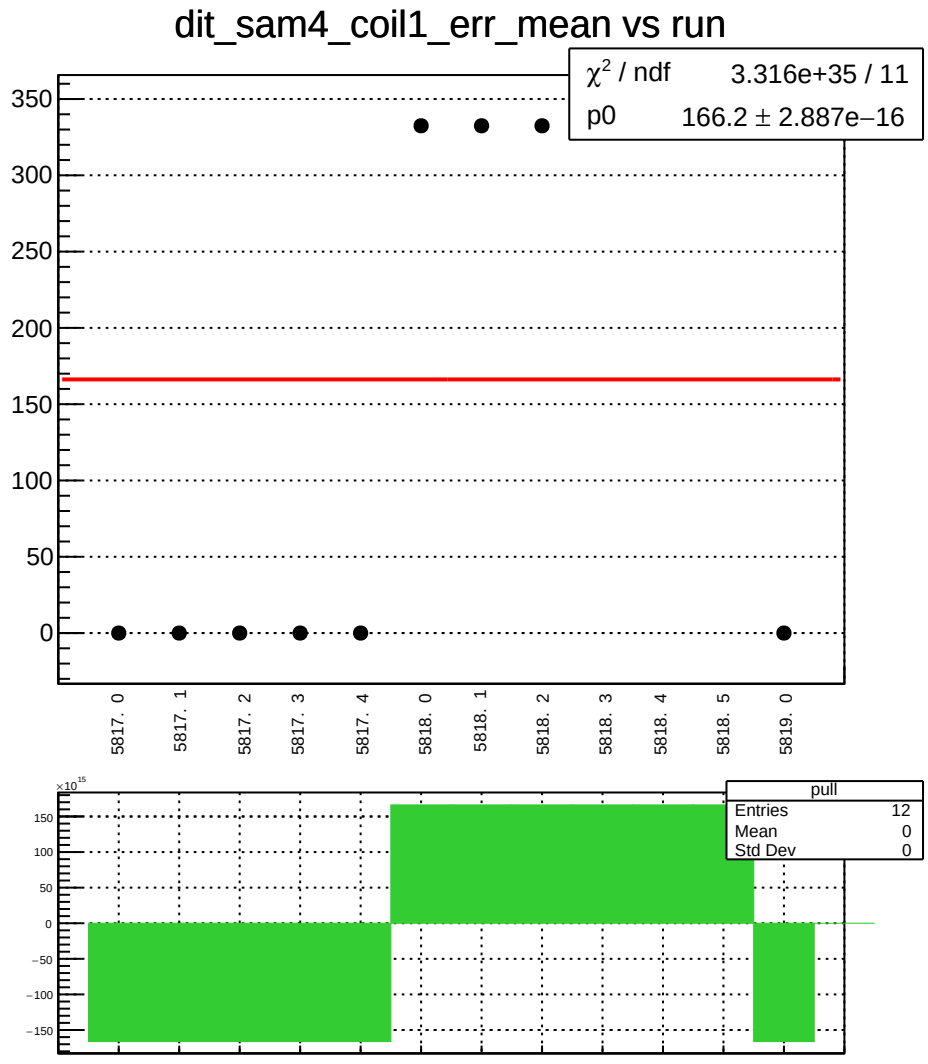
dit_sam4_coil1_err_mean vs run
χ² / ndf 3.316e+35 / 11
p0 166.2 ± 2.887e−16
350
300
250
200
150
100
50
0
5817. 0
5817. 1
5817. 2
5817. 3
5817. 4
5818. 0
5818. 1
5818. 2
5818. 3
5818. 4
5818. 5
5819. 0
×10^15
150
100
50
0
−50
−100
−150
pull
Entries 12
Mean 0
Std Dev 0

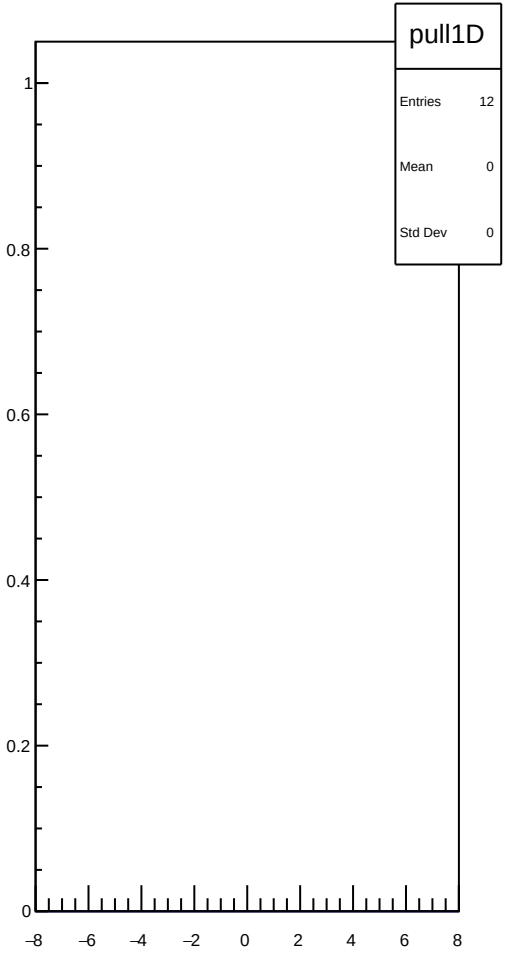
pull1D
Entries 12
Mean 0
Std Dev 0
1
0.8
0.6
0.4
0.2
0
−8
−6
−4
−2
0
2
4
6
8

dit_sam4_coil1_Ndata_mean vs run

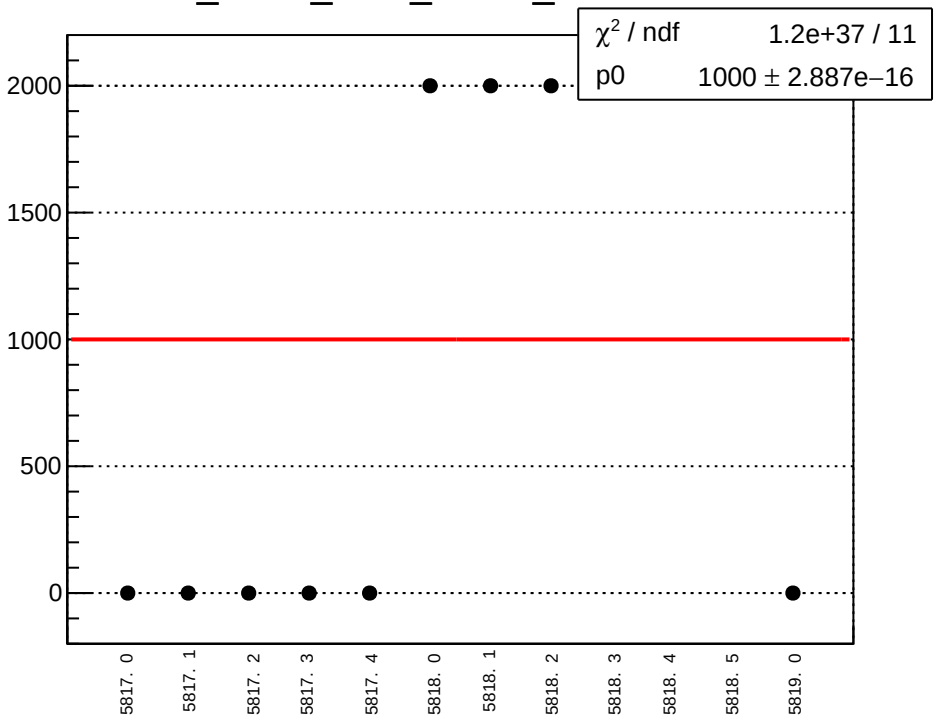

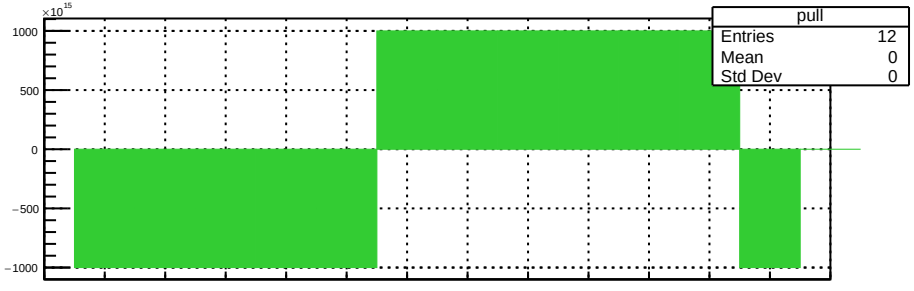

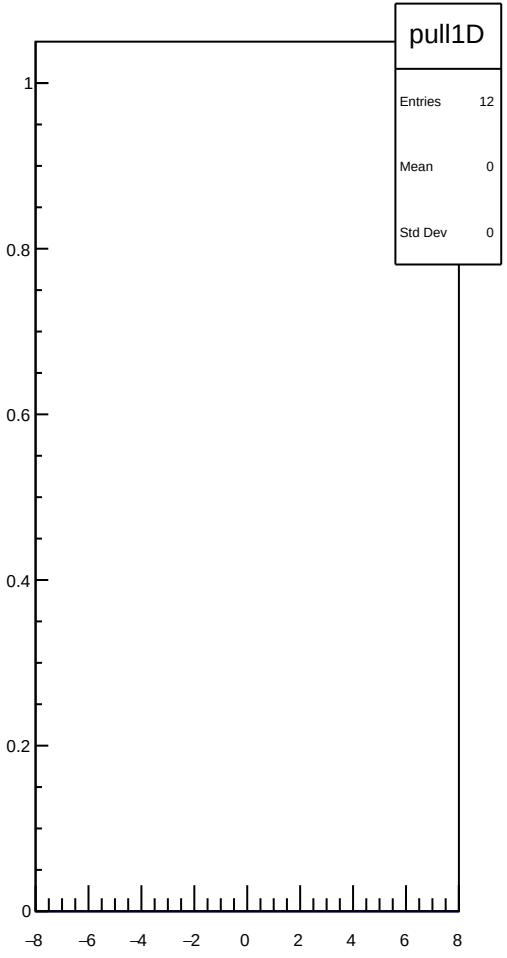

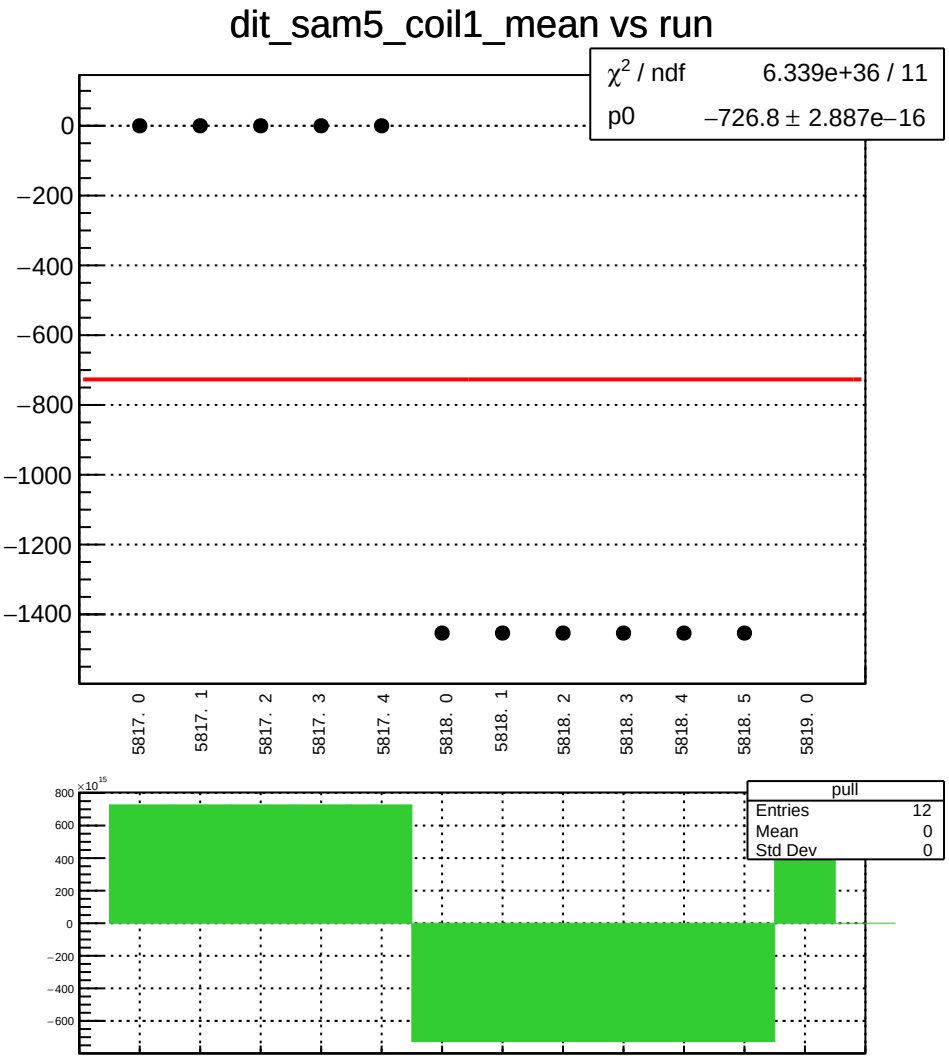
dit_sam5_coil1_mean vs run
χ² / ndf 6.339e+36 / 11
p0 −726.8 ± 2.887e−16
0
−200
−400
−600
−800
−1000
−1200
−1400
5817. 0
5817. 1
5817. 2
5817. 3
5817. 4
5818. 0
5818. 1
5818. 2
5818. 3
5818. 4
5818. 5
5819. 0
×10^15
800
600
400
200
0
−200
−400
−600
pull
Entries 12
Mean 0
Std Dev 0

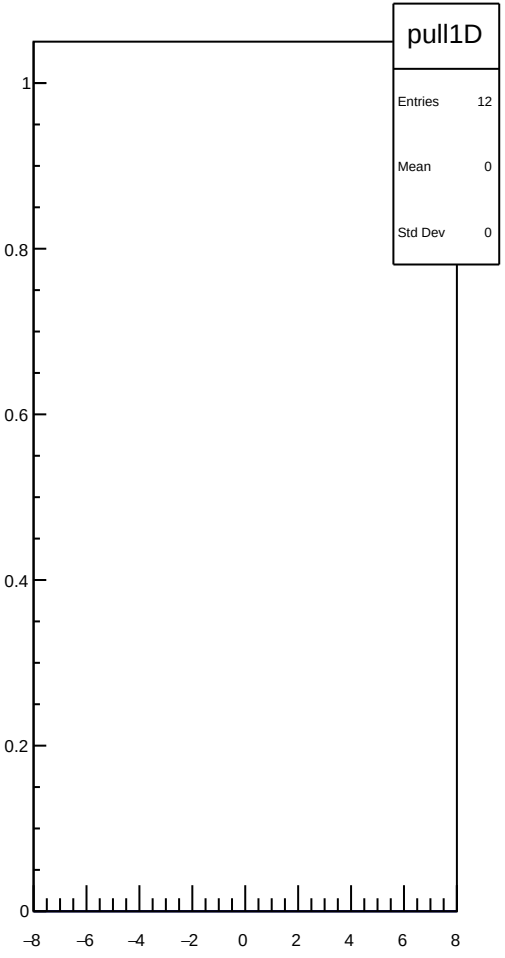
pull1D
Entries 12
Mean 0
Std Dev 0
1
0.8
0.6
0.4
0.2
0
−8
−6
−4
−2
0
2
4
6
8

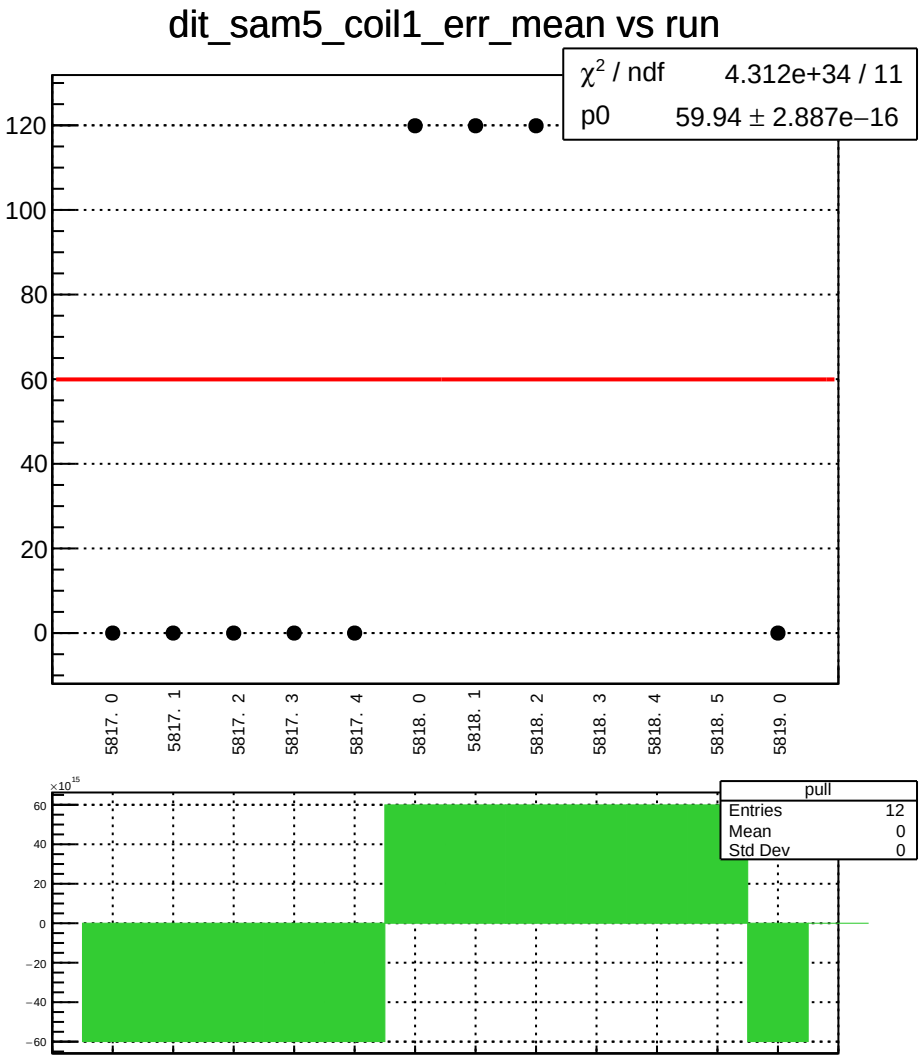
dit_sam5_coil1_err_mean vs run
χ² / ndf 4.312e+34 / 11
p0 59.94 ± 2.887e−16
120
100
80
60
40
20
0
5817. 0
5817. 1
5817. 2
5817. 3
5817. 4
5818. 0
5818. 1
5818. 2
5818. 3
5818. 4
5818. 5
5819. 0
×10^15
60
40
20
0
−20
−40
−60
pull
Entries 12
Mean 0
Std Dev 0

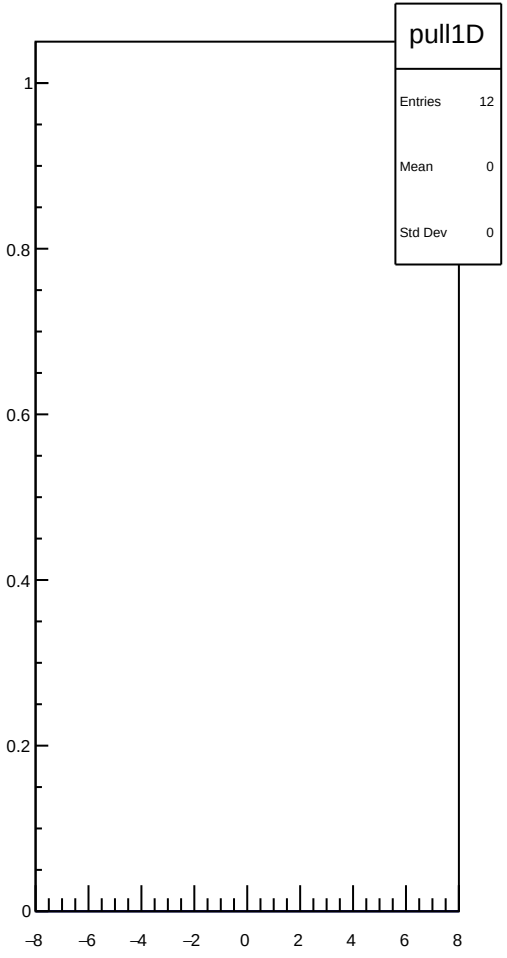
pull1D
Entries 12
Mean 0
Std Dev 0
1
0.8
0.6
0.4
0.2
0
−8
−6
−4
−2
0
2
4
6
8

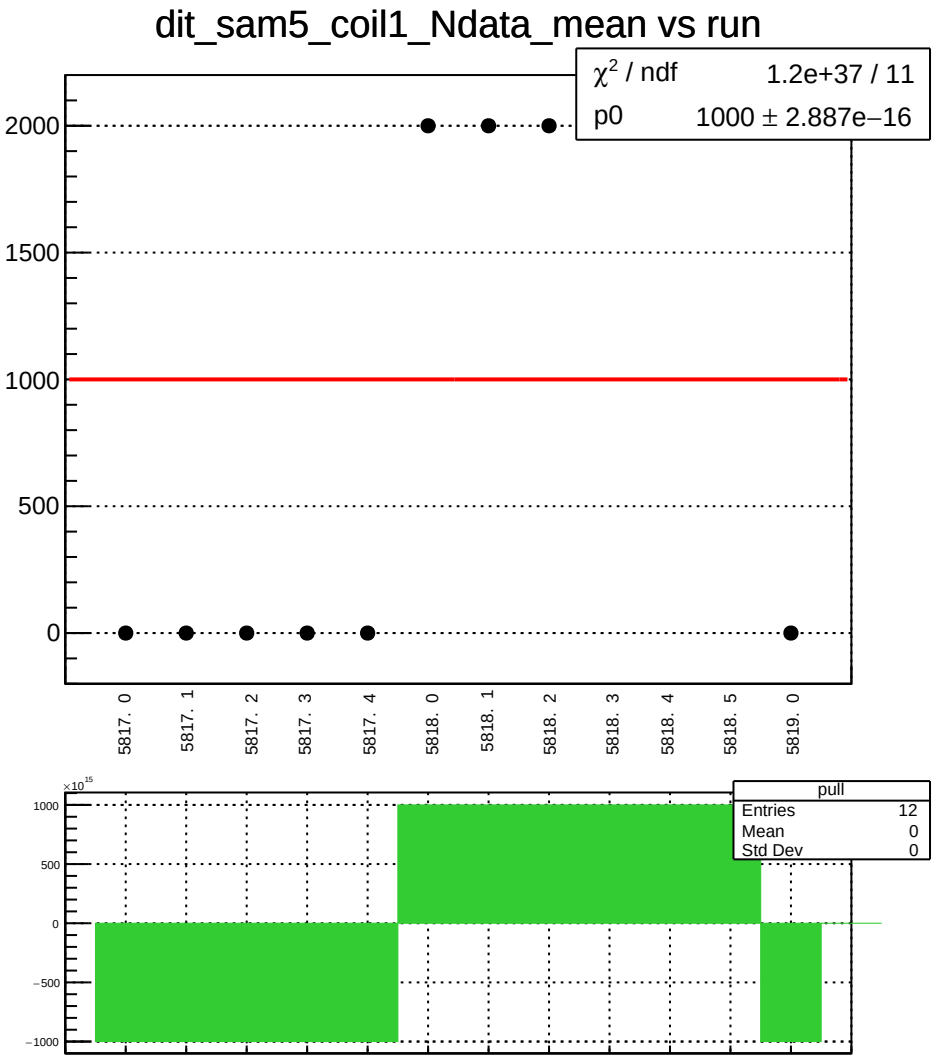
dit_sam5_coil1_Ndata_mean vs run
χ² / ndf 1.2e+37 / 11
p0 1000 ± 2.887e−16
2000
1500
1000
500
0
5817. 0
5817. 1
5817. 2
5817. 3
5817. 4
5818. 0
5818. 1
5818. 2
5818. 3
5818. 4
5818. 5
5819. 0
×10^15
1000
500
0
−500
−1000
pull
Entries 12
Mean 0
Std Dev 0

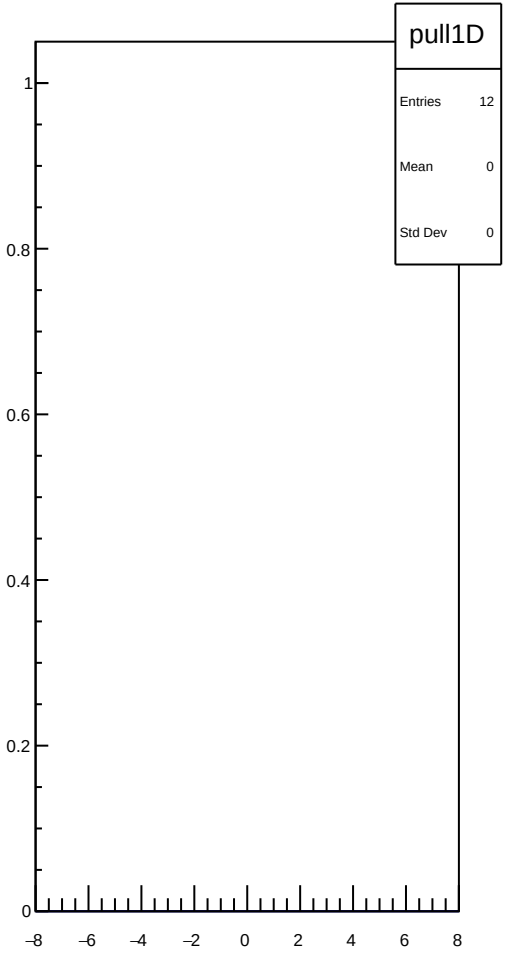
pull1D
Entries 12
Mean 0
Std Dev 0
1
0.8
0.6
0.4
0.2
0
−8
−6
−4
−2
0
2
4
6
8

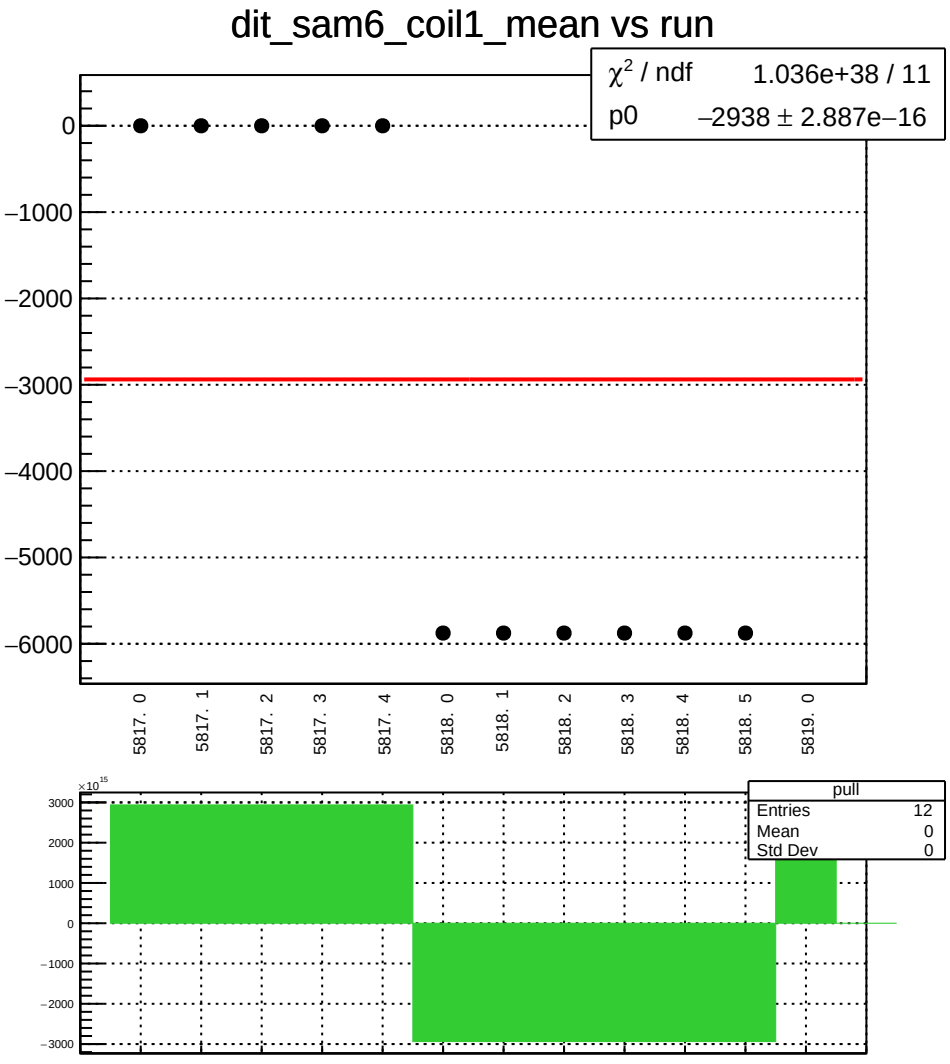
dit_sam6_coil1_mean vs run
χ² / ndf 1.036e+38 / 11
p0 −2938 ± 2.887e−16
0
−1000
−2000
−3000
−4000
−5000
−6000
5817. 0
5817. 1
5817. 2
5817. 3
5817. 4
5818. 0
5818. 1
5818. 2
5818. 3
5818. 4
5818. 5
5819. 0
×10^15
3000
2000
1000
0
−1000
−2000
−3000
pull
Entries 12
Mean 0
Std Dev 0

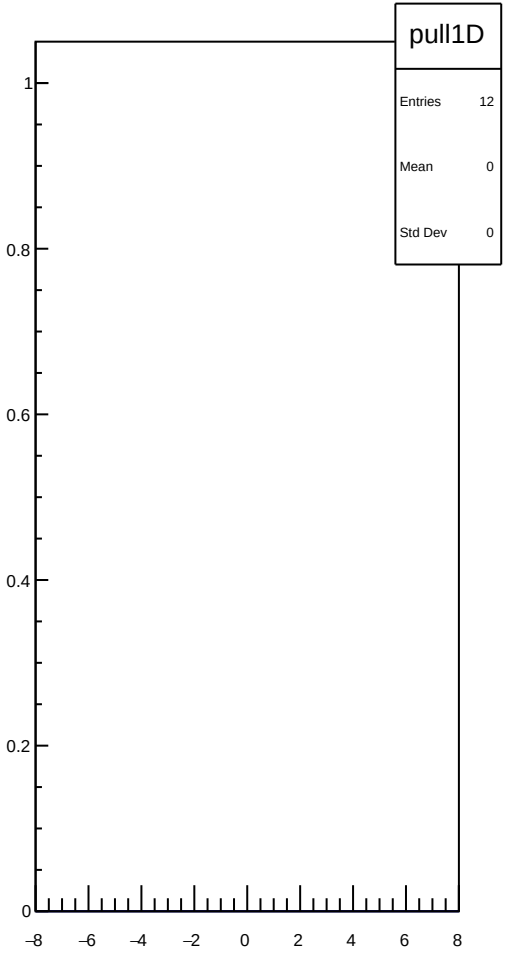
pull1D
Entries 12
Mean 0
Std Dev 0
1
0.8
0.6
0.4
0.2
0
−8
−6
−4
−2
0
2
4
6
8

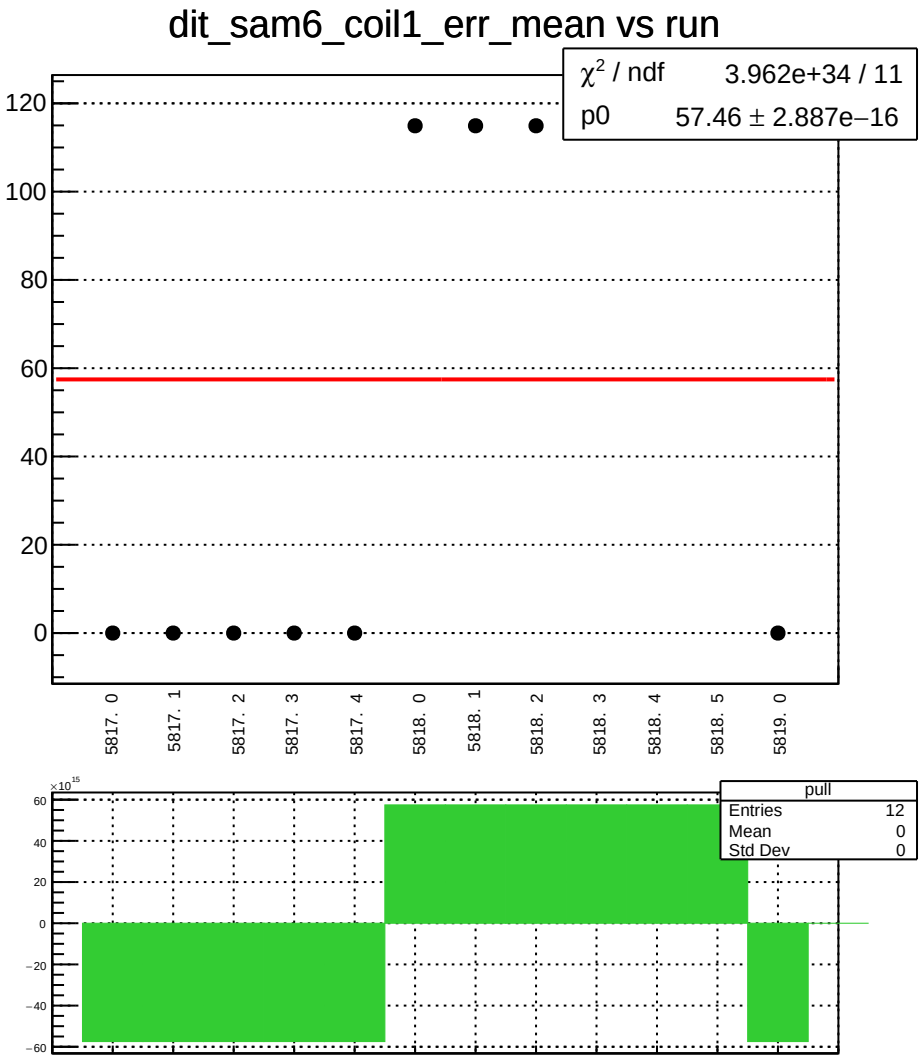
dit_sam6_coil1_err_mean vs run
χ² / ndf 3.962e+34 / 11
p0 57.46 ± 2.887e−16
120
100
80
60
40
20
0
5817. 0
5817. 1
5817. 2
5817. 3
5817. 4
5818. 0
5818. 1
5818. 2
5818. 3
5818. 4
5818. 5
5819. 0
×10^15
60
40
20
0
−20
−40
−60
pull
Entries 12
Mean 0
Std Dev 0

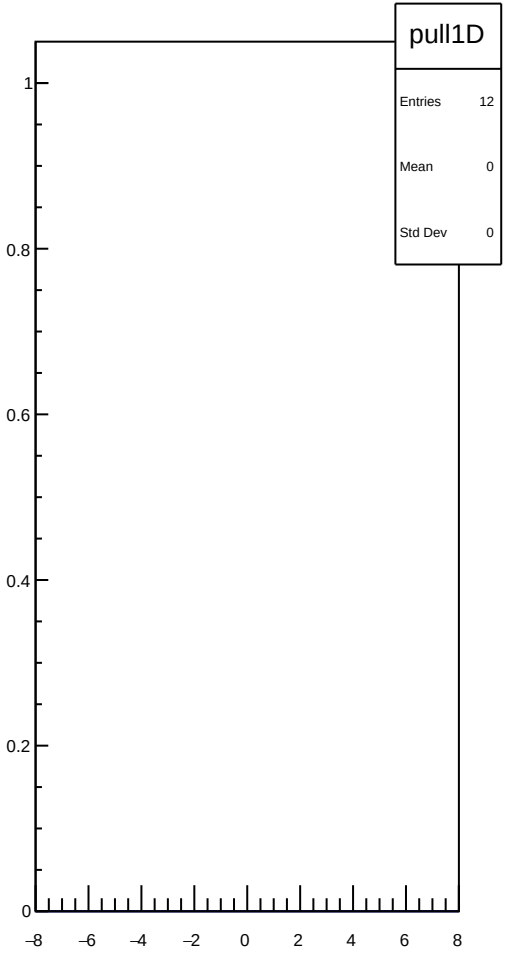
pull1D
Entries 12
Mean 0
Std Dev 0
1
0.8
0.6
0.4
0.2
0
−8
−6
−4
−2
0
2
4
6
8

dit_sam6_coil1_Ndata_mean vs run

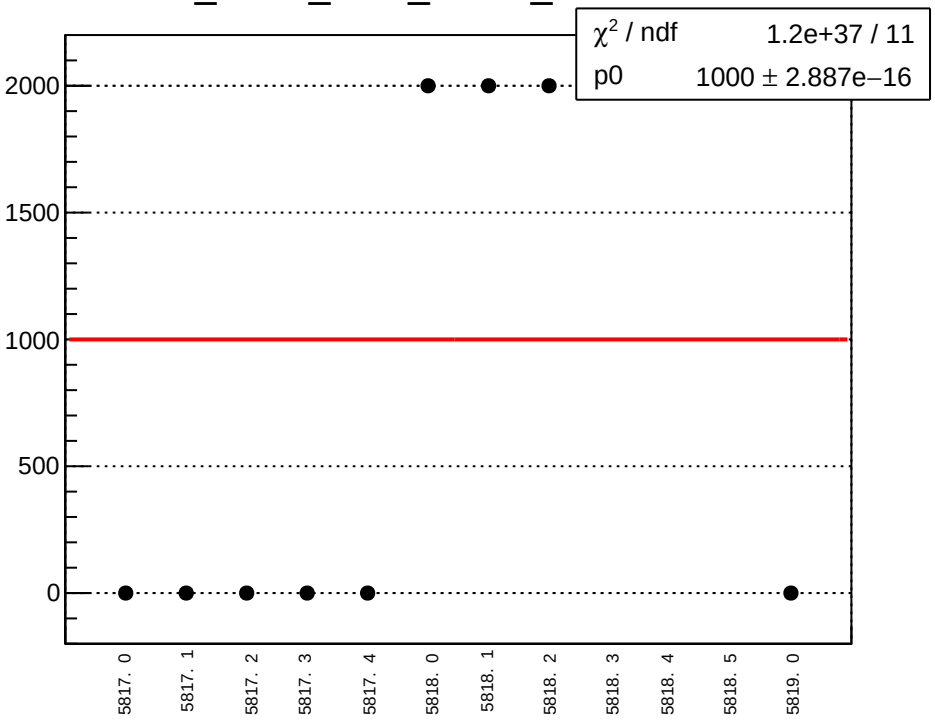

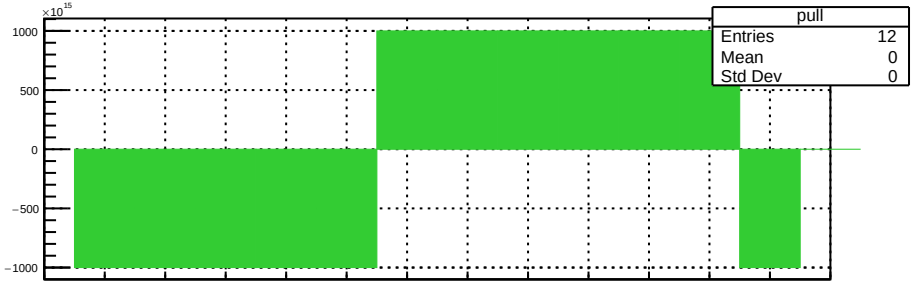

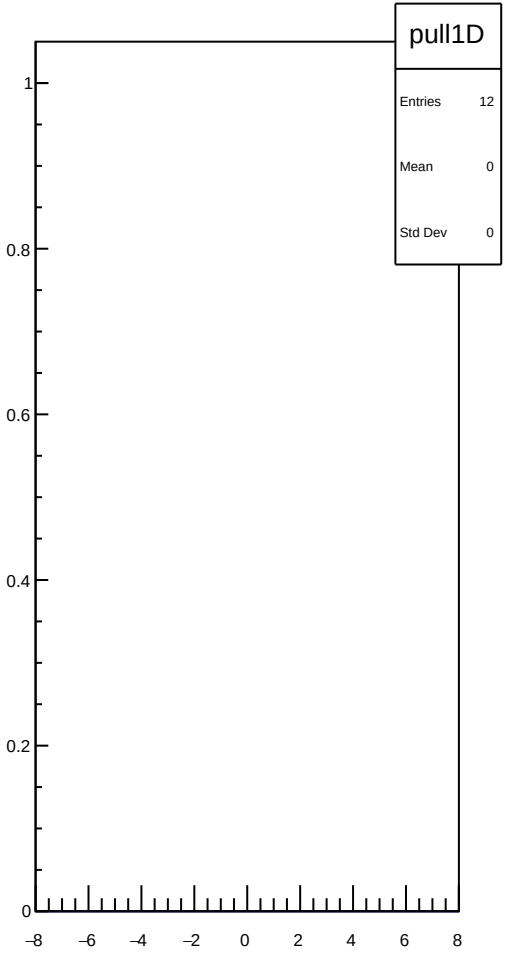

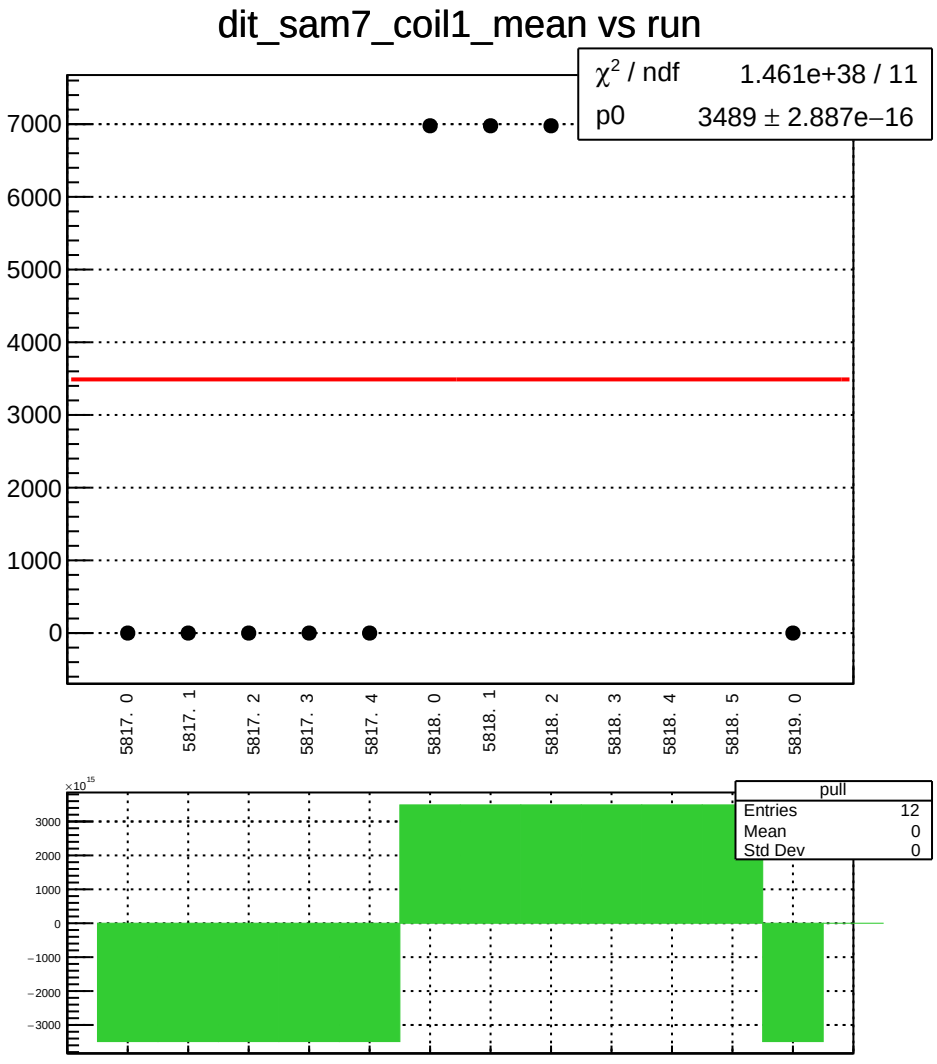
dit_sam7_coil1_mean vs run
χ² / ndf 1.461e+38 / 11
p0 3489 ± 2.887e−16
7000
6000
5000
4000
3000
2000
1000
0
5817. 0
5817. 1
5817. 2
5817. 3
5817. 4
5818. 0
5818. 1
5818. 2
5818. 3
5818. 4
5818. 5
5819. 0
×10^15
3000
2000
1000
0
−1000
−2000
−3000
pull
Entries 12
Mean 0
Std Dev 0

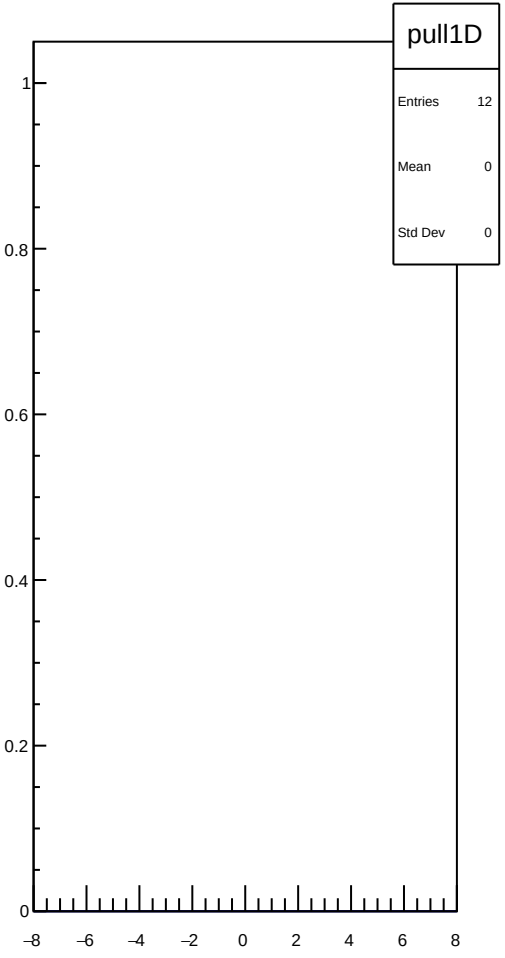
pull1D
Entries 12
Mean 0
Std Dev 0
1
0.8
0.6
0.4
0.2
0
−8
−6
−4
−2
0
2
4
6
8

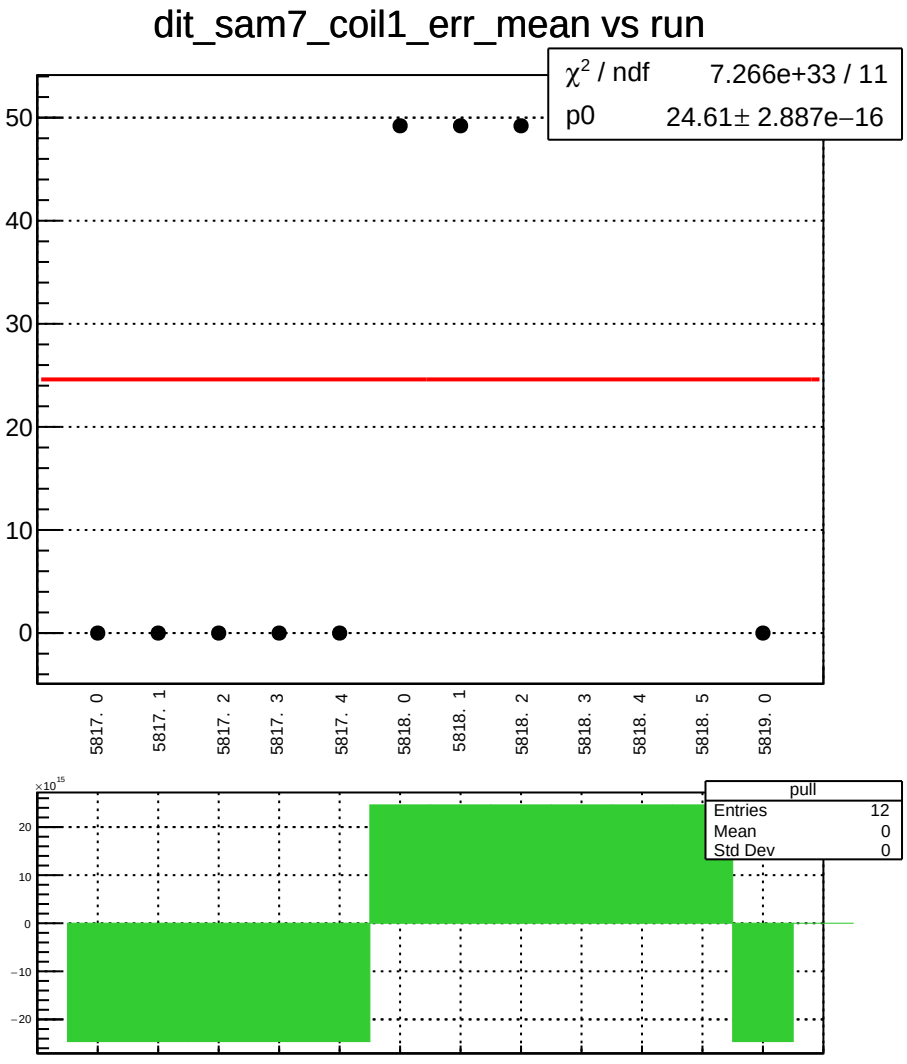
dit_sam7_coil1_err_mean vs run
χ² / ndf 7.266e+33 / 11
p0 24.61± 2.887e−16
50
40
30
20
10
0
5817. 0
5817. 1
5817. 2
5817. 3
5817. 4
5818. 0
5818. 1
5818. 2
5818. 3
5818. 4
5818. 5
5819. 0
×10^15
20
10
0
−10
−20
pull
Entries 12
Mean 0
Std Dev 0

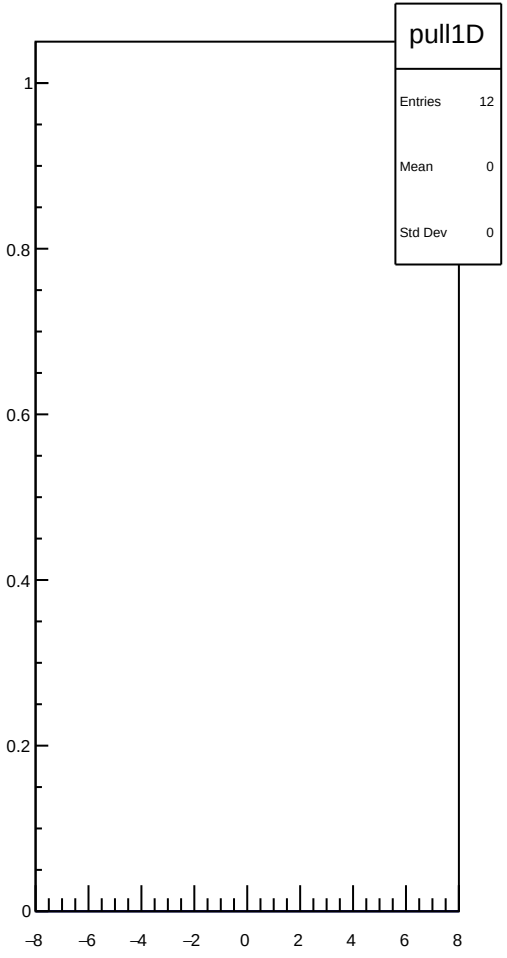
pull1D
Entries 12
Mean 0
Std Dev 0
1
0.8
0.6
0.4
0.2
0
−8
−6
−4
−2
0
2
4
6
8

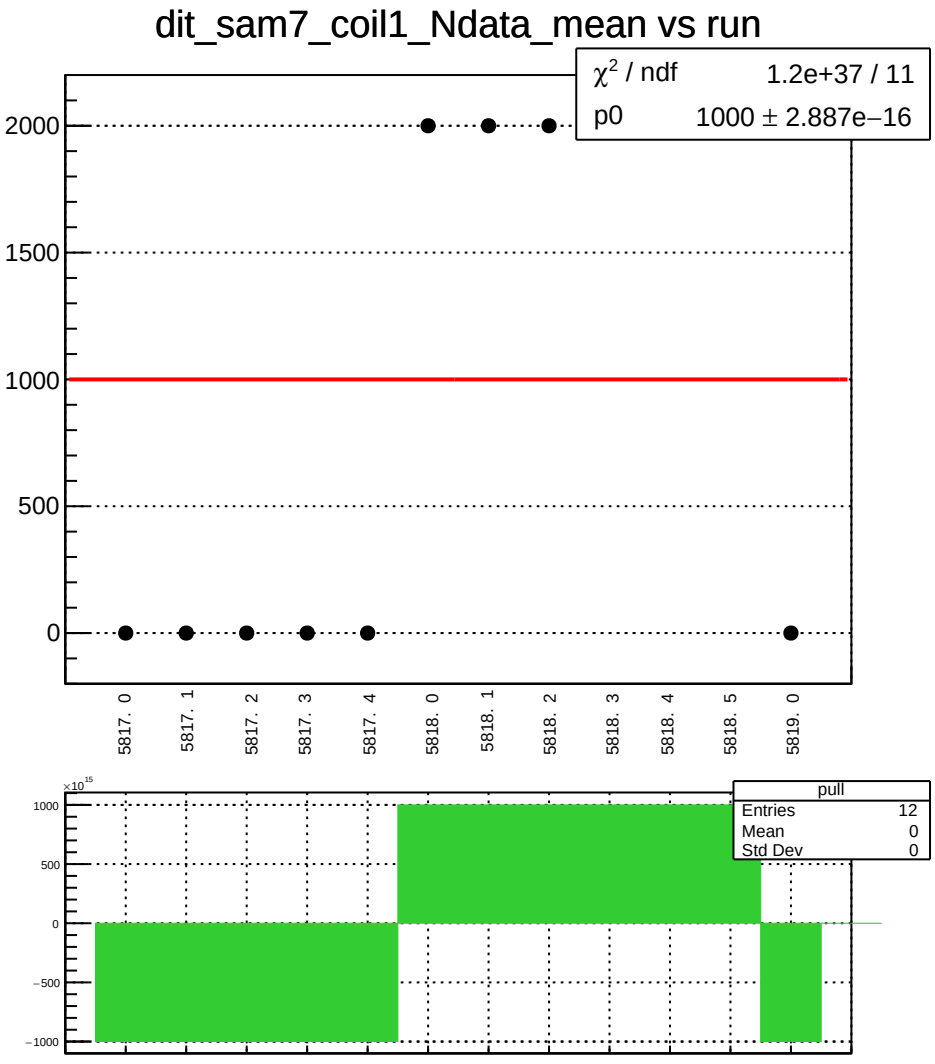
dit_sam7_coil1_Ndata_mean vs run
χ² / ndf 1.2e+37 / 11
p0 1000 ± 2.887e−16
2000
1500
1000
500
0
5817. 0
5817. 1
5817. 2
5817. 3
5817. 4
5818. 0
5818. 1
5818. 2
5818. 3
5818. 4
5818. 5
5819. 0
×10^15
1000
500
0
−500
−1000
pull
Entries 12
Mean 0
Std Dev 0

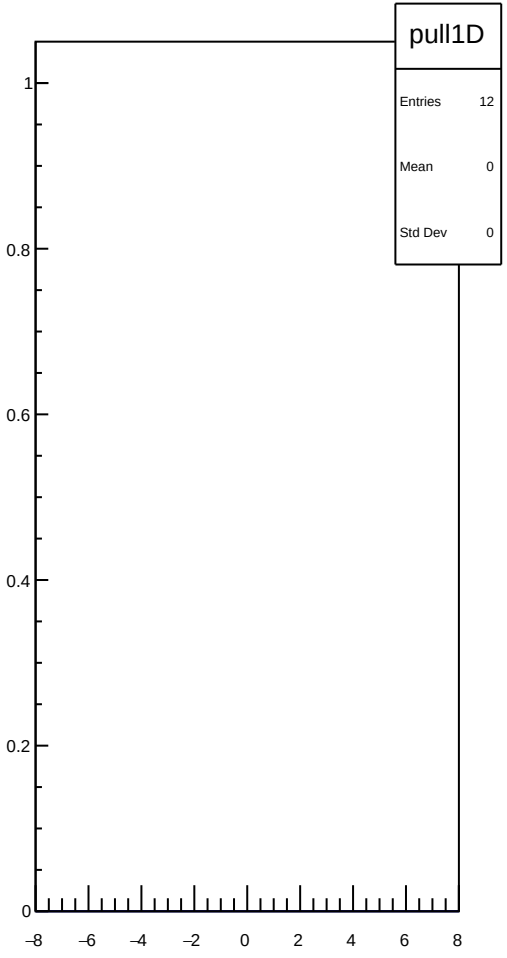
pull1D
Entries 12
Mean 0
Std Dev 0
1
0.8
0.6
0.4
0.2
0
−8
−6
−4
−2
0
2
4
6
8

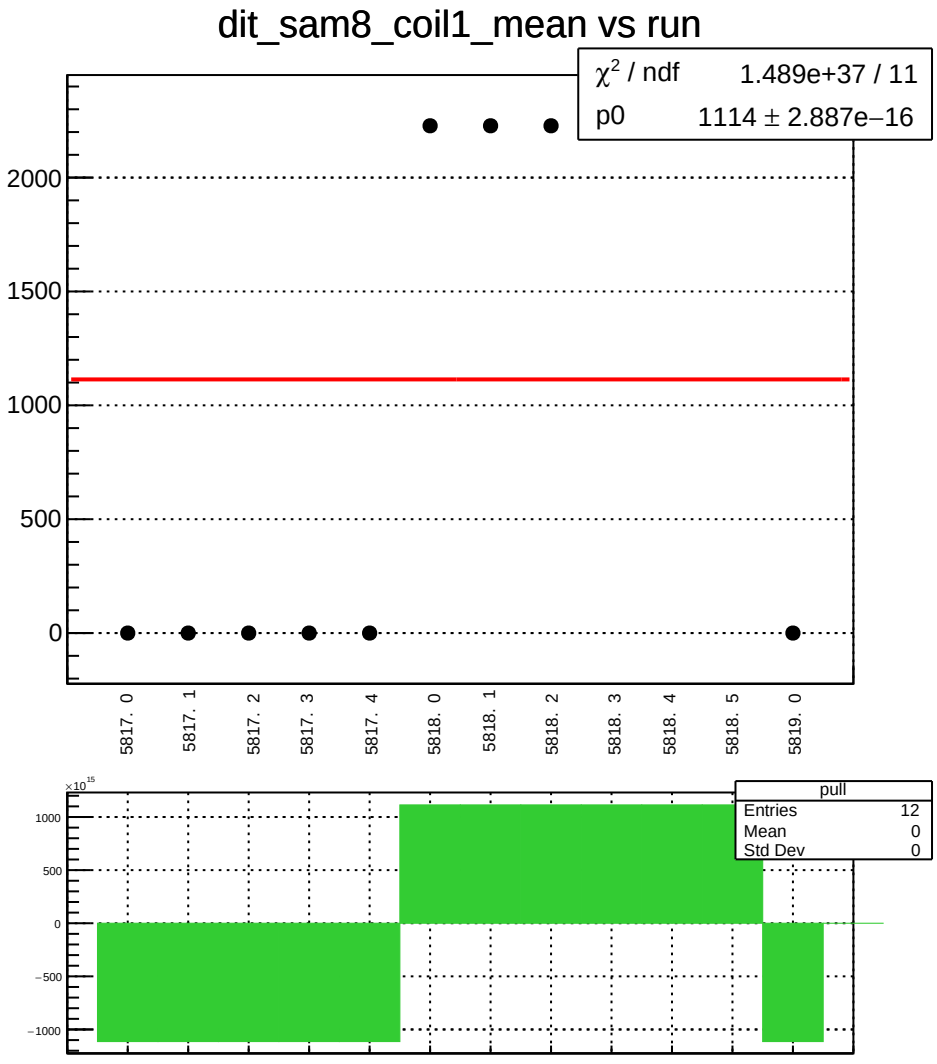
dit_sam8_coil1_mean vs run
χ² / ndf 1.489e+37 / 11
p0 1114 ± 2.887e−16
2000
1500
1000
500
0
5817. 0
5817. 1
5817. 2
5817. 3
5817. 4
5818. 0
5818. 1
5818. 2
5818. 3
5818. 4
5818. 5
5819. 0
×10^15
1000
500
0
−500
−1000
pull
Entries 12
Mean 0
Std Dev 0

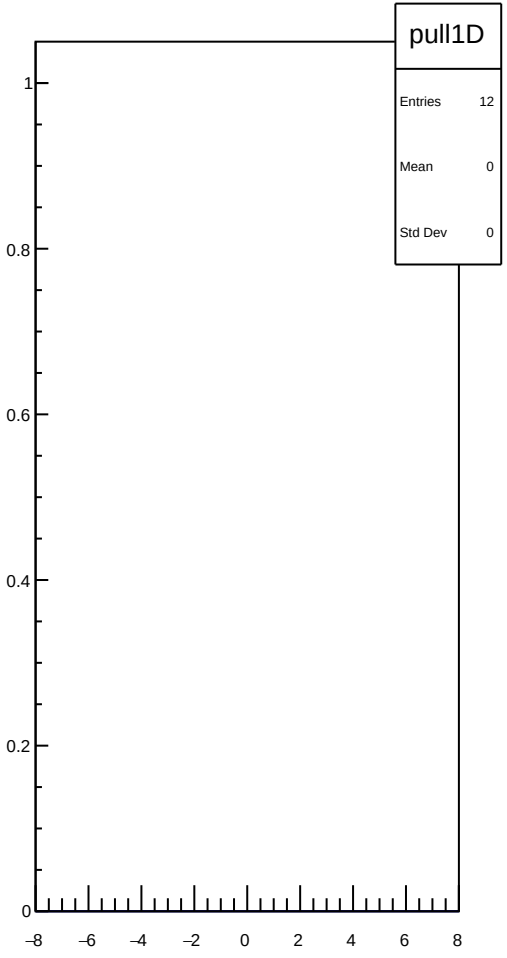
pull1D
Entries 12
Mean 0
Std Dev 0
1
0.8
0.6
0.4
0.2
0
−8
−6
−4
−2
0
2
4
6
8

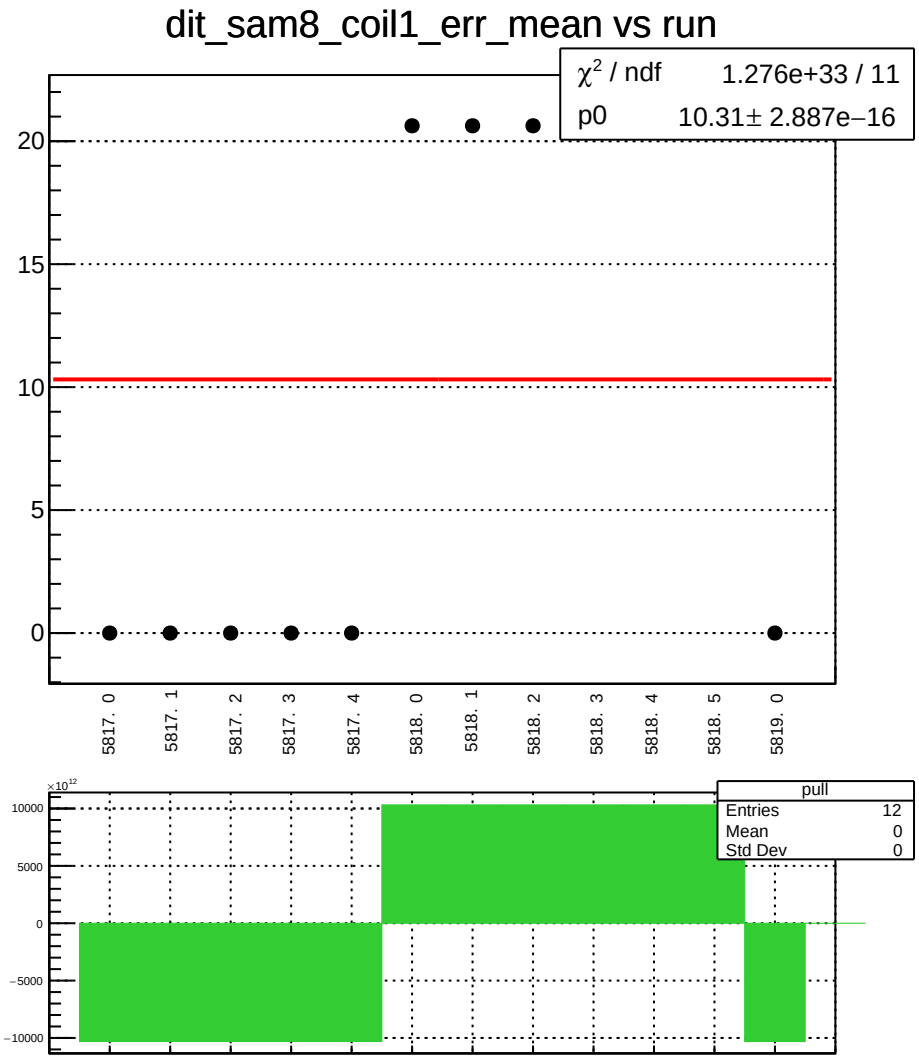
dit_sam8_coil1_err_mean vs run
χ² / ndf 1.276e+33 / 11
p0 10.31± 2.887e−16
20
15
10
5
0
5817. 0
5817. 1
5817. 2
5817. 3
5817. 4
5818. 0
5818. 1
5818. 2
5818. 3
5818. 4
5818. 5
5819. 0
×10¹²
10000
5000
0
−5000
−10000
pull
Entries 12
Mean 0
Std Dev 0

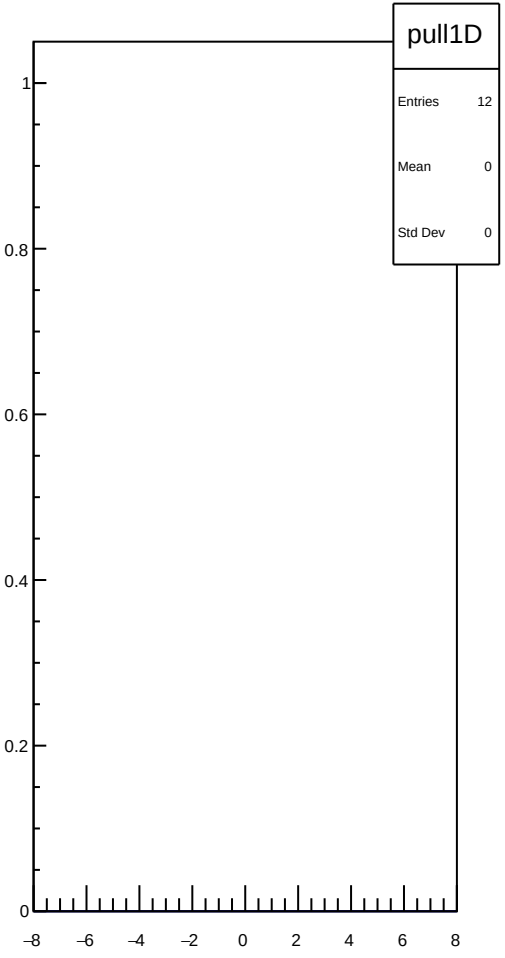
pull1D
Entries 12
Mean 0
Std Dev 0
1
0.8
0.6
0.4
0.2
0
−8
−6
−4
−2
0
2
4
6
8

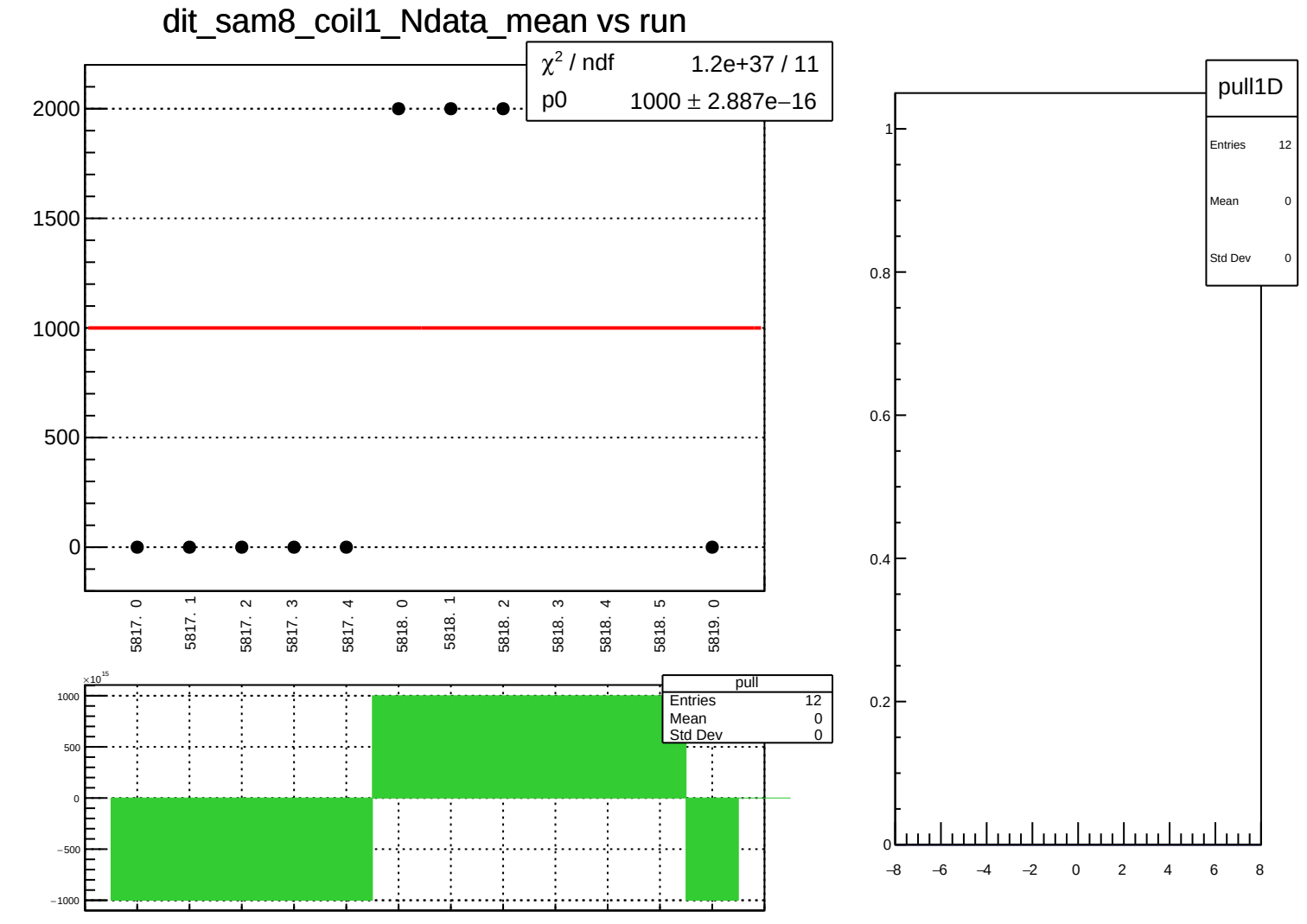
dit_sam8_coil1_Ndata_mean vs run
χ² / ndf 1.2e+37 / 11
p0 1000 ± 2.887e−16
2000
1500
1000
500
0
5817. 0
5817. 1
5817. 2
5817. 3
5817. 4
5818. 0
5818. 1
5818. 2
5818. 3
5818. 4
5818. 5
5819. 0
×10^15
1000
500
0
−500
−1000
pull
Entries 12
Mean 0
Std Dev 0
pull1D
Entries 12
Mean 0
Std Dev 0
1
0.8
0.6
0.4
0.2
0
−8
−6
−4
−2
0
2
4
6
8

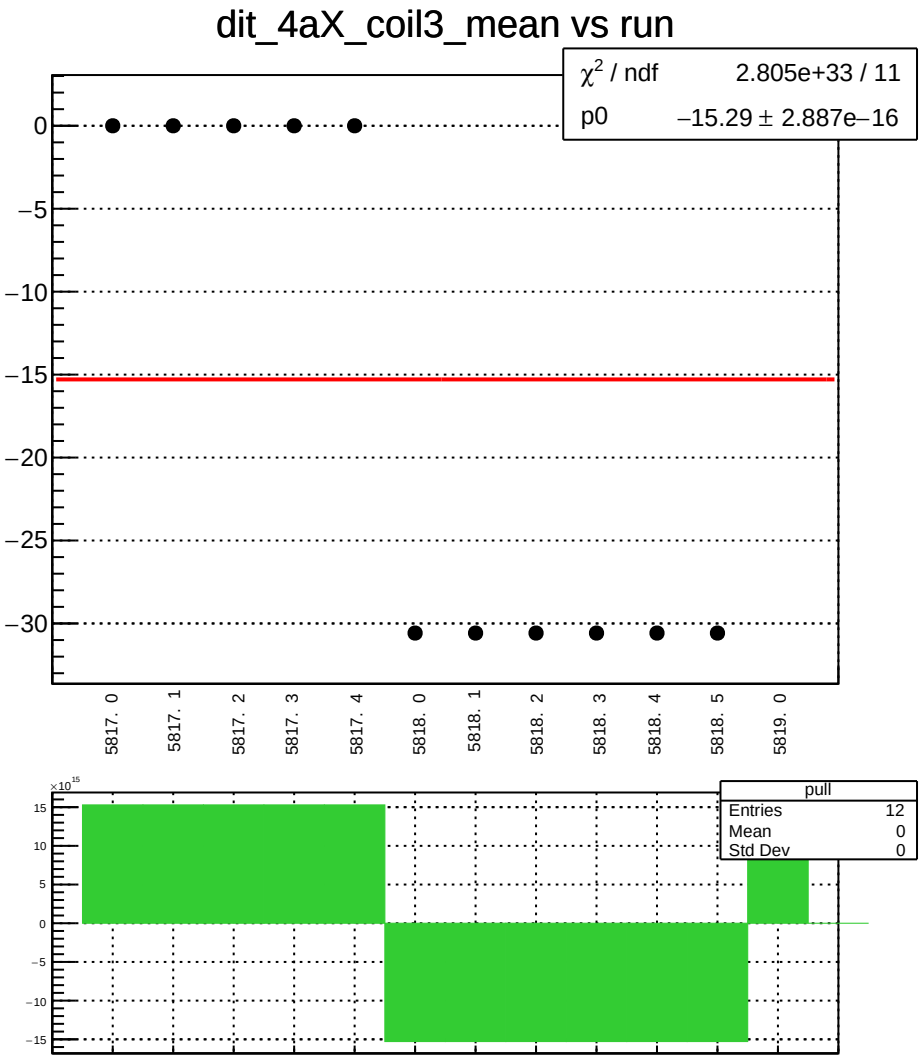
dit_4aX_coil3_mean vs run
χ² / ndf 2.805e+33 / 11
p0 −15.29 ± 2.887e−16
0
−5
−10
−15
−20
−25
−30
5817. 0
5817. 1
5817. 2
5817. 3
5817. 4
5818. 0
5818. 1
5818. 2
5818. 3
5818. 4
5818. 5
5819. 0
×10^15
15
10
5
0
−5
−10
−15
pull
Entries 12
Mean 0
Std Dev 0

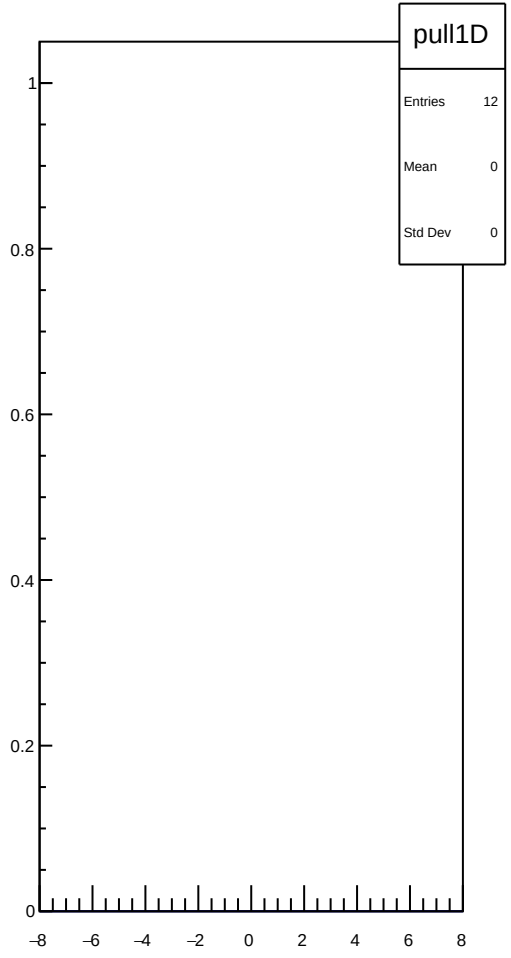
pull1D
Entries 12
Mean 0
Std Dev 0
1
0.8
0.6
0.4
0.2
0
−8
−6
−4
−2
0
2
4
6
8

dit_4aX_coil3_err_mean vs run

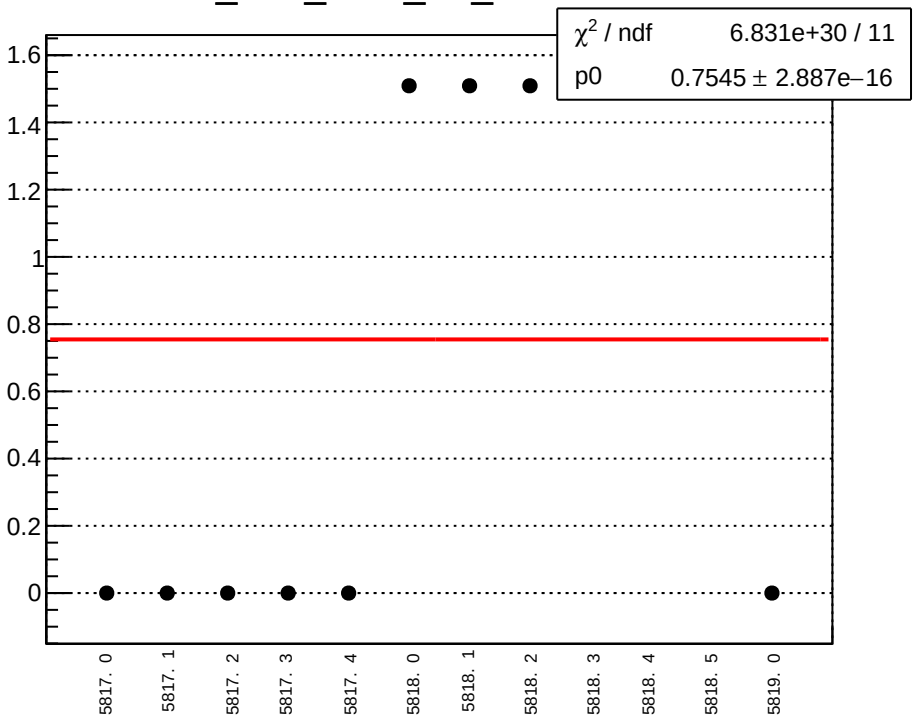

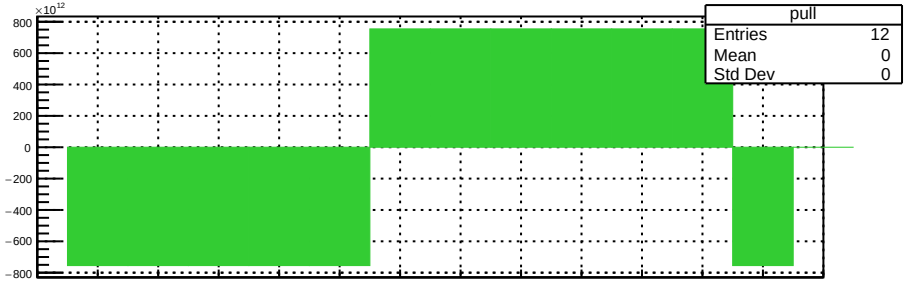

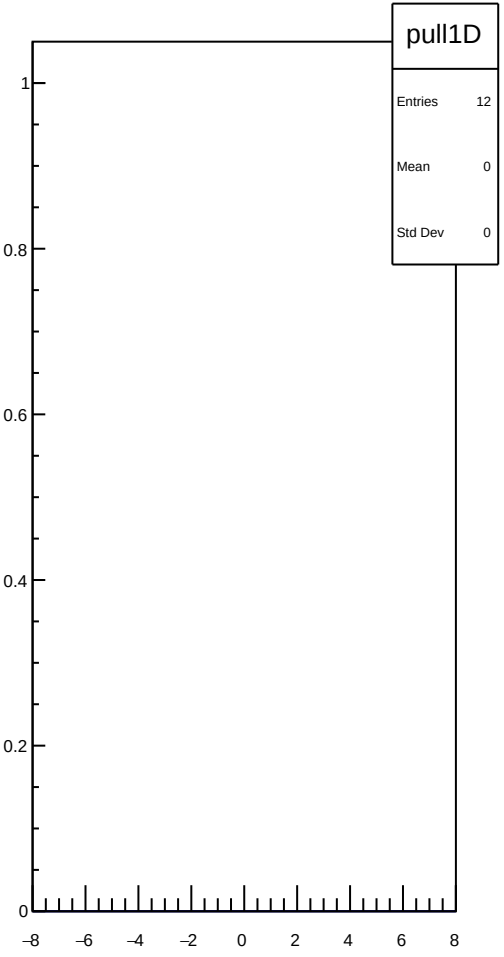

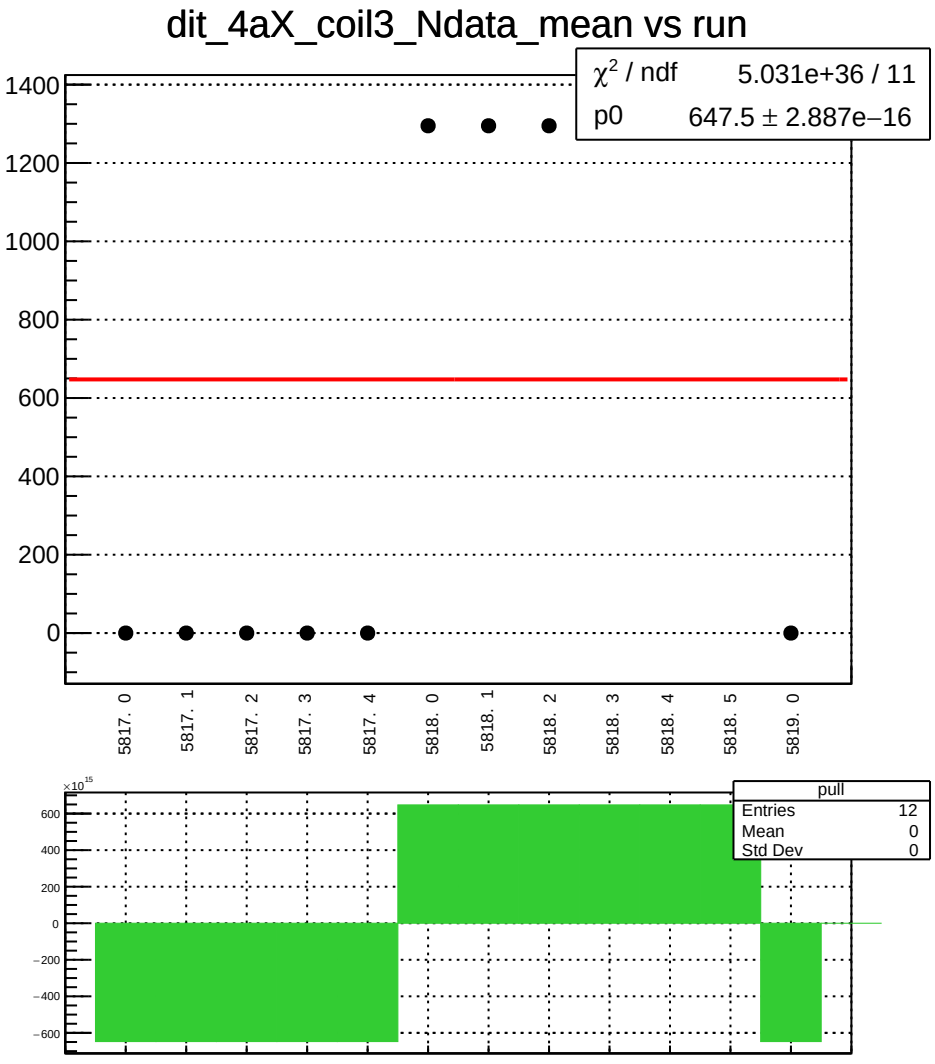
dit_4aX_coil3_Ndata_mean vs run
χ² / ndf 5.031e+36 / 11
p0 647.5 ± 2.887e−16
1400
1200
1000
800
600
400
200
0
5817. 0
5817. 1
5817. 2
5817. 3
5817. 4
5818. 0
5818. 1
5818. 2
5818. 3
5818. 4
5818. 5
5819. 0
×10^15
600
400
200
0
−200
−400
−600
pull
Entries 12
Mean 0
Std Dev 0

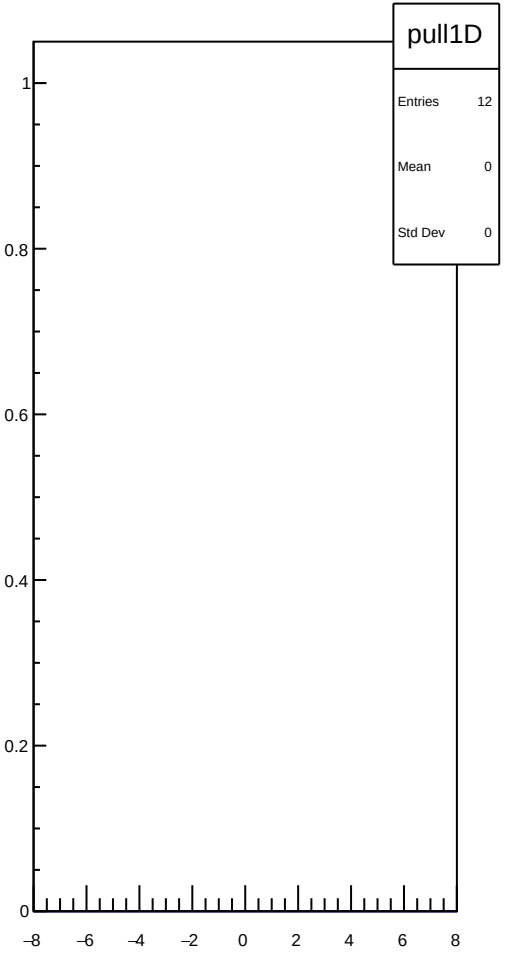
pull1D
Entries 12
Mean 0
Std Dev 0
1
0.8
0.6
0.4
0.2
0
−8
−6
−4
−2
0
2
4
6
8

dit_4eX_coil3_mean vs run

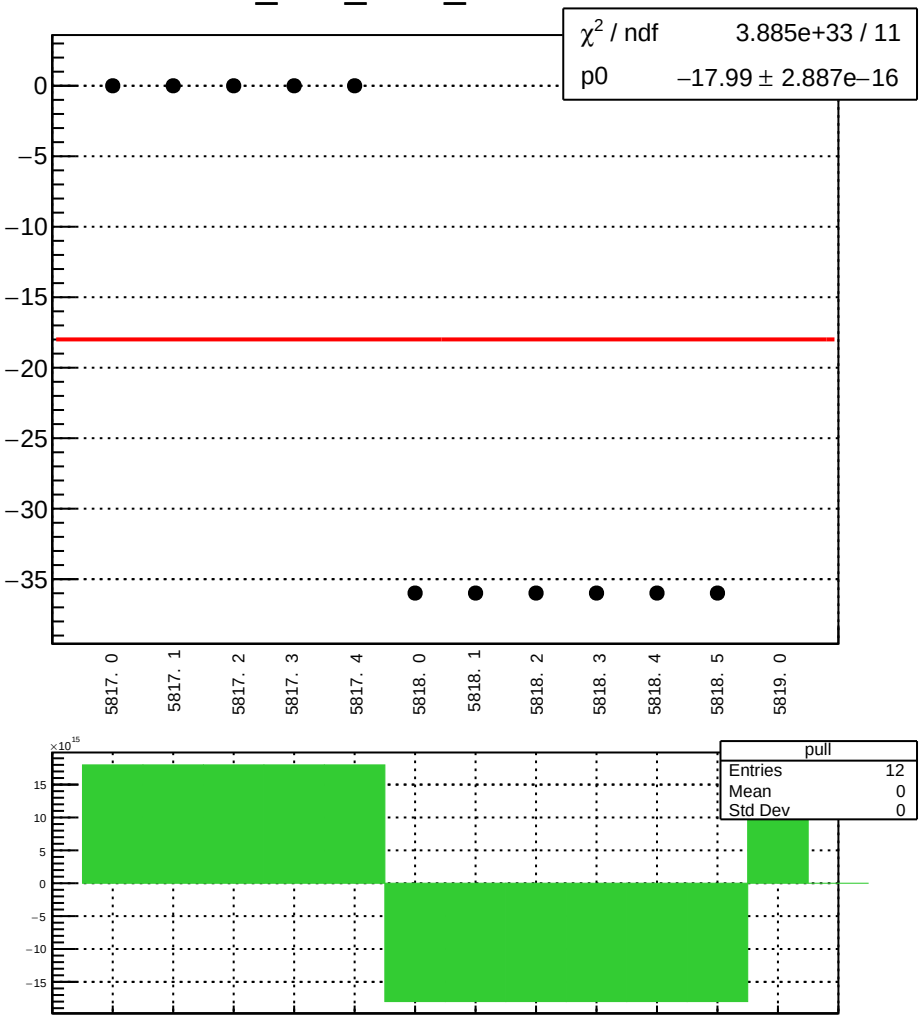

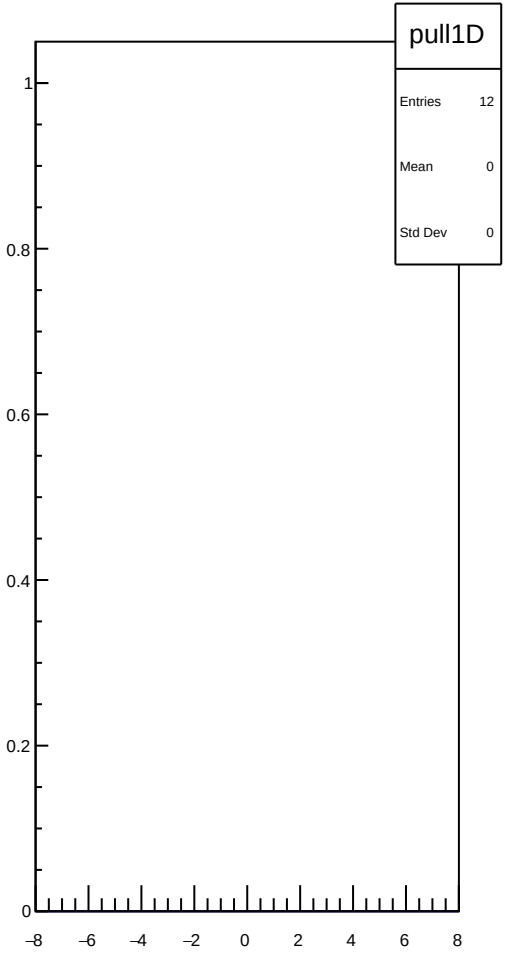

dit_4eX_coil3_err_mean vs run

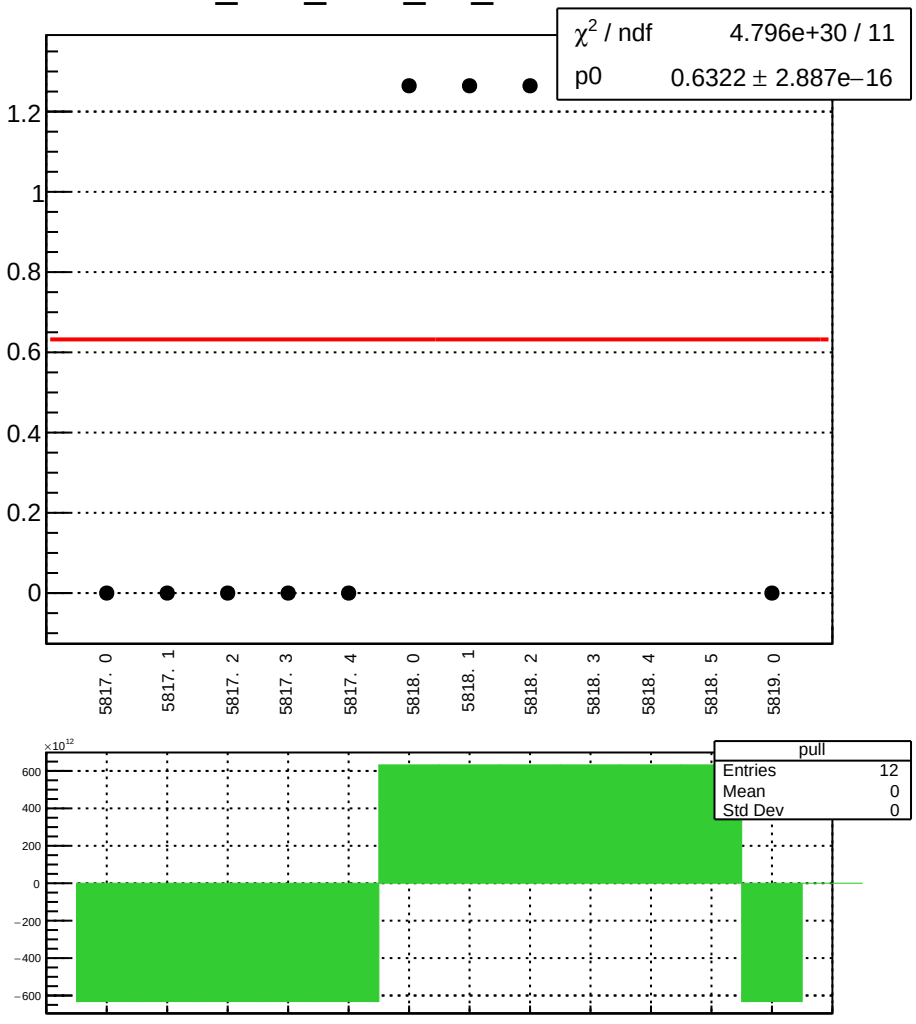

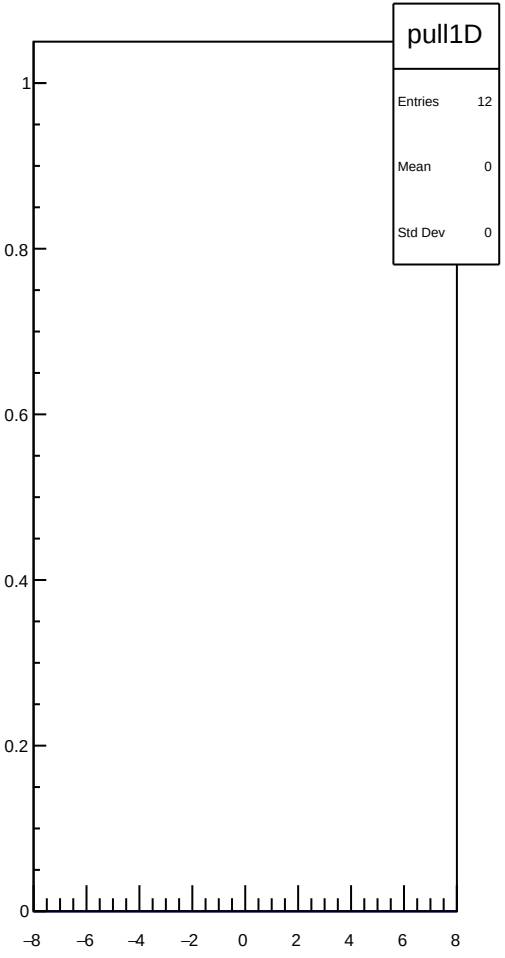

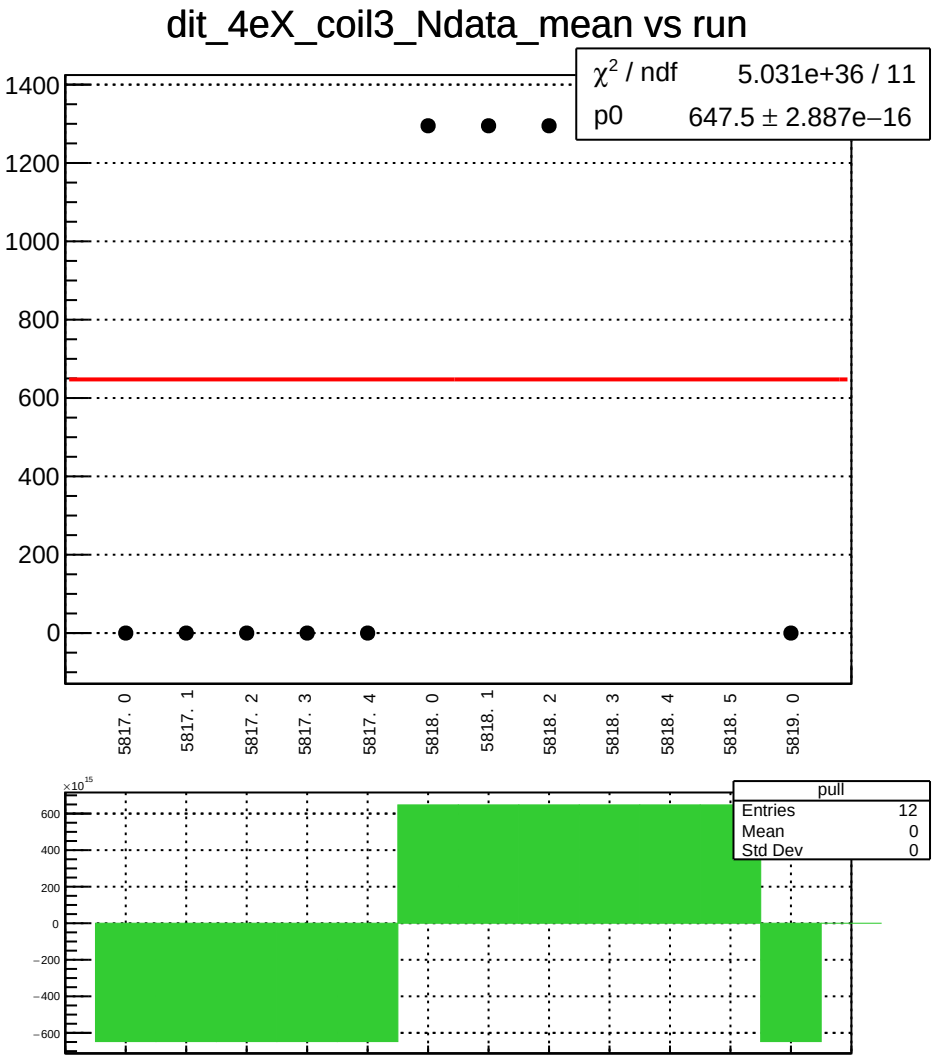
dit_4eX_coil3_Ndata_mean vs run
χ² / ndf 5.031e+36 / 11
p0 647.5 ± 2.887e−16
1400
1200
1000
800
600
400
200
0
5817. 0
5817. 1
5817. 2
5817. 3
5817. 4
5818. 0
5818. 1
5818. 2
5818. 3
5818. 4
5818. 5
5819. 0
×10^15
600
400
200
0
−200
−400
−600
pull
Entries 12
Mean 0
Std Dev 0

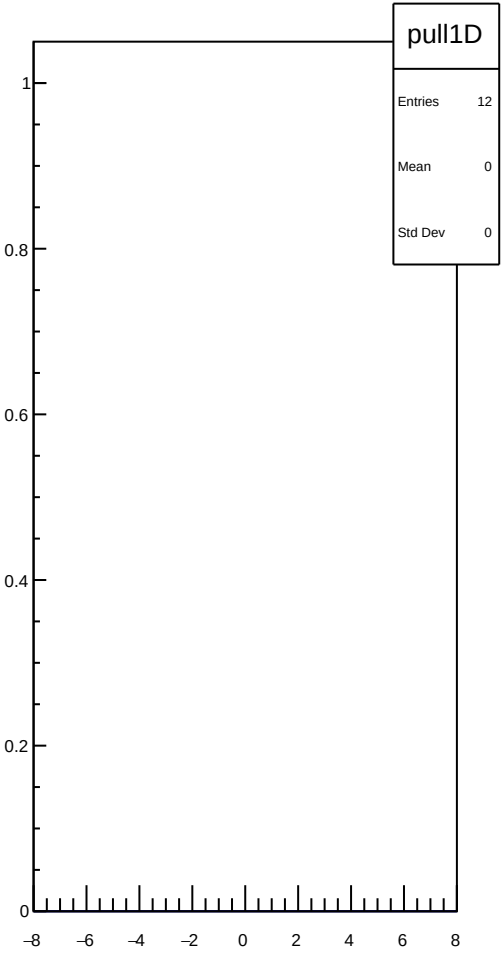
pull1D
Entries 12
Mean 0
Std Dev 0
1
0.8
0.6
0.4
0.2
0
−8
−6
−4
−2
0
2
4
6
8

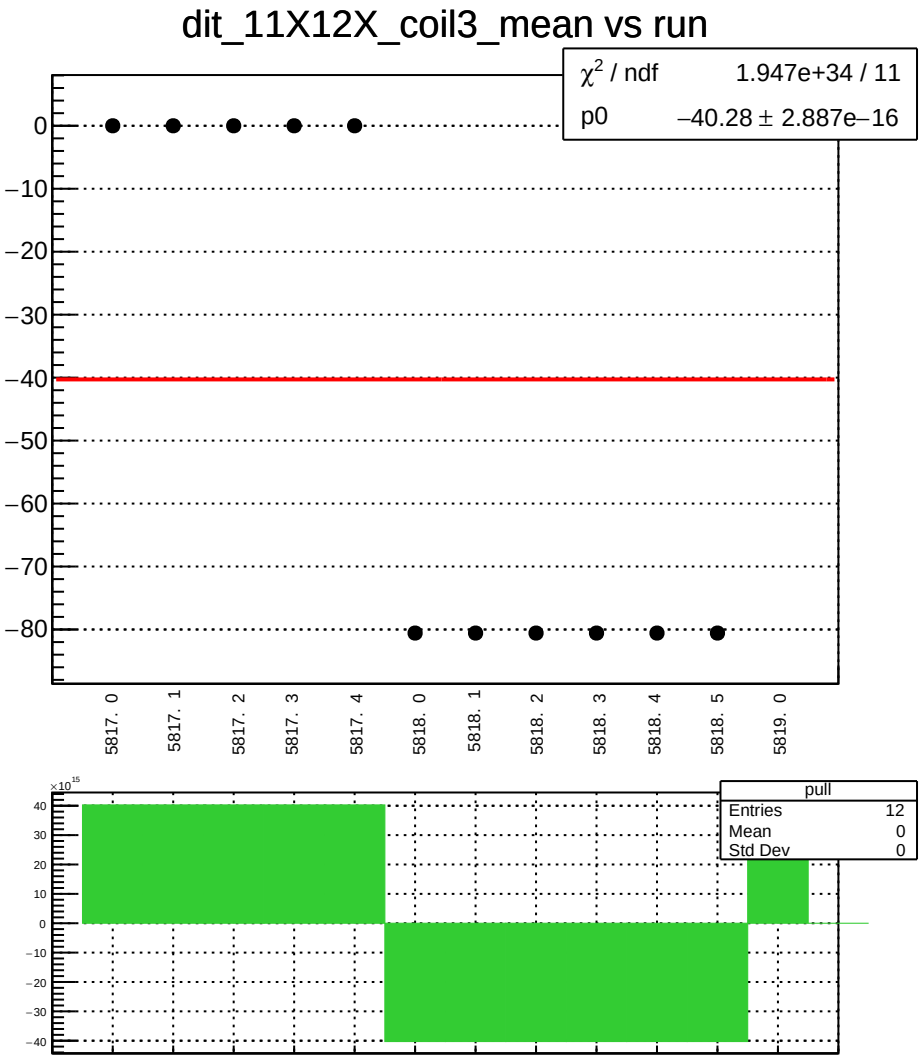
dit_11X12X_coil3_mean vs run
χ2 / ndf 1.947e+34 / 11
p0 –40.28 ± 2.887e–16
0
–10
–20
–30
–40
–50
–60
–70
–80
5817. 0
5817. 1
5817. 2
5817. 3
5817. 4
5818. 0
5818. 1
5818. 2
5818. 3
5818. 4
5818. 5
5819. 0
×10^15
40
30
20
10
0
–10
–20
–30
–40
pull
Entries 12
Mean 0
Std Dev 0

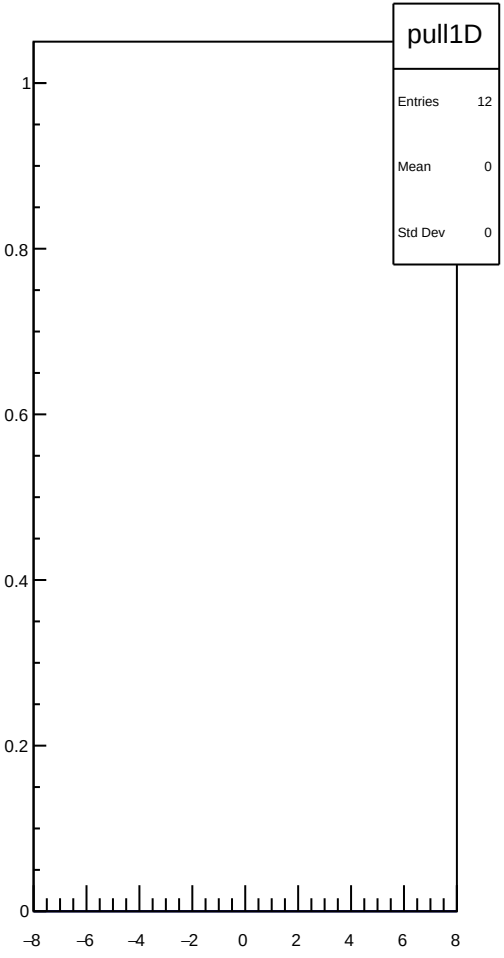
pull1D
Entries 12
Mean 0
Std Dev 0
1
0.8
0.6
0.4
0.2
0
–8
–6
–4
–2
0
2
4
6
8

dit_11X12X_coil3_err_mean vs run

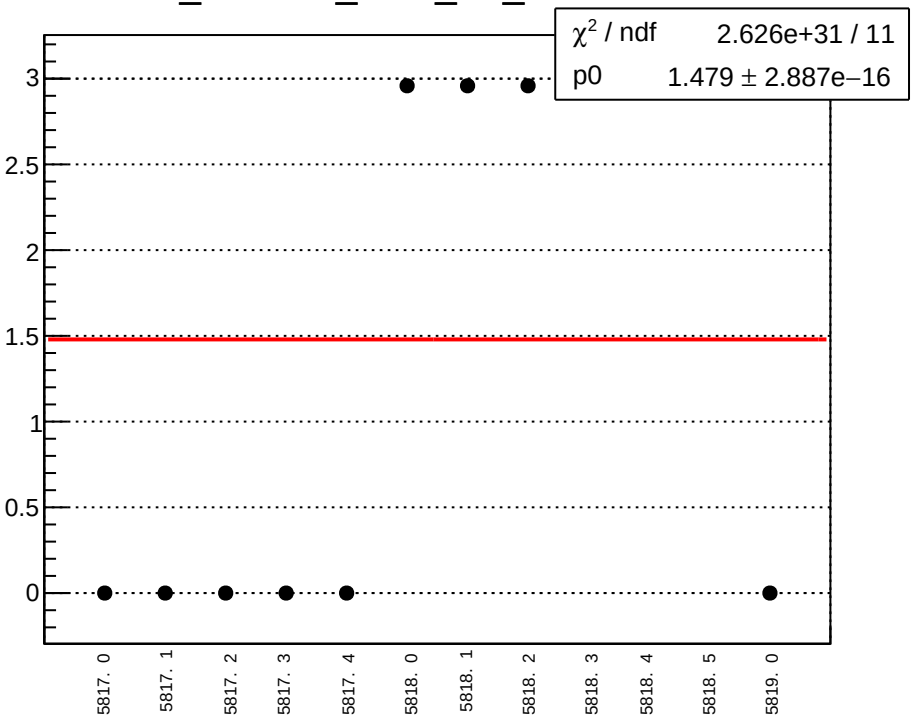

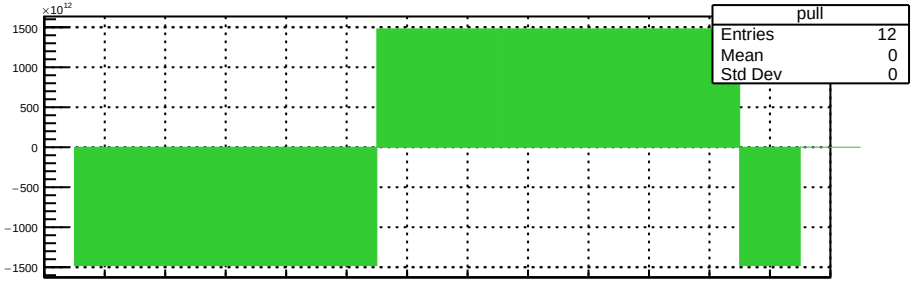

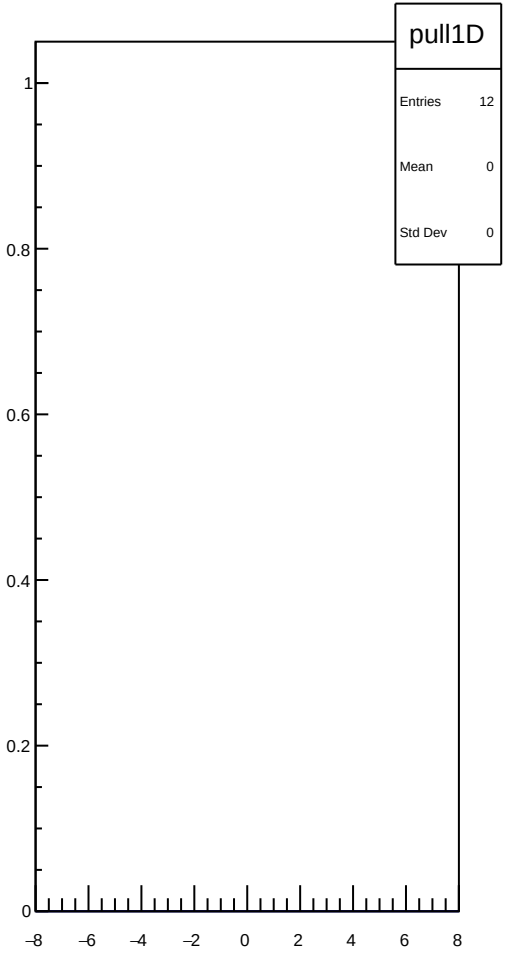

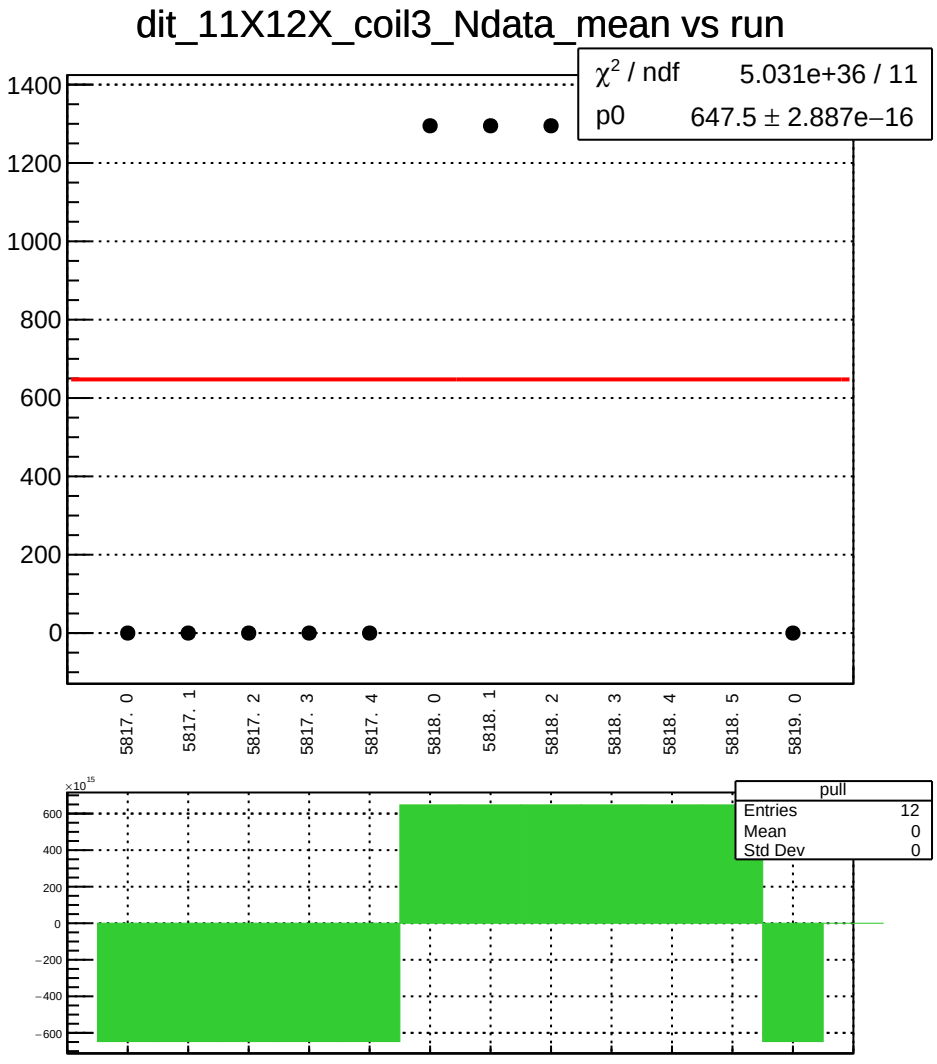
dit_11X12X_coil3_Ndata_mean vs run
χ² / ndf 5.031e+36 / 11
p0 647.5 ± 2.887e−16
1400
1200
1000
800
600
400
200
0
5817. 0
5817. 1
5817. 2
5817. 3
5817. 4
5818. 0
5818. 1
5818. 2
5818. 3
5818. 4
5818. 5
5819. 0
×10^15
600
400
200
0
−200
−400
−600
pull
Entries 12
Mean 0
Std Dev 0

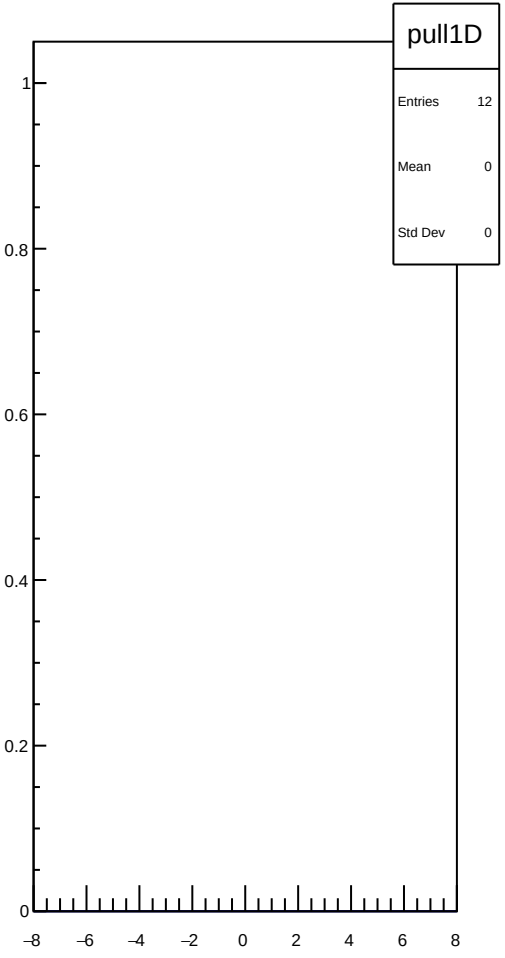
pull1D
Entries 12
Mean 0
Std Dev 0
1
0.8
0.6
0.4
0.2
0
−8
−6
−4
−2
0
2
4
6
8

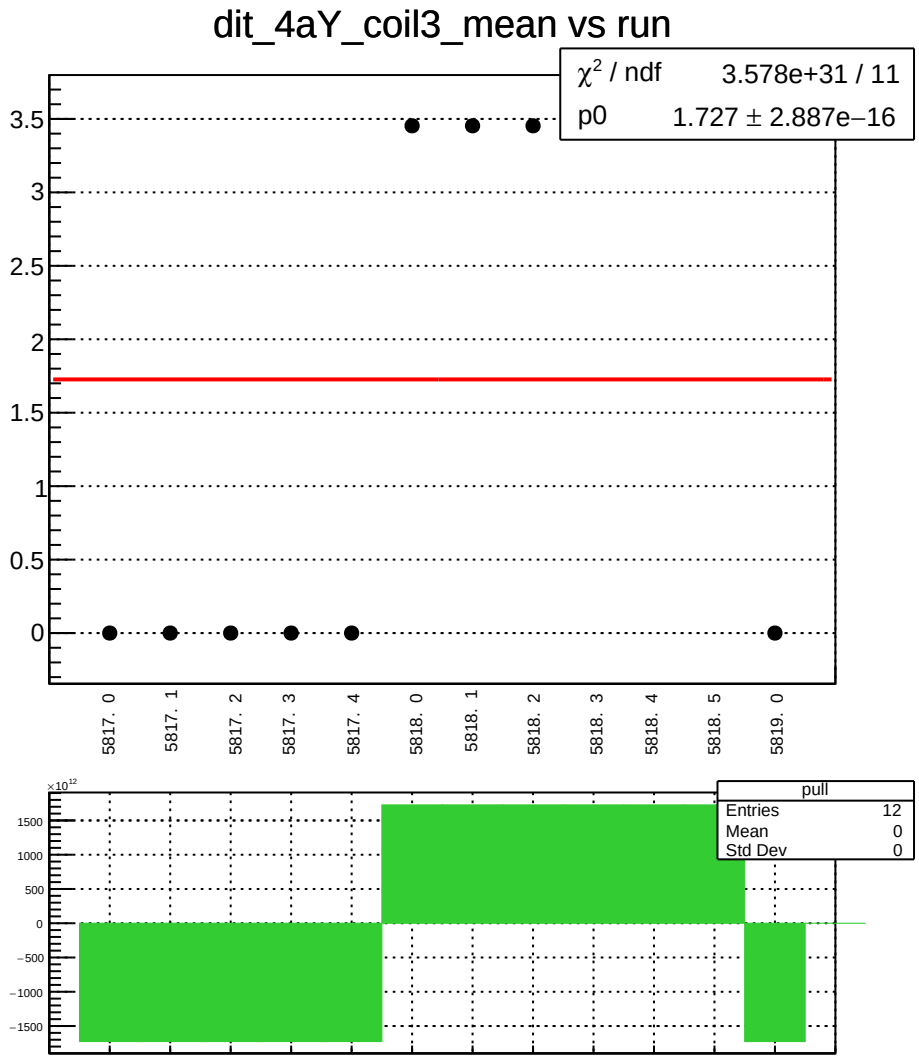
dit_4aY_coil3_mean vs run
χ² / ndf 3.578e+31 / 11
p0 1.727 ± 2.887e−16
3.5
3
2.5
2
1.5
1
0.5
0
5817. 0
5817. 1
5817. 2
5817. 3
5817. 4
5818. 0
5818. 1
5818. 2
5818. 3
5818. 4
5818. 5
5819. 0
×10¹²
1500
1000
500
0
−500
−1000
−1500
pull
Entries 12
Mean 0
Std Dev 0

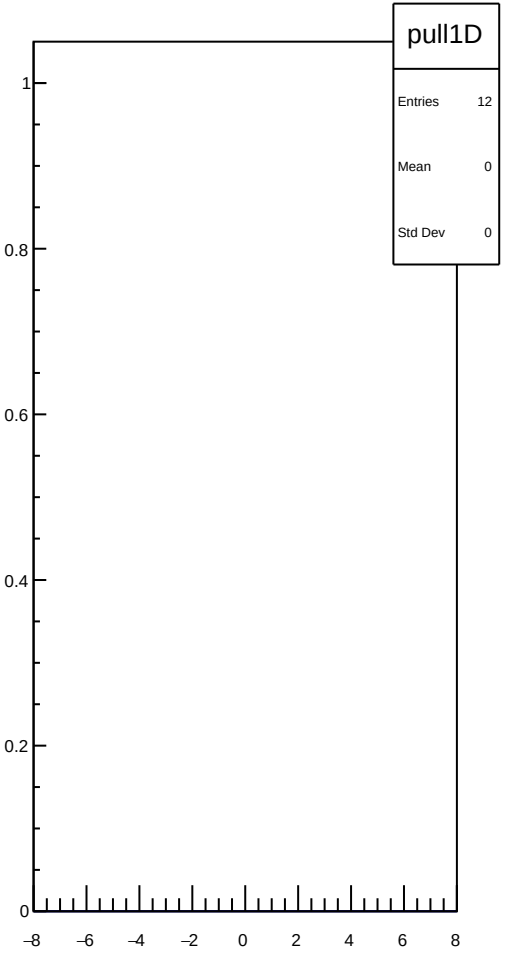
pull1D
Entries 12
Mean 0
Std Dev 0
1
0.8
0.6
0.4
0.2
0
−8
−6
−4
−2
0
2
4
6
8

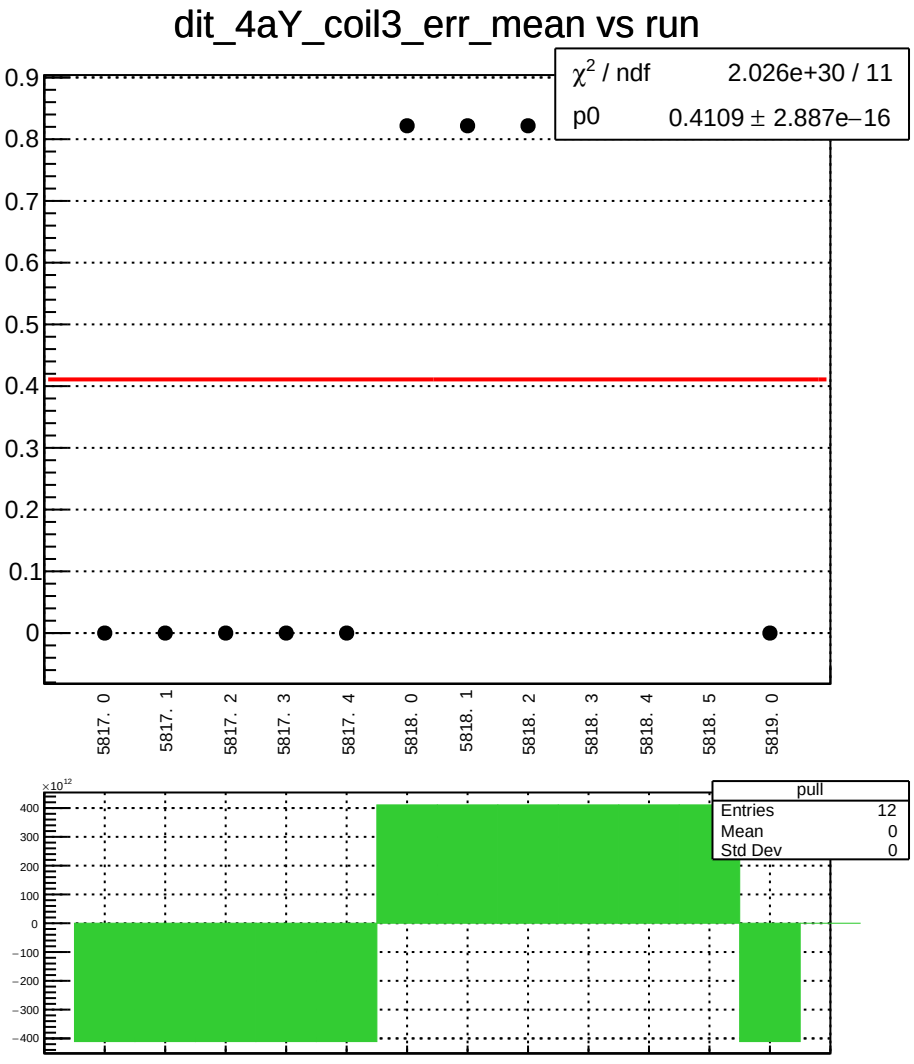
dit_4aY_coil3_err_mean vs run
χ² / ndf 2.026e+30 / 11
p0 0.4109 ± 2.887e−16
0.9
0.8
0.7
0.6
0.5
0.4
0.3
0.2
0.1
0
5817. 0
5817. 1
5817. 2
5817. 3
5817. 4
5818. 0
5818. 1
5818. 2
5818. 3
5818. 4
5818. 5
5819. 0
×10¹²
400
300
200
100
0
−100
−200
−300
−400
pull
Entries 12
Mean 0
Std Dev 0

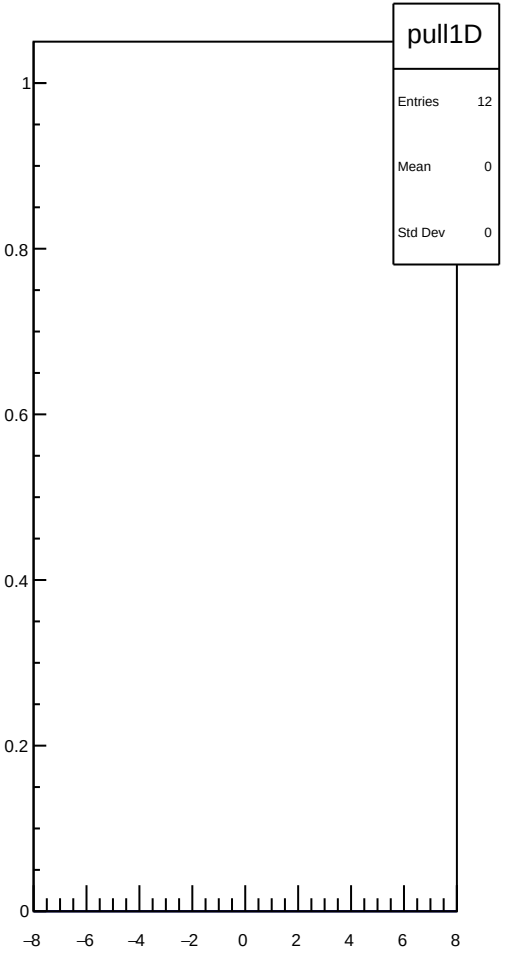
pull1D
Entries 12
Mean 0
Std Dev 0
1
0.8
0.6
0.4
0.2
0
−8
−6
−4
−2
0
2
4
6
8

dit_4aY_coil3_Ndata_mean vs run

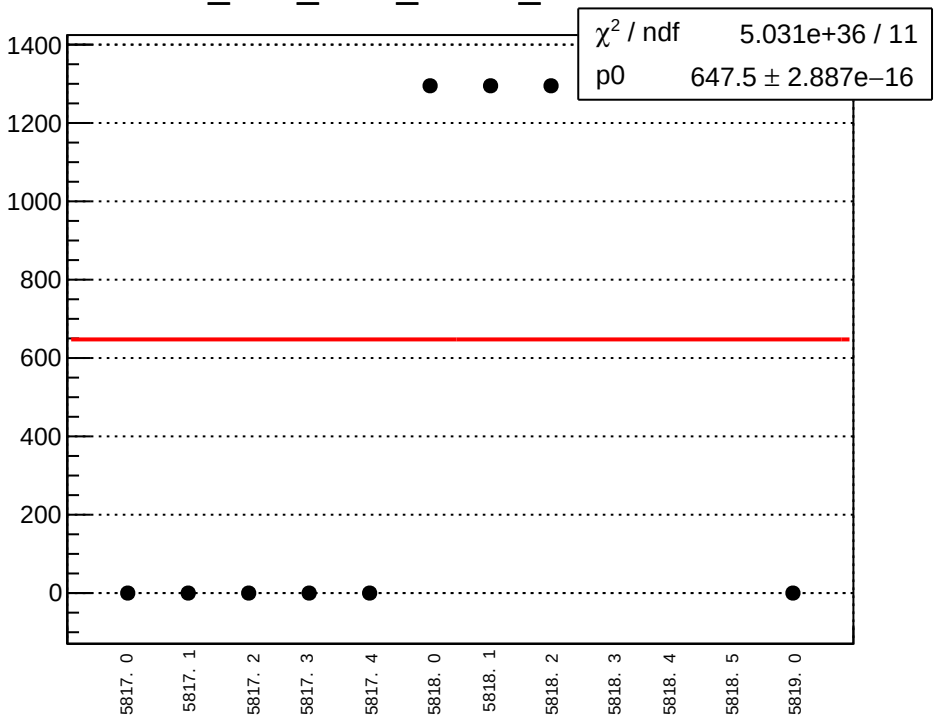

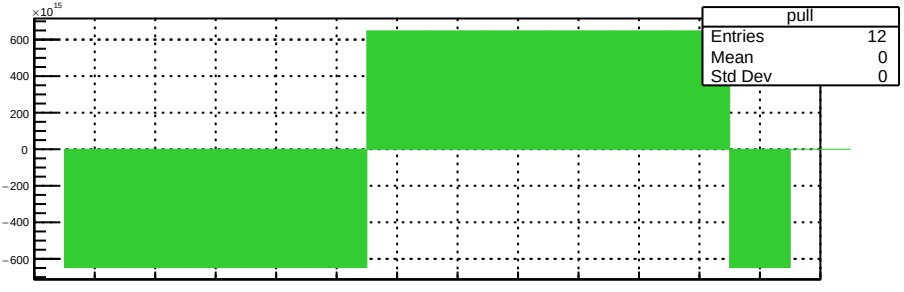

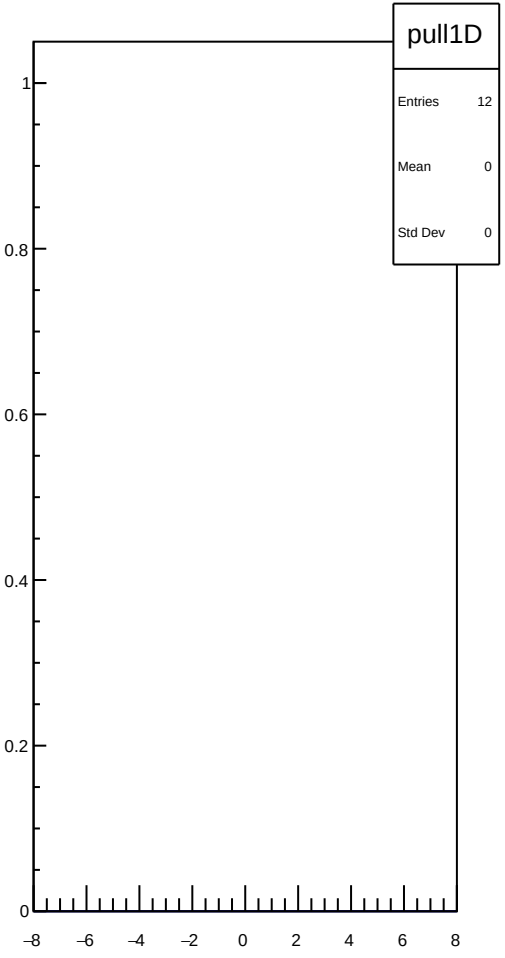

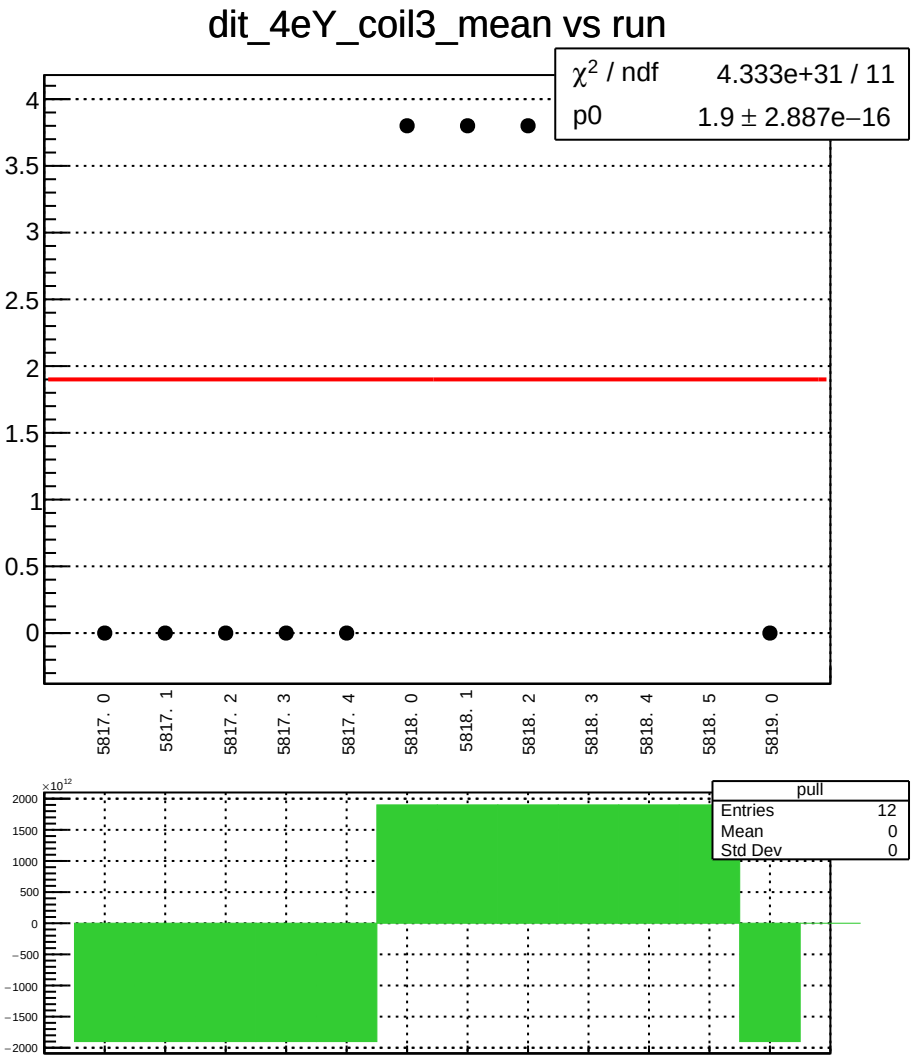
dit_4eY_coil3_mean vs run
χ² / ndf 4.333e+31 / 11
p0 1.9 ± 2.887e−16
4
3.5
3
2.5
2
1.5
1
0.5
0
5817. 0
5817. 1
5817. 2
5817. 3
5817. 4
5818. 0
5818. 1
5818. 2
5818. 3
5818. 4
5818. 5
5819. 0
×10¹²
2000
1500
1000
500
0
−500
−1000
−1500
−2000
pull
Entries 12
Mean 0
Std Dev 0

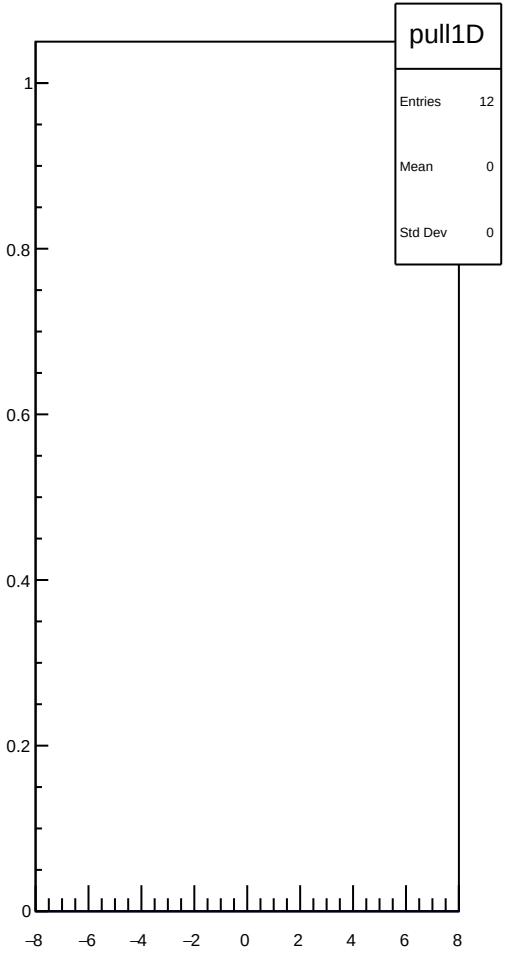
pull1D
Entries 12
Mean 0
Std Dev 0
1
0.8
0.6
0.4
0.2
0
−8
−6
−4
−2
0
2
4
6
8

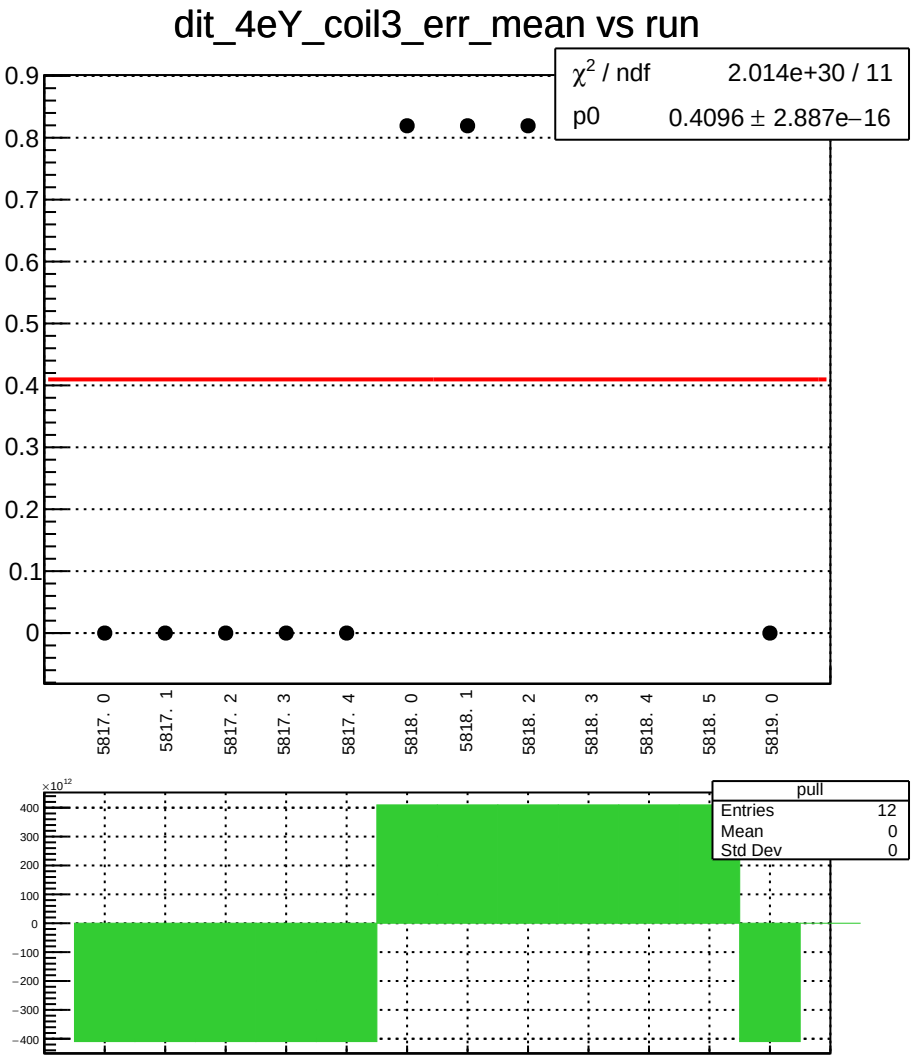
dit_4eY_coil3_err_mean vs run
χ² / ndf 2.014e+30 / 11
p0 0.4096 ± 2.887e−16
0.9
0.8
0.7
0.6
0.5
0.4
0.3
0.2
0.1
0
5817. 0
5817. 1
5817. 2
5817. 3
5817. 4
5818. 0
5818. 1
5818. 2
5818. 3
5818. 4
5818. 5
5819. 0
pull
Entries 12
Mean 0
Std Dev 0
×10¹²
400
300
200
100
0
−100
−200
−300
−400

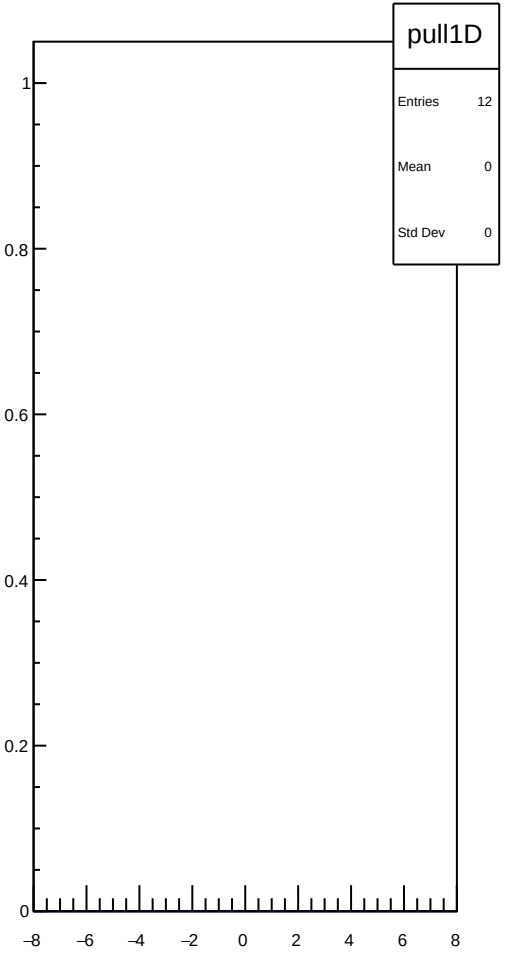
pull1D
Entries 12
Mean 0
Std Dev 0
1
0.8
0.6
0.4
0.2
0
−8
−6
−4
−2
0
2
4
6
8

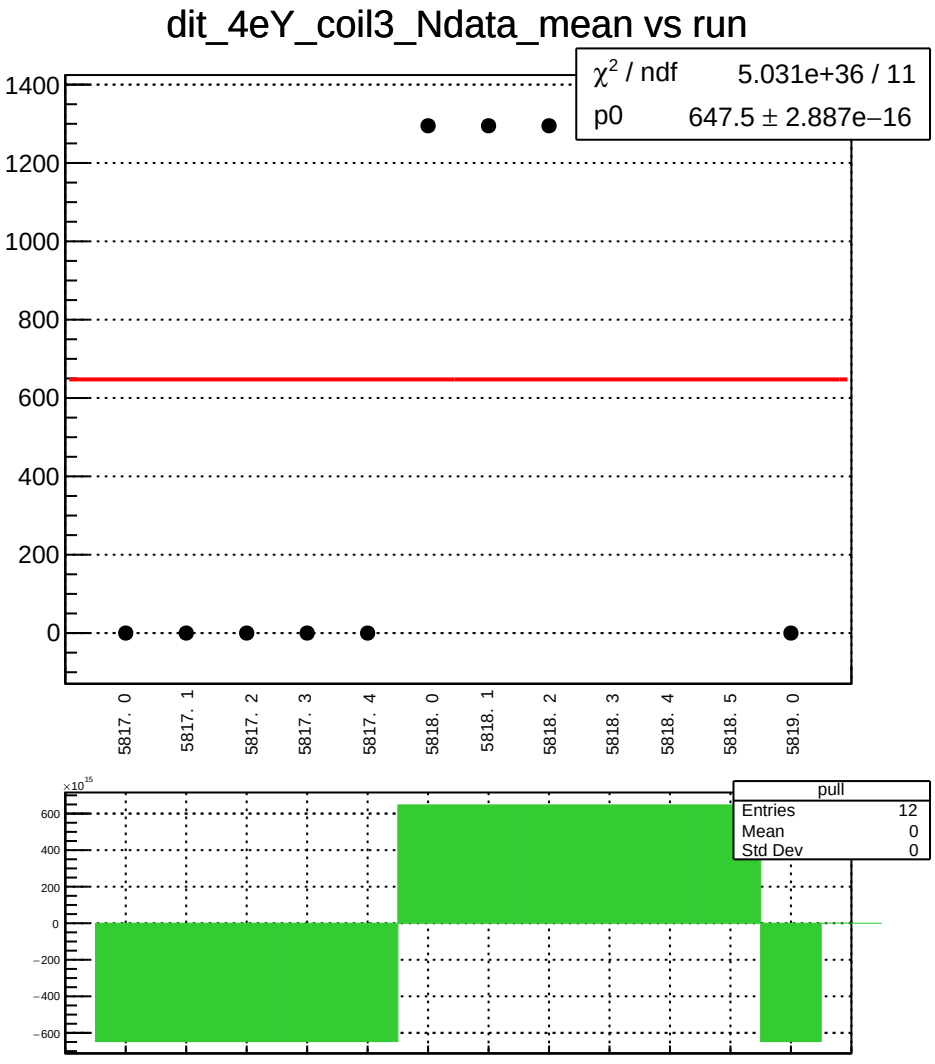
dit_4eY_coil3_Ndata_mean vs run
χ² / ndf 5.031e+36 / 11
p0 647.5 ± 2.887e−16
1400
1200
1000
800
600
400
200
0
5817. 0
5817. 1
5817. 2
5817. 3
5817. 4
5818. 0
5818. 1
5818. 2
5818. 3
5818. 4
5818. 5
5819. 0
×10^15
600
400
200
0
−200
−400
−600
pull
Entries 12
Mean 0
Std Dev 0

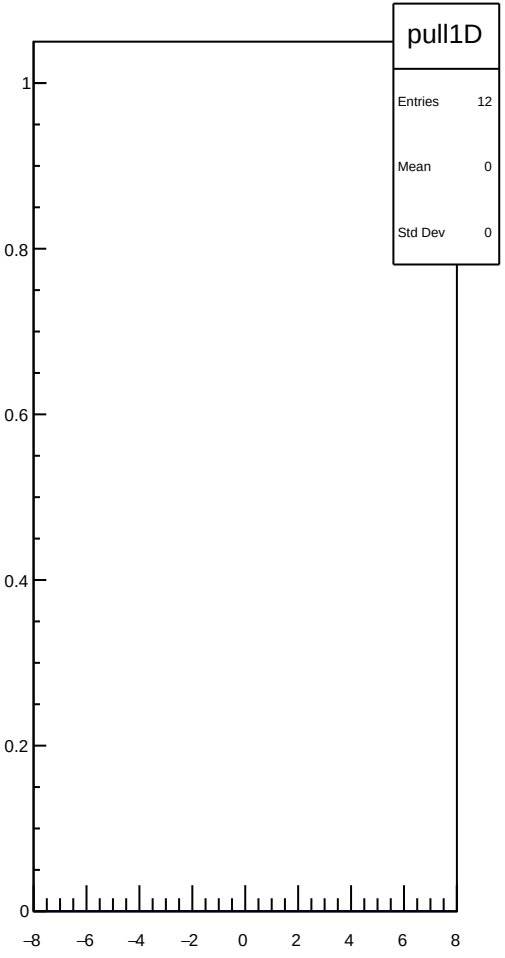
pull1D
Entries 12
Mean 0
Std Dev 0
1
0.8
0.6
0.4
0.2
0
−8
−6
−4
−2
0
2
4
6
8

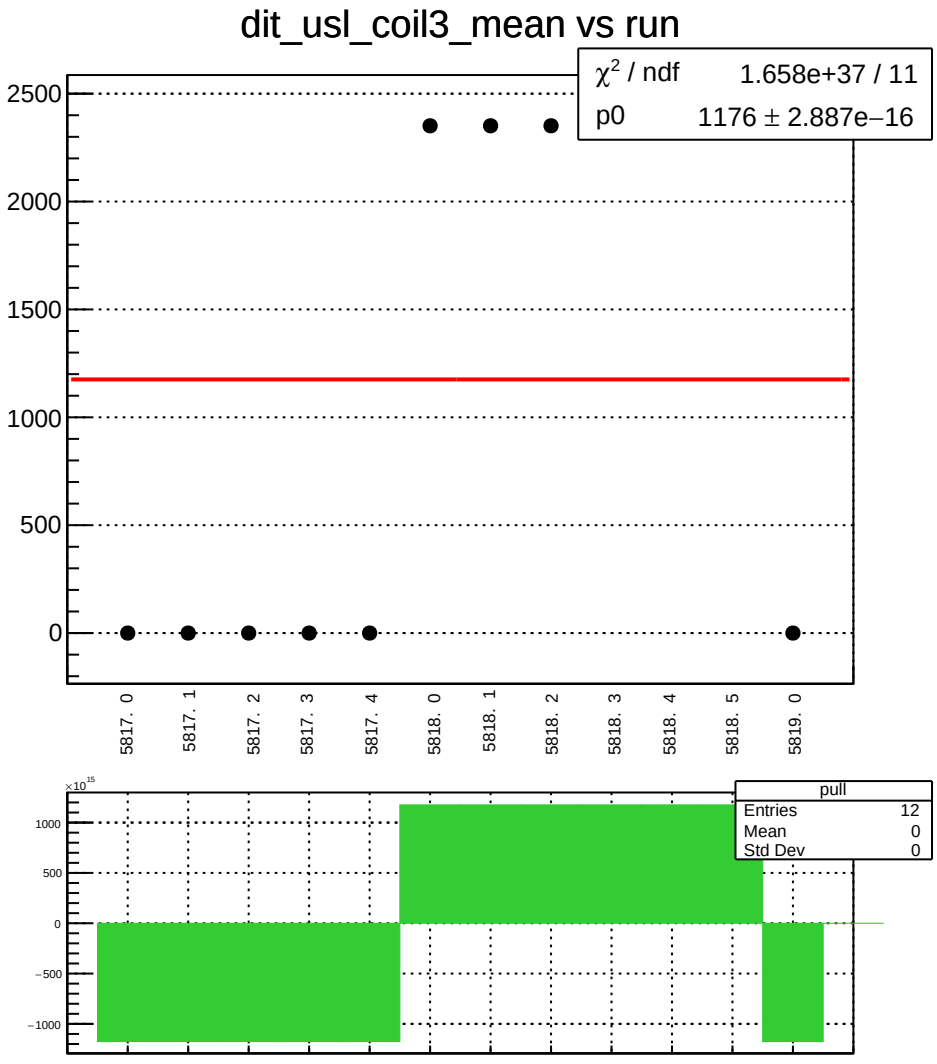
dit_usl_coil3_mean vs run
χ² / ndf 1.658e+37 / 11
p0 1176 ± 2.887e−16
2500
2000
1500
1000
500
0
5817. 0
5817. 1
5817. 2
5817. 3
5817. 4
5818. 0
5818. 1
5818. 2
5818. 3
5818. 4
5818. 5
5819. 0
×10^15
1000
500
0
−500
−1000
pull
Entries 12
Mean 0
Std Dev 0

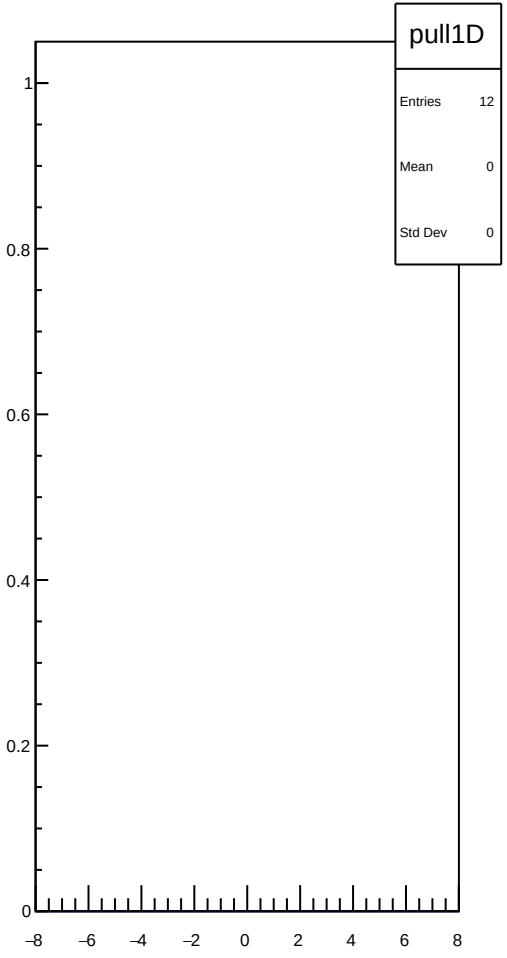
pull1D
Entries 12
Mean 0
Std Dev 0
1
0.8
0.6
0.4
0.2
0
−8
−6
−4
−2
0
2
4
6
8

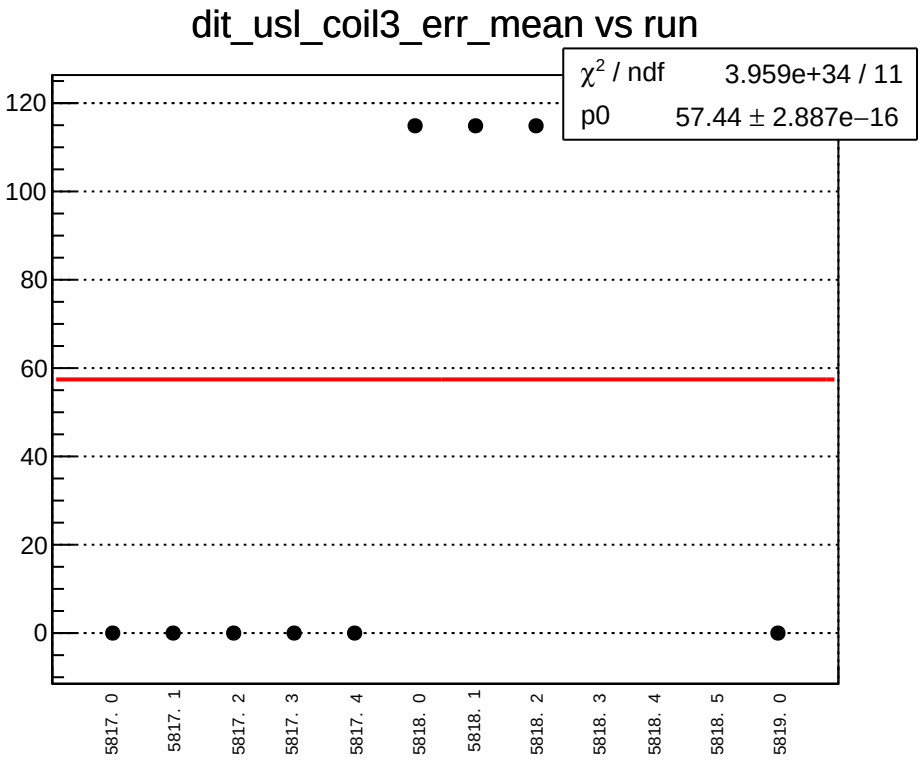
dit_usl_coil3_err_mean vs run
χ² / ndf 3.959e+34 / 11
p0 57.44 ± 2.887e−16
120
100
80
60
40
20
0
5817. 0
5817. 1
5817. 2
5817. 3
5817. 4
5818. 0
5818. 1
5818. 2
5818. 3
5818. 4
5818. 5
5819. 0

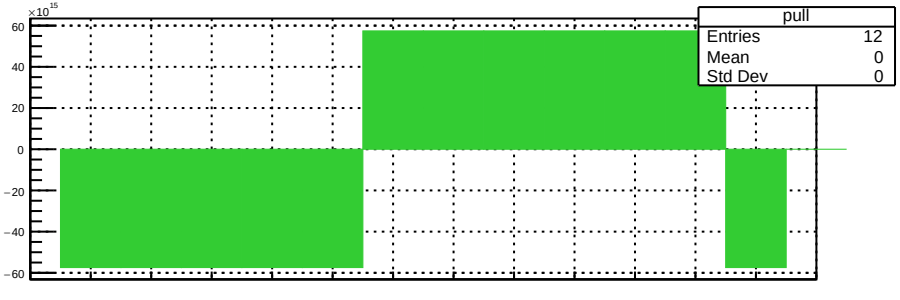
×10¹⁵
pull
Entries 12
Mean 0
Std Dev 0
60
40
20
0
−20
−40
−60

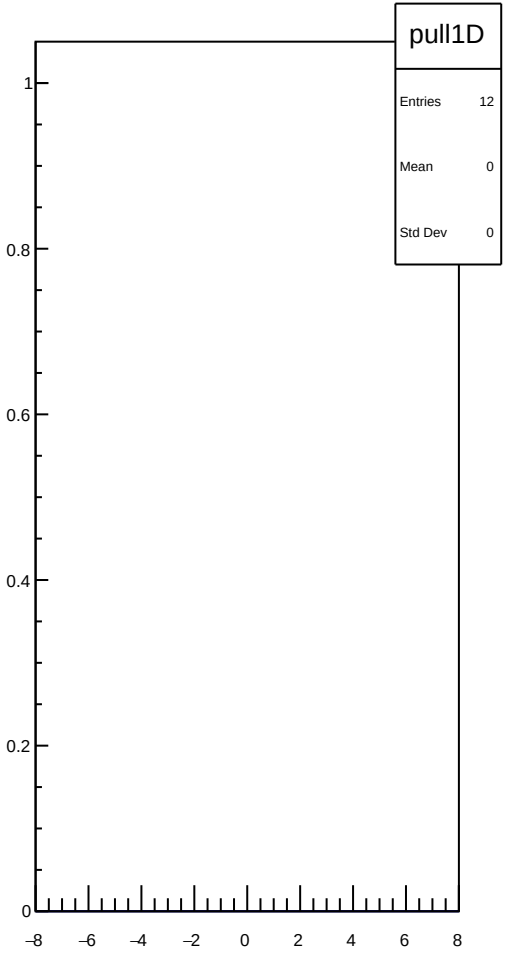
pull1D
Entries 12
Mean 0
Std Dev 0
1
0.8
0.6
0.4
0.2
0
−8
−6
−4
−2
0
2
4
6
8

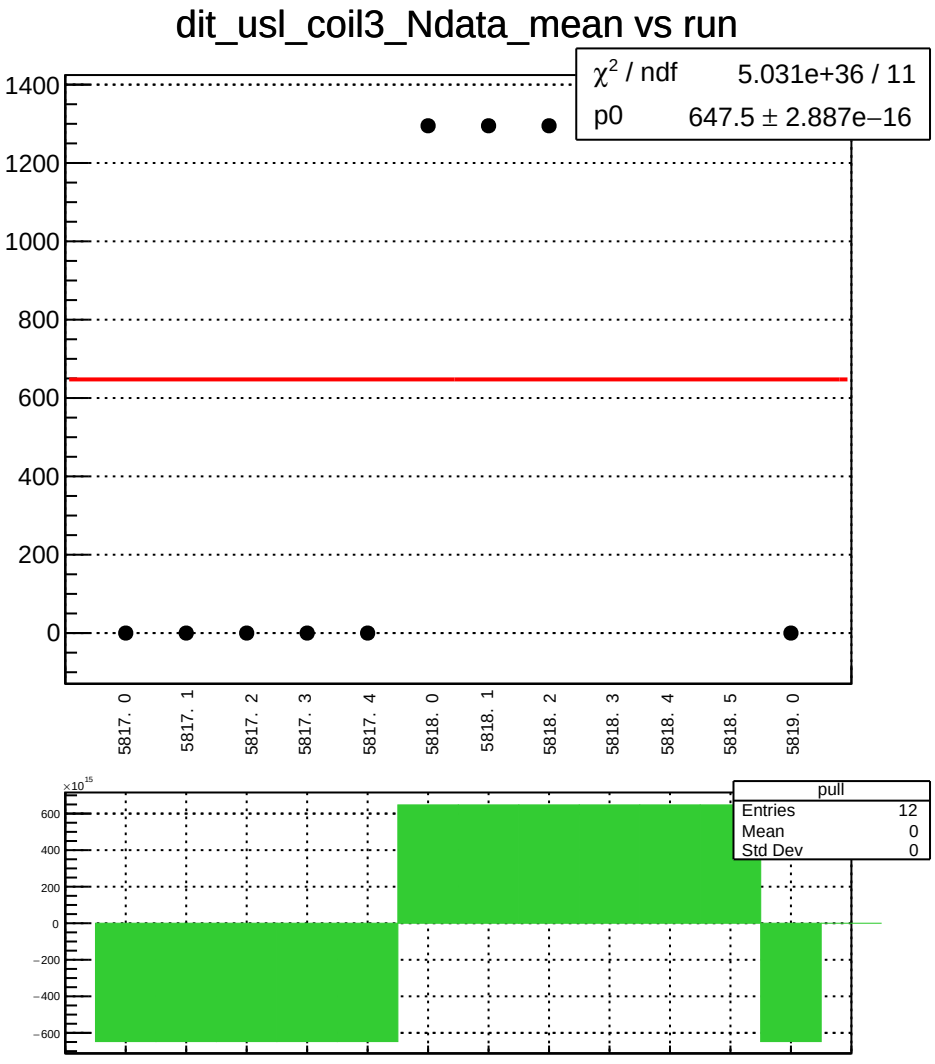
dit_usl_coil3_Ndata_mean vs run
χ² / ndf 5.031e+36 / 11
p0 647.5 ± 2.887e−16
1400
1200
1000
800
600
400
200
0
5817. 0
5817. 1
5817. 2
5817. 3
5817. 4
5818. 0
5818. 1
5818. 2
5818. 3
5818. 4
5818. 5
5819. 0
×10^15
600
400
200
0
−200
−400
−600
pull
Entries 12
Mean 0
Std Dev 0

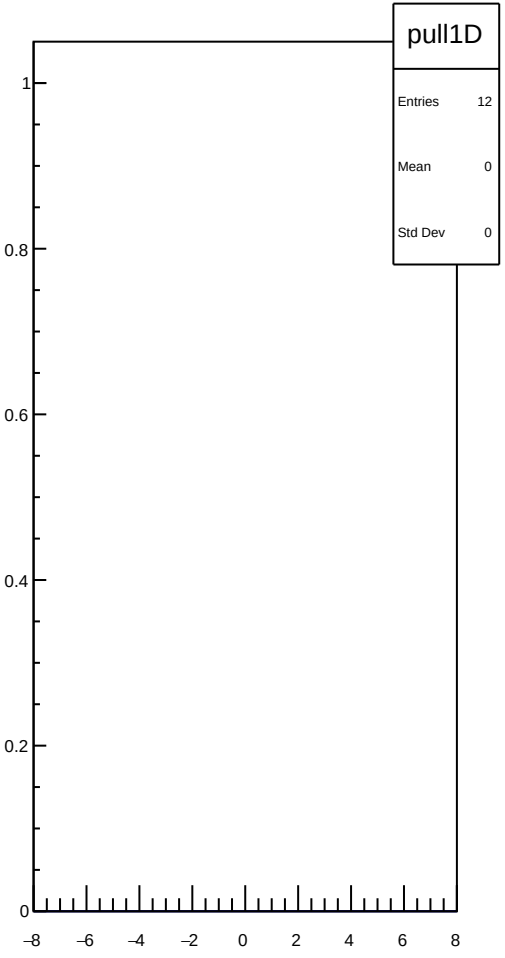
pull1D
Entries 12
Mean 0
Std Dev 0
1
0.8
0.6
0.4
0.2
0
−8
−6
−4
−2
0
2
4
6
8

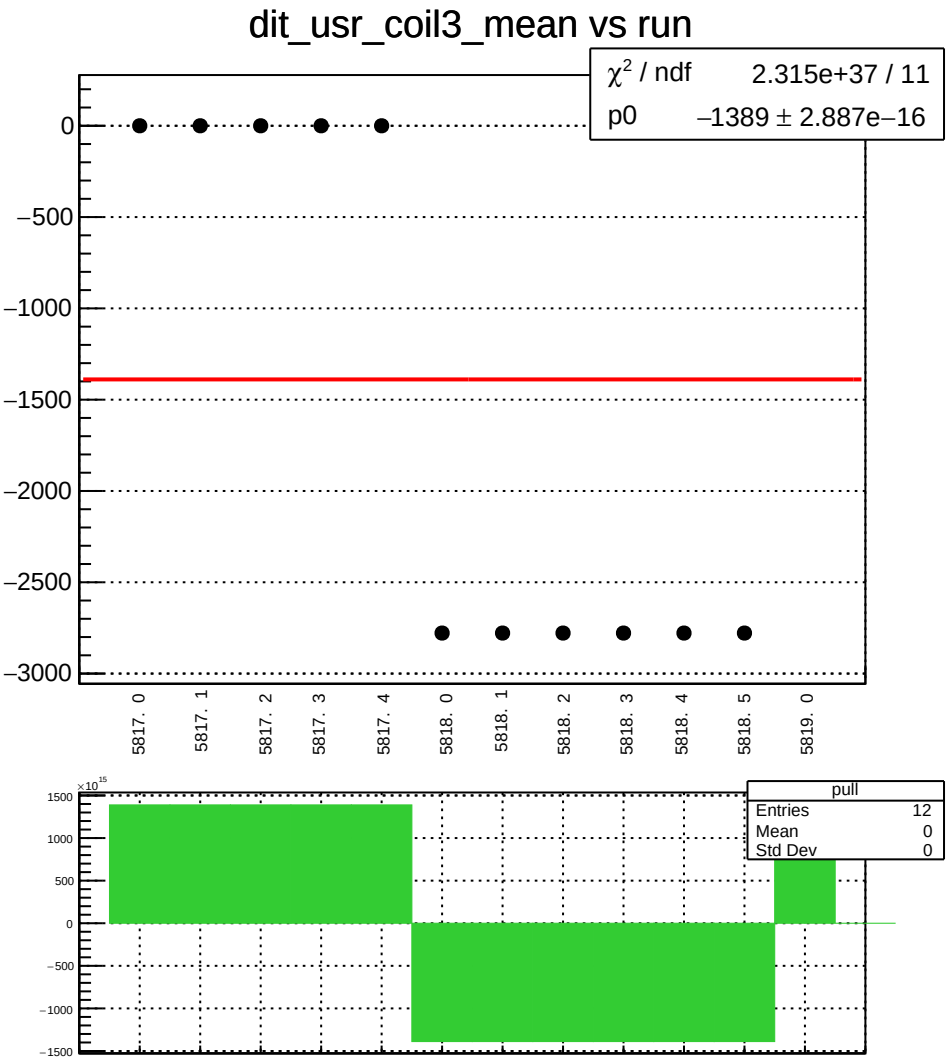
dit_usr_coil3_mean vs run
χ² / ndf 2.315e+37 / 11
p0 −1389 ± 2.887e−16
0
−500
−1000
−1500
−2000
−2500
−3000
5817. 0
5817. 1
5817. 2
5817. 3
5817. 4
5818. 0
5818. 1
5818. 2
5818. 3
5818. 4
5818. 5
5819. 0
×10^15
1500
1000
500
0
−500
−1000
−1500
pull
Entries 12
Mean 0
Std Dev 0

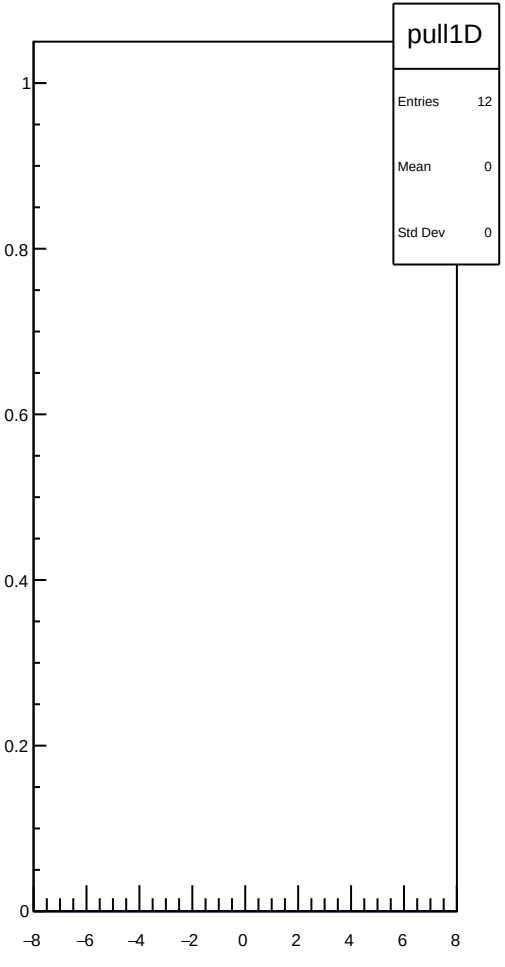
pull1D
Entries 12
Mean 0
Std Dev 0
1
0.8
0.6
0.4
0.2
0
−8
−6
−4
−2
0
2
4
6
8

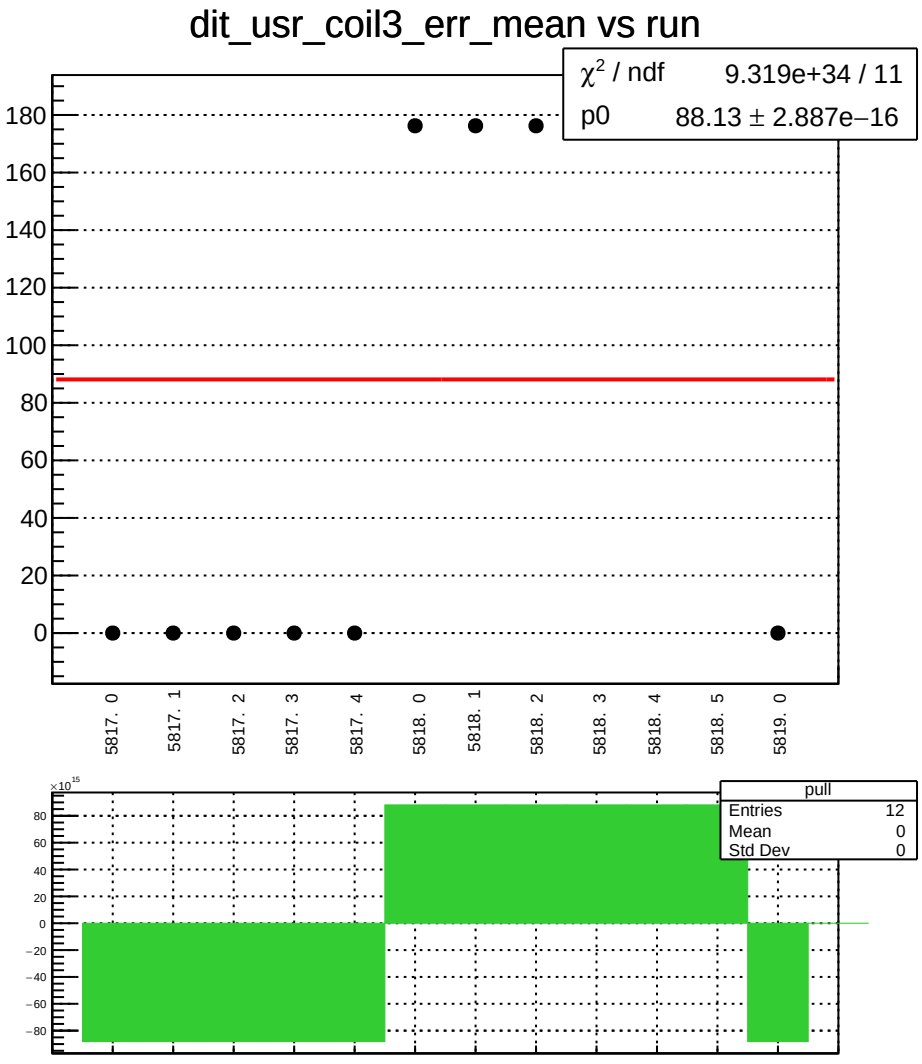
dit_usr_coil3_err_mean vs run
χ² / ndf 9.319e+34 / 11
p0 88.13 ± 2.887e−16
180
160
140
120
100
80
60
40
20
0
5817. 0
5817. 1
5817. 2
5817. 3
5817. 4
5818. 0
5818. 1
5818. 2
5818. 3
5818. 4
5818. 5
5819. 0
×10^15
80
60
40
20
0
−20
−40
−60
−80
pull
Entries 12
Mean 0
Std Dev 0

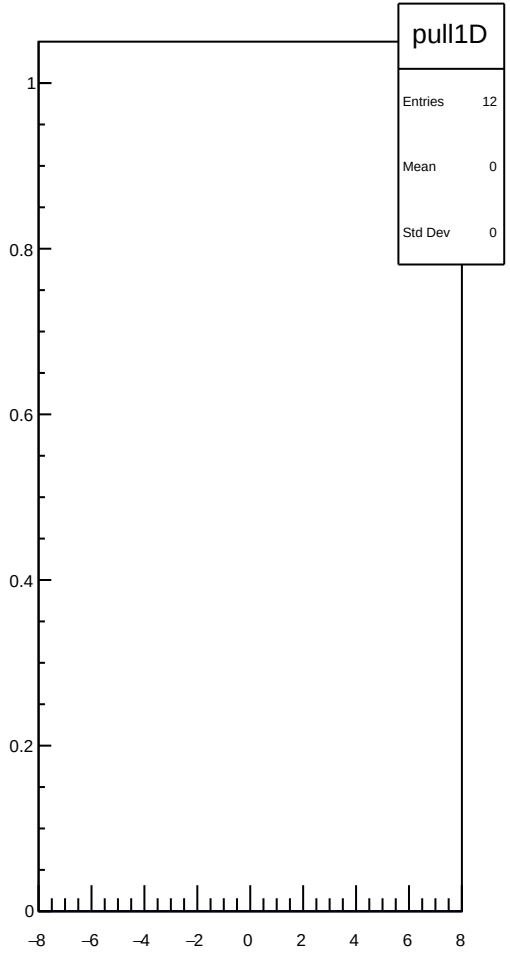
pull1D
Entries 12
Mean 0
Std Dev 0
1
0.8
0.6
0.4
0.2
0
−8
−6
−4
−2
0
2
4
6
8

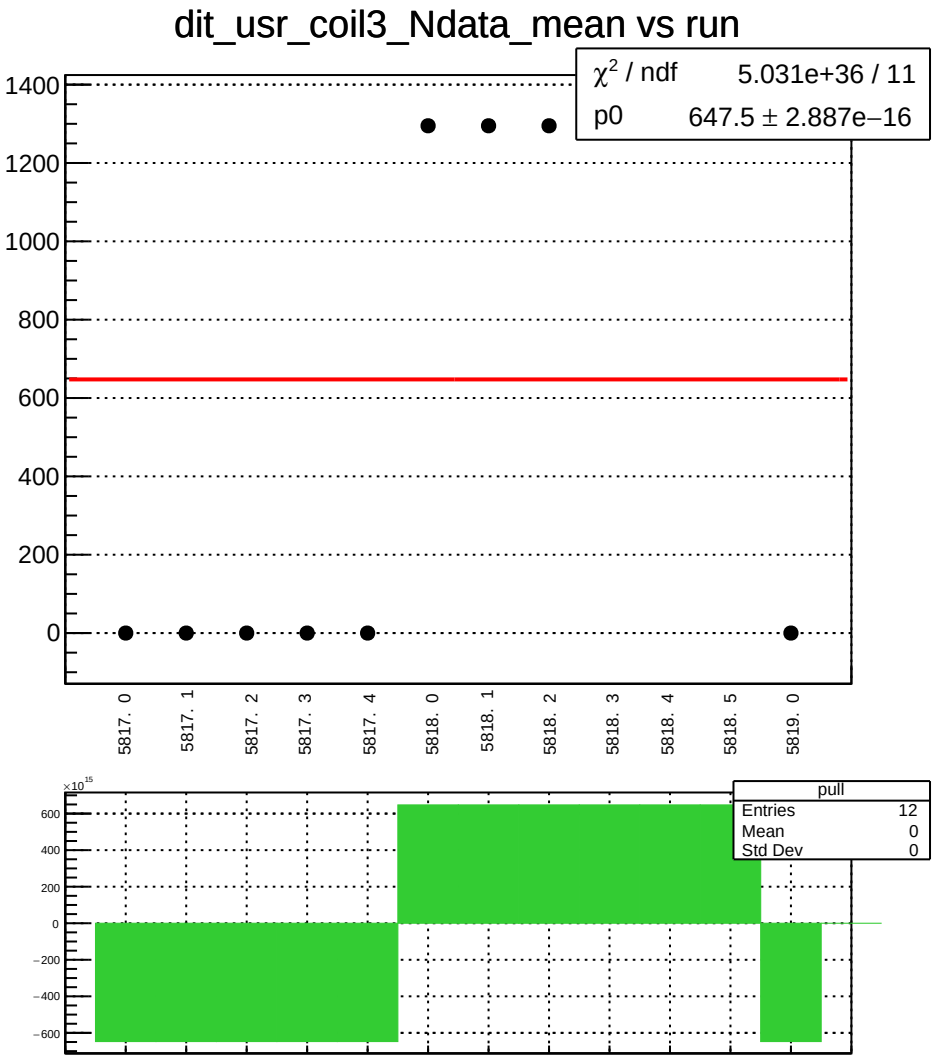
dit_usr_coil3_Ndata_mean vs run
χ² / ndf 5.031e+36 / 11
p0 647.5 ± 2.887e−16
1400
1200
1000
800
600
400
200
0
5817. 0
5817. 1
5817. 2
5817. 3
5817. 4
5818. 0
5818. 1
5818. 2
5818. 3
5818. 4
5818. 5
5819. 0
×10^15
600
400
200
0
−200
−400
−600
pull
Entries 12
Mean 0
Std Dev 0

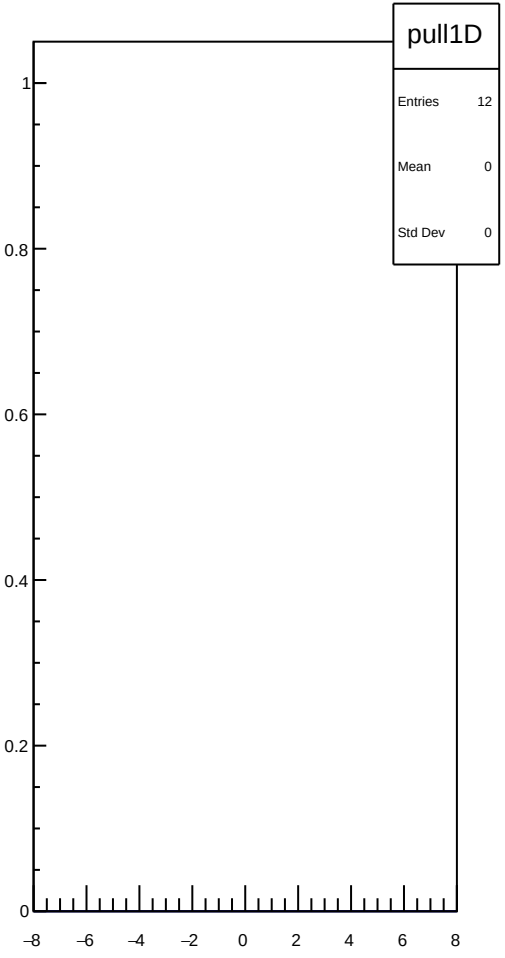
pull1D
Entries 12
Mean 0
Std Dev 0
1
0.8
0.6
0.4
0.2
0
−8
−6
−4
−2
0
2
4
6
8

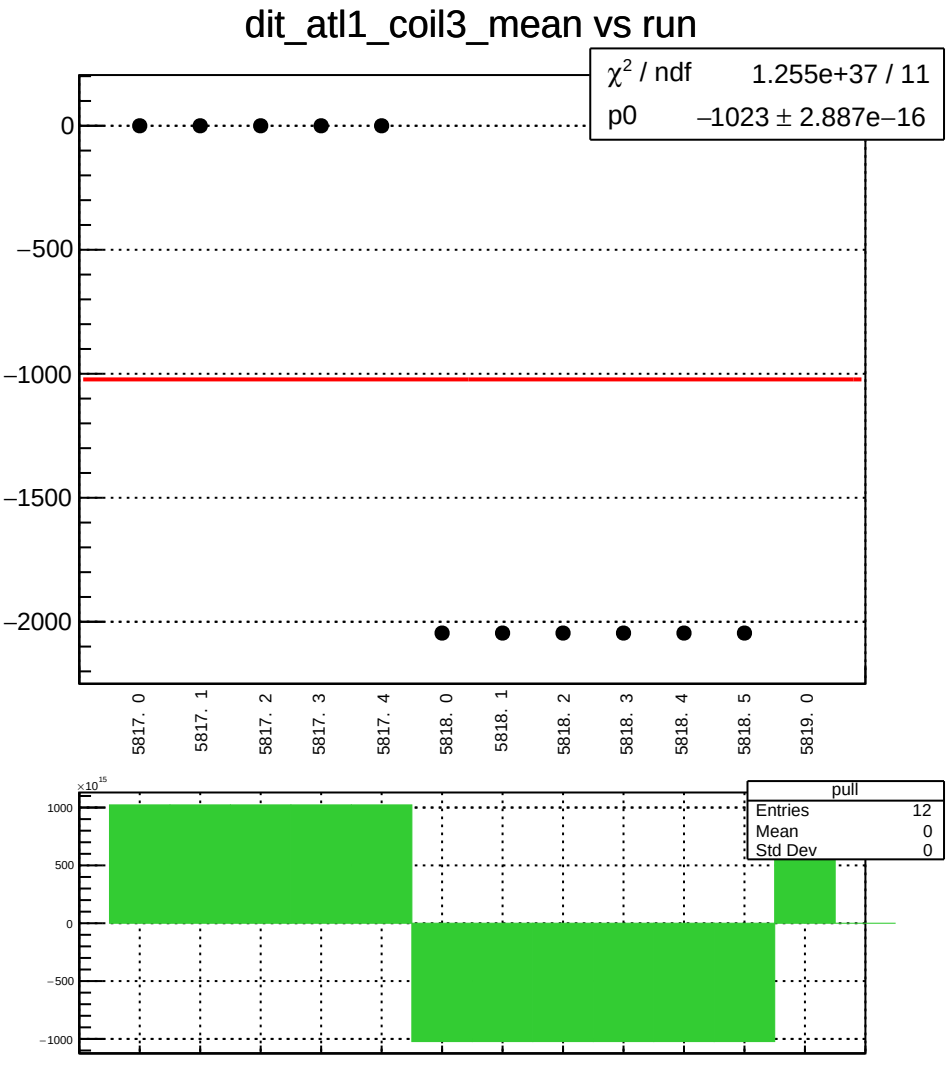
dit_atl1_coil3_mean vs run
χ² / ndf 1.255e+37 / 11
p0 −1023 ± 2.887e−16
0
−500
−1000
−1500
−2000
5817. 0
5817. 1
5817. 2
5817. 3
5817. 4
5818. 0
5818. 1
5818. 2
5818. 3
5818. 4
5818. 5
5819. 0
×10^15
1000
500
0
−500
−1000
pull
Entries 12
Mean 0
Std Dev 0

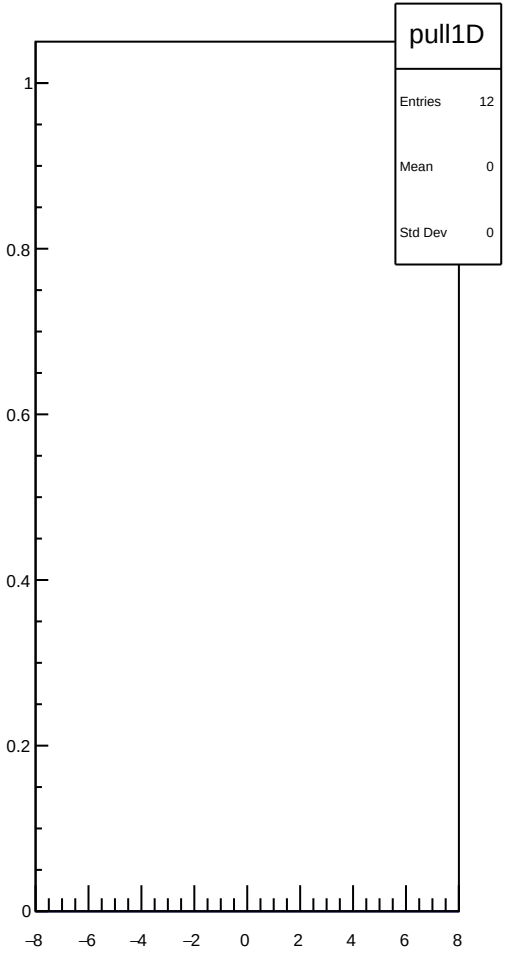
pull1D
Entries 12
Mean 0
Std Dev 0
1
0.8
0.6
0.4
0.2
0
−8
−6
−4
−2
0
2
4
6
8

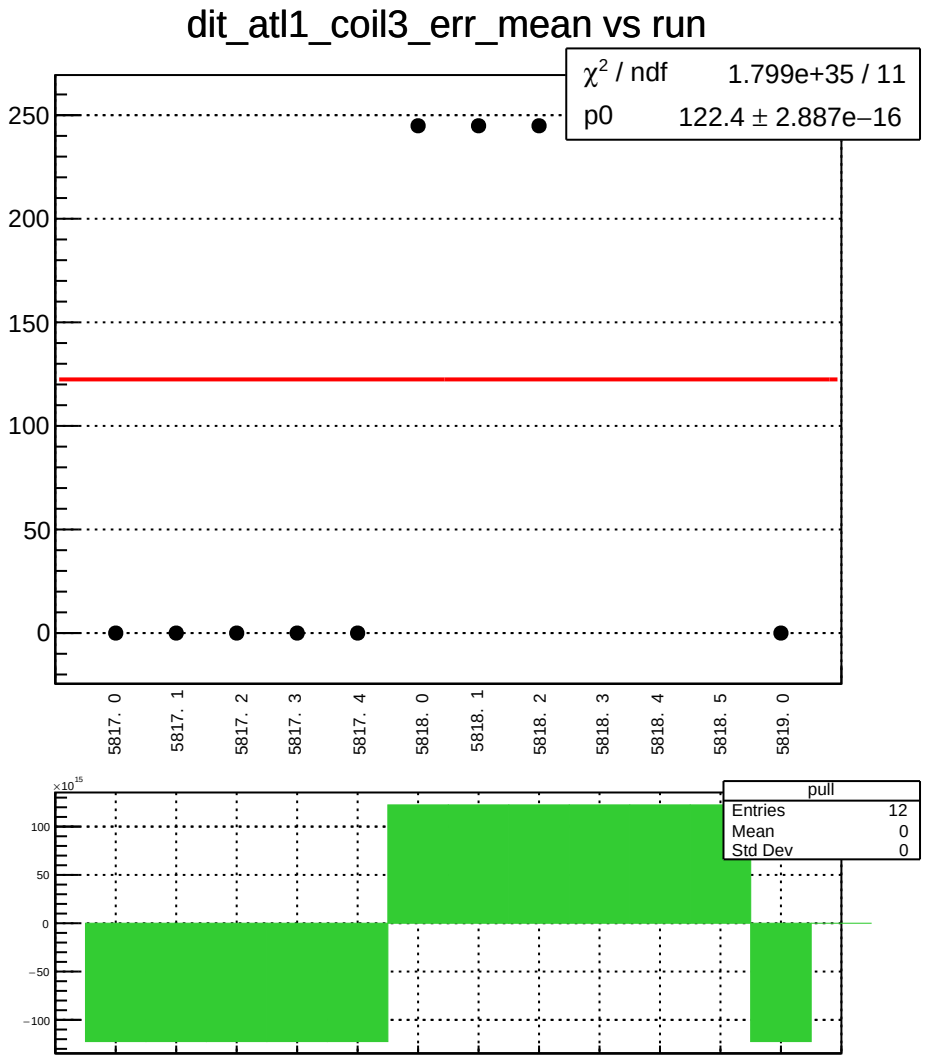
dit_atl1_coil3_err_mean vs run
χ² / ndf 1.799e+35 / 11
p0 122.4 ± 2.887e−16
250
200
150
100
50
0
5817. 0
5817. 1
5817. 2
5817. 3
5817. 4
5818. 0
5818. 1
5818. 2
5818. 3
5818. 4
5818. 5
5819. 0
×10^15
100
50
0
−50
−100
pull
Entries 12
Mean 0
Std Dev 0

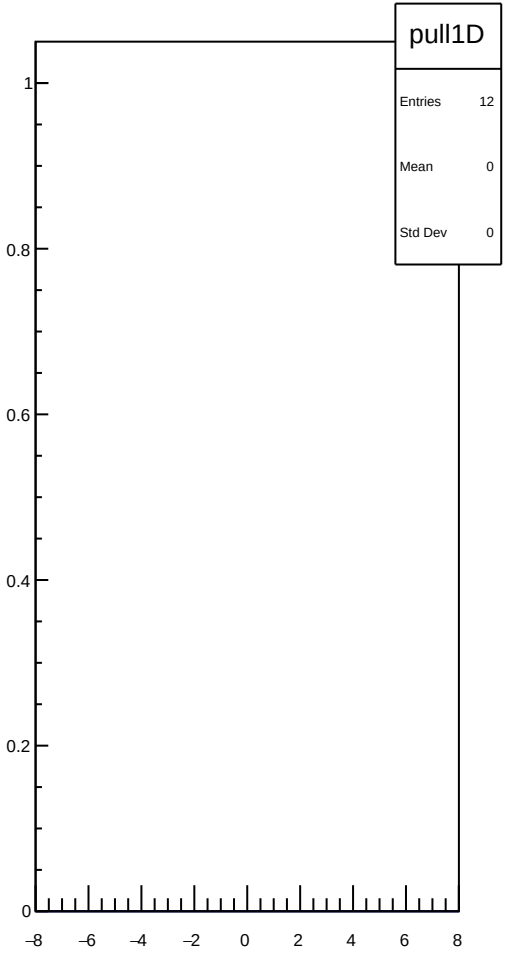
pull1D
Entries 12
Mean 0
Std Dev 0
1
0.8
0.6
0.4
0.2
0
−8
−6
−4
−2
0
2
4
6
8

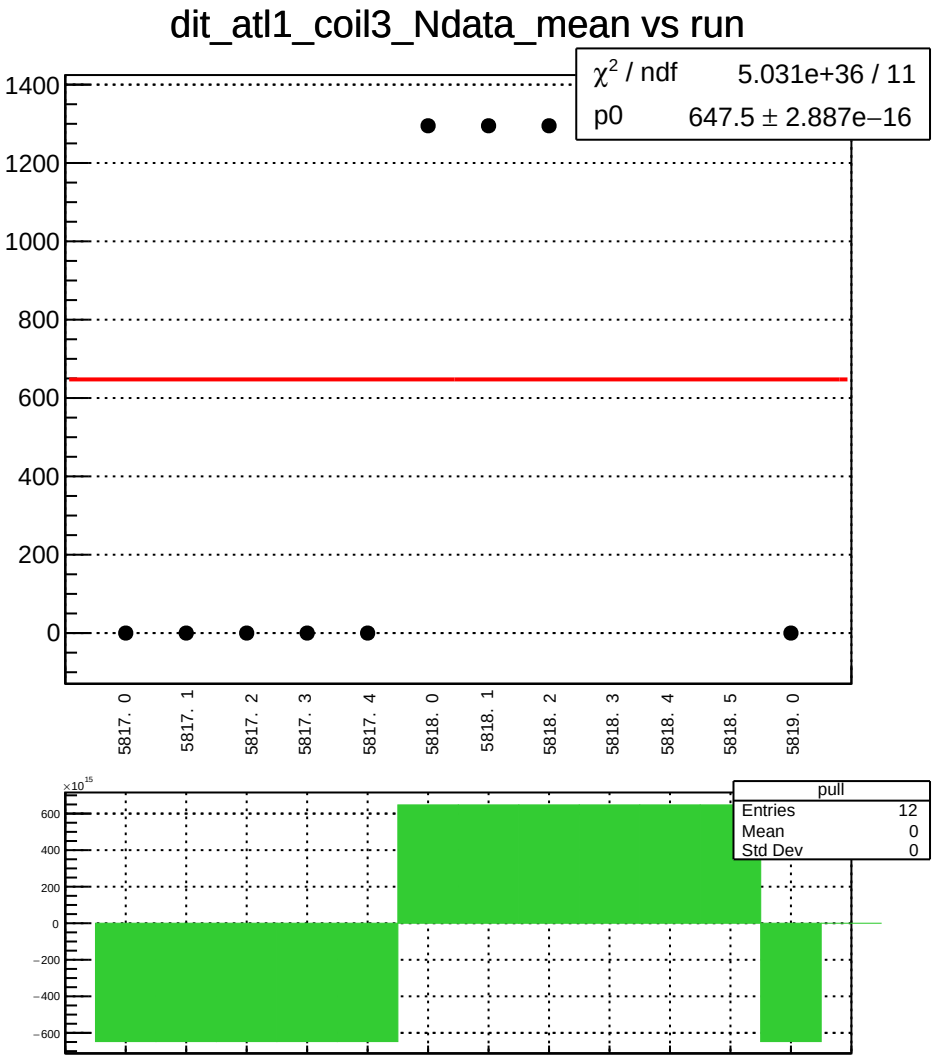
dit_atl1_coil3_Ndata_mean vs run
χ² / ndf 5.031e+36 / 11
p0 647.5 ± 2.887e−16
1400
1200
1000
800
600
400
200
0
5817. 0
5817. 1
5817. 2
5817. 3
5817. 4
5818. 0
5818. 1
5818. 2
5818. 3
5818. 4
5818. 5
5819. 0
×10^15
600
400
200
0
−200
−400
−600
pull
Entries 12
Mean 0
Std Dev 0

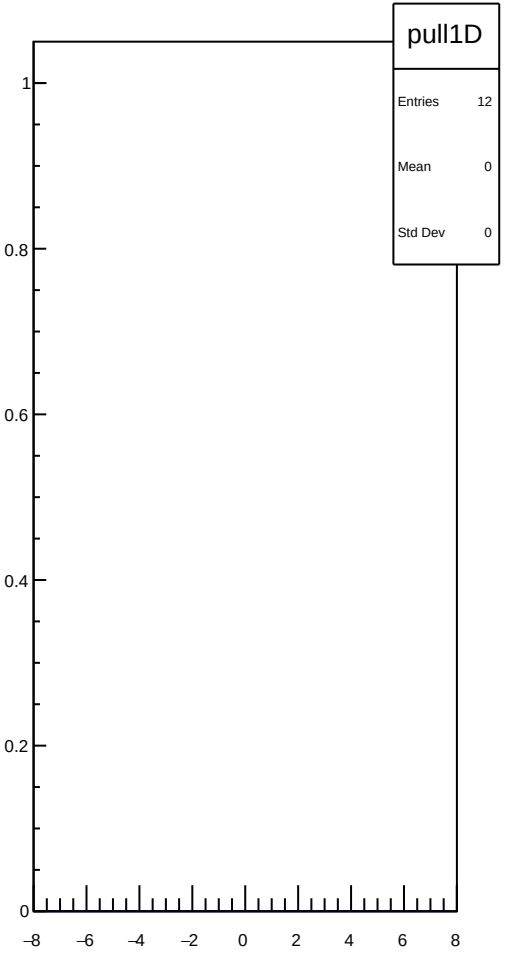
pull1D
Entries 12
Mean 0
Std Dev 0
1
0.8
0.6
0.4
0.2
0
−8
−6
−4
−2
0
2
4
6
8

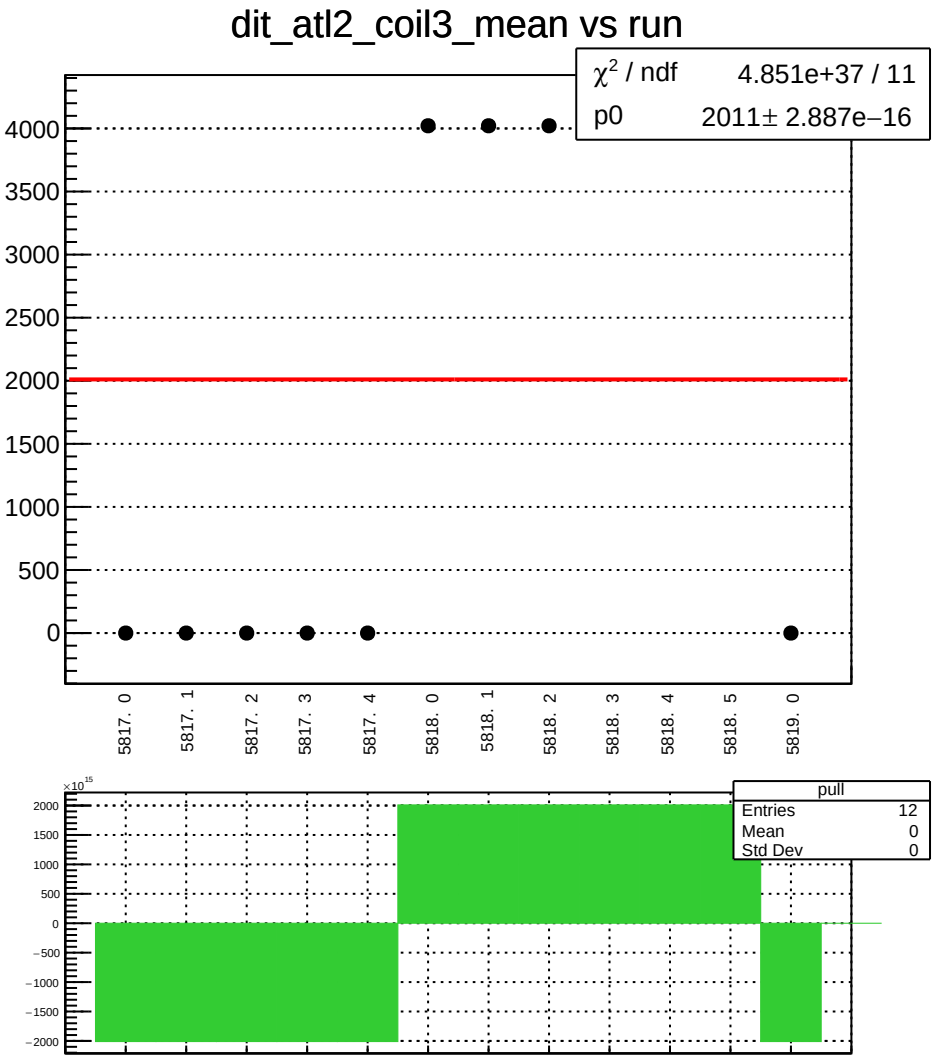
dit_atl2_coil3_mean vs run
χ² / ndf 4.851e+37 / 11
p0 2011± 2.887e−16
4000
3500
3000
2500
2000
1500
1000
500
0
5817. 0
5817. 1
5817. 2
5817. 3
5817. 4
5818. 0
5818. 1
5818. 2
5818. 3
5818. 4
5818. 5
5819. 0
×10^15
2000
1500
1000
500
0
−500
−1000
−1500
−2000
pull
Entries 12
Mean 0
Std Dev 0

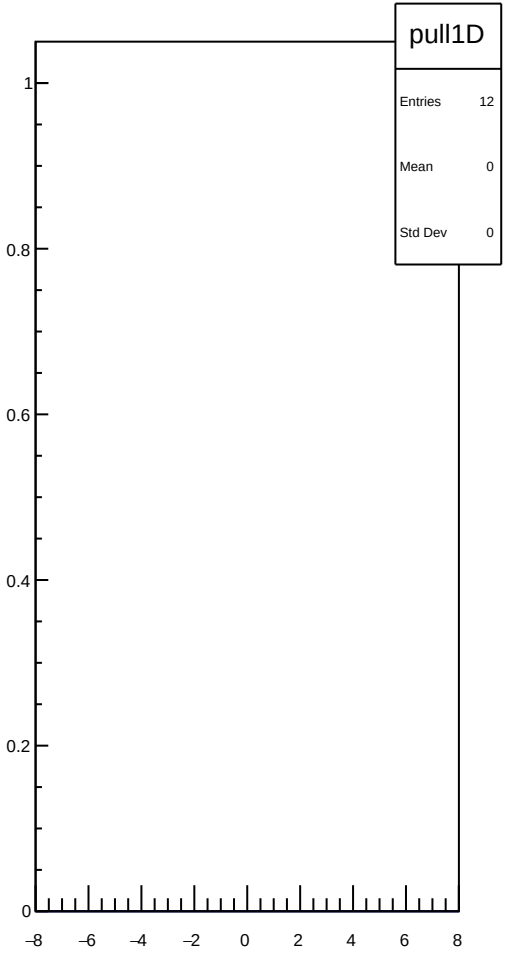
pull1D
Entries 12
Mean 0
Std Dev 0
1
0.8
0.6
0.4
0.2
0
−8
−6
−4
−2
0
2
4
6
8

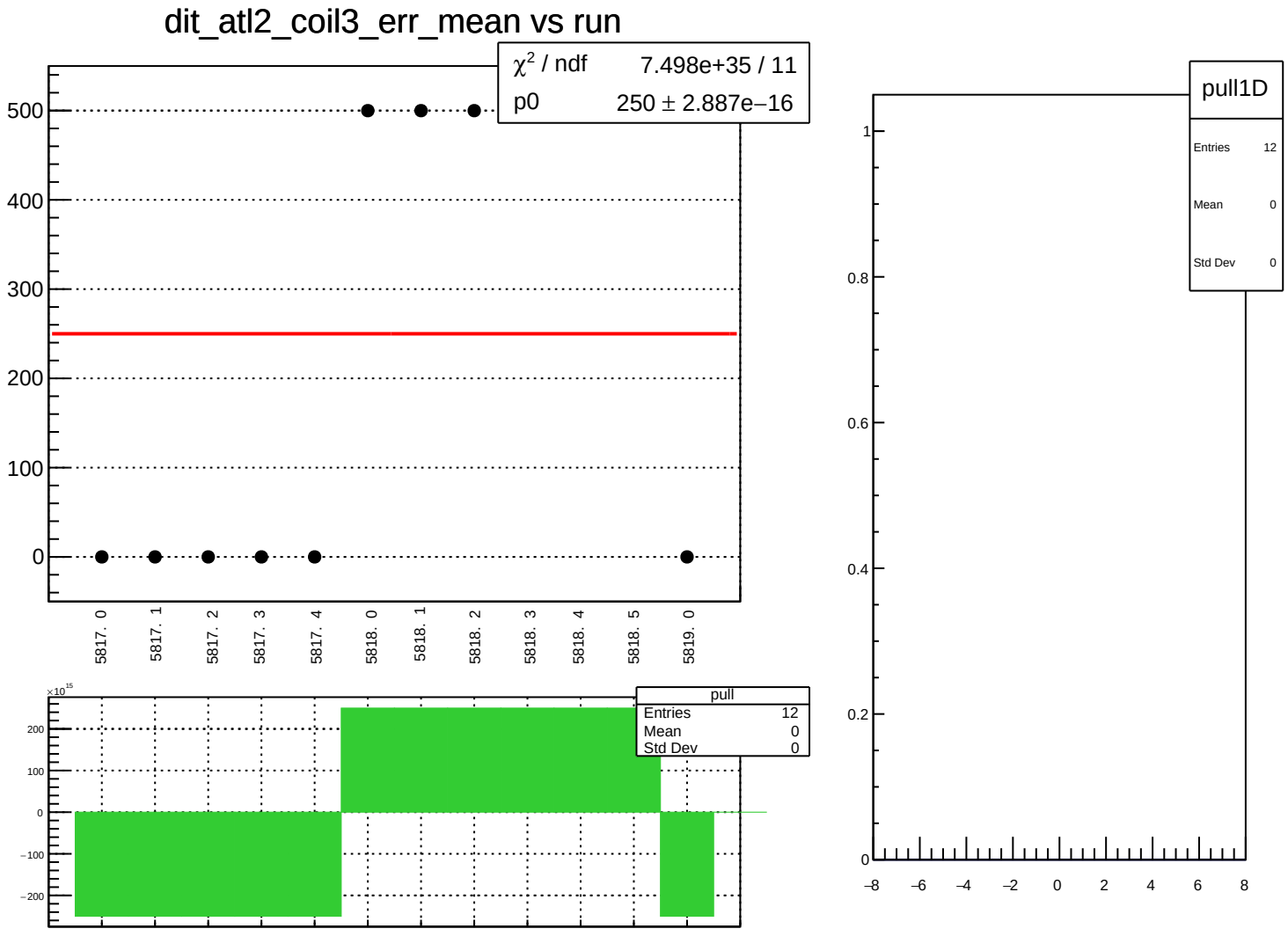
dit_atl2_coil3_err_mean vs run
χ² / ndf 7.498e+35 / 11
p0 250 ± 2.887e−16
500
400
300
200
100
0
5817. 0
5817. 1
5817. 2
5817. 3
5817. 4
5818. 0
5818. 1
5818. 2
5818. 3
5818. 4
5818. 5
5819. 0
×10^15
200
100
0
−100
−200
pull
Entries 12
Mean 0
Std Dev 0
pull1D
Entries 12
Mean 0
Std Dev 0
1
0.8
0.6
0.4
0.2
0
−8
−6
−4
−2
0
2
4
6
8

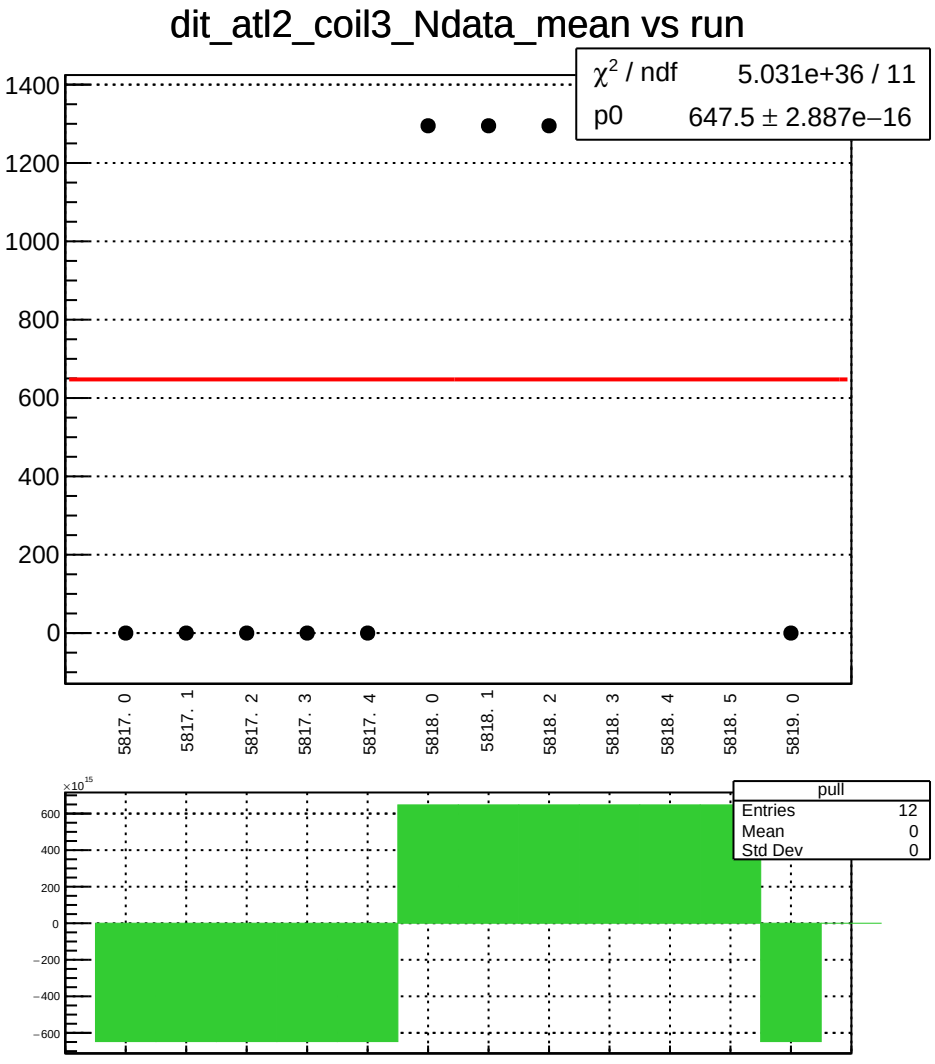
dit_atl2_coil3_Ndata_mean vs run
χ² / ndf 5.031e+36 / 11
p0 647.5 ± 2.887e−16
1400
1200
1000
800
600
400
200
0
5817. 0
5817. 1
5817. 2
5817. 3
5817. 4
5818. 0
5818. 1
5818. 2
5818. 3
5818. 4
5818. 5
5819. 0
×10^15
600
400
200
0
−200
−400
−600
pull
Entries 12
Mean 0
Std Dev 0

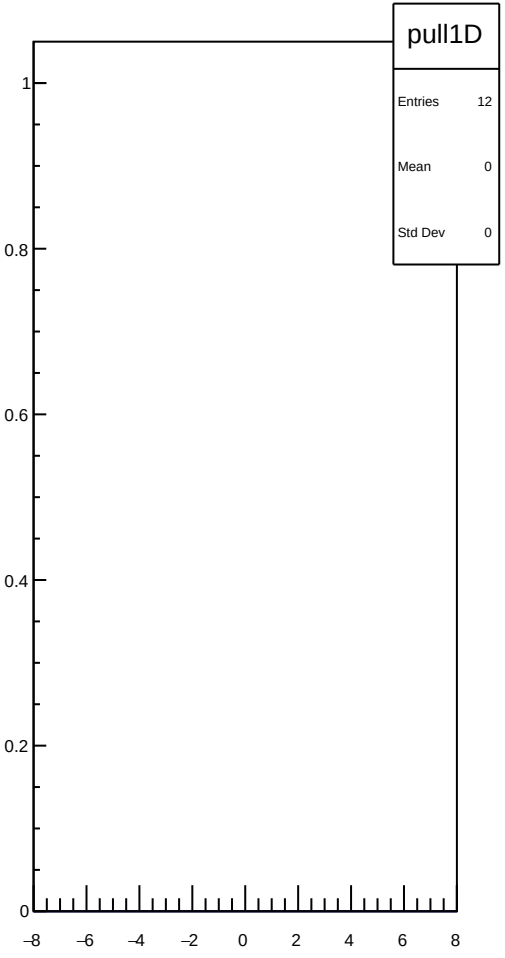
pull1D
Entries 12
Mean 0
Std Dev 0
1
0.8
0.6
0.4
0.2
0
−8
−6
−4
−2
0
2
4
6
8

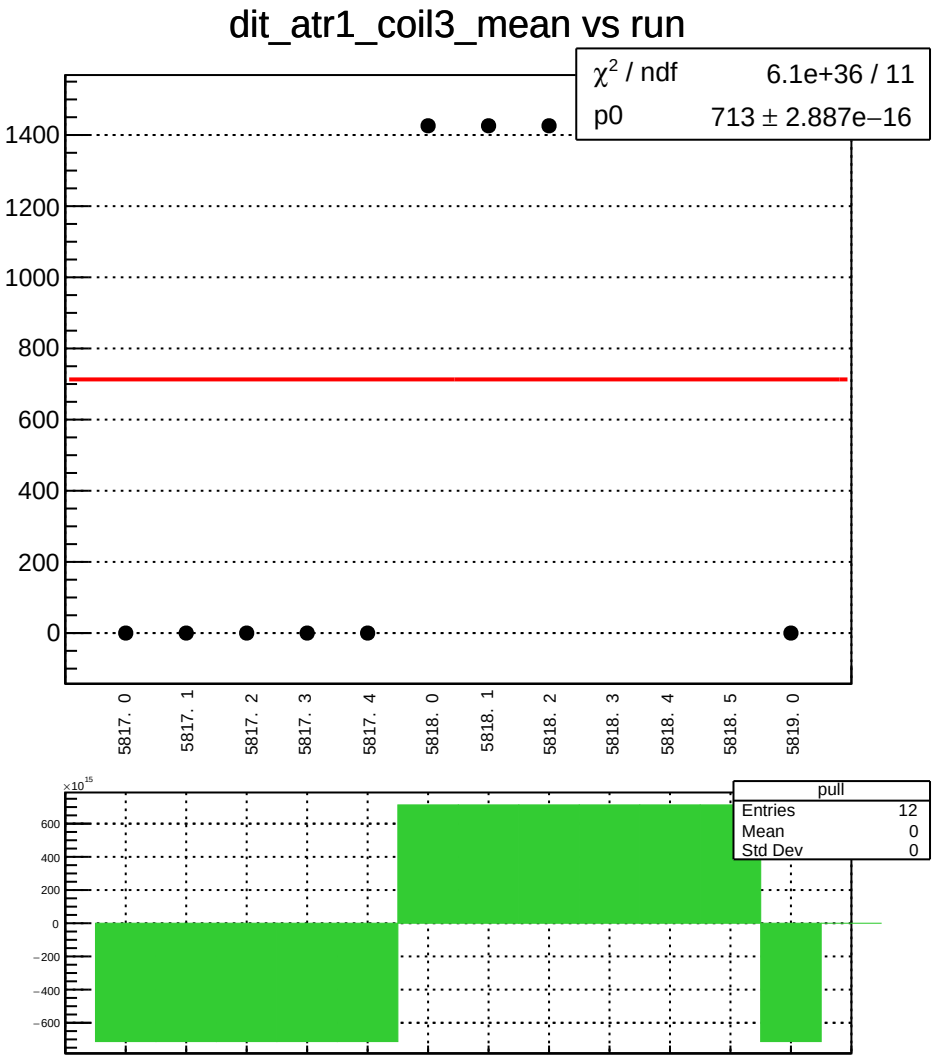
dit_atr1_coil3_mean vs run
χ² / ndf 6.1e+36 / 11
p0 713 ± 2.887e−16
1400
1200
1000
800
600
400
200
0
5817. 0
5817. 1
5817. 2
5817. 3
5817. 4
5818. 0
5818. 1
5818. 2
5818. 3
5818. 4
5818. 5
5819. 0
×10^15
600
400
200
0
−200
−400
−600
pull
Entries 12
Mean 0
Std Dev 0

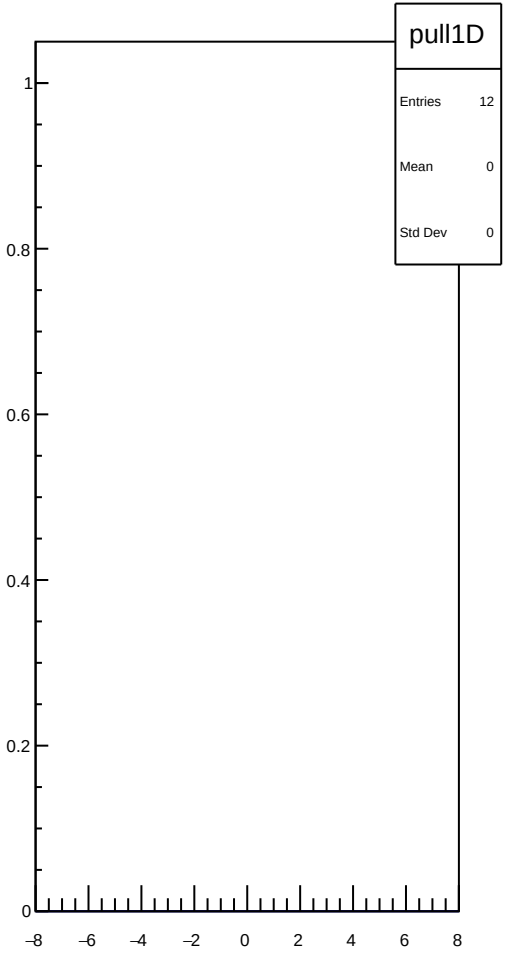
pull1D
Entries 12
Mean 0
Std Dev 0
1
0.8
0.6
0.4
0.2
0
−8
−6
−4
−2
0
2
4
6
8

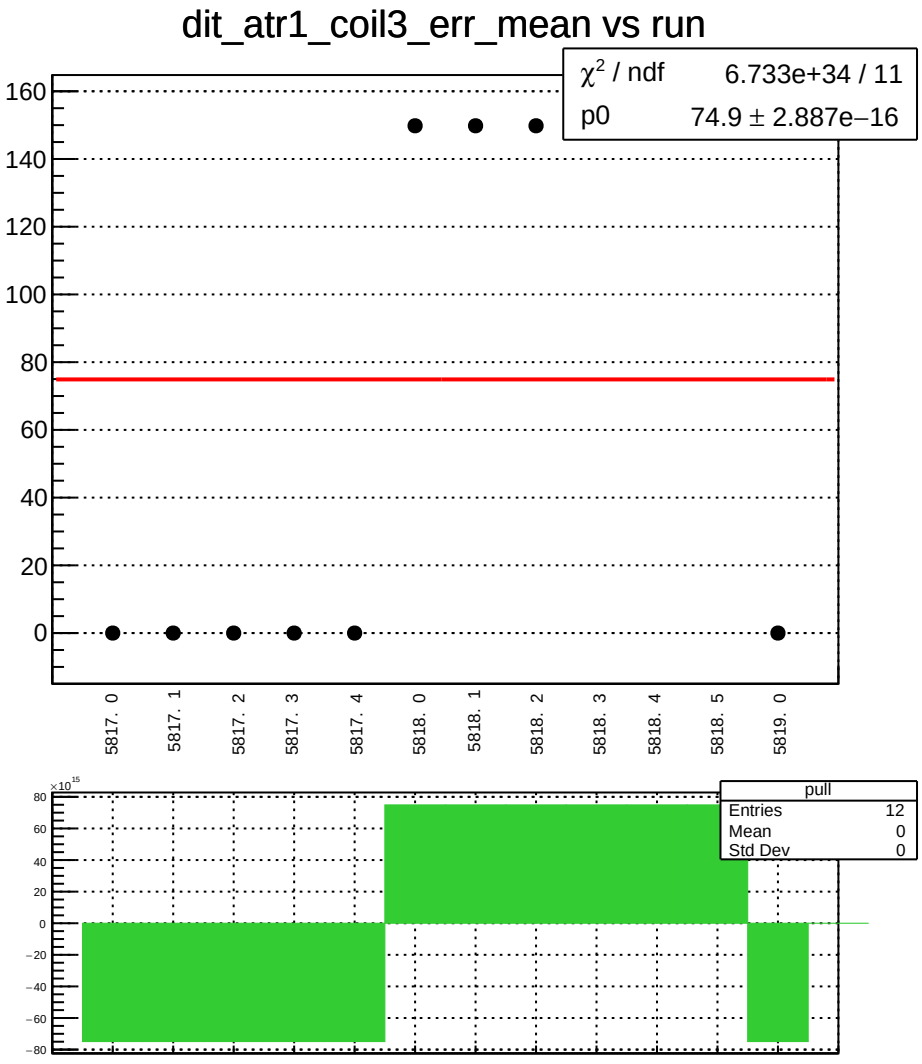
dit_atr1_coil3_err_mean vs run
χ² / ndf 6.733e+34 / 11
p0 74.9 ± 2.887e−16
160
140
120
100
80
60
40
20
0
5817. 0
5817. 1
5817. 2
5817. 3
5817. 4
5818. 0
5818. 1
5818. 2
5818. 3
5818. 4
5818. 5
5819. 0
×10^15
80
60
40
20
0
−20
−40
−60
−80
pull
Entries 12
Mean 0
Std Dev 0

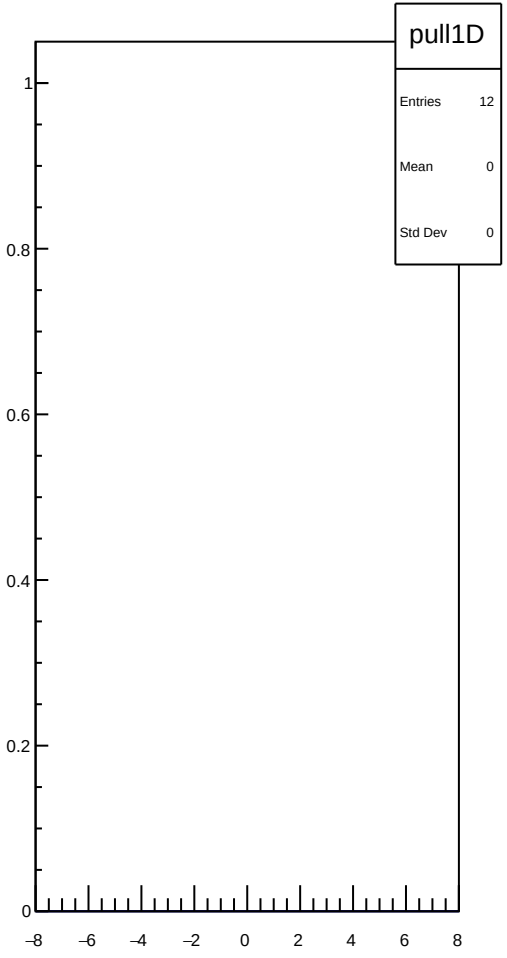
pull1D
Entries 12
Mean 0
Std Dev 0
1
0.8
0.6
0.4
0.2
0
−8
−6
−4
−2
0
2
4
6
8

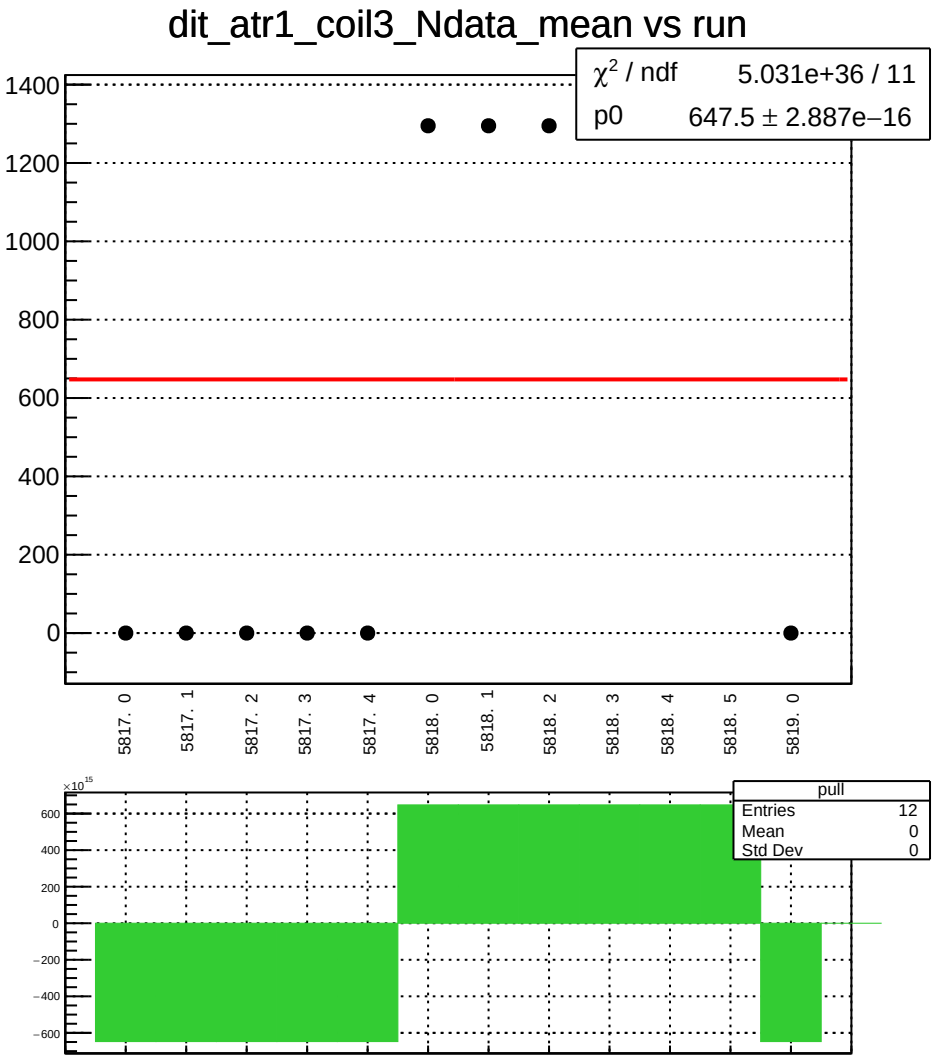
dit_atr1_coil3_Ndata_mean vs run
χ² / ndf 5.031e+36 / 11
p0 647.5 ± 2.887e−16
1400
1200
1000
800
600
400
200
0
5817. 0
5817. 1
5817. 2
5817. 3
5817. 4
5818. 0
5818. 1
5818. 2
5818. 3
5818. 4
5818. 5
5819. 0
×10^15
600
400
200
0
−200
−400
−600
pull
Entries 12
Mean 0
Std Dev 0

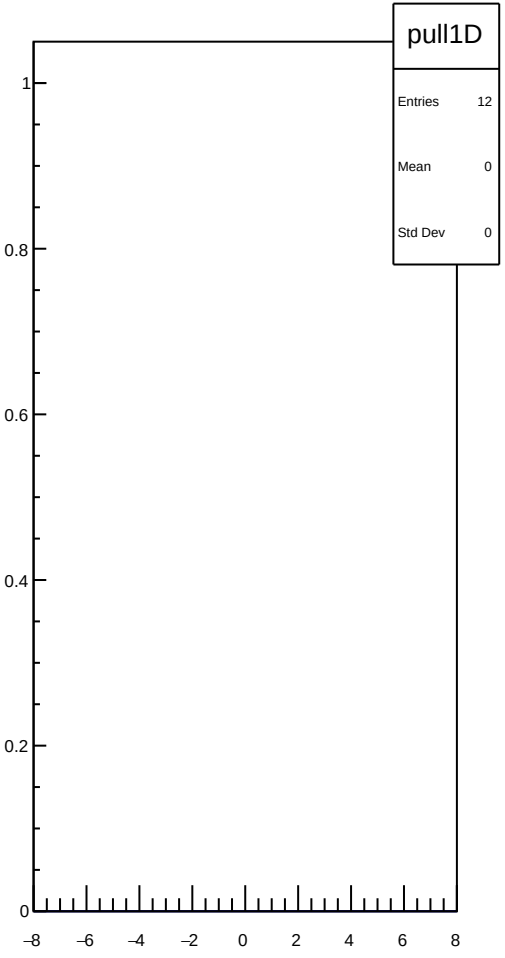
pull1D
Entries 12
Mean 0
Std Dev 0
1
0.8
0.6
0.4
0.2
0
−8
−6
−4
−2
0
2
4
6
8

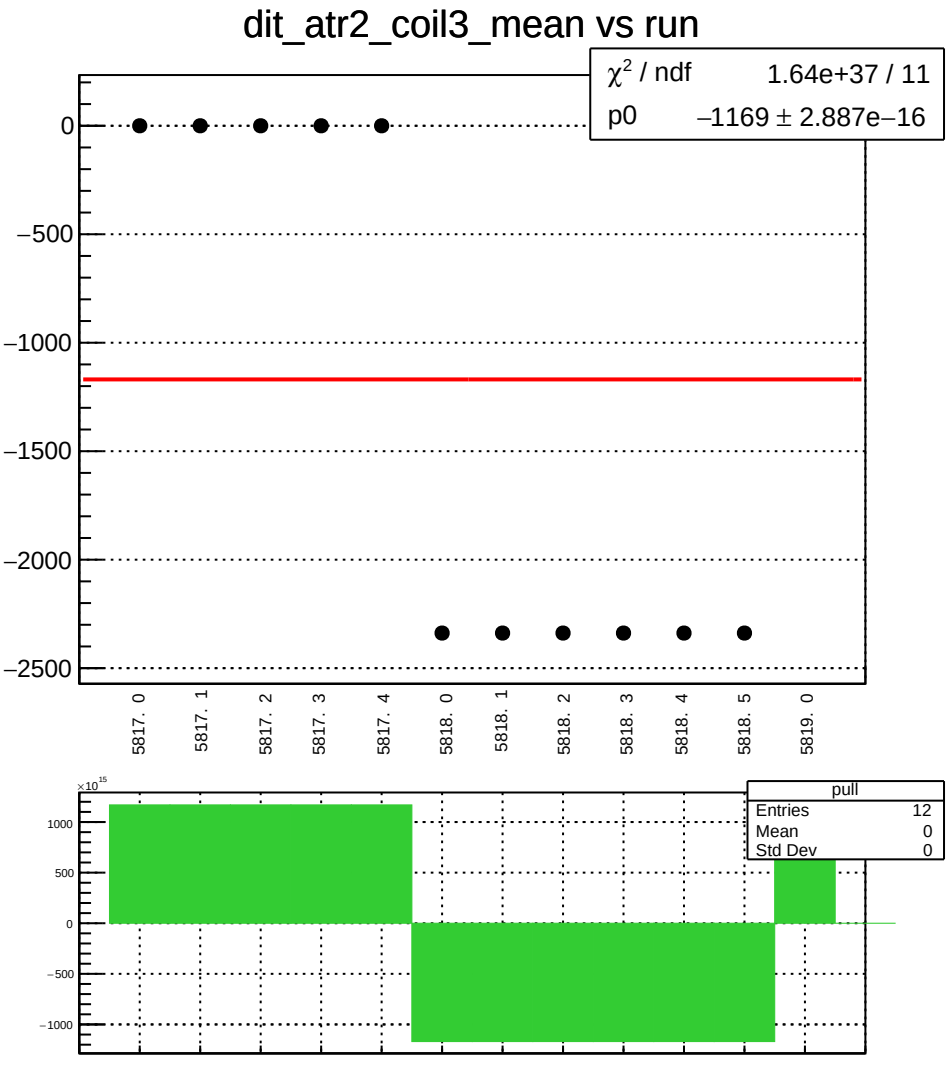
dit_atr2_coil3_mean vs run
χ^2 / ndf 1.64e+37 / 11
p0 −1169 ± 2.887e−16
0
−500
−1000
−1500
−2000
−2500
5817. 0
5817. 1
5817. 2
5817. 3
5817. 4
5818. 0
5818. 1
5818. 2
5818. 3
5818. 4
5818. 5
5819. 0
×10^15
1000
500
0
−500
−1000
pull
Entries 12
Mean 0
Std Dev 0

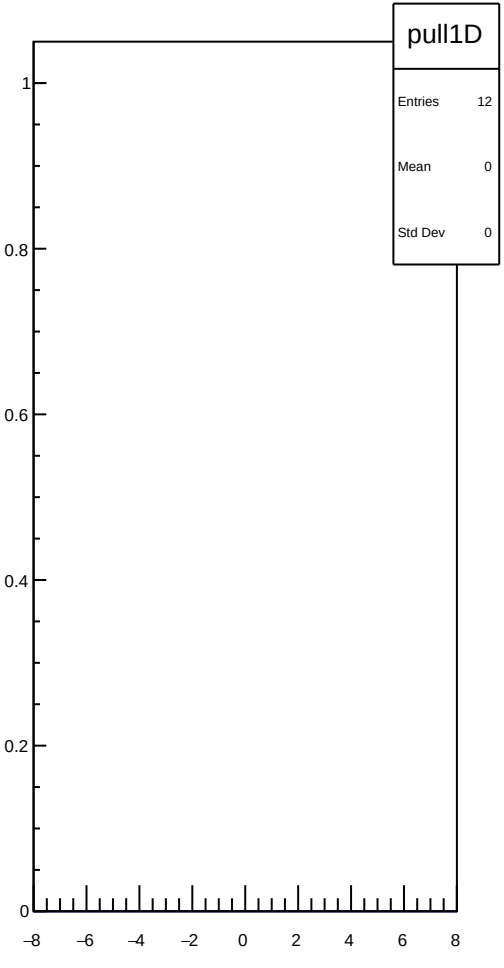
pull1D
Entries 12
Mean 0
Std Dev 0
1
0.8
0.6
0.4
0.2
0
−8
−6
−4
−2
0
2
4
6
8

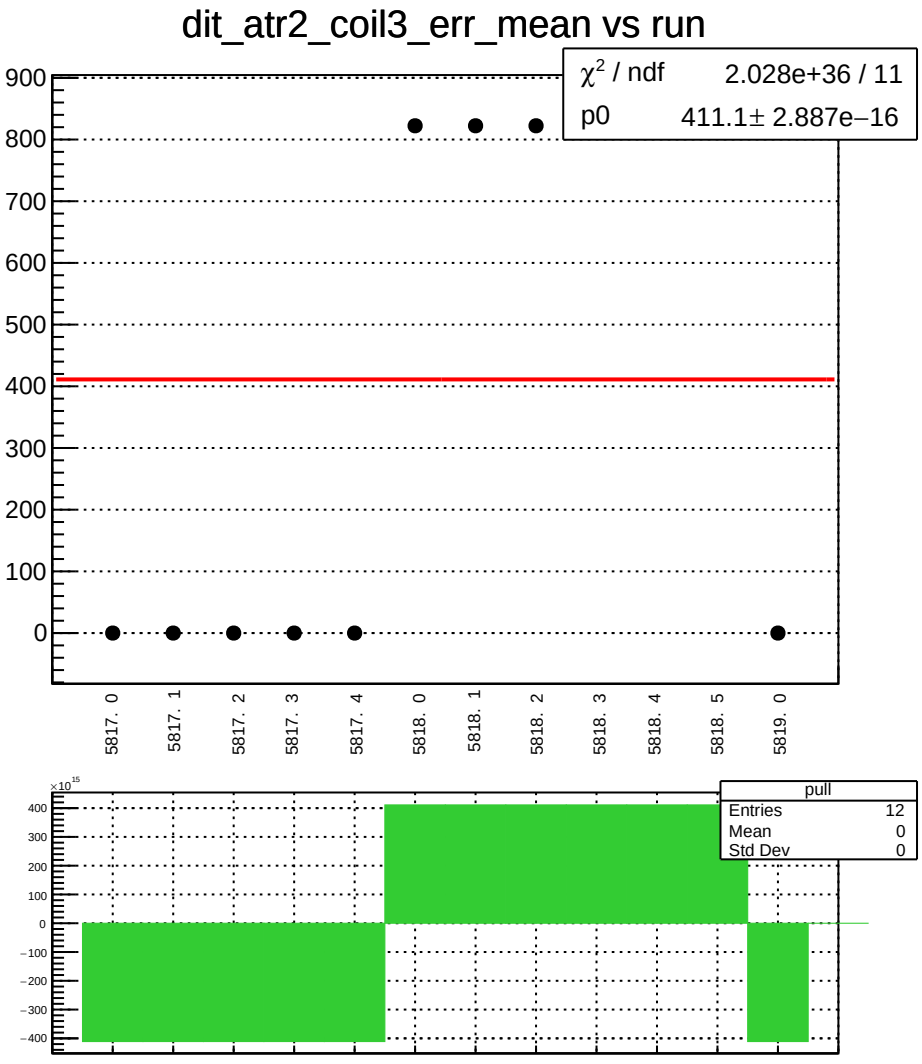
dit_atr2_coil3_err_mean vs run
χ² / ndf 2.028e+36 / 11
p0 411.1± 2.887e−16
900
800
700
600
500
400
300
200
100
0
5817. 0
5817. 1
5817. 2
5817. 3
5817. 4
5818. 0
5818. 1
5818. 2
5818. 3
5818. 4
5818. 5
5819. 0
×10^15
400
300
200
100
0
−100
−200
−300
−400
pull
Entries 12
Mean 0
Std Dev 0

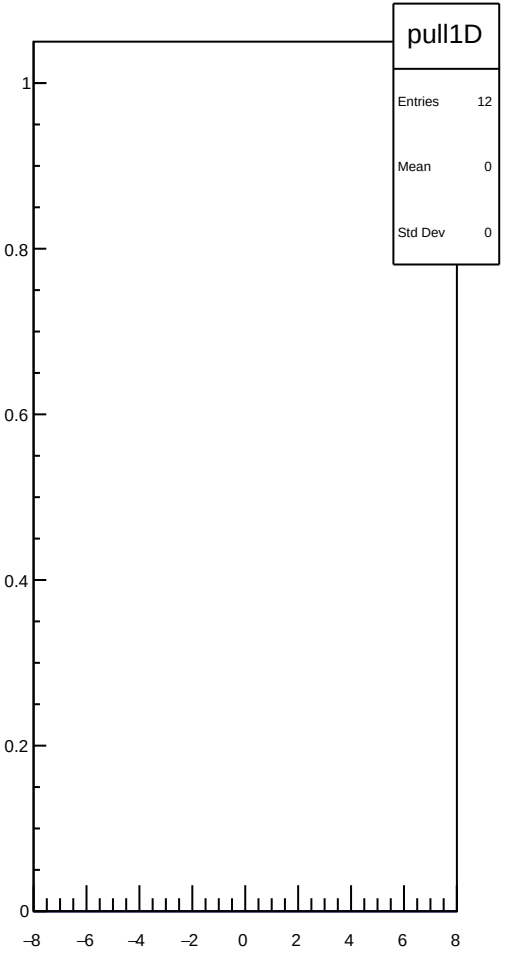
pull1D
Entries 12
Mean 0
Std Dev 0
1
0.8
0.6
0.4
0.2
0
−8
−6
−4
−2
0
2
4
6
8

dit_atr2_coil3_Ndata_mean vs run

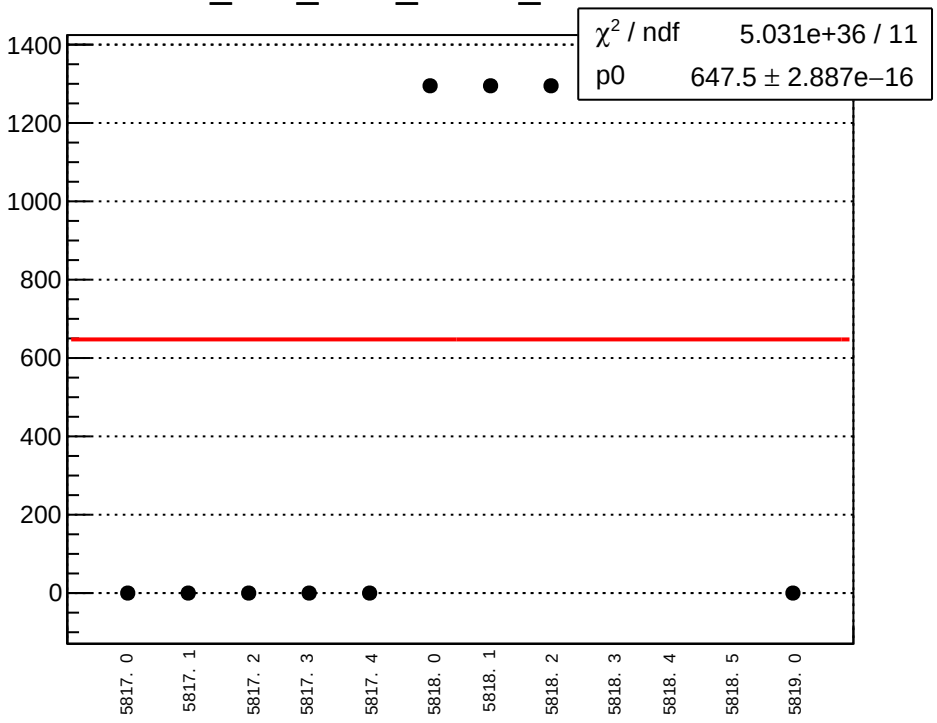

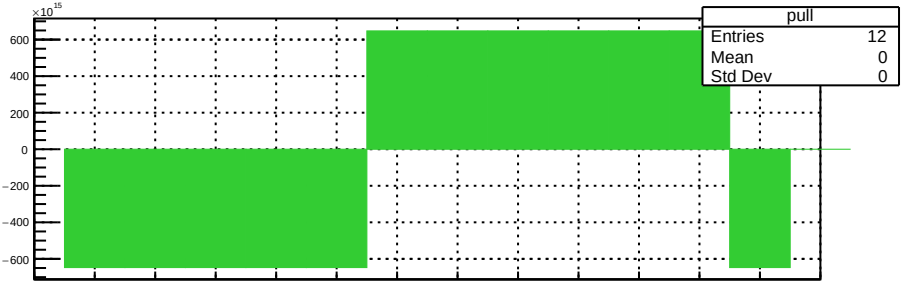

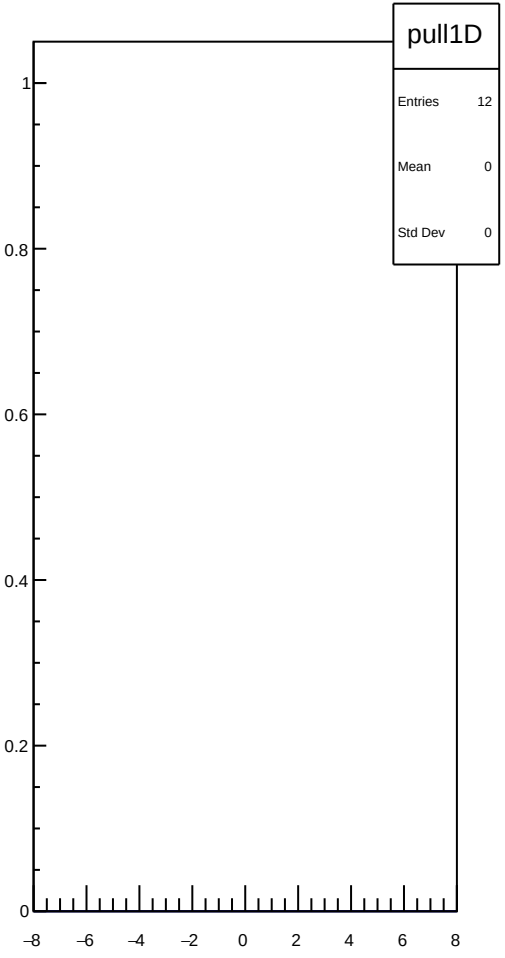

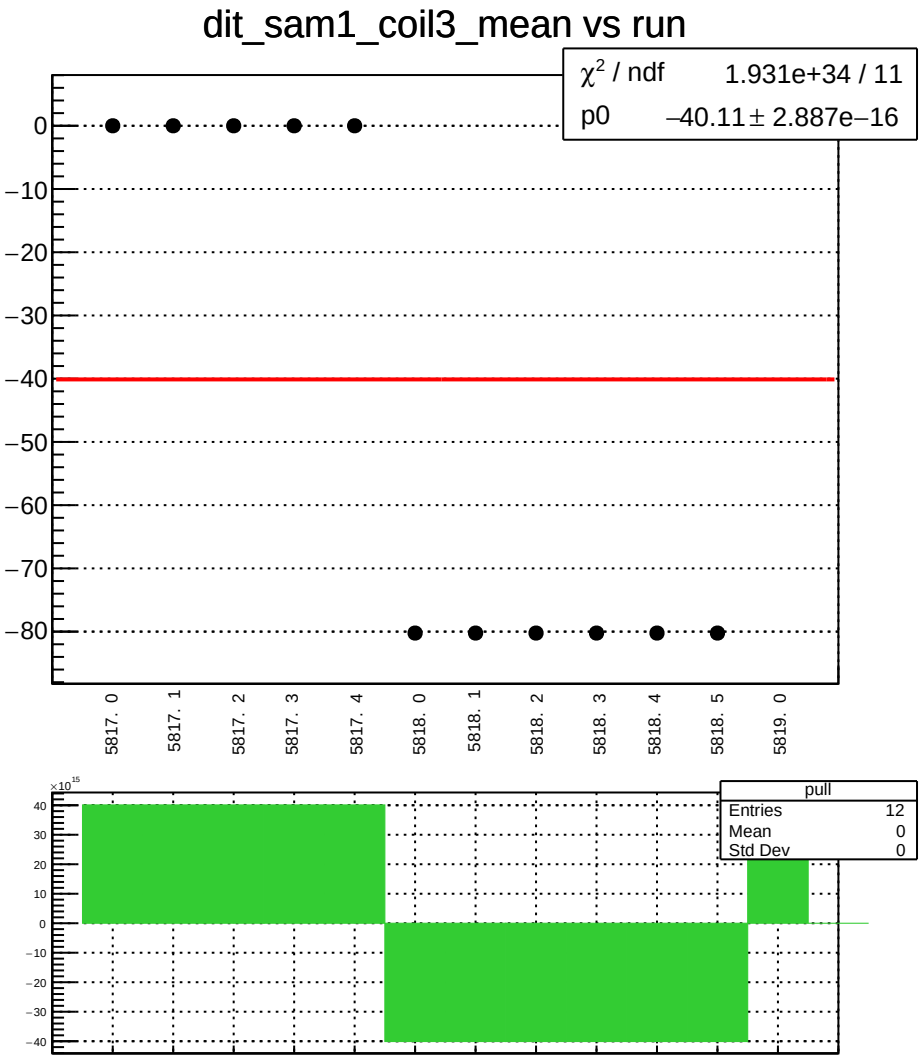
dit_sam1_coil3_mean vs run
χ² / ndf 1.931e+34 / 11
p0 −40.11 ± 2.887e−16
0
−10
−20
−30
−40
−50
−60
−70
−80
5817. 0
5817. 1
5817. 2
5817. 3
5817. 4
5818. 0
5818. 1
5818. 2
5818. 3
5818. 4
5818. 5
5819. 0
×10^15
40
30
20
10
0
−10
−20
−30
−40
pull
Entries 12
Mean 0
Std Dev 0

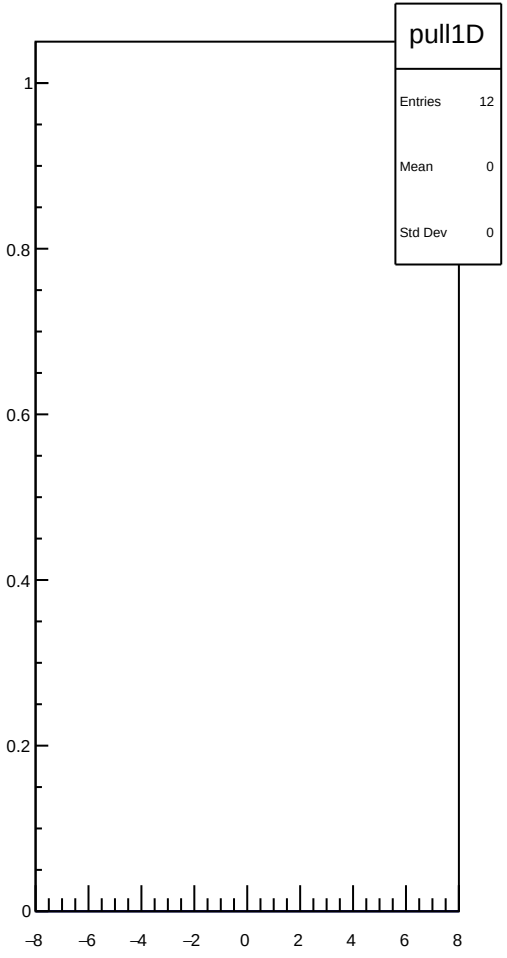
pull1D
Entries 12
Mean 0
Std Dev 0
1
0.8
0.6
0.4
0.2
0
−8
−6
−4
−2
0
2
4
6
8

dit_sam1_coil3_err_mean vs run

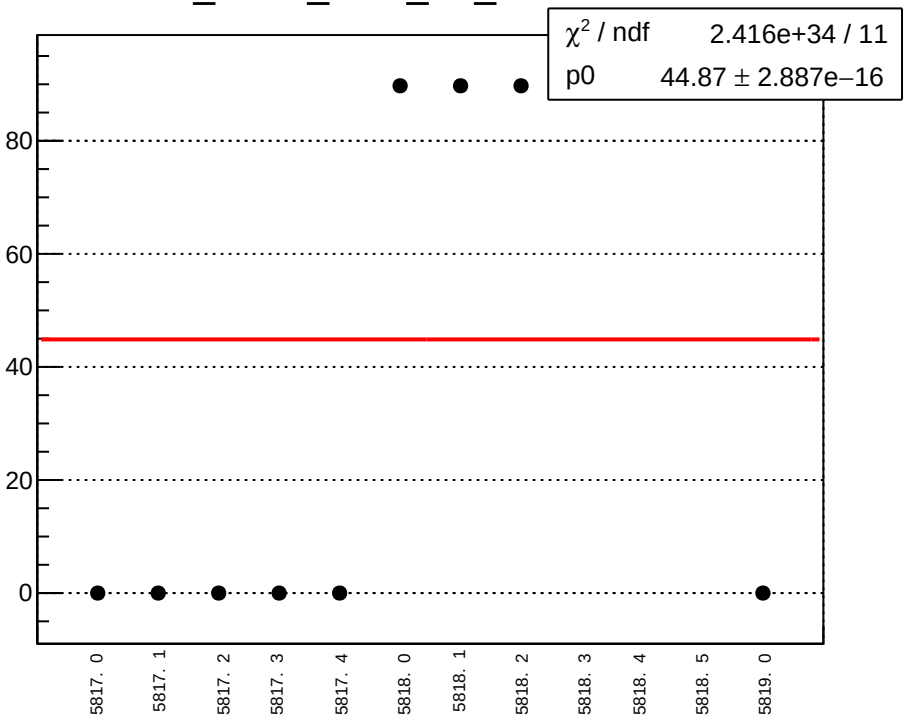

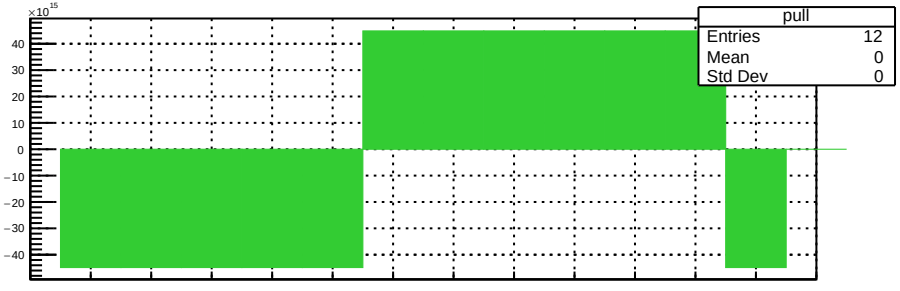

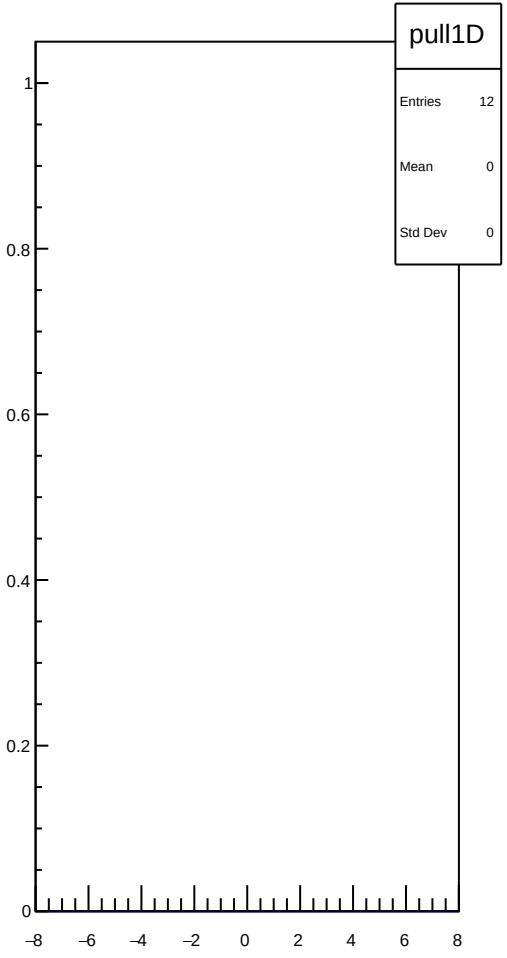

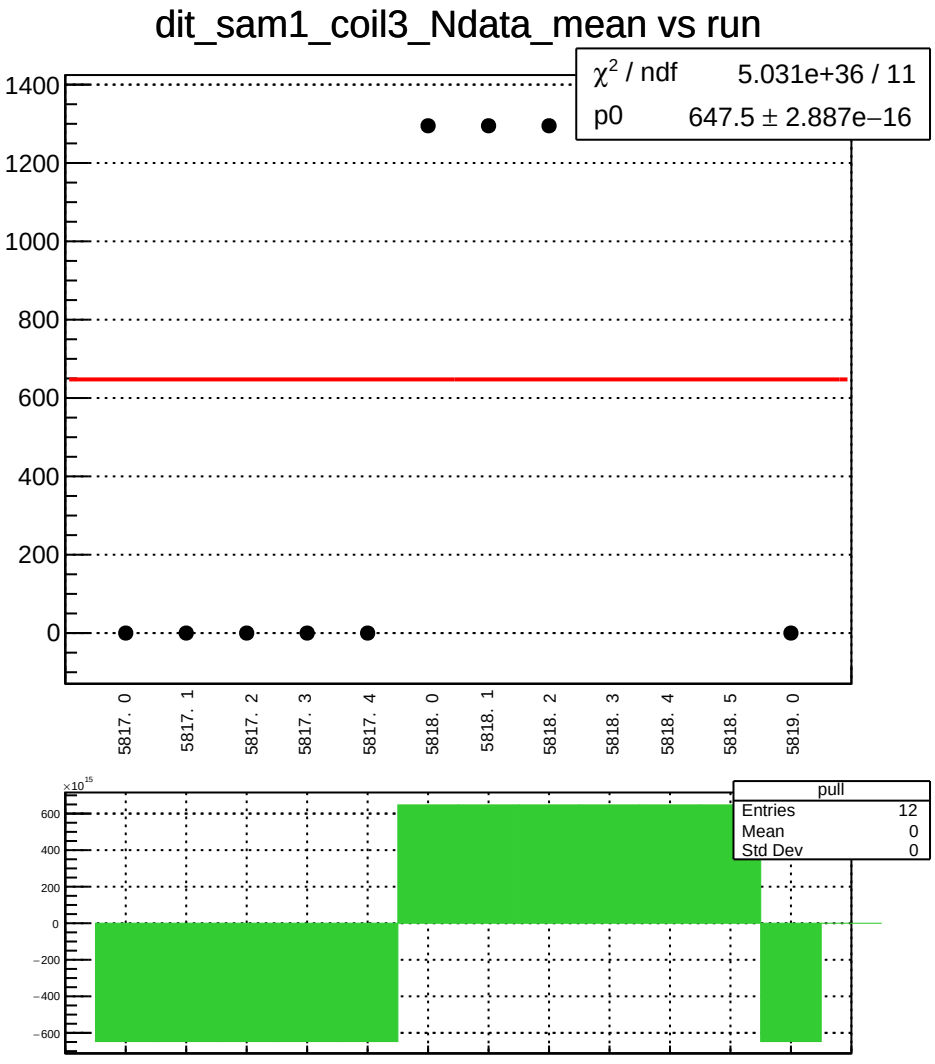
dit_sam1_coil3_Ndata_mean vs run
χ² / ndf 5.031e+36 / 11
p0 647.5 ± 2.887e−16
1400
1200
1000
800
600
400
200
0
5817. 0
5817. 1
5817. 2
5817. 3
5817. 4
5818. 0
5818. 1
5818. 2
5818. 3
5818. 4
5818. 5
5819. 0
×10^15
600
400
200
0
−200
−400
−600
pull
Entries 12
Mean 0
Std Dev 0

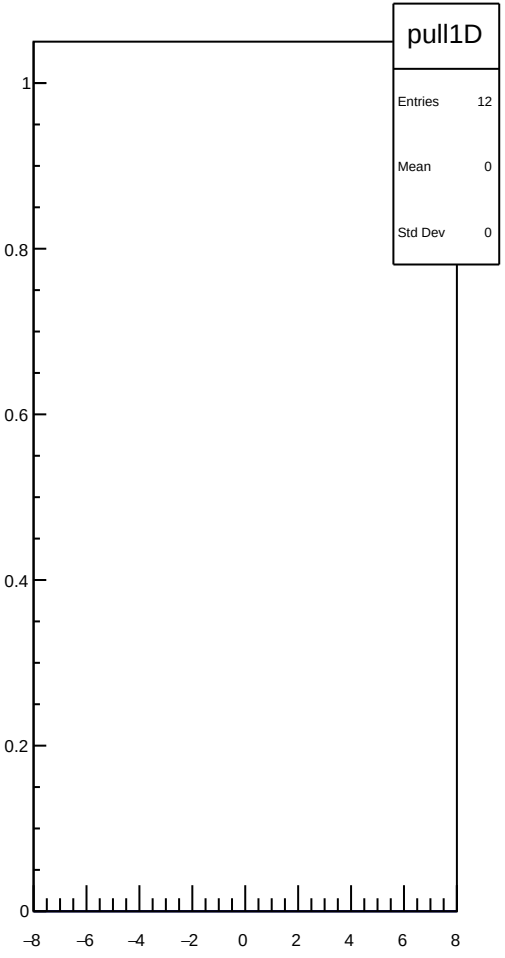
pull1D
Entries 12
Mean 0
Std Dev 0
1
0.8
0.6
0.4
0.2
0
−8
−6
−4
−2
0
2
4
6
8

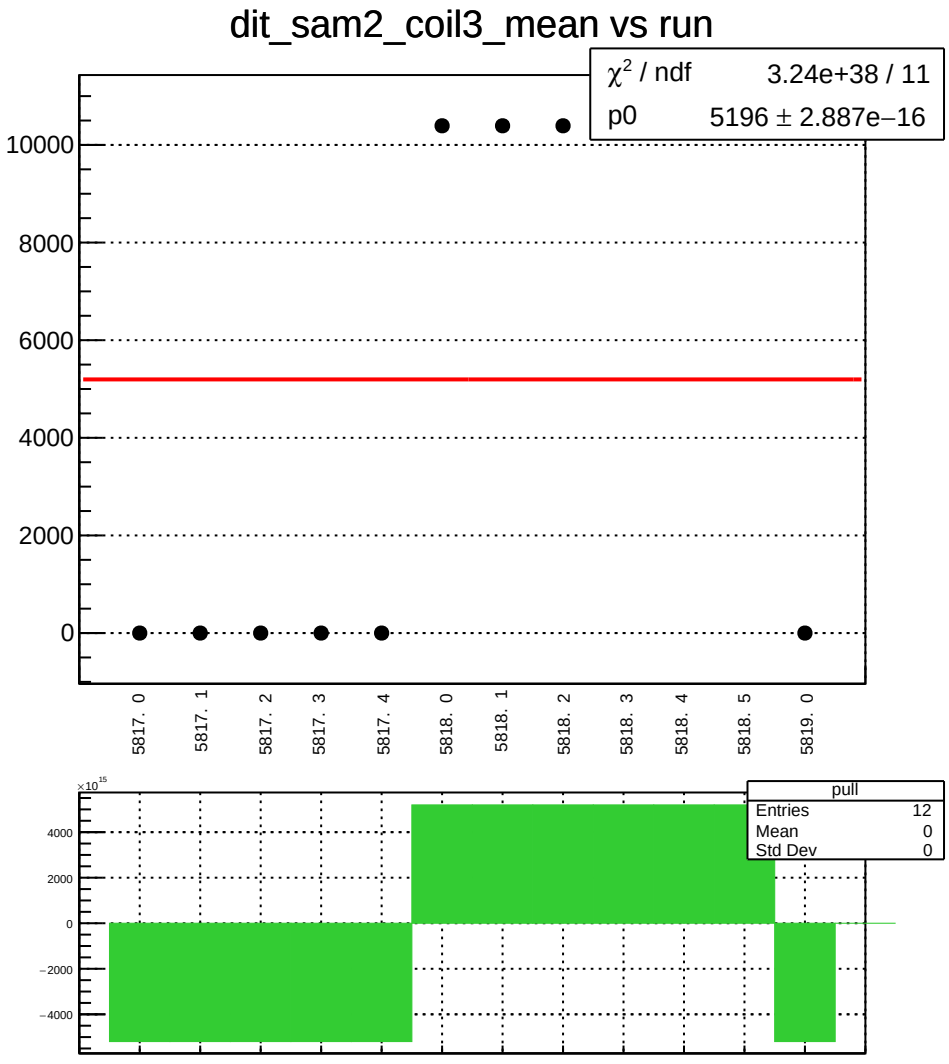
dit_sam2_coil3_mean vs run
χ² / ndf 3.24e+38 / 11
p0 5196 ± 2.887e−16
10000
8000
6000
4000
2000
0
5817. 0
5817. 1
5817. 2
5817. 3
5817. 4
5818. 0
5818. 1
5818. 2
5818. 3
5818. 4
5818. 5
5819. 0
×10^15
4000
2000
0
−2000
−4000
pull
Entries 12
Mean 0
Std Dev 0

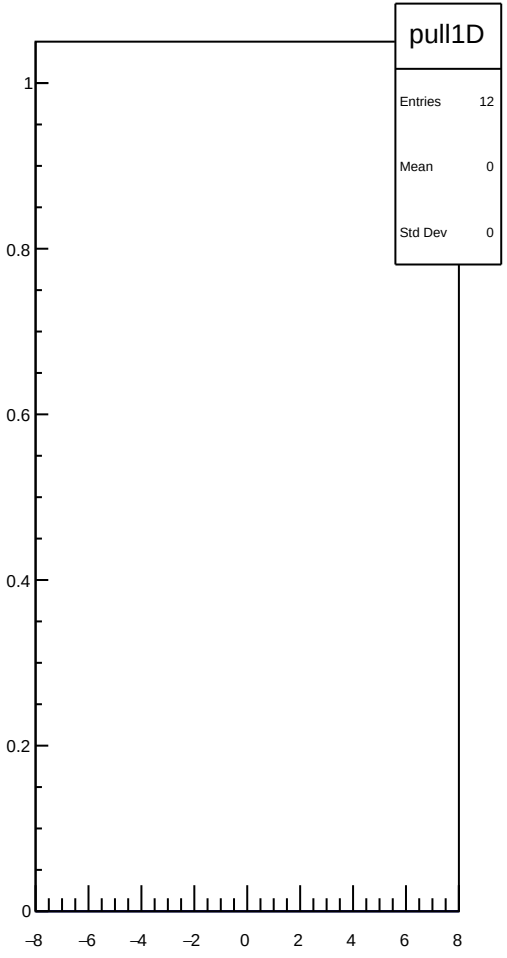
pull1D
Entries 12
Mean 0
Std Dev 0
1
0.8
0.6
0.4
0.2
0
−8
−6
−4
−2
0
2
4
6
8

dit_sam2_coil3_err_mean vs run

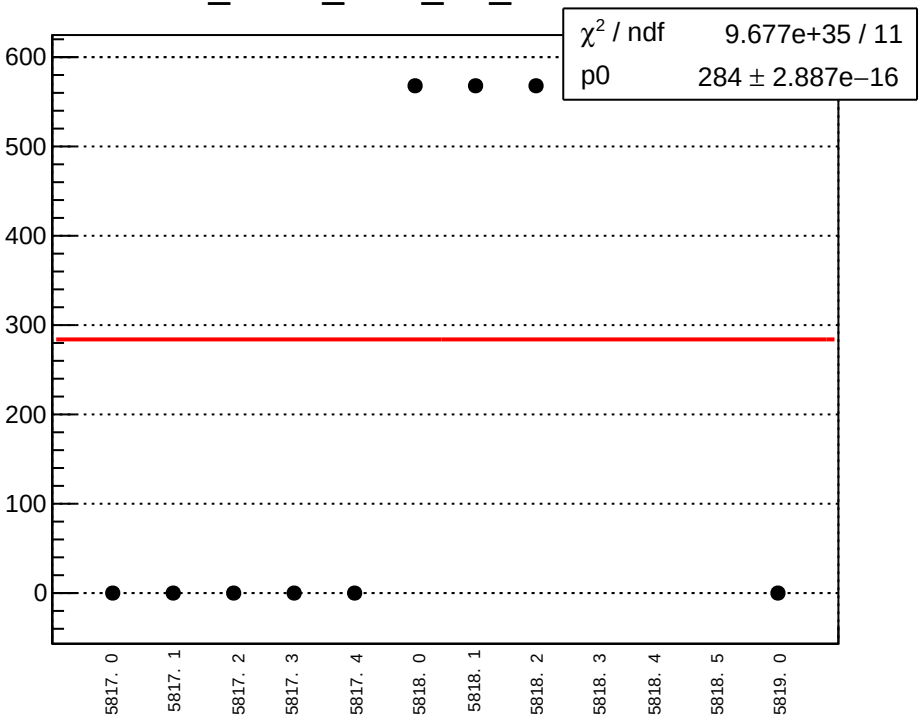

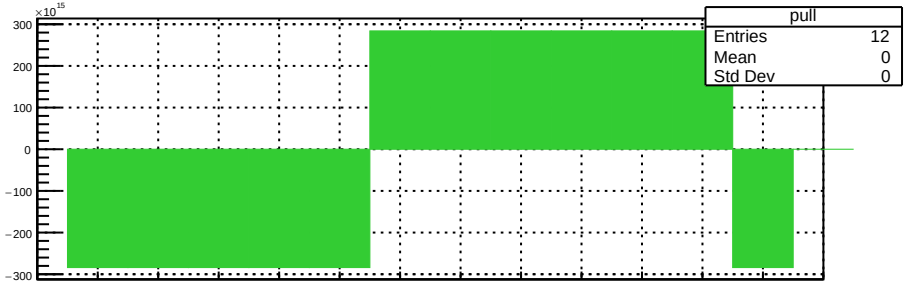

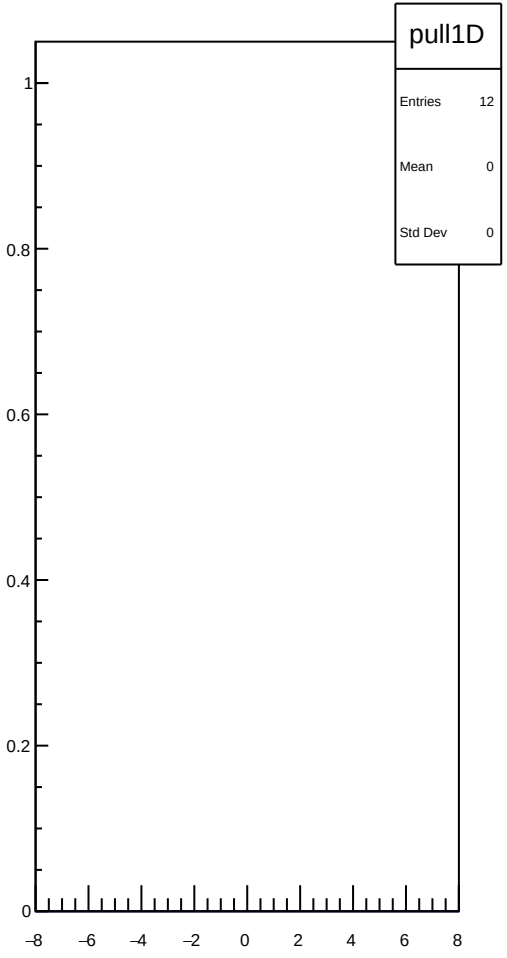

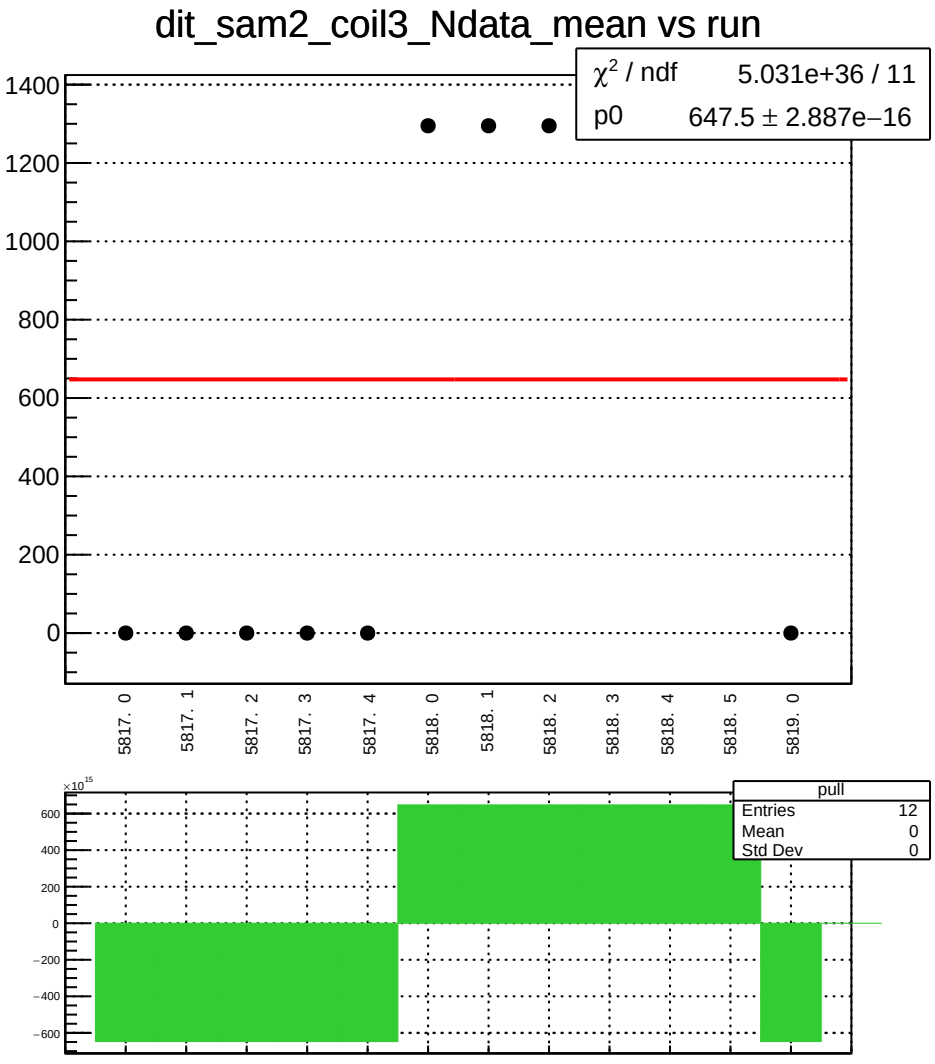
dit_sam2_coil3_Ndata_mean vs run
χ² / ndf 5.031e+36 / 11
p0 647.5 ± 2.887e−16
1400
1200
1000
800
600
400
200
0
5817. 0
5817. 1
5817. 2
5817. 3
5817. 4
5818. 0
5818. 1
5818. 2
5818. 3
5818. 4
5818. 5
5819. 0
×10^15
600
400
200
0
−200
−400
−600
pull
Entries 12
Mean 0
Std Dev 0

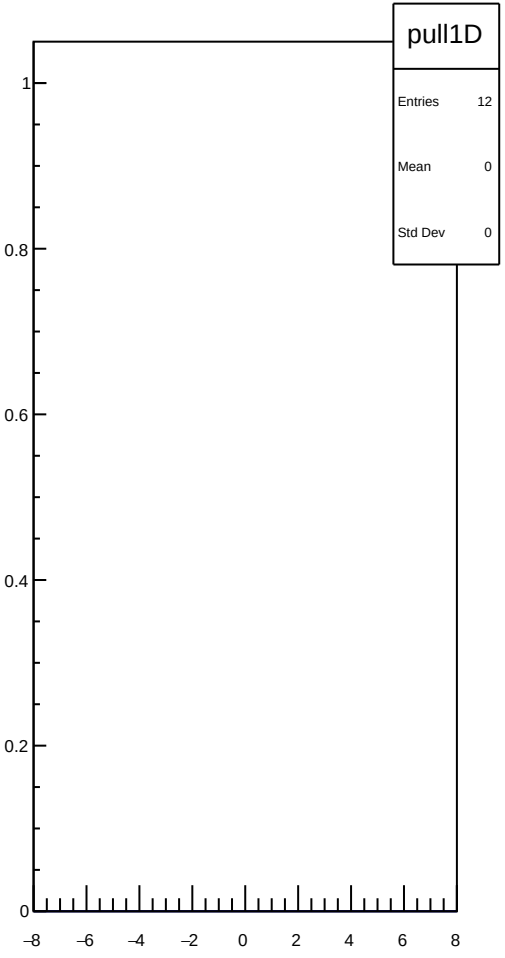
pull1D
Entries 12
Mean 0
Std Dev 0
1
0.8
0.6
0.4
0.2
0
−8
−6
−4
−2
0
2
4
6
8

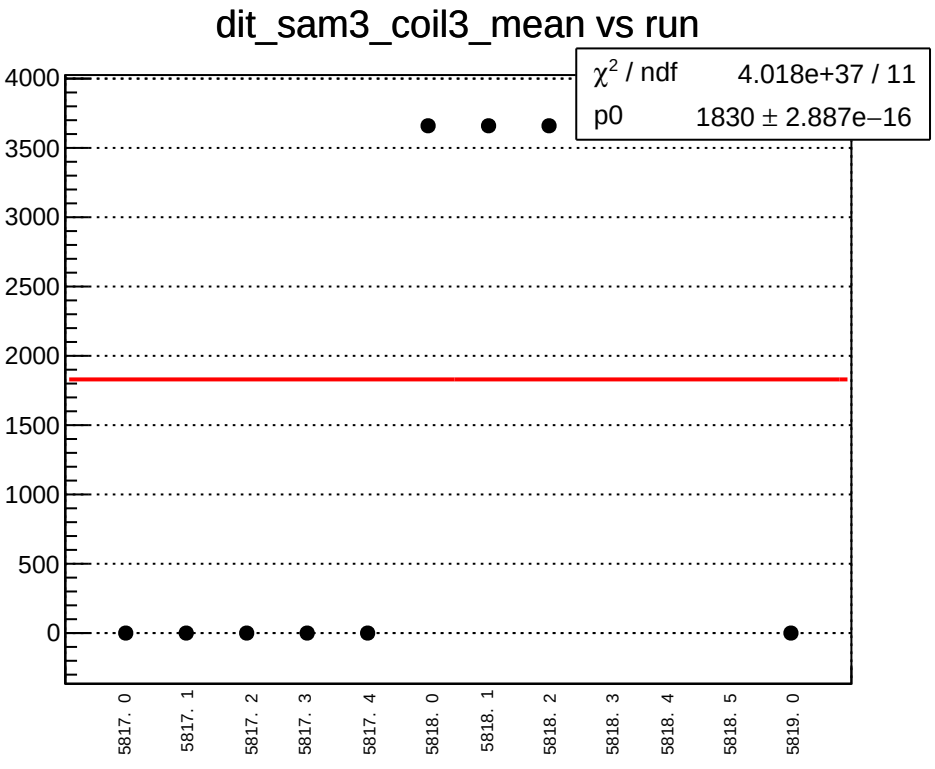
dit_sam3_coil3_mean vs run
χ² / ndf 4.018e+37 / 11
p0 1830 ± 2.887e−16
4000
3500
3000
2500
2000
1500
1000
500
0
5817. 0
5817. 1
5817. 2
5817. 3
5817. 4
5818. 0
5818. 1
5818. 2
5818. 3
5818. 4
5818. 5
5819. 0

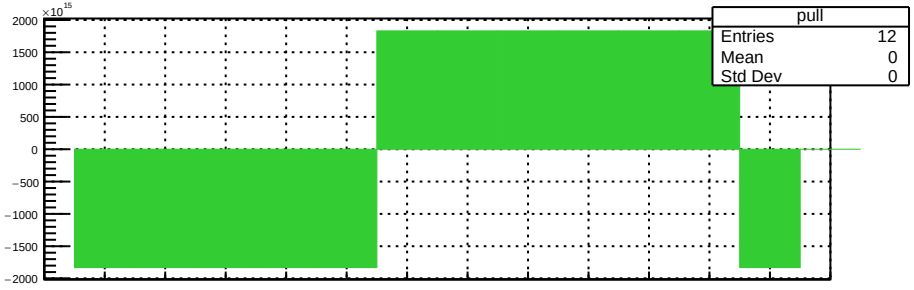
pull
Entries 12
Mean 0
Std Dev 0
×10¹⁵
2000
1500
1000
500
0
−500
−1000
−1500
−2000

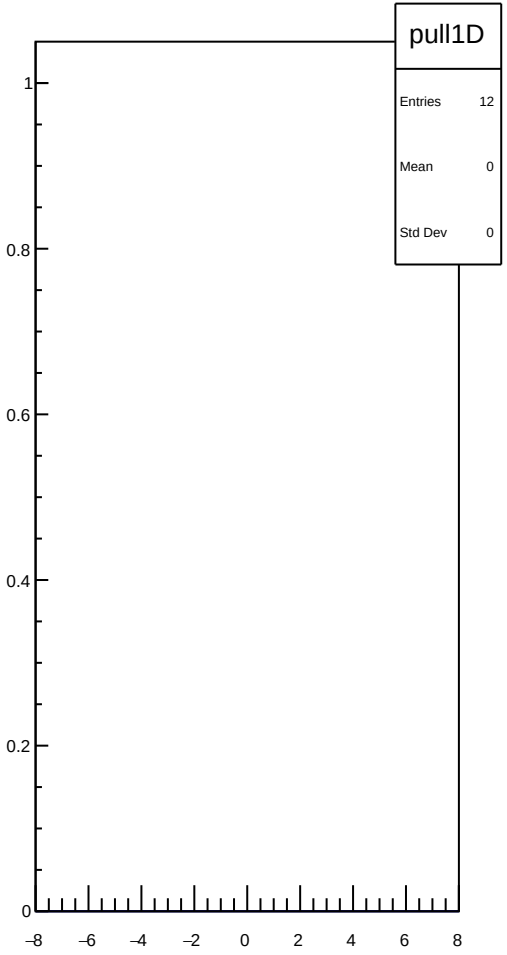
pull1D
Entries 12
Mean 0
Std Dev 0
1
0.8
0.6
0.4
0.2
0
−8
−6
−4
−2
0
2
4
6
8

dit_sam3_coil3_err_mean vs run

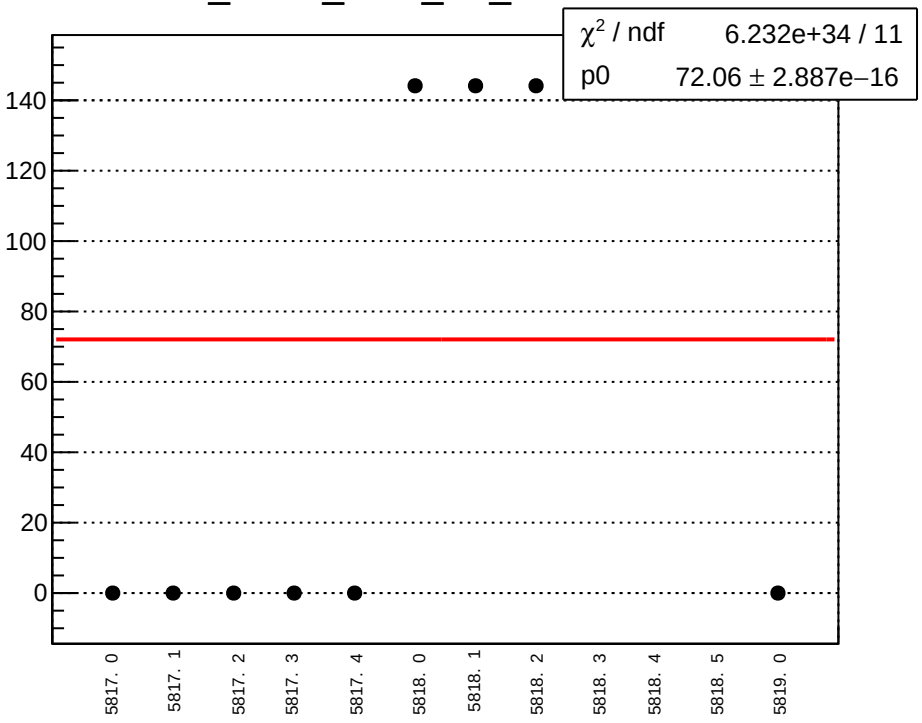

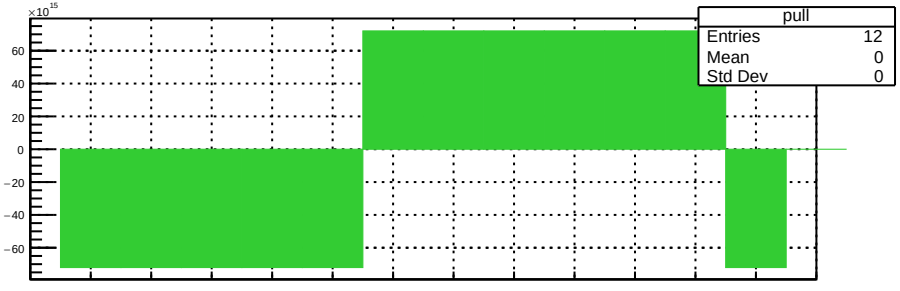

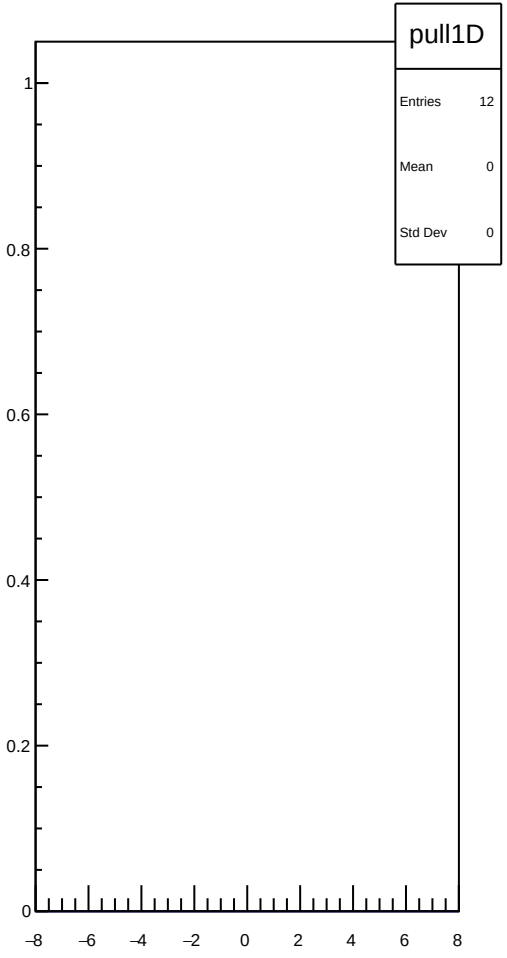

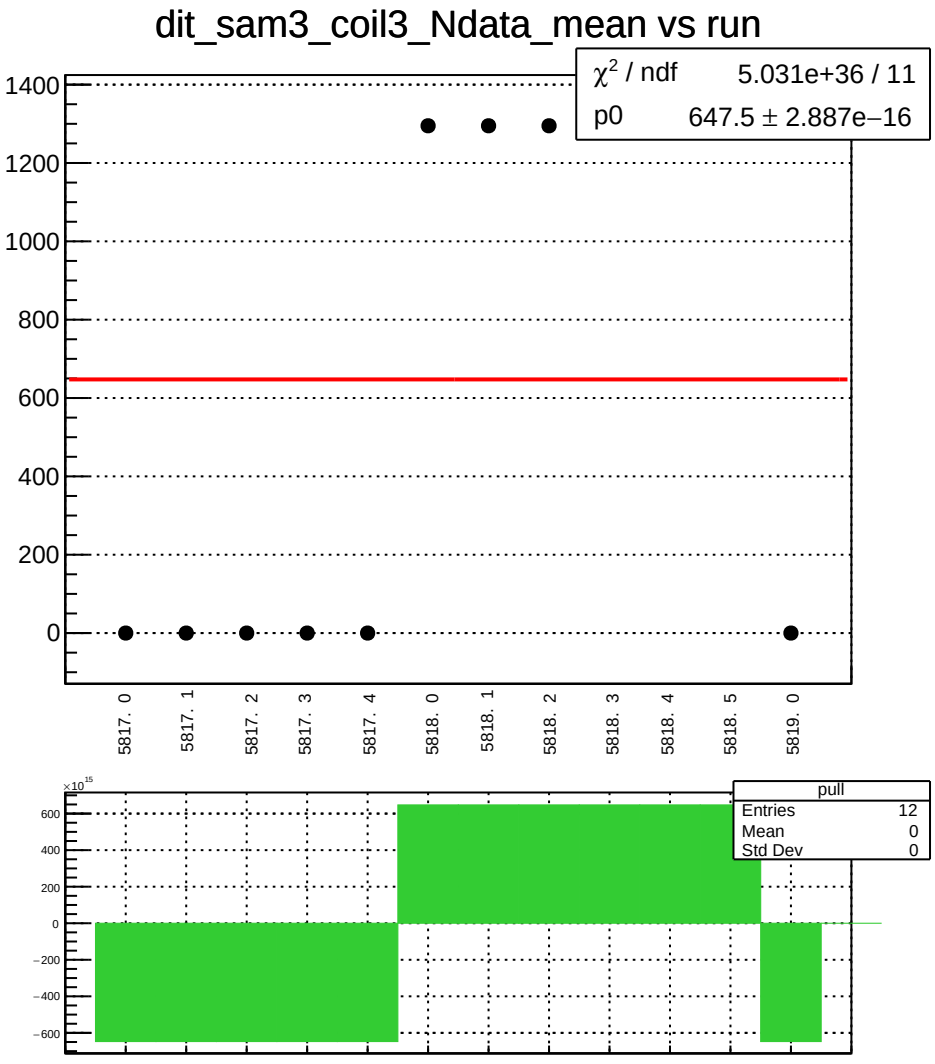
dit_sam3_coil3_Ndata_mean vs run
χ² / ndf 5.031e+36 / 11
p0 647.5 ± 2.887e−16
1400
1200
1000
800
600
400
200
0
5817. 0
5817. 1
5817. 2
5817. 3
5817. 4
5818. 0
5818. 1
5818. 2
5818. 3
5818. 4
5818. 5
5819. 0
×10^15
600
400
200
0
−200
−400
−600
pull
Entries 12
Mean 0
Std Dev 0

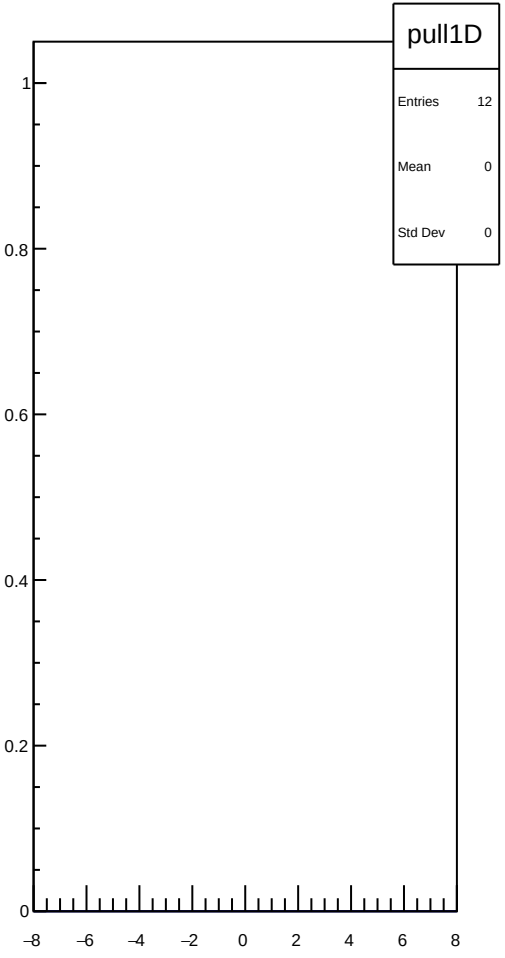
pull1D
Entries 12
Mean 0
Std Dev 0
1
0.8
0.6
0.4
0.2
0
−8
−6
−4
−2
0
2
4
6
8

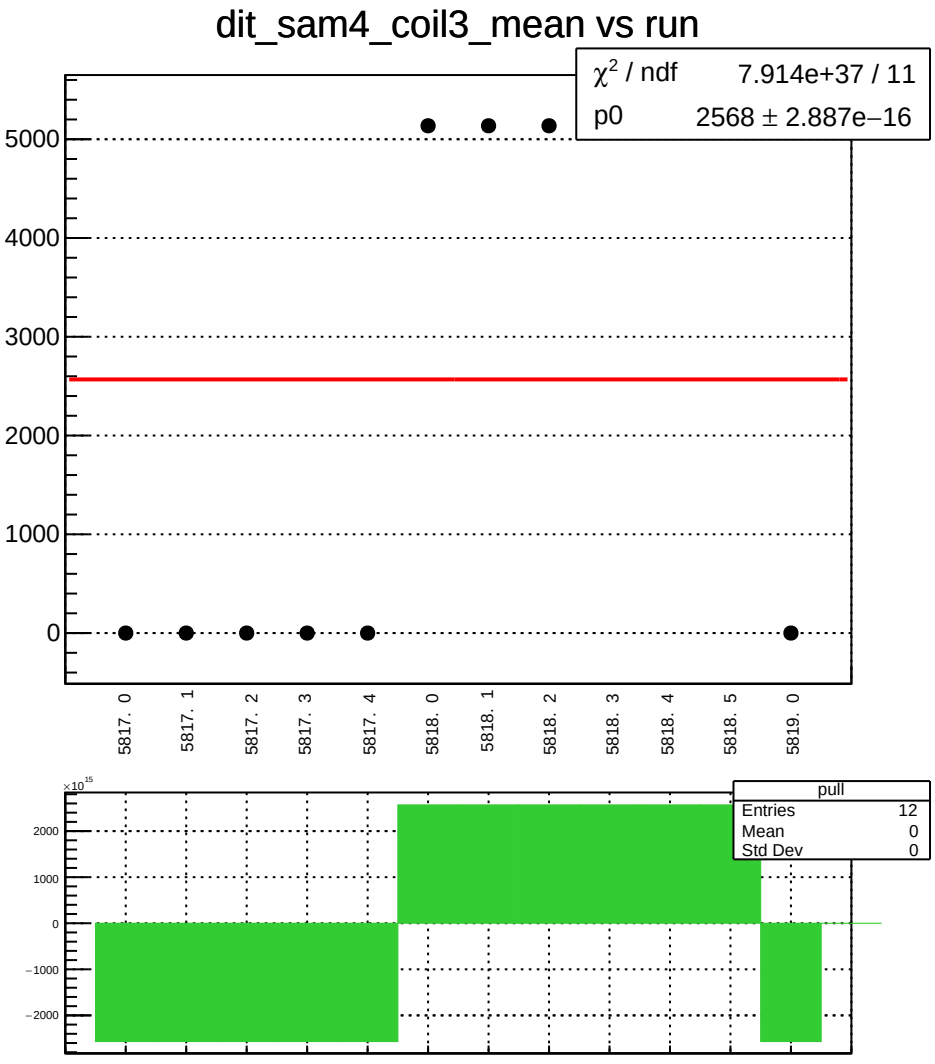
dit_sam4_coil3_mean vs run
χ² / ndf 7.914e+37 / 11
p0 2568 ± 2.887e−16
5000
4000
3000
2000
1000
0
5817. 0
5817. 1
5817. 2
5817. 3
5817. 4
5818. 0
5818. 1
5818. 2
5818. 3
5818. 4
5818. 5
5819. 0
×10^15
2000
1000
0
−1000
−2000
pull
Entries 12
Mean 0
Std Dev 0

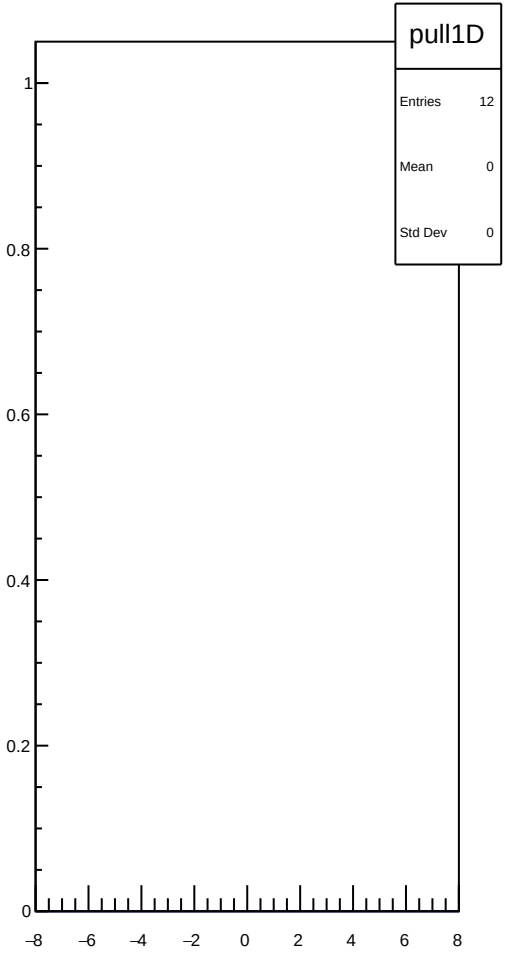
pull1D
Entries 12
Mean 0
Std Dev 0
1
0.8
0.6
0.4
0.2
0
−8
−6
−4
−2
0
2
4
6
8

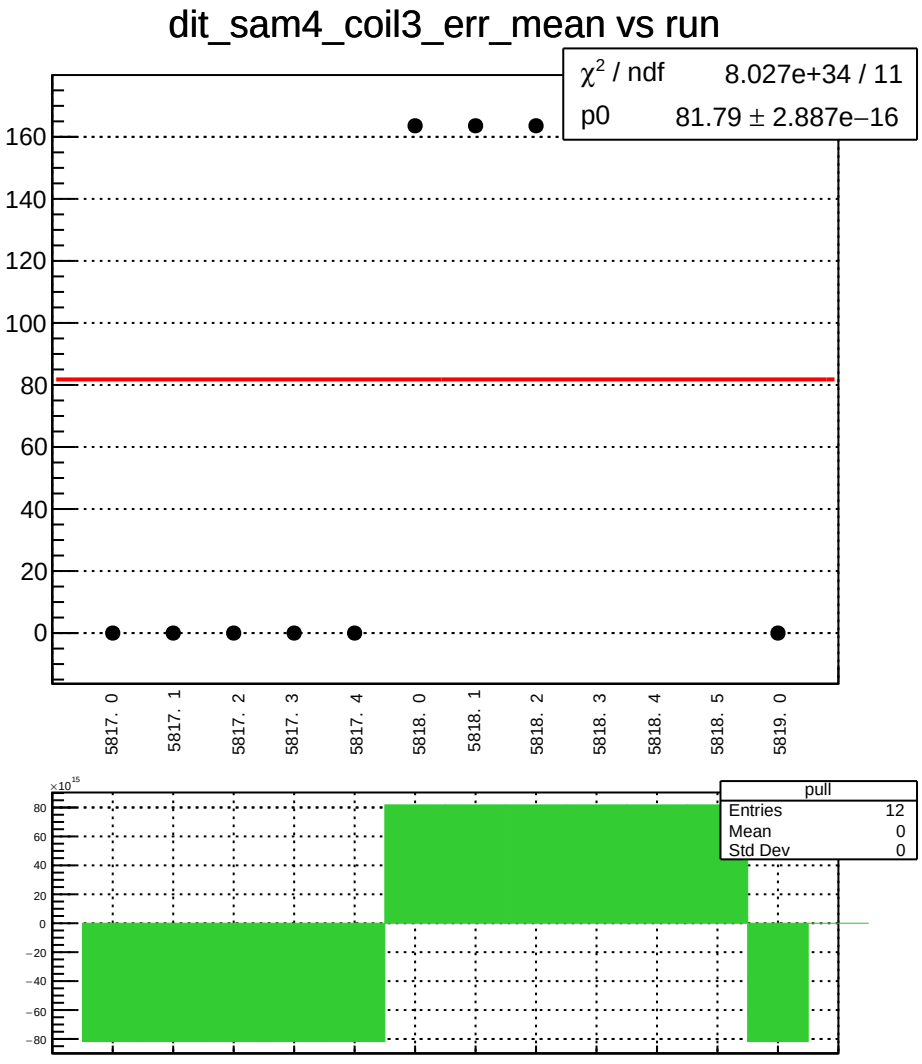
dit_sam4_coil3_err_mean vs run
χ² / ndf 8.027e+34 / 11
p0 81.79 ± 2.887e−16
160
140
120
100
80
60
40
20
0
5817. 0
5817. 1
5817. 2
5817. 3
5817. 4
5818. 0
5818. 1
5818. 2
5818. 3
5818. 4
5818. 5
5819. 0
×10^15
80
60
40
20
0
−20
−40
−60
−80
pull
Entries 12
Mean 0
Std Dev 0

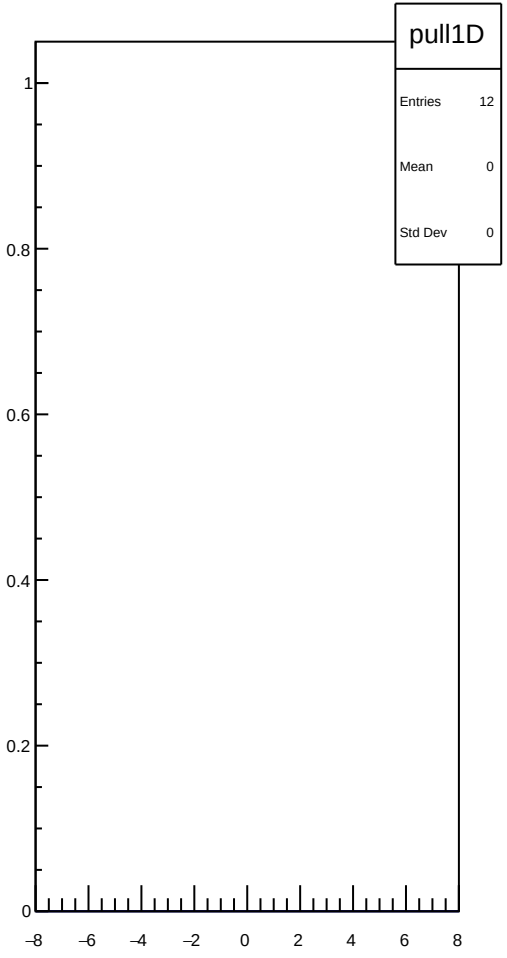
pull1D
Entries 12
Mean 0
Std Dev 0
1
0.8
0.6
0.4
0.2
0
−8
−6
−4
−2
0
2
4
6
8

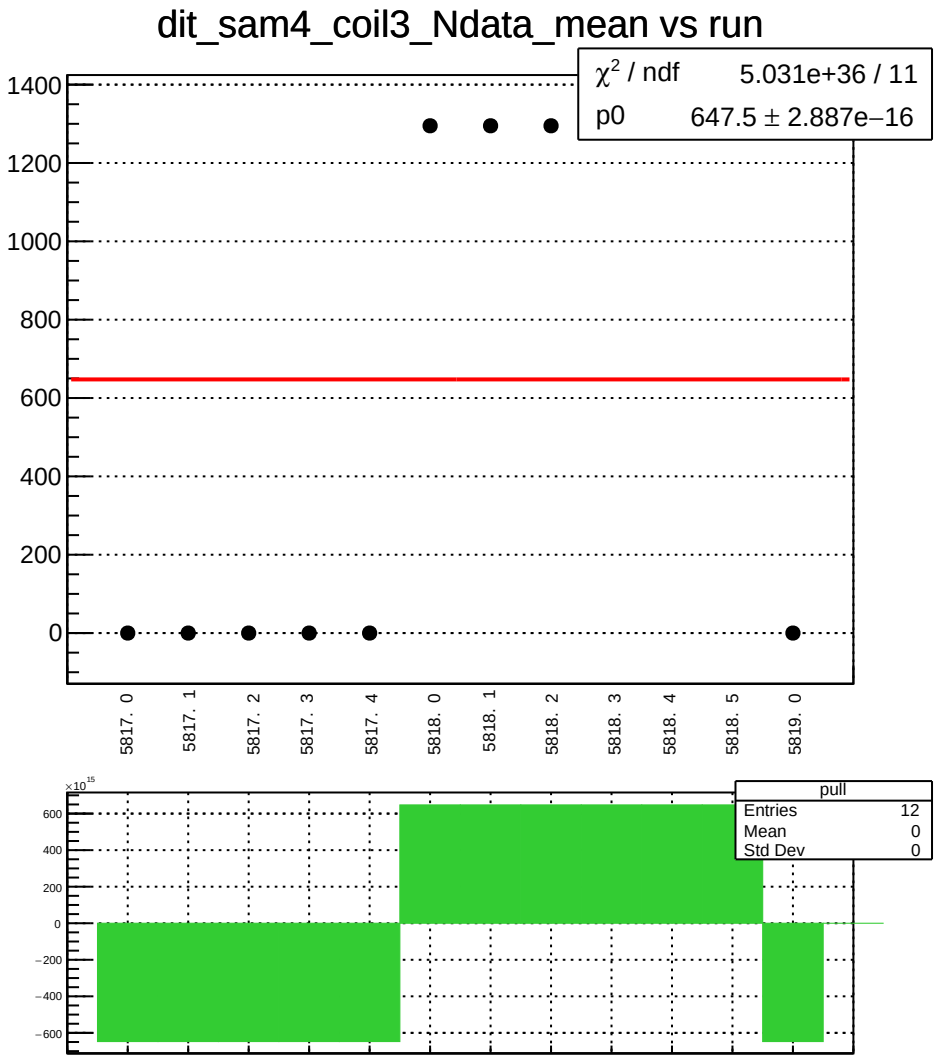
dit_sam4_coil3_Ndata_mean vs run
χ² / ndf 5.031e+36 / 11
p0 647.5 ± 2.887e−16
1400
1200
1000
800
600
400
200
0
5817. 0
5817. 1
5817. 2
5817. 3
5817. 4
5818. 0
5818. 1
5818. 2
5818. 3
5818. 4
5818. 5
5819. 0
×10^15
600
400
200
0
−200
−400
−600
pull
Entries 12
Mean 0
Std Dev 0

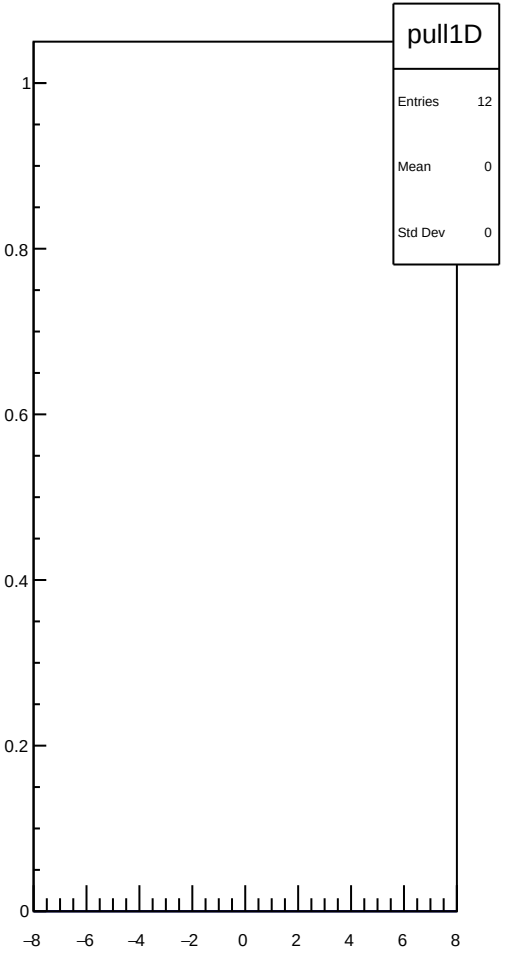
pull1D
Entries 12
Mean 0
Std Dev 0
1
0.8
0.6
0.4
0.2
0
−8
−6
−4
−2
0
2
4
6
8

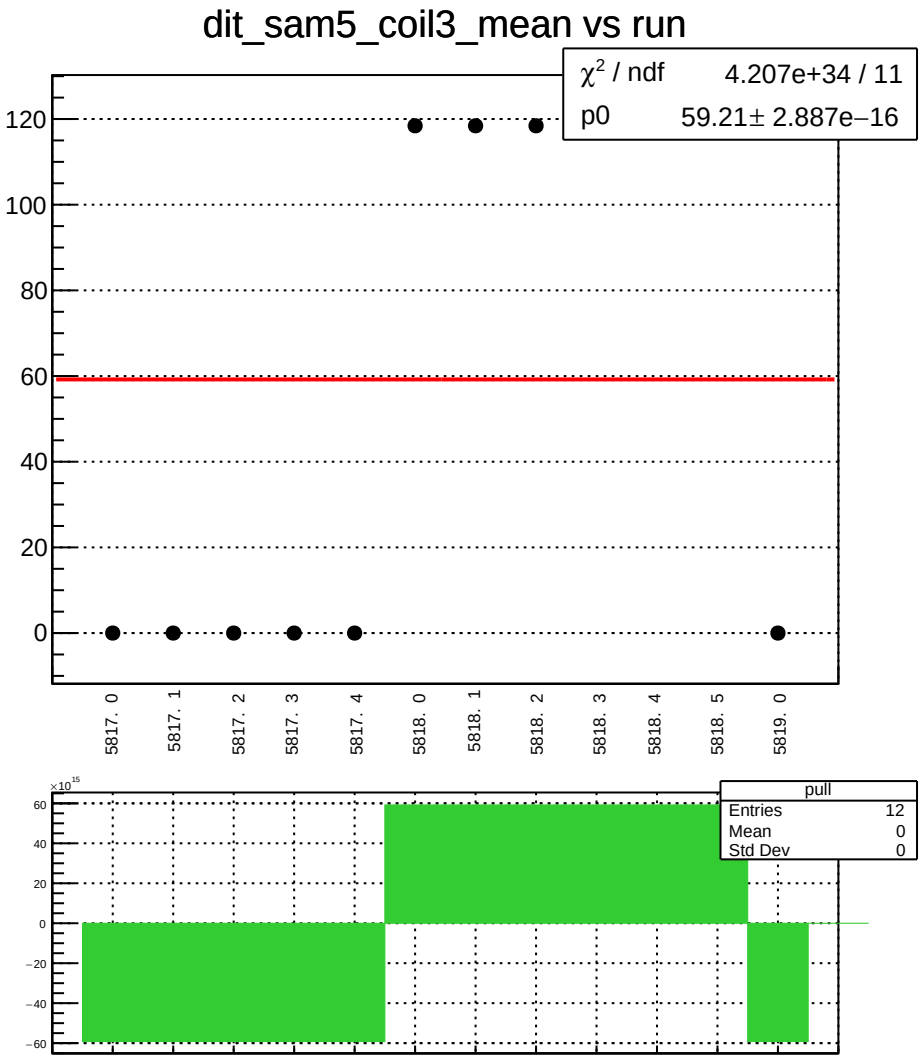
dit_sam5_coil3_mean vs run
χ² / ndf 4.207e+34 / 11
p0 59.21± 2.887e−16
120
100
80
60
40
20
0
5817. 0
5817. 1
5817. 2
5817. 3
5817. 4
5818. 0
5818. 1
5818. 2
5818. 3
5818. 4
5818. 5
5819. 0
×10^15
60
40
20
0
−20
−40
−60
pull
Entries 12
Mean 0
Std Dev 0

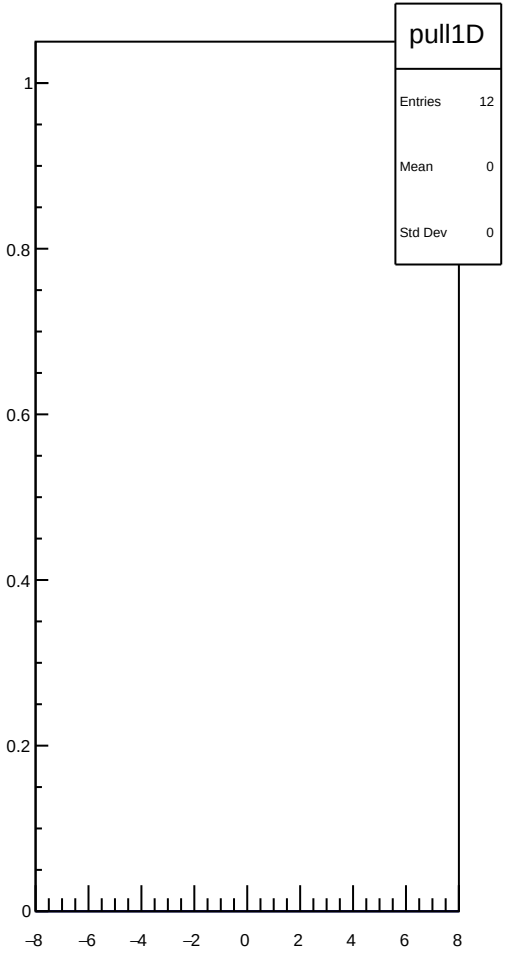
pull1D
Entries 12
Mean 0
Std Dev 0
1
0.8
0.6
0.4
0.2
0
−8
−6
−4
−2
0
2
4
6
8

dit_sam5_coil3_err_mean vs run

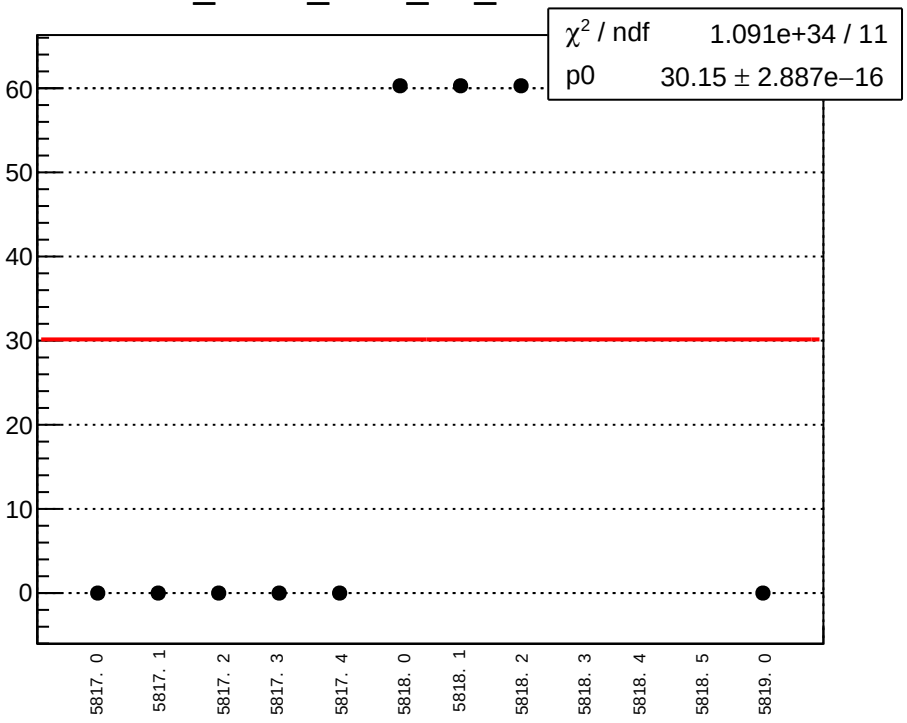

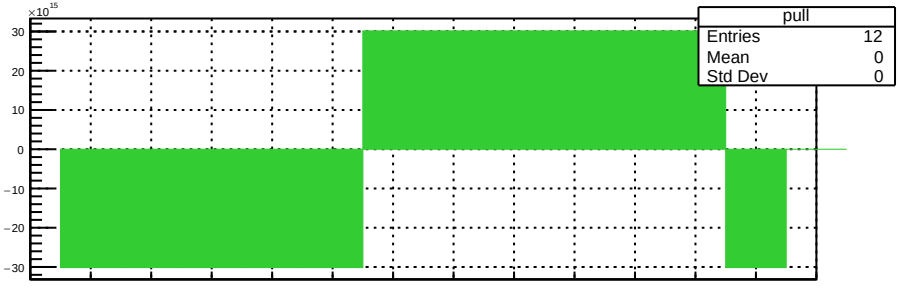

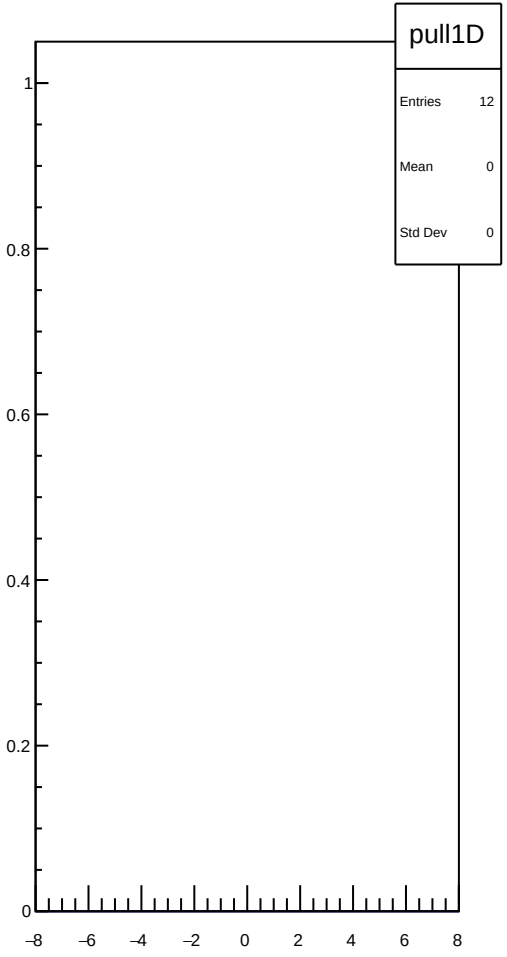

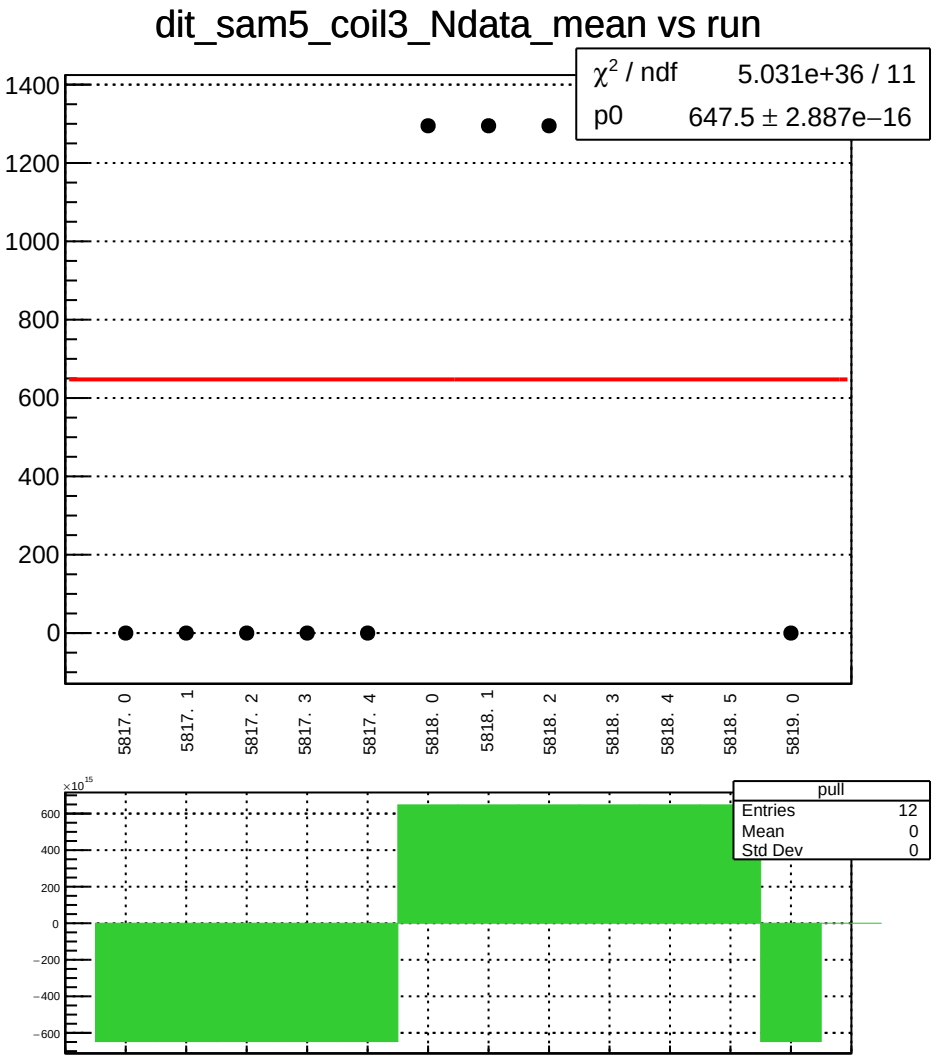
dit_sam5_coil3_Ndata_mean vs run
χ² / ndf 5.031e+36 / 11
p0 647.5 ± 2.887e−16
1400
1200
1000
800
600
400
200
0
5817. 0
5817. 1
5817. 2
5817. 3
5817. 4
5818. 0
5818. 1
5818. 2
5818. 3
5818. 4
5818. 5
5819. 0
×10^15
600
400
200
0
−200
−400
−600
pull
Entries 12
Mean 0
Std Dev 0

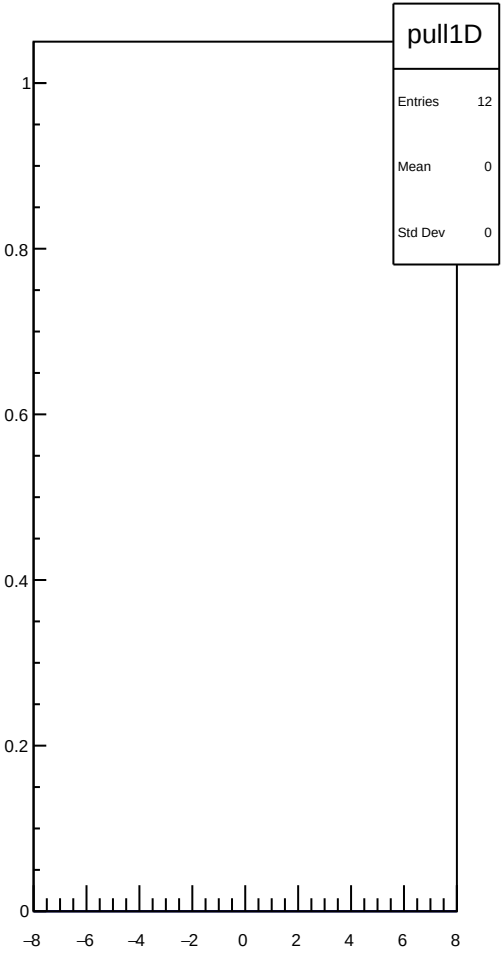
pull1D
Entries 12
Mean 0
Std Dev 0
1
0.8
0.6
0.4
0.2
0
−8
−6
−4
−2
0
2
4
6
8

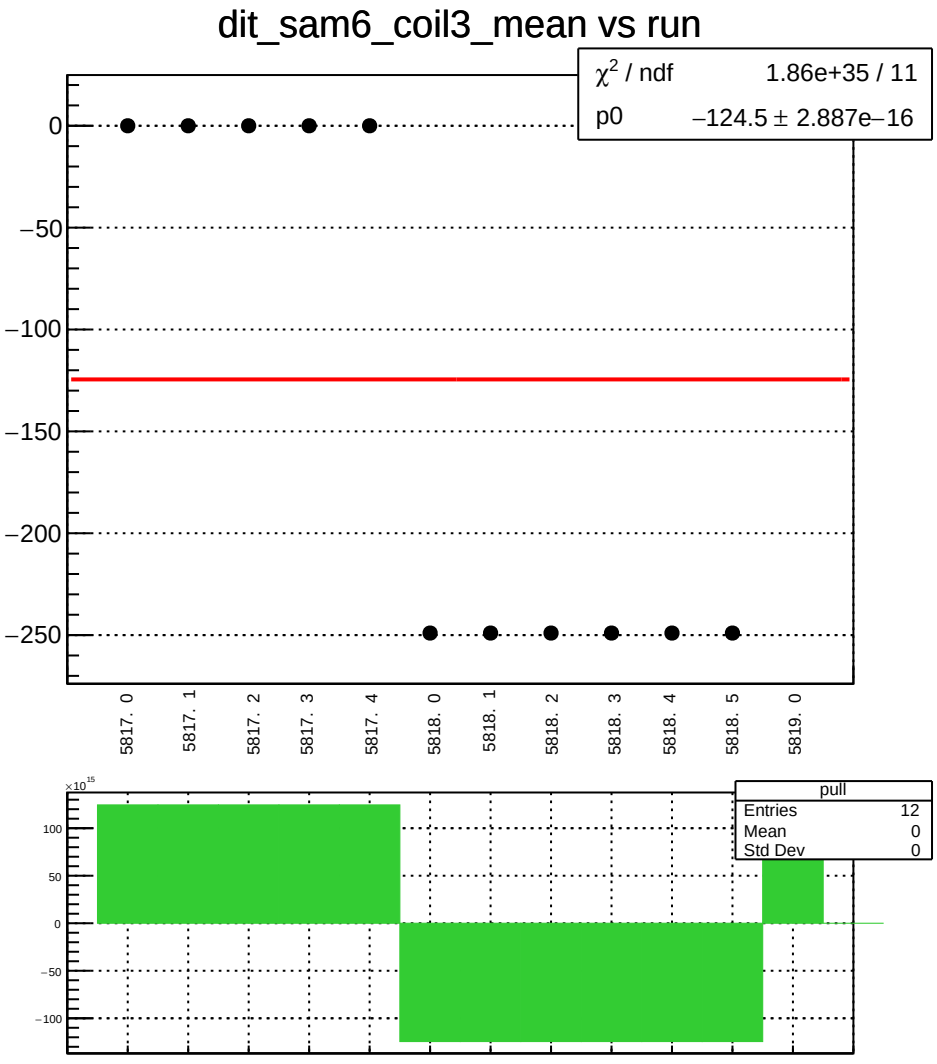
dit_sam6_coil3_mean vs run
χ² / ndf 1.86e+35 / 11
p0 −124.5 ± 2.887e−16
0
−50
−100
−150
−200
−250
5817. 0
5817. 1
5817. 2
5817. 3
5817. 4
5818. 0
5818. 1
5818. 2
5818. 3
5818. 4
5818. 5
5819. 0
×10^15
100
50
0
−50
−100
pull
Entries 12
Mean 0
Std Dev 0

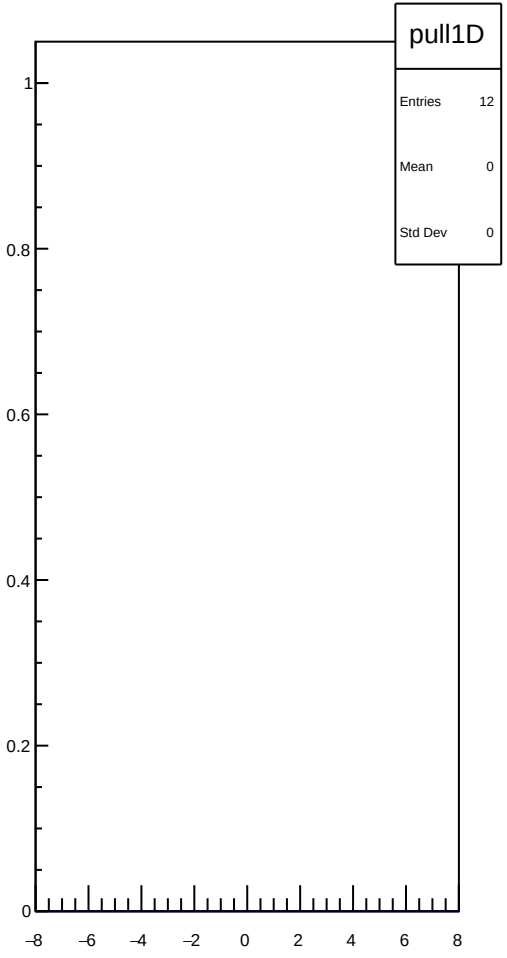
pull1D
Entries 12
Mean 0
Std Dev 0
1
0.8
0.6
0.4
0.2
0
−8
−6
−4
−2
0
2
4
6
8

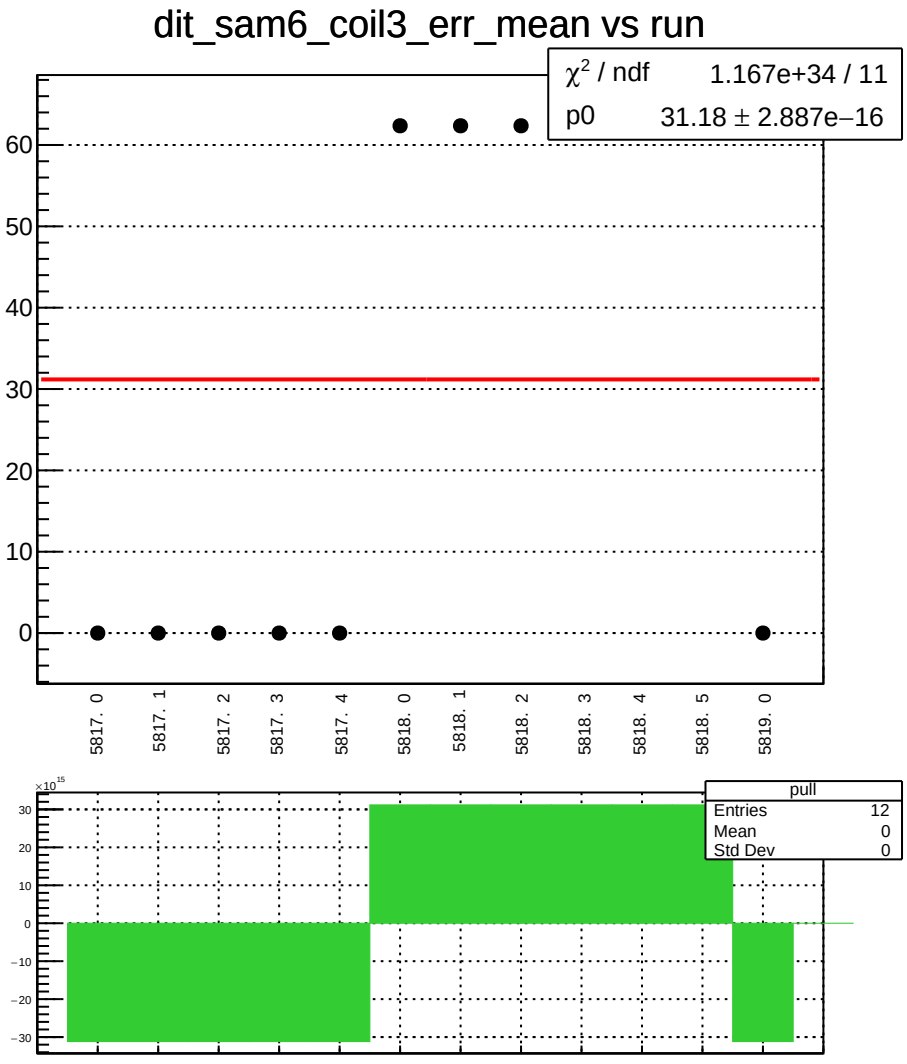
dit_sam6_coil3_err_mean vs run
χ² / ndf 1.167e+34 / 11
p0 31.18 ± 2.887e−16
60
50
40
30
20
10
0
5817. 0
5817. 1
5817. 2
5817. 3
5817. 4
5818. 0
5818. 1
5818. 2
5818. 3
5818. 4
5818. 5
5819. 0
×10^15
30
20
10
0
−10
−20
−30
pull
Entries 12
Mean 0
Std Dev 0

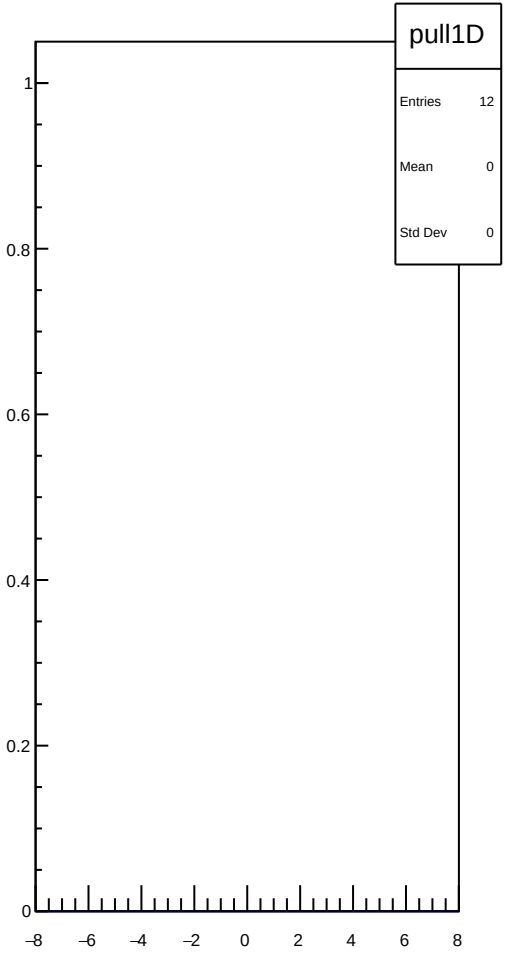
pull1D
Entries 12
Mean 0
Std Dev 0
1
0.8
0.6
0.4
0.2
0
−8
−6
−4
−2
0
2
4
6
8

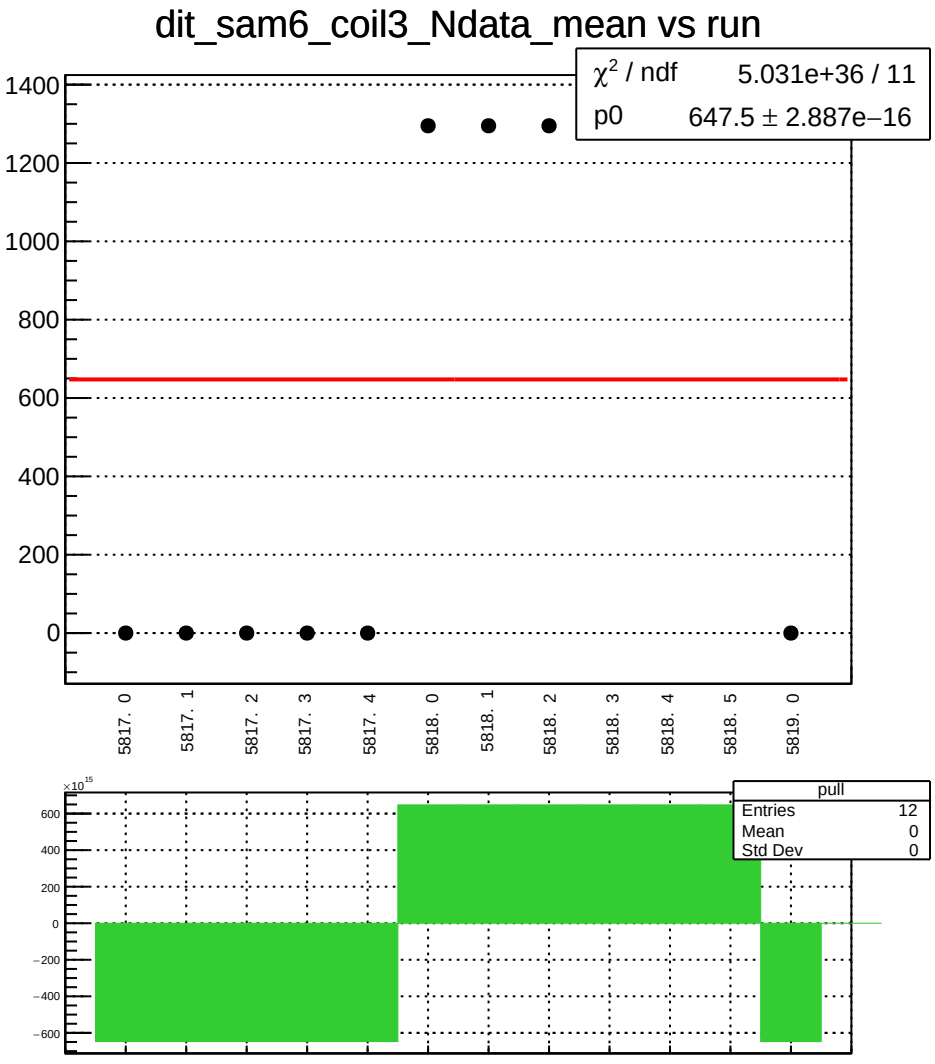
dit_sam6_coil3_Ndata_mean vs run
χ² / ndf 5.031e+36 / 11
p0 647.5 ± 2.887e−16
1400
1200
1000
800
600
400
200
0
5817. 0
5817. 1
5817. 2
5817. 3
5817. 4
5818. 0
5818. 1
5818. 2
5818. 3
5818. 4
5818. 5
5819. 0
×10^15
600
400
200
0
−200
−400
−600
pull
Entries 12
Mean 0
Std Dev 0

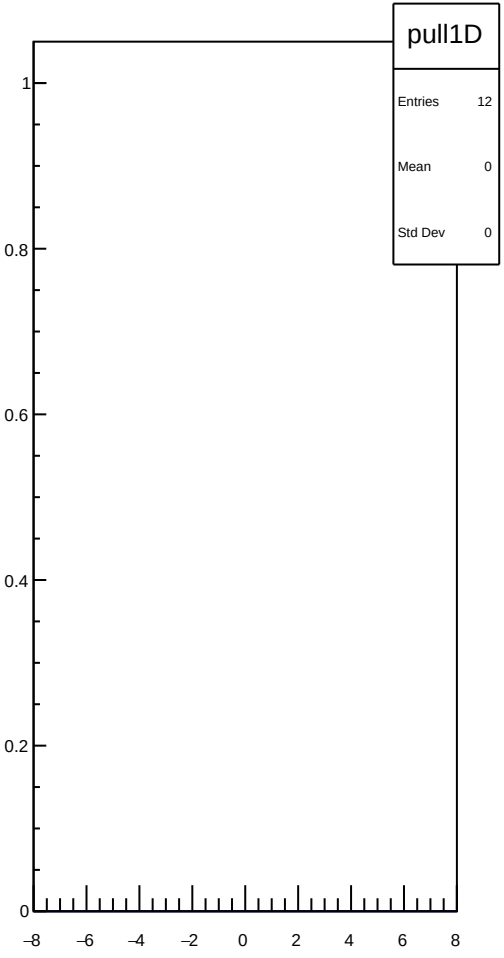
pull1D
Entries 12
Mean 0
Std Dev 0
1
0.8
0.6
0.4
0.2
0
−8
−6
−4
−2
0
2
4
6
8

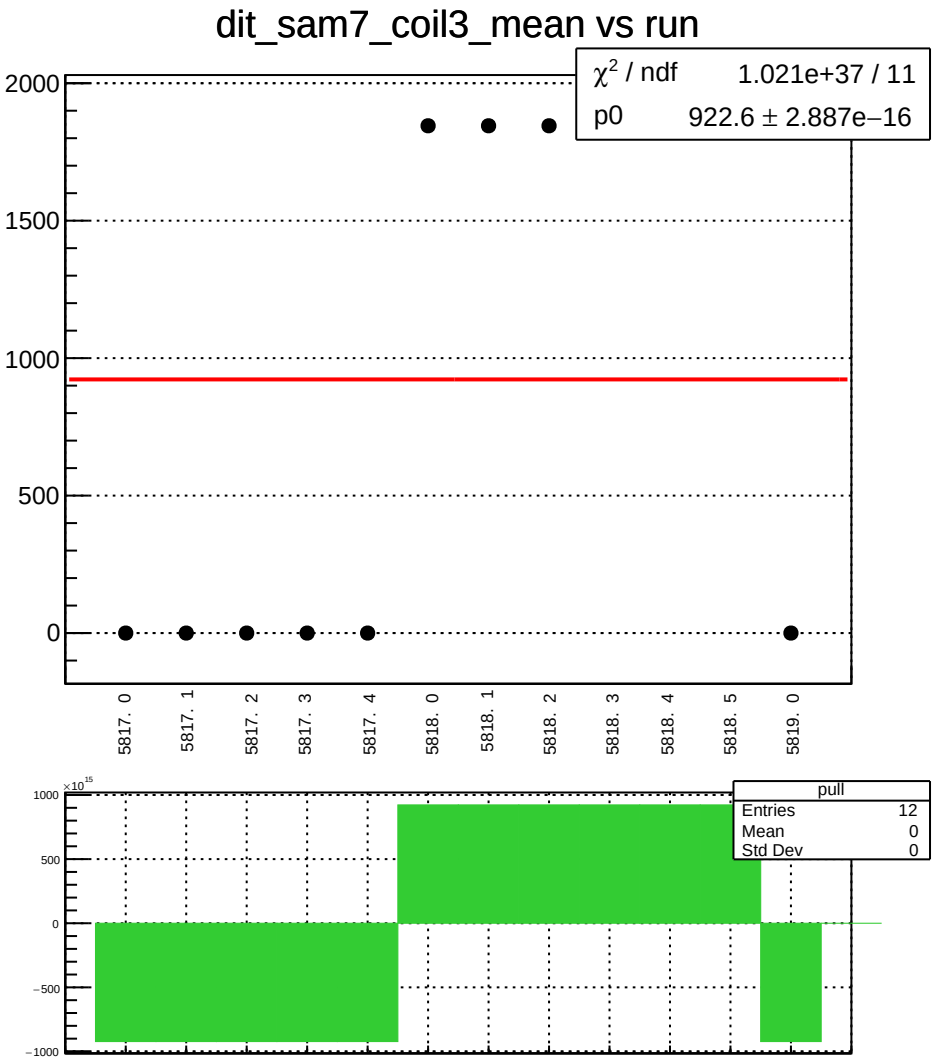
dit_sam7_coil3_mean vs run
χ² / ndf 1.021e+37 / 11
p0 922.6 ± 2.887e−16
2000
1500
1000
500
0
5817. 0
5817. 1
5817. 2
5817. 3
5817. 4
5818. 0
5818. 1
5818. 2
5818. 3
5818. 4
5818. 5
5819. 0
pull
Entries 12
Mean 0
Std Dev 0
1000
500
0
−500
−1000

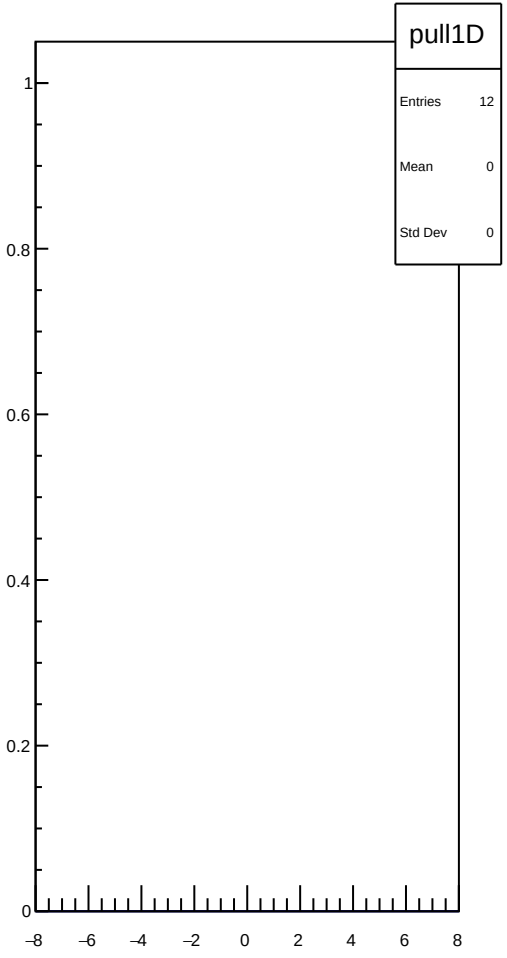
pull1D
Entries 12
Mean 0
Std Dev 0
1
0.8
0.6
0.4
0.2
0
−8
−6
−4
−2
0
2
4
6
8

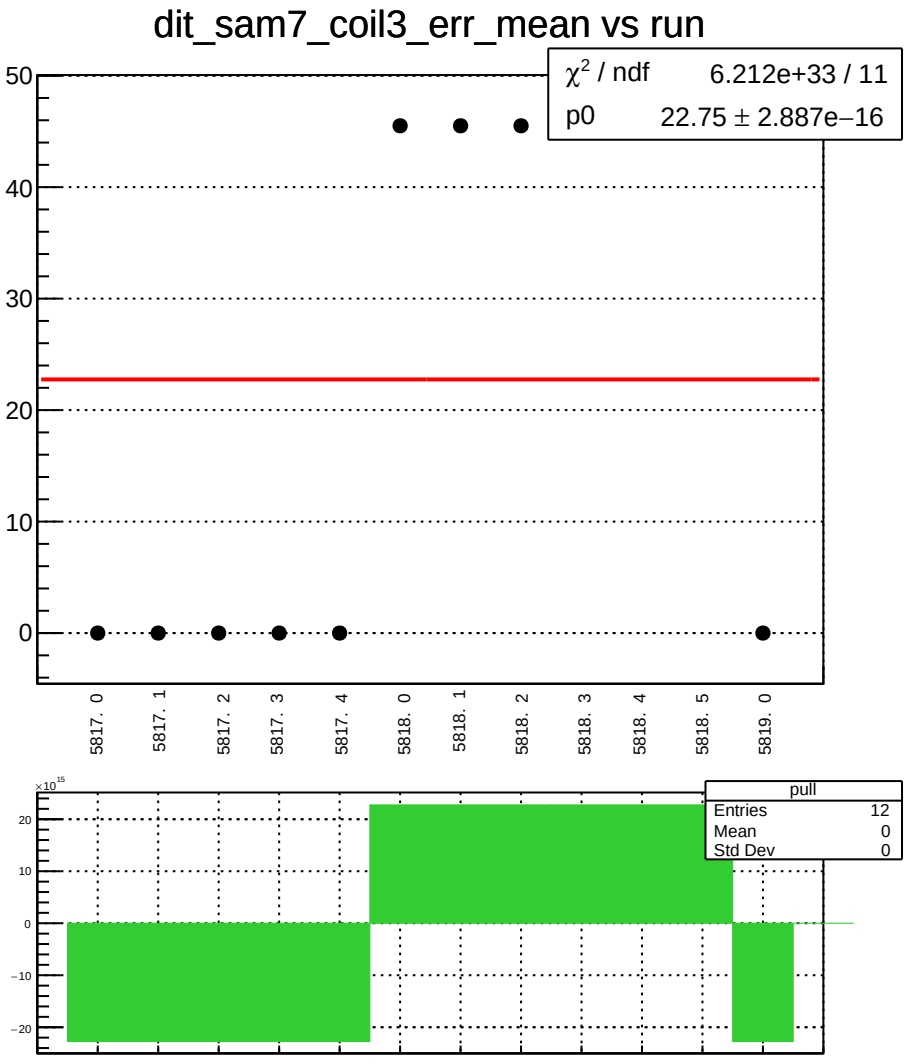
dit_sam7_coil3_err_mean vs run
χ² / ndf 6.212e+33 / 11
p0 22.75 ± 2.887e−16
50
40
30
20
10
0
5817. 0
5817. 1
5817. 2
5817. 3
5817. 4
5818. 0
5818. 1
5818. 2
5818. 3
5818. 4
5818. 5
5819. 0
×10^15
20
10
0
−10
−20
pull
Entries 12
Mean 0
Std Dev 0

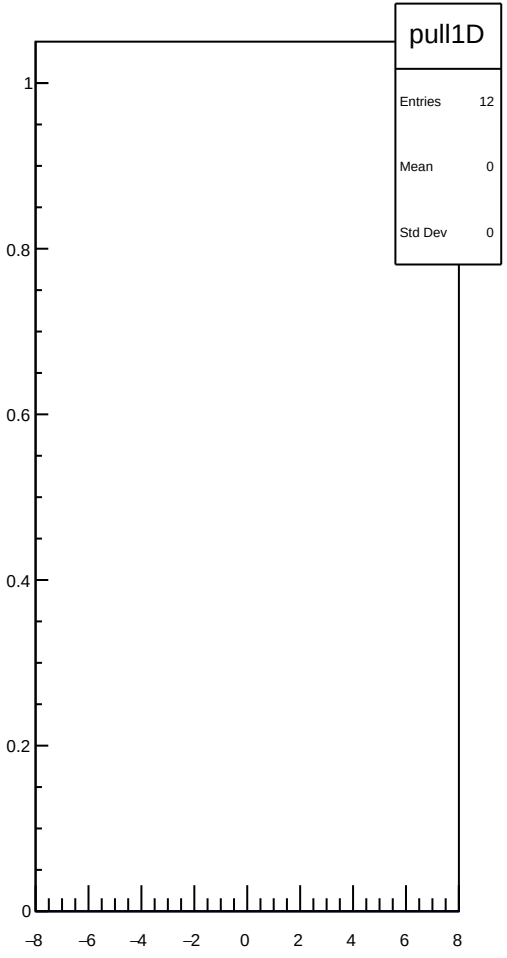
pull1D
Entries 12
Mean 0
Std Dev 0
1
0.8
0.6
0.4
0.2
0
−8
−6
−4
−2
0
2
4
6
8

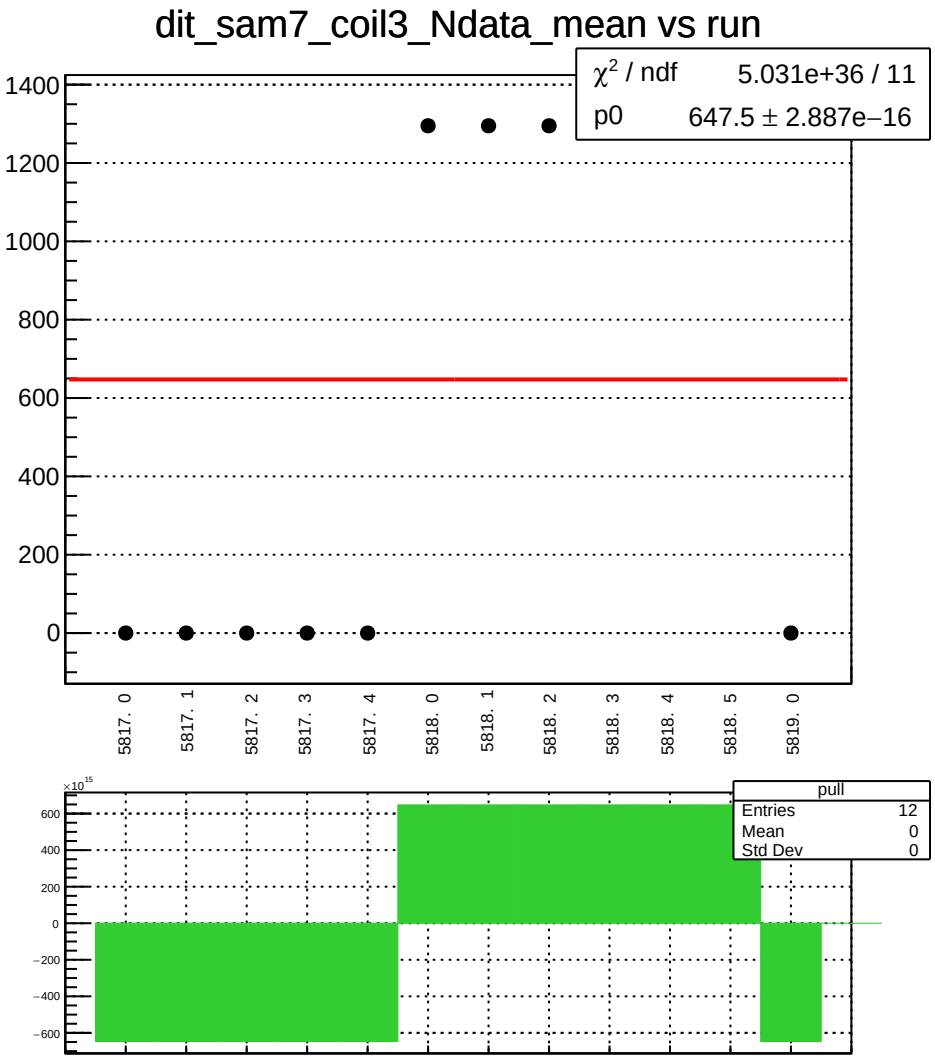
dit_sam7_coil3_Ndata_mean vs run
χ² / ndf 5.031e+36 / 11
p0 647.5 ± 2.887e−16
1400
1200
1000
800
600
400
200
0
5817. 0
5817. 1
5817. 2
5817. 3
5817. 4
5818. 0
5818. 1
5818. 2
5818. 3
5818. 4
5818. 5
5819. 0
×10^15
600
400
200
0
−200
−400
−600
pull
Entries 12
Mean 0
Std Dev 0

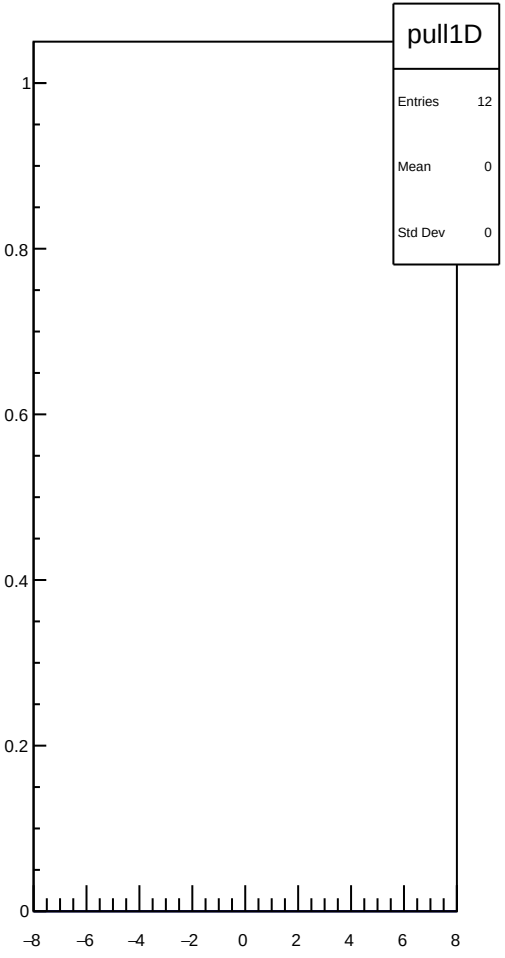
pull1D
Entries 12
Mean 0
Std Dev 0
1
0.8
0.6
0.4
0.2
0
−8
−6
−4
−2
0
2
4
6
8

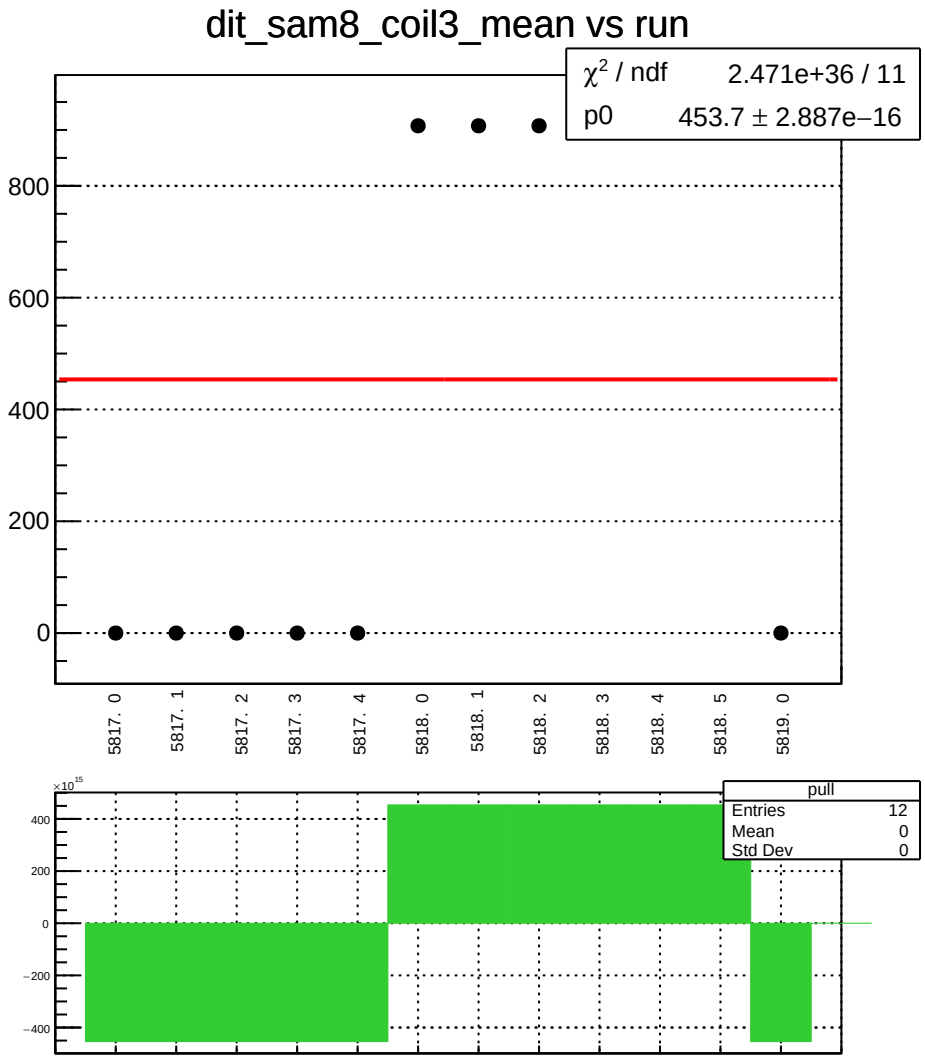
dit_sam8_coil3_mean vs run
χ² / ndf 2.471e+36 / 11
p0 453.7 ± 2.887e−16
800
600
400
200
0
5817. 0
5817. 1
5817. 2
5817. 3
5817. 4
5818. 0
5818. 1
5818. 2
5818. 3
5818. 4
5818. 5
5819. 0
×10^15
400
200
0
−200
−400
pull
Entries 12
Mean 0
Std Dev 0

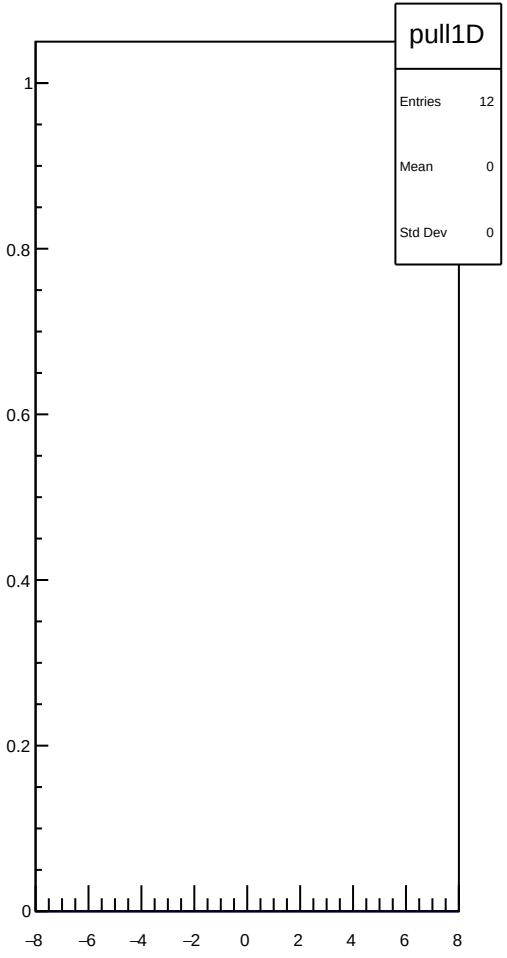
pull1D
Entries 12
Mean 0
Std Dev 0
1
0.8
0.6
0.4
0.2
0
−8
−6
−4
−2
0
2
4
6
8

dit_sam8_coil3_err_mean vs run

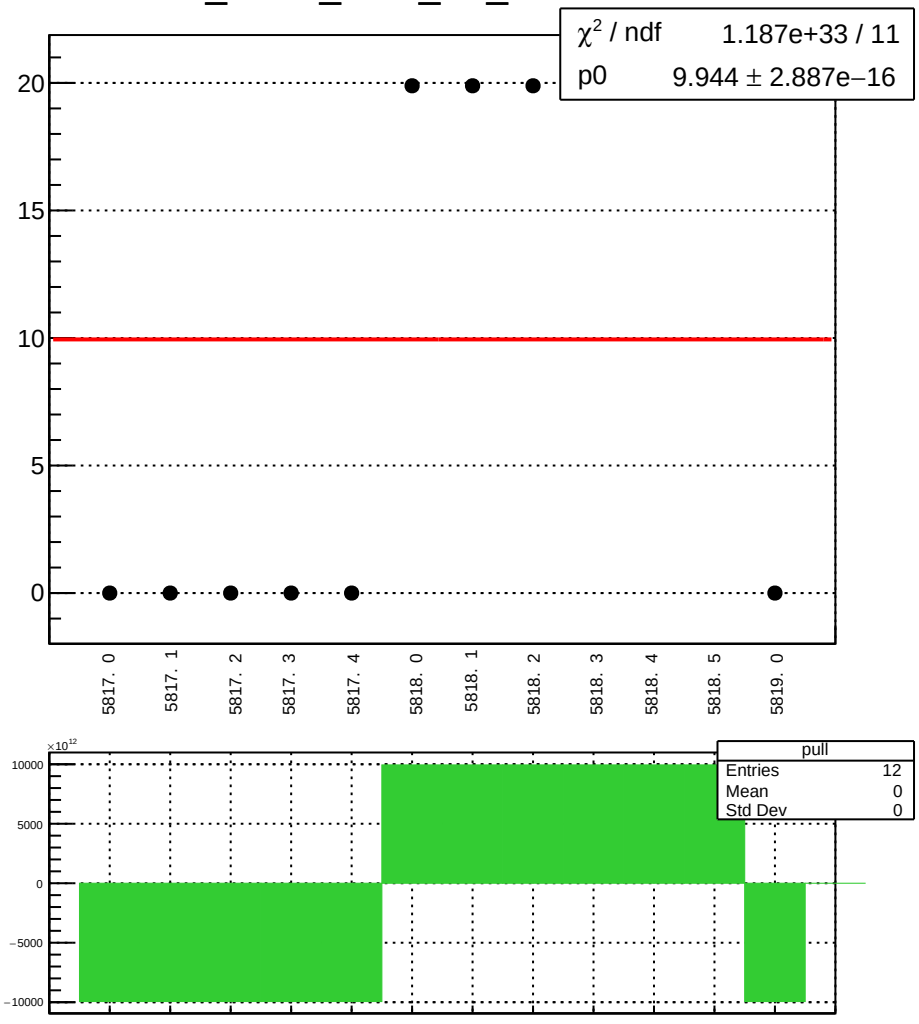

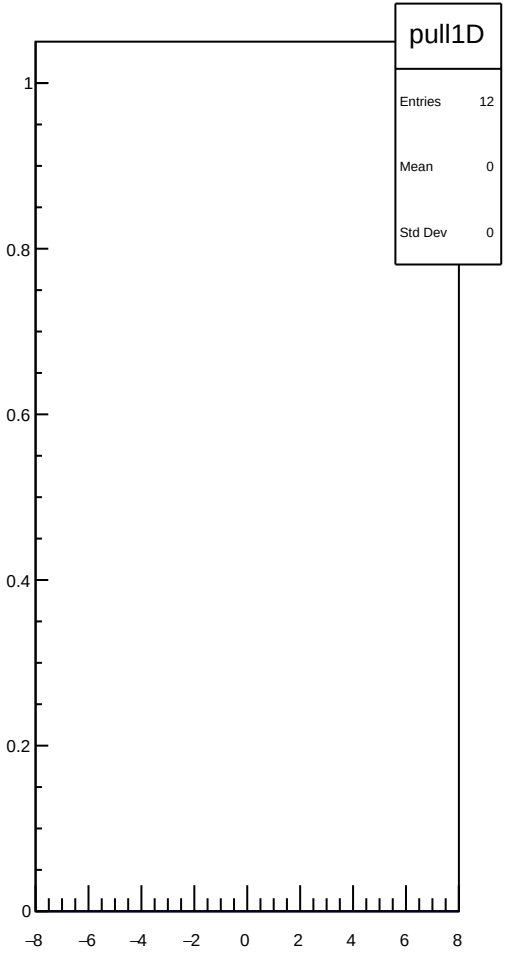

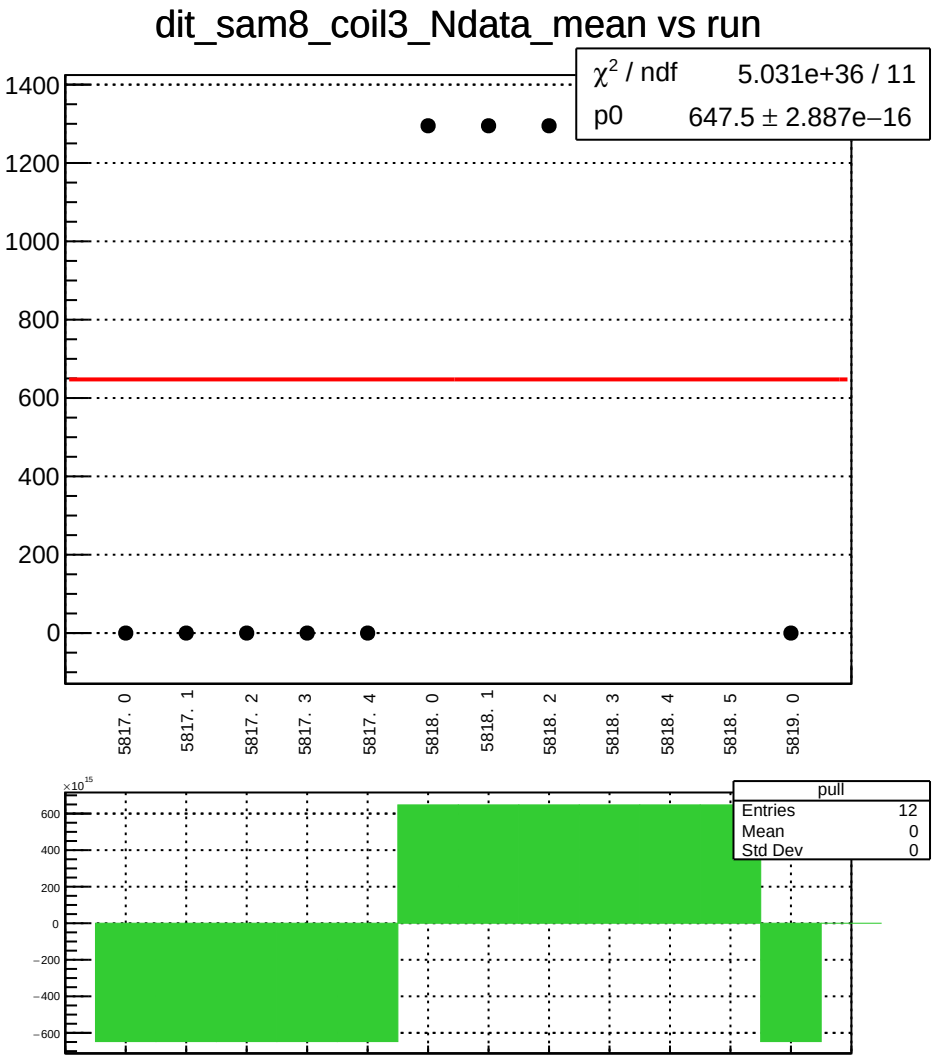
dit_sam8_coil3_Ndata_mean vs run
χ² / ndf 5.031e+36 / 11
p0 647.5 ± 2.887e−16
1400
1200
1000
800
600
400
200
0
5817. 0
5817. 1
5817. 2
5817. 3
5817. 4
5818. 0
5818. 1
5818. 2
5818. 3
5818. 4
5818. 5
5819. 0
×10^15
600
400
200
0
−200
−400
−600
pull
Entries 12
Mean 0
Std Dev 0

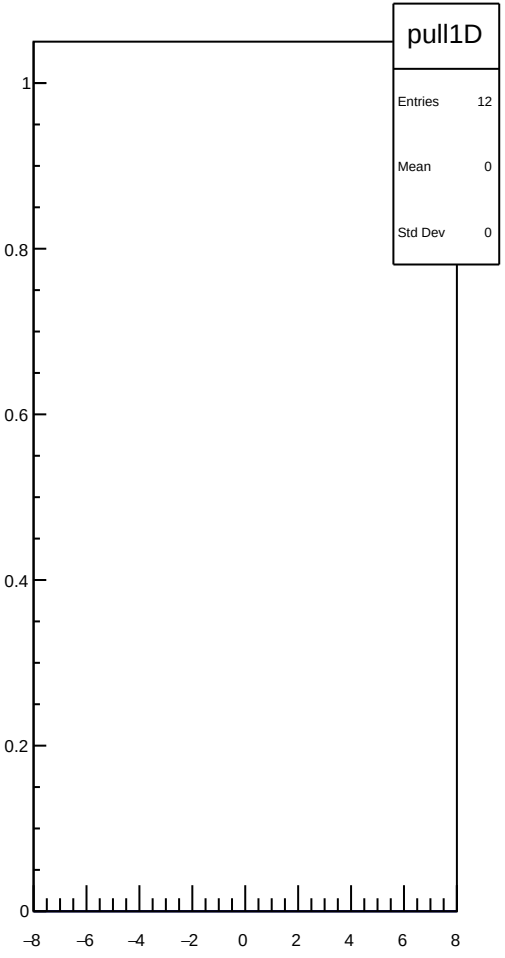
pull1D
Entries 12
Mean 0
Std Dev 0
1
0.8
0.6
0.4
0.2
0
−8
−6
−4
−2
0
2
4
6
8

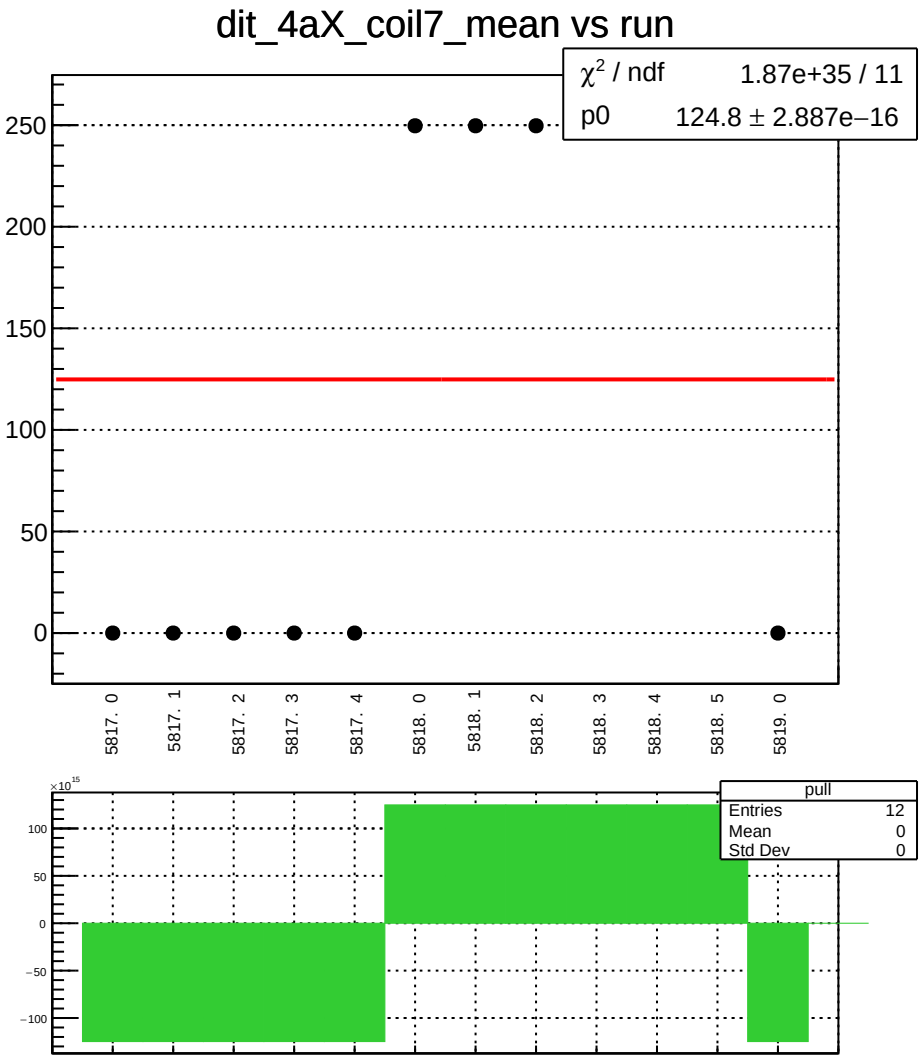
dit_4aX_coil7_mean vs run
χ² / ndf 1.87e+35 / 11
p0 124.8 ± 2.887e−16
250
200
150
100
50
0
5817. 0
5817. 1
5817. 2
5817. 3
5817. 4
5818. 0
5818. 1
5818. 2
5818. 3
5818. 4
5818. 5
5819. 0
×10^15
100
50
0
−50
−100
pull
Entries 12
Mean 0
Std Dev 0

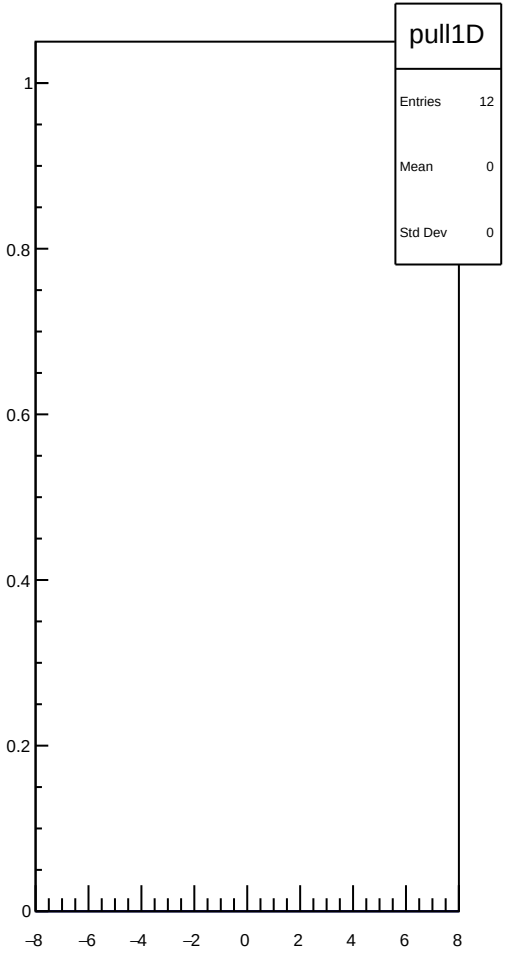
pull1D
Entries 12
Mean 0
Std Dev 0
1
0.8
0.6
0.4
0.2
0
−8
−6
−4
−2
0
2
4
6
8

dit_4aX_coil7_err_mean vs run

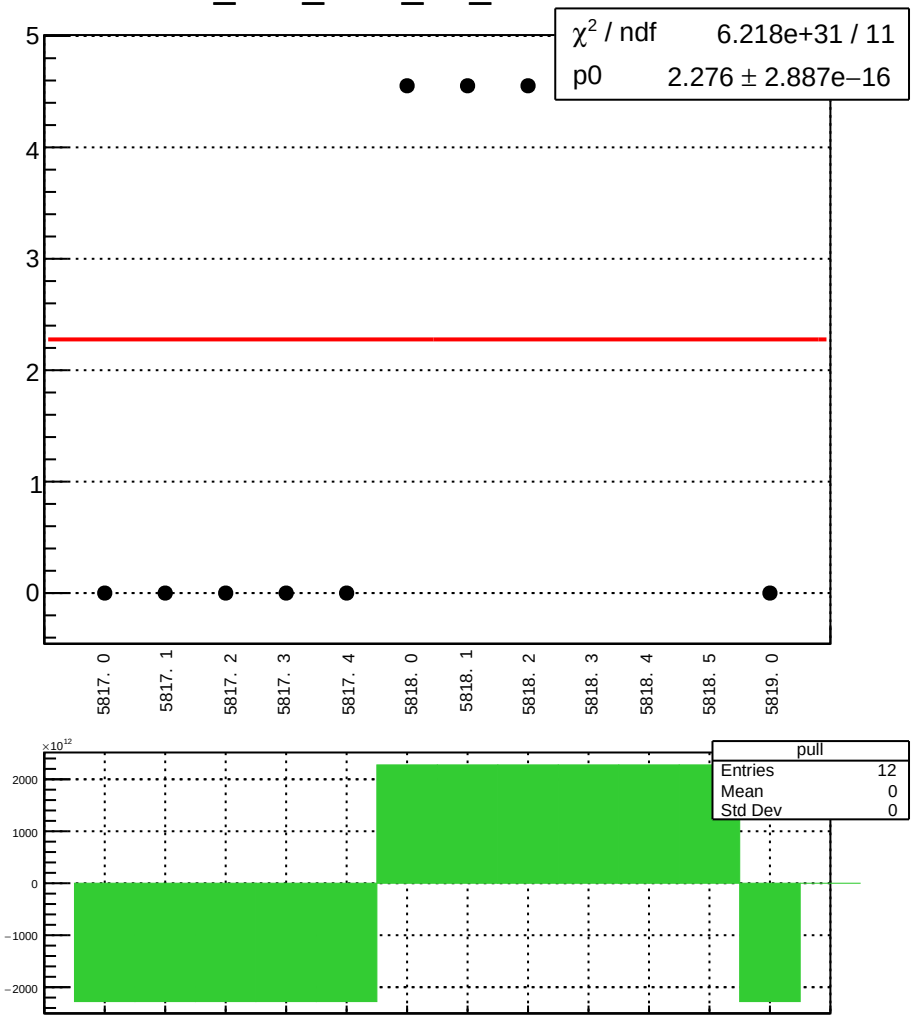

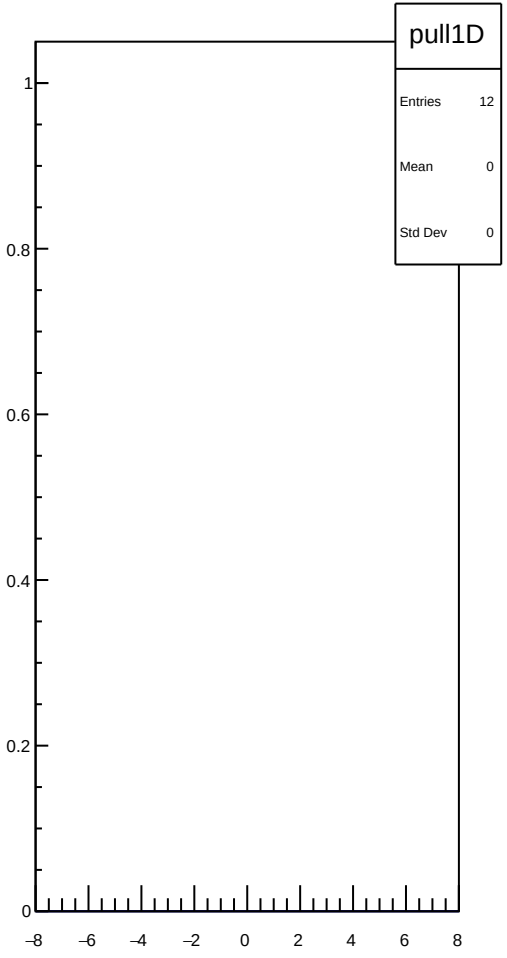

dit_4aX_coil7_Ndata_mean vs run

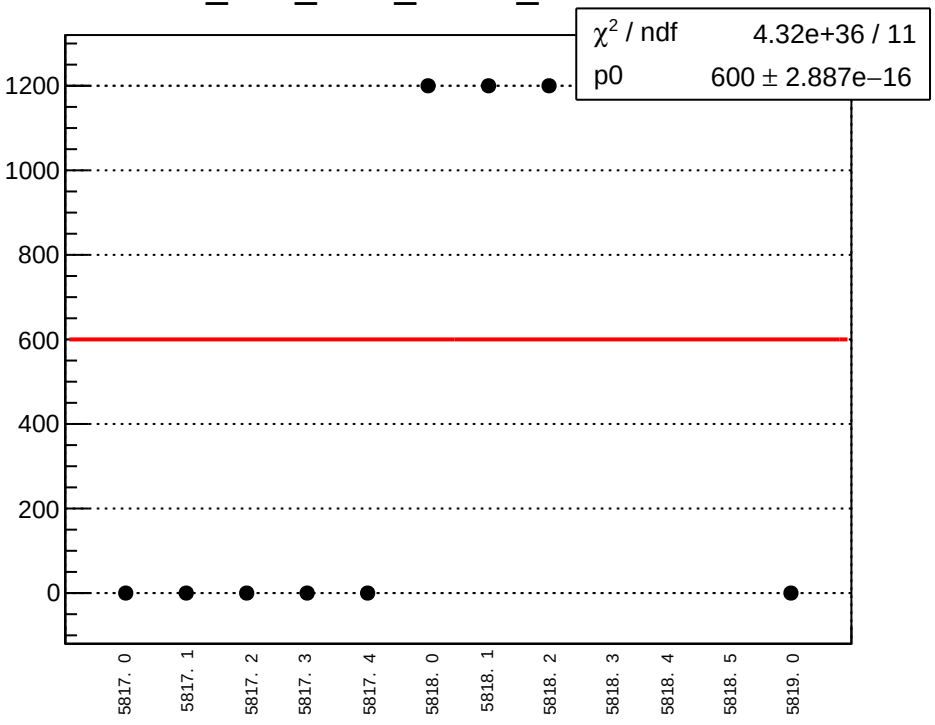

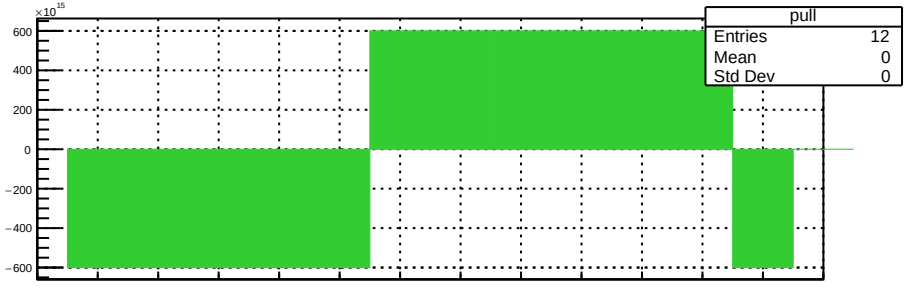

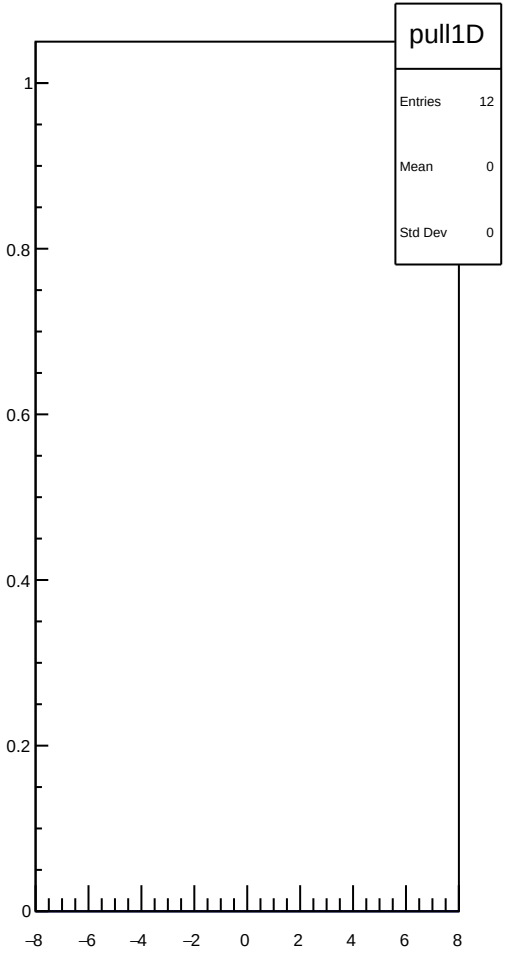

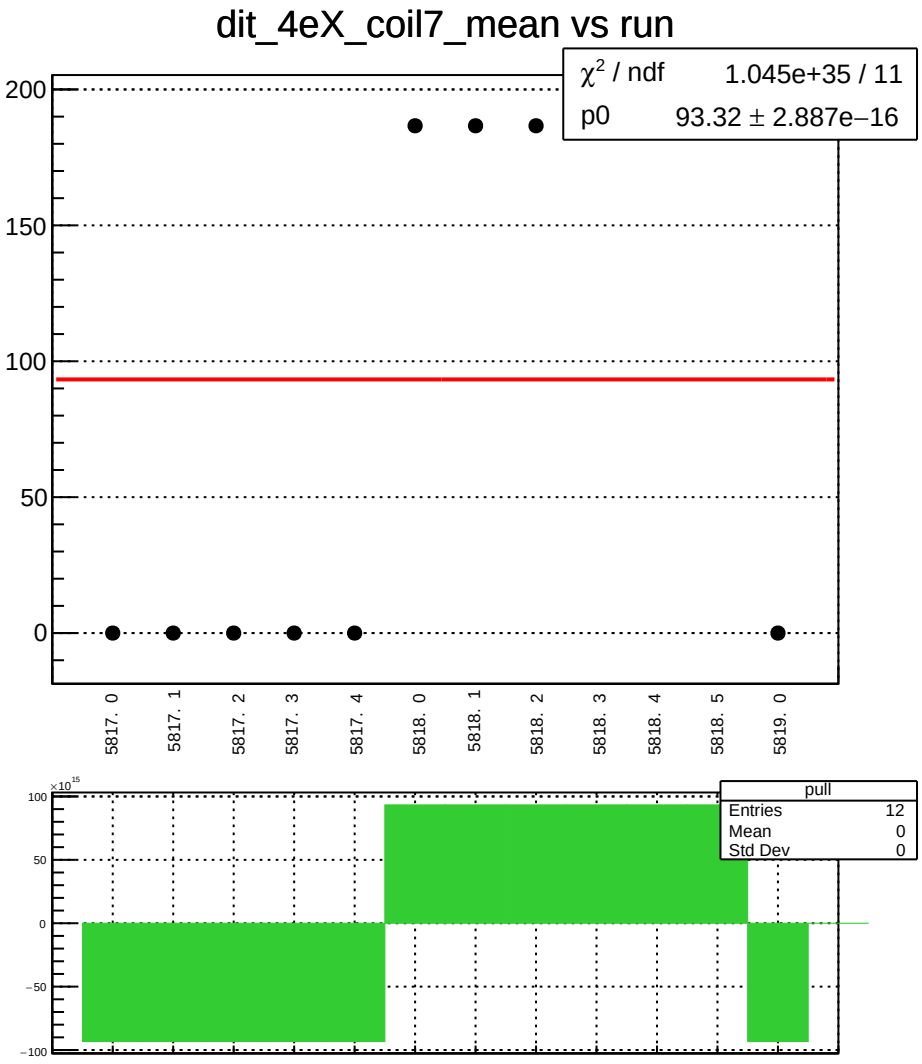
dit_4eX_coil7_mean vs run
χ² / ndf 1.045e+35 / 11
p0 93.32 ± 2.887e−16
200
150
100
50
0
5817. 0
5817. 1
5817. 2
5817. 3
5817. 4
5818. 0
5818. 1
5818. 2
5818. 3
5818. 4
5818. 5
5819. 0
×10^15
100
50
0
−50
−100
pull
Entries 12
Mean 0
Std Dev 0

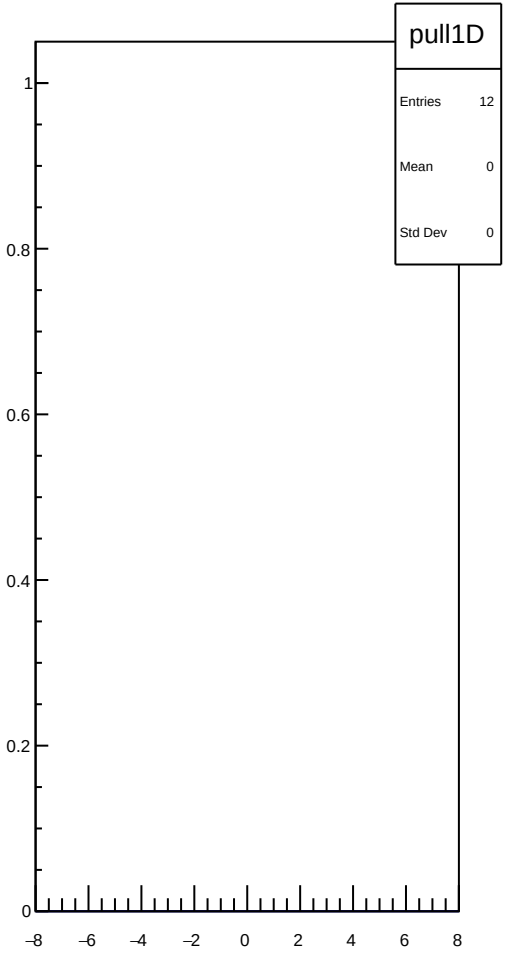
pull1D
Entries 12
Mean 0
Std Dev 0
1
0.8
0.6
0.4
0.2
0
−8
−6
−4
−2
0
2
4
6
8

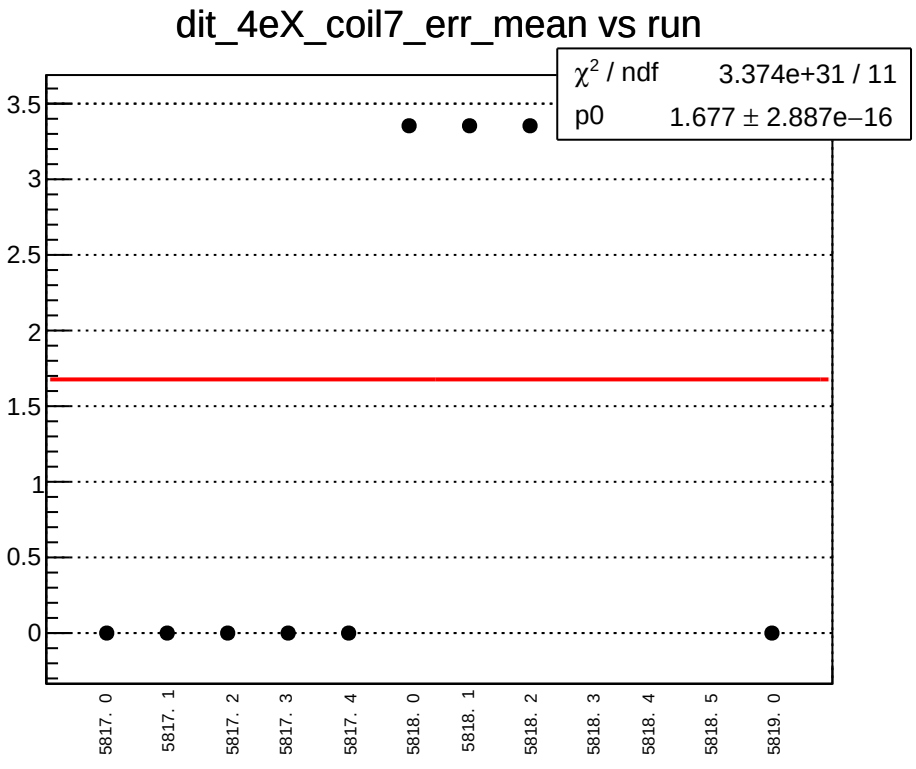
dit_4eX_coil7_err_mean vs run
χ² / ndf 3.374e+31 / 11
p0 1.677 ± 2.887e−16
3.5
3
2.5
2
1.5
1
0.5
0
5817. 0
5817. 1
5817. 2
5817. 3
5817. 4
5818. 0
5818. 1
5818. 2
5818. 3
5818. 4
5818. 5
5819. 0

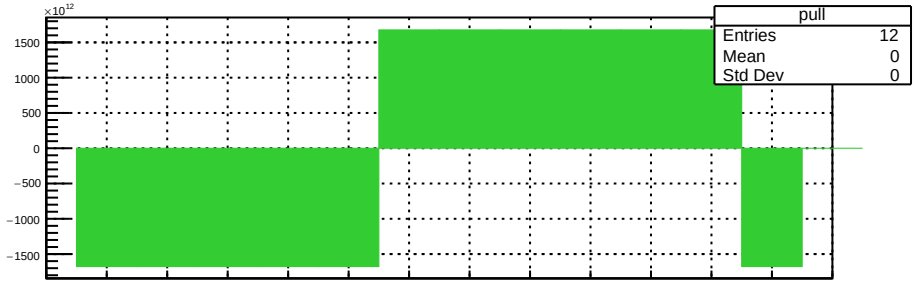
×10¹²
1500
1000
500
0
−500
−1000
−1500
pull
Entries 12
Mean 0
Std Dev 0

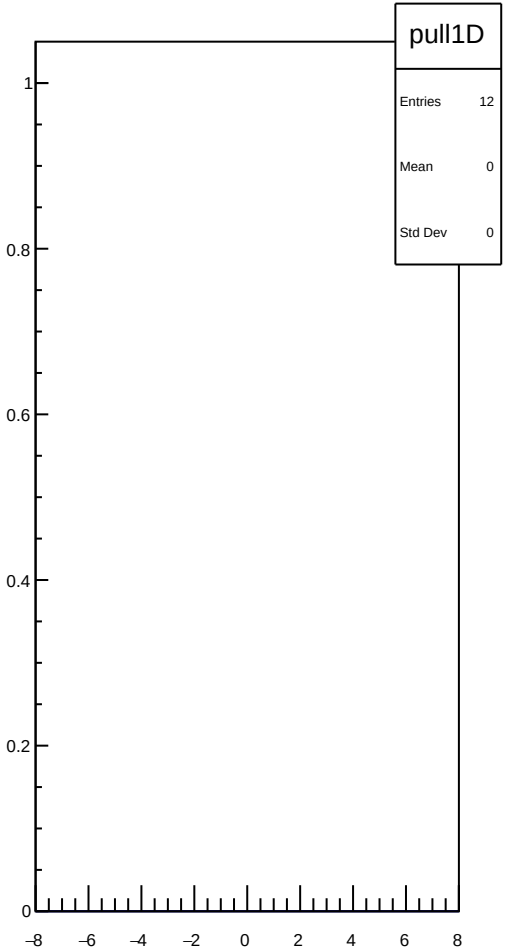
pull1D
Entries 12
Mean 0
Std Dev 0
1
0.8
0.6
0.4
0.2
0
−8
−6
−4
−2
0
2
4
6
8

dit_4eX_coil7_Ndata_mean vs run

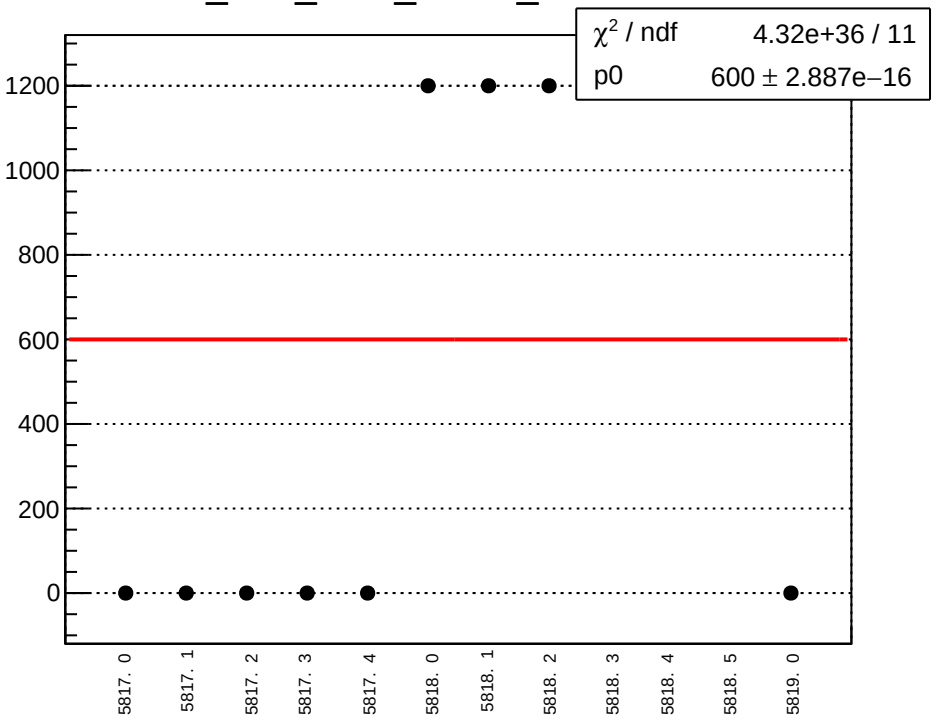

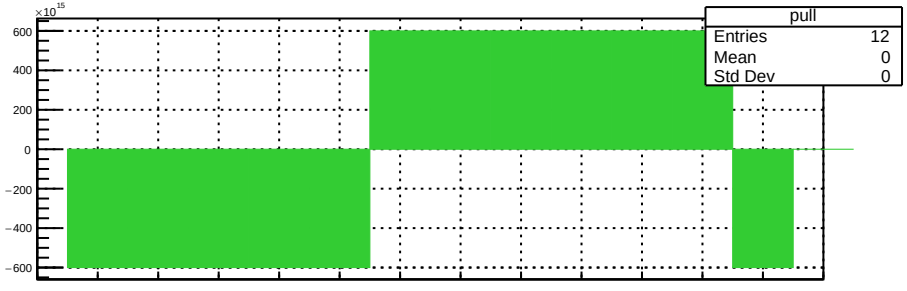

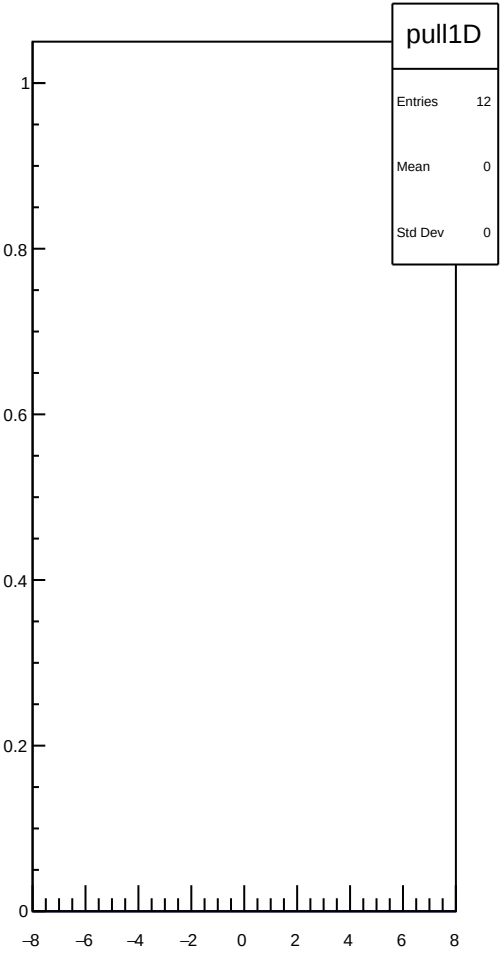

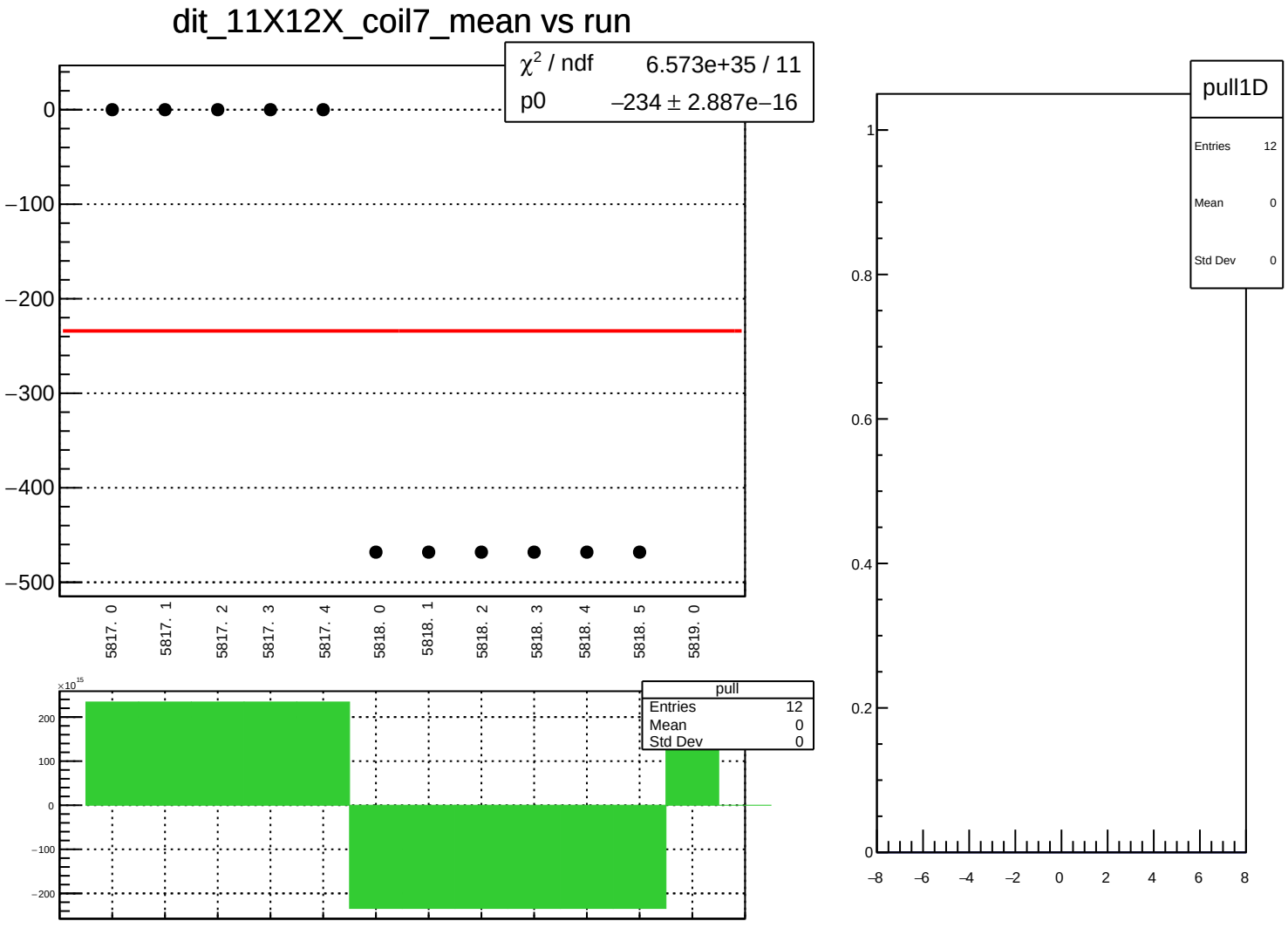
dit_11X12X_coil7_mean vs run
χ² / ndf 6.573e+35 / 11
p0 −234 ± 2.887e−16
0
−100
−200
−300
−400
−500
5817. 0
5817. 1
5817. 2
5817. 3
5817. 4
5818. 0
5818. 1
5818. 2
5818. 3
5818. 4
5818. 5
5819. 0
×10^15
200
100
0
−100
−200
pull
Entries 12
Mean 0
Std Dev 0
pull1D
Entries 12
Mean 0
Std Dev 0
1
0.8
0.6
0.4
0.2
0
−8
−6
−4
−2
0
2
4
6
8

dit_11X12X_coil7_err_mean vs run

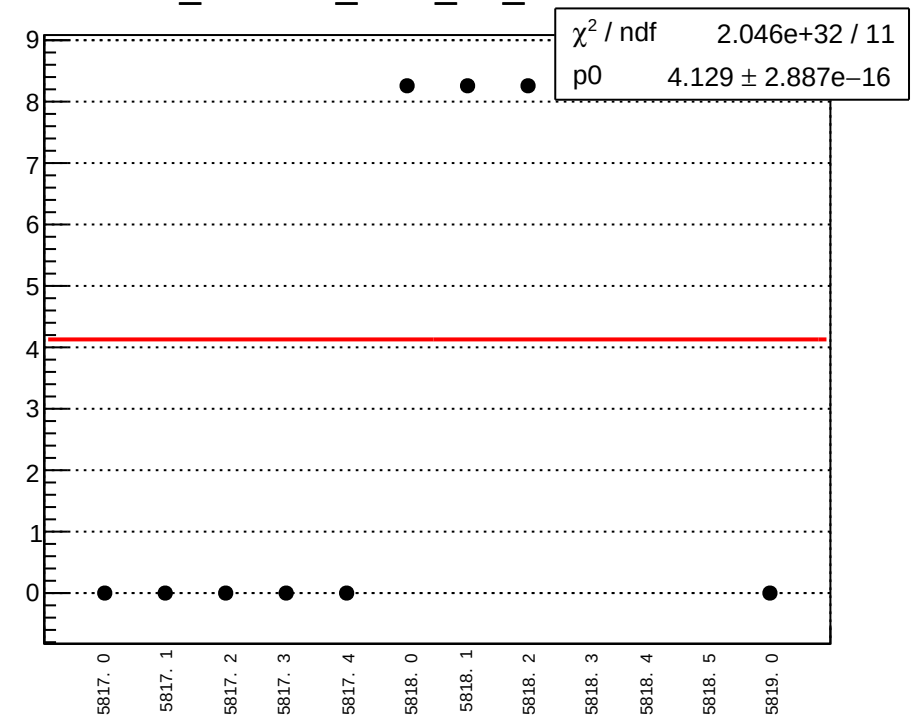

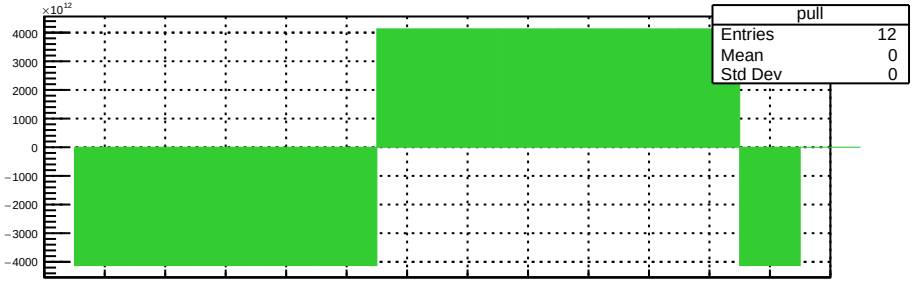

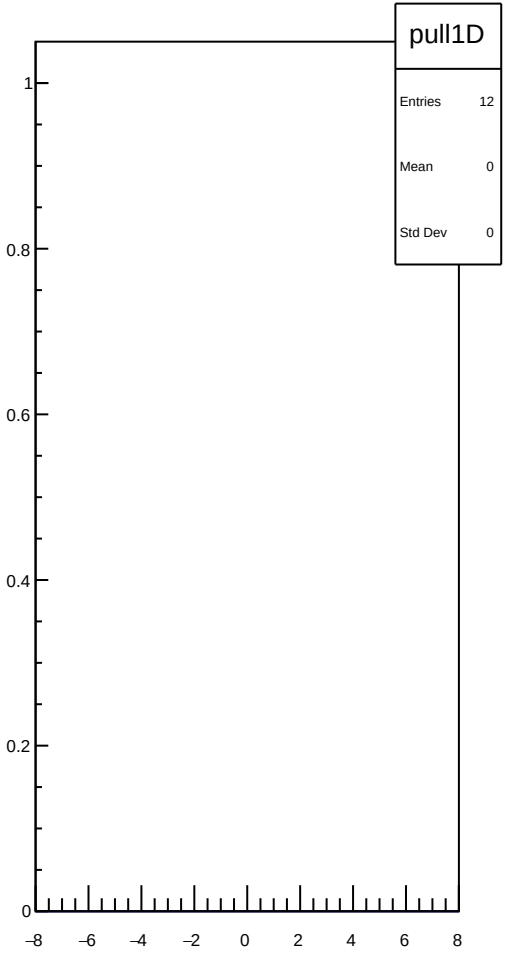

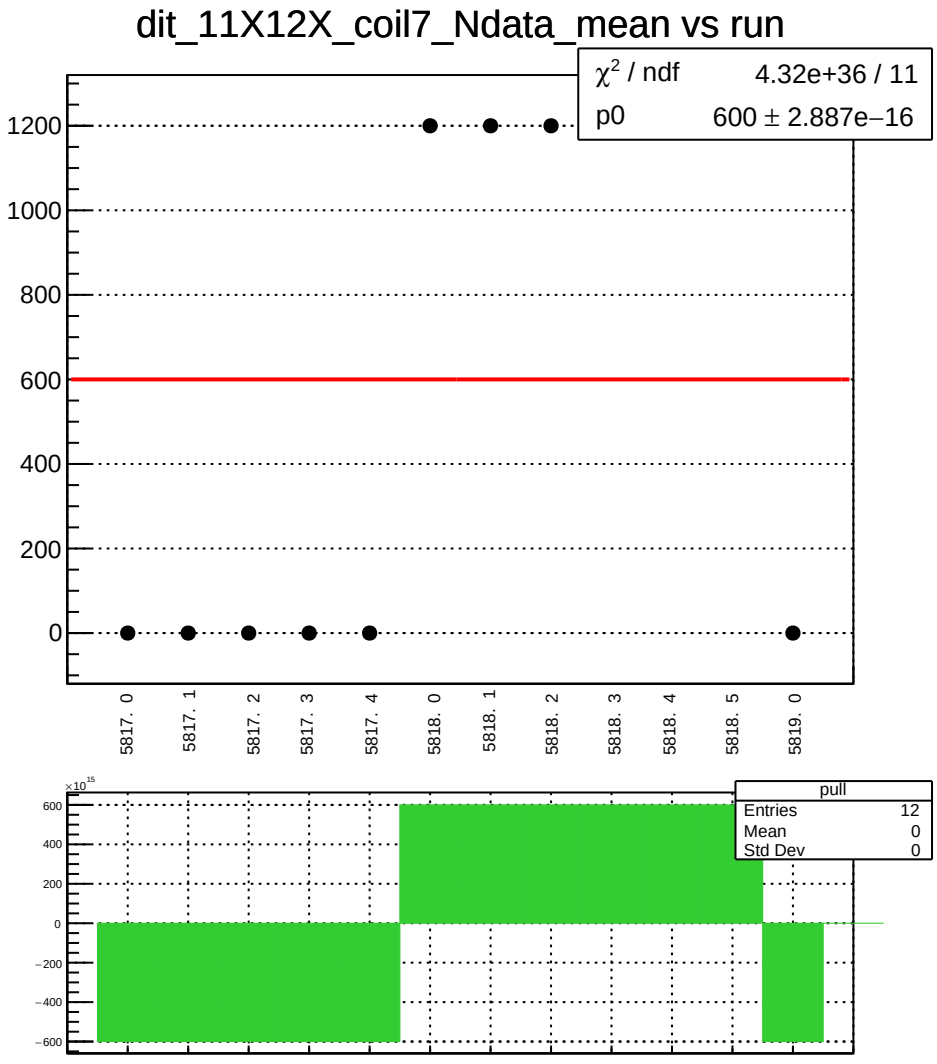
dit_11X12X_coil7_Ndata_mean vs run
χ² / ndf 4.32e+36 / 11
p0 600 ± 2.887e−16
1200
1000
800
600
400
200
0
5817. 0
5817. 1
5817. 2
5817. 3
5817. 4
5818. 0
5818. 1
5818. 2
5818. 3
5818. 4
5818. 5
5819. 0
×10^15
600
400
200
0
−200
−400
−600
pull
Entries 12
Mean 0
Std Dev 0

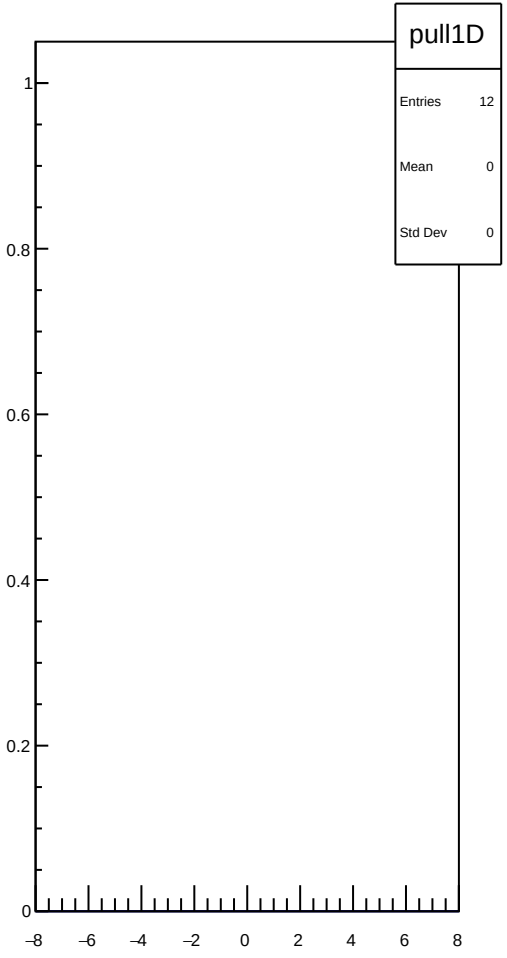
pull1D
Entries 12
Mean 0
Std Dev 0
1
0.8
0.6
0.4
0.2
0
−8
−6
−4
−2
0
2
4
6
8

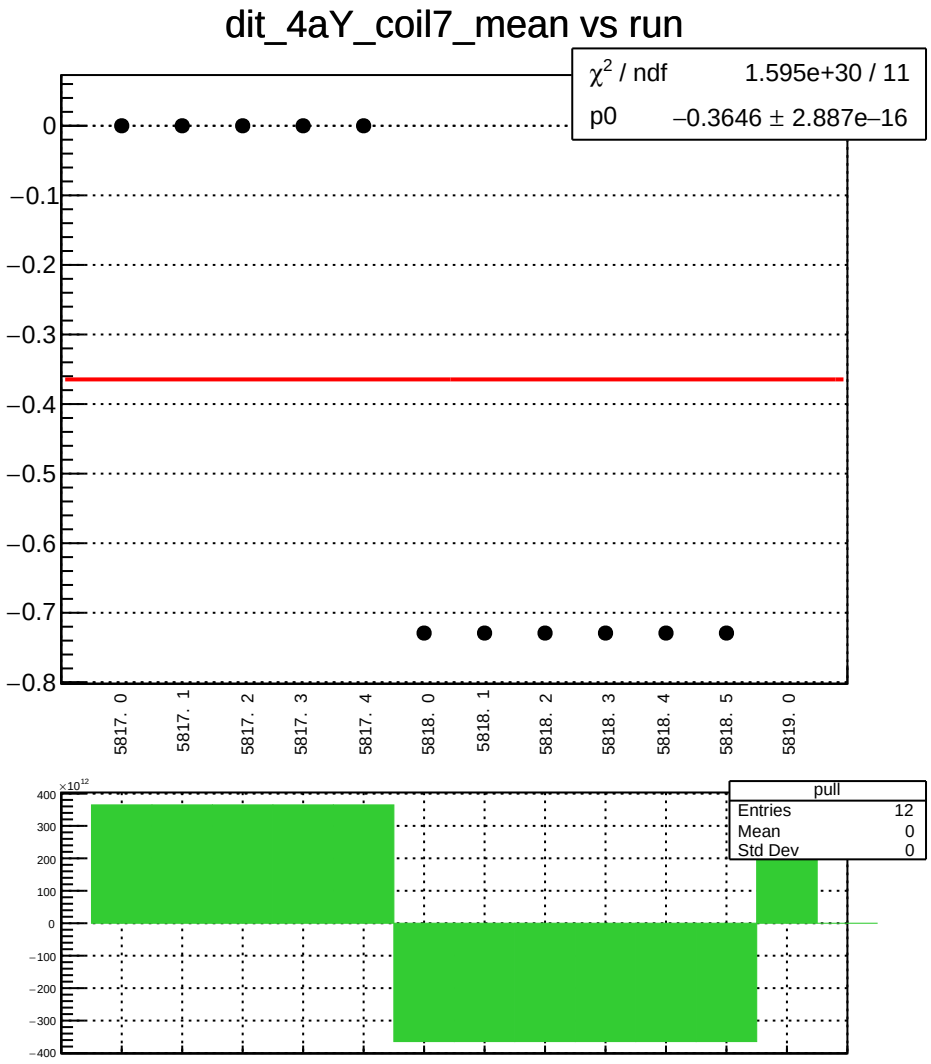
dit_4aY_coil7_mean vs run
χ^2 / ndf 1.595e+30 / 11
p0 −0.3646 ± 2.887e−16
0
−0.1
−0.2
−0.3
−0.4
−0.5
−0.6
−0.7
−0.8
5817. 0
5817. 1
5817. 2
5817. 3
5817. 4
5818. 0
5818. 1
5818. 2
5818. 3
5818. 4
5818. 5
5819. 0
pull
Entries 12
Mean 0
Std Dev 0
×10^12
400
300
200
100
0
−100
−200
−300
−400

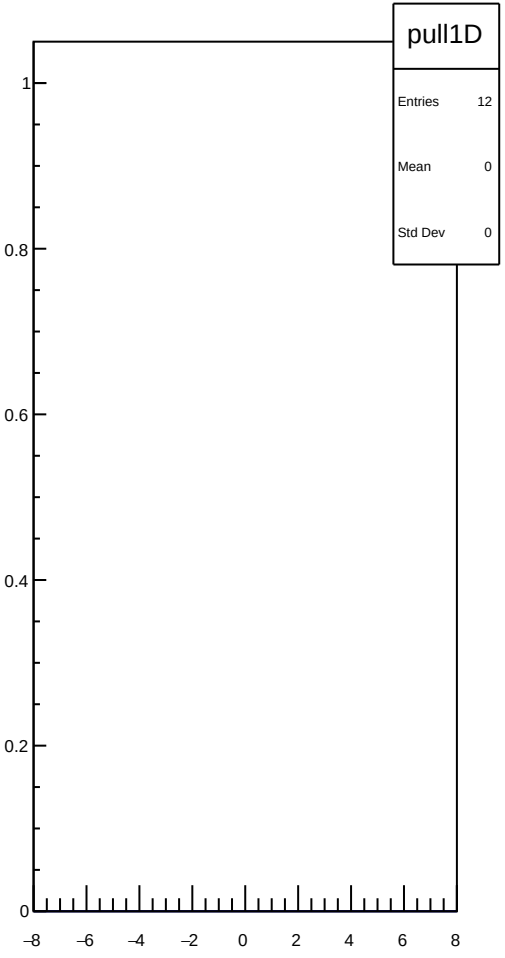
pull1D
Entries 12
Mean 0
Std Dev 0
1
0.8
0.6
0.4
0.2
0
−8
−6
−4
−2
0
2
4
6
8

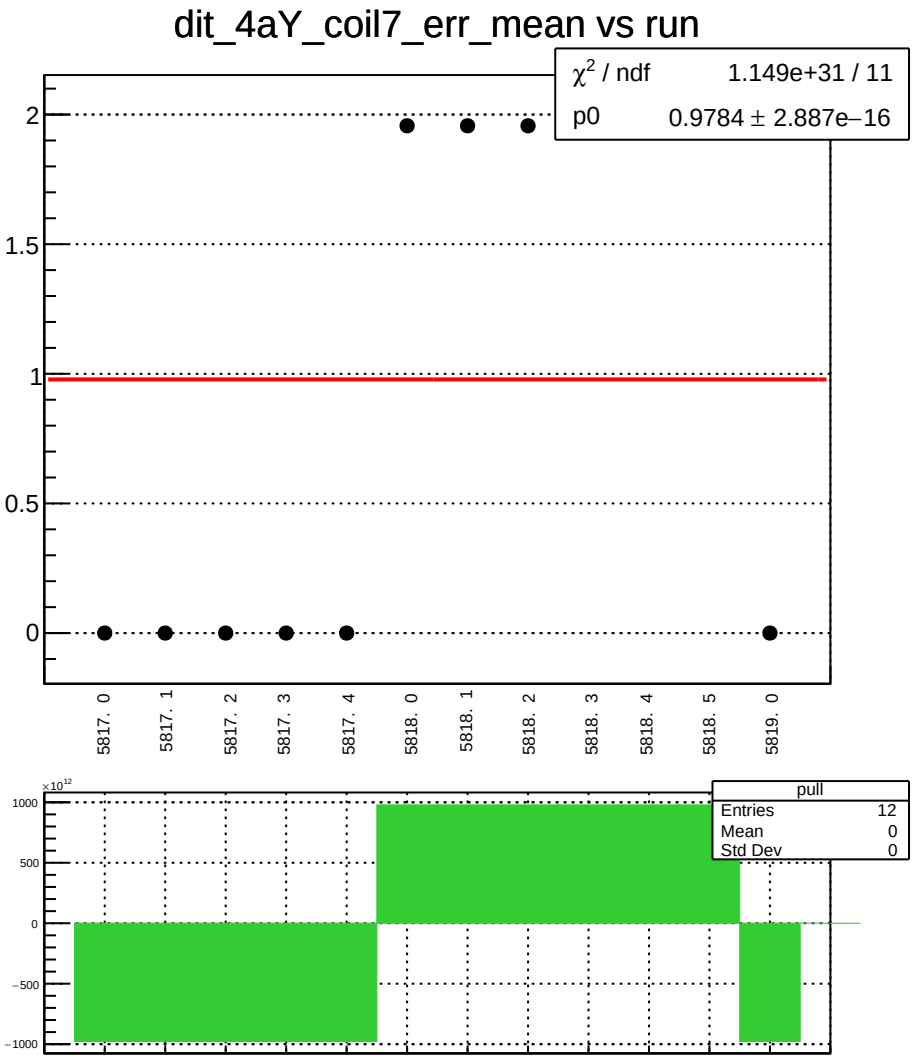
dit_4aY_coil7_err_mean vs run
χ² / ndf 1.149e+31 / 11
p0 0.9784 ± 2.887e−16
2
1.5
1
0.5
0
5817. 0
5817. 1
5817. 2
5817. 3
5817. 4
5818. 0
5818. 1
5818. 2
5818. 3
5818. 4
5818. 5
5819. 0
×10¹²
1000
500
0
−500
−1000
pull
Entries 12
Mean 0
Std Dev 0

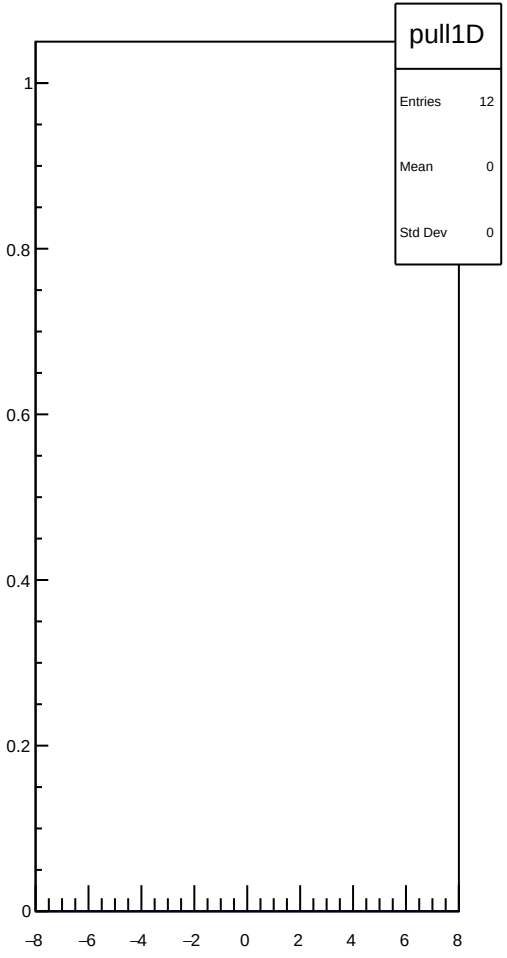
pull1D
Entries 12
Mean 0
Std Dev 0
1
0.8
0.6
0.4
0.2
0
−8
−6
−4
−2
0
2
4
6
8

dit_4aY_coil7_Ndata_mean vs run

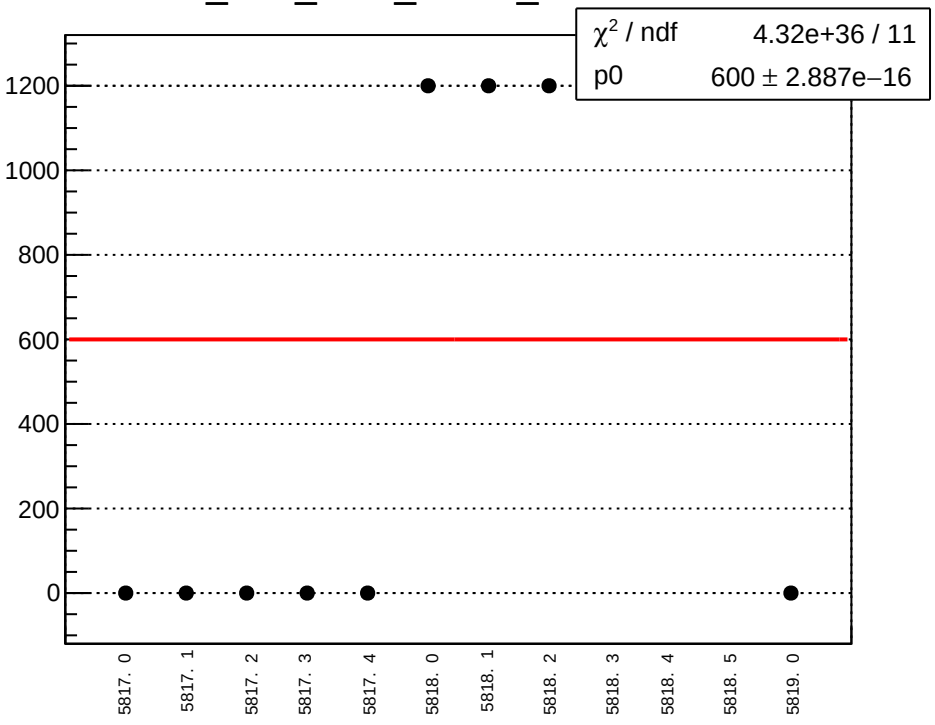

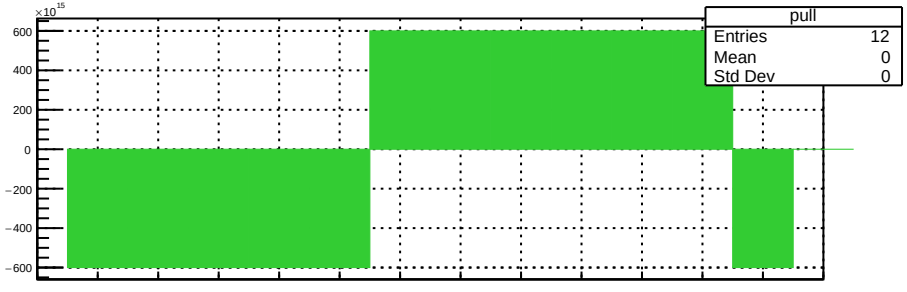

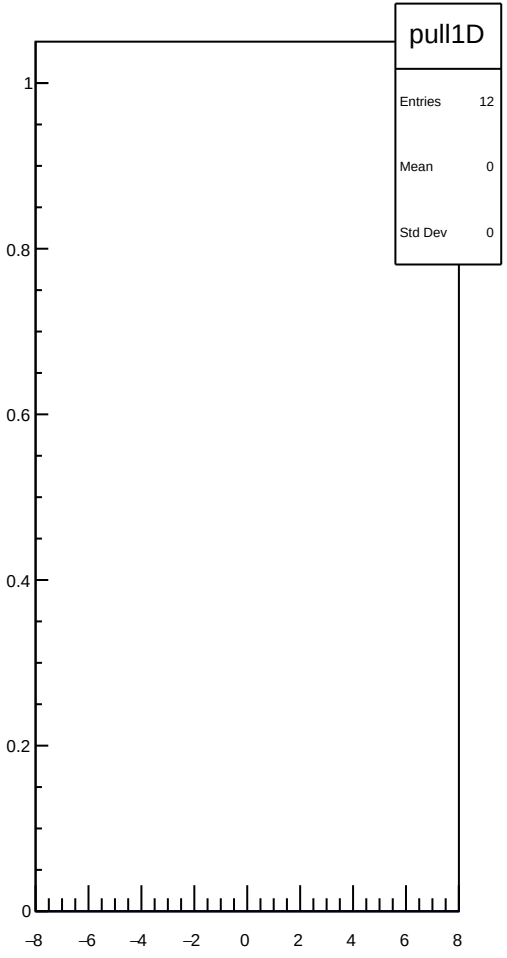

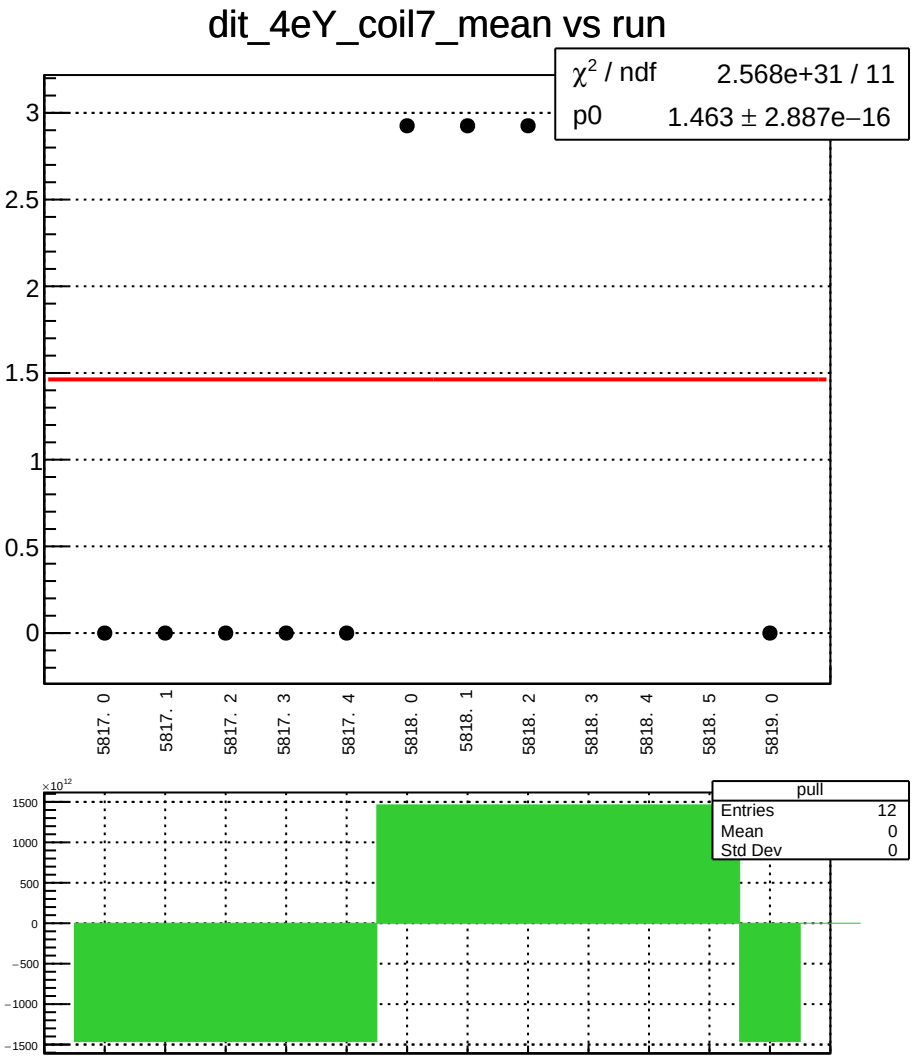
dit_4eY_coil7_mean vs run
χ² / ndf 2.568e+31 / 11
p0 1.463 ± 2.887e−16
3
2.5
2
1.5
1
0.5
0
5817. 0
5817. 1
5817. 2
5817. 3
5817. 4
5818. 0
5818. 1
5818. 2
5818. 3
5818. 4
5818. 5
5819. 0
×10¹²
1500
1000
500
0
−500
−1000
−1500
pull
Entries 12
Mean 0
Std Dev 0

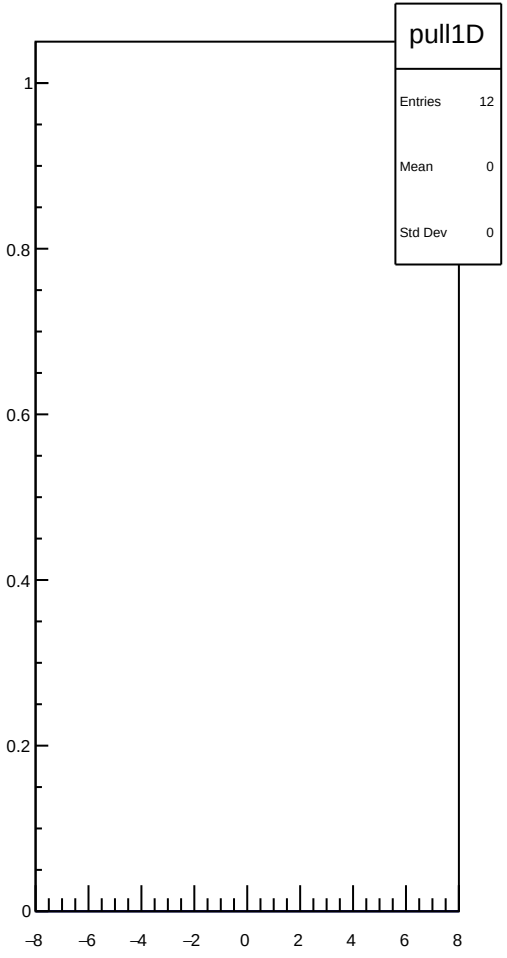
pull1D
Entries 12
Mean 0
Std Dev 0
1
0.8
0.6
0.4
0.2
0
−8
−6
−4
−2
0
2
4
6
8

dit_4eY_coil7_err_mean vs run

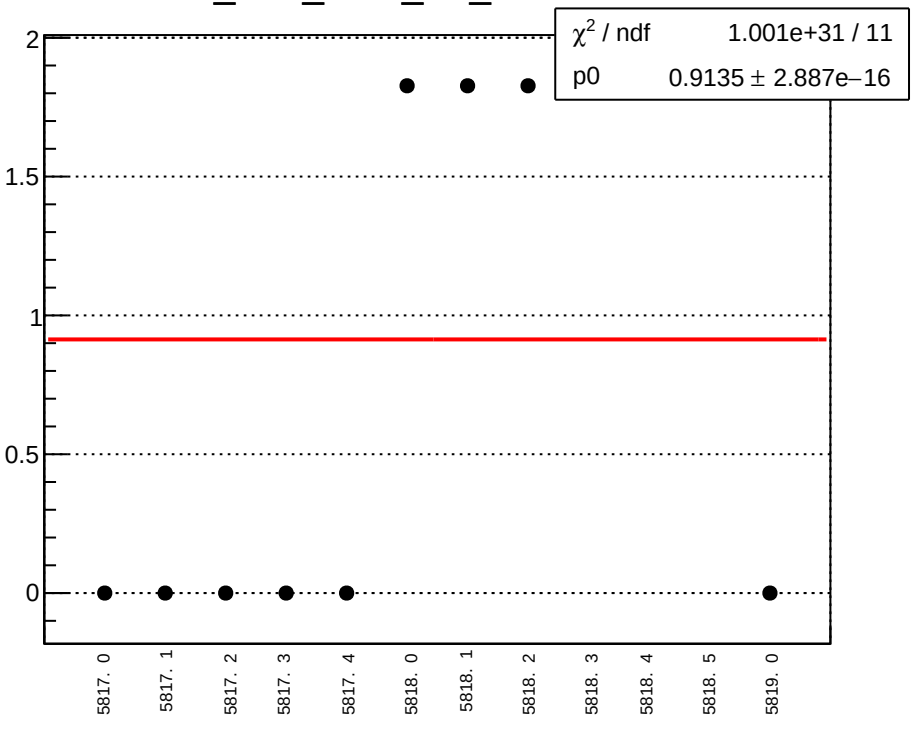

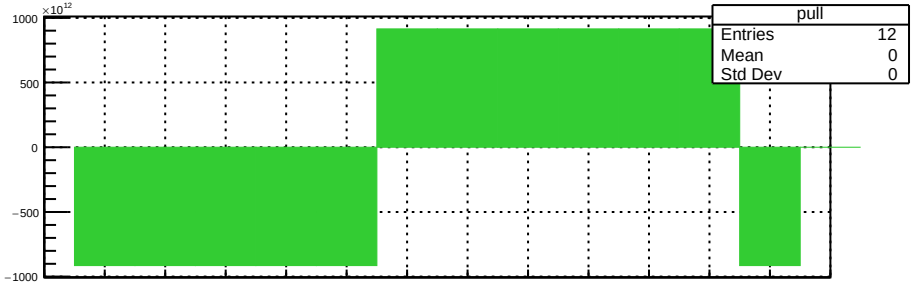

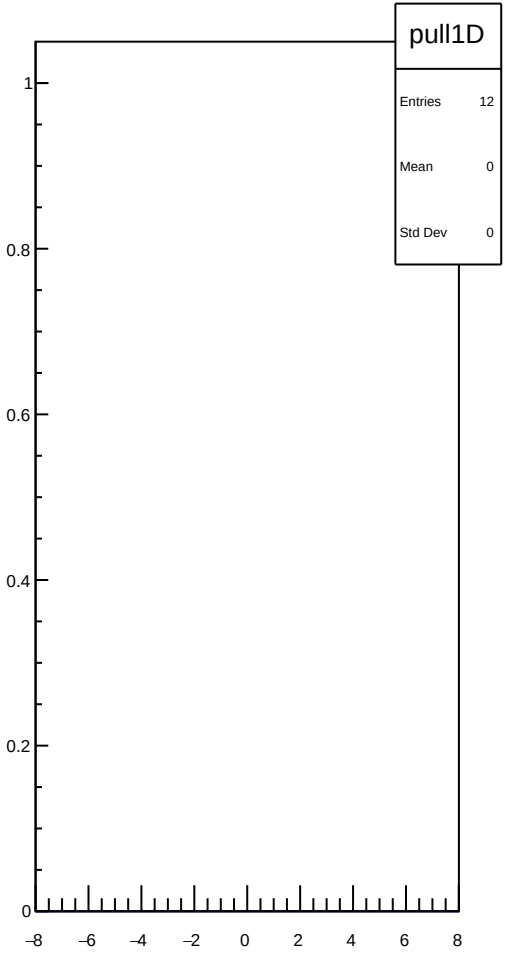

dit_4eY_coil7_Ndata_mean vs run

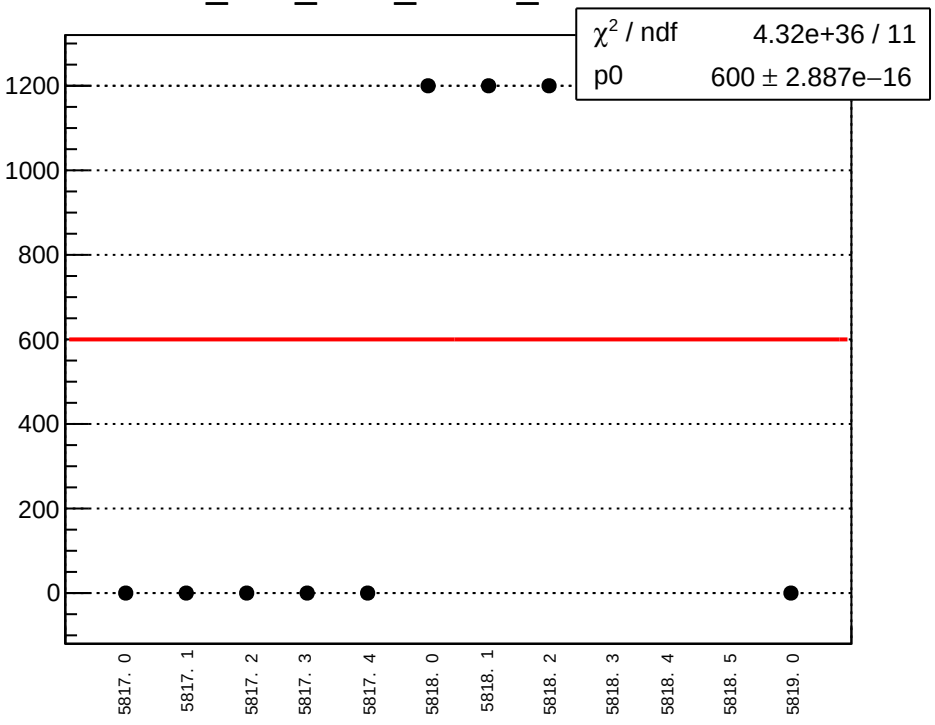

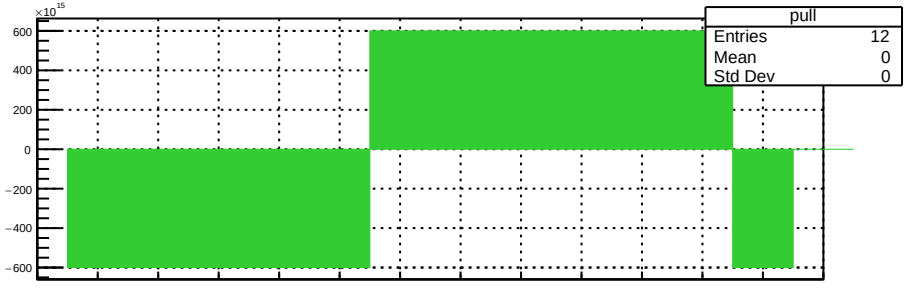

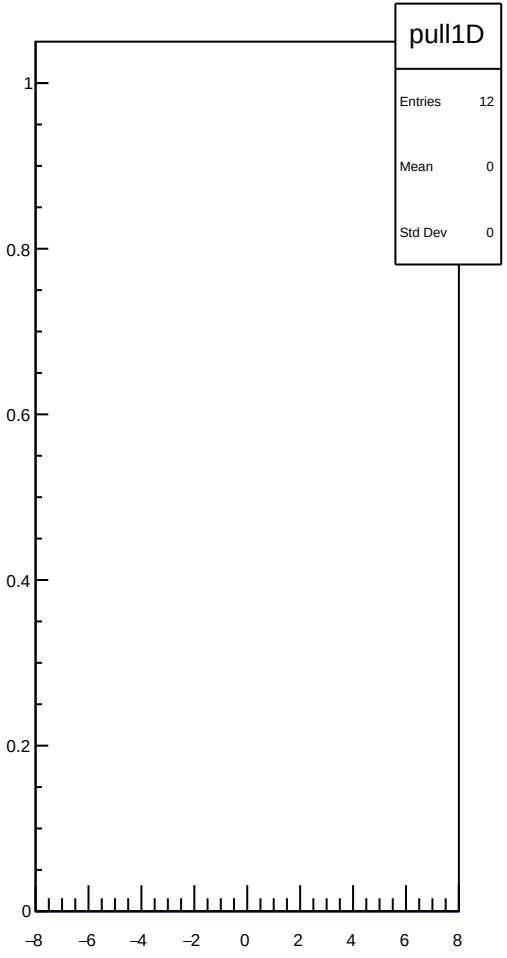

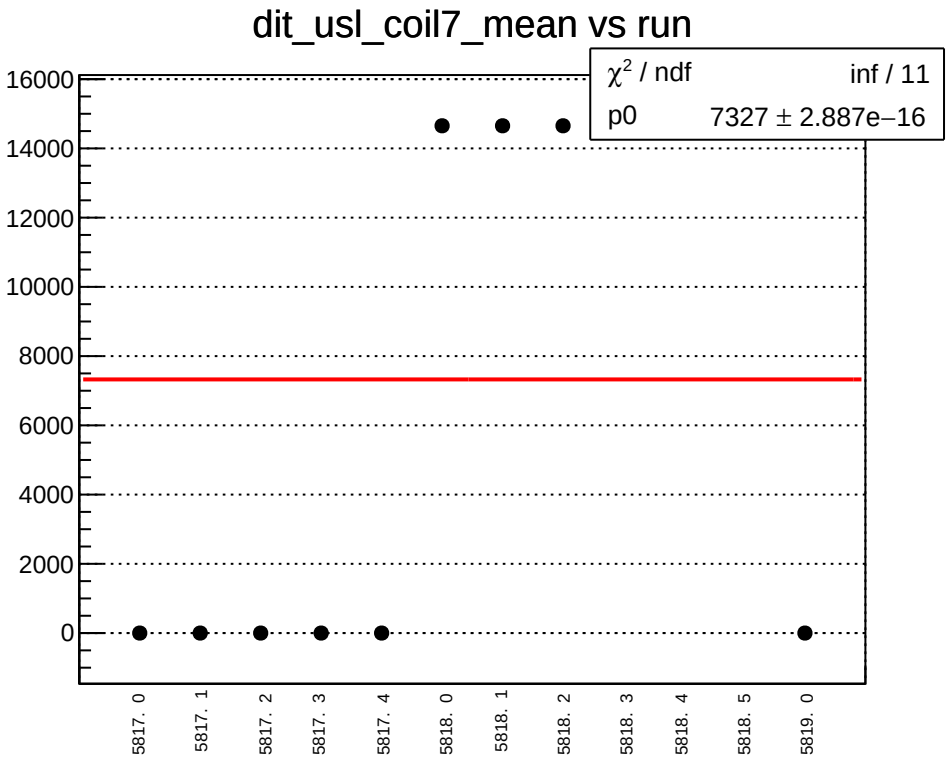
dit_usl_coil7_mean vs run
χ² / ndf inf / 11
p0 7327 ± 2.887e−16
16000
14000
12000
10000
8000
6000
4000
2000
0
5817. 0
5817. 1
5817. 2
5817. 3
5817. 4
5818. 0
5818. 1
5818. 2
5818. 3
5818. 4
5818. 5
5819. 0

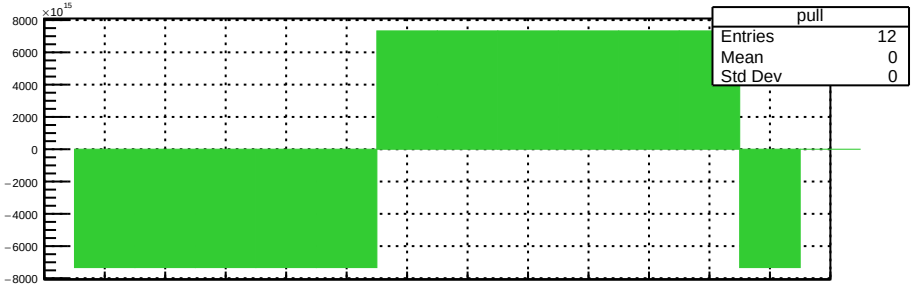
pull
Entries 12
Mean 0
Std Dev 0
×10¹⁵
8000
6000
4000
2000
0
−2000
−4000
−6000
−8000

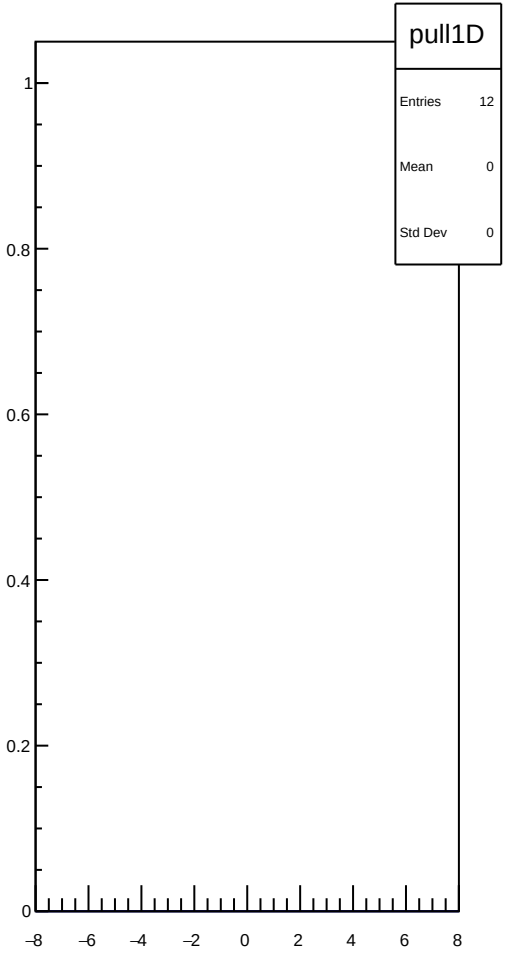
pull1D
Entries 12
Mean 0
Std Dev 0
1
0.8
0.6
0.4
0.2
0
−8
−6
−4
−2
0
2
4
6
8

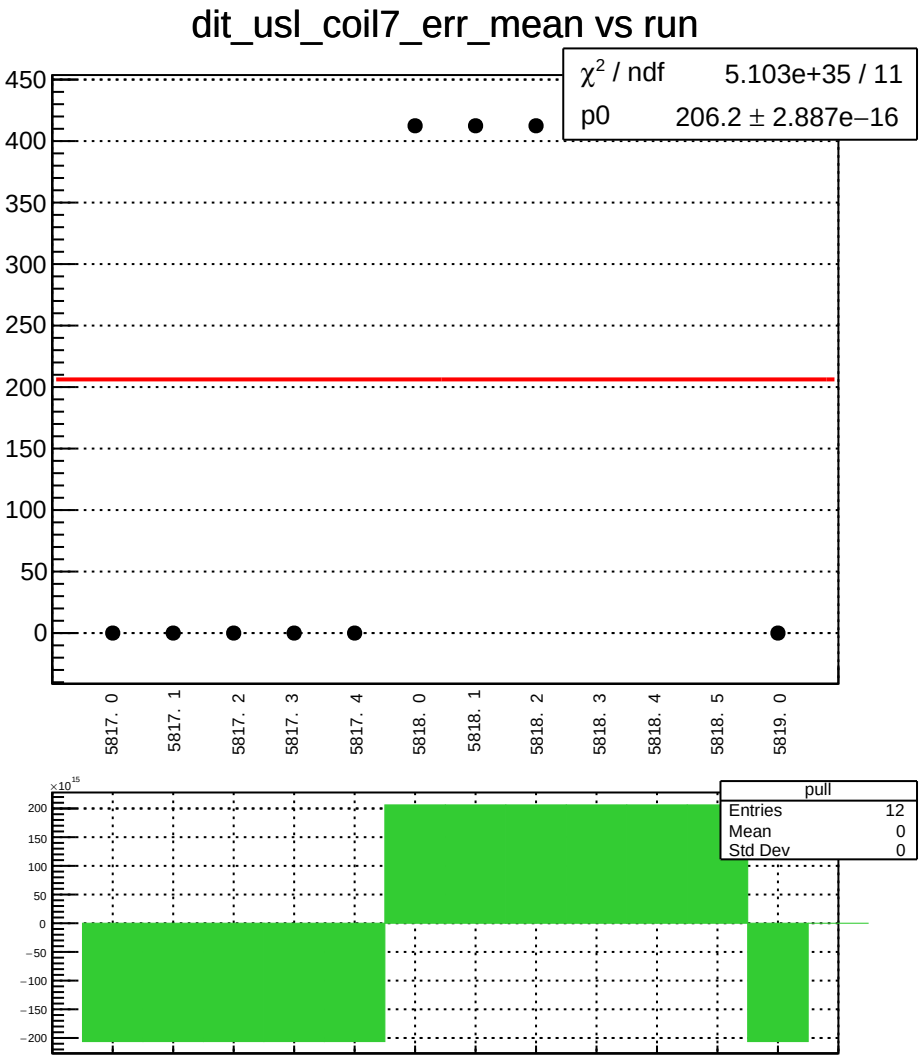
dit_usl_coil7_err_mean vs run
χ² / ndf 5.103e+35 / 11
p0 206.2 ± 2.887e−16
450
400
350
300
250
200
150
100
50
0
5817. 0
5817. 1
5817. 2
5817. 3
5817. 4
5818. 0
5818. 1
5818. 2
5818. 3
5818. 4
5818. 5
5819. 0
×10^15
200
150
100
50
0
−50
−100
−150
−200
pull
Entries 12
Mean 0
Std Dev 0

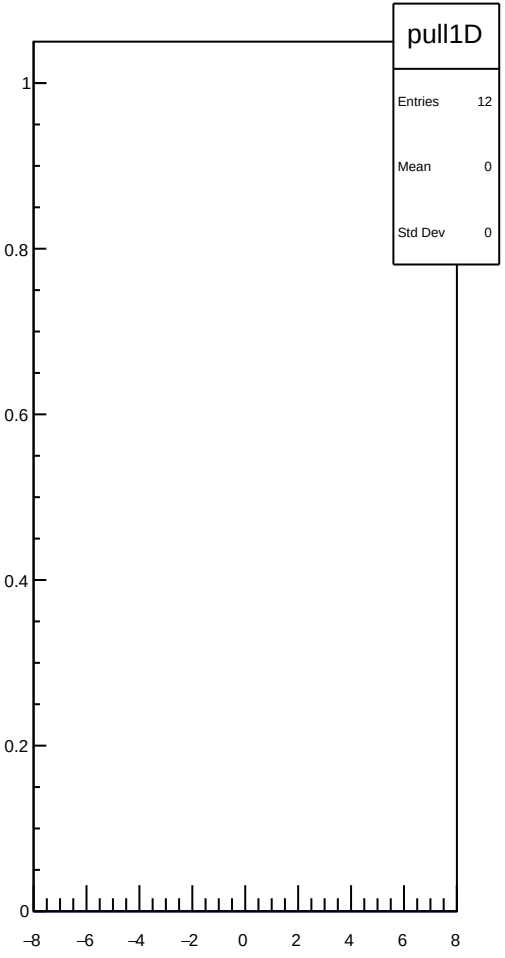
pull1D
Entries 12
Mean 0
Std Dev 0
1
0.8
0.6
0.4
0.2
0
−8
−6
−4
−2
0
2
4
6
8

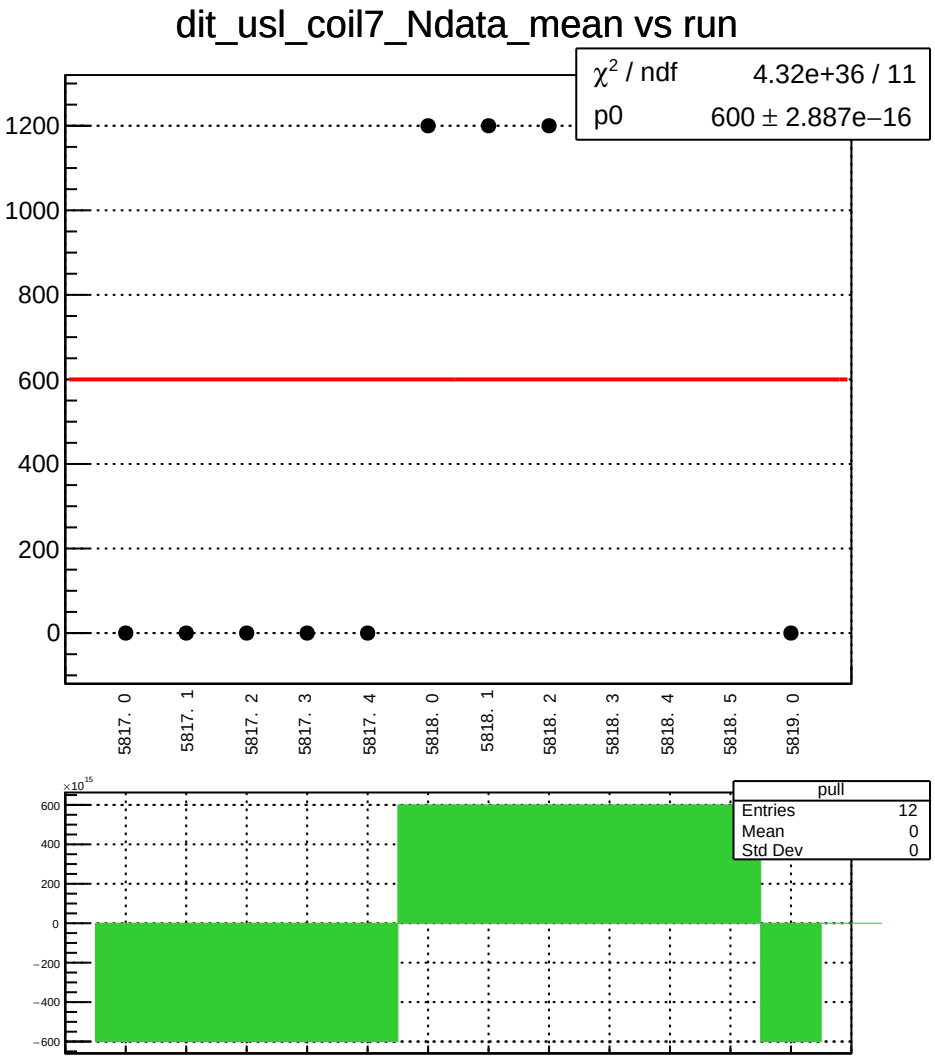
dit_usl_coil7_Ndata_mean vs run
χ² / ndf 4.32e+36 / 11
p0 600 ± 2.887e−16
1200
1000
800
600
400
200
0
5817. 0
5817. 1
5817. 2
5817. 3
5817. 4
5818. 0
5818. 1
5818. 2
5818. 3
5818. 4
5818. 5
5819. 0
×10^15
600
400
200
0
−200
−400
−600
pull
Entries 12
Mean 0
Std Dev 0

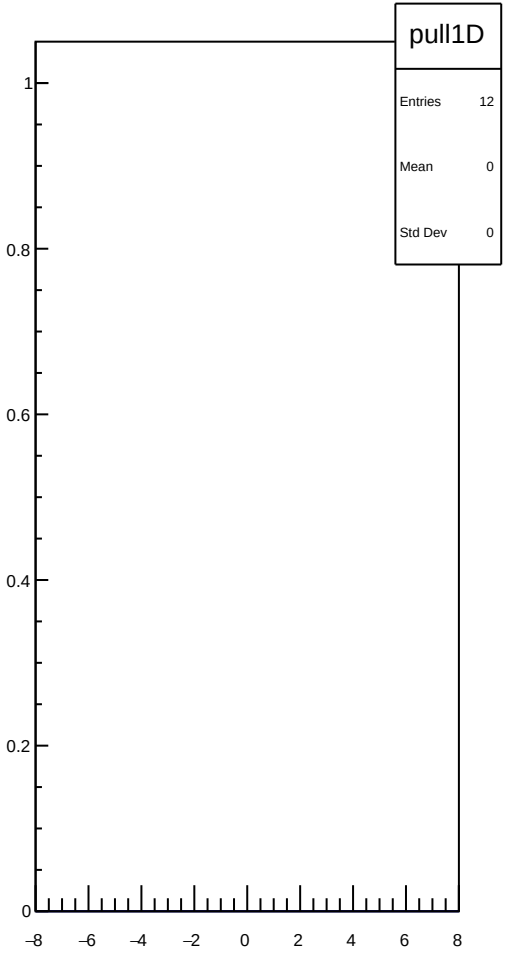
pull1D
Entries 12
Mean 0
Std Dev 0
1
0.8
0.6
0.4
0.2
0
−8
−6
−4
−2
0
2
4
6
8

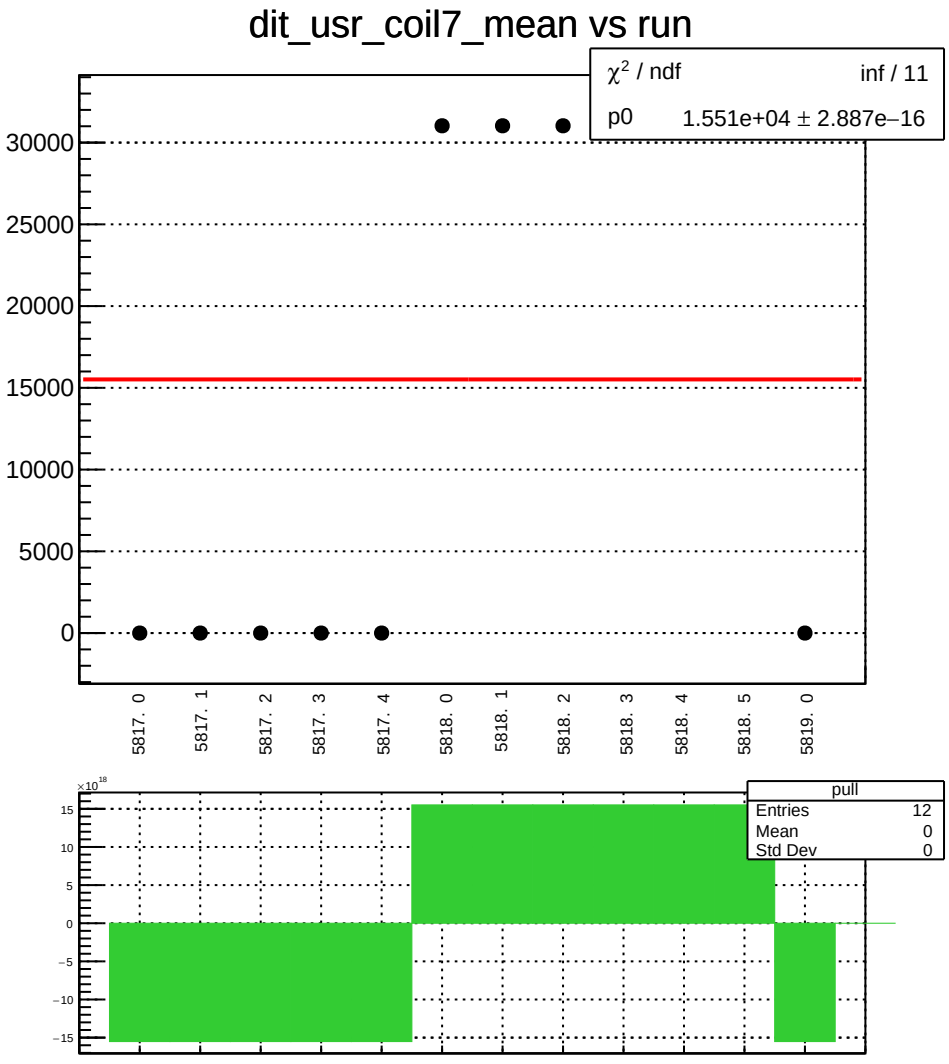
dit_usr_coil7_mean vs run
χ² / ndf inf / 11
p0 1.551e+04 ± 2.887e−16
30000
25000
20000
15000
10000
5000
0
5817. 0
5817. 1
5817. 2
5817. 3
5817. 4
5818. 0
5818. 1
5818. 2
5818. 3
5818. 4
5818. 5
5819. 0
×10^18
pull
Entries 12
Mean 0
Std Dev 0
15
10
5
0
−5
−10
−15

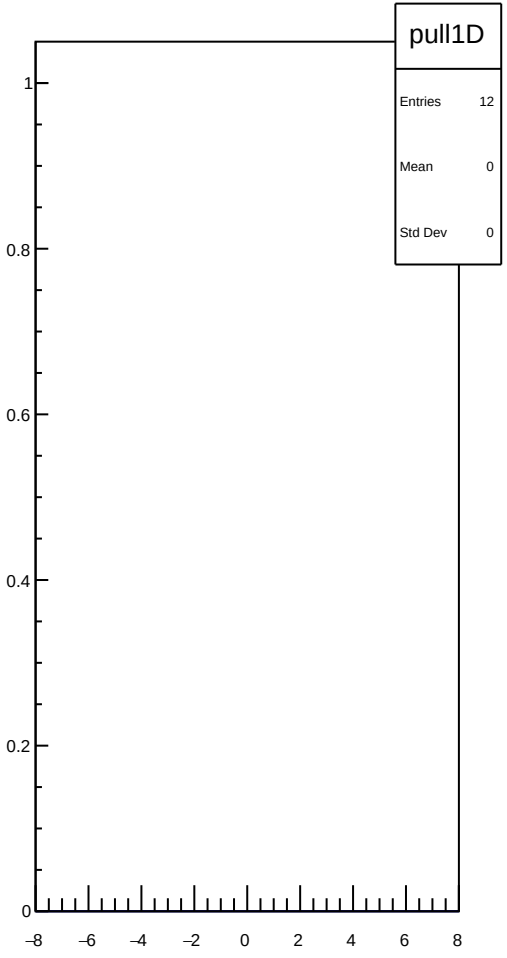
pull1D
Entries 12
Mean 0
Std Dev 0
1
0.8
0.6
0.4
0.2
0
−8
−6
−4
−2
0
2
4
6
8

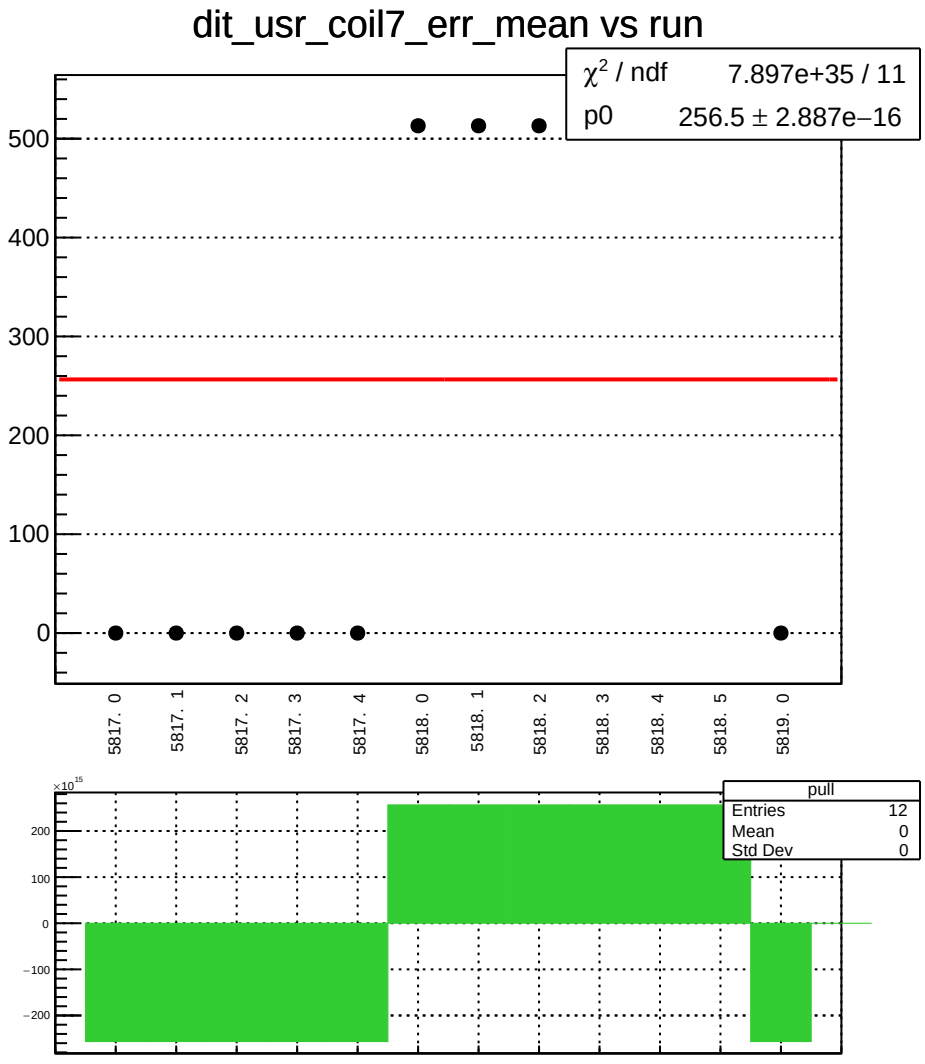
dit_usr_coil7_err_mean vs run
χ² / ndf 7.897e+35 / 11
p0 256.5 ± 2.887e−16
500
400
300
200
100
0
5817. 0
5817. 1
5817. 2
5817. 3
5817. 4
5818. 0
5818. 1
5818. 2
5818. 3
5818. 4
5818. 5
5819. 0
×10^15
200
100
0
−100
−200
pull
Entries 12
Mean 0
Std Dev 0

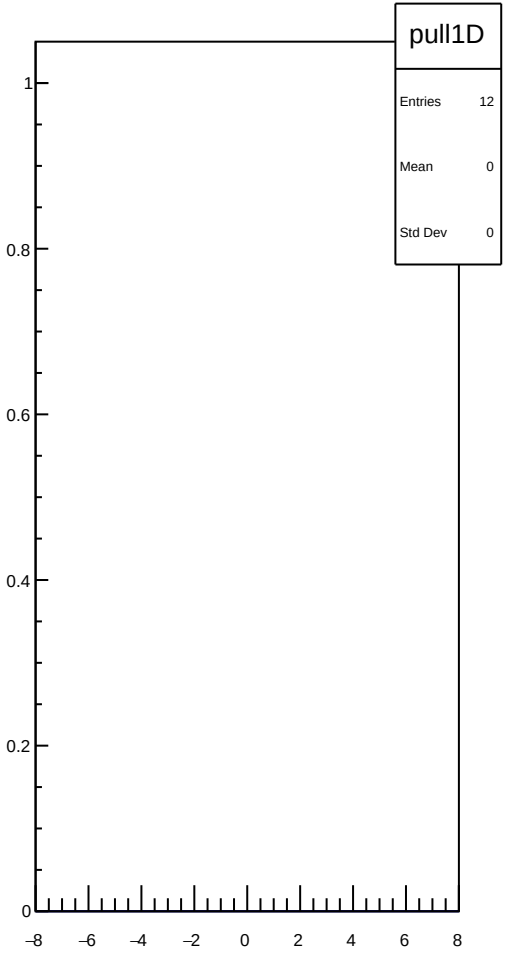
pull1D
Entries 12
Mean 0
Std Dev 0
1
0.8
0.6
0.4
0.2
0
−8
−6
−4
−2
0
2
4
6
8

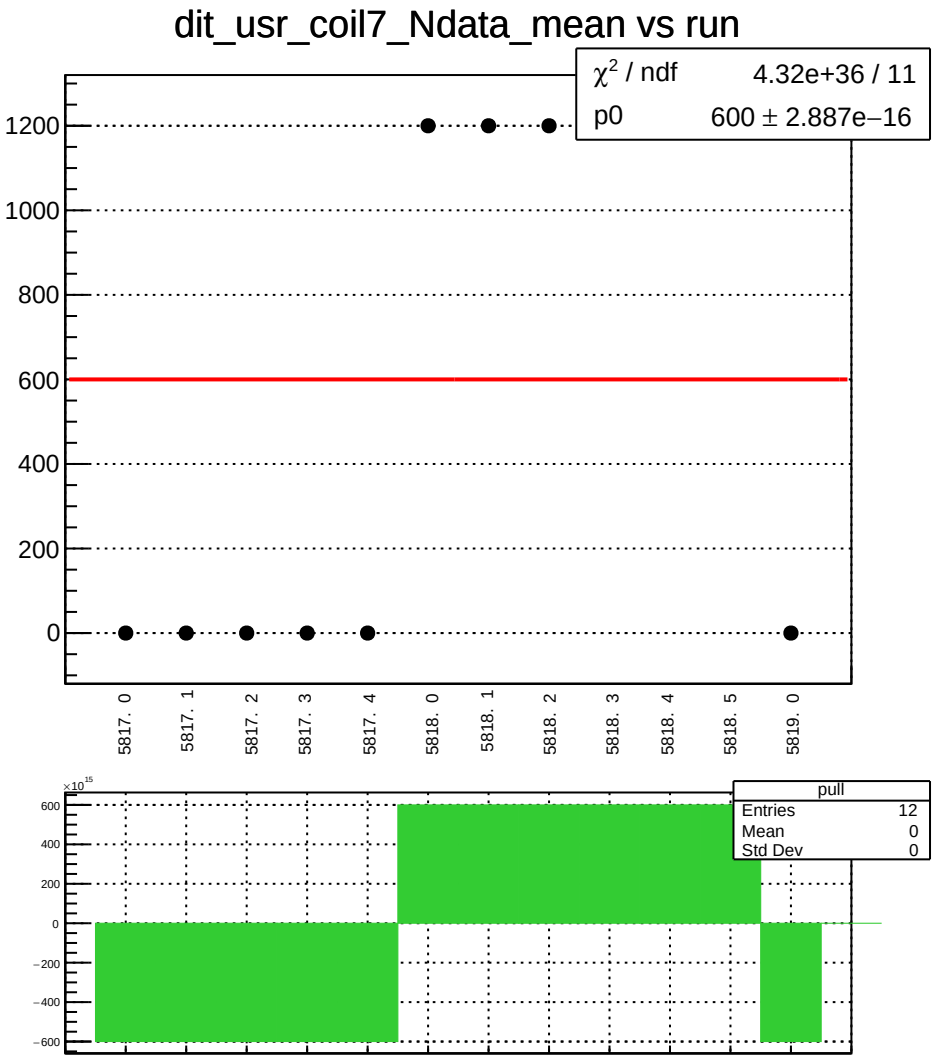
dit_usr_coil7_Ndata_mean vs run
χ² / ndf 4.32e+36 / 11
p0 600 ± 2.887e−16
1200
1000
800
600
400
200
0
5817. 0
5817. 1
5817. 2
5817. 3
5817. 4
5818. 0
5818. 1
5818. 2
5818. 3
5818. 4
5818. 5
5819. 0
×10^15
600
400
200
0
−200
−400
−600
pull
Entries 12
Mean 0
Std Dev 0

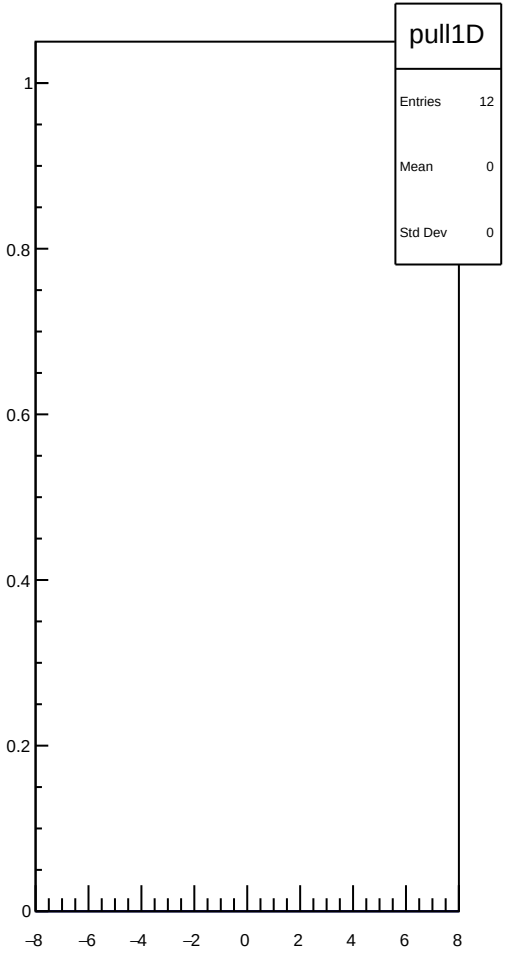
pull1D
Entries 12
Mean 0
Std Dev 0
1
0.8
0.6
0.4
0.2
0
−8
−6
−4
−2
0
2
4
6
8

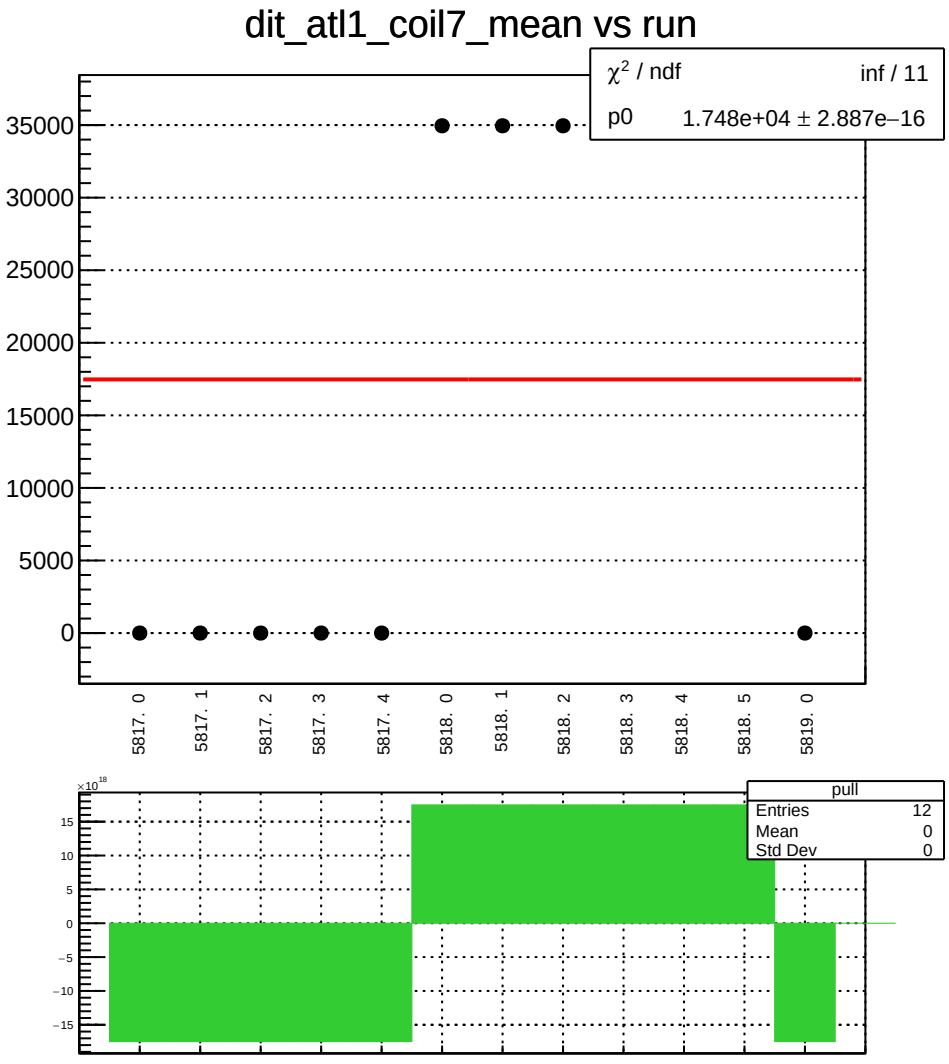
dit_atl1_coil7_mean vs run
χ² / ndf inf / 11
p0 1.748e+04 ± 2.887e−16
35000
30000
25000
20000
15000
10000
5000
0
5817. 0
5817. 1
5817. 2
5817. 3
5817. 4
5818. 0
5818. 1
5818. 2
5818. 3
5818. 4
5818. 5
5819. 0
×10^18
15
10
5
0
−5
−10
−15
pull
Entries 12
Mean 0
Std Dev 0

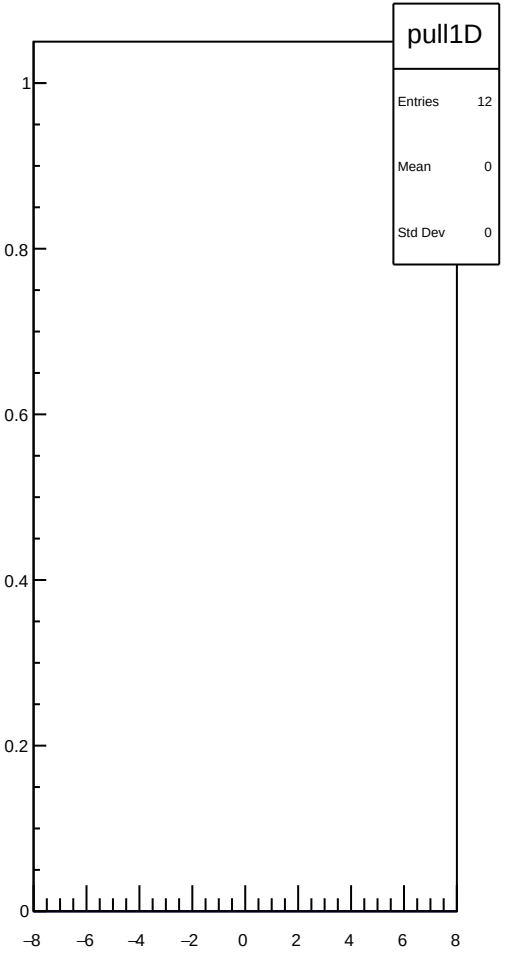
pull1D
Entries 12
Mean 0
Std Dev 0
1
0.8
0.6
0.4
0.2
0
−8
−6
−4
−2
0
2
4
6
8

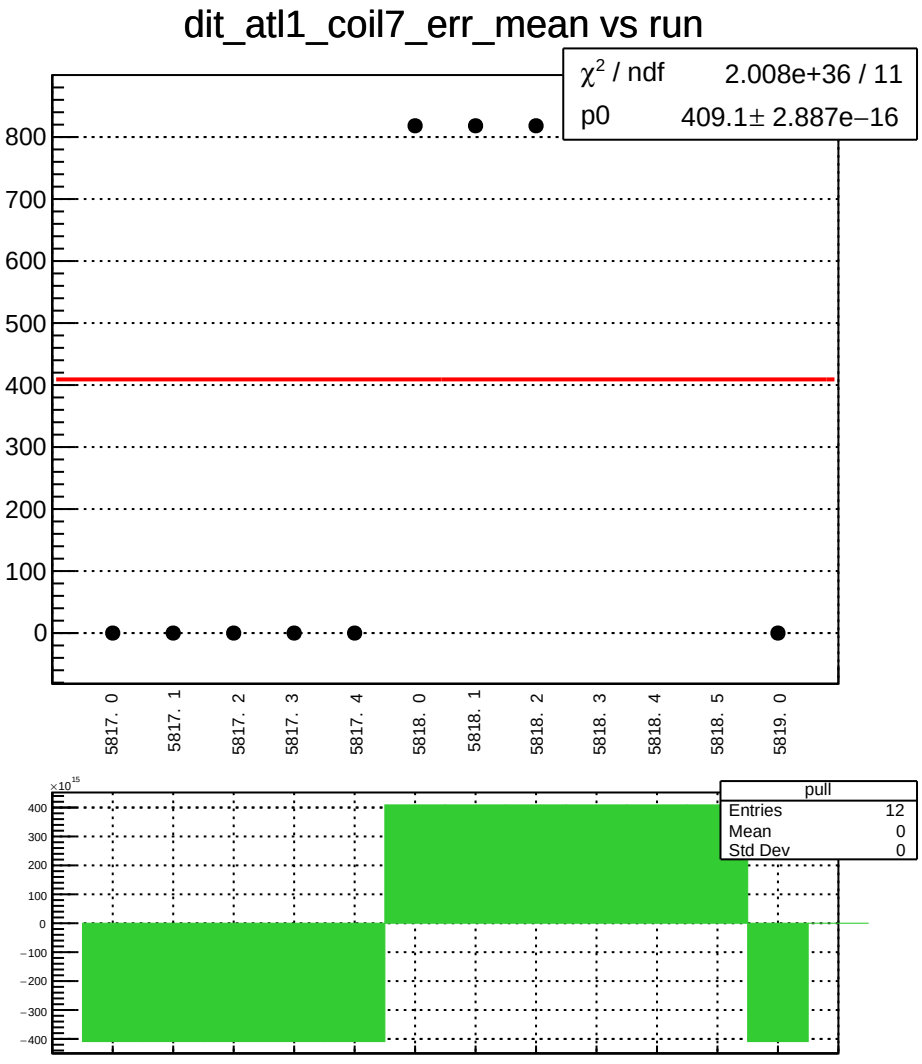
dit_atl1_coil7_err_mean vs run
χ² / ndf 2.008e+36 / 11
p0 409.1± 2.887e−16
800
700
600
500
400
300
200
100
0
5817. 0
5817. 1
5817. 2
5817. 3
5817. 4
5818. 0
5818. 1
5818. 2
5818. 3
5818. 4
5818. 5
5819. 0
×10^15
400
300
200
100
0
−100
−200
−300
−400
pull
Entries 12
Mean 0
Std Dev 0

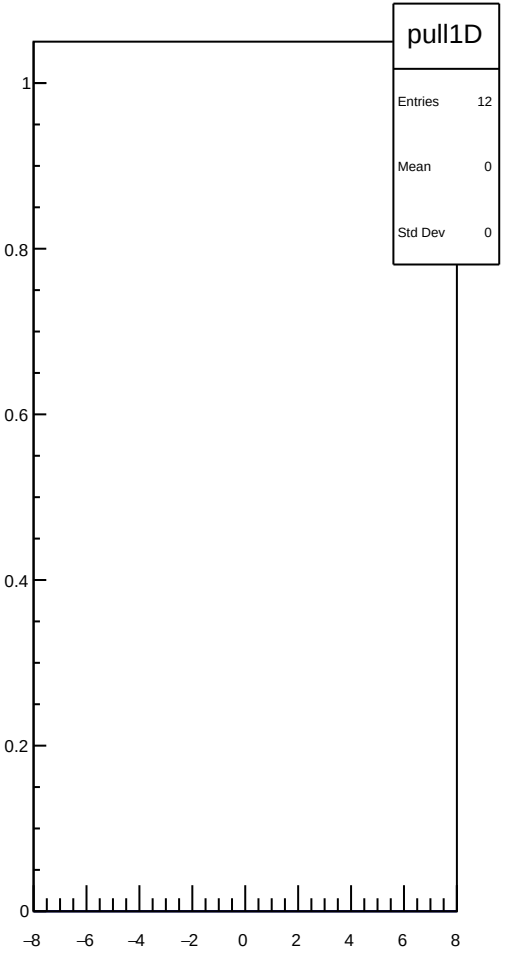
pull1D
Entries 12
Mean 0
Std Dev 0
1
0.8
0.6
0.4
0.2
0
−8
−6
−4
−2
0
2
4
6
8

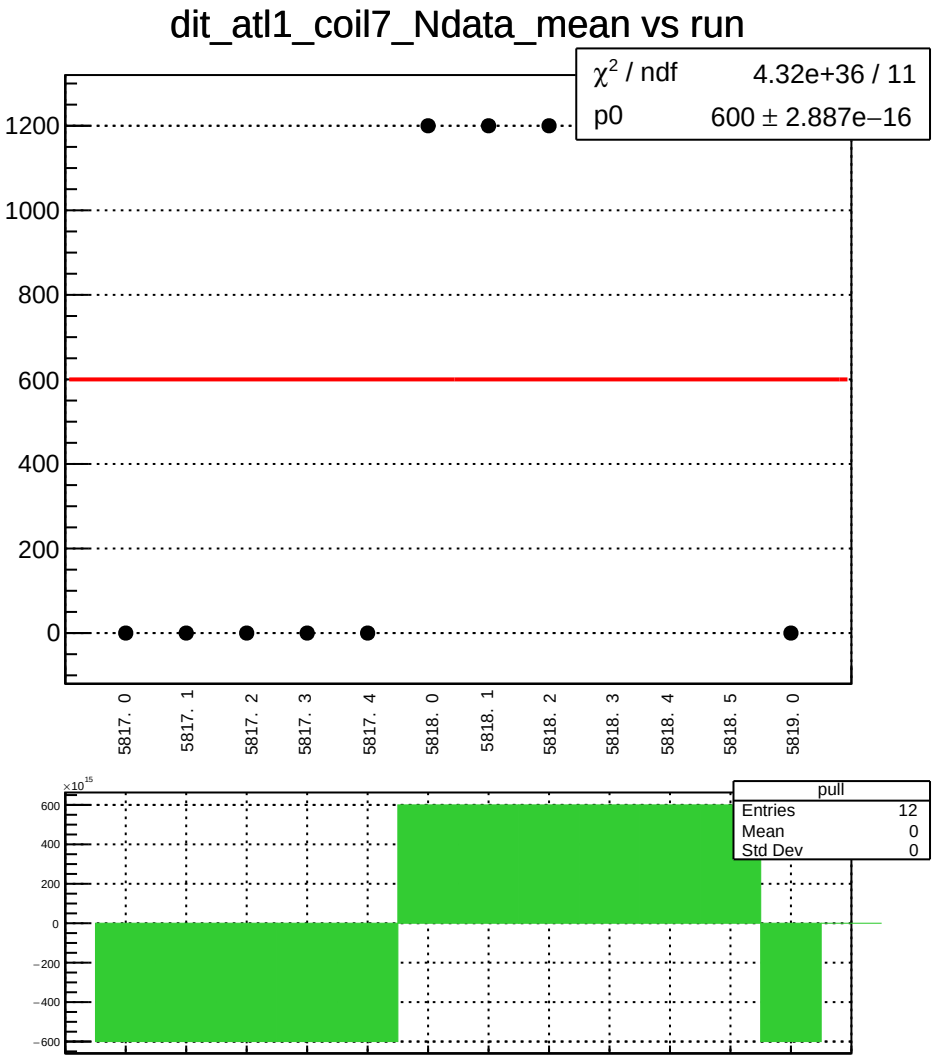
dit_atl1_coil7_Ndata_mean vs run
χ² / ndf 4.32e+36 / 11
p0 600 ± 2.887e−16
1200
1000
800
600
400
200
0
5817. 0
5817. 1
5817. 2
5817. 3
5817. 4
5818. 0
5818. 1
5818. 2
5818. 3
5818. 4
5818. 5
5819. 0
×10^15
600
400
200
0
−200
−400
−600
pull
Entries 12
Mean 0
Std Dev 0

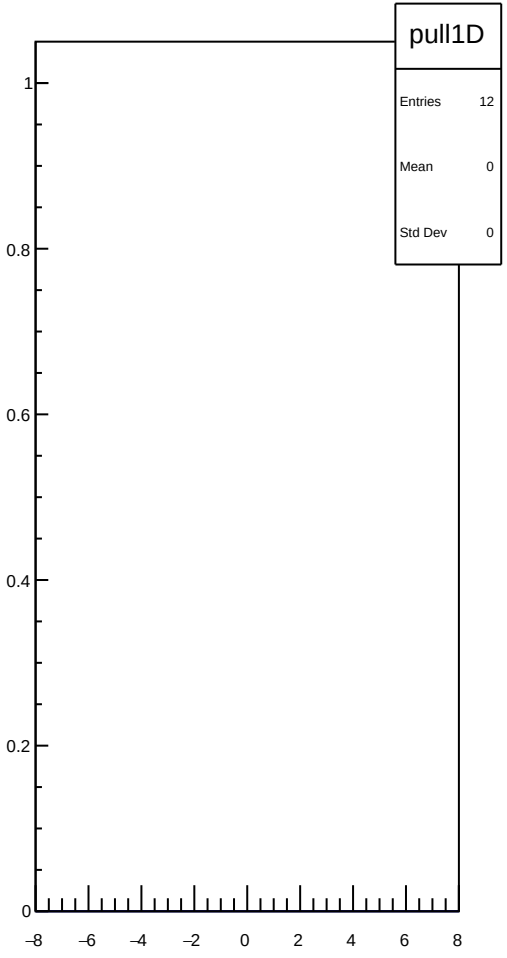
pull1D
Entries 12
Mean 0
Std Dev 0
1
0.8
0.6
0.4
0.2
0
−8
−6
−4
−2
0
2
4
6
8

dit_atl2_coil7_mean vs run

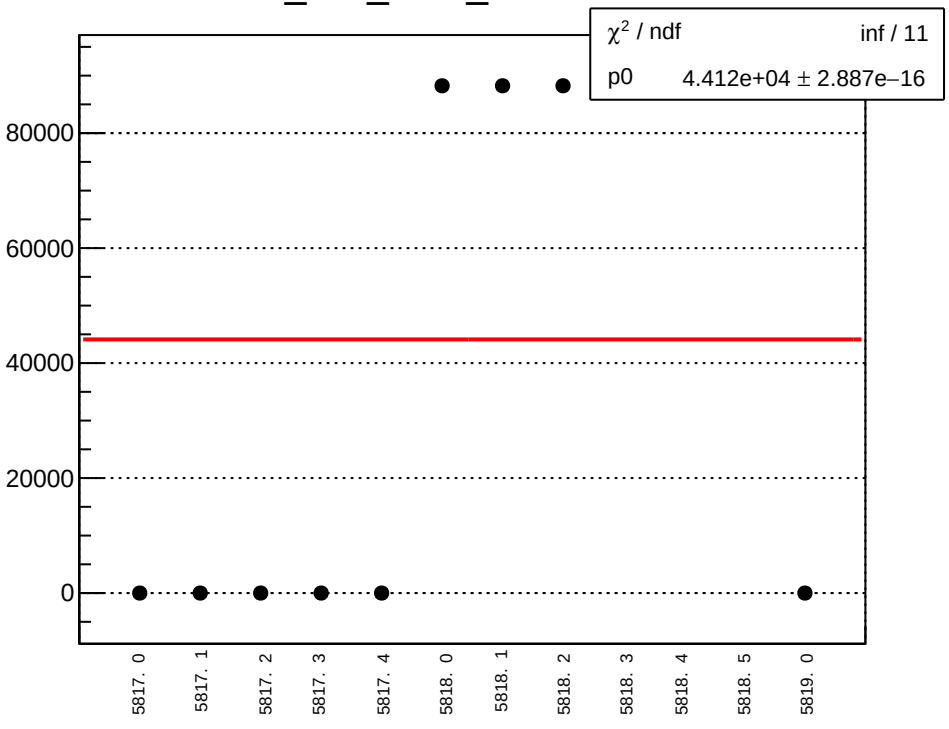

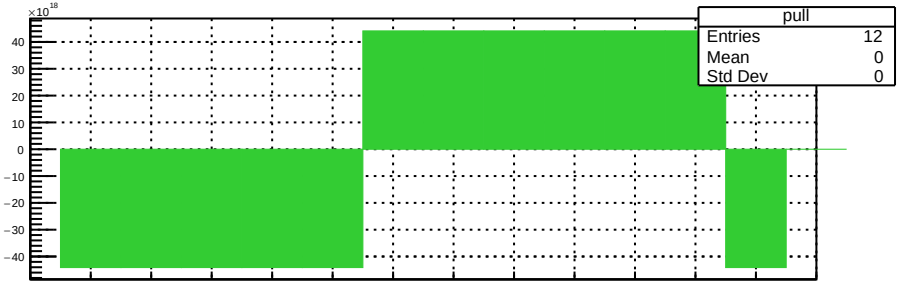

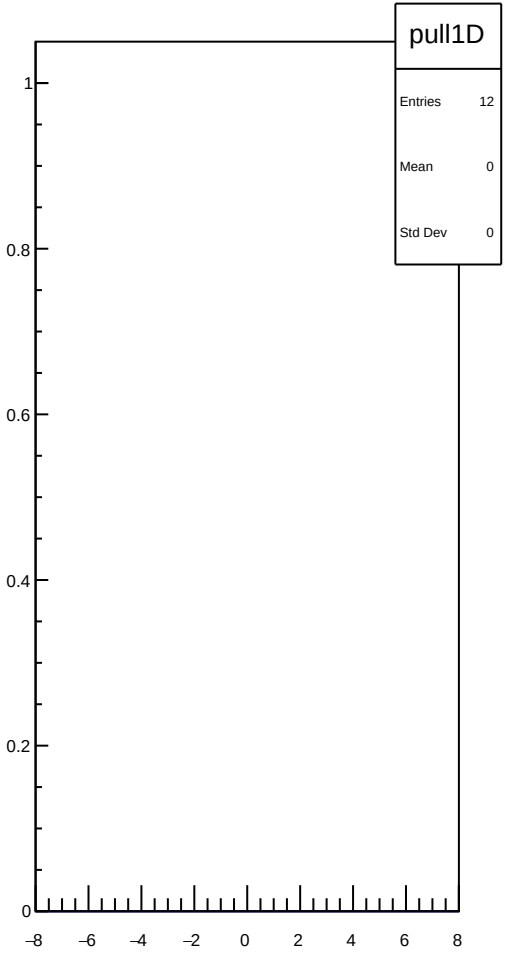

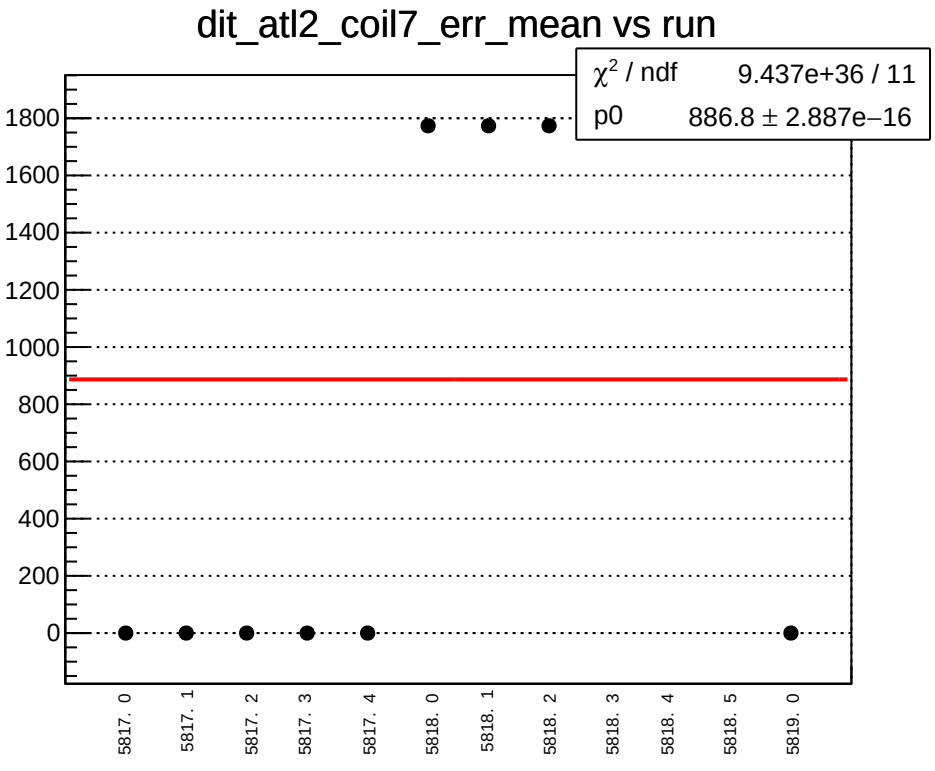
dit_atl2_coil7_err_mean vs run
χ² / ndf 9.437e+36 / 11
p0 886.8 ± 2.887e−16
1800
1600
1400
1200
1000
800
600
400
200
0
5817. 0
5817. 1
5817. 2
5817. 3
5817. 4
5818. 0
5818. 1
5818. 2
5818. 3
5818. 4
5818. 5
5819. 0

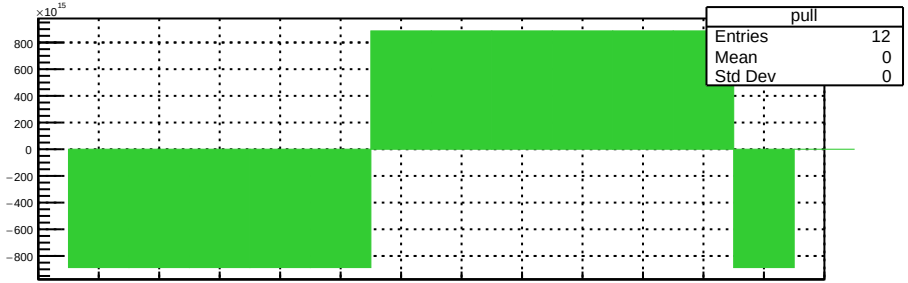
×10¹⁵
800
600
400
200
0
−200
−400
−600
−800
pull
Entries 12
Mean 0
Std Dev 0

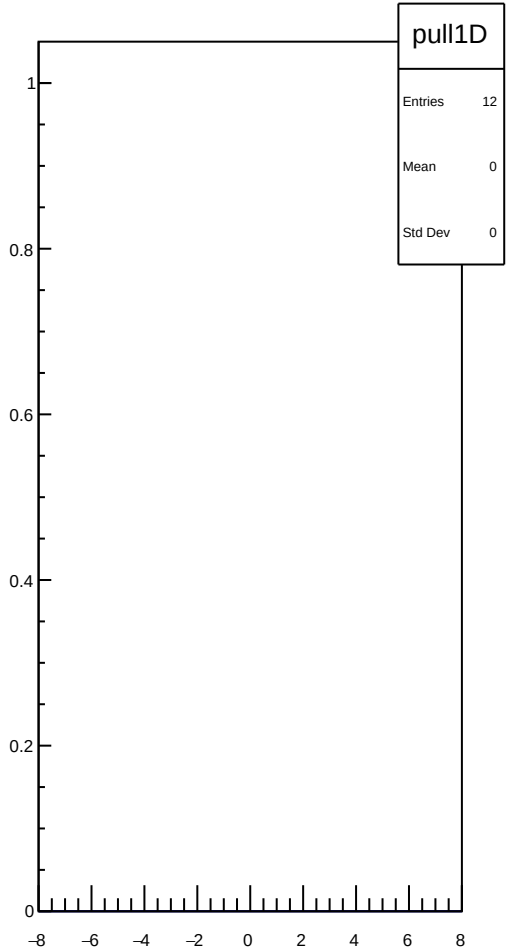
pull1D
Entries 12
Mean 0
Std Dev 0
1
0.8
0.6
0.4
0.2
0
−8
−6
−4
−2
0
2
4
6
8

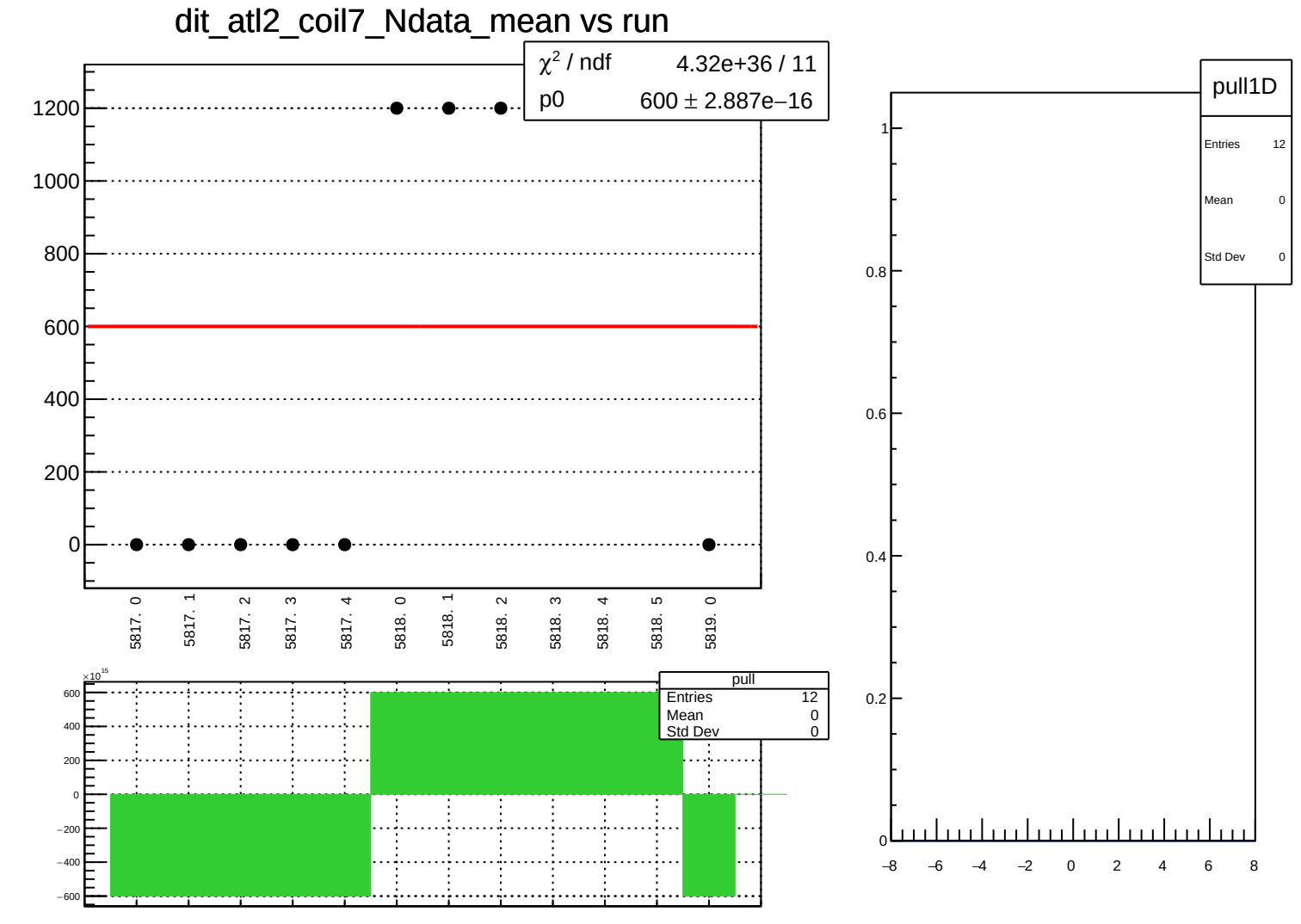
dit_atl2_coil7_Ndata_mean vs run
χ² / ndf 4.32e+36 / 11
p0 600 ± 2.887e−16
1200
1000
800
600
400
200
0
5817. 0
5817. 1
5817. 2
5817. 3
5817. 4
5818. 0
5818. 1
5818. 2
5818. 3
5818. 4
5818. 5
5819. 0
×10^15
600
400
200
0
−200
−400
−600
pull
Entries 12
Mean 0
Std Dev 0
pull1D
Entries 12
Mean 0
Std Dev 0
1
0.8
0.6
0.4
0.2
0
−8
−6
−4
−2
0
2
4
6
8

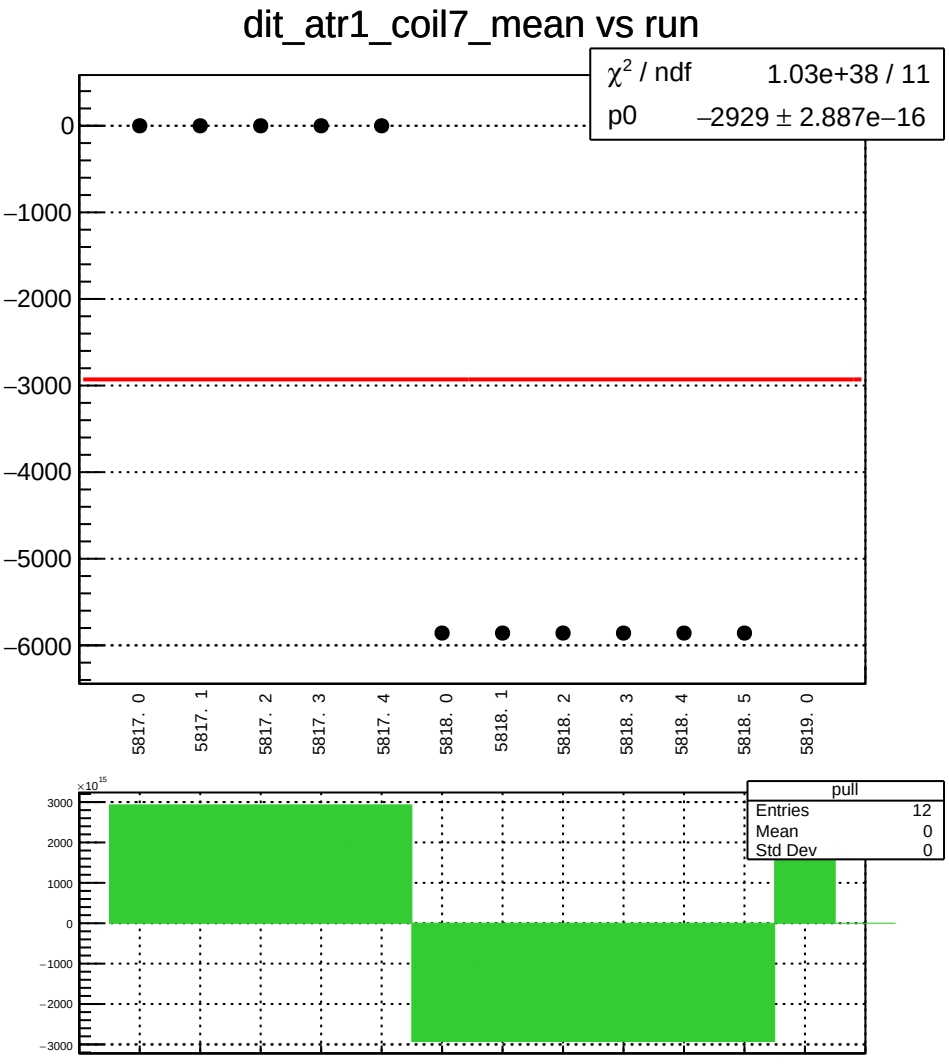
dit_atr1_coil7_mean vs run
χ² / ndf 1.03e+38 / 11
p0 −2929 ± 2.887e−16
0
−1000
−2000
−3000
−4000
−5000
−6000
5817. 0
5817. 1
5817. 2
5817. 3
5817. 4
5818. 0
5818. 1
5818. 2
5818. 3
5818. 4
5818. 5
5819. 0
×10^15
3000
2000
1000
0
−1000
−2000
−3000
pull
Entries 12
Mean 0
Std Dev 0

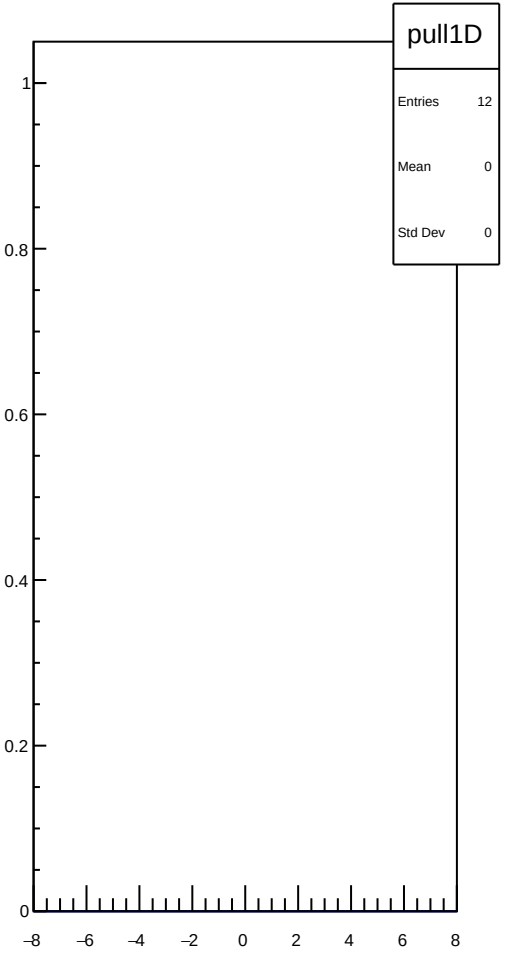
pull1D
Entries 12
Mean 0
Std Dev 0
1
0.8
0.6
0.4
0.2
0
−8
−6
−4
−2
0
2
4
6
8

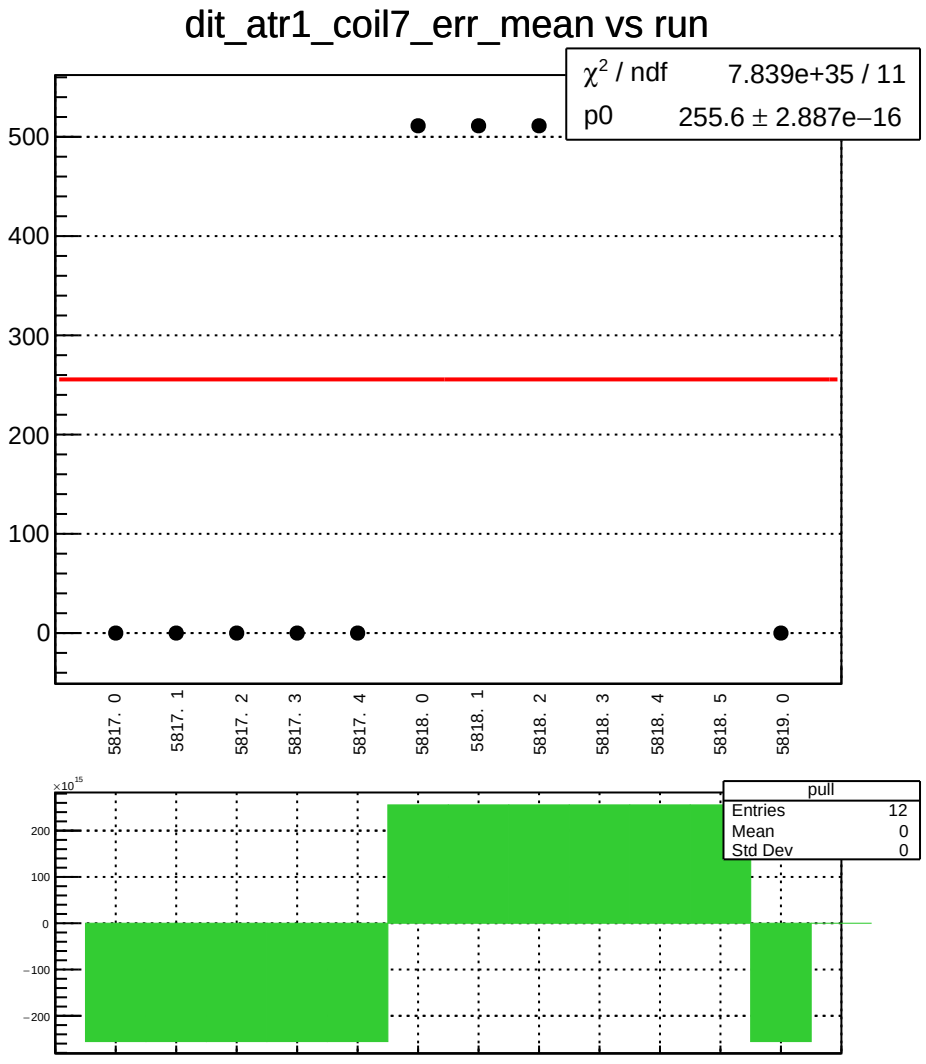
dit_atr1_coil7_err_mean vs run
χ² / ndf 7.839e+35 / 11
p0 255.6 ± 2.887e−16
500
400
300
200
100
0
5817. 0
5817. 1
5817. 2
5817. 3
5817. 4
5818. 0
5818. 1
5818. 2
5818. 3
5818. 4
5818. 5
5819. 0
×10^15
200
100
0
−100
−200
pull
Entries 12
Mean 0
Std Dev 0

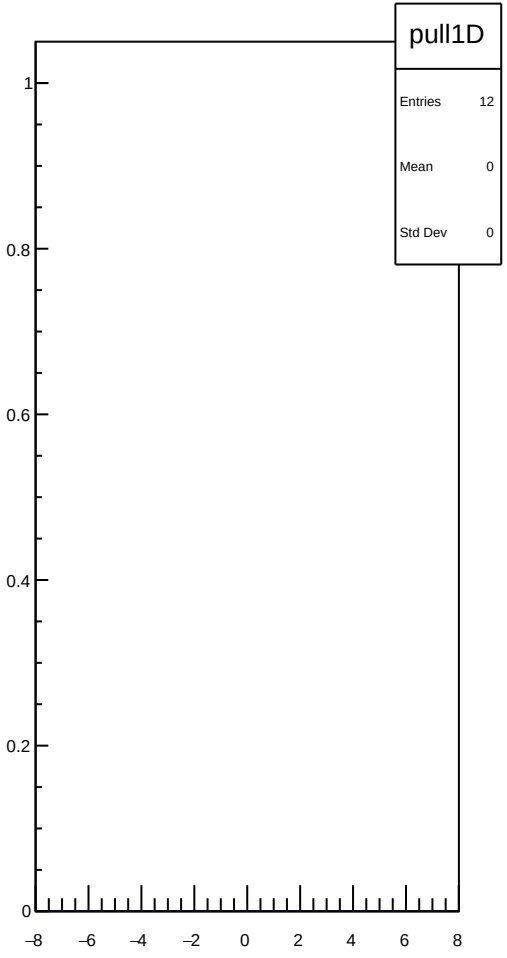
pull1D
Entries 12
Mean 0
Std Dev 0
1
0.8
0.6
0.4
0.2
0
−8
−6
−4
−2
0
2
4
6
8

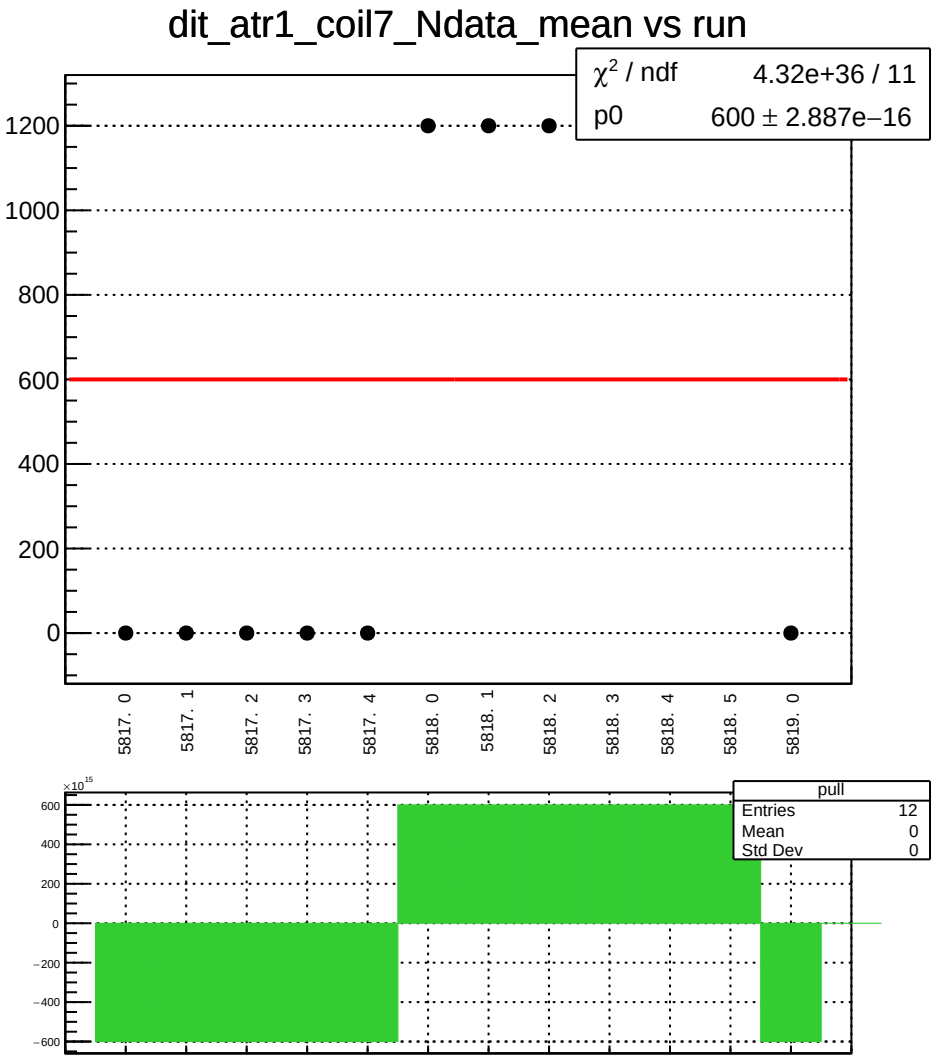
dit_atr1_coil7_Ndata_mean vs run
χ² / ndf 4.32e+36 / 11
p0 600 ± 2.887e−16
1200
1000
800
600
400
200
0
5817. 0
5817. 1
5817. 2
5817. 3
5817. 4
5818. 0
5818. 1
5818. 2
5818. 3
5818. 4
5818. 5
5819. 0
×10^15
600
400
200
0
−200
−400
−600
pull
Entries 12
Mean 0
Std Dev 0

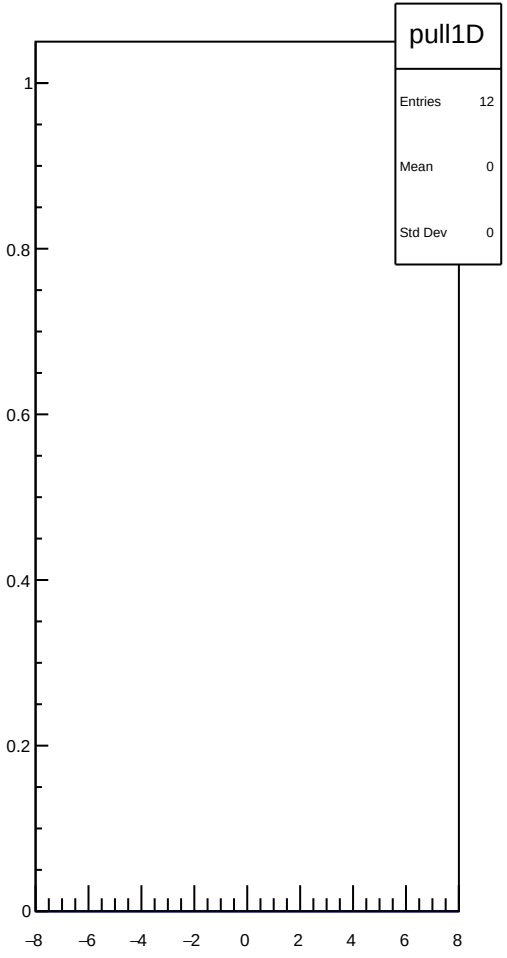
pull1D
Entries 12
Mean 0
Std Dev 0
1
0.8
0.6
0.4
0.2
0
−8
−6
−4
−2
0
2
4
6
8

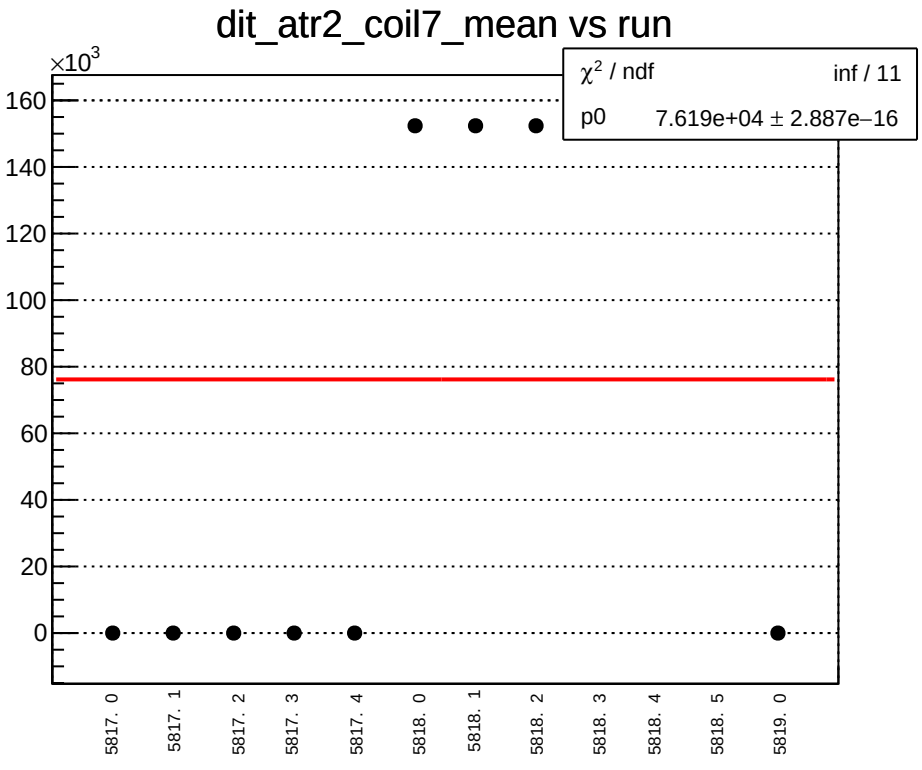
dit_atr2_coil7_mean vs run
×10^3
χ² / ndf inf / 11
p0 7.619e+04 ± 2.887e−16
160
140
120
100
80
60
40
20
0
5817. 0
5817. 1
5817. 2
5817. 3
5817. 4
5818. 0
5818. 1
5818. 2
5818. 3
5818. 4
5818. 5
5819. 0

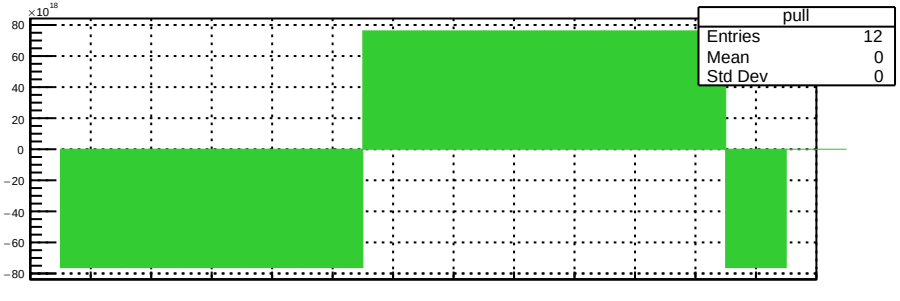
×10^18
pull
Entries 12
Mean 0
Std Dev 0
80
60
40
20
0
−20
−40
−60
−80

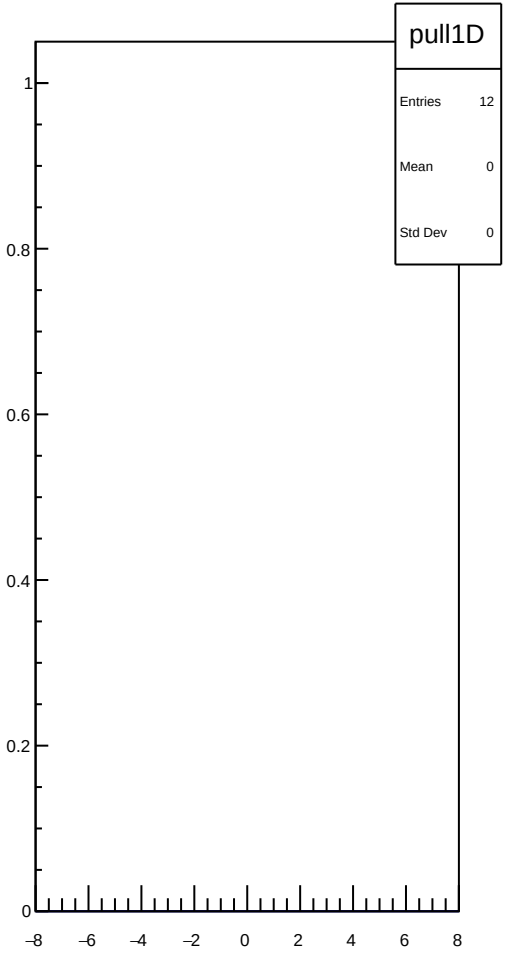
pull1D
Entries 12
Mean 0
Std Dev 0
1
0.8
0.6
0.4
0.2
0
−8
−6
−4
−2
0
2
4
6
8

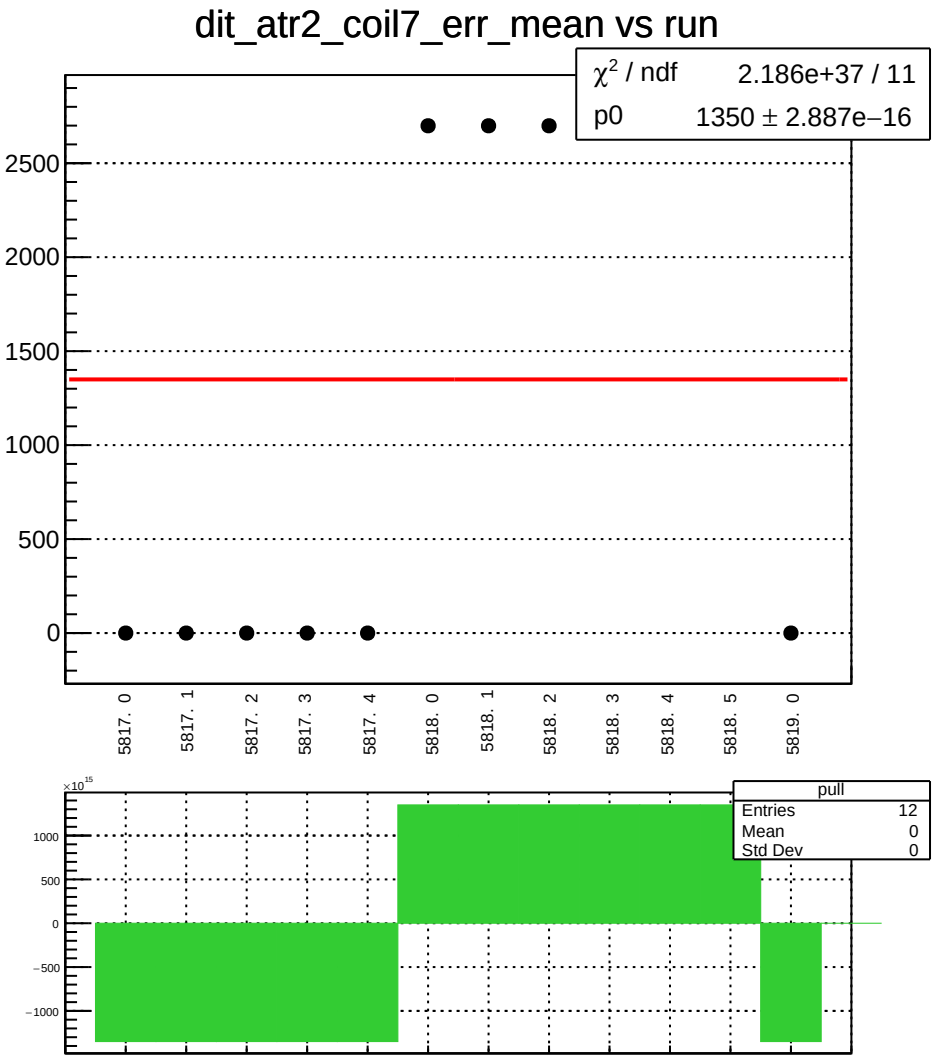
dit_atr2_coil7_err_mean vs run
χ² / ndf 2.186e+37 / 11
p0 1350 ± 2.887e−16
2500
2000
1500
1000
500
0
5817. 0
5817. 1
5817. 2
5817. 3
5817. 4
5818. 0
5818. 1
5818. 2
5818. 3
5818. 4
5818. 5
5819. 0
×10^15
1000
500
0
−500
−1000
pull
Entries 12
Mean 0
Std Dev 0

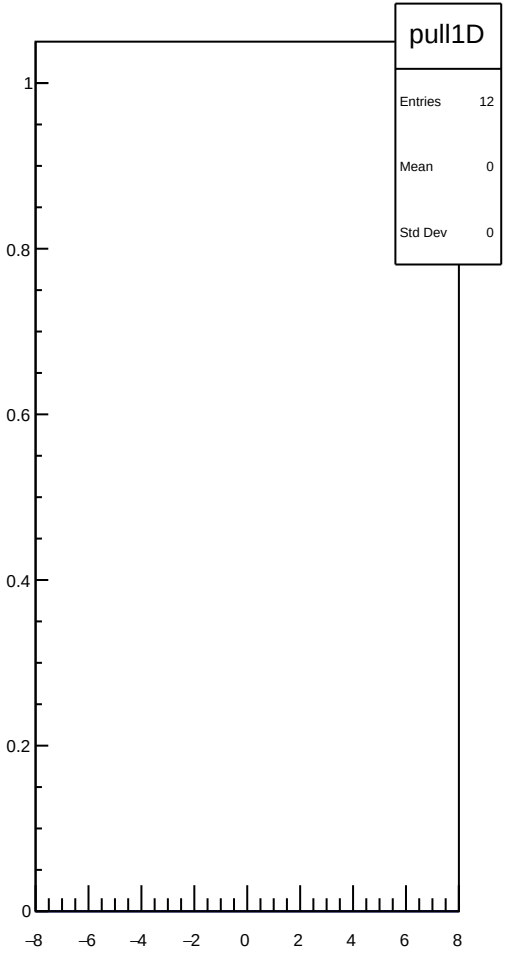
pull1D
Entries 12
Mean 0
Std Dev 0
1
0.8
0.6
0.4
0.2
0
−8
−6
−4
−2
0
2
4
6
8

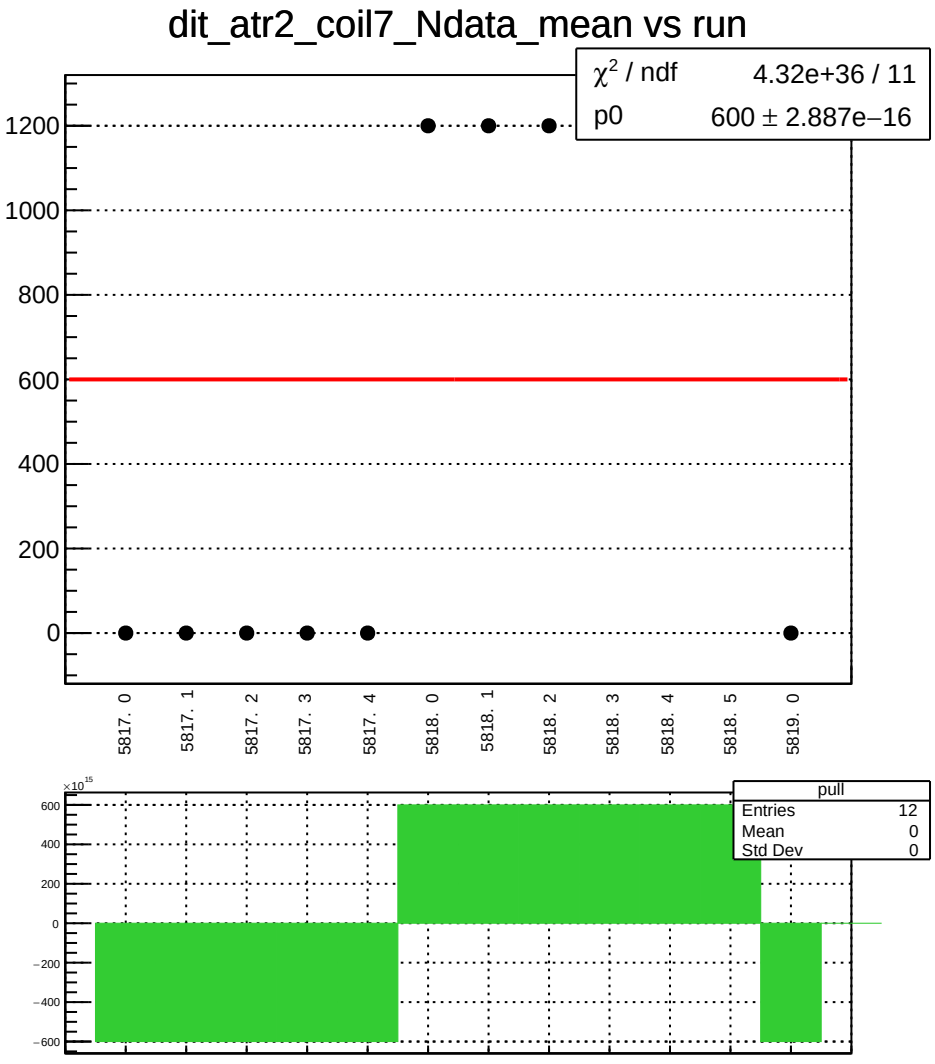
dit_atr2_coil7_Ndata_mean vs run
χ² / ndf 4.32e+36 / 11
p0 600 ± 2.887e−16
1200
1000
800
600
400
200
0
5817. 0
5817. 1
5817. 2
5817. 3
5817. 4
5818. 0
5818. 1
5818. 2
5818. 3
5818. 4
5818. 5
5819. 0
×10^15
600
400
200
0
−200
−400
−600
pull
Entries 12
Mean 0
Std Dev 0

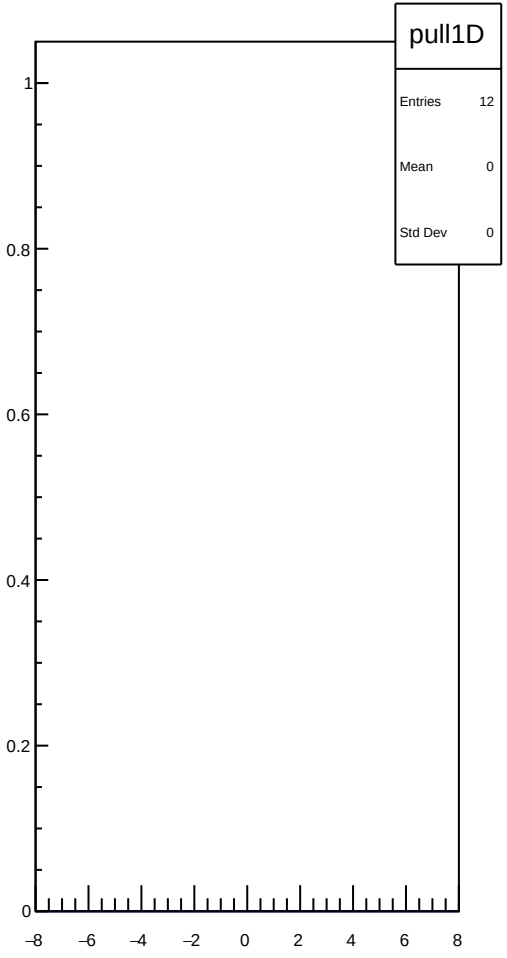
pull1D
Entries 12
Mean 0
Std Dev 0
1
0.8
0.6
0.4
0.2
0
−8
−6
−4
−2
0
2
4
6
8

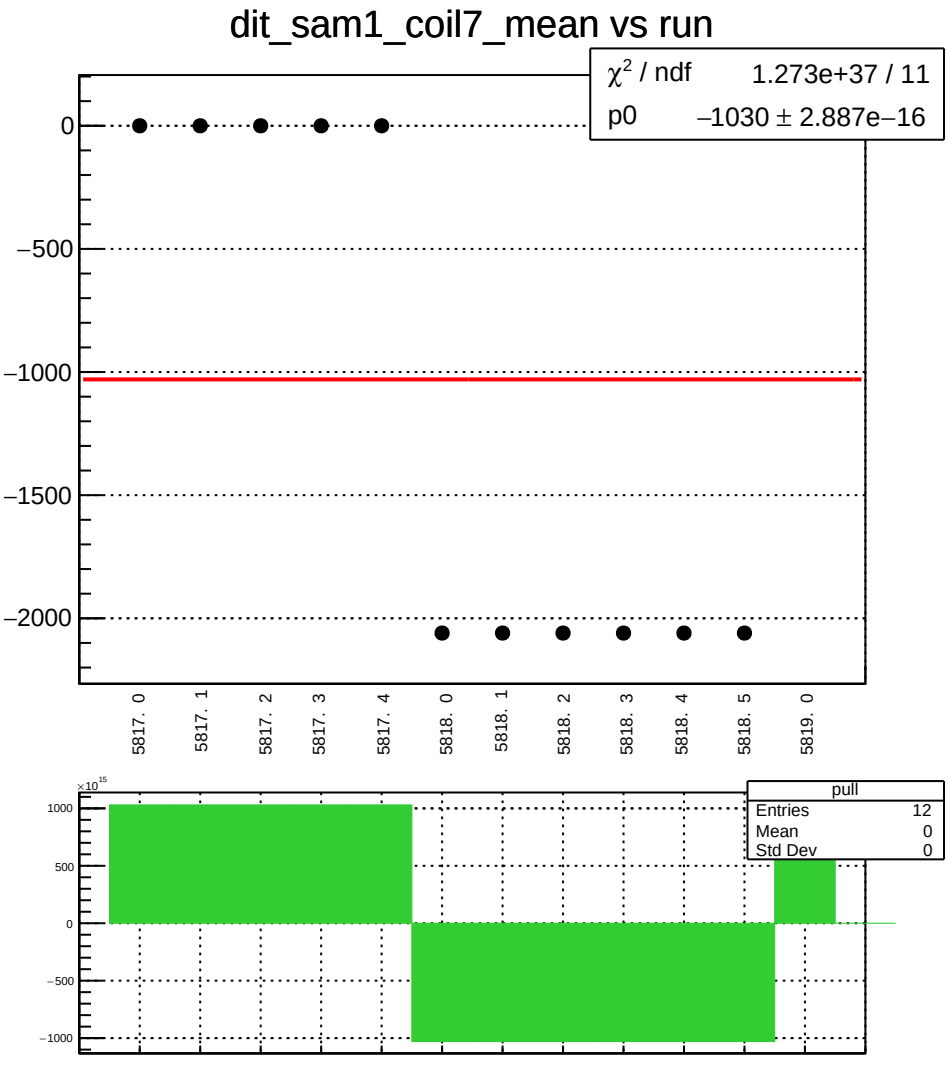
dit_sam1_coil7_mean vs run
χ² / ndf 1.273e+37 / 11
p0 −1030 ± 2.887e−16
0
−500
−1000
−1500
−2000
5817. 0
5817. 1
5817. 2
5817. 3
5817. 4
5818. 0
5818. 1
5818. 2
5818. 3
5818. 4
5818. 5
5819. 0
×10^15
1000
500
0
−500
−1000
pull
Entries 12
Mean 0
Std Dev 0

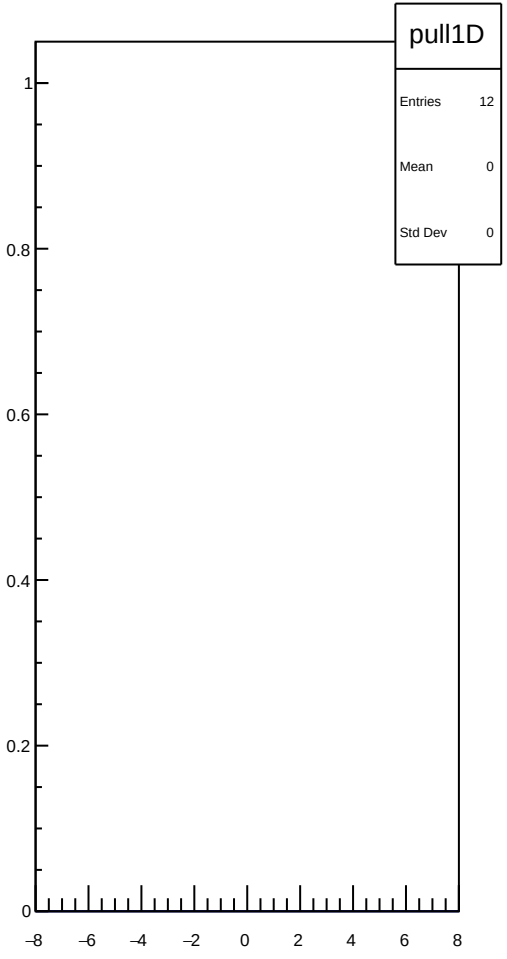
pull1D
Entries 12
Mean 0
Std Dev 0
1
0.8
0.6
0.4
0.2
0
−8
−6
−4
−2
0
2
4
6
8

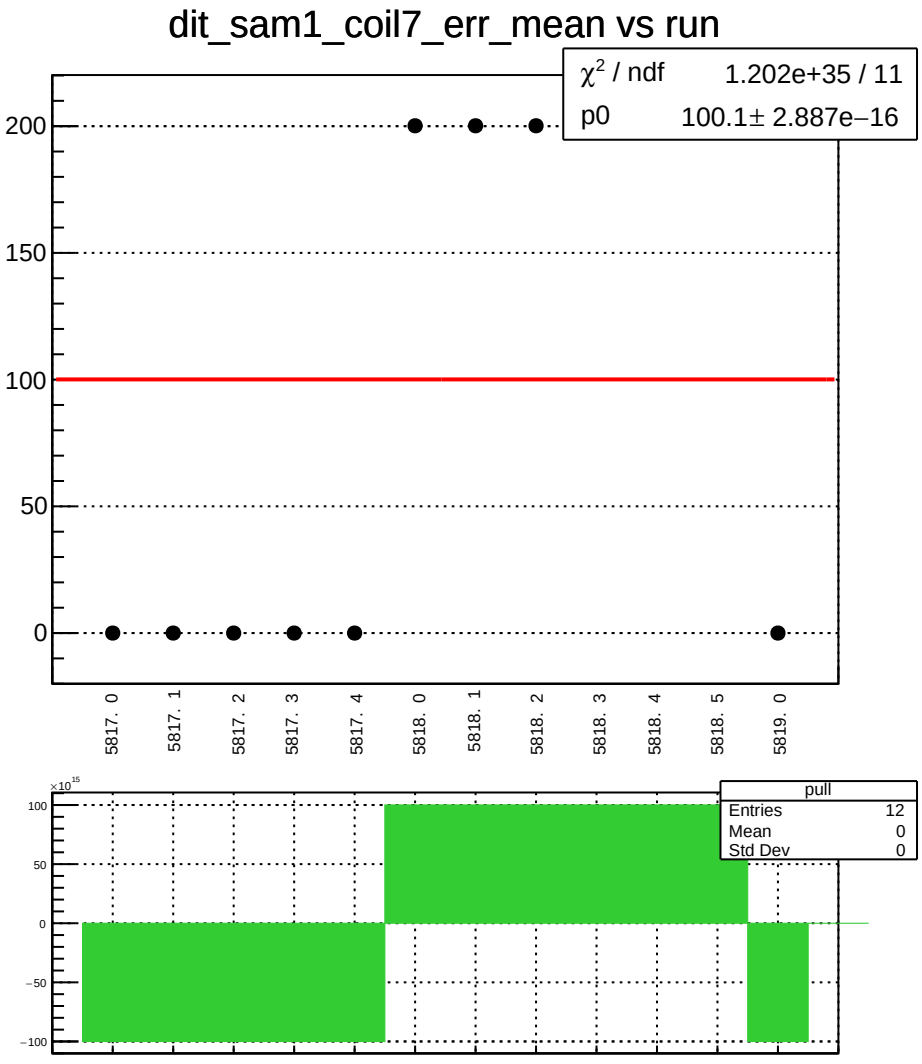
dit_sam1_coil7_err_mean vs run
χ² / ndf 1.202e+35 / 11
p0 100.1± 2.887e−16
200
150
100
50
0
5817. 0
5817. 1
5817. 2
5817. 3
5817. 4
5818. 0
5818. 1
5818. 2
5818. 3
5818. 4
5818. 5
5819. 0
×10^15
100
50
0
−50
−100
pull
Entries 12
Mean 0
Std Dev 0

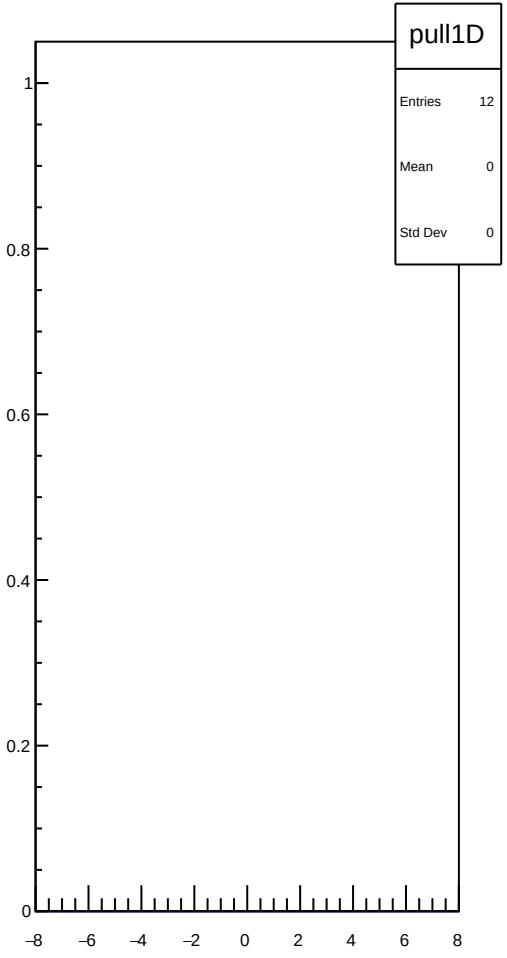
pull1D
Entries 12
Mean 0
Std Dev 0
1
0.8
0.6
0.4
0.2
0
−8
−6
−4
−2
0
2
4
6
8

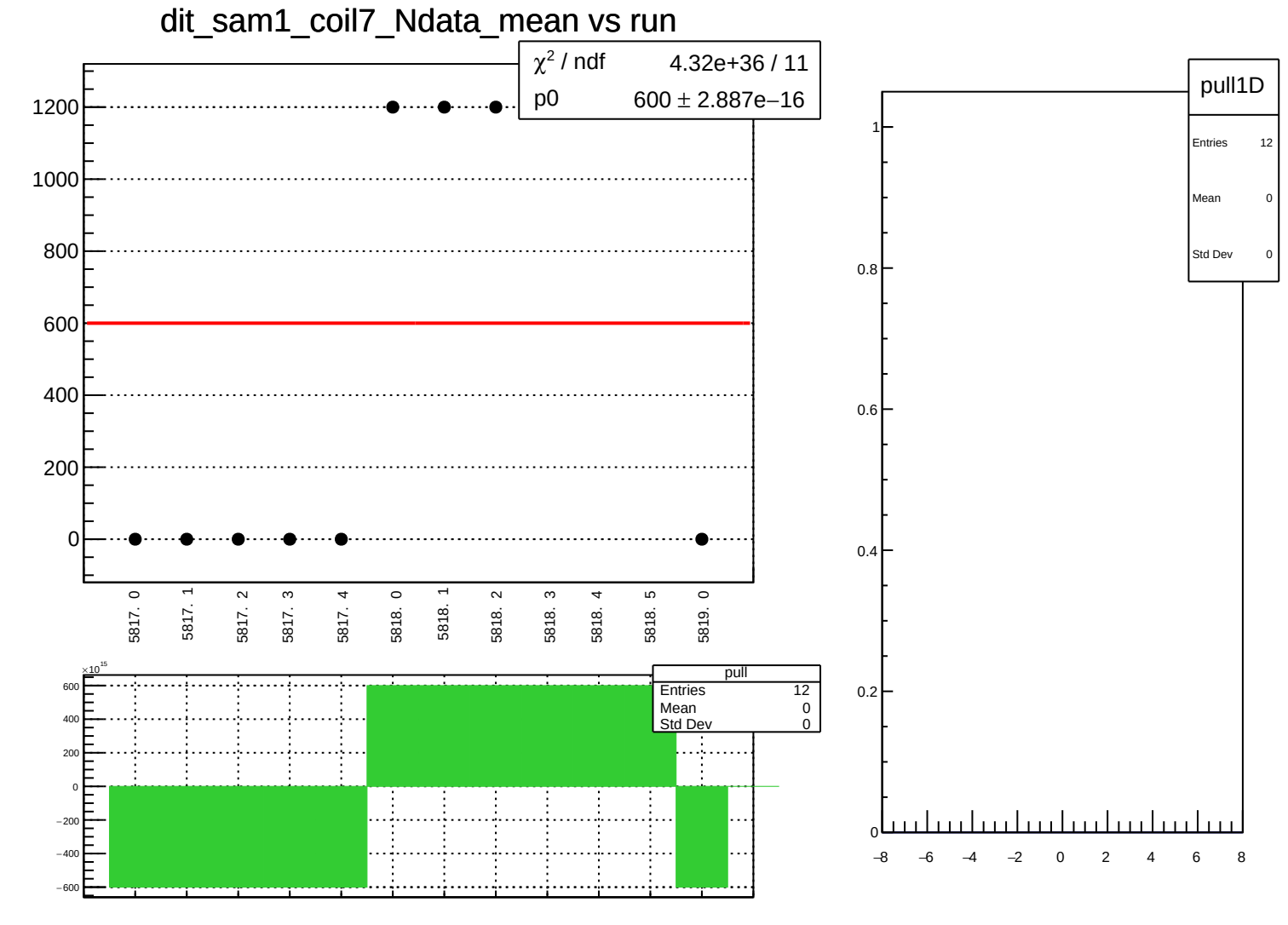
dit_sam1_coil7_Ndata_mean vs run
χ² / ndf 4.32e+36 / 11
p0 600 ± 2.887e−16
1200
1000
800
600
400
200
0
5817. 0
5817. 1
5817. 2
5817. 3
5817. 4
5818. 0
5818. 1
5818. 2
5818. 3
5818. 4
5818. 5
5819. 0
×10^15
pull
Entries 12
Mean 0
Std Dev 0
pull1D
Entries 12
Mean 0
Std Dev 0

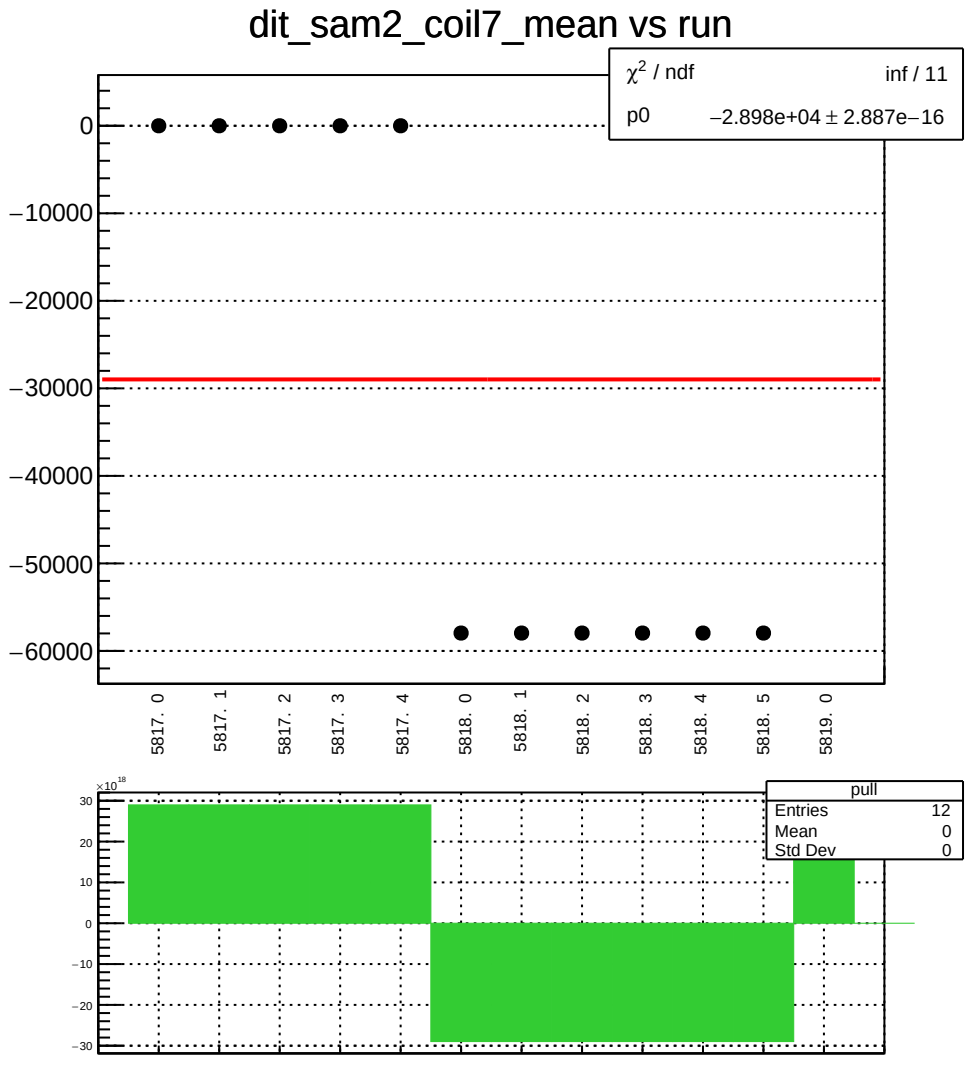
dit_sam2_coil7_mean vs run
χ2 / ndf inf / 11
p0 −2.898e+04 ± 2.887e−16
0
−10000
−20000
−30000
−40000
−50000
−60000
5817. 0
5817. 1
5817. 2
5817. 3
5817. 4
5818. 0
5818. 1
5818. 2
5818. 3
5818. 4
5818. 5
5819. 0
×10^18
30
20
10
0
−10
−20
−30
pull
Entries 12
Mean 0
Std Dev 0

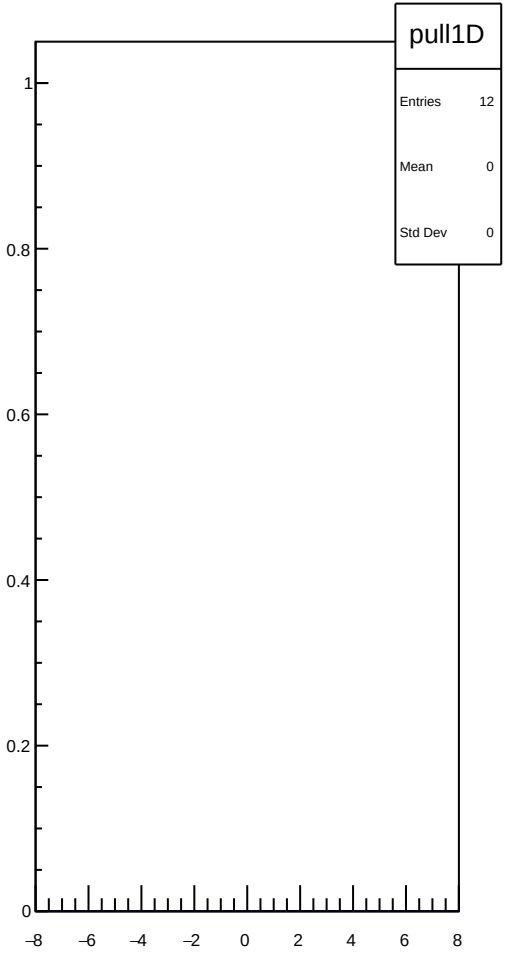
pull1D
Entries 12
Mean 0
Std Dev 0
1
0.8
0.6
0.4
0.2
0
−8
−6
−4
−2
0
2
4
6
8

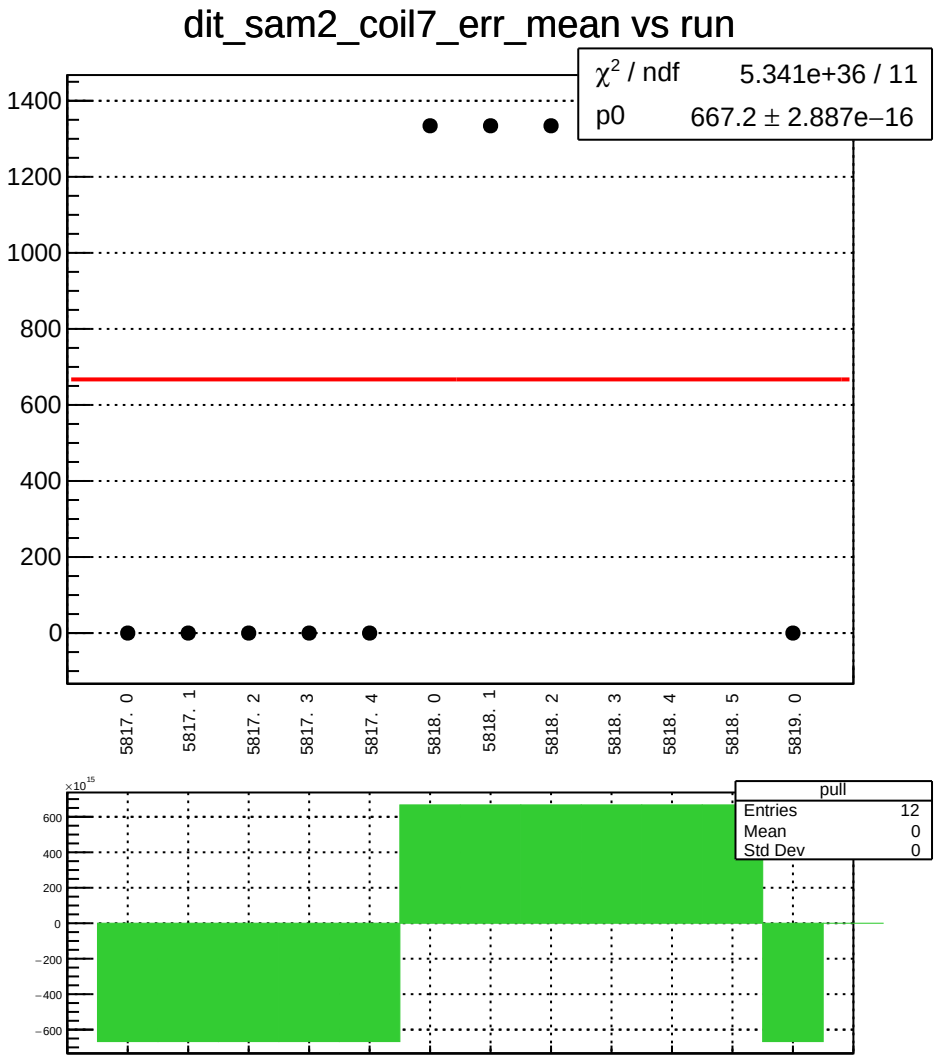
dit_sam2_coil7_err_mean vs run
χ² / ndf 5.341e+36 / 11
p0 667.2 ± 2.887e−16
1400
1200
1000
800
600
400
200
0
5817. 0
5817. 1
5817. 2
5817. 3
5817. 4
5818. 0
5818. 1
5818. 2
5818. 3
5818. 4
5818. 5
5819. 0
×10^15
600
400
200
0
−200
−400
−600
pull
Entries 12
Mean 0
Std Dev 0

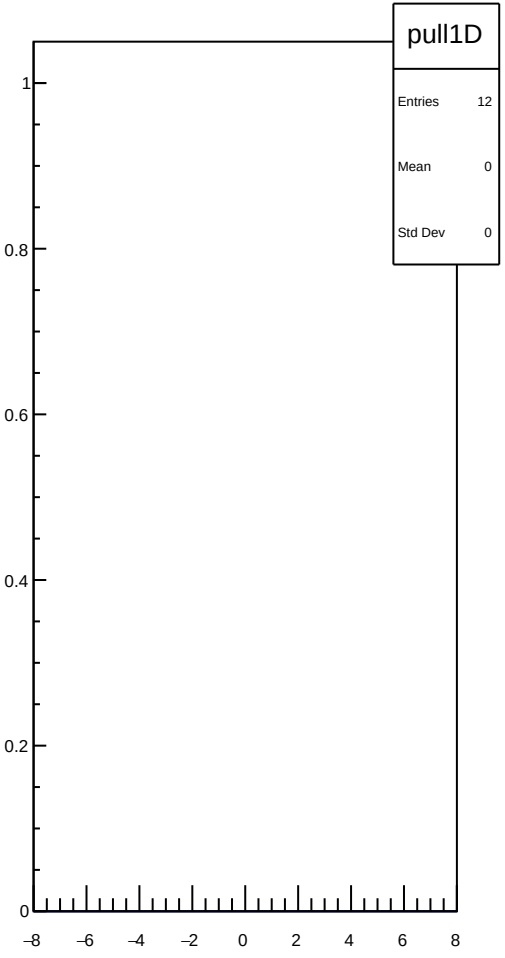
pull1D
Entries 12
Mean 0
Std Dev 0
1
0.8
0.6
0.4
0.2
0
−8
−6
−4
−2
0
2
4
6
8

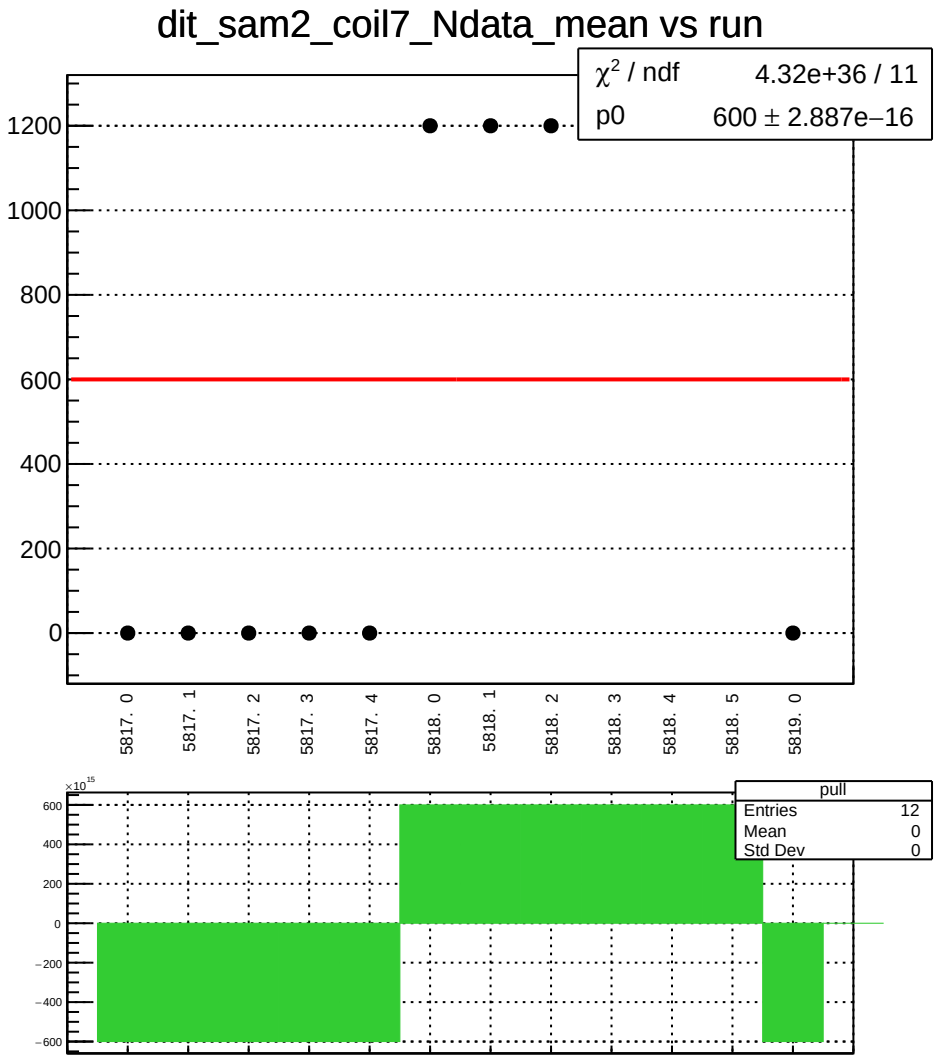
dit_sam2_coil7_Ndata_mean vs run
χ² / ndf 4.32e+36 / 11
p0 600 ± 2.887e−16
1200
1000
800
600
400
200
0
5817. 0
5817. 1
5817. 2
5817. 3
5817. 4
5818. 0
5818. 1
5818. 2
5818. 3
5818. 4
5818. 5
5819. 0
×10^15
600
400
200
0
−200
−400
−600
pull
Entries 12
Mean 0
Std Dev 0

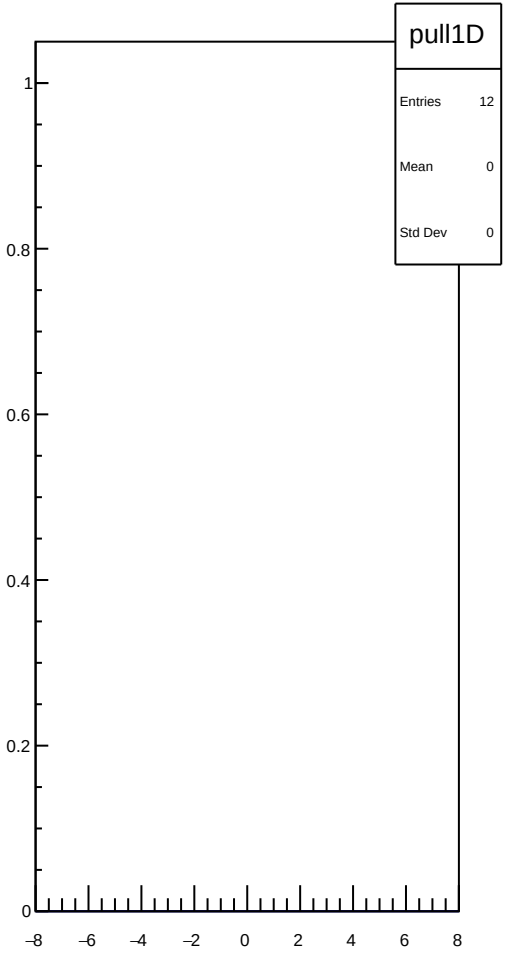
pull1D
Entries 12
Mean 0
Std Dev 0
1
0.8
0.6
0.4
0.2
0
−8
−6
−4
−2
0
2
4
6
8

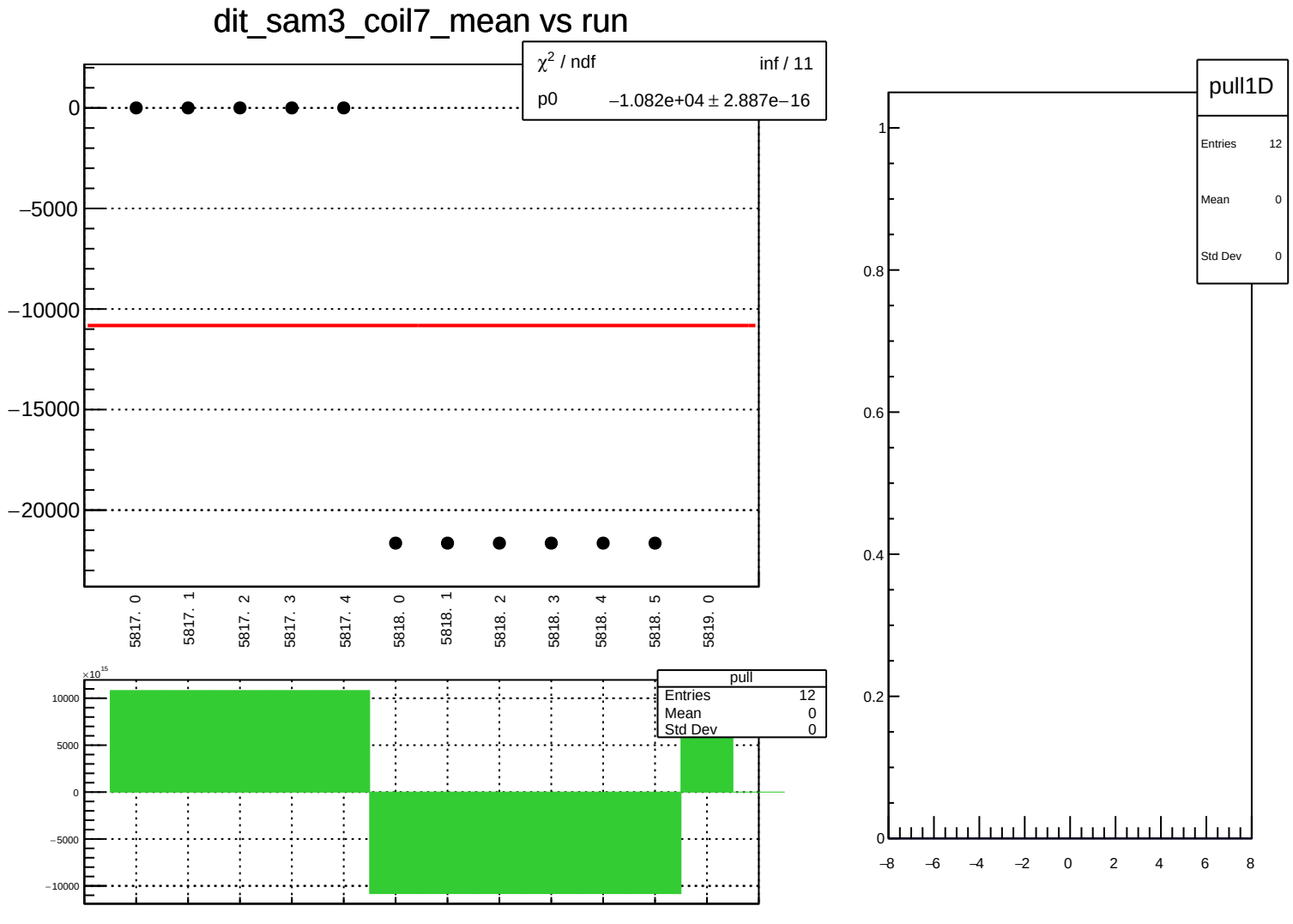
dit_sam3_coil7_mean vs run
χ² / ndf inf / 11
p0 −1.082e+04 ± 2.887e−16
0
−5000
−10000
−15000
−20000
5817. 0
5817. 1
5817. 2
5817. 3
5817. 4
5818. 0
5818. 1
5818. 2
5818. 3
5818. 4
5818. 5
5819. 0
×10^15
10000
5000
0
−5000
−10000
pull
Entries 12
Mean 0
Std Dev 0
pull1D
Entries 12
Mean 0
Std Dev 0
1
0.8
0.6
0.4
0.2
0
−8
−6
−4
−2
0
2
4
6
8

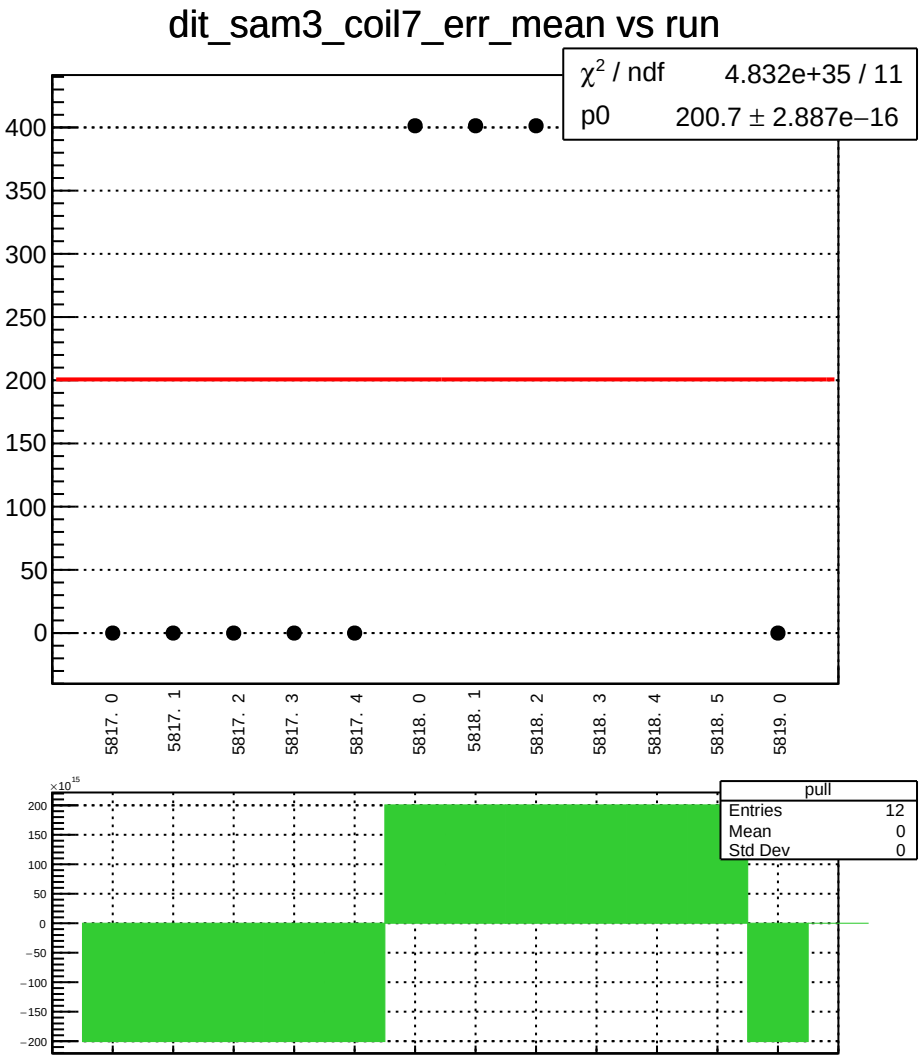
dit_sam3_coil7_err_mean vs run
χ² / ndf 4.832e+35 / 11
p0 200.7 ± 2.887e−16
400
350
300
250
200
150
100
50
0
5817. 0
5817. 1
5817. 2
5817. 3
5817. 4
5818. 0
5818. 1
5818. 2
5818. 3
5818. 4
5818. 5
5819. 0
×10^15
200
150
100
50
0
−50
−100
−150
−200
pull
Entries 12
Mean 0
Std Dev 0

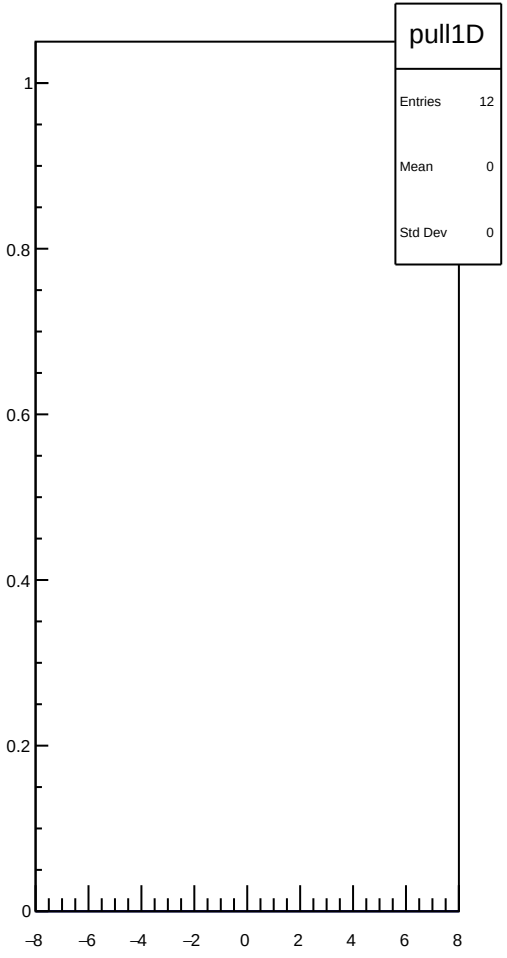
pull1D
Entries 12
Mean 0
Std Dev 0
1
0.8
0.6
0.4
0.2
0
−8
−6
−4
−2
0
2
4
6
8

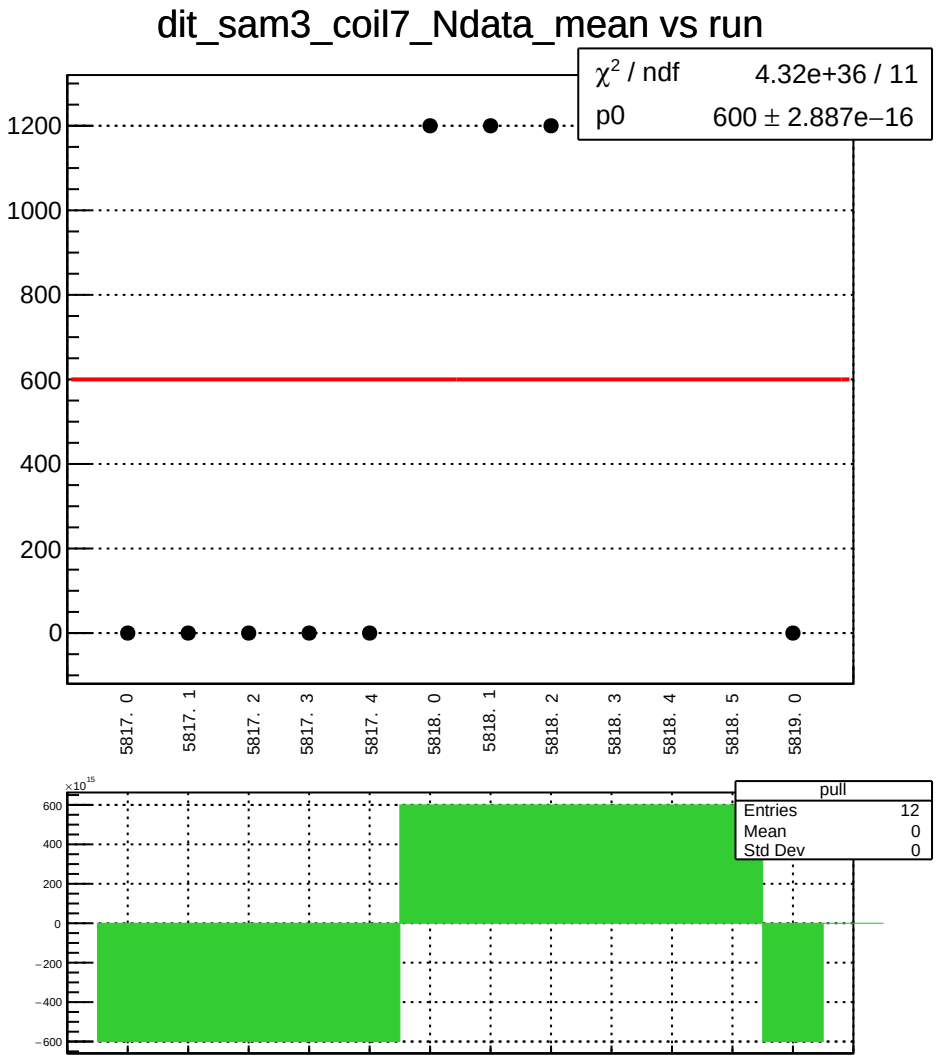
dit_sam3_coil7_Ndata_mean vs run
χ² / ndf 4.32e+36 / 11
p0 600 ± 2.887e−16
1200
1000
800
600
400
200
0
5817. 0
5817. 1
5817. 2
5817. 3
5817. 4
5818. 0
5818. 1
5818. 2
5818. 3
5818. 4
5818. 5
5819. 0
pull
Entries 12
Mean 0
Std Dev 0
×10^15
600
400
200
0
−200
−400
−600

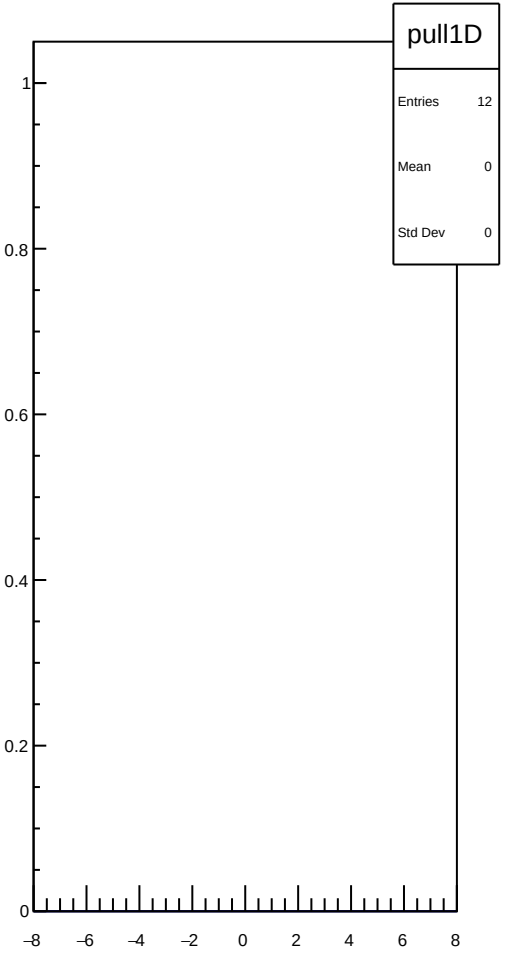
pull1D
Entries 12
Mean 0
Std Dev 0
1
0.8
0.6
0.4
0.2
0
−8
−6
−4
−2
0
2
4
6
8

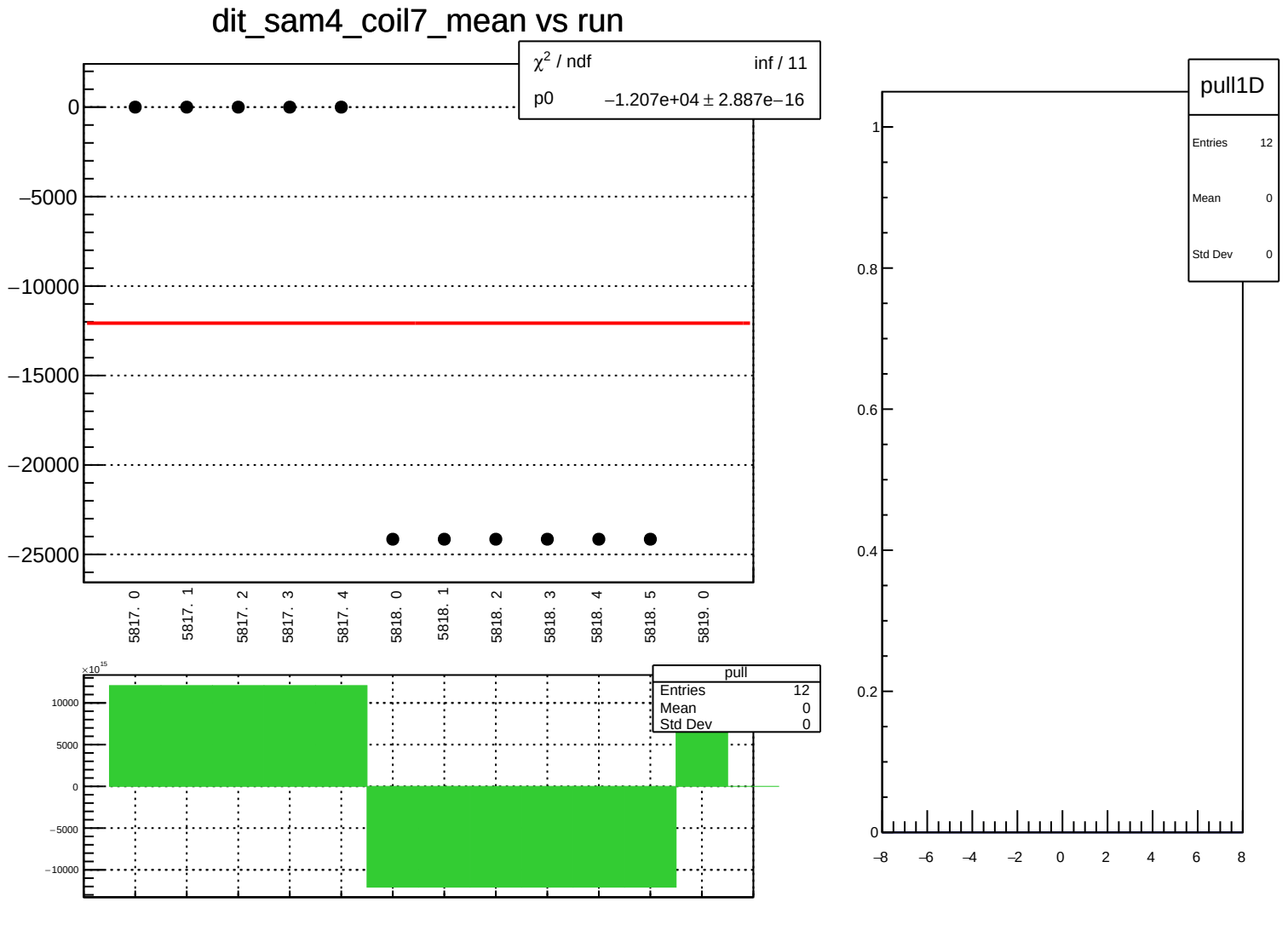
dit_sam4_coil7_mean vs run
χ² / ndf inf / 11
p0 −1.207e+04 ± 2.887e−16
0
−5000
−10000
−15000
−20000
−25000
5817. 0
5817. 1
5817. 2
5817. 3
5817. 4
5818. 0
5818. 1
5818. 2
5818. 3
5818. 4
5818. 5
5819. 0
×10^15
10000
5000
0
−5000
−10000
pull
Entries 12
Mean 0
Std Dev 0
pull1D
Entries 12
Mean 0
Std Dev 0
1
0.8
0.6
0.4
0.2
0
−8
−6
−4
−2
0
2
4
6
8

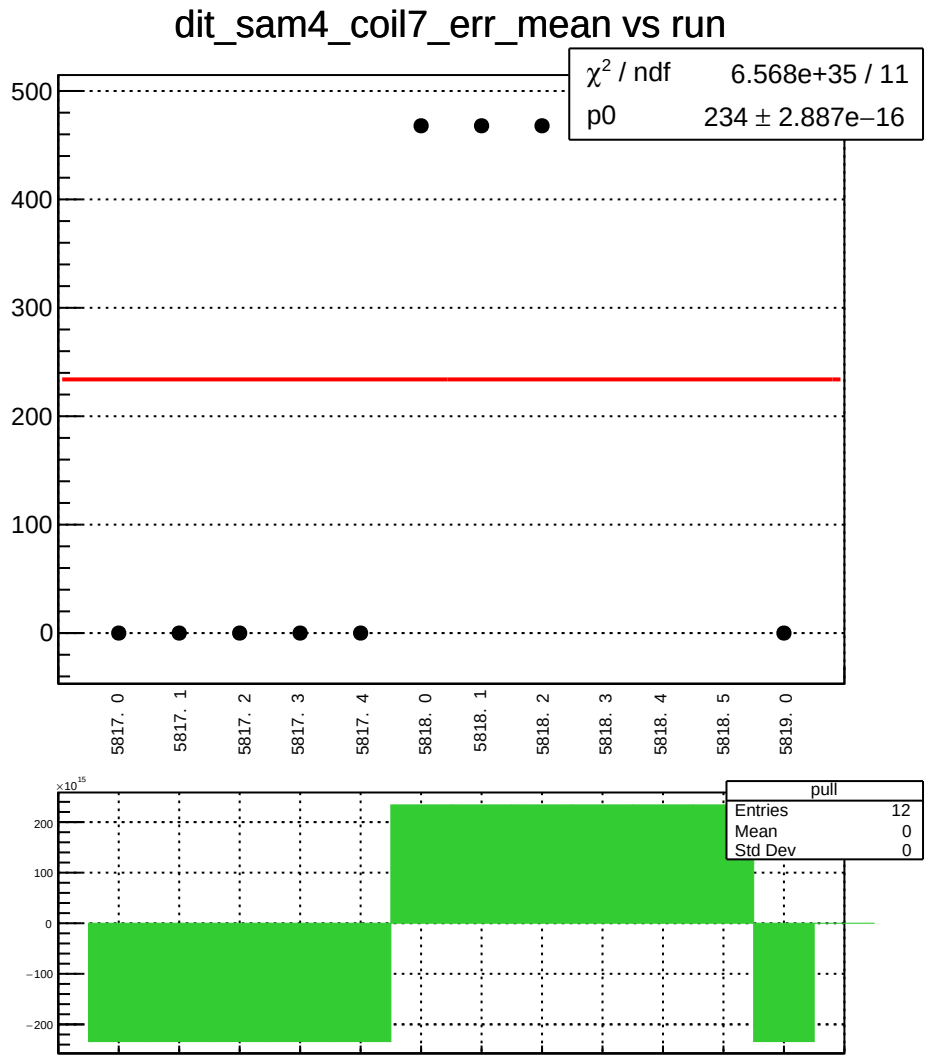
dit_sam4_coil7_err_mean vs run
χ² / ndf 6.568e+35 / 11
p0 234 ± 2.887e−16
500
400
300
200
100
0
5817. 0
5817. 1
5817. 2
5817. 3
5817. 4
5818. 0
5818. 1
5818. 2
5818. 3
5818. 4
5818. 5
5819. 0
×10^15
200
100
0
−100
−200
pull
Entries 12
Mean 0
Std Dev 0

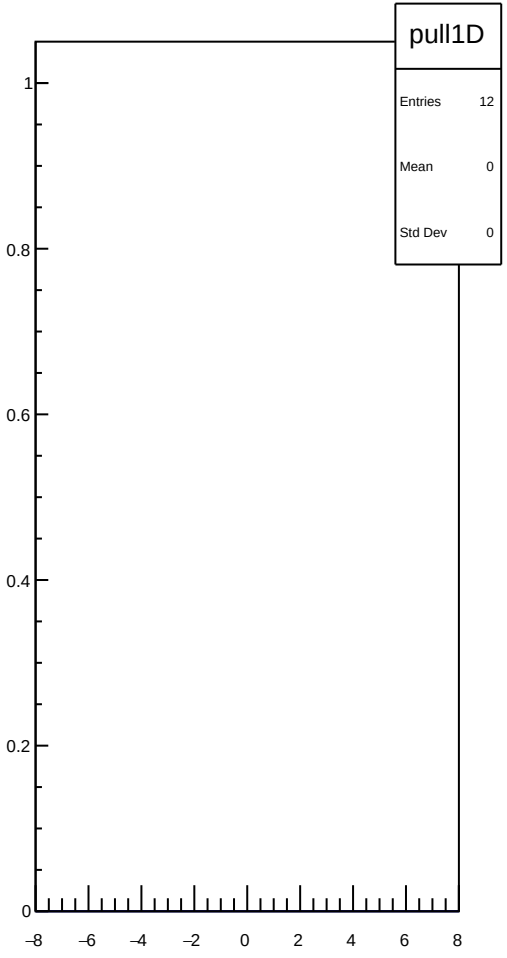
pull1D
Entries 12
Mean 0
Std Dev 0
1
0.8
0.6
0.4
0.2
0
−8
−6
−4
−2
0
2
4
6
8

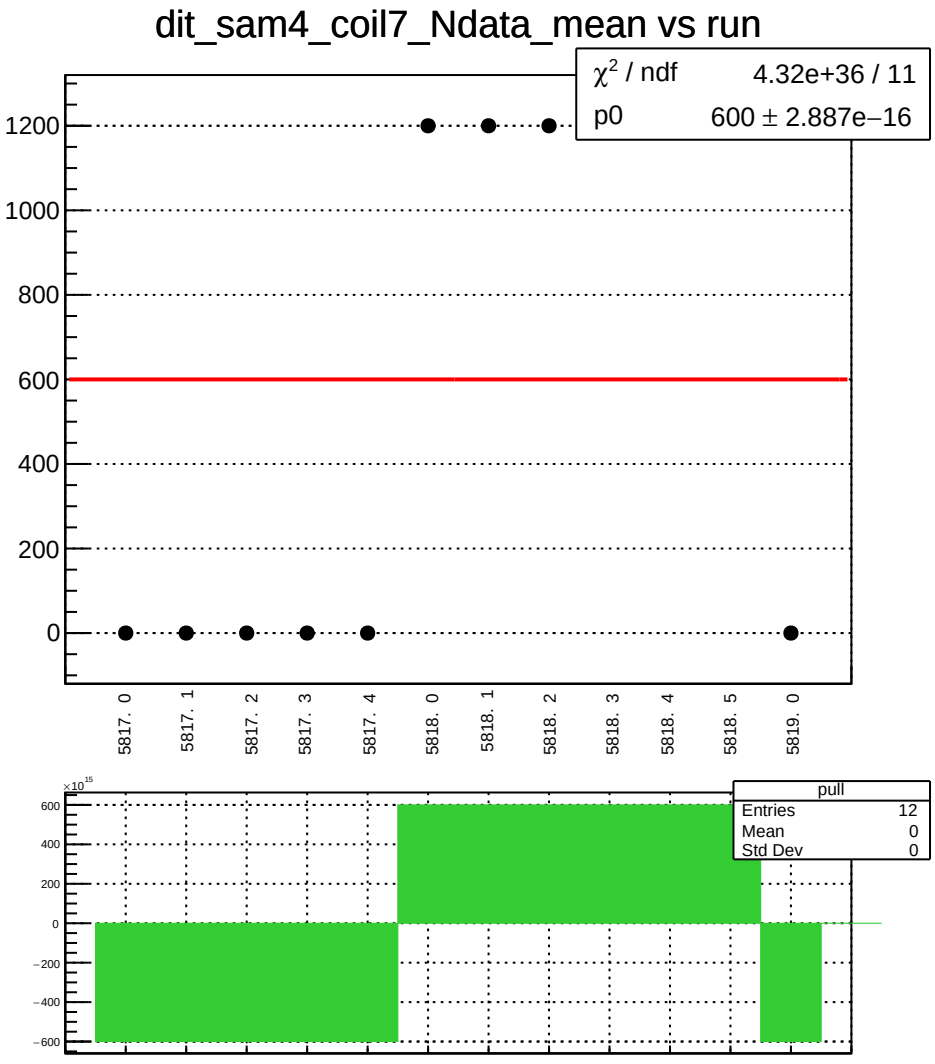
dit_sam4_coil7_Ndata_mean vs run
χ² / ndf 4.32e+36 / 11
p0 600 ± 2.887e−16
1200
1000
800
600
400
200
0
5817. 0
5817. 1
5817. 2
5817. 3
5817. 4
5818. 0
5818. 1
5818. 2
5818. 3
5818. 4
5818. 5
5819. 0
pull
Entries 12
Mean 0
Std Dev 0
×10^15
600
400
200
0
−200
−400
−600

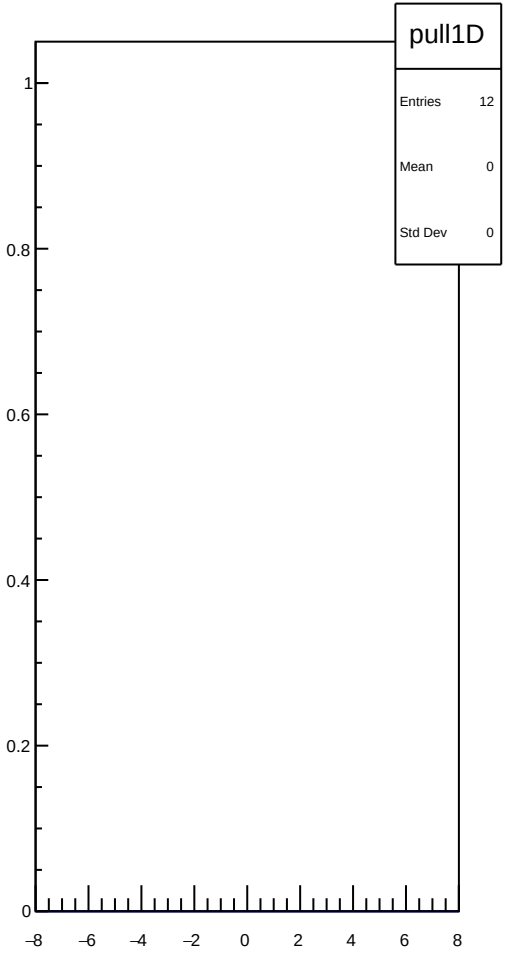
pull1D
Entries 12
Mean 0
Std Dev 0
1
0.8
0.6
0.4
0.2
0
−8
−6
−4
−2
0
2
4
6
8

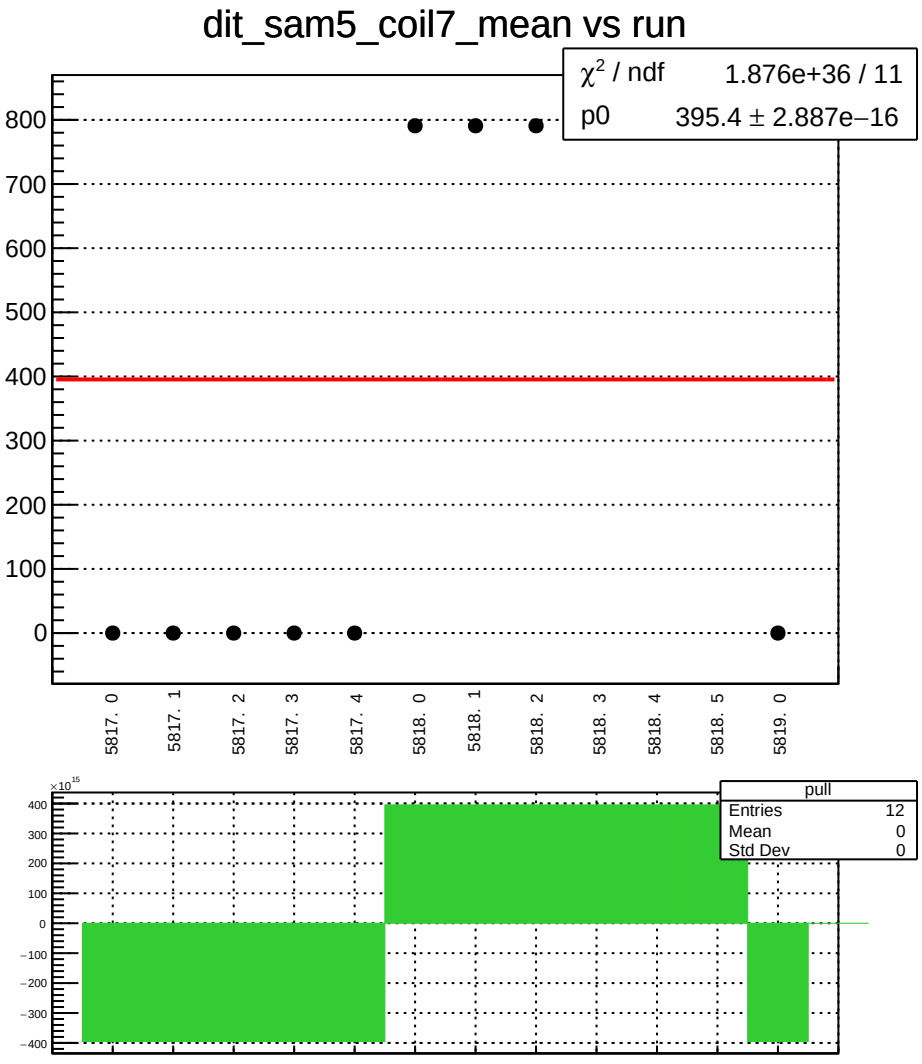
dit_sam5_coil7_mean vs run
χ² / ndf 1.876e+36 / 11
p0 395.4 ± 2.887e−16
800
700
600
500
400
300
200
100
0
5817. 0
5817. 1
5817. 2
5817. 3
5817. 4
5818. 0
5818. 1
5818. 2
5818. 3
5818. 4
5818. 5
5819. 0
×10^15
400
300
200
100
0
−100
−200
−300
−400
pull
Entries 12
Mean 0
Std Dev 0

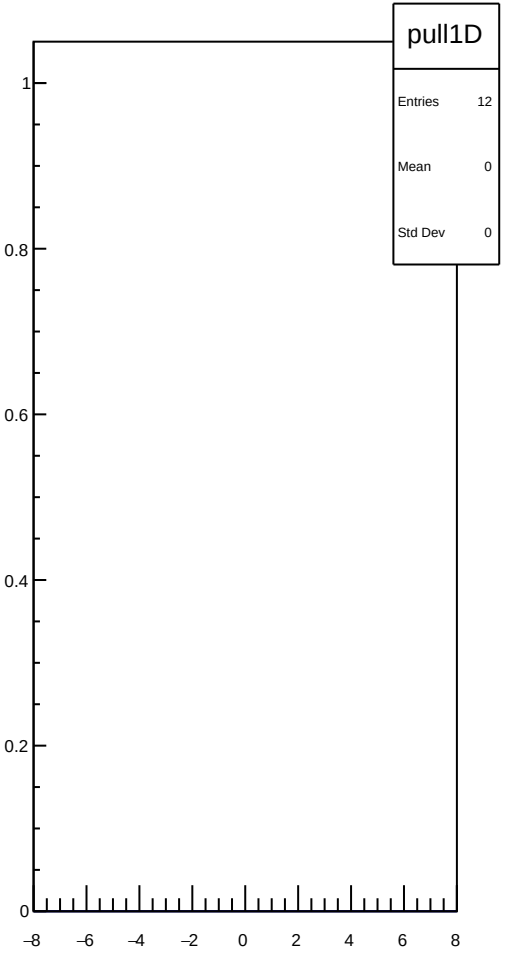
pull1D
Entries 12
Mean 0
Std Dev 0
1
0.8
0.6
0.4
0.2
0
−8
−6
−4
−2
0
2
4
6
8

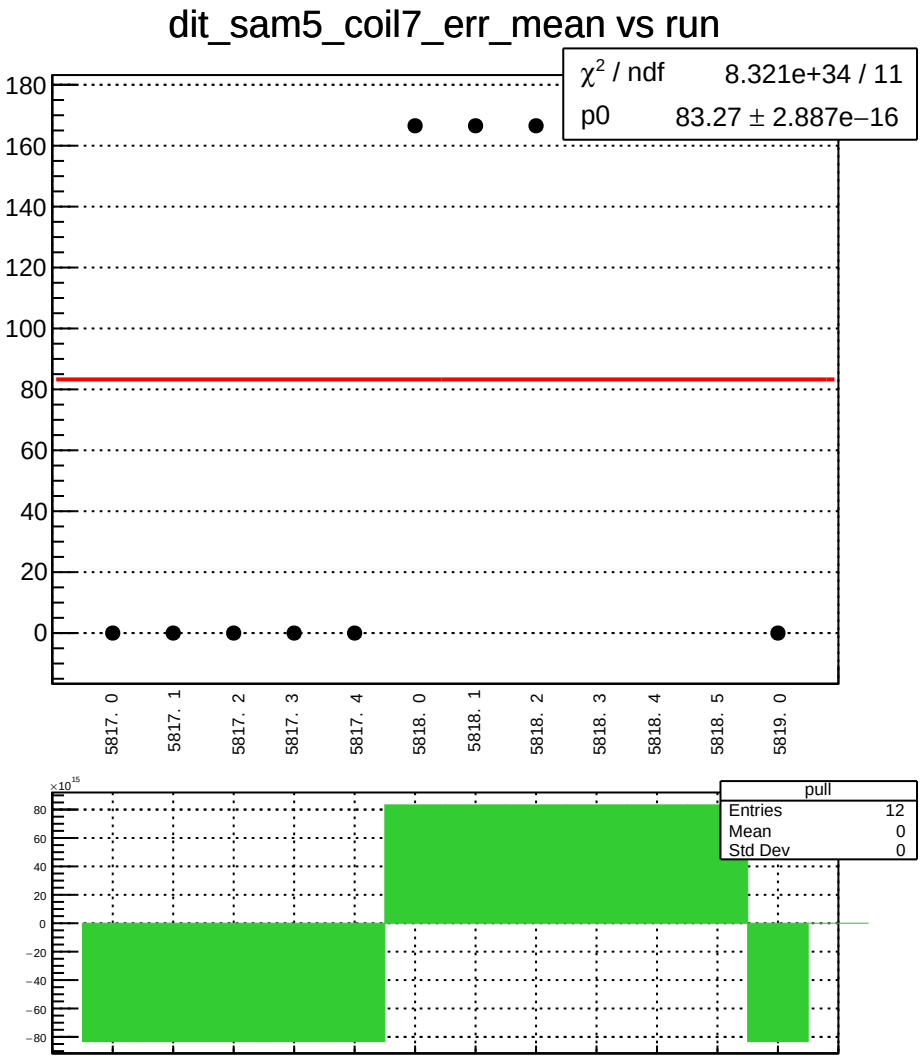
dit_sam5_coil7_err_mean vs run
χ² / ndf 8.321e+34 / 11
p0 83.27 ± 2.887e−16
180
160
140
120
100
80
60
40
20
0
5817. 0
5817. 1
5817. 2
5817. 3
5817. 4
5818. 0
5818. 1
5818. 2
5818. 3
5818. 4
5818. 5
5819. 0
×10^15
pull
Entries 12
Mean 0
Std Dev 0
80
60
40
20
0
−20
−40
−60
−80

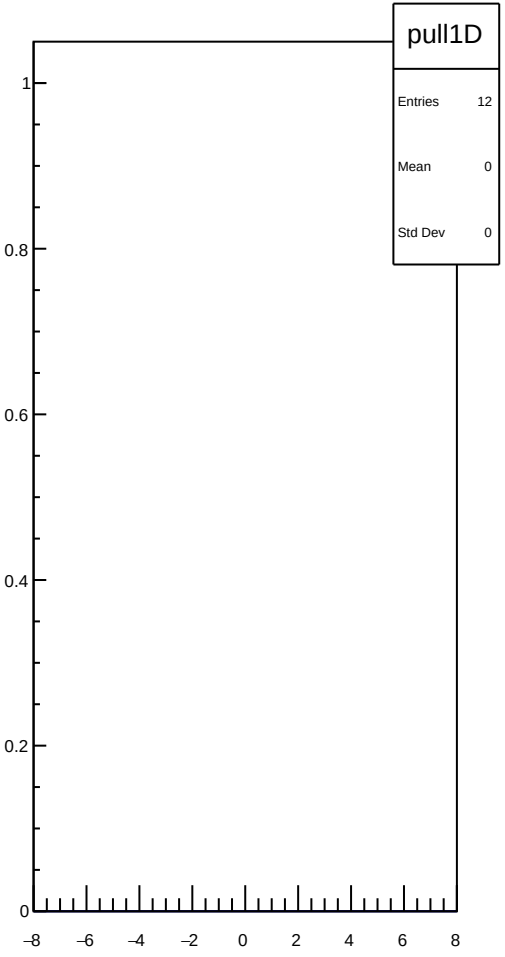
pull1D
Entries 12
Mean 0
Std Dev 0
1
0.8
0.6
0.4
0.2
0
−8
−6
−4
−2
0
2
4
6
8

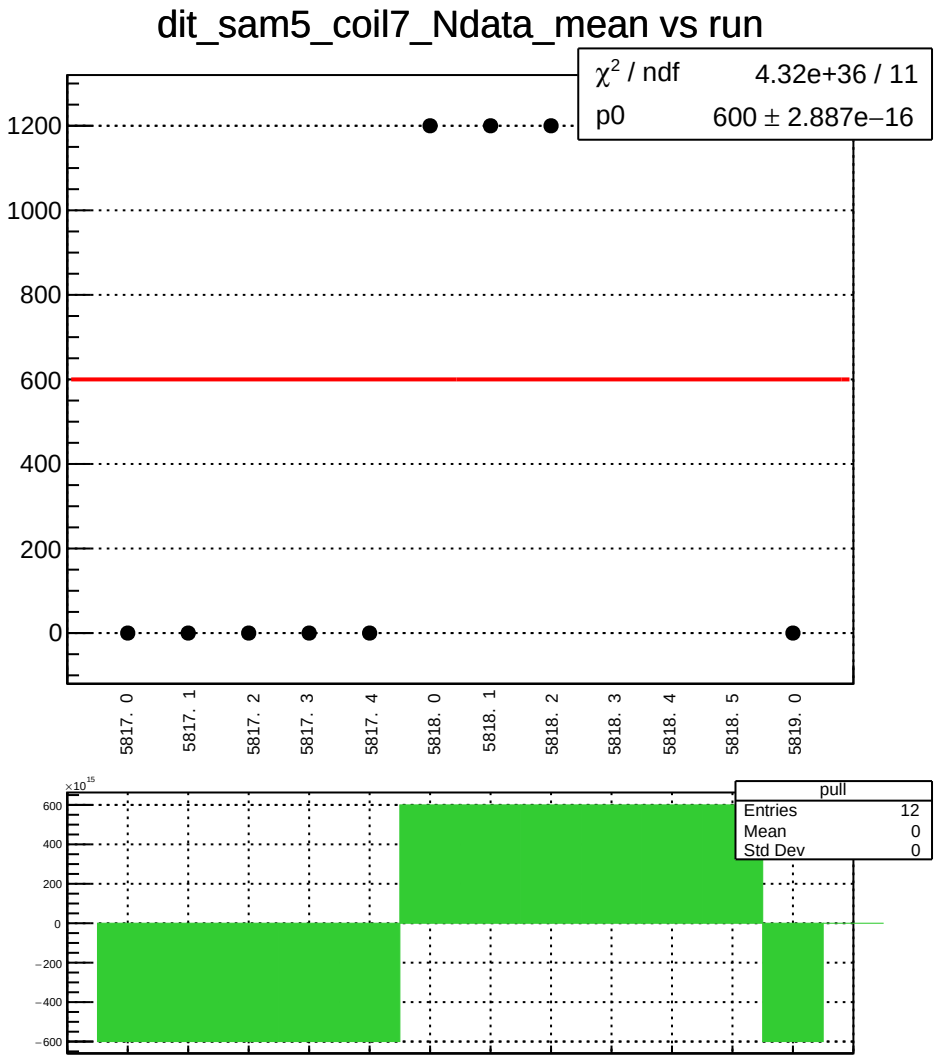
dit_sam5_coil7_Ndata_mean vs run
χ² / ndf 4.32e+36 / 11
p0 600 ± 2.887e−16
1200
1000
800
600
400
200
0
5817. 0
5817. 1
5817. 2
5817. 3
5817. 4
5818. 0
5818. 1
5818. 2
5818. 3
5818. 4
5818. 5
5819. 0
×10^15
600
400
200
0
−200
−400
−600
pull
Entries 12
Mean 0
Std Dev 0

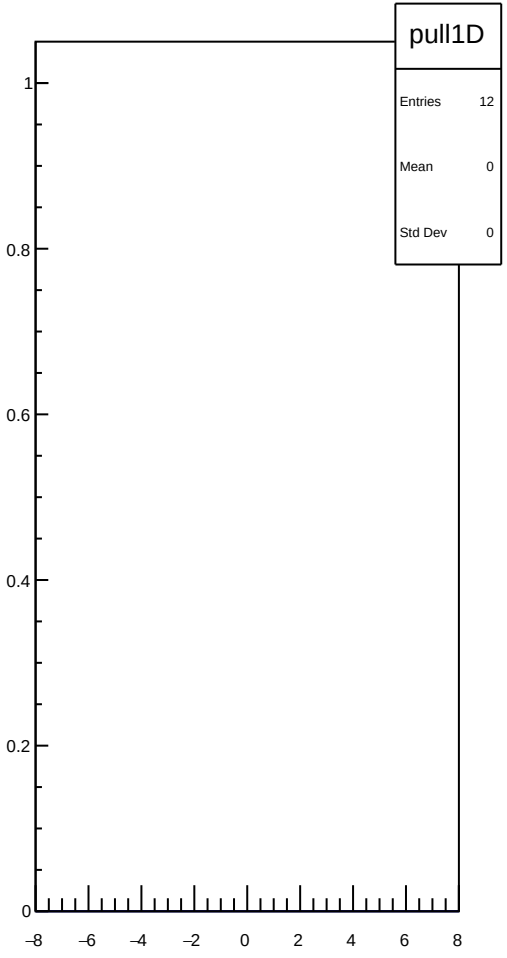
pull1D
Entries 12
Mean 0
Std Dev 0
1
0.8
0.6
0.4
0.2
0
−8
−6
−4
−2
0
2
4
6
8

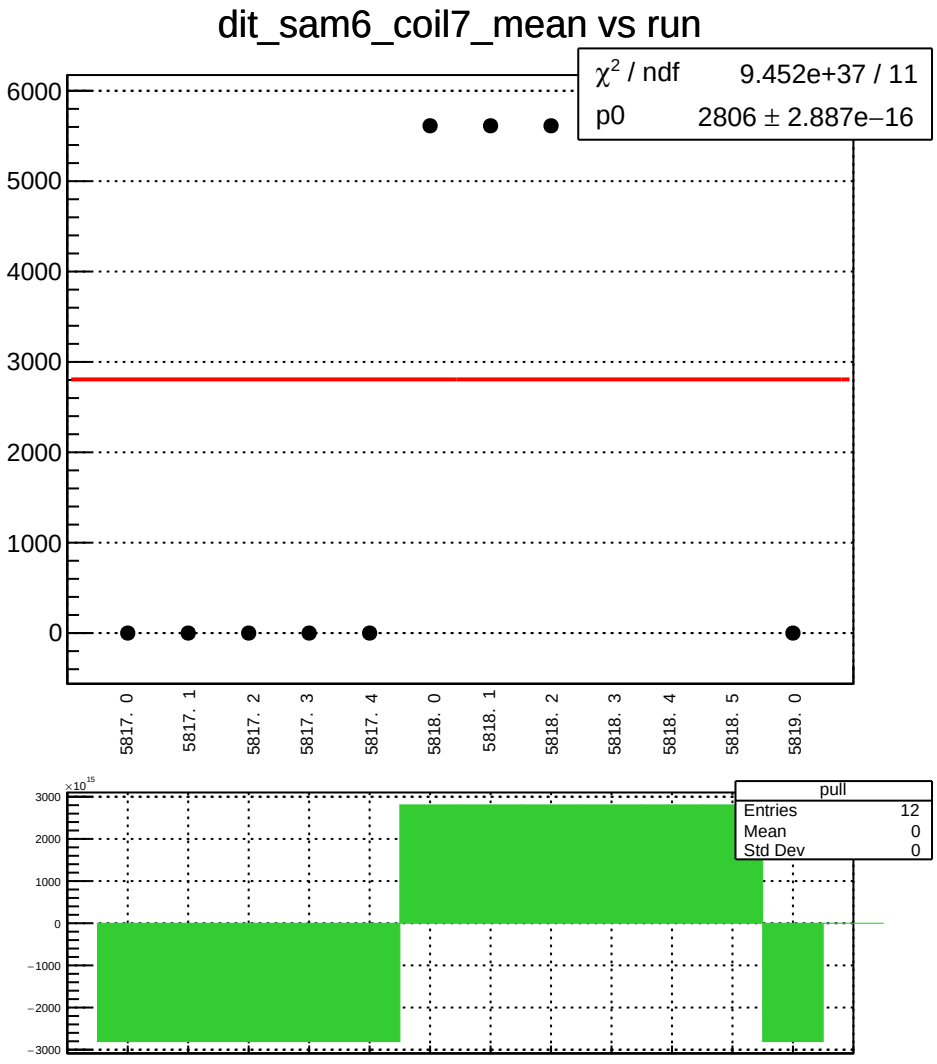
dit_sam6_coil7_mean vs run
χ² / ndf 9.452e+37 / 11
p0 2806 ± 2.887e−16
6000
5000
4000
3000
2000
1000
0
5817. 0
5817. 1
5817. 2
5817. 3
5817. 4
5818. 0
5818. 1
5818. 2
5818. 3
5818. 4
5818. 5
5819. 0
pull
Entries 12
Mean 0
Std Dev 0
×10^15
3000
2000
1000
0
−1000
−2000
−3000

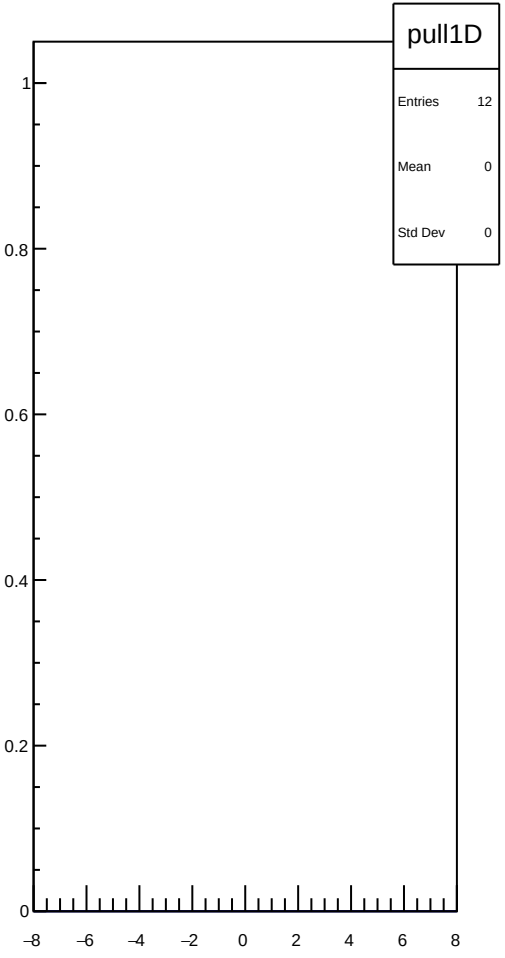
pull1D
Entries 12
Mean 0
Std Dev 0
1
0.8
0.6
0.4
0.2
0
−8
−6
−4
−2
0
2
4
6
8

dit_sam6_coil7_err_mean vs run

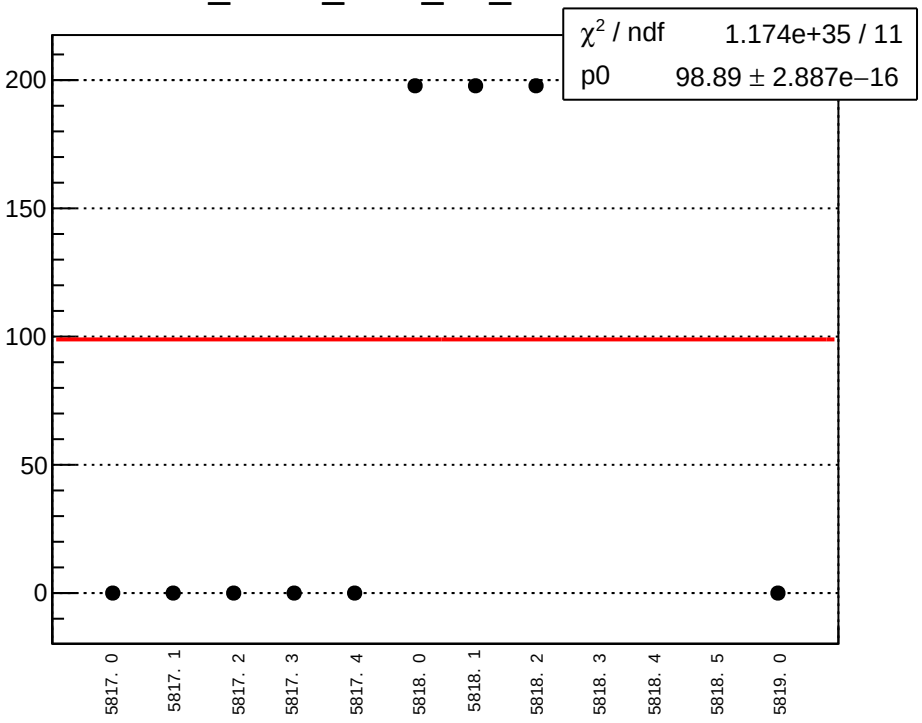

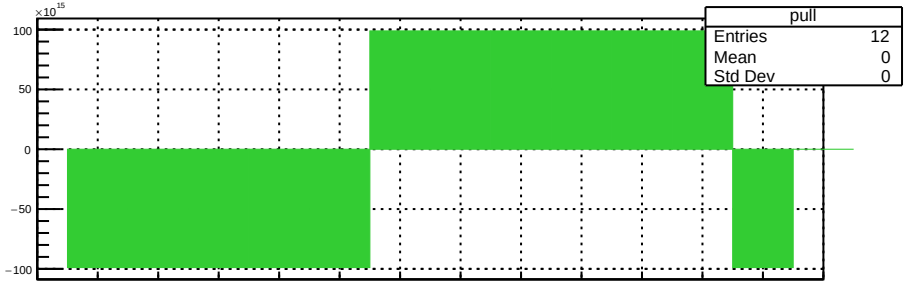

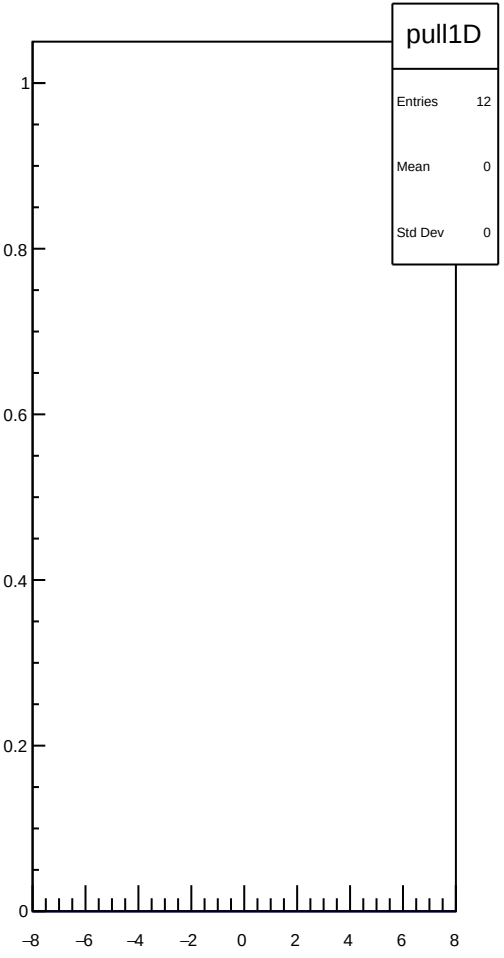

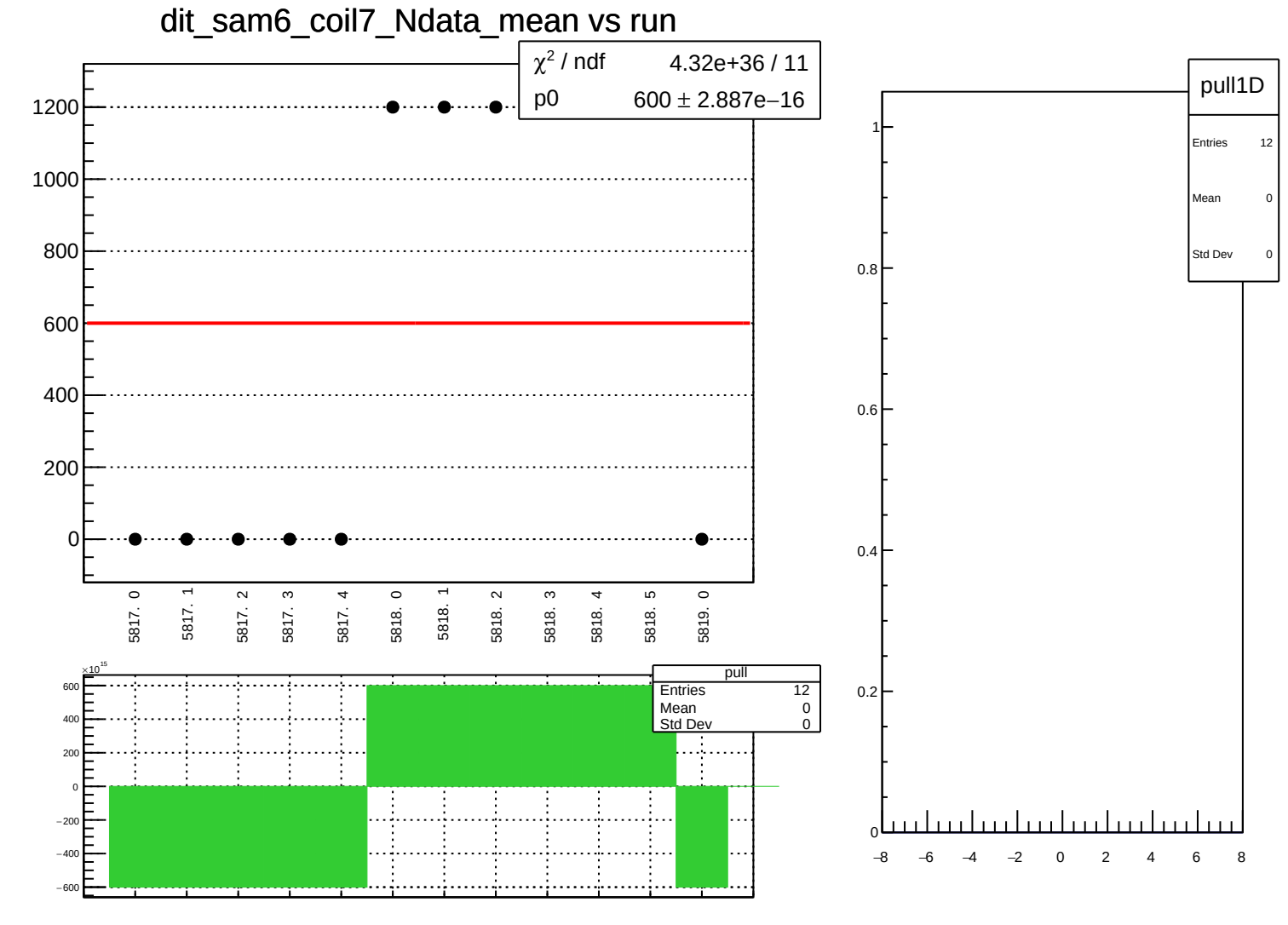
dit_sam6_coil7_Ndata_mean vs run
χ² / ndf 4.32e+36 / 11
p0 600 ± 2.887e−16
1200
1000
800
600
400
200
0
5817. 0
5817. 1
5817. 2
5817. 3
5817. 4
5818. 0
5818. 1
5818. 2
5818. 3
5818. 4
5818. 5
5819. 0
pull
Entries 12
Mean 0
Std Dev 0
×10^15
600
400
200
0
−200
−400
−600
pull1D
Entries 12
Mean 0
Std Dev 0
1
0.8
0.6
0.4
0.2
0
−8
−6
−4
−2
0
2
4
6
8

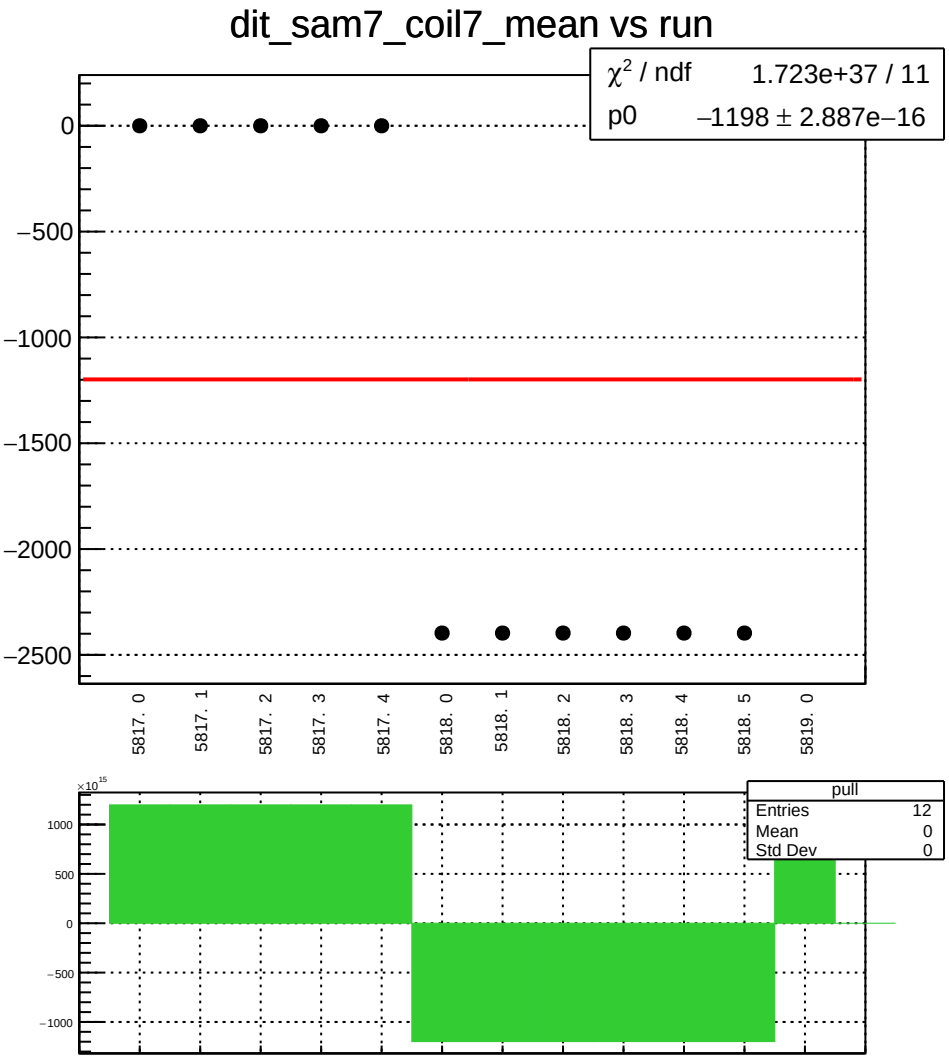
dit_sam7_coil7_mean vs run
χ² / ndf 1.723e+37 / 11
p0 −1198 ± 2.887e−16
0
−500
−1000
−1500
−2000
−2500
5817. 0
5817. 1
5817. 2
5817. 3
5817. 4
5818. 0
5818. 1
5818. 2
5818. 3
5818. 4
5818. 5
5819. 0
×10^15
1000
500
0
−500
−1000
pull
Entries 12
Mean 0
Std Dev 0

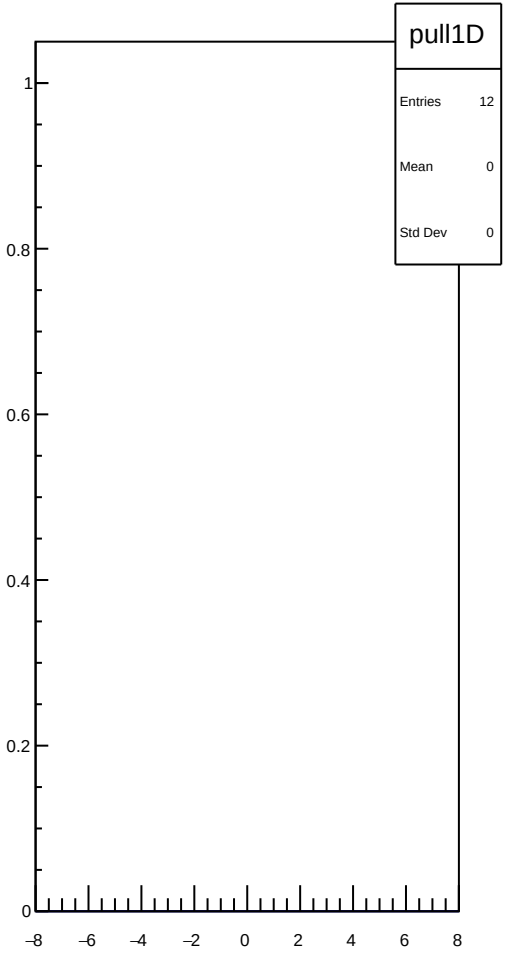
pull1D
Entries 12
Mean 0
Std Dev 0
1
0.8
0.6
0.4
0.2
0
−8
−6
−4
−2
0
2
4
6
8

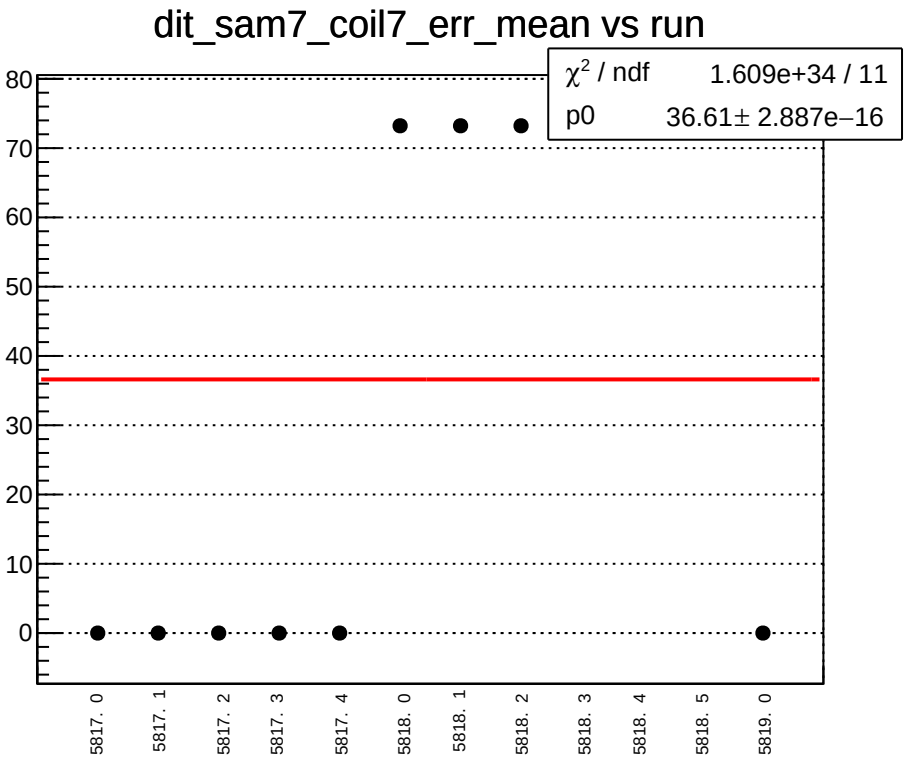
dit_sam7_coil7_err_mean vs run
χ² / ndf 1.609e+34 / 11
p0 36.61± 2.887e−16
80
70
60
50
40
30
20
10
0
5817. 0
5817. 1
5817. 2
5817. 3
5817. 4
5818. 0
5818. 1
5818. 2
5818. 3
5818. 4
5818. 5
5819. 0

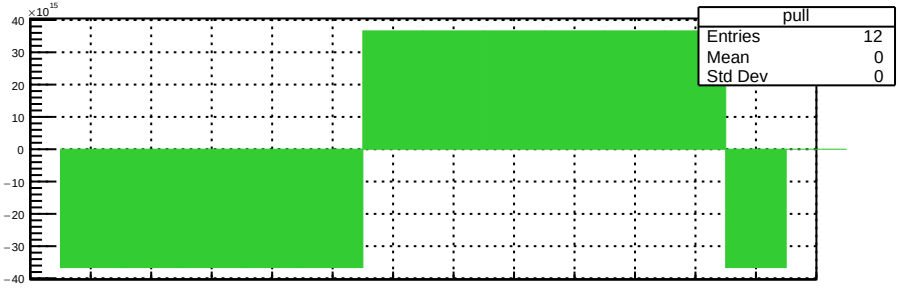
pull
Entries 12
Mean 0
Std Dev 0
×10¹⁵
40
30
20
10
0
−10
−20
−30
−40

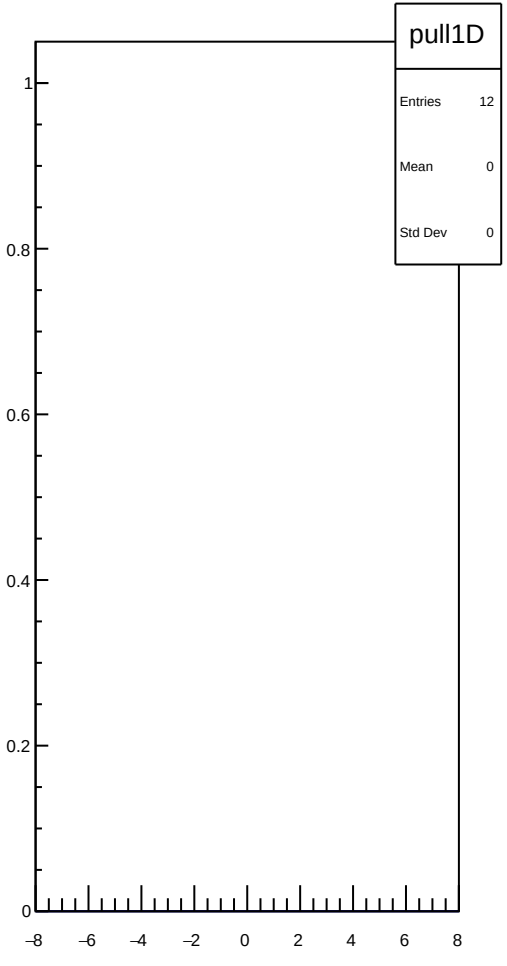
pull1D
Entries 12
Mean 0
Std Dev 0
1
0.8
0.6
0.4
0.2
0
−8
−6
−4
−2
0
2
4
6
8

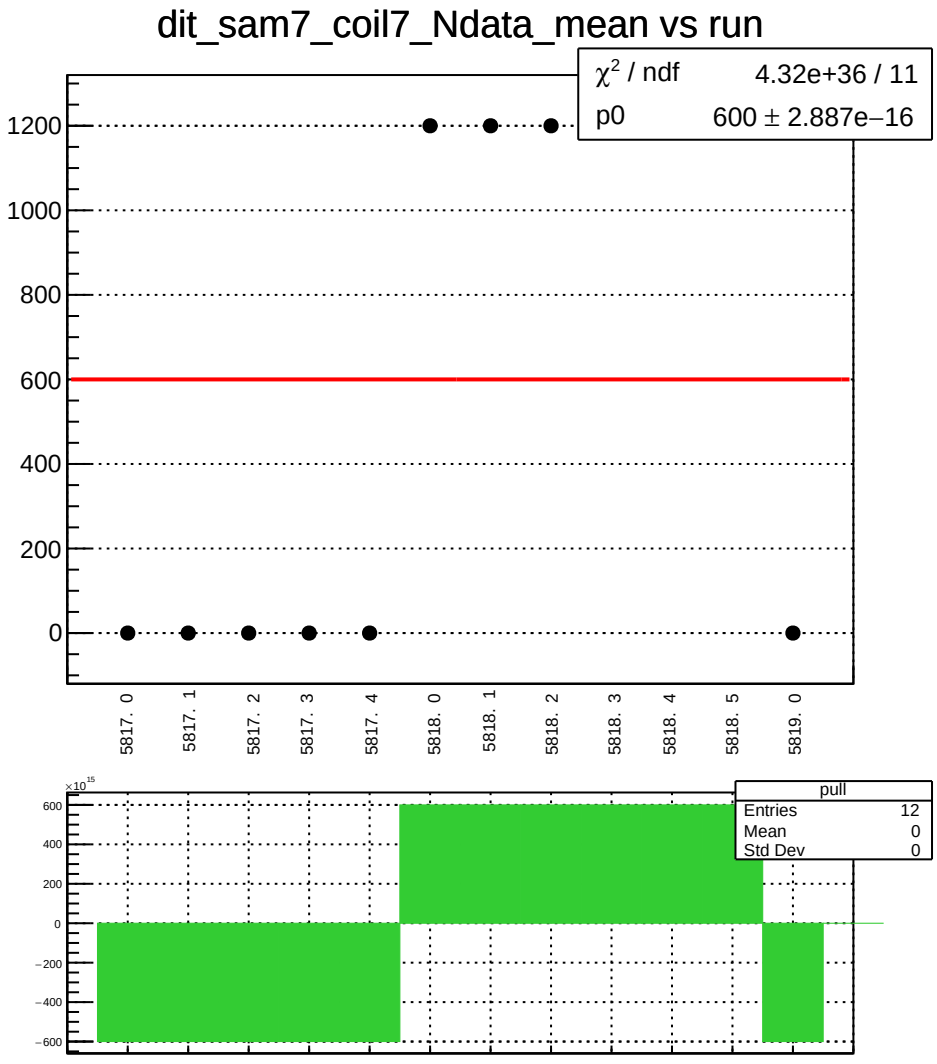
dit_sam7_coil7_Ndata_mean vs run
χ² / ndf 4.32e+36 / 11
p0 600 ± 2.887e−16
1200
1000
800
600
400
200
0
5817. 0
5817. 1
5817. 2
5817. 3
5817. 4
5818. 0
5818. 1
5818. 2
5818. 3
5818. 4
5818. 5
5819. 0
×10^15
600
400
200
0
−200
−400
−600
pull
Entries 12
Mean 0
Std Dev 0

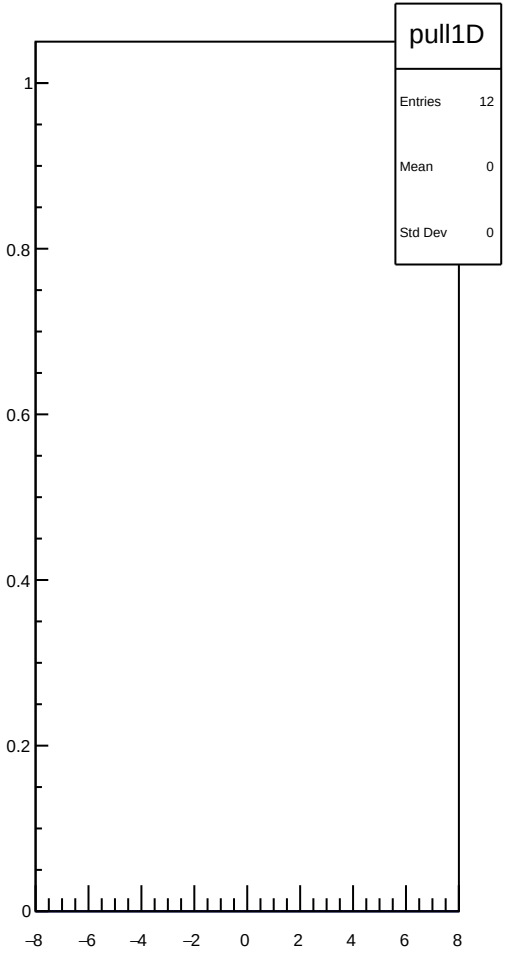
pull1D
Entries 12
Mean 0
Std Dev 0
1
0.8
0.6
0.4
0.2
0
−8
−6
−4
−2
0
2
4
6
8

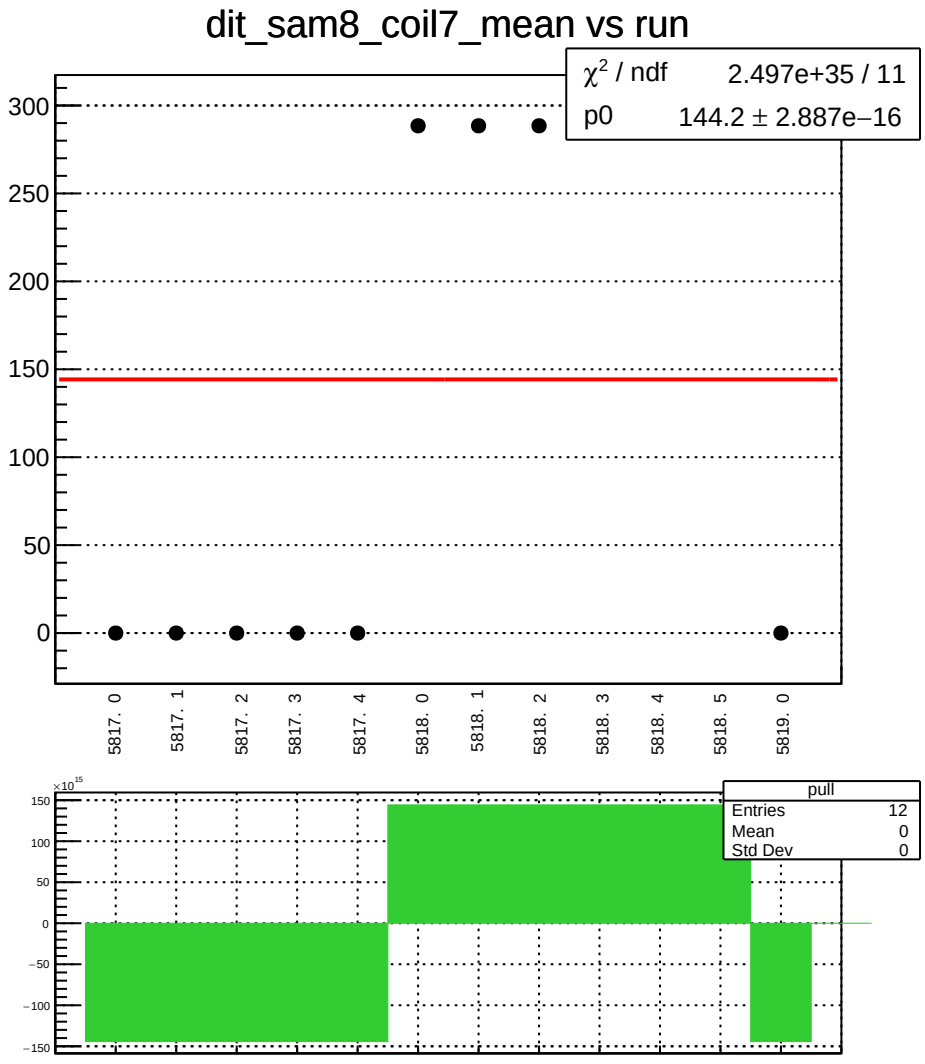
dit_sam8_coil7_mean vs run
χ² / ndf 2.497e+35 / 11
p0 144.2 ± 2.887e−16
300
250
200
150
100
50
0
5817. 0
5817. 1
5817. 2
5817. 3
5817. 4
5818. 0
5818. 1
5818. 2
5818. 3
5818. 4
5818. 5
5819. 0
×10^15
150
100
50
0
−50
−100
−150
pull
Entries 12
Mean 0
Std Dev 0

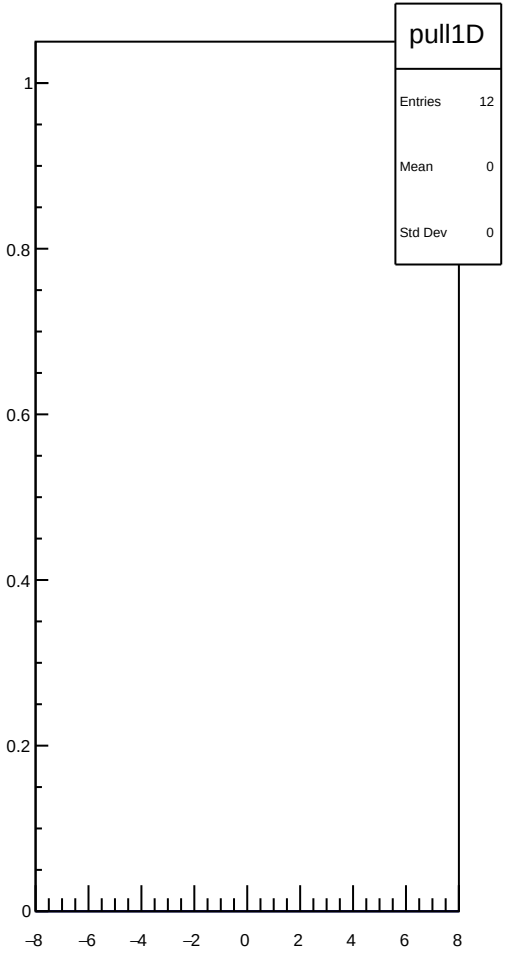
pull1D
Entries 12
Mean 0
Std Dev 0
1
0.8
0.6
0.4
0.2
0
−8
−6
−4
−2
0
2
4
6
8

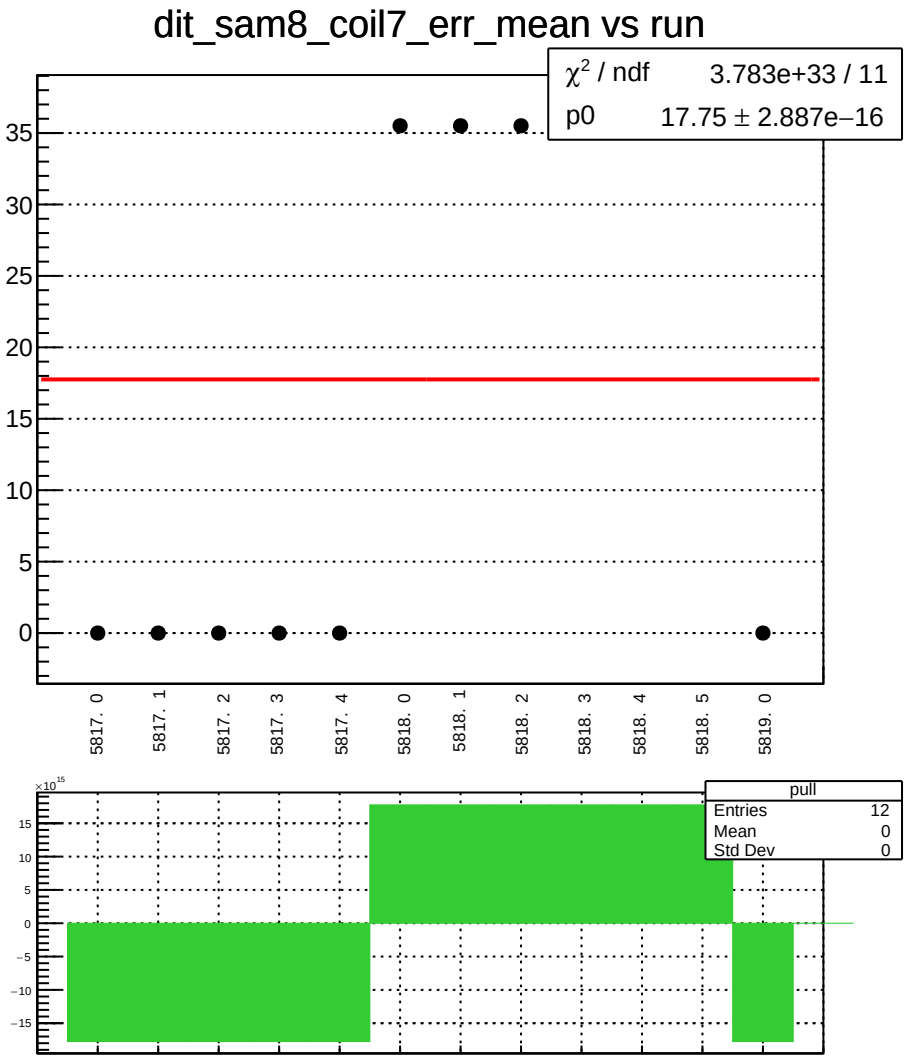
dit_sam8_coil7_err_mean vs run
χ² / ndf 3.783e+33 / 11
p0 17.75 ± 2.887e−16
35
30
25
20
15
10
5
0
5817. 0
5817. 1
5817. 2
5817. 3
5817. 4
5818. 0
5818. 1
5818. 2
5818. 3
5818. 4
5818. 5
5819. 0
×10^15
15
10
5
0
−5
−10
−15
pull
Entries 12
Mean 0
Std Dev 0

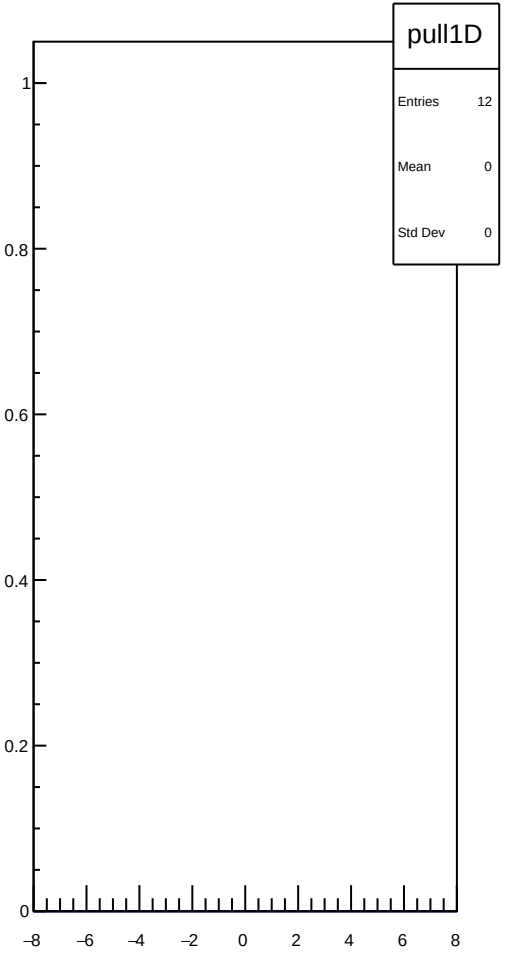
pull1D
Entries 12
Mean 0
Std Dev 0
1
0.8
0.6
0.4
0.2
0
−8
−6
−4
−2
0
2
4
6
8

dit_sam8_coil7_Ndata_mean vs run

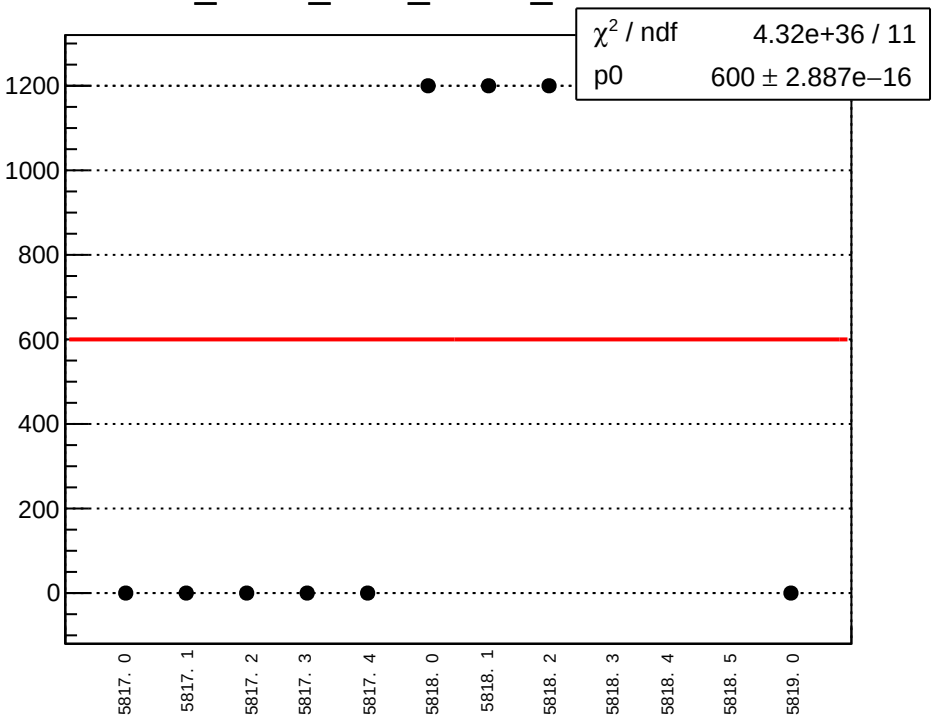

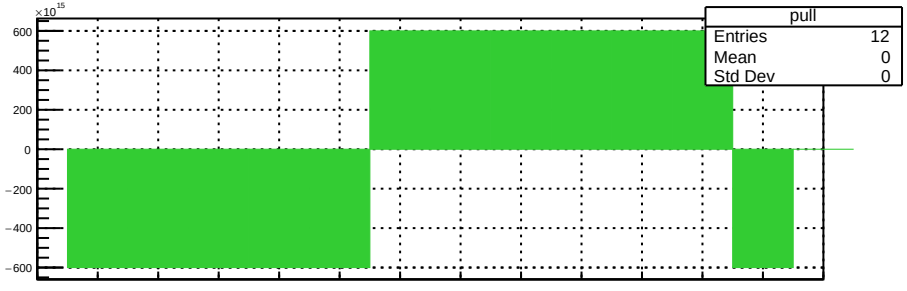

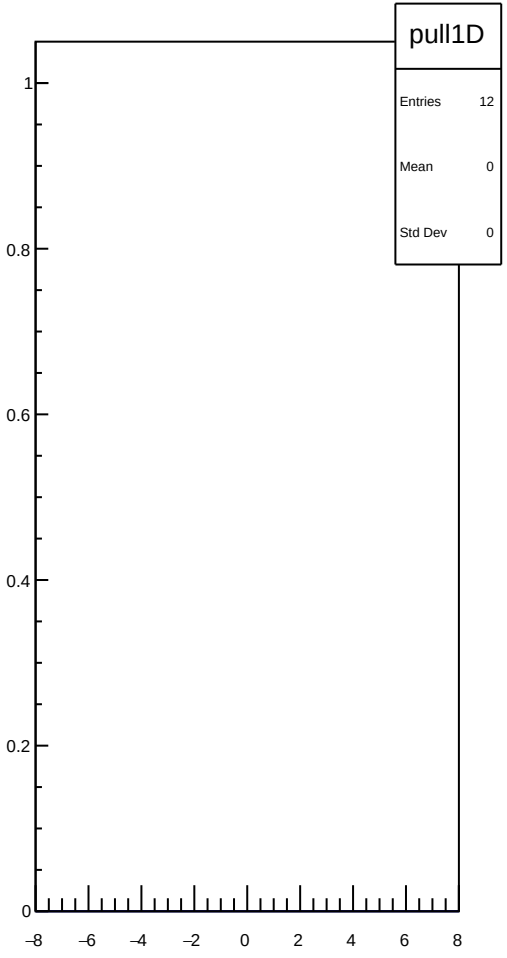

dit_4aX_coil4_mean vs run

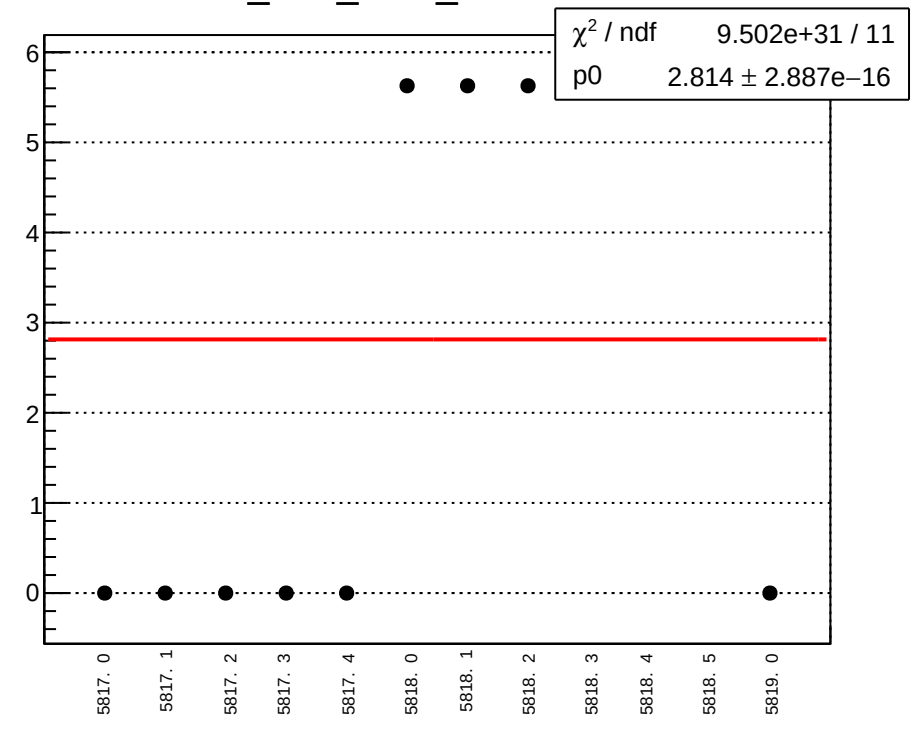

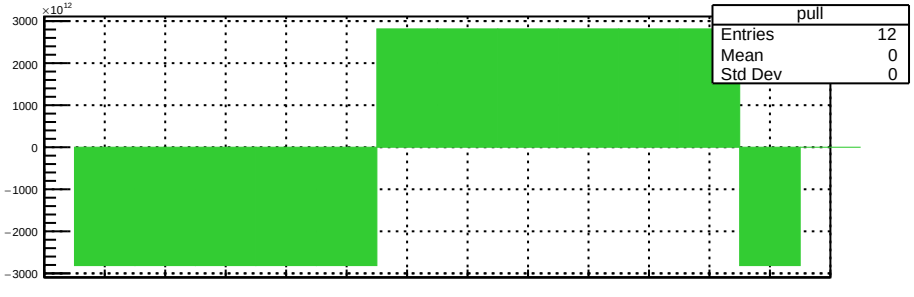

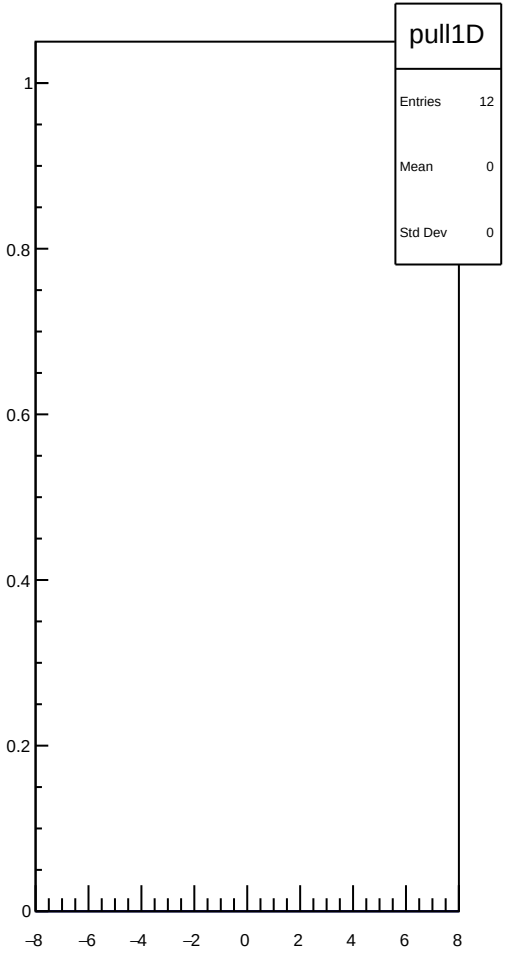

dit_4aX_coil4_err_mean vs run

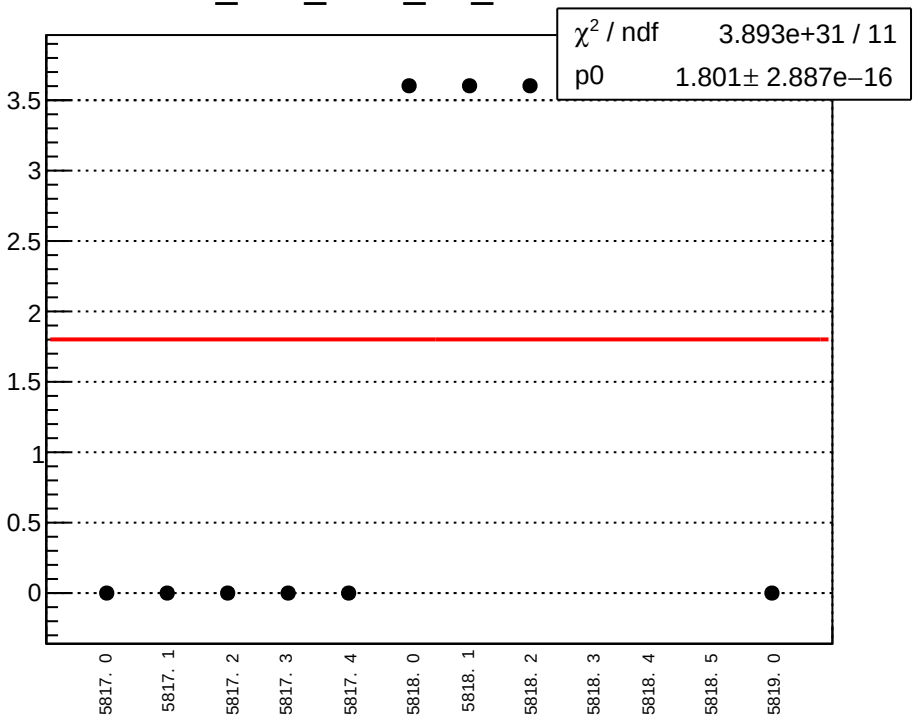

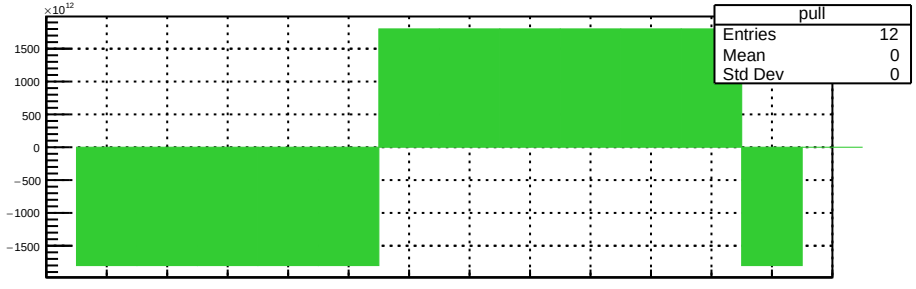

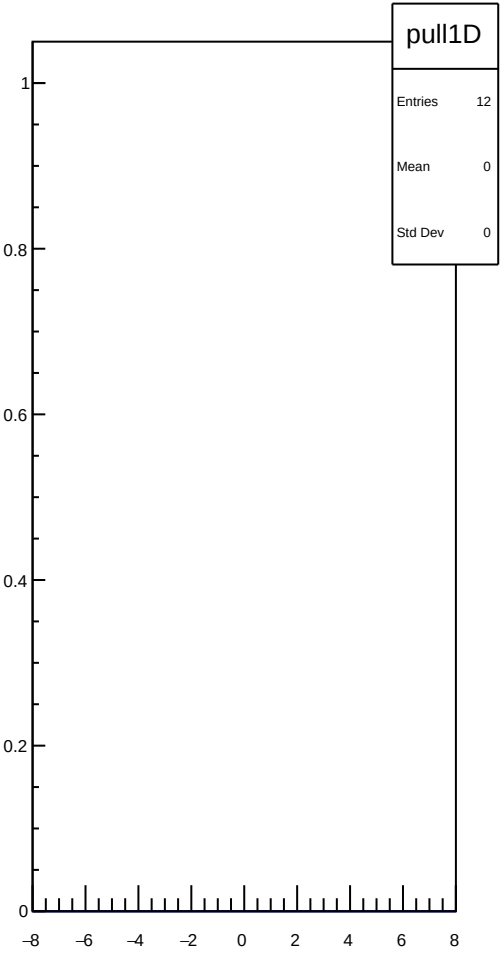

dit_4aX_coil4_Ndata_mean vs run

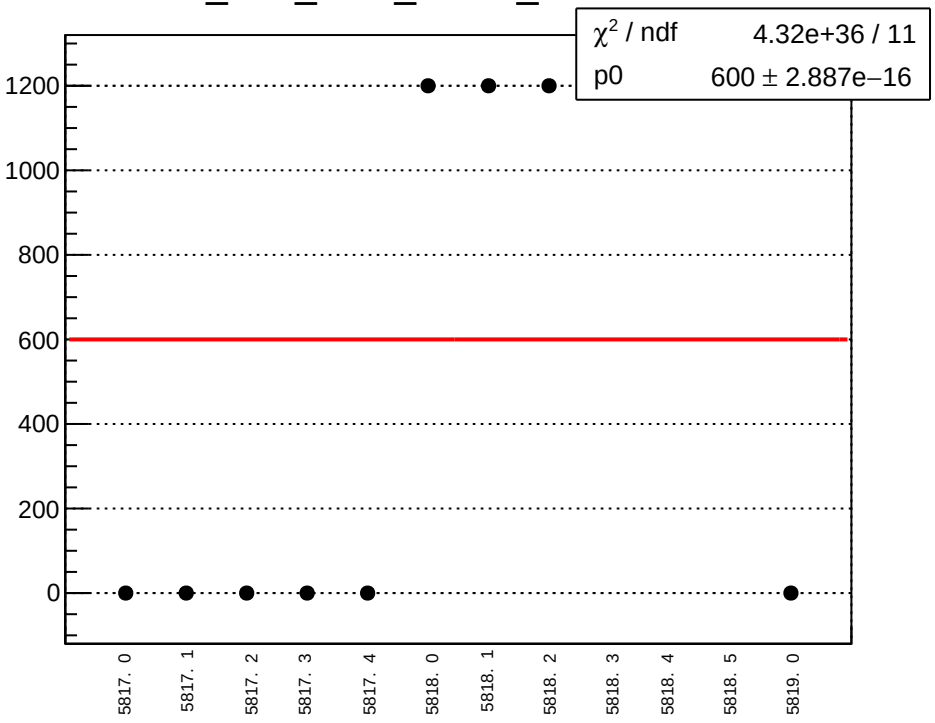

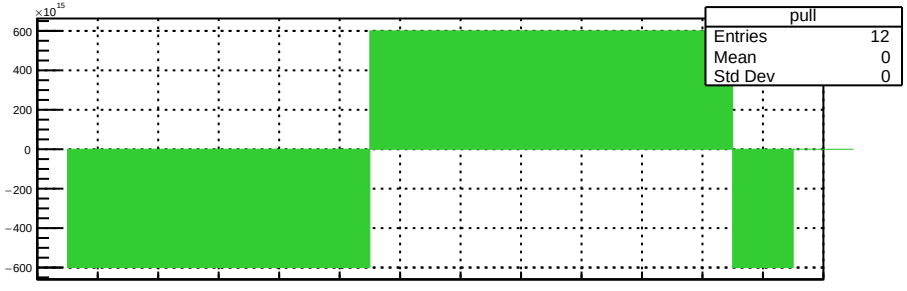

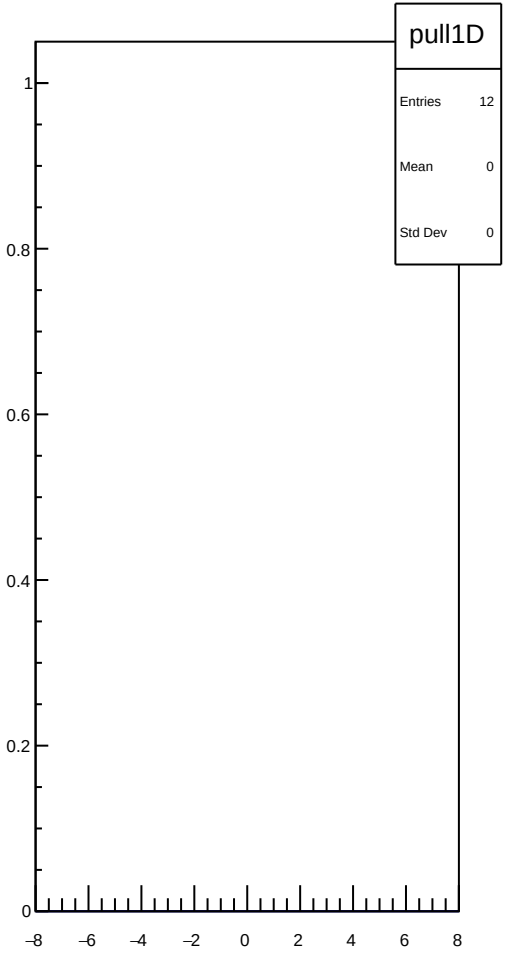

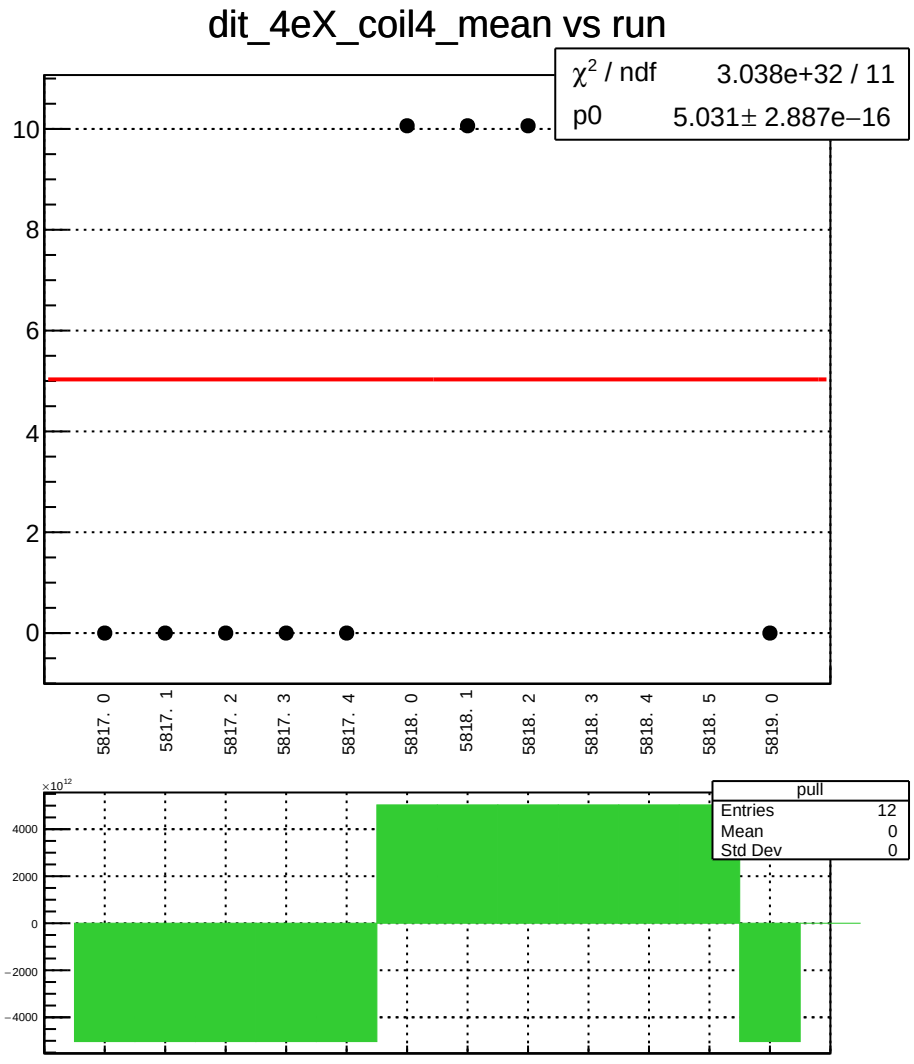
dit_4eX_coil4_mean vs run
χ^2 / ndf 3.038e+32 / 11
p0 5.031± 2.887e−16
10
8
6
4
2
0
5817. 0
5817. 1
5817. 2
5817. 3
5817. 4
5818. 0
5818. 1
5818. 2
5818. 3
5818. 4
5818. 5
5819. 0
×10^12
4000
2000
0
−2000
−4000
pull
Entries 12
Mean 0
Std Dev 0

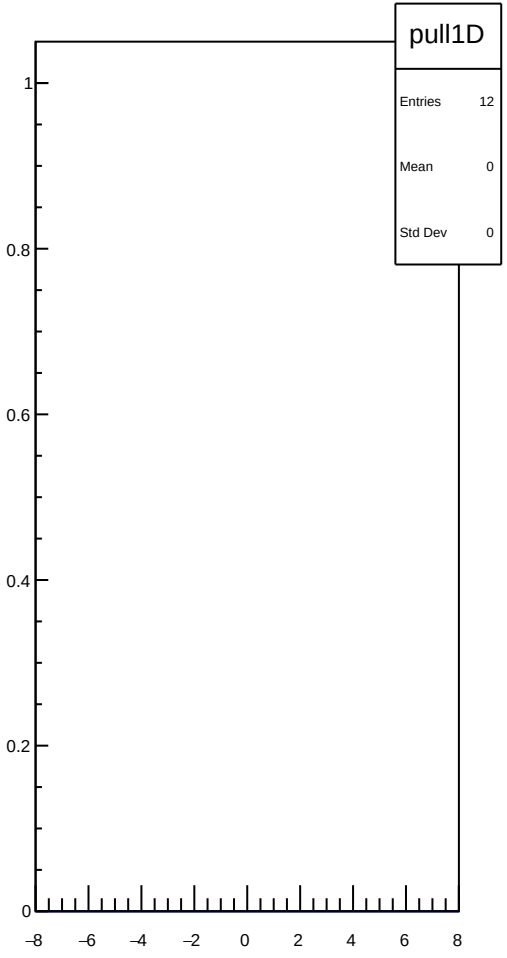
pull1D
Entries 12
Mean 0
Std Dev 0
1
0.8
0.6
0.4
0.2
0
−8
−6
−4
−2
0
2
4
6
8

dit_4eX_coil4_err_mean vs run

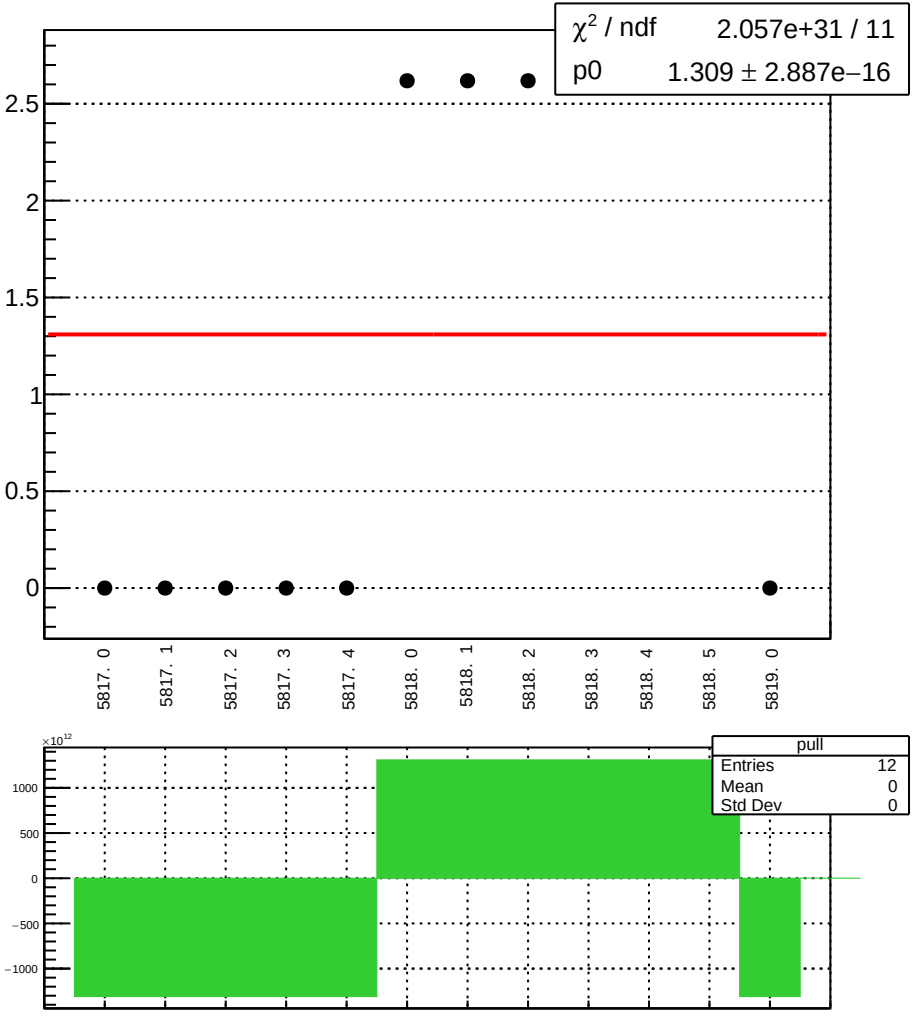

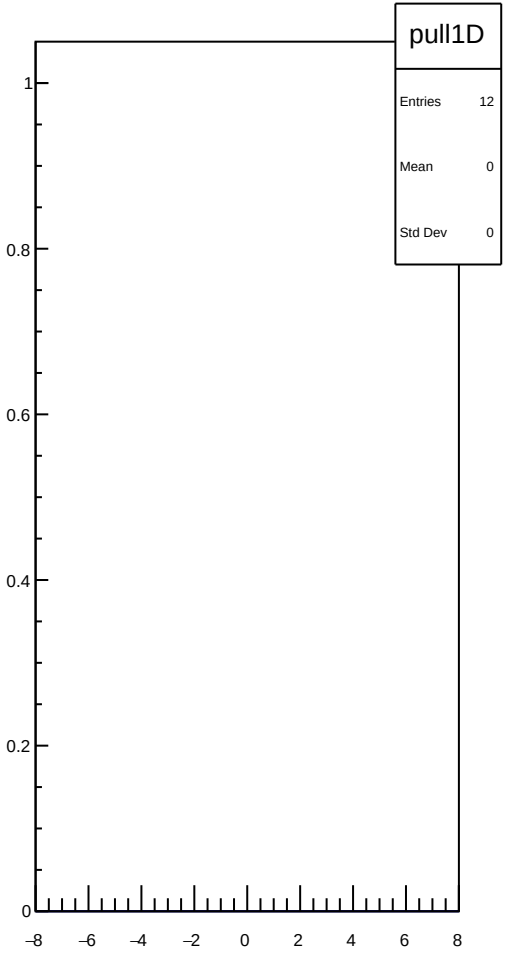

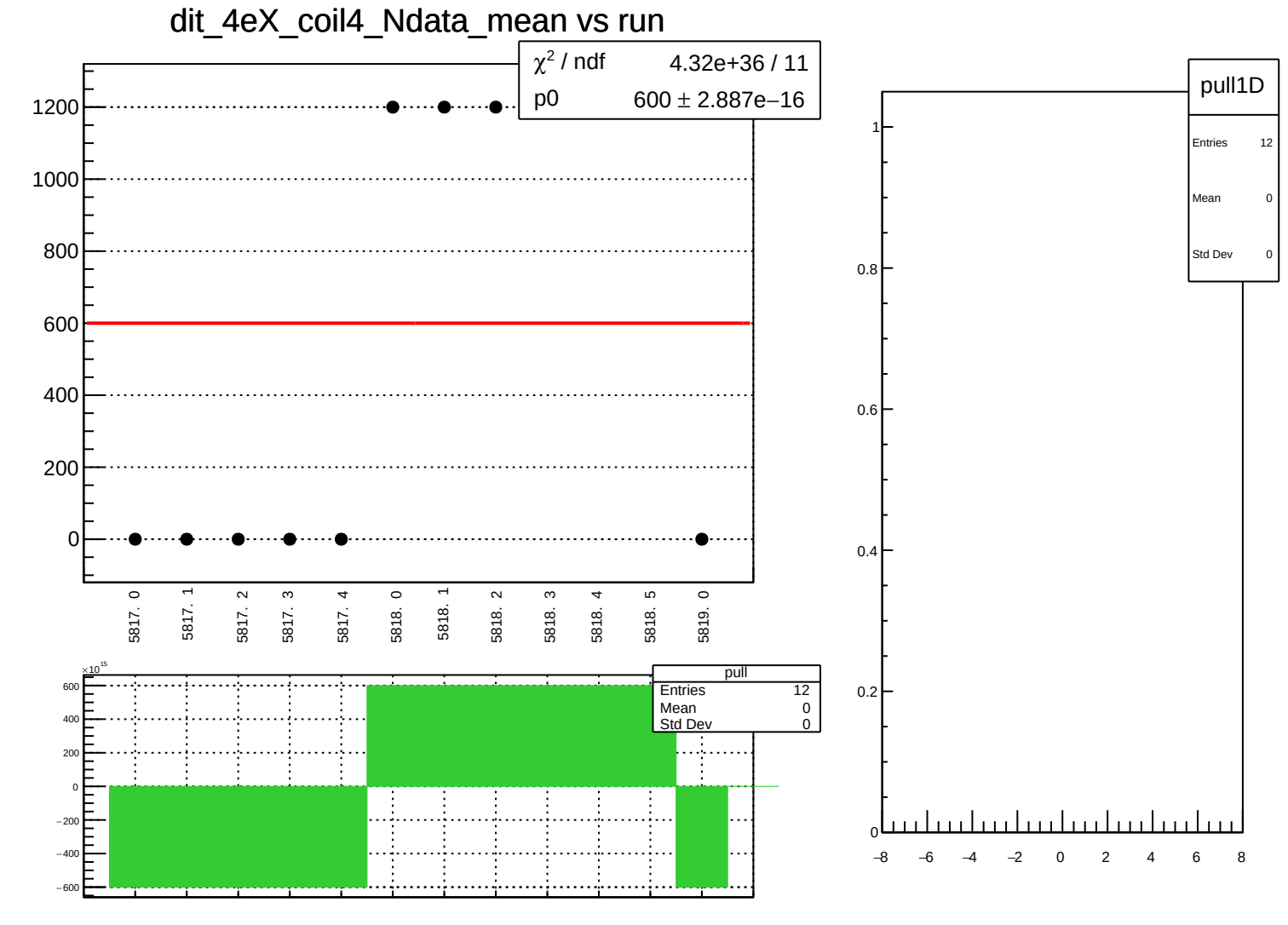
dit_4eX_coil4_Ndata_mean vs run
χ² / ndf 4.32e+36 / 11
p0 600 ± 2.887e−16
1200
1000
800
600
400
200
0
5817. 0
5817. 1
5817. 2
5817. 3
5817. 4
5818. 0
5818. 1
5818. 2
5818. 3
5818. 4
5818. 5
5819. 0
×10^15
pull
Entries 12
Mean 0
Std Dev 0
pull1D
Entries 12
Mean 0
Std Dev 0

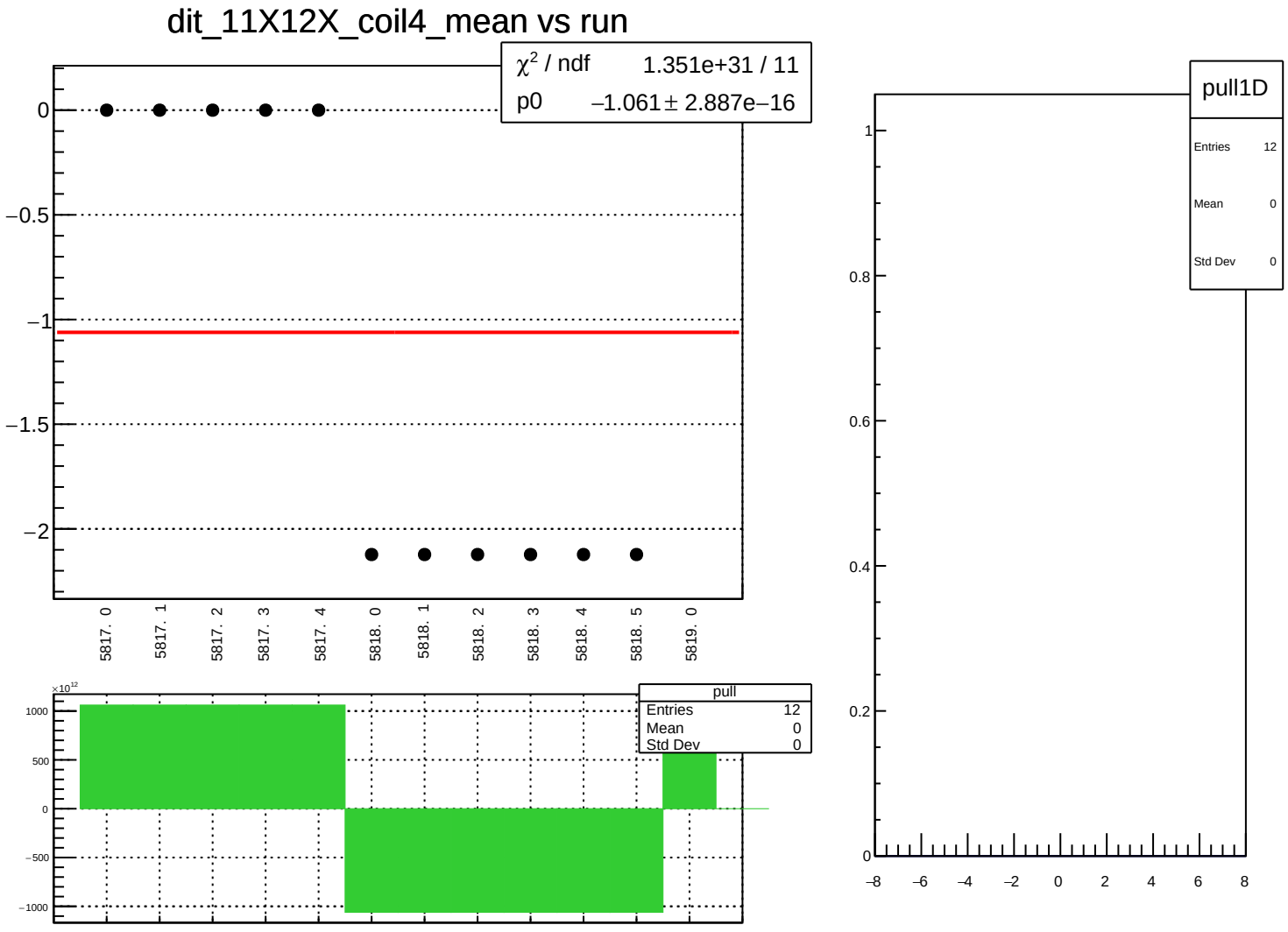
dit_11X12X_coil4_mean vs run
χ² / ndf 1.351e+31 / 11
p0 −1.061 ± 2.887e−16
0
−0.5
−1
−1.5
−2
5817. 0
5817. 1
5817. 2
5817. 3
5817. 4
5818. 0
5818. 1
5818. 2
5818. 3
5818. 4
5818. 5
5819. 0
×10¹²
1000
500
0
−500
−1000
pull
Entries 12
Mean 0
Std Dev 0
pull1D
Entries 12
Mean 0
Std Dev 0
1
0.8
0.6
0.4
0.2
0
−8
−6
−4
−2
0
2
4
6
8

dit_11X12X_coil4_err_mean vs run

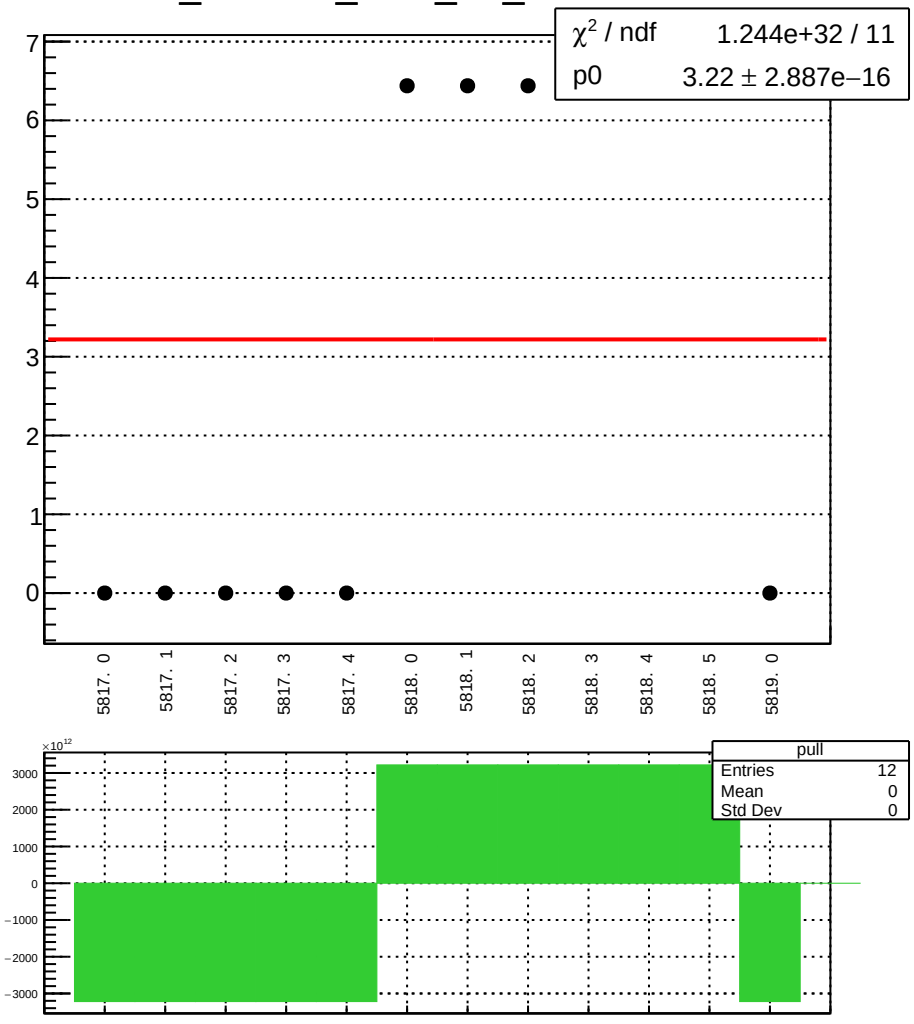

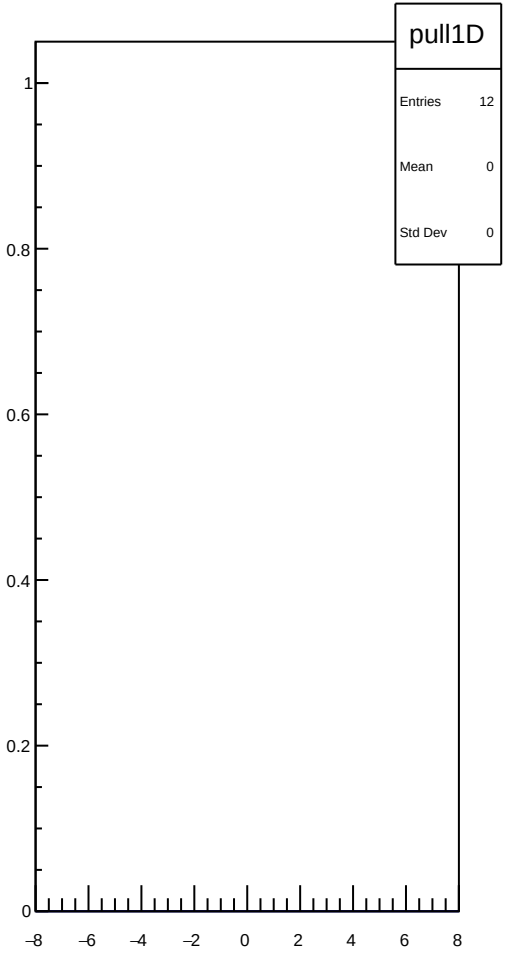

dit_11X12X_coil4_Ndata_mean vs run

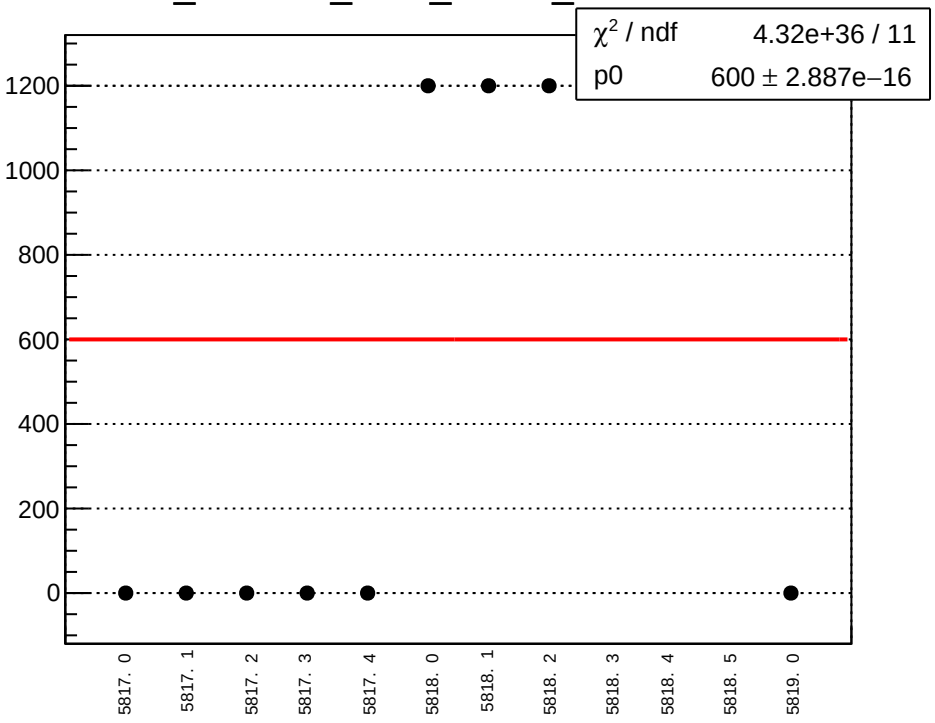

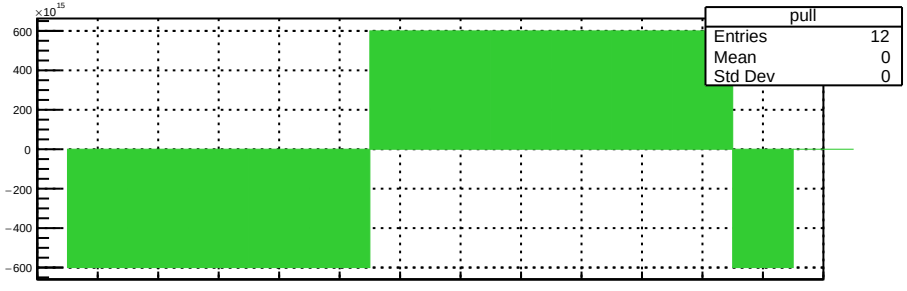

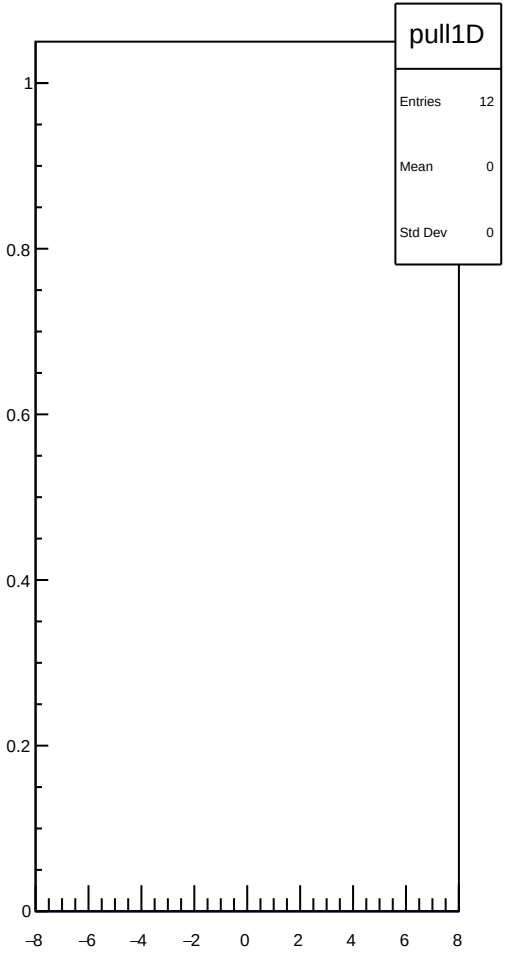

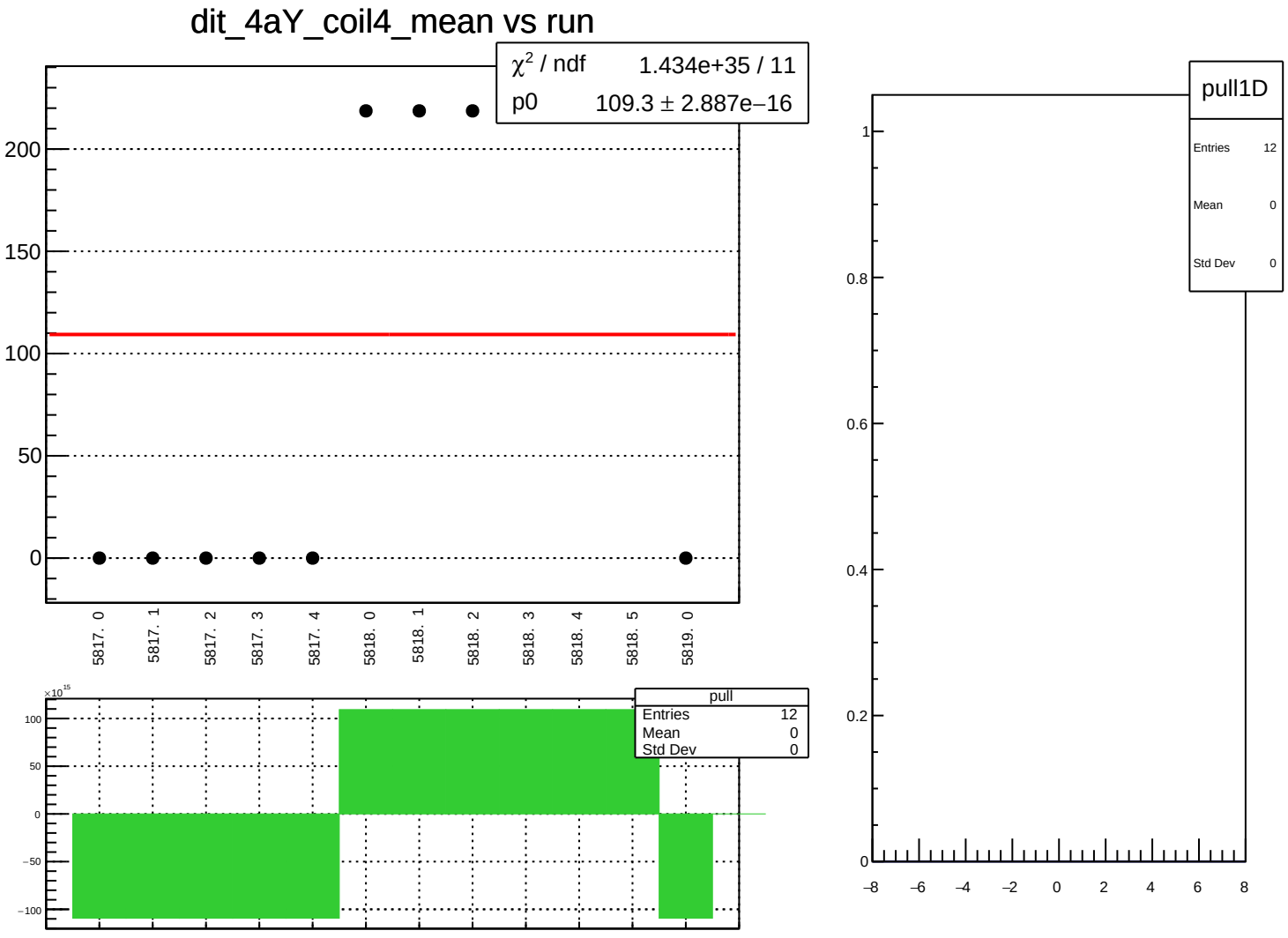
dit_4aY_coil4_mean vs run
χ² / ndf 1.434e+35 / 11
p0 109.3 ± 2.887e−16
200
150
100
50
0
5817. 0
5817. 1
5817. 2
5817. 3
5817. 4
5818. 0
5818. 1
5818. 2
5818. 3
5818. 4
5818. 5
5819. 0
×10^15
100
50
0
−50
−100
pull
Entries 12
Mean 0
Std Dev 0
pull1D
Entries 12
Mean 0
Std Dev 0
1
0.8
0.6
0.4
0.2
0
−8
−6
−4
−2
0
2
4
6
8

dit_4aY_coil4_err_mean vs run

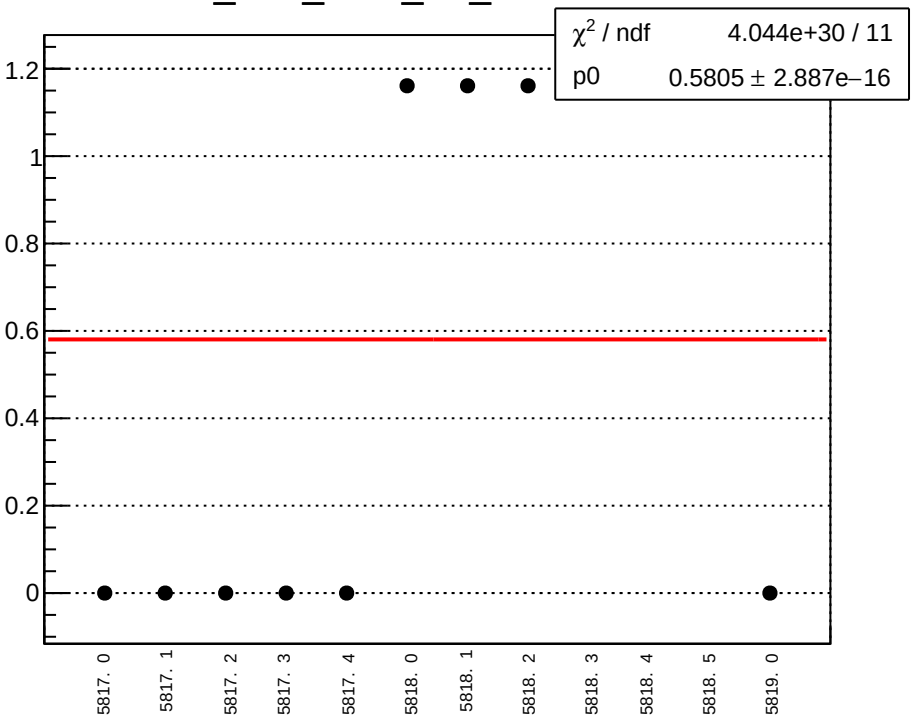

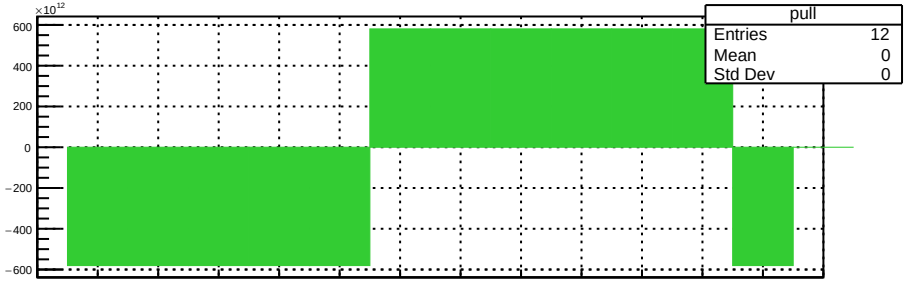

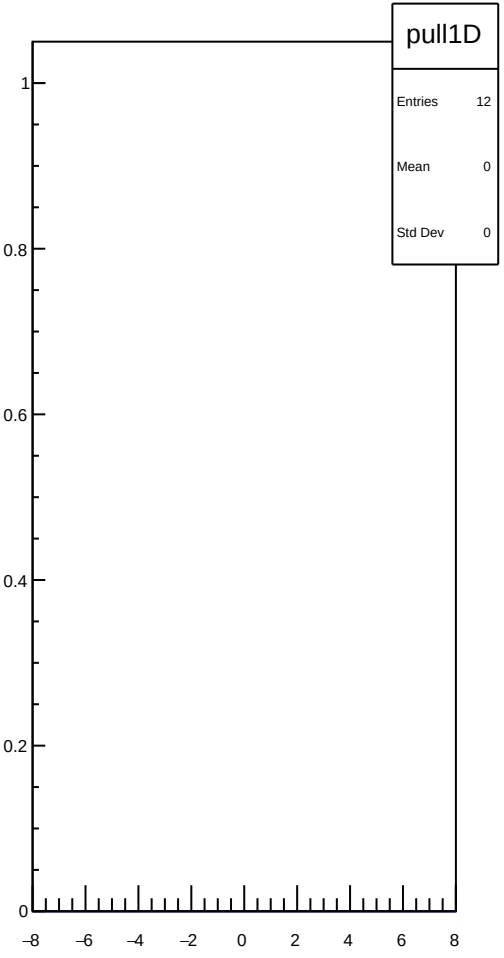

dit_4aY_coil4_Ndata_mean vs run

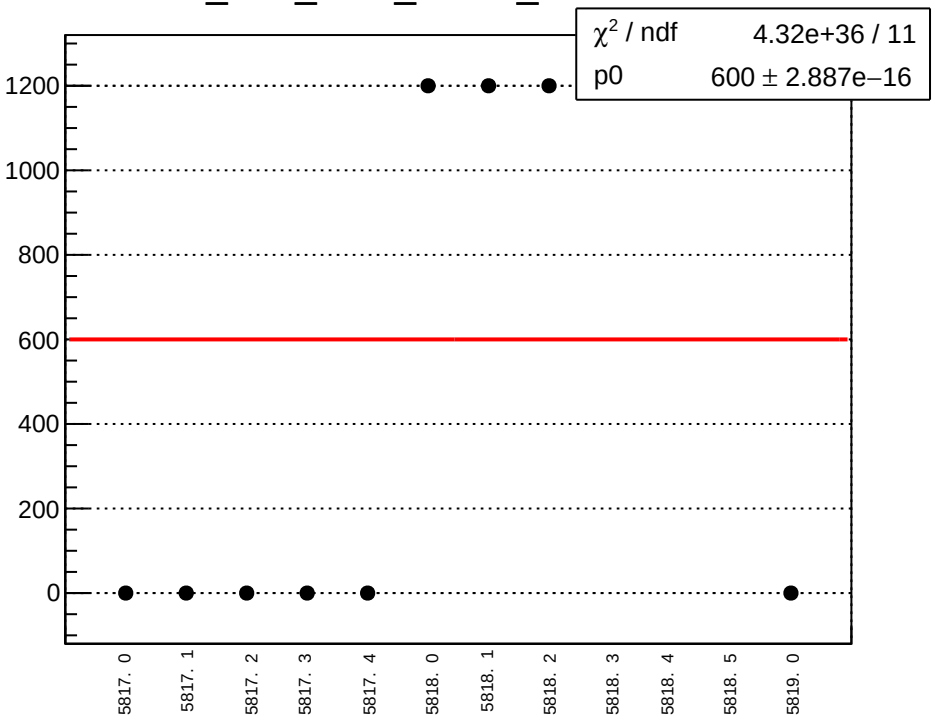

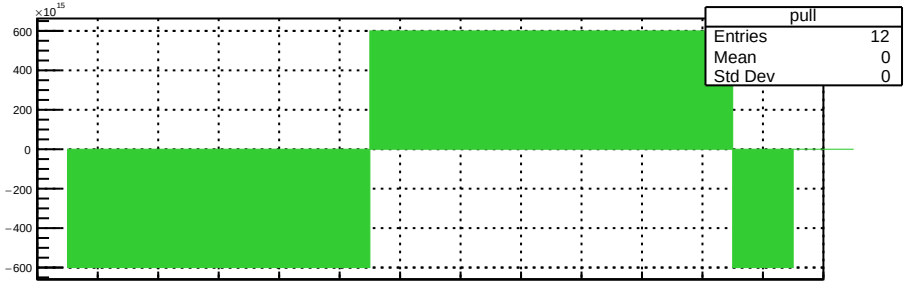

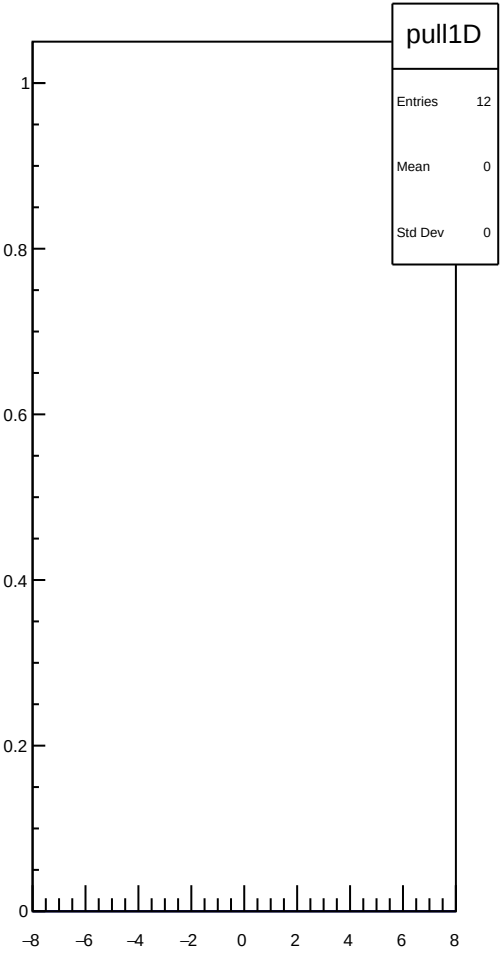

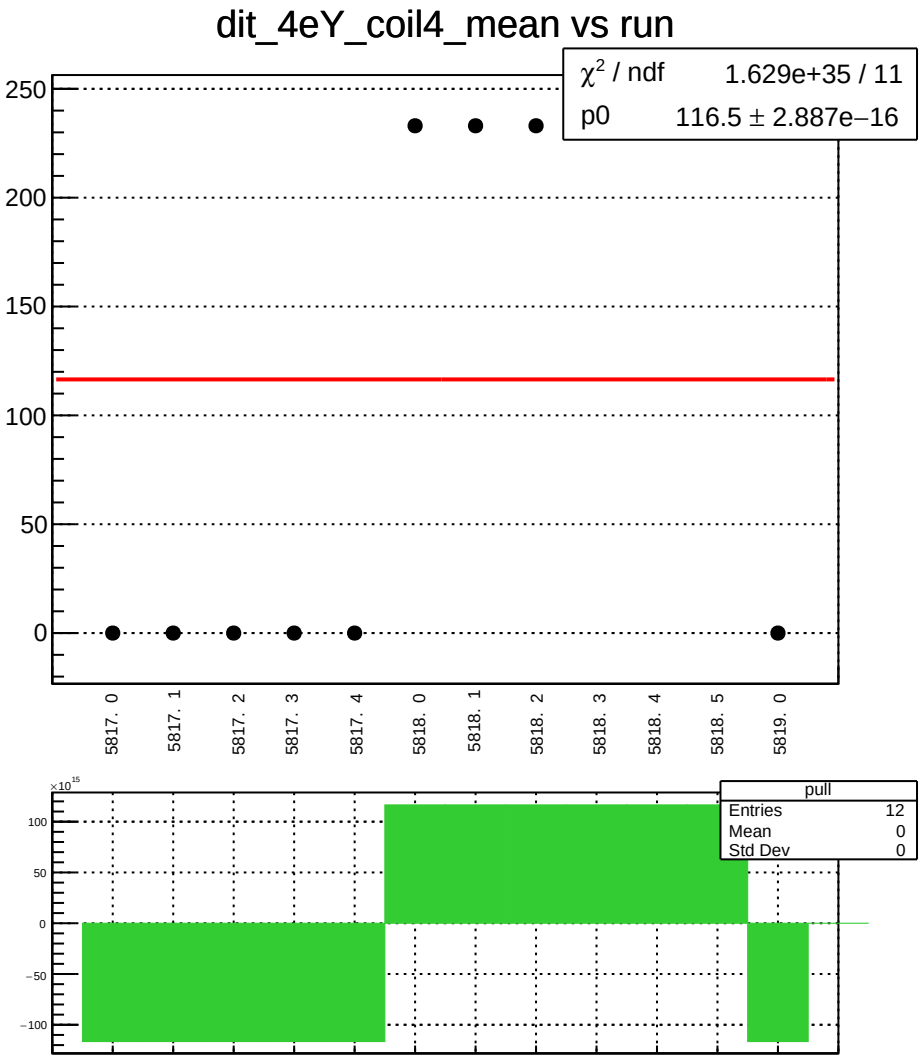
dit_4eY_coil4_mean vs run
χ² / ndf 1.629e+35 / 11
p0 116.5 ± 2.887e−16
250
200
150
100
50
0
5817. 0
5817. 1
5817. 2
5817. 3
5817. 4
5818. 0
5818. 1
5818. 2
5818. 3
5818. 4
5818. 5
5819. 0
×10^15
100
50
0
−50
−100
pull
Entries 12
Mean 0
Std Dev 0

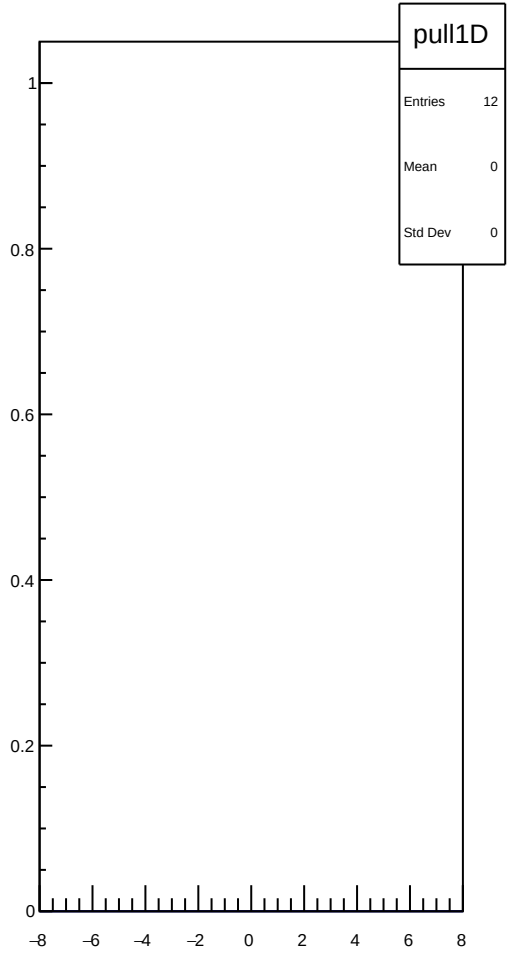
pull1D
Entries 12
Mean 0
Std Dev 0
1
0.8
0.6
0.4
0.2
0
−8
−6
−4
−2
0
2
4
6
8

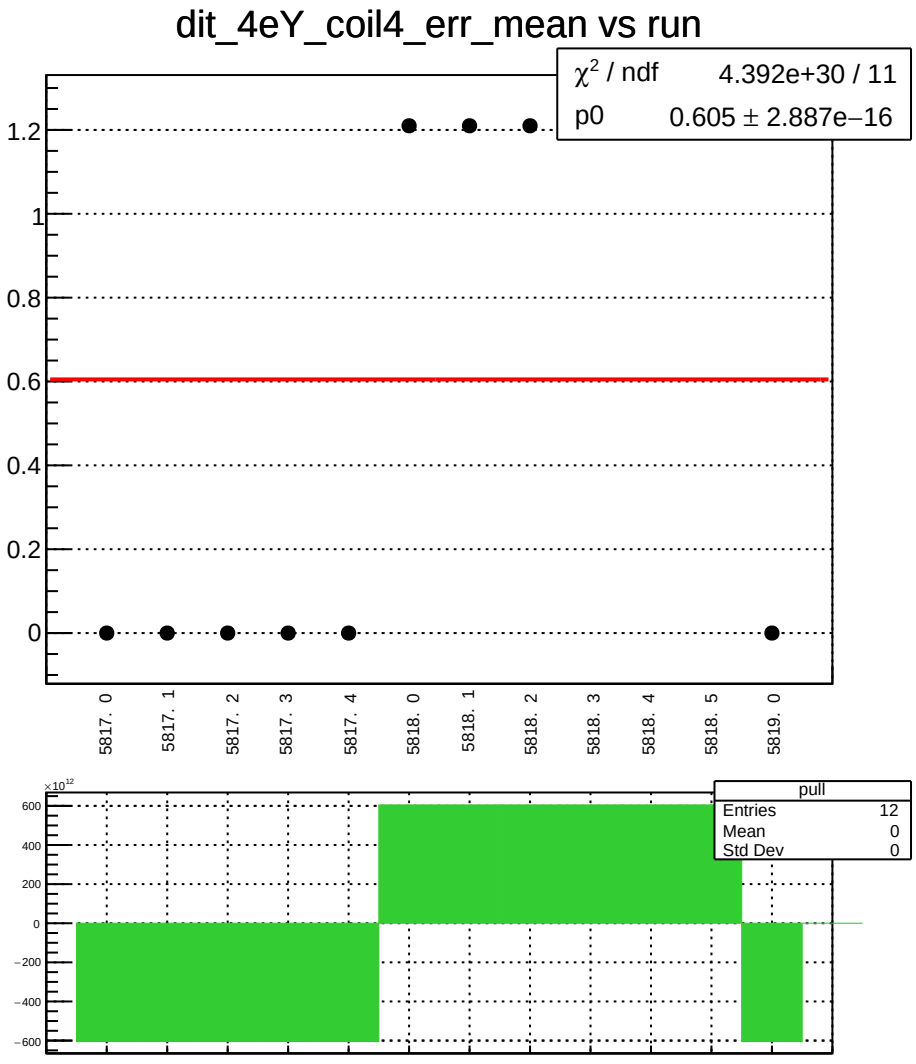
dit_4eY_coil4_err_mean vs run
χ² / ndf 4.392e+30 / 11
p0 0.605 ± 2.887e−16
1.2
1
0.8
0.6
0.4
0.2
0
5817. 0
5817. 1
5817. 2
5817. 3
5817. 4
5818. 0
5818. 1
5818. 2
5818. 3
5818. 4
5818. 5
5819. 0
×10¹²
600
400
200
0
−200
−400
−600
pull
Entries 12
Mean 0
Std Dev 0

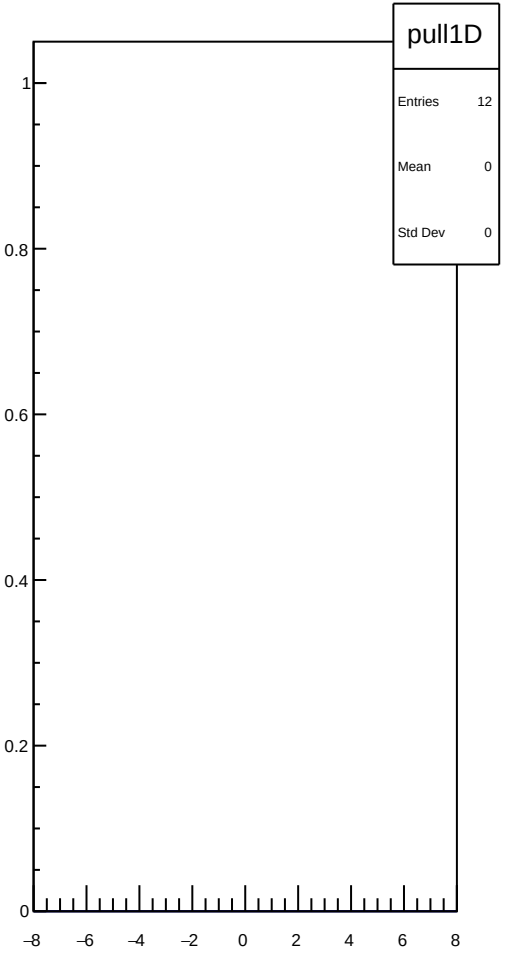
pull1D
Entries 12
Mean 0
Std Dev 0
1
0.8
0.6
0.4
0.2
0
−8
−6
−4
−2
0
2
4
6
8

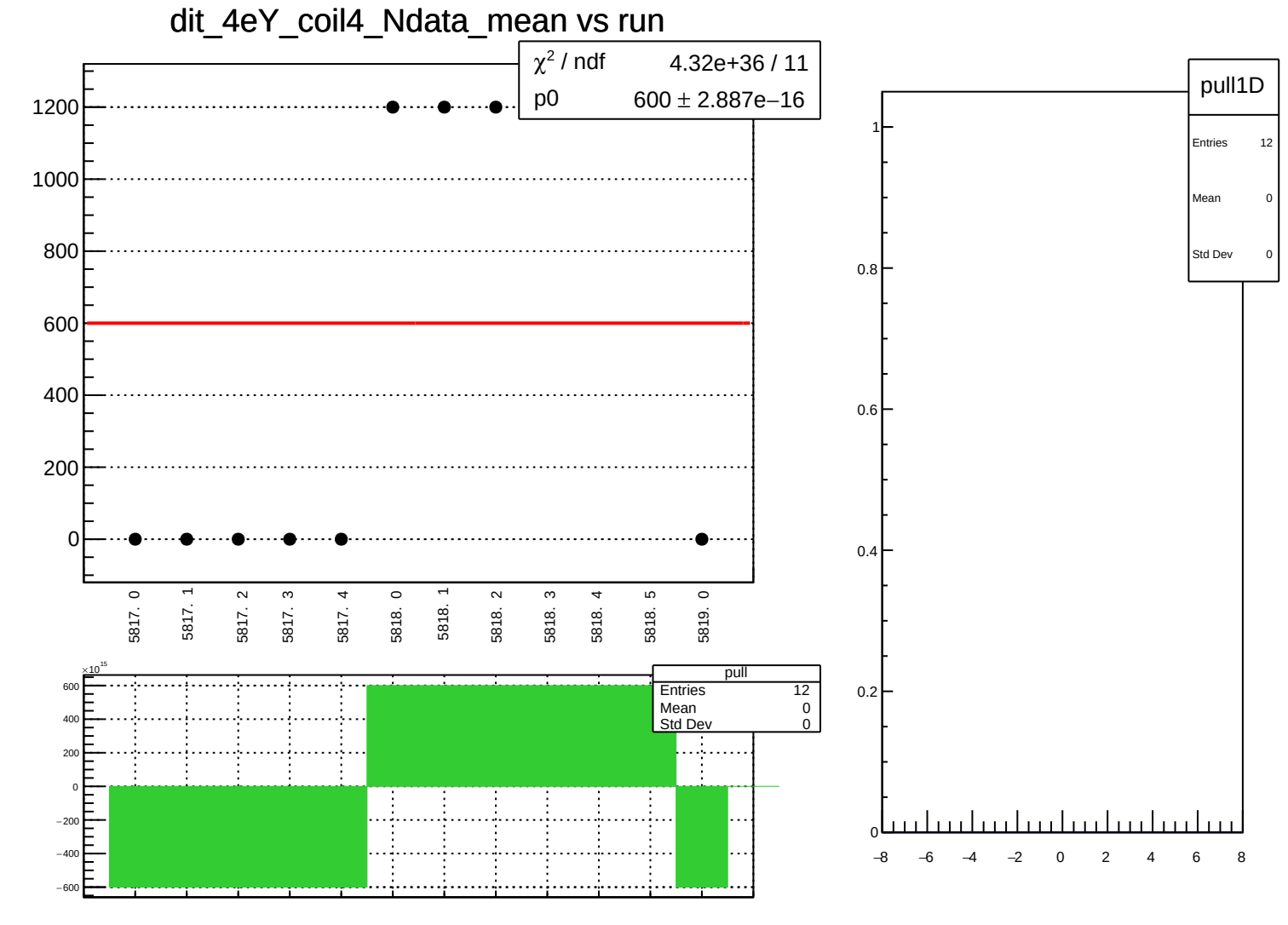
dit_4eY_coil4_Ndata_mean vs run
χ² / ndf 4.32e+36 / 11
p0 600 ± 2.887e−16
1200
1000
800
600
400
200
0
5817. 0
5817. 1
5817. 2
5817. 3
5817. 4
5818. 0
5818. 1
5818. 2
5818. 3
5818. 4
5818. 5
5819. 0
×10^15
pull
Entries 12
Mean 0
Std Dev 0
pull1D
Entries 12
Mean 0
Std Dev 0

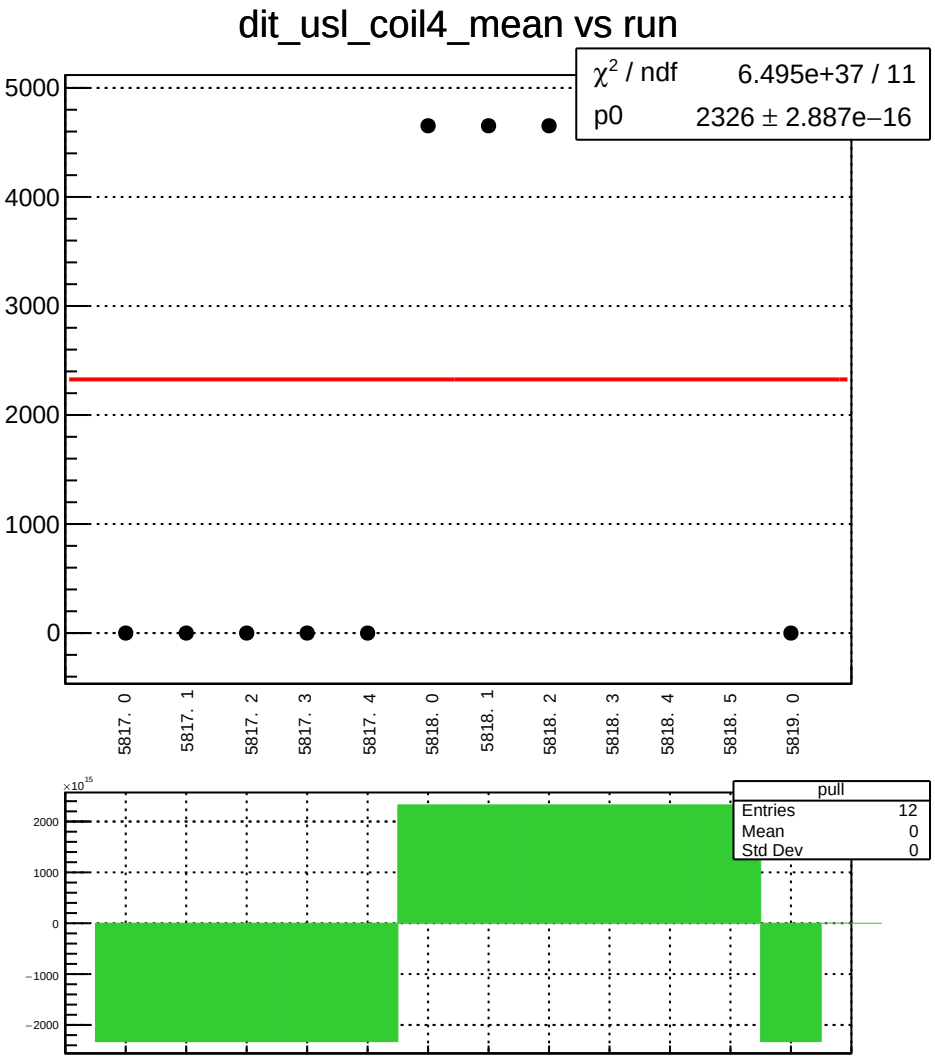
dit_usl_coil4_mean vs run
χ² / ndf 6.495e+37 / 11
p0 2326 ± 2.887e−16
5000
4000
3000
2000
1000
0
5817. 0
5817. 1
5817. 2
5817. 3
5817. 4
5818. 0
5818. 1
5818. 2
5818. 3
5818. 4
5818. 5
5819. 0
×10^15
2000
1000
0
−1000
−2000
pull
Entries 12
Mean 0
Std Dev 0

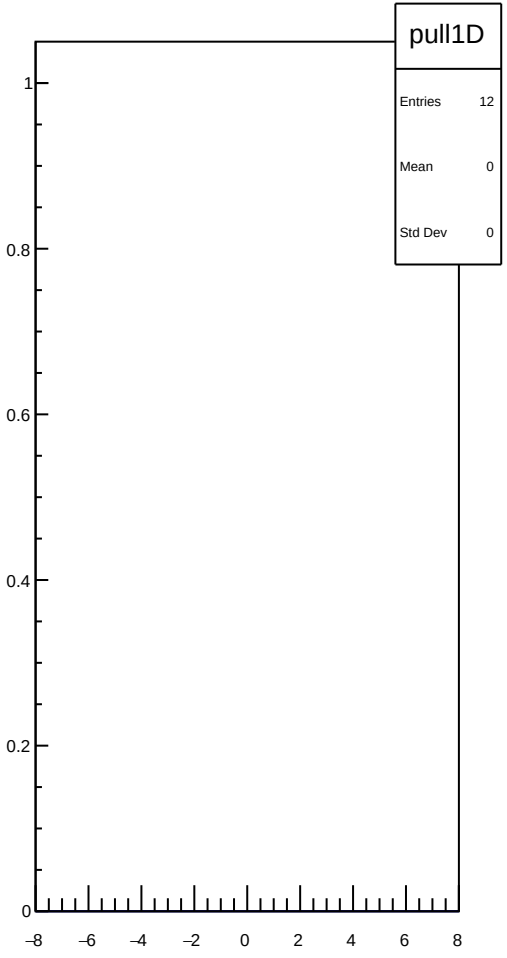
pull1D
Entries 12
Mean 0
Std Dev 0
1
0.8
0.6
0.4
0.2
0
−8
−6
−4
−2
0
2
4
6
8

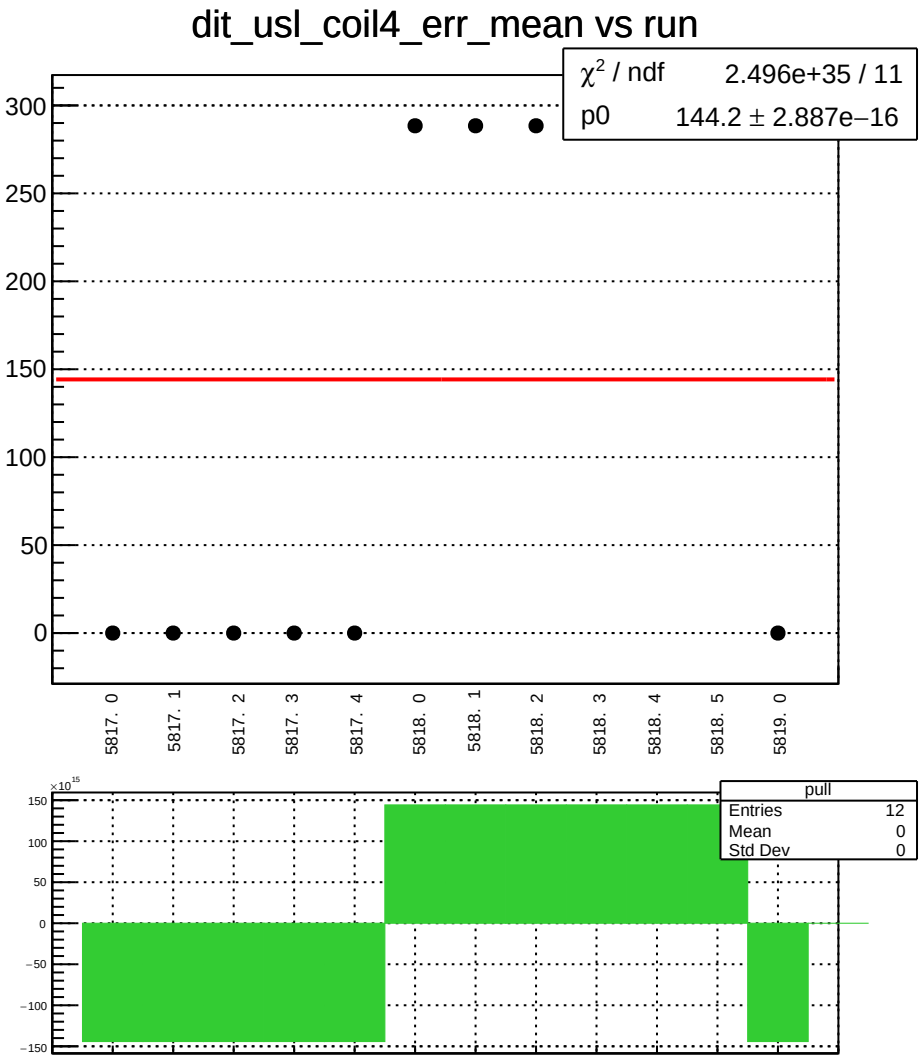
dit_usl_coil4_err_mean vs run
χ² / ndf 2.496e+35 / 11
p0 144.2 ± 2.887e−16
300
250
200
150
100
50
0
5817. 0
5817. 1
5817. 2
5817. 3
5817. 4
5818. 0
5818. 1
5818. 2
5818. 3
5818. 4
5818. 5
5819. 0
×10^15
150
100
50
0
−50
−100
−150
pull
Entries 12
Mean 0
Std Dev 0

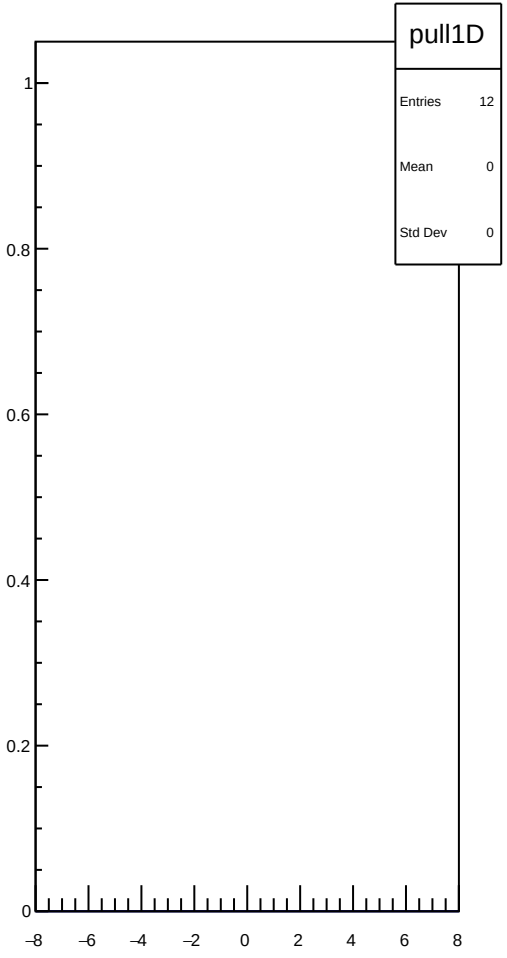
pull1D
Entries 12
Mean 0
Std Dev 0
1
0.8
0.6
0.4
0.2
0
−8
−6
−4
−2
0
2
4
6
8

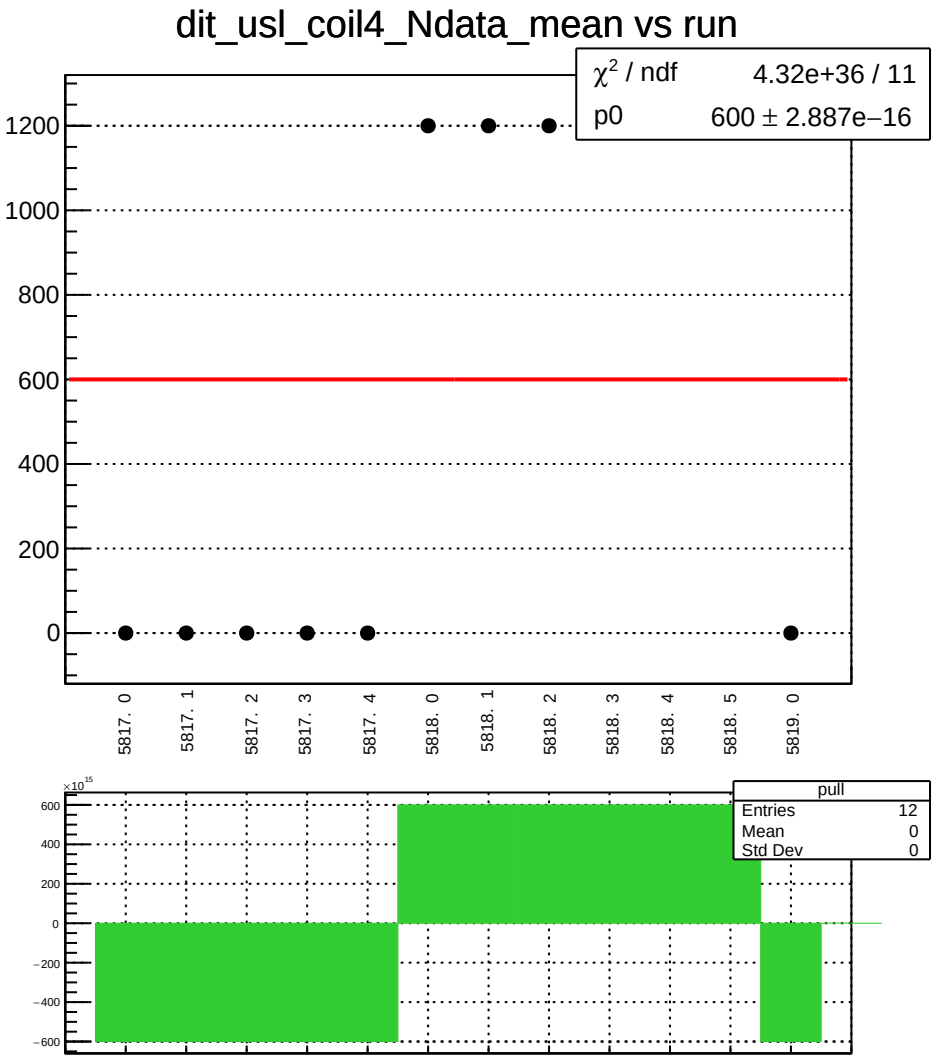
dit_usl_coil4_Ndata_mean vs run
χ² / ndf 4.32e+36 / 11
p0 600 ± 2.887e−16
1200
1000
800
600
400
200
0
5817. 0
5817. 1
5817. 2
5817. 3
5817. 4
5818. 0
5818. 1
5818. 2
5818. 3
5818. 4
5818. 5
5819. 0
×10^15
600
400
200
0
−200
−400
−600
pull
Entries 12
Mean 0
Std Dev 0

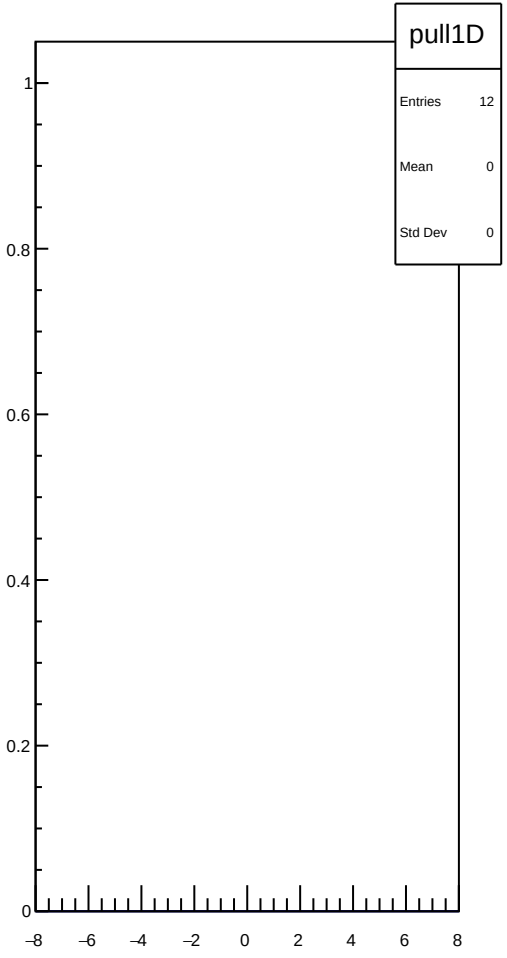
pull1D
Entries 12
Mean 0
Std Dev 0
1
0.8
0.6
0.4
0.2
0
−8
−6
−4
−2
0
2
4
6
8

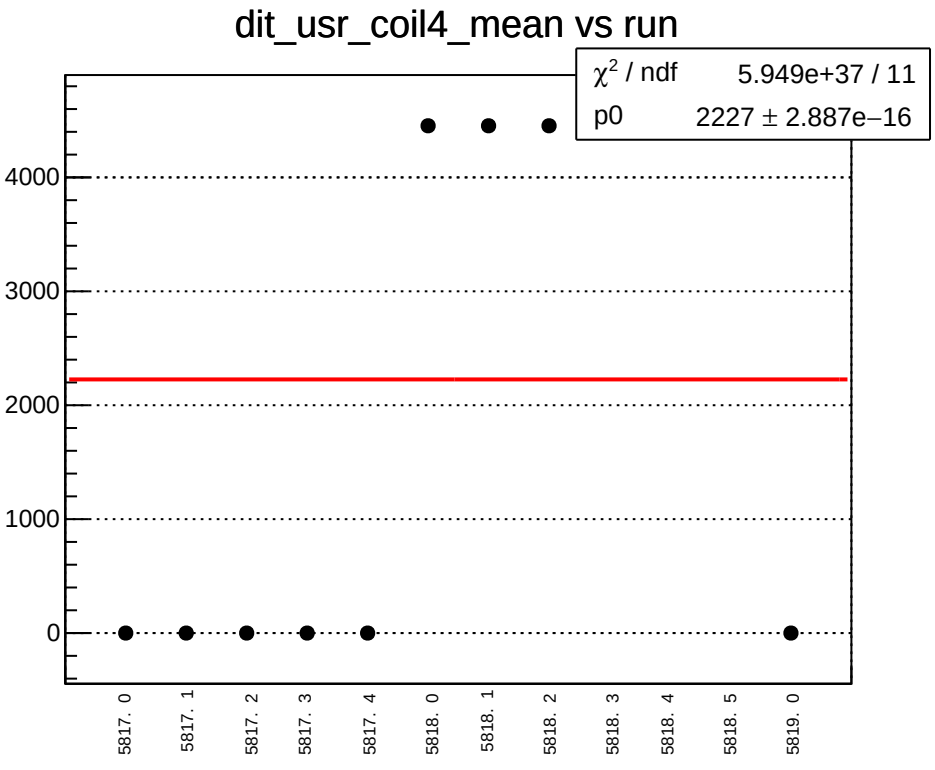
dit_usr_coil4_mean vs run
χ^2 / ndf 5.949e+37 / 11
p0 2227 ± 2.887e−16
4000
3000
2000
1000
0
5817. 0
5817. 1
5817. 2
5817. 3
5817. 4
5818. 0
5818. 1
5818. 2
5818. 3
5818. 4
5818. 5
5819. 0

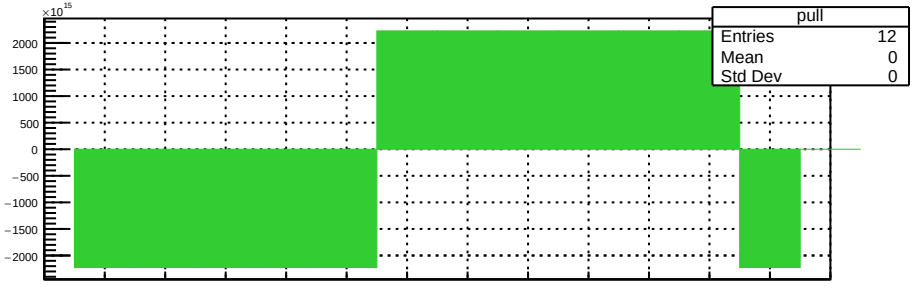
×10^15
2000
1500
1000
500
0
−500
−1000
−1500
−2000
pull
Entries 12
Mean 0
Std Dev 0

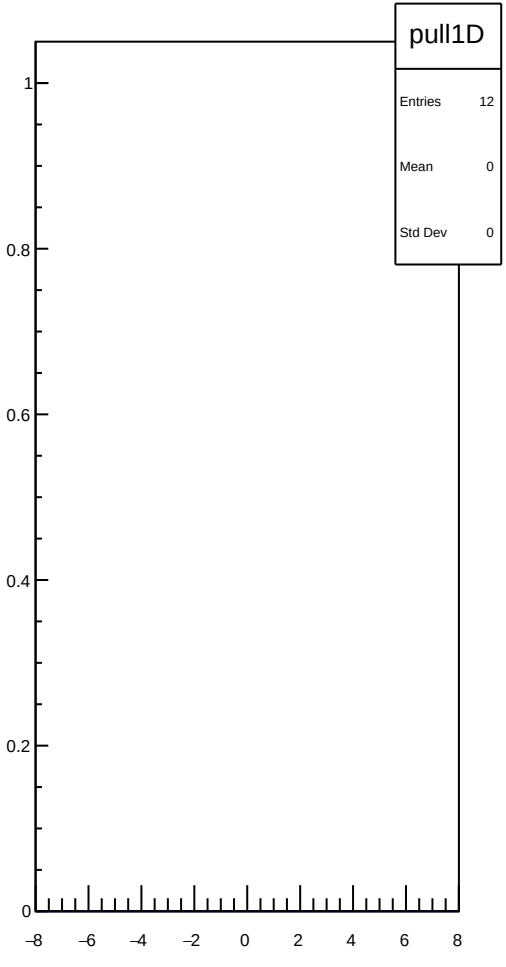
pull1D
Entries 12
Mean 0
Std Dev 0
1
0.8
0.6
0.4
0.2
0
−8
−6
−4
−2
0
2
4
6
8

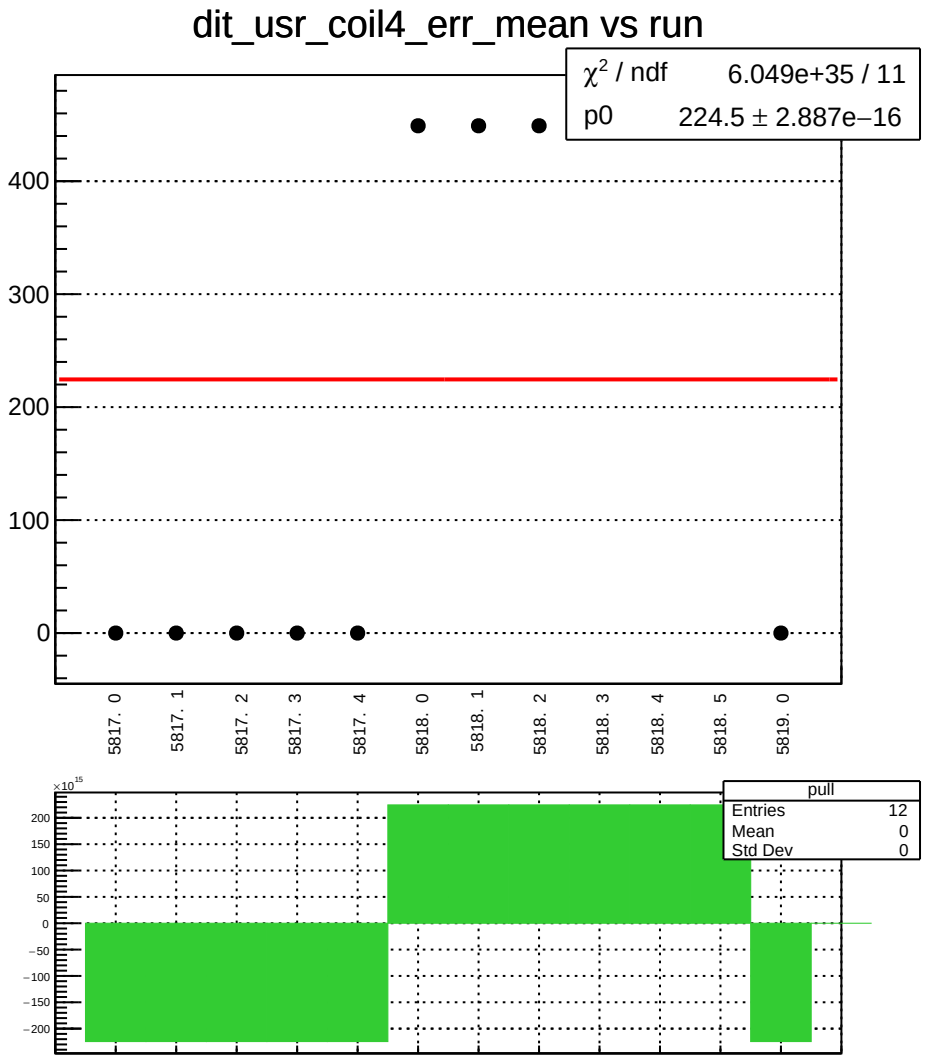
dit_usr_coil4_err_mean vs run
χ² / ndf 6.049e+35 / 11
p0 224.5 ± 2.887e−16
400
300
200
100
0
5817. 0
5817. 1
5817. 2
5817. 3
5817. 4
5818. 0
5818. 1
5818. 2
5818. 3
5818. 4
5818. 5
5819. 0
×10^15
200
150
100
50
0
−50
−100
−150
−200
pull
Entries 12
Mean 0
Std Dev 0

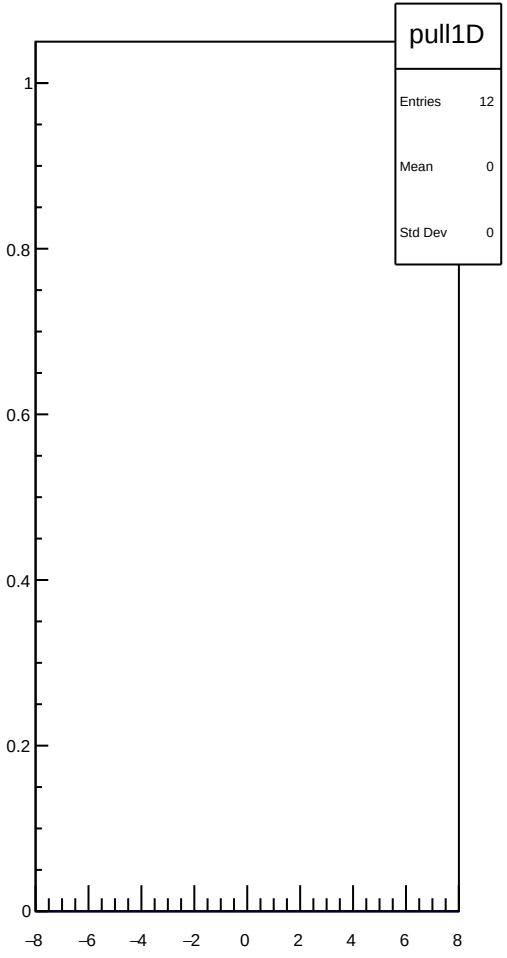
pull1D
Entries 12
Mean 0
Std Dev 0
1
0.8
0.6
0.4
0.2
0
−8
−6
−4
−2
0
2
4
6
8

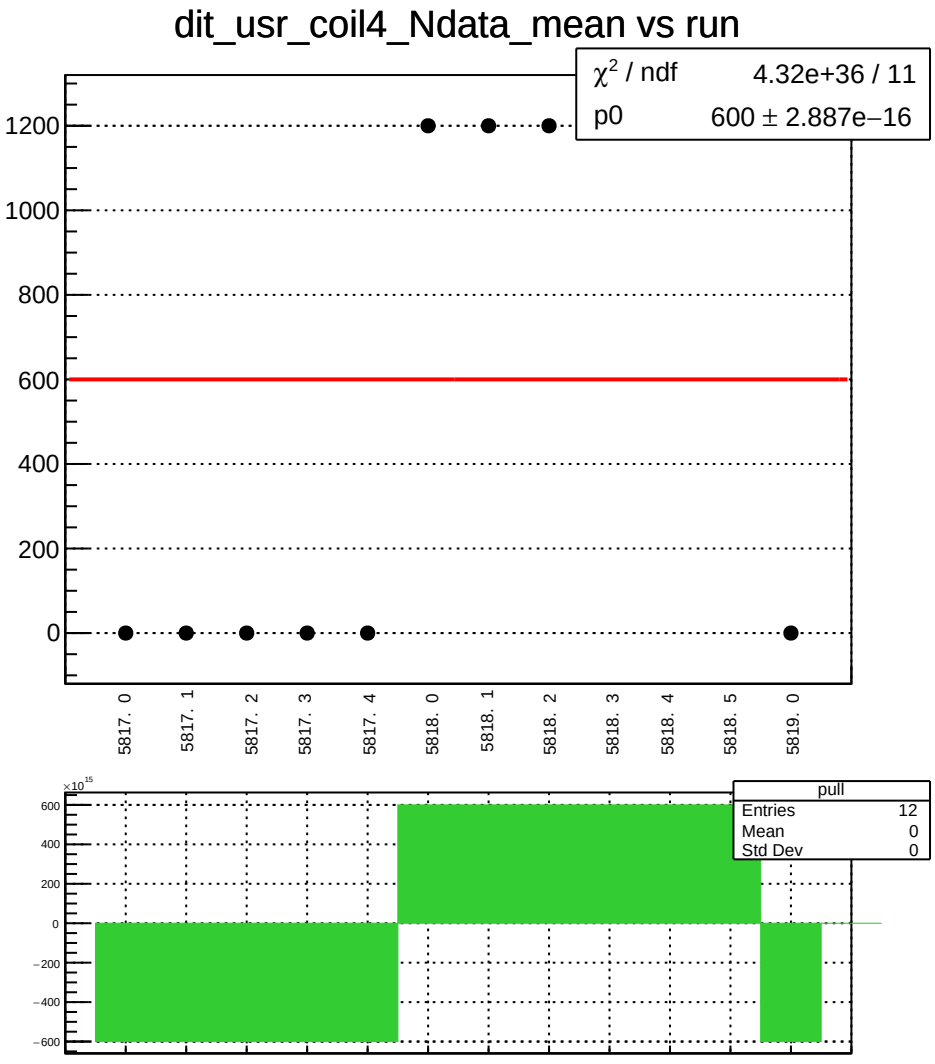
dit_usr_coil4_Ndata_mean vs run
χ² / ndf 4.32e+36 / 11
p0 600 ± 2.887e−16
1200
1000
800
600
400
200
0
5817. 0
5817. 1
5817. 2
5817. 3
5817. 4
5818. 0
5818. 1
5818. 2
5818. 3
5818. 4
5818. 5
5819. 0
×10^15
600
400
200
0
−200
−400
−600
pull
Entries 12
Mean 0
Std Dev 0

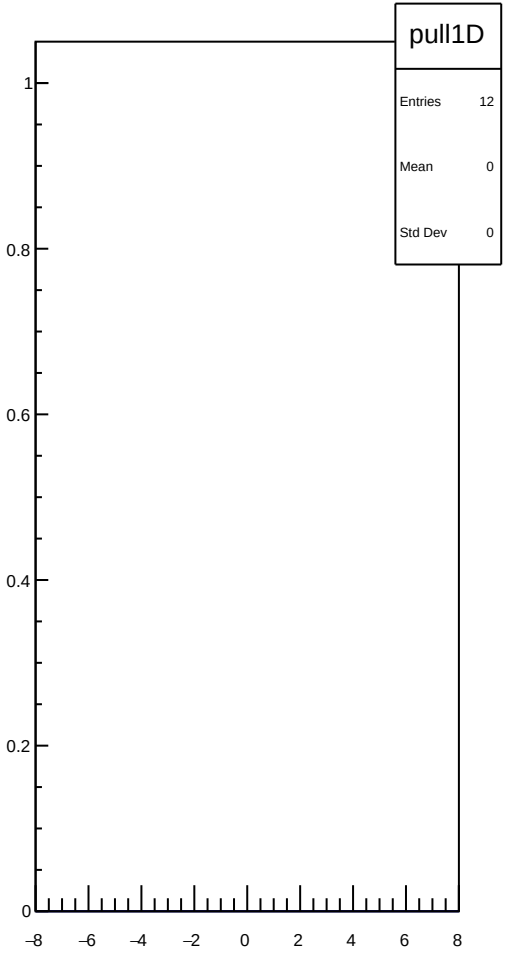
pull1D
Entries 12
Mean 0
Std Dev 0
1
0.8
0.6
0.4
0.2
0
−8
−6
−4
−2
0
2
4
6
8

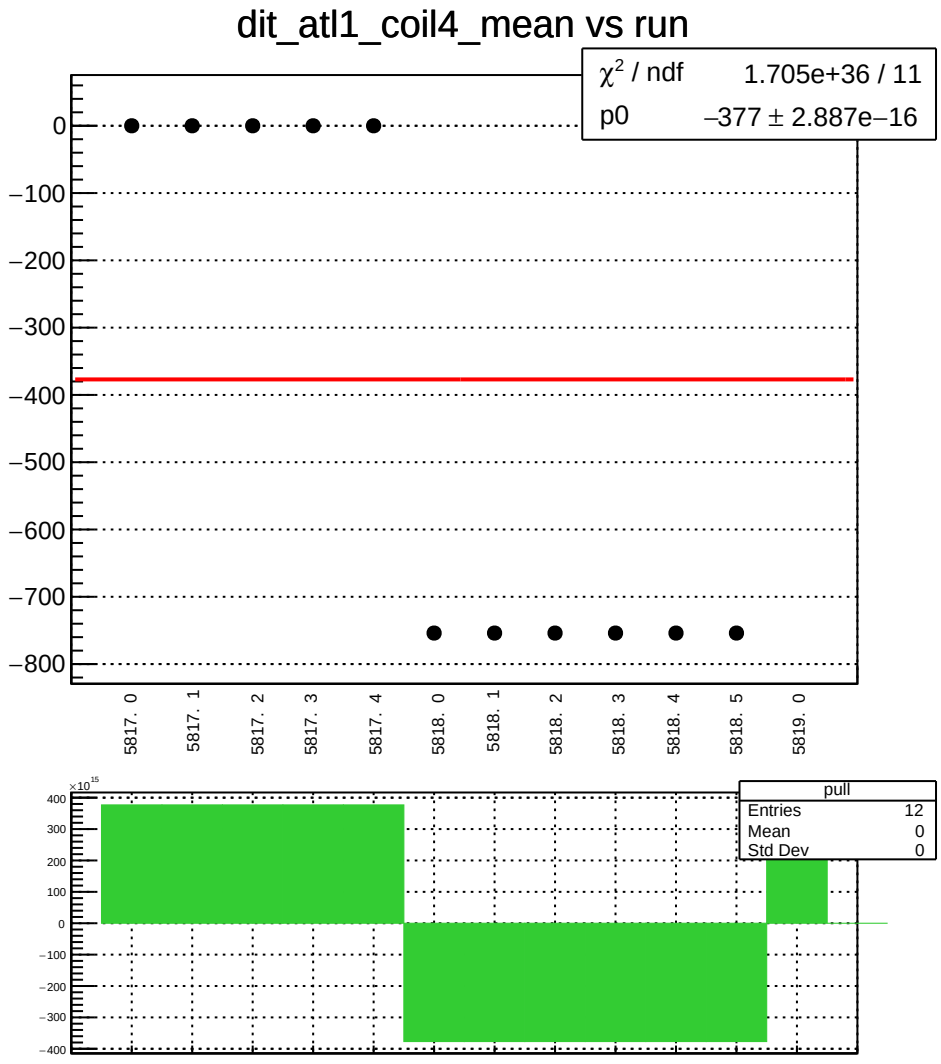
dit_atl1_coil4_mean vs run
χ^2 / ndf 1.705e+36 / 11
p0 –377 ± 2.887e–16
0
–100
–200
–300
–400
–500
–600
–700
–800
5817. 0
5817. 1
5817. 2
5817. 3
5817. 4
5818. 0
5818. 1
5818. 2
5818. 3
5818. 4
5818. 5
5819. 0
pull
Entries 12
Mean 0
Std Dev 0
×10^15
400
300
200
100
0
–100
–200
–300
–400

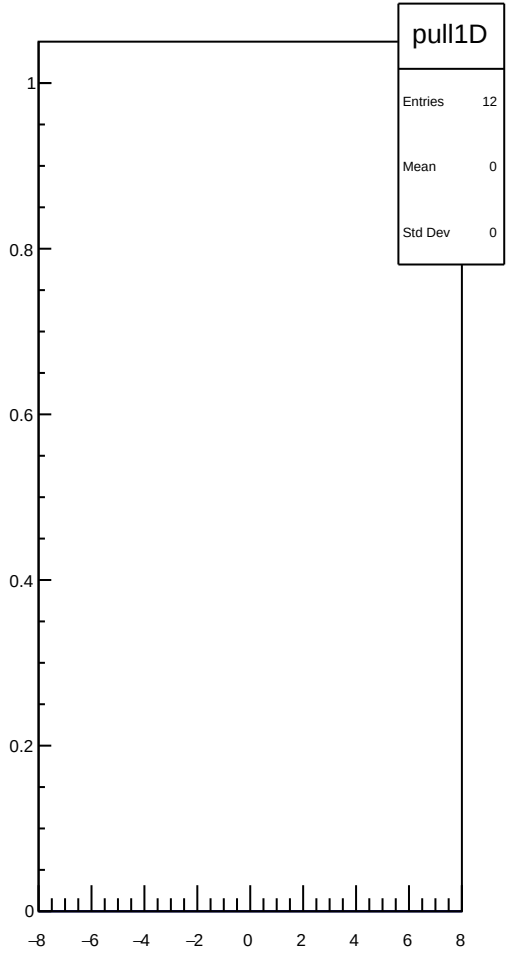
pull1D
Entries 12
Mean 0
Std Dev 0
1
0.8
0.6
0.4
0.2
0
–8
–6
–4
–2
0
2
4
6
8

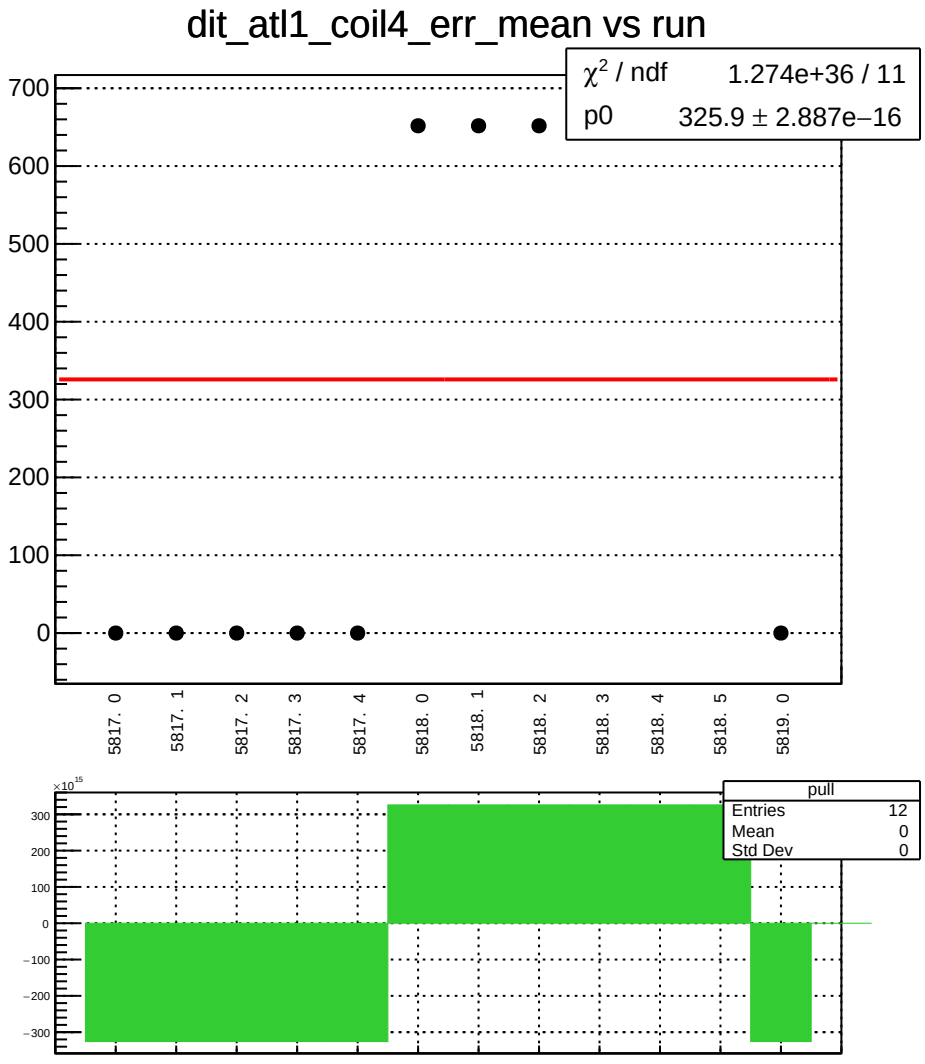
dit_atl1_coil4_err_mean vs run
χ² / ndf 1.274e+36 / 11
p0 325.9 ± 2.887e−16
700
600
500
400
300
200
100
0
5817. 0
5817. 1
5817. 2
5817. 3
5817. 4
5818. 0
5818. 1
5818. 2
5818. 3
5818. 4
5818. 5
5819. 0
×10^15
300
200
100
0
−100
−200
−300
pull
Entries 12
Mean 0
Std Dev 0

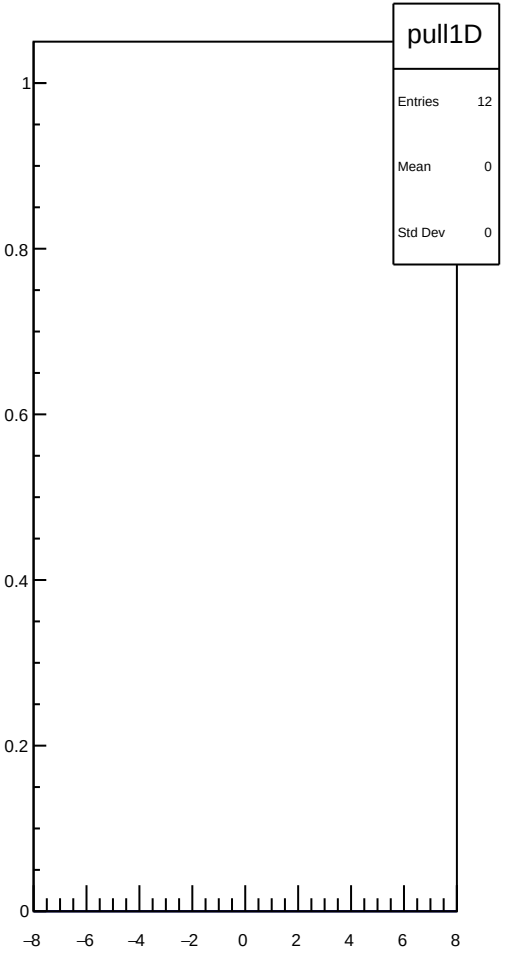
pull1D
Entries 12
Mean 0
Std Dev 0
1
0.8
0.6
0.4
0.2
0
−8
−6
−4
−2
0
2
4
6
8

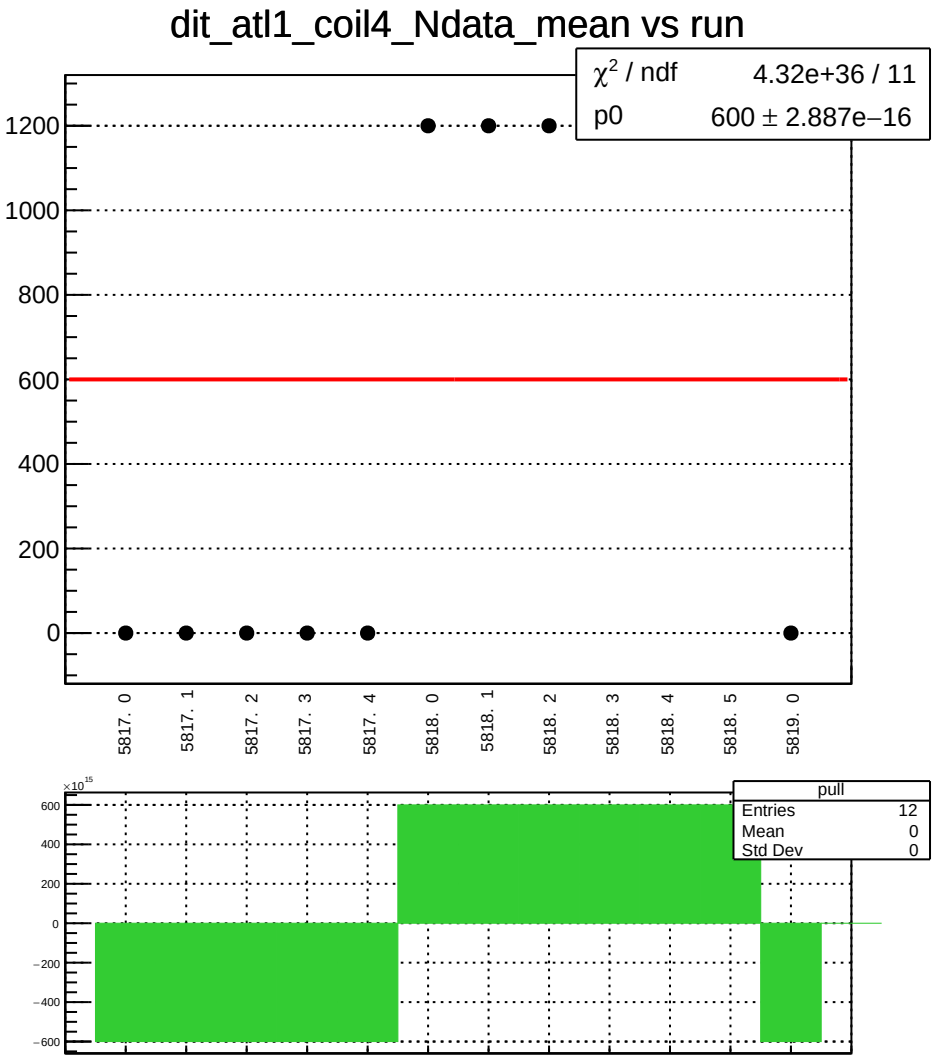
dit_atl1_coil4_Ndata_mean vs run
χ² / ndf 4.32e+36 / 11
p0 600 ± 2.887e−16
1200
1000
800
600
400
200
0
5817. 0
5817. 1
5817. 2
5817. 3
5817. 4
5818. 0
5818. 1
5818. 2
5818. 3
5818. 4
5818. 5
5819. 0
×10^15
600
400
200
0
−200
−400
−600
pull
Entries 12
Mean 0
Std Dev 0

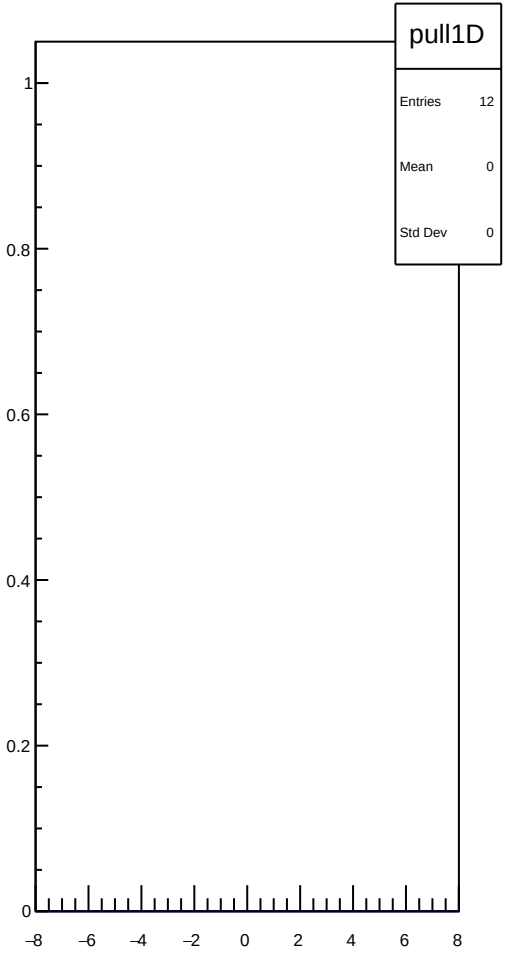
pull1D
Entries 12
Mean 0
Std Dev 0
1
0.8
0.6
0.4
0.2
0
−8
−6
−4
−2
0
2
4
6
8

dit_atl2_coil4_mean vs run

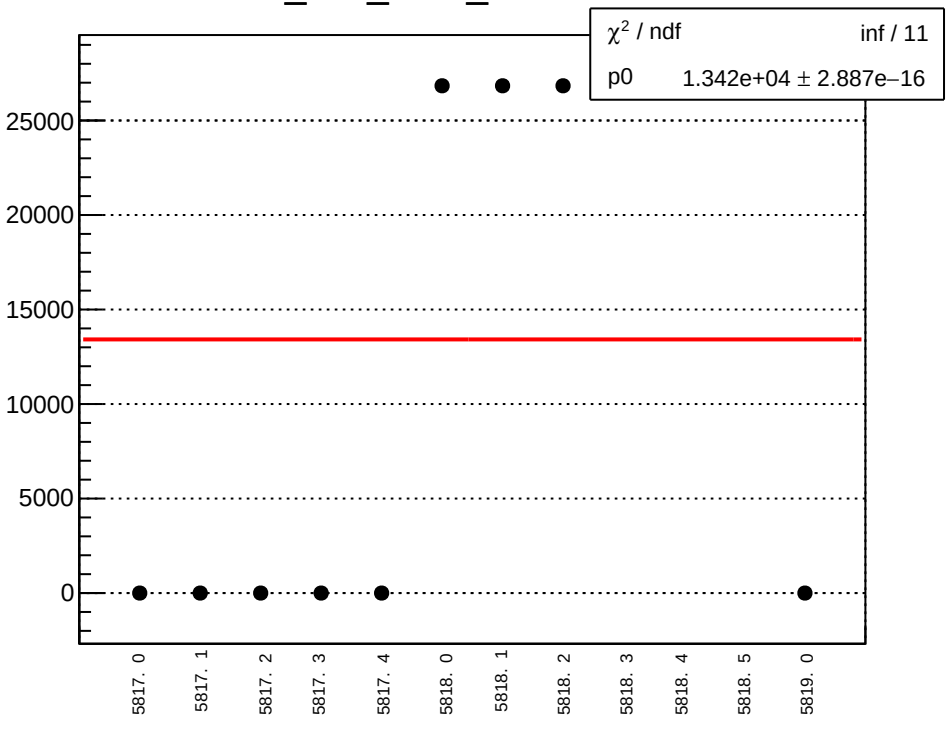

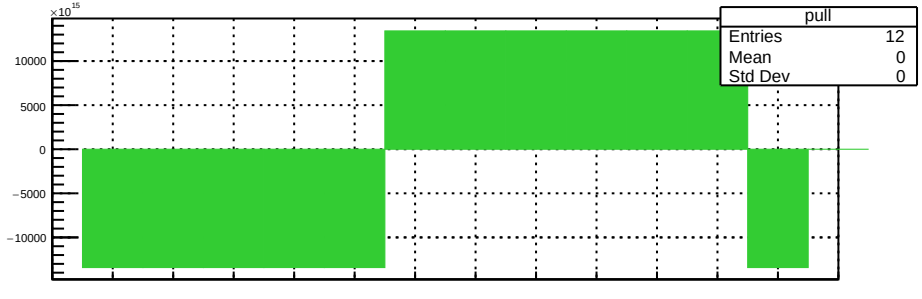

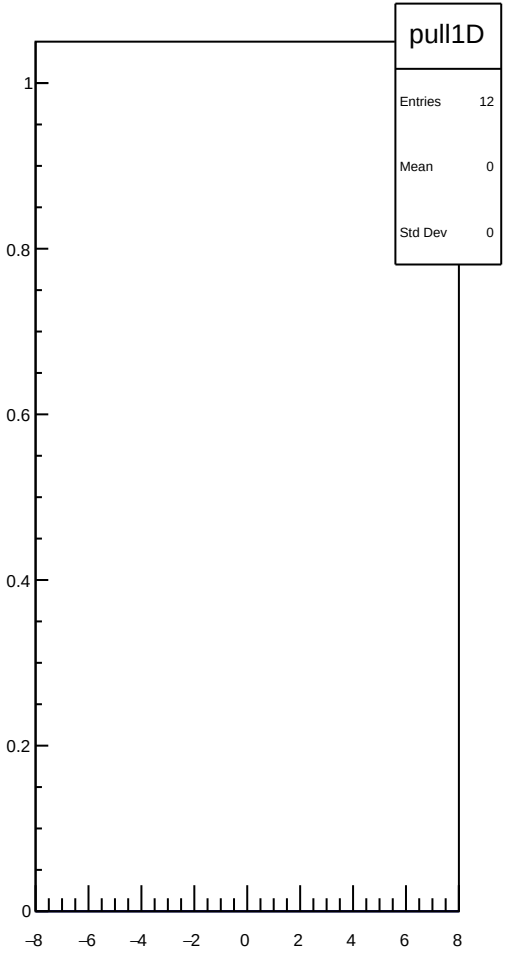

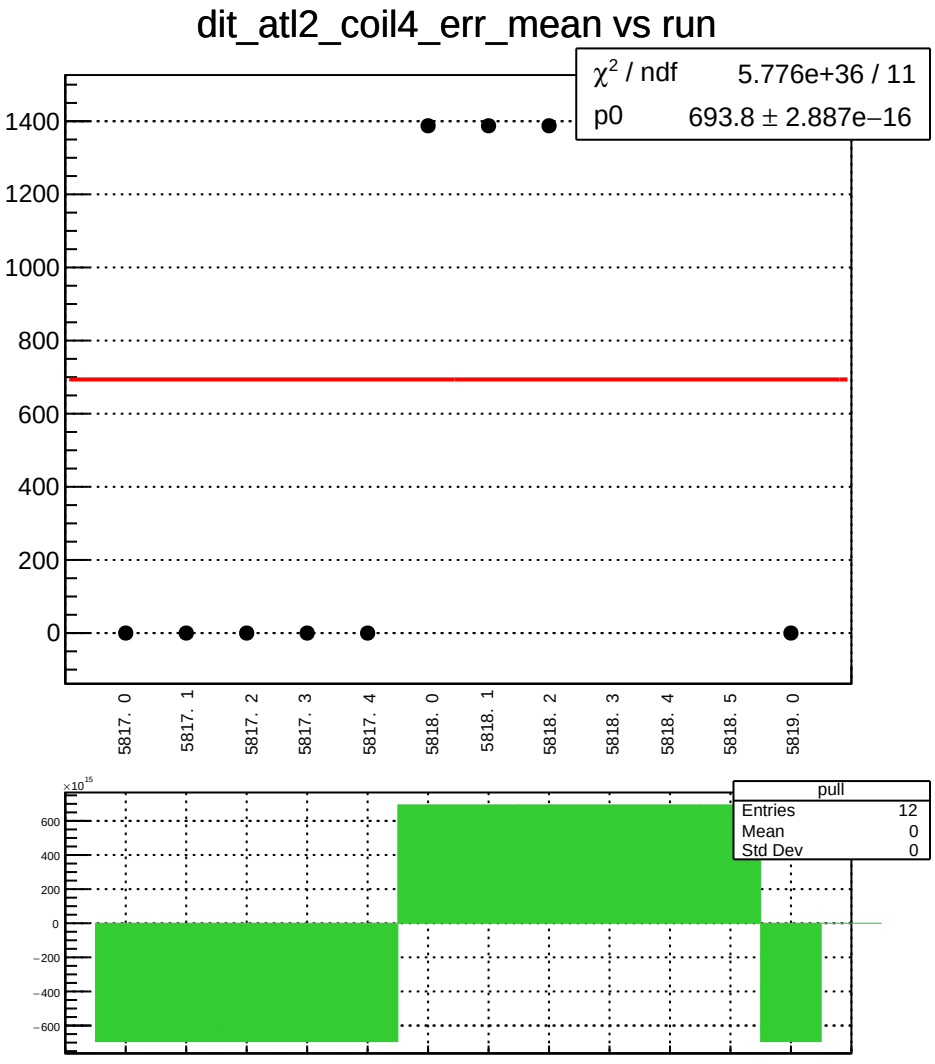
dit_atl2_coil4_err_mean vs run
χ² / ndf 5.776e+36 / 11
p0 693.8 ± 2.887e−16
1400
1200
1000
800
600
400
200
0
5817. 0
5817. 1
5817. 2
5817. 3
5817. 4
5818. 0
5818. 1
5818. 2
5818. 3
5818. 4
5818. 5
5819. 0
×10^15
600
400
200
0
−200
−400
−600
pull
Entries 12
Mean 0
Std Dev 0

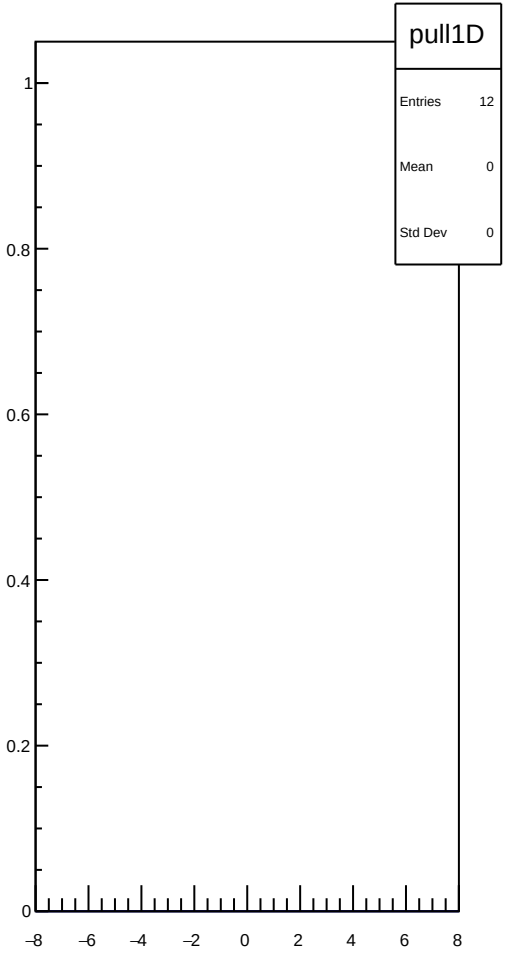
pull1D
Entries 12
Mean 0
Std Dev 0
1
0.8
0.6
0.4
0.2
0
−8
−6
−4
−2
0
2
4
6
8

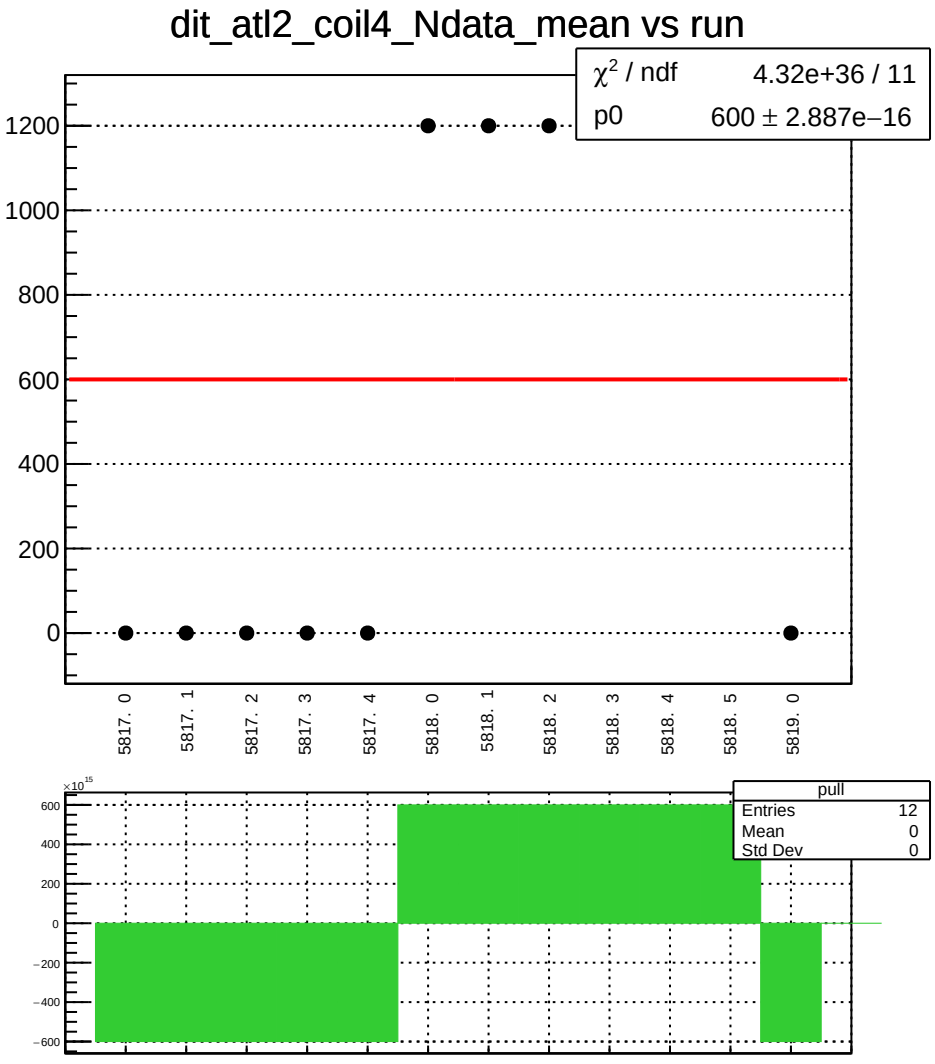
dit_atl2_coil4_Ndata_mean vs run
χ² / ndf 4.32e+36 / 11
p0 600 ± 2.887e−16
1200
1000
800
600
400
200
0
5817. 0
5817. 1
5817. 2
5817. 3
5817. 4
5818. 0
5818. 1
5818. 2
5818. 3
5818. 4
5818. 5
5819. 0
×10^15
600
400
200
0
−200
−400
−600
pull
Entries 12
Mean 0
Std Dev 0

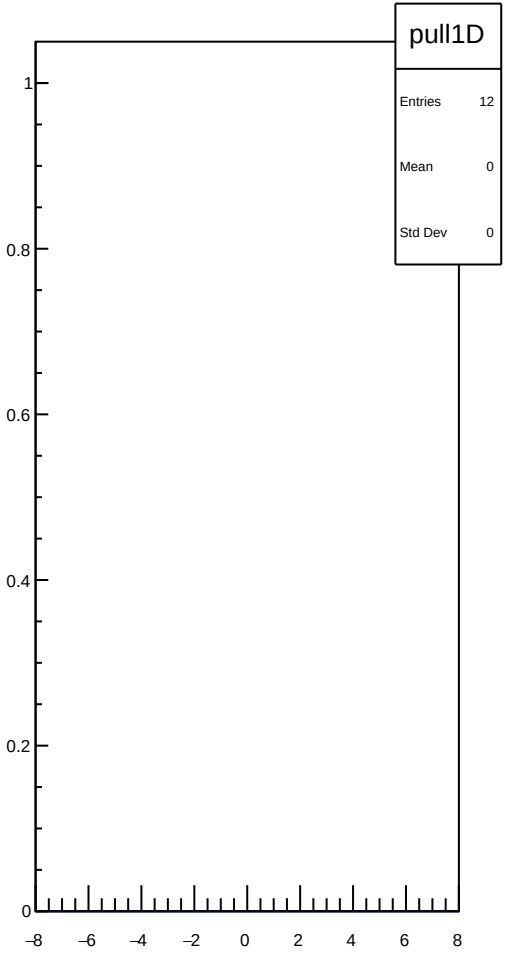
pull1D
Entries 12
Mean 0
Std Dev 0
1
0.8
0.6
0.4
0.2
0
−8
−6
−4
−2
0
2
4
6
8

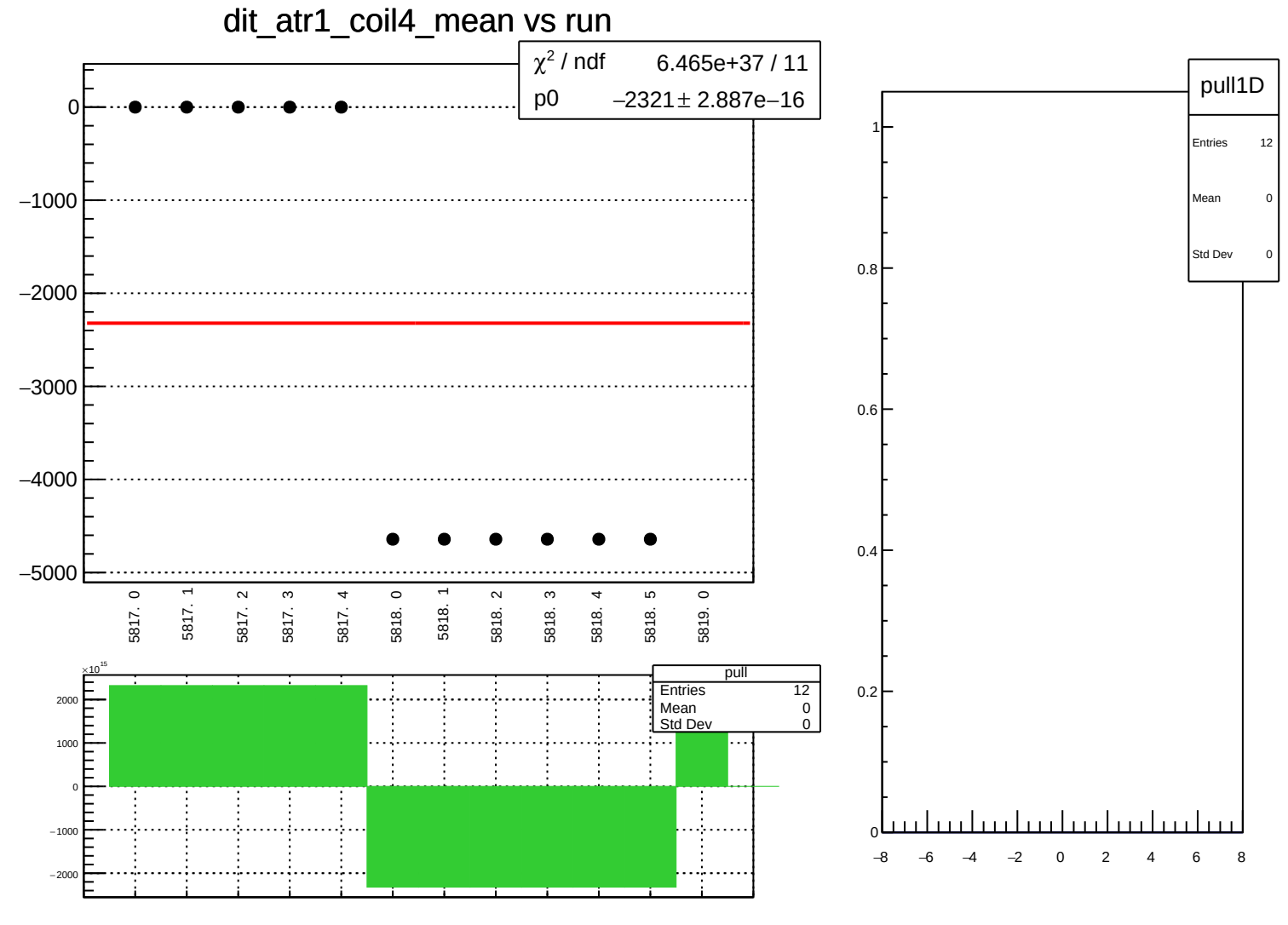
dit_atr1_coil4_mean vs run
χ² / ndf 6.465e+37 / 11
p0 −2321 ± 2.887e−16
0
−1000
−2000
−3000
−4000
−5000
5817. 0
5817. 1
5817. 2
5817. 3
5817. 4
5818. 0
5818. 1
5818. 2
5818. 3
5818. 4
5818. 5
5819. 0
×10^15
2000
1000
0
−1000
−2000
pull
Entries 12
Mean 0
Std Dev 0
pull1D
Entries 12
Mean 0
Std Dev 0
1
0.8
0.6
0.4
0.2
0
−8
−6
−4
−2
0
2
4
6
8

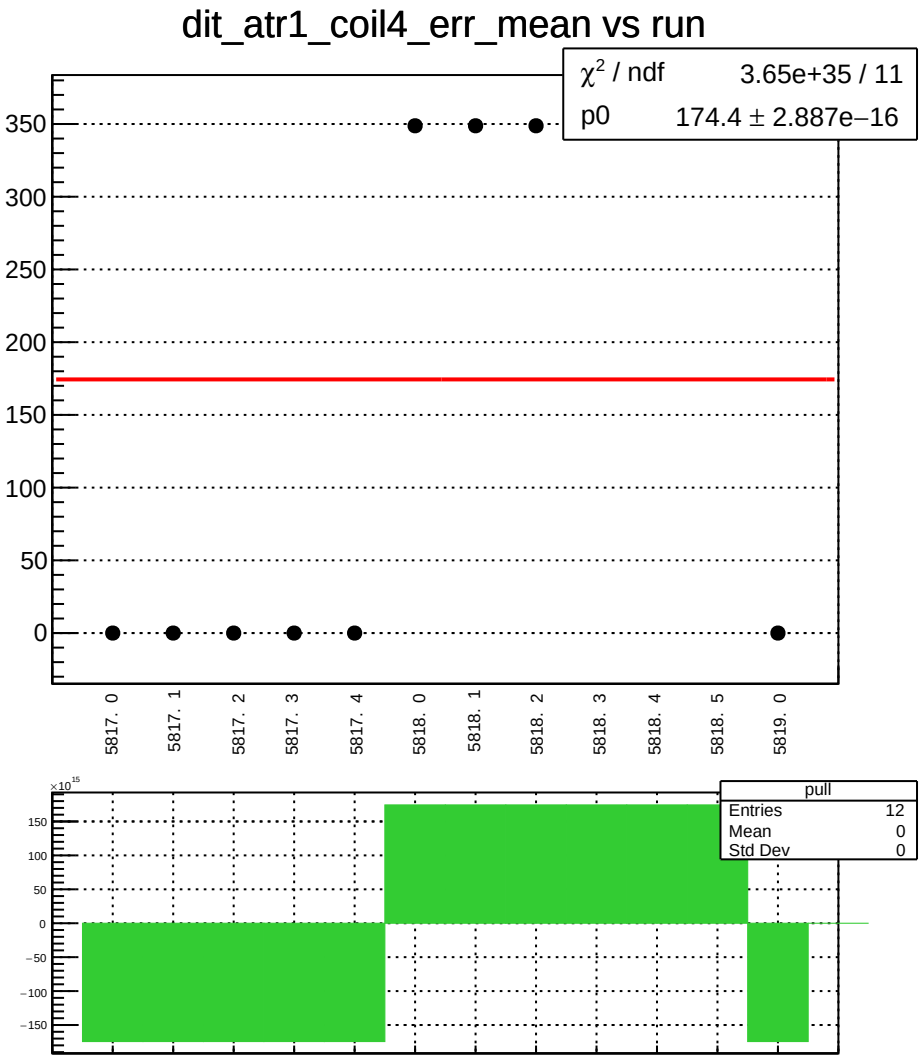
dit_atr1_coil4_err_mean vs run
χ² / ndf 3.65e+35 / 11
p0 174.4 ± 2.887e−16
350
300
250
200
150
100
50
0
5817. 0
5817. 1
5817. 2
5817. 3
5817. 4
5818. 0
5818. 1
5818. 2
5818. 3
5818. 4
5818. 5
5819. 0
×10^15
150
100
50
0
−50
−100
−150
pull
Entries 12
Mean 0
Std Dev 0

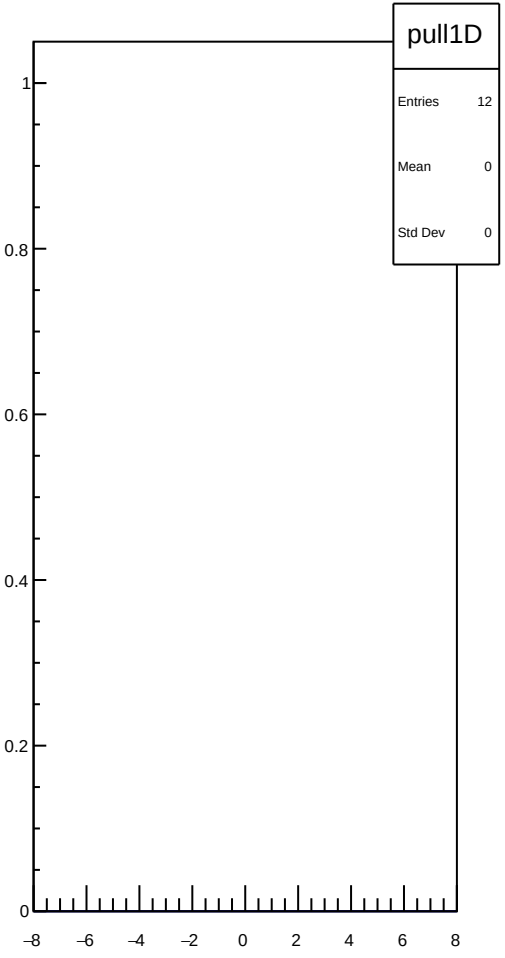
pull1D
Entries 12
Mean 0
Std Dev 0
1
0.8
0.6
0.4
0.2
0
−8
−6
−4
−2
0
2
4
6
8

dit_atr1_coil4_Ndata_mean vs run

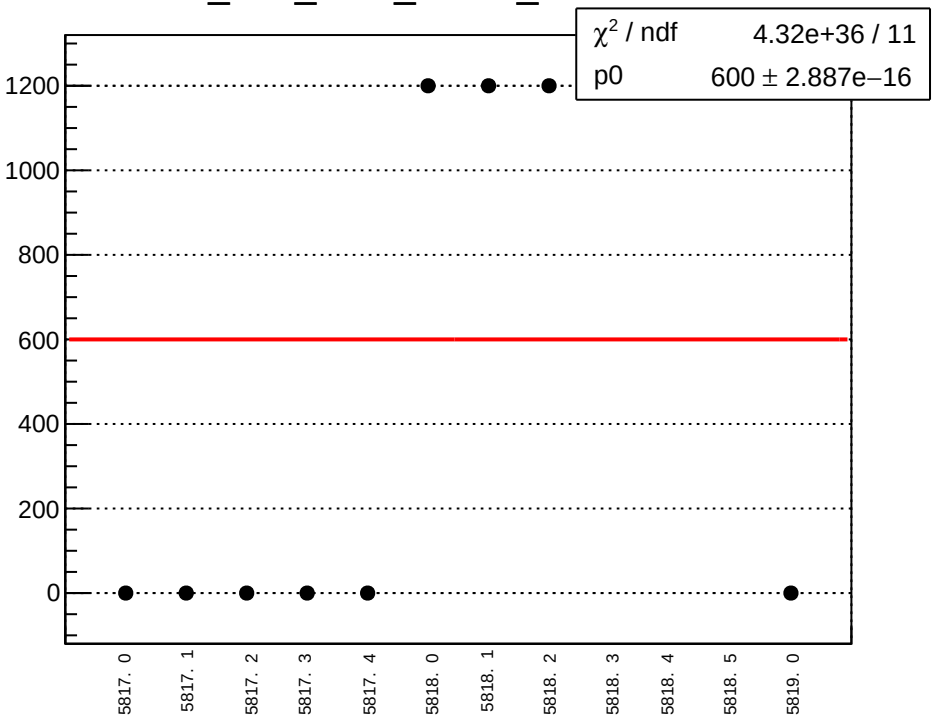

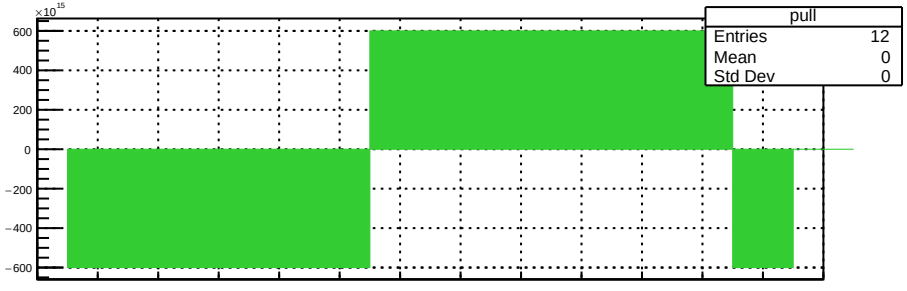

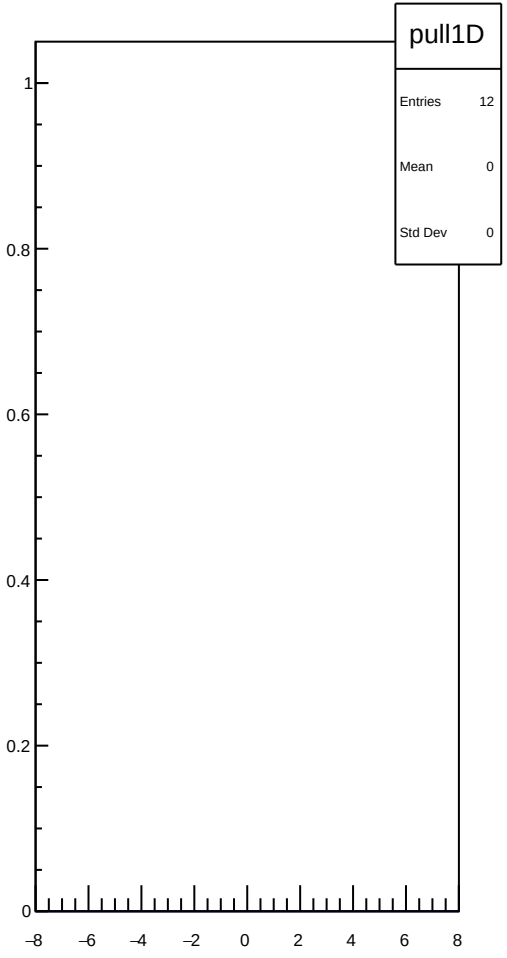

dit_atr2_coil4_mean vs run

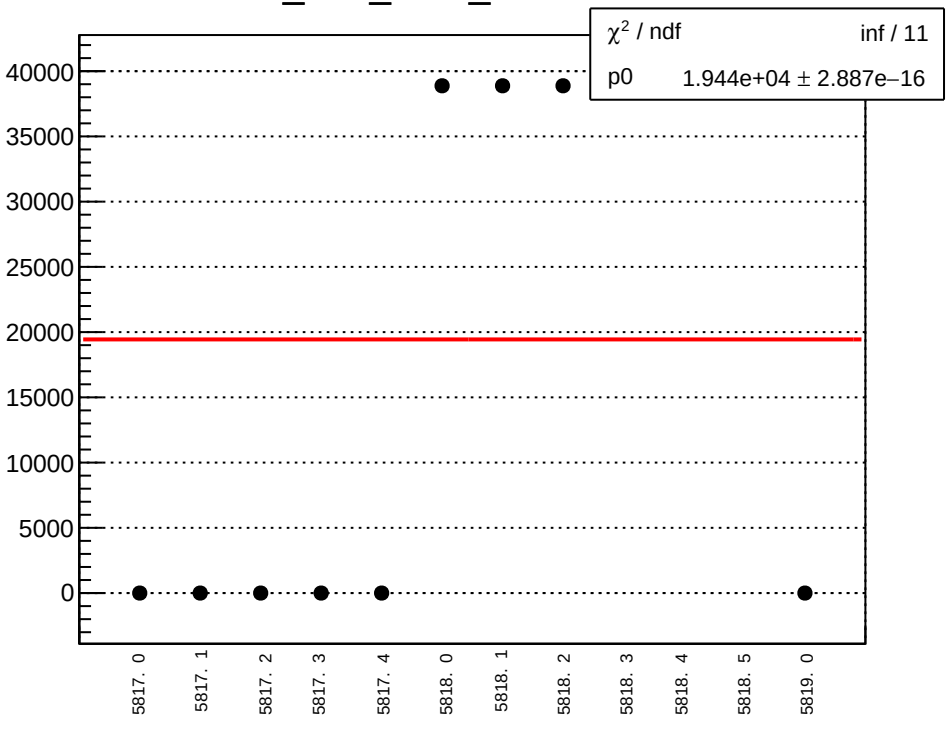

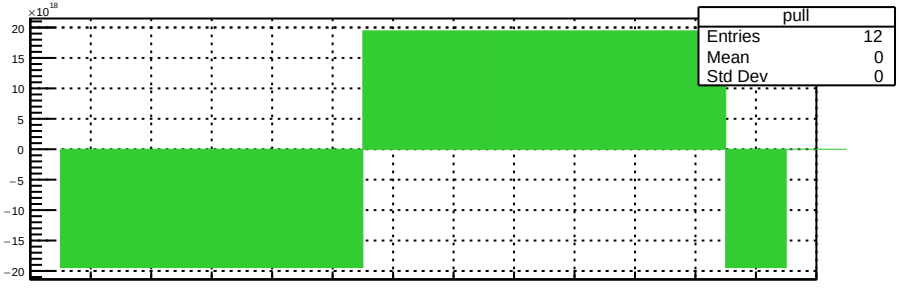

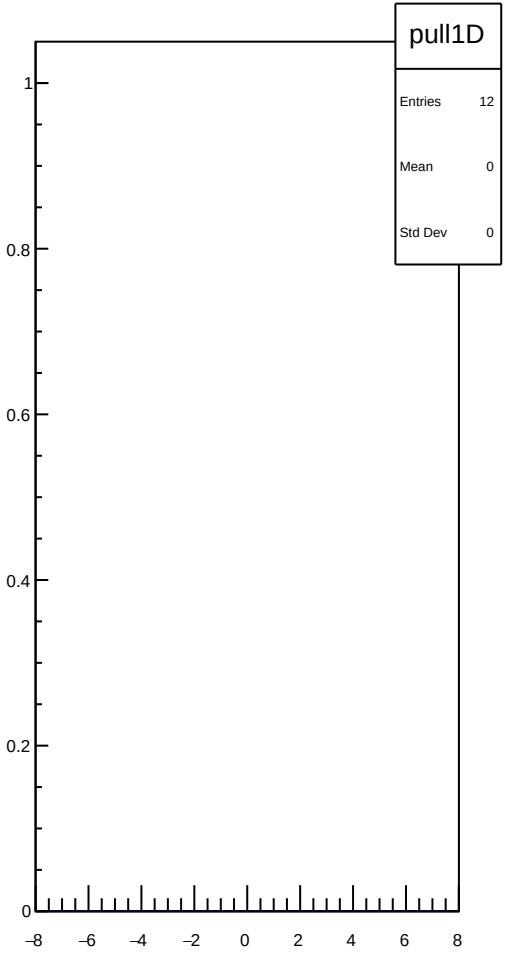

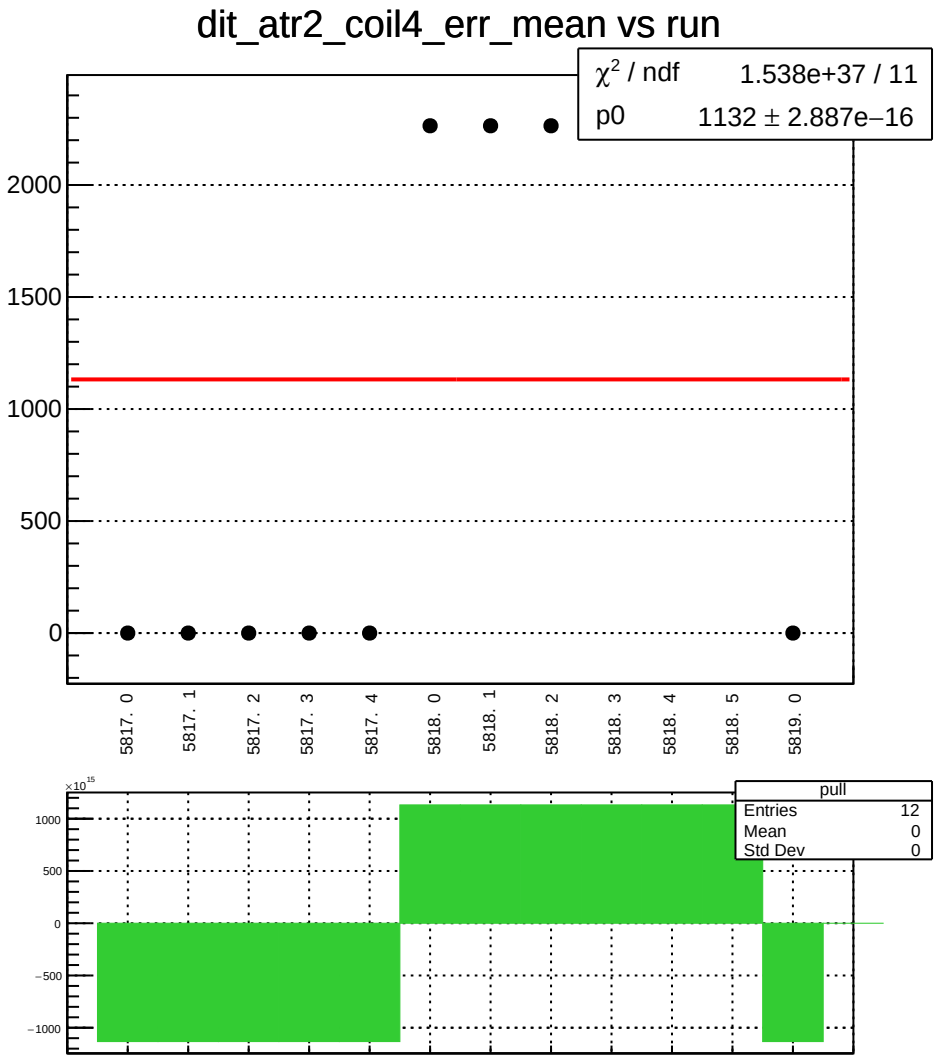
dit_atr2_coil4_err_mean vs run
χ² / ndf 1.538e+37 / 11
p0 1132 ± 2.887e−16
2000
1500
1000
500
0
5817. 0
5817. 1
5817. 2
5817. 3
5817. 4
5818. 0
5818. 1
5818. 2
5818. 3
5818. 4
5818. 5
5819. 0
×10^15
1000
500
0
−500
−1000
pull
Entries 12
Mean 0
Std Dev 0

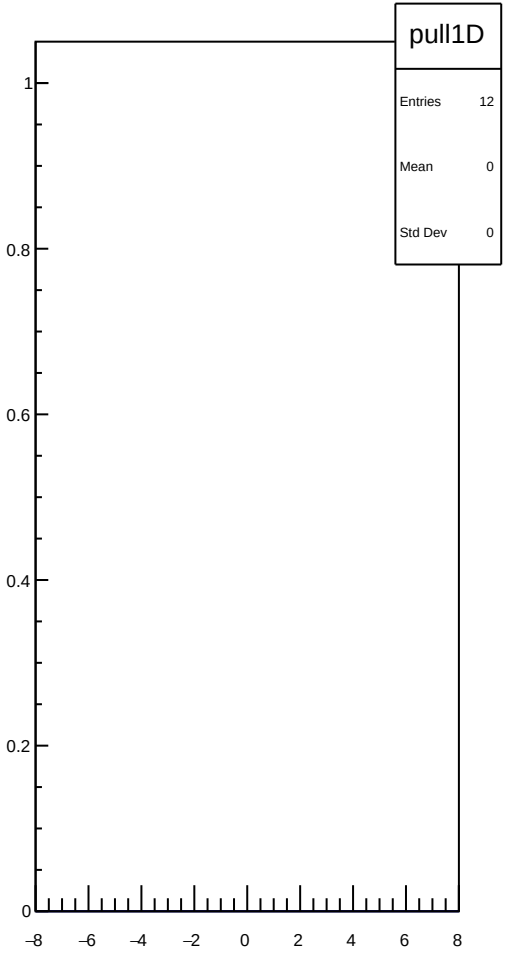
pull1D
Entries 12
Mean 0
Std Dev 0
1
0.8
0.6
0.4
0.2
0
−8
−6
−4
−2
0
2
4
6
8

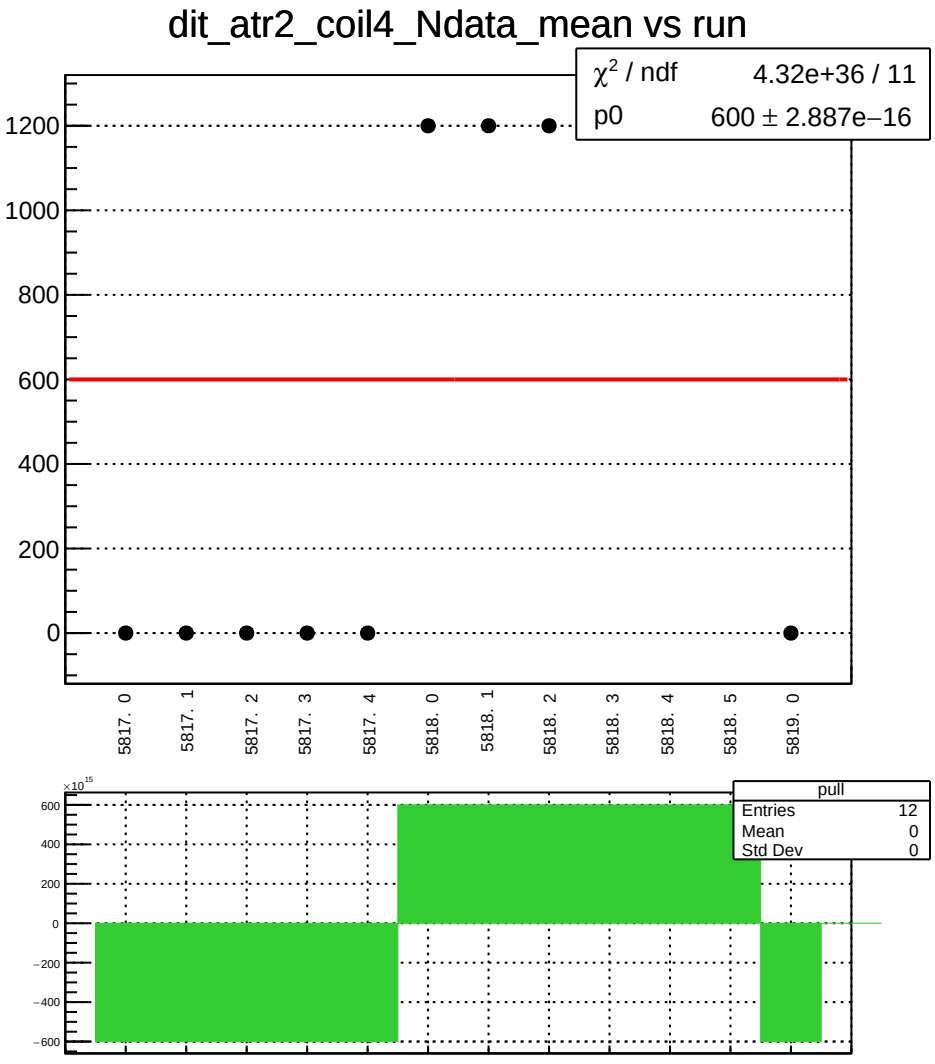
dit_atr2_coil4_Ndata_mean vs run
χ² / ndf 4.32e+36 / 11
p0 600 ± 2.887e−16
1200
1000
800
600
400
200
0
5817. 0
5817. 1
5817. 2
5817. 3
5817. 4
5818. 0
5818. 1
5818. 2
5818. 3
5818. 4
5818. 5
5819. 0
×10^15
600
400
200
0
−200
−400
−600
pull
Entries 12
Mean 0
Std Dev 0

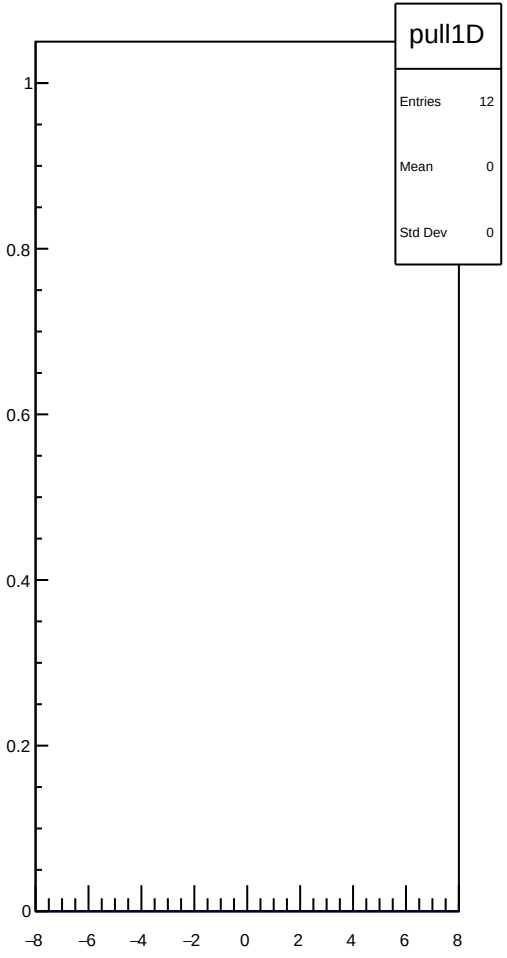
pull1D
Entries 12
Mean 0
Std Dev 0
1
0.8
0.6
0.4
0.2
0
−8
−6
−4
−2
0
2
4
6
8

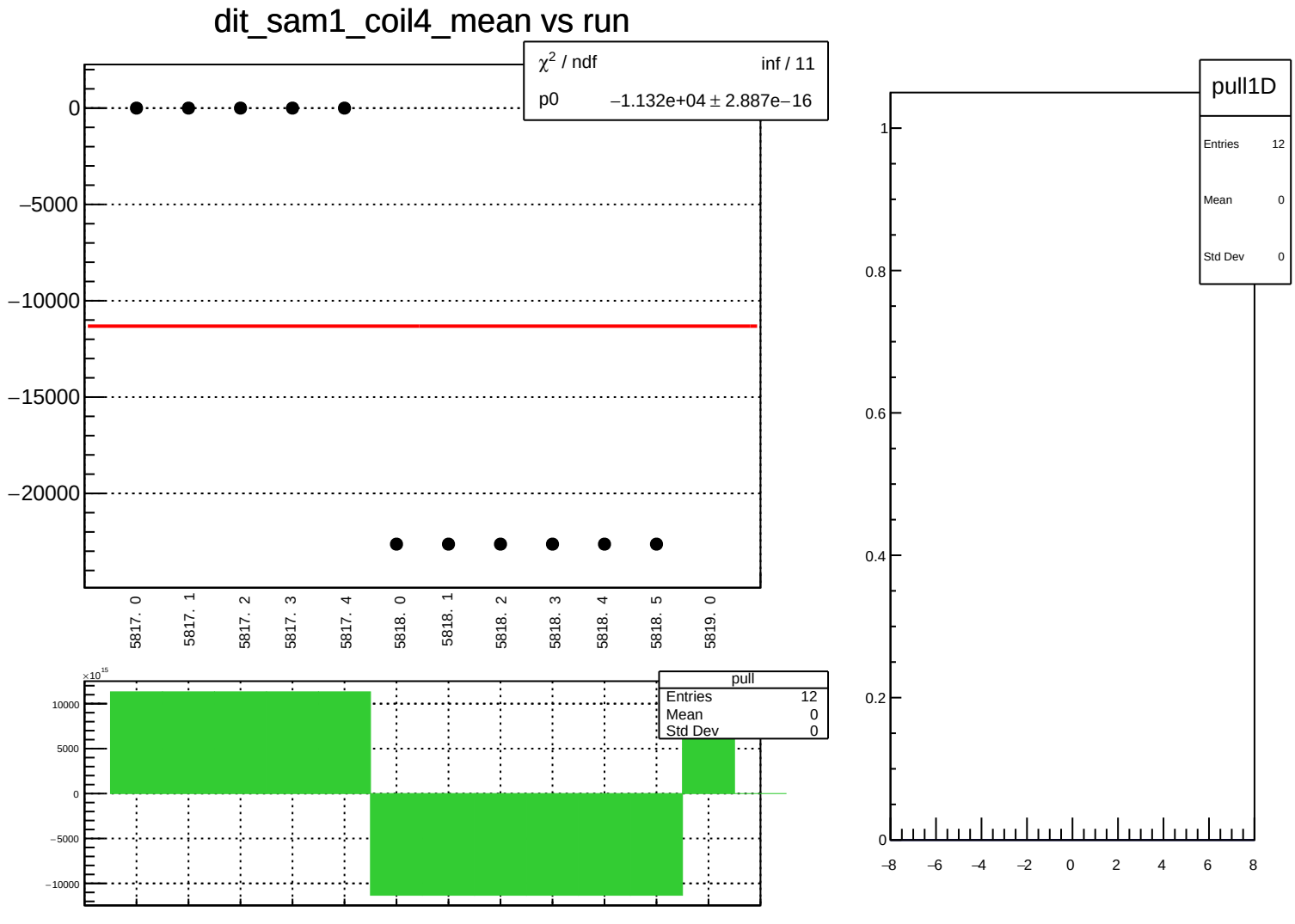
dit_sam1_coil4_mean vs run
χ² / ndf inf / 11
p0 −1.132e+04 ± 2.887e−16
0
−5000
−10000
−15000
−20000
5817. 0
5817. 1
5817. 2
5817. 3
5817. 4
5818. 0
5818. 1
5818. 2
5818. 3
5818. 4
5818. 5
5819. 0
×10^15
10000
5000
0
−5000
−10000
pull
Entries 12
Mean 0
Std Dev 0
pull1D
Entries 12
Mean 0
Std Dev 0
1
0.8
0.6
0.4
0.2
0
−8
−6
−4
−2
0
2
4
6
8

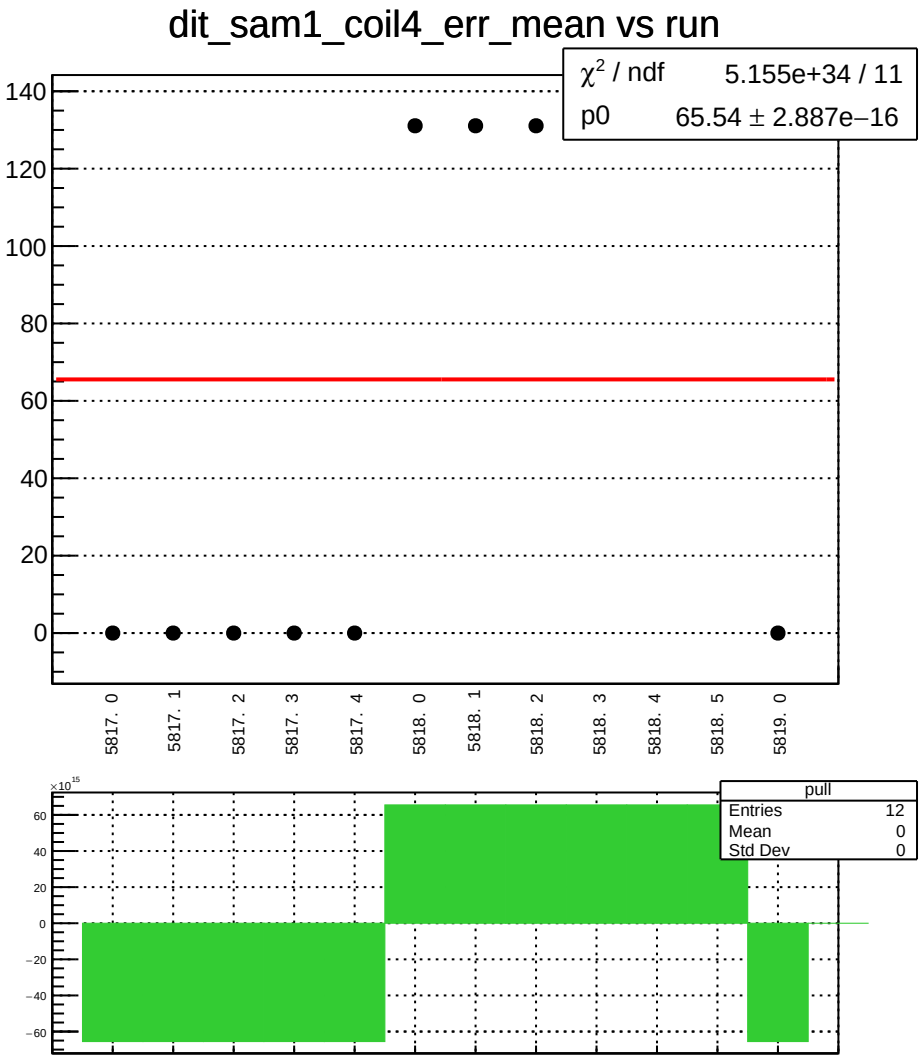
dit_sam1_coil4_err_mean vs run
χ² / ndf 5.155e+34 / 11
p0 65.54 ± 2.887e−16
140
120
100
80
60
40
20
0
5817. 0
5817. 1
5817. 2
5817. 3
5817. 4
5818. 0
5818. 1
5818. 2
5818. 3
5818. 4
5818. 5
5819. 0
×10^15
60
40
20
0
−20
−40
−60
pull
Entries 12
Mean 0
Std Dev 0

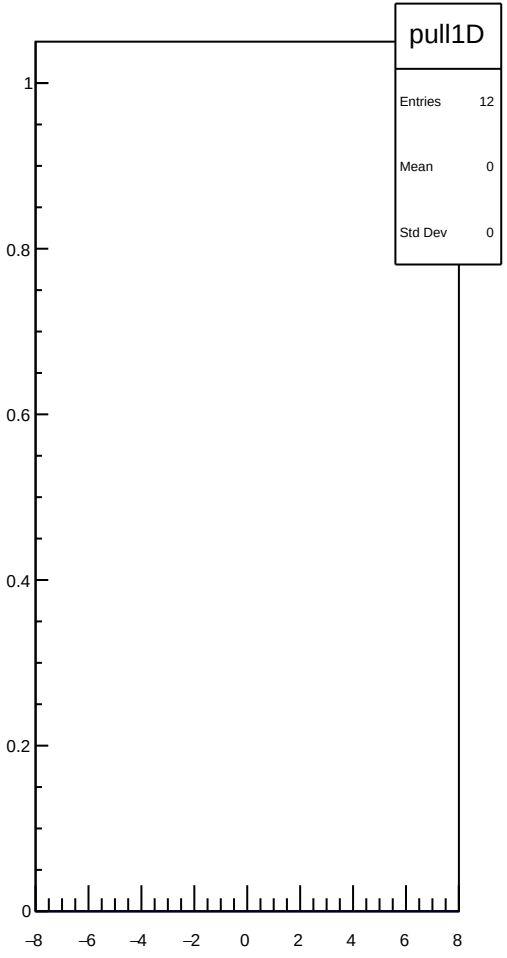
pull1D
Entries 12
Mean 0
Std Dev 0
1
0.8
0.6
0.4
0.2
0
−8
−6
−4
−2
0
2
4
6
8

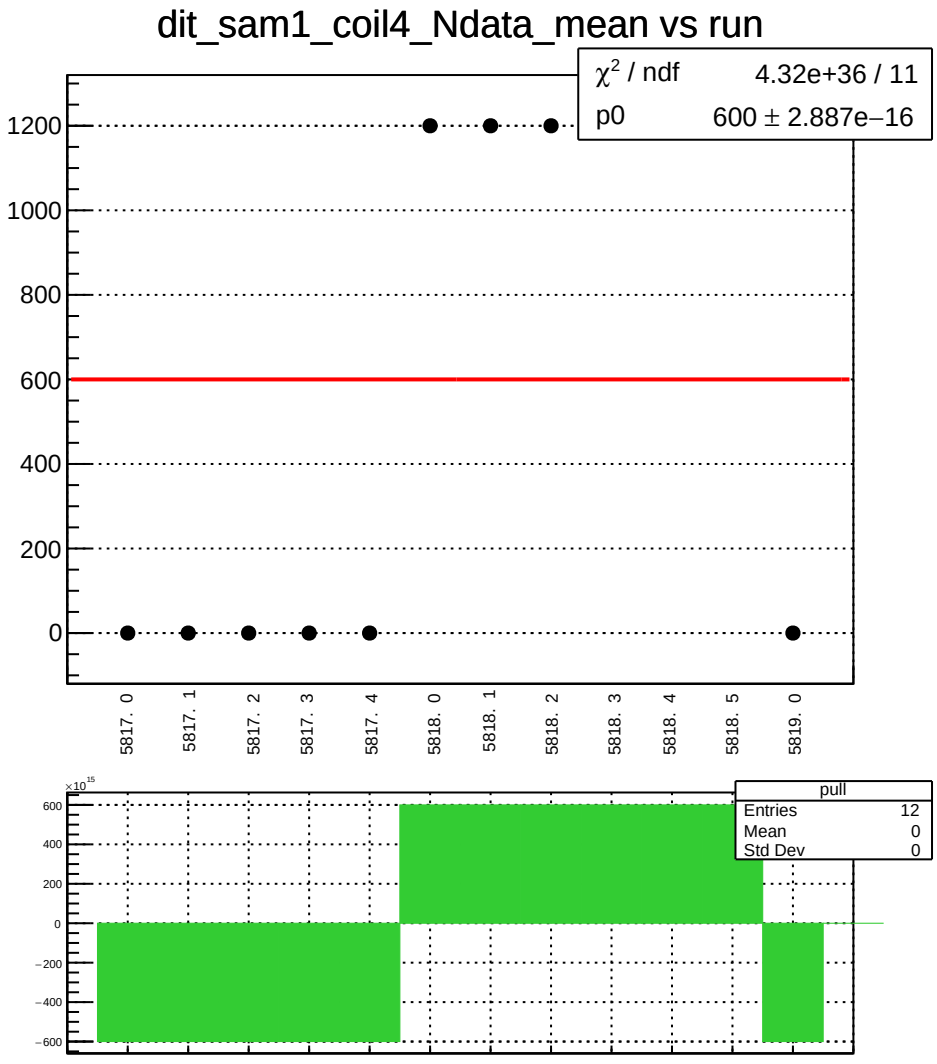
dit_sam1_coil4_Ndata_mean vs run
χ² / ndf 4.32e+36 / 11
p0 600 ± 2.887e−16
1200
1000
800
600
400
200
0
5817. 0
5817. 1
5817. 2
5817. 3
5817. 4
5818. 0
5818. 1
5818. 2
5818. 3
5818. 4
5818. 5
5819. 0
×10^15
600
400
200
0
−200
−400
−600
pull
Entries 12
Mean 0
Std Dev 0

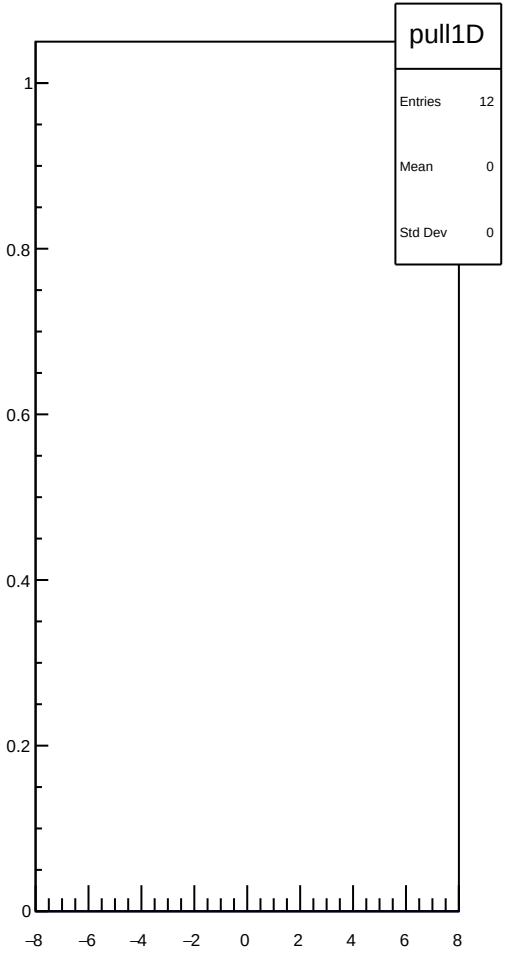
pull1D
Entries 12
Mean 0
Std Dev 0
1
0.8
0.6
0.4
0.2
0
−8
−6
−4
−2
0
2
4
6
8

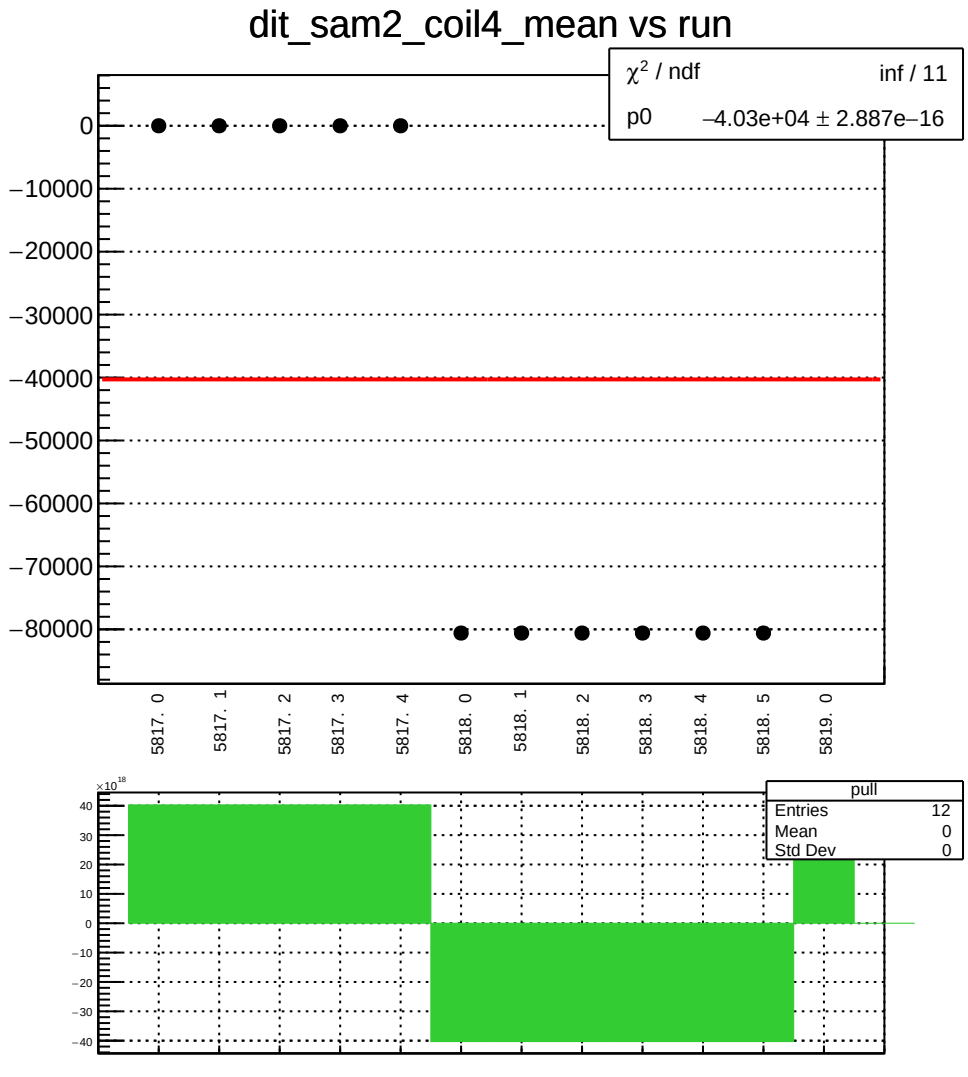
dit_sam2_coil4_mean vs run
χ² / ndf inf / 11
p0 −4.03e+04 ± 2.887e−16
0
−10000
−20000
−30000
−40000
−50000
−60000
−70000
−80000
5817. 0
5817. 1
5817. 2
5817. 3
5817. 4
5818. 0
5818. 1
5818. 2
5818. 3
5818. 4
5818. 5
5819. 0
×10¹⁸
40
30
20
10
0
−10
−20
−30
−40
pull
Entries 12
Mean 0
Std Dev 0

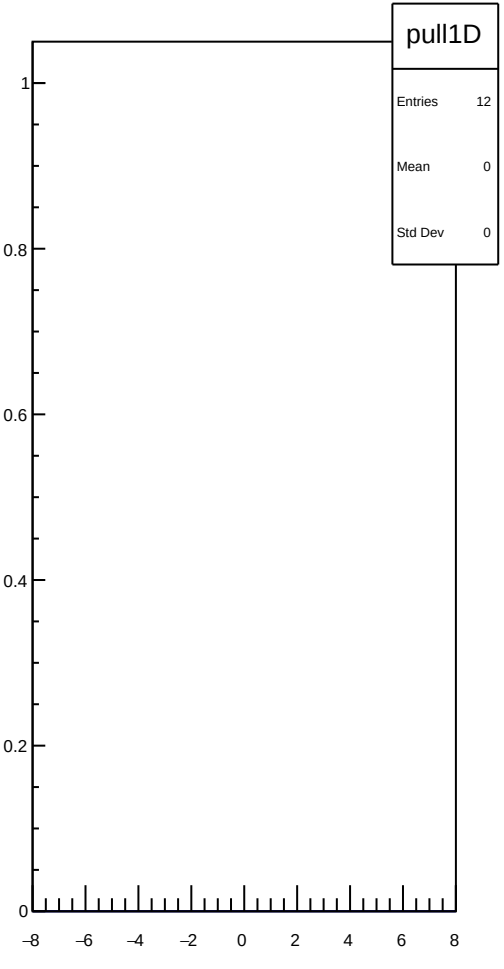
pull1D
Entries 12
Mean 0
Std Dev 0
1
0.8
0.6
0.4
0.2
0
−8
−6
−4
−2
0
2
4
6
8

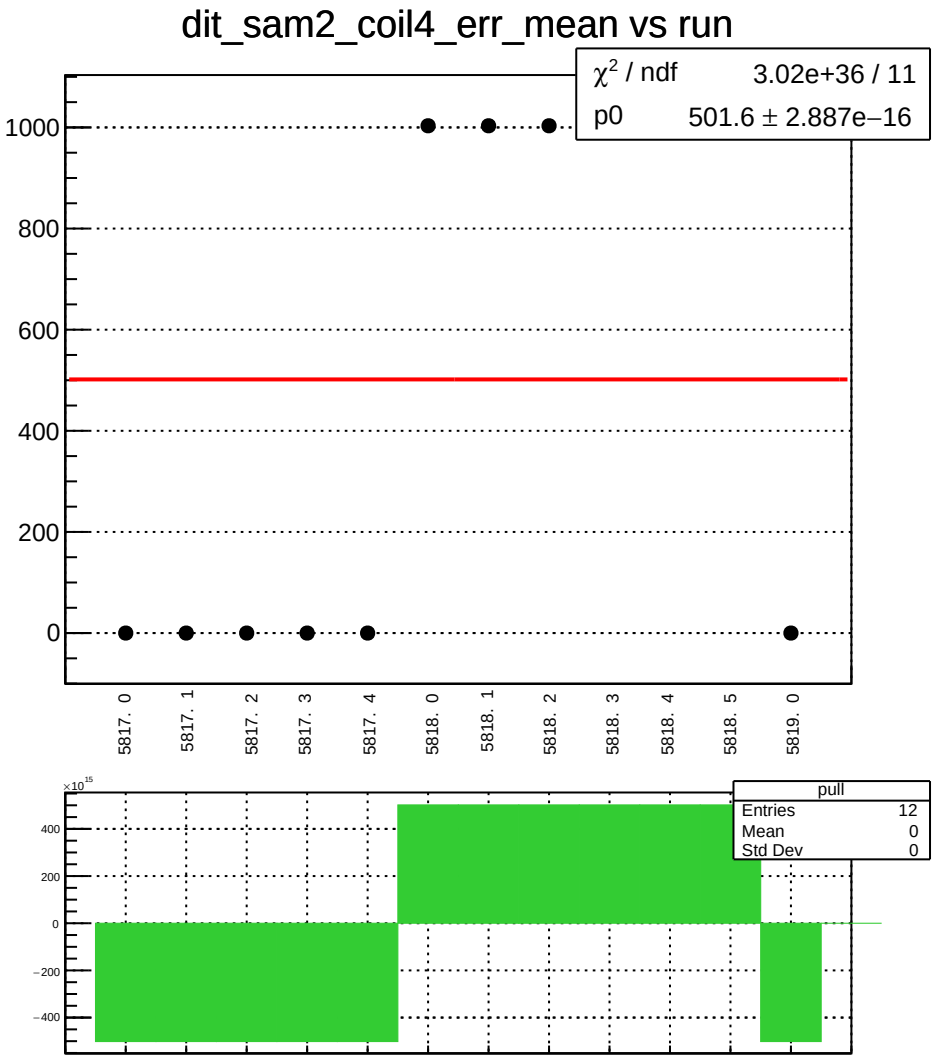
dit_sam2_coil4_err_mean vs run
χ² / ndf 3.02e+36 / 11
p0 501.6 ± 2.887e−16
1000
800
600
400
200
0
5817. 0
5817. 1
5817. 2
5817. 3
5817. 4
5818. 0
5818. 1
5818. 2
5818. 3
5818. 4
5818. 5
5819. 0
×10^15
400
200
0
−200
−400
pull
Entries 12
Mean 0
Std Dev 0

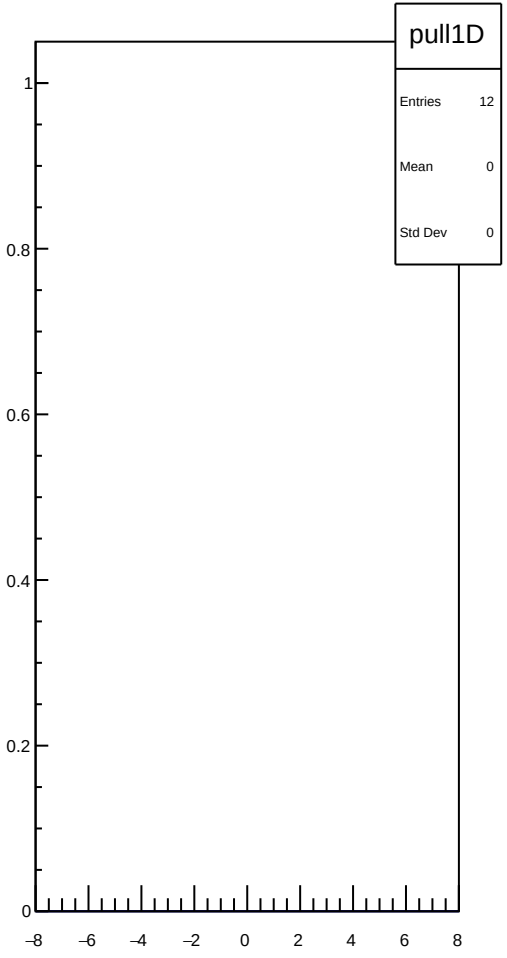
pull1D
Entries 12
Mean 0
Std Dev 0
1
0.8
0.6
0.4
0.2
0
−8
−6
−4
−2
0
2
4
6
8

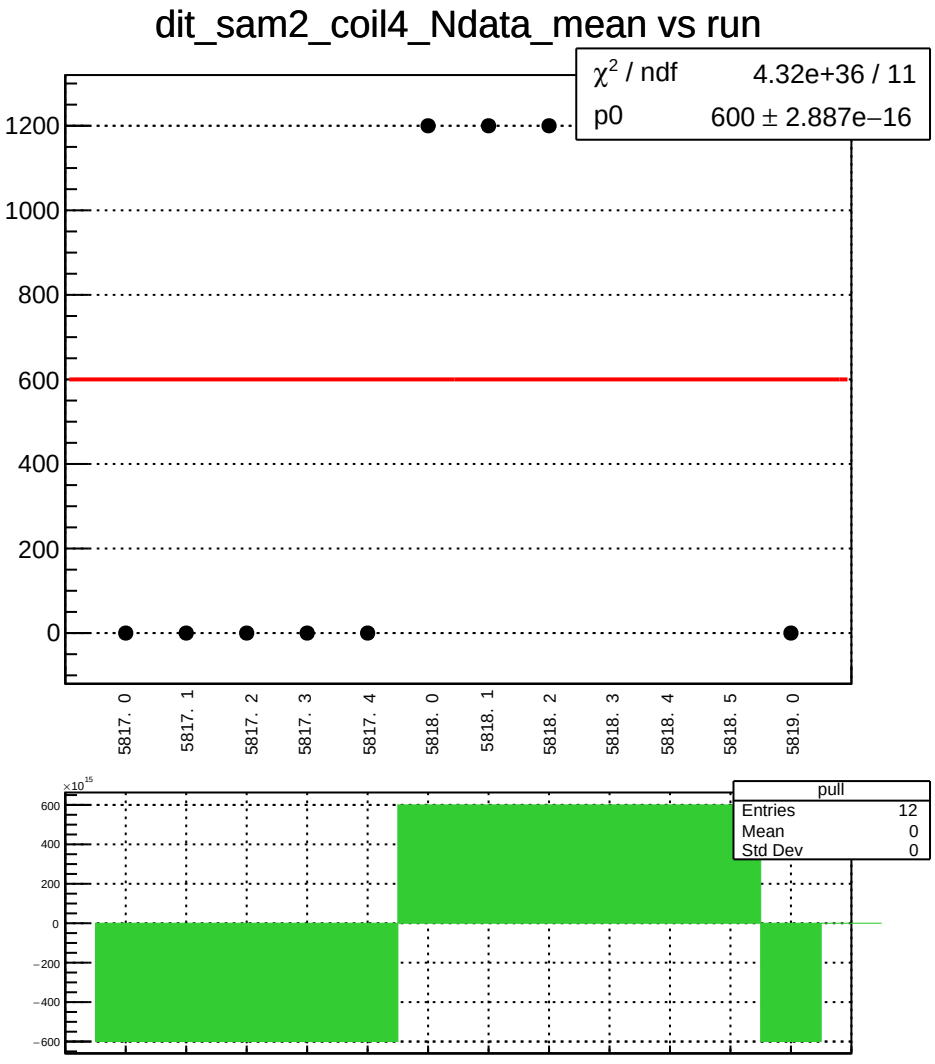
dit_sam2_coil4_Ndata_mean vs run
χ² / ndf 4.32e+36 / 11
p0 600 ± 2.887e−16
1200
1000
800
600
400
200
0
5817. 0
5817. 1
5817. 2
5817. 3
5817. 4
5818. 0
5818. 1
5818. 2
5818. 3
5818. 4
5818. 5
5819. 0
×10^15
600
400
200
0
−200
−400
−600
pull
Entries 12
Mean 0
Std Dev 0

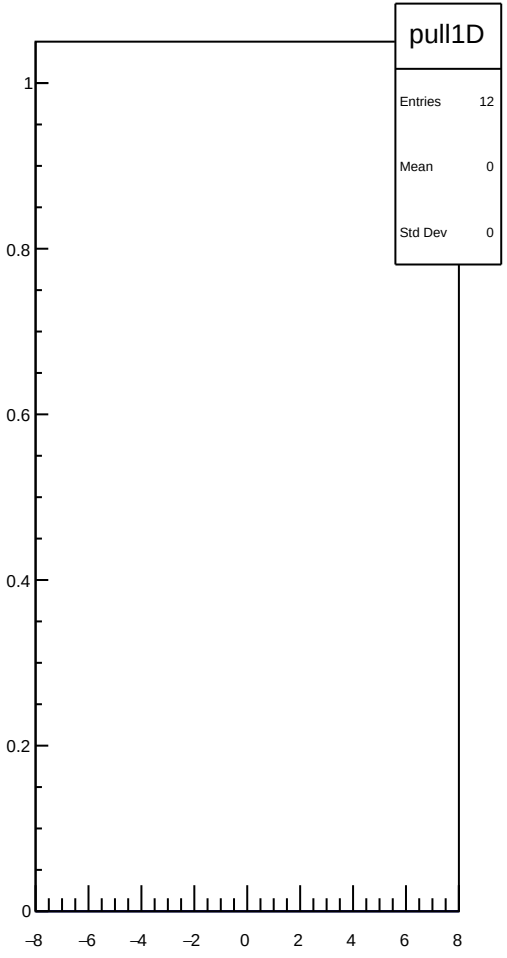
pull1D
Entries 12
Mean 0
Std Dev 0
1
0.8
0.6
0.4
0.2
0
−8
−6
−4
−2
0
2
4
6
8

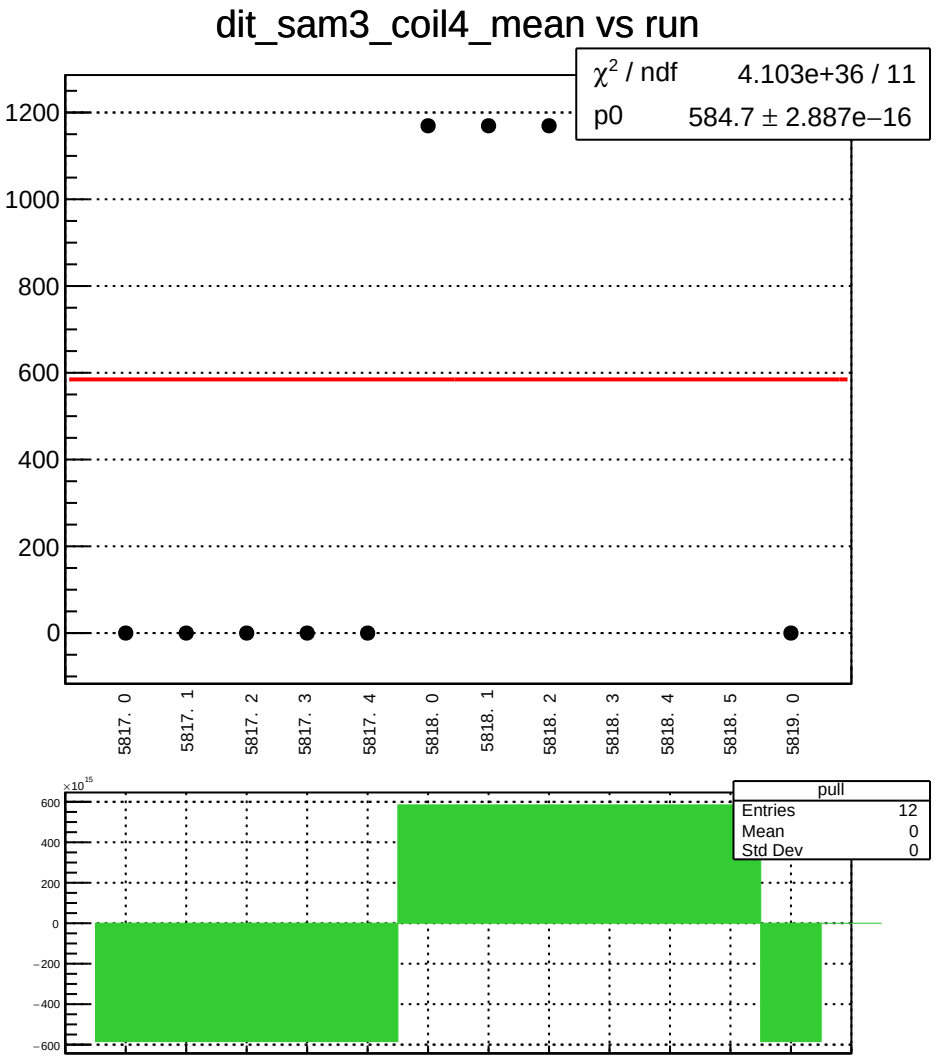
dit_sam3_coil4_mean vs run
χ² / ndf 4.103e+36 / 11
p0 584.7 ± 2.887e−16
1200
1000
800
600
400
200
0
5817. 0
5817. 1
5817. 2
5817. 3
5817. 4
5818. 0
5818. 1
5818. 2
5818. 3
5818. 4
5818. 5
5819. 0
×10^15
600
400
200
0
−200
−400
−600
pull
Entries 12
Mean 0
Std Dev 0

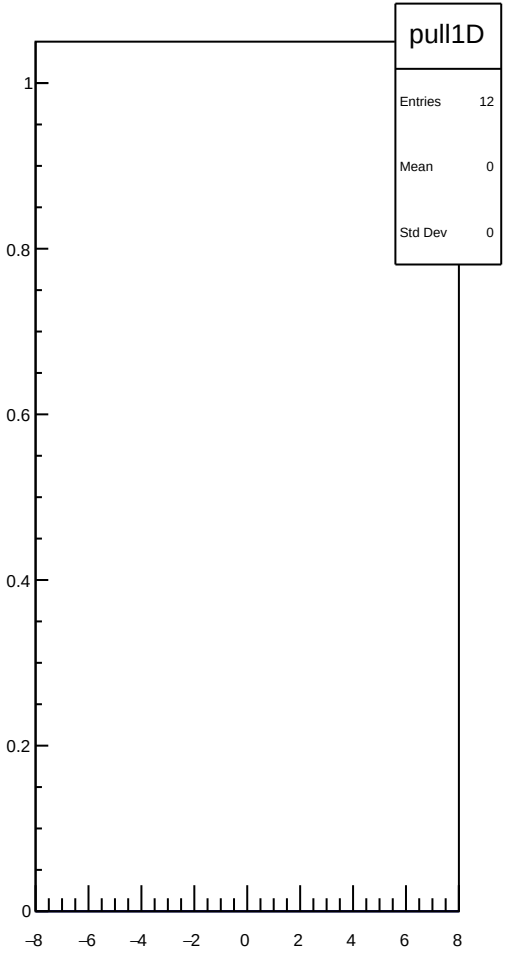
pull1D
Entries 12
Mean 0
Std Dev 0
1
0.8
0.6
0.4
0.2
0
−8
−6
−4
−2
0
2
4
6
8

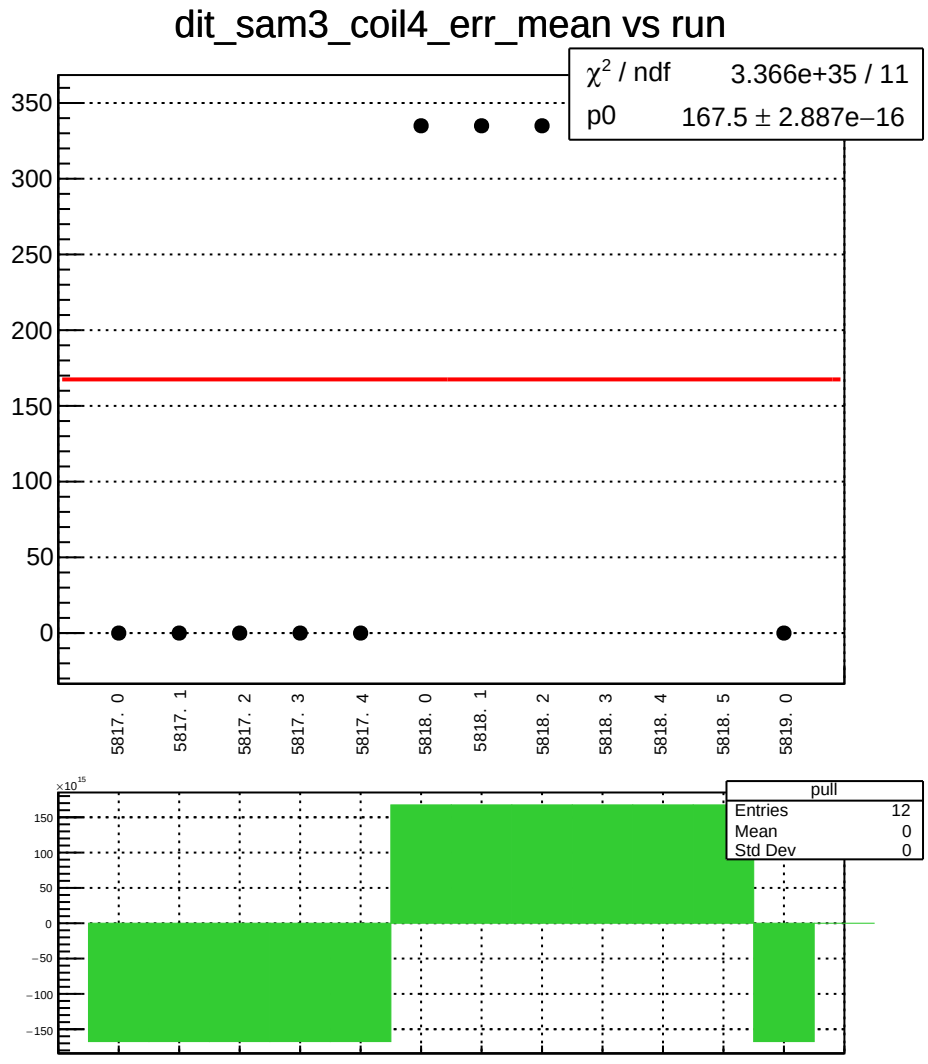
dit_sam3_coil4_err_mean vs run
χ² / ndf 3.366e+35 / 11
p0 167.5 ± 2.887e−16
350
300
250
200
150
100
50
0
5817. 0
5817. 1
5817. 2
5817. 3
5817. 4
5818. 0
5818. 1
5818. 2
5818. 3
5818. 4
5818. 5
5819. 0
×10^15
150
100
50
0
−50
−100
−150
pull
Entries 12
Mean 0
Std Dev 0

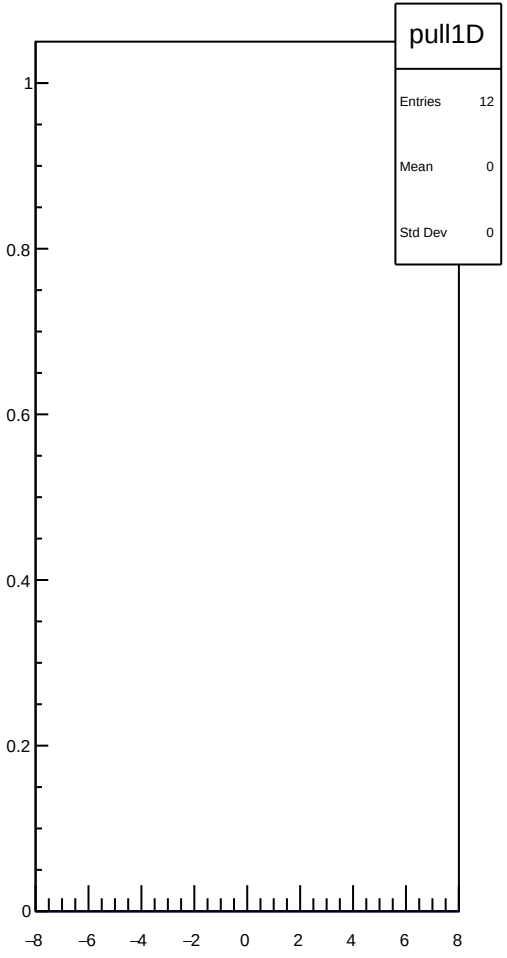
pull1D
Entries 12
Mean 0
Std Dev 0
1
0.8
0.6
0.4
0.2
0
−8
−6
−4
−2
0
2
4
6
8

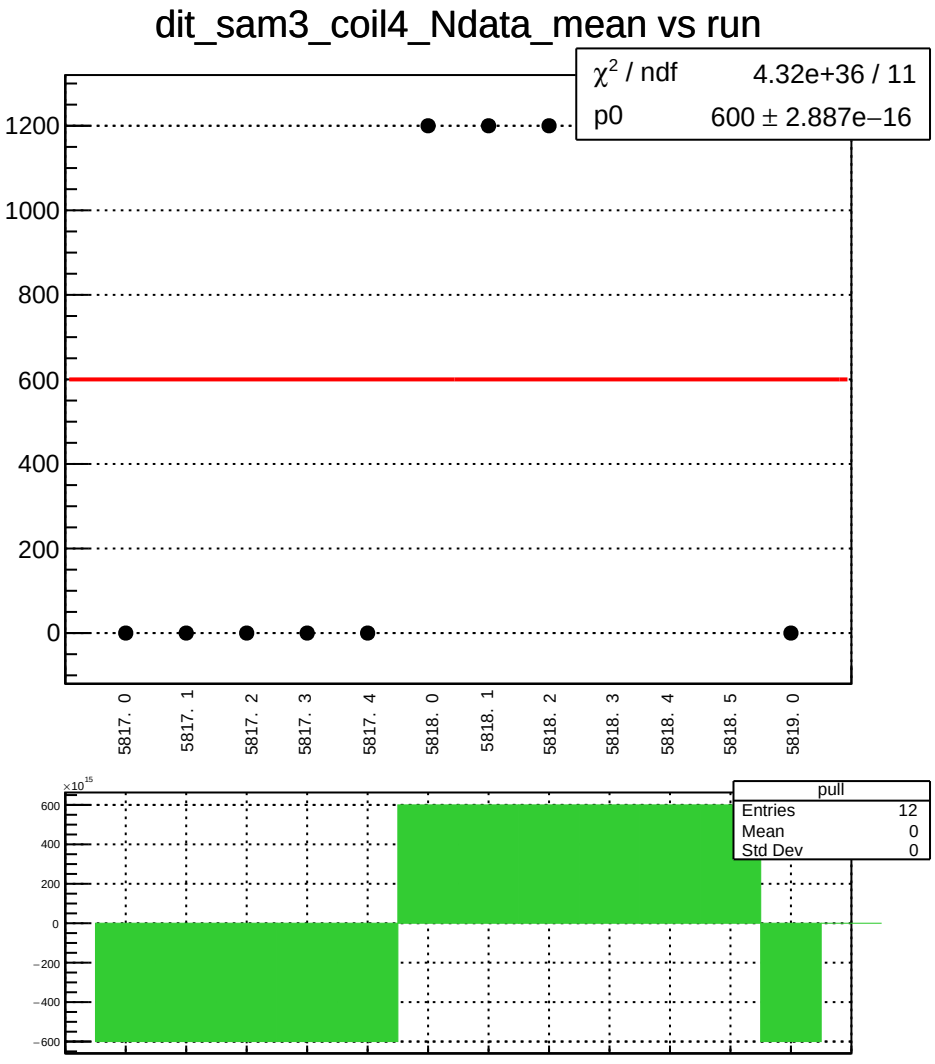
dit_sam3_coil4_Ndata_mean vs run
χ² / ndf 4.32e+36 / 11
p0 600 ± 2.887e−16
1200
1000
800
600
400
200
0
5817. 0
5817. 1
5817. 2
5817. 3
5817. 4
5818. 0
5818. 1
5818. 2
5818. 3
5818. 4
5818. 5
5819. 0
×10^15
600
400
200
0
−200
−400
−600
pull
Entries 12
Mean 0
Std Dev 0

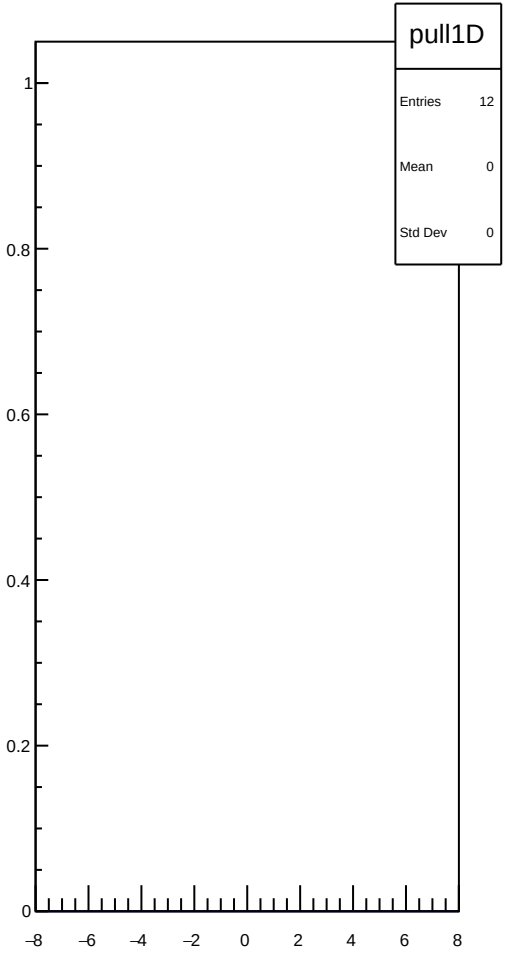
pull1D
Entries 12
Mean 0
Std Dev 0
1
0.8
0.6
0.4
0.2
0
−8
−6
−4
−2
0
2
4
6
8

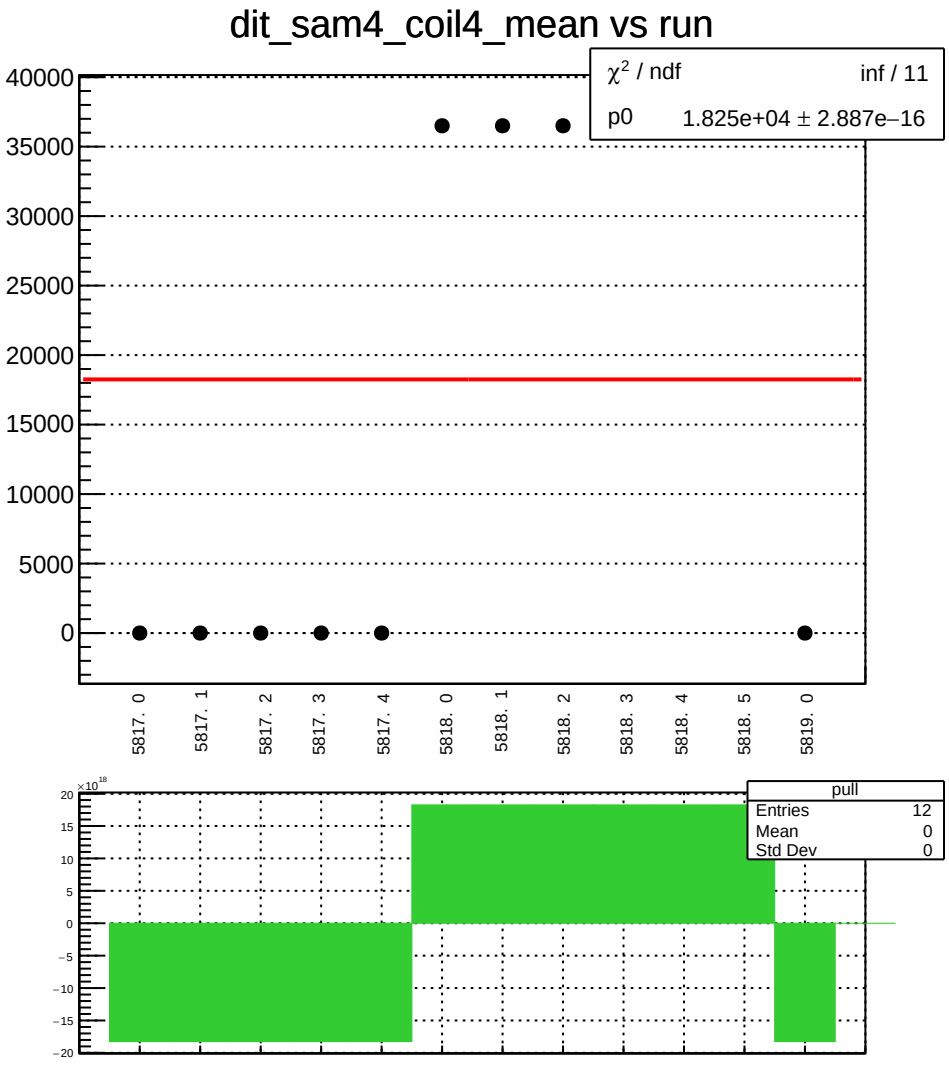
dit_sam4_coil4_mean vs run
χ² / ndf inf / 11
p0 1.825e+04 ± 2.887e−16
40000
35000
30000
25000
20000
15000
10000
5000
0
5817. 0
5817. 1
5817. 2
5817. 3
5817. 4
5818. 0
5818. 1
5818. 2
5818. 3
5818. 4
5818. 5
5819. 0
×10^18
20
15
10
5
0
−5
−10
−15
−20
pull
Entries 12
Mean 0
Std Dev 0

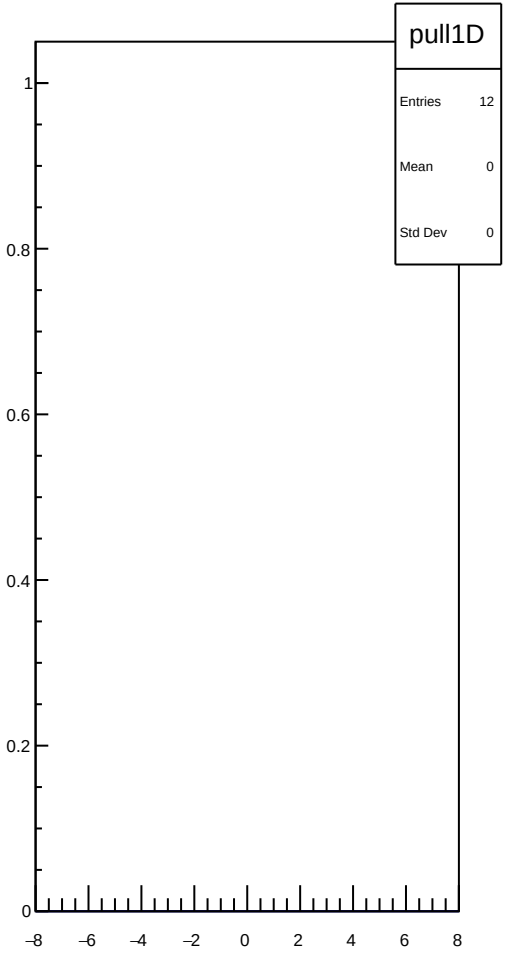
pull1D
Entries 12
Mean 0
Std Dev 0
1
0.8
0.6
0.4
0.2
0
−8
−6
−4
−2
0
2
4
6
8

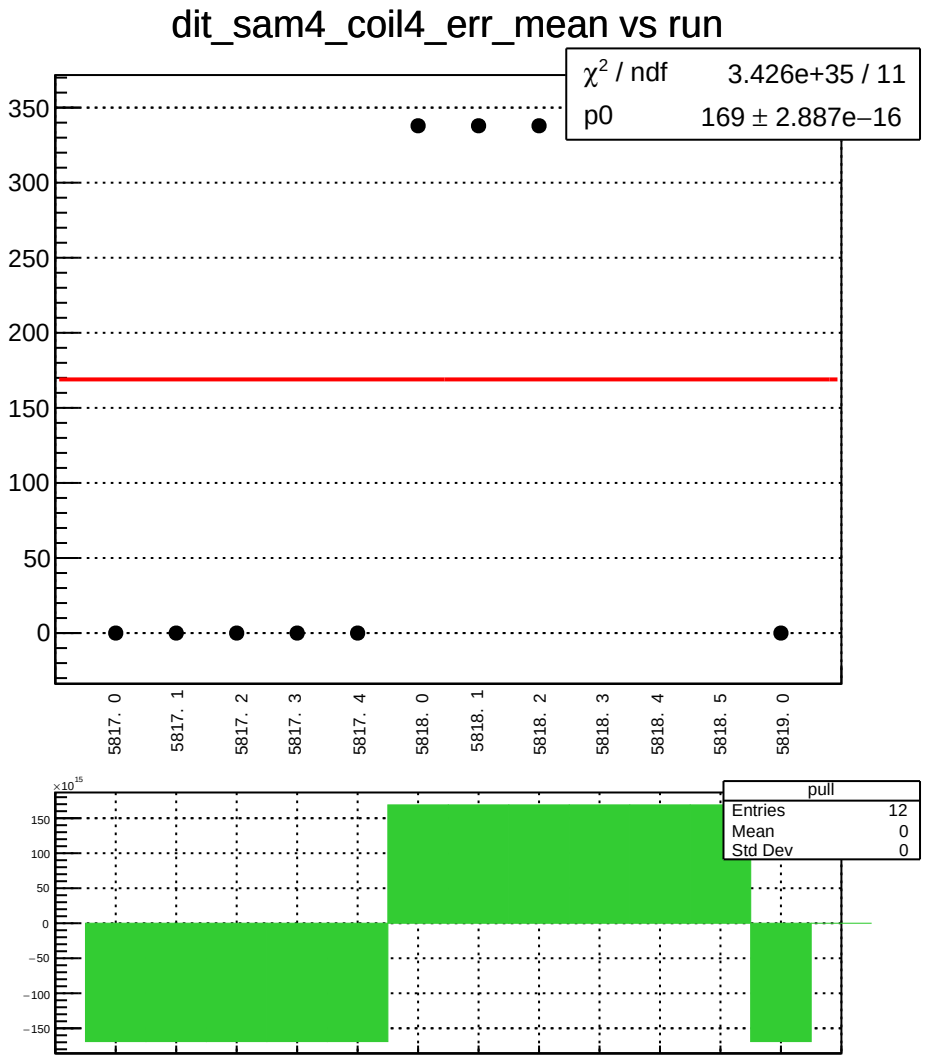
dit_sam4_coil4_err_mean vs run
χ² / ndf 3.426e+35 / 11
p0 169 ± 2.887e−16
350
300
250
200
150
100
50
0
5817. 0
5817. 1
5817. 2
5817. 3
5817. 4
5818. 0
5818. 1
5818. 2
5818. 3
5818. 4
5818. 5
5819. 0
×10^15
150
100
50
0
−50
−100
−150
pull
Entries 12
Mean 0
Std Dev 0

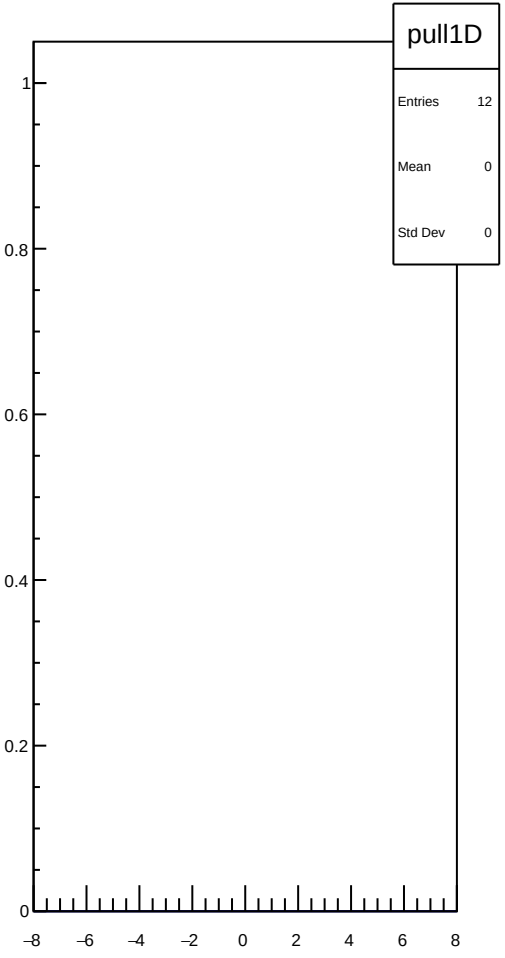
pull1D
Entries 12
Mean 0
Std Dev 0
1
0.8
0.6
0.4
0.2
0
−8
−6
−4
−2
0
2
4
6
8

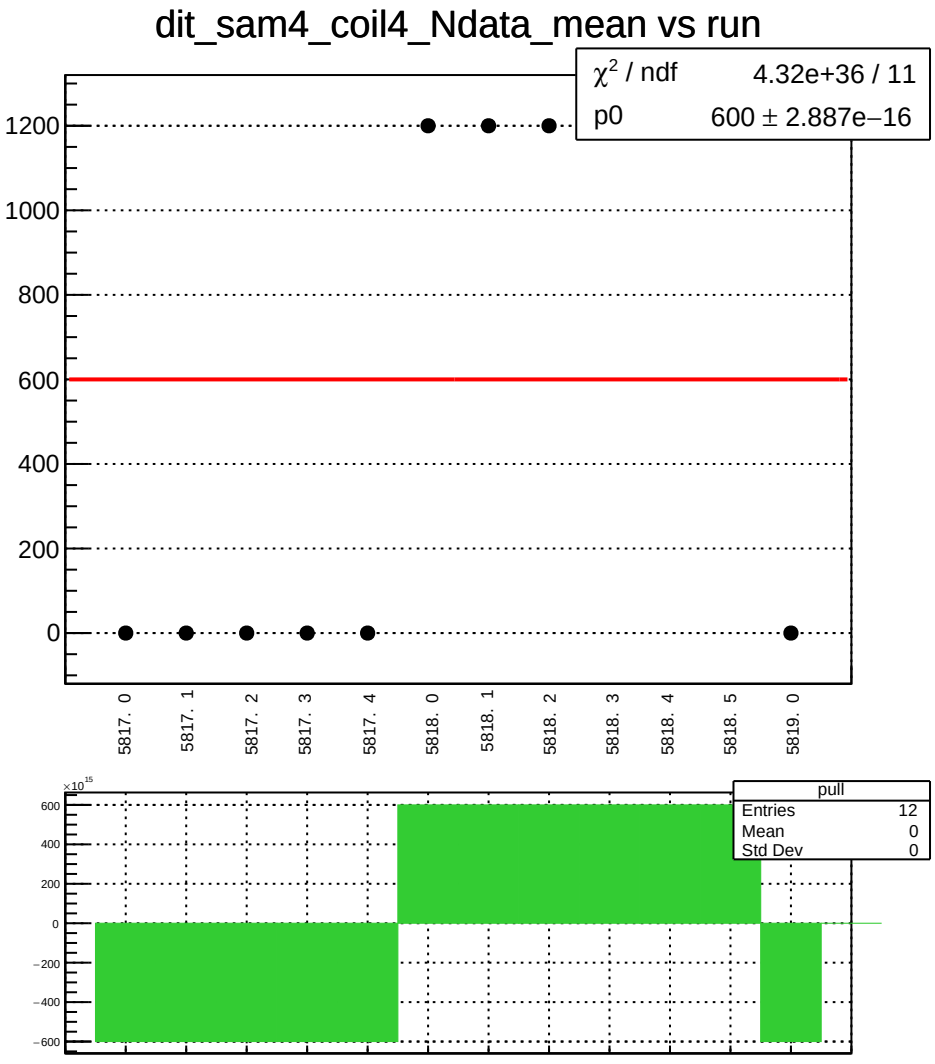
dit_sam4_coil4_Ndata_mean vs run
χ² / ndf 4.32e+36 / 11
p0 600 ± 2.887e−16
1200
1000
800
600
400
200
0
5817. 0
5817. 1
5817. 2
5817. 3
5817. 4
5818. 0
5818. 1
5818. 2
5818. 3
5818. 4
5818. 5
5819. 0
pull
Entries 12
Mean 0
Std Dev 0
×10^15
600
400
200
0
−200
−400
−600

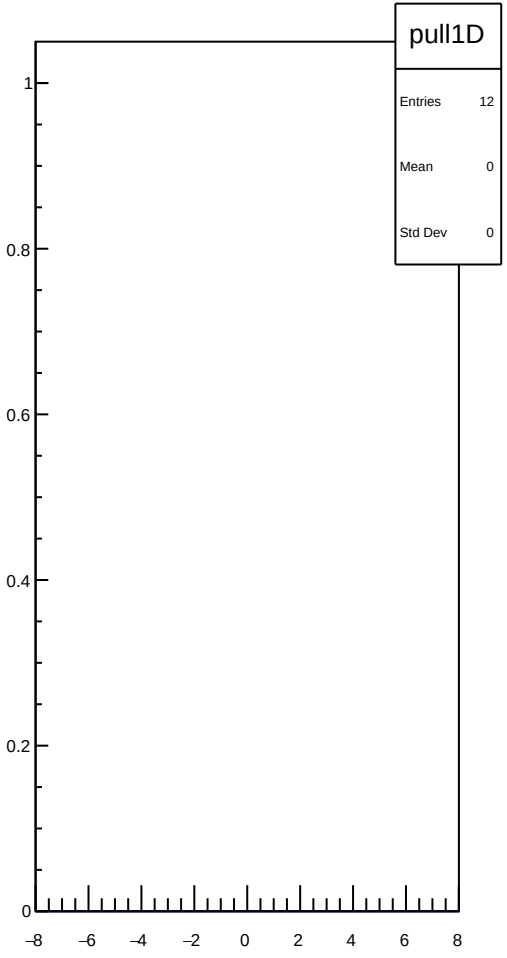
pull1D
Entries 12
Mean 0
Std Dev 0
1
0.8
0.6
0.4
0.2
0
−8
−6
−4
−2
0
2
4
6
8

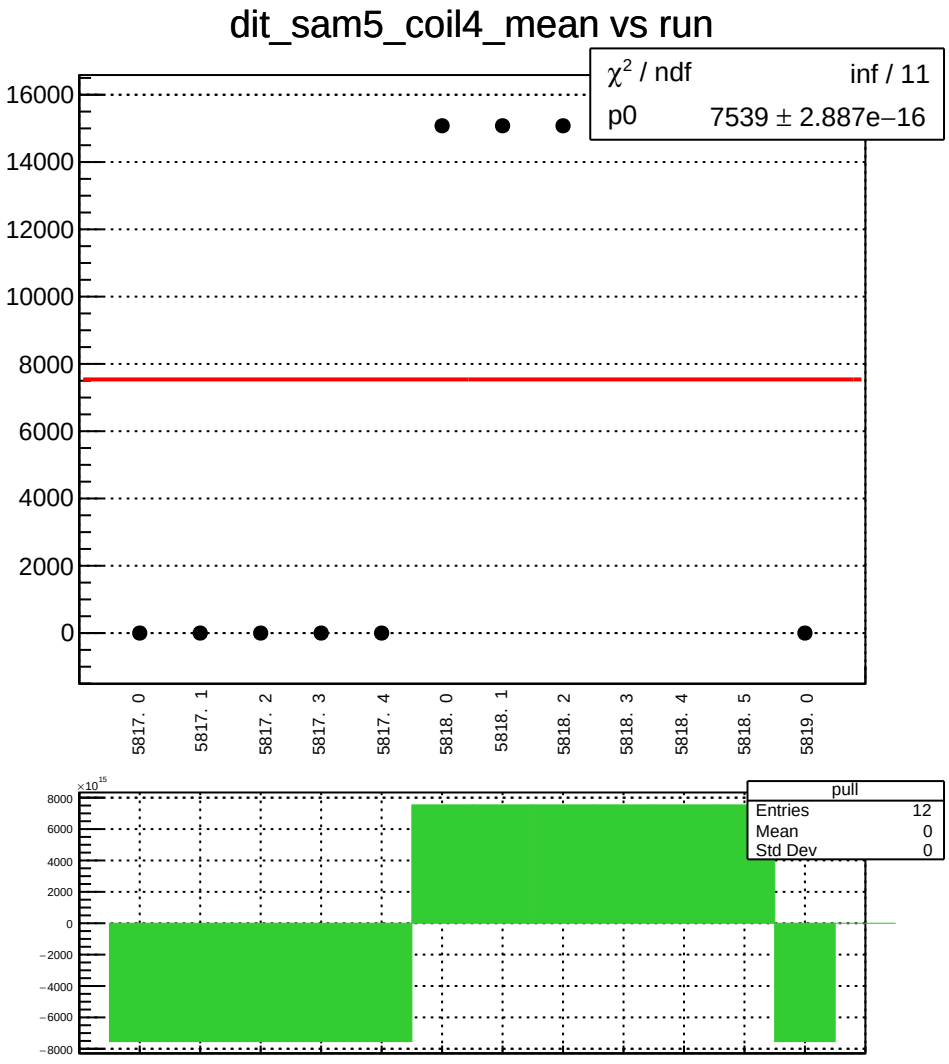
dit_sam5_coil4_mean vs run
χ² / ndf inf / 11
p0 7539 ± 2.887e−16
16000
14000
12000
10000
8000
6000
4000
2000
0
5817. 0
5817. 1
5817. 2
5817. 3
5817. 4
5818. 0
5818. 1
5818. 2
5818. 3
5818. 4
5818. 5
5819. 0
×10^15
8000
6000
4000
2000
0
−2000
−4000
−6000
−8000
pull
Entries 12
Mean 0
Std Dev 0

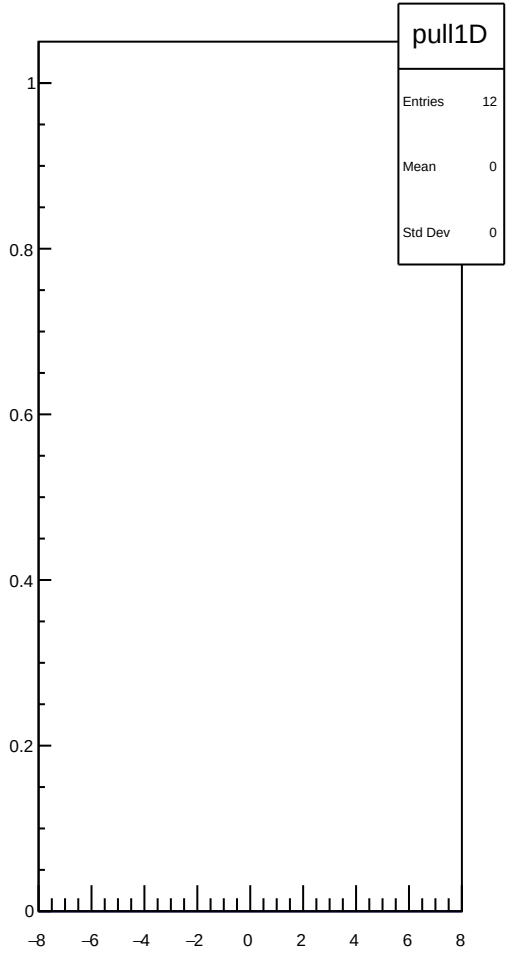
pull1D
Entries 12
Mean 0
Std Dev 0
1
0.8
0.6
0.4
0.2
0
−8
−6
−4
−2
0
2
4
6
8

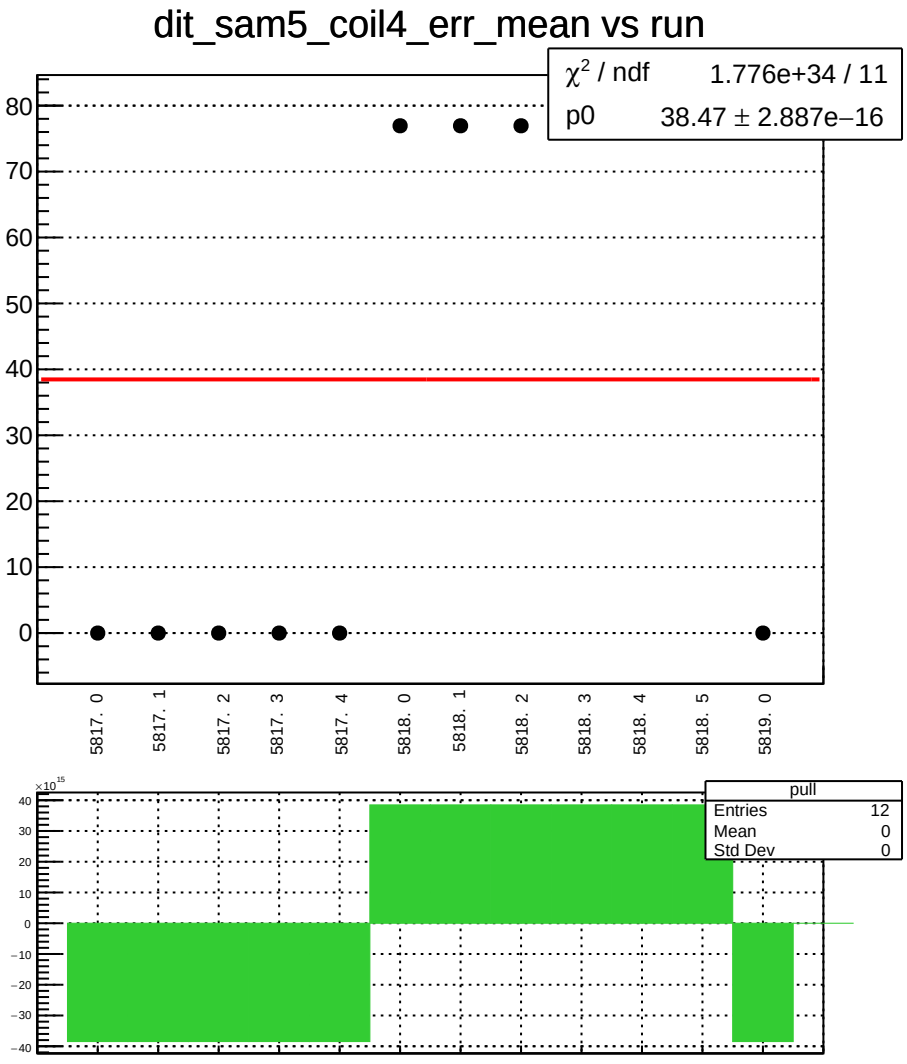
dit_sam5_coil4_err_mean vs run
χ² / ndf 1.776e+34 / 11
p0 38.47 ± 2.887e−16
80
70
60
50
40
30
20
10
0
5817. 0
5817. 1
5817. 2
5817. 3
5817. 4
5818. 0
5818. 1
5818. 2
5818. 3
5818. 4
5818. 5
5819. 0
×10^15
40
30
20
10
0
−10
−20
−30
−40
pull
Entries 12
Mean 0
Std Dev 0

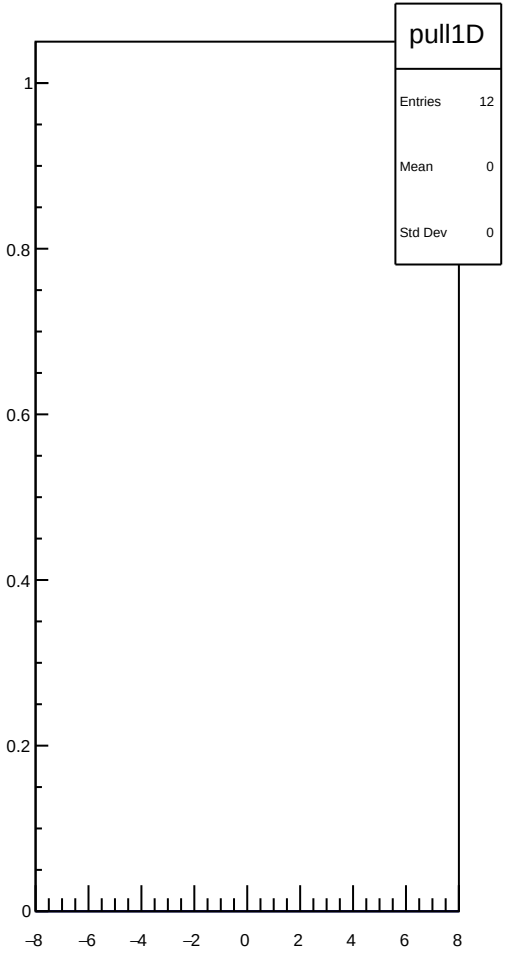
pull1D
Entries 12
Mean 0
Std Dev 0
1
0.8
0.6
0.4
0.2
0
−8
−6
−4
−2
0
2
4
6
8

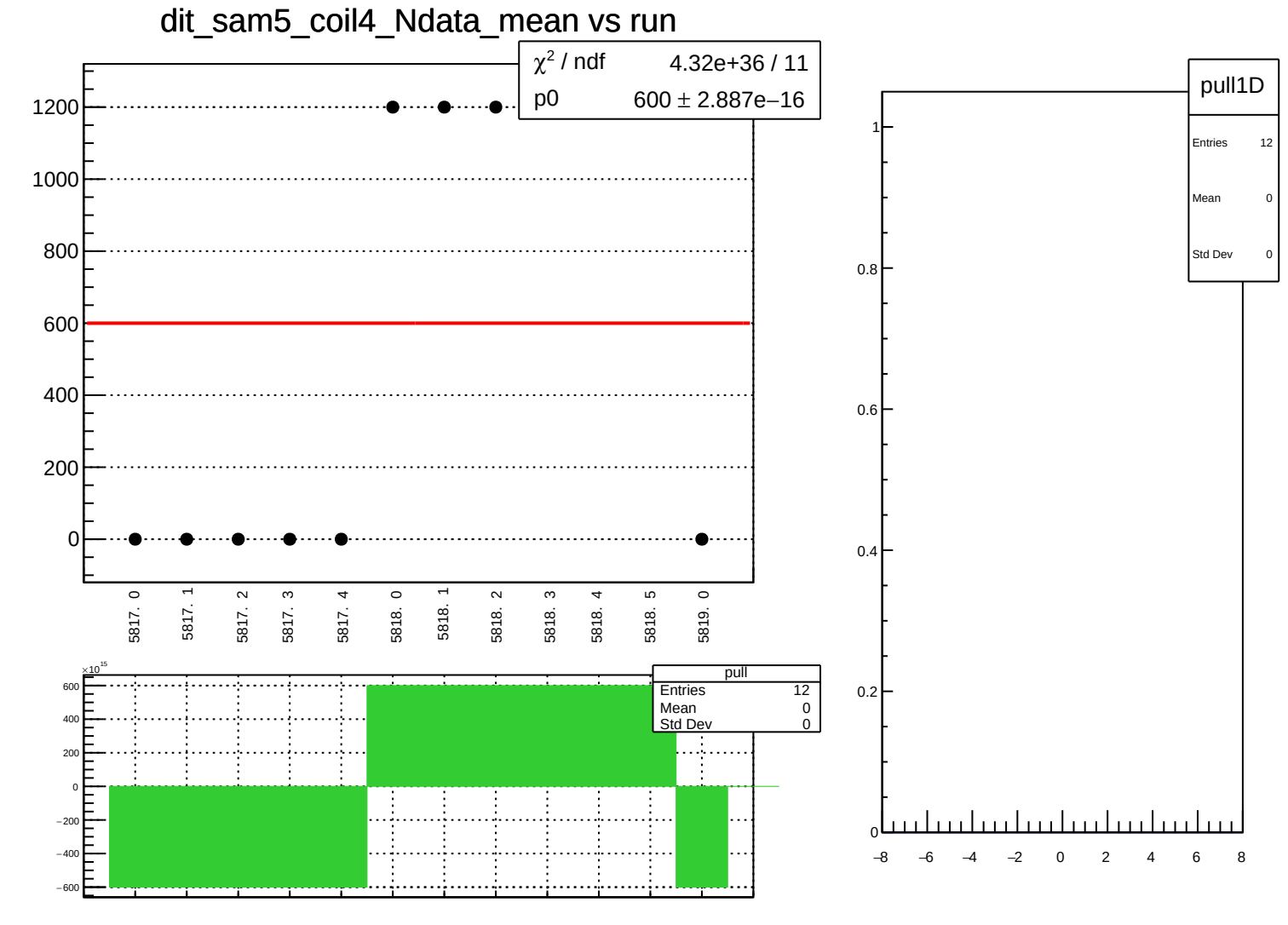
dit_sam5_coil4_Ndata_mean vs run
χ² / ndf 4.32e+36 / 11
p0 600 ± 2.887e−16
1200
1000
800
600
400
200
0
5817. 0
5817. 1
5817. 2
5817. 3
5817. 4
5818. 0
5818. 1
5818. 2
5818. 3
5818. 4
5818. 5
5819. 0
pull
Entries 12
Mean 0
Std Dev 0
×10^15
600
400
200
0
−200
−400
−600
pull1D
Entries 12
Mean 0
Std Dev 0
1
0.8
0.6
0.4
0.2
0
−8
−6
−4
−2
0
2
4
6
8

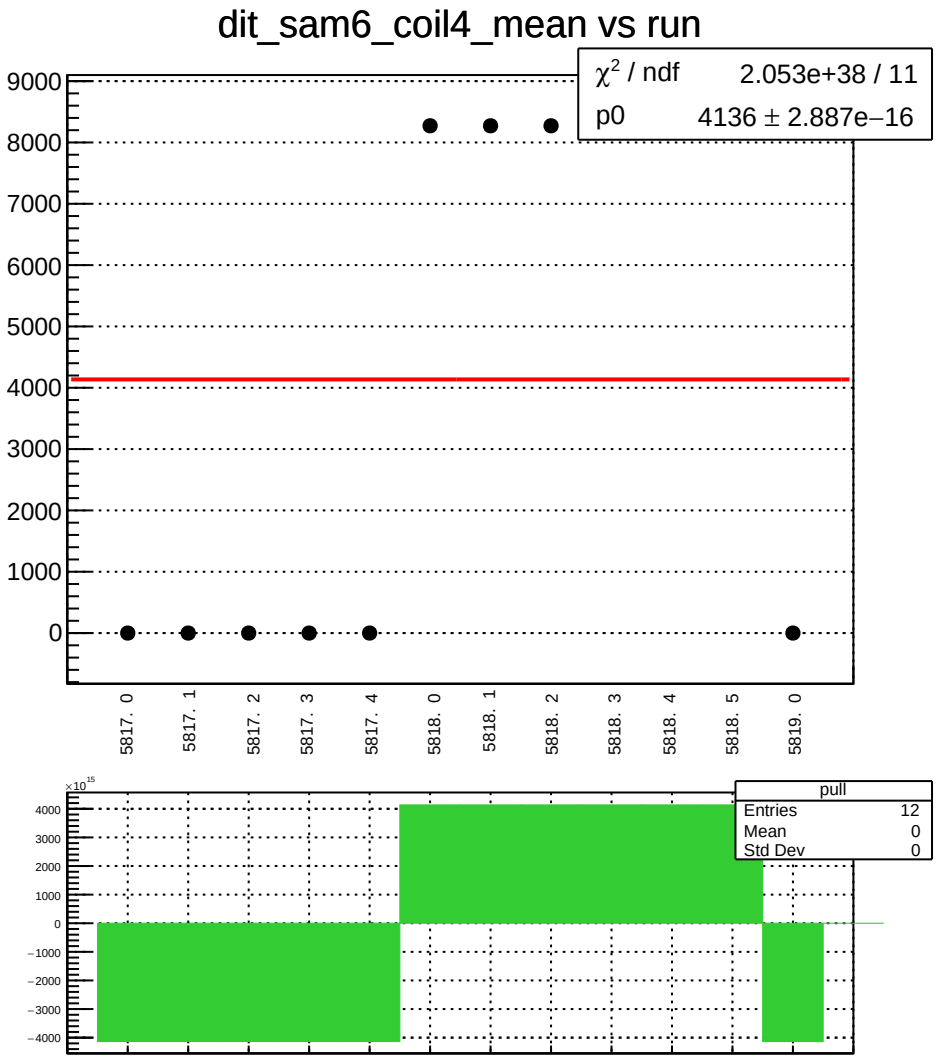
dit_sam6_coil4_mean vs run
χ^2 / ndf 2.053e+38 / 11
p0 4136 ± 2.887e−16
9000
8000
7000
6000
5000
4000
3000
2000
1000
0
5817. 0
5817. 1
5817. 2
5817. 3
5817. 4
5818. 0
5818. 1
5818. 2
5818. 3
5818. 4
5818. 5
5819. 0
pull
Entries 12
Mean 0
Std Dev 0
×10^15
4000
3000
2000
1000
0
−1000
−2000
−3000
−4000

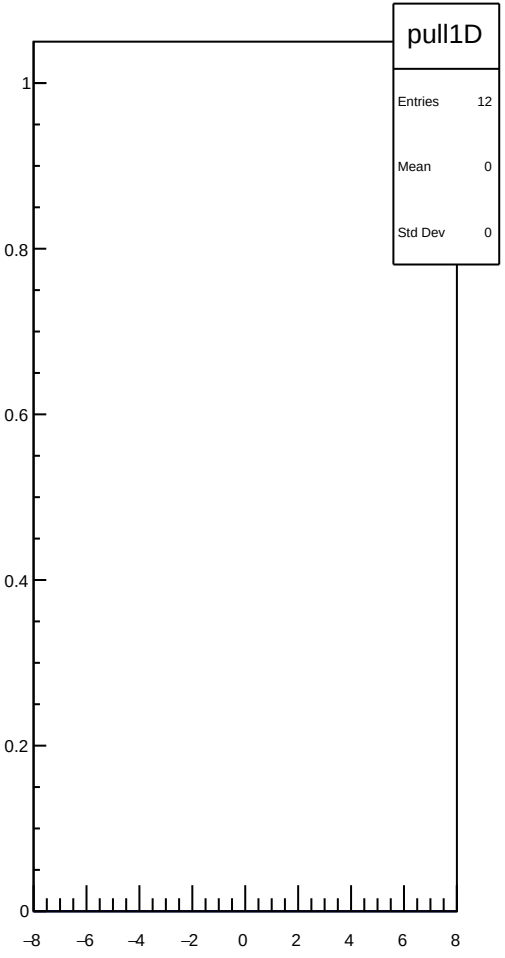
pull1D
Entries 12
Mean 0
Std Dev 0
1
0.8
0.6
0.4
0.2
0
−8
−6
−4
−2
0
2
4
6
8

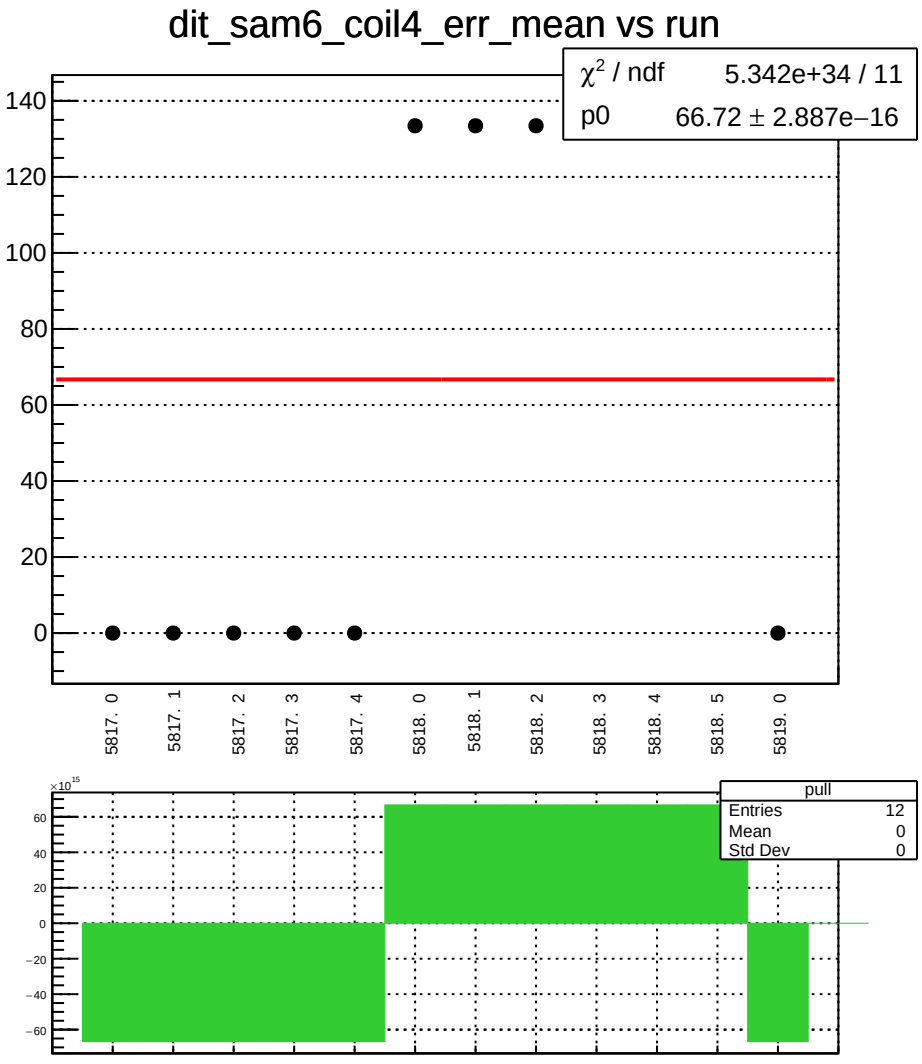
dit_sam6_coil4_err_mean vs run
χ² / ndf 5.342e+34 / 11
p0 66.72 ± 2.887e−16
140
120
100
80
60
40
20
0
5817. 0
5817. 1
5817. 2
5817. 3
5817. 4
5818. 0
5818. 1
5818. 2
5818. 3
5818. 4
5818. 5
5819. 0
×10^15
60
40
20
0
−20
−40
−60
pull
Entries 12
Mean 0
Std Dev 0

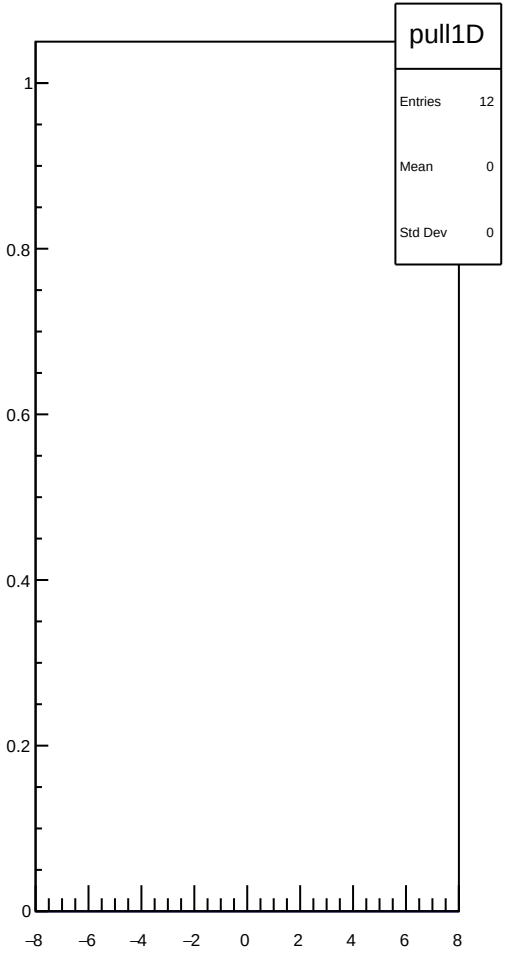
pull1D
Entries 12
Mean 0
Std Dev 0
1
0.8
0.6
0.4
0.2
0
−8
−6
−4
−2
0
2
4
6
8

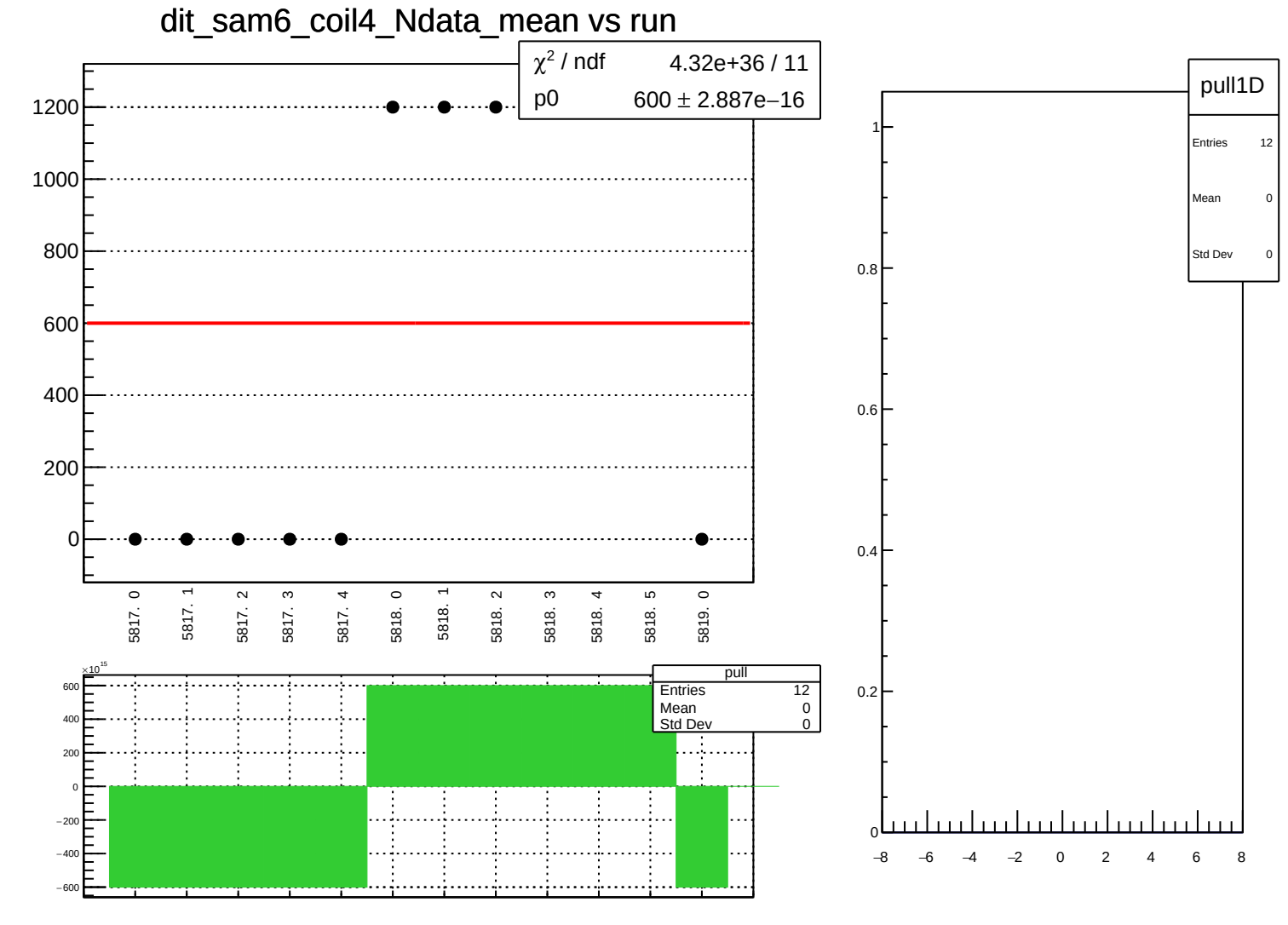
dit_sam6_coil4_Ndata_mean vs run
χ² / ndf 4.32e+36 / 11
p0 600 ± 2.887e−16
1200
1000
800
600
400
200
0
5817. 0
5817. 1
5817. 2
5817. 3
5817. 4
5818. 0
5818. 1
5818. 2
5818. 3
5818. 4
5818. 5
5819. 0
pull
Entries 12
Mean 0
Std Dev 0
×10^15
600
400
200
0
−200
−400
−600
pull1D
Entries 12
Mean 0
Std Dev 0
1
0.8
0.6
0.4
0.2
0
−8
−6
−4
−2
0
2
4
6
8

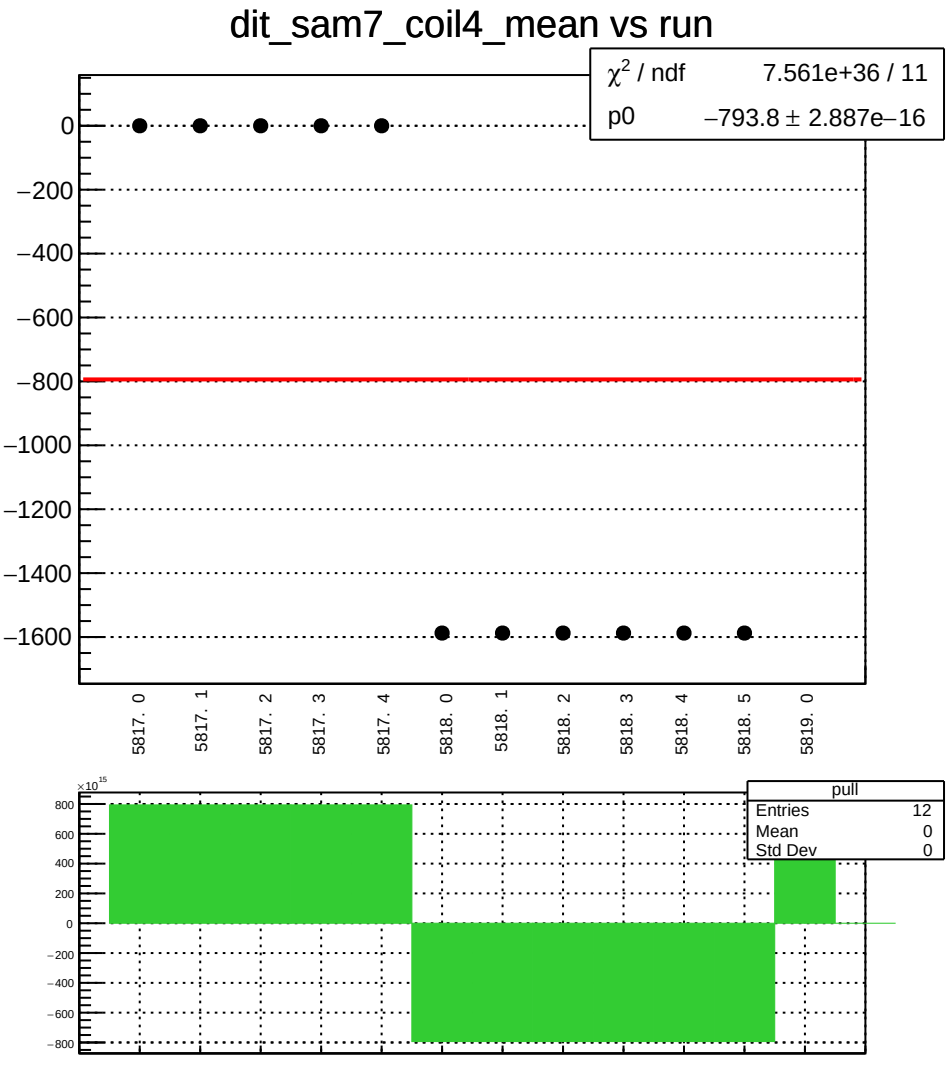
dit_sam7_coil4_mean vs run
χ² / ndf 7.561e+36 / 11
p0 −793.8 ± 2.887e−16
0
−200
−400
−600
−800
−1000
−1200
−1400
−1600
5817. 0
5817. 1
5817. 2
5817. 3
5817. 4
5818. 0
5818. 1
5818. 2
5818. 3
5818. 4
5818. 5
5819. 0
×10^15
800
600
400
200
0
−200
−400
−600
−800
pull
Entries 12
Mean 0
Std Dev 0

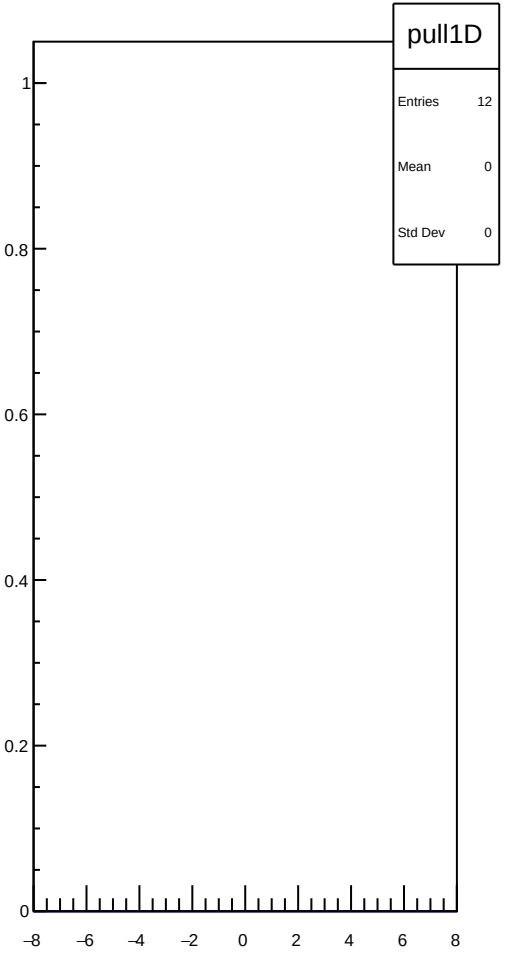
pull1D
Entries 12
Mean 0
Std Dev 0
1
0.8
0.6
0.4
0.2
0
−8
−6
−4
−2
0
2
4
6
8

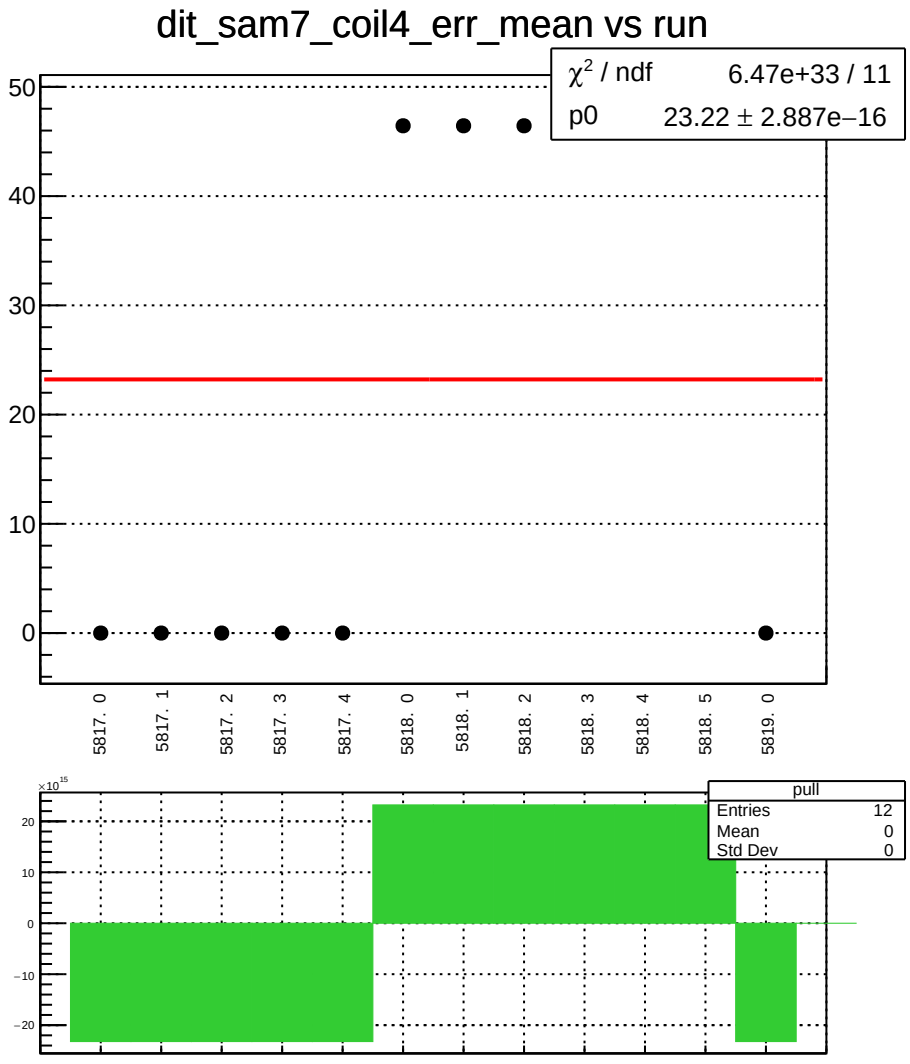
dit_sam7_coil4_err_mean vs run
χ² / ndf 6.47e+33 / 11
p0 23.22 ± 2.887e−16
50
40
30
20
10
0
5817. 0
5817. 1
5817. 2
5817. 3
5817. 4
5818. 0
5818. 1
5818. 2
5818. 3
5818. 4
5818. 5
5819. 0
×10^15
20
10
0
−10
−20
pull
Entries 12
Mean 0
Std Dev 0

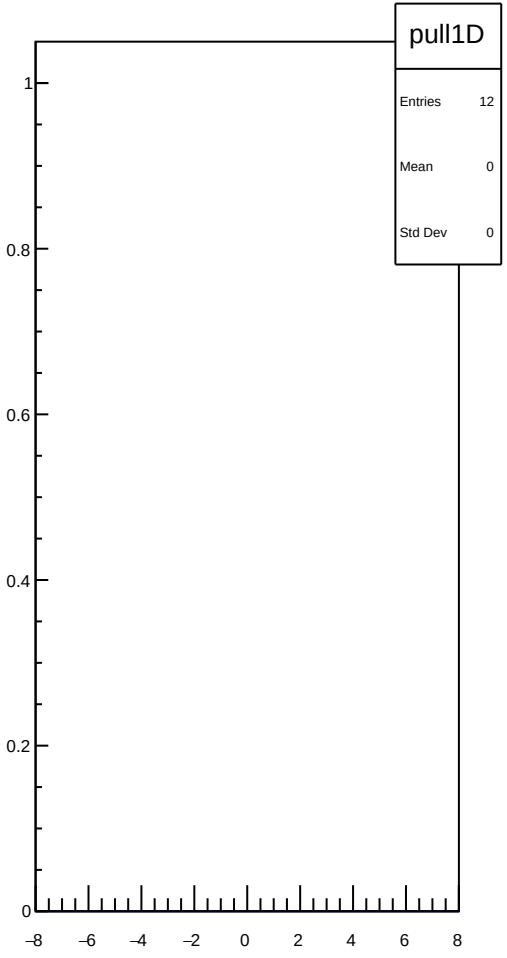
pull1D
Entries 12
Mean 0
Std Dev 0
1
0.8
0.6
0.4
0.2
0
−8
−6
−4
−2
0
2
4
6
8

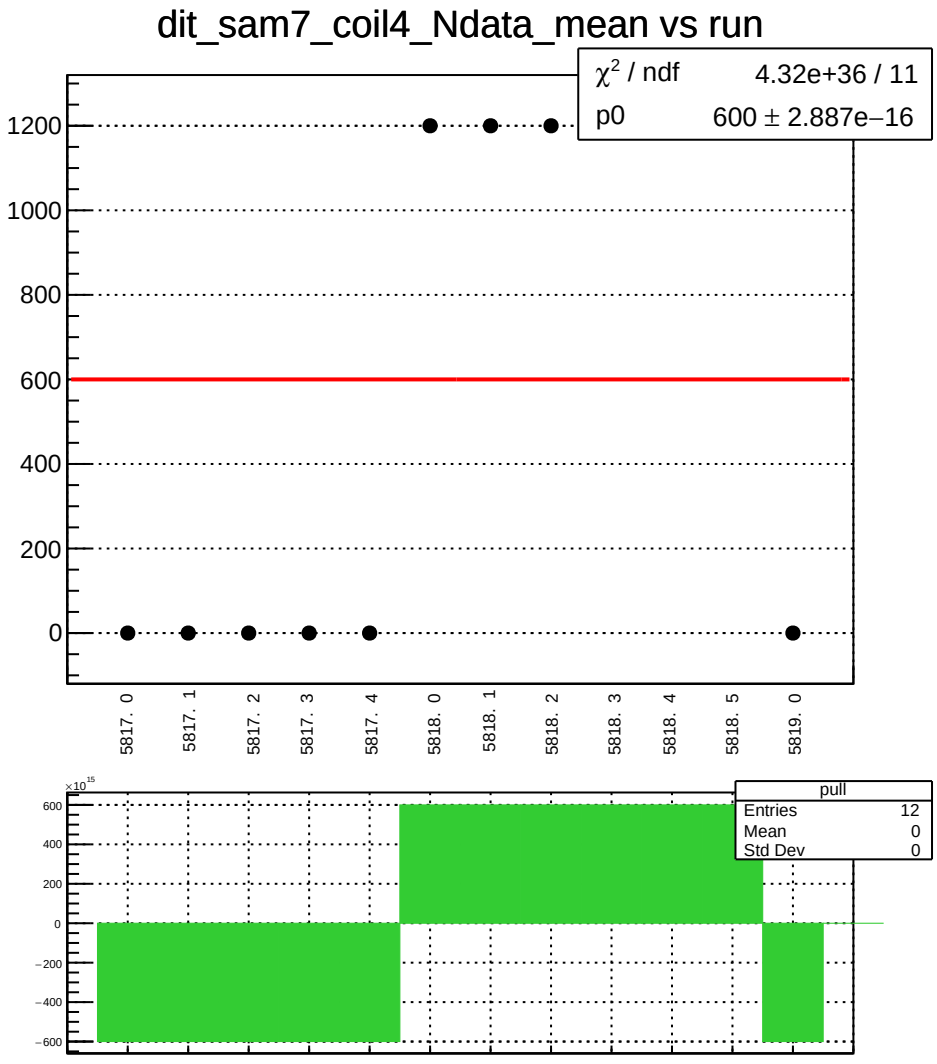
dit_sam7_coil4_Ndata_mean vs run
χ² / ndf 4.32e+36 / 11
p0 600 ± 2.887e−16
1200
1000
800
600
400
200
0
5817. 0
5817. 1
5817. 2
5817. 3
5817. 4
5818. 0
5818. 1
5818. 2
5818. 3
5818. 4
5818. 5
5819. 0
×10^15
600
400
200
0
−200
−400
−600
pull
Entries 12
Mean 0
Std Dev 0

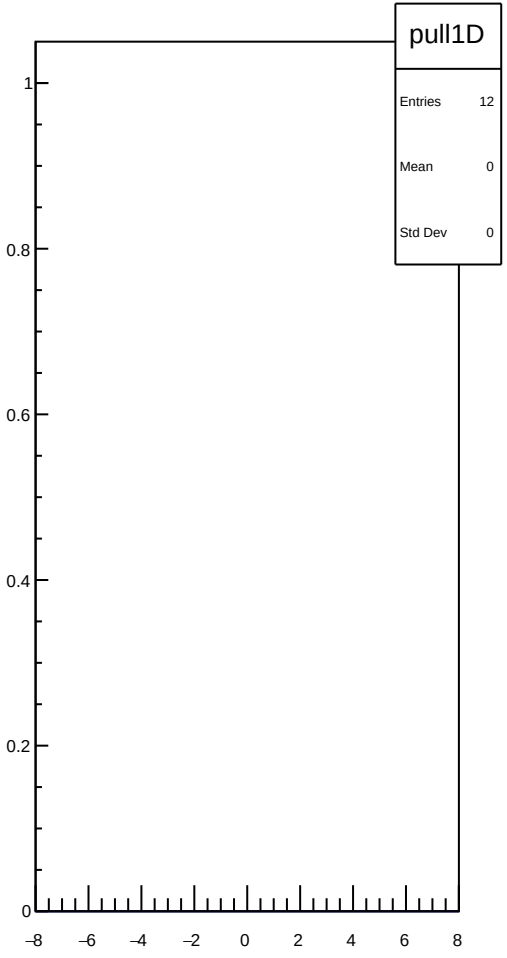
pull1D
Entries 12
Mean 0
Std Dev 0
1
0.8
0.6
0.4
0.2
0
−8
−6
−4
−2
0
2
4
6
8

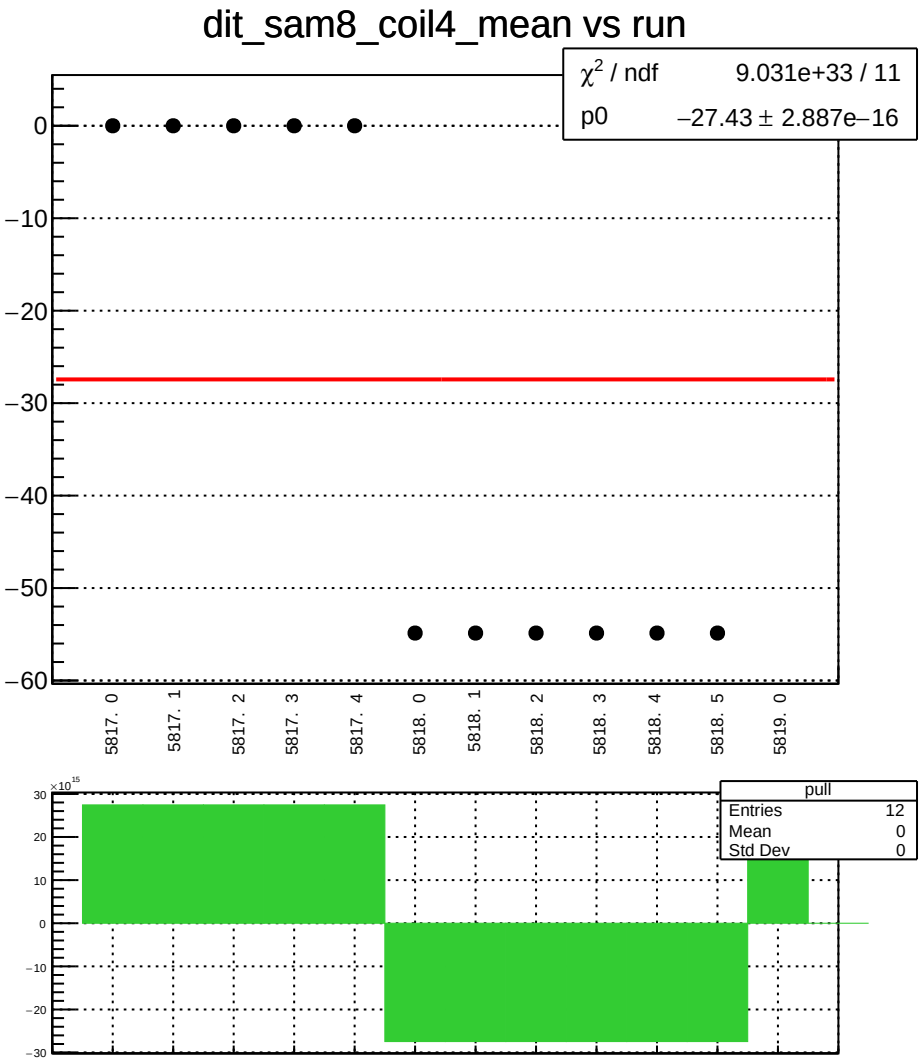
dit_sam8_coil4_mean vs run
χ² / ndf 9.031e+33 / 11
p0 −27.43 ± 2.887e−16
0
−10
−20
−30
−40
−50
−60
5817. 0
5817. 1
5817. 2
5817. 3
5817. 4
5818. 0
5818. 1
5818. 2
5818. 3
5818. 4
5818. 5
5819. 0
×10^15
30
20
10
0
−10
−20
−30
pull
Entries 12
Mean 0
Std Dev 0

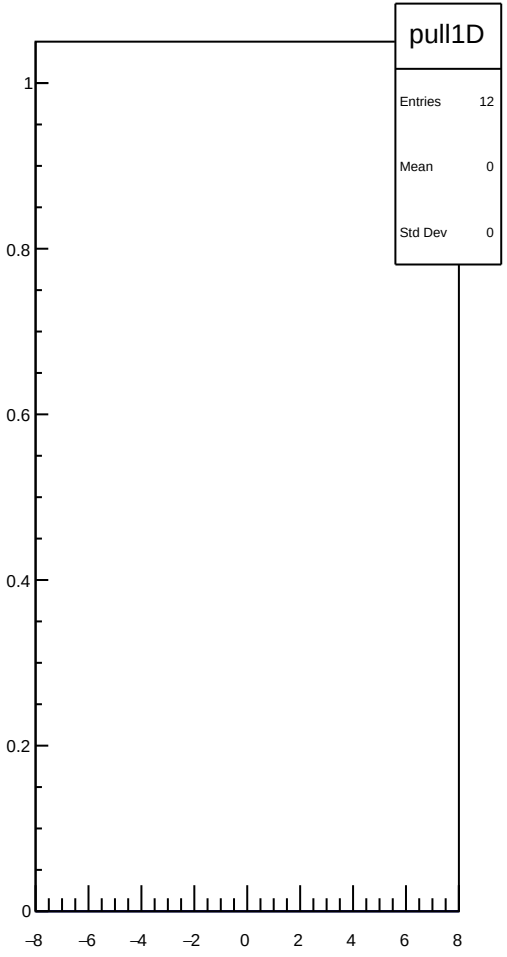
pull1D
Entries 12
Mean 0
Std Dev 0
1
0.8
0.6
0.4
0.2
0
−8
−6
−4
−2
0
2
4
6
8

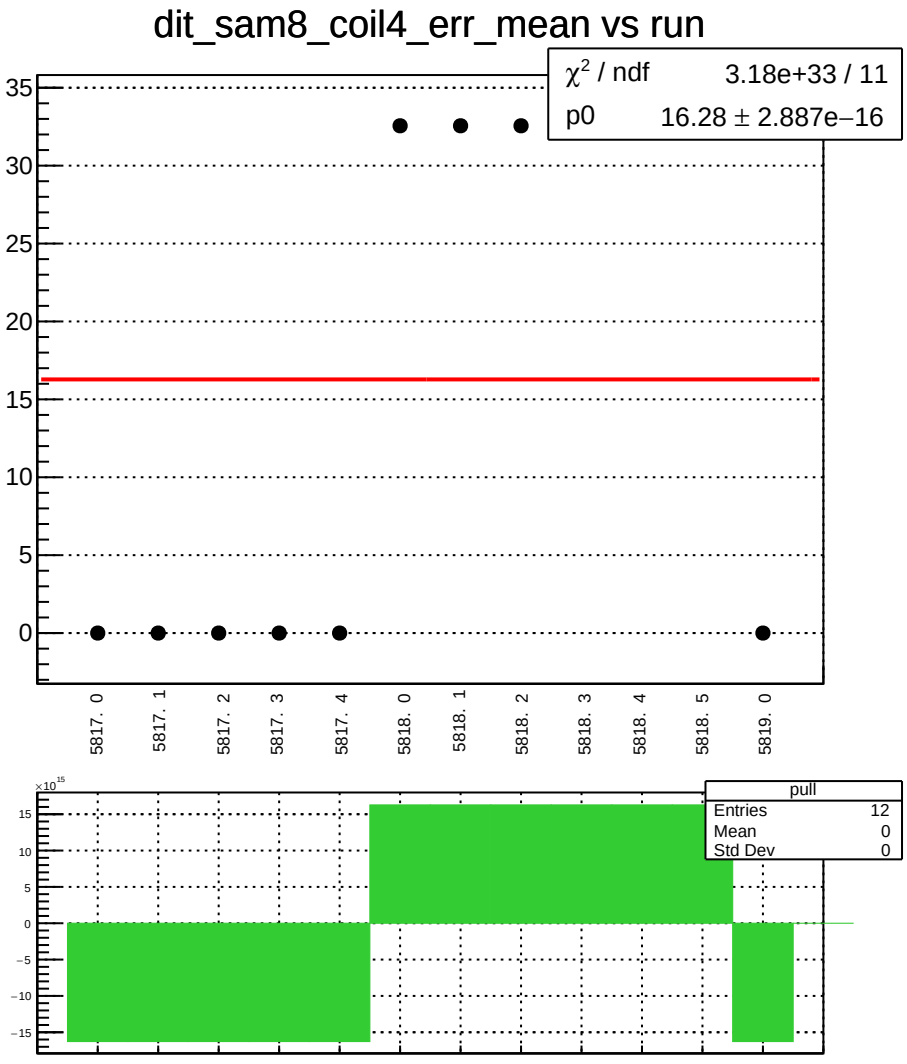
dit_sam8_coil4_err_mean vs run
χ² / ndf 3.18e+33 / 11
p0 16.28 ± 2.887e−16
35
30
25
20
15
10
5
0
5817. 0
5817. 1
5817. 2
5817. 3
5817. 4
5818. 0
5818. 1
5818. 2
5818. 3
5818. 4
5818. 5
5819. 0
×10^15
15
10
5
0
−5
−10
−15
pull
Entries 12
Mean 0
Std Dev 0

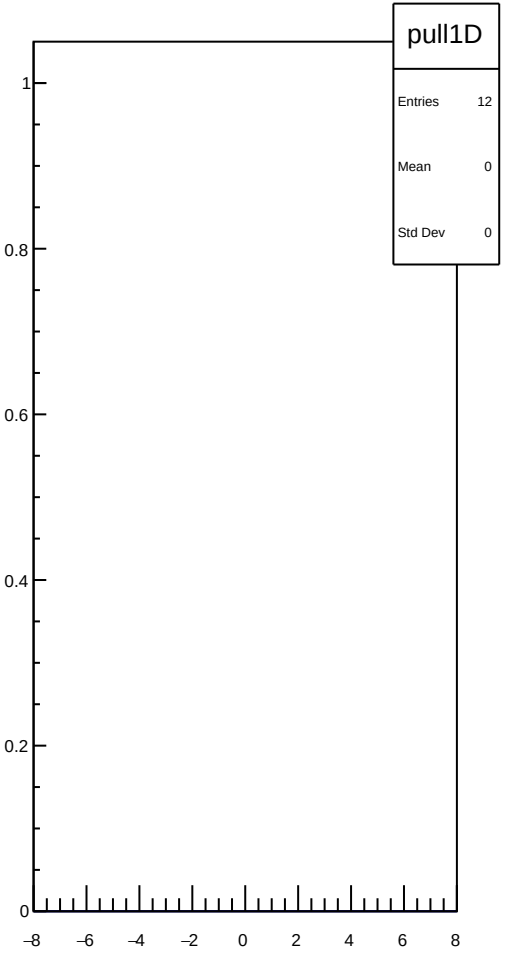
pull1D
Entries 12
Mean 0
Std Dev 0
1
0.8
0.6
0.4
0.2
0
−8
−6
−4
−2
0
2
4
6
8

dit_sam8_coil4_Ndata_mean vs run

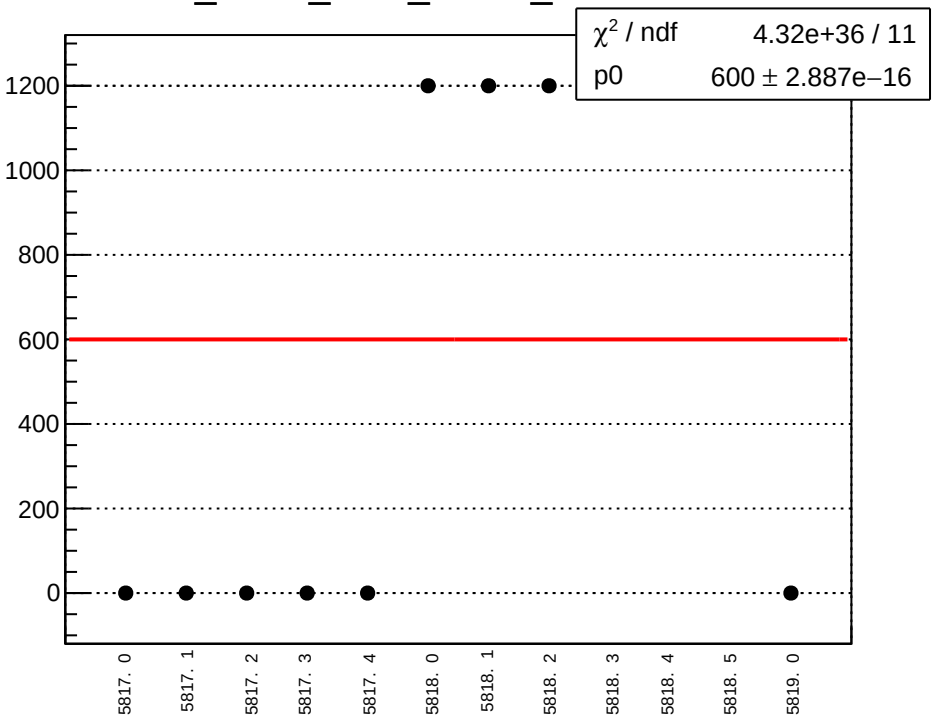

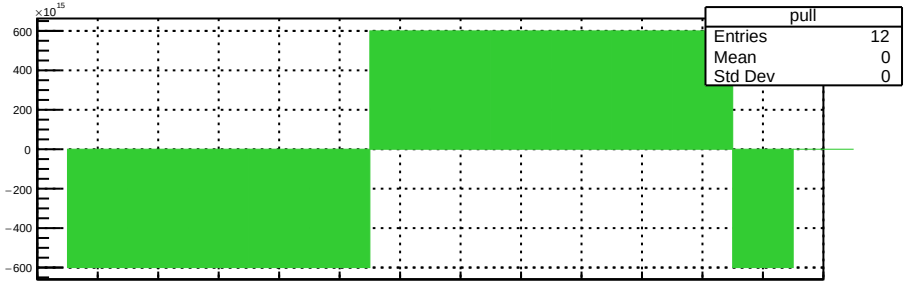

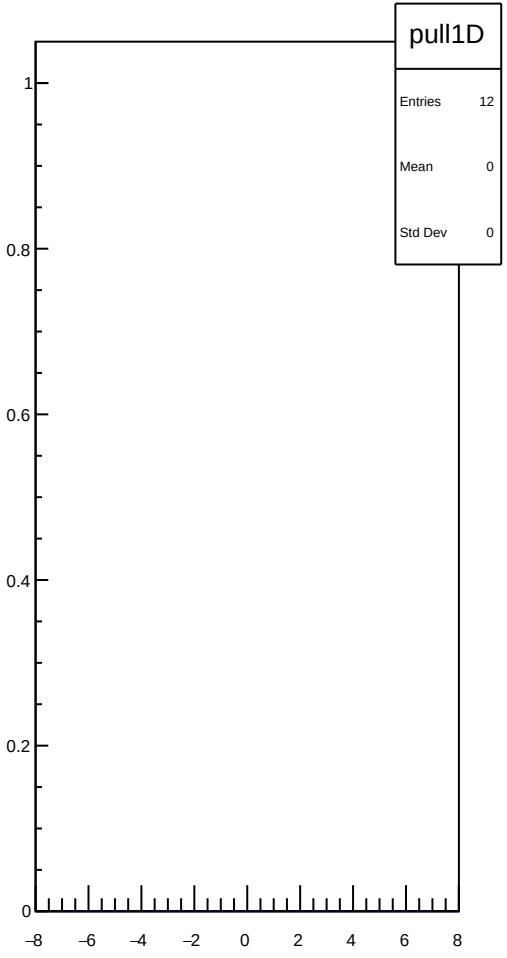

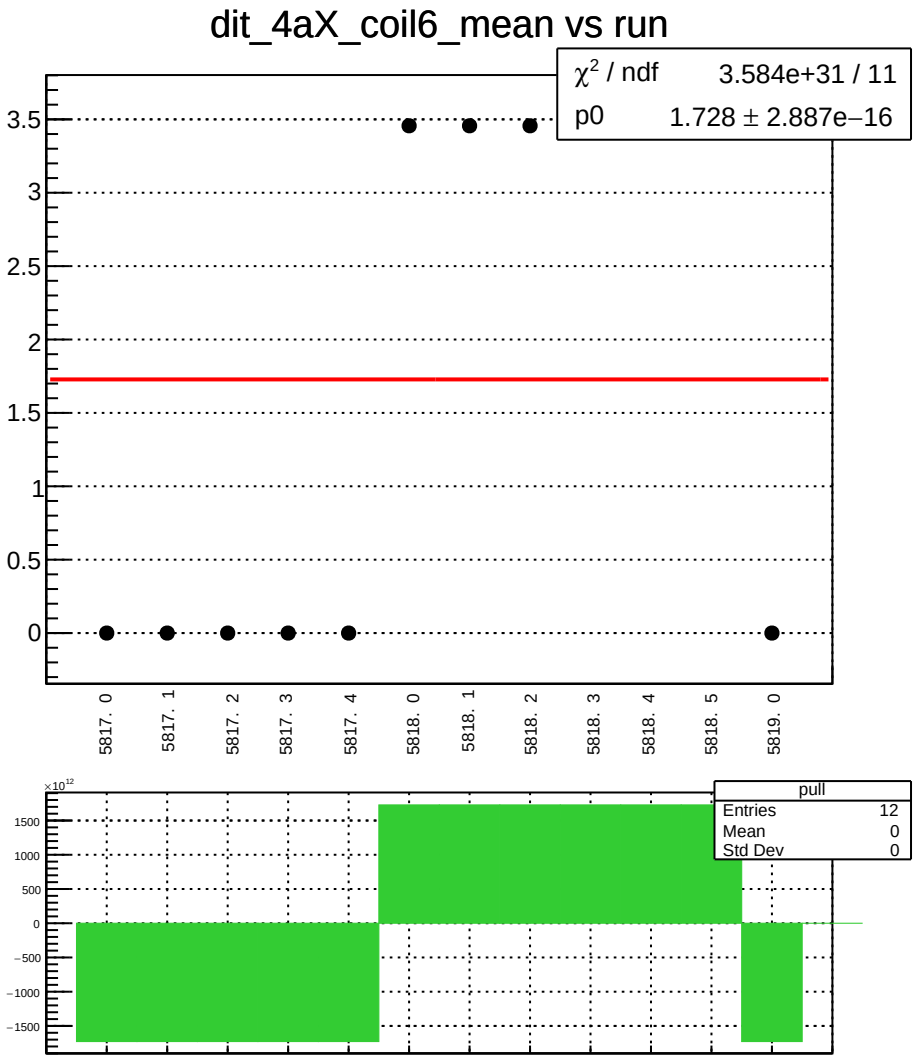
dit_4aX_coil6_mean vs run
χ² / ndf 3.584e+31 / 11
p0 1.728 ± 2.887e−16
3.5
3
2.5
2
1.5
1
0.5
0
5817. 0
5817. 1
5817. 2
5817. 3
5817. 4
5818. 0
5818. 1
5818. 2
5818. 3
5818. 4
5818. 5
5819. 0
×10¹²
1500
1000
500
0
−500
−1000
−1500
pull
Entries 12
Mean 0
Std Dev 0

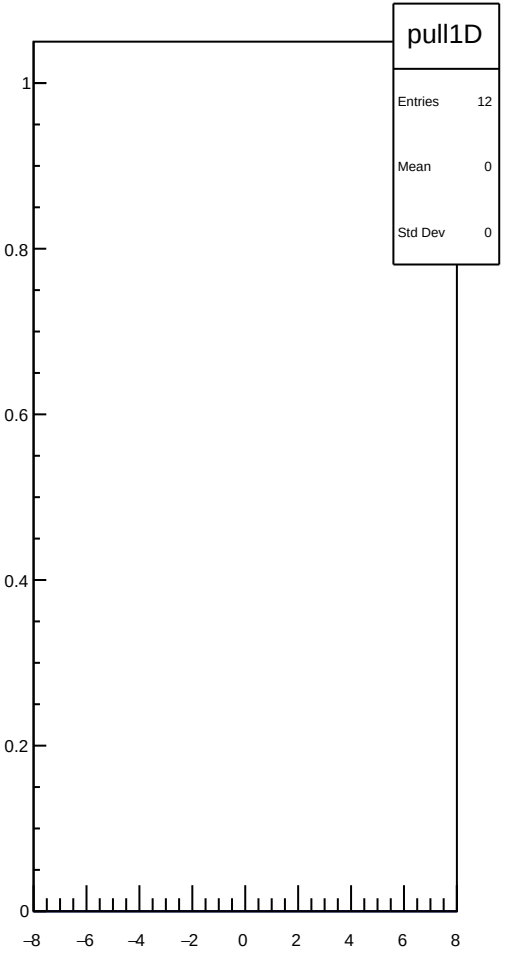
pull1D
Entries 12
Mean 0
Std Dev 0
1
0.8
0.6
0.4
0.2
0
−8
−6
−4
−2
0
2
4
6
8

dit_4aX_coil6_err_mean vs run

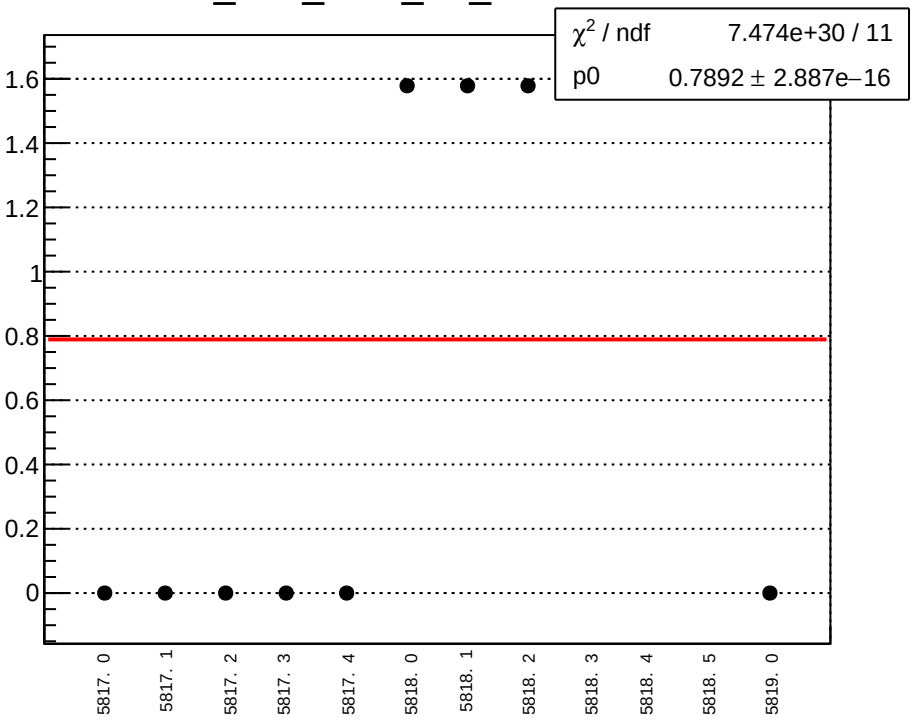

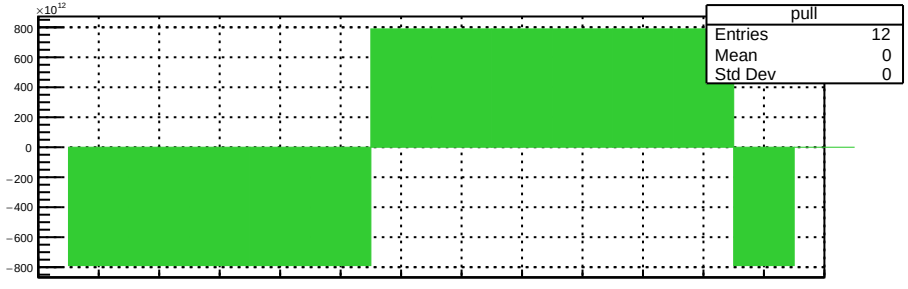

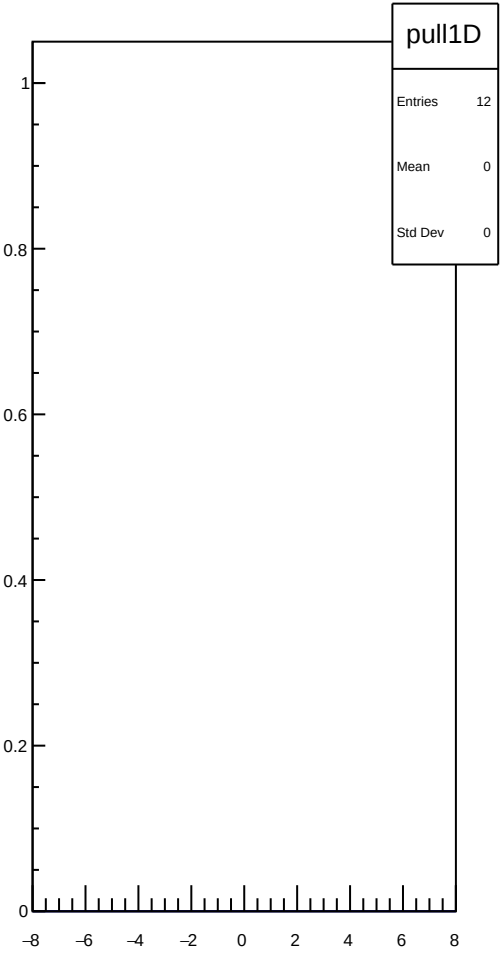

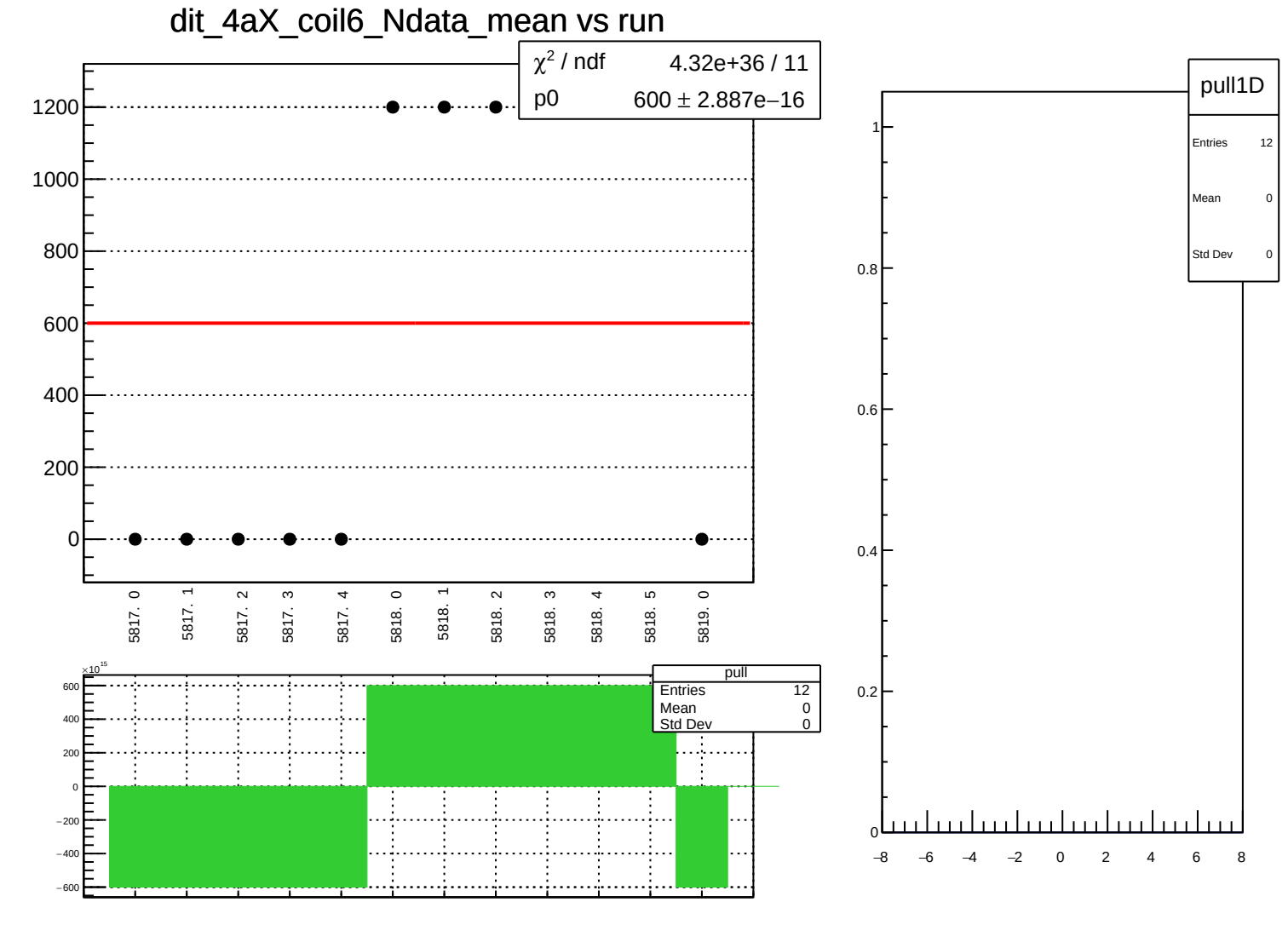
dit_4aX_coil6_Ndata_mean vs run
χ² / ndf 4.32e+36 / 11
p0 600 ± 2.887e−16
1200
1000
800
600
400
200
0
5817. 0
5817. 1
5817. 2
5817. 3
5817. 4
5818. 0
5818. 1
5818. 2
5818. 3
5818. 4
5818. 5
5819. 0
×10^15
600
400
200
0
−200
−400
−600
pull
Entries 12
Mean 0
Std Dev 0
pull1D
Entries 12
Mean 0
Std Dev 0
1
0.8
0.6
0.4
0.2
0
−8
−6
−4
−2
0
2
4
6
8

dit_4eX_coil6_mean vs run

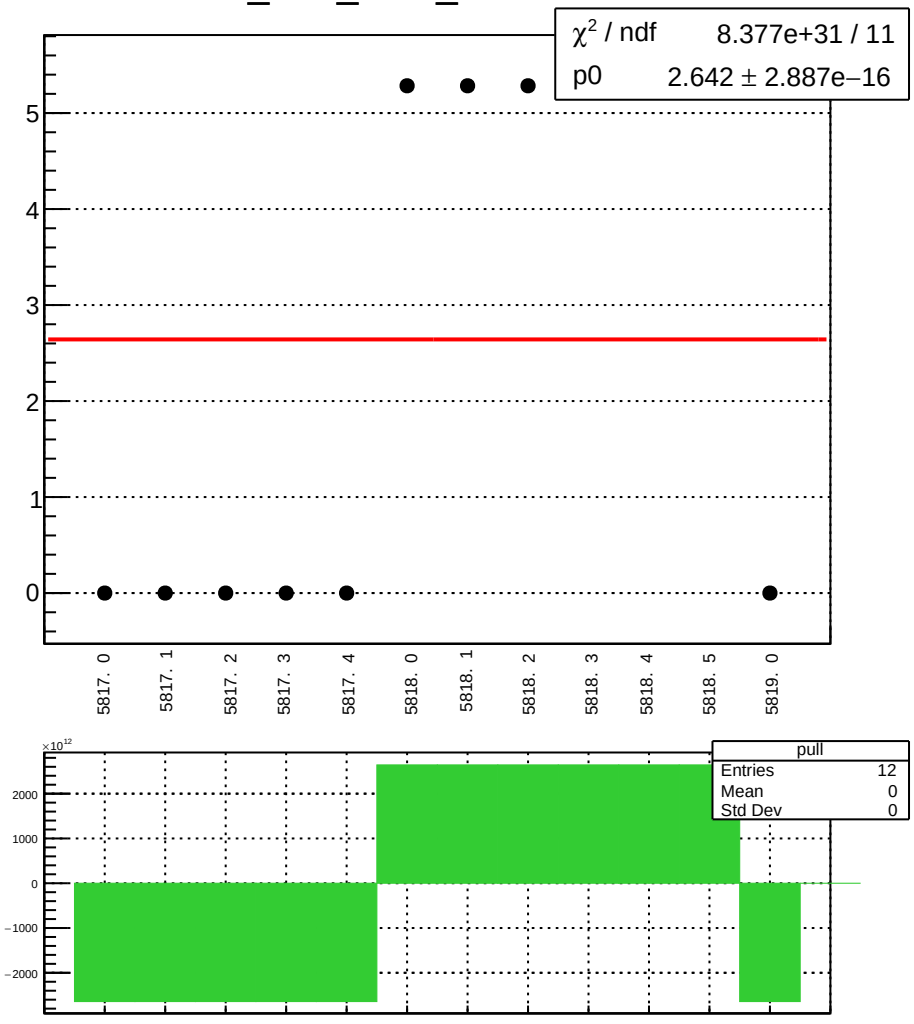

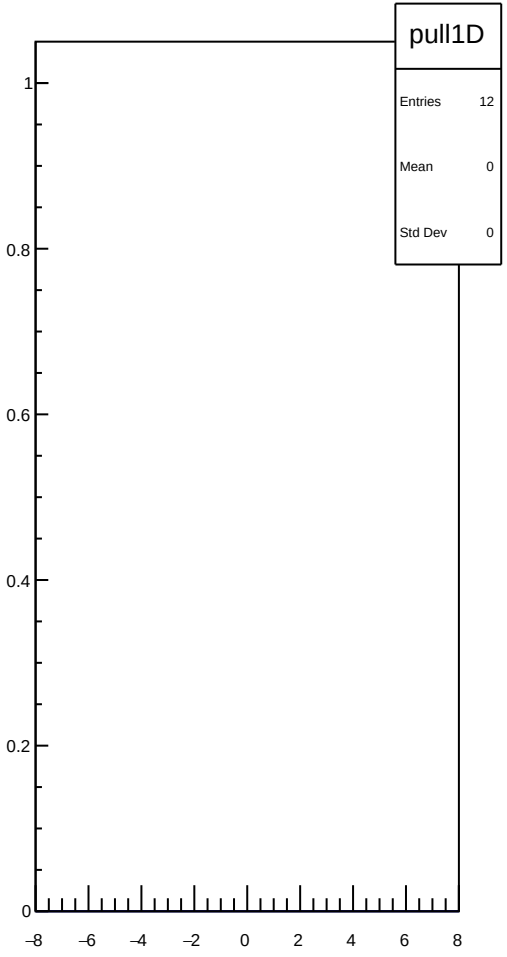

dit_4eX_coil6_err_mean vs run

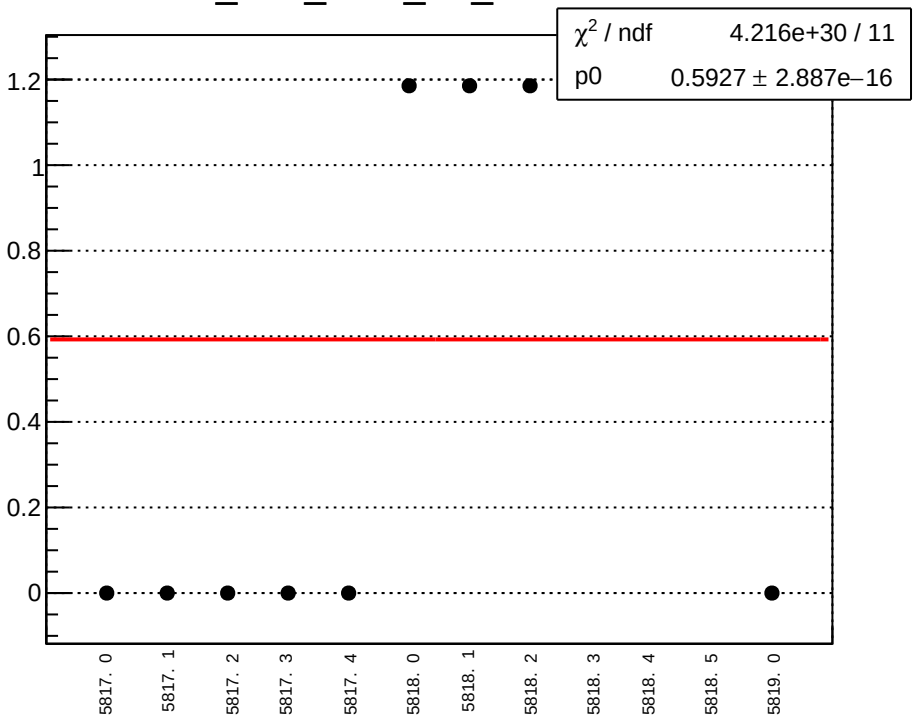

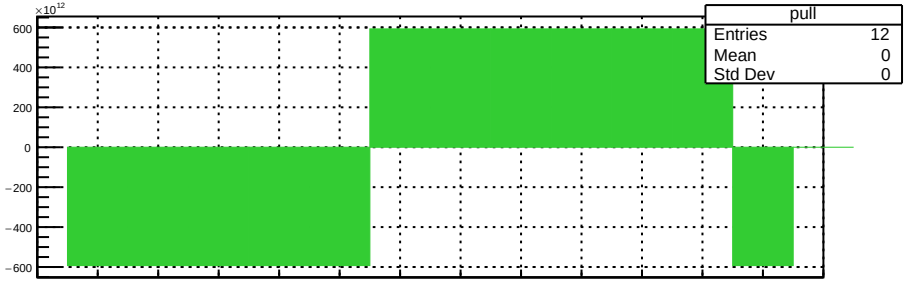

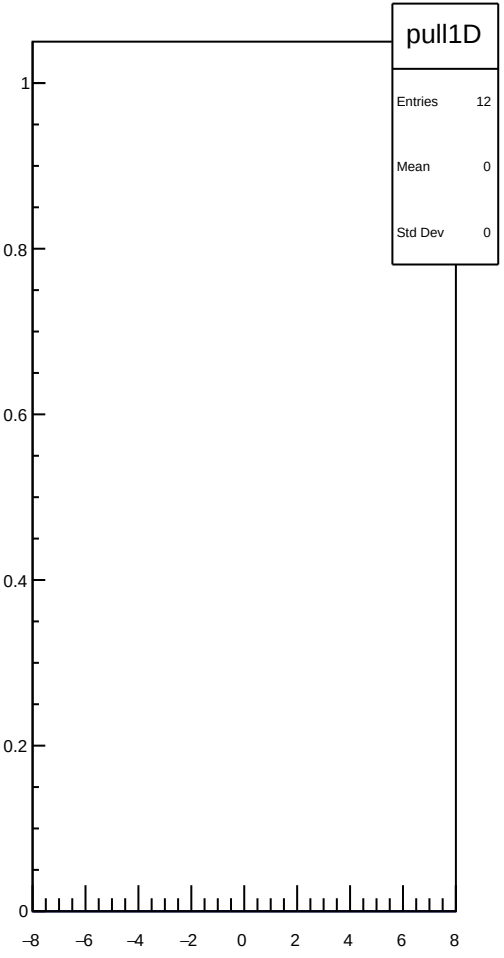

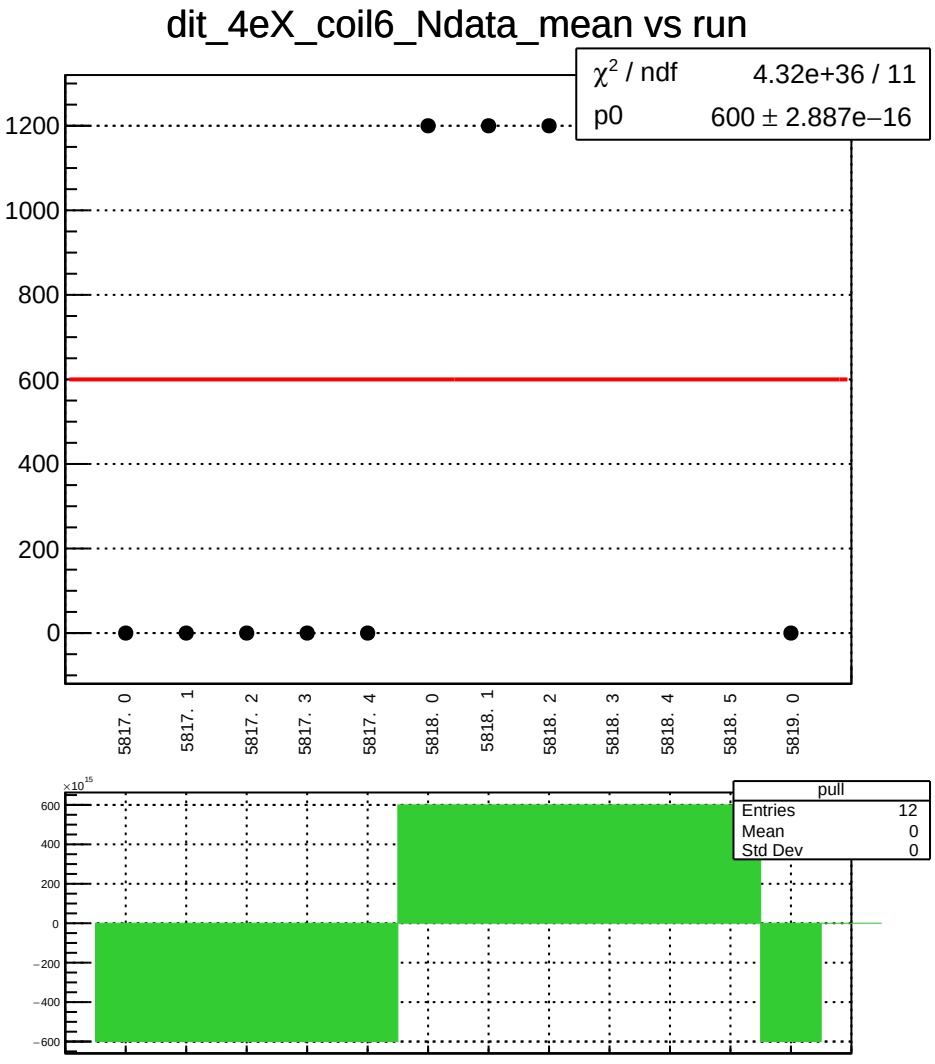
dit_4eX_coil6_Ndata_mean vs run
χ² / ndf 4.32e+36 / 11
p0 600 ± 2.887e−16
1200
1000
800
600
400
200
0
5817. 0
5817. 1
5817. 2
5817. 3
5817. 4
5818. 0
5818. 1
5818. 2
5818. 3
5818. 4
5818. 5
5819. 0
×10^15
600
400
200
0
−200
−400
−600
pull
Entries 12
Mean 0
Std Dev 0

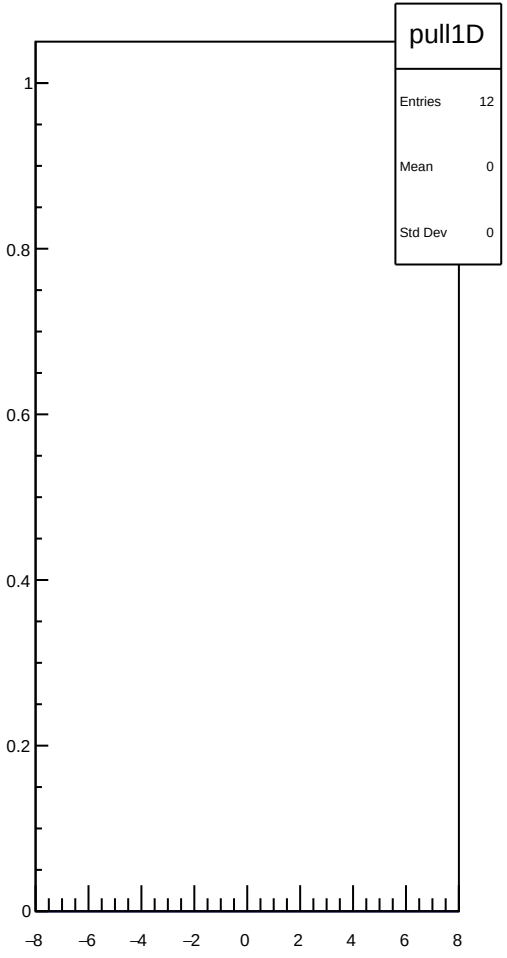
pull1D
Entries 12
Mean 0
Std Dev 0
1
0.8
0.6
0.4
0.2
0
−8
−6
−4
−2
0
2
4
6
8

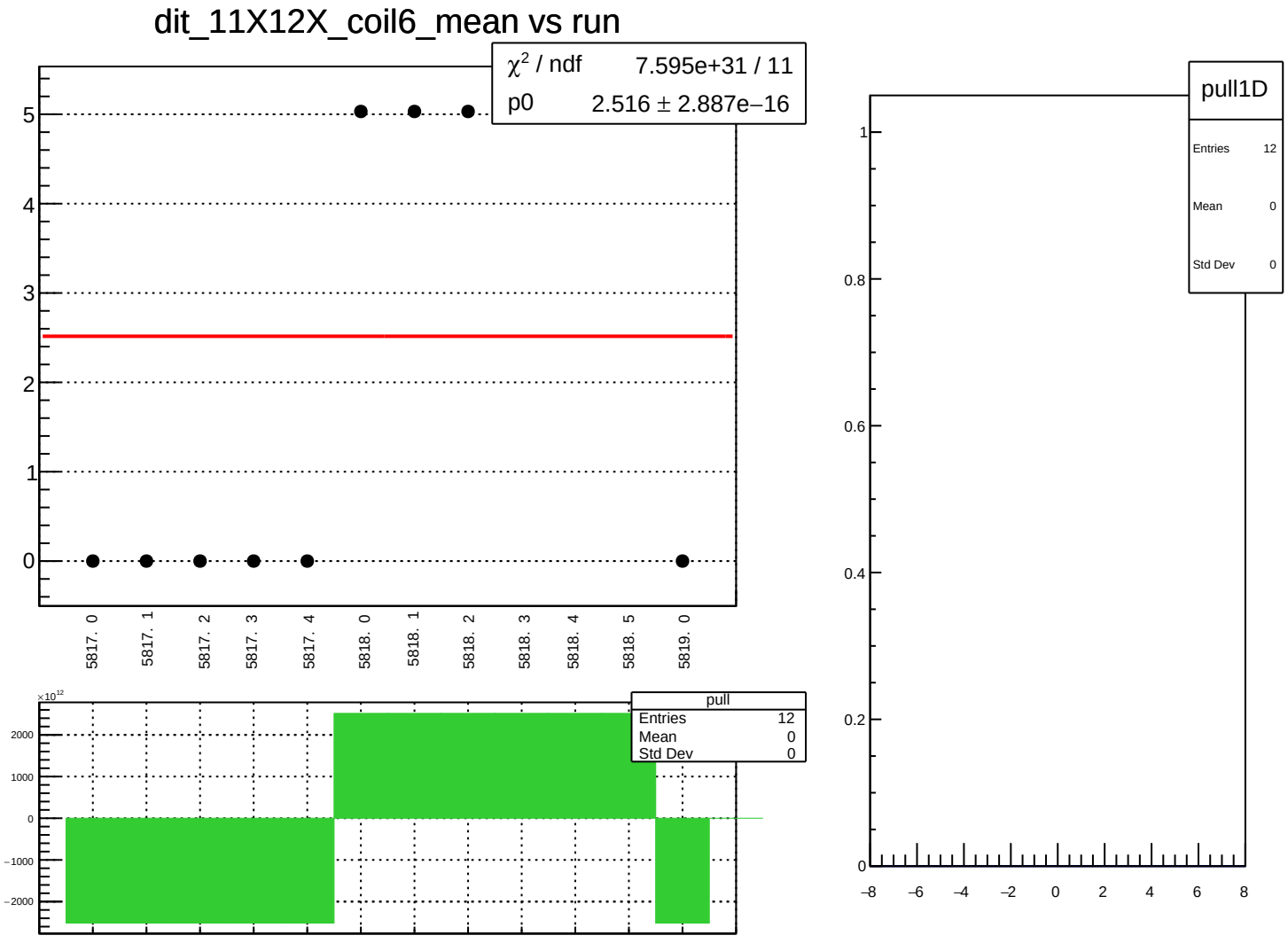
dit_11X12X_coil6_mean vs run
χ² / ndf 7.595e+31 / 11
p0 2.516 ± 2.887e−16
5
4
3
2
1
0
5817. 0
5817. 1
5817. 2
5817. 3
5817. 4
5818. 0
5818. 1
5818. 2
5818. 3
5818. 4
5818. 5
5819. 0
×10¹²
2000
1000
0
−1000
−2000
pull
Entries 12
Mean 0
Std Dev 0
pull1D
Entries 12
Mean 0
Std Dev 0
1
0.8
0.6
0.4
0.2
0
−8
−6
−4
−2
0
2
4
6
8

dit_11X12X_coil6_err_mean vs run

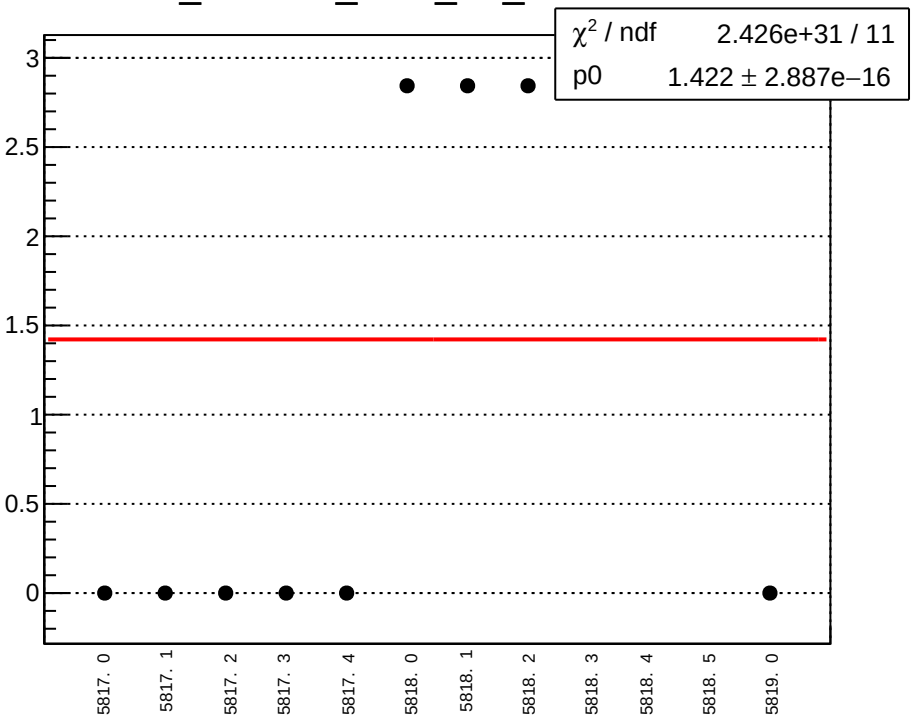

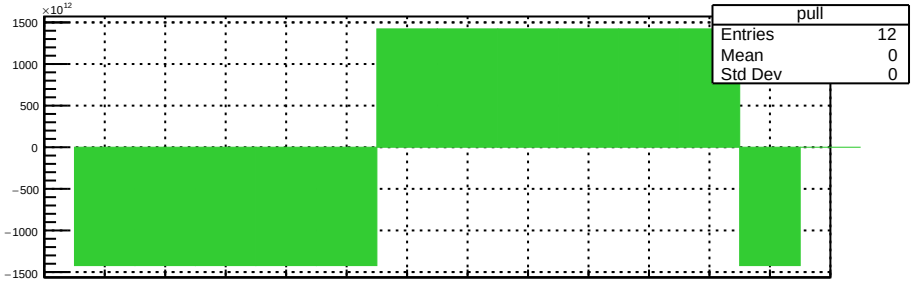

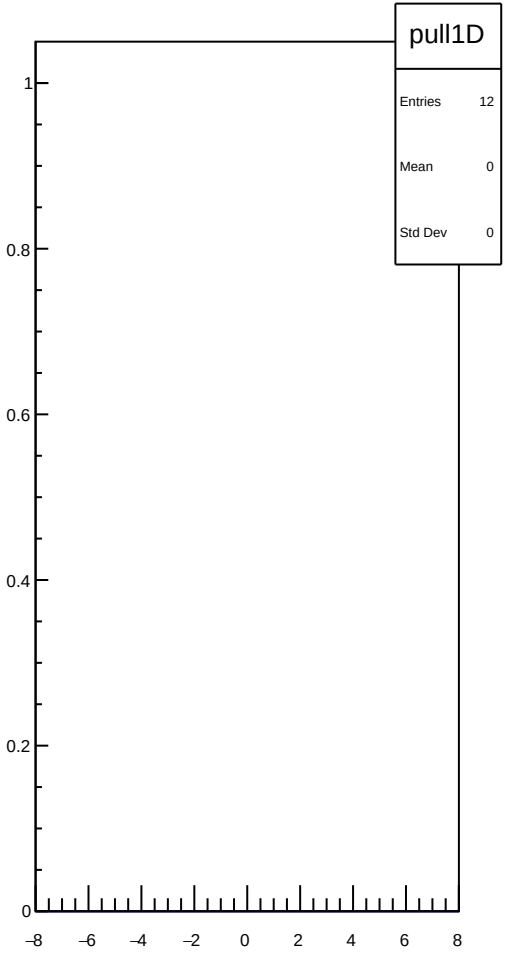

dit_11X12X_coil6_Ndata_mean vs run

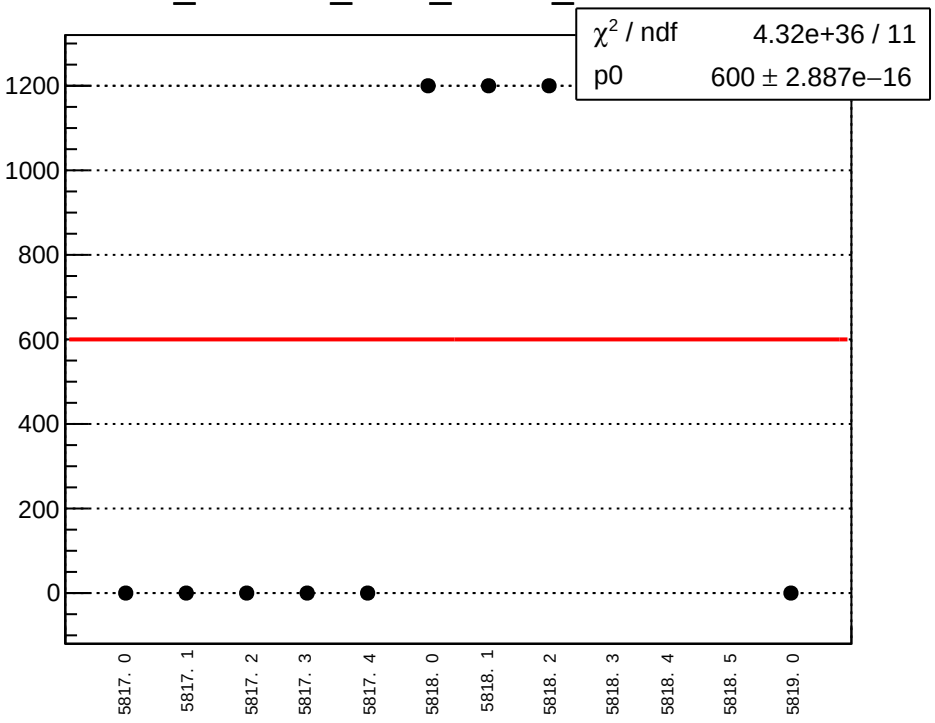

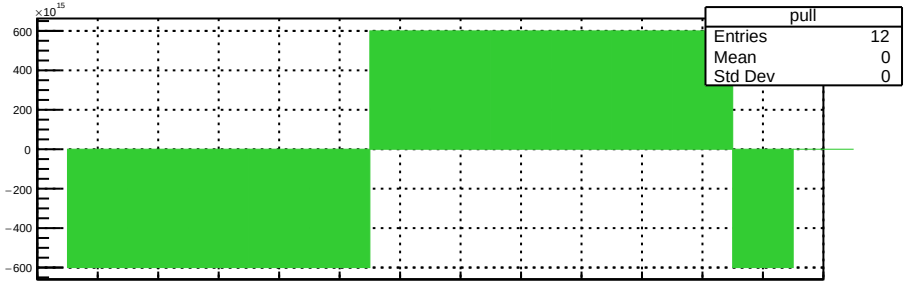

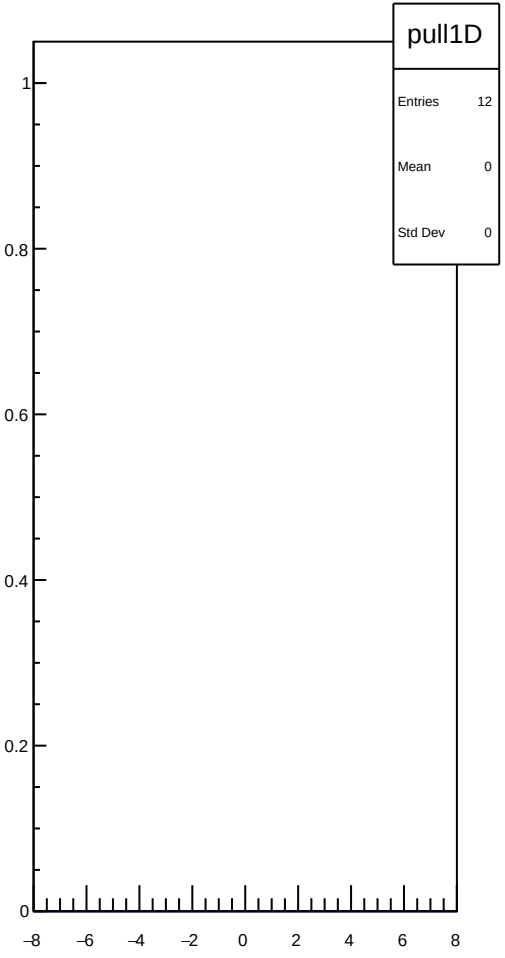

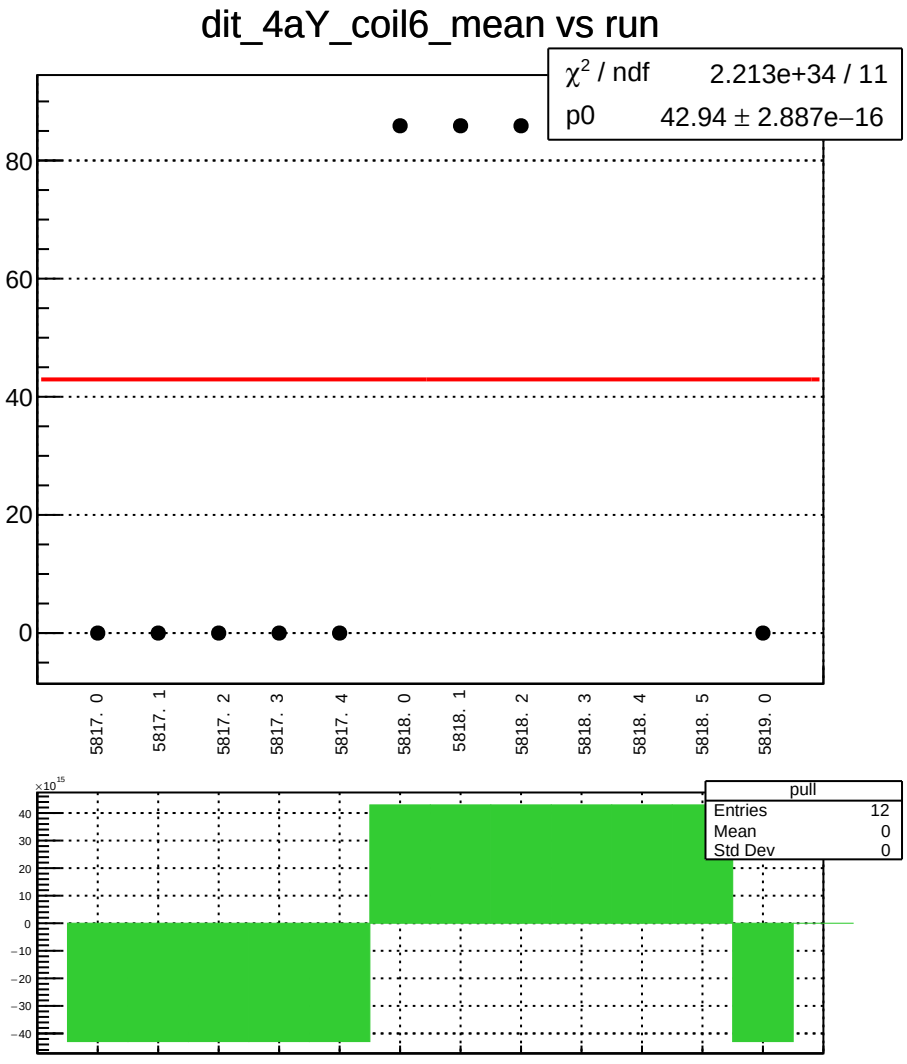
dit_4aY_coil6_mean vs run
χ² / ndf 2.213e+34 / 11
p0 42.94 ± 2.887e−16
80
60
40
20
0
5817. 0
5817. 1
5817. 2
5817. 3
5817. 4
5818. 0
5818. 1
5818. 2
5818. 3
5818. 4
5818. 5
5819. 0
×10^15
40
30
20
10
0
−10
−20
−30
−40
pull
Entries 12
Mean 0
Std Dev 0

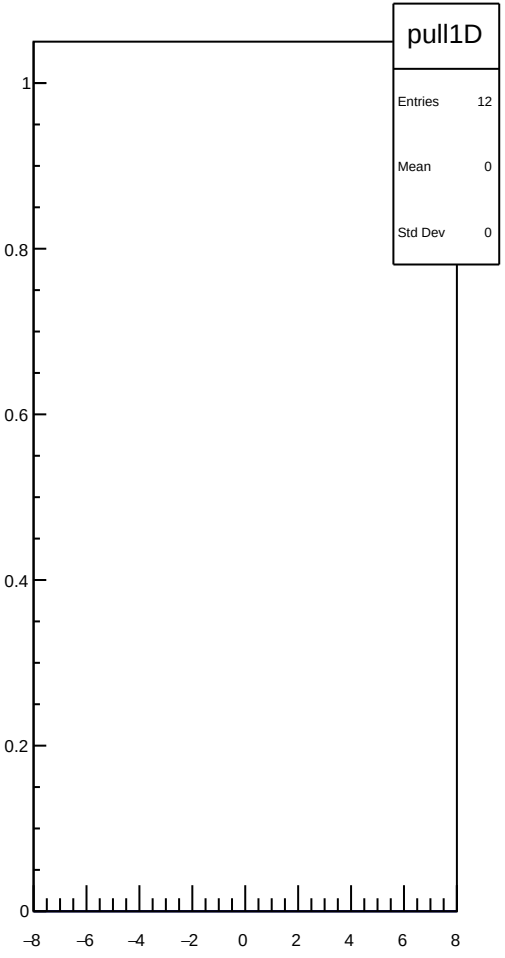
pull1D
Entries 12
Mean 0
Std Dev 0
1
0.8
0.6
0.4
0.2
0
−8
−6
−4
−2
0
2
4
6
8

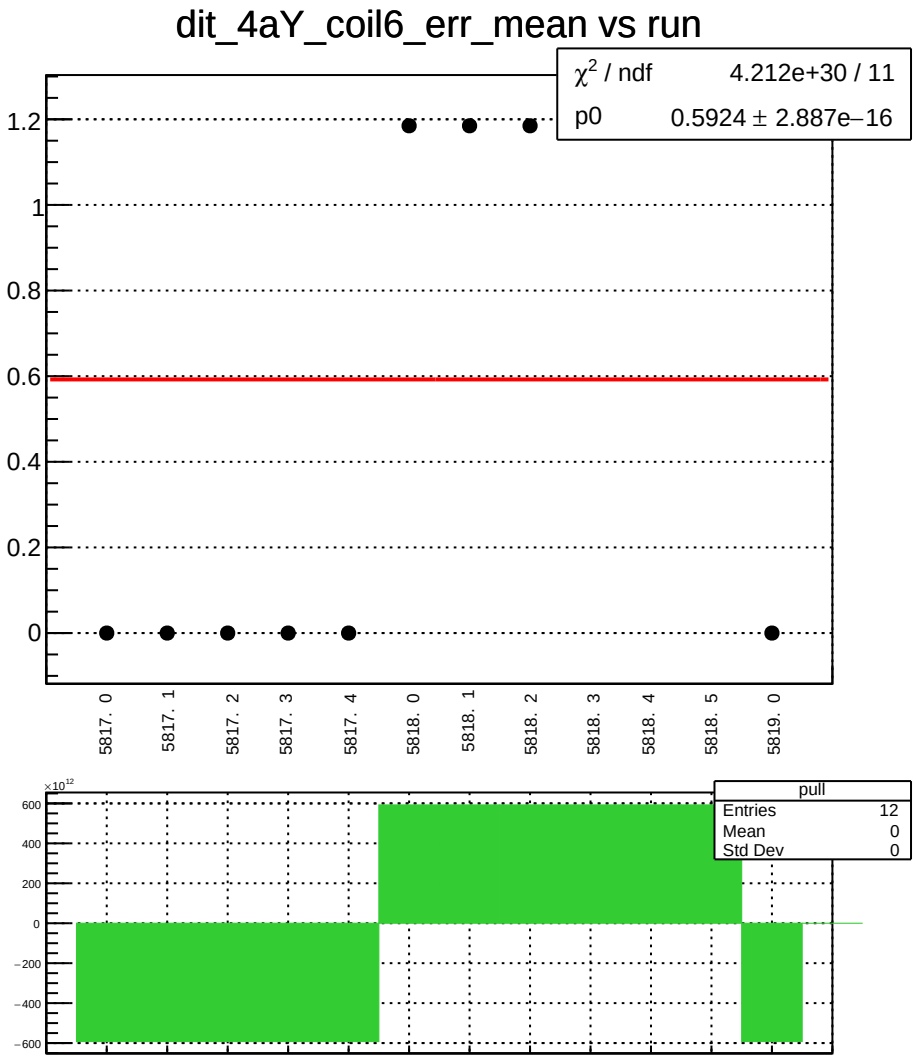
dit_4aY_coil6_err_mean vs run
χ² / ndf 4.212e+30 / 11
p0 0.5924 ± 2.887e−16
1.2
1
0.8
0.6
0.4
0.2
0
5817. 0
5817. 1
5817. 2
5817. 3
5817. 4
5818. 0
5818. 1
5818. 2
5818. 3
5818. 4
5818. 5
5819. 0
×10¹²
600
400
200
0
−200
−400
−600
pull
Entries 12
Mean 0
Std Dev 0

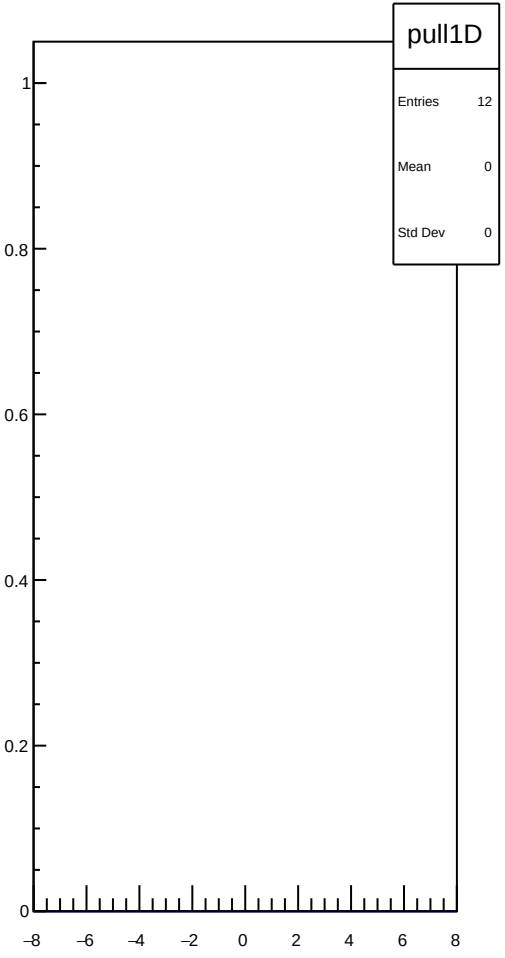
pull1D
Entries 12
Mean 0
Std Dev 0
1
0.8
0.6
0.4
0.2
0
−8
−6
−4
−2
0
2
4
6
8

dit_4aY_coil6_Ndata_mean vs run

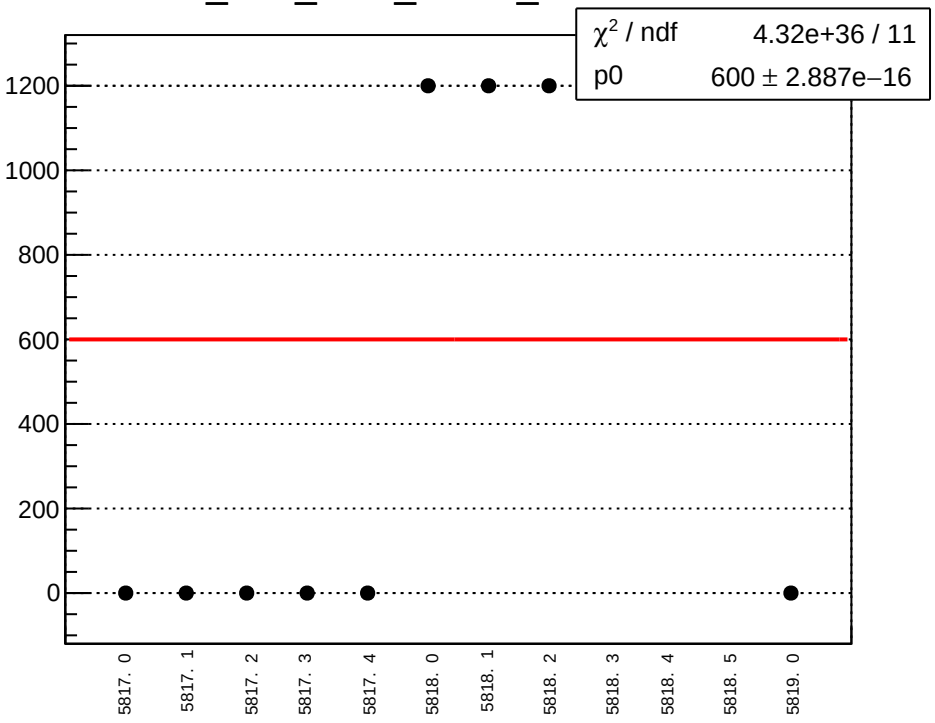

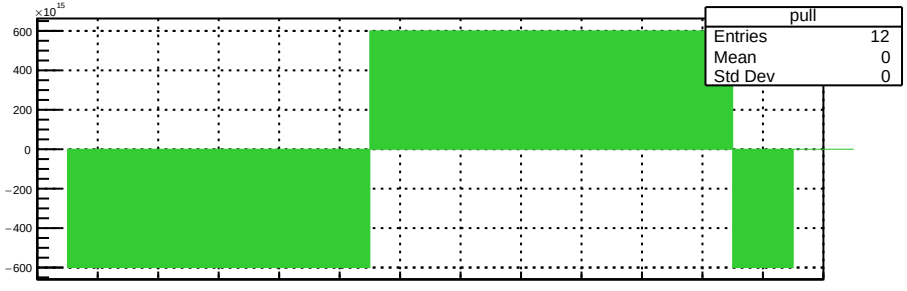

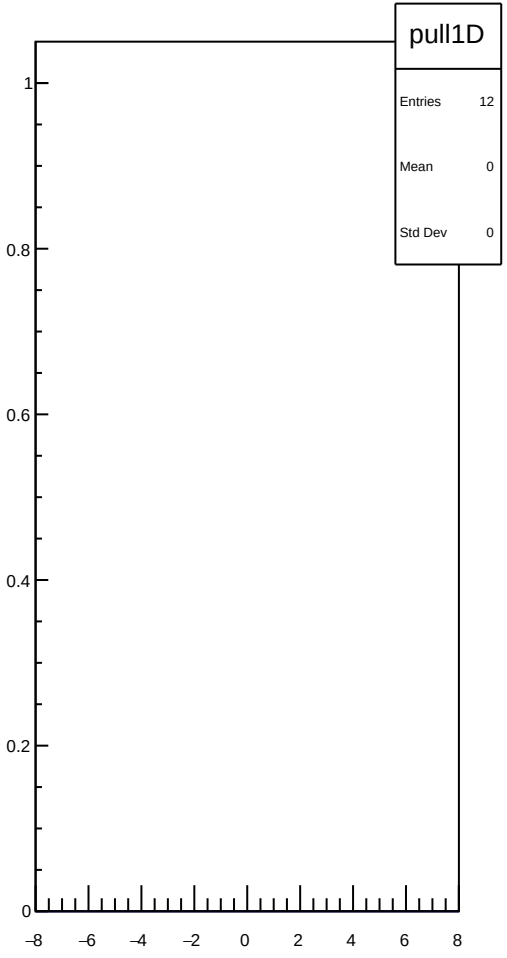

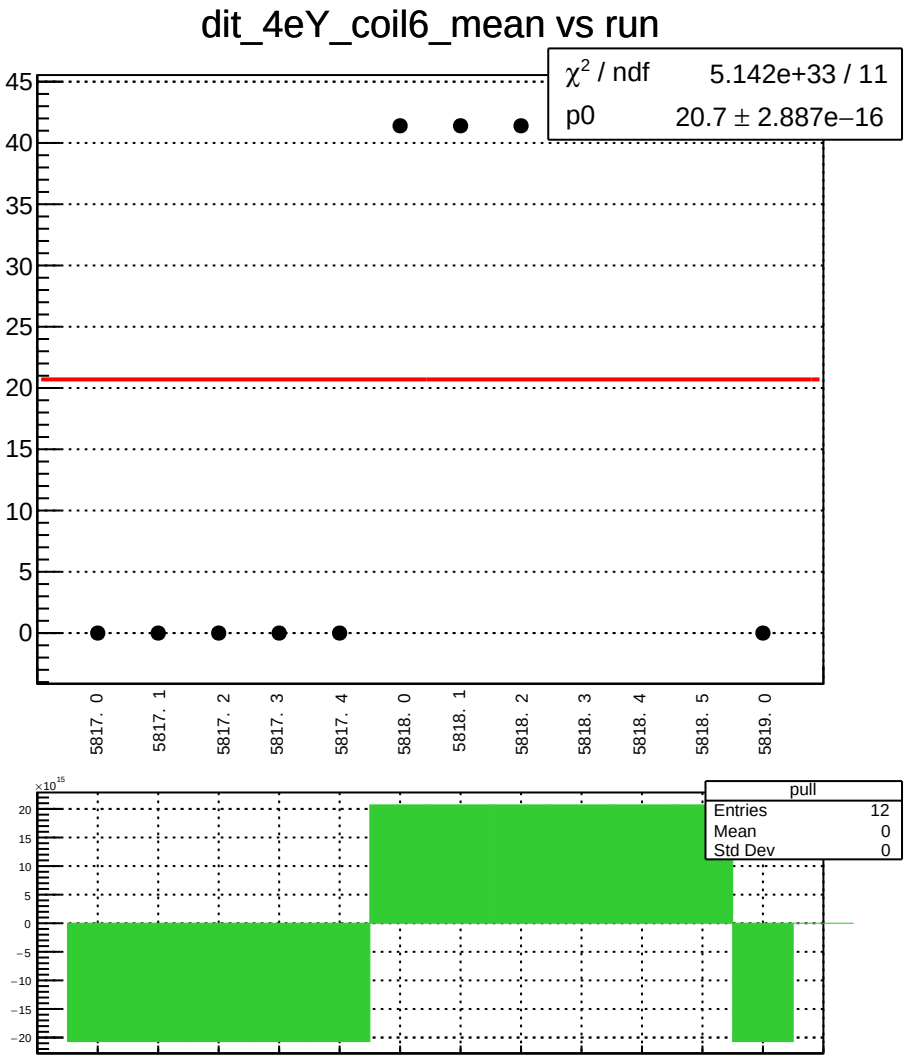
dit_4eY_coil6_mean vs run
χ² / ndf 5.142e+33 / 11
p0 20.7 ± 2.887e−16
45
40
35
30
25
20
15
10
5
0
5817. 0
5817. 1
5817. 2
5817. 3
5817. 4
5818. 0
5818. 1
5818. 2
5818. 3
5818. 4
5818. 5
5819. 0
×10^15
20
15
10
5
0
−5
−10
−15
−20
pull
Entries 12
Mean 0
Std Dev 0

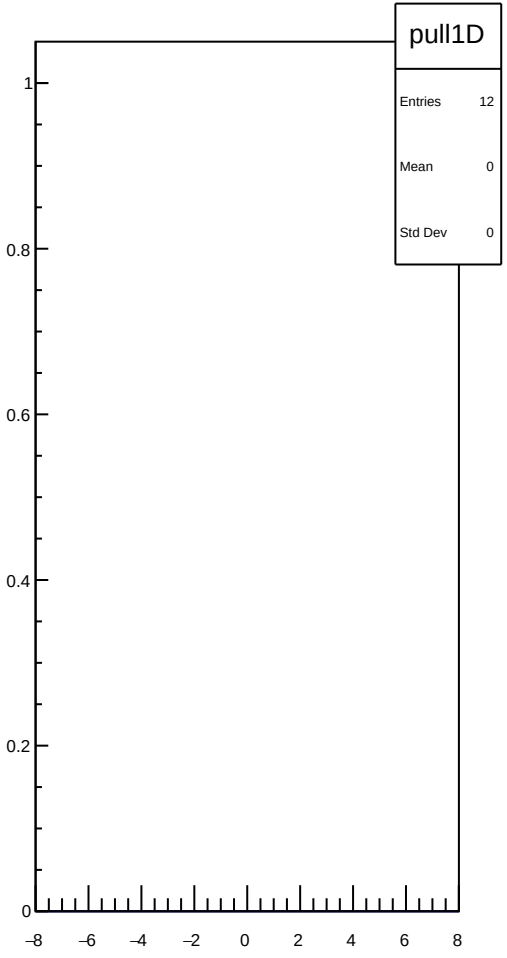
pull1D
Entries 12
Mean 0
Std Dev 0
1
0.8
0.6
0.4
0.2
0
−8
−6
−4
−2
0
2
4
6
8

dit_4eY_coil6_err_mean vs run

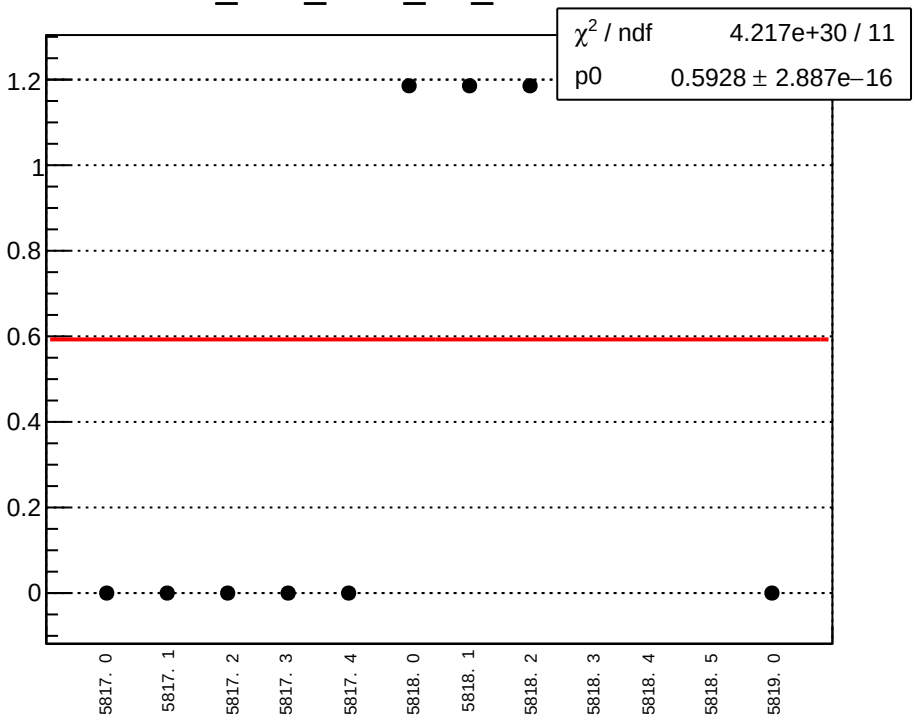

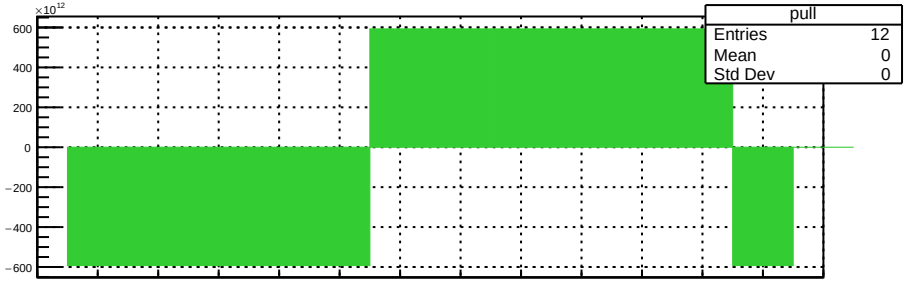

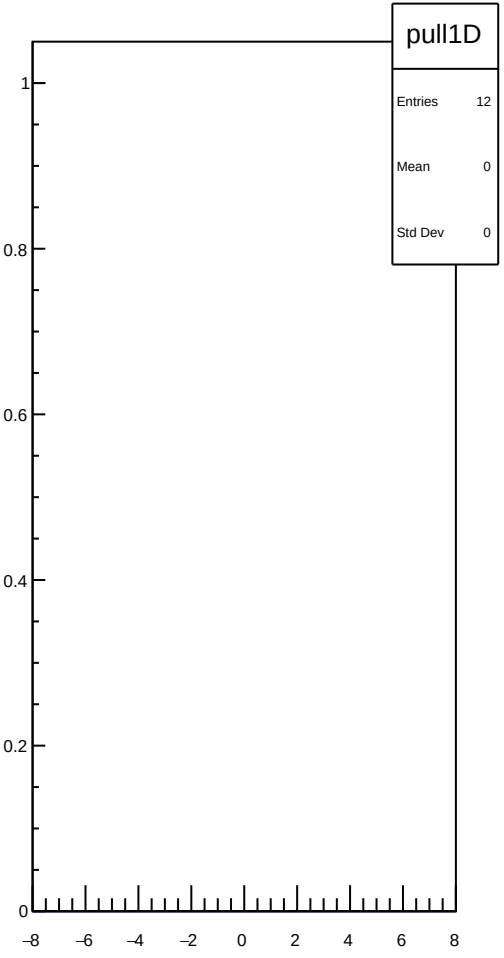

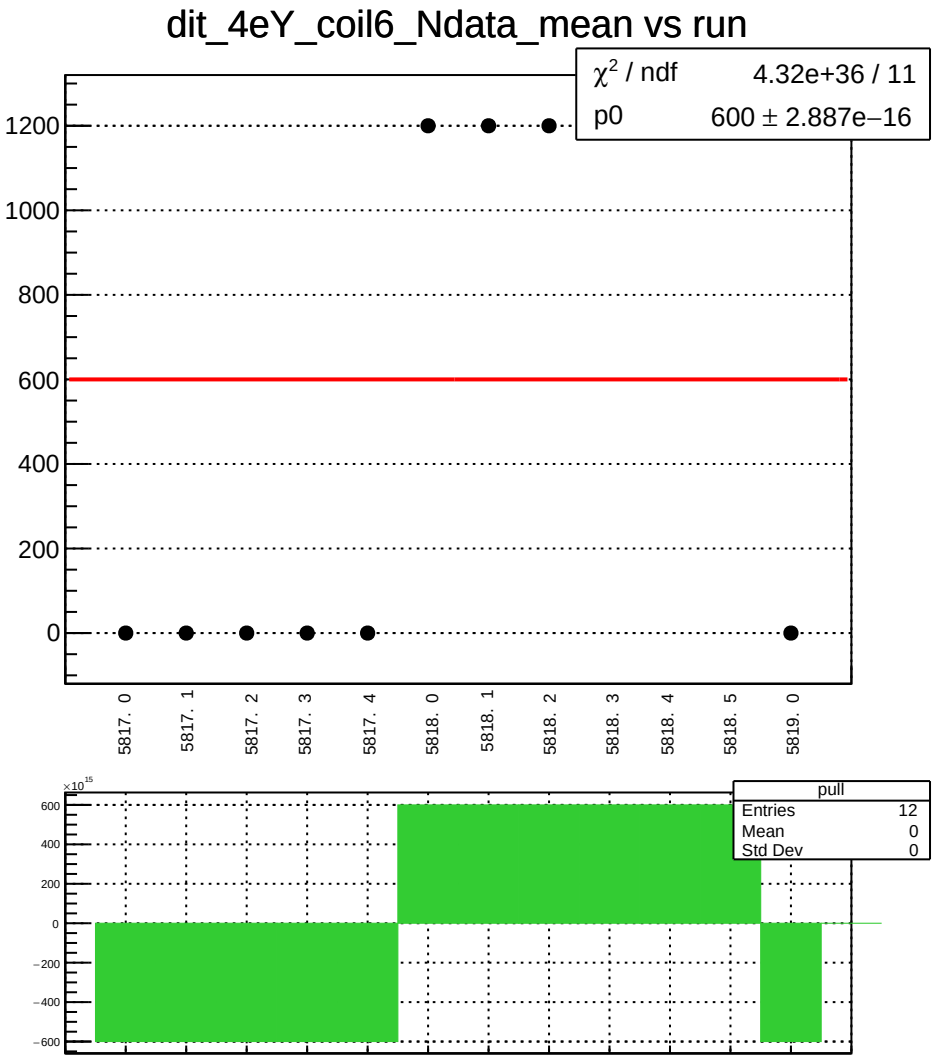
dit_4eY_coil6_Ndata_mean vs run
χ² / ndf 4.32e+36 / 11
p0 600 ± 2.887e−16
1200
1000
800
600
400
200
0
5817. 0
5817. 1
5817. 2
5817. 3
5817. 4
5818. 0
5818. 1
5818. 2
5818. 3
5818. 4
5818. 5
5819. 0
×10^15
600
400
200
0
−200
−400
−600
pull
Entries 12
Mean 0
Std Dev 0

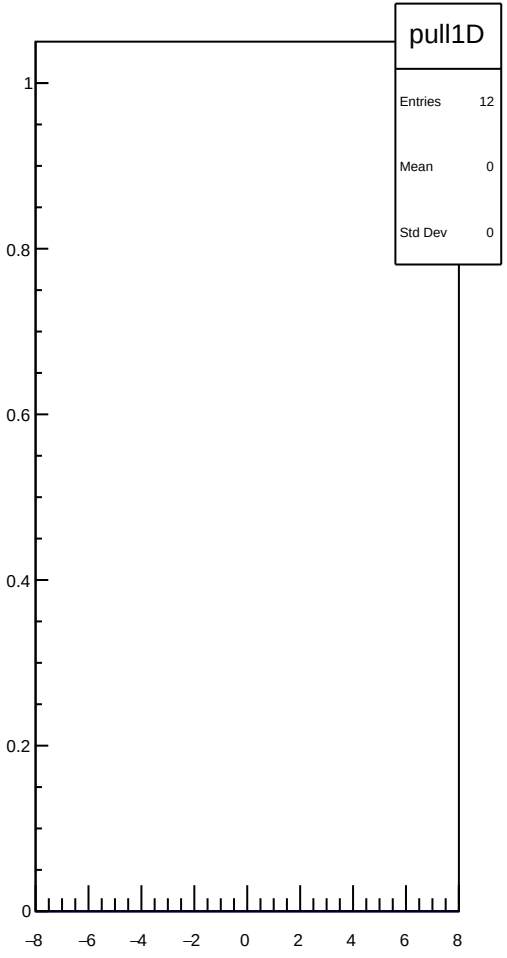
pull1D
Entries 12
Mean 0
Std Dev 0
1
0.8
0.6
0.4
0.2
0
−8
−6
−4
−2
0
2
4
6
8

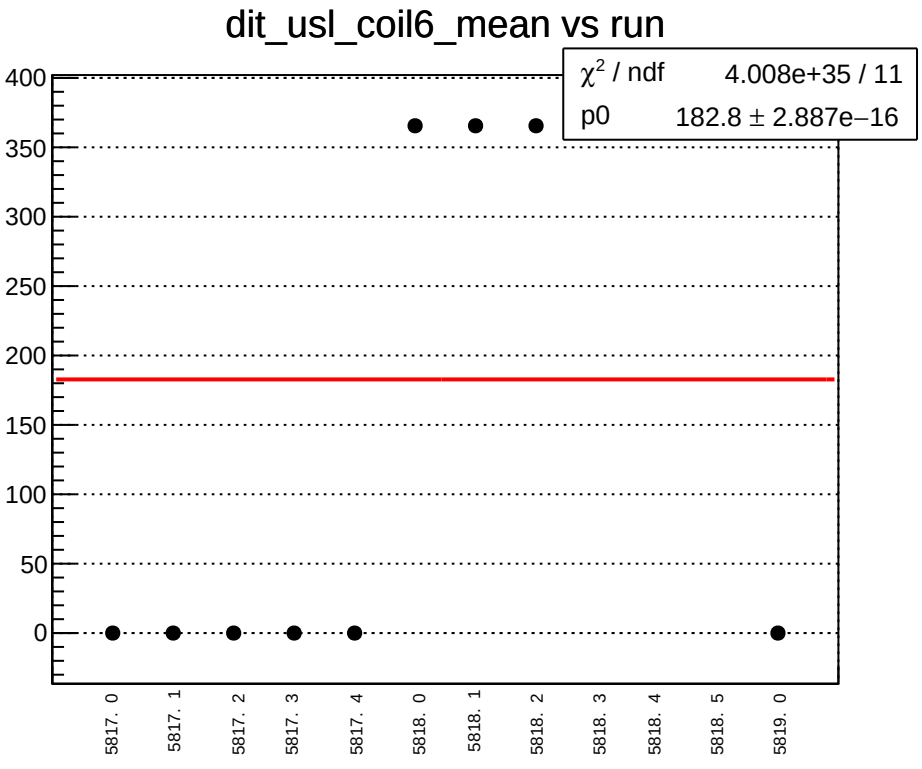
dit_usl_coil6_mean vs run
χ² / ndf 4.008e+35 / 11
p0 182.8 ± 2.887e−16
400
350
300
250
200
150
100
50
0
5817. 0
5817. 1
5817. 2
5817. 3
5817. 4
5818. 0
5818. 1
5818. 2
5818. 3
5818. 4
5818. 5
5819. 0

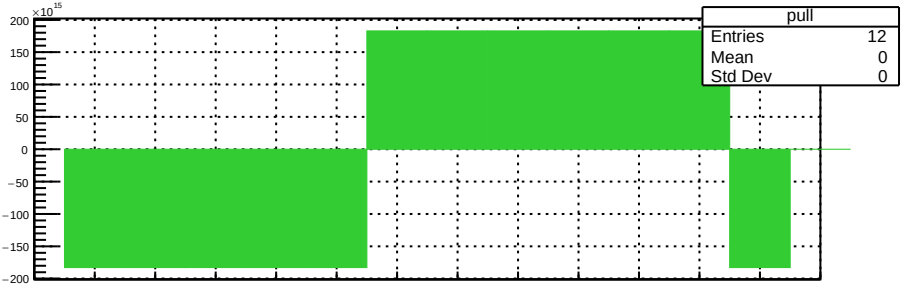
pull
Entries 12
Mean 0
Std Dev 0
×10¹⁵
200
150
100
50
0
−50
−100
−150
−200

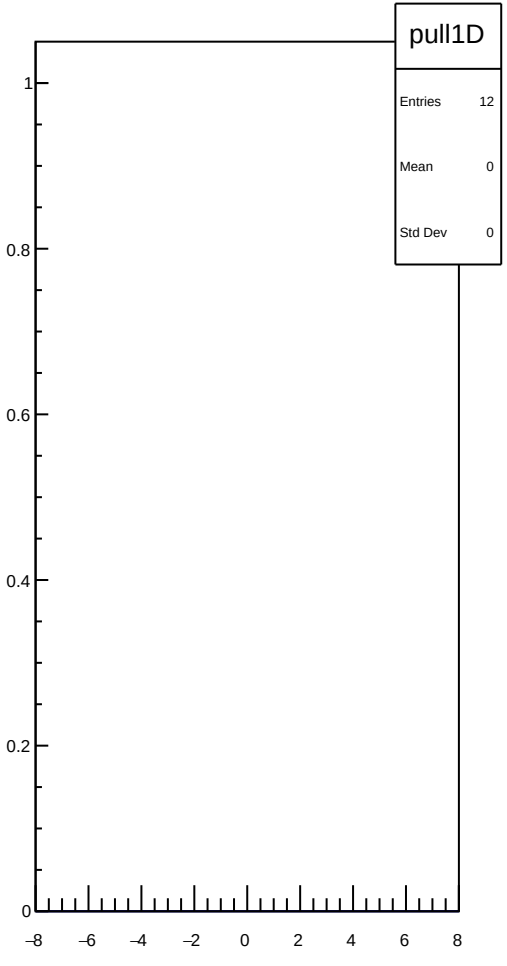
pull1D
Entries 12
Mean 0
Std Dev 0
1
0.8
0.6
0.4
0.2
0
−8
−6
−4
−2
0
2
4
6
8

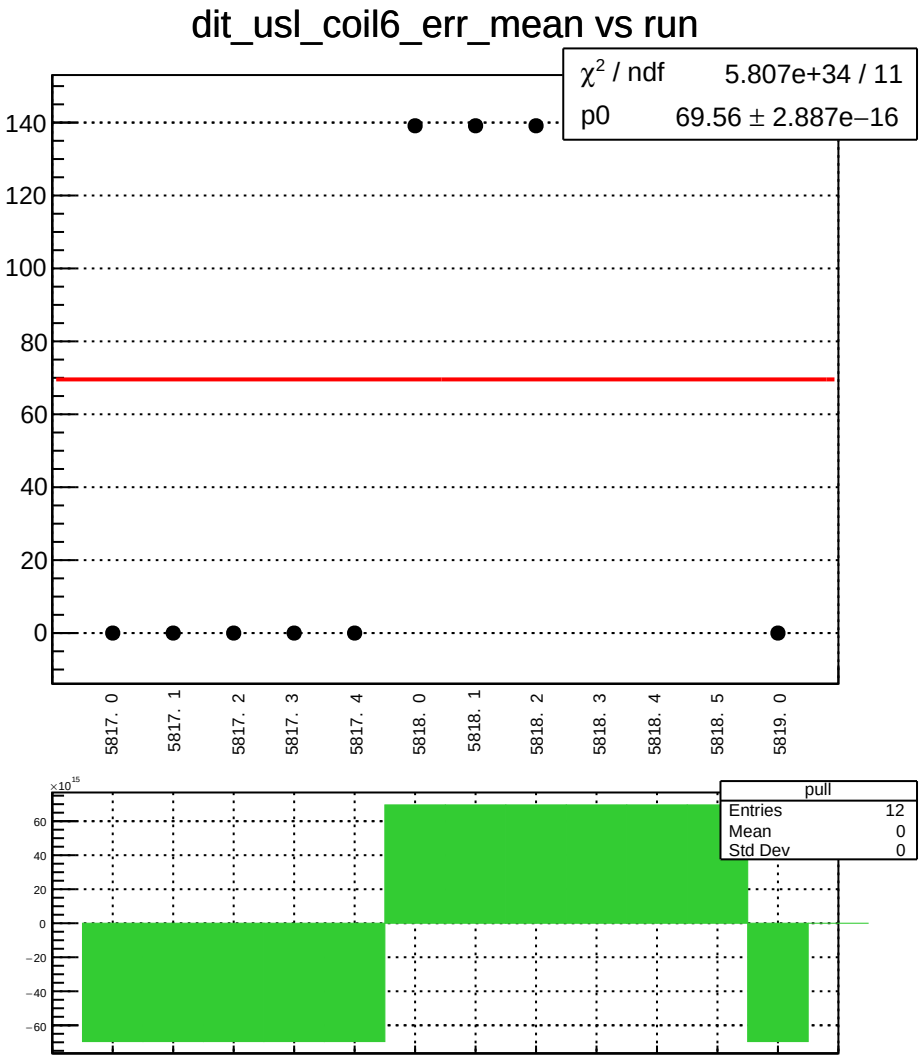
dit_usl_coil6_err_mean vs run
χ² / ndf 5.807e+34 / 11
p0 69.56 ± 2.887e−16
140
120
100
80
60
40
20
0
5817. 0
5817. 1
5817. 2
5817. 3
5817. 4
5818. 0
5818. 1
5818. 2
5818. 3
5818. 4
5818. 5
5819. 0
×10^15
60
40
20
0
−20
−40
−60
pull
Entries 12
Mean 0
Std Dev 0

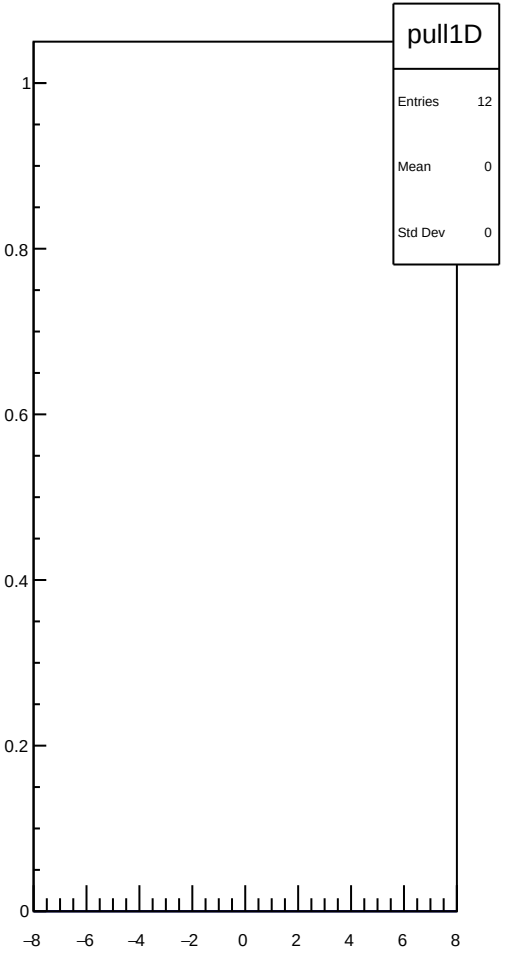
pull1D
Entries 12
Mean 0
Std Dev 0
1
0.8
0.6
0.4
0.2
0
−8
−6
−4
−2
0
2
4
6
8

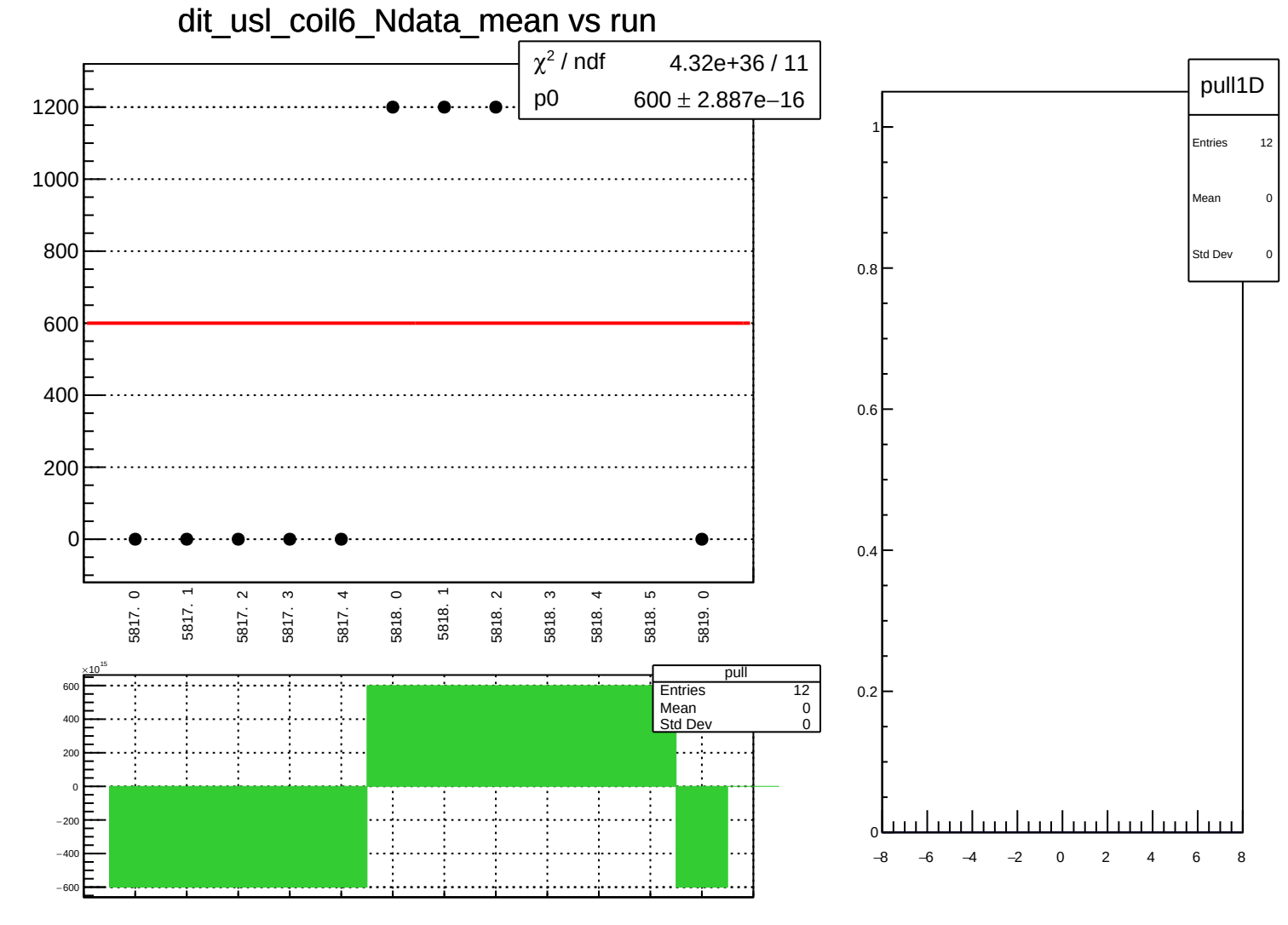
dit_usl_coil6_Ndata_mean vs run
χ² / ndf 4.32e+36 / 11
p0 600 ± 2.887e−16
1200
1000
800
600
400
200
0
5817. 0
5817. 1
5817. 2
5817. 3
5817. 4
5818. 0
5818. 1
5818. 2
5818. 3
5818. 4
5818. 5
5819. 0
pull
Entries 12
Mean 0
Std Dev 0
×10^15
600
400
200
0
−200
−400
−600
pull1D
Entries 12
Mean 0
Std Dev 0
1
0.8
0.6
0.4
0.2
0
−8
−6
−4
−2
0
2
4
6
8

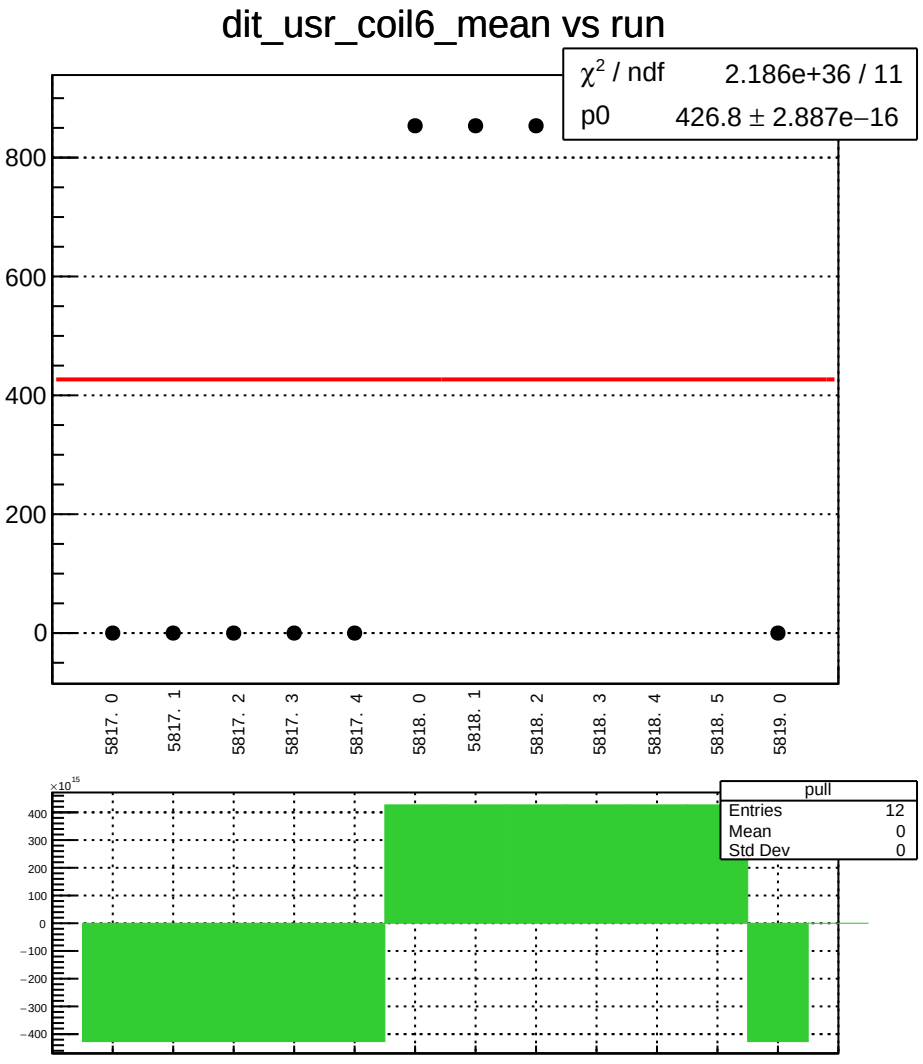
dit_usr_coil6_mean vs run
χ^2 / ndf 2.186e+36 / 11
p0 426.8 ± 2.887e−16
800
600
400
200
0
5817. 0
5817. 1
5817. 2
5817. 3
5817. 4
5818. 0
5818. 1
5818. 2
5818. 3
5818. 4
5818. 5
5819. 0
×10^15
400
300
200
100
0
−100
−200
−300
−400
pull
Entries 12
Mean 0
Std Dev 0

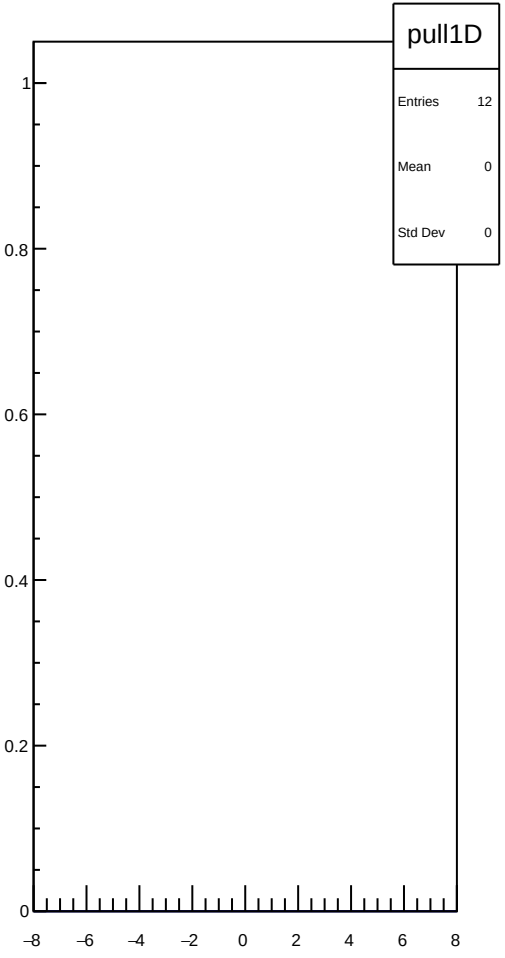
pull1D
Entries 12
Mean 0
Std Dev 0
1
0.8
0.6
0.4
0.2
0
−8
−6
−4
−2
0
2
4
6
8

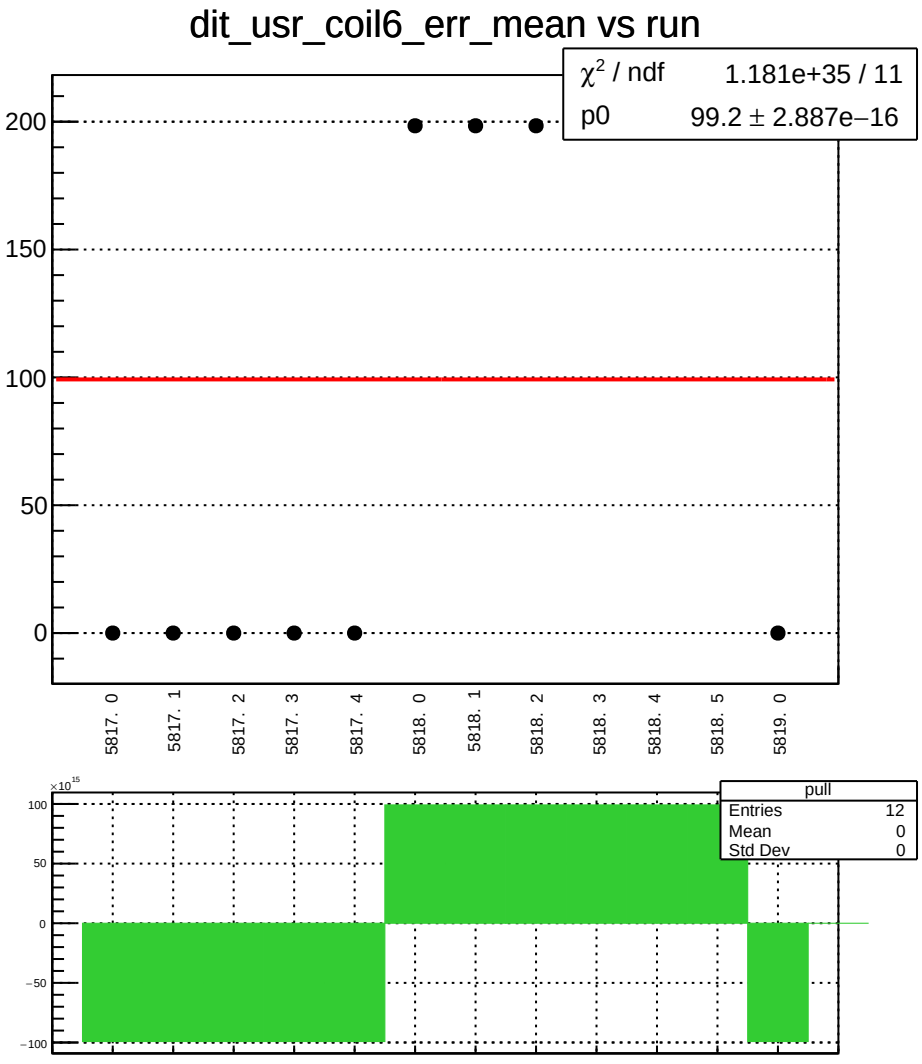
dit_usr_coil6_err_mean vs run
χ^2 / ndf 1.181e+35 / 11
p0 99.2 ± 2.887e−16
200
150
100
50
0
5817. 0
5817. 1
5817. 2
5817. 3
5817. 4
5818. 0
5818. 1
5818. 2
5818. 3
5818. 4
5818. 5
5819. 0
pull
Entries 12
Mean 0
Std Dev 0
×10^15
100
50
0
−50
−100

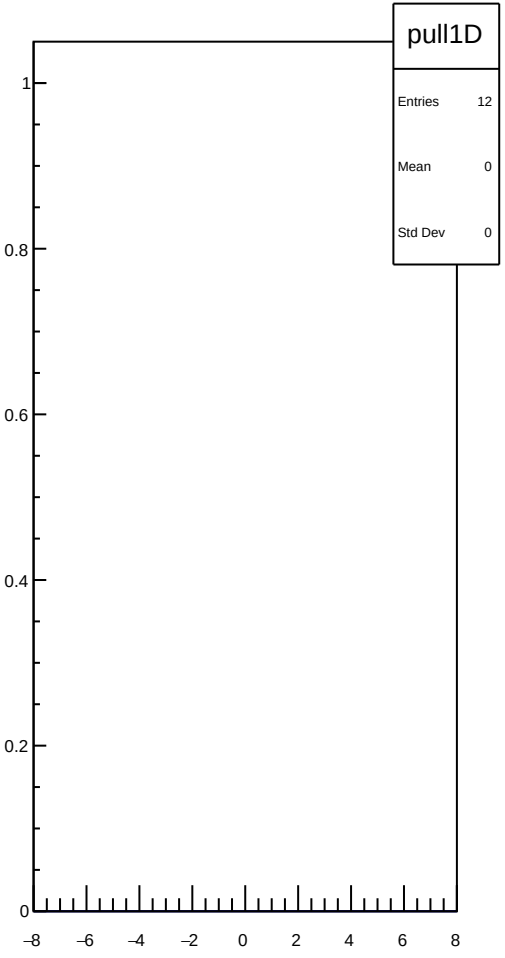
pull1D
Entries 12
Mean 0
Std Dev 0
1
0.8
0.6
0.4
0.2
0
−8
−6
−4
−2
0
2
4
6
8

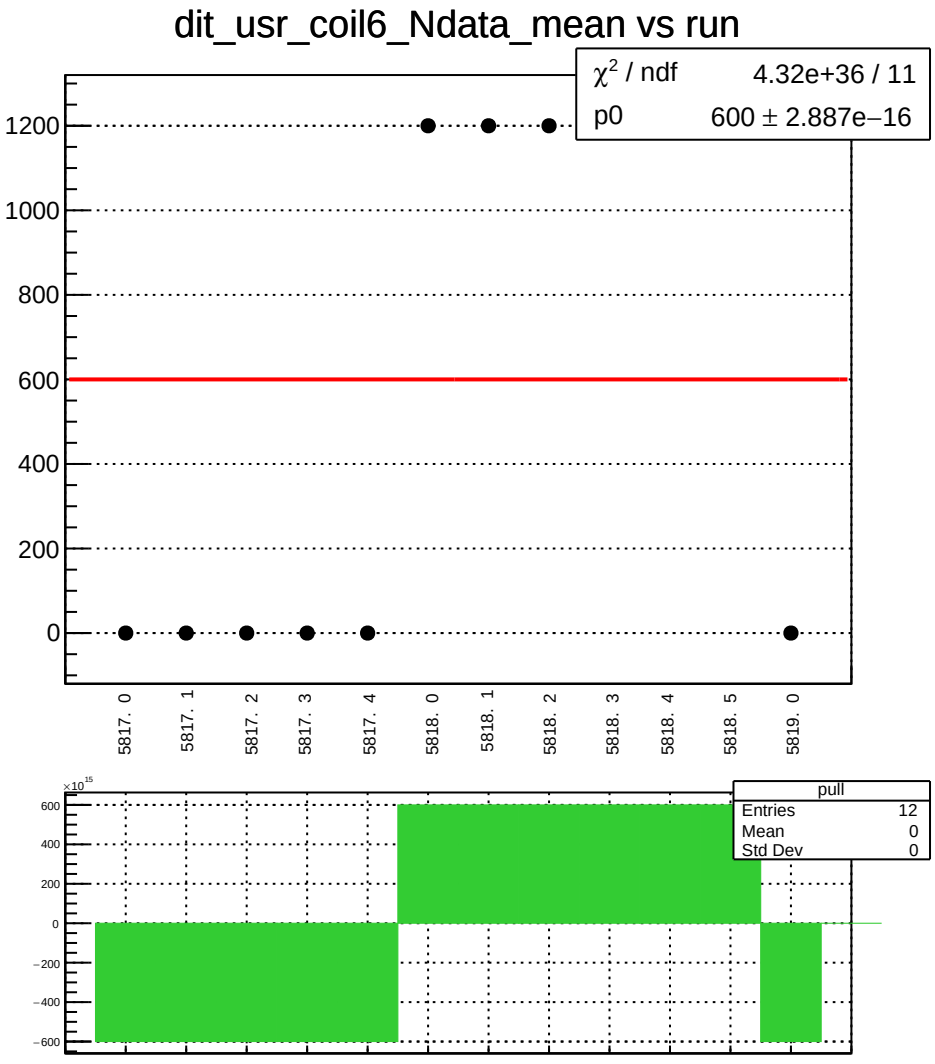
dit_usr_coil6_Ndata_mean vs run
χ² / ndf 4.32e+36 / 11
p0 600 ± 2.887e−16
1200
1000
800
600
400
200
0
5817. 0
5817. 1
5817. 2
5817. 3
5817. 4
5818. 0
5818. 1
5818. 2
5818. 3
5818. 4
5818. 5
5819. 0
×10^15
600
400
200
0
−200
−400
−600
pull
Entries 12
Mean 0
Std Dev 0

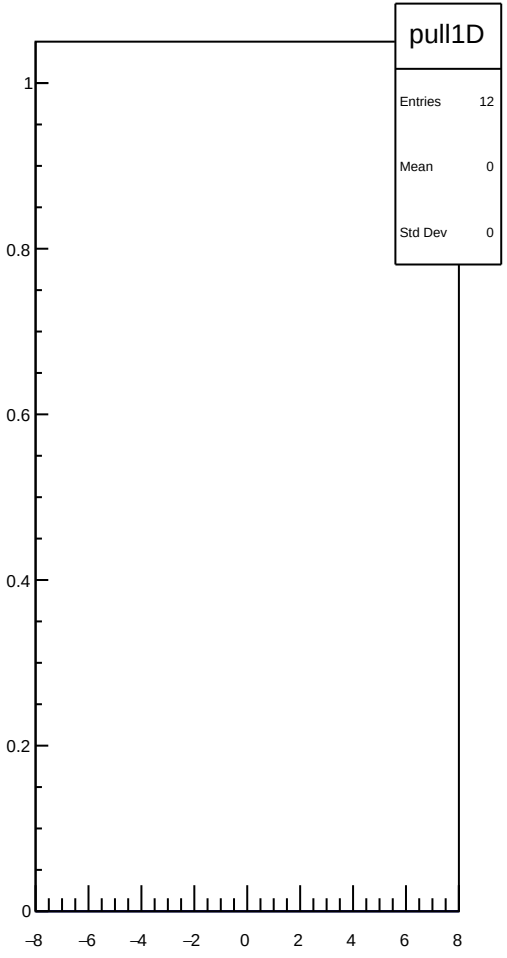
pull1D
Entries 12
Mean 0
Std Dev 0
1
0.8
0.6
0.4
0.2
0
−8
−6
−4
−2
0
2
4
6
8

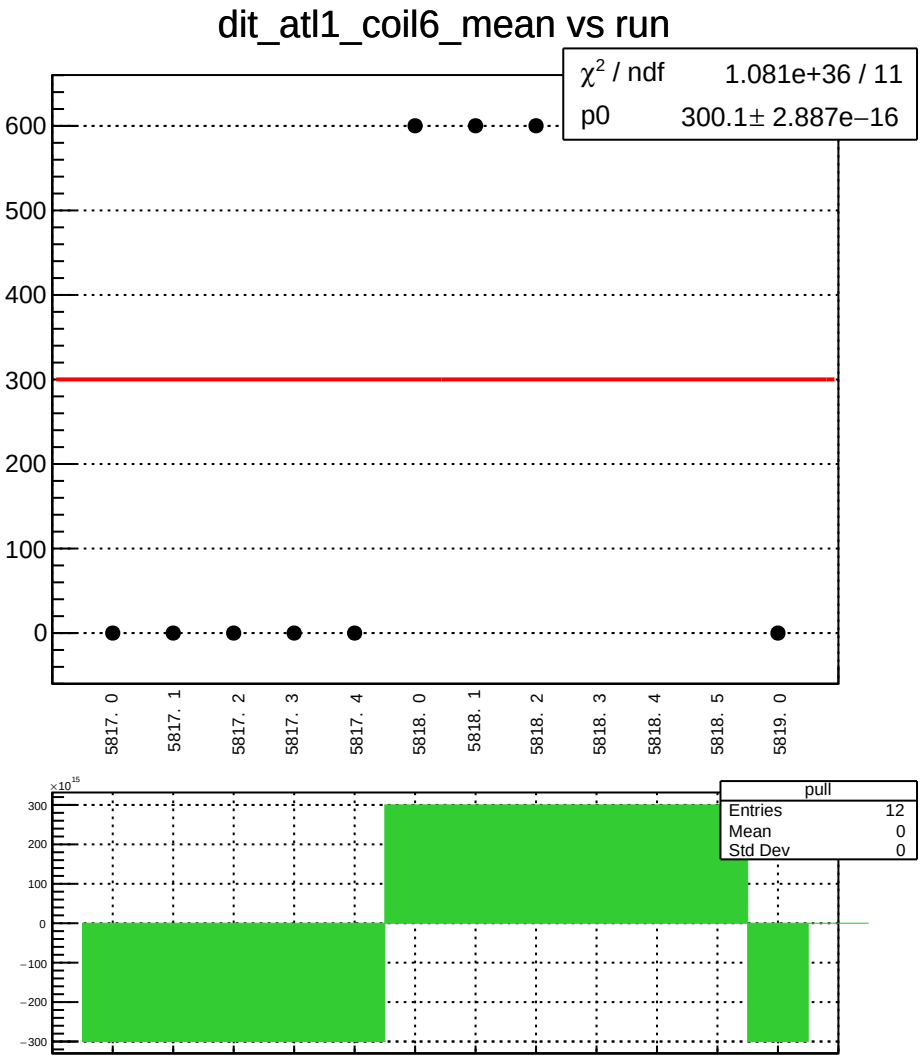
dit_atl1_coil6_mean vs run
χ² / ndf 1.081e+36 / 11
p0 300.1± 2.887e−16
600
500
400
300
200
100
0
5817. 0
5817. 1
5817. 2
5817. 3
5817. 4
5818. 0
5818. 1
5818. 2
5818. 3
5818. 4
5818. 5
5819. 0
×10^15
300
200
100
0
−100
−200
−300
pull
Entries 12
Mean 0
Std Dev 0

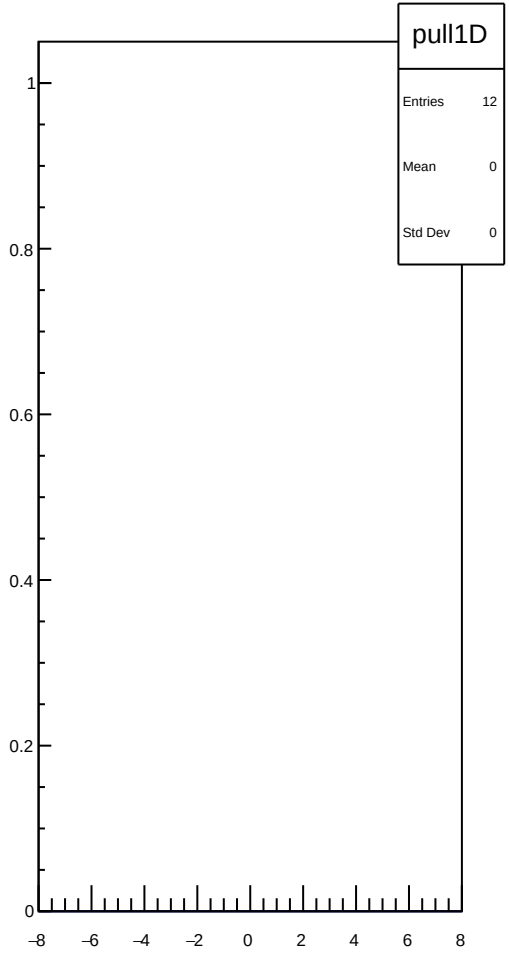
pull1D
Entries 12
Mean 0
Std Dev 0
1
0.8
0.6
0.4
0.2
0
−8
−6
−4
−2
0
2
4
6
8

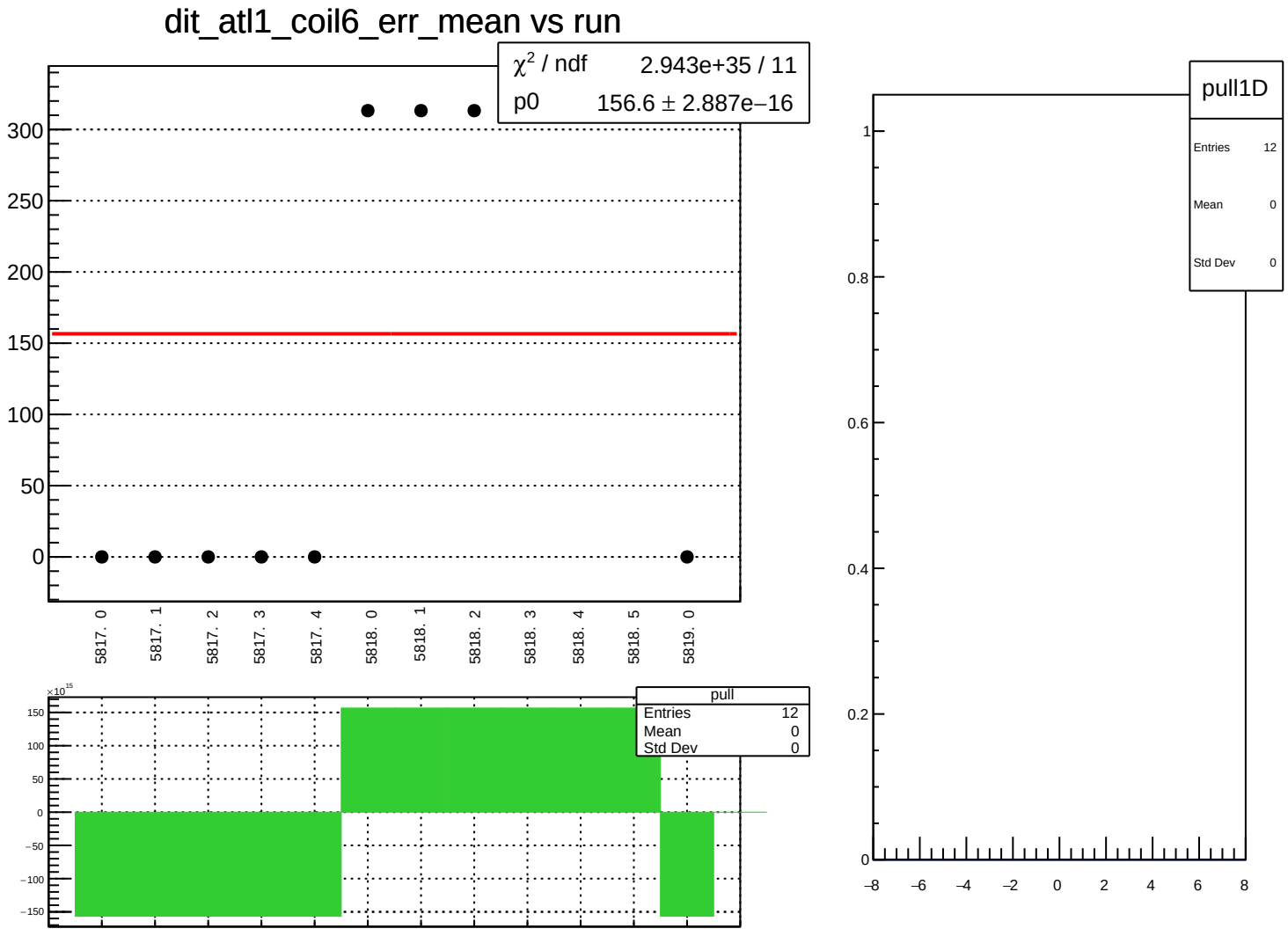
dit_atl1_coil6_err_mean vs run
χ² / ndf 2.943e+35 / 11
p0 156.6 ± 2.887e−16
300
250
200
150
100
50
0
5817. 0
5817. 1
5817. 2
5817. 3
5817. 4
5818. 0
5818. 1
5818. 2
5818. 3
5818. 4
5818. 5
5819. 0
×10^15
150
100
50
0
−50
−100
−150
pull
Entries 12
Mean 0
Std Dev 0
pull1D
Entries 12
Mean 0
Std Dev 0
1
0.8
0.6
0.4
0.2
0
−8
−6
−4
−2
0
2
4
6
8

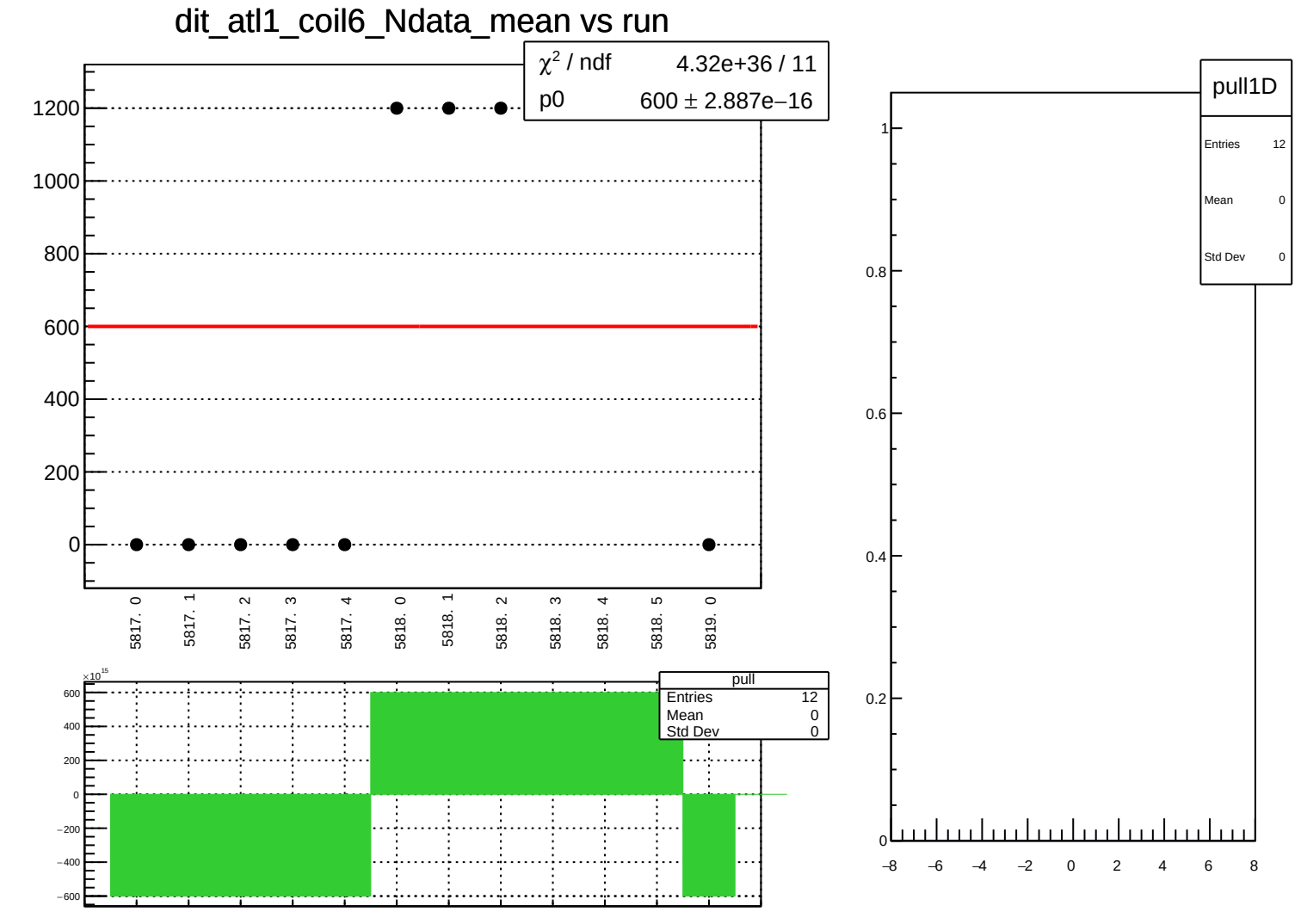
dit_atl1_coil6_Ndata_mean vs run
χ² / ndf 4.32e+36 / 11
p0 600 ± 2.887e−16
1200
1000
800
600
400
200
0
5817. 0
5817. 1
5817. 2
5817. 3
5817. 4
5818. 0
5818. 1
5818. 2
5818. 3
5818. 4
5818. 5
5819. 0
×10^15
pull
Entries 12
Mean 0
Std Dev 0
pull1D
Entries 12
Mean 0
Std Dev 0

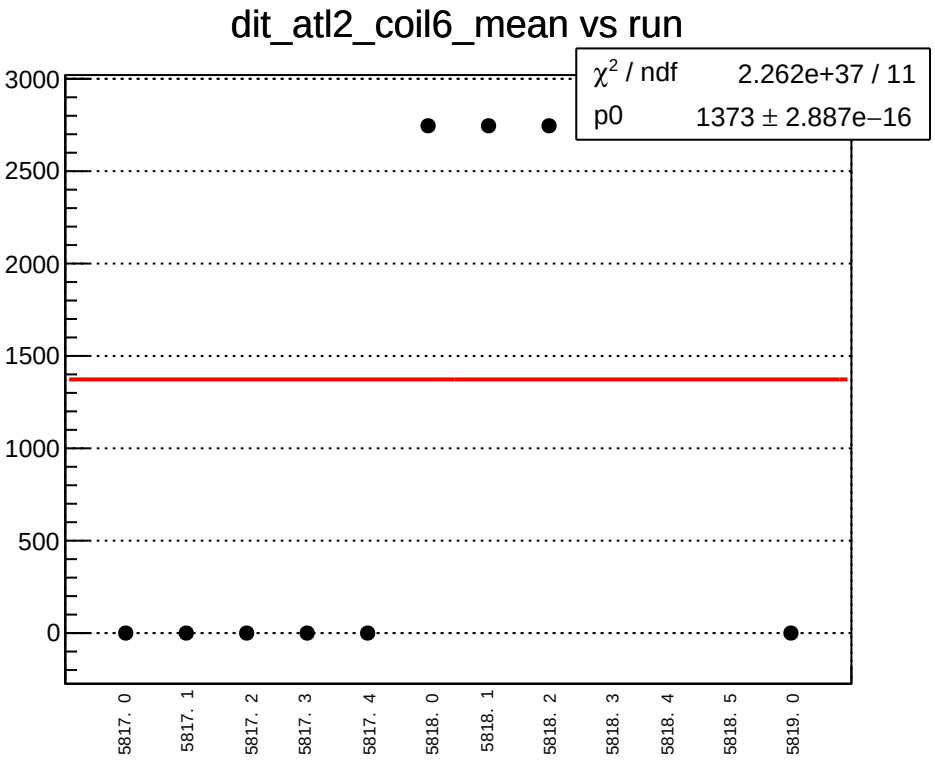
dit_atl2_coil6_mean vs run
χ² / ndf 2.262e+37 / 11
p0 1373 ± 2.887e−16
3000
2500
2000
1500
1000
500
0
5817. 0
5817. 1
5817. 2
5817. 3
5817. 4
5818. 0
5818. 1
5818. 2
5818. 3
5818. 4
5818. 5
5819. 0

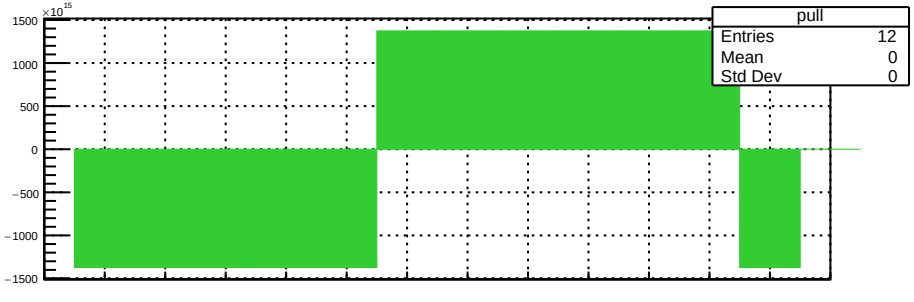
×10¹⁵
1500
1000
500
0
−500
−1000
−1500
pull
Entries 12
Mean 0
Std Dev 0

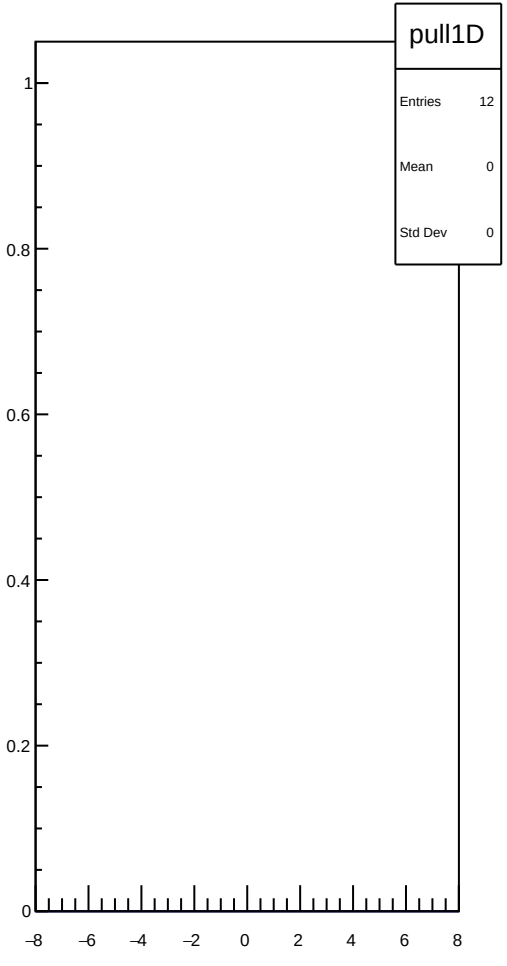
pull1D
Entries 12
Mean 0
Std Dev 0
1
0.8
0.6
0.4
0.2
0
−8
−6
−4
−2
0
2
4
6
8

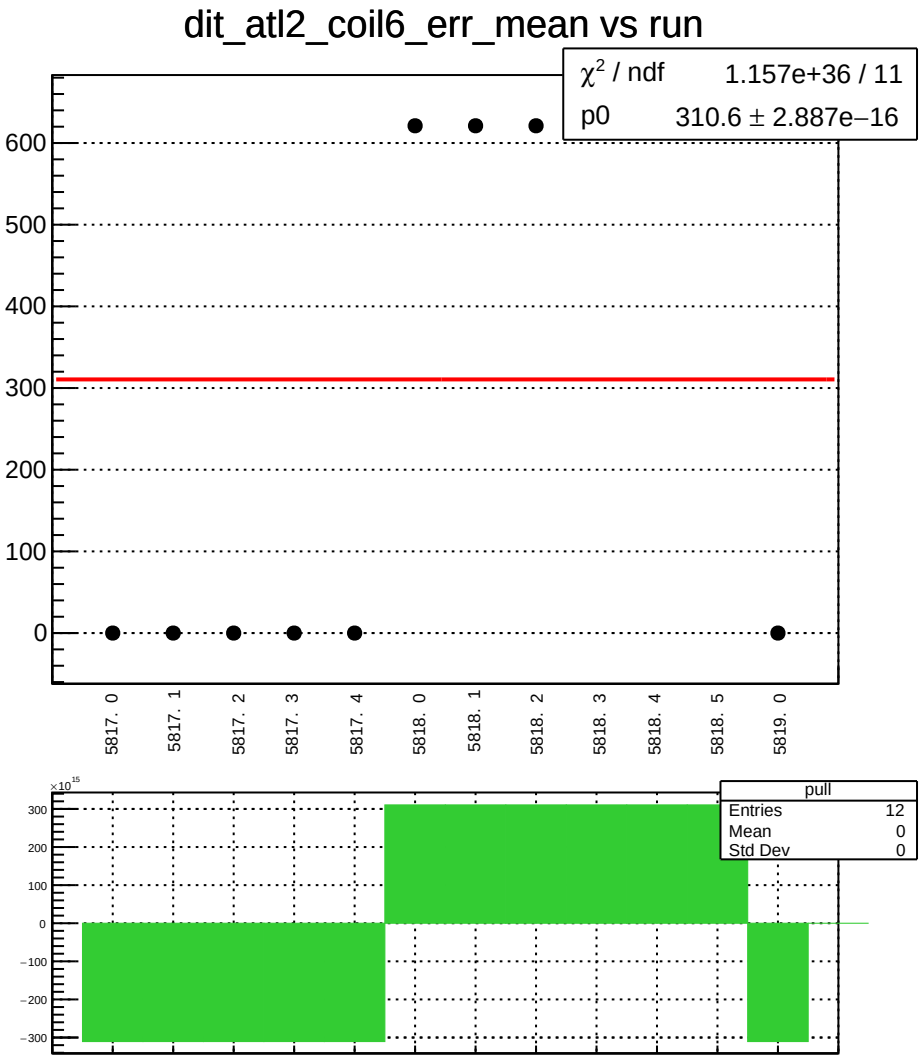
dit_atl2_coil6_err_mean vs run
χ² / ndf 1.157e+36 / 11
p0 310.6 ± 2.887e−16
600
500
400
300
200
100
0
5817. 0
5817. 1
5817. 2
5817. 3
5817. 4
5818. 0
5818. 1
5818. 2
5818. 3
5818. 4
5818. 5
5819. 0
×10^15
300
200
100
0
−100
−200
−300
pull
Entries 12
Mean 0
Std Dev 0

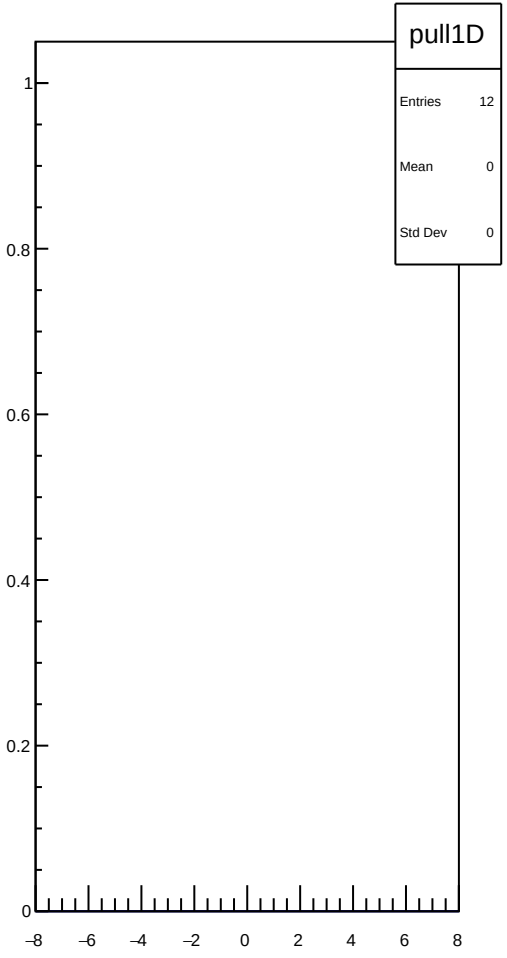
pull1D
Entries 12
Mean 0
Std Dev 0
1
0.8
0.6
0.4
0.2
0
−8
−6
−4
−2
0
2
4
6
8

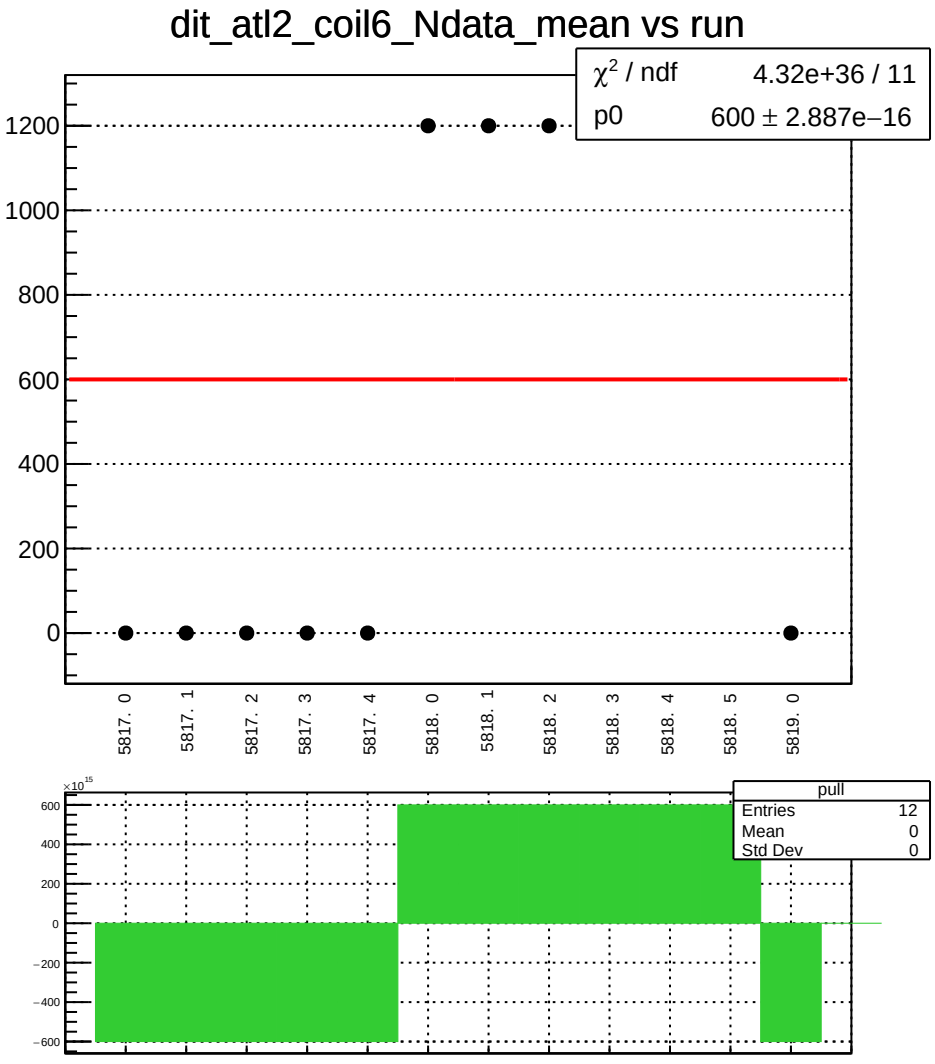
dit_atl2_coil6_Ndata_mean vs run
χ² / ndf 4.32e+36 / 11
p0 600 ± 2.887e−16
1200
1000
800
600
400
200
0
5817. 0
5817. 1
5817. 2
5817. 3
5817. 4
5818. 0
5818. 1
5818. 2
5818. 3
5818. 4
5818. 5
5819. 0
pull
Entries 12
Mean 0
Std Dev 0
×10^15
600
400
200
0
−200
−400
−600

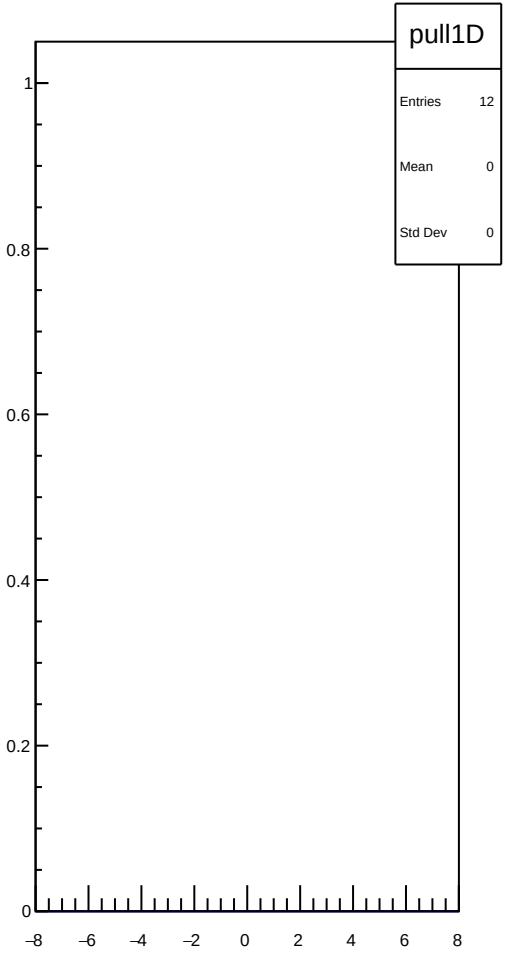
pull1D
Entries 12
Mean 0
Std Dev 0
1
0.8
0.6
0.4
0.2
0
−8
−6
−4
−2
0
2
4
6
8

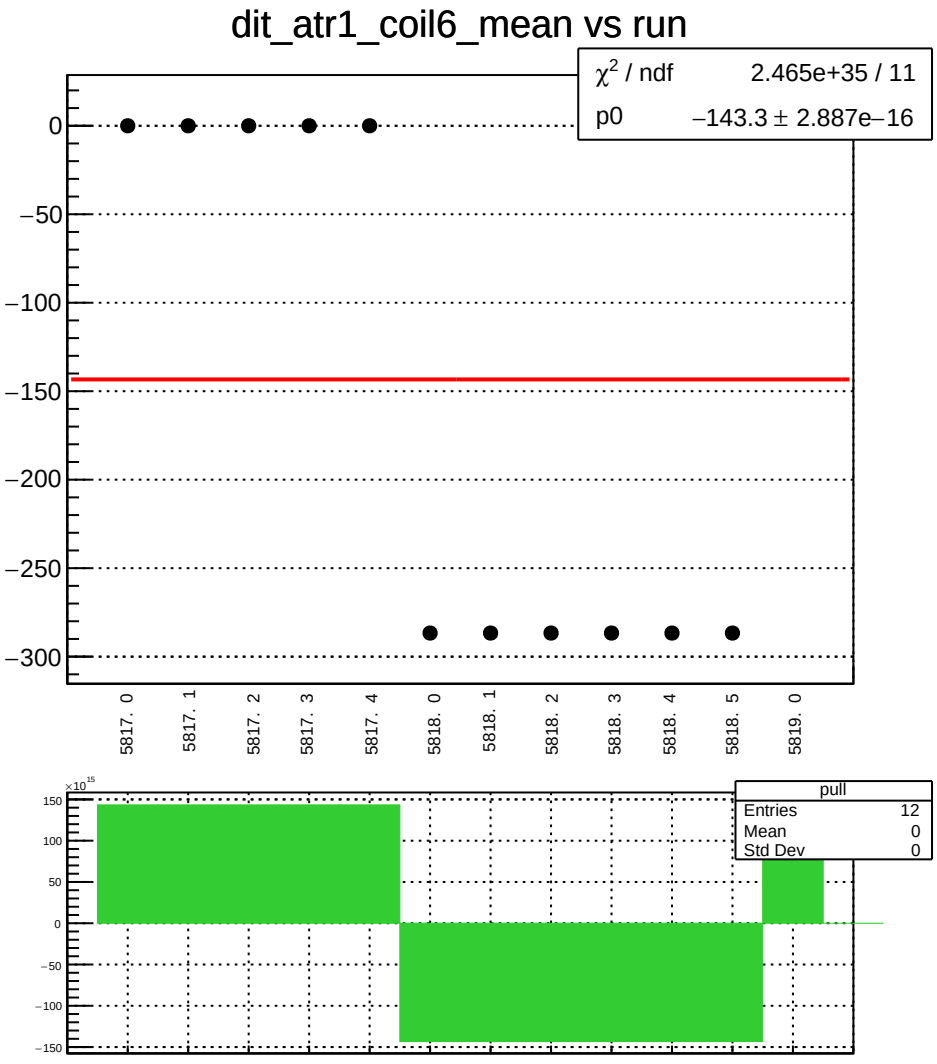
dit_atr1_coil6_mean vs run
χ² / ndf 2.465e+35 / 11
p0 −143.3 ± 2.887e−16
0
−50
−100
−150
−200
−250
−300
5817. 0
5817. 1
5817. 2
5817. 3
5817. 4
5818. 0
5818. 1
5818. 2
5818. 3
5818. 4
5818. 5
5819. 0
×10^15
150
100
50
0
−50
−100
−150
pull
Entries 12
Mean 0
Std Dev 0

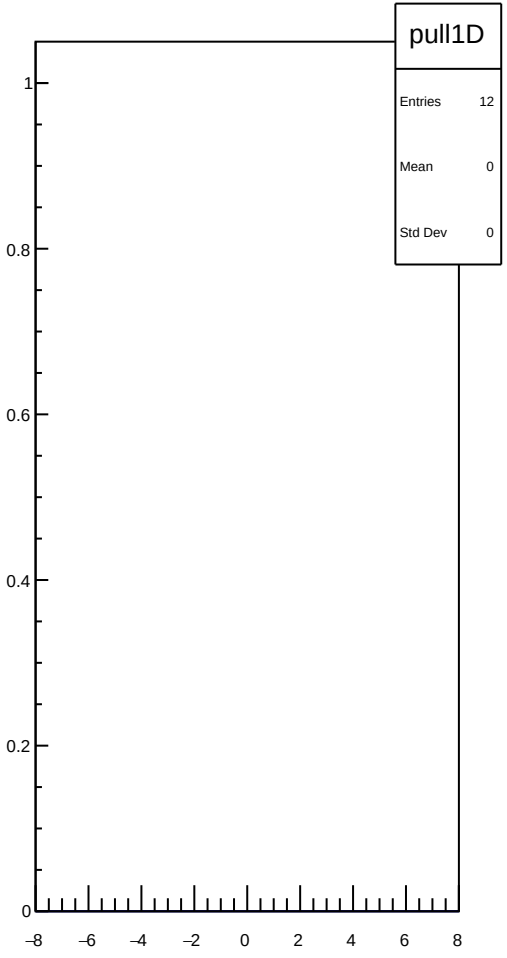
pull1D
Entries 12
Mean 0
Std Dev 0
1
0.8
0.6
0.4
0.2
0
−8
−6
−4
−2
0
2
4
6
8

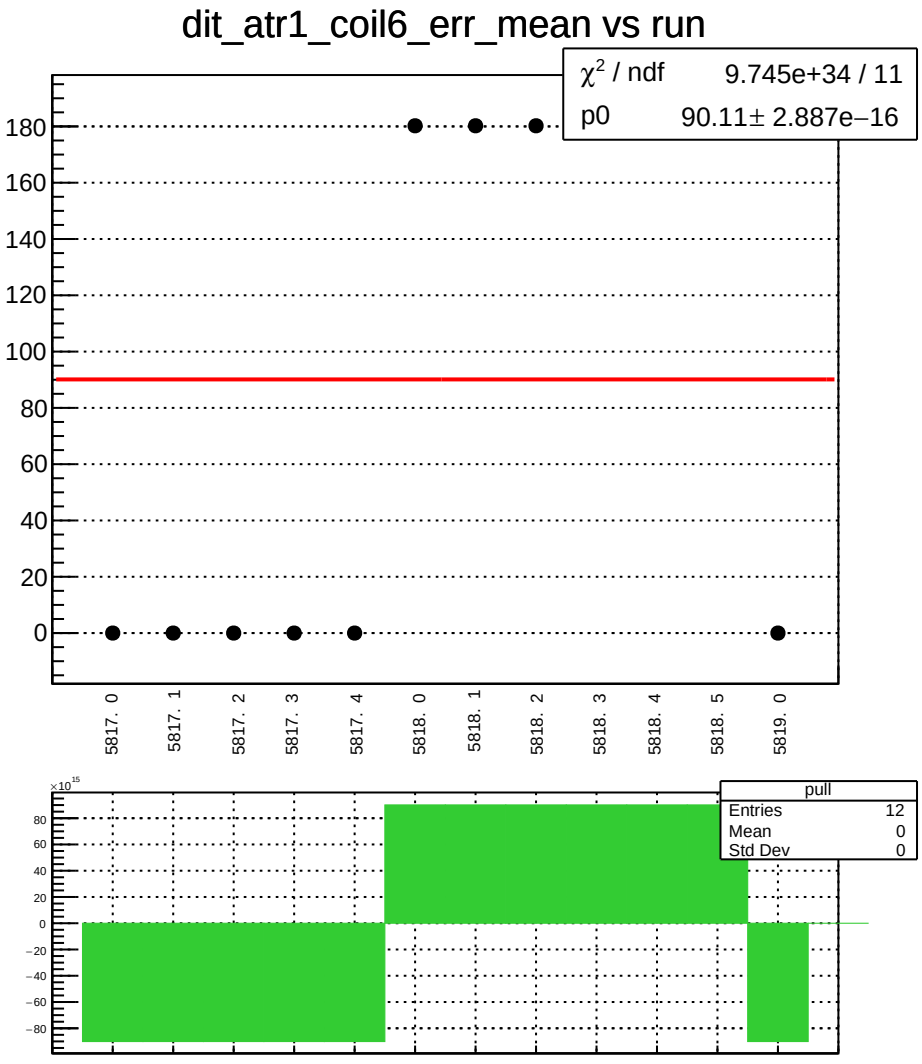
dit_atr1_coil6_err_mean vs run
χ² / ndf 9.745e+34 / 11
p0 90.11± 2.887e−16
180
160
140
120
100
80
60
40
20
0
5817. 0
5817. 1
5817. 2
5817. 3
5817. 4
5818. 0
5818. 1
5818. 2
5818. 3
5818. 4
5818. 5
5819. 0
×10^15
80
60
40
20
0
−20
−40
−60
−80
pull
Entries 12
Mean 0
Std Dev 0

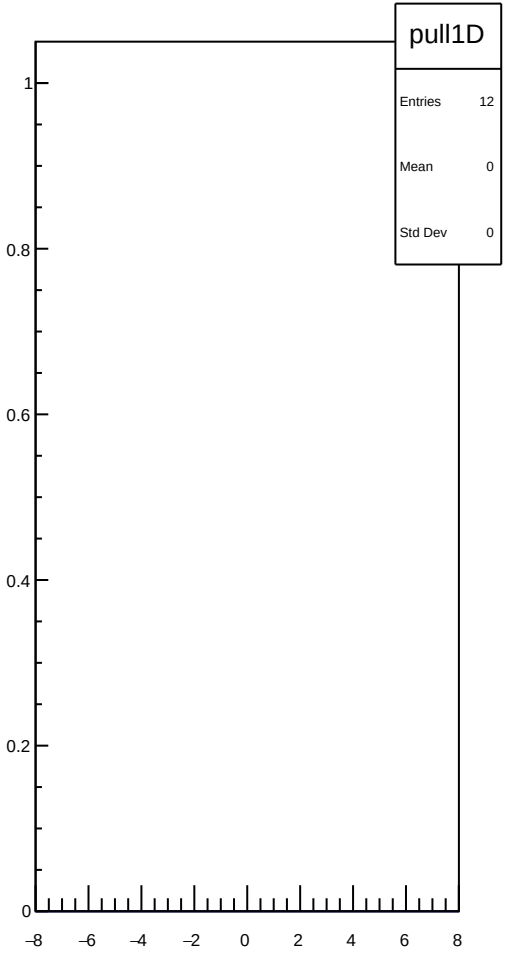
pull1D
Entries 12
Mean 0
Std Dev 0
1
0.8
0.6
0.4
0.2
0
−8
−6
−4
−2
0
2
4
6
8

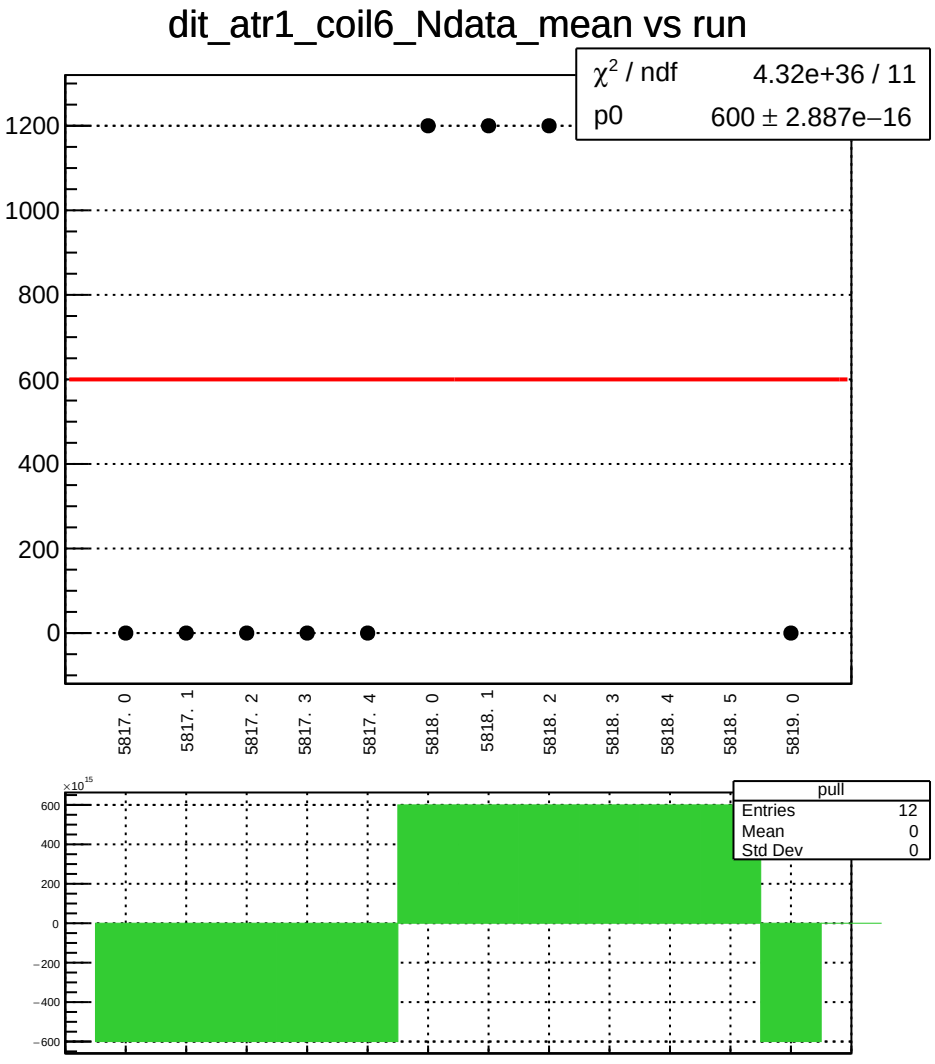
dit_atr1_coil6_Ndata_mean vs run
χ² / ndf 4.32e+36 / 11
p0 600 ± 2.887e−16
1200
1000
800
600
400
200
0
5817. 0
5817. 1
5817. 2
5817. 3
5817. 4
5818. 0
5818. 1
5818. 2
5818. 3
5818. 4
5818. 5
5819. 0
×10^15
600
400
200
0
−200
−400
−600
pull
Entries 12
Mean 0
Std Dev 0

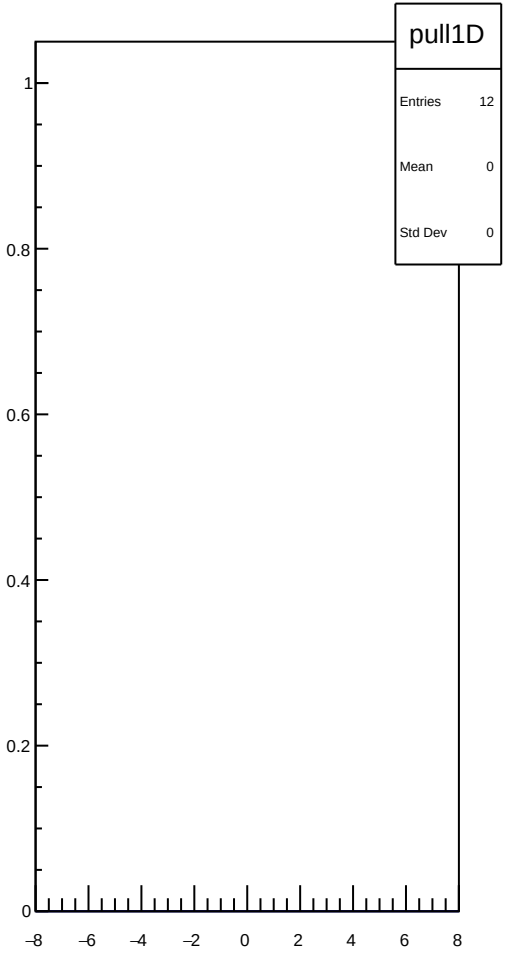
pull1D
Entries 12
Mean 0
Std Dev 0
1
0.8
0.6
0.4
0.2
0
−8
−6
−4
−2
0
2
4
6
8

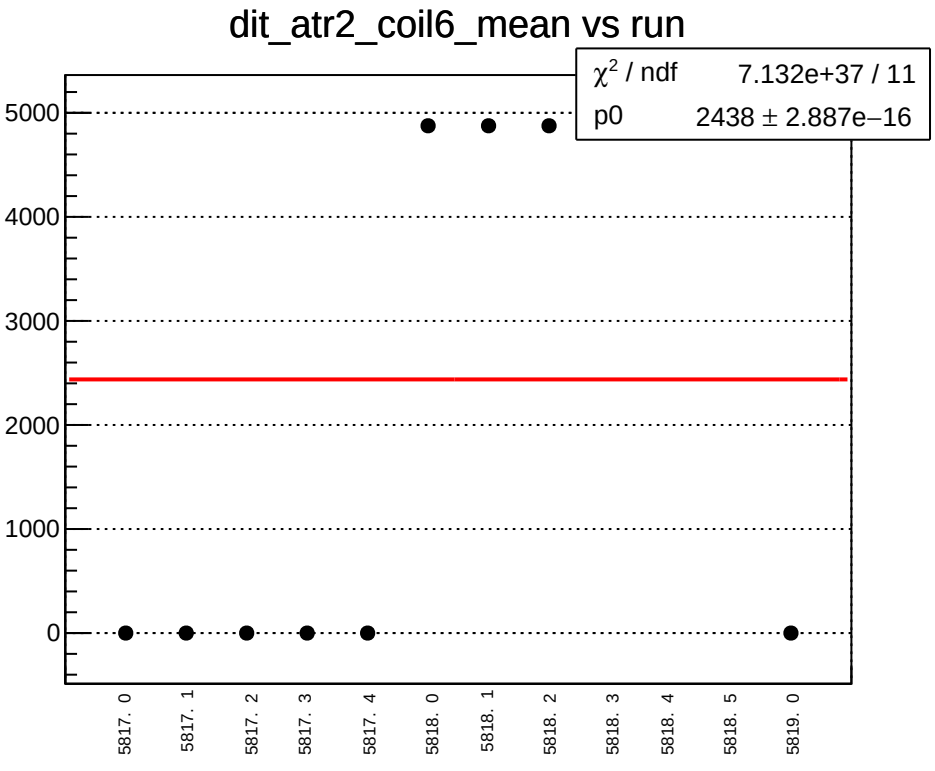
dit_atr2_coil6_mean vs run
χ^2 / ndf 7.132e+37 / 11
p0 2438 ± 2.887e−16
5000
4000
3000
2000
1000
0
5817. 0
5817. 1
5817. 2
5817. 3
5817. 4
5818. 0
5818. 1
5818. 2
5818. 3
5818. 4
5818. 5
5819. 0

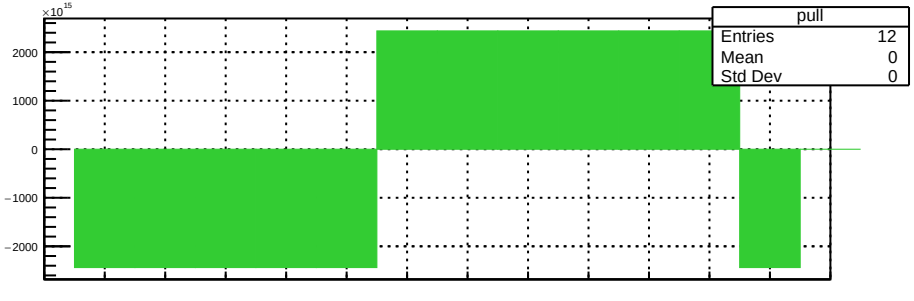
×10^15
2000
1000
0
−1000
−2000
pull
Entries 12
Mean 0
Std Dev 0

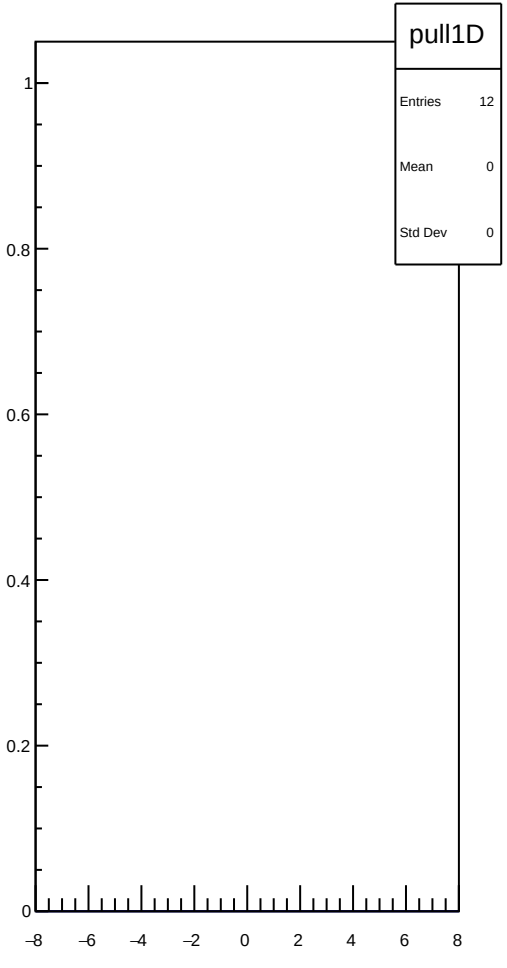
pull1D
Entries 12
Mean 0
Std Dev 0
1
0.8
0.6
0.4
0.2
0
−8
−6
−4
−2
0
2
4
6
8

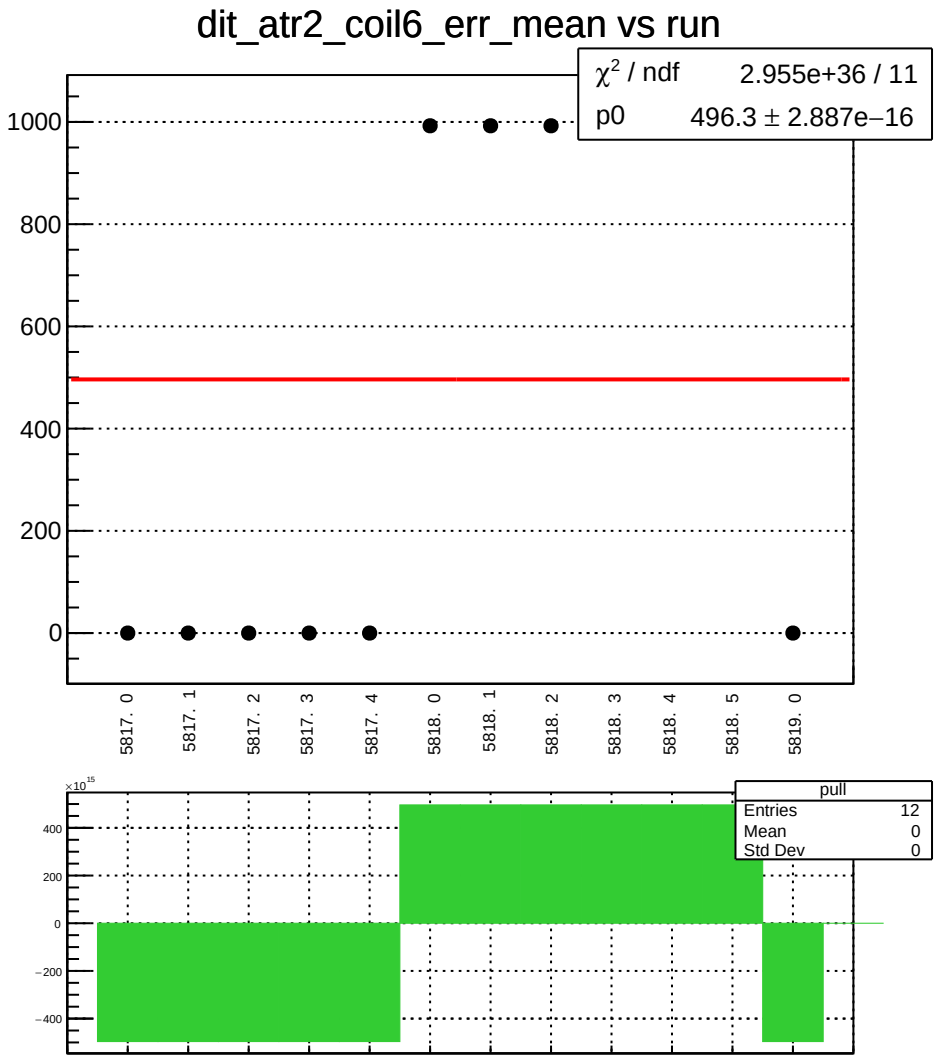
dit_atr2_coil6_err_mean vs run
χ² / ndf 2.955e+36 / 11
p0 496.3 ± 2.887e−16
1000
800
600
400
200
0
5817. 0
5817. 1
5817. 2
5817. 3
5817. 4
5818. 0
5818. 1
5818. 2
5818. 3
5818. 4
5818. 5
5819. 0
×10^15
400
200
0
−200
−400
pull
Entries 12
Mean 0
Std Dev 0

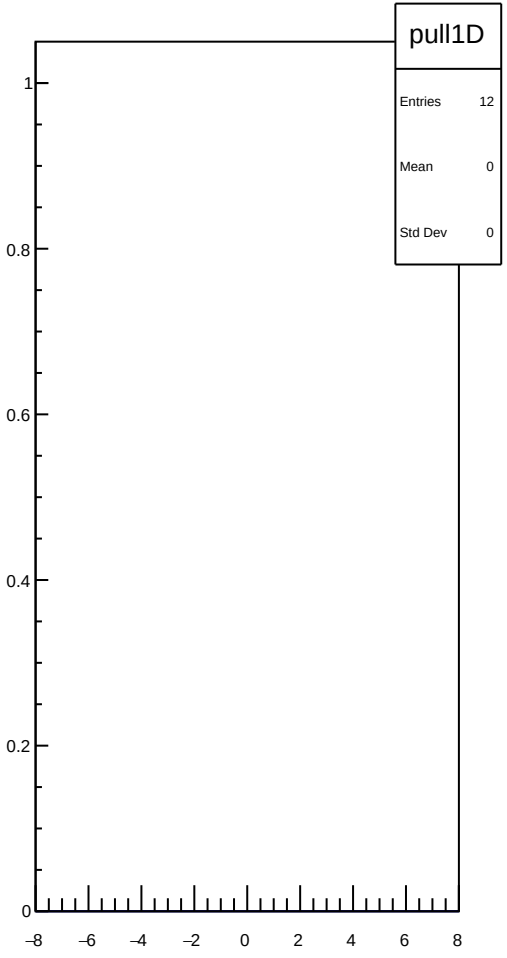
pull1D
Entries 12
Mean 0
Std Dev 0
1
0.8
0.6
0.4
0.2
0
−8
−6
−4
−2
0
2
4
6
8

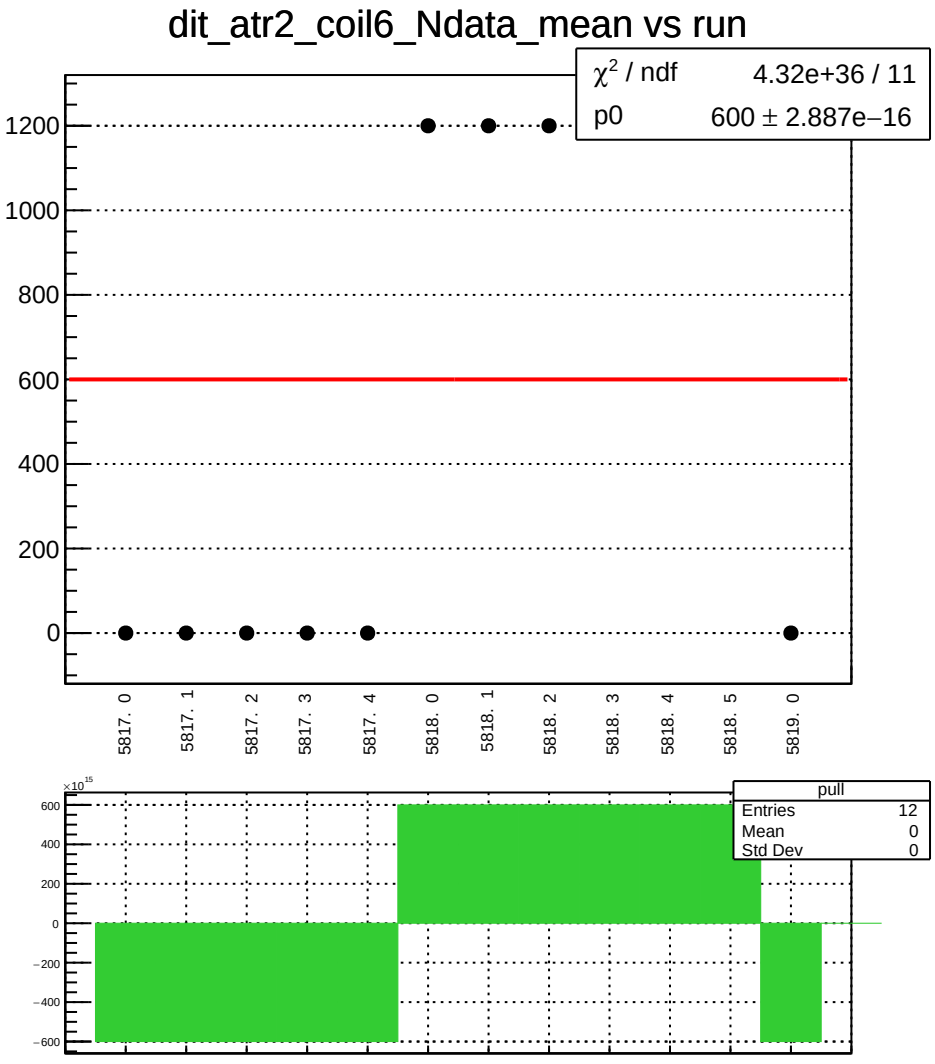
dit_atr2_coil6_Ndata_mean vs run
χ² / ndf 4.32e+36 / 11
p0 600 ± 2.887e−16
1200
1000
800
600
400
200
0
5817. 0
5817. 1
5817. 2
5817. 3
5817. 4
5818. 0
5818. 1
5818. 2
5818. 3
5818. 4
5818. 5
5819. 0
×10^15
600
400
200
0
−200
−400
−600
pull
Entries 12
Mean 0
Std Dev 0

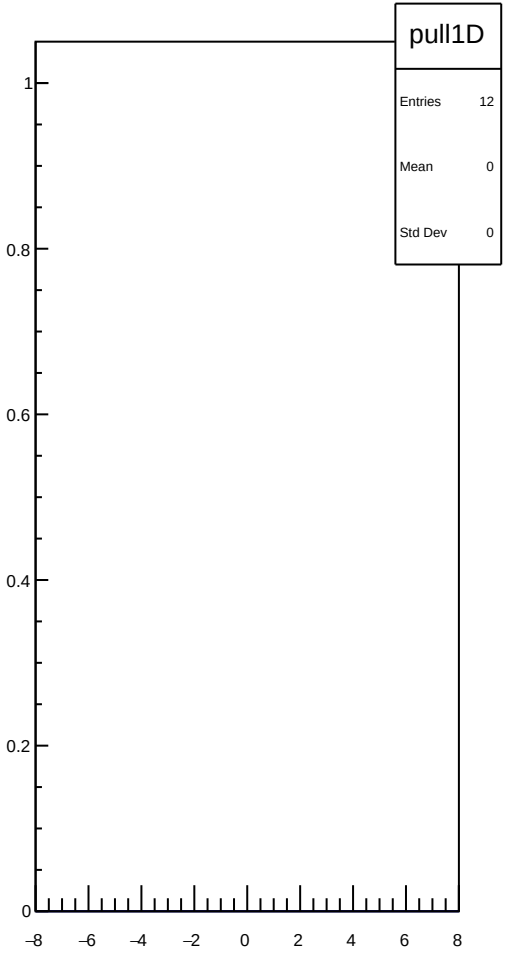
pull1D
Entries 12
Mean 0
Std Dev 0
1
0.8
0.6
0.4
0.2
0
−8
−6
−4
−2
0
2
4
6
8

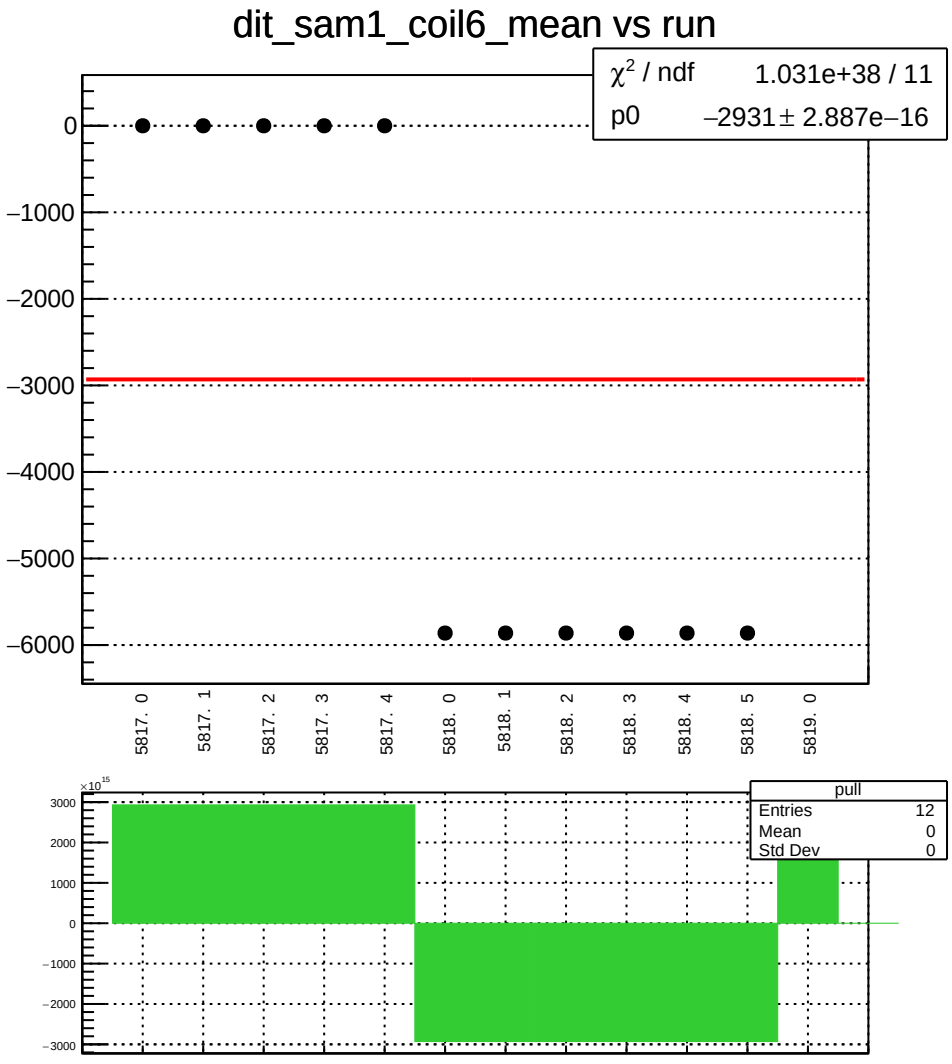
dit_sam1_coil6_mean vs run
χ^2 / ndf 1.031e+38 / 11
p0 −2931 ± 2.887e−16
0
−1000
−2000
−3000
−4000
−5000
−6000
5817. 0
5817. 1
5817. 2
5817. 3
5817. 4
5818. 0
5818. 1
5818. 2
5818. 3
5818. 4
5818. 5
5819. 0
pull
Entries 12
Mean 0
Std Dev 0
×10^15
3000
2000
1000
0
−1000
−2000
−3000

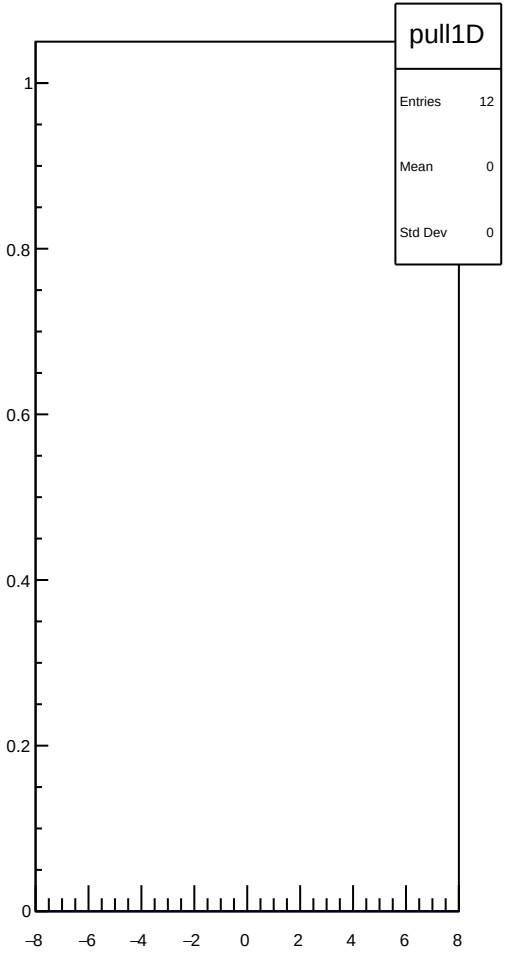
pull1D
Entries 12
Mean 0
Std Dev 0
1
0.8
0.6
0.4
0.2
0
−8
−6
−4
−2
0
2
4
6
8

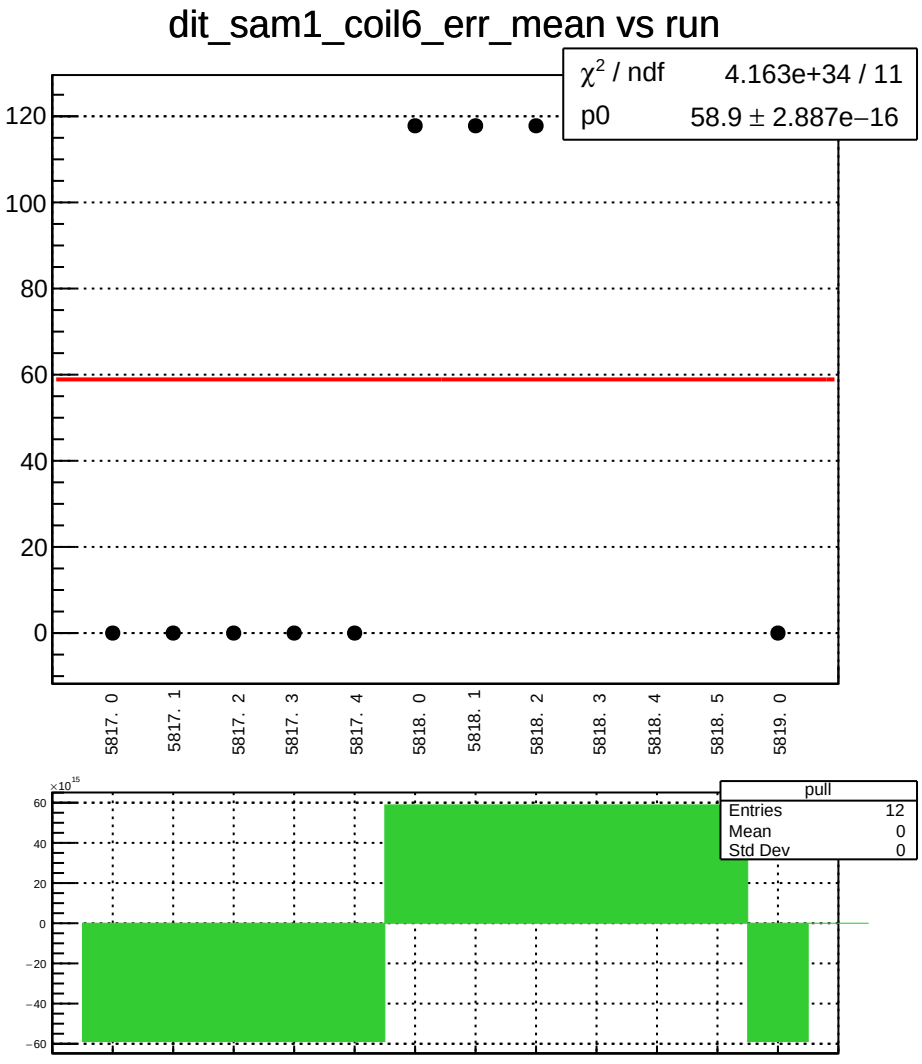
dit_sam1_coil6_err_mean vs run
χ² / ndf 4.163e+34 / 11
p0 58.9 ± 2.887e−16
120
100
80
60
40
20
0
5817. 0
5817. 1
5817. 2
5817. 3
5817. 4
5818. 0
5818. 1
5818. 2
5818. 3
5818. 4
5818. 5
5819. 0
×10^15
60
40
20
0
−20
−40
−60
pull
Entries 12
Mean 0
Std Dev 0

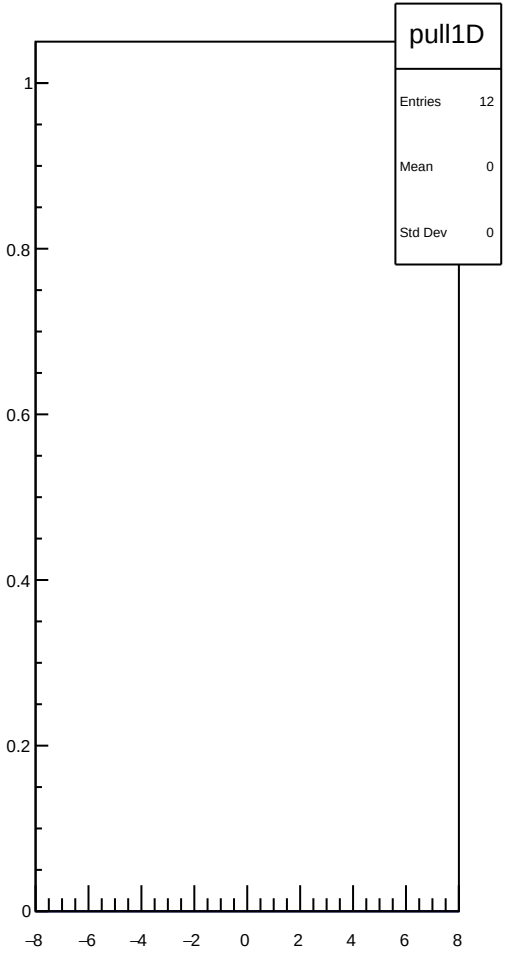
pull1D
Entries 12
Mean 0
Std Dev 0
1
0.8
0.6
0.4
0.2
0
−8
−6
−4
−2
0
2
4
6
8

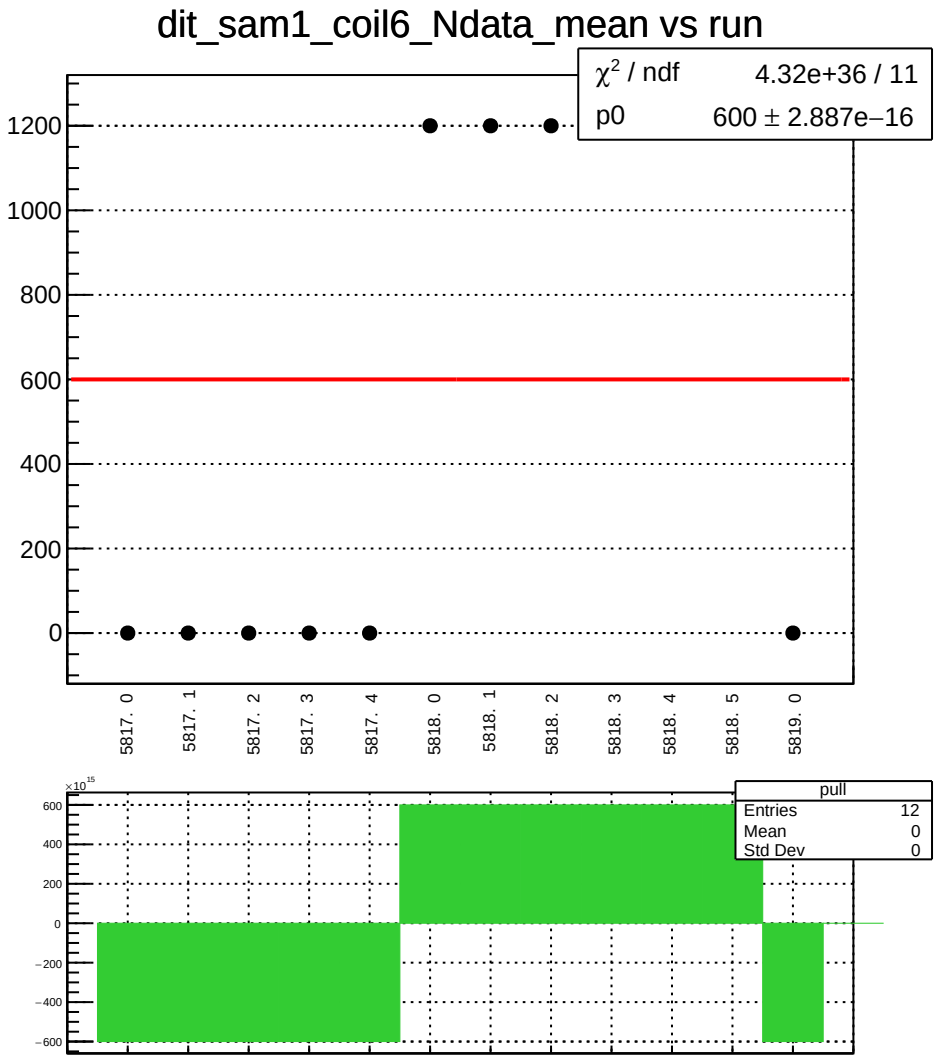
dit_sam1_coil6_Ndata_mean vs run
χ² / ndf 4.32e+36 / 11
p0 600 ± 2.887e−16
1200
1000
800
600
400
200
0
5817. 0
5817. 1
5817. 2
5817. 3
5817. 4
5818. 0
5818. 1
5818. 2
5818. 3
5818. 4
5818. 5
5819. 0
×10^15
600
400
200
0
−200
−400
−600
pull
Entries 12
Mean 0
Std Dev 0

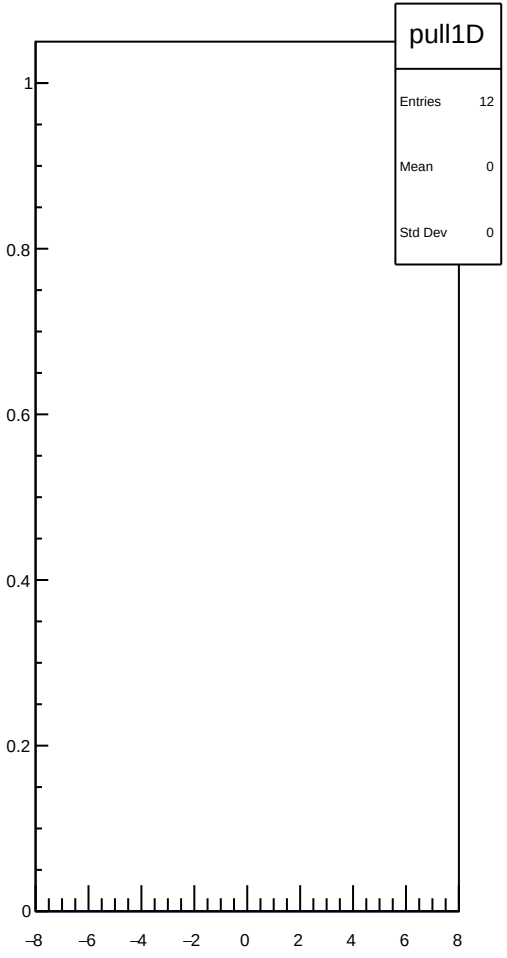
pull1D
Entries 12
Mean 0
Std Dev 0
1
0.8
0.6
0.4
0.2
0
−8
−6
−4
−2
0
2
4
6
8

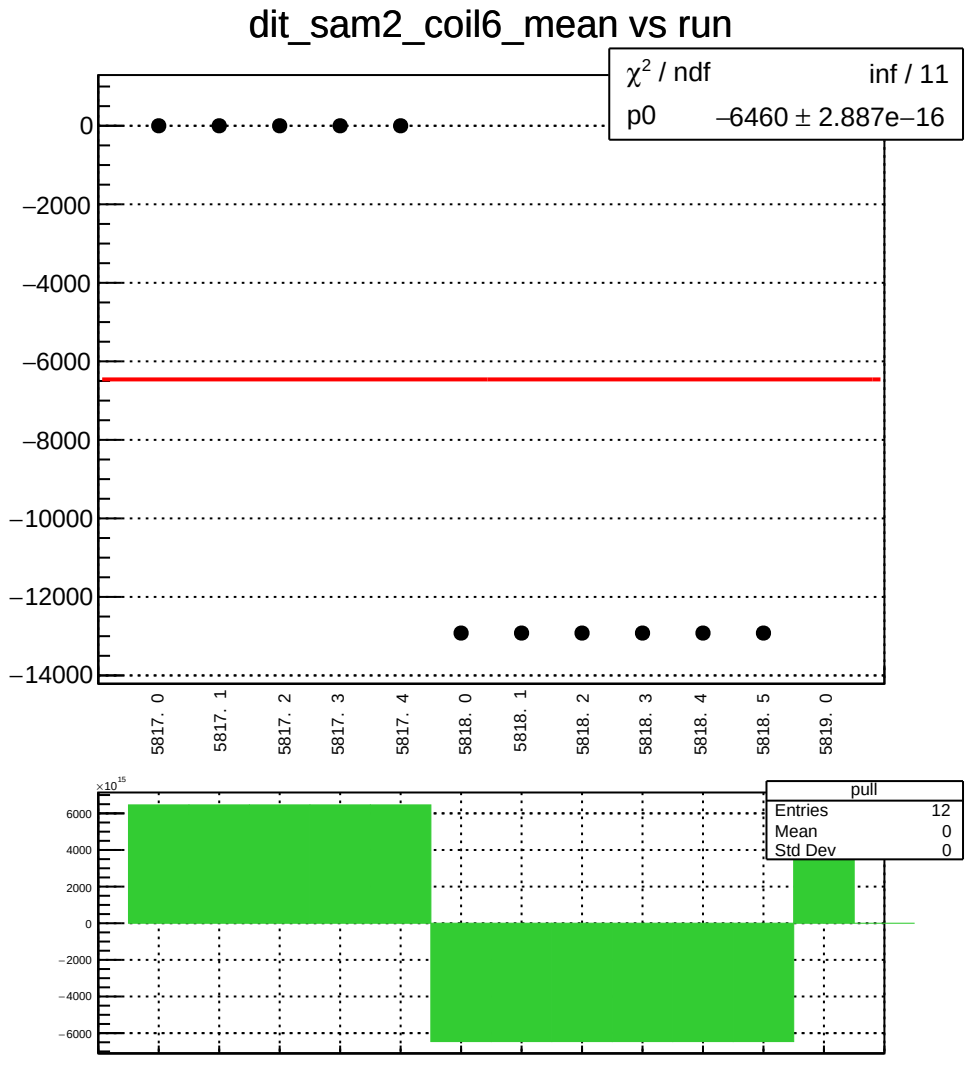
dit_sam2_coil6_mean vs run
χ² / ndf inf / 11
p0 −6460 ± 2.887e−16
0
−2000
−4000
−6000
−8000
−10000
−12000
−14000
5817. 0
5817. 1
5817. 2
5817. 3
5817. 4
5818. 0
5818. 1
5818. 2
5818. 3
5818. 4
5818. 5
5819. 0
×10^15
6000
4000
2000
0
−2000
−4000
−6000
pull
Entries 12
Mean 0
Std Dev 0

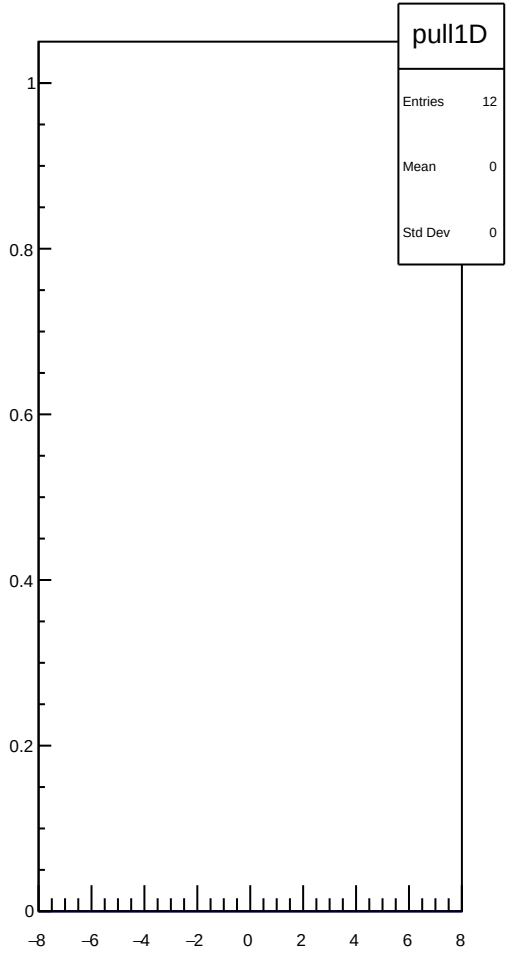
pull1D
Entries 12
Mean 0
Std Dev 0
1
0.8
0.6
0.4
0.2
0
−8
−6
−4
−2
0
2
4
6
8

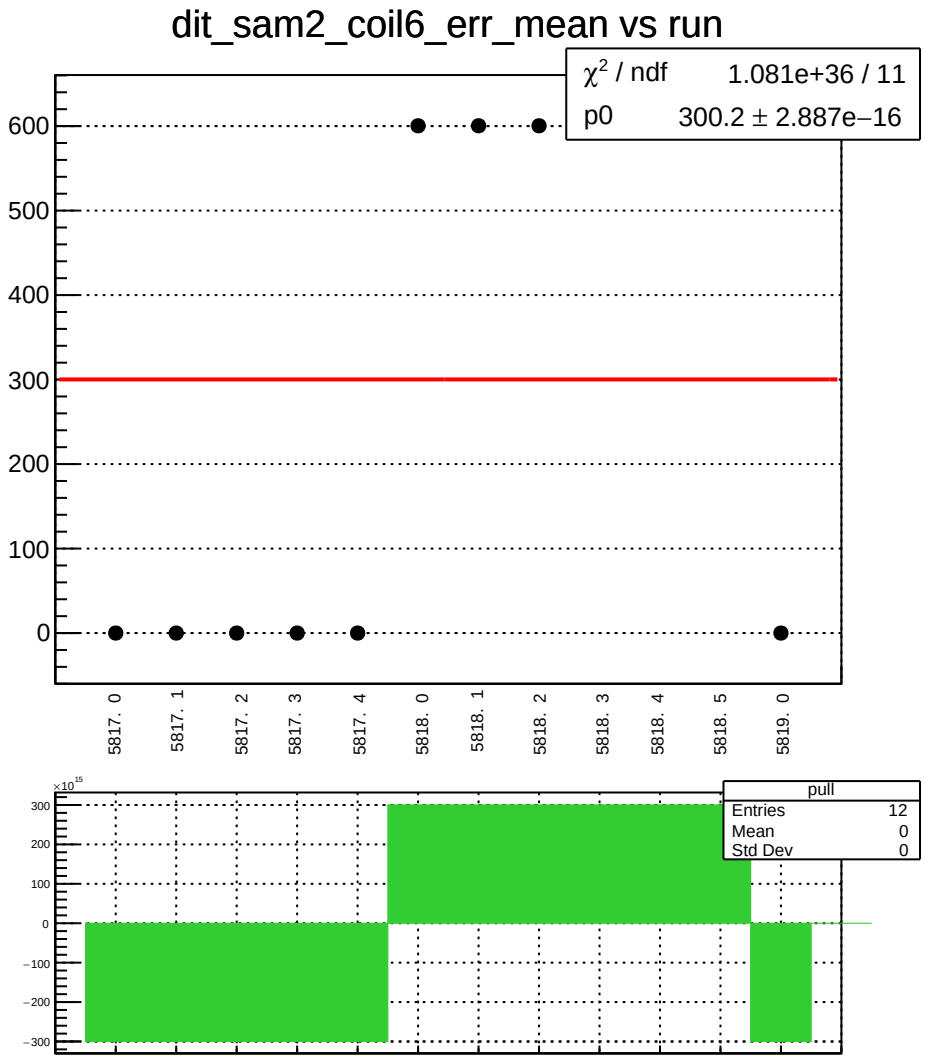
dit_sam2_coil6_err_mean vs run
χ² / ndf 1.081e+36 / 11
p0 300.2 ± 2.887e−16
600
500
400
300
200
100
0
5817. 0
5817. 1
5817. 2
5817. 3
5817. 4
5818. 0
5818. 1
5818. 2
5818. 3
5818. 4
5818. 5
5819. 0
×10^15
300
200
100
0
−100
−200
−300
pull
Entries 12
Mean 0
Std Dev 0

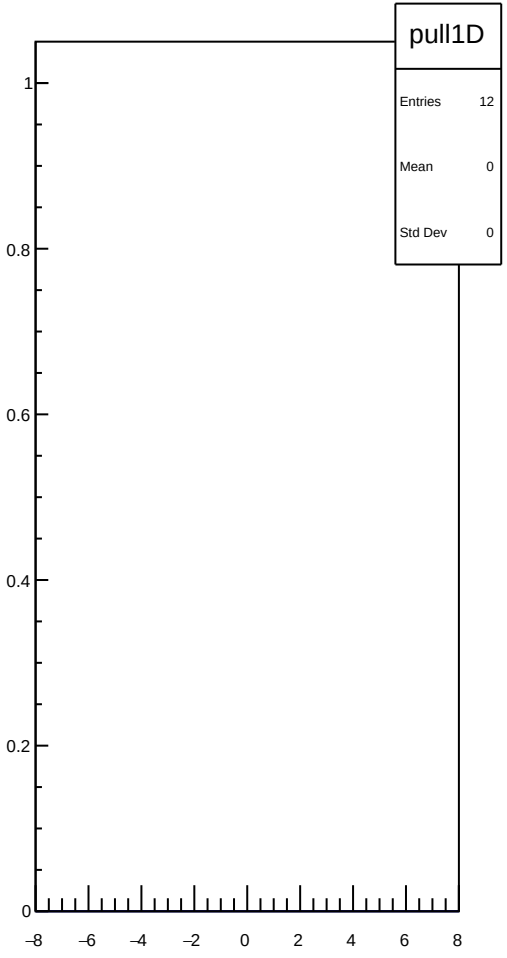
pull1D
Entries 12
Mean 0
Std Dev 0
1
0.8
0.6
0.4
0.2
0
−8
−6
−4
−2
0
2
4
6
8

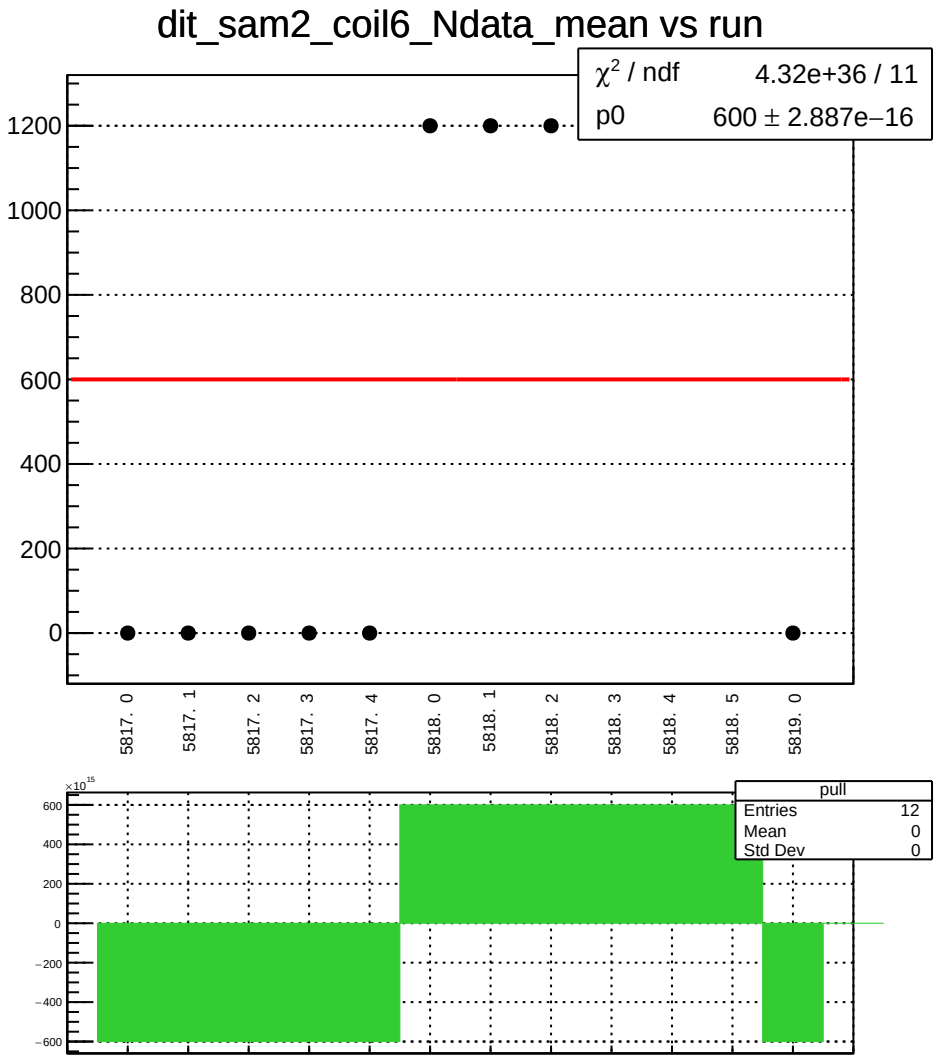
dit_sam2_coil6_Ndata_mean vs run
χ² / ndf 4.32e+36 / 11
p0 600 ± 2.887e−16
1200
1000
800
600
400
200
0
5817. 0
5817. 1
5817. 2
5817. 3
5817. 4
5818. 0
5818. 1
5818. 2
5818. 3
5818. 4
5818. 5
5819. 0
pull
Entries 12
Mean 0
Std Dev 0
×10^15
600
400
200
0
−200
−400
−600

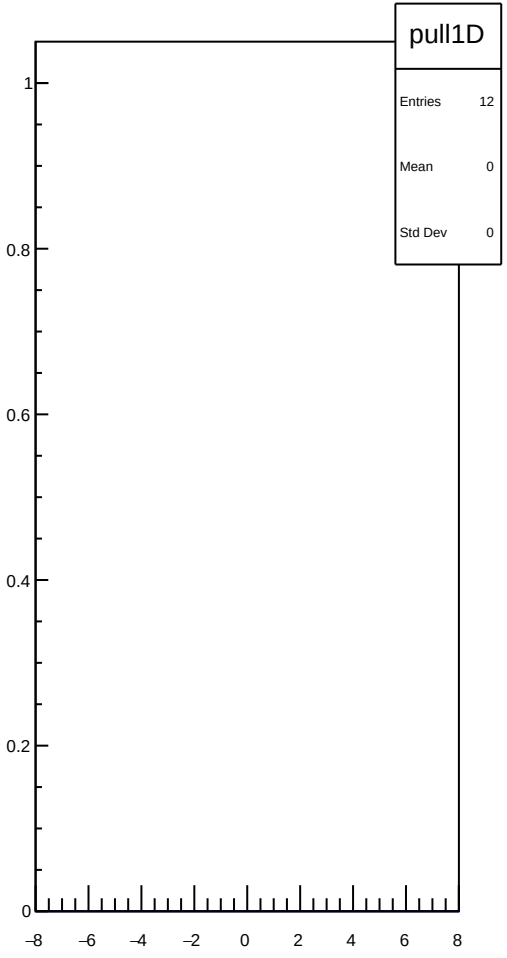
pull1D
Entries 12
Mean 0
Std Dev 0
1
0.8
0.6
0.4
0.2
0
−8
−6
−4
−2
0
2
4
6
8

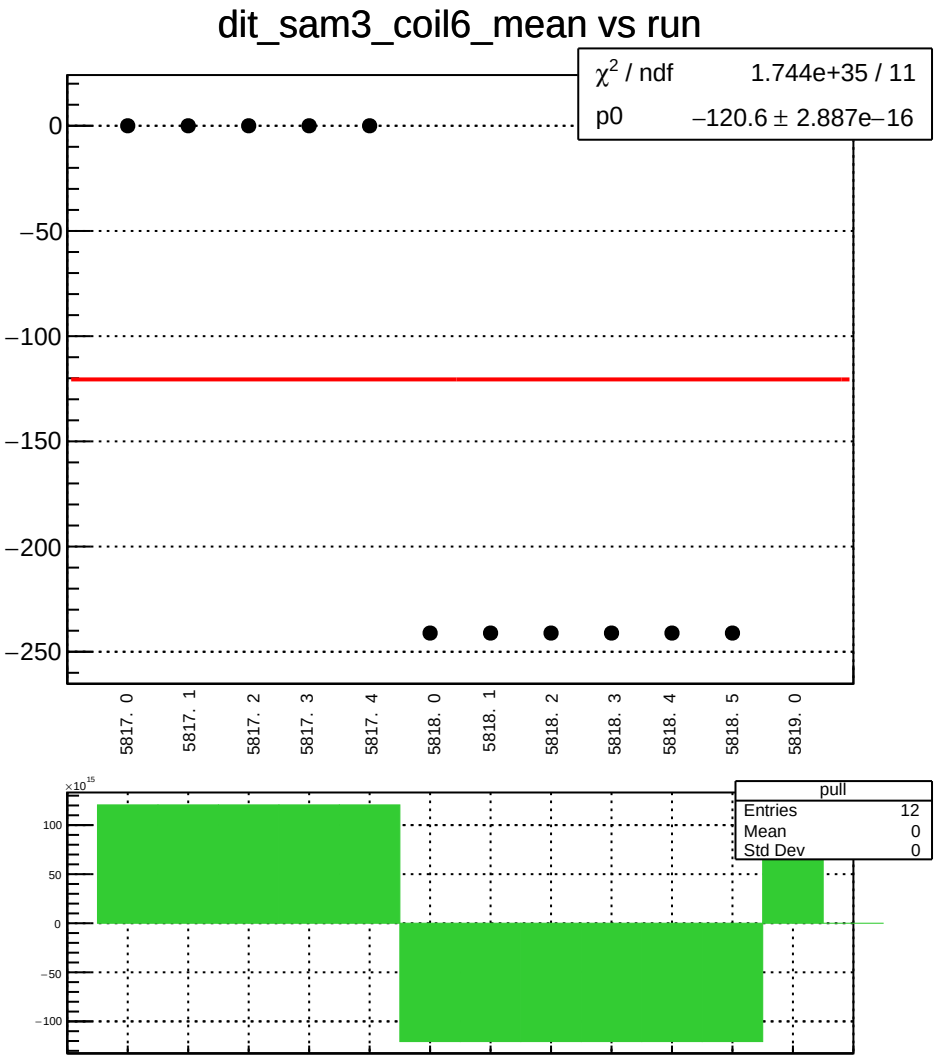
dit_sam3_coil6_mean vs run
χ^2 / ndf 1.744e+35 / 11
p0 −120.6 ± 2.887e−16
0
−50
−100
−150
−200
−250
5817. 0
5817. 1
5817. 2
5817. 3
5817. 4
5818. 0
5818. 1
5818. 2
5818. 3
5818. 4
5818. 5
5819. 0
×10^15
100
50
0
−50
−100
pull
Entries 12
Mean 0
Std Dev 0

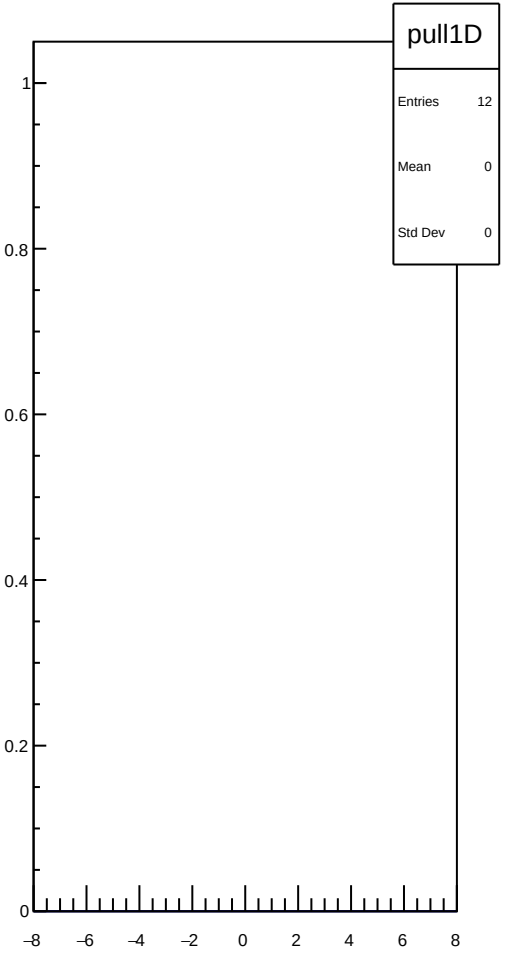
pull1D
Entries 12
Mean 0
Std Dev 0
1
0.8
0.6
0.4
0.2
0
−8
−6
−4
−2
0
2
4
6
8

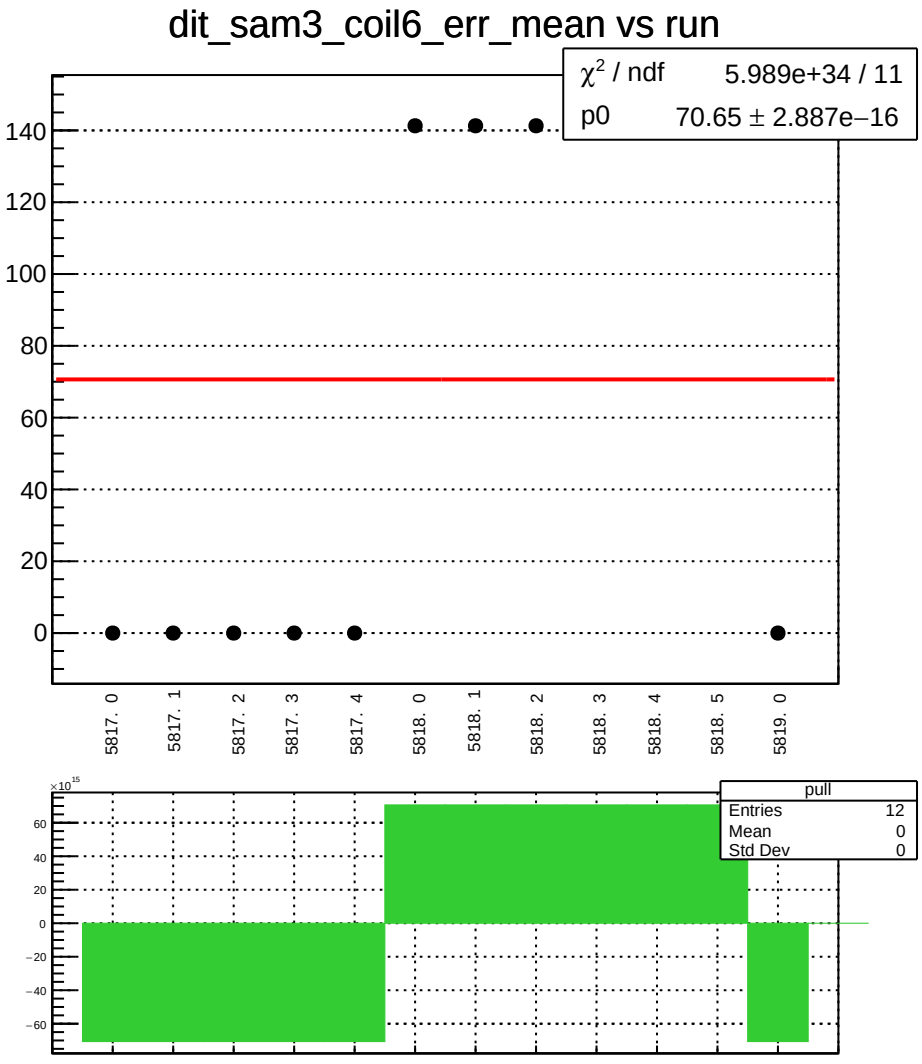
dit_sam3_coil6_err_mean vs run
χ² / ndf 5.989e+34 / 11
p0 70.65 ± 2.887e−16
140
120
100
80
60
40
20
0
5817. 0
5817. 1
5817. 2
5817. 3
5817. 4
5818. 0
5818. 1
5818. 2
5818. 3
5818. 4
5818. 5
5819. 0
×10^15
60
40
20
0
−20
−40
−60
pull
Entries 12
Mean 0
Std Dev 0

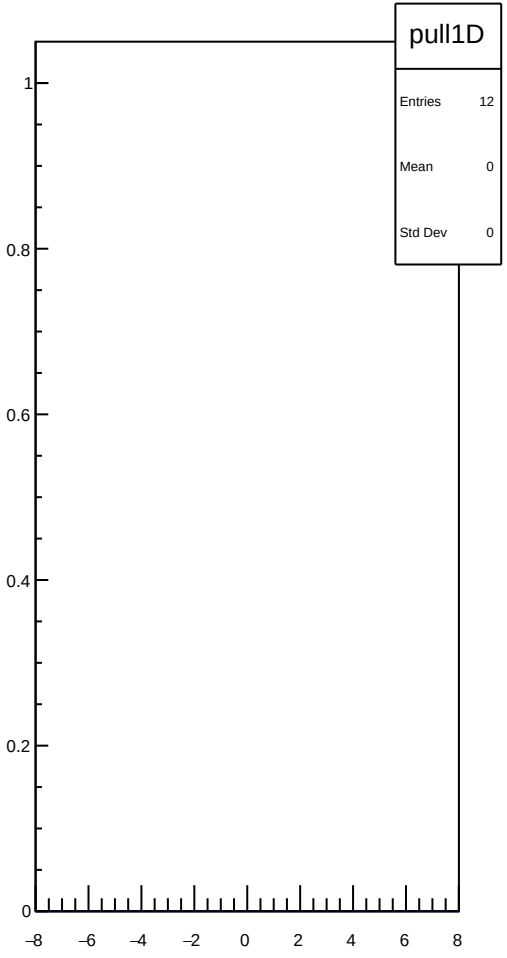
pull1D
Entries 12
Mean 0
Std Dev 0
1
0.8
0.6
0.4
0.2
0
−8
−6
−4
−2
0
2
4
6
8

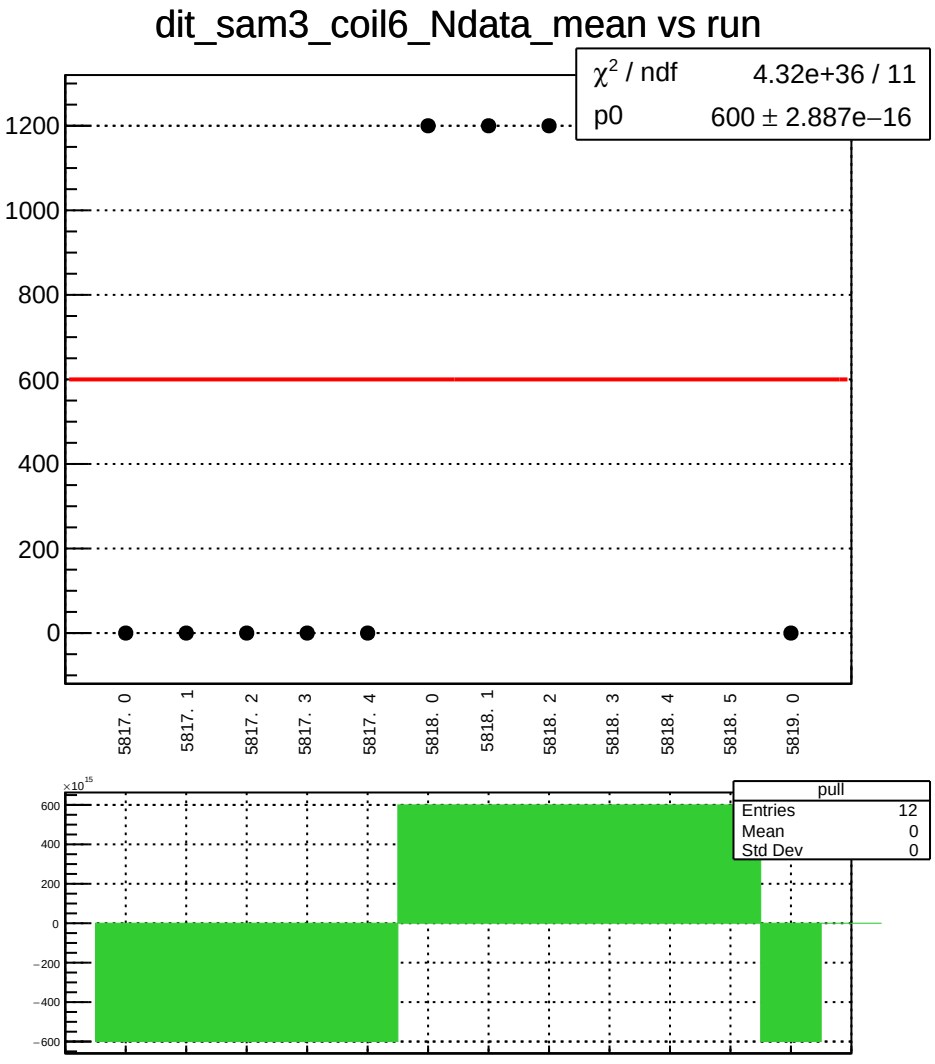
dit_sam3_coil6_Ndata_mean vs run
χ² / ndf 4.32e+36 / 11
p0 600 ± 2.887e−16
1200
1000
800
600
400
200
0
5817. 0
5817. 1
5817. 2
5817. 3
5817. 4
5818. 0
5818. 1
5818. 2
5818. 3
5818. 4
5818. 5
5819. 0
pull
Entries 12
Mean 0
Std Dev 0
×10^15
600
400
200
0
−200
−400
−600

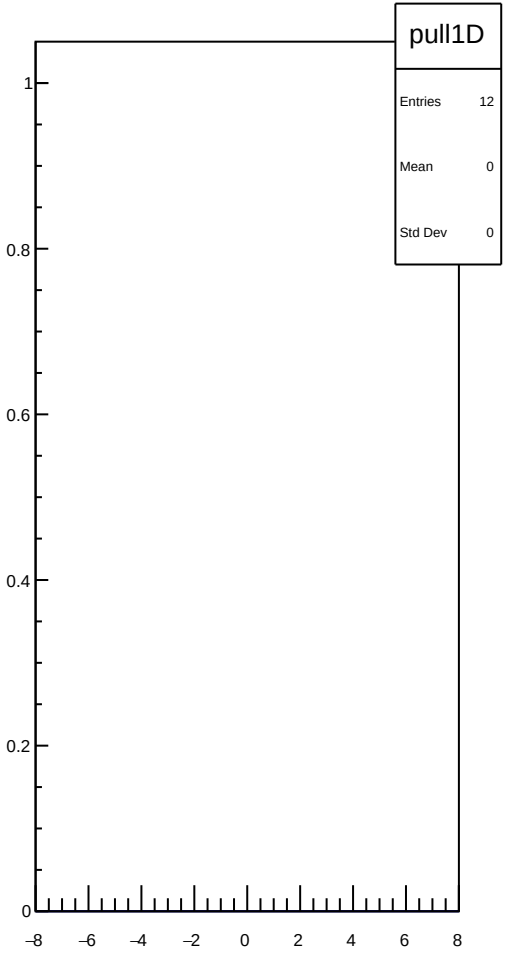
pull1D
Entries 12
Mean 0
Std Dev 0
1
0.8
0.6
0.4
0.2
0
−8
−6
−4
−2
0
2
4
6
8

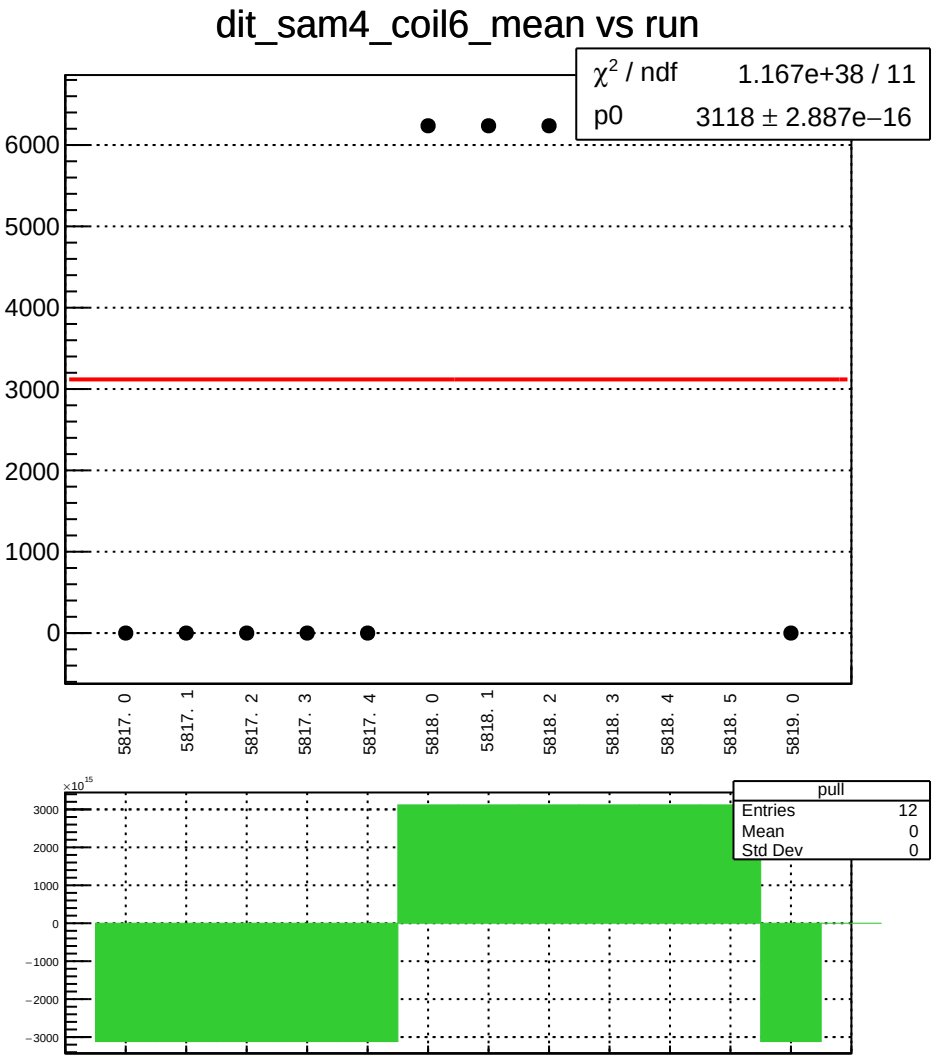
dit_sam4_coil6_mean vs run
χ² / ndf 1.167e+38 / 11
p0 3118 ± 2.887e−16
6000
5000
4000
3000
2000
1000
0
5817. 0
5817. 1
5817. 2
5817. 3
5817. 4
5818. 0
5818. 1
5818. 2
5818. 3
5818. 4
5818. 5
5819. 0
×10^15
3000
2000
1000
0
−1000
−2000
−3000
pull
Entries 12
Mean 0
Std Dev 0

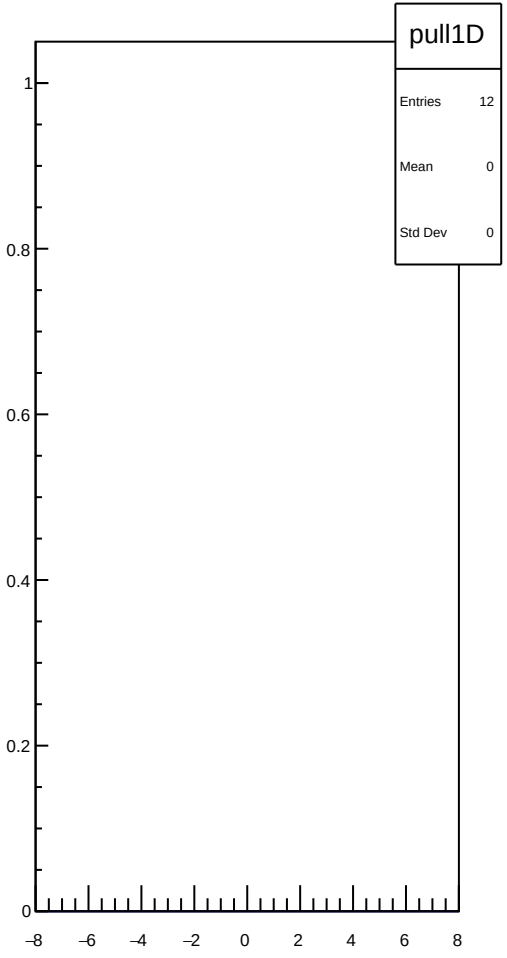
pull1D
Entries 12
Mean 0
Std Dev 0
1
0.8
0.6
0.4
0.2
0
−8
−6
−4
−2
0
2
4
6
8

dit_sam4_coil6_err_mean vs run

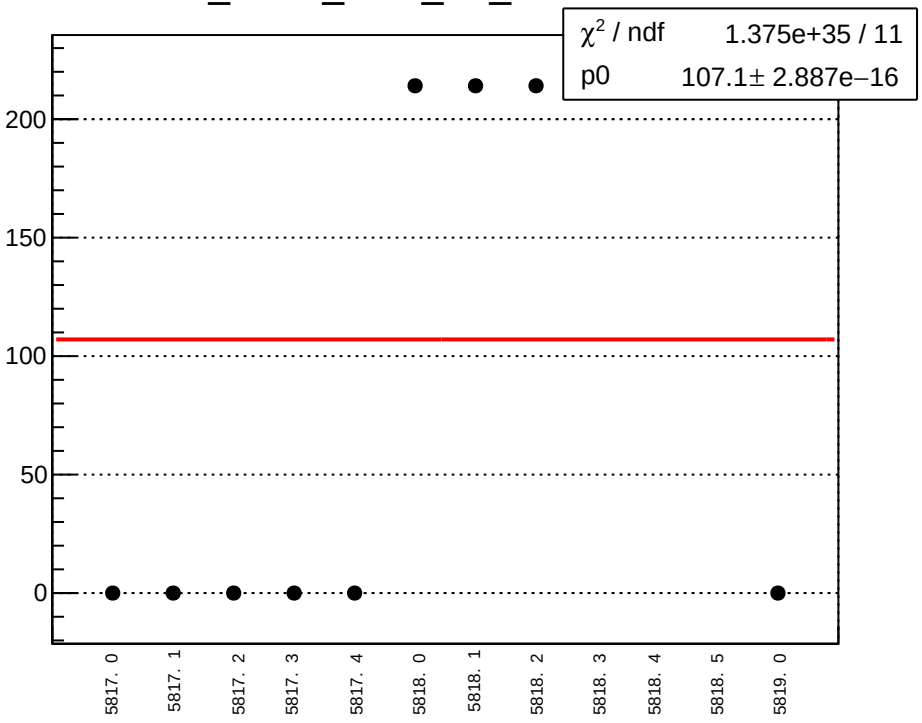

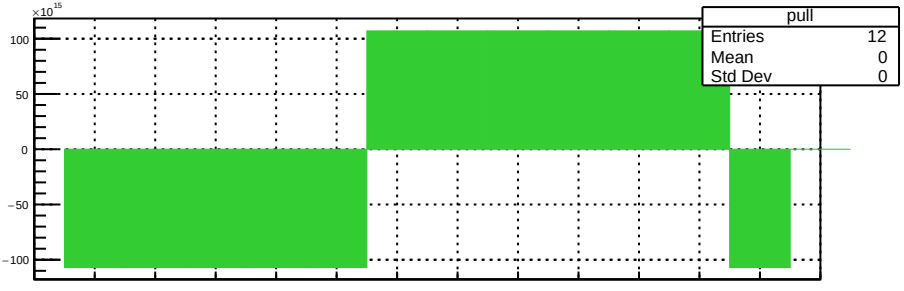

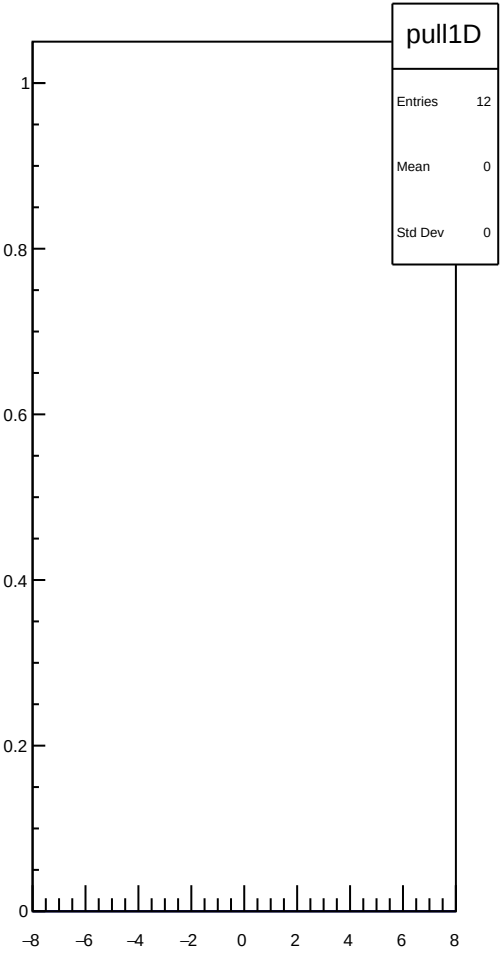

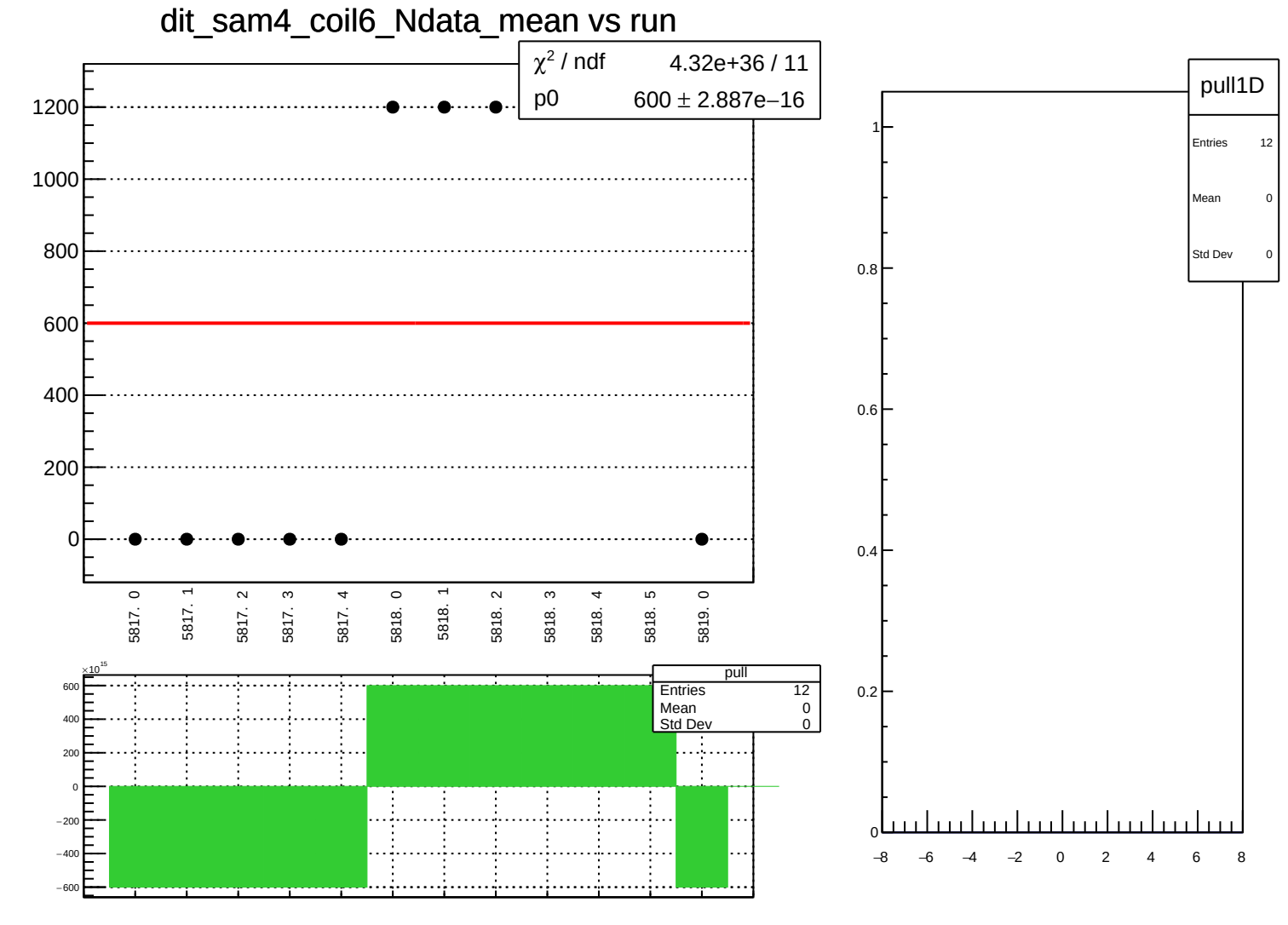
dit_sam4_coil6_Ndata_mean vs run
χ² / ndf 4.32e+36 / 11
p0 600 ± 2.887e−16
1200
1000
800
600
400
200
0
5817. 0
5817. 1
5817. 2
5817. 3
5817. 4
5818. 0
5818. 1
5818. 2
5818. 3
5818. 4
5818. 5
5819. 0
pull
Entries 12
Mean 0
Std Dev 0
×10^15
600
400
200
0
−200
−400
−600
pull1D
Entries 12
Mean 0
Std Dev 0
1
0.8
0.6
0.4
0.2
0
−8
−6
−4
−2
0
2
4
6
8

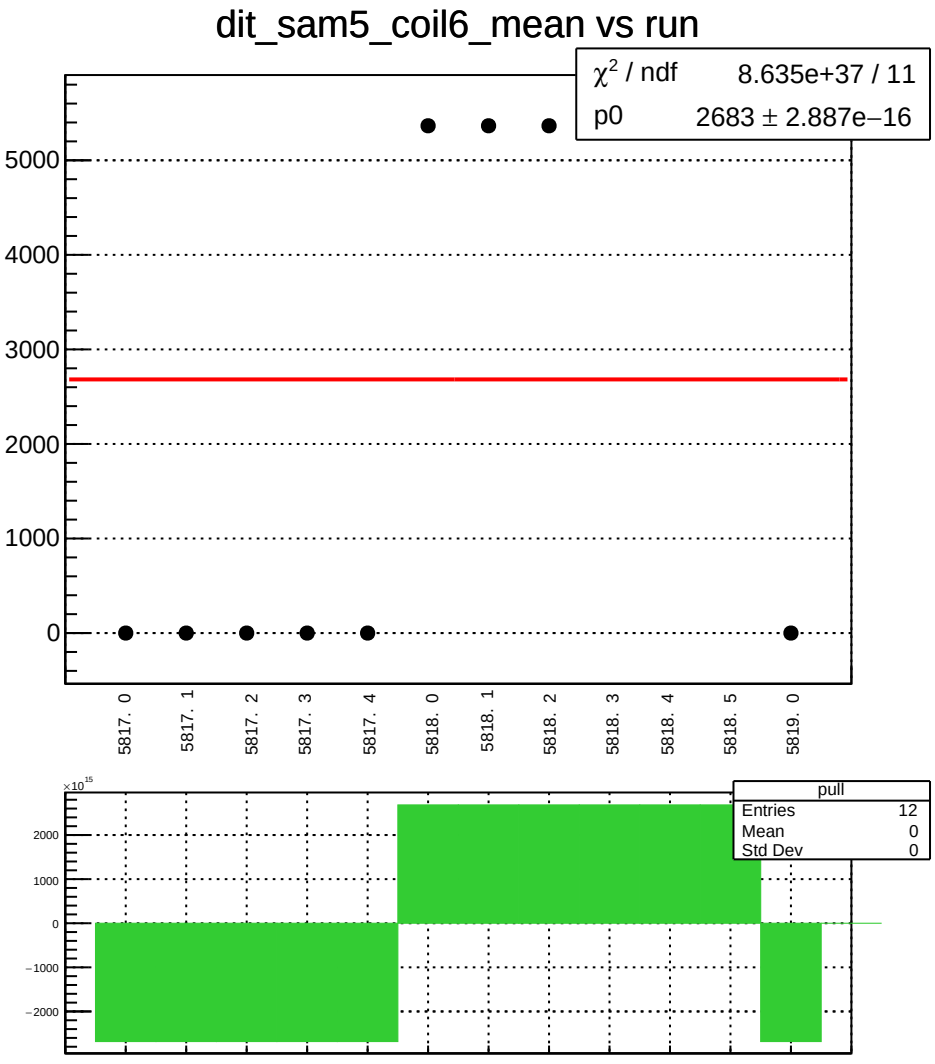
dit_sam5_coil6_mean vs run
χ² / ndf 8.635e+37 / 11
p0 2683 ± 2.887e−16
5000
4000
3000
2000
1000
0
5817. 0
5817. 1
5817. 2
5817. 3
5817. 4
5818. 0
5818. 1
5818. 2
5818. 3
5818. 4
5818. 5
5819. 0
×10^15
2000
1000
0
−1000
−2000
pull
Entries 12
Mean 0
Std Dev 0

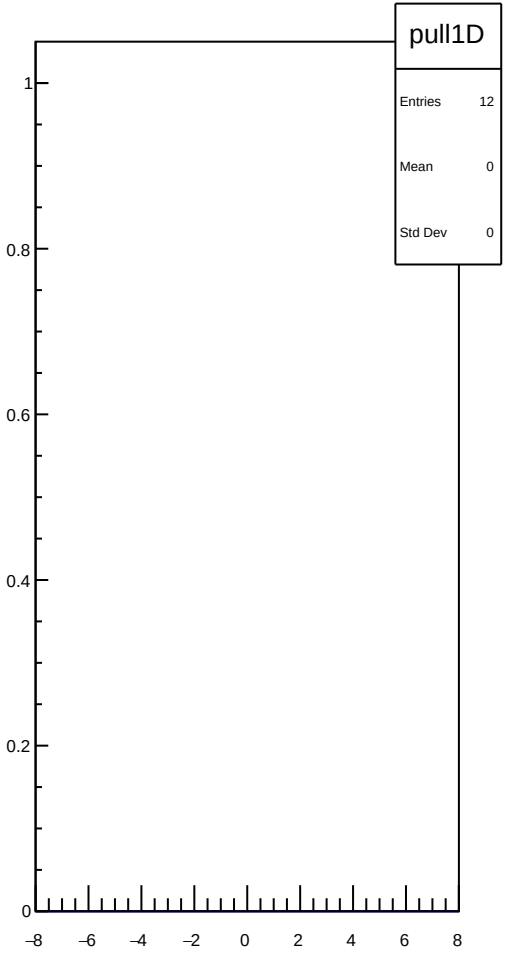
pull1D
Entries 12
Mean 0
Std Dev 0
1
0.8
0.6
0.4
0.2
0
−8
−6
−4
−2
0
2
4
6
8

dit_sam5_coil6_err_mean vs run

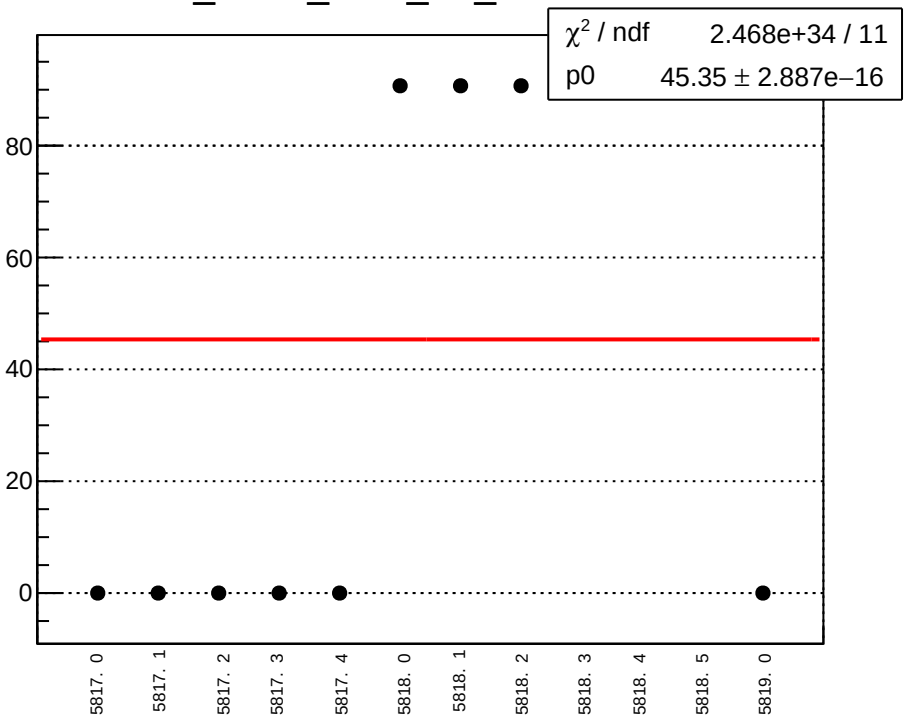

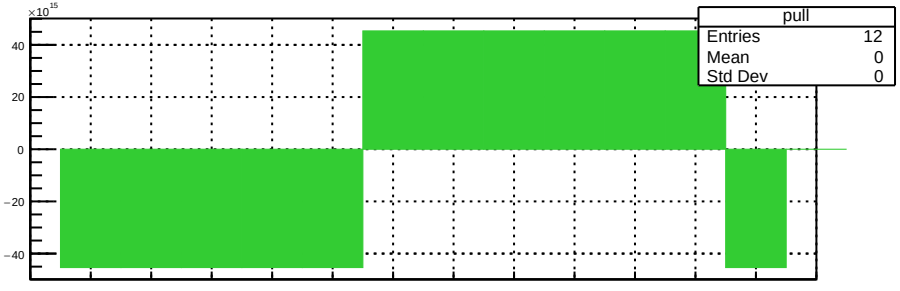

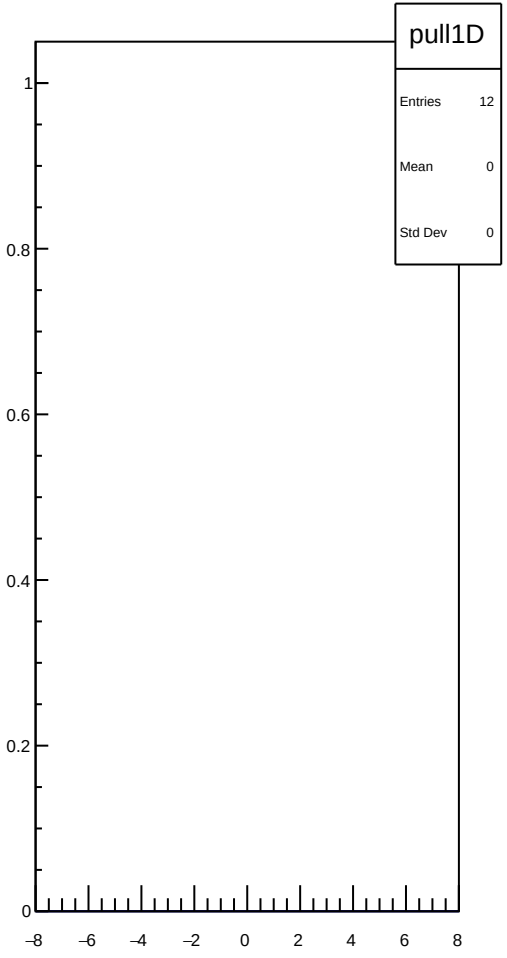

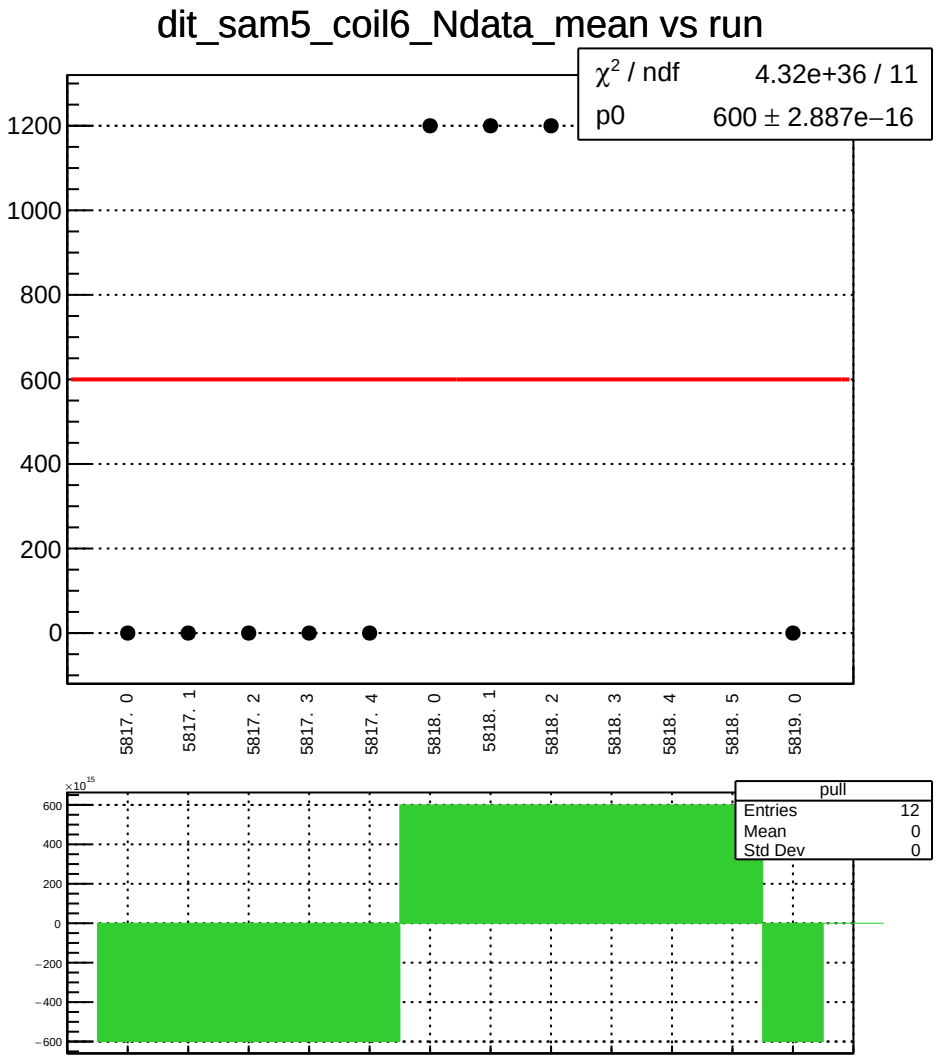
dit_sam5_coil6_Ndata_mean vs run
χ² / ndf 4.32e+36 / 11
p0 600 ± 2.887e−16
1200
1000
800
600
400
200
0
5817. 0
5817. 1
5817. 2
5817. 3
5817. 4
5818. 0
5818. 1
5818. 2
5818. 3
5818. 4
5818. 5
5819. 0
×10^15
600
400
200
0
−200
−400
−600
pull
Entries 12
Mean 0
Std Dev 0

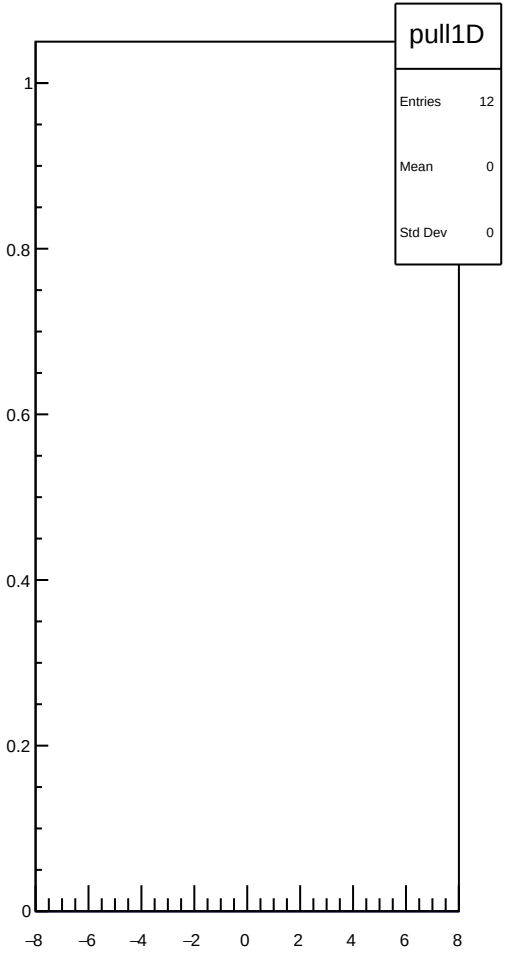
pull1D
Entries 12
Mean 0
Std Dev 0
1
0.8
0.6
0.4
0.2
0
−8
−6
−4
−2
0
2
4
6
8

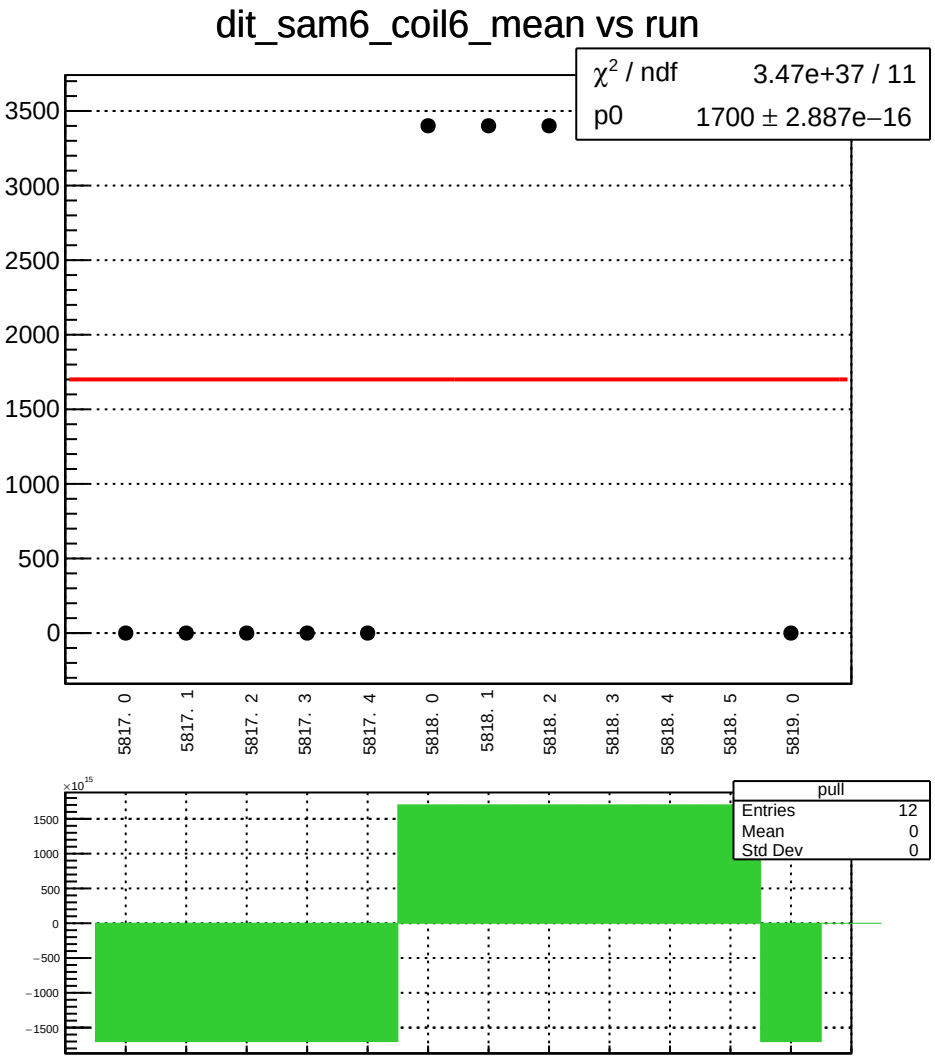
dit_sam6_coil6_mean vs run
χ² / ndf 3.47e+37 / 11
p0 1700 ± 2.887e−16
3500
3000
2500
2000
1500
1000
500
0
5817. 0
5817. 1
5817. 2
5817. 3
5817. 4
5818. 0
5818. 1
5818. 2
5818. 3
5818. 4
5818. 5
5819. 0
×10^15
1500
1000
500
0
−500
−1000
−1500
pull
Entries 12
Mean 0
Std Dev 0

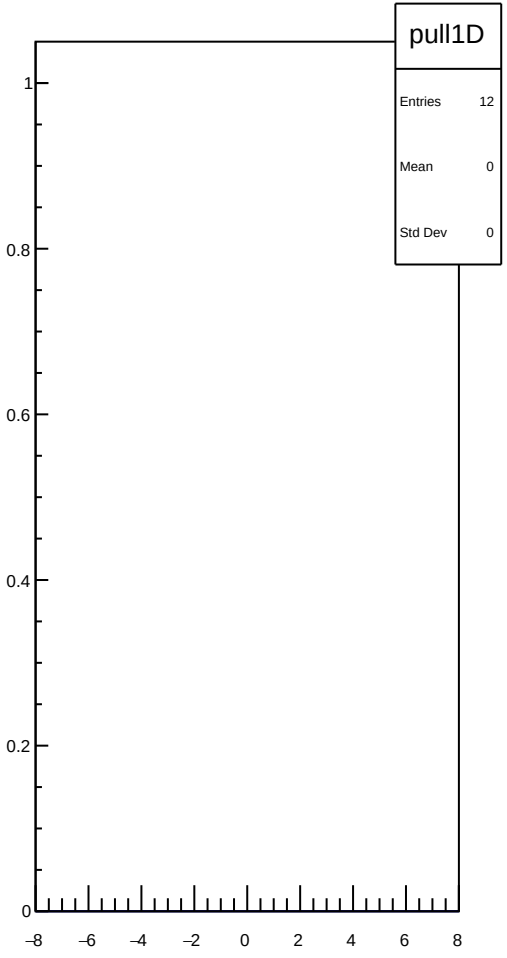
pull1D
Entries 12
Mean 0
Std Dev 0
1
0.8
0.6
0.4
0.2
0
−8
−6
−4
−2
0
2
4
6
8

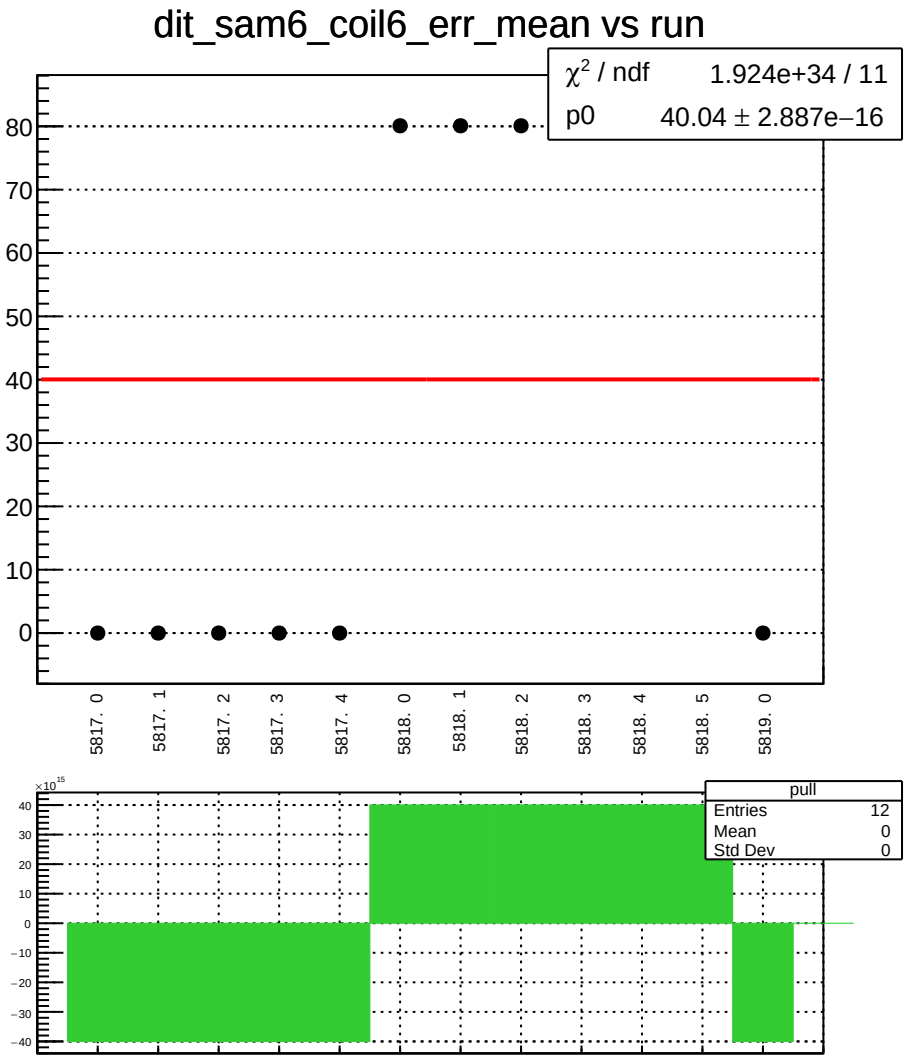
dit_sam6_coil6_err_mean vs run
χ² / ndf 1.924e+34 / 11
p0 40.04 ± 2.887e−16
80
70
60
50
40
30
20
10
0
5817. 0
5817. 1
5817. 2
5817. 3
5817. 4
5818. 0
5818. 1
5818. 2
5818. 3
5818. 4
5818. 5
5819. 0
×10^15
pull
Entries 12
Mean 0
Std Dev 0
40
30
20
10
0
−10
−20
−30
−40

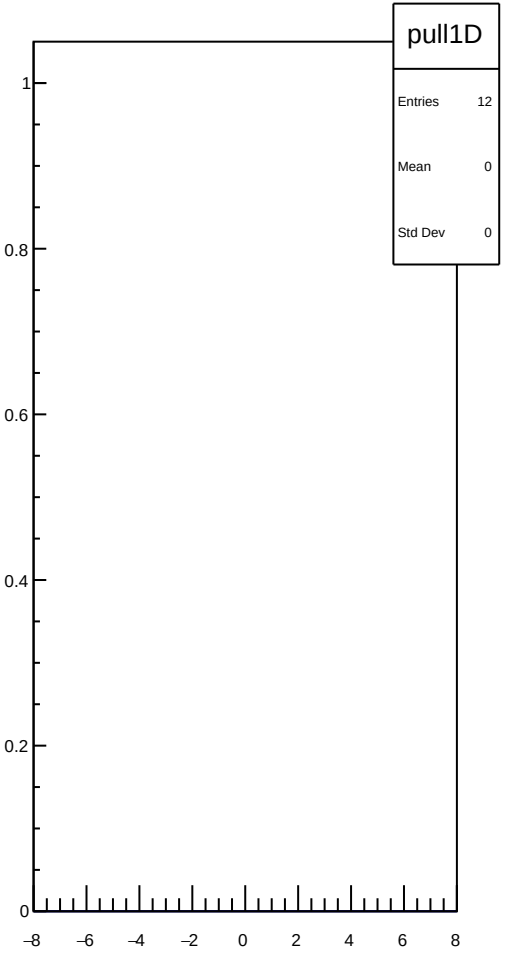
pull1D
Entries 12
Mean 0
Std Dev 0
1
0.8
0.6
0.4
0.2
0
−8
−6
−4
−2
0
2
4
6
8

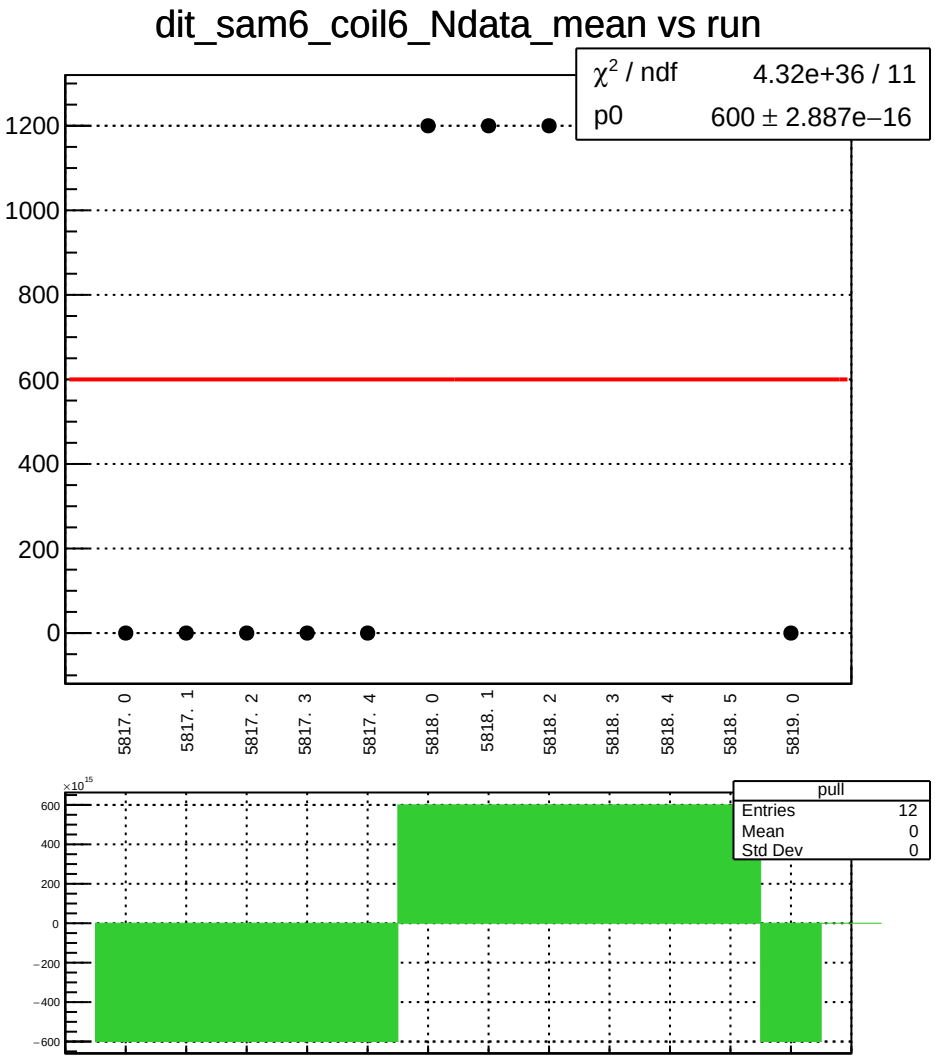
dit_sam6_coil6_Ndata_mean vs run
χ² / ndf 4.32e+36 / 11
p0 600 ± 2.887e−16
1200
1000
800
600
400
200
0
5817. 0
5817. 1
5817. 2
5817. 3
5817. 4
5818. 0
5818. 1
5818. 2
5818. 3
5818. 4
5818. 5
5819. 0
×10^15
600
400
200
0
−200
−400
−600
pull
Entries 12
Mean 0
Std Dev 0

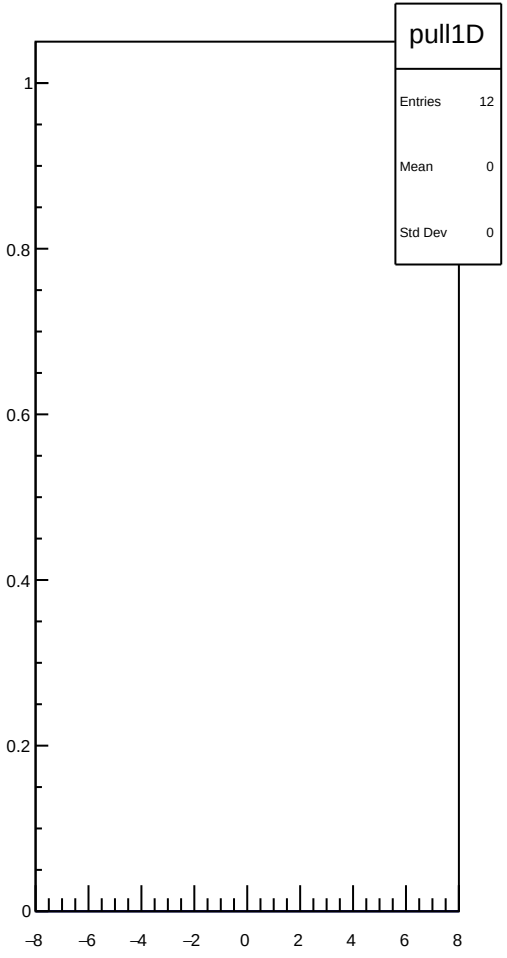
pull1D
Entries 12
Mean 0
Std Dev 0
1
0.8
0.6
0.4
0.2
0
−8
−6
−4
−2
0
2
4
6
8

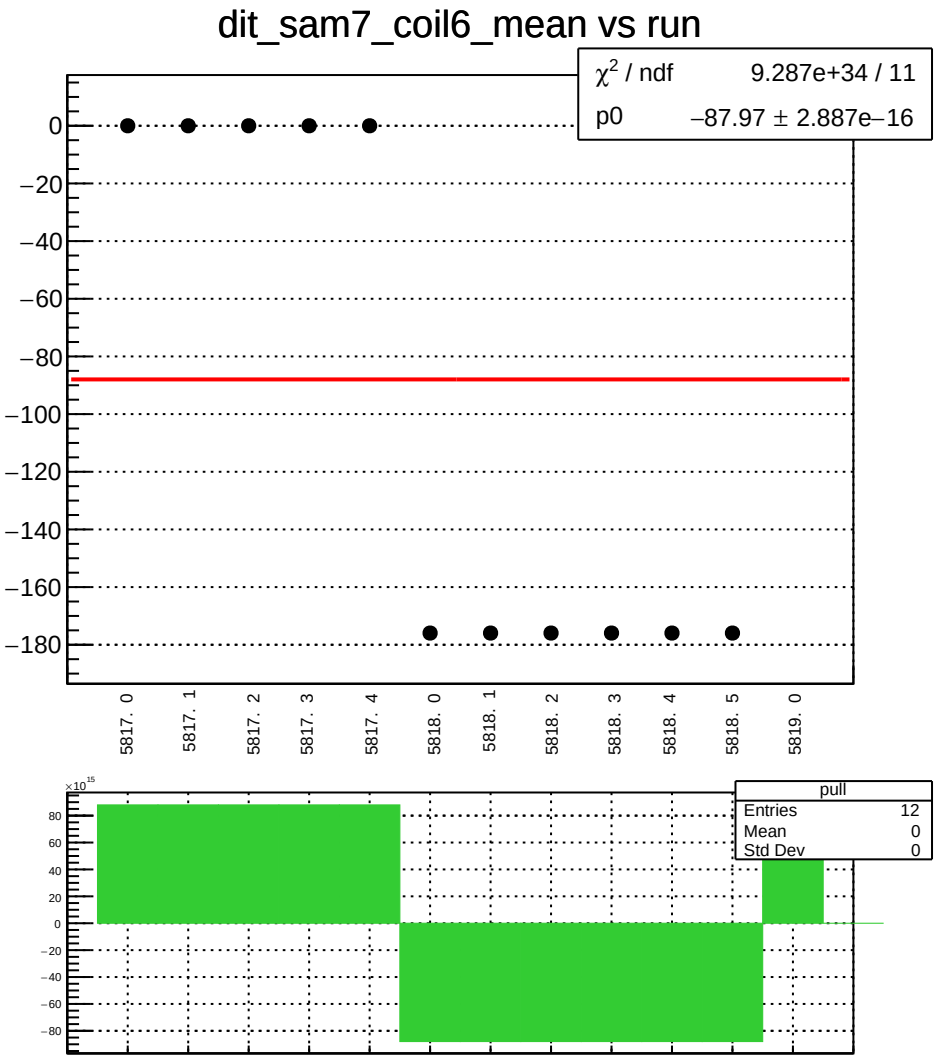
dit_sam7_coil6_mean vs run
χ² / ndf 9.287e+34 / 11
p0 −87.97 ± 2.887e−16
0
−20
−40
−60
−80
−100
−120
−140
−160
−180
5817. 0
5817. 1
5817. 2
5817. 3
5817. 4
5818. 0
5818. 1
5818. 2
5818. 3
5818. 4
5818. 5
5819. 0
×10^15
80
60
40
20
0
−20
−40
−60
−80
pull
Entries 12
Mean 0
Std Dev 0

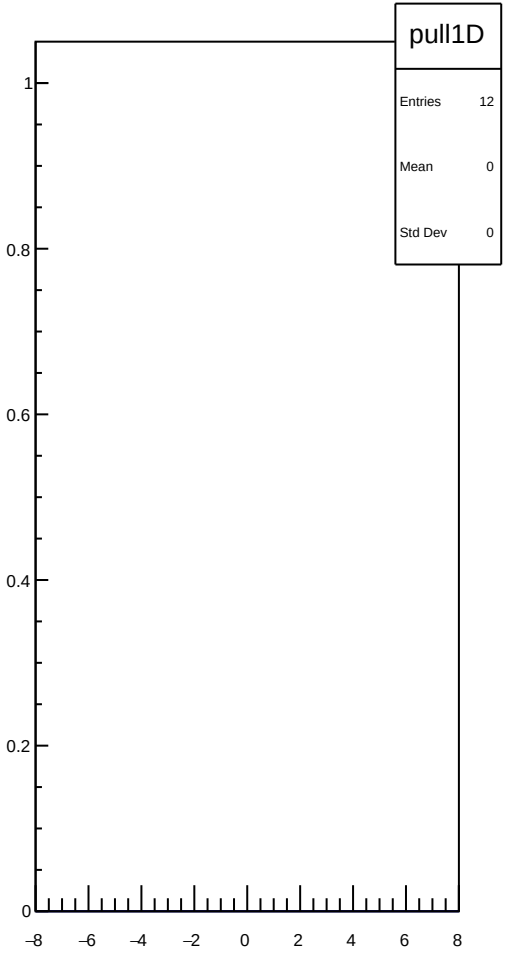
pull1D
Entries 12
Mean 0
Std Dev 0
1
0.8
0.6
0.4
0.2
0
−8
−6
−4
−2
0
2
4
6
8

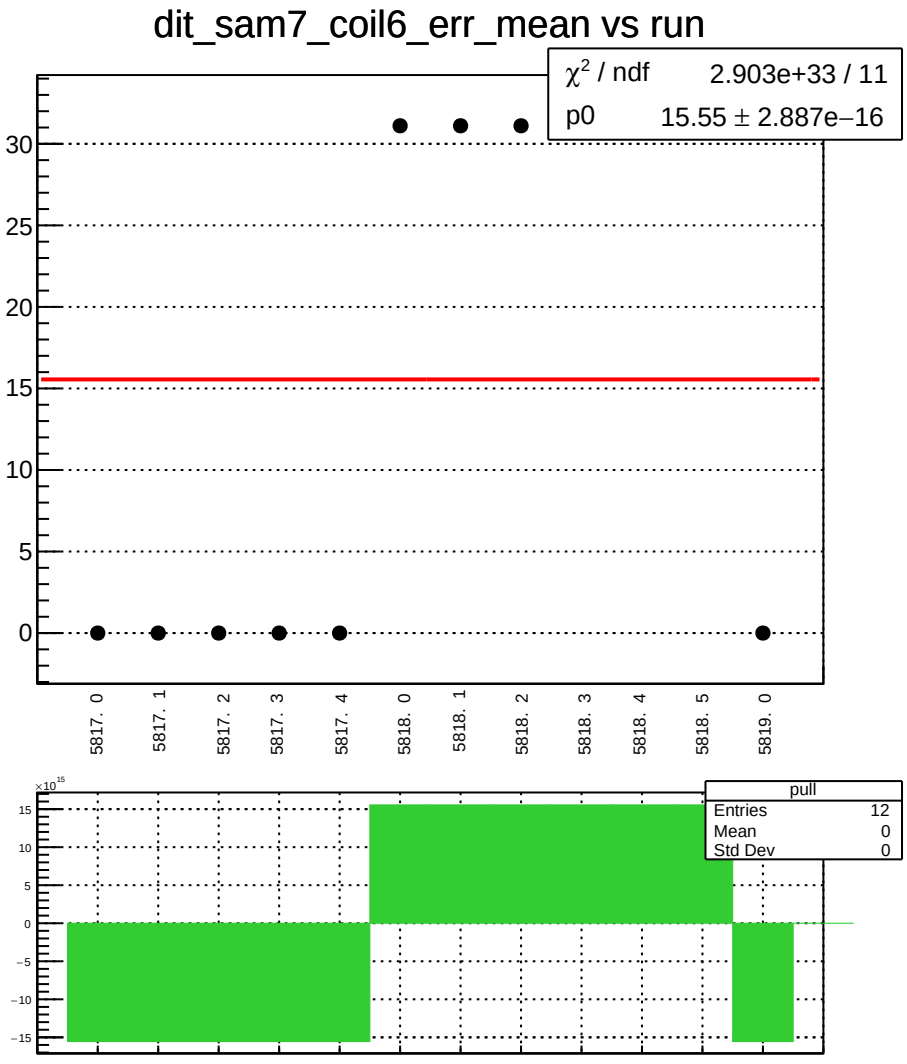
dit_sam7_coil6_err_mean vs run
χ² / ndf 2.903e+33 / 11
p0 15.55 ± 2.887e−16
30
25
20
15
10
5
0
5817. 0
5817. 1
5817. 2
5817. 3
5817. 4
5818. 0
5818. 1
5818. 2
5818. 3
5818. 4
5818. 5
5819. 0
×10^15
15
10
5
0
−5
−10
−15
pull
Entries 12
Mean 0
Std Dev 0

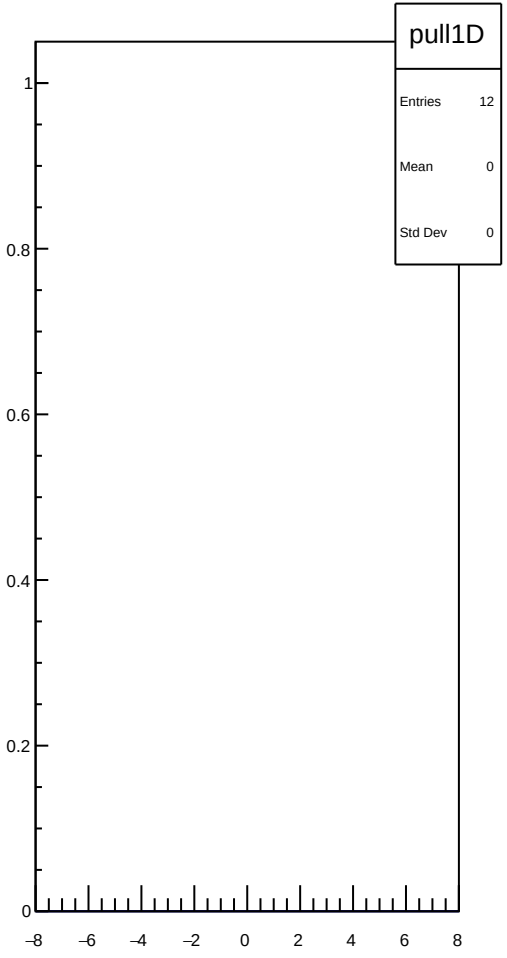
pull1D
Entries 12
Mean 0
Std Dev 0
1
0.8
0.6
0.4
0.2
0
−8
−6
−4
−2
0
2
4
6
8

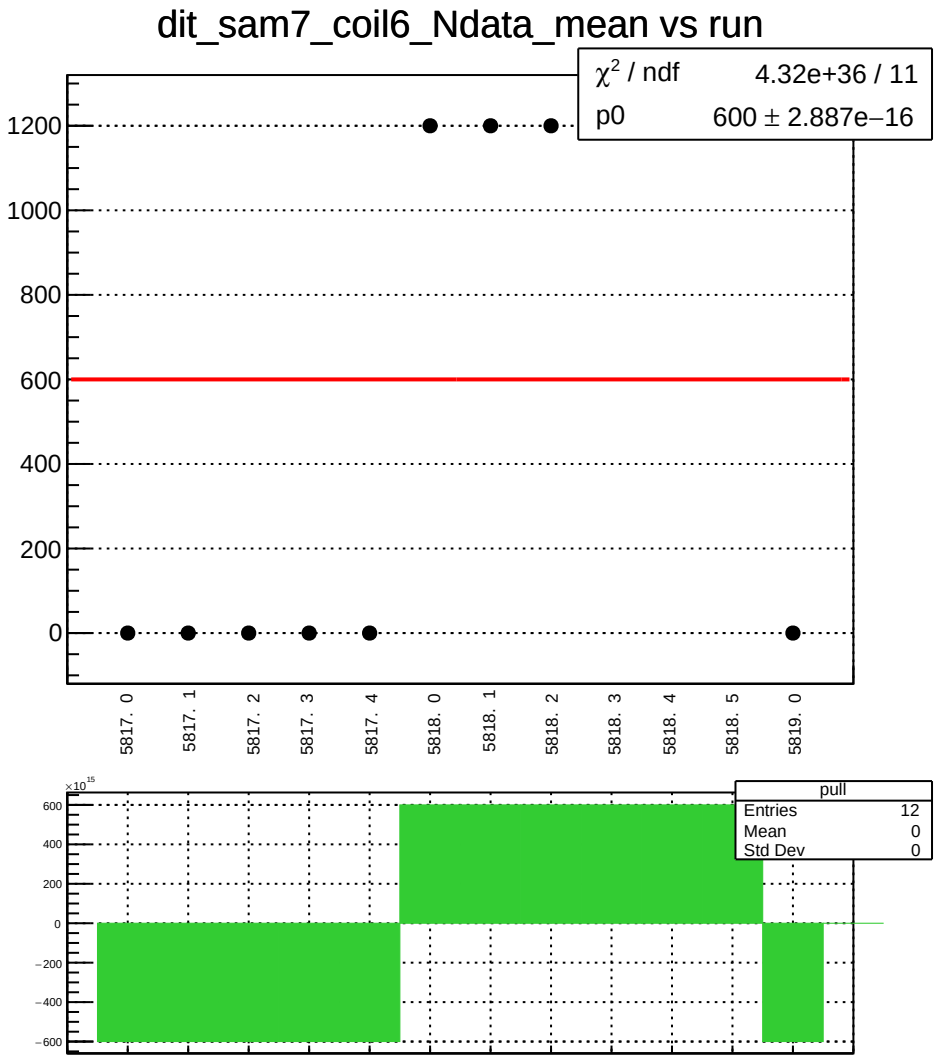
dit_sam7_coil6_Ndata_mean vs run
χ² / ndf 4.32e+36 / 11
p0 600 ± 2.887e−16
1200
1000
800
600
400
200
0
5817. 0
5817. 1
5817. 2
5817. 3
5817. 4
5818. 0
5818. 1
5818. 2
5818. 3
5818. 4
5818. 5
5819. 0
×10^15
600
400
200
0
−200
−400
−600
pull
Entries 12
Mean 0
Std Dev 0

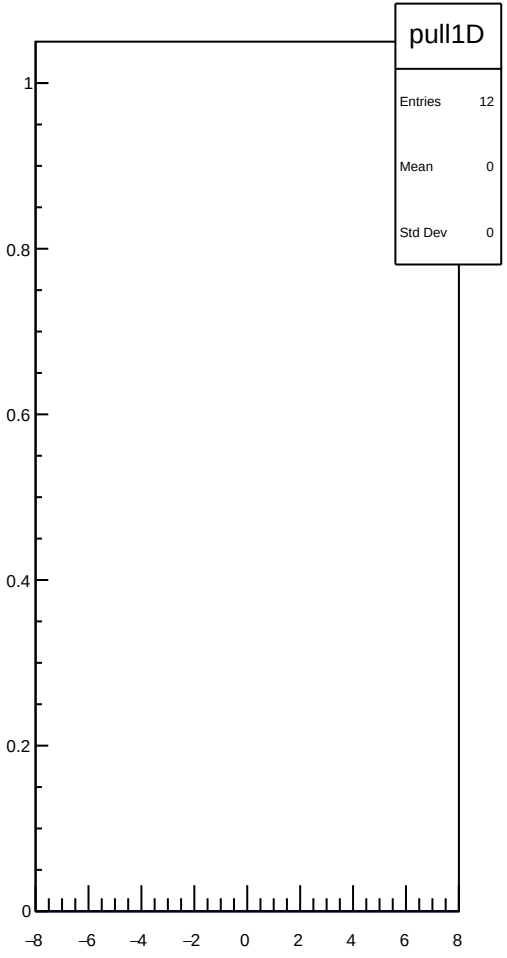
pull1D
Entries 12
Mean 0
Std Dev 0
1
0.8
0.6
0.4
0.2
0
−8
−6
−4
−2
0
2
4
6
8

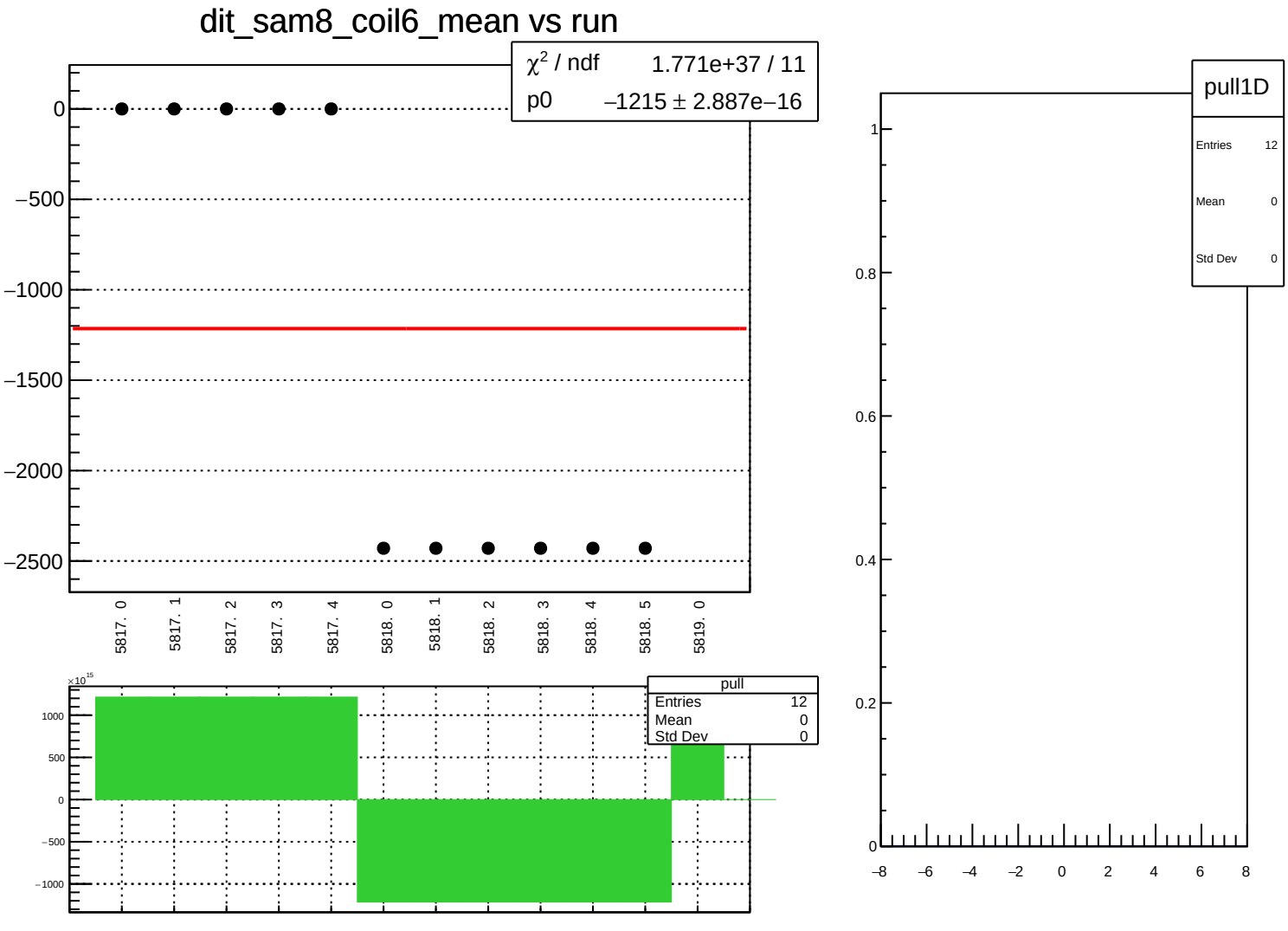
dit_sam8_coil6_mean vs run
χ² / ndf 1.771e+37 / 11
p0 −1215 ± 2.887e−16
0
−500
−1000
−1500
−2000
−2500
5817. 0
5817. 1
5817. 2
5817. 3
5817. 4
5818. 0
5818. 1
5818. 2
5818. 3
5818. 4
5818. 5
5819. 0
×10^15
1000
500
0
−500
−1000
pull
Entries 12
Mean 0
Std Dev 0
pull1D
Entries 12
Mean 0
Std Dev 0
1
0.8
0.6
0.4
0.2
0
−8
−6
−4
−2
0
2
4
6
8

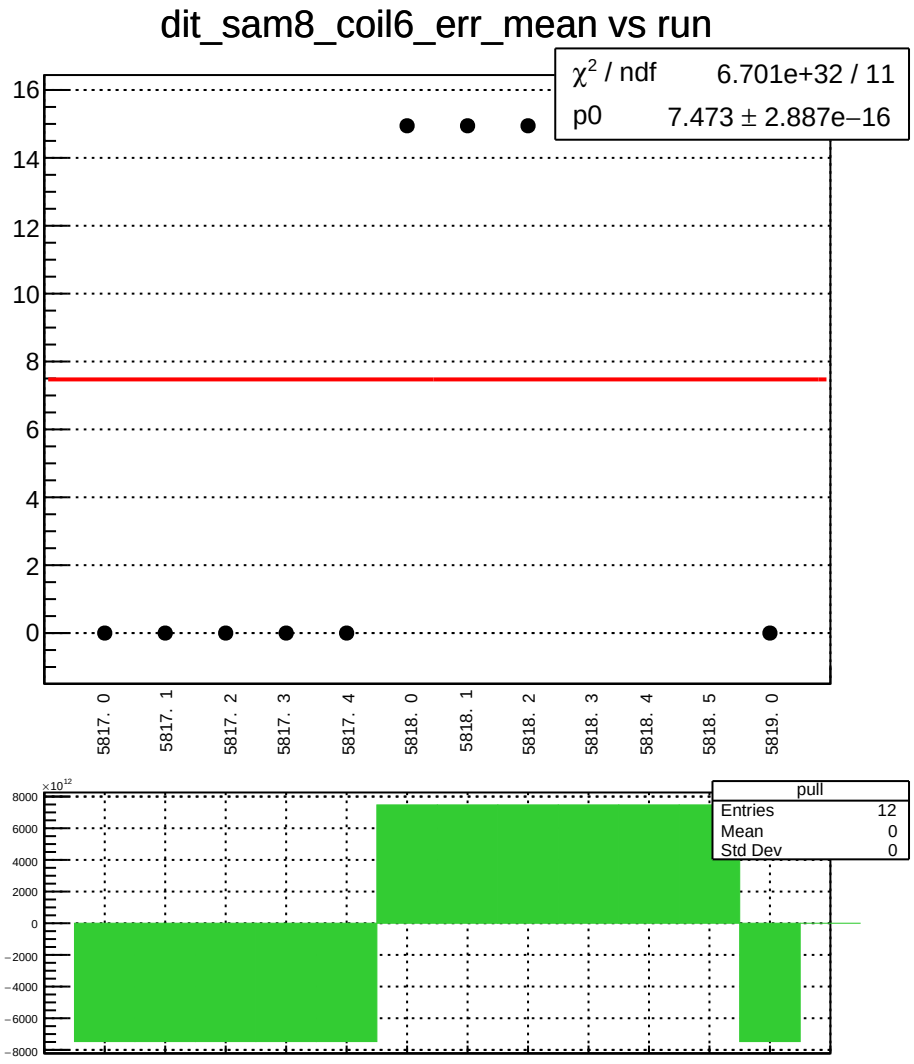
dit_sam8_coil6_err_mean vs run
χ² / ndf 6.701e+32 / 11
p0 7.473 ± 2.887e−16
16
14
12
10
8
6
4
2
0
5817. 0
5817. 1
5817. 2
5817. 3
5817. 4
5818. 0
5818. 1
5818. 2
5818. 3
5818. 4
5818. 5
5819. 0
×10¹²
8000
6000
4000
2000
0
−2000
−4000
−6000
−8000
pull
Entries 12
Mean 0
Std Dev 0

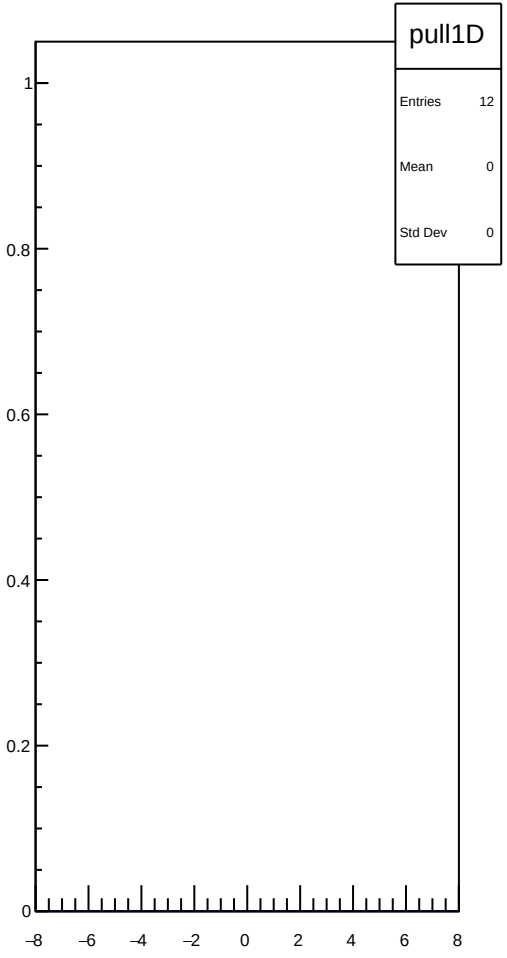
pull1D
Entries 12
Mean 0
Std Dev 0
1
0.8
0.6
0.4
0.2
0
−8
−6
−4
−2
0
2
4
6
8

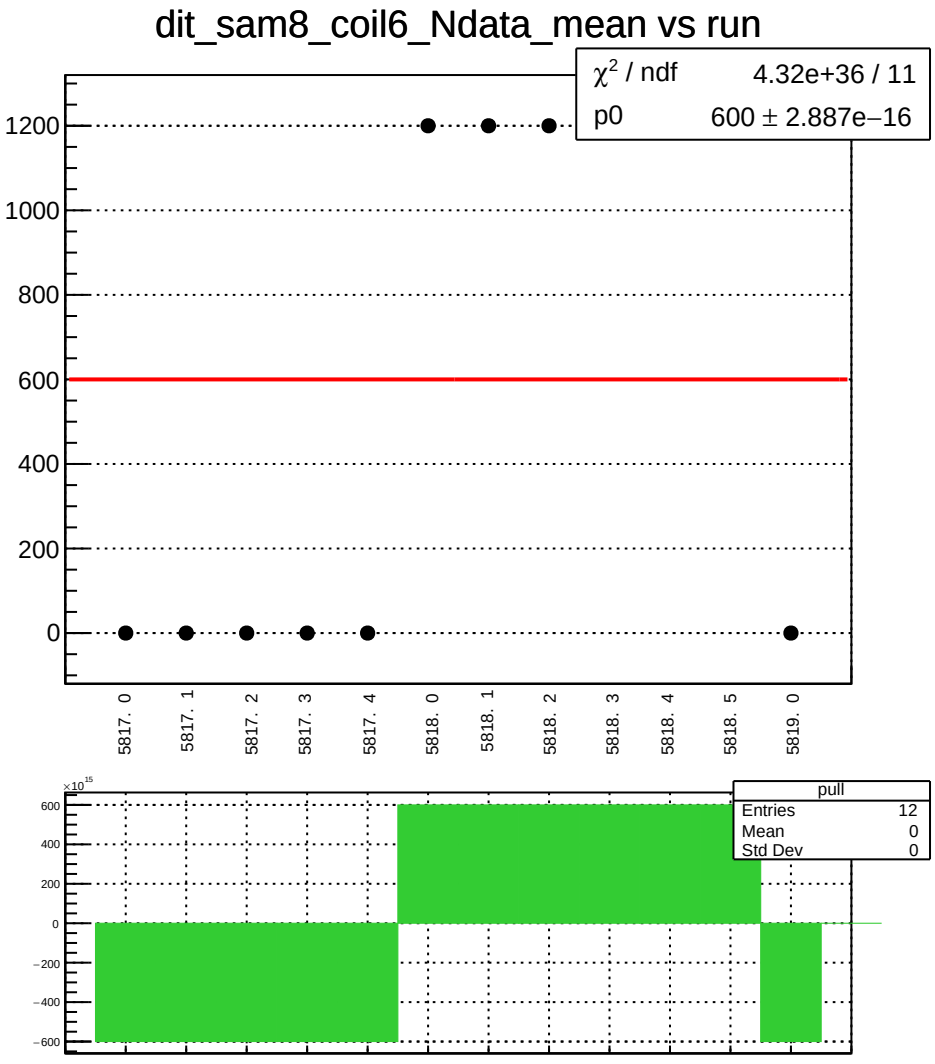
dit_sam8_coil6_Ndata_mean vs run
χ² / ndf 4.32e+36 / 11
p0 600 ± 2.887e−16
1200
1000
800
600
400
200
0
5817. 0
5817. 1
5817. 2
5817. 3
5817. 4
5818. 0
5818. 1
5818. 2
5818. 3
5818. 4
5818. 5
5819. 0
pull
Entries 12
Mean 0
Std Dev 0
×10^15
600
400
200
0
−200
−400
−600

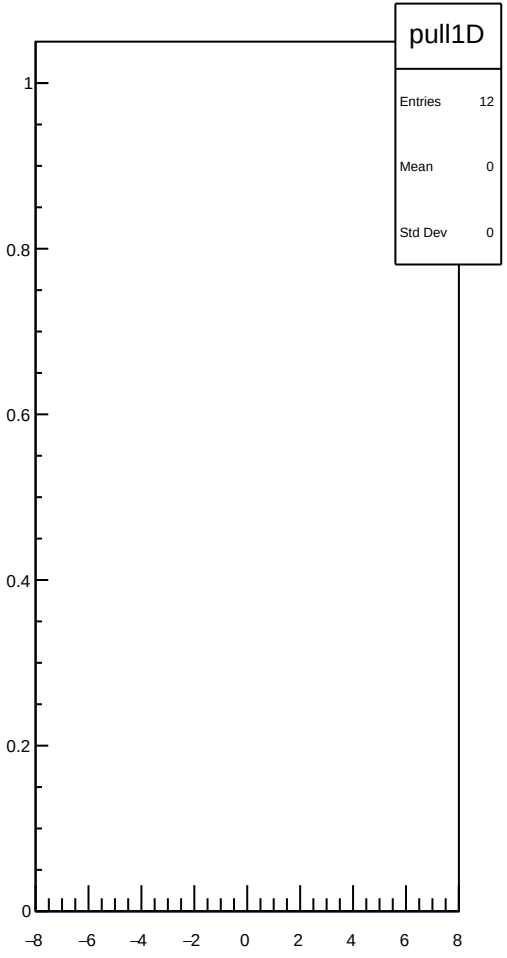
pull1D
Entries 12
Mean 0
Std Dev 0
1
0.8
0.6
0.4
0.2
0
−8
−6
−4
−2
0
2
4
6
8

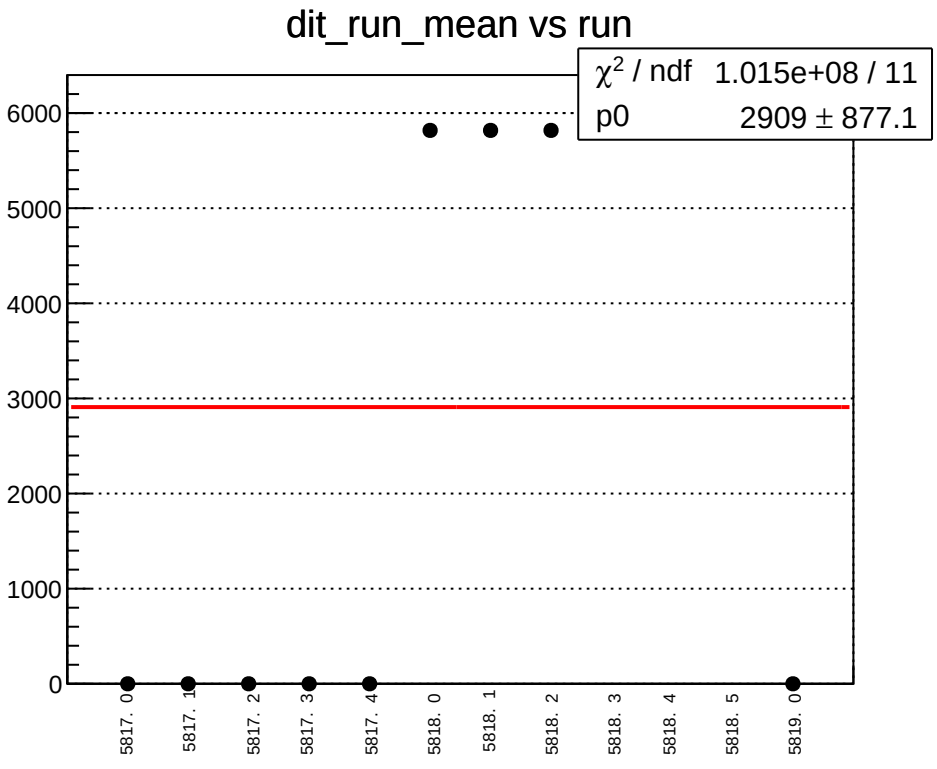
dit_run_mean vs run
χ^2 / ndf 1.015e+08 / 11
p0 2909 ± 877.1
6000
5000
4000
3000
2000
1000
0
5817. 0
5817. 1
5817. 2
5817. 3
5817. 4
5818. 0
5818. 1
5818. 2
5818. 3
5818. 4
5818. 5
5819. 0

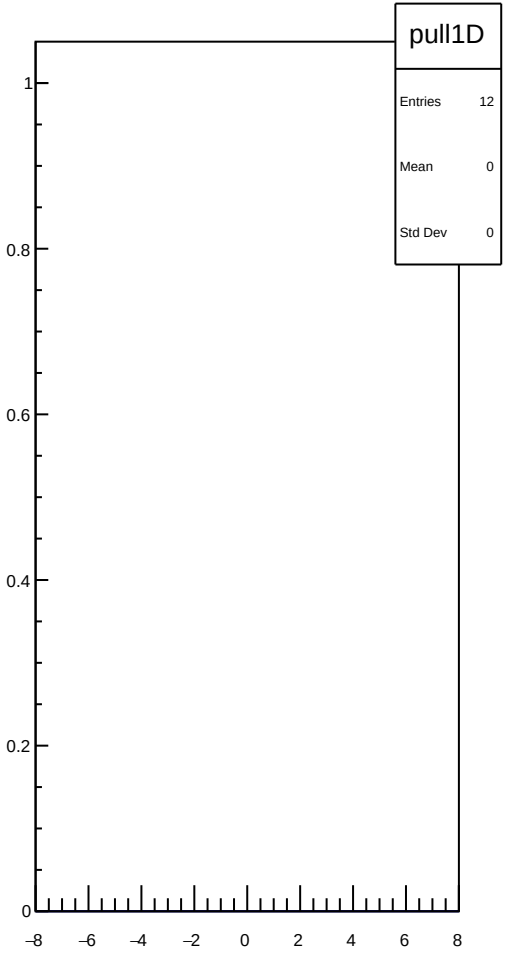
pull1D
Entries 12
Mean 0
Std Dev 0
1
0.8
0.6
0.4
0.2
0
–8
–6
–4
–2
0
2
4
6
8

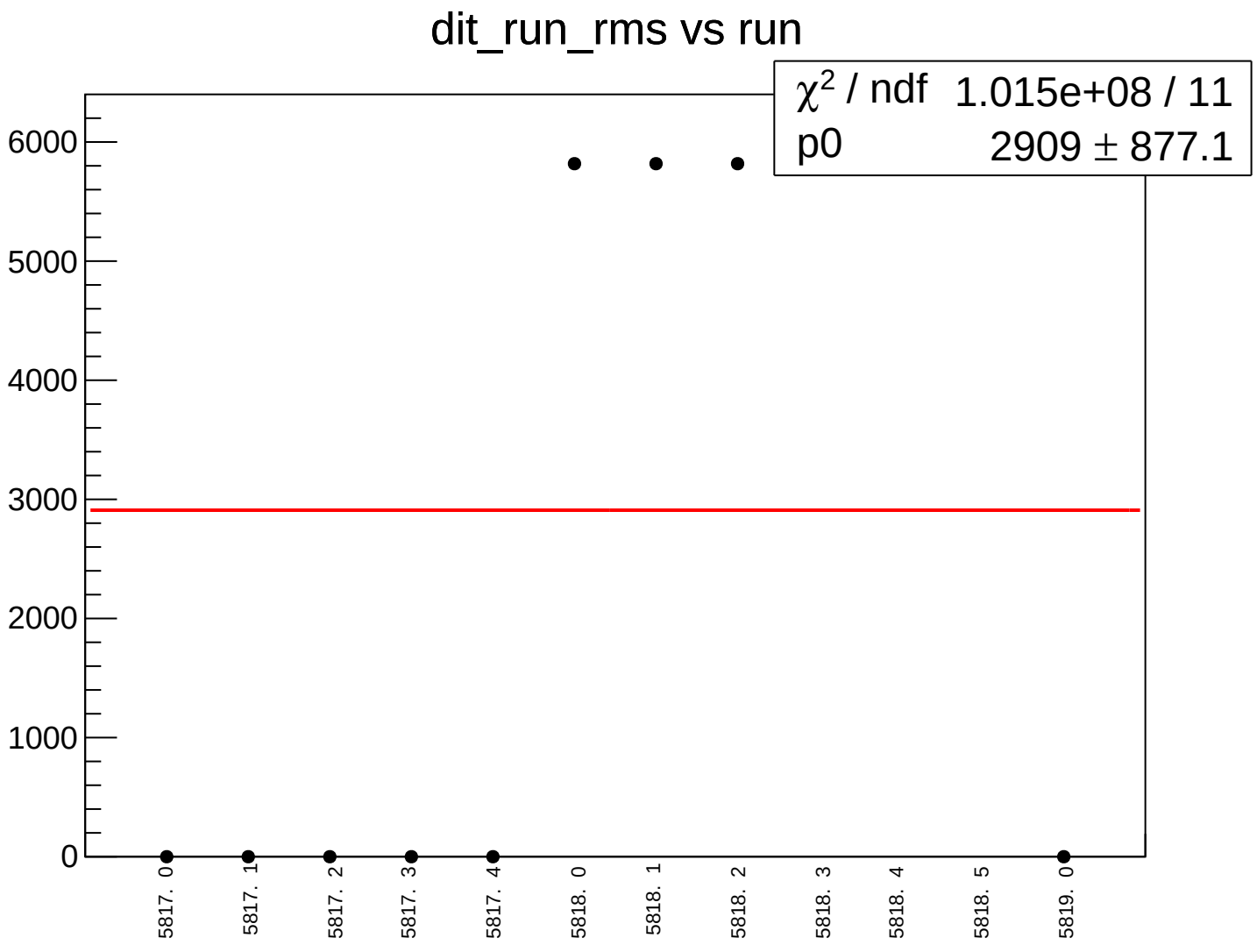
dit_run_rms vs run
χ2 / ndf 1.015e+08 / 11
p0 2909 ± 877.1
6000
5000
4000
3000
2000
1000
0
5817. 0
5817. 1
5817. 2
5817. 3
5817. 4
5818. 0
5818. 1
5818. 2
5818. 3
5818. 4
5818. 5
5819. 0

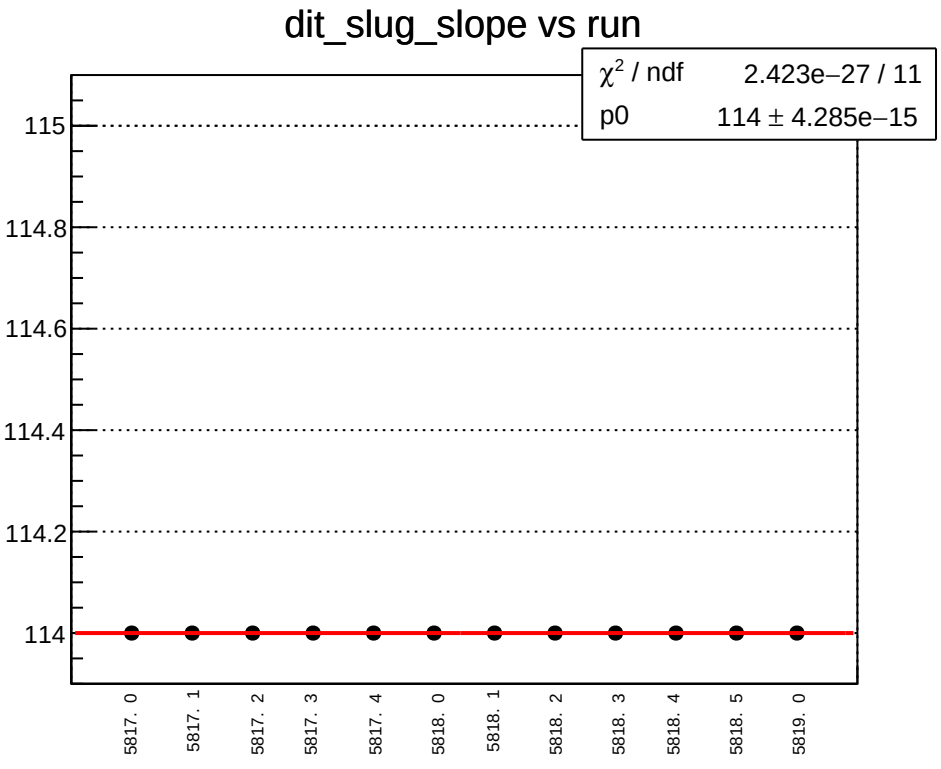
dit_slug_slope vs run
χ^2 / ndf 2.423e−27 / 11
p0 114 ± 4.285e−15
115
114.8
114.6
114.4
114.2
114
5817. 0
5817. 1
5817. 2
5817. 3
5817. 4
5818. 0
5818. 1
5818. 2
5818. 3
5818. 4
5818. 5
5819. 0

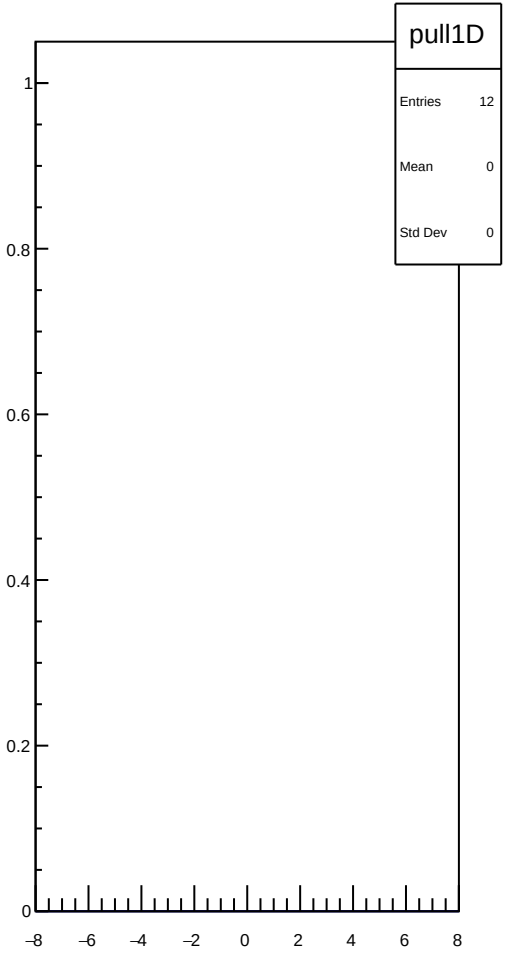
pull1D
Entries 12
Mean 0
Std Dev 0
1
0.8
0.6
0.4
0.2
0
−8
−6
−4
−2
0
2
4
6
8

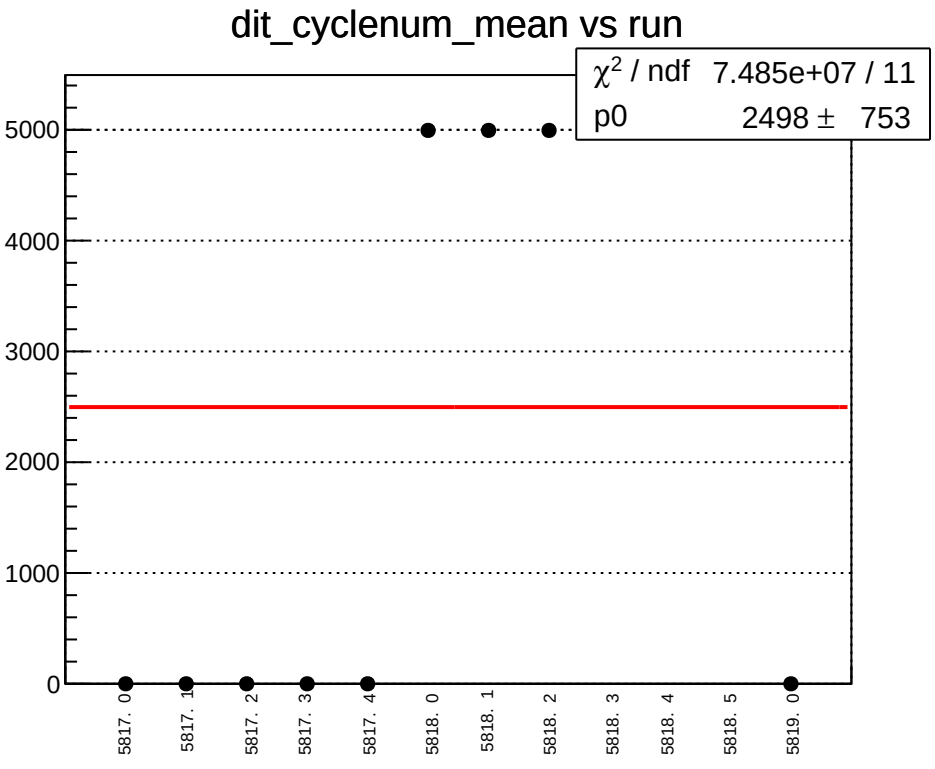
dit_cyclenum_mean vs run
χ^2 / ndf 7.485e+07 / 11
p0 2498 ± 753
5000
4000
3000
2000
1000
0
5817. 0
5817. 1
5817. 2
5817. 3
5817. 4
5818. 0
5818. 1
5818. 2
5818. 3
5818. 4
5818. 5
5819. 0

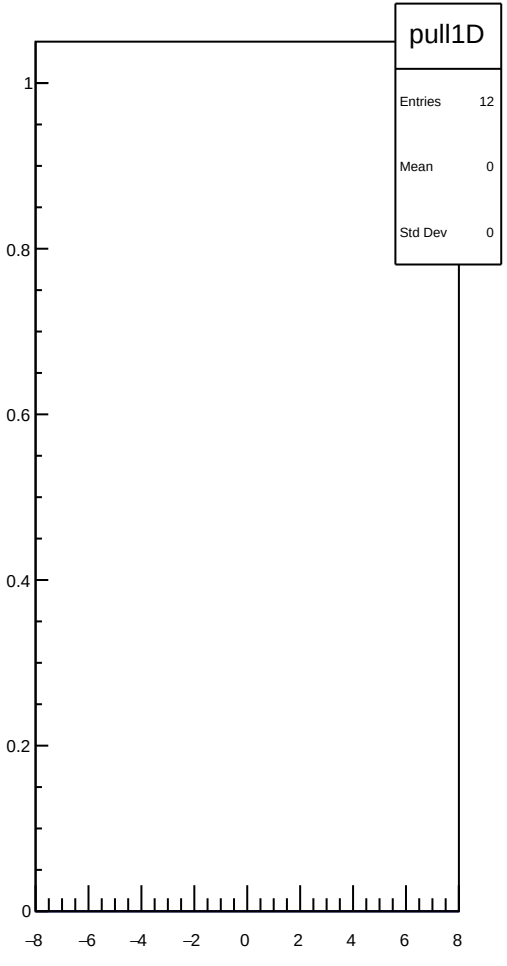
pull1D
Entries 12
Mean 0
Std Dev 0
1
0.8
0.6
0.4
0.2
0
–8
–6
–4
–2
0
2
4
6
8

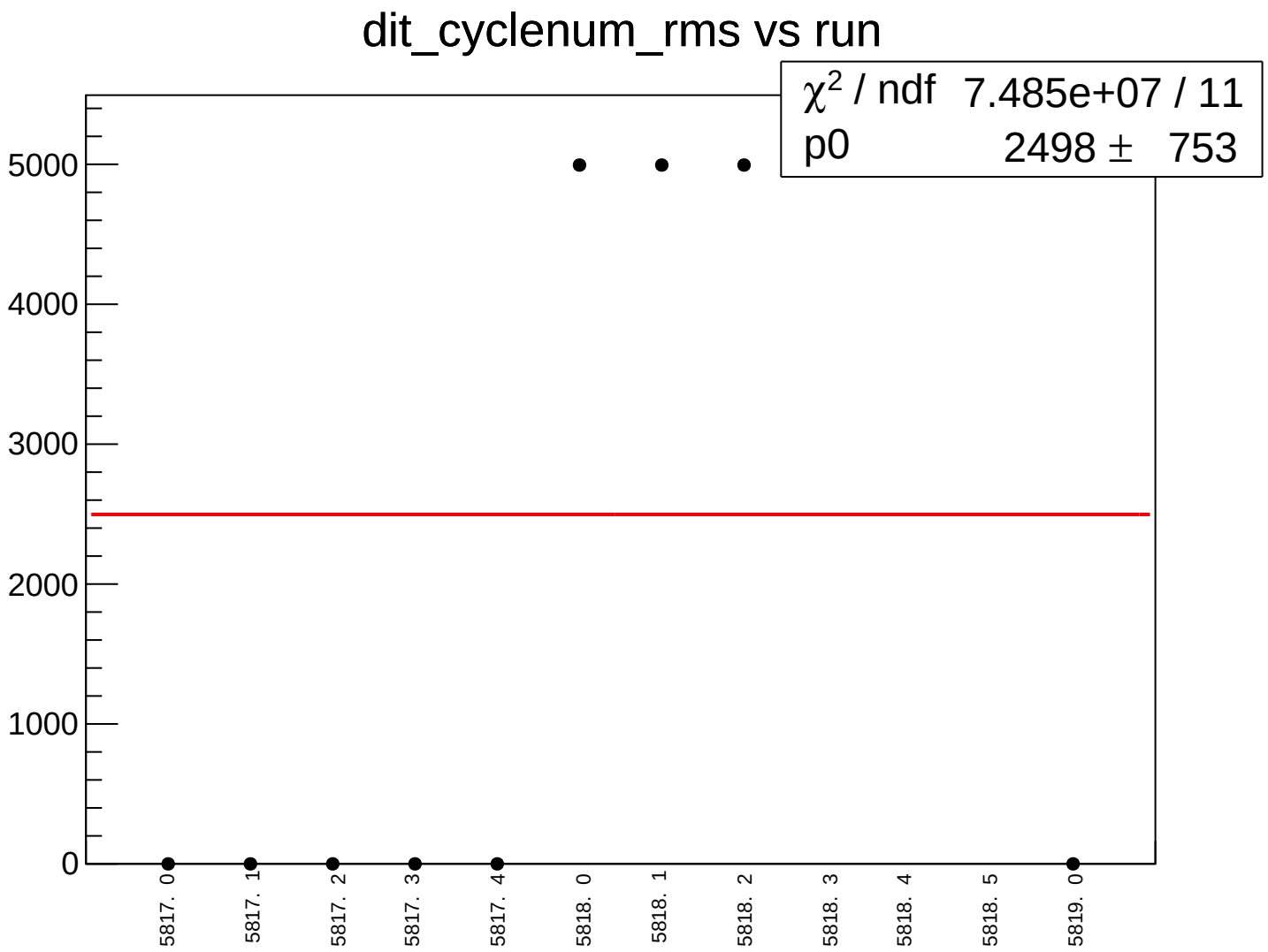
dit_cyclenum_rms vs run
χ2 / ndf 7.485e+07 / 11
p0 2498 ± 753
5000
4000
3000
2000
1000
0
5817. 0
5817. 1
5817. 2
5817. 3
5817. 4
5818. 0
5818. 1
5818. 2
5818. 3
5818. 4
5818. 5
5819. 0

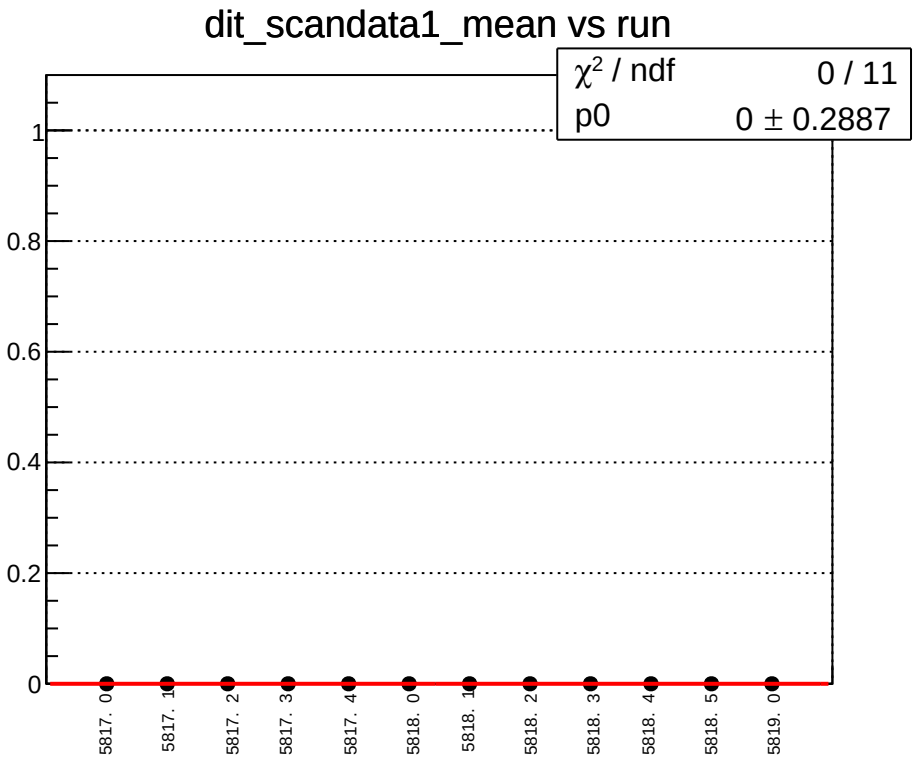
dit_scandata1_mean vs run
χ^2 / ndf 0 / 11
p0 0 ± 0.2887
1
0.8
0.6
0.4
0.2
0
5817. 0
5817. 1
5817. 2
5817. 3
5817. 4
5818. 0
5818. 1
5818. 2
5818. 3
5818. 4
5818. 5
5819. 0

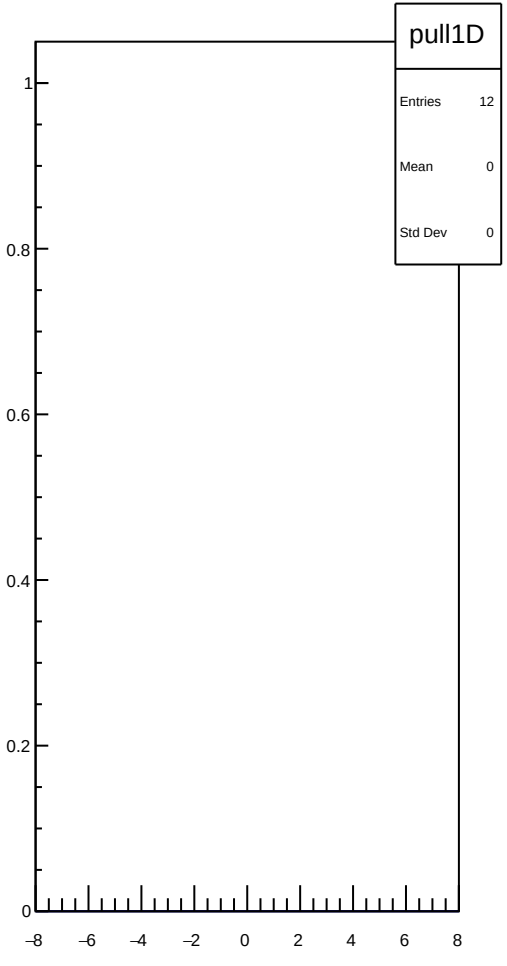
pull1D
Entries 12
Mean 0
Std Dev 0
1
0.8
0.6
0.4
0.2
0
–8
–6
–4
–2
0
2
4
6
8

dit_scandata1_rms vs run

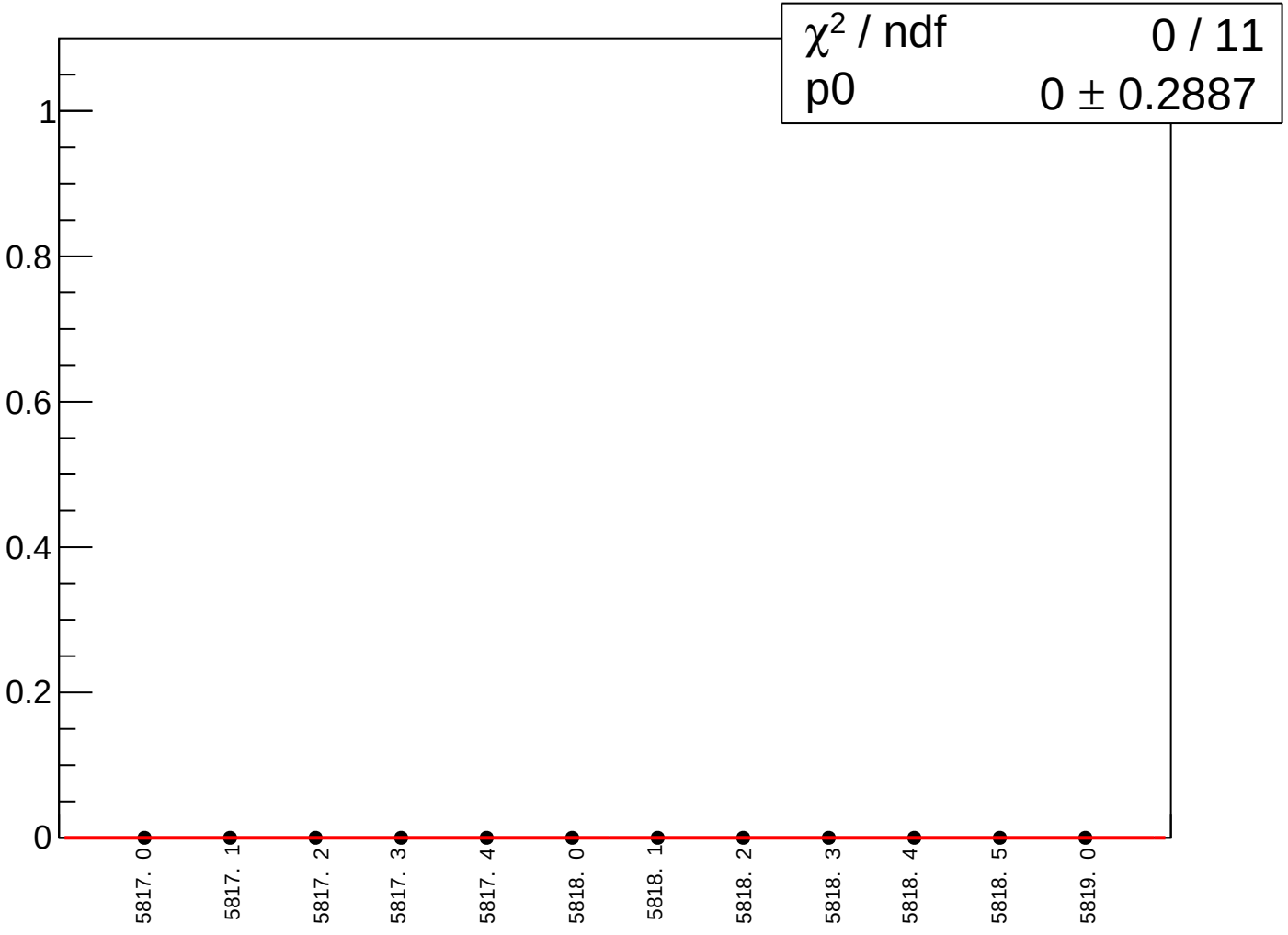

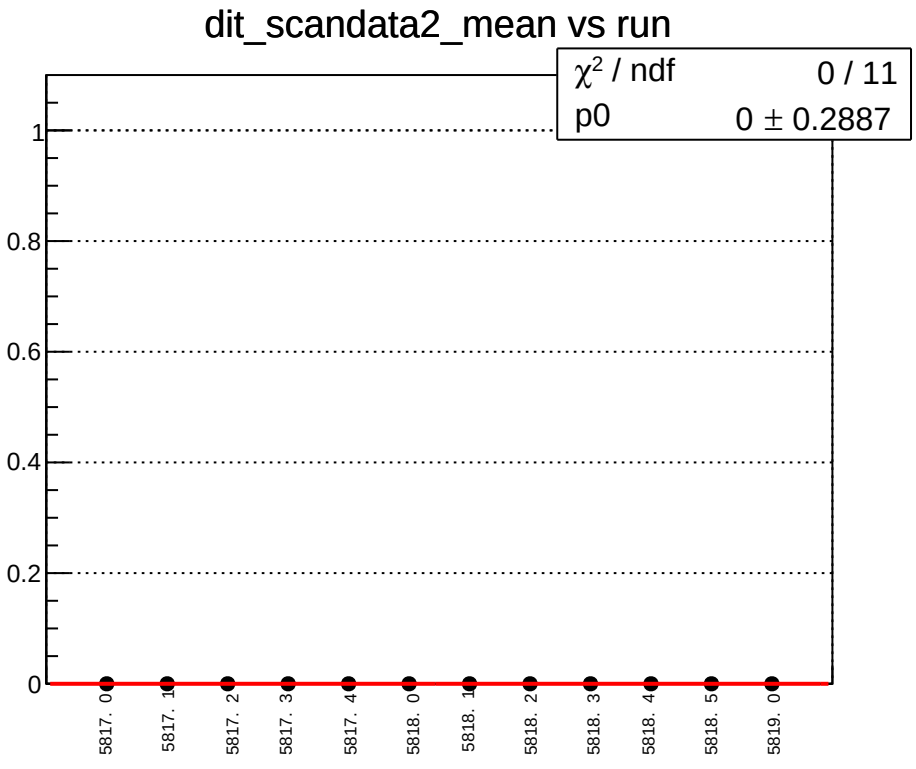
dit_scandata2_mean vs run
χ^2 / ndf 0 / 11
p0 0 ± 0.2887
1
0.8
0.6
0.4
0.2
0
5817. 0
5817. 1
5817. 2
5817. 3
5817. 4
5818. 0
5818. 1
5818. 2
5818. 3
5818. 4
5818. 5
5819. 0

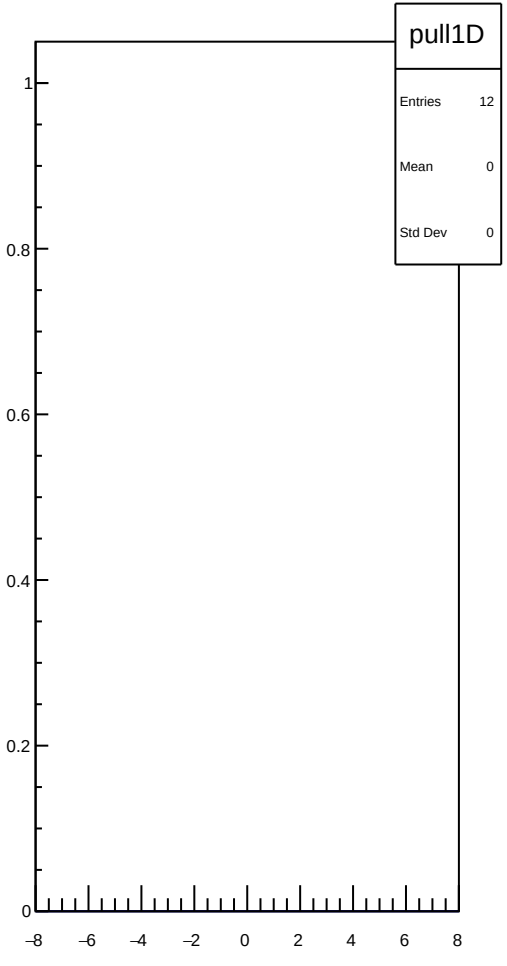
pull1D
Entries 12
Mean 0
Std Dev 0
1
0.8
0.6
0.4
0.2
0
–8
–6
–4
–2
0
2
4
6
8

dit_scandata2_rms vs run

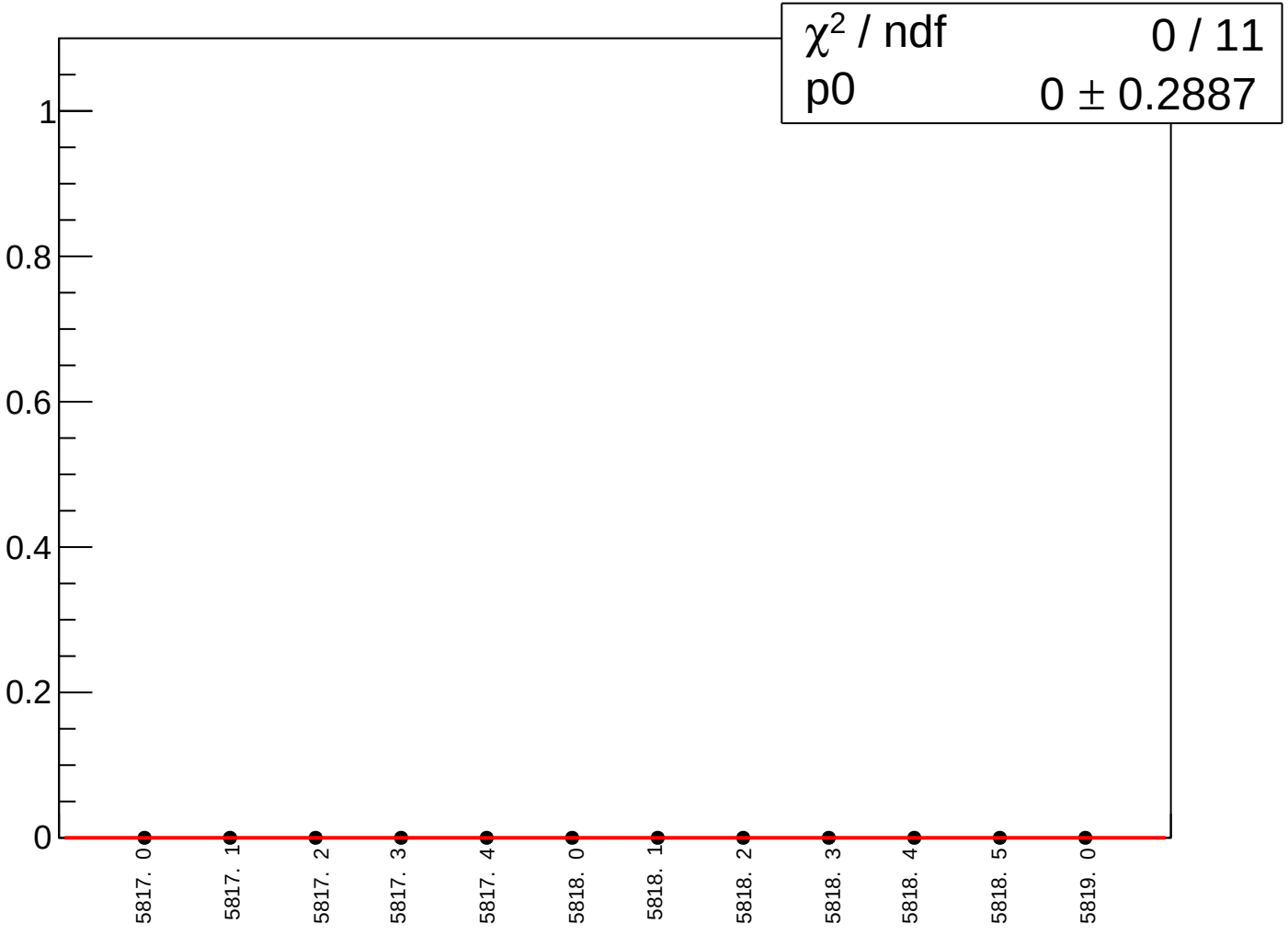

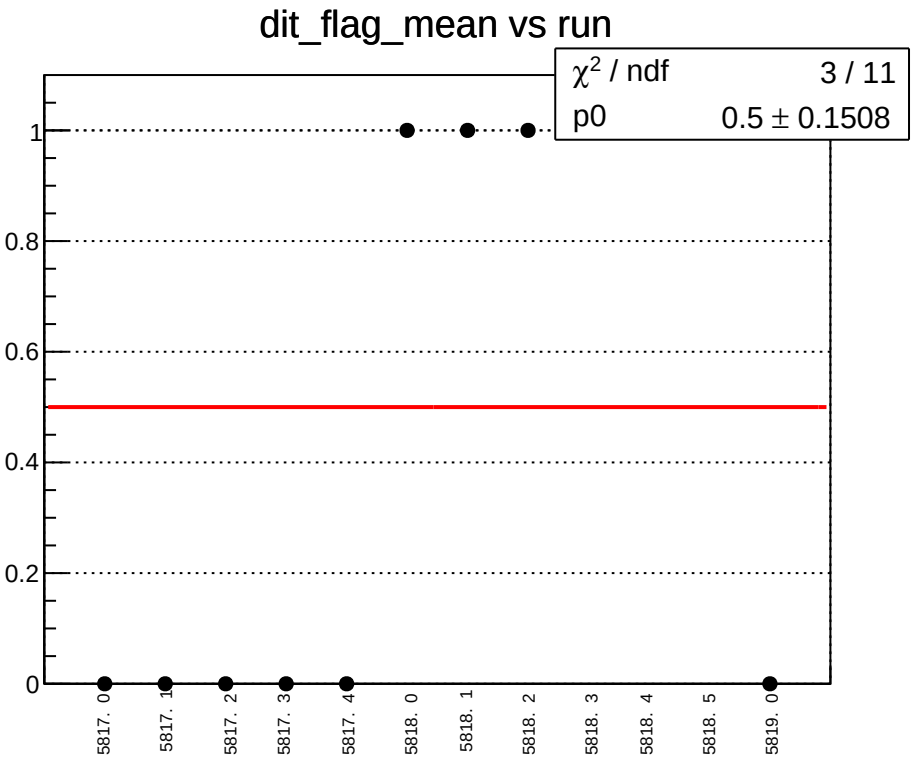
dit_flag_mean vs run
χ^2 / ndf 3 / 11
p0 0.5 ± 0.1508
1
0.8
0.6
0.4
0.2
0
5817. 0
5817. 1
5817. 2
5817. 3
5817. 4
5818. 0
5818. 1
5818. 2
5818. 3
5818. 4
5818. 5
5819. 0

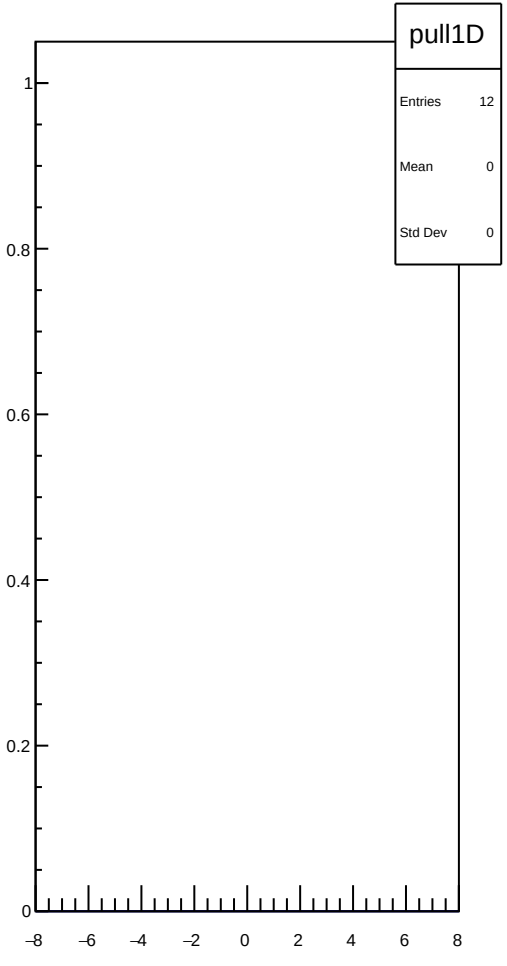
pull1D
Entries 12
Mean 0
Std Dev 0
1
0.8
0.6
0.4
0.2
0
–8
–6
–4
–2
0
2
4
6
8

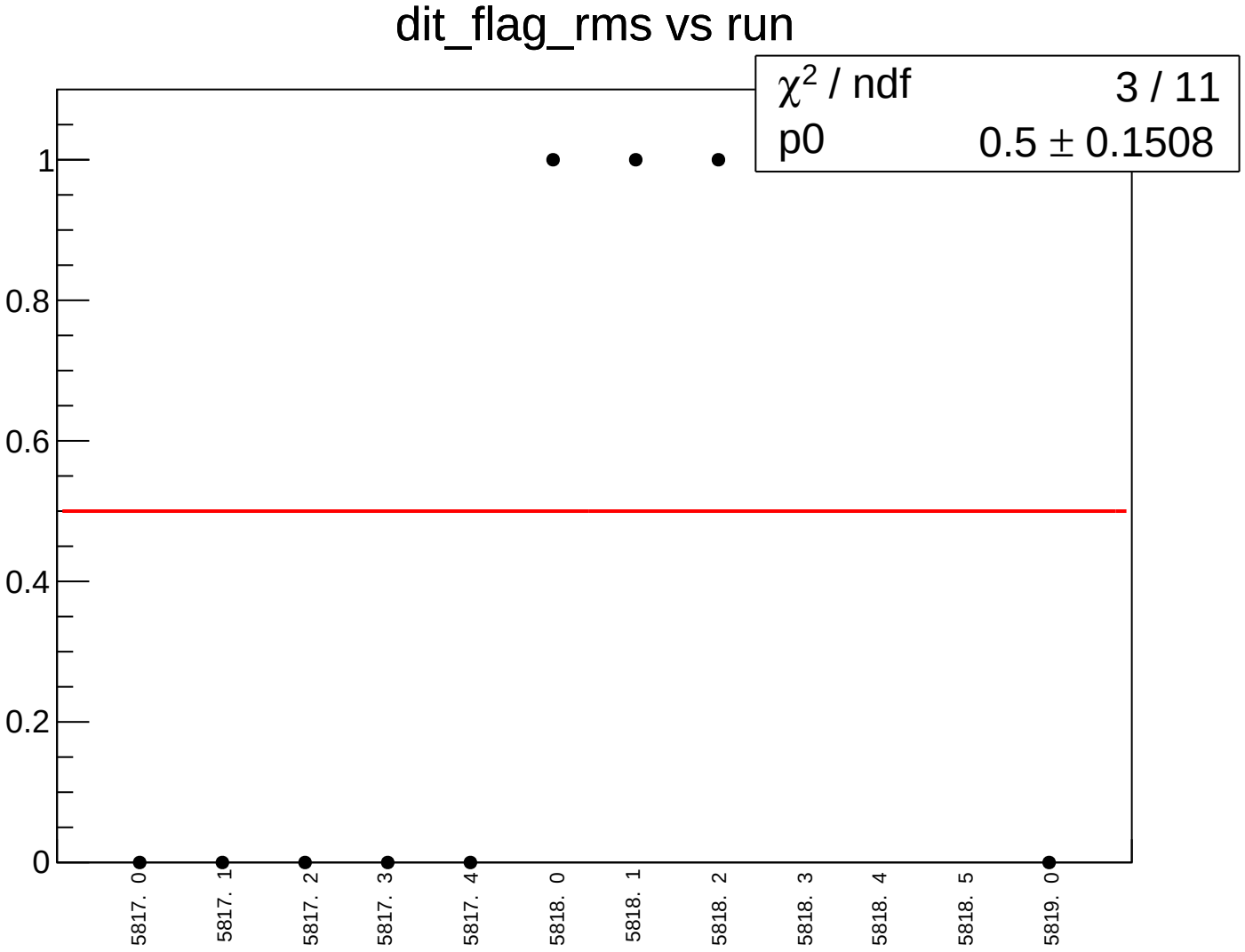
dit_flag_rms vs run
χ2 / ndf 3 / 11
p0 0.5 ± 0.1508
1
0.8
0.6
0.4
0.2
0
5817. 0
5817. 1
5817. 2
5817. 3
5817. 4
5818. 0
5818. 1
5818. 2
5818. 3
5818. 4
5818. 5
5819. 0

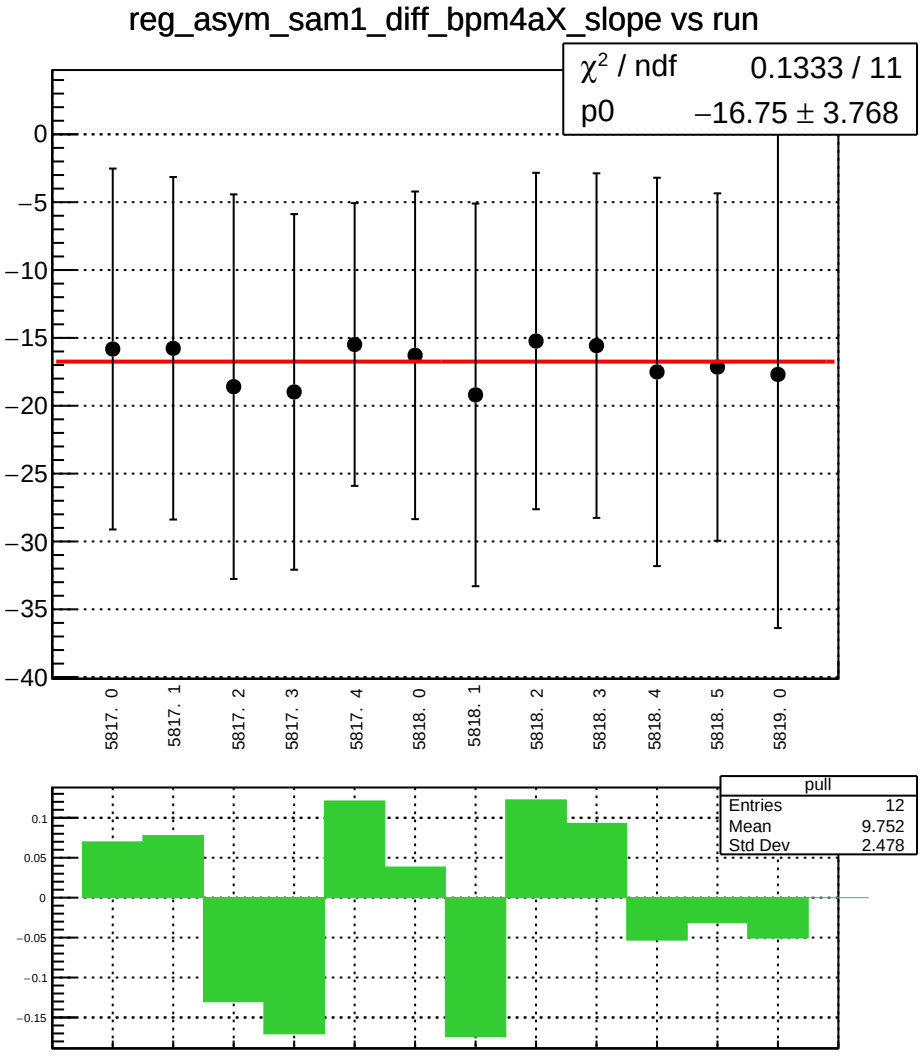
reg_asym_sam1_diff_bpm4aX_slope vs run
χ^2 / ndf 0.1333 / 11
p0 −16.75 ± 3.768
0
−5
−10
−15
−20
−25
−30
−35
−40
5817. 0
5817. 1
5817. 2
5817. 3
5817. 4
5818. 0
5818. 1
5818. 2
5818. 3
5818. 4
5818. 5
5819. 0
pull
Entries 12
Mean 9.752
Std Dev 2.478
0.1
0.05
0
−0.05
−0.1
−0.15

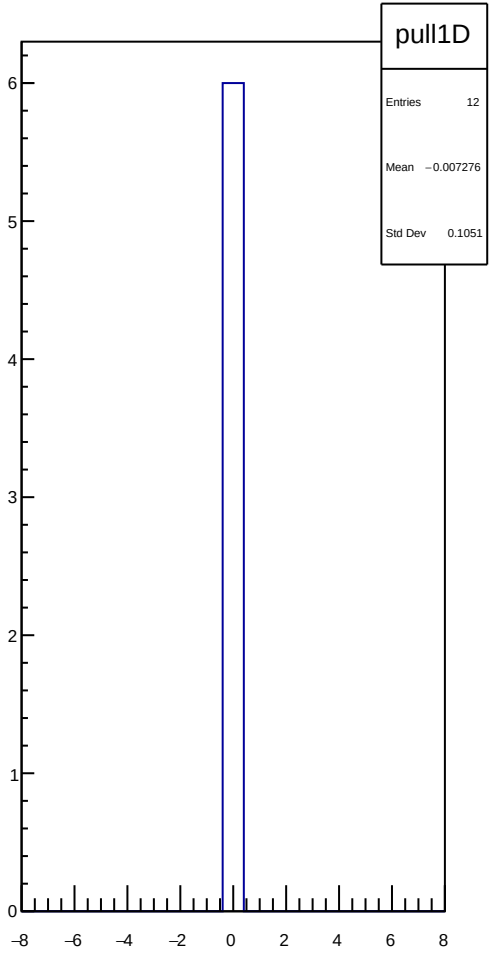
pull1D
Entries 12
Mean −0.007276
Std Dev 0.1051
6
5
4
3
2
1
0
−8
−6
−4
−2
0
2
4
6
8

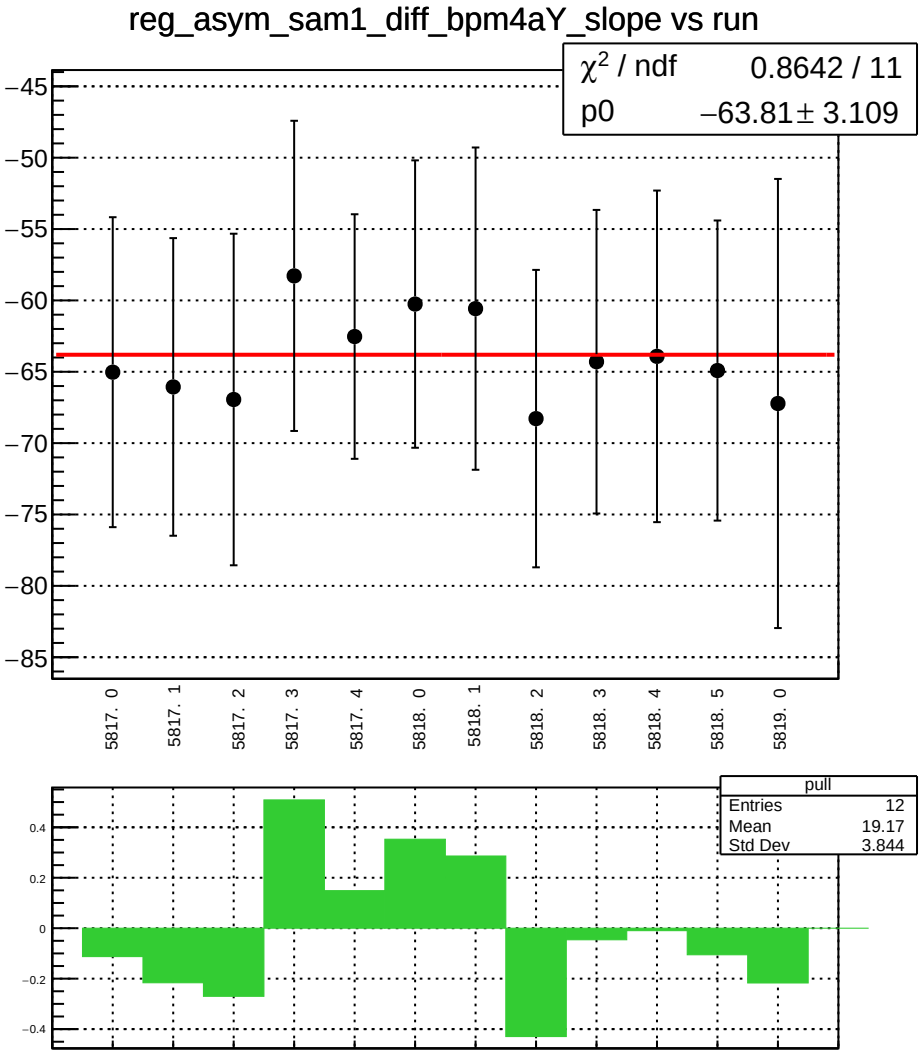
reg_asym_sam1_diff_bpm4aY_slope vs run
χ² / ndf 0.8642 / 11
p0 −63.81 ± 3.109
−45
−50
−55
−60
−65
−70
−75
−80
−85
5817. 0
5817. 1
5817. 2
5817. 3
5817. 4
5818. 0
5818. 1
5818. 2
5818. 3
5818. 4
5818. 5
5819. 0
pull
Entries 12
Mean 19.17
Std Dev 3.844
0.4
0.2
0
−0.2
−0.4

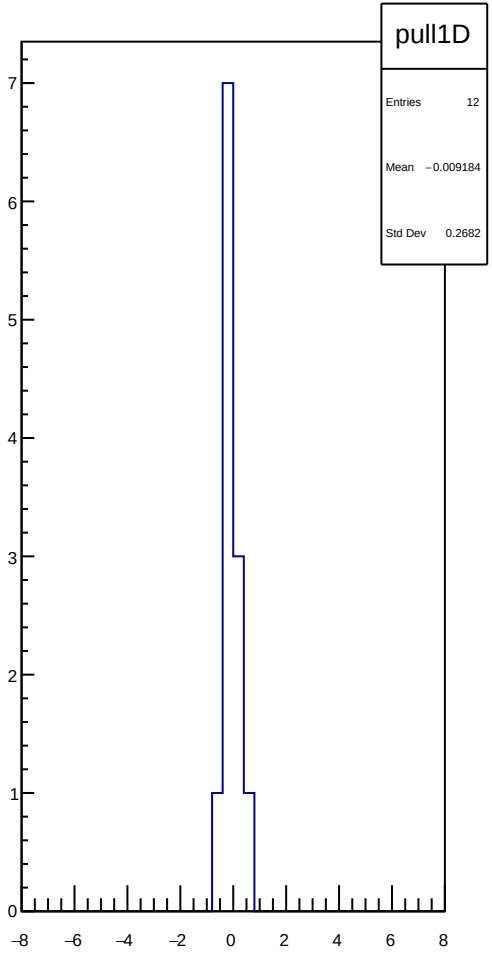
pull1D
Entries 12
Mean −0.009184
Std Dev 0.2682
7
6
5
4
3
2
1
0
−8
−6
−4
−2
0
2
4
6
8

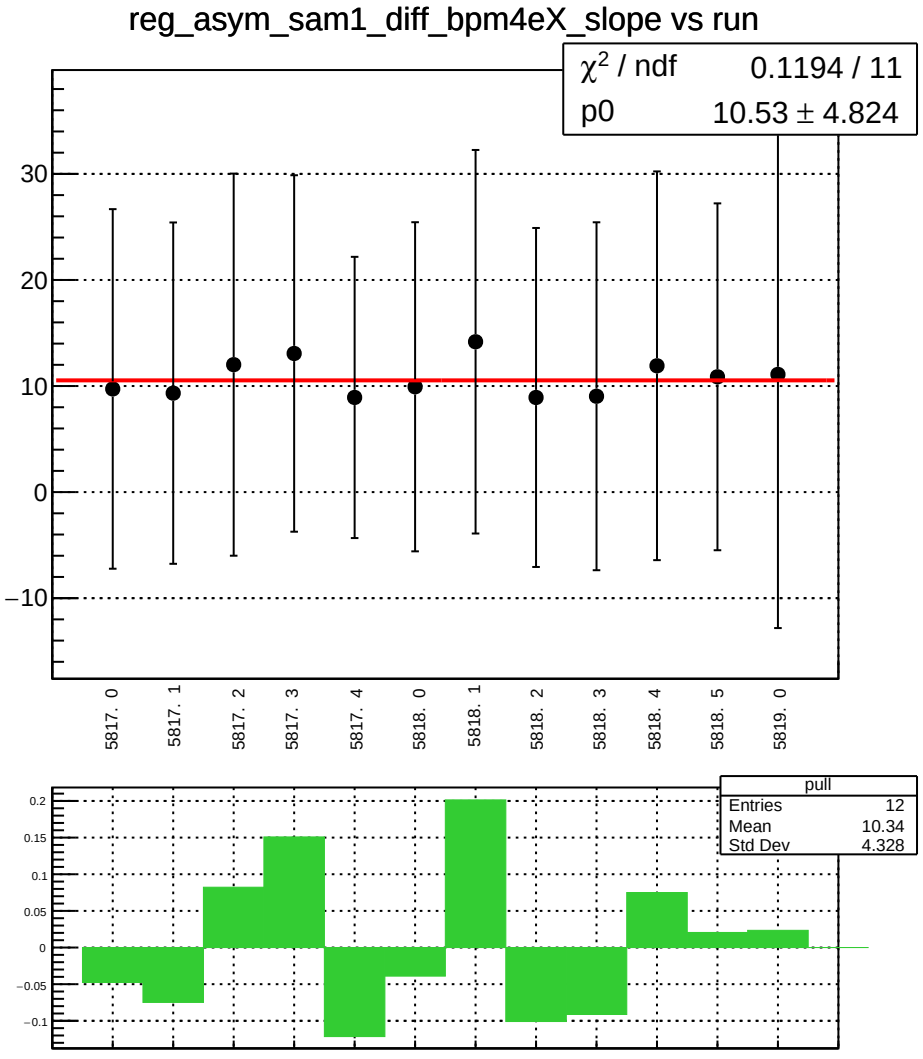
reg_asym_sam1_diff_bpm4eX_slope vs run
χ^2 / ndf 0.1194 / 11
p0 10.53 ± 4.824
30
20
10
0
−10
5817. 0
5817. 1
5817. 2
5817. 3
5817. 4
5818. 0
5818. 1
5818. 2
5818. 3
5818. 4
5818. 5
5819. 0
pull
Entries 12
Mean 10.34
Std Dev 4.328
0.2
0.15
0.1
0.05
0
−0.05
−0.1

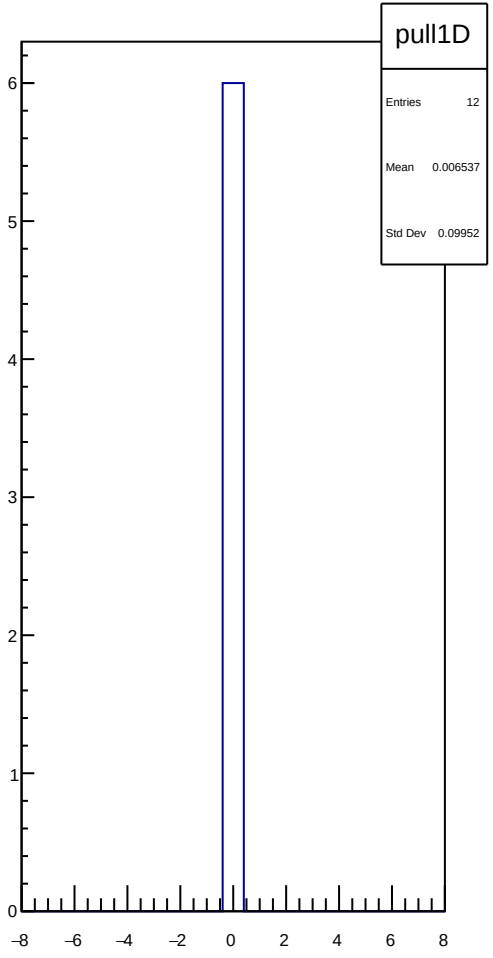
pull1D
Entries 12
Mean 0.006537
Std Dev 0.09952
6
5
4
3
2
1
0
−8
−6
−4
−2
0
2
4
6
8

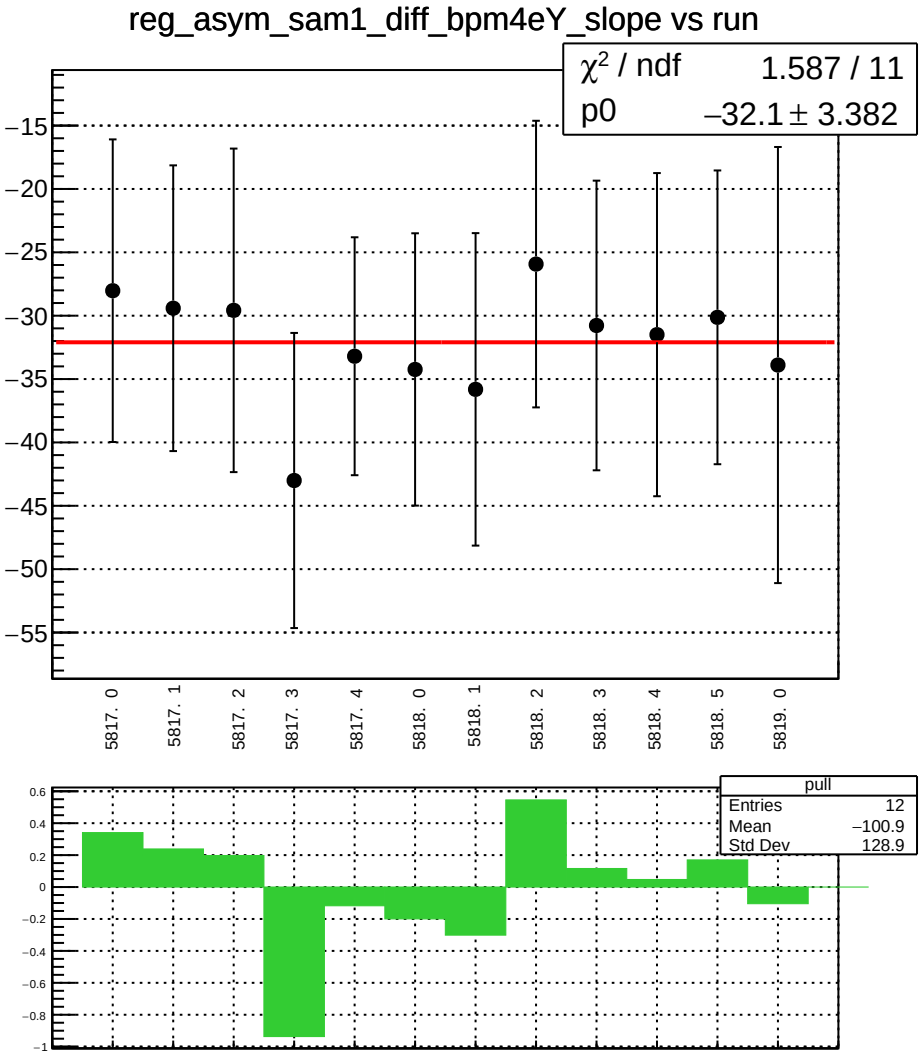
reg_asym_sam1_diff_bpm4eY_slope vs run
χ² / ndf 1.587 / 11
p0 −32.1 ± 3.382
−15
−20
−25
−30
−35
−40
−45
−50
−55
5817. 0
5817. 1
5817. 2
5817. 3
5817. 4
5818. 0
5818. 1
5818. 2
5818. 3
5818. 4
5818. 5
5819. 0
pull
Entries 12
Mean −100.9
Std Dev 128.9
0.6
0.4
0.2
0
−0.2
−0.4
−0.6
−0.8
−1

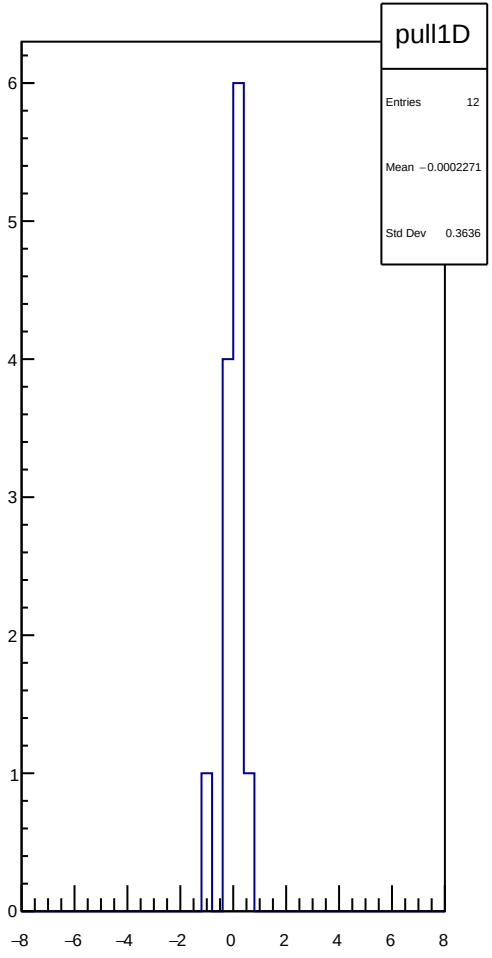
pull1D
Entries 12
Mean −0.0002271
Std Dev 0.3636
6
5
4
3
2
1
0
−8
−6
−4
−2
0
2
4
6
8

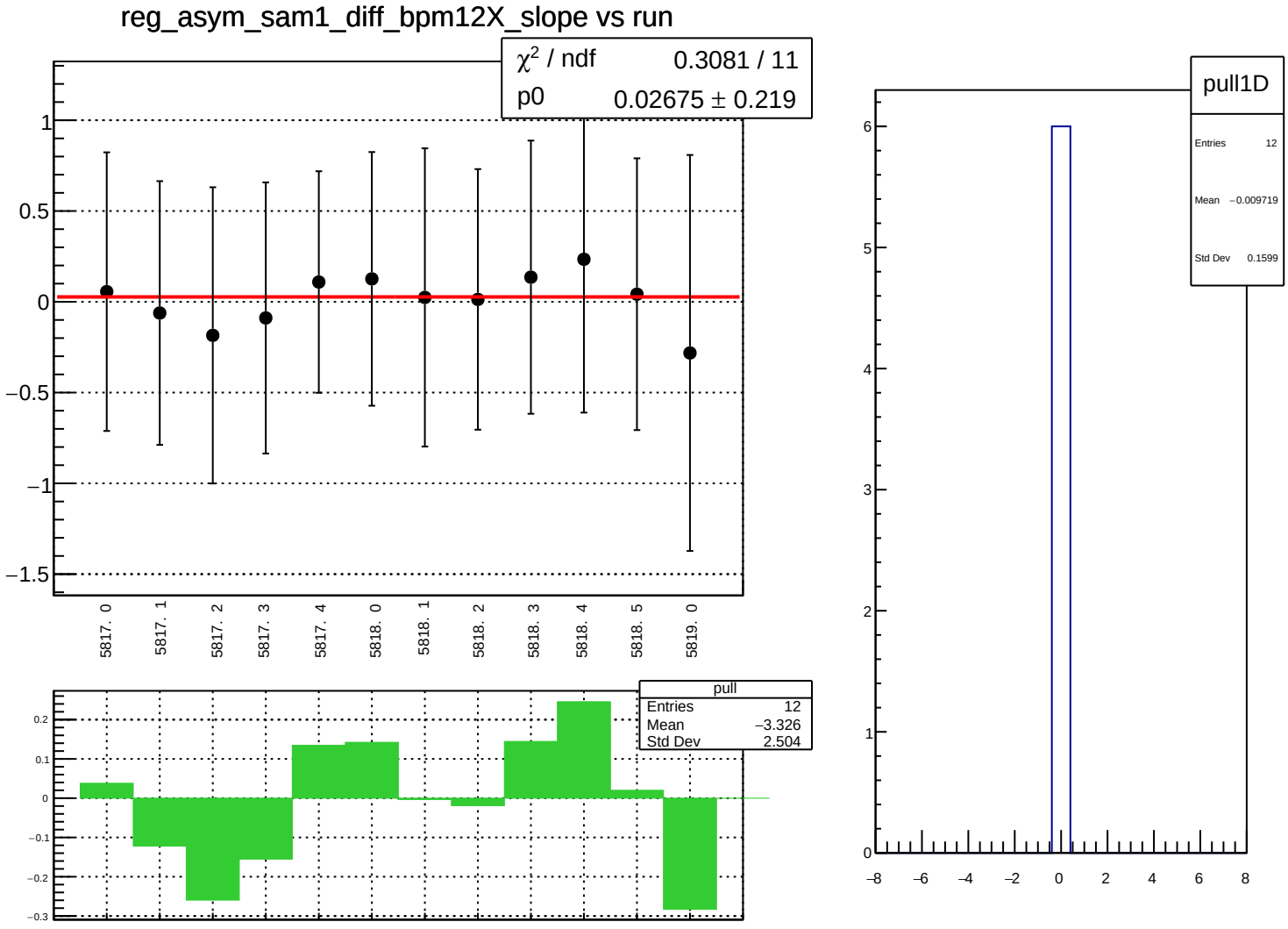
reg_asym_sam1_diff_bpm12X_slope vs run
χ^2 / ndf 0.3081 / 11
p0 0.02675 ± 0.219
1
0.5
0
−0.5
−1
−1.5
5817. 0
5817. 1
5817. 2
5817. 3
5817. 4
5818. 0
5818. 1
5818. 2
5818. 3
5818. 4
5818. 5
5819. 0
pull
Entries 12
Mean −3.326
Std Dev 2.504
0.2
0.1
0
−0.1
−0.2
−0.3
pull1D
Entries 12
Mean −0.009719
Std Dev 0.1599
6
5
4
3
2
1
0
−8
−6
−4
−2
0
2
4
6
8

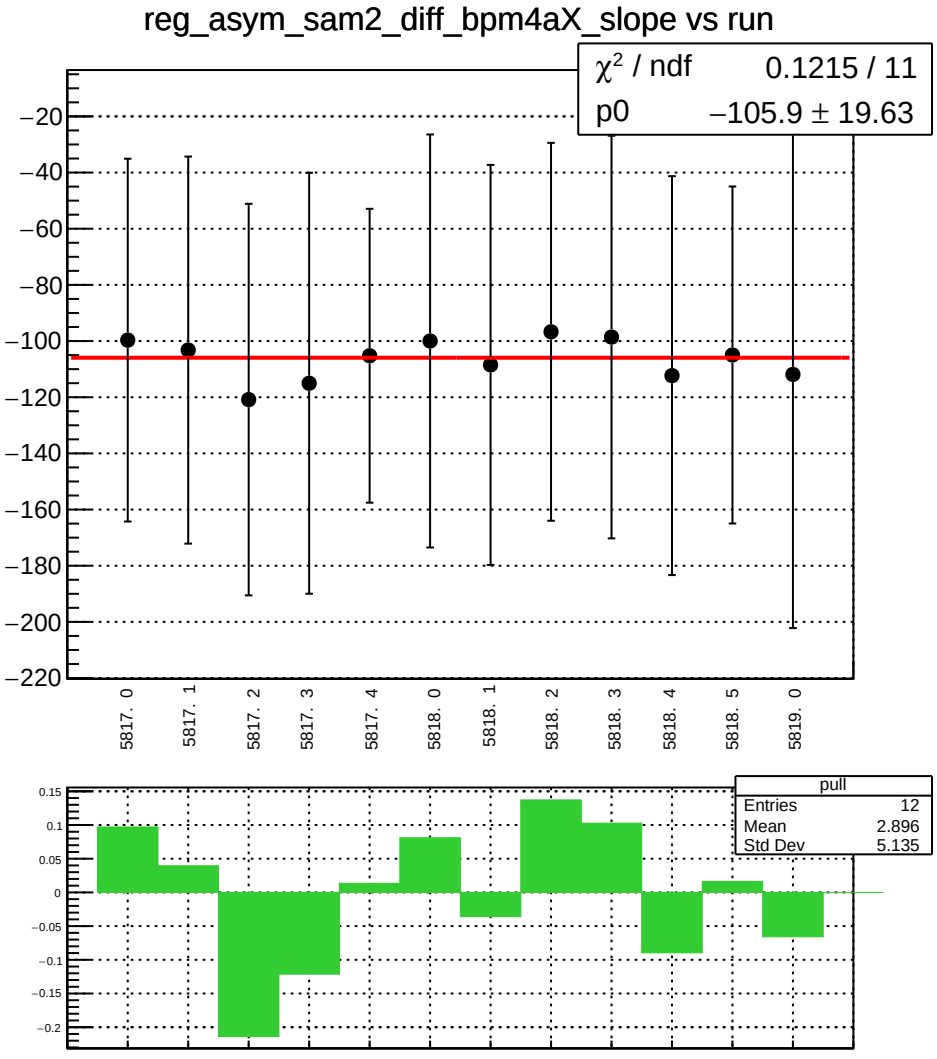
reg_asym_sam2_diff_bpm4aX_slope vs run
χ² / ndf 0.1215 / 11
p0 −105.9 ± 19.63
−20
−40
−60
−80
−100
−120
−140
−160
−180
−200
−220
5817. 0
5817. 1
5817. 2
5817. 3
5817. 4
5818. 0
5818. 1
5818. 2
5818. 3
5818. 4
5818. 5
5819. 0
pull
Entries 12
Mean 2.896
Std Dev 5.135
0.15
0.1
0.05
0
−0.05
−0.1
−0.15
−0.2

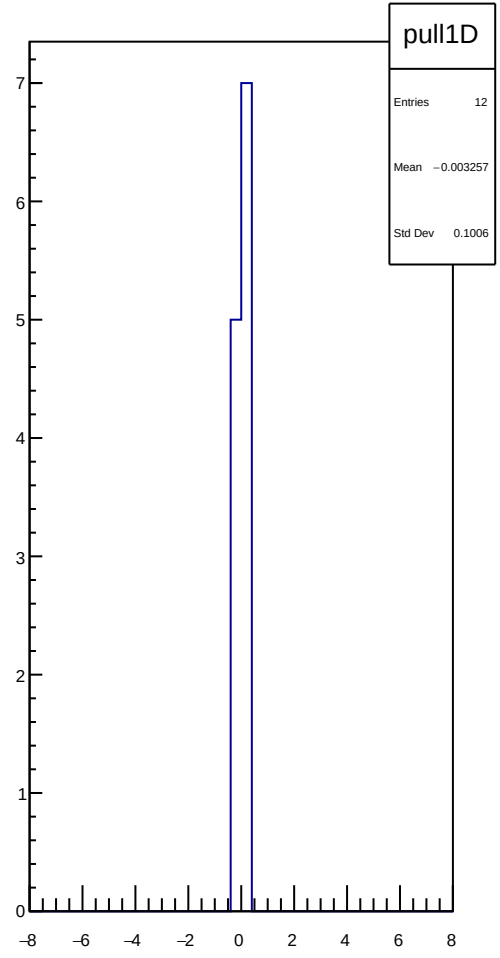
pull1D
Entries 12
Mean −0.003257
Std Dev 0.1006
7
6
5
4
3
2
1
0
−8
−6
−4
−2
0
2
4
6
8

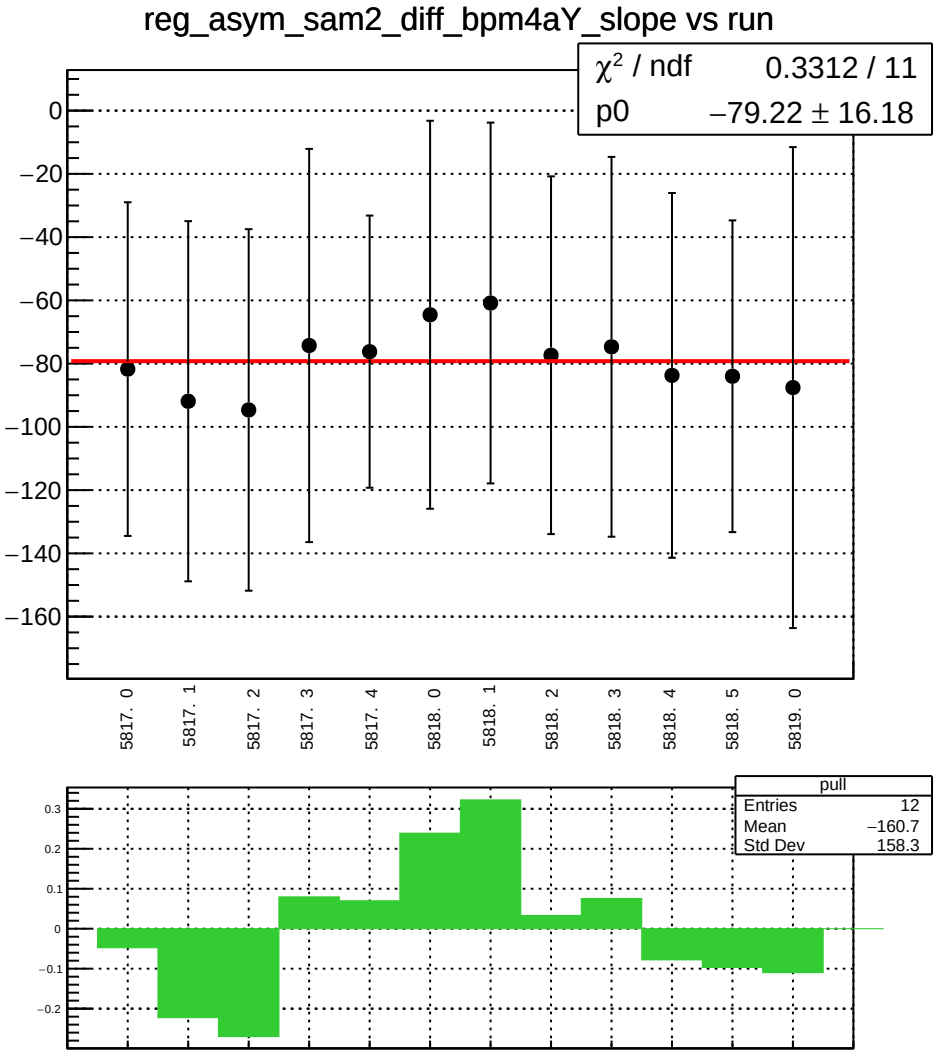
reg_asym_sam2_diff_bpm4aY_slope vs run
χ² / ndf 0.3312 / 11
p0 −79.22 ± 16.18
0
−20
−40
−60
−80
−100
−120
−140
−160
5817. 0
5817. 1
5817. 2
5817. 3
5817. 4
5818. 0
5818. 1
5818. 2
5818. 3
5818. 4
5818. 5
5819. 0
pull
Entries 12
Mean −160.7
Std Dev 158.3
0.3
0.2
0.1
0
−0.1
−0.2

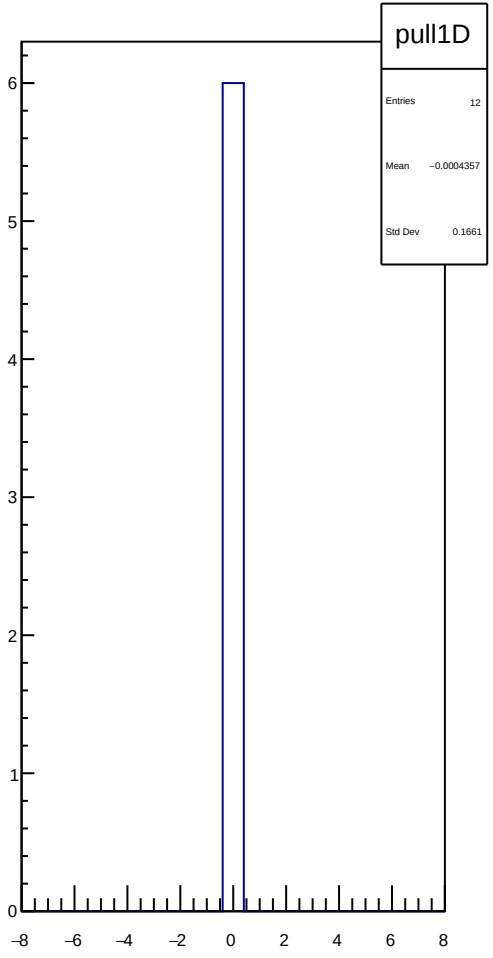
pull1D
Entries 12
Mean −0.0004357
Std Dev 0.1661
6
5
4
3
2
1
0
−8
−6
−4
−2
0
2
4
6
8

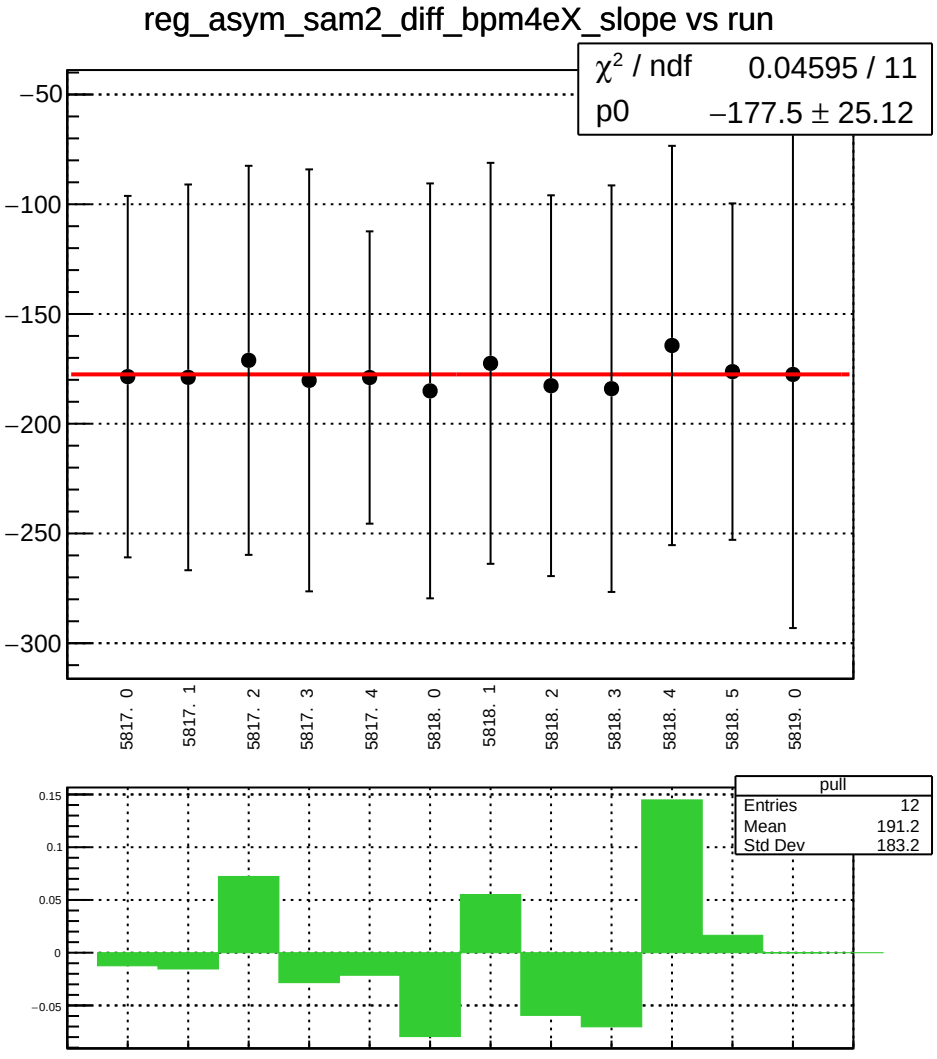
reg_asym_sam2_diff_bpm4eX_slope vs run
χ² / ndf 0.04595 / 11
p0 −177.5 ± 25.12
−50
−100
−150
−200
−250
−300
5817. 0
5817. 1
5817. 2
5817. 3
5817. 4
5818. 0
5818. 1
5818. 2
5818. 3
5818. 4
5818. 5
5819. 0
pull
Entries 12
Mean 191.2
Std Dev 183.2
0.15
0.1
0.05
0
−0.05

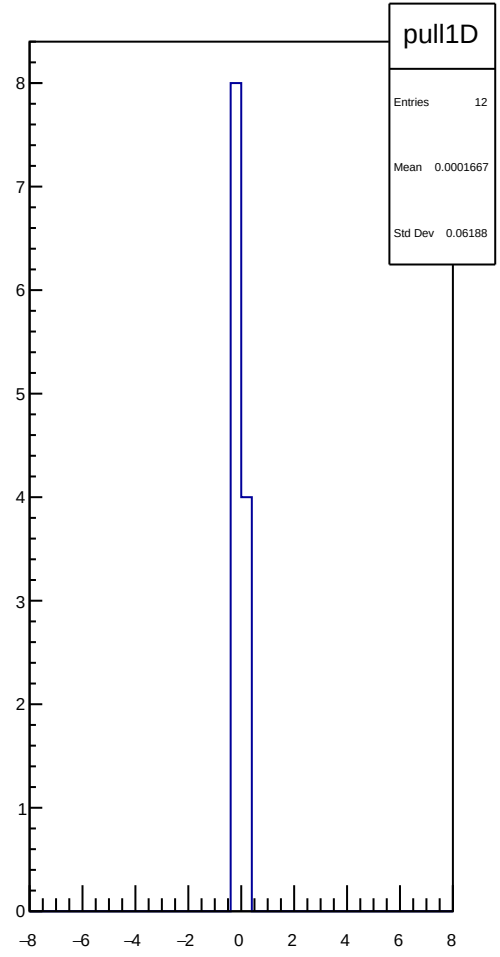
pull1D
Entries 12
Mean 0.0001667
Std Dev 0.06188
8
7
6
5
4
3
2
1
0
−8
−6
−4
−2
0
2
4
6
8

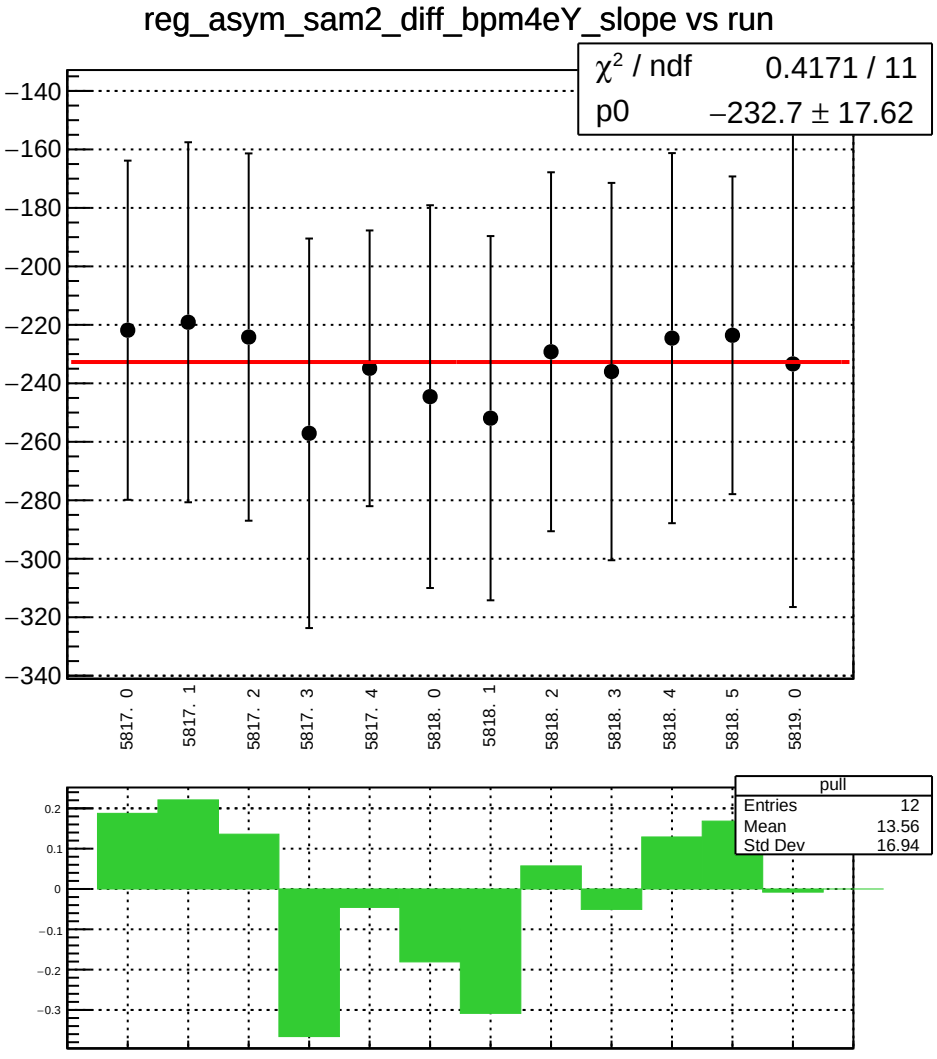
reg_asym_sam2_diff_bpm4eY_slope vs run
χ² / ndf 0.4171 / 11
p0 −232.7 ± 17.62
−140
−160
−180
−200
−220
−240
−260
−280
−300
−320
−340
5817. 0
5817. 1
5817. 2
5817. 3
5817. 4
5818. 0
5818. 1
5818. 2
5818. 3
5818. 4
5818. 5
5819. 0
pull
Entries 12
Mean 13.56
Std Dev 16.94
0.2
0.1
0
−0.1
−0.2
−0.3

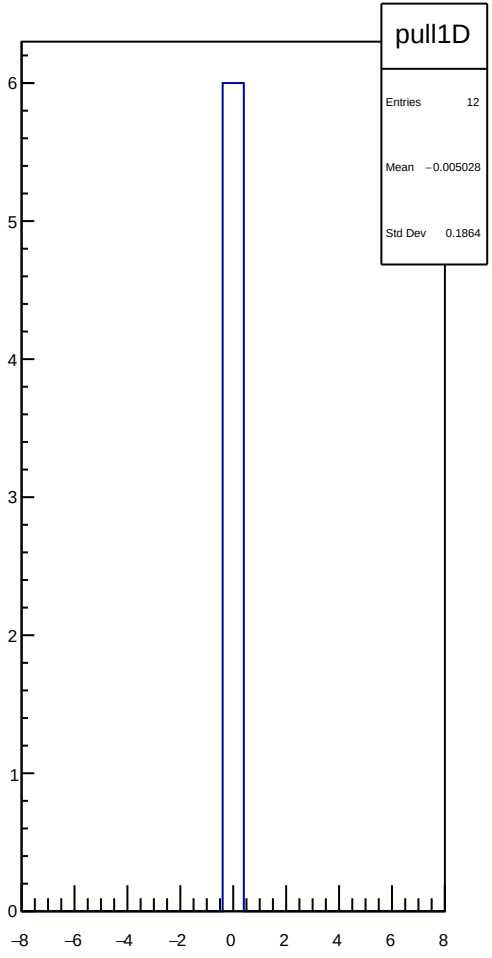
pull1D
Entries 12
Mean −0.005028
Std Dev 0.1864
6
5
4
3
2
1
0
−8
−6
−4
−2
0
2
4
6
8

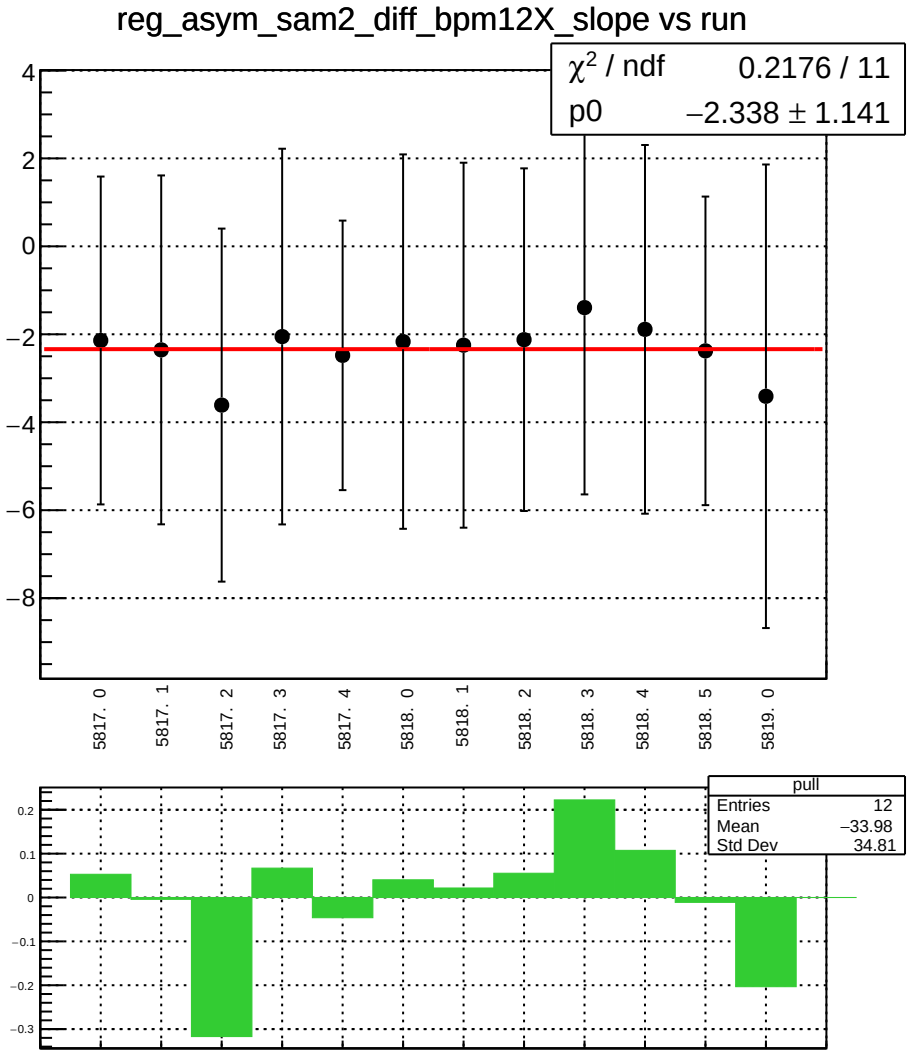
reg_asym_sam2_diff_bpm12X_slope vs run
χ² / ndf 0.2176 / 11
p0 −2.338 ± 1.141
5817. 0
5817. 1
5817. 2
5817. 3
5817. 4
5818. 0
5818. 1
5818. 2
5818. 3
5818. 4
5818. 5
5819. 0
pull
Entries 12
Mean −33.98
Std Dev 34.81

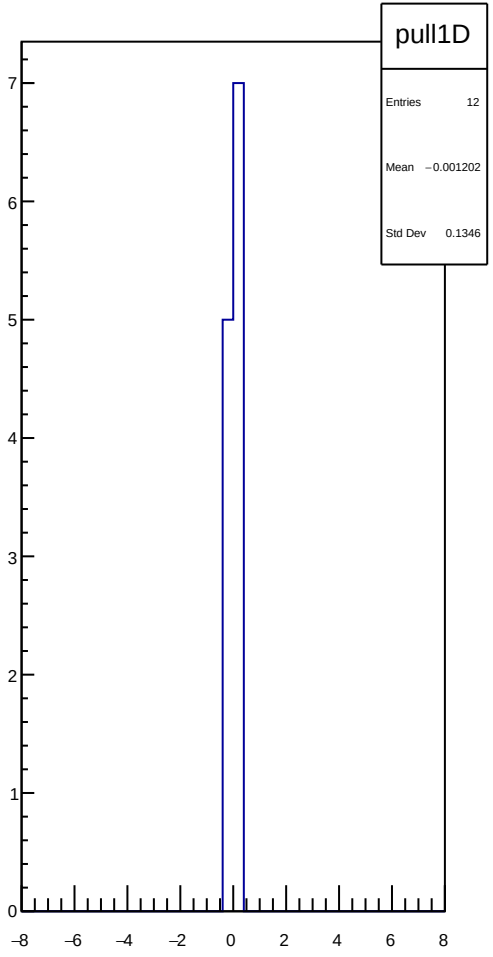
pull1D
Entries 12
Mean −0.001202
Std Dev 0.1346

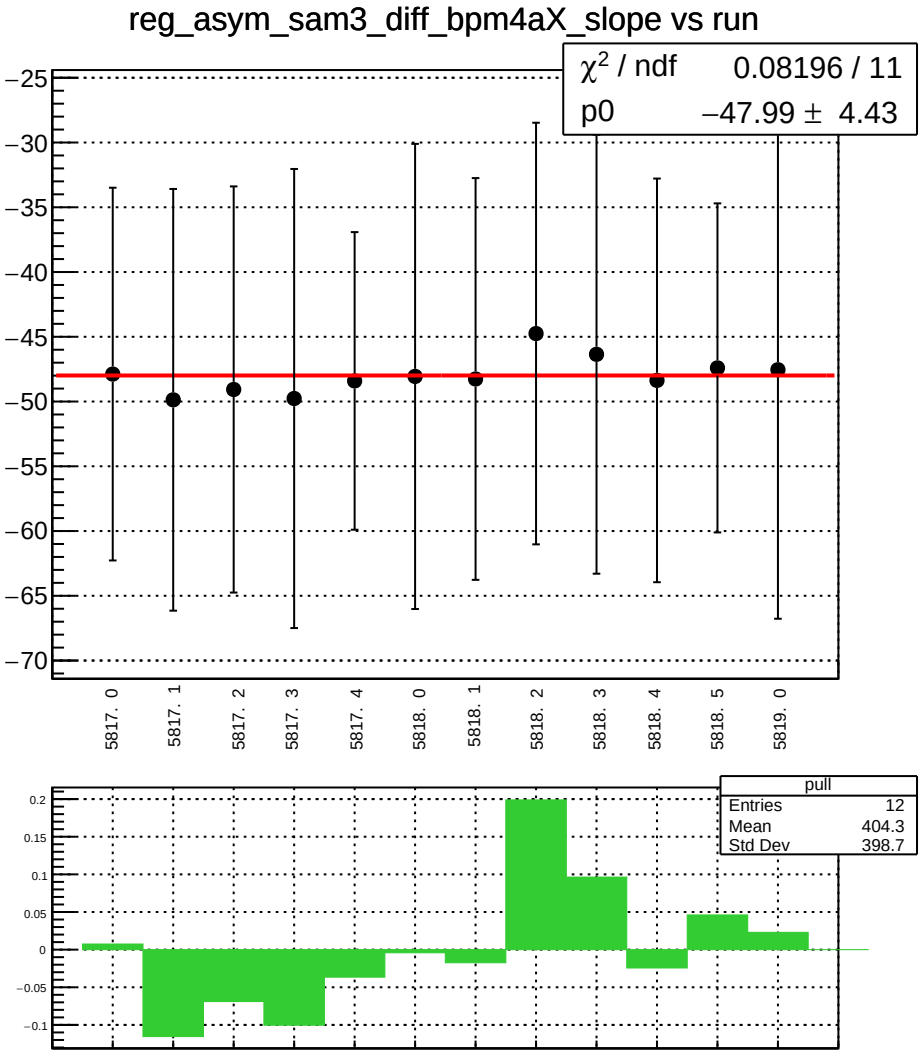
reg_asym_sam3_diff_bpm4aX_slope vs run
χ^2 / ndf 0.08196 / 11
p0 −47.99 ± 4.43
−25
−30
−35
−40
−45
−50
−55
−60
−65
−70
5817. 0
5817. 1
5817. 2
5817. 3
5817. 4
5818. 0
5818. 1
5818. 2
5818. 3
5818. 4
5818. 5
5819. 0
pull
Entries 12
Mean 404.3
Std Dev 398.7
0.2
0.15
0.1
0.05
0
−0.05
−0.1

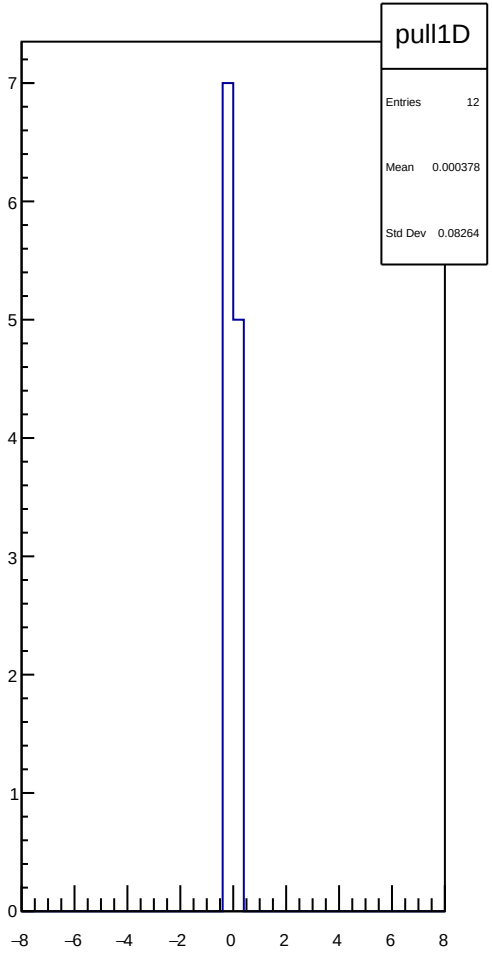
pull1D
Entries 12
Mean 0.000378
Std Dev 0.08264
7
6
5
4
3
2
1
0
−8
−6
−4
−2
0
2
4
6
8

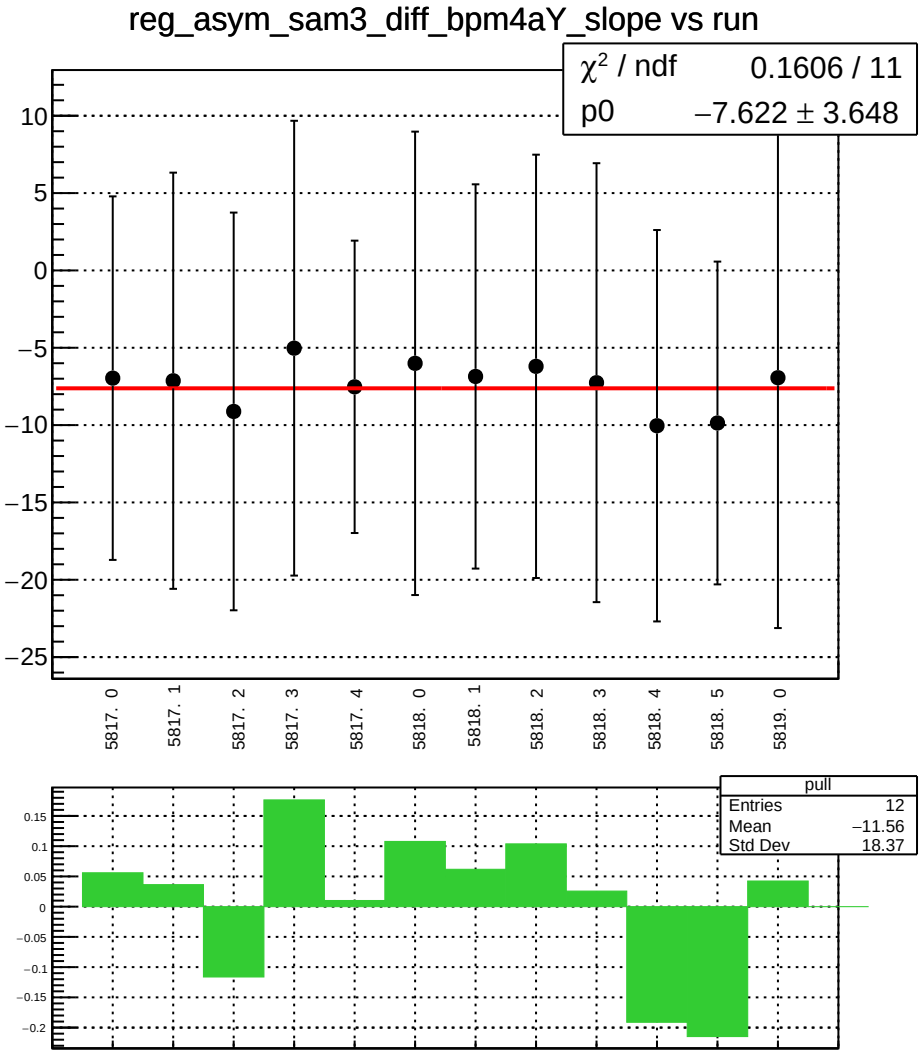
reg_asym_sam3_diff_bpm4aY_slope vs run
χ² / ndf 0.1606 / 11
p0 −7.622 ± 3.648
10
5
0
−5
−10
−15
−20
−25
5817. 0
5817. 1
5817. 2
5817. 3
5817. 4
5818. 0
5818. 1
5818. 2
5818. 3
5818. 4
5818. 5
5819. 0
pull
Entries 12
Mean −11.56
Std Dev 18.37
0.15
0.1
0.05
0
−0.05
−0.1
−0.15
−0.2

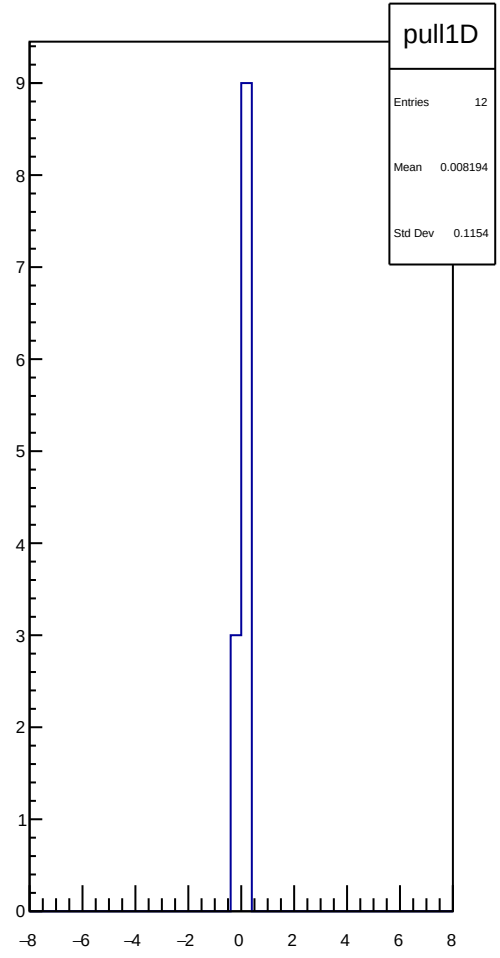
pull1D
Entries 12
Mean 0.008194
Std Dev 0.1154
9
8
7
6
5
4
3
2
1
0
−8
−6
−4
−2
0
2
4
6
8

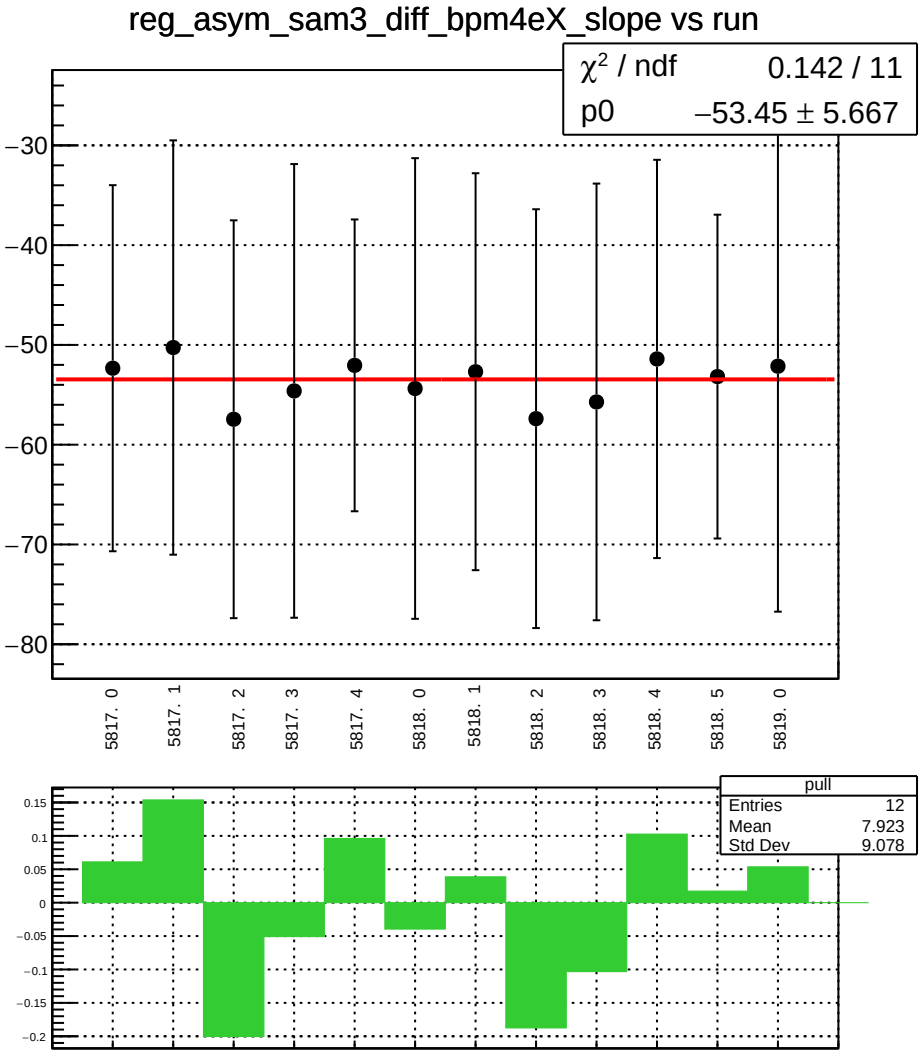
reg_asym_sam3_diff_bpm4eX_slope vs run
χ² / ndf 0.142 / 11
p0 −53.45 ± 5.667
−30
−40
−50
−60
−70
−80
5817. 0
5817. 1
5817. 2
5817. 3
5817. 4
5818. 0
5818. 1
5818. 2
5818. 3
5818. 4
5818. 5
5819. 0
pull
Entries 12
Mean 7.923
Std Dev 9.078
0.15
0.1
0.05
0
−0.05
−0.1
−0.15
−0.2

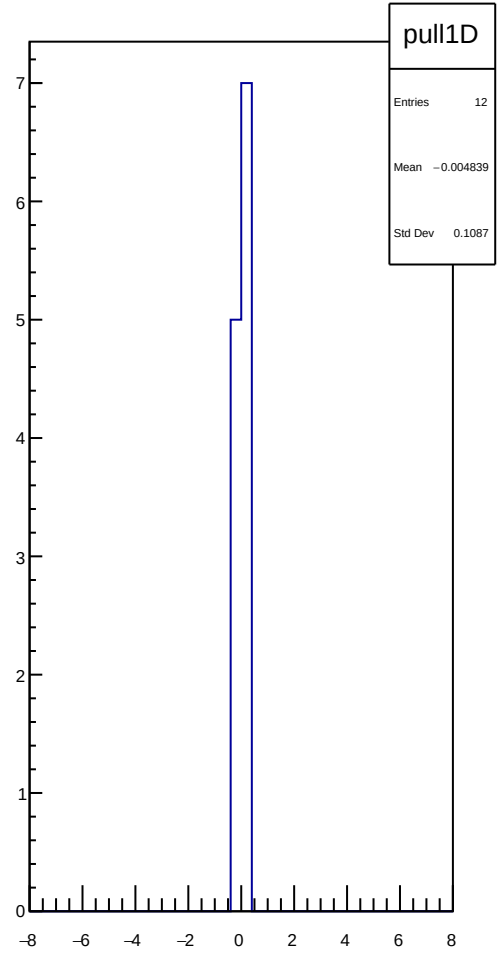
pull1D
Entries 12
Mean −0.004839
Std Dev 0.1087
7
6
5
4
3
2
1
0
−8
−6
−4
−2
0
2
4
6
8

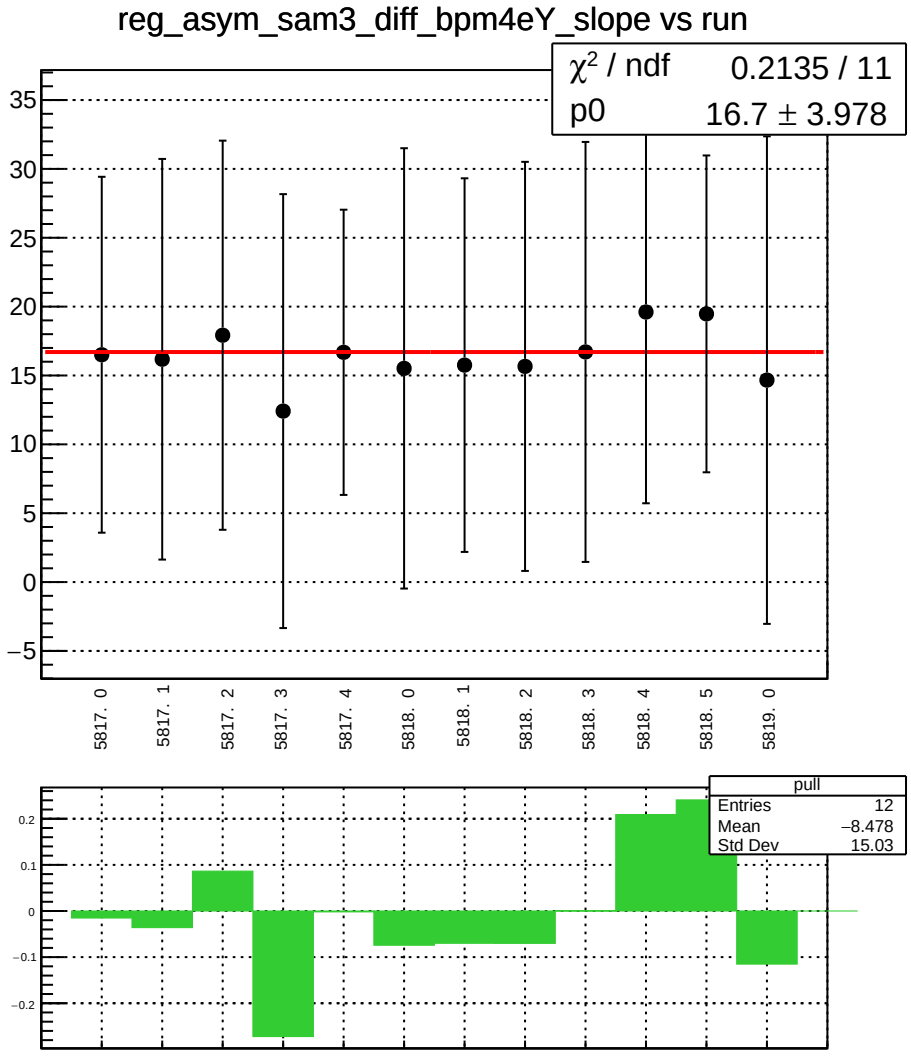
reg_asym_sam3_diff_bpm4eY_slope vs run
χ² / ndf 0.2135 / 11
p0 16.7 ± 3.978
35
30
25
20
15
10
5
0
−5
5817. 0
5817. 1
5817. 2
5817. 3
5817. 4
5818. 0
5818. 1
5818. 2
5818. 3
5818. 4
5818. 5
5819. 0
pull
Entries 12
Mean −8.478
Std Dev 15.03
0.2
0.1
0
−0.1
−0.2

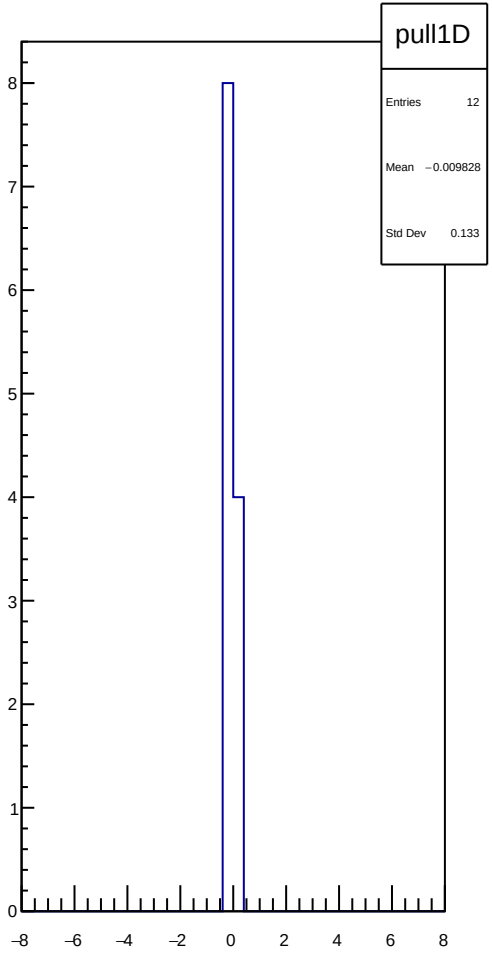
pull1D
Entries 12
Mean −0.009828
Std Dev 0.133
8
7
6
5
4
3
2
1
0
−8
−6
−4
−2
0
2
4
6
8

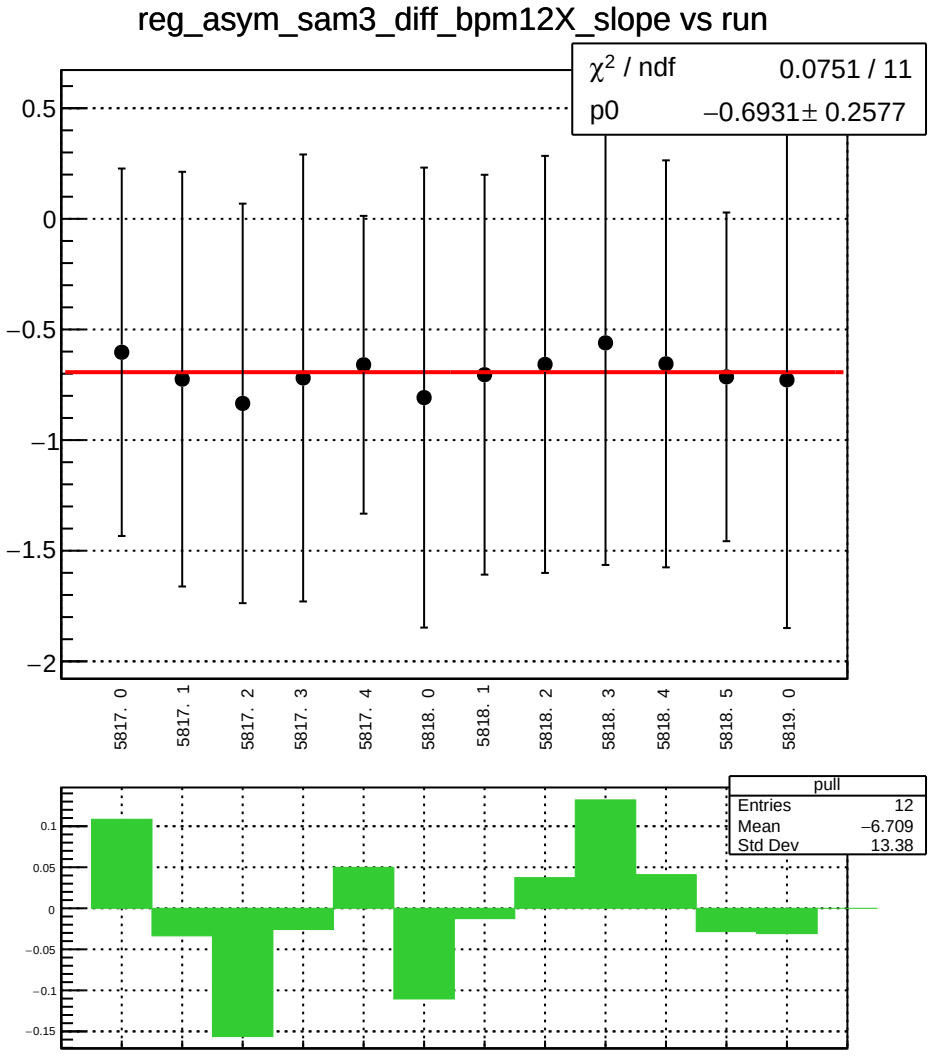
reg_asym_sam3_diff_bpm12X_slope vs run
χ2 / ndf 0.0751 / 11
p0 −0.6931± 0.2577
0.5
0
−0.5
−1
−1.5
−2
5817. 0
5817. 1
5817. 2
5817. 3
5817. 4
5818. 0
5818. 1
5818. 2
5818. 3
5818. 4
5818. 5
5819. 0
pull
Entries 12
Mean −6.709
Std Dev 13.38
0.1
0.05
0
−0.05
−0.1
−0.15

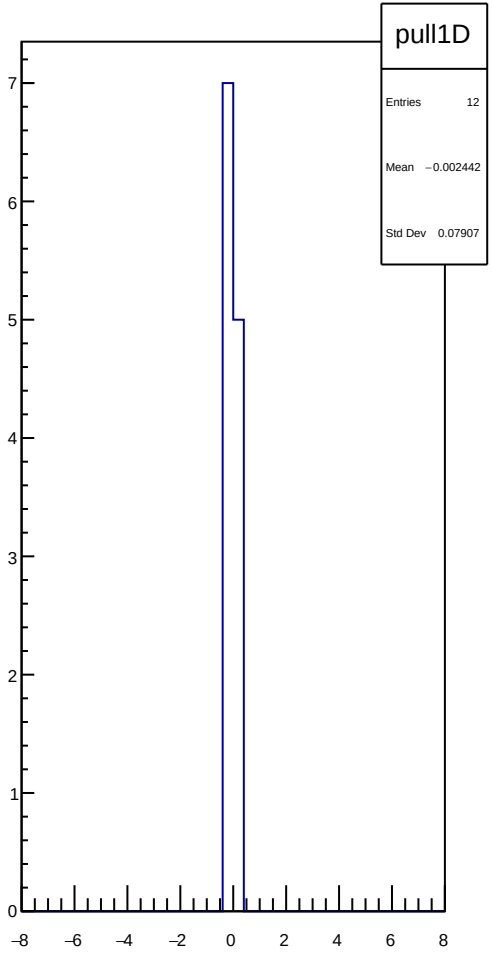
pull1D
Entries 12
Mean −0.002442
Std Dev 0.07907
7
6
5
4
3
2
1
0
−8
−6
−4
−2
0
2
4
6
8

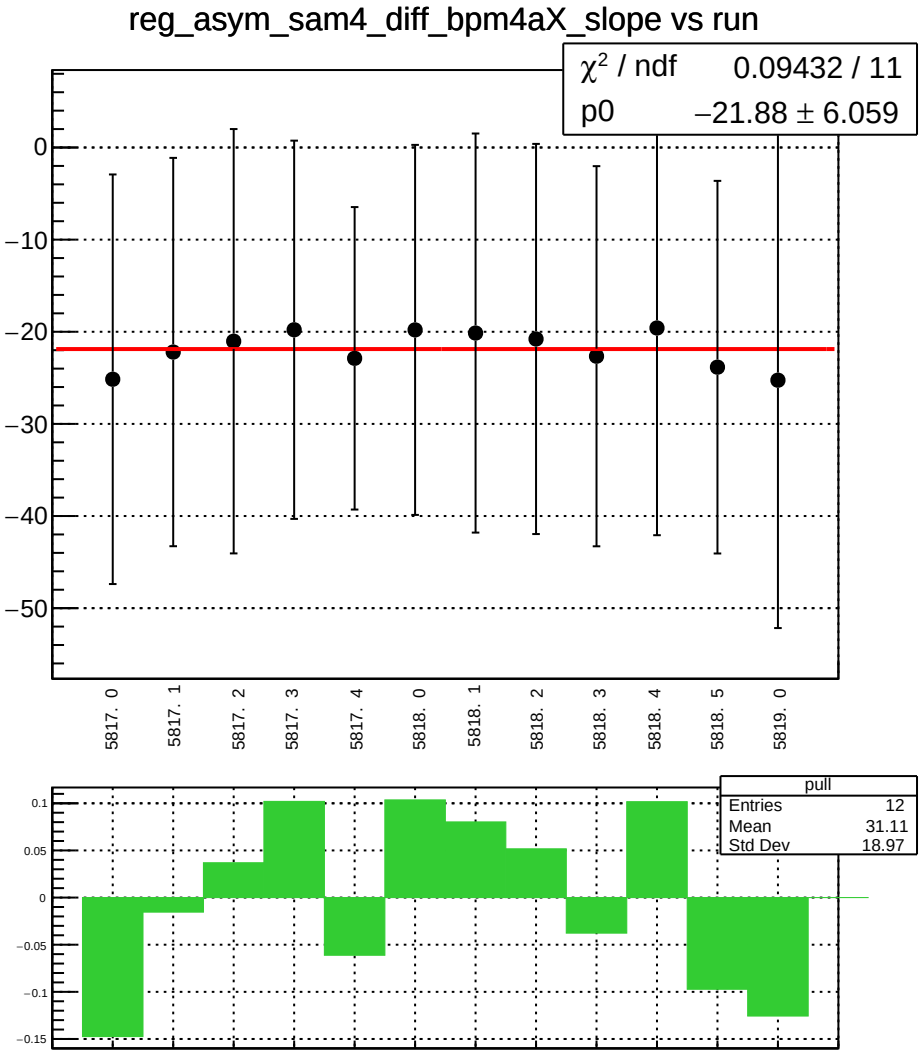
reg_asym_sam4_diff_bpm4aX_slope vs run
χ² / ndf 0.09432 / 11
p0 −21.88 ± 6.059
0
−10
−20
−30
−40
−50
5817. 0
5817. 1
5817. 2
5817. 3
5817. 4
5818. 0
5818. 1
5818. 2
5818. 3
5818. 4
5818. 5
5819. 0
pull
Entries 12
Mean 31.11
Std Dev 18.97
0.1
0.05
0
−0.05
−0.1
−0.15

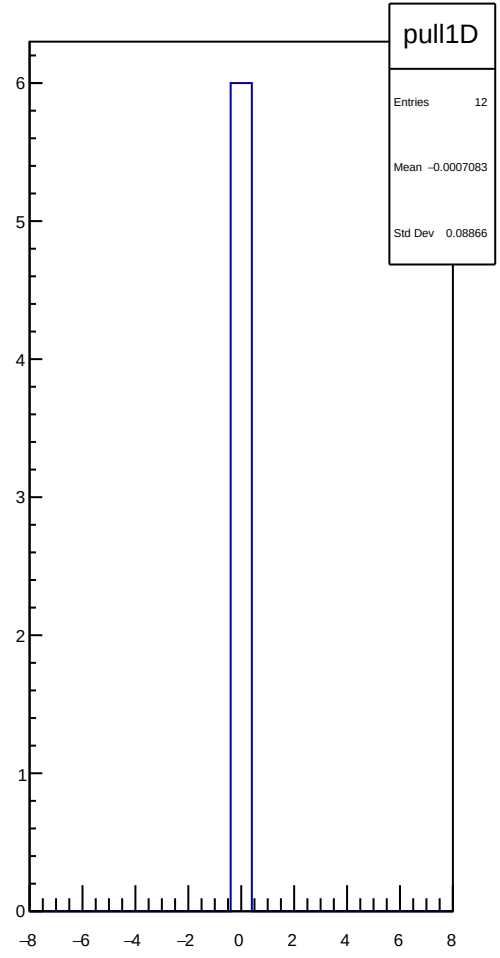
pull1D
Entries 12
Mean −0.0007083
Std Dev 0.08866
6
5
4
3
2
1
0
−8
−6
−4
−2
0
2
4
6
8

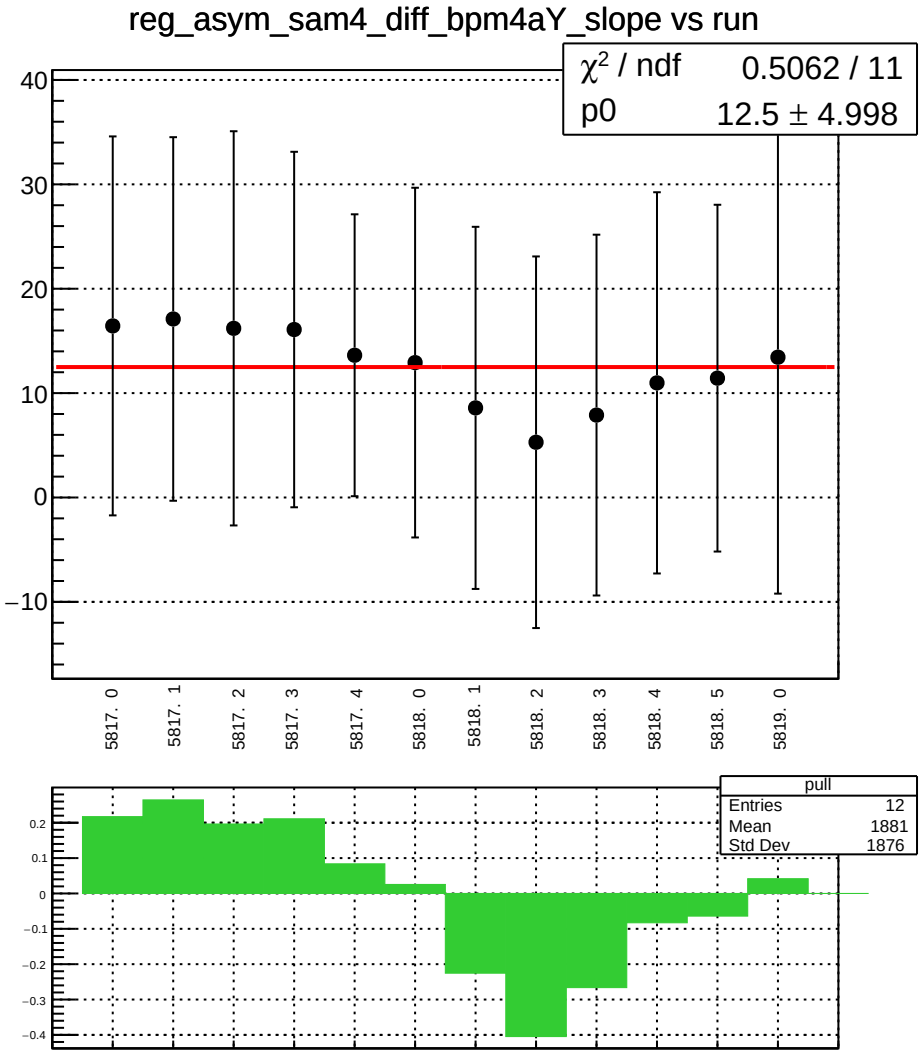
reg_asym_sam4_diff_bpm4aY_slope vs run
χ² / ndf 0.5062 / 11
p0 12.5 ± 4.998
40
30
20
10
0
−10
5817. 0
5817. 1
5817. 2
5817. 3
5817. 4
5818. 0
5818. 1
5818. 2
5818. 3
5818. 4
5818. 5
5819. 0
pull
Entries 12
Mean 1881
Std Dev 1876
0.2
0.1
0
−0.1
−0.2
−0.3
−0.4

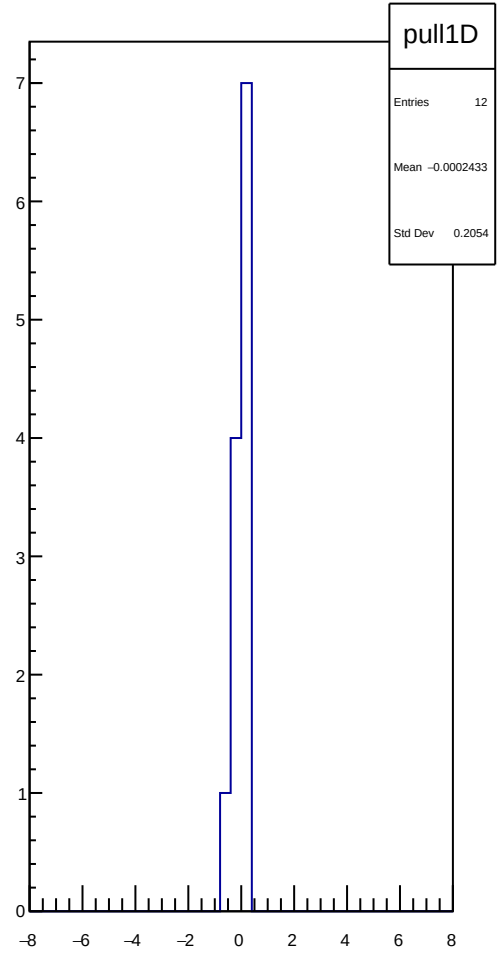
pull1D
Entries 12
Mean −0.0002433
Std Dev 0.2054
7
6
5
4
3
2
1
0
−8
−6
−4
−2
0
2
4
6
8

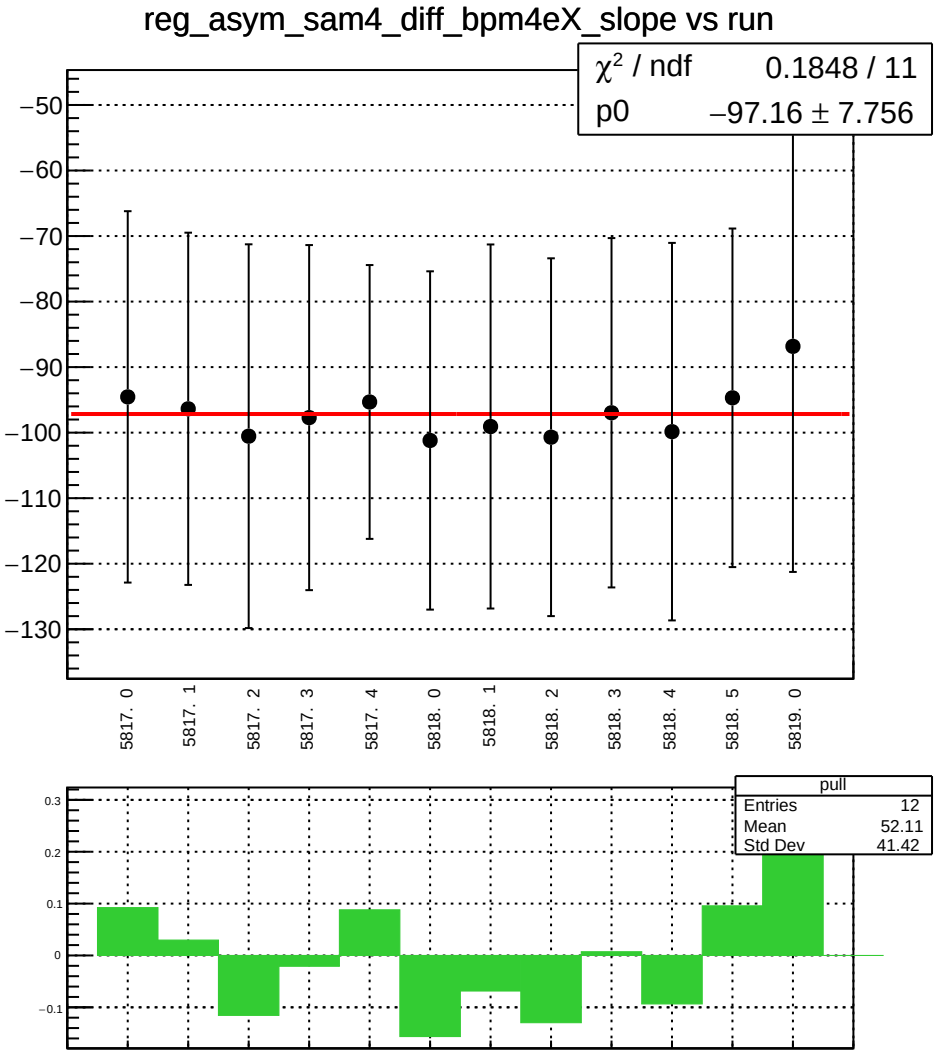
reg_asym_sam4_diff_bpm4eX_slope vs run
χ² / ndf 0.1848 / 11
p0 −97.16 ± 7.756
−50
−60
−70
−80
−90
−100
−110
−120
−130
5817. 0
5817. 1
5817. 2
5817. 3
5817. 4
5818. 0
5818. 1
5818. 2
5818. 3
5818. 4
5818. 5
5819. 0
pull
Entries 12
Mean 52.11
Std Dev 41.42
0.3
0.2
0.1
0
−0.1

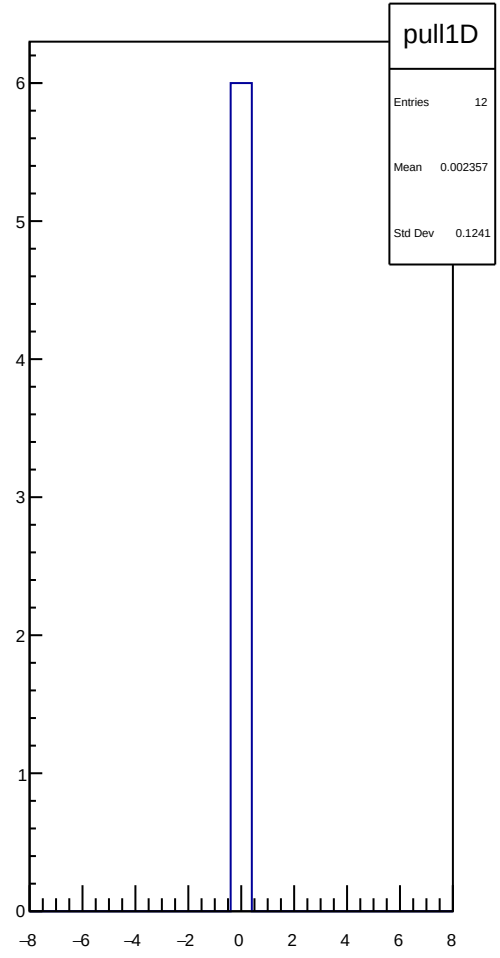
pull1D
Entries 12
Mean 0.002357
Std Dev 0.1241
6
5
4
3
2
1
0
−8
−6
−4
−2
0
2
4
6
8

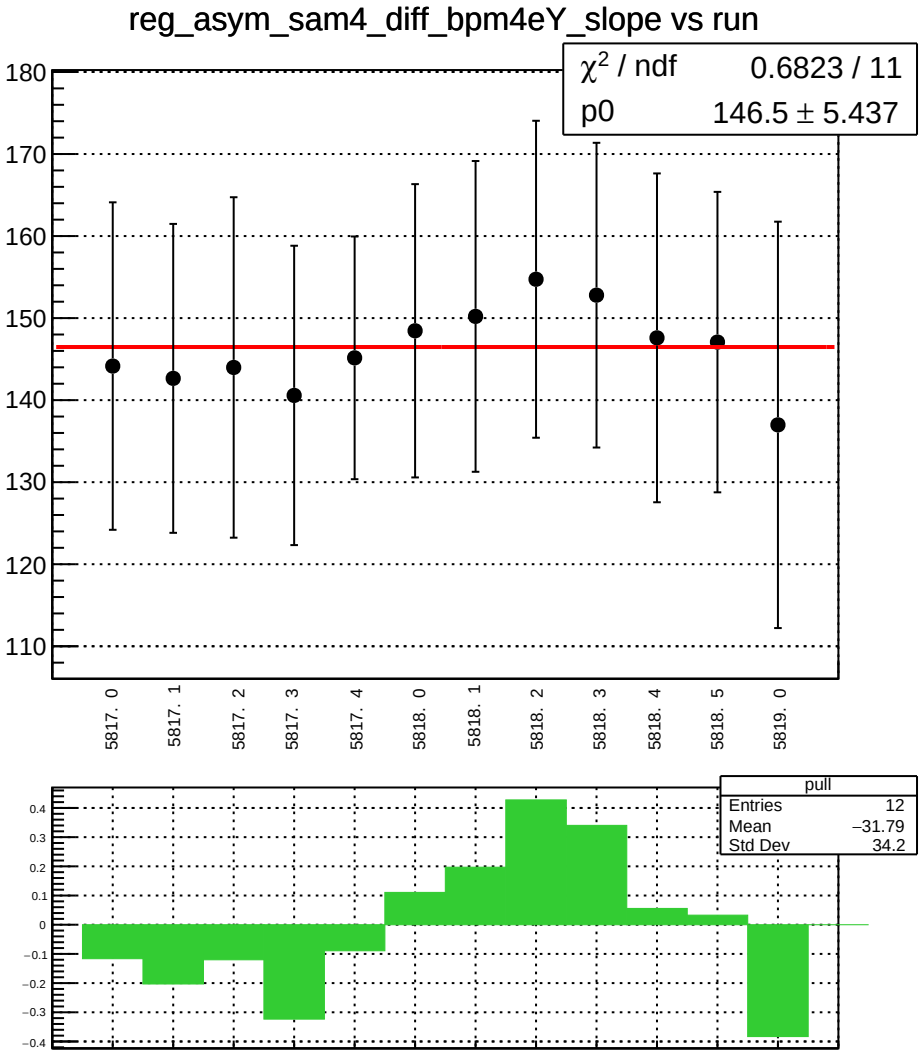
reg_asym_sam4_diff_bpm4eY_slope vs run
χ² / ndf 0.6823 / 11
p0 146.5 ± 5.437
180
170
160
150
140
130
120
110
5817. 0
5817. 1
5817. 2
5817. 3
5817. 4
5818. 0
5818. 1
5818. 2
5818. 3
5818. 4
5818. 5
5819. 0
pull
Entries 12
Mean −31.79
Std Dev 34.2
0.4
0.3
0.2
0.1
0
−0.1
−0.2
−0.3
−0.4

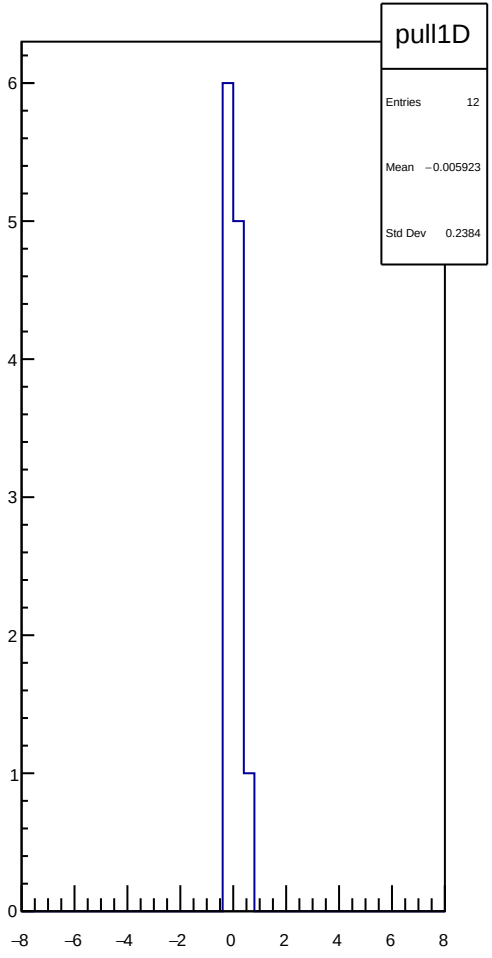
pull1D
Entries 12
Mean −0.005923
Std Dev 0.2384
6
5
4
3
2
1
0
−8
−6
−4
−2
0
2
4
6
8

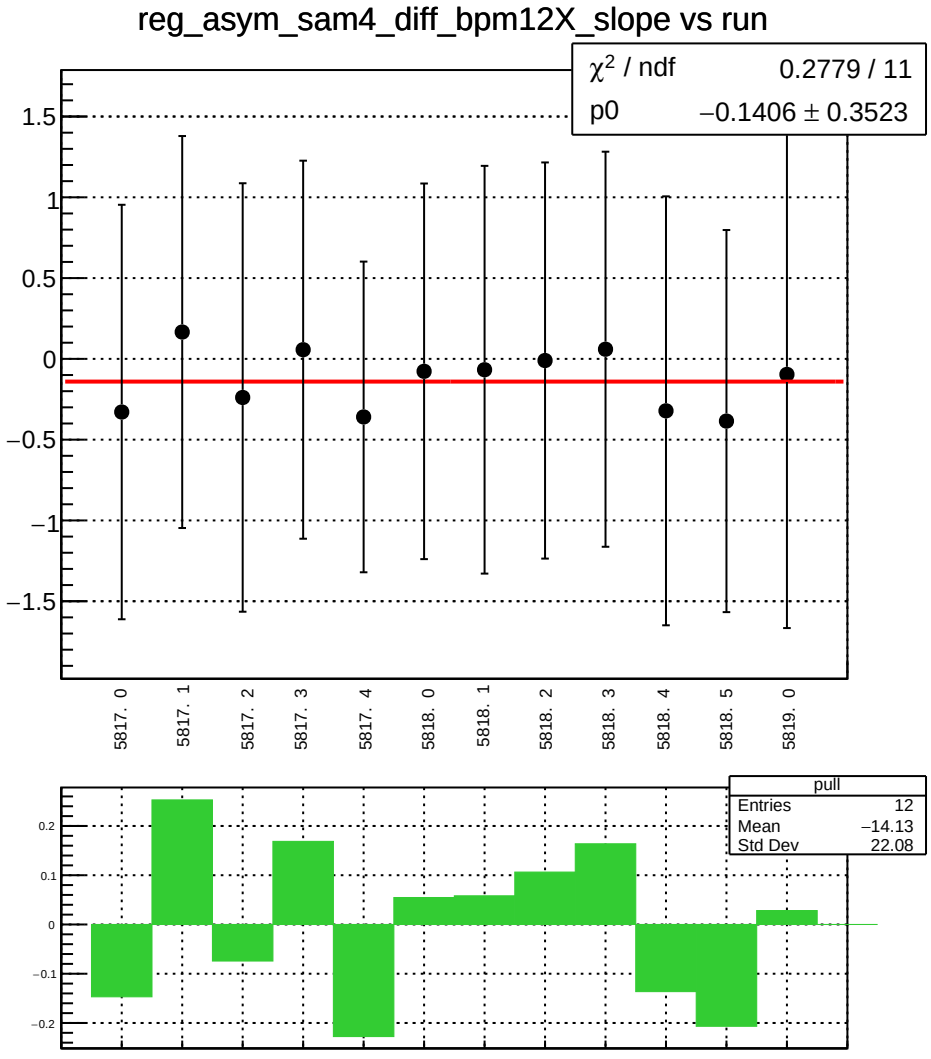
reg_asym_sam4_diff_bpm12X_slope vs run
χ^2 / ndf 0.2779 / 11
p0 −0.1406 ± 0.3523
1.5
1
0.5
0
−0.5
−1
−1.5
5817. 0
5817. 1
5817. 2
5817. 3
5817. 4
5818. 0
5818. 1
5818. 2
5818. 3
5818. 4
5818. 5
5819. 0
pull
Entries 12
Mean −14.13
Std Dev 22.08
0.2
0.1
0
−0.1
−0.2

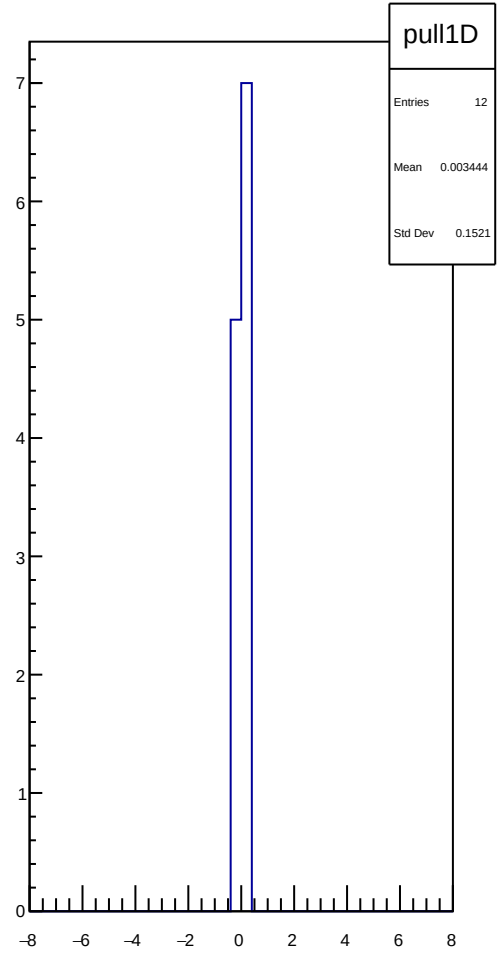
pull1D
Entries 12
Mean 0.003444
Std Dev 0.1521
7
6
5
4
3
2
1
0
−8
−6
−4
−2
0
2
4
6
8

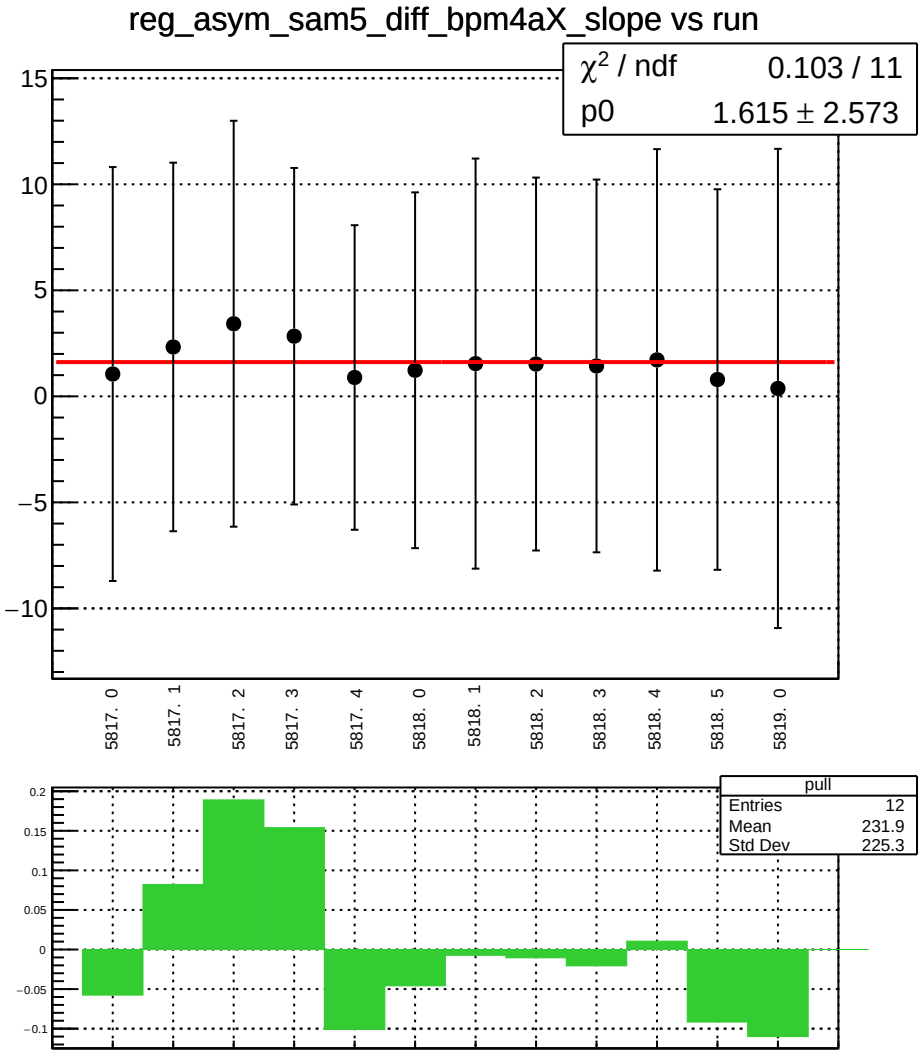
reg_asym_sam5_diff_bpm4aX_slope vs run
χ² / ndf 0.103 / 11
p0 1.615 ± 2.573
15
10
5
0
−5
−10
5817. 0
5817. 1
5817. 2
5817. 3
5817. 4
5818. 0
5818. 1
5818. 2
5818. 3
5818. 4
5818. 5
5819. 0
pull
Entries 12
Mean 231.9
Std Dev 225.3
0.2
0.15
0.1
0.05
0
−0.05
−0.1

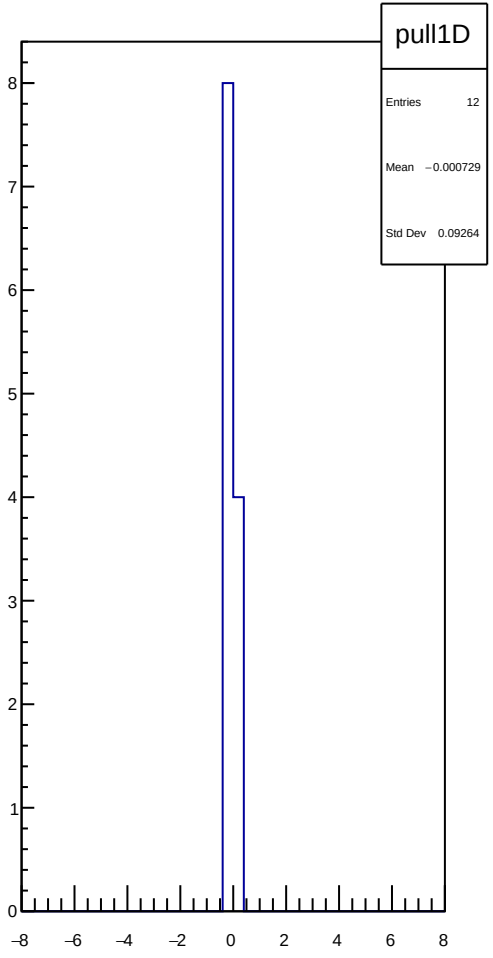
pull1D
Entries 12
Mean −0.000729
Std Dev 0.09264
8
7
6
5
4
3
2
1
0
−8
−6
−4
−2
0
2
4
6
8

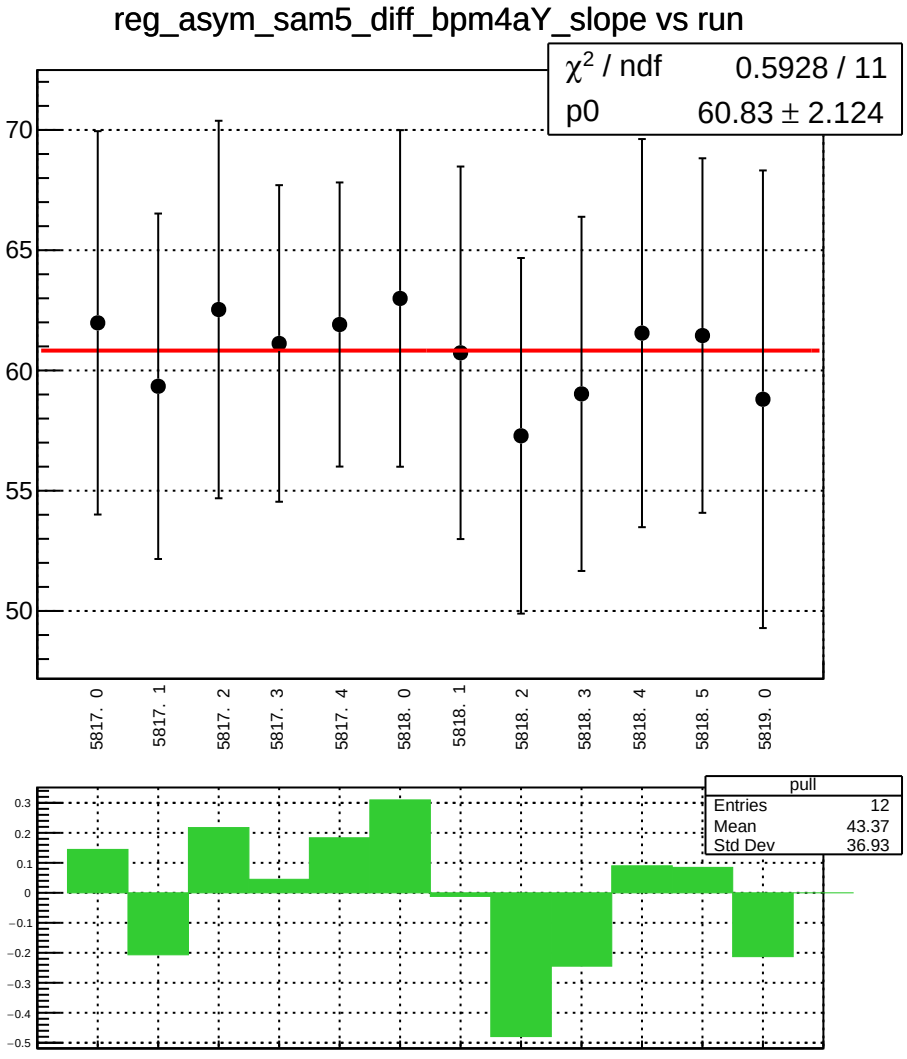
reg_asym_sam5_diff_bpm4aY_slope vs run
χ^2 / ndf 0.5928 / 11
p0 60.83 ± 2.124
70
65
60
55
50
5817. 0
5817. 1
5817. 2
5817. 3
5817. 4
5818. 0
5818. 1
5818. 2
5818. 3
5818. 4
5818. 5
5819. 0
pull
Entries 12
Mean 43.37
Std Dev 36.93
0.3
0.2
0.1
0
−0.1
−0.2
−0.3
−0.4
−0.5

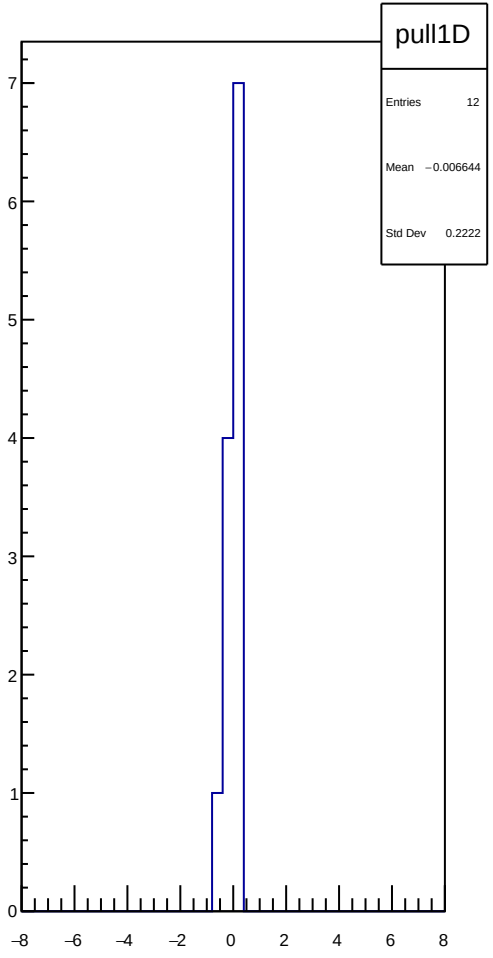
pull1D
Entries 12
Mean −0.006644
Std Dev 0.2222
7
6
5
4
3
2
1
0
−8
−6
−4
−2
0
2
4
6
8

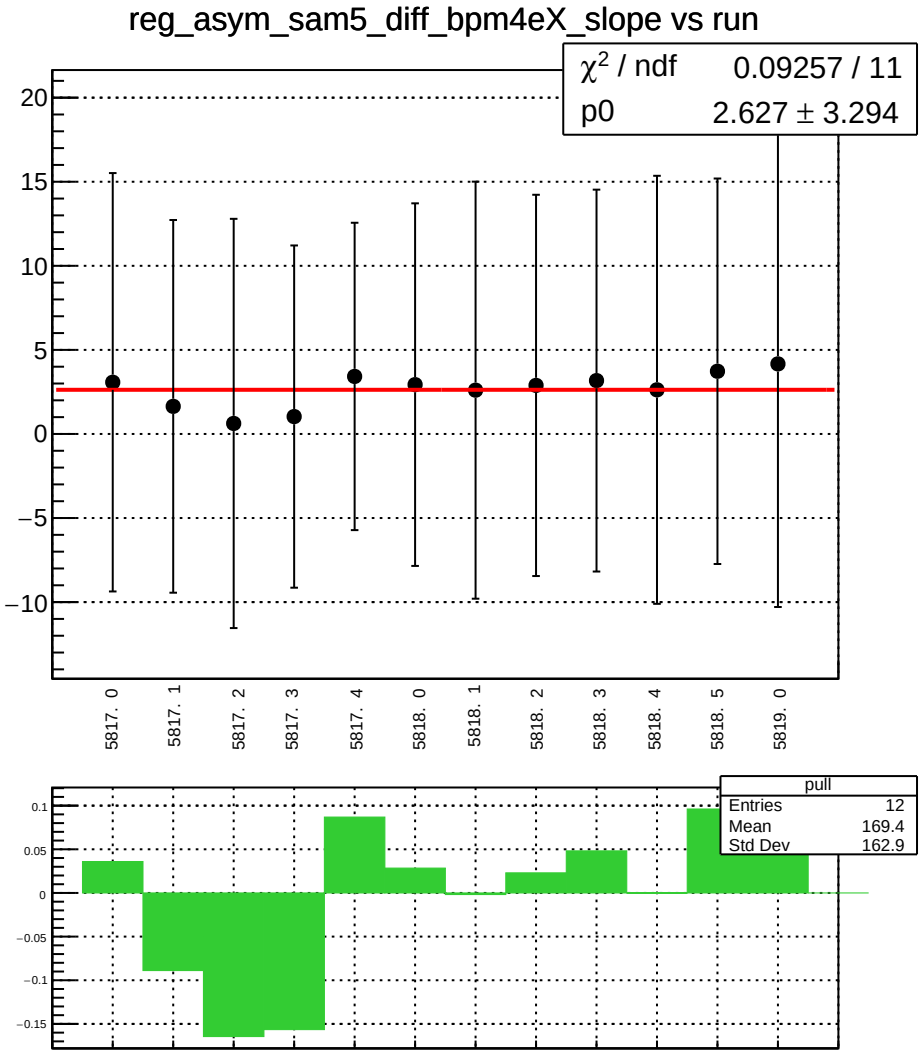
reg_asym_sam5_diff_bpm4eX_slope vs run
χ^2 / ndf 0.09257 / 11
p0 2.627 ± 3.294
20
15
10
5
0
−5
−10
5817. 0
5817. 1
5817. 2
5817. 3
5817. 4
5818. 0
5818. 1
5818. 2
5818. 3
5818. 4
5818. 5
5819. 0
pull
Entries 12
Mean 169.4
Std Dev 162.9
0.1
0.05
0
−0.05
−0.1
−0.15

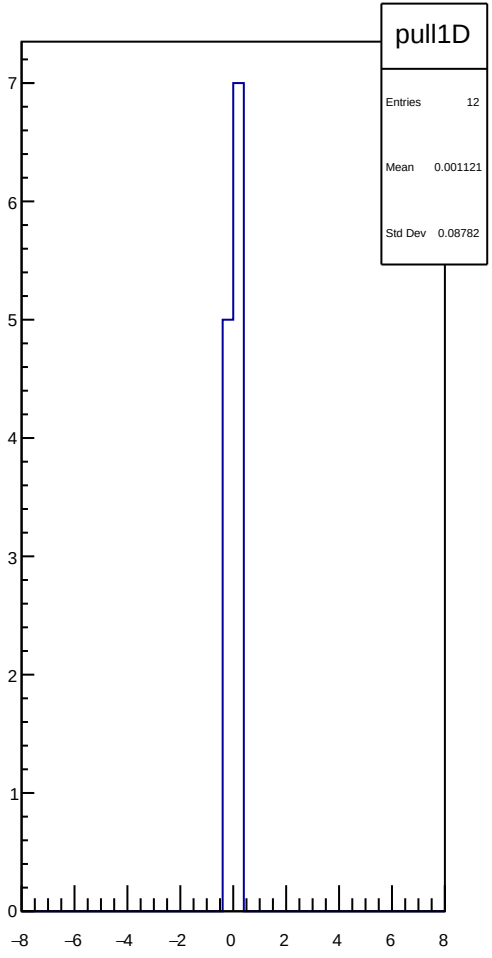
pull1D
Entries 12
Mean 0.001121
Std Dev 0.08782
7
6
5
4
3
2
1
0
−8
−6
−4
−2
0
2
4
6
8

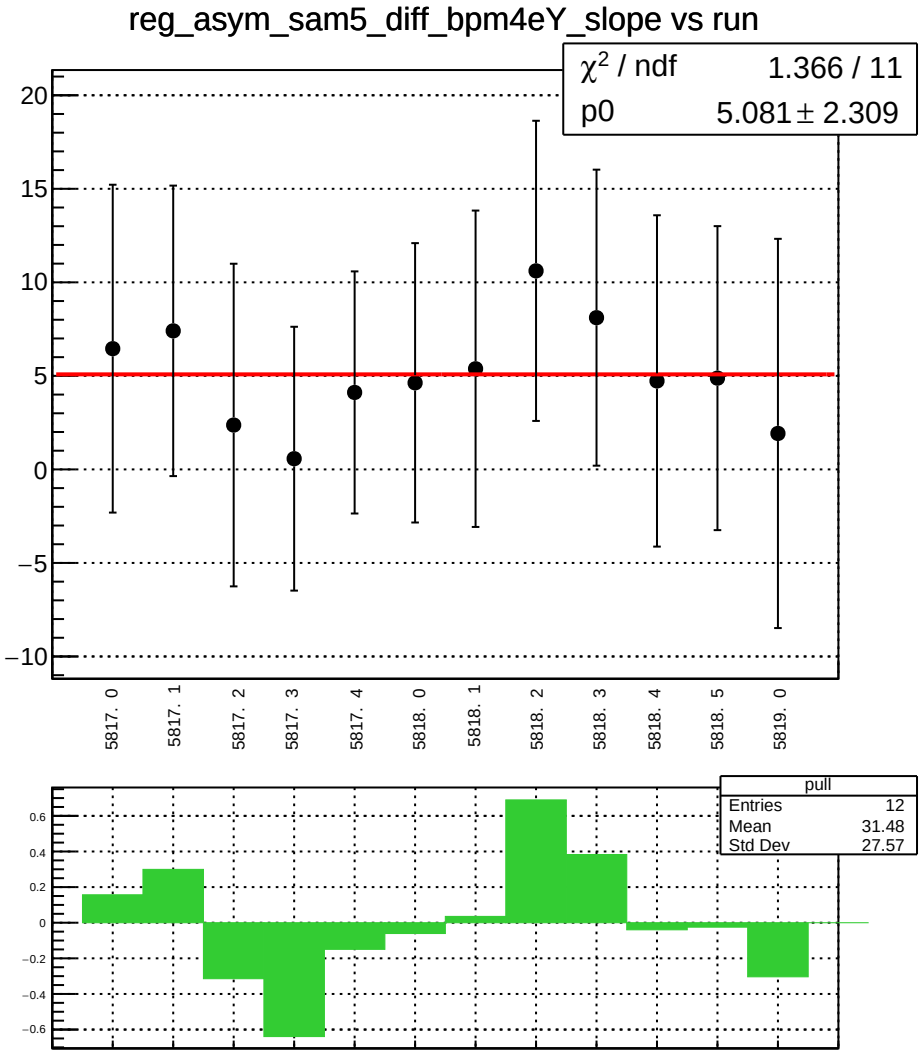
reg_asym_sam5_diff_bpm4eY_slope vs run
χ² / ndf 1.366 / 11
p0 5.081 ± 2.309
20
15
10
5
0
−5
−10
5817. 0
5817. 1
5817. 2
5817. 3
5817. 4
5818. 0
5818. 1
5818. 2
5818. 3
5818. 4
5818. 5
5819. 0
pull
Entries 12
Mean 31.48
Std Dev 27.57
0.6
0.4
0.2
0
−0.2
−0.4
−0.6

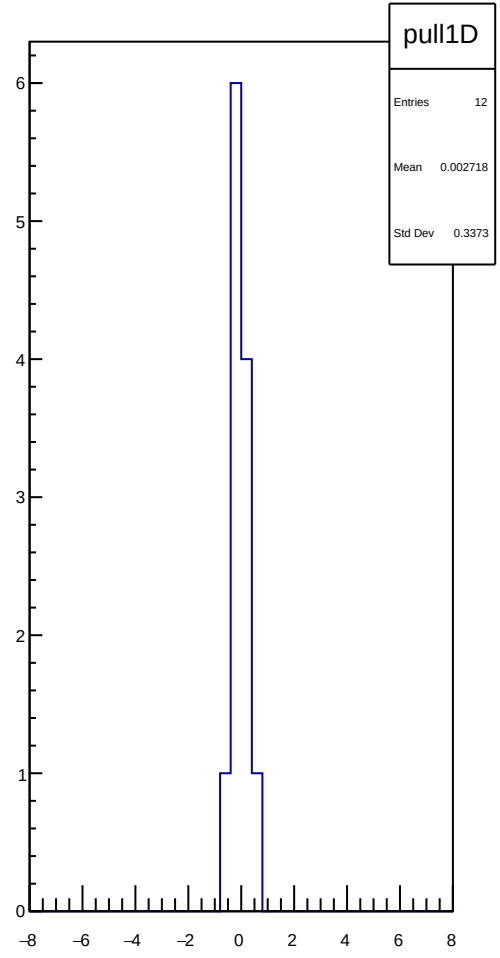
pull1D
Entries 12
Mean 0.002718
Std Dev 0.3373
6
5
4
3
2
1
0
−8
−6
−4
−2
0
2
4
6
8

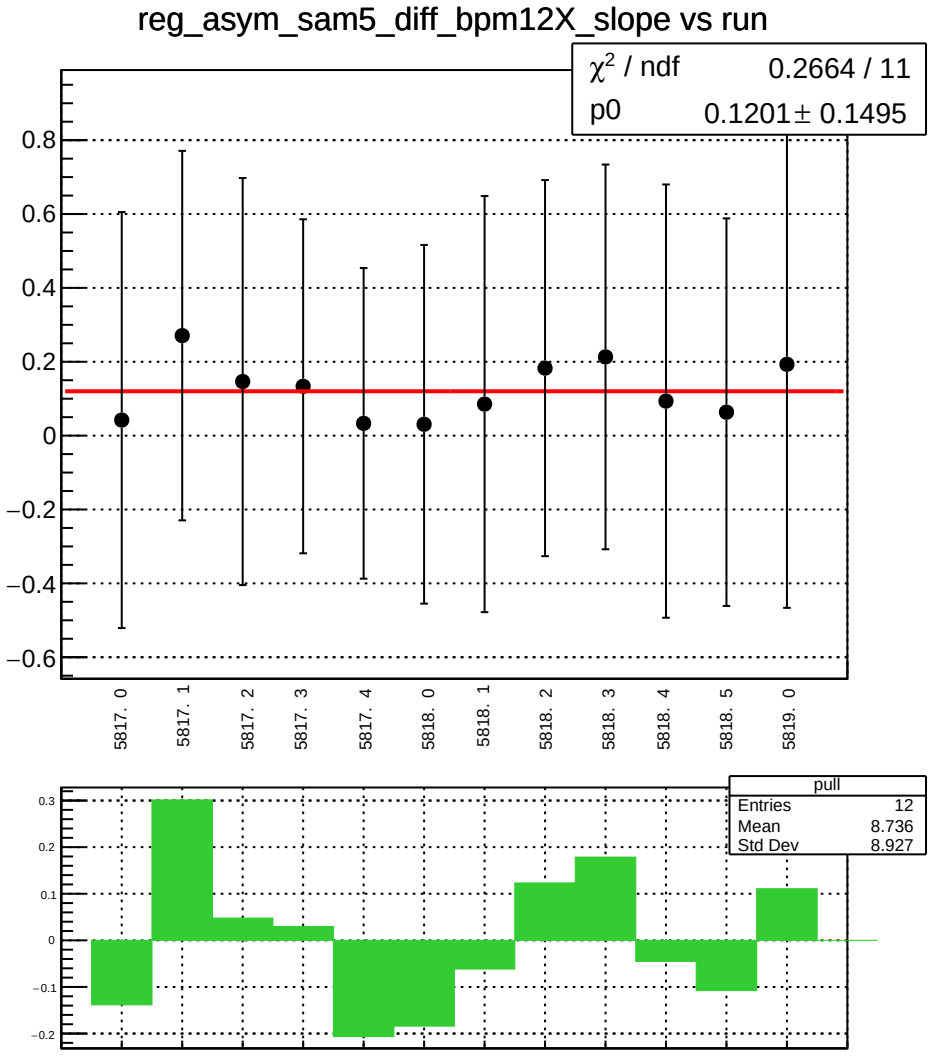
reg_asym_sam5_diff_bpm12X_slope vs run
χ2 / ndf 0.2664 / 11
p0 0.1201± 0.1495
0.8
0.6
0.4
0.2
0
−0.2
−0.4
−0.6
5817. 0
5817. 1
5817. 2
5817. 3
5817. 4
5818. 0
5818. 1
5818. 2
5818. 3
5818. 4
5818. 5
5819. 0
pull
Entries 12
Mean 8.736
Std Dev 8.927
0.3
0.2
0.1
0
−0.1
−0.2

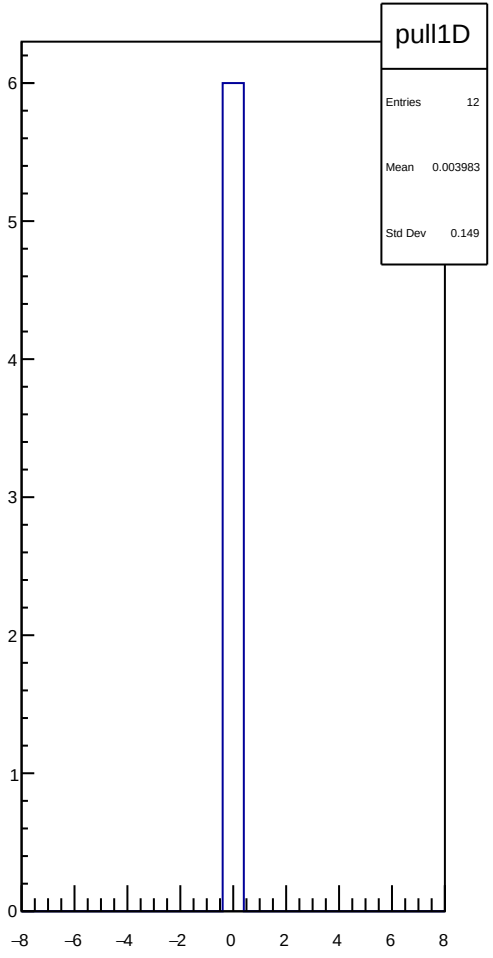
pull1D
Entries 12
Mean 0.003983
Std Dev 0.149
6
5
4
3
2
1
0
−8
−6
−4
−2
0
2
4
6
8

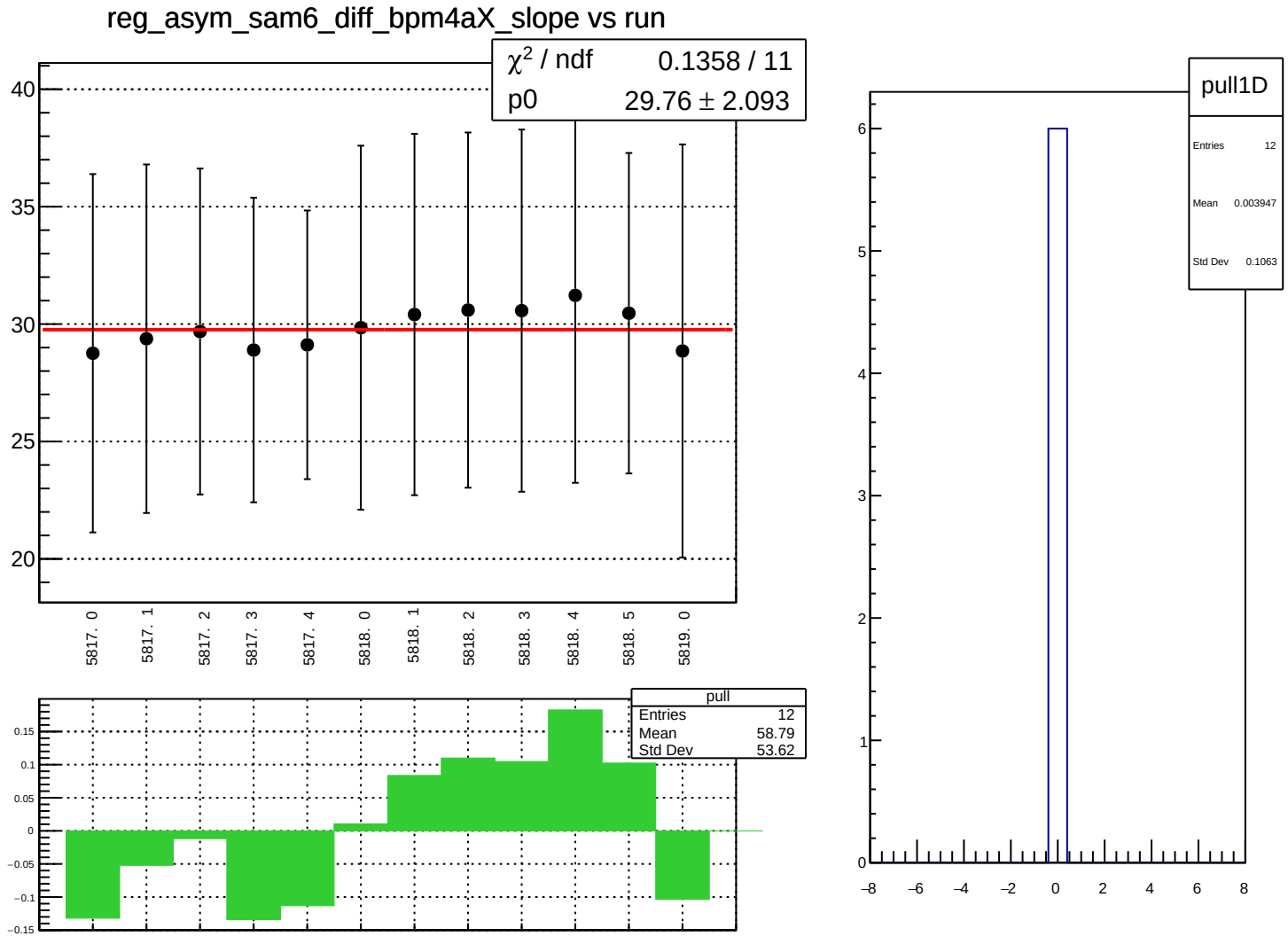
reg_asym_sam6_diff_bpm4aX_slope vs run
χ2 / ndf 0.1358 / 11
p0 29.76 ± 2.093
40
35
30
25
20
5817. 0
5817. 1
5817. 2
5817. 3
5817. 4
5818. 0
5818. 1
5818. 2
5818. 3
5818. 4
5818. 5
5819. 0
pull
Entries 12
Mean 58.79
Std Dev 53.62
0.15
0.1
0.05
0
−0.05
−0.1
−0.15
pull1D
Entries 12
Mean 0.003947
Std Dev 0.1063
6
5
4
3
2
1
0
−8
−6
−4
−2
0
2
4
6
8

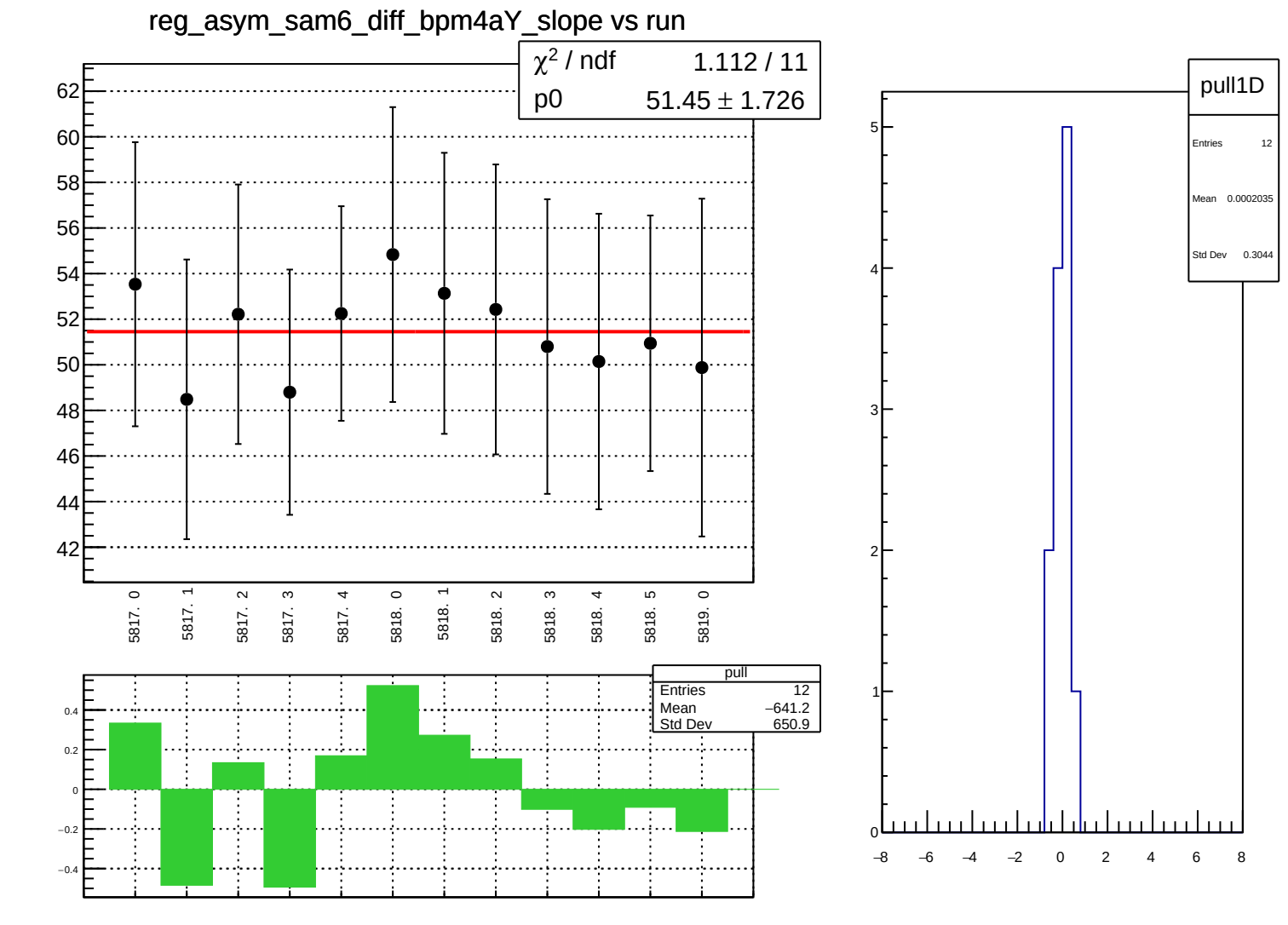
reg_asym_sam6_diff_bpm4aY_slope vs run
χ² / ndf 1.112 / 11
p0 51.45 ± 1.726
62
60
58
56
54
52
50
48
46
44
42
5817. 0
5817. 1
5817. 2
5817. 3
5817. 4
5818. 0
5818. 1
5818. 2
5818. 3
5818. 4
5818. 5
5819. 0
pull
Entries 12
Mean −641.2
Std Dev 650.9
0.4
0.2
0
−0.2
−0.4
pull1D
Entries 12
Mean 0.0002035
Std Dev 0.3044
5
4
3
2
1
0
−8
−6
−4
−2
0
2
4
6
8

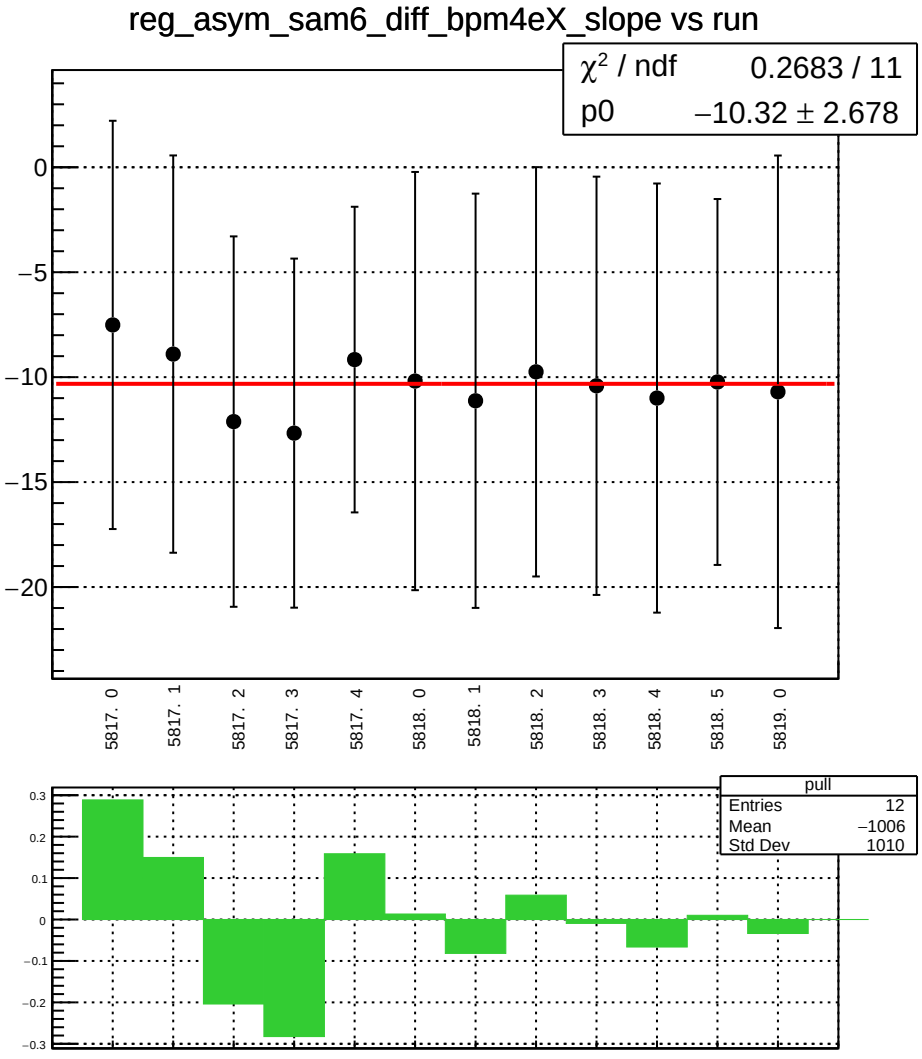
reg_asym_sam6_diff_bpm4eX_slope vs run
χ² / ndf 0.2683 / 11
p0 −10.32 ± 2.678
0
−5
−10
−15
−20
5817. 0
5817. 1
5817. 2
5817. 3
5817. 4
5818. 0
5818. 1
5818. 2
5818. 3
5818. 4
5818. 5
5819. 0
pull
Entries 12
Mean −1006
Std Dev 1010
0.3
0.2
0.1
0
−0.1
−0.2
−0.3

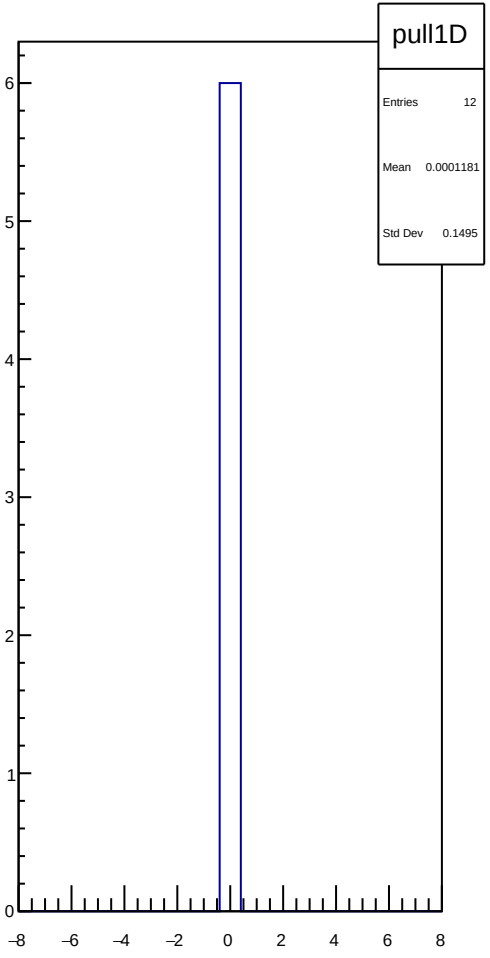
pull1D
Entries 12
Mean 0.0001181
Std Dev 0.1495
6
5
4
3
2
1
0
−8
−6
−4
−2
0
2
4
6
8

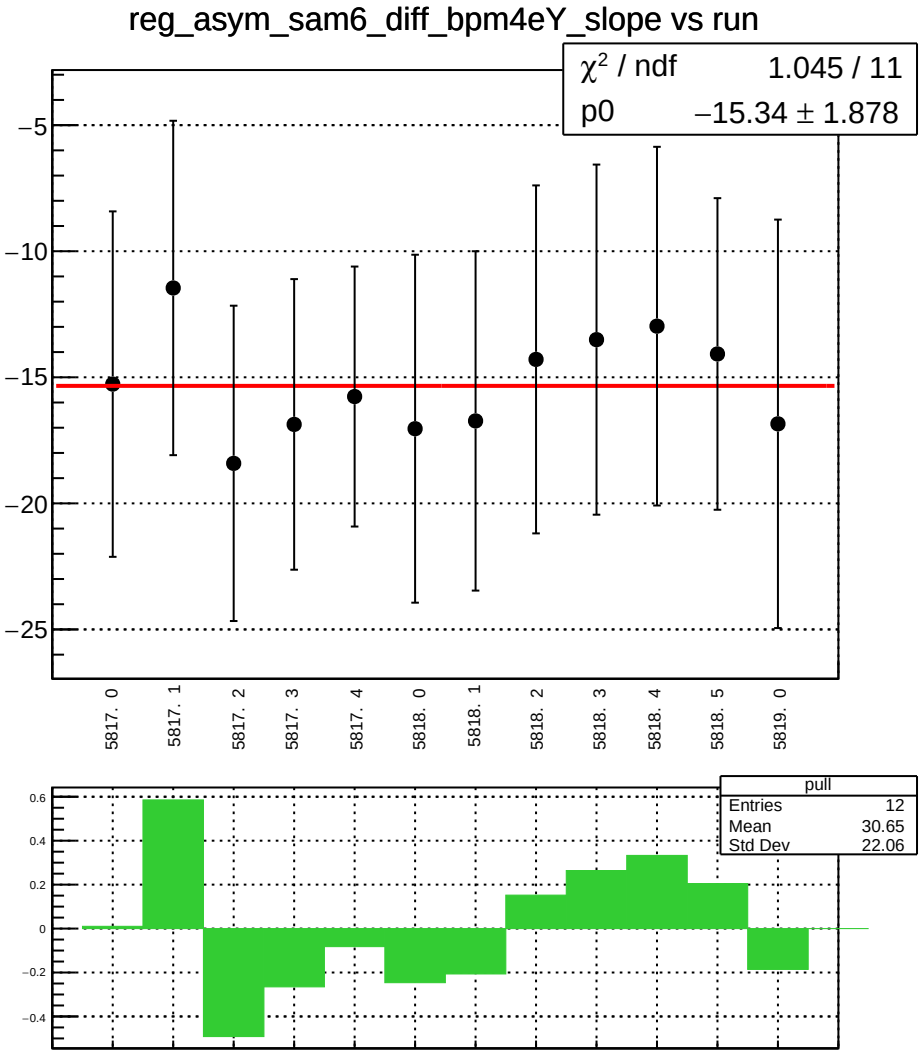
reg_asym_sam6_diff_bpm4eY_slope vs run
χ² / ndf 1.045 / 11
p0 −15.34 ± 1.878
−5
−10
−15
−20
−25
5817. 0
5817. 1
5817. 2
5817. 3
5817. 4
5818. 0
5818. 1
5818. 2
5818. 3
5818. 4
5818. 5
5819. 0
pull
Entries 12
Mean 30.65
Std Dev 22.06
0.6
0.4
0.2
0
−0.2
−0.4

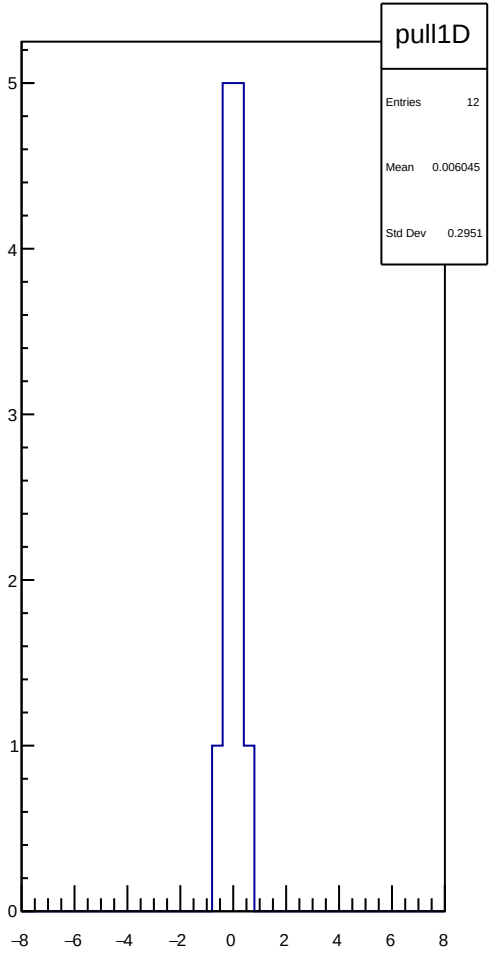
pull1D
Entries 12
Mean 0.006045
Std Dev 0.2951
5
4
3
2
1
0
−8
−6
−4
−2
0
2
4
6
8

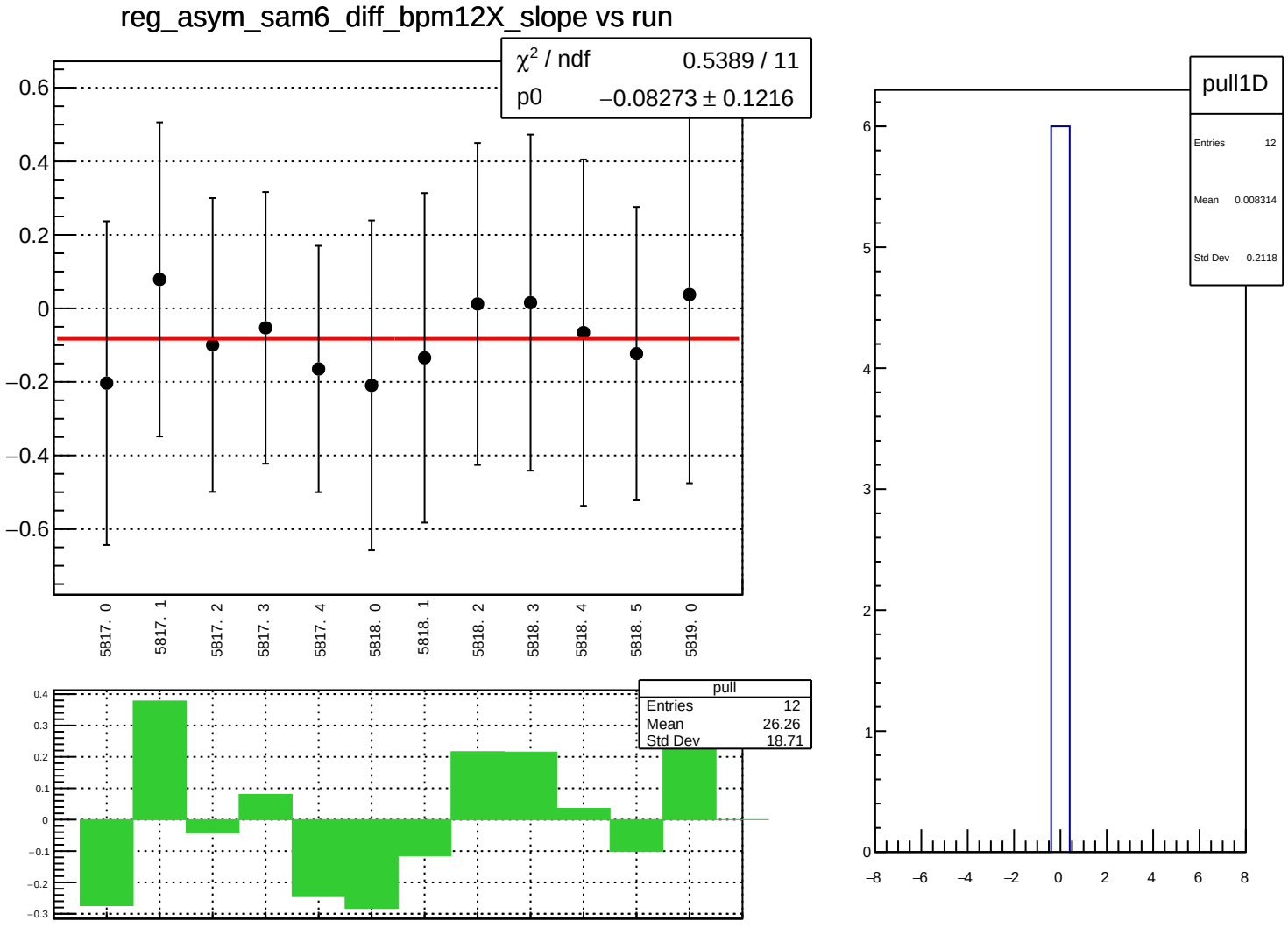
reg_asym_sam6_diff_bpm12X_slope vs run
χ² / ndf 0.5389 / 11
p0 −0.08273 ± 0.1216
0.6
0.4
0.2
0
−0.2
−0.4
−0.6
5817. 0
5817. 1
5817. 2
5817. 3
5817. 4
5818. 0
5818. 1
5818. 2
5818. 3
5818. 4
5818. 5
5819. 0
pull
Entries 12
Mean 26.26
Std Dev 18.71
0.4
0.3
0.2
0.1
0
−0.1
−0.2
−0.3
pull1D
Entries 12
Mean 0.008314
Std Dev 0.2118
6
5
4
3
2
1
0
−8
−6
−4
−2
0
2
4
6
8

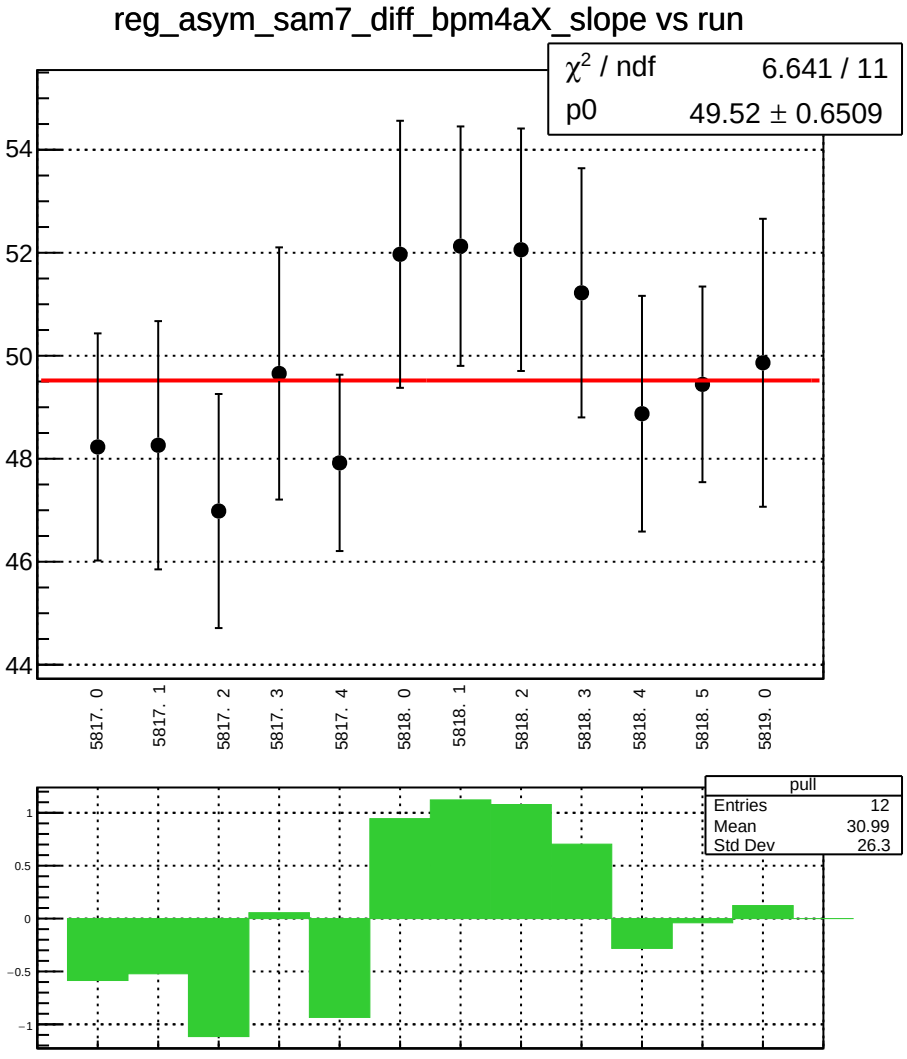
reg_asym_sam7_diff_bpm4aX_slope vs run
χ² / ndf 6.641 / 11
p0 49.52 ± 0.6509
54
52
50
48
46
44
5817. 0
5817. 1
5817. 2
5817. 3
5817. 4
5818. 0
5818. 1
5818. 2
5818. 3
5818. 4
5818. 5
5819. 0
pull
Entries 12
Mean 30.99
Std Dev 26.3
1
0.5
0
−0.5
−1

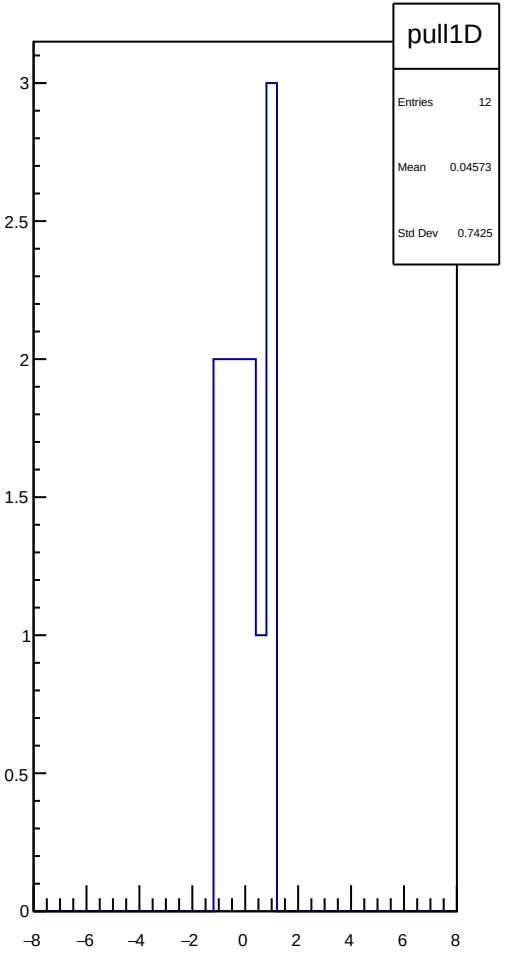
pull1D
Entries 12
Mean 0.04573
Std Dev 0.7425
3
2.5
2
1.5
1
0.5
0
−8
−6
−4
−2
0
2
4
6
8

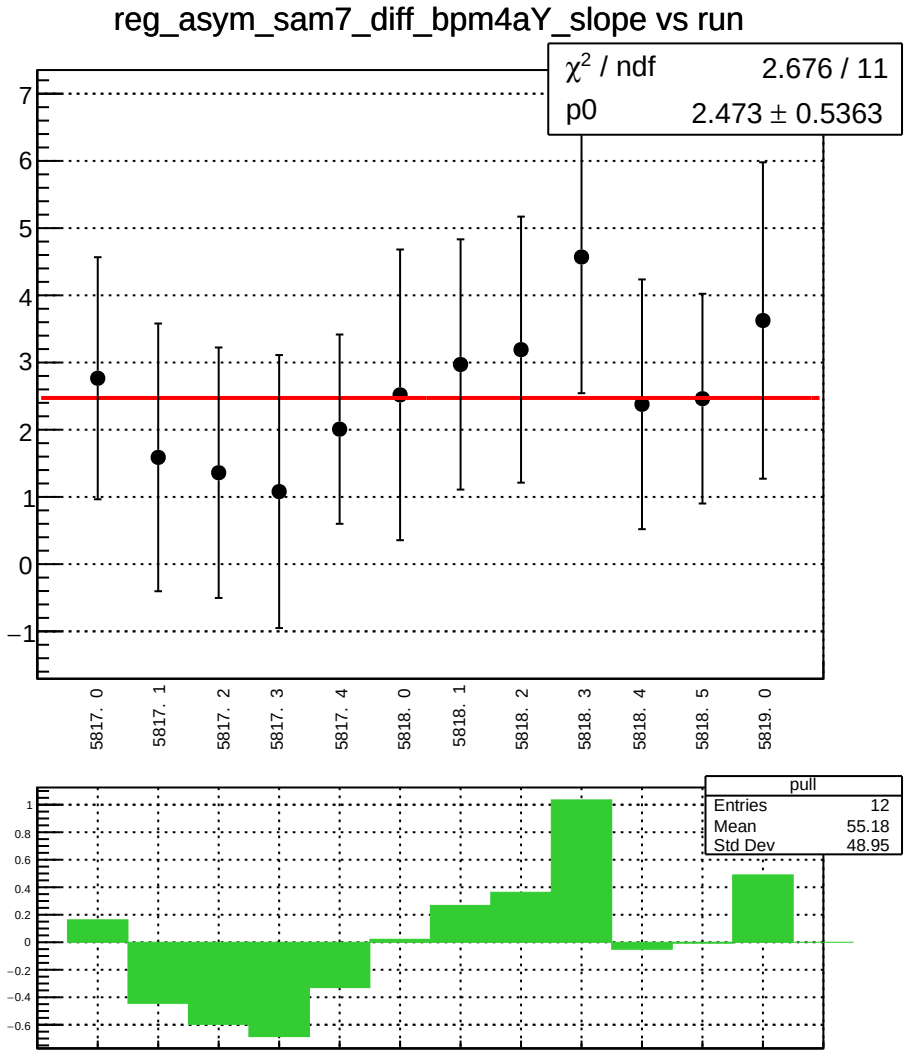
reg_asym_sam7_diff_bpm4aY_slope vs run
χ² / ndf 2.676 / 11
p0 2.473 ± 0.5363
5817. 0
5817. 1
5817. 2
5817. 3
5817. 4
5818. 0
5818. 1
5818. 2
5818. 3
5818. 4
5818. 5
5819. 0
pull
Entries 12
Mean 55.18
Std Dev 48.95

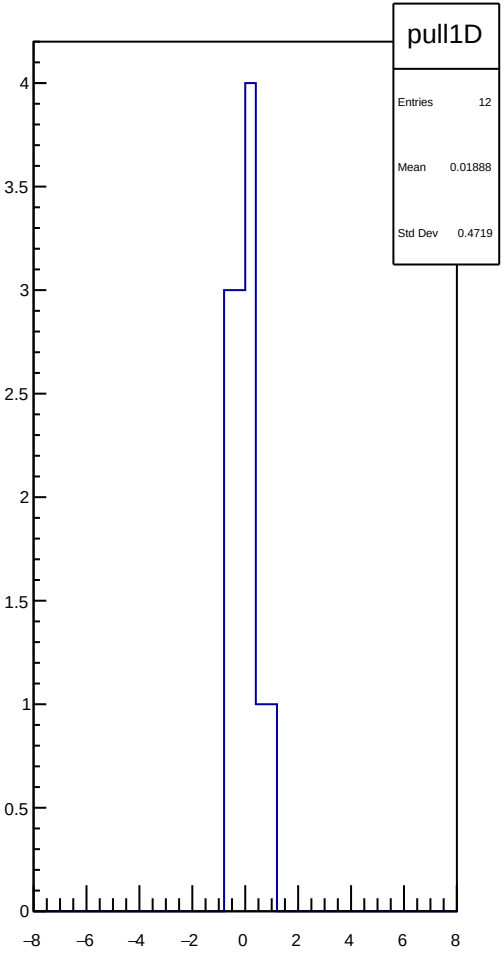
pull1D
Entries 12
Mean 0.01888
Std Dev 0.4719

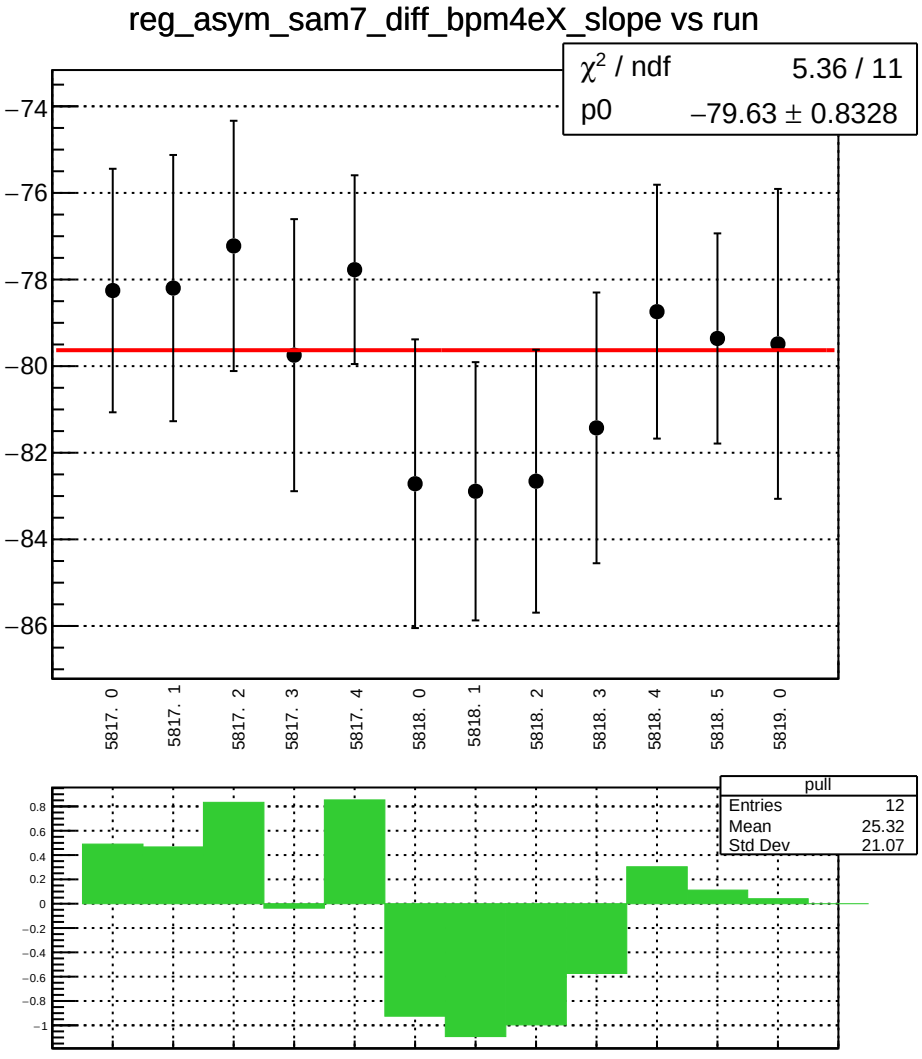
reg_asym_sam7_diff_bpm4eX_slope vs run
χ^2 / ndf 5.36 / 11
p0 −79.63 ± 0.8328
−74
−76
−78
−80
−82
−84
−86
5817. 0
5817. 1
5817. 2
5817. 3
5817. 4
5818. 0
5818. 1
5818. 2
5818. 3
5818. 4
5818. 5
5819. 0
pull
Entries 12
Mean 25.32
Std Dev 21.07
0.8
0.6
0.4
0.2
0
−0.2
−0.4
−0.6
−0.8
−1

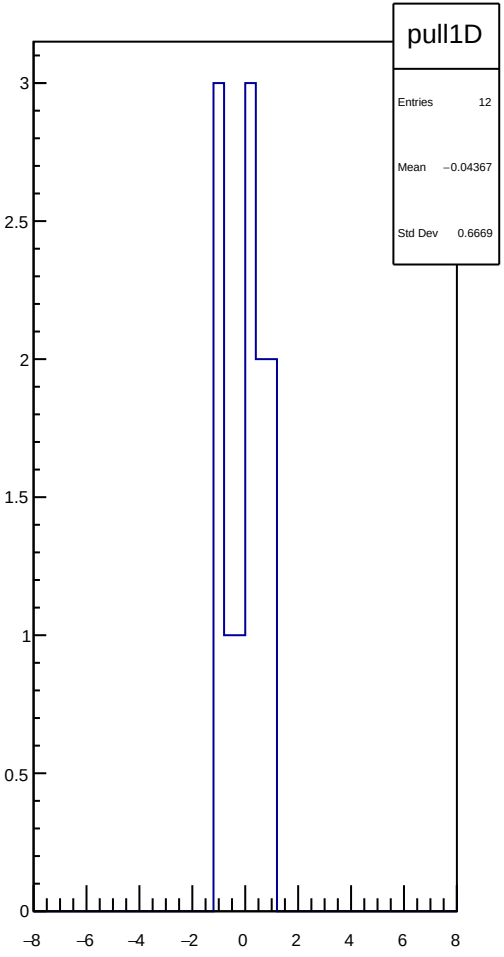
pull1D
Entries 12
Mean −0.04367
Std Dev 0.6669
3
2.5
2
1.5
1
0.5
0
−8
−6
−4
−2
0
2
4
6
8

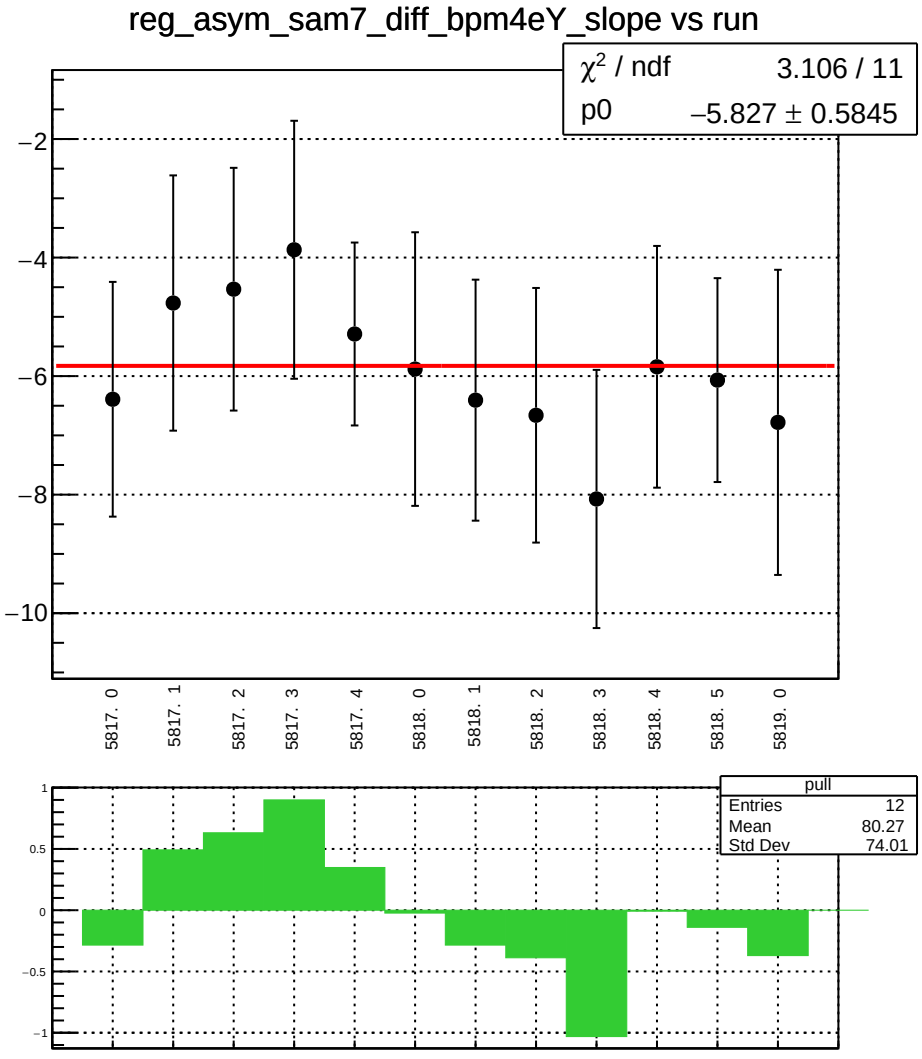
reg_asym_sam7_diff_bpm4eY_slope vs run
χ² / ndf 3.106 / 11
p0 −5.827 ± 0.5845
−2
−4
−6
−8
−10
5817. 0
5817. 1
5817. 2
5817. 3
5817. 4
5818. 0
5818. 1
5818. 2
5818. 3
5818. 4
5818. 5
5819. 0
pull
Entries 12
Mean 80.27
Std Dev 74.01
1
0.5
0
−0.5
−1

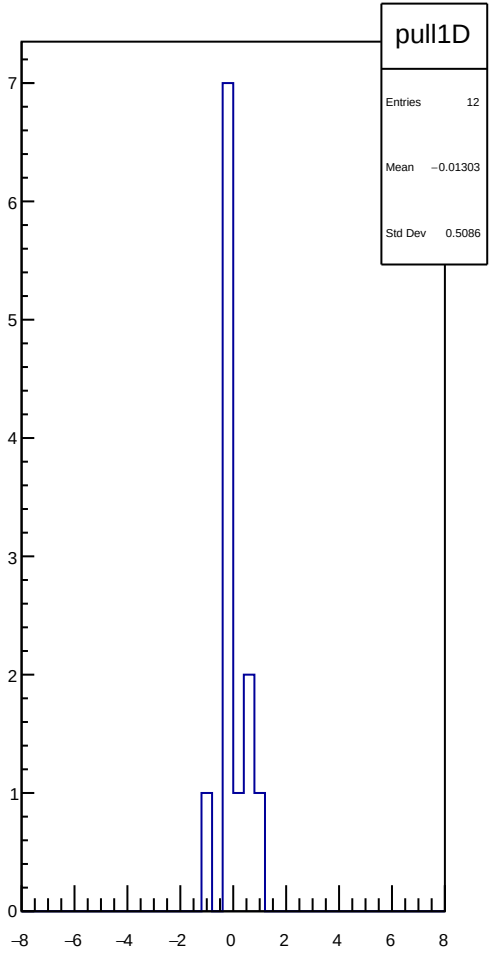
pull1D
Entries 12
Mean −0.01303
Std Dev 0.5086
7
6
5
4
3
2
1
0
−8
−6
−4
−2
0
2
4
6
8

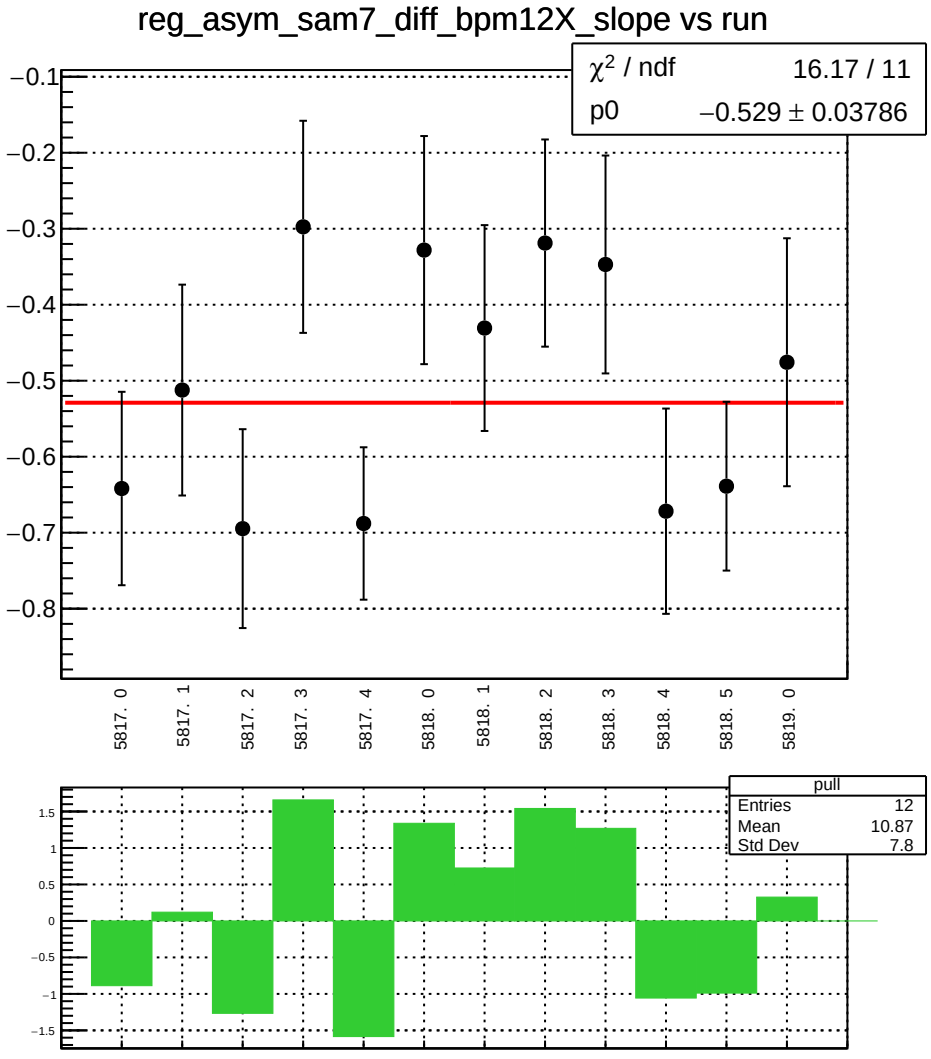
reg_asym_sam7_diff_bpm12X_slope vs run
χ^2 / ndf 16.17 / 11
p0 −0.529 ± 0.03786
−0.1
−0.2
−0.3
−0.4
−0.5
−0.6
−0.7
−0.8
5817. 0
5817. 1
5817. 2
5817. 3
5817. 4
5818. 0
5818. 1
5818. 2
5818. 3
5818. 4
5818. 5
5819. 0
pull
Entries 12
Mean 10.87
Std Dev 7.8
1.5
1
0.5
0
−0.5
−1
−1.5

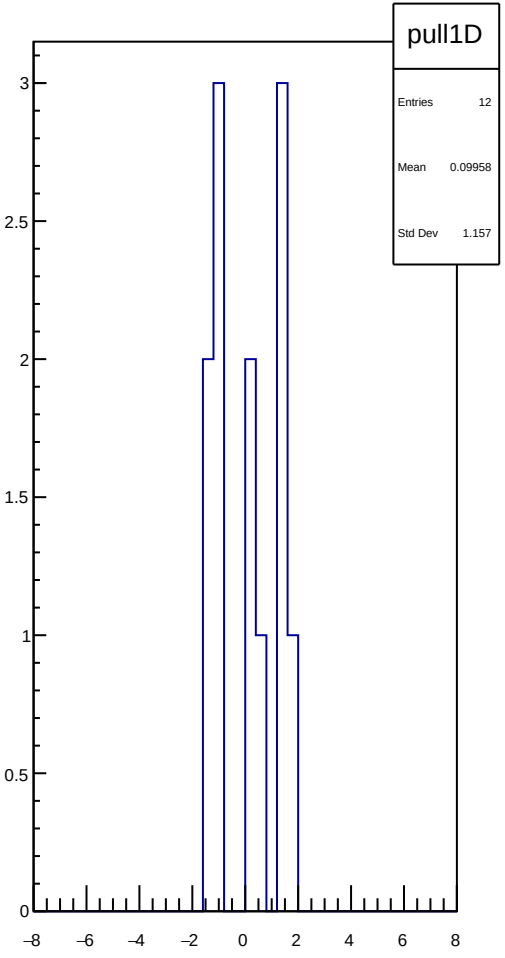
pull1D
Entries 12
Mean 0.09958
Std Dev 1.157
3
2.5
2
1.5
1
0.5
0
−8
−6
−4
−2
0
2
4
6
8

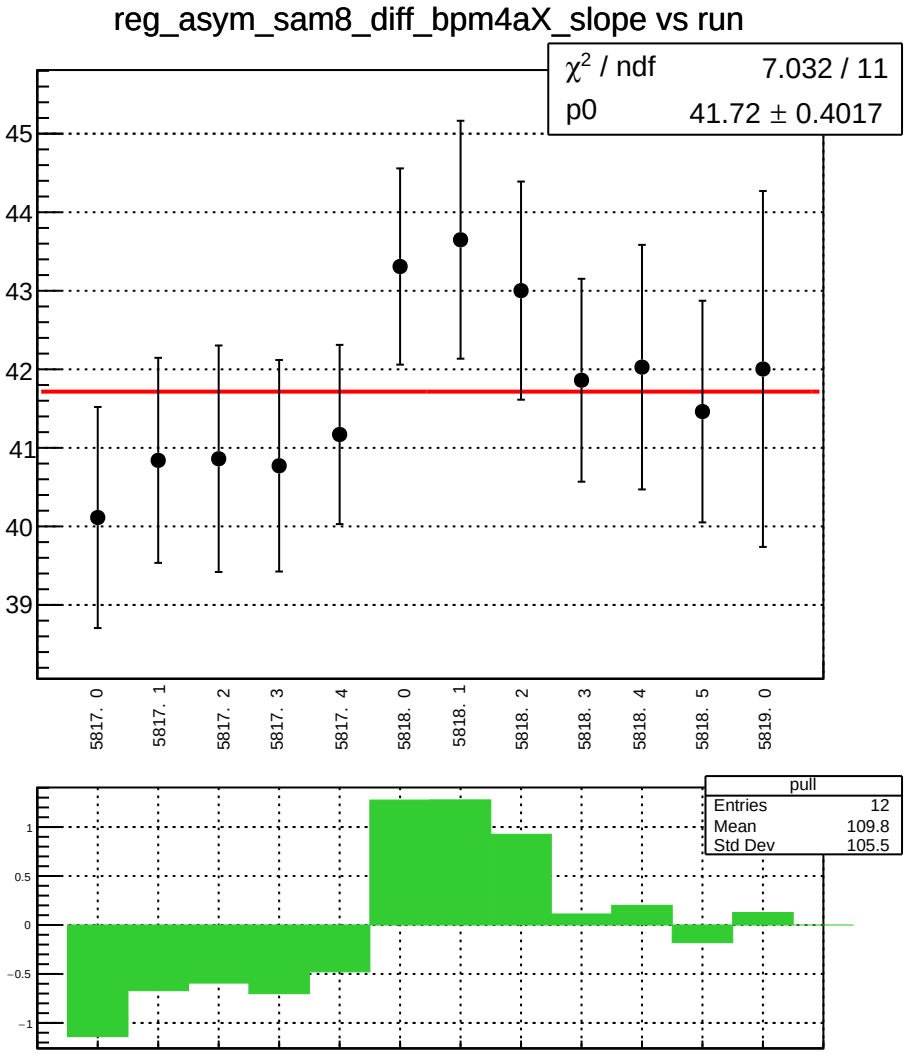
reg_asym_sam8_diff_bpm4aX_slope vs run
χ² / ndf 7.032 / 11
p0 41.72 ± 0.4017
45
44
43
42
41
40
39
5817. 0
5817. 1
5817. 2
5817. 3
5817. 4
5818. 0
5818. 1
5818. 2
5818. 3
5818. 4
5818. 5
5819. 0
pull
Entries 12
Mean 109.8
Std Dev 105.5
1
0.5
0
−0.5
−1

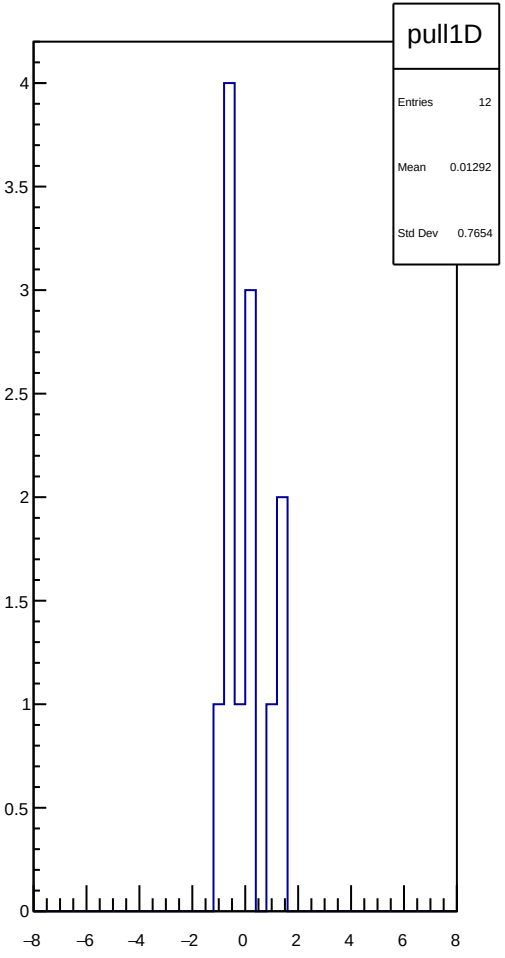
pull1D
Entries 12
Mean 0.01292
Std Dev 0.7654
4
3.5
3
2.5
2
1.5
1
0.5
0
−8
−6
−4
−2
0
2
4
6
8

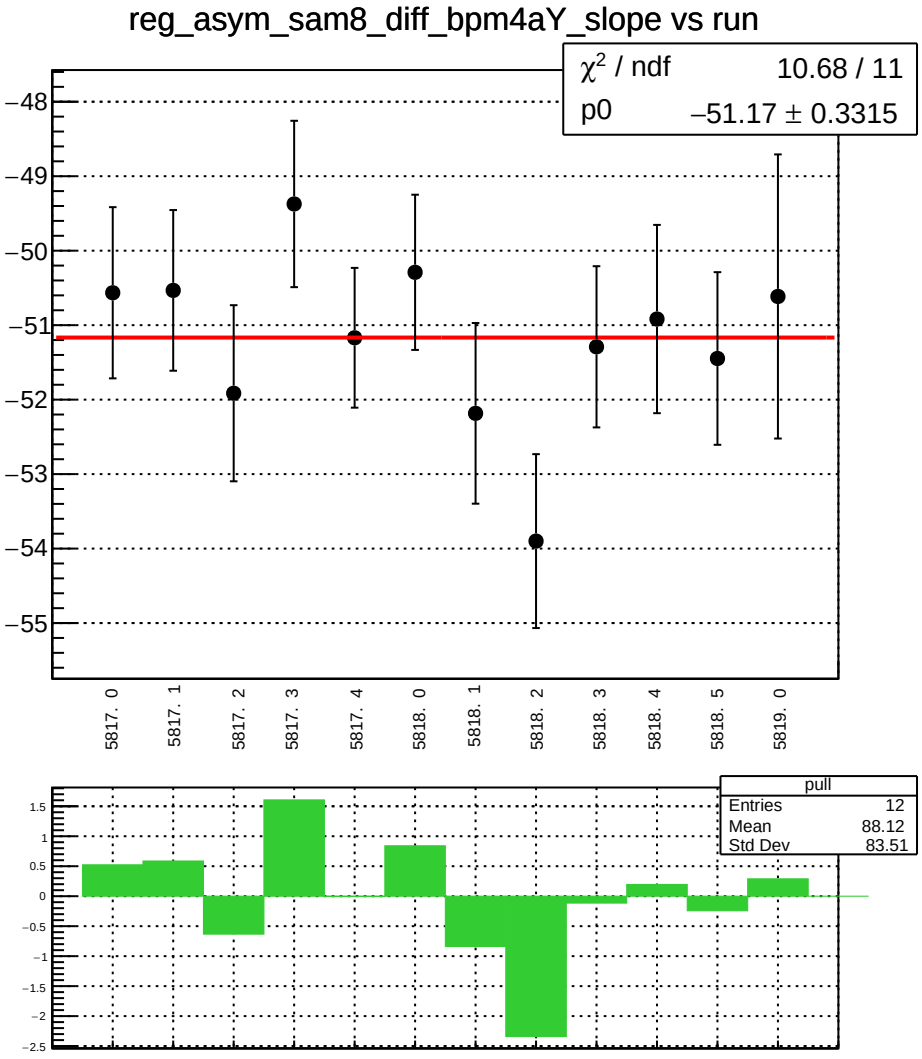
reg_asym_sam8_diff_bpm4aY_slope vs run
χ² / ndf 10.68 / 11
p0 −51.17 ± 0.3315
−48
−49
−50
−51
−52
−53
−54
−55
5817. 0
5817. 1
5817. 2
5817. 3
5817. 4
5818. 0
5818. 1
5818. 2
5818. 3
5818. 4
5818. 5
5819. 0
pull
Entries 12
Mean 88.12
Std Dev 83.51
1.5
1
0.5
0
−0.5
−1
−1.5
−2
−2.5

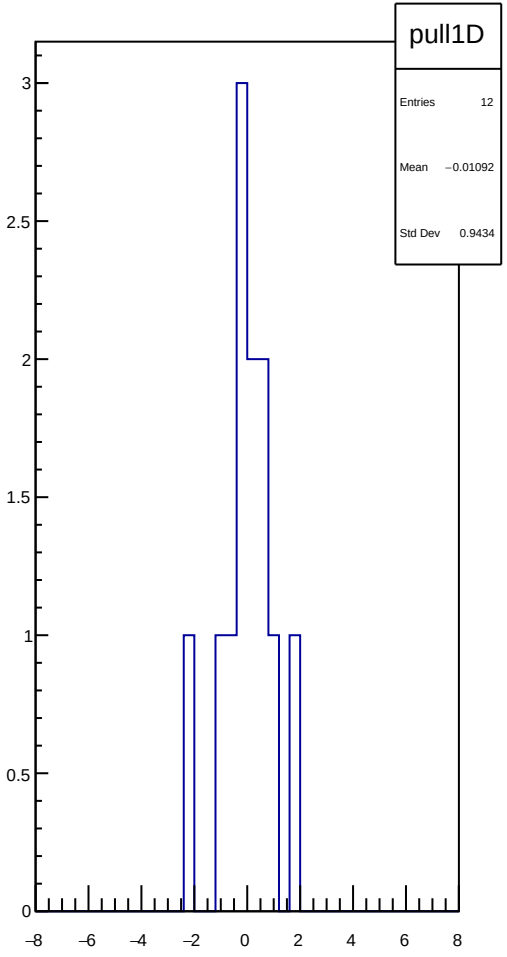
pull1D
Entries 12
Mean −0.01092
Std Dev 0.9434
3
2.5
2
1.5
1
0.5
0
−8
−6
−4
−2
0
2
4
6
8

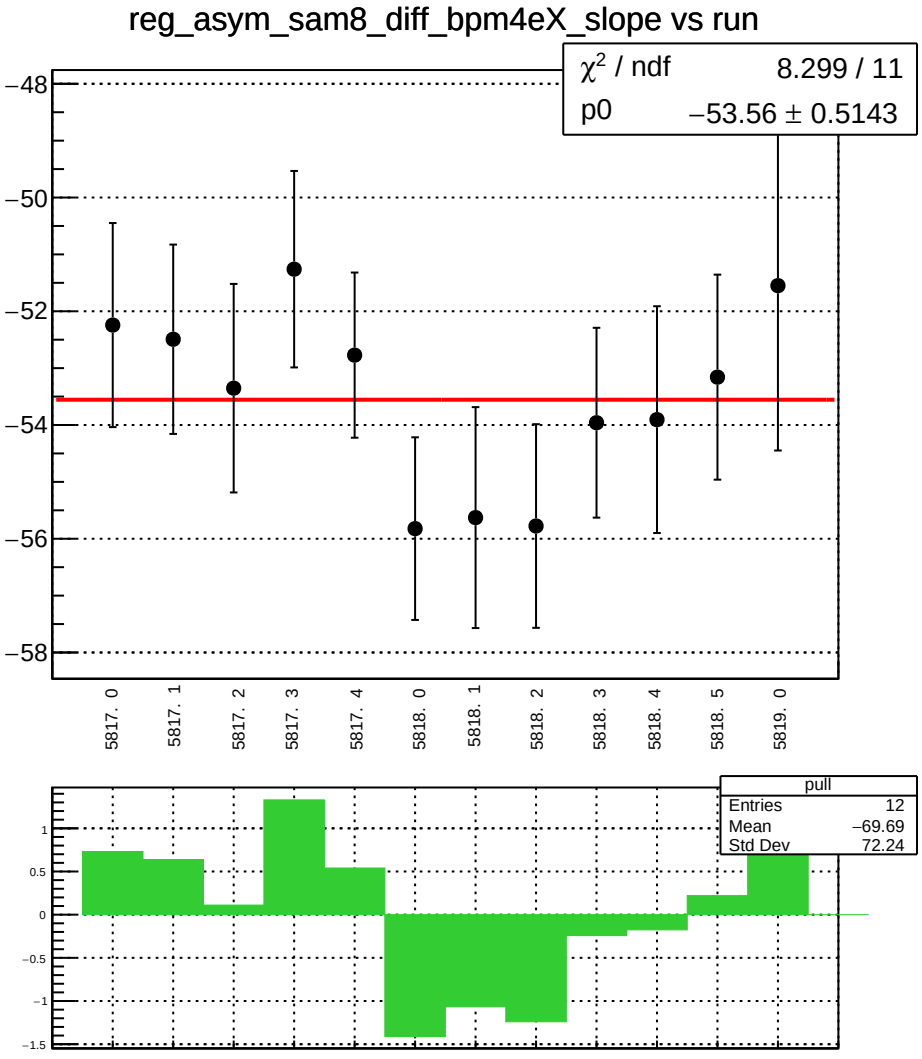
reg_asym_sam8_diff_bpm4eX_slope vs run
χ² / ndf 8.299 / 11
p0 −53.56 ± 0.5143
−48
−50
−52
−54
−56
−58
5817. 0
5817. 1
5817. 2
5817. 3
5817. 4
5818. 0
5818. 1
5818. 2
5818. 3
5818. 4
5818. 5
5819. 0
pull
Entries 12
Mean −69.69
Std Dev 72.24
1
0.5
0
−0.5
−1
−1.5

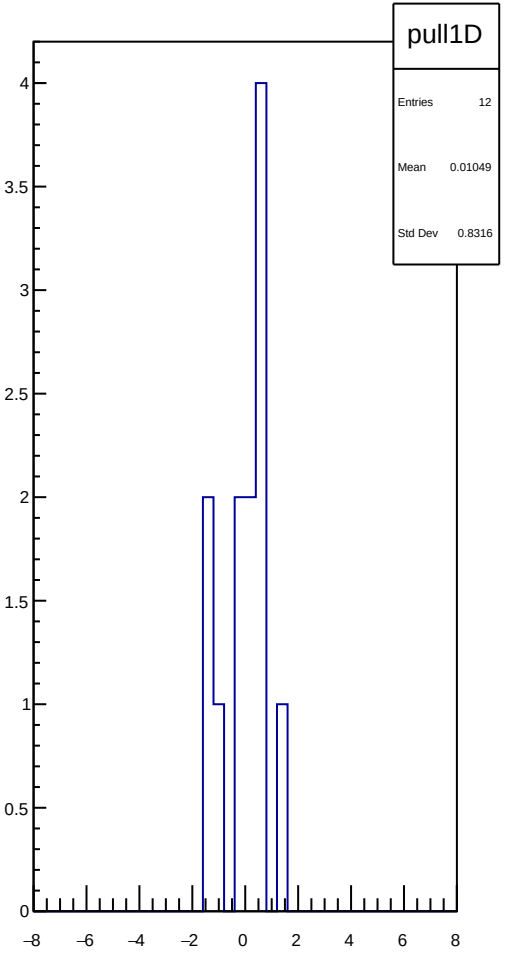
pull1D
Entries 12
Mean 0.01049
Std Dev 0.8316
4
3.5
3
2.5
2
1.5
1
0.5
0
−8
−6
−4
−2
0
2
4
6
8

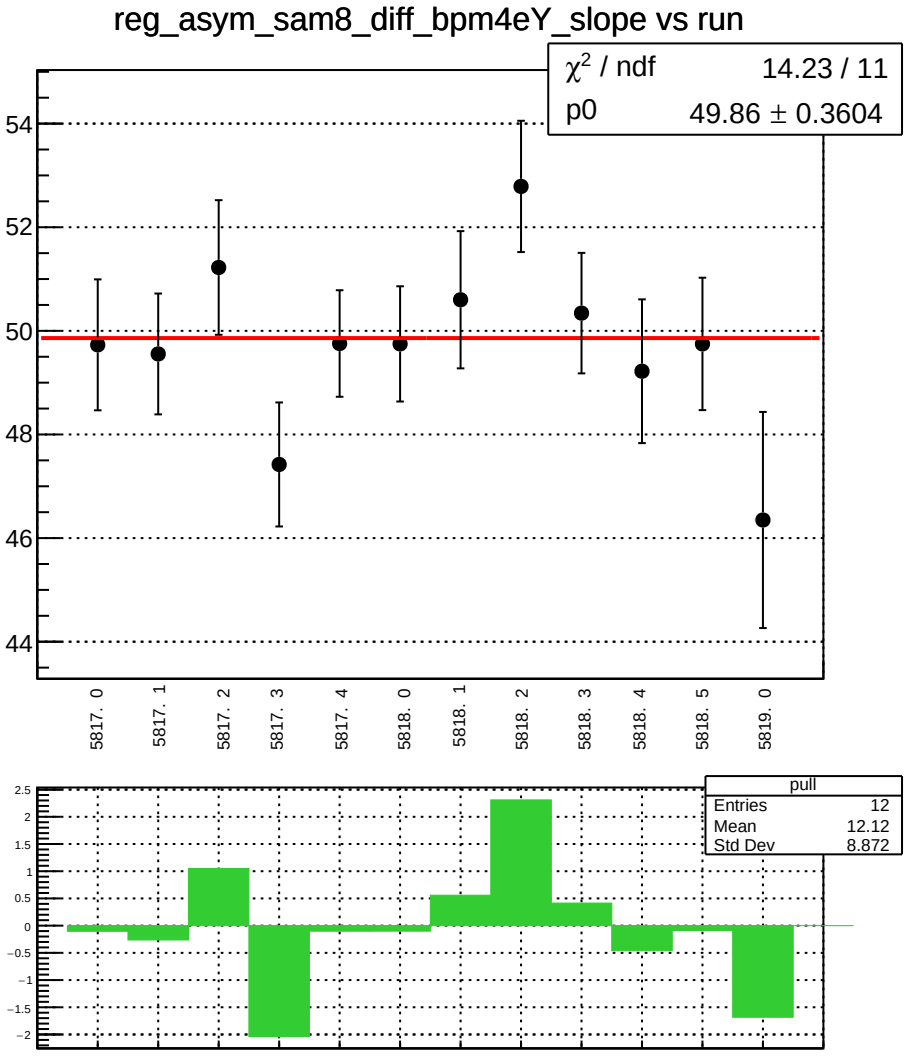
reg_asym_sam8_diff_bpm4eY_slope vs run
χ² / ndf 14.23 / 11
p0 49.86 ± 0.3604
54
52
50
48
46
44
5817. 0
5817. 1
5817. 2
5817. 3
5817. 4
5818. 0
5818. 1
5818. 2
5818. 3
5818. 4
5818. 5
5819. 0
pull
Entries 12
Mean 12.12
Std Dev 8.872
2.5
2
1.5
1
0.5
0
−0.5
−1
−1.5
−2

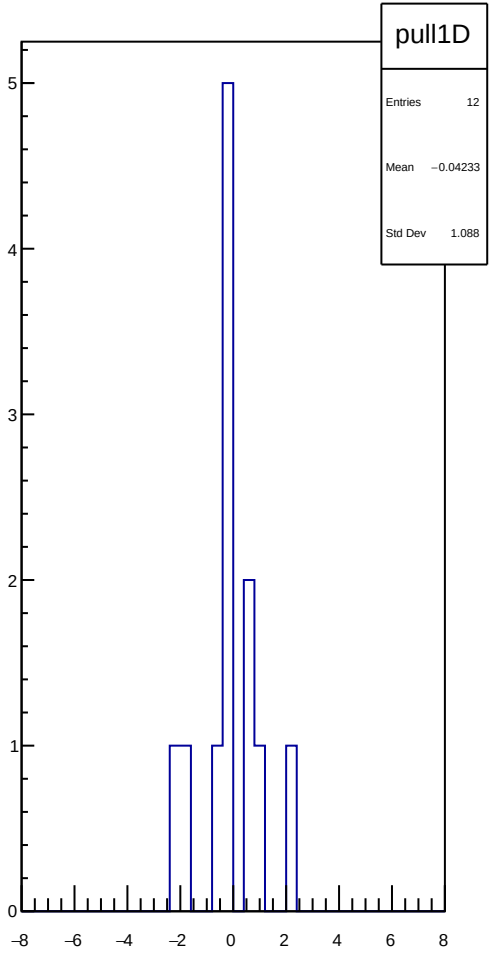
pull1D
Entries 12
Mean −0.04233
Std Dev 1.088
5
4
3
2
1
0
−8
−6
−4
−2
0
2
4
6
8

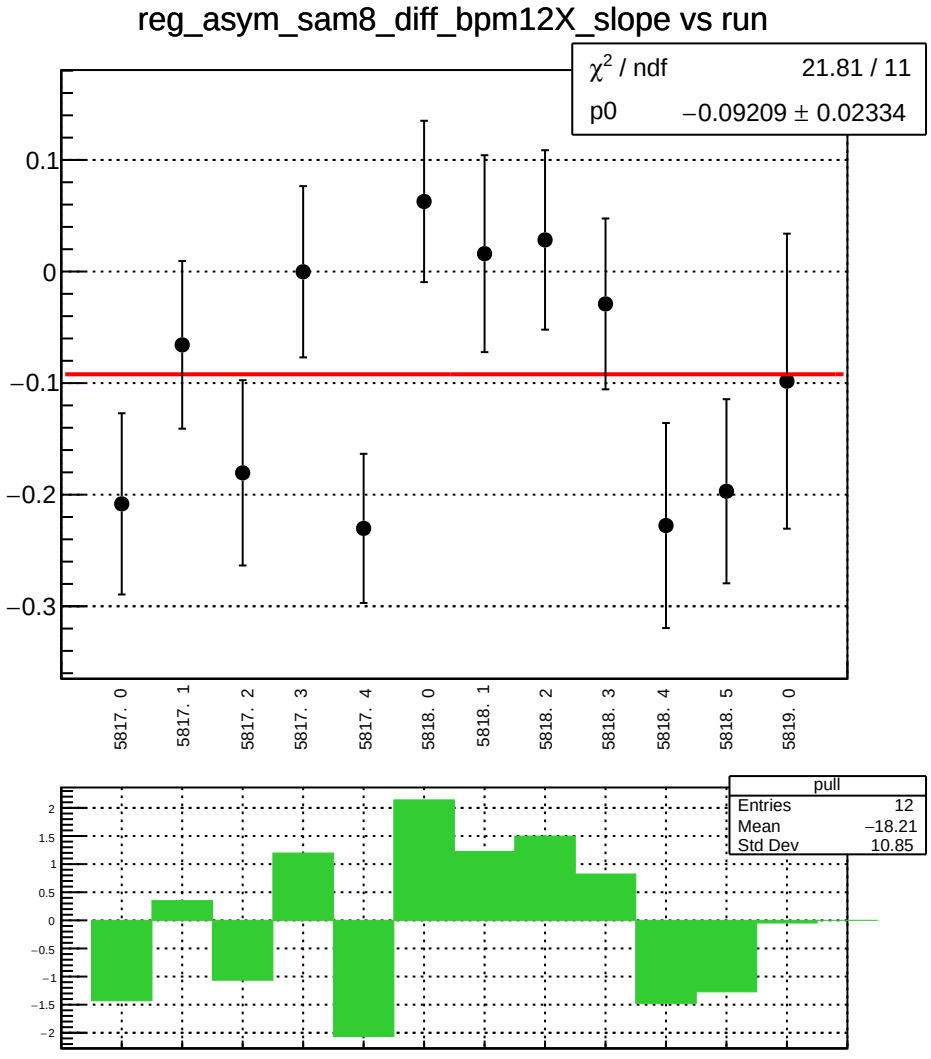
reg_asym_sam8_diff_bpm12X_slope vs run
χ² / ndf 21.81 / 11
p0 −0.09209 ± 0.02334
0.1
0
−0.1
−0.2
−0.3
5817. 0
5817. 1
5817. 2
5817. 3
5817. 4
5818. 0
5818. 1
5818. 2
5818. 3
5818. 4
5818. 5
5819. 0
pull
Entries 12
Mean −18.21
Std Dev 10.85

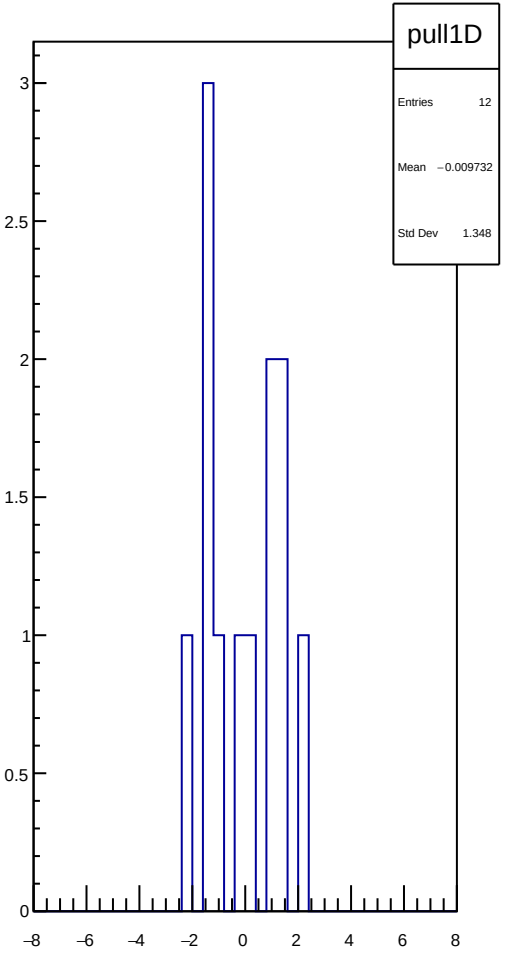
pull1D
Entries 12
Mean −0.009732
Std Dev 1.348
3
2.5
2
1.5
1
0.5
0
−8
−6
−4
−2
0
2
4
6
8

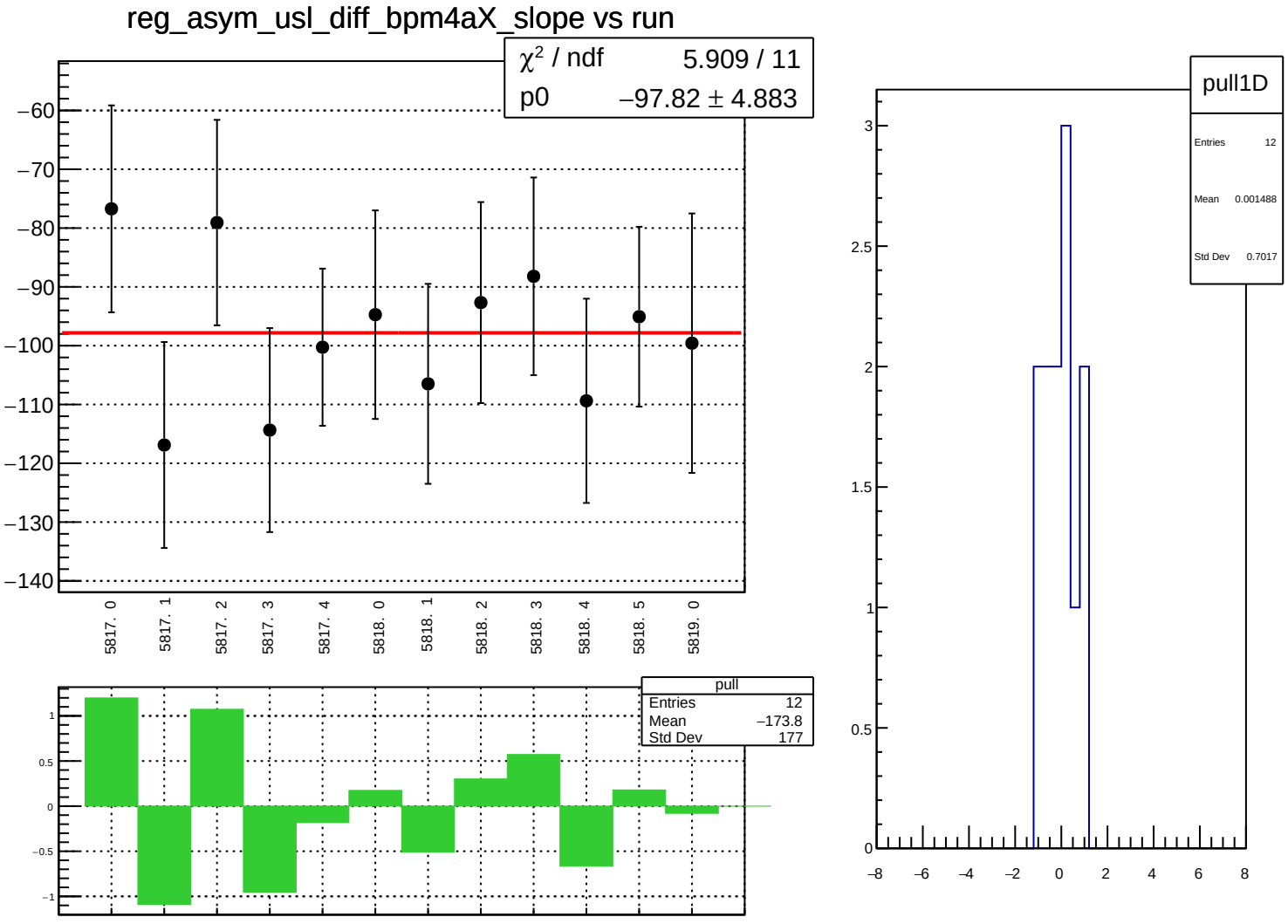
reg_asym_usl_diff_bpm4aX_slope vs run
χ² / ndf 5.909 / 11
p0 −97.82 ± 4.883
−60
−70
−80
−90
−100
−110
−120
−130
−140
5817. 0
5817. 1
5817. 2
5817. 3
5817. 4
5818. 0
5818. 1
5818. 2
5818. 3
5818. 4
5818. 5
5819. 0
pull
Entries 12
Mean −173.8
Std Dev 177
1
0.5
0
−0.5
−1
pull1D
Entries 12
Mean 0.001488
Std Dev 0.7017
3
2.5
2
1.5
1
0.5
0
−8
−6
−4
−2
0
2
4
6
8

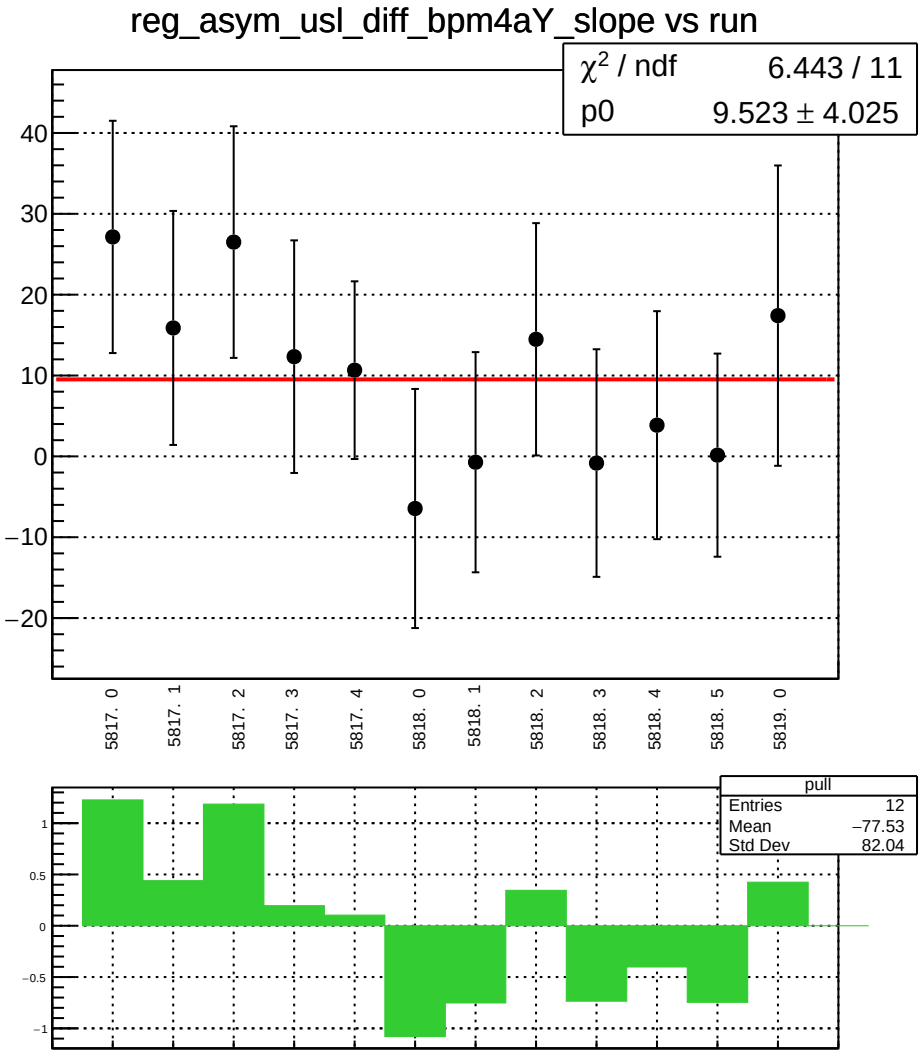
reg_asym_usl_diff_bpm4aY_slope vs run
χ² / ndf 6.443 / 11
p0 9.523 ± 4.025
40
30
20
10
0
−10
−20
5817. 0
5817. 1
5817. 2
5817. 3
5817. 4
5818. 0
5818. 1
5818. 2
5818. 3
5818. 4
5818. 5
5819. 0
pull
Entries 12
Mean −77.53
Std Dev 82.04
1
0.5
0
−0.5
−1

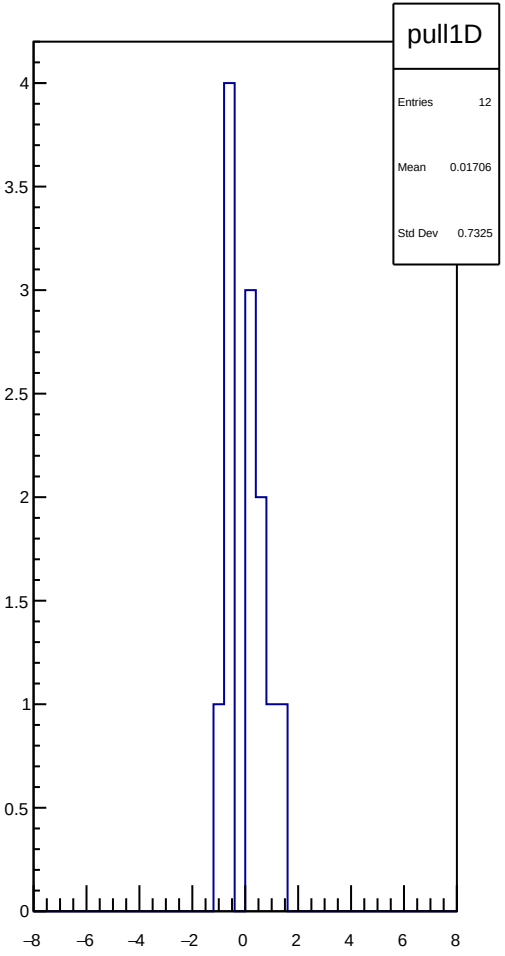
pull1D
Entries 12
Mean 0.01706
Std Dev 0.7325
4
3.5
3
2.5
2
1.5
1
0.5
0
−8
−6
−4
−2
0
2
4
6
8

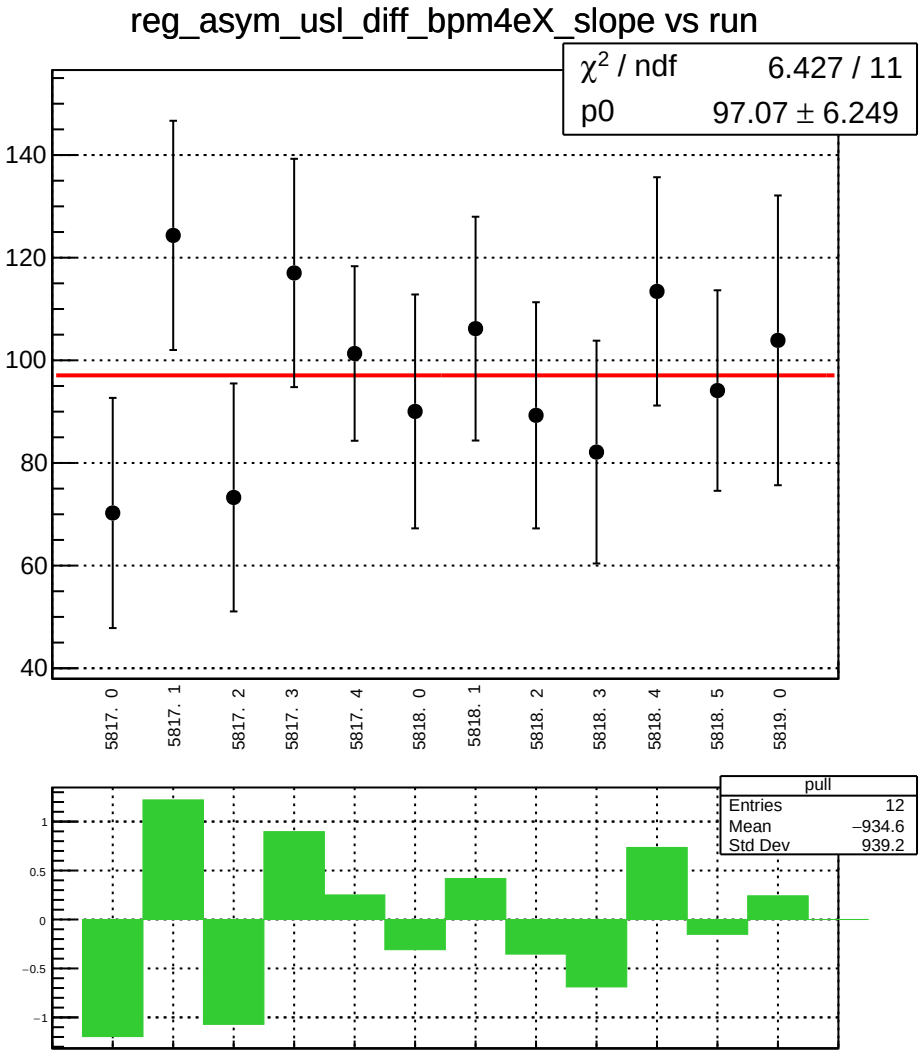
reg_asym_usl_diff_bpm4eX_slope vs run
χ² / ndf 6.427 / 11
p0 97.07 ± 6.249
140
120
100
80
60
40
5817. 0
5817. 1
5817. 2
5817. 3
5817. 4
5818. 0
5818. 1
5818. 2
5818. 3
5818. 4
5818. 5
5819. 0
pull
Entries 12
Mean −934.6
Std Dev 939.2
1
0.5
0
−0.5
−1

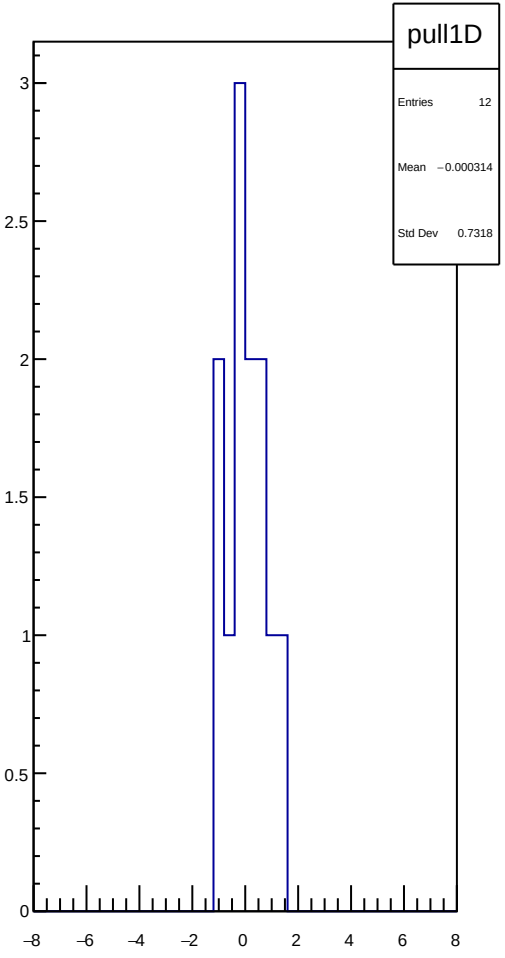
pull1D
Entries 12
Mean −0.000314
Std Dev 0.7318
3
2.5
2
1.5
1
0.5
0
−8
−6
−4
−2
0
2
4
6
8

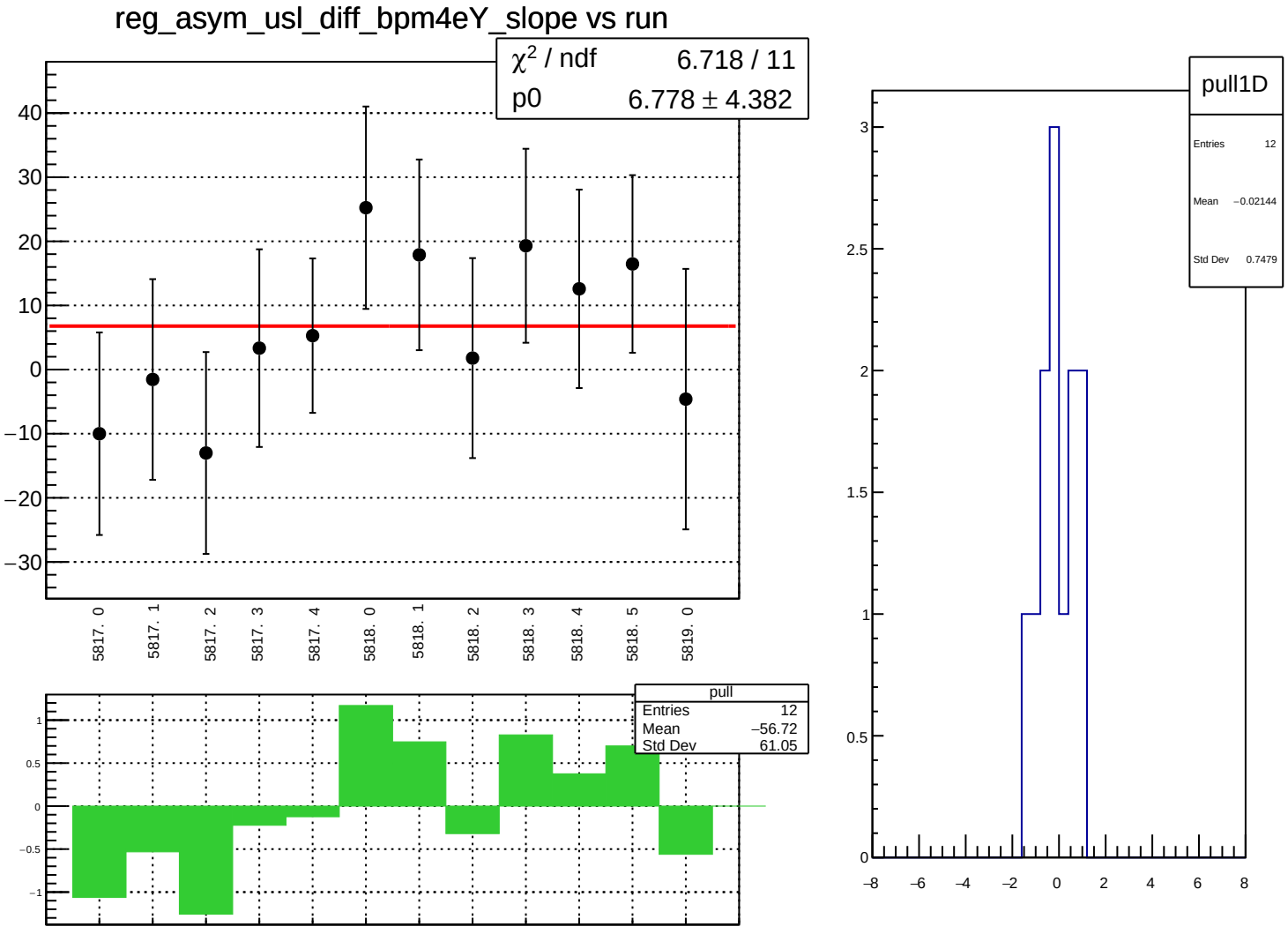
reg_asym_usl_diff_bpm4eY_slope vs run
χ2 / ndf 6.718 / 11
p0 6.778 ± 4.382
40
30
20
10
0
−10
−20
−30
5817. 0
5817. 1
5817. 2
5817. 3
5817. 4
5818. 0
5818. 1
5818. 2
5818. 3
5818. 4
5818. 5
5819. 0
pull
Entries 12
Mean −56.72
Std Dev 61.05
1
0.5
0
−0.5
−1
pull1D
Entries 12
Mean −0.02144
Std Dev 0.7479
3
2.5
2
1.5
1
0.5
0
−8
−6
−4
−2
0
2
4
6
8

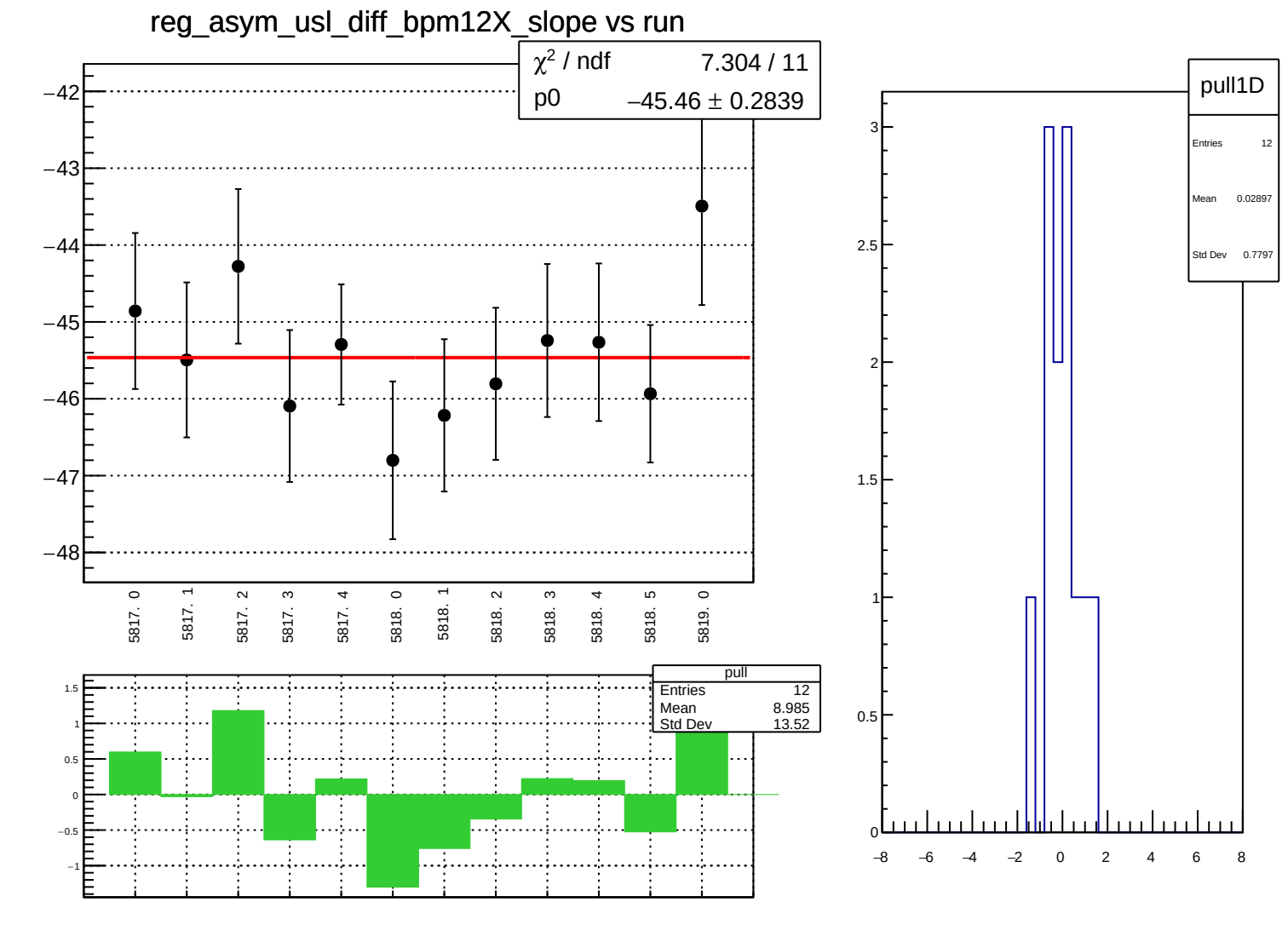
reg_asym_usl_diff_bpm12X_slope vs run
χ² / ndf 7.304 / 11
p0 −45.46 ± 0.2839
−42
−43
−44
−45
−46
−47
−48
5817. 0
5817. 1
5817. 2
5817. 3
5817. 4
5818. 0
5818. 1
5818. 2
5818. 3
5818. 4
5818. 5
5819. 0
pull
Entries 12
Mean 8.985
Std Dev 13.52
1.5
1
0.5
0
−0.5
−1
pull1D
Entries 12
Mean 0.02897
Std Dev 0.7797
3
2.5
2
1.5
1
0.5
0
−8
−6
−4
−2
0
2
4
6
8

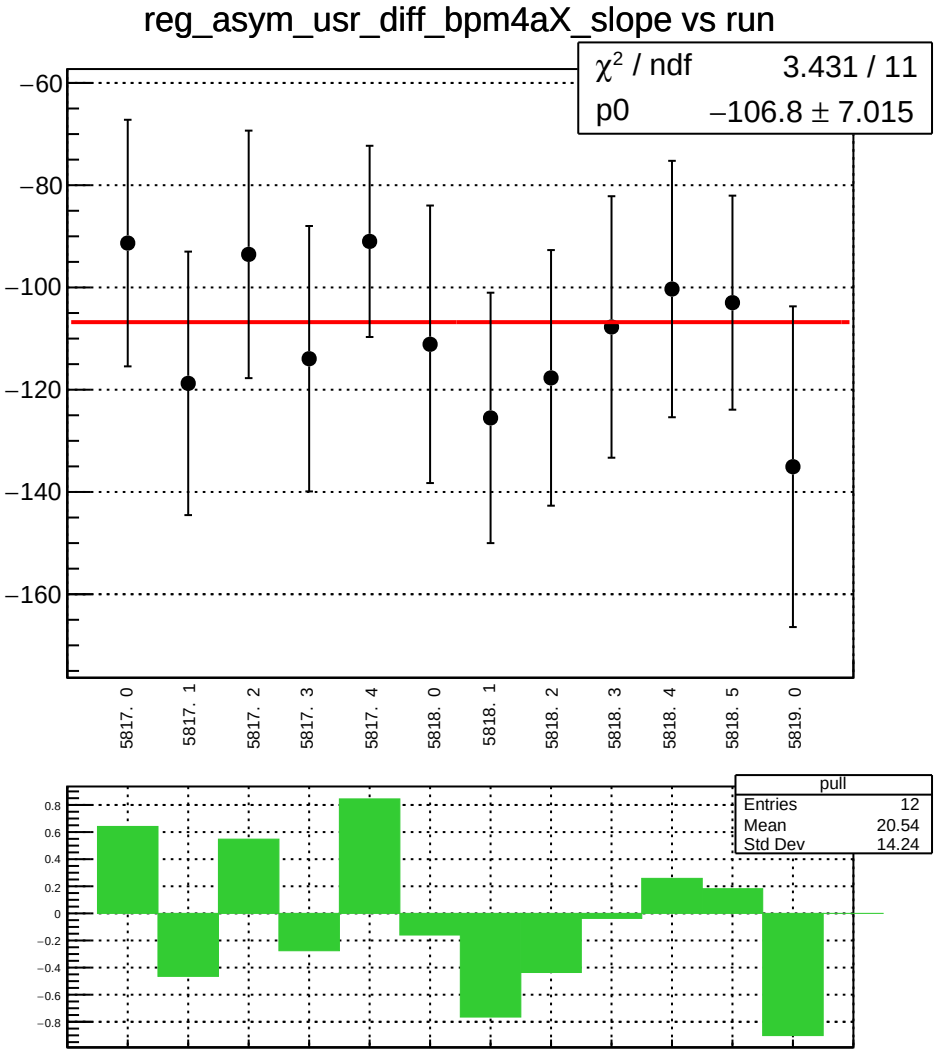
reg_asym_usr_diff_bpm4aX_slope vs run
χ² / ndf 3.431 / 11
p0 −106.8 ± 7.015
−60
−80
−100
−120
−140
−160
5817. 0
5817. 1
5817. 2
5817. 3
5817. 4
5818. 0
5818. 1
5818. 2
5818. 3
5818. 4
5818. 5
5819. 0
pull
Entries 12
Mean 20.54
Std Dev 14.24
0.8
0.6
0.4
0.2
0
−0.2
−0.4
−0.6
−0.8

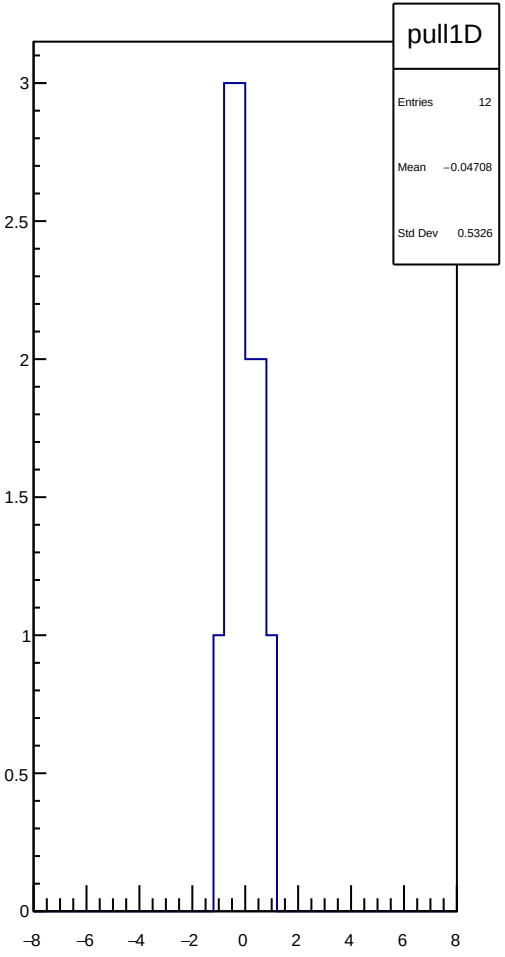
pull1D
Entries 12
Mean −0.04708
Std Dev 0.5326
3
2.5
2
1.5
1
0.5
0
−8
−6
−4
−2
0
2
4
6
8

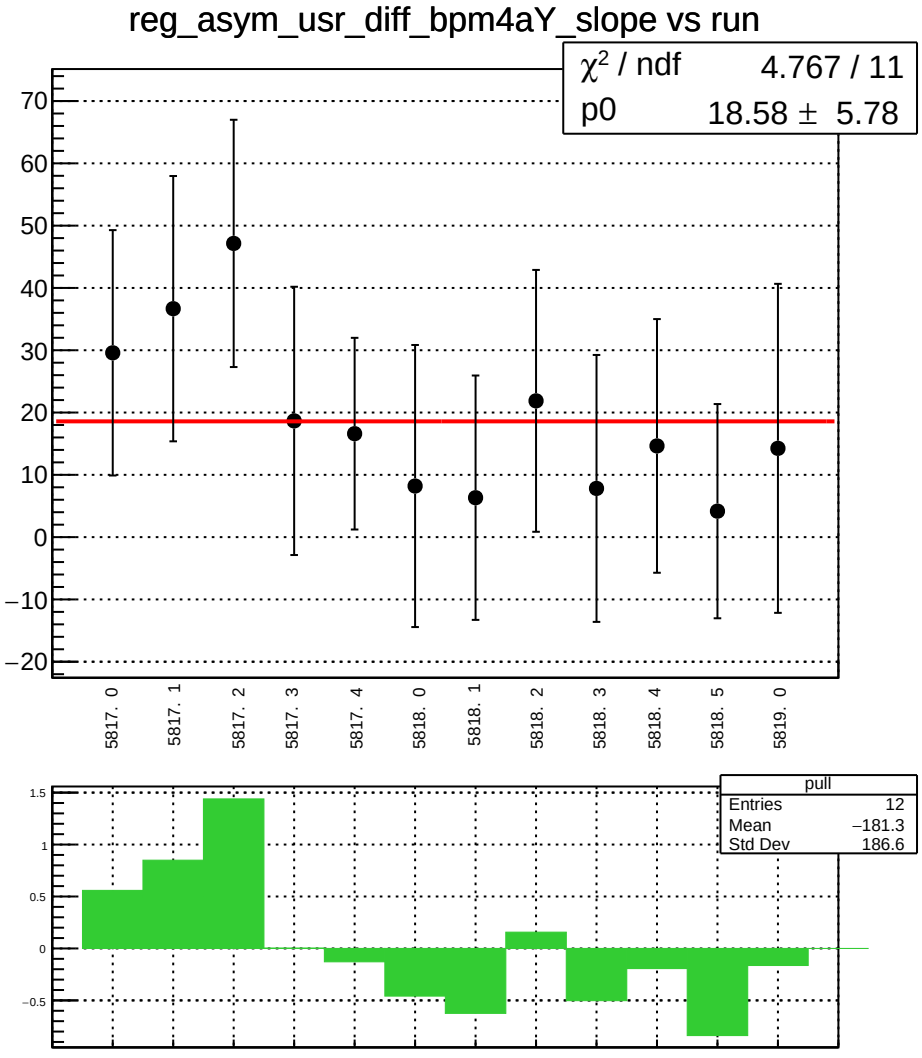
reg_asym_usr_diff_bpm4aY_slope vs run
χ² / ndf 4.767 / 11
p0 18.58 ± 5.78
70
60
50
40
30
20
10
0
−10
−20
5817. 0
5817. 1
5817. 2
5817. 3
5817. 4
5818. 0
5818. 1
5818. 2
5818. 3
5818. 4
5818. 5
5819. 0
pull
Entries 12
Mean −181.3
Std Dev 186.6
1.5
1
0.5
0
−0.5

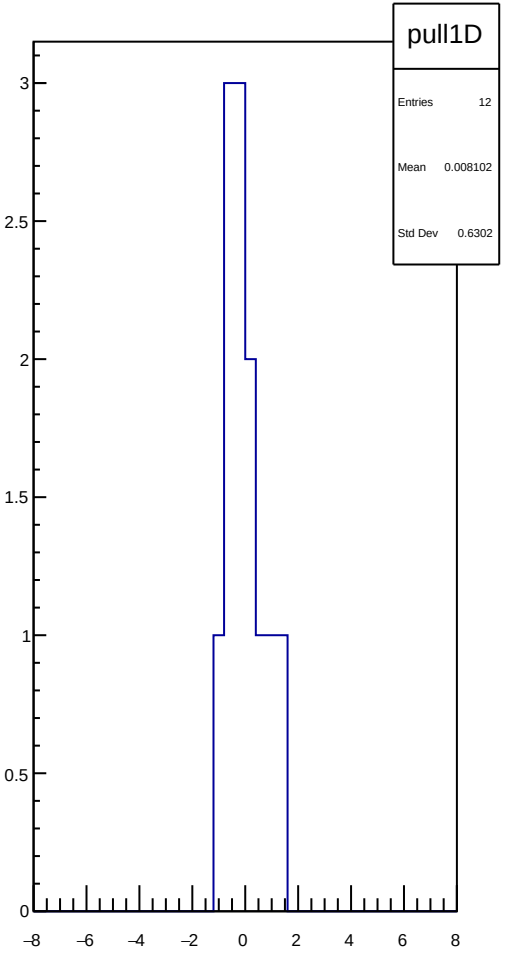
pull1D
Entries 12
Mean 0.008102
Std Dev 0.6302
3
2.5
2
1.5
1
0.5
0
−8
−6
−4
−2
0
2
4
6
8

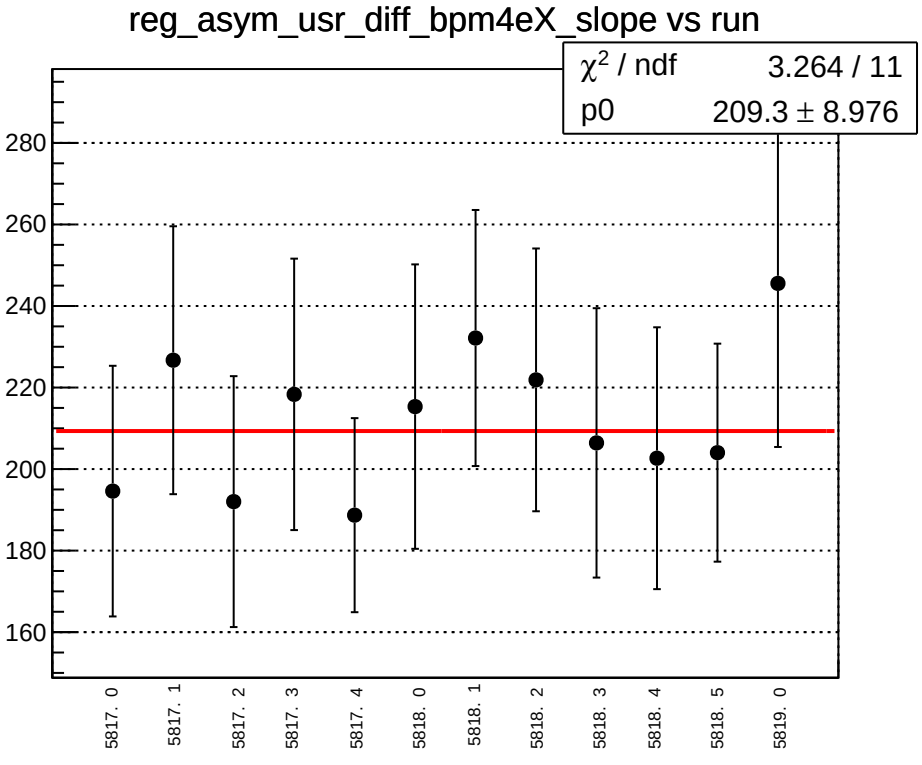
reg_asym_usr_diff_bpm4eX_slope vs run
χ² / ndf 3.264 / 11
p0 209.3 ± 8.976
280
260
240
220
200
180
160
5817. 0
5817. 1
5817. 2
5817. 3
5817. 4
5818. 0
5818. 1
5818. 2
5818. 3
5818. 4
5818. 5
5819. 0

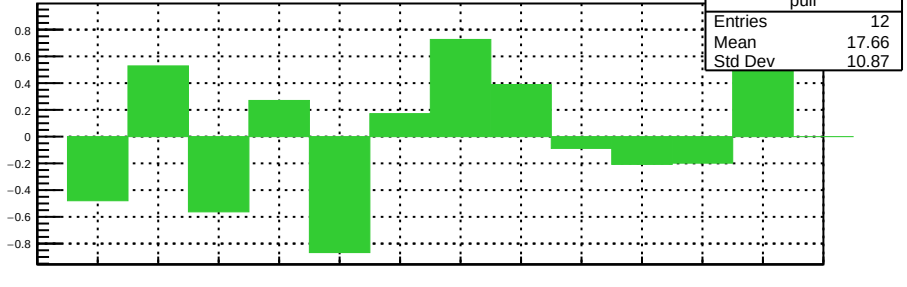
pull
Entries 12
Mean 17.66
Std Dev 10.87
0.8
0.6
0.4
0.2
0
−0.2
−0.4
−0.6
−0.8

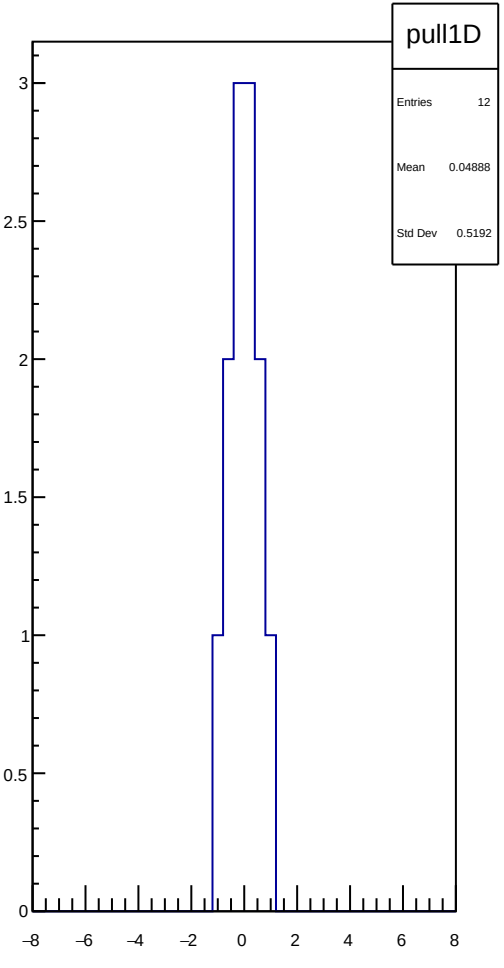
pull1D
Entries 12
Mean 0.04888
Std Dev 0.5192
3
2.5
2
1.5
1
0.5
0
−8
−6
−4
−2
0
2
4
6
8

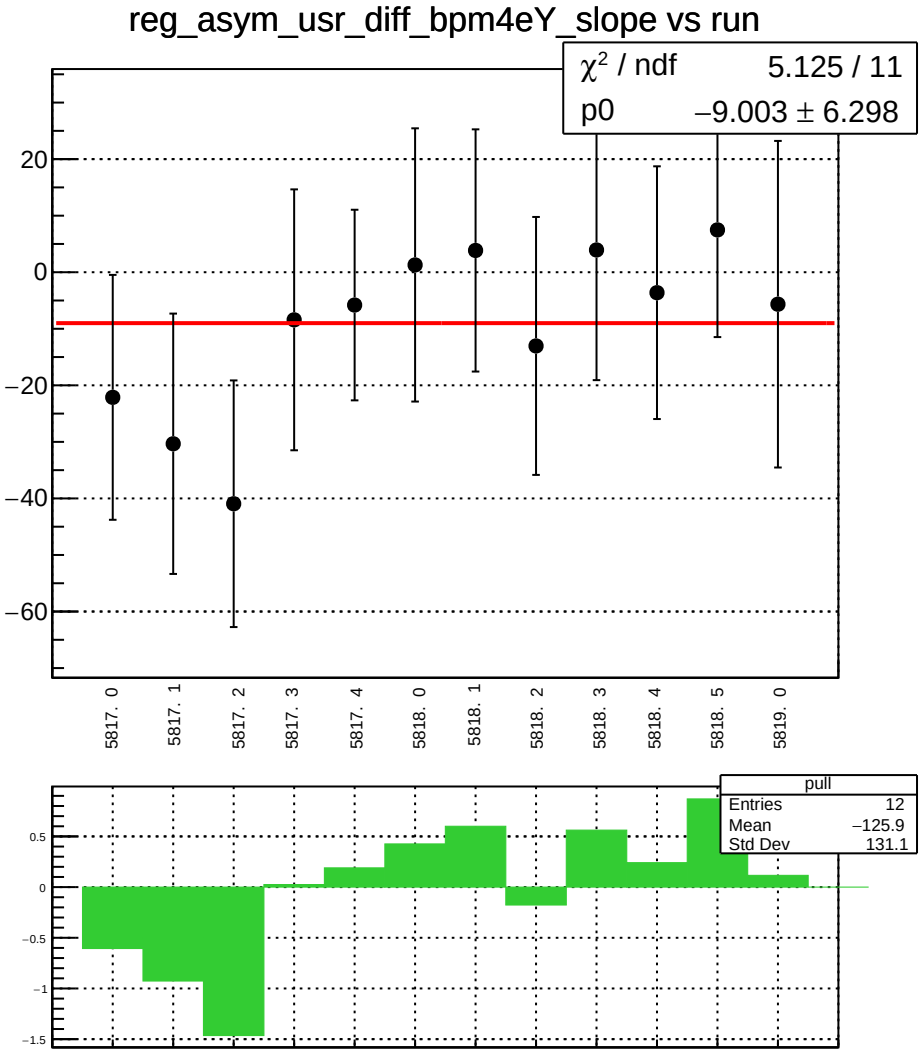
reg_asym_usr_diff_bpm4eY_slope vs run
χ² / ndf 5.125 / 11
p0 −9.003 ± 6.298
20
0
−20
−40
−60
5817. 0
5817. 1
5817. 2
5817. 3
5817. 4
5818. 0
5818. 1
5818. 2
5818. 3
5818. 4
5818. 5
5819. 0
pull
Entries 12
Mean −125.9
Std Dev 131.1
0.5
0
−0.5
−1
−1.5

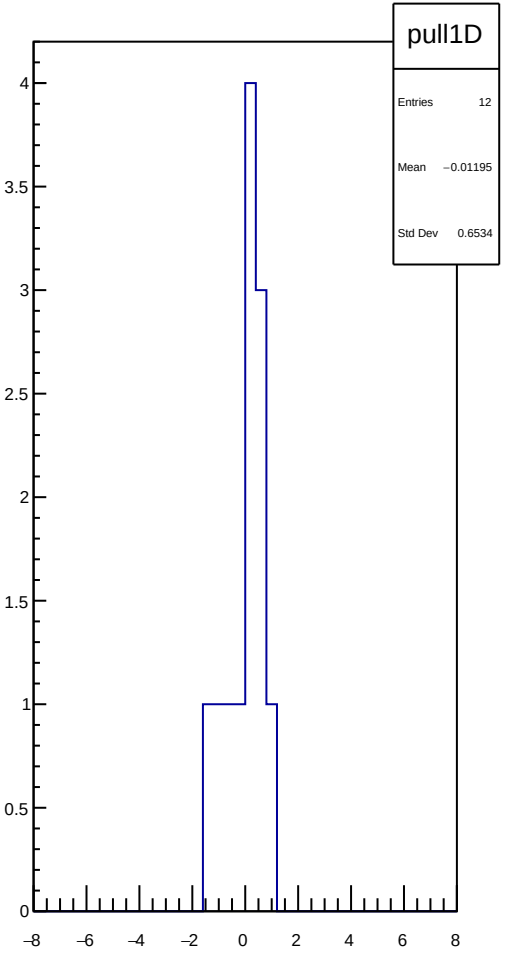
pull1D
Entries 12
Mean −0.01195
Std Dev 0.6534
4
3.5
3
2.5
2
1.5
1
0.5
0
−8
−6
−4
−2
0
2
4
6
8

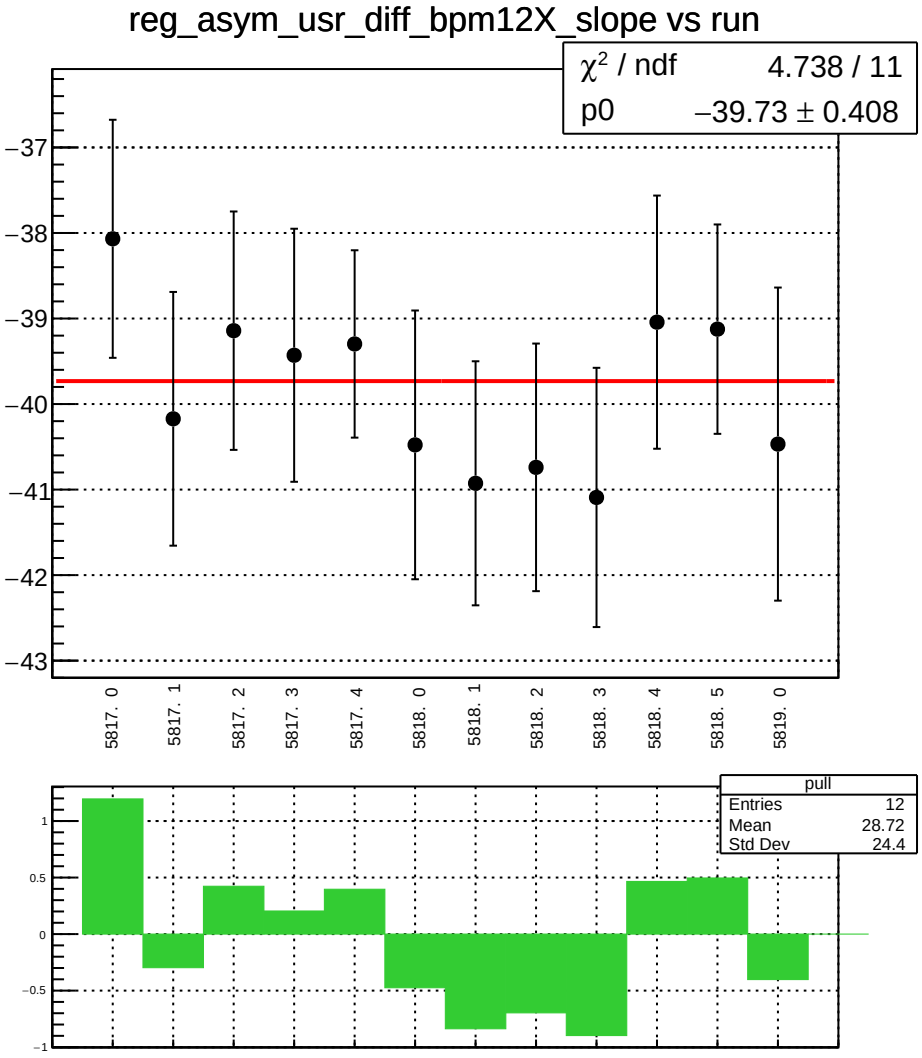
reg_asym_usr_diff_bpm12X_slope vs run
χ² / ndf 4.738 / 11
p0 −39.73 ± 0.408
−37
−38
−39
−40
−41
−42
−43
5817. 0
5817. 1
5817. 2
5817. 3
5817. 4
5818. 0
5818. 1
5818. 2
5818. 3
5818. 4
5818. 5
5819. 0
pull
Entries 12
Mean 28.72
Std Dev 24.4
1
0.5
0
−0.5
−1

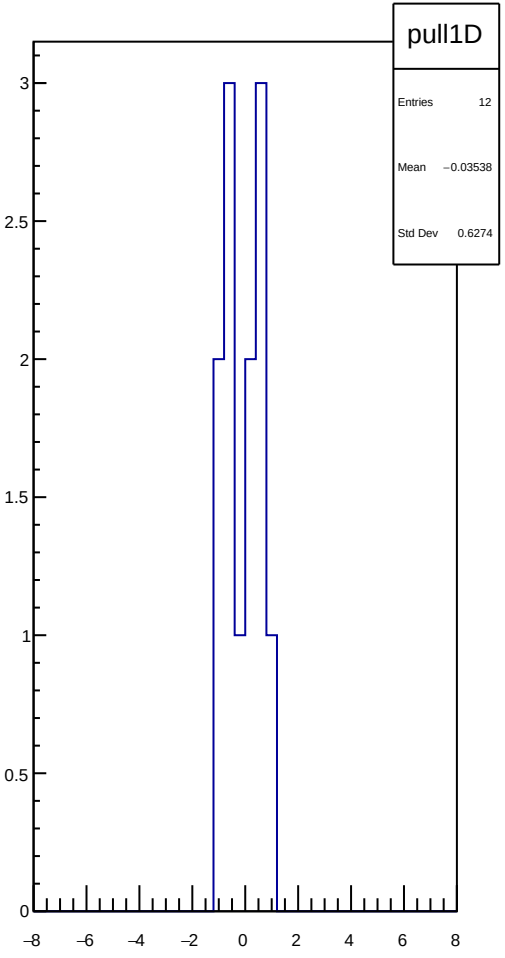
pull1D
Entries 12
Mean −0.03538
Std Dev 0.6274
3
2.5
2
1.5
1
0.5
0
−8
−6
−4
−2
0
2
4
6
8

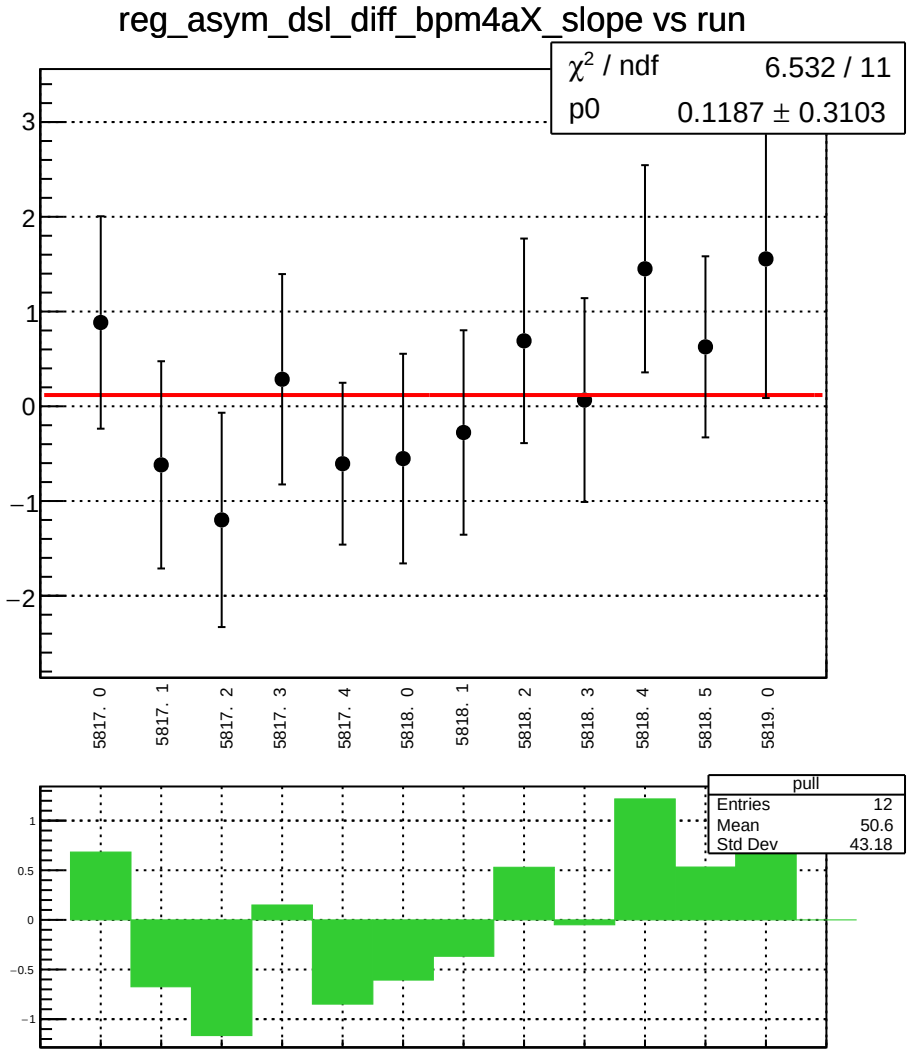
reg_asym_dsl_diff_bpm4aX_slope vs run
χ² / ndf 6.532 / 11
p0 0.1187 ± 0.3103
3
2
1
0
−1
−2
5817. 0
5817. 1
5817. 2
5817. 3
5817. 4
5818. 0
5818. 1
5818. 2
5818. 3
5818. 4
5818. 5
5819. 0
pull
Entries 12
Mean 50.6
Std Dev 43.18
1
0.5
0
−0.5
−1

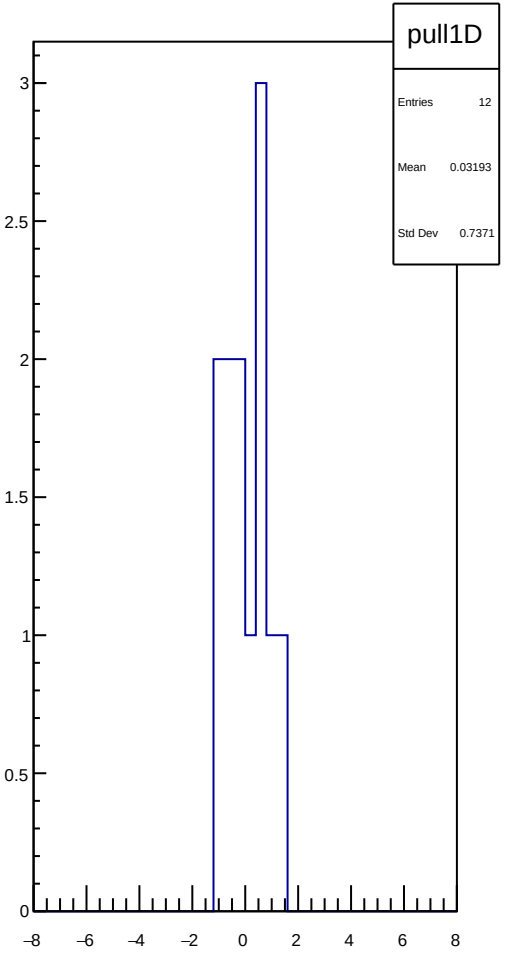
pull1D
Entries 12
Mean 0.03193
Std Dev 0.7371
3
2.5
2
1.5
1
0.5
0
−8
−6
−4
−2
0
2
4
6
8

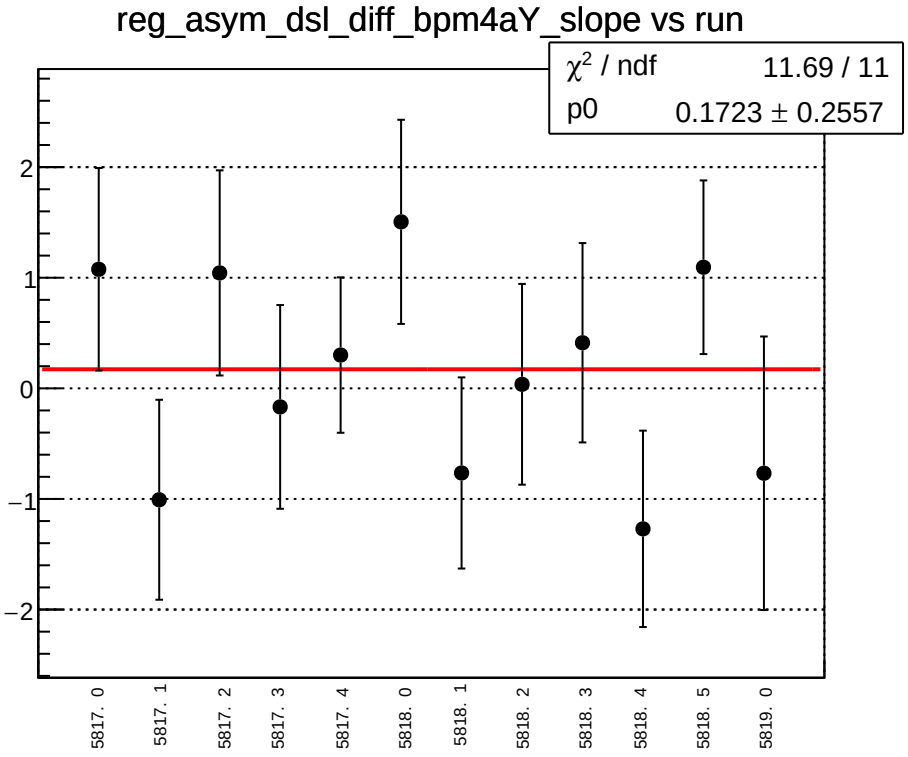
reg_asym_dsl_diff_bpm4aY_slope vs run
χ² / ndf 11.69 / 11
p0 0.1723 ± 0.2557
2
1
0
−1
−2
5817. 0
5817. 1
5817. 2
5817. 3
5817. 4
5818. 0
5818. 1
5818. 2
5818. 3
5818. 4
5818. 5
5819. 0

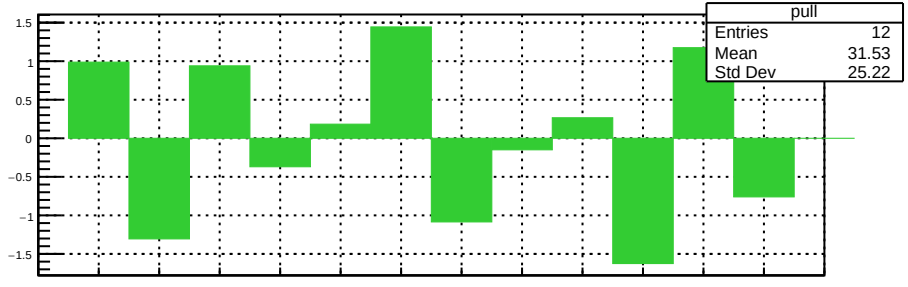
pull
Entries 12
Mean 31.53
Std Dev 25.22
1.5
1
0.5
0
−0.5
−1
−1.5

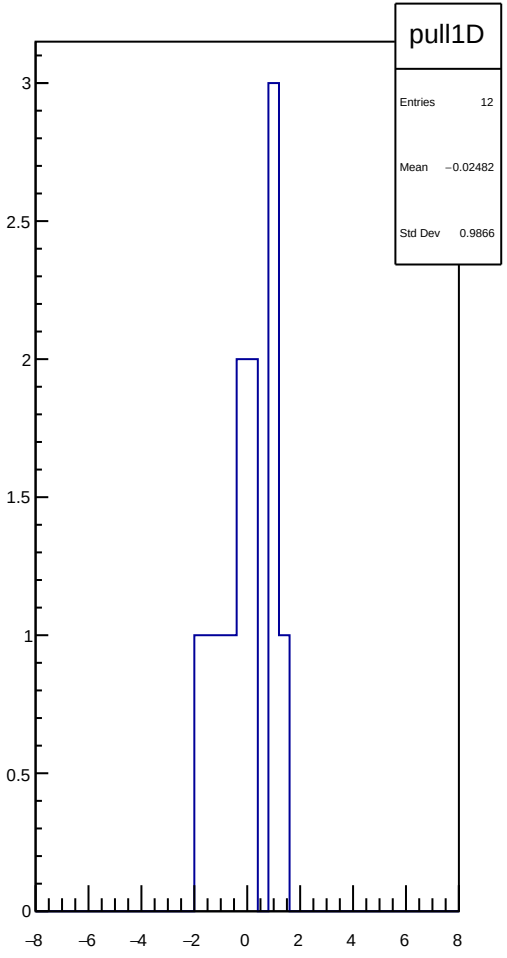
pull1D
Entries 12
Mean −0.02482
Std Dev 0.9866
3
2.5
2
1.5
1
0.5
0
−8
−6
−4
−2
0
2
4
6
8

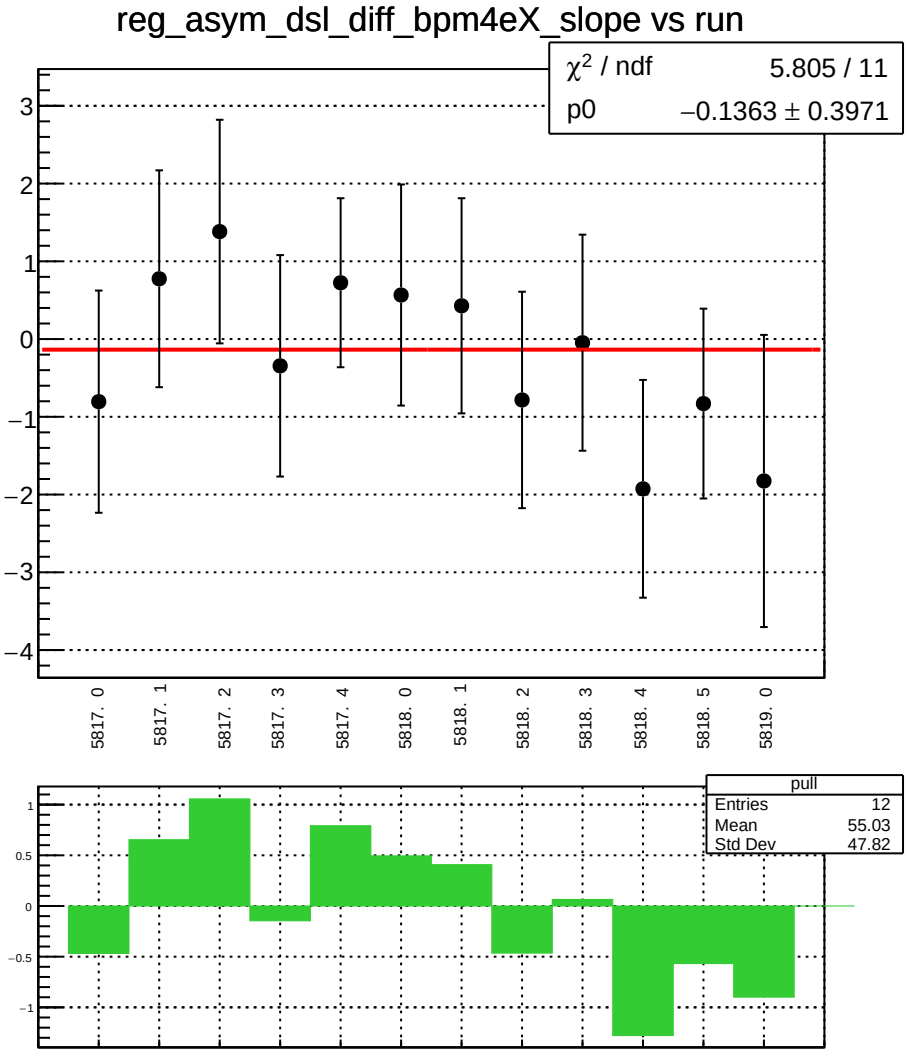
reg_asym_dsl_diff_bpm4eX_slope vs run
χ² / ndf 5.805 / 11
p0 −0.1363 ± 0.3971
3
2
1
0
−1
−2
−3
−4
5817. 0
5817. 1
5817. 2
5817. 3
5817. 4
5818. 0
5818. 1
5818. 2
5818. 3
5818. 4
5818. 5
5819. 0
pull
Entries 12
Mean 55.03
Std Dev 47.82
1
0.5
0
−0.5
−1

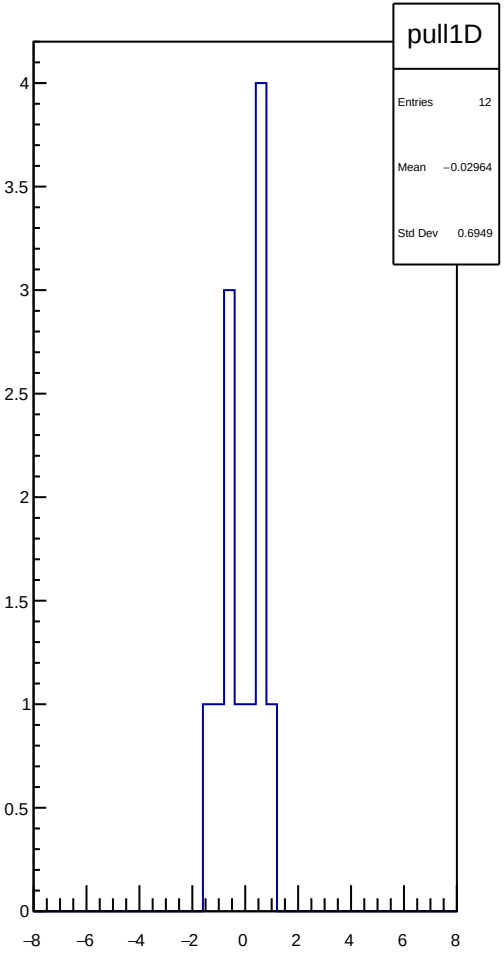
pull1D
Entries 12
Mean −0.02964
Std Dev 0.6949
4
3.5
3
2.5
2
1.5
1
0.5
0
−8
−6
−4
−2
0
2
4
6
8

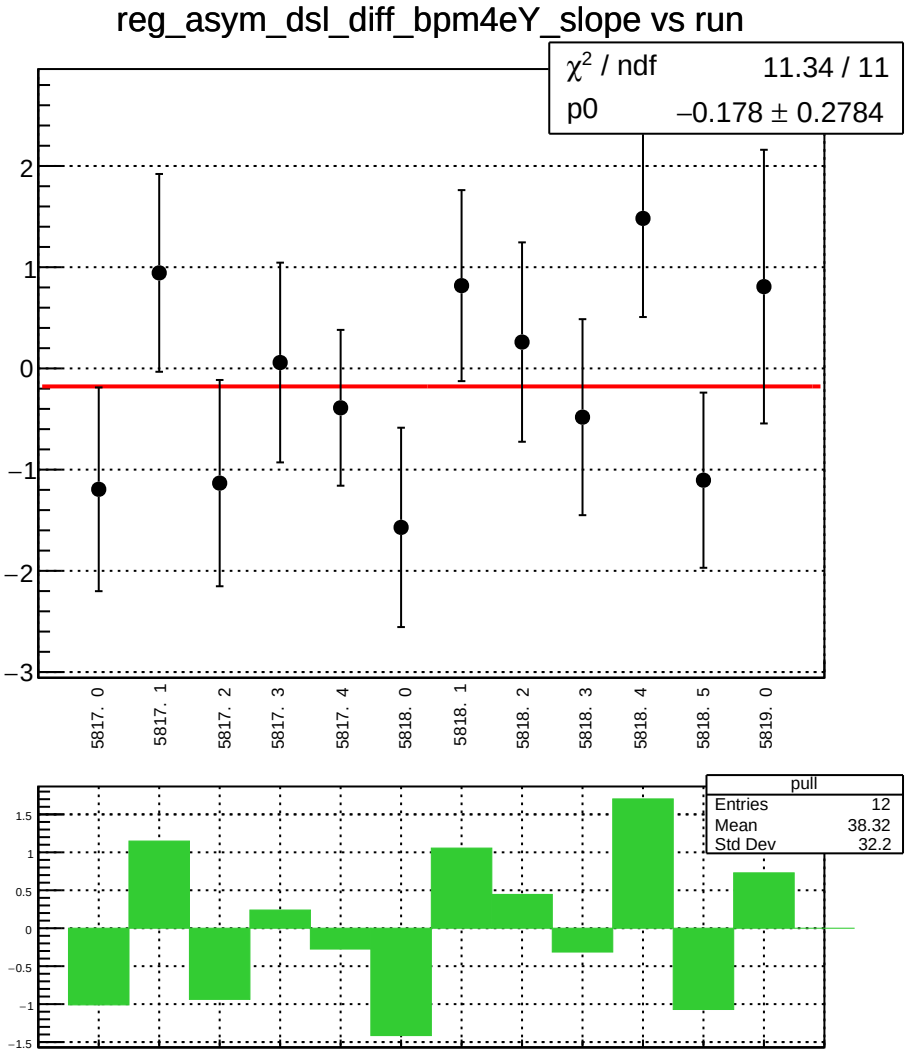
reg_asym_dsl_diff_bpm4eY_slope vs run
χ² / ndf 11.34 / 11
p0 −0.178 ± 0.2784
5817. 0
5817. 1
5817. 2
5817. 3
5817. 4
5818. 0
5818. 1
5818. 2
5818. 3
5818. 4
5818. 5
5819. 0
pull
Entries 12
Mean 38.32
Std Dev 32.2

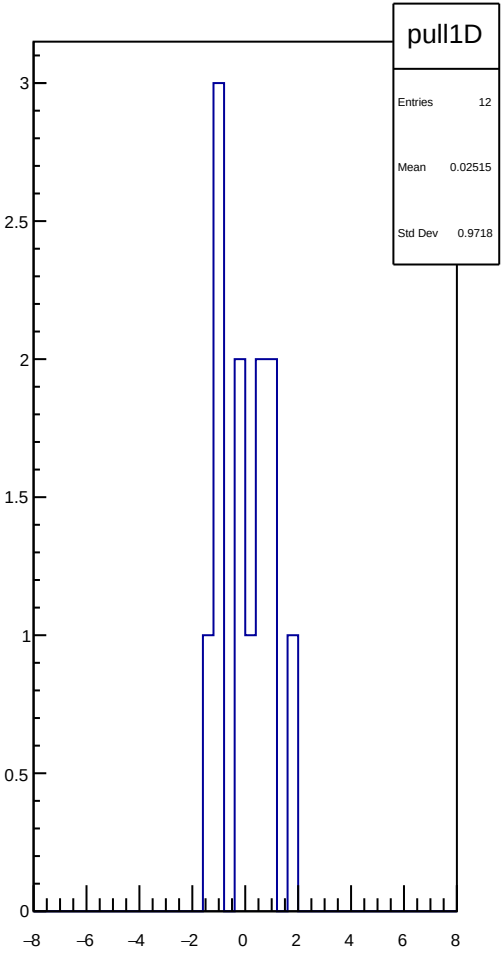
pull1D
Entries 12
Mean 0.02515
Std Dev 0.9718

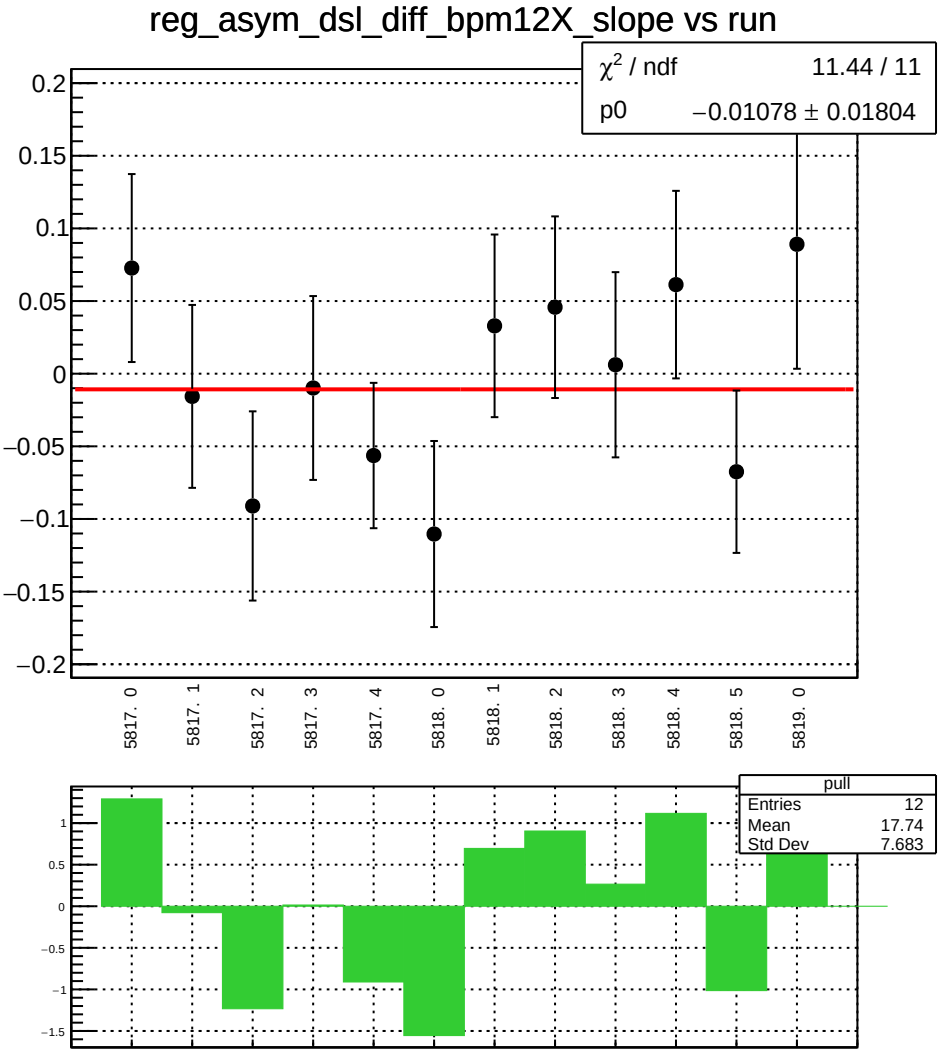
reg_asym_dsl_diff_bpm12X_slope vs run
χ² / ndf 11.44 / 11
p0 −0.01078 ± 0.01804
0.2
0.15
0.1
0.05
0
−0.05
−0.1
−0.15
−0.2
5817. 0
5817. 1
5817. 2
5817. 3
5817. 4
5818. 0
5818. 1
5818. 2
5818. 3
5818. 4
5818. 5
5819. 0
pull
Entries 12
Mean 17.74
Std Dev 7.683
1
0.5
0
−0.5
−1
−1.5

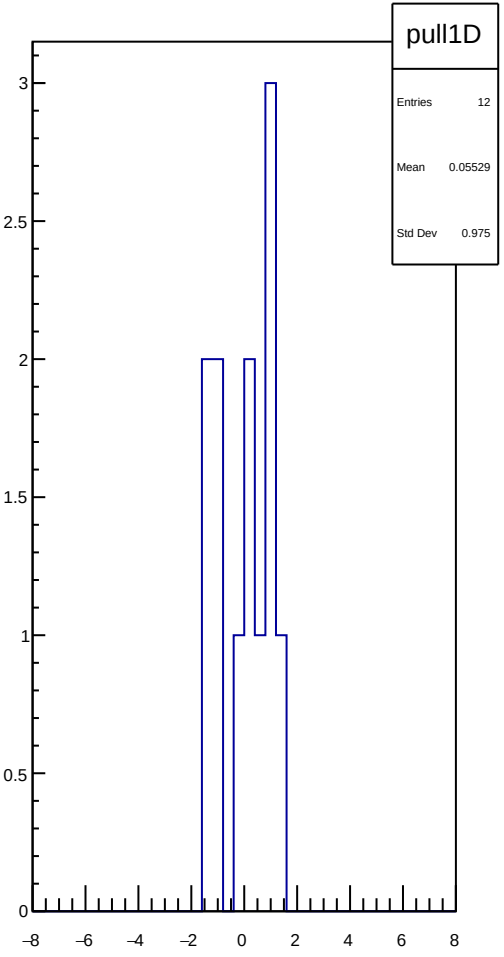
pull1D
Entries 12
Mean 0.05529
Std Dev 0.975
3
2.5
2
1.5
1
0.5
0
−8
−6
−4
−2
0
2
4
6
8

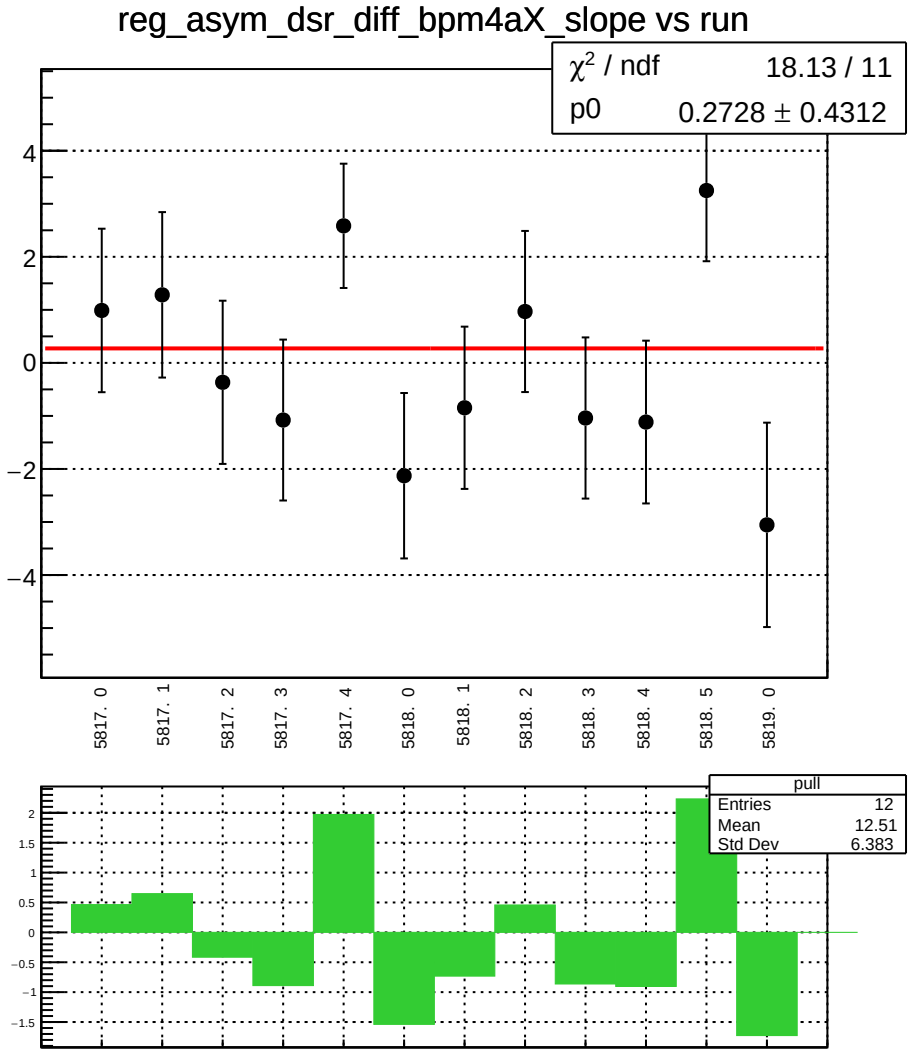
reg_asym_dsr_diff_bpm4aX_slope vs run
χ² / ndf 18.13 / 11
p0 0.2728 ± 0.4312
4
2
0
−2
−4
5817. 0
5817. 1
5817. 2
5817. 3
5817. 4
5818. 0
5818. 1
5818. 2
5818. 3
5818. 4
5818. 5
5819. 0
pull
Entries 12
Mean 12.51
Std Dev 6.383
2
1.5
1
0.5
0
−0.5
−1
−1.5

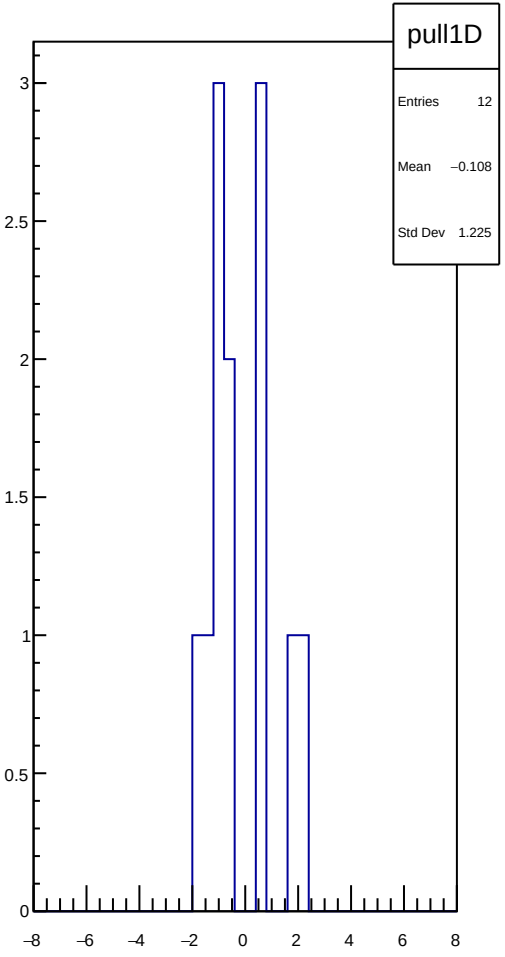
pull1D
Entries 12
Mean −0.108
Std Dev 1.225
3
2.5
2
1.5
1
0.5
0
−8
−6
−4
−2
0
2
4
6
8

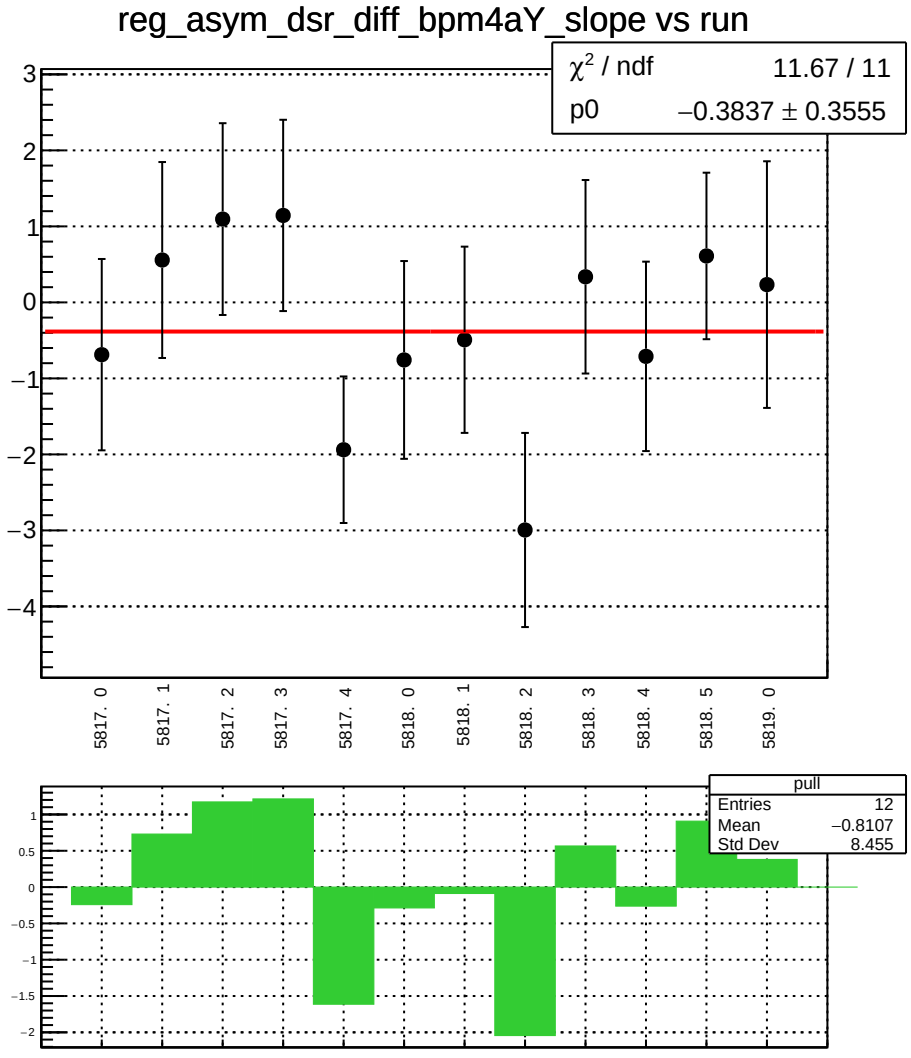
reg_asym_dsr_diff_bpm4aY_slope vs run
χ² / ndf 11.67 / 11
p0 −0.3837 ± 0.3555
5817. 0
5817. 1
5817. 2
5817. 3
5817. 4
5818. 0
5818. 1
5818. 2
5818. 3
5818. 4
5818. 5
5819. 0
pull
Entries 12
Mean −0.8107
Std Dev 8.455

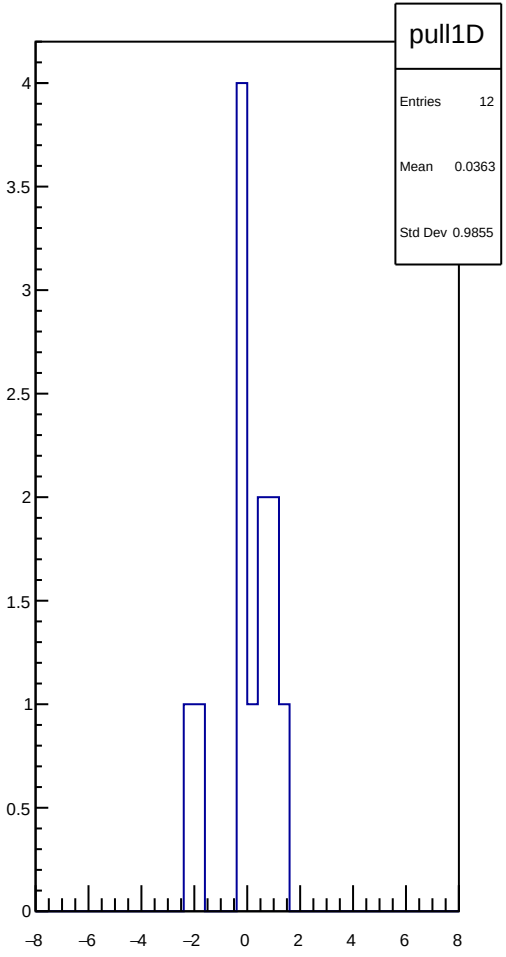
pull1D
Entries 12
Mean 0.0363
Std Dev 0.9855

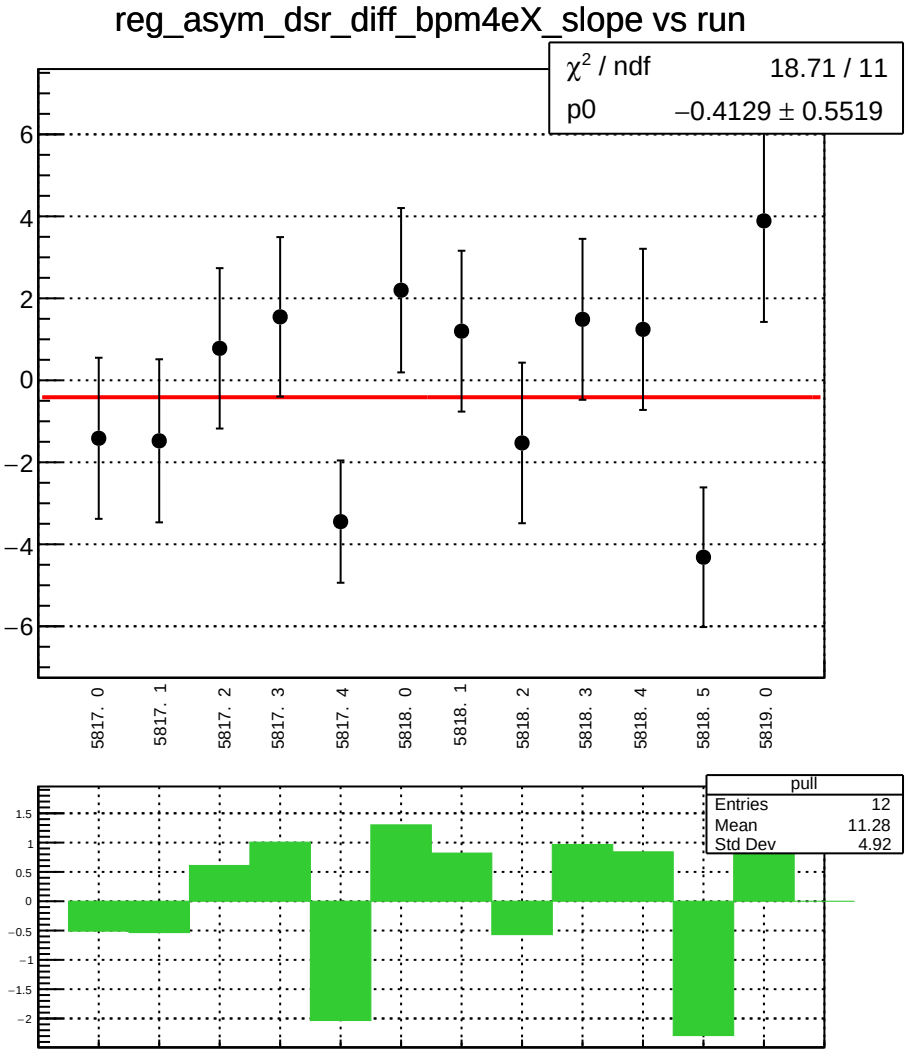
reg_asym_dsr_diff_bpm4eX_slope vs run
χ² / ndf 18.71 / 11
p0 −0.4129 ± 0.5519
6
4
2
0
−2
−4
−6
5817. 0
5817. 1
5817. 2
5817. 3
5817. 4
5818. 0
5818. 1
5818. 2
5818. 3
5818. 4
5818. 5
5819. 0
pull
Entries 12
Mean 11.28
Std Dev 4.92
1.5
1
0.5
0
−0.5
−1
−1.5
−2

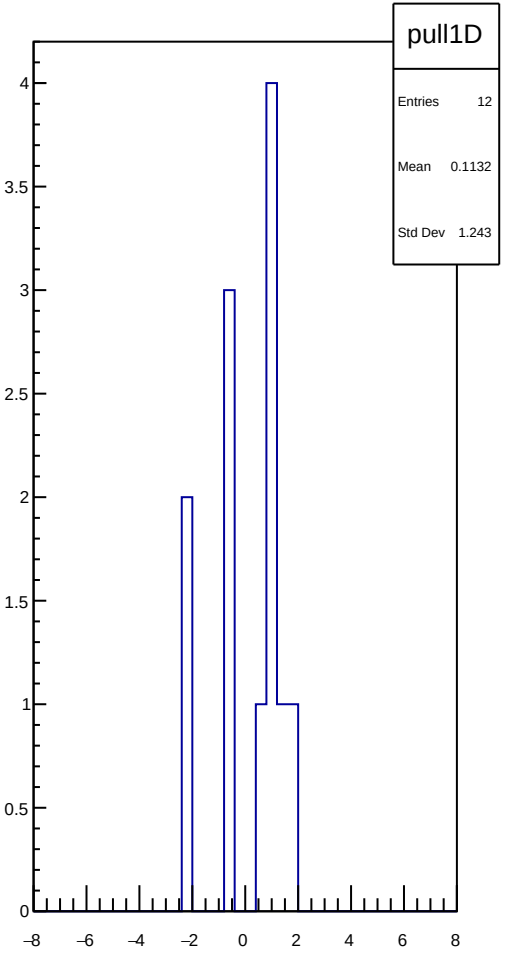
pull1D
Entries 12
Mean 0.1132
Std Dev 1.243
4
3.5
3
2.5
2
1.5
1
0.5
0
−8
−6
−4
−2
0
2
4
6
8

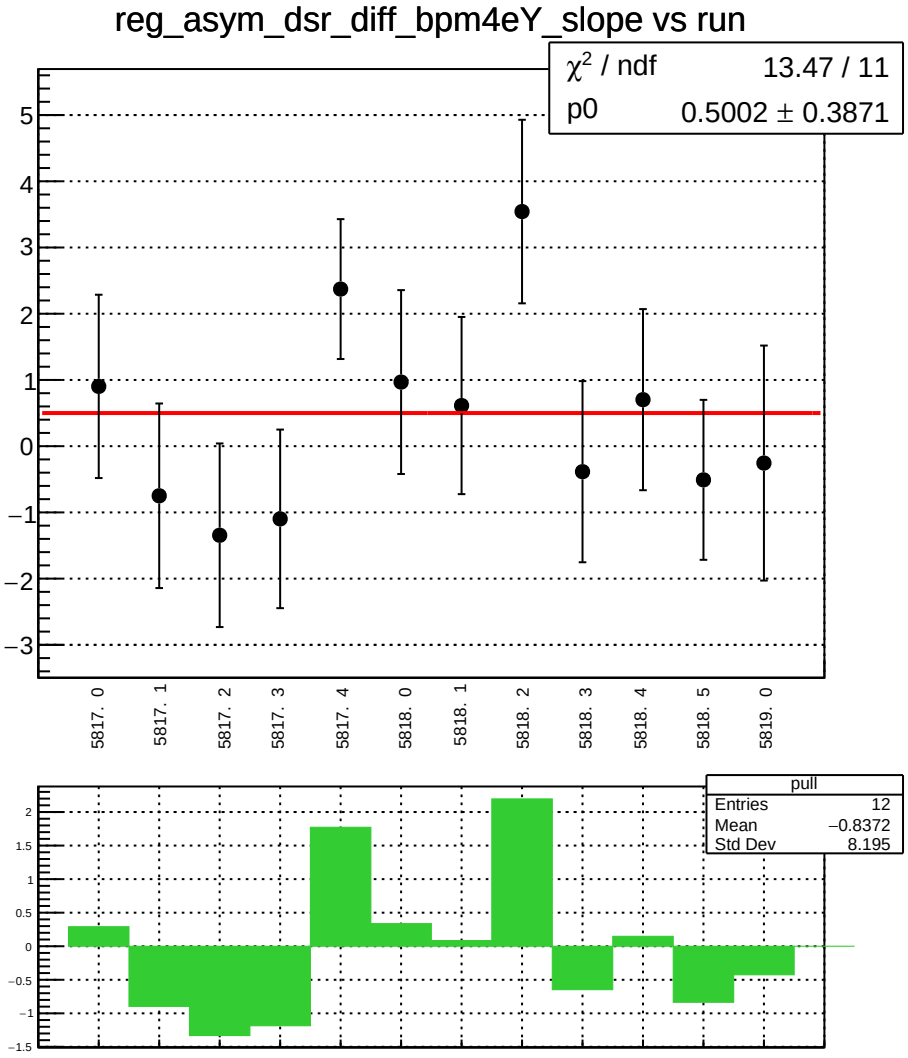
reg_asym_dsr_diff_bpm4eY_slope vs run
χ² / ndf 13.47 / 11
p0 0.5002 ± 0.3871
5817. 0
5817. 1
5817. 2
5817. 3
5817. 4
5818. 0
5818. 1
5818. 2
5818. 3
5818. 4
5818. 5
5819. 0
pull
Entries 12
Mean −0.8372
Std Dev 8.195

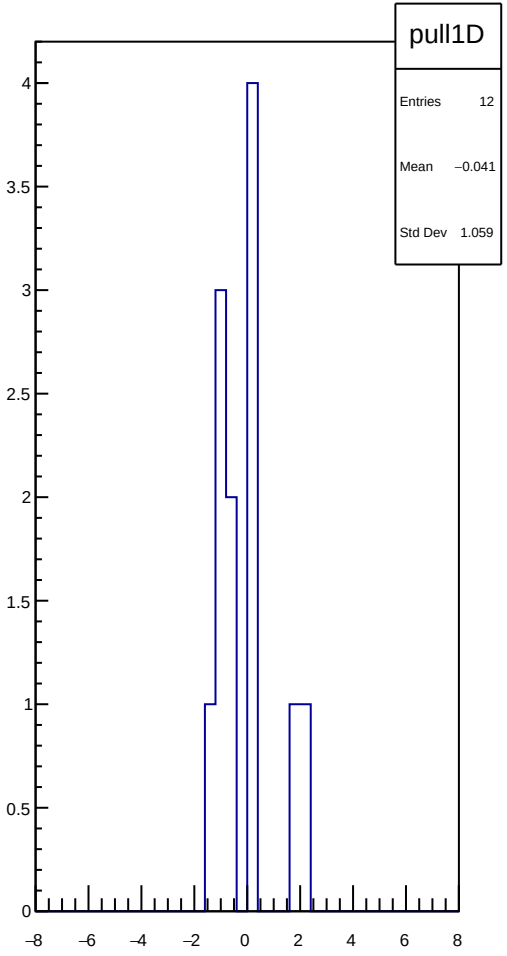
pull1D
Entries 12
Mean −0.041
Std Dev 1.059

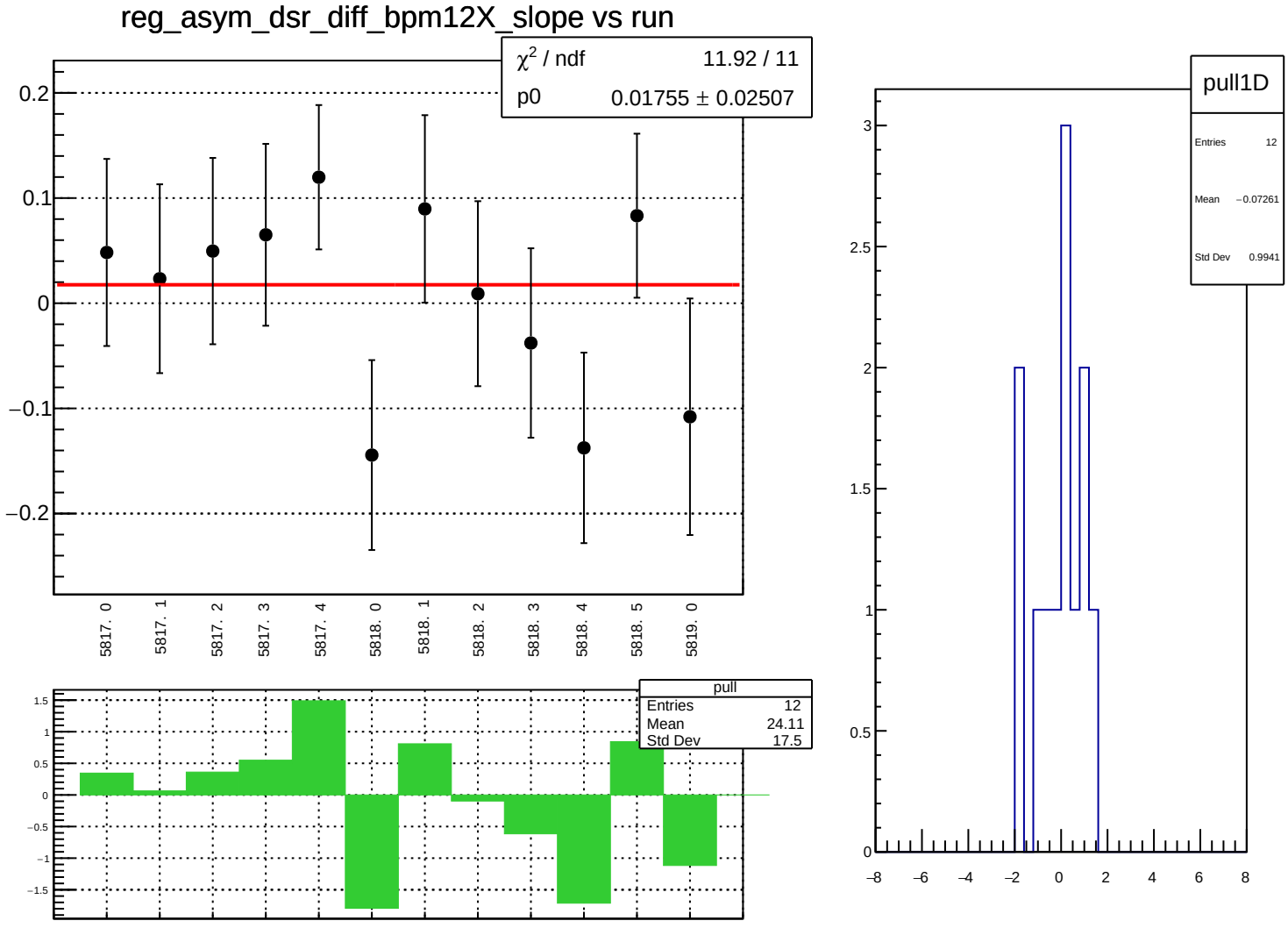
reg_asym_dsr_diff_bpm12X_slope vs run
χ2 / ndf 11.92 / 11
p0 0.01755 ± 0.02507
0.2
0.1
0
−0.1
−0.2
5817. 0
5817. 1
5817. 2
5817. 3
5817. 4
5818. 0
5818. 1
5818. 2
5818. 3
5818. 4
5818. 5
5819. 0
pull
Entries 12
Mean 24.11
Std Dev 17.5
1.5
1
0.5
0
−0.5
−1
−1.5
pull1D
Entries 12
Mean −0.07261
Std Dev 0.9941
3
2.5
2
1.5
1
0.5
0
−8
−6
−4
−2
0
2
4
6
8

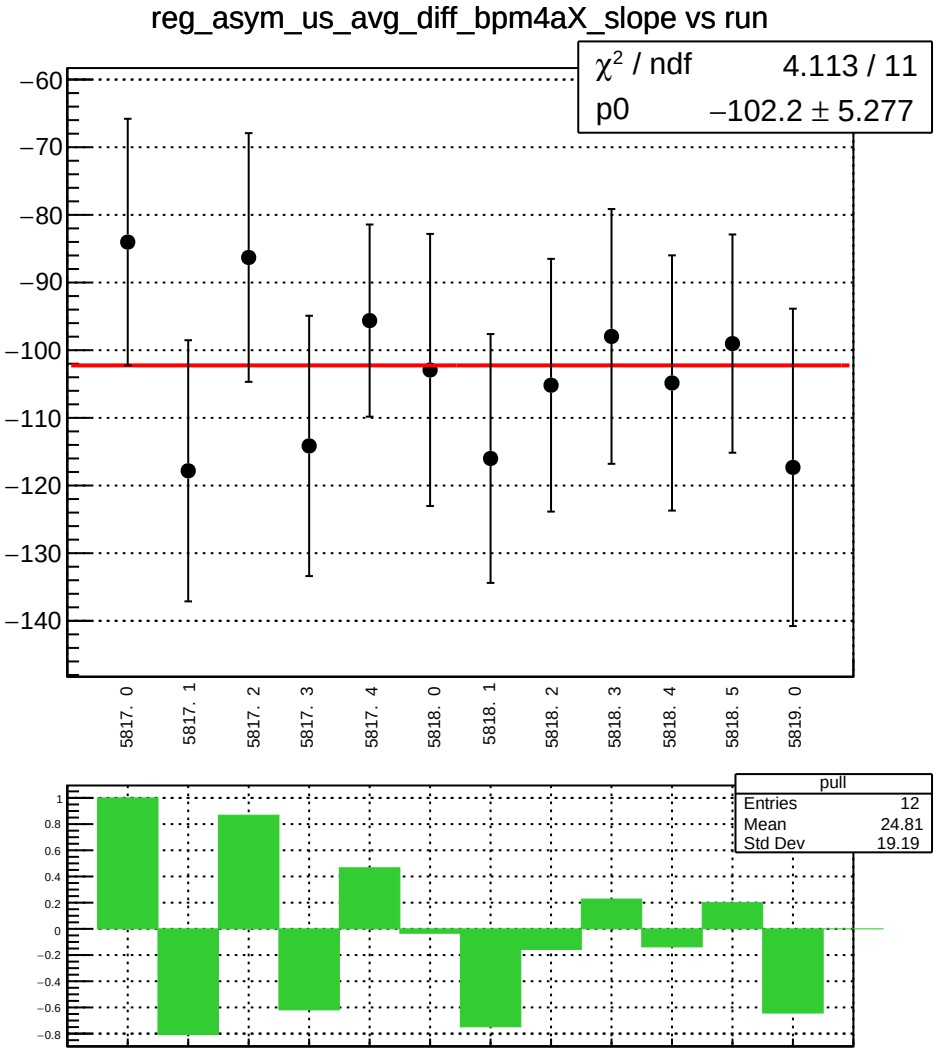
reg_asym_us_avg_diff_bpm4aX_slope vs run
χ² / ndf 4.113 / 11
p0 −102.2 ± 5.277
−60
−70
−80
−90
−100
−110
−120
−130
−140
5817. 0
5817. 1
5817. 2
5817. 3
5817. 4
5818. 0
5818. 1
5818. 2
5818. 3
5818. 4
5818. 5
5819. 0
pull
Entries 12
Mean 24.81
Std Dev 19.19
1
0.8
0.6
0.4
0.2
0
−0.2
−0.4
−0.6
−0.8

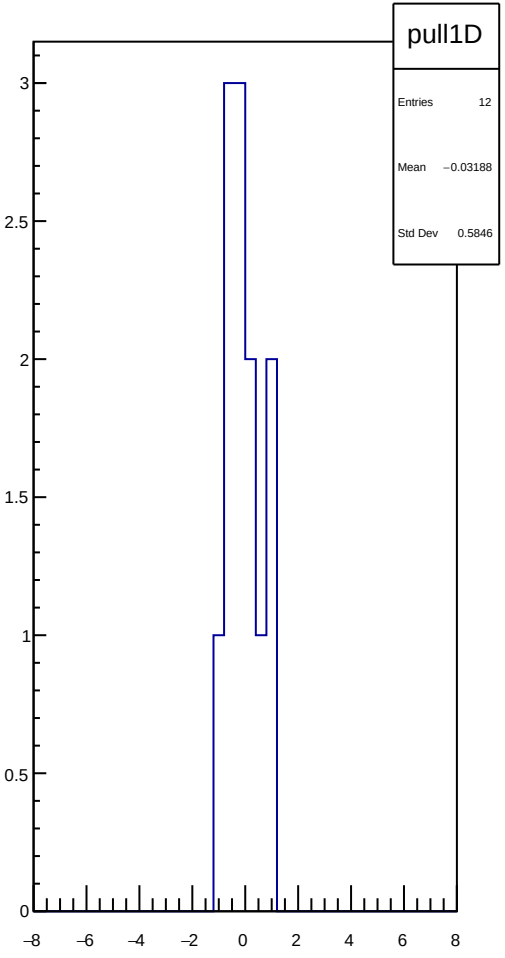
pull1D
Entries 12
Mean −0.03188
Std Dev 0.5846
3
2.5
2
1.5
1
0.5
0
−8
−6
−4
−2
0
2
4
6
8

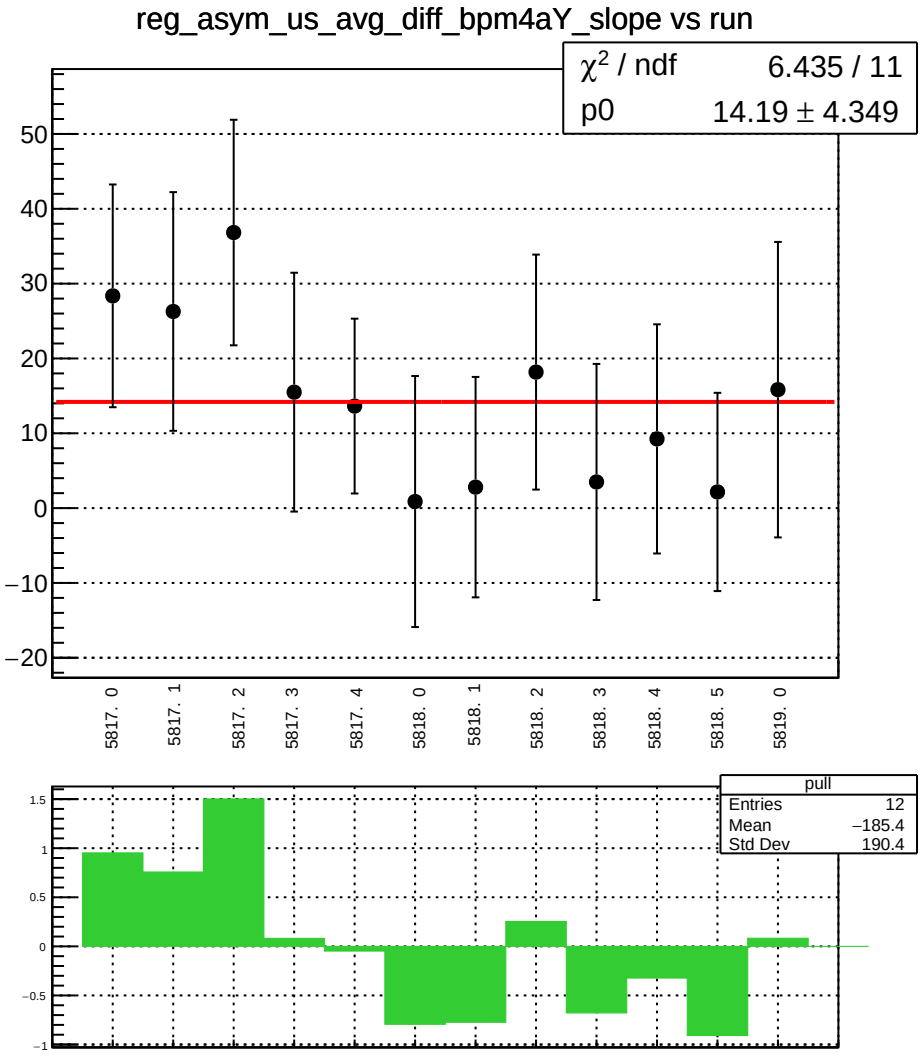
reg_asym_us_avg_diff_bpm4aY_slope vs run
χ² / ndf 6.435 / 11
p0 14.19 ± 4.349
50
40
30
20
10
0
−10
−20
5817. 0
5817. 1
5817. 2
5817. 3
5817. 4
5818. 0
5818. 1
5818. 2
5818. 3
5818. 4
5818. 5
5819. 0
pull
Entries 12
Mean −185.4
Std Dev 190.4
1.5
1
0.5
0
−0.5
−1

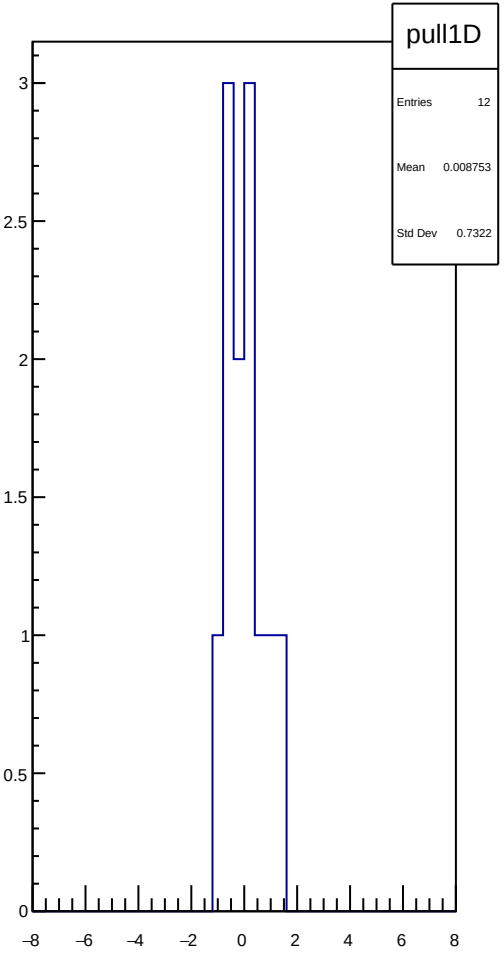
pull1D
Entries 12
Mean 0.008753
Std Dev 0.7322
3
2.5
2
1.5
1
0.5
0
−8
−6
−4
−2
0
2
4
6
8

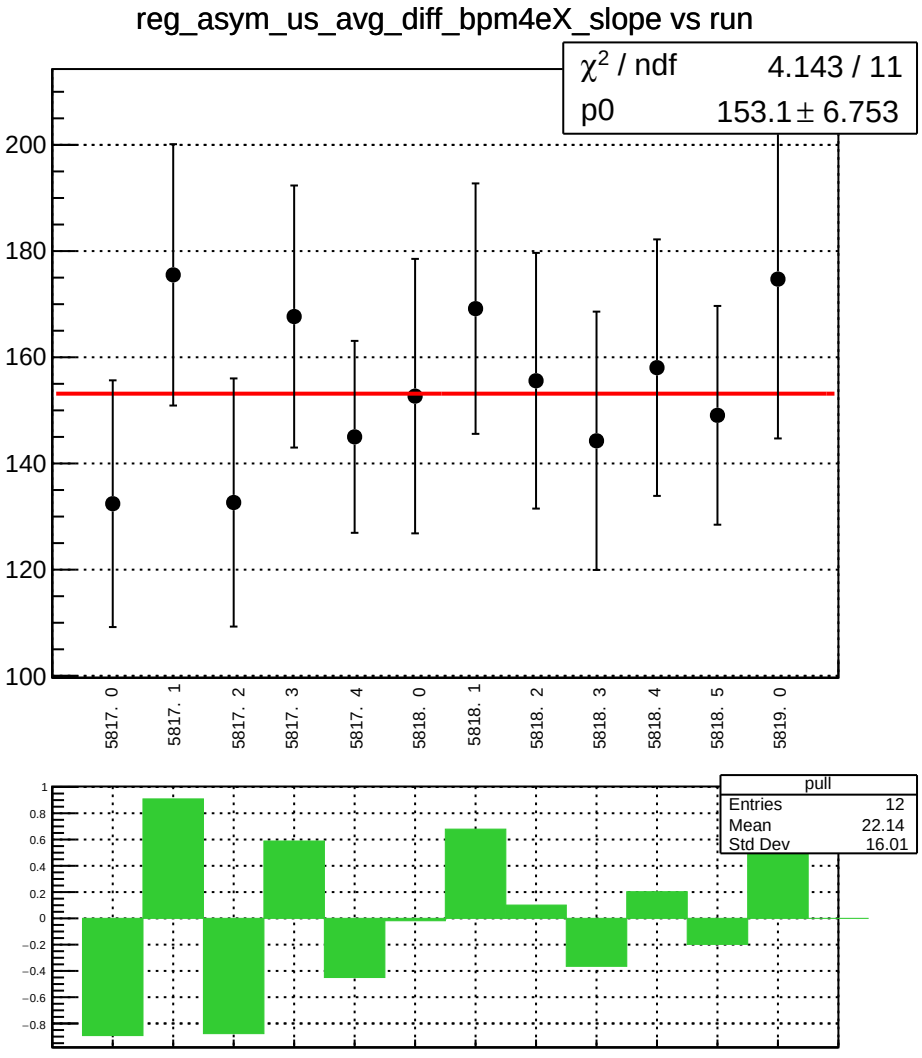
reg_asym_us_avg_diff_bpm4eX_slope vs run
χ2 / ndf 4.143 / 11
p0 153.1 ± 6.753
200
180
160
140
120
100
5817. 0
5817. 1
5817. 2
5817. 3
5817. 4
5818. 0
5818. 1
5818. 2
5818. 3
5818. 4
5818. 5
5819. 0
pull
Entries 12
Mean 22.14
Std Dev 16.01
1
0.8
0.6
0.4
0.2
0
−0.2
−0.4
−0.6
−0.8

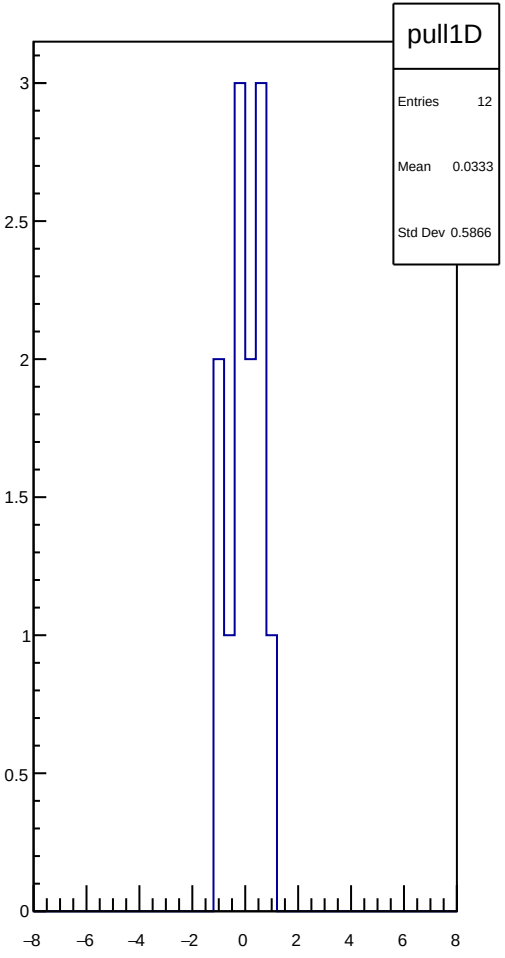
pull1D
Entries 12
Mean 0.0333
Std Dev 0.5866
3
2.5
2
1.5
1
0.5
0
−8
−6
−4
−2
0
2
4
6
8

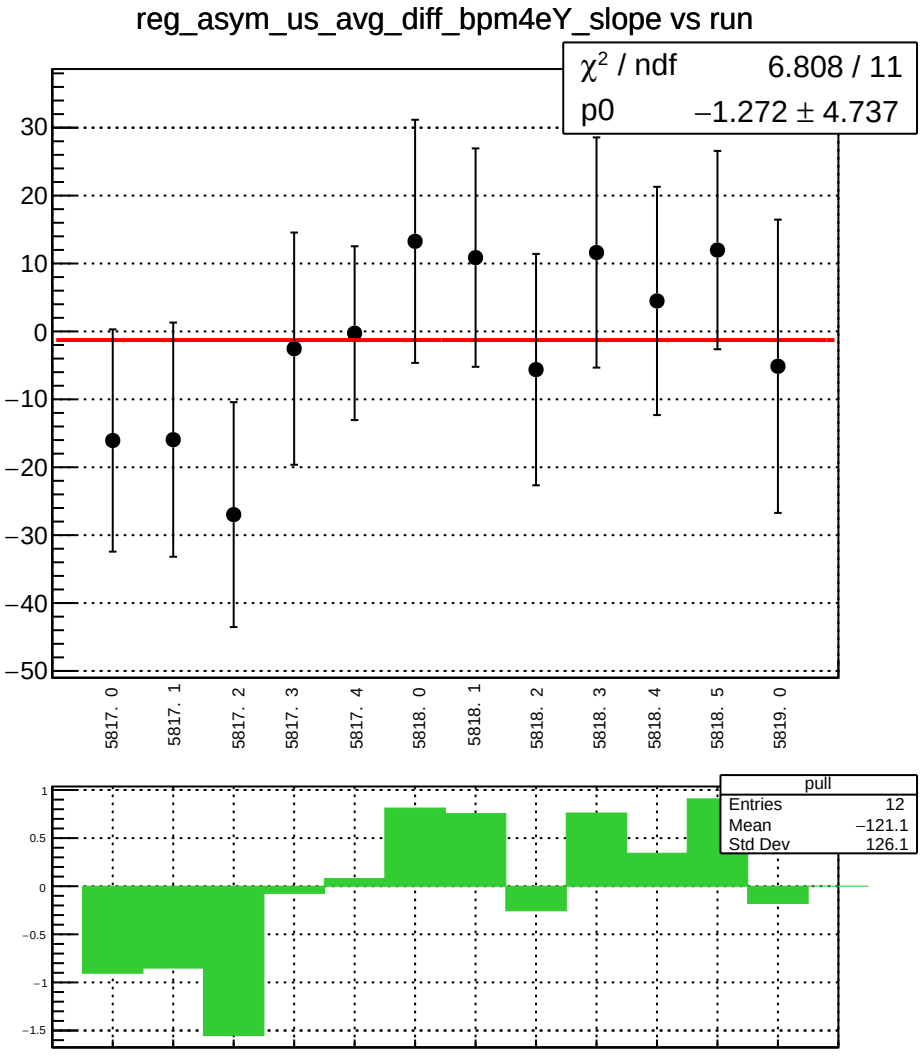
reg_asym_us_avg_diff_bpm4eY_slope vs run
χ² / ndf 6.808 / 11
p0 −1.272 ± 4.737
30
20
10
0
−10
−20
−30
−40
−50
5817. 0
5817. 1
5817. 2
5817. 3
5817. 4
5818. 0
5818. 1
5818. 2
5818. 3
5818. 4
5818. 5
5819. 0
pull
Entries 12
Mean −121.1
Std Dev 126.1
1
0.5
0
−0.5
−1
−1.5

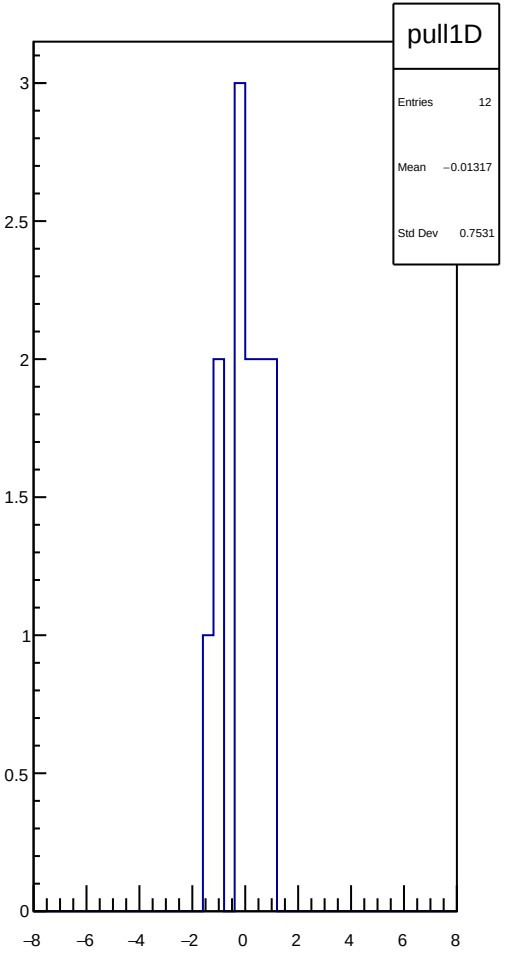
pull1D
Entries 12
Mean −0.01317
Std Dev 0.7531
3
2.5
2
1.5
1
0.5
0
−8
−6
−4
−2
0
2
4
6
8

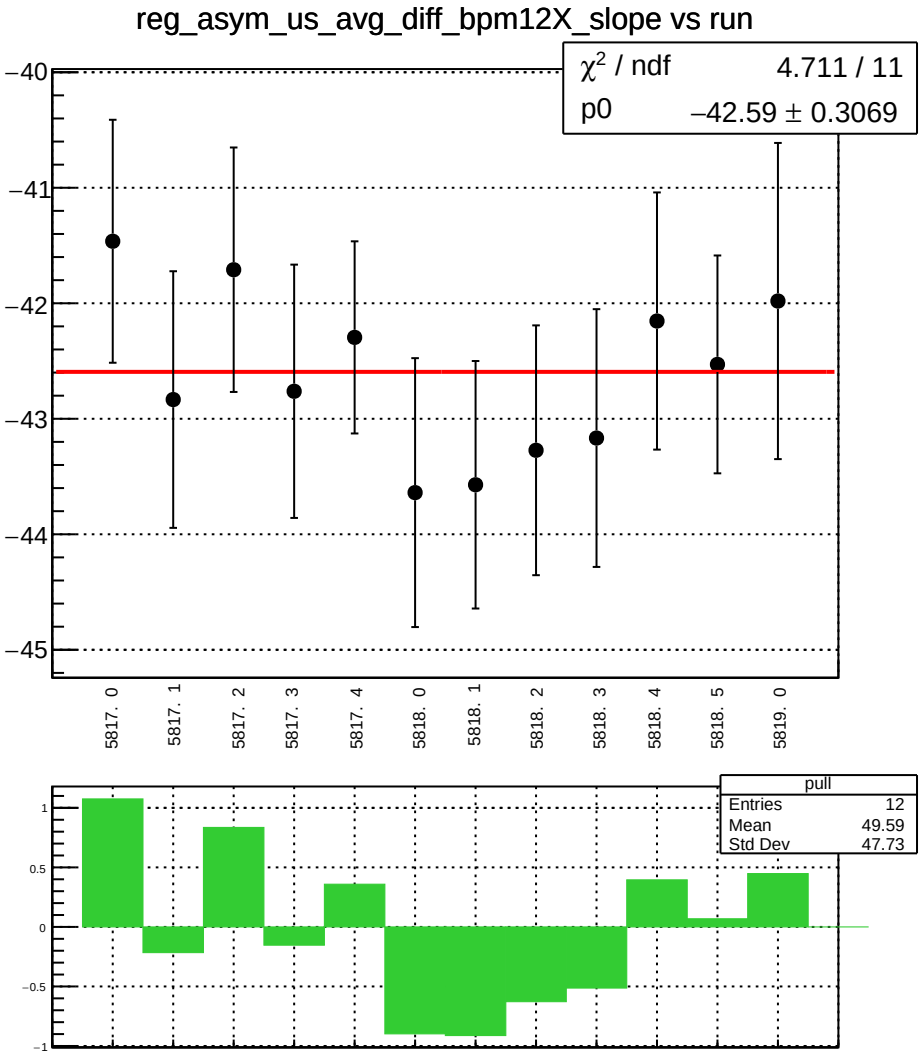
reg_asym_us_avg_diff_bpm12X_slope vs run
χ² / ndf 4.711 / 11
p0 −42.59 ± 0.3069
−40
−41
−42
−43
−44
−45
5817. 0
5817. 1
5817. 2
5817. 3
5817. 4
5818. 0
5818. 1
5818. 2
5818. 3
5818. 4
5818. 5
5819. 0
pull
Entries 12
Mean 49.59
Std Dev 47.73
1
0.5
0
−0.5
−1

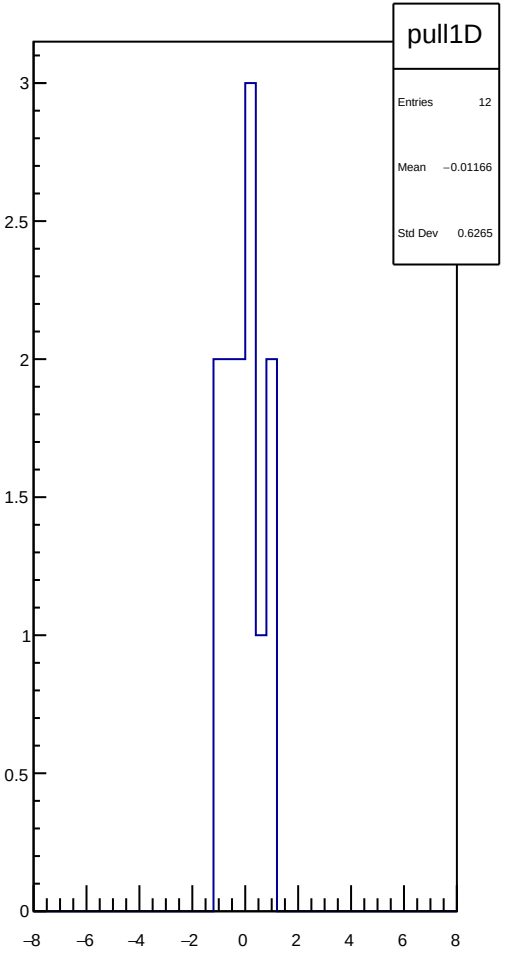
pull1D
Entries 12
Mean −0.01166
Std Dev 0.6265
3
2.5
2
1.5
1
0.5
0
−8
−6
−4
−2
0
2
4
6
8

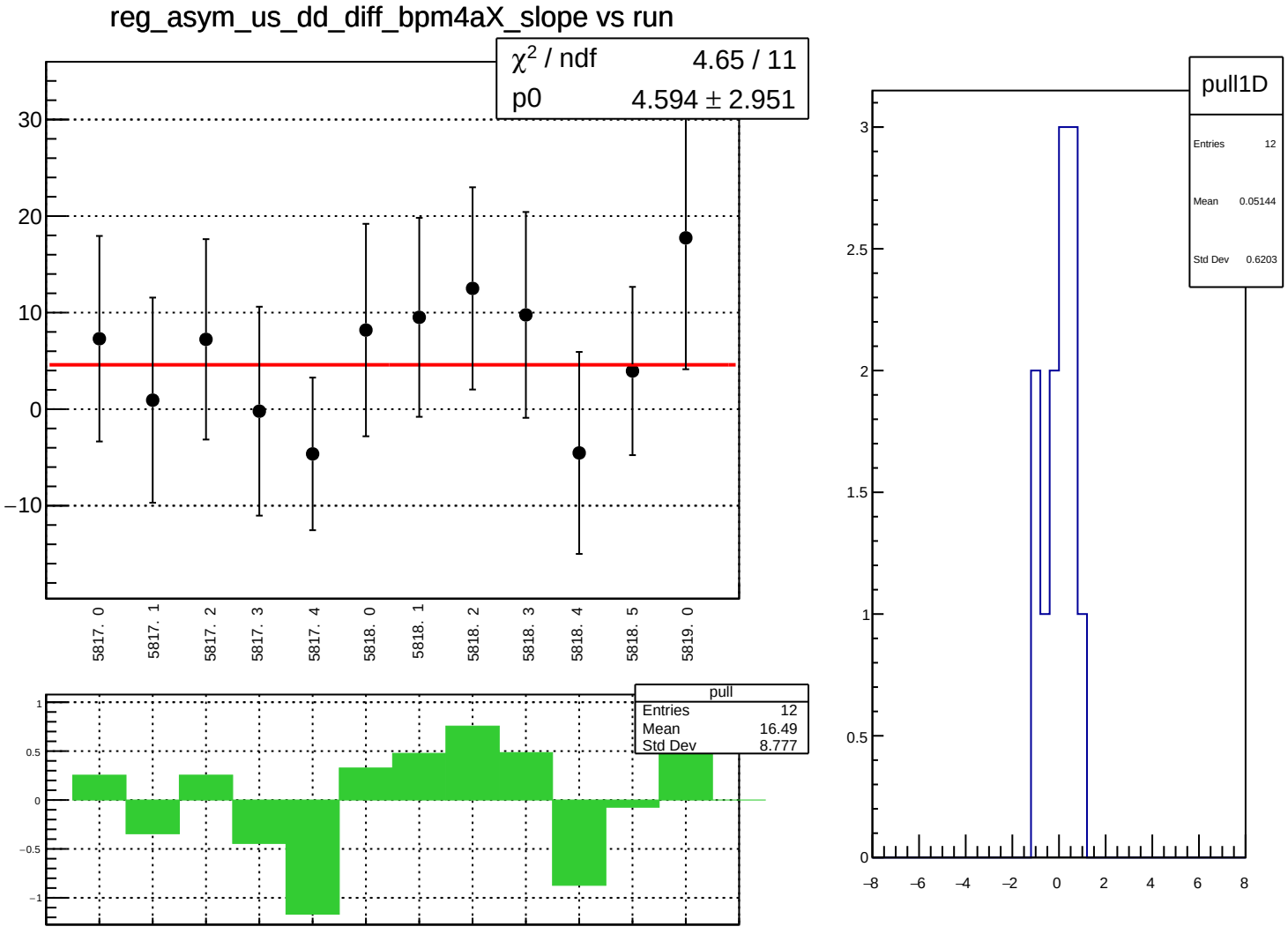
reg_asym_us_dd_diff_bpm4aX_slope vs run
χ2 / ndf 4.65 / 11
p0 4.594 ± 2.951
30
20
10
0
−10
5817. 0
5817. 1
5817. 2
5817. 3
5817. 4
5818. 0
5818. 1
5818. 2
5818. 3
5818. 4
5818. 5
5819. 0
pull
Entries 12
Mean 16.49
Std Dev 8.777
1
0.5
0
−0.5
−1
pull1D
Entries 12
Mean 0.05144
Std Dev 0.6203
3
2.5
2
1.5
1
0.5
0
−8
−6
−4
−2
0
2
4
6
8

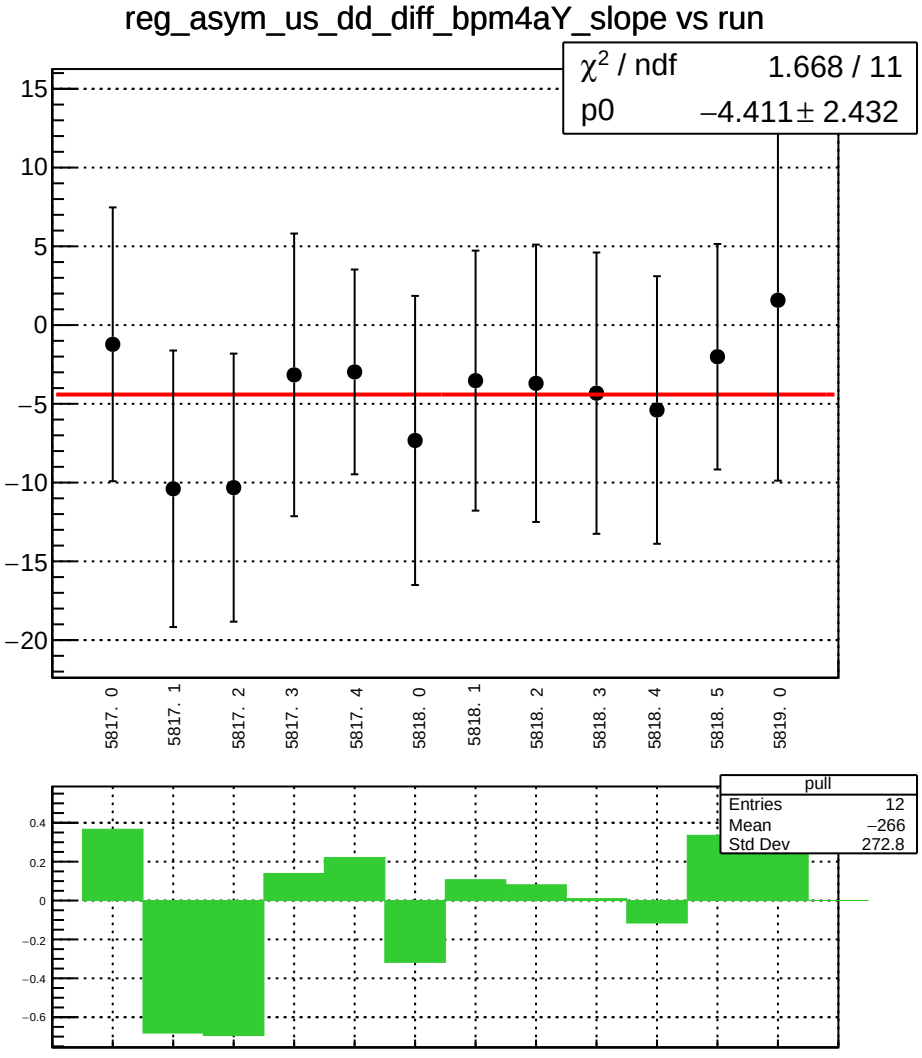
reg_asym_us_dd_diff_bpm4aY_slope vs run
χ² / ndf 1.668 / 11
p0 −4.411 ± 2.432
15
10
5
0
−5
−10
−15
−20
5817. 0
5817. 1
5817. 2
5817. 3
5817. 4
5818. 0
5818. 1
5818. 2
5818. 3
5818. 4
5818. 5
5819. 0
pull
Entries 12
Mean −266
Std Dev 272.8
0.4
0.2
0
−0.2
−0.4
−0.6

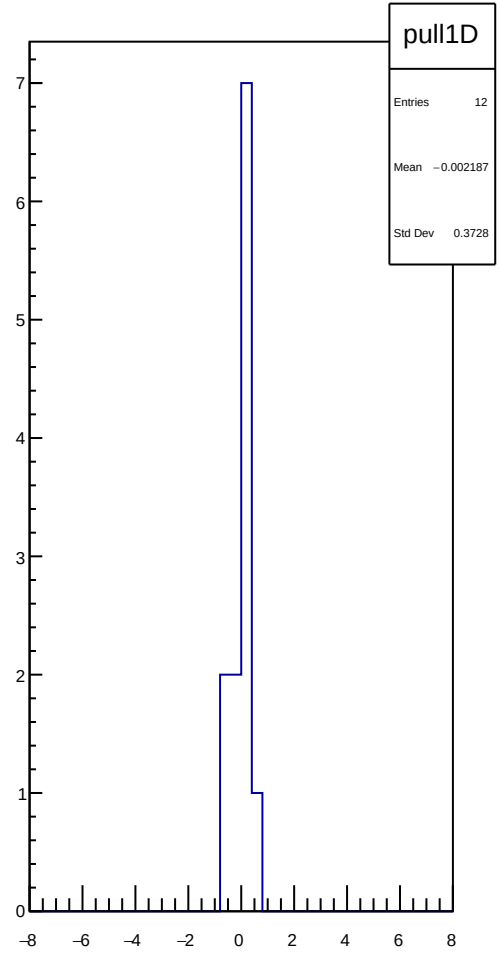
pull1D
Entries 12
Mean −0.002187
Std Dev 0.3728
7
6
5
4
3
2
1
0
−8
−6
−4
−2
0
2
4
6
8

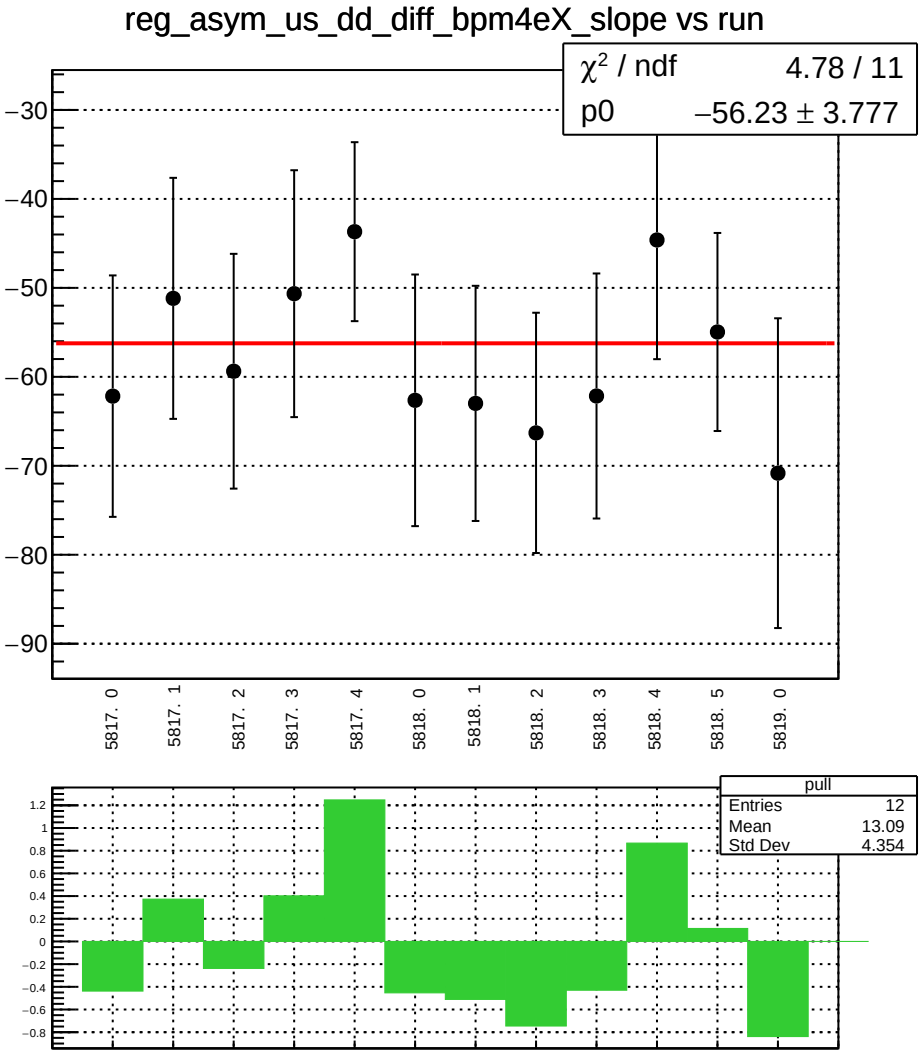
reg_asym_us_dd_diff_bpm4eX_slope vs run
χ² / ndf 4.78 / 11
p0 −56.23 ± 3.777
−30
−40
−50
−60
−70
−80
−90
5817. 0
5817. 1
5817. 2
5817. 3
5817. 4
5818. 0
5818. 1
5818. 2
5818. 3
5818. 4
5818. 5
5819. 0
pull
Entries 12
Mean 13.09
Std Dev 4.354
1.2
1
0.8
0.6
0.4
0.2
0
−0.2
−0.4
−0.6
−0.8

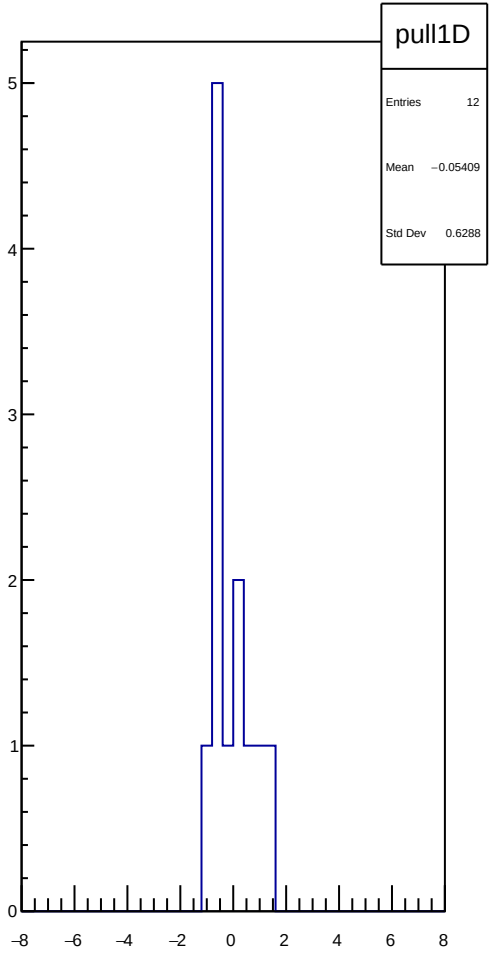
pull1D
Entries 12
Mean −0.05409
Std Dev 0.6288
5
4
3
2
1
0
−8
−6
−4
−2
0
2
4
6
8

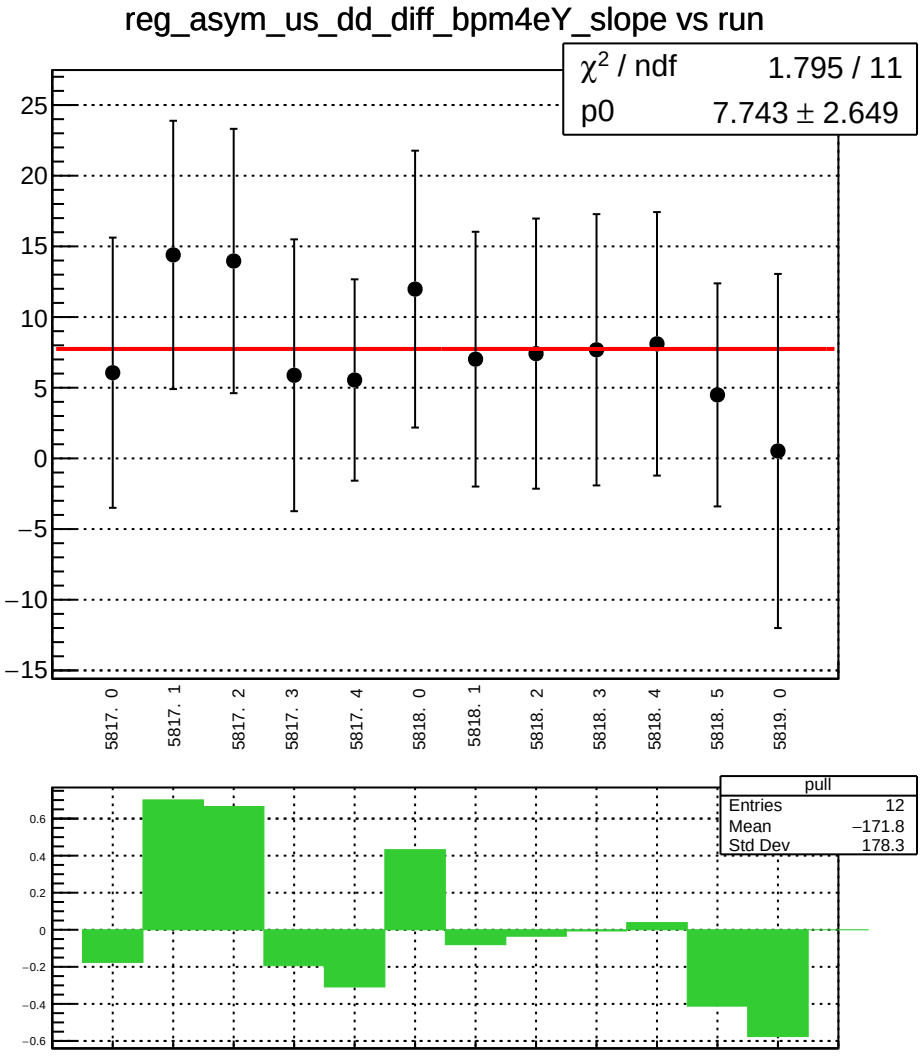
reg_asym_us_dd_diff_bpm4eY_slope vs run
χ² / ndf 1.795 / 11
p0 7.743 ± 2.649
5817. 0
5817. 1
5817. 2
5817. 3
5817. 4
5818. 0
5818. 1
5818. 2
5818. 3
5818. 4
5818. 5
5819. 0
pull
Entries 12
Mean −171.8
Std Dev 178.3

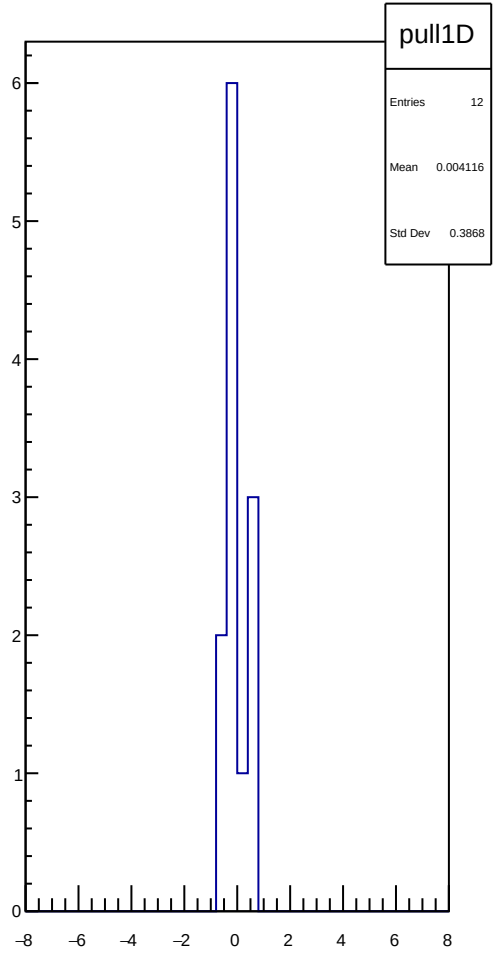
pull1D
Entries 12
Mean 0.004116
Std Dev 0.3868

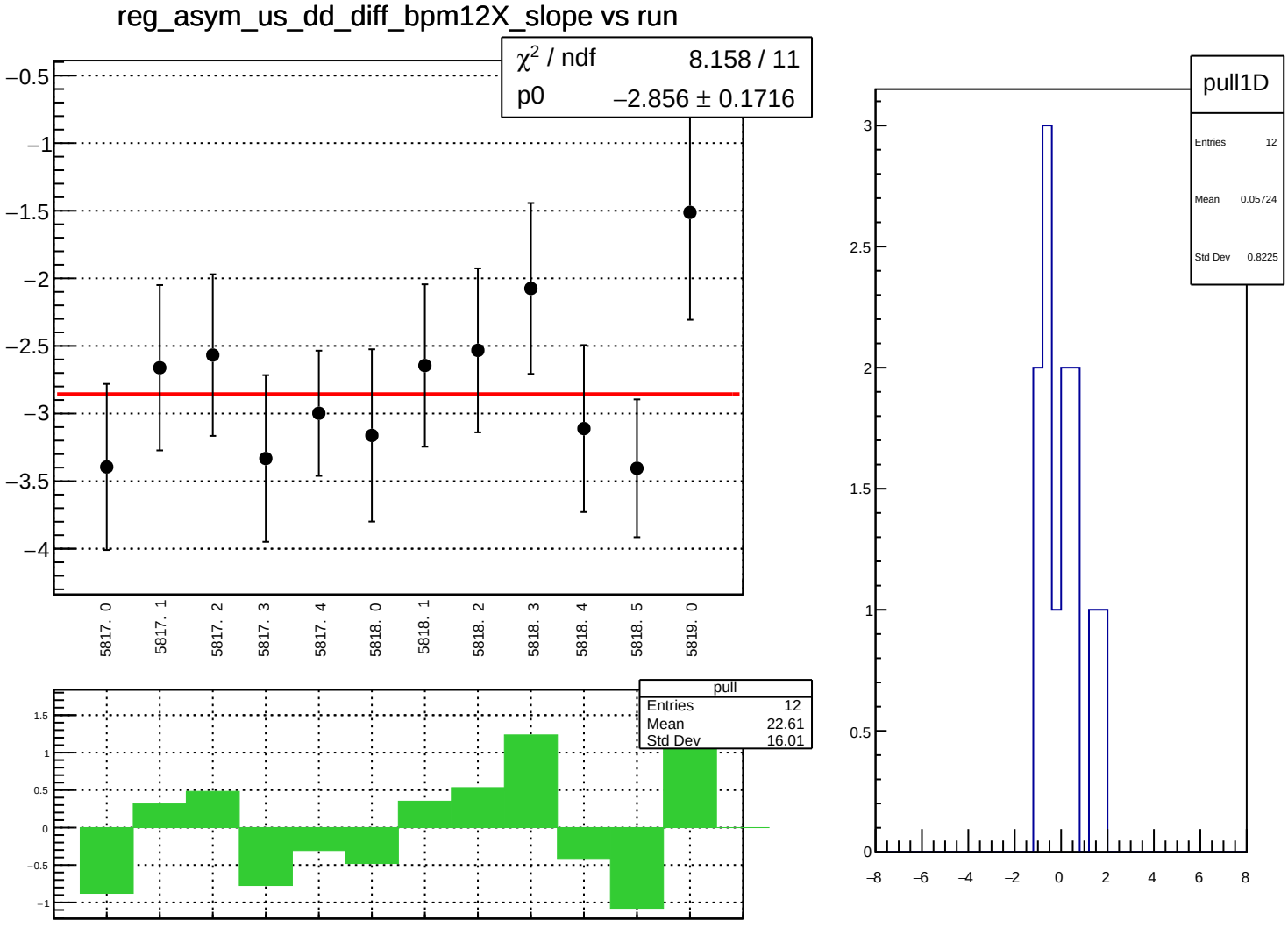
reg_asym_us_dd_diff_bpm12X_slope vs run
χ² / ndf 8.158 / 11
p0 −2.856 ± 0.1716
5817. 0
5817. 1
5817. 2
5817. 3
5817. 4
5818. 0
5818. 1
5818. 2
5818. 3
5818. 4
5818. 5
5819. 0
pull
Entries 12
Mean 22.61
Std Dev 16.01
pull1D
Entries 12
Mean 0.05724
Std Dev 0.8225

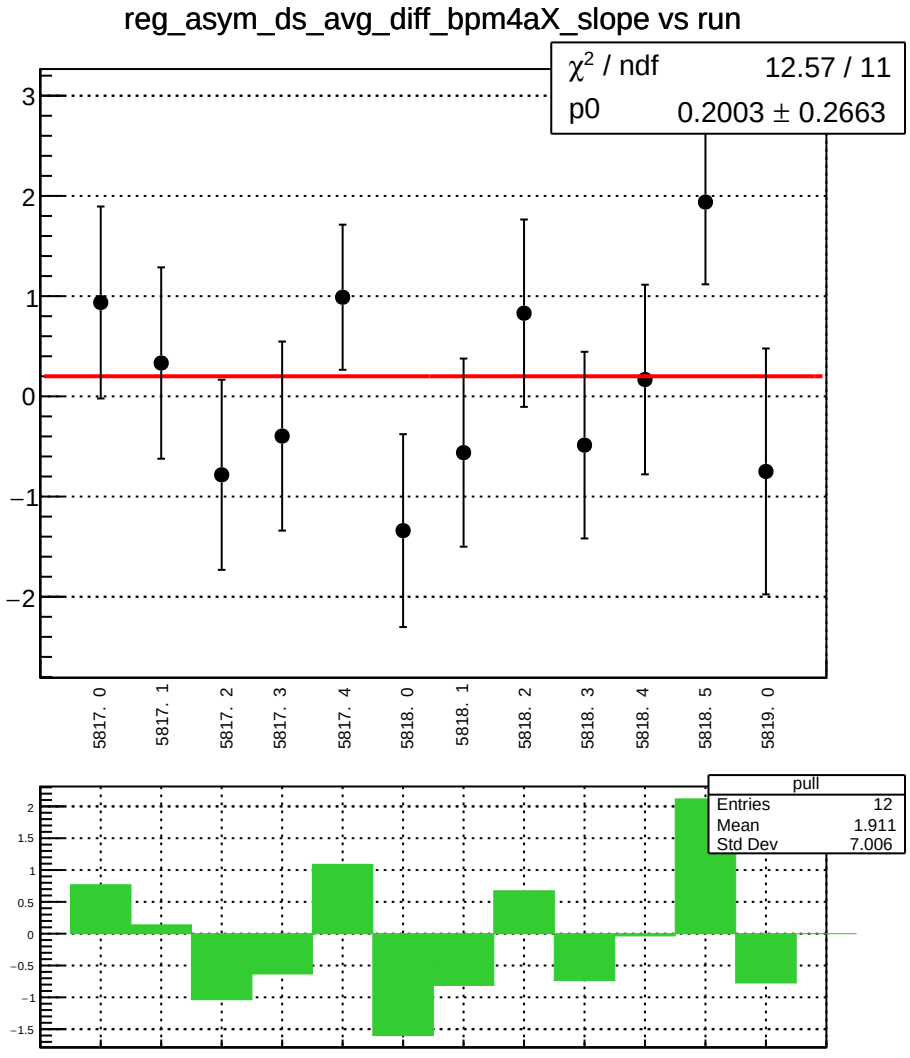
reg_asym_ds_avg_diff_bpm4aX_slope vs run
χ² / ndf 12.57 / 11
p0 0.2003 ± 0.2663
5817. 0
5817. 1
5817. 2
5817. 3
5817. 4
5818. 0
5818. 1
5818. 2
5818. 3
5818. 4
5818. 5
5819. 0
pull
Entries 12
Mean 1.911
Std Dev 7.006

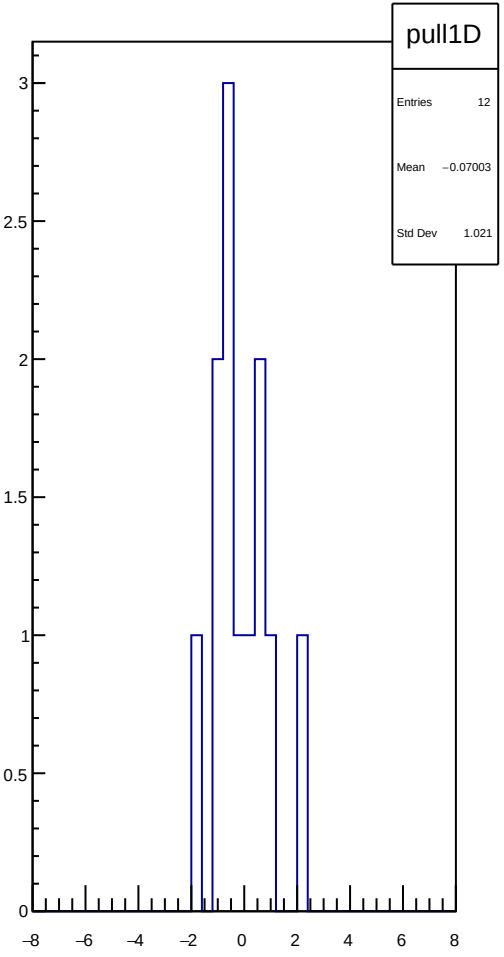
pull1D
Entries 12
Mean −0.07003
Std Dev 1.021

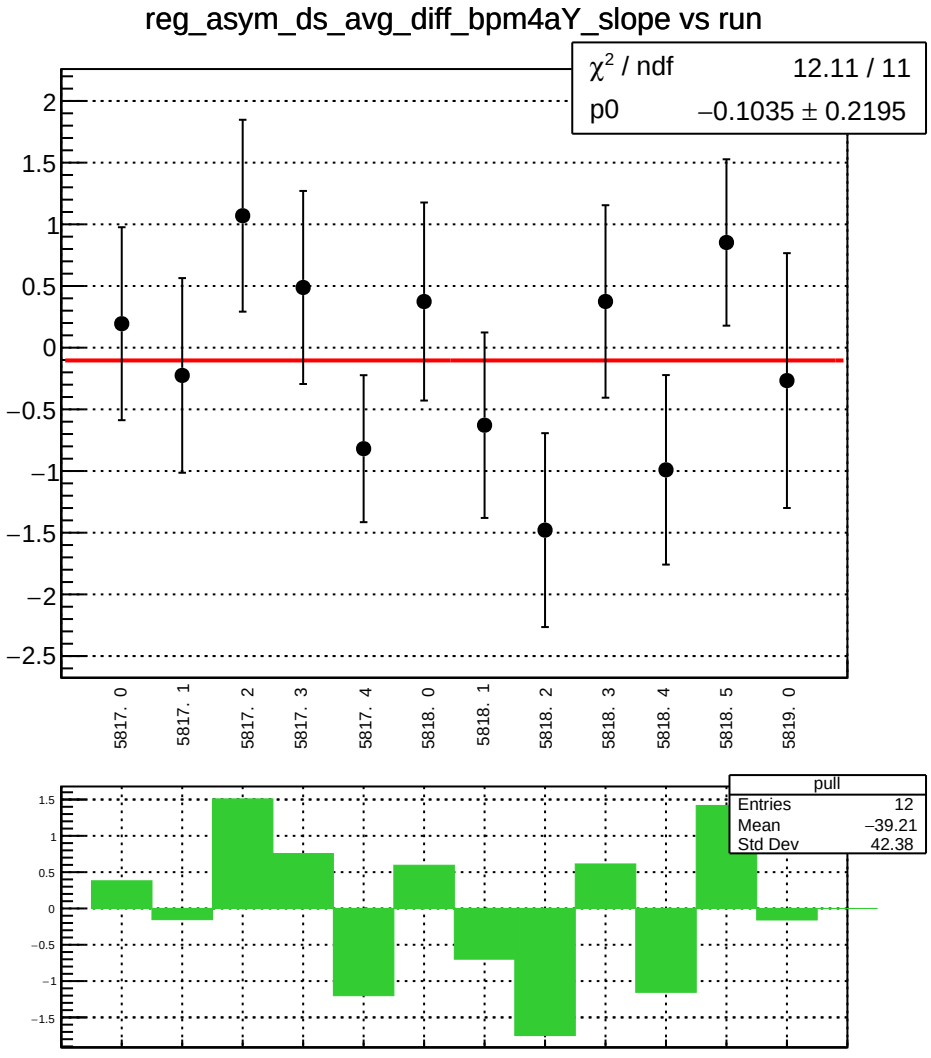
reg_asym_ds_avg_diff_bpm4aY_slope vs run
χ² / ndf 12.11 / 11
p0 −0.1035 ± 0.2195
5817. 0
5817. 1
5817. 2
5817. 3
5817. 4
5818. 0
5818. 1
5818. 2
5818. 3
5818. 4
5818. 5
5819. 0
pull
Entries 12
Mean −39.21
Std Dev 42.38

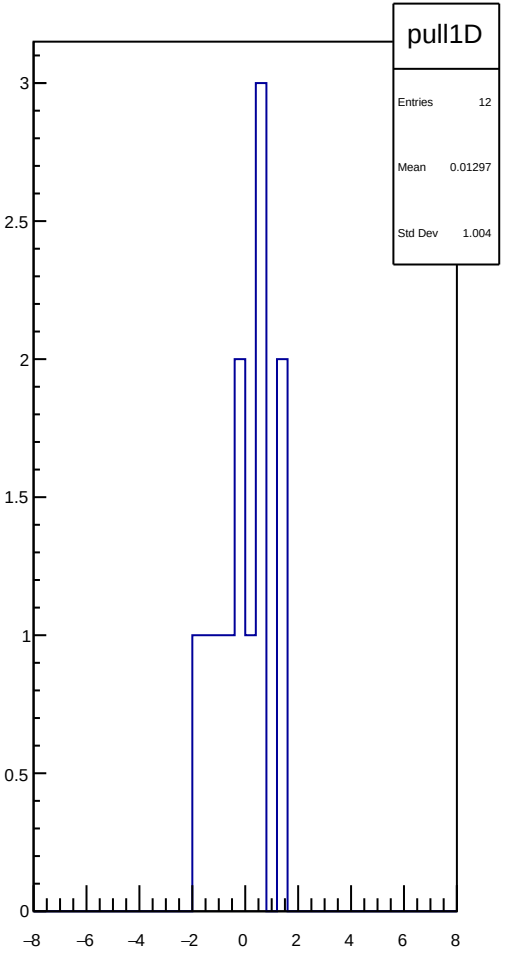
pull1D
Entries 12
Mean 0.01297
Std Dev 1.004

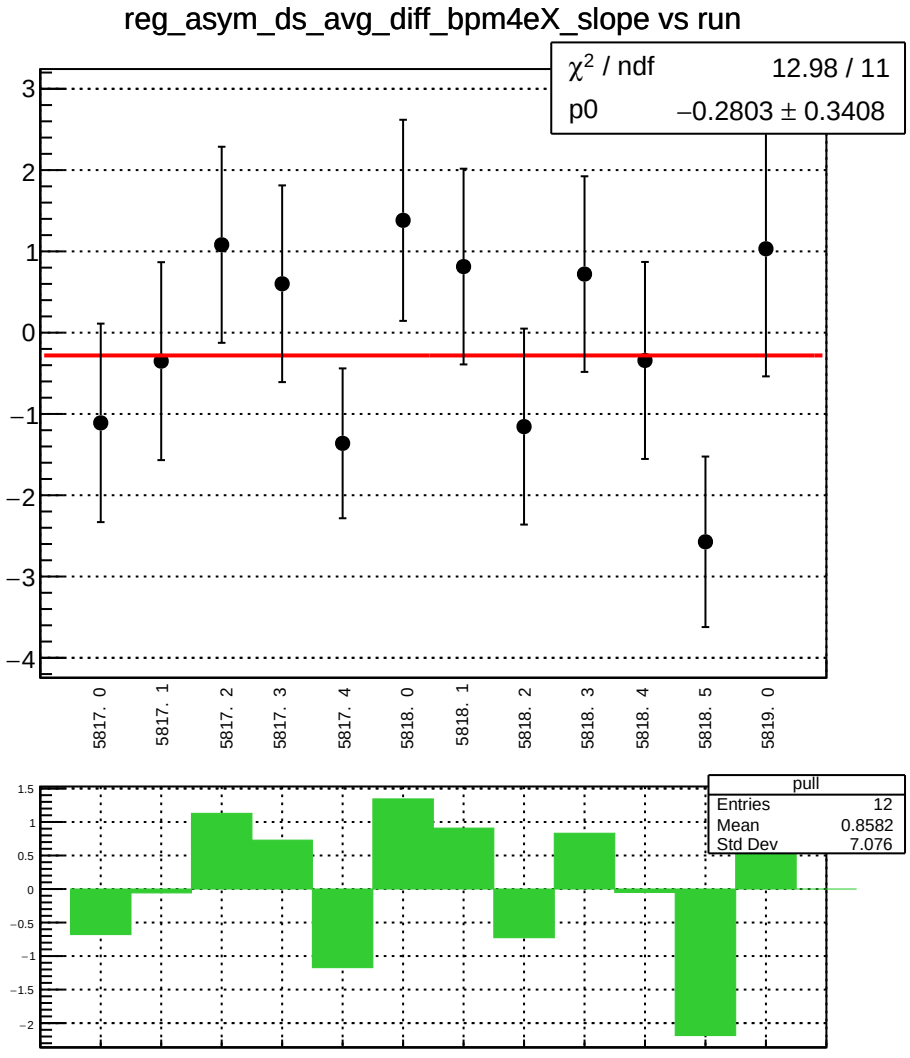
reg_asym_ds_avg_diff_bpm4eX_slope vs run
χ² / ndf 12.98 / 11
p0 −0.2803 ± 0.3408
5817. 0
5817. 1
5817. 2
5817. 3
5817. 4
5818. 0
5818. 1
5818. 2
5818. 3
5818. 4
5818. 5
5819. 0
pull
Entries 12
Mean 0.8582
Std Dev 7.076

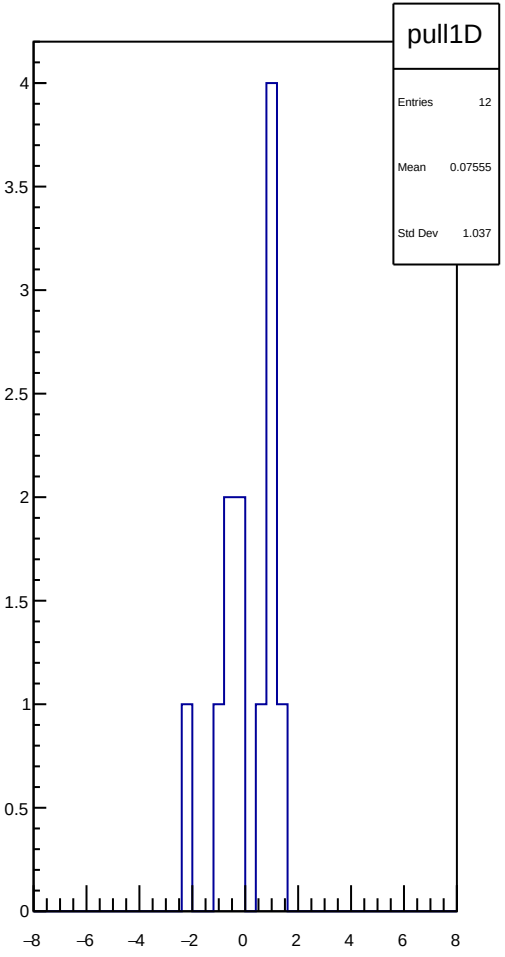
pull1D
Entries 12
Mean 0.07555
Std Dev 1.037

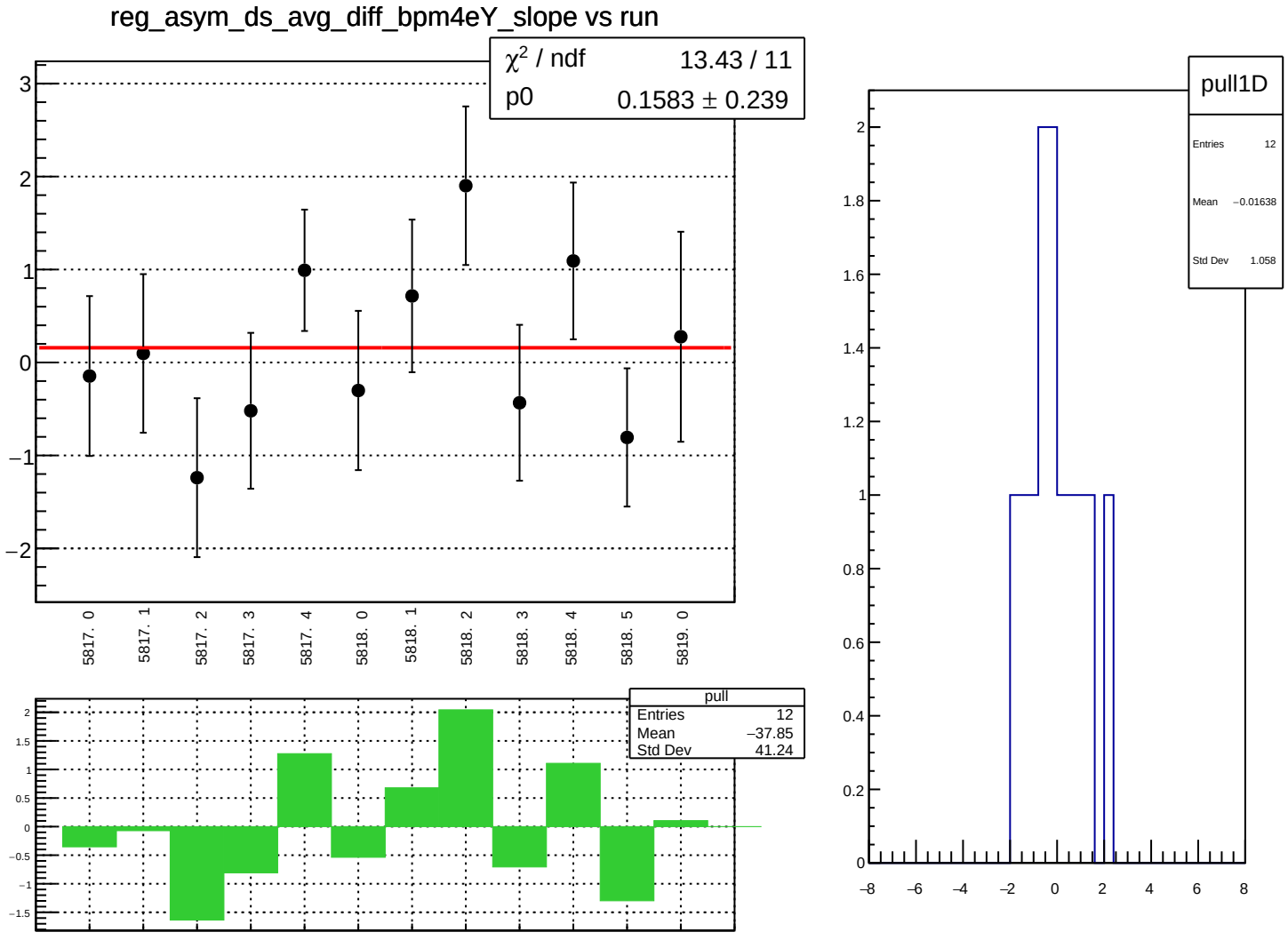
reg_asym_ds_avg_diff_bpm4eY_slope vs run
χ² / ndf 13.43 / 11
p0 0.1583 ± 0.239
5817. 0
5817. 1
5817. 2
5817. 3
5817. 4
5818. 0
5818. 1
5818. 2
5818. 3
5818. 4
5818. 5
5819. 0
pull
Entries 12
Mean −37.85
Std Dev 41.24
pull1D
Entries 12
Mean −0.01638
Std Dev 1.058

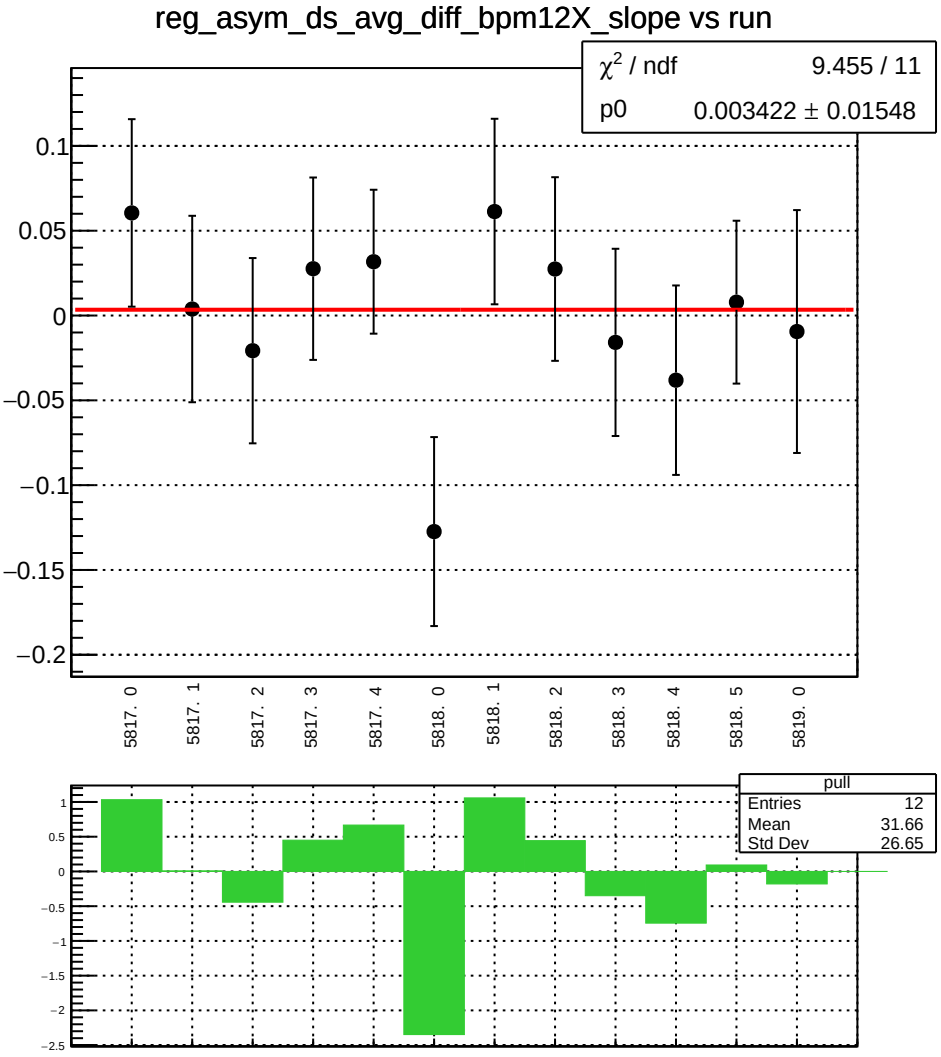
reg_asym_ds_avg_diff_bpm12X_slope vs run
χ^2 / ndf 9.455 / 11
p0 0.003422 ± 0.01548
0.1
0.05
0
−0.05
−0.1
−0.15
−0.2
5817. 0
5817. 1
5817. 2
5817. 3
5817. 4
5818. 0
5818. 1
5818. 2
5818. 3
5818. 4
5818. 5
5819. 0
pull
Entries 12
Mean 31.66
Std Dev 26.65
1
0.5
0
−0.5
−1
−1.5
−2
−2.5

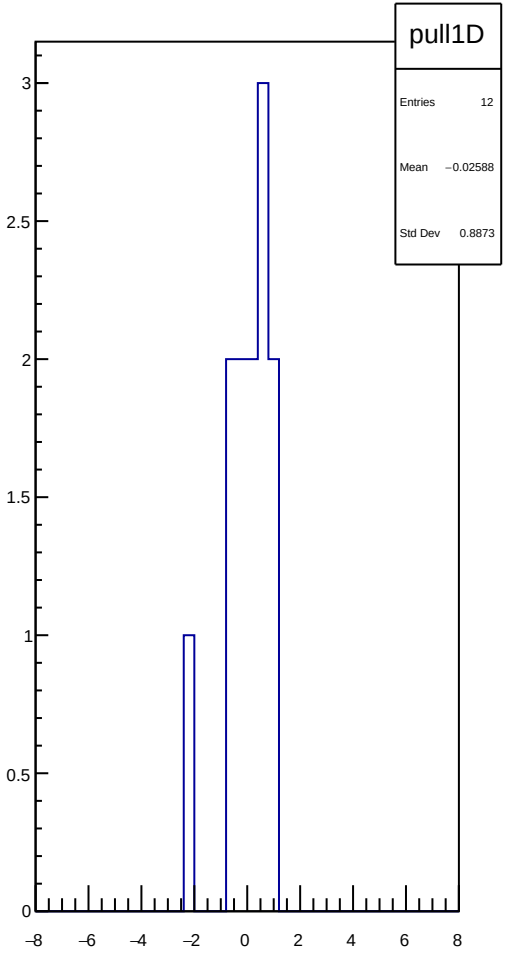
pull1D
Entries 12
Mean −0.02588
Std Dev 0.8873
3
2.5
2
1.5
1
0.5
0
−8
−6
−4
−2
0
2
4
6
8

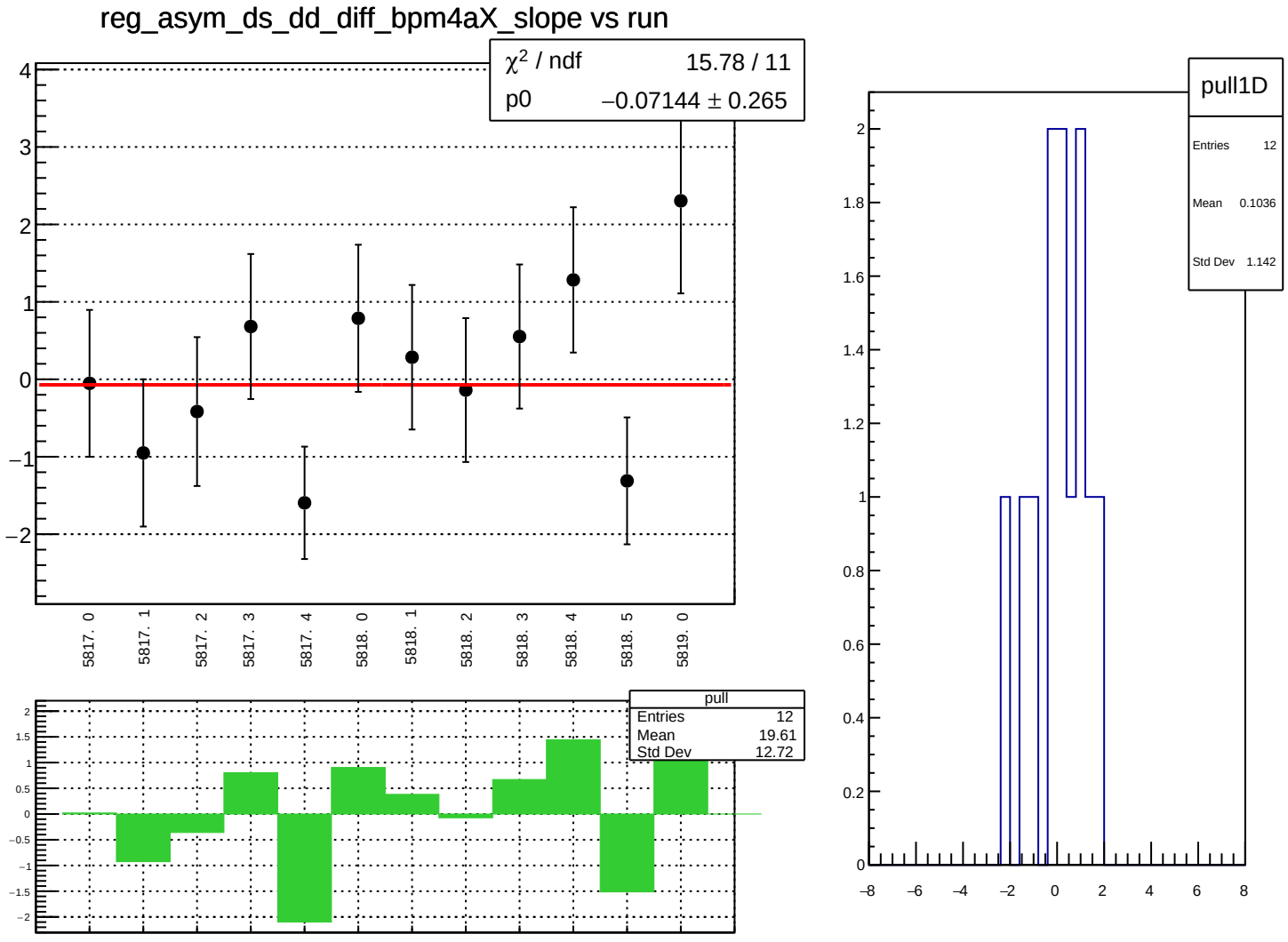
reg_asym_ds_dd_diff_bpm4aX_slope vs run
χ² / ndf 15.78 / 11
p0 −0.07144 ± 0.265
5817. 0
5817. 1
5817. 2
5817. 3
5817. 4
5818. 0
5818. 1
5818. 2
5818. 3
5818. 4
5818. 5
5819. 0
pull
Entries 12
Mean 19.61
Std Dev 12.72
pull1D
Entries 12
Mean 0.1036
Std Dev 1.142

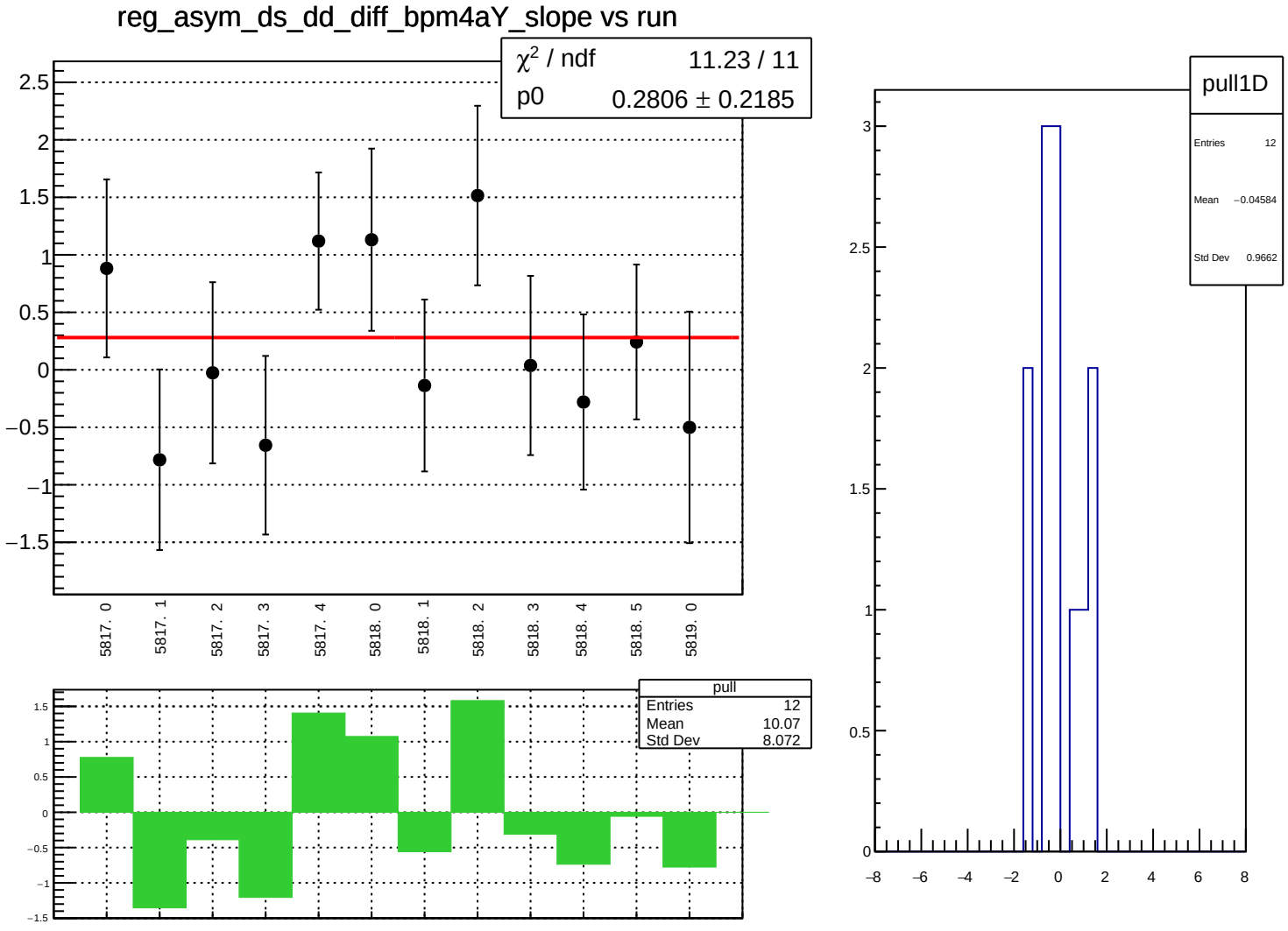
reg_asym_ds_dd_diff_bpm4aY_slope vs run
χ² / ndf 11.23 / 11
p0 0.2806 ± 0.2185
5817. 0
5817. 1
5817. 2
5817. 3
5817. 4
5818. 0
5818. 1
5818. 2
5818. 3
5818. 4
5818. 5
5819. 0
pull
Entries 12
Mean 10.07
Std Dev 8.072
pull1D
Entries 12
Mean −0.04584
Std Dev 0.9662

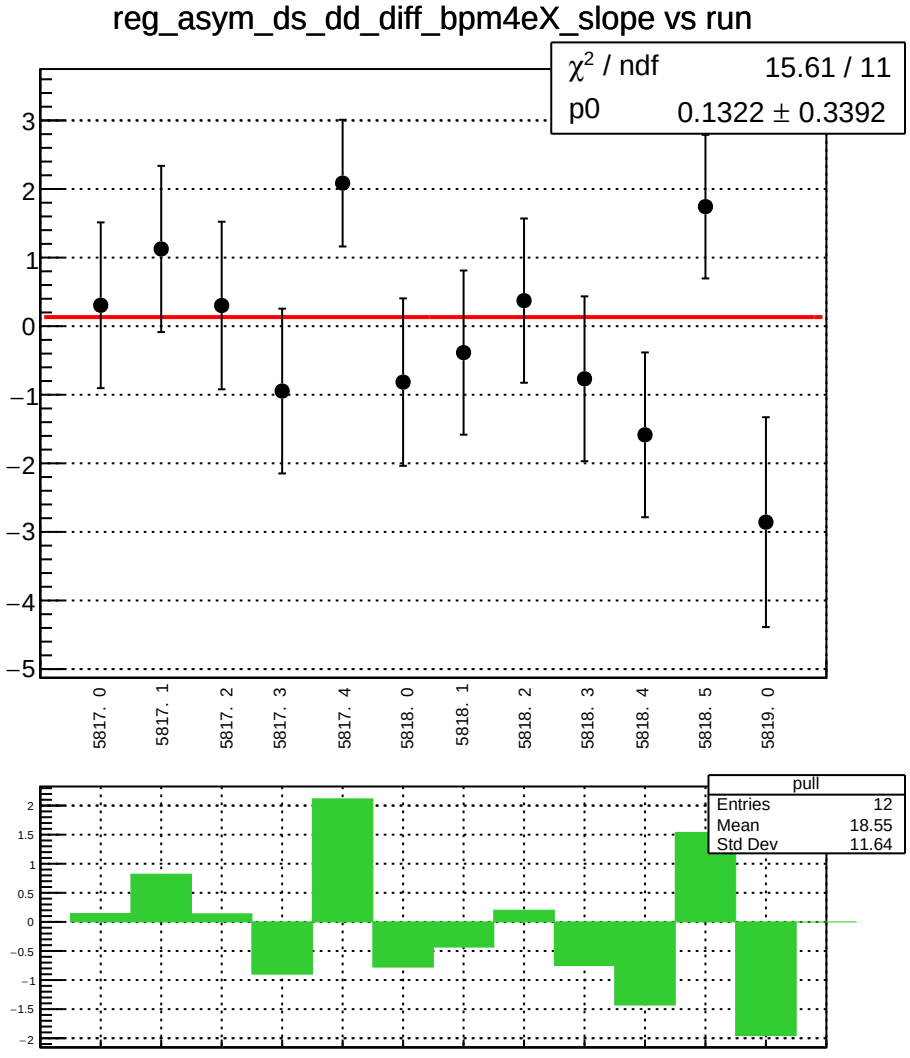
reg_asym_ds_dd_diff_bpm4eX_slope vs run
χ^2 / ndf 15.61 / 11
p0 0.1322 ± 0.3392
3
2
1
0
−1
−2
−3
−4
−5
5817. 0
5817. 1
5817. 2
5817. 3
5817. 4
5818. 0
5818. 1
5818. 2
5818. 3
5818. 4
5818. 5
5819. 0
pull
Entries 12
Mean 18.55
Std Dev 11.64
2
1.5
1
0.5
0
−0.5
−1
−1.5
−2

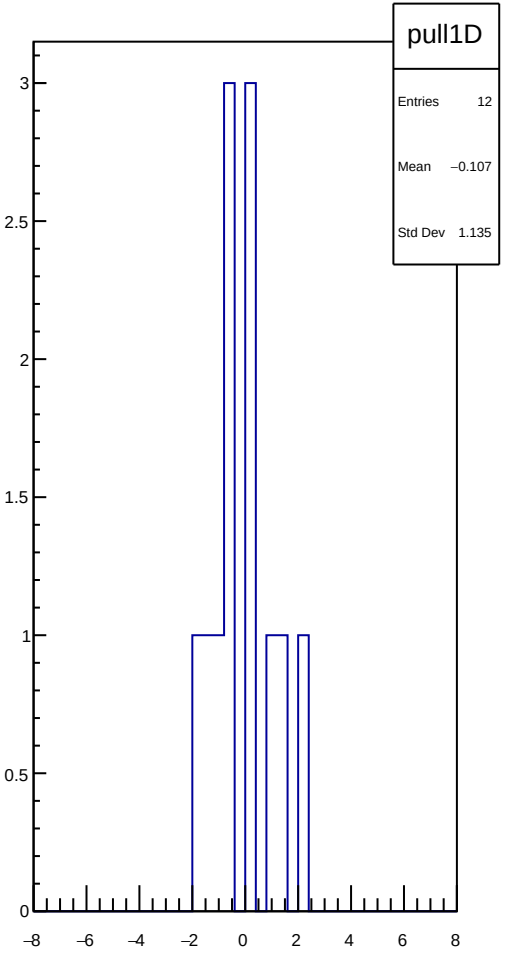
pull1D
Entries 12
Mean −0.107
Std Dev 1.135
3
2.5
2
1.5
1
0.5
0
−8
−6
−4
−2
0
2
4
6
8

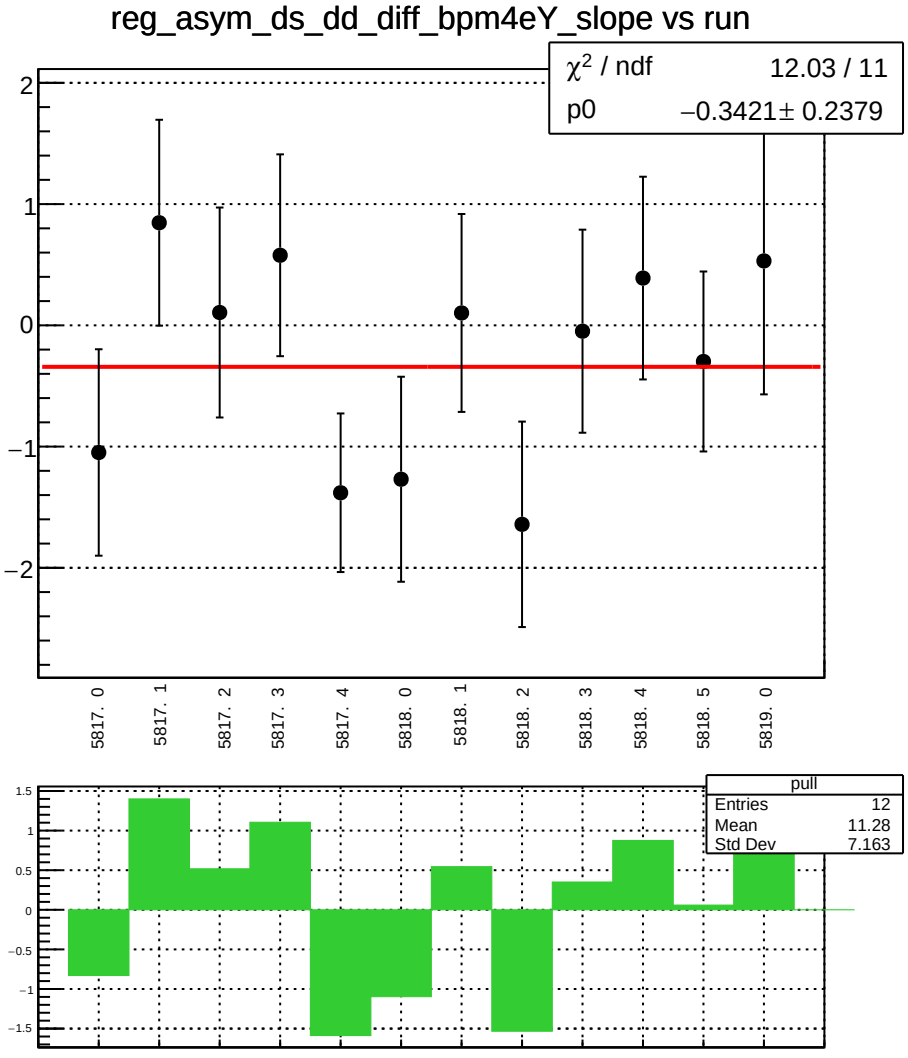
reg_asym_ds_dd_diff_bpm4eY_slope vs run
χ² / ndf 12.03 / 11
p0 −0.3421± 0.2379
5817. 0
5817. 1
5817. 2
5817. 3
5817. 4
5818. 0
5818. 1
5818. 2
5818. 3
5818. 4
5818. 5
5819. 0
pull
Entries 12
Mean 11.28
Std Dev 7.163

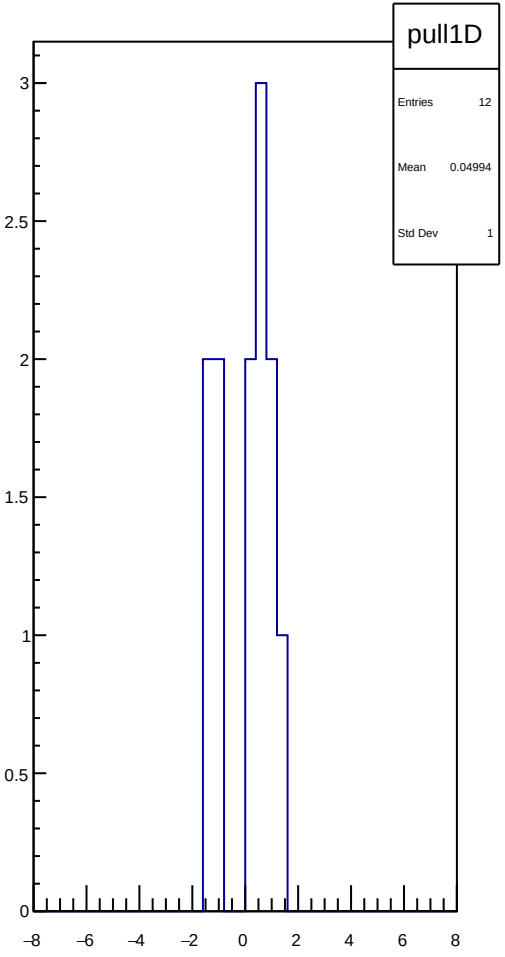
pull1D
Entries 12
Mean 0.04994
Std Dev 1

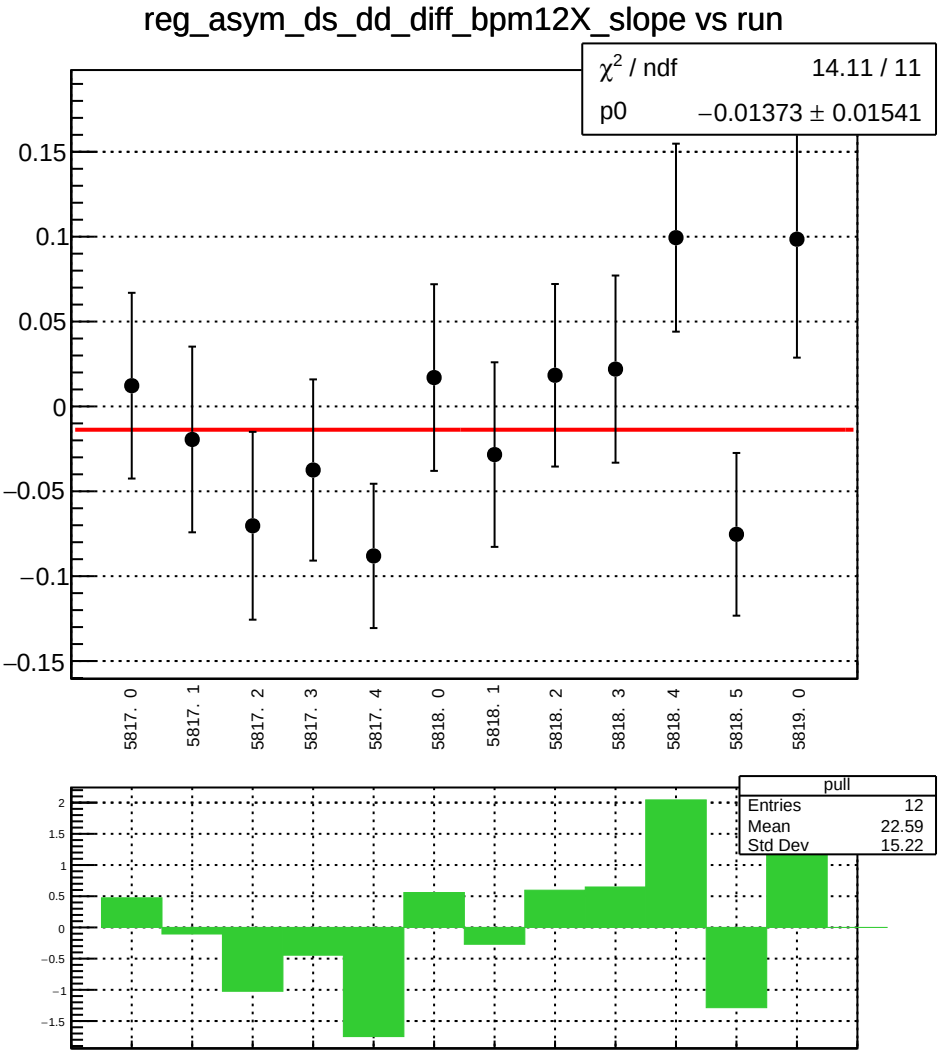
reg_asym_ds_dd_diff_bpm12X_slope vs run
χ² / ndf 14.11 / 11
p0 −0.01373 ± 0.01541
0.15
0.1
0.05
0
−0.05
−0.1
−0.15
5817. 0
5817. 1
5817. 2
5817. 3
5817. 4
5818. 0
5818. 1
5818. 2
5818. 3
5818. 4
5818. 5
5819. 0
pull
Entries 12
Mean 22.59
Std Dev 15.22
2
1.5
1
0.5
0
−0.5
−1
−1.5

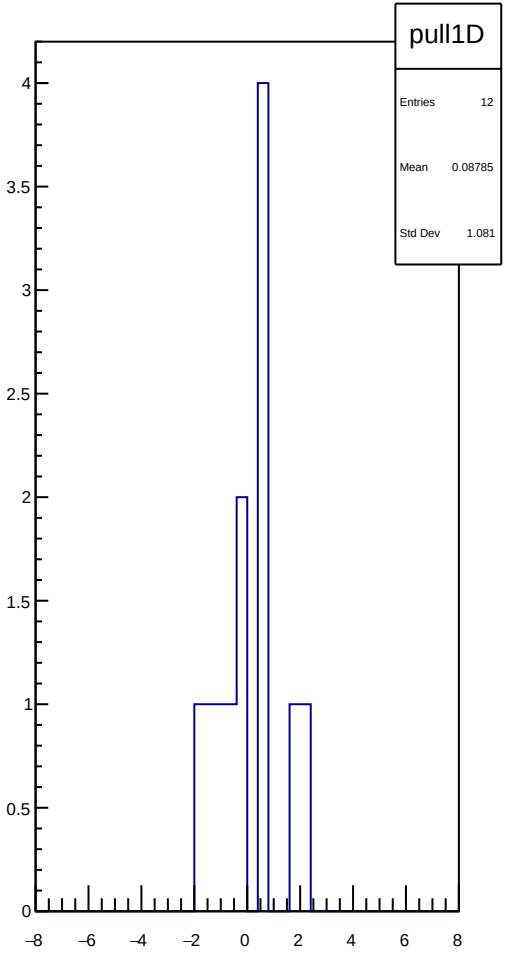
pull1D
Entries 12
Mean 0.08785
Std Dev 1.081
4
3.5
3
2.5
2
1.5
1
0.5
0
−8
−6
−4
−2
0
2
4
6
8

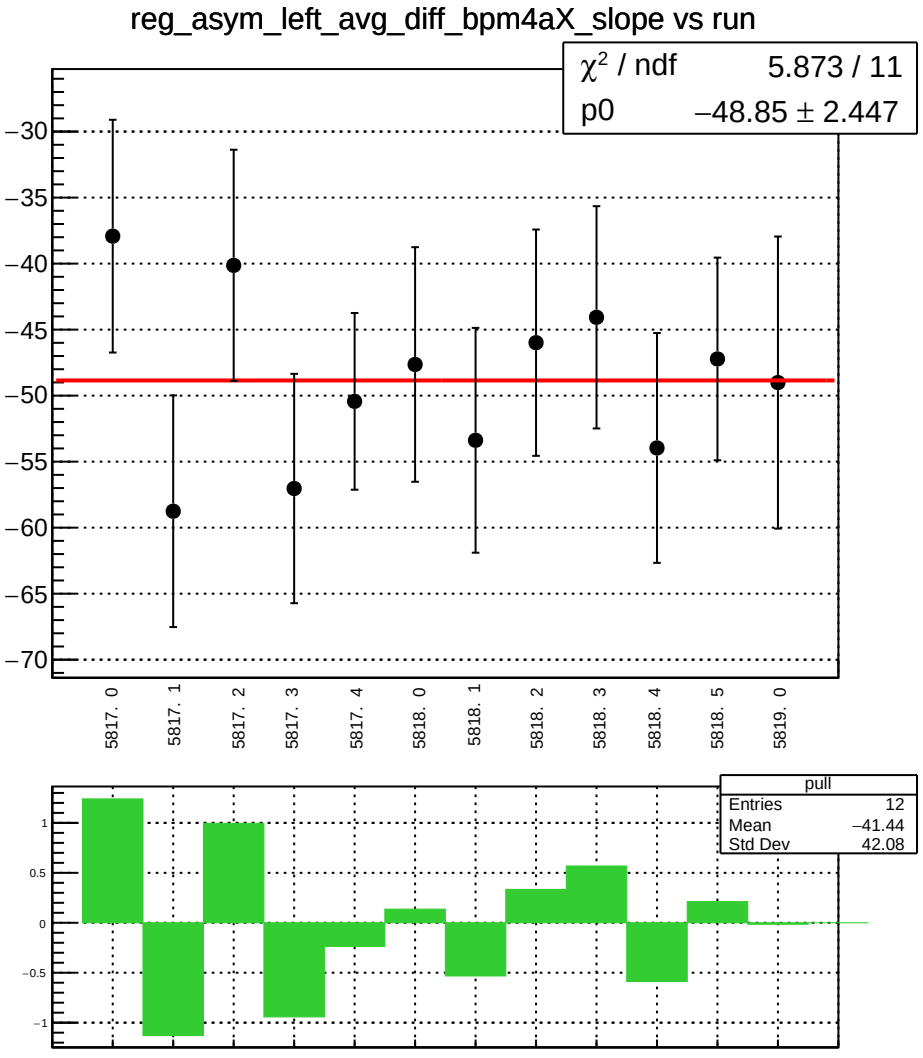
reg_asym_left_avg_diff_bpm4aX_slope vs run
χ² / ndf 5.873 / 11
p0 −48.85 ± 2.447
−30
−35
−40
−45
−50
−55
−60
−65
−70
5817. 0
5817. 1
5817. 2
5817. 3
5817. 4
5818. 0
5818. 1
5818. 2
5818. 3
5818. 4
5818. 5
5819. 0
pull
Entries 12
Mean −41.44
Std Dev 42.08
1
0.5
0
−0.5
−1

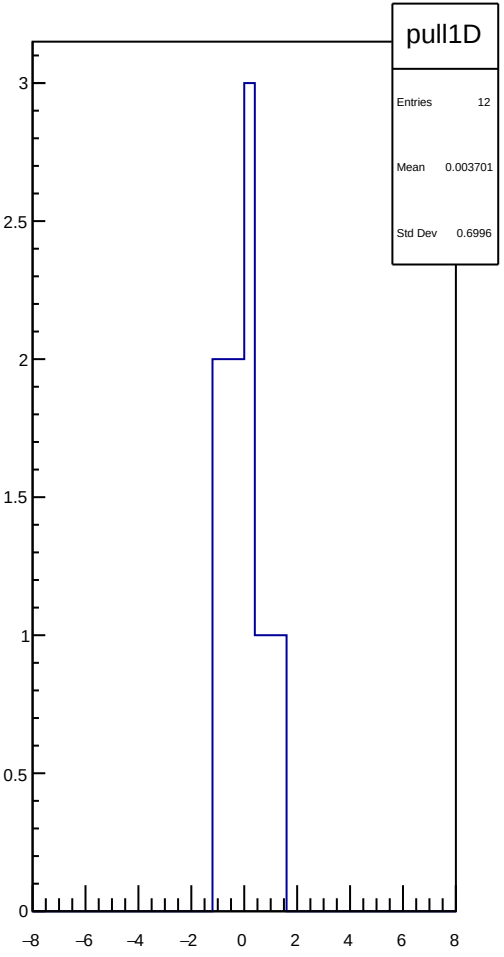
pull1D
Entries 12
Mean 0.003701
Std Dev 0.6996
3
2.5
2
1.5
1
0.5
0
−8
−6
−4
−2
0
2
4
6
8

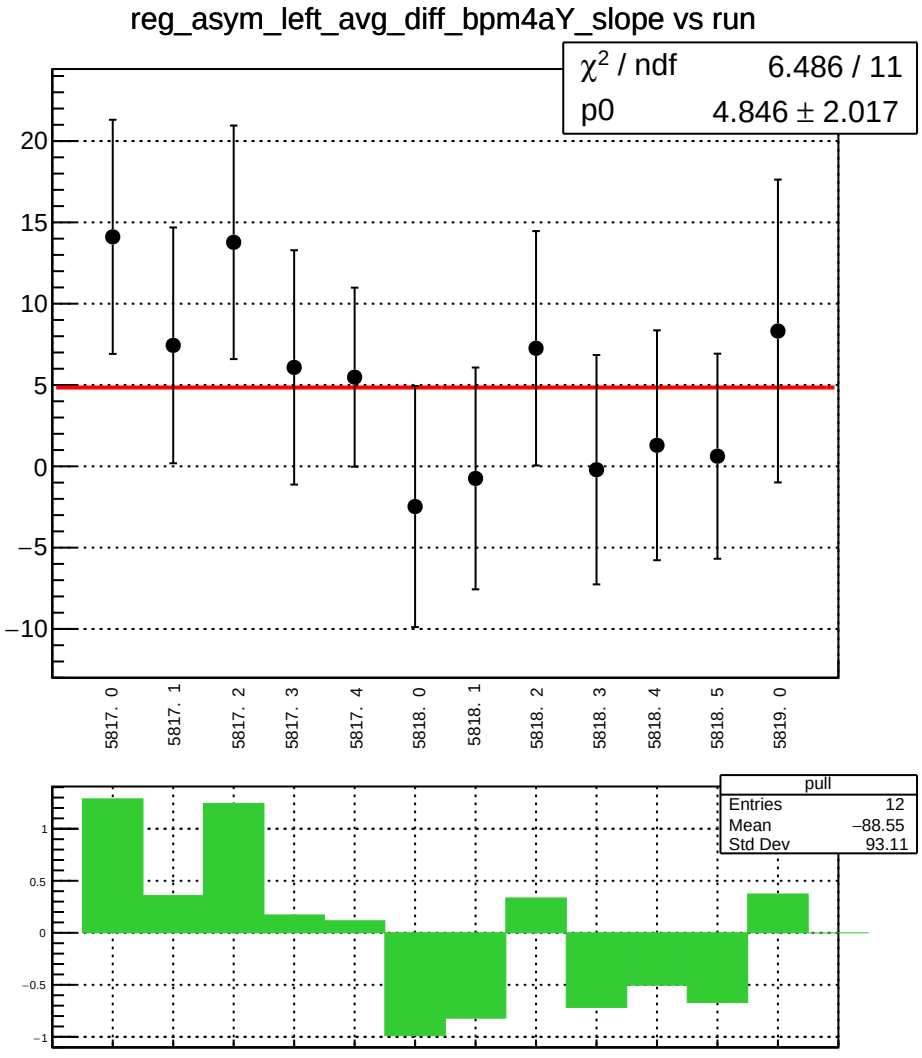
reg_asym_left_avg_diff_bpm4aY_slope vs run
χ2 / ndf 6.486 / 11
p0 4.846 ± 2.017
20
15
10
5
0
−5
−10
5817. 0
5817. 1
5817. 2
5817. 3
5817. 4
5818. 0
5818. 1
5818. 2
5818. 3
5818. 4
5818. 5
5819. 0
pull
Entries 12
Mean −88.55
Std Dev 93.11
1
0.5
0
−0.5
−1

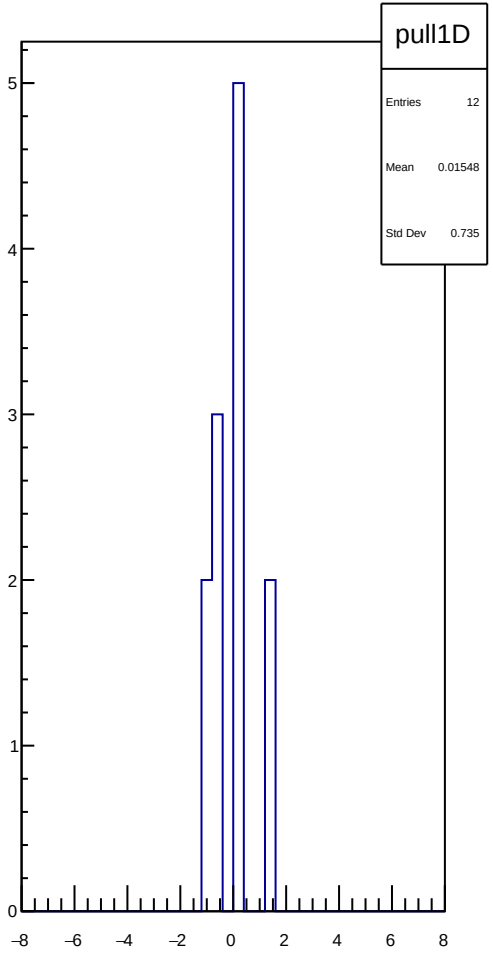
pull1D
Entries 12
Mean 0.01548
Std Dev 0.735
5
4
3
2
1
0
−8
−6
−4
−2
0
2
4
6
8

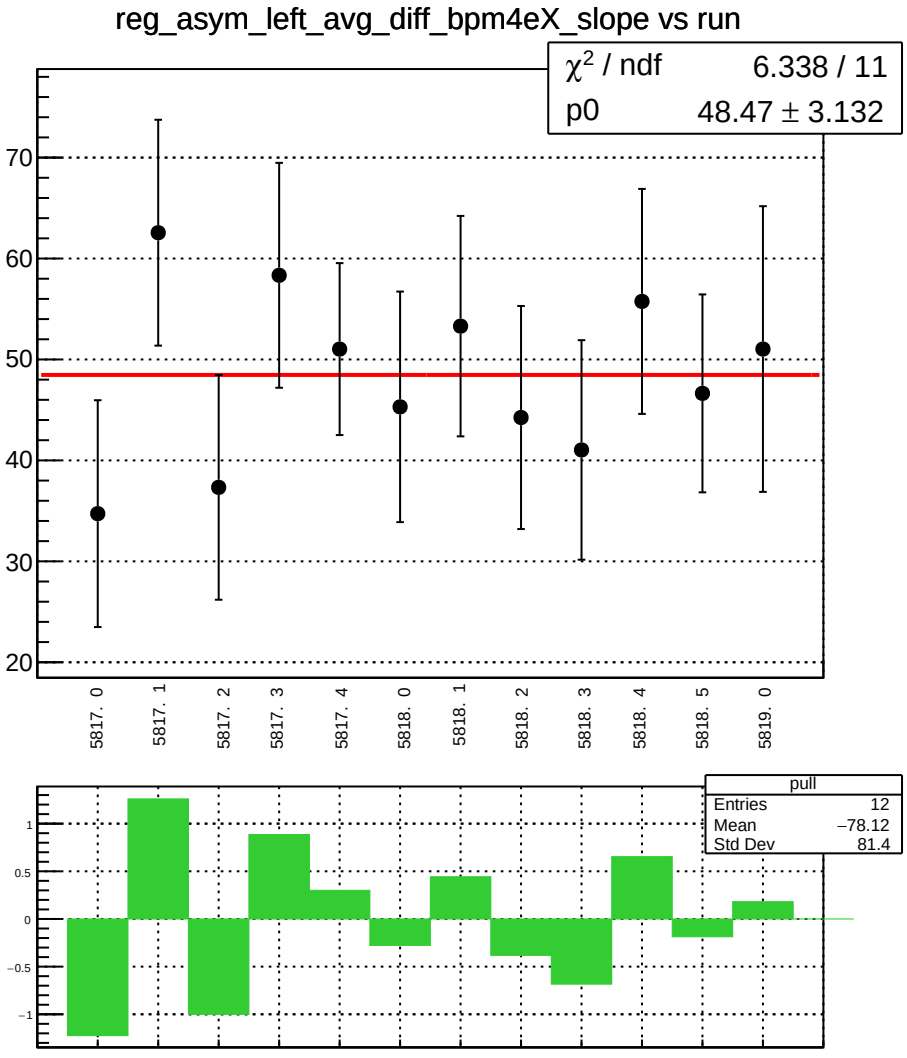
reg_asym_left_avg_diff_bpm4eX_slope vs run
χ² / ndf 6.338 / 11
p0 48.47 ± 3.132
70
60
50
40
30
20
5817. 0
5817. 1
5817. 2
5817. 3
5817. 4
5818. 0
5818. 1
5818. 2
5818. 3
5818. 4
5818. 5
5819. 0
pull
Entries 12
Mean −78.12
Std Dev 81.4
1
0.5
0
−0.5
−1

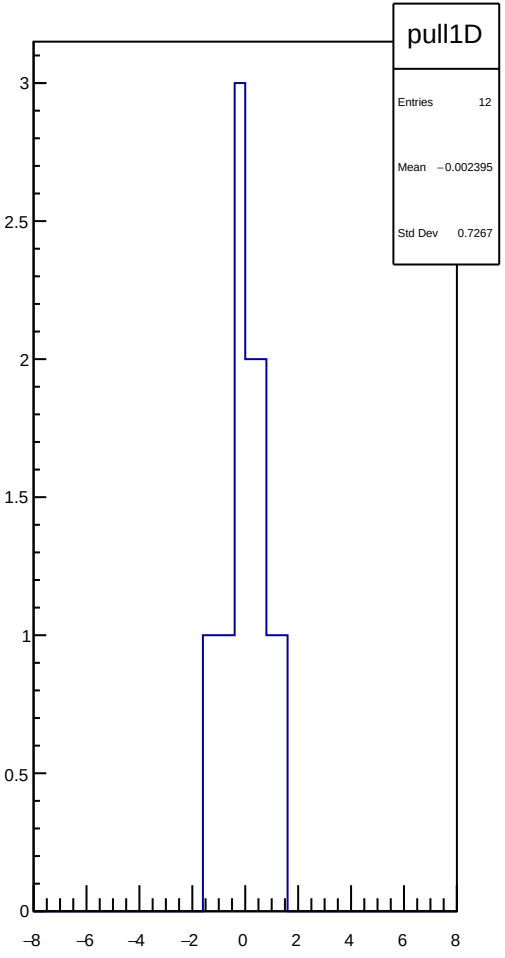
pull1D
Entries 12
Mean −0.002395
Std Dev 0.7267
3
2.5
2
1.5
1
0.5
0
−8
−6
−4
−2
0
2
4
6
8

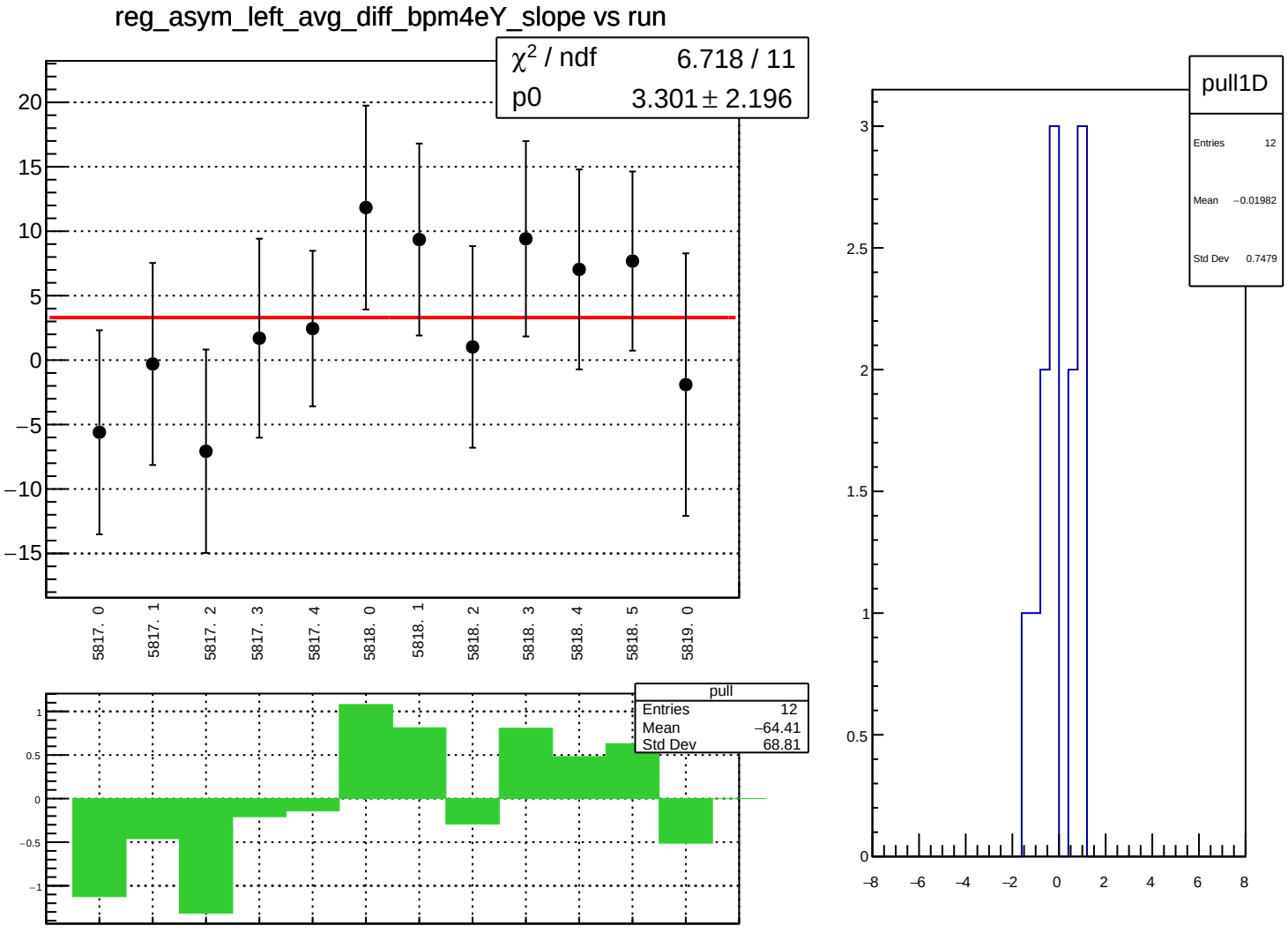
reg_asym_left_avg_diff_bpm4eY_slope vs run
χ² / ndf 6.718 / 11
p0 3.301 ± 2.196
20
15
10
5
0
−5
−10
−15
5817. 0
5817. 1
5817. 2
5817. 3
5817. 4
5818. 0
5818. 1
5818. 2
5818. 3
5818. 4
5818. 5
5819. 0
pull
Entries 12
Mean −64.41
Std Dev 68.81
1
0.5
0
−0.5
−1
pull1D
Entries 12
Mean −0.01982
Std Dev 0.7479
3
2.5
2
1.5
1
0.5
0
−8
−6
−4
−2
0
2
4
6
8

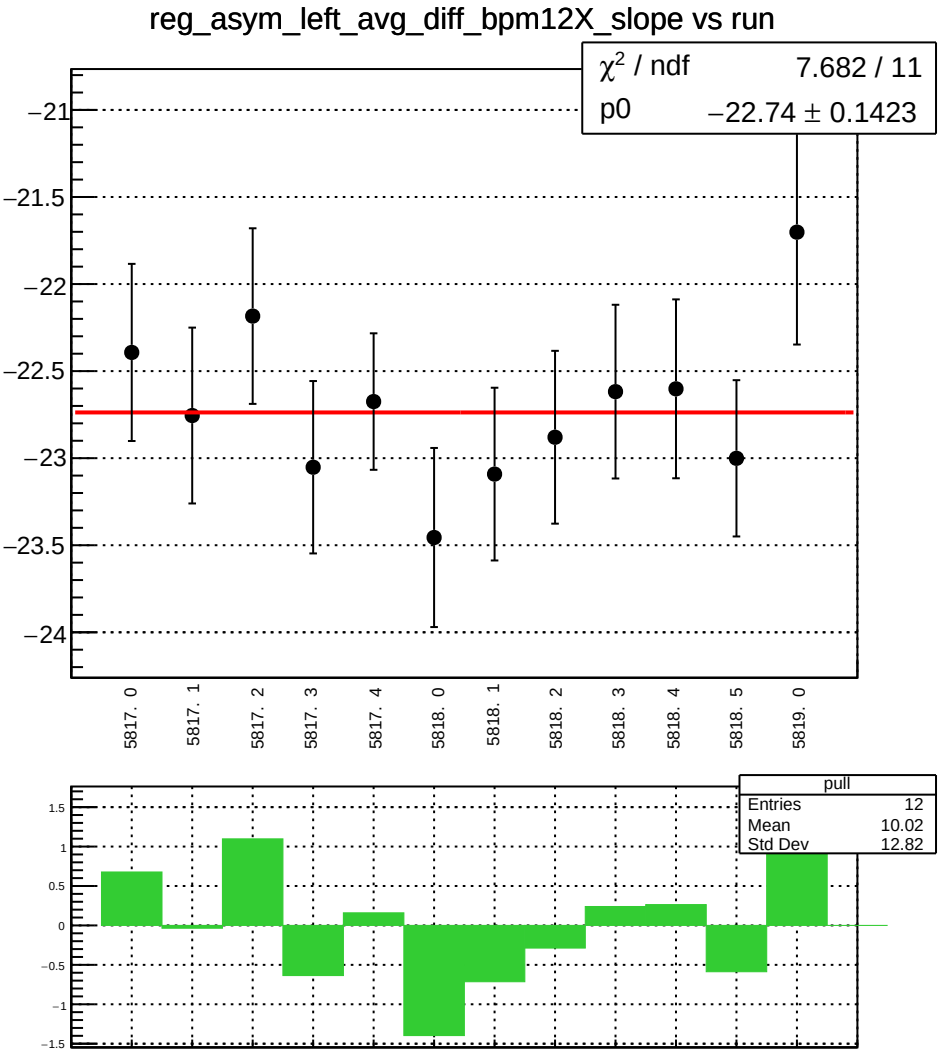
reg_asym_left_avg_diff_bpm12X_slope vs run
χ² / ndf 7.682 / 11
p0 −22.74 ± 0.1423
−21
−21.5
−22
−22.5
−23
−23.5
−24
5817. 0
5817. 1
5817. 2
5817. 3
5817. 4
5818. 0
5818. 1
5818. 2
5818. 3
5818. 4
5818. 5
5819. 0
pull
Entries 12
Mean 10.02
Std Dev 12.82
1.5
1
0.5
0
−0.5
−1
−1.5

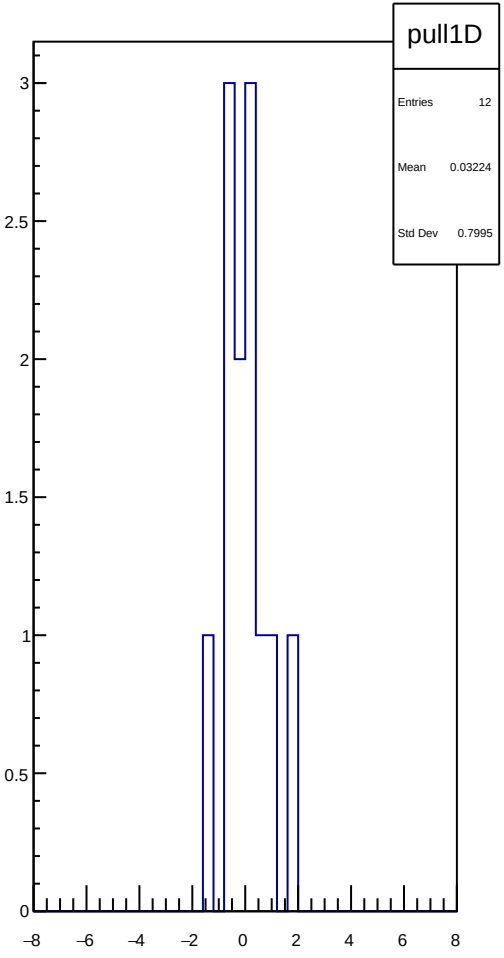
pull1D
Entries 12
Mean 0.03224
Std Dev 0.7995
3
2.5
2
1.5
1
0.5
0
−8
−6
−4
−2
0
2
4
6
8

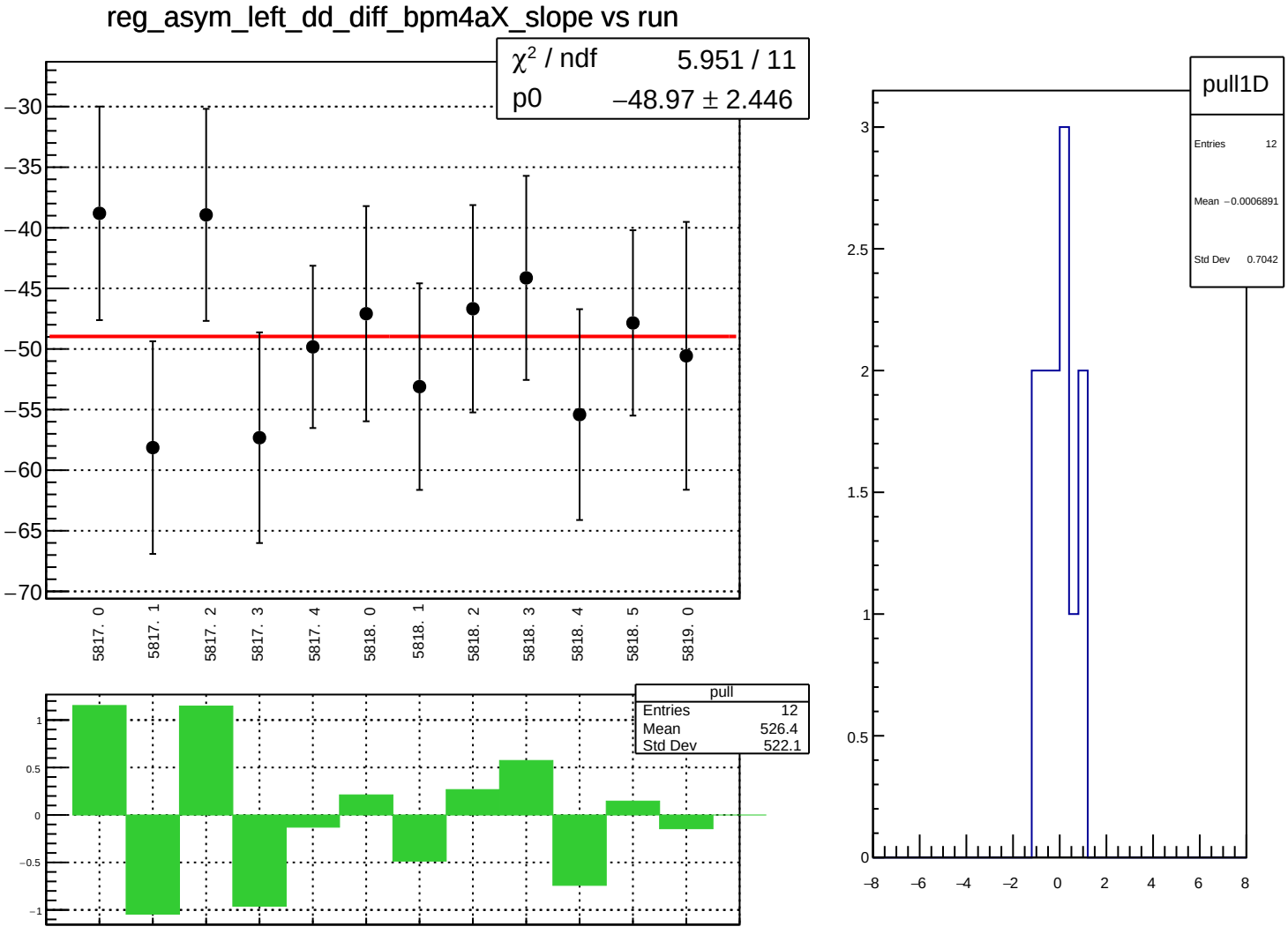
reg_asym_left_dd_diff_bpm4aX_slope vs run
χ² / ndf 5.951 / 11
p0 −48.97 ± 2.446
−30
−35
−40
−45
−50
−55
−60
−65
−70
5817. 0
5817. 1
5817. 2
5817. 3
5817. 4
5818. 0
5818. 1
5818. 2
5818. 3
5818. 4
5818. 5
5819. 0
pull
Entries 12
Mean 526.4
Std Dev 522.1
1
0.5
0
−0.5
−1
pull1D
Entries 12
Mean −0.0006891
Std Dev 0.7042
3
2.5
2
1.5
1
0.5
0
−8
−6
−4
−2
0
2
4
6
8

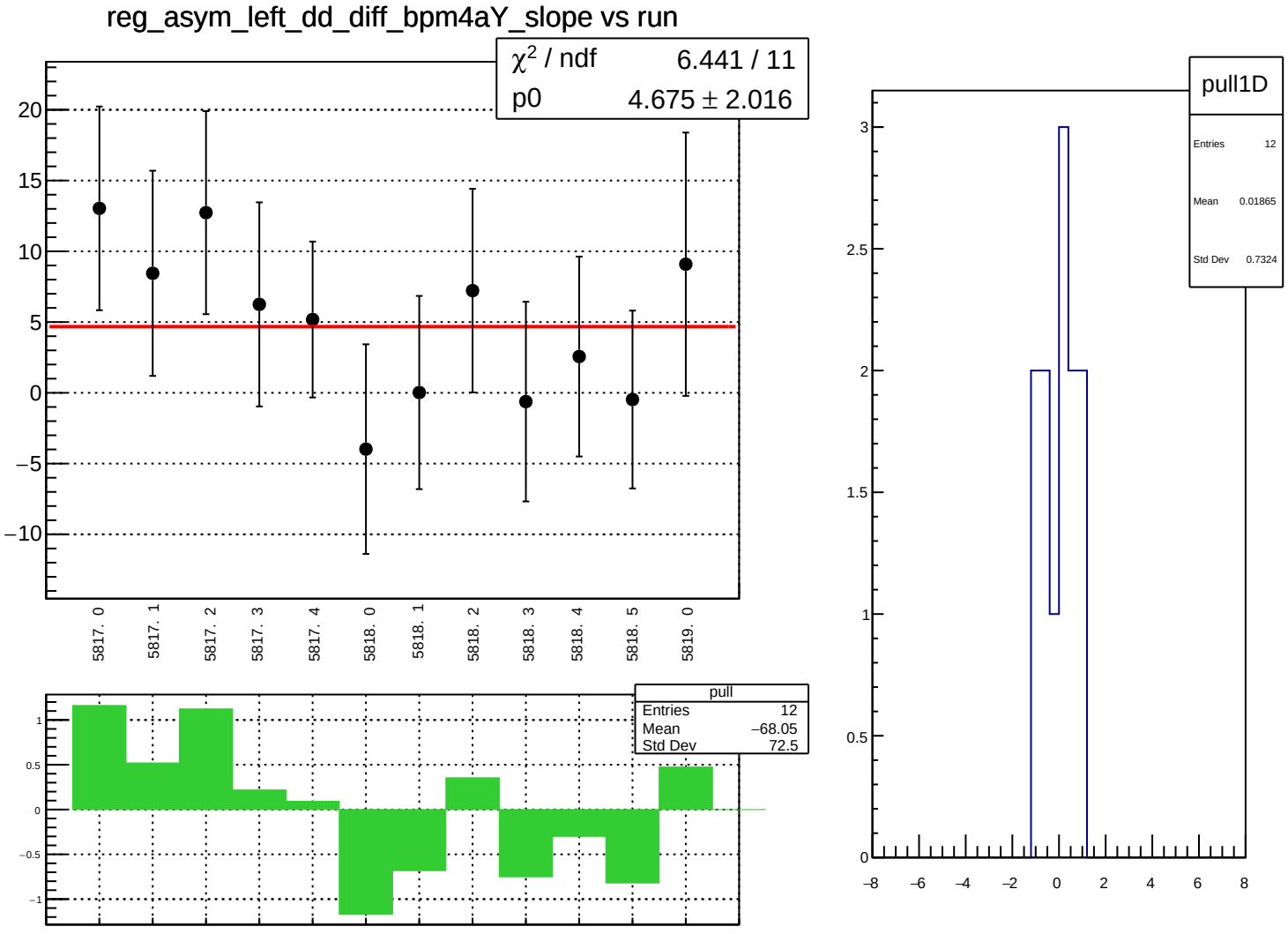
reg_asym_left_dd_diff_bpm4aY_slope vs run
χ2 / ndf 6.441 / 11
p0 4.675 ± 2.016
20
15
10
5
0
−5
−10
5817. 0
5817. 1
5817. 2
5817. 3
5817. 4
5818. 0
5818. 1
5818. 2
5818. 3
5818. 4
5818. 5
5819. 0
pull
Entries 12
Mean −68.05
Std Dev 72.5
1
0.5
0
−0.5
−1
pull1D
Entries 12
Mean 0.01865
Std Dev 0.7324
3
2.5
2
1.5
1
0.5
0
−8
−6
−4
−2
0
2
4
6
8

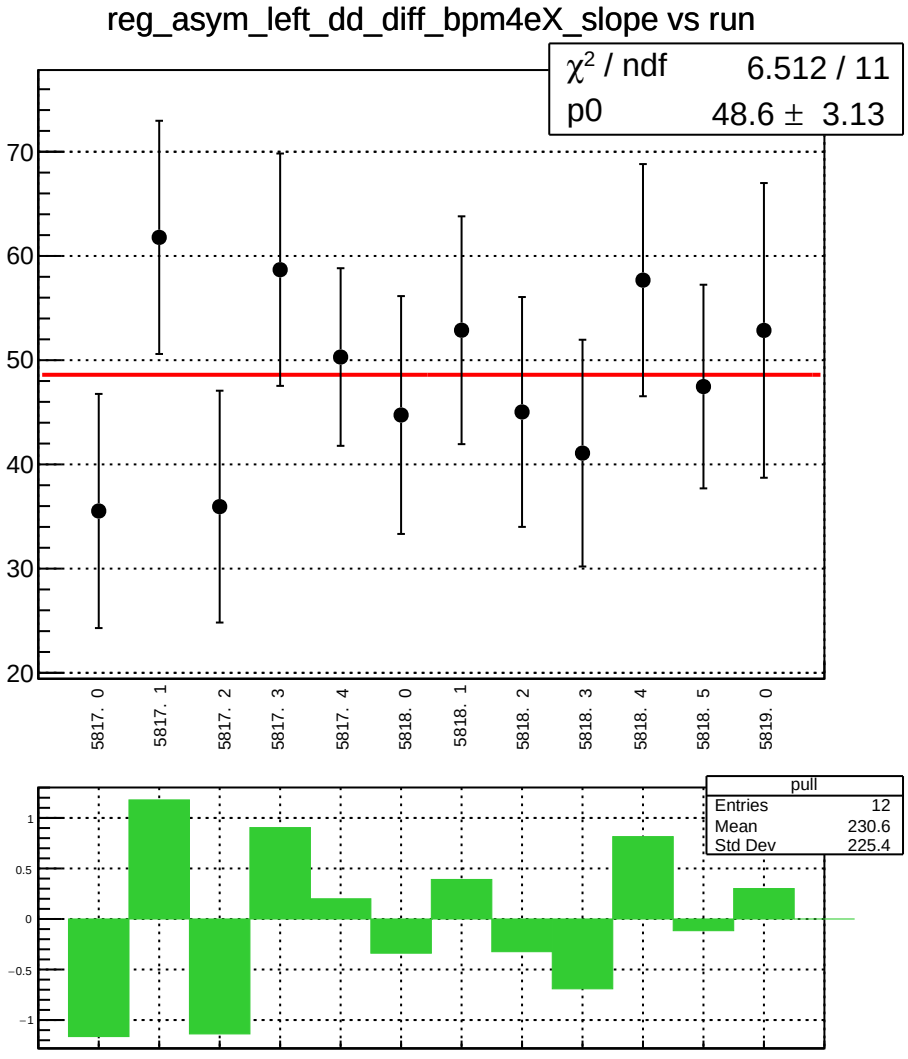
reg_asym_left_dd_diff_bpm4eX_slope vs run
χ² / ndf 6.512 / 11
p0 48.6 ± 3.13
70
60
50
40
30
20
5817. 0
5817. 1
5817. 2
5817. 3
5817. 4
5818. 0
5818. 1
5818. 2
5818. 3
5818. 4
5818. 5
5819. 0
pull
Entries 12
Mean 230.6
Std Dev 225.4
1
0.5
0
−0.5
−1

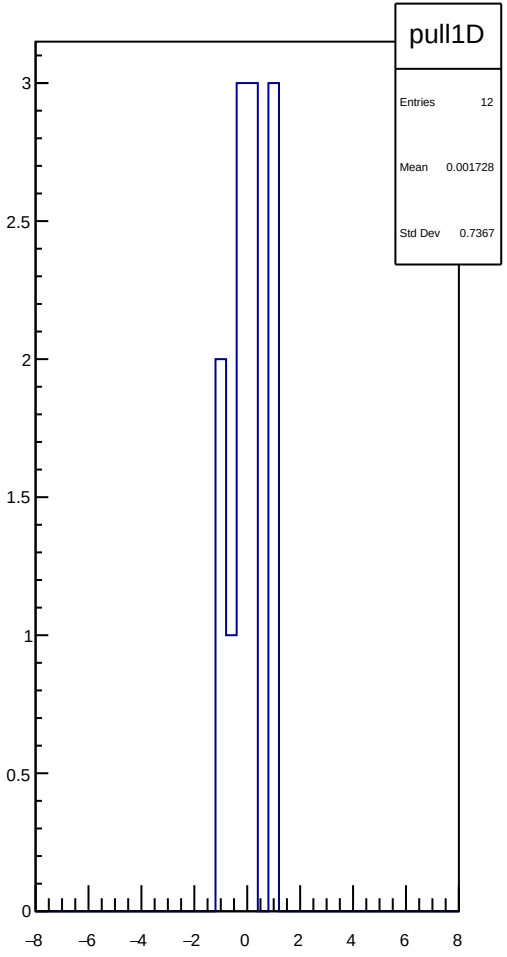
pull1D
Entries 12
Mean 0.001728
Std Dev 0.7367
3
2.5
2
1.5
1
0.5
0
−8
−6
−4
−2
0
2
4
6
8

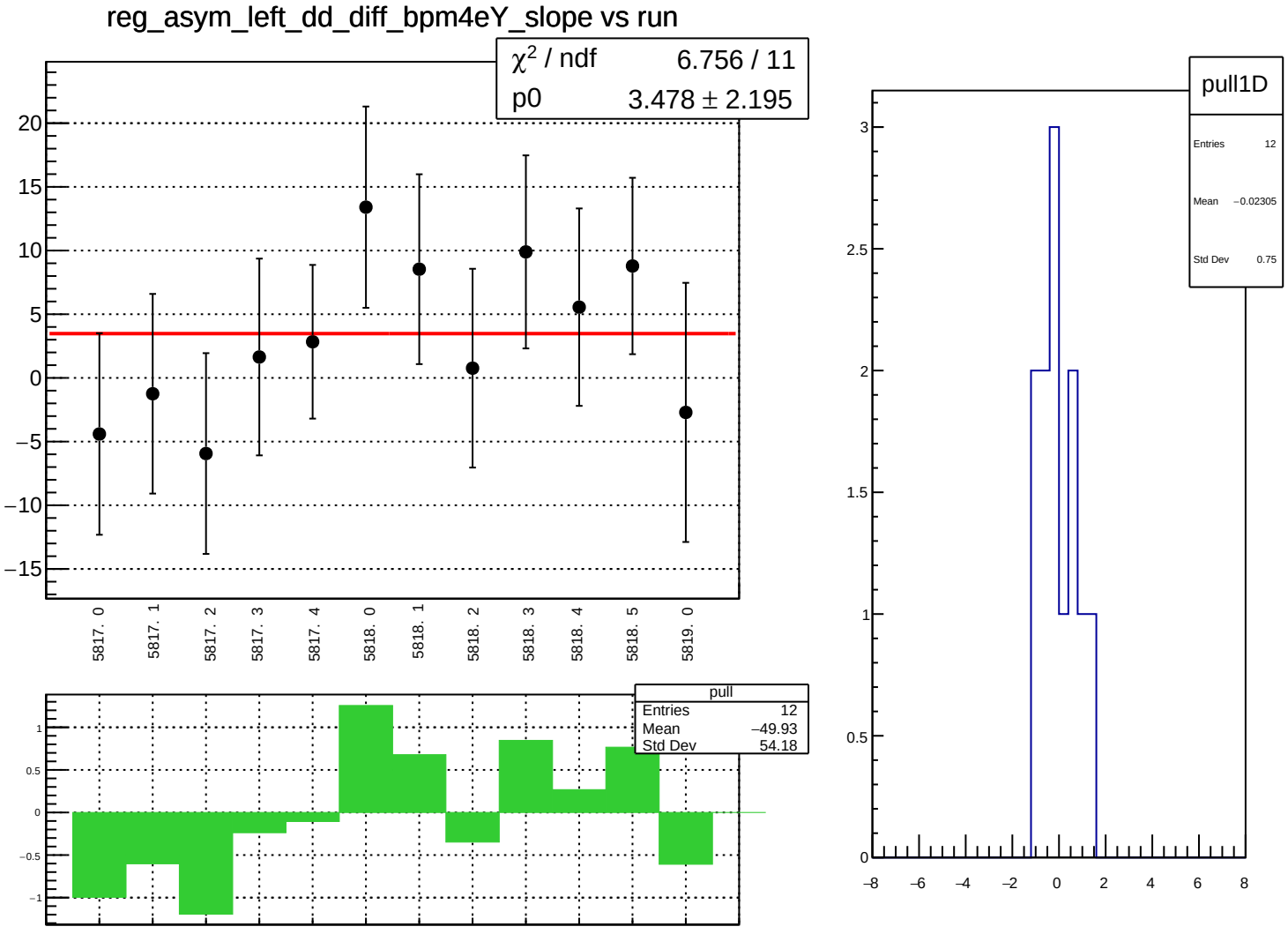
reg_asym_left_dd_diff_bpm4eY_slope vs run
χ² / ndf 6.756 / 11
p0 3.478 ± 2.195
20
15
10
5
0
−5
−10
−15
5817. 0
5817. 1
5817. 2
5817. 3
5817. 4
5818. 0
5818. 1
5818. 2
5818. 3
5818. 4
5818. 5
5819. 0
pull
Entries 12
Mean −49.93
Std Dev 54.18
1
0.5
0
−0.5
−1
pull1D
Entries 12
Mean −0.02305
Std Dev 0.75
3
2.5
2
1.5
1
0.5
0
−8
−6
−4
−2
0
2
4
6
8

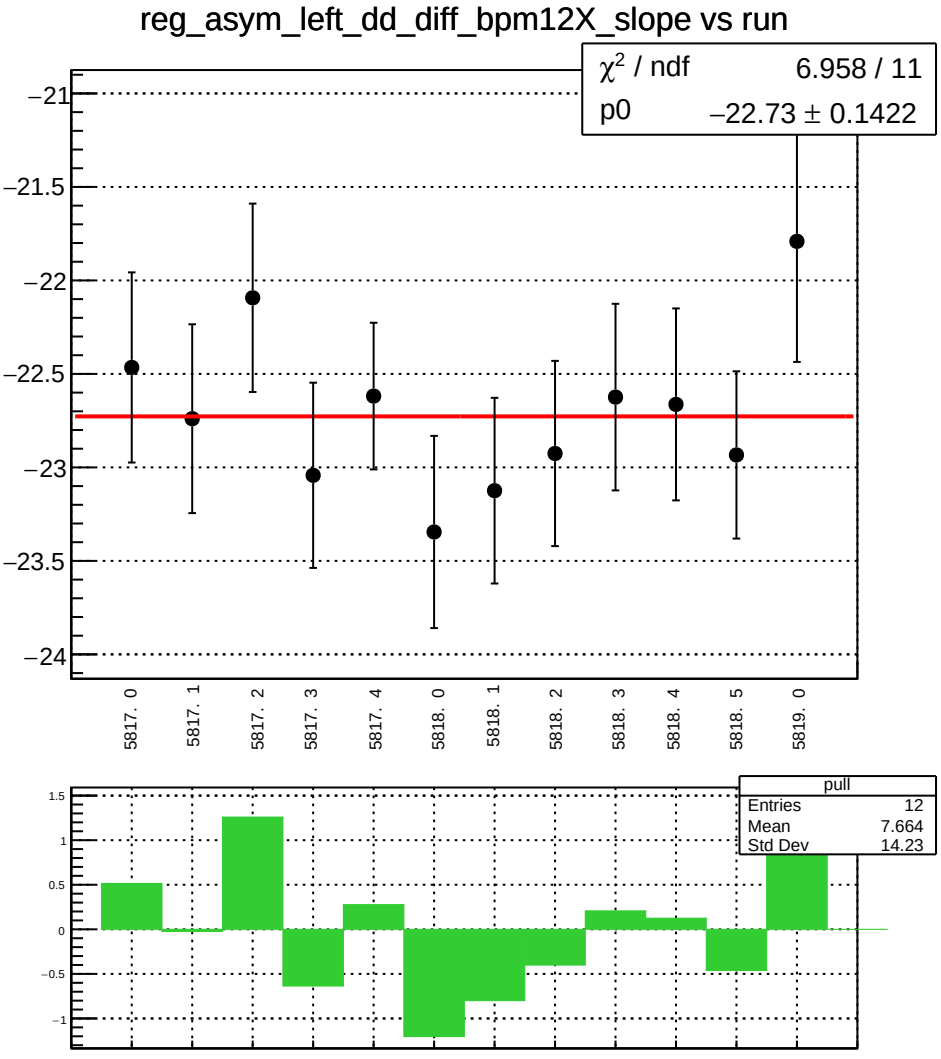
reg_asym_left_dd_diff_bpm12X_slope vs run
χ² / ndf 6.958 / 11
p0 −22.73 ± 0.1422
−21
−21.5
−22
−22.5
−23
−23.5
−24
5817. 0
5817. 1
5817. 2
5817. 3
5817. 4
5818. 0
5818. 1
5818. 2
5818. 3
5818. 4
5818. 5
5819. 0
pull
Entries 12
Mean 7.664
Std Dev 14.23
1.5
1
0.5
0
−0.5
−1

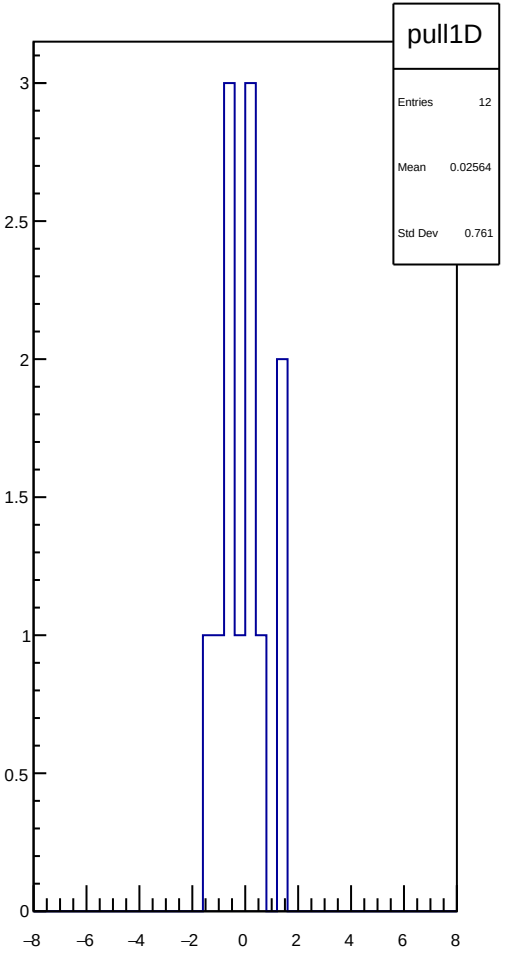
pull1D
Entries 12
Mean 0.02564
Std Dev 0.761
3
2.5
2
1.5
1
0.5
0
−8
−6
−4
−2
0
2
4
6
8

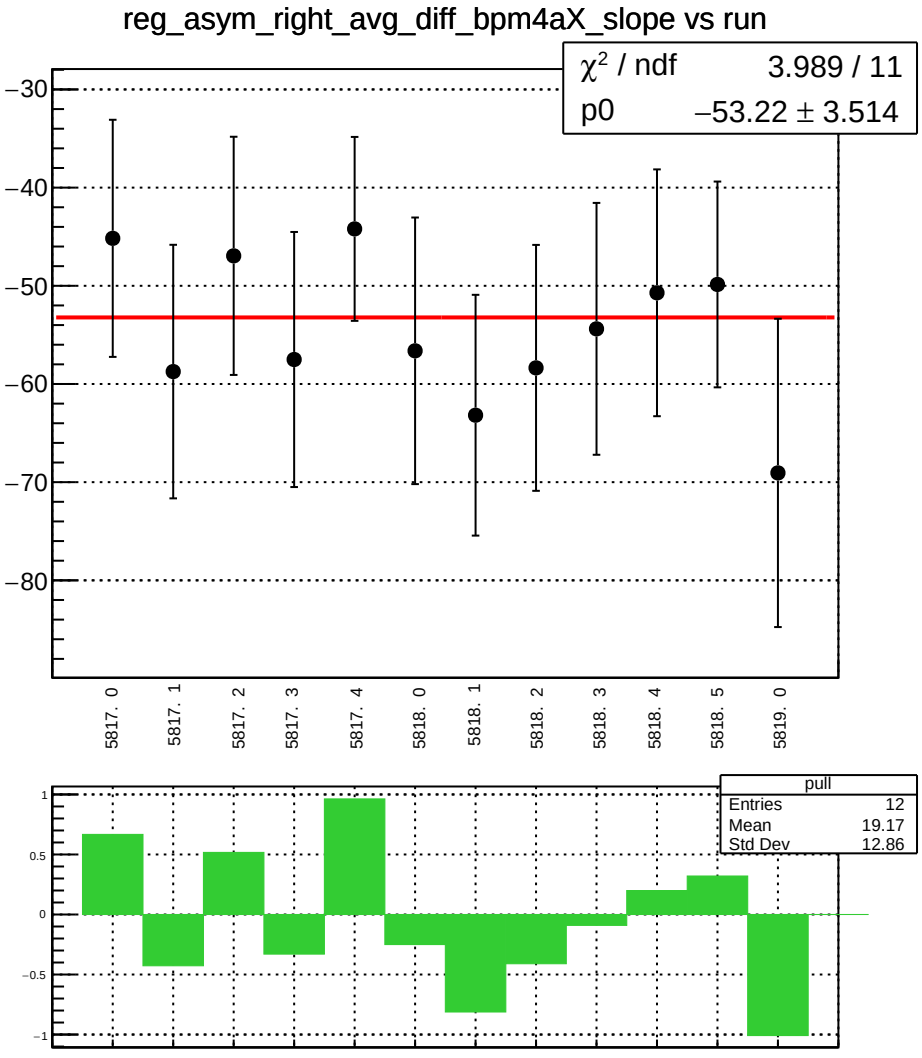
reg_asym_right_avg_diff_bpm4aX_slope vs run
χ² / ndf 3.989 / 11
p0 −53.22 ± 3.514
−30
−40
−50
−60
−70
−80
5817. 0
5817. 1
5817. 2
5817. 3
5817. 4
5818. 0
5818. 1
5818. 2
5818. 3
5818. 4
5818. 5
5819. 0
pull
Entries 12
Mean 19.17
Std Dev 12.86
1
0.5
0
−0.5
−1

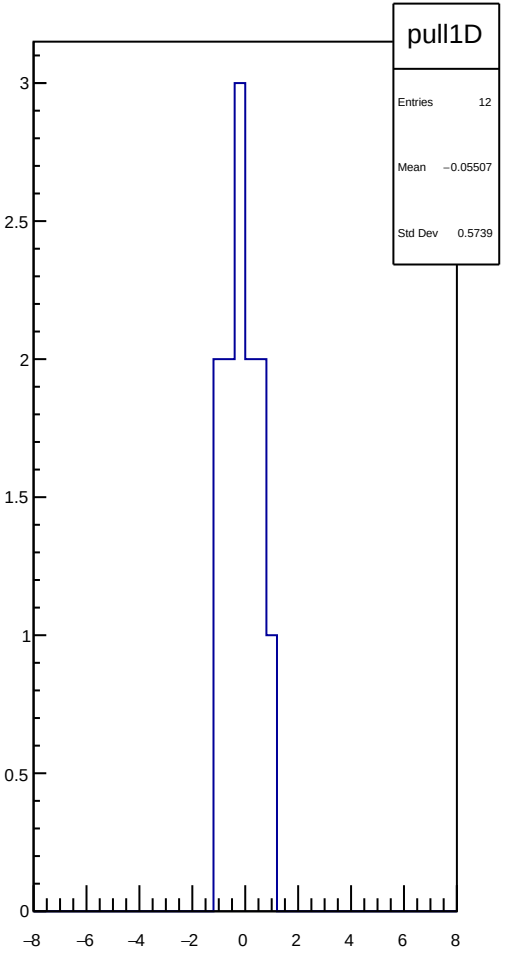
pull1D
Entries 12
Mean −0.05507
Std Dev 0.5739
3
2.5
2
1.5
1
0.5
0
−8
−6
−4
−2
0
2
4
6
8

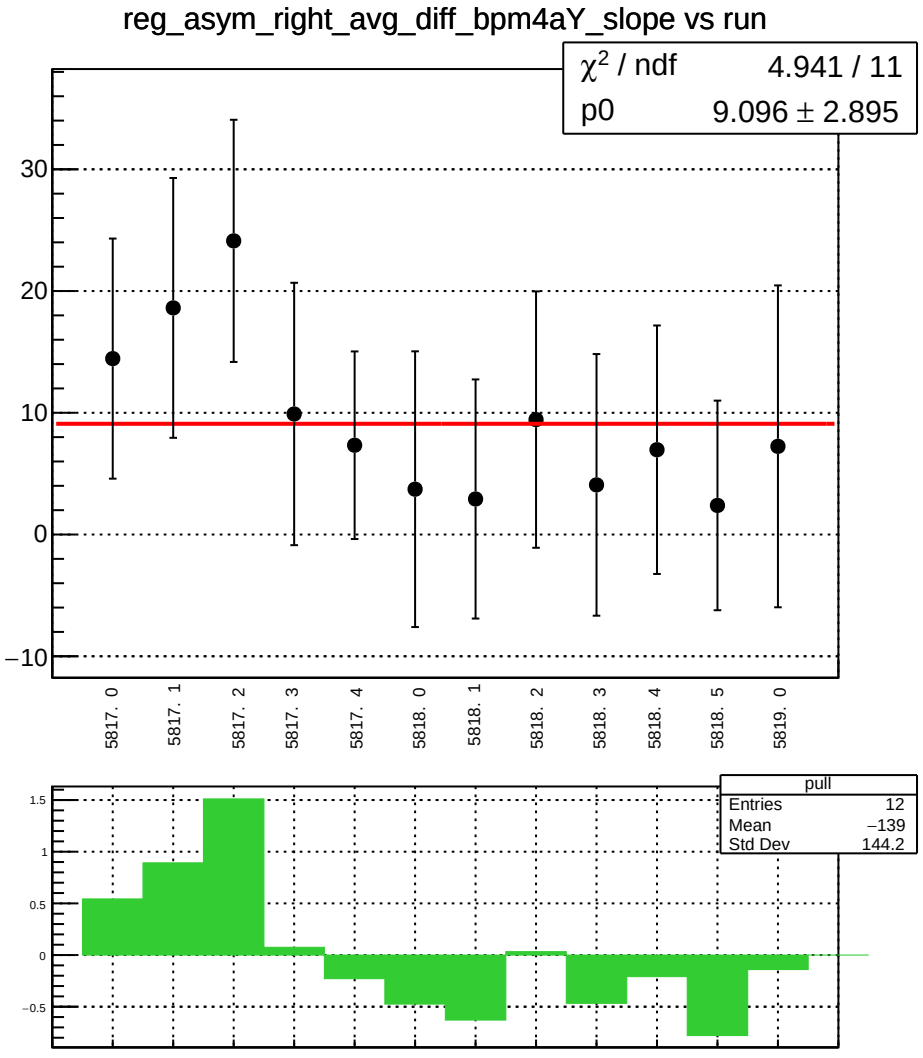
reg_asym_right_avg_diff_bpm4aY_slope vs run
χ² / ndf 4.941 / 11
p0 9.096 ± 2.895
30
20
10
0
−10
5817. 0
5817. 1
5817. 2
5817. 3
5817. 4
5818. 0
5818. 1
5818. 2
5818. 3
5818. 4
5818. 5
5819. 0
pull
Entries 12
Mean −139
Std Dev 144.2
1.5
1
0.5
0
−0.5

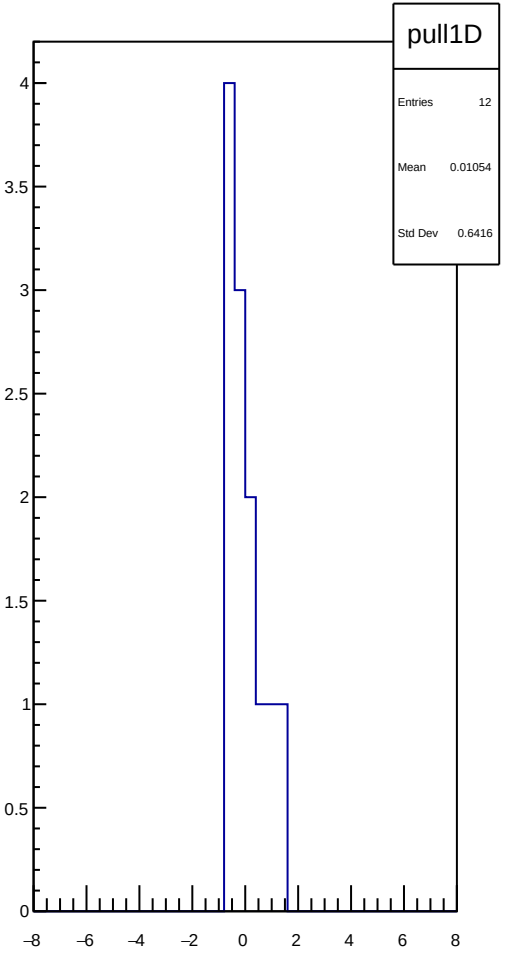
pull1D
Entries 12
Mean 0.01054
Std Dev 0.6416
4
3.5
3
2.5
2
1.5
1
0.5
0
−8
−6
−4
−2
0
2
4
6
8

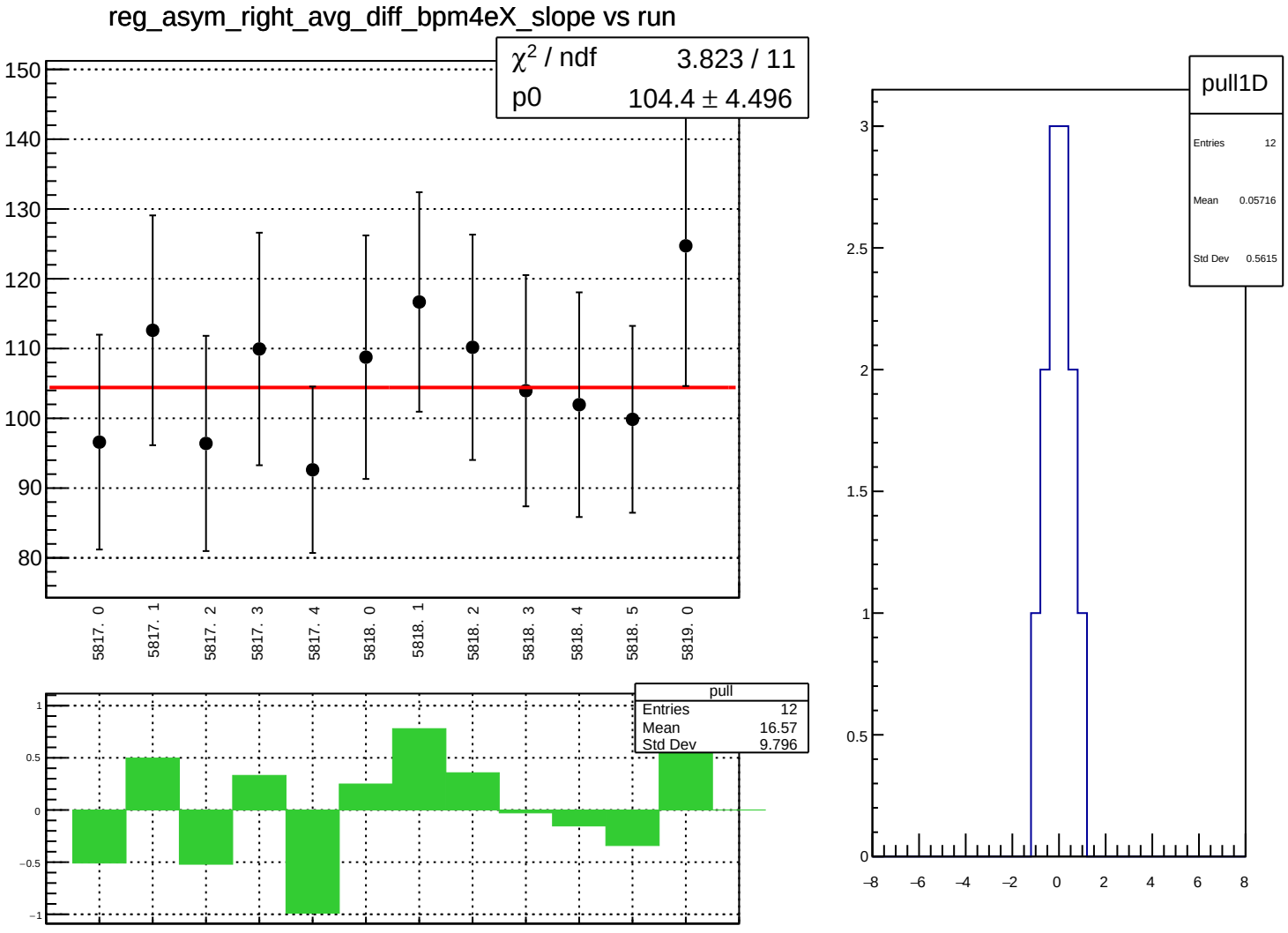
reg_asym_right_avg_diff_bpm4eX_slope vs run
χ² / ndf 3.823 / 11
p0 104.4 ± 4.496
150
140
130
120
110
100
90
80
5817. 0
5817. 1
5817. 2
5817. 3
5817. 4
5818. 0
5818. 1
5818. 2
5818. 3
5818. 4
5818. 5
5819. 0
pull
Entries 12
Mean 16.57
Std Dev 9.796
1
0.5
0
−0.5
−1
pull1D
Entries 12
Mean 0.05716
Std Dev 0.5615
3
2.5
2
1.5
1
0.5
0
−8
−6
−4
−2
0
2
4
6
8

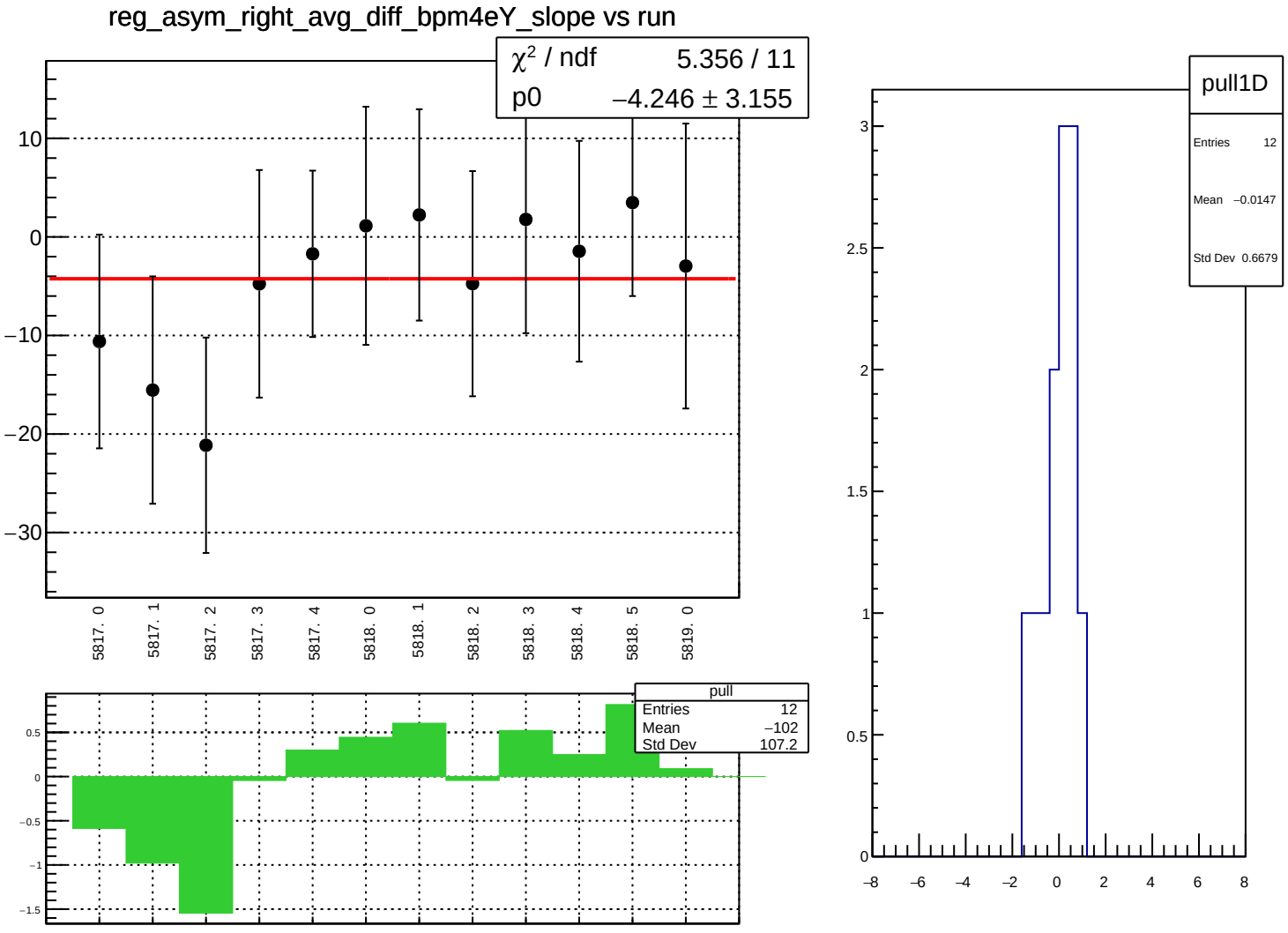
reg_asym_right_avg_diff_bpm4eY_slope vs run
χ² / ndf 5.356 / 11
p0 −4.246 ± 3.155
10
0
−10
−20
−30
5817. 0
5817. 1
5817. 2
5817. 3
5817. 4
5818. 0
5818. 1
5818. 2
5818. 3
5818. 4
5818. 5
5819. 0
pull
Entries 12
Mean −102
Std Dev 107.2
0.5
0
−0.5
−1
−1.5
pull1D
Entries 12
Mean −0.0147
Std Dev 0.6679
3
2.5
2
1.5
1
0.5
0
−8
−6
−4
−2
0
2
4
6
8

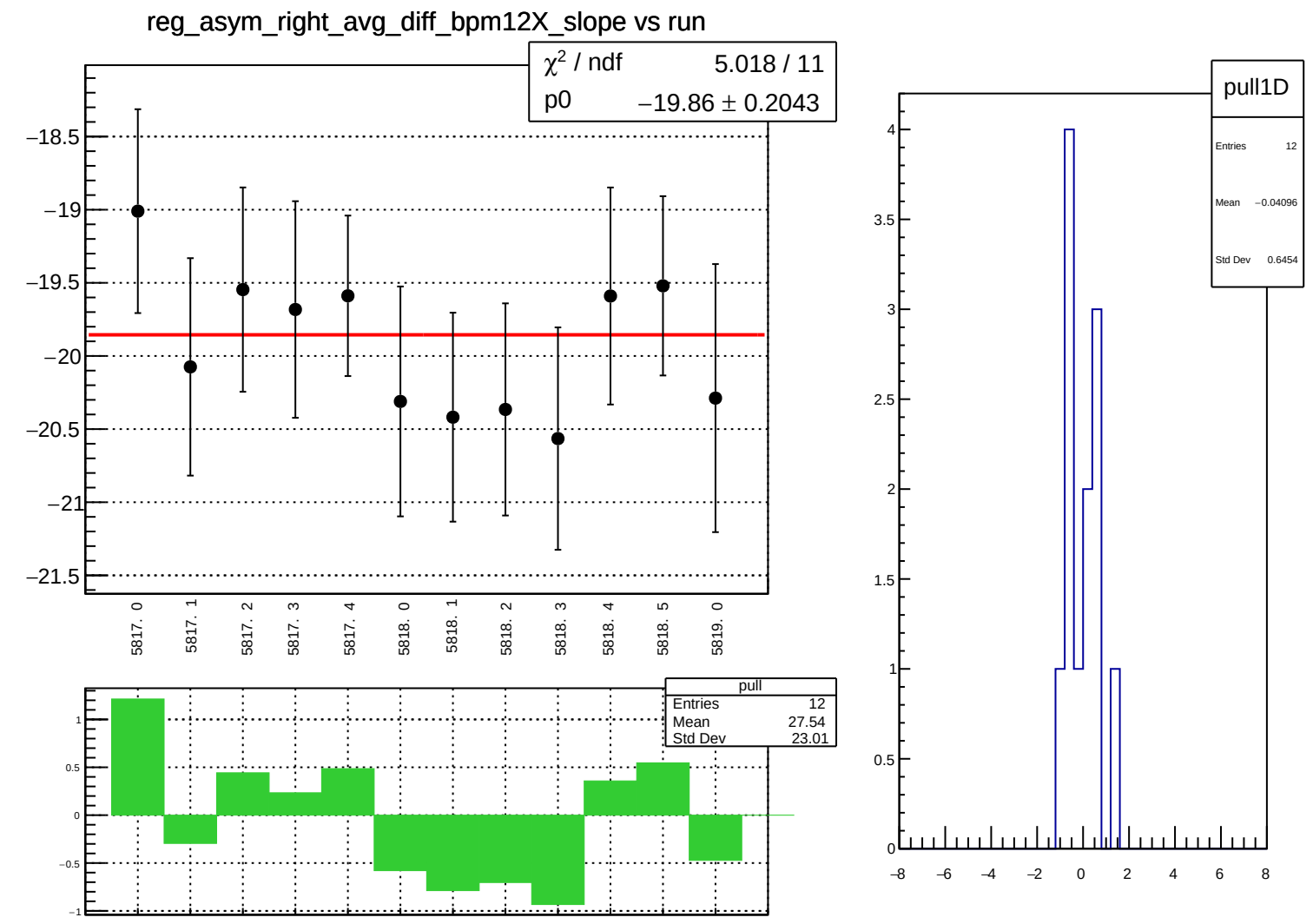
reg_asym_right_avg_diff_bpm12X_slope vs run
χ² / ndf 5.018 / 11
p0 −19.86 ± 0.2043
−18.5
−19
−19.5
−20
−20.5
−21
−21.5
5817. 0
5817. 1
5817. 2
5817. 3
5817. 4
5818. 0
5818. 1
5818. 2
5818. 3
5818. 4
5818. 5
5819. 0
pull
Entries 12
Mean 27.54
Std Dev 23.01
1
0.5
0
−0.5
−1
pull1D
Entries 12
Mean −0.04096
Std Dev 0.6454
4
3.5
3
2.5
2
1.5
1
0.5
0
−8
−6
−4
−2
0
2
4
6
8

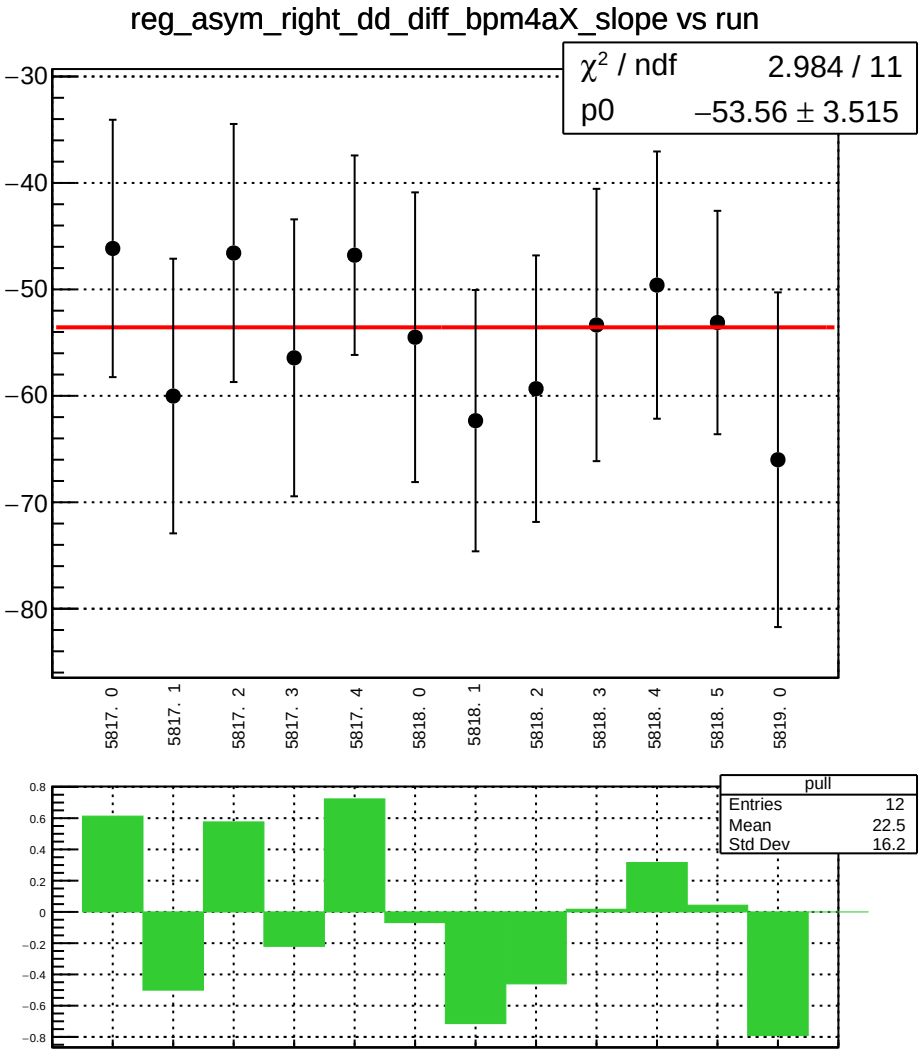
reg_asym_right_dd_diff_bpm4aX_slope vs run
χ^2 / ndf 2.984 / 11
p0 −53.56 ± 3.515
−30
−40
−50
−60
−70
−80
5817. 0
5817. 1
5817. 2
5817. 3
5817. 4
5818. 0
5818. 1
5818. 2
5818. 3
5818. 4
5818. 5
5819. 0
pull
Entries 12
Mean 22.5
Std Dev 16.2
0.8
0.6
0.4
0.2
0
−0.2
−0.4
−0.6
−0.8

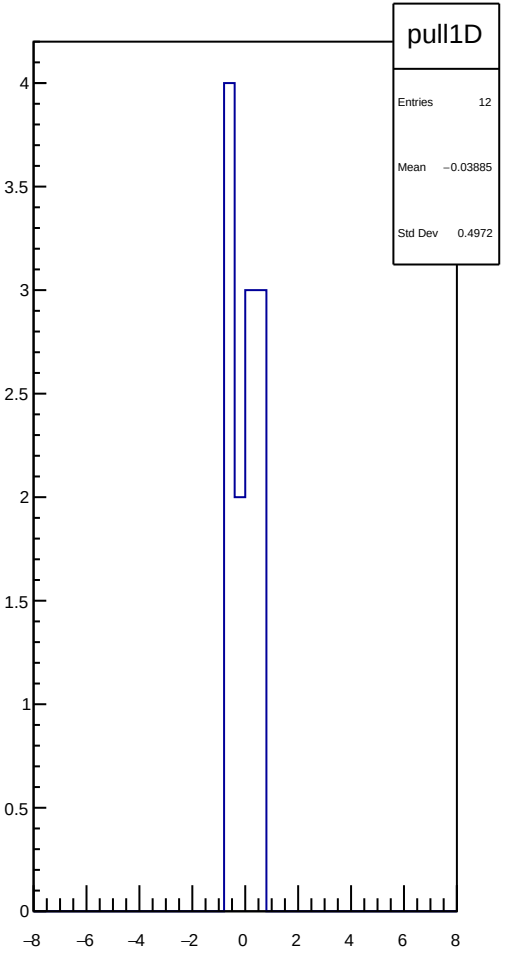
pull1D
Entries 12
Mean −0.03885
Std Dev 0.4972
4
3.5
3
2.5
2
1.5
1
0.5
0
−8
−6
−4
−2
0
2
4
6
8

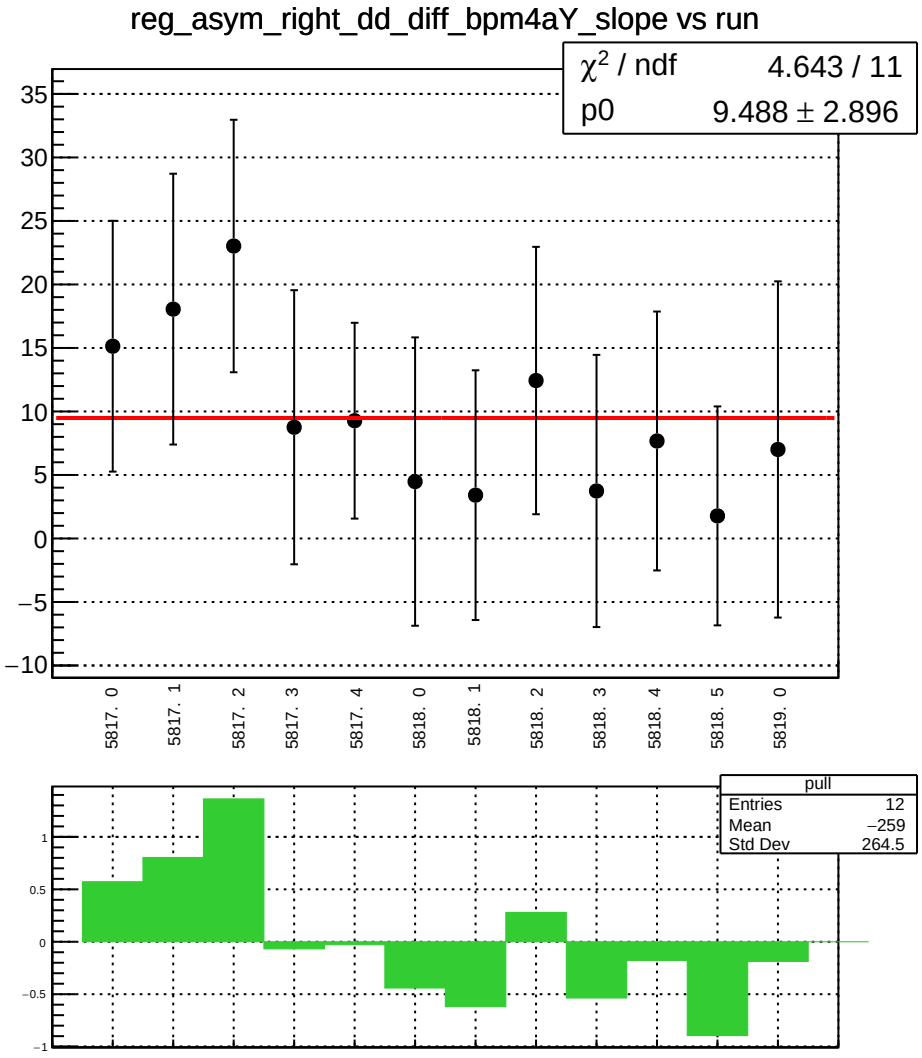
reg_asym_right_dd_diff_bpm4aY_slope vs run
χ² / ndf 4.643 / 11
p0 9.488 ± 2.896
5817. 0
5817. 1
5817. 2
5817. 3
5817. 4
5818. 0
5818. 1
5818. 2
5818. 3
5818. 4
5818. 5
5819. 0
pull
Entries 12
Mean −259
Std Dev 264.5

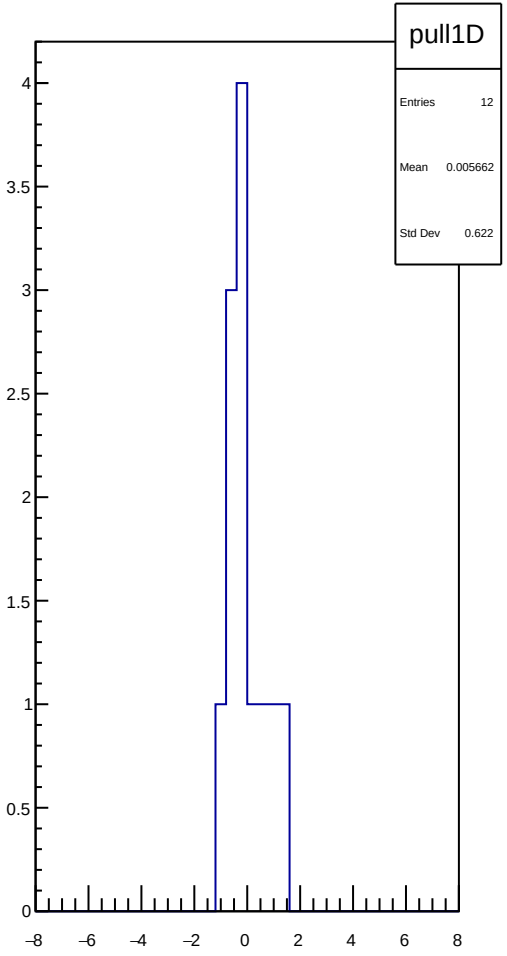
pull1D
Entries 12
Mean 0.005662
Std Dev 0.622

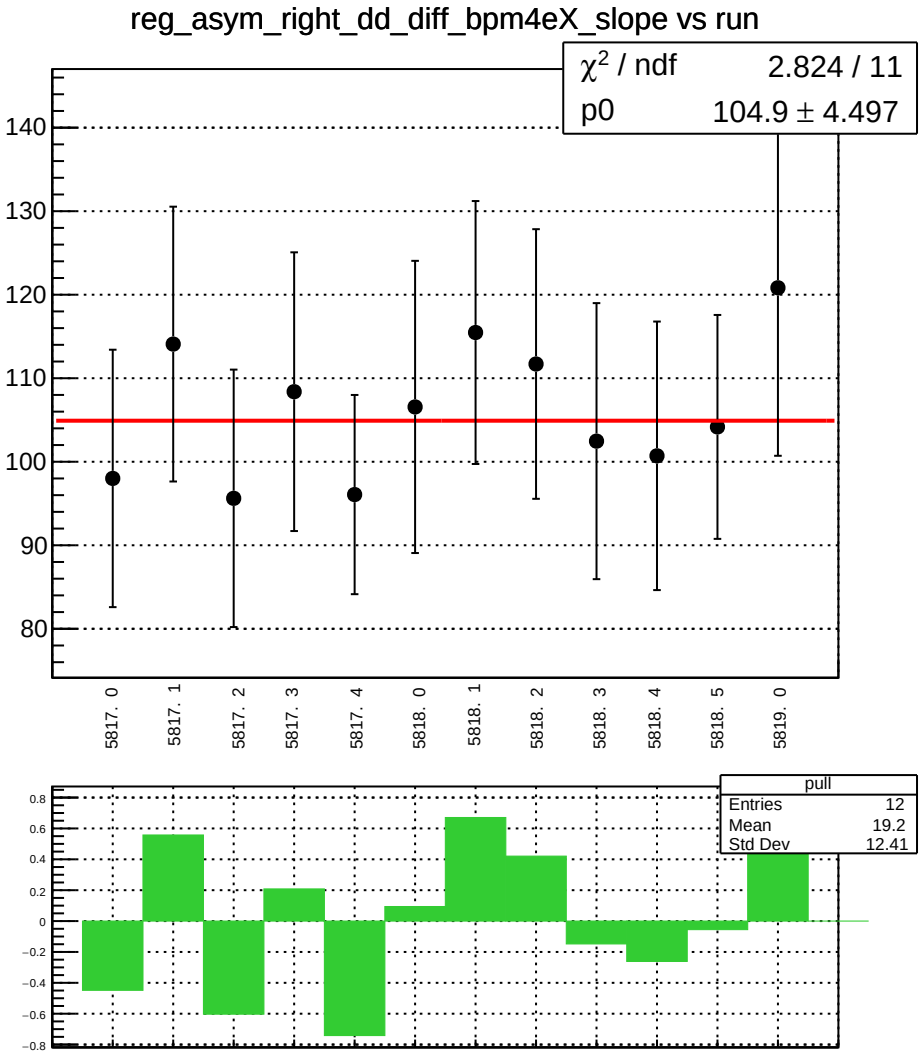
reg_asym_right_dd_diff_bpm4eX_slope vs run
χ² / ndf 2.824 / 11
p0 104.9 ± 4.497
140
130
120
110
100
90
80
5817. 0
5817. 1
5817. 2
5817. 3
5817. 4
5818. 0
5818. 1
5818. 2
5818. 3
5818. 4
5818. 5
5819. 0
pull
Entries 12
Mean 19.2
Std Dev 12.41
0.8
0.6
0.4
0.2
0
−0.2
−0.4
−0.6
−0.8

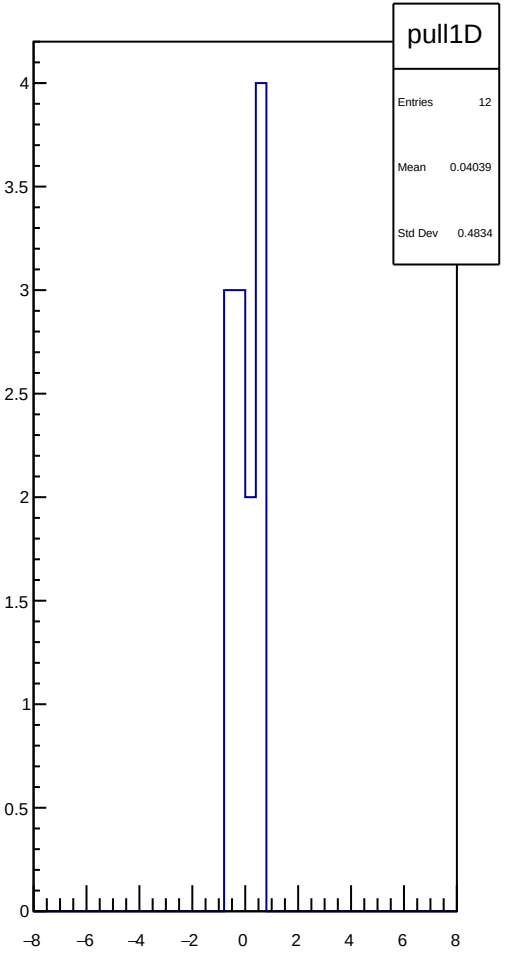
pull1D
Entries 12
Mean 0.04039
Std Dev 0.4834
4
3.5
3
2.5
2
1.5
1
0.5
0
−8
−6
−4
−2
0
2
4
6
8

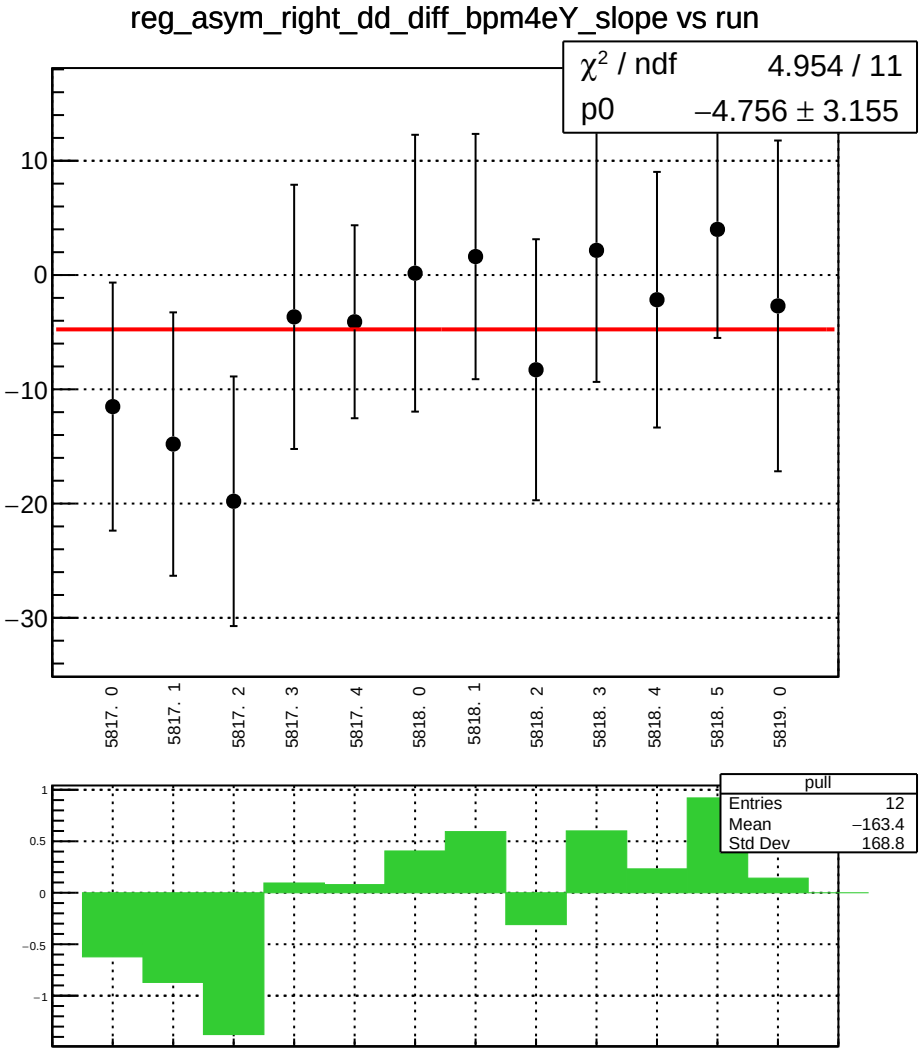
reg_asym_right_dd_diff_bpm4eY_slope vs run
χ² / ndf 4.954 / 11
p0 −4.756 ± 3.155
10
0
−10
−20
−30
5817. 0
5817. 1
5817. 2
5817. 3
5817. 4
5818. 0
5818. 1
5818. 2
5818. 3
5818. 4
5818. 5
5819. 0
pull
Entries 12
Mean −163.4
Std Dev 168.8
1
0.5
0
−0.5
−1

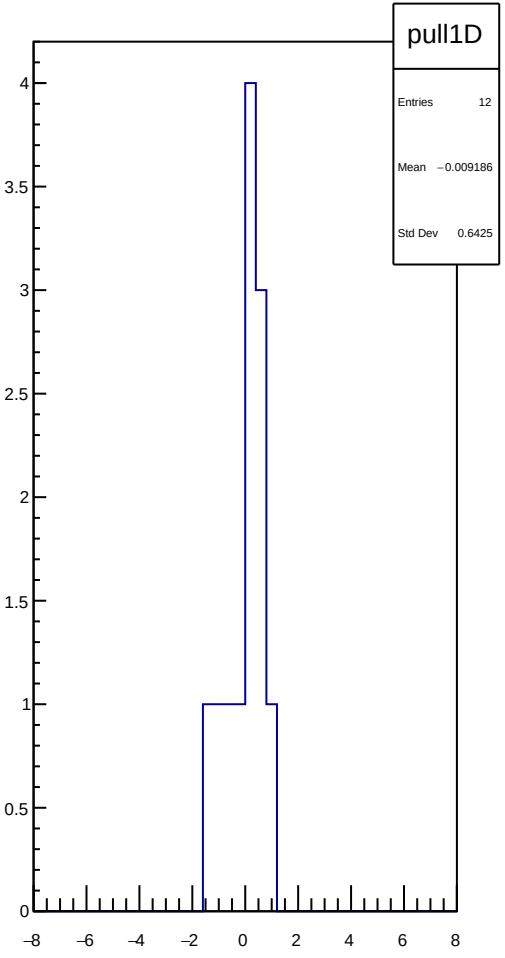
pull1D
Entries 12
Mean −0.009186
Std Dev 0.6425
4
3.5
3
2.5
2
1.5
1
0.5
0
−8
−6
−4
−2
0
2
4
6
8

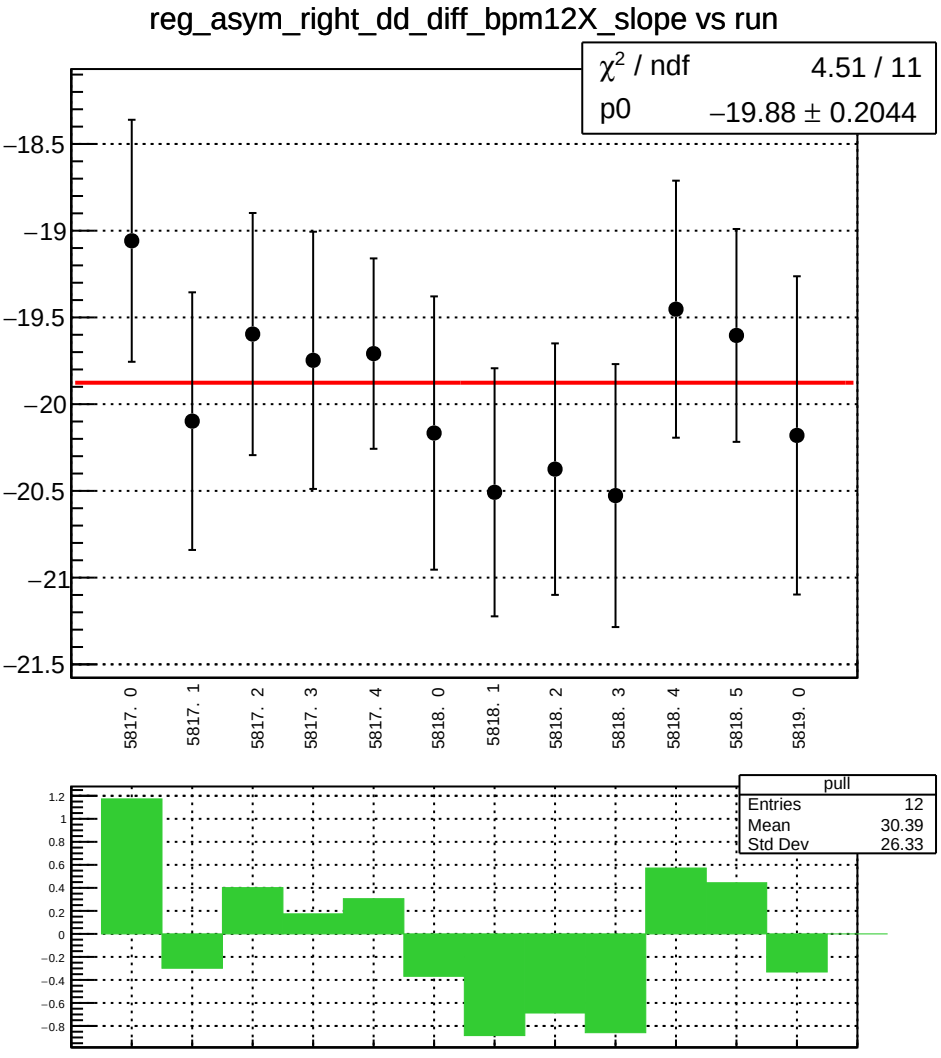
reg_asym_right_dd_diff_bpm12X_slope vs run
χ^2 / ndf 4.51 / 11
p0 −19.88 ± 0.2044
−18.5
−19
−19.5
−20
−20.5
−21
−21.5
5817. 0
5817. 1
5817. 2
5817. 3
5817. 4
5818. 0
5818. 1
5818. 2
5818. 3
5818. 4
5818. 5
5819. 0
pull
Entries 12
Mean 30.39
Std Dev 26.33
1.2
1
0.8
0.6
0.4
0.2
0
−0.2
−0.4
−0.6
−0.8

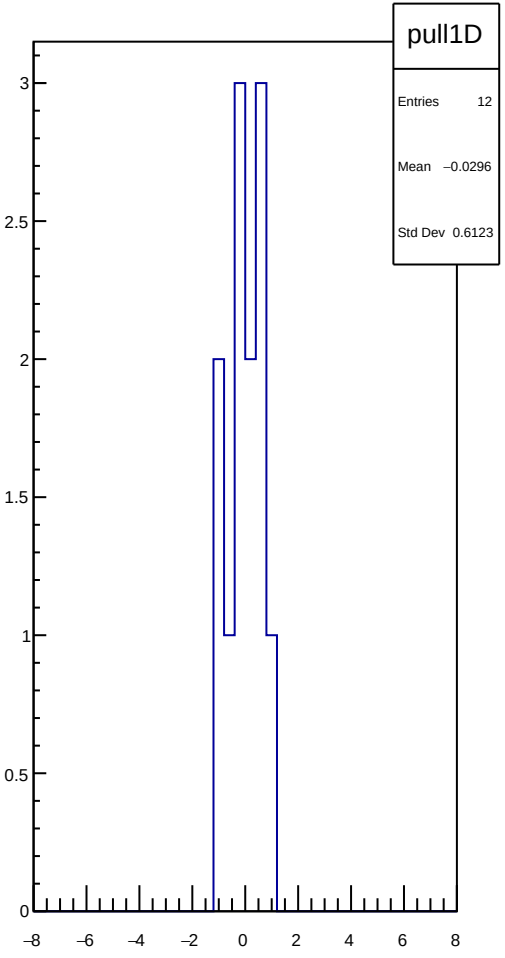
pull1D
Entries 12
Mean −0.0296
Std Dev 0.6123
3
2.5
2
1.5
1
0.5
0
−8
−6
−4
−2
0
2
4
6
8

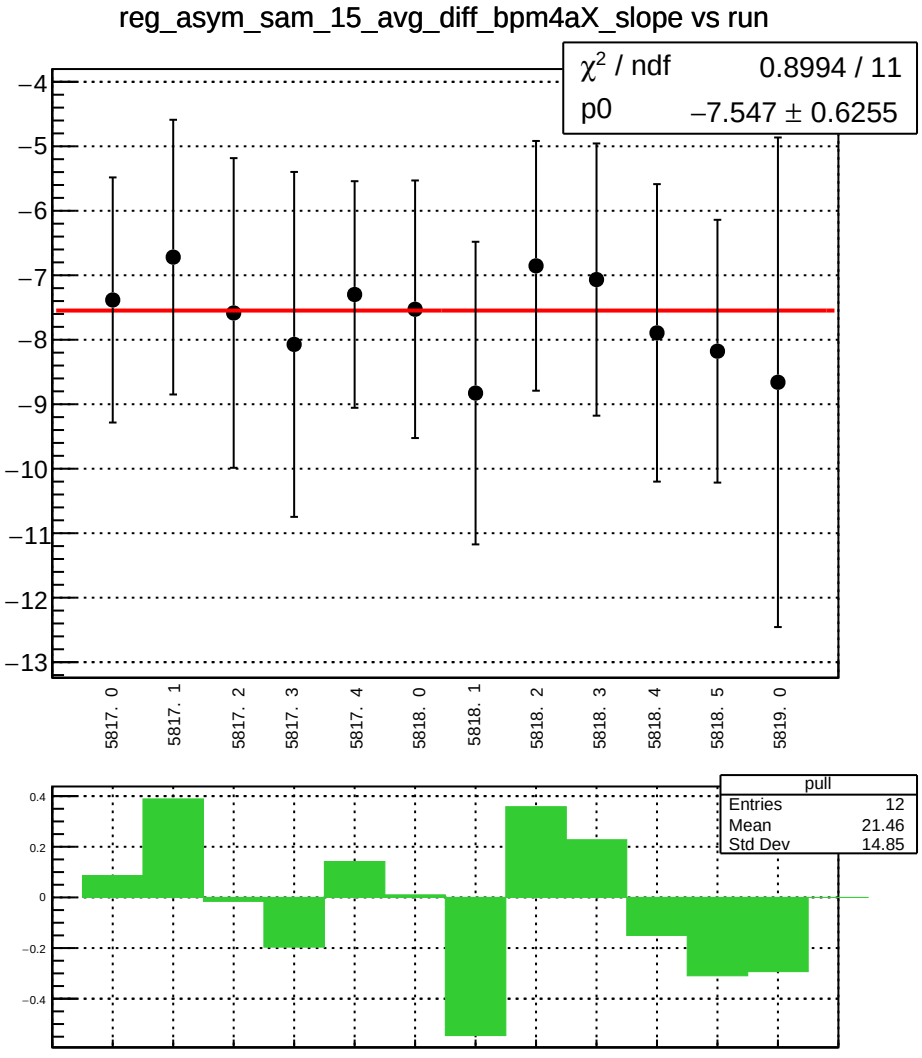
reg_asym_sam_15_avg_diff_bpm4aX_slope vs run
χ² / ndf 0.8994 / 11
p0 −7.547 ± 0.6255
−4
−5
−6
−7
−8
−9
−10
−11
−12
−13
5817. 0
5817. 1
5817. 2
5817. 3
5817. 4
5818. 0
5818. 1
5818. 2
5818. 3
5818. 4
5818. 5
5819. 0
pull
Entries 12
Mean 21.46
Std Dev 14.85
0.4
0.2
0
−0.2
−0.4

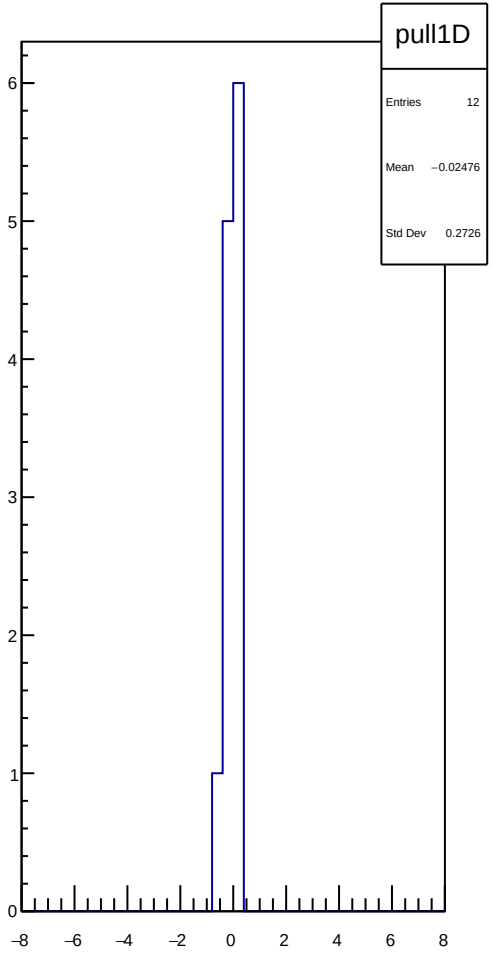
pull1D
Entries 12
Mean −0.02476
Std Dev 0.2726
6
5
4
3
2
1
0
−8
−6
−4
−2
0
2
4
6
8

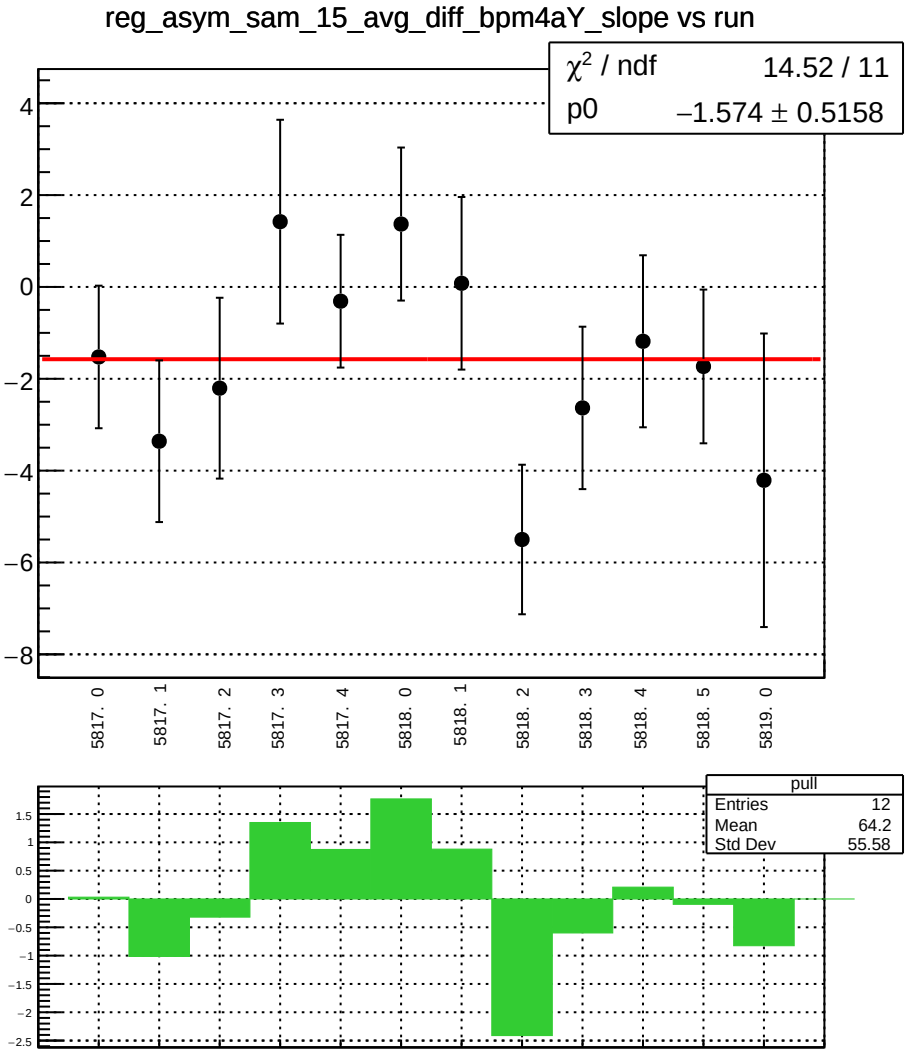
reg_asym_sam_15_avg_diff_bpm4aY_slope vs run
χ² / ndf 14.52 / 11
p0 −1.574 ± 0.5158
5817. 0
5817. 1
5817. 2
5817. 3
5817. 4
5818. 0
5818. 1
5818. 2
5818. 3
5818. 4
5818. 5
5819. 0
pull
Entries 12
Mean 64.2
Std Dev 55.58

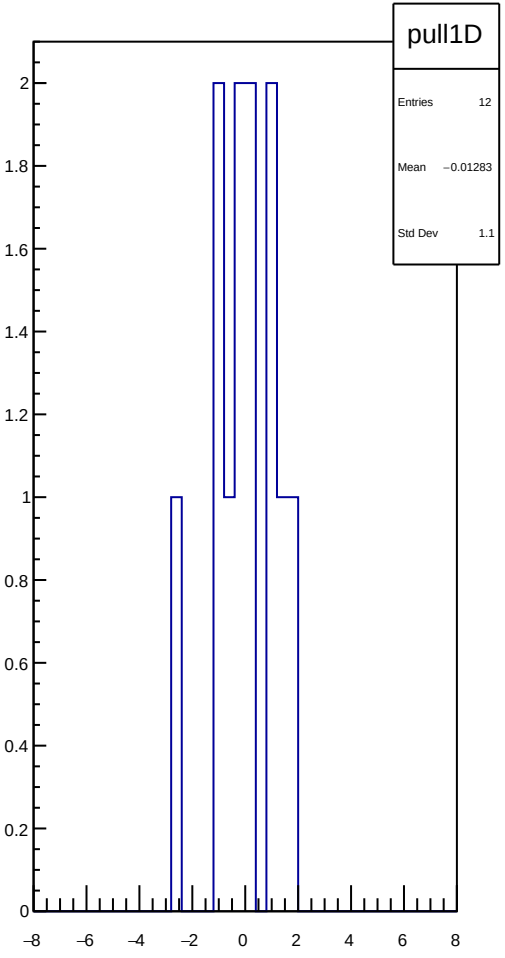
pull1D
Entries 12
Mean −0.01283
Std Dev 1.1

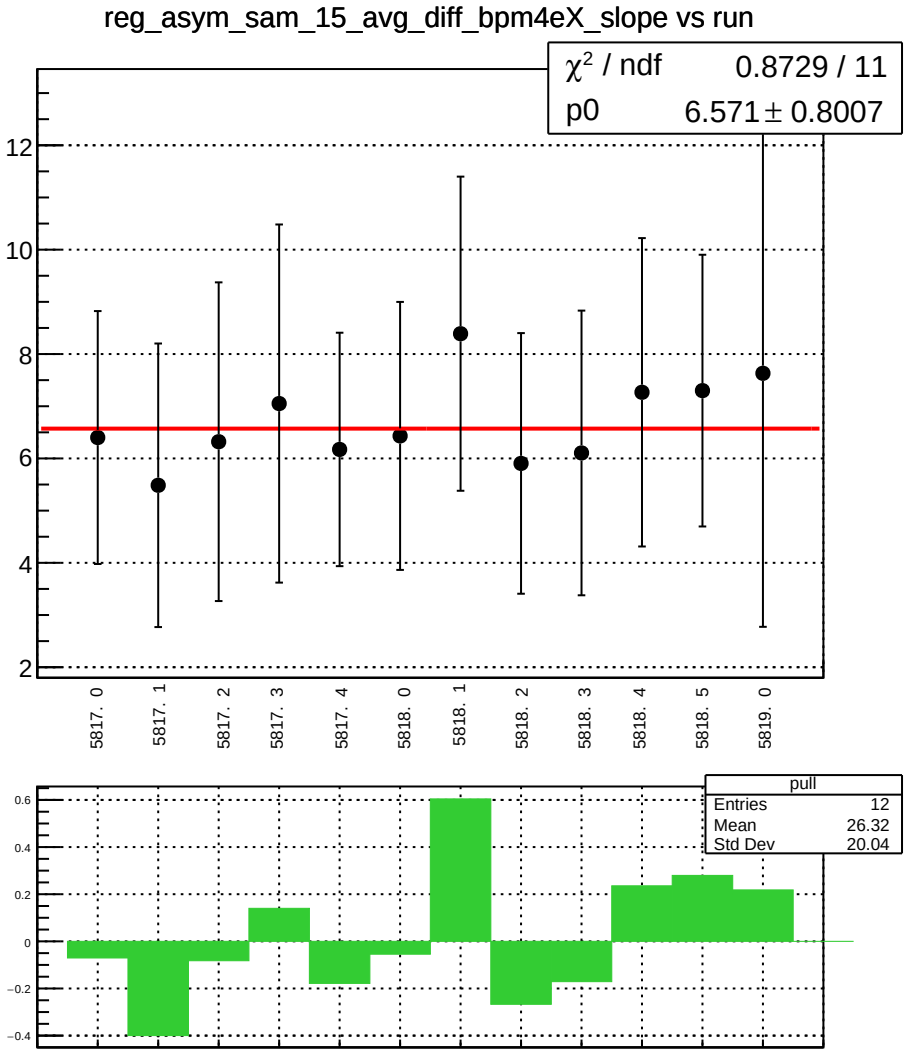
reg_asym_sam_15_avg_diff_bpm4eX_slope vs run
χ² / ndf 0.8729 / 11
p0 6.571 ± 0.8007
12
10
8
6
4
2
5817. 0
5817. 1
5817. 2
5817. 3
5817. 4
5818. 0
5818. 1
5818. 2
5818. 3
5818. 4
5818. 5
5819. 0
pull
Entries 12
Mean 26.32
Std Dev 20.04
0.6
0.4
0.2
0
−0.2
−0.4

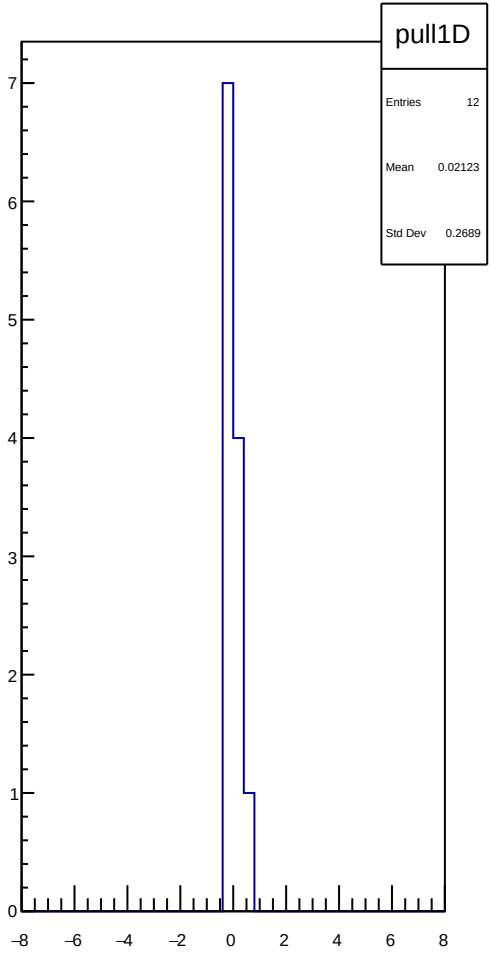
pull1D
Entries 12
Mean 0.02123
Std Dev 0.2689
7
6
5
4
3
2
1
0
−8
−6
−4
−2
0
2
4
6
8

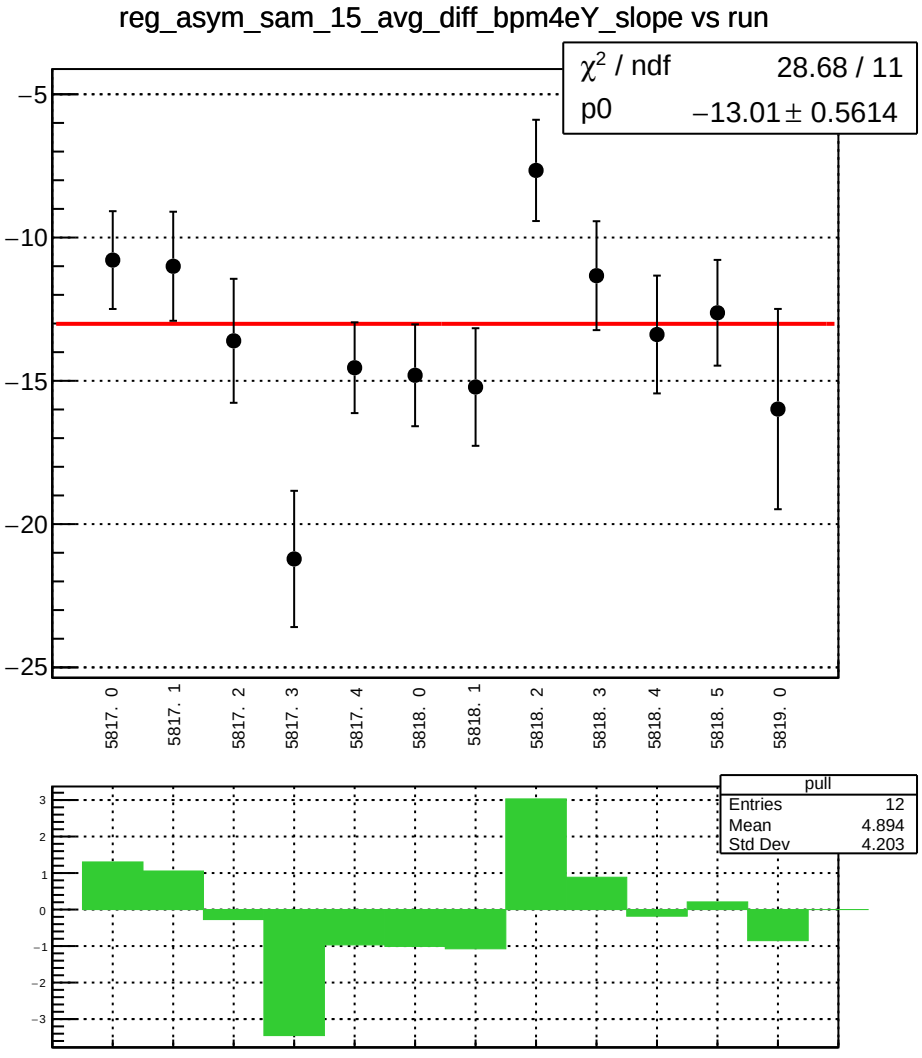
reg_asym_sam_15_avg_diff_bpm4eY_slope vs run
χ² / ndf 28.68 / 11
p0 −13.01 ± 0.5614
−5
−10
−15
−20
−25
5817. 0
5817. 1
5817. 2
5817. 3
5817. 4
5818. 0
5818. 1
5818. 2
5818. 3
5818. 4
5818. 5
5819. 0
pull
Entries 12
Mean 4.894
Std Dev 4.203
3
2
1
0
−1
−2
−3

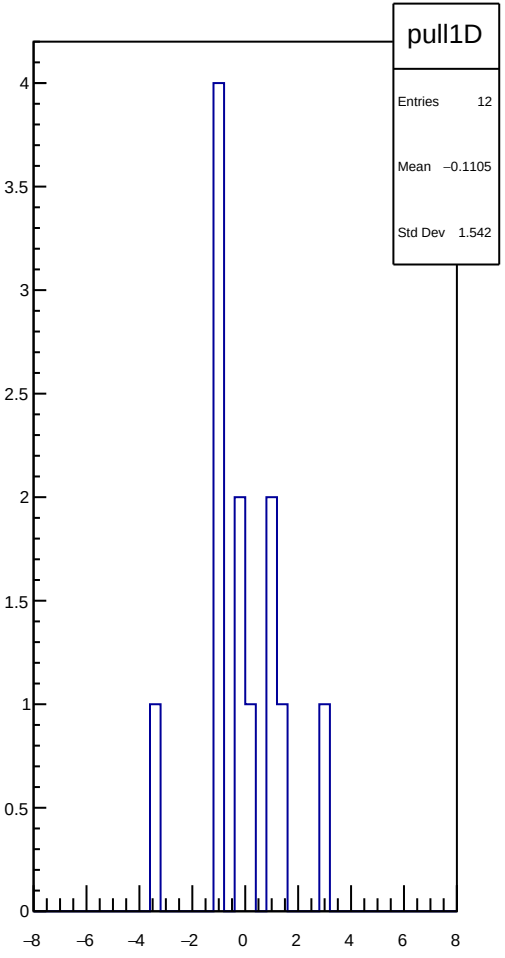
pull1D
Entries 12
Mean −0.1105
Std Dev 1.542
4
3.5
3
2.5
2
1.5
1
0.5
0
−8
−6
−4
−2
0
2
4
6
8

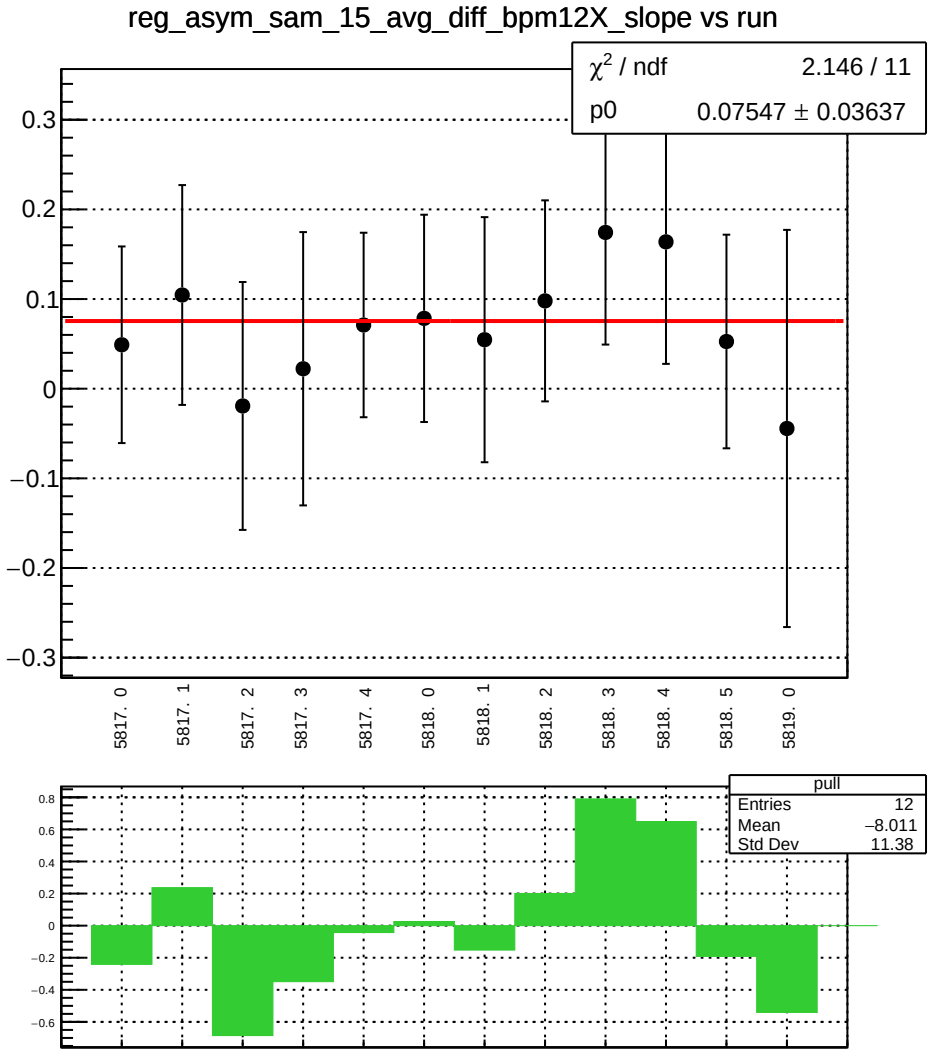
reg_asym_sam_15_avg_diff_bpm12X_slope vs run
χ² / ndf 2.146 / 11
p0 0.07547 ± 0.03637
0.3
0.2
0.1
0
−0.1
−0.2
−0.3
5817. 0
5817. 1
5817. 2
5817. 3
5817. 4
5818. 0
5818. 1
5818. 2
5818. 3
5818. 4
5818. 5
5819. 0
pull
Entries 12
Mean −8.011
Std Dev 11.38
0.8
0.6
0.4
0.2
0
−0.2
−0.4
−0.6

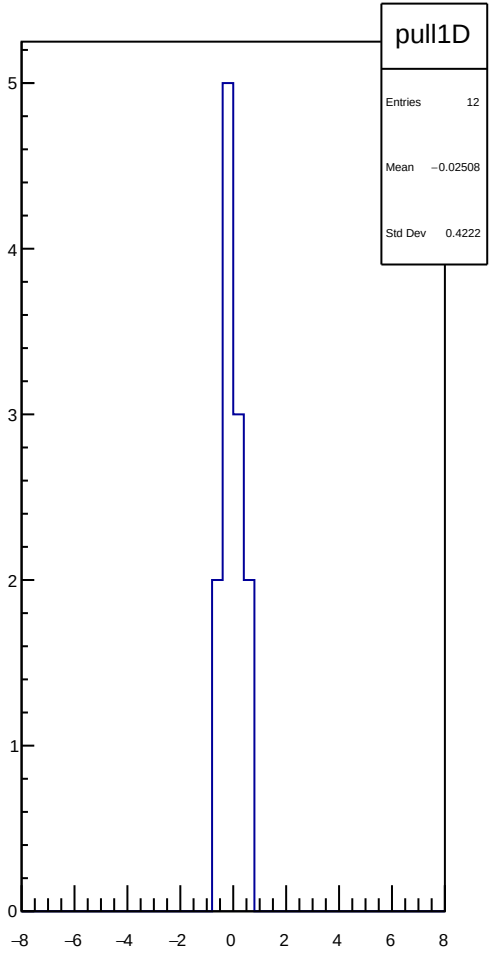
pull1D
Entries 12
Mean −0.02508
Std Dev 0.4222
5
4
3
2
1
0
−8
−6
−4
−2
0
2
4
6
8

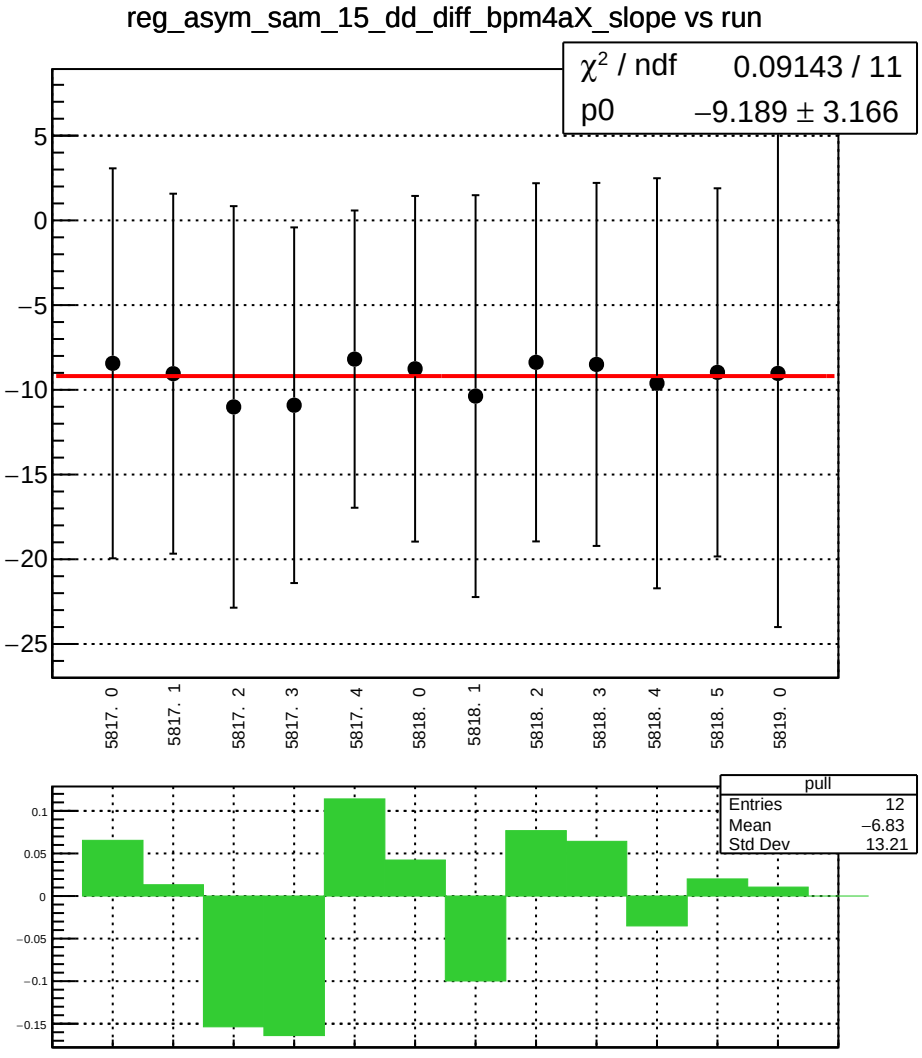
reg_asym_sam_15_dd_diff_bpm4aX_slope vs run
χ² / ndf 0.09143 / 11
p0 −9.189 ± 3.166
5
0
−5
−10
−15
−20
−25
5817. 0
5817. 1
5817. 2
5817. 3
5817. 4
5818. 0
5818. 1
5818. 2
5818. 3
5818. 4
5818. 5
5819. 0
pull
Entries 12
Mean −6.83
Std Dev 13.21
0.1
0.05
0
−0.05
−0.1
−0.15

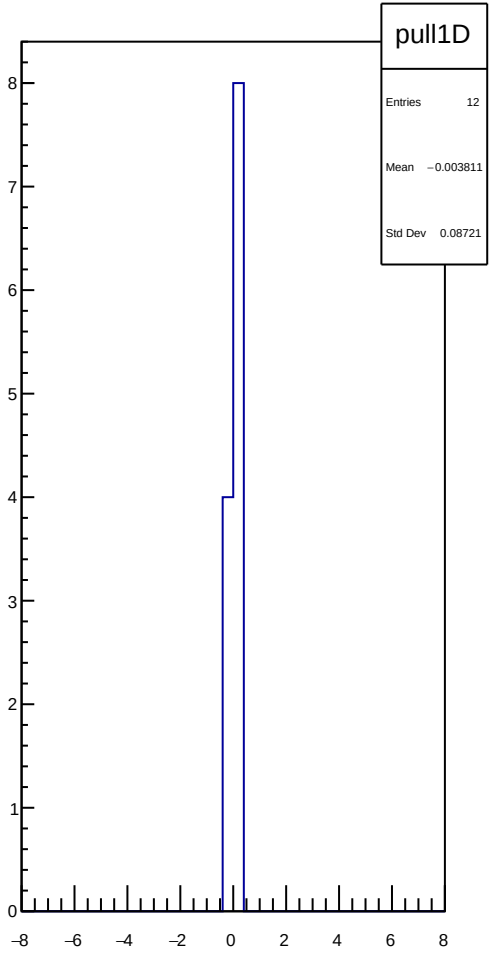
pull1D
Entries 12
Mean −0.003811
Std Dev 0.08721
8
7
6
5
4
3
2
1
0
−8
−6
−4
−2
0
2
4
6
8

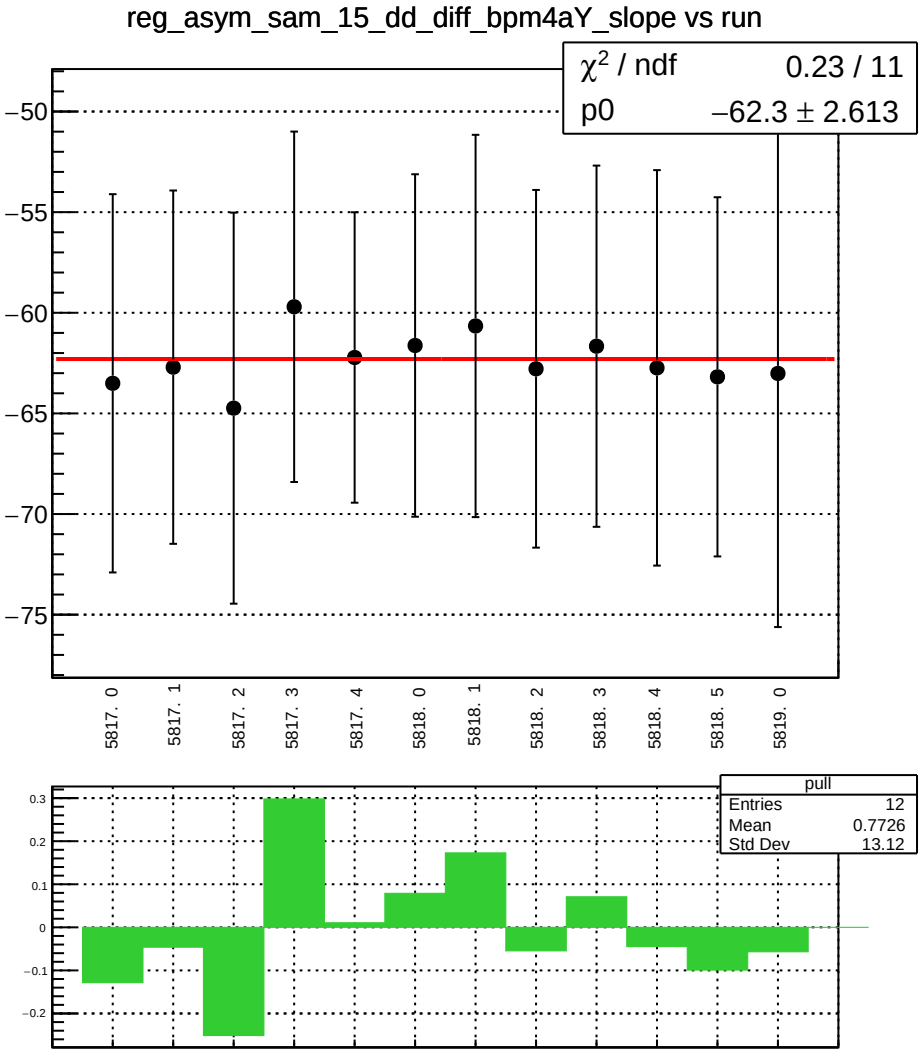
reg_asym_sam_15_dd_diff_bpm4aY_slope vs run
χ² / ndf 0.23 / 11
p0 −62.3 ± 2.613
−50
−55
−60
−65
−70
−75
5817. 0
5817. 1
5817. 2
5817. 3
5817. 4
5818. 0
5818. 1
5818. 2
5818. 3
5818. 4
5818. 5
5819. 0
pull
Entries 12
Mean 0.7726
Std Dev 13.12
0.3
0.2
0.1
0
−0.1
−0.2

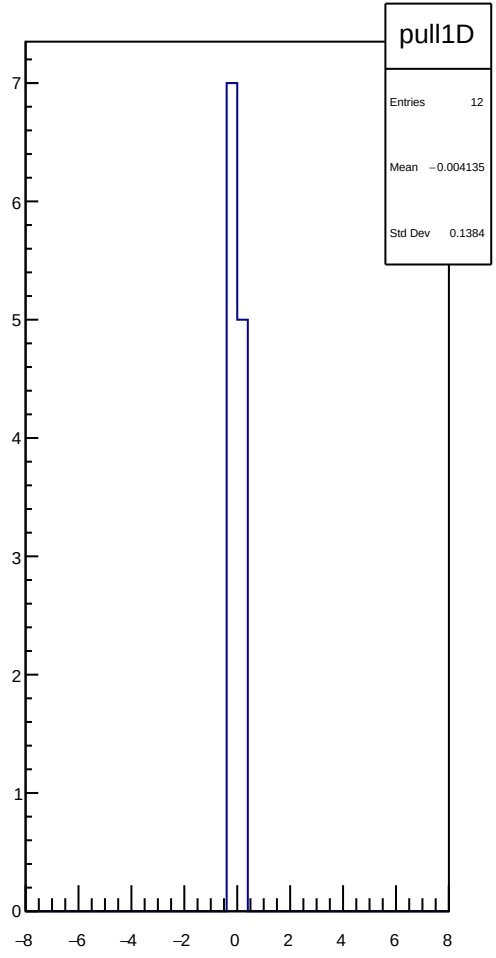
pull1D
Entries 12
Mean −0.004135
Std Dev 0.1384
7
6
5
4
3
2
1
0
−8
−6
−4
−2
0
2
4
6
8

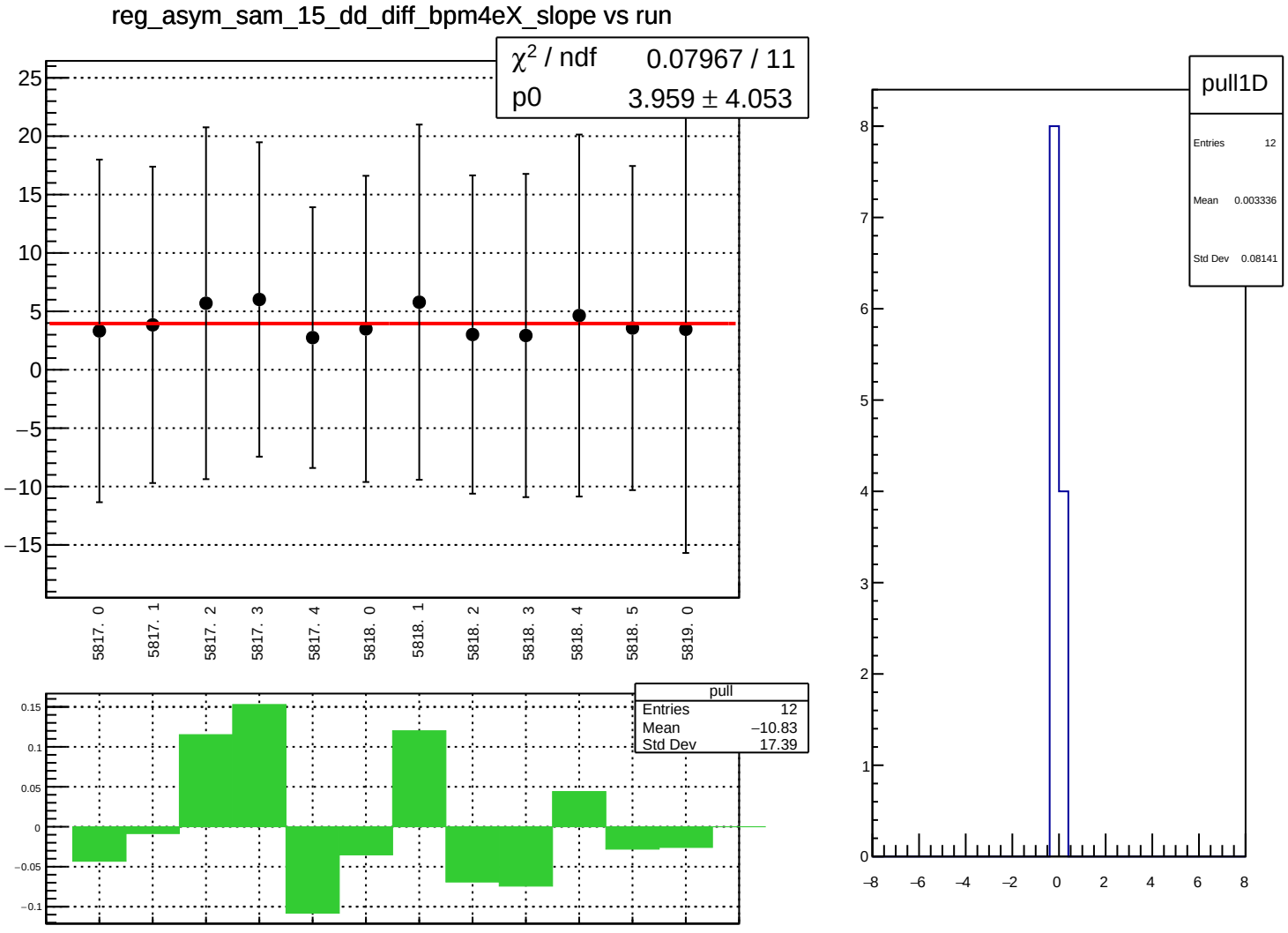
reg_asym_sam_15_dd_diff_bpm4eX_slope vs run
χ² / ndf 0.07967 / 11
p0 3.959 ± 4.053
5817. 0
5817. 1
5817. 2
5817. 3
5817. 4
5818. 0
5818. 1
5818. 2
5818. 3
5818. 4
5818. 5
5819. 0
pull
Entries 12
Mean −10.83
Std Dev 17.39
pull1D
Entries 12
Mean 0.003336
Std Dev 0.08141

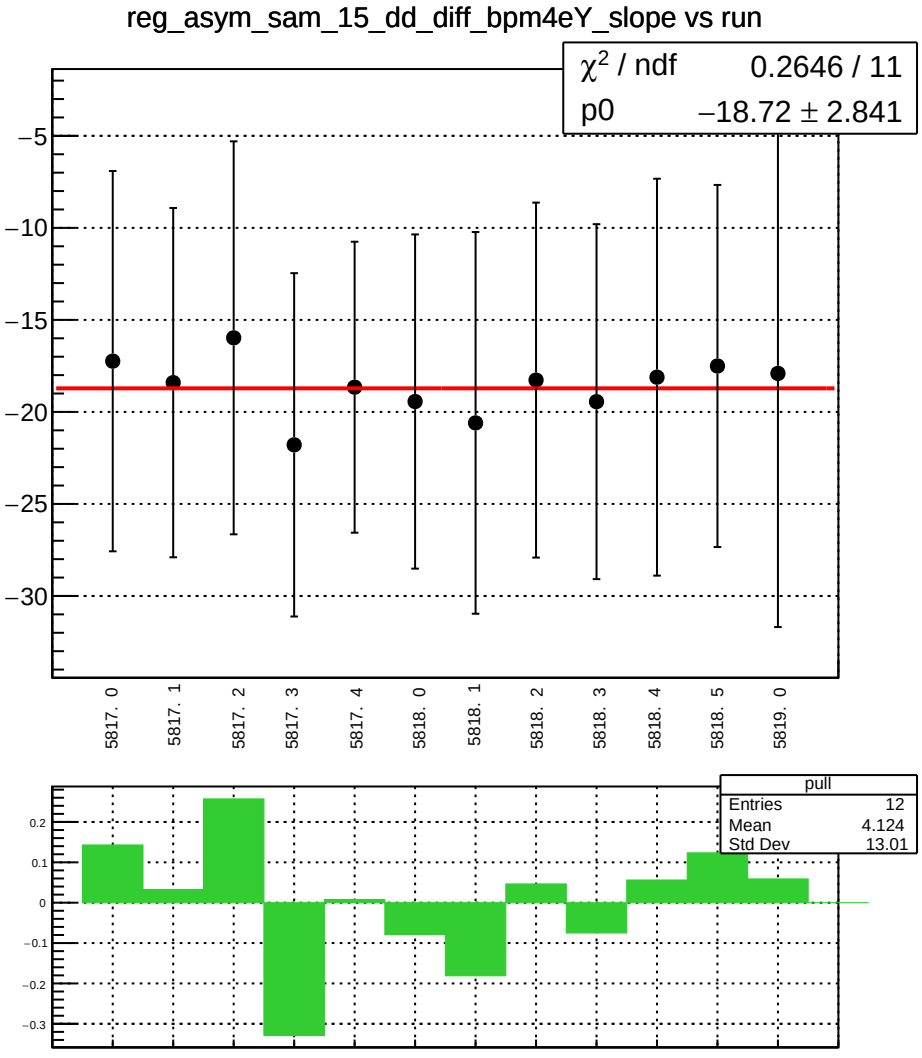
reg_asym_sam_15_dd_diff_bpm4eY_slope vs run
χ² / ndf 0.2646 / 11
p0 −18.72 ± 2.841
−5
−10
−15
−20
−25
−30
5817. 0
5817. 1
5817. 2
5817. 3
5817. 4
5818. 0
5818. 1
5818. 2
5818. 3
5818. 4
5818. 5
5819. 0
pull
Entries 12
Mean 4.124
Std Dev 13.01
0.2
0.1
0
−0.1
−0.2
−0.3

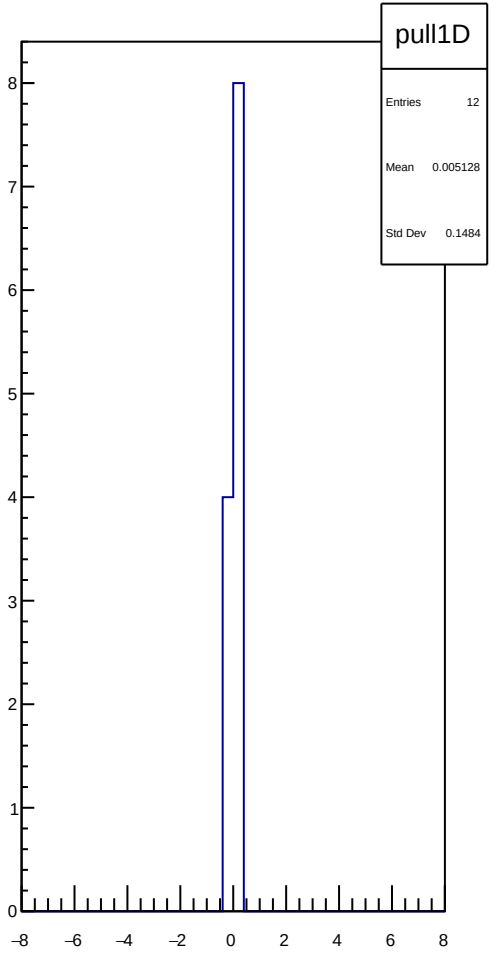
pull1D
Entries 12
Mean 0.005128
Std Dev 0.1484
8
7
6
5
4
3
2
1
0
−8
−6
−4
−2
0
2
4
6
8

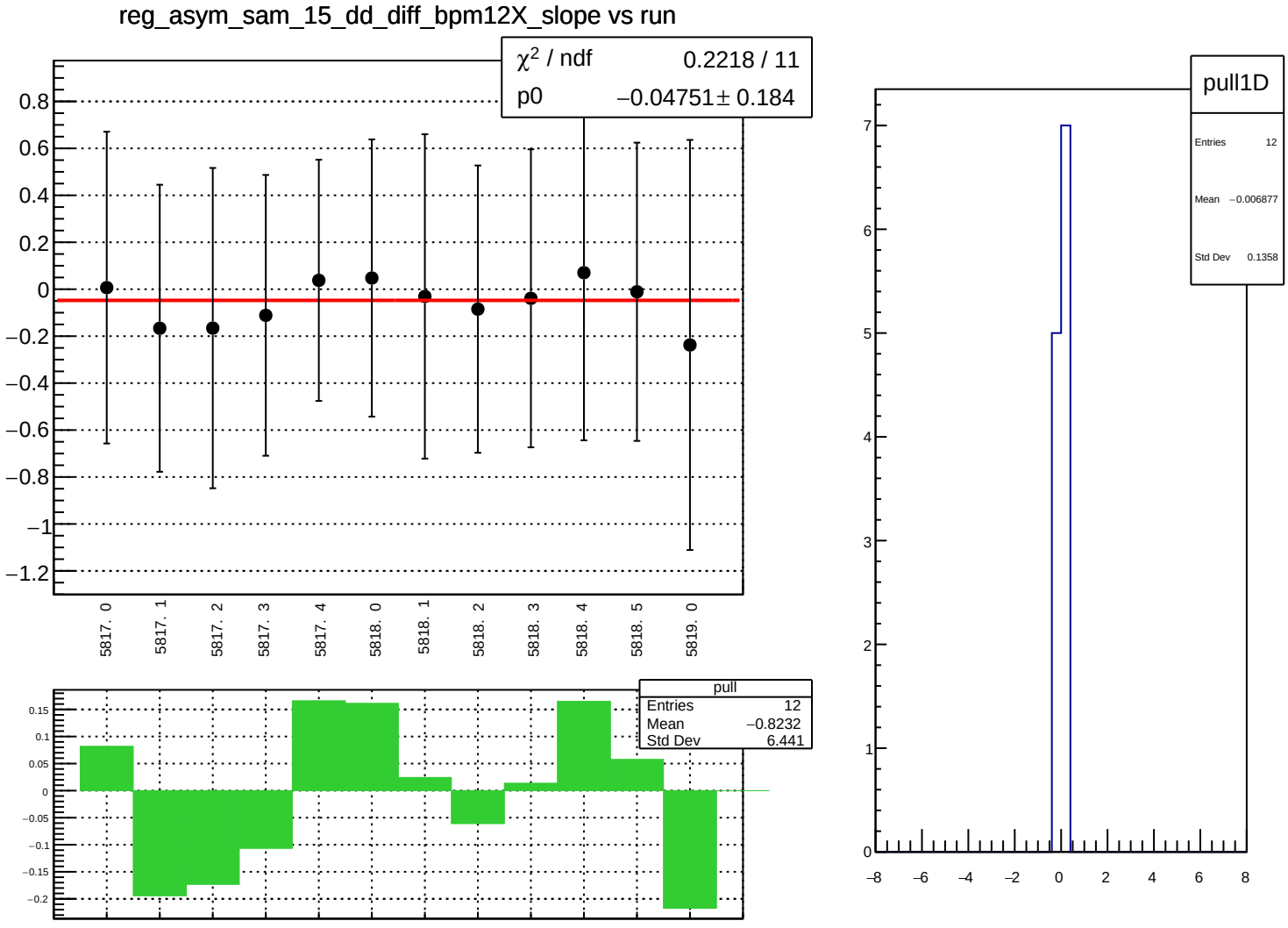
reg_asym_sam_15_dd_diff_bpm12X_slope vs run
χ² / ndf 0.2218 / 11
p0 −0.04751 ± 0.184
0.8
0.6
0.4
0.2
0
−0.2
−0.4
−0.6
−0.8
−1
−1.2
5817. 0
5817. 1
5817. 2
5817. 3
5817. 4
5818. 0
5818. 1
5818. 2
5818. 3
5818. 4
5818. 5
5819. 0
pull
Entries 12
Mean −0.8232
Std Dev 6.441
0.15
0.1
0.05
0
−0.05
−0.1
−0.15
−0.2
pull1D
Entries 12
Mean −0.006877
Std Dev 0.1358
7
6
5
4
3
2
1
0
−8
−6
−4
−2
0
2
4
6
8

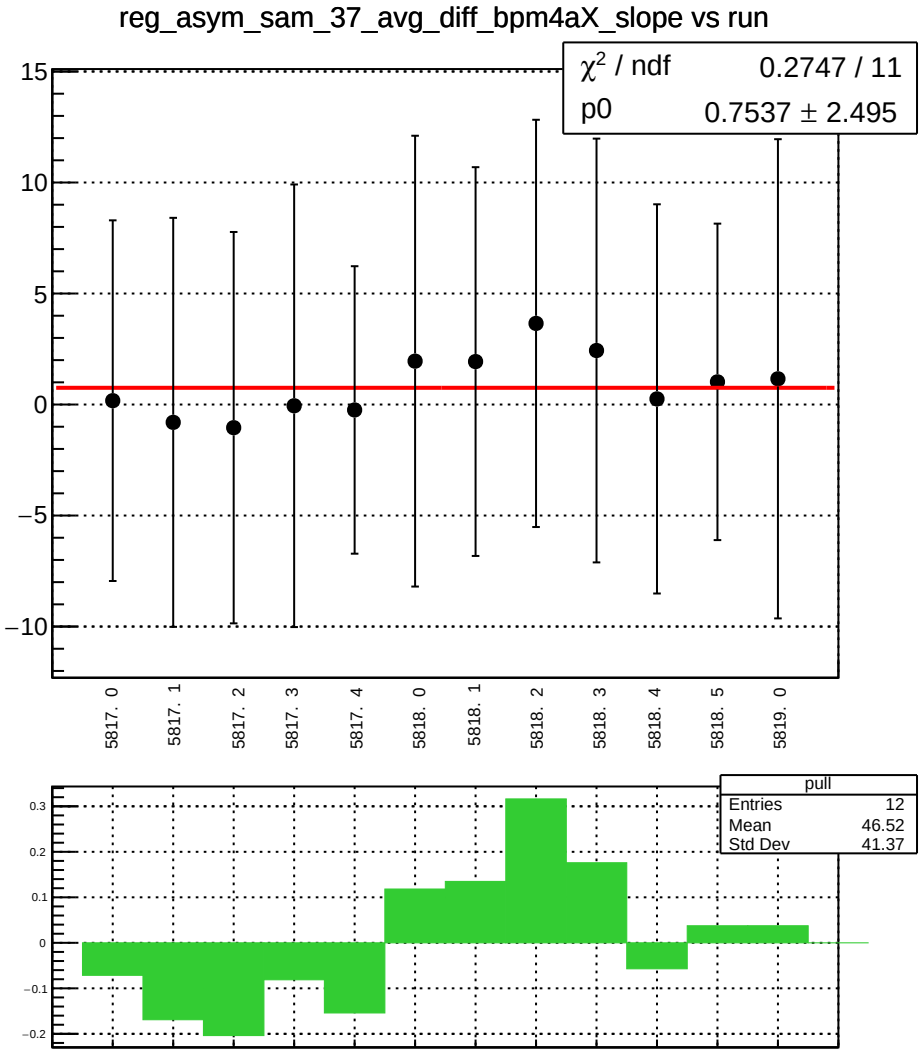
reg_asym_sam_37_avg_diff_bpm4aX_slope vs run
χ² / ndf 0.2747 / 11
p0 0.7537 ± 2.495
15
10
5
0
−5
−10
5817. 0
5817. 1
5817. 2
5817. 3
5817. 4
5818. 0
5818. 1
5818. 2
5818. 3
5818. 4
5818. 5
5819. 0
pull
Entries 12
Mean 46.52
Std Dev 41.37
0.3
0.2
0.1
0
−0.1
−0.2

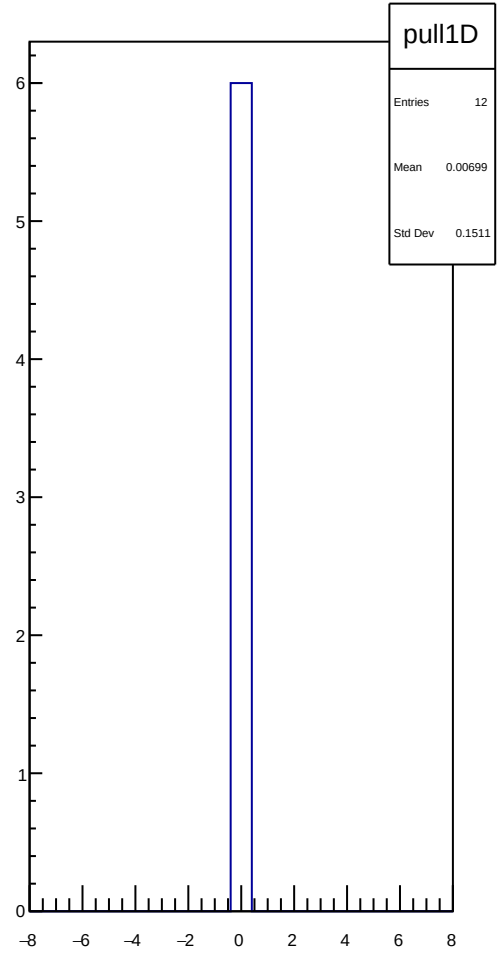
pull1D
Entries 12
Mean 0.00699
Std Dev 0.1511
6
5
4
3
2
1
0
−8
−6
−4
−2
0
2
4
6
8

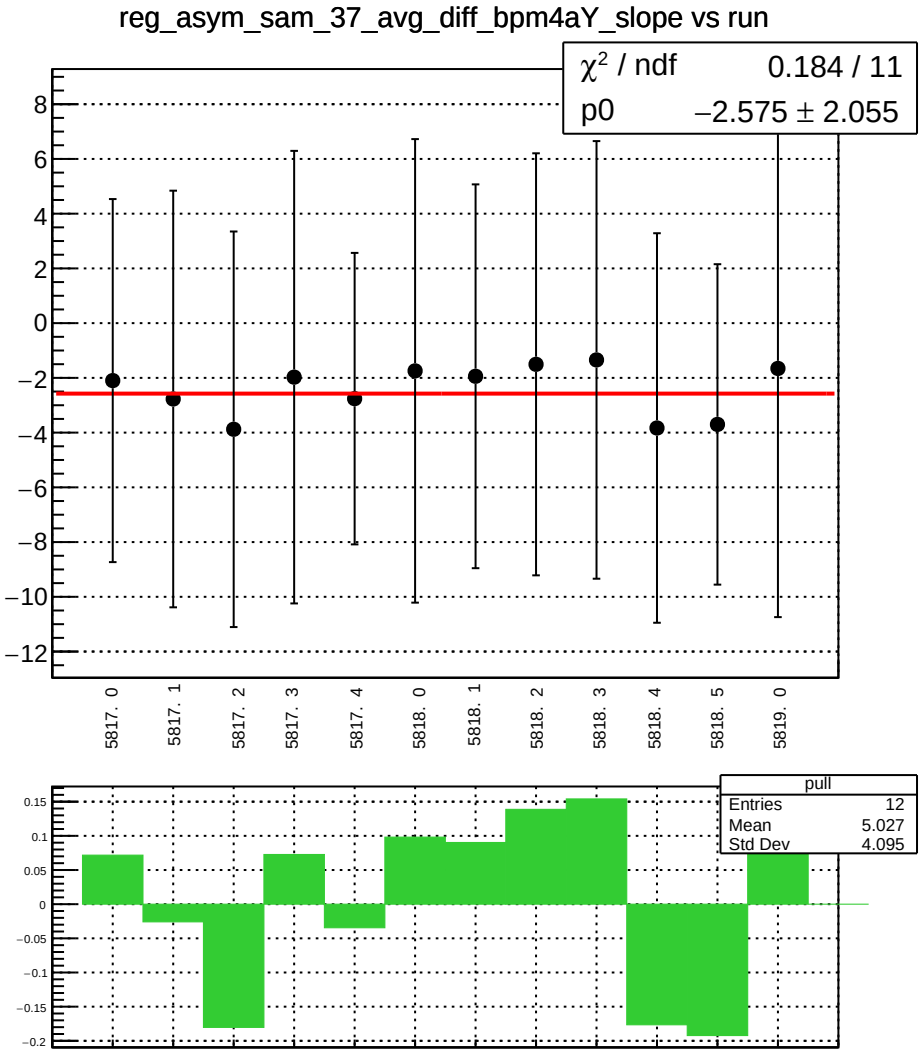
reg_asym_sam_37_avg_diff_bpm4aY_slope vs run
χ² / ndf 0.184 / 11
p0 −2.575 ± 2.055
8
6
4
2
0
−2
−4
−6
−8
−10
−12
5817. 0
5817. 1
5817. 2
5817. 3
5817. 4
5818. 0
5818. 1
5818. 2
5818. 3
5818. 4
5818. 5
5819. 0
pull
Entries 12
Mean 5.027
Std Dev 4.095
0.15
0.1
0.05
0
−0.05
−0.1
−0.15
−0.2

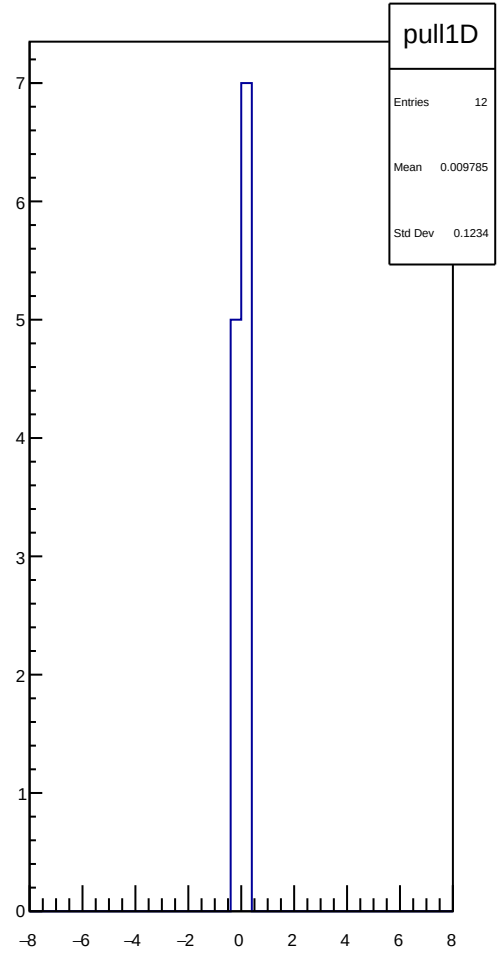
pull1D
Entries 12
Mean 0.009785
Std Dev 0.1234
7
6
5
4
3
2
1
0
−8
−6
−4
−2
0
2
4
6
8

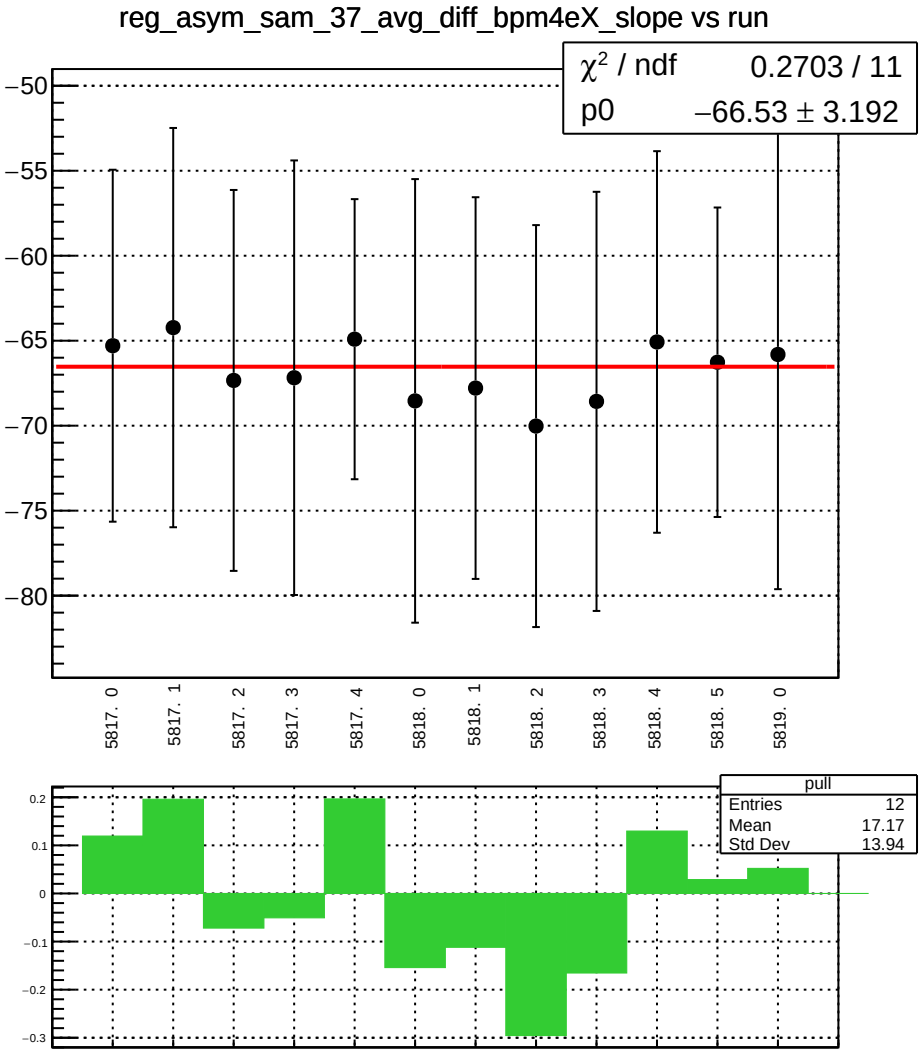
reg_asym_sam_37_avg_diff_bpm4eX_slope vs run
χ² / ndf 0.2703 / 11
p0 −66.53 ± 3.192
−50
−55
−60
−65
−70
−75
−80
5817. 0
5817. 1
5817. 2
5817. 3
5817. 4
5818. 0
5818. 1
5818. 2
5818. 3
5818. 4
5818. 5
5819. 0
pull
Entries 12
Mean 17.17
Std Dev 13.94
0.2
0.1
0
−0.1
−0.2
−0.3

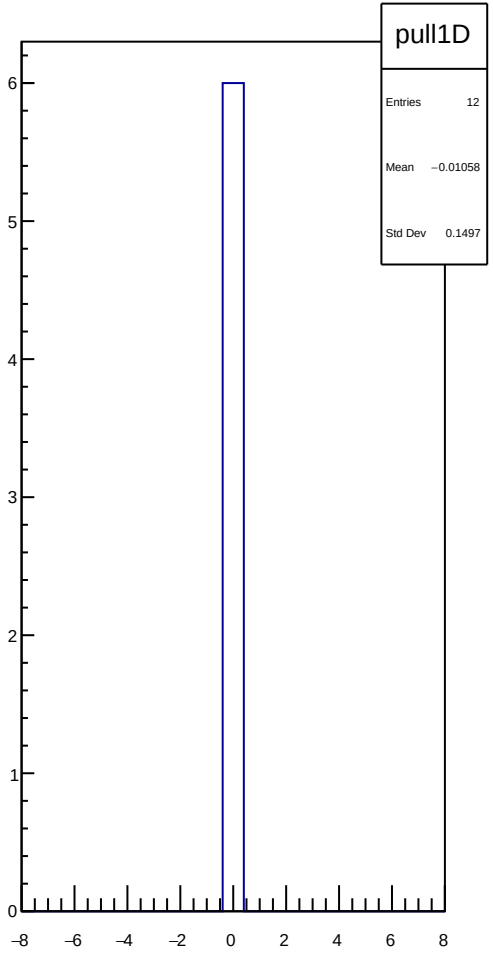
pull1D
Entries 12
Mean −0.01058
Std Dev 0.1497
6
5
4
3
2
1
0
−8
−6
−4
−2
0
2
4
6
8

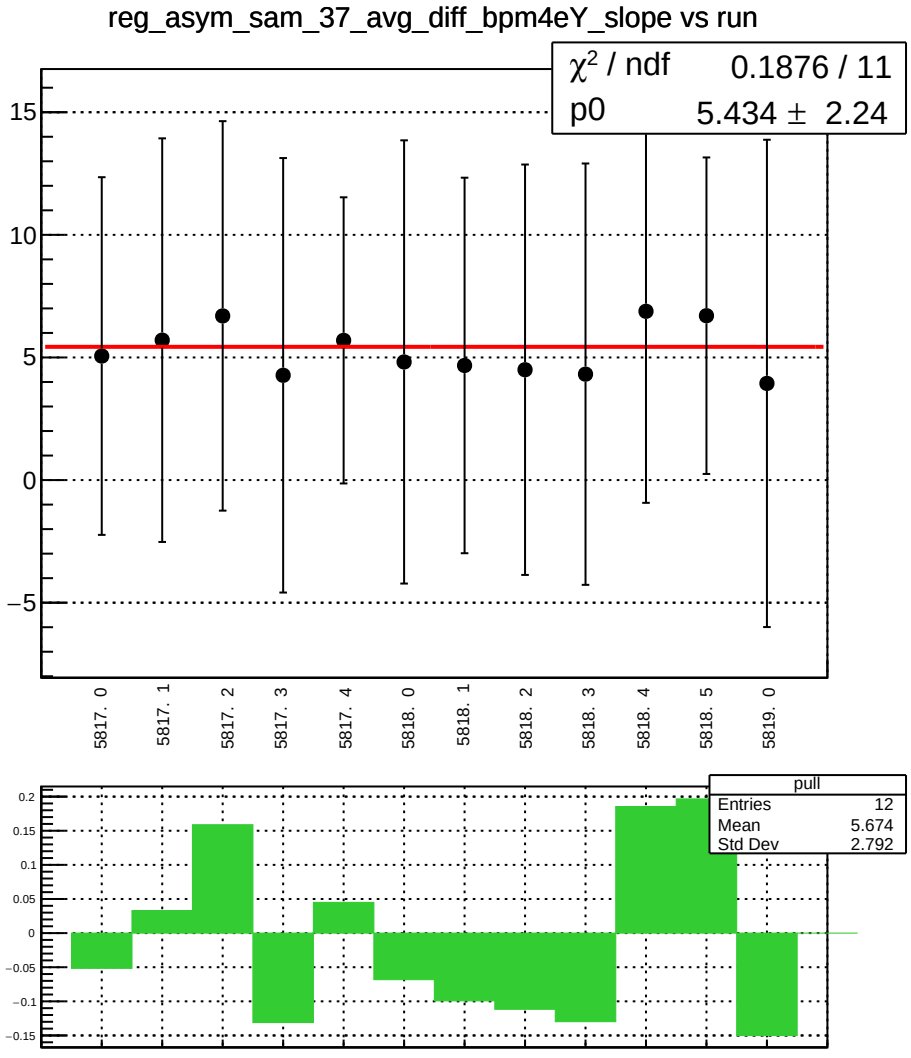
reg_asym_sam_37_avg_diff_bpm4eY_slope vs run
χ² / ndf 0.1876 / 11
p0 5.434 ± 2.24
15
10
5
0
−5
5817. 0
5817. 1
5817. 2
5817. 3
5817. 4
5818. 0
5818. 1
5818. 2
5818. 3
5818. 4
5818. 5
5819. 0
pull
Entries 12
Mean 5.674
Std Dev 2.792
0.2
0.15
0.1
0.05
0
−0.05
−0.1
−0.15

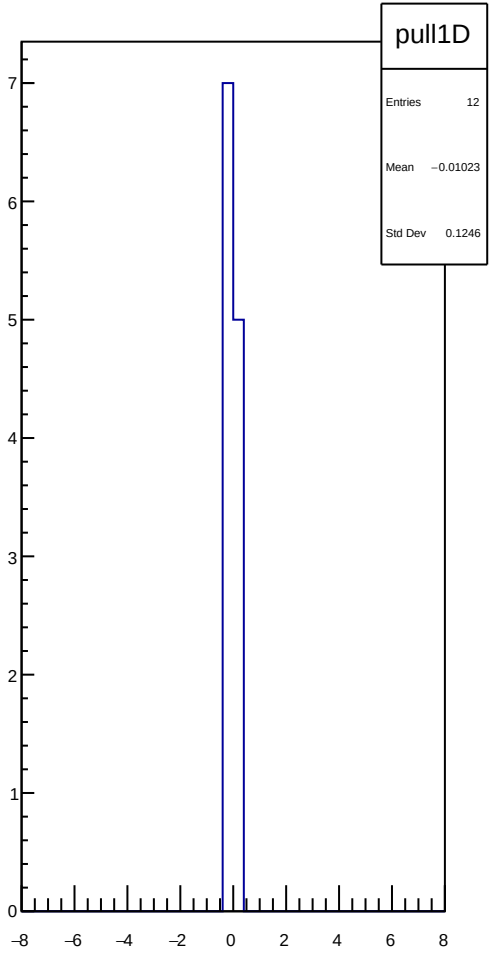
pull1D
Entries 12
Mean −0.01023
Std Dev 0.1246
7
6
5
4
3
2
1
0
−8
−6
−4
−2
0
2
4
6
8

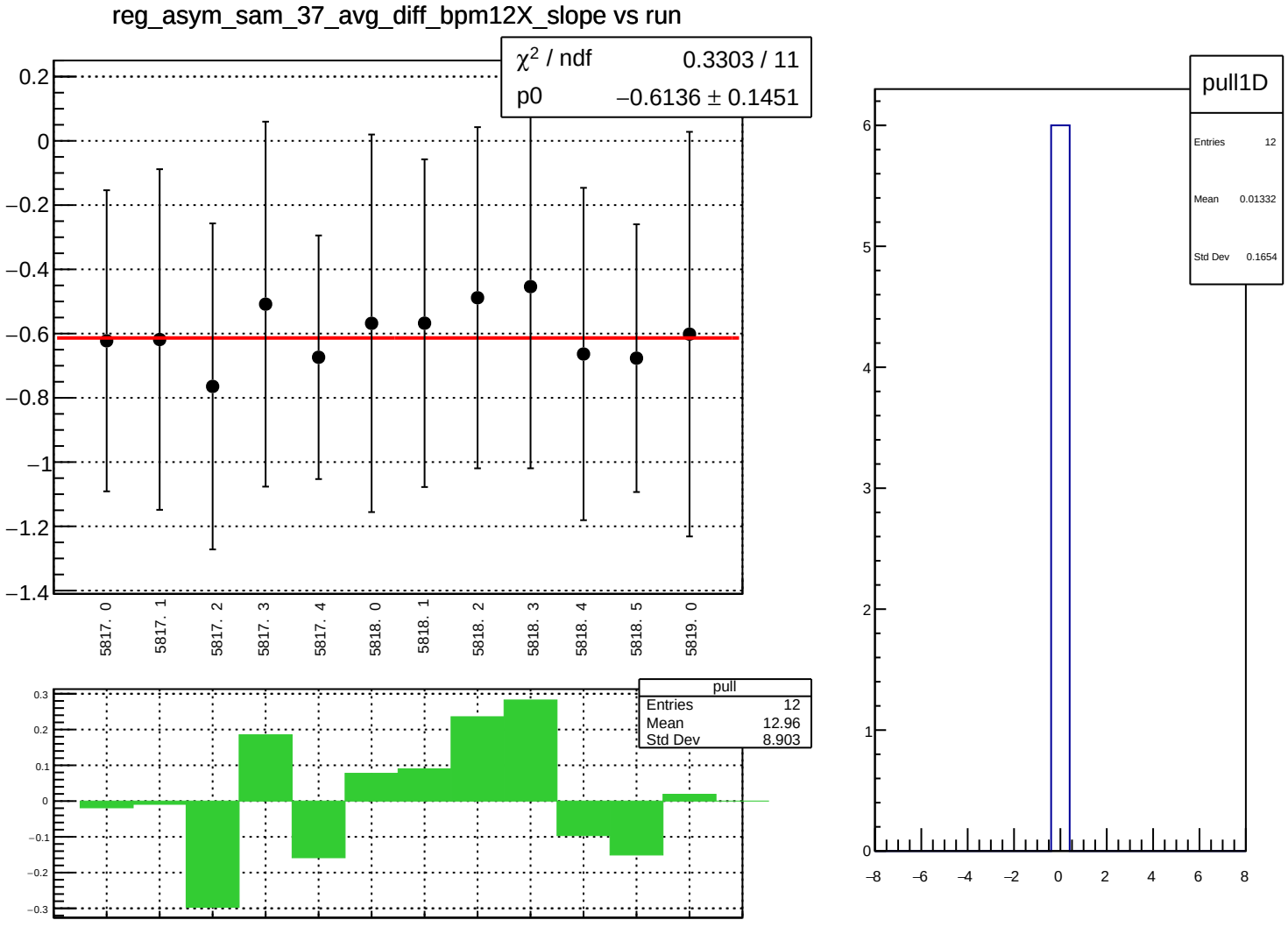
reg_asym_sam_37_avg_diff_bpm12X_slope vs run
χ² / ndf 0.3303 / 11
p0 −0.6136 ± 0.1451
0.2
0
−0.2
−0.4
−0.6
−0.8
−1
−1.2
−1.4
5817. 0
5817. 1
5817. 2
5817. 3
5817. 4
5818. 0
5818. 1
5818. 2
5818. 3
5818. 4
5818. 5
5819. 0
pull
Entries 12
Mean 12.96
Std Dev 8.903
0.3
0.2
0.1
0
−0.1
−0.2
−0.3
pull1D
Entries 12
Mean 0.01332
Std Dev 0.1654
6
5
4
3
2
1
0
−8
−6
−4
−2
0
2
4
6
8

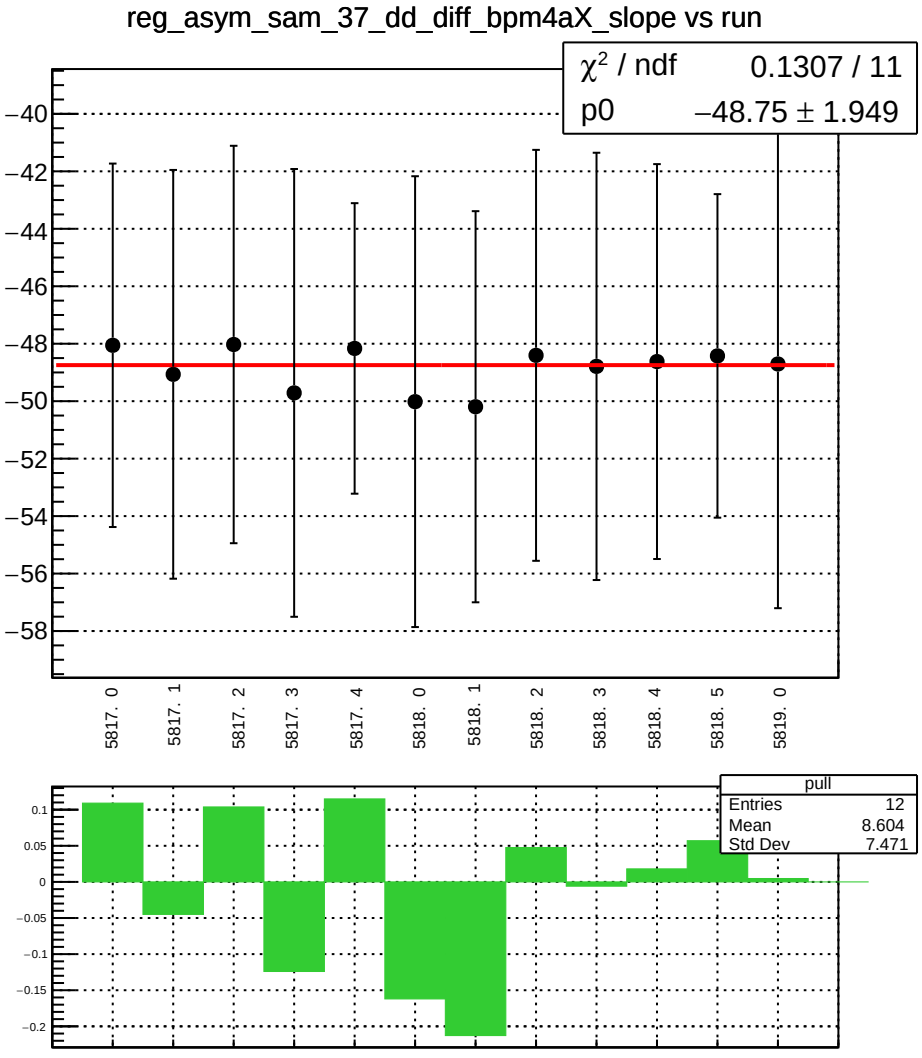
reg_asym_sam_37_dd_diff_bpm4aX_slope vs run
χ² / ndf 0.1307 / 11
p0 −48.75 ± 1.949
−40
−42
−44
−46
−48
−50
−52
−54
−56
−58
5817. 0
5817. 1
5817. 2
5817. 3
5817. 4
5818. 0
5818. 1
5818. 2
5818. 3
5818. 4
5818. 5
5819. 0
pull
Entries 12
Mean 8.604
Std Dev 7.471
0.1
0.05
0
−0.05
−0.1
−0.15
−0.2

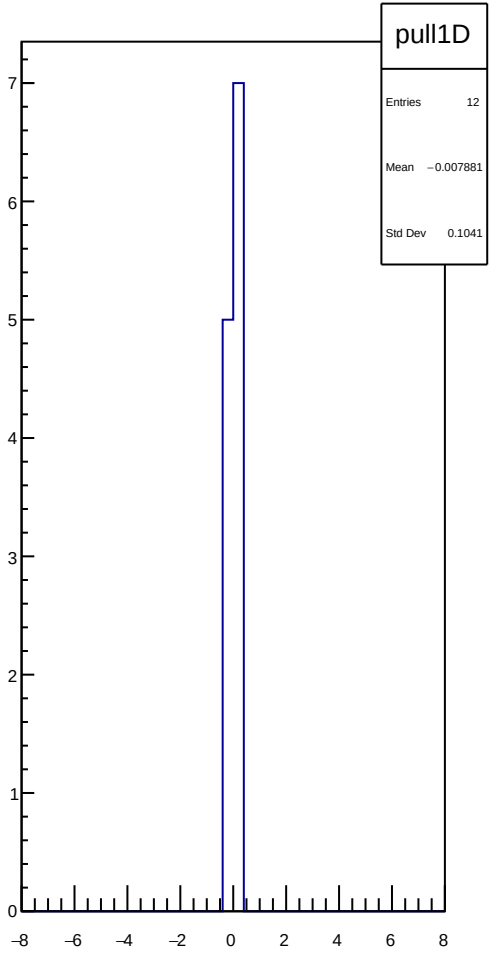
pull1D
Entries 12
Mean −0.007881
Std Dev 0.1041
7
6
5
4
3
2
1
0
−8
−6
−4
−2
0
2
4
6
8

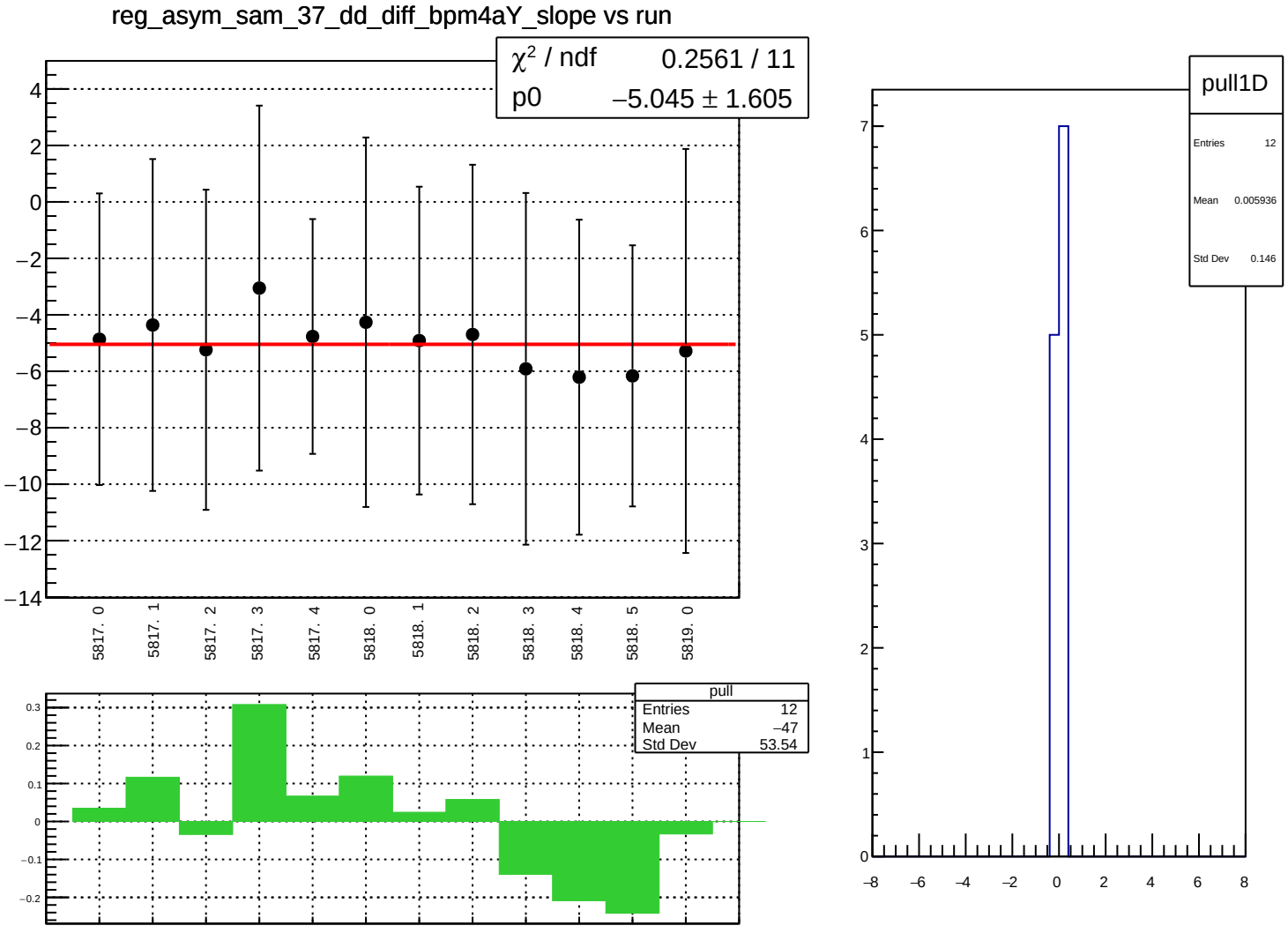
reg_asym_sam_37_dd_diff_bpm4aY_slope vs run
χ² / ndf 0.2561 / 11
p0 −5.045 ± 1.605
4
2
0
−2
−4
−6
−8
−10
−12
−14
5817. 0
5817. 1
5817. 2
5817. 3
5817. 4
5818. 0
5818. 1
5818. 2
5818. 3
5818. 4
5818. 5
5819. 0
pull
Entries 12
Mean −47
Std Dev 53.54
0.3
0.2
0.1
0
−0.1
−0.2
pull1D
Entries 12
Mean 0.005936
Std Dev 0.146
7
6
5
4
3
2
1
0
−8
−6
−4
−2
0
2
4
6
8

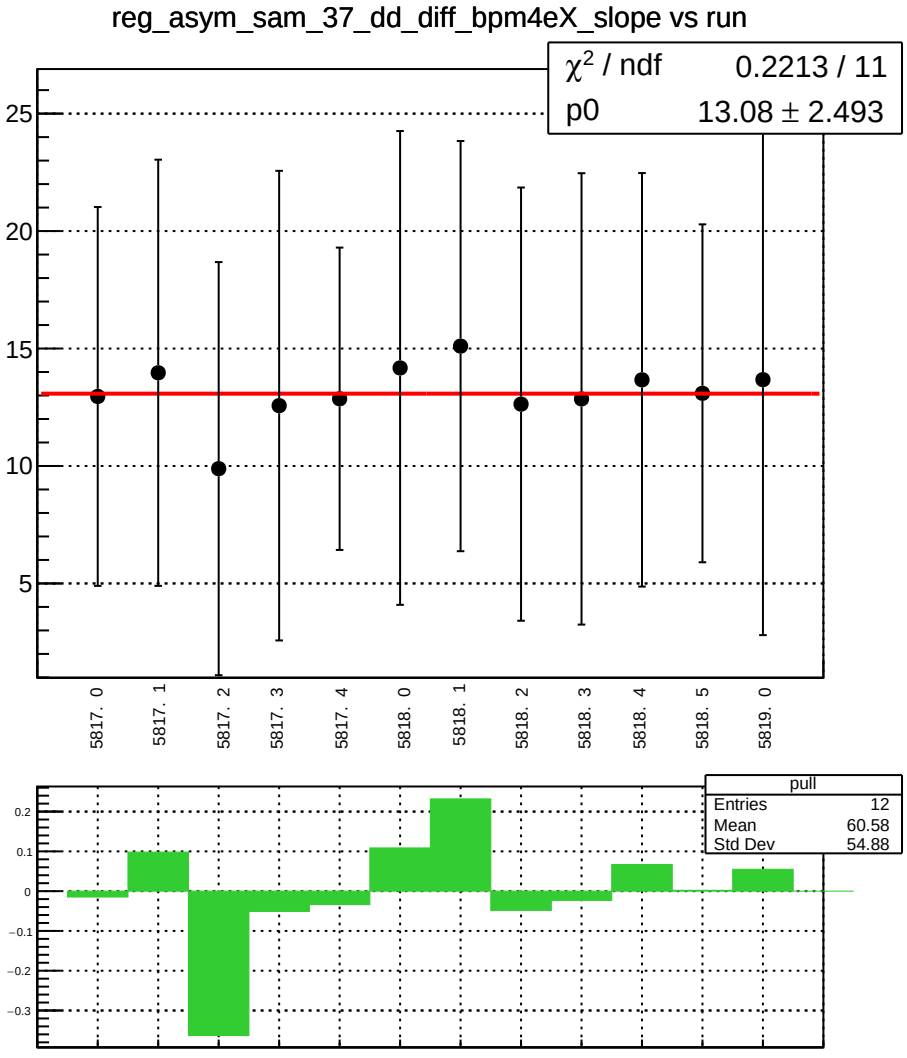
reg_asym_sam_37_dd_diff_bpm4eX_slope vs run
χ2 / ndf 0.2213 / 11
p0 13.08 ± 2.493
25
20
15
10
5
5817. 0
5817. 1
5817. 2
5817. 3
5817. 4
5818. 0
5818. 1
5818. 2
5818. 3
5818. 4
5818. 5
5819. 0
pull
Entries 12
Mean 60.58
Std Dev 54.88
0.2
0.1
0
−0.1
−0.2
−0.3

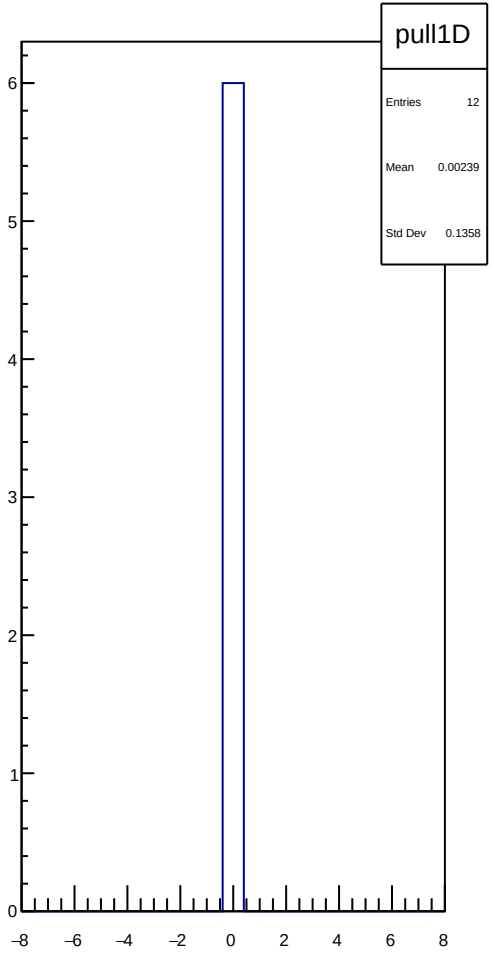
pull1D
Entries 12
Mean 0.00239
Std Dev 0.1358
6
5
4
3
2
1
0
−8
−6
−4
−2
0
2
4
6
8

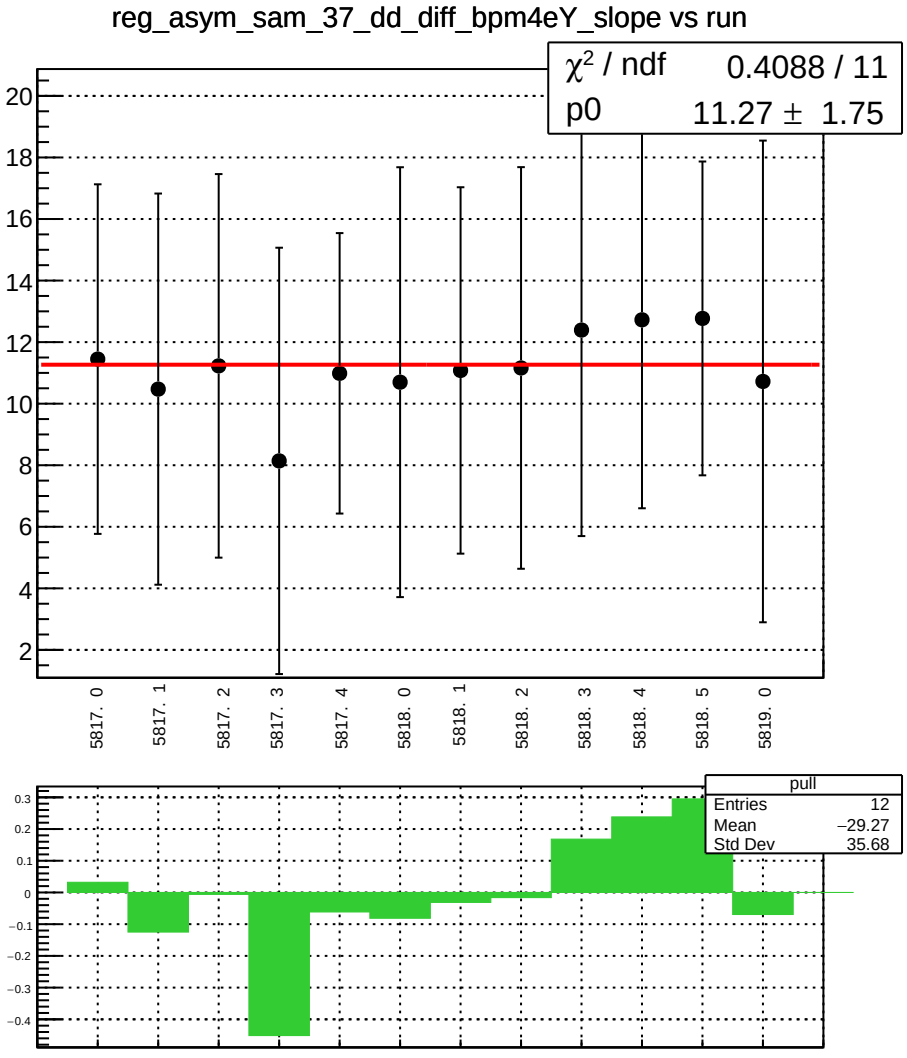
reg_asym_sam_37_dd_diff_bpm4eY_slope vs run
χ² / ndf 0.4088 / 11
p0 11.27 ± 1.75
20
18
16
14
12
10
8
6
4
2
5817. 0
5817. 1
5817. 2
5817. 3
5817. 4
5818. 0
5818. 1
5818. 2
5818. 3
5818. 4
5818. 5
5819. 0
pull
Entries 12
Mean −29.27
Std Dev 35.68
0.3
0.2
0.1
0
−0.1
−0.2
−0.3
−0.4

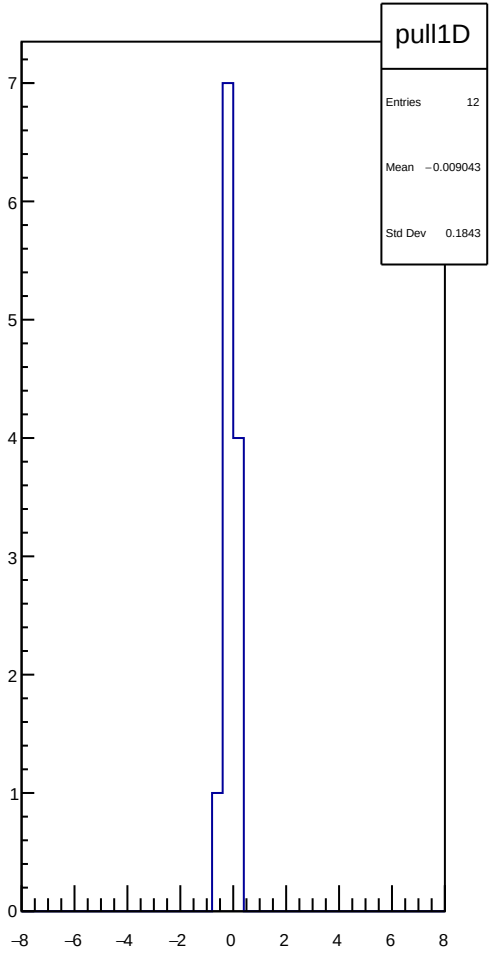
pull1D
Entries 12
Mean −0.009043
Std Dev 0.1843
7
6
5
4
3
2
1
0
−8
−6
−4
−2
0
2
4
6
8

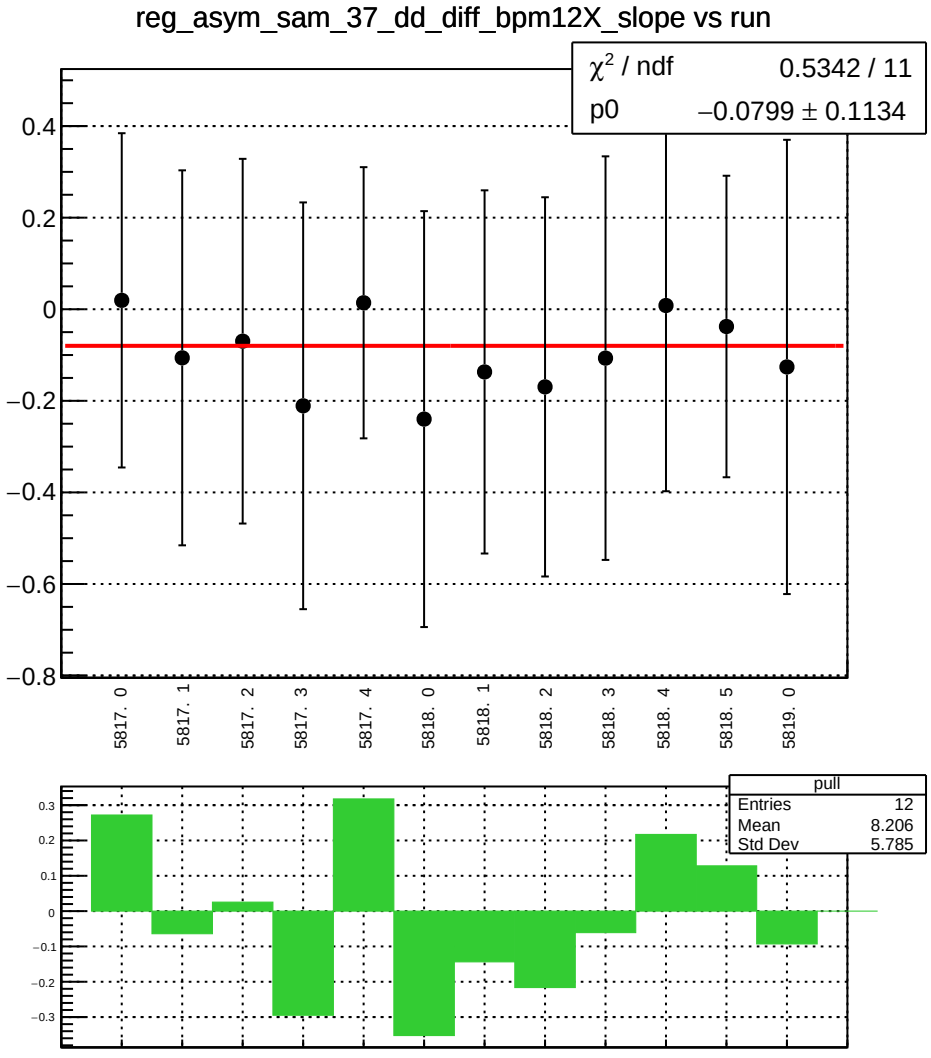
reg_asym_sam_37_dd_diff_bpm12X_slope vs run
χ² / ndf 0.5342 / 11
p0 −0.0799 ± 0.1134
0.4
0.2
0
−0.2
−0.4
−0.6
−0.8
5817. 0
5817. 1
5817. 2
5817. 3
5817. 4
5818. 0
5818. 1
5818. 2
5818. 3
5818. 4
5818. 5
5819. 0
pull
Entries 12
Mean 8.206
Std Dev 5.785
0.3
0.2
0.1
0
−0.1
−0.2
−0.3

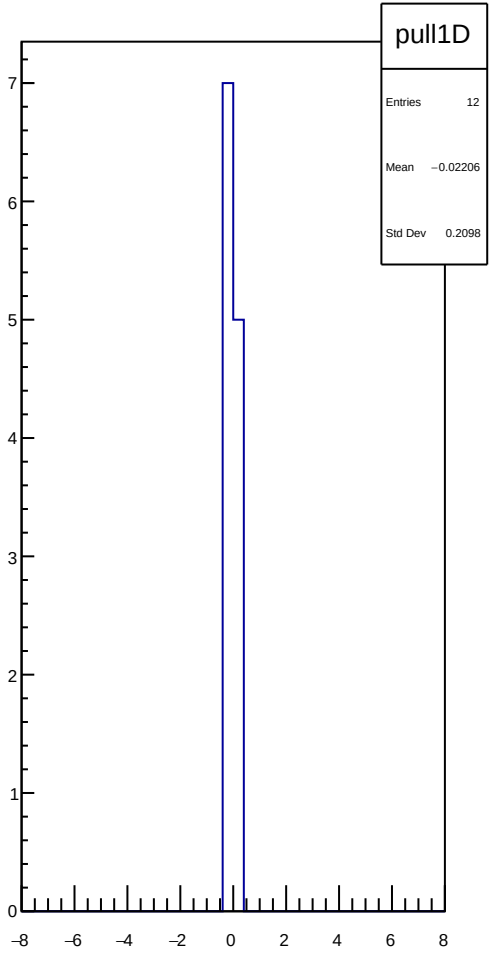
pull1D
Entries 12
Mean −0.02206
Std Dev 0.2098
7
6
5
4
3
2
1
0
−8
−6
−4
−2
0
2
4
6
8

reg_asym_sam_26_avg_diff_bpm4aX_slope vs run

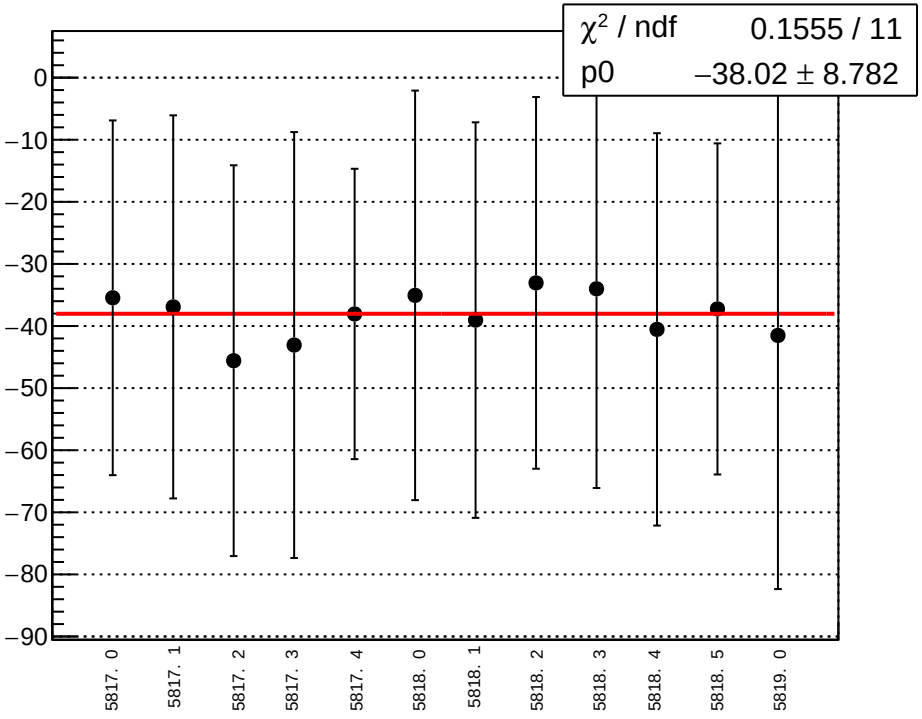

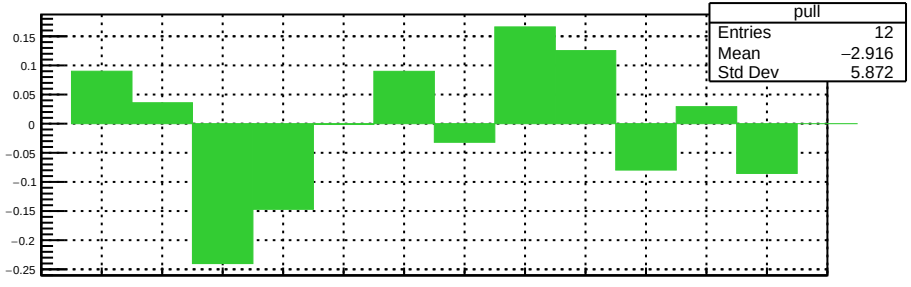

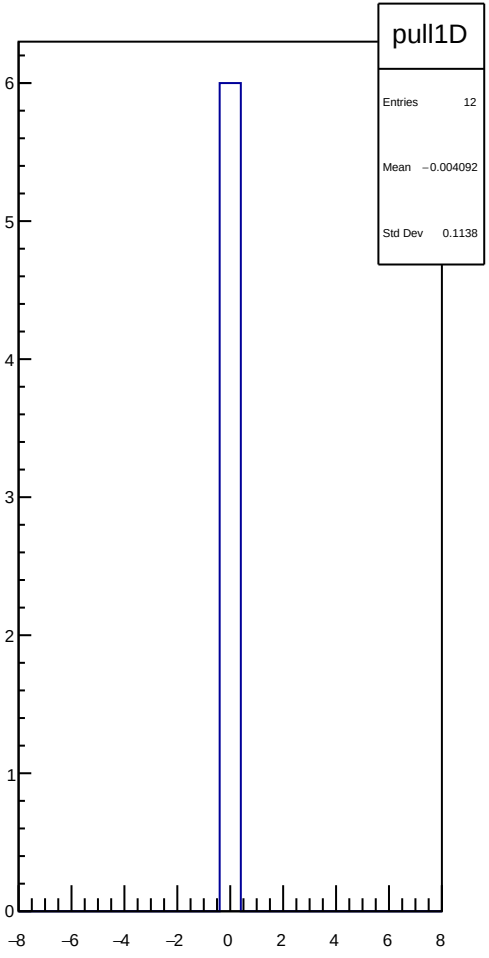

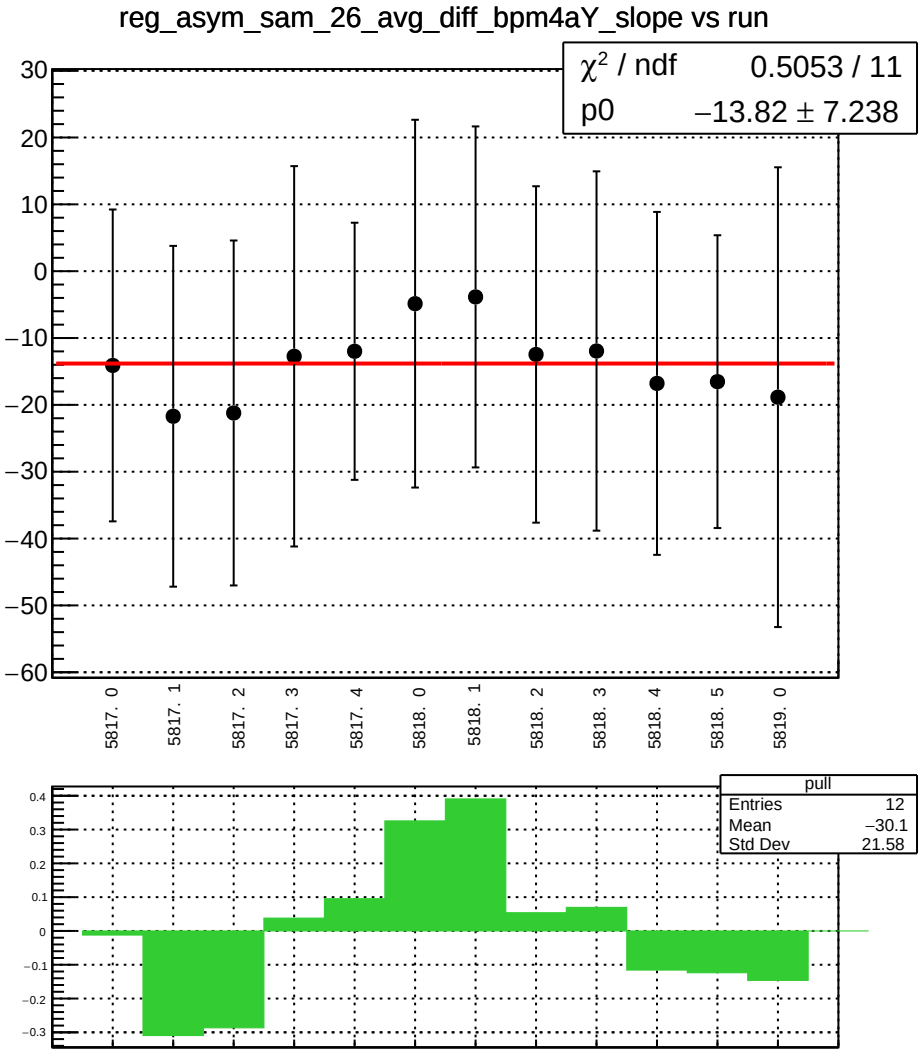
reg_asym_sam_26_avg_diff_bpm4aY_slope vs run
χ² / ndf 0.5053 / 11
p0 −13.82 ± 7.238
30
20
10
0
−10
−20
−30
−40
−50
−60
5817. 0
5817. 1
5817. 2
5817. 3
5817. 4
5818. 0
5818. 1
5818. 2
5818. 3
5818. 4
5818. 5
5819. 0
pull
Entries 12
Mean −30.1
Std Dev 21.58
0.4
0.3
0.2
0.1
0
−0.1
−0.2
−0.3

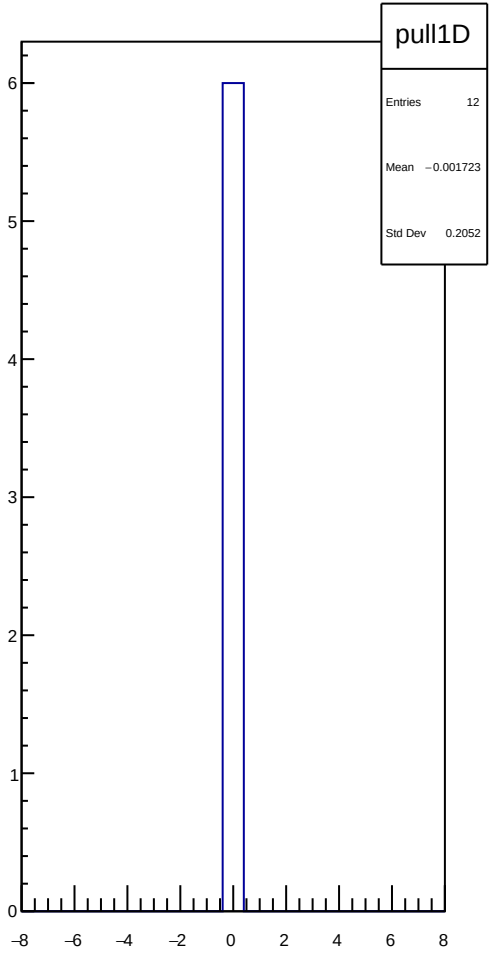
pull1D
Entries 12
Mean −0.001723
Std Dev 0.2052
6
5
4
3
2
1
0
−8
−6
−4
−2
0
2
4
6
8

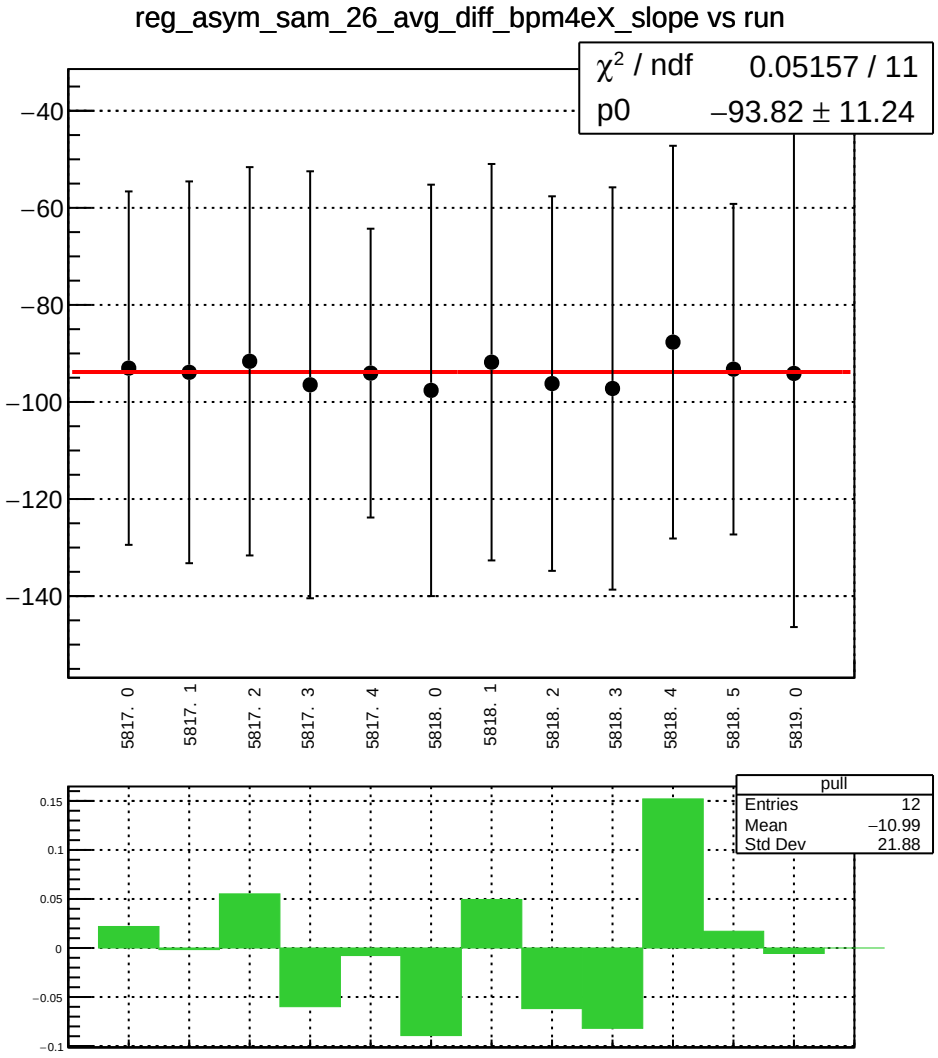
reg_asym_sam_26_avg_diff_bpm4eX_slope vs run
χ² / ndf 0.05157 / 11
p0 −93.82 ± 11.24
−40
−60
−80
−100
−120
−140
5817. 0
5817. 1
5817. 2
5817. 3
5817. 4
5818. 0
5818. 1
5818. 2
5818. 3
5818. 4
5818. 5
5819. 0
pull
Entries 12
Mean −10.99
Std Dev 21.88
0.15
0.1
0.05
0
−0.05
−0.1

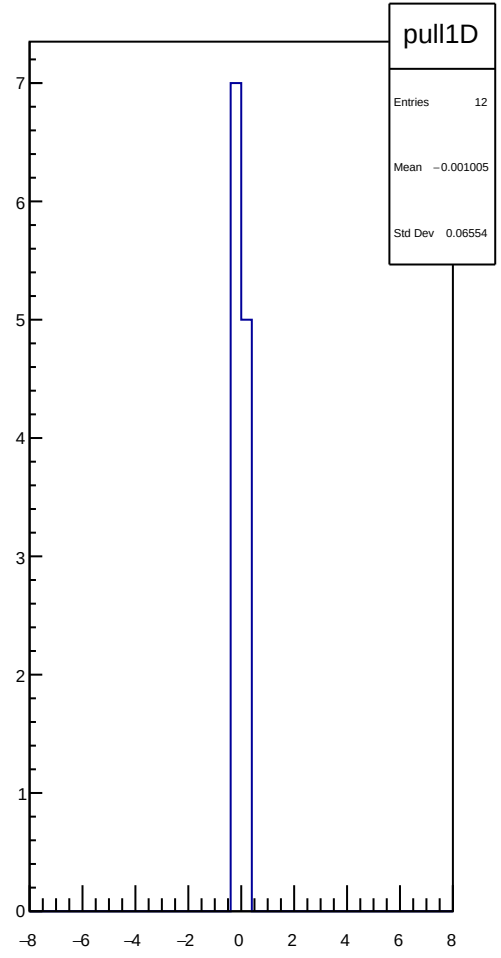
pull1D
Entries 12
Mean −0.001005
Std Dev 0.06554
7
6
5
4
3
2
1
0
−8
−6
−4
−2
0
2
4
6
8

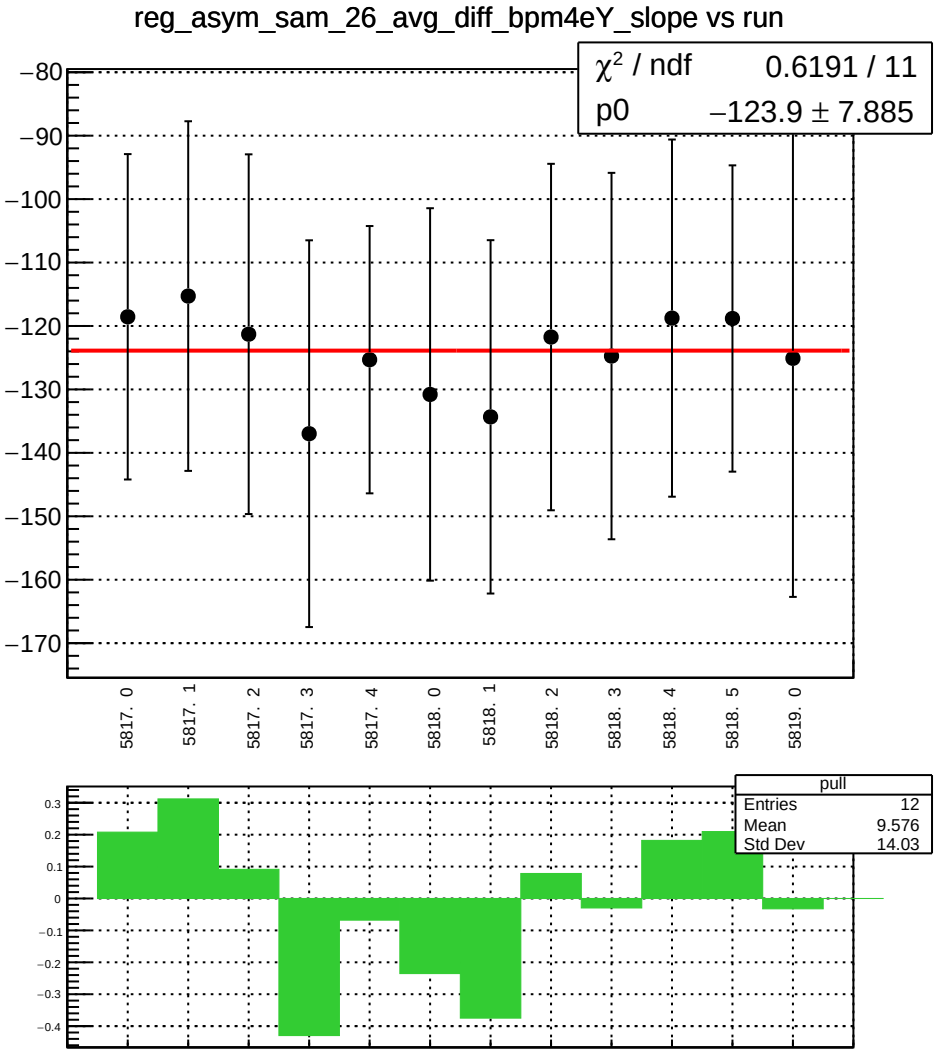
reg_asym_sam_26_avg_diff_bpm4eY_slope vs run
χ² / ndf 0.6191 / 11
p0 −123.9 ± 7.885
−80
−90
−100
−110
−120
−130
−140
−150
−160
−170
5817. 0
5817. 1
5817. 2
5817. 3
5817. 4
5818. 0
5818. 1
5818. 2
5818. 3
5818. 4
5818. 5
5819. 0
pull
Entries 12
Mean 9.576
Std Dev 14.03
0.3
0.2
0.1
0
−0.1
−0.2
−0.3
−0.4

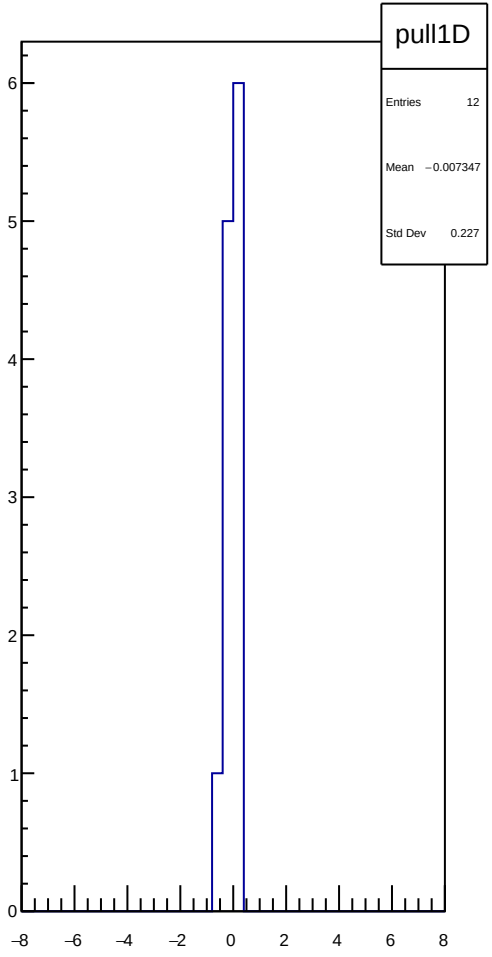
pull1D
Entries 12
Mean −0.007347
Std Dev 0.227
6
5
4
3
2
1
0
−8
−6
−4
−2
0
2
4
6
8

reg_asym_sam_26_avg_diff_bpm12X_slope vs run

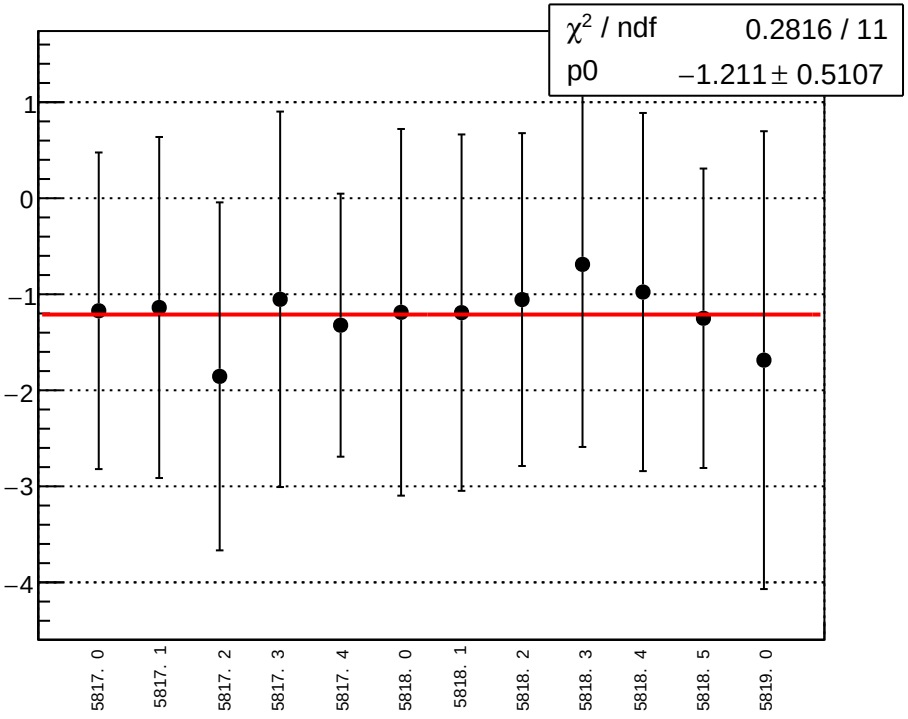

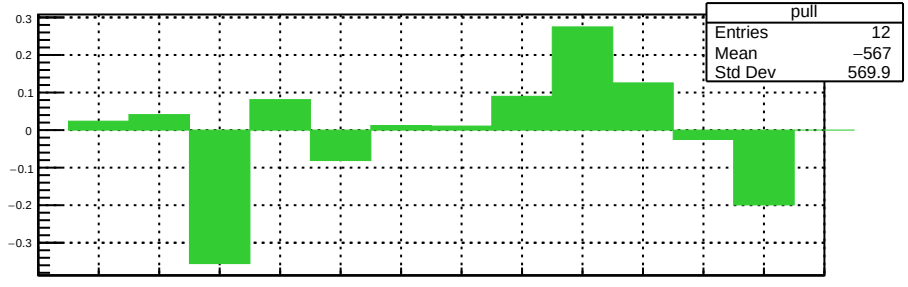

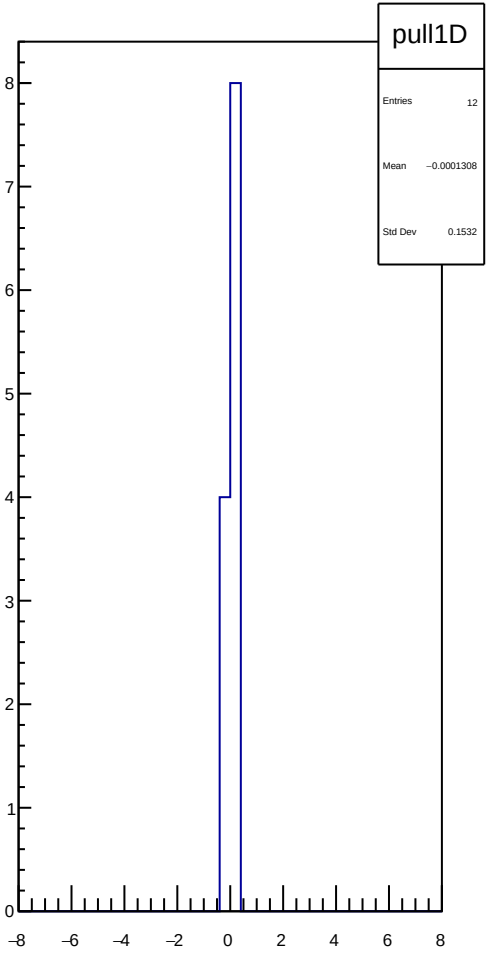

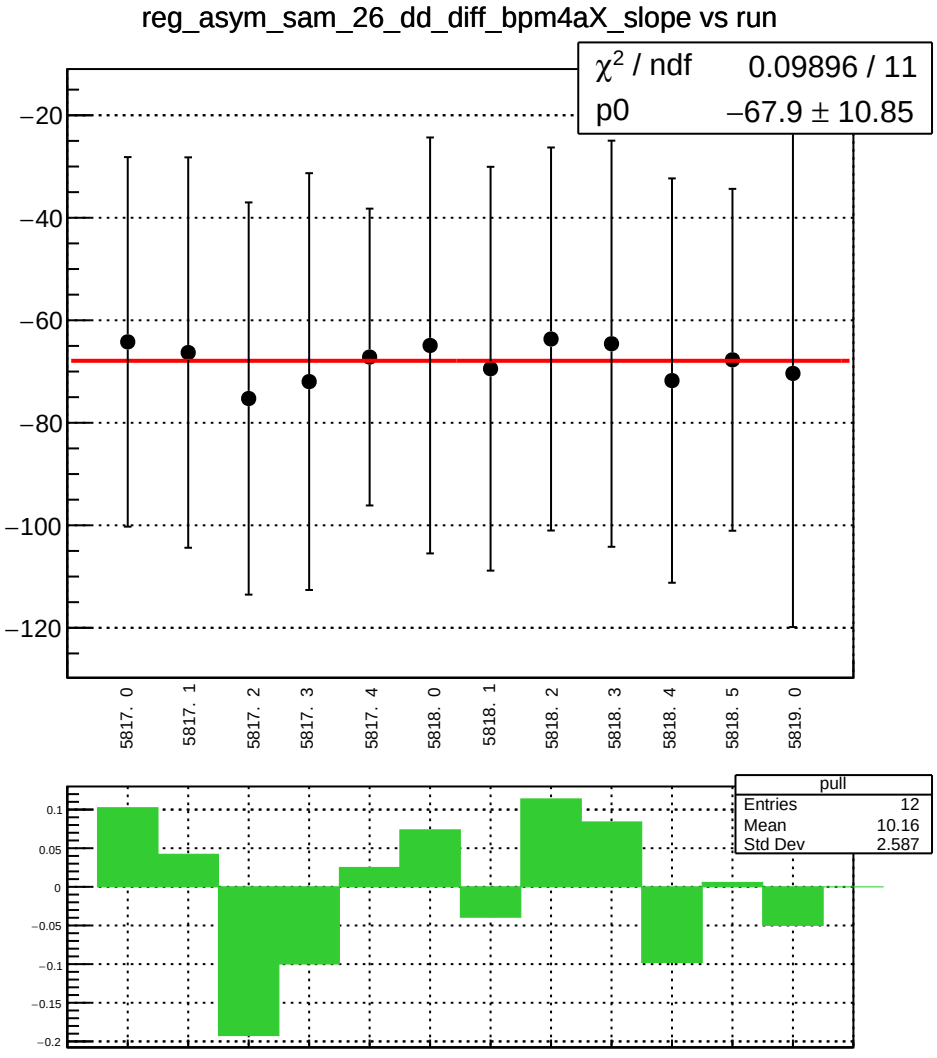
reg_asym_sam_26_dd_diff_bpm4aX_slope vs run
χ² / ndf 0.09896 / 11
p0 −67.9 ± 10.85
−20
−40
−60
−80
−100
−120
5817. 0
5817. 1
5817. 2
5817. 3
5817. 4
5818. 0
5818. 1
5818. 2
5818. 3
5818. 4
5818. 5
5819. 0
pull
Entries 12
Mean 10.16
Std Dev 2.587
0.1
0.05
0
−0.05
−0.1
−0.15
−0.2

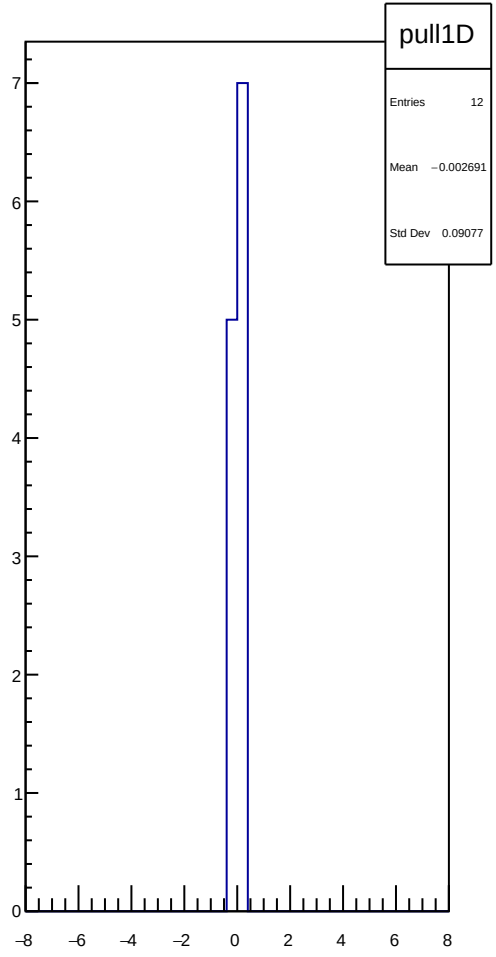
pull1D
Entries 12
Mean −0.002691
Std Dev 0.09077
7
6
5
4
3
2
1
0
−8
−6
−4
−2
0
2
4
6
8

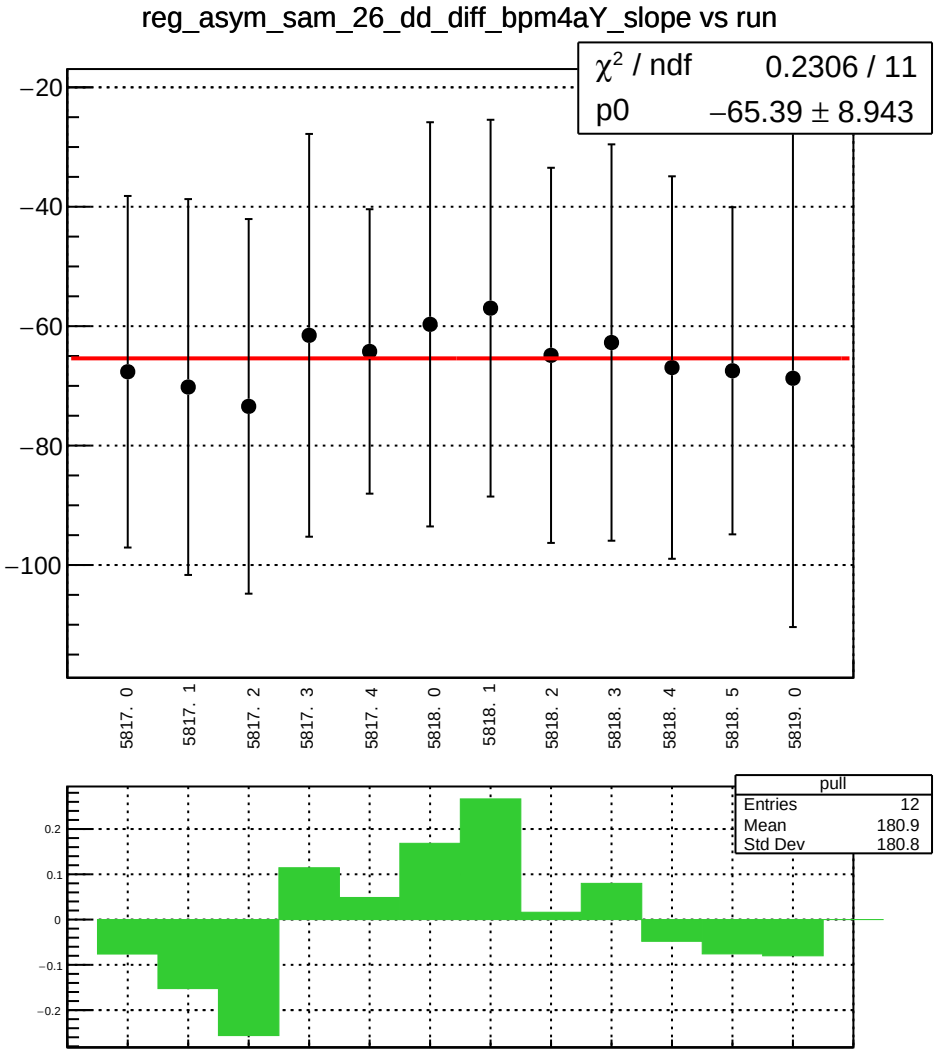
reg_asym_sam_26_dd_diff_bpm4aY_slope vs run
χ² / ndf 0.2306 / 11
p0 −65.39 ± 8.943
−20
−40
−60
−80
−100
5817. 0
5817. 1
5817. 2
5817. 3
5817. 4
5818. 0
5818. 1
5818. 2
5818. 3
5818. 4
5818. 5
5819. 0
pull
Entries 12
Mean 180.9
Std Dev 180.8
0.2
0.1
0
−0.1
−0.2

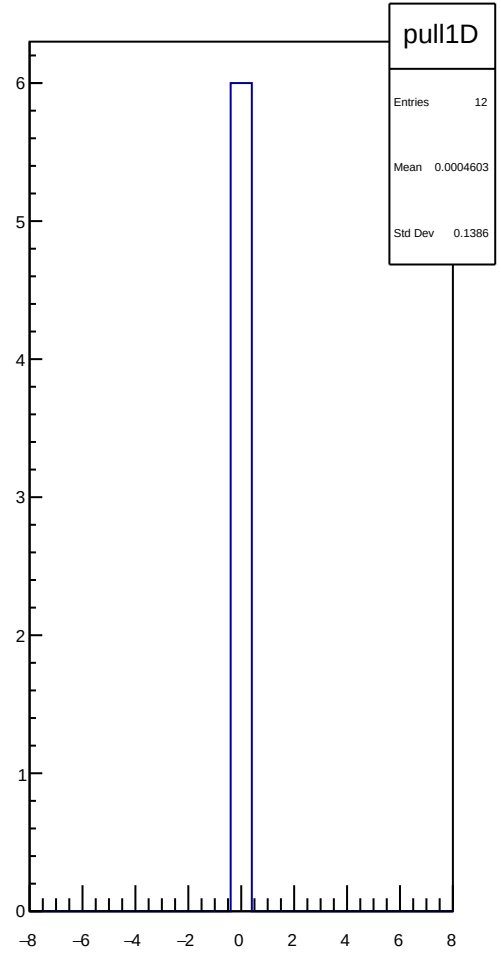
pull1D
Entries 12
Mean 0.0004603
Std Dev 0.1386
6
5
4
3
2
1
0
−8
−6
−4
−2
0
2
4
6
8

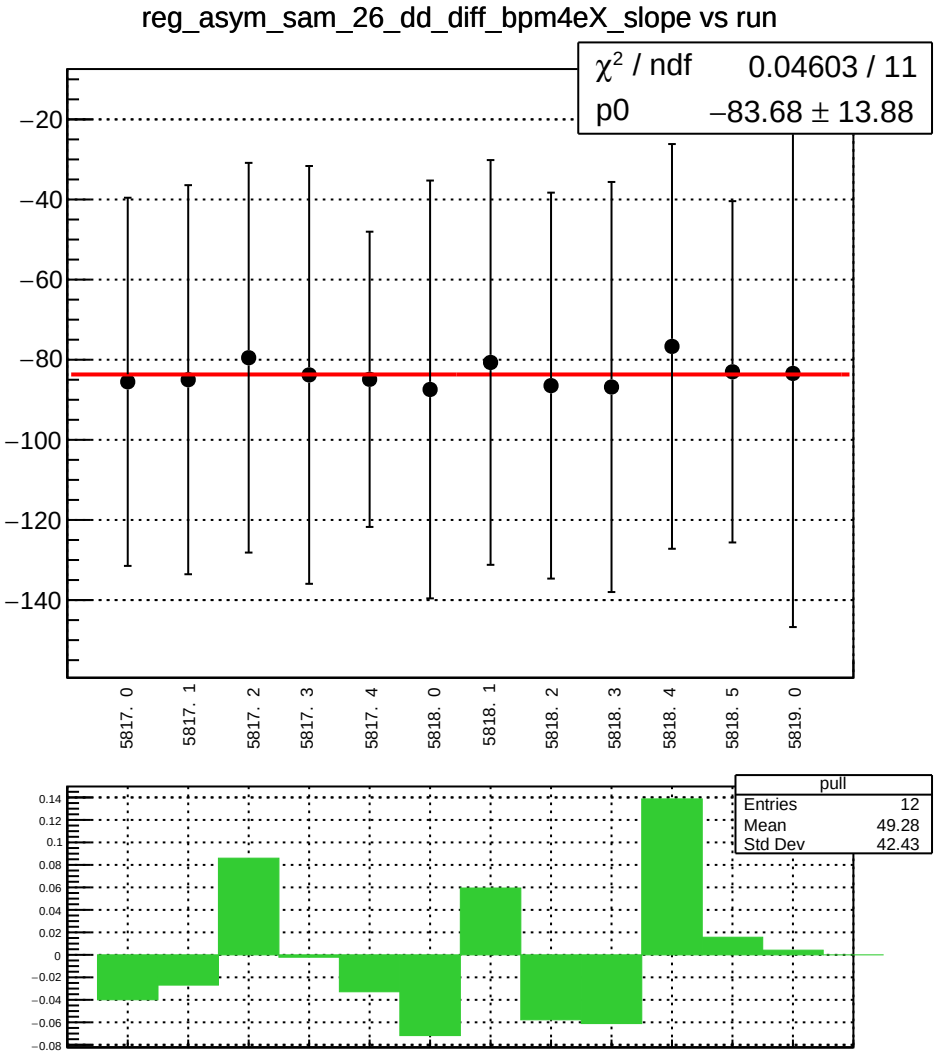
reg_asym_sam_26_dd_diff_bpm4eX_slope vs run
χ² / ndf 0.04603 / 11
p0 −83.68 ± 13.88
−20
−40
−60
−80
−100
−120
−140
5817. 0
5817. 1
5817. 2
5817. 3
5817. 4
5818. 0
5818. 1
5818. 2
5818. 3
5818. 4
5818. 5
5819. 0
pull
Entries 12
Mean 49.28
Std Dev 42.43
0.14
0.12
0.1
0.08
0.06
0.04
0.02
0
−0.02
−0.04
−0.06
−0.08

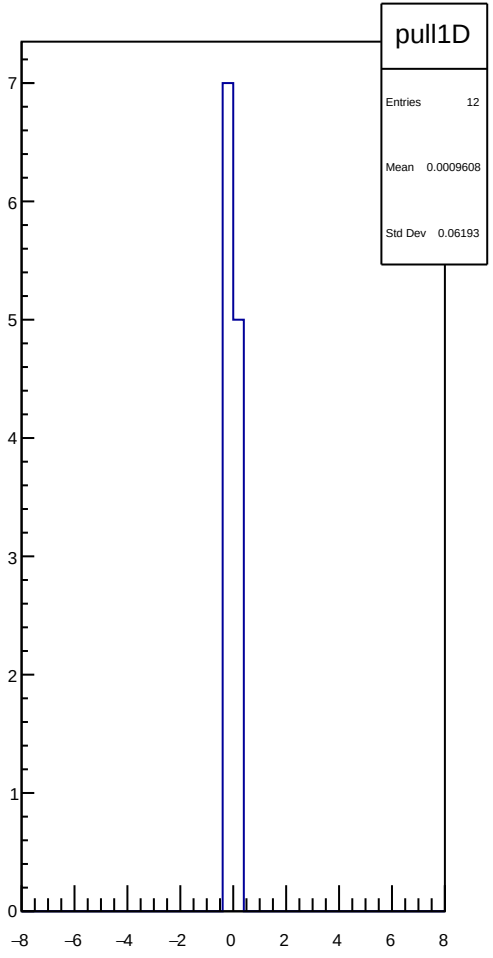
pull1D
Entries 12
Mean 0.0009608
Std Dev 0.06193
7
6
5
4
3
2
1
0
−8
−6
−4
−2
0
2
4
6
8

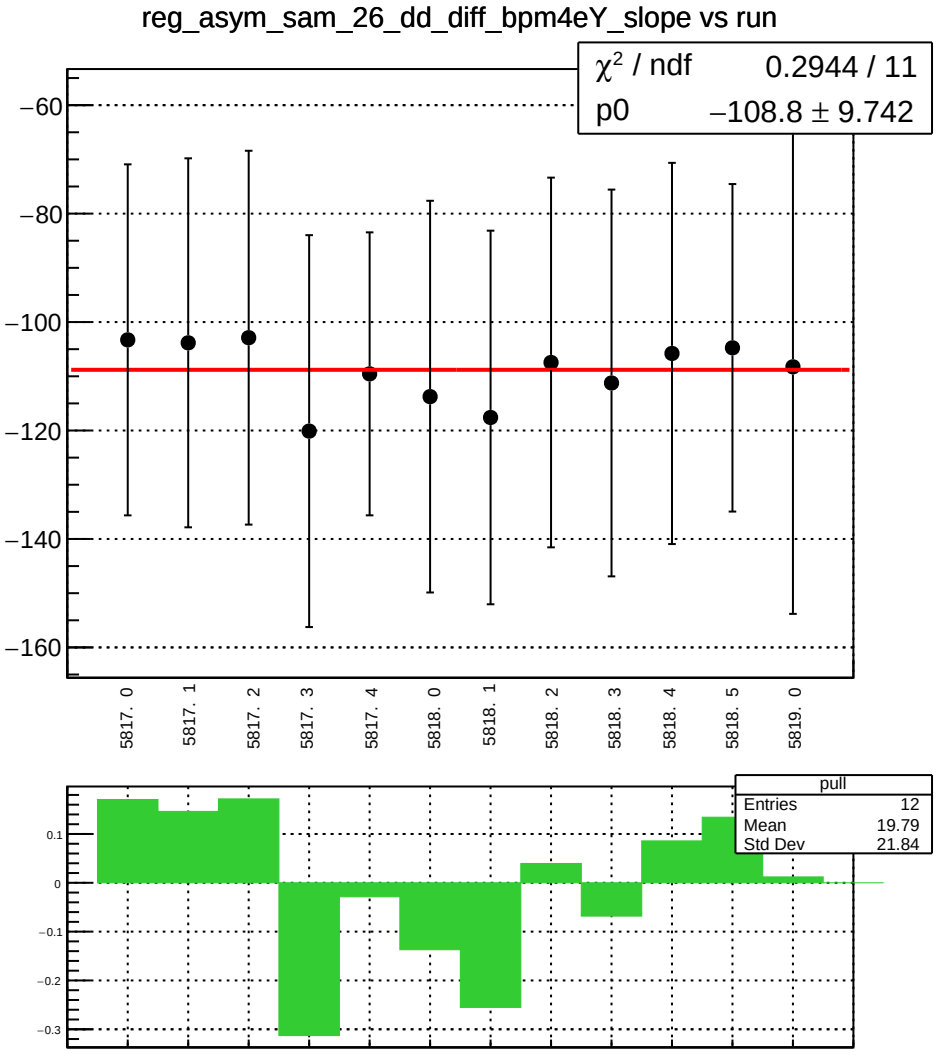
reg_asym_sam_26_dd_diff_bpm4eY_slope vs run
χ² / ndf 0.2944 / 11
p0 −108.8 ± 9.742
−60
−80
−100
−120
−140
−160
5817. 0
5817. 1
5817. 2
5817. 3
5817. 4
5818. 0
5818. 1
5818. 2
5818. 3
5818. 4
5818. 5
5819. 0
pull
Entries 12
Mean 19.79
Std Dev 21.84
0.1
0
−0.1
−0.2
−0.3

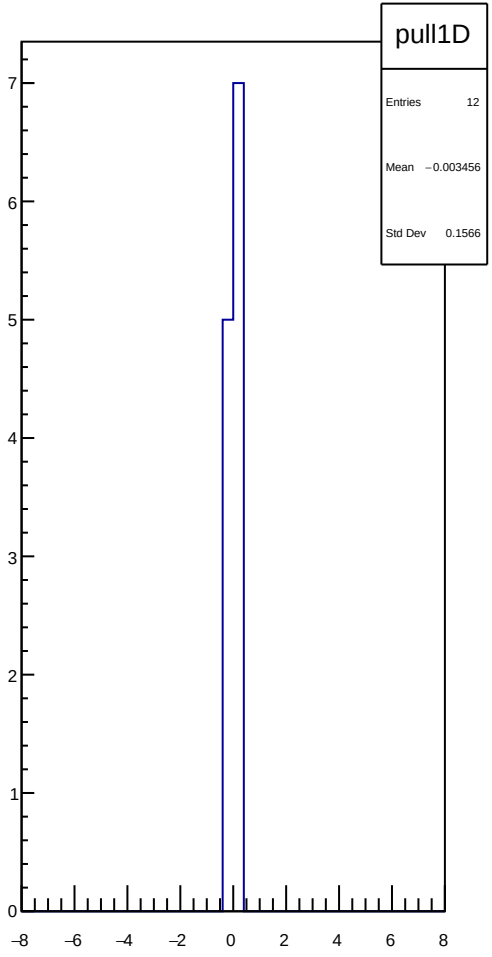
pull1D
Entries 12
Mean −0.003456
Std Dev 0.1566
7
6
5
4
3
2
1
0
−8
−6
−4
−2
0
2
4
6
8

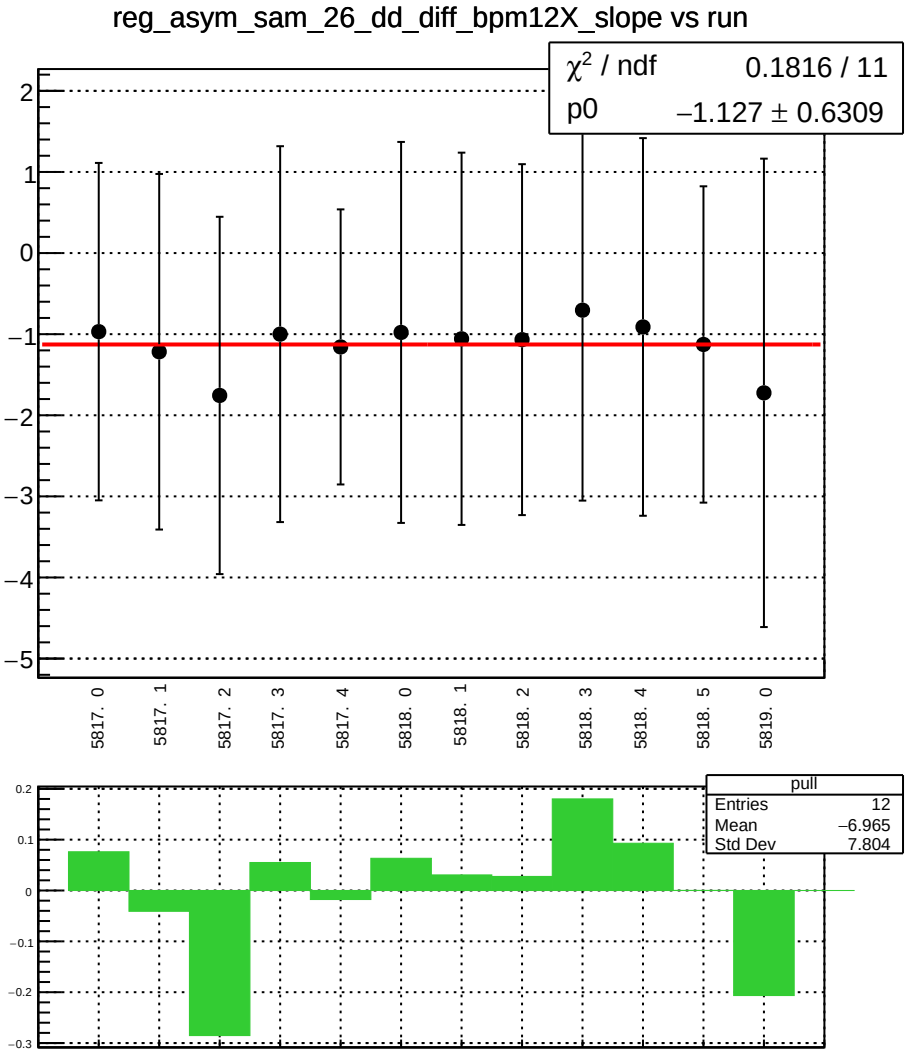
reg_asym_sam_26_dd_diff_bpm12X_slope vs run
χ² / ndf 0.1816 / 11
p0 −1.127 ± 0.6309
5817. 0
5817. 1
5817. 2
5817. 3
5817. 4
5818. 0
5818. 1
5818. 2
5818. 3
5818. 4
5818. 5
5819. 0
pull
Entries 12
Mean −6.965
Std Dev 7.804

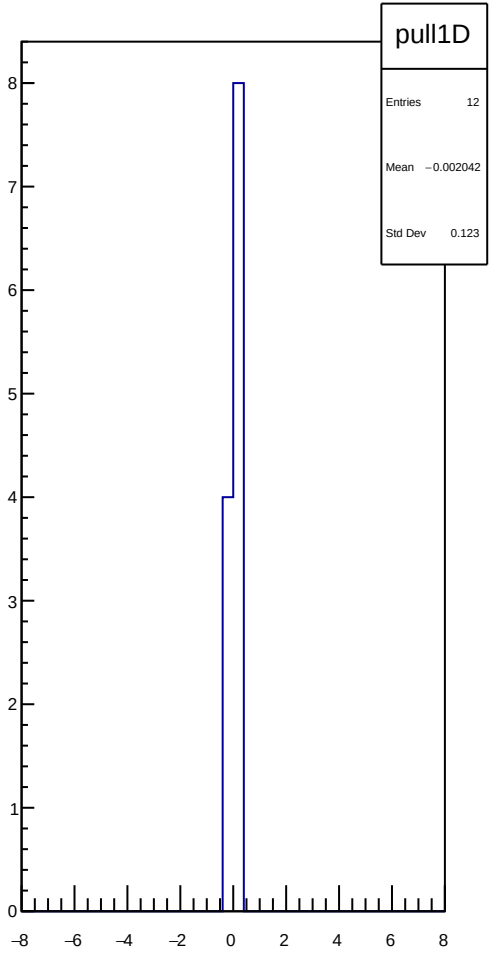
pull1D
Entries 12
Mean −0.002042
Std Dev 0.123

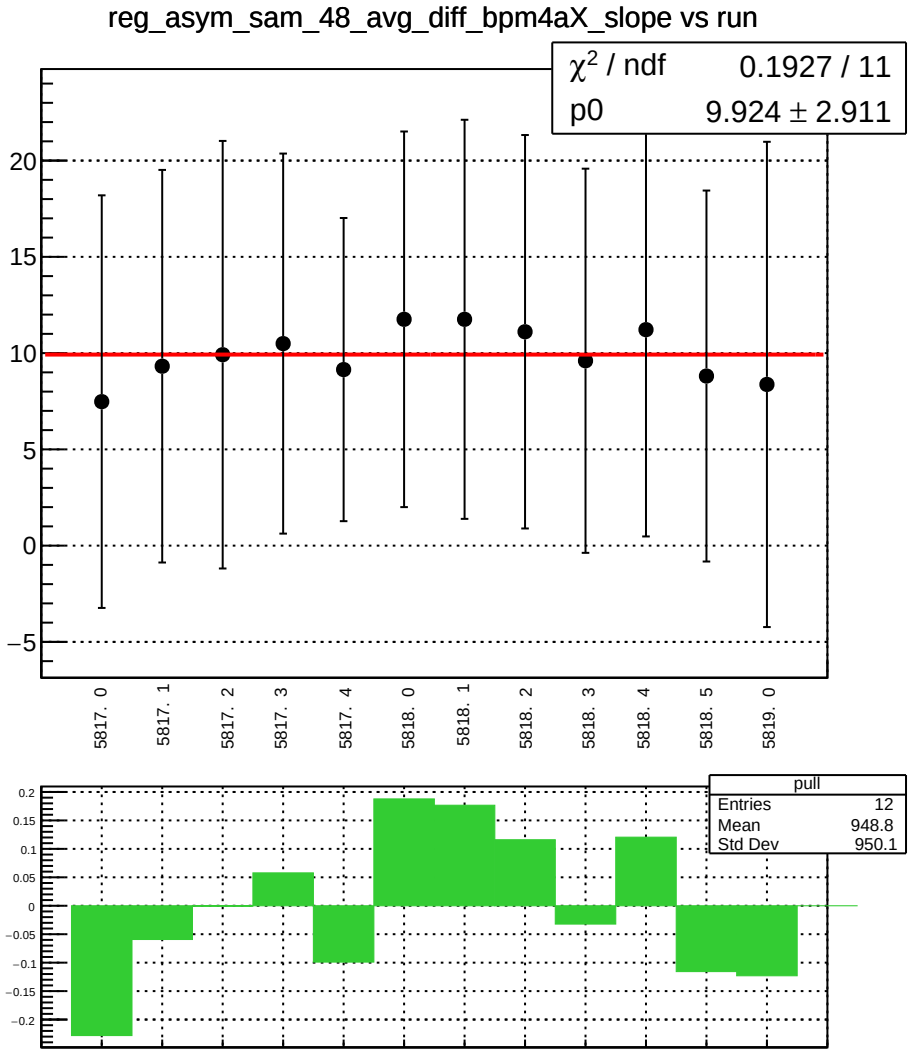
reg_asym_sam_48_avg_diff_bpm4aX_slope vs run
χ² / ndf 0.1927 / 11
p0 9.924 ± 2.911
20
15
10
5
0
−5
5817. 0
5817. 1
5817. 2
5817. 3
5817. 4
5818. 0
5818. 1
5818. 2
5818. 3
5818. 4
5818. 5
5819. 0
pull
Entries 12
Mean 948.8
Std Dev 950.1
0.2
0.15
0.1
0.05
0
−0.05
−0.1
−0.15
−0.2

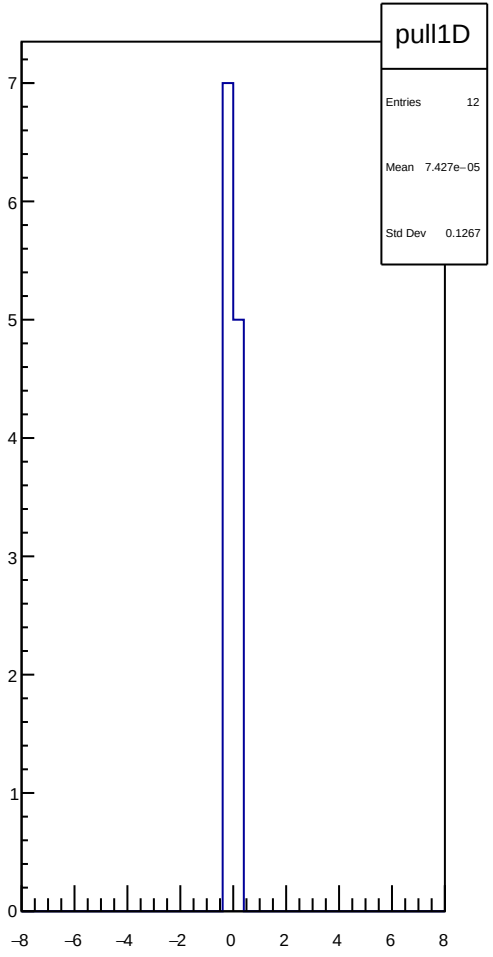
pull1D
Entries 12
Mean 7.427e−05
Std Dev 0.1267
7
6
5
4
3
2
1
0
−8
−6
−4
−2
0
2
4
6
8

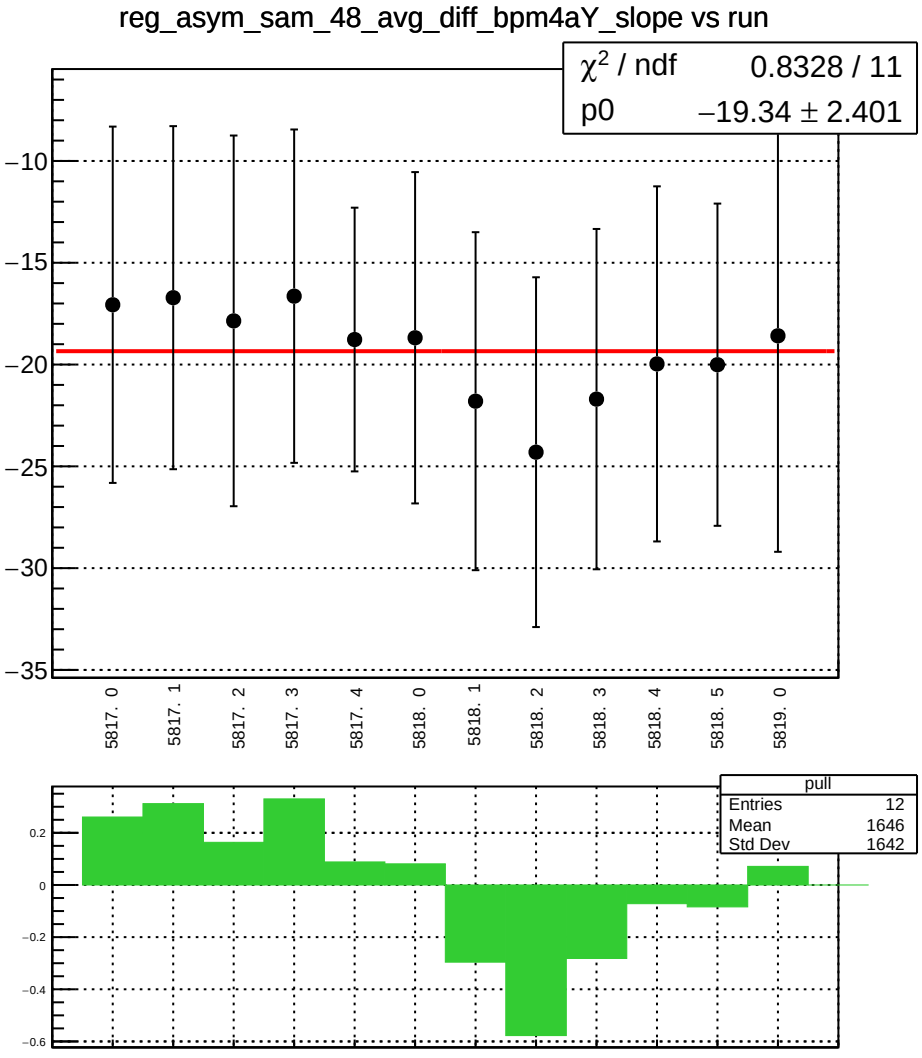
reg_asym_sam_48_avg_diff_bpm4aY_slope vs run
χ² / ndf 0.8328 / 11
p0 −19.34 ± 2.401
−10
−15
−20
−25
−30
−35
5817. 0
5817. 1
5817. 2
5817. 3
5817. 4
5818. 0
5818. 1
5818. 2
5818. 3
5818. 4
5818. 5
5819. 0
pull
Entries 12
Mean 1646
Std Dev 1642
0.2
0
−0.2
−0.4
−0.6

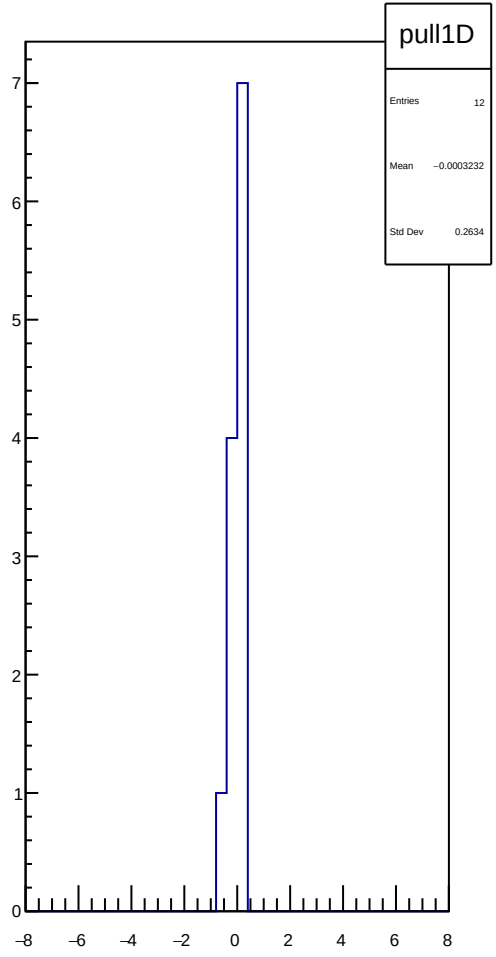
pull1D
Entries 12
Mean −0.0003232
Std Dev 0.2634
7
6
5
4
3
2
1
0
−8
−6
−4
−2
0
2
4
6
8

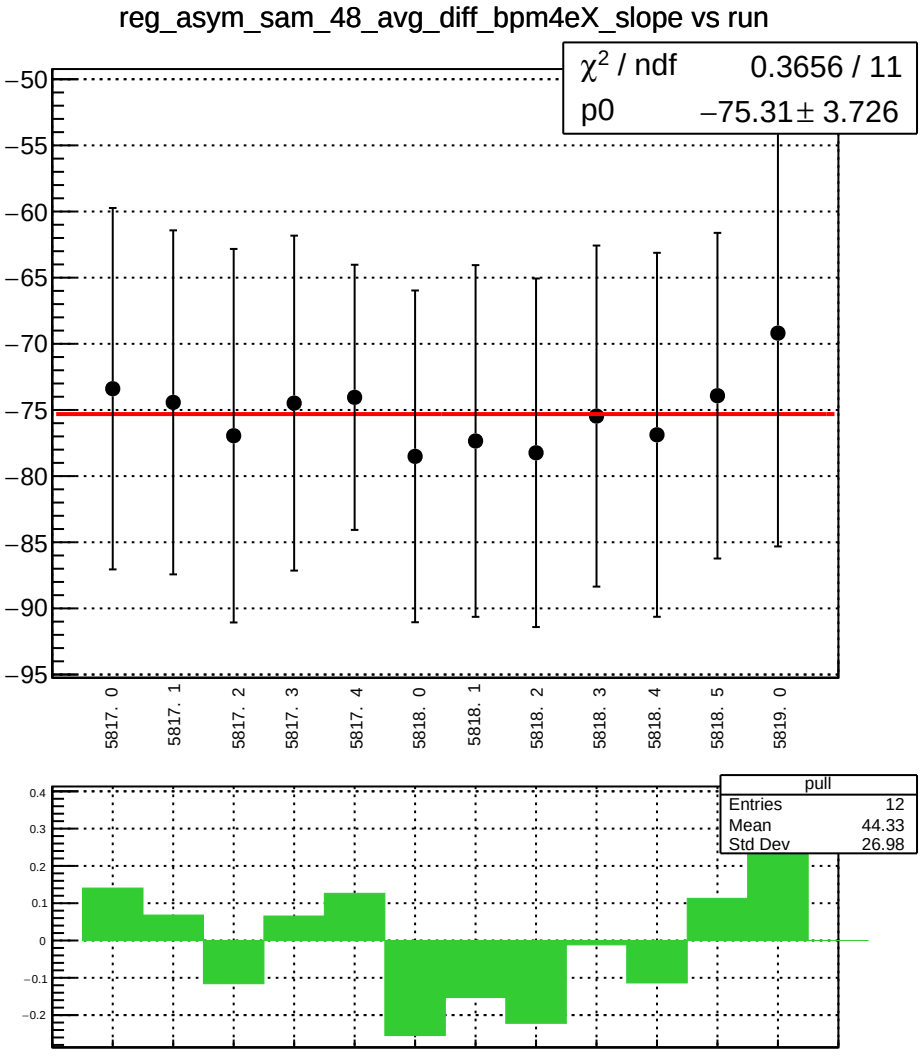
reg_asym_sam_48_avg_diff_bpm4eX_slope vs run
χ² / ndf 0.3656 / 11
p0 −75.31 ± 3.726
−50
−55
−60
−65
−70
−75
−80
−85
−90
−95
5817. 0
5817. 1
5817. 2
5817. 3
5817. 4
5818. 0
5818. 1
5818. 2
5818. 3
5818. 4
5818. 5
5819. 0
pull
Entries 12
Mean 44.33
Std Dev 26.98
0.4
0.3
0.2
0.1
0
−0.1
−0.2

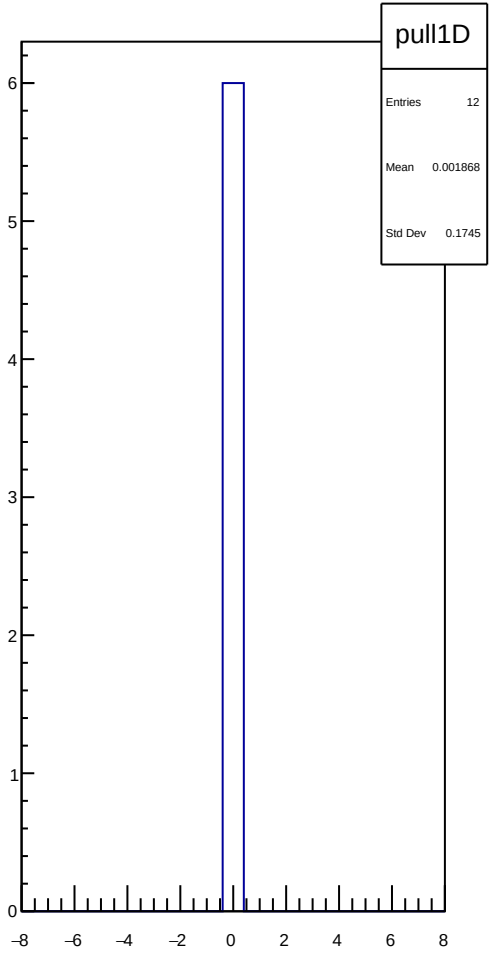
pull1D
Entries 12
Mean 0.001868
Std Dev 0.1745
6
5
4
3
2
1
0
−8
−6
−4
−2
0
2
4
6
8

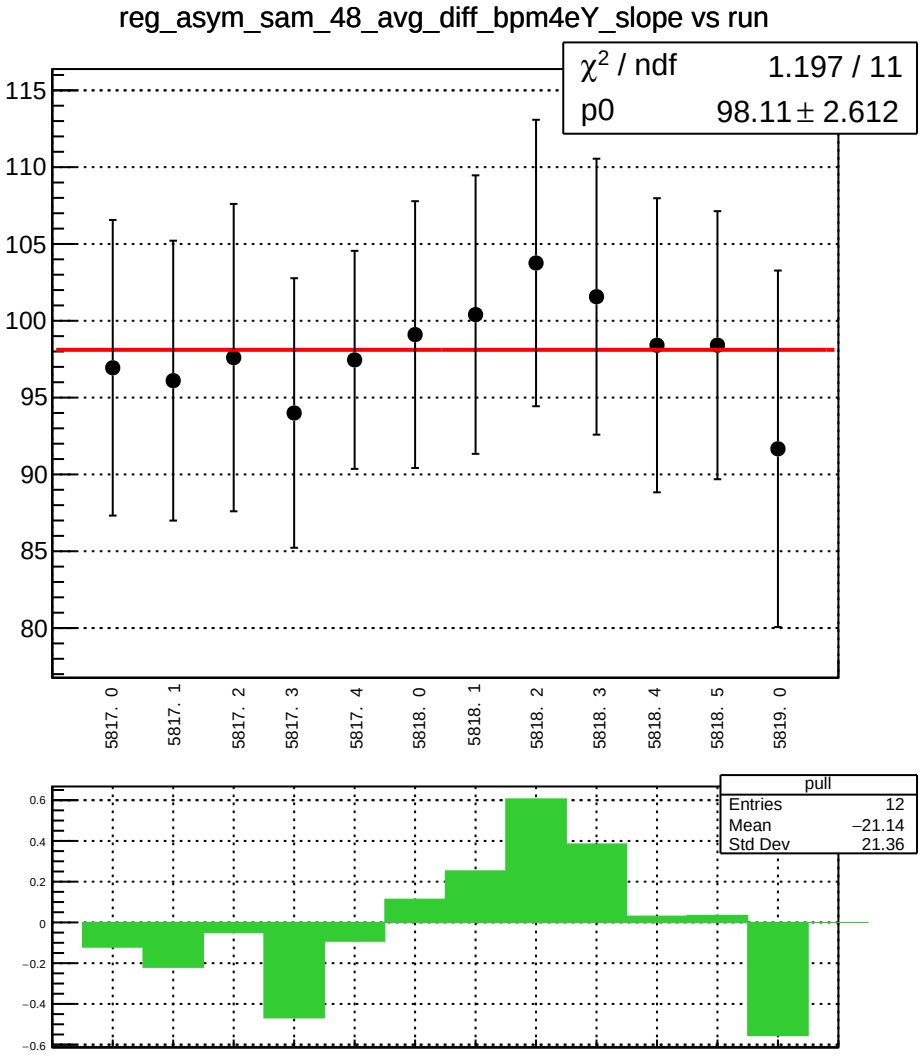
reg_asym_sam_48_avg_diff_bpm4eY_slope vs run
χ² / ndf 1.197 / 11
p0 98.11 ± 2.612
115
110
105
100
95
90
85
80
5817. 0
5817. 1
5817. 2
5817. 3
5817. 4
5818. 0
5818. 1
5818. 2
5818. 3
5818. 4
5818. 5
5819. 0
pull
Entries 12
Mean −21.14
Std Dev 21.36
0.6
0.4
0.2
0
−0.2
−0.4
−0.6

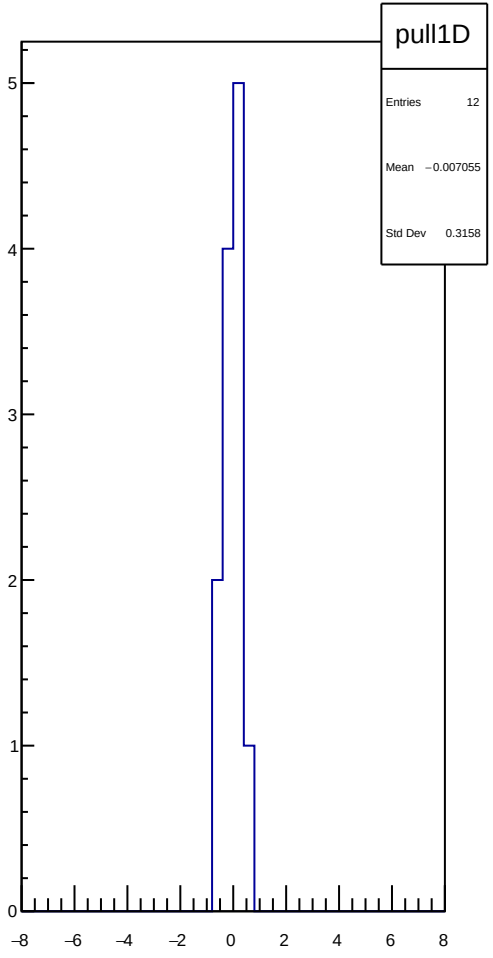
pull1D
Entries 12
Mean −0.007055
Std Dev 0.3158
5
4
3
2
1
0
−8
−6
−4
−2
0
2
4
6
8

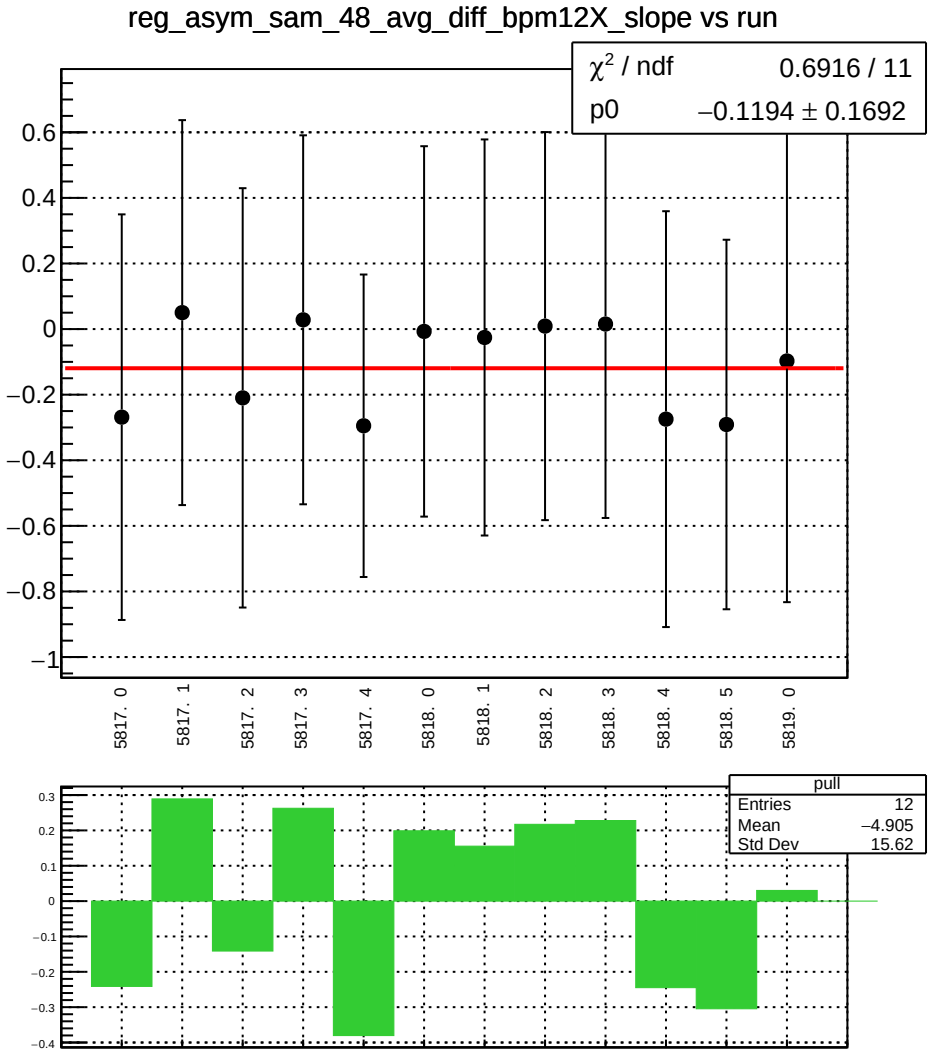
reg_asym_sam_48_avg_diff_bpm12X_slope vs run
χ² / ndf 0.6916 / 11
p0 −0.1194 ± 0.1692
0.6
0.4
0.2
0
−0.2
−0.4
−0.6
−0.8
−1
5817. 0
5817. 1
5817. 2
5817. 3
5817. 4
5818. 0
5818. 1
5818. 2
5818. 3
5818. 4
5818. 5
5819. 0
pull
Entries 12
Mean −4.905
Std Dev 15.62
0.3
0.2
0.1
0
−0.1
−0.2
−0.3
−0.4

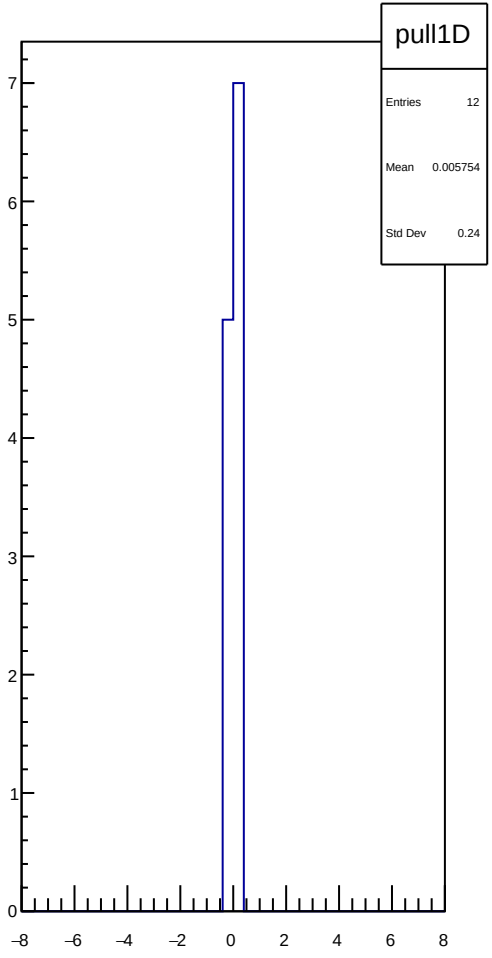
pull1D
Entries 12
Mean 0.005754
Std Dev 0.24
7
6
5
4
3
2
1
0
−8
−6
−4
−2
0
2
4
6
8

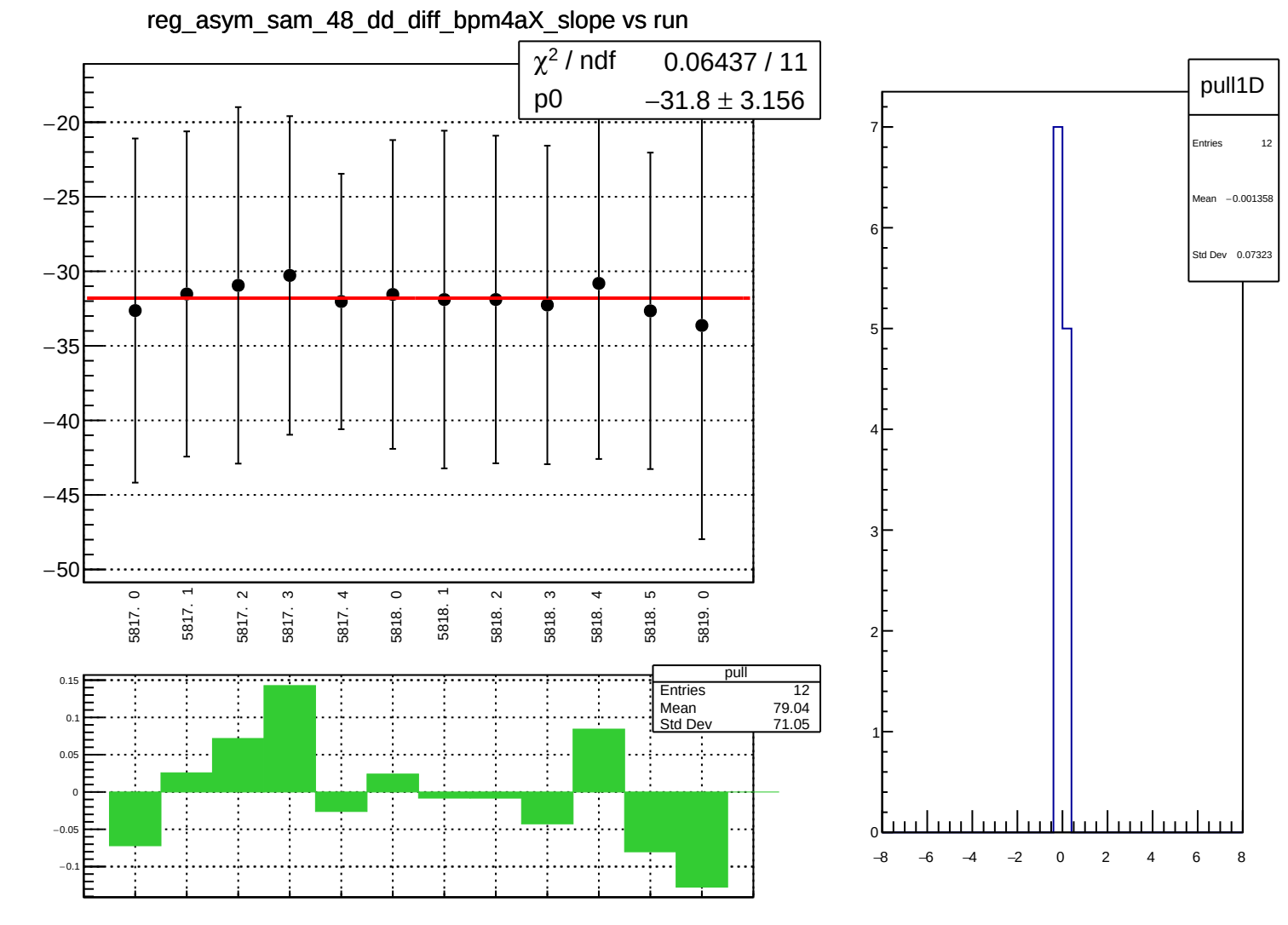
reg_asym_sam_48_dd_diff_bpm4aX_slope vs run
χ² / ndf 0.06437 / 11
p0 −31.8 ± 3.156
−20
−25
−30
−35
−40
−45
−50
5817. 0
5817. 1
5817. 2
5817. 3
5817. 4
5818. 0
5818. 1
5818. 2
5818. 3
5818. 4
5818. 5
5819. 0
pull
Entries 12
Mean 79.04
Std Dev 71.05
0.15
0.1
0.05
0
−0.05
−0.1
pull1D
Entries 12
Mean −0.001358
Std Dev 0.07323
7
6
5
4
3
2
1
0
−8
−6
−4
−2
0
2
4
6
8

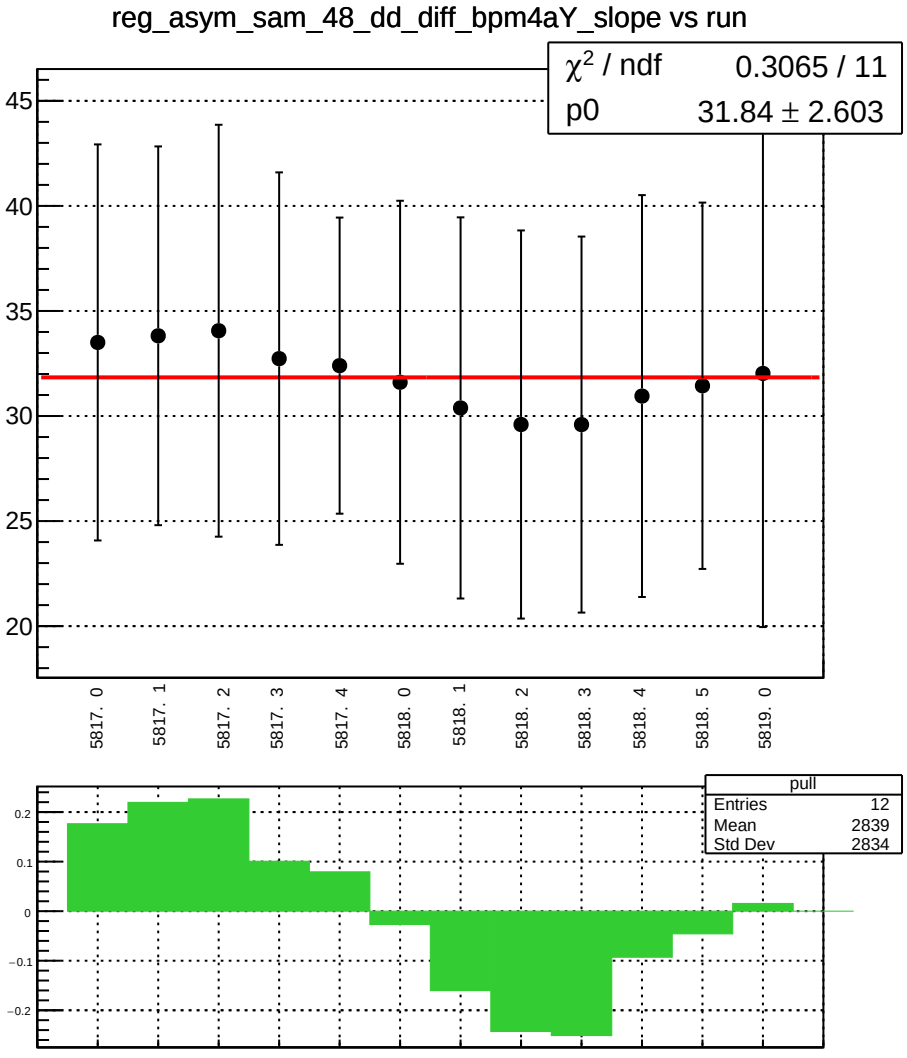
reg_asym_sam_48_dd_diff_bpm4aY_slope vs run
χ² / ndf 0.3065 / 11
p0 31.84 ± 2.603
45
40
35
30
25
20
5817. 0
5817. 1
5817. 2
5817. 3
5817. 4
5818. 0
5818. 1
5818. 2
5818. 3
5818. 4
5818. 5
5819. 0
pull
Entries 12
Mean 2839
Std Dev 2834
0.2
0.1
0
−0.1
−0.2

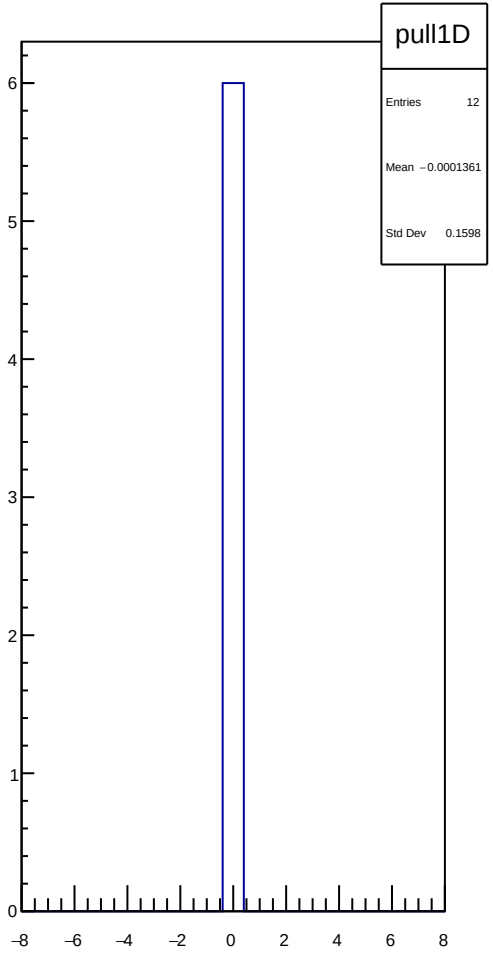
pull1D
Entries 12
Mean −0.0001361
Std Dev 0.1598
6
5
4
3
2
1
0
−8
−6
−4
−2
0
2
4
6
8

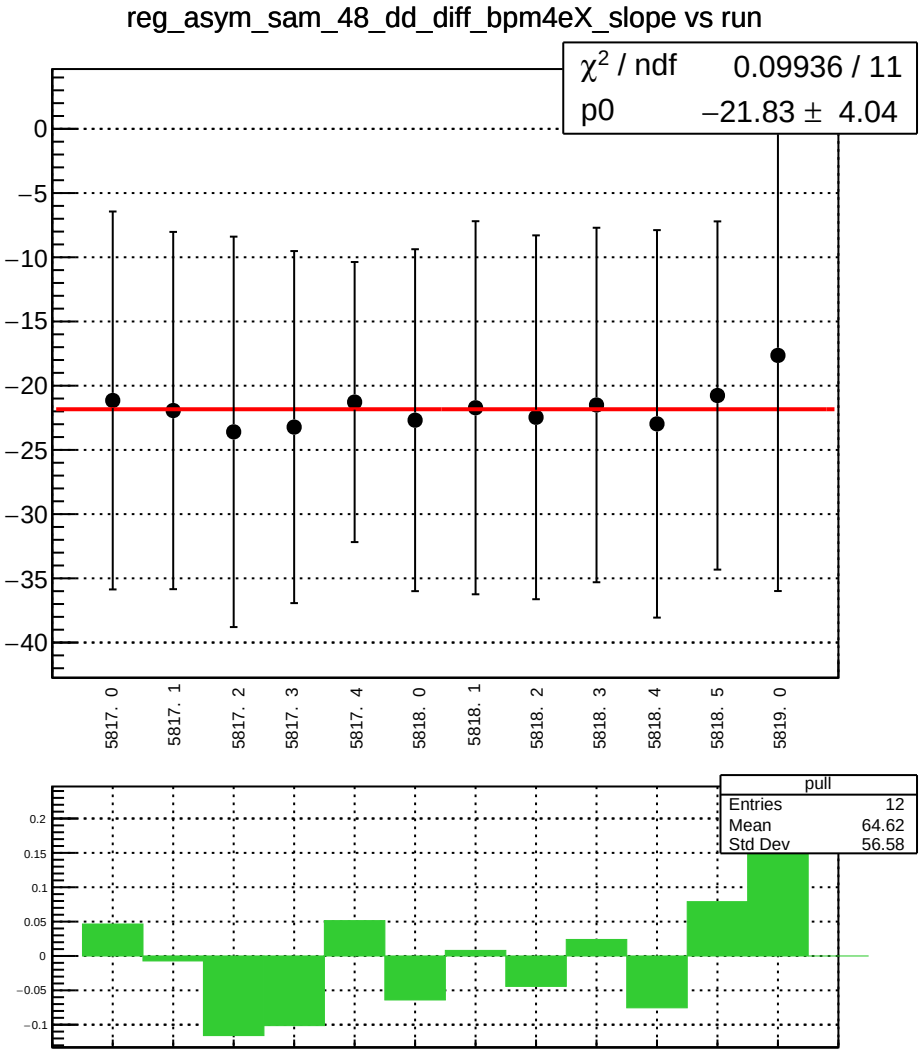
reg_asym_sam_48_dd_diff_bpm4eX_slope vs run
χ² / ndf 0.09936 / 11
p0 −21.83 ± 4.04
0
−5
−10
−15
−20
−25
−30
−35
−40
5817. 0
5817. 1
5817. 2
5817. 3
5817. 4
5818. 0
5818. 1
5818. 2
5818. 3
5818. 4
5818. 5
5819. 0
pull
Entries 12
Mean 64.62
Std Dev 56.58
0.2
0.15
0.1
0.05
0
−0.05
−0.1

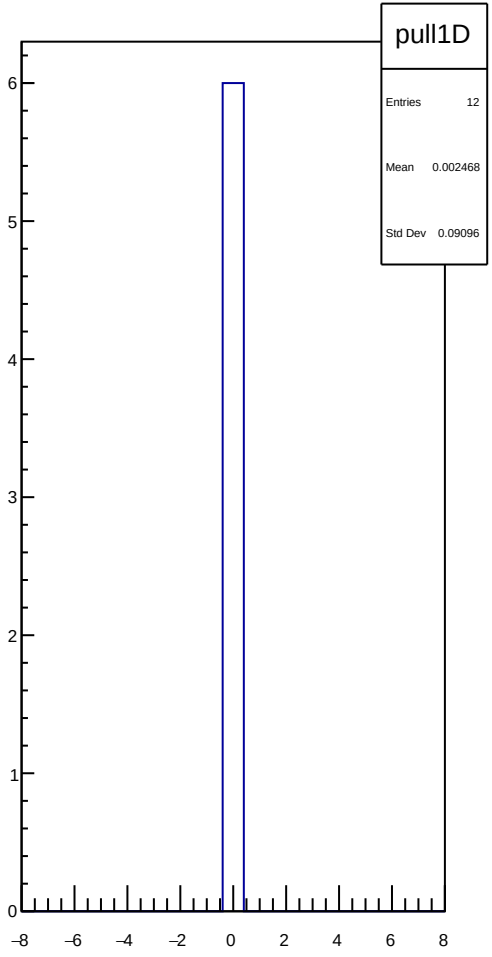
pull1D
Entries 12
Mean 0.002468
Std Dev 0.09096
6
5
4
3
2
1
0
−8
−6
−4
−2
0
2
4
6
8

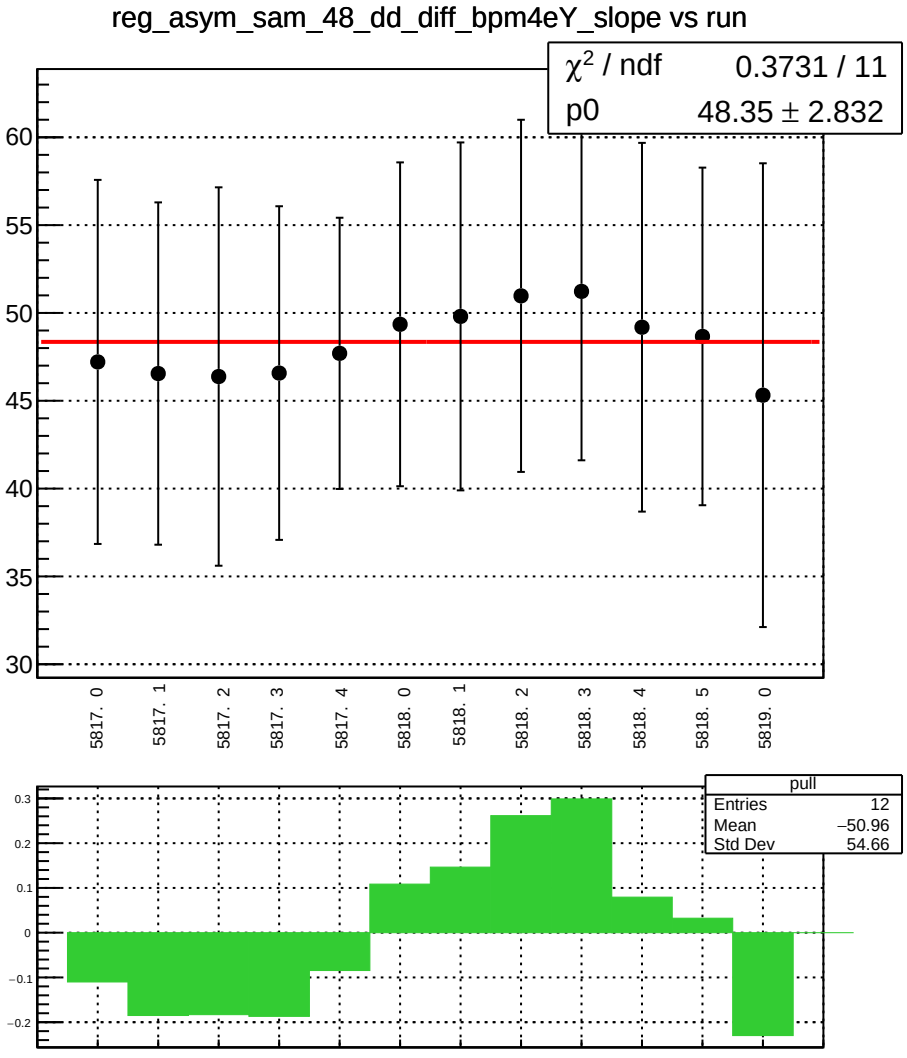
reg_asym_sam_48_dd_diff_bpm4eY_slope vs run
χ² / ndf 0.3731 / 11
p0 48.35 ± 2.832
60
55
50
45
40
35
30
5817. 0
5817. 1
5817. 2
5817. 3
5817. 4
5818. 0
5818. 1
5818. 2
5818. 3
5818. 4
5818. 5
5819. 0
pull
Entries 12
Mean −50.96
Std Dev 54.66
0.3
0.2
0.1
0
−0.1
−0.2

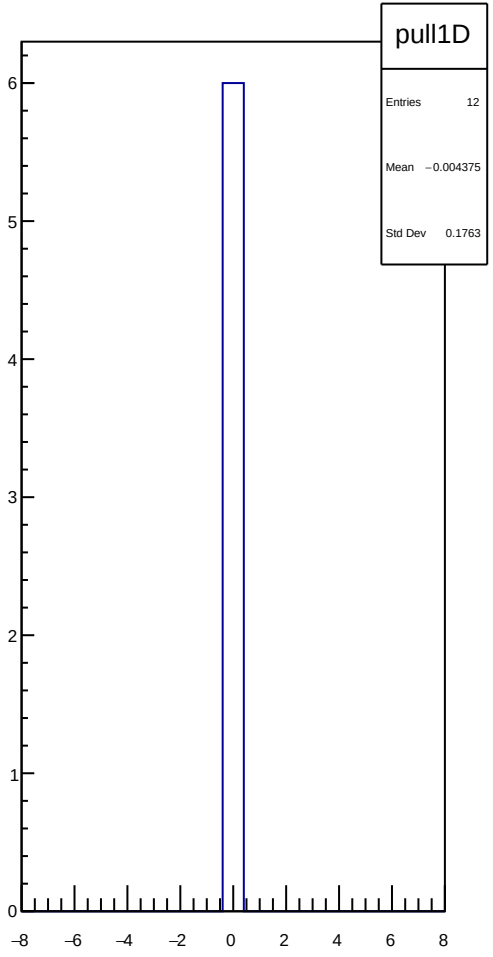
pull1D
Entries 12
Mean −0.004375
Std Dev 0.1763
6
5
4
3
2
1
0
−8
−6
−4
−2
0
2
4
6
8

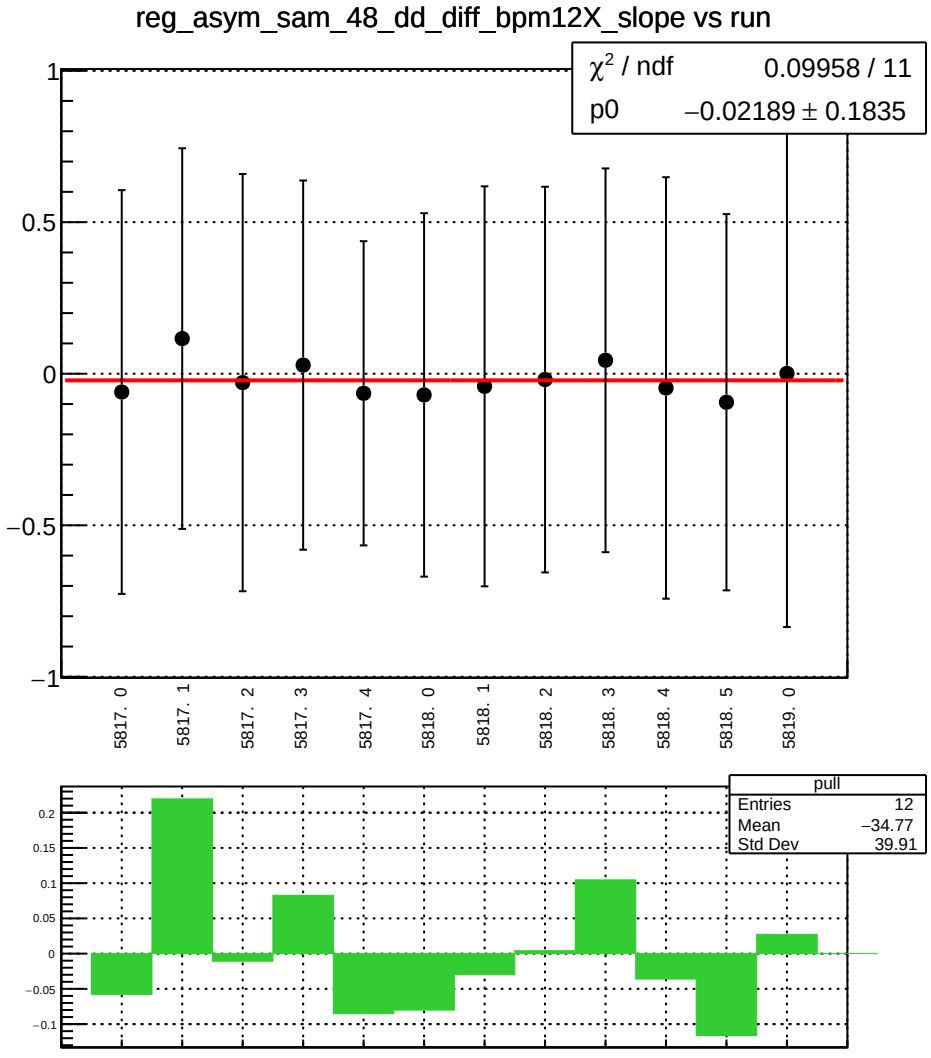
reg_asym_sam_48_dd_diff_bpm12X_slope vs run
χ² / ndf 0.09958 / 11
p0 −0.02189 ± 0.1835
1
0.5
0
−0.5
−1
5817. 0
5817. 1
5817. 2
5817. 3
5817. 4
5818. 0
5818. 1
5818. 2
5818. 3
5818. 4
5818. 5
5819. 0
pull
Entries 12
Mean −34.77
Std Dev 39.91
0.2
0.15
0.1
0.05
0
−0.05
−0.1

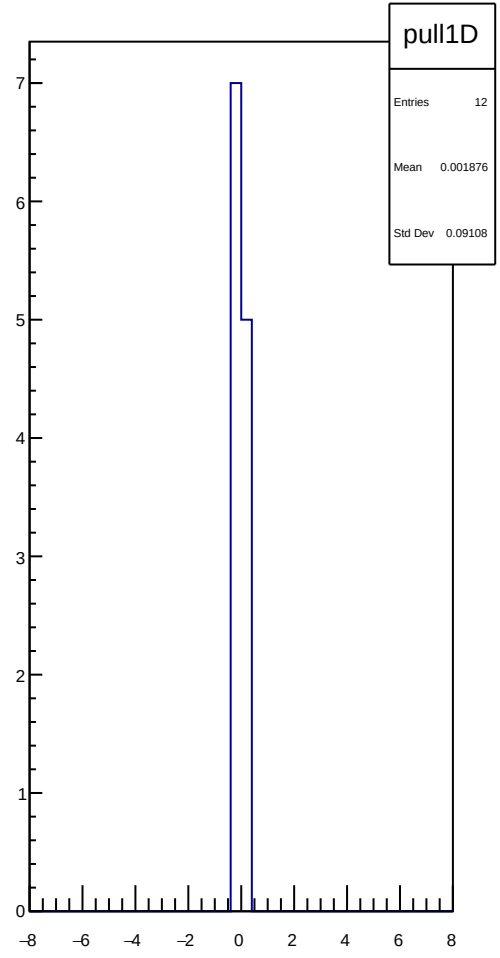
pull1D
Entries 12
Mean 0.001876
Std Dev 0.09108
7
6
5
4
3
2
1
0
−8
−6
−4
−2
0
2
4
6
8

reg_asym_sam_13_57_dd_diff_bpm4aX_slope vs run

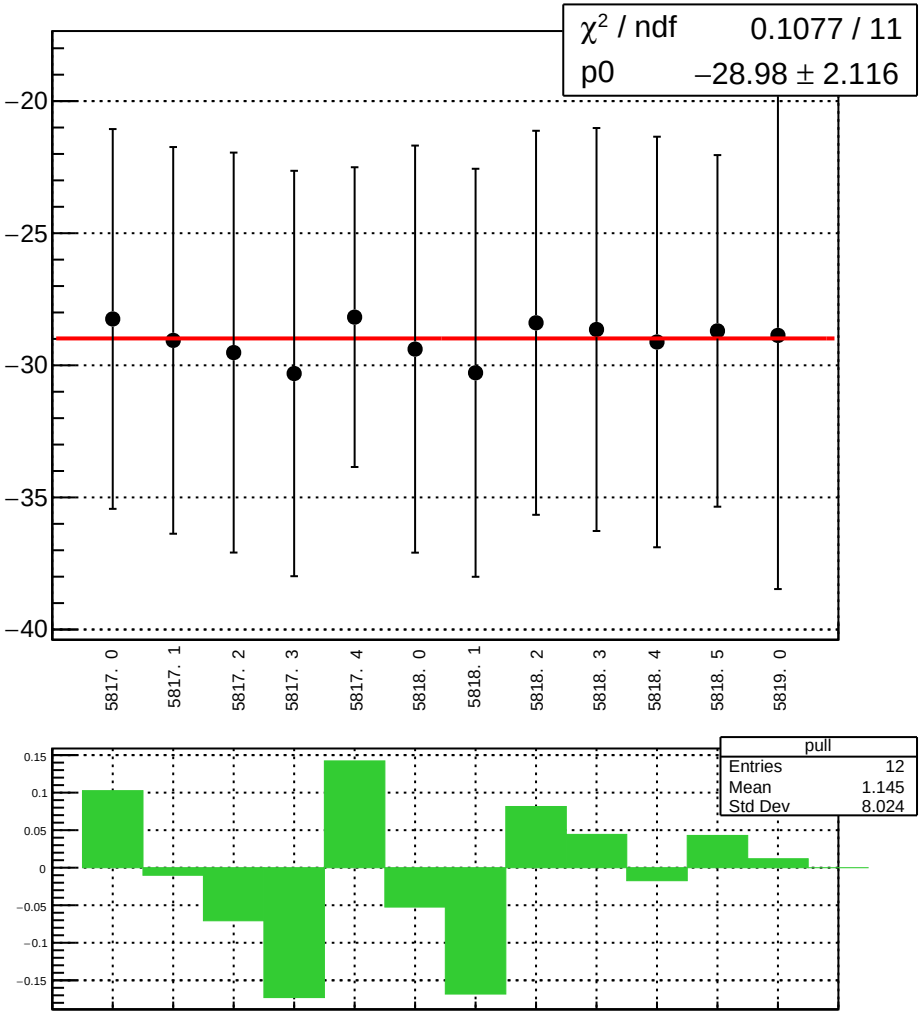

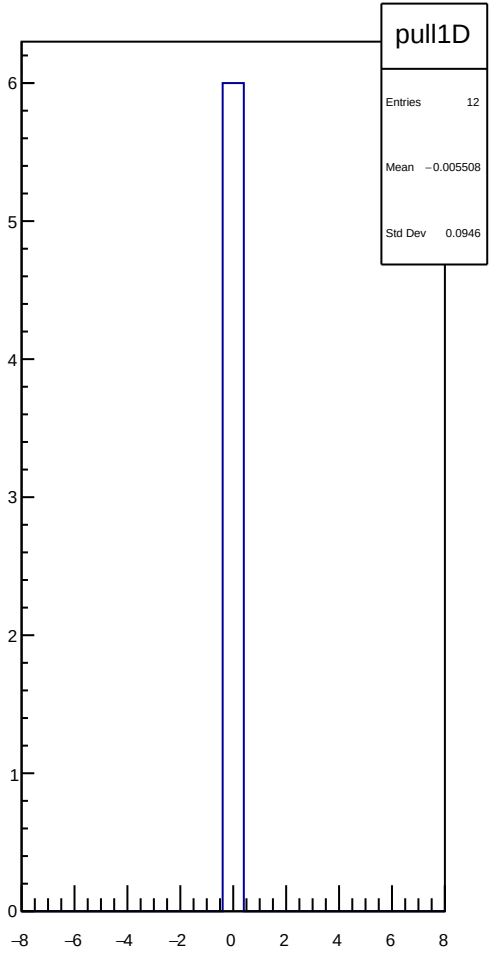

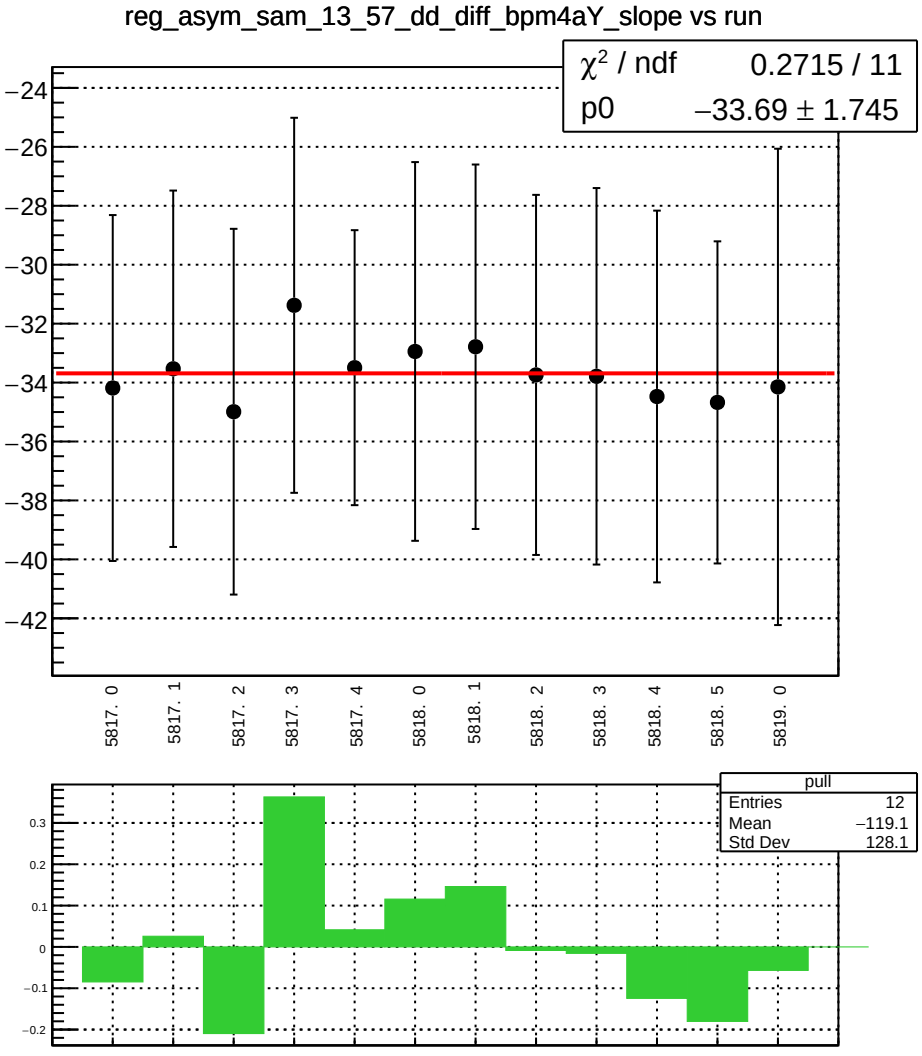
reg_asym_sam_13_57_dd_diff_bpm4aY_slope vs run
χ² / ndf 0.2715 / 11
p0 −33.69 ± 1.745
−24
−26
−28
−30
−32
−34
−36
−38
−40
−42
5817. 0
5817. 1
5817. 2
5817. 3
5817. 4
5818. 0
5818. 1
5818. 2
5818. 3
5818. 4
5818. 5
5819. 0
pull
Entries 12
Mean −119.1
Std Dev 128.1
0.3
0.2
0.1
0
−0.1
−0.2

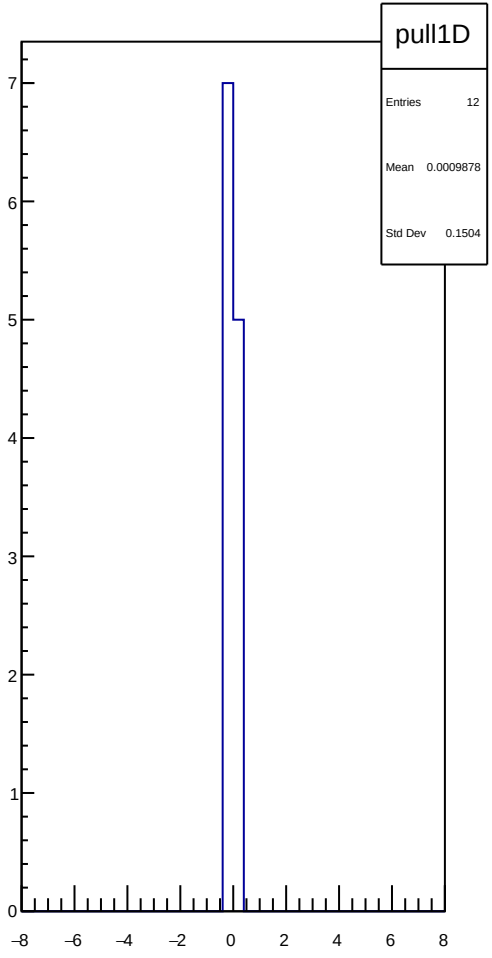
pull1D
Entries 12
Mean 0.0009878
Std Dev 0.1504
7
6
5
4
3
2
1
0
−8
−6
−4
−2
0
2
4
6
8

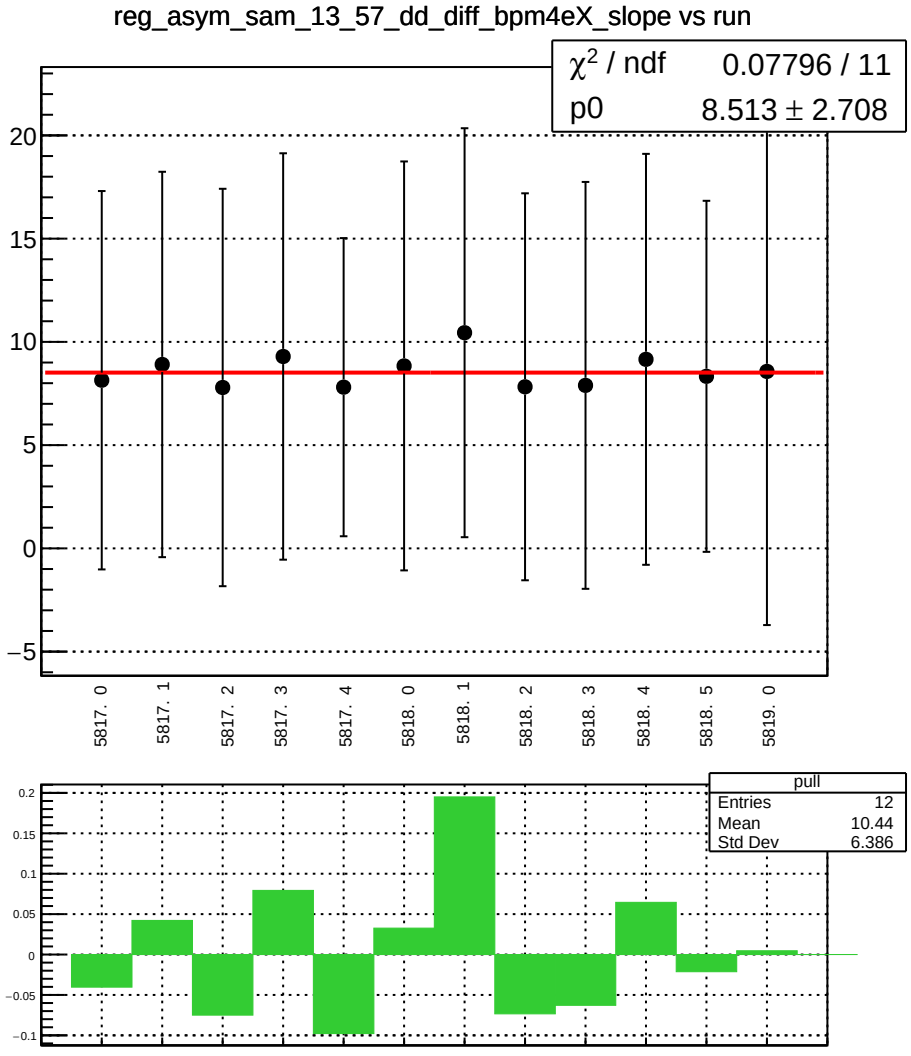
reg_asym_sam_13_57_dd_diff_bpm4eX_slope vs run
χ² / ndf 0.07796 / 11
p0 8.513 ± 2.708
20
15
10
5
0
−5
5817. 0
5817. 1
5817. 2
5817. 3
5817. 4
5818. 0
5818. 1
5818. 2
5818. 3
5818. 4
5818. 5
5819. 0
pull
Entries 12
Mean 10.44
Std Dev 6.386
0.2
0.15
0.1
0.05
0
−0.05
−0.1

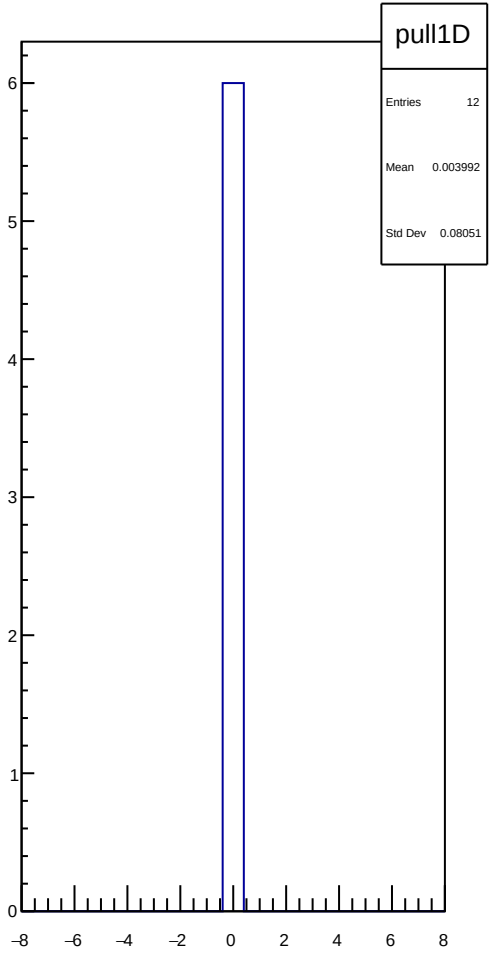
pull1D
Entries 12
Mean 0.003992
Std Dev 0.08051
6
5
4
3
2
1
0
−8
−6
−4
−2
0
2
4
6
8

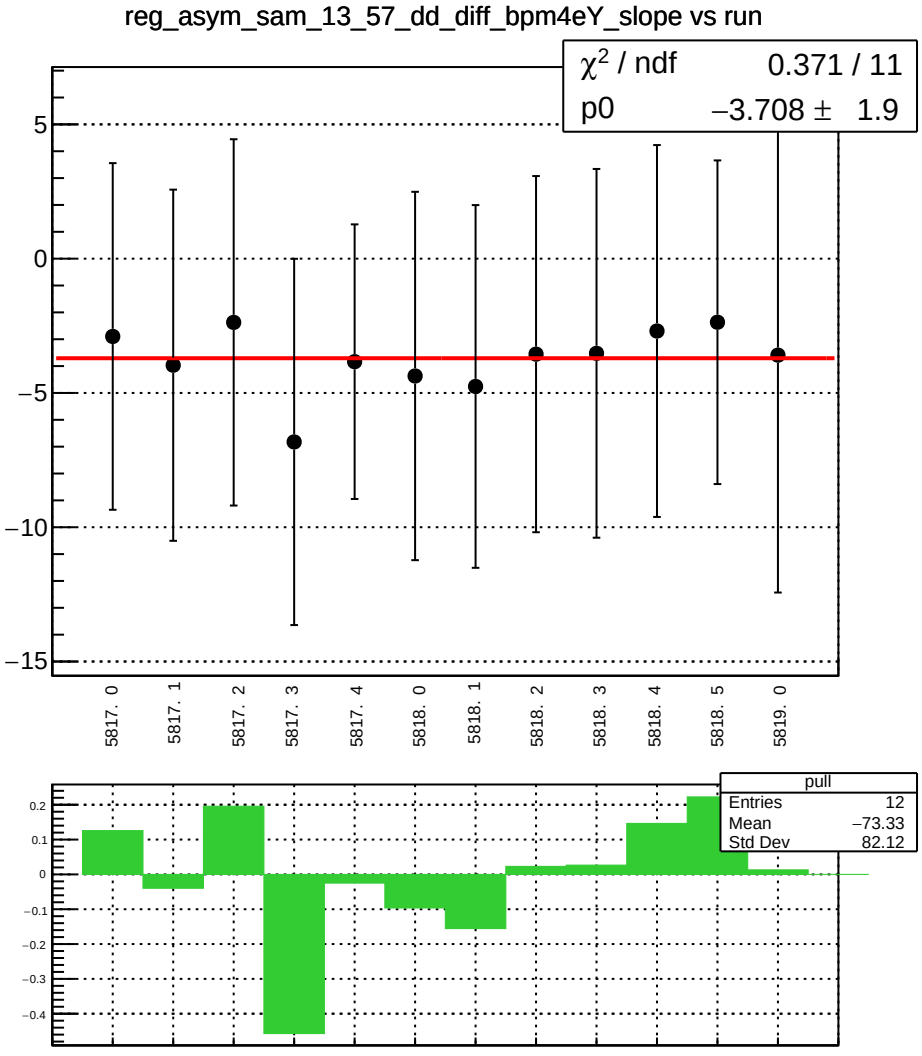
reg_asym_sam_13_57_dd_diff_bpm4eY_slope vs run
χ2 / ndf 0.371 / 11
p0 −3.708 ± 1.9
5
0
−5
−10
−15
5817. 0
5817. 1
5817. 2
5817. 3
5817. 4
5818. 0
5818. 1
5818. 2
5818. 3
5818. 4
5818. 5
5819. 0
pull
Entries 12
Mean −73.33
Std Dev 82.12
0.2
0.1
0
−0.1
−0.2
−0.3
−0.4

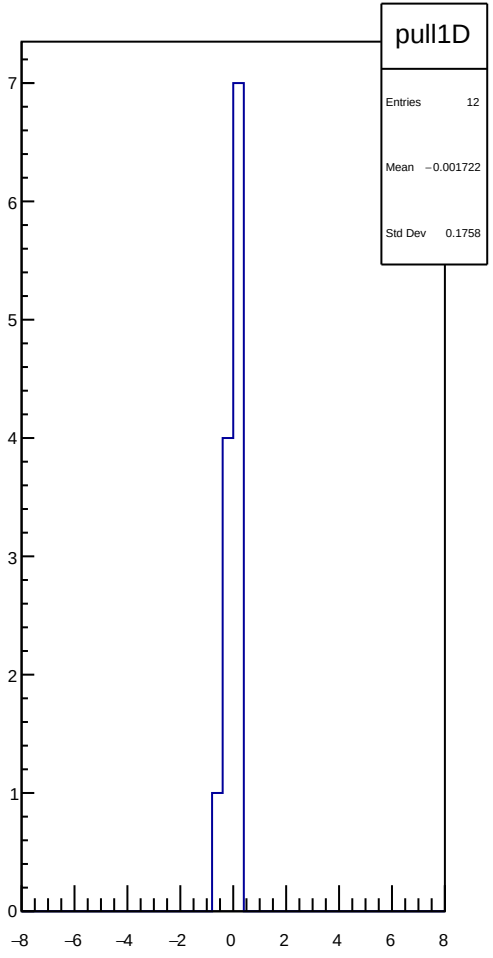
pull1D
Entries 12
Mean −0.001722
Std Dev 0.1758
7
6
5
4
3
2
1
0
−8
−6
−4
−2
0
2
4
6
8

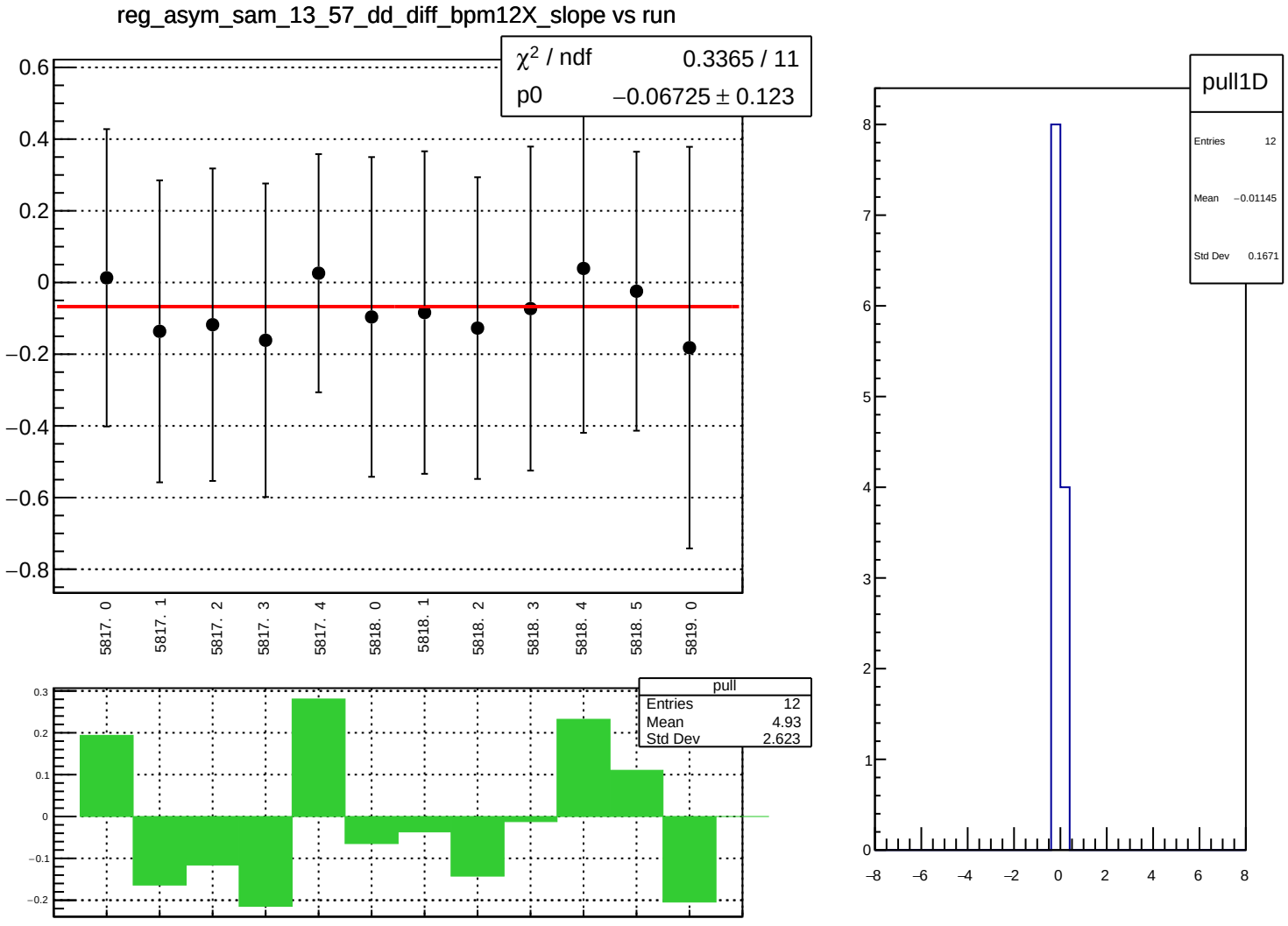
reg_asym_sam_13_57_dd_diff_bpm12X_slope vs run
χ² / ndf 0.3365 / 11
p0 −0.06725 ± 0.123
0.6
0.4
0.2
0
−0.2
−0.4
−0.6
−0.8
5817. 0
5817. 1
5817. 2
5817. 3
5817. 4
5818. 0
5818. 1
5818. 2
5818. 3
5818. 4
5818. 5
5819. 0
pull
Entries 12
Mean 4.93
Std Dev 2.623
0.3
0.2
0.1
0
−0.1
−0.2
pull1D
Entries 12
Mean −0.01145
Std Dev 0.1671
8
7
6
5
4
3
2
1
0
−8
−6
−4
−2
0
2
4
6
8

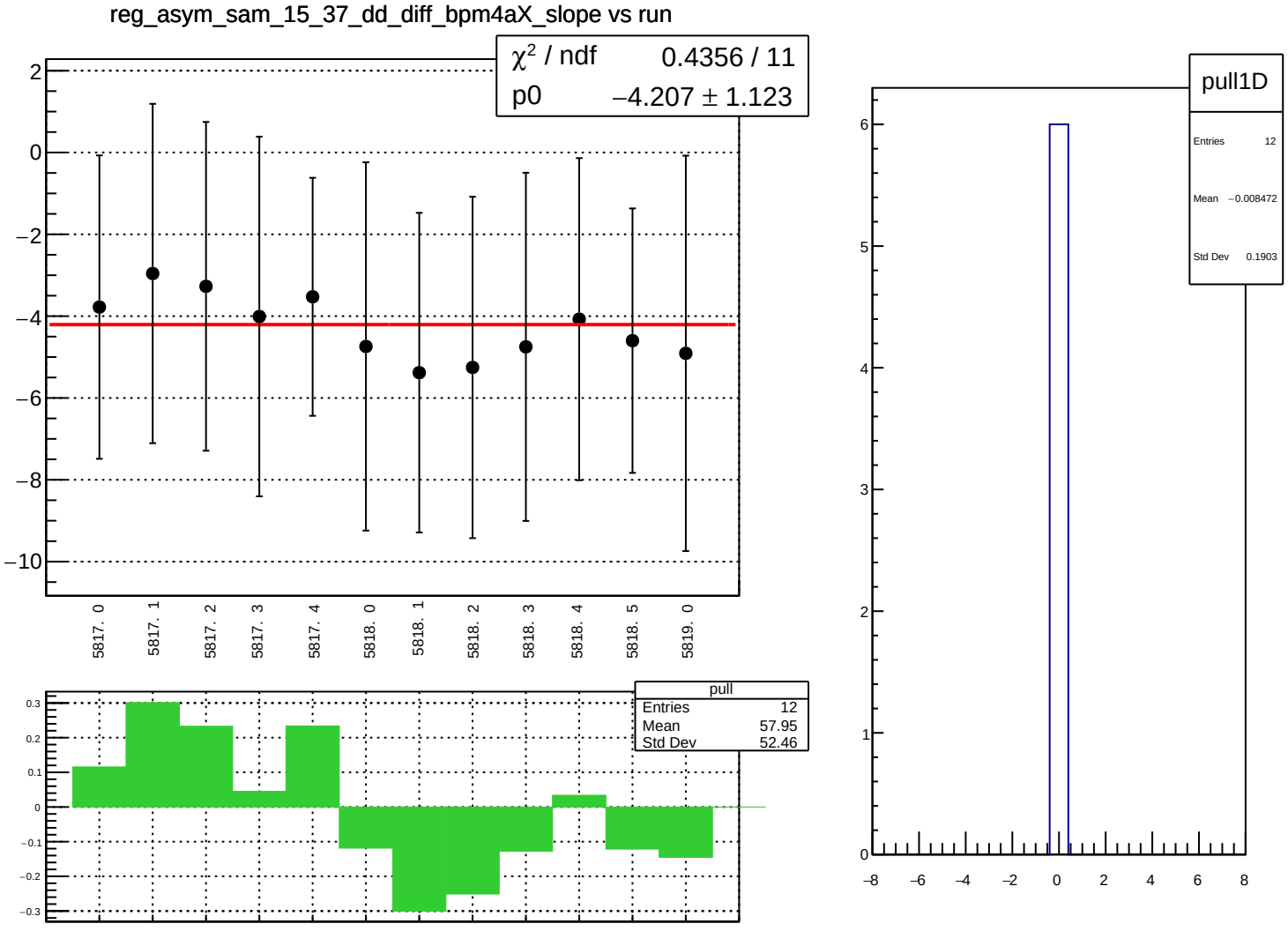
reg_asym_sam_15_37_dd_diff_bpm4aX_slope vs run
χ² / ndf 0.4356 / 11
p0 −4.207 ± 1.123
2
0
−2
−4
−6
−8
−10
5817. 0
5817. 1
5817. 2
5817. 3
5817. 4
5818. 0
5818. 1
5818. 2
5818. 3
5818. 4
5818. 5
5819. 0
pull
Entries 12
Mean 57.95
Std Dev 52.46
0.3
0.2
0.1
0
−0.1
−0.2
−0.3
pull1D
Entries 12
Mean −0.008472
Std Dev 0.1903
6
5
4
3
2
1
0
−8
−6
−4
−2
0
2
4
6
8

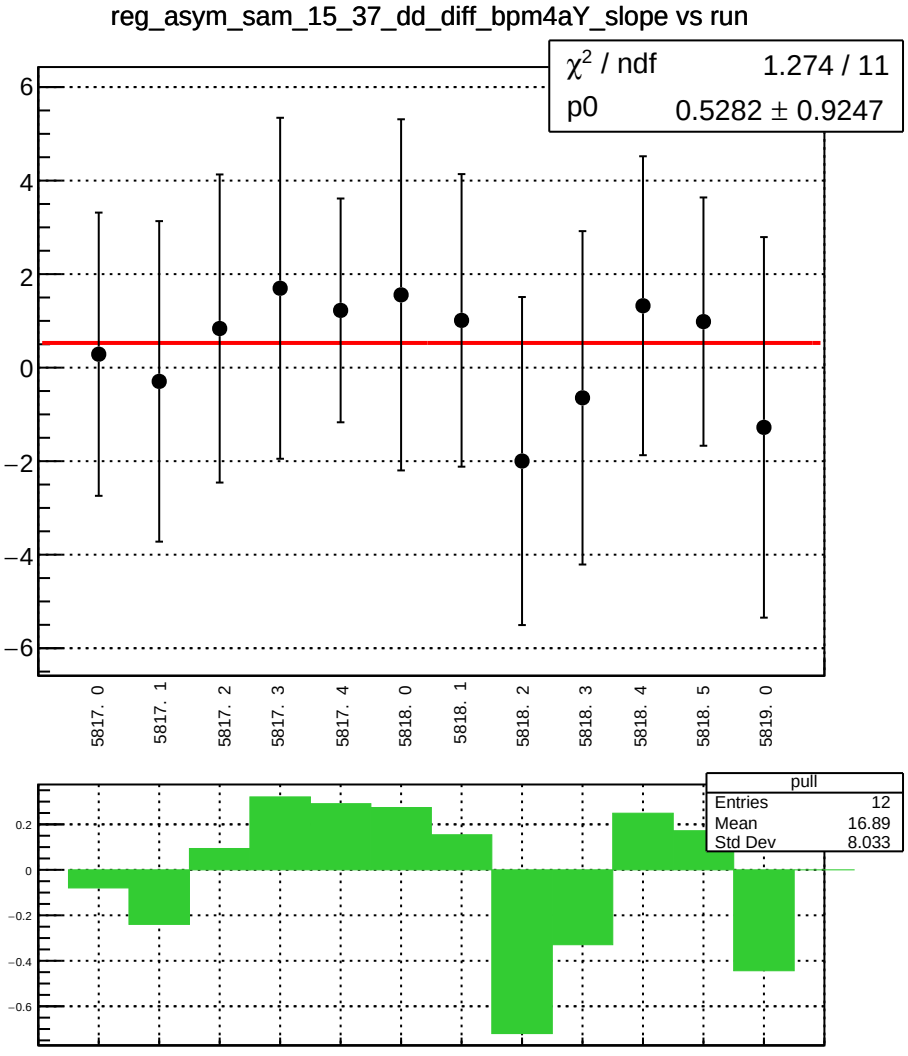
reg_asym_sam_15_37_dd_diff_bpm4aY_slope vs run
χ² / ndf 1.274 / 11
p0 0.5282 ± 0.9247
5817. 0
5817. 1
5817. 2
5817. 3
5817. 4
5818. 0
5818. 1
5818. 2
5818. 3
5818. 4
5818. 5
5819. 0
pull
Entries 12
Mean 16.89
Std Dev 8.033

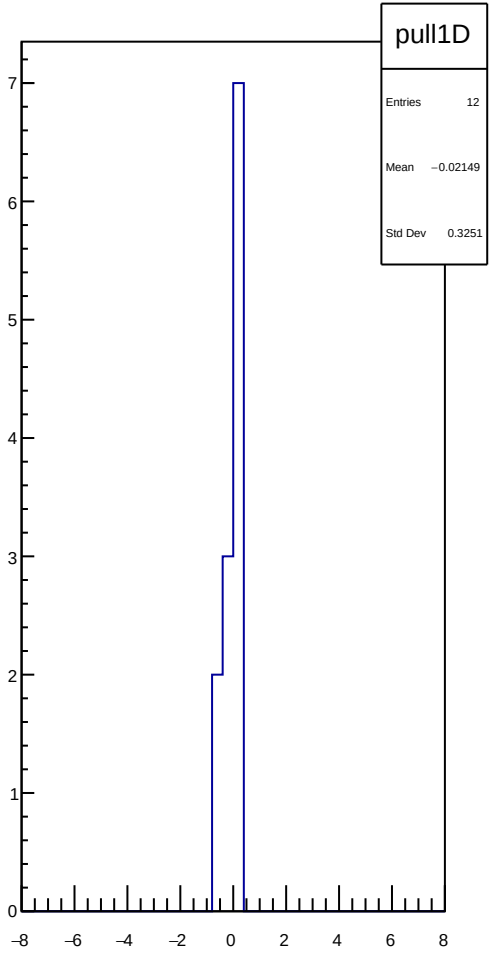
pull1D
Entries 12
Mean −0.02149
Std Dev 0.3251

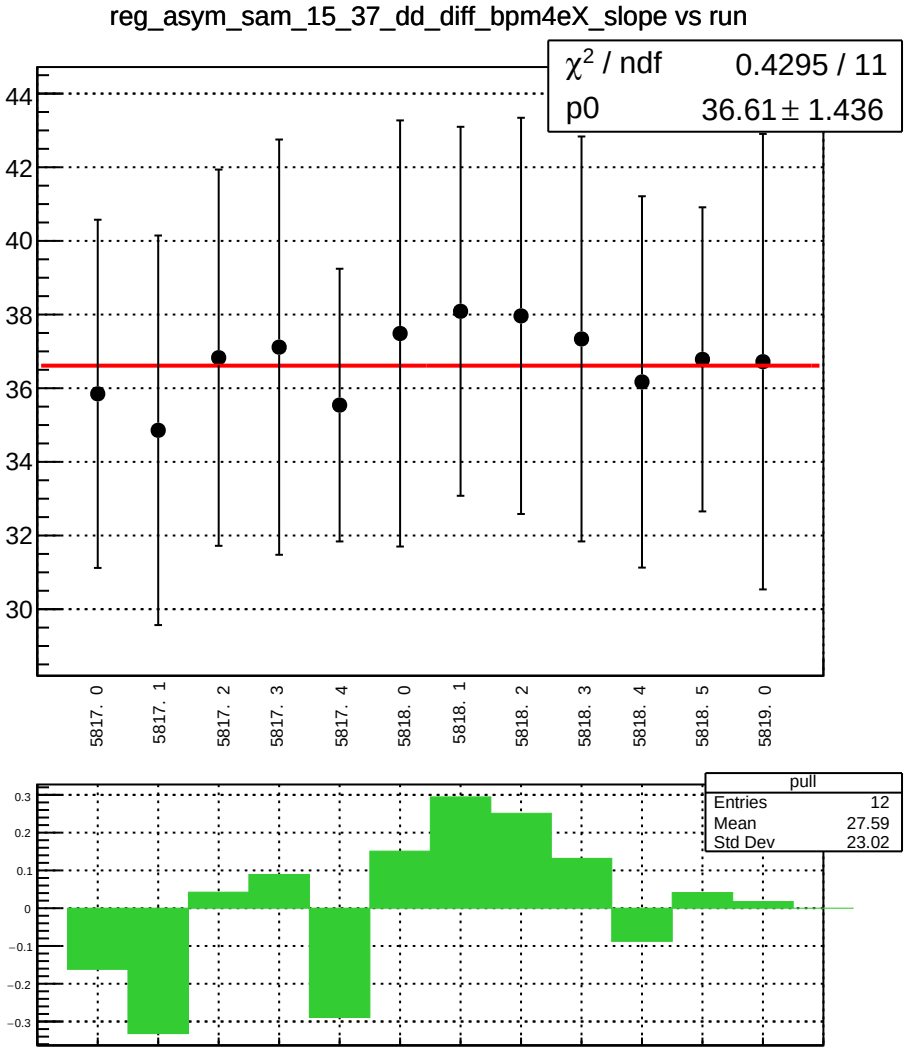
reg_asym_sam_15_37_dd_diff_bpm4eX_slope vs run
χ² / ndf 0.4295 / 11
p0 36.61 ± 1.436
44
42
40
38
36
34
32
30
5817. 0
5817. 1
5817. 2
5817. 3
5817. 4
5818. 0
5818. 1
5818. 2
5818. 3
5818. 4
5818. 5
5819. 0
pull
Entries 12
Mean 27.59
Std Dev 23.02
0.3
0.2
0.1
0
−0.1
−0.2
−0.3

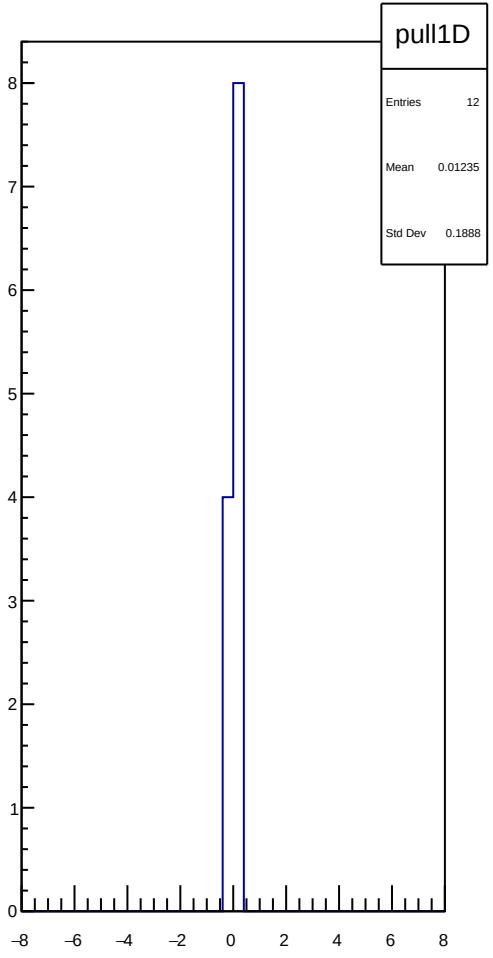
pull1D
Entries 12
Mean 0.01235
Std Dev 0.1888
8
7
6
5
4
3
2
1
0
−8
−6
−4
−2
0
2
4
6
8

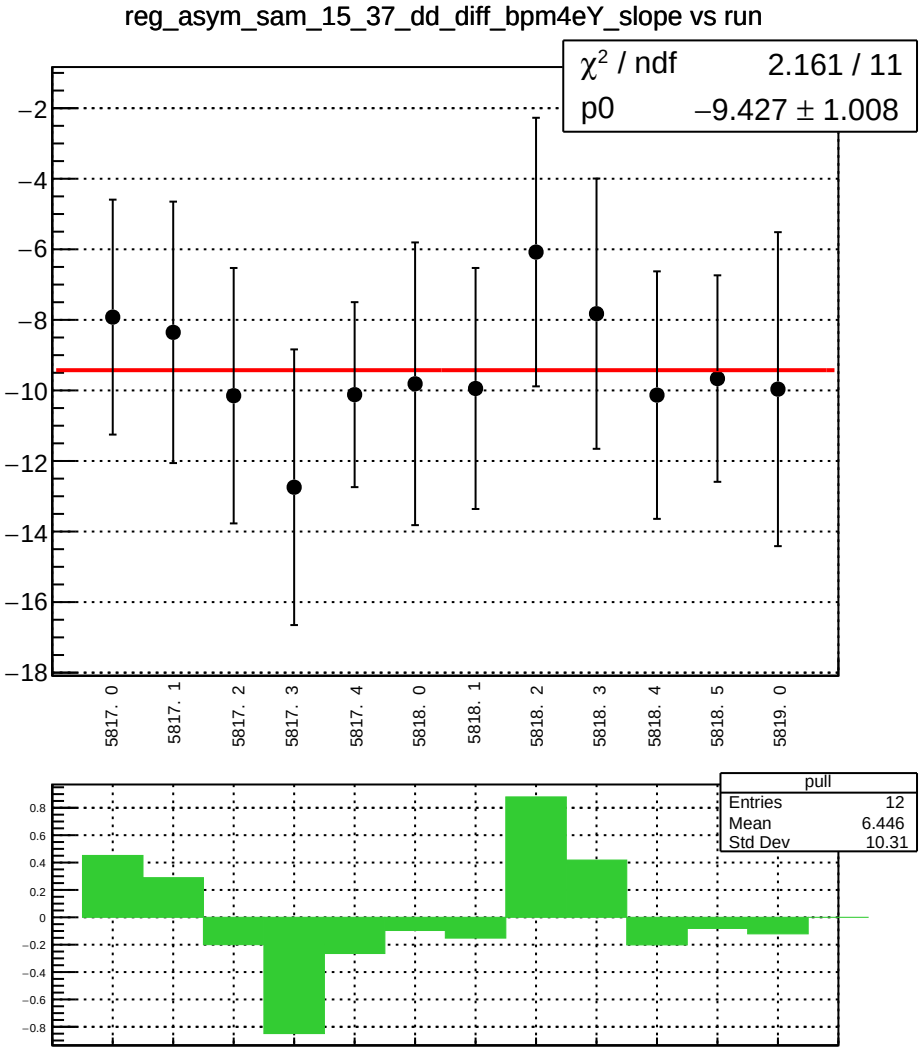
reg_asym_sam_15_37_dd_diff_bpm4eY_slope vs run
χ² / ndf 2.161 / 11
p0 −9.427 ± 1.008
−2
−4
−6
−8
−10
−12
−14
−16
−18
5817. 0
5817. 1
5817. 2
5817. 3
5817. 4
5818. 0
5818. 1
5818. 2
5818. 3
5818. 4
5818. 5
5819. 0
pull
Entries 12
Mean 6.446
Std Dev 10.31
0.8
0.6
0.4
0.2
0
−0.2
−0.4
−0.6
−0.8

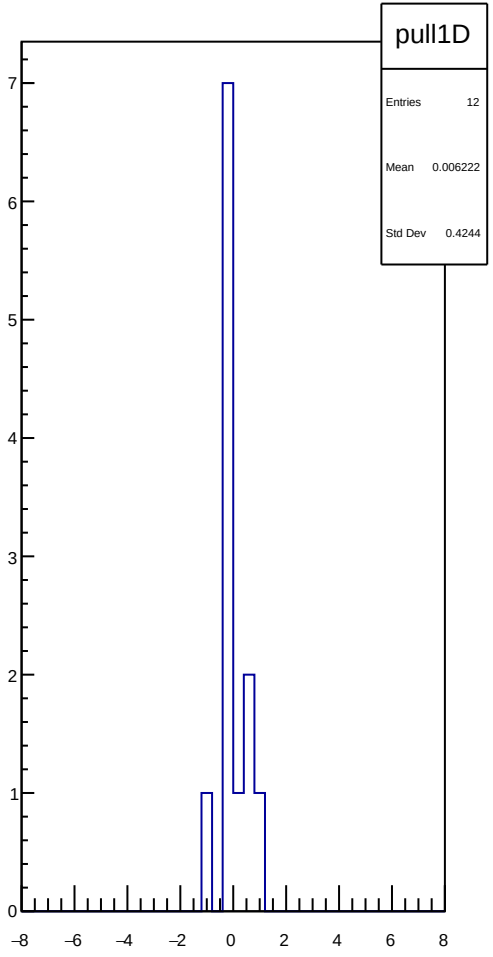
pull1D
Entries 12
Mean 0.006222
Std Dev 0.4244
7
6
5
4
3
2
1
0
−8
−6
−4
−2
0
2
4
6
8

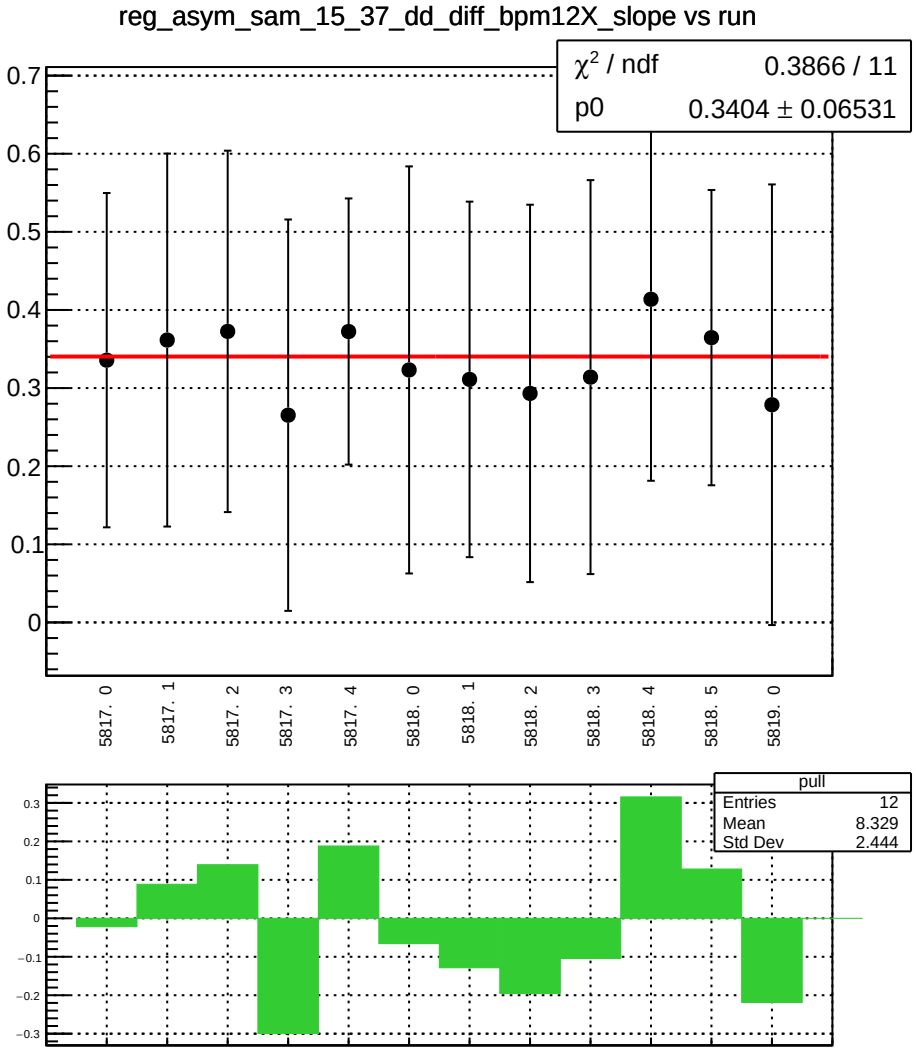
reg_asym_sam_15_37_dd_diff_bpm12X_slope vs run
χ² / ndf 0.3866 / 11
p0 0.3404 ± 0.06531
0.7
0.6
0.5
0.4
0.3
0.2
0.1
0
5817. 0
5817. 1
5817. 2
5817. 3
5817. 4
5818. 0
5818. 1
5818. 2
5818. 3
5818. 4
5818. 5
5819. 0
pull
Entries 12
Mean 8.329
Std Dev 2.444
0.3
0.2
0.1
0
−0.1
−0.2
−0.3

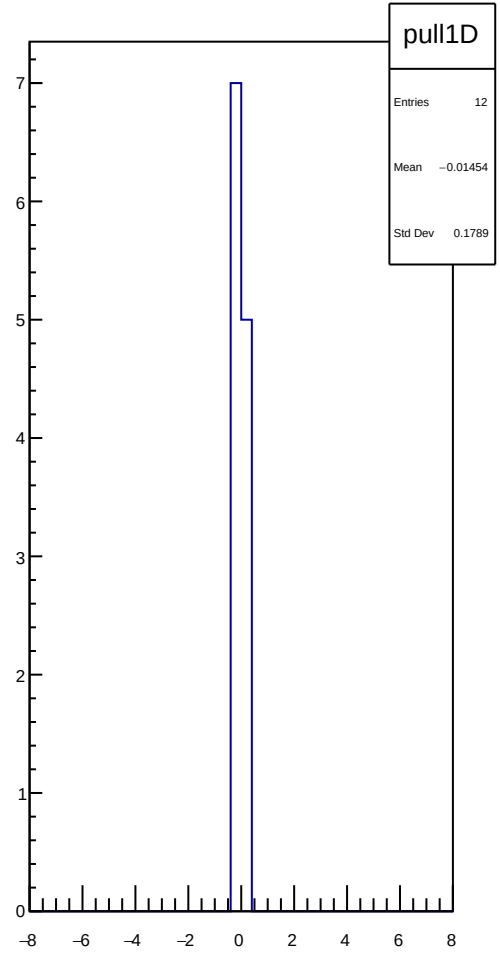
pull1D
Entries 12
Mean −0.01454
Std Dev 0.1789
7
6
5
4
3
2
1
0
−8
−6
−4
−2
0
2
4
6
8

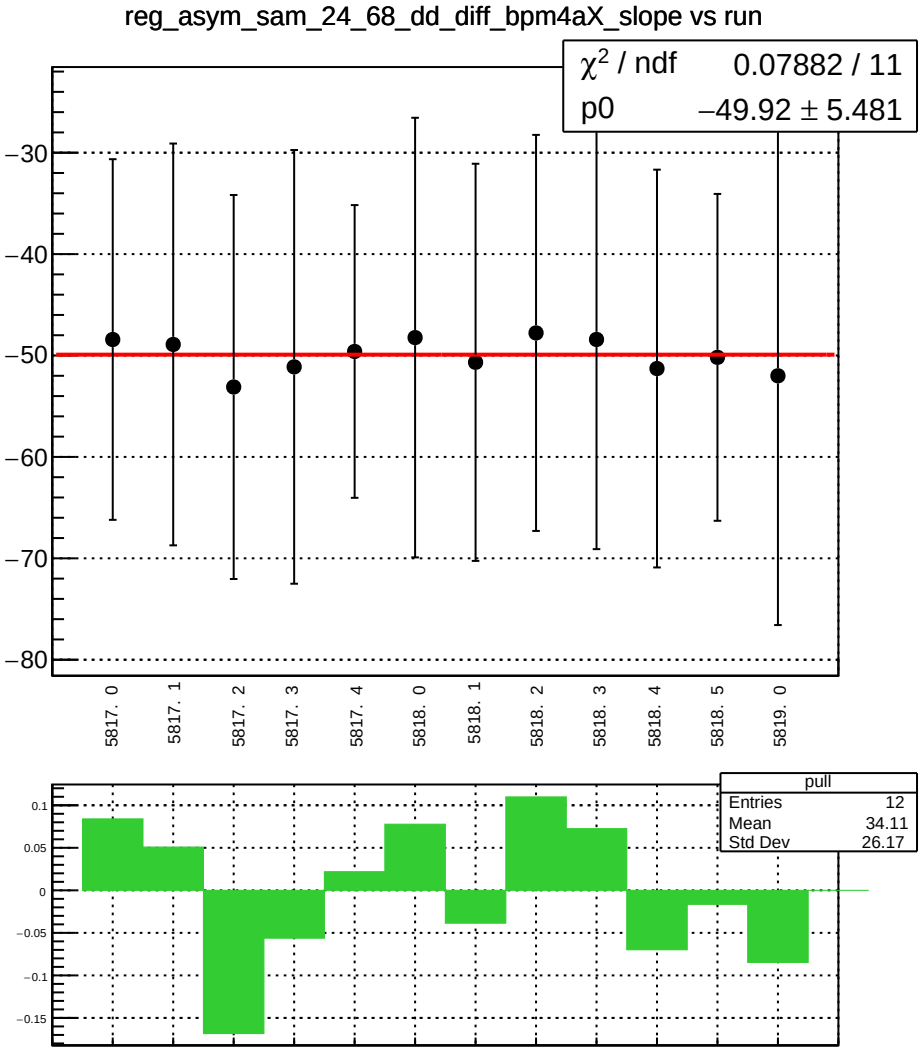
reg_asym_sam_24_68_dd_diff_bpm4aX_slope vs run
χ² / ndf 0.07882 / 11
p0 −49.92 ± 5.481
−30
−40
−50
−60
−70
−80
5817. 0
5817. 1
5817. 2
5817. 3
5817. 4
5818. 0
5818. 1
5818. 2
5818. 3
5818. 4
5818. 5
5819. 0
pull
Entries 12
Mean 34.11
Std Dev 26.17
0.1
0.05
0
−0.05
−0.1
−0.15

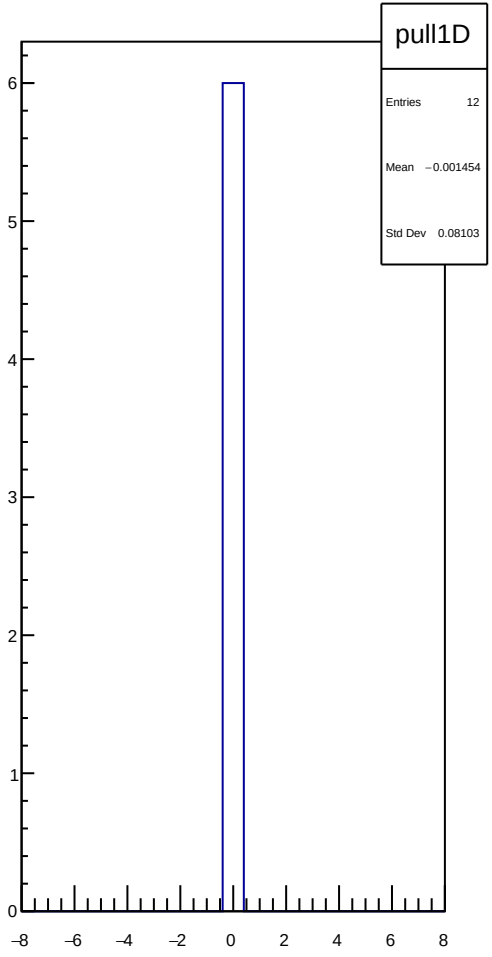
pull1D
Entries 12
Mean −0.001454
Std Dev 0.08103
6
5
4
3
2
1
0
−8
−6
−4
−2
0
2
4
6
8

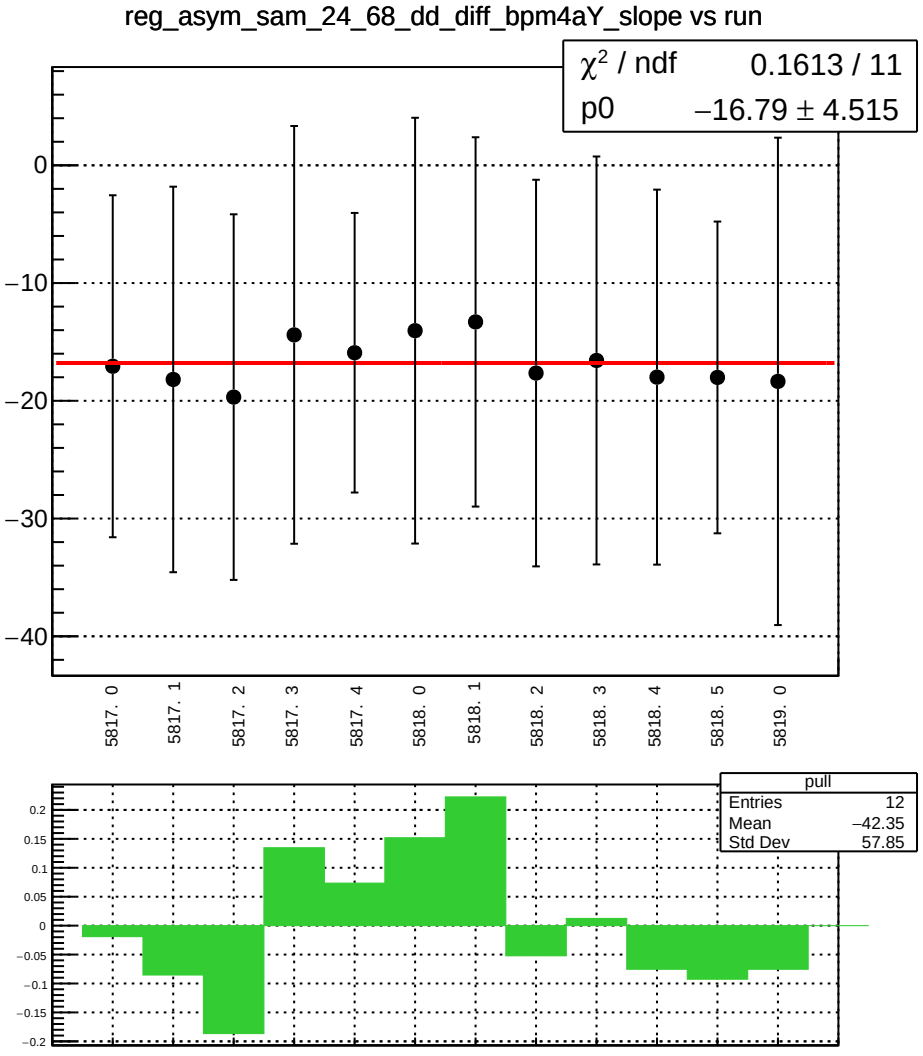
reg_asym_sam_24_68_dd_diff_bpm4aY_slope vs run
χ² / ndf 0.1613 / 11
p0 −16.79 ± 4.515
0
−10
−20
−30
−40
5817. 0
5817. 1
5817. 2
5817. 3
5817. 4
5818. 0
5818. 1
5818. 2
5818. 3
5818. 4
5818. 5
5819. 0
pull
Entries 12
Mean −42.35
Std Dev 57.85
0.2
0.15
0.1
0.05
0
−0.05
−0.1
−0.15
−0.2

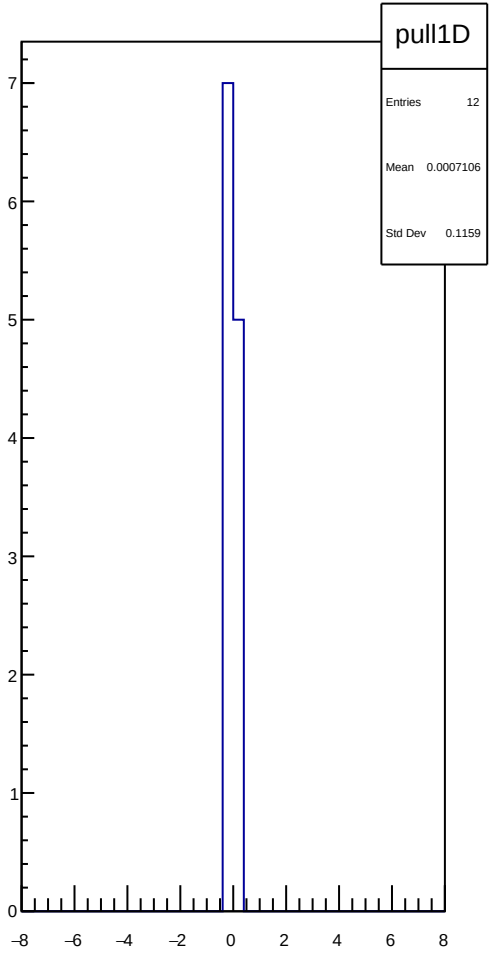
pull1D
Entries 12
Mean 0.0007106
Std Dev 0.1159
7
6
5
4
3
2
1
0
−8
−6
−4
−2
0
2
4
6
8

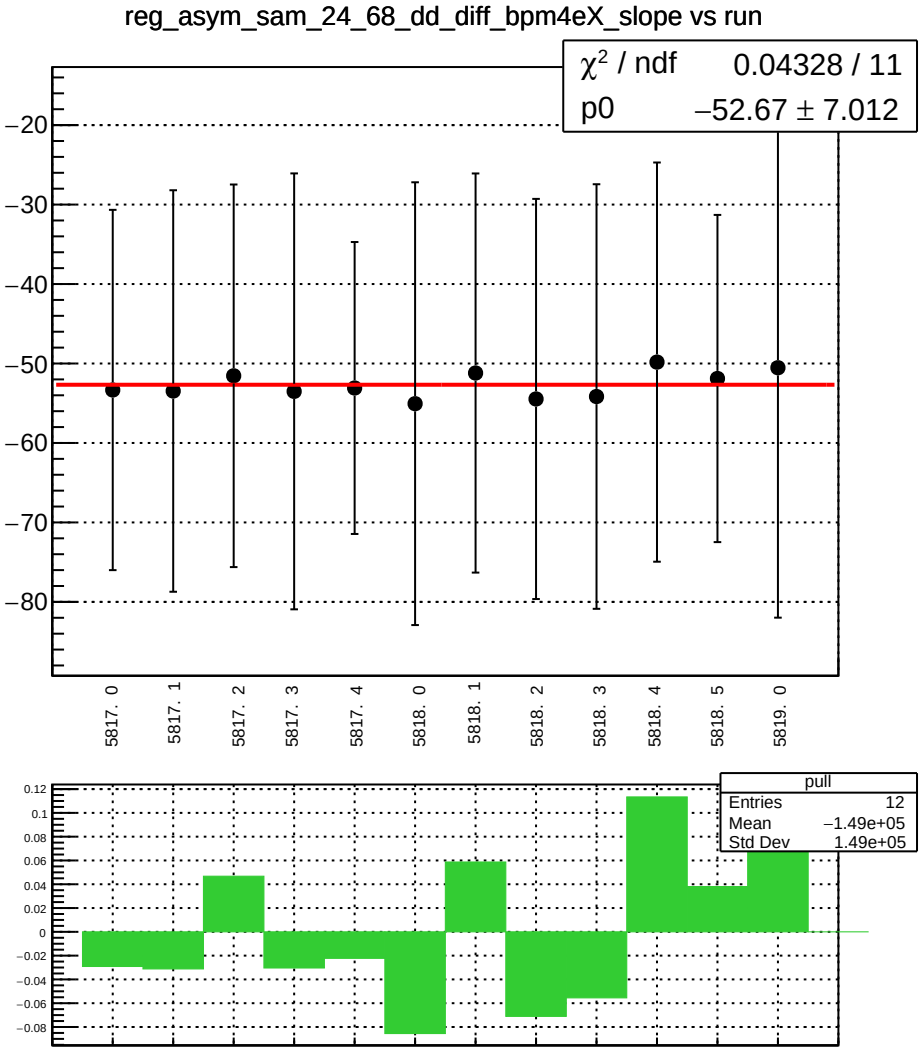
reg_asym_sam_24_68_dd_diff_bpm4eX_slope vs run
χ² / ndf 0.04328 / 11
p0 −52.67 ± 7.012
−20
−30
−40
−50
−60
−70
−80
5817. 0
5817. 1
5817. 2
5817. 3
5817. 4
5818. 0
5818. 1
5818. 2
5818. 3
5818. 4
5818. 5
5819. 0
pull
Entries 12
Mean −1.49e+05
Std Dev 1.49e+05
0.12
0.1
0.08
0.06
0.04
0.02
0
−0.02
−0.04
−0.06
−0.08

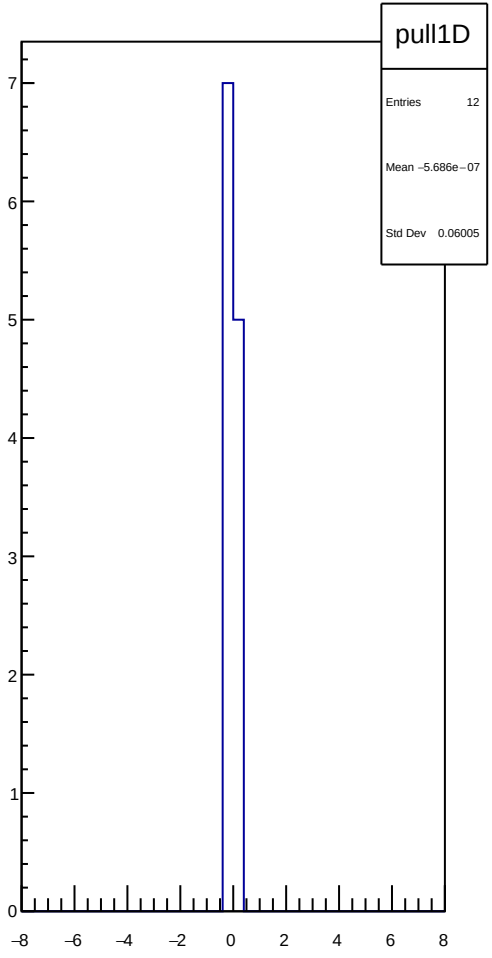
pull1D
Entries 12
Mean −5.686e−07
Std Dev 0.06005
7
6
5
4
3
2
1
0
−8
−6
−4
−2
0
2
4
6
8

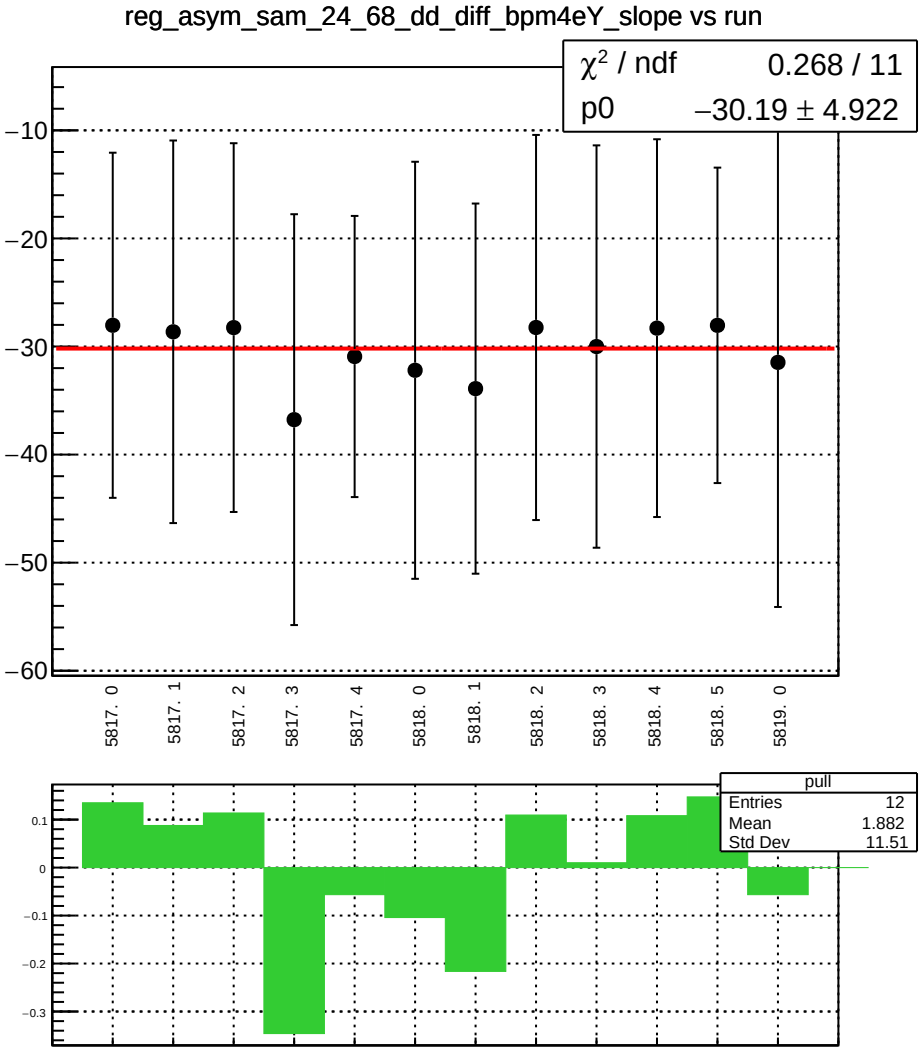
reg_asym_sam_24_68_dd_diff_bpm4eY_slope vs run
χ² / ndf 0.268 / 11
p0 −30.19 ± 4.922
−10
−20
−30
−40
−50
−60
5817. 0
5817. 1
5817. 2
5817. 3
5817. 4
5818. 0
5818. 1
5818. 2
5818. 3
5818. 4
5818. 5
5819. 0
pull
Entries 12
Mean 1.882
Std Dev 11.51
0.1
0
−0.1
−0.2
−0.3

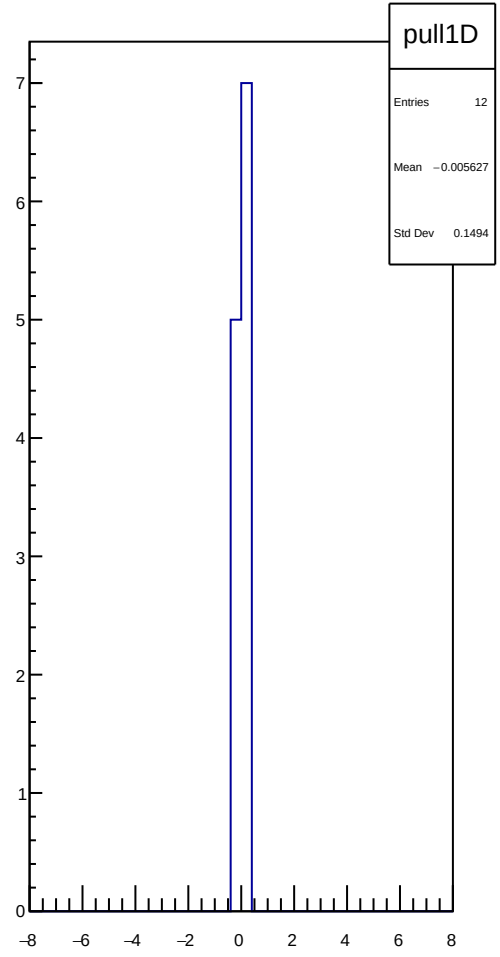
pull1D
Entries 12
Mean −0.005627
Std Dev 0.1494
7
6
5
4
3
2
1
0
−8
−6
−4
−2
0
2
4
6
8

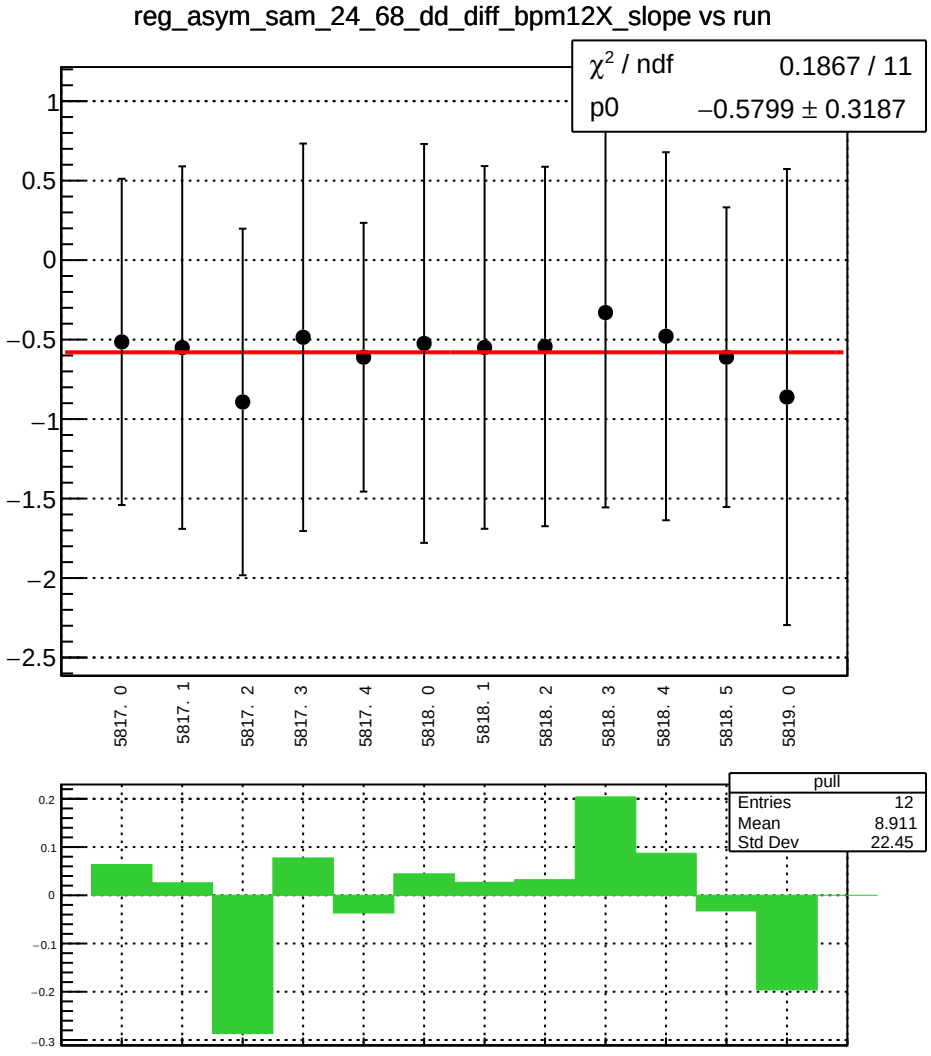
reg_asym_sam_24_68_dd_diff_bpm12X_slope vs run
χ² / ndf 0.1867 / 11
p0 −0.5799 ± 0.3187
1
0.5
0
−0.5
−1
−1.5
−2
−2.5
5817. 0
5817. 1
5817. 2
5817. 3
5817. 4
5818. 0
5818. 1
5818. 2
5818. 3
5818. 4
5818. 5
5819. 0
pull
Entries 12
Mean 8.911
Std Dev 22.45
0.2
0.1
0
−0.1
−0.2
−0.3

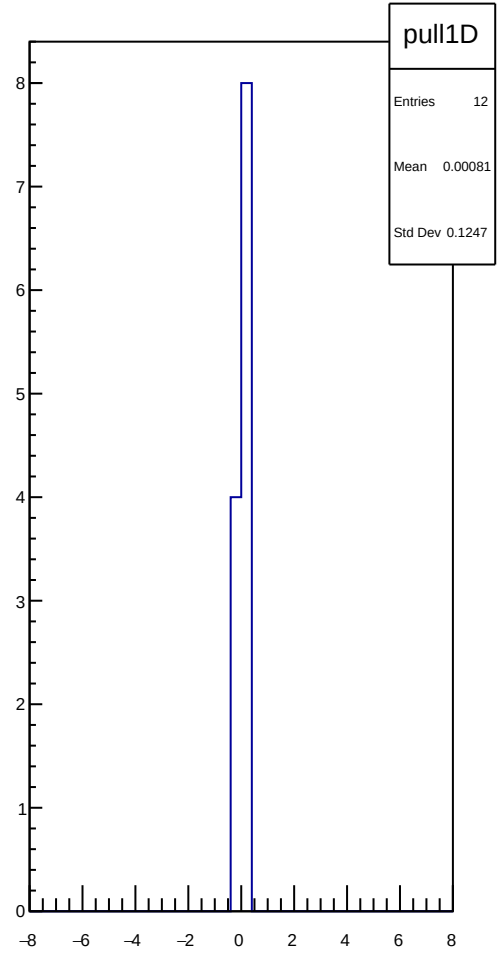
pull1D
Entries 12
Mean 0.00081
Std Dev 0.1247
8
7
6
5
4
3
2
1
0
−8
−6
−4
−2
0
2
4
6
8

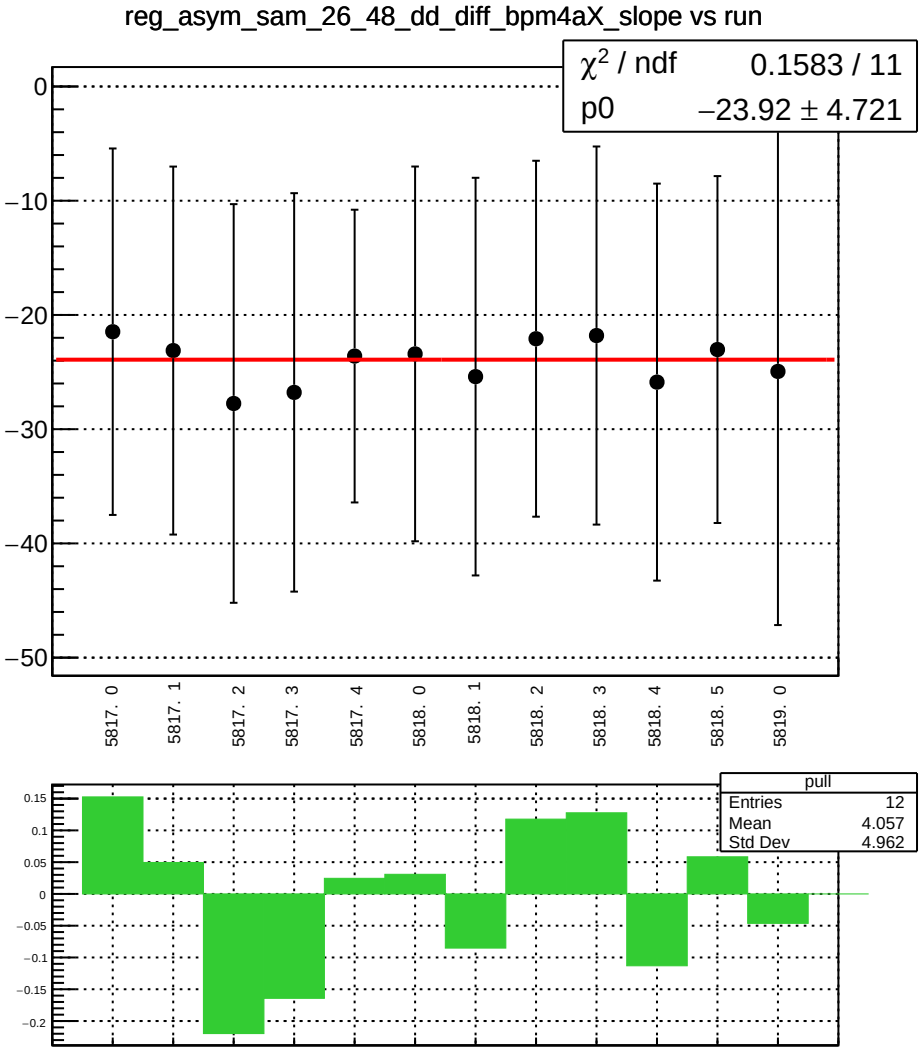
reg_asym_sam_26_48_dd_diff_bpm4aX_slope vs run
χ² / ndf 0.1583 / 11
p0 −23.92 ± 4.721
0
−10
−20
−30
−40
−50
5817. 0
5817. 1
5817. 2
5817. 3
5817. 4
5818. 0
5818. 1
5818. 2
5818. 3
5818. 4
5818. 5
5819. 0
pull
Entries 12
Mean 4.057
Std Dev 4.962
0.15
0.1
0.05
0
−0.05
−0.1
−0.15
−0.2

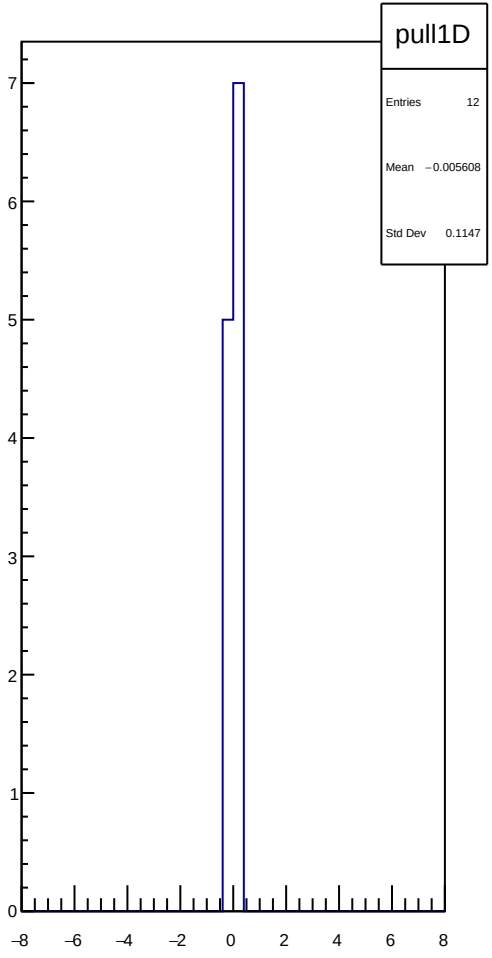
pull1D
Entries 12
Mean −0.005608
Std Dev 0.1147
7
6
5
4
3
2
1
0
−8
−6
−4
−2
0
2
4
6
8

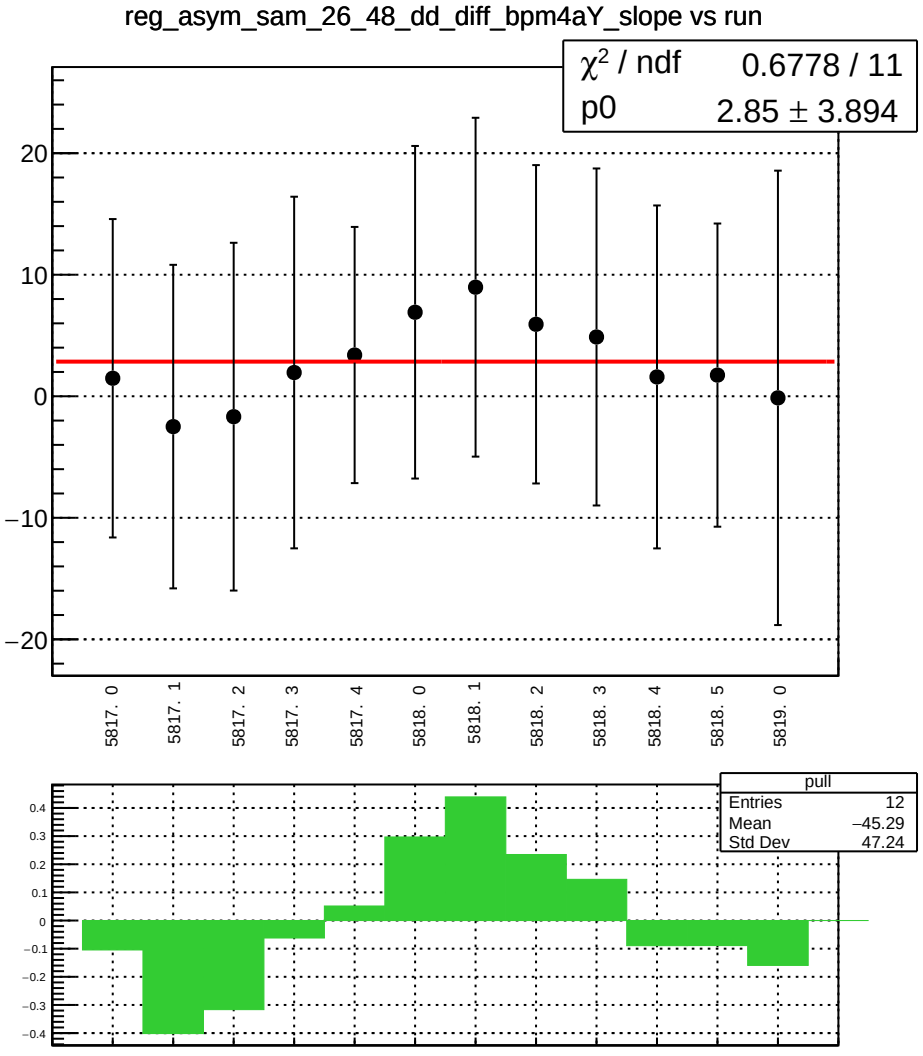
reg_asym_sam_26_48_dd_diff_bpm4aY_slope vs run
χ² / ndf 0.6778 / 11
p0 2.85 ± 3.894
20
10
0
−10
−20
5817. 0
5817. 1
5817. 2
5817. 3
5817. 4
5818. 0
5818. 1
5818. 2
5818. 3
5818. 4
5818. 5
5819. 0
pull
Entries 12
Mean −45.29
Std Dev 47.24
0.4
0.3
0.2
0.1
0
−0.1
−0.2
−0.3
−0.4

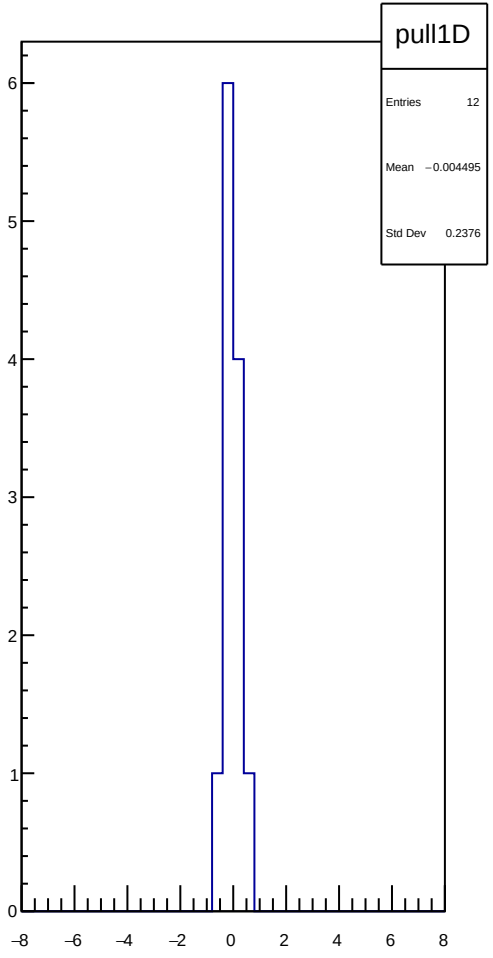
pull1D
Entries 12
Mean −0.004495
Std Dev 0.2376
6
5
4
3
2
1
0
−8
−6
−4
−2
0
2
4
6
8

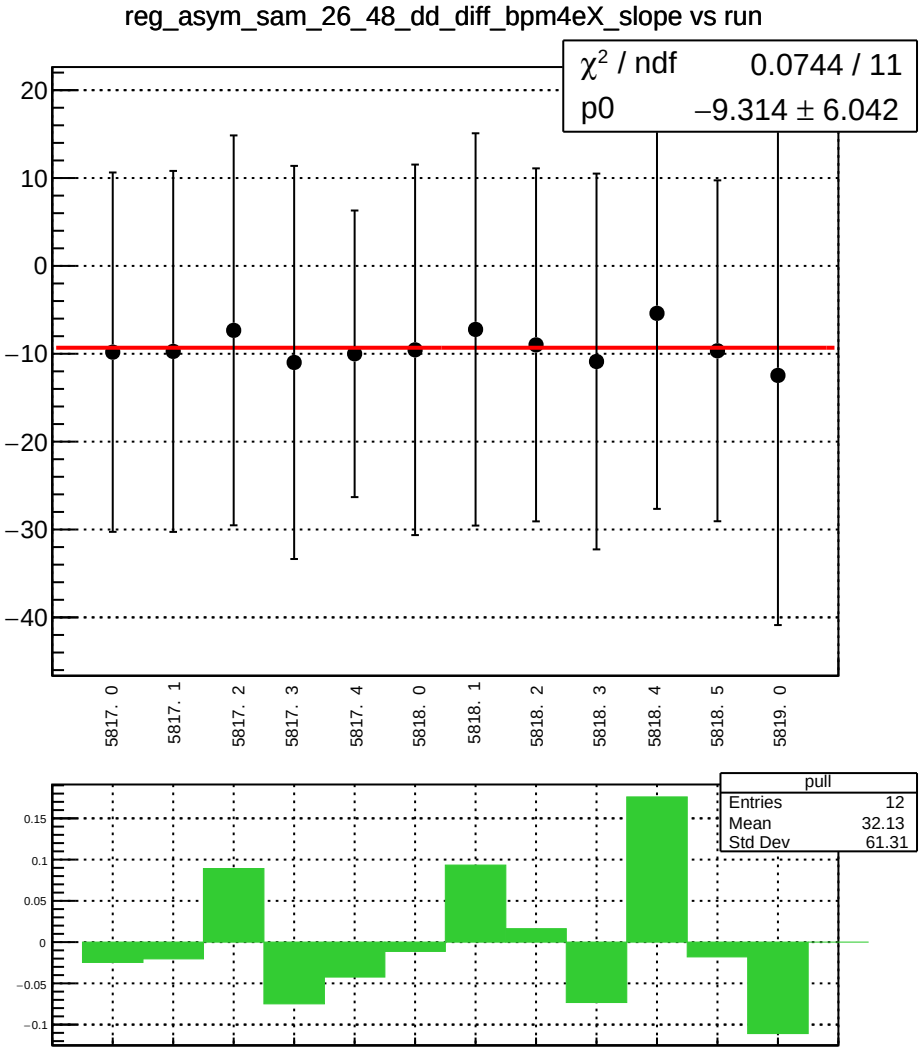
reg_asym_sam_26_48_dd_diff_bpm4eX_slope vs run
χ² / ndf 0.0744 / 11
p0 −9.314 ± 6.042
20
10
0
−10
−20
−30
−40
5817. 0
5817. 1
5817. 2
5817. 3
5817. 4
5818. 0
5818. 1
5818. 2
5818. 3
5818. 4
5818. 5
5819. 0
pull
Entries 12
Mean 32.13
Std Dev 61.31
0.15
0.1
0.05
0
−0.05
−0.1

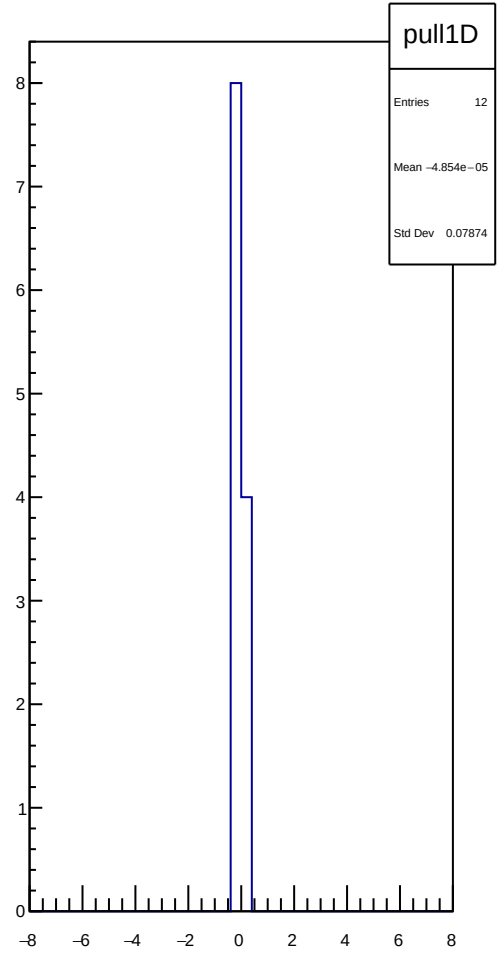
pull1D
Entries 12
Mean −4.854e−05
Std Dev 0.07874
8
7
6
5
4
3
2
1
0
−8
−6
−4
−2
0
2
4
6
8

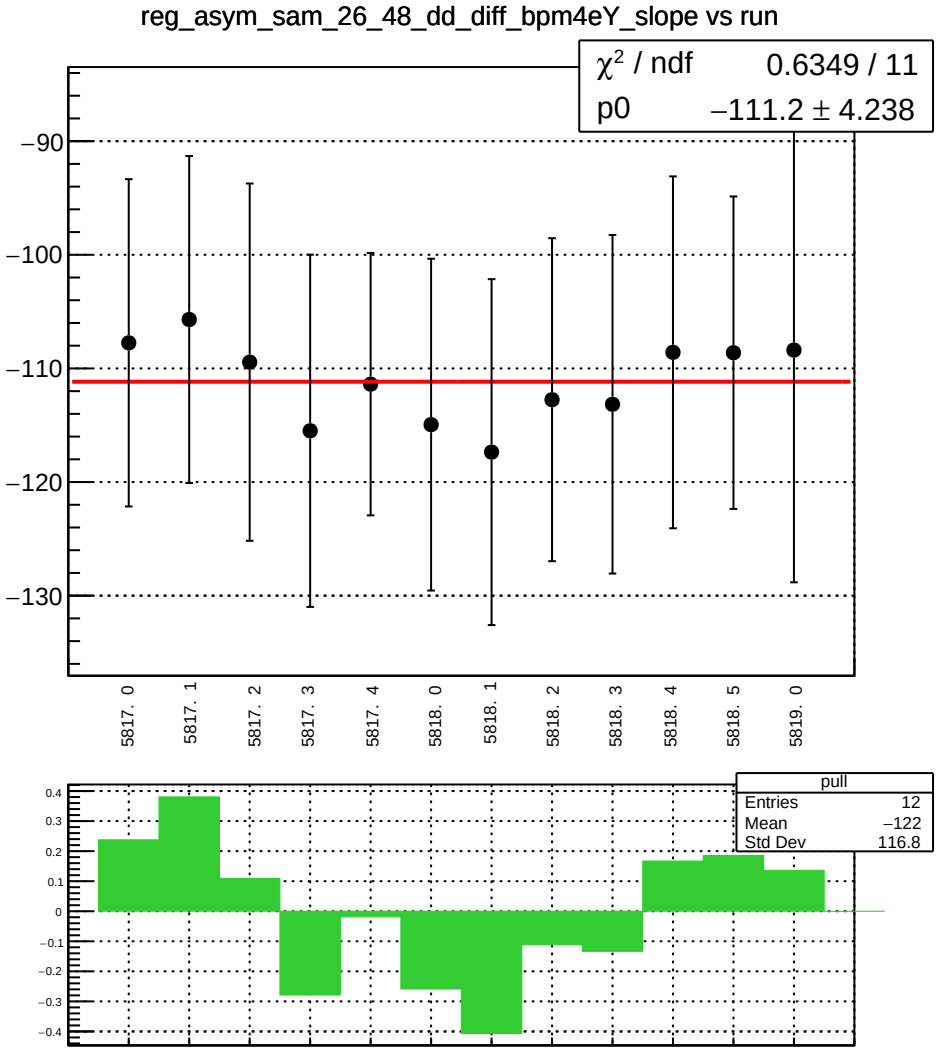
reg_asym_sam_26_48_dd_diff_bpm4eY_slope vs run
χ² / ndf 0.6349 / 11
p0 −111.2 ± 4.238
−90
−100
−110
−120
−130
5817. 0
5817. 1
5817. 2
5817. 3
5817. 4
5818. 0
5818. 1
5818. 2
5818. 3
5818. 4
5818. 5
5819. 0
pull
Entries 12
Mean −122
Std Dev 116.8
0.4
0.3
0.2
0.1
0
−0.1
−0.2
−0.3
−0.4

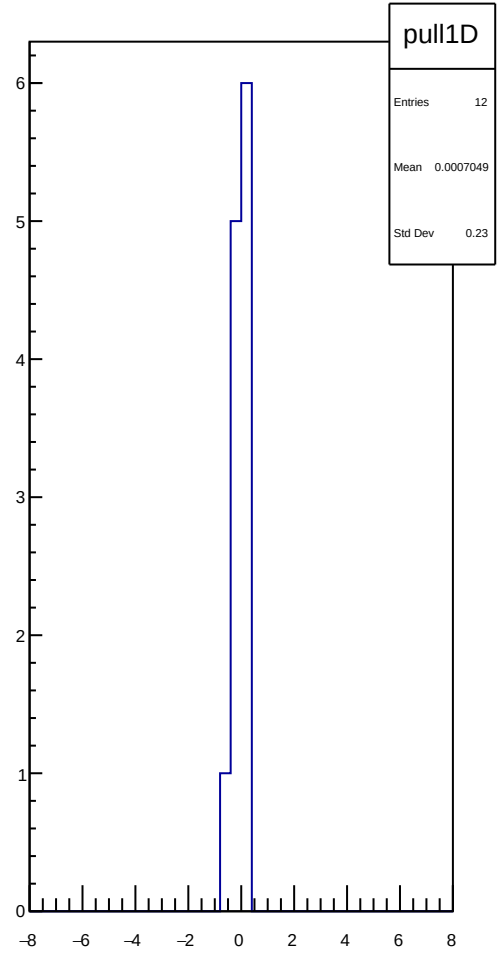
pull1D
Entries 12
Mean 0.0007049
Std Dev 0.23
6
5
4
3
2
1
0
−8
−6
−4
−2
0
2
4
6
8

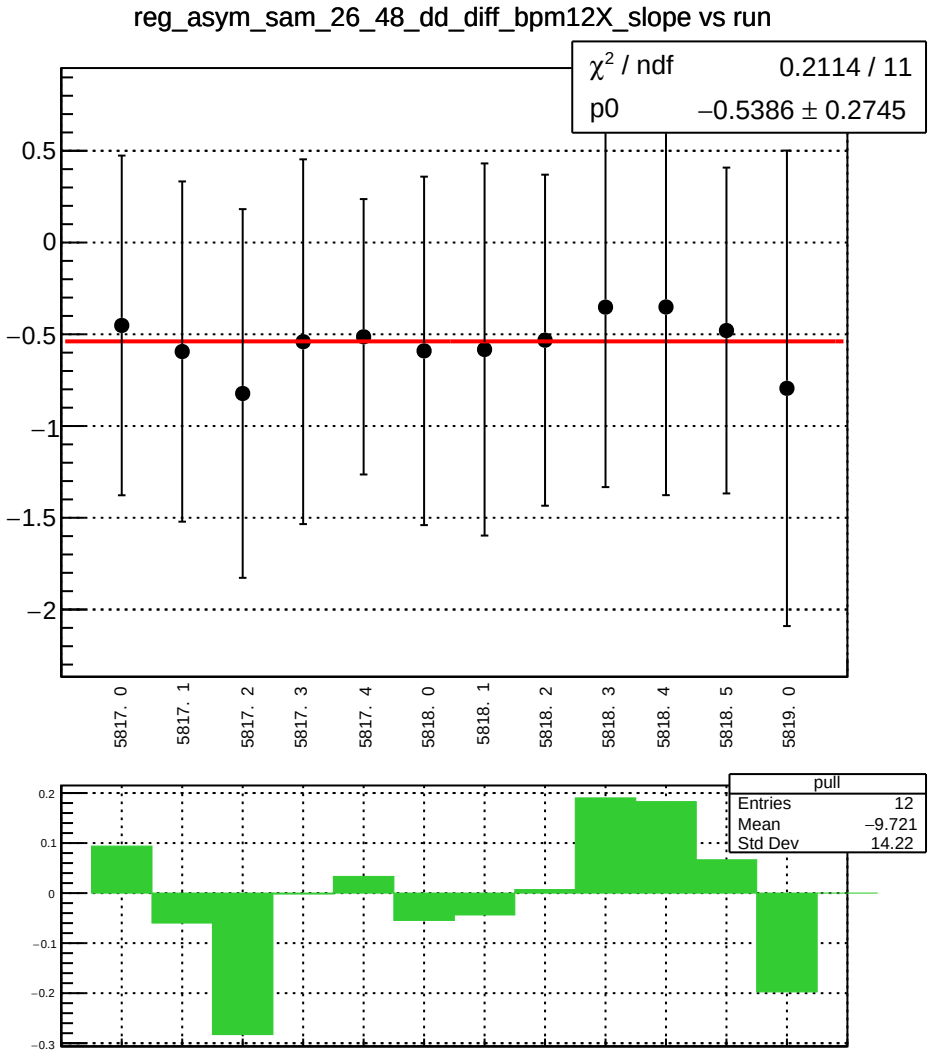
reg_asym_sam_26_48_dd_diff_bpm12X_slope vs run
χ² / ndf 0.2114 / 11
p0 −0.5386 ± 0.2745
0.5
0
−0.5
−1
−1.5
−2
5817. 0
5817. 1
5817. 2
5817. 3
5817. 4
5818. 0
5818. 1
5818. 2
5818. 3
5818. 4
5818. 5
5819. 0
pull
Entries 12
Mean −9.721
Std Dev 14.22
0.2
0.1
0
−0.1
−0.2
−0.3

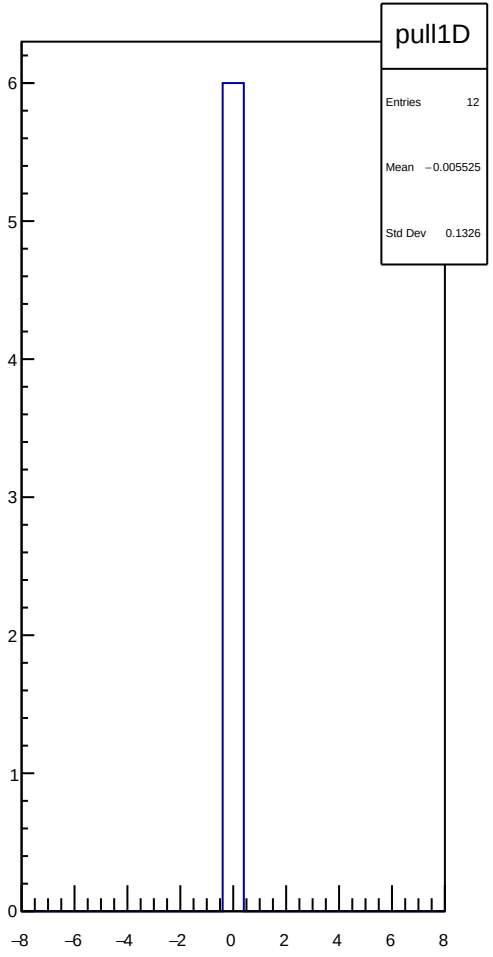
pull1D
Entries 12
Mean −0.005525
Std Dev 0.1326
6
5
4
3
2
1
0
−8
−6
−4
−2
0
2
4
6
8

reg_asym_sam_1357_avg_diff_bpm4aX_slope vs run

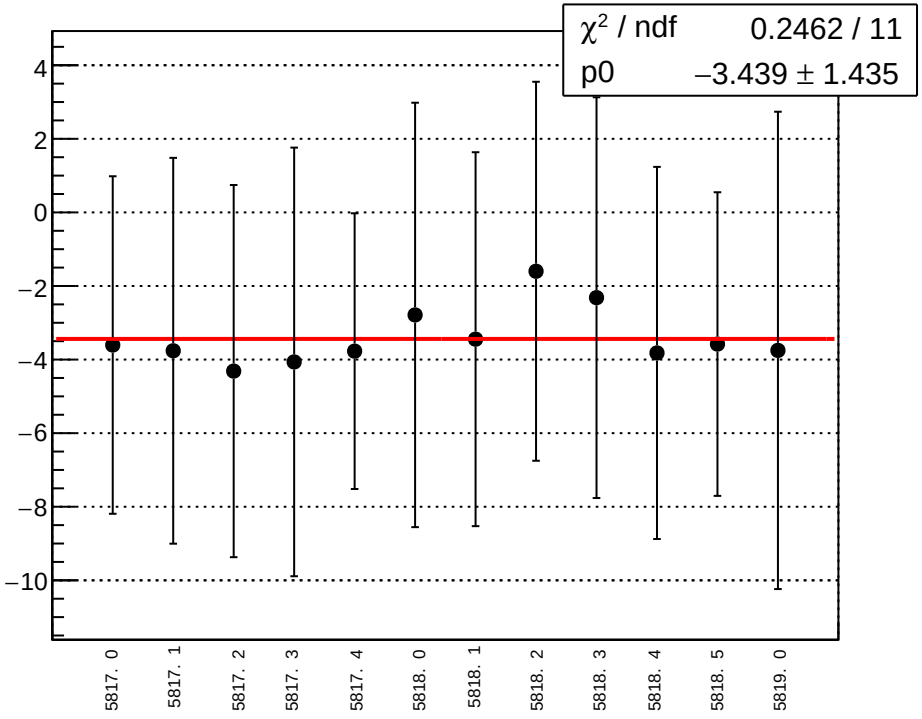

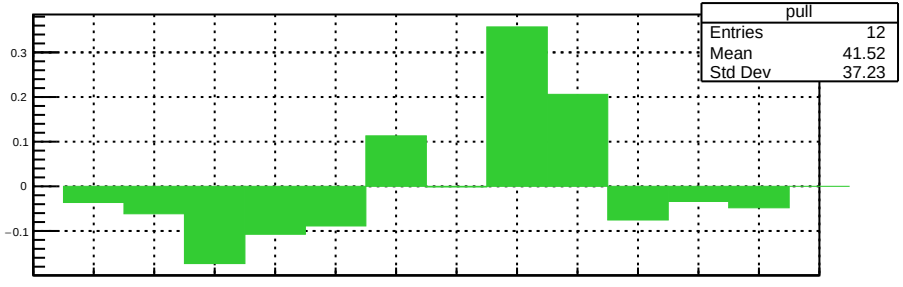

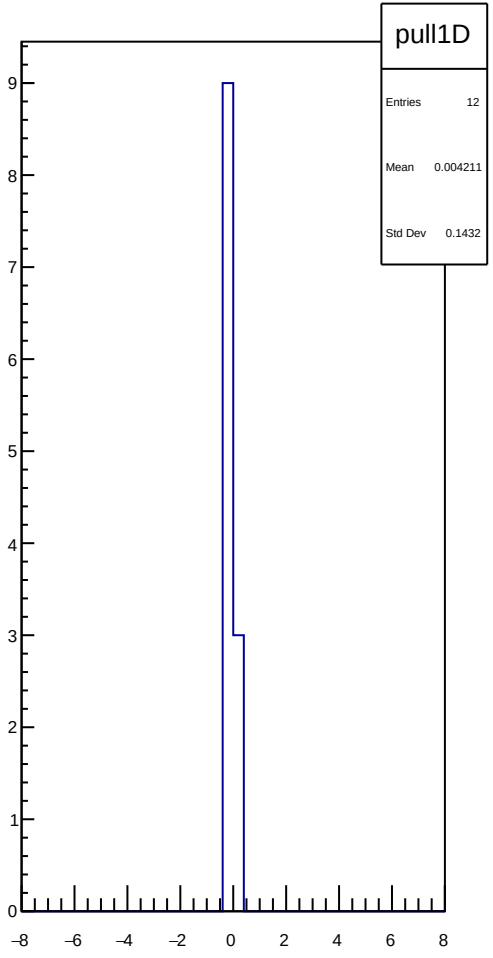

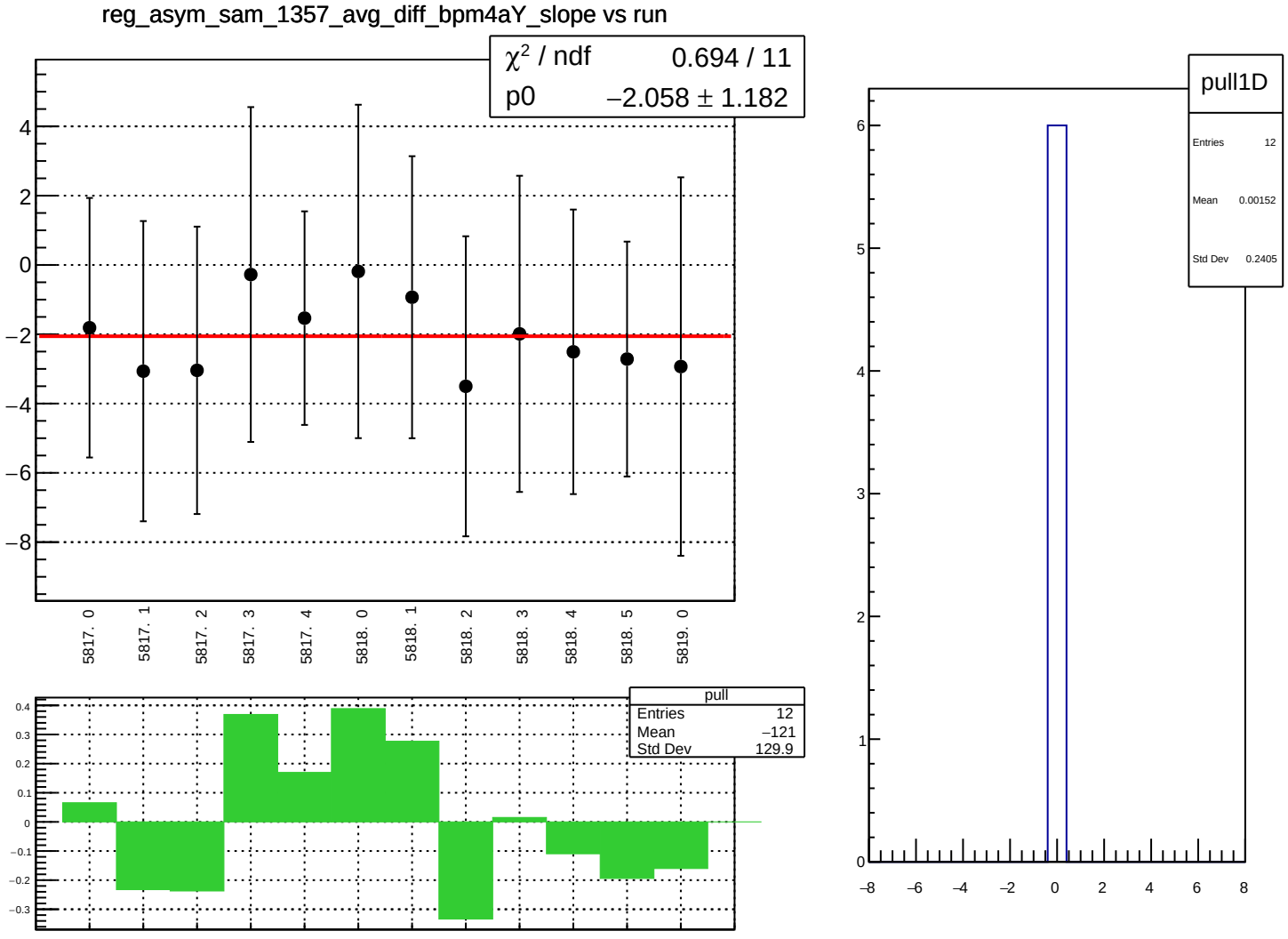
reg_asym_sam_1357_avg_diff_bpm4aY_slope vs run
χ² / ndf 0.694 / 11
p0 −2.058 ± 1.182
4
2
0
−2
−4
−6
−8
5817. 0
5817. 1
5817. 2
5817. 3
5817. 4
5818. 0
5818. 1
5818. 2
5818. 3
5818. 4
5818. 5
5819. 0
pull
Entries 12
Mean −121
Std Dev 129.9
0.4
0.3
0.2
0.1
0
−0.1
−0.2
−0.3
pull1D
Entries 12
Mean 0.00152
Std Dev 0.2405
6
5
4
3
2
1
0
−8
−6
−4
−2
0
2
4
6
8

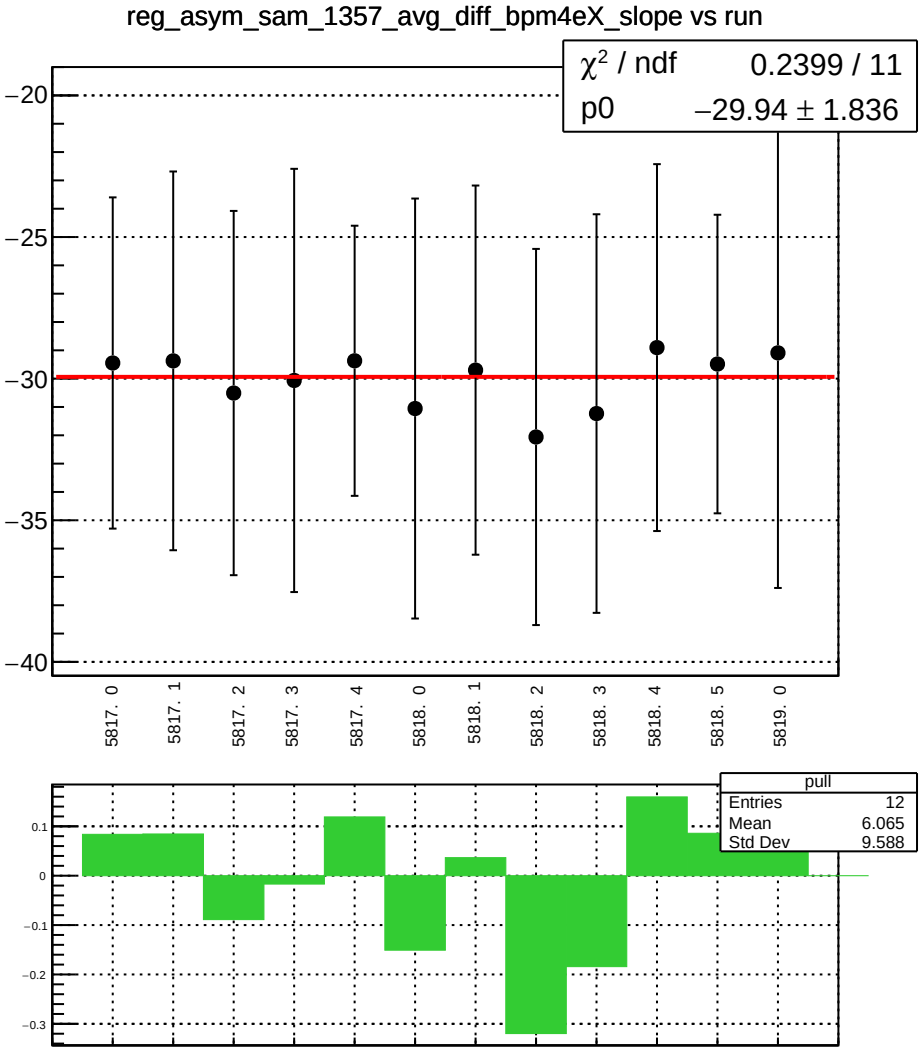
reg_asym_sam_1357_avg_diff_bpm4eX_slope vs run
χ² / ndf 0.2399 / 11
p0 −29.94 ± 1.836
−20
−25
−30
−35
−40
5817. 0
5817. 1
5817. 2
5817. 3
5817. 4
5818. 0
5818. 1
5818. 2
5818. 3
5818. 4
5818. 5
5819. 0
pull
Entries 12
Mean 6.065
Std Dev 9.588
0.1
0
−0.1
−0.2
−0.3

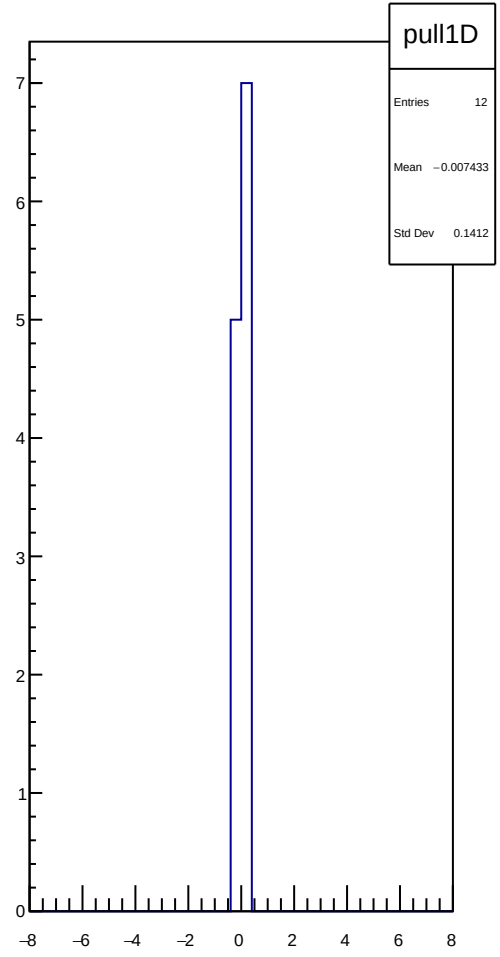
pull1D
Entries 12
Mean −0.007433
Std Dev 0.1412
7
6
5
4
3
2
1
0
−8
−6
−4
−2
0
2
4
6
8

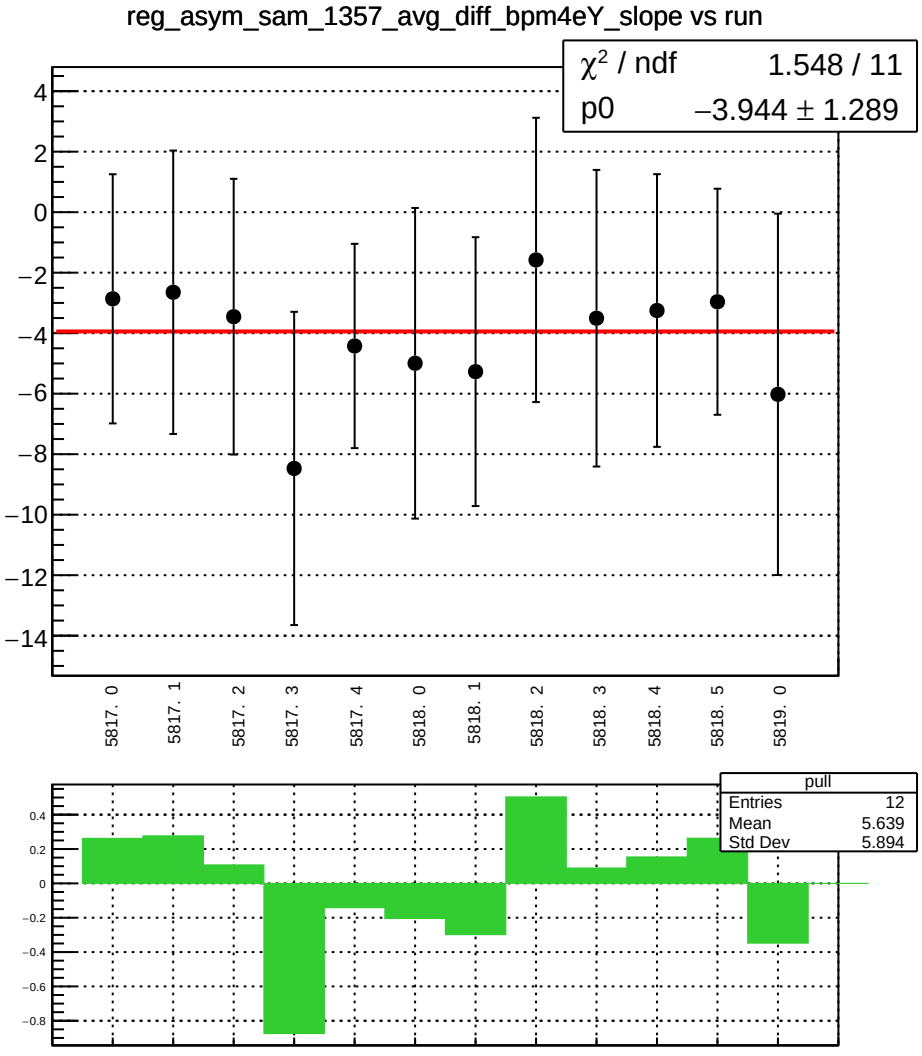
reg_asym_sam_1357_avg_diff_bpm4eY_slope vs run
χ² / ndf 1.548 / 11
p0 −3.944 ± 1.289
4
2
0
−2
−4
−6
−8
−10
−12
−14
5817. 0
5817. 1
5817. 2
5817. 3
5817. 4
5818. 0
5818. 1
5818. 2
5818. 3
5818. 4
5818. 5
5819. 0
pull
Entries 12
Mean 5.639
Std Dev 5.894
0.4
0.2
0
−0.2
−0.4
−0.6
−0.8

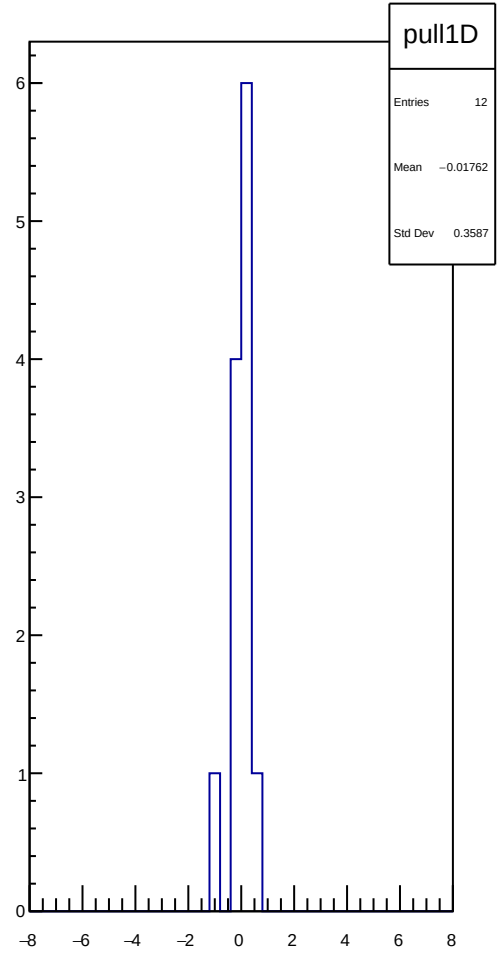
pull1D
Entries 12
Mean −0.01762
Std Dev 0.3587
6
5
4
3
2
1
0
−8
−6
−4
−2
0
2
4
6
8

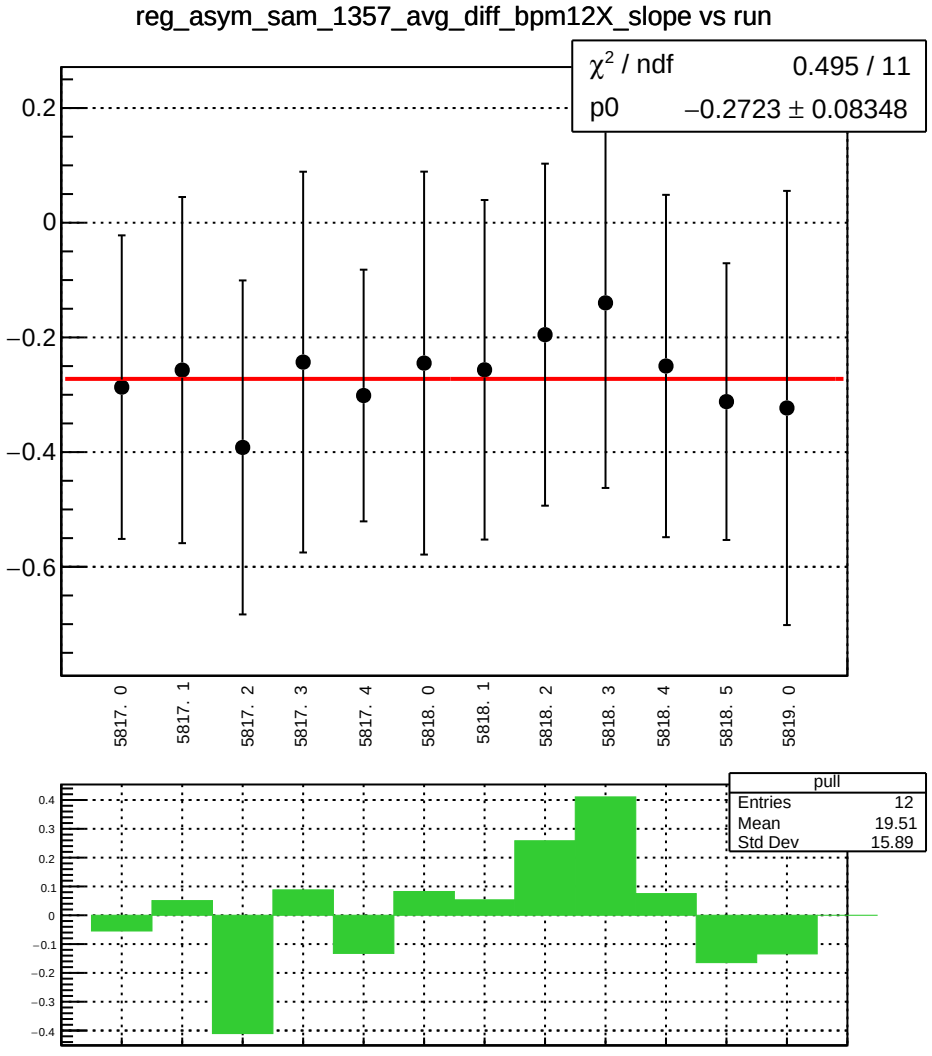
reg_asym_sam_1357_avg_diff_bpm12X_slope vs run
χ² / ndf 0.495 / 11
p0 −0.2723 ± 0.08348
0.2
0
−0.2
−0.4
−0.6
5817. 0
5817. 1
5817. 2
5817. 3
5817. 4
5818. 0
5818. 1
5818. 2
5818. 3
5818. 4
5818. 5
5819. 0
pull
Entries 12
Mean 19.51
Std Dev 15.89
0.4
0.3
0.2
0.1
0
−0.1
−0.2
−0.3
−0.4

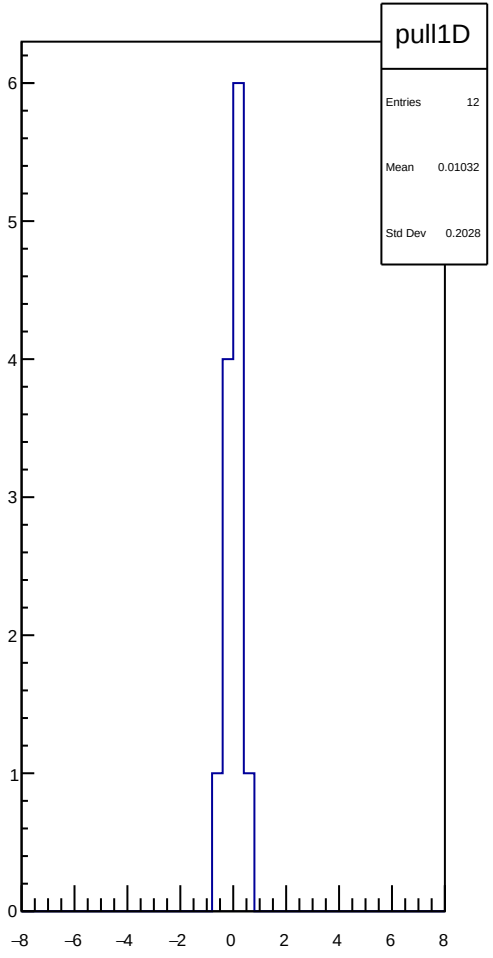
pull1D
Entries 12
Mean 0.01032
Std Dev 0.2028
6
5
4
3
2
1
0
−8
−6
−4
−2
0
2
4
6
8

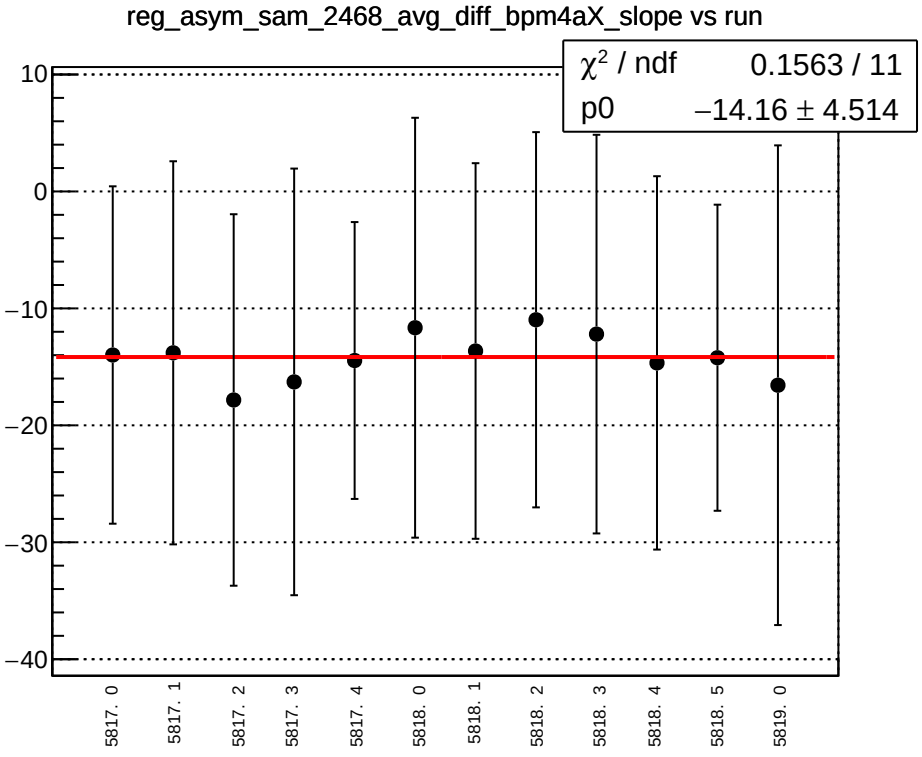
reg_asym_sam_2468_avg_diff_bpm4aX_slope vs run
χ² / ndf 0.1563 / 11
p0 −14.16 ± 4.514
10
0
−10
−20
−30
−40
5817. 0
5817. 1
5817. 2
5817. 3
5817. 4
5818. 0
5818. 1
5818. 2
5818. 3
5818. 4
5818. 5
5819. 0

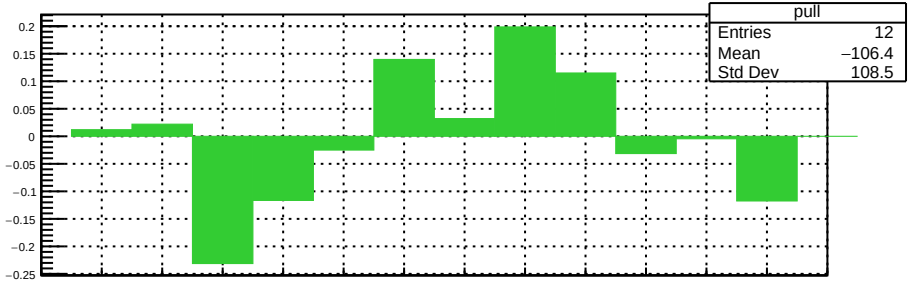
pull
Entries 12
Mean −106.4
Std Dev 108.5
0.2
0.15
0.1
0.05
0
−0.05
−0.1
−0.15
−0.2
−0.25

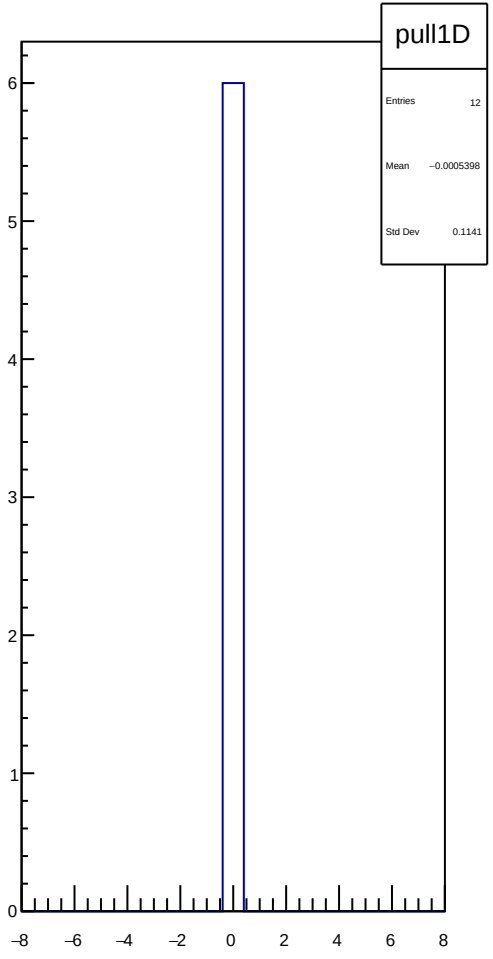
pull1D
Entries 12
Mean −0.0005398
Std Dev 0.1141
6
5
4
3
2
1
0
−8
−6
−4
−2
0
2
4
6
8

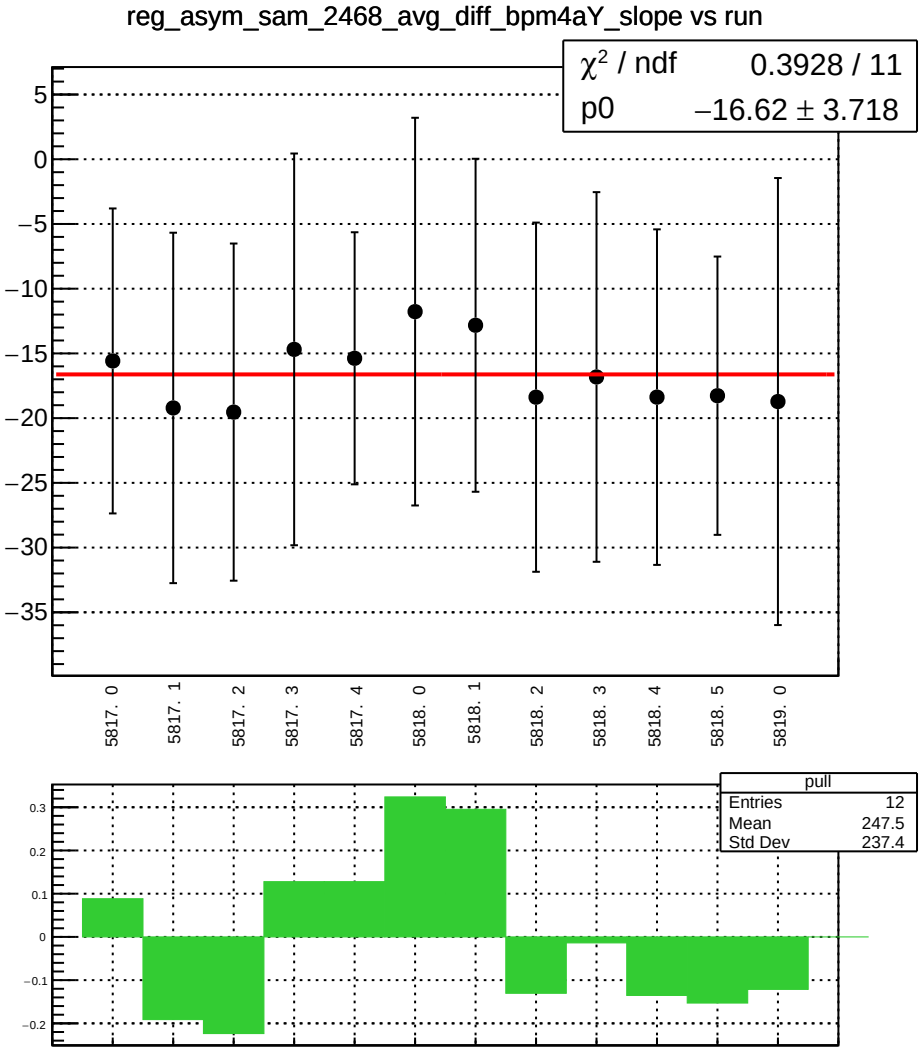
reg_asym_sam_2468_avg_diff_bpm4aY_slope vs run
χ² / ndf 0.3928 / 11
p0 −16.62 ± 3.718
5
0
−5
−10
−15
−20
−25
−30
−35
5817. 0
5817. 1
5817. 2
5817. 3
5817. 4
5818. 0
5818. 1
5818. 2
5818. 3
5818. 4
5818. 5
5819. 0
pull
Entries 12
Mean 247.5
Std Dev 237.4
0.3
0.2
0.1
0
−0.1
−0.2

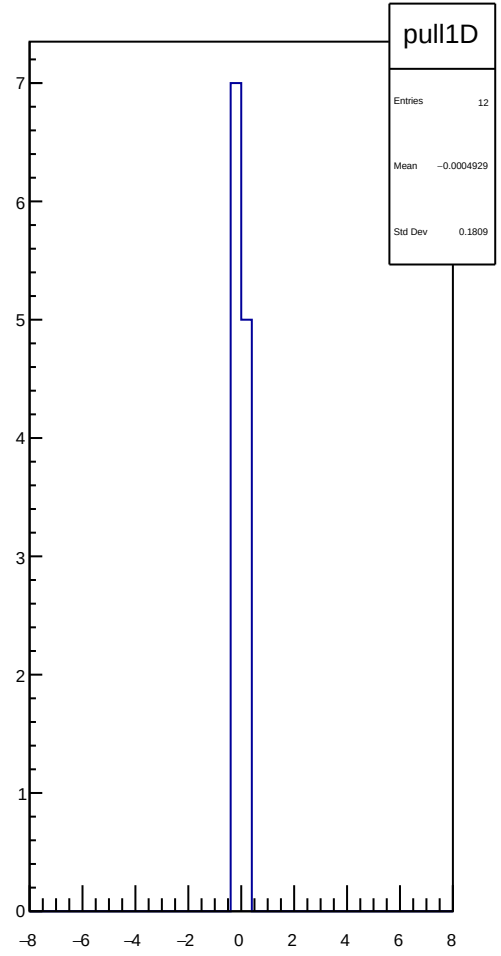
pull1D
Entries 12
Mean −0.0004929
Std Dev 0.1809
7
6
5
4
3
2
1
0
−8
−6
−4
−2
0
2
4
6
8

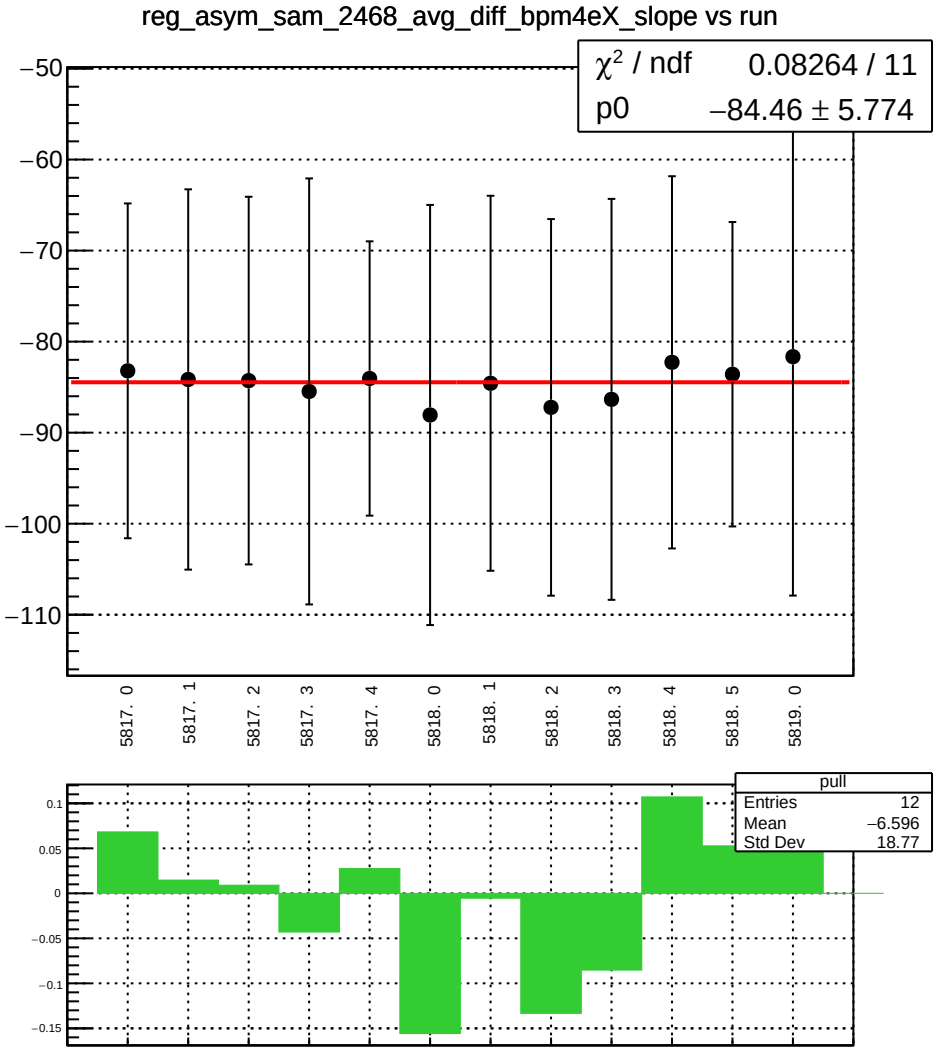
reg_asym_sam_2468_avg_diff_bpm4eX_slope vs run
χ² / ndf 0.08264 / 11
p0 −84.46 ± 5.774
−50
−60
−70
−80
−90
−100
−110
5817. 0
5817. 1
5817. 2
5817. 3
5817. 4
5818. 0
5818. 1
5818. 2
5818. 3
5818. 4
5818. 5
5819. 0
pull
Entries 12
Mean −6.596
Std Dev 18.77
0.1
0.05
0
−0.05
−0.1
−0.15

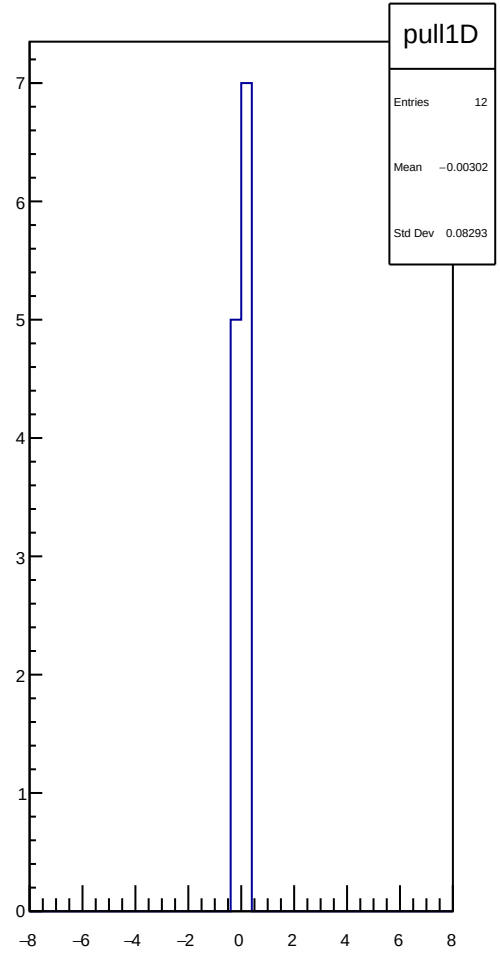
pull1D
Entries 12
Mean −0.00302
Std Dev 0.08293
7
6
5
4
3
2
1
0
−8
−6
−4
−2
0
2
4
6
8

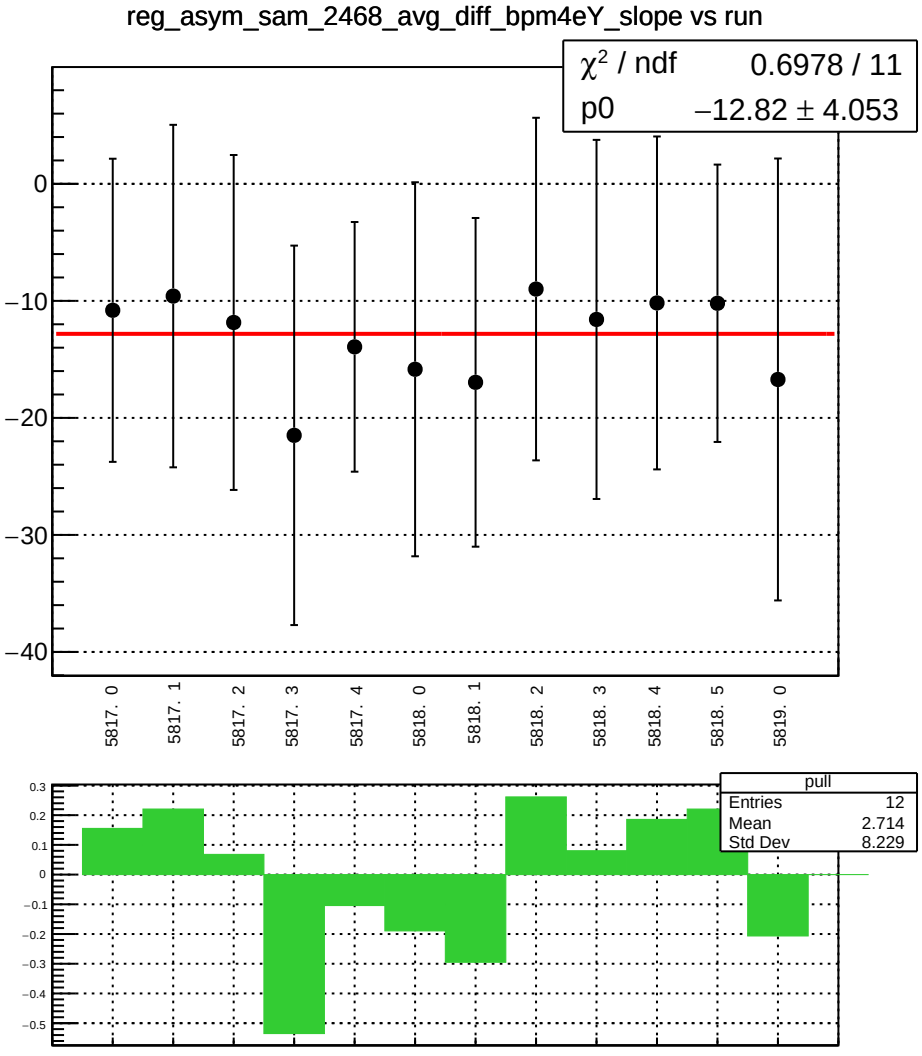
reg_asym_sam_2468_avg_diff_bpm4eY_slope vs run
χ² / ndf 0.6978 / 11
p0 −12.82 ± 4.053
0
−10
−20
−30
−40
5817. 0
5817. 1
5817. 2
5817. 3
5817. 4
5818. 0
5818. 1
5818. 2
5818. 3
5818. 4
5818. 5
5819. 0
pull
Entries 12
Mean 2.714
Std Dev 8.229
0.3
0.2
0.1
0
−0.1
−0.2
−0.3
−0.4
−0.5

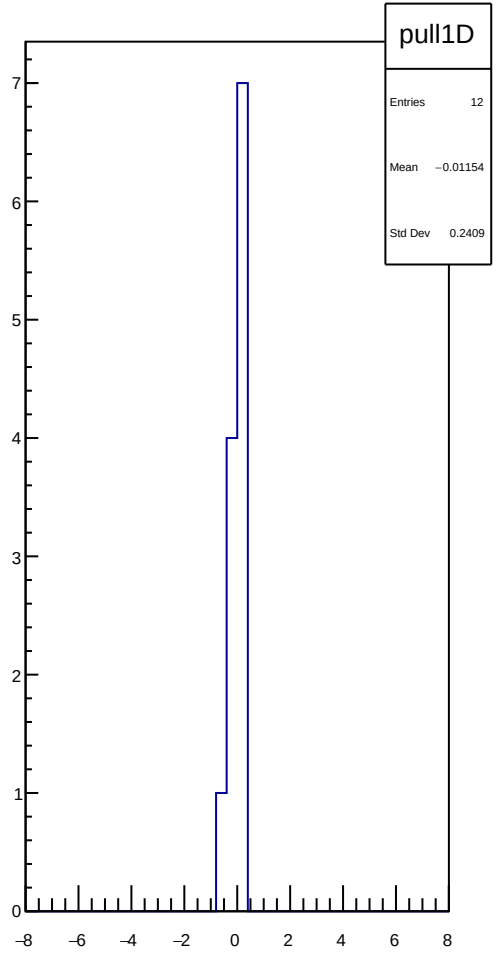
pull1D
Entries 12
Mean −0.01154
Std Dev 0.2409
7
6
5
4
3
2
1
0
−8
−6
−4
−2
0
2
4
6
8

reg_asym_sam_2468_avg_diff_bpm12X_slope vs run

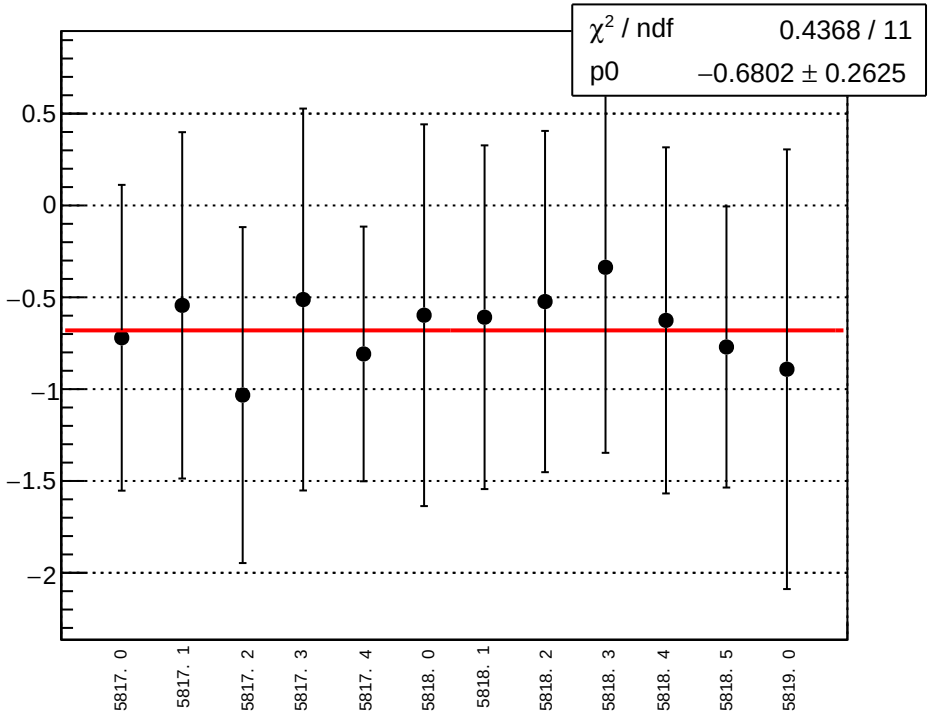

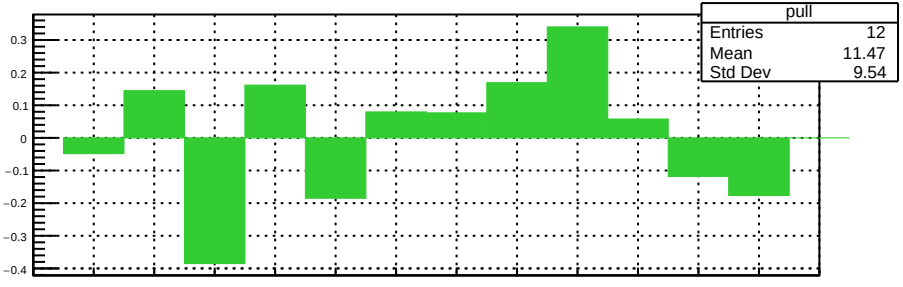

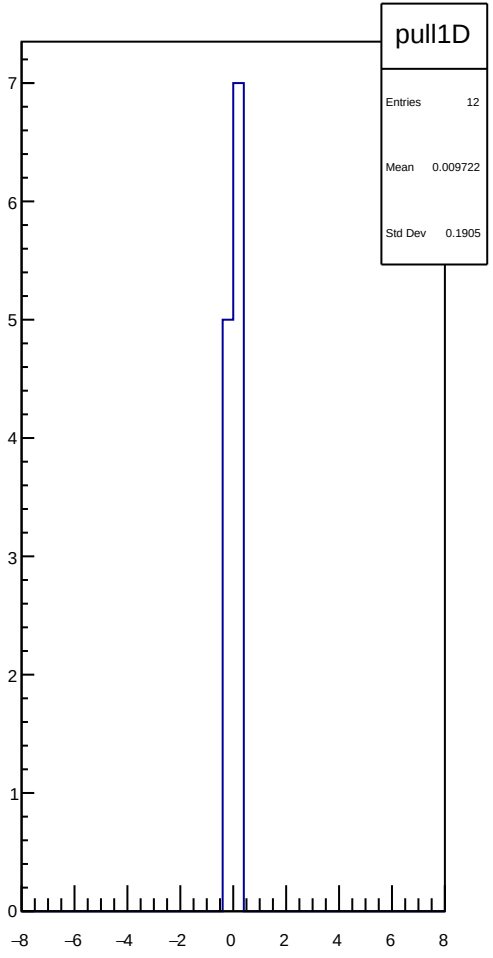

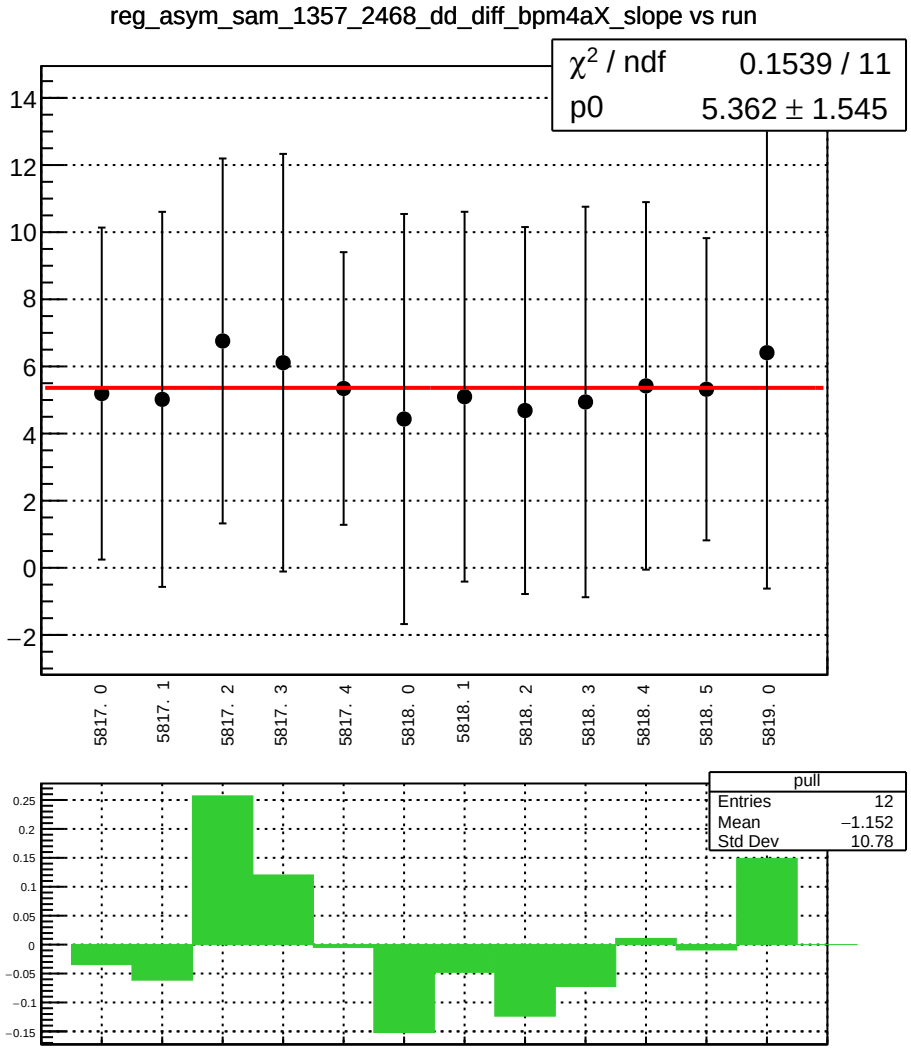
reg_asym_sam_1357_2468_dd_diff_bpm4aX_slope vs run
χ² / ndf 0.1539 / 11
p0 5.362 ± 1.545
14
12
10
8
6
4
2
0
−2
5817. 0
5817. 1
5817. 2
5817. 3
5817. 4
5818. 0
5818. 1
5818. 2
5818. 3
5818. 4
5818. 5
5819. 0
pull
Entries 12
Mean −1.152
Std Dev 10.78
0.25
0.2
0.15
0.1
0.05
0
−0.05
−0.1
−0.15

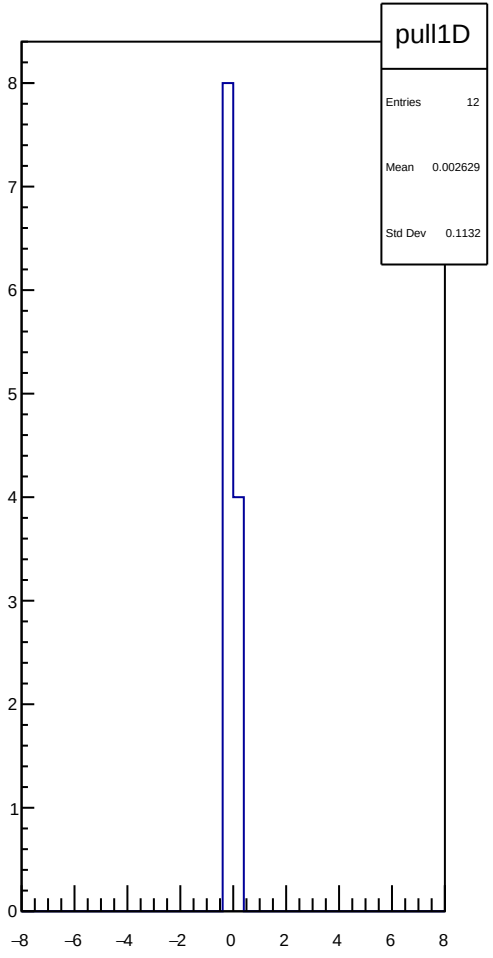
pull1D
Entries 12
Mean 0.002629
Std Dev 0.1132
8
7
6
5
4
3
2
1
0
−8
−6
−4
−2
0
2
4
6
8

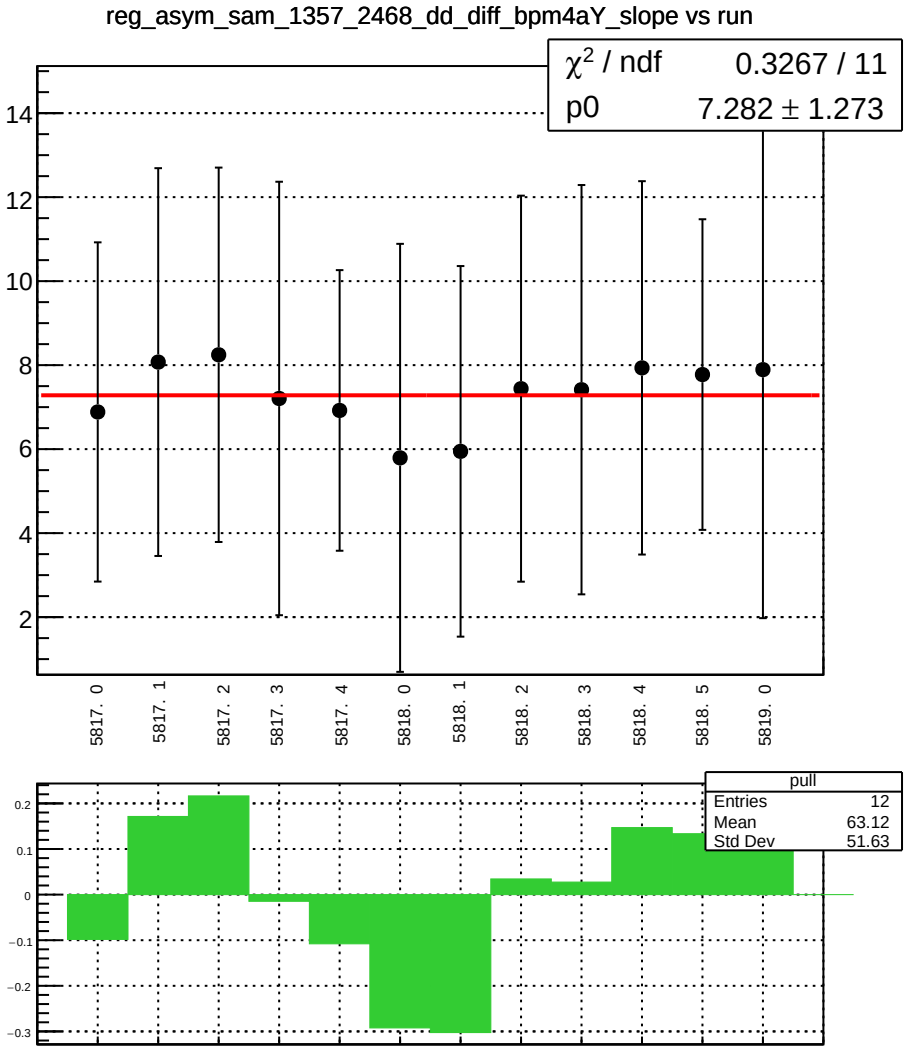
reg_asym_sam_1357_2468_dd_diff_bpm4aY_slope vs run
χ² / ndf 0.3267 / 11
p0 7.282 ± 1.273
14
12
10
8
6
4
2
5817. 0
5817. 1
5817. 2
5817. 3
5817. 4
5818. 0
5818. 1
5818. 2
5818. 3
5818. 4
5818. 5
5819. 0
pull
Entries 12
Mean 63.12
Std Dev 51.63
0.2
0.1
0
−0.1
−0.2
−0.3

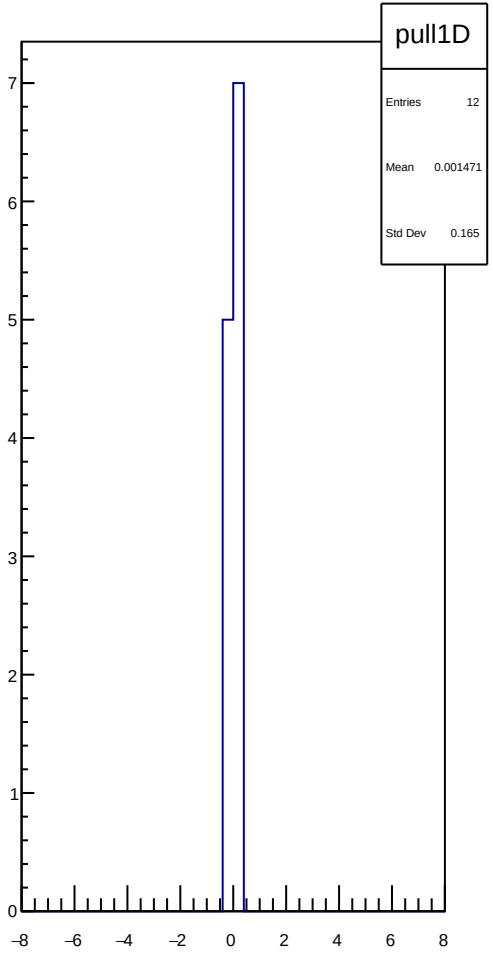
pull1D
Entries 12
Mean 0.001471
Std Dev 0.165
7
6
5
4
3
2
1
0
−8
−6
−4
−2
0
2
4
6
8

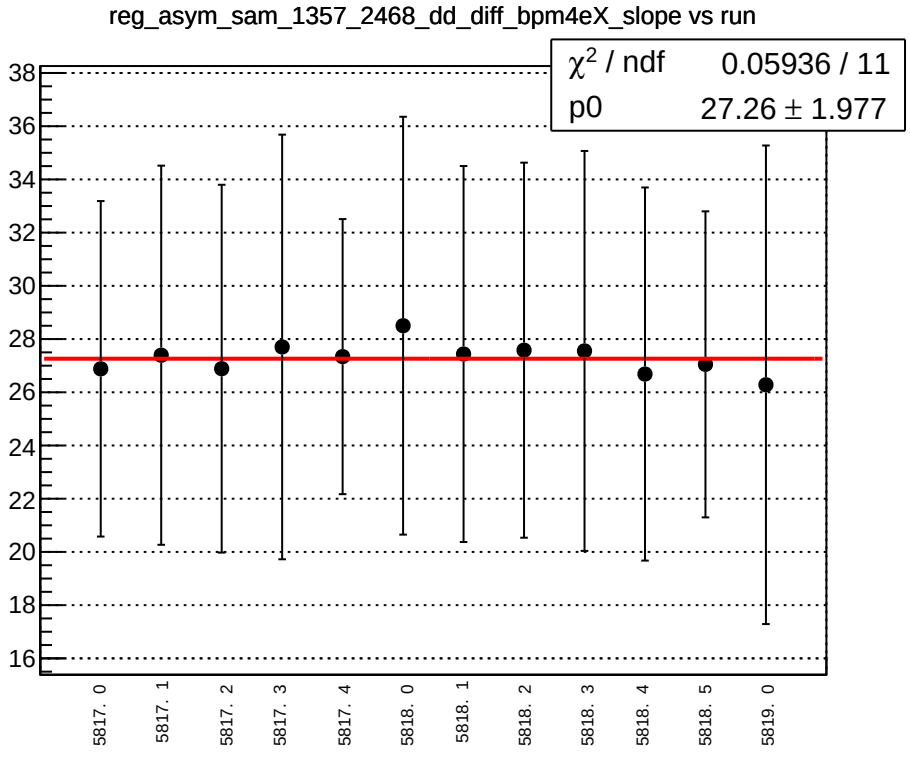
reg_asym_sam_1357_2468_dd_diff_bpm4eX_slope vs run
χ² / ndf 0.05936 / 11
p0 27.26 ± 1.977
38
36
34
32
30
28
26
24
22
20
18
16
5817. 0
5817. 1
5817. 2
5817. 3
5817. 4
5818. 0
5818. 1
5818. 2
5818. 3
5818. 4
5818. 5
5819. 0

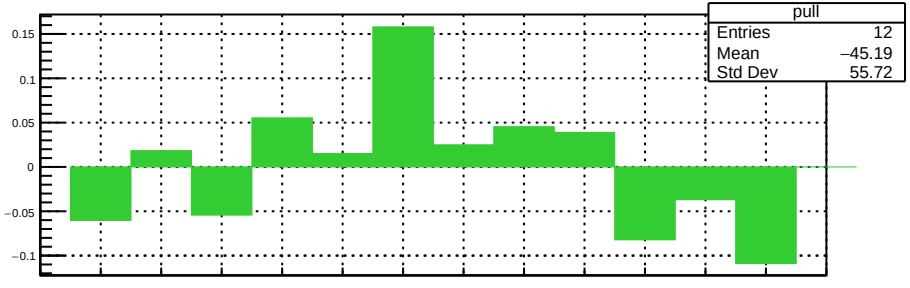
pull
Entries 12
Mean −45.19
Std Dev 55.72
0.15
0.1
0.05
0
−0.05
−0.1

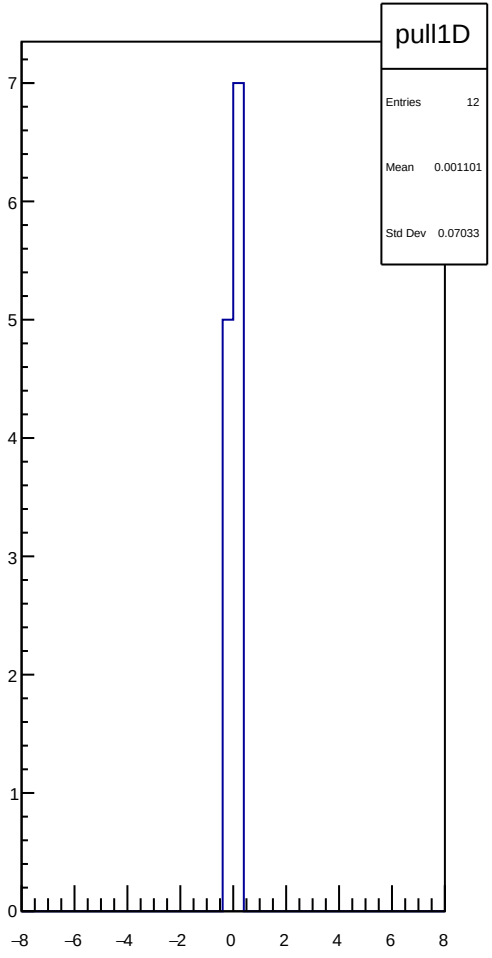
pull1D
Entries 12
Mean 0.001101
Std Dev 0.07033
7
6
5
4
3
2
1
0
−8
−6
−4
−2
0
2
4
6
8

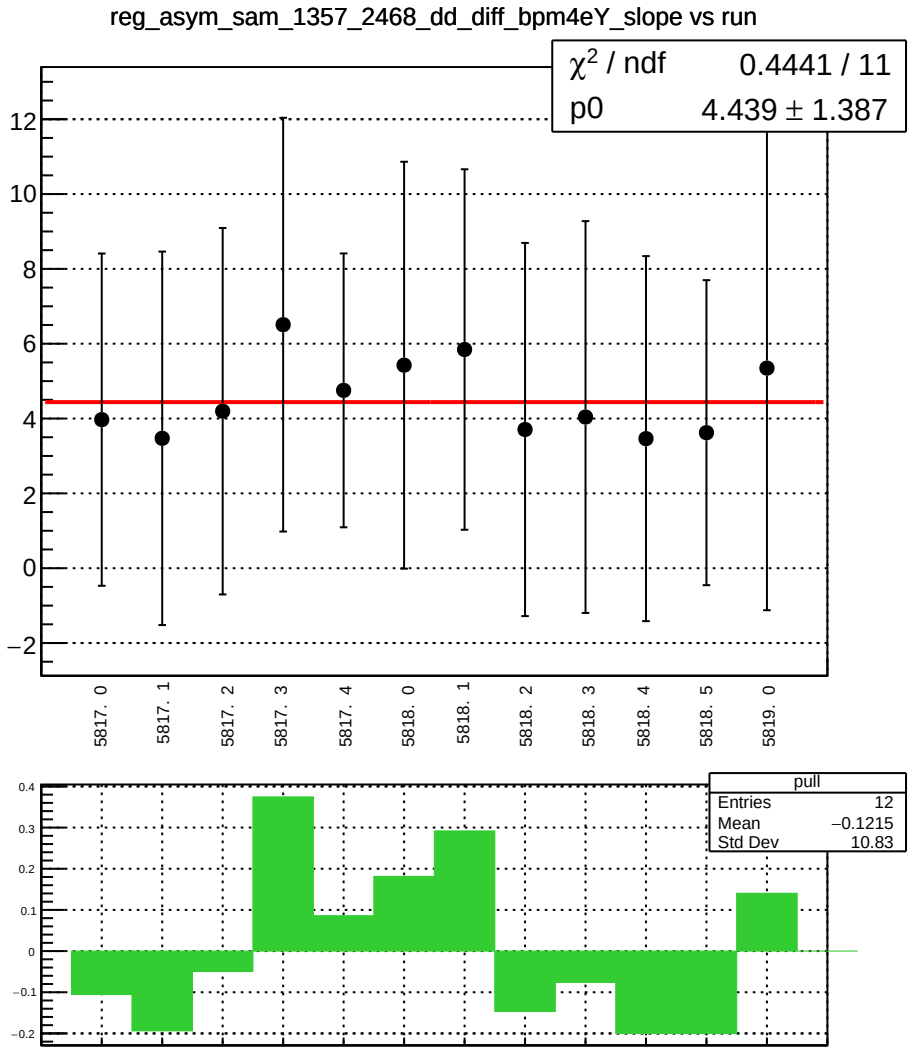
reg_asym_sam_1357_2468_dd_diff_bpm4eY_slope vs run
χ² / ndf 0.4441 / 11
p0 4.439 ± 1.387
12
10
8
6
4
2
0
−2
5817. 0
5817. 1
5817. 2
5817. 3
5817. 4
5818. 0
5818. 1
5818. 2
5818. 3
5818. 4
5818. 5
5819. 0
pull
Entries 12
Mean −0.1215
Std Dev 10.83
0.4
0.3
0.2
0.1
0
−0.1
−0.2

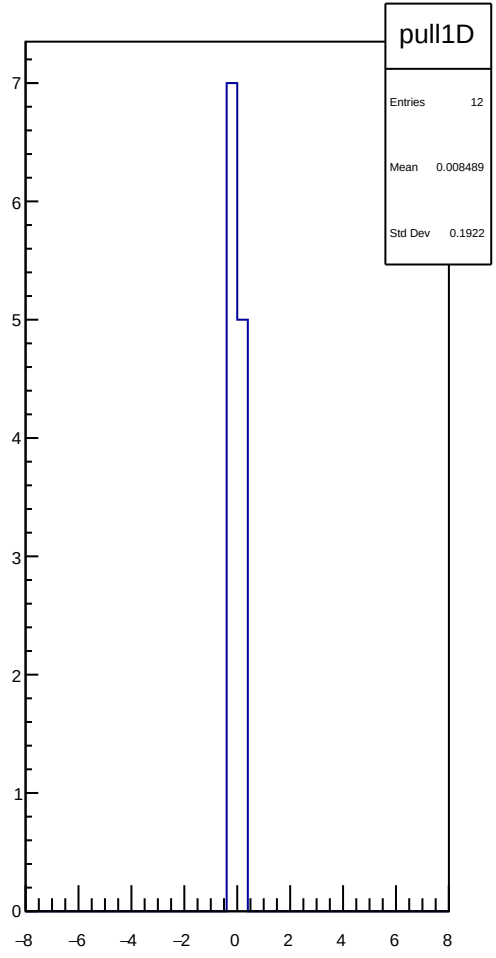
pull1D
Entries 12
Mean 0.008489
Std Dev 0.1922
7
6
5
4
3
2
1
0
−8
−6
−4
−2
0
2
4
6
8

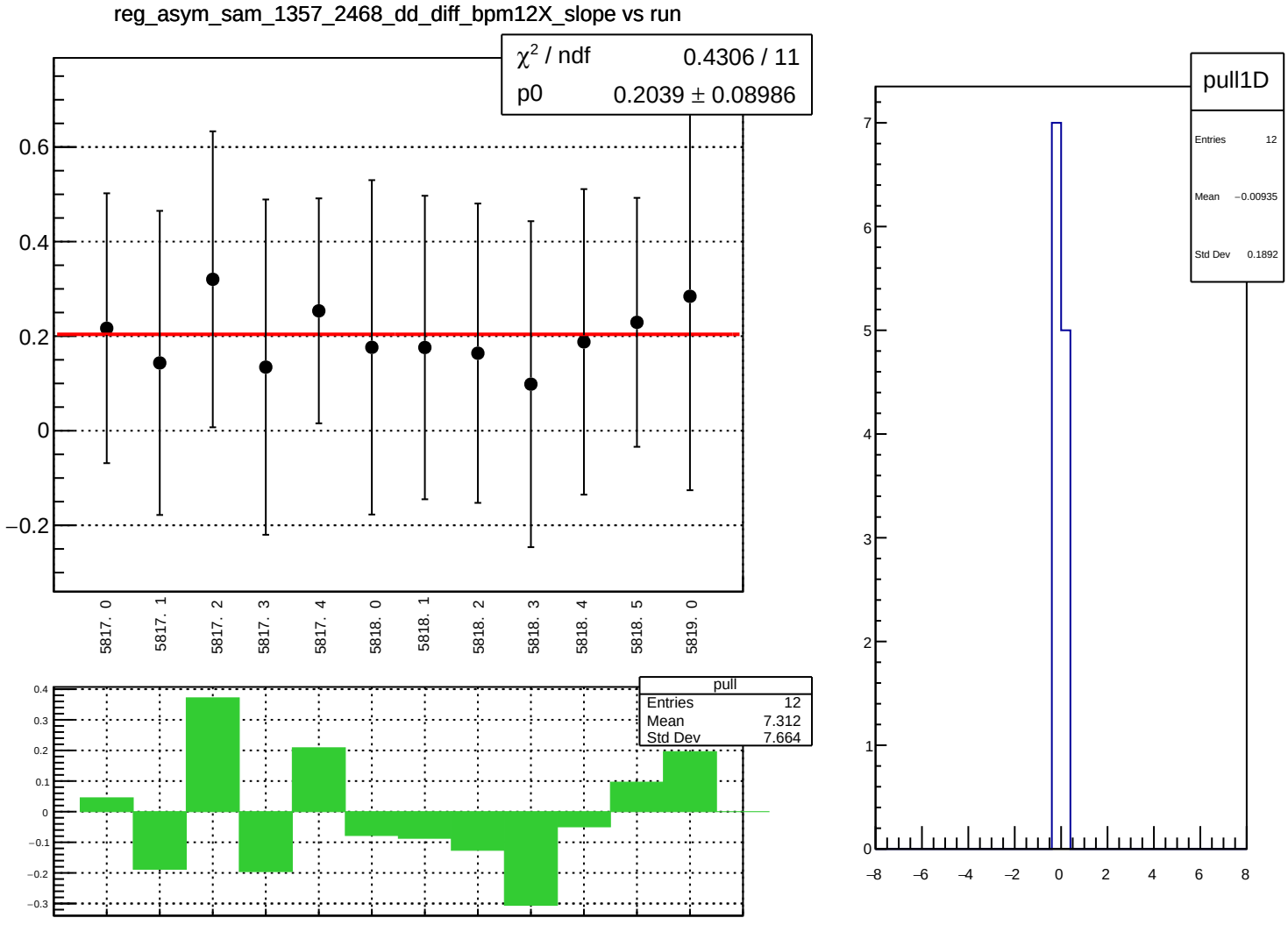
reg_asym_sam_1357_2468_dd_diff_bpm12X_slope vs run
χ² / ndf 0.4306 / 11
p0 0.2039 ± 0.08986
0.6
0.4
0.2
0
−0.2
5817. 0
5817. 1
5817. 2
5817. 3
5817. 4
5818. 0
5818. 1
5818. 2
5818. 3
5818. 4
5818. 5
5819. 0
pull
Entries 12
Mean 7.312
Std Dev 7.664
0.4
0.3
0.2
0.1
0
−0.1
−0.2
−0.3
pull1D
Entries 12
Mean −0.00935
Std Dev 0.1892
7
6
5
4
3
2
1
0
−8
−6
−4
−2
0
2
4
6
8

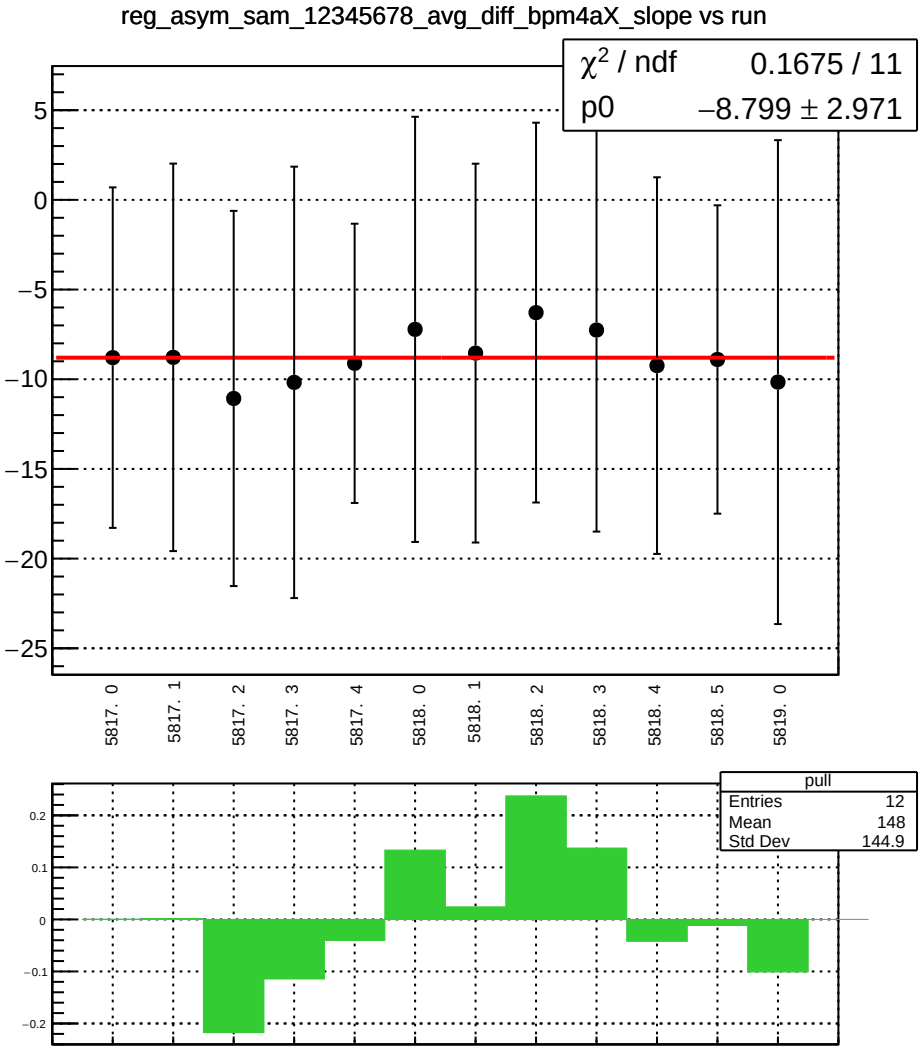
reg_asym_sam_12345678_avg_diff_bpm4aX_slope vs run
χ² / ndf 0.1675 / 11
p0 −8.799 ± 2.971
5
0
−5
−10
−15
−20
−25
5817. 0
5817. 1
5817. 2
5817. 3
5817. 4
5818. 0
5818. 1
5818. 2
5818. 3
5818. 4
5818. 5
5819. 0
pull
Entries 12
Mean 148
Std Dev 144.9
0.2
0.1
0
−0.1
−0.2

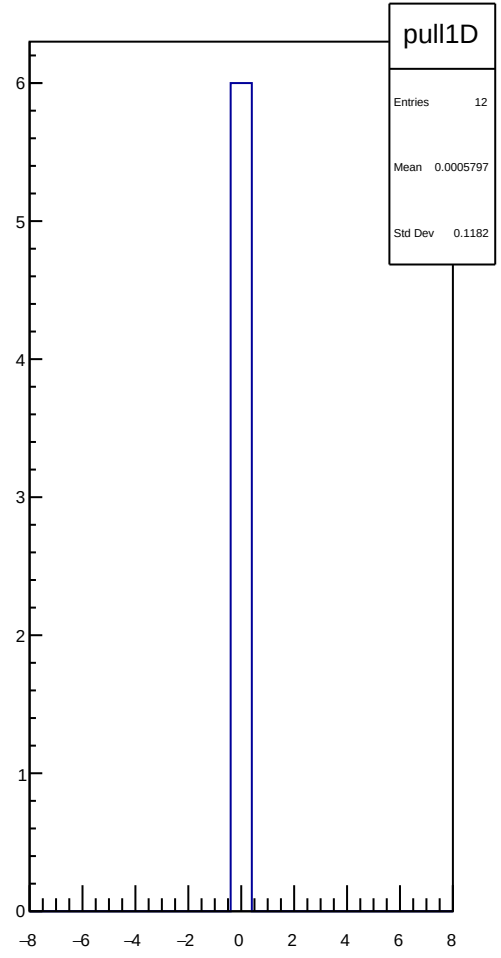
pull1D
Entries 12
Mean 0.0005797
Std Dev 0.1182
6
5
4
3
2
1
0
−8
−6
−4
−2
0
2
4
6
8

reg_asym_sam_12345678_avg_diff_bpm4aY_slope vs run

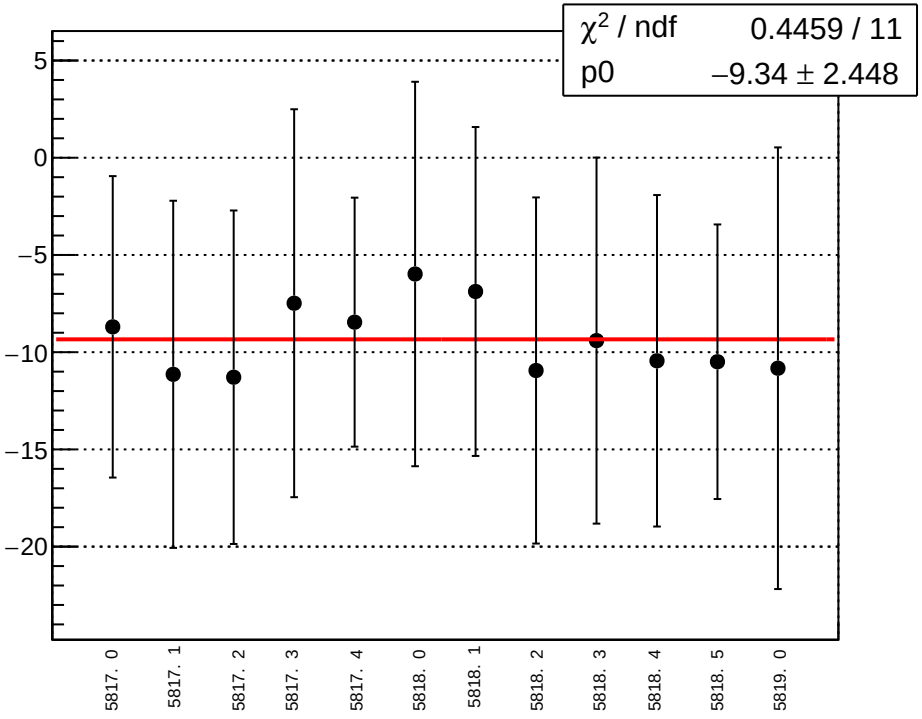

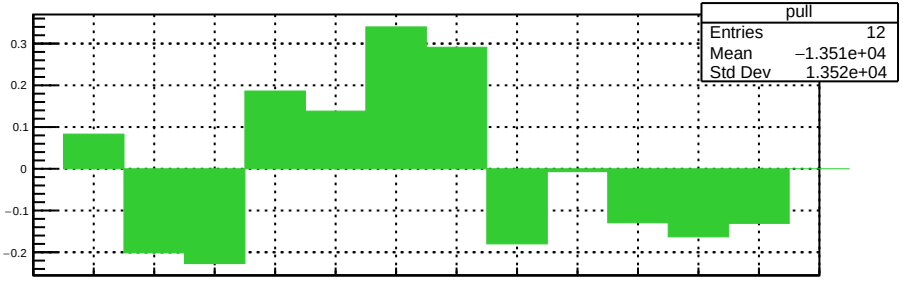

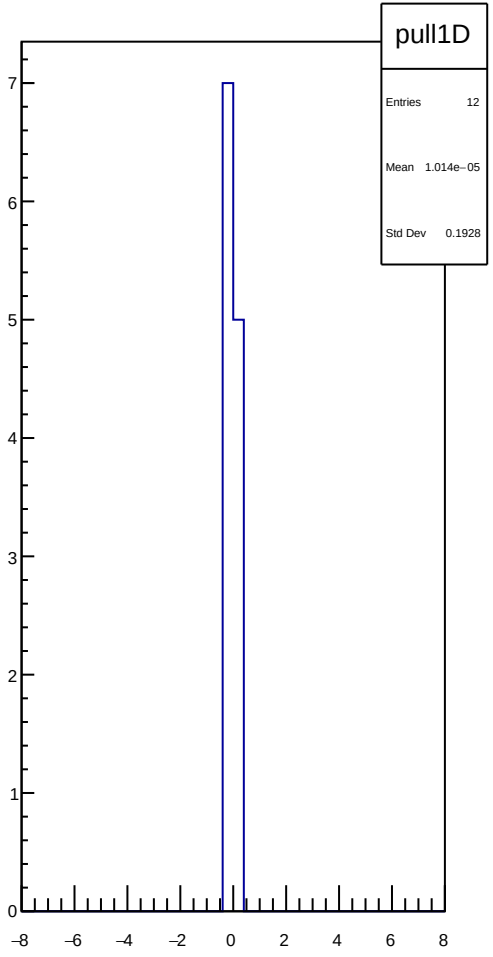

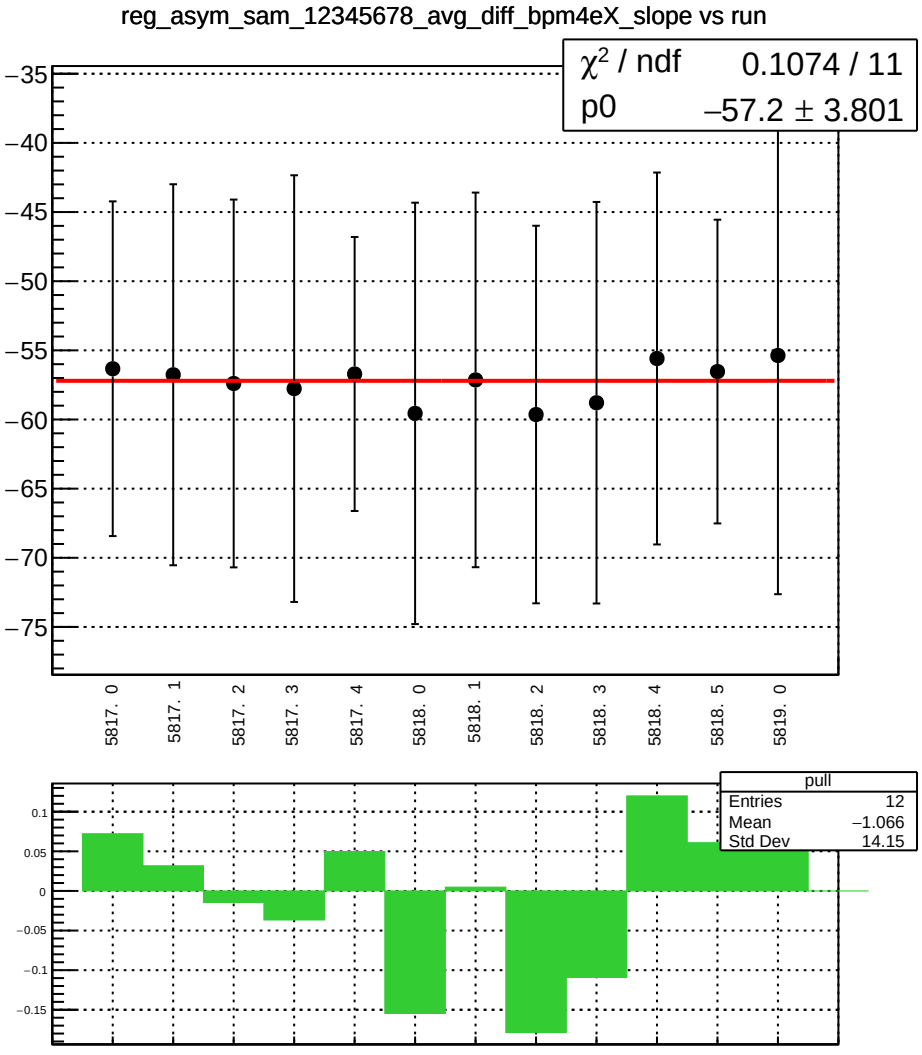
reg_asym_sam_12345678_avg_diff_bpm4eX_slope vs run
χ² / ndf 0.1074 / 11
p0 −57.2 ± 3.801
−35
−40
−45
−50
−55
−60
−65
−70
−75
5817. 0
5817. 1
5817. 2
5817. 3
5817. 4
5818. 0
5818. 1
5818. 2
5818. 3
5818. 4
5818. 5
5819. 0
pull
Entries 12
Mean −1.066
Std Dev 14.15
0.1
0.05
0
−0.05
−0.1
−0.15

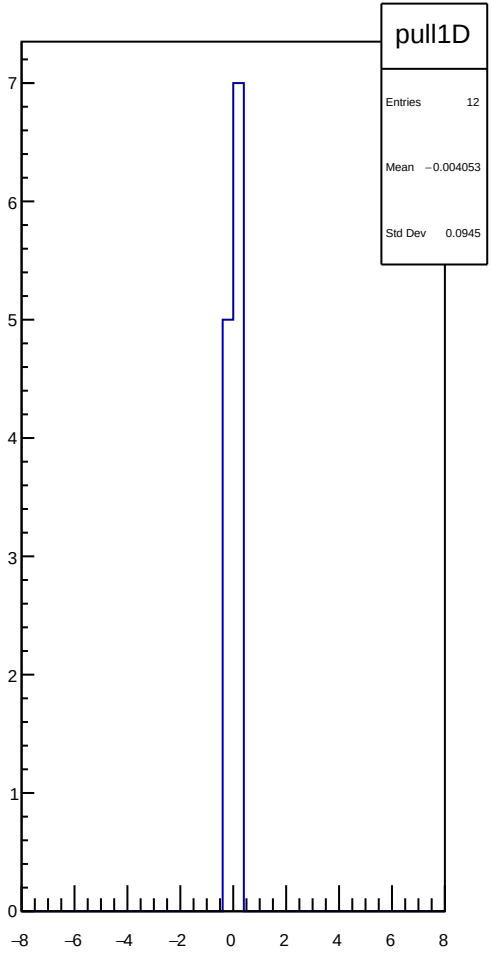
pull1D
Entries 12
Mean −0.004053
Std Dev 0.0945
7
6
5
4
3
2
1
0
−8
−6
−4
−2
0
2
4
6
8

reg_asym_sam_12345678_avg_diff_bpm4eY_slope vs run

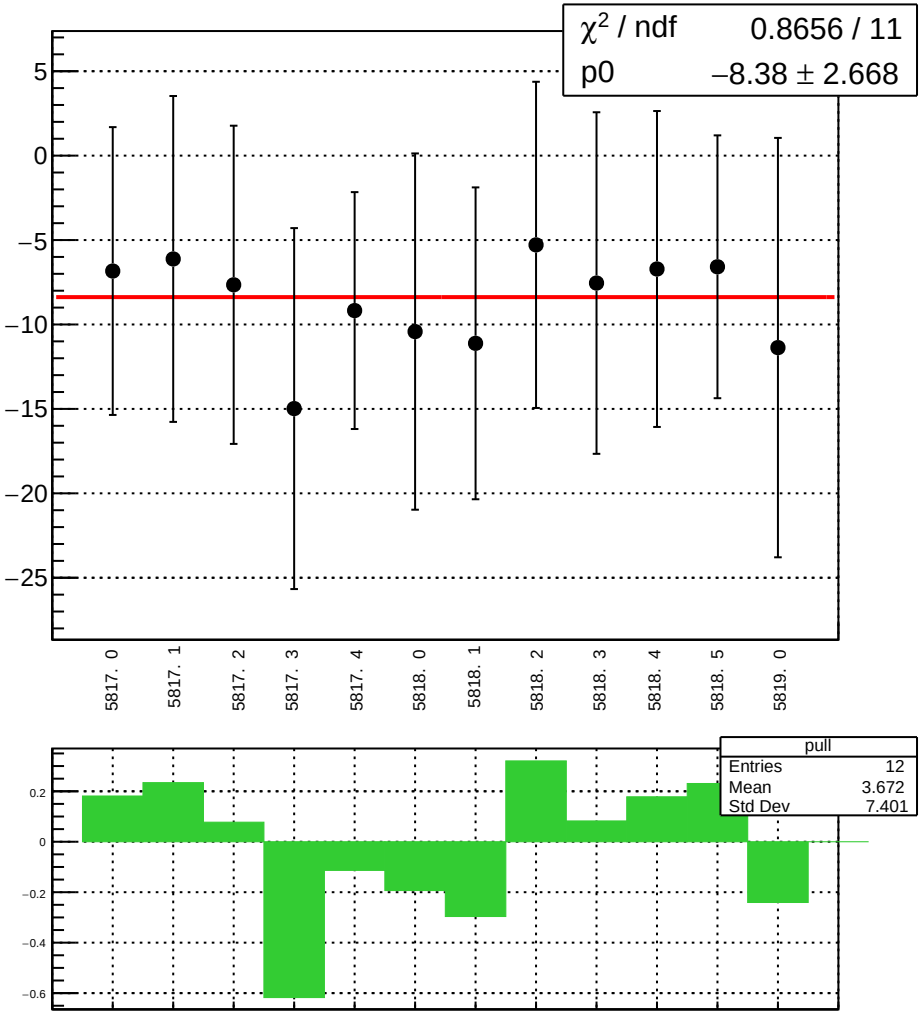

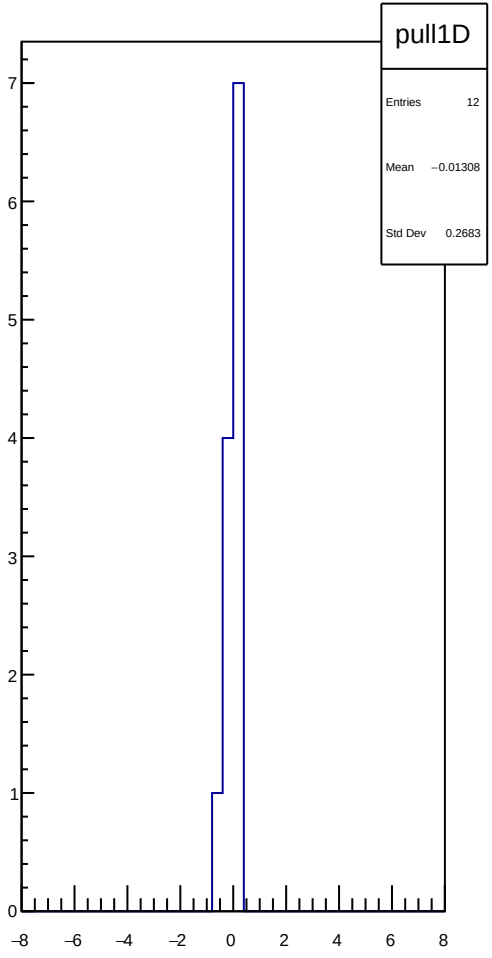

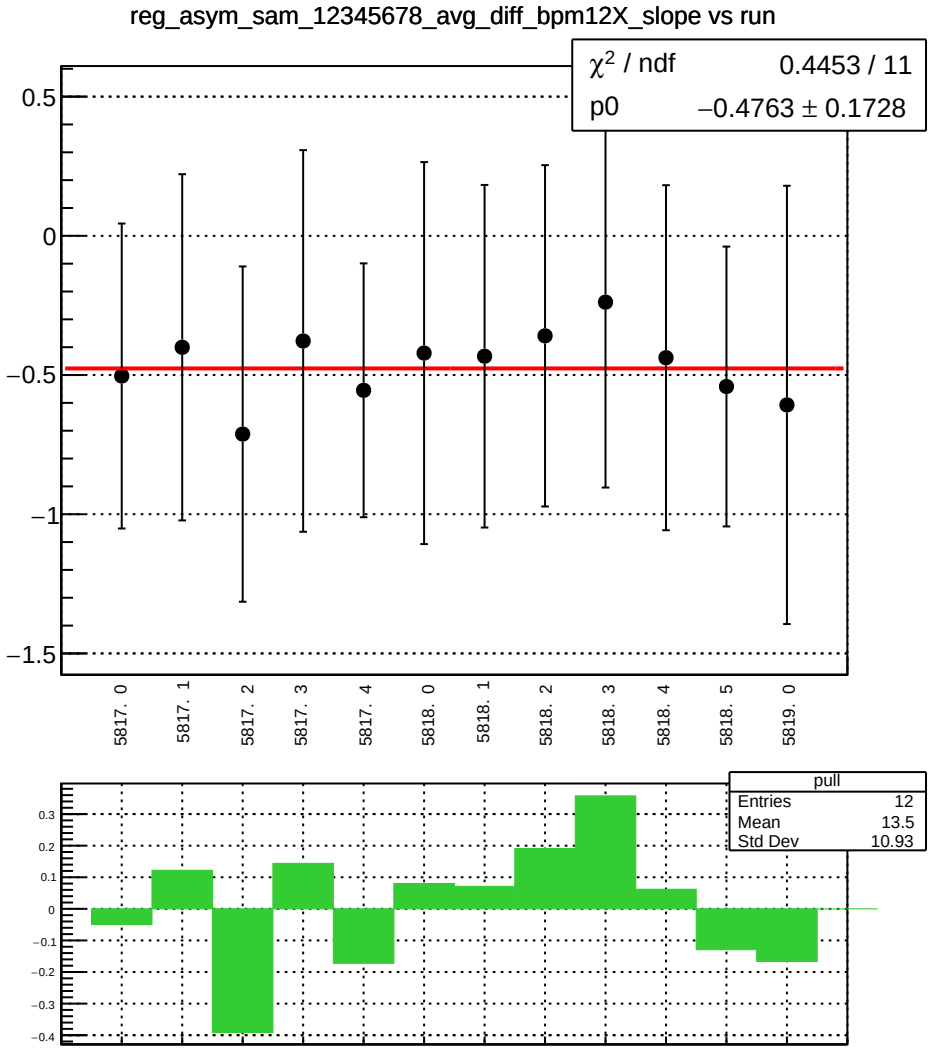
reg_asym_sam_12345678_avg_diff_bpm12X_slope vs run
χ² / ndf 0.4453 / 11
p0 −0.4763 ± 0.1728
0.5
0
−0.5
−1
−1.5
5817. 0
5817. 1
5817. 2
5817. 3
5817. 4
5818. 0
5818. 1
5818. 2
5818. 3
5818. 4
5818. 5
5819. 0
pull
Entries 12
Mean 13.5
Std Dev 10.93
0.3
0.2
0.1
0
−0.1
−0.2
−0.3
−0.4

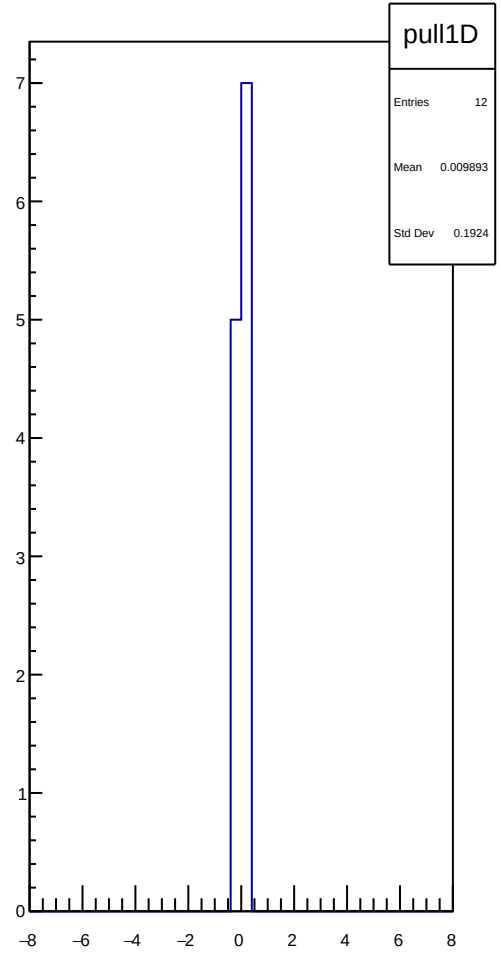
pull1D
Entries 12
Mean 0.009893
Std Dev 0.1924
7
6
5
4
3
2
1
0
−8
−6
−4
−2
0
2
4
6
8

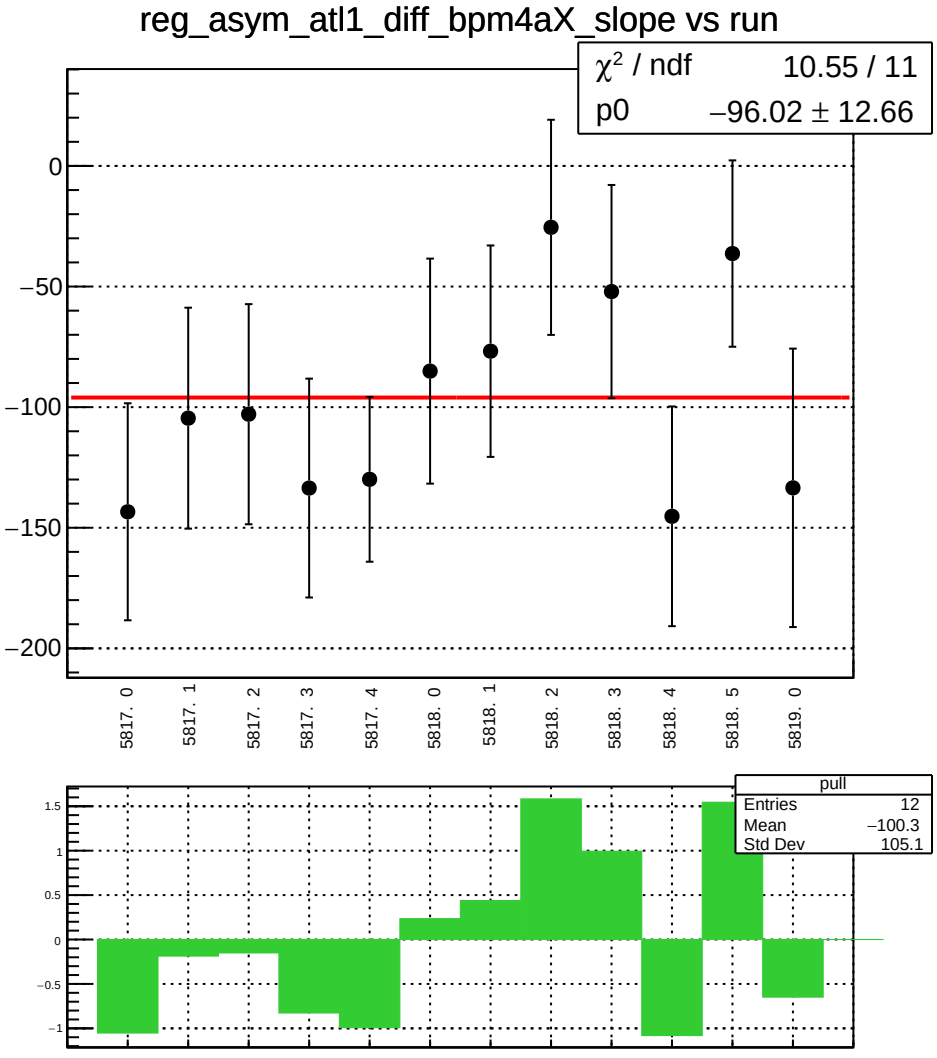
reg_asym_atl1_diff_bpm4aX_slope vs run
χ² / ndf 10.55 / 11
p0 −96.02 ± 12.66
0
−50
−100
−150
−200
5817. 0
5817. 1
5817. 2
5817. 3
5817. 4
5818. 0
5818. 1
5818. 2
5818. 3
5818. 4
5818. 5
5819. 0
pull
Entries 12
Mean −100.3
Std Dev 105.1
1.5
1
0.5
0
−0.5
−1

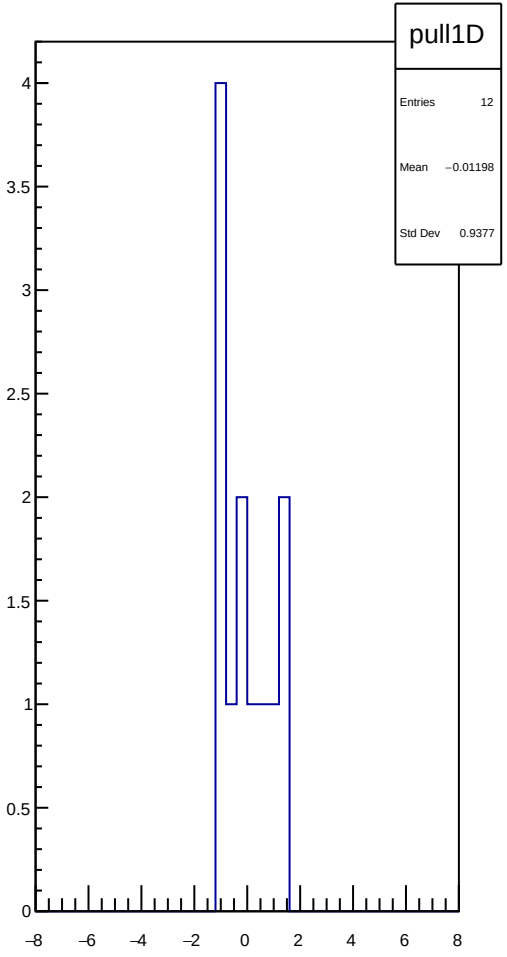
pull1D
Entries 12
Mean −0.01198
Std Dev 0.9377
4
3.5
3
2.5
2
1.5
1
0.5
0
−8
−6
−4
−2
0
2
4
6
8

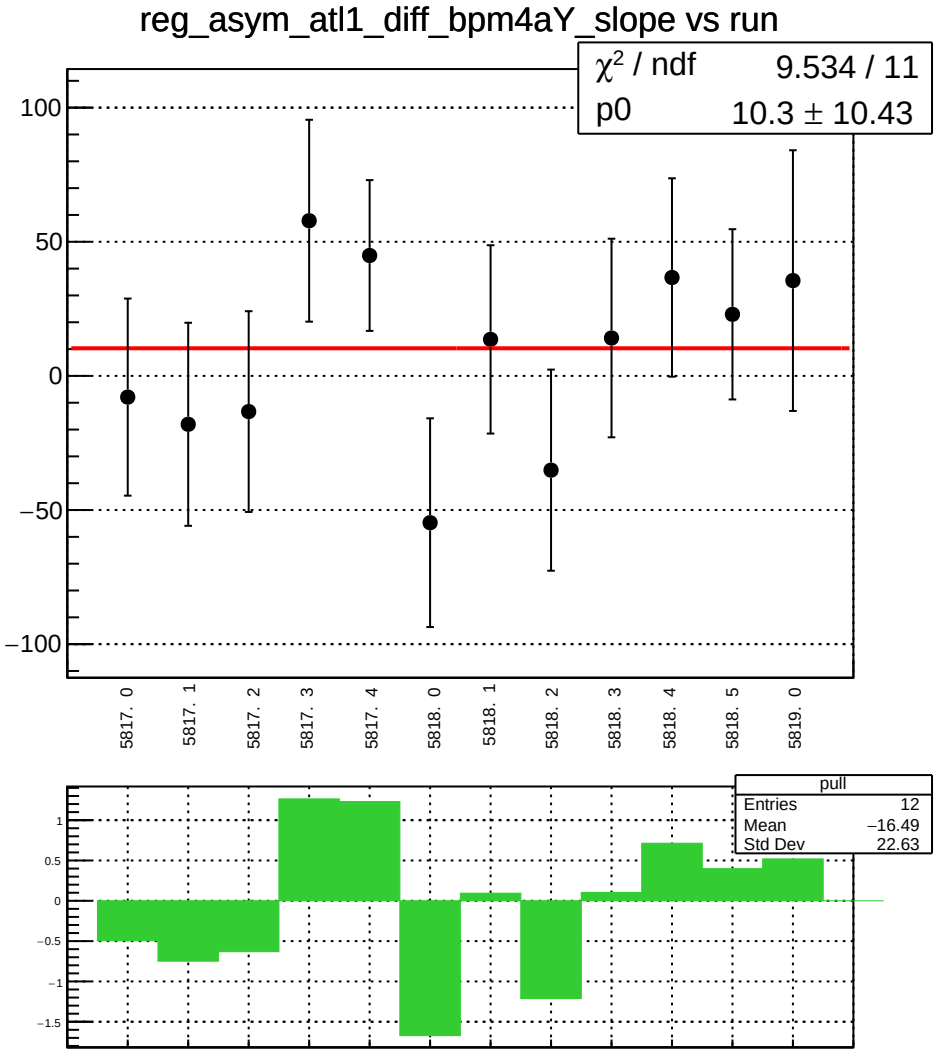
reg_asym_atl1_diff_bpm4aY_slope vs run
χ² / ndf 9.534 / 11
p0 10.3 ± 10.43
100
50
0
−50
−100
5817. 0
5817. 1
5817. 2
5817. 3
5817. 4
5818. 0
5818. 1
5818. 2
5818. 3
5818. 4
5818. 5
5819. 0
pull
Entries 12
Mean −16.49
Std Dev 22.63
1
0.5
0
−0.5
−1
−1.5

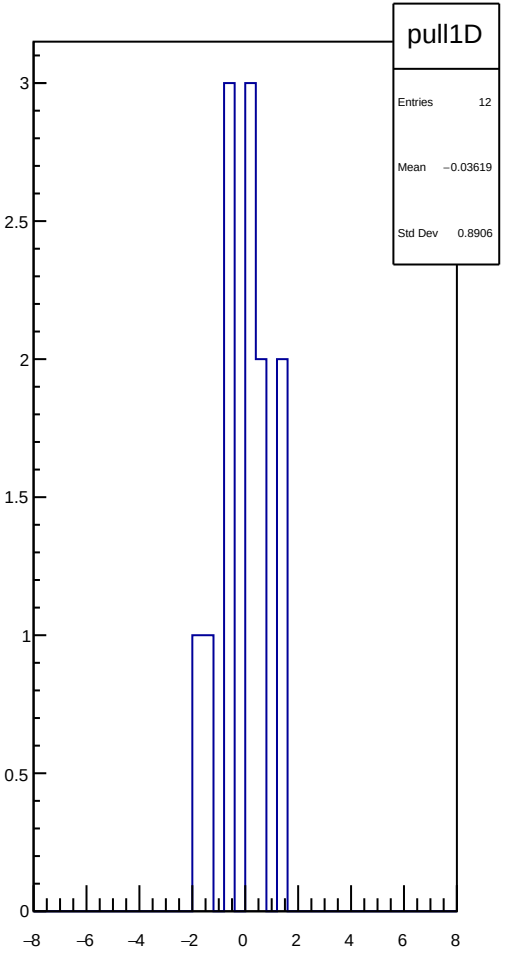
pull1D
Entries 12
Mean −0.03619
Std Dev 0.8906
3
2.5
2
1.5
1
0.5
0
−8
−6
−4
−2
0
2
4
6
8

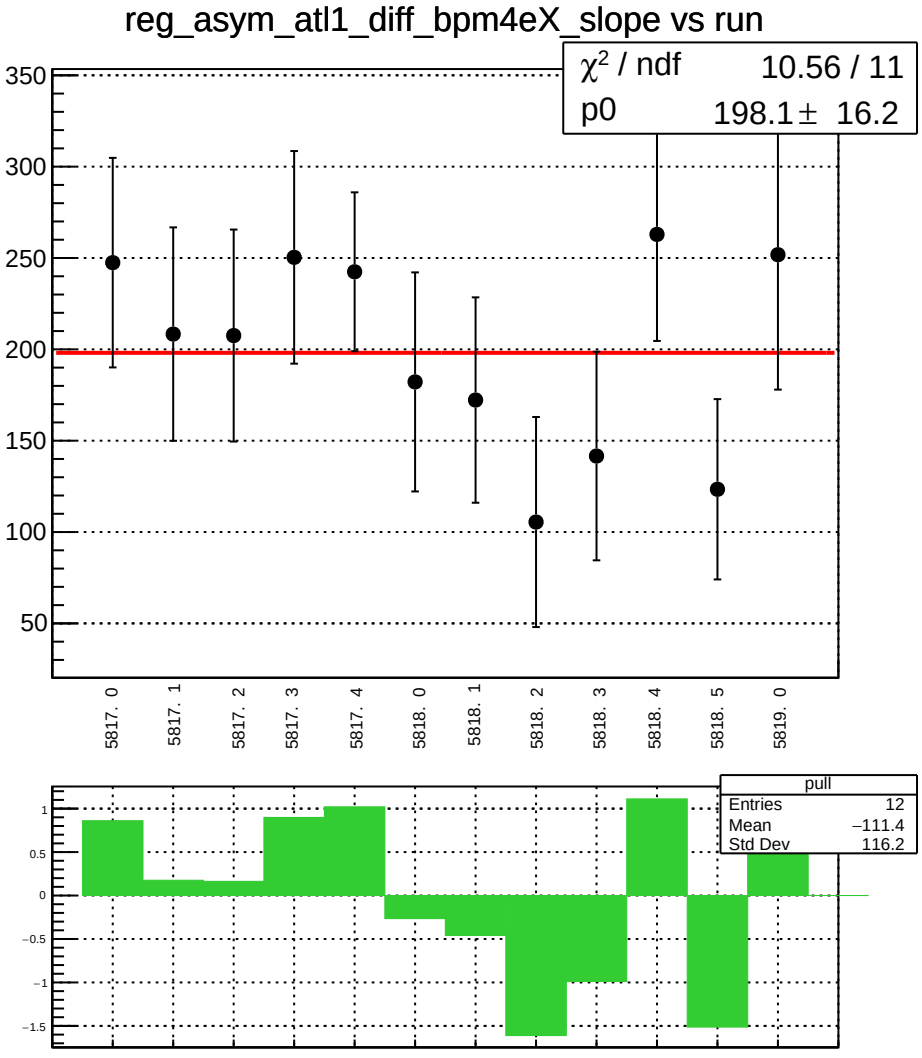
reg_asym_atl1_diff_bpm4eX_slope vs run
χ² / ndf 10.56 / 11
p0 198.1 ± 16.2
350
300
250
200
150
100
50
5817. 0
5817. 1
5817. 2
5817. 3
5817. 4
5818. 0
5818. 1
5818. 2
5818. 3
5818. 4
5818. 5
5819. 0
pull
Entries 12
Mean −111.4
Std Dev 116.2
1
0.5
0
−0.5
−1
−1.5

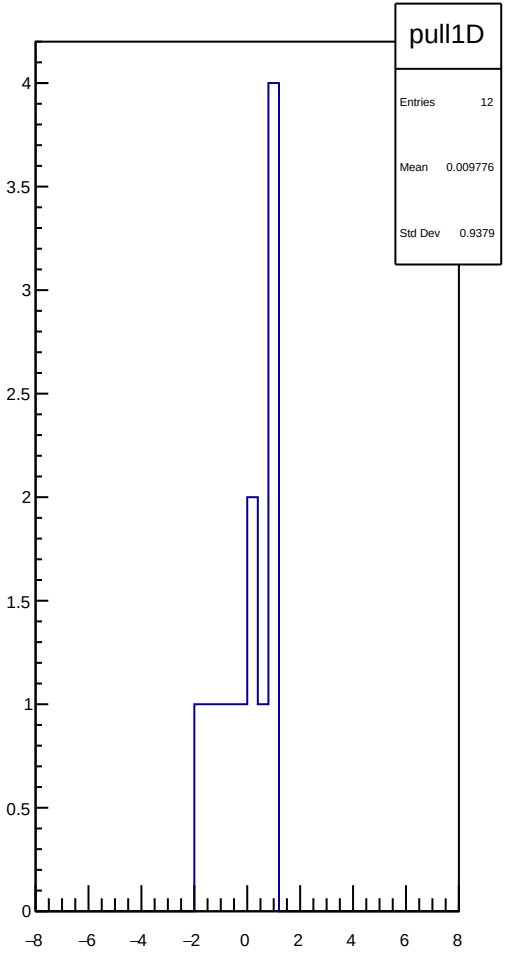
pull1D
Entries 12
Mean 0.009776
Std Dev 0.9379
4
3.5
3
2.5
2
1.5
1
0.5
0
−8
−6
−4
−2
0
2
4
6
8

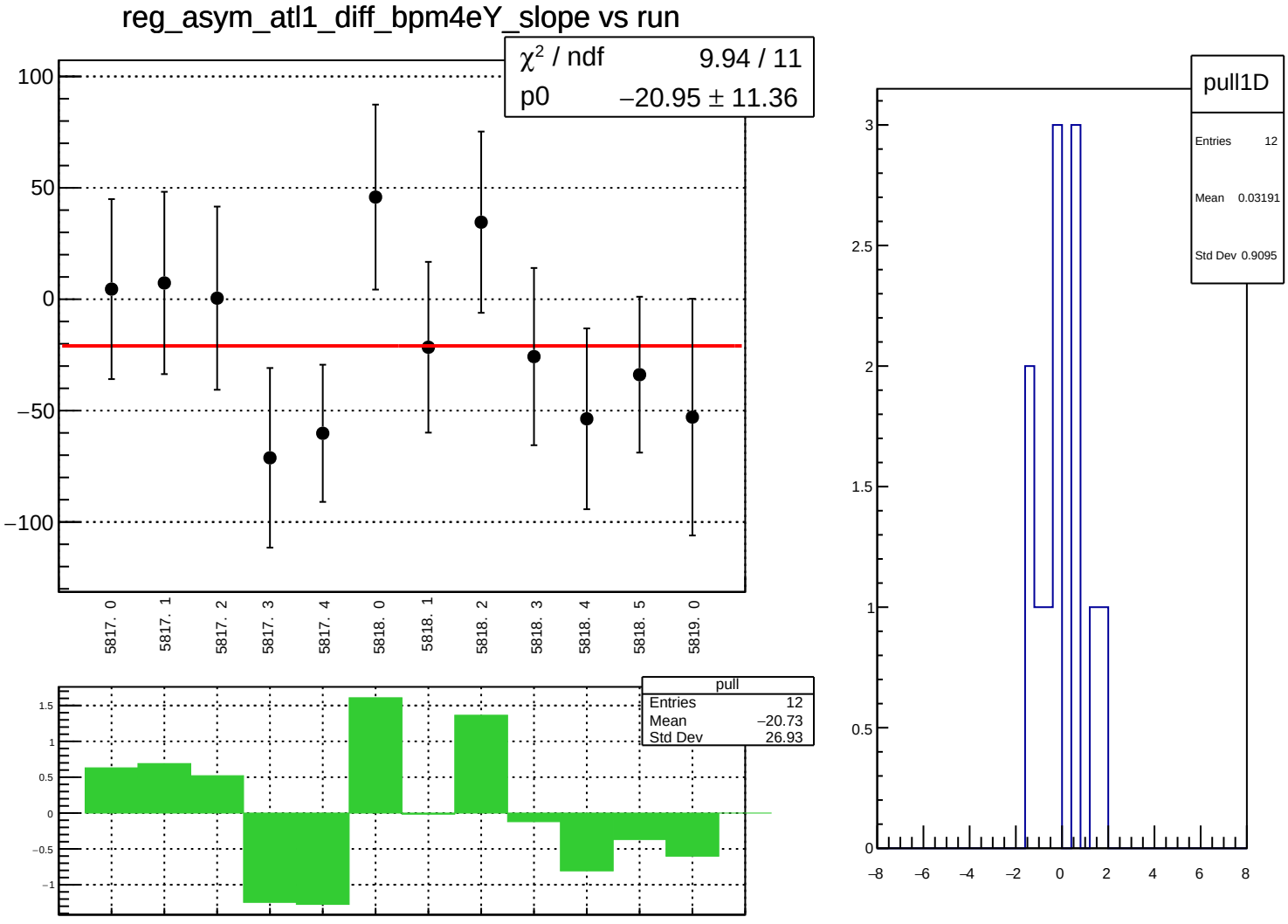
reg_asym_atl1_diff_bpm4eY_slope vs run
χ² / ndf 9.94 / 11
p0 −20.95 ± 11.36
100
50
0
−50
−100
5817. 0
5817. 1
5817. 2
5817. 3
5817. 4
5818. 0
5818. 1
5818. 2
5818. 3
5818. 4
5818. 5
5819. 0
pull
Entries 12
Mean −20.73
Std Dev 26.93
1.5
1
0.5
0
−0.5
−1
pull1D
Entries 12
Mean 0.03191
Std Dev 0.9095
3
2.5
2
1.5
1
0.5
0
−8
−6
−4
−2
0
2
4
6
8

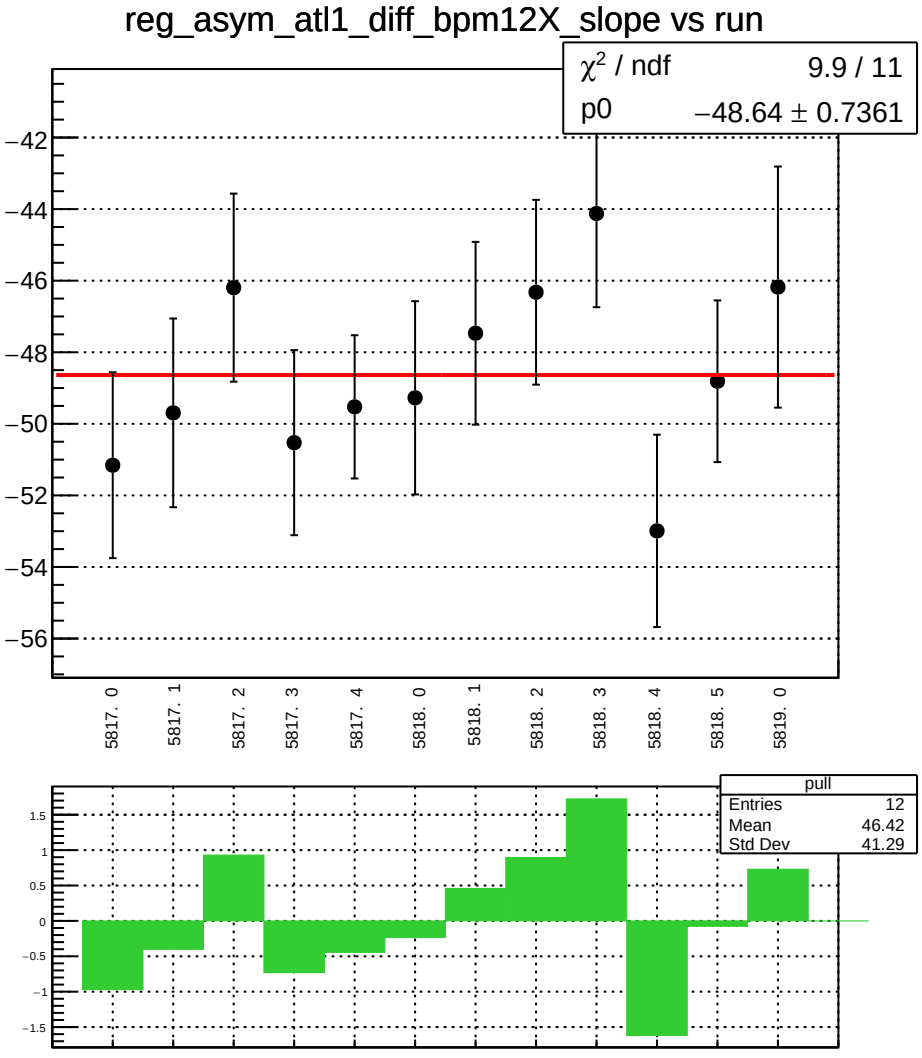
reg_asym_atl1_diff_bpm12X_slope vs run
χ² / ndf 9.9 / 11
p0 −48.64 ± 0.7361
−42
−44
−46
−48
−50
−52
−54
−56
5817. 0
5817. 1
5817. 2
5817. 3
5817. 4
5818. 0
5818. 1
5818. 2
5818. 3
5818. 4
5818. 5
5819. 0
pull
Entries 12
Mean 46.42
Std Dev 41.29
1.5
1
0.5
0
−0.5
−1
−1.5

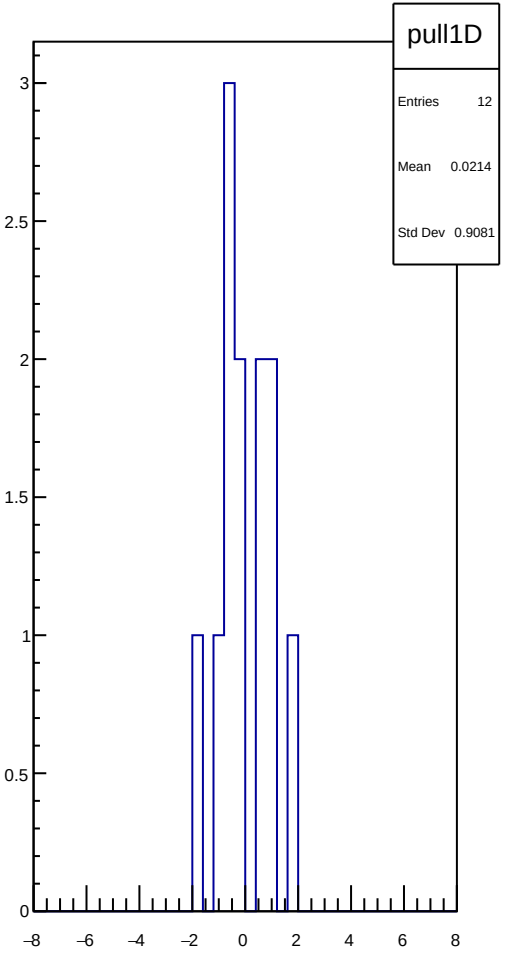
pull1D
Entries 12
Mean 0.0214
Std Dev 0.9081
3
2.5
2
1.5
1
0.5
0
−8
−6
−4
−2
0
2
4
6
8

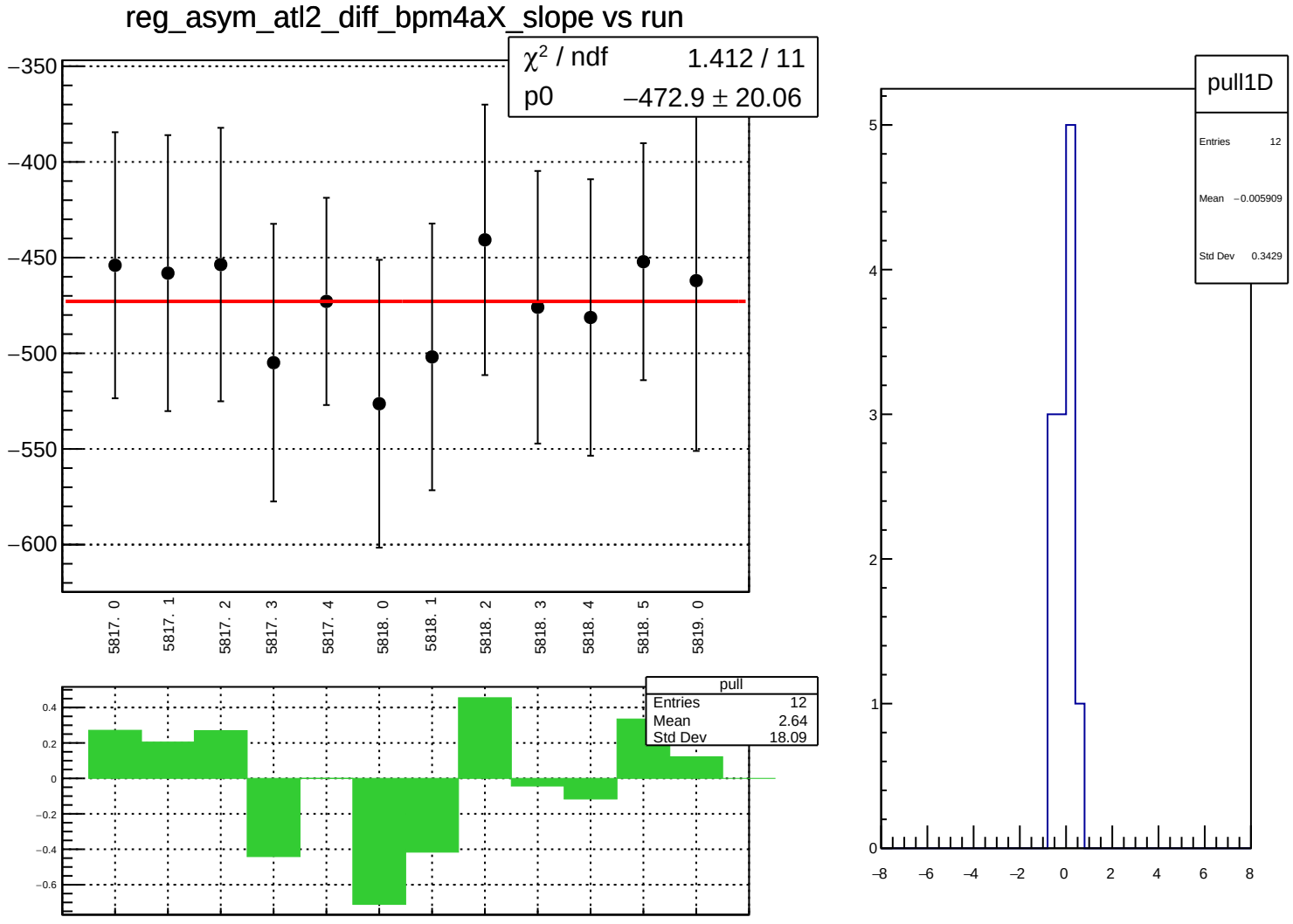
reg_asym_atl2_diff_bpm4aX_slope vs run
χ² / ndf 1.412 / 11
p0 −472.9 ± 20.06
−350
−400
−450
−500
−550
−600
5817. 0
5817. 1
5817. 2
5817. 3
5817. 4
5818. 0
5818. 1
5818. 2
5818. 3
5818. 4
5818. 5
5819. 0
pull
Entries 12
Mean 2.64
Std Dev 18.09
0.4
0.2
0
−0.2
−0.4
−0.6
pull1D
Entries 12
Mean −0.005909
Std Dev 0.3429
5
4
3
2
1
0
−8
−6
−4
−2
0
2
4
6
8

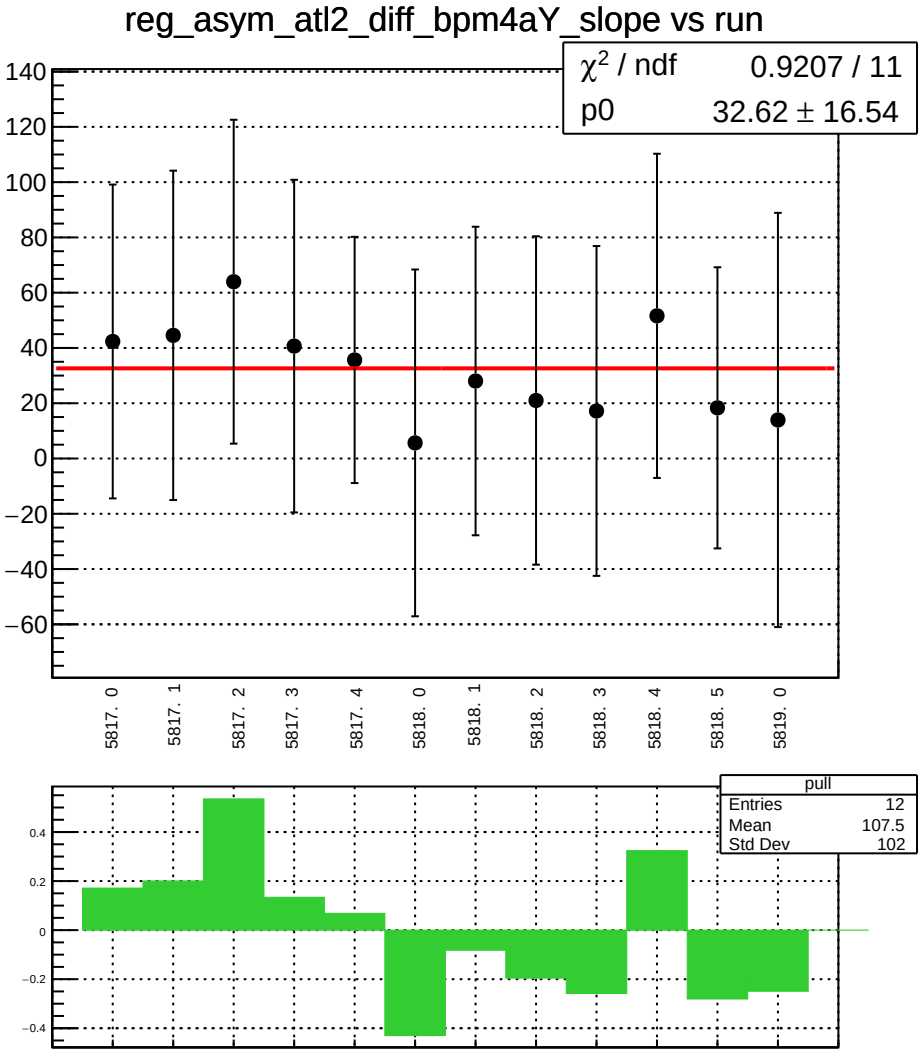
reg_asym_atl2_diff_bpm4aY_slope vs run
χ² / ndf 0.9207 / 11
p0 32.62 ± 16.54
140
120
100
80
60
40
20
0
−20
−40
−60
5817. 0
5817. 1
5817. 2
5817. 3
5817. 4
5818. 0
5818. 1
5818. 2
5818. 3
5818. 4
5818. 5
5819. 0
pull
Entries 12
Mean 107.5
Std Dev 102
0.4
0.2
0
−0.2
−0.4

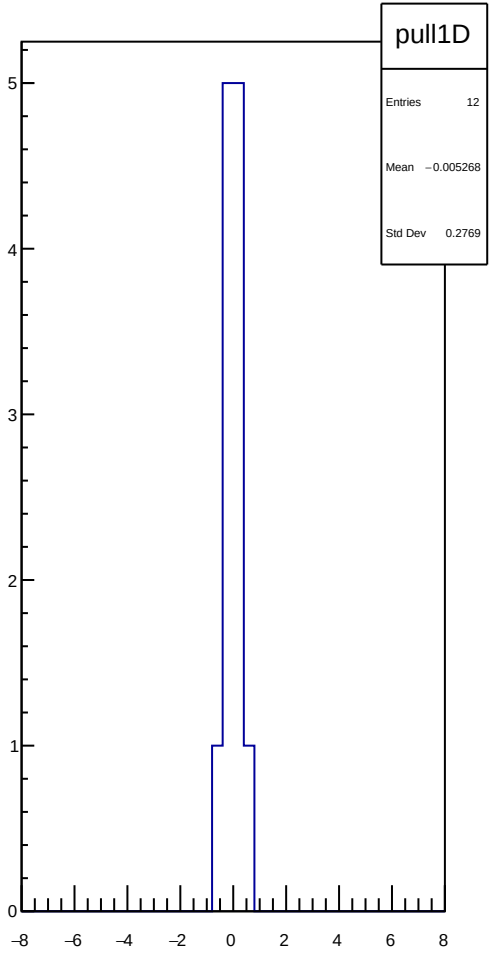
pull1D
Entries 12
Mean −0.005268
Std Dev 0.2769
5
4
3
2
1
0
−8
−6
−4
−2
0
2
4
6
8

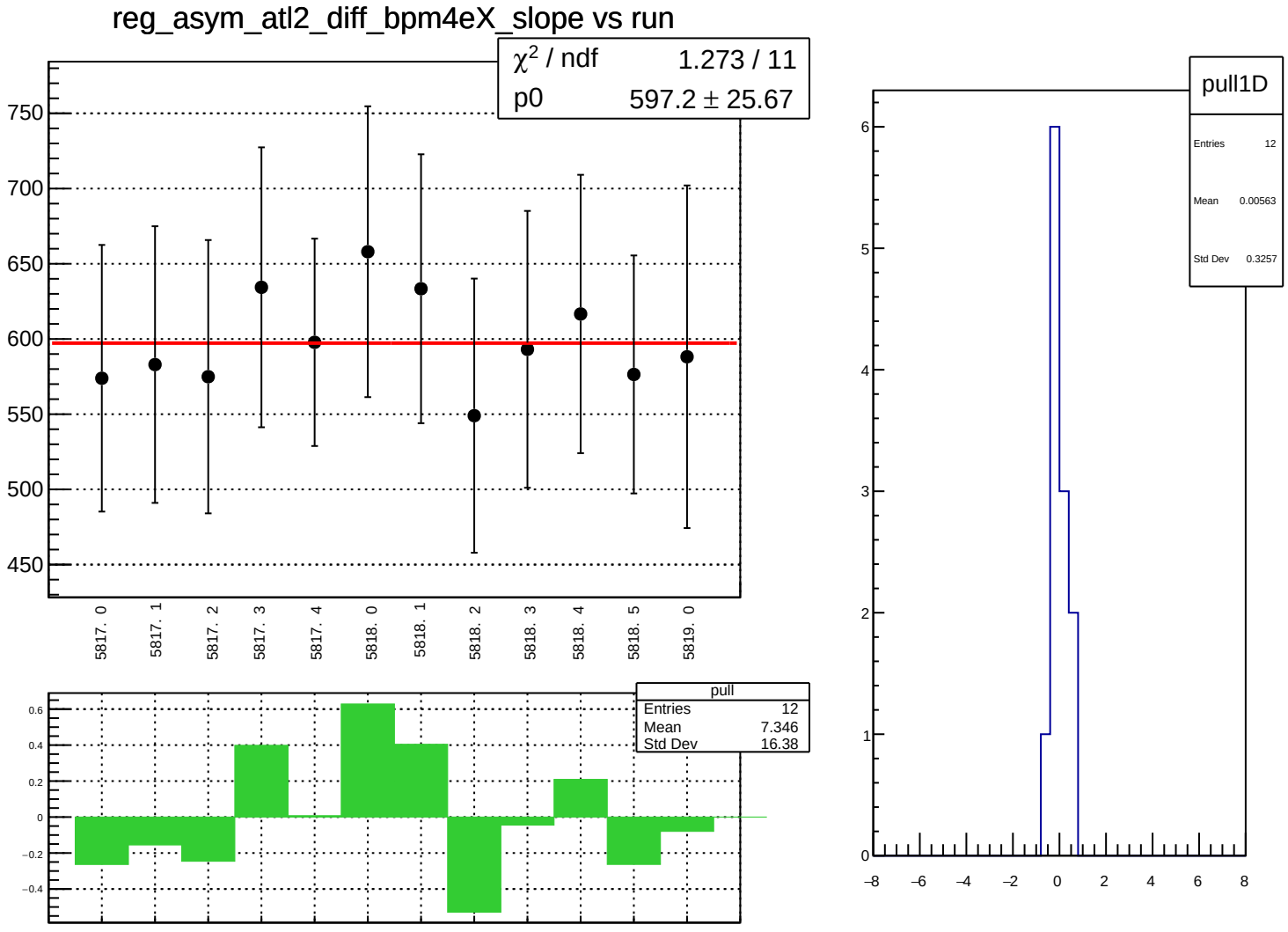
reg_asym_atl2_diff_bpm4eX_slope vs run
χ² / ndf 1.273 / 11
p0 597.2 ± 25.67
750
700
650
600
550
500
450
5817. 0
5817. 1
5817. 2
5817. 3
5817. 4
5818. 0
5818. 1
5818. 2
5818. 3
5818. 4
5818. 5
5819. 0
pull
Entries 12
Mean 7.346
Std Dev 16.38
0.6
0.4
0.2
0
−0.2
−0.4
pull1D
Entries 12
Mean 0.00563
Std Dev 0.3257
6
5
4
3
2
1
0
−8
−6
−4
−2
0
2
4
6
8

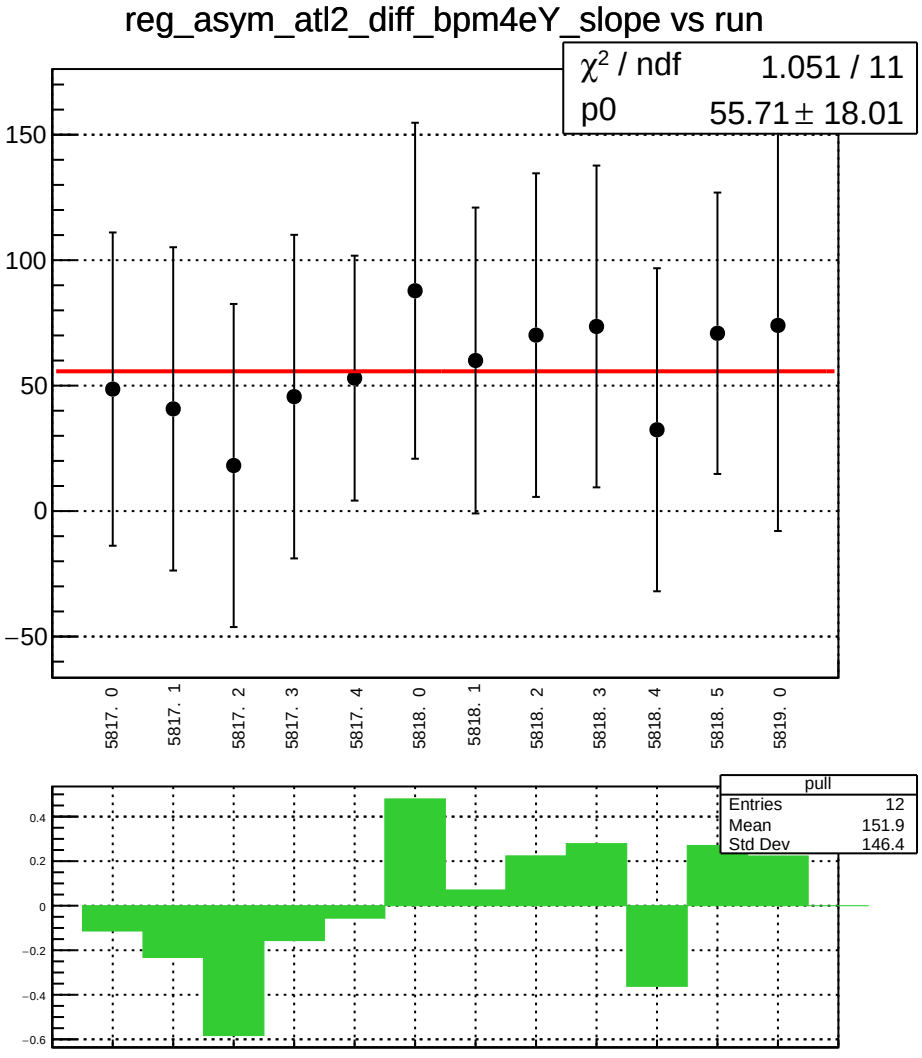
reg_asym_atl2_diff_bpm4eY_slope vs run
χ² / ndf 1.051 / 11
p0 55.71 ± 18.01
150
100
50
0
−50
5817. 0
5817. 1
5817. 2
5817. 3
5817. 4
5818. 0
5818. 1
5818. 2
5818. 3
5818. 4
5818. 5
5819. 0
pull
Entries 12
Mean 151.9
Std Dev 146.4
0.4
0.2
0
−0.2
−0.4
−0.6

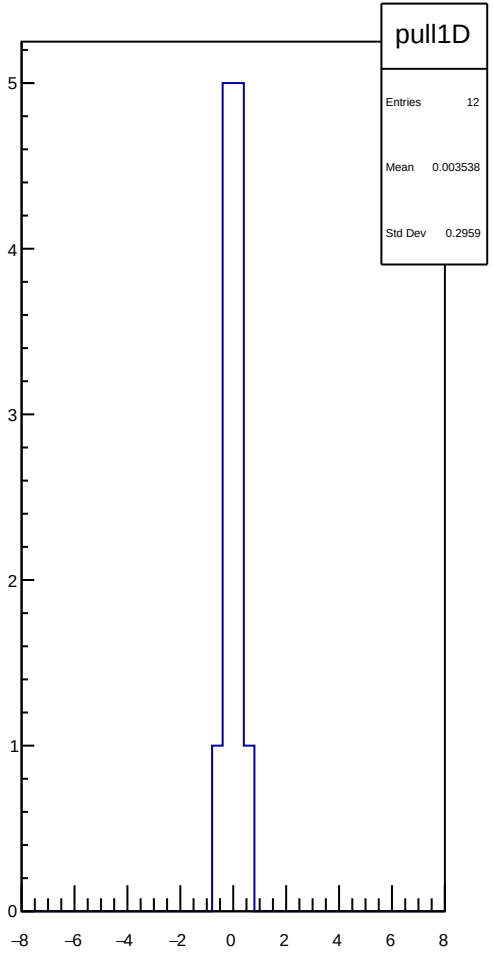
pull1D
Entries 12
Mean 0.003538
Std Dev 0.2959
5
4
3
2
1
0
−8
−6
−4
−2
0
2
4
6
8

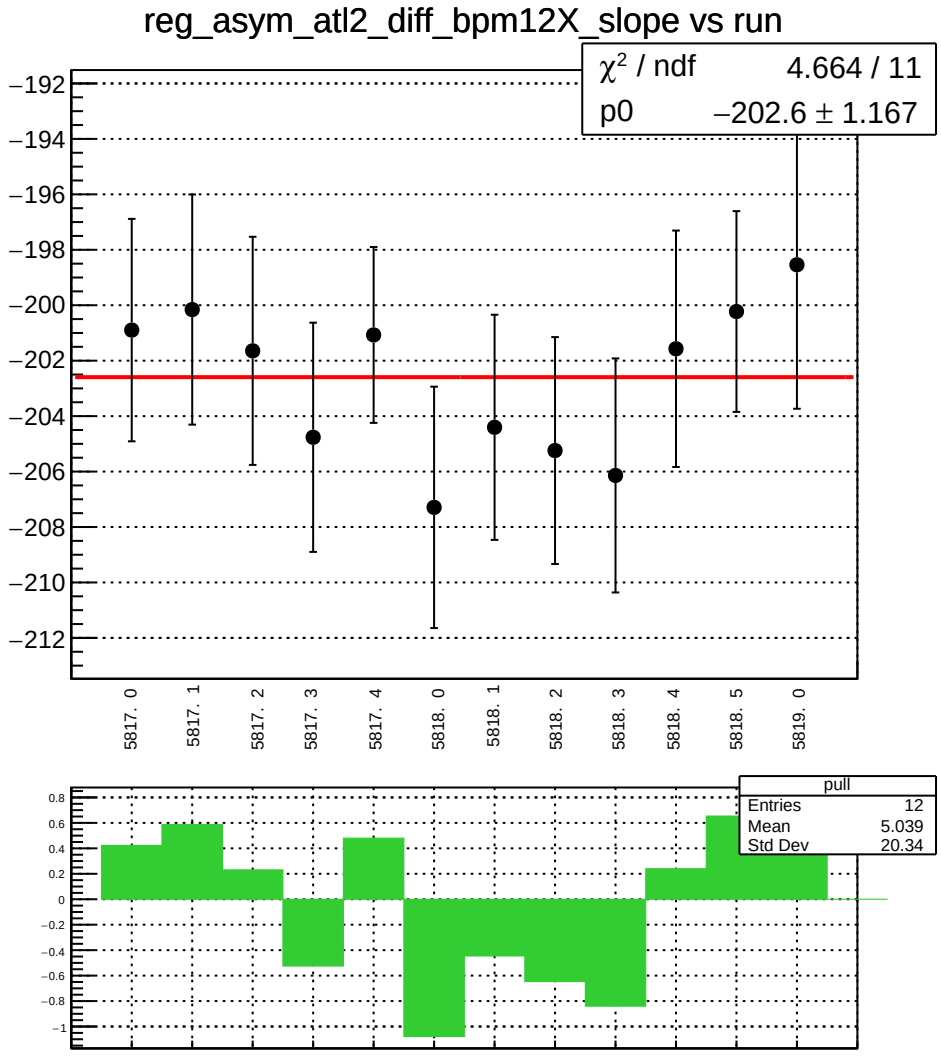
reg_asym_atl2_diff_bpm12X_slope vs run
χ² / ndf 4.664 / 11
p0 −202.6 ± 1.167
−192
−194
−196
−198
−200
−202
−204
−206
−208
−210
−212
5817. 0
5817. 1
5817. 2
5817. 3
5817. 4
5818. 0
5818. 1
5818. 2
5818. 3
5818. 4
5818. 5
5819. 0
pull
Entries 12
Mean 5.039
Std Dev 20.34
0.8
0.6
0.4
0.2
0
−0.2
−0.4
−0.6
−0.8
−1

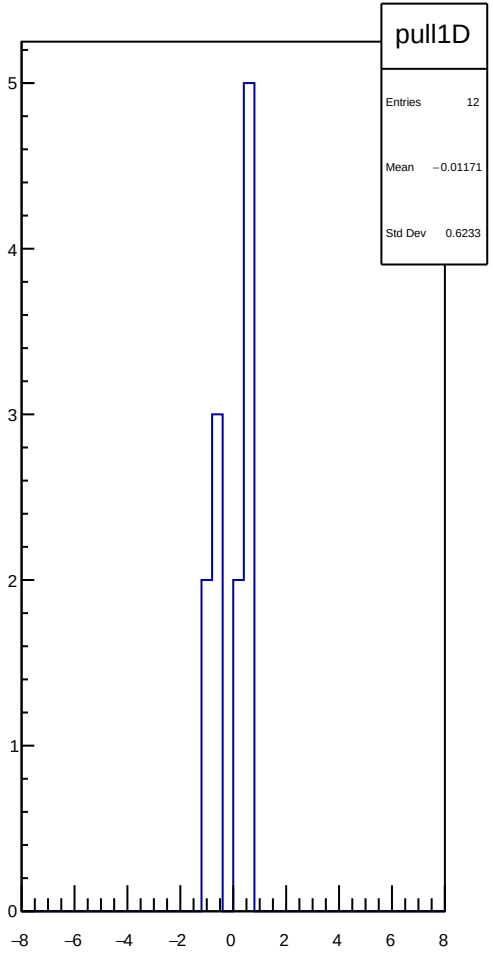
pull1D
Entries 12
Mean −0.01171
Std Dev 0.6233
5
4
3
2
1
0
−8
−6
−4
−2
0
2
4
6
8

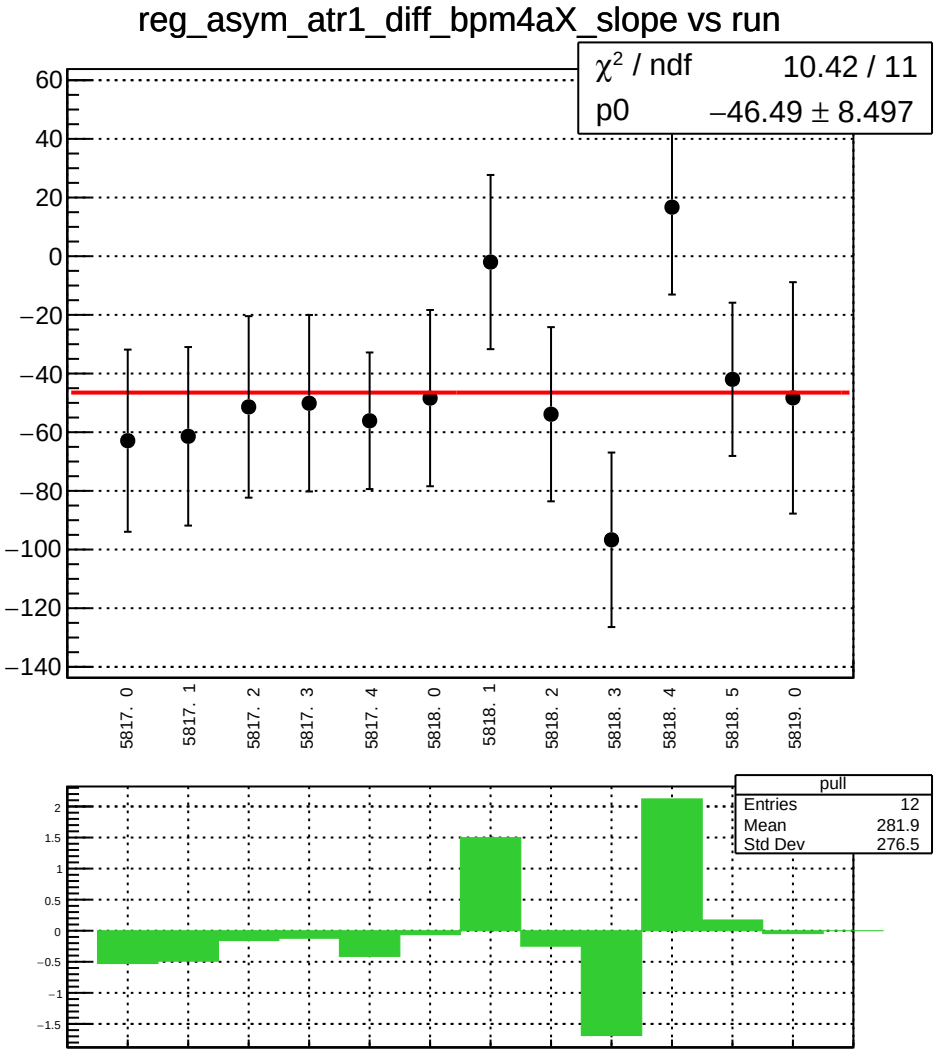
reg_asym_atr1_diff_bpm4aX_slope vs run
χ² / ndf 10.42 / 11
p0 −46.49 ± 8.497
60
40
20
0
−20
−40
−60
−80
−100
−120
−140
5817. 0
5817. 1
5817. 2
5817. 3
5817. 4
5818. 0
5818. 1
5818. 2
5818. 3
5818. 4
5818. 5
5819. 0
pull
Entries 12
Mean 281.9
Std Dev 276.5
2
1.5
1
0.5
0
−0.5
−1
−1.5

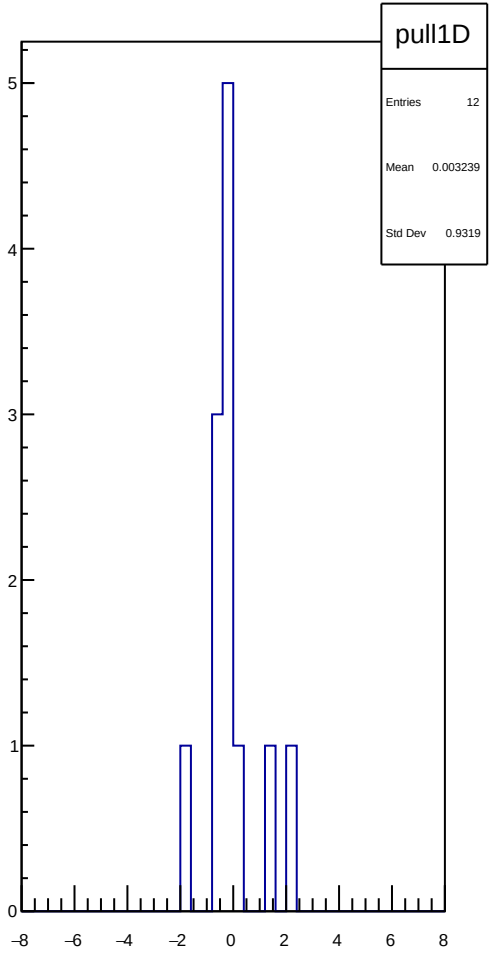
pull1D
Entries 12
Mean 0.003239
Std Dev 0.9319
5
4
3
2
1
0
−8
−6
−4
−2
0
2
4
6
8

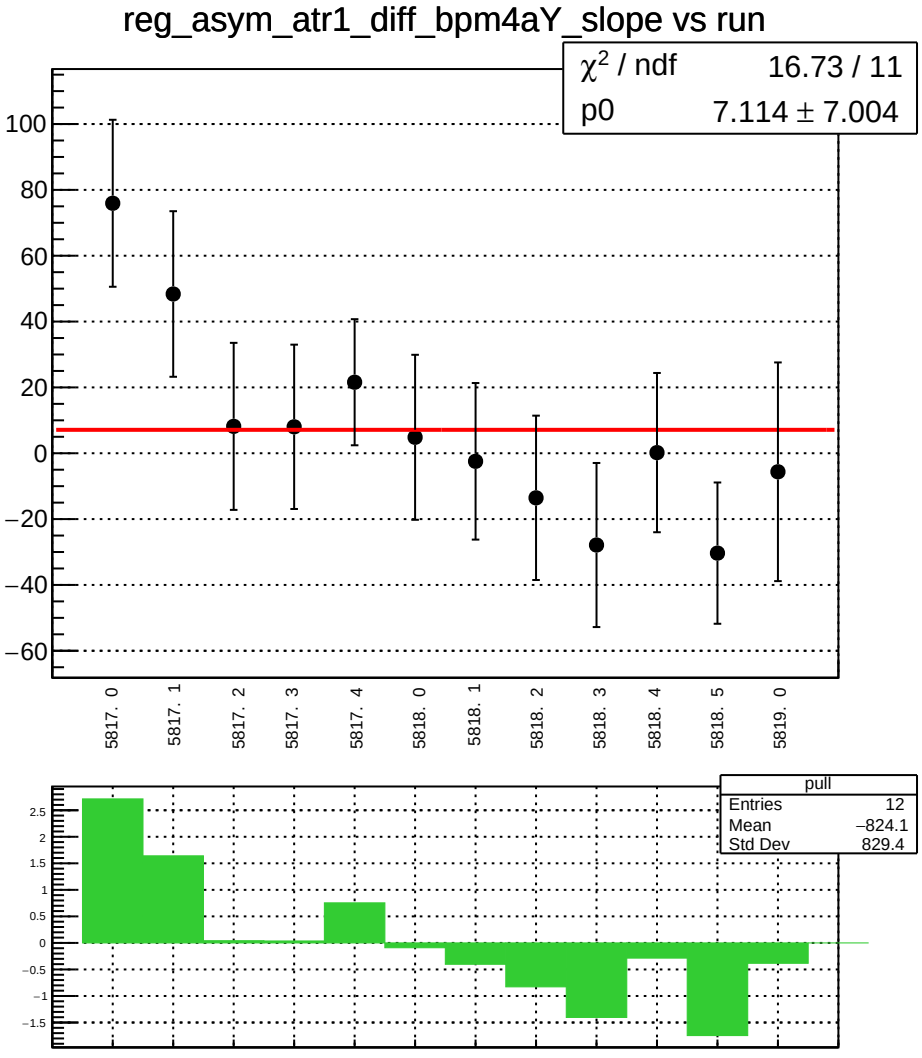
reg_asym_atr1_diff_bpm4aY_slope vs run
χ2 / ndf 16.73 / 11
p0 7.114 ± 7.004
100
80
60
40
20
0
−20
−40
−60
5817. 0
5817. 1
5817. 2
5817. 3
5817. 4
5818. 0
5818. 1
5818. 2
5818. 3
5818. 4
5818. 5
5819. 0
pull
Entries 12
Mean −824.1
Std Dev 829.4
2.5
2
1.5
1
0.5
0
−0.5
−1
−1.5

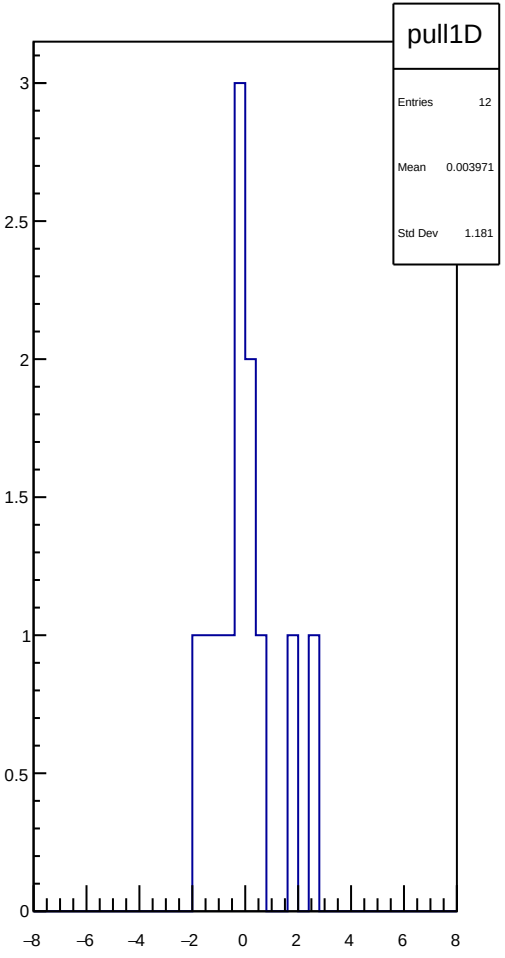
pull1D
Entries 12
Mean 0.003971
Std Dev 1.181
3
2.5
2
1.5
1
0.5
0
−8
−6
−4
−2
0
2
4
6
8

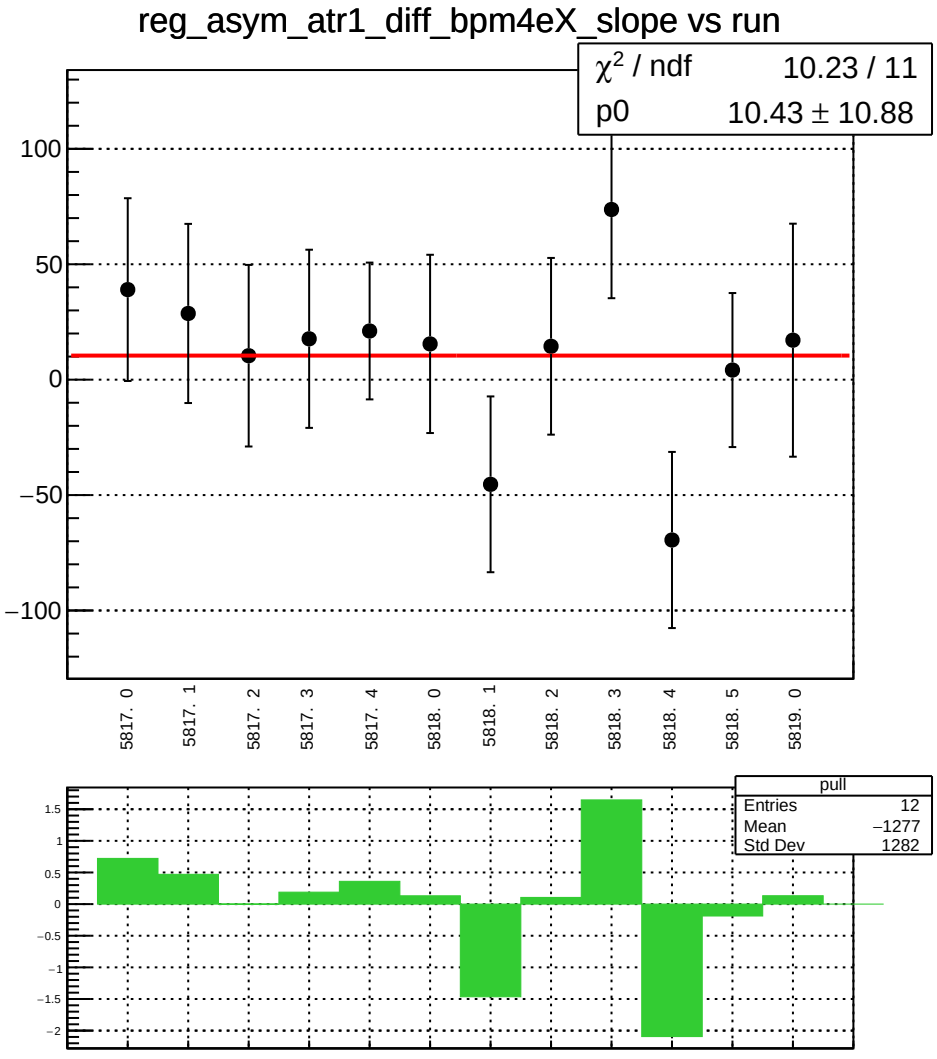
reg_asym_atr1_diff_bpm4eX_slope vs run
χ2 / ndf 10.23 / 11
p0 10.43 ± 10.88
100
50
0
−50
−100
5817. 0
5817. 1
5817. 2
5817. 3
5817. 4
5818. 0
5818. 1
5818. 2
5818. 3
5818. 4
5818. 5
5819. 0
pull
Entries 12
Mean −1277
Std Dev 1282
1.5
1
0.5
0
−0.5
−1
−1.5
−2

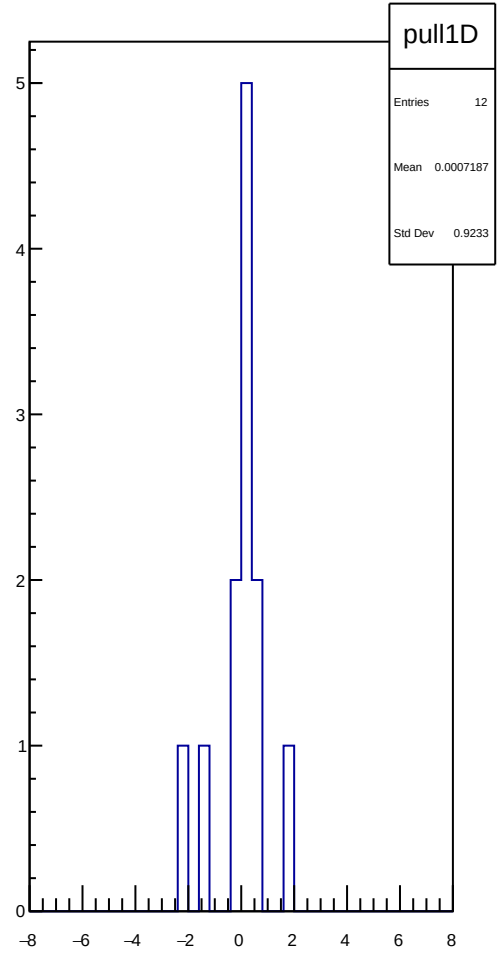
pull1D
Entries 12
Mean 0.0007187
Std Dev 0.9233
5
4
3
2
1
0
−8
−6
−4
−2
0
2
4
6
8

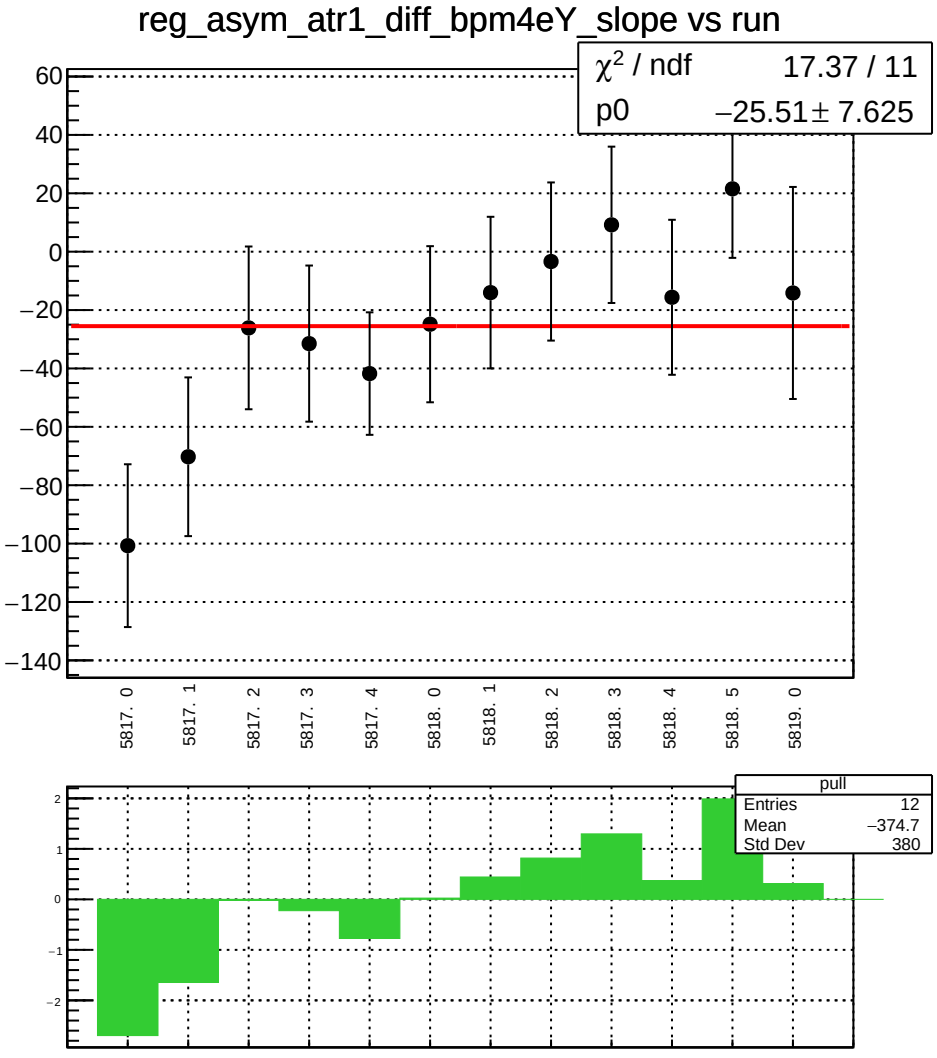
reg_asym_atr1_diff_bpm4eY_slope vs run
χ² / ndf 17.37 / 11
p0 −25.51 ± 7.625
60
40
20
0
−20
−40
−60
−80
−100
−120
−140
5817. 0
5817. 1
5817. 2
5817. 3
5817. 4
5818. 0
5818. 1
5818. 2
5818. 3
5818. 4
5818. 5
5819. 0
pull
Entries 12
Mean −374.7
Std Dev 380
2
1
0
−1
−2

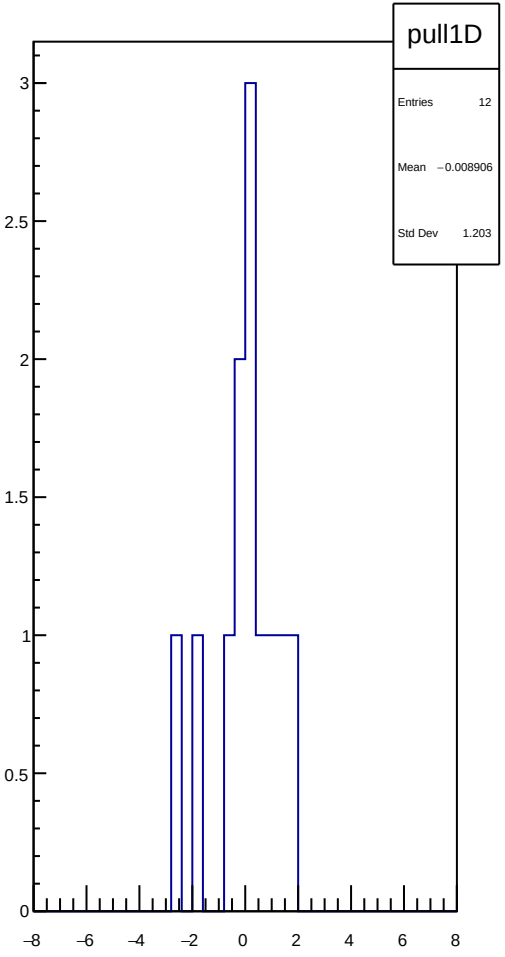
pull1D
Entries 12
Mean −0.008906
Std Dev 1.203
3
2.5
2
1.5
1
0.5
0
−8
−6
−4
−2
0
2
4
6
8

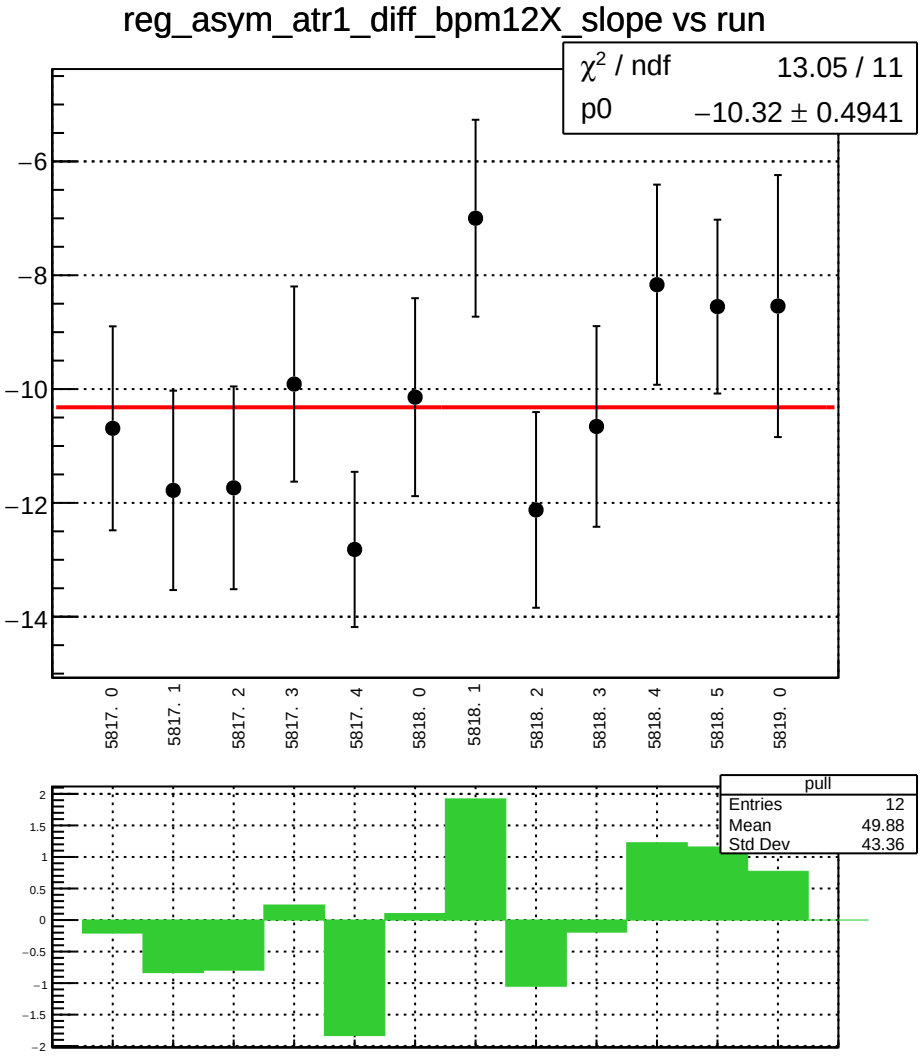
reg_asym_atr1_diff_bpm12X_slope vs run
χ² / ndf 13.05 / 11
p0 −10.32 ± 0.4941
−6
−8
−10
−12
−14
5817. 0
5817. 1
5817. 2
5817. 3
5817. 4
5818. 0
5818. 1
5818. 2
5818. 3
5818. 4
5818. 5
5819. 0
pull
Entries 12
Mean 49.88
Std Dev 43.36
2
1.5
1
0.5
0
−0.5
−1
−1.5
−2

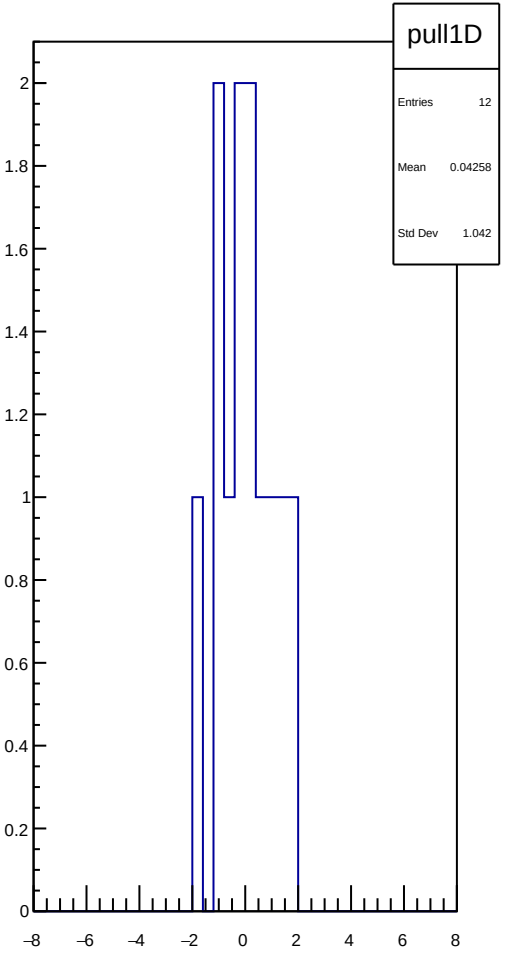
pull1D
Entries 12
Mean 0.04258
Std Dev 1.042
2
1.8
1.6
1.4
1.2
1
0.8
0.6
0.4
0.2
0
−8
−6
−4
−2
0
2
4
6
8

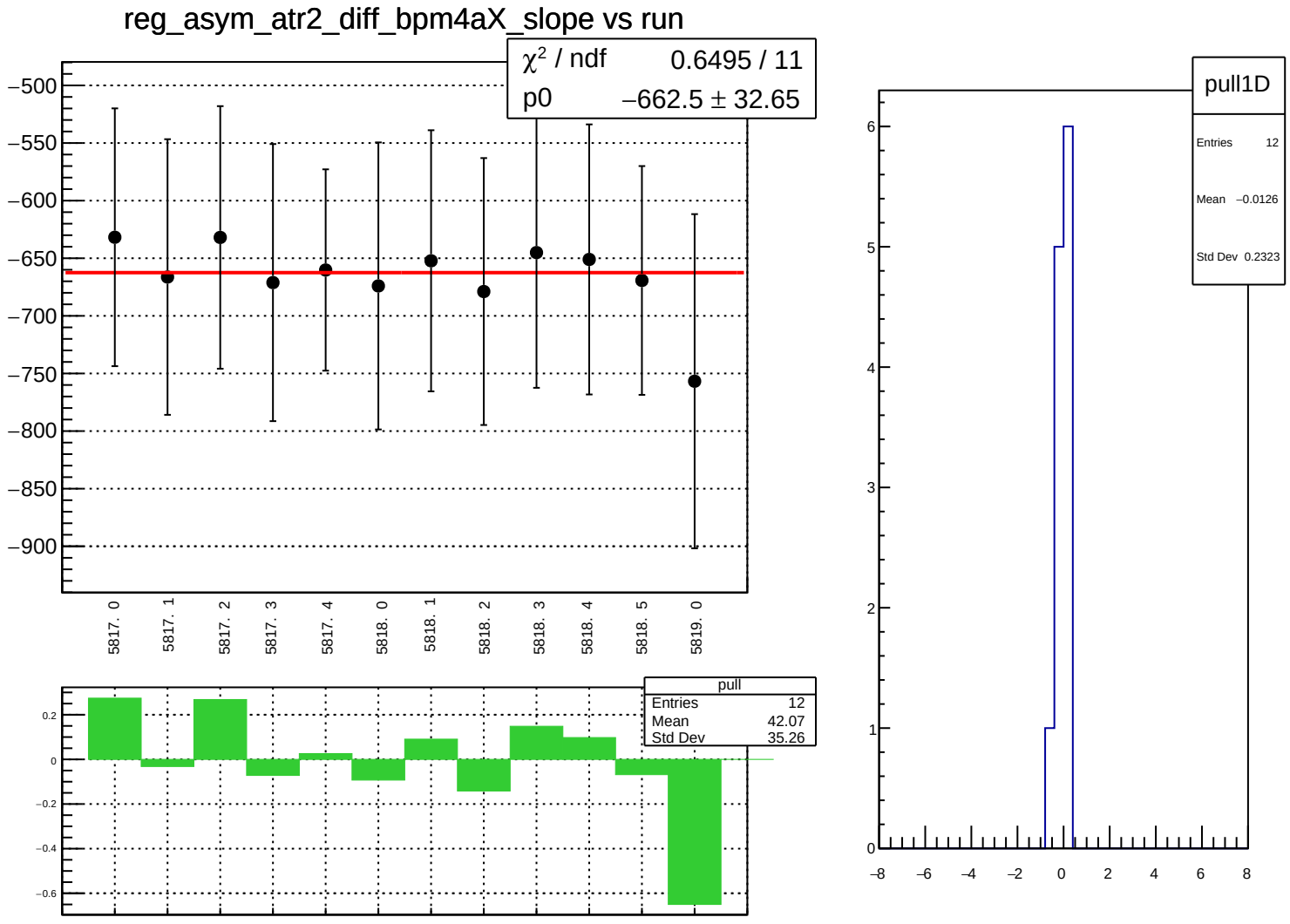
reg_asym_atr2_diff_bpm4aX_slope vs run
χ² / ndf 0.6495 / 11
p0 −662.5 ± 32.65
−500
−550
−600
−650
−700
−750
−800
−850
−900
5817. 0
5817. 1
5817. 2
5817. 3
5817. 4
5818. 0
5818. 1
5818. 2
5818. 3
5818. 4
5818. 5
5819. 0
pull
Entries 12
Mean 42.07
Std Dev 35.26
0.2
0
−0.2
−0.4
−0.6
pull1D
Entries 12
Mean −0.0126
Std Dev 0.2323
6
5
4
3
2
1
0
−8
−6
−4
−2
0
2
4
6
8

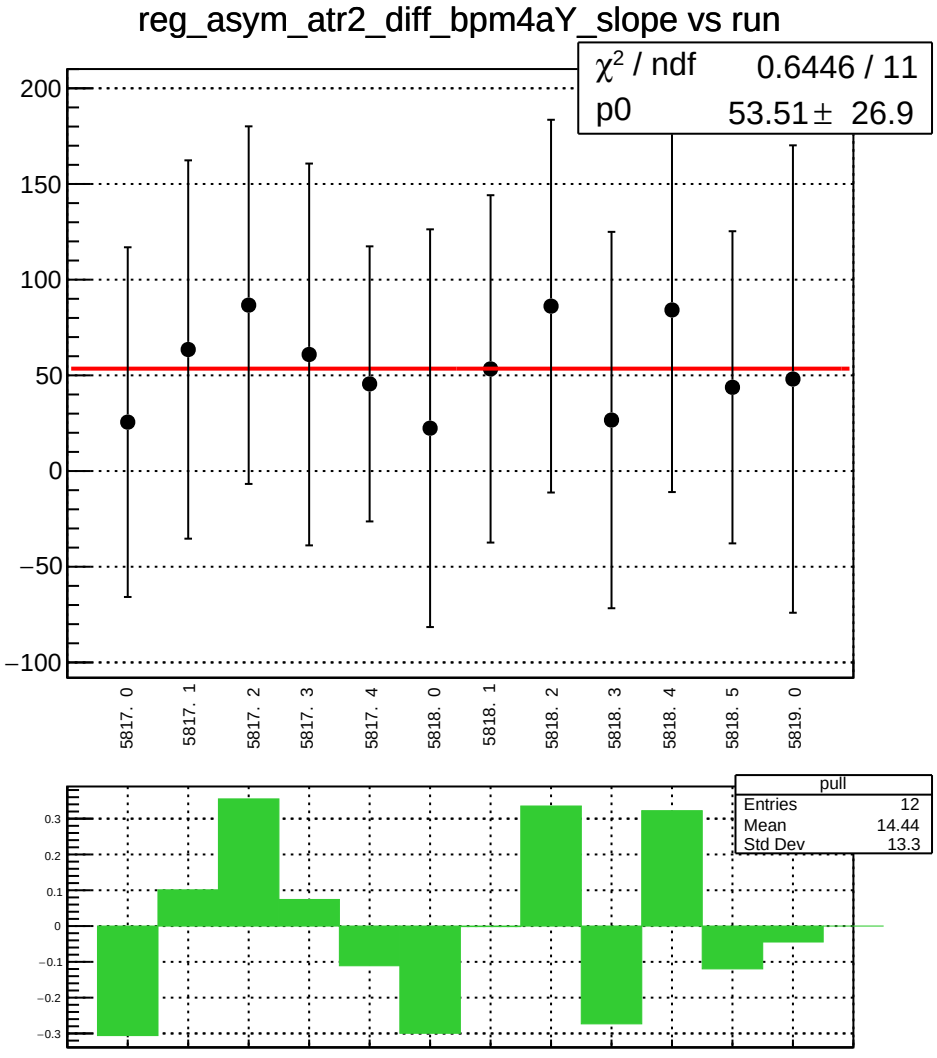
reg_asym_atr2_diff_bpm4aY_slope vs run
χ² / ndf 0.6446 / 11
p0 53.51 ± 26.9
200
150
100
50
0
−50
−100
5817. 0
5817. 1
5817. 2
5817. 3
5817. 4
5818. 0
5818. 1
5818. 2
5818. 3
5818. 4
5818. 5
5819. 0
pull
Entries 12
Mean 14.44
Std Dev 13.3
0.3
0.2
0.1
0
−0.1
−0.2
−0.3

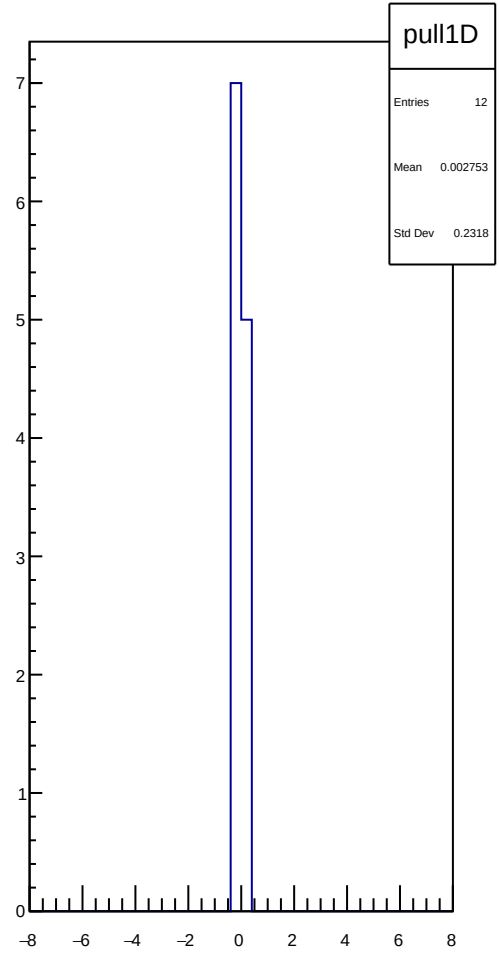
pull1D
Entries 12
Mean 0.002753
Std Dev 0.2318
7
6
5
4
3
2
1
0
−8
−6
−4
−2
0
2
4
6
8

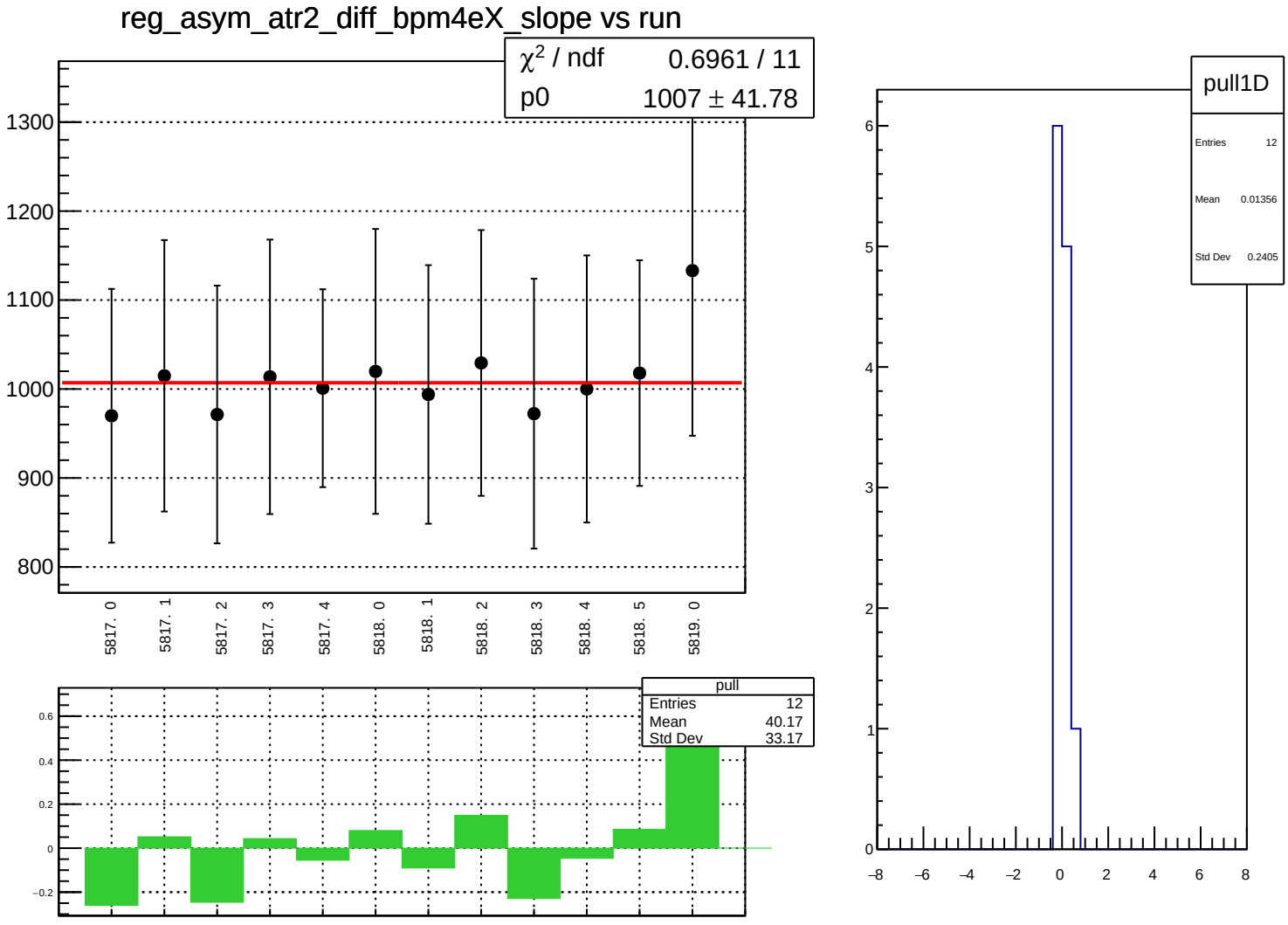
reg_asym_atr2_diff_bpm4eX_slope vs run
χ² / ndf 0.6961 / 11
p0 1007 ± 41.78
1300
1200
1100
1000
900
800
5817. 0
5817. 1
5817. 2
5817. 3
5817. 4
5818. 0
5818. 1
5818. 2
5818. 3
5818. 4
5818. 5
5819. 0
pull
Entries 12
Mean 40.17
Std Dev 33.17
0.6
0.4
0.2
0
−0.2
pull1D
Entries 12
Mean 0.01356
Std Dev 0.2405
6
5
4
3
2
1
0
−8
−6
−4
−2
0
2
4
6
8

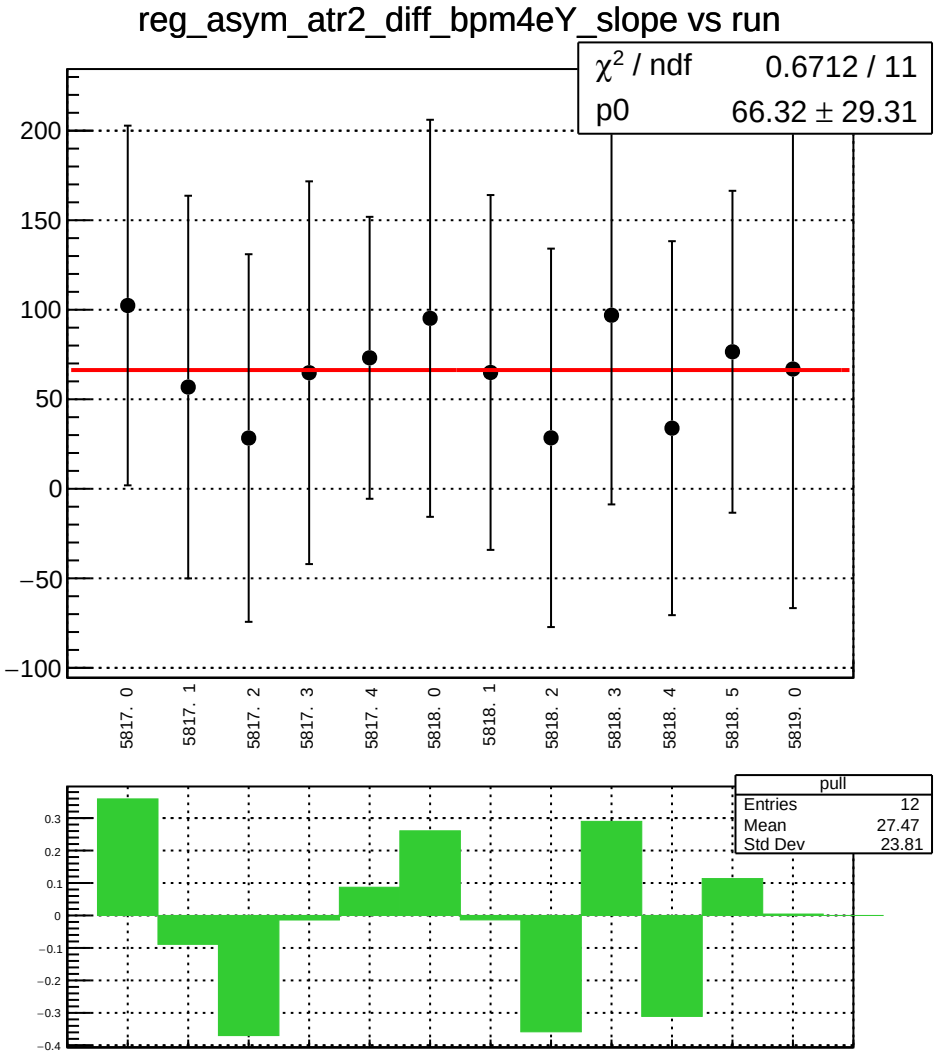
reg_asym_atr2_diff_bpm4eY_slope vs run
χ² / ndf 0.6712 / 11
p0 66.32 ± 29.31
200
150
100
50
0
−50
−100
5817. 0
5817. 1
5817. 2
5817. 3
5817. 4
5818. 0
5818. 1
5818. 2
5818. 3
5818. 4
5818. 5
5819. 0
pull
Entries 12
Mean 27.47
Std Dev 23.81
0.3
0.2
0.1
0
−0.1
−0.2
−0.3
−0.4

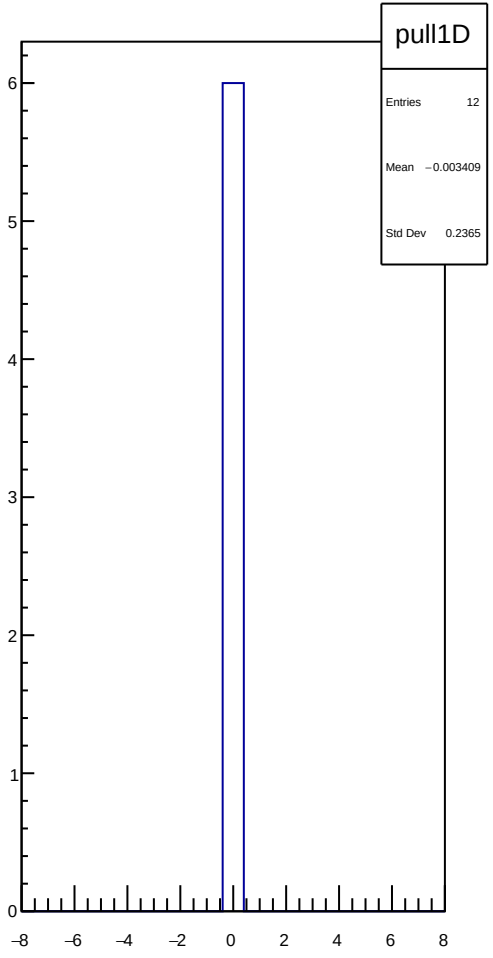
pull1D
Entries 12
Mean −0.003409
Std Dev 0.2365
6
5
4
3
2
1
0
−8
−6
−4
−2
0
2
4
6
8

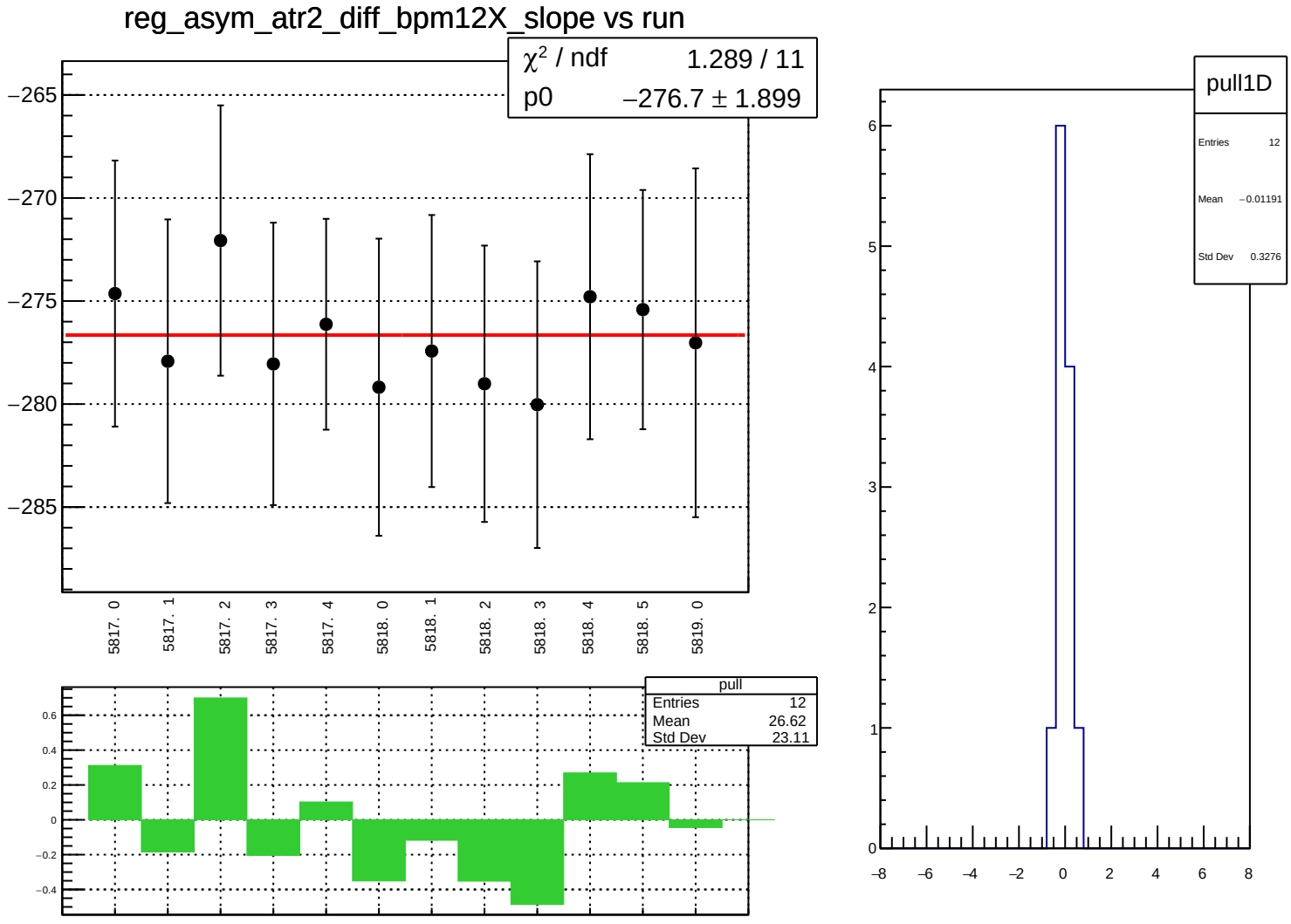
reg_asym_atr2_diff_bpm12X_slope vs run
χ² / ndf 1.289 / 11
p0 −276.7 ± 1.899
−265
−270
−275
−280
−285
5817. 0
5817. 1
5817. 2
5817. 3
5817. 4
5818. 0
5818. 1
5818. 2
5818. 3
5818. 4
5818. 5
5819. 0
pull
Entries 12
Mean 26.62
Std Dev 23.11
0.6
0.4
0.2
0
−0.2
−0.4
pull1D
Entries 12
Mean −0.01191
Std Dev 0.3276
6
5
4
3
2
1
0
−8
−6
−4
−2
0
2
4
6
8

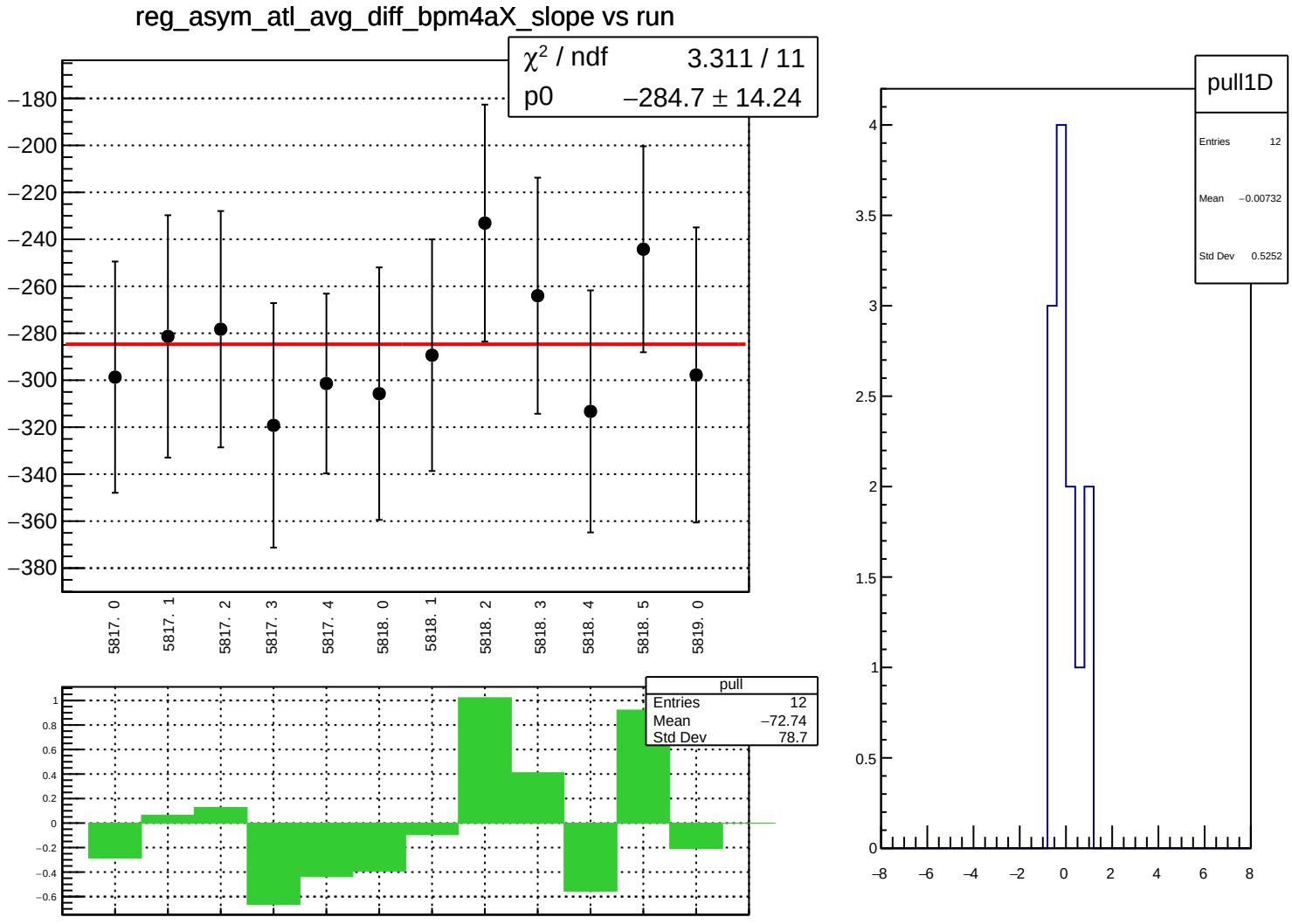
reg_asym_atl_avg_diff_bpm4aX_slope vs run
χ² / ndf 3.311 / 11
p0 −284.7 ± 14.24
−180
−200
−220
−240
−260
−280
−300
−320
−340
−360
−380
5817. 0
5817. 1
5817. 2
5817. 3
5817. 4
5818. 0
5818. 1
5818. 2
5818. 3
5818. 4
5818. 5
5819. 0
pull
Entries 12
Mean −72.74
Std Dev 78.7
1
0.8
0.6
0.4
0.2
0
−0.2
−0.4
−0.6
pull1D
Entries 12
Mean −0.00732
Std Dev 0.5252
4
3.5
3
2.5
2
1.5
1
0.5
0
−8
−6
−4
−2
0
2
4
6
8

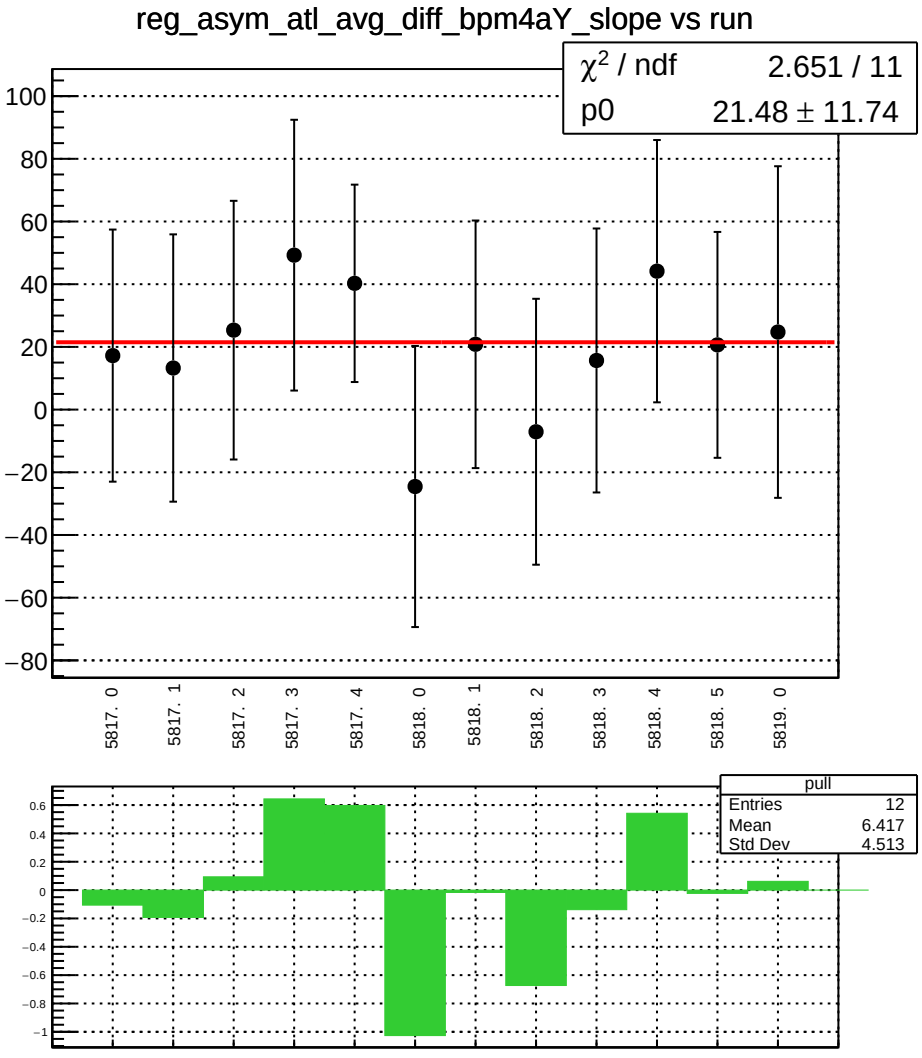
reg_asym_atl_avg_diff_bpm4aY_slope vs run
χ² / ndf 2.651 / 11
p0 21.48 ± 11.74
100
80
60
40
20
0
−20
−40
−60
−80
5817. 0
5817. 1
5817. 2
5817. 3
5817. 4
5818. 0
5818. 1
5818. 2
5818. 3
5818. 4
5818. 5
5819. 0
pull
Entries 12
Mean 6.417
Std Dev 4.513
0.6
0.4
0.2
0
−0.2
−0.4
−0.6
−0.8
−1

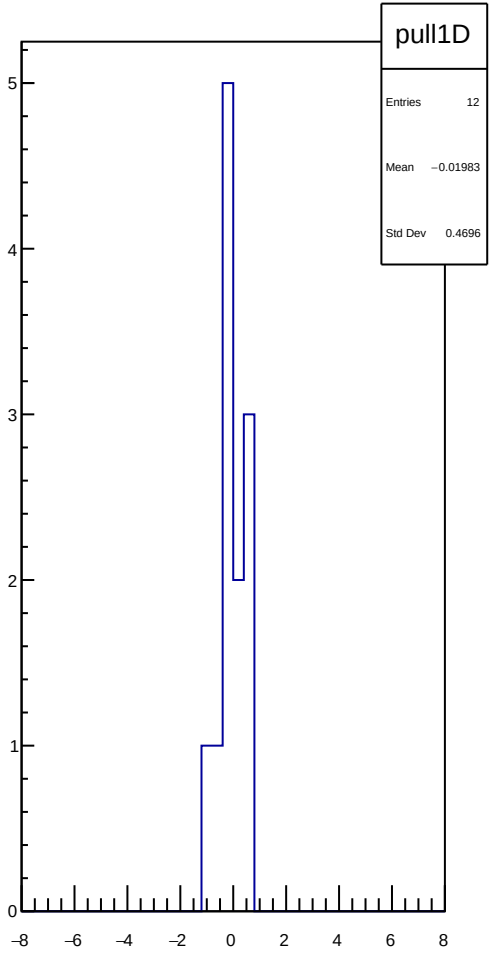
pull1D
Entries 12
Mean −0.01983
Std Dev 0.4696
5
4
3
2
1
0
−8
−6
−4
−2
0
2
4
6
8

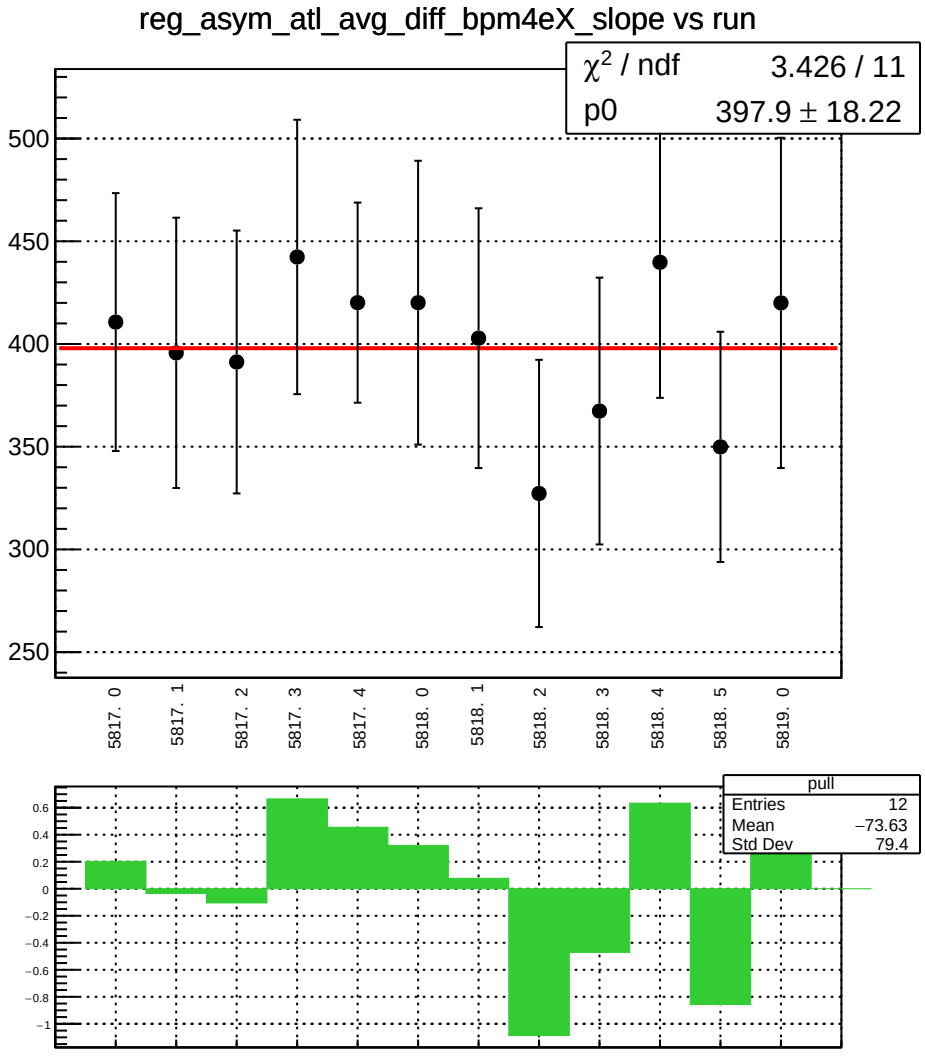
reg_asym_atl_avg_diff_bpm4eX_slope vs run
χ² / ndf 3.426 / 11
p0 397.9 ± 18.22
500
450
400
350
300
250
5817. 0
5817. 1
5817. 2
5817. 3
5817. 4
5818. 0
5818. 1
5818. 2
5818. 3
5818. 4
5818. 5
5819. 0
pull
Entries 12
Mean −73.63
Std Dev 79.4
0.6
0.4
0.2
0
−0.2
−0.4
−0.6
−0.8
−1

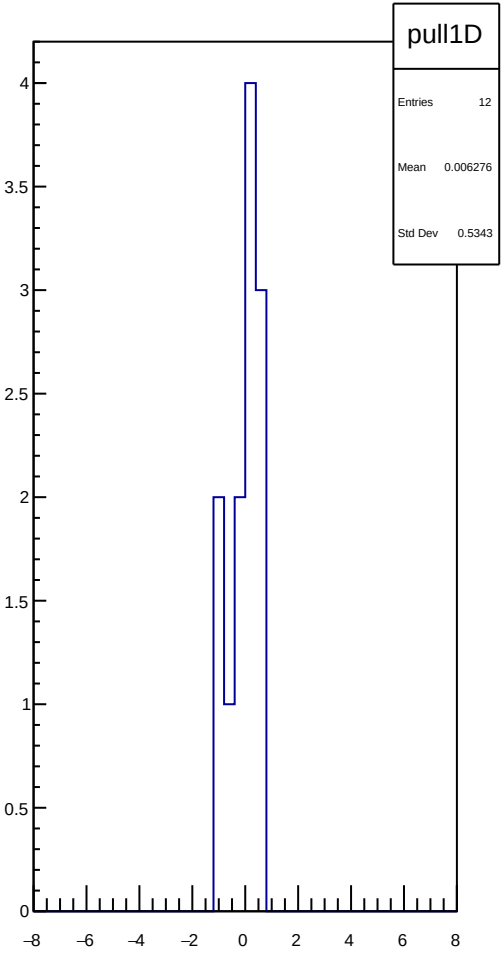
pull1D
Entries 12
Mean 0.006276
Std Dev 0.5343
4
3.5
3
2.5
2
1.5
1
0.5
0
−8
−6
−4
−2
0
2
4
6
8

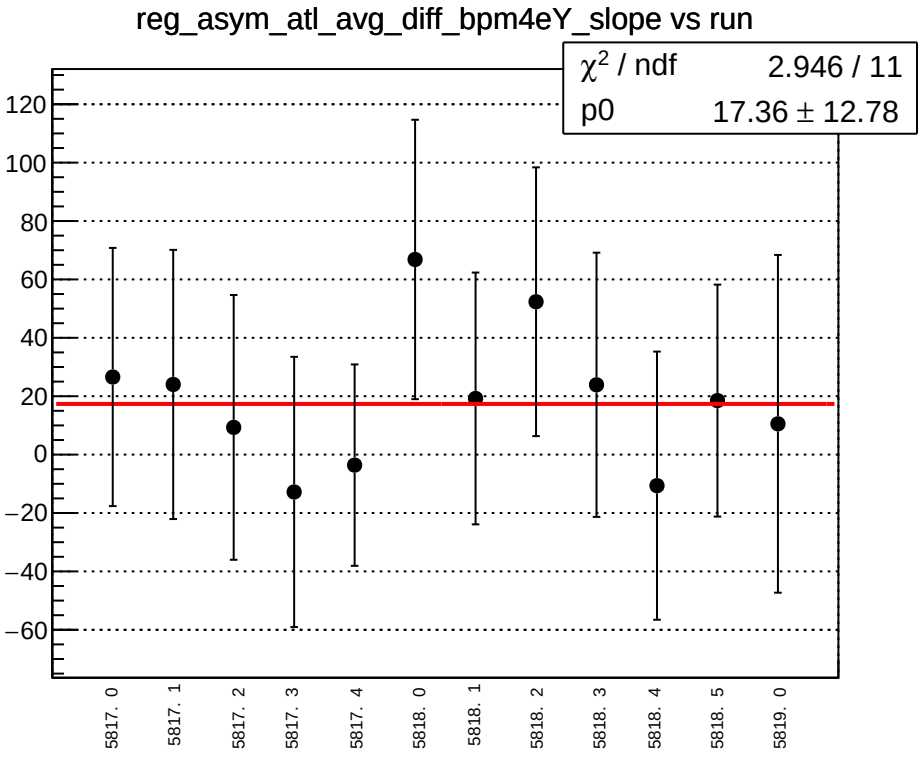
reg_asym_atl_avg_diff_bpm4eY_slope vs run
χ² / ndf 2.946 / 11
p0 17.36 ± 12.78
120
100
80
60
40
20
0
−20
−40
−60
5817. 0
5817. 1
5817. 2
5817. 3
5817. 4
5818. 0
5818. 1
5818. 2
5818. 3
5818. 4
5818. 5
5819. 0

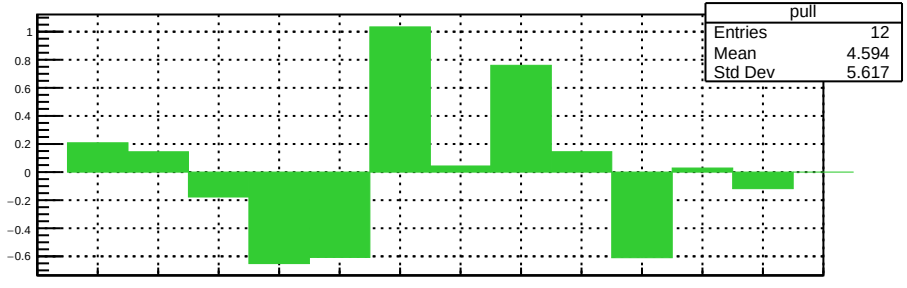
pull
Entries 12
Mean 4.594
Std Dev 5.617
1
0.8
0.6
0.4
0.2
0
−0.2
−0.4
−0.6

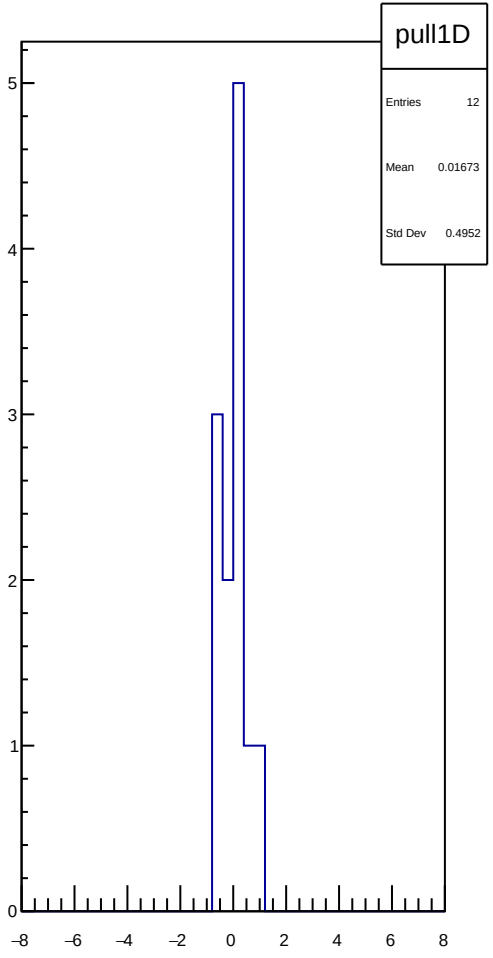
pull1D
Entries 12
Mean 0.01673
Std Dev 0.4952
5
4
3
2
1
0
−8
−6
−4
−2
0
2
4
6
8

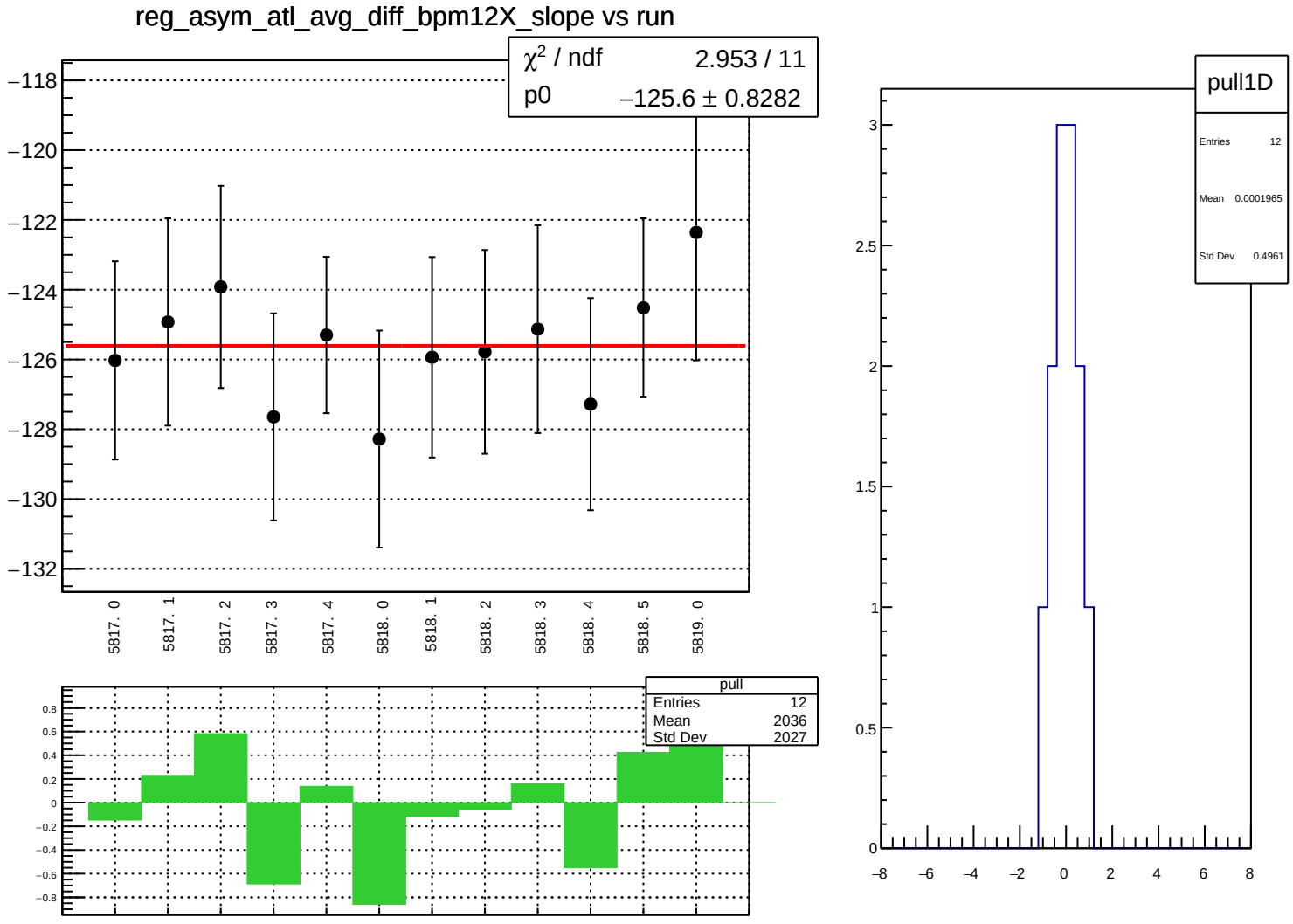
reg_asym_atl_avg_diff_bpm12X_slope vs run
χ² / ndf 2.953 / 11
p0 −125.6 ± 0.8282
−118
−120
−122
−124
−126
−128
−130
−132
5817. 0
5817. 1
5817. 2
5817. 3
5817. 4
5818. 0
5818. 1
5818. 2
5818. 3
5818. 4
5818. 5
5819. 0
pull
Entries 12
Mean 2036
Std Dev 2027
0.8
0.6
0.4
0.2
0
−0.2
−0.4
−0.6
−0.8
pull1D
Entries 12
Mean 0.0001965
Std Dev 0.4961
3
2.5
2
1.5
1
0.5
0
−8
−6
−4
−2
0
2
4
6
8

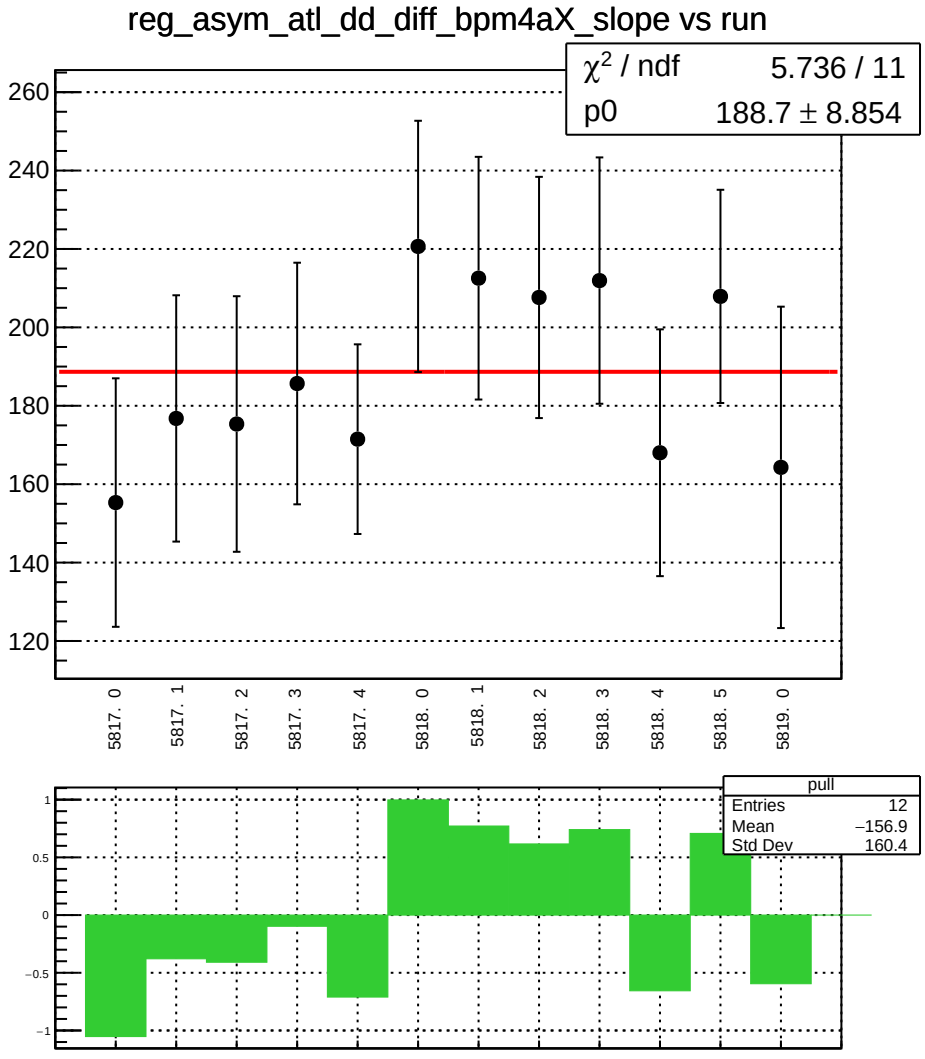
reg_asym_atl_dd_diff_bpm4aX_slope vs run
χ2 / ndf 5.736 / 11
p0 188.7 ± 8.854
260
240
220
200
180
160
140
120
5817. 0
5817. 1
5817. 2
5817. 3
5817. 4
5818. 0
5818. 1
5818. 2
5818. 3
5818. 4
5818. 5
5819. 0
pull
Entries 12
Mean −156.9
Std Dev 160.4
1
0.5
0
−0.5
−1

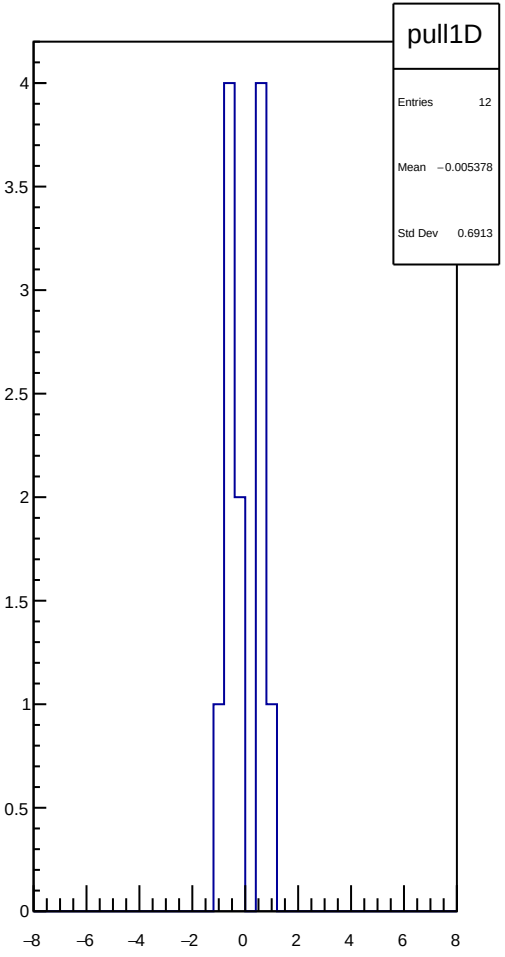
pull1D
Entries 12
Mean −0.005378
Std Dev 0.6913
4
3.5
3
2.5
2
1.5
1
0.5
0
−8
−6
−4
−2
0
2
4
6
8

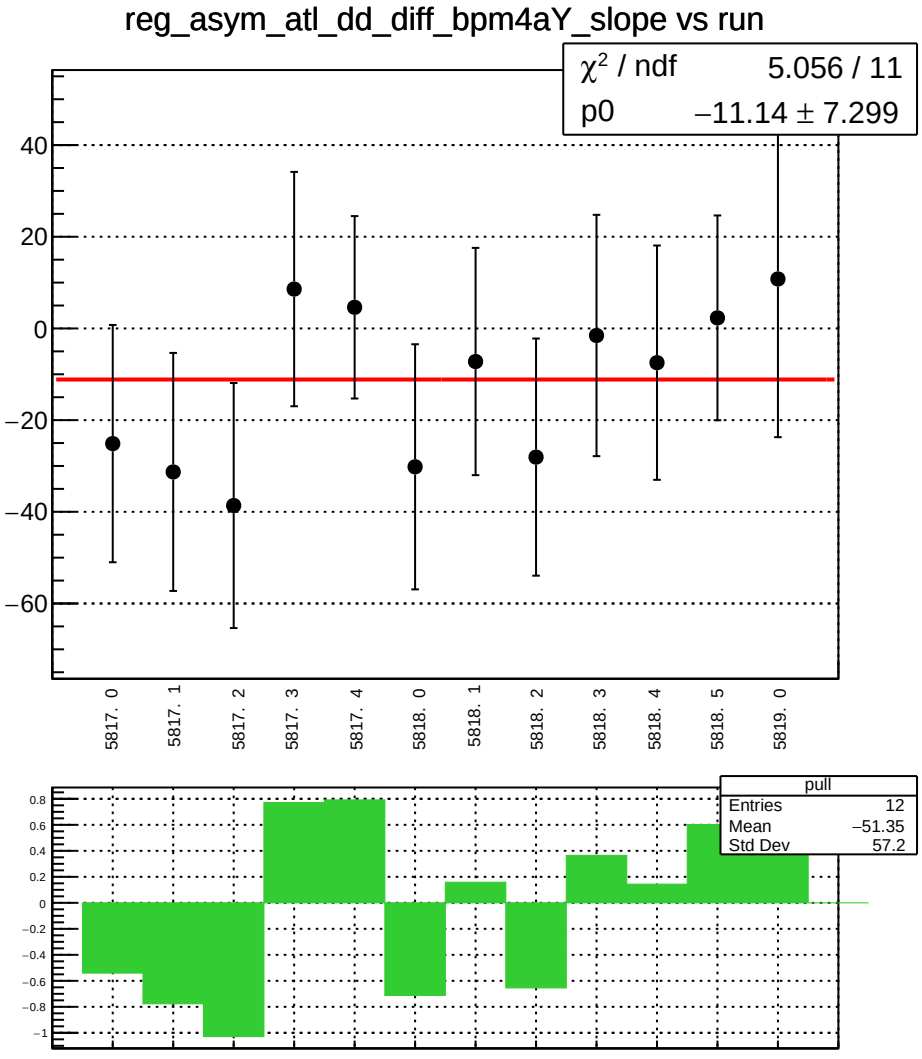
reg_asym_atl_dd_diff_bpm4aY_slope vs run
χ² / ndf 5.056 / 11
p0 −11.14 ± 7.299
40
20
0
−20
−40
−60
5817. 0
5817. 1
5817. 2
5817. 3
5817. 4
5818. 0
5818. 1
5818. 2
5818. 3
5818. 4
5818. 5
5819. 0
pull
Entries 12
Mean −51.35
Std Dev 57.2
0.8
0.6
0.4
0.2
0
−0.2
−0.4
−0.6
−0.8
−1

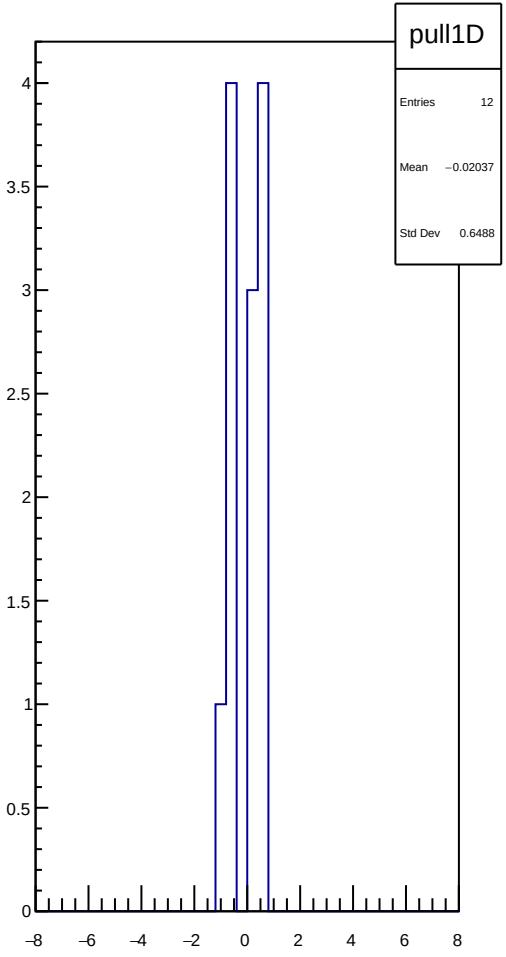
pull1D
Entries 12
Mean −0.02037
Std Dev 0.6488
4
3.5
3
2.5
2
1.5
1
0.5
0
−8
−6
−4
−2
0
2
4
6
8

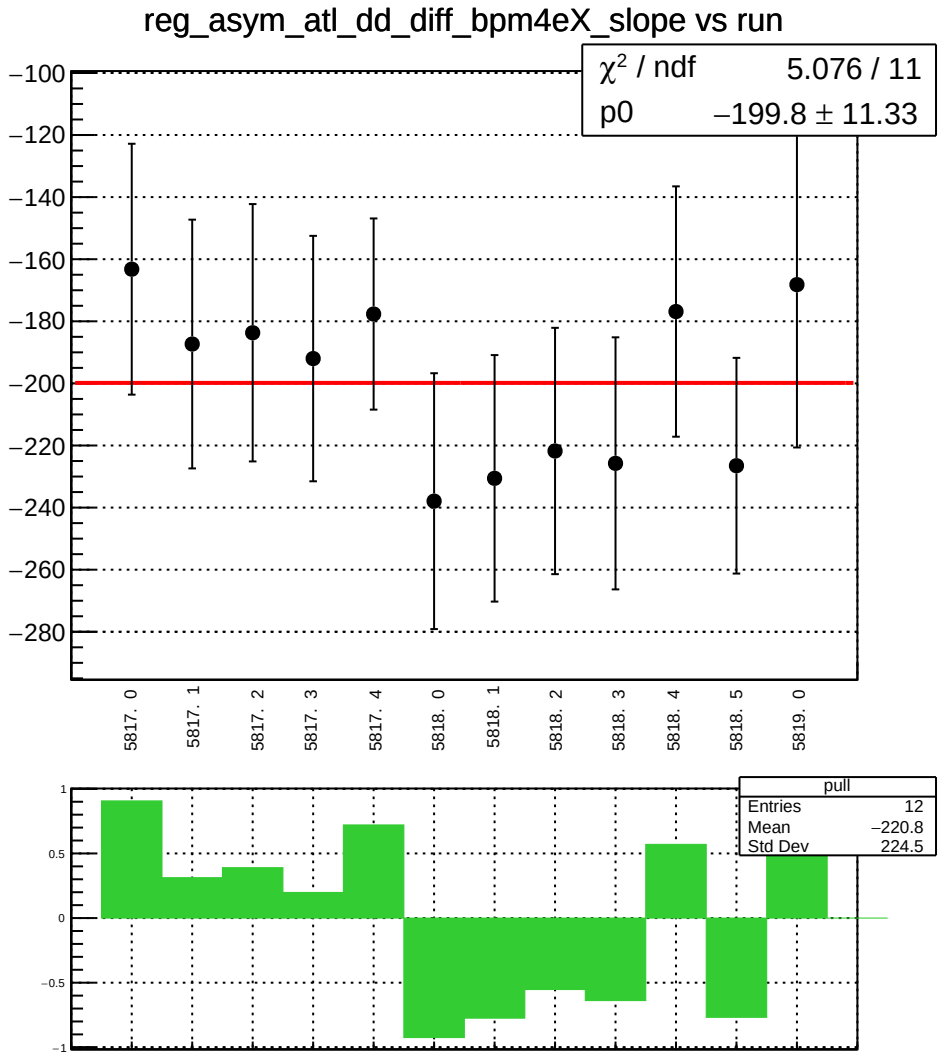
reg_asym_atl_dd_diff_bpm4eX_slope vs run
χ² / ndf 5.076 / 11
p0 −199.8 ± 11.33
−100
−120
−140
−160
−180
−200
−220
−240
−260
−280
5817. 0
5817. 1
5817. 2
5817. 3
5817. 4
5818. 0
5818. 1
5818. 2
5818. 3
5818. 4
5818. 5
5819. 0
pull
Entries 12
Mean −220.8
Std Dev 224.5
1
0.5
0
−0.5
−1

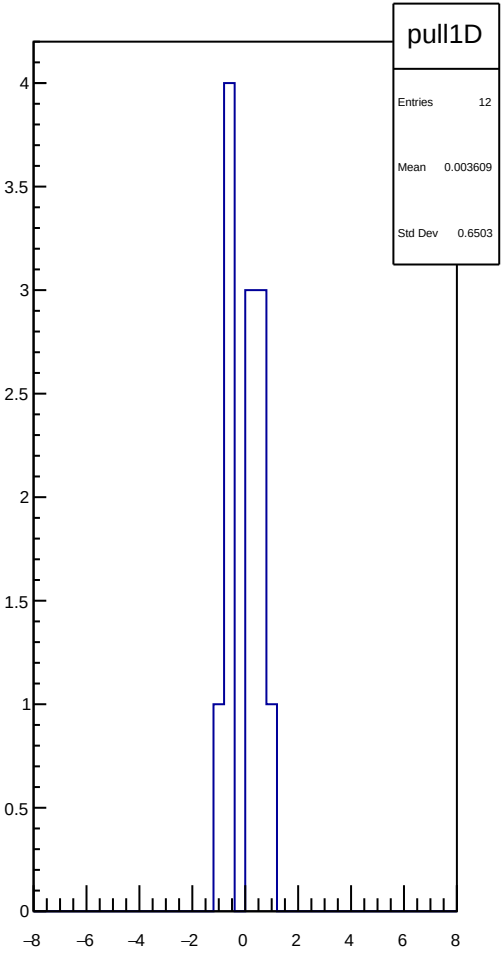
pull1D
Entries 12
Mean 0.003609
Std Dev 0.6503
4
3.5
3
2.5
2
1.5
1
0.5
0
−8
−6
−4
−2
0
2
4
6
8

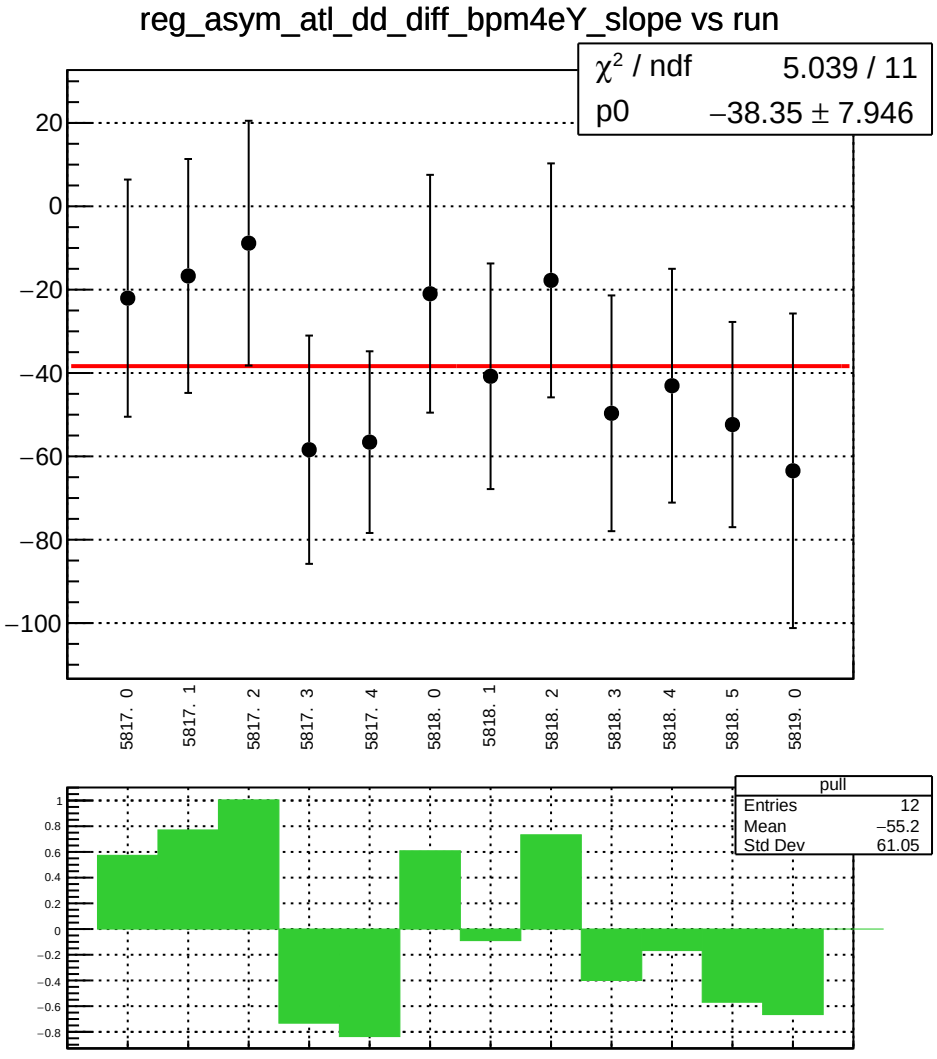
reg_asym_atl_dd_diff_bpm4eY_slope vs run
χ² / ndf 5.039 / 11
p0 −38.35 ± 7.946
20
0
−20
−40
−60
−80
−100
5817. 0
5817. 1
5817. 2
5817. 3
5817. 4
5818. 0
5818. 1
5818. 2
5818. 3
5818. 4
5818. 5
5819. 0
pull
Entries 12
Mean −55.2
Std Dev 61.05
1
0.8
0.6
0.4
0.2
0
−0.2
−0.4
−0.6
−0.8

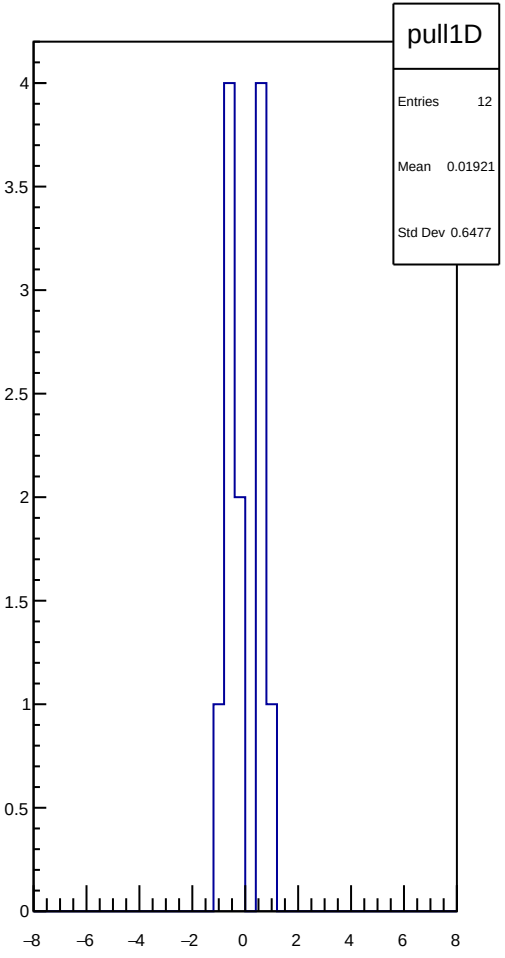
pull1D
Entries 12
Mean 0.01921
Std Dev 0.6477
4
3.5
3
2.5
2
1.5
1
0.5
0
−8
−6
−4
−2
0
2
4
6
8

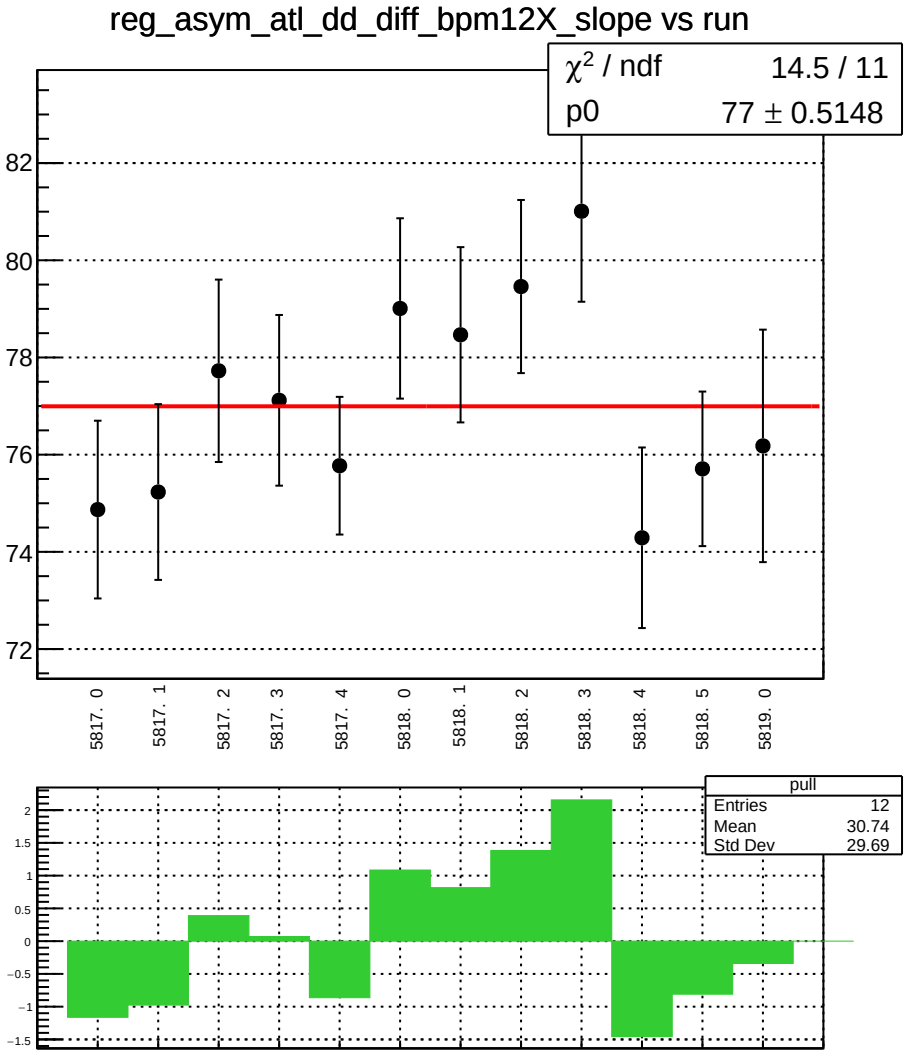
reg_asym_atl_dd_diff_bpm12X_slope vs run
χ² / ndf 14.5 / 11
p0 77 ± 0.5148
82
80
78
76
74
72
5817. 0
5817. 1
5817. 2
5817. 3
5817. 4
5818. 0
5818. 1
5818. 2
5818. 3
5818. 4
5818. 5
5819. 0
pull
Entries 12
Mean 30.74
Std Dev 29.69
2
1.5
1
0.5
0
−0.5
−1
−1.5

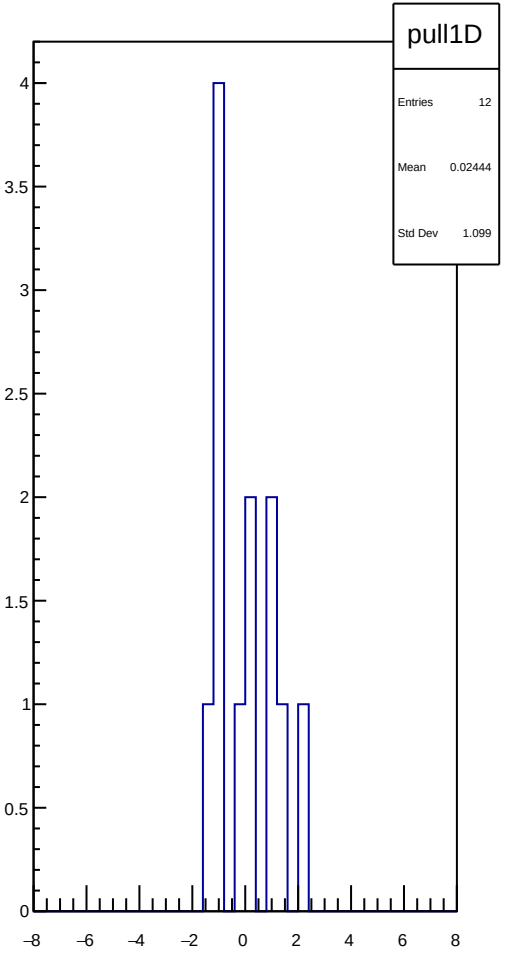
pull1D
Entries 12
Mean 0.02444
Std Dev 1.099
4
3.5
3
2.5
2
1.5
1
0.5
0
−8
−6
−4
−2
0
2
4
6
8

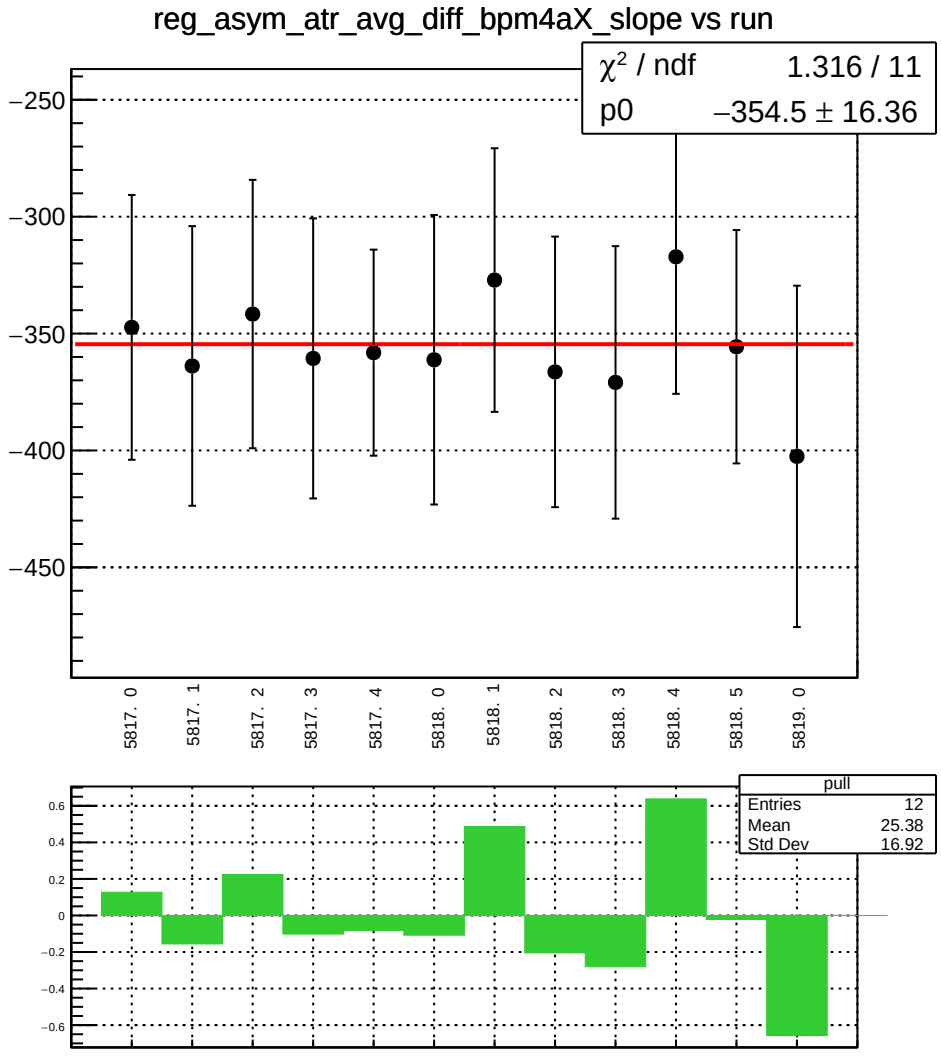
reg_asym_atr_avg_diff_bpm4aX_slope vs run
χ² / ndf 1.316 / 11
p0 −354.5 ± 16.36
−250
−300
−350
−400
−450
5817. 0
5817. 1
5817. 2
5817. 3
5817. 4
5818. 0
5818. 1
5818. 2
5818. 3
5818. 4
5818. 5
5819. 0
pull
Entries 12
Mean 25.38
Std Dev 16.92
0.6
0.4
0.2
0
−0.2
−0.4
−0.6

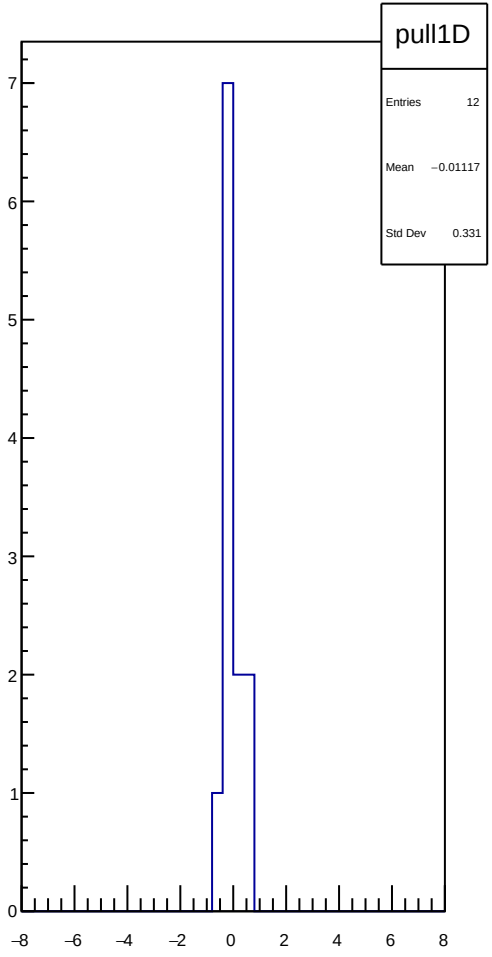
pull1D
Entries 12
Mean −0.01117
Std Dev 0.331
7
6
5
4
3
2
1
0
−8
−6
−4
−2
0
2
4
6
8

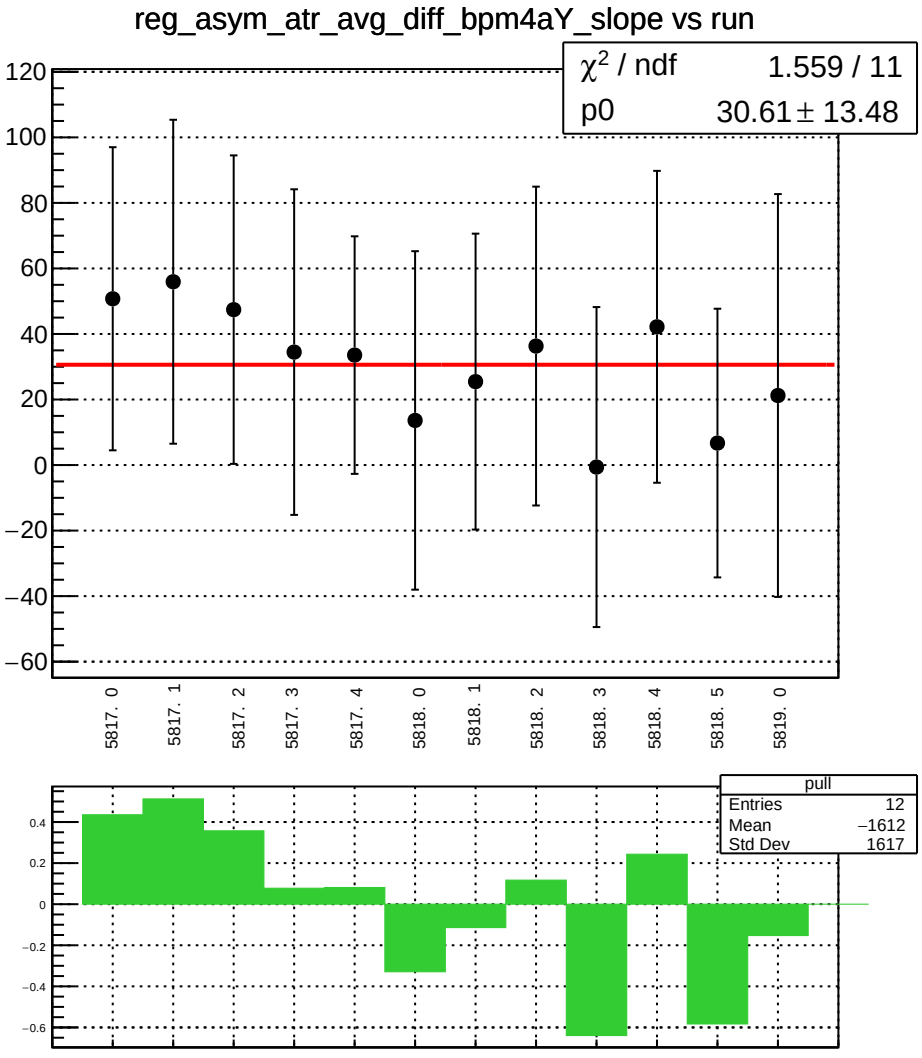
reg_asym_atr_avg_diff_bpm4aY_slope vs run
χ² / ndf 1.559 / 11
p0 30.61 ± 13.48
120
100
80
60
40
20
0
−20
−40
−60
5817. 0
5817. 1
5817. 2
5817. 3
5817. 4
5818. 0
5818. 1
5818. 2
5818. 3
5818. 4
5818. 5
5819. 0
pull
Entries 12
Mean −1612
Std Dev 1617
0.4
0.2
0
−0.2
−0.4
−0.6

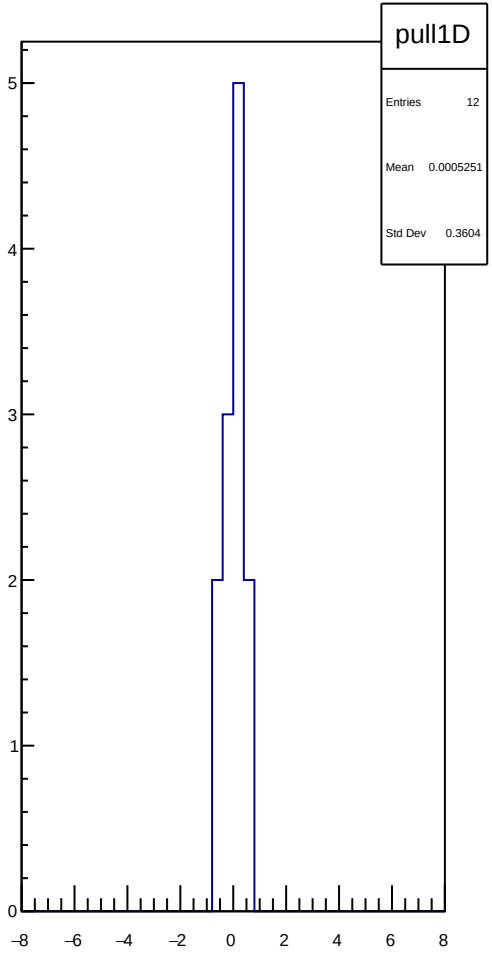
pull1D
Entries 12
Mean 0.0005251
Std Dev 0.3604
5
4
3
2
1
0
−8
−6
−4
−2
0
2
4
6
8

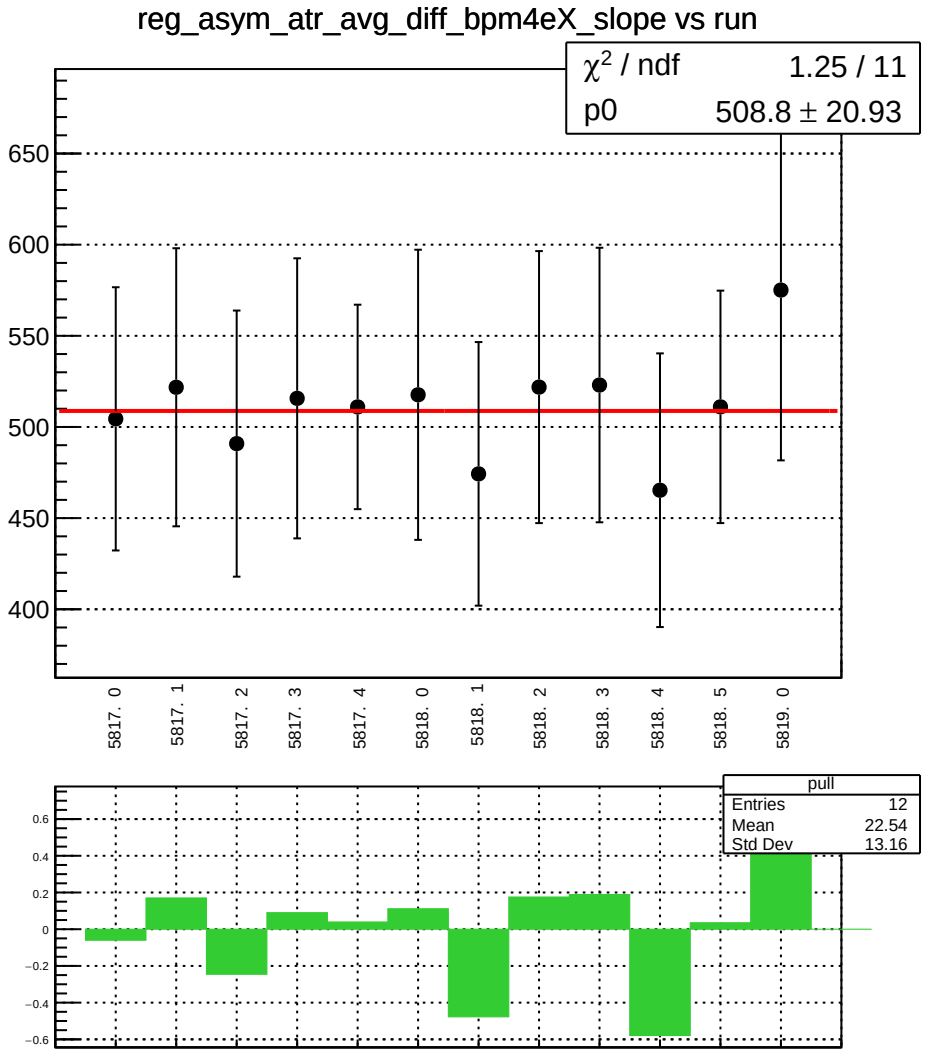
reg_asym_atr_avg_diff_bpm4eX_slope vs run
χ2 / ndf 1.25 / 11
p0 508.8 ± 20.93
650
600
550
500
450
400
5817. 0
5817. 1
5817. 2
5817. 3
5817. 4
5818. 0
5818. 1
5818. 2
5818. 3
5818. 4
5818. 5
5819. 0
pull
Entries 12
Mean 22.54
Std Dev 13.16
0.6
0.4
0.2
0
−0.2
−0.4
−0.6

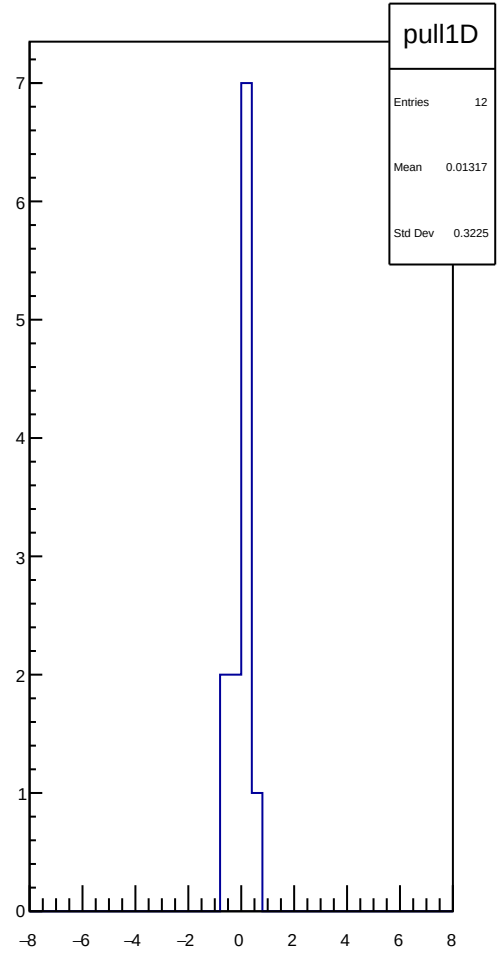
pull1D
Entries 12
Mean 0.01317
Std Dev 0.3225
7
6
5
4
3
2
1
0
−8
−6
−4
−2
0
2
4
6
8

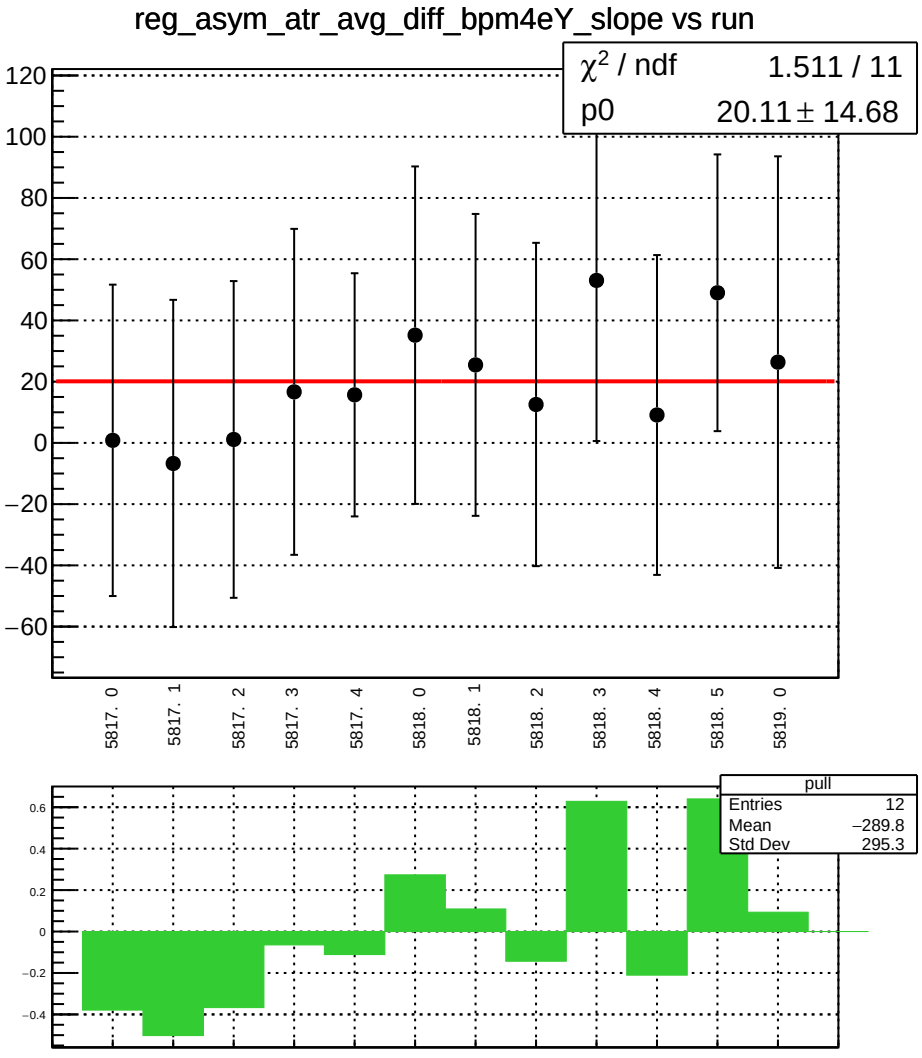
reg_asym_atr_avg_diff_bpm4eY_slope vs run
χ² / ndf 1.511 / 11
p0 20.11 ± 14.68
120
100
80
60
40
20
0
−20
−40
−60
5817. 0
5817. 1
5817. 2
5817. 3
5817. 4
5818. 0
5818. 1
5818. 2
5818. 3
5818. 4
5818. 5
5819. 0
pull
Entries 12
Mean −289.8
Std Dev 295.3
0.6
0.4
0.2
0
−0.2
−0.4

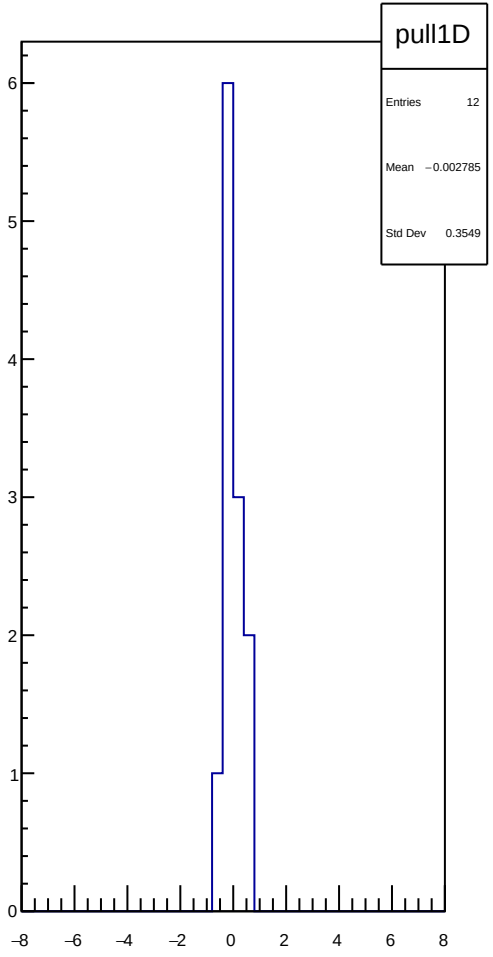
pull1D
Entries 12
Mean −0.002785
Std Dev 0.3549
6
5
4
3
2
1
0
−8
−6
−4
−2
0
2
4
6
8

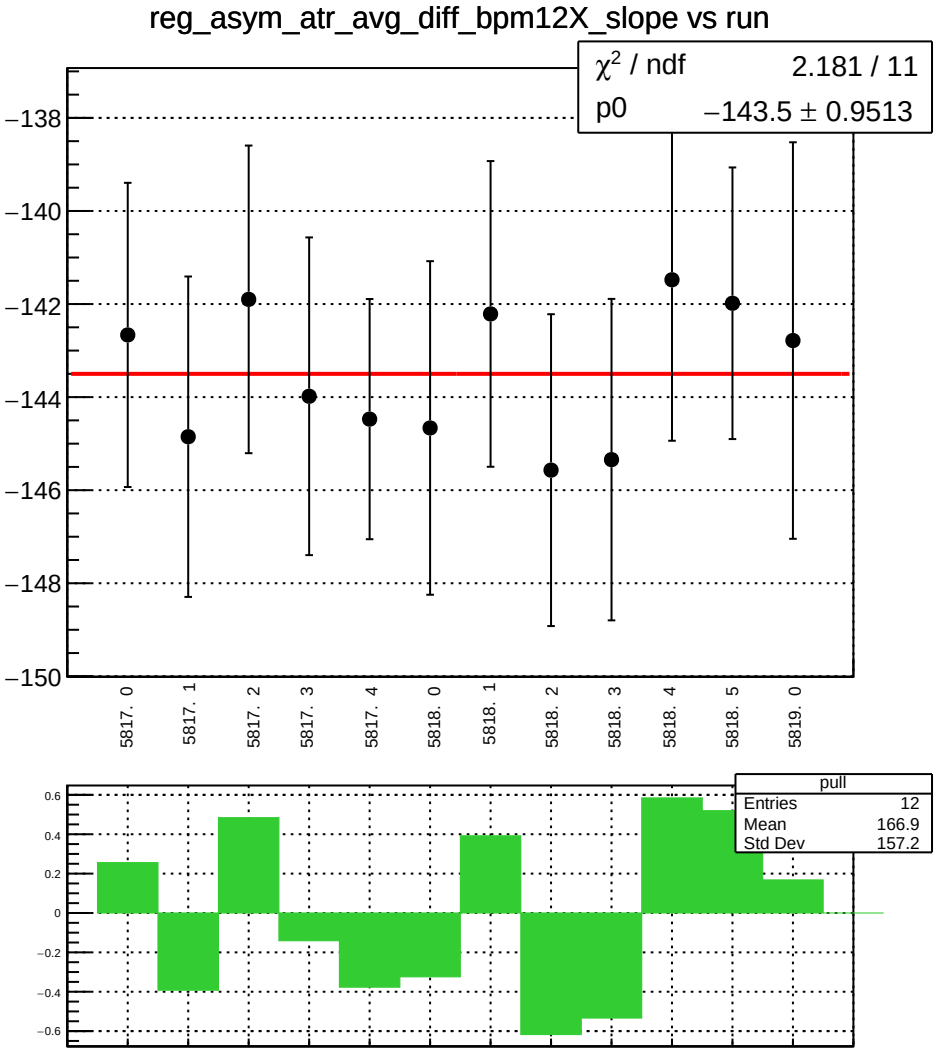
reg_asym_atr_avg_diff_bpm12X_slope vs run
χ² / ndf 2.181 / 11
p0 −143.5 ± 0.9513
−138
−140
−142
−144
−146
−148
−150
5817. 0
5817. 1
5817. 2
5817. 3
5817. 4
5818. 0
5818. 1
5818. 2
5818. 3
5818. 4
5818. 5
5819. 0
pull
Entries 12
Mean 166.9
Std Dev 157.2
0.6
0.4
0.2
0
−0.2
−0.4
−0.6

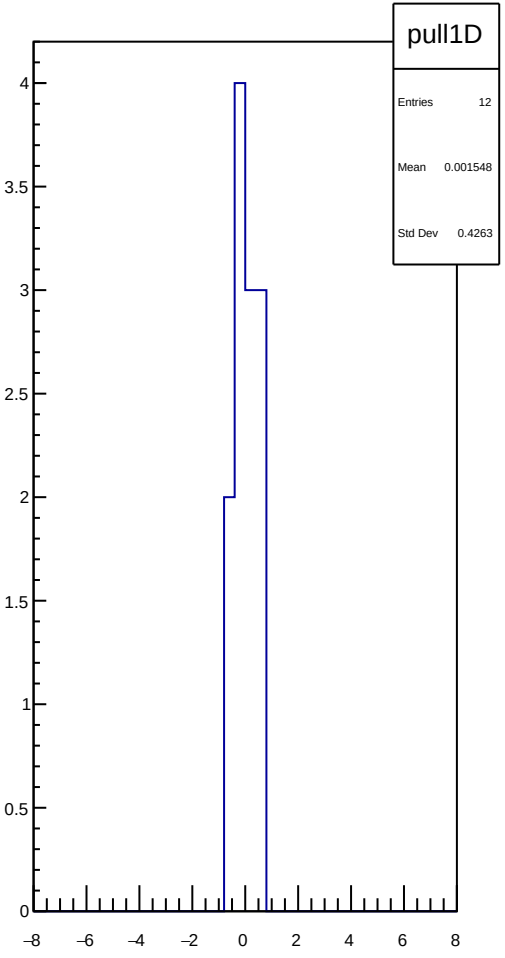
pull1D
Entries 12
Mean 0.001548
Std Dev 0.4263
4
3.5
3
2.5
2
1.5
1
0.5
0
−8
−6
−4
−2
0
2
4
6
8

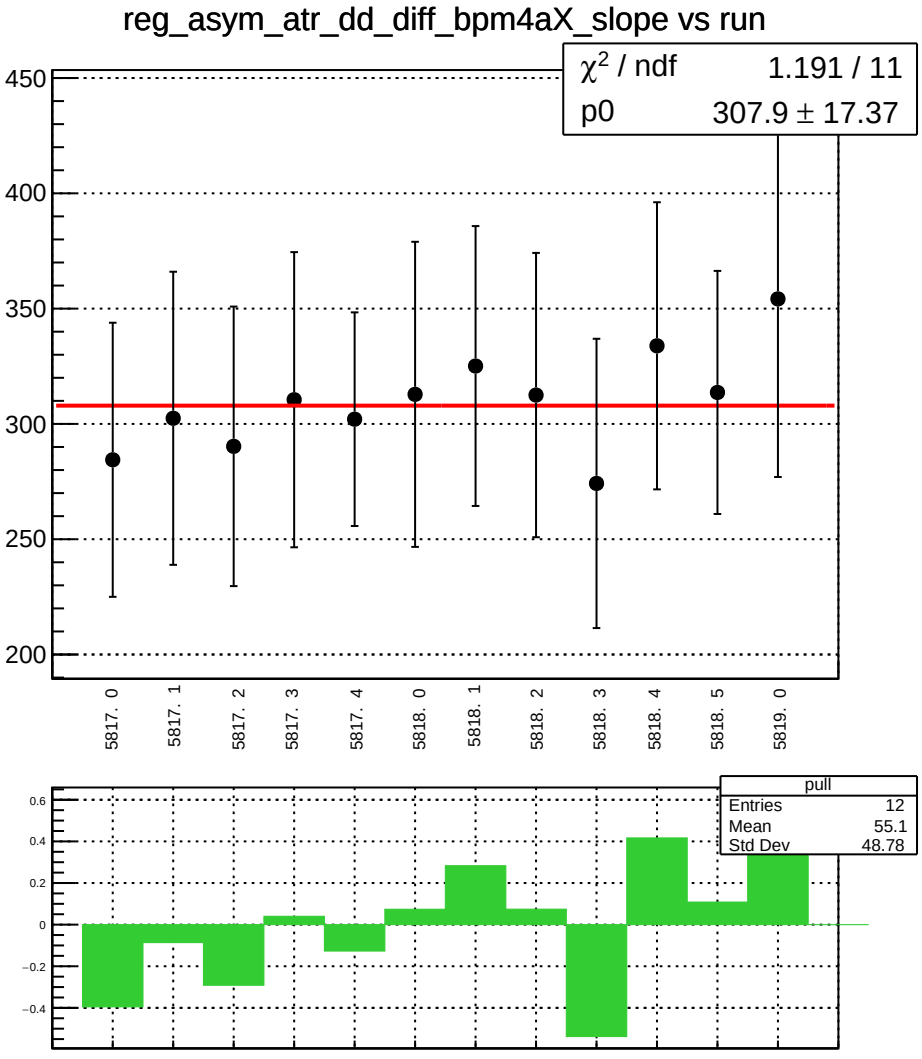
reg_asym_atr_dd_diff_bpm4aX_slope vs run
χ² / ndf 1.191 / 11
p0 307.9 ± 17.37
450
400
350
300
250
200
5817. 0
5817. 1
5817. 2
5817. 3
5817. 4
5818. 0
5818. 1
5818. 2
5818. 3
5818. 4
5818. 5
5819. 0
pull
Entries 12
Mean 55.1
Std Dev 48.78
0.6
0.4
0.2
0
−0.2
−0.4

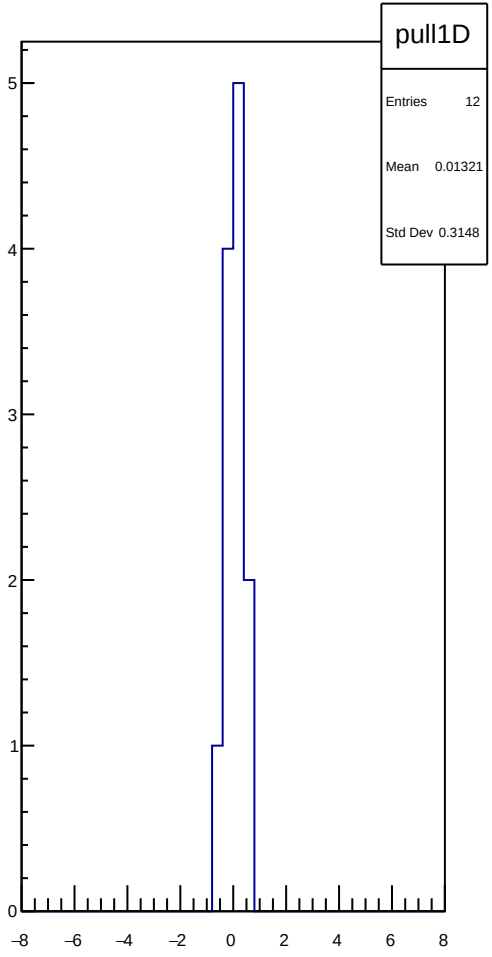
pull1D
Entries 12
Mean 0.01321
Std Dev 0.3148
5
4
3
2
1
0
−8
−6
−4
−2
0
2
4
6
8

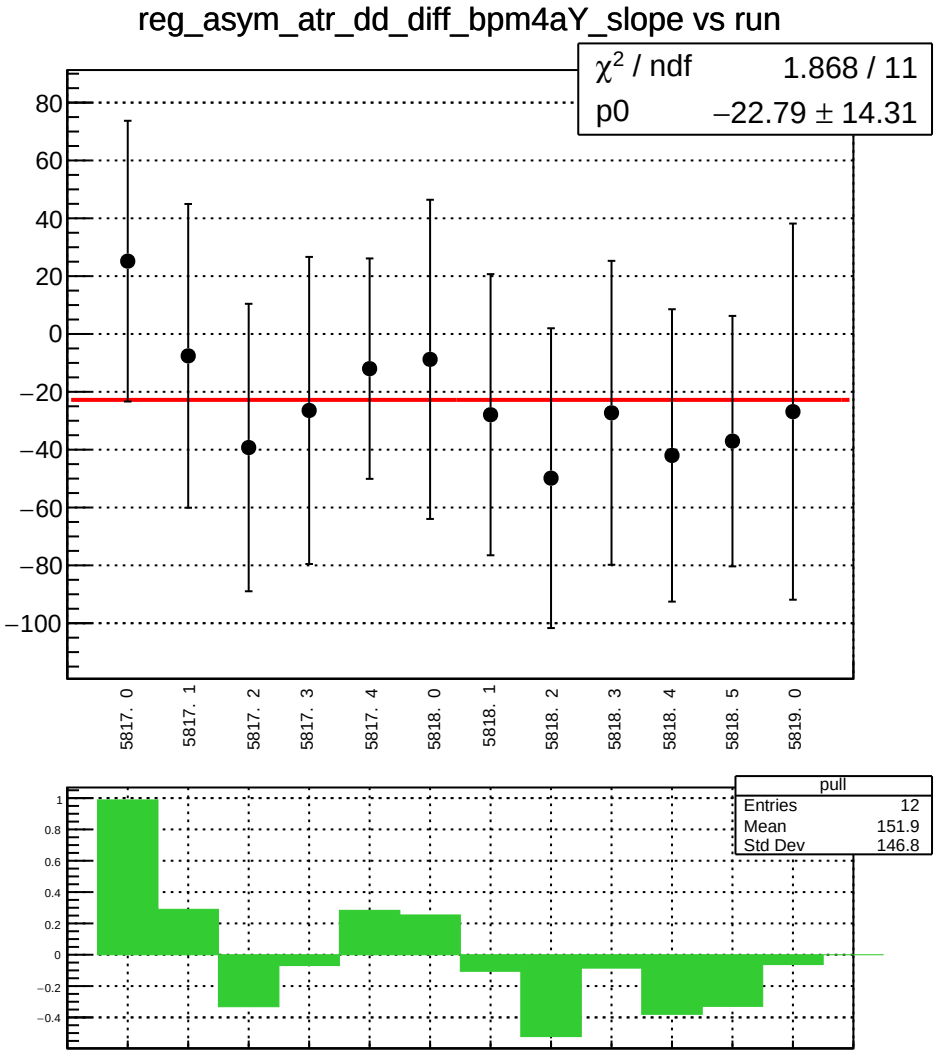
reg_asym_atr_dd_diff_bpm4aY_slope vs run
χ² / ndf 1.868 / 11
p0 −22.79 ± 14.31
80
60
40
20
0
−20
−40
−60
−80
−100
5817. 0
5817. 1
5817. 2
5817. 3
5817. 4
5818. 0
5818. 1
5818. 2
5818. 3
5818. 4
5818. 5
5819. 0
pull
Entries 12
Mean 151.9
Std Dev 146.8
1
0.8
0.6
0.4
0.2
0
−0.2
−0.4

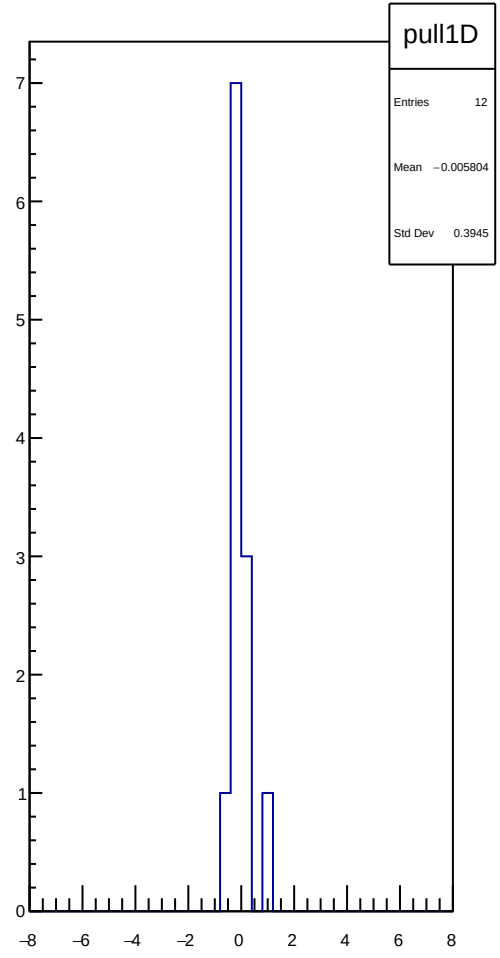
pull1D
Entries 12
Mean −0.005804
Std Dev 0.3945
7
6
5
4
3
2
1
0
−8
−6
−4
−2
0
2
4
6
8

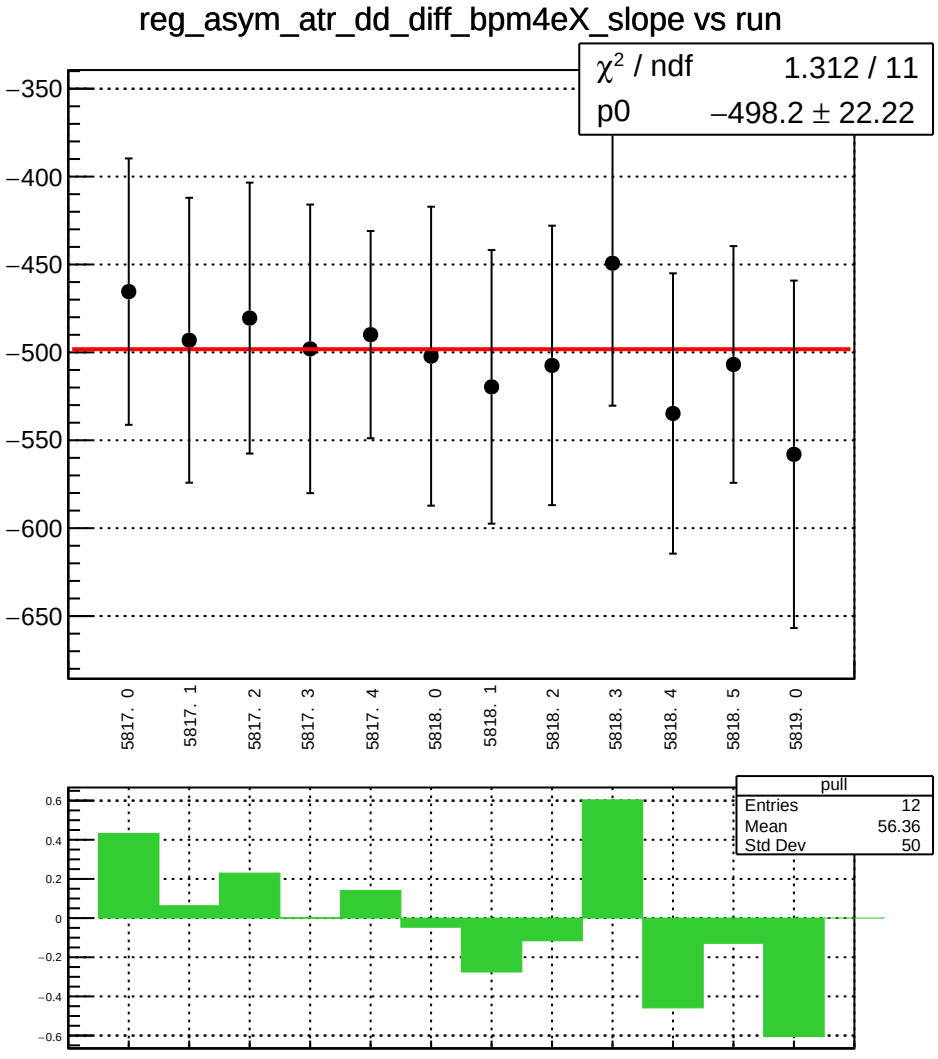
reg_asym_atr_dd_diff_bpm4eX_slope vs run
χ² / ndf 1.312 / 11
p0 −498.2 ± 22.22
−350
−400
−450
−500
−550
−600
−650
5817. 0
5817. 1
5817. 2
5817. 3
5817. 4
5818. 0
5818. 1
5818. 2
5818. 3
5818. 4
5818. 5
5819. 0
pull
Entries 12
Mean 56.36
Std Dev 50
0.6
0.4
0.2
0
−0.2
−0.4
−0.6

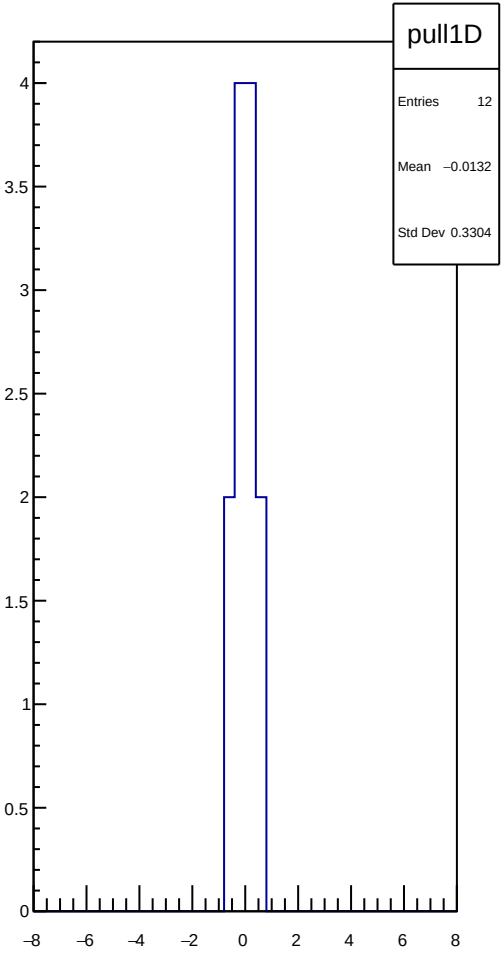
pull1D
Entries 12
Mean −0.0132
Std Dev 0.3304
4
3.5
3
2.5
2
1.5
1
0.5
0
−8
−6
−4
−2
0
2
4
6
8

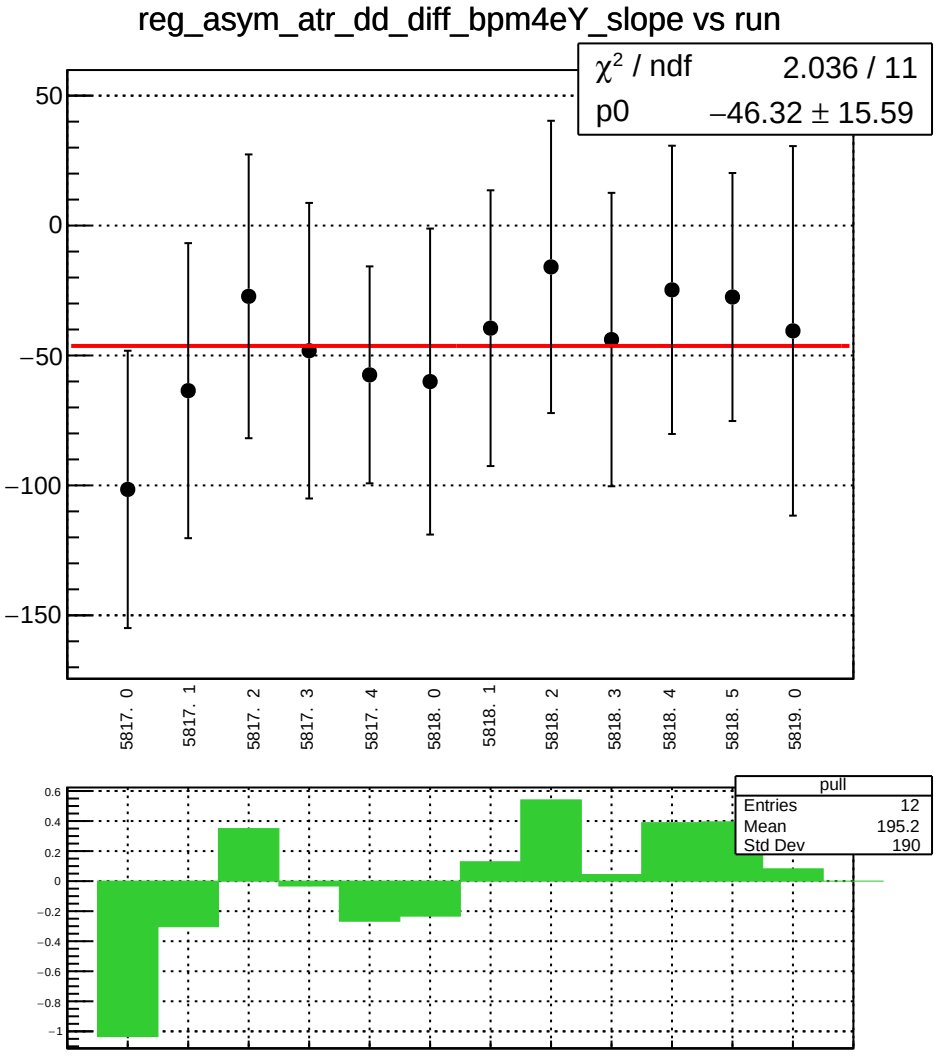
reg_asym_atr_dd_diff_bpm4eY_slope vs run
χ² / ndf 2.036 / 11
p0 −46.32 ± 15.59
50
0
−50
−100
−150
5817. 0
5817. 1
5817. 2
5817. 3
5817. 4
5818. 0
5818. 1
5818. 2
5818. 3
5818. 4
5818. 5
5819. 0
pull
Entries 12
Mean 195.2
Std Dev 190
0.6
0.4
0.2
0
−0.2
−0.4
−0.6
−0.8
−1

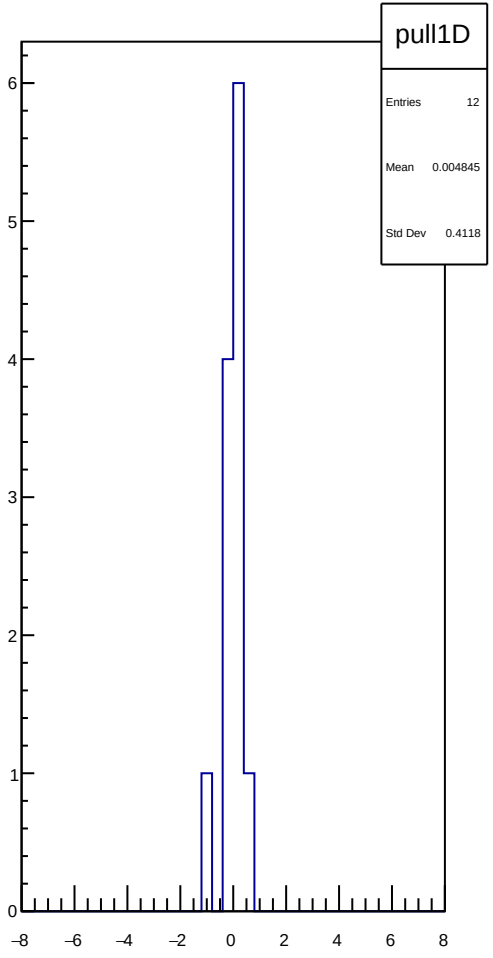
pull1D
Entries 12
Mean 0.004845
Std Dev 0.4118
6
5
4
3
2
1
0
−8
−6
−4
−2
0
2
4
6
8

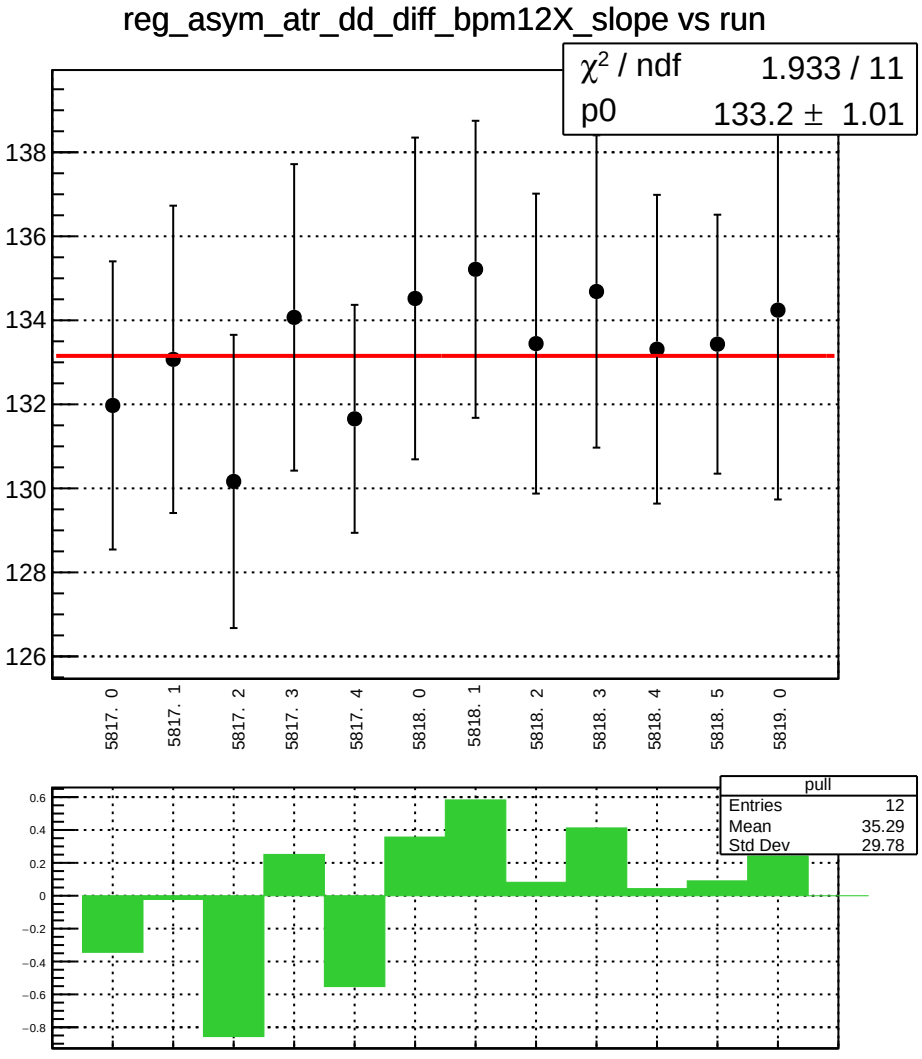
reg_asym_atr_dd_diff_bpm12X_slope vs run
χ2 / ndf 1.933 / 11
p0 133.2 ± 1.01
138
136
134
132
130
128
126
5817. 0
5817. 1
5817. 2
5817. 3
5817. 4
5818. 0
5818. 1
5818. 2
5818. 3
5818. 4
5818. 5
5819. 0
pull
Entries 12
Mean 35.29
Std Dev 29.78
0.6
0.4
0.2
0
−0.2
−0.4
−0.6
−0.8

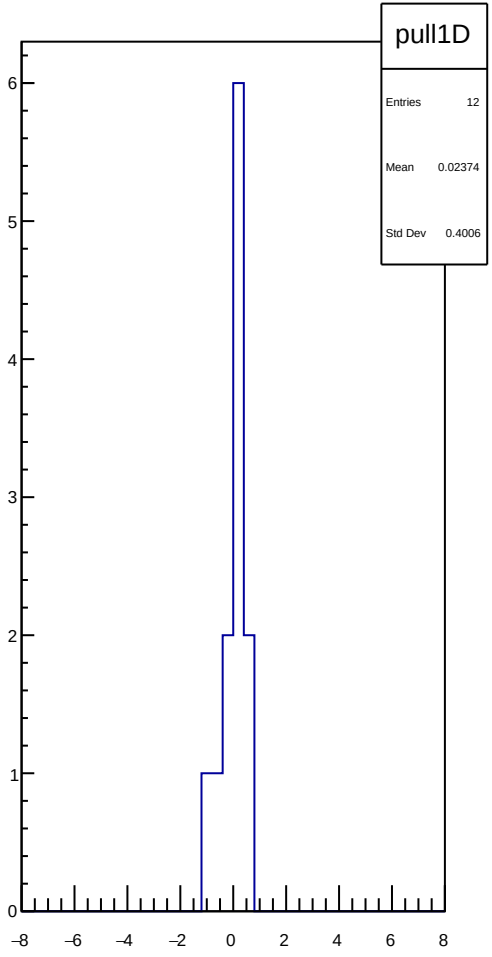
pull1D
Entries 12
Mean 0.02374
Std Dev 0.4006
6
5
4
3
2
1
0
−8
−6
−4
−2
0
2
4
6
8

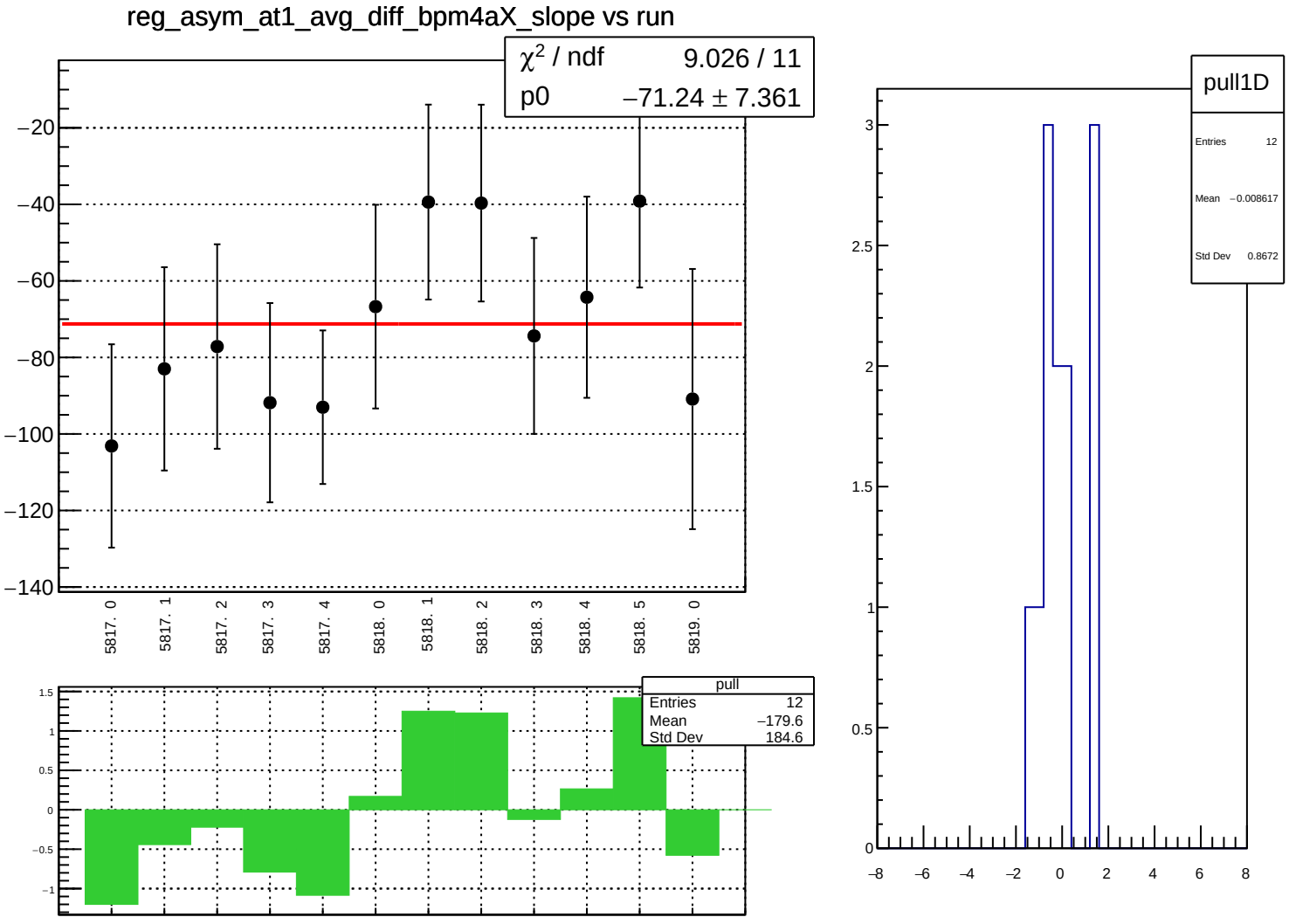
reg_asym_at1_avg_diff_bpm4aX_slope vs run
χ2 / ndf 9.026 / 11
p0 −71.24 ± 7.361
−20
−40
−60
−80
−100
−120
−140
5817. 0
5817. 1
5817. 2
5817. 3
5817. 4
5818. 0
5818. 1
5818. 2
5818. 3
5818. 4
5818. 5
5819. 0
pull
Entries 12
Mean −179.6
Std Dev 184.6
1.5
1
0.5
0
−0.5
−1
pull1D
Entries 12
Mean −0.008617
Std Dev 0.8672
3
2.5
2
1.5
1
0.5
0
−8
−6
−4
−2
0
2
4
6
8

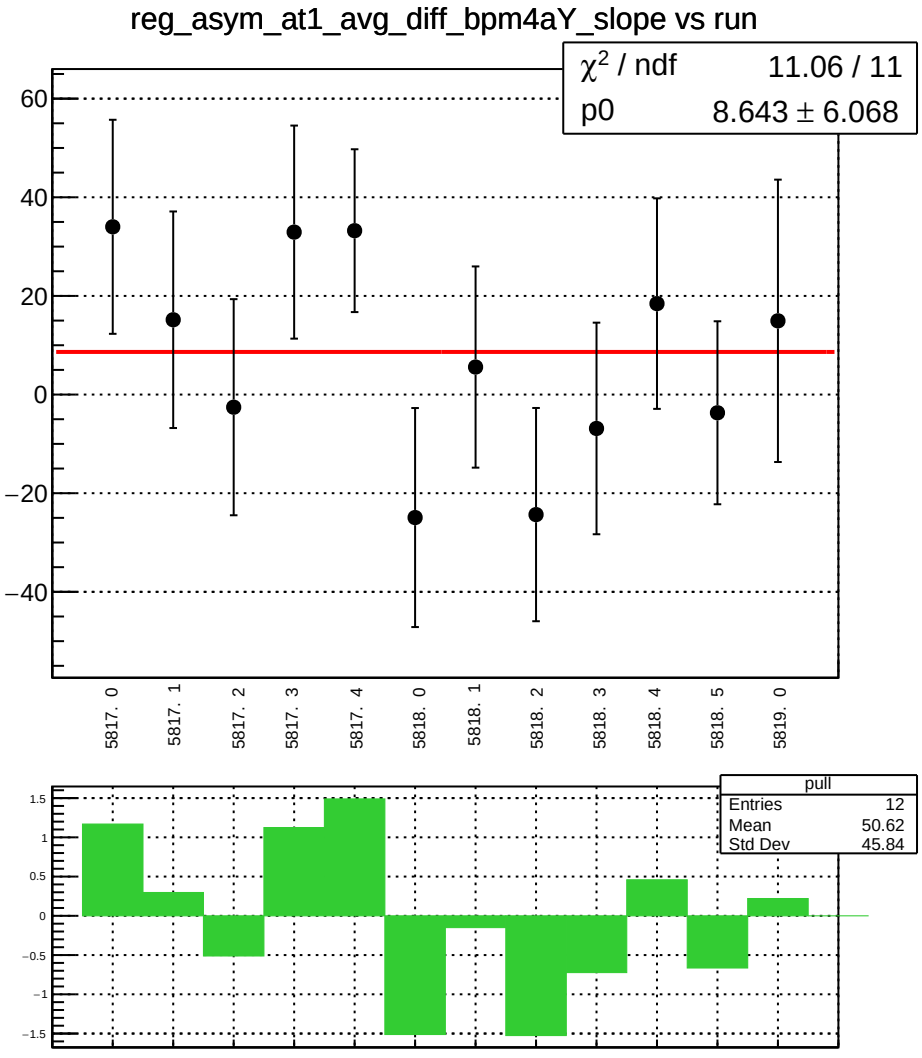
reg_asym_at1_avg_diff_bpm4aY_slope vs run
χ2 / ndf 11.06 / 11
p0 8.643 ± 6.068
60
40
20
0
−20
−40
5817. 0
5817. 1
5817. 2
5817. 3
5817. 4
5818. 0
5818. 1
5818. 2
5818. 3
5818. 4
5818. 5
5819. 0
pull
Entries 12
Mean 50.62
Std Dev 45.84
1.5
1
0.5
0
−0.5
−1
−1.5

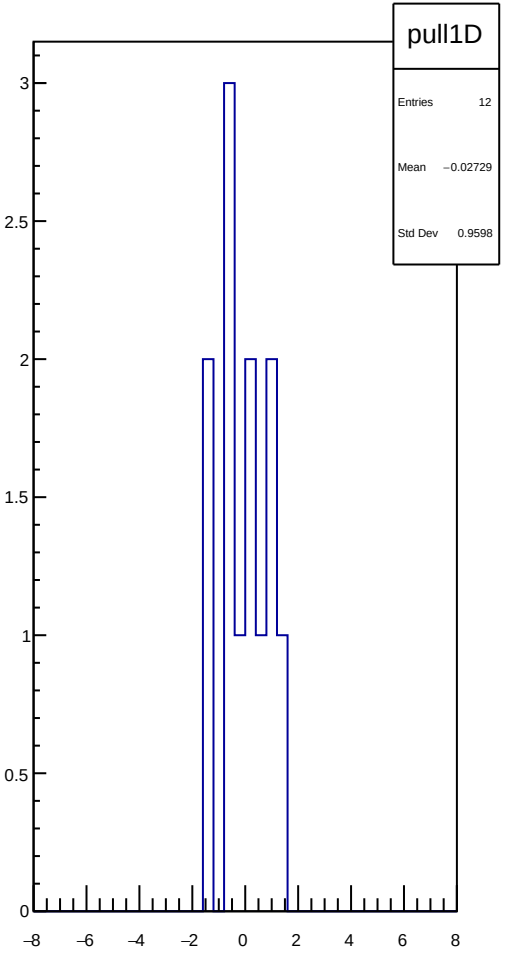
pull1D
Entries 12
Mean −0.02729
Std Dev 0.9598
3
2.5
2
1.5
1
0.5
0
−8
−6
−4
−2
0
2
4
6
8

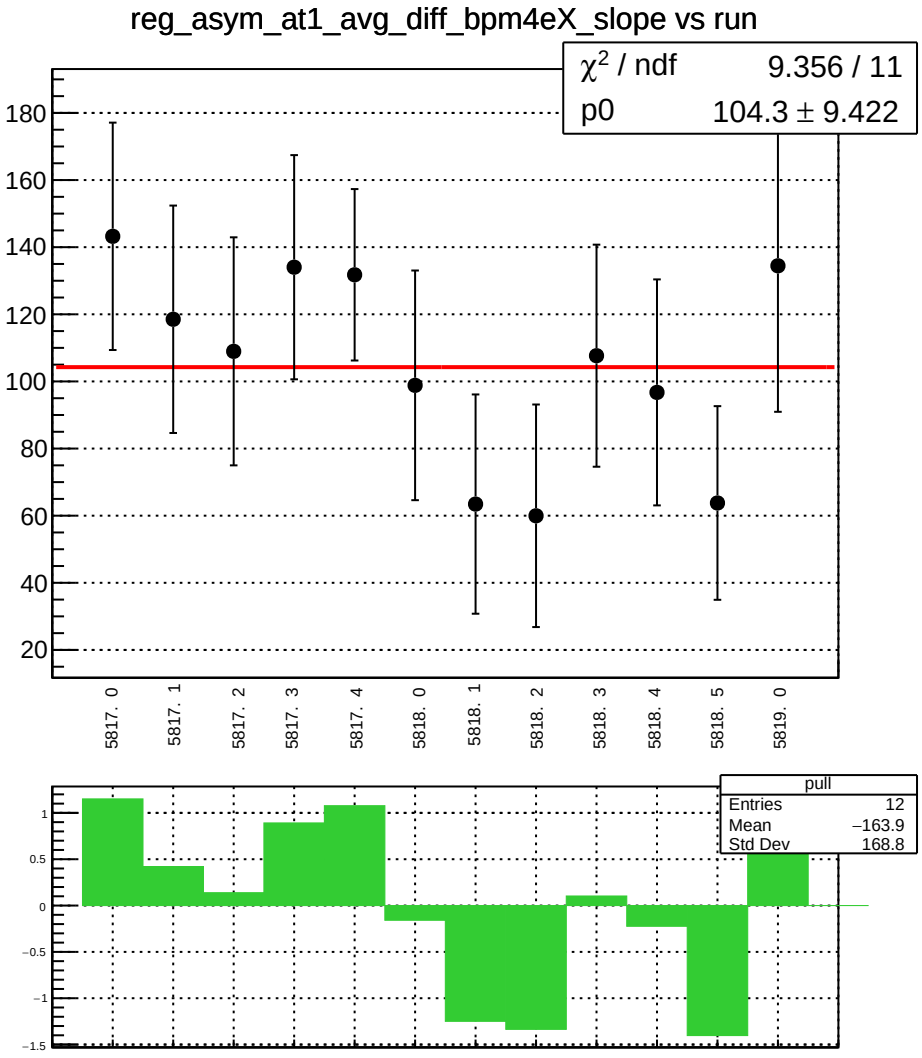
reg_asym_at1_avg_diff_bpm4eX_slope vs run
χ^2 / ndf 9.356 / 11
p0 104.3 ± 9.422
180
160
140
120
100
80
60
40
20
5817. 0
5817. 1
5817. 2
5817. 3
5817. 4
5818. 0
5818. 1
5818. 2
5818. 3
5818. 4
5818. 5
5819. 0
pull
Entries 12
Mean −163.9
Std Dev 168.8
1
0.5
0
−0.5
−1
−1.5

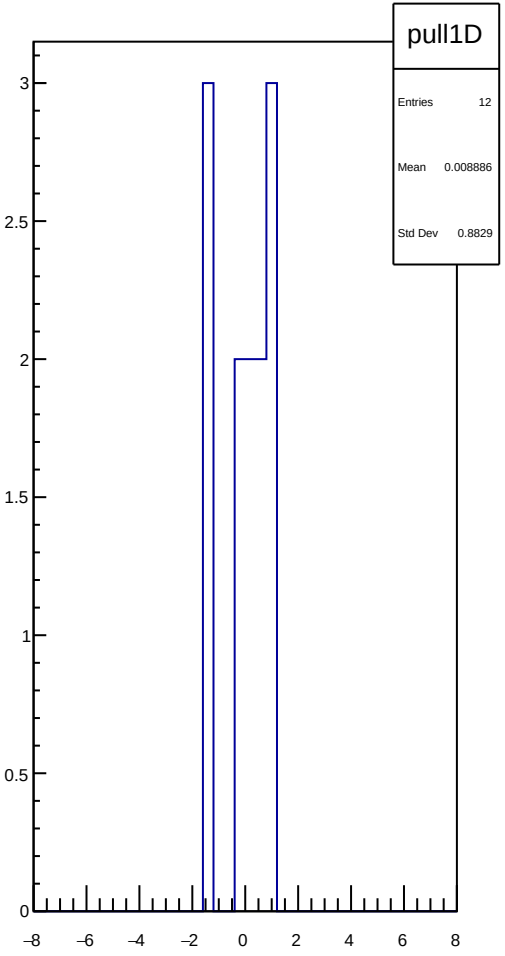
pull1D
Entries 12
Mean 0.008886
Std Dev 0.8829
3
2.5
2
1.5
1
0.5
0
−8
−6
−4
−2
0
2
4
6
8

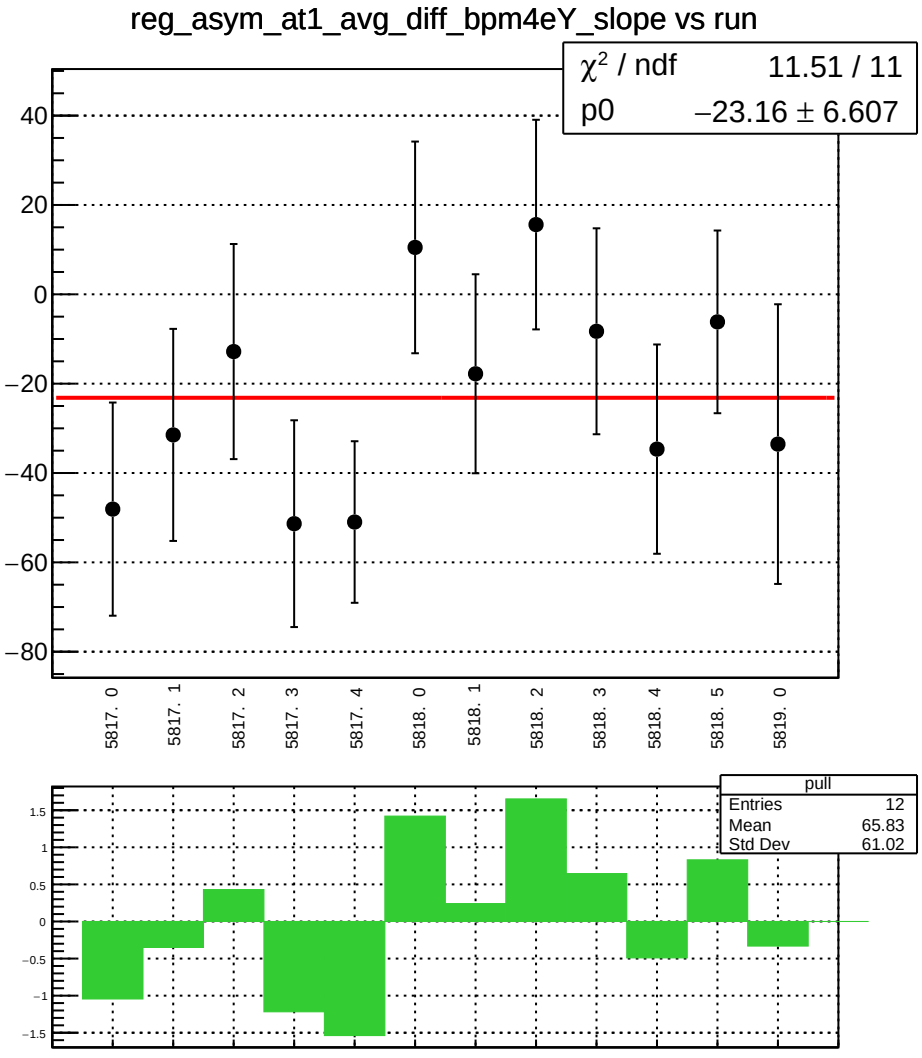
reg_asym_at1_avg_diff_bpm4eY_slope vs run
χ² / ndf 11.51 / 11
p0 −23.16 ± 6.607
40
20
0
−20
−40
−60
−80
5817. 0
5817. 1
5817. 2
5817. 3
5817. 4
5818. 0
5818. 1
5818. 2
5818. 3
5818. 4
5818. 5
5819. 0
pull
Entries 12
Mean 65.83
Std Dev 61.02
1.5
1
0.5
0
−0.5
−1
−1.5

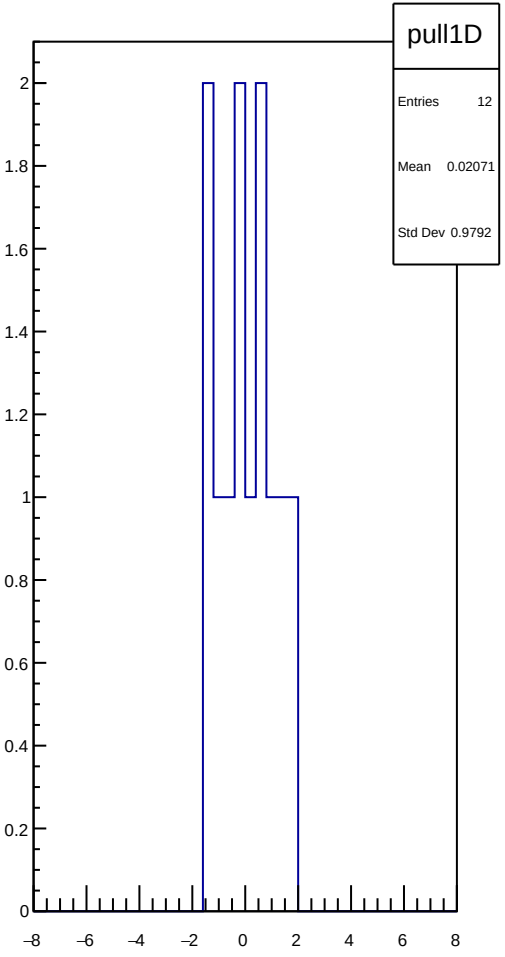
pull1D
Entries 12
Mean 0.02071
Std Dev 0.9792
2
1.8
1.6
1.4
1.2
1
0.8
0.6
0.4
0.2
0
−8
−6
−4
−2
0
2
4
6
8

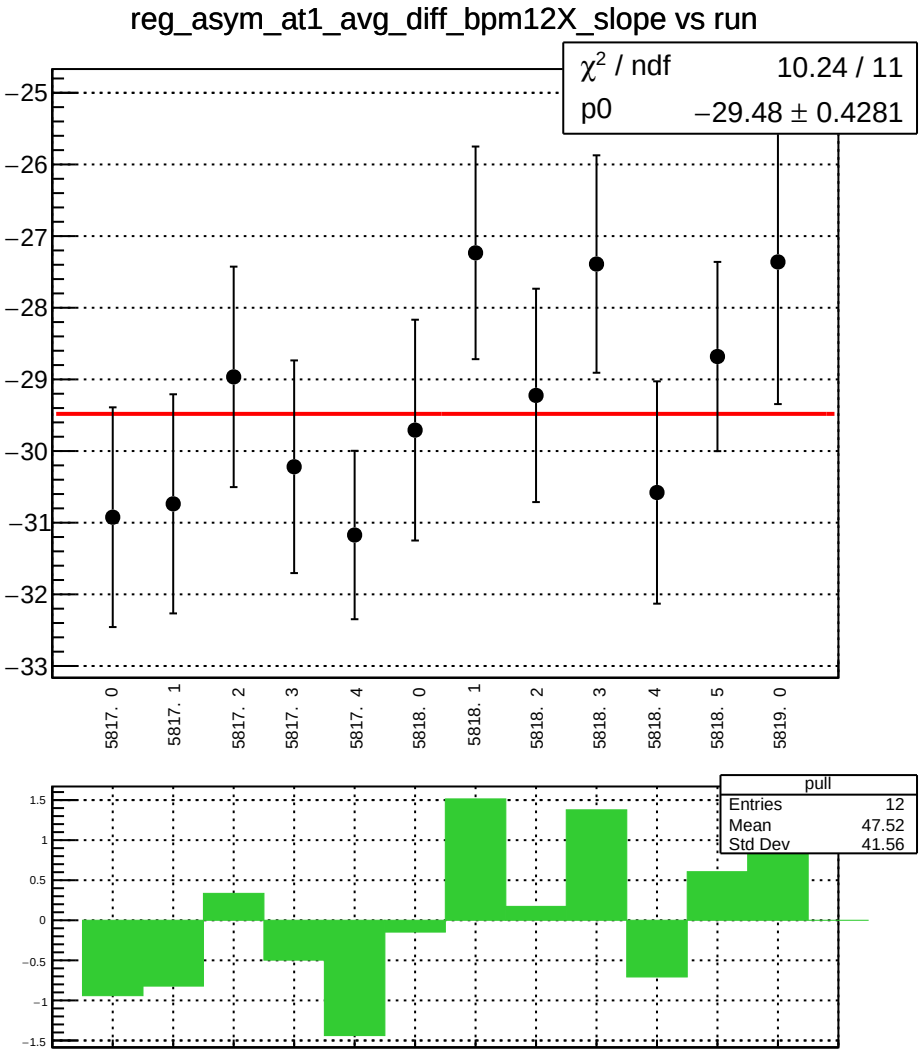
reg_asym_at1_avg_diff_bpm12X_slope vs run
χ² / ndf 10.24 / 11
p0 −29.48 ± 0.4281
−25
−26
−27
−28
−29
−30
−31
−32
−33
5817. 0
5817. 1
5817. 2
5817. 3
5817. 4
5818. 0
5818. 1
5818. 2
5818. 3
5818. 4
5818. 5
5819. 0
pull
Entries 12
Mean 47.52
Std Dev 41.56
1.5
1
0.5
0
−0.5
−1
−1.5

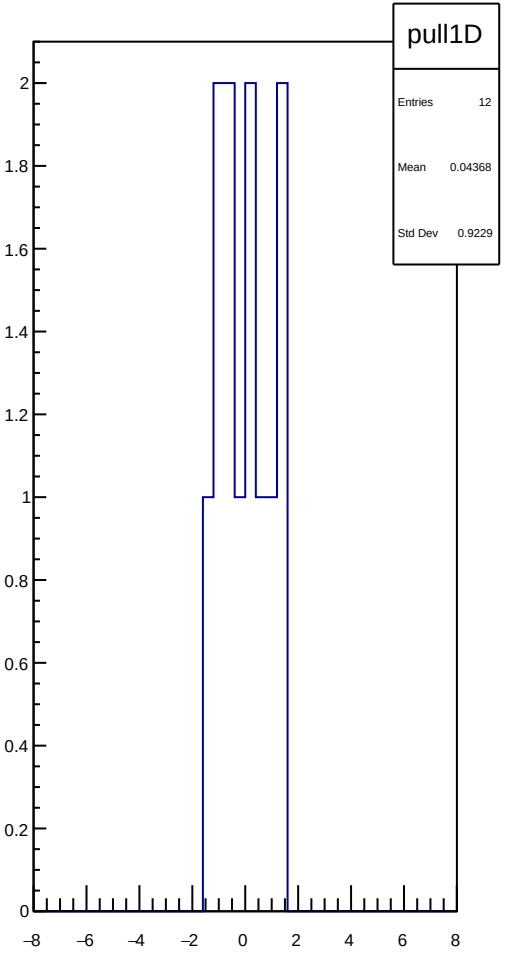
pull1D
Entries 12
Mean 0.04368
Std Dev 0.9229
2
1.8
1.6
1.4
1.2
1
0.8
0.6
0.4
0.2
0
−8
−6
−4
−2
0
2
4
6
8

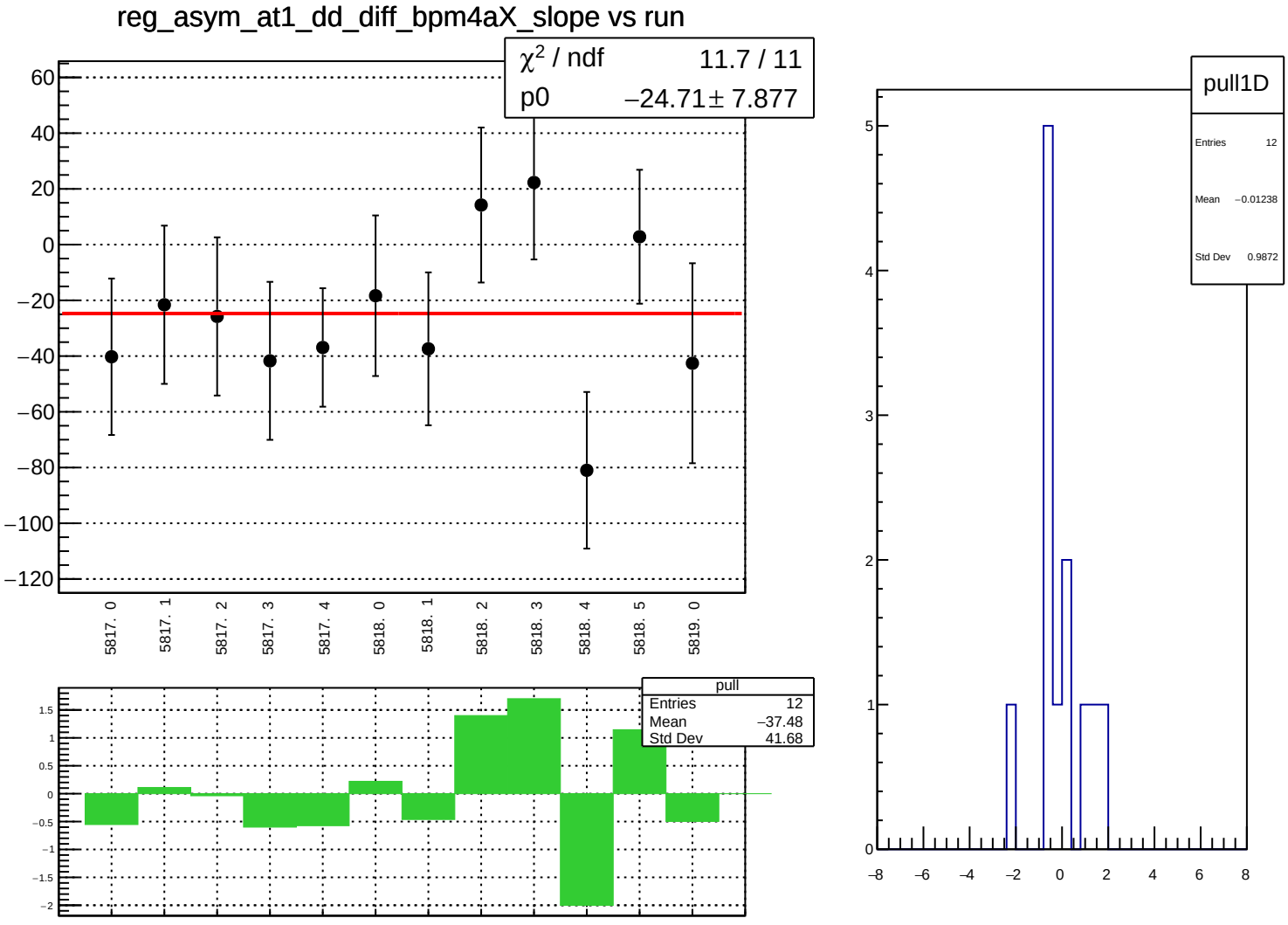
reg_asym_at1_dd_diff_bpm4aX_slope vs run
χ² / ndf 11.7 / 11
p0 −24.71± 7.877
60
40
20
0
−20
−40
−60
−80
−100
−120
5817. 0
5817. 1
5817. 2
5817. 3
5817. 4
5818. 0
5818. 1
5818. 2
5818. 3
5818. 4
5818. 5
5819. 0
pull
Entries 12
Mean −37.48
Std Dev 41.68
1.5
1
0.5
0
−0.5
−1
−1.5
−2
pull1D
Entries 12
Mean −0.01238
Std Dev 0.9872
5
4
3
2
1
0
−8
−6
−4
−2
0
2
4
6
8

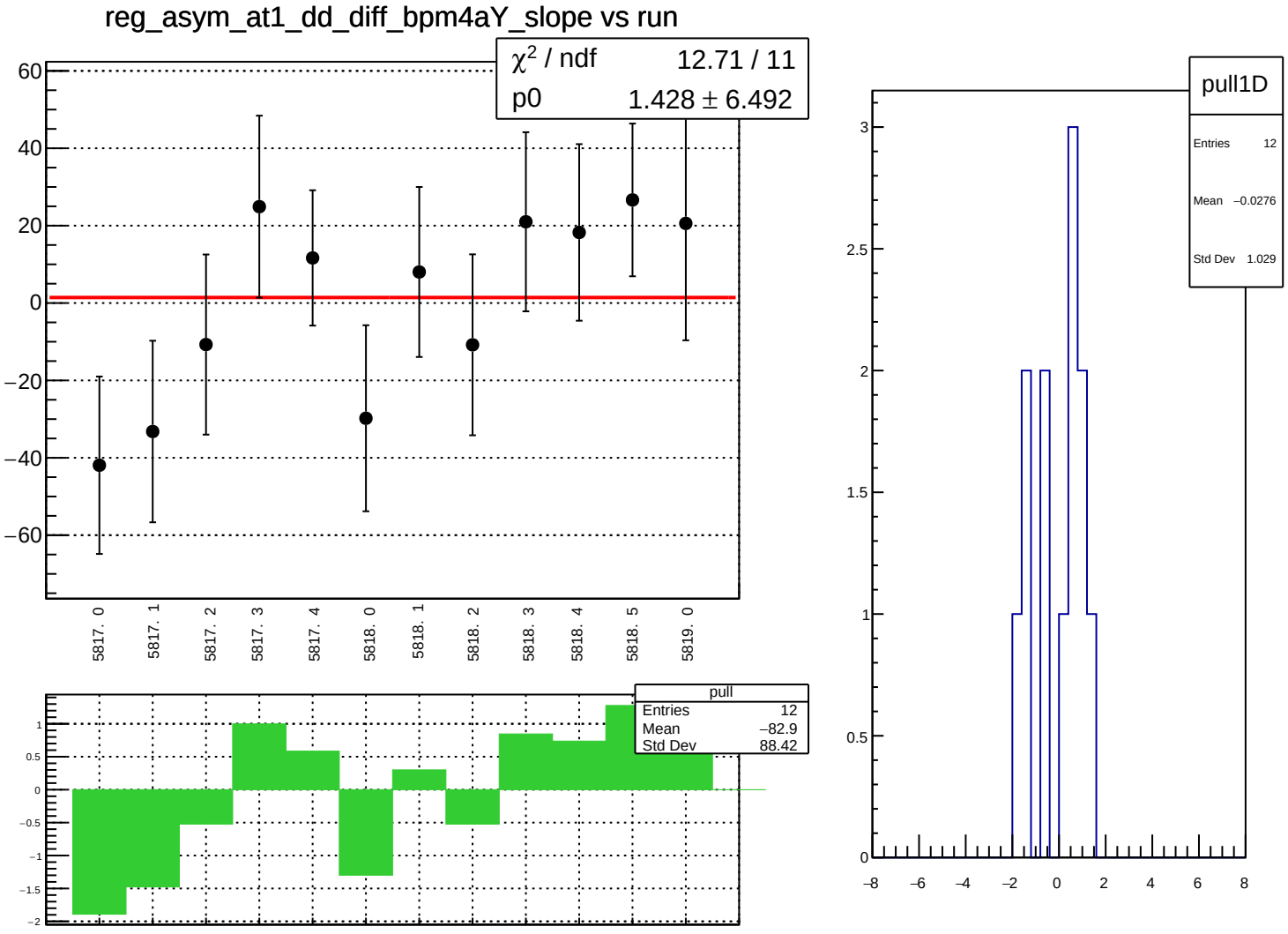
reg_asym_at1_dd_diff_bpm4aY_slope vs run
χ² / ndf 12.71 / 11
p0 1.428 ± 6.492
60
40
20
0
−20
−40
−60
5817. 0
5817. 1
5817. 2
5817. 3
5817. 4
5818. 0
5818. 1
5818. 2
5818. 3
5818. 4
5818. 5
5819. 0
pull
Entries 12
Mean −82.9
Std Dev 88.42
1
0.5
0
−0.5
−1
−1.5
−2
pull1D
Entries 12
Mean −0.0276
Std Dev 1.029
3
2.5
2
1.5
1
0.5
0
−8
−6
−4
−2
0
2
4
6
8

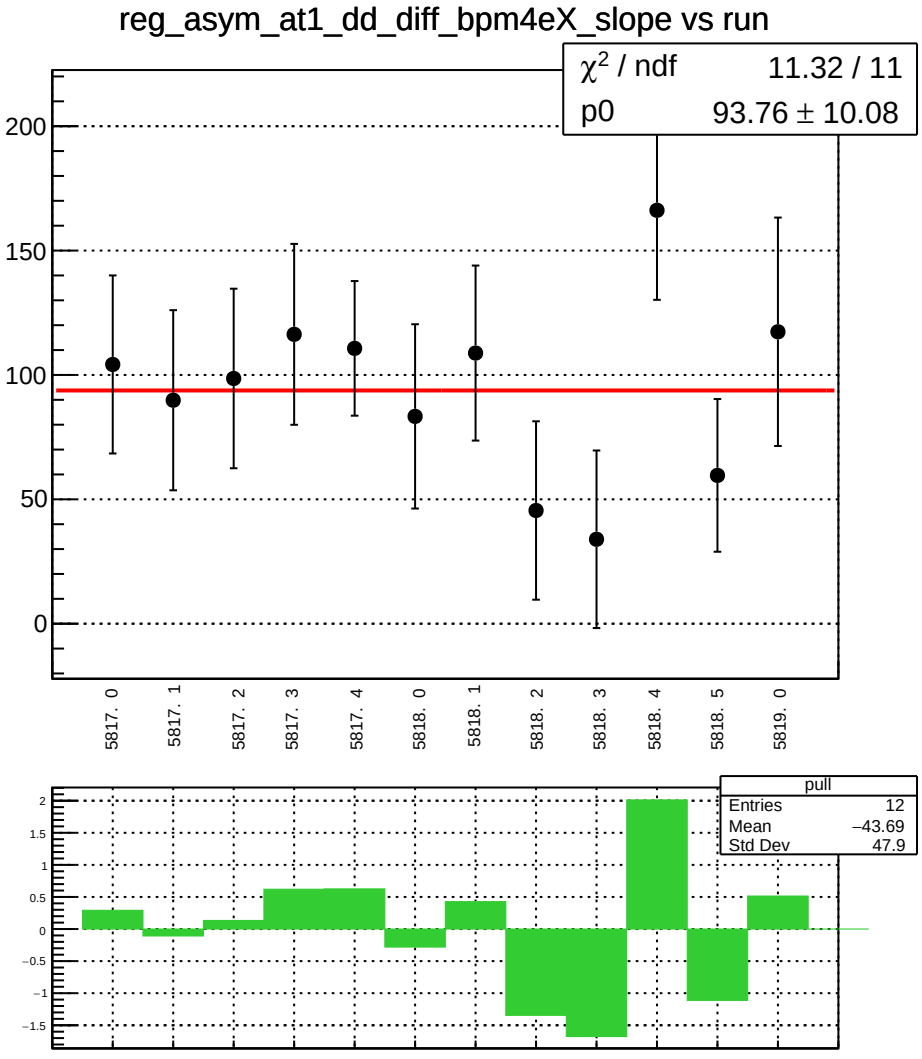
reg_asym_at1_dd_diff_bpm4eX_slope vs run
χ2 / ndf 11.32 / 11
p0 93.76 ± 10.08
200
150
100
50
0
5817. 0
5817. 1
5817. 2
5817. 3
5817. 4
5818. 0
5818. 1
5818. 2
5818. 3
5818. 4
5818. 5
5819. 0
pull
Entries 12
Mean −43.69
Std Dev 47.9
2
1.5
1
0.5
0
−0.5
−1
−1.5

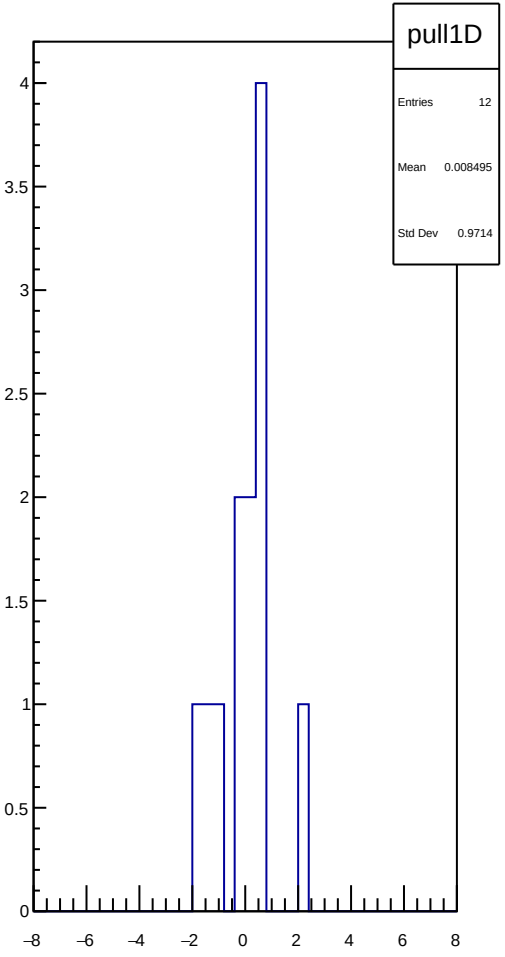
pull1D
Entries 12
Mean 0.008495
Std Dev 0.9714
4
3.5
3
2.5
2
1.5
1
0.5
0
−8
−6
−4
−2
0
2
4
6
8

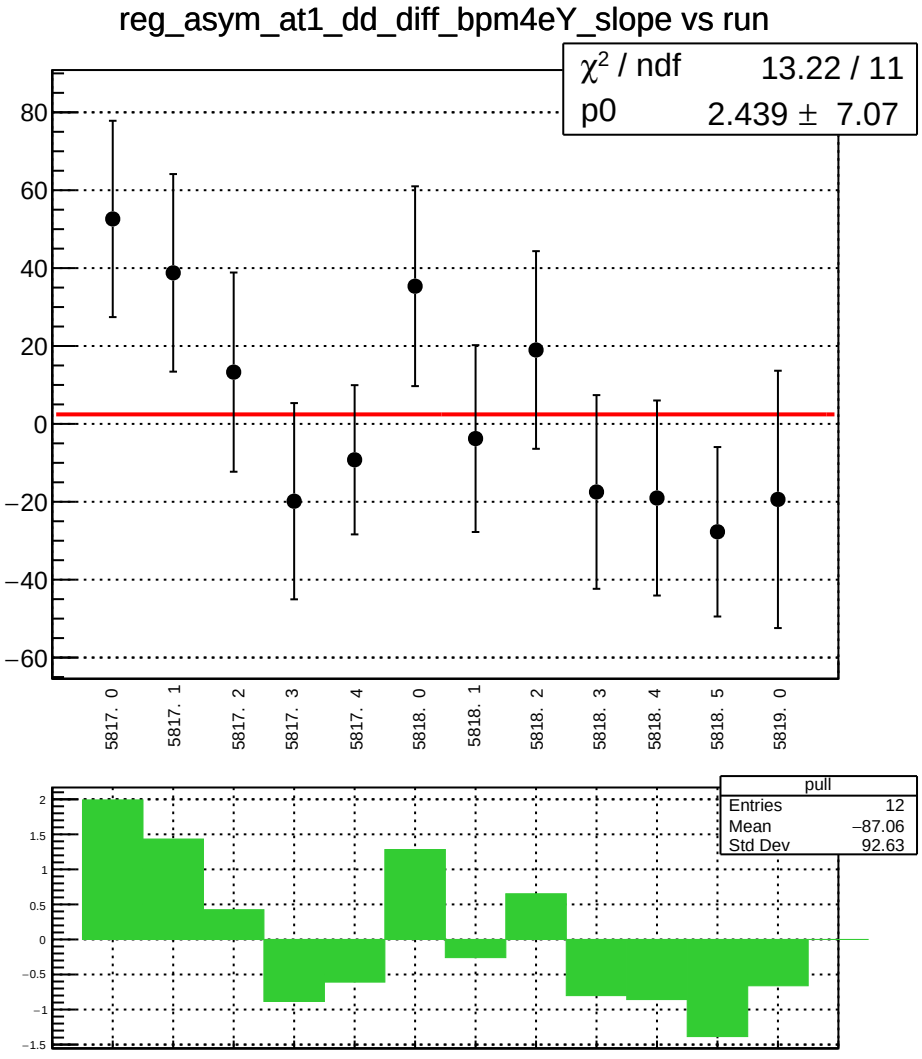
reg_asym_at1_dd_diff_bpm4eY_slope vs run
χ² / ndf 13.22 / 11
p0 2.439 ± 7.07
80
60
40
20
0
−20
−40
−60
5817. 0
5817. 1
5817. 2
5817. 3
5817. 4
5818. 0
5818. 1
5818. 2
5818. 3
5818. 4
5818. 5
5819. 0
pull
Entries 12
Mean −87.06
Std Dev 92.63
2
1.5
1
0.5
0
−0.5
−1
−1.5

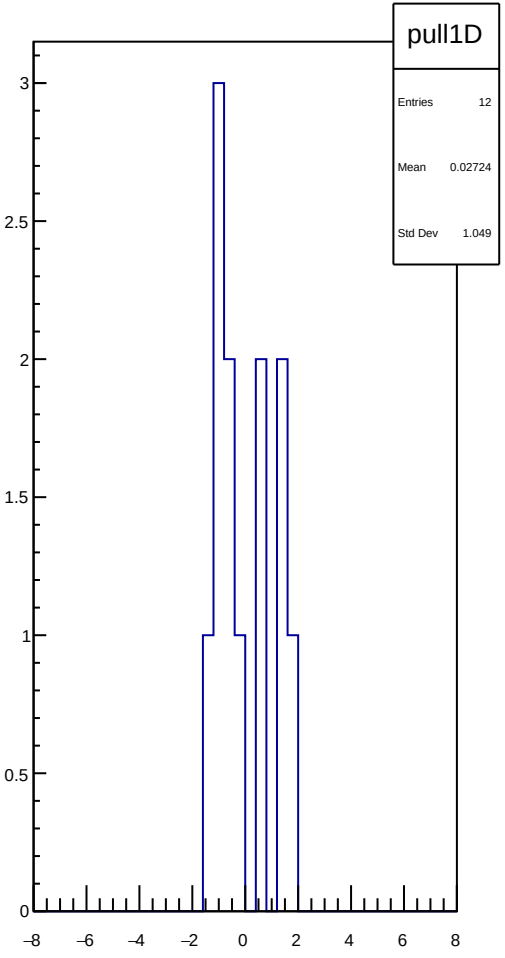
pull1D
Entries 12
Mean 0.02724
Std Dev 1.049
3
2.5
2
1.5
1
0.5
0
−8
−6
−4
−2
0
2
4
6
8

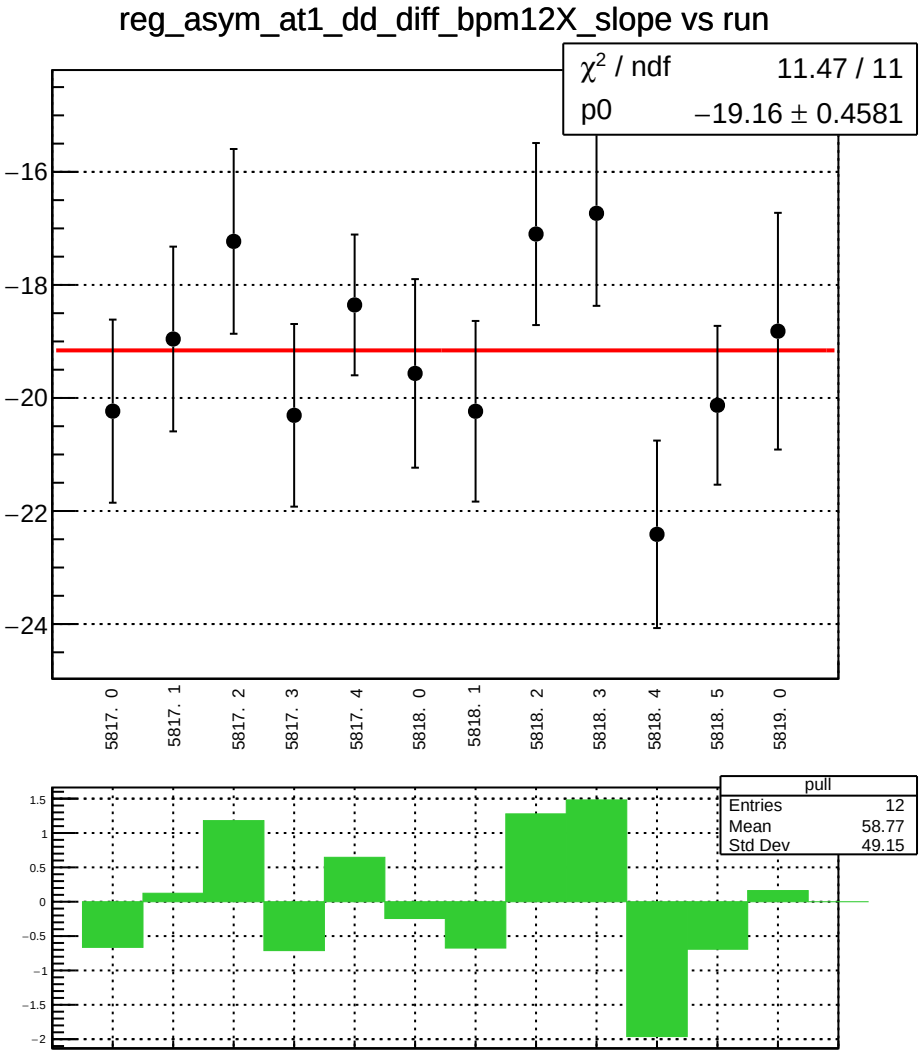
reg_asym_at1_dd_diff_bpm12X_slope vs run
χ² / ndf 11.47 / 11
p0 −19.16 ± 0.4581
−16
−18
−20
−22
−24
5817. 0
5817. 1
5817. 2
5817. 3
5817. 4
5818. 0
5818. 1
5818. 2
5818. 3
5818. 4
5818. 5
5819. 0
pull
Entries 12
Mean 58.77
Std Dev 49.15
1.5
1
0.5
0
−0.5
−1
−1.5
−2

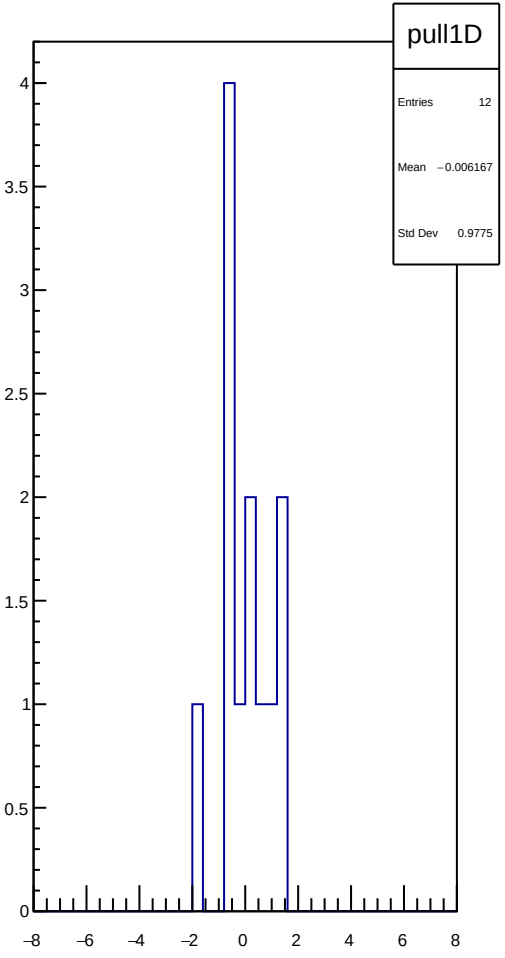
pull1D
Entries 12
Mean −0.006167
Std Dev 0.9775
4
3.5
3
2.5
2
1.5
1
0.5
0
−8
−6
−4
−2
0
2
4
6
8

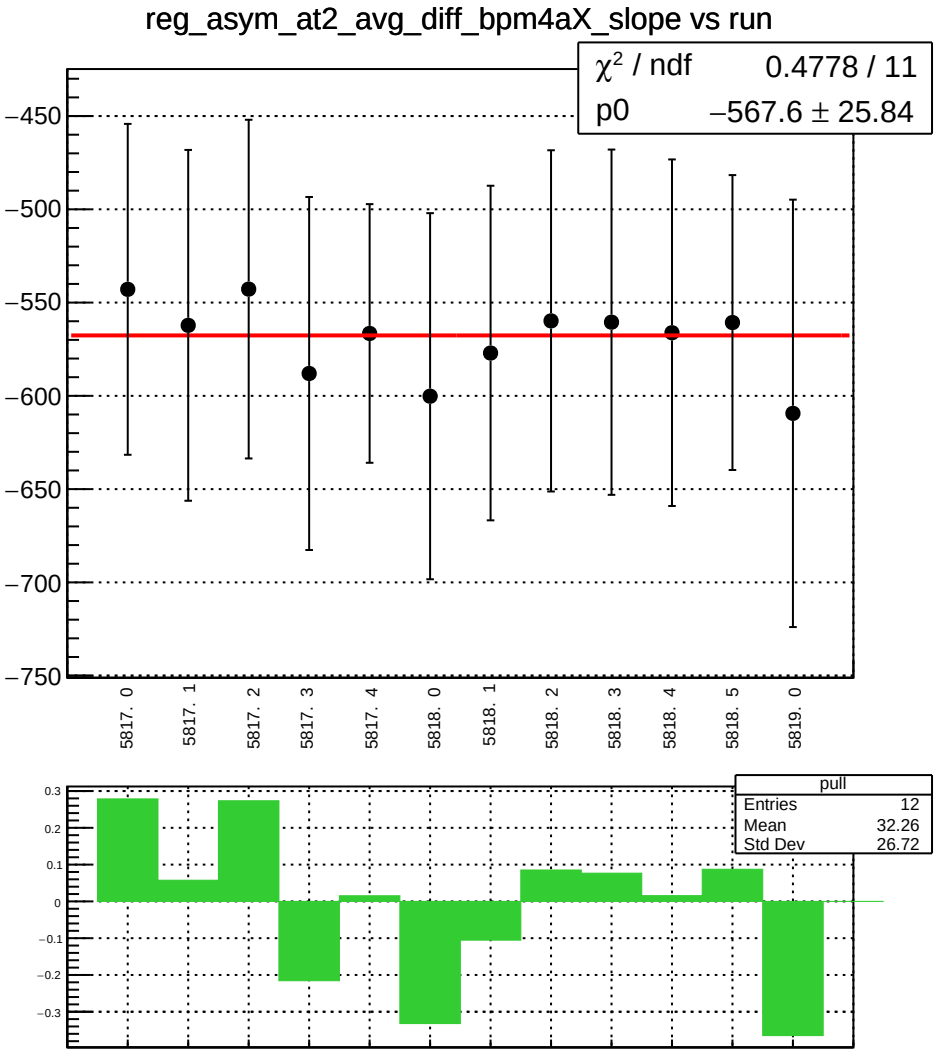
reg_asym_at2_avg_diff_bpm4aX_slope vs run
χ² / ndf 0.4778 / 11
p0 −567.6 ± 25.84
−450
−500
−550
−600
−650
−700
−750
5817. 0
5817. 1
5817. 2
5817. 3
5817. 4
5818. 0
5818. 1
5818. 2
5818. 3
5818. 4
5818. 5
5819. 0
pull
Entries 12
Mean 32.26
Std Dev 26.72
0.3
0.2
0.1
0
−0.1
−0.2
−0.3

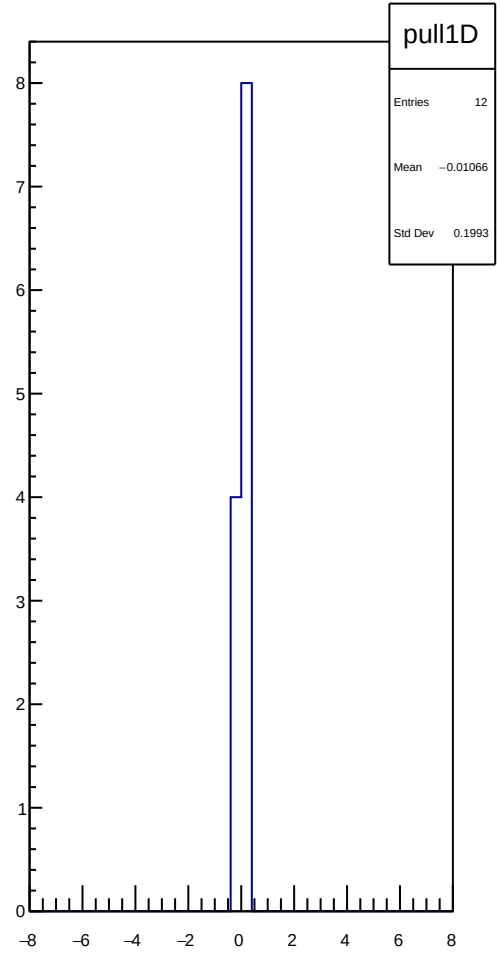
pull1D
Entries 12
Mean −0.01066
Std Dev 0.1993
8
7
6
5
4
3
2
1
0
−8
−6
−4
−2
0
2
4
6
8

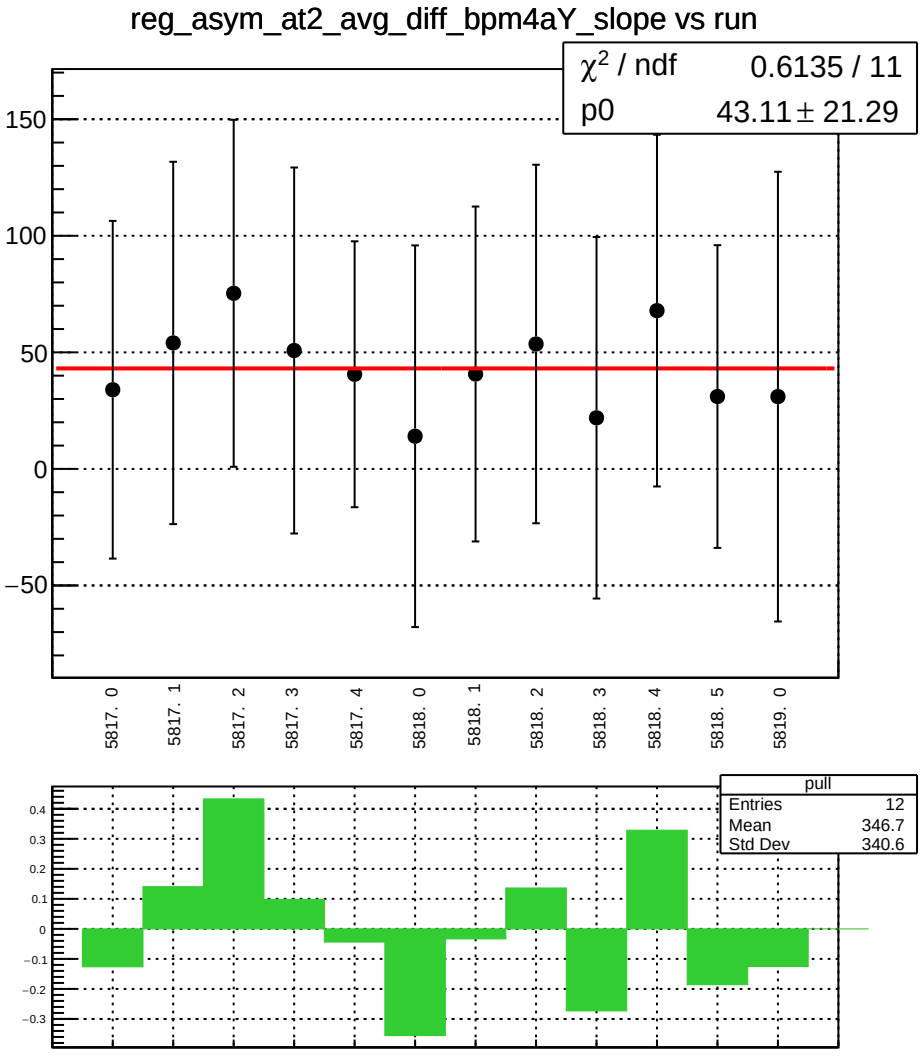
reg_asym_at2_avg_diff_bpm4aY_slope vs run
χ2 / ndf 0.6135 / 11
p0 43.11 ± 21.29
150
100
50
0
−50
5817. 0
5817. 1
5817. 2
5817. 3
5817. 4
5818. 0
5818. 1
5818. 2
5818. 3
5818. 4
5818. 5
5819. 0
pull
Entries 12
Mean 346.7
Std Dev 340.6
0.4
0.3
0.2
0.1
0
−0.1
−0.2
−0.3

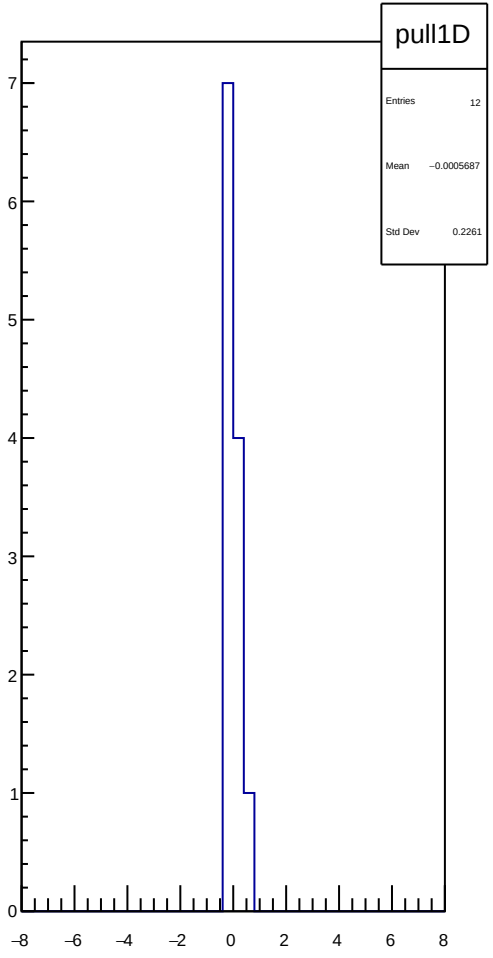
pull1D
Entries 12
Mean −0.0005687
Std Dev 0.2261
7
6
5
4
3
2
1
0
−8
−6
−4
−2
0
2
4
6
8

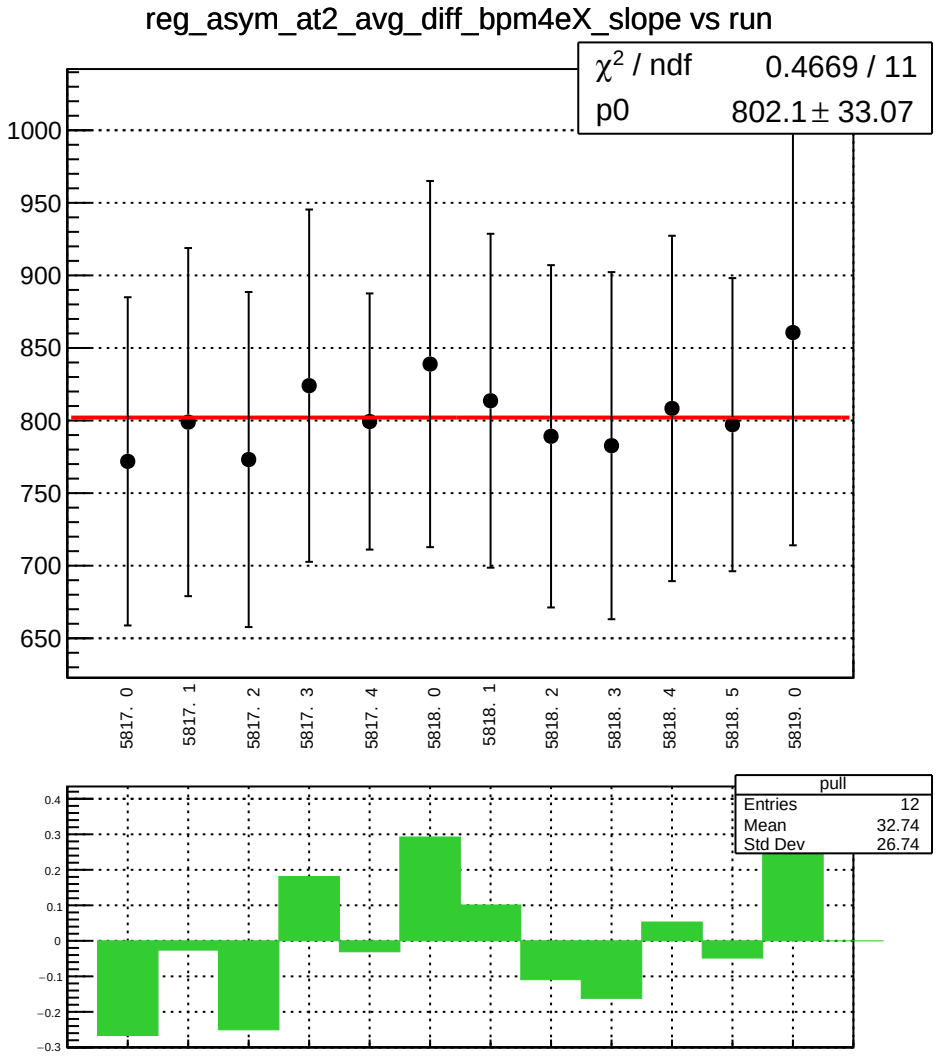
reg_asym_at2_avg_diff_bpm4eX_slope vs run
χ2 / ndf 0.4669 / 11
p0 802.1 ± 33.07
1000
950
900
850
800
750
700
650
5817. 0
5817. 1
5817. 2
5817. 3
5817. 4
5818. 0
5818. 1
5818. 2
5818. 3
5818. 4
5818. 5
5819. 0
pull
Entries 12
Mean 32.74
Std Dev 26.74
0.4
0.3
0.2
0.1
0
−0.1
−0.2
−0.3

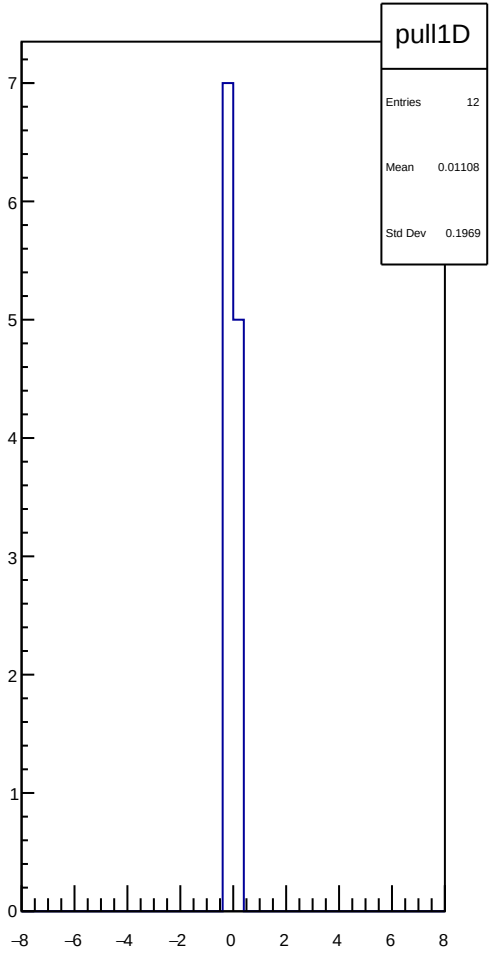
pull1D
Entries 12
Mean 0.01108
Std Dev 0.1969
7
6
5
4
3
2
1
0
−8
−6
−4
−2
0
2
4
6
8

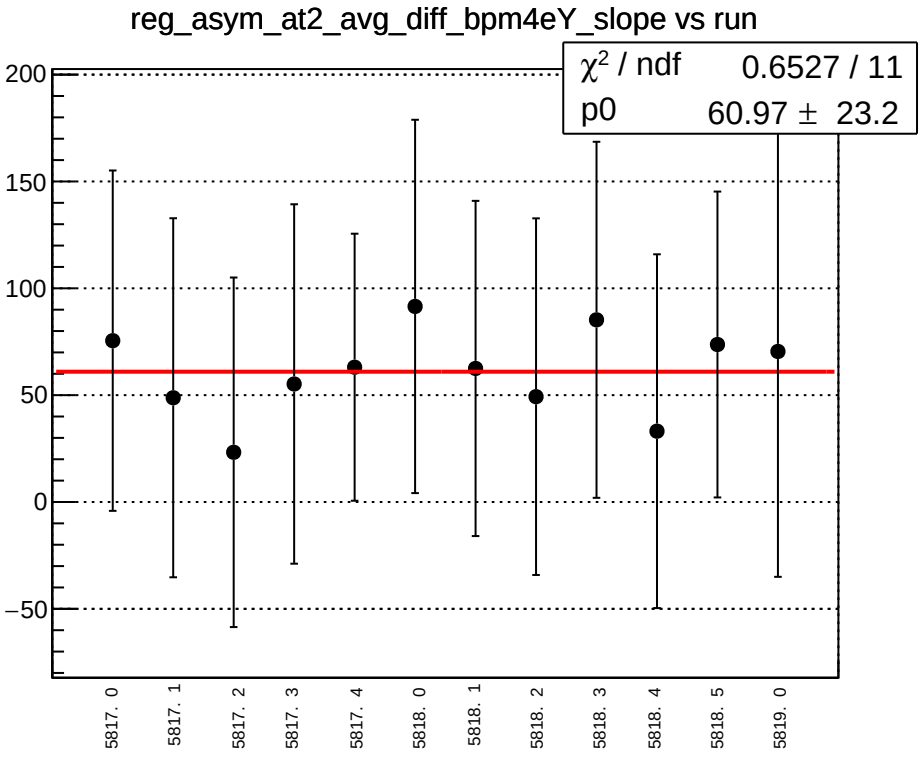
reg_asym_at2_avg_diff_bpm4eY_slope vs run
χ^2 / ndf 0.6527 / 11
p0 60.97 ± 23.2
200
150
100
50
0
−50
5817. 0
5817. 1
5817. 2
5817. 3
5817. 4
5818. 0
5818. 1
5818. 2
5818. 3
5818. 4
5818. 5
5819. 0

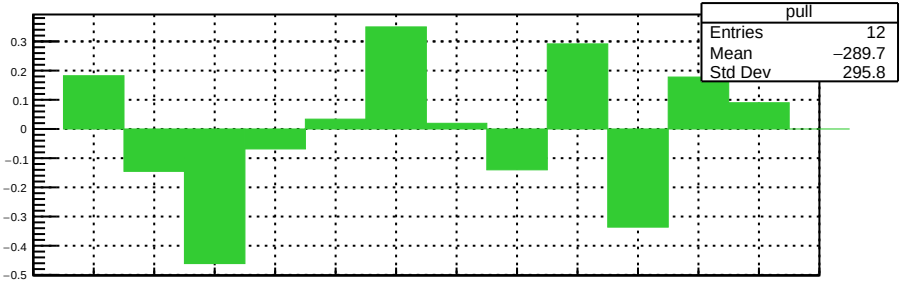
pull
Entries 12
Mean −289.7
Std Dev 295.8
0.3
0.2
0.1
0
−0.1
−0.2
−0.3
−0.4
−0.5

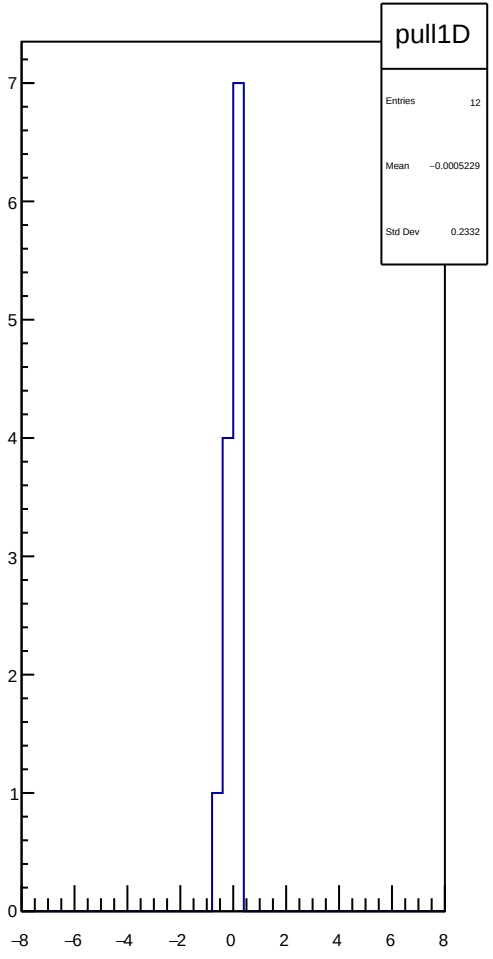
pull1D
Entries 12
Mean −0.0005229
Std Dev 0.2332
7
6
5
4
3
2
1
0
−8
−6
−4
−2
0
2
4
6
8

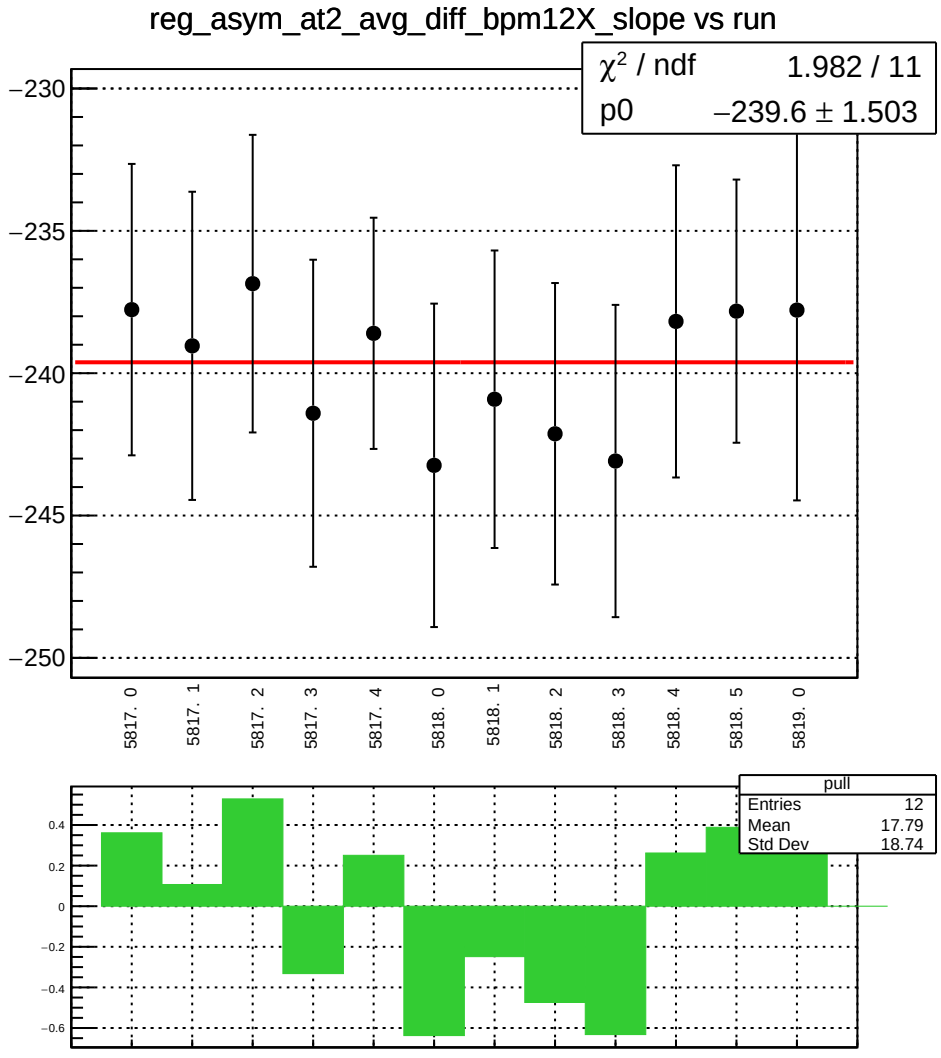
reg_asym_at2_avg_diff_bpm12X_slope vs run
χ² / ndf 1.982 / 11
p0 −239.6 ± 1.503
−230
−235
−240
−245
−250
5817. 0
5817. 1
5817. 2
5817. 3
5817. 4
5818. 0
5818. 1
5818. 2
5818. 3
5818. 4
5818. 5
5819. 0
pull
Entries 12
Mean 17.79
Std Dev 18.74
0.4
0.2
0
−0.2
−0.4
−0.6

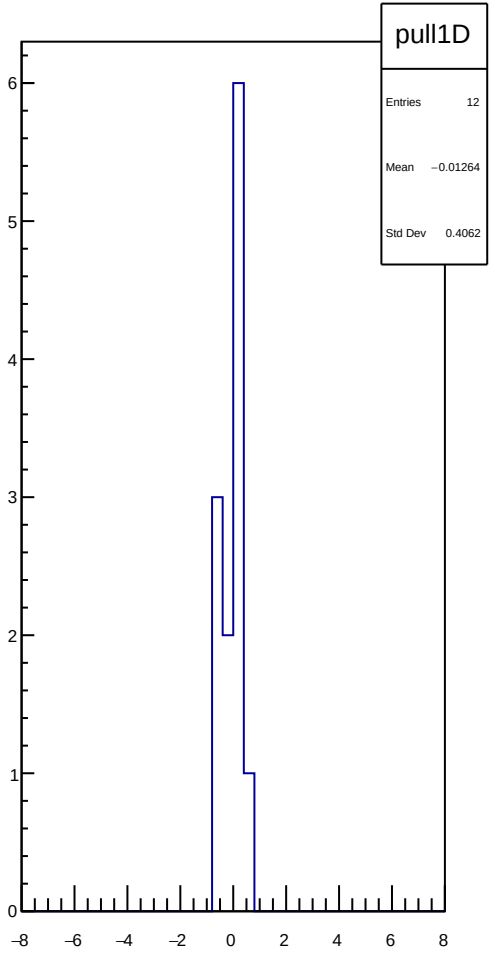
pull1D
Entries 12
Mean −0.01264
Std Dev 0.4062
6
5
4
3
2
1
0
−8
−6
−4
−2
0
2
4
6
8

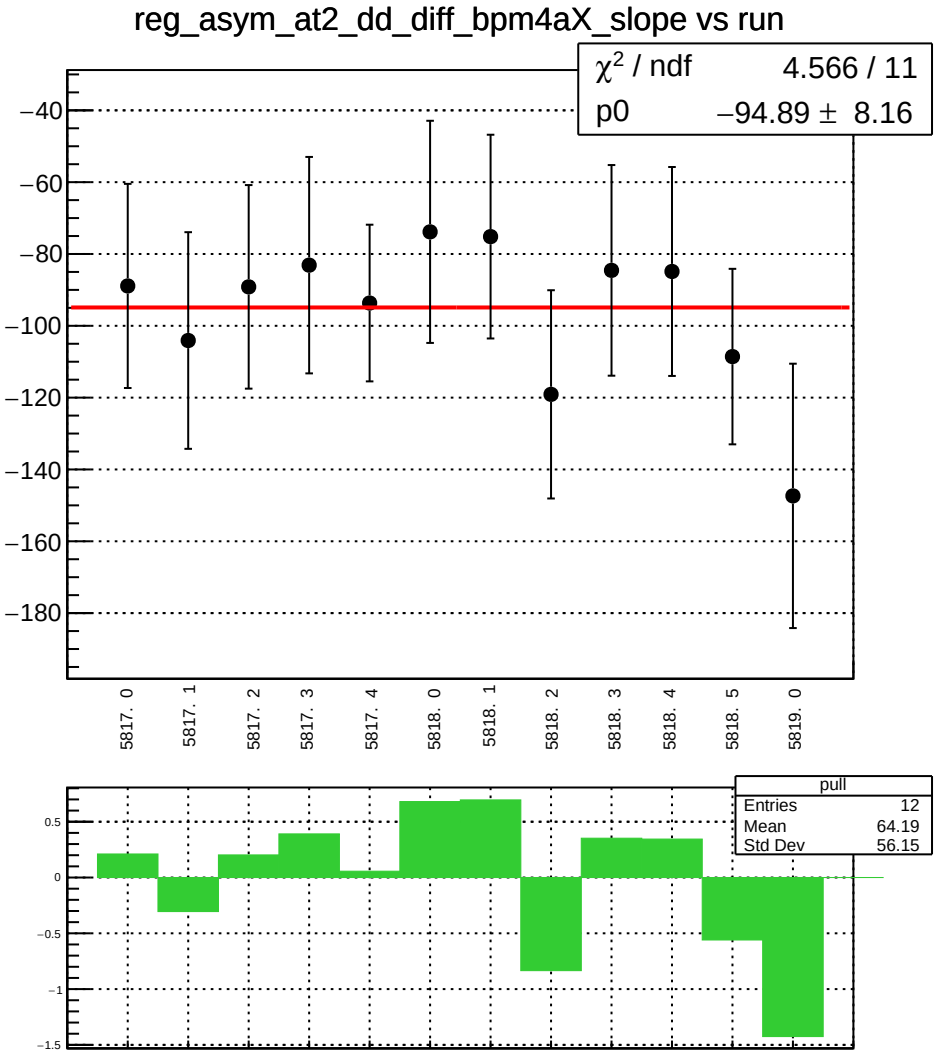
reg_asym_at2_dd_diff_bpm4aX_slope vs run
χ² / ndf 4.566 / 11
p0 −94.89 ± 8.16
−40
−60
−80
−100
−120
−140
−160
−180
5817. 0
5817. 1
5817. 2
5817. 3
5817. 4
5818. 0
5818. 1
5818. 2
5818. 3
5818. 4
5818. 5
5819. 0
pull
Entries 12
Mean 64.19
Std Dev 56.15
0.5
0
−0.5
−1
−1.5

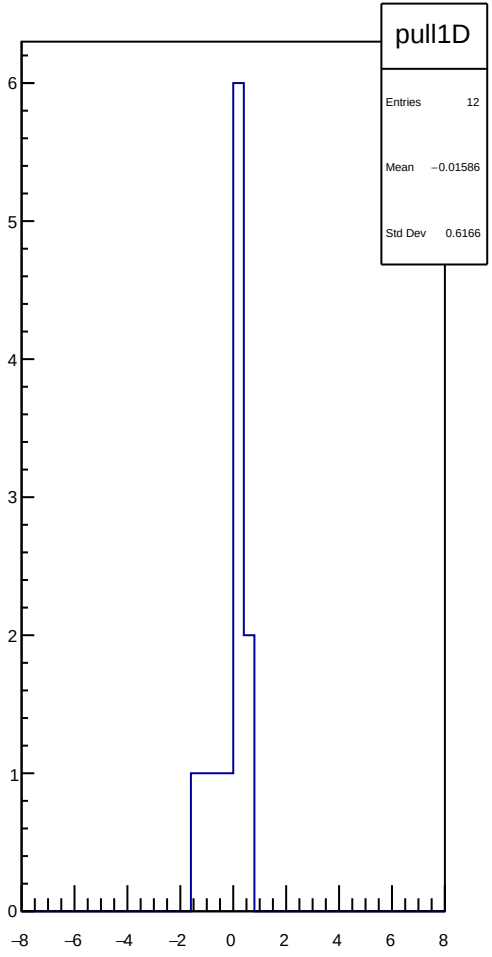
pull1D
Entries 12
Mean −0.01586
Std Dev 0.6166
6
5
4
3
2
1
0
−8
−6
−4
−2
0
2
4
6
8

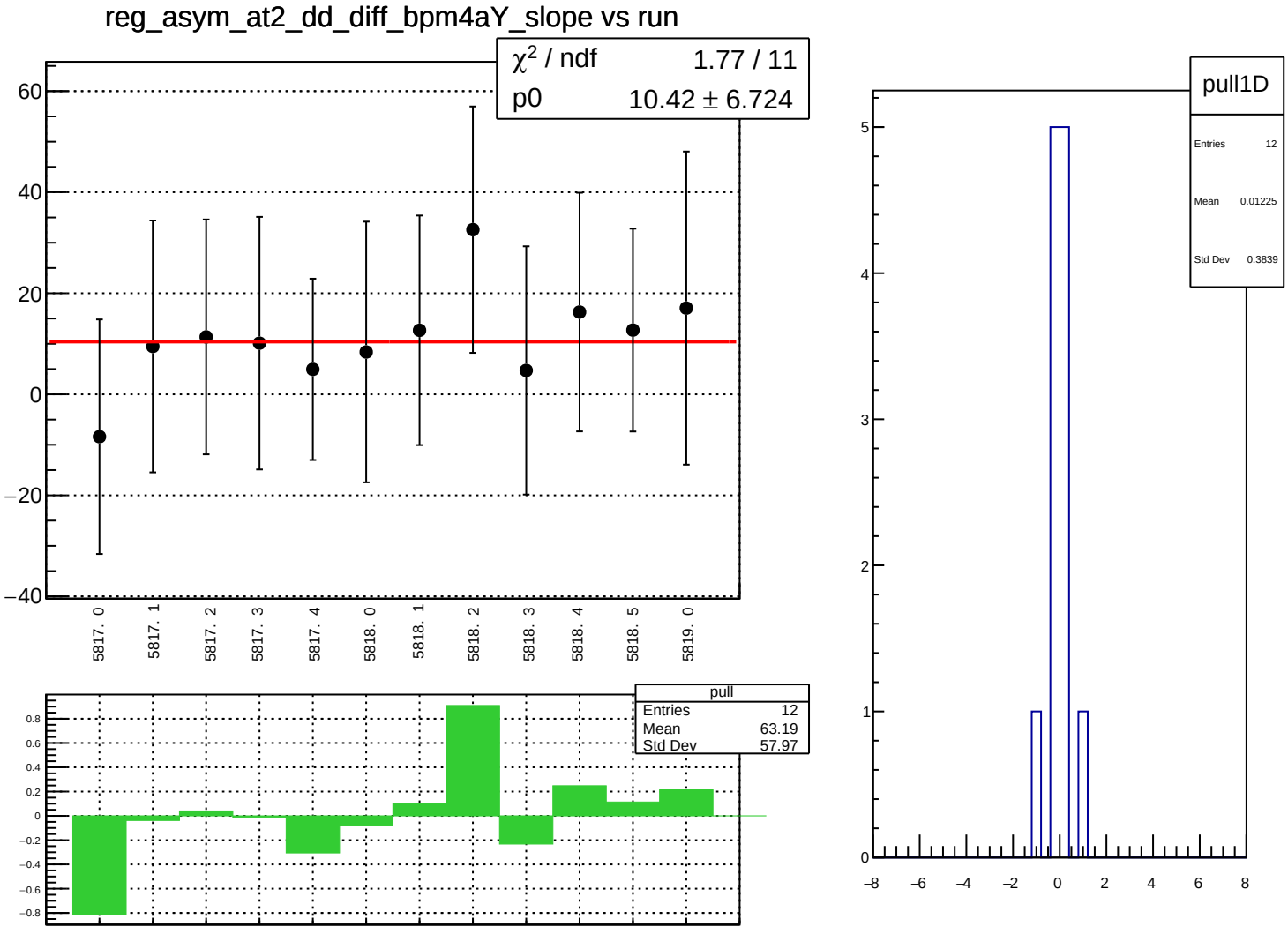
reg_asym_at2_dd_diff_bpm4aY_slope vs run
χ² / ndf 1.77 / 11
p0 10.42 ± 6.724
60
40
20
0
−20
−40
5817. 0
5817. 1
5817. 2
5817. 3
5817. 4
5818. 0
5818. 1
5818. 2
5818. 3
5818. 4
5818. 5
5819. 0
pull
Entries 12
Mean 63.19
Std Dev 57.97
0.8
0.6
0.4
0.2
0
−0.2
−0.4
−0.6
−0.8
pull1D
Entries 12
Mean 0.01225
Std Dev 0.3839
5
4
3
2
1
0
−8
−6
−4
−2
0
2
4
6
8

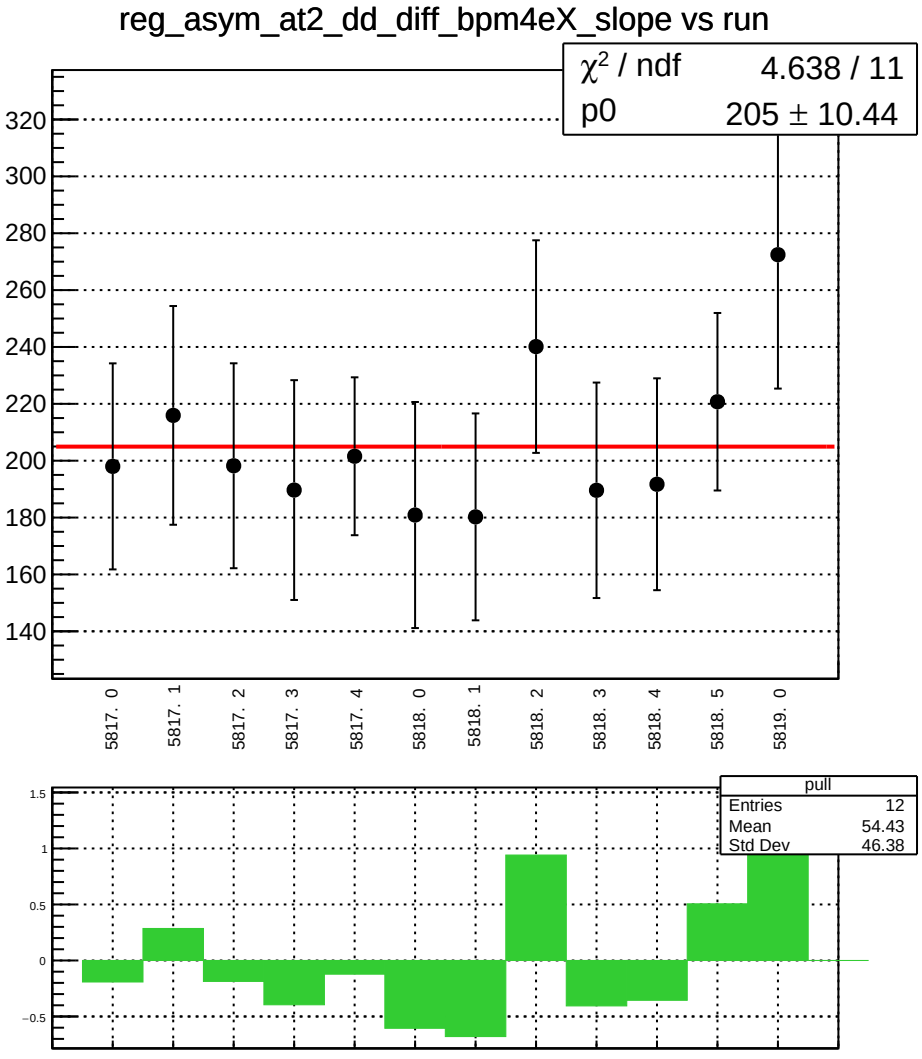
reg_asym_at2_dd_diff_bpm4eX_slope vs run
χ² / ndf 4.638 / 11
p0 205 ± 10.44
320
300
280
260
240
220
200
180
160
140
5817. 0
5817. 1
5817. 2
5817. 3
5817. 4
5818. 0
5818. 1
5818. 2
5818. 3
5818. 4
5818. 5
5819. 0
pull
Entries 12
Mean 54.43
Std Dev 46.38
1.5
1
0.5
0
−0.5

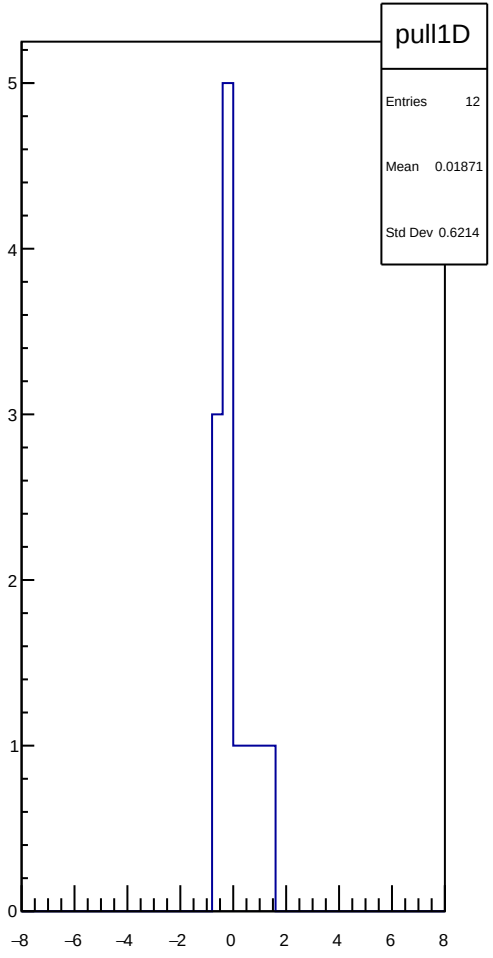
pull1D
Entries 12
Mean 0.01871
Std Dev 0.6214
5
4
3
2
1
0
−8
−6
−4
−2
0
2
4
6
8

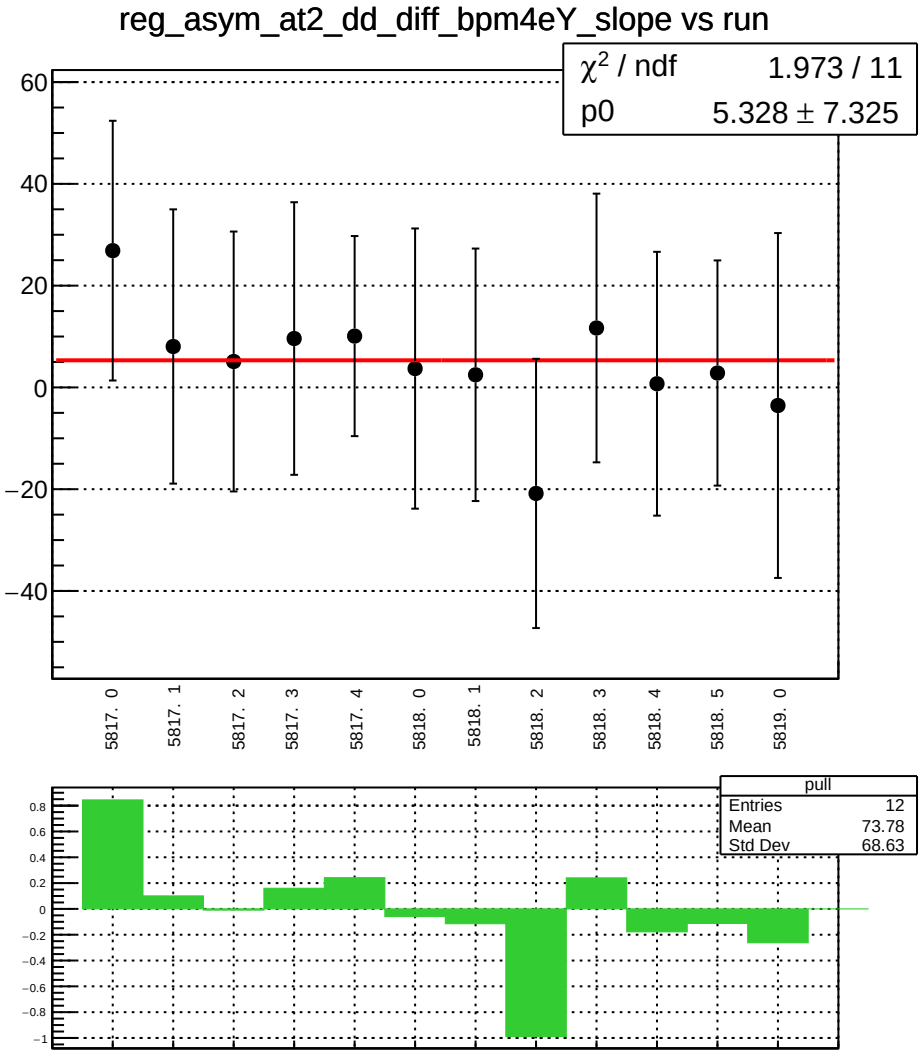
reg_asym_at2_dd_diff_bpm4eY_slope vs run
χ² / ndf 1.973 / 11
p0 5.328 ± 7.325
60
40
20
0
−20
−40
5817. 0
5817. 1
5817. 2
5817. 3
5817. 4
5818. 0
5818. 1
5818. 2
5818. 3
5818. 4
5818. 5
5819. 0
pull
Entries 12
Mean 73.78
Std Dev 68.63
0.8
0.6
0.4
0.2
0
−0.2
−0.4
−0.6
−0.8
−1

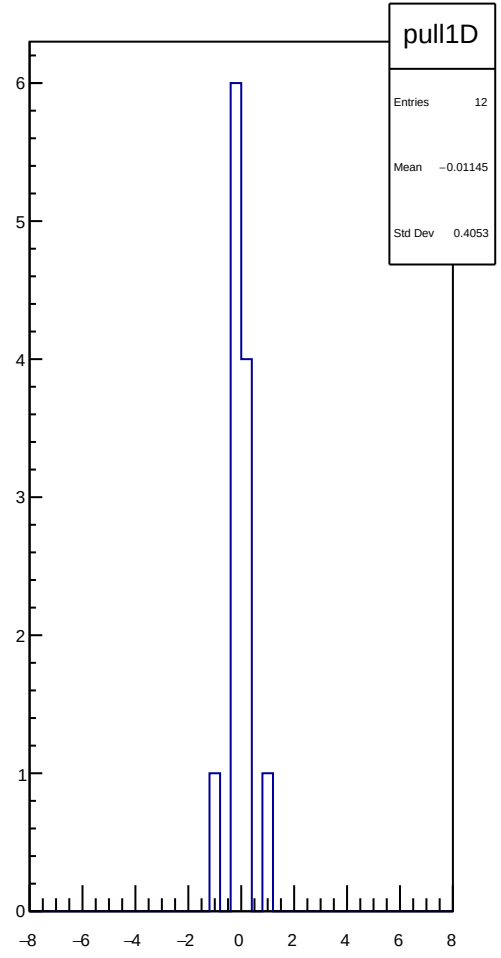
pull1D
Entries 12
Mean −0.01145
Std Dev 0.4053
6
5
4
3
2
1
0
−8
−6
−4
−2
0
2
4
6
8

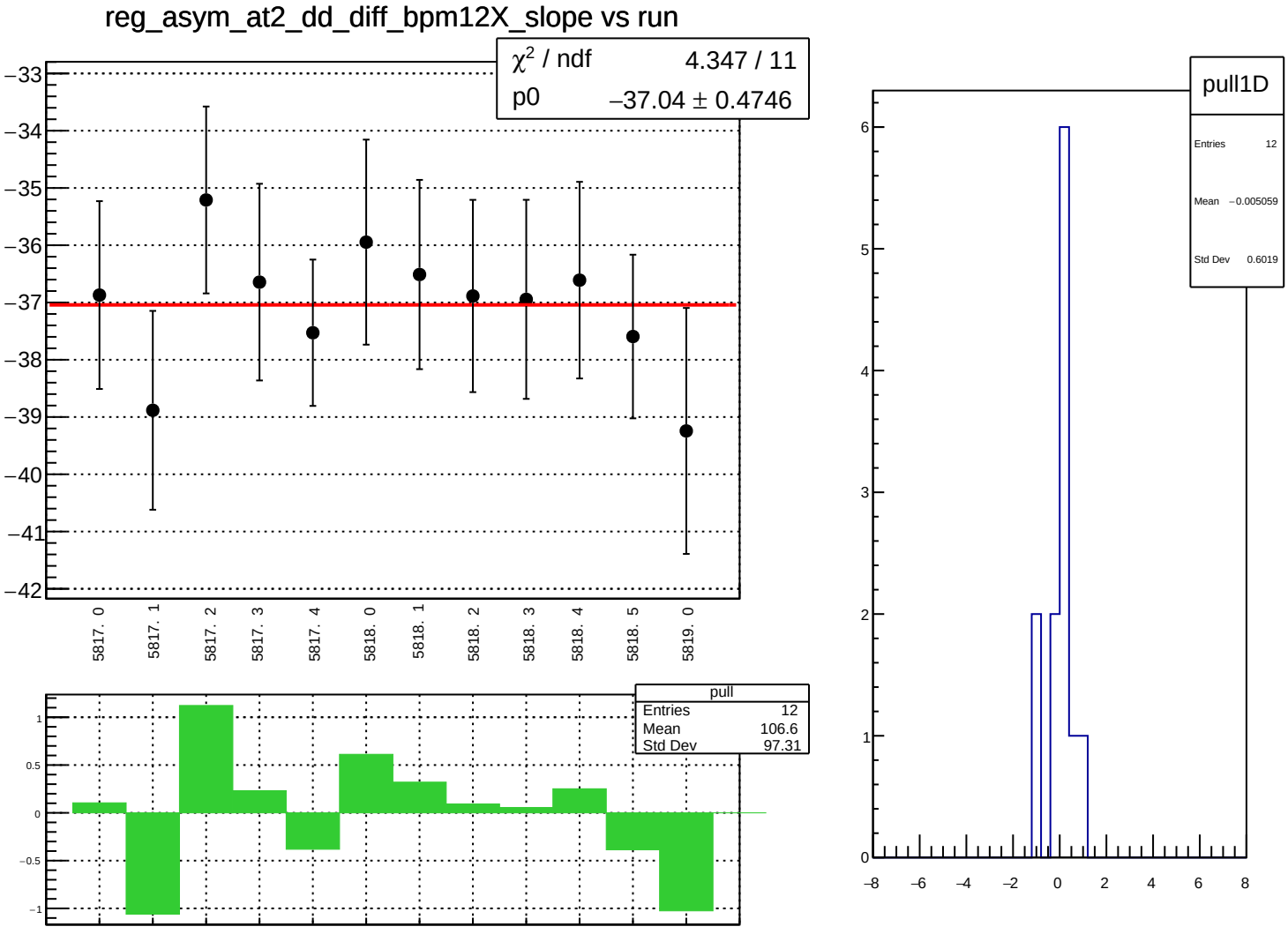
reg_asym_at2_dd_diff_bpm12X_slope vs run
χ² / ndf 4.347 / 11
p0 −37.04 ± 0.4746
−33
−34
−35
−36
−37
−38
−39
−40
−41
−42
5817. 0
5817. 1
5817. 2
5817. 3
5817. 4
5818. 0
5818. 1
5818. 2
5818. 3
5818. 4
5818. 5
5819. 0
pull
Entries 12
Mean 106.6
Std Dev 97.31
1
0.5
0
−0.5
−1
pull1D
Entries 12
Mean −0.005059
Std Dev 0.6019
6
5
4
3
2
1
0
−8
−6
−4
−2
0
2
4
6
8

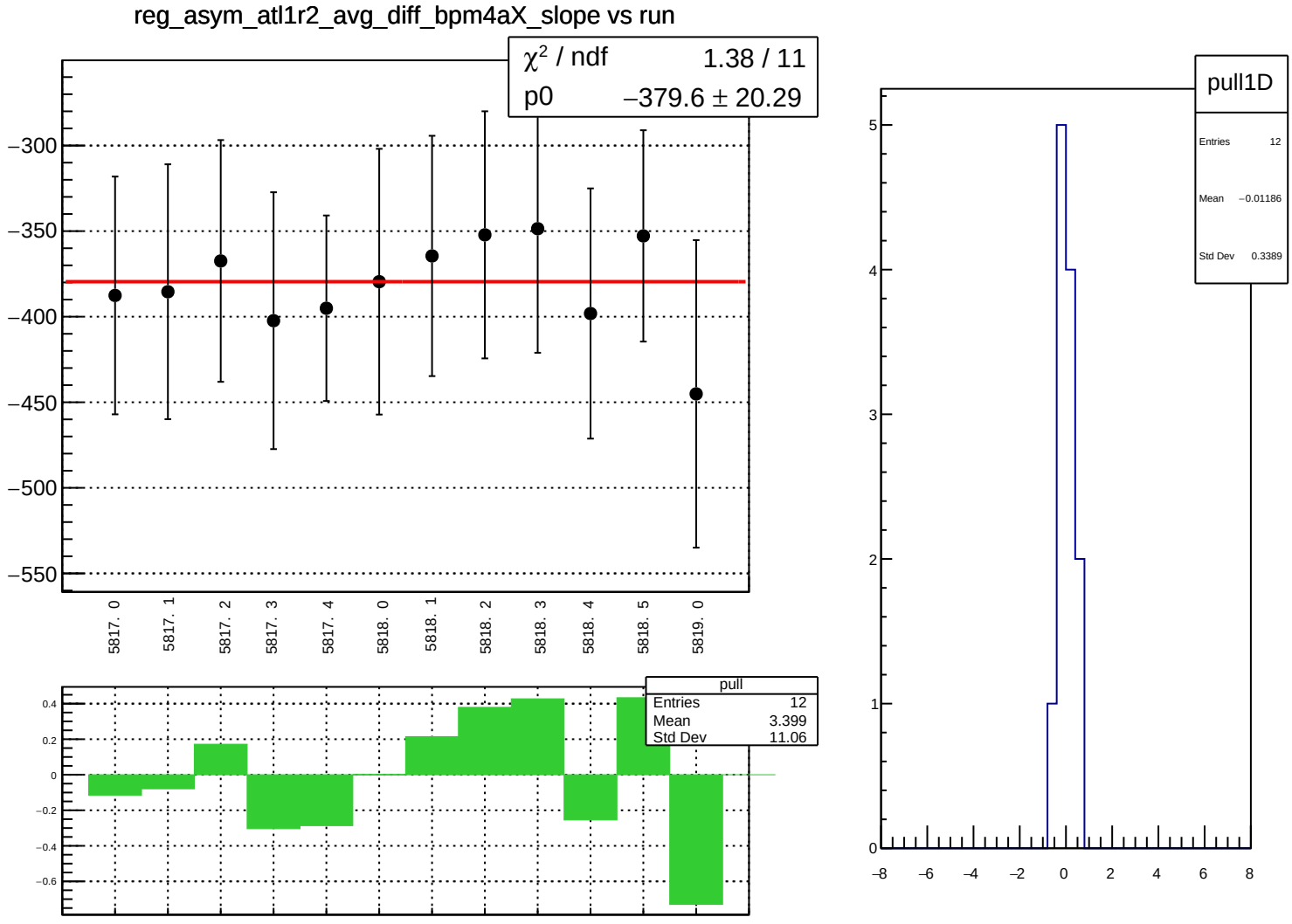
reg_asym_atl1r2_avg_diff_bpm4aX_slope vs run
χ² / ndf 1.38 / 11
p0 −379.6 ± 20.29
−300
−350
−400
−450
−500
−550
5817. 0
5817. 1
5817. 2
5817. 3
5817. 4
5818. 0
5818. 1
5818. 2
5818. 3
5818. 4
5818. 5
5819. 0
pull
Entries 12
Mean 3.399
Std Dev 11.06
0.4
0.2
0
−0.2
−0.4
−0.6
pull1D
Entries 12
Mean −0.01186
Std Dev 0.3389
5
4
3
2
1
0
−8
−6
−4
−2
0
2
4
6
8

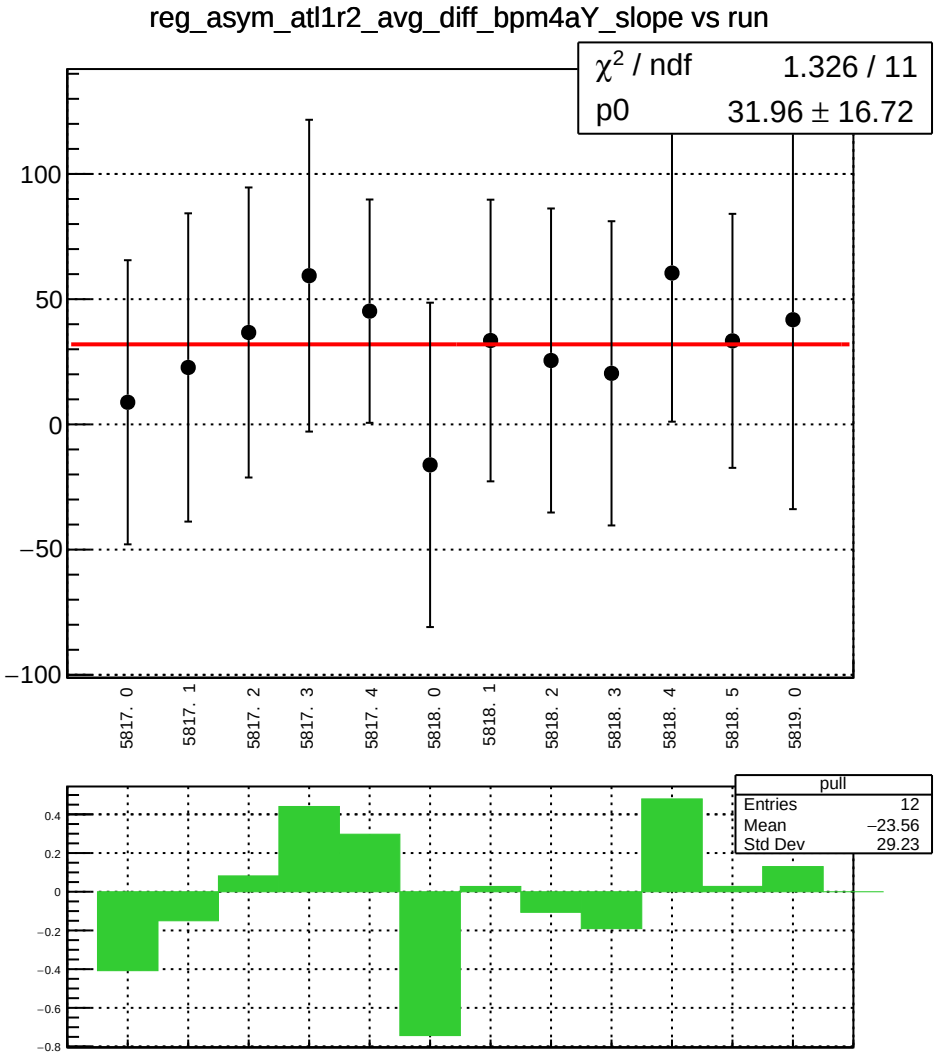
reg_asym_atl1r2_avg_diff_bpm4aY_slope vs run
χ² / ndf 1.326 / 11
p0 31.96 ± 16.72
100
50
0
−50
−100
5817. 0
5817. 1
5817. 2
5817. 3
5817. 4
5818. 0
5818. 1
5818. 2
5818. 3
5818. 4
5818. 5
5819. 0
pull
Entries 12
Mean −23.56
Std Dev 29.23
0.4
0.2
0
−0.2
−0.4
−0.6
−0.8

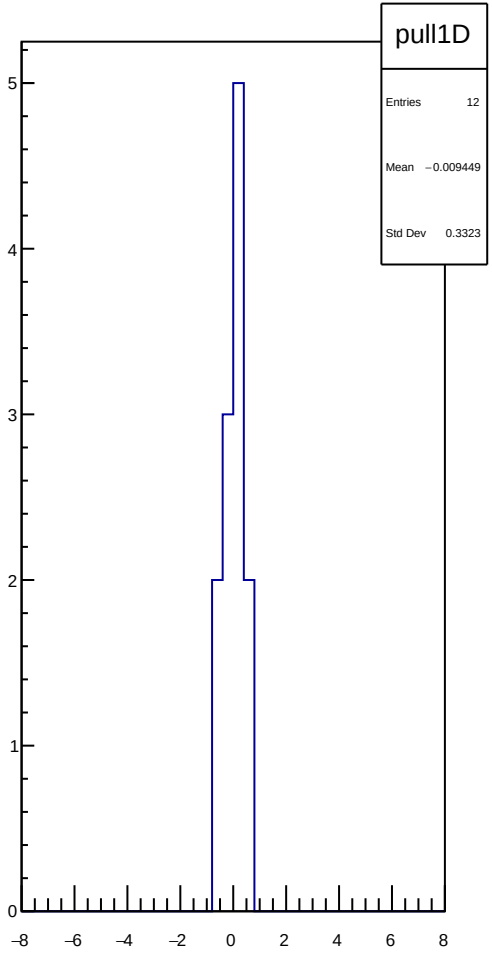
pull1D
Entries 12
Mean −0.009449
Std Dev 0.3323
5
4
3
2
1
0
−8
−6
−4
−2
0
2
4
6
8

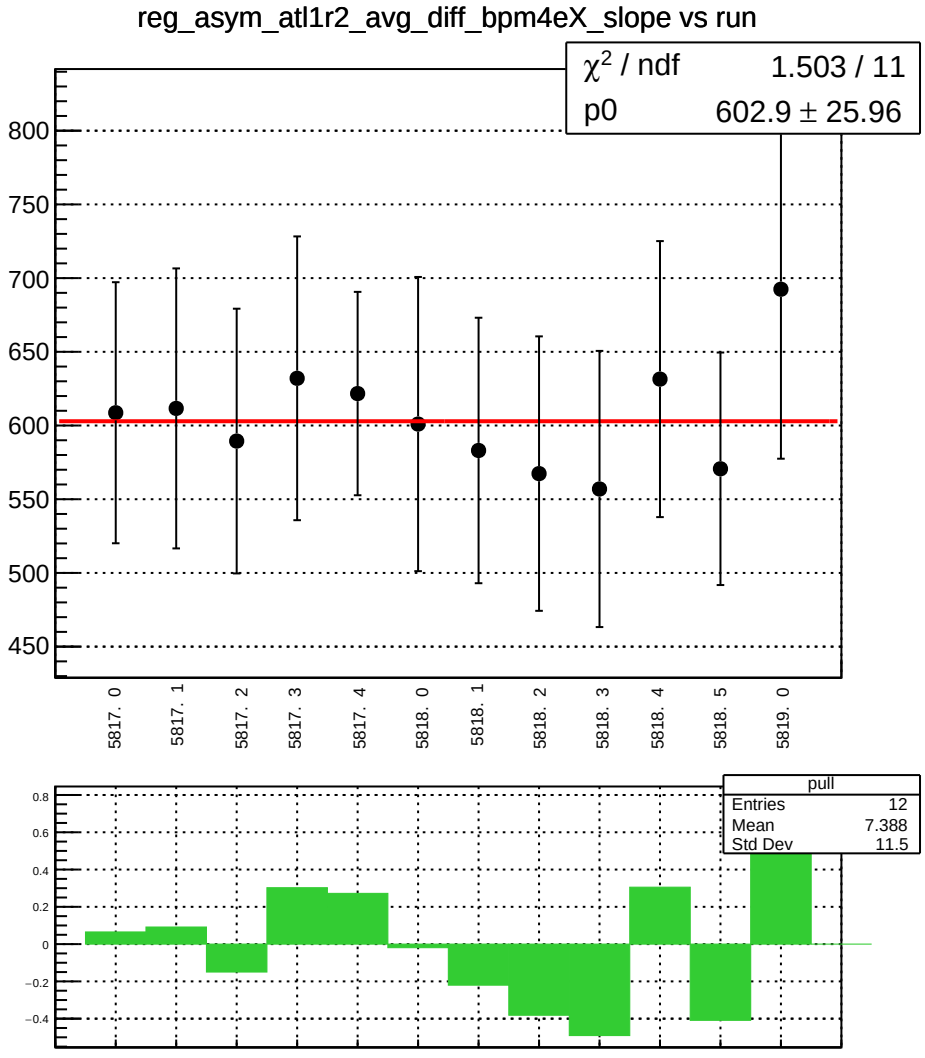
reg_asym_atl1r2_avg_diff_bpm4eX_slope vs run
χ2 / ndf 1.503 / 11
p0 602.9 ± 25.96
800
750
700
650
600
550
500
450
5817. 0
5817. 1
5817. 2
5817. 3
5817. 4
5818. 0
5818. 1
5818. 2
5818. 3
5818. 4
5818. 5
5819. 0
pull
Entries 12
Mean 7.388
Std Dev 11.5
0.8
0.6
0.4
0.2
0
−0.2
−0.4

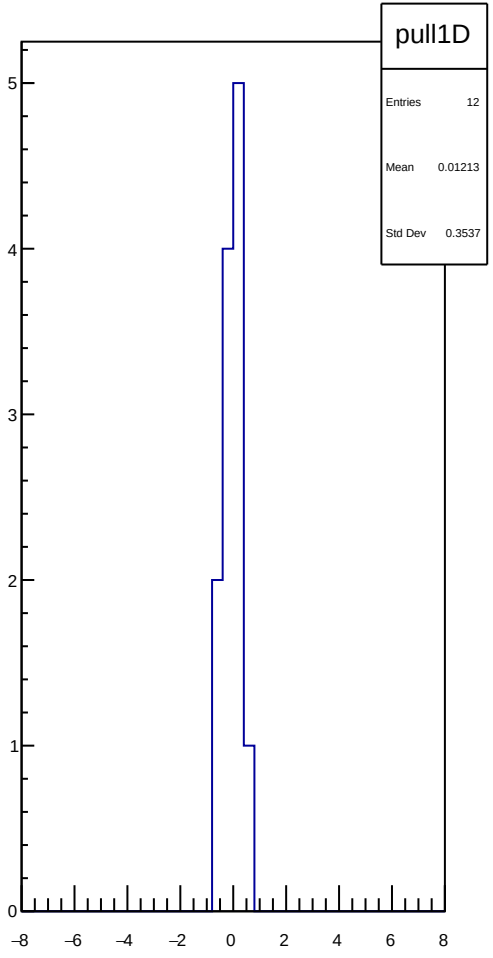
pull1D
Entries 12
Mean 0.01213
Std Dev 0.3537
5
4
3
2
1
0
−8
−6
−4
−2
0
2
4
6
8

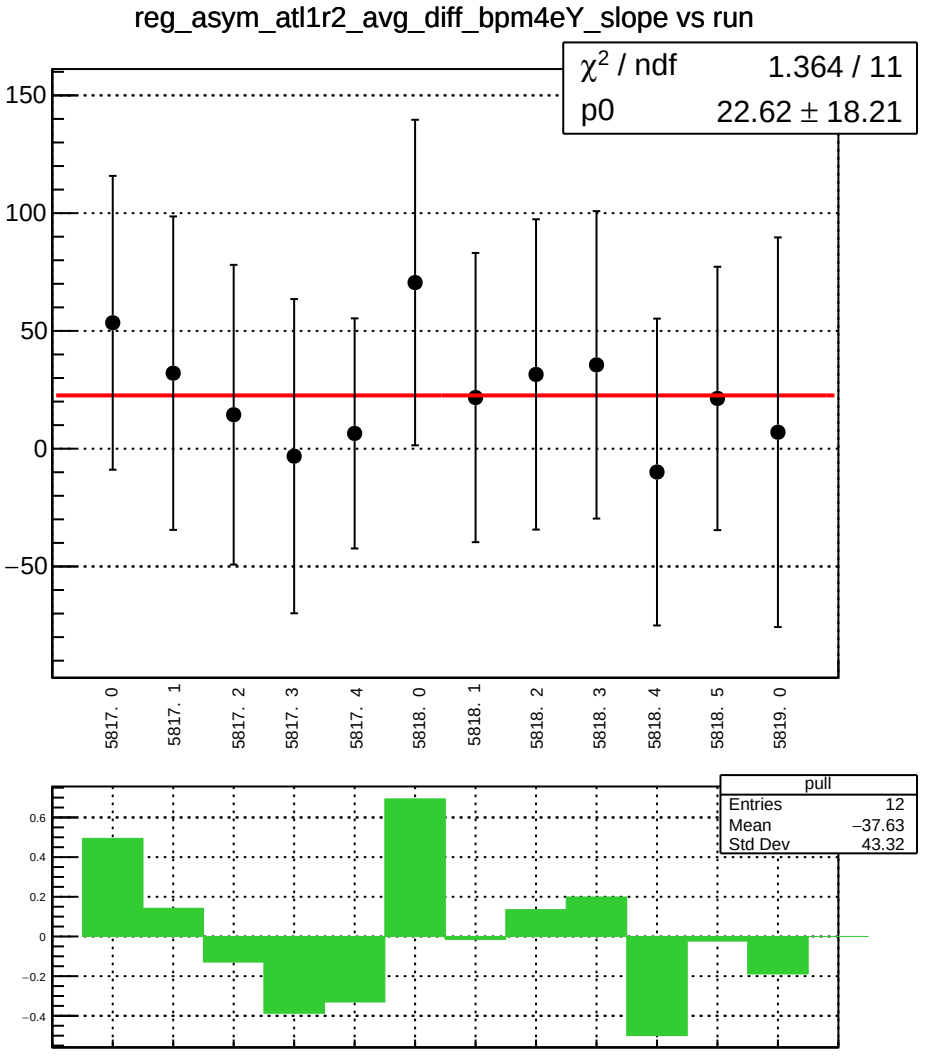
reg_asym_atl1r2_avg_diff_bpm4eY_slope vs run
χ² / ndf 1.364 / 11
p0 22.62 ± 18.21
150
100
50
0
−50
5817. 0
5817. 1
5817. 2
5817. 3
5817. 4
5818. 0
5818. 1
5818. 2
5818. 3
5818. 4
5818. 5
5819. 0
pull
Entries 12
Mean −37.63
Std Dev 43.32
0.6
0.4
0.2
0
−0.2
−0.4

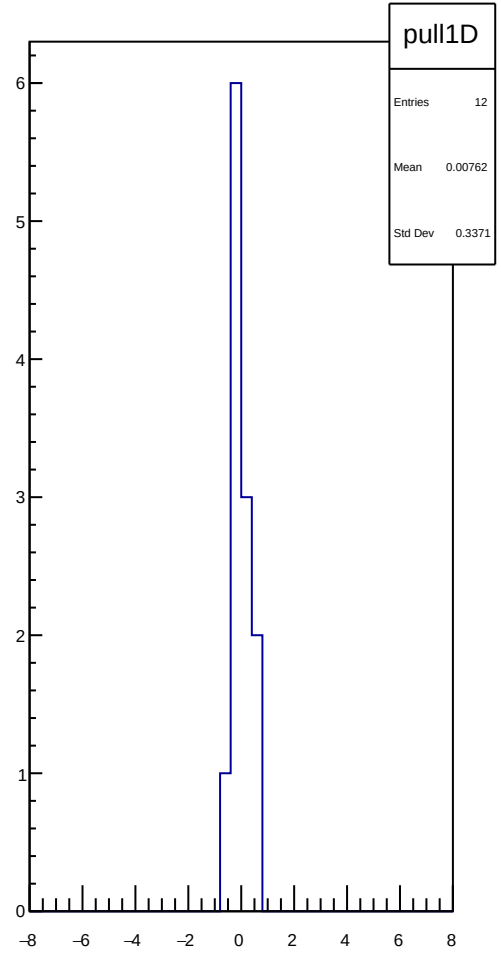
pull1D
Entries 12
Mean 0.00762
Std Dev 0.3371
6
5
4
3
2
1
0
−8
−6
−4
−2
0
2
4
6
8

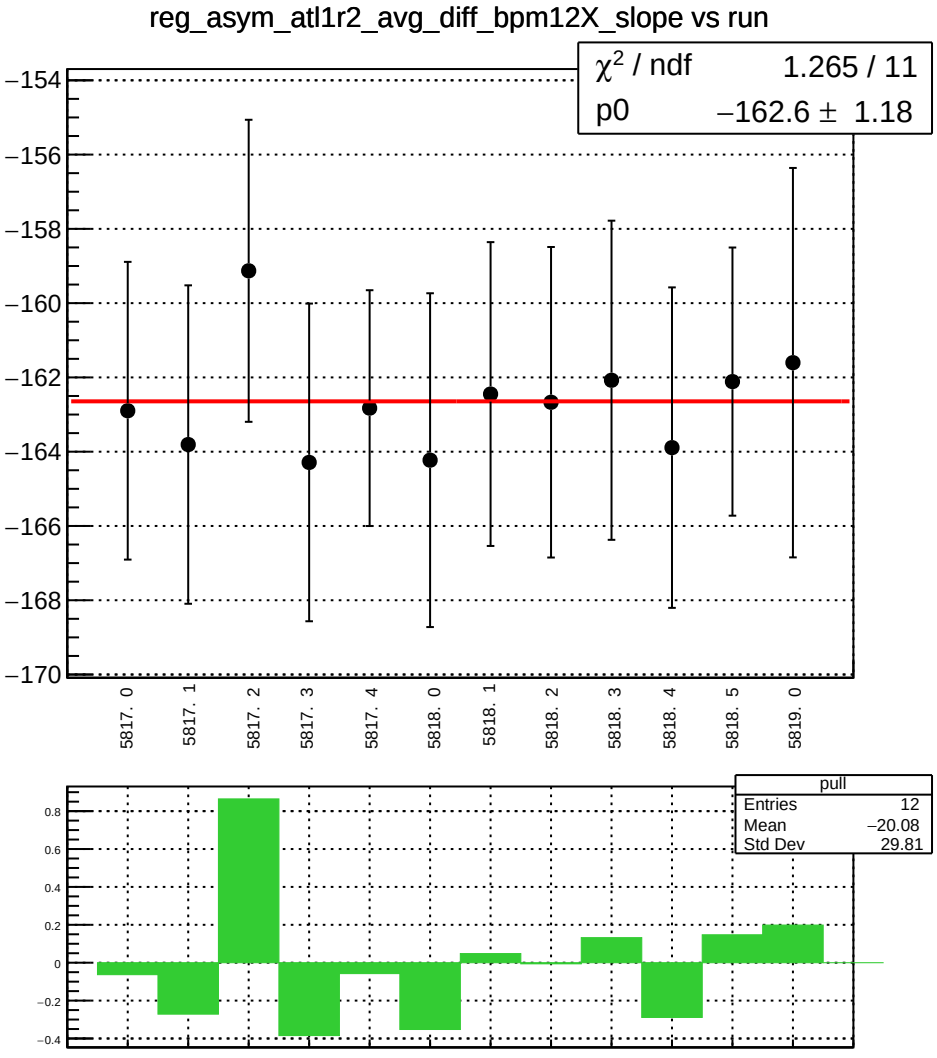
reg_asym_atl1r2_avg_diff_bpm12X_slope vs run
χ² / ndf 1.265 / 11
p0 −162.6 ± 1.18
−154
−156
−158
−160
−162
−164
−166
−168
−170
5817. 0
5817. 1
5817. 2
5817. 3
5817. 4
5818. 0
5818. 1
5818. 2
5818. 3
5818. 4
5818. 5
5819. 0
pull
Entries 12
Mean −20.08
Std Dev 29.81
0.8
0.6
0.4
0.2
0
−0.2
−0.4

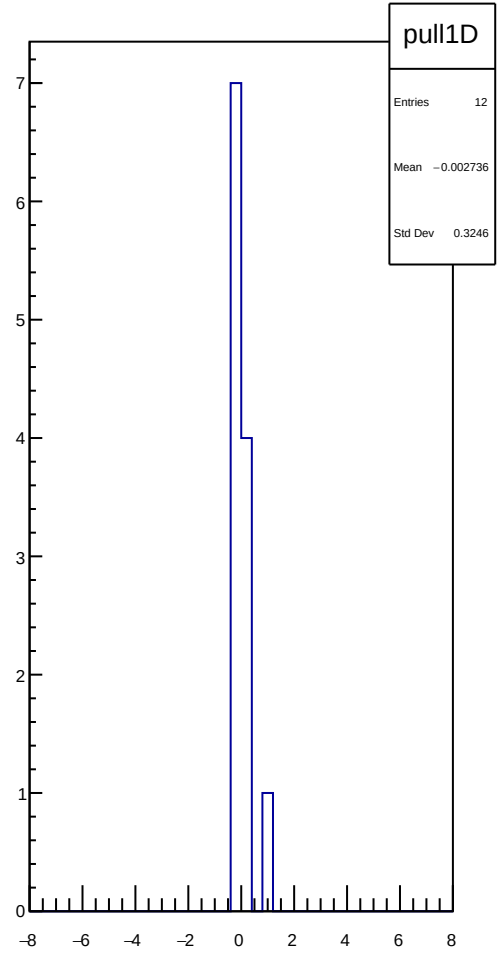
pull1D
Entries 12
Mean −0.002736
Std Dev 0.3246
7
6
5
4
3
2
1
0
−8
−6
−4
−2
0
2
4
6
8

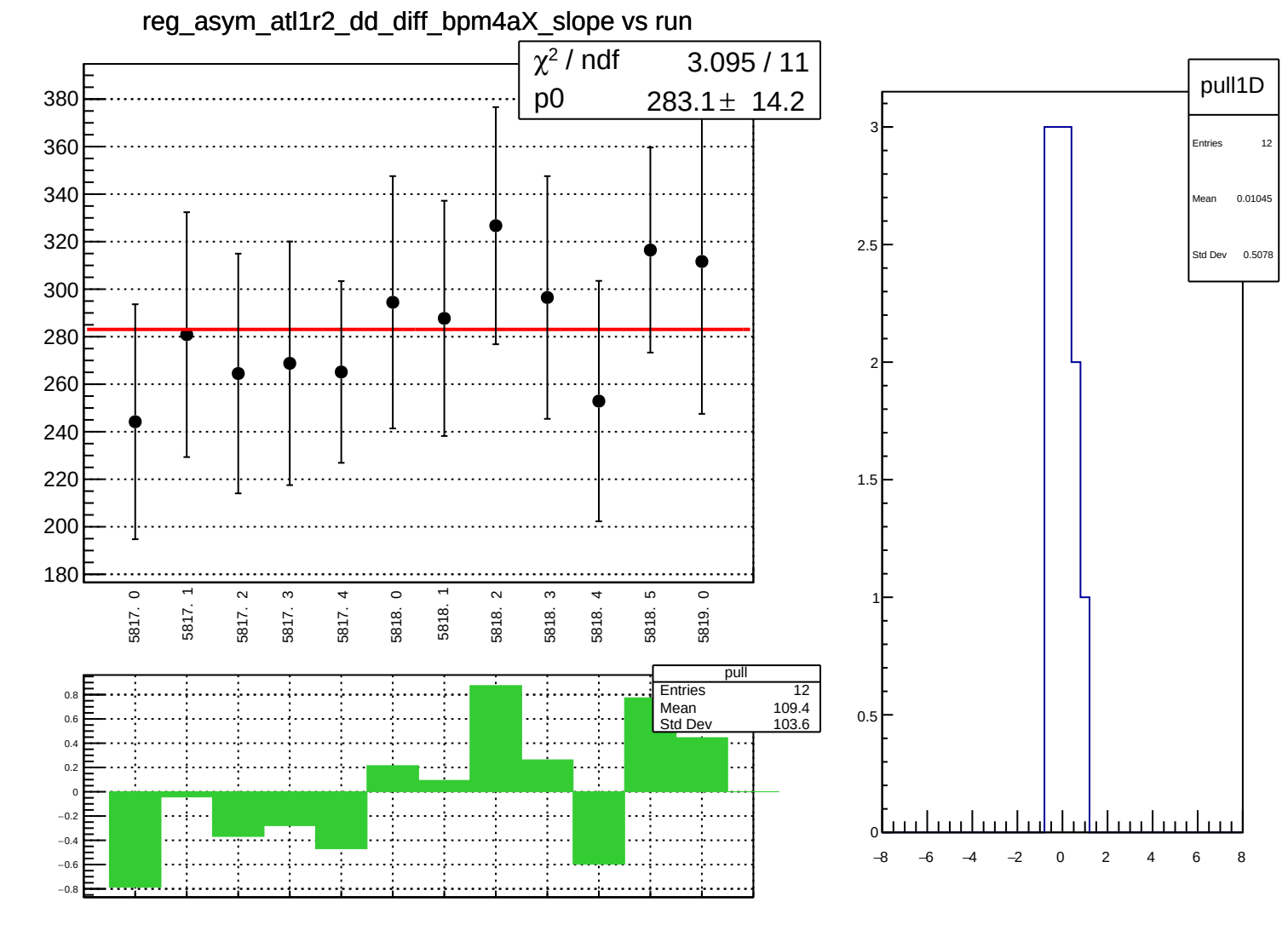
reg_asym_atl1r2_dd_diff_bpm4aX_slope vs run
χ2 / ndf 3.095 / 11
p0 283.1 ± 14.2
380
360
340
320
300
280
260
240
220
200
180
5817. 0
5817. 1
5817. 2
5817. 3
5817. 4
5818. 0
5818. 1
5818. 2
5818. 3
5818. 4
5818. 5
5819. 0
pull
Entries 12
Mean 109.4
Std Dev 103.6
0.8
0.6
0.4
0.2
0
−0.2
−0.4
−0.6
−0.8
pull1D
Entries 12
Mean 0.01045
Std Dev 0.5078
3
2.5
2
1.5
1
0.5
0
−8
−6
−4
−2
0
2
4
6
8

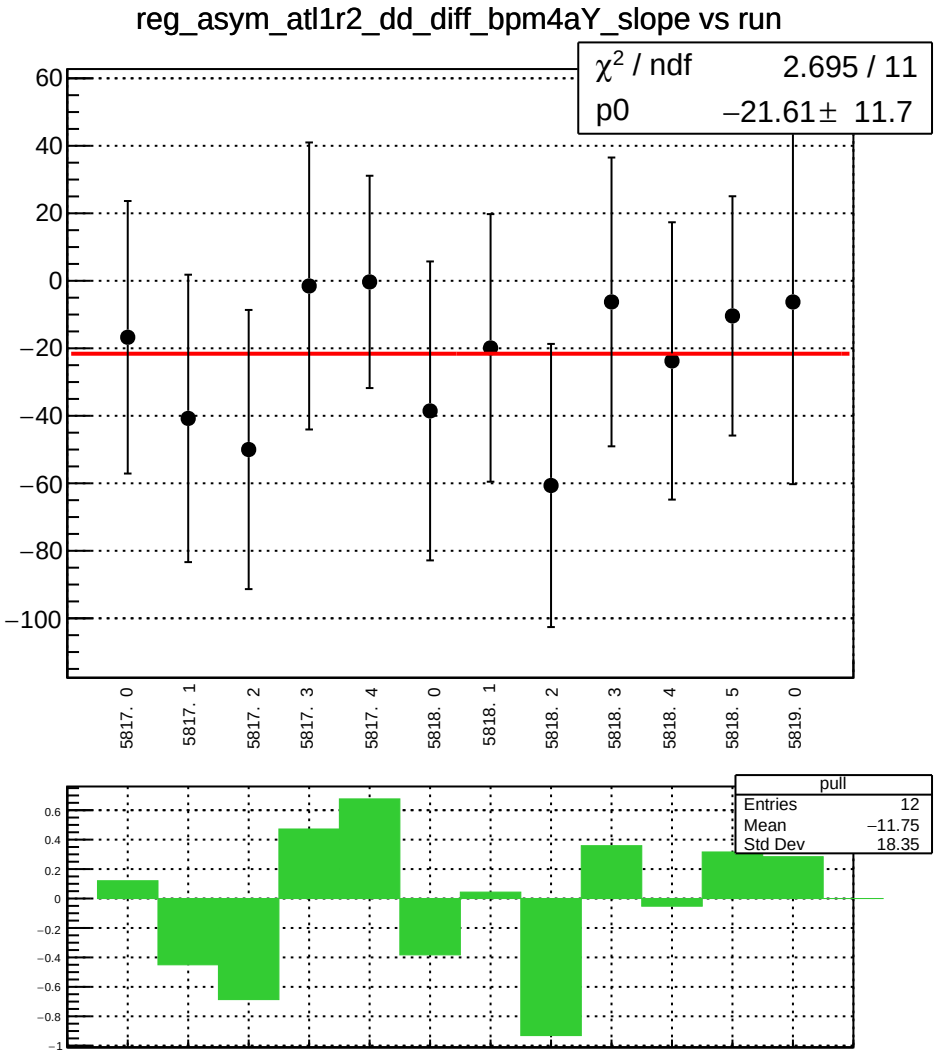
reg_asym_atl1r2_dd_diff_bpm4aY_slope vs run
χ² / ndf 2.695 / 11
p0 −21.61 ± 11.7
60
40
20
0
−20
−40
−60
−80
−100
5817. 0
5817. 1
5817. 2
5817. 3
5817. 4
5818. 0
5818. 1
5818. 2
5818. 3
5818. 4
5818. 5
5819. 0
pull
Entries 12
Mean −11.75
Std Dev 18.35
0.6
0.4
0.2
0
−0.2
−0.4
−0.6
−0.8
−1

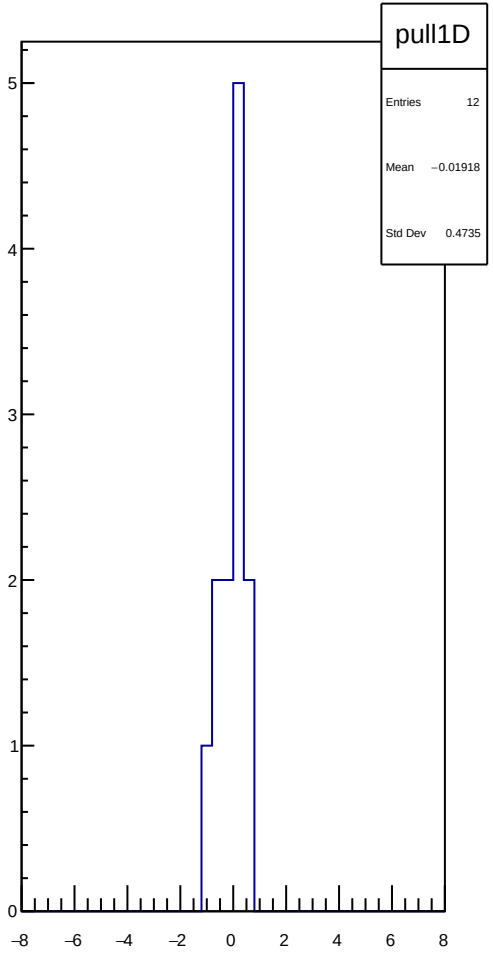
pull1D
Entries 12
Mean −0.01918
Std Dev 0.4735
5
4
3
2
1
0
−8
−6
−4
−2
0
2
4
6
8

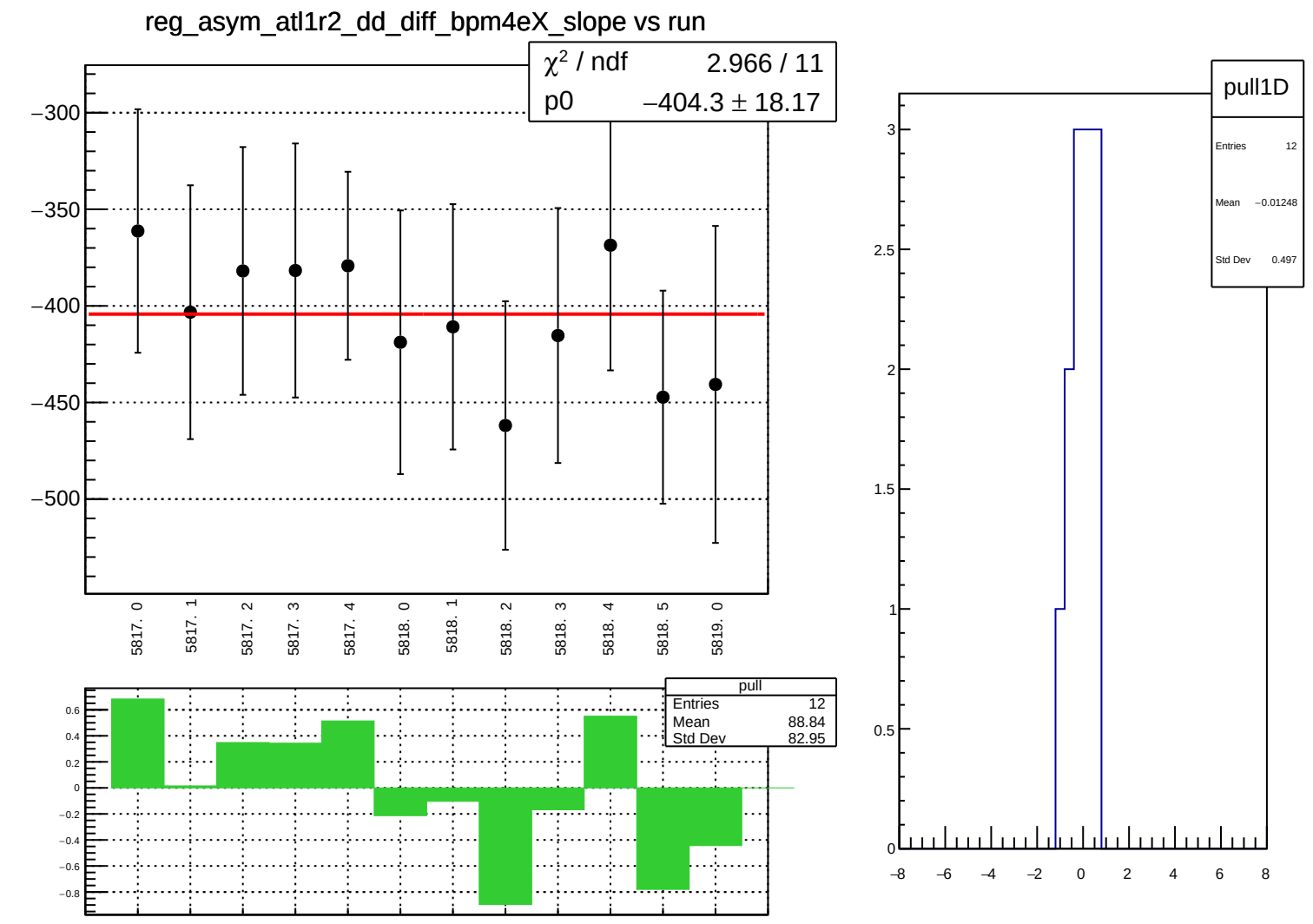
reg_asym_atl1r2_dd_diff_bpm4eX_slope vs run
χ² / ndf 2.966 / 11
p0 −404.3 ± 18.17
−300
−350
−400
−450
−500
5817. 0
5817. 1
5817. 2
5817. 3
5817. 4
5818. 0
5818. 1
5818. 2
5818. 3
5818. 4
5818. 5
5819. 0
pull
Entries 12
Mean 88.84
Std Dev 82.95
0.6
0.4
0.2
0
−0.2
−0.4
−0.6
−0.8
pull1D
Entries 12
Mean −0.01248
Std Dev 0.497
3
2.5
2
1.5
1
0.5
0
−8
−6
−4
−2
0
2
4
6
8

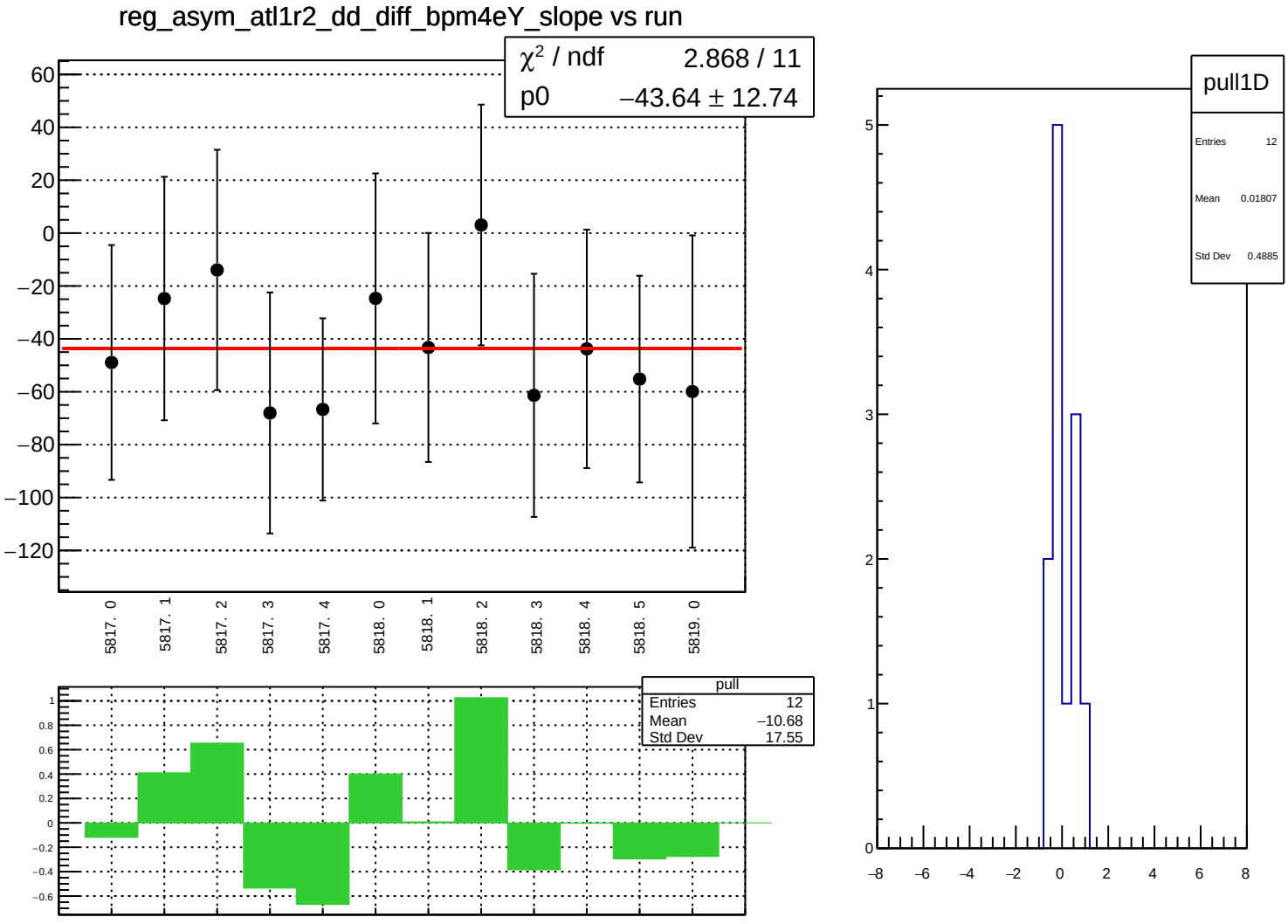
reg_asym_atl1r2_dd_diff_bpm4eY_slope vs run
χ² / ndf 2.868 / 11
p0 −43.64 ± 12.74
60
40
20
0
−20
−40
−60
−80
−100
−120
5817. 0
5817. 1
5817. 2
5817. 3
5817. 4
5818. 0
5818. 1
5818. 2
5818. 3
5818. 4
5818. 5
5819. 0
pull
Entries 12
Mean −10.68
Std Dev 17.55
1
0.8
0.6
0.4
0.2
0
−0.2
−0.4
−0.6
pull1D
Entries 12
Mean 0.01807
Std Dev 0.4885
5
4
3
2
1
0
−8
−6
−4
−2
0
2
4
6
8

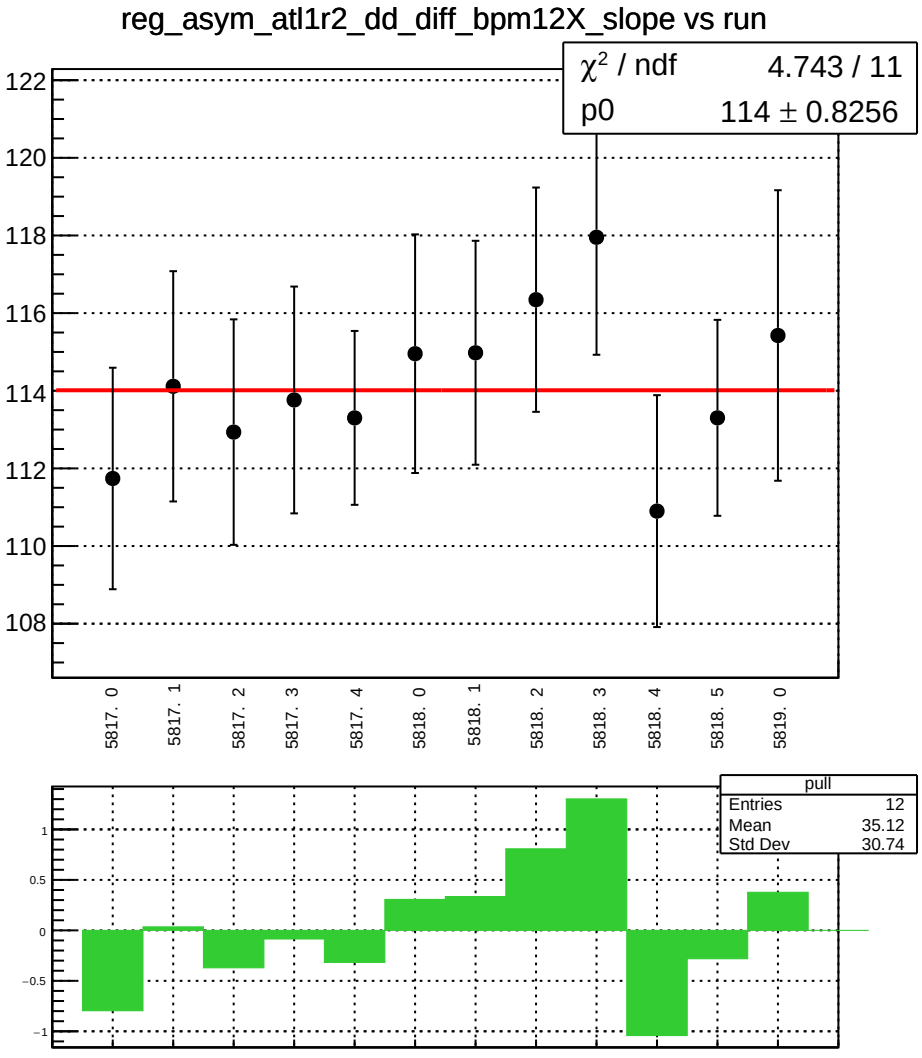
reg_asym_atl1r2_dd_diff_bpm12X_slope vs run
χ² / ndf 4.743 / 11
p0 114 ± 0.8256
122
120
118
116
114
112
110
108
5817. 0
5817. 1
5817. 2
5817. 3
5817. 4
5818. 0
5818. 1
5818. 2
5818. 3
5818. 4
5818. 5
5819. 0
pull
Entries 12
Mean 35.12
Std Dev 30.74
1
0.5
0
−0.5
−1

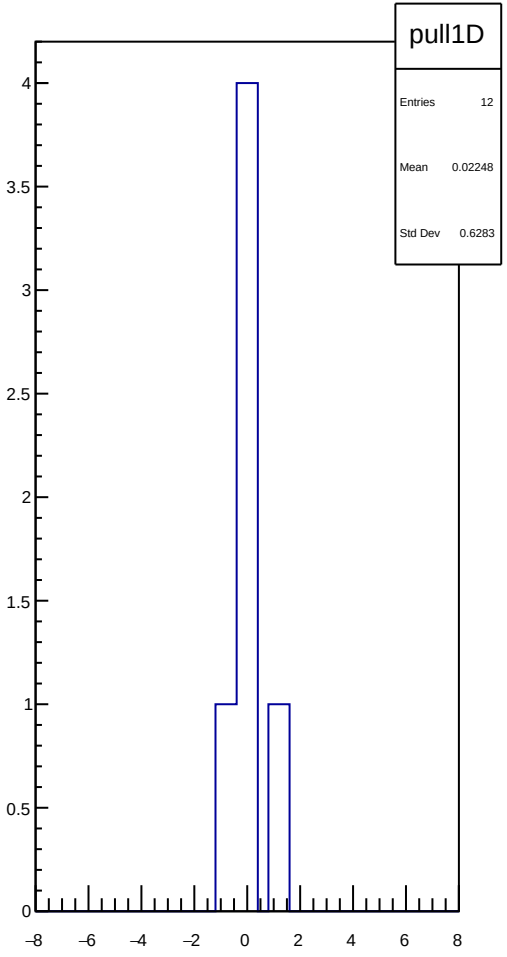
pull1D
Entries 12
Mean 0.02248
Std Dev 0.6283
4
3.5
3
2.5
2
1.5
1
0.5
0
−8
−6
−4
−2
0
2
4
6
8

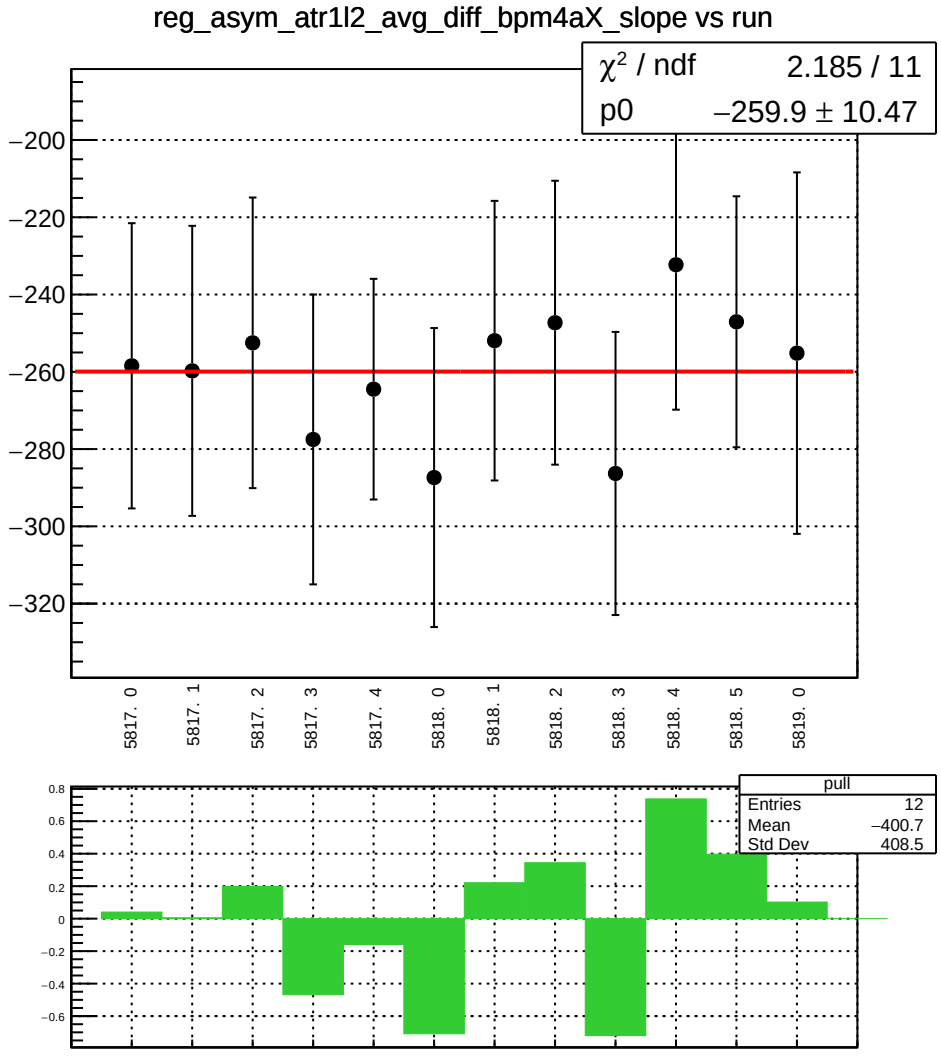
reg_asym_atr1l2_avg_diff_bpm4aX_slope vs run
χ² / ndf 2.185 / 11
p0 −259.9 ± 10.47
−200
−220
−240
−260
−280
−300
−320
5817. 0
5817. 1
5817. 2
5817. 3
5817. 4
5818. 0
5818. 1
5818. 2
5818. 3
5818. 4
5818. 5
5819. 0
pull
Entries 12
Mean −400.7
Std Dev 408.5
0.8
0.6
0.4
0.2
0
−0.2
−0.4
−0.6

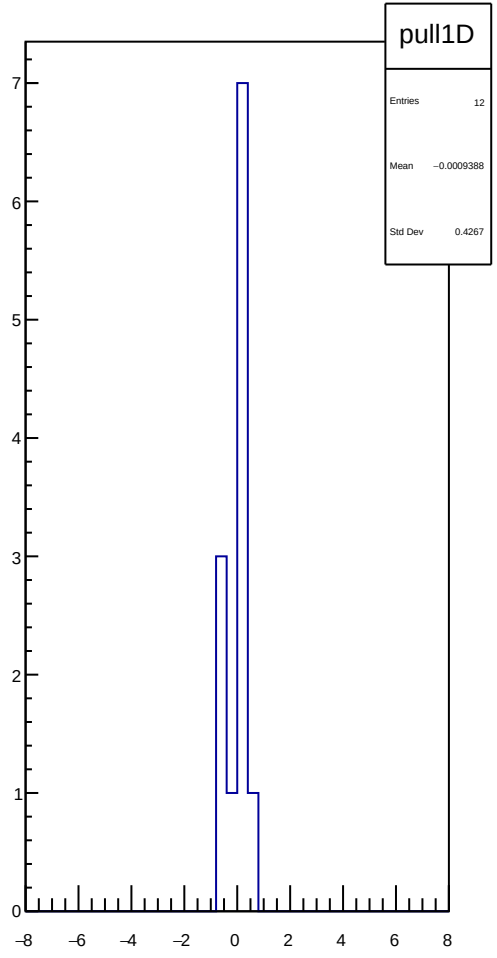
pull1D
Entries 12
Mean −0.0009388
Std Dev 0.4267
7
6
5
4
3
2
1
0
−8
−6
−4
−2
0
2
4
6
8

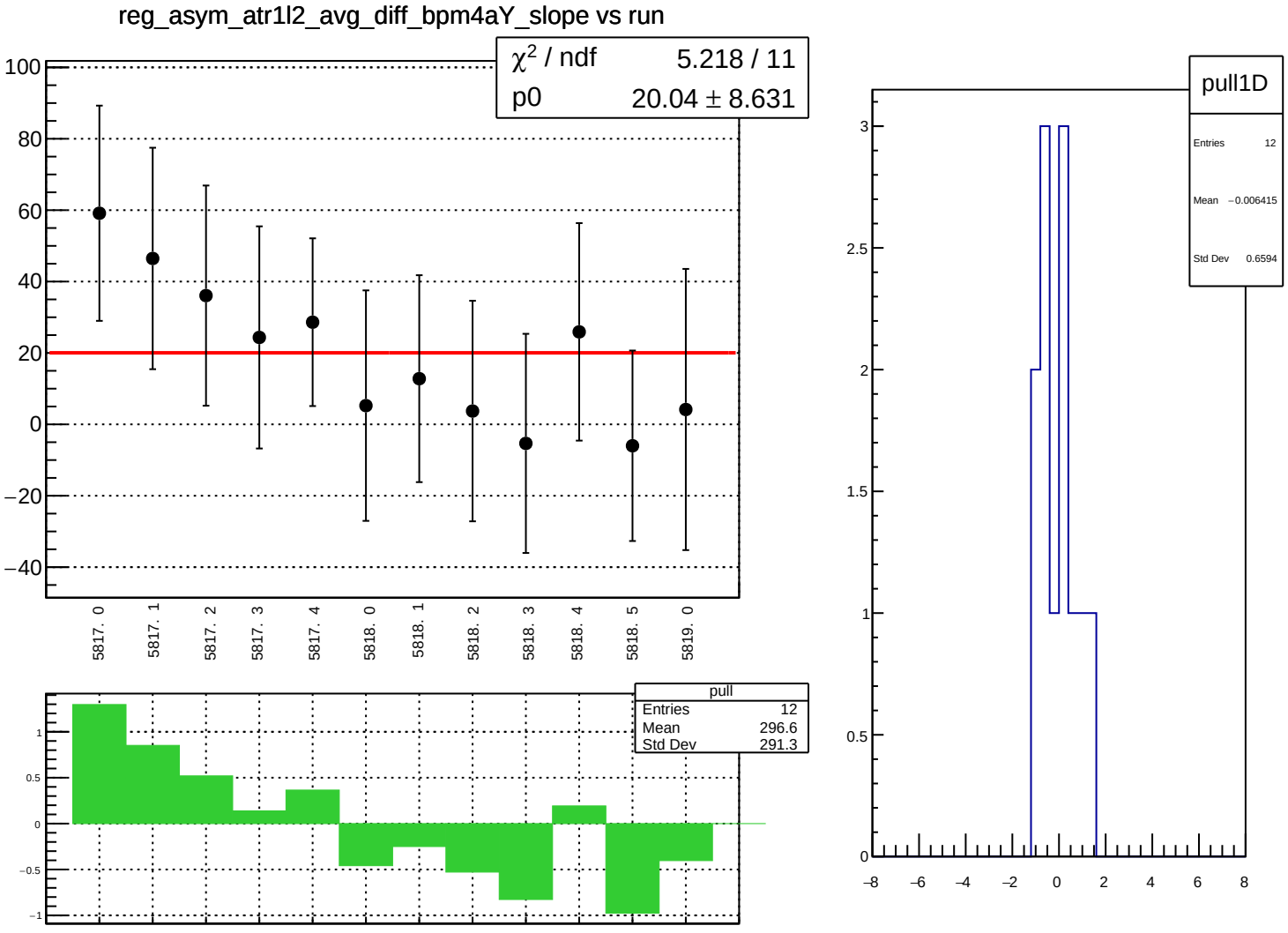
reg_asym_atr1l2_avg_diff_bpm4aY_slope vs run
χ² / ndf 5.218 / 11
p0 20.04 ± 8.631
100
80
60
40
20
0
−20
−40
5817. 0
5817. 1
5817. 2
5817. 3
5817. 4
5818. 0
5818. 1
5818. 2
5818. 3
5818. 4
5818. 5
5819. 0
pull
Entries 12
Mean 296.6
Std Dev 291.3
1
0.5
0
−0.5
−1
pull1D
Entries 12
Mean −0.006415
Std Dev 0.6594
3
2.5
2
1.5
1
0.5
0
−8
−6
−4
−2
0
2
4
6
8

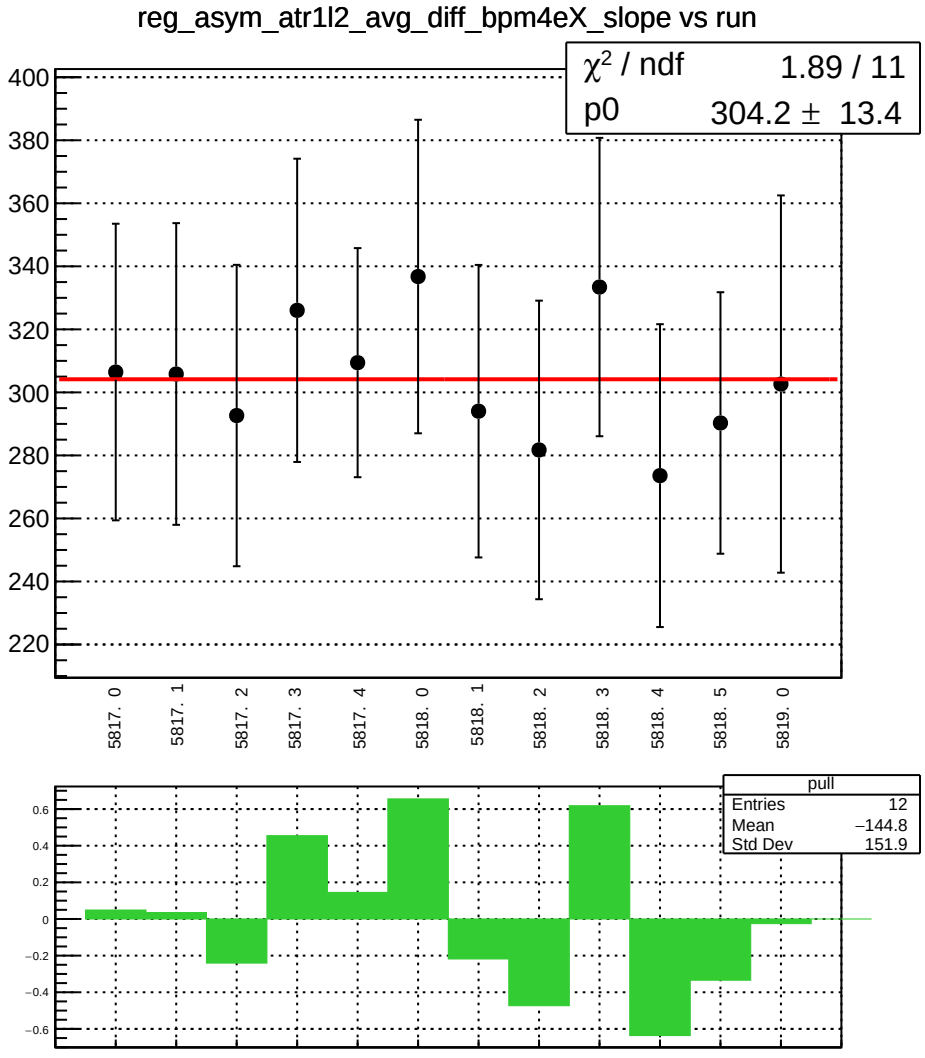
reg_asym_atr1l2_avg_diff_bpm4eX_slope vs run
χ² / ndf 1.89 / 11
p0 304.2 ± 13.4
400
380
360
340
320
300
280
260
240
220
5817. 0
5817. 1
5817. 2
5817. 3
5817. 4
5818. 0
5818. 1
5818. 2
5818. 3
5818. 4
5818. 5
5819. 0
pull
Entries 12
Mean −144.8
Std Dev 151.9
0.6
0.4
0.2
0
−0.2
−0.4
−0.6

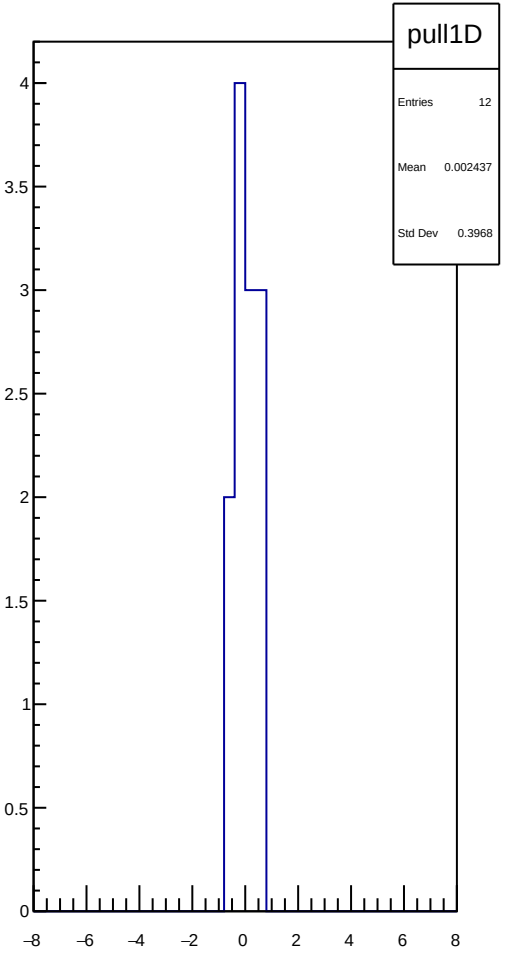
pull1D
Entries 12
Mean 0.002437
Std Dev 0.3968
4
3.5
3
2.5
2
1.5
1
0.5
0
−8
−6
−4
−2
0
2
4
6
8

reg_asym_atr1l2_avg_diff_bpm4eY_slope vs run

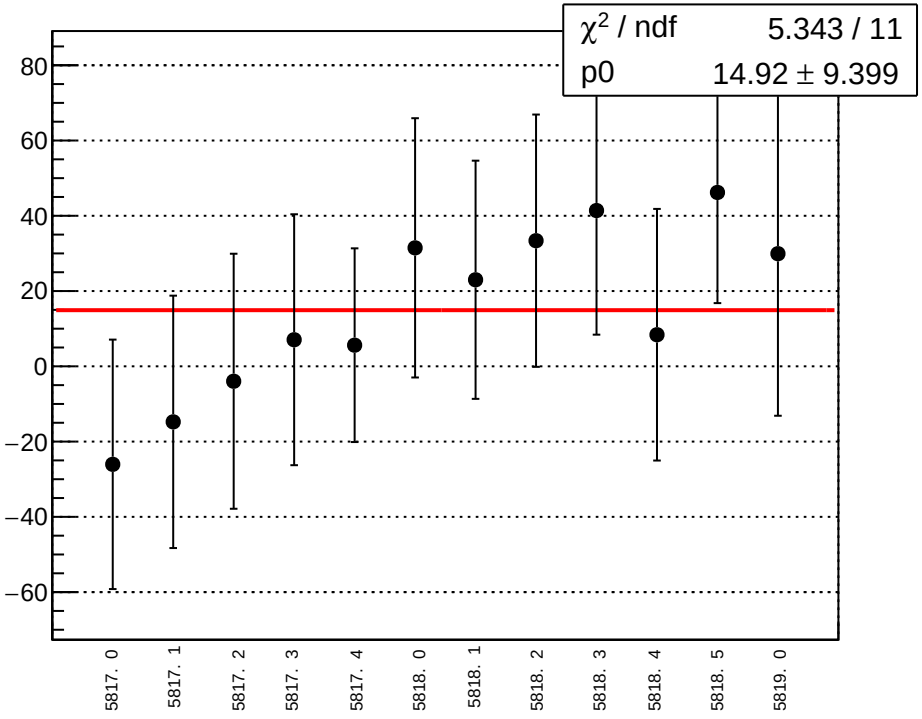

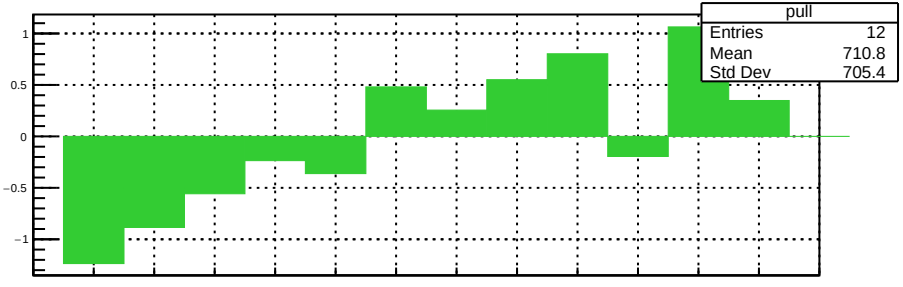

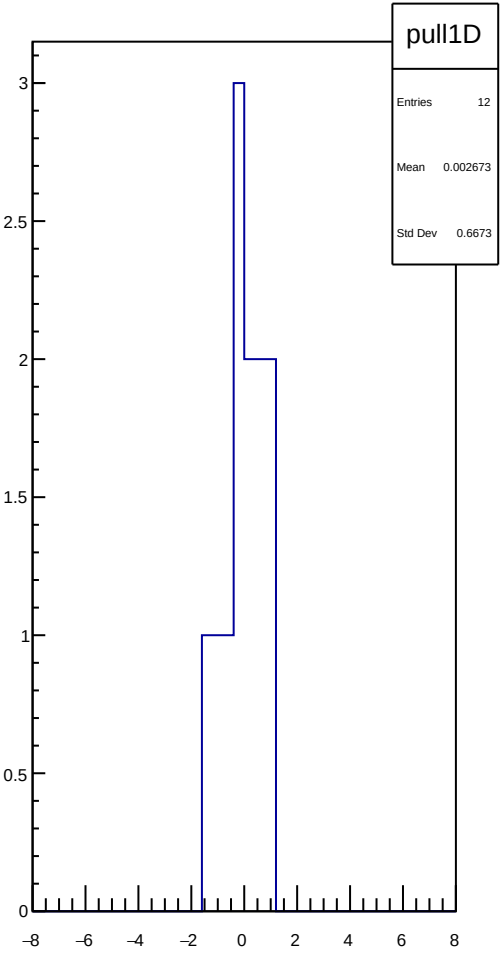

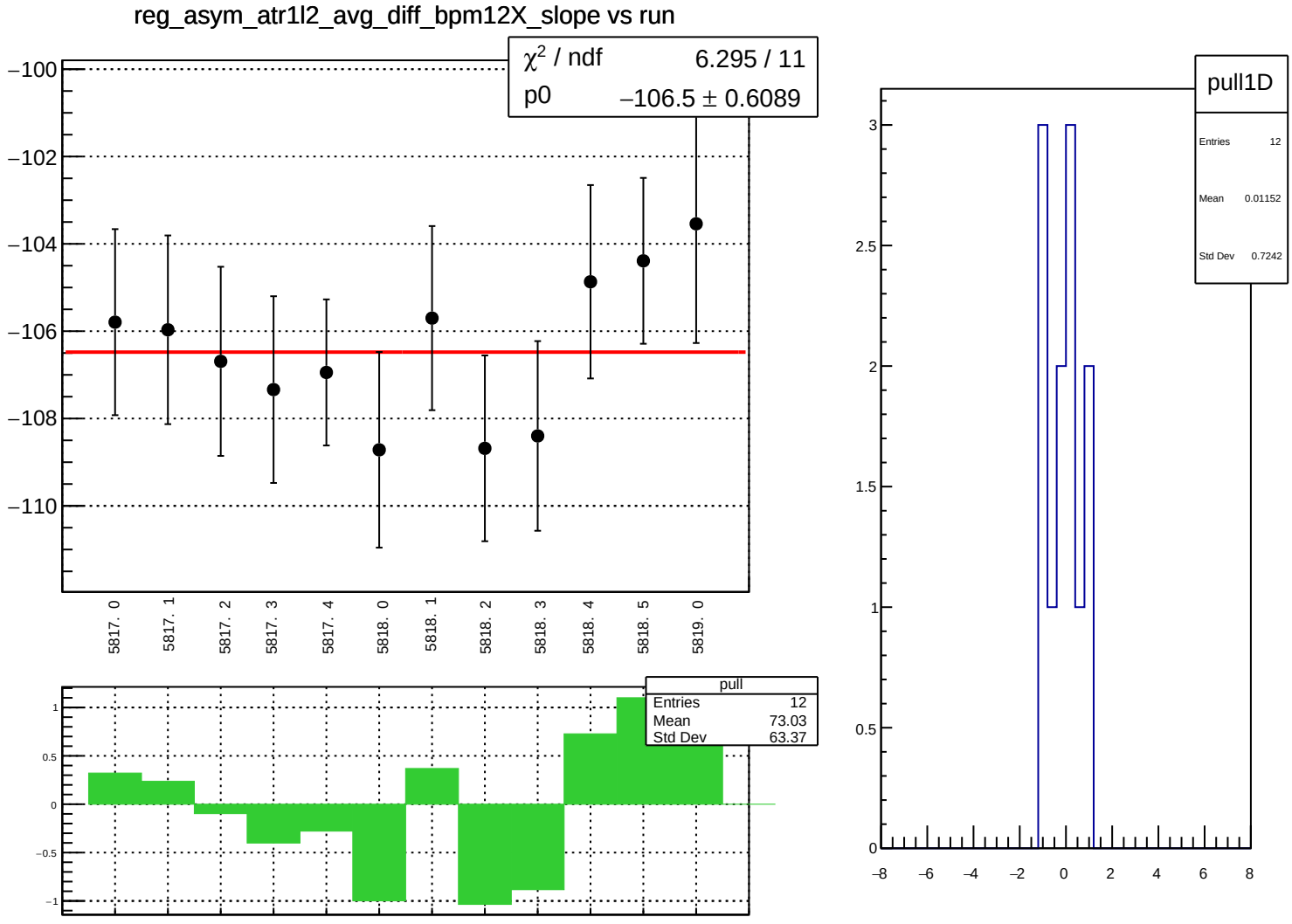
reg_asym_atr1l2_avg_diff_bpm12X_slope vs run
χ² / ndf 6.295 / 11
p0 −106.5 ± 0.6089
−100
−102
−104
−106
−108
−110
5817. 0
5817. 1
5817. 2
5817. 3
5817. 4
5818. 0
5818. 1
5818. 2
5818. 3
5818. 4
5818. 5
5819. 0
pull
Entries 12
Mean 73.03
Std Dev 63.37
1
0.5
0
−0.5
−1
pull1D
Entries 12
Mean 0.01152
Std Dev 0.7242
3
2.5
2
1.5
1
0.5
0
−8
−6
−4
−2
0
2
4
6
8

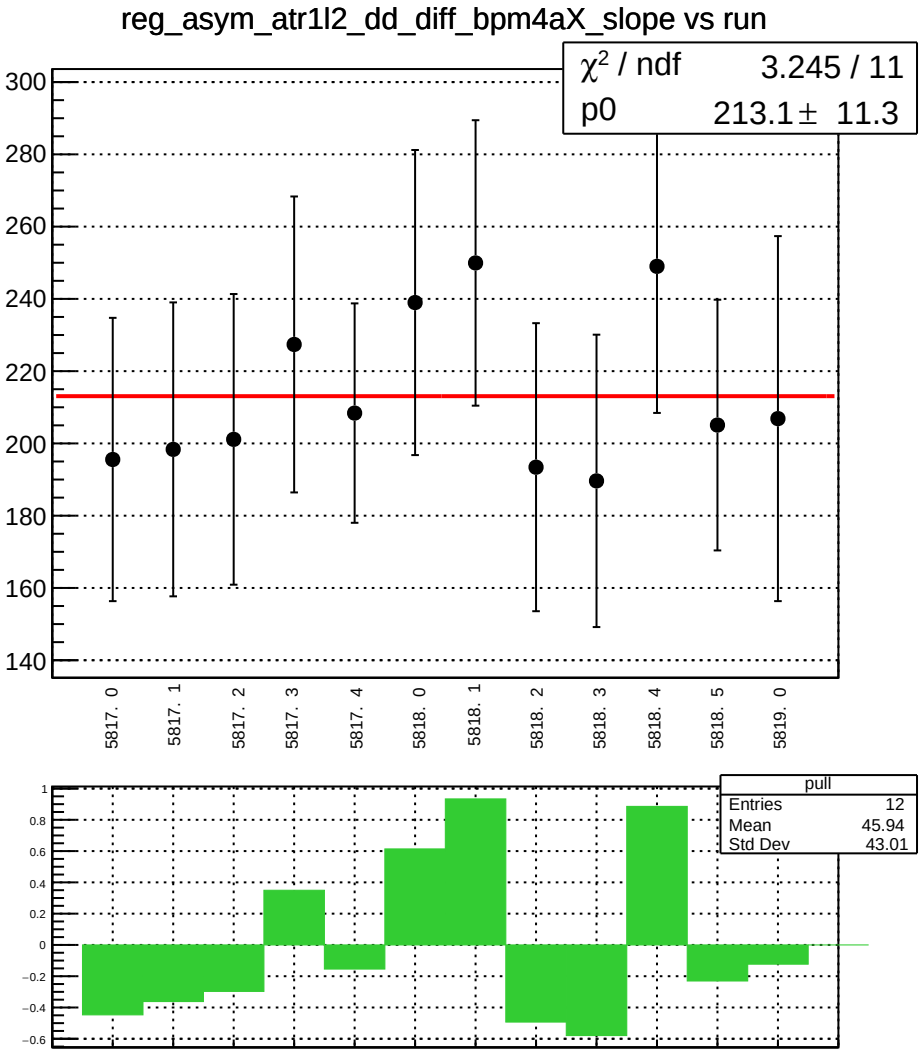
reg_asym_atr1l2_dd_diff_bpm4aX_slope vs run
χ² / ndf 3.245 / 11
p0 213.1 ± 11.3
300
280
260
240
220
200
180
160
140
5817. 0
5817. 1
5817. 2
5817. 3
5817. 4
5818. 0
5818. 1
5818. 2
5818. 3
5818. 4
5818. 5
5819. 0
pull
Entries 12
Mean 45.94
Std Dev 43.01
1
0.8
0.6
0.4
0.2
0
−0.2
−0.4
−0.6

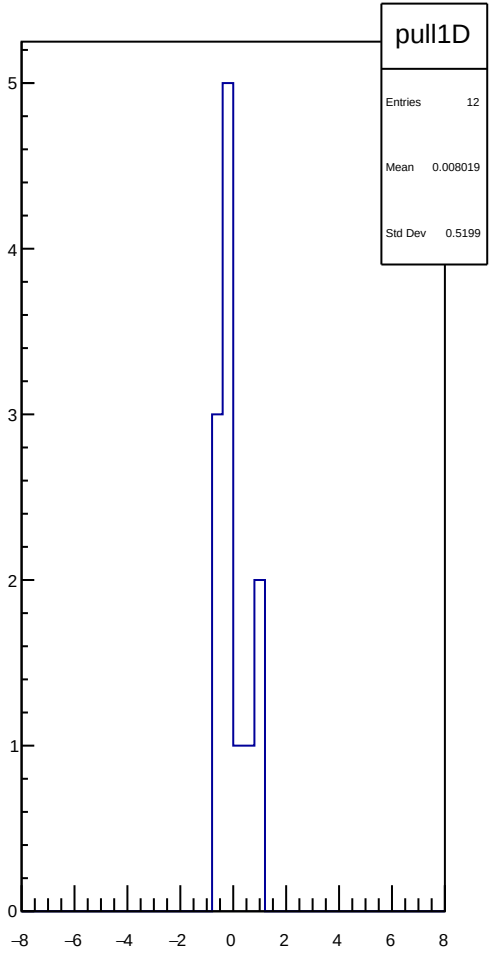
pull1D
Entries 12
Mean 0.008019
Std Dev 0.5199
5
4
3
2
1
0
−8
−6
−4
−2
0
2
4
6
8

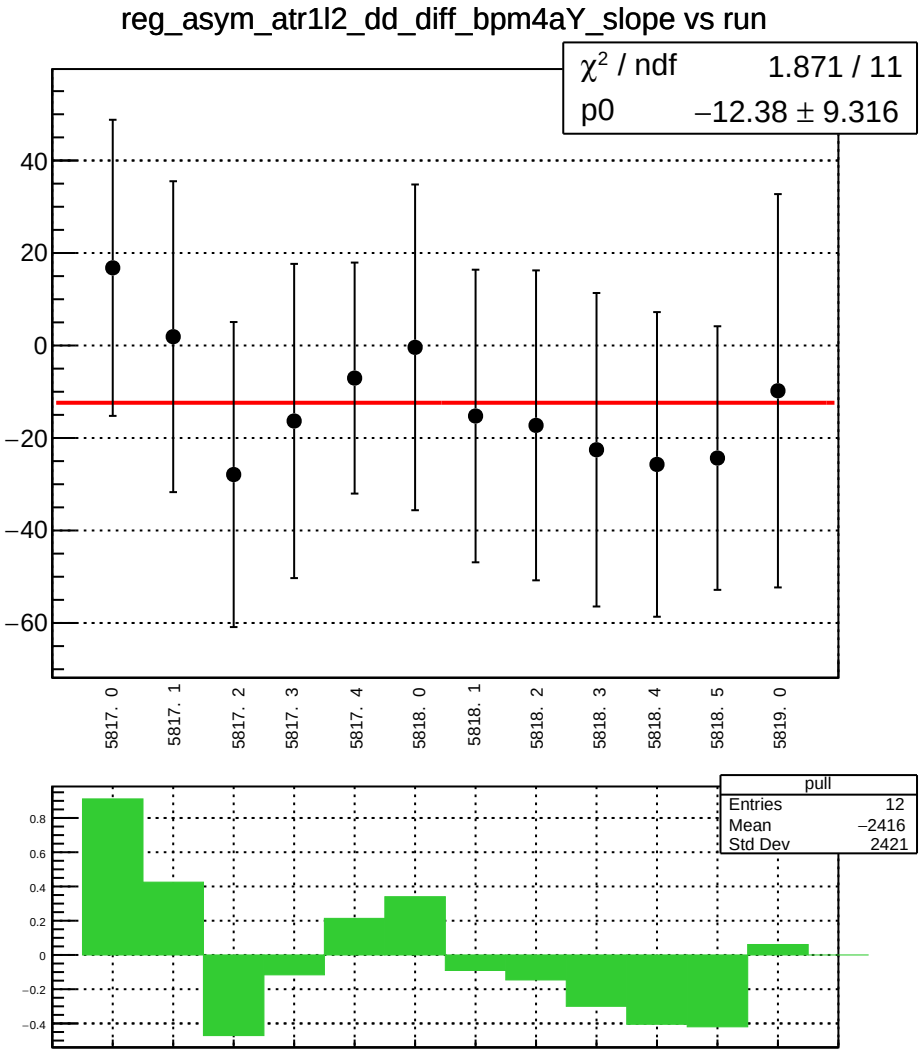
reg_asym_atr1l2_dd_diff_bpm4aY_slope vs run
χ² / ndf 1.871 / 11
p0 −12.38 ± 9.316
40
20
0
−20
−40
−60
5817. 0
5817. 1
5817. 2
5817. 3
5817. 4
5818. 0
5818. 1
5818. 2
5818. 3
5818. 4
5818. 5
5819. 0
pull
Entries 12
Mean −2416
Std Dev 2421
0.8
0.6
0.4
0.2
0
−0.2
−0.4

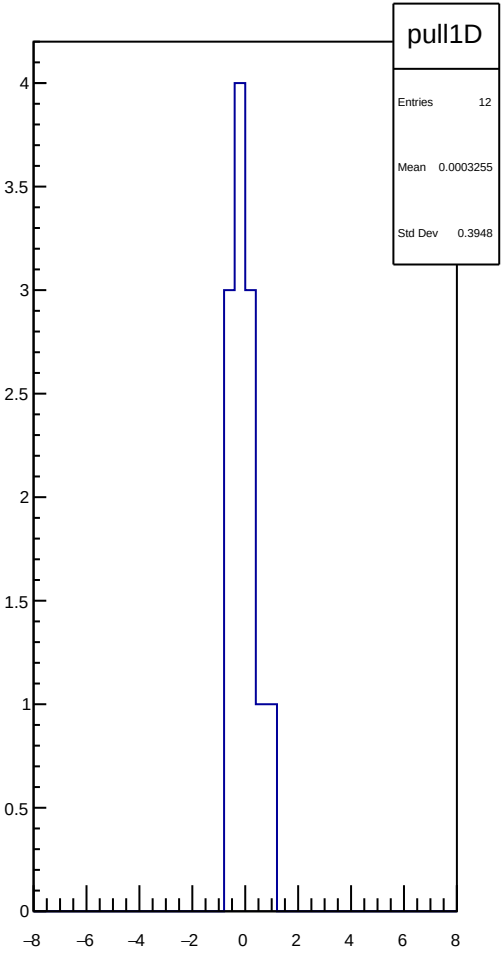
pull1D
Entries 12
Mean 0.0003255
Std Dev 0.3948
4
3.5
3
2.5
2
1.5
1
0.5
0
−8
−6
−4
−2
0
2
4
6
8

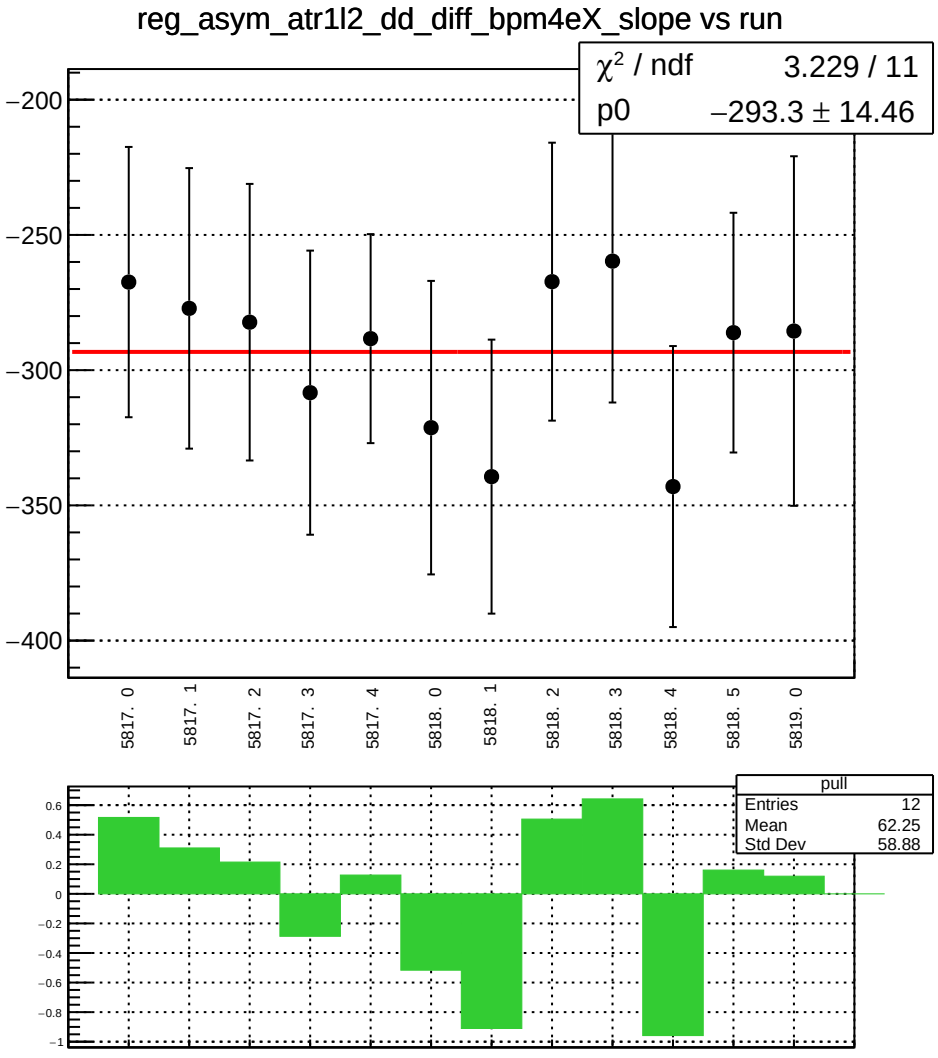
reg_asym_atr1l2_dd_diff_bpm4eX_slope vs run
χ² / ndf 3.229 / 11
p0 −293.3 ± 14.46
−200
−250
−300
−350
−400
5817. 0
5817. 1
5817. 2
5817. 3
5817. 4
5818. 0
5818. 1
5818. 2
5818. 3
5818. 4
5818. 5
5819. 0
pull
Entries 12
Mean 62.25
Std Dev 58.88
0.6
0.4
0.2
0
−0.2
−0.4
−0.6
−0.8
−1

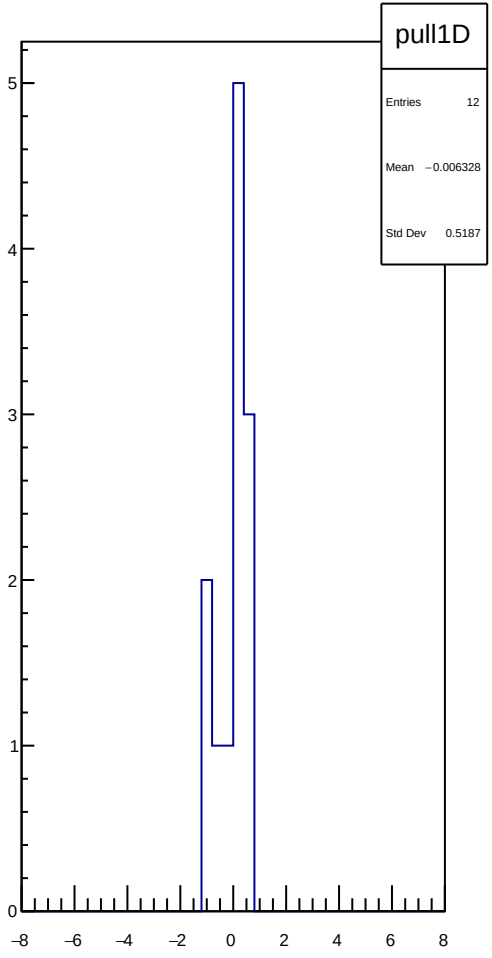
pull1D
Entries 12
Mean −0.006328
Std Dev 0.5187
5
4
3
2
1
0
−8
−6
−4
−2
0
2
4
6
8

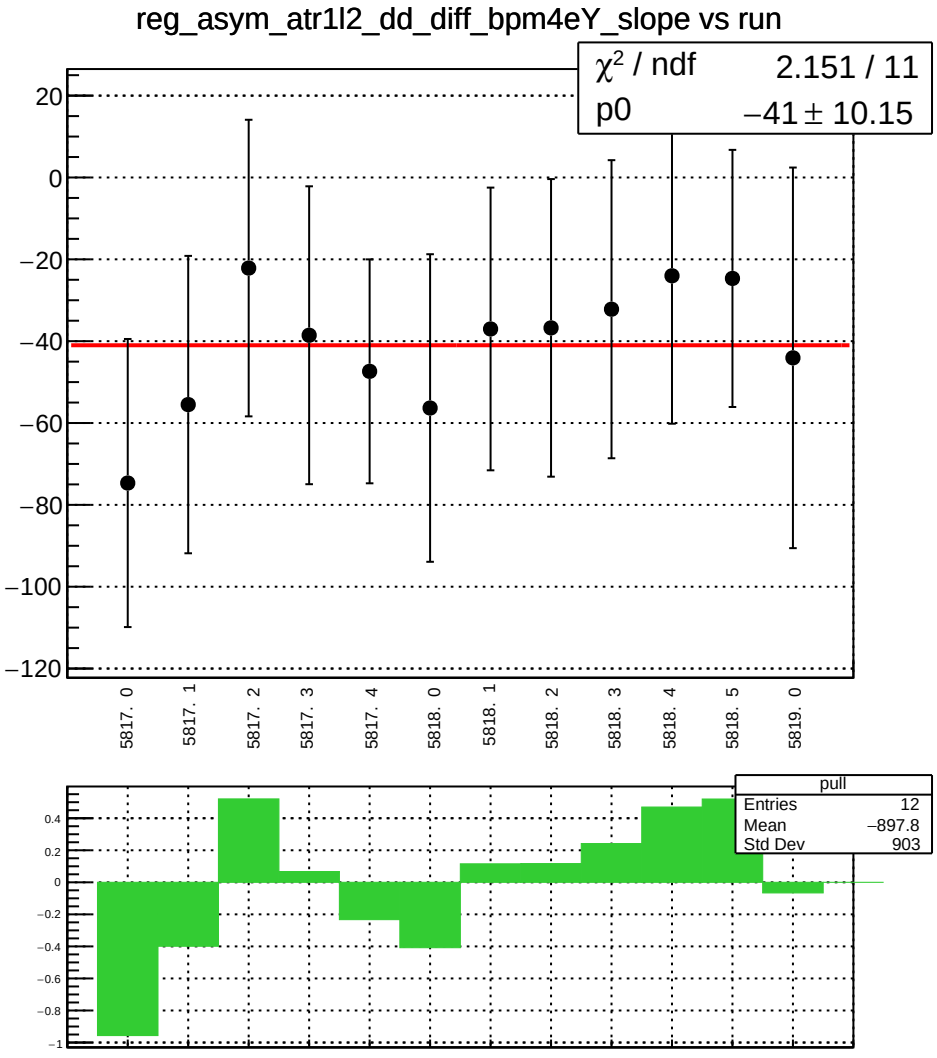
reg_asym_atr1l2_dd_diff_bpm4eY_slope vs run
χ² / ndf 2.151 / 11
p0 −41 ± 10.15
20
0
−20
−40
−60
−80
−100
−120
5817. 0
5817. 1
5817. 2
5817. 3
5817. 4
5818. 0
5818. 1
5818. 2
5818. 3
5818. 4
5818. 5
5819. 0
pull
Entries 12
Mean −897.8
Std Dev 903
0.4
0.2
0
−0.2
−0.4
−0.6
−0.8
−1

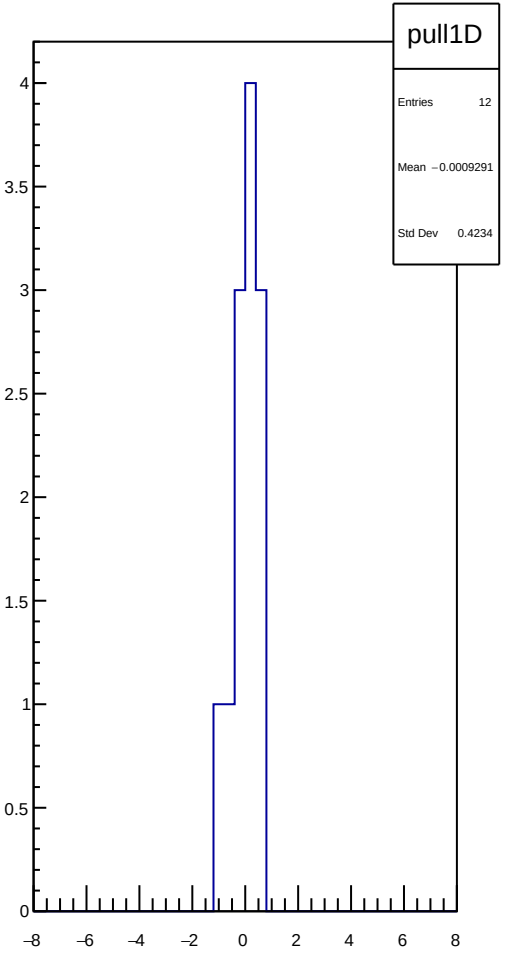
pull1D
Entries 12
Mean −0.0009291
Std Dev 0.4234
4
3.5
3
2.5
2
1.5
1
0.5
0
−8
−6
−4
−2
0
2
4
6
8

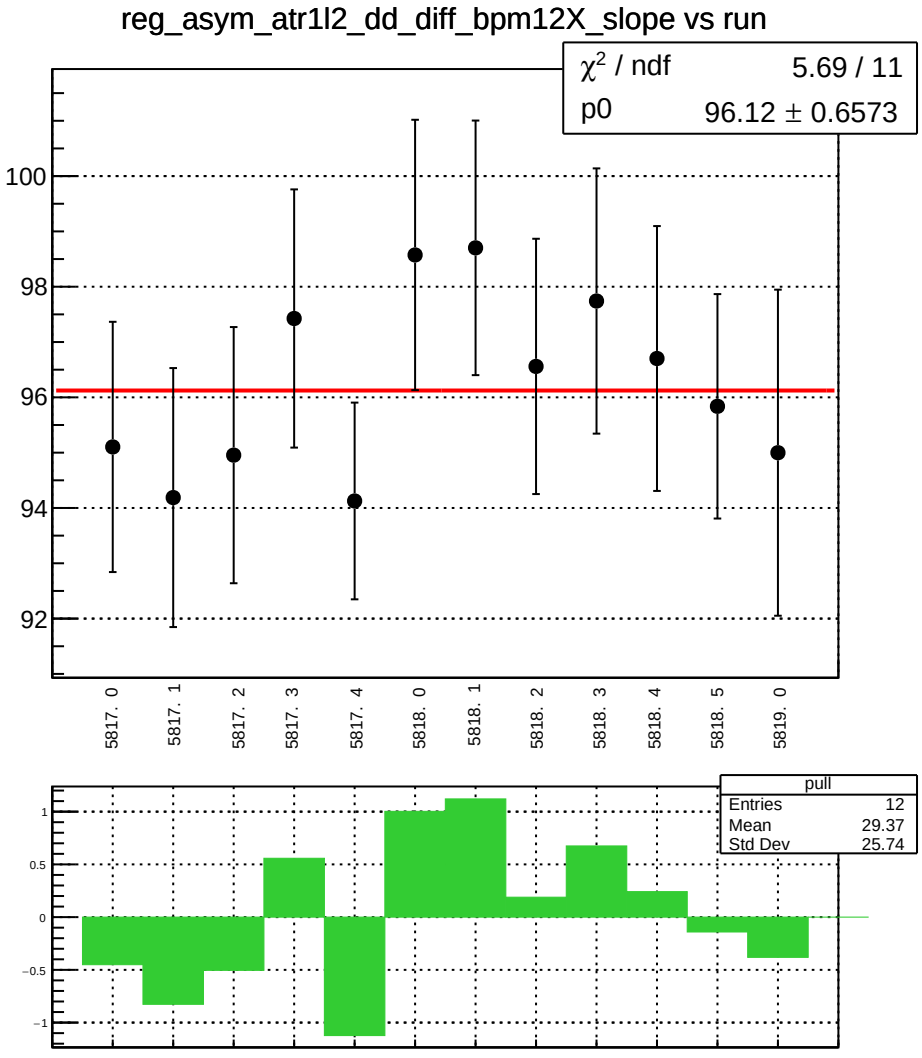
reg_asym_atr1l2_dd_diff_bpm12X_slope vs run
χ² / ndf 5.69 / 11
p0 96.12 ± 0.6573
100
98
96
94
92
5817. 0
5817. 1
5817. 2
5817. 3
5817. 4
5818. 0
5818. 1
5818. 2
5818. 3
5818. 4
5818. 5
5819. 0
pull
Entries 12
Mean 29.37
Std Dev 25.74
1
0.5
0
−0.5
−1

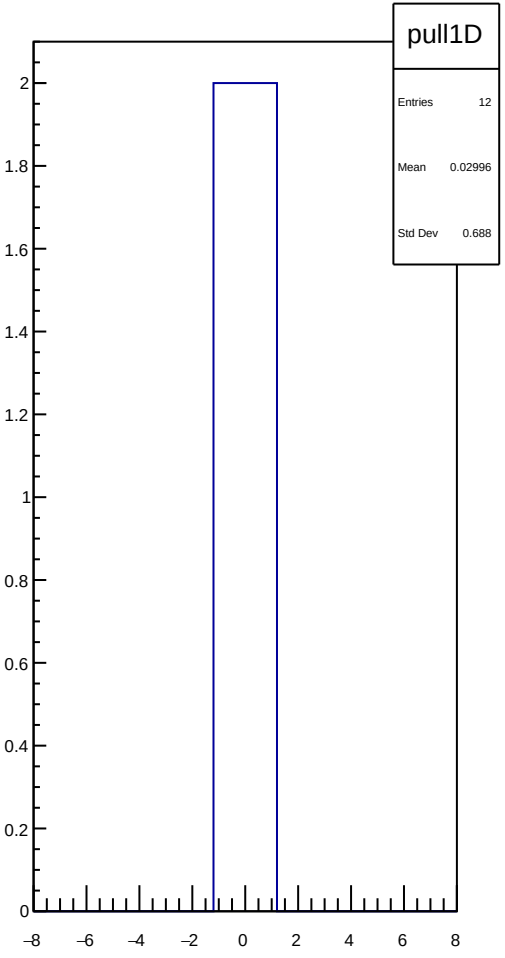
pull1D
Entries 12
Mean 0.02996
Std Dev 0.688
2
1.8
1.6
1.4
1.2
1
0.8
0.6
0.4
0.2
0
−8
−6
−4
−2
0
2
4
6
8

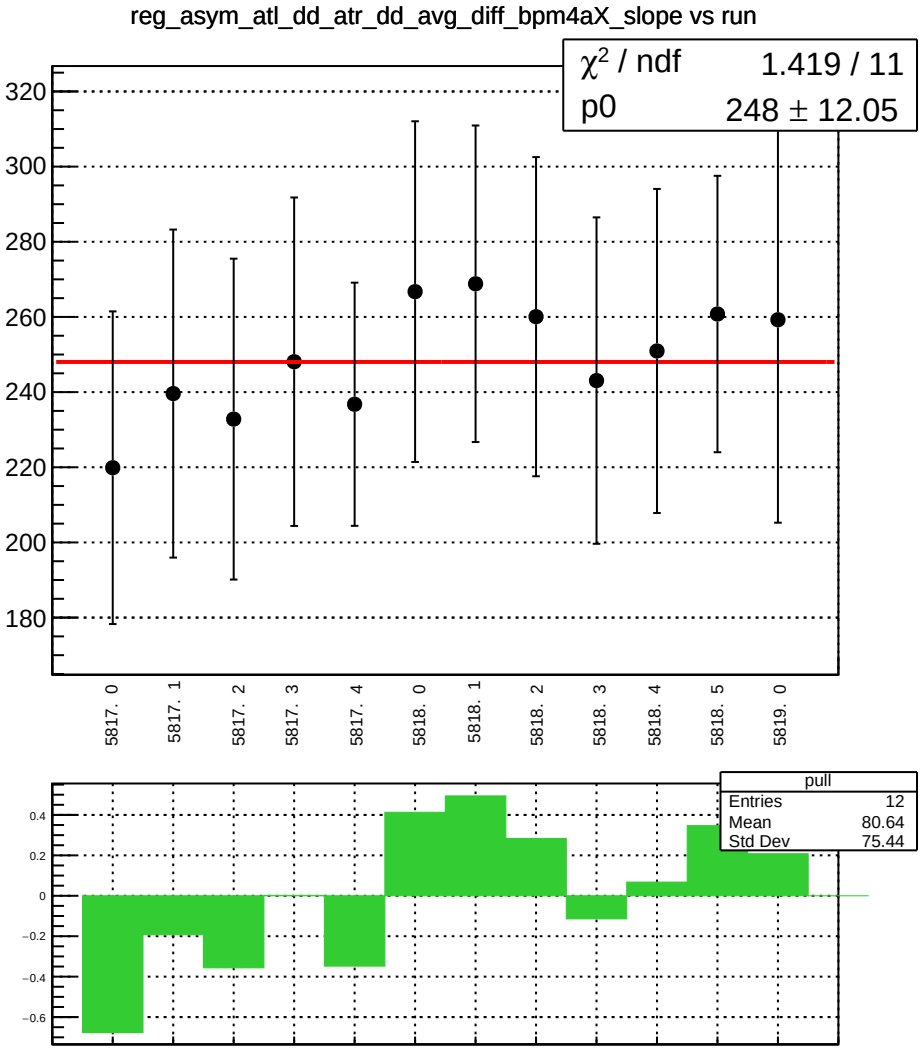
reg_asym_atl_dd_atr_dd_avg_diff_bpm4aX_slope vs run
χ² / ndf 1.419 / 11
p0 248 ± 12.05
320
300
280
260
240
220
200
180
5817. 0
5817. 1
5817. 2
5817. 3
5817. 4
5818. 0
5818. 1
5818. 2
5818. 3
5818. 4
5818. 5
5819. 0
pull
Entries 12
Mean 80.64
Std Dev 75.44
0.4
0.2
0
−0.2
−0.4
−0.6

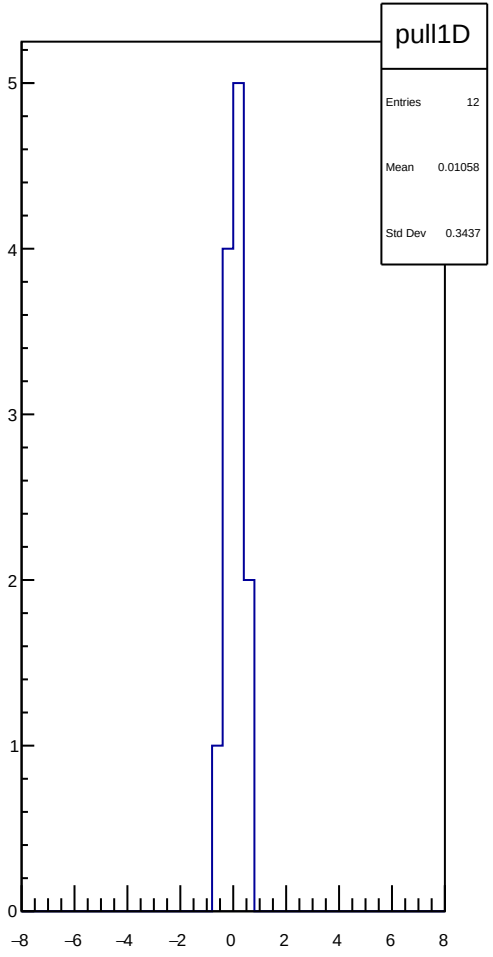
pull1D
Entries 12
Mean 0.01058
Std Dev 0.3437
5
4
3
2
1
0
−8
−6
−4
−2
0
2
4
6
8

reg_asym_atl_dd_atr_dd_avg_diff_bpm4aY_slope vs run

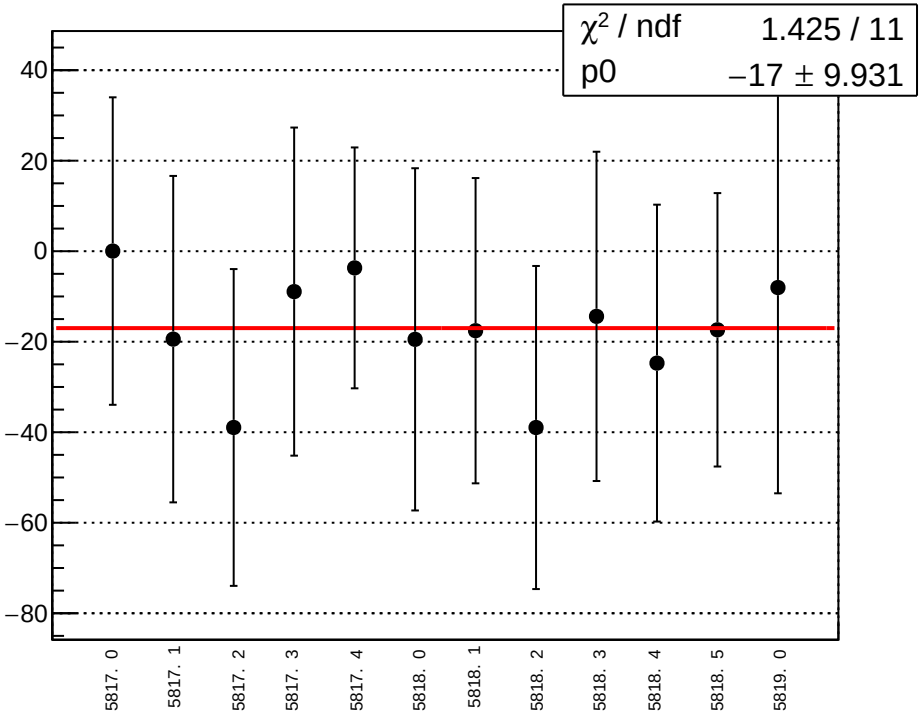

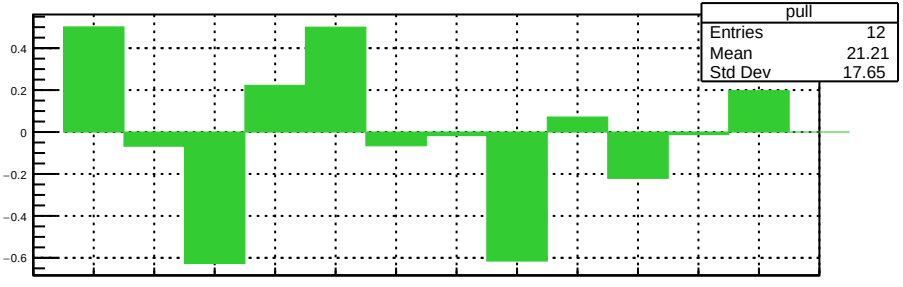

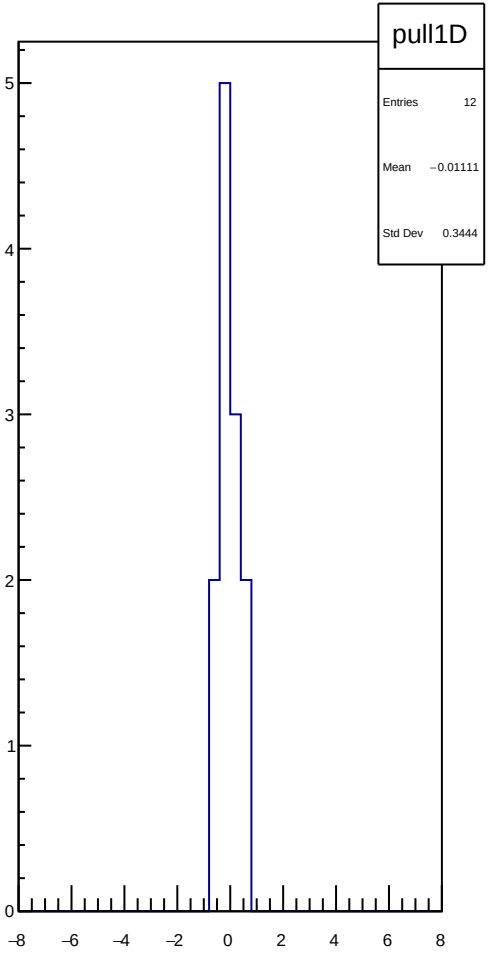

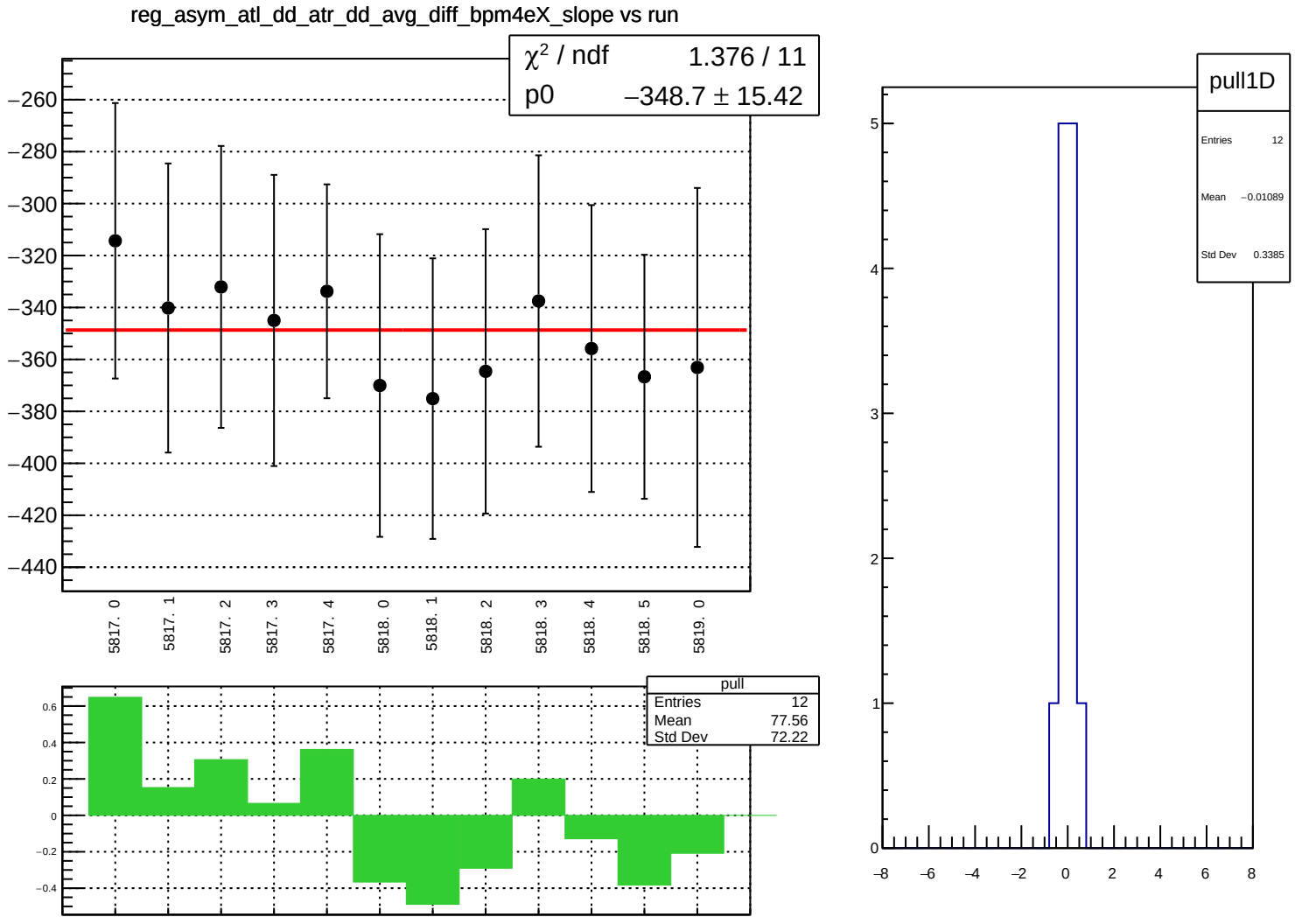
reg_asym_atl_dd_atr_dd_avg_diff_bpm4eX_slope vs run
χ² / ndf 1.376 / 11
p0 −348.7 ± 15.42
−260
−280
−300
−320
−340
−360
−380
−400
−420
−440
5817. 0
5817. 1
5817. 2
5817. 3
5817. 4
5818. 0
5818. 1
5818. 2
5818. 3
5818. 4
5818. 5
5819. 0
pull
Entries 12
Mean 77.56
Std Dev 72.22
0.6
0.4
0.2
0
−0.2
−0.4
pull1D
Entries 12
Mean −0.01089
Std Dev 0.3385
5
4
3
2
1
0
−8
−6
−4
−2
0
2
4
6
8

reg_asym_atl_dd_atr_dd_avg_diff_bpm4eY_slope vs run

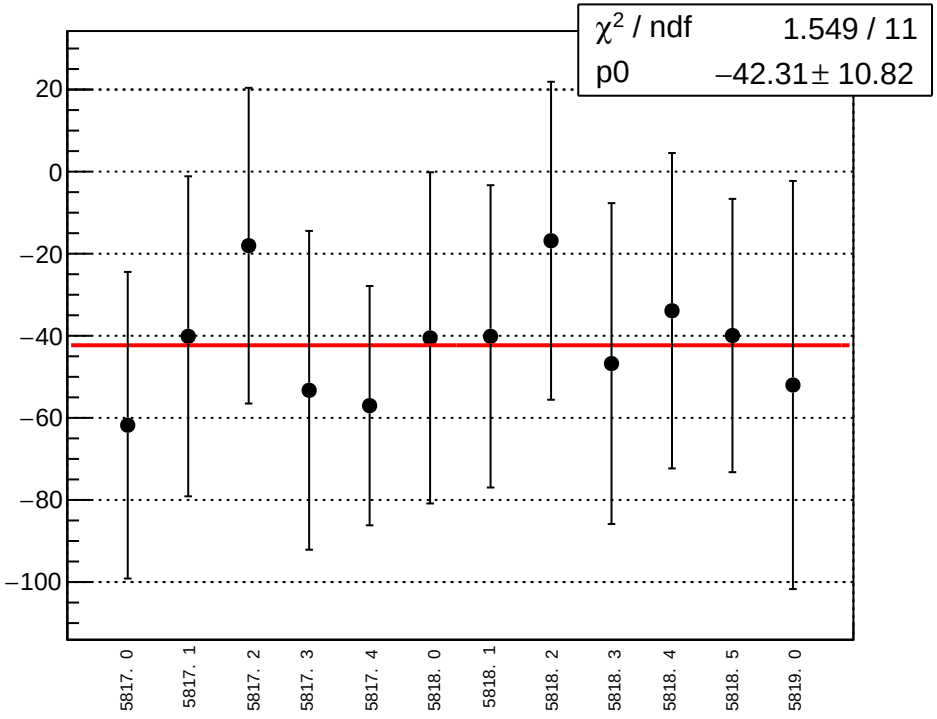

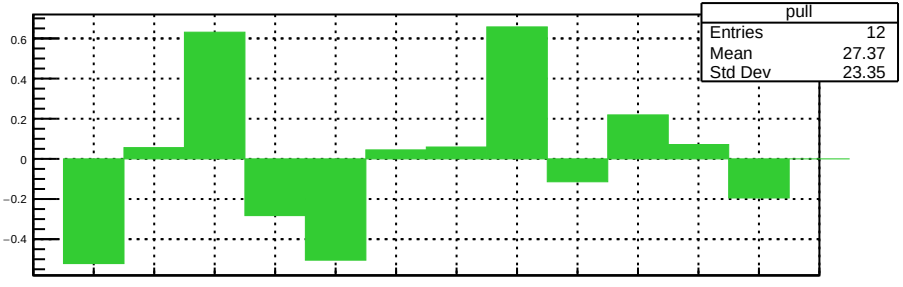

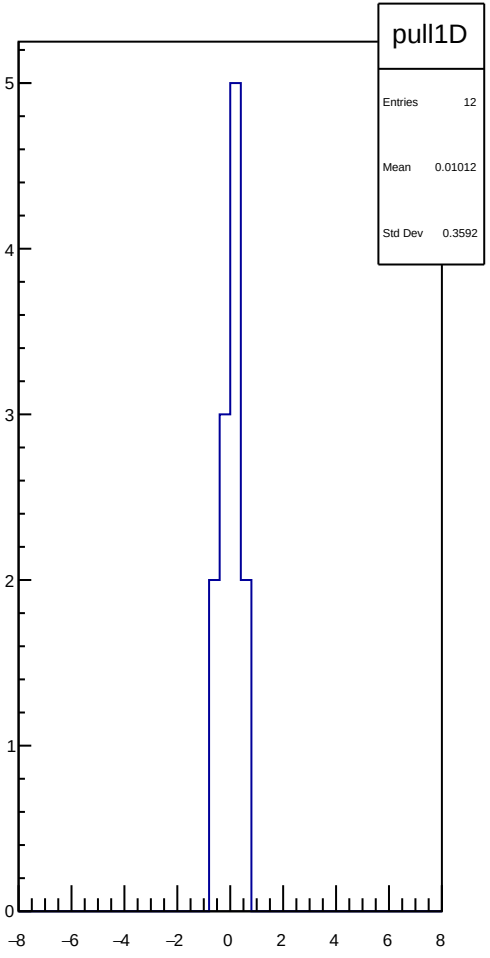

reg_asym_atl_dd_atr_dd_avg_diff_bpm12X_slope vs run

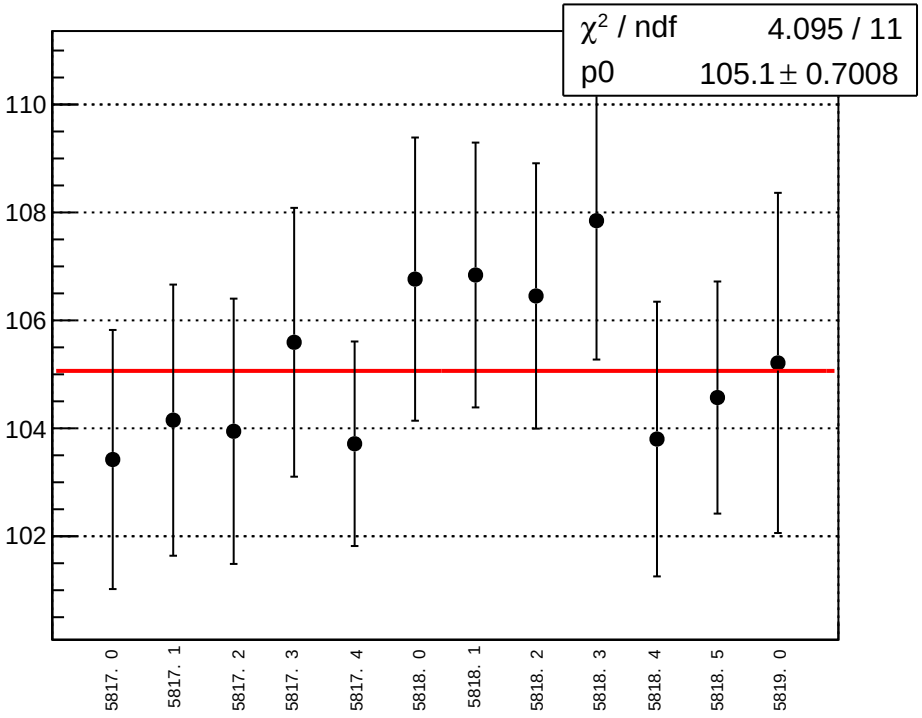

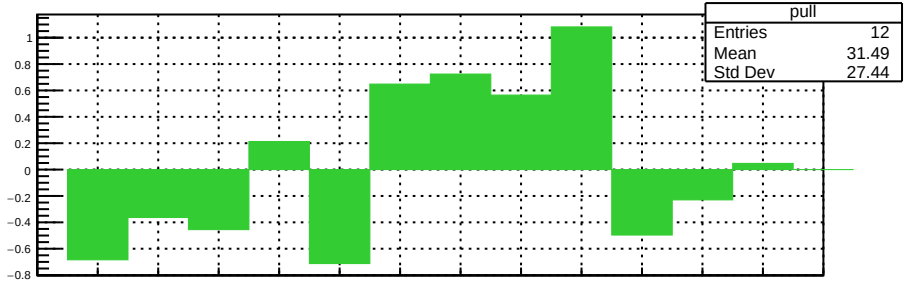

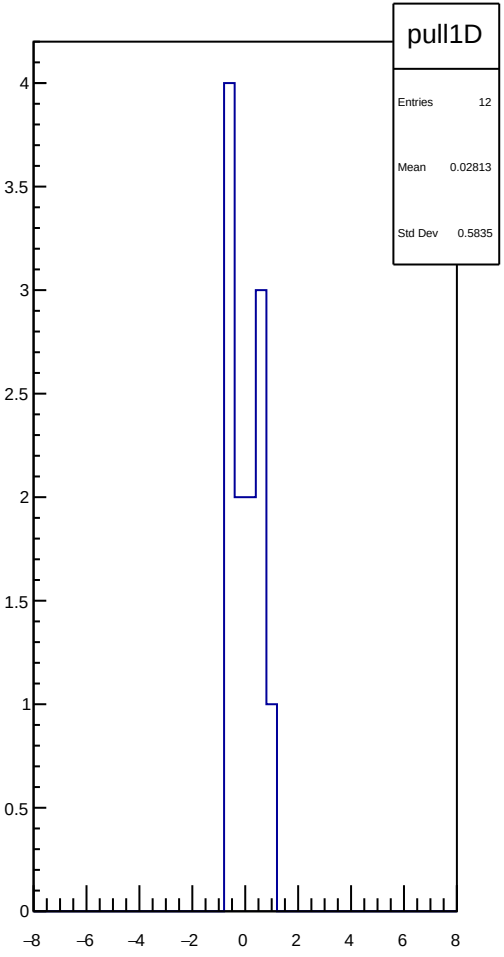

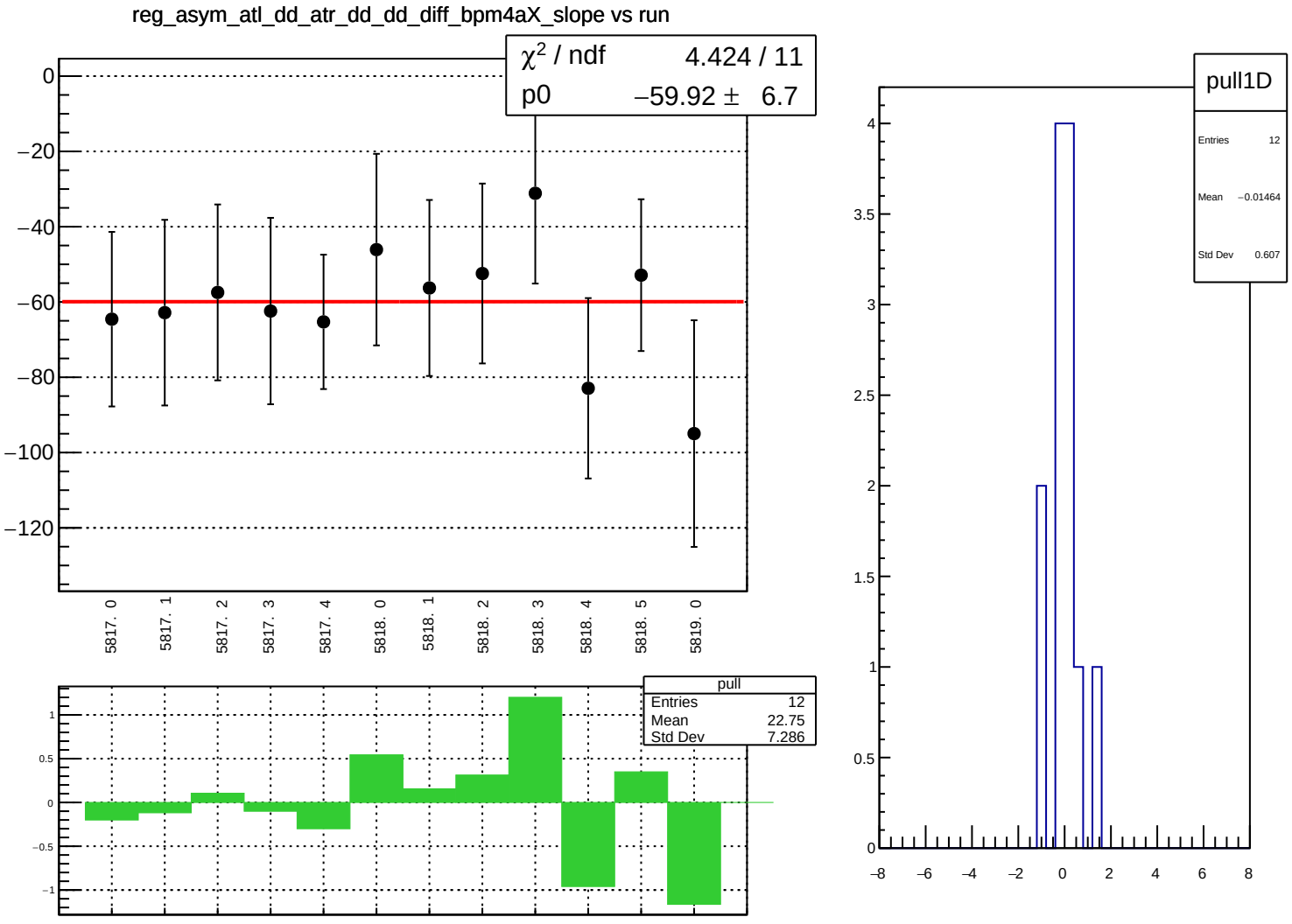
reg_asym_atl_dd_atr_dd_dd_diff_bpm4aX_slope vs run
χ² / ndf 4.424 / 11
p0 −59.92 ± 6.7
0
−20
−40
−60
−80
−100
−120
5817. 0
5817. 1
5817. 2
5817. 3
5817. 4
5818. 0
5818. 1
5818. 2
5818. 3
5818. 4
5818. 5
5819. 0
pull
Entries 12
Mean 22.75
Std Dev 7.286
1
0.5
0
−0.5
−1
pull1D
Entries 12
Mean −0.01464
Std Dev 0.607
4
3.5
3
2.5
2
1.5
1
0.5
0
−8
−6
−4
−2
0
2
4
6
8

reg_asym_atl_dd_atr_dd_dd_diff_bpm4aY_slope vs run

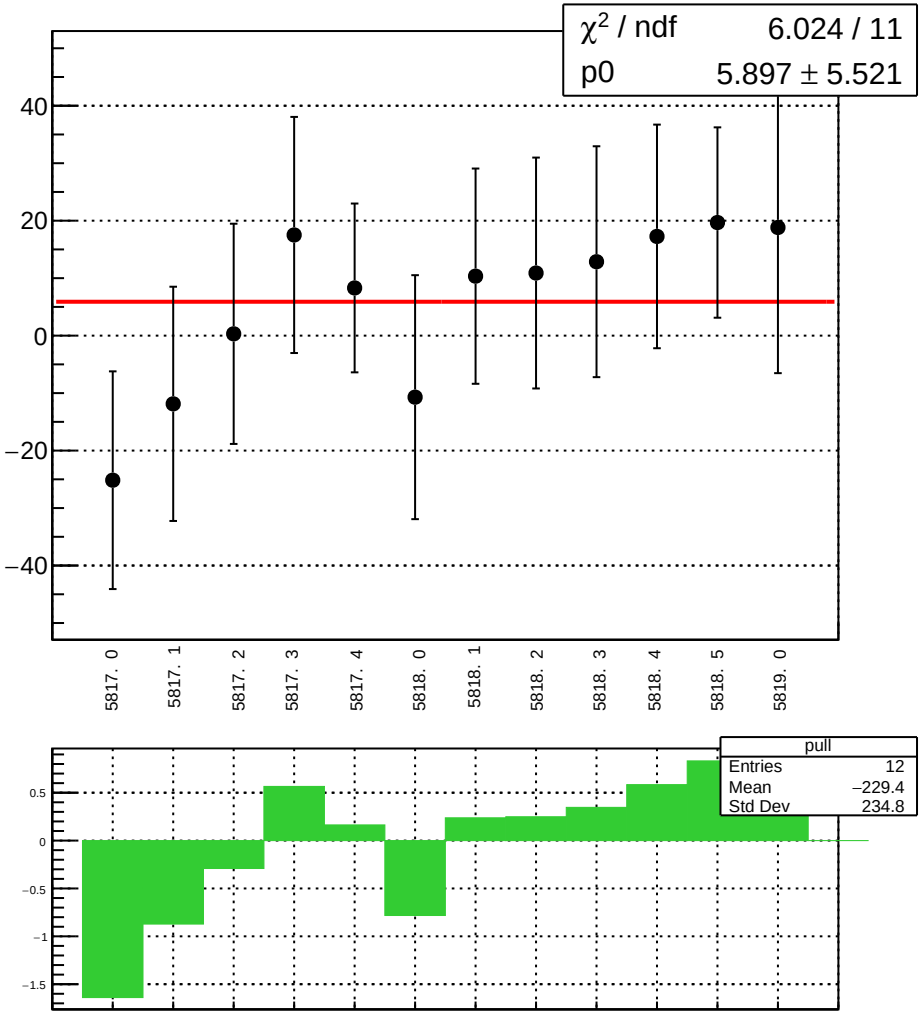

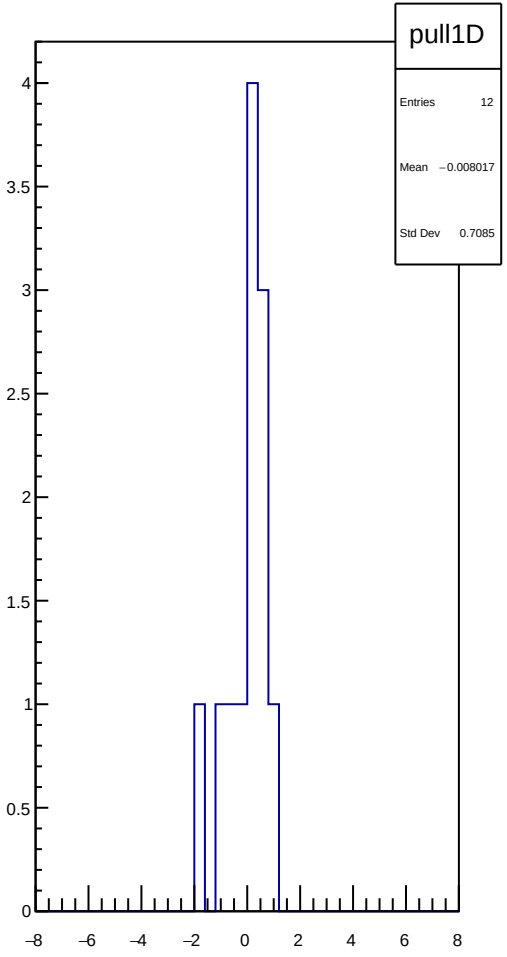

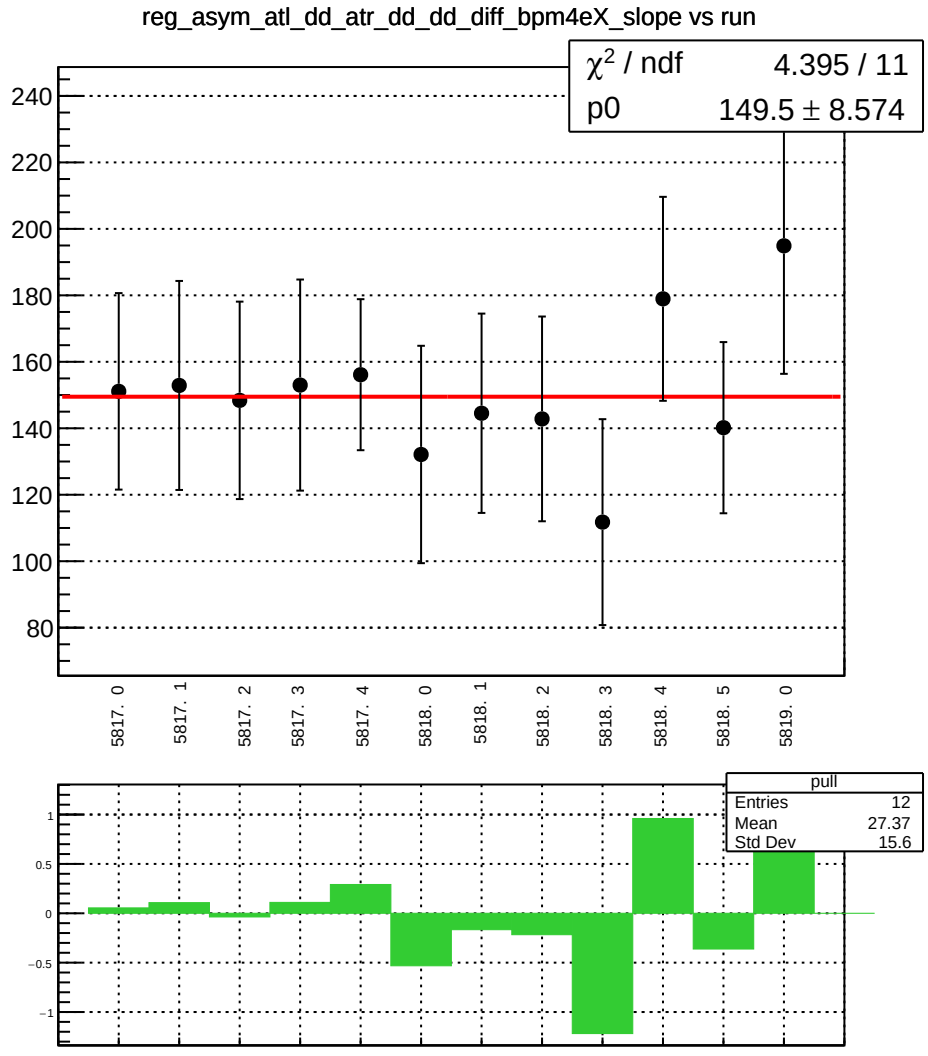
reg_asym_atl_dd_atr_dd_dd_diff_bpm4eX_slope vs run
χ² / ndf 4.395 / 11
p0 149.5 ± 8.574
240
220
200
180
160
140
120
100
80
5817. 0
5817. 1
5817. 2
5817. 3
5817. 4
5818. 0
5818. 1
5818. 2
5818. 3
5818. 4
5818. 5
5819. 0
pull
Entries 12
Mean 27.37
Std Dev 15.6
1
0.5
0
−0.5
−1

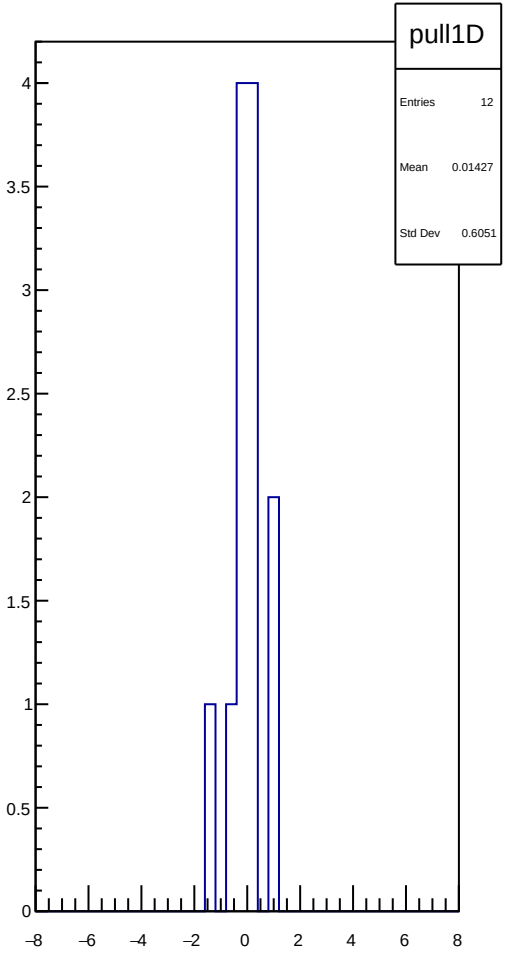
pull1D
Entries 12
Mean 0.01427
Std Dev 0.6051
4
3.5
3
2.5
2
1.5
1
0.5
0
−8
−6
−4
−2
0
2
4
6
8

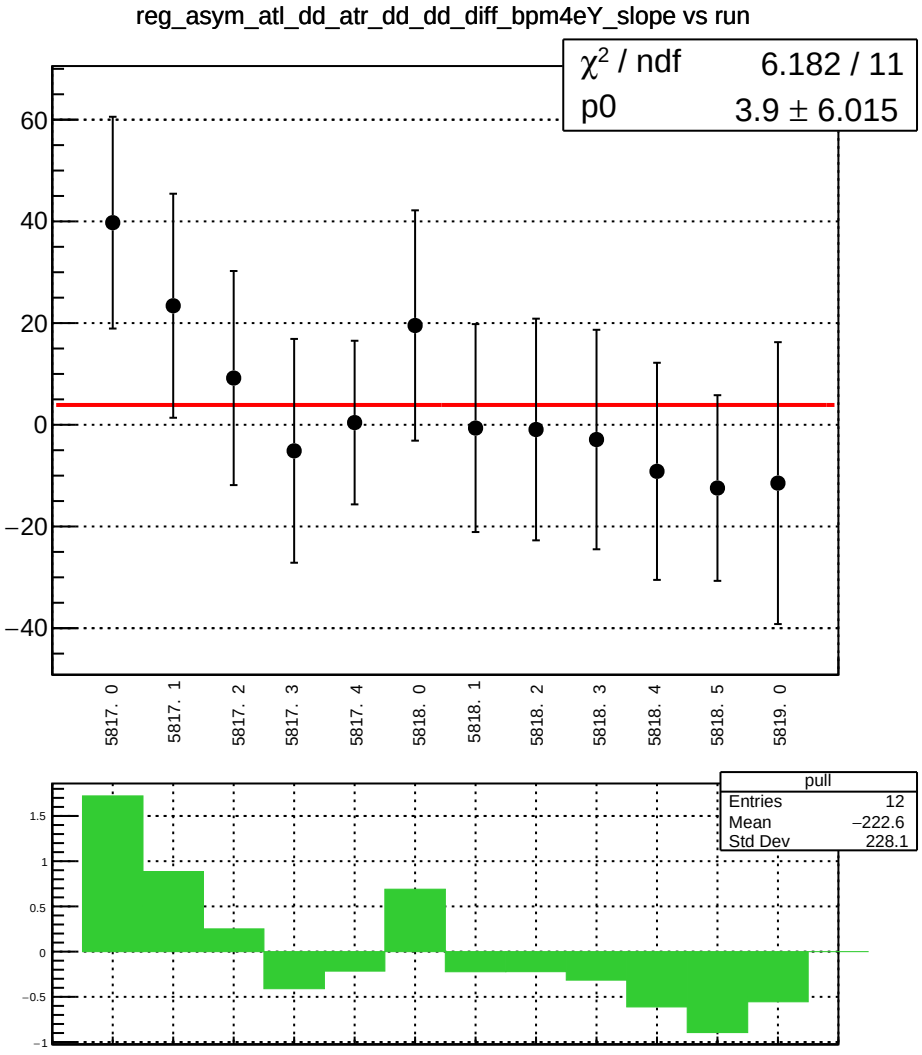
reg_asym_atl_dd_atr_dd_dd_diff_bpm4eY_slope vs run
χ² / ndf 6.182 / 11
p0 3.9 ± 6.015
60
40
20
0
−20
−40
5817. 0
5817. 1
5817. 2
5817. 3
5817. 4
5818. 0
5818. 1
5818. 2
5818. 3
5818. 4
5818. 5
5819. 0
pull
Entries 12
Mean −222.6
Std Dev 228.1
1.5
1
0.5
0
−0.5
−1

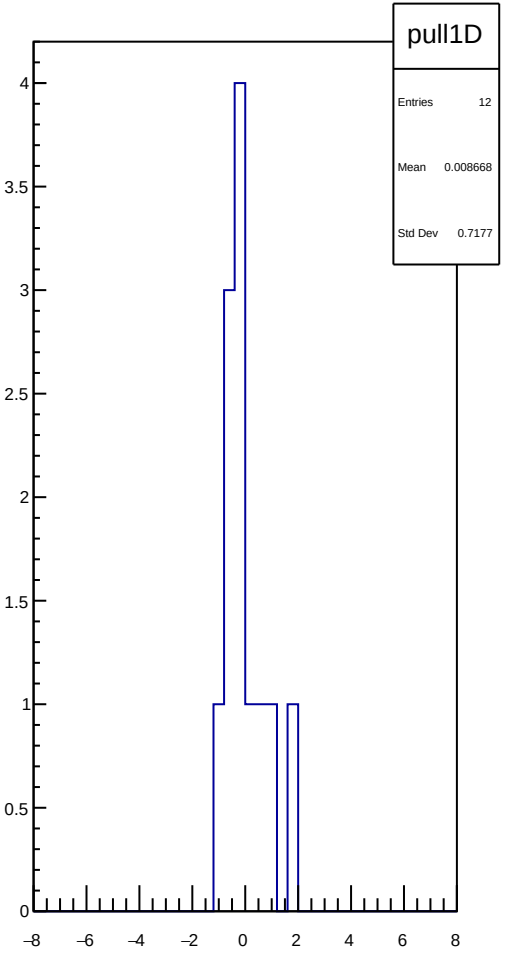
pull1D
Entries 12
Mean 0.008668
Std Dev 0.7177
4
3.5
3
2.5
2
1.5
1
0.5
0
−8
−6
−4
−2
0
2
4
6
8

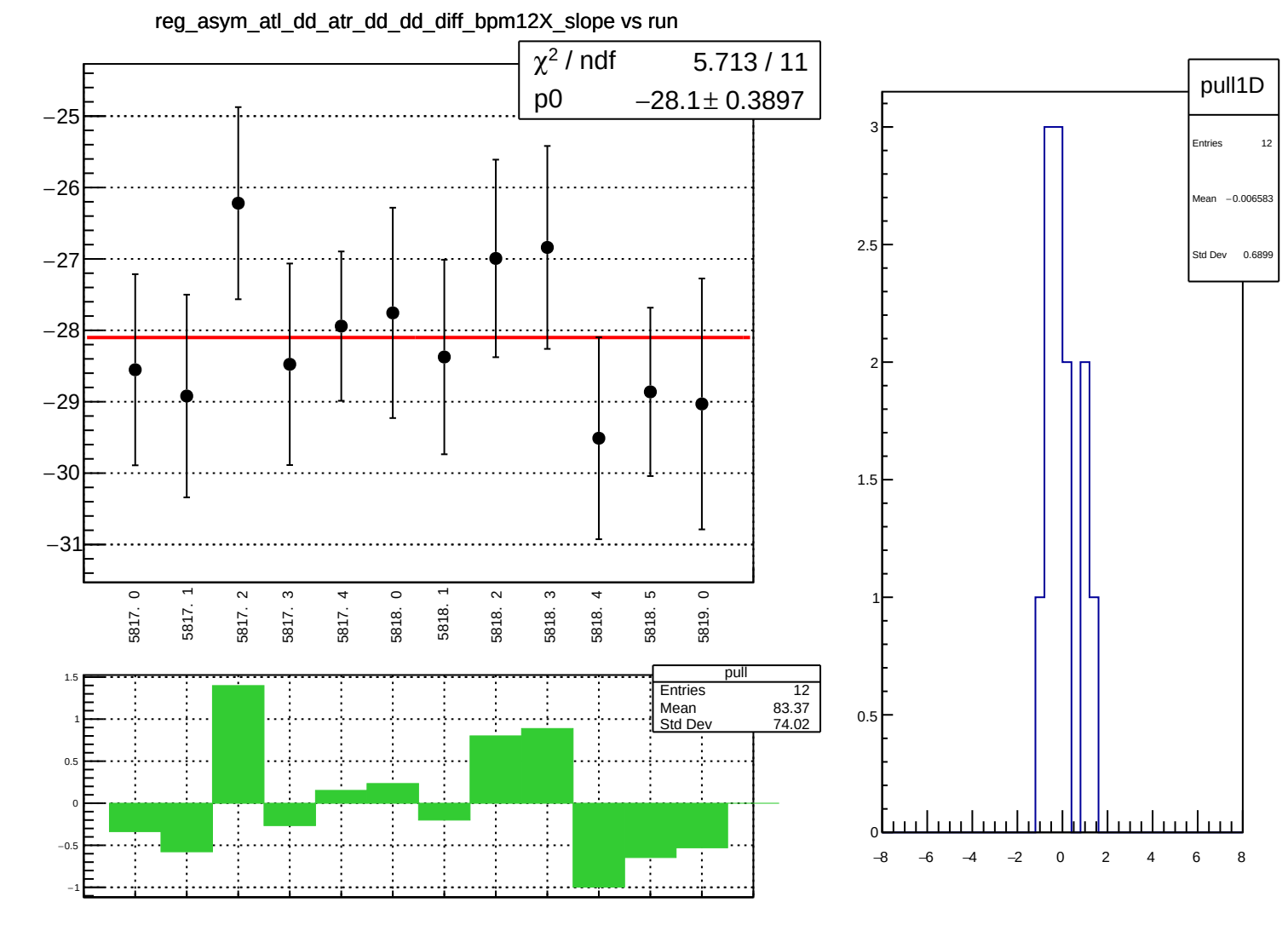
reg_asym_atl_dd_atr_dd_dd_diff_bpm12X_slope vs run
χ2 / ndf 5.713 / 11
p0 −28.1 ± 0.3897
−25
−26
−27
−28
−29
−30
−31
5817. 0
5817. 1
5817. 2
5817. 3
5817. 4
5818. 0
5818. 1
5818. 2
5818. 3
5818. 4
5818. 5
5819. 0
pull
Entries 12
Mean 83.37
Std Dev 74.02
1.5
1
0.5
0
−0.5
−1
pull1D
Entries 12
Mean −0.006583
Std Dev 0.6899
3
2.5
2
1.5
1
0.5
0
−8
−6
−4
−2
0
2
4
6
8

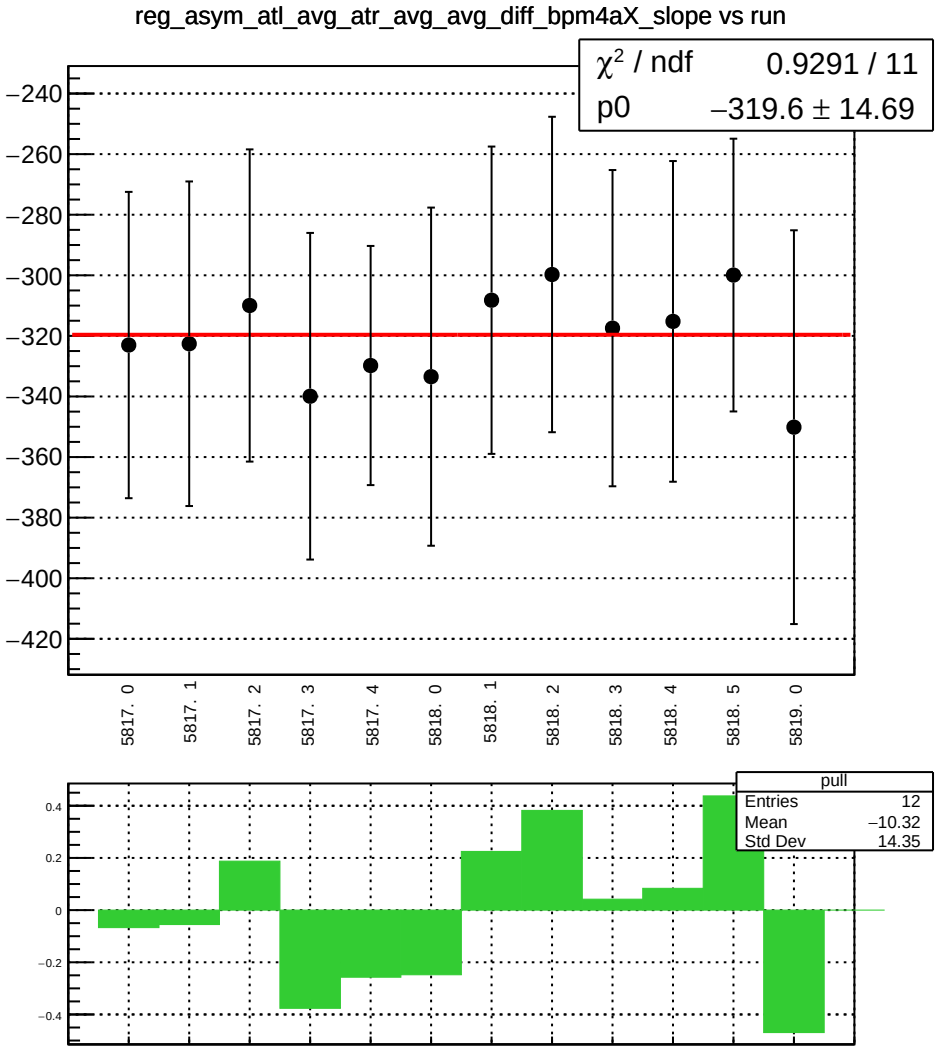
reg_asym_atl_avg_atr_avg_avg_diff_bpm4aX_slope vs run
χ² / ndf 0.9291 / 11
p0 −319.6 ± 14.69
−240
−260
−280
−300
−320
−340
−360
−380
−400
−420
5817. 0
5817. 1
5817. 2
5817. 3
5817. 4
5818. 0
5818. 1
5818. 2
5818. 3
5818. 4
5818. 5
5819. 0
pull
Entries 12
Mean −10.32
Std Dev 14.35
0.4
0.2
0
−0.2
−0.4

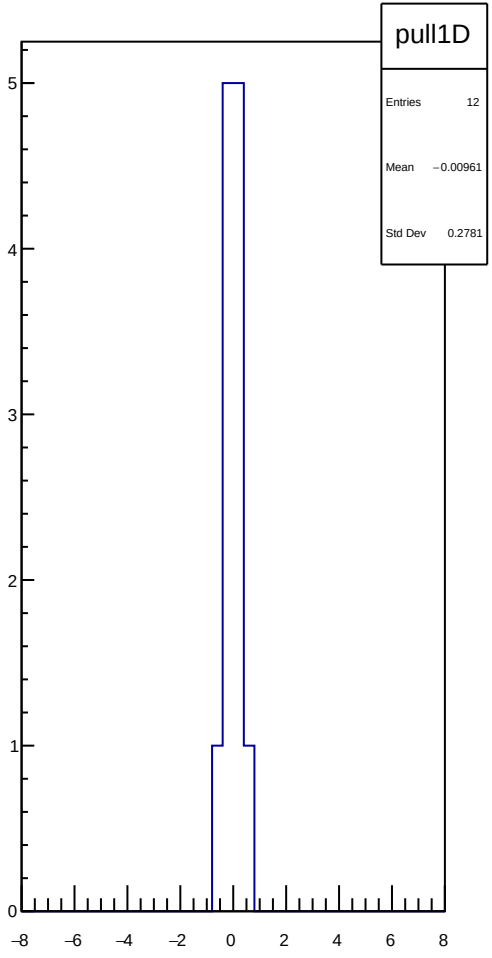
pull1D
Entries 12
Mean −0.00961
Std Dev 0.2781
5
4
3
2
1
0
−8
−6
−4
−2
0
2
4
6
8

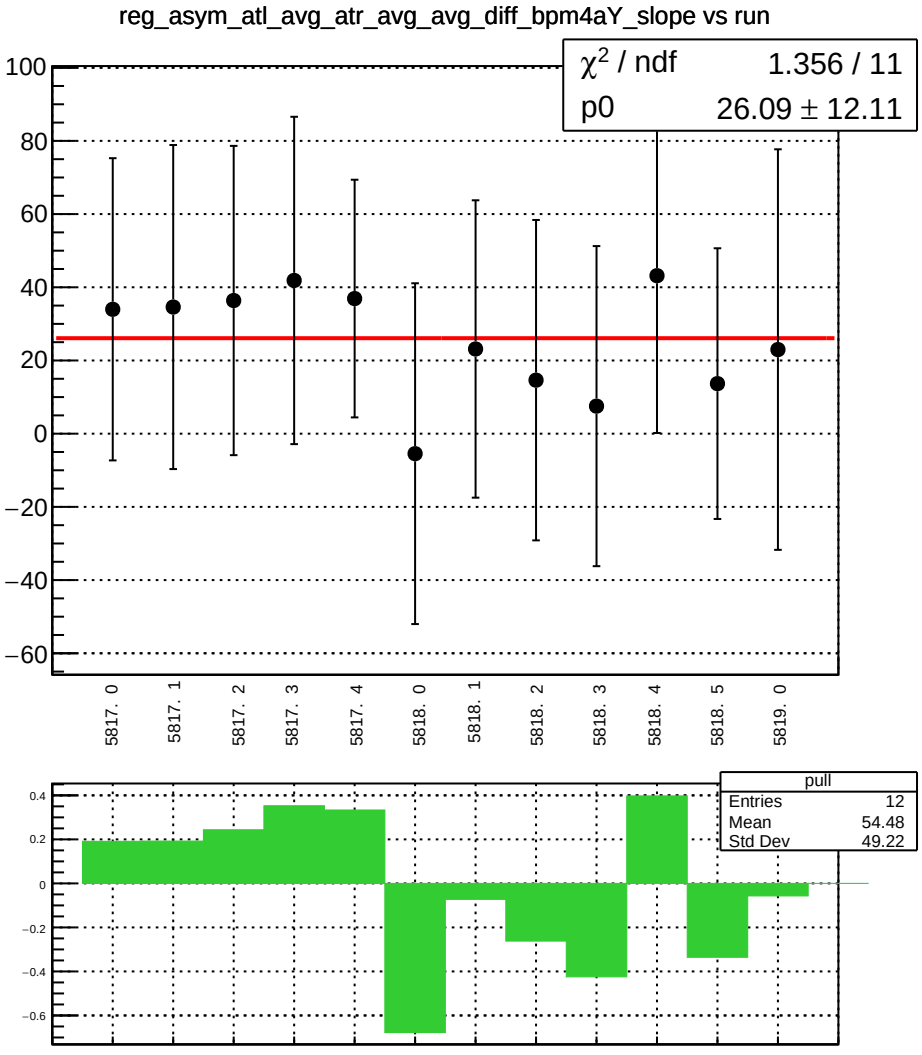
reg_asym_atl_avg_atr_avg_avg_diff_bpm4aY_slope vs run
χ² / ndf 1.356 / 11
p0 26.09 ± 12.11
100
80
60
40
20
0
−20
−40
−60
5817. 0
5817. 1
5817. 2
5817. 3
5817. 4
5818. 0
5818. 1
5818. 2
5818. 3
5818. 4
5818. 5
5819. 0
pull
Entries 12
Mean 54.48
Std Dev 49.22
0.4
0.2
0
−0.2
−0.4
−0.6

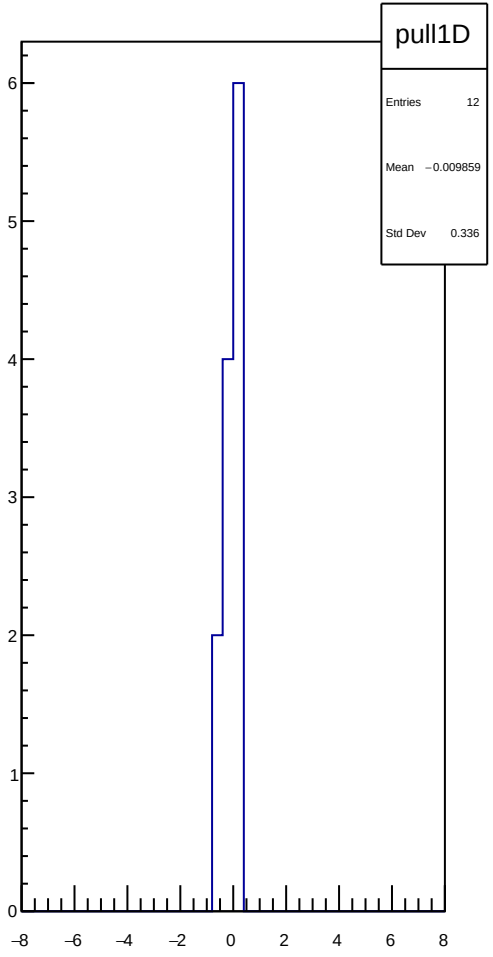
pull1D
Entries 12
Mean −0.009859
Std Dev 0.336
6
5
4
3
2
1
0
−8
−6
−4
−2
0
2
4
6
8

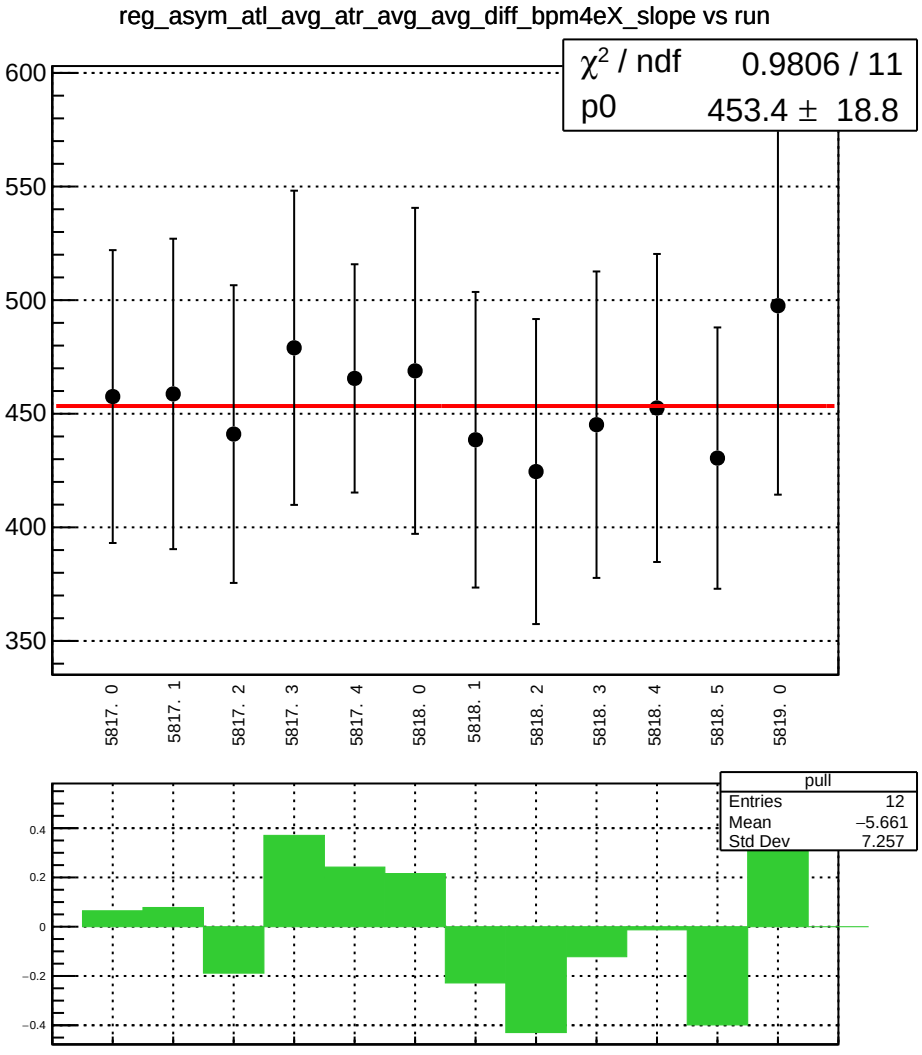
reg_asym_atl_avg_atr_avg_avg_diff_bpm4eX_slope vs run
χ² / ndf 0.9806 / 11
p0 453.4 ± 18.8
600
550
500
450
400
350
5817. 0
5817. 1
5817. 2
5817. 3
5817. 4
5818. 0
5818. 1
5818. 2
5818. 3
5818. 4
5818. 5
5819. 0
pull
Entries 12
Mean −5.661
Std Dev 7.257
0.4
0.2
0
−0.2
−0.4

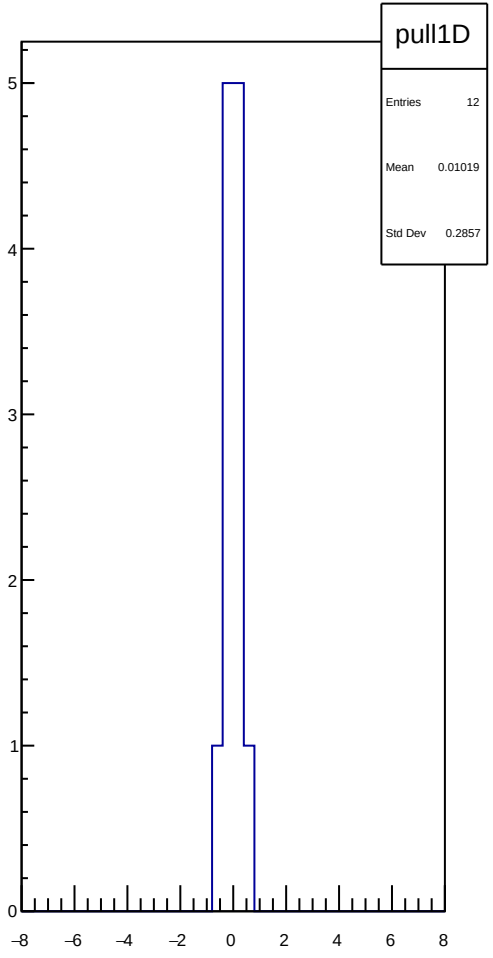
pull1D
Entries 12
Mean 0.01019
Std Dev 0.2857
5
4
3
2
1
0
−8
−6
−4
−2
0
2
4
6
8

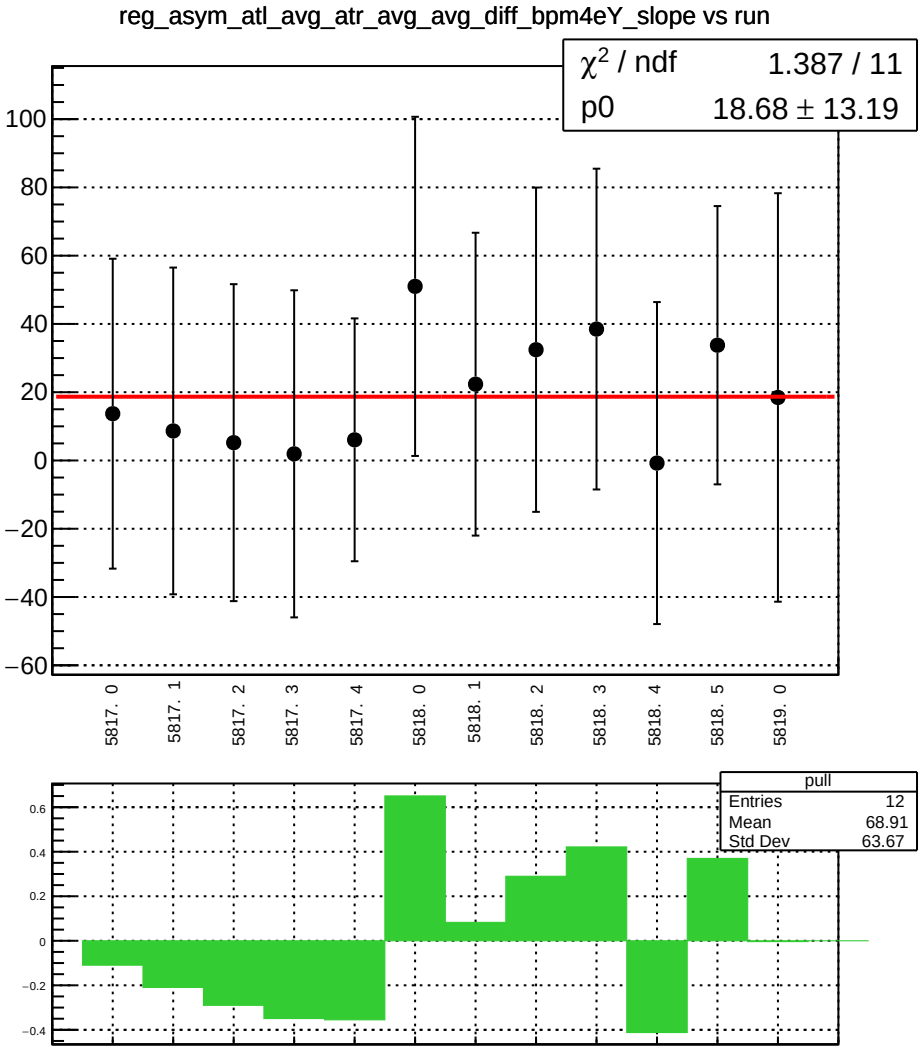
reg_asym_atl_avg_atr_avg_avg_diff_bpm4eY_slope vs run
χ² / ndf 1.387 / 11
p0 18.68 ± 13.19
100
80
60
40
20
0
−20
−40
−60
5817. 0
5817. 1
5817. 2
5817. 3
5817. 4
5818. 0
5818. 1
5818. 2
5818. 3
5818. 4
5818. 5
5819. 0
pull
Entries 12
Mean 68.91
Std Dev 63.67
0.6
0.4
0.2
0
−0.2
−0.4

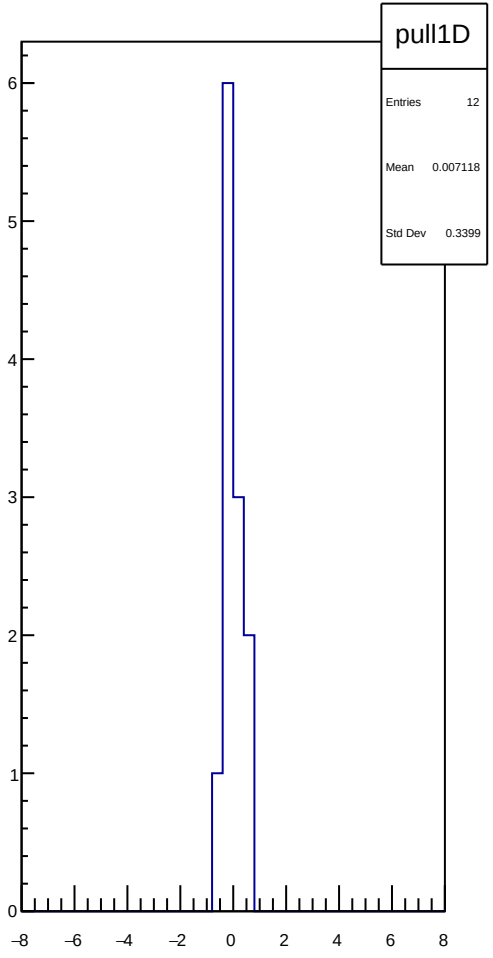
pull1D
Entries 12
Mean 0.007118
Std Dev 0.3399
6
5
4
3
2
1
0
−8
−6
−4
−2
0
2
4
6
8

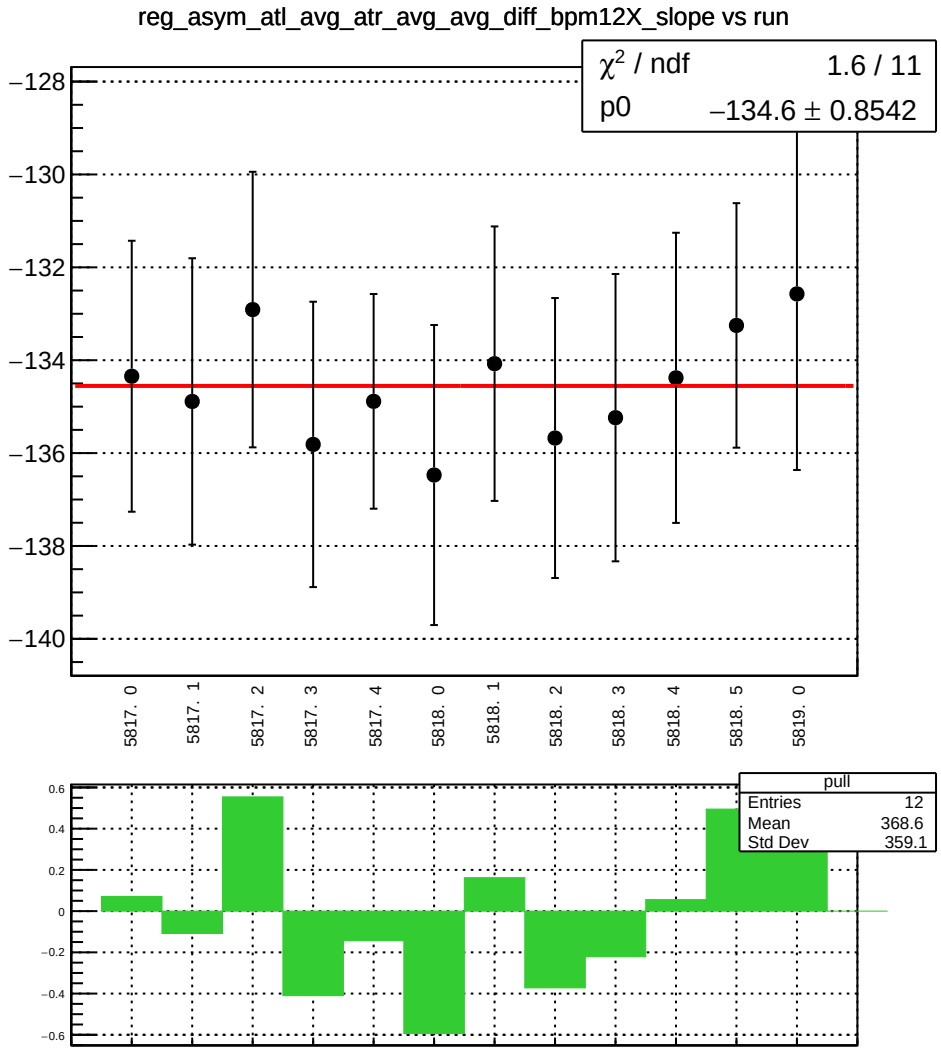
reg_asym_atl_avg_atr_avg_avg_diff_bpm12X_slope vs run
χ² / ndf 1.6 / 11
p0 −134.6 ± 0.8542
−128
−130
−132
−134
−136
−138
−140
5817. 0
5817. 1
5817. 2
5817. 3
5817. 4
5818. 0
5818. 1
5818. 2
5818. 3
5818. 4
5818. 5
5819. 0
pull
Entries 12
Mean 368.6
Std Dev 359.1
0.6
0.4
0.2
0
−0.2
−0.4
−0.6

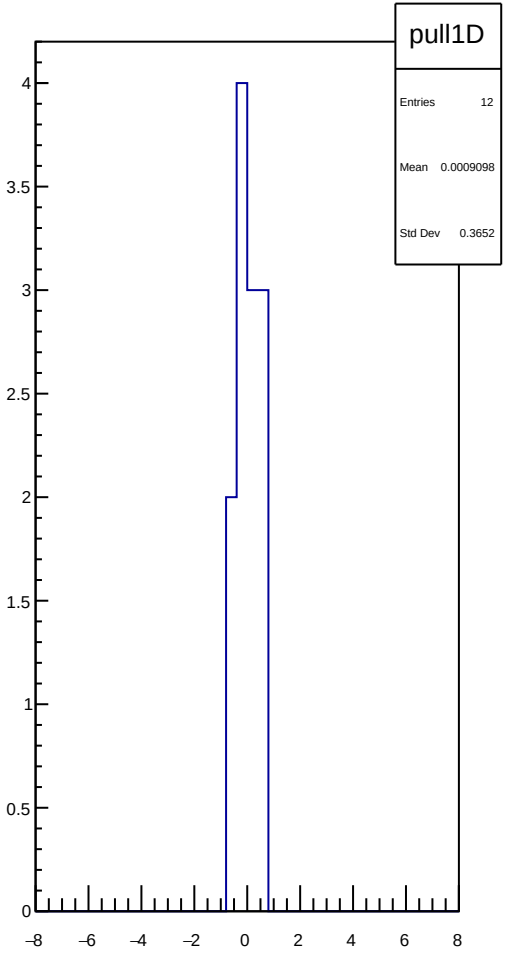
pull1D
Entries 12
Mean 0.0009098
Std Dev 0.3652
4
3.5
3
2.5
2
1.5
1
0.5
0
−8
−6
−4
−2
0
2
4
6
8

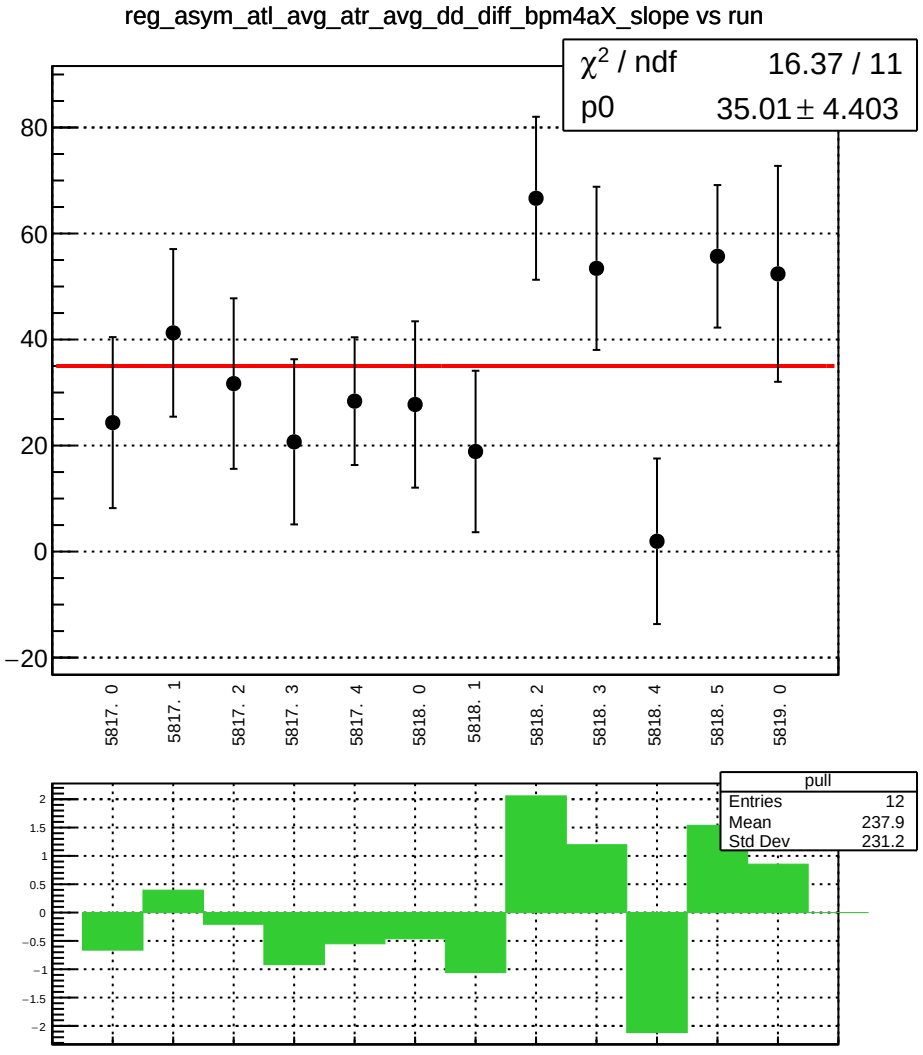
reg_asym_atl_avg_atr_avg_dd_diff_bpm4aX_slope vs run
χ² / ndf 16.37 / 11
p0 35.01 ± 4.403
80
60
40
20
0
−20
5817. 0
5817. 1
5817. 2
5817. 3
5817. 4
5818. 0
5818. 1
5818. 2
5818. 3
5818. 4
5818. 5
5819. 0
pull
Entries 12
Mean 237.9
Std Dev 231.2
2
1.5
1
0.5
0
−0.5
−1
−1.5
−2

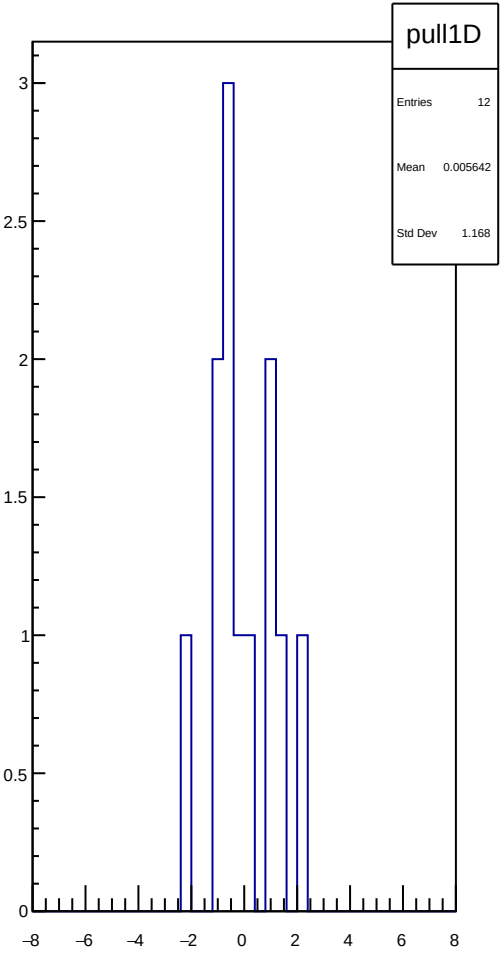
pull1D
Entries 12
Mean 0.005642
Std Dev 1.168
3
2.5
2
1.5
1
0.5
0
−8
−6
−4
−2
0
2
4
6
8

reg_asym_atl_avg_atr_avg_dd_diff_bpm4aY_slope vs run

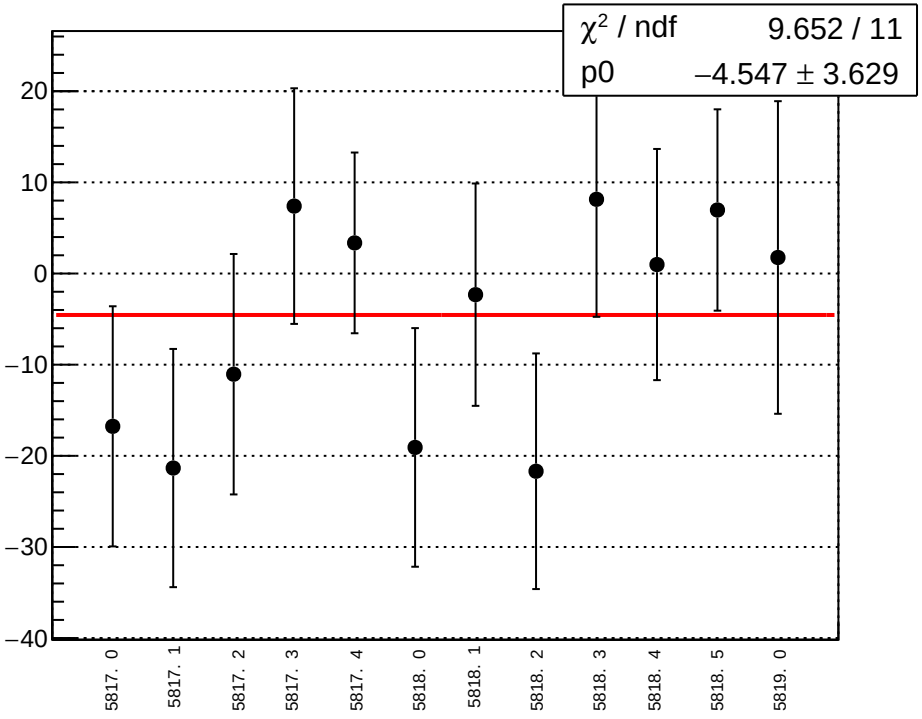

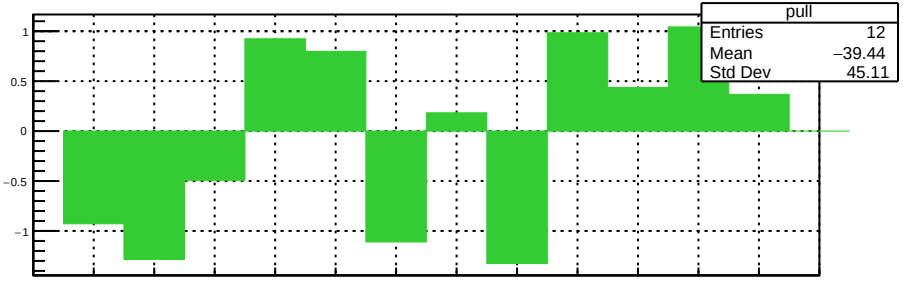

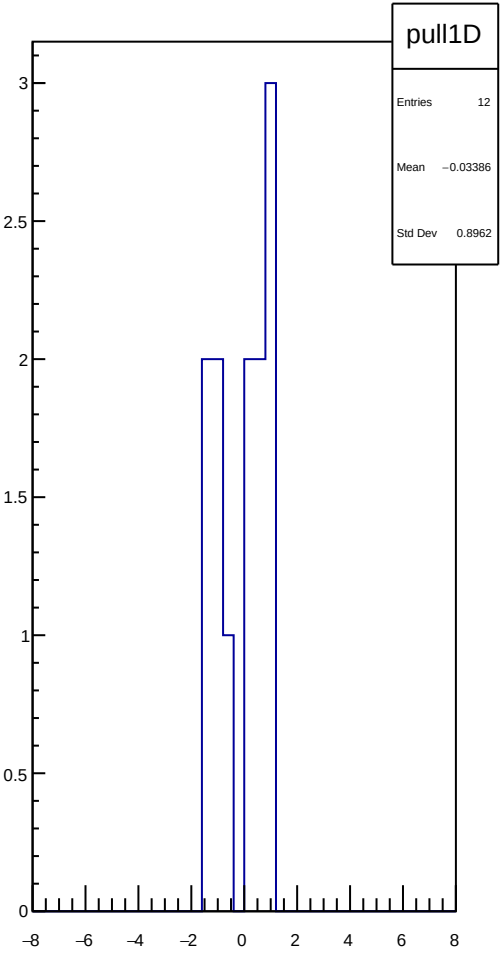

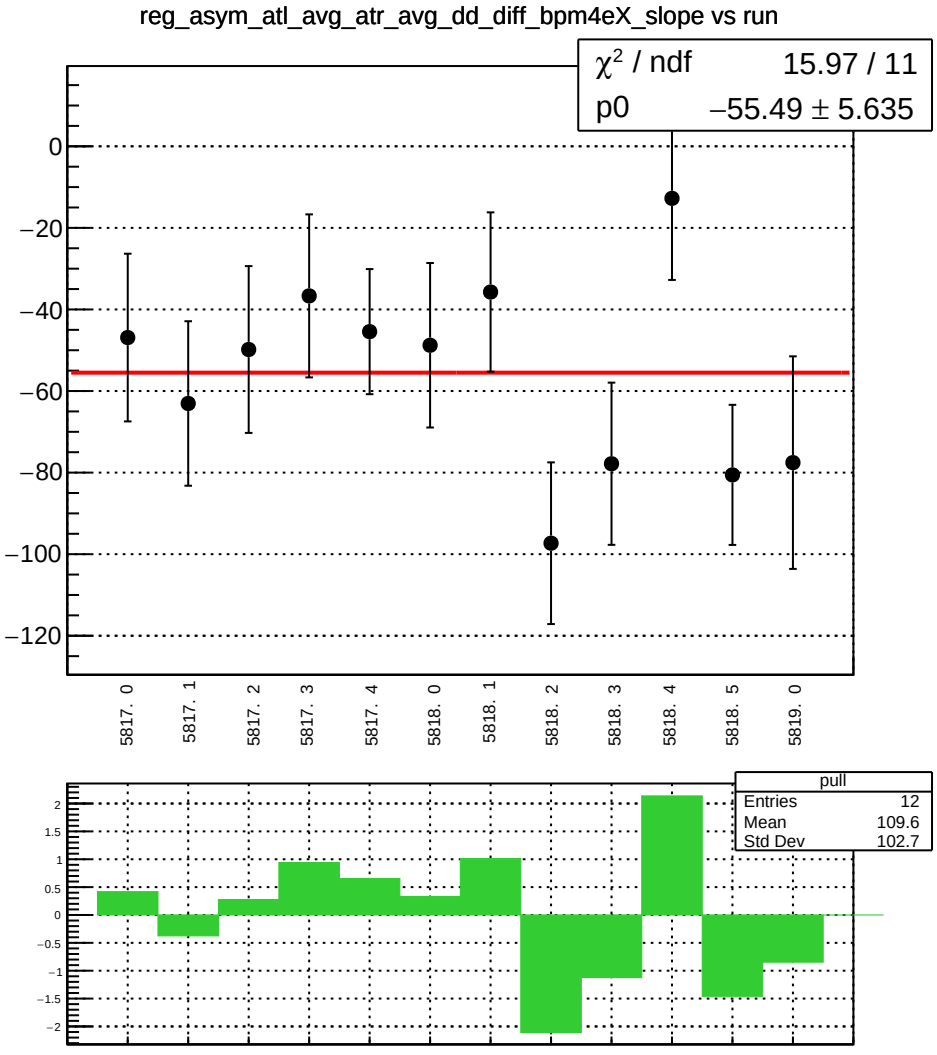
reg_asym_atl_avg_atr_avg_dd_diff_bpm4eX_slope vs run
χ² / ndf 15.97 / 11
p0 −55.49 ± 5.635
0
−20
−40
−60
−80
−100
−120
5817. 0
5817. 1
5817. 2
5817. 3
5817. 4
5818. 0
5818. 1
5818. 2
5818. 3
5818. 4
5818. 5
5819. 0
pull
Entries 12
Mean 109.6
Std Dev 102.7
2
1.5
1
0.5
0
−0.5
−1
−1.5
−2

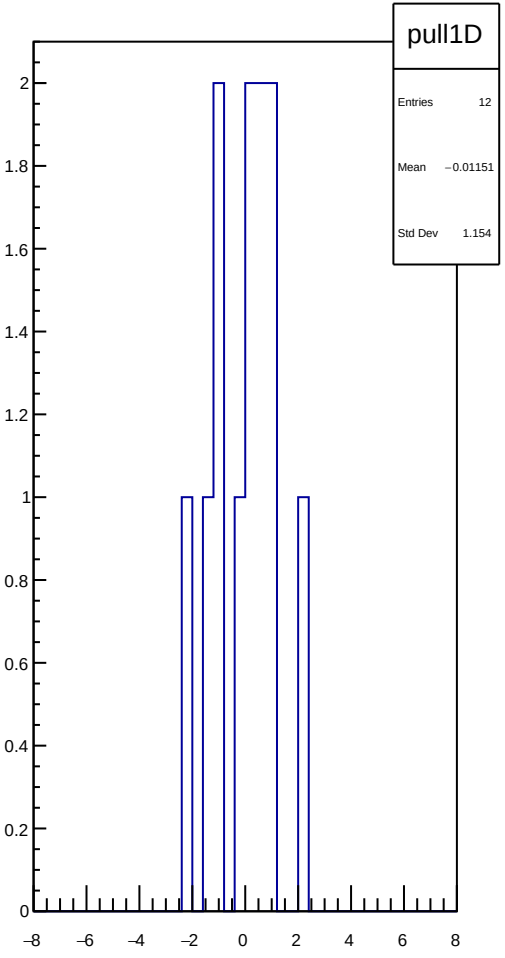
pull1D
Entries 12
Mean −0.01151
Std Dev 1.154
2
1.8
1.6
1.4
1.2
1
0.8
0.6
0.4
0.2
0
−8
−6
−4
−2
0
2
4
6
8

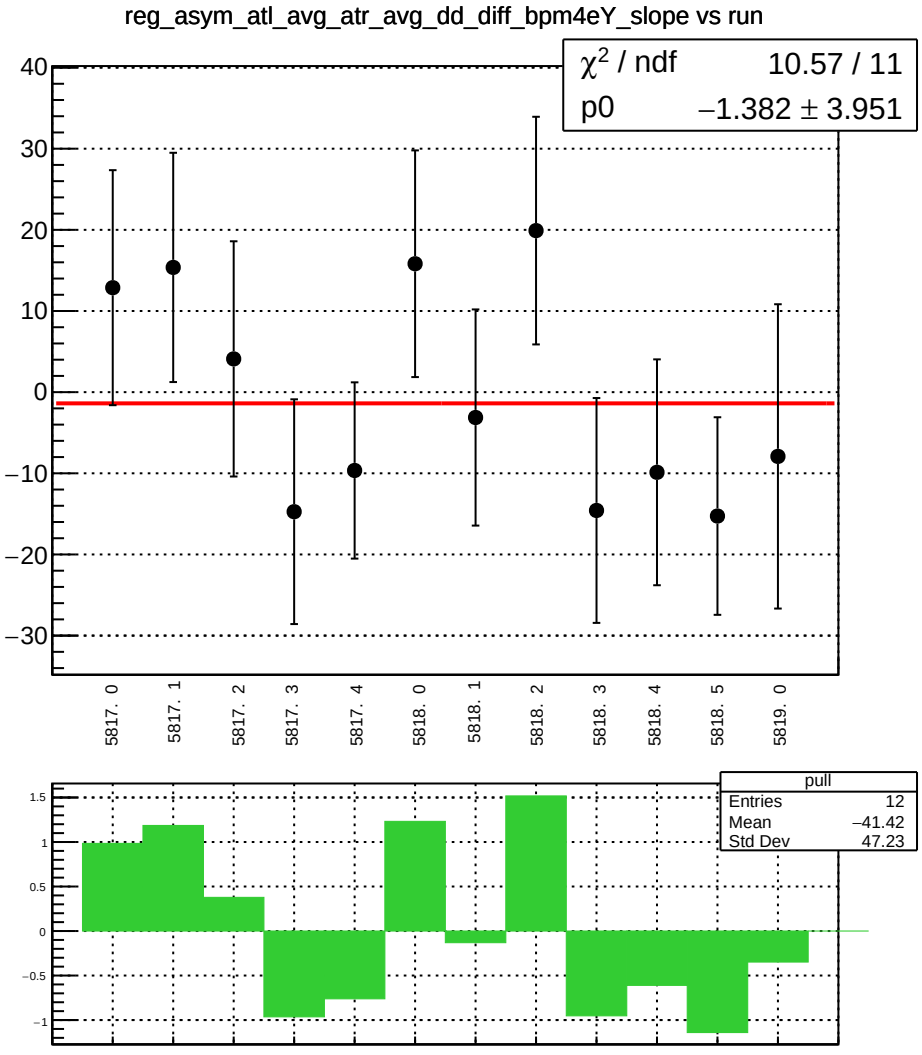
reg_asym_atl_avg_atr_avg_dd_diff_bpm4eY_slope vs run
χ² / ndf 10.57 / 11
p0 −1.382 ± 3.951
40
30
20
10
0
−10
−20
−30
5817. 0
5817. 1
5817. 2
5817. 3
5817. 4
5818. 0
5818. 1
5818. 2
5818. 3
5818. 4
5818. 5
5819. 0
pull
Entries 12
Mean −41.42
Std Dev 47.23
1.5
1
0.5
0
−0.5
−1

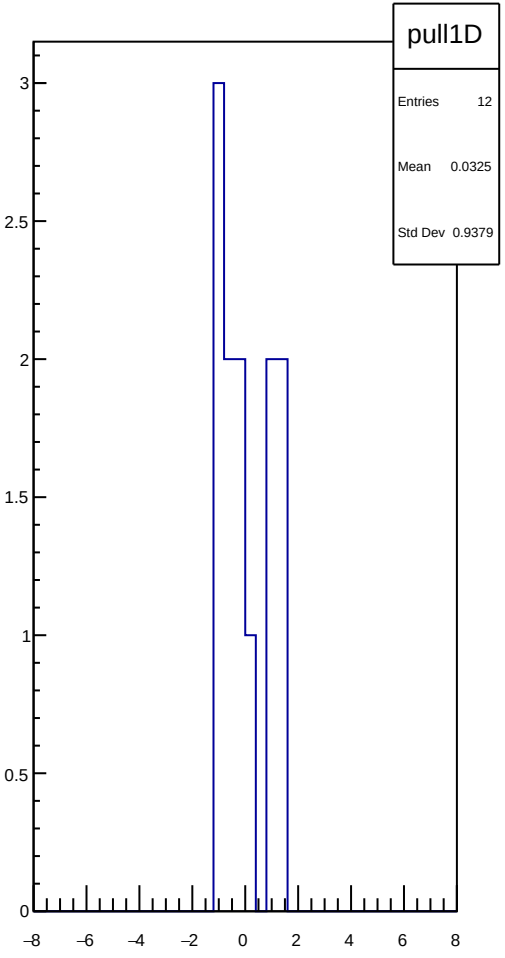
pull1D
Entries 12
Mean 0.0325
Std Dev 0.9379
3
2.5
2
1.5
1
0.5
0
−8
−6
−4
−2
0
2
4
6
8

reg_asym_atl_avg_atr_avg_dd_diff_bpm12X_slope vs run

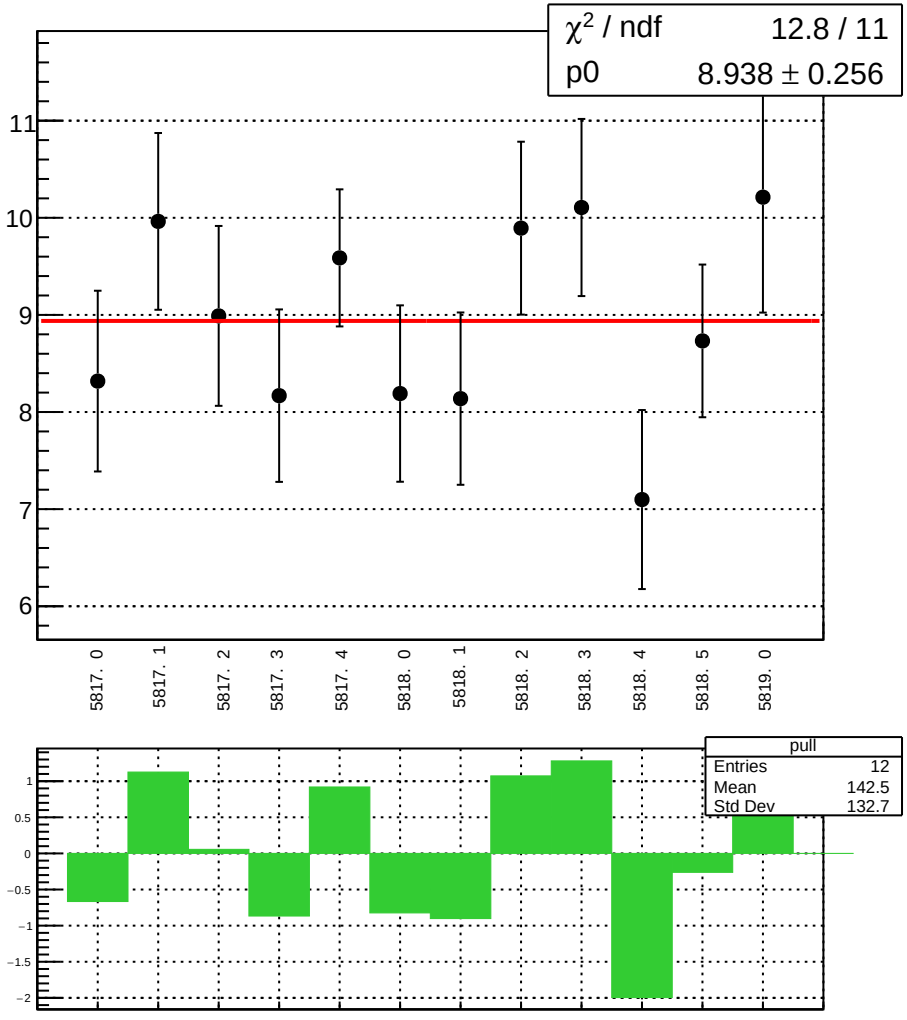

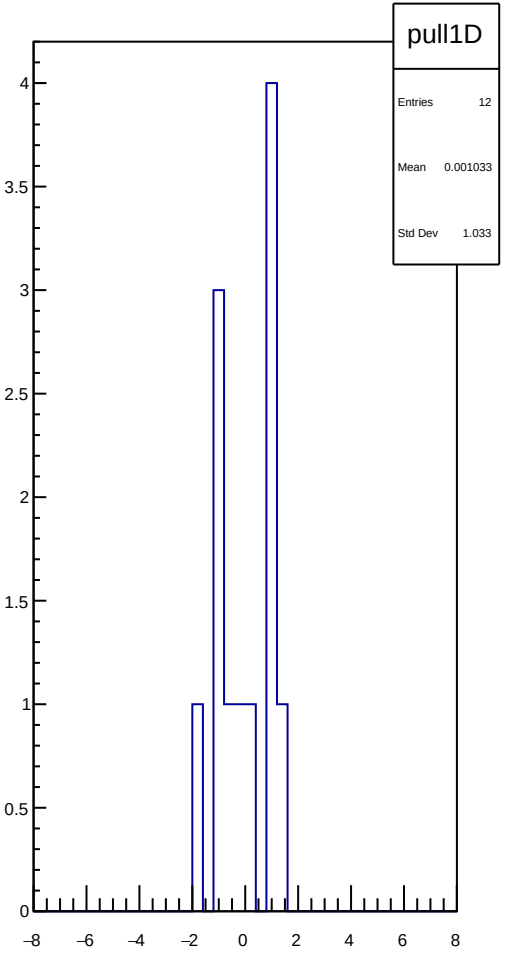

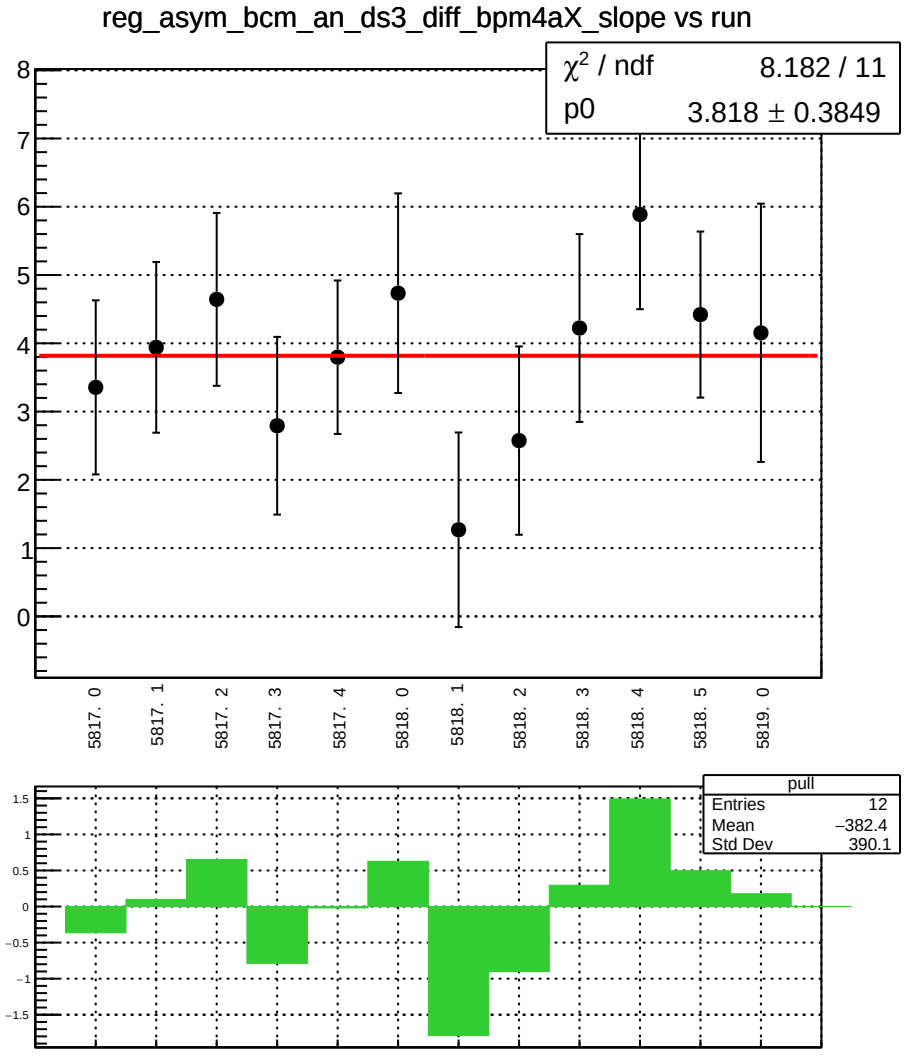
reg_asym_bcm_an_ds3_diff_bpm4aX_slope vs run
χ² / ndf 8.182 / 11
p0 3.818 ± 0.3849
5817. 0
5817. 1
5817. 2
5817. 3
5817. 4
5818. 0
5818. 1
5818. 2
5818. 3
5818. 4
5818. 5
5819. 0
pull
Entries 12
Mean −382.4
Std Dev 390.1

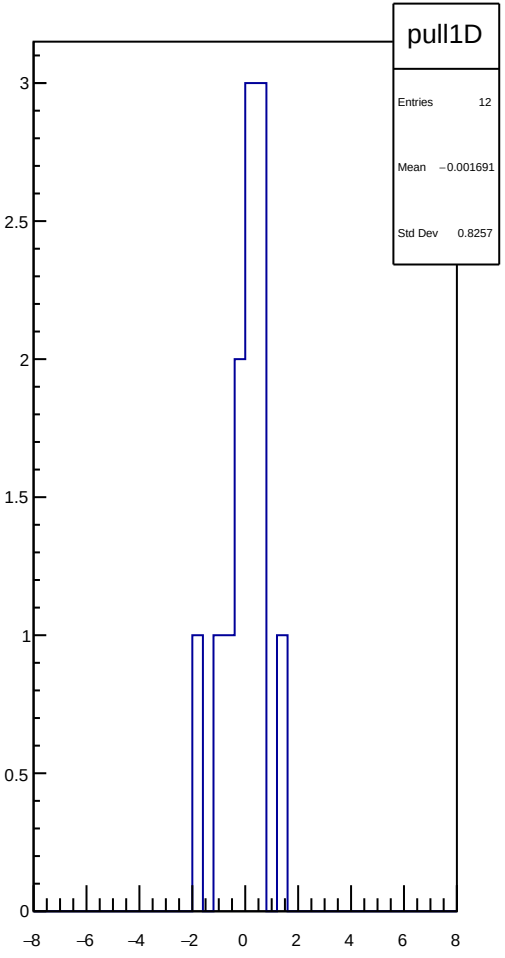
pull1D
Entries 12
Mean −0.001691
Std Dev 0.8257

reg_asym_bcm_an_ds3_diff_bpm4aY_slope vs run

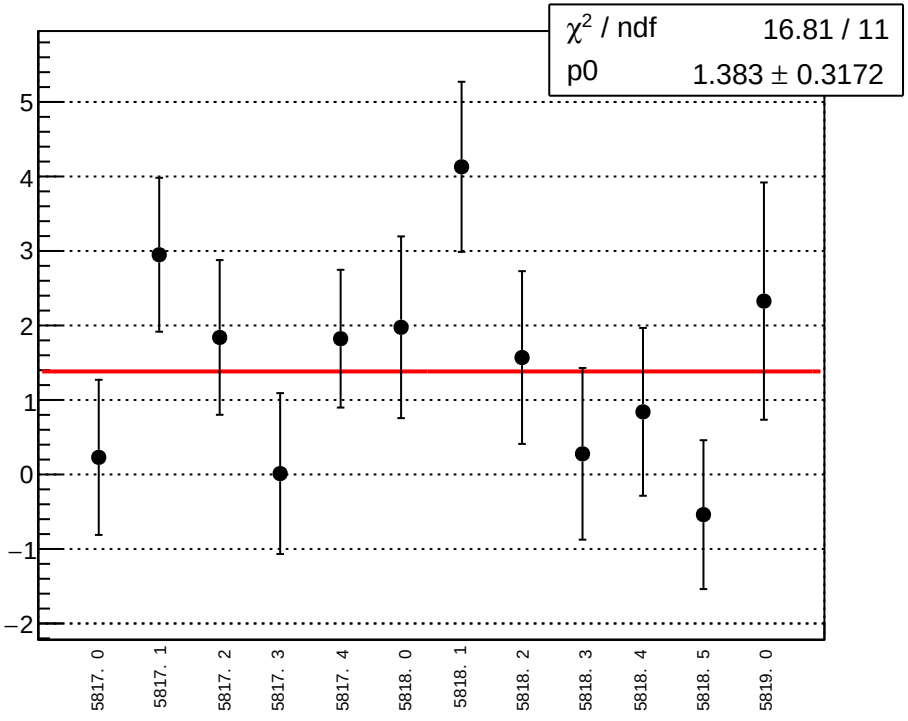

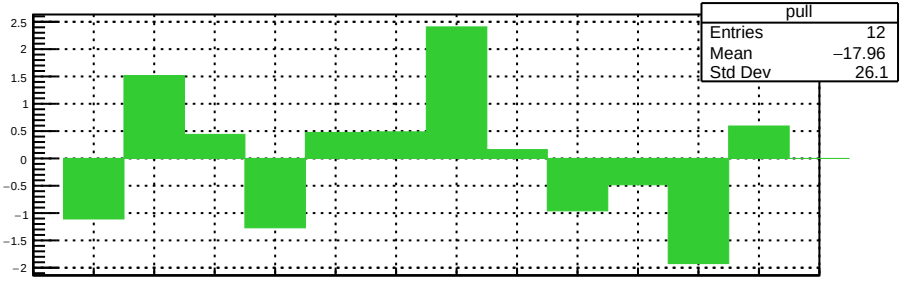

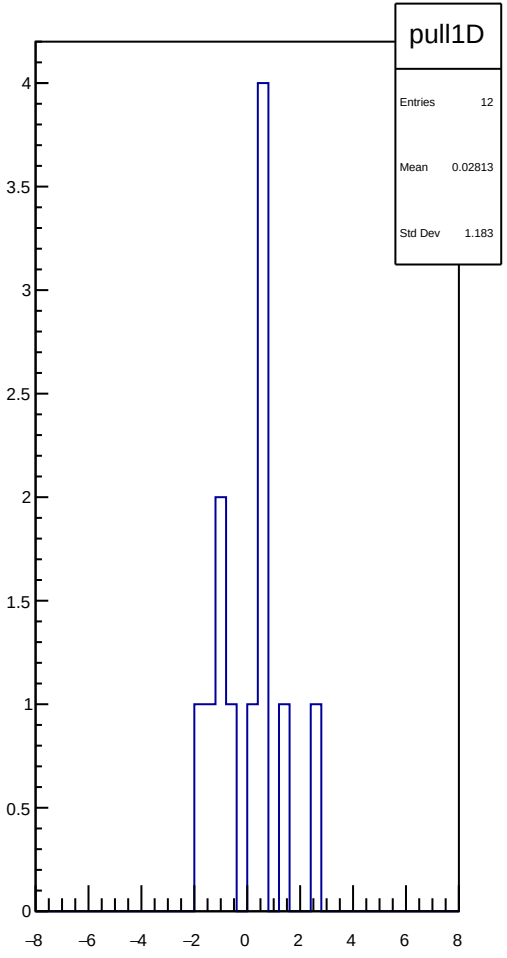

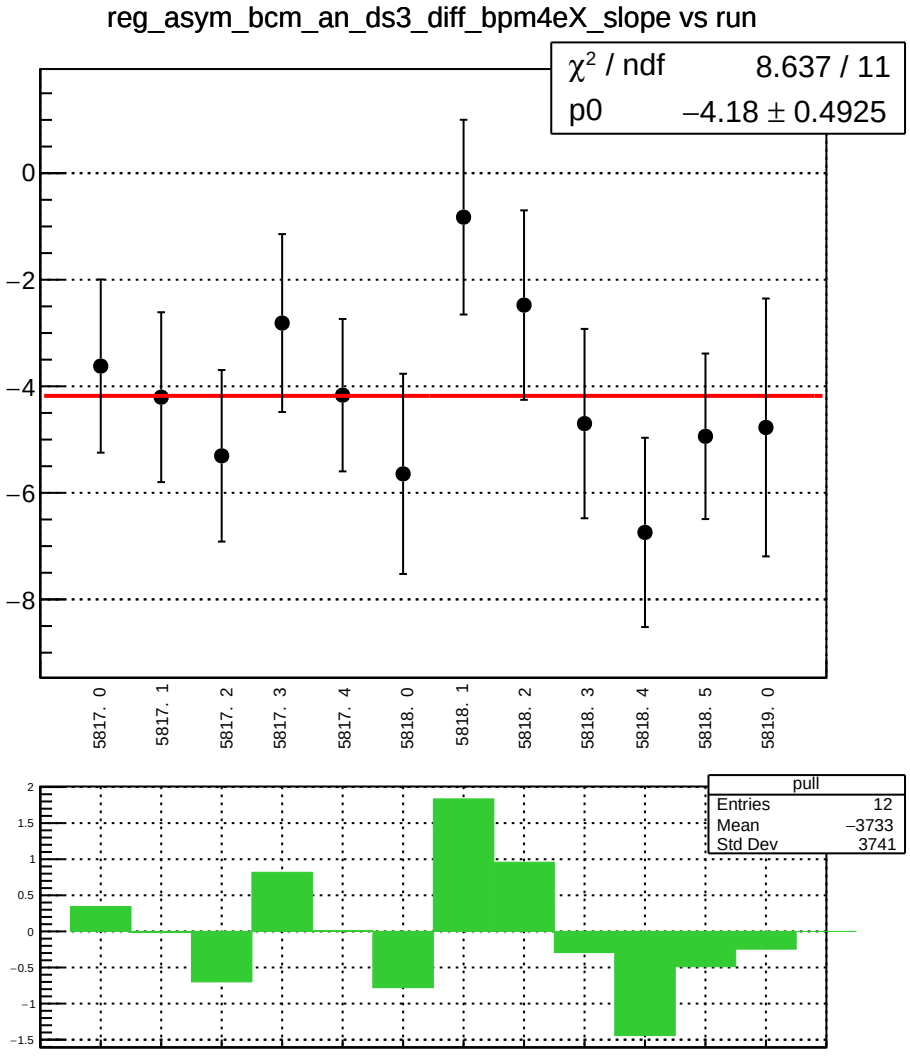
reg_asym_bcm_an_ds3_diff_bpm4eX_slope vs run
χ² / ndf 8.637 / 11
p0 −4.18 ± 0.4925
0
−2
−4
−6
−8
5817. 0
5817. 1
5817. 2
5817. 3
5817. 4
5818. 0
5818. 1
5818. 2
5818. 3
5818. 4
5818. 5
5819. 0
pull
Entries 12
Mean −3733
Std Dev 3741
2
1.5
1
0.5
0
−0.5
−1
−1.5

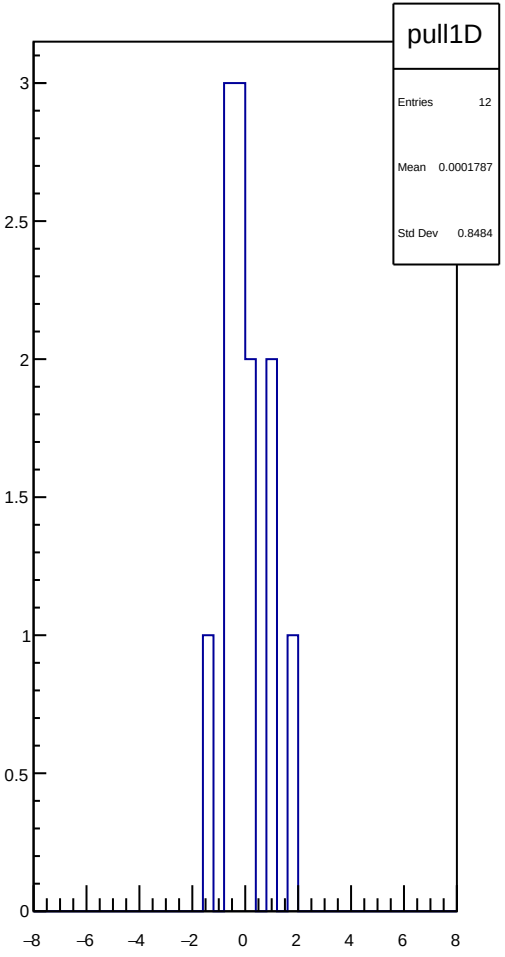
pull1D
Entries 12
Mean 0.0001787
Std Dev 0.8484
3
2.5
2
1.5
1
0.5
0
−8
−6
−4
−2
0
2
4
6
8

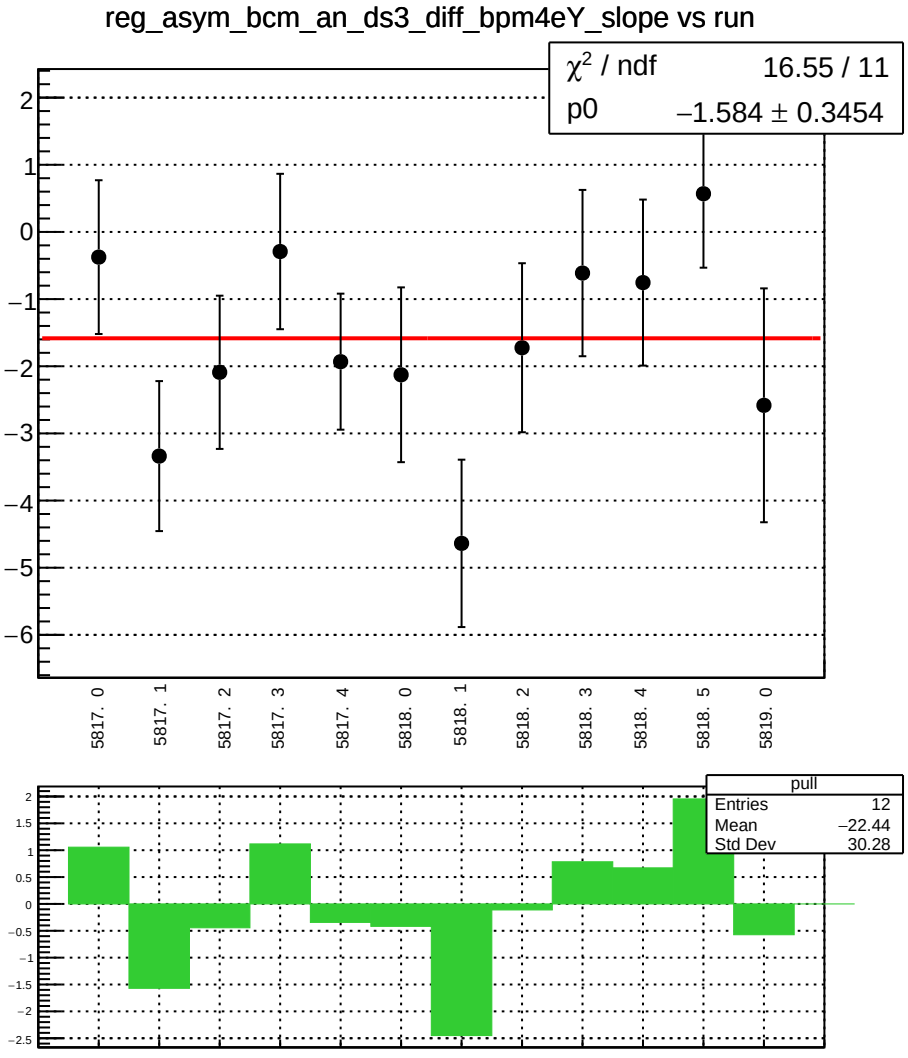
reg_asym_bcm_an_ds3_diff_bpm4eY_slope vs run
χ² / ndf 16.55 / 11
p0 −1.584 ± 0.3454
5817. 0
5817. 1
5817. 2
5817. 3
5817. 4
5818. 0
5818. 1
5818. 2
5818. 3
5818. 4
5818. 5
5819. 0
pull
Entries 12
Mean −22.44
Std Dev 30.28

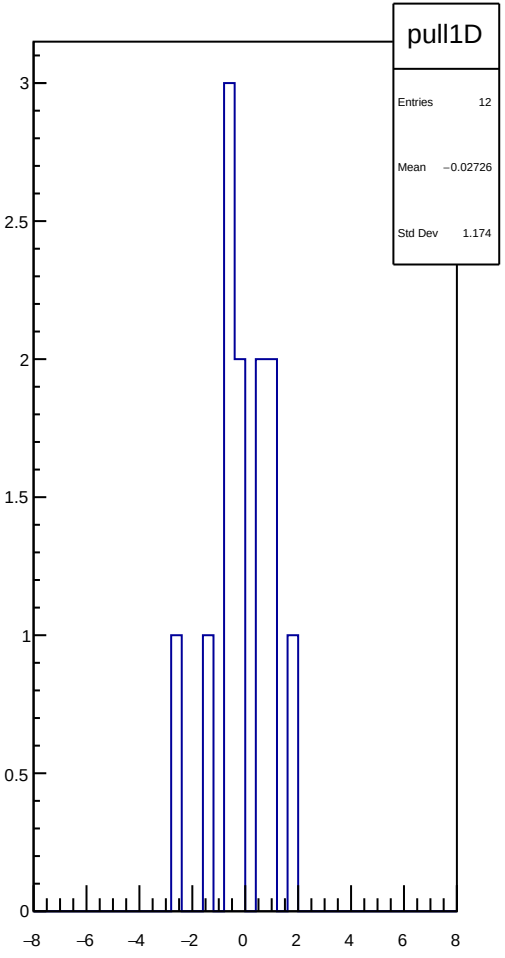
pull1D
Entries 12
Mean −0.02726
Std Dev 1.174

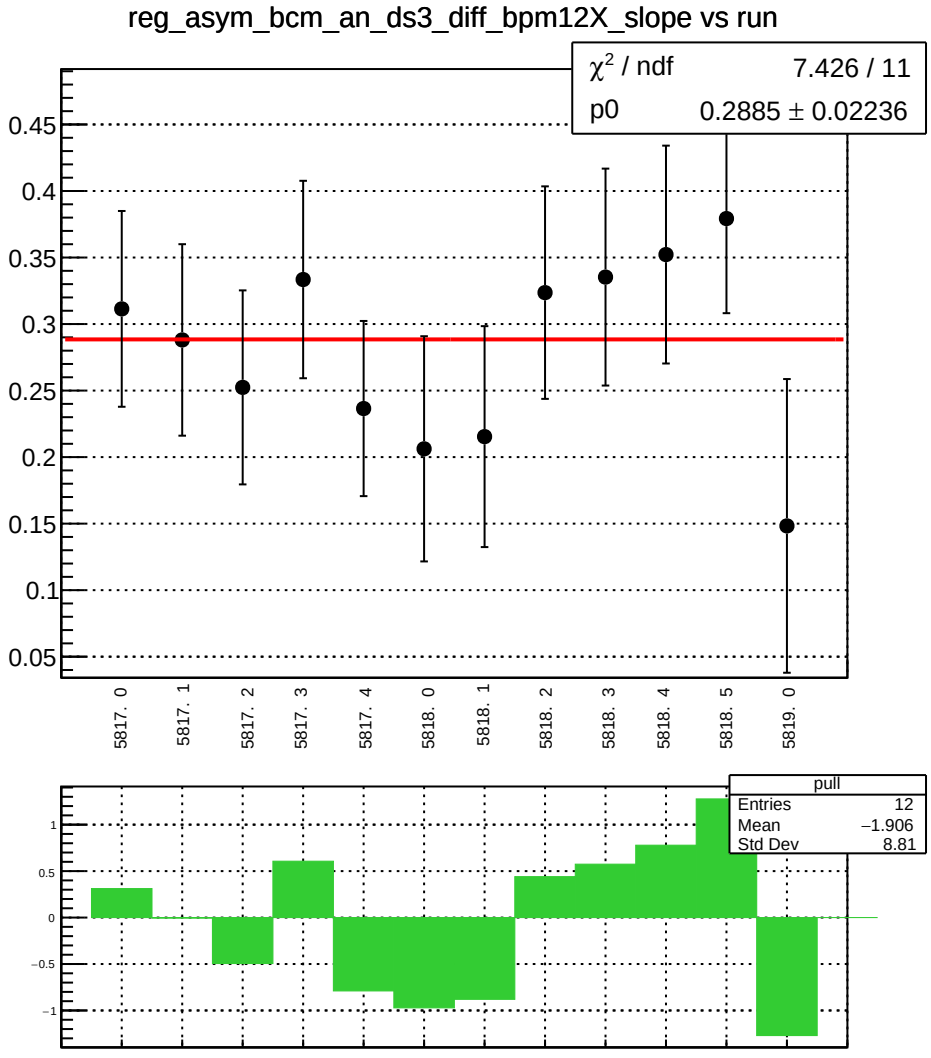
reg_asym_bcm_an_ds3_diff_bpm12X_slope vs run
χ² / ndf 7.426 / 11
p0 0.2885 ± 0.02236
0.45
0.4
0.35
0.3
0.25
0.2
0.15
0.1
0.05
5817. 0
5817. 1
5817. 2
5817. 3
5817. 4
5818. 0
5818. 1
5818. 2
5818. 3
5818. 4
5818. 5
5819. 0
pull
Entries 12
Mean −1.906
Std Dev 8.81
1
0.5
0
−0.5
−1

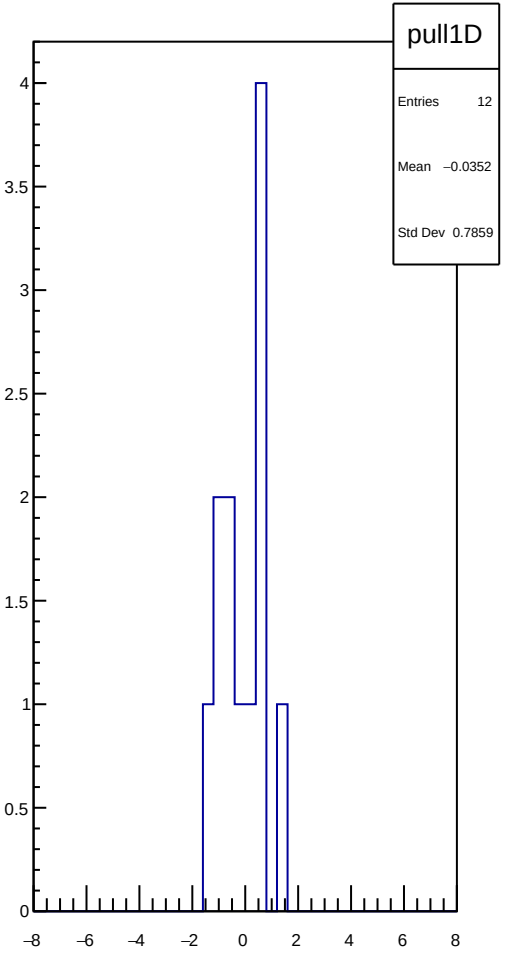
pull1D
Entries 12
Mean −0.0352
Std Dev 0.7859
4
3.5
3
2.5
2
1.5
1
0.5
0
−8
−6
−4
−2
0
2
4
6
8

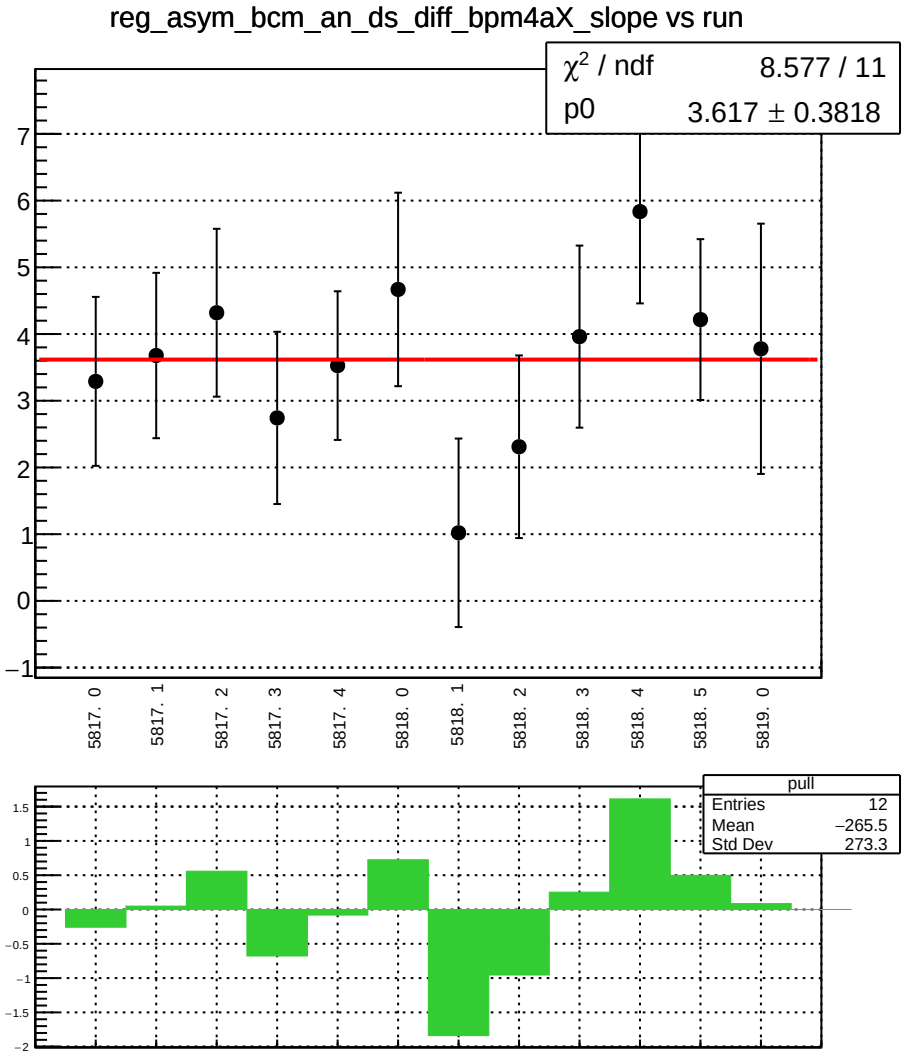
reg_asym_bcm_an_ds_diff_bpm4aX_slope vs run
χ2 / ndf 8.577 / 11
p0 3.617 ± 0.3818
5817. 0
5817. 1
5817. 2
5817. 3
5817. 4
5818. 0
5818. 1
5818. 2
5818. 3
5818. 4
5818. 5
5819. 0
pull
Entries 12
Mean −265.5
Std Dev 273.3

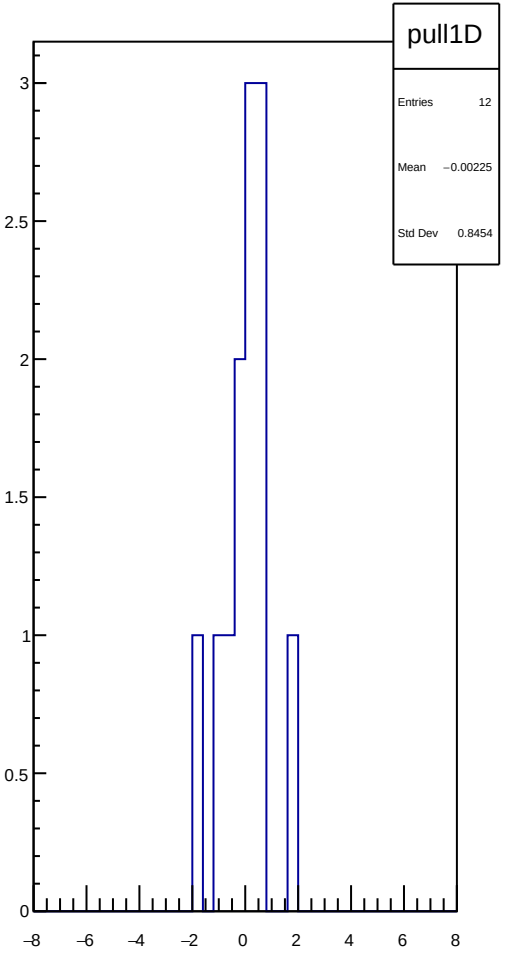
pull1D
Entries 12
Mean −0.00225
Std Dev 0.8454

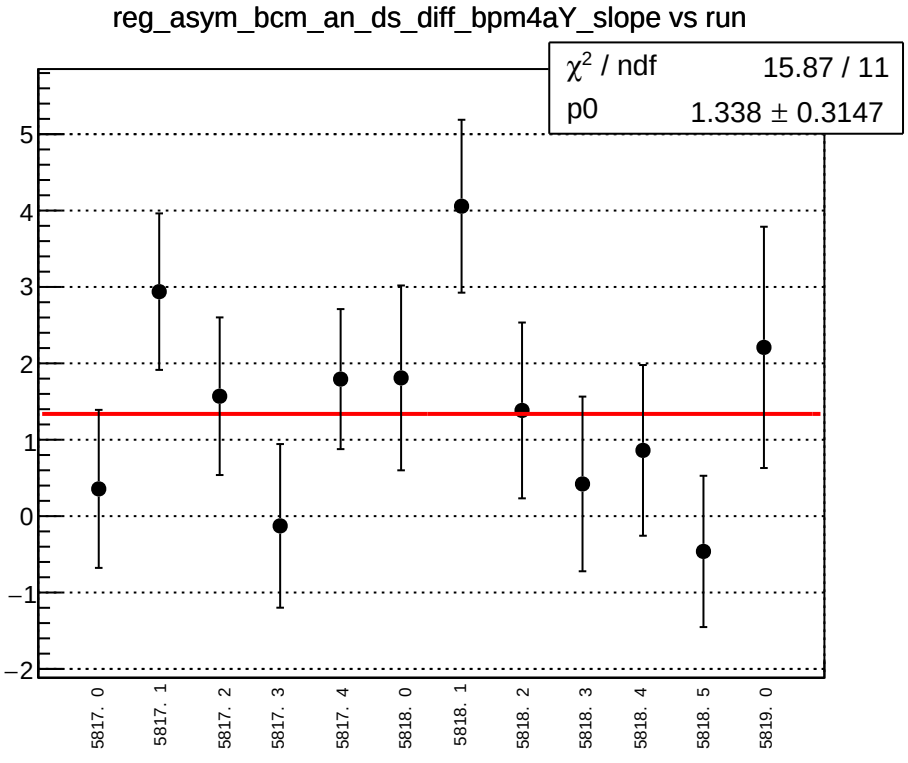
reg_asym_bcm_an_ds_diff_bpm4aY_slope vs run
χ² / ndf 15.87 / 11
p0 1.338 ± 0.3147
5
4
3
2
1
0
−1
−2
5817. 0
5817. 1
5817. 2
5817. 3
5817. 4
5818. 0
5818. 1
5818. 2
5818. 3
5818. 4
5818. 5
5819. 0
pull
Entries 12
Mean −18.72
Std Dev 26.73
2.5
2
1.5
1
0.5
0
−0.5
−1
−1.5
−2

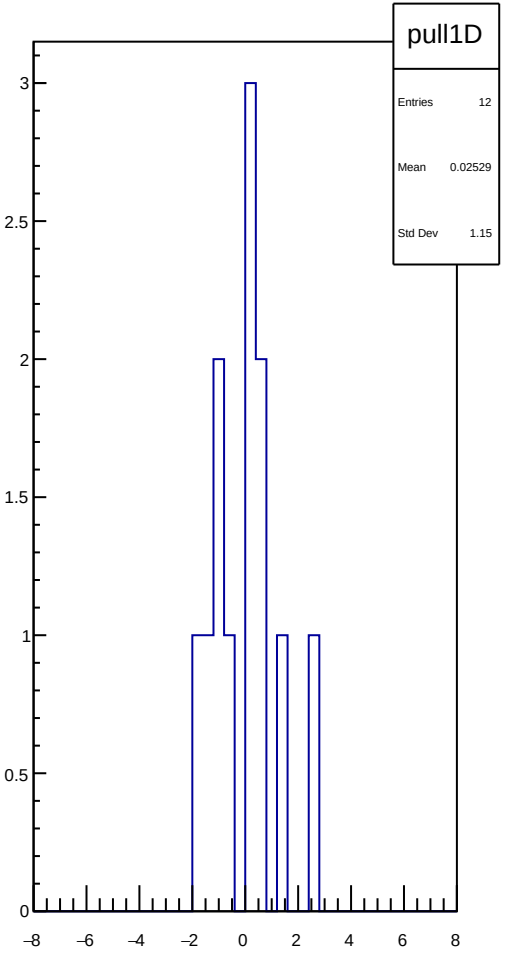
pull1D
Entries 12
Mean 0.02529
Std Dev 1.15
3
2.5
2
1.5
1
0.5
0
−8
−6
−4
−2
0
2
4
6
8

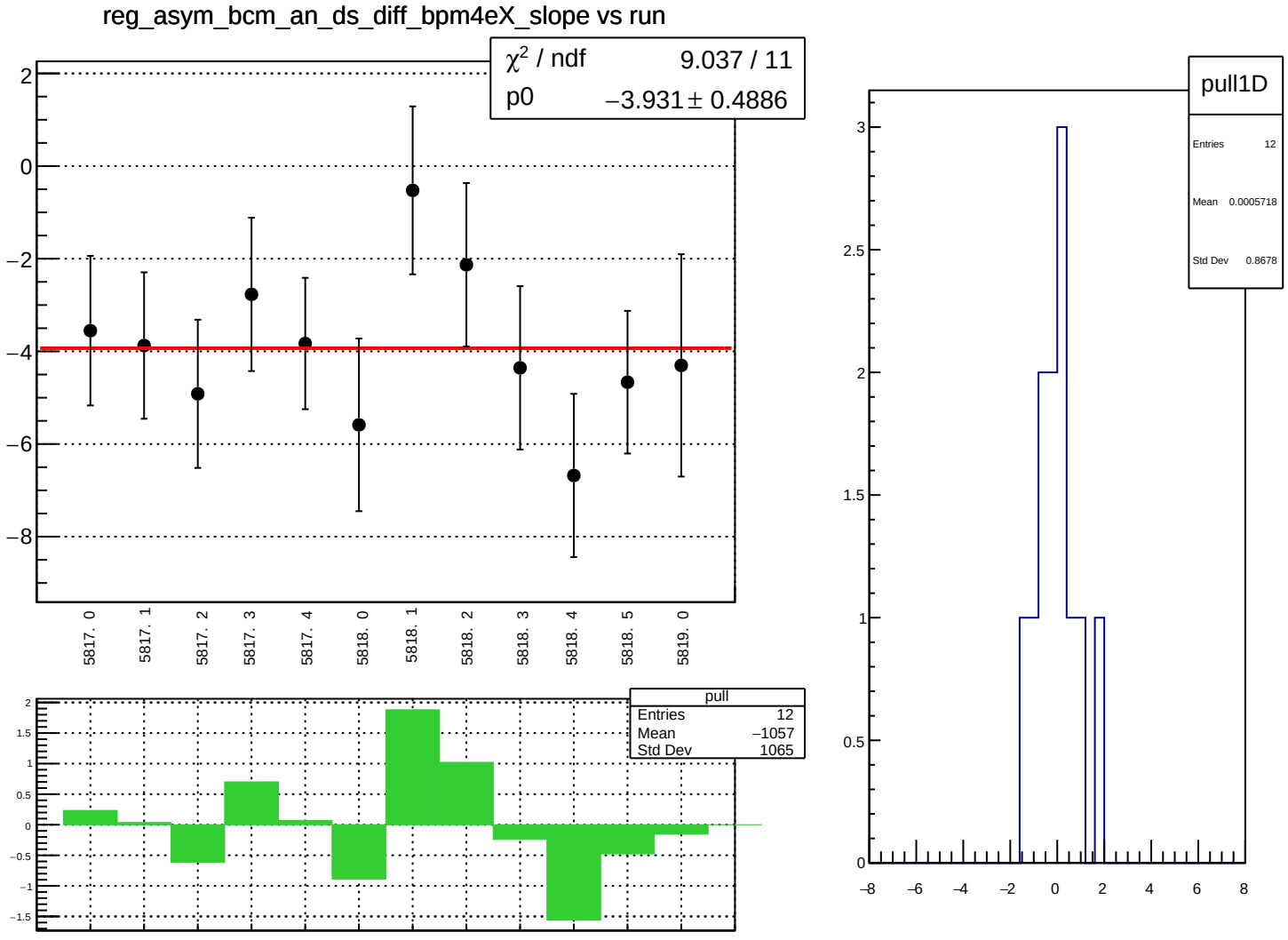
reg_asym_bcm_an_ds_diff_bpm4eX_slope vs run
χ² / ndf 9.037 / 11
p0 −3.931 ± 0.4886
5817. 0
5817. 1
5817. 2
5817. 3
5817. 4
5818. 0
5818. 1
5818. 2
5818. 3
5818. 4
5818. 5
5819. 0
pull
Entries 12
Mean −1057
Std Dev 1065
pull1D
Entries 12
Mean 0.0005718
Std Dev 0.8678

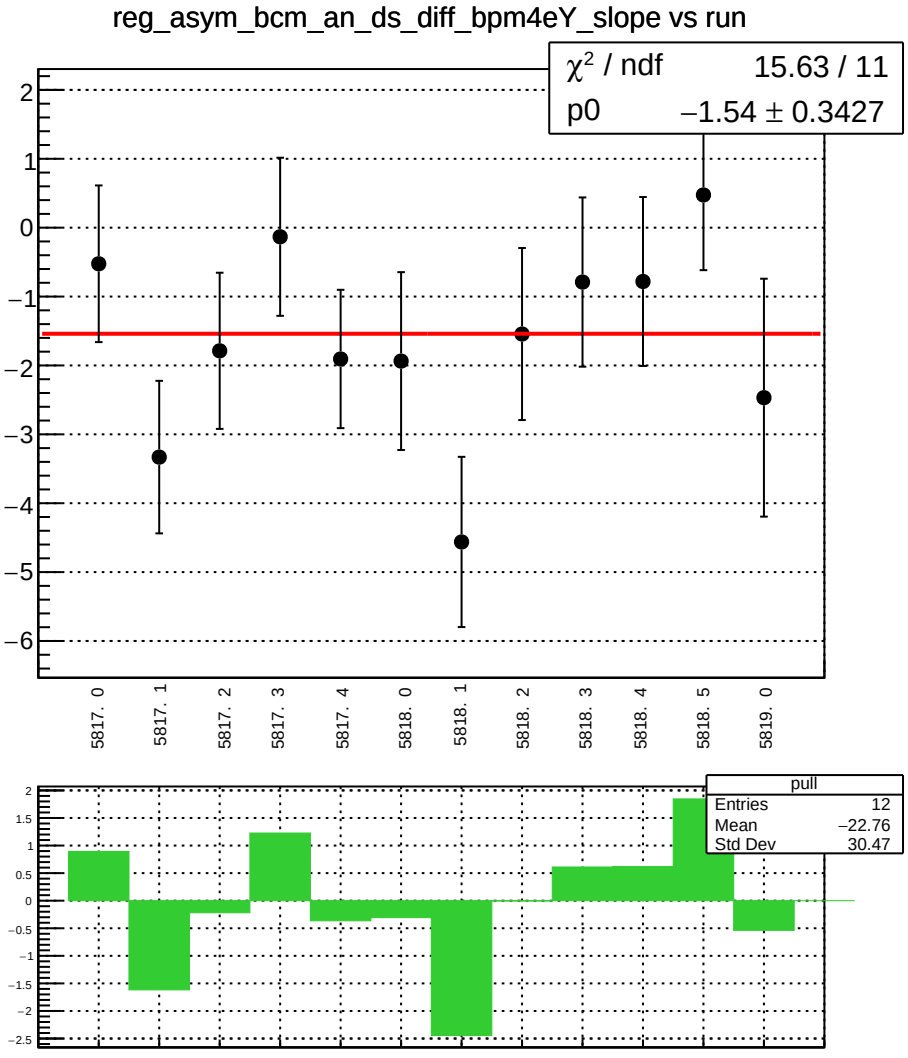
reg_asym_bcm_an_ds_diff_bpm4eY_slope vs run
χ² / ndf 15.63 / 11
p0 −1.54 ± 0.3427
5817. 0
5817. 1
5817. 2
5817. 3
5817. 4
5818. 0
5818. 1
5818. 2
5818. 3
5818. 4
5818. 5
5819. 0
pull
Entries 12
Mean −22.76
Std Dev 30.47

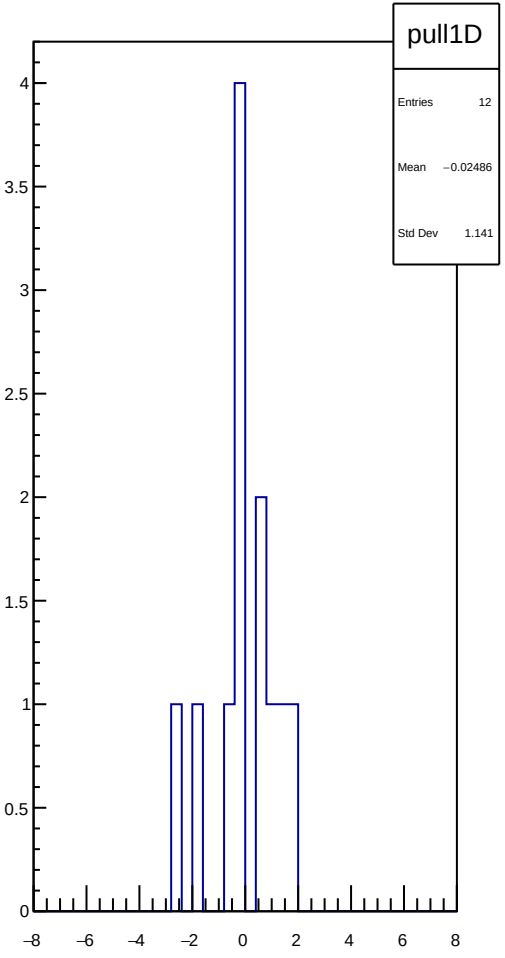
pull1D
Entries 12
Mean −0.02486
Std Dev 1.141

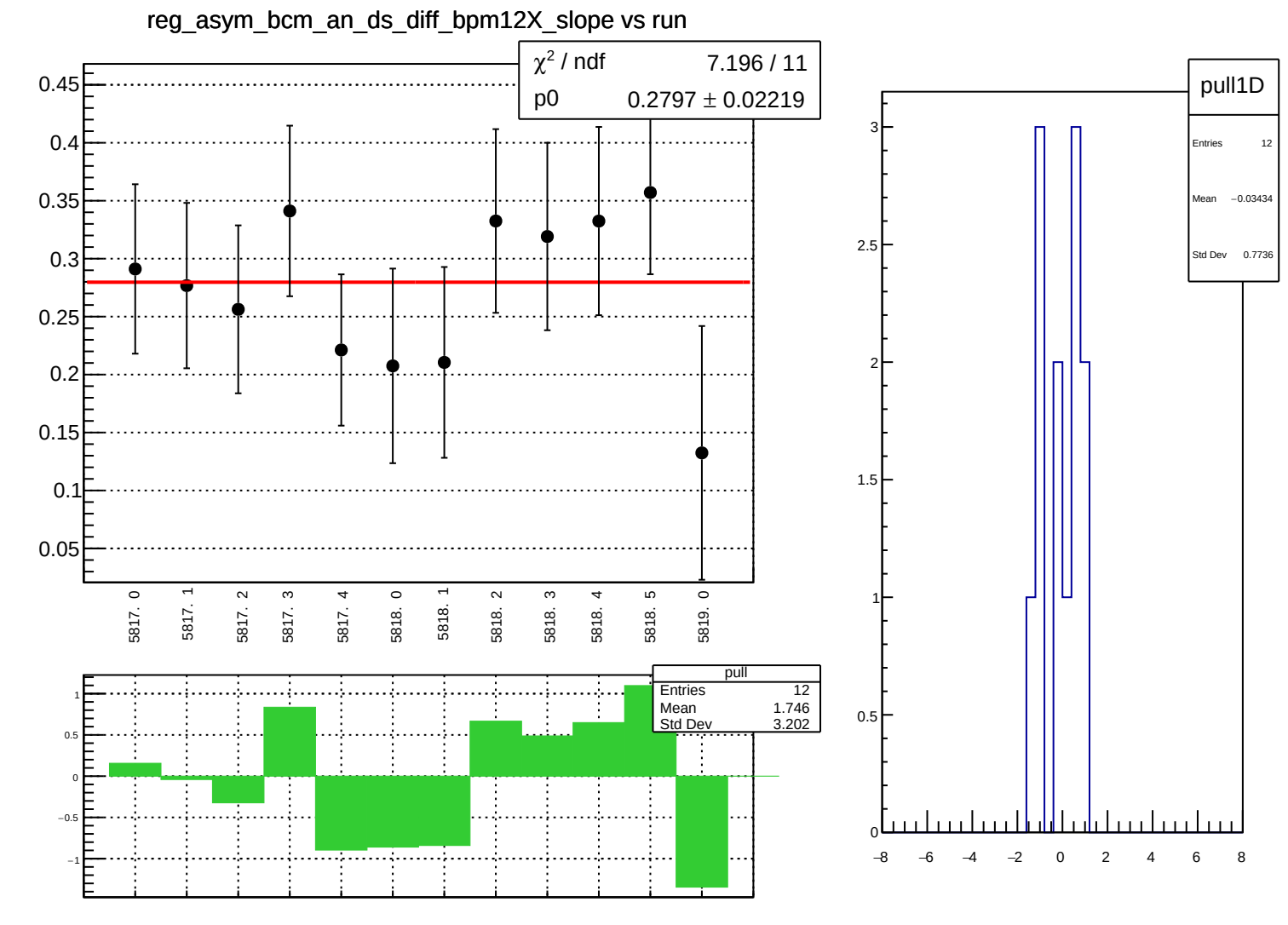
reg_asym_bcm_an_ds_diff_bpm12X_slope vs run
χ² / ndf 7.196 / 11
p0 0.2797 ± 0.02219
0.45
0.4
0.35
0.3
0.25
0.2
0.15
0.1
0.05
5817. 0
5817. 1
5817. 2
5817. 3
5817. 4
5818. 0
5818. 1
5818. 2
5818. 3
5818. 4
5818. 5
5819. 0
pull
Entries 12
Mean 1.746
Std Dev 3.202
1
0.5
0
−0.5
−1
pull1D
Entries 12
Mean −0.03434
Std Dev 0.7736
3
2.5
2
1.5
1
0.5
0
−8
−6
−4
−2
0
2
4
6
8

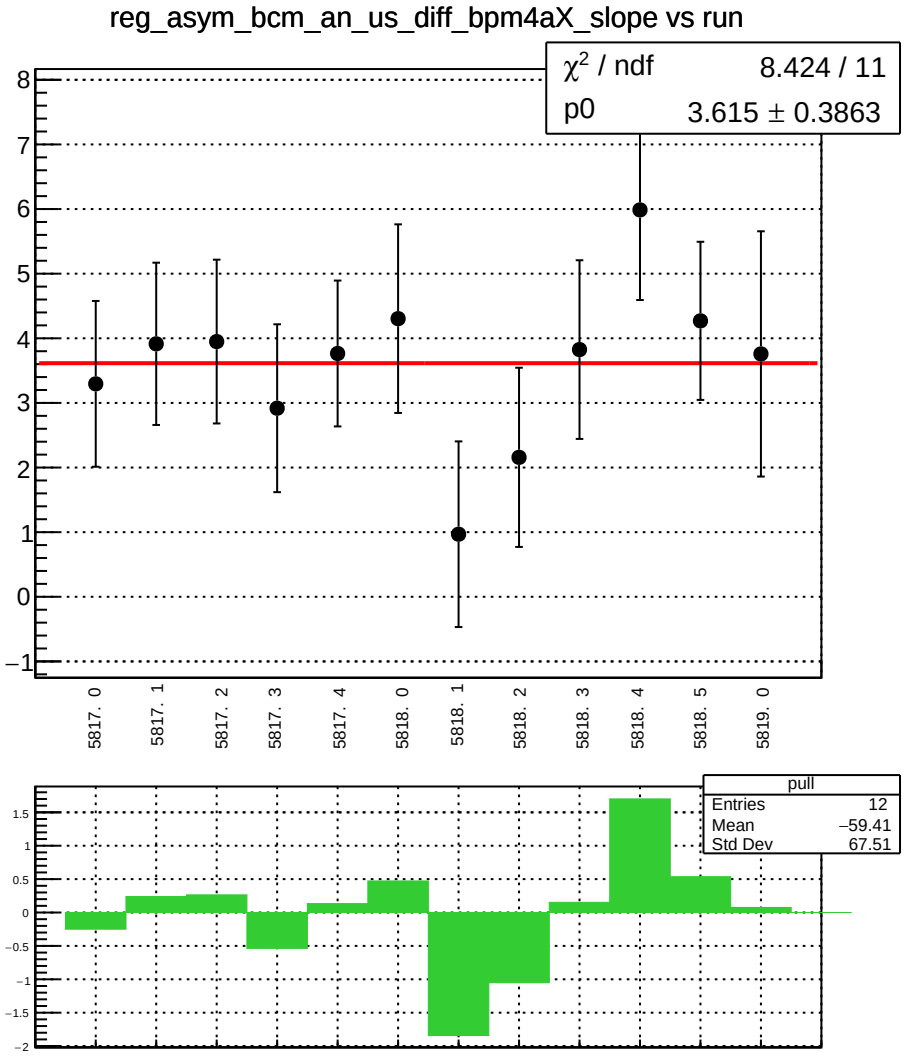
reg_asym_bcm_an_us_diff_bpm4aX_slope vs run
χ² / ndf 8.424 / 11
p0 3.615 ± 0.3863
5817. 0
5817. 1
5817. 2
5817. 3
5817. 4
5818. 0
5818. 1
5818. 2
5818. 3
5818. 4
5818. 5
5819. 0
pull
Entries 12
Mean −59.41
Std Dev 67.51

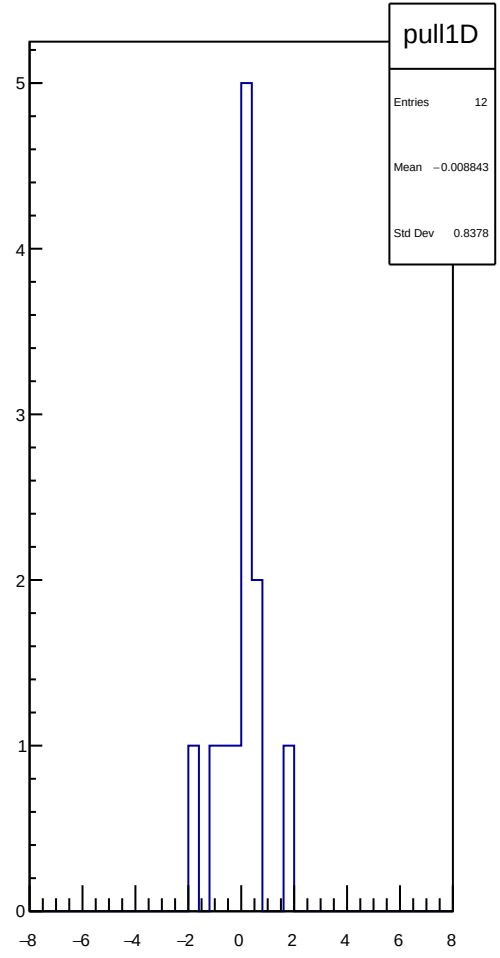
pull1D
Entries 12
Mean −0.008843
Std Dev 0.8378

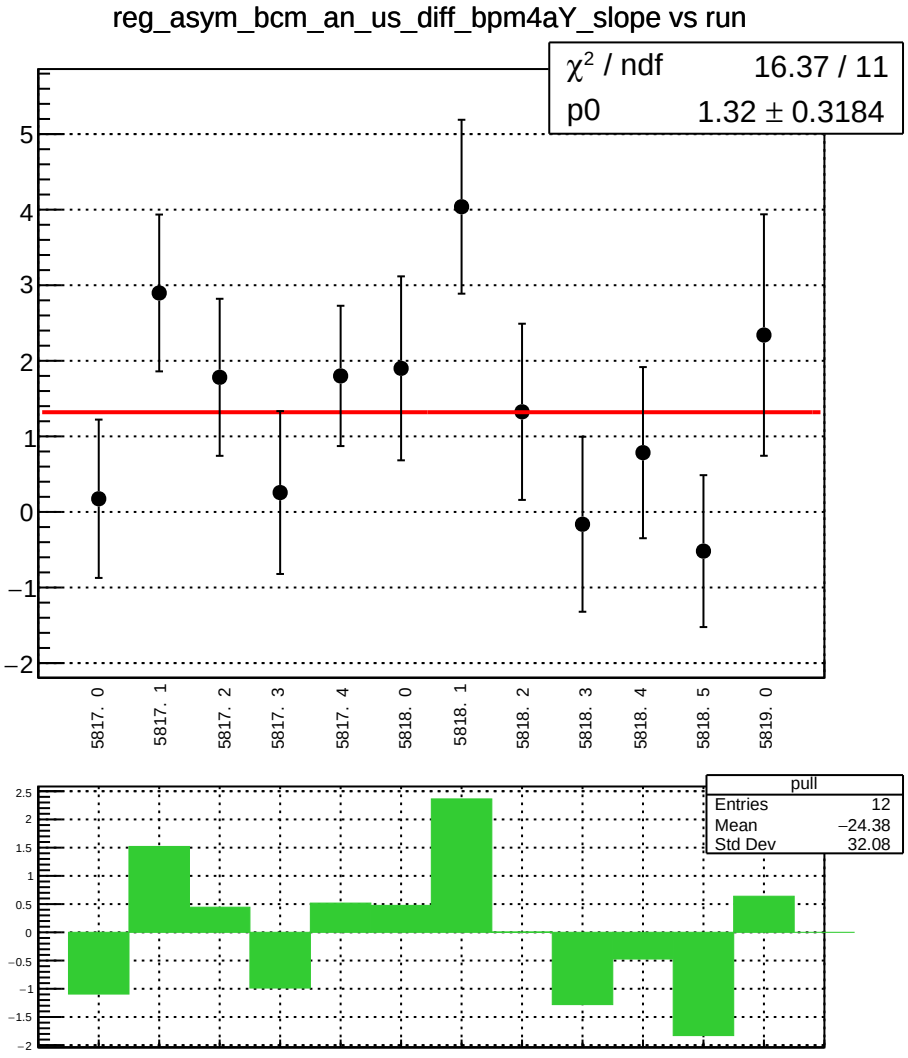
reg_asym_bcm_an_us_diff_bpm4aY_slope vs run
χ² / ndf 16.37 / 11
p0 1.32 ± 0.3184
5817. 0
5817. 1
5817. 2
5817. 3
5817. 4
5818. 0
5818. 1
5818. 2
5818. 3
5818. 4
5818. 5
5819. 0
pull
Entries 12
Mean −24.38
Std Dev 32.08

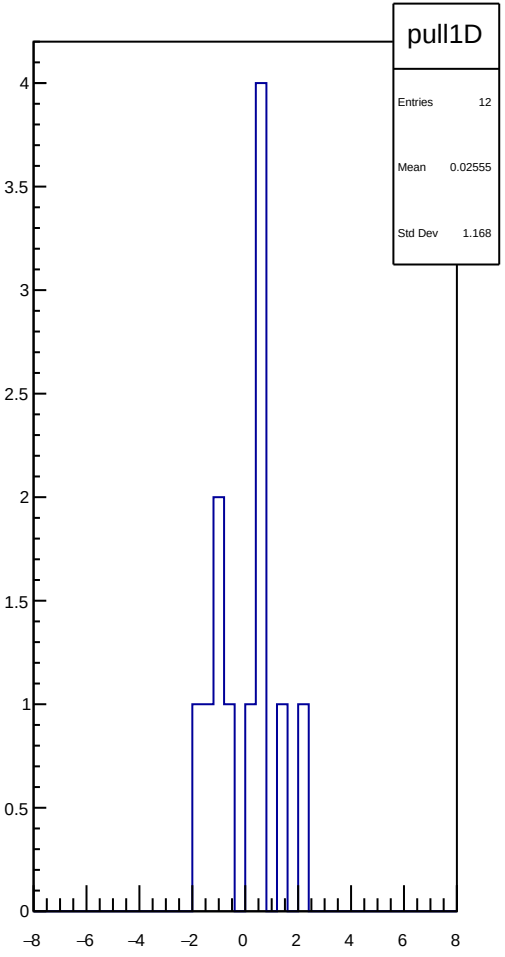
pull1D
Entries 12
Mean 0.02555
Std Dev 1.168

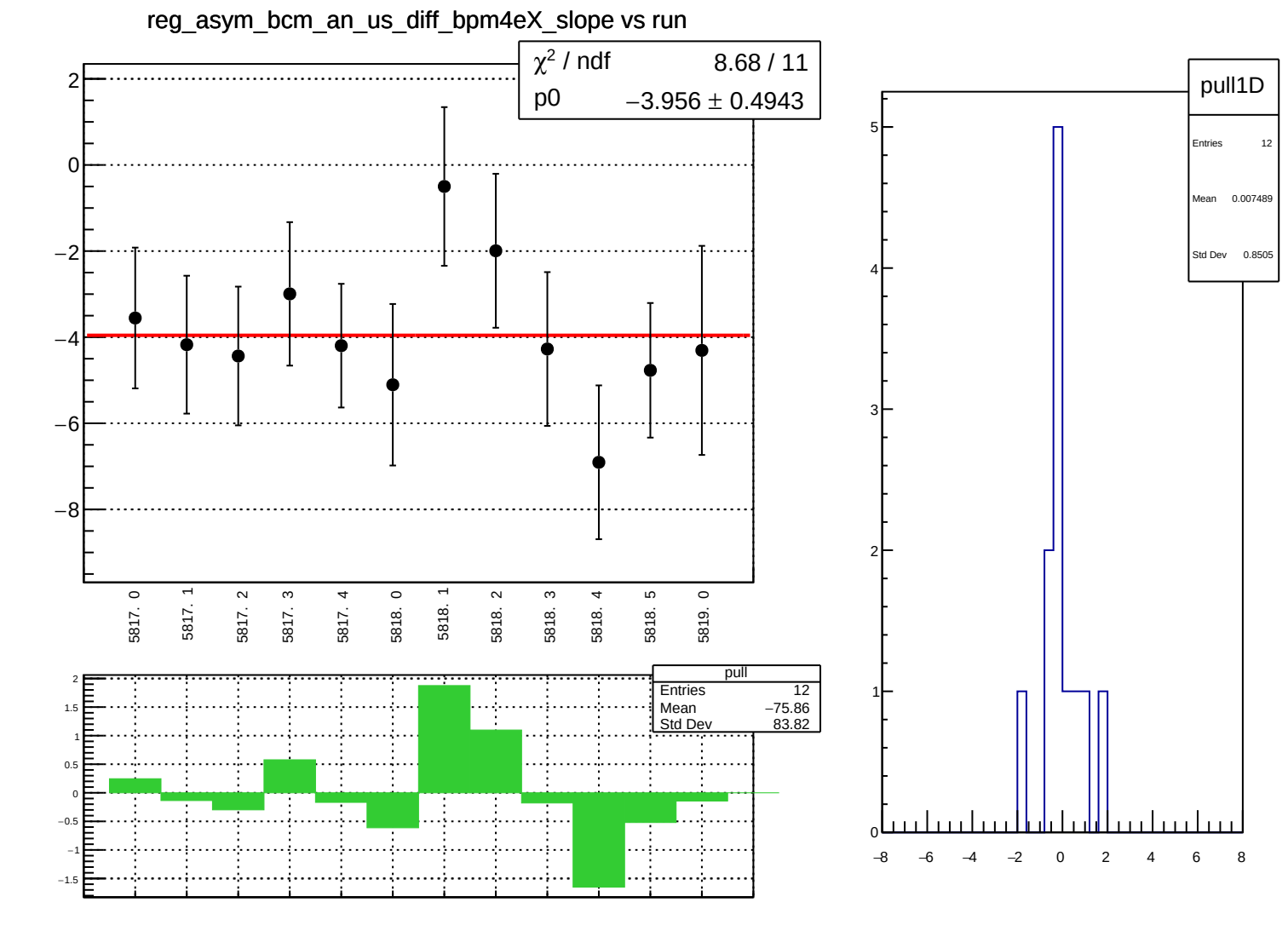
reg_asym_bcm_an_us_diff_bpm4eX_slope vs run
χ² / ndf 8.68 / 11
p0 −3.956 ± 0.4943
5817. 0
5817. 1
5817. 2
5817. 3
5817. 4
5818. 0
5818. 1
5818. 2
5818. 3
5818. 4
5818. 5
5819. 0
pull
Entries 12
Mean −75.86
Std Dev 83.82
pull1D
Entries 12
Mean 0.007489
Std Dev 0.8505

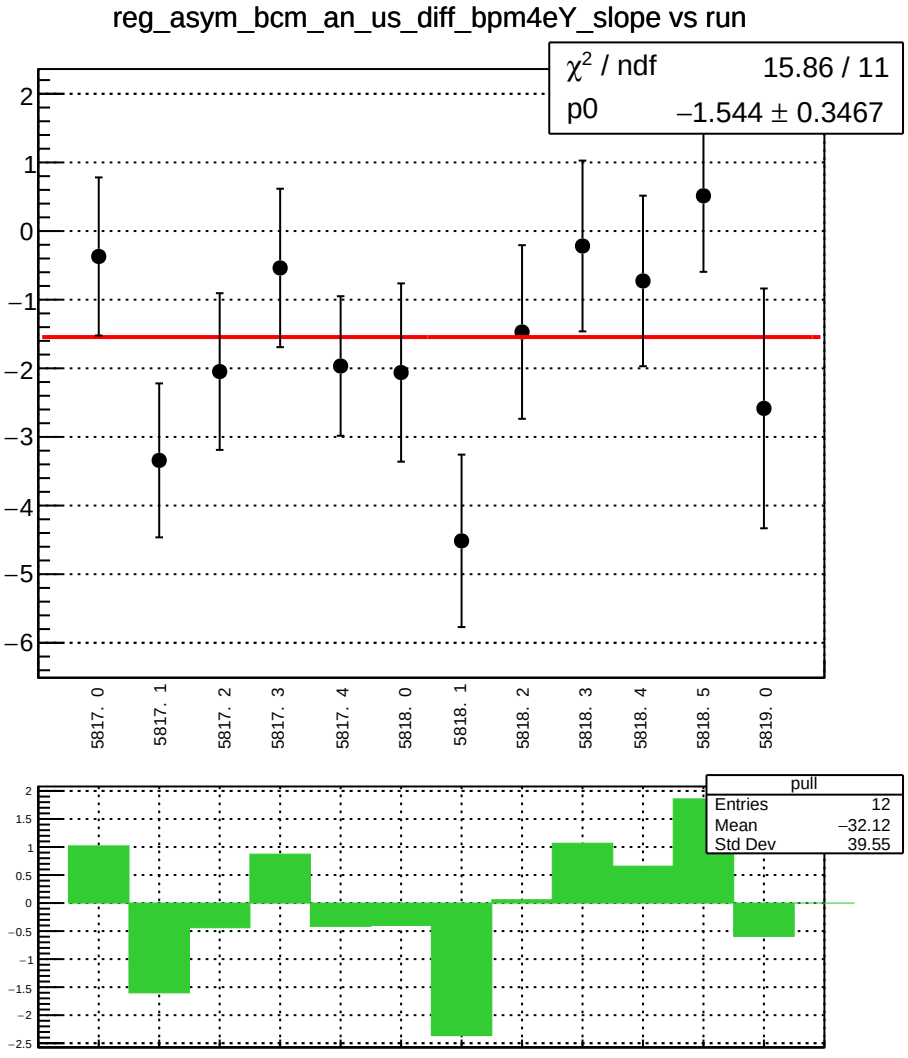
reg_asym_bcm_an_us_diff_bpm4eY_slope vs run
χ² / ndf 15.86 / 11
p0 −1.544 ± 0.3467
5817. 0
5817. 1
5817. 2
5817. 3
5817. 4
5818. 0
5818. 1
5818. 2
5818. 3
5818. 4
5818. 5
5819. 0
pull
Entries 12
Mean −32.12
Std Dev 39.55

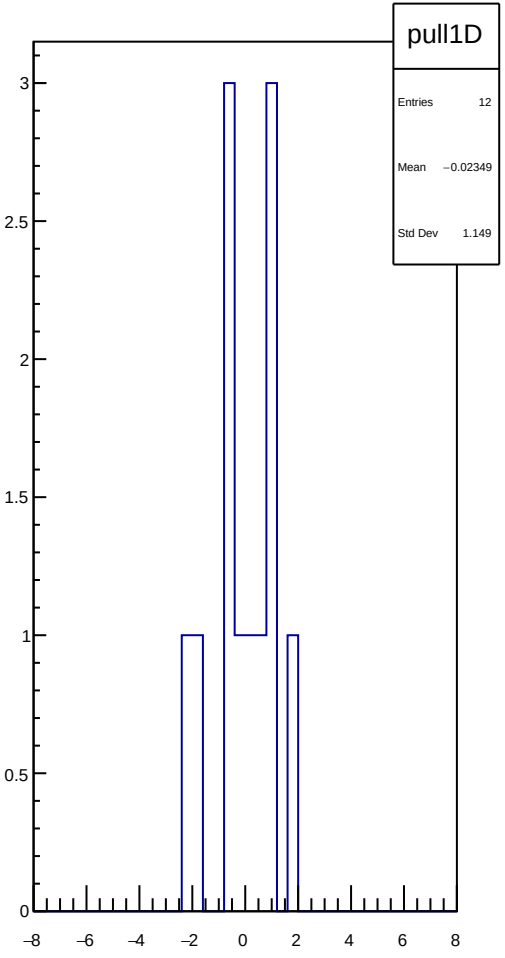
pull1D
Entries 12
Mean −0.02349
Std Dev 1.149

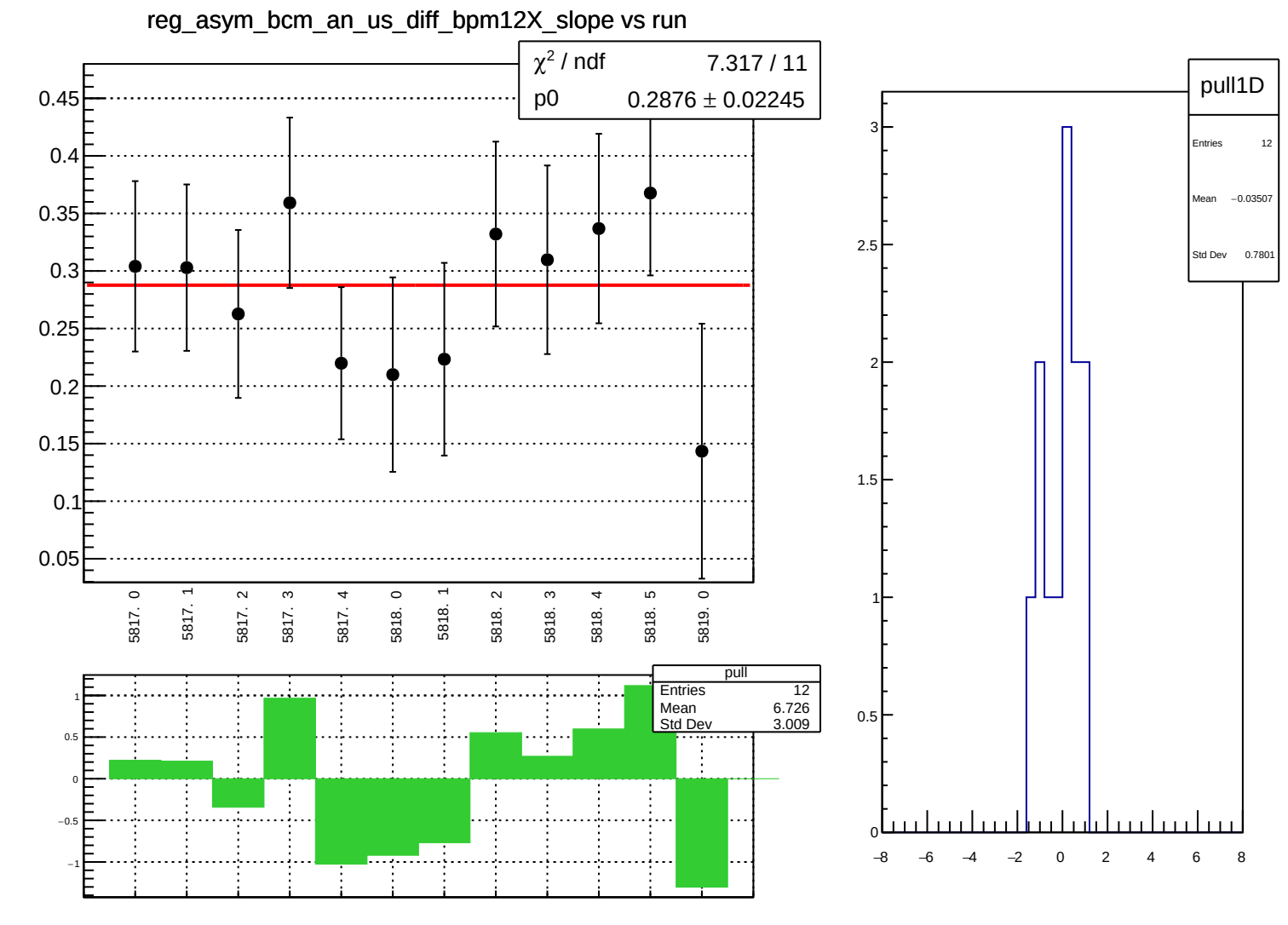
reg_asym_bcm_an_us_diff_bpm12X_slope vs run
χ² / ndf 7.317 / 11
p0 0.2876 ± 0.02245
0.45
0.4
0.35
0.3
0.25
0.2
0.15
0.1
0.05
5817. 0
5817. 1
5817. 2
5817. 3
5817. 4
5818. 0
5818. 1
5818. 2
5818. 3
5818. 4
5818. 5
5819. 0
pull
Entries 12
Mean 6.726
Std Dev 3.009
1
0.5
0
−0.5
−1
pull1D
Entries 12
Mean −0.03507
Std Dev 0.7801
3
2.5
2
1.5
1
0.5
0
−8
−6
−4
−2
0
2
4
6
8

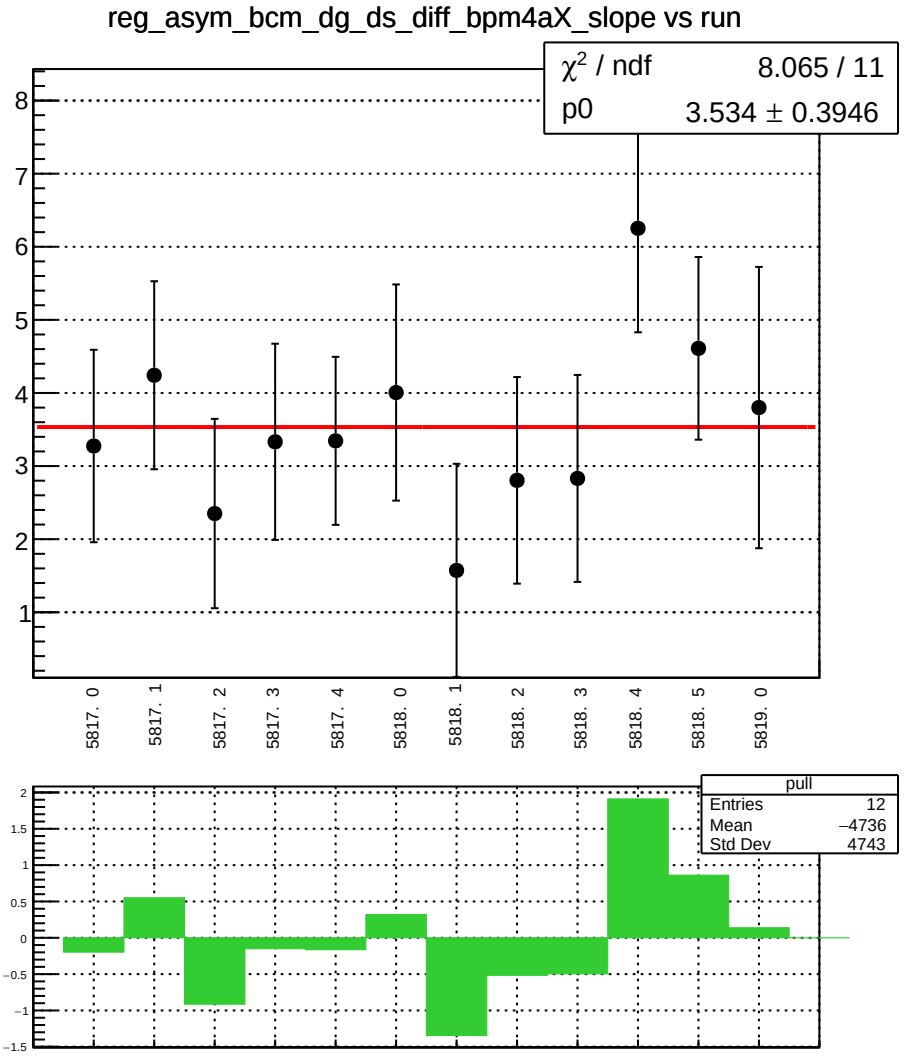
reg_asym_bcm_dg_ds_diff_bpm4aX_slope vs run
χ² / ndf 8.065 / 11
p0 3.534 ± 0.3946
5817. 0
5817. 1
5817. 2
5817. 3
5817. 4
5818. 0
5818. 1
5818. 2
5818. 3
5818. 4
5818. 5
5819. 0
pull
Entries 12
Mean −4736
Std Dev 4743

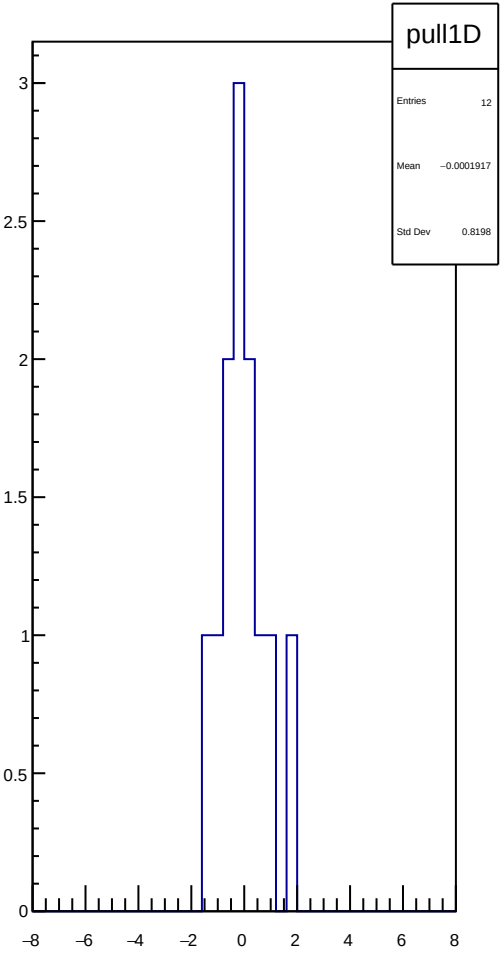
pull1D
Entries 12
Mean −0.0001917
Std Dev 0.8198

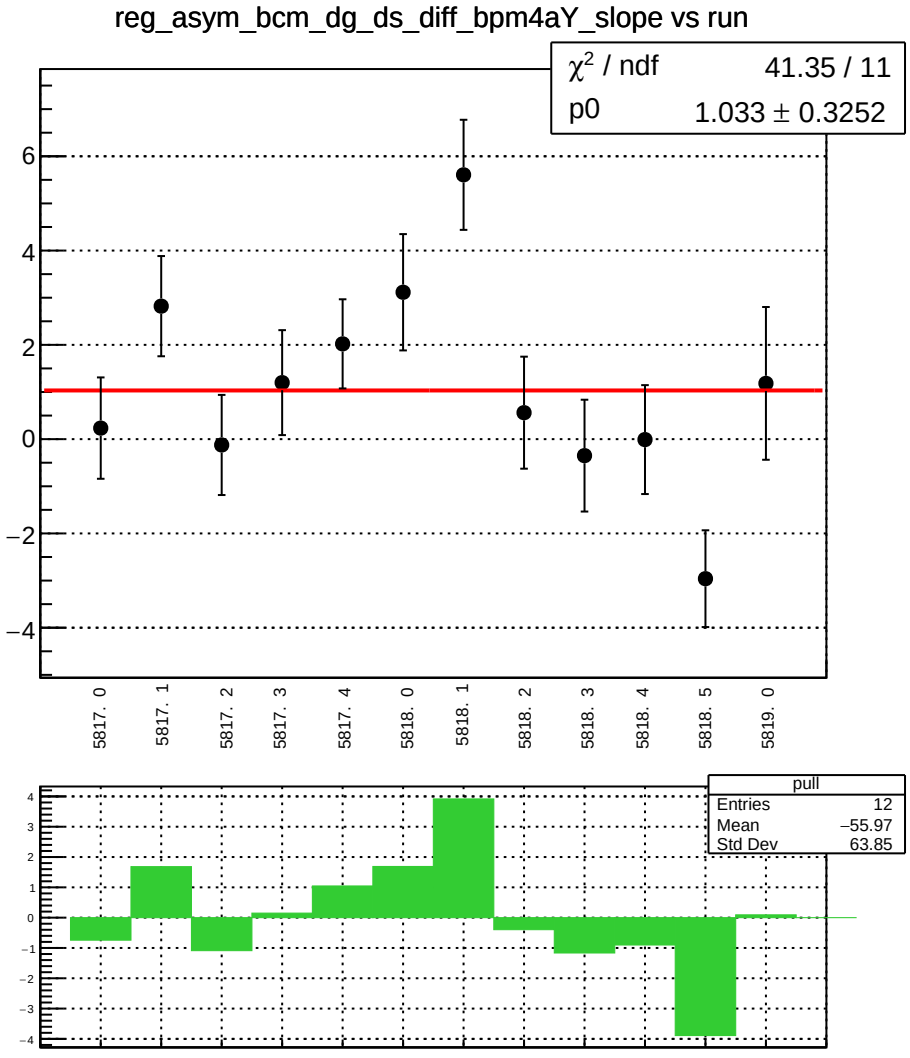
reg_asym_bcm_dg_ds_diff_bpm4aY_slope vs run
χ² / ndf 41.35 / 11
p0 1.033 ± 0.3252
6
4
2
0
−2
−4
5817. 0
5817. 1
5817. 2
5817. 3
5817. 4
5818. 0
5818. 1
5818. 2
5818. 3
5818. 4
5818. 5
5819. 0
pull
Entries 12
Mean −55.97
Std Dev 63.85
4
3
2
1
0
−1
−2
−3
−4

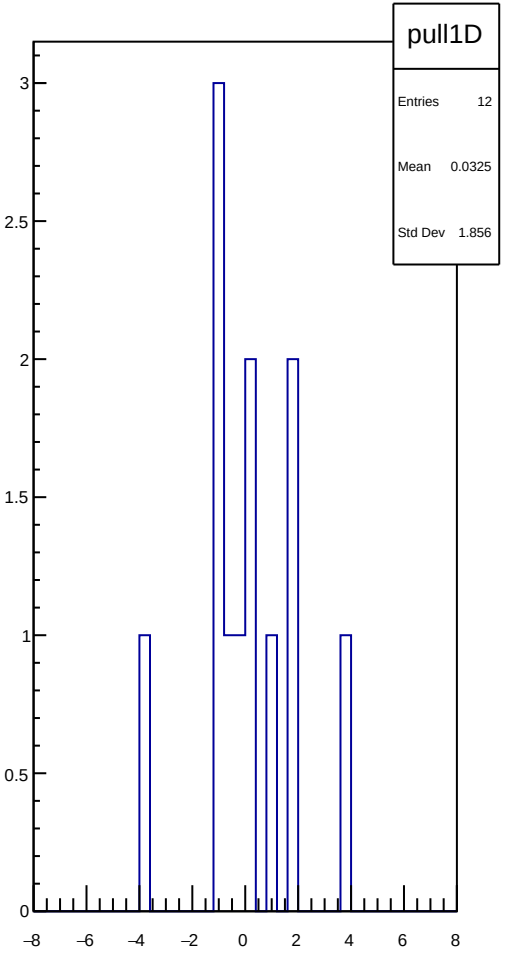
pull1D
Entries 12
Mean 0.0325
Std Dev 1.856
3
2.5
2
1.5
1
0.5
0
−8
−6
−4
−2
0
2
4
6
8

reg_asym_bcm_dg_ds_diff_bpm4eX_slope vs run

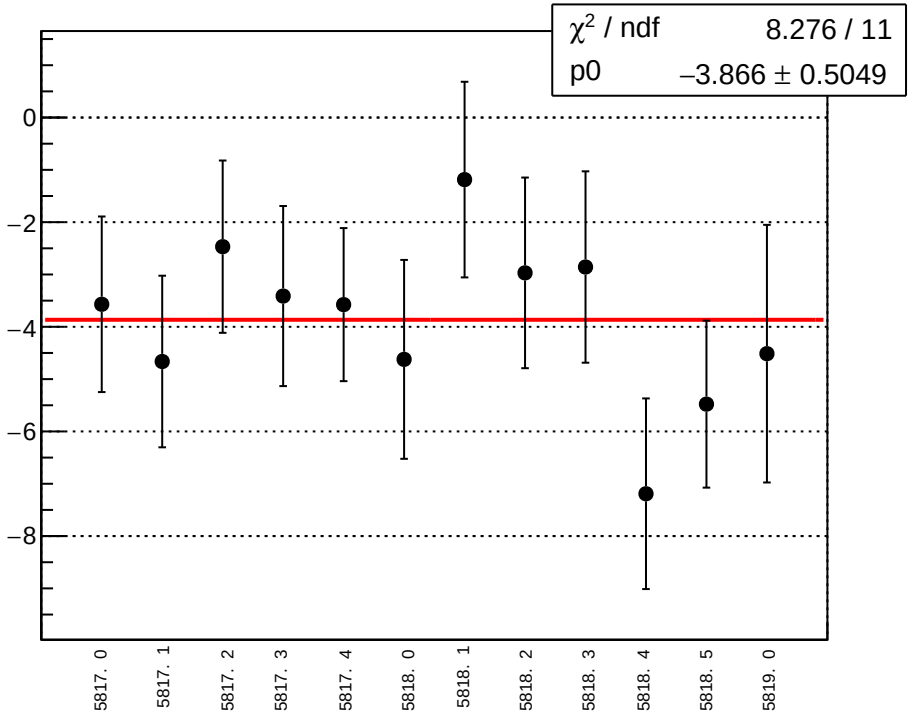

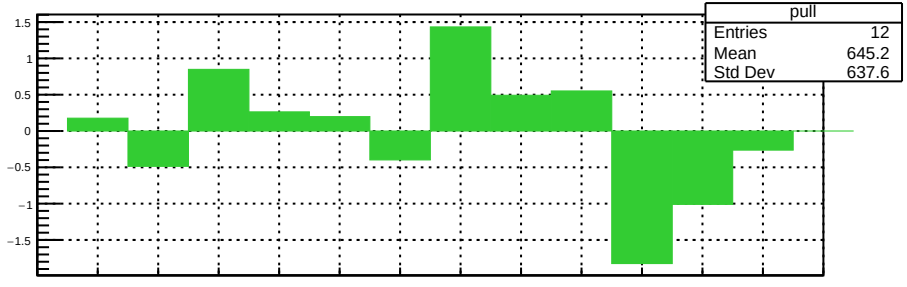

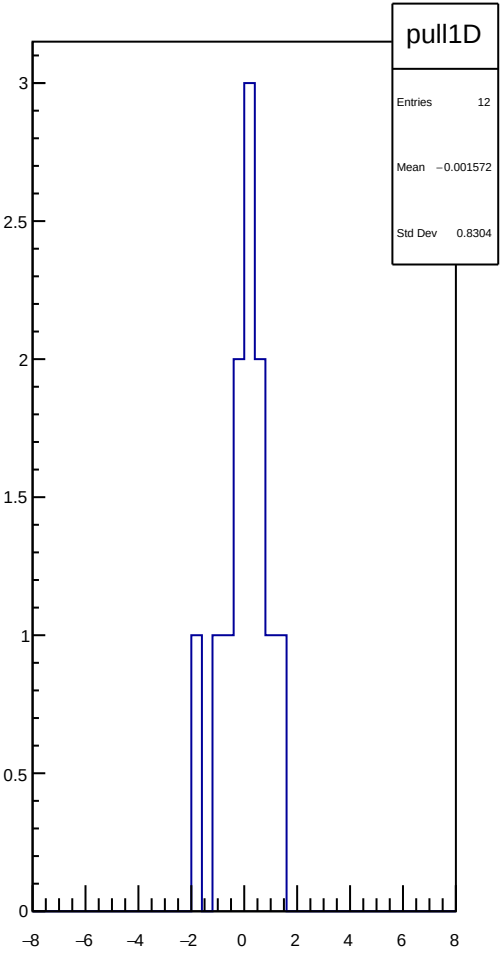

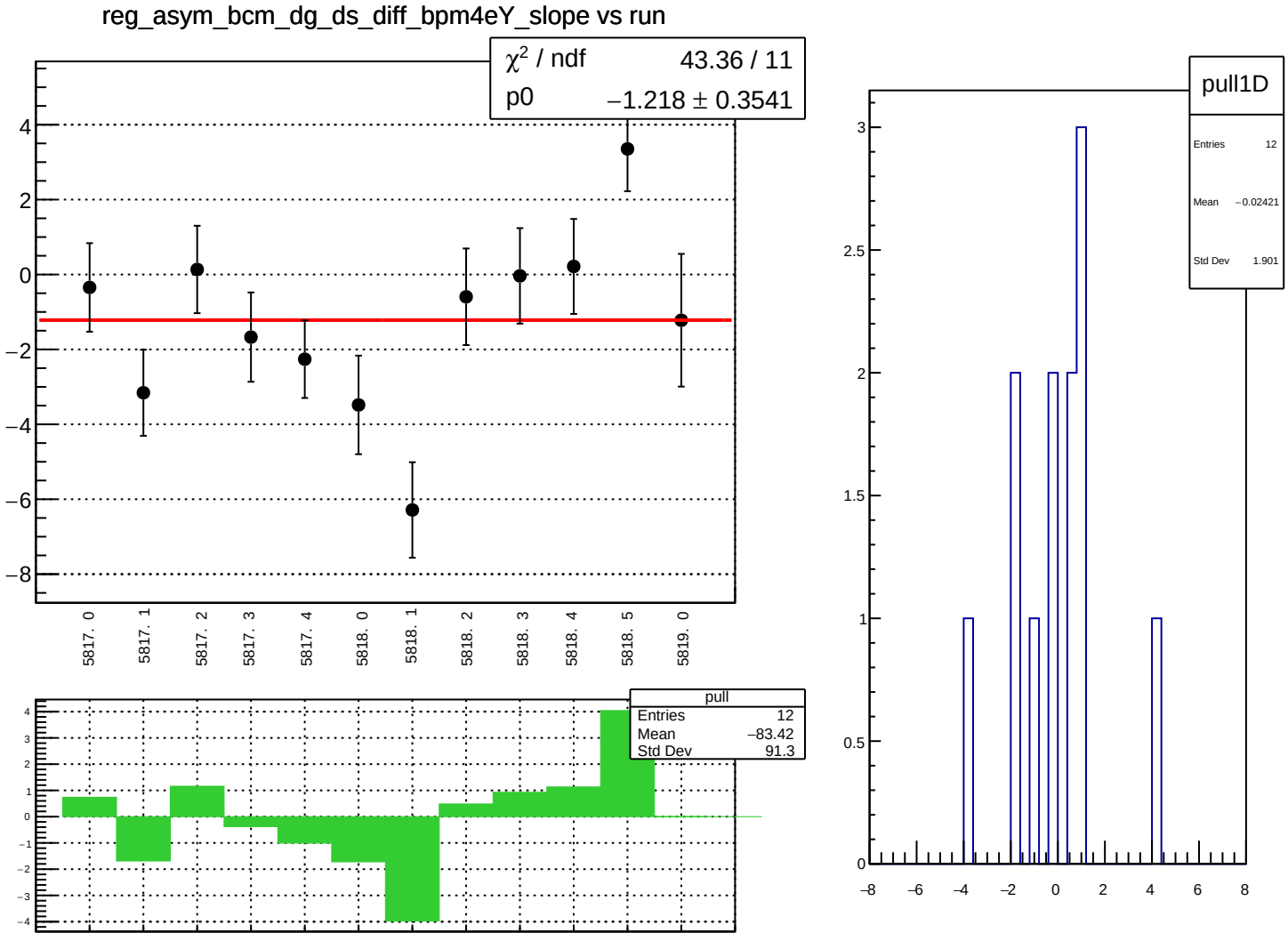
reg_asym_bcm_dg_ds_diff_bpm4eY_slope vs run
χ² / ndf 43.36 / 11
p0 −1.218 ± 0.3541
5817. 0
5817. 1
5817. 2
5817. 3
5817. 4
5818. 0
5818. 1
5818. 2
5818. 3
5818. 4
5818. 5
5819. 0
pull
Entries 12
Mean −83.42
Std Dev 91.3
pull1D
Entries 12
Mean −0.02421
Std Dev 1.901

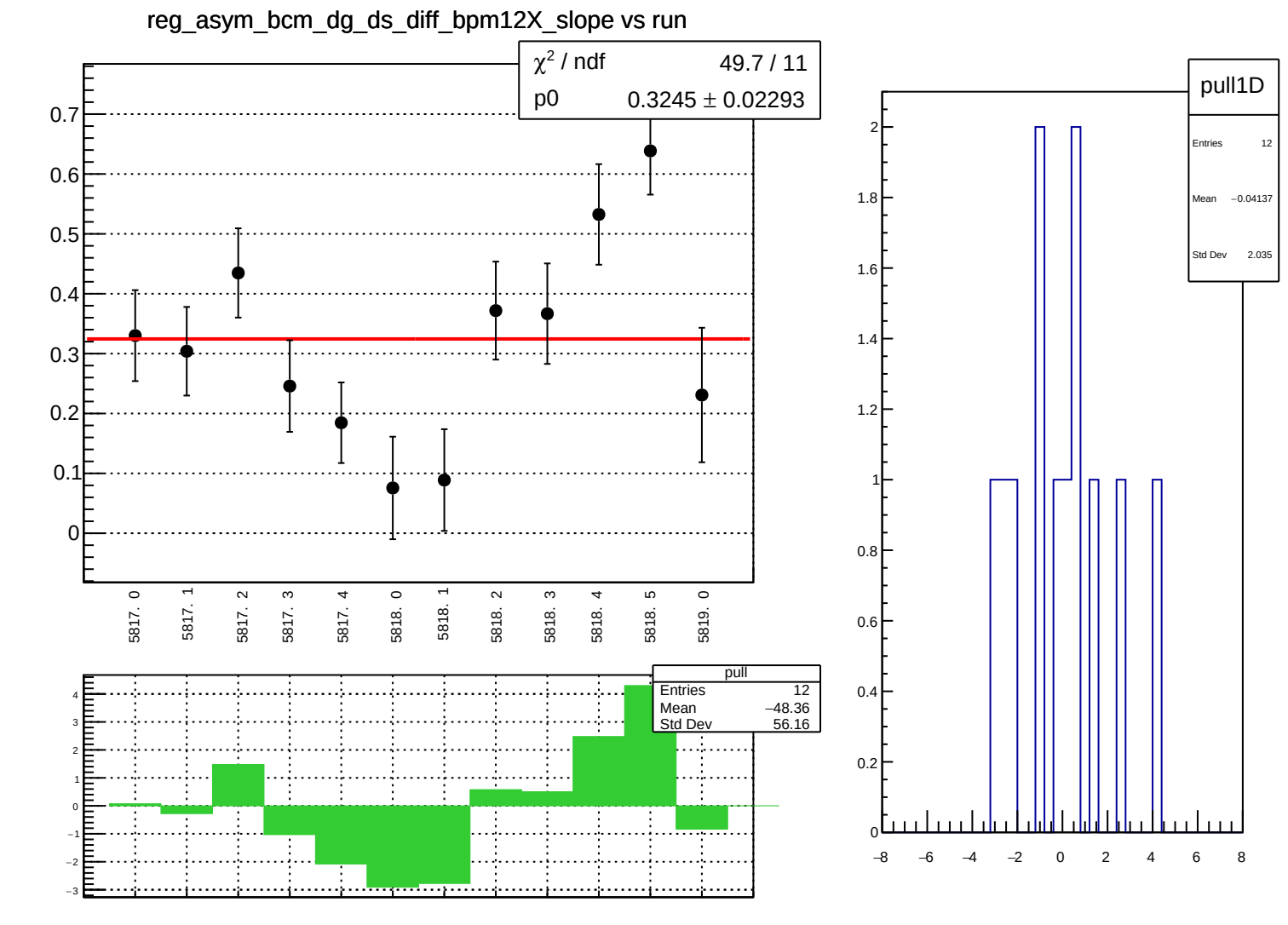
reg_asym_bcm_dg_ds_diff_bpm12X_slope vs run
χ² / ndf 49.7 / 11
p0 0.3245 ± 0.02293
0.7
0.6
0.5
0.4
0.3
0.2
0.1
0
5817. 0
5817. 1
5817. 2
5817. 3
5817. 4
5818. 0
5818. 1
5818. 2
5818. 3
5818. 4
5818. 5
5819. 0
pull
Entries 12
Mean −48.36
Std Dev 56.16
4
3
2
1
0
−1
−2
−3
pull1D
Entries 12
Mean −0.04137
Std Dev 2.035
2
1.8
1.6
1.4
1.2
1
0.8
0.6
0.4
0.2
0
−8
−6
−4
−2
0
2
4
6
8

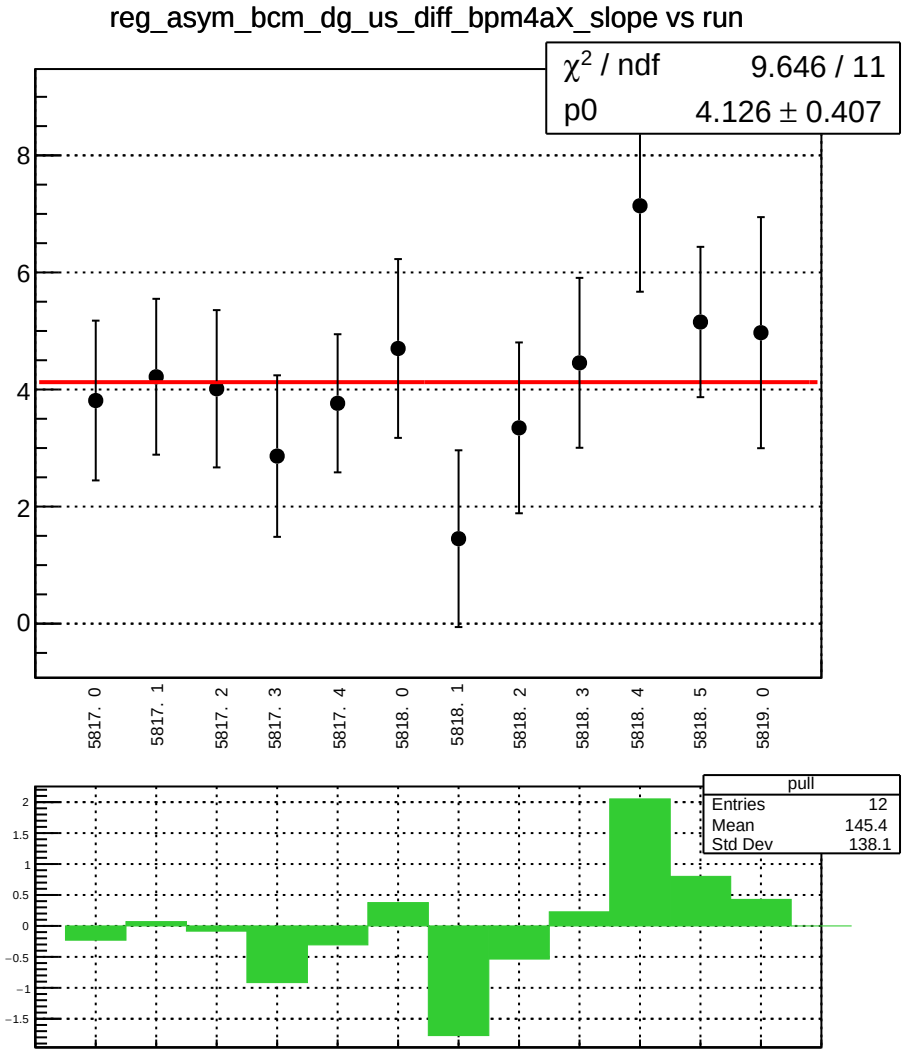
reg_asym_bcm_dg_us_diff_bpm4aX_slope vs run
χ² / ndf 9.646 / 11
p0 4.126 ± 0.407
5817. 0
5817. 1
5817. 2
5817. 3
5817. 4
5818. 0
5818. 1
5818. 2
5818. 3
5818. 4
5818. 5
5819. 0
pull
Entries 12
Mean 145.4
Std Dev 138.1

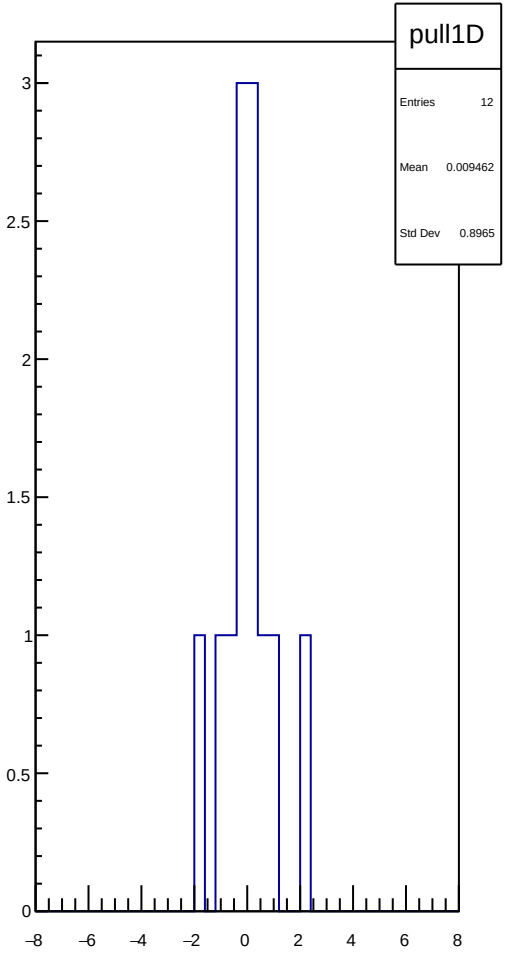
pull1D
Entries 12
Mean 0.009462
Std Dev 0.8965

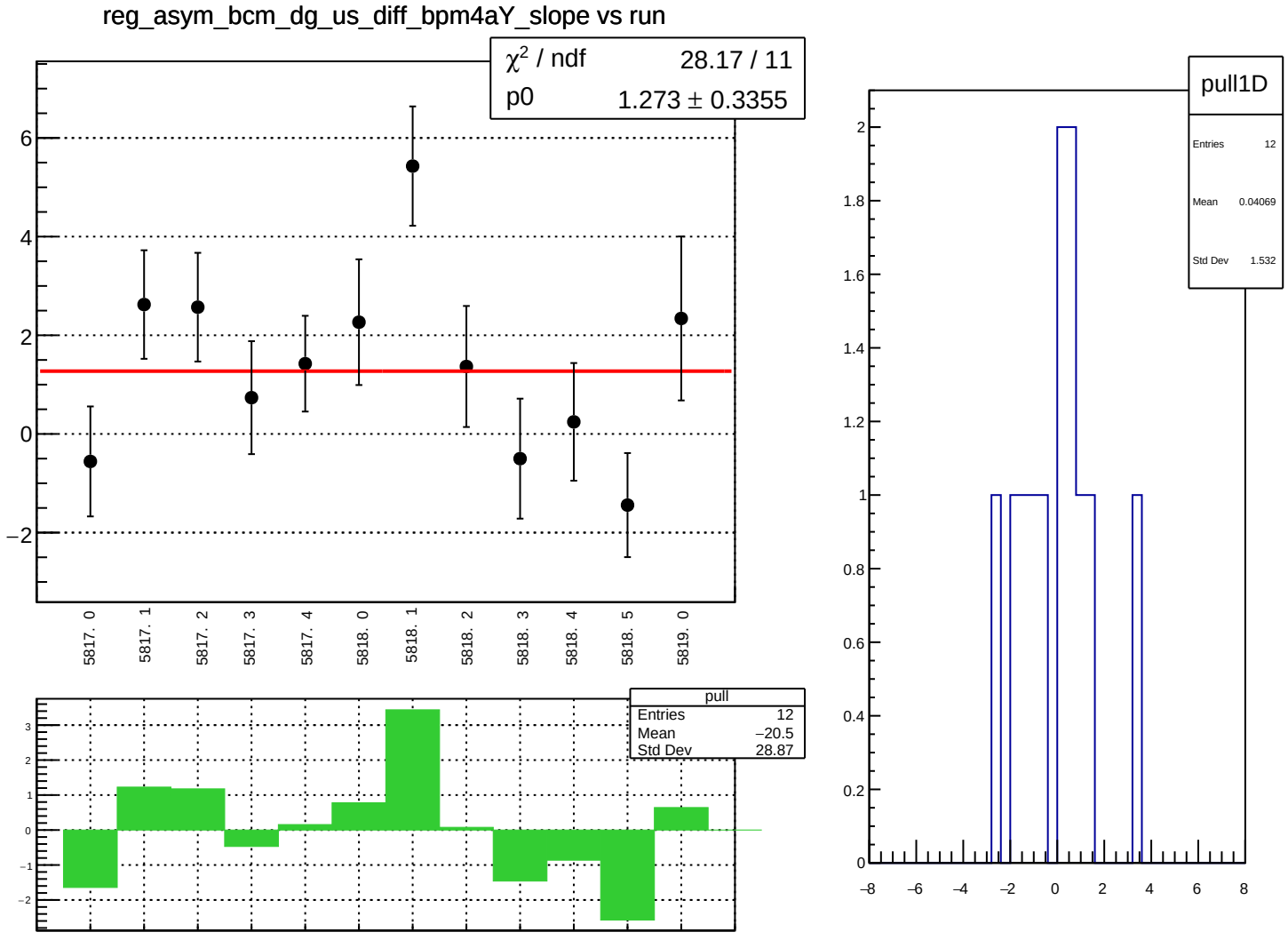
reg_asym_bcm_dg_us_diff_bpm4aY_slope vs run
χ² / ndf 28.17 / 11
p0 1.273 ± 0.3355
5817. 0
5817. 1
5817. 2
5817. 3
5817. 4
5818. 0
5818. 1
5818. 2
5818. 3
5818. 4
5818. 5
5819. 0
pull
Entries 12
Mean −20.5
Std Dev 28.87
pull1D
Entries 12
Mean 0.04069
Std Dev 1.532

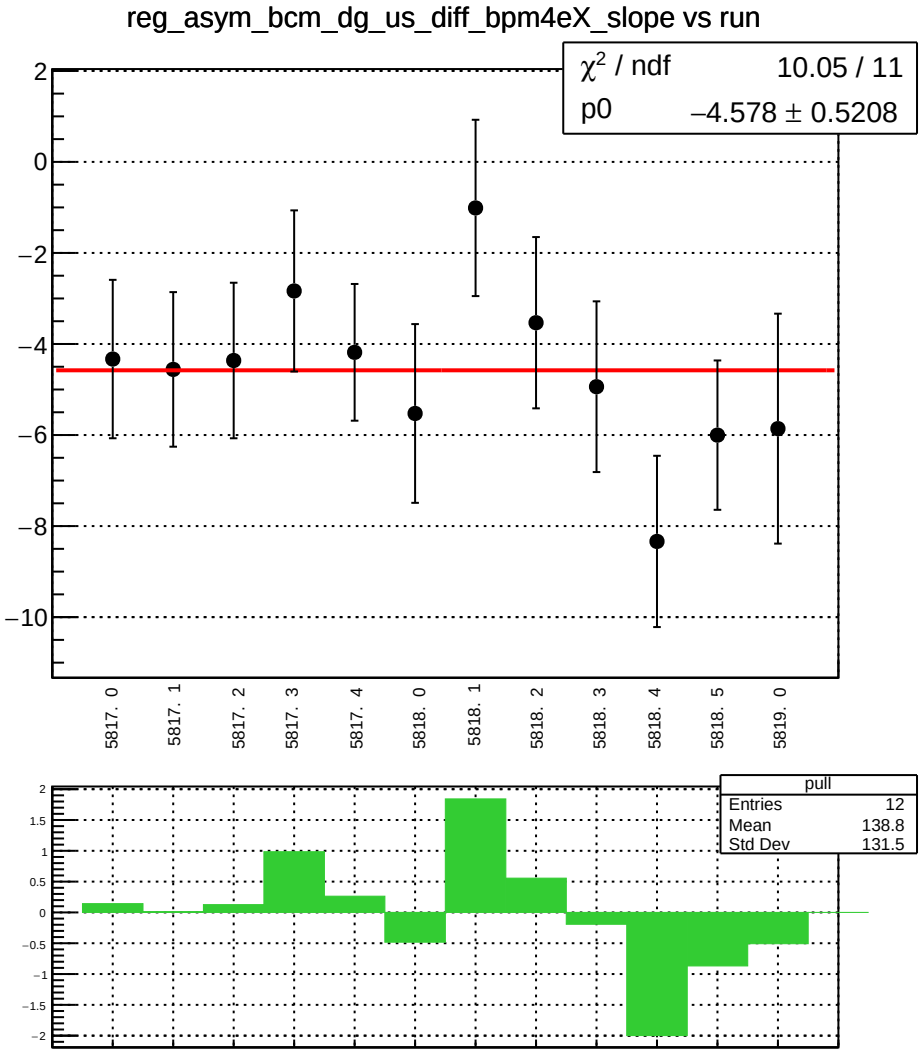
reg_asym_bcm_dg_us_diff_bpm4eX_slope vs run
χ² / ndf 10.05 / 11
p0 −4.578 ± 0.5208
5817. 0
5817. 1
5817. 2
5817. 3
5817. 4
5818. 0
5818. 1
5818. 2
5818. 3
5818. 4
5818. 5
5819. 0
pull
Entries 12
Mean 138.8
Std Dev 131.5

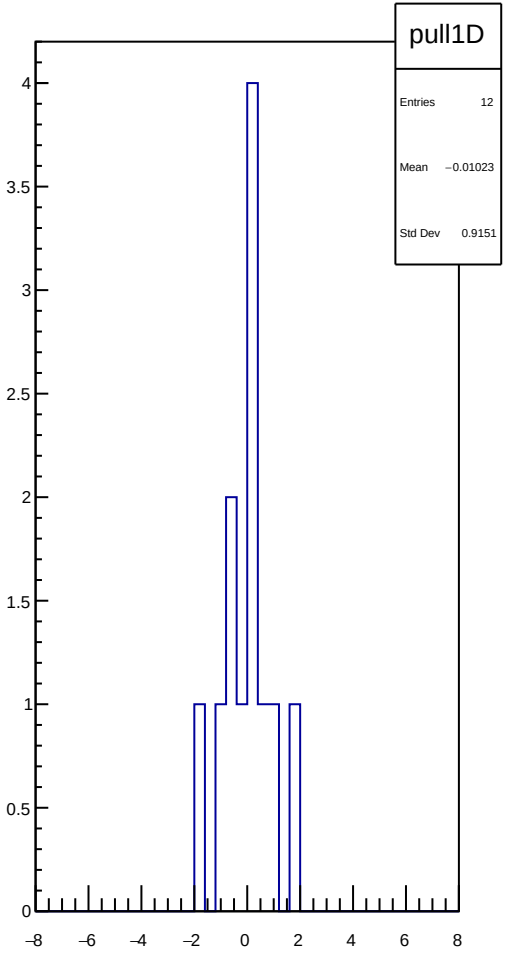
pull1D
Entries 12
Mean −0.01023
Std Dev 0.9151

reg_asym_bcm_dg_us_diff_bpm4eY_slope vs run

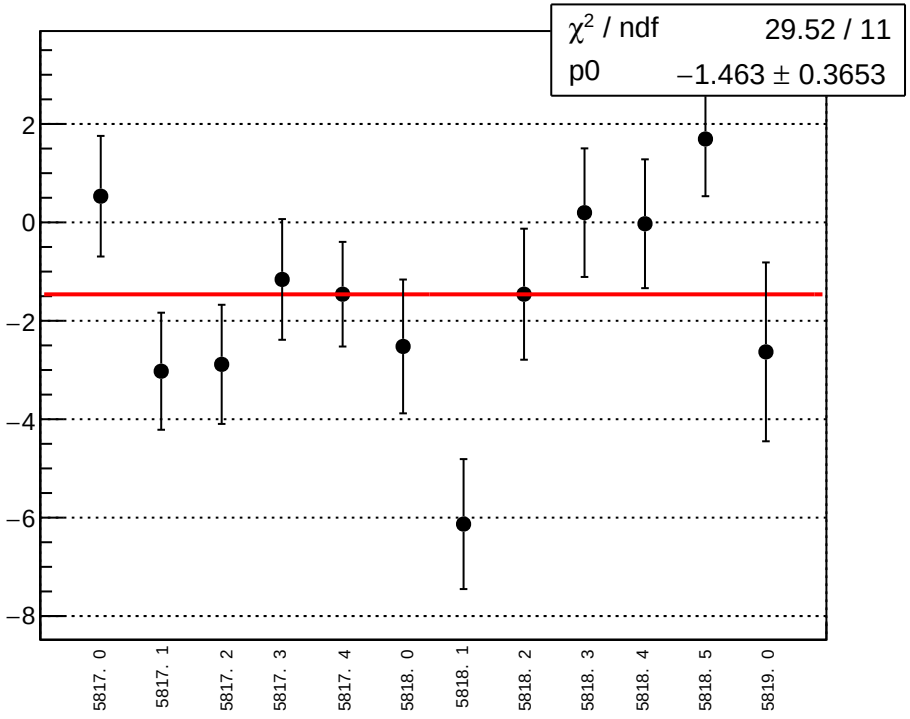

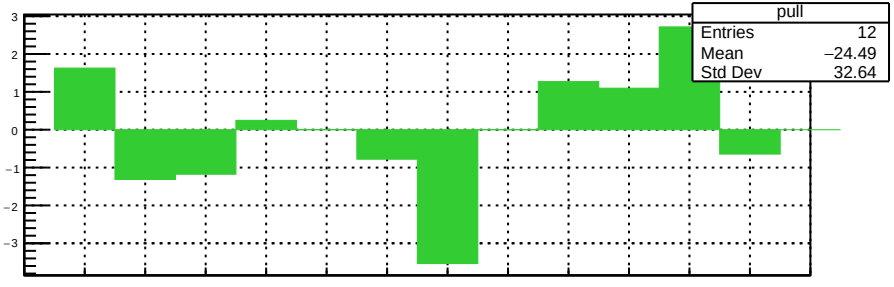

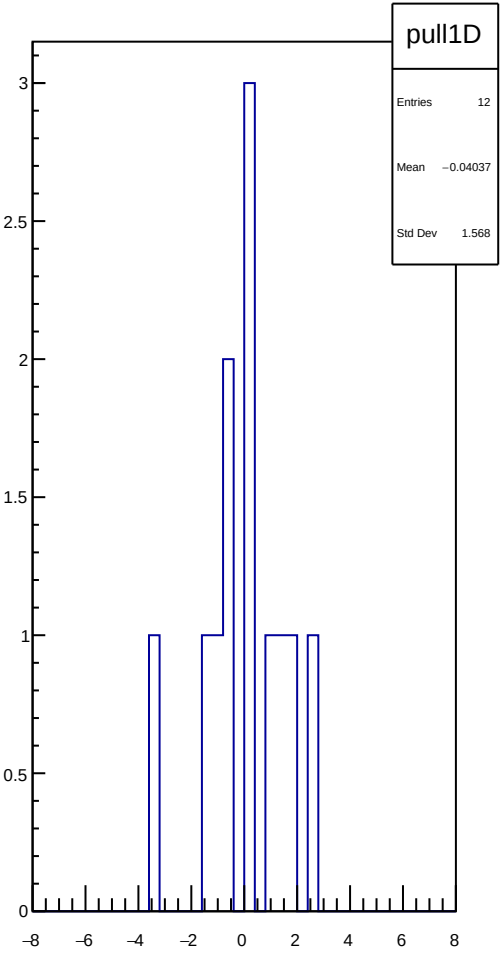

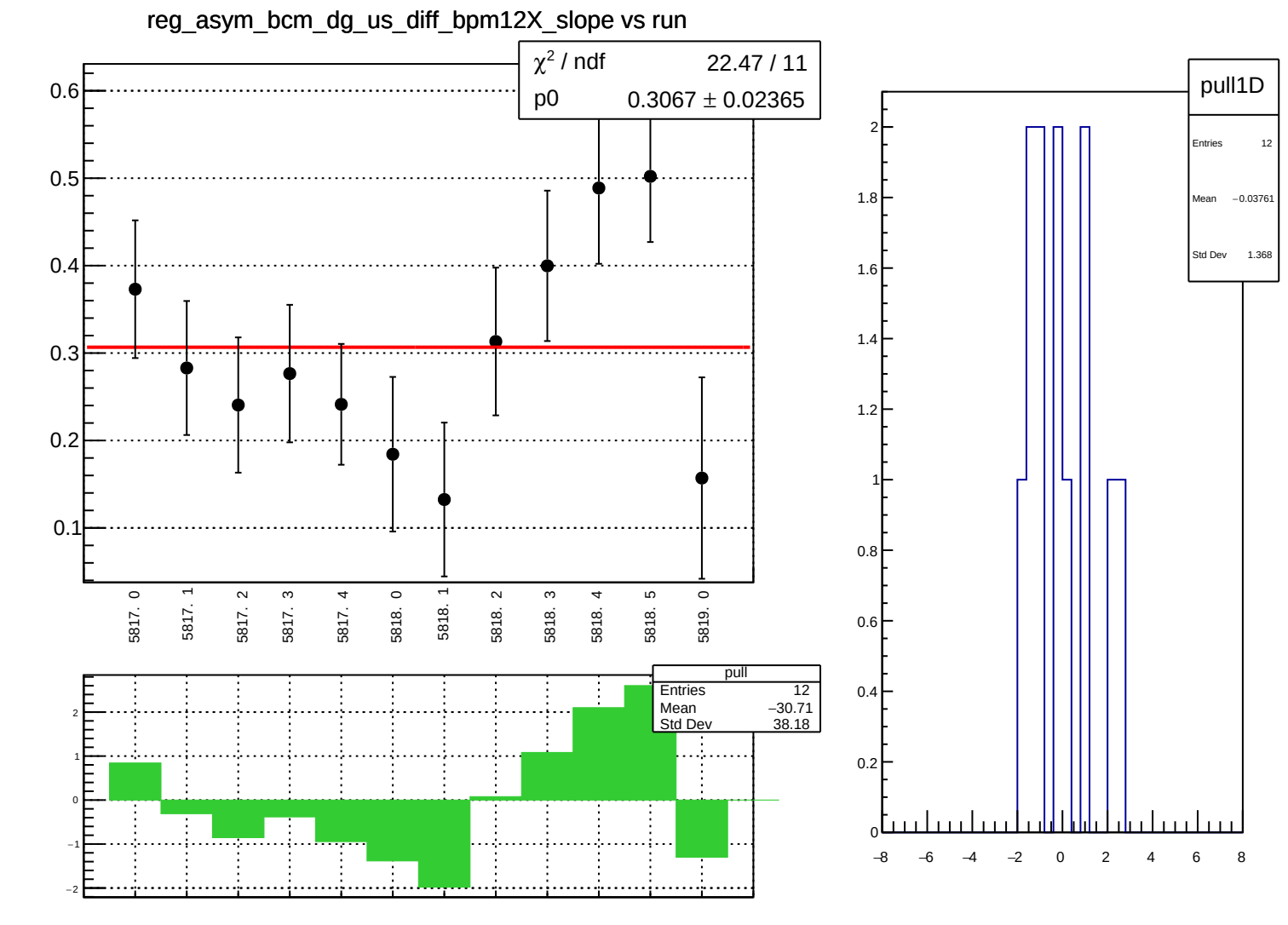
reg_asym_bcm_dg_us_diff_bpm12X_slope vs run
χ² / ndf 22.47 / 11
p0 0.3067 ± 0.02365
0.6
0.5
0.4
0.3
0.2
0.1
5817. 0
5817. 1
5817. 2
5817. 3
5817. 4
5818. 0
5818. 1
5818. 2
5818. 3
5818. 4
5818. 5
5819. 0
pull
Entries 12
Mean −30.71
Std Dev 38.18
2
1
0
−1
−2
pull1D
Entries 12
Mean −0.03761
Std Dev 1.368
2
1.8
1.6
1.4
1.2
1
0.8
0.6
0.4
0.2
0
−8
−6
−4
−2
0
2
4
6
8