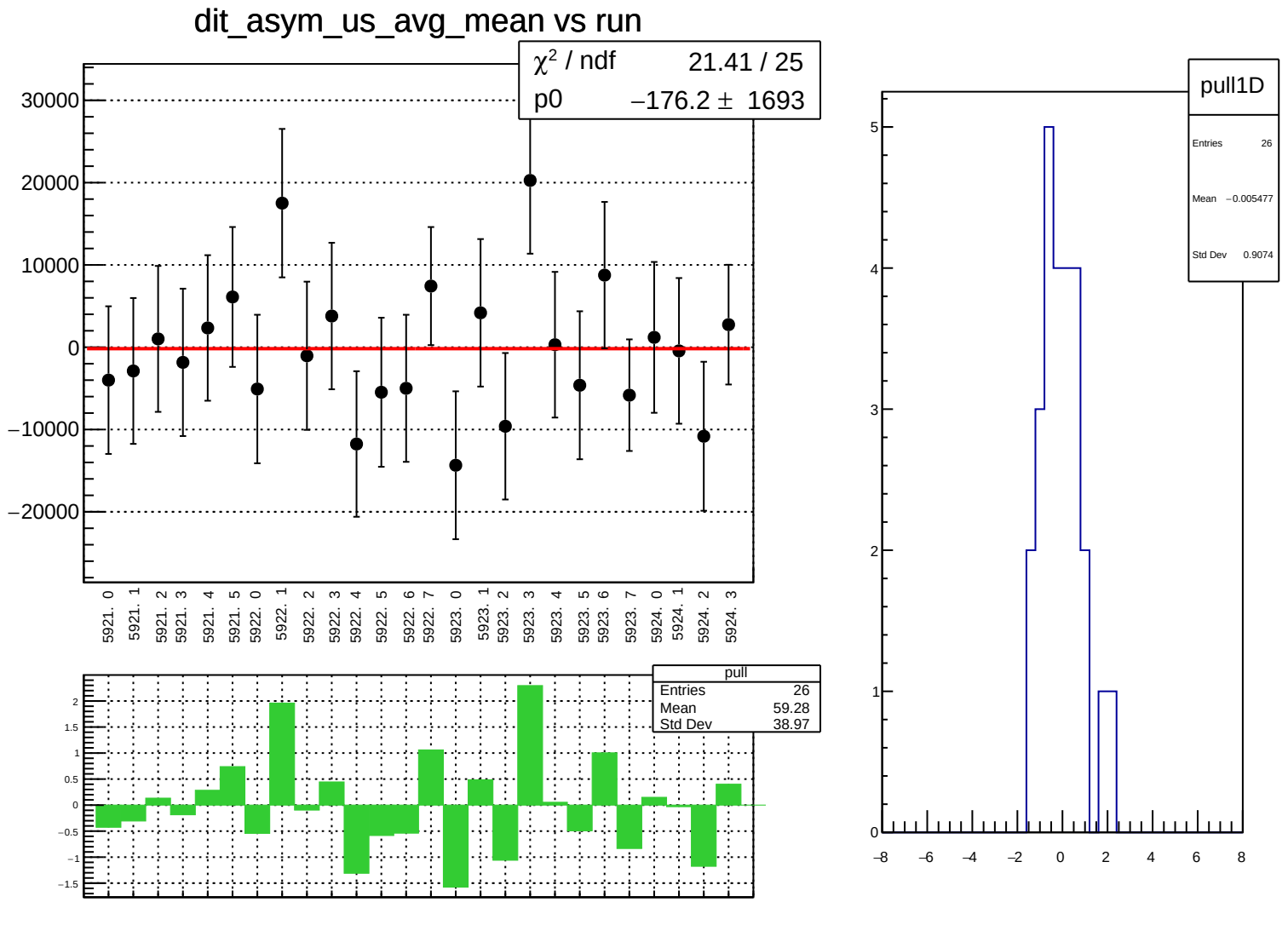
dit_asym_us_avg_mean vs run
χ² / ndf 21.41 / 25
p0 −176.2 ± 1693
30000
20000
10000
0
−10000
−20000
5921. 0
5921. 1
5921. 2
5921. 3
5921. 4
5921. 5
5922. 0
5922. 1
5922. 2
5922. 3
5922. 4
5922. 5
5922. 6
5922. 7
5923. 0
5923. 1
5923. 2
5923. 3
5923. 4
5923. 5
5923. 6
5923. 7
5924. 0
5924. 1
5924. 2
5924. 3
pull
Entries 26
Mean 59.28
Std Dev 38.97
2
1.5
1
0.5
0
−0.5
−1
−1.5
pull1D
Entries 26
Mean −0.005477
Std Dev 0.9074
5
4
3
2
1
0
−8
−6
−4
−2
0
2
4
6
8

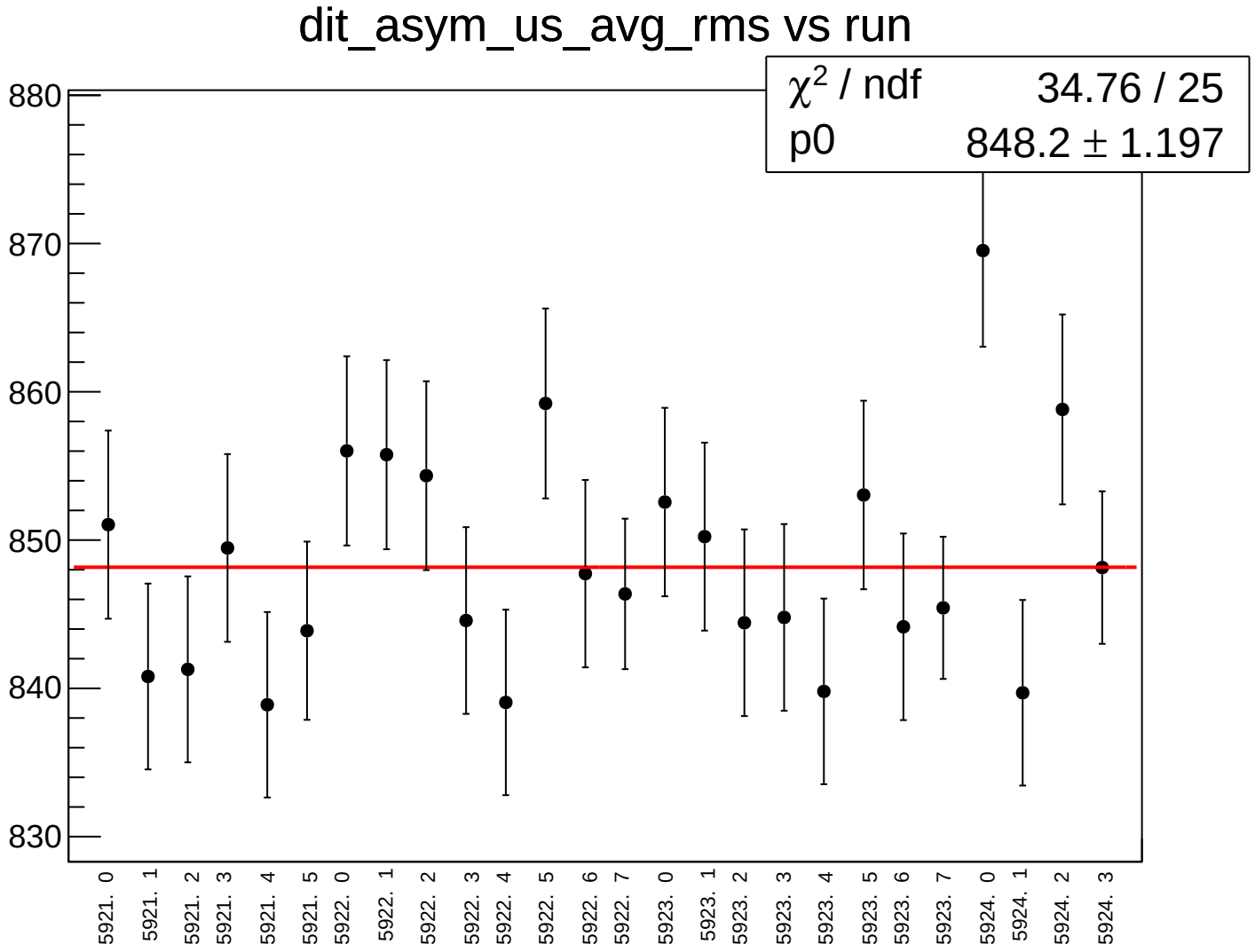
dit_asym_us_avg_rms vs run
χ2 / ndf 34.76 / 25
p0 848.2 ± 1.197
880
870
860
850
840
830
5921. 0
5921. 1
5921. 2
5921. 3
5921. 4
5921. 5
5922. 0
5922. 1
5922. 2
5922. 3
5922. 4
5922. 5
5922. 6
5922. 7
5923. 0
5923. 1
5923. 2
5923. 3
5923. 4
5923. 5
5923. 6
5923. 7
5924. 0
5924. 1
5924. 2
5924. 3

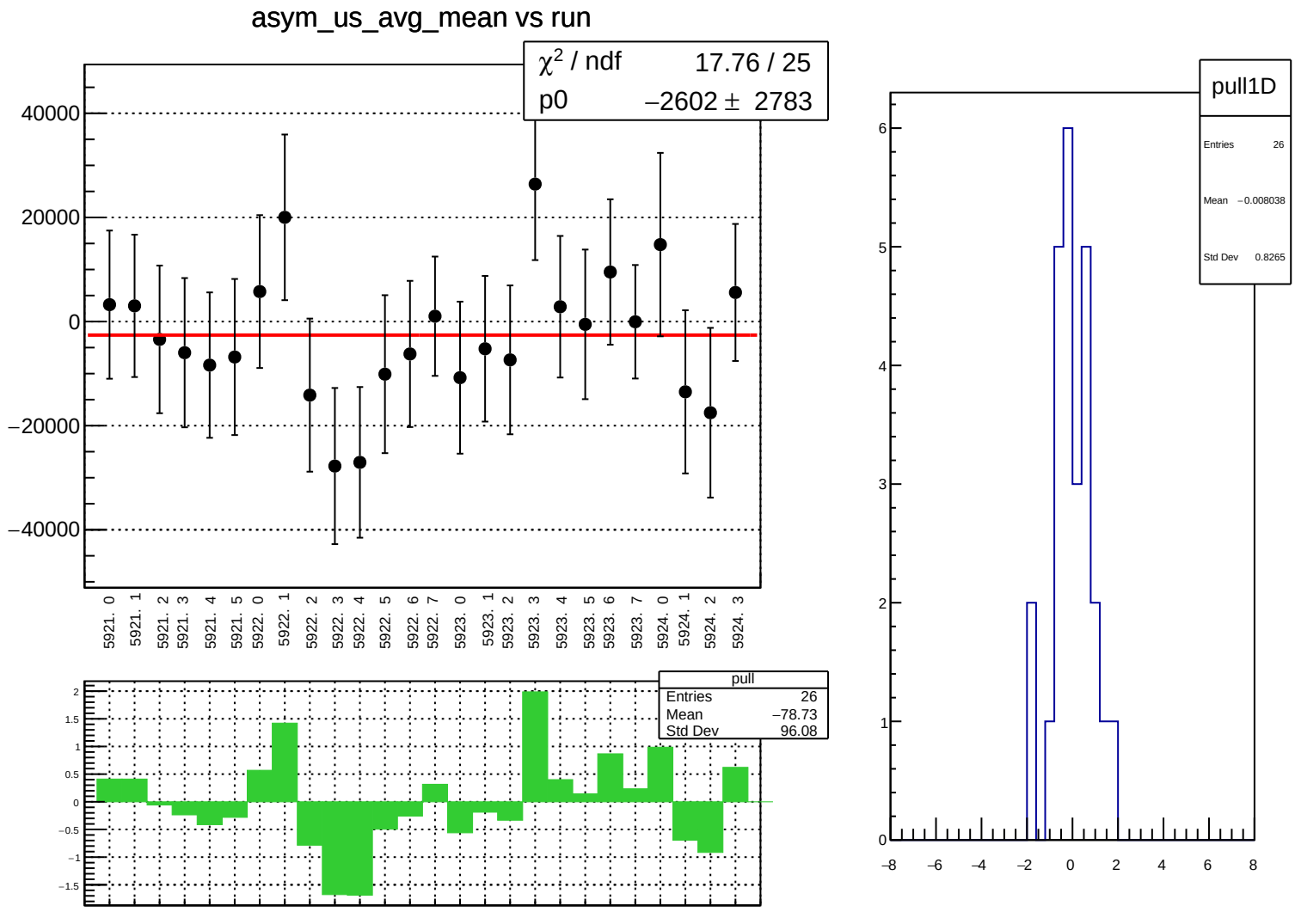
asym_us_avg_mean vs run
χ² / ndf 17.76 / 25
p0 −2602 ± 2783
40000
20000
0
−20000
−40000
5921. 0
5921. 1
5921. 2
5921. 3
5921. 4
5921. 5
5922. 0
5922. 1
5922. 2
5922. 3
5922. 4
5922. 5
5922. 6
5922. 7
5923. 0
5923. 1
5923. 2
5923. 3
5923. 4
5923. 5
5923. 6
5923. 7
5924. 0
5924. 1
5924. 2
5924. 3
pull
Entries 26
Mean −78.73
Std Dev 96.08
2
1.5
1
0.5
0
−0.5
−1
−1.5
pull1D
Entries 26
Mean −0.008038
Std Dev 0.8265
6
5
4
3
2
1
0
−8
−6
−4
−2
0
2
4
6
8

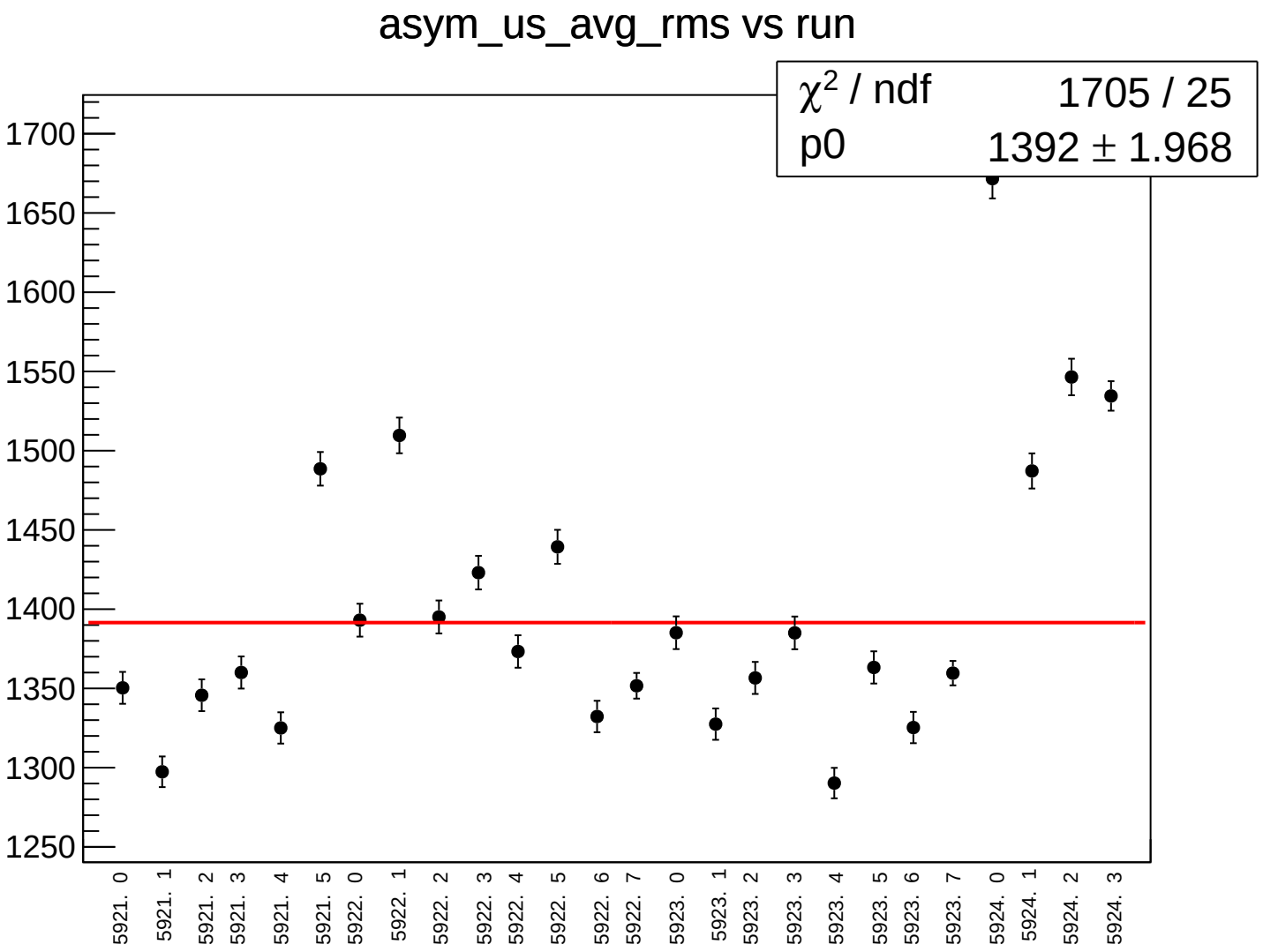
asym_us_avg_rms vs run
χ² / ndf 1705 / 25
p0 1392 ± 1.968
1700
1650
1600
1550
1500
1450
1400
1350
1300
1250
5921. 0
5921. 1
5921. 2
5921. 3
5921. 4
5921. 5
5922. 0
5922. 1
5922. 2
5922. 3
5922. 4
5922. 5
5922. 6
5922. 7
5923. 0
5923. 1
5923. 2
5923. 3
5923. 4
5923. 5
5923. 6
5923. 7
5924. 0
5924. 1
5924. 2
5924. 3

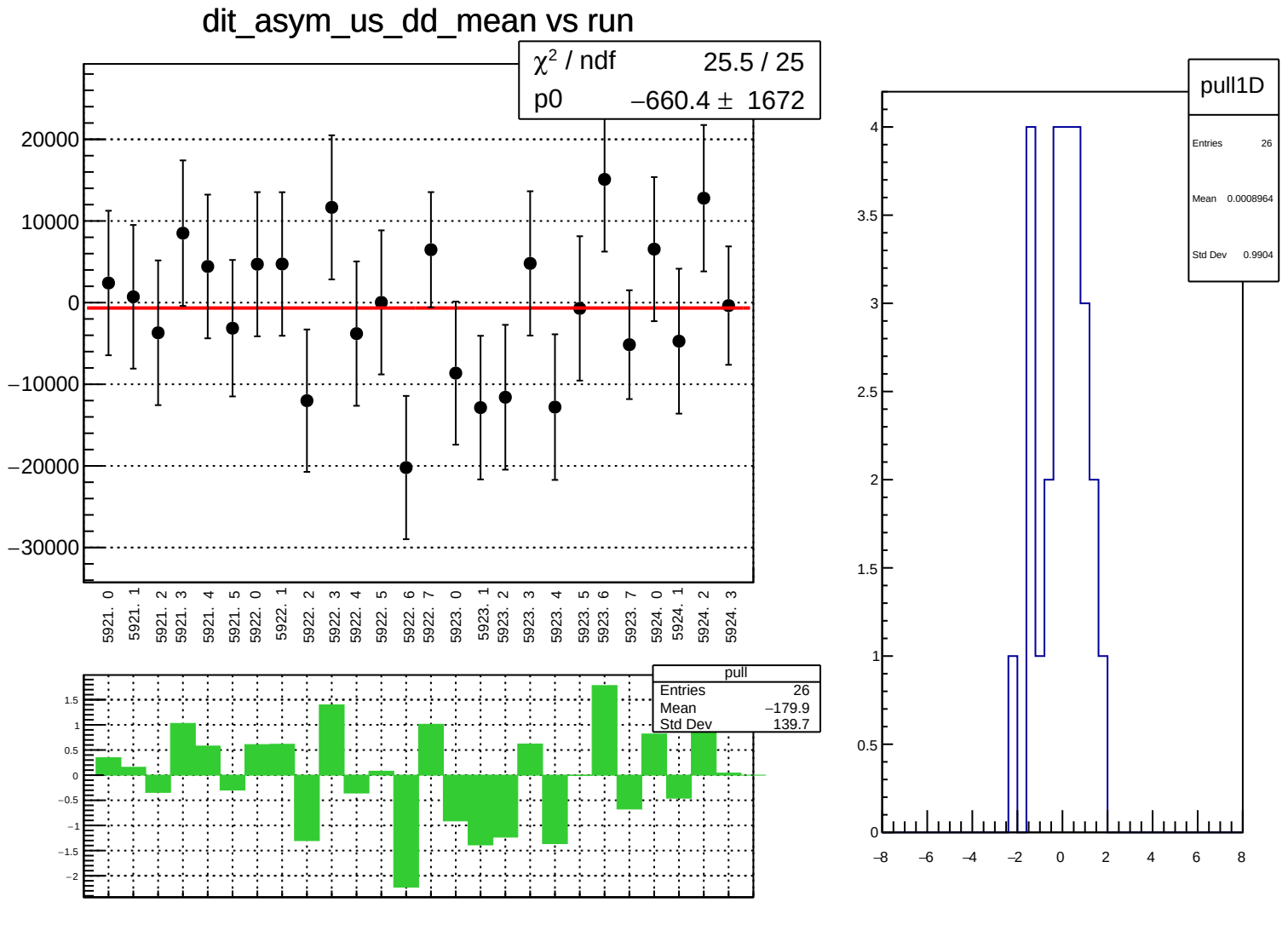
dit_asym_us_dd_mean vs run
χ² / ndf 25.5 / 25
p0 −660.4 ± 1672
20000
10000
0
−10000
−20000
−30000
5921. 0
5921. 1
5921. 2
5921. 3
5921. 4
5921. 5
5922. 0
5922. 1
5922. 2
5922. 3
5922. 4
5922. 5
5922. 6
5922. 7
5923. 0
5923. 1
5923. 2
5923. 3
5923. 4
5923. 5
5923. 6
5923. 7
5924. 0
5924. 1
5924. 2
5924. 3
pull
Entries 26
Mean −179.9
Std Dev 139.7
1.5
1
0.5
0
−0.5
−1
−1.5
−2
pull1D
Entries 26
Mean 0.0008964
Std Dev 0.9904
4
3.5
3
2.5
2
1.5
1
0.5
0
−8
−6
−4
−2
0
2
4
6
8

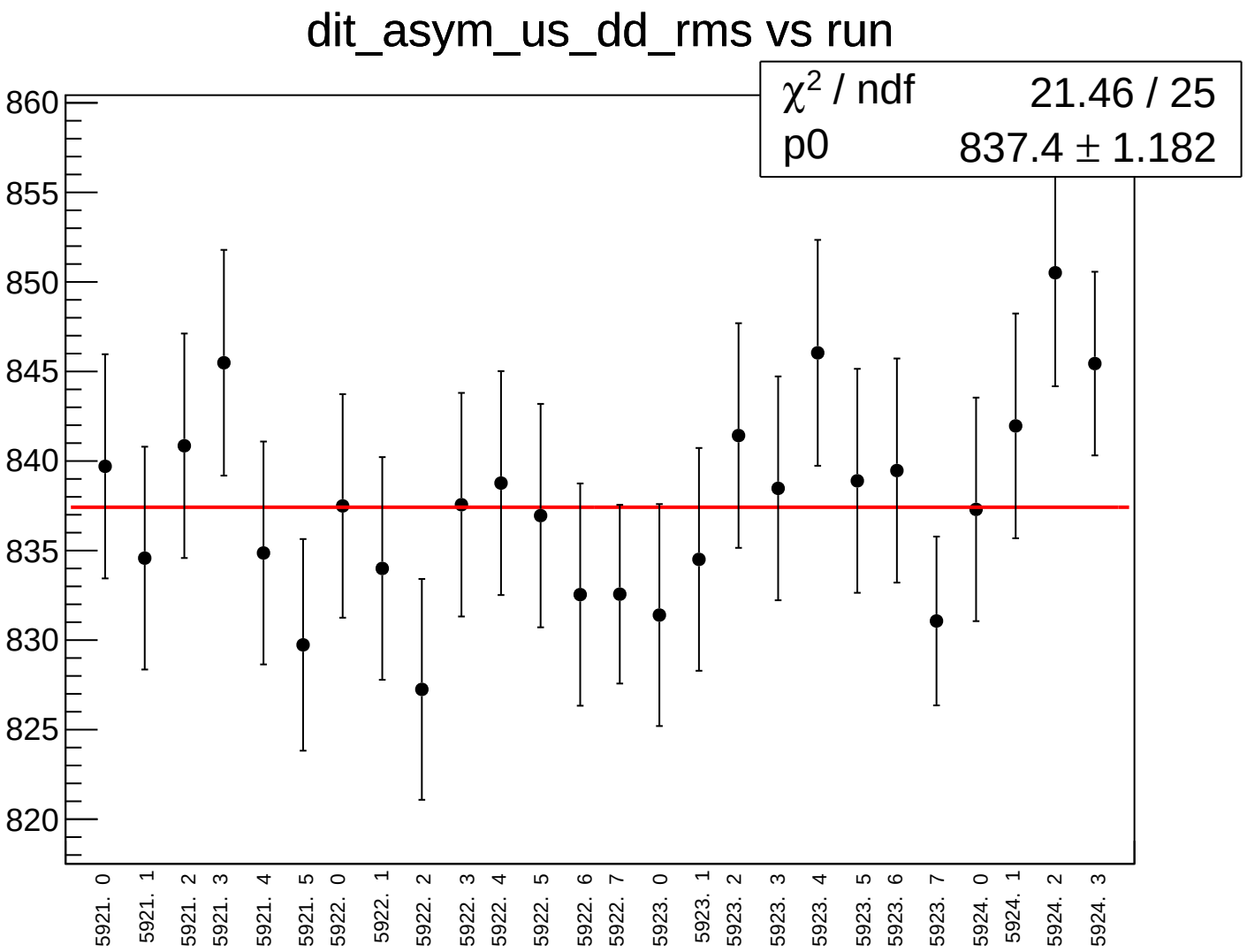
dit_asym_us_dd_rms vs run
χ2 / ndf 21.46 / 25
p0 837.4 ± 1.182
860
855
850
845
840
835
830
825
820
5921. 0
5921. 1
5921. 2
5921. 3
5921. 4
5921. 5
5922. 0
5922. 1
5922. 2
5922. 3
5922. 4
5922. 5
5922. 6
5922. 7
5923. 0
5923. 1
5923. 2
5923. 3
5923. 4
5923. 5
5923. 6
5923. 7
5924. 0
5924. 1
5924. 2
5924. 3

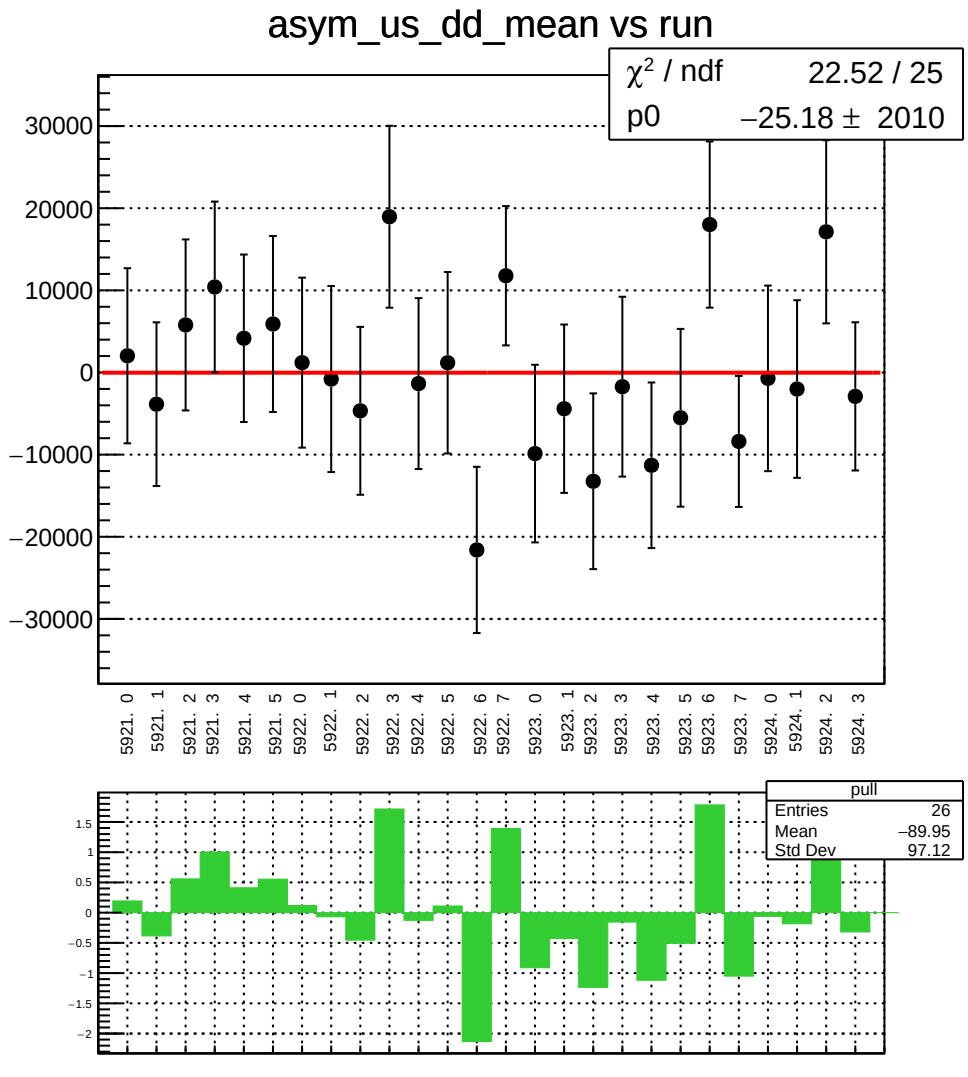
asym_us_dd_mean vs run
χ² / ndf 22.52 / 25
p0 −25.18 ± 2010
30000
20000
10000
0
−10000
−20000
−30000
5921. 0
5921. 1
5921. 2
5921. 3
5921. 4
5921. 5
5922. 0
5922. 1
5922. 2
5922. 3
5922. 4
5922. 5
5922. 6
5922. 7
5923. 0
5923. 1
5923. 2
5923. 3
5923. 4
5923. 5
5923. 6
5923. 7
5924. 0
5924. 1
5924. 2
5924. 3
pull
Entries 26
Mean −89.95
Std Dev 97.12
1.5
1
0.5
0
−0.5
−1
−1.5
−2

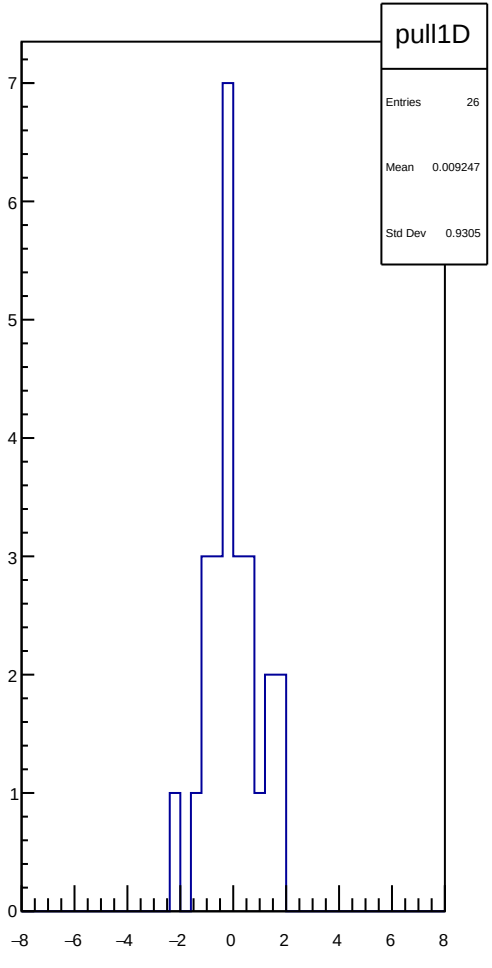
pull1D
Entries 26
Mean 0.009247
Std Dev 0.9305
7
6
5
4
3
2
1
0
−8
−6
−4
−2
0
2
4
6
8

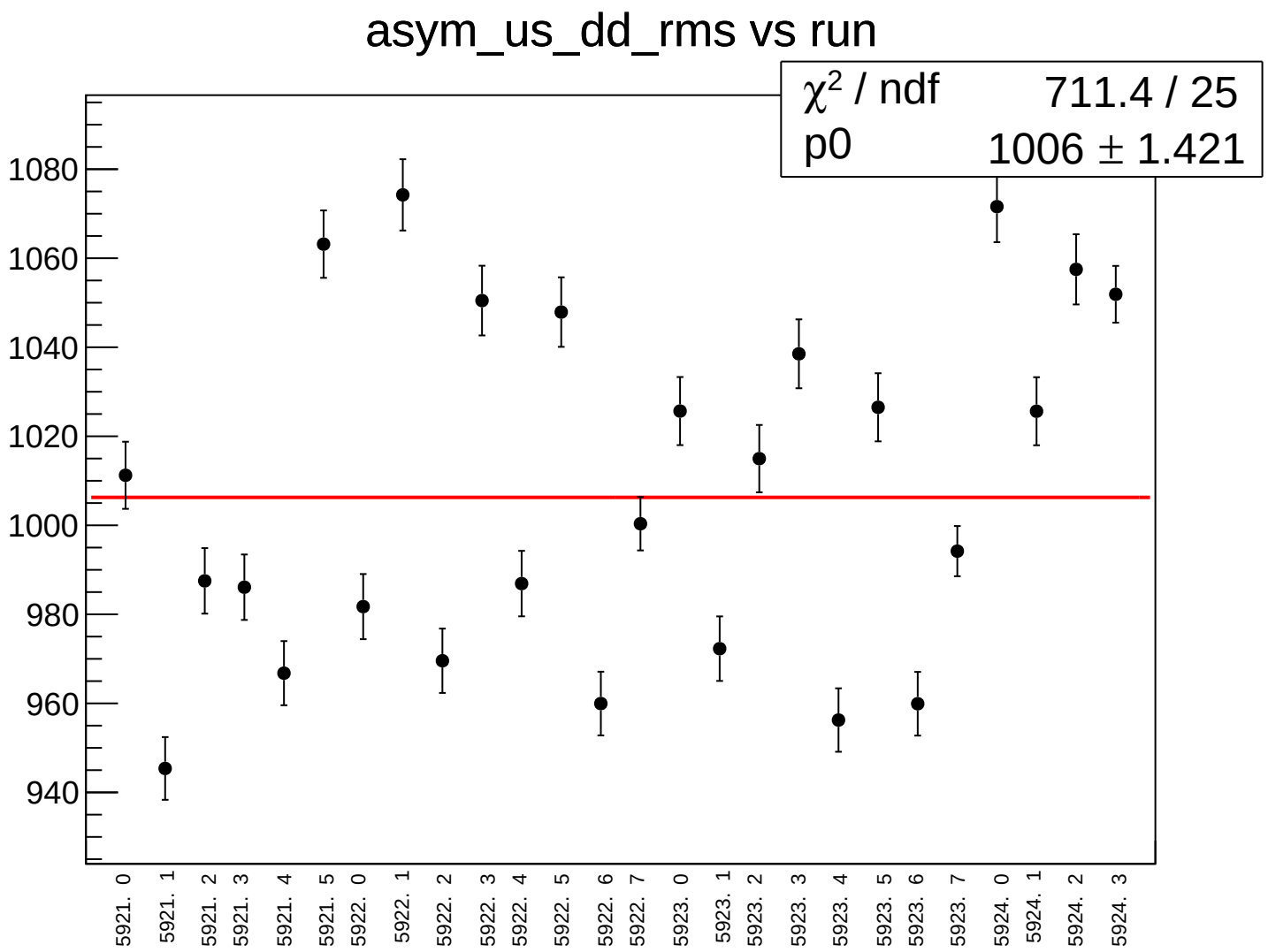
asym_us_dd_rms vs run
χ² / ndf 711.4 / 25
p0 1006 ± 1.421
1080
1060
1040
1020
1000
980
960
940
5921. 0
5921. 1
5921. 2
5921. 3
5921. 4
5921. 5
5922. 0
5922. 1
5922. 2
5922. 3
5922. 4
5922. 5
5922. 6
5922. 7
5923. 0
5923. 1
5923. 2
5923. 3
5923. 4
5923. 5
5923. 6
5923. 7
5924. 0
5924. 1
5924. 2
5924. 3

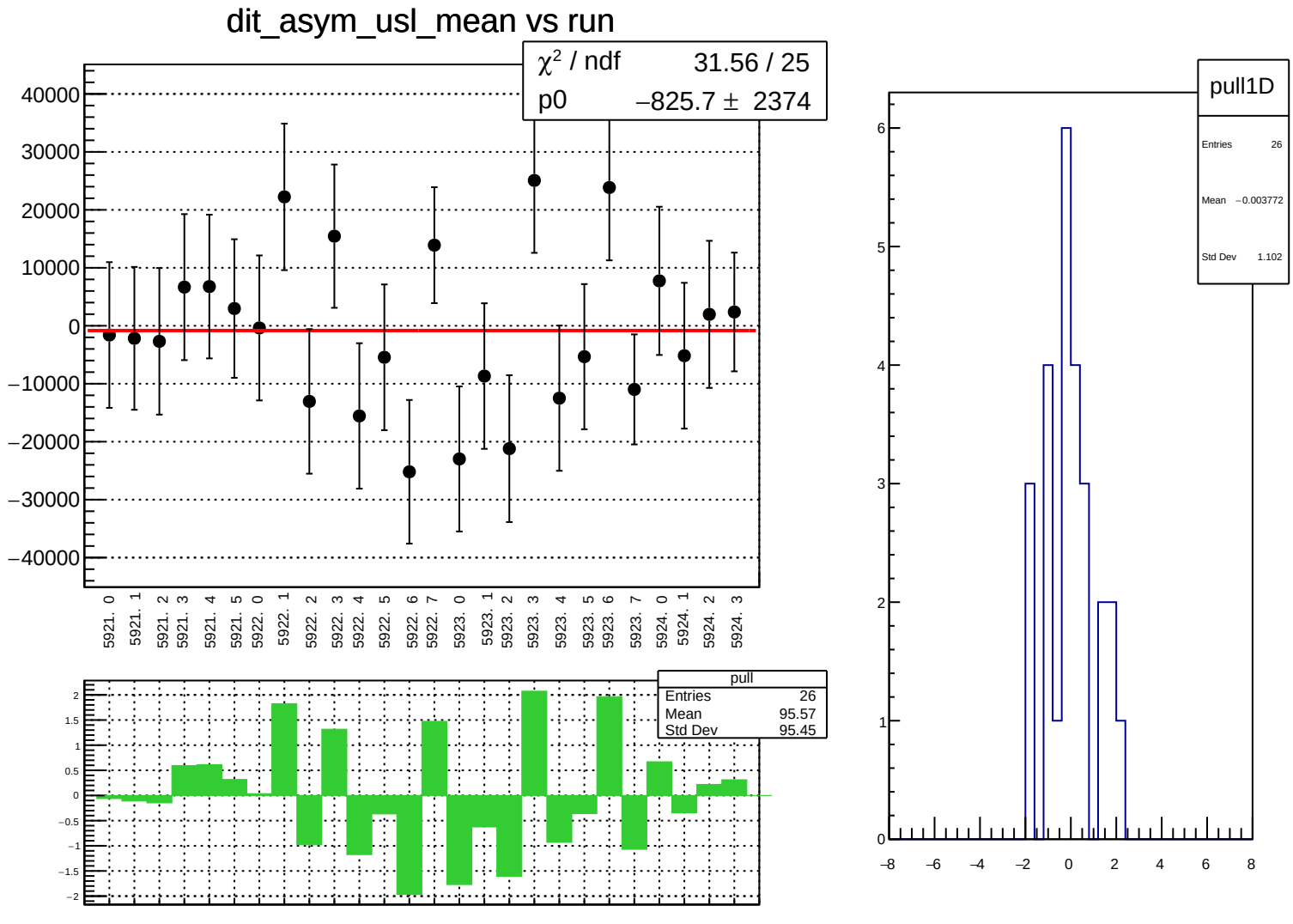
dit_asym_usl_mean vs run
χ² / ndf 31.56 / 25
p0 −825.7 ± 2374
40000
30000
20000
10000
0
−10000
−20000
−30000
−40000
5921. 0
5921. 1
5921. 2
5921. 3
5921. 4
5921. 5
5922. 0
5922. 1
5922. 2
5922. 3
5922. 4
5922. 5
5922. 6
5922. 7
5923. 0
5923. 1
5923. 2
5923. 3
5923. 4
5923. 5
5923. 6
5923. 7
5924. 0
5924. 1
5924. 2
5924. 3
pull
Entries 26
Mean 95.57
Std Dev 95.45
2
1.5
1
0.5
0
−0.5
−1
−1.5
−2
pull1D
Entries 26
Mean −0.003772
Std Dev 1.102
6
5
4
3
2
1
0
−8
−6
−4
−2
0
2
4
6
8

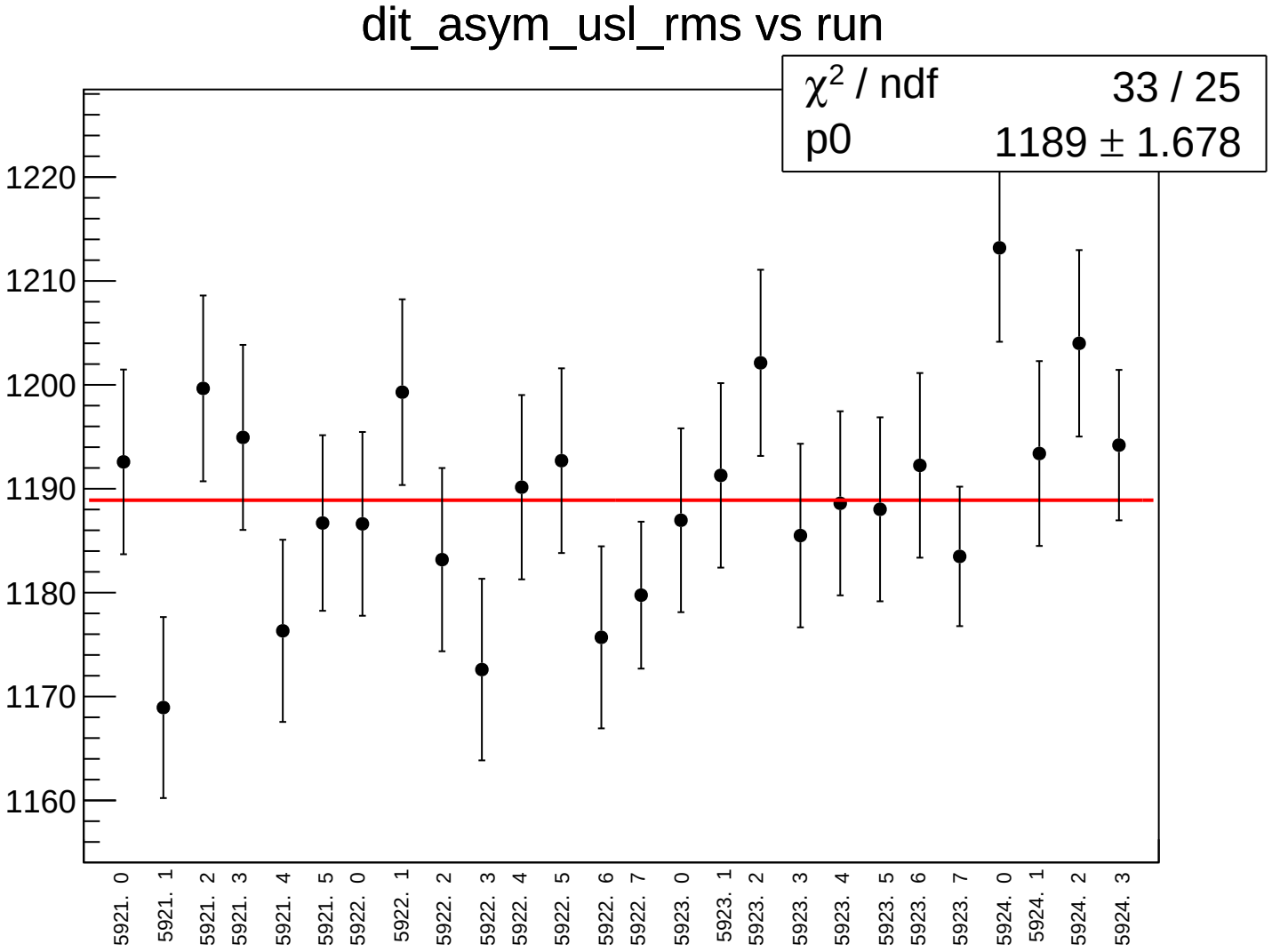
dit_asym_usl_rms vs run
χ² / ndf 33 / 25
p0 1189 ± 1.678
1220
1210
1200
1190
1180
1170
1160
5921. 0
5921. 1
5921. 2
5921. 3
5921. 4
5921. 5
5922. 0
5922. 1
5922. 2
5922. 3
5922. 4
5922. 5
5922. 6
5922. 7
5923. 0
5923. 1
5923. 2
5923. 3
5923. 4
5923. 5
5923. 6
5923. 7
5924. 0
5924. 1
5924. 2
5924. 3

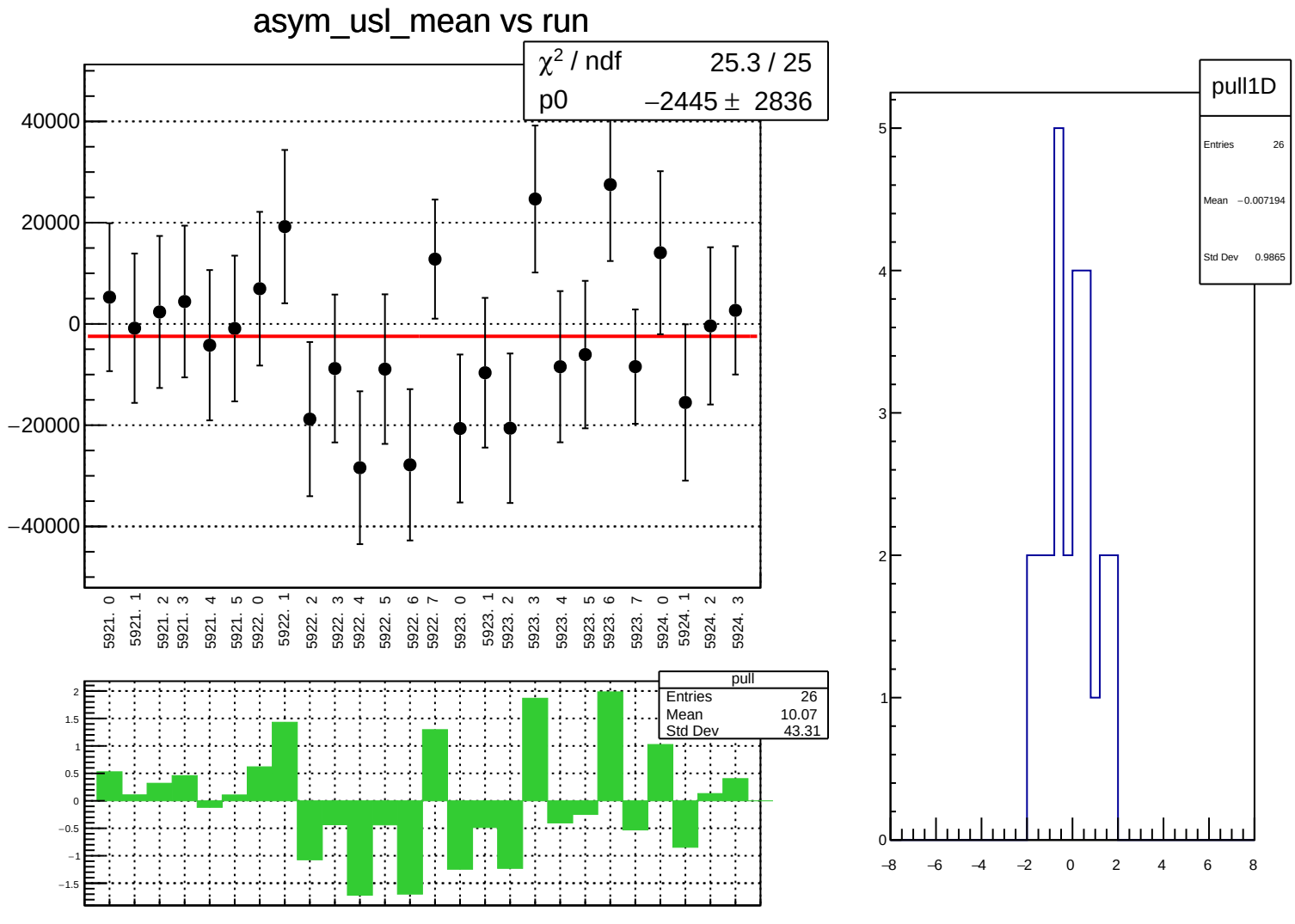
asym_usl_mean vs run
χ² / ndf 25.3 / 25
p0 −2445 ± 2836
40000
20000
0
−20000
−40000
5921. 0
5921. 1
5921. 2
5921. 3
5921. 4
5921. 5
5922. 0
5922. 1
5922. 2
5922. 3
5922. 4
5922. 5
5922. 6
5922. 7
5923. 0
5923. 1
5923. 2
5923. 3
5923. 4
5923. 5
5923. 6
5923. 7
5924. 0
5924. 1
5924. 2
5924. 3
pull
Entries 26
Mean 10.07
Std Dev 43.31
2
1.5
1
0.5
0
−0.5
−1
−1.5
pull1D
Entries 26
Mean −0.007194
Std Dev 0.9865
5
4
3
2
1
0
−8
−6
−4
−2
0
2
4
6
8

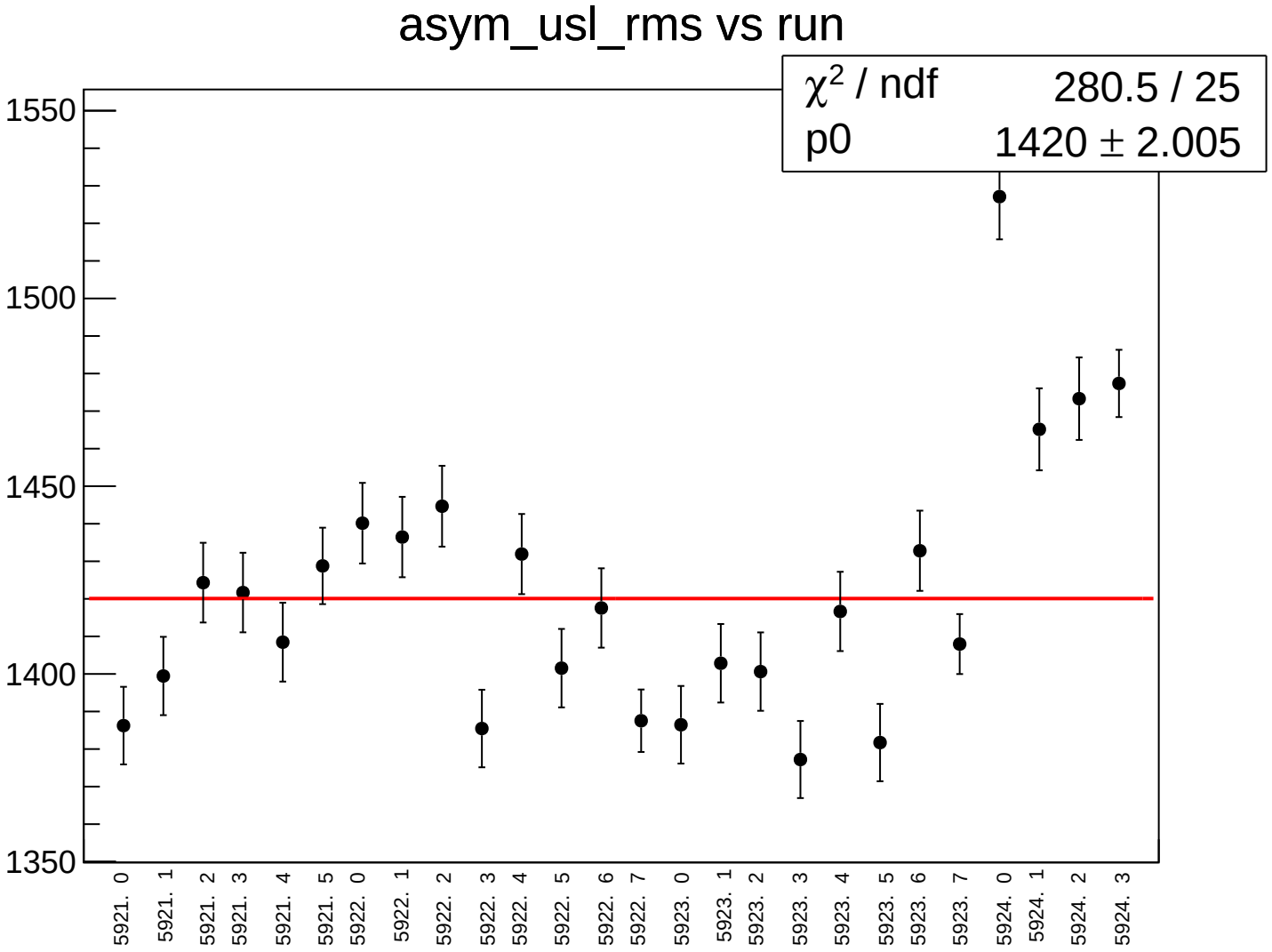
asym_usl_rms vs run
χ2 / ndf 280.5 / 25
p0 1420 ± 2.005
1550
1500
1450
1400
1350
5921. 0
5921. 1
5921. 2
5921. 3
5921. 4
5921. 5
5922. 0
5922. 1
5922. 2
5922. 3
5922. 4
5922. 5
5922. 6
5922. 7
5923. 0
5923. 1
5923. 2
5923. 3
5923. 4
5923. 5
5923. 6
5923. 7
5924. 0
5924. 1
5924. 2
5924. 3

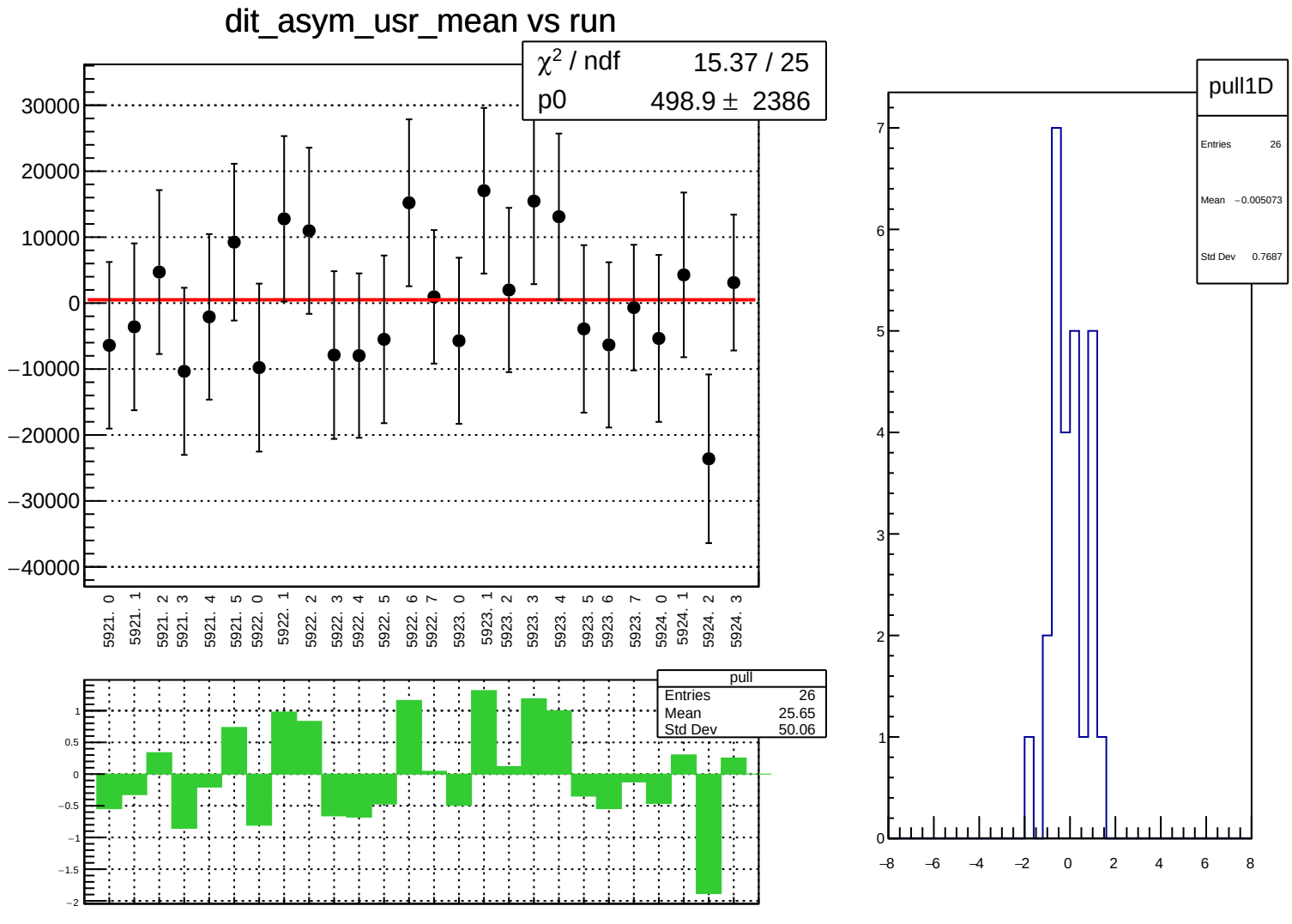
dit_asym_usr_mean vs run
χ² / ndf 15.37 / 25
p0 498.9 ± 2386
30000
20000
10000
0
−10000
−20000
−30000
−40000
5921. 0
5921. 1
5921. 2
5921. 3
5921. 4
5921. 5
5922. 0
5922. 1
5922. 2
5922. 3
5922. 4
5922. 5
5922. 6
5922. 7
5923. 0
5923. 1
5923. 2
5923. 3
5923. 4
5923. 5
5923. 6
5923. 7
5924. 0
5924. 1
5924. 2
5924. 3
pull
Entries 26
Mean 25.65
Std Dev 50.06
1
0.5
0
−0.5
−1
−1.5
−2
pull1D
Entries 26
Mean −0.005073
Std Dev 0.7687
7
6
5
4
3
2
1
0
−8
−6
−4
−2
0
2
4
6
8

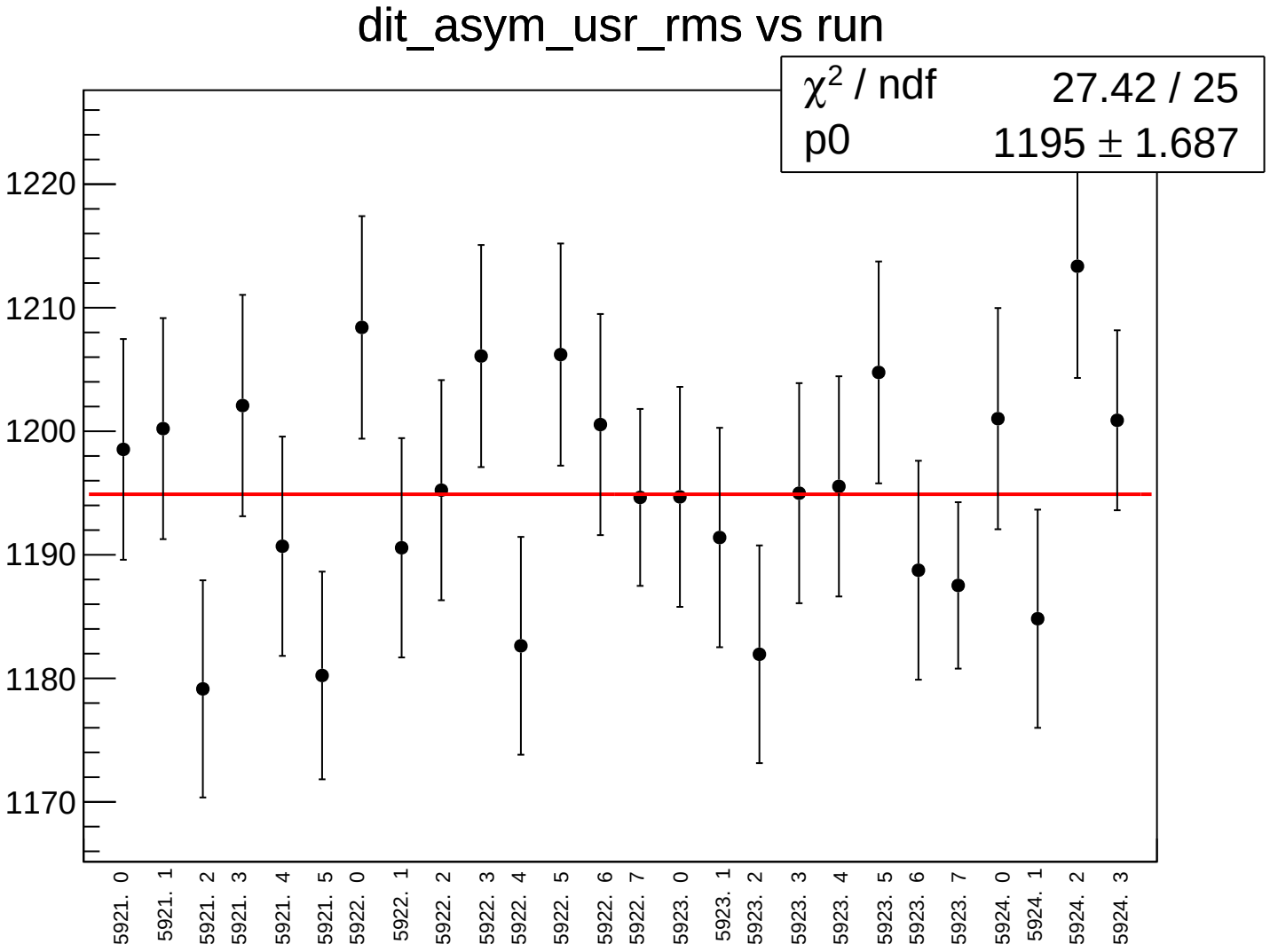
dit_asym_usr_rms vs run
χ2 / ndf 27.42 / 25
p0 1195 ± 1.687
1220
1210
1200
1190
1180
1170
5921. 0
5921. 1
5921. 2
5921. 3
5921. 4
5921. 5
5922. 0
5922. 1
5922. 2
5922. 3
5922. 4
5922. 5
5922. 6
5922. 7
5923. 0
5923. 1
5923. 2
5923. 3
5923. 4
5923. 5
5923. 6
5923. 7
5924. 0
5924. 1
5924. 2
5924. 3

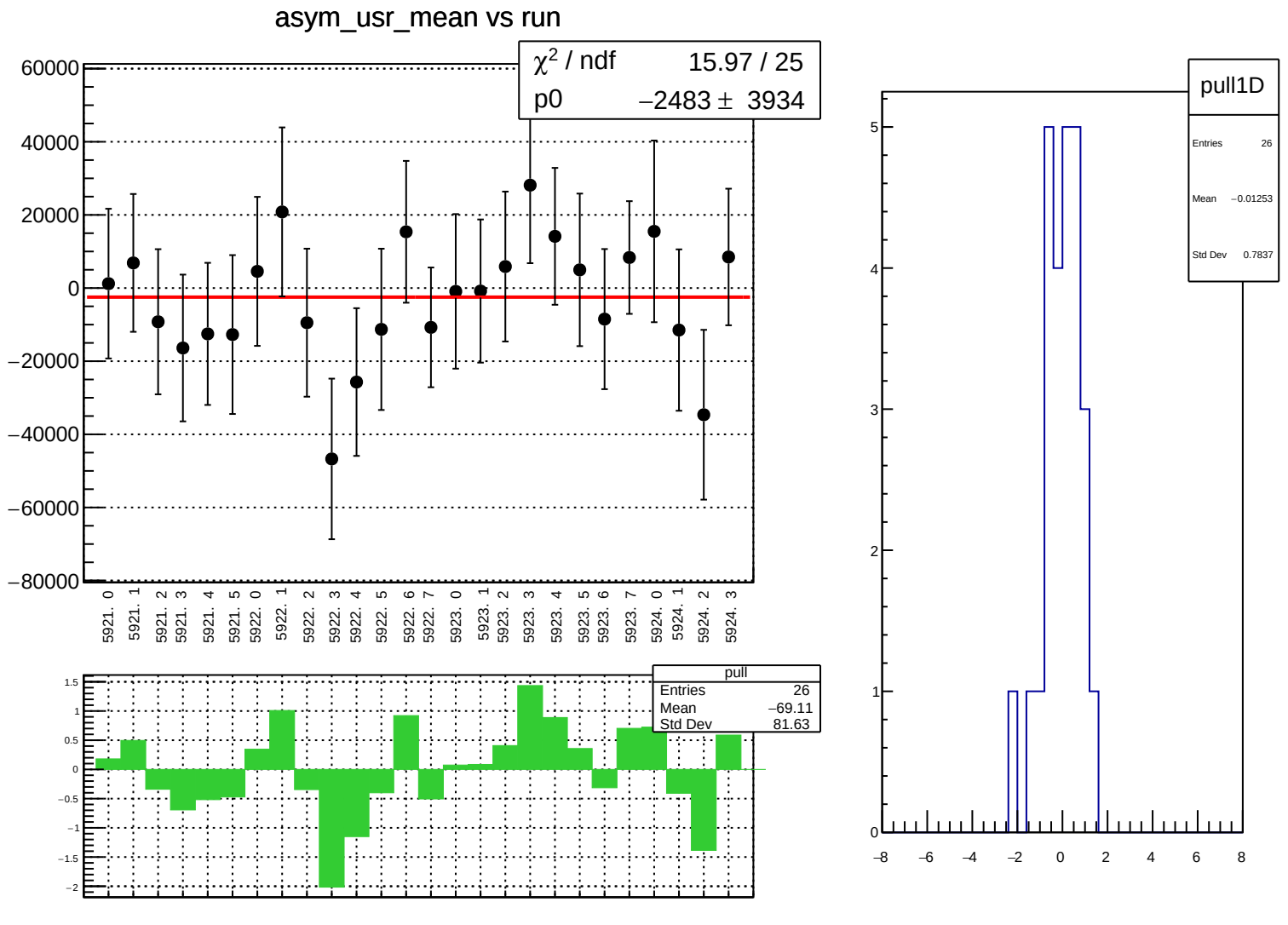
asym_usr_mean vs run
χ² / ndf 15.97 / 25
p0 −2483 ± 3934
60000
40000
20000
0
−20000
−40000
−60000
−80000
5921. 0
5921. 1
5921. 2
5921. 3
5921. 4
5921. 5
5922. 0
5922. 1
5922. 2
5922. 3
5922. 4
5922. 5
5922. 6
5922. 7
5923. 0
5923. 1
5923. 2
5923. 3
5923. 4
5923. 5
5923. 6
5923. 7
5924. 0
5924. 1
5924. 2
5924. 3
pull
Entries 26
Mean −69.11
Std Dev 81.63
1.5
1
0.5
0
−0.5
−1
−1.5
−2
pull1D
Entries 26
Mean −0.01253
Std Dev 0.7837
5
4
3
2
1
0
−8
−6
−4
−2
0
2
4
6
8

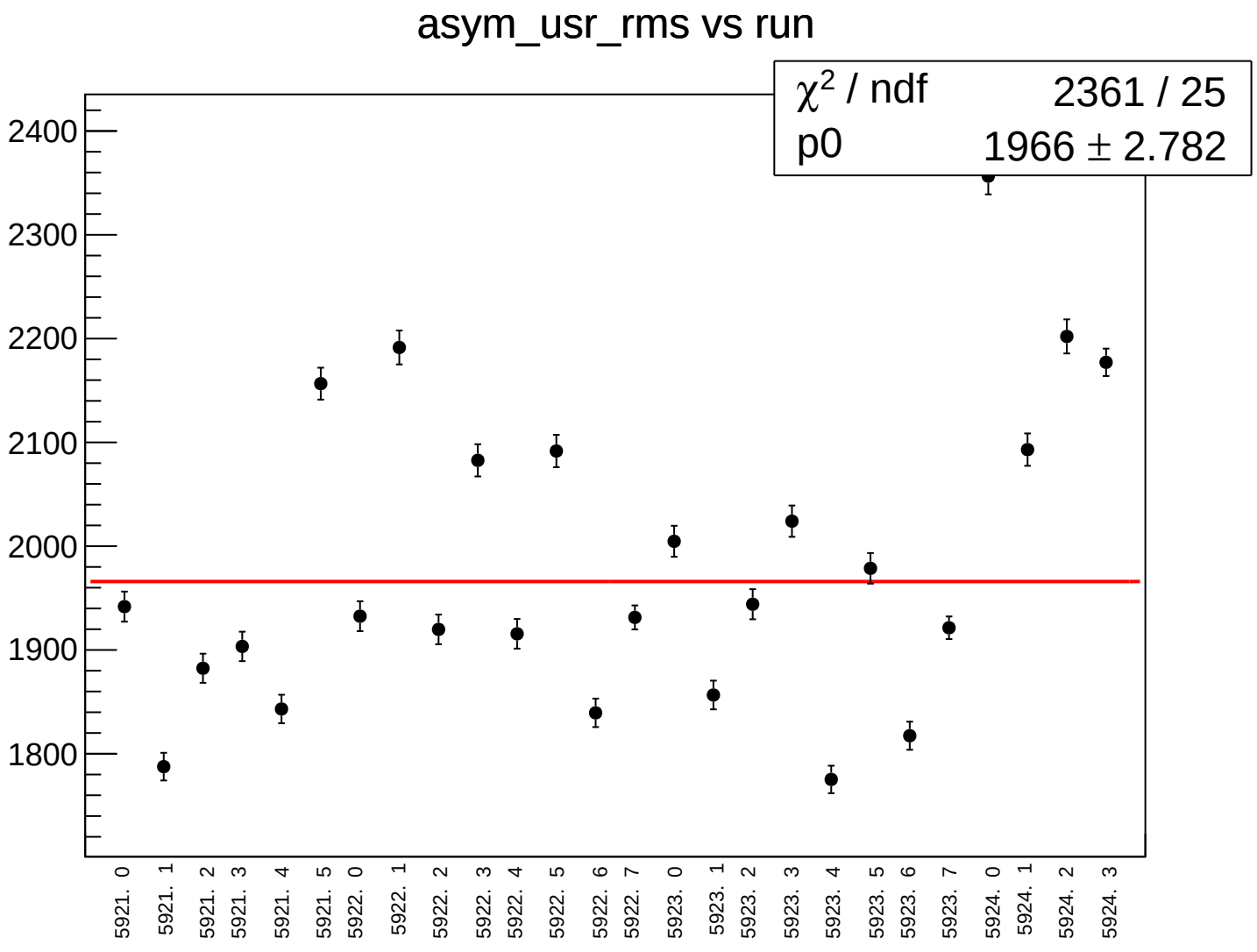
asym_usr_rms vs run
χ2 / ndf 2361 / 25
p0 1966 ± 2.782
2400
2300
2200
2100
2000
1900
1800
5921. 0
5921. 1
5921. 2
5921. 3
5921. 4
5921. 5
5922. 0
5922. 1
5922. 2
5922. 3
5922. 4
5922. 5
5922. 6
5922. 7
5923. 0
5923. 1
5923. 2
5923. 3
5923. 4
5923. 5
5923. 6
5923. 7
5924. 0
5924. 1
5924. 2
5924. 3

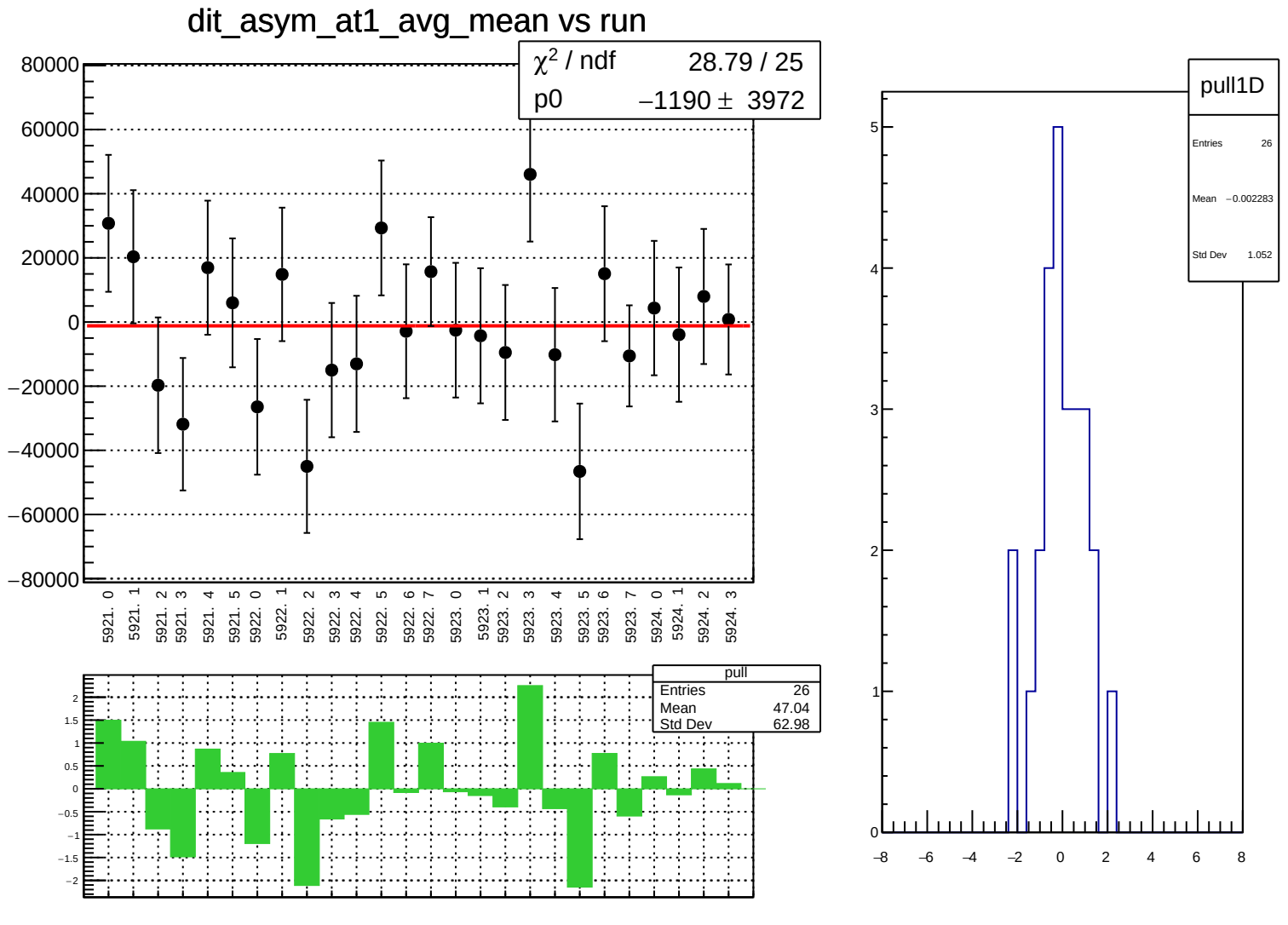
dit_asym_at1_avg_mean vs run
χ² / ndf 28.79 / 25
p0 −1190 ± 3972
80000
60000
40000
20000
0
−20000
−40000
−60000
−80000
5921. 0
5921. 1
5921. 2
5921. 3
5921. 4
5921. 5
5922. 0
5922. 1
5922. 2
5922. 3
5922. 4
5922. 5
5922. 6
5922. 7
5923. 0
5923. 1
5923. 2
5923. 3
5923. 4
5923. 5
5923. 6
5923. 7
5924. 0
5924. 1
5924. 2
5924. 3
pull
Entries 26
Mean 47.04
Std Dev 62.98
2
1.5
1
0.5
0
−0.5
−1
−1.5
−2
pull1D
Entries 26
Mean −0.002283
Std Dev 1.052
5
4
3
2
1
0
−8
−6
−4
−2
0
2
4
6
8

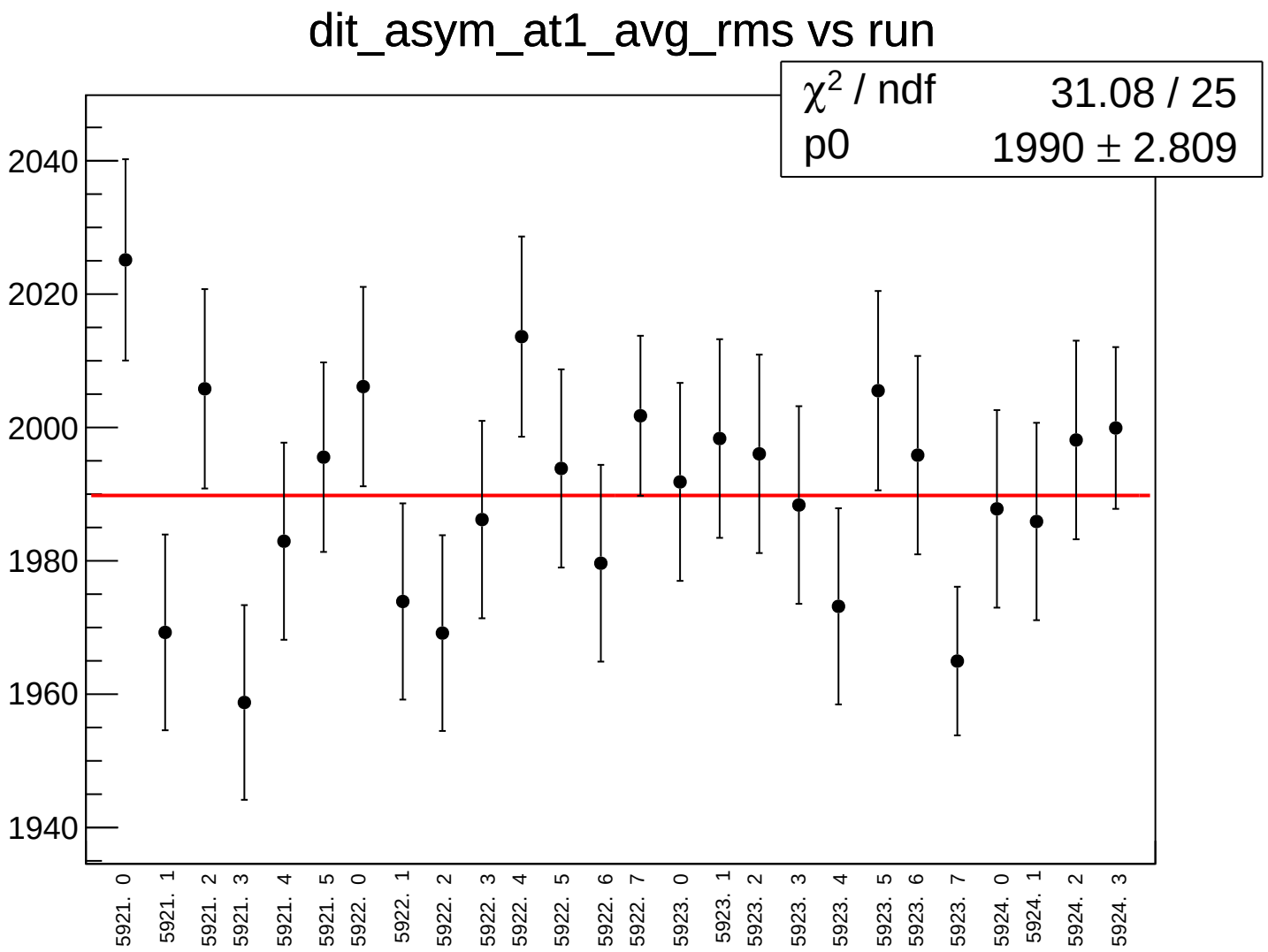
dit_asym_at1_avg_rms vs run
χ^2 / ndf 31.08 / 25
p0 1990 ± 2.809
2040
2020
2000
1980
1960
1940
5921. 0
5921. 1
5921. 2
5921. 3
5921. 4
5921. 5
5922. 0
5922. 1
5922. 2
5922. 3
5922. 4
5922. 5
5922. 6
5922. 7
5923. 0
5923. 1
5923. 2
5923. 3
5923. 4
5923. 5
5923. 6
5923. 7
5924. 0
5924. 1
5924. 2
5924. 3

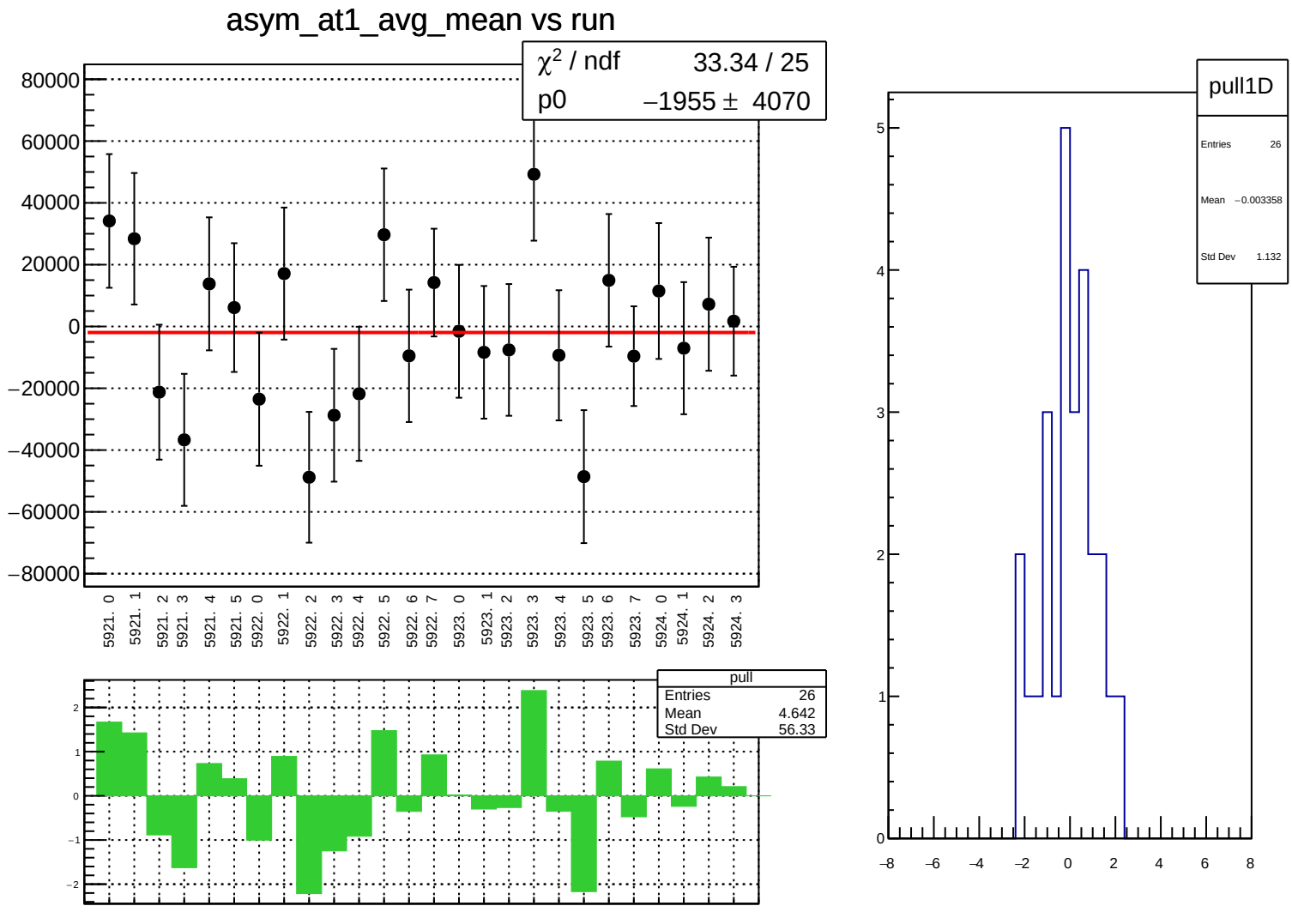
asym_at1_avg_mean vs run
χ² / ndf 33.34 / 25
p0 −1955 ± 4070
80000
60000
40000
20000
0
−20000
−40000
−60000
−80000
5921. 0
5921. 1
5921. 2
5921. 3
5921. 4
5921. 5
5922. 0
5922. 1
5922. 2
5922. 3
5922. 4
5922. 5
5922. 6
5922. 7
5923. 0
5923. 1
5923. 2
5923. 3
5923. 4
5923. 5
5923. 6
5923. 7
5924. 0
5924. 1
5924. 2
5924. 3
pull
Entries 26
Mean 4.642
Std Dev 56.33
pull1D
Entries 26
Mean −0.003358
Std Dev 1.132

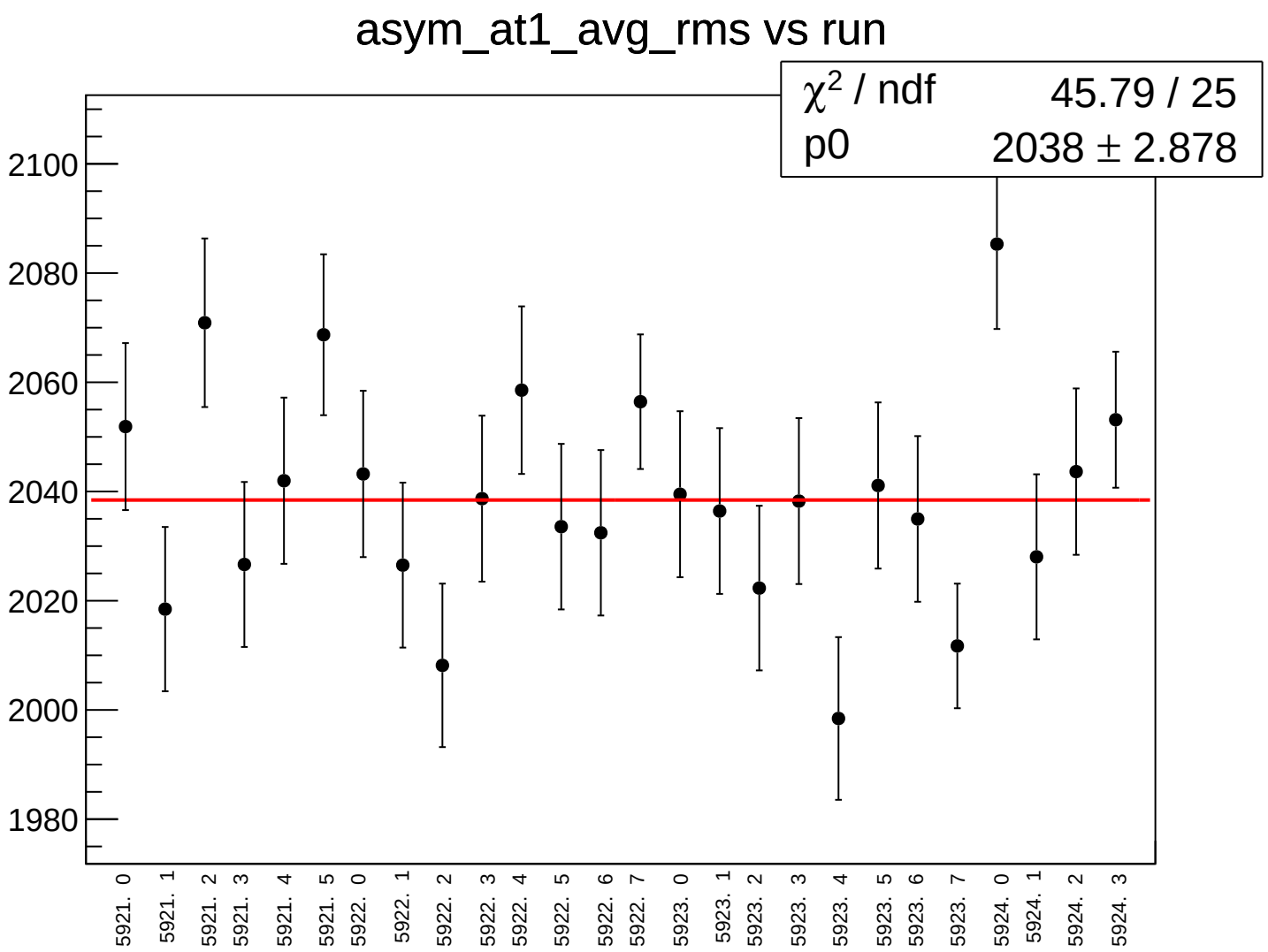
asym_at1_avg_rms vs run
χ² / ndf 45.79 / 25
p0 2038 ± 2.878
2100
2080
2060
2040
2020
2000
1980
5921. 0
5921. 1
5921. 2
5921. 3
5921. 4
5921. 5
5922. 0
5922. 1
5922. 2
5922. 3
5922. 4
5922. 5
5922. 6
5922. 7
5923. 0
5923. 1
5923. 2
5923. 3
5923. 4
5923. 5
5923. 6
5923. 7
5924. 0
5924. 1
5924. 2
5924. 3

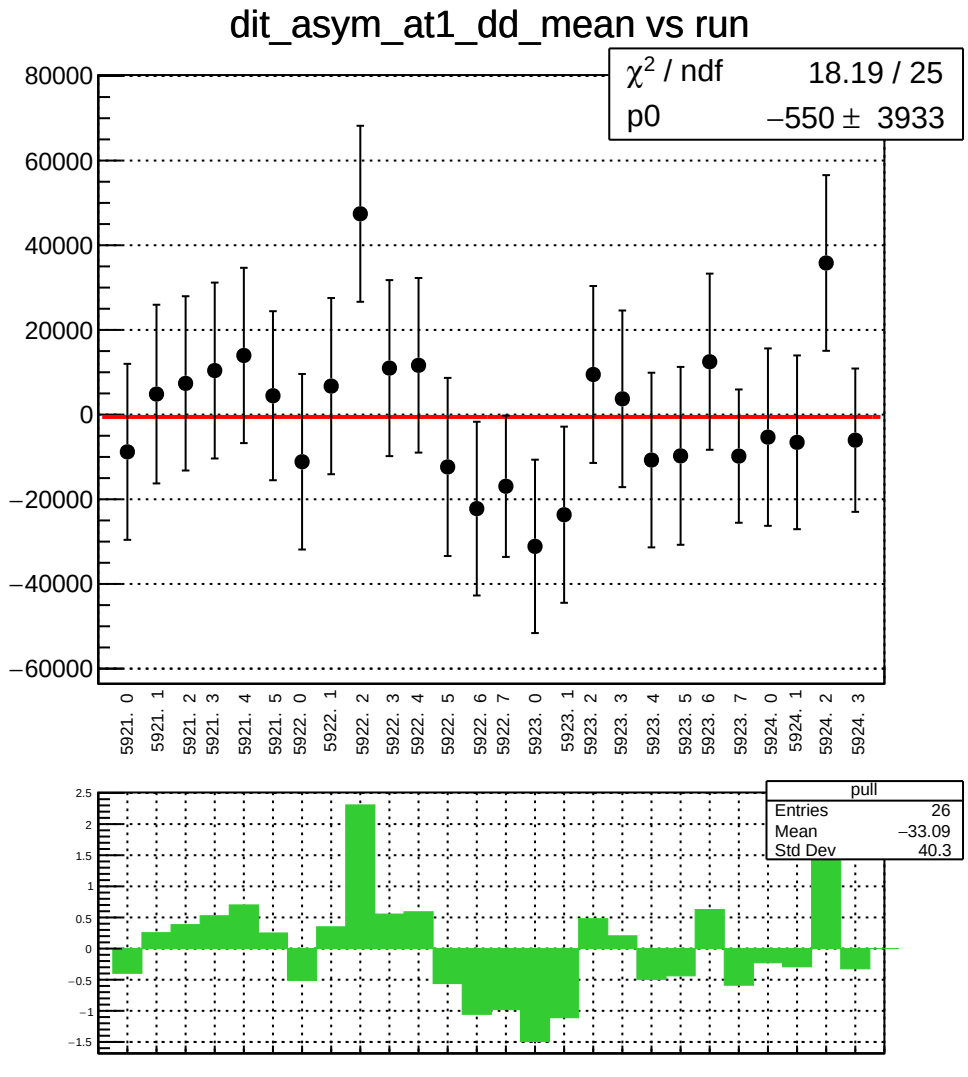
dit_asym_at1_dd_mean vs run
χ² / ndf 18.19 / 25
p0 −550 ± 3933
80000
60000
40000
20000
0
−20000
−40000
−60000
5921. 0
5921. 1
5921. 2
5921. 3
5921. 4
5921. 5
5922. 0
5922. 1
5922. 2
5922. 3
5922. 4
5922. 5
5922. 6
5922. 7
5923. 0
5923. 1
5923. 2
5923. 3
5923. 4
5923. 5
5923. 6
5923. 7
5924. 0
5924. 1
5924. 2
5924. 3
pull
Entries 26
Mean −33.09
Std Dev 40.3
2.5
2
1.5
1
0.5
0
−0.5
−1
−1.5

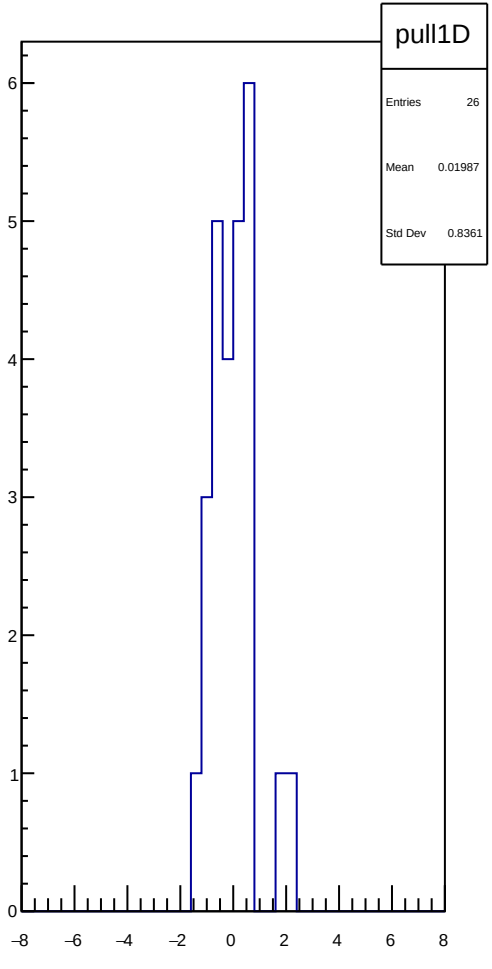
pull1D
Entries 26
Mean 0.01987
Std Dev 0.8361
6
5
4
3
2
1
0
−8
−6
−4
−2
0
2
4
6
8

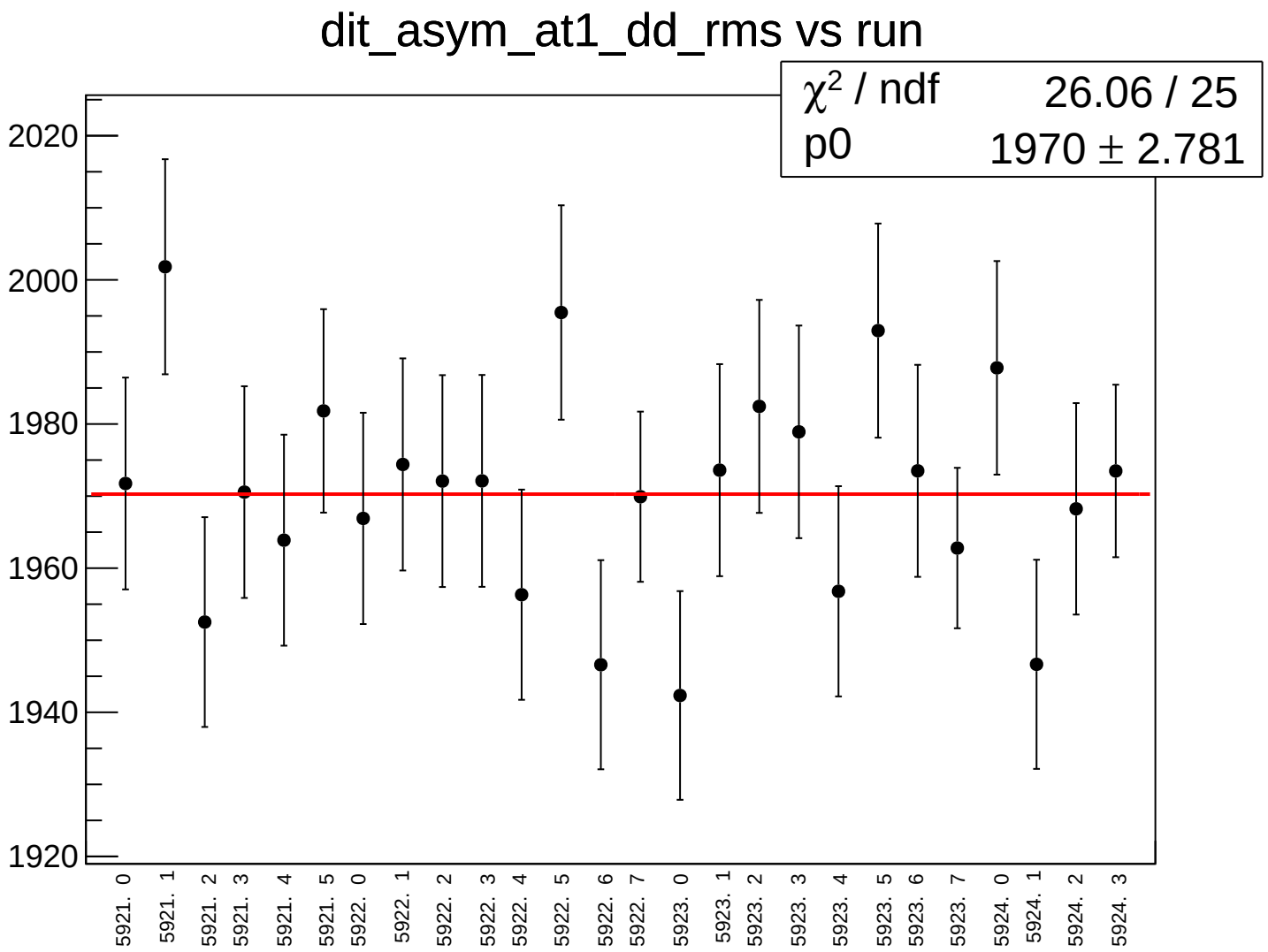
dit_asym_at1_dd_rms vs run
χ² / ndf 26.06 / 25
p0 1970 ± 2.781
2020
2000
1980
1960
1940
1920
5921. 0
5921. 1
5921. 2
5921. 3
5921. 4
5921. 5
5922. 0
5922. 1
5922. 2
5922. 3
5922. 4
5922. 5
5922. 6
5922. 7
5923. 0
5923. 1
5923. 2
5923. 3
5923. 4
5923. 5
5923. 6
5923. 7
5924. 0
5924. 1
5924. 2
5924. 3

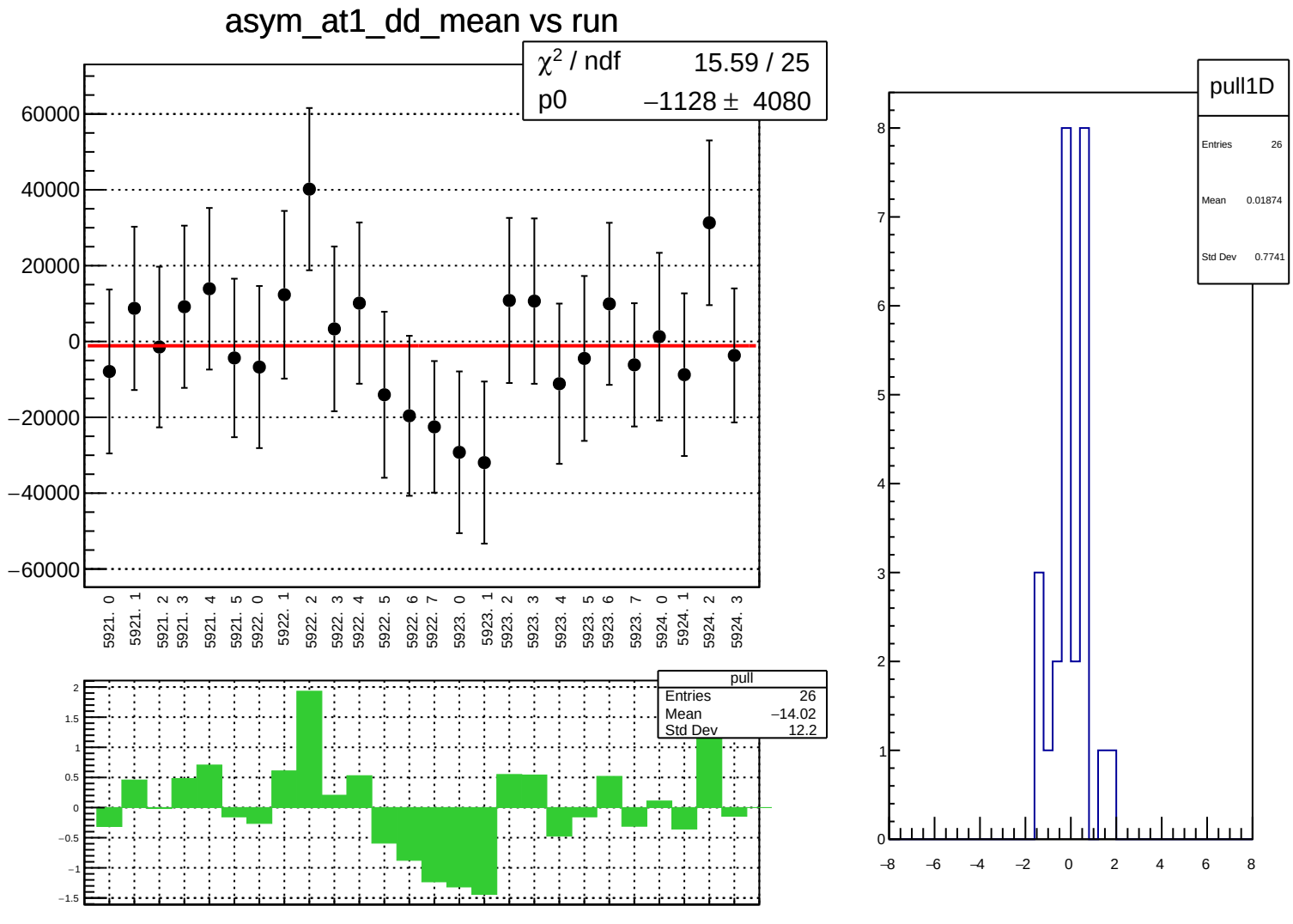
asym_at1_dd_mean vs run
χ² / ndf 15.59 / 25
p0 −1128 ± 4080
60000
40000
20000
0
−20000
−40000
−60000
5921. 0
5921. 1
5921. 2
5921. 3
5921. 4
5921. 5
5922. 0
5922. 1
5922. 2
5922. 3
5922. 4
5922. 5
5922. 6
5922. 7
5923. 0
5923. 1
5923. 2
5923. 3
5923. 4
5923. 5
5923. 6
5923. 7
5924. 0
5924. 1
5924. 2
5924. 3
pull
Entries 26
Mean −14.02
Std Dev 12.2
2
1.5
1
0.5
0
−0.5
−1
−1.5
pull1D
Entries 26
Mean 0.01874
Std Dev 0.7741
8
7
6
5
4
3
2
1
0
−8
−6
−4
−2
0
2
4
6
8

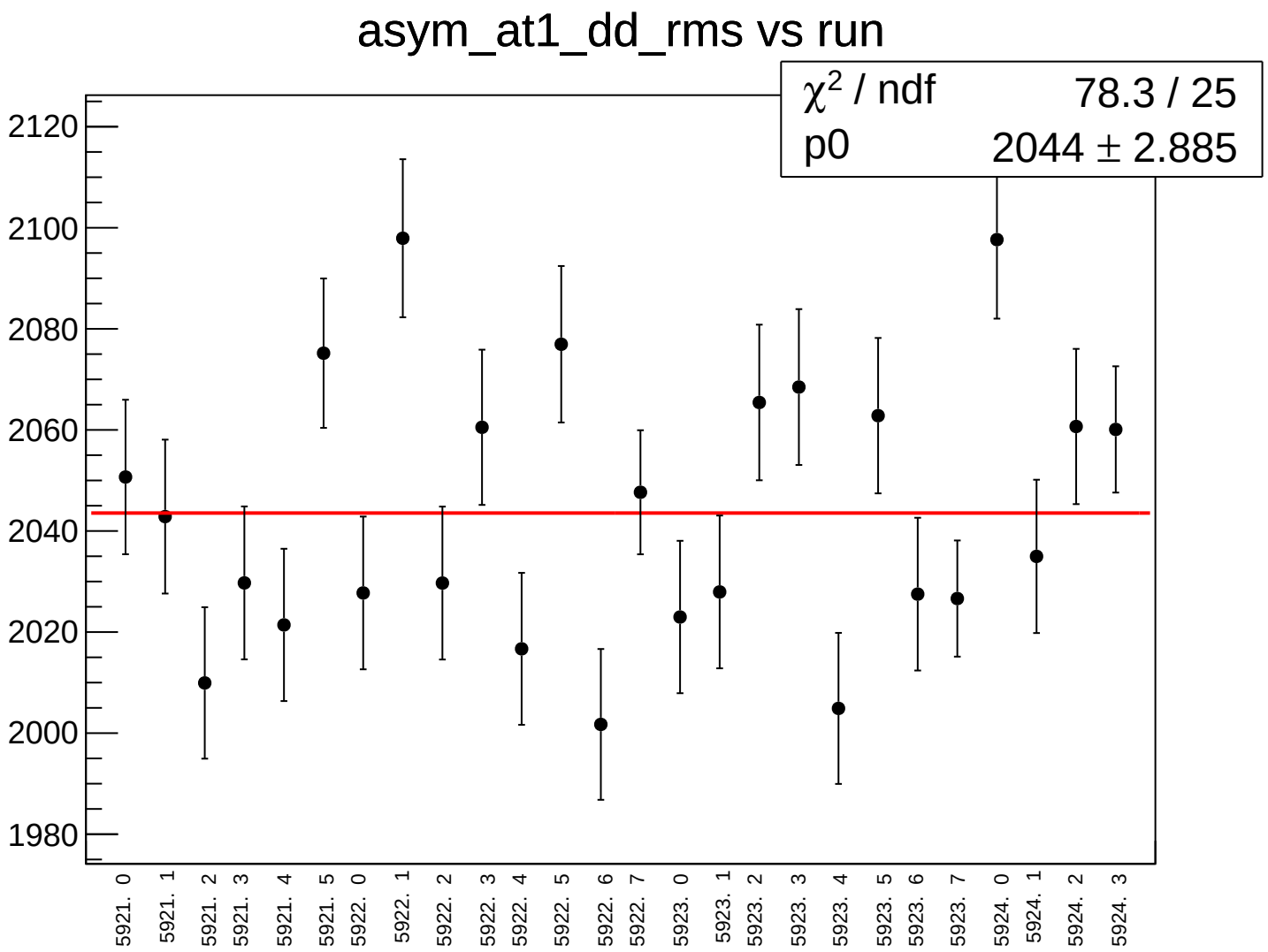
asym_at1_dd_rms vs run
χ² / ndf 78.3 / 25
p0 2044 ± 2.885
2120
2100
2080
2060
2040
2020
2000
1980
5921. 0
5921. 1
5921. 2
5921. 3
5921. 4
5921. 5
5922. 0
5922. 1
5922. 2
5922. 3
5922. 4
5922. 5
5922. 6
5922. 7
5923. 0
5923. 1
5923. 2
5923. 3
5923. 4
5923. 5
5923. 6
5923. 7
5924. 0
5924. 1
5924. 2
5924. 3

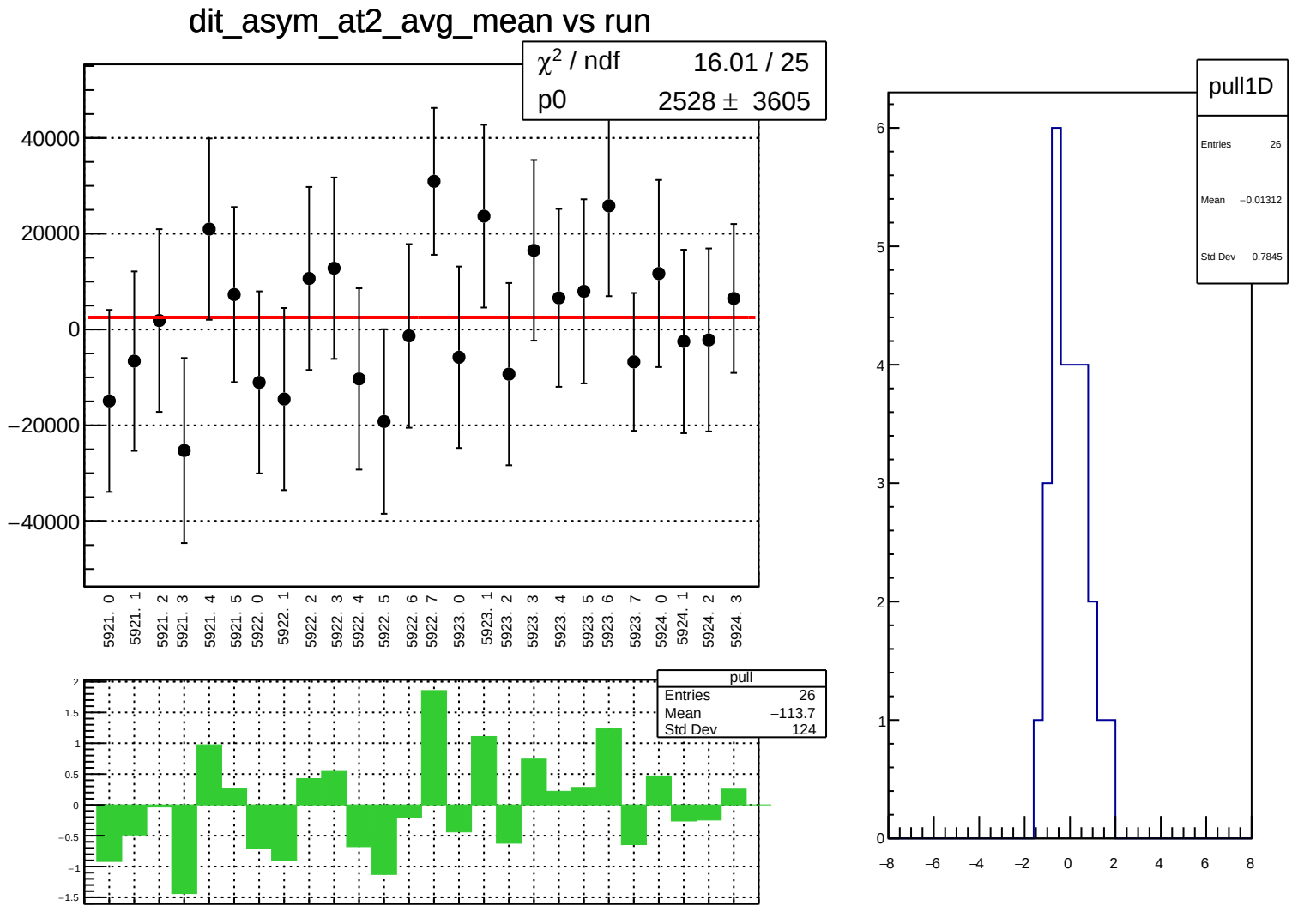
dit_asym_at2_avg_mean vs run
χ² / ndf 16.01 / 25
p0 2528 ± 3605
40000
20000
0
−20000
−40000
5921. 0
5921. 1
5921. 2
5921. 3
5921. 4
5921. 5
5922. 0
5922. 1
5922. 2
5922. 3
5922. 4
5922. 5
5922. 6
5922. 7
5923. 0
5923. 1
5923. 2
5923. 3
5923. 4
5923. 5
5923. 6
5923. 7
5924. 0
5924. 1
5924. 2
5924. 3
pull
Entries 26
Mean −113.7
Std Dev 124
2
1.5
1
0.5
0
−0.5
−1
−1.5
pull1D
Entries 26
Mean −0.01312
Std Dev 0.7845
6
5
4
3
2
1
0
−8
−6
−4
−2
0
2
4
6
8

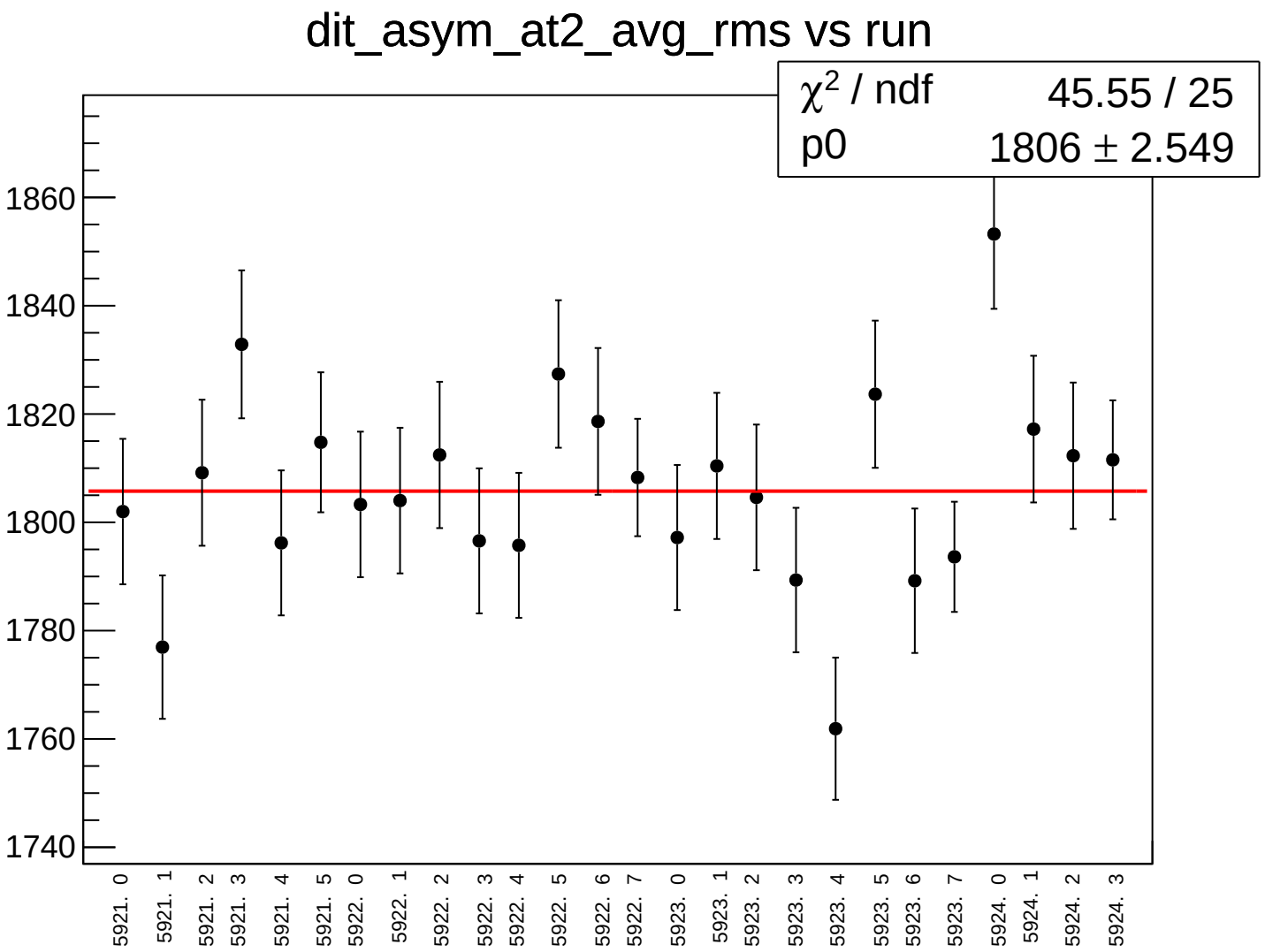
dit_asym_at2_avg_rms vs run
χ2 / ndf 45.55 / 25
p0 1806 ± 2.549
1860
1840
1820
1800
1780
1760
1740
5921. 0
5921. 1
5921. 2
5921. 3
5921. 4
5921. 5
5922. 0
5922. 1
5922. 2
5922. 3
5922. 4
5922. 5
5922. 6
5922. 7
5923. 0
5923. 1
5923. 2
5923. 3
5923. 4
5923. 5
5923. 6
5923. 7
5924. 0
5924. 1
5924. 2
5924. 3

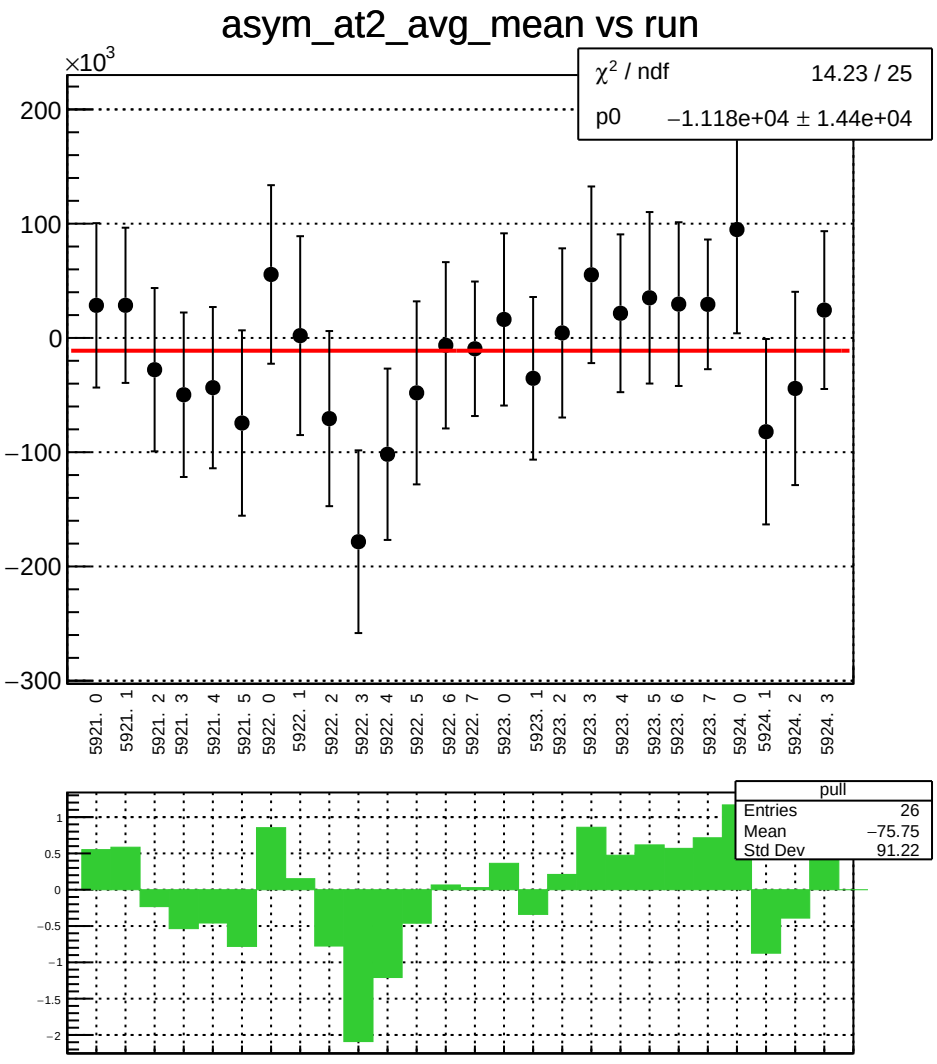
asym_at2_avg_mean vs run
×10^3
χ² / ndf 14.23 / 25
p0 −1.118e+04 ± 1.44e+04
200
100
0
−100
−200
−300
5921. 0
5921. 1
5921. 2
5921. 3
5921. 4
5921. 5
5922. 0
5922. 1
5922. 2
5922. 3
5922. 4
5922. 5
5922. 6
5922. 7
5923. 0
5923. 1
5923. 2
5923. 3
5923. 4
5923. 5
5923. 6
5923. 7
5924. 0
5924. 1
5924. 2
5924. 3
pull
Entries 26
Mean −75.75
Std Dev 91.22
1
0.5
0
−0.5
−1
−1.5
−2

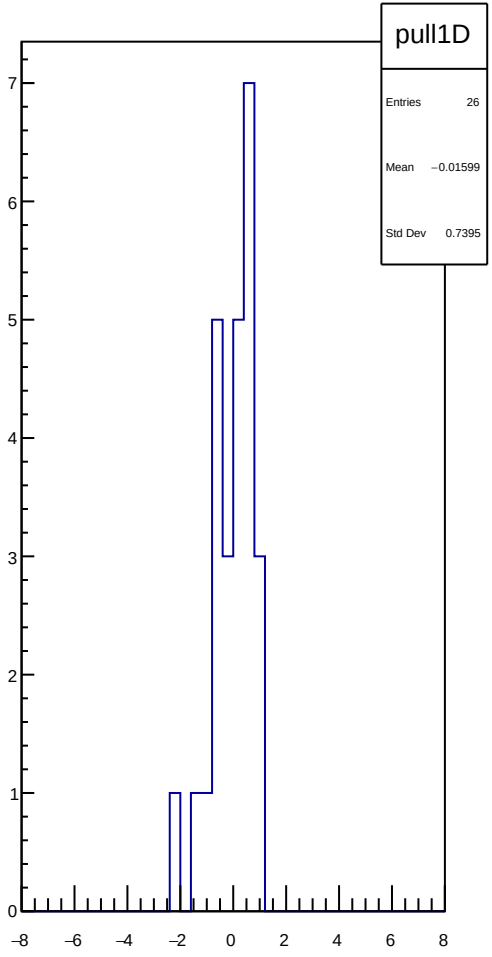
pull1D
Entries 26
Mean −0.01599
Std Dev 0.7395
7
6
5
4
3
2
1
0
−8
−6
−4
−2
0
2
4
6
8

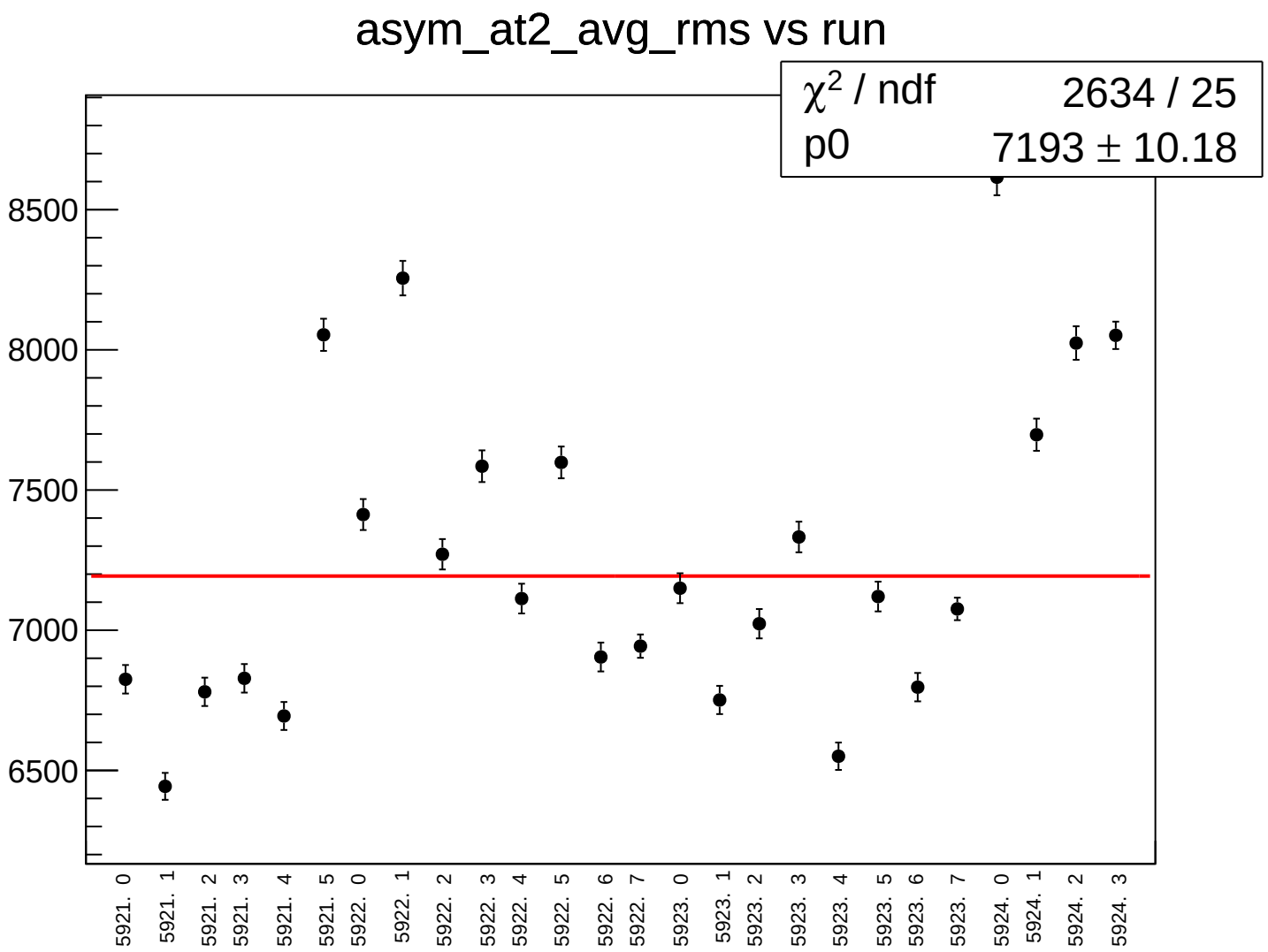
asym_at2_avg_rms vs run
χ² / ndf 2634 / 25
p0 7193 ± 10.18
8500
8000
7500
7000
6500
5921. 0
5921. 1
5921. 2
5921. 3
5921. 4
5921. 5
5922. 0
5922. 1
5922. 2
5922. 3
5922. 4
5922. 5
5922. 6
5922. 7
5923. 0
5923. 1
5923. 2
5923. 3
5923. 4
5923. 5
5923. 6
5923. 7
5924. 0
5924. 1
5924. 2
5924. 3

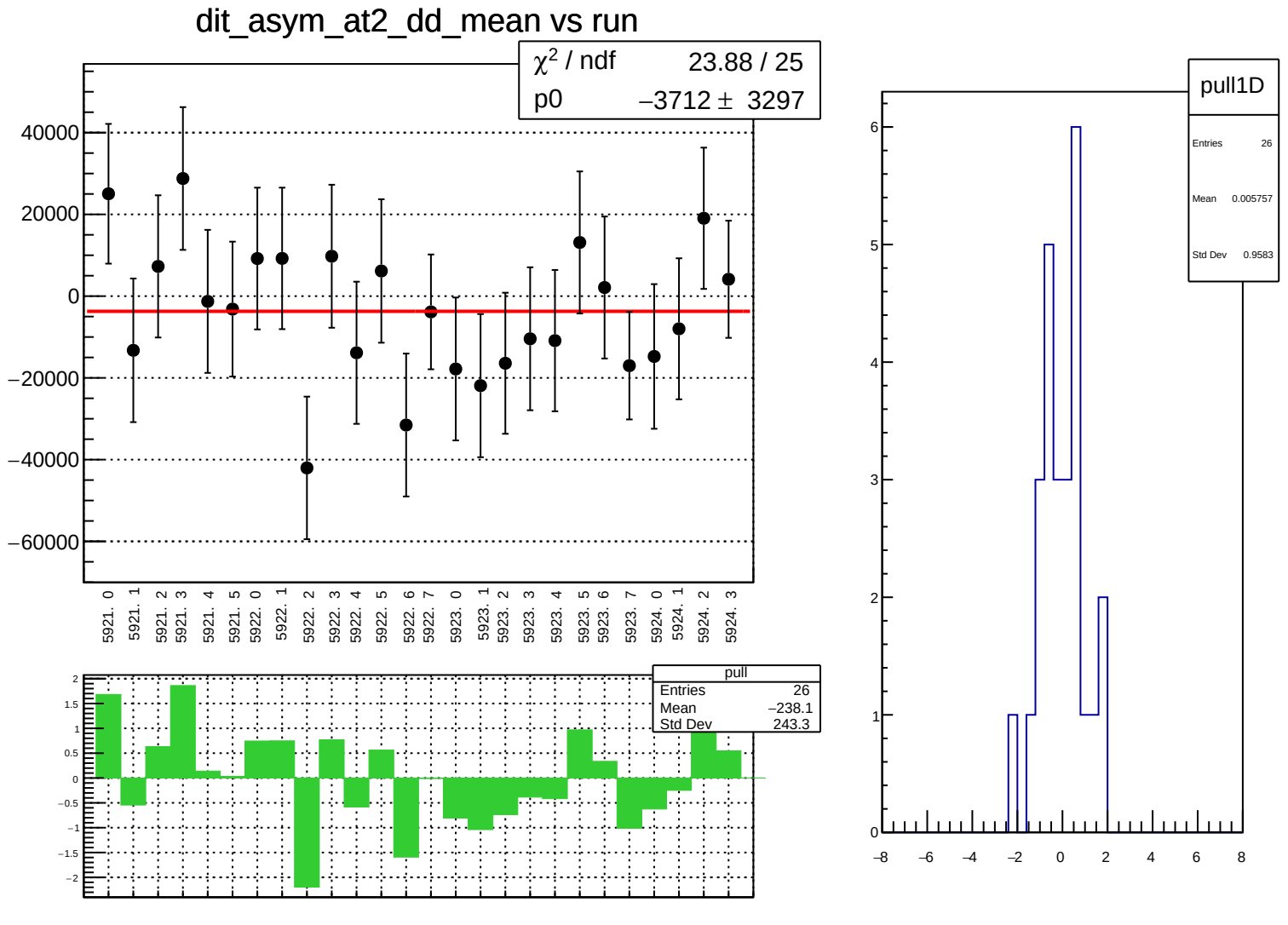
dit_asym_at2_dd_mean vs run
χ² / ndf 23.88 / 25
p0 −3712 ± 3297
40000
20000
0
−20000
−40000
−60000
5921. 0
5921. 1
5921. 2
5921. 3
5921. 4
5921. 5
5922. 0
5922. 1
5922. 2
5922. 3
5922. 4
5922. 5
5922. 6
5922. 7
5923. 0
5923. 1
5923. 2
5923. 3
5923. 4
5923. 5
5923. 6
5923. 7
5924. 0
5924. 1
5924. 2
5924. 3
pull
Entries 26
Mean −238.1
Std Dev 243.3
pull1D
Entries 26
Mean 0.005757
Std Dev 0.9583

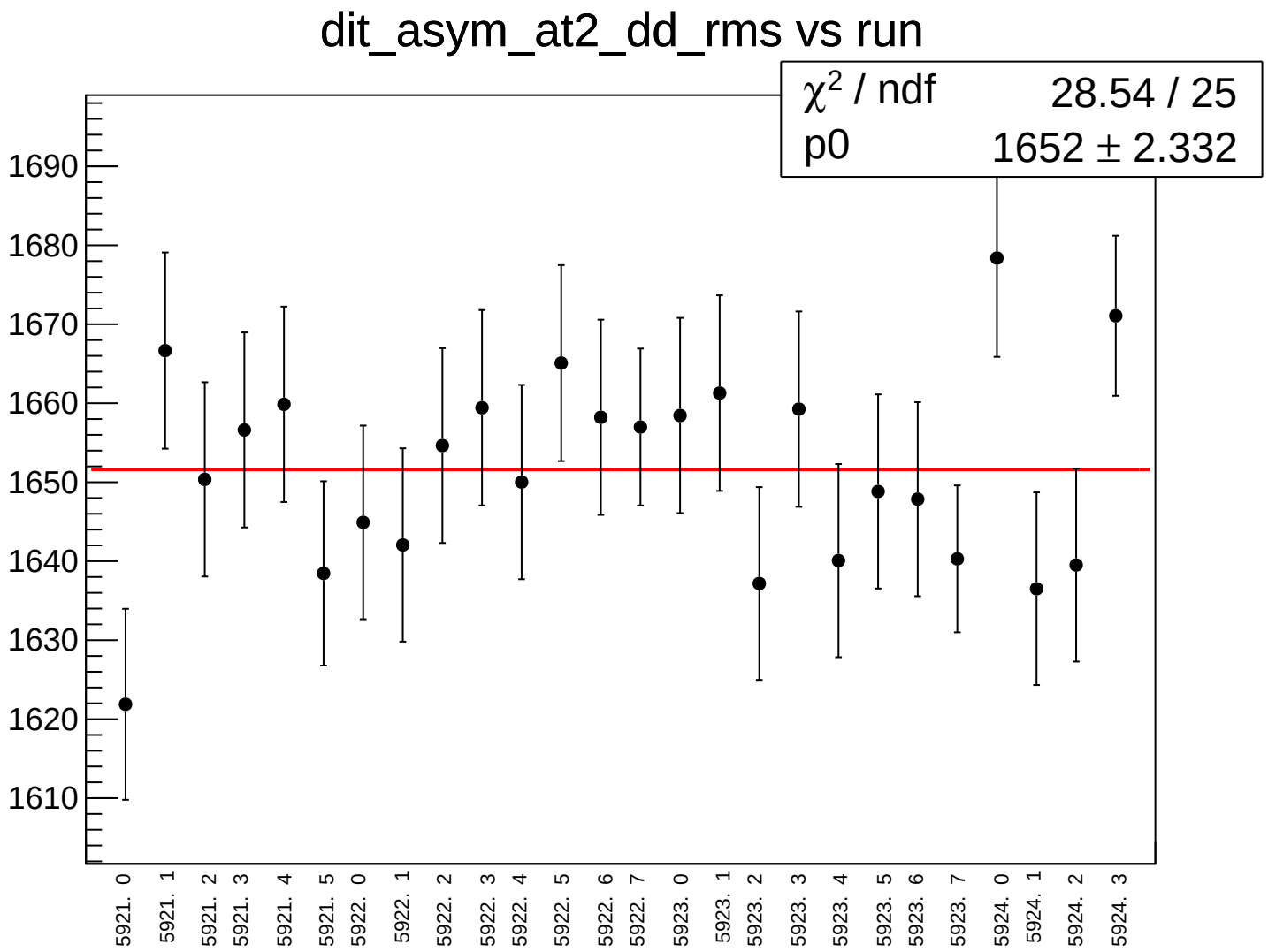
dit_asym_at2_dd_rms vs run
χ² / ndf 28.54 / 25
p0 1652 ± 2.332
1690
1680
1670
1660
1650
1640
1630
1620
1610
5921. 0
5921. 1
5921. 2
5921. 3
5921. 4
5921. 5
5922. 0
5922. 1
5922. 2
5922. 3
5922. 4
5922. 5
5922. 6
5922. 7
5923. 0
5923. 1
5923. 2
5923. 3
5923. 4
5923. 5
5923. 6
5923. 7
5924. 0
5924. 1
5924. 2
5924. 3

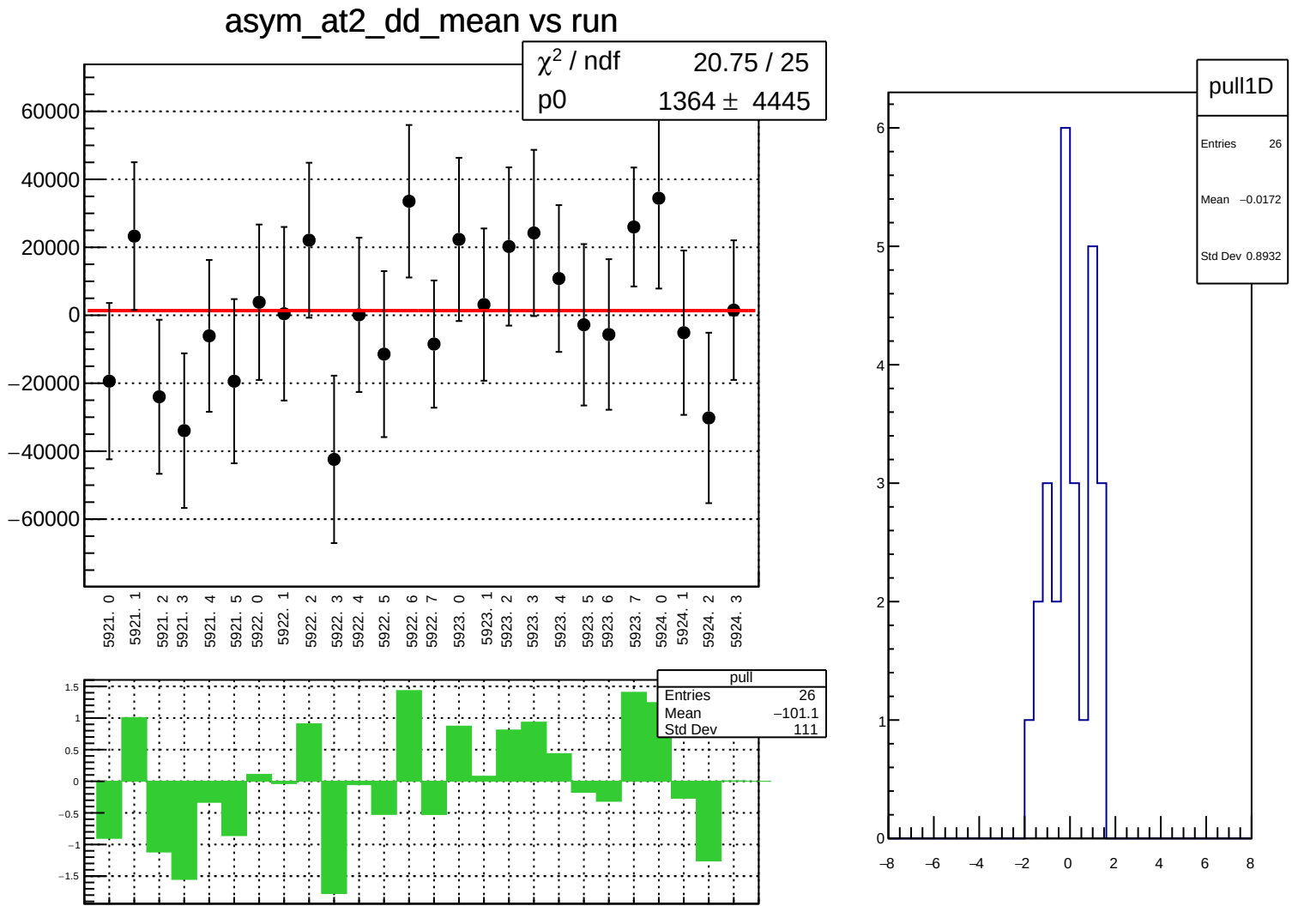
asym_at2_dd_mean vs run
χ² / ndf 20.75 / 25
p0 1364 ± 4445
60000
40000
20000
0
−20000
−40000
−60000
5921. 0
5921. 1
5921. 2
5921. 3
5921. 4
5921. 5
5922. 0
5922. 1
5922. 2
5922. 3
5922. 4
5922. 5
5922. 6
5922. 7
5923. 0
5923. 1
5923. 2
5923. 3
5923. 4
5923. 5
5923. 6
5923. 7
5924. 0
5924. 1
5924. 2
5924. 3
pull
Entries 26
Mean −101.1
Std Dev 111
1.5
1
0.5
0
−0.5
−1
−1.5
pull1D
Entries 26
Mean −0.0172
Std Dev 0.8932
6
5
4
3
2
1
0
−8
−6
−4
−2
0
2
4
6
8

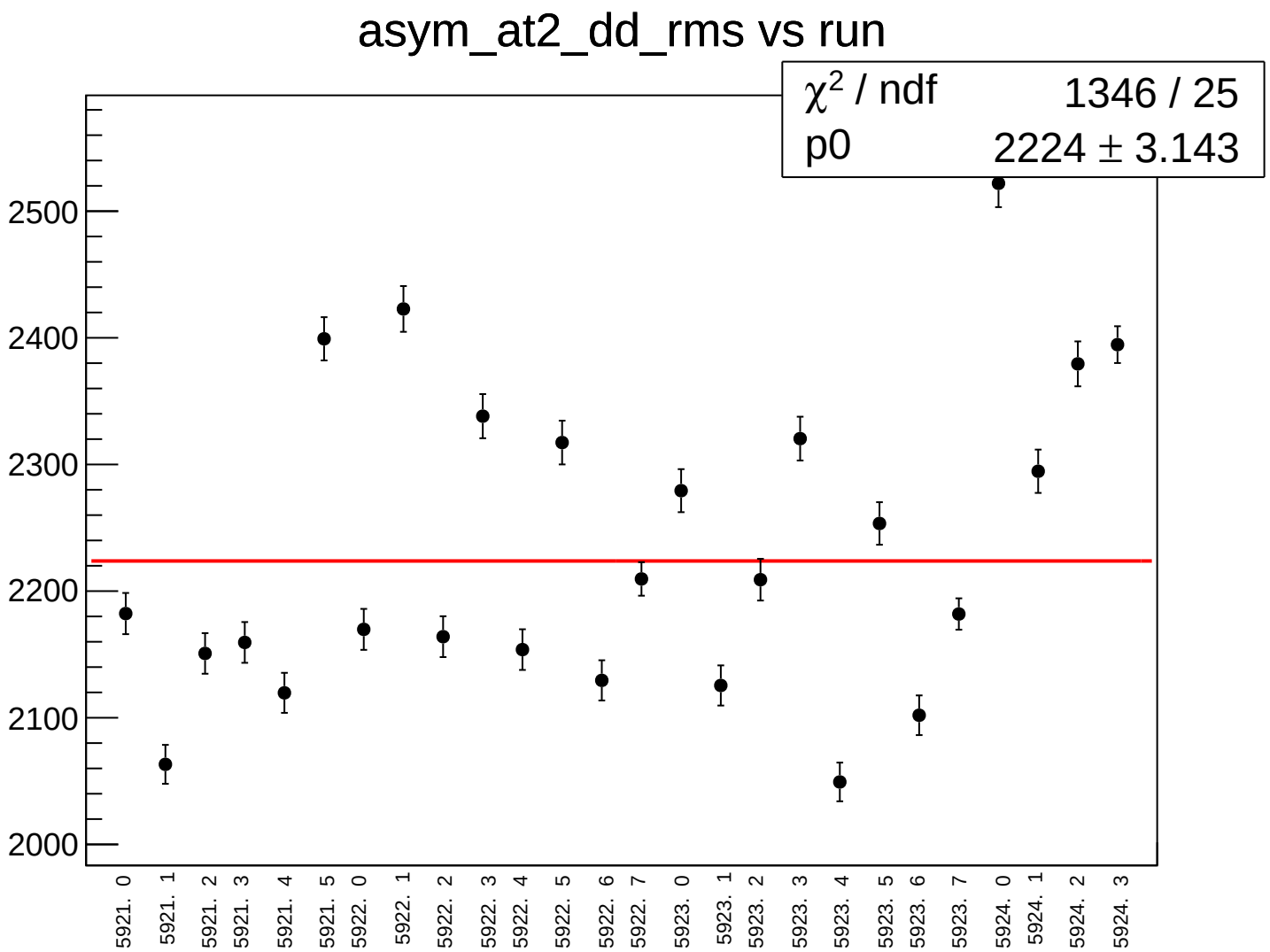
asym_at2_dd_rms vs run
χ² / ndf 1346 / 25
p0 2224 ± 3.143
2500
2400
2300
2200
2100
2000
5921. 0
5921. 1
5921. 2
5921. 3
5921. 4
5921. 5
5922. 0
5922. 1
5922. 2
5922. 3
5922. 4
5922. 5
5922. 6
5922. 7
5923. 0
5923. 1
5923. 2
5923. 3
5923. 4
5923. 5
5923. 6
5923. 7
5924. 0
5924. 1
5924. 2
5924. 3

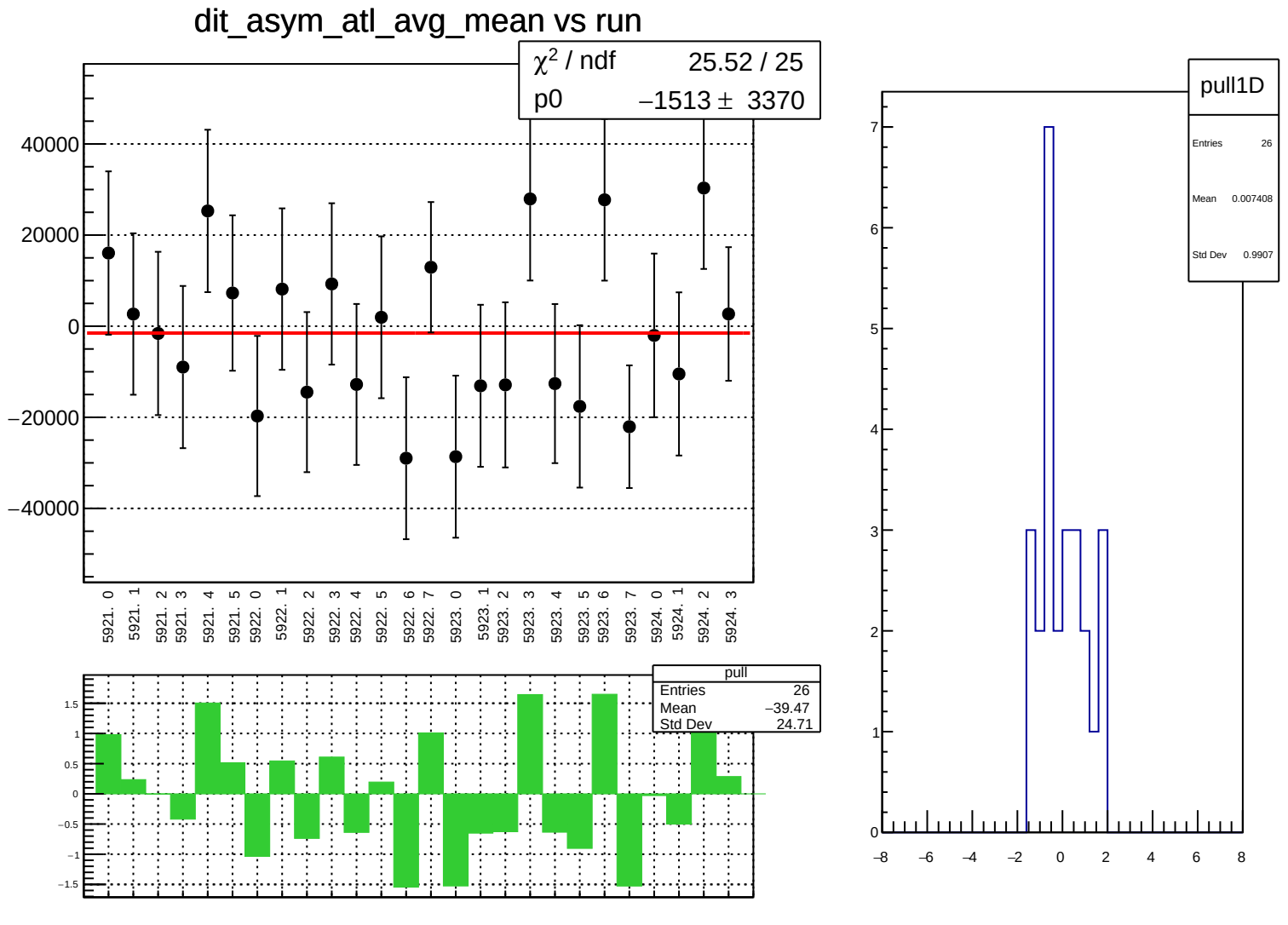
dit_asym_atl_avg_mean vs run
χ² / ndf 25.52 / 25
p0 −1513 ± 3370
40000
20000
0
−20000
−40000
5921. 0
5921. 1
5921. 2
5921. 3
5921. 4
5921. 5
5922. 0
5922. 1
5922. 2
5922. 3
5922. 4
5922. 5
5922. 6
5922. 7
5923. 0
5923. 1
5923. 2
5923. 3
5923. 4
5923. 5
5923. 6
5923. 7
5924. 0
5924. 1
5924. 2
5924. 3
pull
Entries 26
Mean −39.47
Std Dev 24.71
1.5
1
0.5
0
−0.5
−1
−1.5
pull1D
Entries 26
Mean 0.007408
Std Dev 0.9907
7
6
5
4
3
2
1
0
−8
−6
−4
−2
0
2
4
6
8

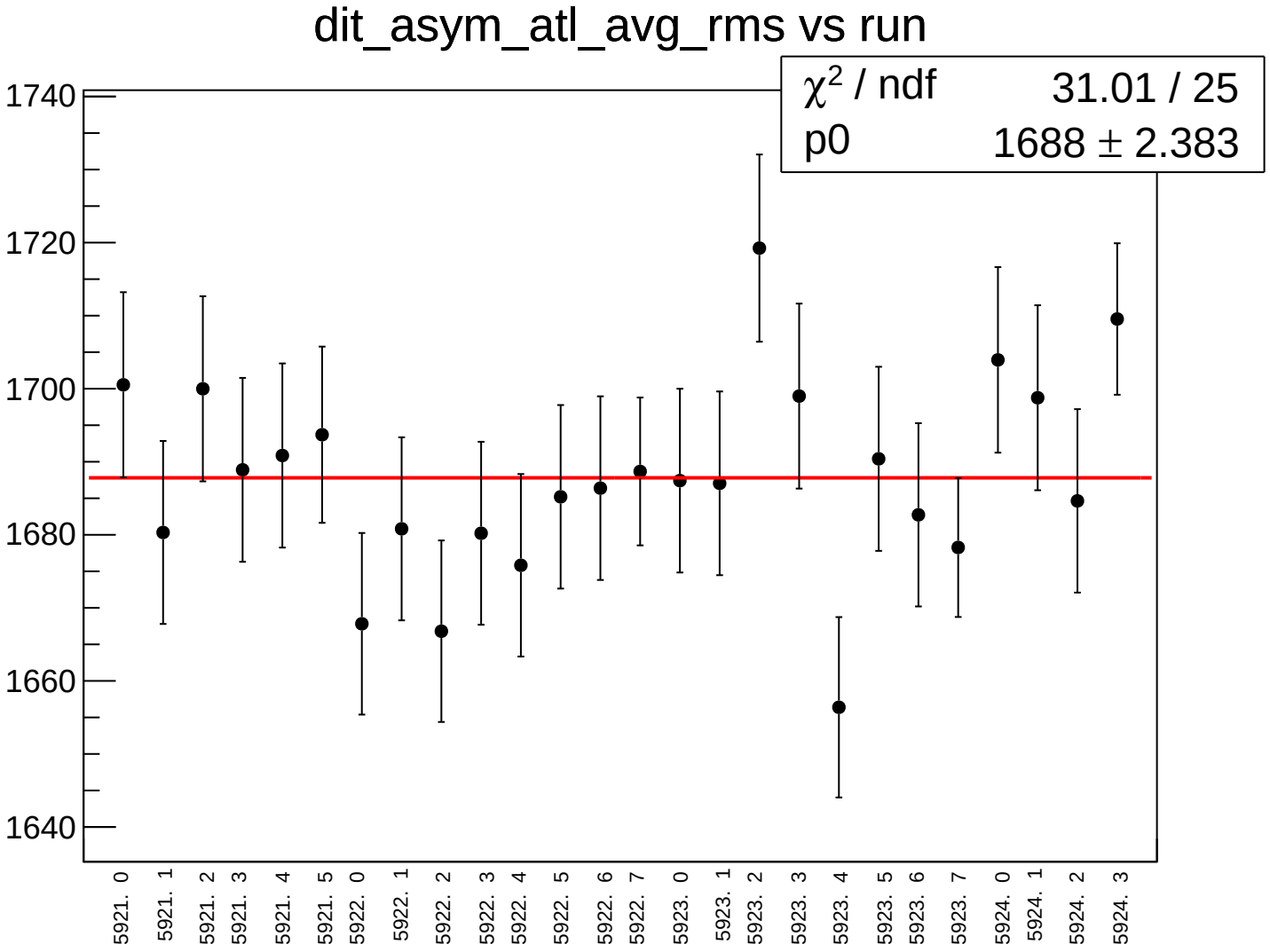
dit_asym_atl_avg_rms vs run
χ² / ndf 31.01 / 25
p0 1688 ± 2.383
1740
1720
1700
1680
1660
1640
5921. 0
5921. 1
5921. 2
5921. 3
5921. 4
5921. 5
5922. 0
5922. 1
5922. 2
5922. 3
5922. 4
5922. 5
5922. 6
5922. 7
5923. 0
5923. 1
5923. 2
5923. 3
5923. 4
5923. 5
5923. 6
5923. 7
5924. 0
5924. 1
5924. 2
5924. 3

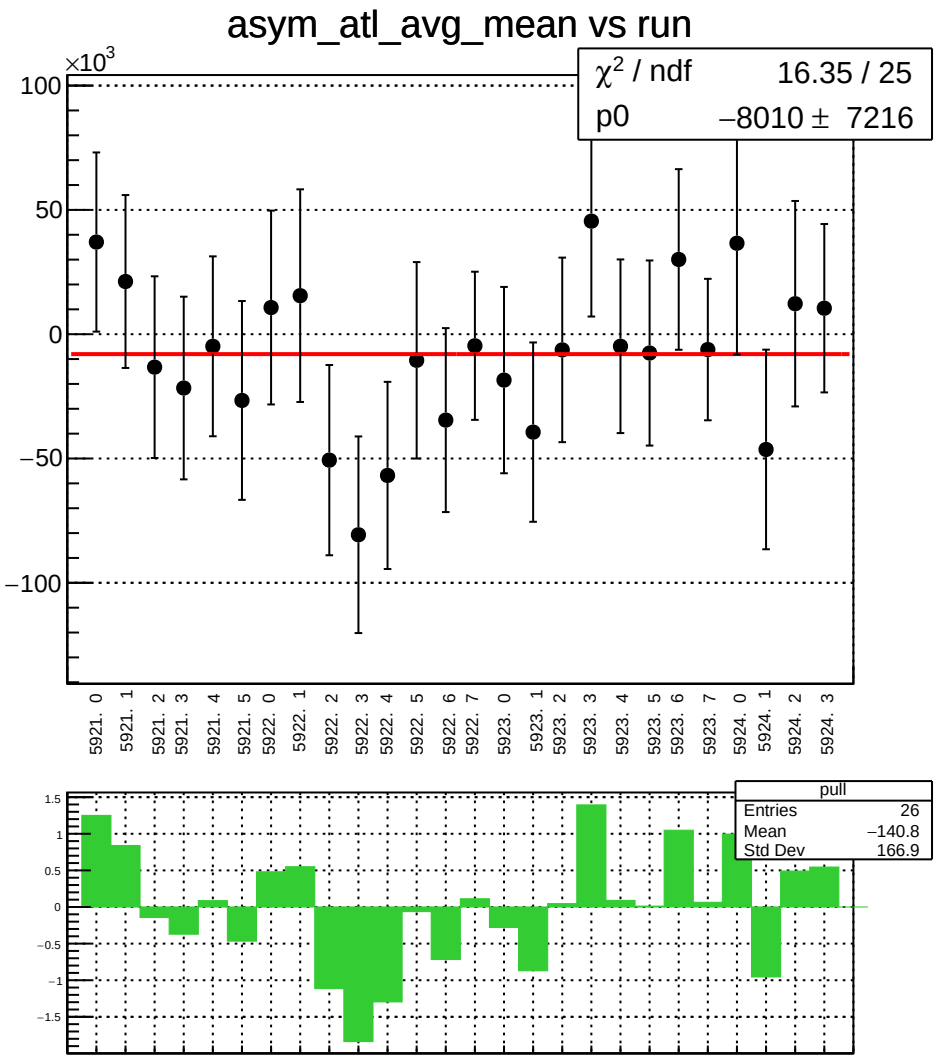
asym_atl_avg_mean vs run
×10^3
χ^2 / ndf 16.35 / 25
p0 −8010 ± 7216
100
50
0
−50
−100
5921. 0
5921. 1
5921. 2
5921. 3
5921. 4
5921. 5
5922. 0
5922. 1
5922. 2
5922. 3
5922. 4
5922. 5
5922. 6
5922. 7
5923. 0
5923. 1
5923. 2
5923. 3
5923. 4
5923. 5
5923. 6
5923. 7
5924. 0
5924. 1
5924. 2
5924. 3
pull
Entries 26
Mean −140.8
Std Dev 166.9
1.5
1
0.5
0
−0.5
−1
−1.5

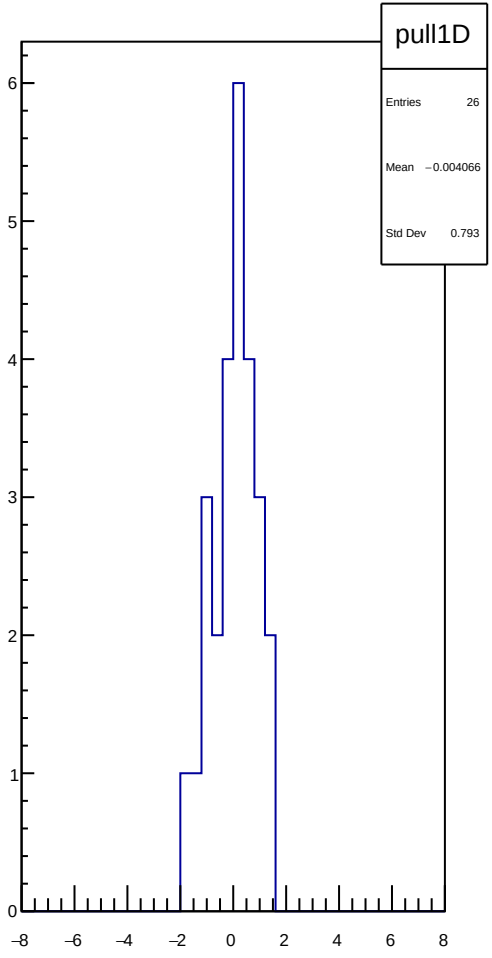
pull1D
Entries 26
Mean −0.004066
Std Dev 0.793
6
5
4
3
2
1
0
−8
−6
−4
−2
0
2
4
6
8

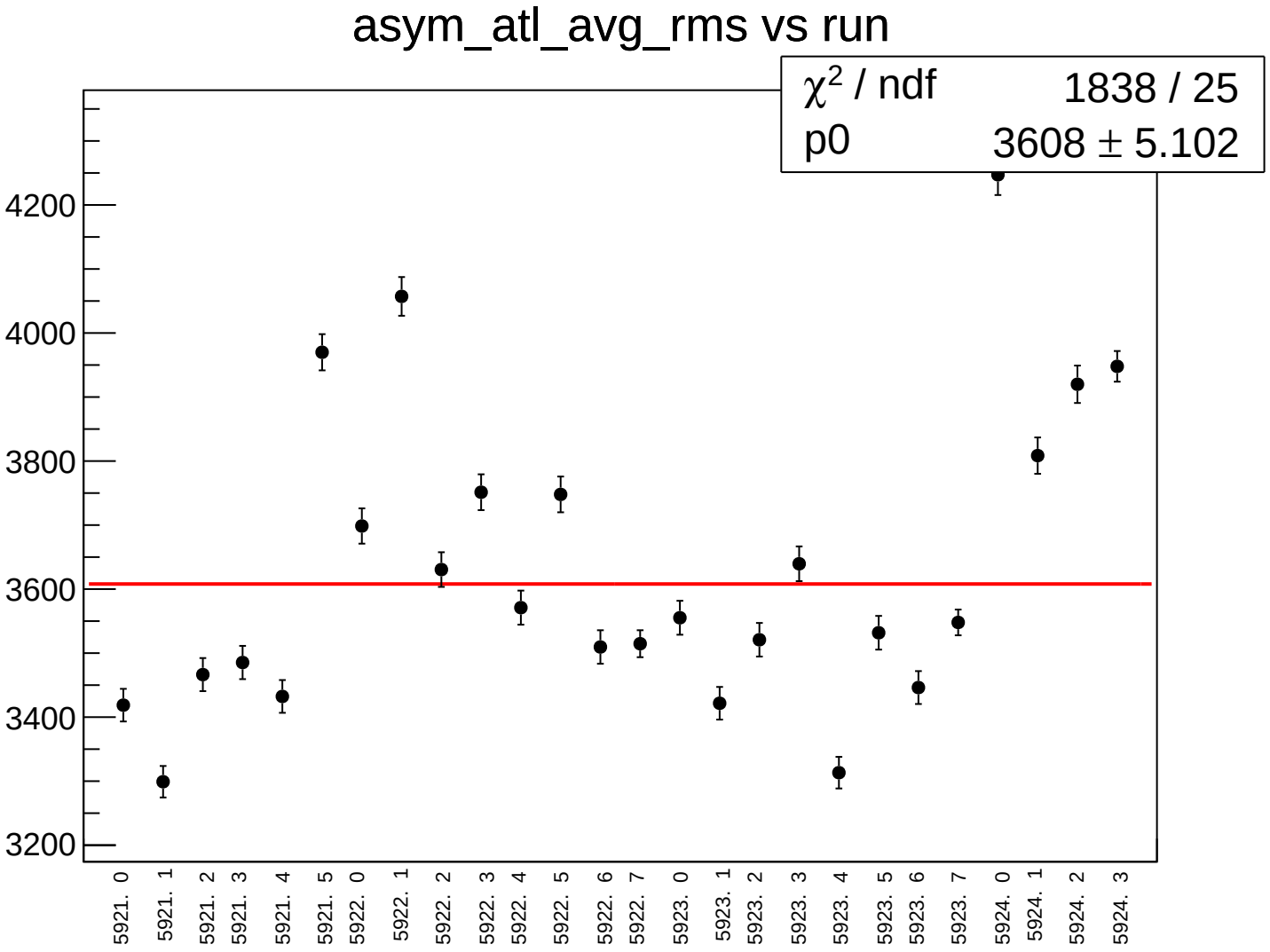
asym_atl_avg_rms vs run
χ² / ndf 1838 / 25
p0 3608 ± 5.102
4200
4000
3800
3600
3400
3200
5921. 0
5921. 1
5921. 2
5921. 3
5921. 4
5921. 5
5922. 0
5922. 1
5922. 2
5922. 3
5922. 4
5922. 5
5922. 6
5922. 7
5923. 0
5923. 1
5923. 2
5923. 3
5923. 4
5923. 5
5923. 6
5923. 7
5924. 0
5924. 1
5924. 2
5924. 3

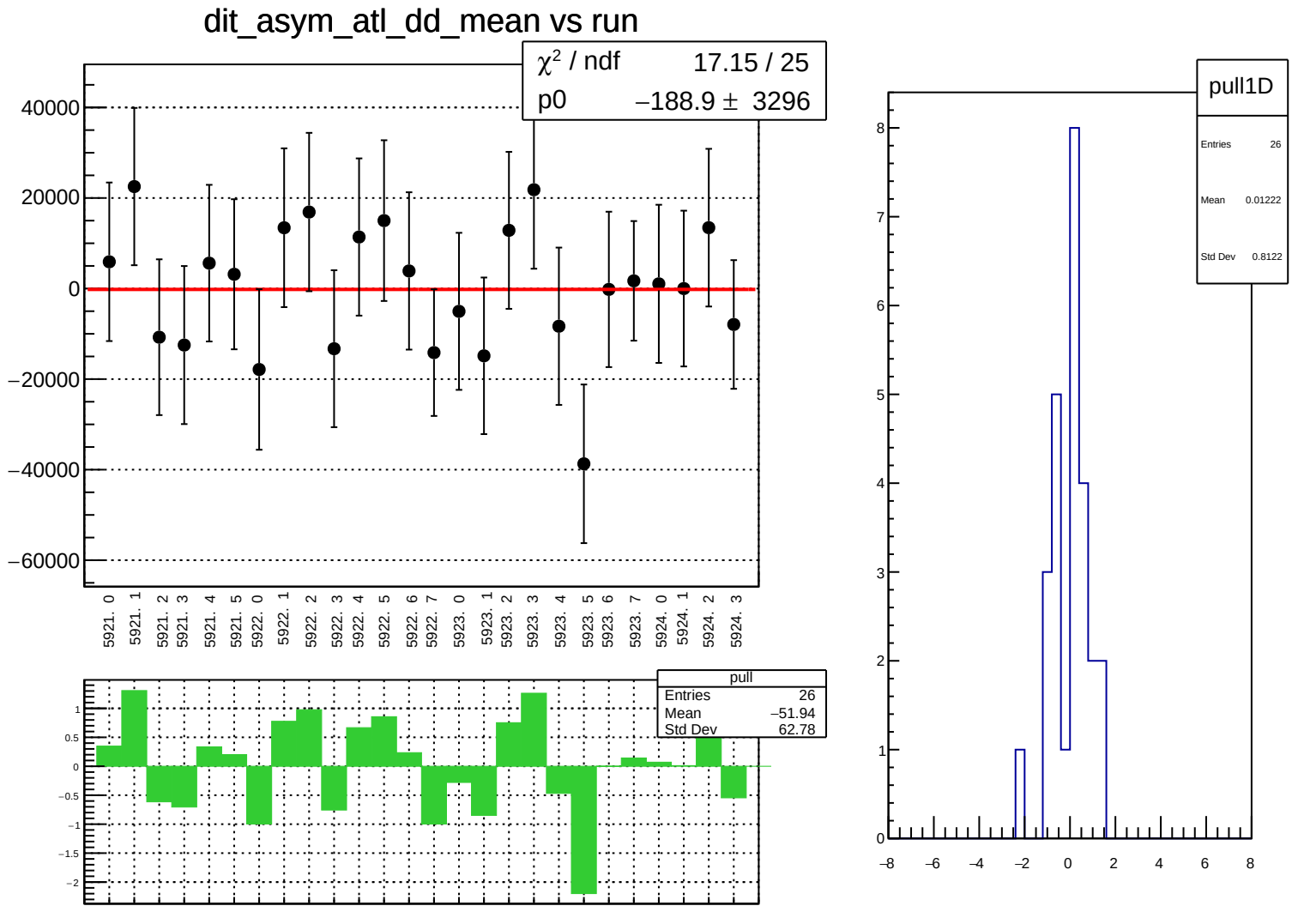
dit_asym_atl_dd_mean vs run
χ² / ndf 17.15 / 25
p0 −188.9 ± 3296
40000
20000
0
−20000
−40000
−60000
5921. 0
5921. 1
5921. 2
5921. 3
5921. 4
5921. 5
5922. 0
5922. 1
5922. 2
5922. 3
5922. 4
5922. 5
5922. 6
5922. 7
5923. 0
5923. 1
5923. 2
5923. 3
5923. 4
5923. 5
5923. 6
5923. 7
5924. 0
5924. 1
5924. 2
5924. 3
pull
Entries 26
Mean −51.94
Std Dev 62.78
1
0.5
0
−0.5
−1
−1.5
−2
pull1D
Entries 26
Mean 0.01222
Std Dev 0.8122
8
7
6
5
4
3
2
1
0
−8
−6
−4
−2
0
2
4
6
8

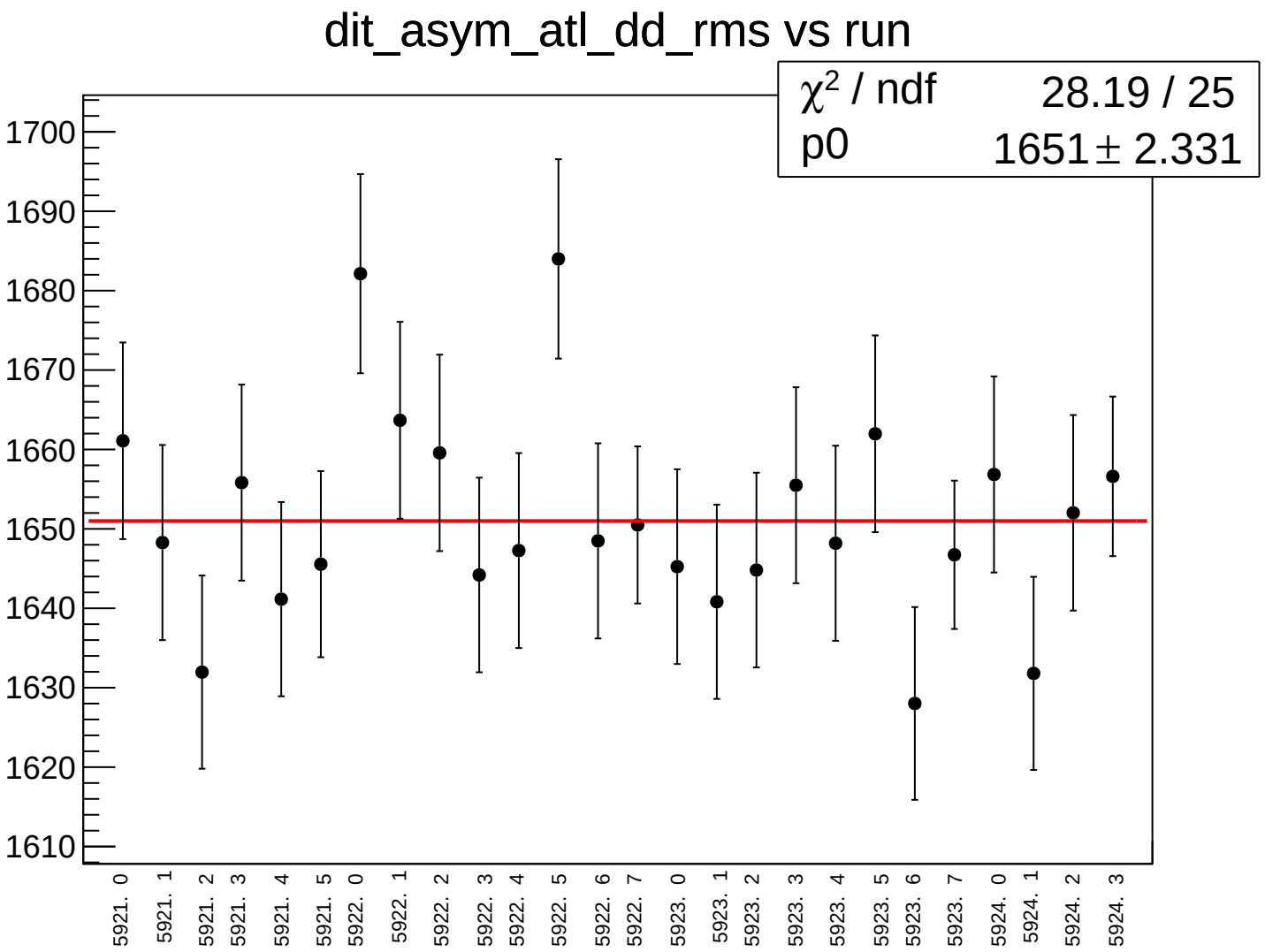
dit_asym_atl_dd_rms vs run
χ² / ndf 28.19 / 25
p0 1651 ± 2.331
1700
1690
1680
1670
1660
1650
1640
1630
1620
1610
5921. 0
5921. 1
5921. 2
5921. 3
5921. 4
5921. 5
5922. 0
5922. 1
5922. 2
5922. 3
5922. 4
5922. 5
5922. 6
5922. 7
5923. 0
5923. 1
5923. 2
5923. 3
5923. 4
5923. 5
5923. 6
5923. 7
5924. 0
5924. 1
5924. 2
5924. 3

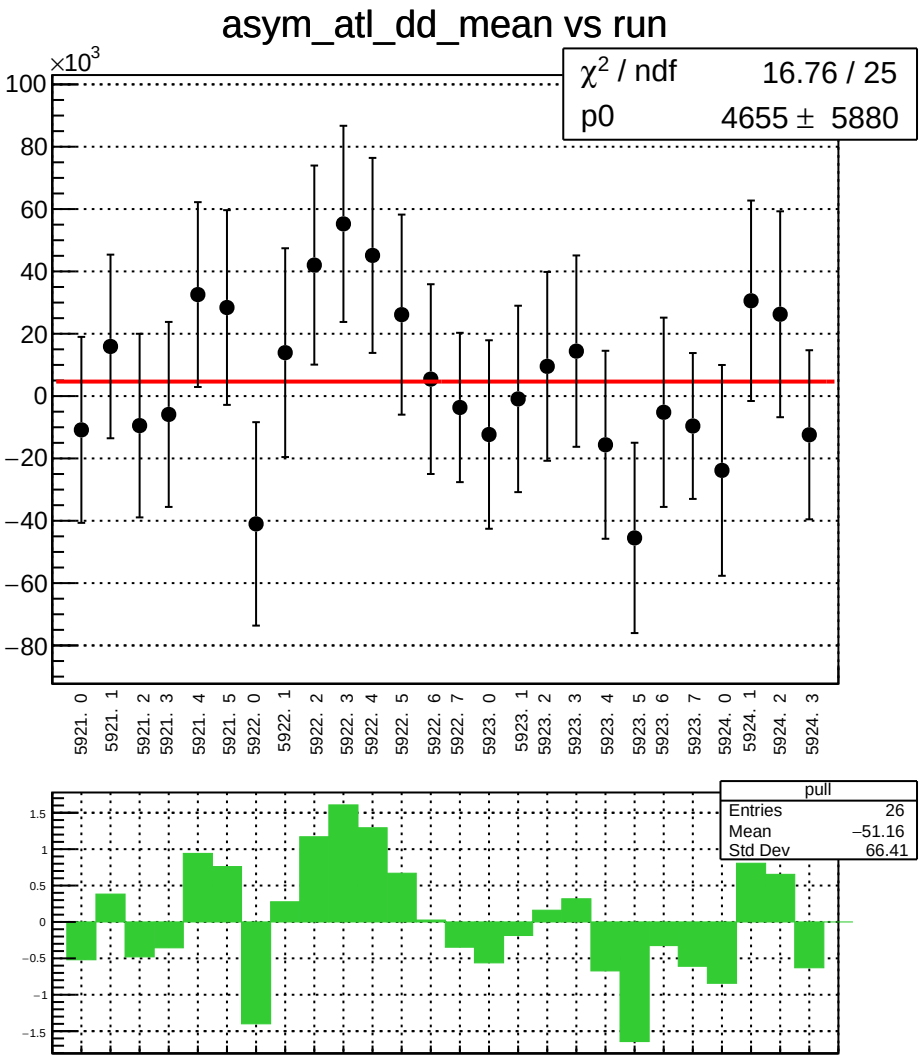
asym_atl_dd_mean vs run
×10^3
χ² / ndf 16.76 / 25
p0 4655 ± 5880
100
80
60
40
20
0
−20
−40
−60
−80
5921. 0
5921. 1
5921. 2
5921. 3
5921. 4
5921. 5
5922. 0
5922. 1
5922. 2
5922. 3
5922. 4
5922. 5
5922. 6
5922. 7
5923. 0
5923. 1
5923. 2
5923. 3
5923. 4
5923. 5
5923. 6
5923. 7
5924. 0
5924. 1
5924. 2
5924. 3
pull
Entries 26
Mean −51.16
Std Dev 66.41
1.5
1
0.5
0
−0.5
−1
−1.5

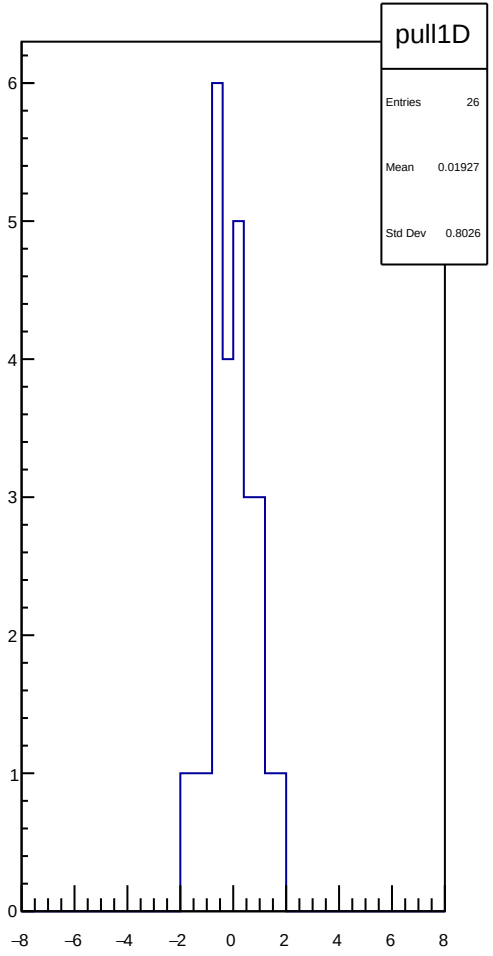
pull1D
Entries 26
Mean 0.01927
Std Dev 0.8026
6
5
4
3
2
1
0
−8
−6
−4
−2
0
2
4
6
8

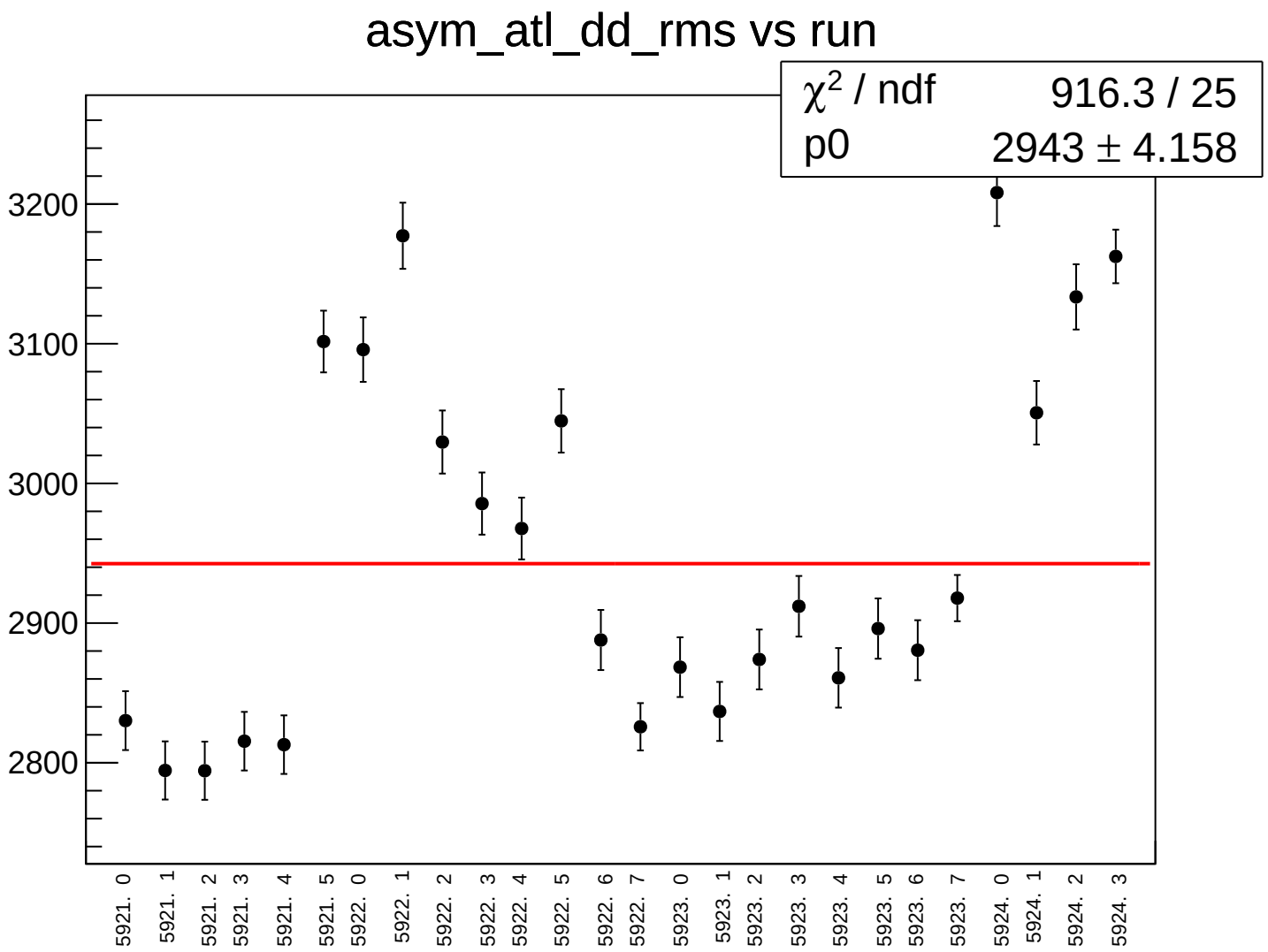
asym_atl_dd_rms vs run
χ² / ndf 916.3 / 25
p0 2943 ± 4.158
3200
3100
3000
2900
2800
5921. 0
5921. 1
5921. 2
5921. 3
5921. 4
5921. 5
5922. 0
5922. 1
5922. 2
5922. 3
5922. 4
5922. 5
5922. 6
5922. 7
5923. 0
5923. 1
5923. 2
5923. 3
5923. 4
5923. 5
5923. 6
5923. 7
5924. 0
5924. 1
5924. 2
5924. 3

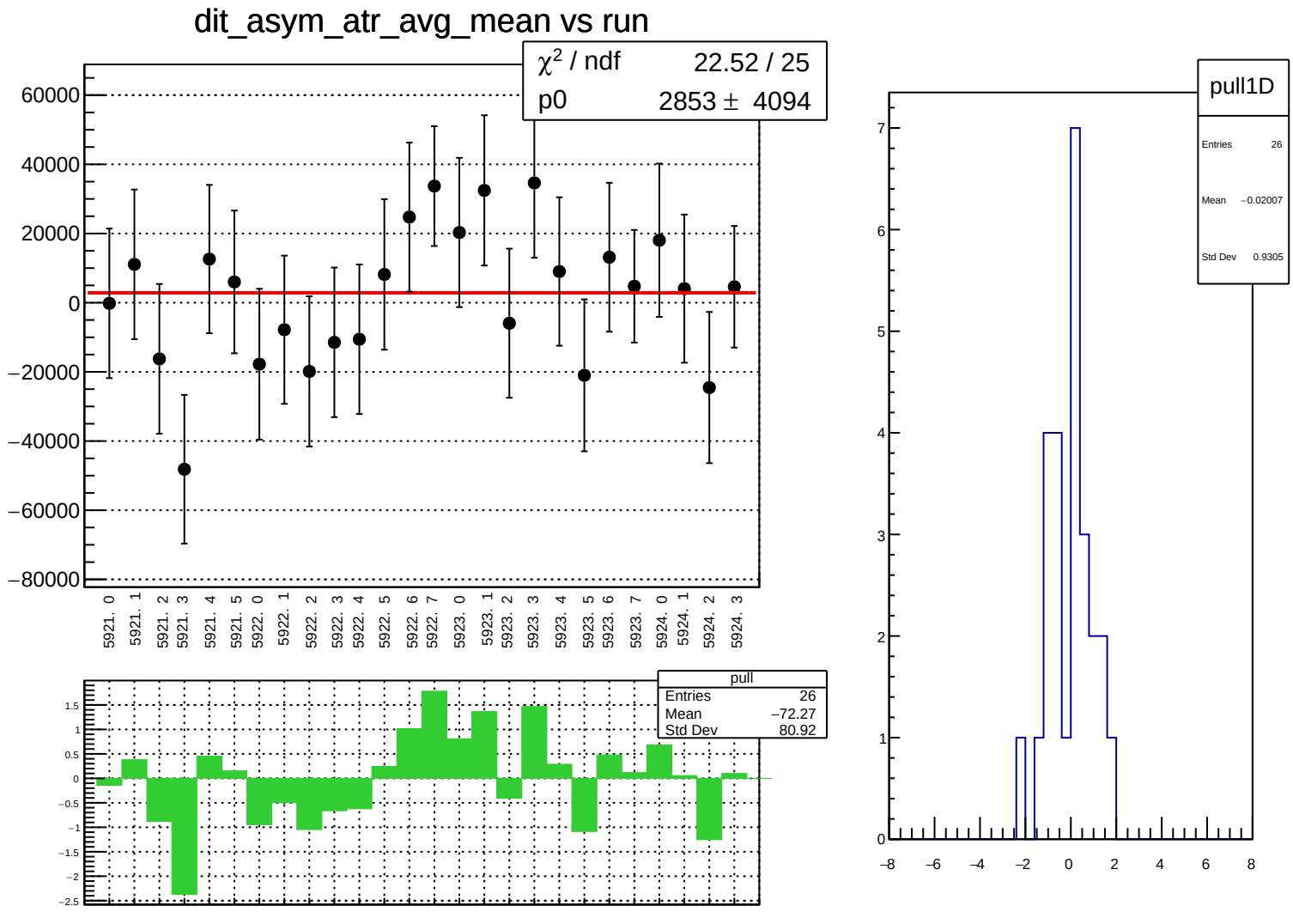
dit_asym_atr_avg_mean vs run
χ² / ndf 22.52 / 25
p0 2853 ± 4094
60000
40000
20000
0
−20000
−40000
−60000
−80000
5921. 0
5921. 1
5921. 2
5921. 3
5921. 4
5921. 5
5922. 0
5922. 1
5922. 2
5922. 3
5922. 4
5922. 5
5922. 6
5922. 7
5923. 0
5923. 1
5923. 2
5923. 3
5923. 4
5923. 5
5923. 6
5923. 7
5924. 0
5924. 1
5924. 2
5924. 3
pull
Entries 26
Mean −72.27
Std Dev 80.92
1.5
1
0.5
0
−0.5
−1
−1.5
−2
−2.5
pull1D
Entries 26
Mean −0.02007
Std Dev 0.9305
7
6
5
4
3
2
1
0
−8
−6
−4
−2
0
2
4
6
8

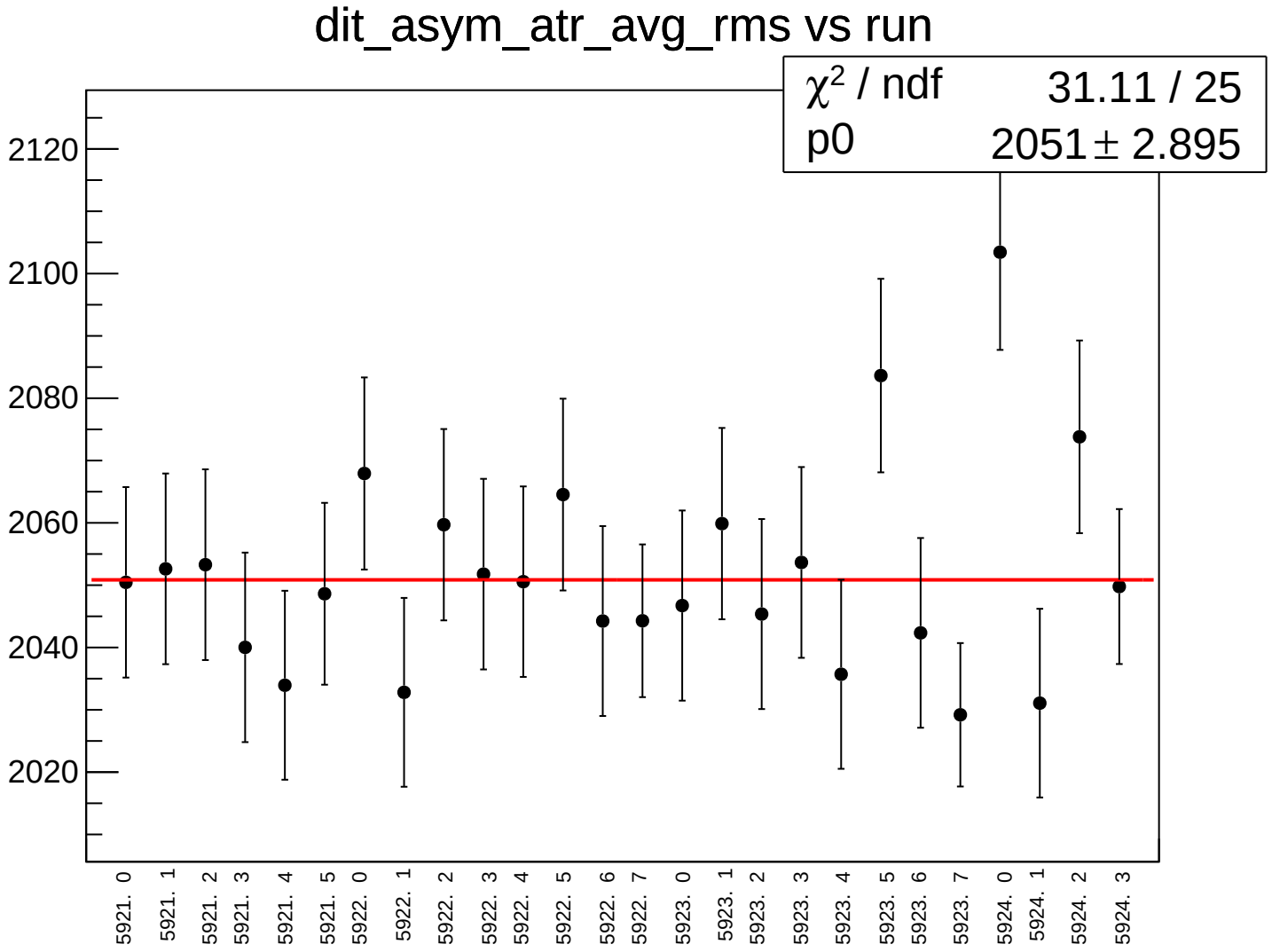
dit_asym_atr_avg_rms vs run
χ^2 / ndf 31.11 / 25
p0 2051 ± 2.895
2120
2100
2080
2060
2040
2020
5921. 0
5921. 1
5921. 2
5921. 3
5921. 4
5921. 5
5922. 0
5922. 1
5922. 2
5922. 3
5922. 4
5922. 5
5922. 6
5922. 7
5923. 0
5923. 1
5923. 2
5923. 3
5923. 4
5923. 5
5923. 6
5923. 7
5924. 0
5924. 1
5924. 2
5924. 3

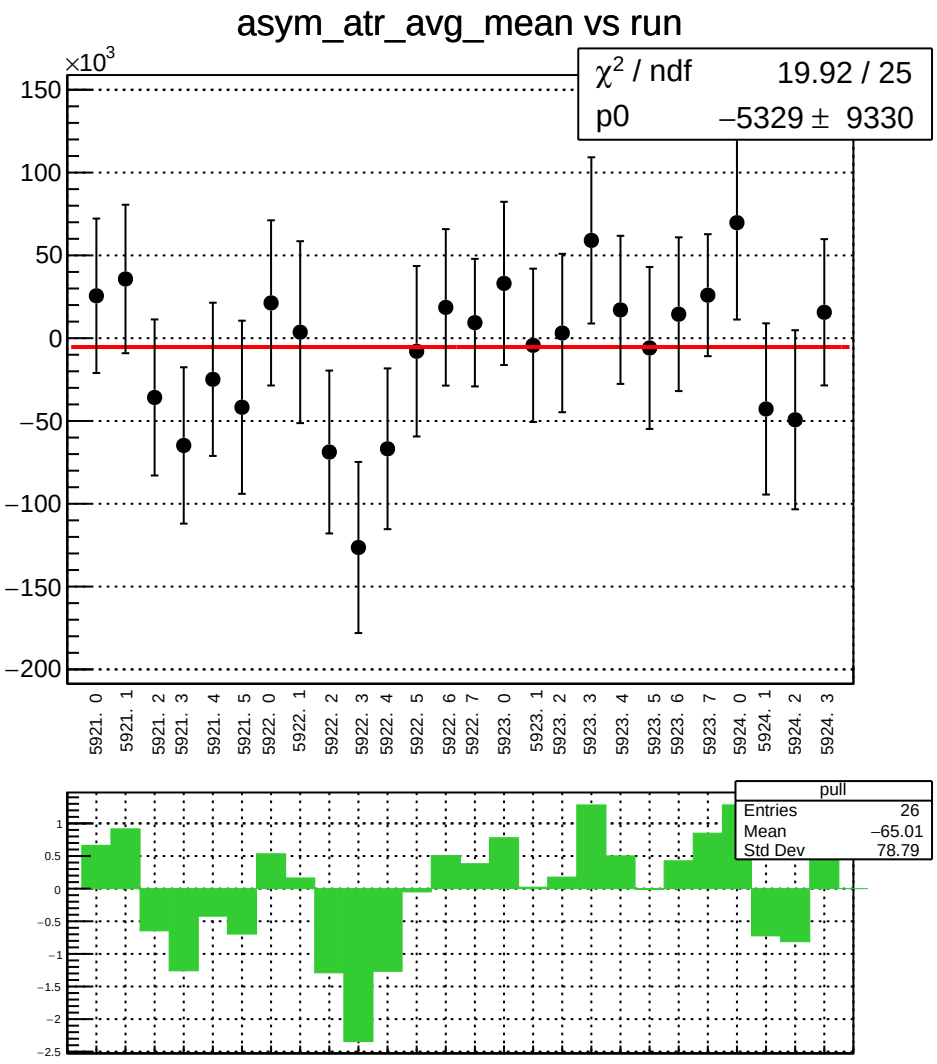
asym_atr_avg_mean vs run
×10^3
χ^2 / ndf 19.92 / 25
p0 −5329 ± 9330
150
100
50
0
−50
−100
−150
−200
5921. 0
5921. 1
5921. 2
5921. 3
5921. 4
5921. 5
5922. 0
5922. 1
5922. 2
5922. 3
5922. 4
5922. 5
5922. 6
5922. 7
5923. 0
5923. 1
5923. 2
5923. 3
5923. 4
5923. 5
5923. 6
5923. 7
5924. 0
5924. 1
5924. 2
5924. 3
pull
Entries 26
Mean −65.01
Std Dev 78.79
1
0.5
0
−0.5
−1
−1.5
−2
−2.5

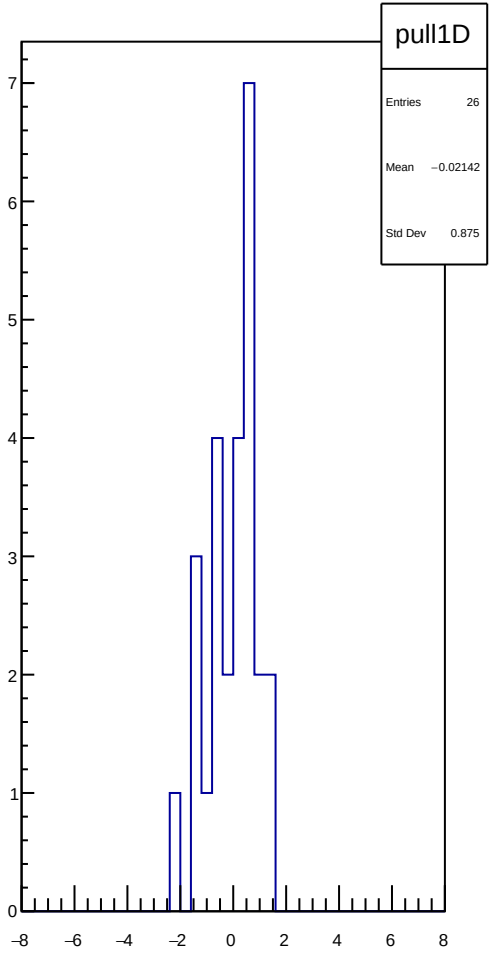
pull1D
Entries 26
Mean −0.02142
Std Dev 0.875
7
6
5
4
3
2
1
0
−8
−6
−4
−2
0
2
4
6
8

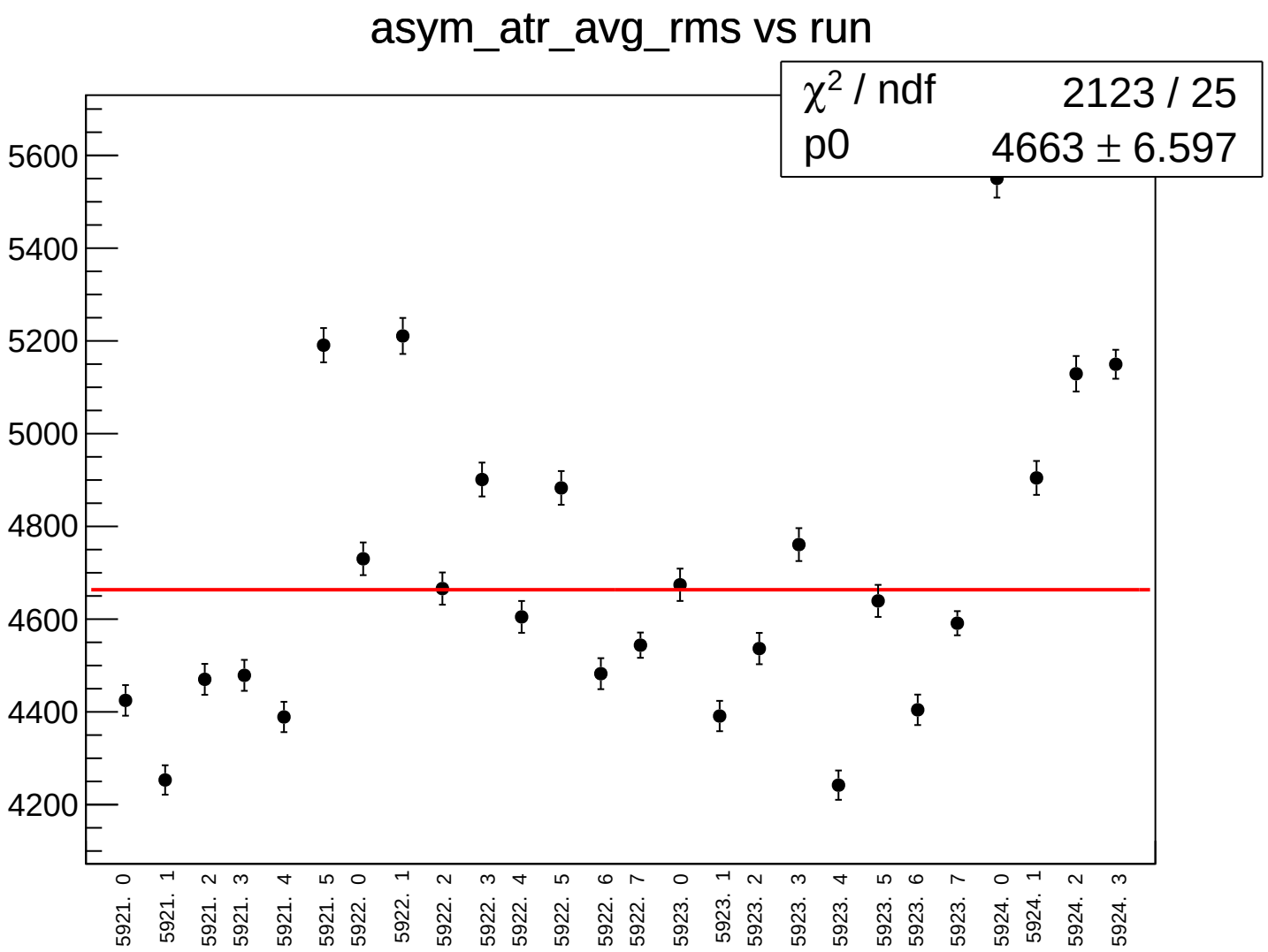
asym_atr_avg_rms vs run
χ^2 / ndf 2123 / 25
p0 4663 ± 6.597
5600
5400
5200
5000
4800
4600
4400
4200
5921. 0
5921. 1
5921. 2
5921. 3
5921. 4
5921. 5
5922. 0
5922. 1
5922. 2
5922. 3
5922. 4
5922. 5
5922. 6
5922. 7
5923. 0
5923. 1
5923. 2
5923. 3
5923. 4
5923. 5
5923. 6
5923. 7
5924. 0
5924. 1
5924. 2
5924. 3

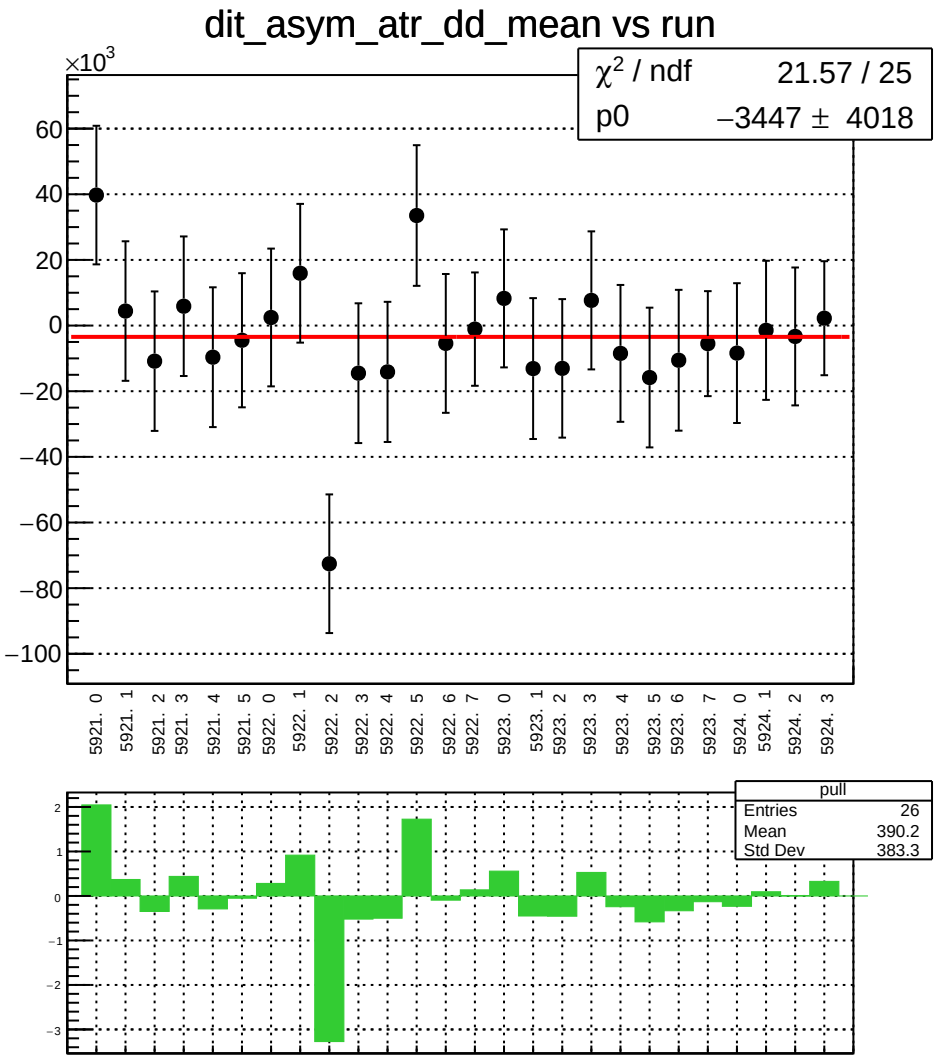
dit_asym_atr_dd_mean vs run
×10^3
χ² / ndf 21.57 / 25
p0 −3447 ± 4018
60
40
20
0
−20
−40
−60
−80
−100
5921. 0
5921. 1
5921. 2
5921. 3
5921. 4
5921. 5
5922. 0
5922. 1
5922. 2
5922. 3
5922. 4
5922. 5
5922. 6
5922. 7
5923. 0
5923. 1
5923. 2
5923. 3
5923. 4
5923. 5
5923. 6
5923. 7
5924. 0
5924. 1
5924. 2
5924. 3
pull
Entries 26
Mean 390.2
Std Dev 383.3
2
1
0
−1
−2
−3

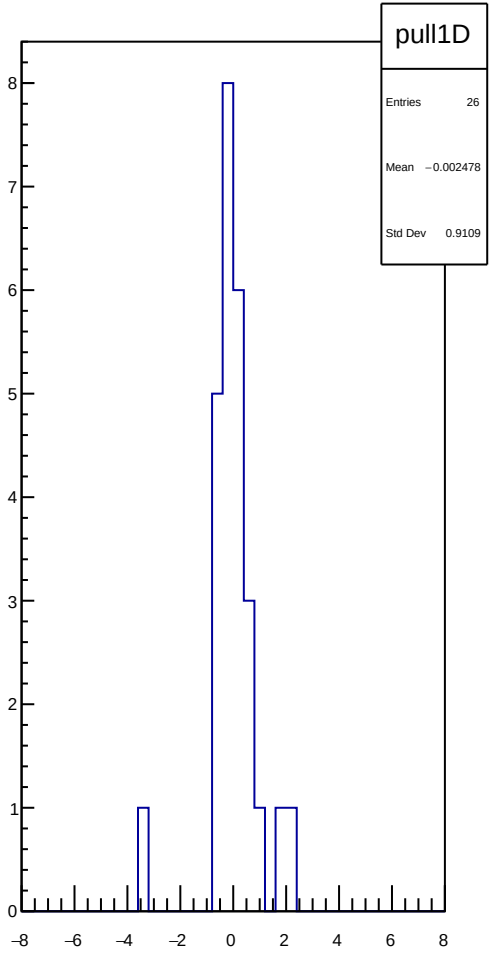
pull1D
Entries 26
Mean −0.002478
Std Dev 0.9109
8
7
6
5
4
3
2
1
0
−8
−6
−4
−2
0
2
4
6
8

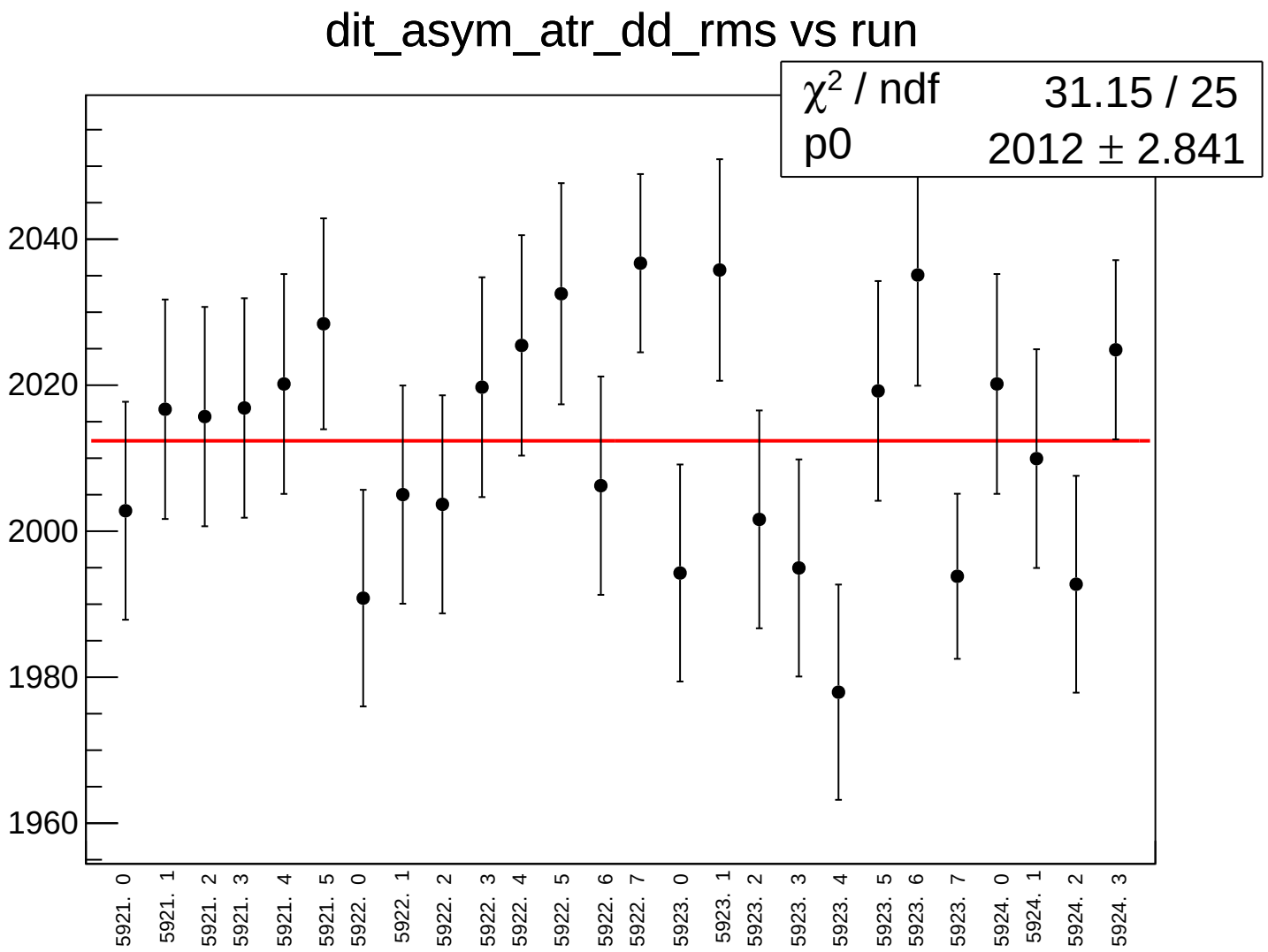
dit_asym_atr_dd_rms vs run
χ2 / ndf 31.15 / 25
p0 2012 ± 2.841
2040
2020
2000
1980
1960
5921. 0
5921. 1
5921. 2
5921. 3
5921. 4
5921. 5
5922. 0
5922. 1
5922. 2
5922. 3
5922. 4
5922. 5
5922. 6
5922. 7
5923. 0
5923. 1
5923. 2
5923. 3
5923. 4
5923. 5
5923. 6
5923. 7
5924. 0
5924. 1
5924. 2
5924. 3

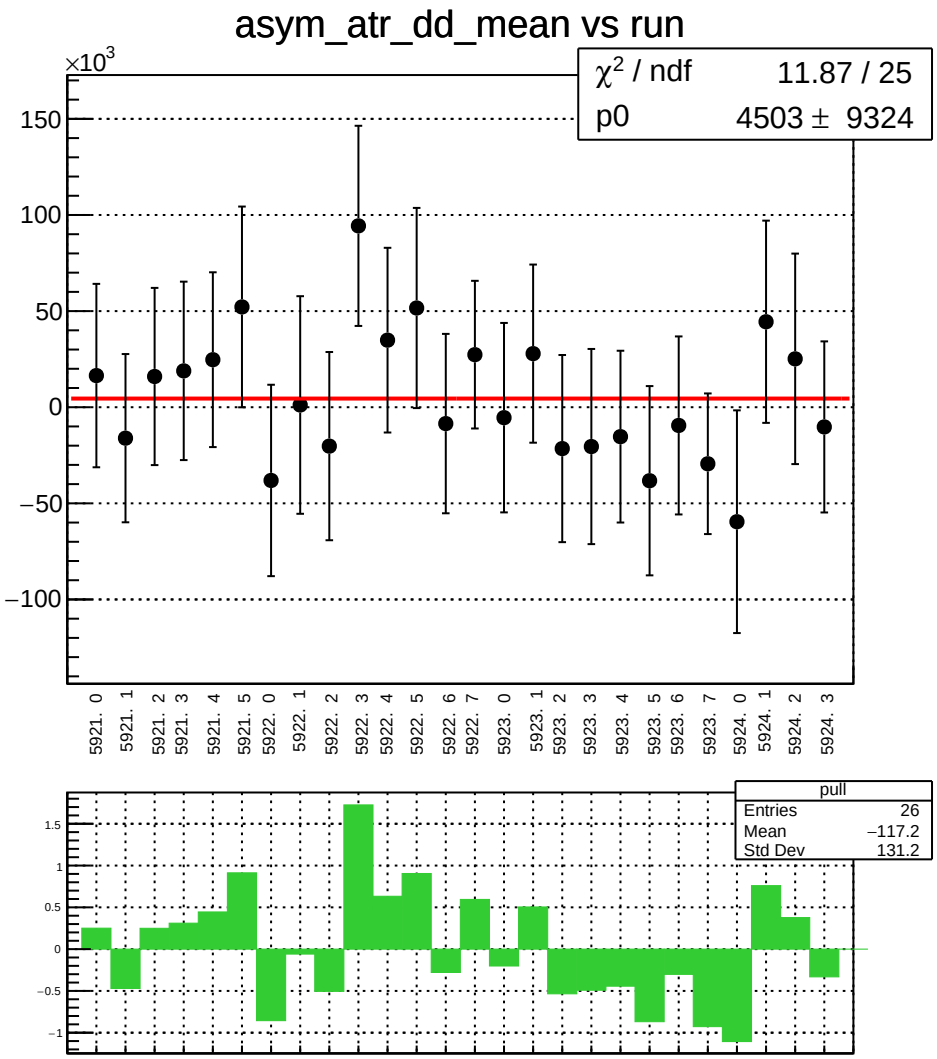
asym_atr_dd_mean vs run
×10^3
χ^2 / ndf 11.87 / 25
p0 4503 ± 9324
150
100
50
0
−50
−100
5921. 0
5921. 1
5921. 2
5921. 3
5921. 4
5921. 5
5922. 0
5922. 1
5922. 2
5922. 3
5922. 4
5922. 5
5922. 6
5922. 7
5923. 0
5923. 1
5923. 2
5923. 3
5923. 4
5923. 5
5923. 6
5923. 7
5924. 0
5924. 1
5924. 2
5924. 3
pull
Entries 26
Mean −117.2
Std Dev 131.2
1.5
1
0.5
0
−0.5
−1

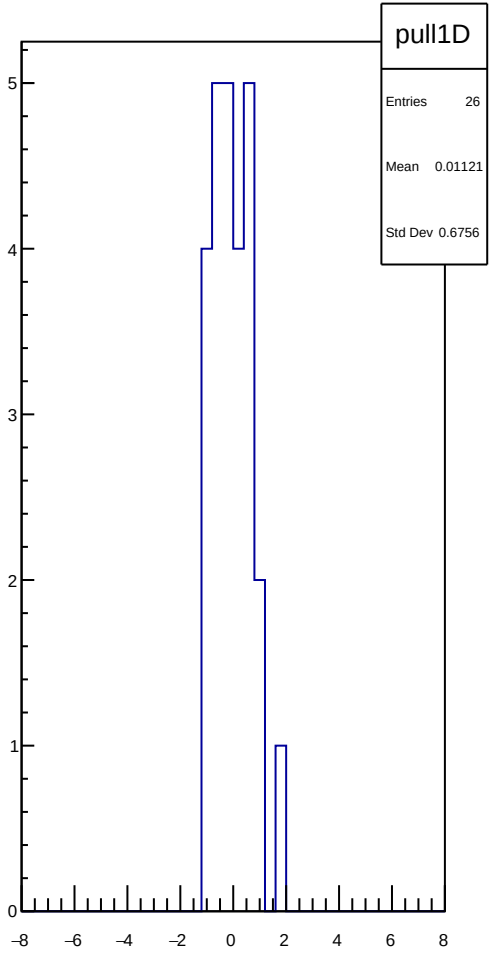
pull1D
Entries 26
Mean 0.01121
Std Dev 0.6756
5
4
3
2
1
0
−8
−6
−4
−2
0
2
4
6
8

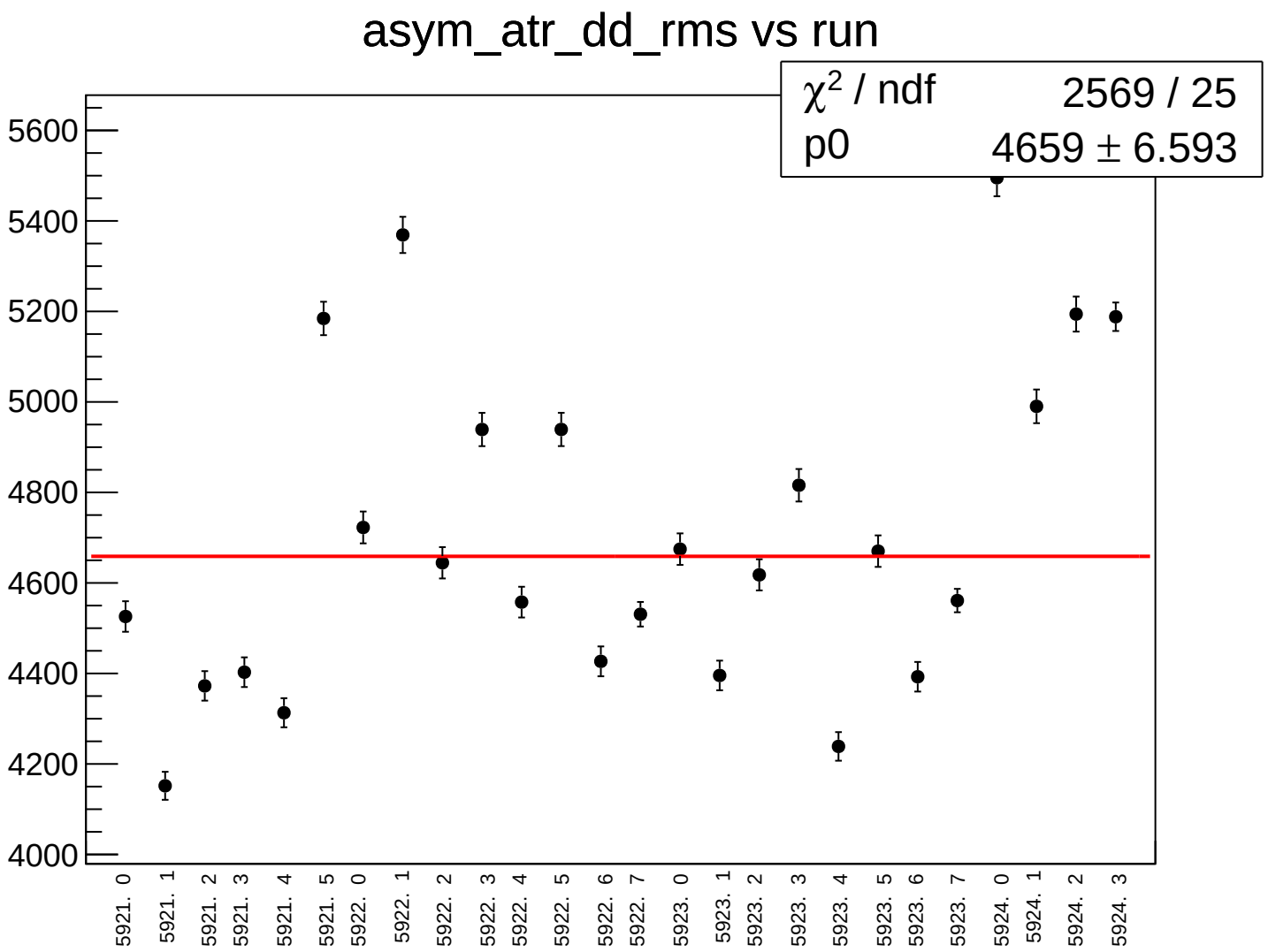
asym_atr_dd_rms vs run
χ² / ndf 2569 / 25
p0 4659 ± 6.593
5600
5400
5200
5000
4800
4600
4400
4200
4000
5921. 0
5921. 1
5921. 2
5921. 3
5921. 4
5921. 5
5922. 0
5922. 1
5922. 2
5922. 3
5922. 4
5922. 5
5922. 6
5922. 7
5923. 0
5923. 1
5923. 2
5923. 3
5923. 4
5923. 5
5923. 6
5923. 7
5924. 0
5924. 1
5924. 2
5924. 3

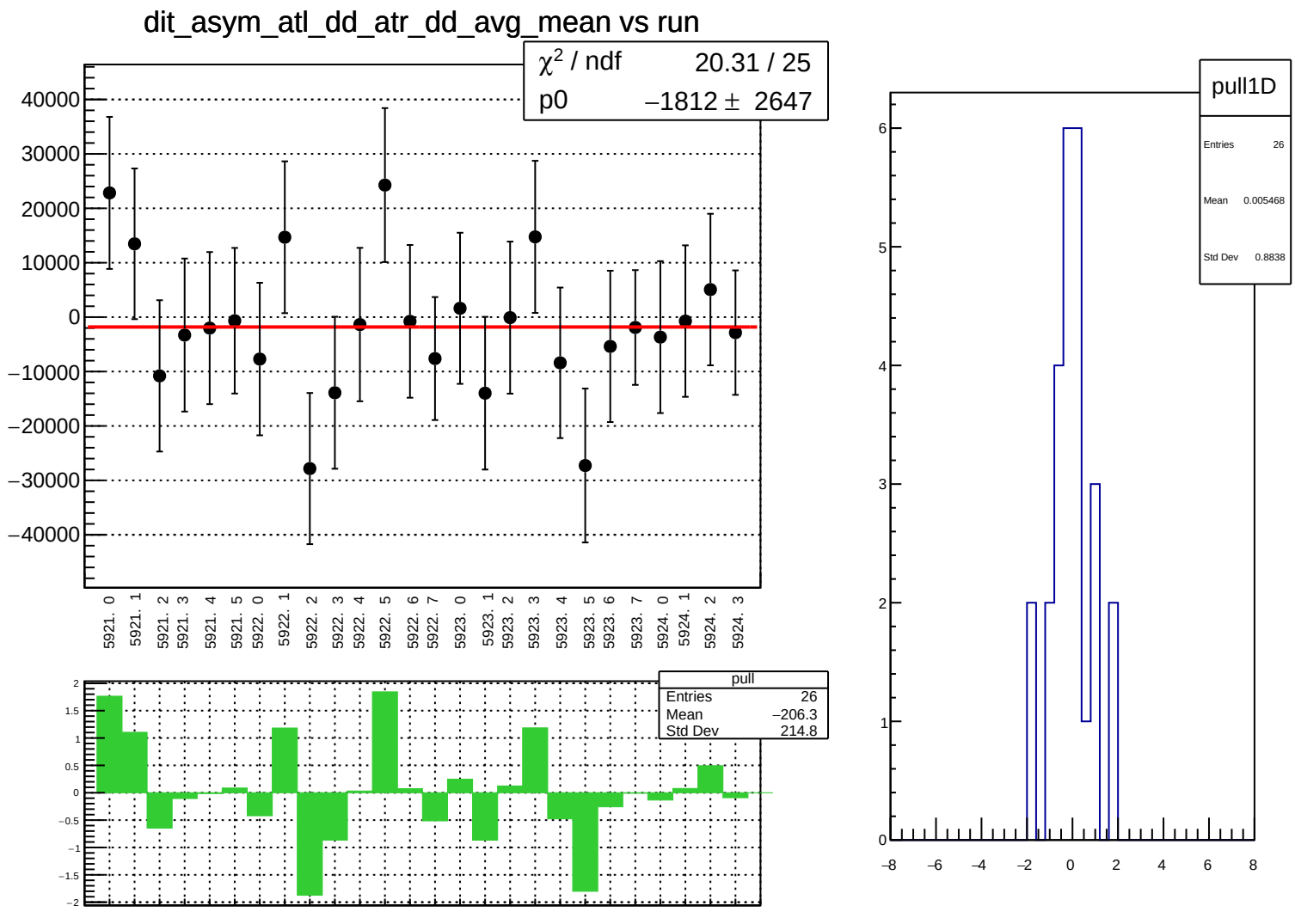
dit_asym_atl_dd_atr_dd_avg_mean vs run
χ² / ndf 20.31 / 25
p0 −1812 ± 2647
40000
30000
20000
10000
0
−10000
−20000
−30000
−40000
5921. 0
5921. 1
5921. 2
5921. 3
5921. 4
5921. 5
5922. 0
5922. 1
5922. 2
5922. 3
5922. 4
5922. 5
5922. 6
5922. 7
5923. 0
5923. 1
5923. 2
5923. 3
5923. 4
5923. 5
5923. 6
5923. 7
5924. 0
5924. 1
5924. 2
5924. 3
pull
Entries 26
Mean −206.3
Std Dev 214.8
pull1D
Entries 26
Mean 0.005468
Std Dev 0.8838

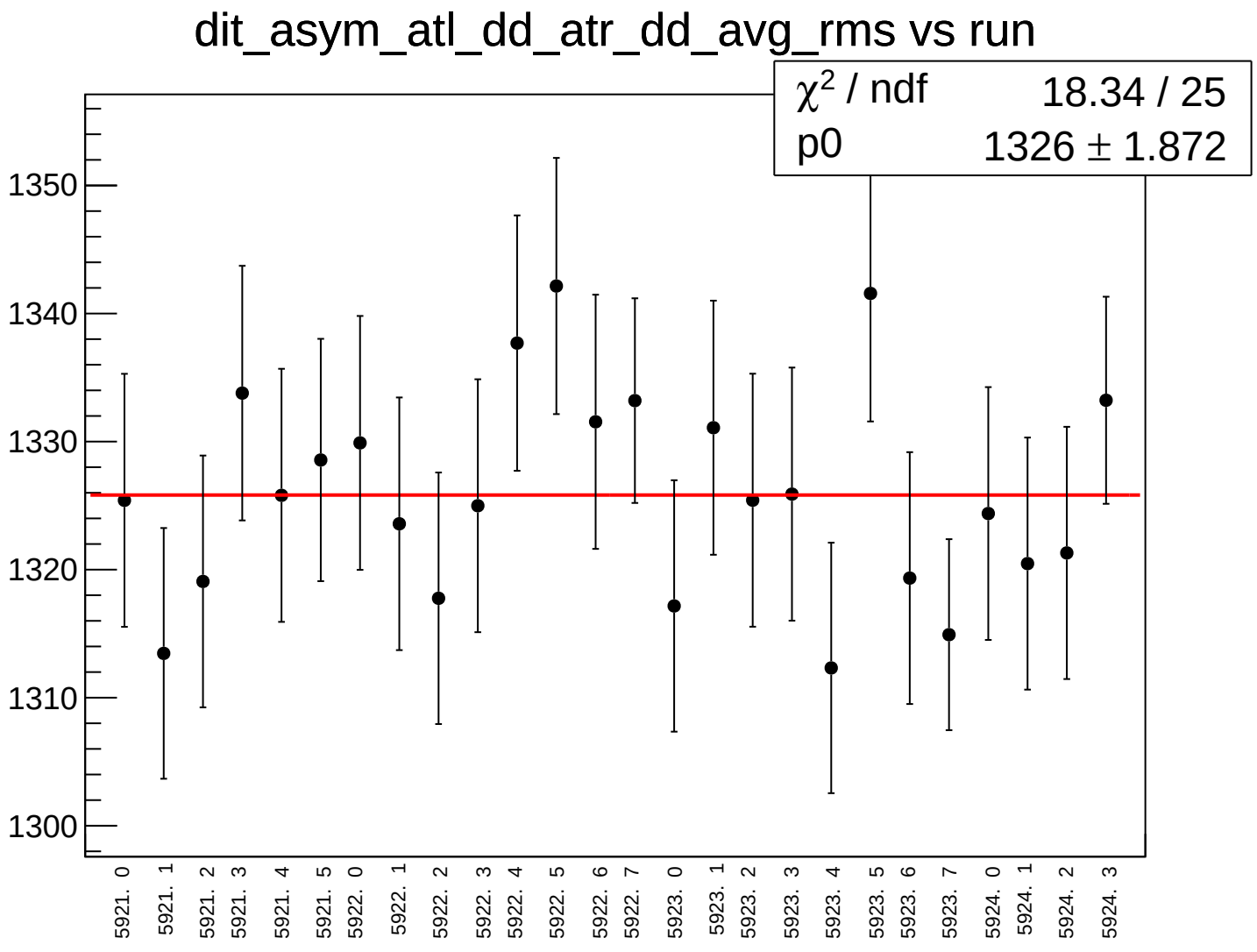
dit_asym_atl_dd_atr_dd_avg_rms vs run
χ2 / ndf 18.34 / 25
p0 1326 ± 1.872
1350
1340
1330
1320
1310
1300
5921. 0
5921. 1
5921. 2
5921. 3
5921. 4
5921. 5
5922. 0
5922. 1
5922. 2
5922. 3
5922. 4
5922. 5
5922. 6
5922. 7
5923. 0
5923. 1
5923. 2
5923. 3
5923. 4
5923. 5
5923. 6
5923. 7
5924. 0
5924. 1
5924. 2
5924. 3

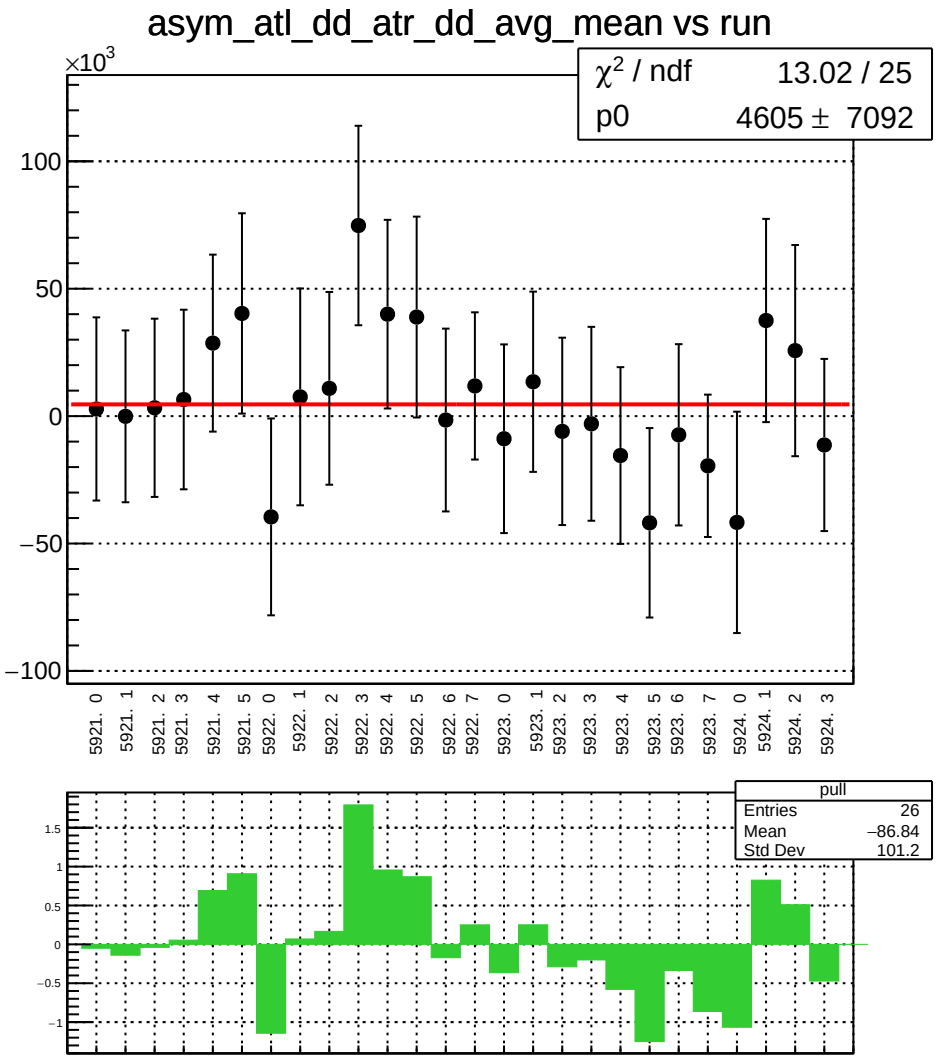
asym_atl_dd_atr_dd_avg_mean vs run
×10^3
χ² / ndf 13.02 / 25
p0 4605 ± 7092
100
50
0
−50
−100
5921. 0
5921. 1
5921. 2
5921. 3
5921. 4
5921. 5
5922. 0
5922. 1
5922. 2
5922. 3
5922. 4
5922. 5
5922. 6
5922. 7
5923. 0
5923. 1
5923. 2
5923. 3
5923. 4
5923. 5
5923. 6
5923. 7
5924. 0
5924. 1
5924. 2
5924. 3
pull
Entries 26
Mean −86.84
Std Dev 101.2
1.5
1
0.5
0
−0.5
−1

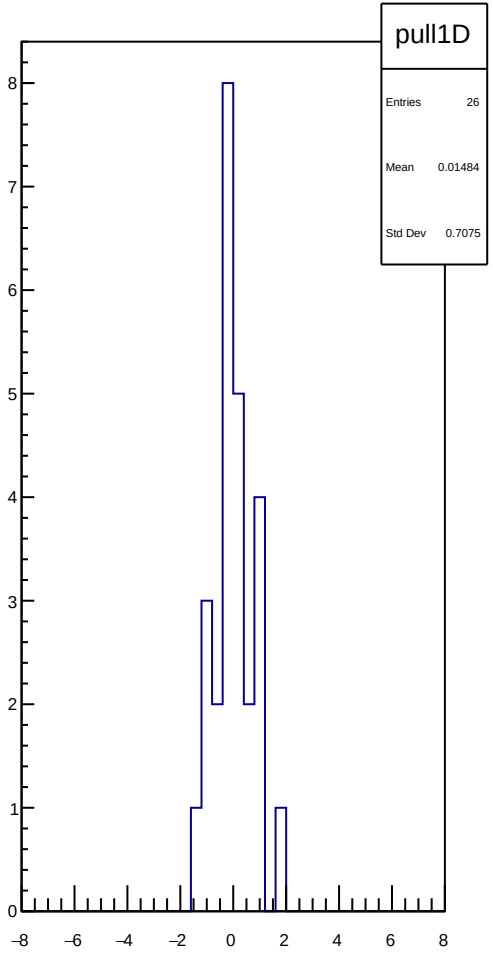
pull1D
Entries 26
Mean 0.01484
Std Dev 0.7075
8
7
6
5
4
3
2
1
0
−8
−6
−4
−2
0
2
4
6
8

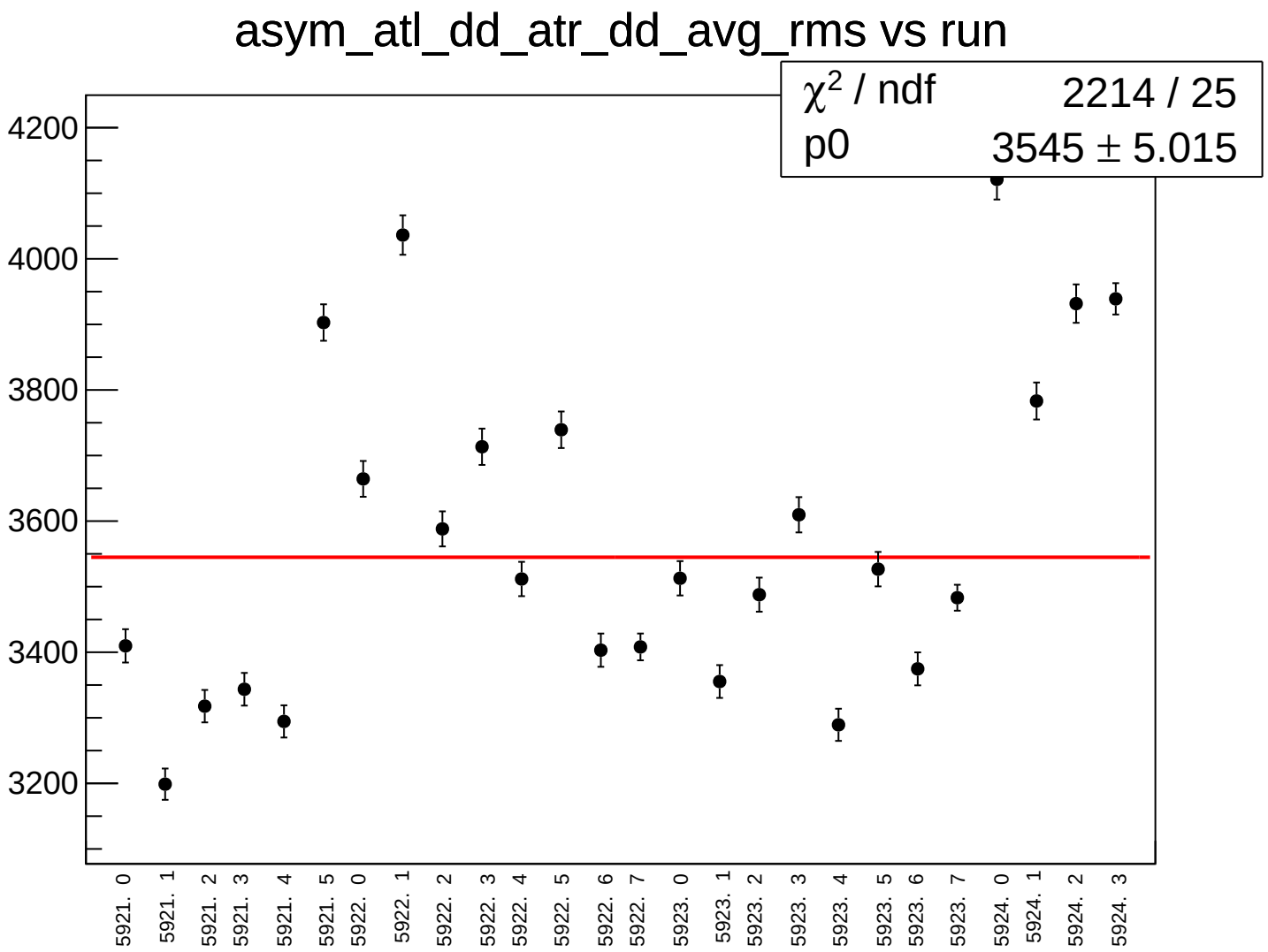
asym_atl_dd_atr_dd_avg_rms vs run
χ^2 / ndf 2214 / 25
p0 3545 ± 5.015
4200
4000
3800
3600
3400
3200
5921. 0
5921. 1
5921. 2
5921. 3
5921. 4
5921. 5
5922. 0
5922. 1
5922. 2
5922. 3
5922. 4
5922. 5
5922. 6
5922. 7
5923. 0
5923. 1
5923. 2
5923. 3
5923. 4
5923. 5
5923. 6
5923. 7
5924. 0
5924. 1
5924. 2
5924. 3

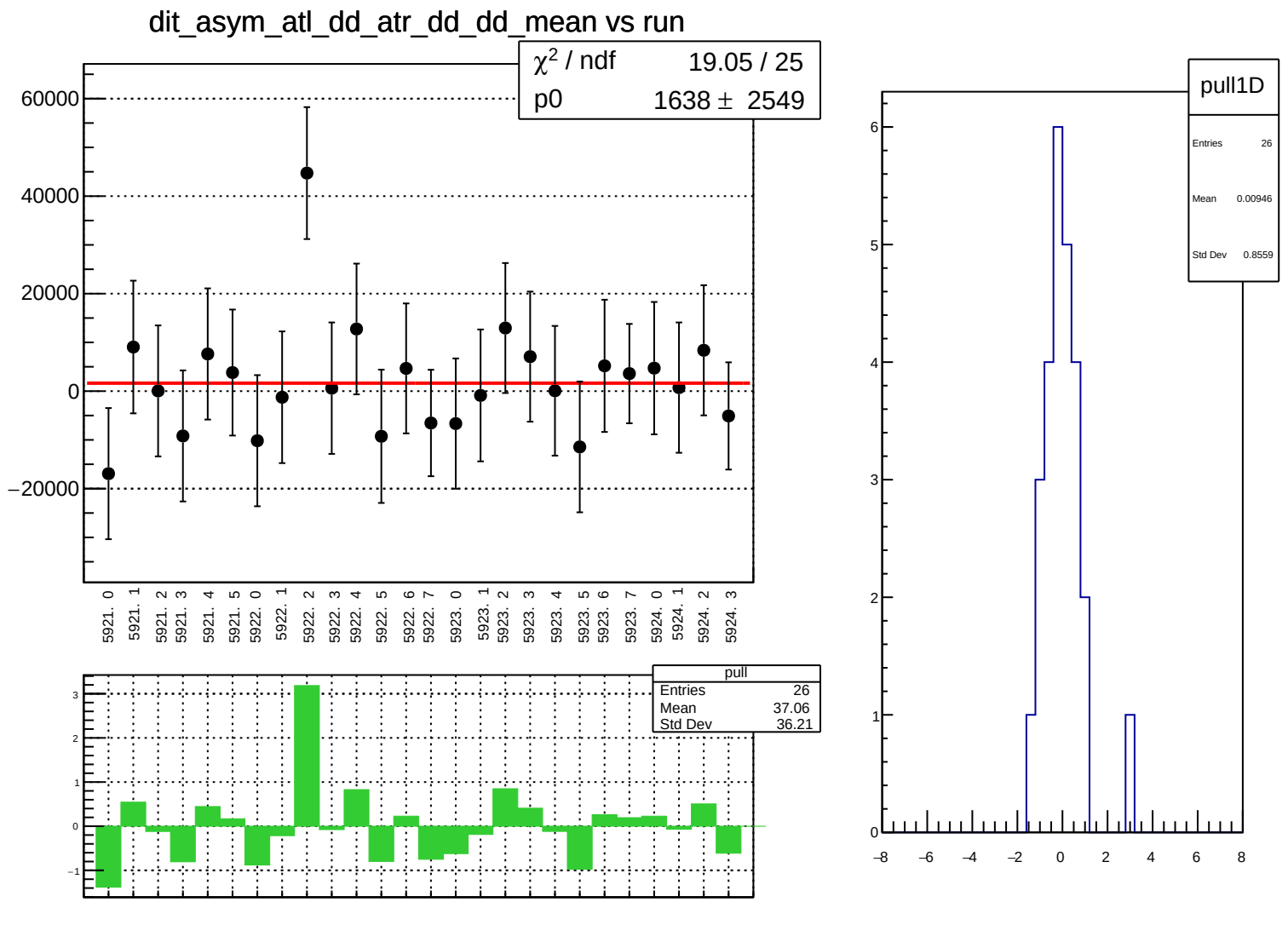
dit_asym_atl_dd_atr_dd_dd_mean vs run
χ² / ndf 19.05 / 25
p0 1638 ± 2549
60000
40000
20000
0
−20000
5921. 0
5921. 1
5921. 2
5921. 3
5921. 4
5921. 5
5922. 0
5922. 1
5922. 2
5922. 3
5922. 4
5922. 5
5922. 6
5922. 7
5923. 0
5923. 1
5923. 2
5923. 3
5923. 4
5923. 5
5923. 6
5923. 7
5924. 0
5924. 1
5924. 2
5924. 3
pull
Entries 26
Mean 37.06
Std Dev 36.21
3
2
1
0
−1
pull1D
Entries 26
Mean 0.00946
Std Dev 0.8559
6
5
4
3
2
1
0
−8
−6
−4
−2
0
2
4
6
8

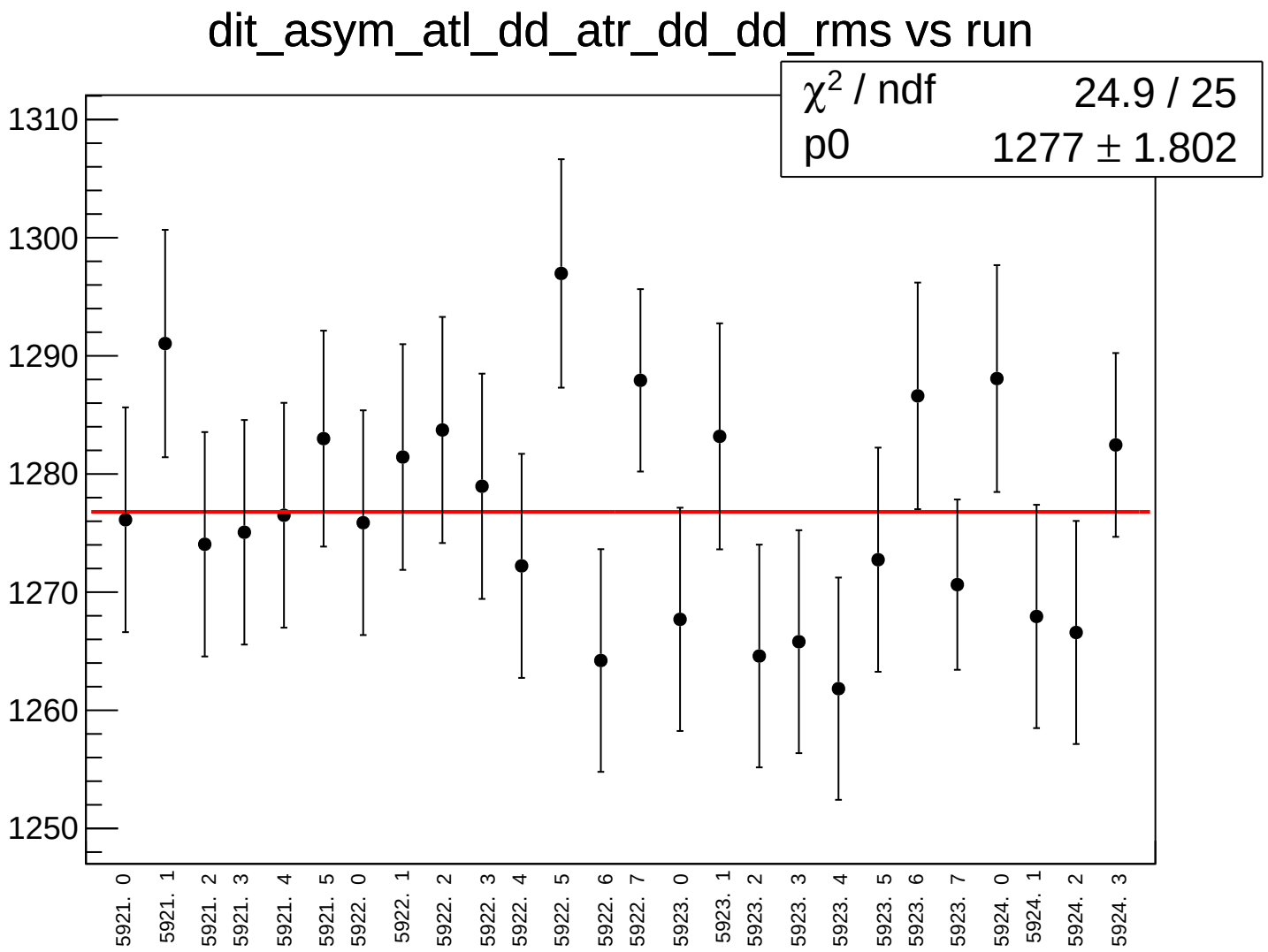
dit_asym_atl_dd_atr_dd_dd_rms vs run
χ² / ndf 24.9 / 25
p0 1277 ± 1.802
1310
1300
1290
1280
1270
1260
1250
5921. 0
5921. 1
5921. 2
5921. 3
5921. 4
5921. 5
5922. 0
5922. 1
5922. 2
5922. 3
5922. 4
5922. 5
5922. 6
5922. 7
5923. 0
5923. 1
5923. 2
5923. 3
5923. 4
5923. 5
5923. 6
5923. 7
5924. 0
5924. 1
5924. 2
5924. 3

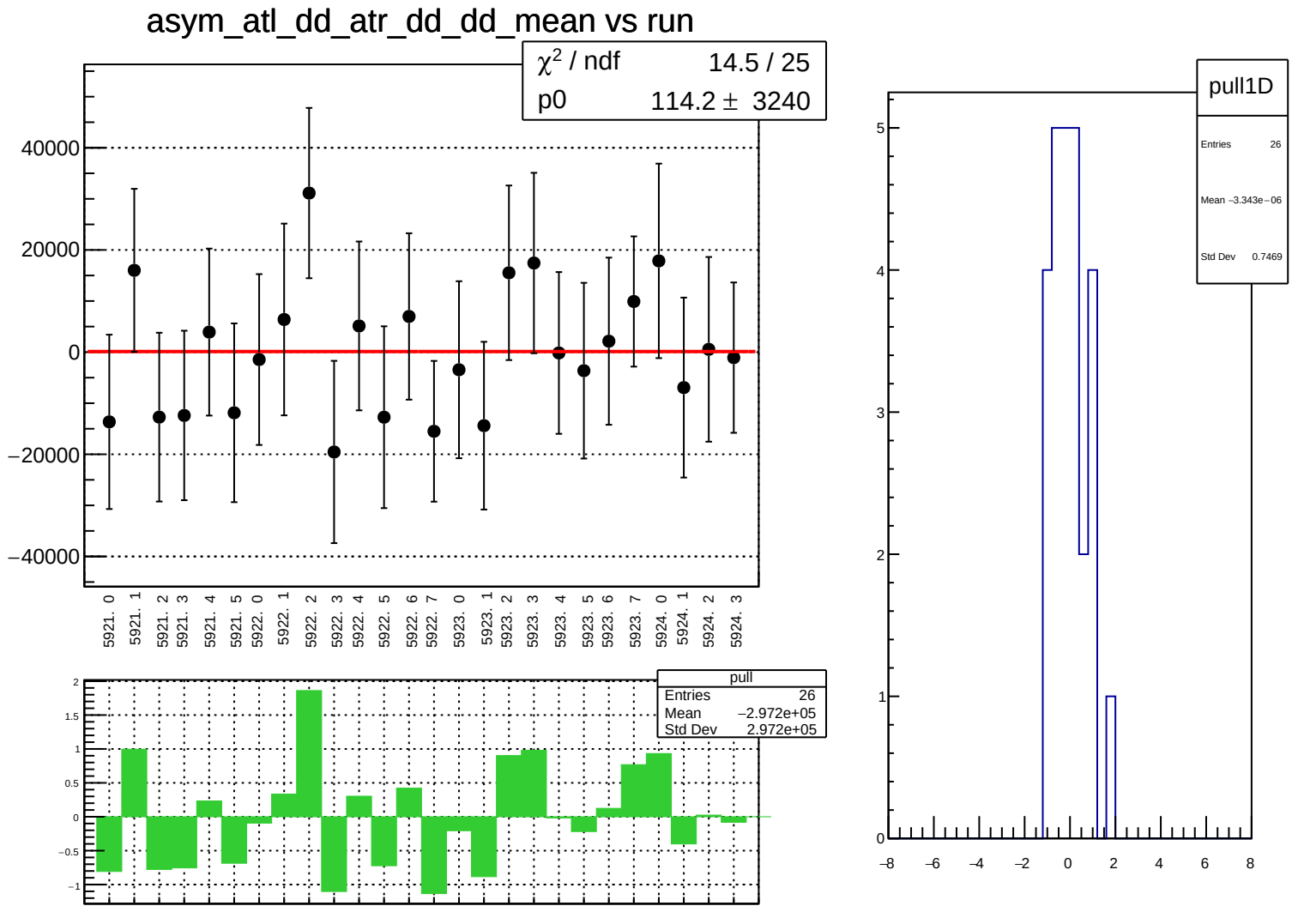
asym_atl_dd_atr_dd_dd_mean vs run
χ2 / ndf 14.5 / 25
p0 114.2 ± 3240
40000
20000
0
−20000
−40000
5921. 0
5921. 1
5921. 2
5921. 3
5921. 4
5921. 5
5922. 0
5922. 1
5922. 2
5922. 3
5922. 4
5922. 5
5922. 6
5922. 7
5923. 0
5923. 1
5923. 2
5923. 3
5923. 4
5923. 5
5923. 6
5923. 7
5924. 0
5924. 1
5924. 2
5924. 3
pull
Entries 26
Mean −2.972e+05
Std Dev 2.972e+05
2
1.5
1
0.5
0
−0.5
−1
pull1D
Entries 26
Mean −3.343e−06
Std Dev 0.7469
5
4
3
2
1
0
−8
−6
−4
−2
0
2
4
6
8

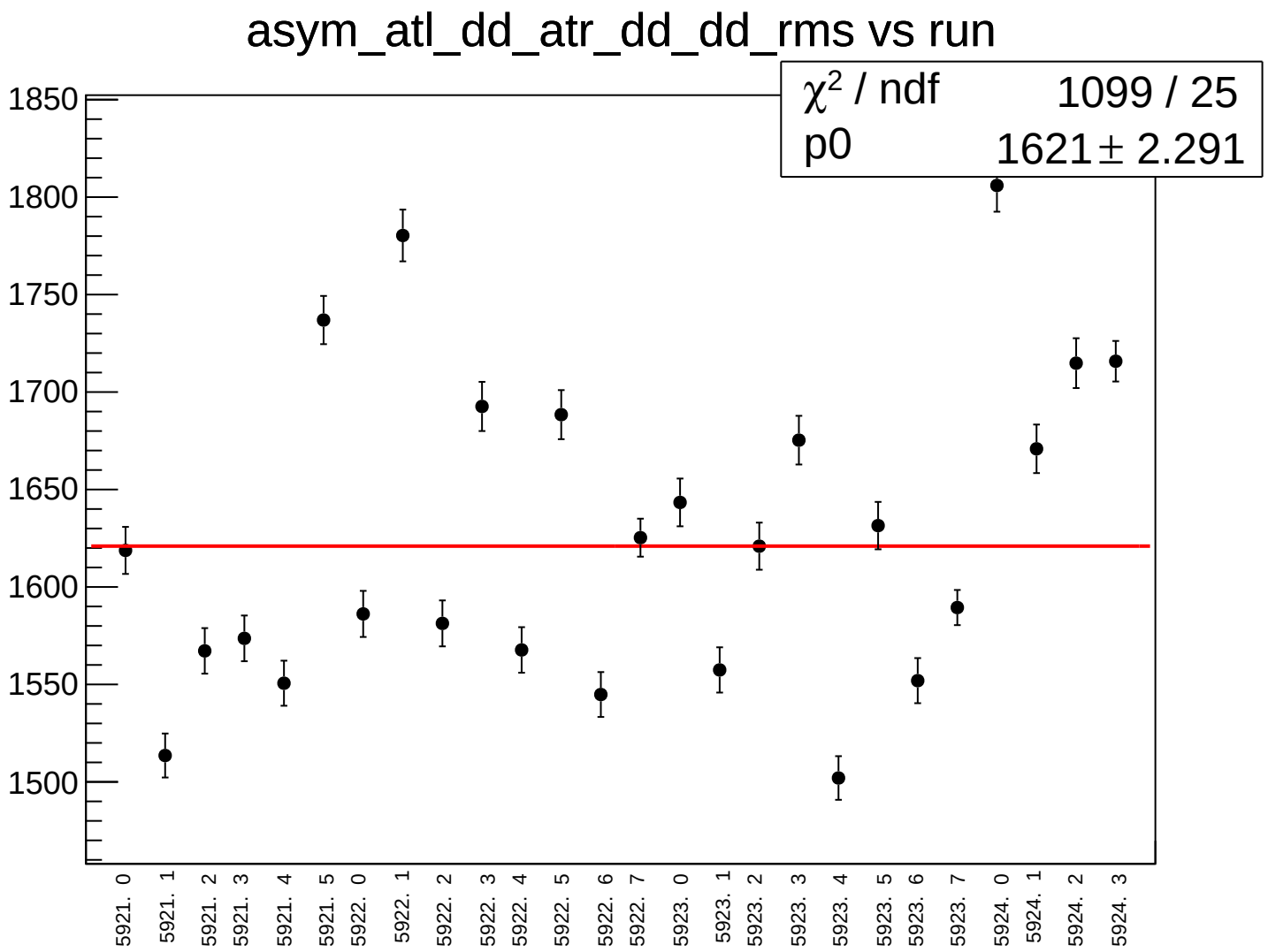
asym_atl_dd_atr_dd_dd_rms vs run
χ² / ndf 1099 / 25
p0 1621 ± 2.291
1850
1800
1750
1700
1650
1600
1550
1500
5921. 0
5921. 1
5921. 2
5921. 3
5921. 4
5921. 5
5922. 0
5922. 1
5922. 2
5922. 3
5922. 4
5922. 5
5922. 6
5922. 7
5923. 0
5923. 1
5923. 2
5923. 3
5923. 4
5923. 5
5923. 6
5923. 7
5924. 0
5924. 1
5924. 2
5924. 3

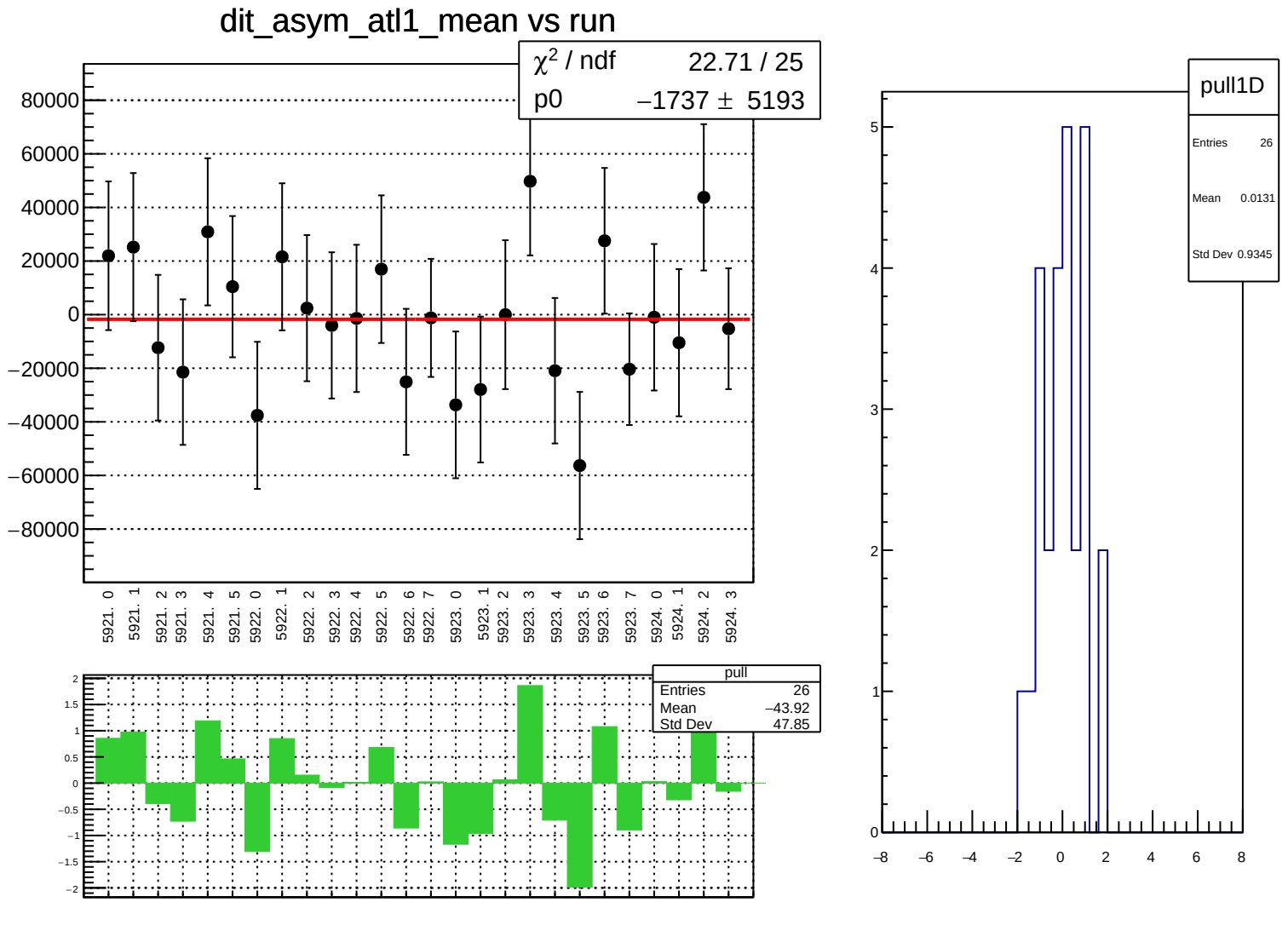
dit_asym_atl1_mean vs run
χ² / ndf 22.71 / 25
p0 −1737 ± 5193
80000
60000
40000
20000
0
−20000
−40000
−60000
−80000
5921. 0
5921. 1
5921. 2
5921. 3
5921. 4
5921. 5
5922. 0
5922. 1
5922. 2
5922. 3
5922. 4
5922. 5
5922. 6
5922. 7
5923. 0
5923. 1
5923. 2
5923. 3
5923. 4
5923. 5
5923. 6
5923. 7
5924. 0
5924. 1
5924. 2
5924. 3
pull
Entries 26
Mean −43.92
Std Dev 47.85
2
1.5
1
0.5
0
−0.5
−1
−1.5
−2
pull1D
Entries 26
Mean 0.0131
Std Dev 0.9345
5
4
3
2
1
0
−8
−6
−4
−2
0
2
4
6
8

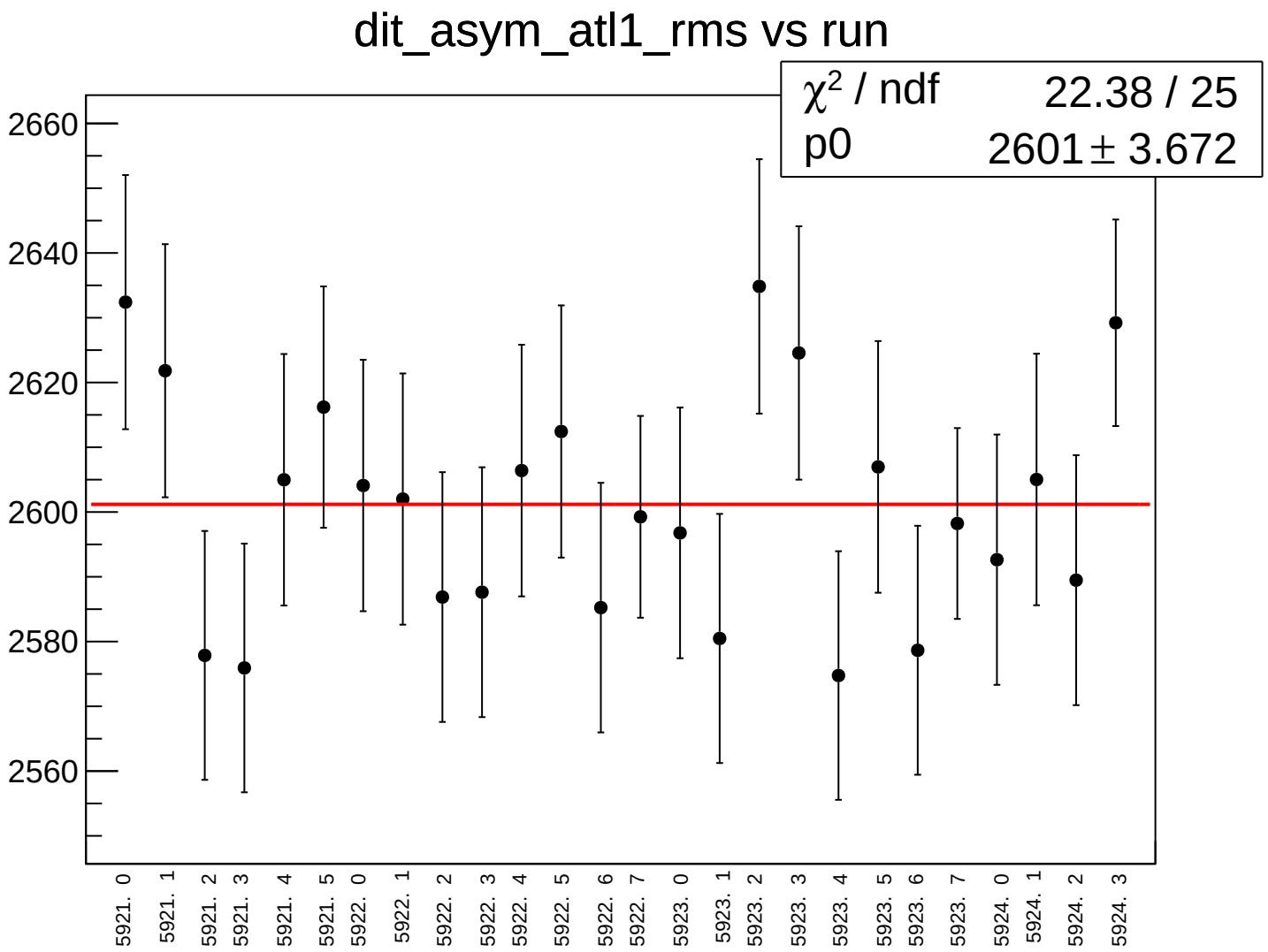
dit_asym_atl1_rms vs run
χ² / ndf 22.38 / 25
p0 2601 ± 3.672
2660
2640
2620
2600
2580
2560
5921. 0
5921. 1
5921. 2
5921. 3
5921. 4
5921. 5
5922. 0
5922. 1
5922. 2
5922. 3
5922. 4
5922. 5
5922. 6
5922. 7
5923. 0
5923. 1
5923. 2
5923. 3
5923. 4
5923. 5
5923. 6
5923. 7
5924. 0
5924. 1
5924. 2
5924. 3

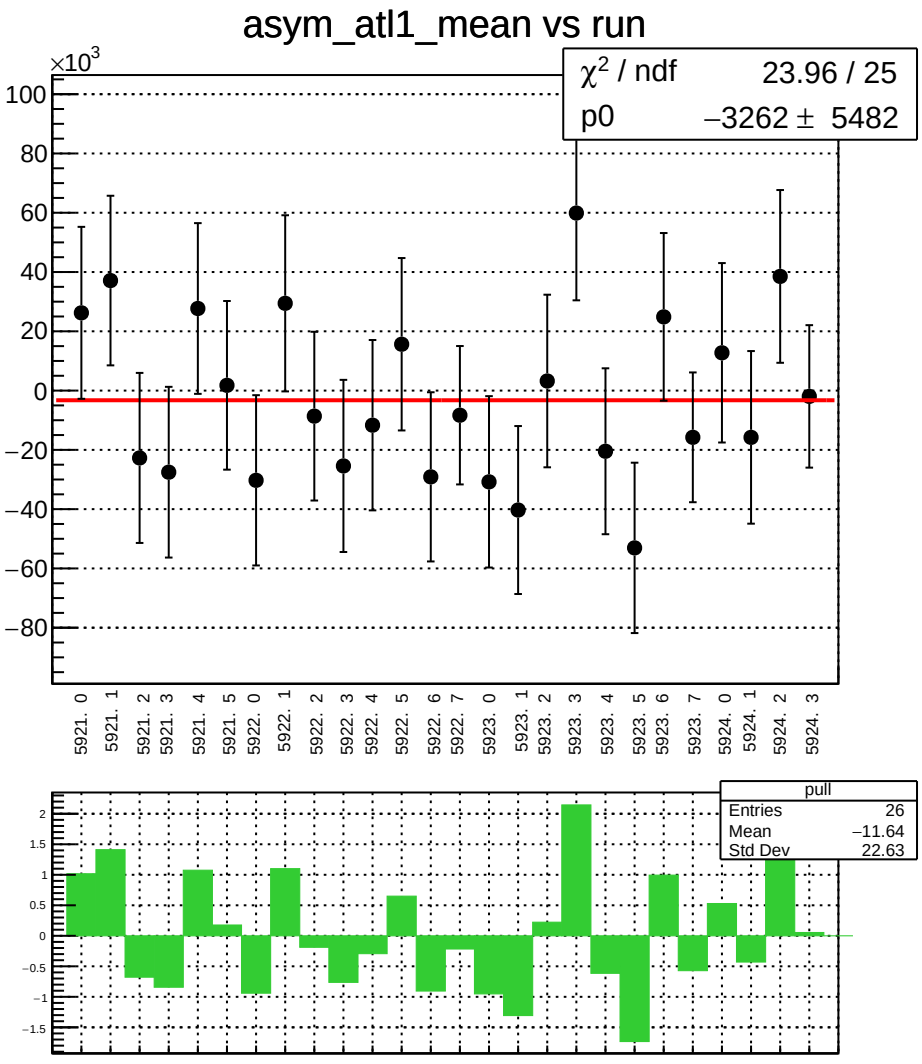
asym_atl1_mean vs run
×10^3
χ² / ndf 23.96 / 25
p0 −3262 ± 5482
100
80
60
40
20
0
−20
−40
−60
−80
5921. 0
5921. 1
5921. 2
5921. 3
5921. 4
5921. 5
5922. 0
5922. 1
5922. 2
5922. 3
5922. 4
5922. 5
5922. 6
5922. 7
5923. 0
5923. 1
5923. 2
5923. 3
5923. 4
5923. 5
5923. 6
5923. 7
5924. 0
5924. 1
5924. 2
5924. 3
pull
Entries 26
Mean −11.64
Std Dev 22.63
2
1.5
1
0.5
0
−0.5
−1
−1.5

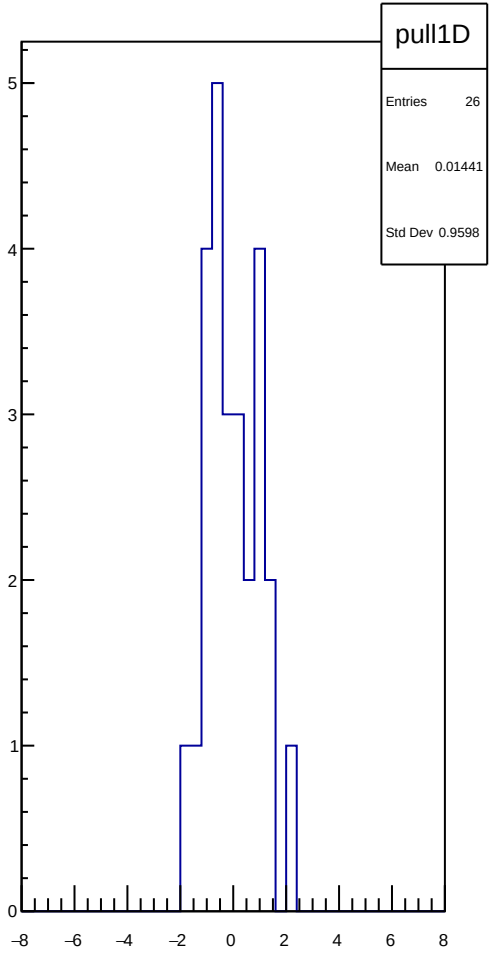
pull1D
Entries 26
Mean 0.01441
Std Dev 0.9598
5
4
3
2
1
0
−8
−6
−4
−2
0
2
4
6
8

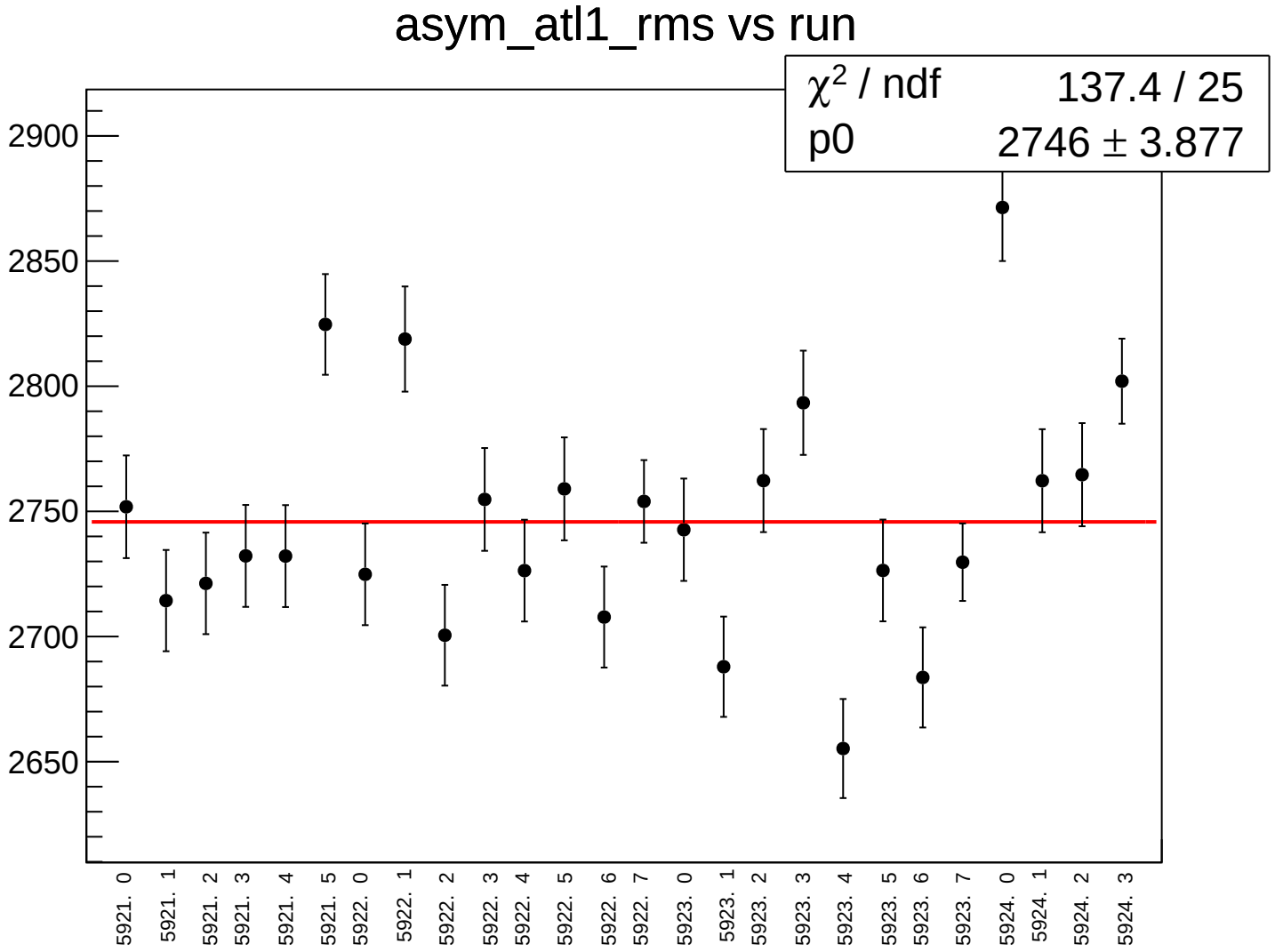
asym_atl1_rms vs run
χ² / ndf 137.4 / 25
p0 2746 ± 3.877
2900
2850
2800
2750
2700
2650
5921. 0
5921. 1
5921. 2
5921. 3
5921. 4
5921. 5
5922. 0
5922. 1
5922. 2
5922. 3
5922. 4
5922. 5
5922. 6
5922. 7
5923. 0
5923. 1
5923. 2
5923. 3
5923. 4
5923. 5
5923. 6
5923. 7
5924. 0
5924. 1
5924. 2
5924. 3

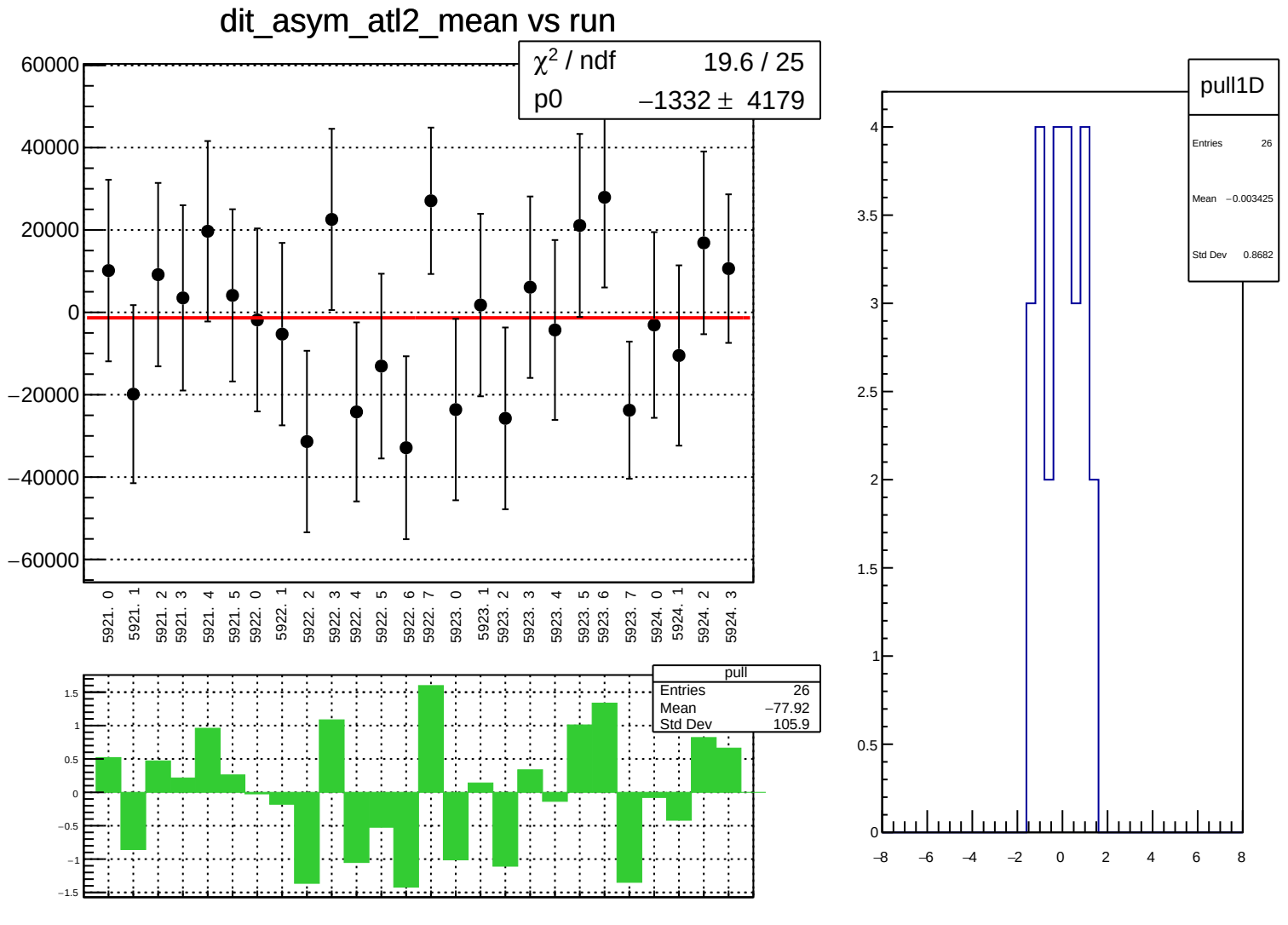
dit_asym_atl2_mean vs run
χ² / ndf 19.6 / 25
p0 −1332 ± 4179
60000
40000
20000
0
−20000
−40000
−60000
5921. 0
5921. 1
5921. 2
5921. 3
5921. 4
5921. 5
5922. 0
5922. 1
5922. 2
5922. 3
5922. 4
5922. 5
5922. 6
5922. 7
5923. 0
5923. 1
5923. 2
5923. 3
5923. 4
5923. 5
5923. 6
5923. 7
5924. 0
5924. 1
5924. 2
5924. 3
pull
Entries 26
Mean −77.92
Std Dev 105.9
1.5
1
0.5
0
−0.5
−1
−1.5
pull1D
Entries 26
Mean −0.003425
Std Dev 0.8682
4
3.5
3
2.5
2
1.5
1
0.5
0
−8
−6
−4
−2
0
2
4
6
8

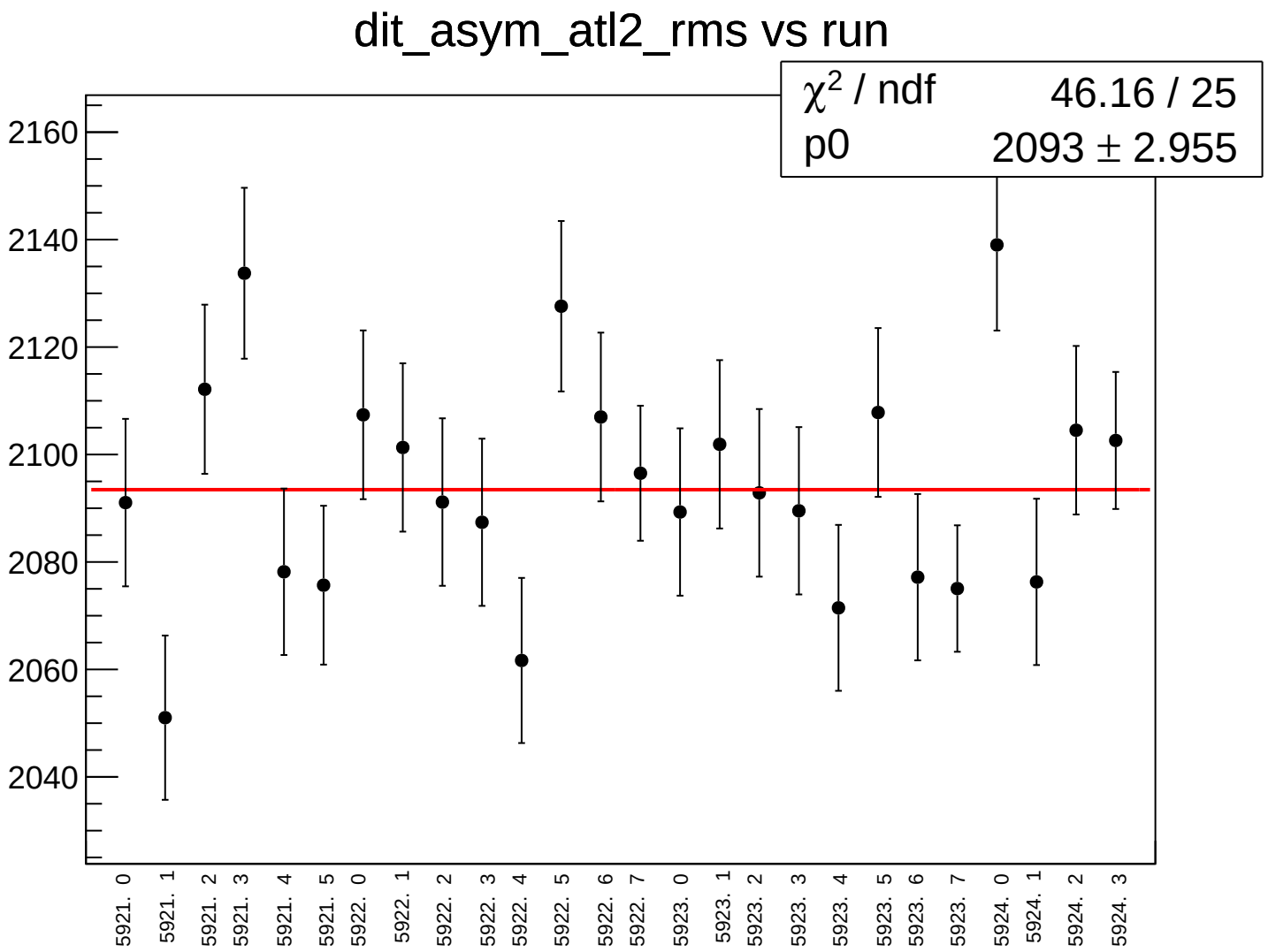
dit_asym_atl2_rms vs run
χ² / ndf 46.16 / 25
p0 2093 ± 2.955
2160
2140
2120
2100
2080
2060
2040
5921. 0
5921. 1
5921. 2
5921. 3
5921. 4
5921. 5
5922. 0
5922. 1
5922. 2
5922. 3
5922. 4
5922. 5
5922. 6
5922. 7
5923. 0
5923. 1
5923. 2
5923. 3
5923. 4
5923. 5
5923. 6
5923. 7
5924. 0
5924. 1
5924. 2
5924. 3

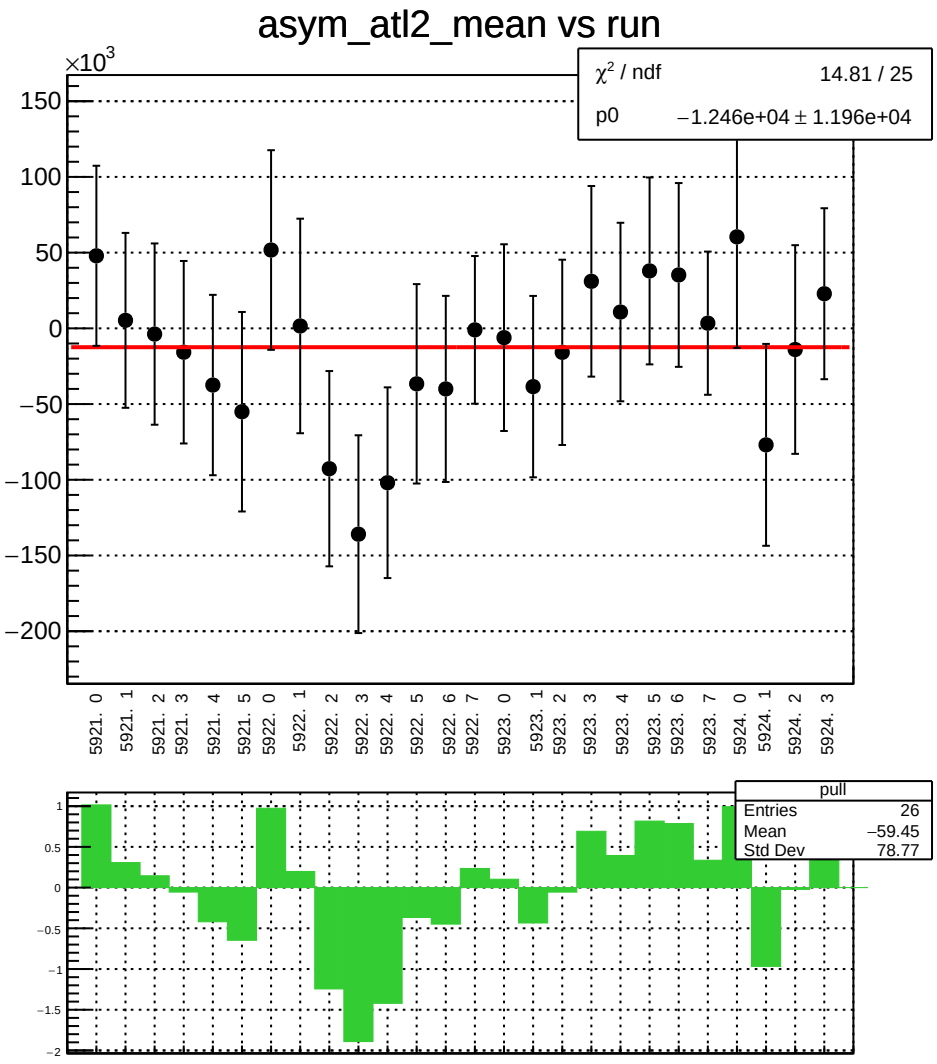
asym_atl2_mean vs run
×10^3
χ² / ndf 14.81 / 25
p0 −1.246e+04 ± 1.196e+04
150
100
50
0
−50
−100
−150
−200
5921. 0
5921. 1
5921. 2
5921. 3
5921. 4
5921. 5
5922. 0
5922. 1
5922. 2
5922. 3
5922. 4
5922. 5
5922. 6
5922. 7
5923. 0
5923. 1
5923. 2
5923. 3
5923. 4
5923. 5
5923. 6
5923. 7
5924. 0
5924. 1
5924. 2
5924. 3
pull
Entries 26
Mean −59.45
Std Dev 78.77
1
0.5
0
−0.5
−1
−1.5
−2

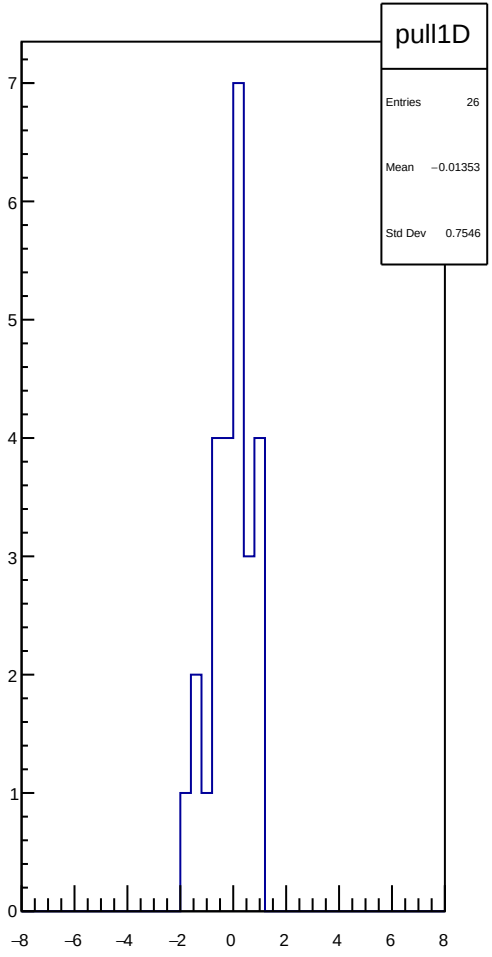
pull1D
Entries 26
Mean −0.01353
Std Dev 0.7546
7
6
5
4
3
2
1
0
−8
−6
−4
−2
0
2
4
6
8

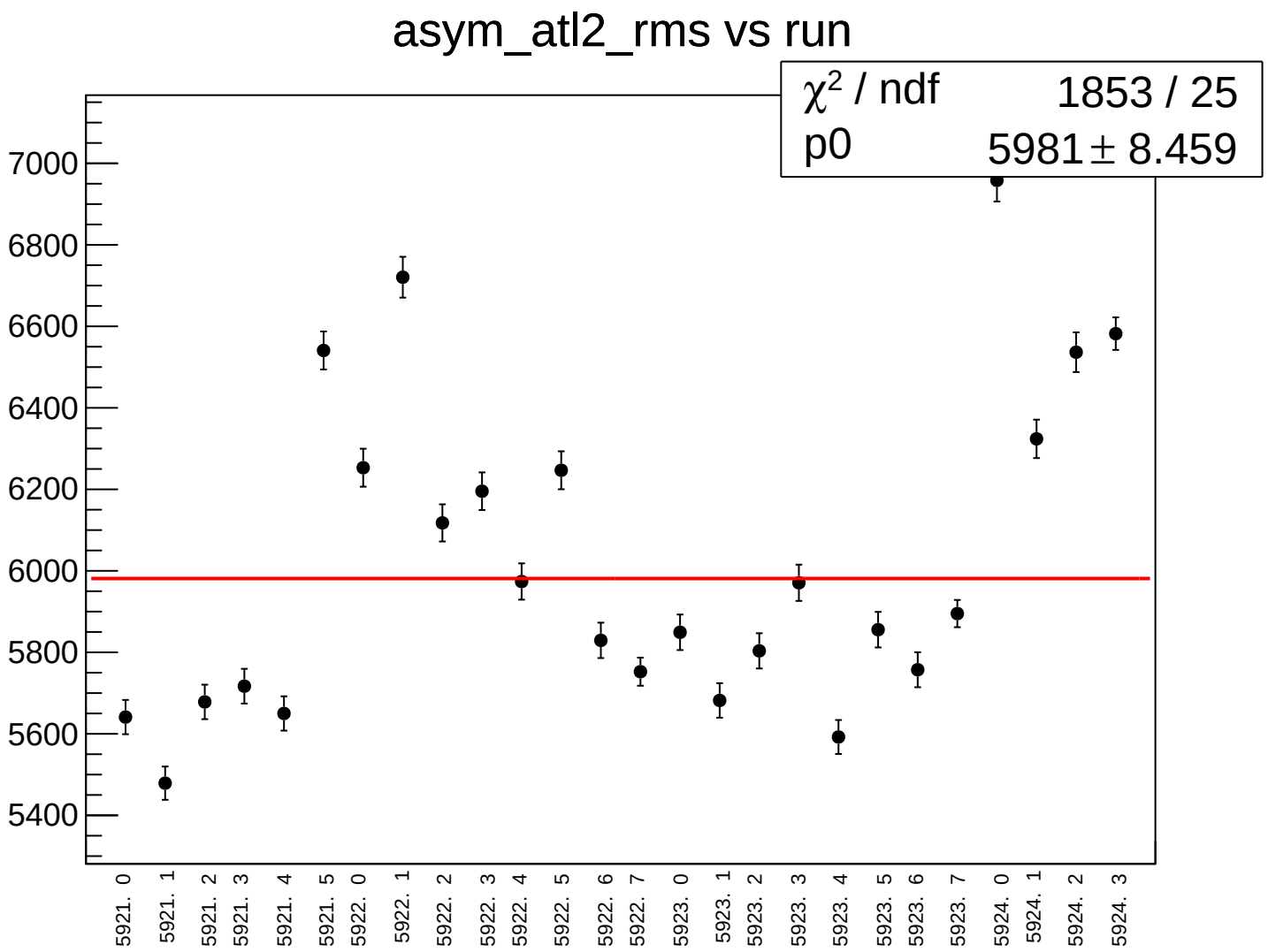
asym_atl2_rms vs run
χ^2 / ndf 1853 / 25
p0 5981 ± 8.459
7000
6800
6600
6400
6200
6000
5800
5600
5400
5921. 0
5921. 1
5921. 2
5921. 3
5921. 4
5921. 5
5922. 0
5922. 1
5922. 2
5922. 3
5922. 4
5922. 5
5922. 6
5922. 7
5923. 0
5923. 1
5923. 2
5923. 3
5923. 4
5923. 5
5923. 6
5923. 7
5924. 0
5924. 1
5924. 2
5924. 3

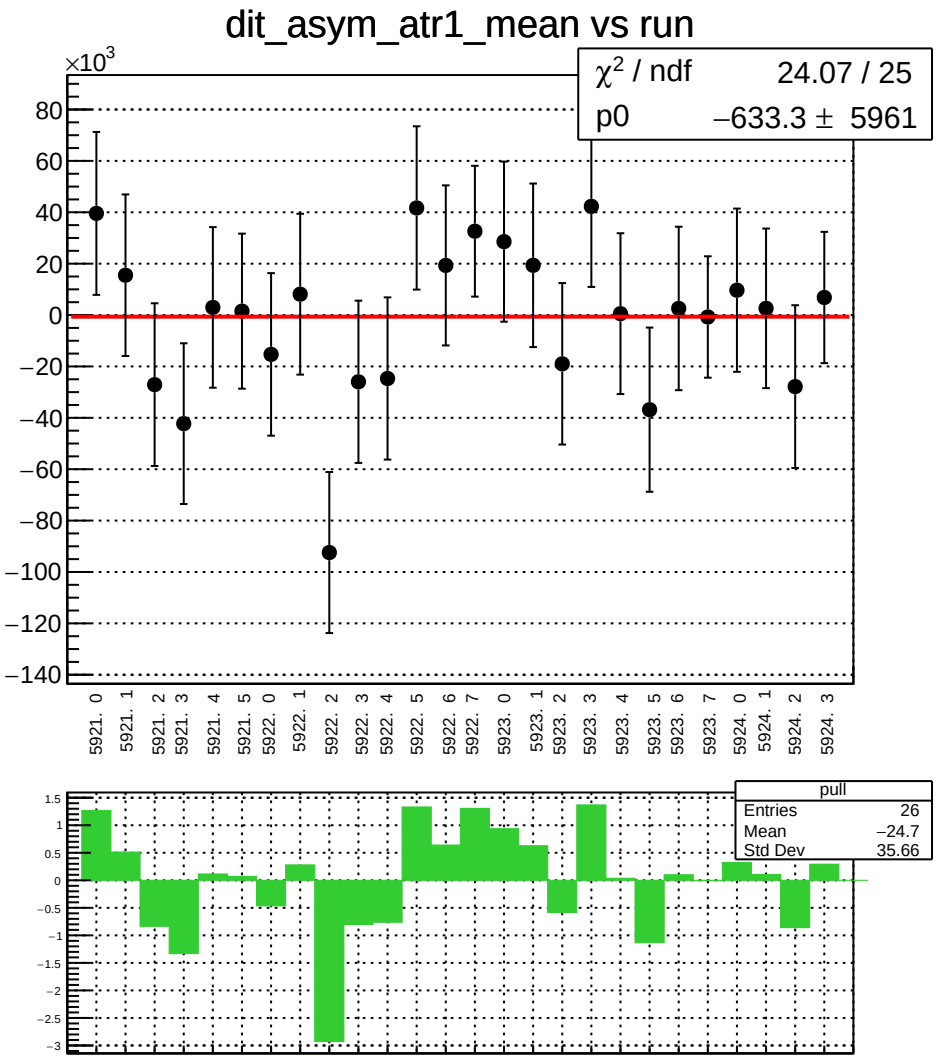
dit_asym_atr1_mean vs run
×10^3
χ² / ndf 24.07 / 25
p0 −633.3 ± 5961
80
60
40
20
0
−20
−40
−60
−80
−100
−120
−140
5921. 0
5921. 1
5921. 2
5921. 3
5921. 4
5921. 5
5922. 0
5922. 1
5922. 2
5922. 3
5922. 4
5922. 5
5922. 6
5922. 7
5923. 0
5923. 1
5923. 2
5923. 3
5923. 4
5923. 5
5923. 6
5923. 7
5924. 0
5924. 1
5924. 2
5924. 3
pull
Entries 26
Mean −24.7
Std Dev 35.66
1.5
1
0.5
0
−0.5
−1
−1.5
−2
−2.5
−3

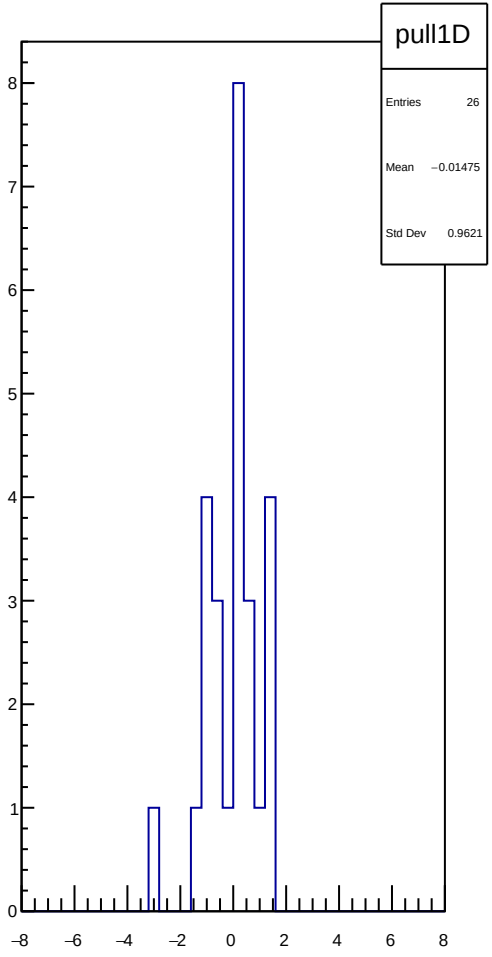
pull1D
Entries 26
Mean −0.01475
Std Dev 0.9621
8
7
6
5
4
3
2
1
0
−8
−6
−4
−2
0
2
4
6
8

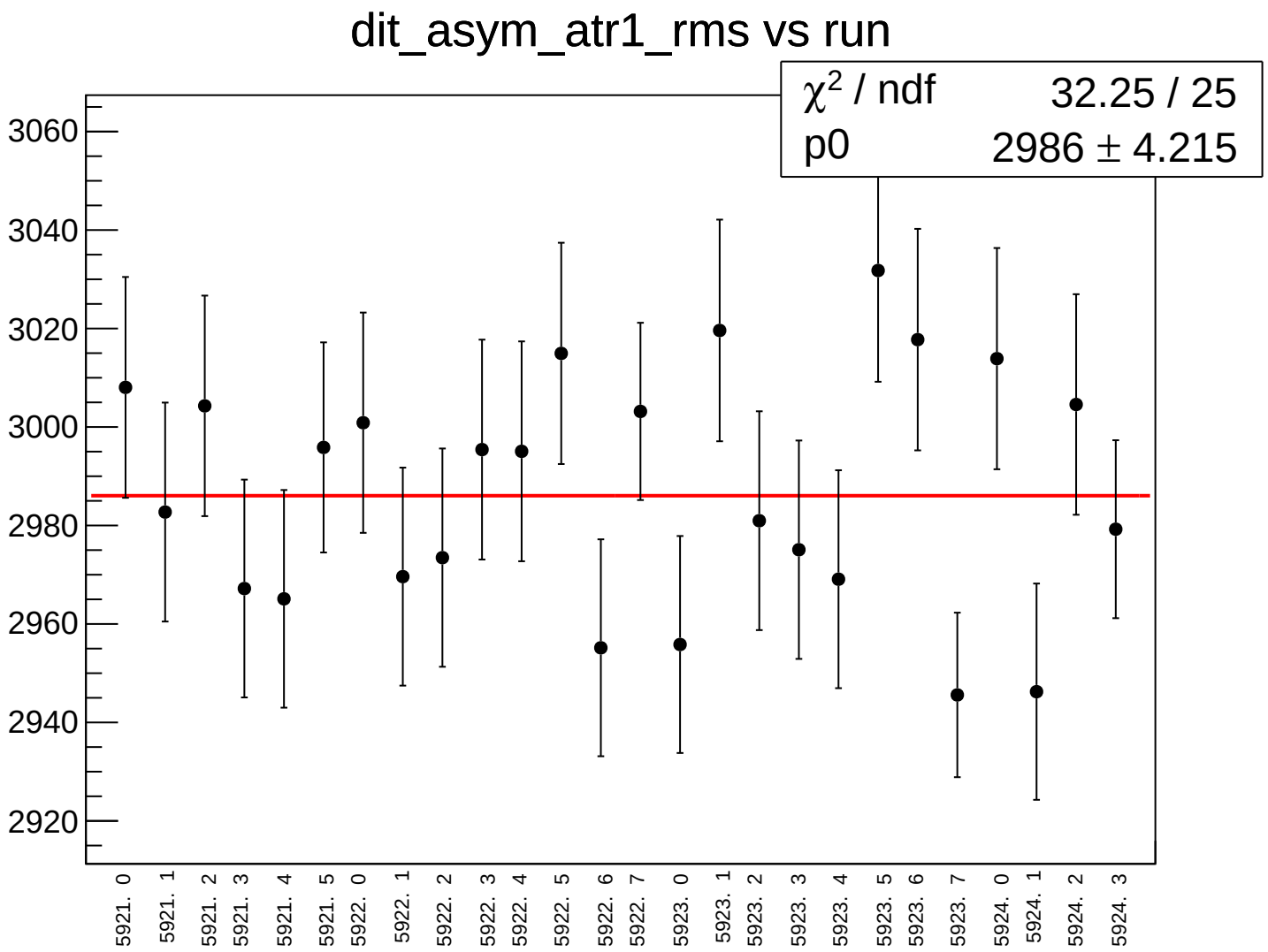
dit_asym_atr1_rms vs run
χ2 / ndf 32.25 / 25
p0 2986 ± 4.215
3060
3040
3020
3000
2980
2960
2940
2920
5921. 0
5921. 1
5921. 2
5921. 3
5921. 4
5921. 5
5922. 0
5922. 1
5922. 2
5922. 3
5922. 4
5922. 5
5922. 6
5922. 7
5923. 0
5923. 1
5923. 2
5923. 3
5923. 4
5923. 5
5923. 6
5923. 7
5924. 0
5924. 1
5924. 2
5924. 3

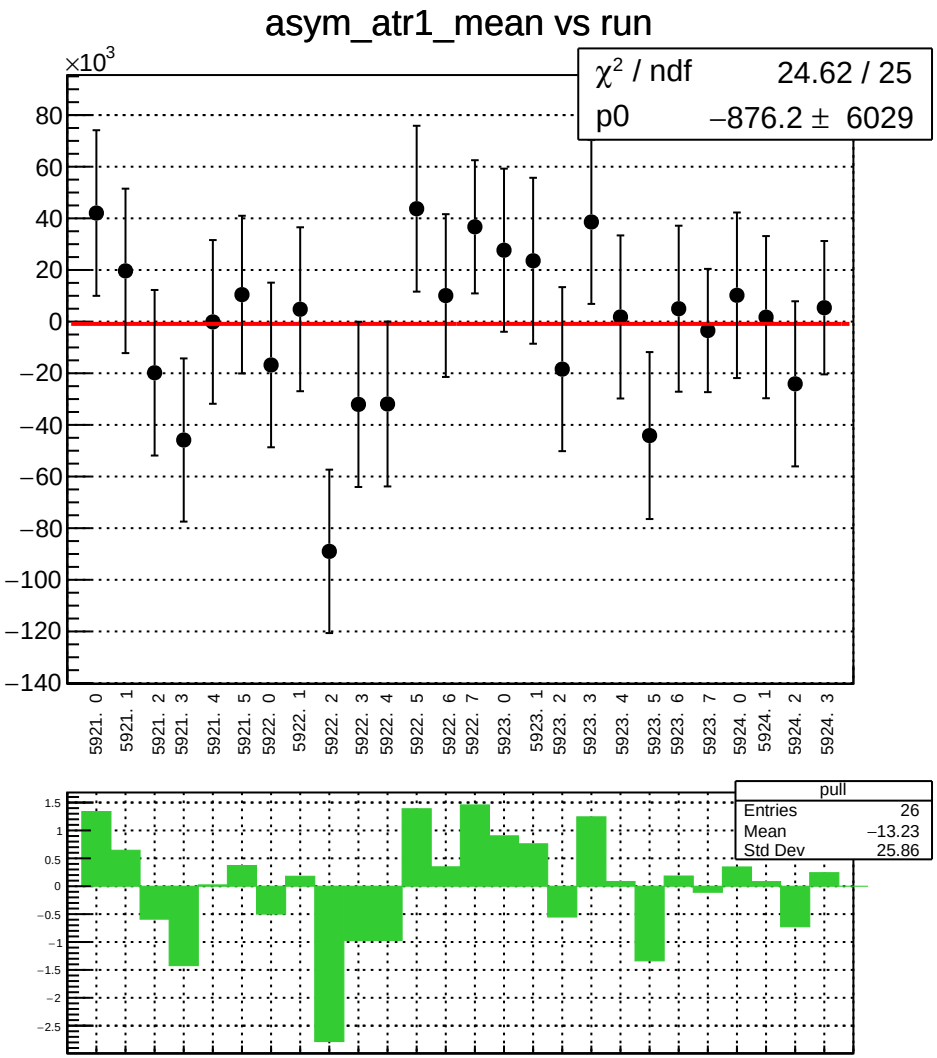
asym_atr1_mean vs run
×10^3
χ² / ndf 24.62 / 25
p0 −876.2 ± 6029
80
60
40
20
0
−20
−40
−60
−80
−100
−120
−140
5921. 0
5921. 1
5921. 2
5921. 3
5921. 4
5921. 5
5922. 0
5922. 1
5922. 2
5922. 3
5922. 4
5922. 5
5922. 6
5922. 7
5923. 0
5923. 1
5923. 2
5923. 3
5923. 4
5923. 5
5923. 6
5923. 7
5924. 0
5924. 1
5924. 2
5924. 3
pull
Entries 26
Mean −13.23
Std Dev 25.86
1.5
1
0.5
0
−0.5
−1
−1.5
−2
−2.5

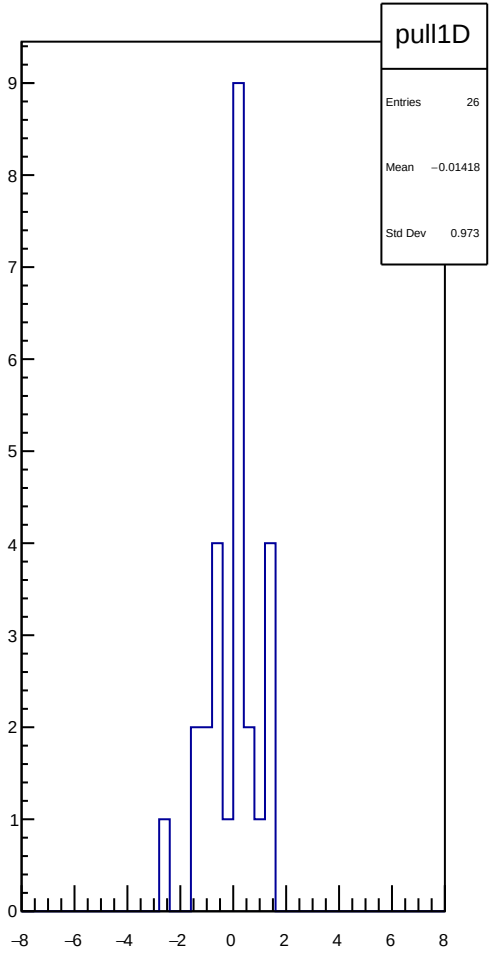
pull1D
Entries 26
Mean −0.01418
Std Dev 0.973
9
8
7
6
5
4
3
2
1
0
−8
−6
−4
−2
0
2
4
6
8

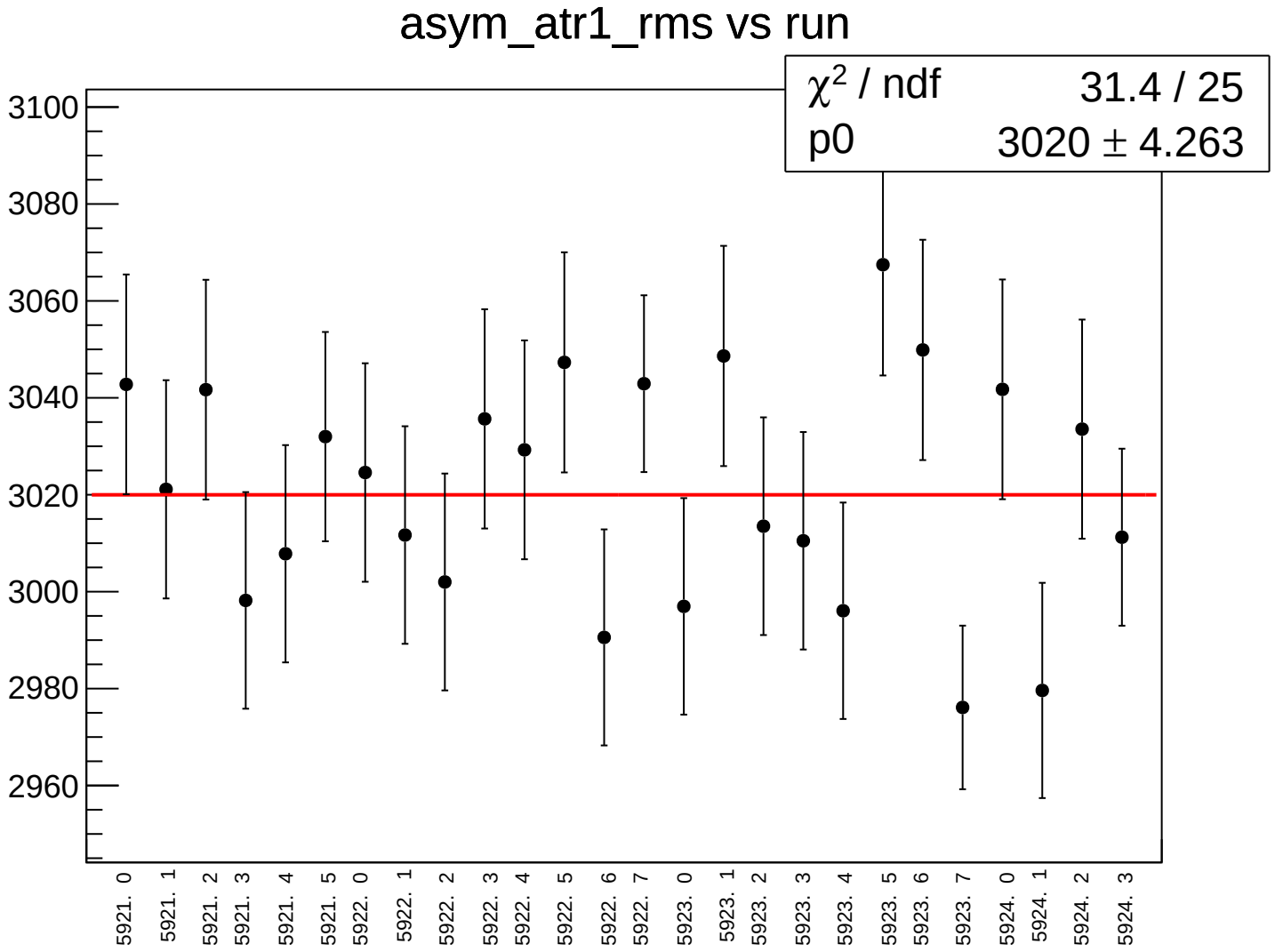
asym_atr1_rms vs run
χ2 / ndf 31.4 / 25
p0 3020 ± 4.263
3100
3080
3060
3040
3020
3000
2980
2960
5921. 0
5921. 1
5921. 2
5921. 3
5921. 4
5921. 5
5922. 0
5922. 1
5922. 2
5922. 3
5922. 4
5922. 5
5922. 6
5922. 7
5923. 0
5923. 1
5923. 2
5923. 3
5923. 4
5923. 5
5923. 6
5923. 7
5924. 0
5924. 1
5924. 2
5924. 3

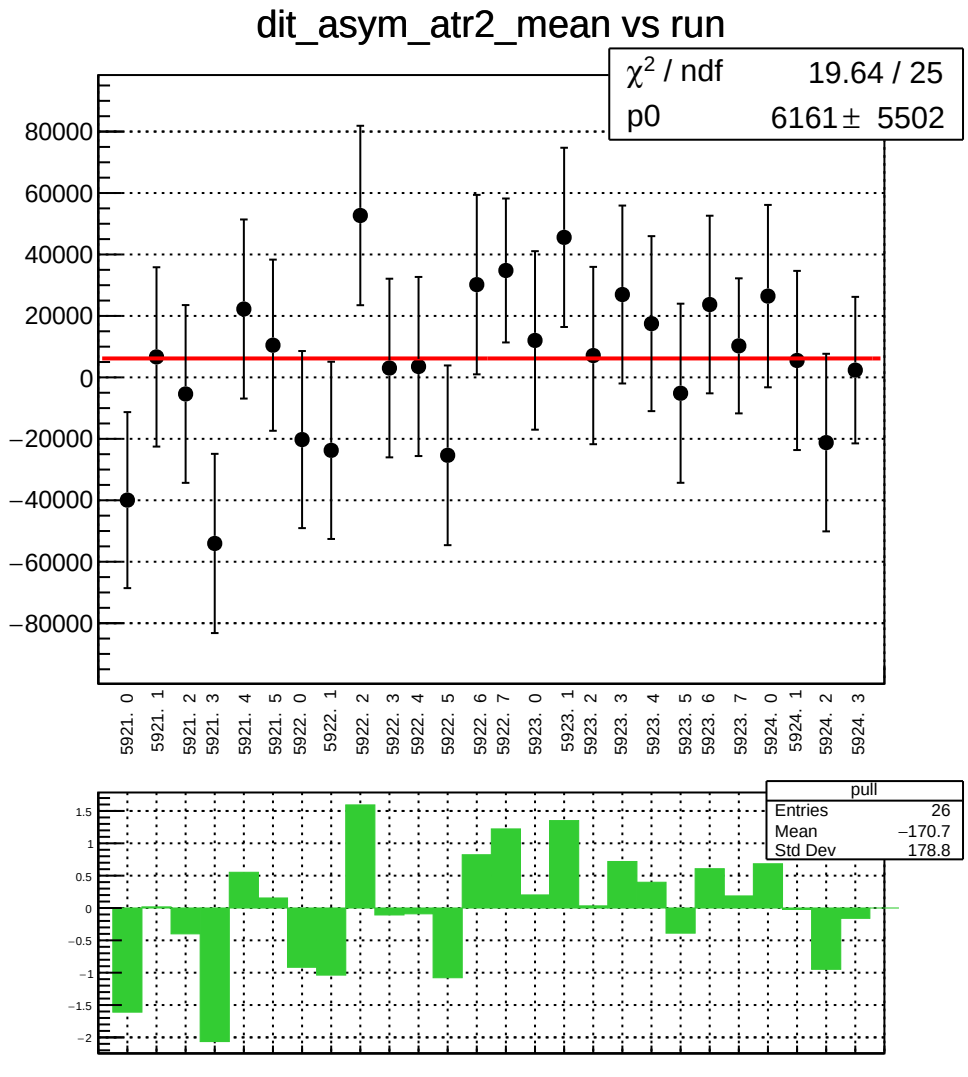
dit_asym_atr2_mean vs run
χ² / ndf 19.64 / 25
p0 6161 ± 5502
80000
60000
40000
20000
0
−20000
−40000
−60000
−80000
5921. 0
5921. 1
5921. 2
5921. 3
5921. 4
5921. 5
5922. 0
5922. 1
5922. 2
5922. 3
5922. 4
5922. 5
5922. 6
5922. 7
5923. 0
5923. 1
5923. 2
5923. 3
5923. 4
5923. 5
5923. 6
5923. 7
5924. 0
5924. 1
5924. 2
5924. 3
pull
Entries 26
Mean −170.7
Std Dev 178.8
1.5
1
0.5
0
−0.5
−1
−1.5
−2

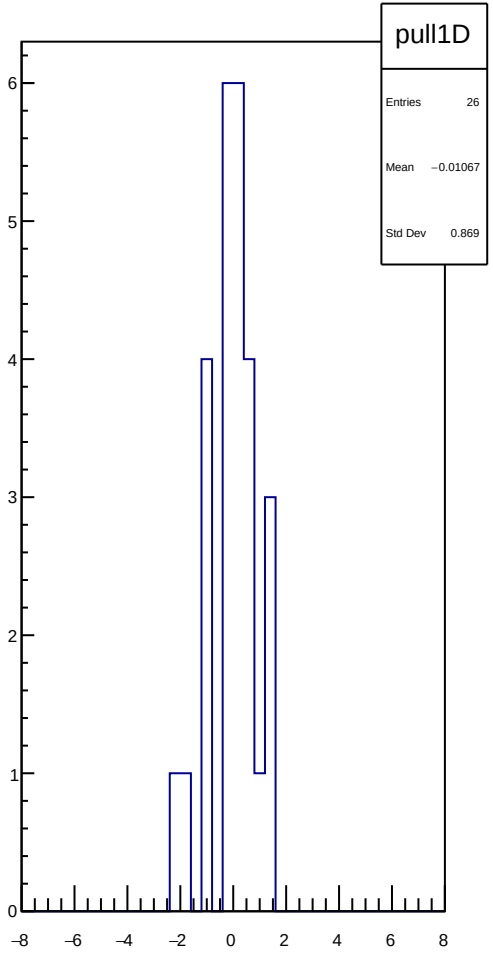
pull1D
Entries 26
Mean −0.01067
Std Dev 0.869
6
5
4
3
2
1
0
−8
−6
−4
−2
0
2
4
6
8

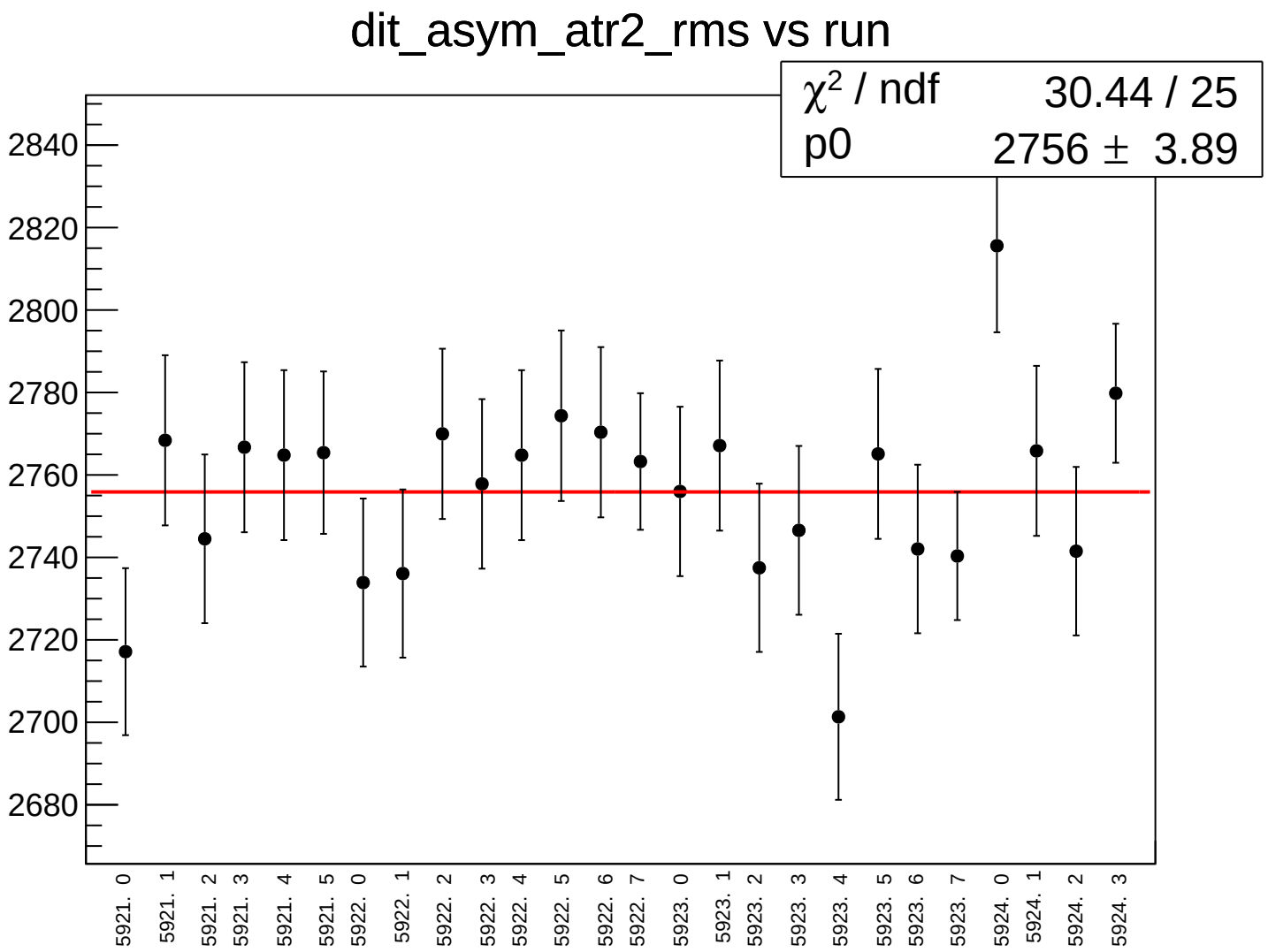
dit_asym_atr2_rms vs run
χ² / ndf 30.44 / 25
p0 2756 ± 3.89
2840
2820
2800
2780
2760
2740
2720
2700
2680
5921. 0
5921. 1
5921. 2
5921. 3
5921. 4
5921. 5
5922. 0
5922. 1
5922. 2
5922. 3
5922. 4
5922. 5
5922. 6
5922. 7
5923. 0
5923. 1
5923. 2
5923. 3
5923. 4
5923. 5
5923. 6
5923. 7
5924. 0
5924. 1
5924. 2
5924. 3

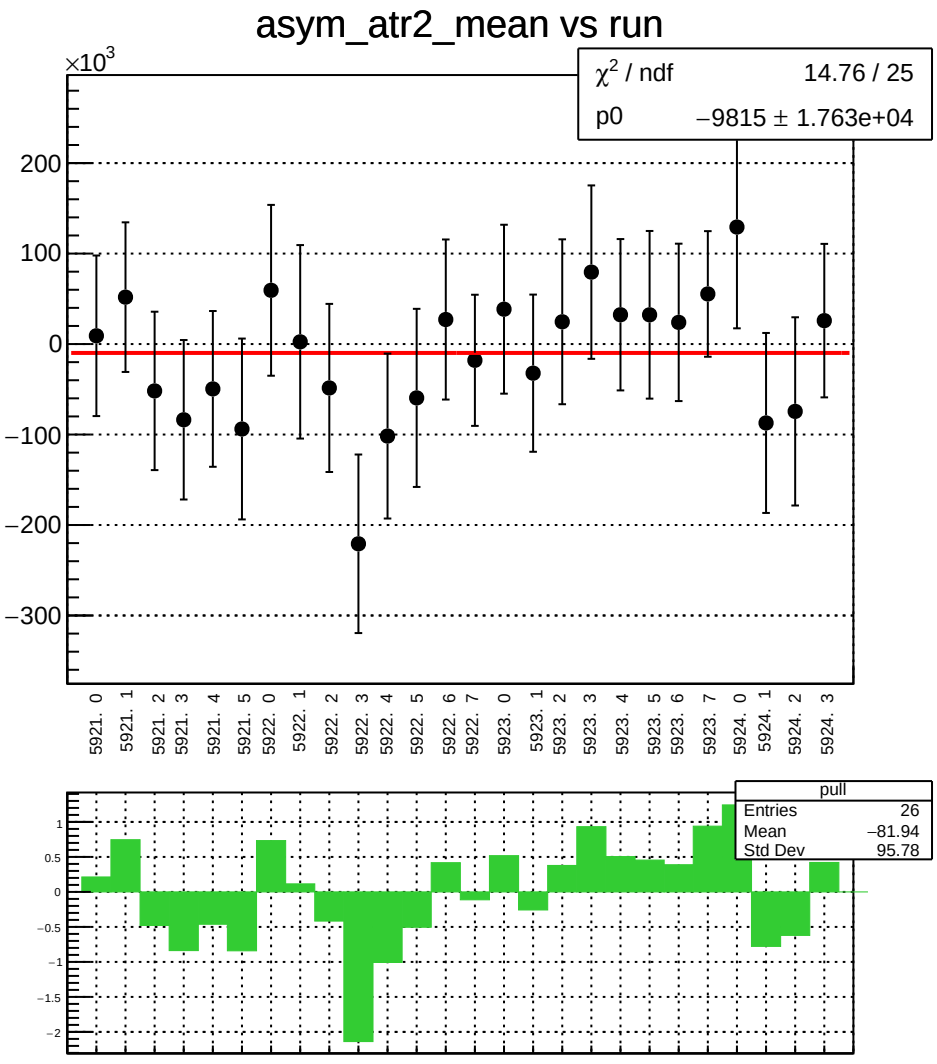
asym_atr2_mean vs run
×10^3
χ² / ndf 14.76 / 25
p0 −9815 ± 1.763e+04
200
100
0
−100
−200
−300
5921. 0
5921. 1
5921. 2
5921. 3
5921. 4
5921. 5
5922. 0
5922. 1
5922. 2
5922. 3
5922. 4
5922. 5
5922. 6
5922. 7
5923. 0
5923. 1
5923. 2
5923. 3
5923. 4
5923. 5
5923. 6
5923. 7
5924. 0
5924. 1
5924. 2
5924. 3
pull
Entries 26
Mean −81.94
Std Dev 95.78
1
0.5
0
−0.5
−1
−1.5
−2

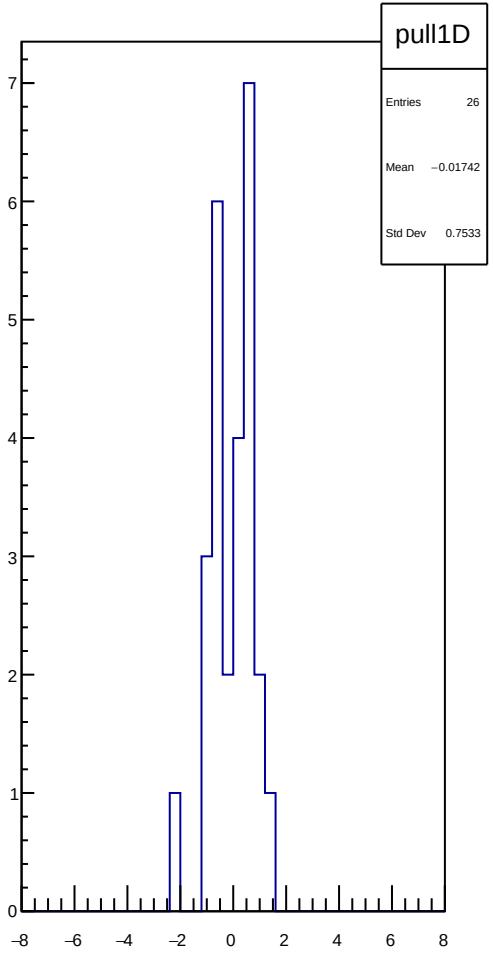
pull1D
Entries 26
Mean −0.01742
Std Dev 0.7533
7
6
5
4
3
2
1
0
−8
−6
−4
−2
0
2
4
6
8

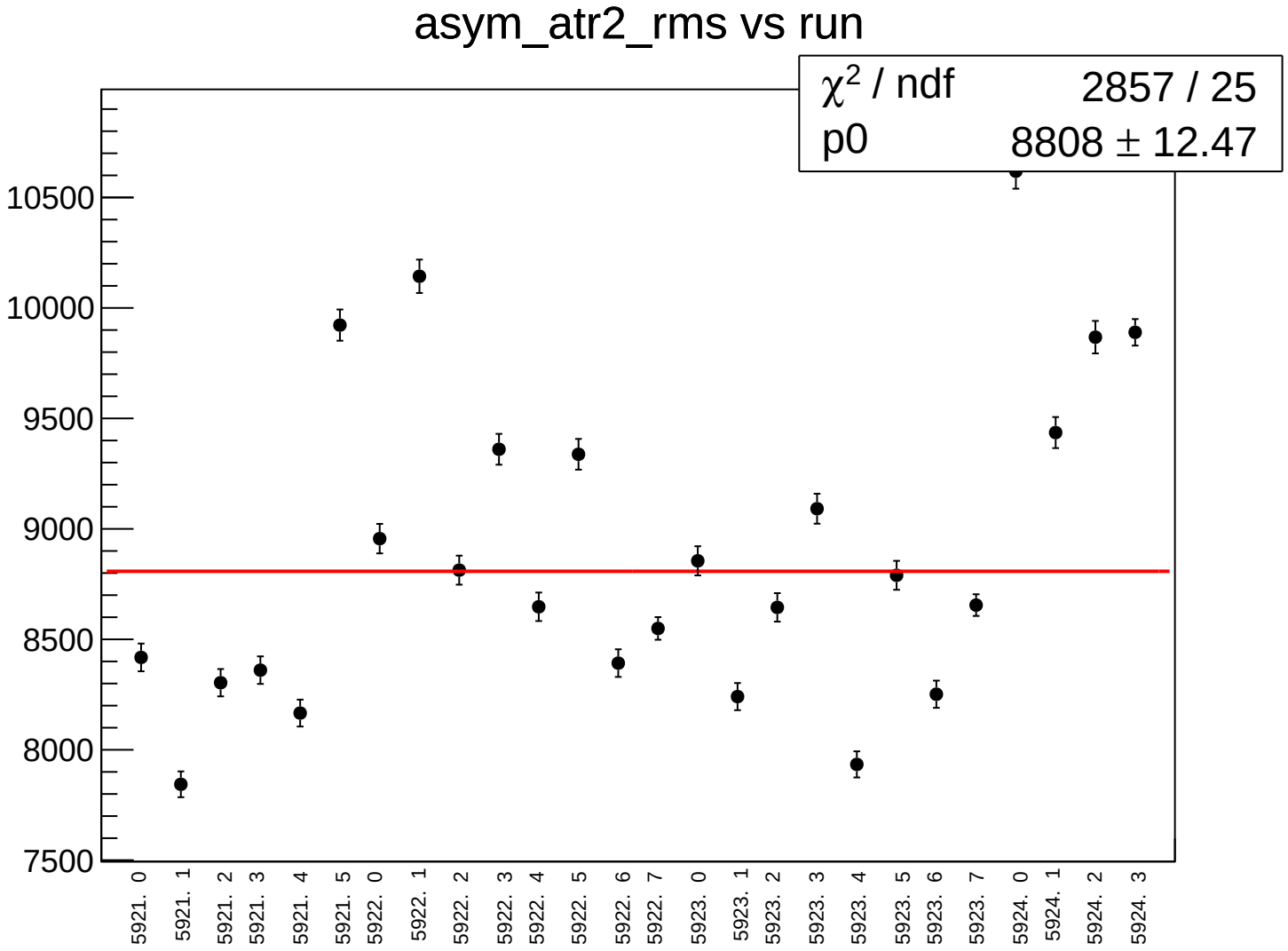
asym_atr2_rms vs run
χ² / ndf 2857 / 25
p0 8808 ± 12.47
10500
10000
9500
9000
8500
8000
7500
5921. 0
5921. 1
5921. 2
5921. 3
5921. 4
5921. 5
5922. 0
5922. 1
5922. 2
5922. 3
5922. 4
5922. 5
5922. 6
5922. 7
5923. 0
5923. 1
5923. 2
5923. 3
5923. 4
5923. 5
5923. 6
5923. 7
5924. 0
5924. 1
5924. 2
5924. 3

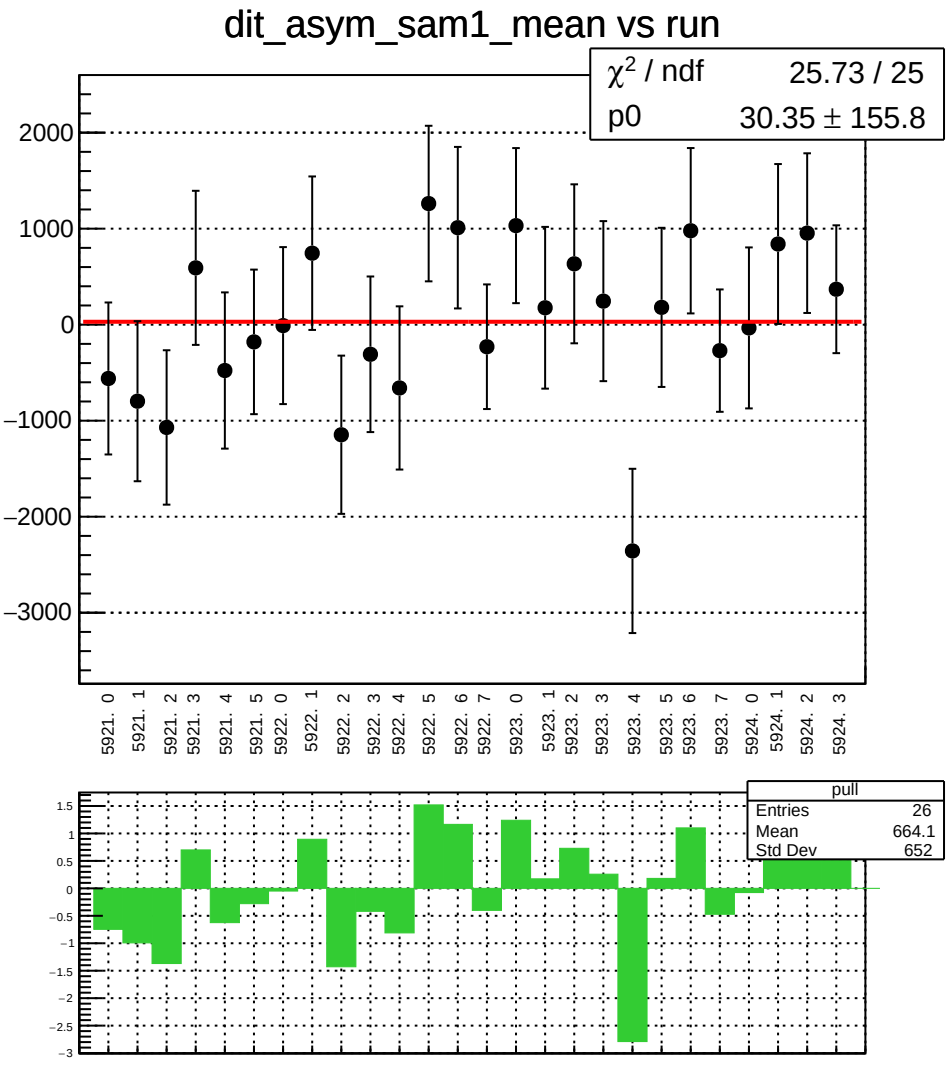
dit_asym_sam1_mean vs run
χ^2 / ndf 25.73 / 25
p0 30.35 ± 155.8
2000
1000
0
−1000
−2000
−3000
5921. 0
5921. 1
5921. 2
5921. 3
5921. 4
5921. 5
5922. 0
5922. 1
5922. 2
5922. 3
5922. 4
5922. 5
5922. 6
5922. 7
5923. 0
5923. 1
5923. 2
5923. 3
5923. 4
5923. 5
5923. 6
5923. 7
5924. 0
5924. 1
5924. 2
5924. 3
pull
Entries 26
Mean 664.1
Std Dev 652
1.5
1
0.5
0
−0.5
−1
−1.5
−2
−2.5
−3

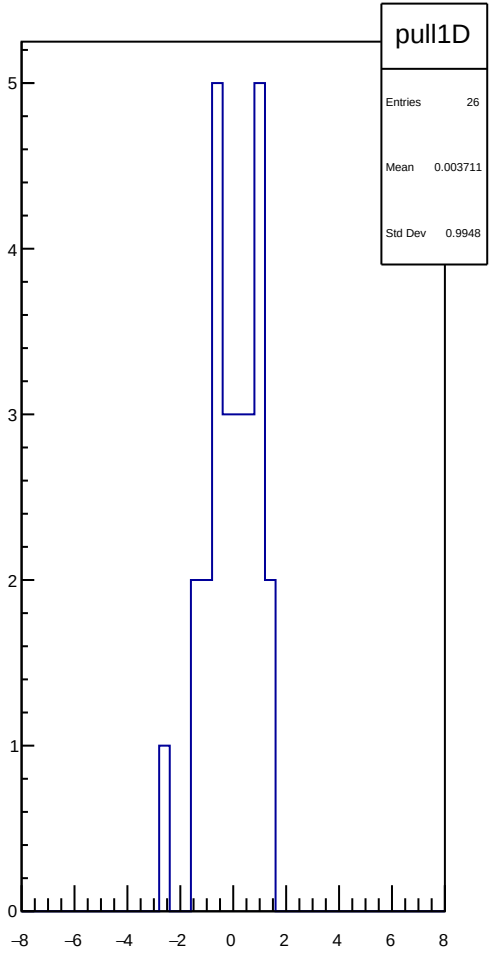
pull1D
Entries 26
Mean 0.003711
Std Dev 0.9948
5
4
3
2
1
0
−8
−6
−4
−2
0
2
4
6
8

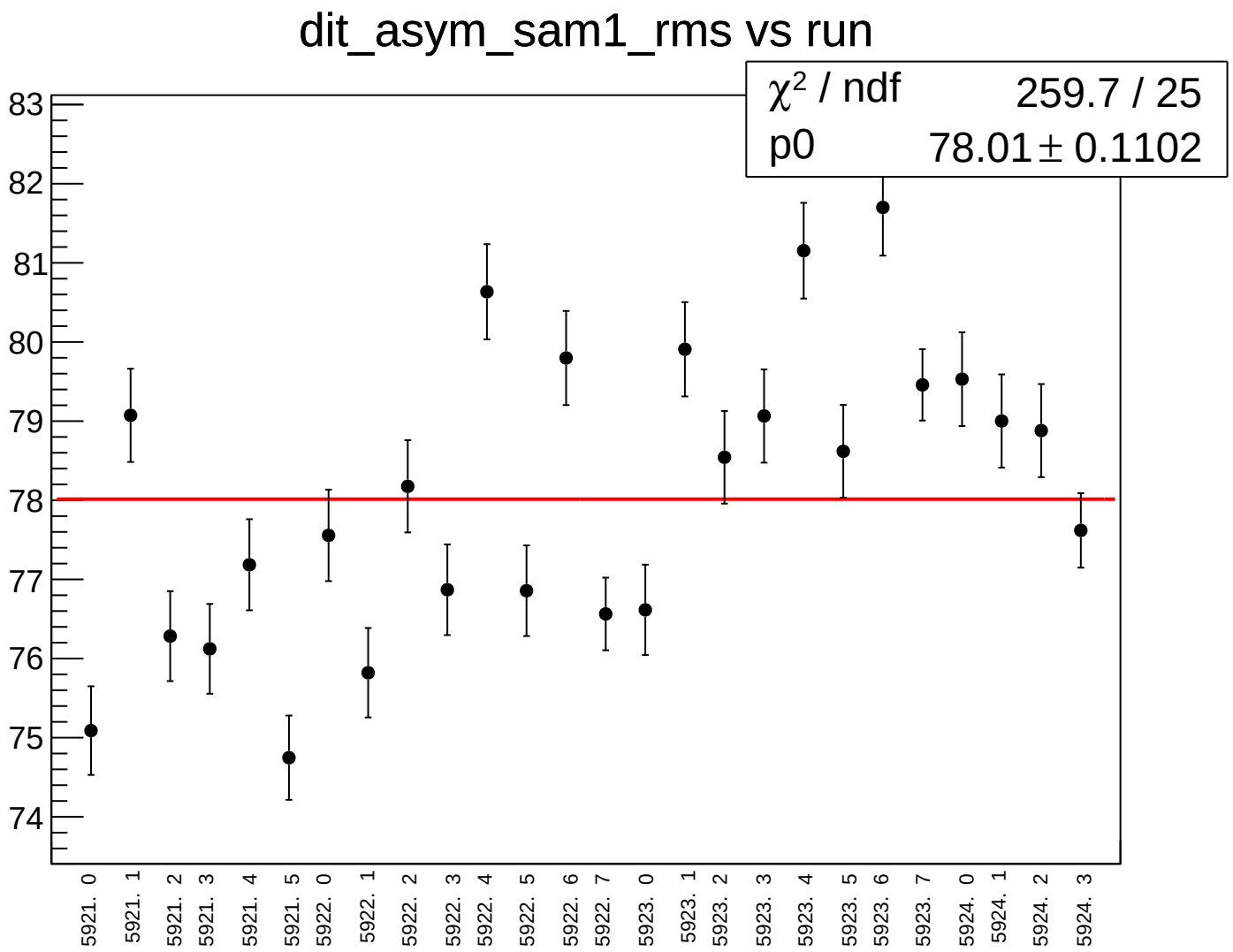
dit_asym_sam1_rms vs run
χ² / ndf 259.7 / 25
p0 78.01 ± 0.1102
83
82
81
80
79
78
77
76
75
74
5921. 0
5921. 1
5921. 2
5921. 3
5921. 4
5921. 5
5922. 0
5922. 1
5922. 2
5922. 3
5922. 4
5922. 5
5922. 6
5922. 7
5923. 0
5923. 1
5923. 2
5923. 3
5923. 4
5923. 5
5923. 6
5923. 7
5924. 0
5924. 1
5924. 2
5924. 3

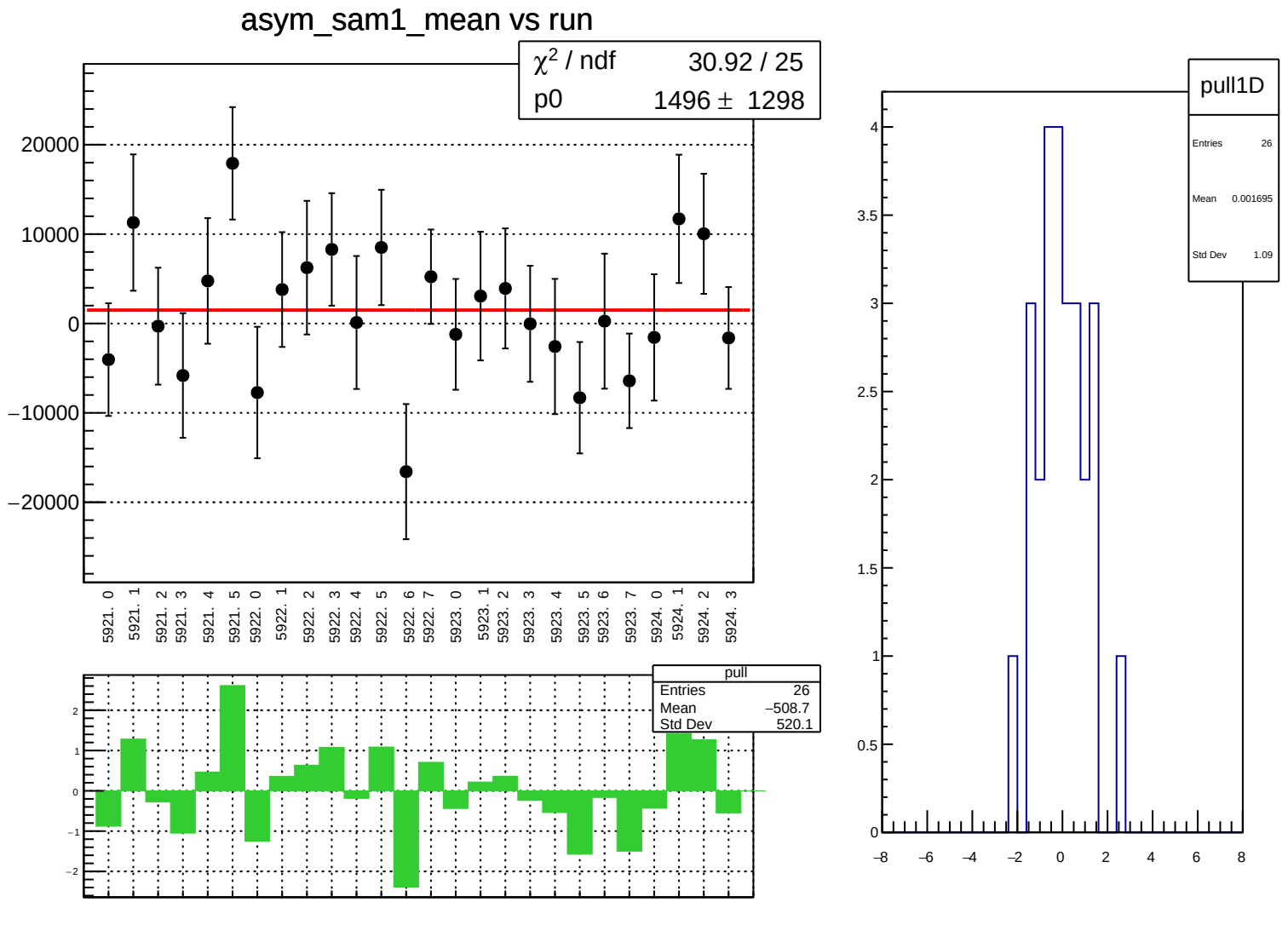
asym_sam1_mean vs run
χ2 / ndf 30.92 / 25
p0 1496 ± 1298
20000
10000
0
−10000
−20000
5921. 0
5921. 1
5921. 2
5921. 3
5921. 4
5921. 5
5922. 0
5922. 1
5922. 2
5922. 3
5922. 4
5922. 5
5922. 6
5922. 7
5923. 0
5923. 1
5923. 2
5923. 3
5923. 4
5923. 5
5923. 6
5923. 7
5924. 0
5924. 1
5924. 2
5924. 3
pull
Entries 26
Mean −508.7
Std Dev 520.1
2
1
0
−1
−2
pull1D
Entries 26
Mean 0.001695
Std Dev 1.09
4
3.5
3
2.5
2
1.5
1
0.5
0
−8
−6
−4
−2
0
2
4
6
8

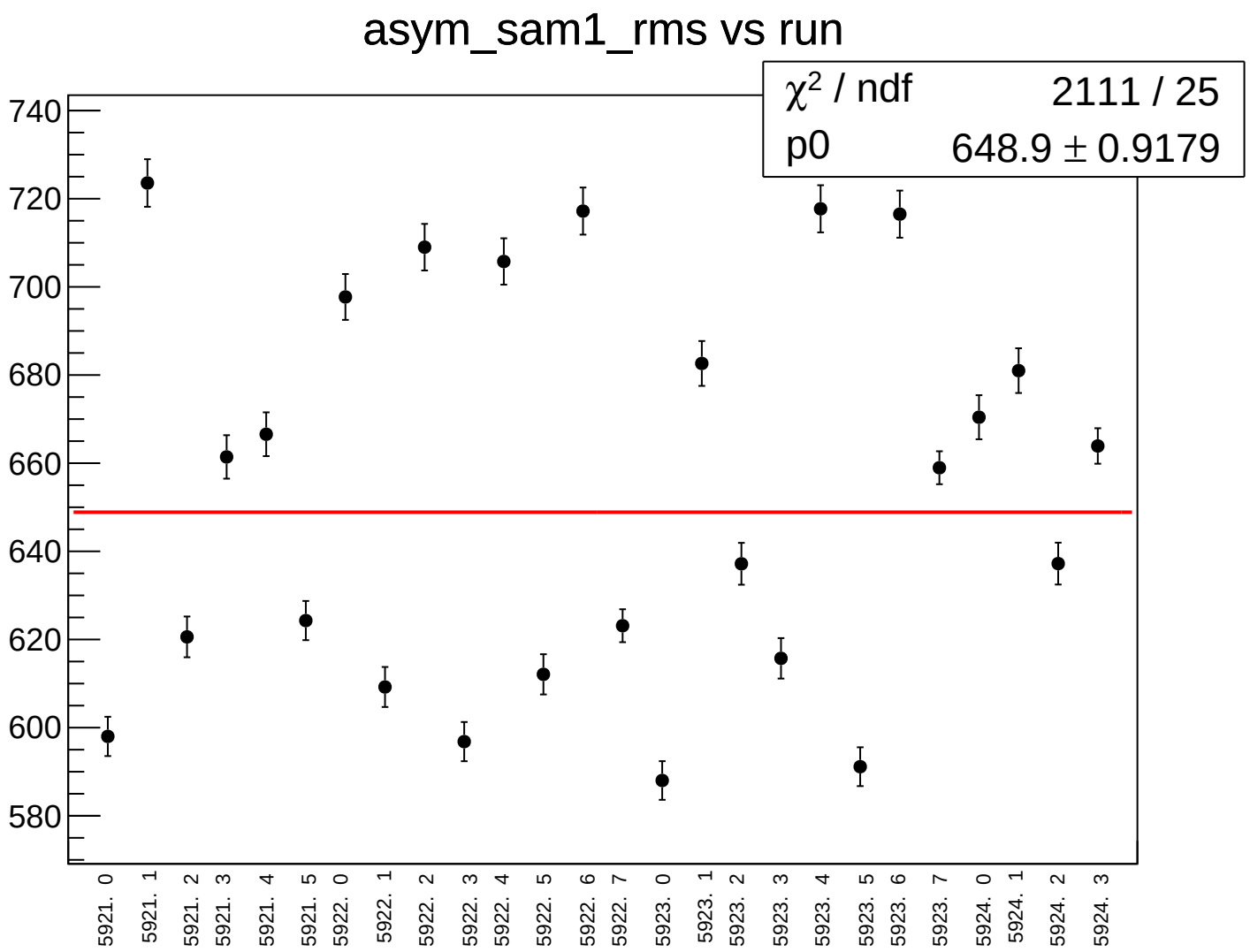
asym_sam1_rms vs run
χ² / ndf 2111 / 25
p0 648.9 ± 0.9179
740
720
700
680
660
640
620
600
580
5921. 0
5921. 1
5921. 2
5921. 3
5921. 4
5921. 5
5922. 0
5922. 1
5922. 2
5922. 3
5922. 4
5922. 5
5922. 6
5922. 7
5923. 0
5923. 1
5923. 2
5923. 3
5923. 4
5923. 5
5923. 6
5923. 7
5924. 0
5924. 1
5924. 2
5924. 3

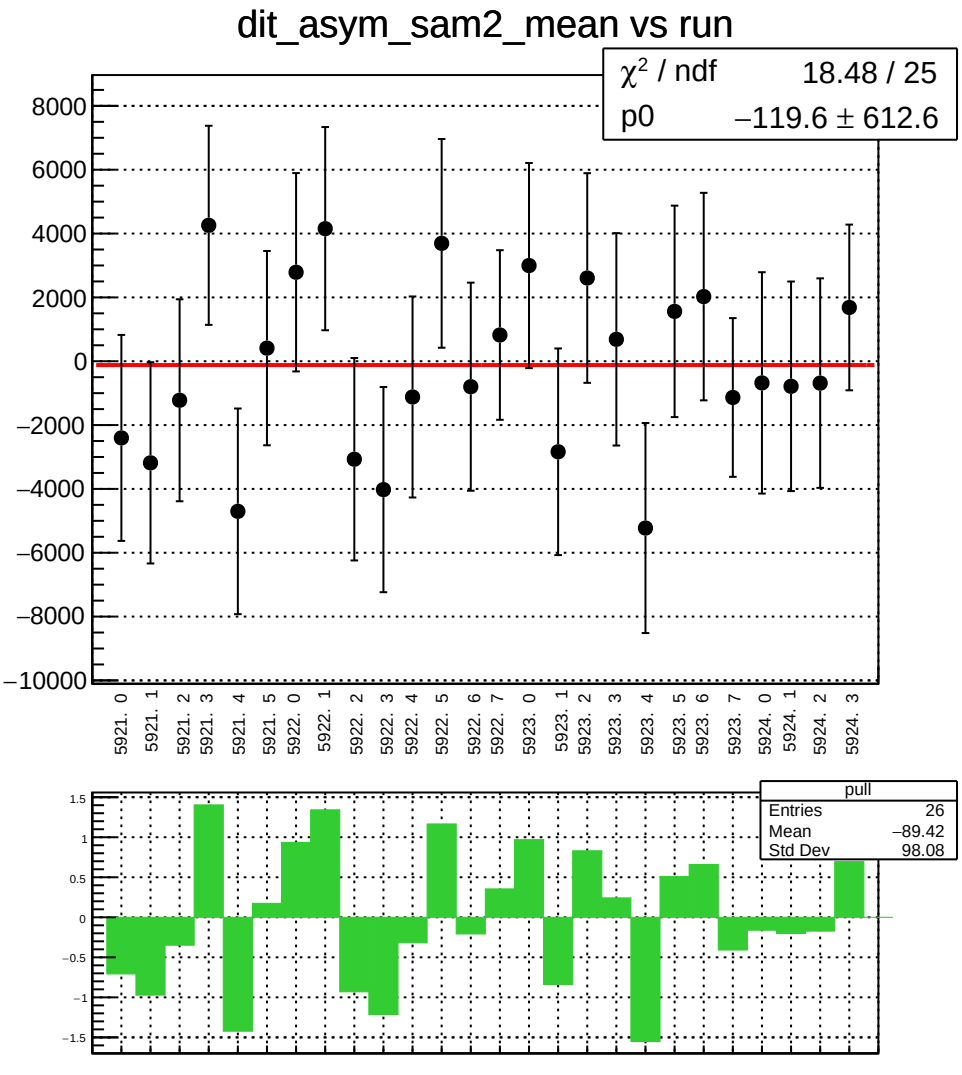
dit_asym_sam2_mean vs run
χ² / ndf 18.48 / 25
p0 −119.6 ± 612.6
8000
6000
4000
2000
0
−2000
−4000
−6000
−8000
−10000
5921. 0
5921. 1
5921. 2
5921. 3
5921. 4
5921. 5
5922. 0
5922. 1
5922. 2
5922. 3
5922. 4
5922. 5
5922. 6
5922. 7
5923. 0
5923. 1
5923. 2
5923. 3
5923. 4
5923. 5
5923. 6
5923. 7
5924. 0
5924. 1
5924. 2
5924. 3
pull
Entries 26
Mean −89.42
Std Dev 98.08
1.5
1
0.5
0
−0.5
−1
−1.5

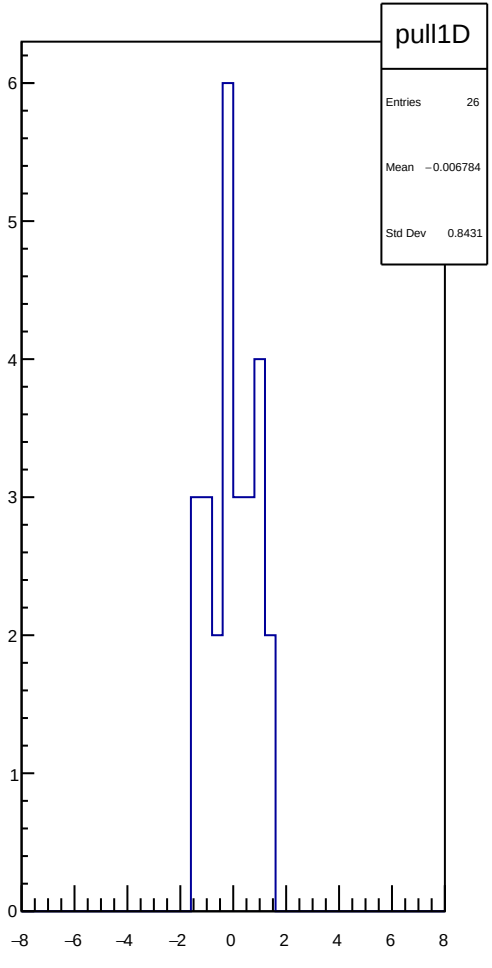
pull1D
Entries 26
Mean −0.006784
Std Dev 0.8431
6
5
4
3
2
1
0
−8
−6
−4
−2
0
2
4
6
8

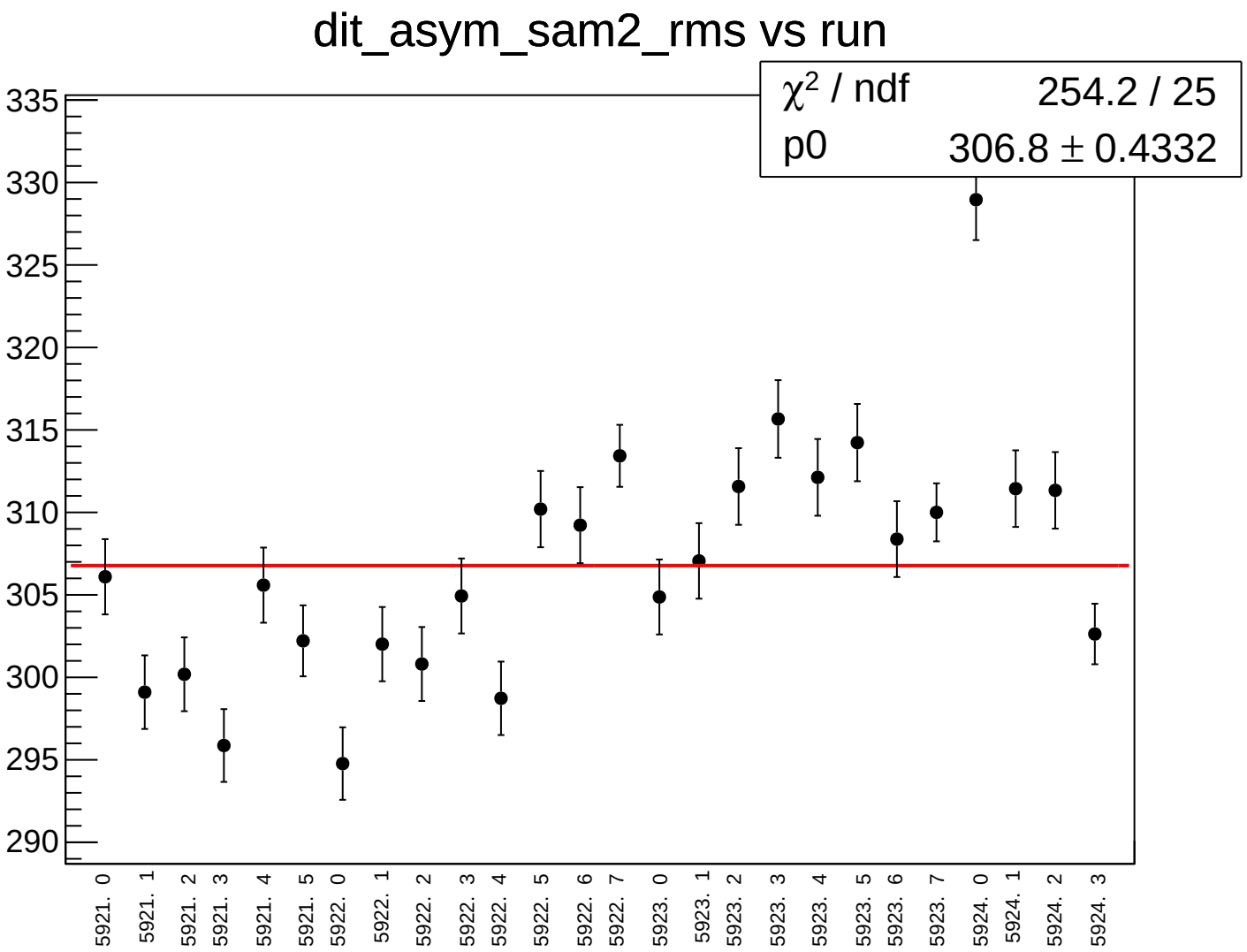
dit_asym_sam2_rms vs run
χ² / ndf 254.2 / 25
p0 306.8 ± 0.4332
335
330
325
320
315
310
305
300
295
290
5921. 0
5921. 1
5921. 2
5921. 3
5921. 4
5921. 5
5922. 0
5922. 1
5922. 2
5922. 3
5922. 4
5922. 5
5922. 6
5922. 7
5923. 0
5923. 1
5923. 2
5923. 3
5923. 4
5923. 5
5923. 6
5923. 7
5924. 0
5924. 1
5924. 2
5924. 3

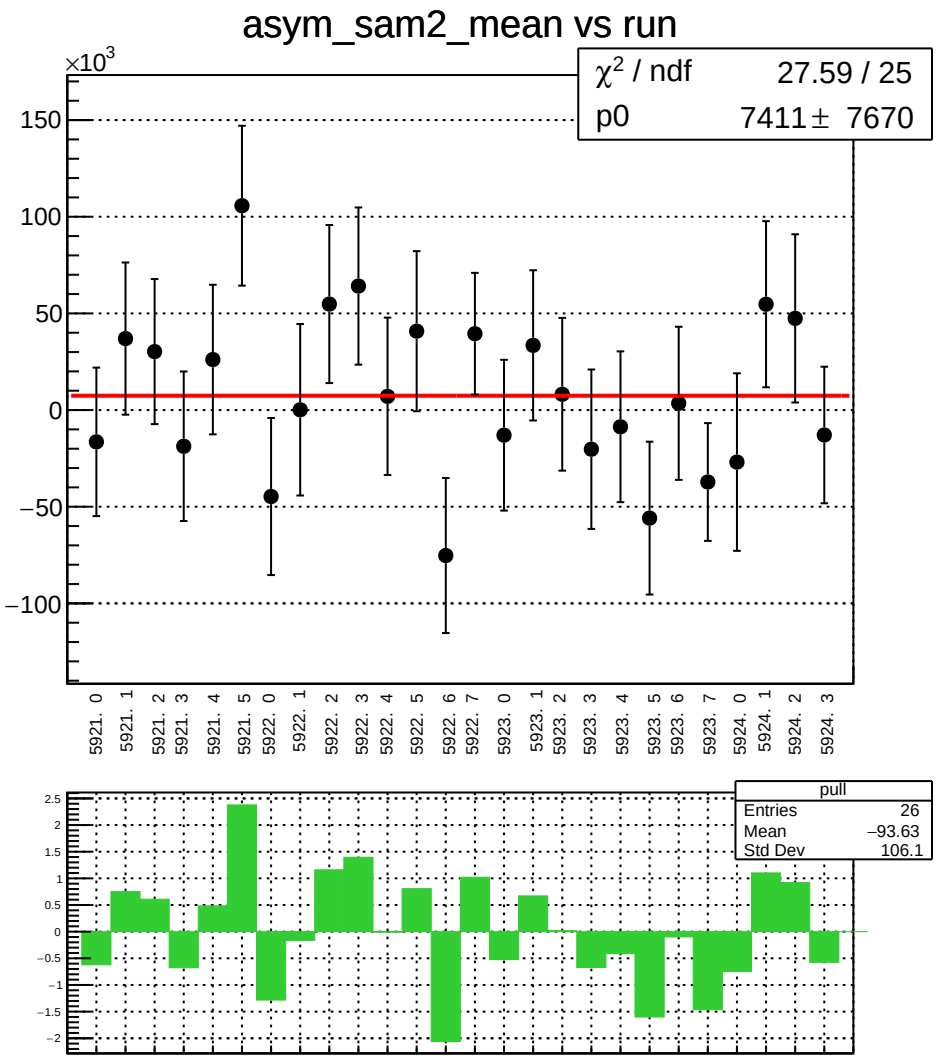
asym_sam2_mean vs run
×10^3
χ² / ndf 27.59 / 25
p0 7411 ± 7670
150
100
50
0
−50
−100
5921. 0
5921. 1
5921. 2
5921. 3
5921. 4
5921. 5
5922. 0
5922. 1
5922. 2
5922. 3
5922. 4
5922. 5
5922. 6
5922. 7
5923. 0
5923. 1
5923. 2
5923. 3
5923. 4
5923. 5
5923. 6
5923. 7
5924. 0
5924. 1
5924. 2
5924. 3
pull
Entries 26
Mean −93.63
Std Dev 106.1
2.5
2
1.5
1
0.5
0
−0.5
−1
−1.5
−2

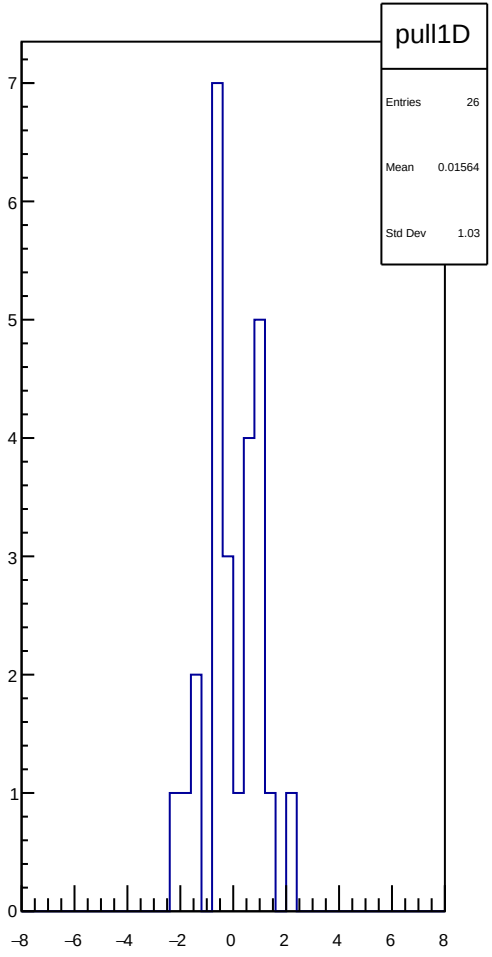
pull1D
Entries 26
Mean 0.01564
Std Dev 1.03
7
6
5
4
3
2
1
0
−8
−6
−4
−2
0
2
4
6
8

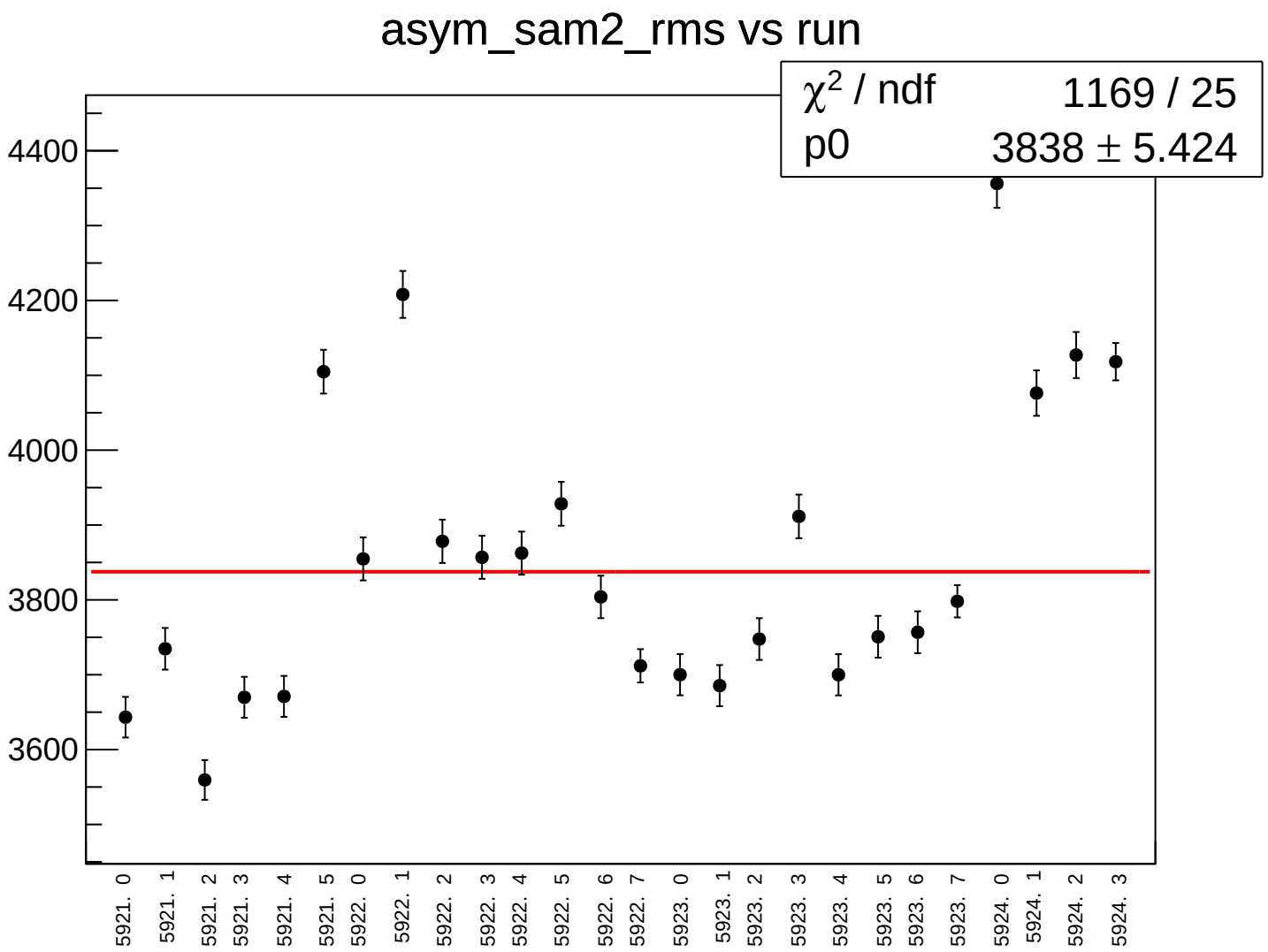
asym_sam2_rms vs run
χ² / ndf 1169 / 25
p0 3838 ± 5.424
4400
4200
4000
3800
3600
5921. 0
5921. 1
5921. 2
5921. 3
5921. 4
5921. 5
5922. 0
5922. 1
5922. 2
5922. 3
5922. 4
5922. 5
5922. 6
5922. 7
5923. 0
5923. 1
5923. 2
5923. 3
5923. 4
5923. 5
5923. 6
5923. 7
5924. 0
5924. 1
5924. 2
5924. 3

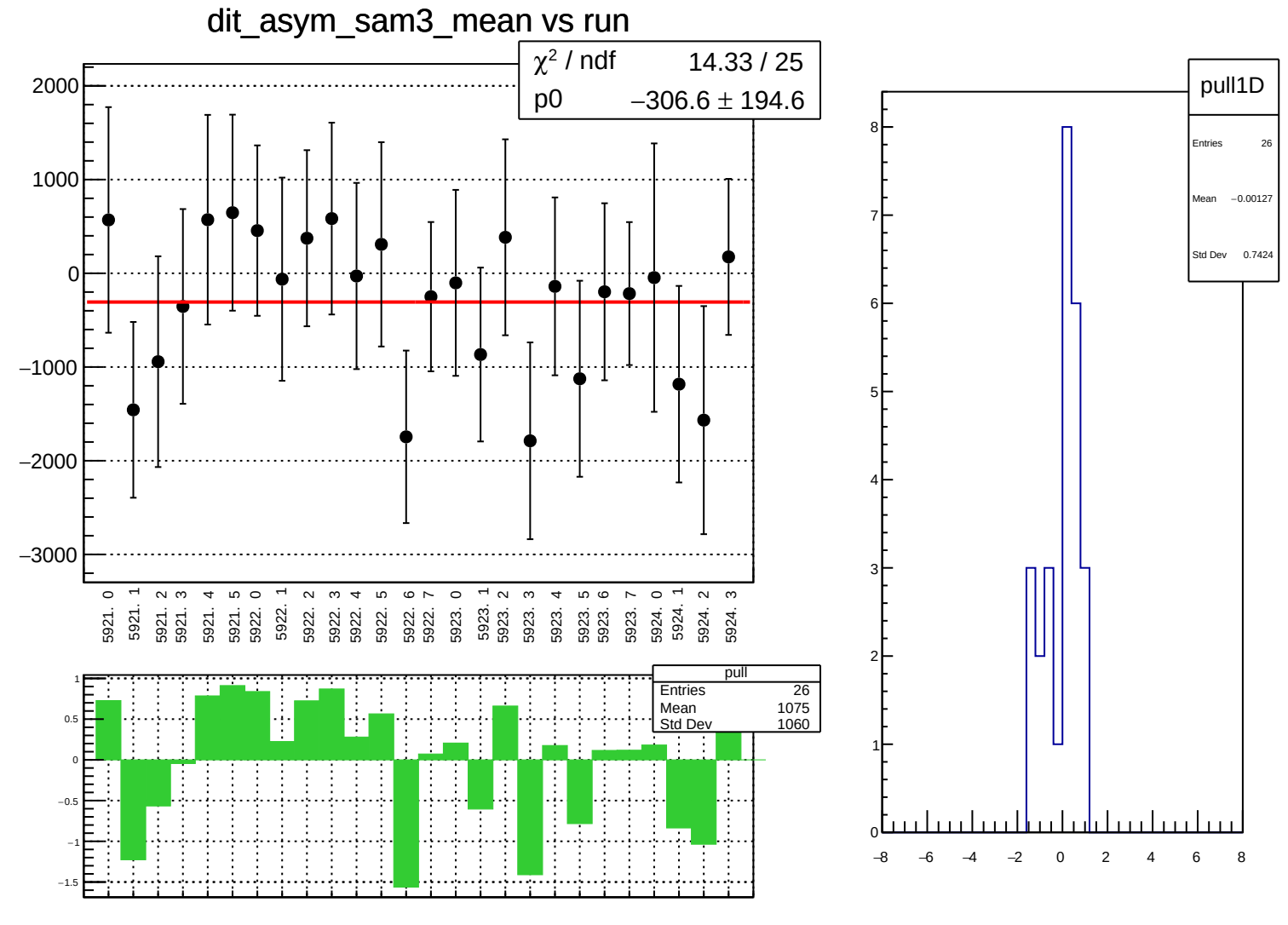
dit_asym_sam3_mean vs run
χ² / ndf 14.33 / 25
p0 −306.6 ± 194.6
2000
1000
0
−1000
−2000
−3000
5921. 0
5921. 1
5921. 2
5921. 3
5921. 4
5921. 5
5922. 0
5922. 1
5922. 2
5922. 3
5922. 4
5922. 5
5922. 6
5922. 7
5923. 0
5923. 1
5923. 2
5923. 3
5923. 4
5923. 5
5923. 6
5923. 7
5924. 0
5924. 1
5924. 2
5924. 3
pull
Entries 26
Mean 1075
Std Dev 1060
1
0.5
0
−0.5
−1
−1.5
pull1D
Entries 26
Mean −0.00127
Std Dev 0.7424
8
7
6
5
4
3
2
1
0
−8
−6
−4
−2
0
2
4
6
8

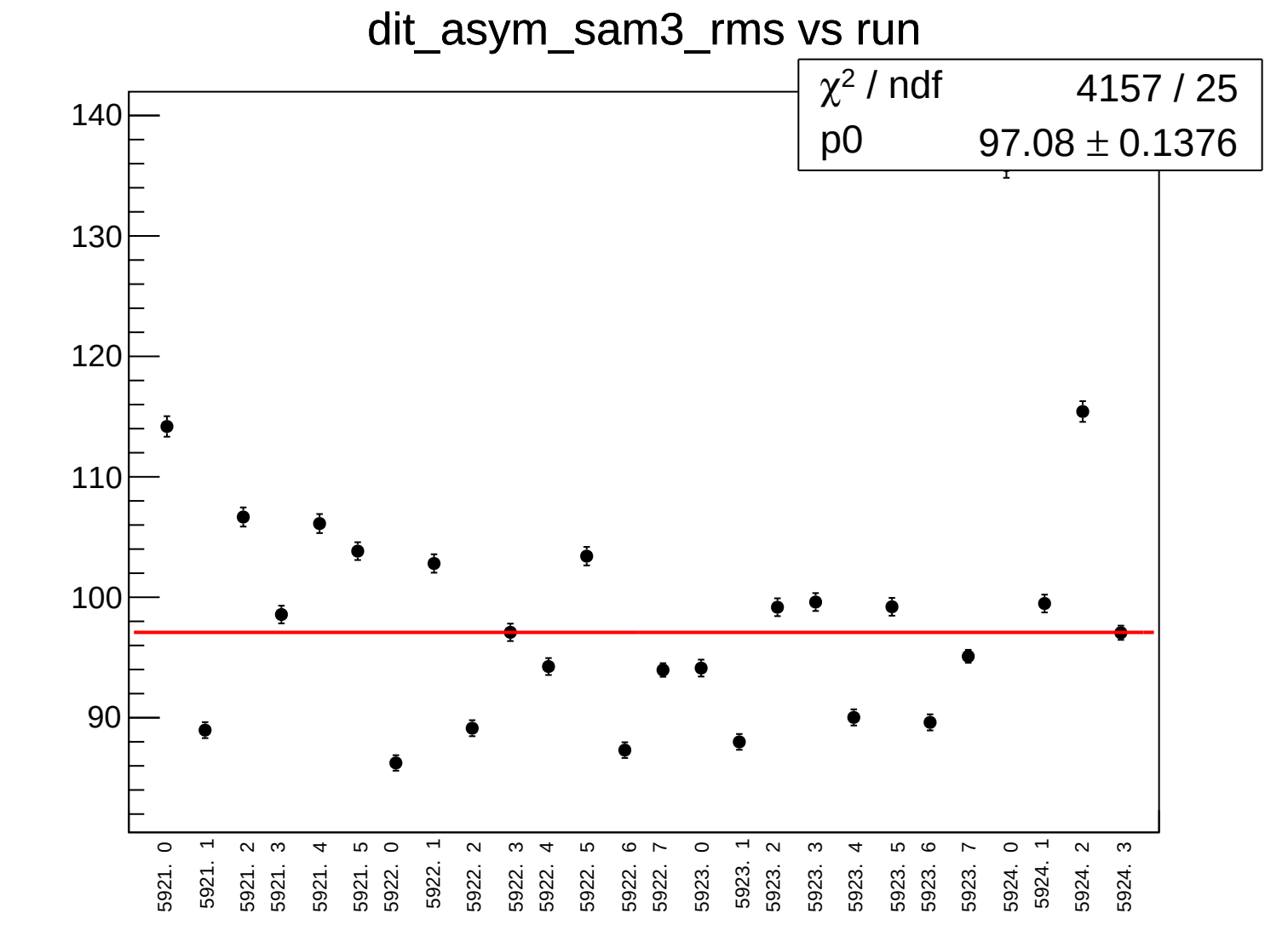
dit_asym_sam3_rms vs run
χ2 / ndf 4157 / 25
p0 97.08 ± 0.1376
140
130
120
110
100
90
5921. 0
5921. 1
5921. 2
5921. 3
5921. 4
5921. 5
5922. 0
5922. 1
5922. 2
5922. 3
5922. 4
5922. 5
5922. 6
5922. 7
5923. 0
5923. 1
5923. 2
5923. 3
5923. 4
5923. 5
5923. 6
5923. 7
5924. 0
5924. 1
5924. 2
5924. 3

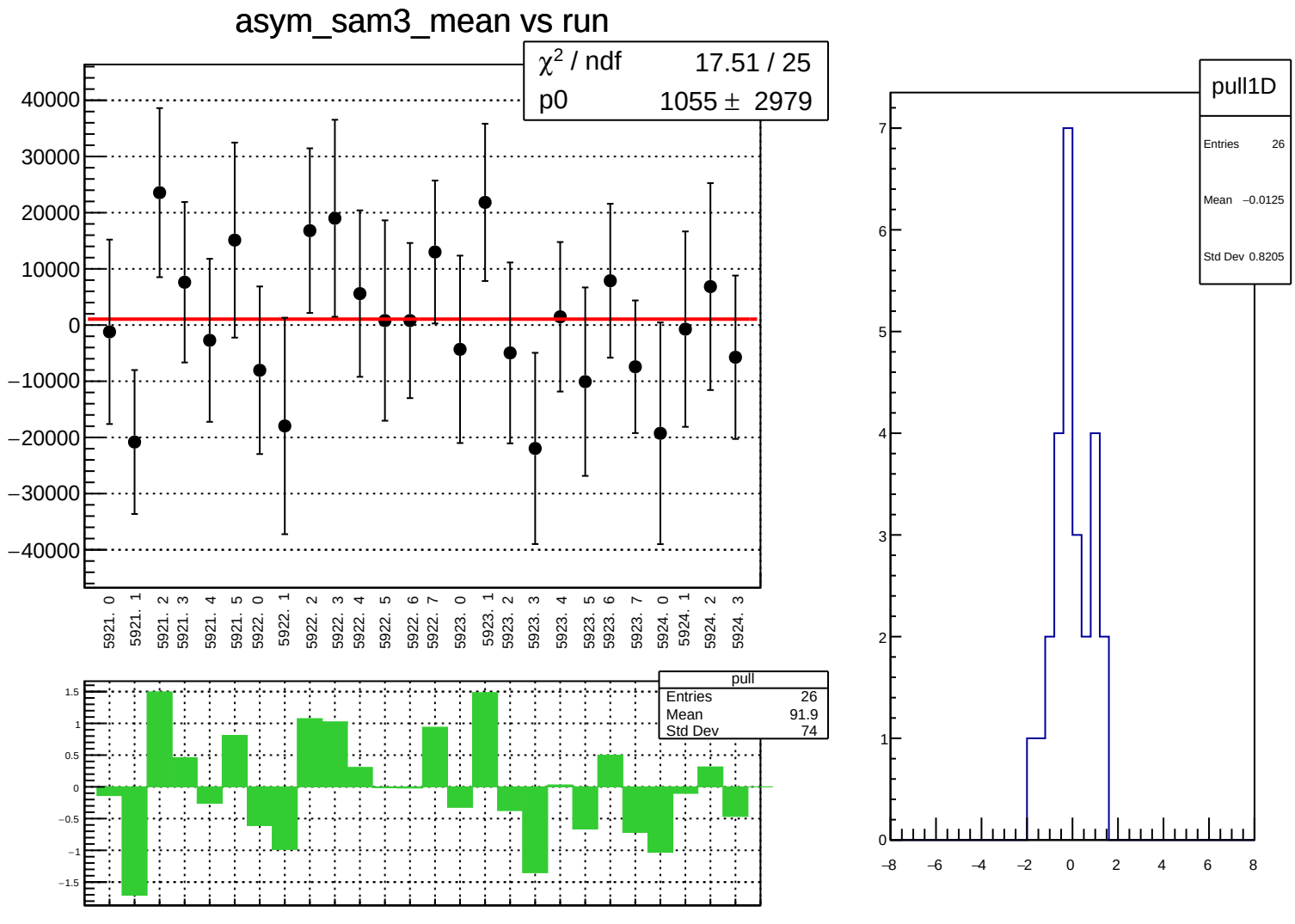
asym_sam3_mean vs run
χ² / ndf 17.51 / 25
p0 1055 ± 2979
40000
30000
20000
10000
0
−10000
−20000
−30000
−40000
5921. 0
5921. 1
5921. 2
5921. 3
5921. 4
5921. 5
5922. 0
5922. 1
5922. 2
5922. 3
5922. 4
5922. 5
5922. 6
5922. 7
5923. 0
5923. 1
5923. 2
5923. 3
5923. 4
5923. 5
5923. 6
5923. 7
5924. 0
5924. 1
5924. 2
5924. 3
pull
Entries 26
Mean 91.9
Std Dev 74
1.5
1
0.5
0
−0.5
−1
−1.5
pull1D
Entries 26
Mean −0.0125
Std Dev 0.8205
7
6
5
4
3
2
1
0
−8
−6
−4
−2
0
2
4
6
8

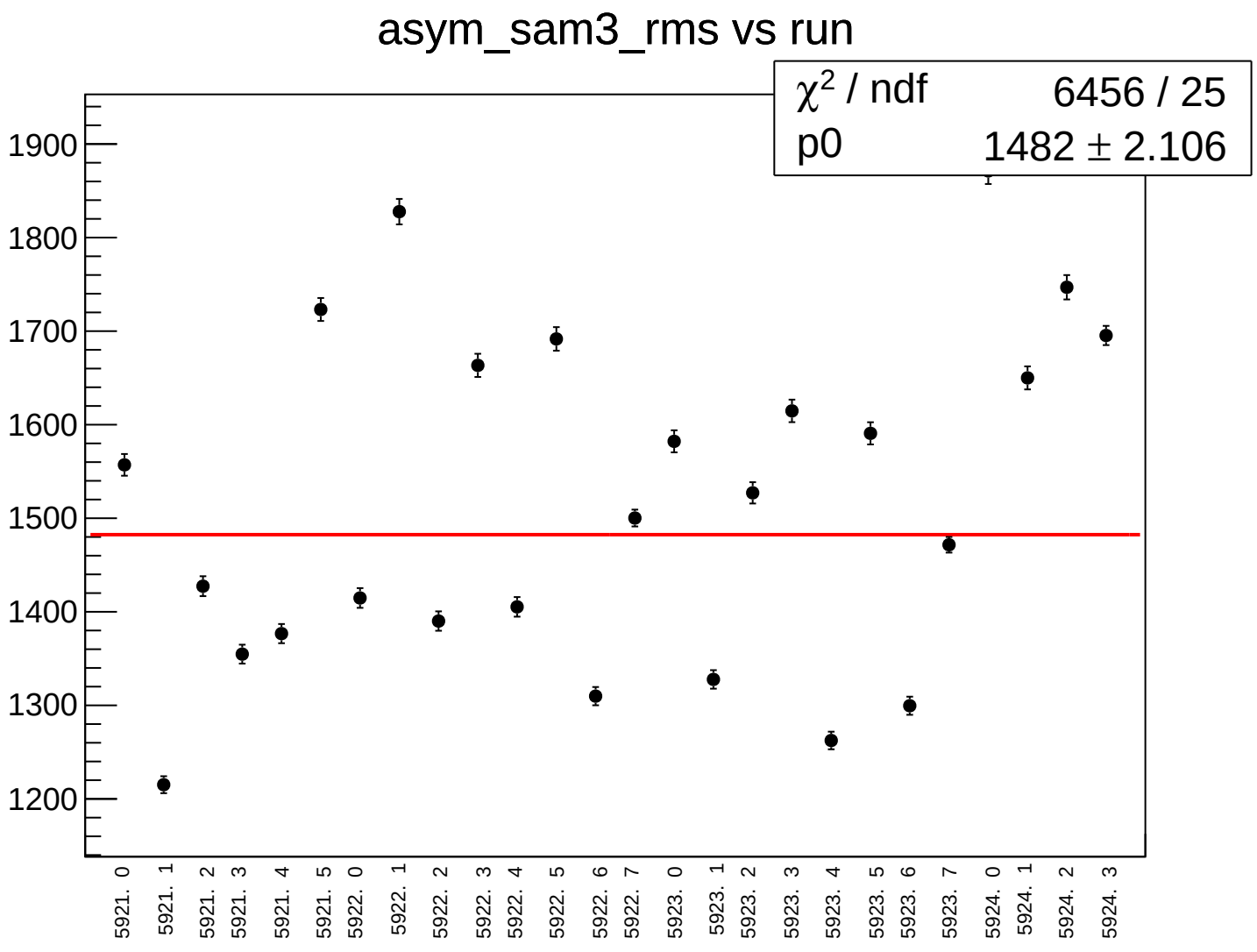
asym_sam3_rms vs run
χ² / ndf 6456 / 25
p0 1482 ± 2.106
1900
1800
1700
1600
1500
1400
1300
1200
5921. 0
5921. 1
5921. 2
5921. 3
5921. 4
5921. 5
5922. 0
5922. 1
5922. 2
5922. 3
5922. 4
5922. 5
5922. 6
5922. 7
5923. 0
5923. 1
5923. 2
5923. 3
5923. 4
5923. 5
5923. 6
5923. 7
5924. 0
5924. 1
5924. 2
5924. 3

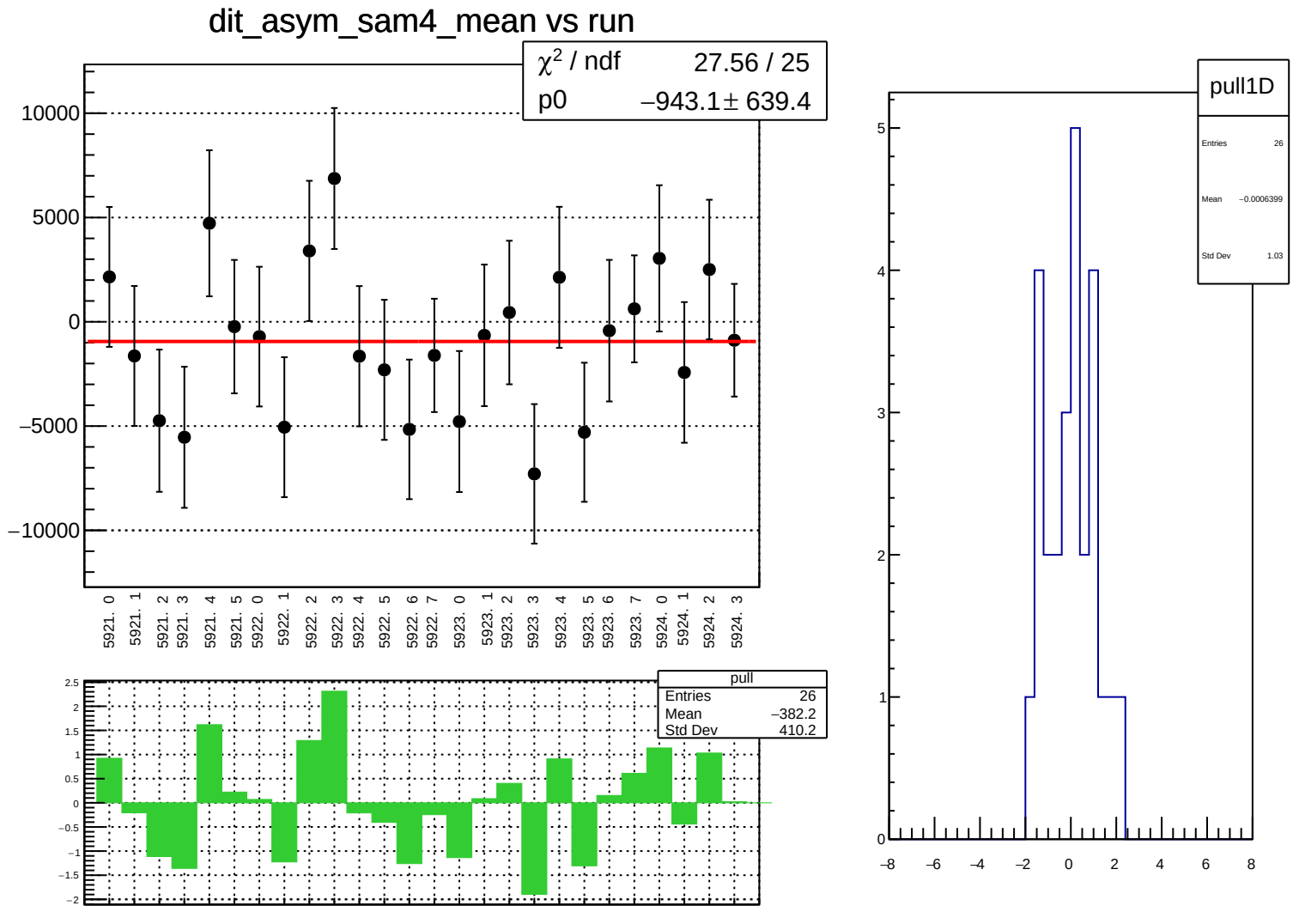
dit_asym_sam4_mean vs run
χ² / ndf 27.56 / 25
p0 −943.1 ± 639.4
10000
5000
0
−5000
−10000
5921. 0
5921. 1
5921. 2
5921. 3
5921. 4
5921. 5
5922. 0
5922. 1
5922. 2
5922. 3
5922. 4
5922. 5
5922. 6
5922. 7
5923. 0
5923. 1
5923. 2
5923. 3
5923. 4
5923. 5
5923. 6
5923. 7
5924. 0
5924. 1
5924. 2
5924. 3
pull
Entries 26
Mean −382.2
Std Dev 410.2
2.5
2
1.5
1
0.5
0
−0.5
−1
−1.5
−2
pull1D
Entries 26
Mean −0.0006399
Std Dev 1.03
5
4
3
2
1
0
−8
−6
−4
−2
0
2
4
6
8

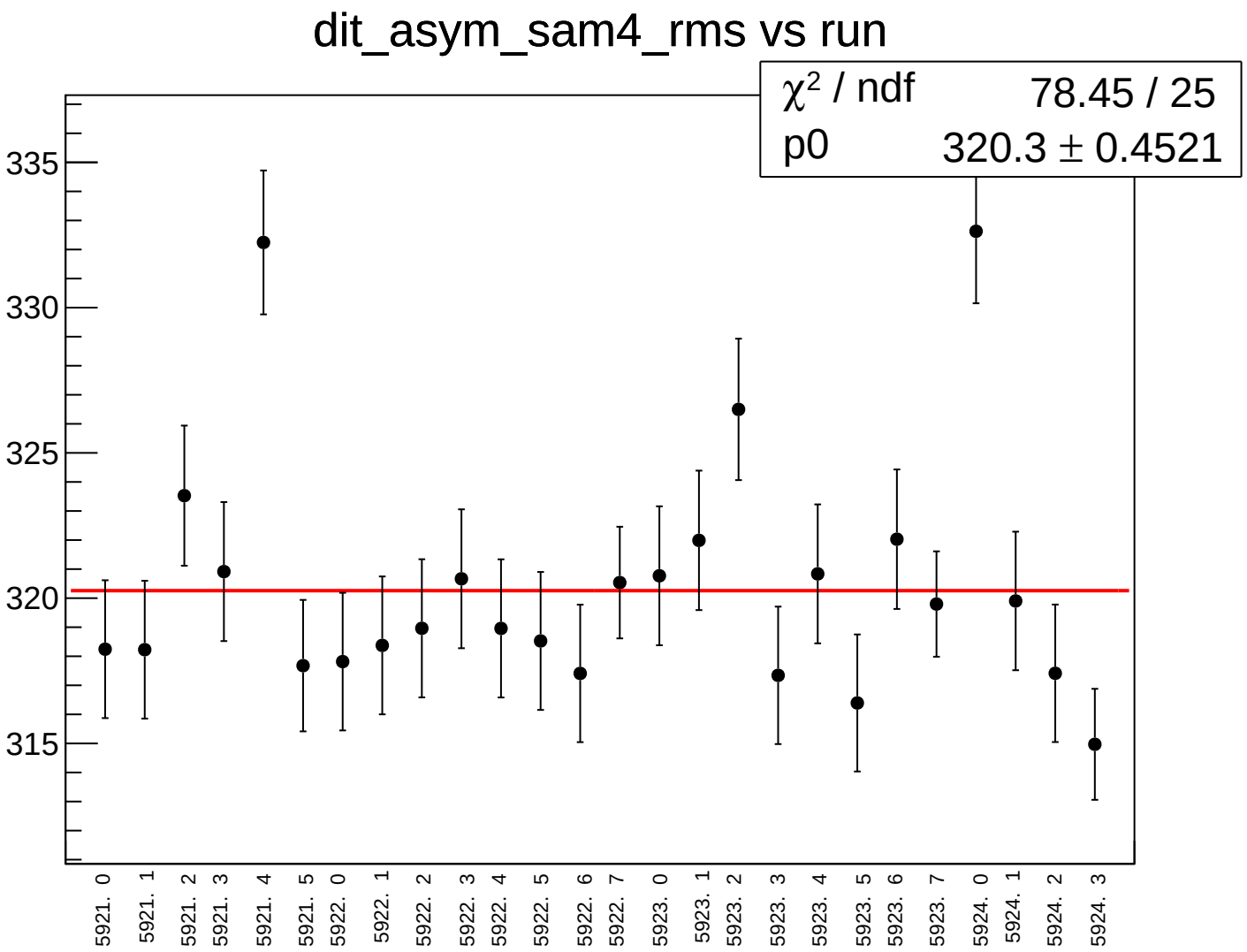
dit_asym_sam4_rms vs run
χ² / ndf 78.45 / 25
p0 320.3 ± 0.4521
335
330
325
320
315
5921. 0
5921. 1
5921. 2
5921. 3
5921. 4
5921. 5
5922. 0
5922. 1
5922. 2
5922. 3
5922. 4
5922. 5
5922. 6
5922. 7
5923. 0
5923. 1
5923. 2
5923. 3
5923. 4
5923. 5
5923. 6
5923. 7
5924. 0
5924. 1
5924. 2
5924. 3

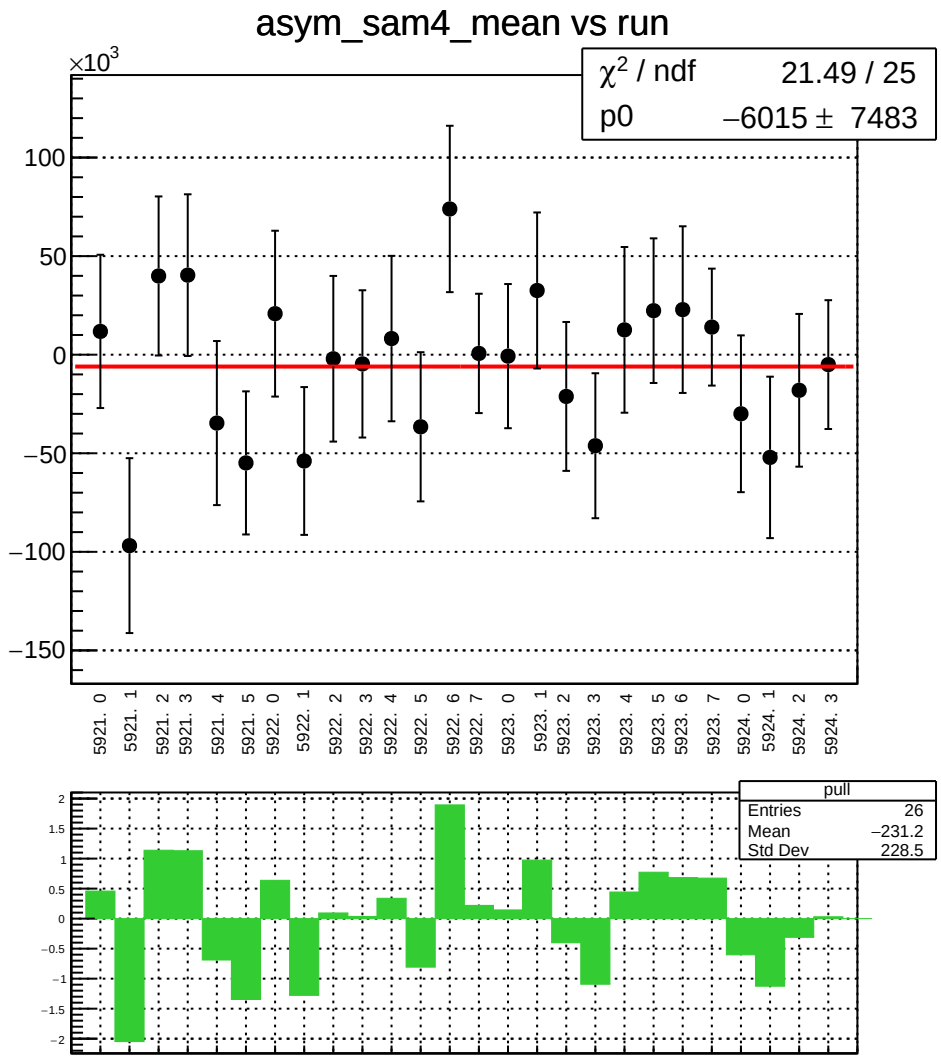
asym_sam4_mean vs run
×10^3
χ^2 / ndf 21.49 / 25
p0 −6015 ± 7483
100
50
0
−50
−100
−150
5921. 0
5921. 1
5921. 2
5921. 3
5921. 4
5921. 5
5922. 0
5922. 1
5922. 2
5922. 3
5922. 4
5922. 5
5922. 6
5922. 7
5923. 0
5923. 1
5923. 2
5923. 3
5923. 4
5923. 5
5923. 6
5923. 7
5924. 0
5924. 1
5924. 2
5924. 3
pull
Entries 26
Mean −231.2
Std Dev 228.5
2
1.5
1
0.5
0
−0.5
−1
−1.5
−2

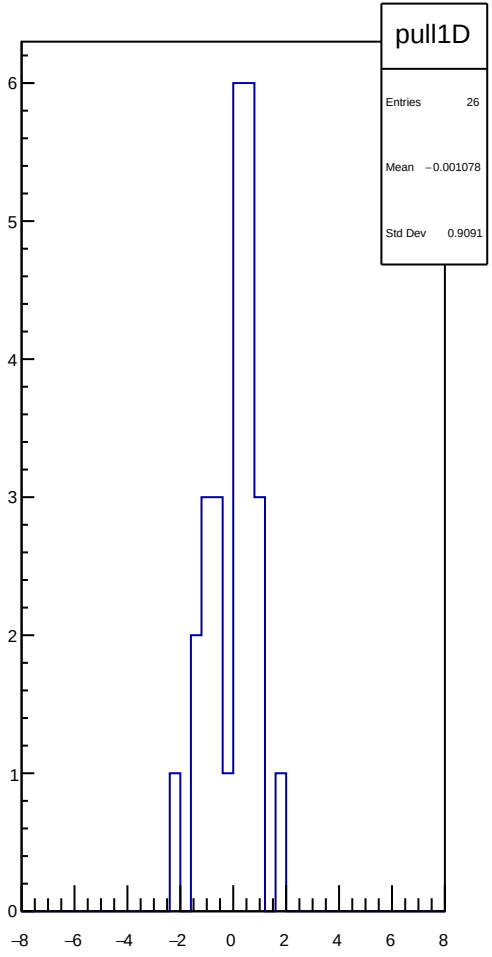
pull1D
Entries 26
Mean −0.001078
Std Dev 0.9091
6
5
4
3
2
1
0
−8
−6
−4
−2
0
2
4
6
8

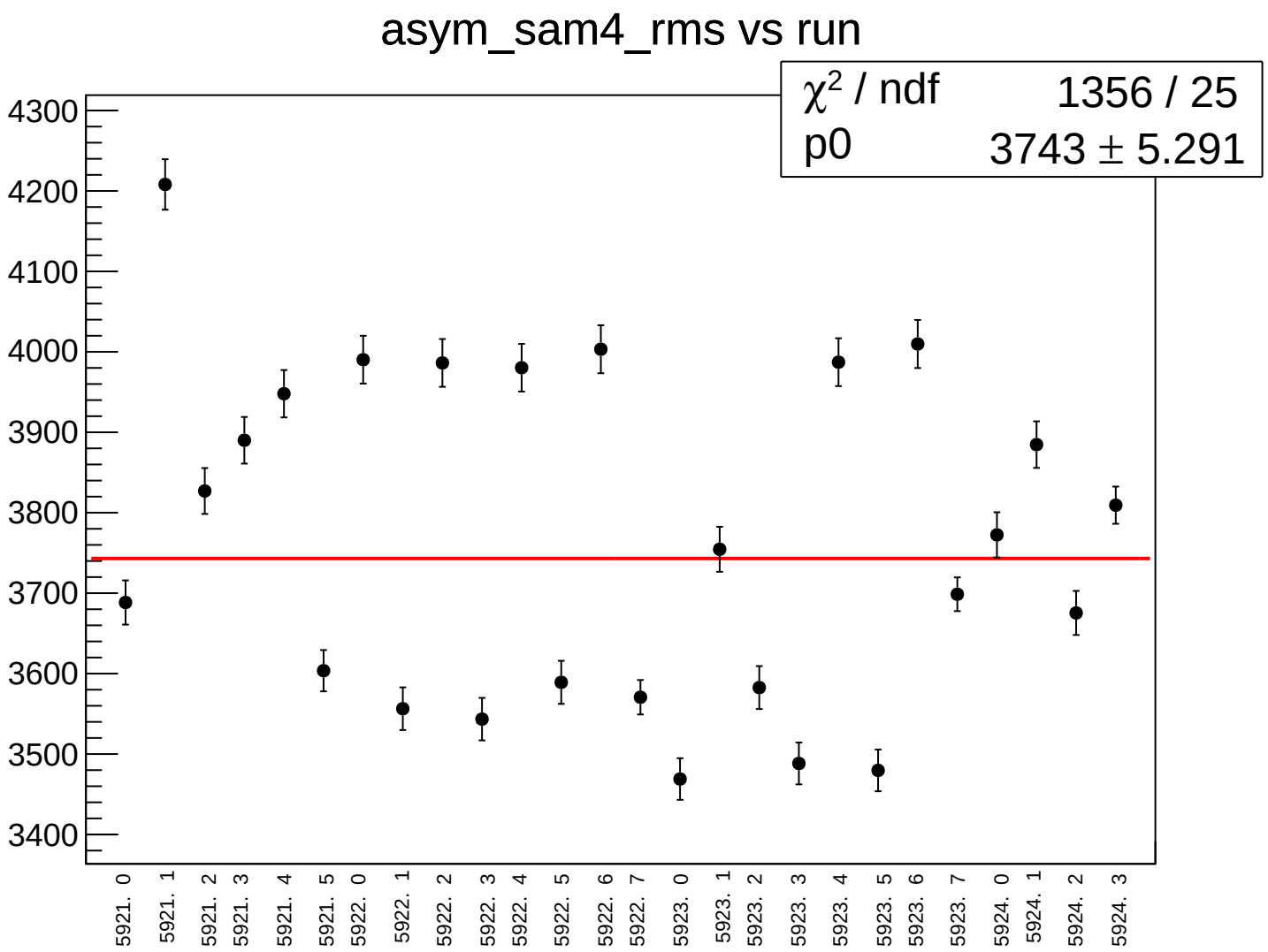
asym_sam4_rms vs run
χ² / ndf 1356 / 25
p0 3743 ± 5.291
4300
4200
4100
4000
3900
3800
3700
3600
3500
3400
5921. 0
5921. 1
5921. 2
5921. 3
5921. 4
5921. 5
5922. 0
5922. 1
5922. 2
5922. 3
5922. 4
5922. 5
5922. 6
5922. 7
5923. 0
5923. 1
5923. 2
5923. 3
5923. 4
5923. 5
5923. 6
5923. 7
5924. 0
5924. 1
5924. 2
5924. 3

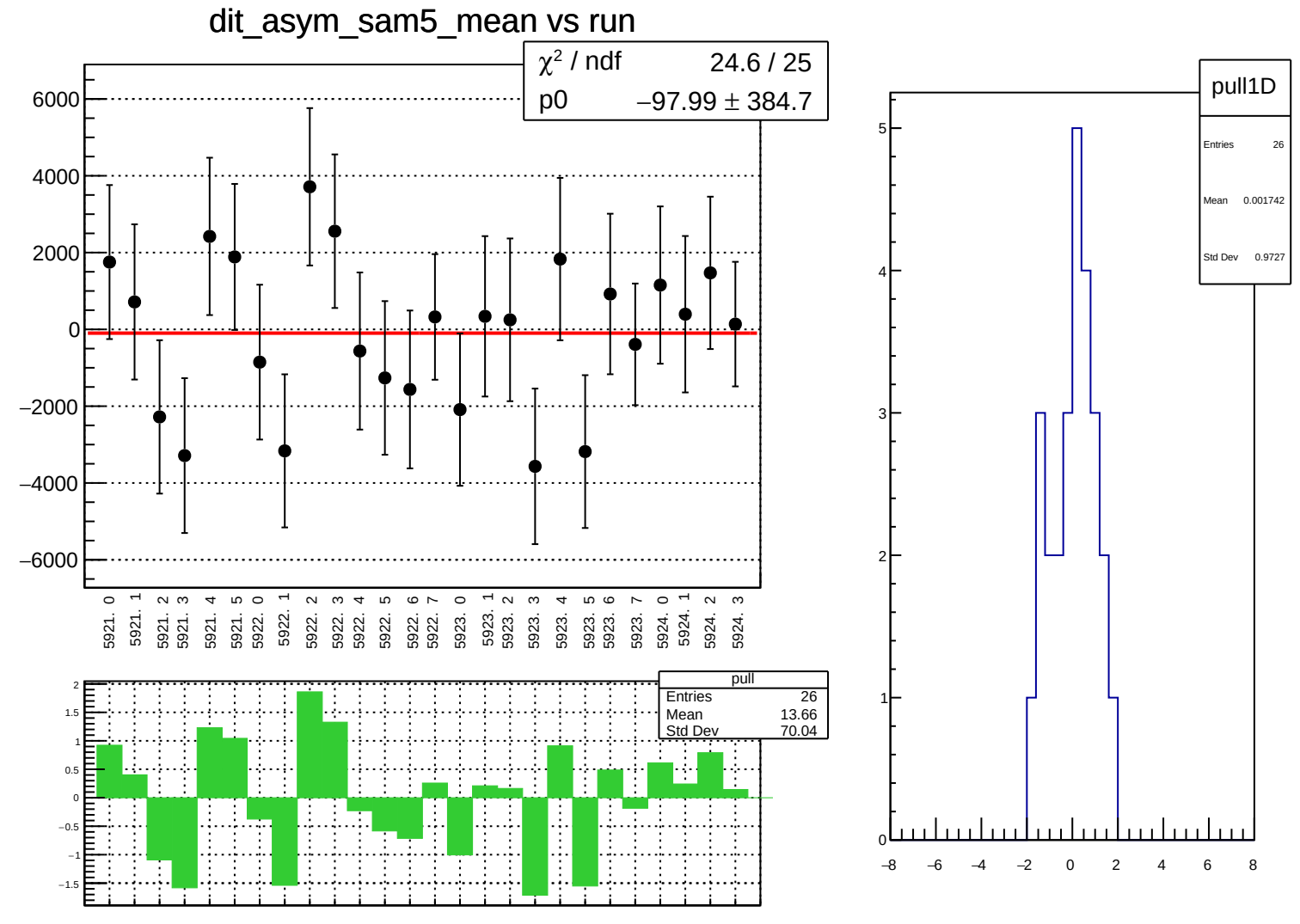
dit_asym_sam5_mean vs run
χ² / ndf 24.6 / 25
p0 −97.99 ± 384.7
6000
4000
2000
0
−2000
−4000
−6000
5921. 0
5921. 1
5921. 2
5921. 3
5921. 4
5921. 5
5922. 0
5922. 1
5922. 2
5922. 3
5922. 4
5922. 5
5922. 6
5922. 7
5923. 0
5923. 1
5923. 2
5923. 3
5923. 4
5923. 5
5923. 6
5923. 7
5924. 0
5924. 1
5924. 2
5924. 3
pull
Entries 26
Mean 13.66
Std Dev 70.04
2
1.5
1
0.5
0
−0.5
−1
−1.5
pull1D
Entries 26
Mean 0.001742
Std Dev 0.9727
5
4
3
2
1
0
−8
−6
−4
−2
0
2
4
6
8

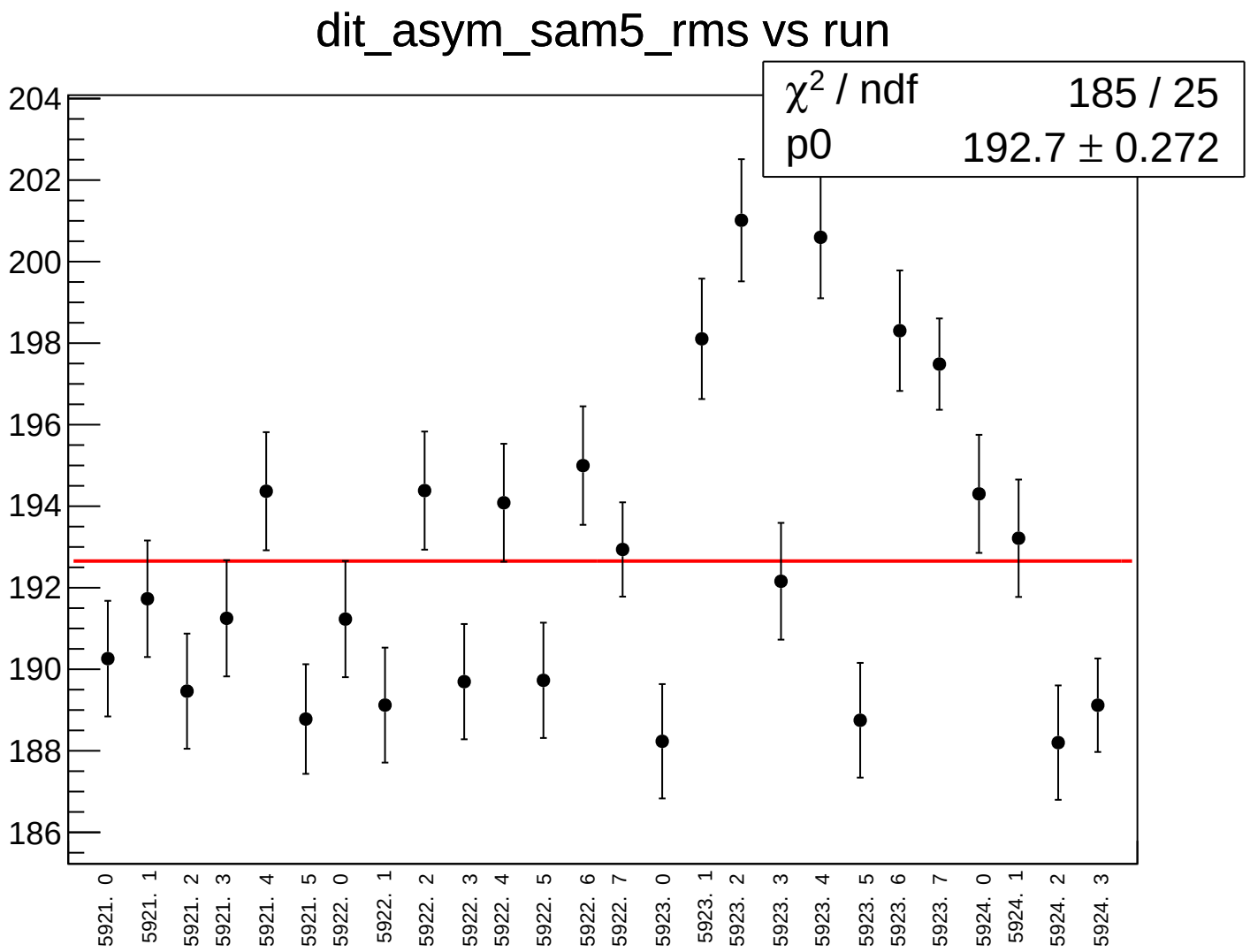
dit_asym_sam5_rms vs run
χ2 / ndf 185 / 25
p0 192.7 ± 0.272
204
202
200
198
196
194
192
190
188
186
5921. 0
5921. 1
5921. 2
5921. 3
5921. 4
5921. 5
5922. 0
5922. 1
5922. 2
5922. 3
5922. 4
5922. 5
5922. 6
5922. 7
5923. 0
5923. 1
5923. 2
5923. 3
5923. 4
5923. 5
5923. 6
5923. 7
5924. 0
5924. 1
5924. 2
5924. 3

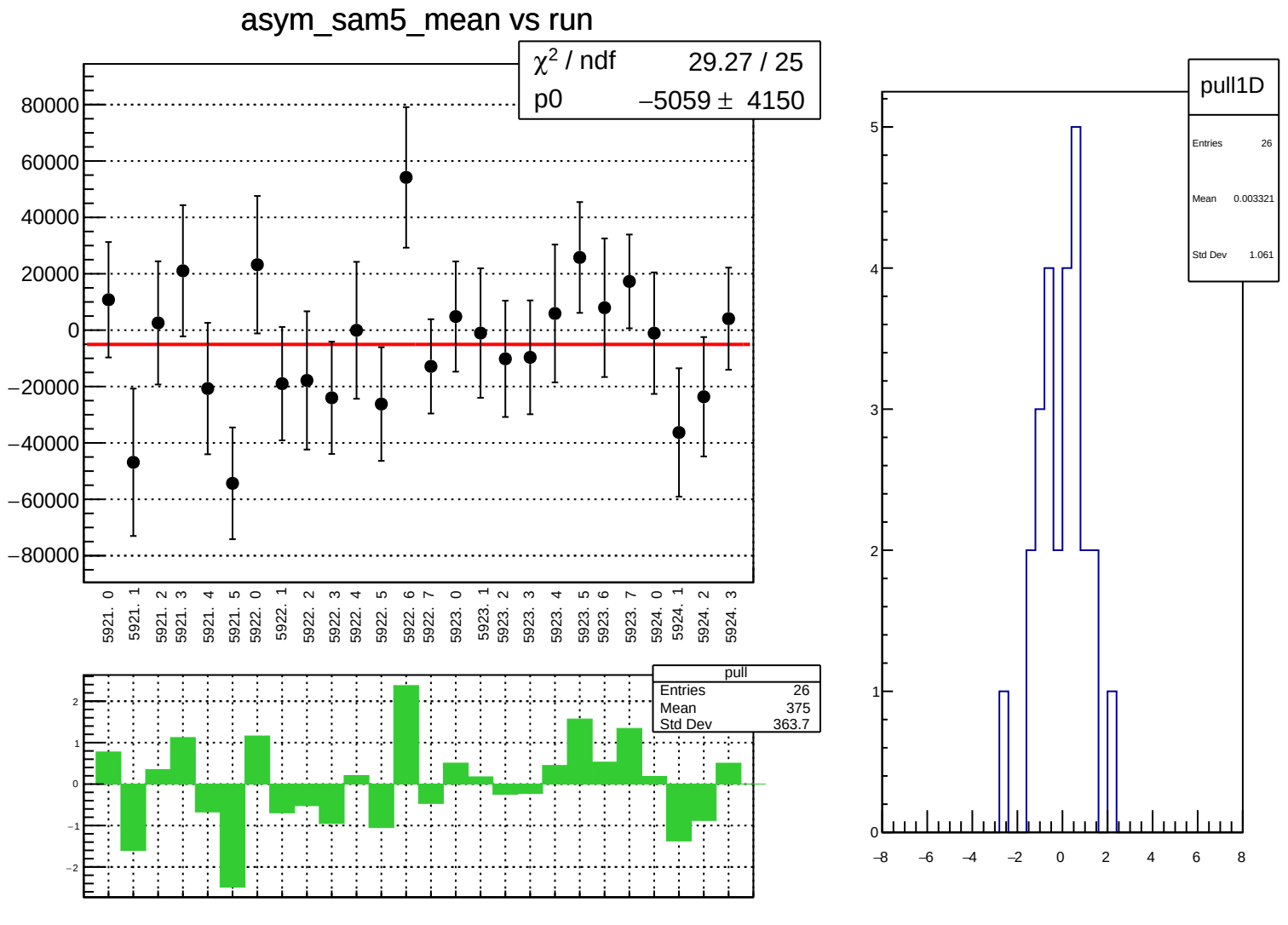
asym_sam5_mean vs run
χ2 / ndf 29.27 / 25
p0 −5059 ± 4150
80000
60000
40000
20000
0
−20000
−40000
−60000
−80000
5921. 0
5921. 1
5921. 2
5921. 3
5921. 4
5921. 5
5922. 0
5922. 1
5922. 2
5922. 3
5922. 4
5922. 5
5922. 6
5922. 7
5923. 0
5923. 1
5923. 2
5923. 3
5923. 4
5923. 5
5923. 6
5923. 7
5924. 0
5924. 1
5924. 2
5924. 3
pull
Entries 26
Mean 375
Std Dev 363.7
2
1
0
−1
−2
pull1D
Entries 26
Mean 0.003321
Std Dev 1.061
5
4
3
2
1
0
−8
−6
−4
−2
0
2
4
6
8

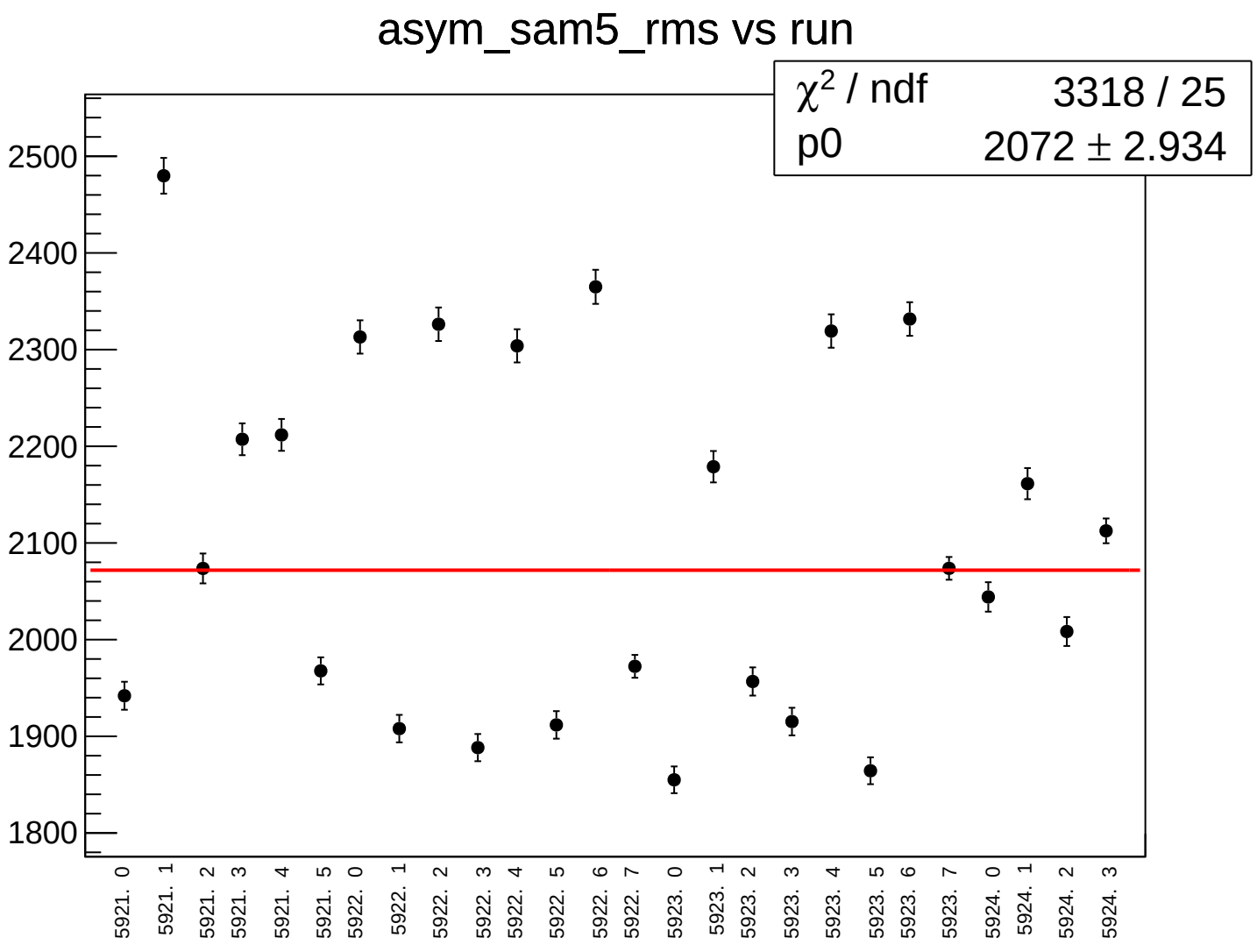
asym_sam5_rms vs run
χ^2 / ndf 3318 / 25
p0 2072 ± 2.934
2500
2400
2300
2200
2100
2000
1900
1800
5921. 0
5921. 1
5921. 2
5921. 3
5921. 4
5921. 5
5922. 0
5922. 1
5922. 2
5922. 3
5922. 4
5922. 5
5922. 6
5922. 7
5923. 0
5923. 1
5923. 2
5923. 3
5923. 4
5923. 5
5923. 6
5923. 7
5924. 0
5924. 1
5924. 2
5924. 3

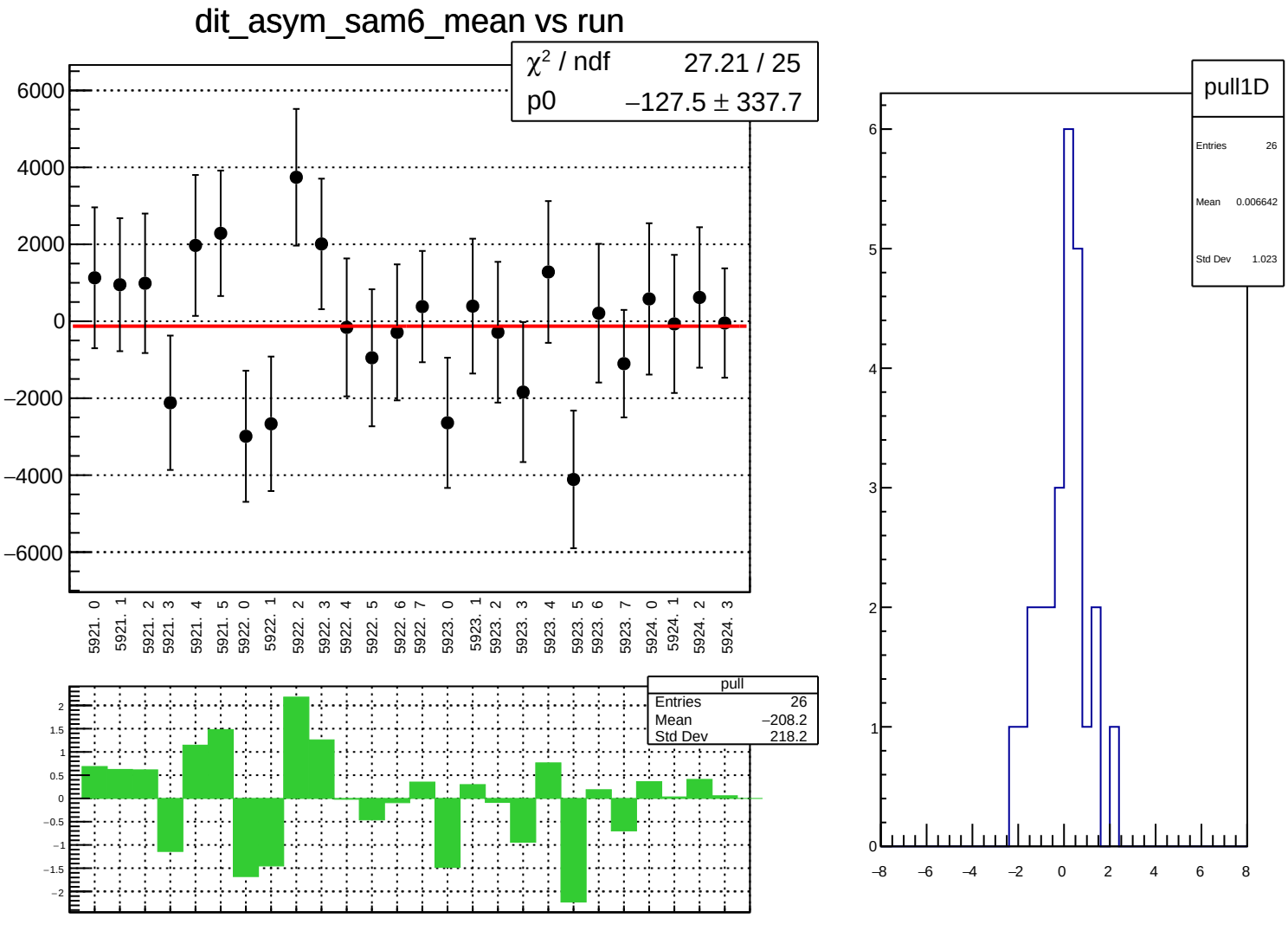
dit_asym_sam6_mean vs run
χ² / ndf 27.21 / 25
p0 −127.5 ± 337.7
6000
4000
2000
0
−2000
−4000
−6000
5921. 0
5921. 1
5921. 2
5921. 3
5921. 4
5921. 5
5922. 0
5922. 1
5922. 2
5922. 3
5922. 4
5922. 5
5922. 6
5922. 7
5923. 0
5923. 1
5923. 2
5923. 3
5923. 4
5923. 5
5923. 6
5923. 7
5924. 0
5924. 1
5924. 2
5924. 3
pull
Entries 26
Mean −208.2
Std Dev 218.2
pull1D
Entries 26
Mean 0.006642
Std Dev 1.023

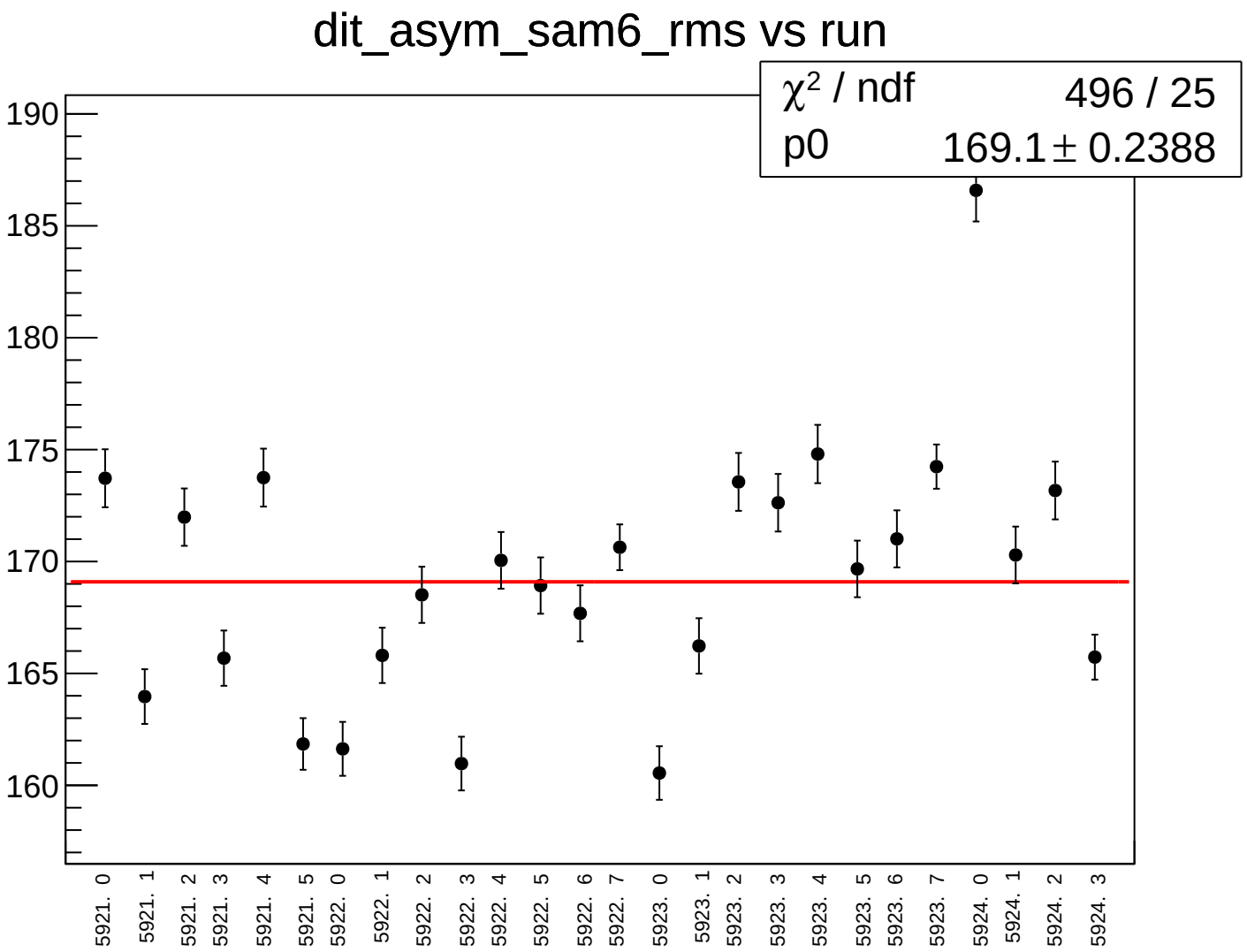
dit_asym_sam6_rms vs run
χ² / ndf 496 / 25
p0 169.1 ± 0.2388
190
185
180
175
170
165
160
5921. 0
5921. 1
5921. 2
5921. 3
5921. 4
5921. 5
5922. 0
5922. 1
5922. 2
5922. 3
5922. 4
5922. 5
5922. 6
5922. 7
5923. 0
5923. 1
5923. 2
5923. 3
5923. 4
5923. 5
5923. 6
5923. 7
5924. 0
5924. 1
5924. 2
5924. 3

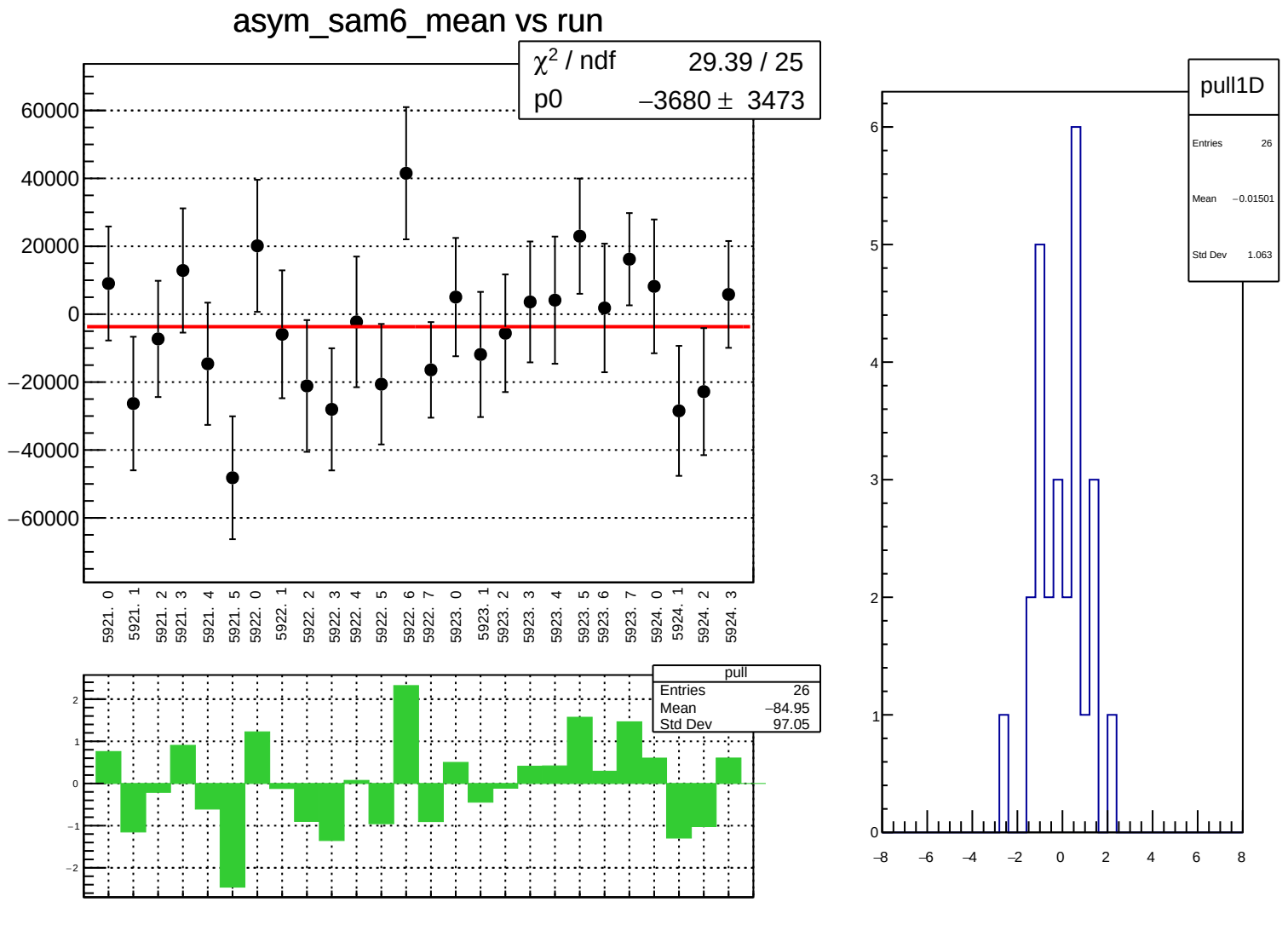
asym_sam6_mean vs run
χ2 / ndf 29.39 / 25
p0 −3680 ± 3473
60000
40000
20000
0
−20000
−40000
−60000
5921. 0
5921. 1
5921. 2
5921. 3
5921. 4
5921. 5
5922. 0
5922. 1
5922. 2
5922. 3
5922. 4
5922. 5
5922. 6
5922. 7
5923. 0
5923. 1
5923. 2
5923. 3
5923. 4
5923. 5
5923. 6
5923. 7
5924. 0
5924. 1
5924. 2
5924. 3
pull
Entries 26
Mean −84.95
Std Dev 97.05
2
1
0
−1
−2
pull1D
Entries 26
Mean −0.01501
Std Dev 1.063
6
5
4
3
2
1
0
−8
−6
−4
−2
0
2
4
6
8

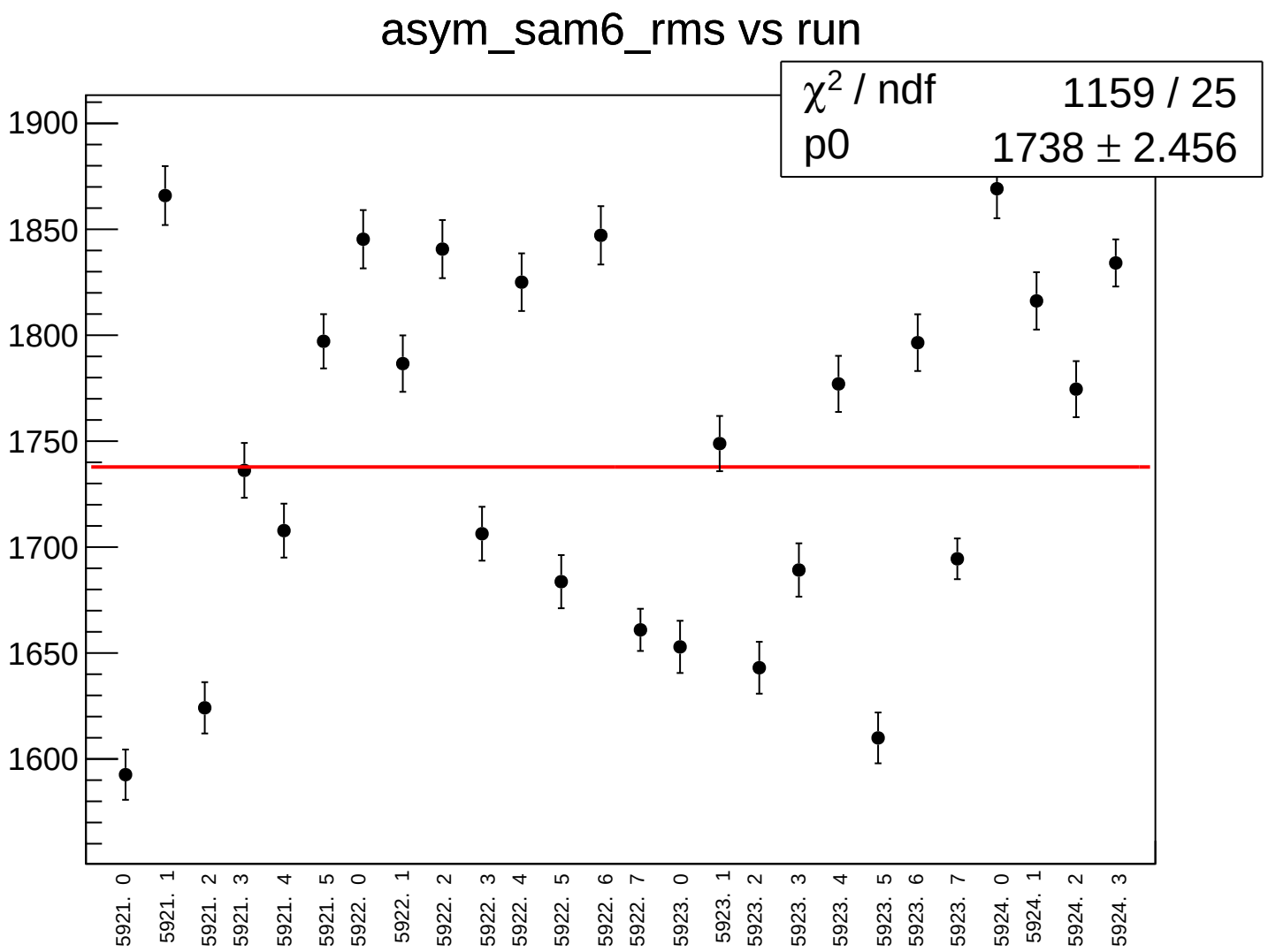
asym_sam6_rms vs run
χ2 / ndf 1159 / 25
p0 1738 ± 2.456
1900
1850
1800
1750
1700
1650
1600
5921. 0
5921. 1
5921. 2
5921. 3
5921. 4
5921. 5
5922. 0
5922. 1
5922. 2
5922. 3
5922. 4
5922. 5
5922. 6
5922. 7
5923. 0
5923. 1
5923. 2
5923. 3
5923. 4
5923. 5
5923. 6
5923. 7
5924. 0
5924. 1
5924. 2
5924. 3

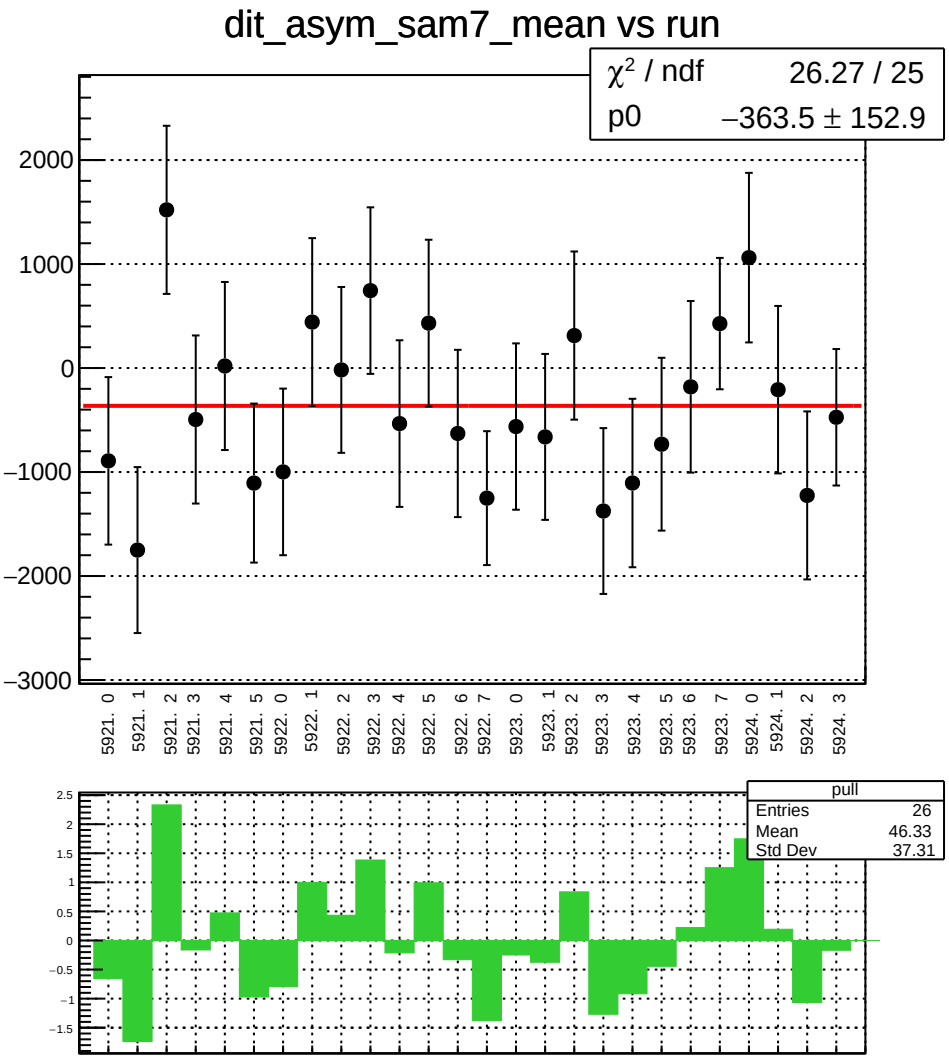
dit_asym_sam7_mean vs run
χ² / ndf 26.27 / 25
p0 −363.5 ± 152.9
2000
1000
0
−1000
−2000
−3000
5921. 0
5921. 1
5921. 2
5921. 3
5921. 4
5921. 5
5922. 0
5922. 1
5922. 2
5922. 3
5922. 4
5922. 5
5922. 6
5922. 7
5923. 0
5923. 1
5923. 2
5923. 3
5923. 4
5923. 5
5923. 6
5923. 7
5924. 0
5924. 1
5924. 2
5924. 3
pull
Entries 26
Mean 46.33
Std Dev 37.31
2.5
2
1.5
1
0.5
0
−0.5
−1
−1.5

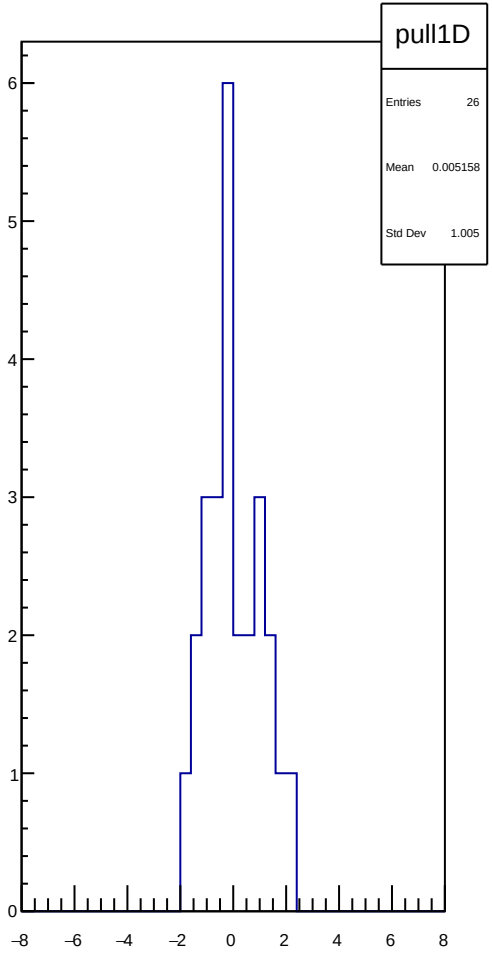
pull1D
Entries 26
Mean 0.005158
Std Dev 1.005
6
5
4
3
2
1
0
−8
−6
−4
−2
0
2
4
6
8

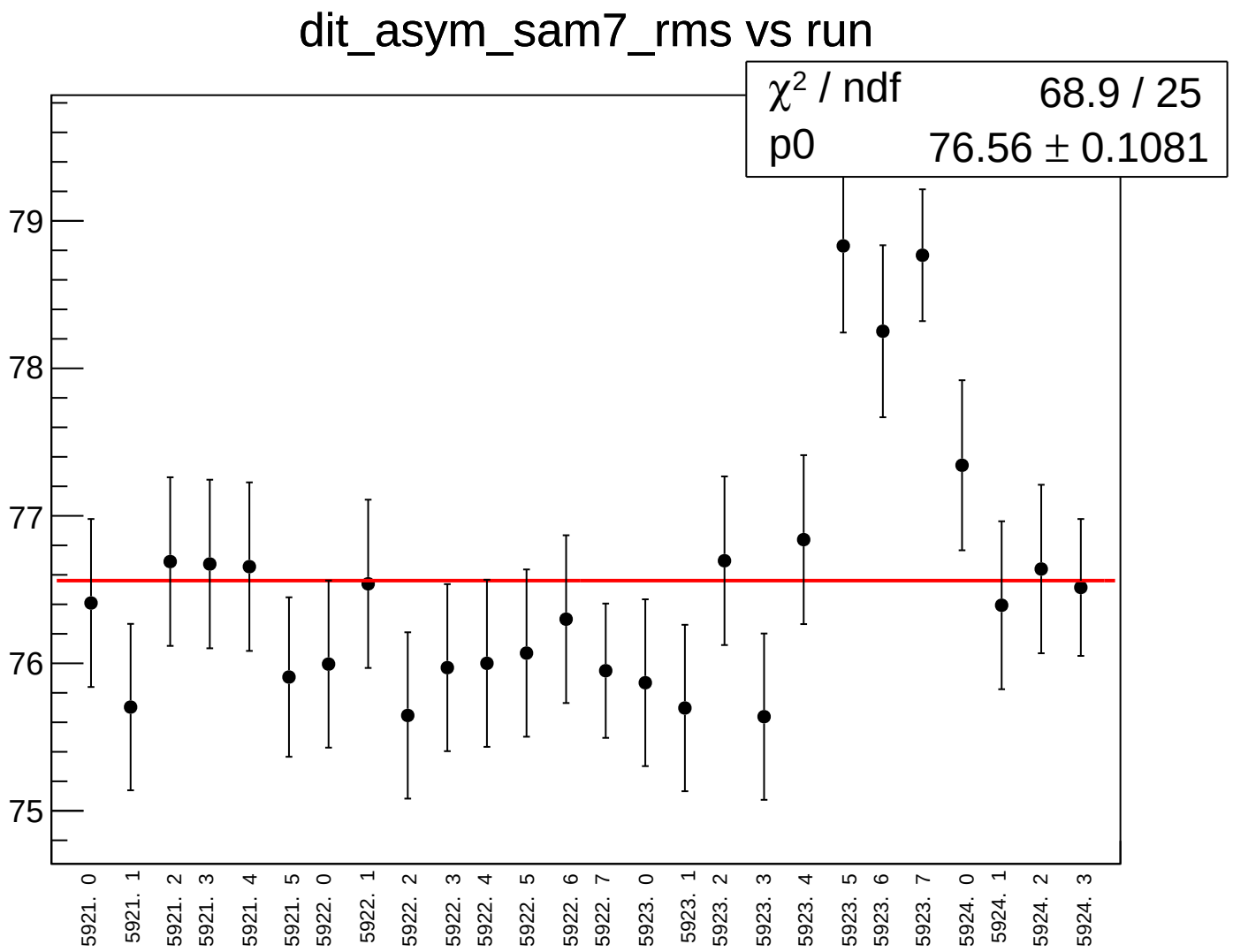
dit_asym_sam7_rms vs run
χ² / ndf 68.9 / 25
p0 76.56 ± 0.1081
79
78
77
76
75
5921. 0
5921. 1
5921. 2
5921. 3
5921. 4
5921. 5
5922. 0
5922. 1
5922. 2
5922. 3
5922. 4
5922. 5
5922. 6
5922. 7
5923. 0
5923. 1
5923. 2
5923. 3
5923. 4
5923. 5
5923. 6
5923. 7
5924. 0
5924. 1
5924. 2
5924. 3

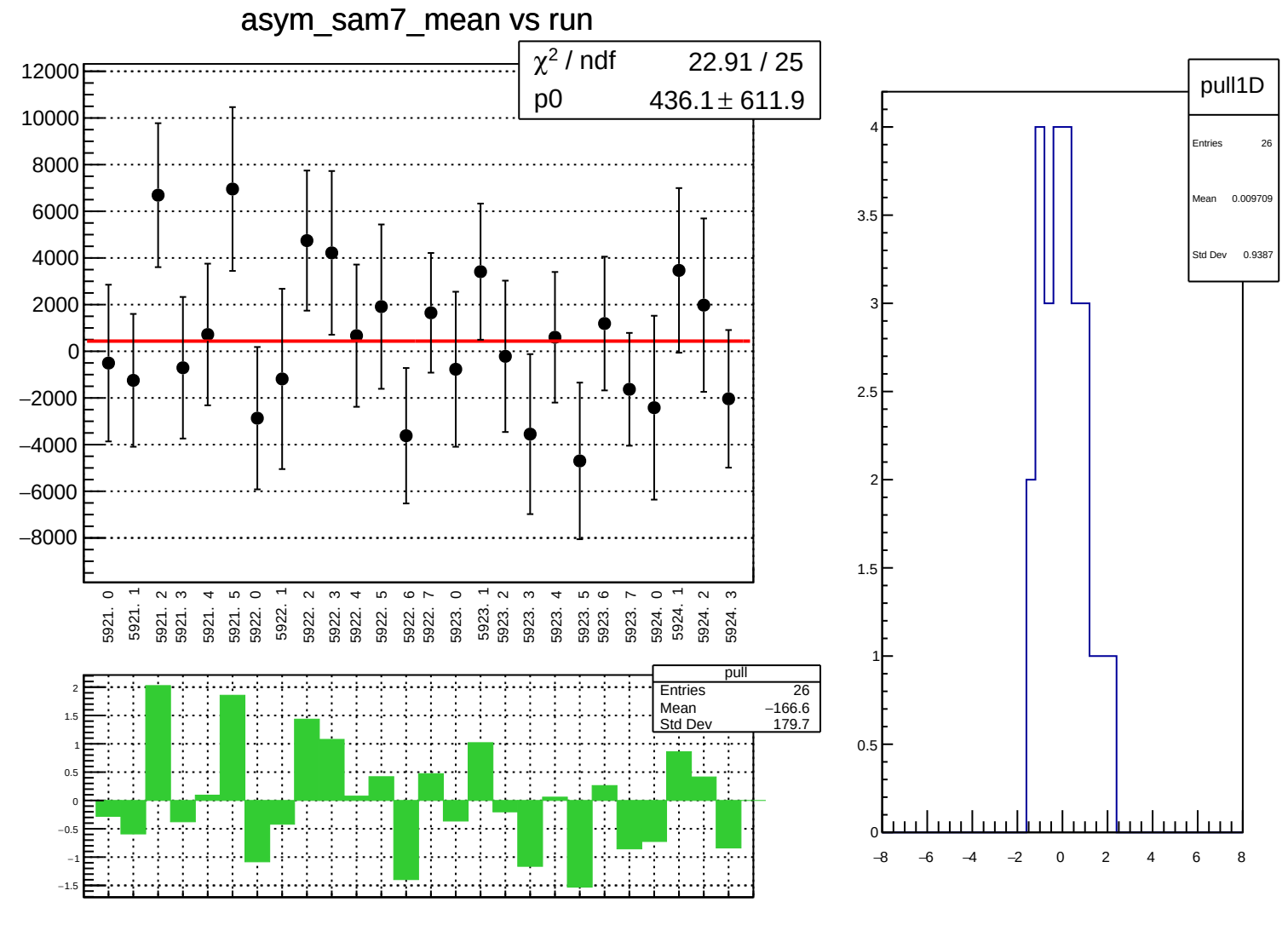
asym_sam7_mean vs run
χ² / ndf 22.91 / 25
p0 436.1 ± 611.9
12000
10000
8000
6000
4000
2000
0
−2000
−4000
−6000
−8000
5921. 0
5921. 1
5921. 2
5921. 3
5921. 4
5921. 5
5922. 0
5922. 1
5922. 2
5922. 3
5922. 4
5922. 5
5922. 6
5922. 7
5923. 0
5923. 1
5923. 2
5923. 3
5923. 4
5923. 5
5923. 6
5923. 7
5924. 0
5924. 1
5924. 2
5924. 3
pull
Entries 26
Mean −166.6
Std Dev 179.7
pull1D
Entries 26
Mean 0.009709
Std Dev 0.9387

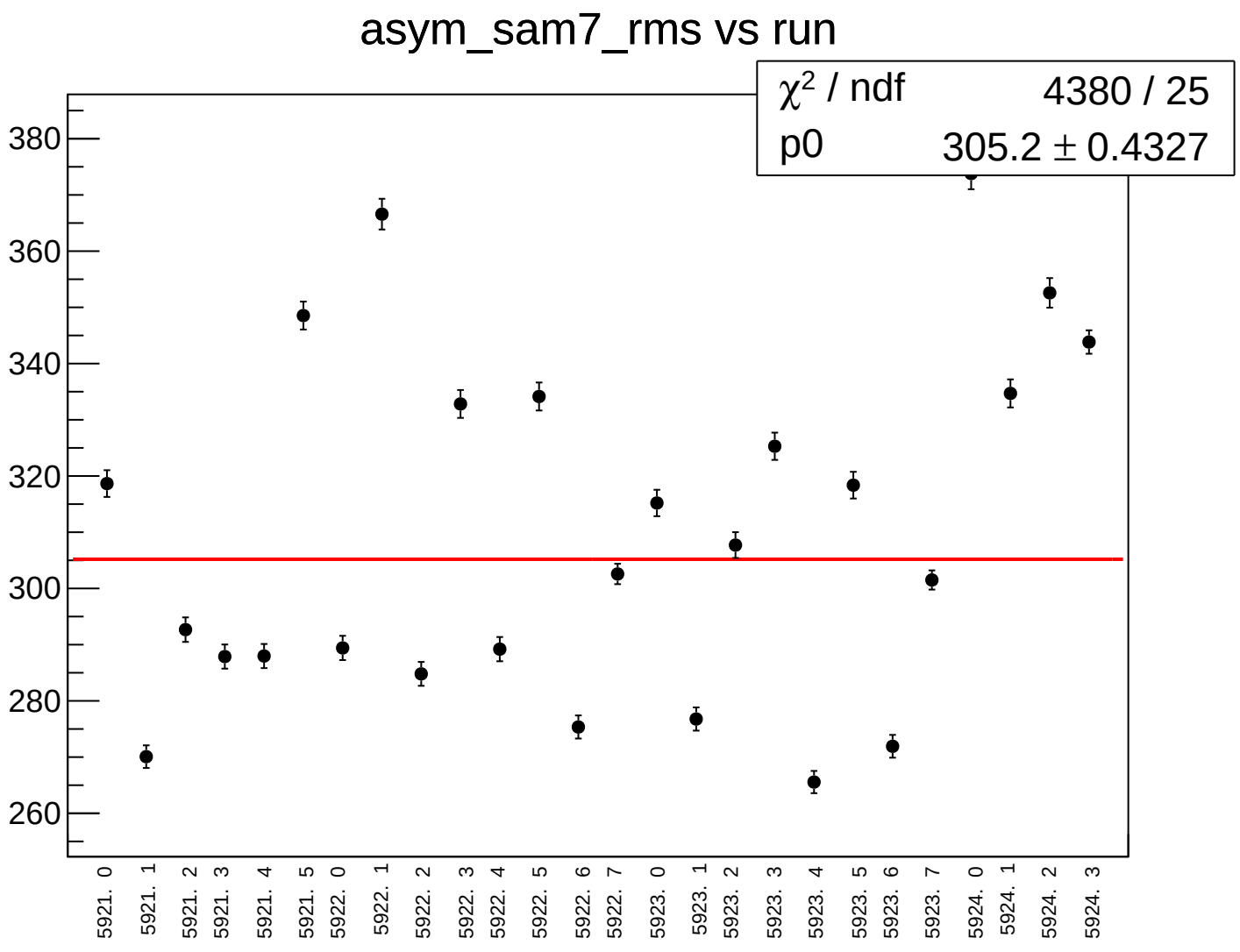
asym_sam7_rms vs run
χ2 / ndf 4380 / 25
p0 305.2 ± 0.4327
380
360
340
320
300
280
260
5921. 0
5921. 1
5921. 2
5921. 3
5921. 4
5921. 5
5922. 0
5922. 1
5922. 2
5922. 3
5922. 4
5922. 5
5922. 6
5922. 7
5923. 0
5923. 1
5923. 2
5923. 3
5923. 4
5923. 5
5923. 6
5923. 7
5924. 0
5924. 1
5924. 2
5924. 3

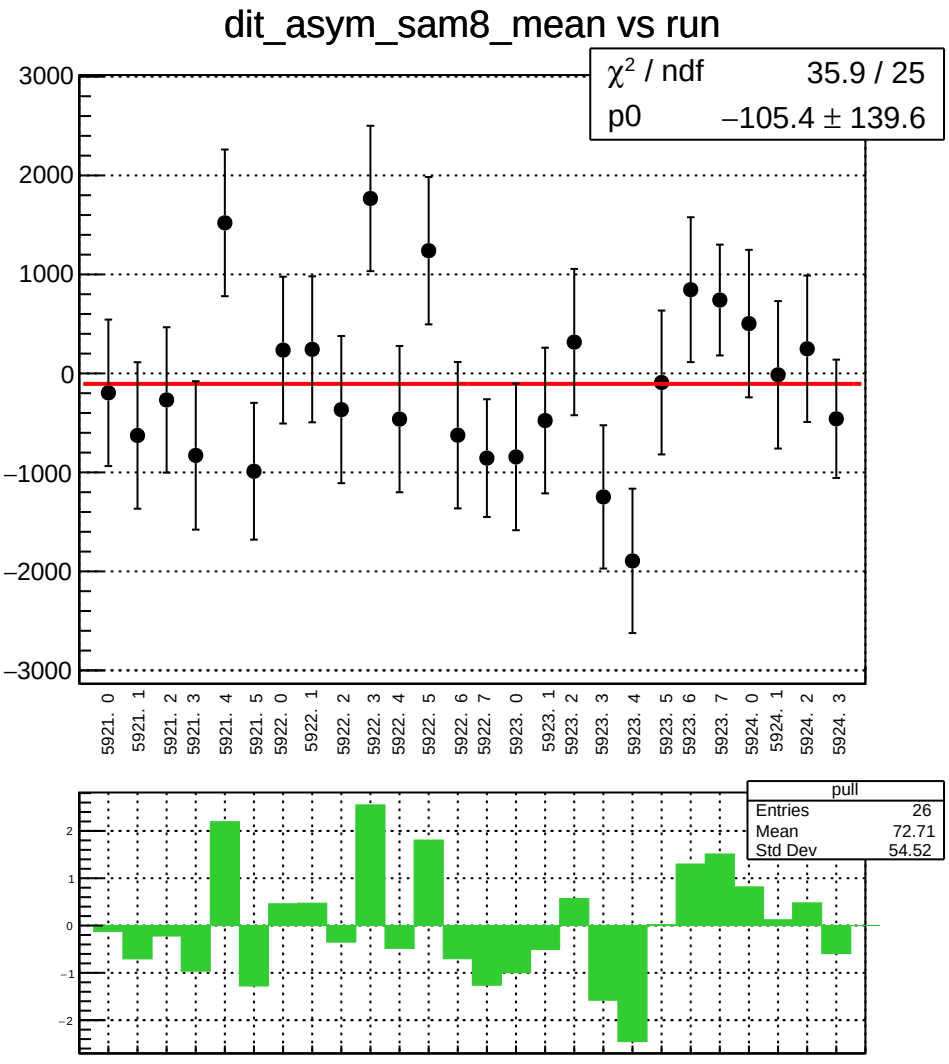
dit_asym_sam8_mean vs run
χ² / ndf 35.9 / 25
p0 −105.4 ± 139.6
3000
2000
1000
0
−1000
−2000
−3000
5921. 0
5921. 1
5921. 2
5921. 3
5921. 4
5921. 5
5922. 0
5922. 1
5922. 2
5922. 3
5922. 4
5922. 5
5922. 6
5922. 7
5923. 0
5923. 1
5923. 2
5923. 3
5923. 4
5923. 5
5923. 6
5923. 7
5924. 0
5924. 1
5924. 2
5924. 3
pull
Entries 26
Mean 72.71
Std Dev 54.52
2
1
0
−1
−2

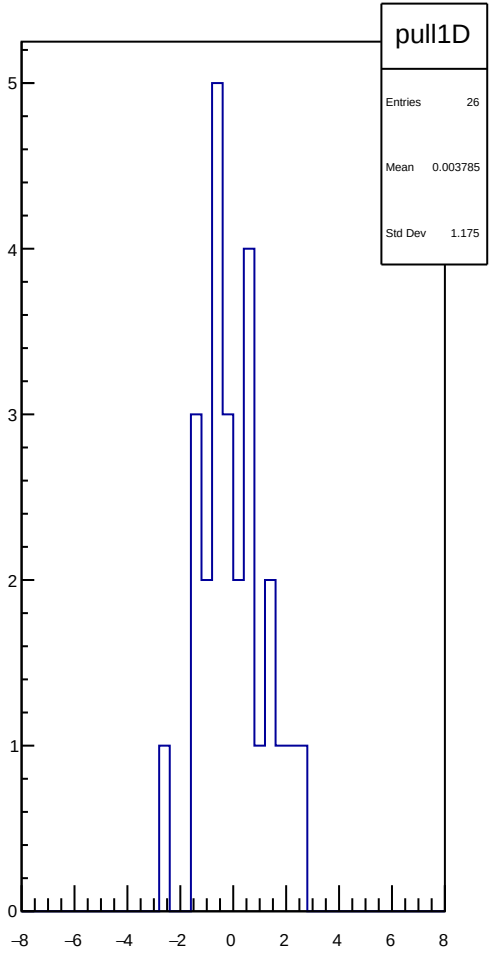
pull1D
Entries 26
Mean 0.003785
Std Dev 1.175
5
4
3
2
1
0
−8
−6
−4
−2
0
2
4
6
8

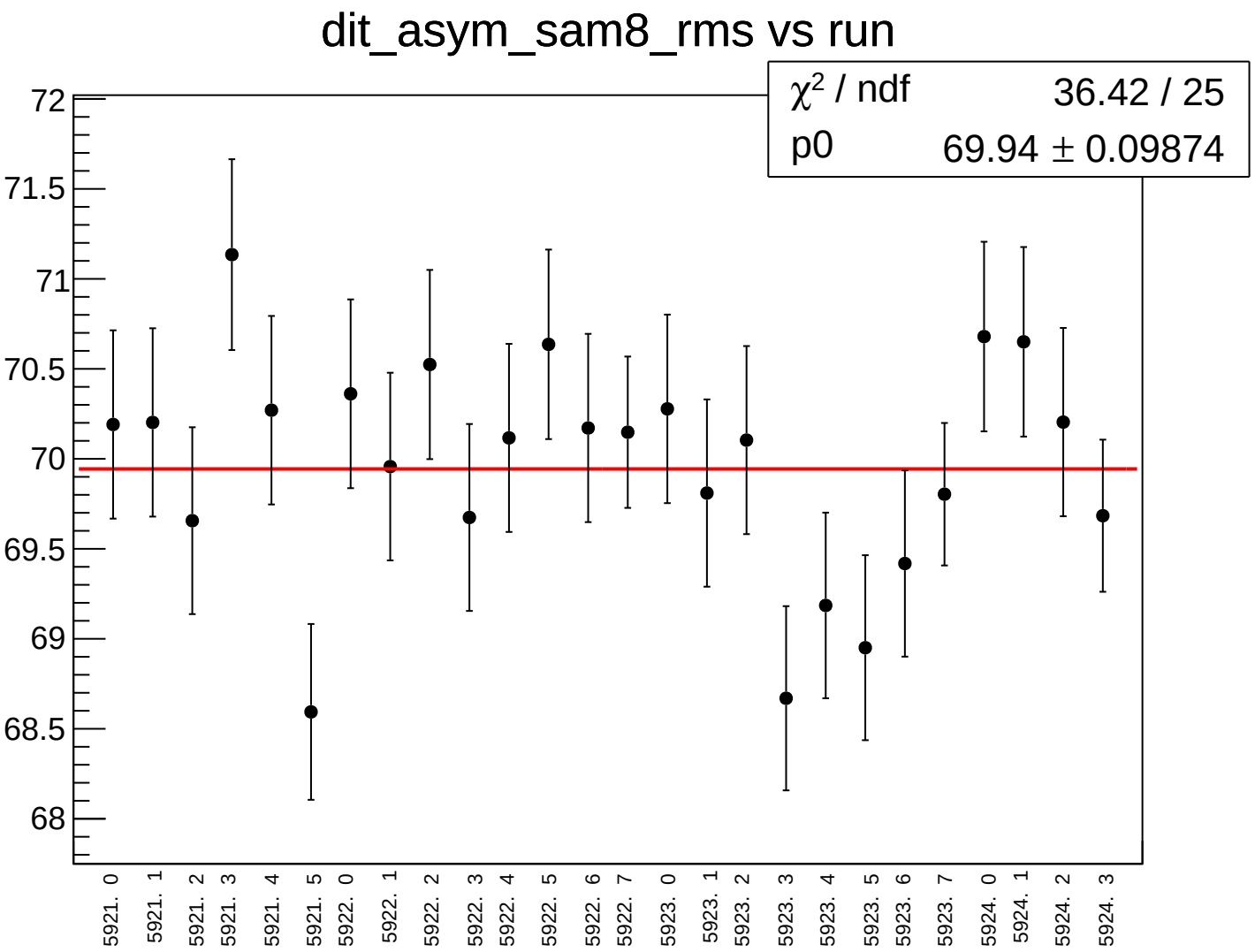
dit_asym_sam8_rms vs run
χ² / ndf 36.42 / 25
p0 69.94 ± 0.09874
72
71.5
71
70.5
70
69.5
69
68.5
68
5921. 0
5921. 1
5921. 2
5921. 3
5921. 4
5921. 5
5922. 0
5922. 1
5922. 2
5922. 3
5922. 4
5922. 5
5922. 6
5922. 7
5923. 0
5923. 1
5923. 2
5923. 3
5923. 4
5923. 5
5923. 6
5923. 7
5924. 0
5924. 1
5924. 2
5924. 3

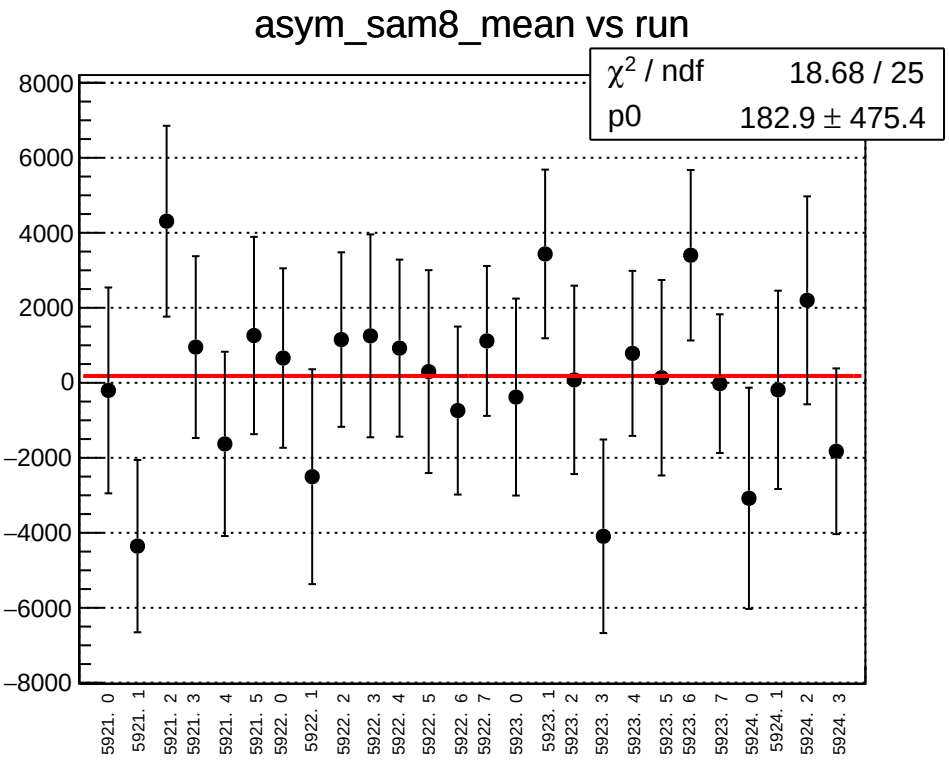
asym_sam8_mean vs run
χ² / ndf 18.68 / 25
p0 182.9 ± 475.4
8000
6000
4000
2000
0
−2000
−4000
−6000
−8000
5921. 0
5921. 1
5921. 2
5921. 3
5921. 4
5921. 5
5922. 0
5922. 1
5922. 2
5922. 3
5922. 4
5922. 5
5922. 6
5922. 7
5923. 0
5923. 1
5923. 2
5923. 3
5923. 4
5923. 5
5923. 6
5923. 7
5924. 0
5924. 1
5924. 2
5924. 3

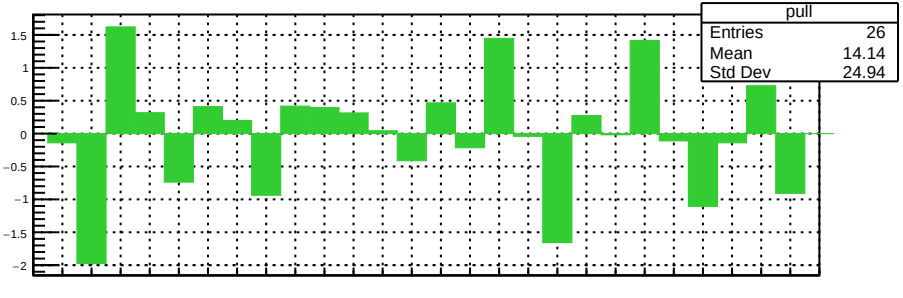
pull
Entries 26
Mean 14.14
Std Dev 24.94
1.5
1
0.5
0
−0.5
−1
−1.5
−2

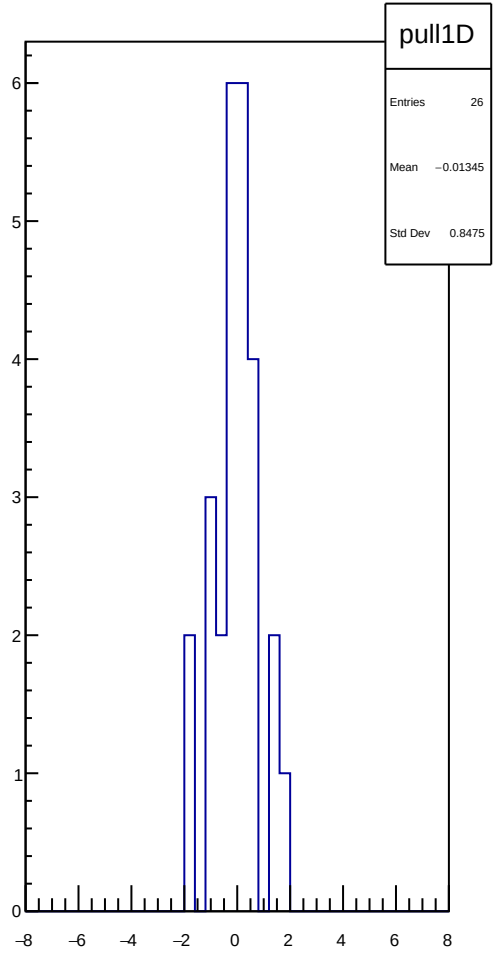
pull1D
Entries 26
Mean −0.01345
Std Dev 0.8475
6
5
4
3
2
1
0
−8
−6
−4
−2
0
2
4
6
8

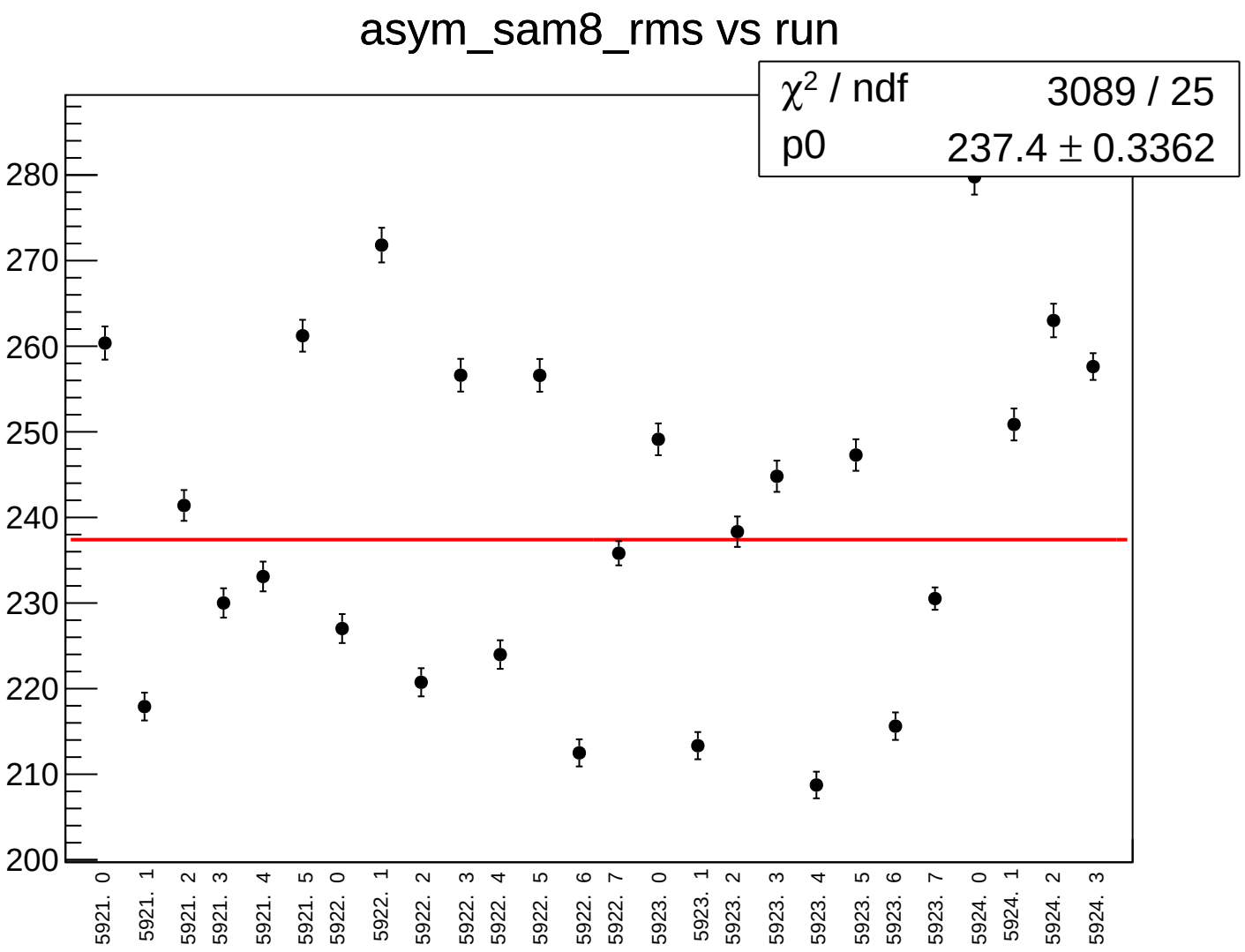
asym_sam8_rms vs run
χ2 / ndf 3089 / 25
p0 237.4 ± 0.3362
280
270
260
250
240
230
220
210
200
5921. 0
5921. 1
5921. 2
5921. 3
5921. 4
5921. 5
5922. 0
5922. 1
5922. 2
5922. 3
5922. 4
5922. 5
5922. 6
5922. 7
5923. 0
5923. 1
5923. 2
5923. 3
5923. 4
5923. 5
5923. 6
5923. 7
5924. 0
5924. 1
5924. 2
5924. 3

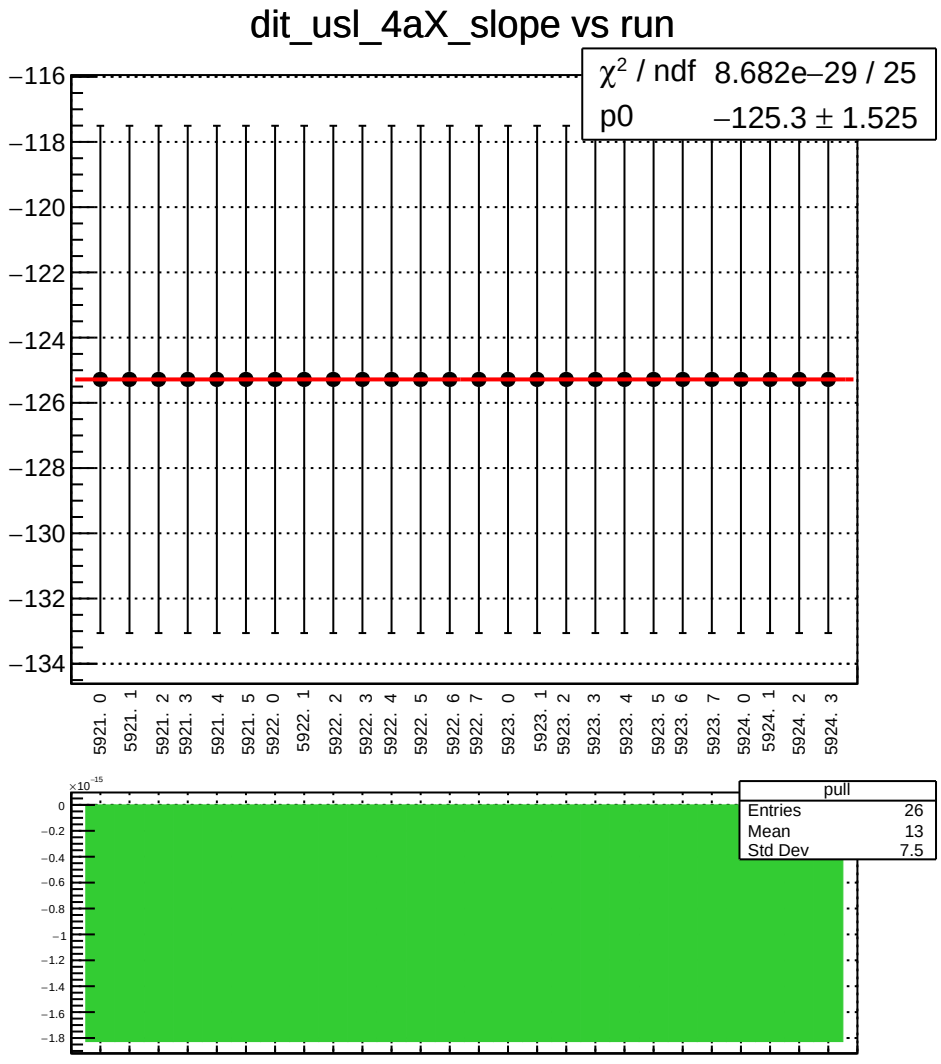
dit_usl_4aX_slope vs run
χ² / ndf 8.682e−29 / 25
p0 −125.3 ± 1.525
−116
−118
−120
−122
−124
−126
−128
−130
−132
−134
5921. 0
5921. 1
5921. 2
5921. 3
5921. 4
5921. 5
5922. 0
5922. 1
5922. 2
5922. 3
5922. 4
5922. 5
5922. 6
5922. 7
5923. 0
5923. 1
5923. 2
5923. 3
5923. 4
5923. 5
5923. 6
5923. 7
5924. 0
5924. 1
5924. 2
5924. 3
×10⁻¹⁵
0
−0.2
−0.4
−0.6
−0.8
−1
−1.2
−1.4
−1.6
−1.8
pull
Entries 26
Mean 13
Std Dev 7.5

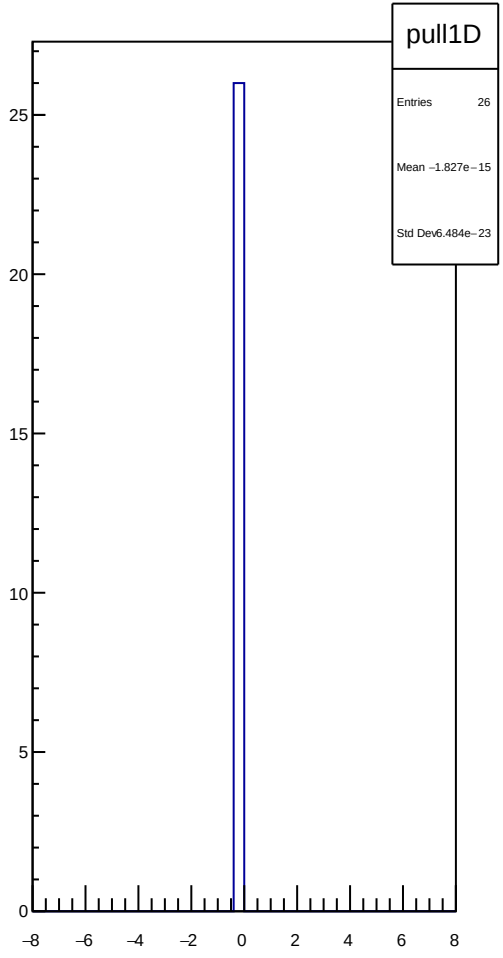
pull1D
Entries 26
Mean −1.827e−15
Std Dev 6.484e−23
25
20
15
10
5
0
−8
−6
−4
−2
0
2
4
6
8

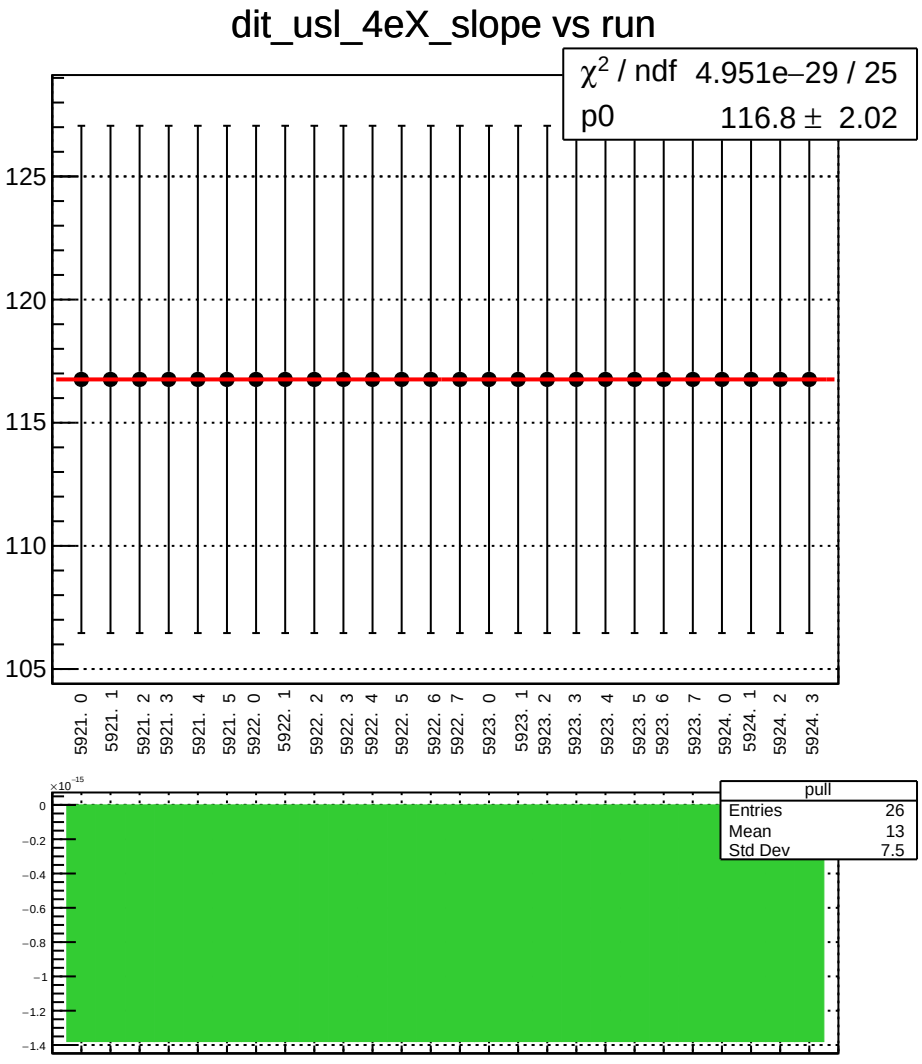
dit_usl_4eX_slope vs run
χ2 / ndf 4.951e−29 / 25
p0 116.8 ± 2.02
125
120
115
110
105
5921. 0
5921. 1
5921. 2
5921. 3
5921. 4
5921. 5
5922. 0
5922. 1
5922. 2
5922. 3
5922. 4
5922. 5
5922. 6
5922. 7
5923. 0
5923. 1
5923. 2
5923. 3
5923. 4
5923. 5
5923. 6
5923. 7
5924. 0
5924. 1
5924. 2
5924. 3
×10−15
0
−0.2
−0.4
−0.6
−0.8
−1
−1.2
−1.4
pull
Entries 26
Mean 13
Std Dev 7.5

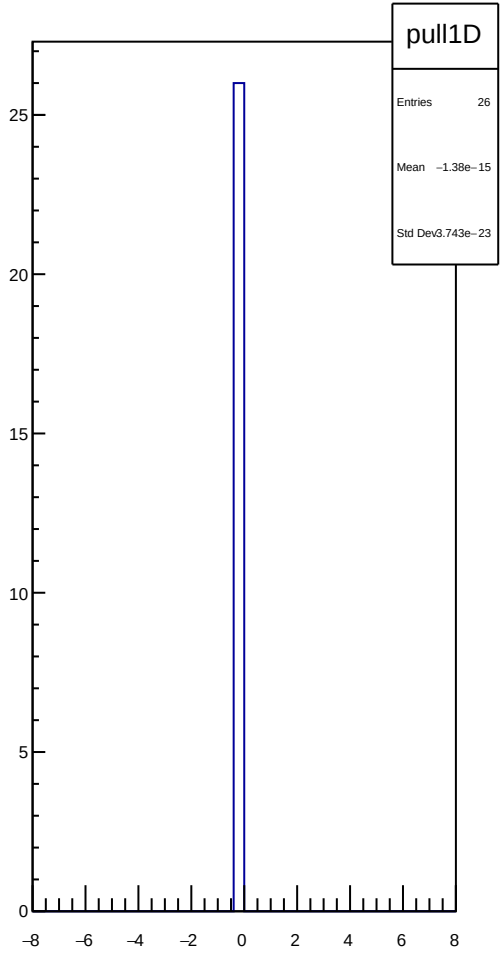
pull1D
Entries 26
Mean −1.38e−15
Std Dev 3.743e−23
25
20
15
10
5
0
−8
−6
−4
−2
0
2
4
6
8

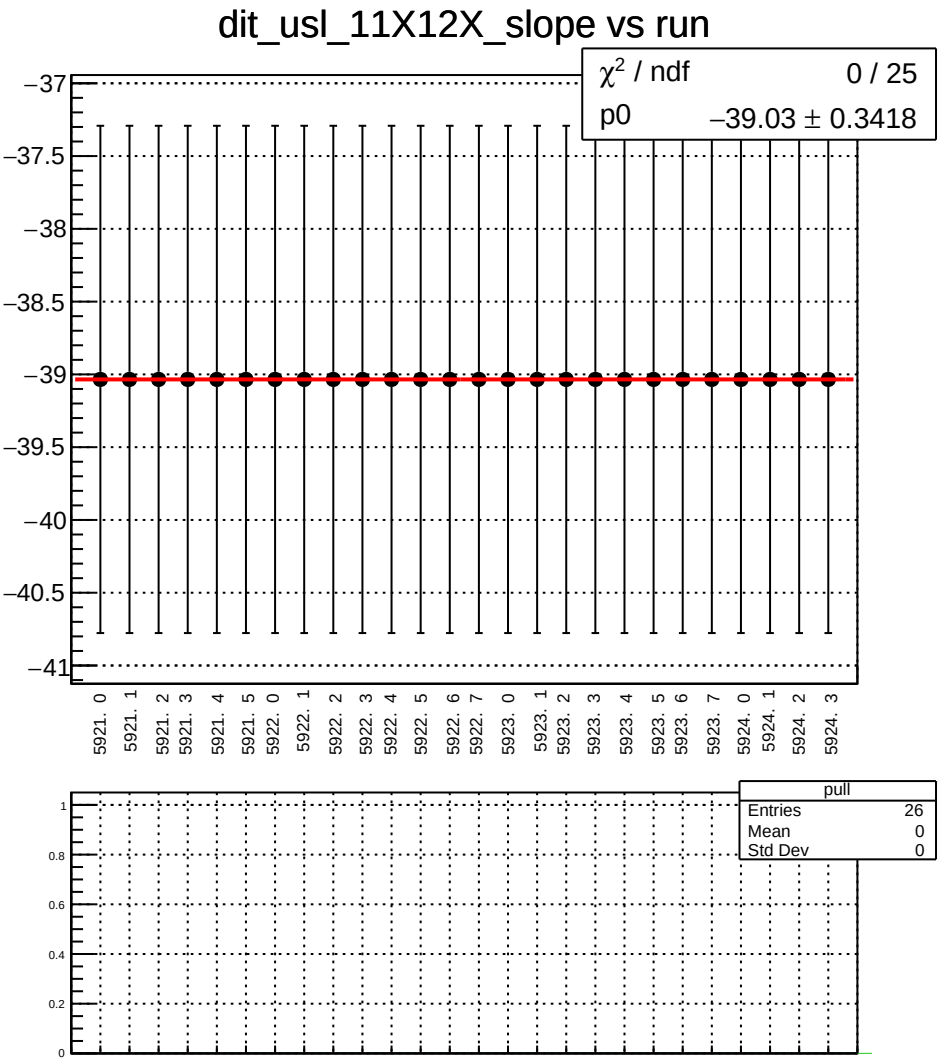
dit_usl_11X12X_slope vs run
χ² / ndf 0 / 25
p0 −39.03 ± 0.3418
−37
−37.5
−38
−38.5
−39
−39.5
−40
−40.5
−41
5921. 0
5921. 1
5921. 2
5921. 3
5921. 4
5921. 5
5922. 0
5922. 1
5922. 2
5922. 3
5922. 4
5922. 5
5922. 6
5922. 7
5923. 0
5923. 1
5923. 2
5923. 3
5923. 4
5923. 5
5923. 6
5923. 7
5924. 0
5924. 1
5924. 2
5924. 3
pull
Entries 26
Mean 0
Std Dev 0
1
0.8
0.6
0.4
0.2
0

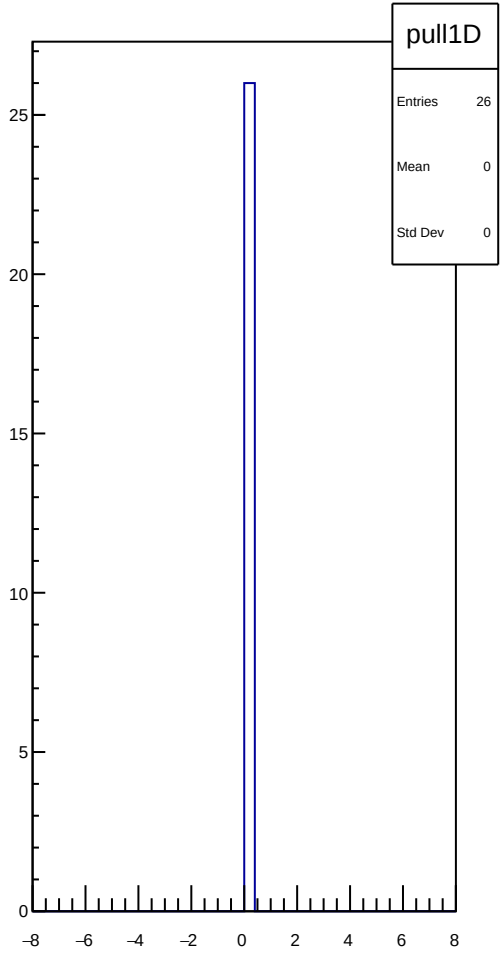
pull1D
Entries 26
Mean 0
Std Dev 0
25
20
15
10
5
0
−8
−6
−4
−2
0
2
4
6
8

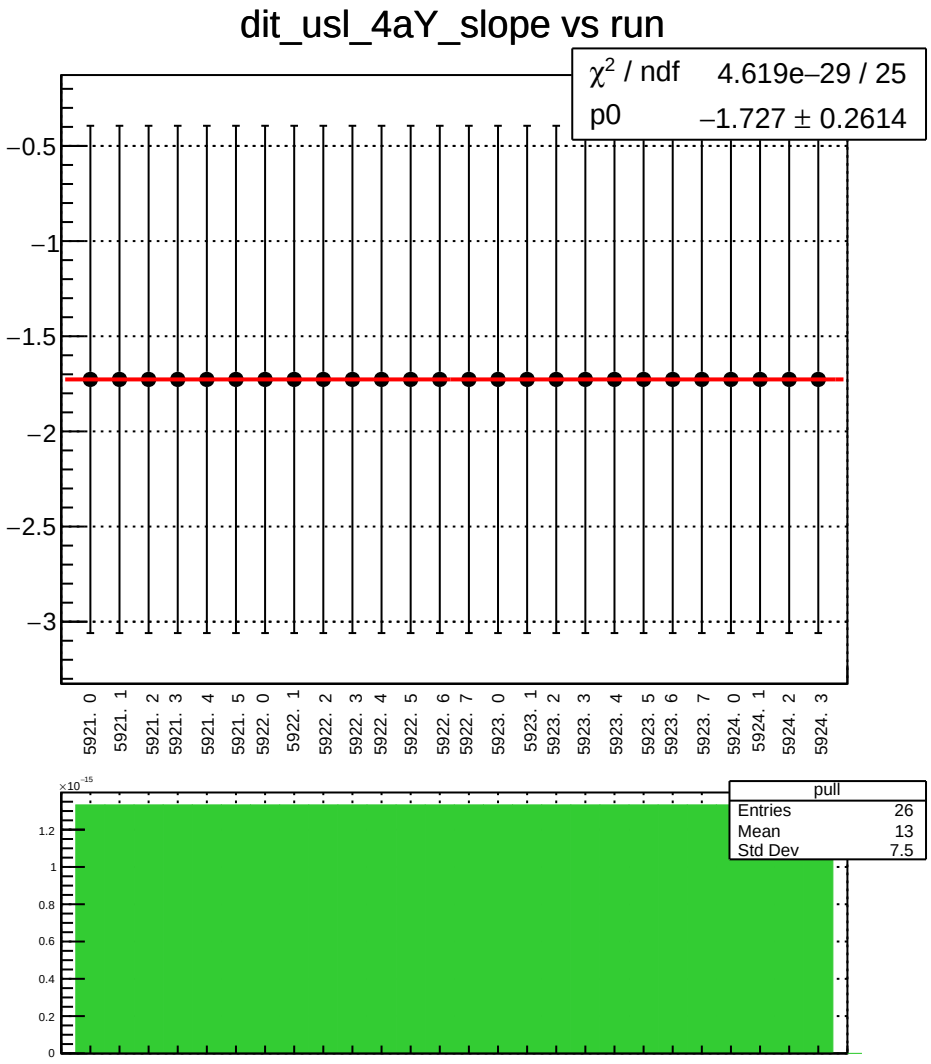
dit_usl_4aY_slope vs run
χ² / ndf 4.619e−29 / 25
p0 −1.727 ± 0.2614
−0.5
−1
−1.5
−2
−2.5
−3
5921. 0
5921. 1
5921. 2
5921. 3
5921. 4
5921. 5
5922. 0
5922. 1
5922. 2
5922. 3
5922. 4
5922. 5
5922. 6
5922. 7
5923. 0
5923. 1
5923. 2
5923. 3
5923. 4
5923. 5
5923. 6
5923. 7
5924. 0
5924. 1
5924. 2
5924. 3
×10⁻¹⁵
1.2
1
0.8
0.6
0.4
0.2
0
pull
Entries 26
Mean 13
Std Dev 7.5

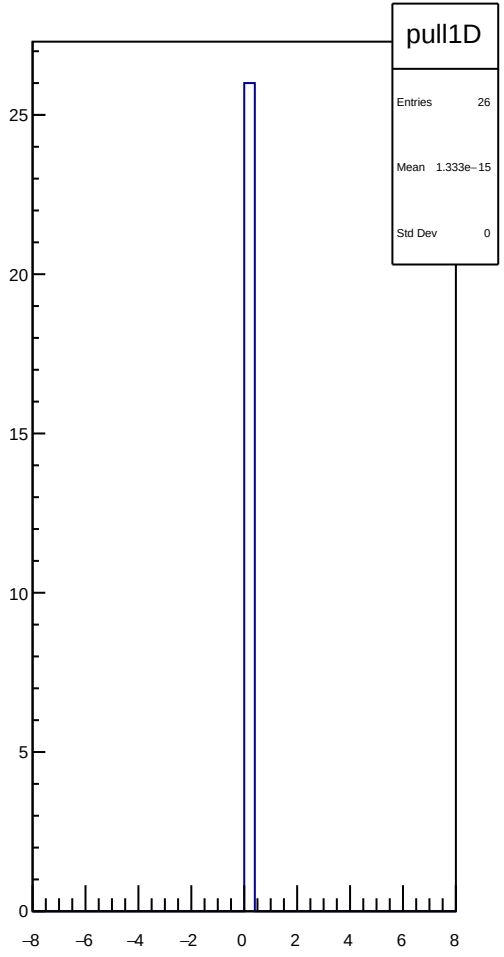
pull1D
Entries 26
Mean 1.333e−15
Std Dev 0
25
20
15
10
5
0
−8
−6
−4
−2
0
2
4
6
8

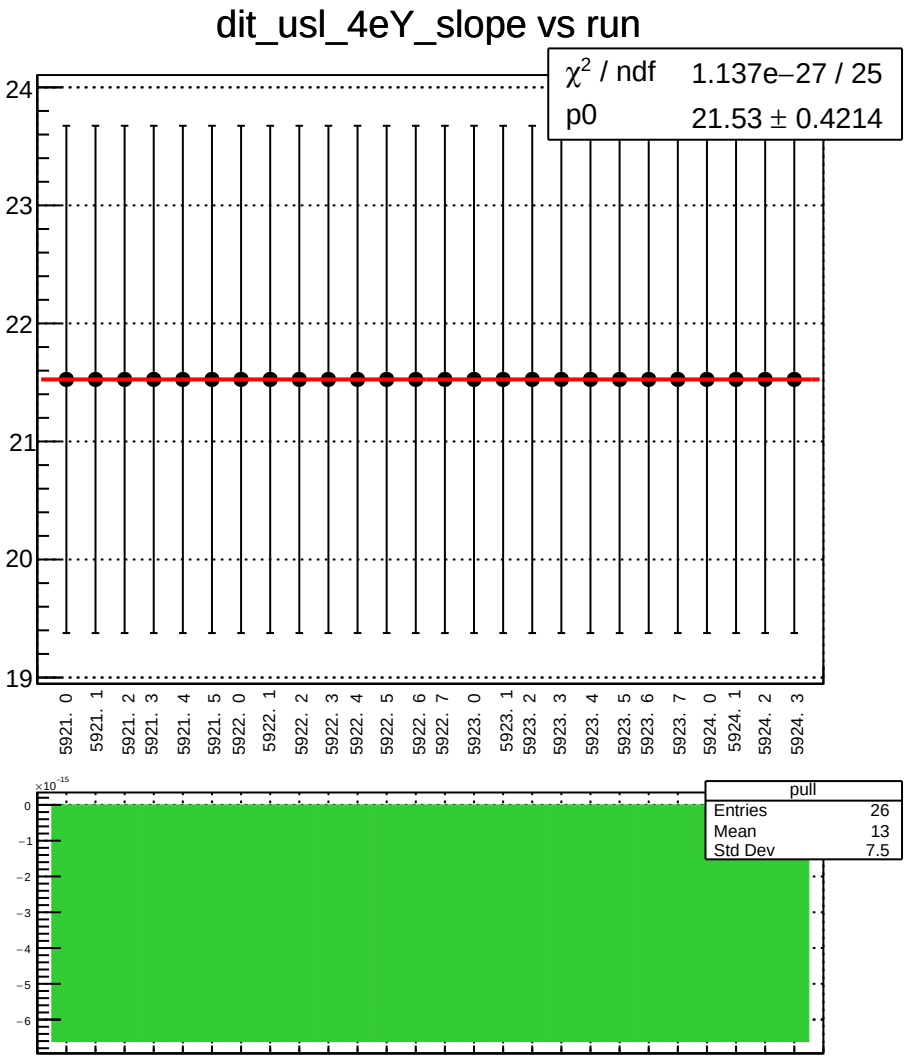
dit_usl_4eY_slope vs run
χ² / ndf 1.137e−27 / 25
p0 21.53 ± 0.4214
24
23
22
21
20
19
5921. 0
5921. 1
5921. 2
5921. 3
5921. 4
5921. 5
5922. 0
5922. 1
5922. 2
5922. 3
5922. 4
5922. 5
5922. 6
5922. 7
5923. 0
5923. 1
5923. 2
5923. 3
5923. 4
5923. 5
5923. 6
5923. 7
5924. 0
5924. 1
5924. 2
5924. 3
×10⁻¹⁵
0
−1
−2
−3
−4
−5
−6
pull
Entries 26
Mean 13
Std Dev 7.5

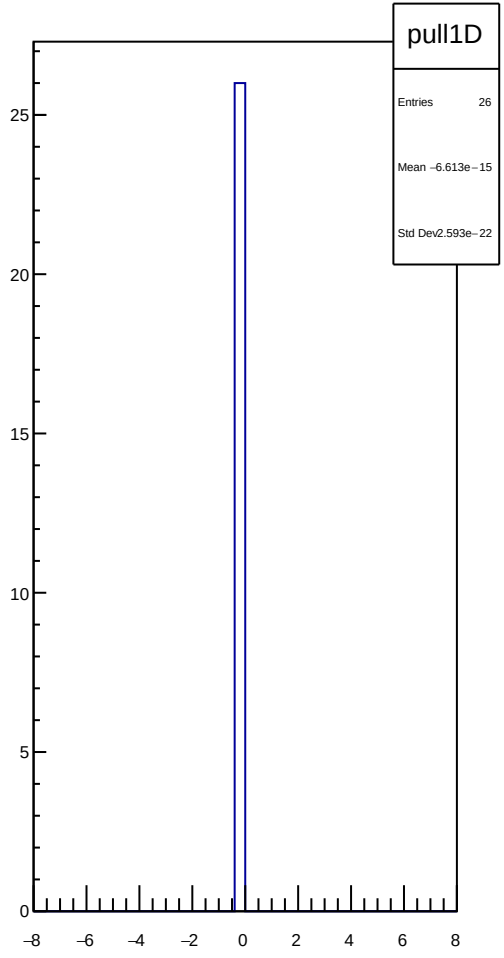
pull1D
Entries 26
Mean −6.613e−15
Std Dev2.593e−22
25
20
15
10
5
0
−8
−6
−4
−2
0
2
4
6
8

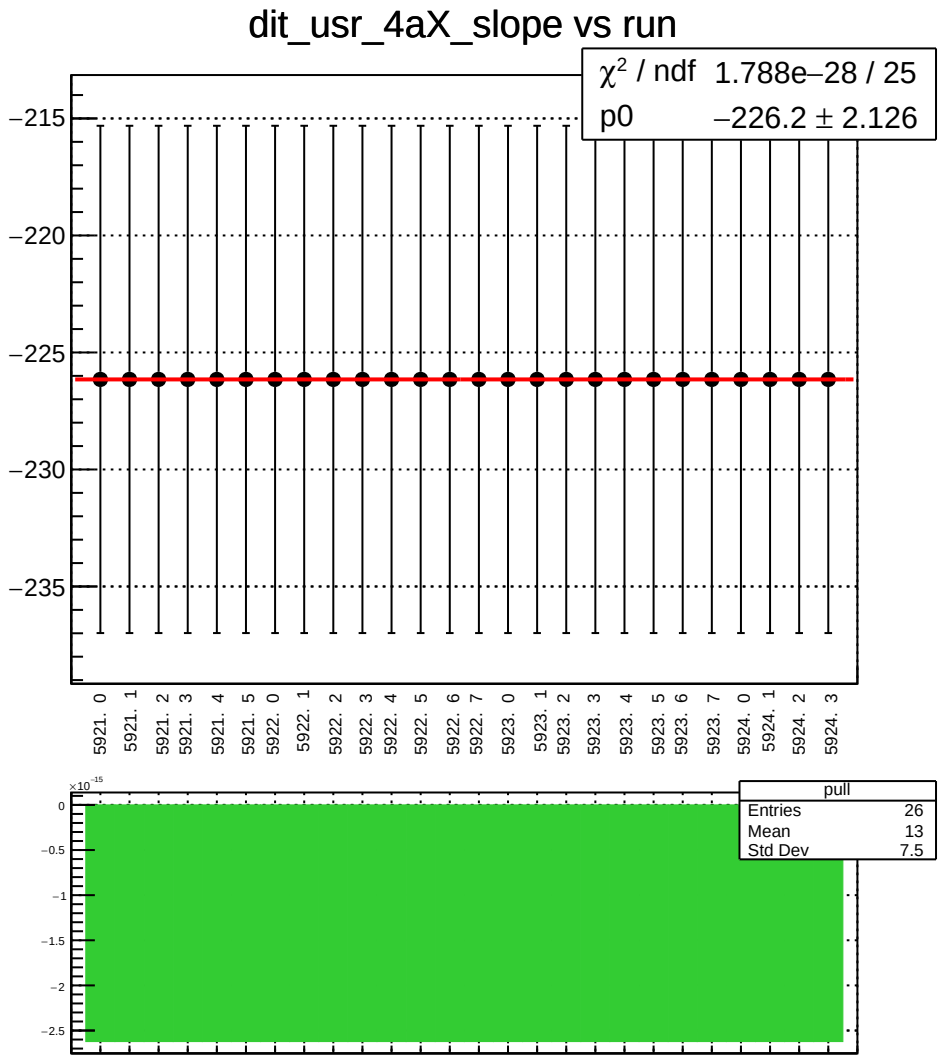
dit_usr_4aX_slope vs run
χ² / ndf 1.788e−28 / 25
p0 −226.2 ± 2.126
−215
−220
−225
−230
−235
5921. 0
5921. 1
5921. 2
5921. 3
5921. 4
5921. 5
5922. 0
5922. 1
5922. 2
5922. 3
5922. 4
5922. 5
5922. 6
5922. 7
5923. 0
5923. 1
5923. 2
5923. 3
5923. 4
5923. 5
5923. 6
5923. 7
5924. 0
5924. 1
5924. 2
5924. 3
×10⁻¹⁵
0
−0.5
−1
−1.5
−2
−2.5
pull
Entries 26
Mean 13
Std Dev 7.5

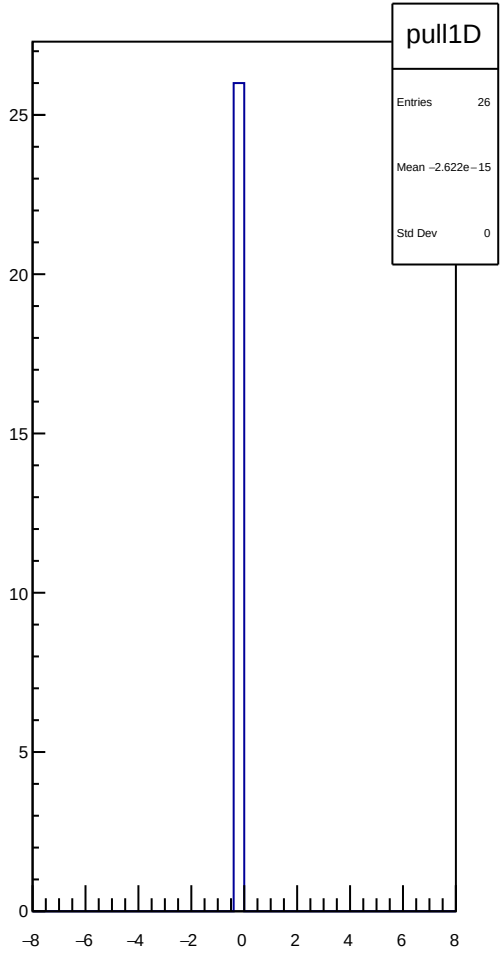
pull1D
Entries 26
Mean −2.622e−15
Std Dev 0
25
20
15
10
5
0
−8
−6
−4
−2
0
2
4
6
8

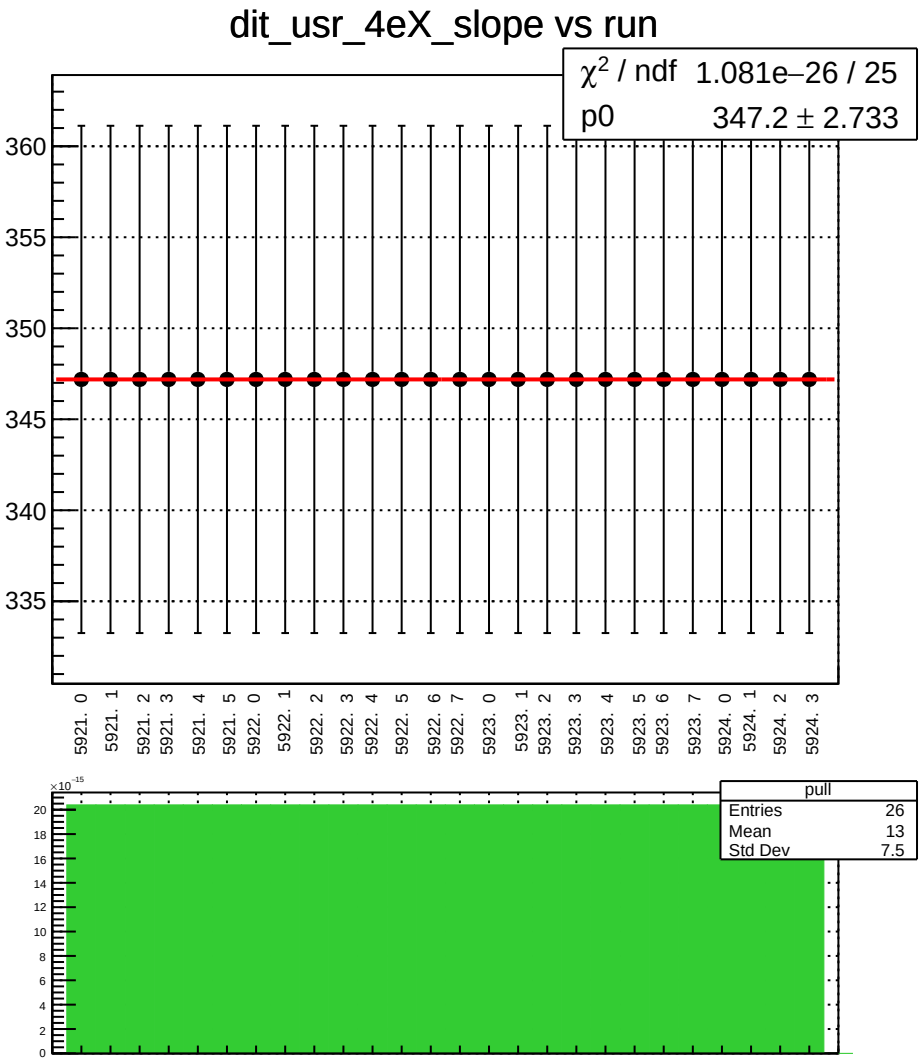
dit_usr_4eX_slope vs run
χ^2 / ndf 1.081e−26 / 25
p0 347.2 ± 2.733
360
355
350
345
340
335
5921. 0
5921. 1
5921. 2
5921. 3
5921. 4
5921. 5
5922. 0
5922. 1
5922. 2
5922. 3
5922. 4
5922. 5
5922. 6
5922. 7
5923. 0
5923. 1
5923. 2
5923. 3
5923. 4
5923. 5
5923. 6
5923. 7
5924. 0
5924. 1
5924. 2
5924. 3
×10⁻¹⁵
20
18
16
14
12
10
8
6
4
2
0
pull
Entries 26
Mean 13
Std Dev 7.5

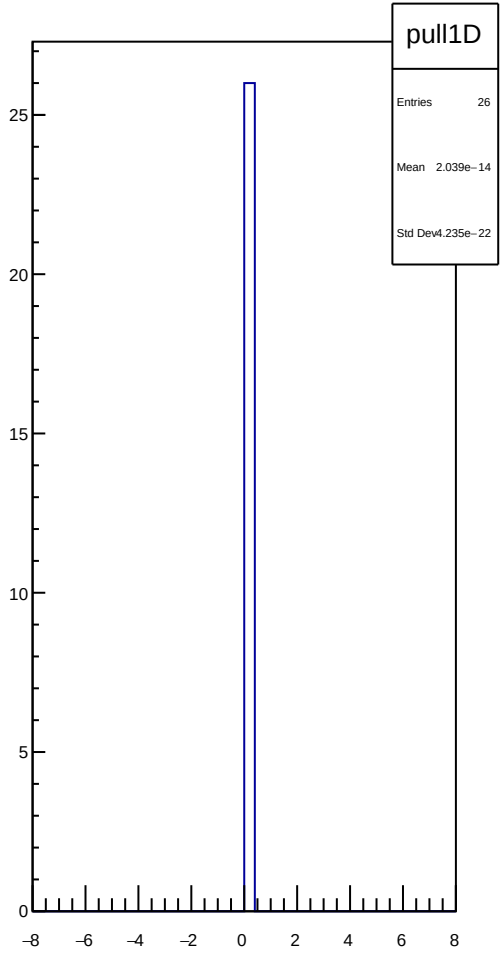
pull1D
Entries 26
Mean 2.039e−14
Std Dev4.235e−22
25
20
15
10
5
0
−8
−6
−4
−2
0
2
4
6
8

dit_usr_11X12X_slope vs run

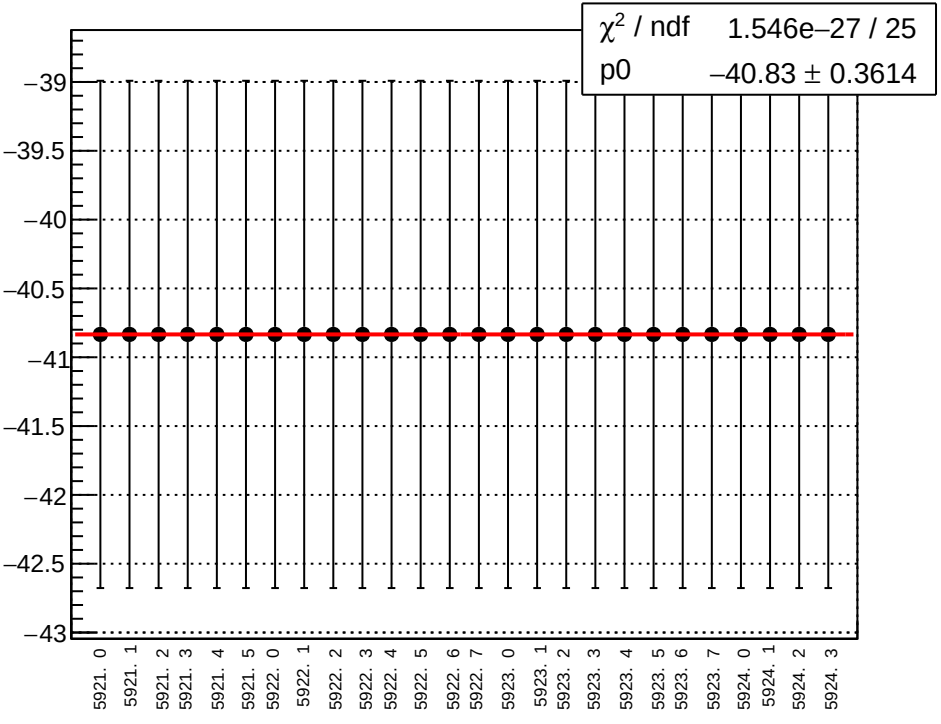

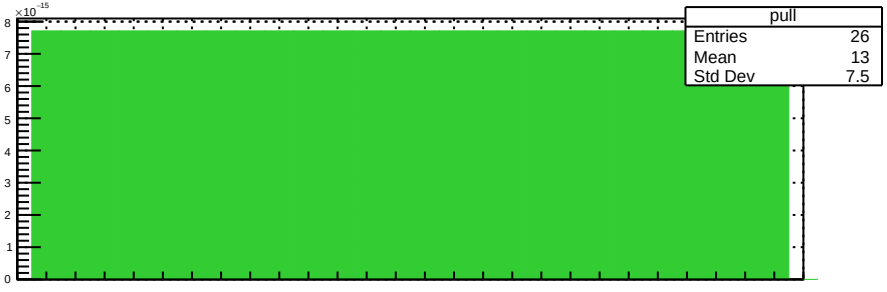

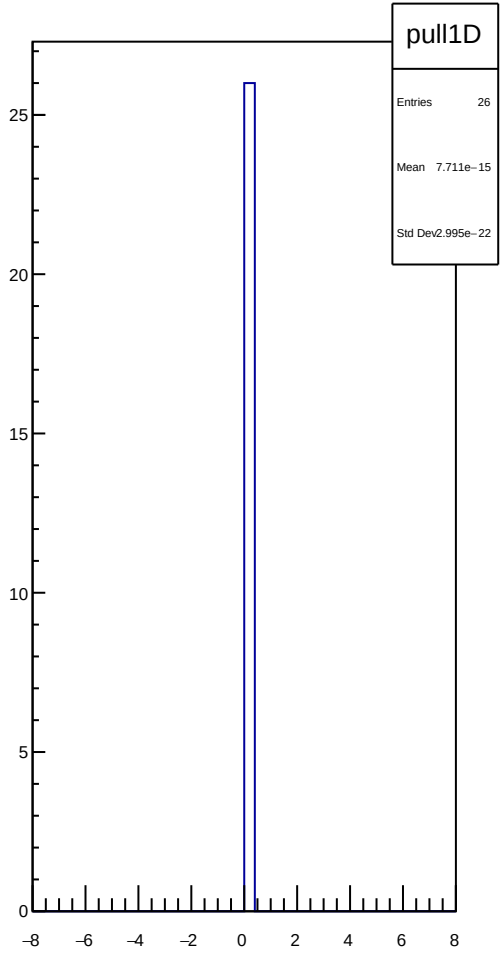

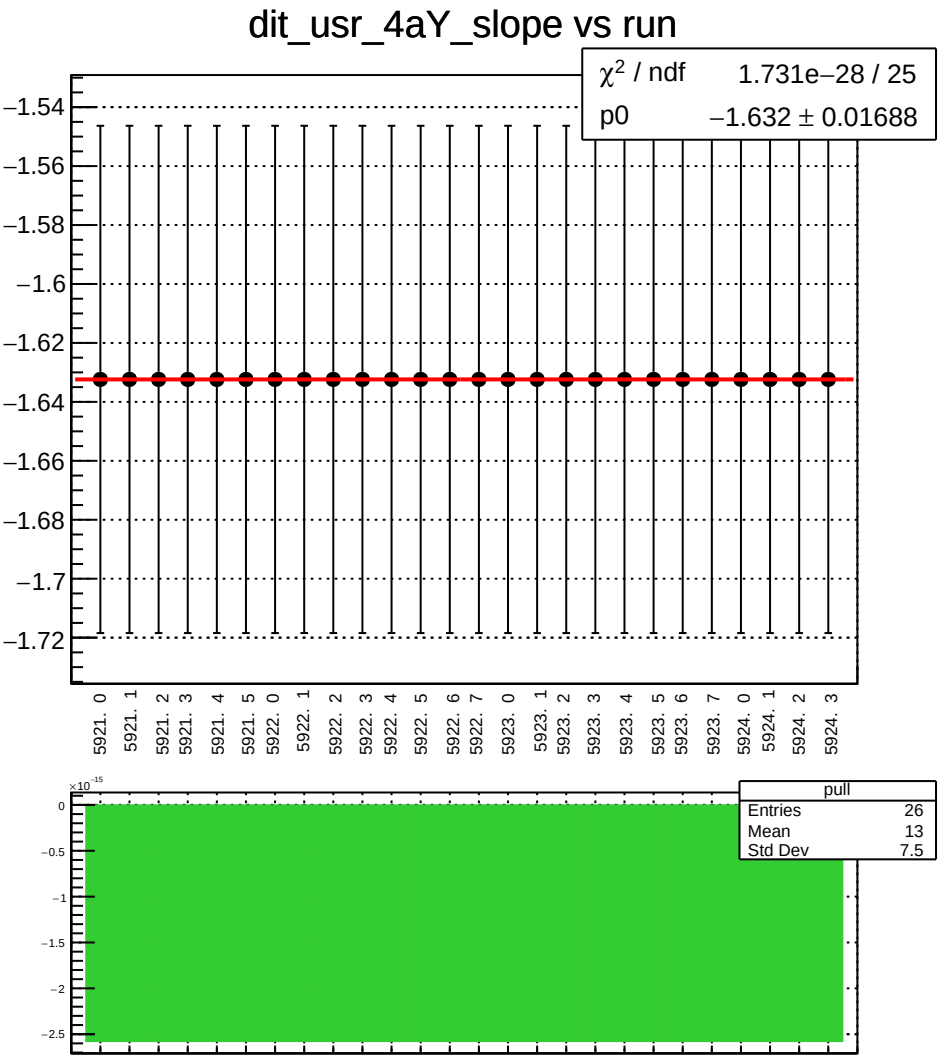
dit_usr_4aY_slope vs run
χ2 / ndf 1.731e−28 / 25
p0 −1.632 ± 0.01688
−1.54
−1.56
−1.58
−1.6
−1.62
−1.64
−1.66
−1.68
−1.7
−1.72
5921. 0
5921. 1
5921. 2
5921. 3
5921. 4
5921. 5
5922. 0
5922. 1
5922. 2
5922. 3
5922. 4
5922. 5
5922. 6
5922. 7
5923. 0
5923. 1
5923. 2
5923. 3
5923. 4
5923. 5
5923. 6
5923. 7
5924. 0
5924. 1
5924. 2
5924. 3
×10−15
0
−0.5
−1
−1.5
−2
−2.5
pull
Entries 26
Mean 13
Std Dev 7.5

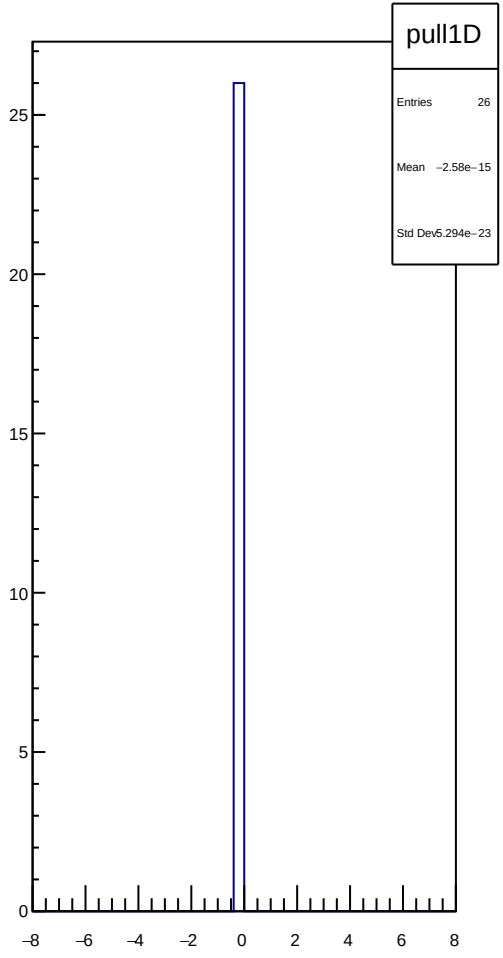
pull1D
Entries 26
Mean −2.58e−15
Std Dev5.294e−23
25
20
15
10
5
0
−8
−6
−4
−2
0
2
4
6
8

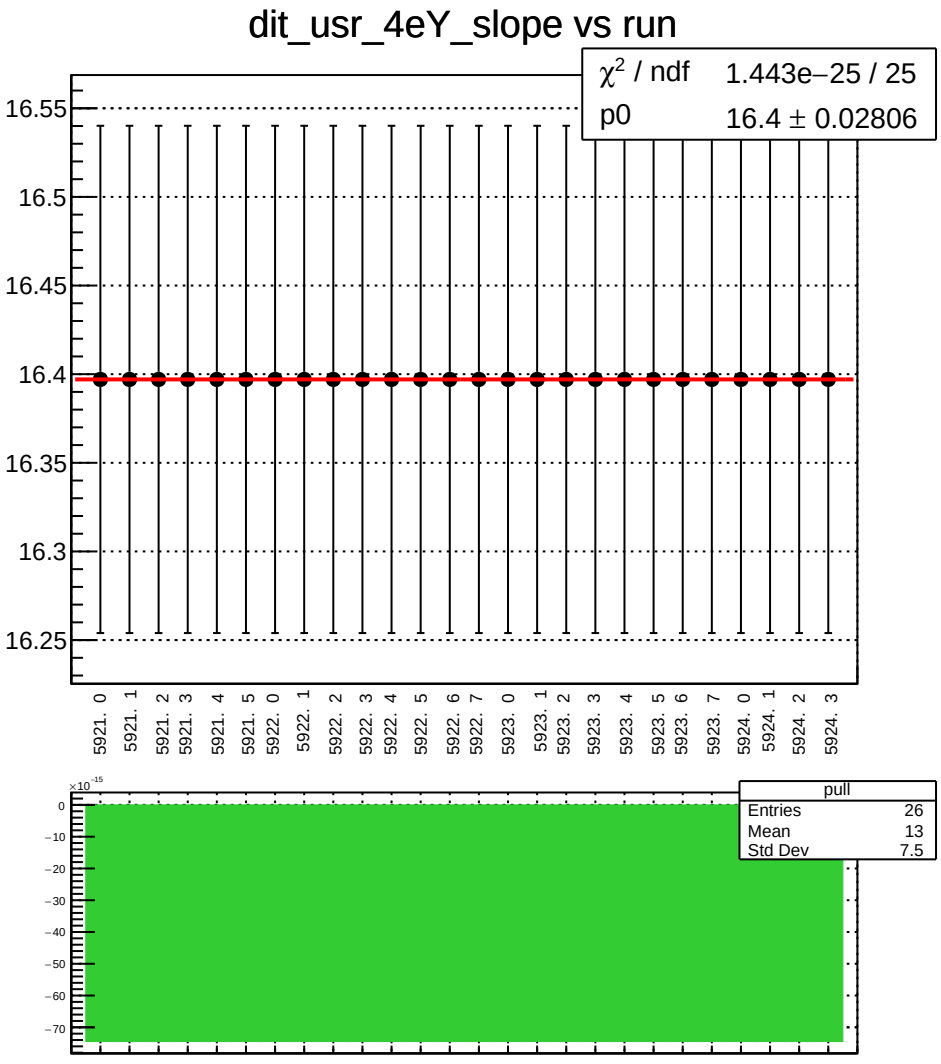
dit_usr_4eY_slope vs run
χ² / ndf 1.443e−25 / 25
p0 16.4 ± 0.02806
16.55
16.5
16.45
16.4
16.35
16.3
16.25
5921. 0
5921. 1
5921. 2
5921. 3
5921. 4
5921. 5
5922. 0
5922. 1
5922. 2
5922. 3
5922. 4
5922. 5
5922. 6
5922. 7
5923. 0
5923. 1
5923. 2
5923. 3
5923. 4
5923. 5
5923. 6
5923. 7
5924. 0
5924. 1
5924. 2
5924. 3
×10⁻¹⁵
0
−10
−20
−30
−40
−50
−60
−70
pull
Entries 26
Mean 13
Std Dev 7.5

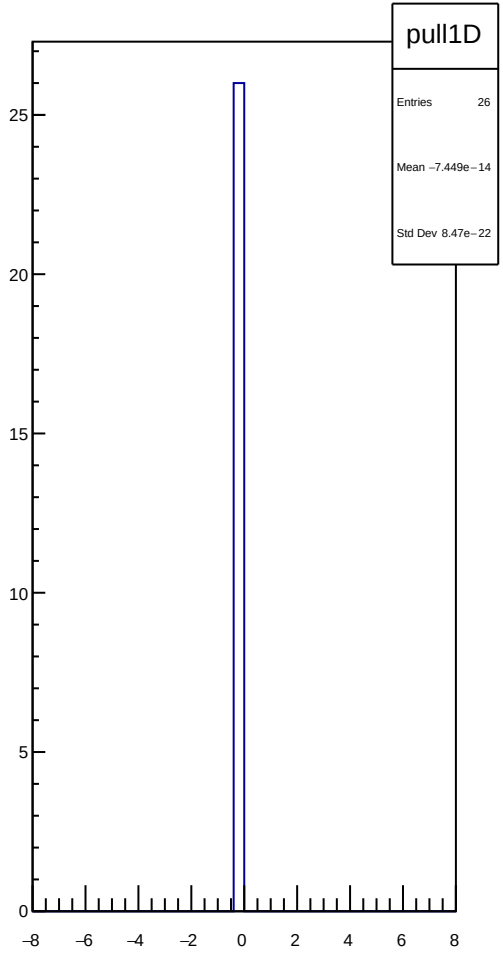
pull1D
Entries 26
Mean −7.449e−14
Std Dev 8.47e−22
25
20
15
10
5
0
−8
−6
−4
−2
0
2
4
6
8

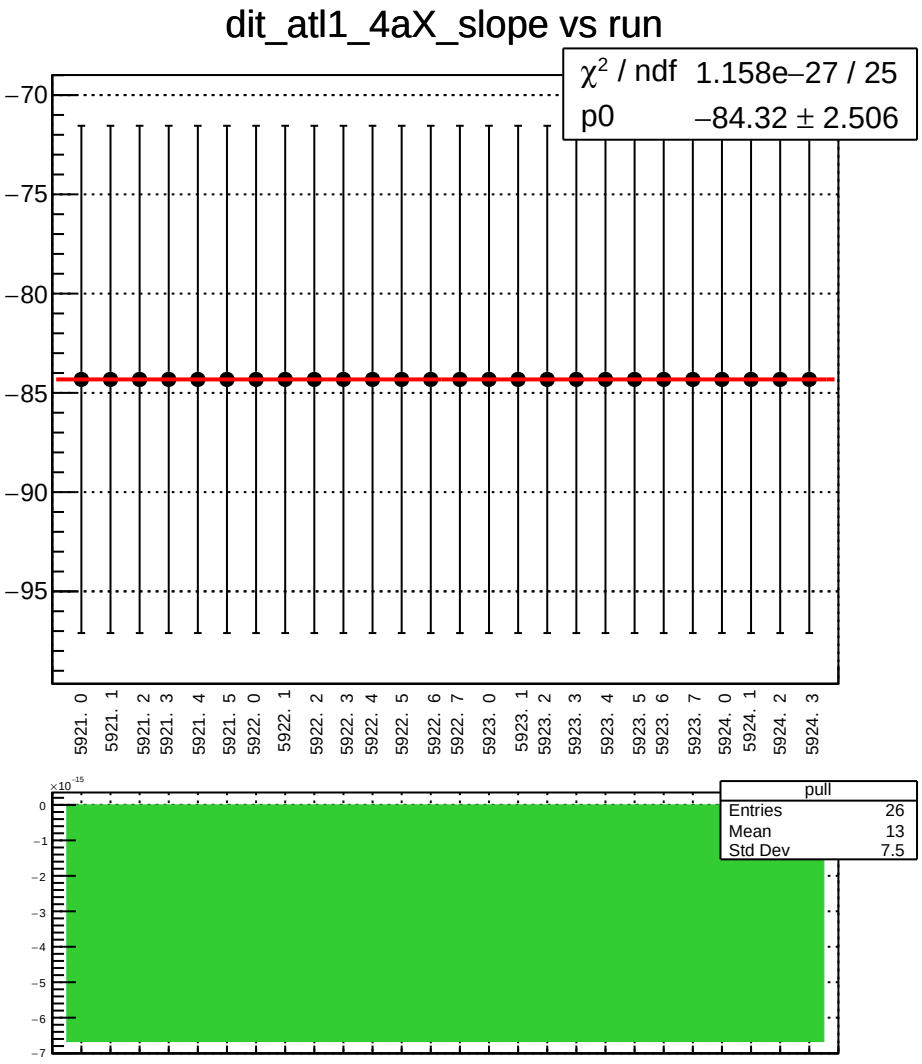
dit_atl1_4aX_slope vs run
χ² / ndf 1.158e−27 / 25
p0 −84.32 ± 2.506
−70
−75
−80
−85
−90
−95
5921. 0
5921. 1
5921. 2
5921. 3
5921. 4
5921. 5
5922. 0
5922. 1
5922. 2
5922. 3
5922. 4
5922. 5
5922. 6
5922. 7
5923. 0
5923. 1
5923. 2
5923. 3
5923. 4
5923. 5
5923. 6
5923. 7
5924. 0
5924. 1
5924. 2
5924. 3
×10⁻¹⁵
0
−1
−2
−3
−4
−5
−6
−7
pull
Entries 26
Mean 13
Std Dev 7.5

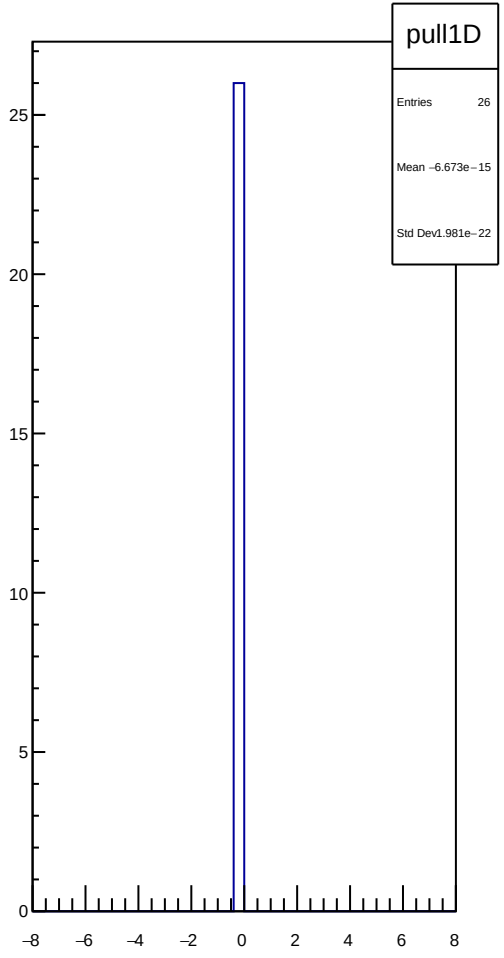
pull1D
Entries 26
Mean −6.673e−15
Std Dev1.981e−22
25
20
15
10
5
0
−8
−6
−4
−2
0
2
4
6
8

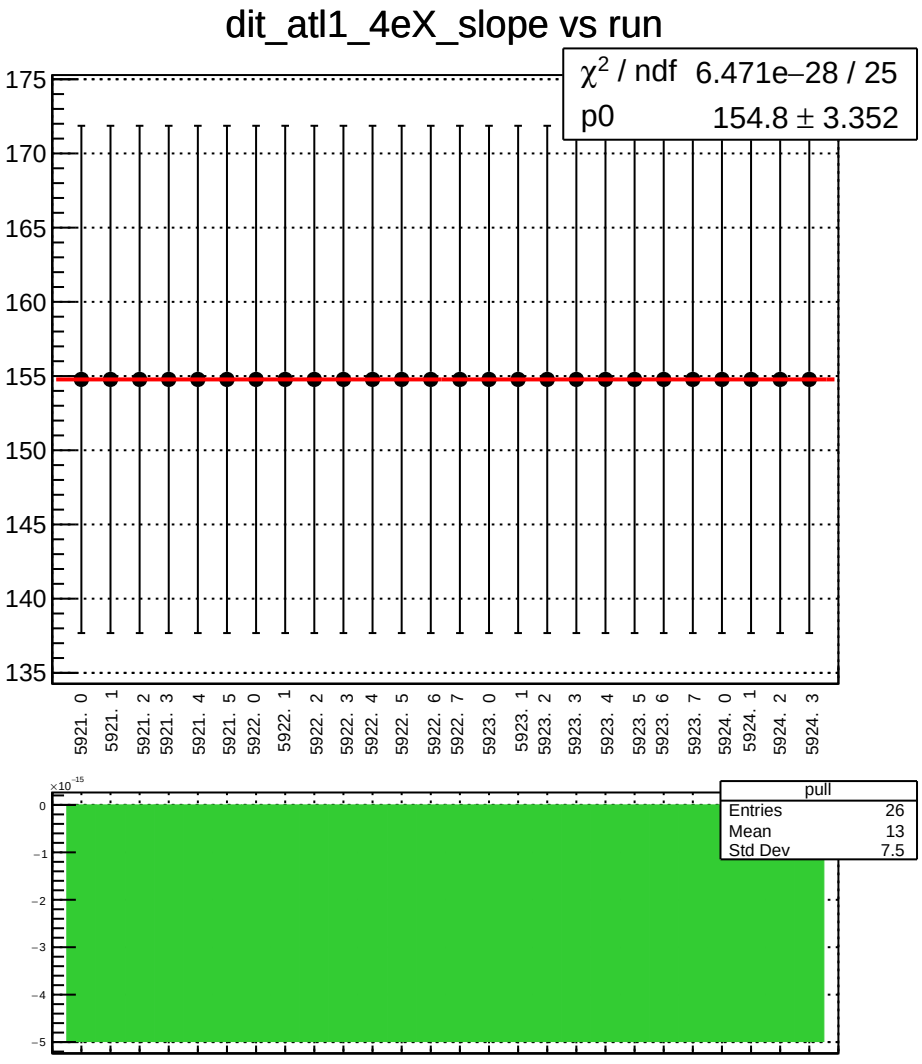
dit_atl1_4eX_slope vs run
χ^2 / ndf 6.471e−28 / 25
p0 154.8 ± 3.352
175
170
165
160
155
150
145
140
135
5921. 0
5921. 1
5921. 2
5921. 3
5921. 4
5921. 5
5922. 0
5922. 1
5922. 2
5922. 3
5922. 4
5922. 5
5922. 6
5922. 7
5923. 0
5923. 1
5923. 2
5923. 3
5923. 4
5923. 5
5923. 6
5923. 7
5924. 0
5924. 1
5924. 2
5924. 3
×10⁻¹⁵
0
−1
−2
−3
−4
−5
pull
Entries 26
Mean 13
Std Dev 7.5

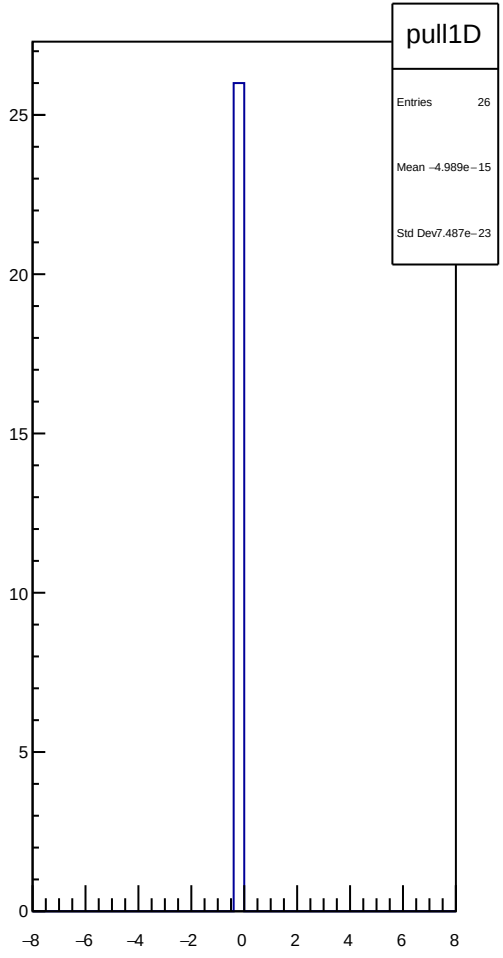
pull1D
Entries 26
Mean −4.989e−15
Std Dev7.487e−23
25
20
15
10
5
0
−8
−6
−4
−2
0
2
4
6
8

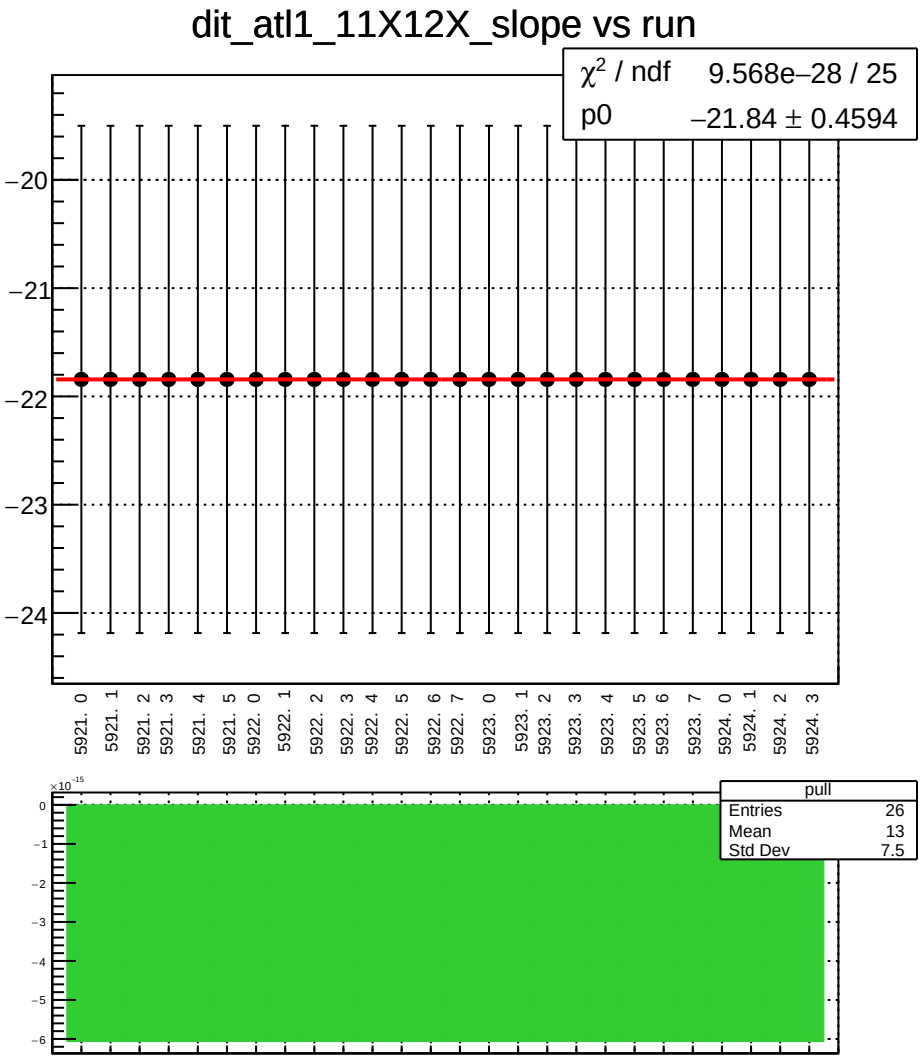
dit_atl1_11X12X_slope vs run
χ^2 / ndf 9.568e−28 / 25
p0 −21.84 ± 0.4594
−20
−21
−22
−23
−24
5921. 0
5921. 1
5921. 2
5921. 3
5921. 4
5921. 5
5922. 0
5922. 1
5922. 2
5922. 3
5922. 4
5922. 5
5922. 6
5922. 7
5923. 0
5923. 1
5923. 2
5923. 3
5923. 4
5923. 5
5923. 6
5923. 7
5924. 0
5924. 1
5924. 2
5924. 3
×10^-15
0
−1
−2
−3
−4
−5
−6
pull
Entries 26
Mean 13
Std Dev 7.5

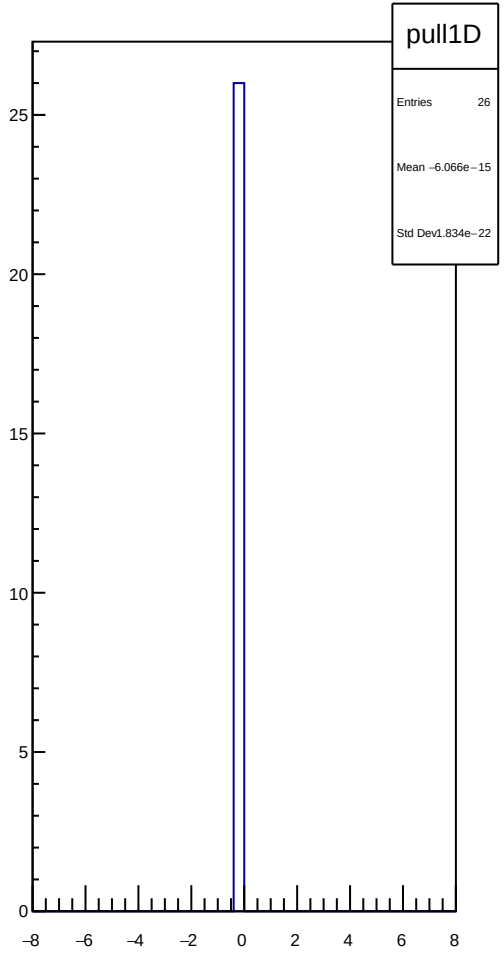
pull1D
Entries 26
Mean −6.066e−15
Std Dev1.834e−22
25
20
15
10
5
0
−8
−6
−4
−2
0
2
4
6
8

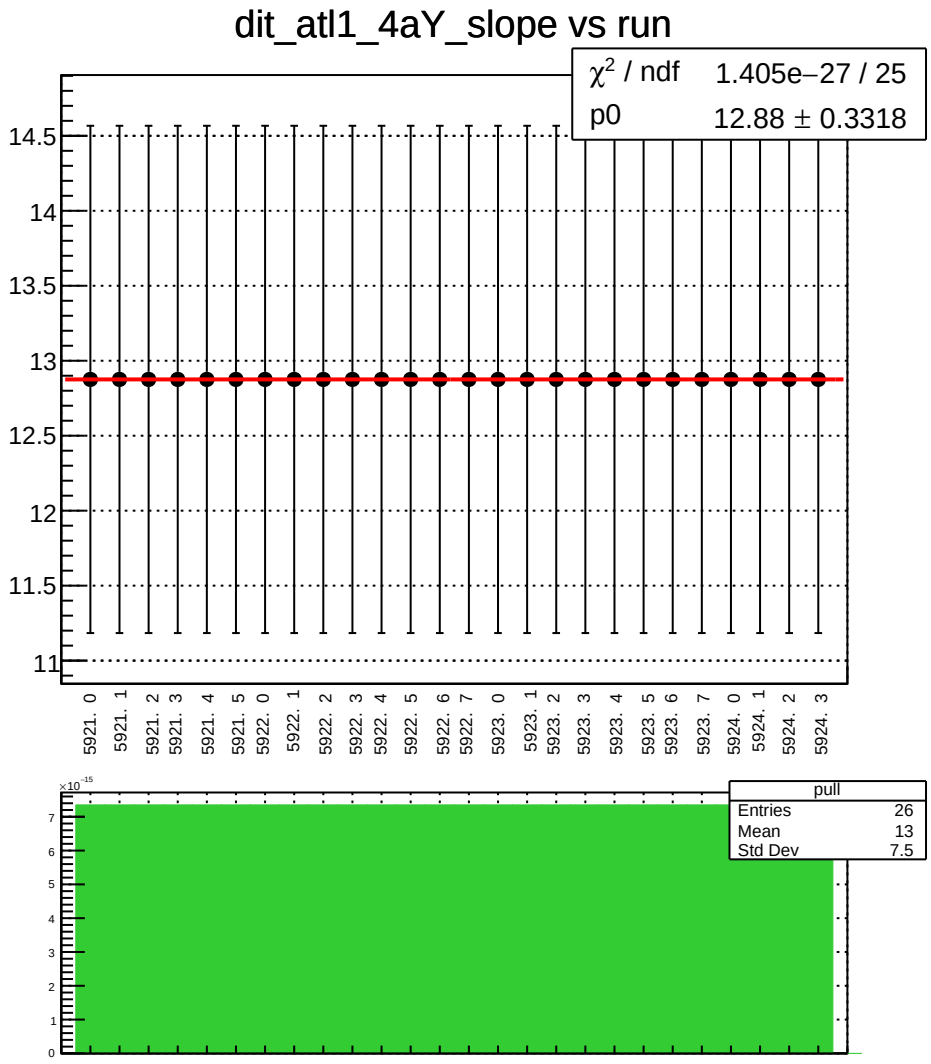
dit_atl1_4aY_slope vs run
χ2 / ndf 1.405e−27 / 25
p0 12.88 ± 0.3318
14.5
14
13.5
13
12.5
12
11.5
11
5921. 0
5921. 1
5921. 2
5921. 3
5921. 4
5921. 5
5922. 0
5922. 1
5922. 2
5922. 3
5922. 4
5922. 5
5922. 6
5922. 7
5923. 0
5923. 1
5923. 2
5923. 3
5923. 4
5923. 5
5923. 6
5923. 7
5924. 0
5924. 1
5924. 2
5924. 3
×10-15
pull
Entries 26
Mean 13
Std Dev 7.5

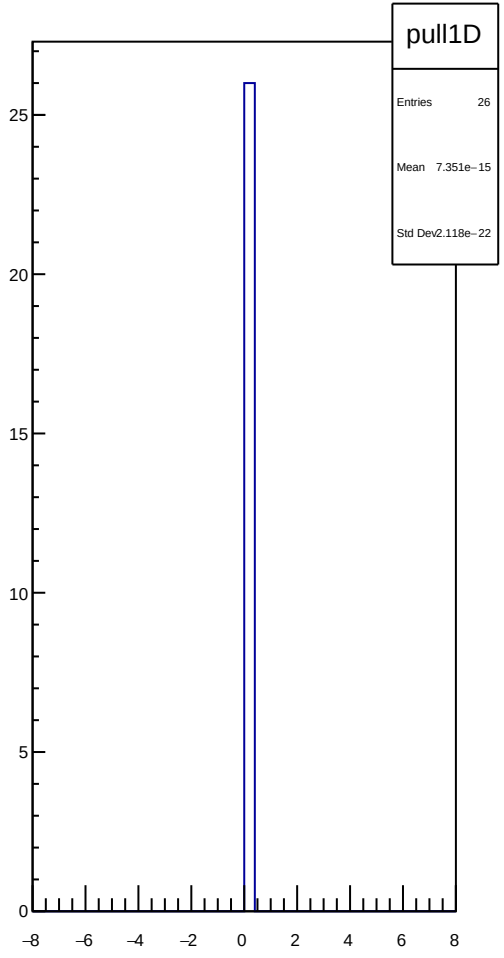
pull1D
Entries 26
Mean 7.351e−15
Std Dev2.118e−22
25
20
15
10
5
0
−8
−6
−4
−2
0
2
4
6
8

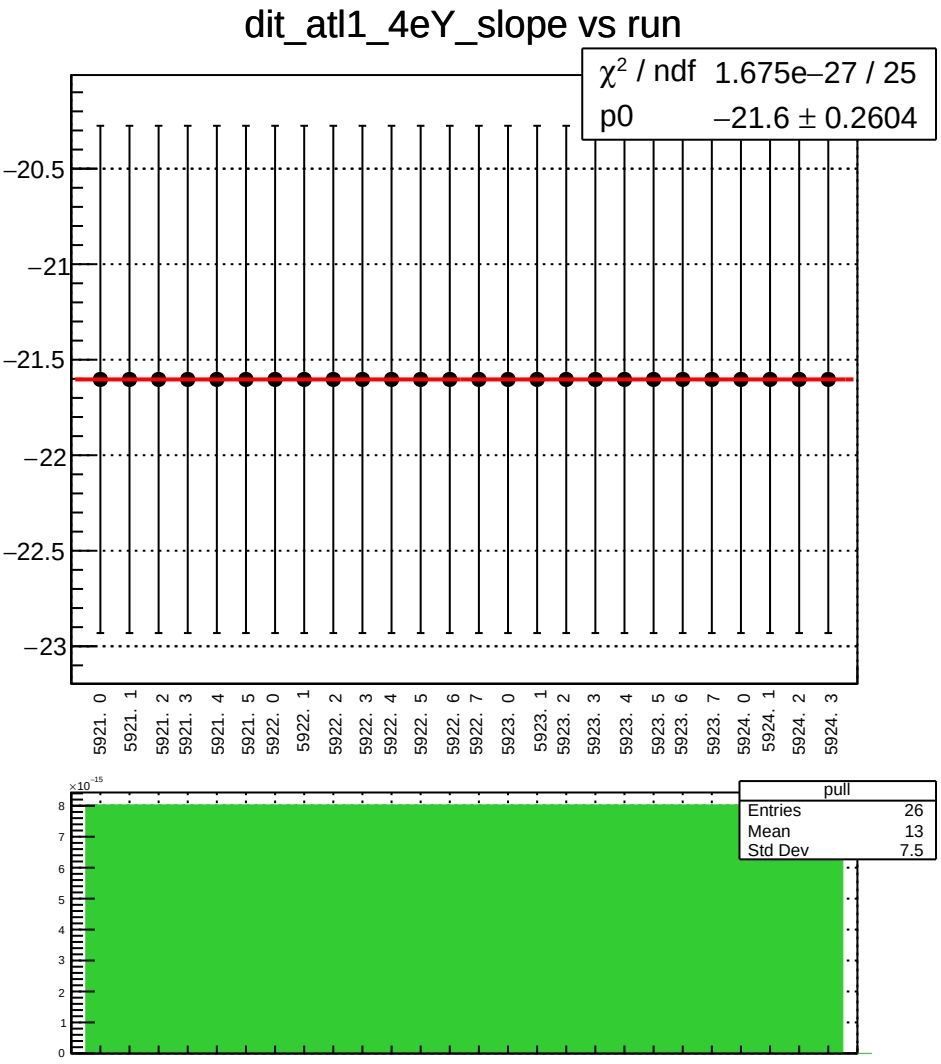
dit_atl1_4eY_slope vs run
χ² / ndf 1.675e−27 / 25
p0 −21.6 ± 0.2604
−20.5
−21
−21.5
−22
−22.5
−23
5921. 0
5921. 1
5921. 2
5921. 3
5921. 4
5921. 5
5922. 0
5922. 1
5922. 2
5922. 3
5922. 4
5922. 5
5922. 6
5922. 7
5923. 0
5923. 1
5923. 2
5923. 3
5923. 4
5923. 5
5923. 6
5923. 7
5924. 0
5924. 1
5924. 2
5924. 3
×10⁻¹⁵
pull
Entries 26
Mean 13
Std Dev 7.5

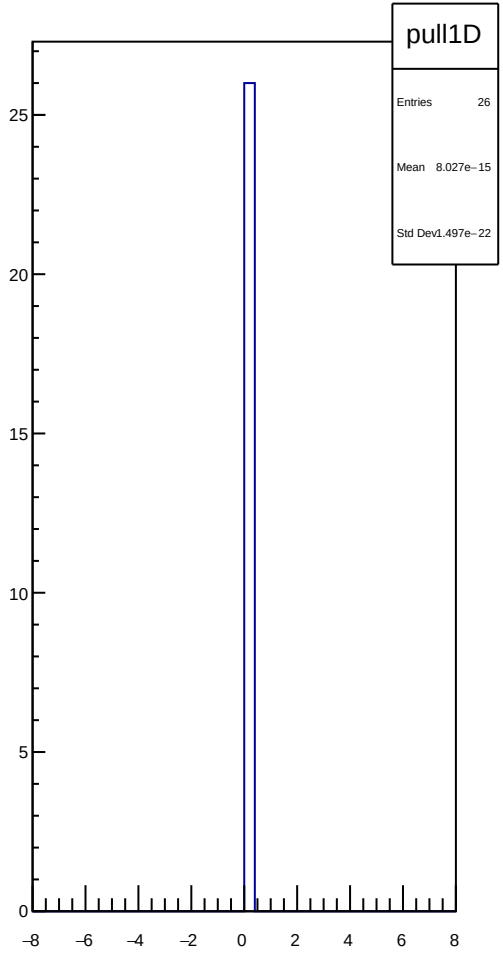
pull1D
Entries 26
Mean 8.027e−15
Std Dev1.497e−22

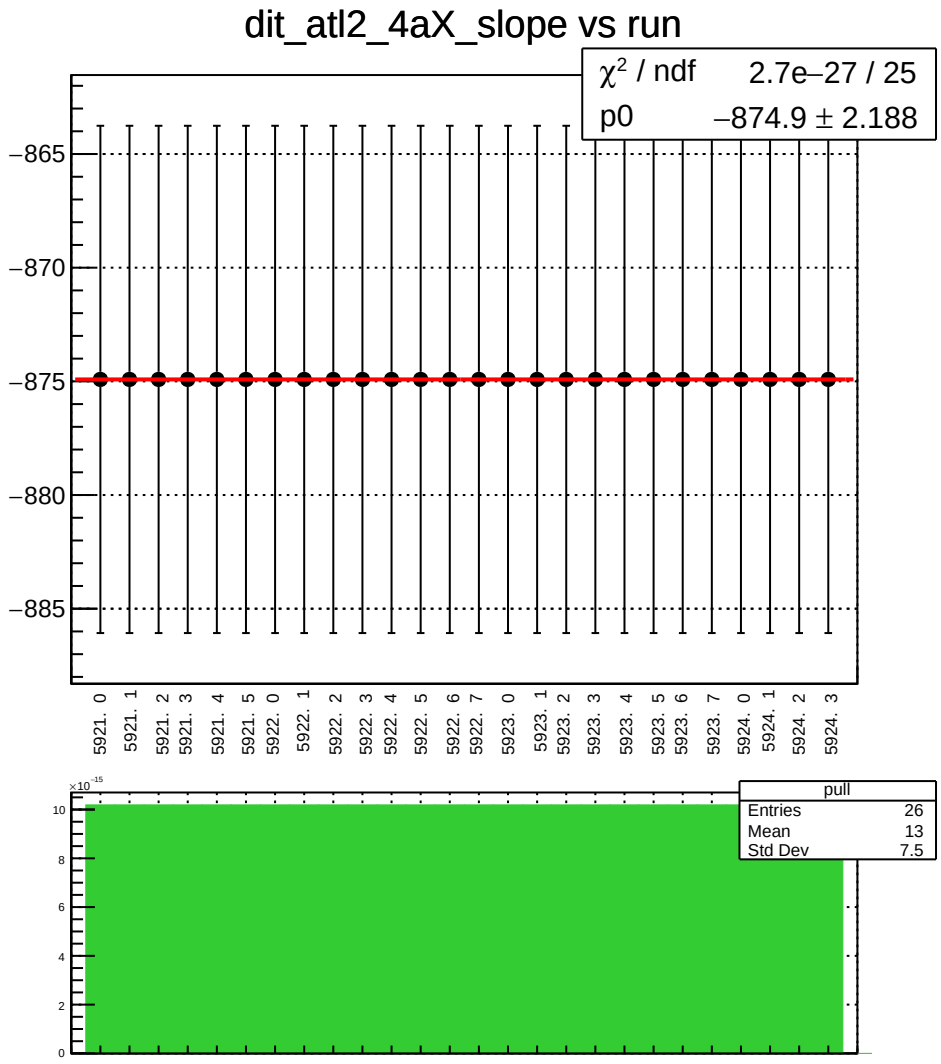
dit_atl2_4aX_slope vs run
χ² / ndf 2.7e−27 / 25
p0 −874.9 ± 2.188
−865
−870
−875
−880
−885
5921. 0
5921. 1
5921. 2
5921. 3
5921. 4
5921. 5
5922. 0
5922. 1
5922. 2
5922. 3
5922. 4
5922. 5
5922. 6
5922. 7
5923. 0
5923. 1
5923. 2
5923. 3
5923. 4
5923. 5
5923. 6
5923. 7
5924. 0
5924. 1
5924. 2
5924. 3
×10⁻¹⁵
10
8
6
4
2
0
pull
Entries 26
Mean 13
Std Dev 7.5

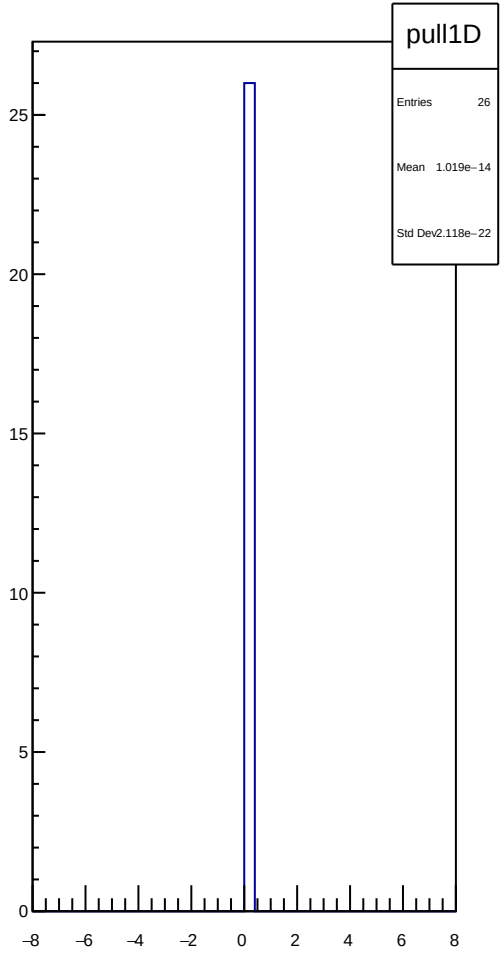
pull1D
Entries 26
Mean 1.019e−14
Std Dev 2.118e−22
25
20
15
10
5
0
−8
−6
−4
−2
0
2
4
6
8

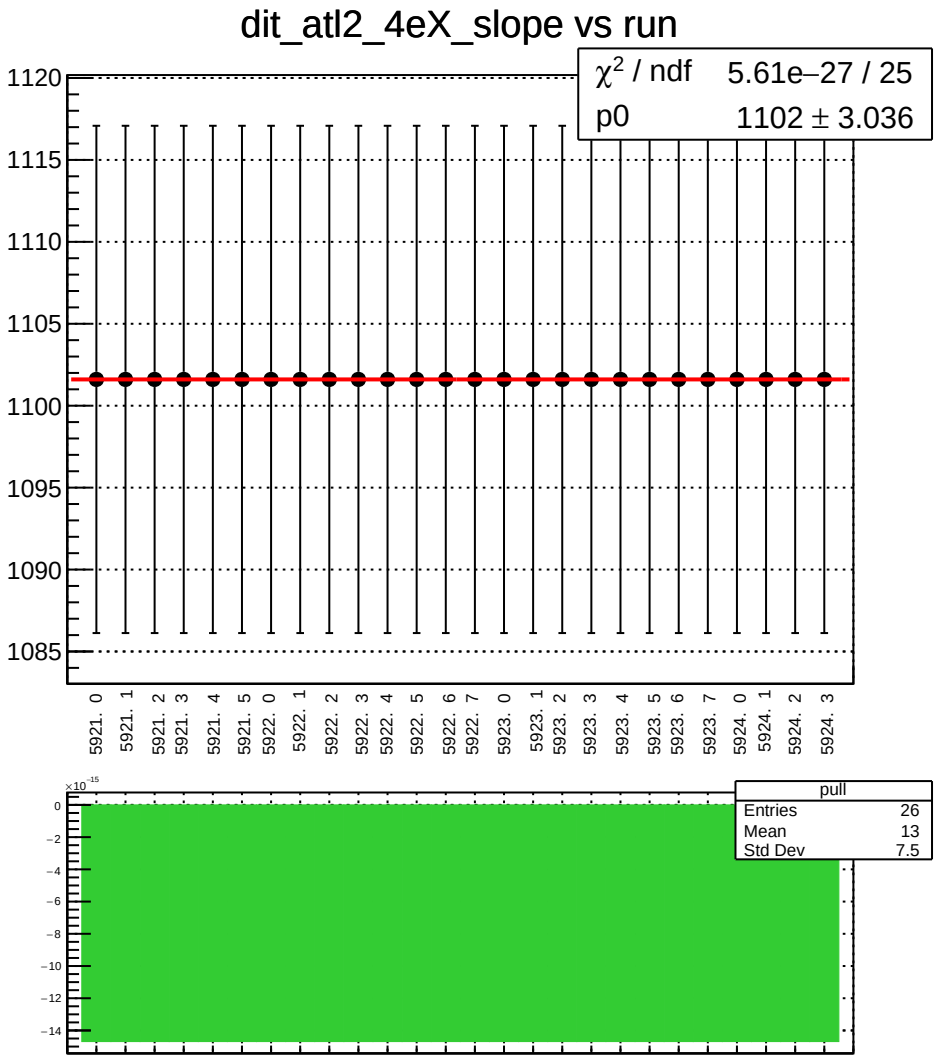
dit_atl2_4eX_slope vs run
χ^2 / ndf 5.61e−27 / 25
p0 1102 ± 3.036
1120
1115
1110
1105
1100
1095
1090
1085
5921. 0
5921. 1
5921. 2
5921. 3
5921. 4
5921. 5
5922. 0
5922. 1
5922. 2
5922. 3
5922. 4
5922. 5
5922. 6
5922. 7
5923. 0
5923. 1
5923. 2
5923. 3
5923. 4
5923. 5
5923. 6
5923. 7
5924. 0
5924. 1
5924. 2
5924. 3
×10^-15
0
−2
−4
−6
−8
−10
−12
−14
pull
Entries 26
Mean 13
Std Dev 7.5

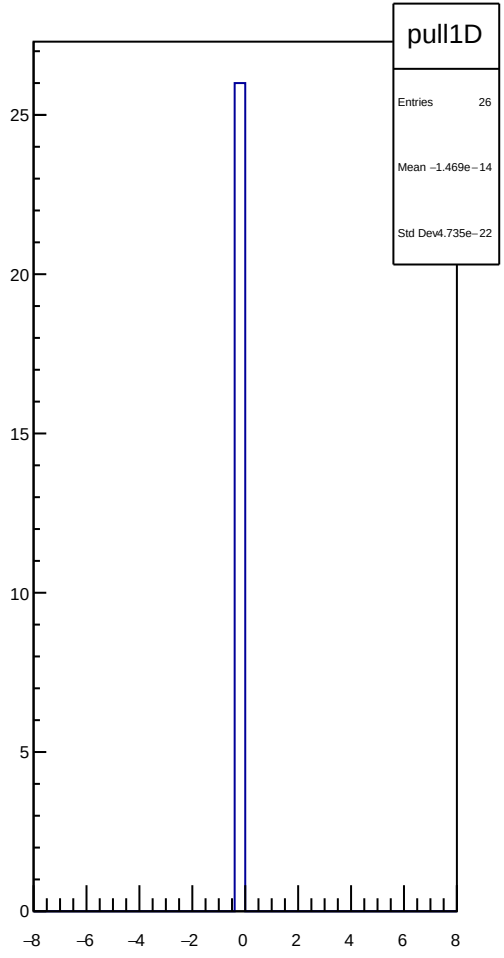
pull1D
Entries 26
Mean −1.469e−14
Std Dev4.735e−22
25
20
15
10
5
0
−8
−6
−4
−2
0
2
4
6
8

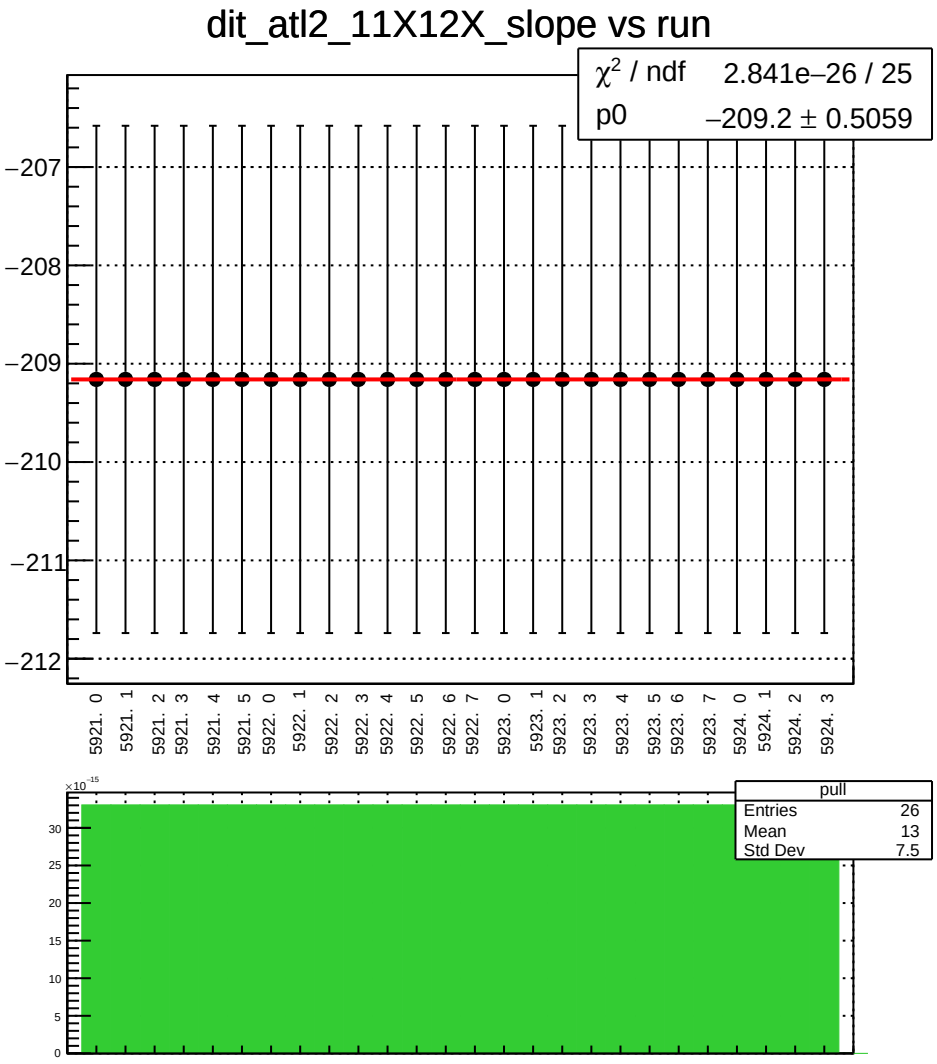
dit_atl2_11X12X_slope vs run
χ² / ndf 2.841e−26 / 25
p0 −209.2 ± 0.5059
−207
−208
−209
−210
−211
−212
5921. 0
5921. 1
5921. 2
5921. 3
5921. 4
5921. 5
5922. 0
5922. 1
5922. 2
5922. 3
5922. 4
5922. 5
5922. 6
5922. 7
5923. 0
5923. 1
5923. 2
5923. 3
5923. 4
5923. 5
5923. 6
5923. 7
5924. 0
5924. 1
5924. 2
5924. 3
×10⁻¹⁵
pull
Entries 26
Mean 13
Std Dev 7.5
30
25
20
15
10
5
0

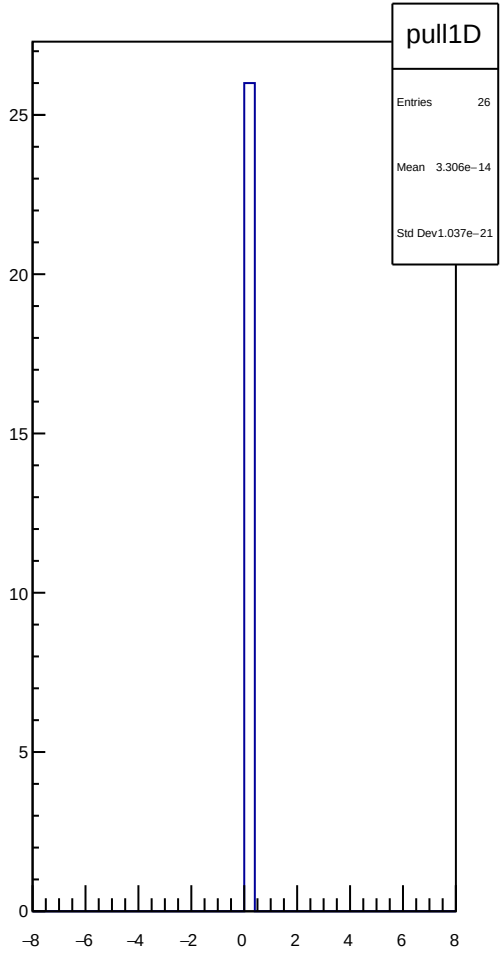
pull1D
Entries 26
Mean 3.306e−14
Std Dev 1.037e−21
25
20
15
10
5
0
−8
−6
−4
−2
0
2
4
6
8

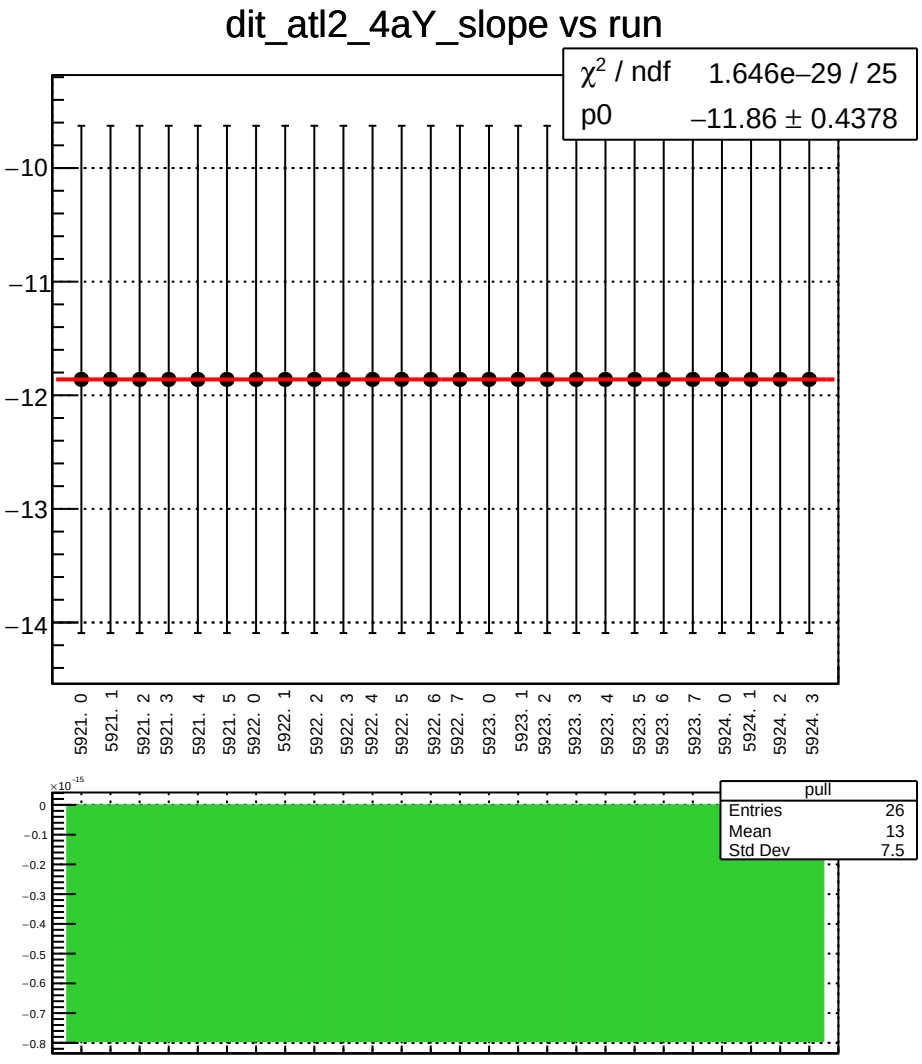
dit_atl2_4aY_slope vs run
χ^2 / ndf 1.646e−29 / 25
p0 −11.86 ± 0.4378
−10
−11
−12
−13
−14
5921. 0
5921. 1
5921. 2
5921. 3
5921. 4
5921. 5
5922. 0
5922. 1
5922. 2
5922. 3
5922. 4
5922. 5
5922. 6
5922. 7
5923. 0
5923. 1
5923. 2
5923. 3
5923. 4
5923. 5
5923. 6
5923. 7
5924. 0
5924. 1
5924. 2
5924. 3
×10^-15
0
−0.1
−0.2
−0.3
−0.4
−0.5
−0.6
−0.7
−0.8
pull
Entries 26
Mean 13
Std Dev 7.5

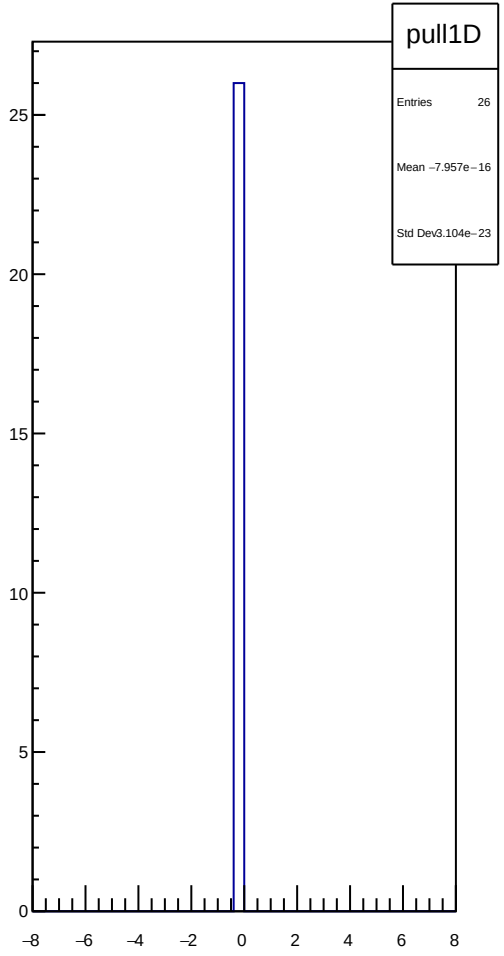
pull1D
Entries 26
Mean −7.957e−16
Std Dev 3.104e−23
25
20
15
10
5
0
−8
−6
−4
−2
0
2
4
6
8

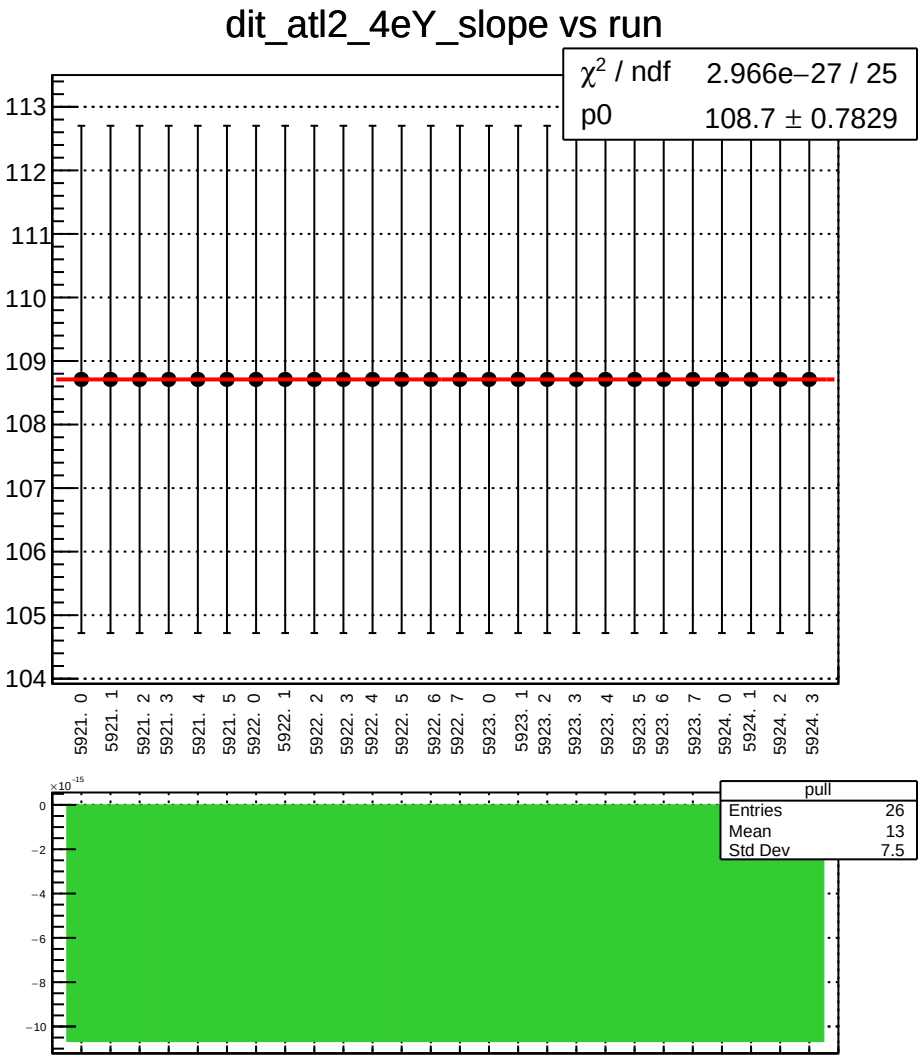
dit_atl2_4eY_slope vs run
χ² / ndf 2.966e−27 / 25
p0 108.7 ± 0.7829
113
112
111
110
109
108
107
106
105
104
5921. 0
5921. 1
5921. 2
5921. 3
5921. 4
5921. 5
5922. 0
5922. 1
5922. 2
5922. 3
5922. 4
5922. 5
5922. 6
5922. 7
5923. 0
5923. 1
5923. 2
5923. 3
5923. 4
5923. 5
5923. 6
5923. 7
5924. 0
5924. 1
5924. 2
5924. 3
×10⁻¹⁵
0
−2
−4
−6
−8
−10
pull
Entries 26
Mean 13
Std Dev 7.5

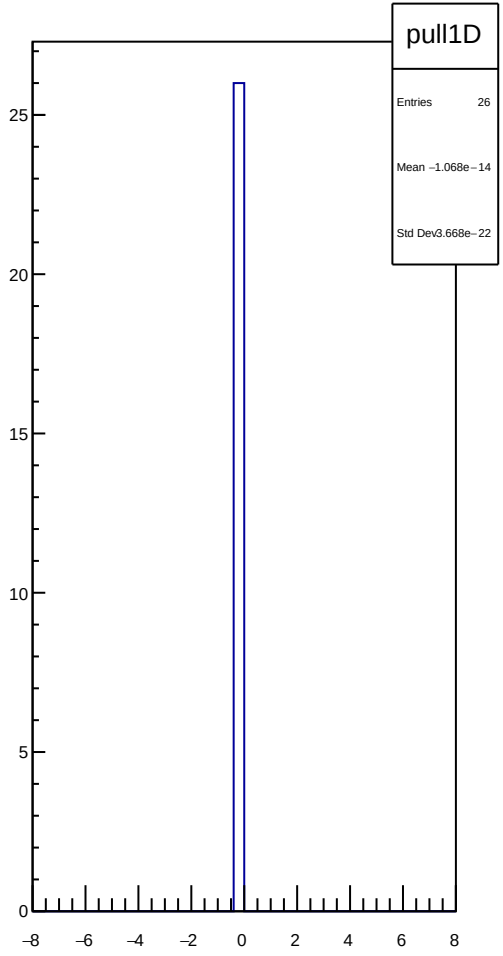
pull1D
Entries 26
Mean −1.068e−14
Std Dev3.668e−22
25
20
15
10
5
0
−8
−6
−4
−2
0
2
4
6
8

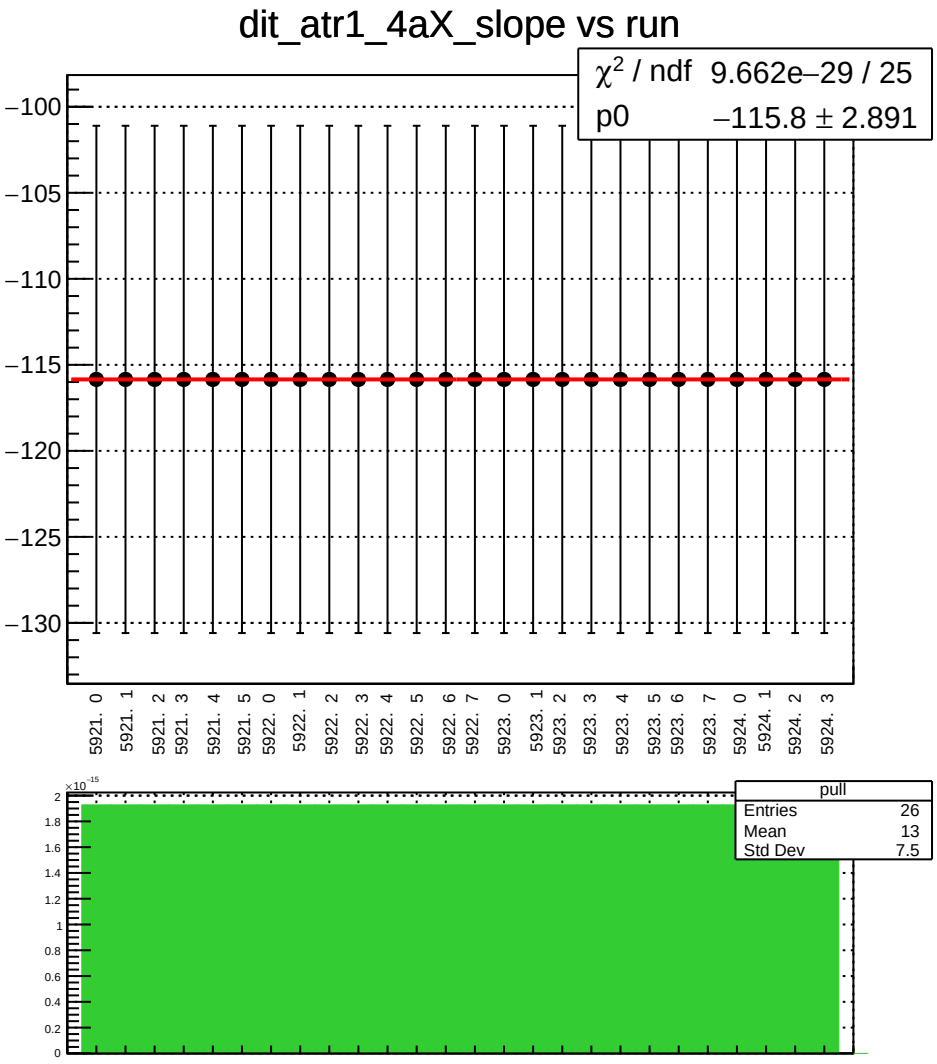
dit_atr1_4aX_slope vs run
χ^2 / ndf 9.662e−29 / 25
p0 −115.8 ± 2.891
−100
−105
−110
−115
−120
−125
−130
5921. 0
5921. 1
5921. 2
5921. 3
5921. 4
5921. 5
5922. 0
5922. 1
5922. 2
5922. 3
5922. 4
5922. 5
5922. 6
5922. 7
5923. 0
5923. 1
5923. 2
5923. 3
5923. 4
5923. 5
5923. 6
5923. 7
5924. 0
5924. 1
5924. 2
5924. 3
×10^-15
2
1.8
1.6
1.4
1.2
1
0.8
0.6
0.4
0.2
0
pull
Entries 26
Mean 13
Std Dev 7.5

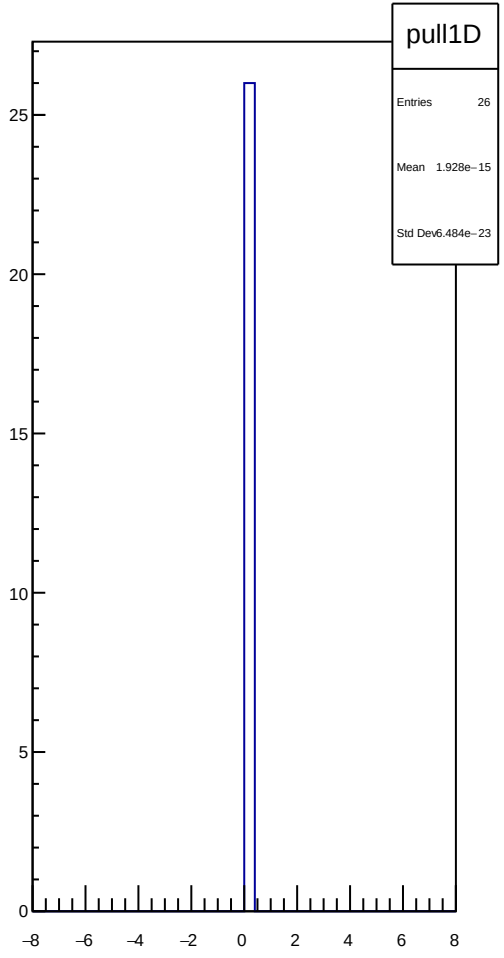
pull1D
Entries 26
Mean 1.928e−15
Std Dev 6.484e−23
25
20
15
10
5
0
−8
−6
−4
−2
0
2
4
6
8

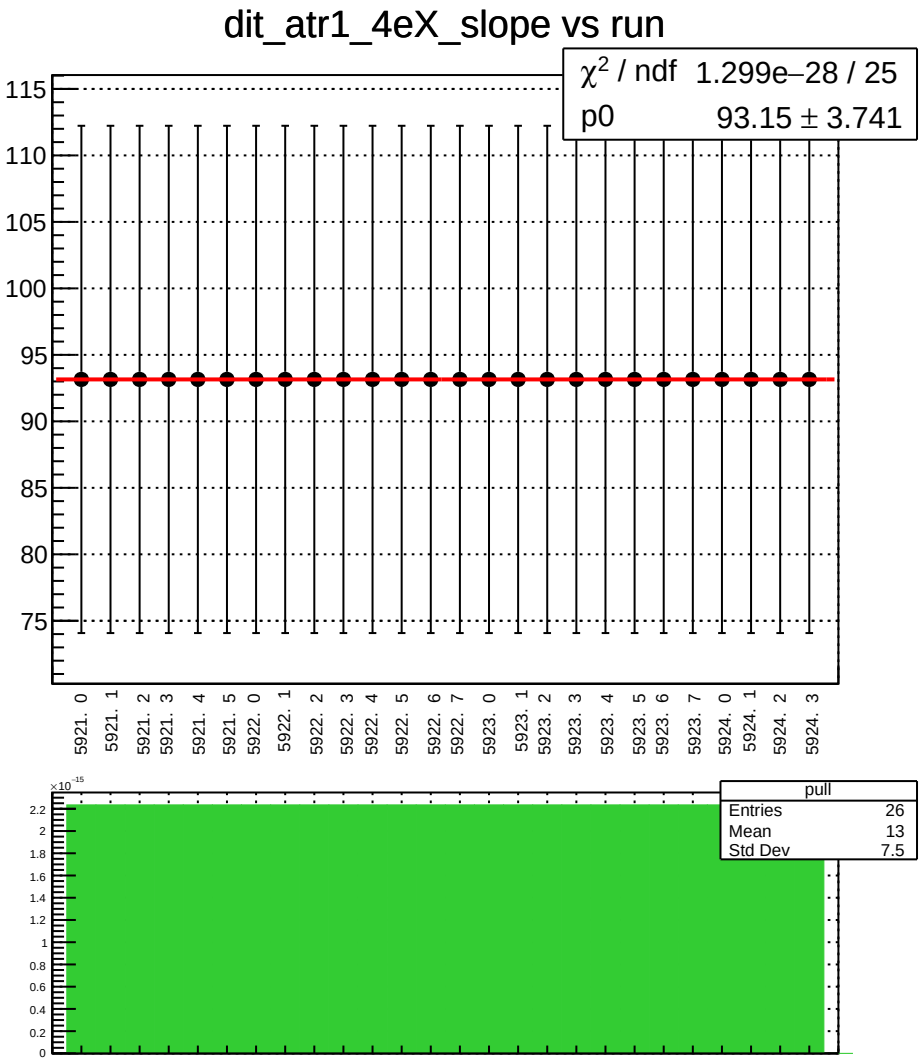
dit_atr1_4eX_slope vs run
χ^2 / ndf 1.299e−28 / 25
p0 93.15 ± 3.741
115
110
105
100
95
90
85
80
75
5921. 0
5921. 1
5921. 2
5921. 3
5921. 4
5921. 5
5922. 0
5922. 1
5922. 2
5922. 3
5922. 4
5922. 5
5922. 6
5922. 7
5923. 0
5923. 1
5923. 2
5923. 3
5923. 4
5923. 5
5923. 6
5923. 7
5924. 0
5924. 1
5924. 2
5924. 3
×10^-15
2.2
2
1.8
1.6
1.4
1.2
1
0.8
0.6
0.4
0.2
0
pull
Entries 26
Mean 13
Std Dev 7.5

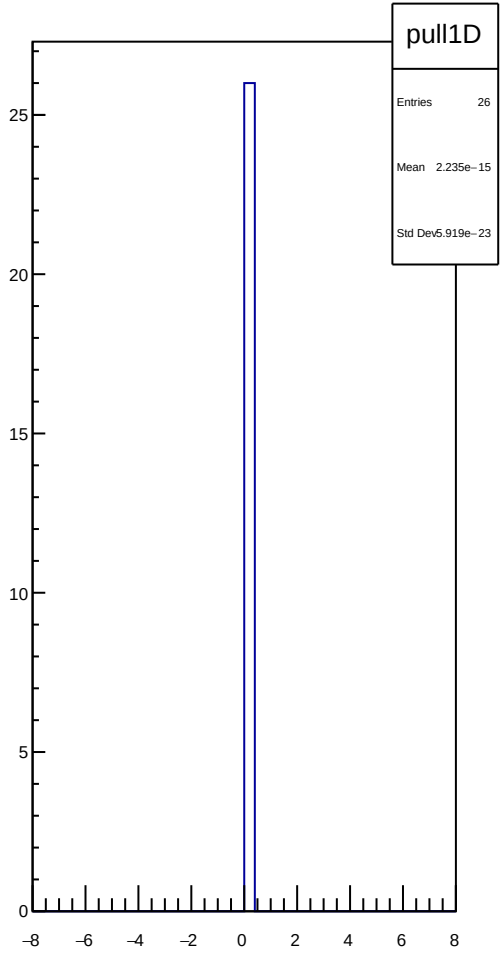
pull1D
Entries 26
Mean 2.235e−15
Std Dev 5.919e−23
25
20
15
10
5
0
−8
−6
−4
−2
0
2
4
6
8

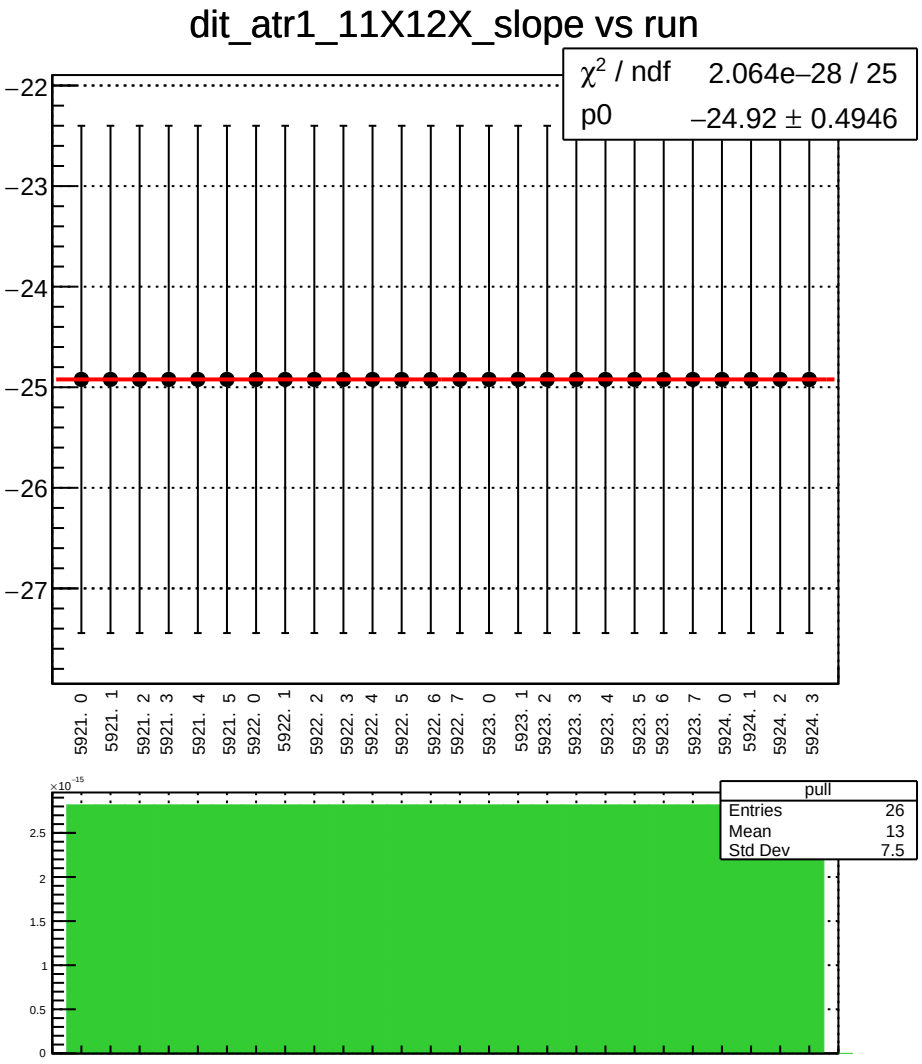
dit_atr1_11X12X_slope vs run
χ² / ndf 2.064e−28 / 25
p0 −24.92 ± 0.4946
−22
−23
−24
−25
−26
−27
5921. 0
5921. 1
5921. 2
5921. 3
5921. 4
5921. 5
5922. 0
5922. 1
5922. 2
5922. 3
5922. 4
5922. 5
5922. 6
5922. 7
5923. 0
5923. 1
5923. 2
5923. 3
5923. 4
5923. 5
5923. 6
5923. 7
5924. 0
5924. 1
5924. 2
5924. 3
×10⁻¹⁵
2.5
2
1.5
1
0.5
0
pull
Entries 26
Mean 13
Std Dev 7.5

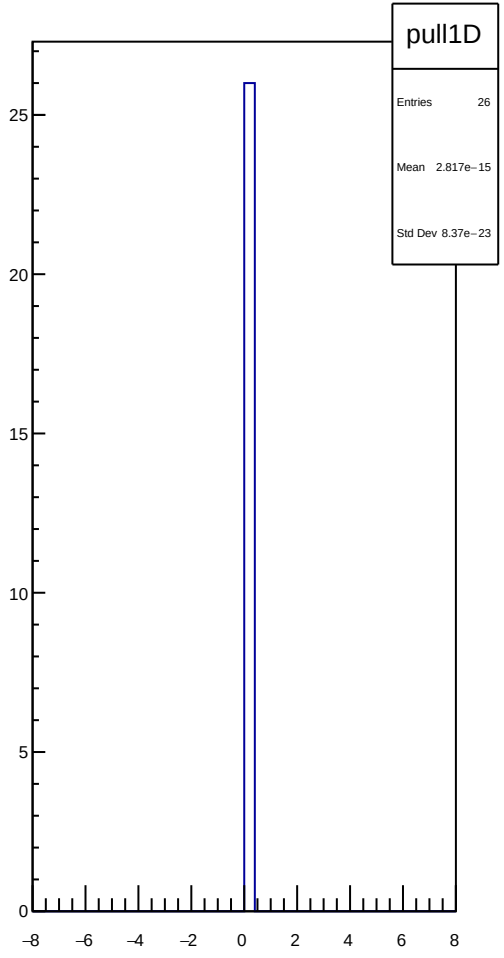
pull1D
Entries 26
Mean 2.817e−15
Std Dev 8.37e−23
25
20
15
10
5
0
−8
−6
−4
−2
0
2
4
6
8

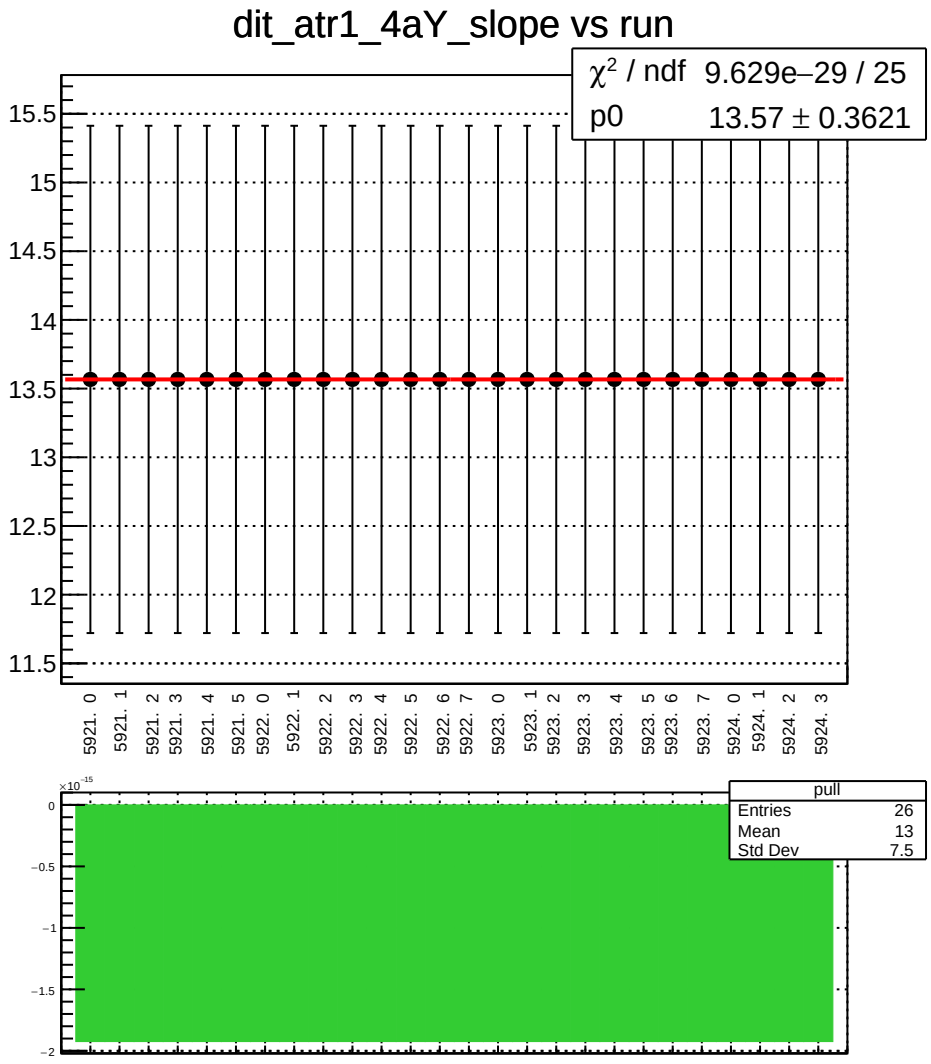
dit_atr1_4aY_slope vs run
χ^2 / ndf 9.629e−29 / 25
p0 13.57 ± 0.3621
15.5
15
14.5
14
13.5
13
12.5
12
11.5
5921. 0
5921. 1
5921. 2
5921. 3
5921. 4
5921. 5
5922. 0
5922. 1
5922. 2
5922. 3
5922. 4
5922. 5
5922. 6
5922. 7
5923. 0
5923. 1
5923. 2
5923. 3
5923. 4
5923. 5
5923. 6
5923. 7
5924. 0
5924. 1
5924. 2
5924. 3
×10^-15
0
−0.5
−1
−1.5
−2
pull
Entries 26
Mean 13
Std Dev 7.5

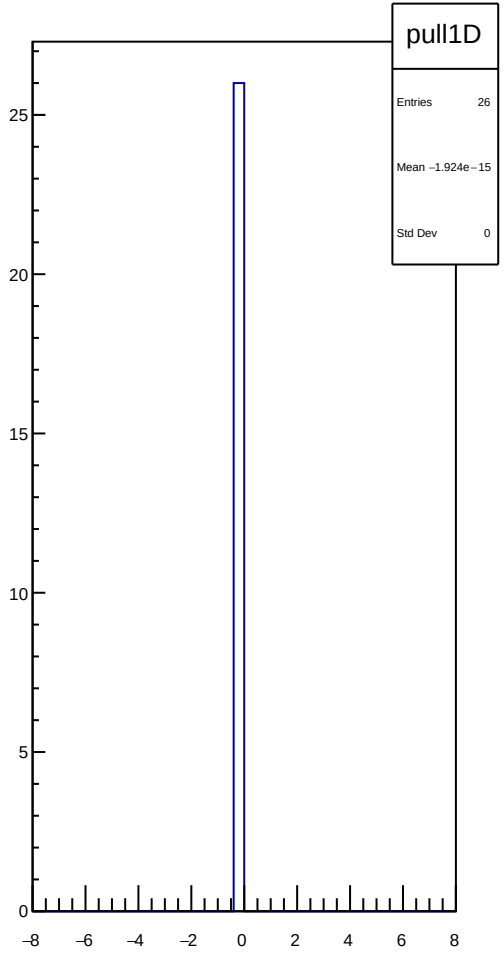
pull1D
Entries 26
Mean −1.924e−15
Std Dev 0
25
20
15
10
5
0
−8
−6
−4
−2
0
2
4
6
8

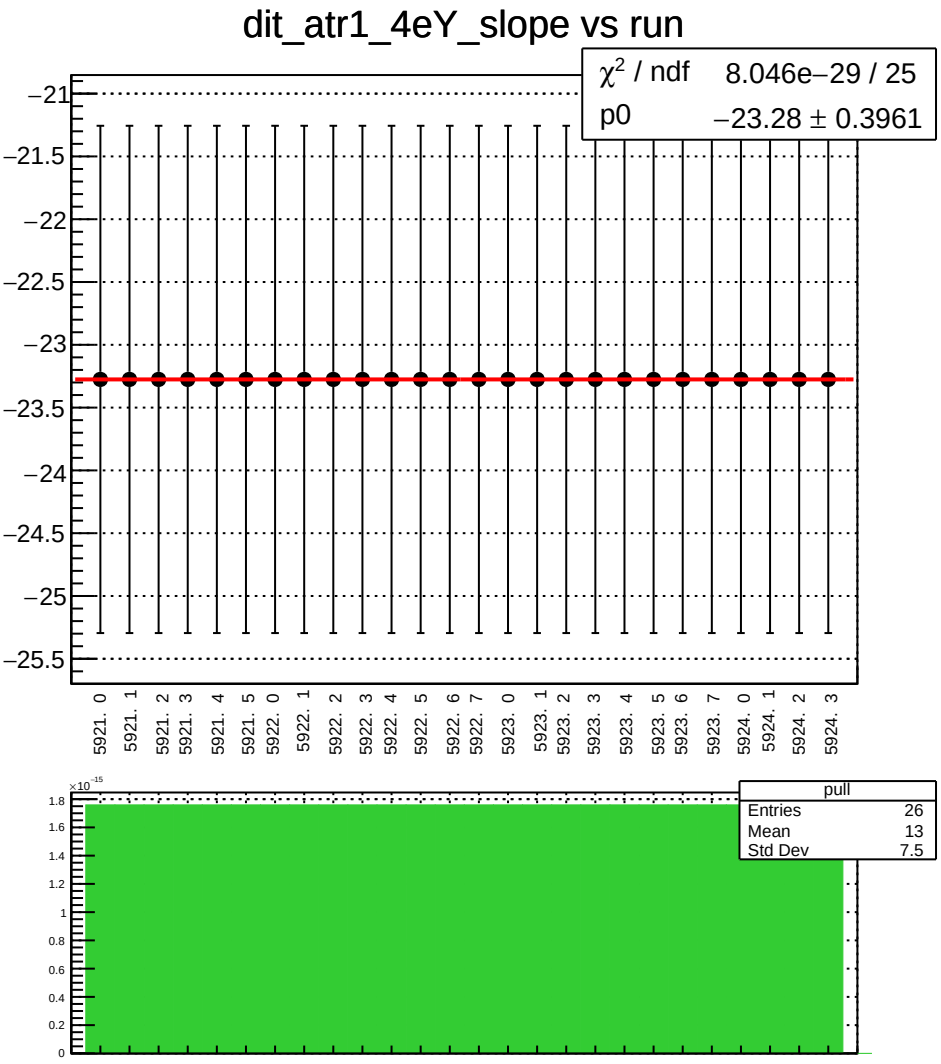
dit_atr1_4eY_slope vs run
χ^2 / ndf 8.046e−29 / 25
p0 −23.28 ± 0.3961
−21
−21.5
−22
−22.5
−23
−23.5
−24
−24.5
−25
−25.5
5921. 0
5921. 1
5921. 2
5921. 3
5921. 4
5921. 5
5922. 0
5922. 1
5922. 2
5922. 3
5922. 4
5922. 5
5922. 6
5922. 7
5923. 0
5923. 1
5923. 2
5923. 3
5923. 4
5923. 5
5923. 6
5923. 7
5924. 0
5924. 1
5924. 2
5924. 3
pull
Entries 26
Mean 13
Std Dev 7.5
×10^-15
1.8
1.6
1.4
1.2
1
0.8
0.6
0.4
0.2
0

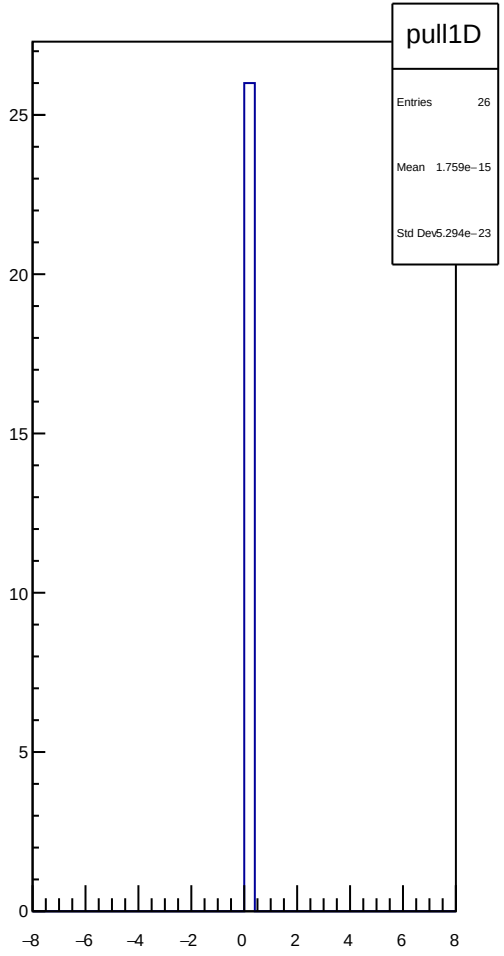
pull1D
Entries 26
Mean 1.759e−15
Std Dev 5.294e−23
25
20
15
10
5
0
−8
−6
−4
−2
0
2
4
6
8

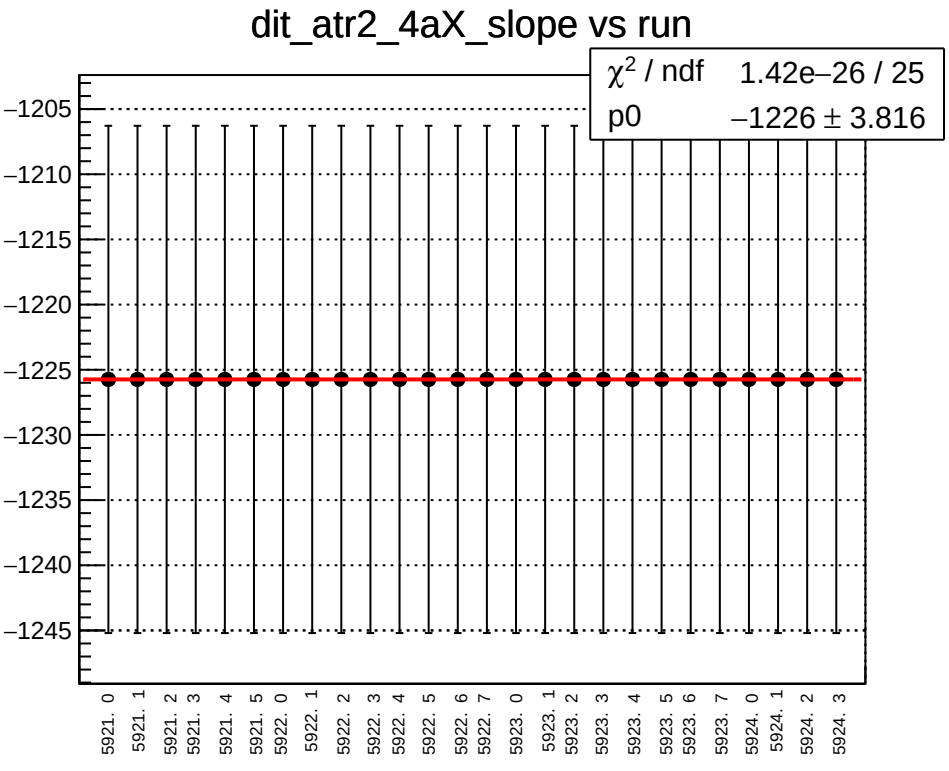
dit_atr2_4aX_slope vs run
χ^2 / ndf 1.42e−26 / 25
p0 −1226 ± 3.816
−1205
−1210
−1215
−1220
−1225
−1230
−1235
−1240
−1245
5921. 0
5921. 1
5921. 2
5921. 3
5921. 4
5921. 5
5922. 0
5922. 1
5922. 2
5922. 3
5922. 4
5922. 5
5922. 6
5922. 7
5923. 0
5923. 1
5923. 2
5923. 3
5923. 4
5923. 5
5923. 6
5923. 7
5924. 0
5924. 1
5924. 2
5924. 3

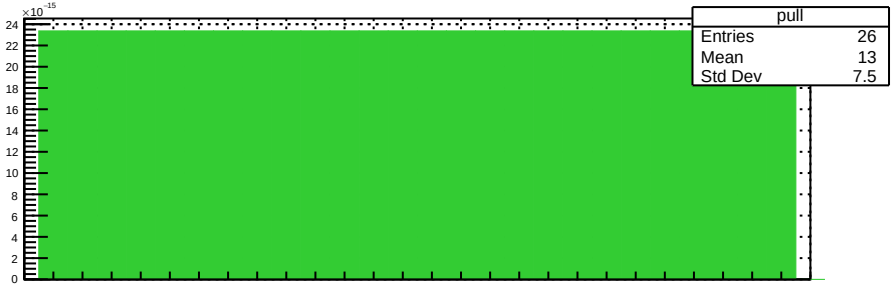
×10⁻¹⁵
pull
Entries 26
Mean 13
Std Dev 7.5
24
22
20
18
16
14
12
10
8
6
4
2
0

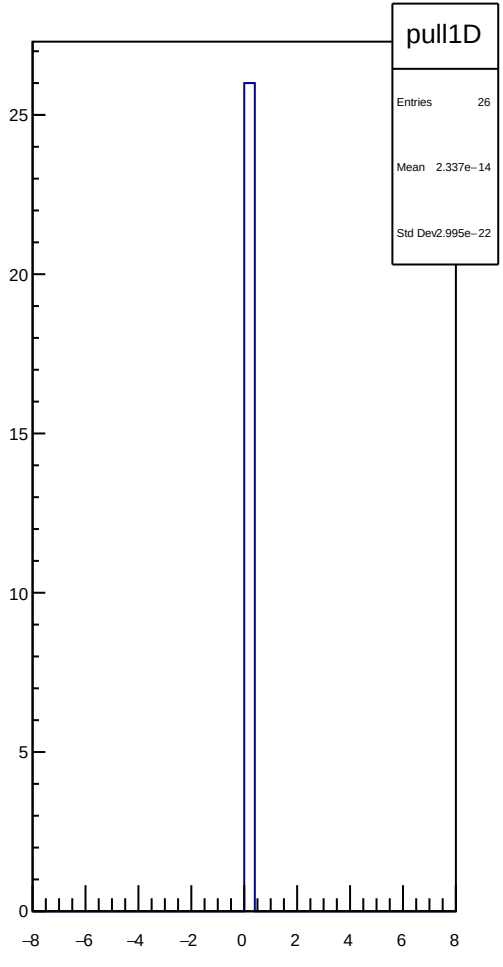
pull1D
Entries 26
Mean 2.337e−14
Std Dev 2.995e−22
25
20
15
10
5
0
−8
−6
−4
−2
0
2
4
6
8

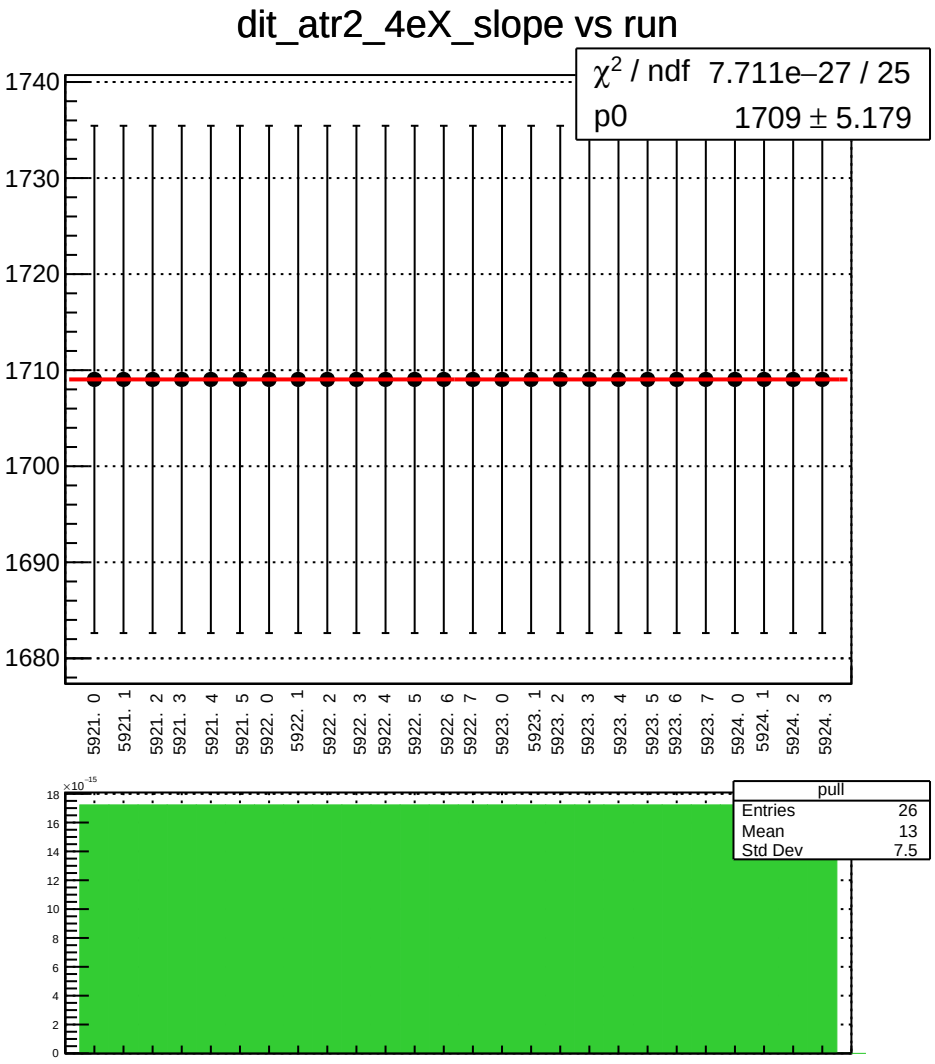
dit_atr2_4eX_slope vs run
χ^2 / ndf 7.711e−27 / 25
p0 1709 ± 5.179
1740
1730
1720
1710
1700
1690
1680
5921. 0
5921. 1
5921. 2
5921. 3
5921. 4
5921. 5
5922. 0
5922. 1
5922. 2
5922. 3
5922. 4
5922. 5
5922. 6
5922. 7
5923. 0
5923. 1
5923. 2
5923. 3
5923. 4
5923. 5
5923. 6
5923. 7
5924. 0
5924. 1
5924. 2
5924. 3
×10^-15
18
16
14
12
10
8
6
4
2
0
pull
Entries 26
Mean 13
Std Dev 7.5

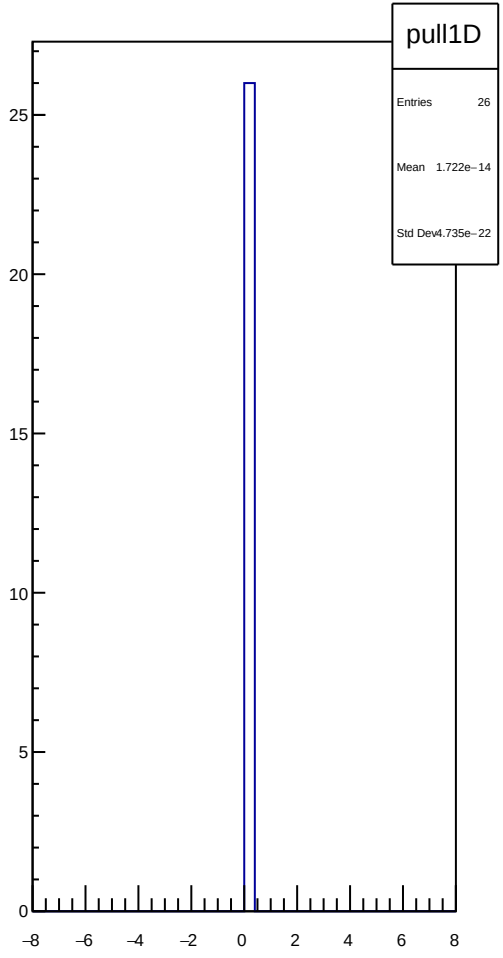
pull1D
Entries 26
Mean 1.722e−14
Std Dev4.735e−22
25
20
15
10
5
0
−8
−6
−4
−2
0
2
4
6
8

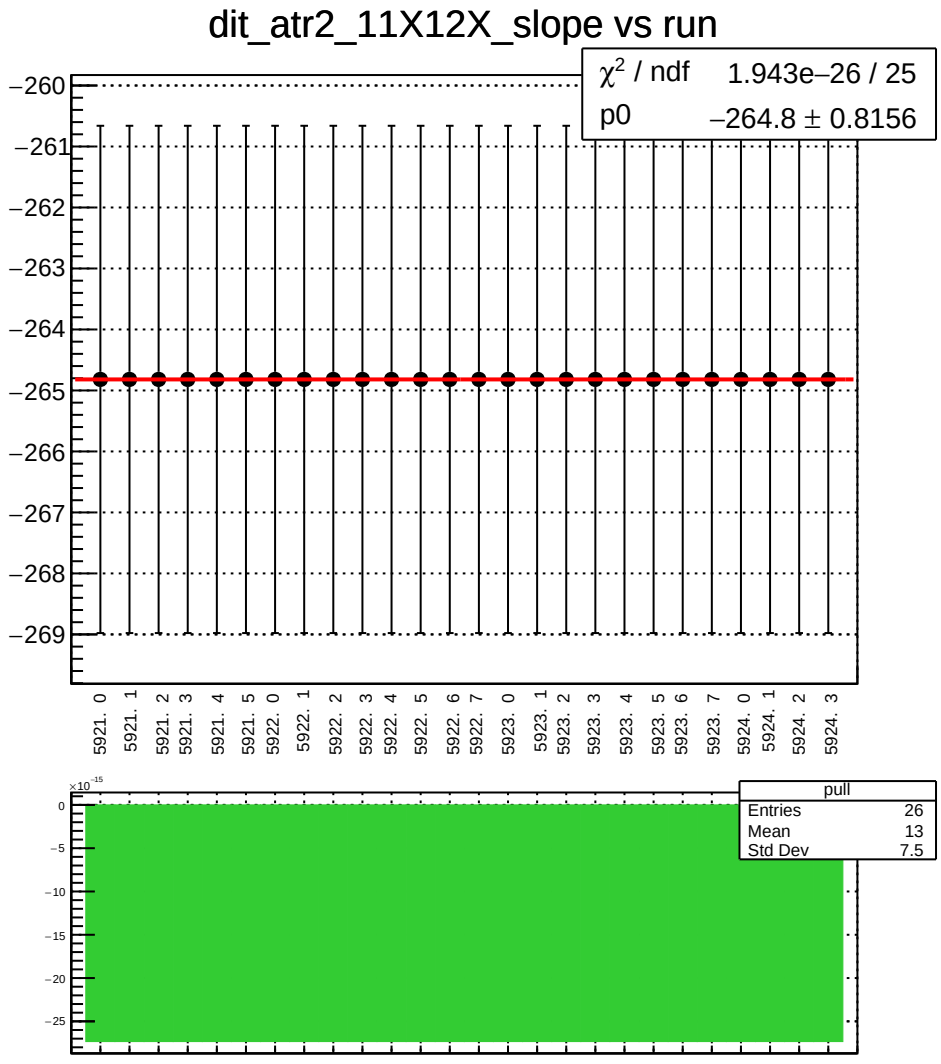
dit_atr2_11X12X_slope vs run
χ^2 / ndf 1.943e−26 / 25
p0 −264.8 ± 0.8156
−260
−261
−262
−263
−264
−265
−266
−267
−268
−269
5921. 0
5921. 1
5921. 2
5921. 3
5921. 4
5921. 5
5922. 0
5922. 1
5922. 2
5922. 3
5922. 4
5922. 5
5922. 6
5922. 7
5923. 0
5923. 1
5923. 2
5923. 3
5923. 4
5923. 5
5923. 6
5923. 7
5924. 0
5924. 1
5924. 2
5924. 3
×10^-15
0
−5
−10
−15
−20
−25
pull
Entries 26
Mean 13
Std Dev 7.5

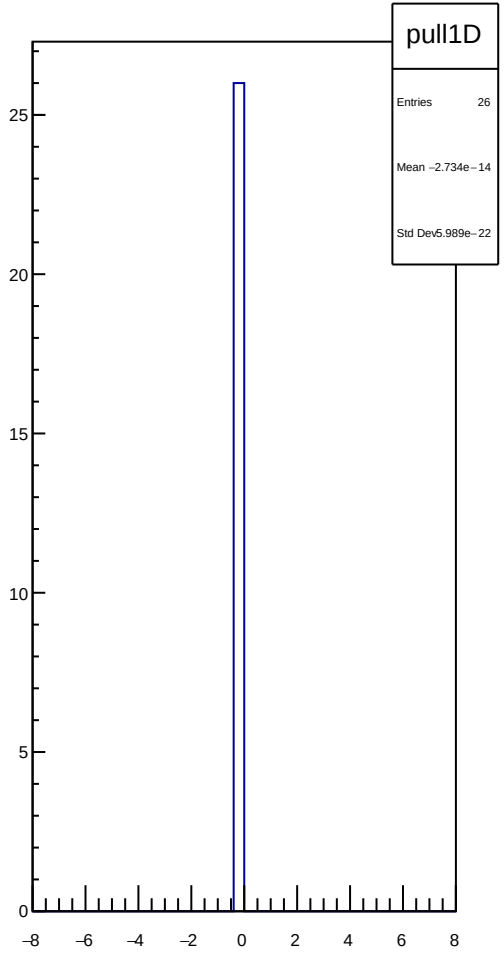
pull1D
Entries 26
Mean −2.734e−14
Std Dev5.989e−22
25
20
15
10
5
0
−8
−6
−4
−2
0
2
4
6
8

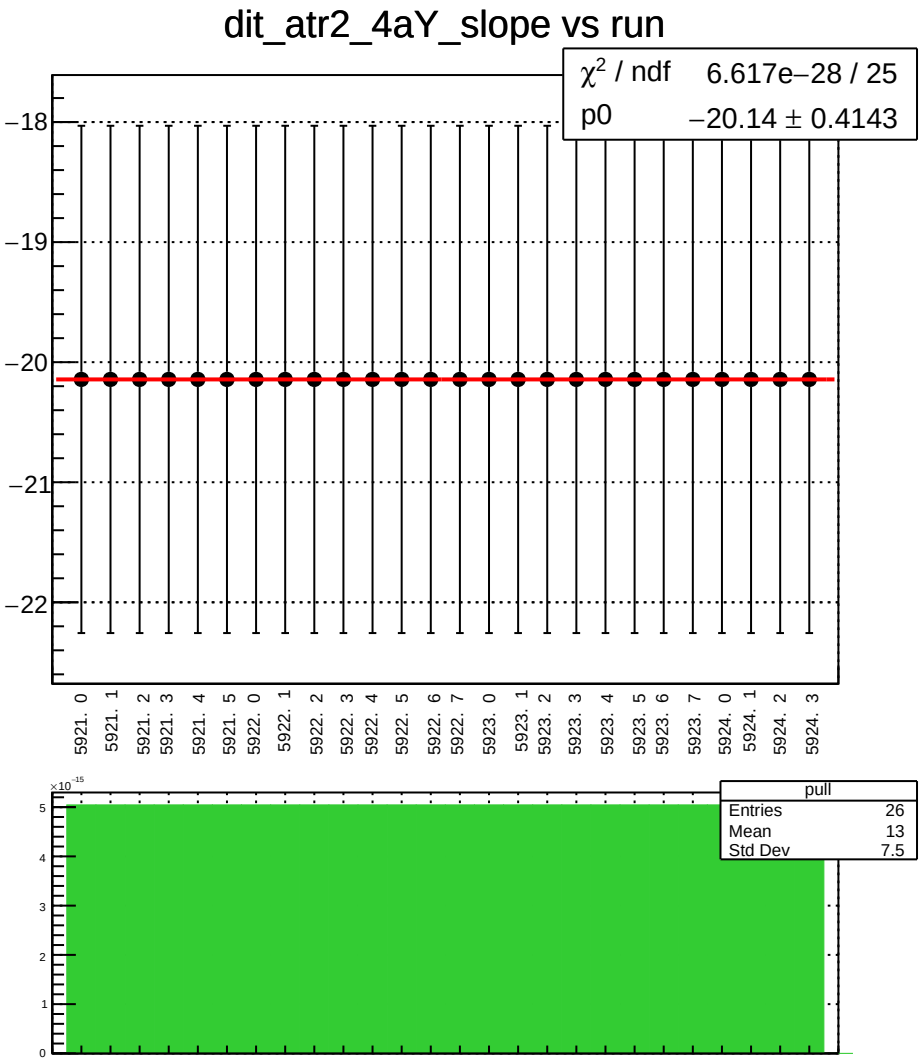
dit_atr2_4aY_slope vs run
χ² / ndf 6.617e−28 / 25
p0 −20.14 ± 0.4143
−18
−19
−20
−21
−22
5921. 0
5921. 1
5921. 2
5921. 3
5921. 4
5921. 5
5922. 0
5922. 1
5922. 2
5922. 3
5922. 4
5922. 5
5922. 6
5922. 7
5923. 0
5923. 1
5923. 2
5923. 3
5923. 4
5923. 5
5923. 6
5923. 7
5924. 0
5924. 1
5924. 2
5924. 3
×10⁻¹⁵
pull
Entries 26
Mean 13
Std Dev 7.5

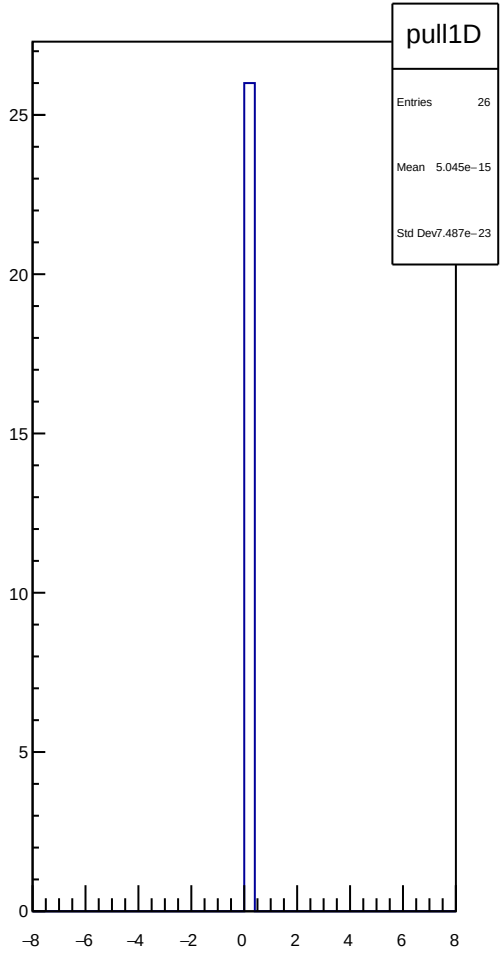
pull1D
Entries 26
Mean 5.045e−15
Std Dev7.487e−23

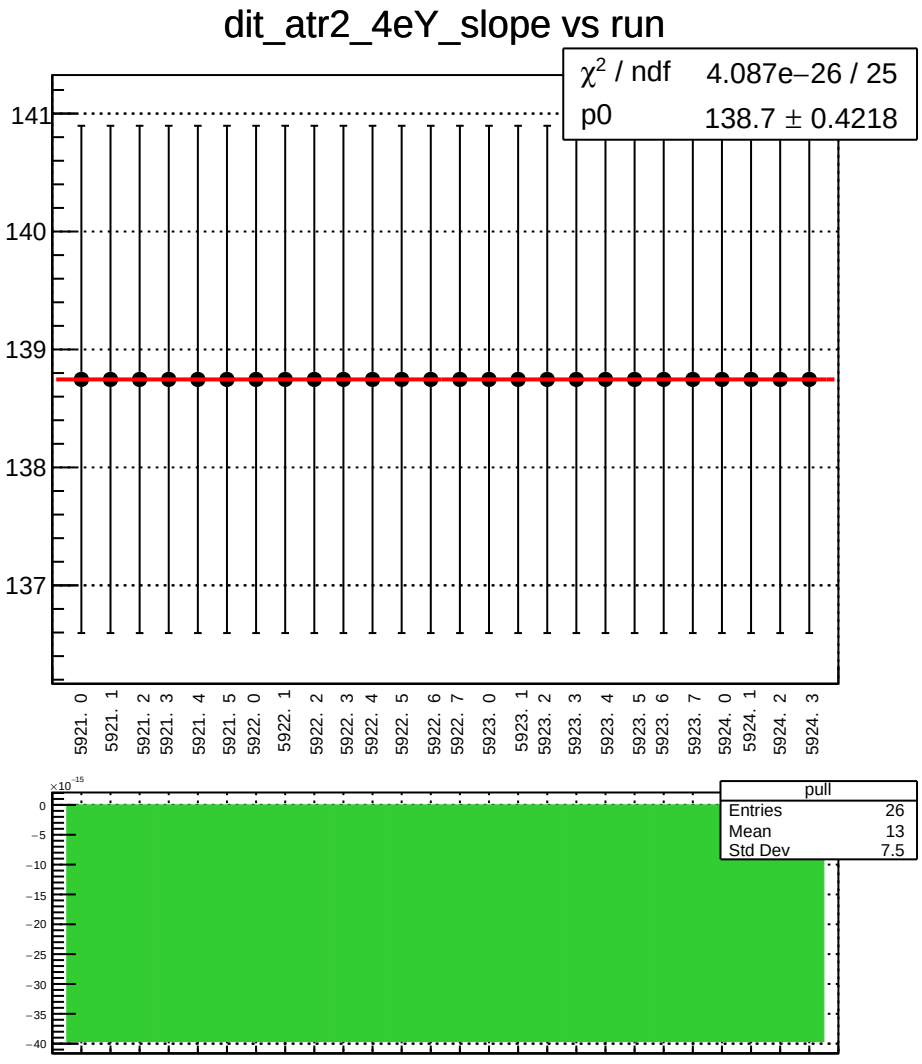
dit_atr2_4eY_slope vs run
χ^2 / ndf 4.087e−26 / 25
p0 138.7 ± 0.4218
141
140
139
138
137
5921. 0
5921. 1
5921. 2
5921. 3
5921. 4
5921. 5
5922. 0
5922. 1
5922. 2
5922. 3
5922. 4
5922. 5
5922. 6
5922. 7
5923. 0
5923. 1
5923. 2
5923. 3
5923. 4
5923. 5
5923. 6
5923. 7
5924. 0
5924. 1
5924. 2
5924. 3
×10^-15
0
−5
−10
−15
−20
−25
−30
−35
−40
pull
Entries 26
Mean 13
Std Dev 7.5

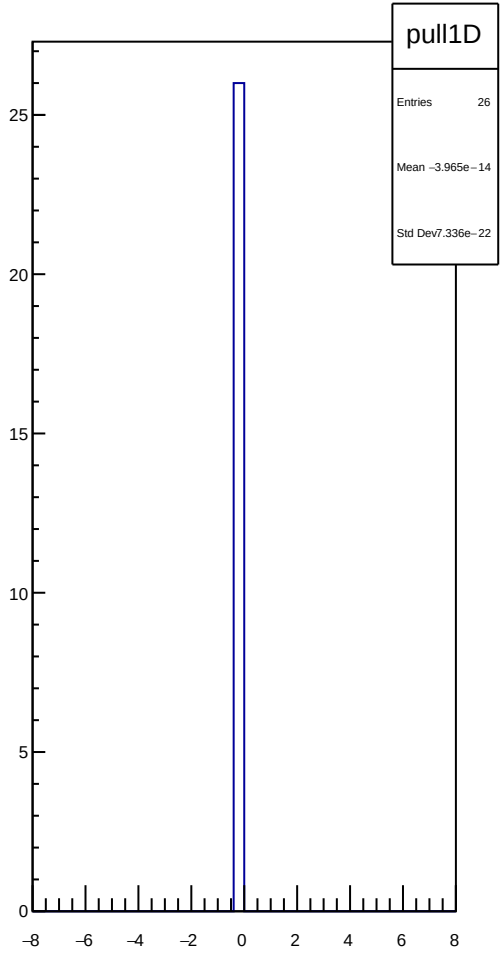
pull1D
Entries 26
Mean −3.965e−14
Std Dev7.336e−22
25
20
15
10
5
0
−8
−6
−4
−2
0
2
4
6
8

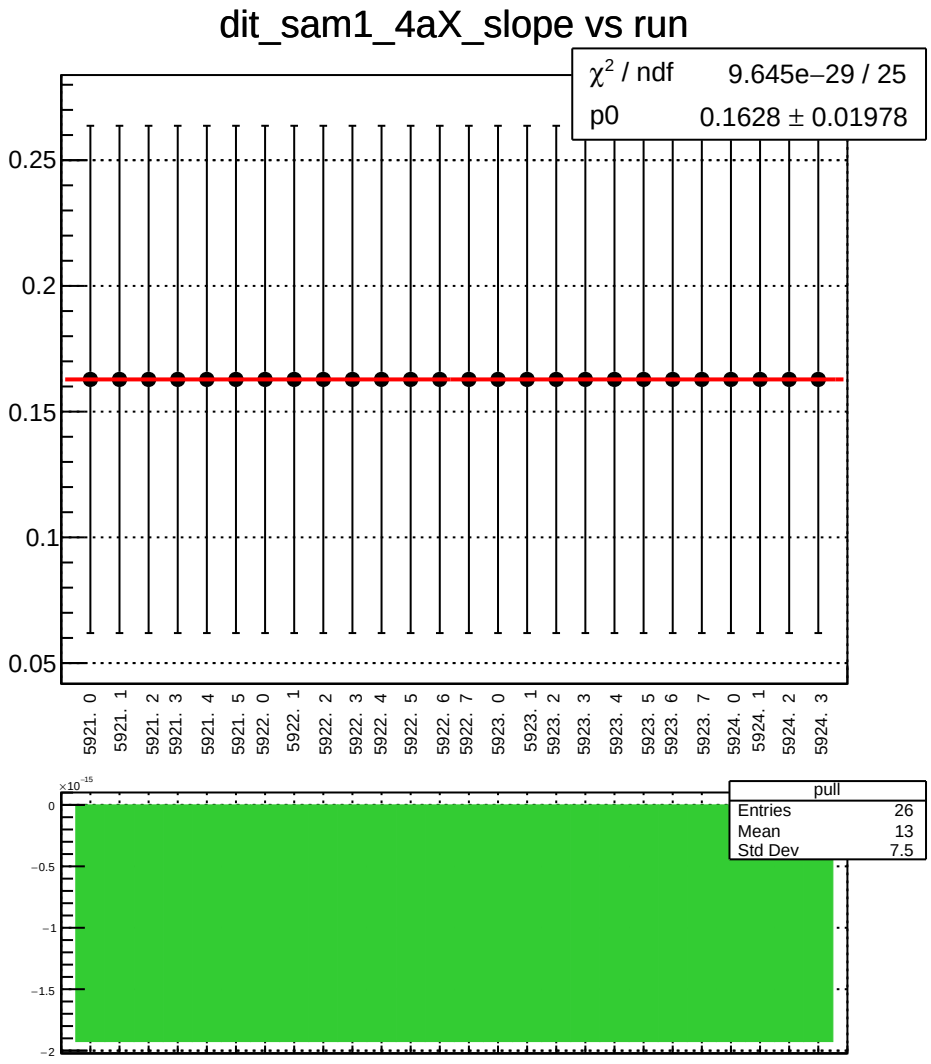
dit_sam1_4aX_slope vs run
χ^2 / ndf 9.645e−29 / 25
p0 0.1628 ± 0.01978
0.25
0.2
0.15
0.1
0.05
5921. 0
5921. 1
5921. 2
5921. 3
5921. 4
5921. 5
5922. 0
5922. 1
5922. 2
5922. 3
5922. 4
5922. 5
5922. 6
5922. 7
5923. 0
5923. 1
5923. 2
5923. 3
5923. 4
5923. 5
5923. 6
5923. 7
5924. 0
5924. 1
5924. 2
5924. 3
×10^-15
0
−0.5
−1
−1.5
−2
pull
Entries 26
Mean 13
Std Dev 7.5

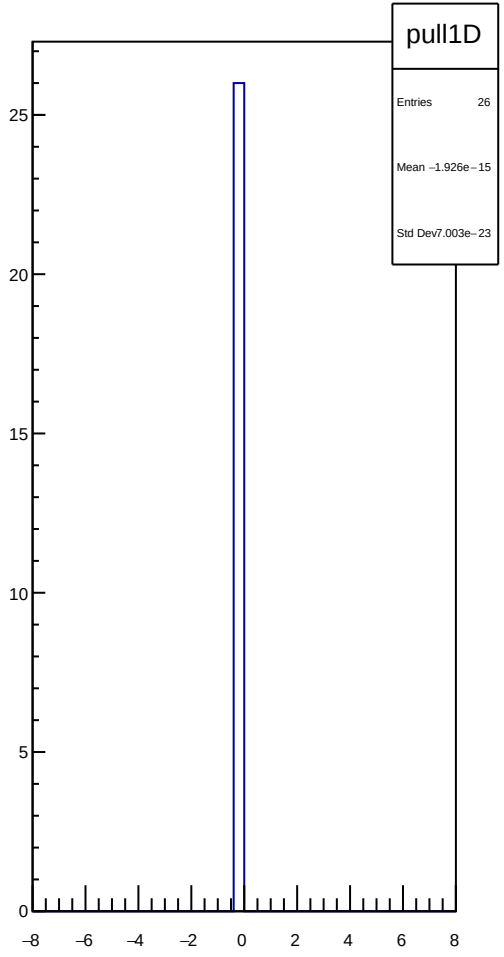
pull1D
Entries 26
Mean −1.926e−15
Std Dev7.003e−23
25
20
15
10
5
0
−8
−6
−4
−2
0
2
4
6
8

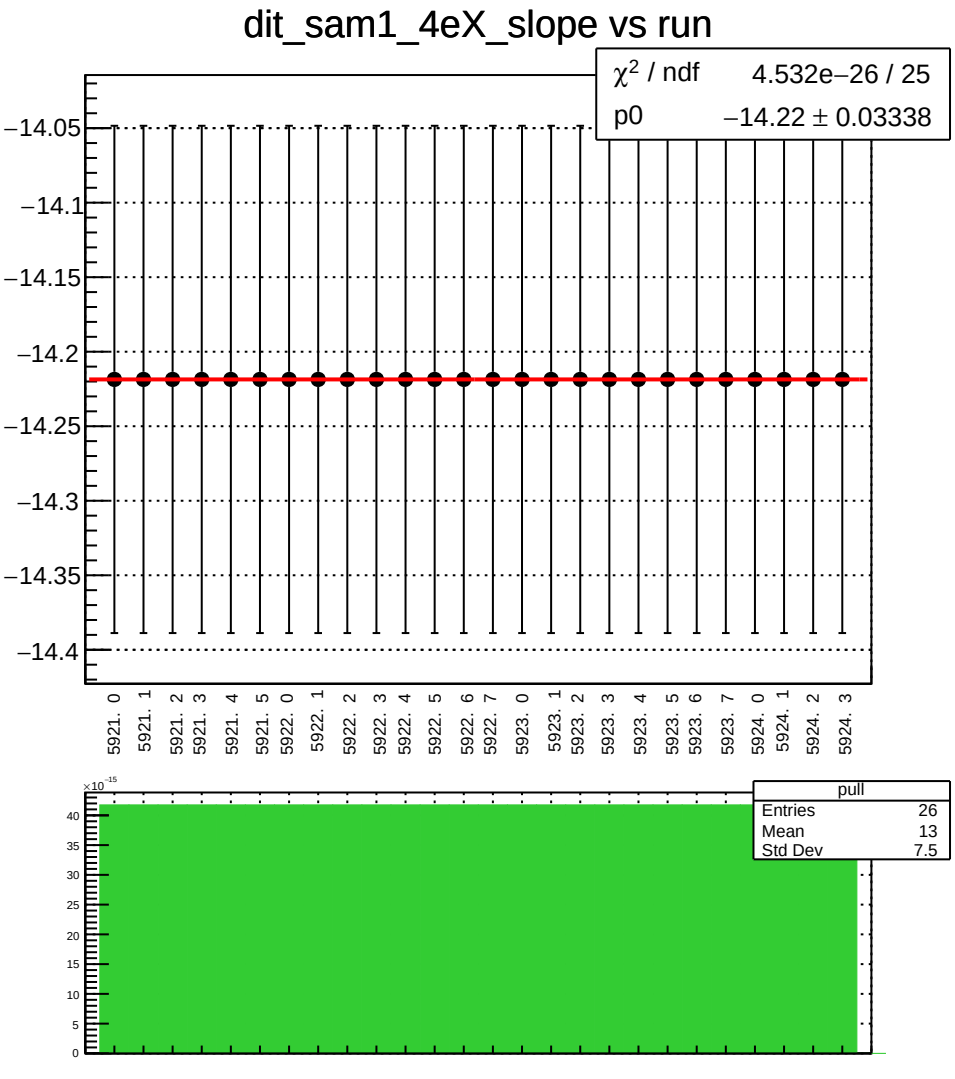
dit_sam1_4eX_slope vs run
χ² / ndf 4.532e−26 / 25
p0 −14.22 ± 0.03338
−14.05
−14.1
−14.15
−14.2
−14.25
−14.3
−14.35
−14.4
5921. 0
5921. 1
5921. 2
5921. 3
5921. 4
5921. 5
5922. 0
5922. 1
5922. 2
5922. 3
5922. 4
5922. 5
5922. 6
5922. 7
5923. 0
5923. 1
5923. 2
5923. 3
5923. 4
5923. 5
5923. 6
5923. 7
5924. 0
5924. 1
5924. 2
5924. 3
×10⁻¹⁵
pull
Entries 26
Mean 13
Std Dev 7.5

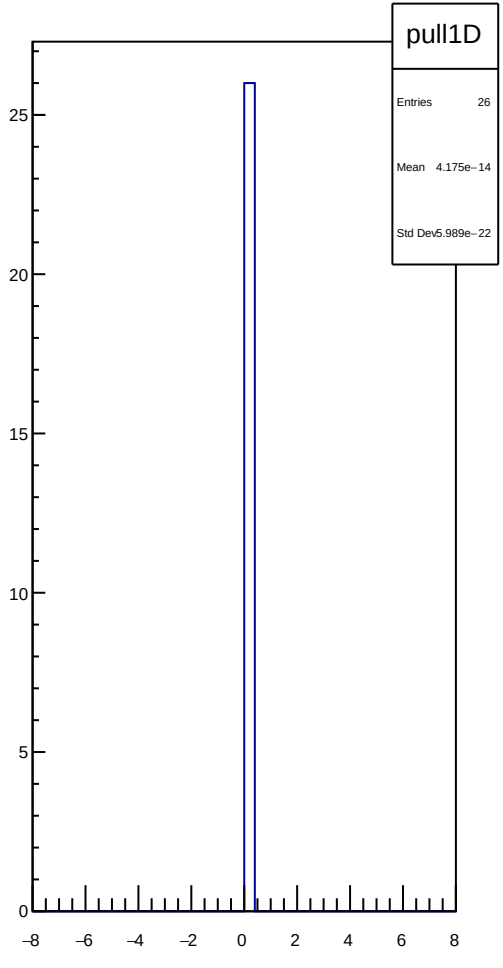
pull1D
Entries 26
Mean 4.175e−14
Std Dev 5.989e−22

dit_sam1_11X12X_slope vs run

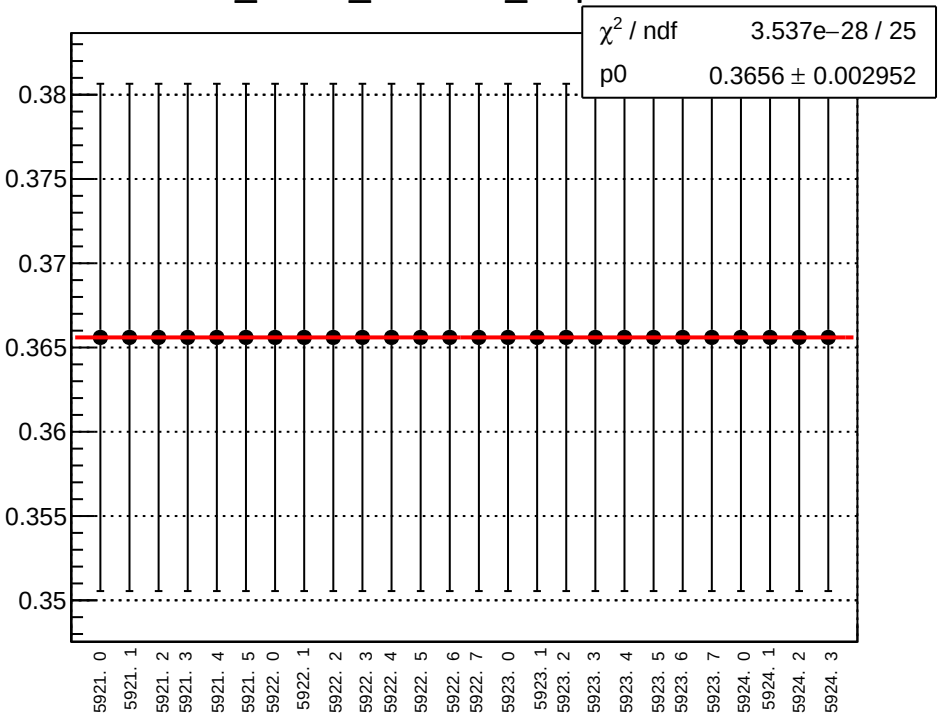

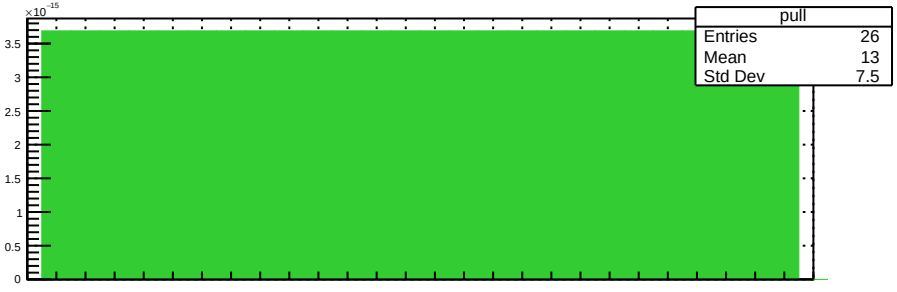

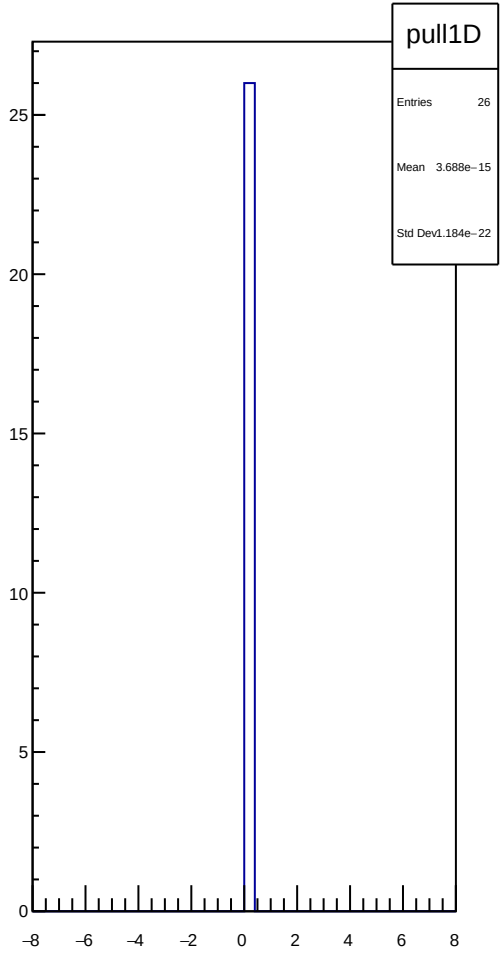

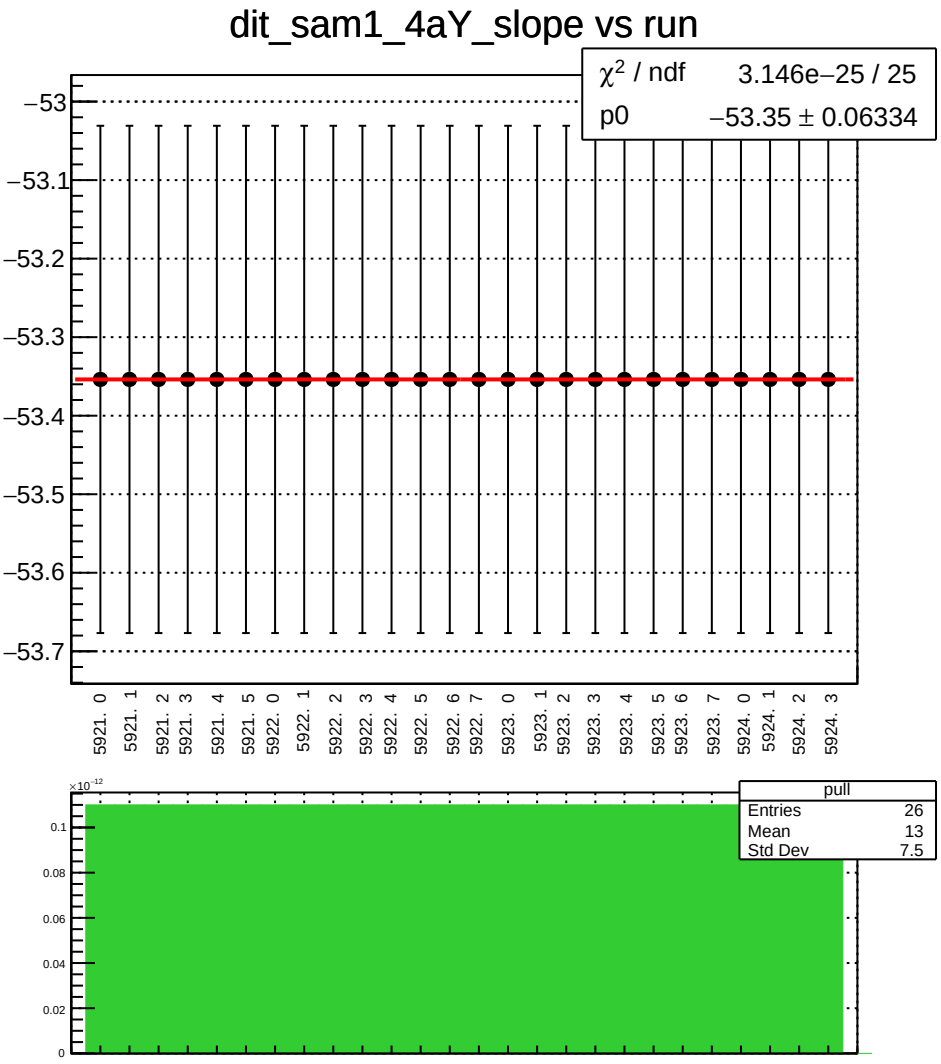
dit_sam1_4aY_slope vs run
χ2 / ndf 3.146e−25 / 25
p0 −53.35 ± 0.06334
−53
−53.1
−53.2
−53.3
−53.4
−53.5
−53.6
−53.7
5921. 0
5921. 1
5921. 2
5921. 3
5921. 4
5921. 5
5922. 0
5922. 1
5922. 2
5922. 3
5922. 4
5922. 5
5922. 6
5922. 7
5923. 0
5923. 1
5923. 2
5923. 3
5923. 4
5923. 5
5923. 6
5923. 7
5924. 0
5924. 1
5924. 2
5924. 3
pull
Entries 26
Mean 13
Std Dev 7.5
×10−12
0.1
0.08
0.06
0.04
0.02
0

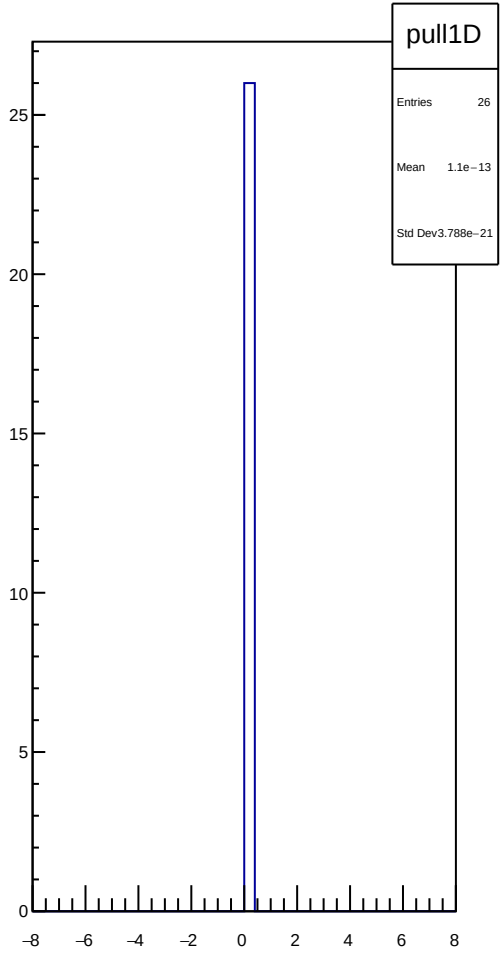
pull1D
Entries 26
Mean 1.1e−13
Std Dev 3.788e−21
25
20
15
10
5
0
−8
−6
−4
−2
0
2
4
6
8

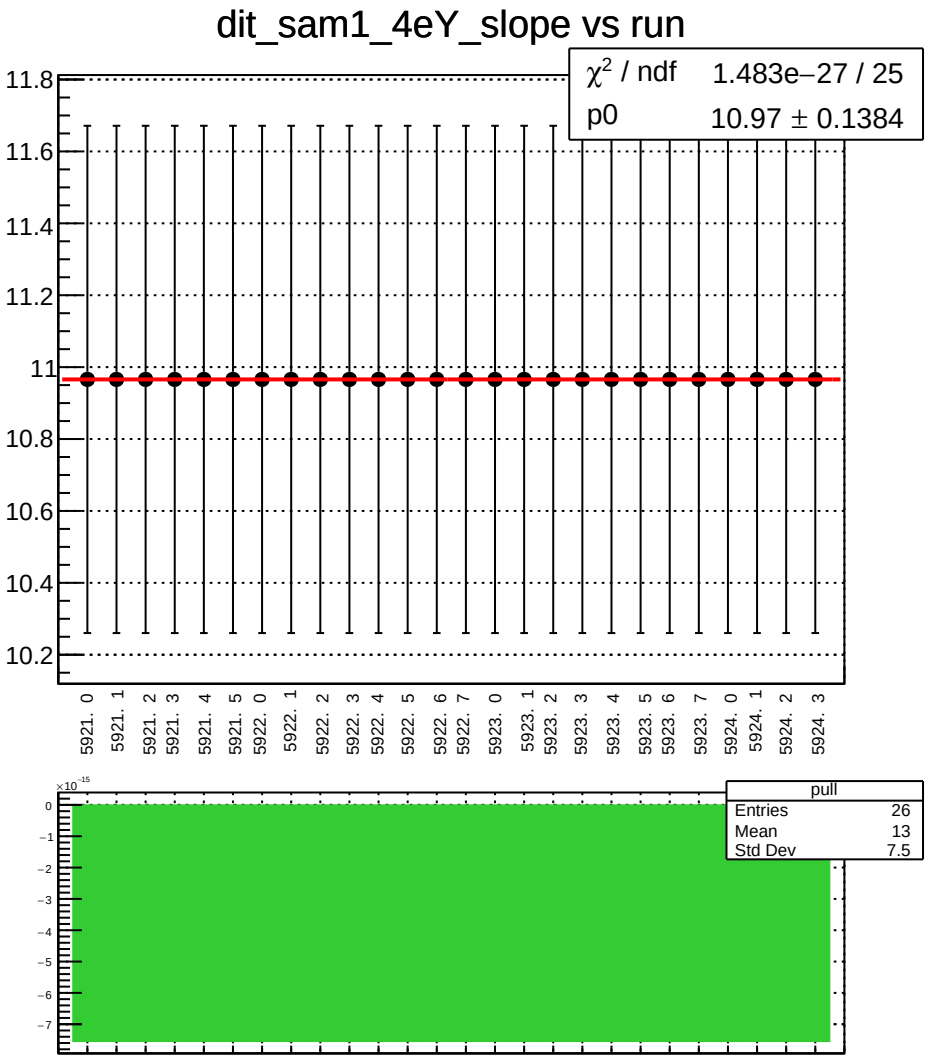
dit_sam1_4eY_slope vs run
χ² / ndf 1.483e−27 / 25
p0 10.97 ± 0.1384
11.8
11.6
11.4
11.2
11
10.8
10.6
10.4
10.2
5921. 0
5921. 1
5921. 2
5921. 3
5921. 4
5921. 5
5922. 0
5922. 1
5922. 2
5922. 3
5922. 4
5922. 5
5922. 6
5922. 7
5923. 0
5923. 1
5923. 2
5923. 3
5923. 4
5923. 5
5923. 6
5923. 7
5924. 0
5924. 1
5924. 2
5924. 3
×10⁻¹⁵
0
−1
−2
−3
−4
−5
−6
−7
pull
Entries 26
Mean 13
Std Dev 7.5

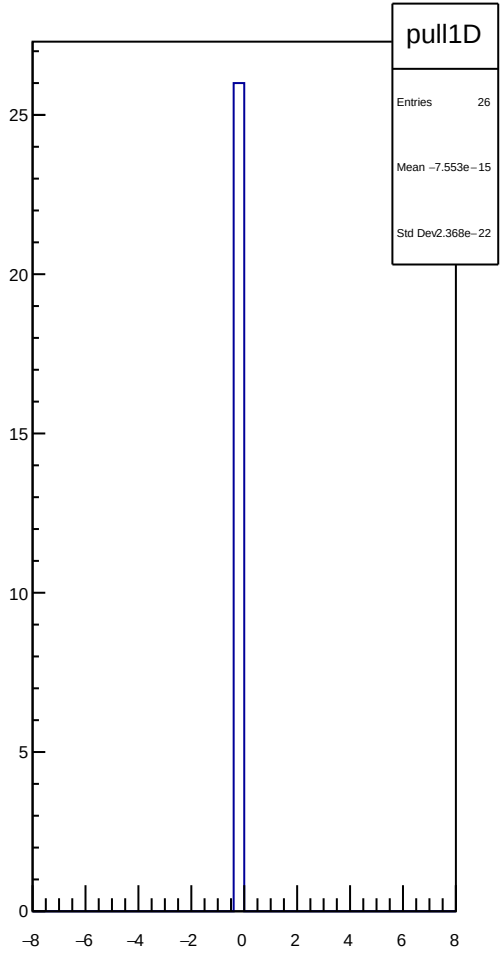
pull1D
Entries 26
Mean −7.553e−15
Std Dev 2.368e−22
25
20
15
10
5
0
−8
−6
−4
−2
0
2
4
6
8

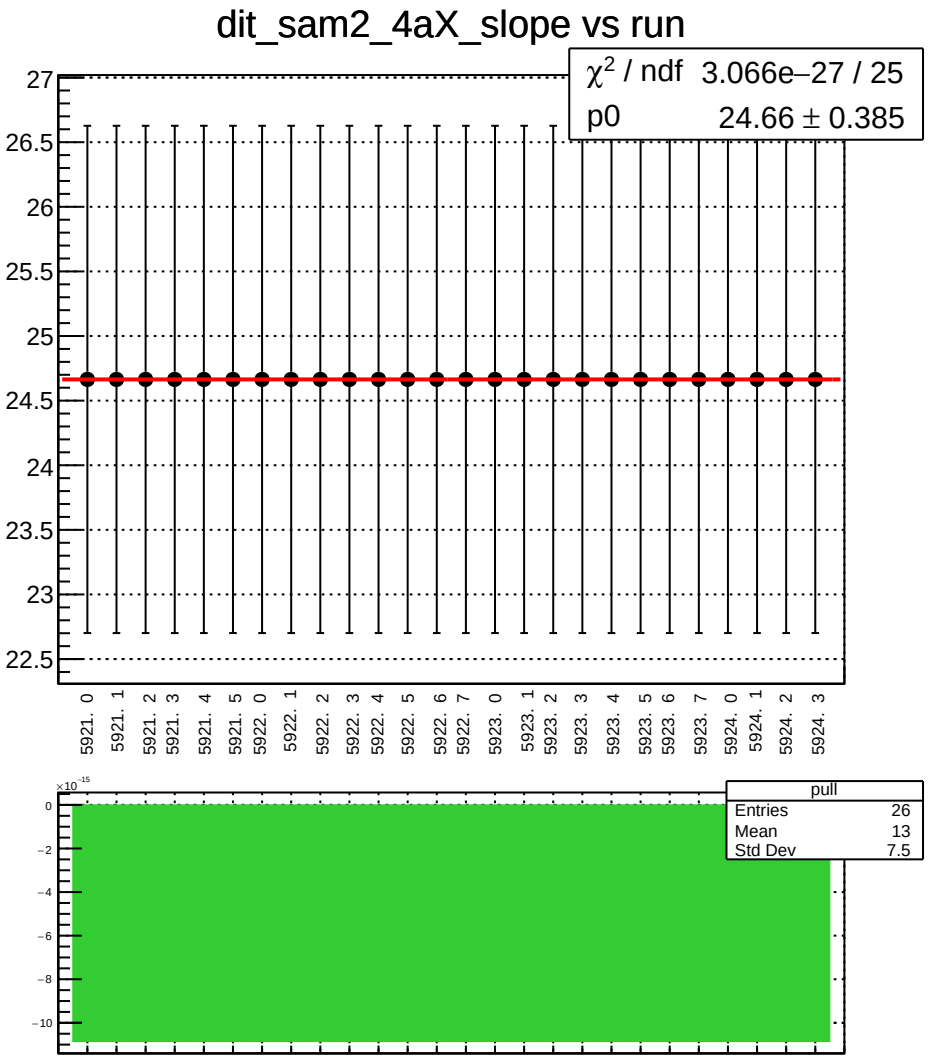
dit_sam2_4aX_slope vs run
χ^2 / ndf 3.066e−27 / 25
p0 24.66 ± 0.385
27
26.5
26
25.5
25
24.5
24
23.5
23
22.5
5921. 0
5921. 1
5921. 2
5921. 3
5921. 4
5921. 5
5922. 0
5922. 1
5922. 2
5922. 3
5922. 4
5922. 5
5922. 6
5922. 7
5923. 0
5923. 1
5923. 2
5923. 3
5923. 4
5923. 5
5923. 6
5923. 7
5924. 0
5924. 1
5924. 2
5924. 3
×10^-15
0
−2
−4
−6
−8
−10
pull
Entries 26
Mean 13
Std Dev 7.5

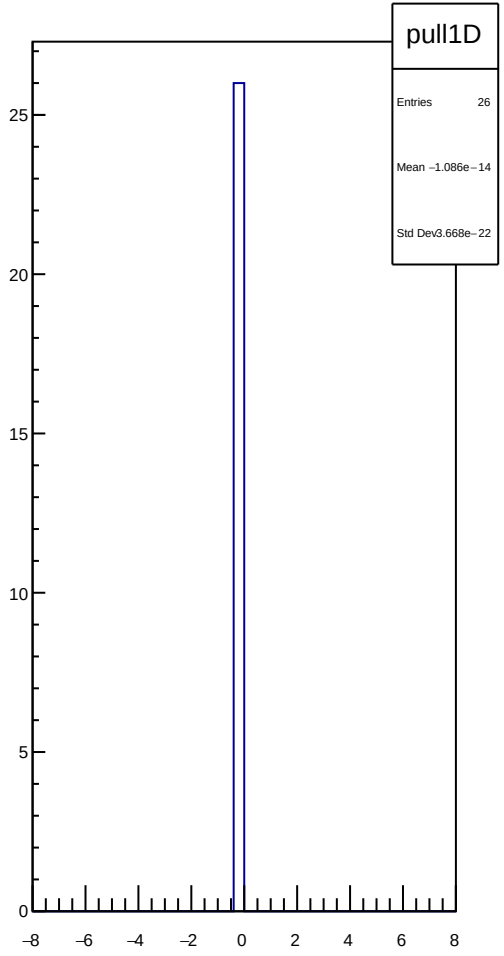
pull1D
Entries 26
Mean −1.086e−14
Std Dev3.668e−22
25
20
15
10
5
0
−8
−6
−4
−2
0
2
4
6
8

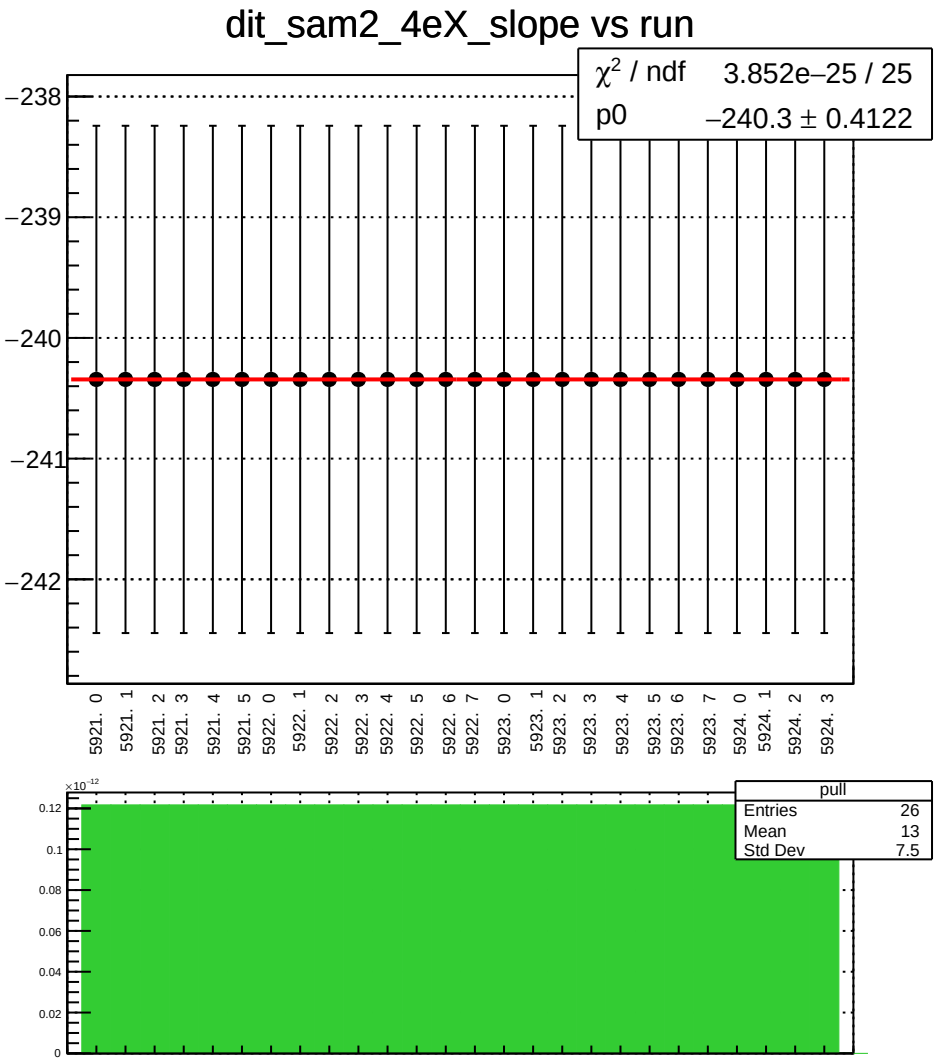
dit_sam2_4eX_slope vs run
χ² / ndf 3.852e−25 / 25
p0 −240.3 ± 0.4122
−238
−239
−240
−241
−242
5921. 0
5921. 1
5921. 2
5921. 3
5921. 4
5921. 5
5922. 0
5922. 1
5922. 2
5922. 3
5922. 4
5922. 5
5922. 6
5922. 7
5923. 0
5923. 1
5923. 2
5923. 3
5923. 4
5923. 5
5923. 6
5923. 7
5924. 0
5924. 1
5924. 2
5924. 3
pull
Entries 26
Mean 13
Std Dev 7.5
×10⁻¹²
0.12
0.1
0.08
0.06
0.04
0.02
0

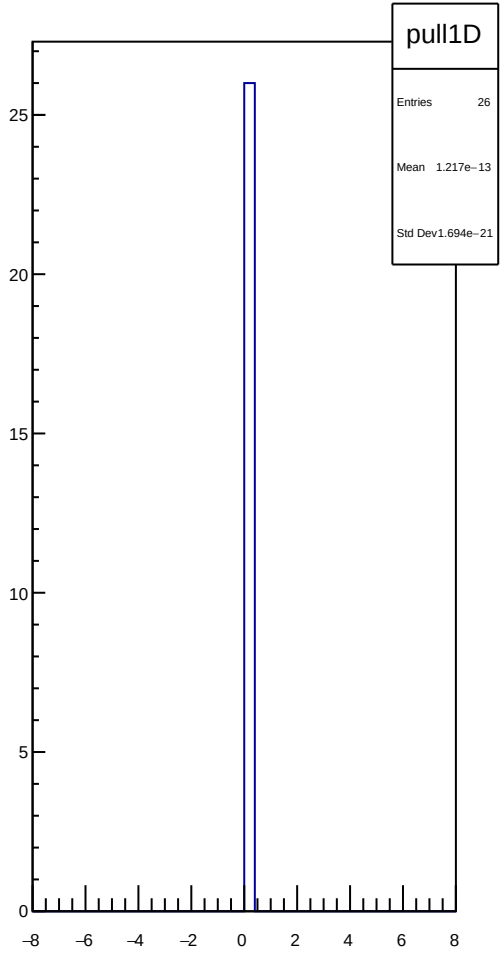
pull1D
Entries 26
Mean 1.217e−13
Std Dev 1.694e−21
25
20
15
10
5
0
−8
−6
−4
−2
0
2
4
6
8

dit_sam2_11X12X_slope vs run

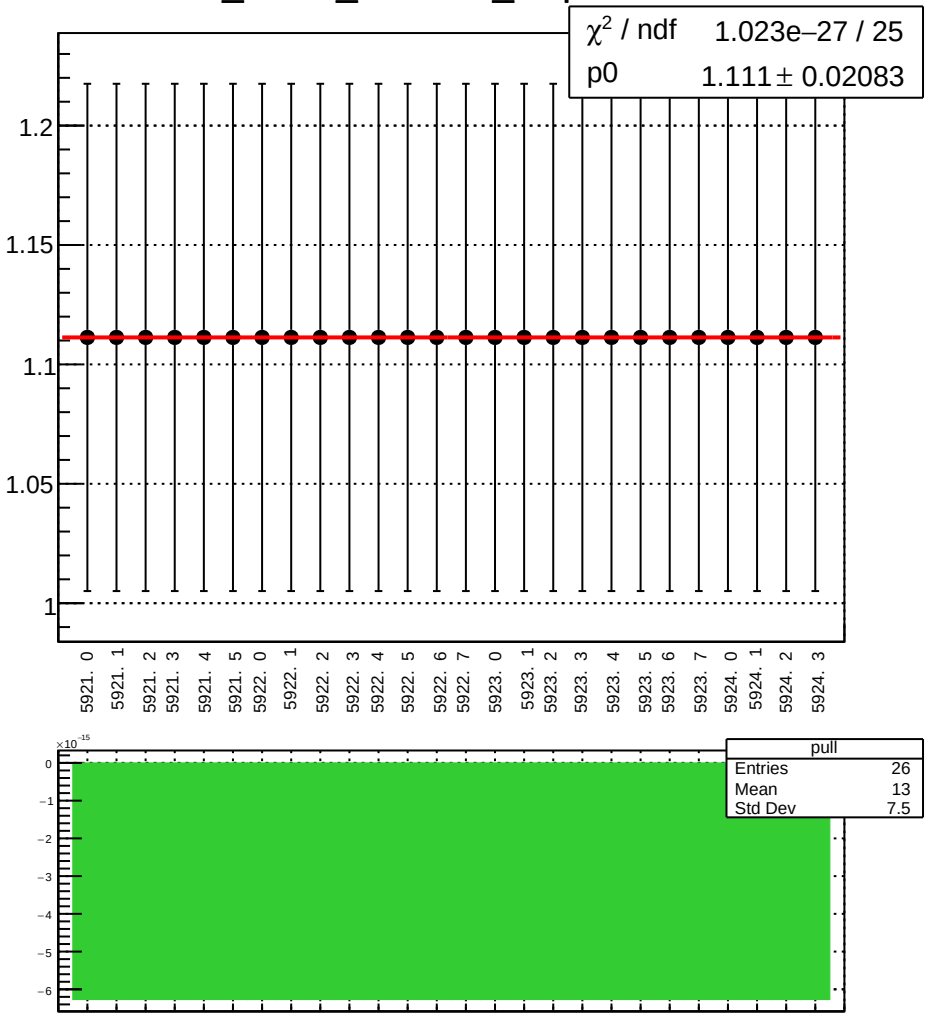

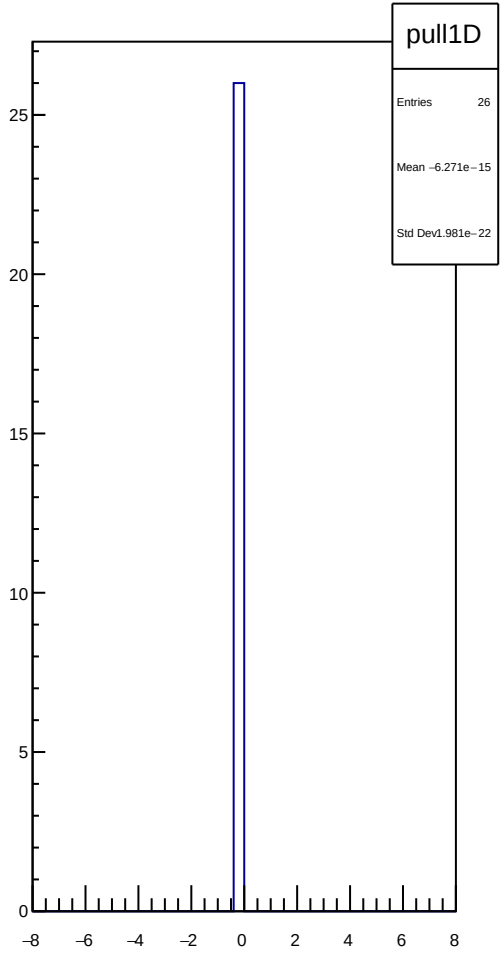

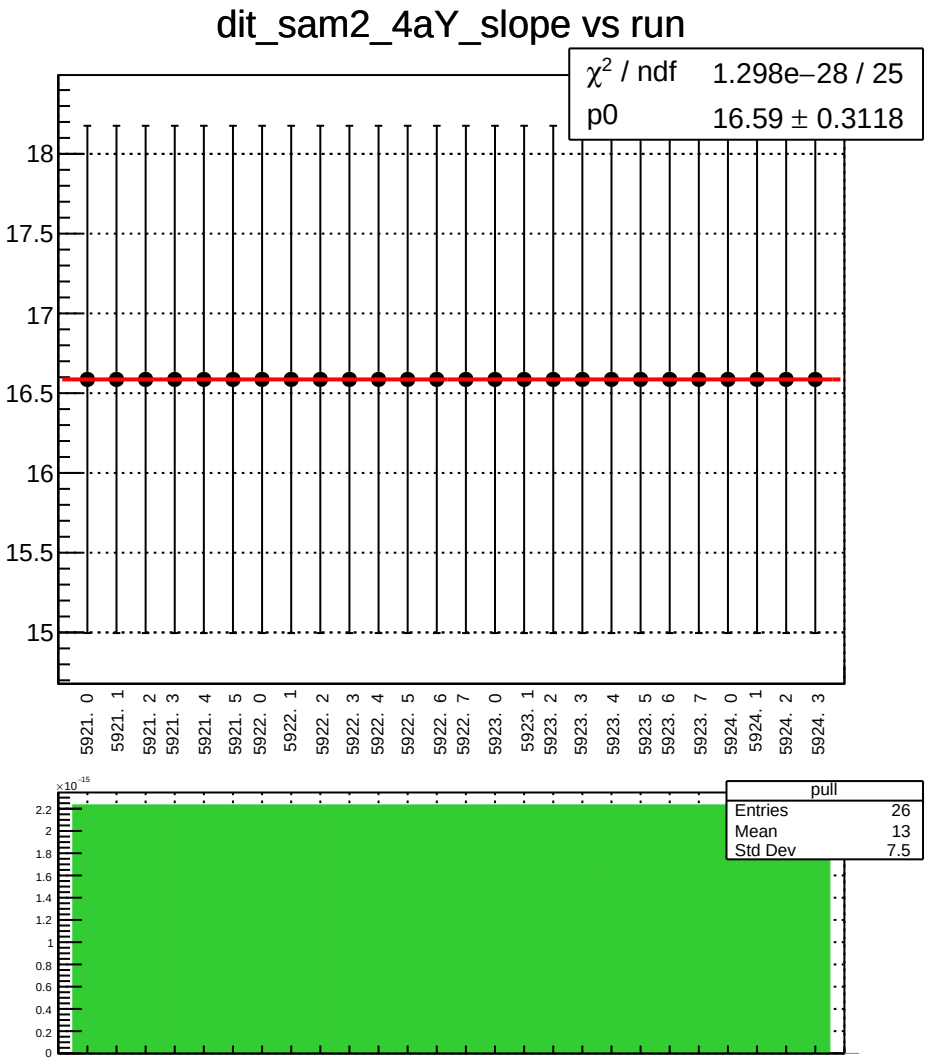
dit_sam2_4aY_slope vs run
χ2 / ndf 1.298e−28 / 25
p0 16.59 ± 0.3118
18
17.5
17
16.5
16
15.5
15
5921. 0
5921. 1
5921. 2
5921. 3
5921. 4
5921. 5
5922. 0
5922. 1
5922. 2
5922. 3
5922. 4
5922. 5
5922. 6
5922. 7
5923. 0
5923. 1
5923. 2
5923. 3
5923. 4
5923. 5
5923. 6
5923. 7
5924. 0
5924. 1
5924. 2
5924. 3
×10−15
2.2
2
1.8
1.6
1.4
1.2
1
0.8
0.6
0.4
0.2
0
pull
Entries 26
Mean 13
Std Dev 7.5

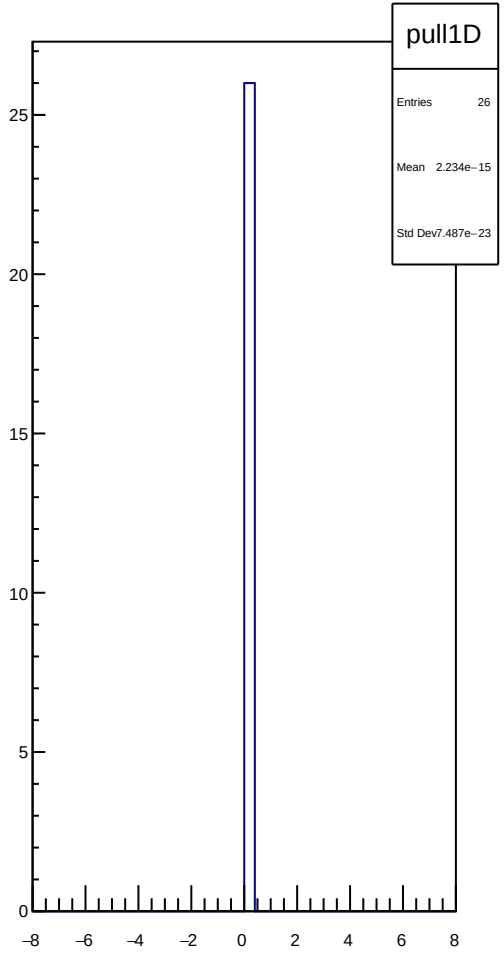
pull1D
Entries 26
Mean 2.234e−15
Std Dev7.487e−23
25
20
15
10
5
0
−8
−6
−4
−2
0
2
4
6
8

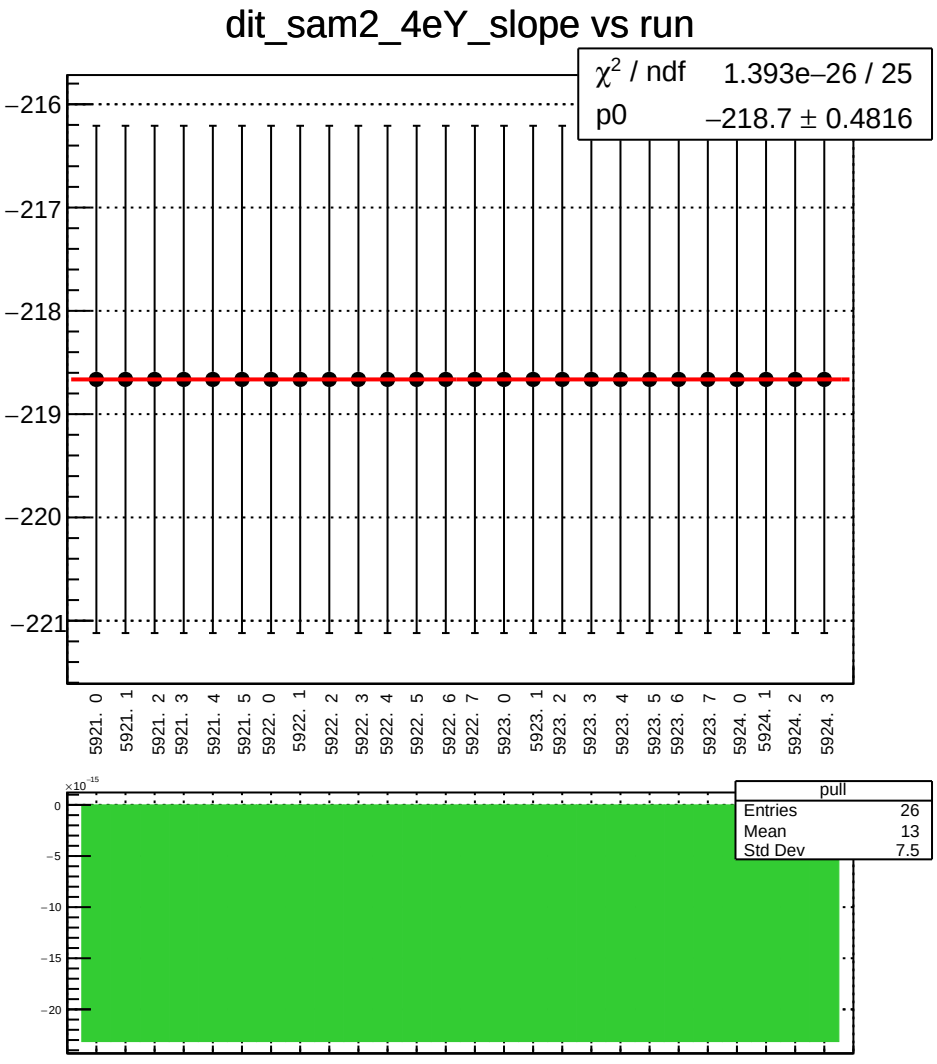
dit_sam2_4eY_slope vs run
χ² / ndf 1.393e−26 / 25
p0 −218.7 ± 0.4816
−216
−217
−218
−219
−220
−221
5921. 0
5921. 1
5921. 2
5921. 3
5921. 4
5921. 5
5922. 0
5922. 1
5922. 2
5922. 3
5922. 4
5922. 5
5922. 6
5922. 7
5923. 0
5923. 1
5923. 2
5923. 3
5923. 4
5923. 5
5923. 6
5923. 7
5924. 0
5924. 1
5924. 2
5924. 3
×10⁻¹⁵
0
−5
−10
−15
−20
pull
Entries 26
Mean 13
Std Dev 7.5

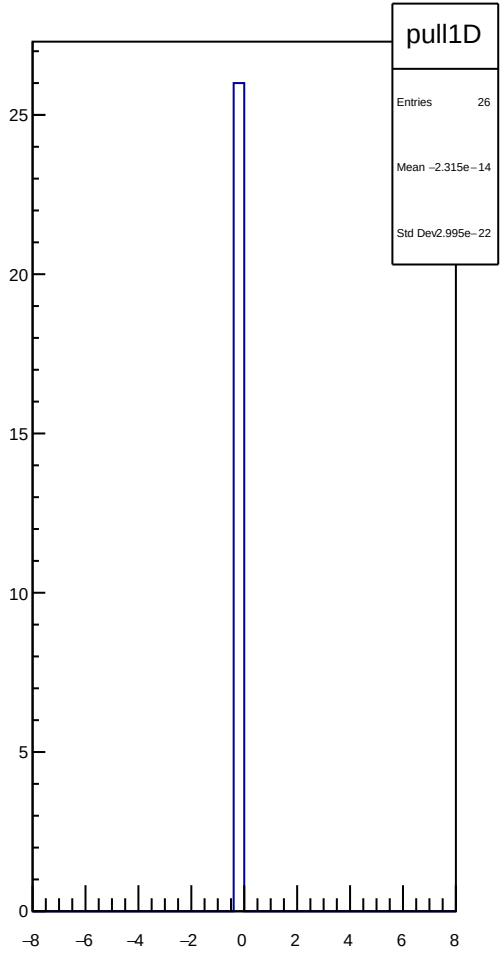
pull1D
Entries 26
Mean −2.315e−14
Std Dev 2.995e−22
25
20
15
10
5
0
−8
−6
−4
−2
0
2
4
6
8

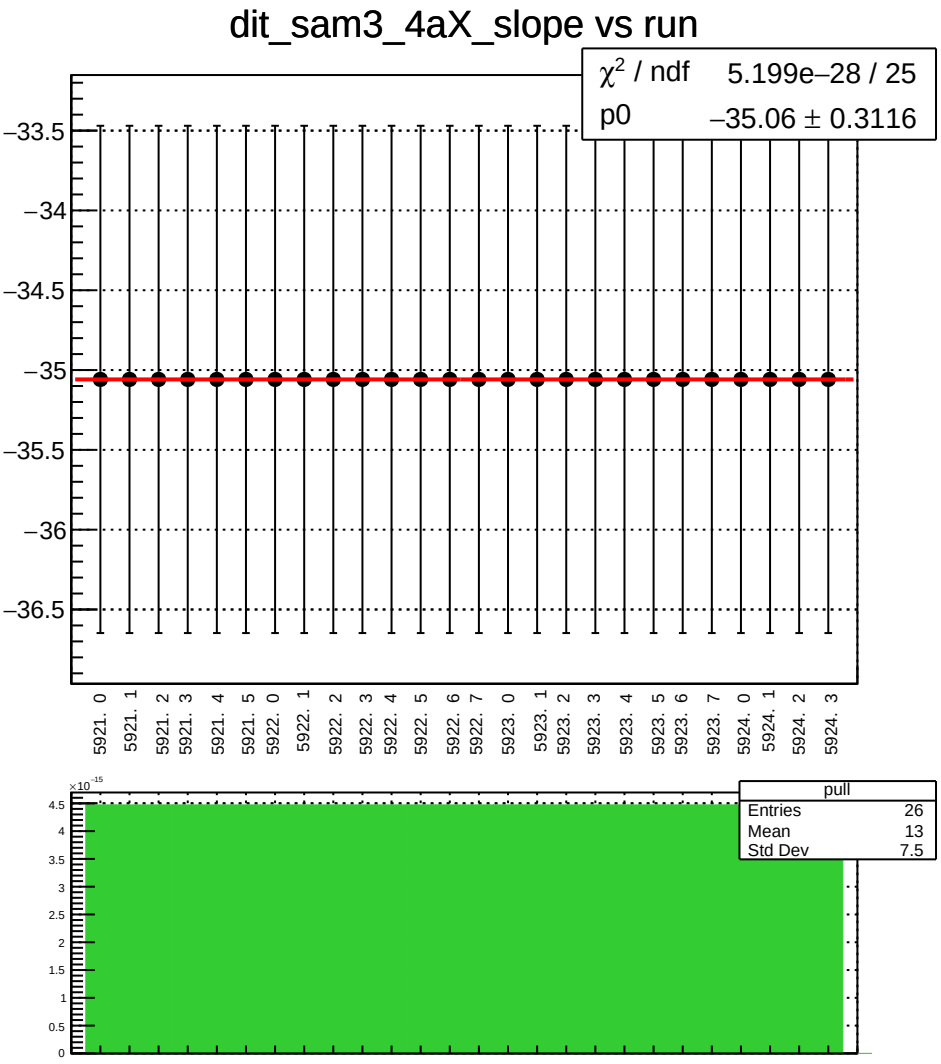
dit_sam3_4aX_slope vs run
χ^2 / ndf 5.199e−28 / 25
p0 −35.06 ± 0.3116
−33.5
−34
−34.5
−35
−35.5
−36
−36.5
5921. 0
5921. 1
5921. 2
5921. 3
5921. 4
5921. 5
5922. 0
5922. 1
5922. 2
5922. 3
5922. 4
5922. 5
5922. 6
5922. 7
5923. 0
5923. 1
5923. 2
5923. 3
5923. 4
5923. 5
5923. 6
5923. 7
5924. 0
5924. 1
5924. 2
5924. 3
pull
Entries 26
Mean 13
Std Dev 7.5
×10^-15
4.5
4
3.5
3
2.5
2
1.5
1
0.5
0

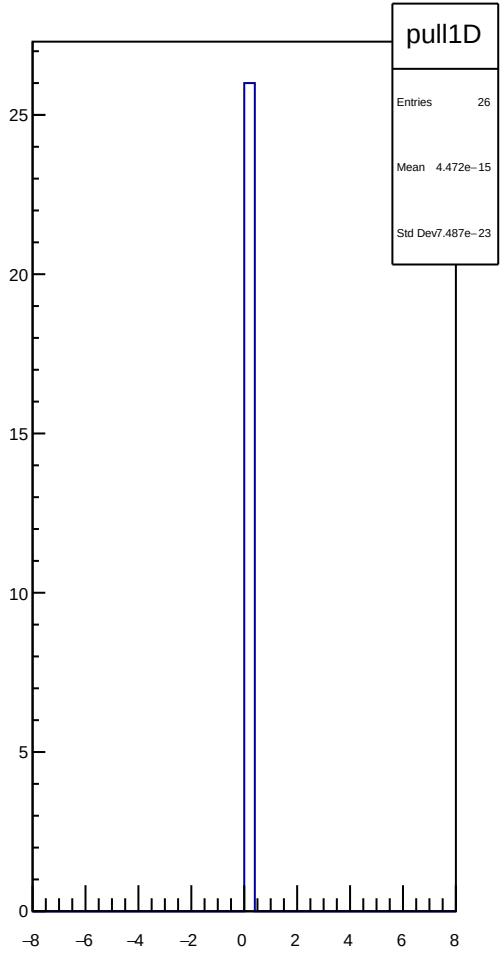
pull1D
Entries 26
Mean 4.472e−15
Std Dev 7.487e−23
25
20
15
10
5
0
−8
−6
−4
−2
0
2
4
6
8

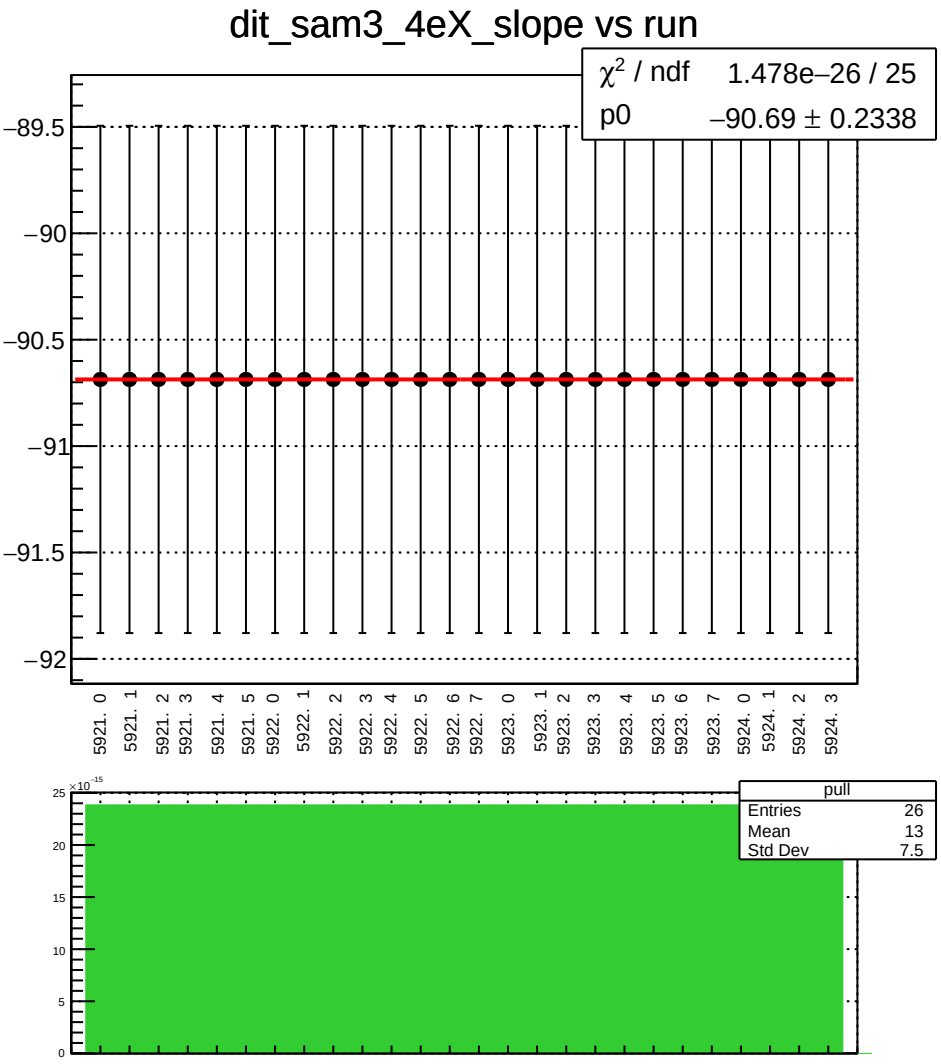
dit_sam3_4eX_slope vs run
χ² / ndf 1.478e−26 / 25
p0 −90.69 ± 0.2338
−89.5
−90
−90.5
−91
−91.5
−92
5921. 0
5921. 1
5921. 2
5921. 3
5921. 4
5921. 5
5922. 0
5922. 1
5922. 2
5922. 3
5922. 4
5922. 5
5922. 6
5922. 7
5923. 0
5923. 1
5923. 2
5923. 3
5923. 4
5923. 5
5923. 6
5923. 7
5924. 0
5924. 1
5924. 2
5924. 3
×10⁻¹⁵
25
20
15
10
5
0
pull
Entries 26
Mean 13
Std Dev 7.5

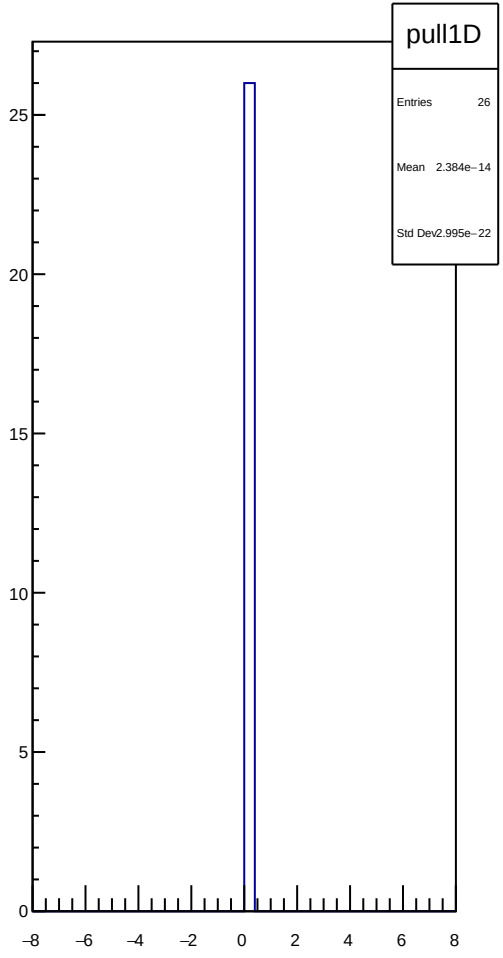
pull1D
Entries 26
Mean 2.384e−14
Std Dev 2.995e−22
25
20
15
10
5
0
−8
−6
−4
−2
0
2
4
6
8

dit_sam3_11X12X_slope vs run

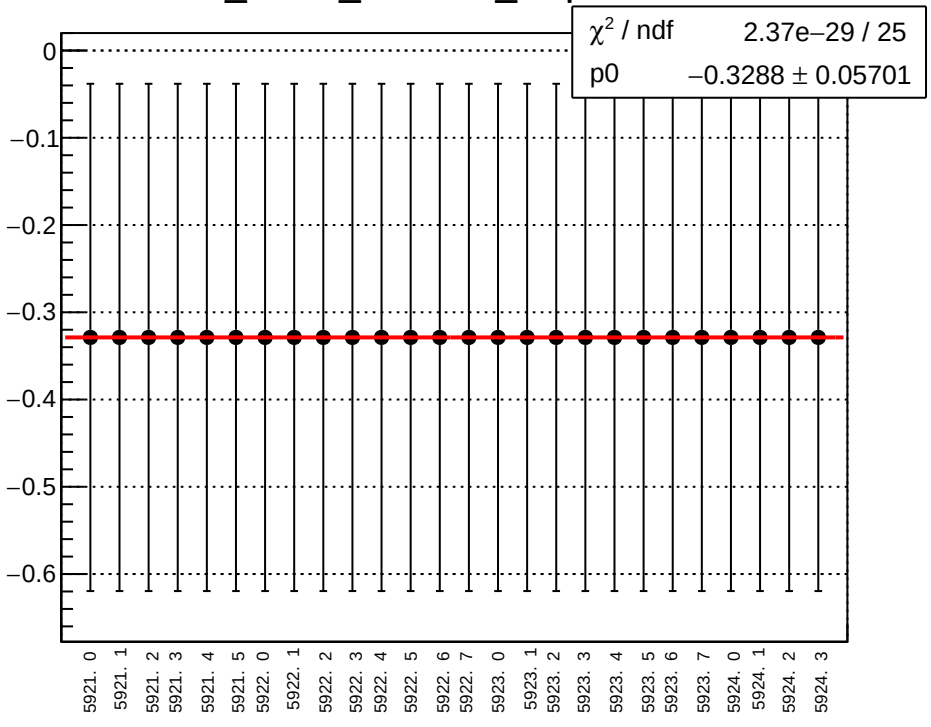



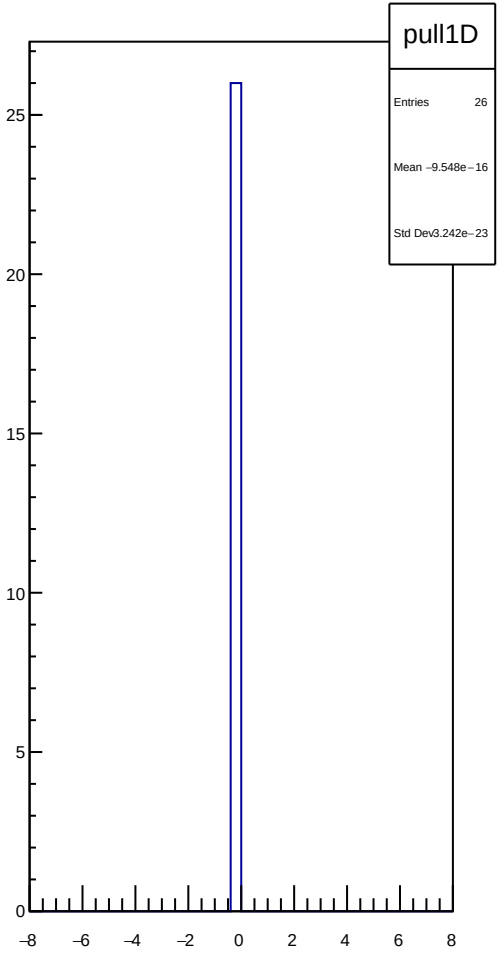

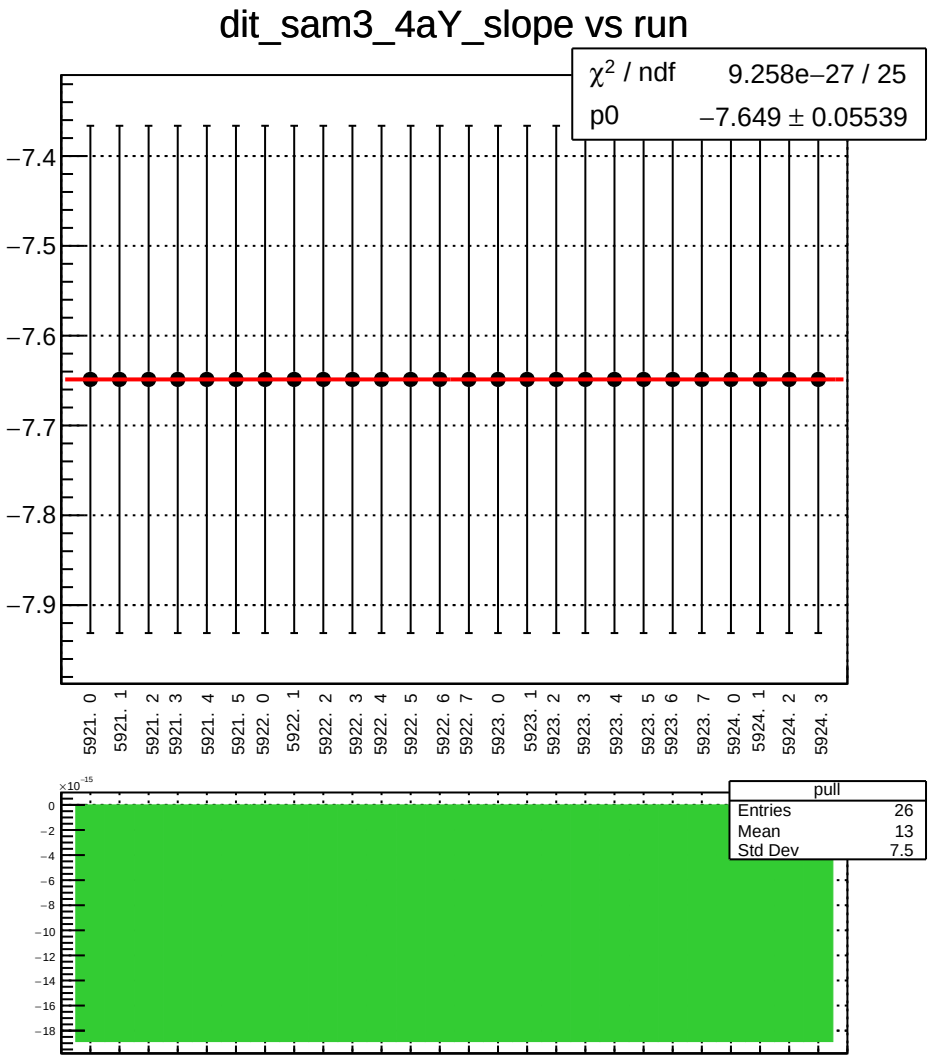
dit_sam3_4aY_slope vs run
χ2 / ndf 9.258e−27 / 25
p0 −7.649 ± 0.05539
−7.4
−7.5
−7.6
−7.7
−7.8
−7.9
5921. 0
5921. 1
5921. 2
5921. 3
5921. 4
5921. 5
5922. 0
5922. 1
5922. 2
5922. 3
5922. 4
5922. 5
5922. 6
5922. 7
5923. 0
5923. 1
5923. 2
5923. 3
5923. 4
5923. 5
5923. 6
5923. 7
5924. 0
5924. 1
5924. 2
5924. 3
×10−15
pull
Entries 26
Mean 13
Std Dev 7.5

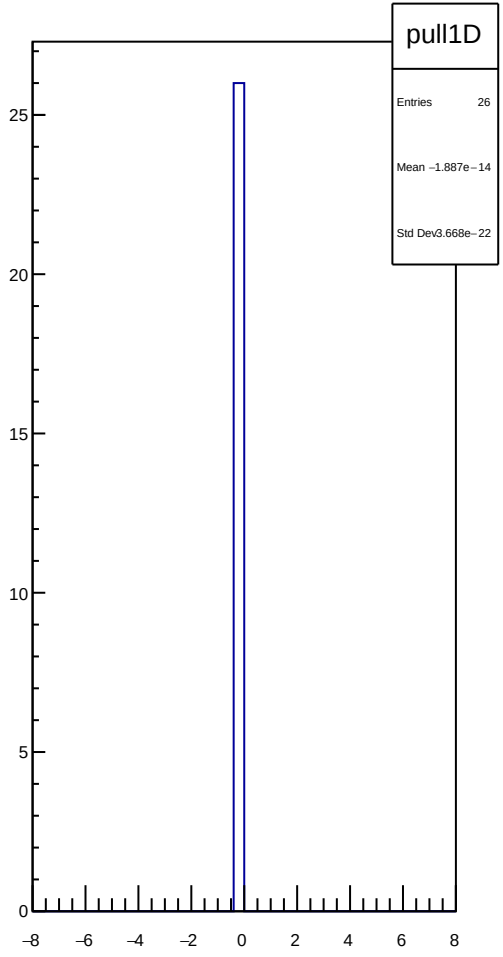
pull1D
Entries 26
Mean −1.887e−14
Std Dev3.668e−22
25
20
15
10
5
0
−8
−6
−4
−2
0
2
4
6
8

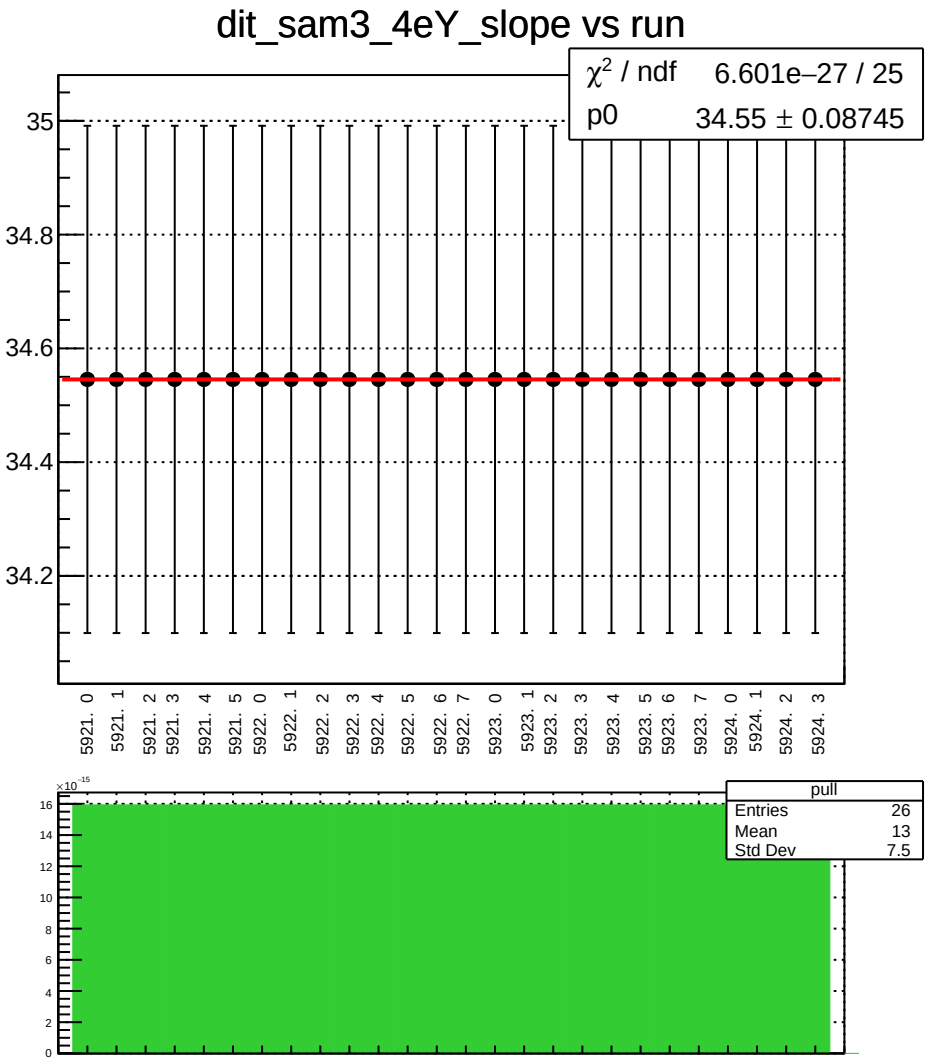
dit_sam3_4eY_slope vs run
χ2 / ndf 6.601e−27 / 25
p0 34.55 ± 0.08745
35
34.8
34.6
34.4
34.2
5921. 0
5921. 1
5921. 2
5921. 3
5921. 4
5921. 5
5922. 0
5922. 1
5922. 2
5922. 3
5922. 4
5922. 5
5922. 6
5922. 7
5923. 0
5923. 1
5923. 2
5923. 3
5923. 4
5923. 5
5923. 6
5923. 7
5924. 0
5924. 1
5924. 2
5924. 3
×10−15
16
14
12
10
8
6
4
2
0
pull
Entries 26
Mean 13
Std Dev 7.5

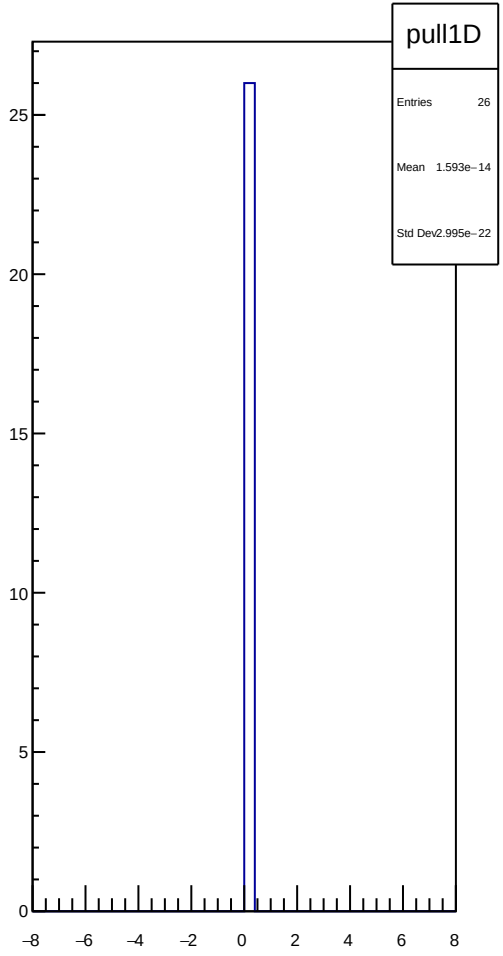
pull1D
Entries 26
Mean 1.593e−14
Std Dev 2.995e−22
25
20
15
10
5
0
−8
−6
−4
−2
0
2
4
6
8

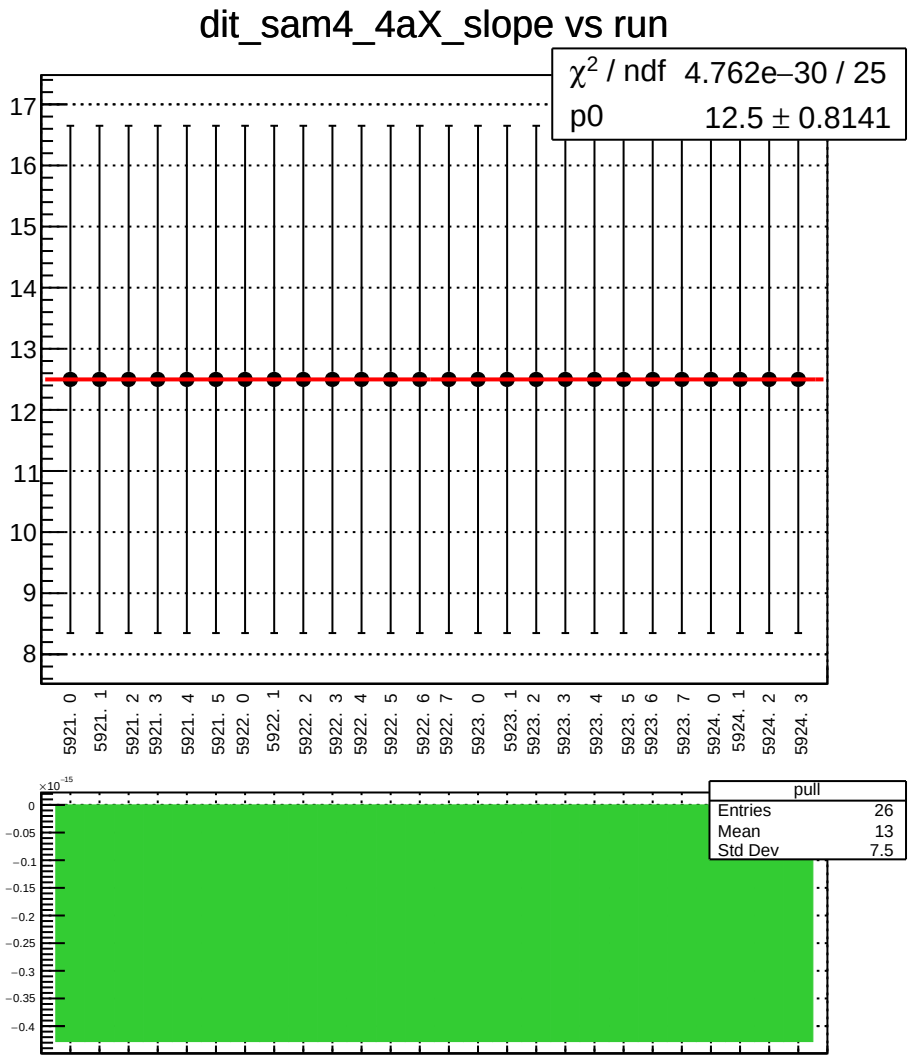
dit_sam4_4aX_slope vs run
χ^2 / ndf 4.762e−30 / 25
p0 12.5 ± 0.8141
17
16
15
14
13
12
11
10
9
8
5921. 0
5921. 1
5921. 2
5921. 3
5921. 4
5921. 5
5922. 0
5922. 1
5922. 2
5922. 3
5922. 4
5922. 5
5922. 6
5922. 7
5923. 0
5923. 1
5923. 2
5923. 3
5923. 4
5923. 5
5923. 6
5923. 7
5924. 0
5924. 1
5924. 2
5924. 3
pull
Entries 26
Mean 13
Std Dev 7.5
×10^-15
0
−0.05
−0.1
−0.15
−0.2
−0.25
−0.3
−0.35
−0.4

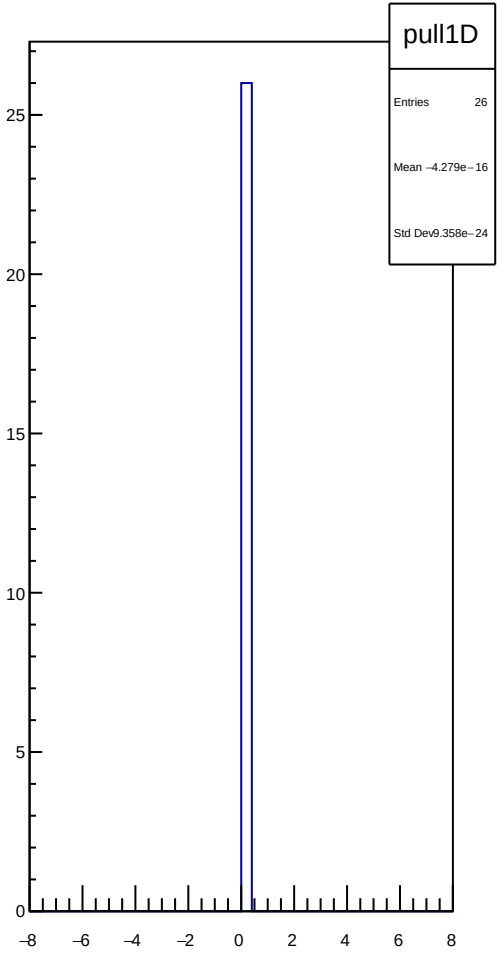
pull1D
Entries 26
Mean −4.279e−16
Std Dev 9.358e−24
25
20
15
10
5
0
−8
−6
−4
−2
0
2
4
6
8

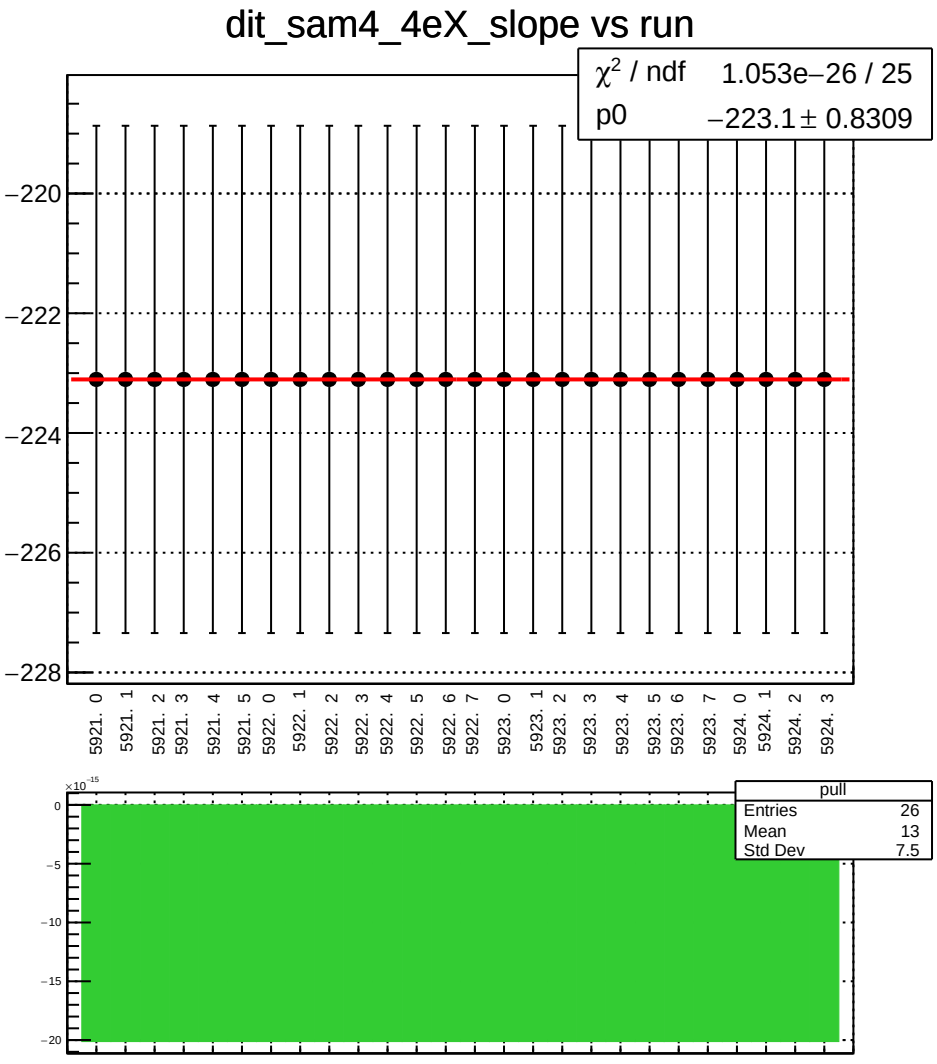
dit_sam4_4eX_slope vs run
χ^2 / ndf 1.053e−26 / 25
p0 −223.1 ± 0.8309
−220
−222
−224
−226
−228
5921. 0
5921. 1
5921. 2
5921. 3
5921. 4
5921. 5
5922. 0
5922. 1
5922. 2
5922. 3
5922. 4
5922. 5
5922. 6
5922. 7
5923. 0
5923. 1
5923. 2
5923. 3
5923. 4
5923. 5
5923. 6
5923. 7
5924. 0
5924. 1
5924. 2
5924. 3
×10^-15
0
−5
−10
−15
−20
pull
Entries 26
Mean 13
Std Dev 7.5

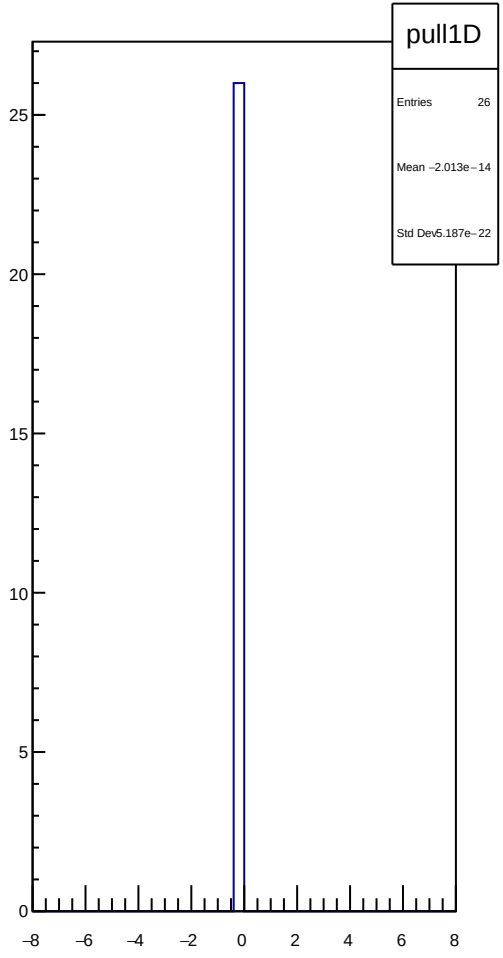
pull1D
Entries 26
Mean −2.013e−14
Std Dev5.187e−22
25
20
15
10
5
0
−8
−6
−4
−2
0
2
4
6
8

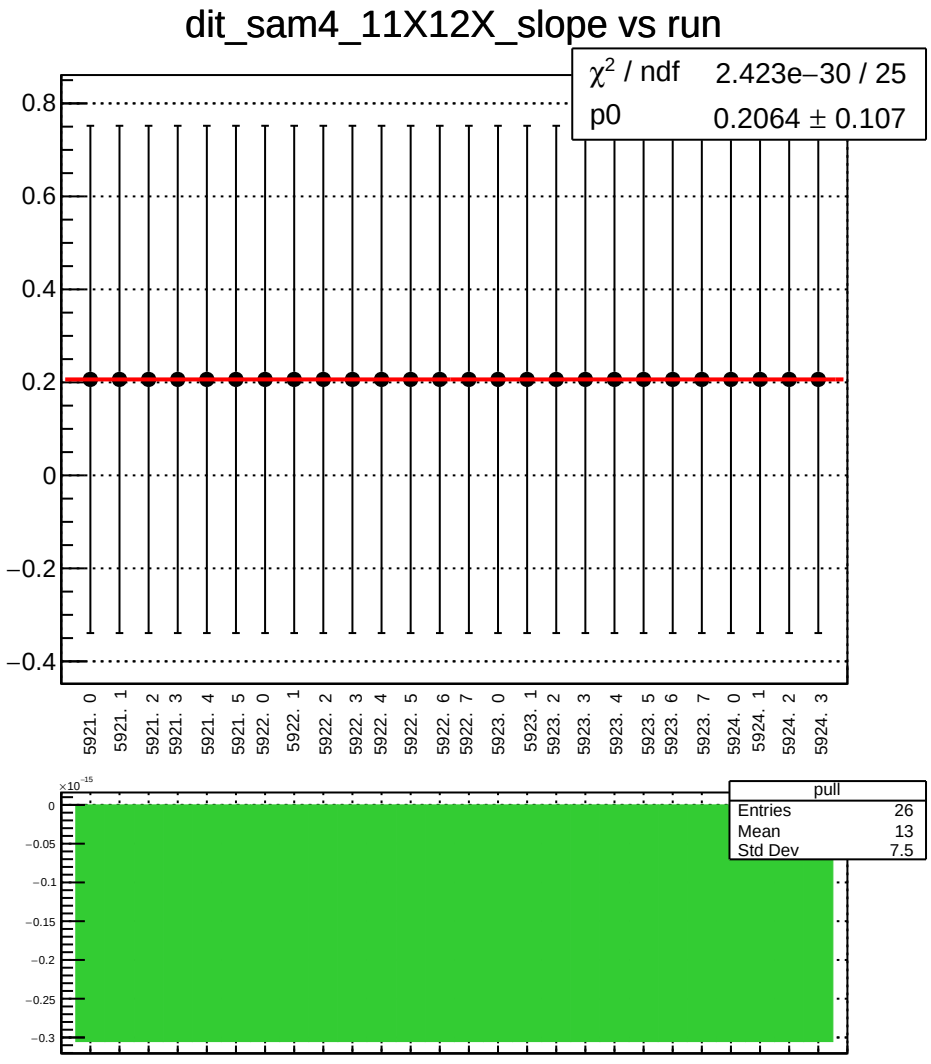
dit_sam4_11X12X_slope vs run
χ² / ndf 2.423e−30 / 25
p0 0.2064 ± 0.107
0.8
0.6
0.4
0.2
0
−0.2
−0.4
5921. 0
5921. 1
5921. 2
5921. 3
5921. 4
5921. 5
5922. 0
5922. 1
5922. 2
5922. 3
5922. 4
5922. 5
5922. 6
5922. 7
5923. 0
5923. 1
5923. 2
5923. 3
5923. 4
5923. 5
5923. 6
5923. 7
5924. 0
5924. 1
5924. 2
5924. 3
×10⁻¹⁵
0
−0.05
−0.1
−0.15
−0.2
−0.25
−0.3
pull
Entries 26
Mean 13
Std Dev 7.5

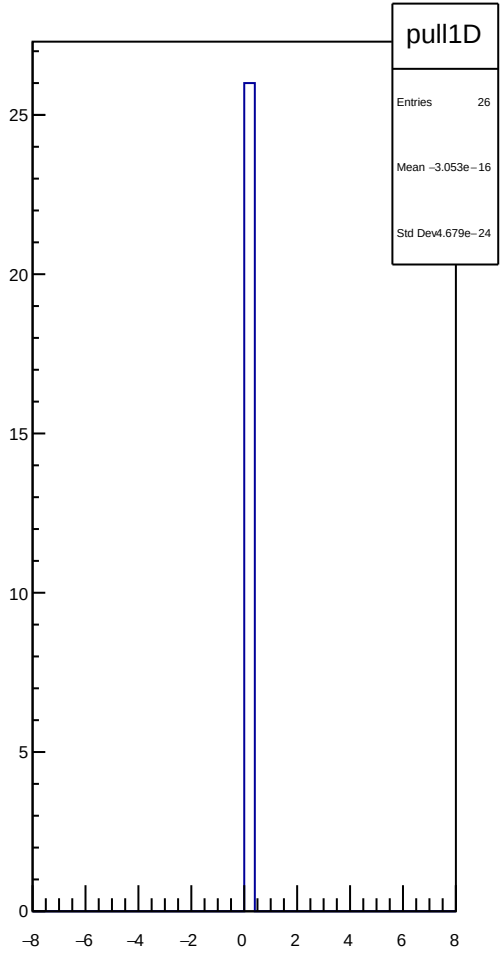
pull1D
Entries 26
Mean −3.053e−16
Std Dev4.679e−24
25
20
15
10
5
0
−8
−6
−4
−2
0
2
4
6
8

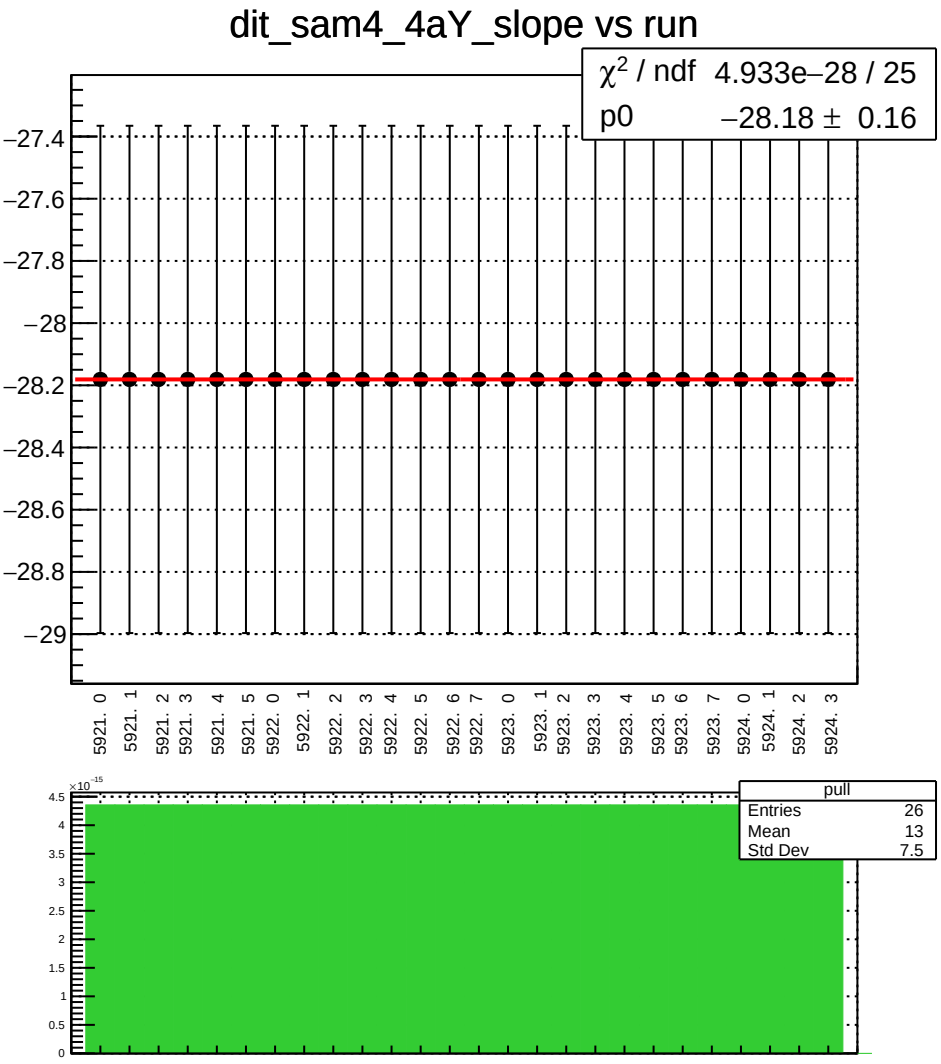
dit_sam4_4aY_slope vs run
χ^2 / ndf 4.933e−28 / 25
p0 −28.18 ± 0.16
−27.4
−27.6
−27.8
−28
−28.2
−28.4
−28.6
−28.8
−29
5921. 0
5921. 1
5921. 2
5921. 3
5921. 4
5921. 5
5922. 0
5922. 1
5922. 2
5922. 3
5922. 4
5922. 5
5922. 6
5922. 7
5923. 0
5923. 1
5923. 2
5923. 3
5923. 4
5923. 5
5923. 6
5923. 7
5924. 0
5924. 1
5924. 2
5924. 3
pull
Entries 26
Mean 13
Std Dev 7.5
×10^-15
4.5
4
3.5
3
2.5
2
1.5
1
0.5
0

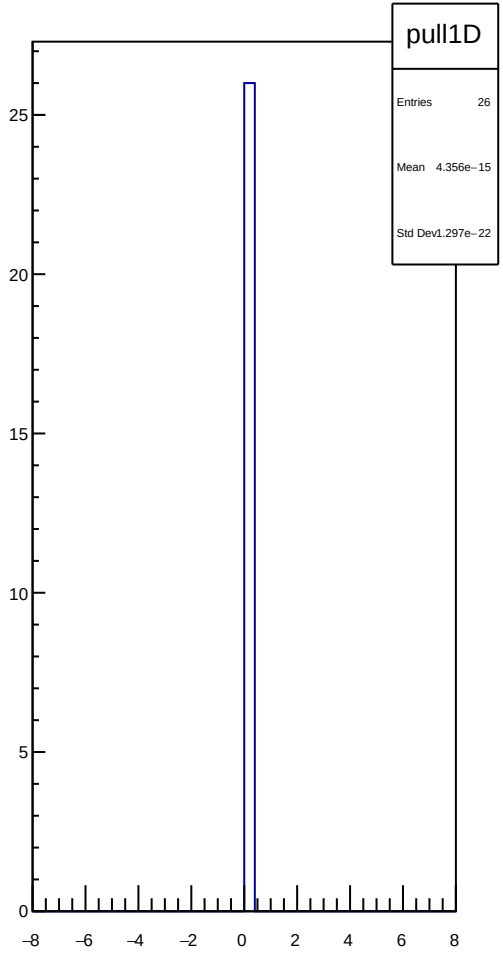
pull1D
Entries 26
Mean 4.356e−15
Std Dev 1.297e−22
25
20
15
10
5
0
−8
−6
−4
−2
0
2
4
6
8

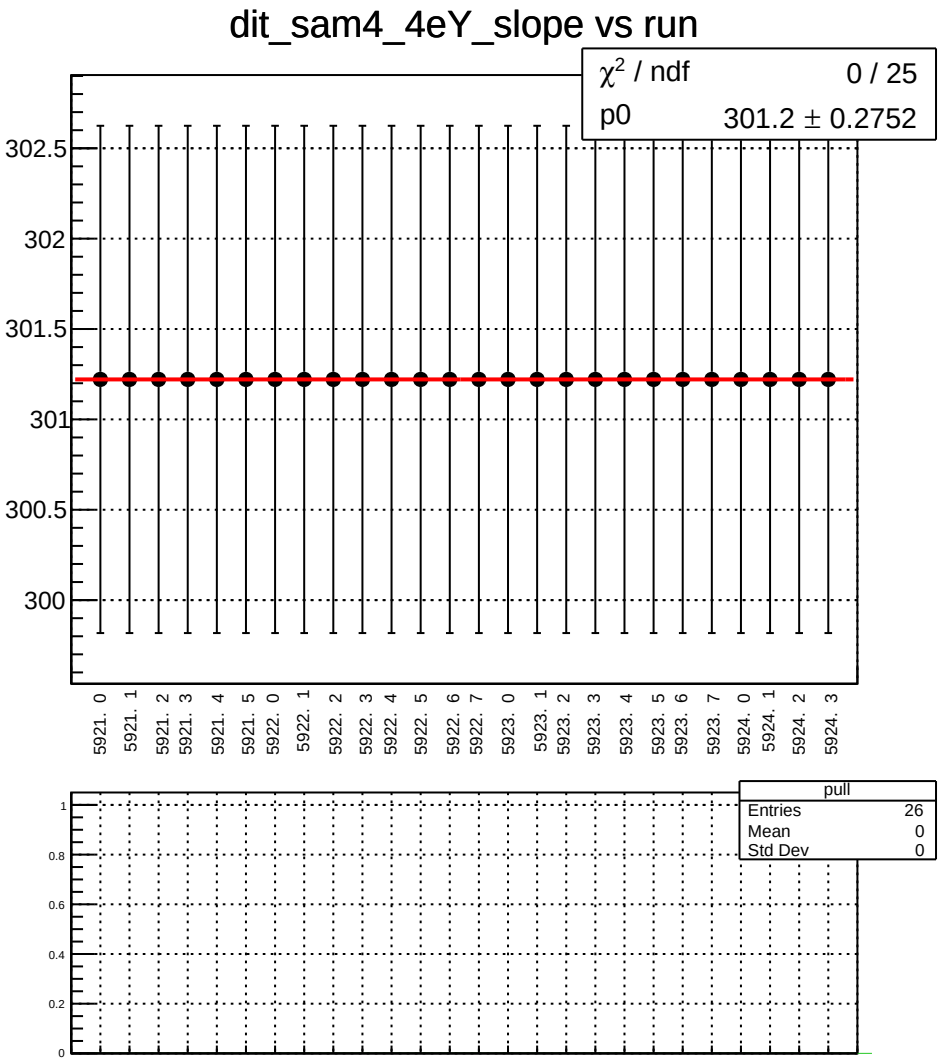
dit_sam4_4eY_slope vs run
χ² / ndf 0 / 25
p0 301.2 ± 0.2752
302.5
302
301.5
301
300.5
300
5921. 0
5921. 1
5921. 2
5921. 3
5921. 4
5921. 5
5922. 0
5922. 1
5922. 2
5922. 3
5922. 4
5922. 5
5922. 6
5922. 7
5923. 0
5923. 1
5923. 2
5923. 3
5923. 4
5923. 5
5923. 6
5923. 7
5924. 0
5924. 1
5924. 2
5924. 3
pull
Entries 26
Mean 0
Std Dev 0
1
0.8
0.6
0.4
0.2
0

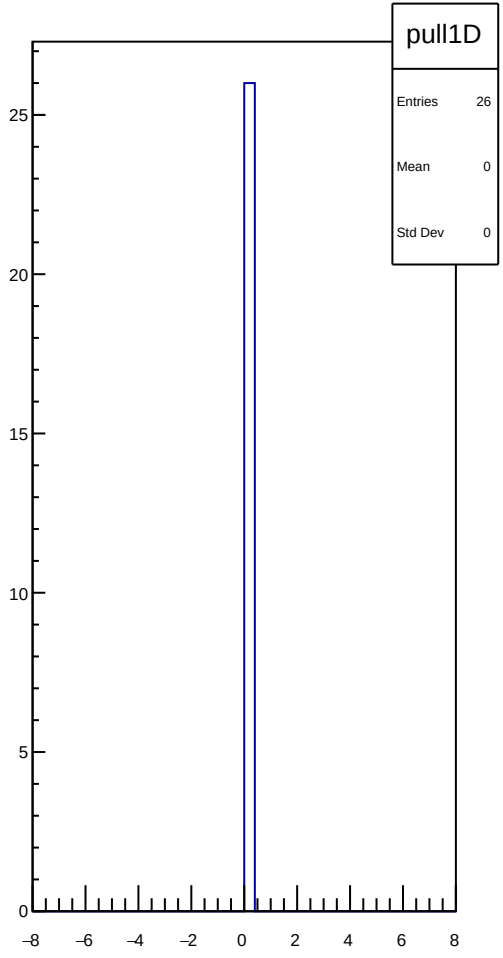
pull1D
Entries 26
Mean 0
Std Dev 0
25
20
15
10
5
0
−8
−6
−4
−2
0
2
4
6
8

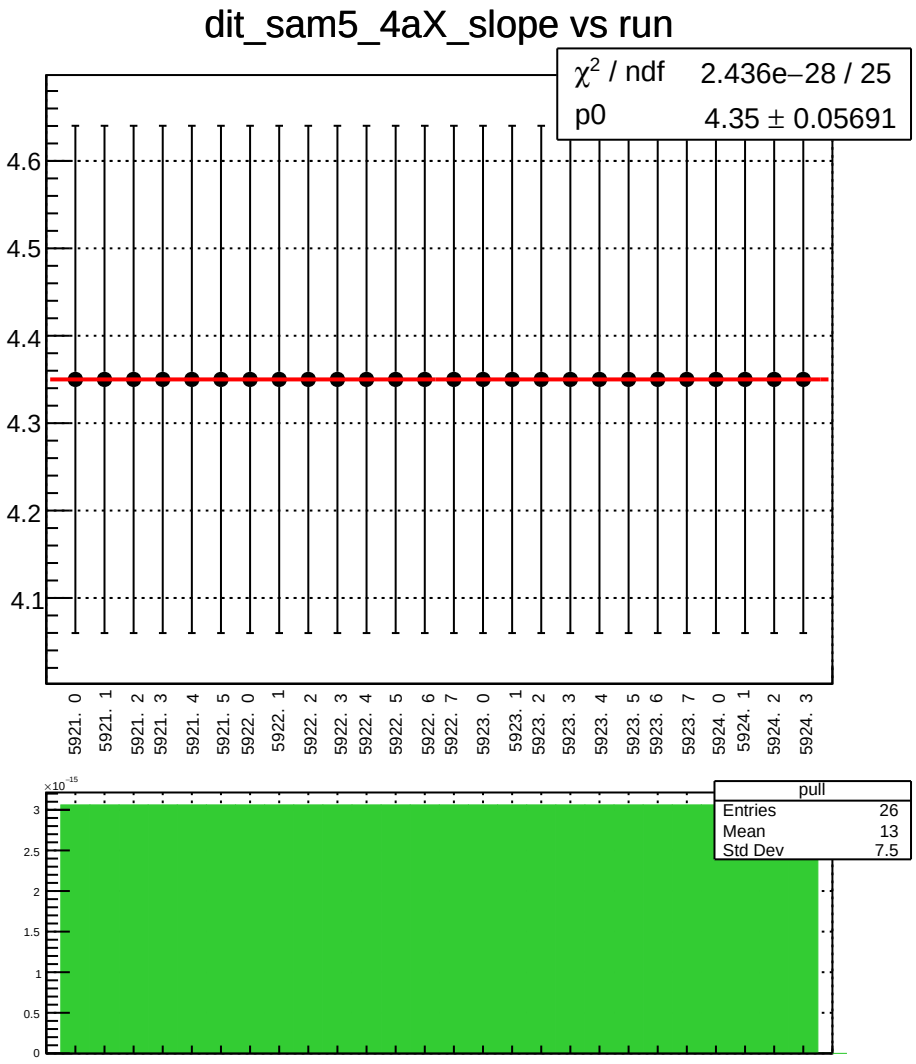
dit_sam5_4aX_slope vs run
χ^2 / ndf 2.436e−28 / 25
p0 4.35 ± 0.05691
4.6
4.5
4.4
4.3
4.2
4.1
5921. 0
5921. 1
5921. 2
5921. 3
5921. 4
5921. 5
5922. 0
5922. 1
5922. 2
5922. 3
5922. 4
5922. 5
5922. 6
5922. 7
5923. 0
5923. 1
5923. 2
5923. 3
5923. 4
5923. 5
5923. 6
5923. 7
5924. 0
5924. 1
5924. 2
5924. 3
×10^-15
3
2.5
2
1.5
1
0.5
0
pull
Entries 26
Mean 13
Std Dev 7.5

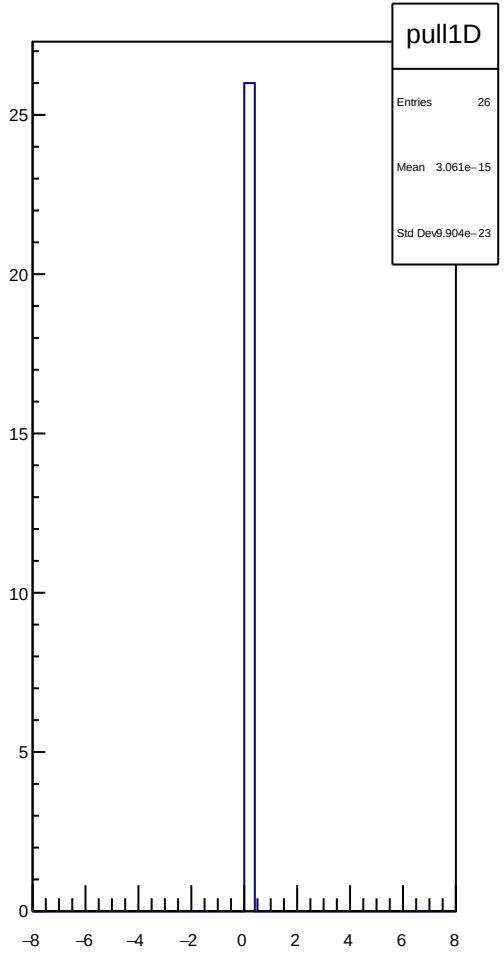
pull1D
Entries 26
Mean 3.061e−15
Std Dev 9.904e−23
25
20
15
10
5
0
−8
−6
−4
−2
0
2
4
6
8

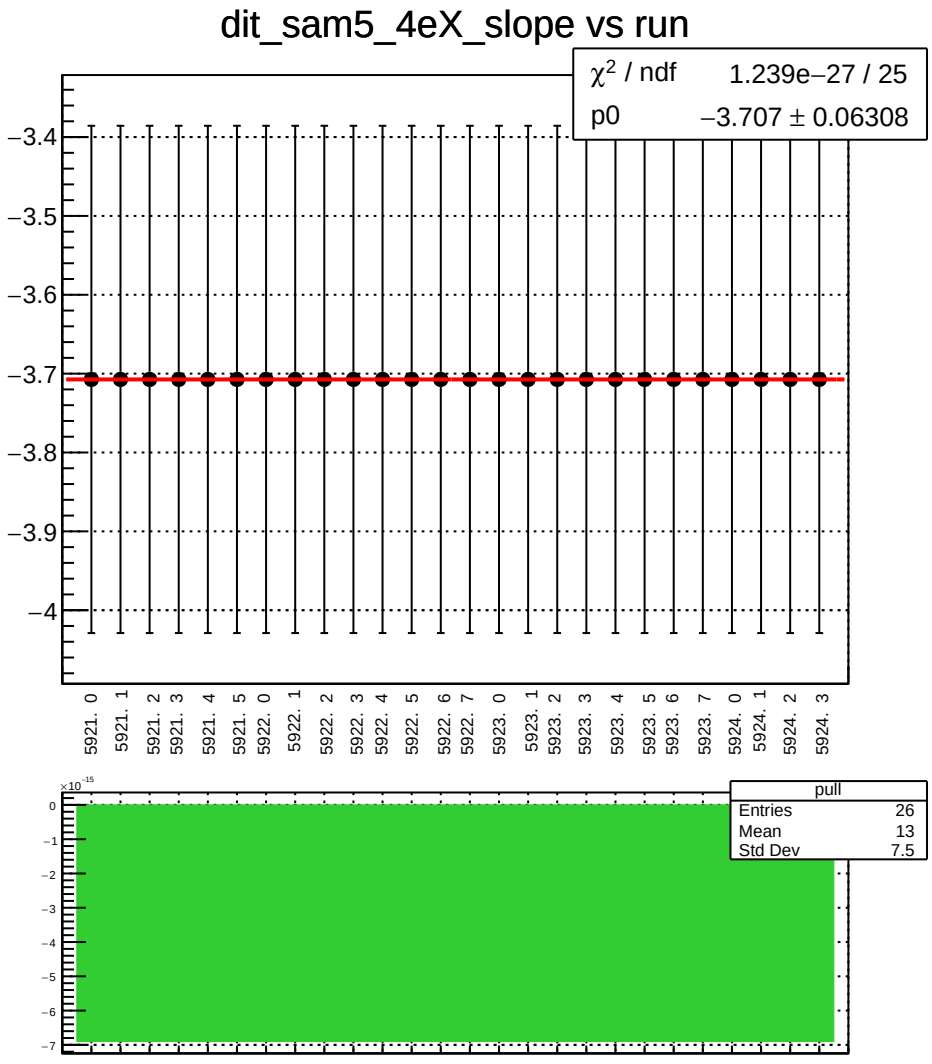
dit_sam5_4eX_slope vs run
χ2 / ndf 1.239e−27 / 25
p0 −3.707 ± 0.06308
−3.4
−3.5
−3.6
−3.7
−3.8
−3.9
−4
5921. 0
5921. 1
5921. 2
5921. 3
5921. 4
5921. 5
5922. 0
5922. 1
5922. 2
5922. 3
5922. 4
5922. 5
5922. 6
5922. 7
5923. 0
5923. 1
5923. 2
5923. 3
5923. 4
5923. 5
5923. 6
5923. 7
5924. 0
5924. 1
5924. 2
5924. 3
pull
Entries 26
Mean 13
Std Dev 7.5
×10−15
0
−1
−2
−3
−4
−5
−6
−7

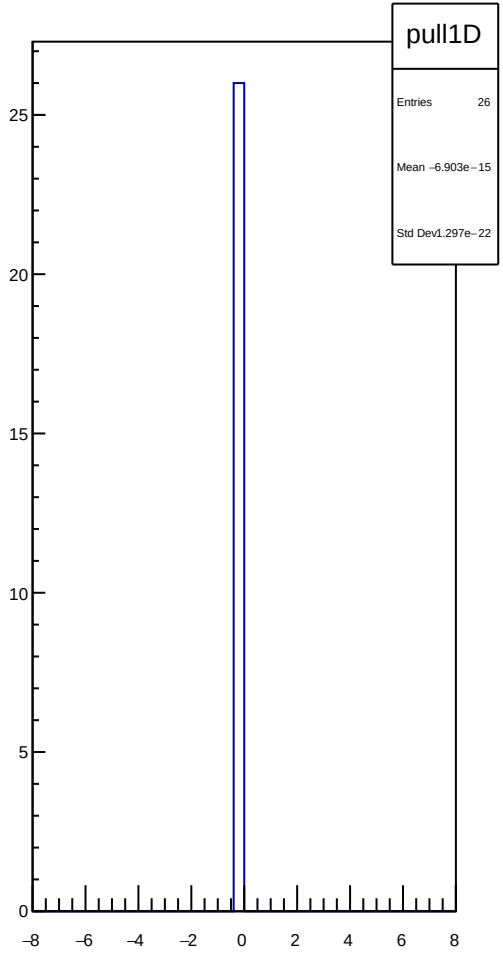
pull1D
Entries 26
Mean −6.903e−15
Std Dev1.297e−22
25
20
15
10
5
0
−8
−6
−4
−2
0
2
4
6
8

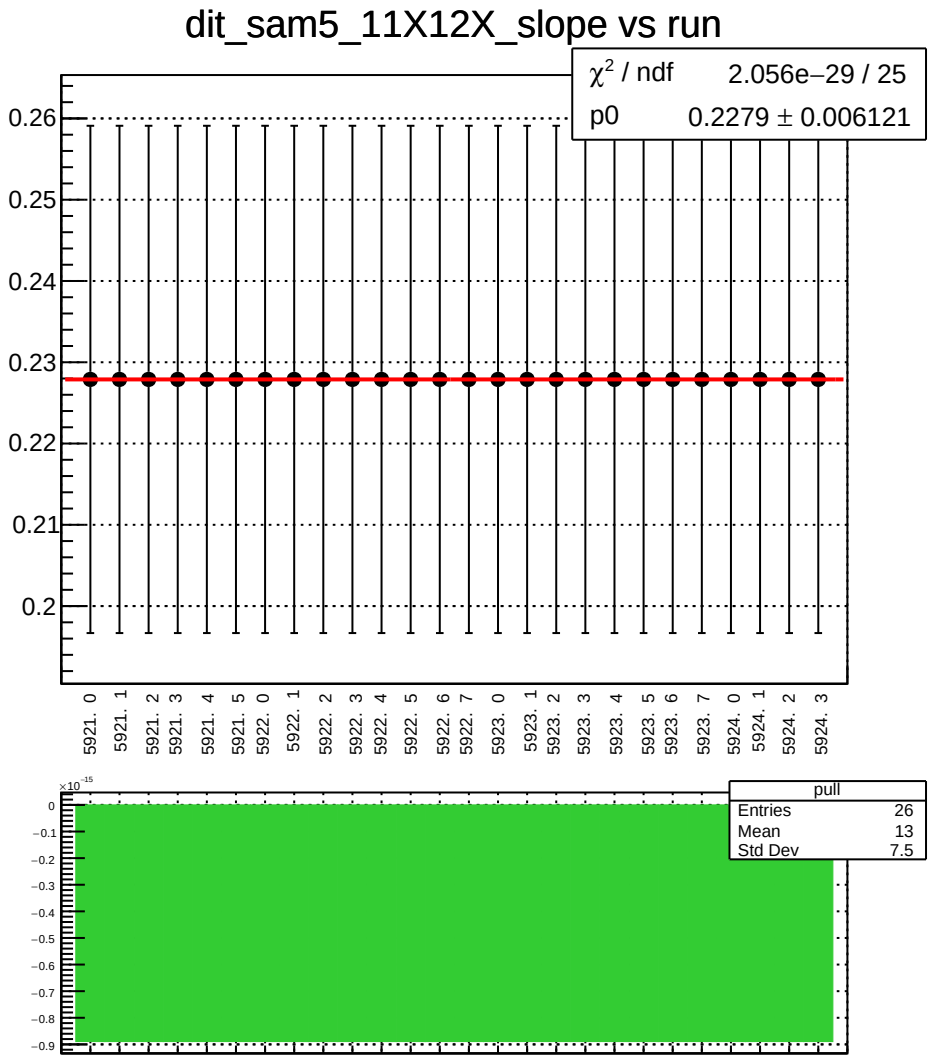
dit_sam5_11X12X_slope vs run
χ² / ndf 2.056e−29 / 25
p0 0.2279 ± 0.006121
0.26
0.25
0.24
0.23
0.22
0.21
0.2
5921. 0
5921. 1
5921. 2
5921. 3
5921. 4
5921. 5
5922. 0
5922. 1
5922. 2
5922. 3
5922. 4
5922. 5
5922. 6
5922. 7
5923. 0
5923. 1
5923. 2
5923. 3
5923. 4
5923. 5
5923. 6
5923. 7
5924. 0
5924. 1
5924. 2
5924. 3
×10⁻¹⁵
0
−0.1
−0.2
−0.3
−0.4
−0.5
−0.6
−0.7
−0.8
−0.9
pull
Entries 26
Mean 13
Std Dev 7.5

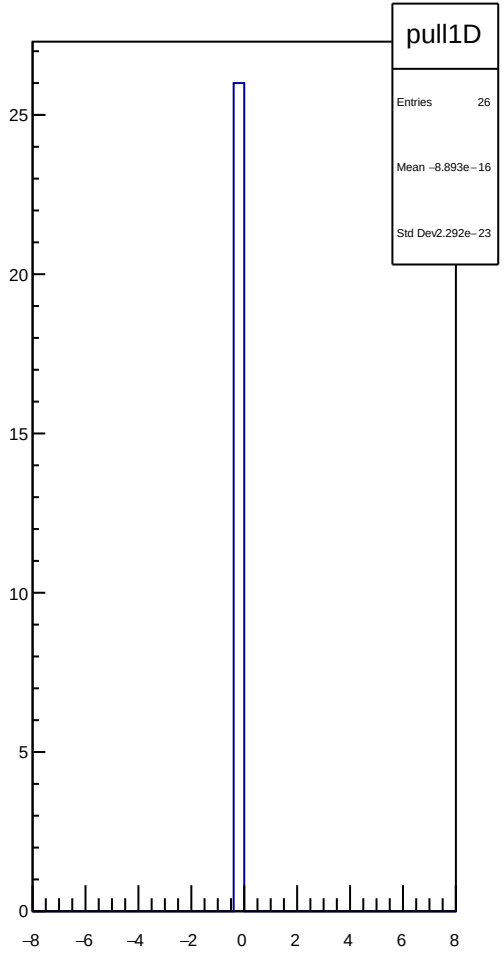
pull1D
Entries 26
Mean −8.893e−16
Std Dev 2.292e−23
25
20
15
10
5
0
−8
−6
−4
−2
0
2
4
6
8

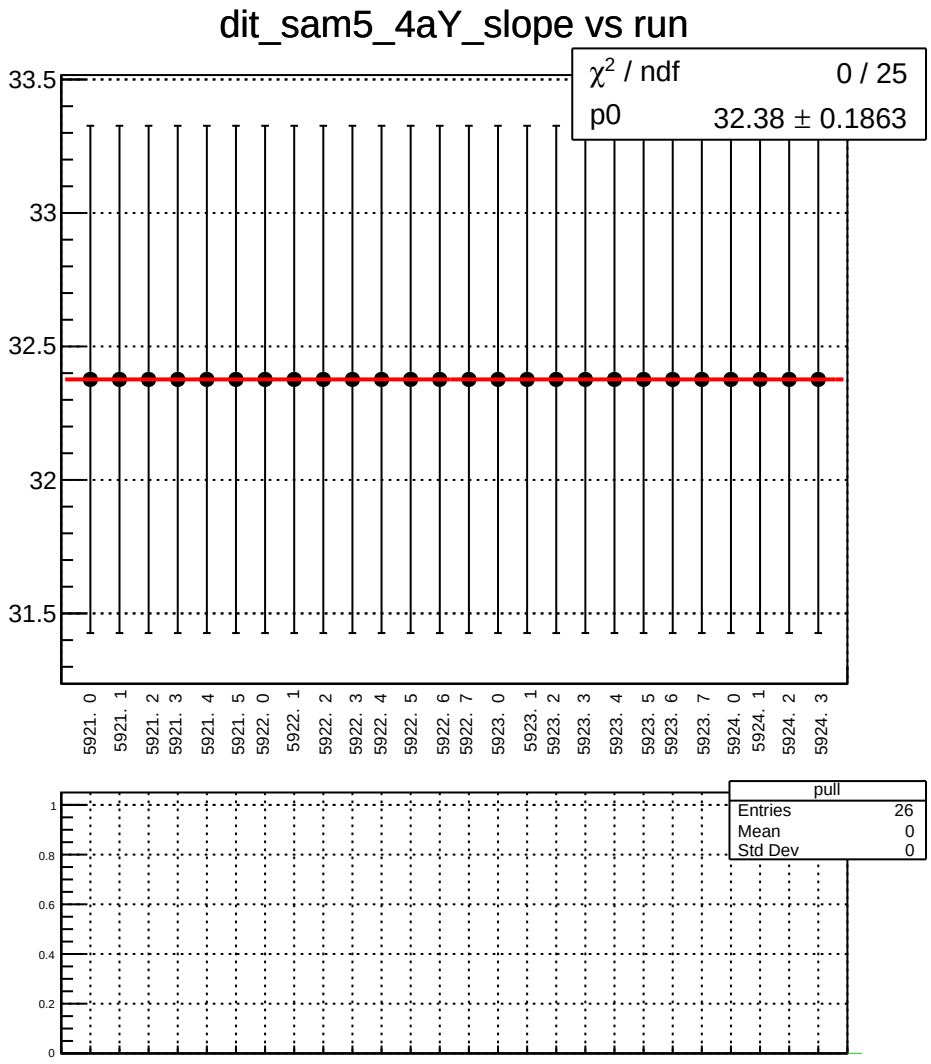
dit_sam5_4aY_slope vs run
χ² / ndf 0 / 25
p0 32.38 ± 0.1863
33.5
33
32.5
32
31.5
5921. 0
5921. 1
5921. 2
5921. 3
5921. 4
5921. 5
5922. 0
5922. 1
5922. 2
5922. 3
5922. 4
5922. 5
5922. 6
5922. 7
5923. 0
5923. 1
5923. 2
5923. 3
5923. 4
5923. 5
5923. 6
5923. 7
5924. 0
5924. 1
5924. 2
5924. 3
pull
Entries 26
Mean 0
Std Dev 0
1
0.8
0.6
0.4
0.2
0

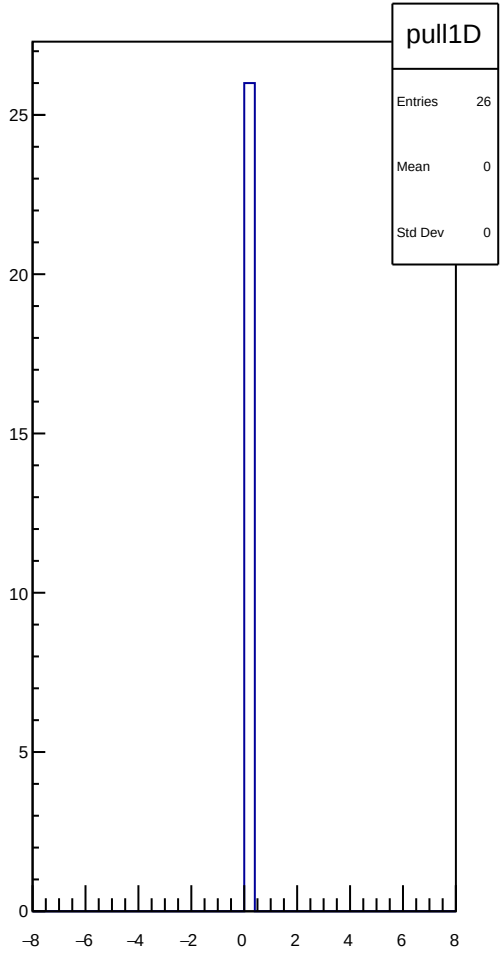
pull1D
Entries 26
Mean 0
Std Dev 0
25
20
15
10
5
0
−8
−6
−4
−2
0
2
4
6
8

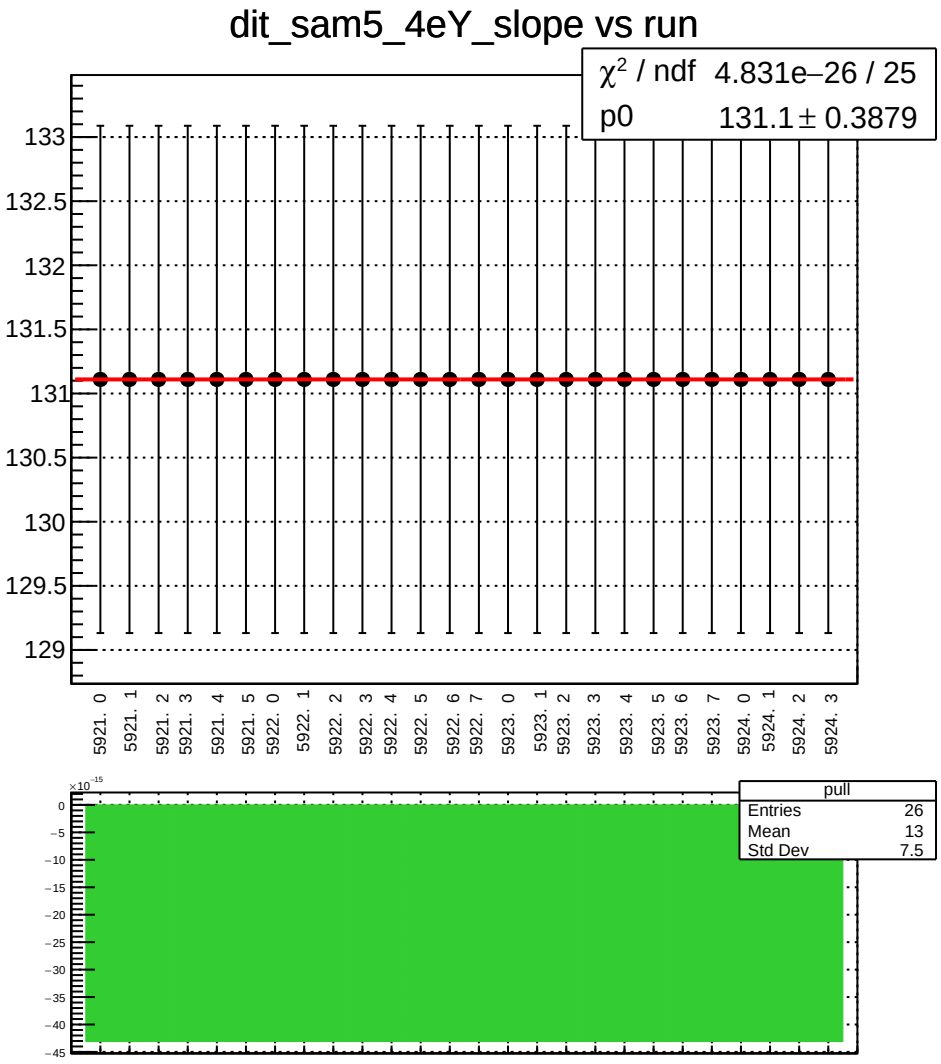
dit_sam5_4eY_slope vs run
χ^2 / ndf 4.831e−26 / 25
p0 131.1 ± 0.3879
133
132.5
132
131.5
131
130.5
130
129.5
129
5921. 0
5921. 1
5921. 2
5921. 3
5921. 4
5921. 5
5922. 0
5922. 1
5922. 2
5922. 3
5922. 4
5922. 5
5922. 6
5922. 7
5923. 0
5923. 1
5923. 2
5923. 3
5923. 4
5923. 5
5923. 6
5923. 7
5924. 0
5924. 1
5924. 2
5924. 3
×10^-15
0
−5
−10
−15
−20
−25
−30
−35
−40
−45
pull
Entries 26
Mean 13
Std Dev 7.5

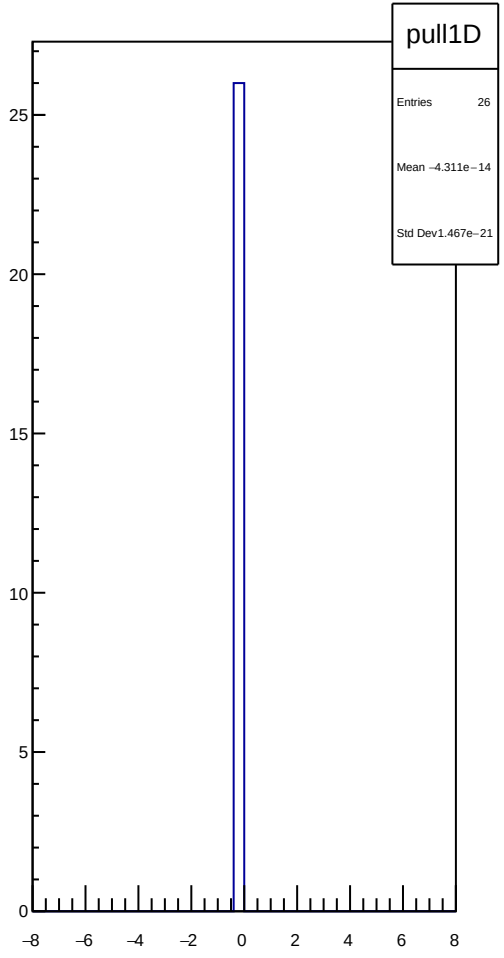
pull1D
Entries 26
Mean −4.311e−14
Std Dev1.467e−21
25
20
15
10
5
0
−8
−6
−4
−2
0
2
4
6
8

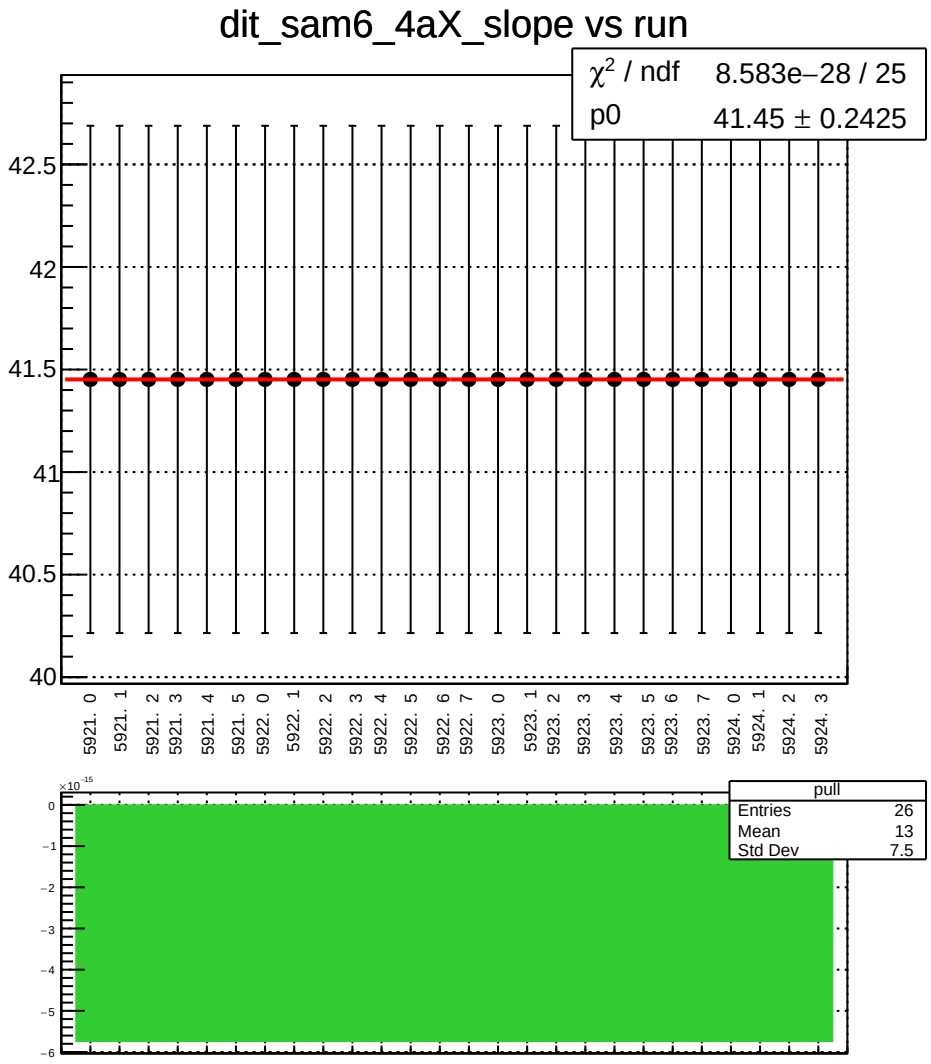
dit_sam6_4aX_slope vs run
χ² / ndf 8.583e−28 / 25
p0 41.45 ± 0.2425
42.5
42
41.5
41
40.5
40
5921. 0
5921. 1
5921. 2
5921. 3
5921. 4
5921. 5
5922. 0
5922. 1
5922. 2
5922. 3
5922. 4
5922. 5
5922. 6
5922. 7
5923. 0
5923. 1
5923. 2
5923. 3
5923. 4
5923. 5
5923. 6
5923. 7
5924. 0
5924. 1
5924. 2
5924. 3
×10⁻¹⁵
0
−1
−2
−3
−4
−5
−6
pull
Entries 26
Mean 13
Std Dev 7.5

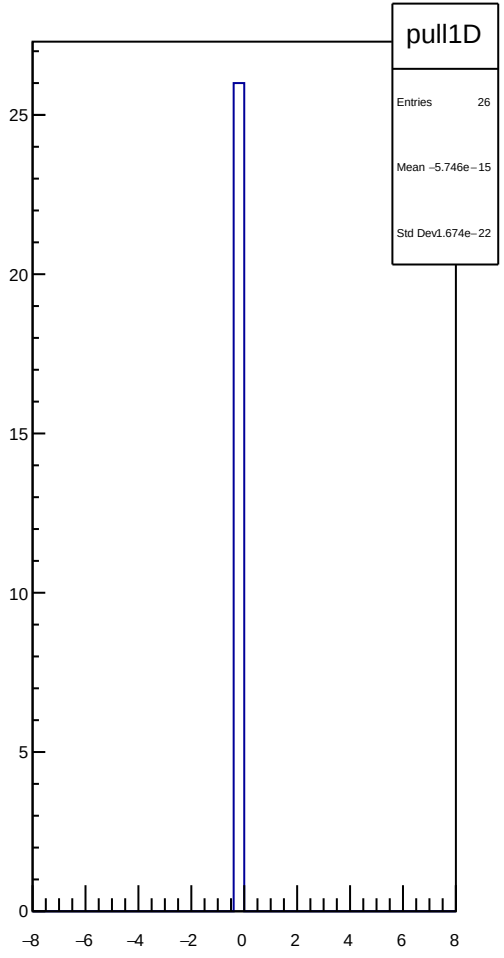
pull1D
Entries 26
Mean −5.746e−15
Std Dev1.674e−22
25
20
15
10
5
0
−8
−6
−4
−2
0
2
4
6
8

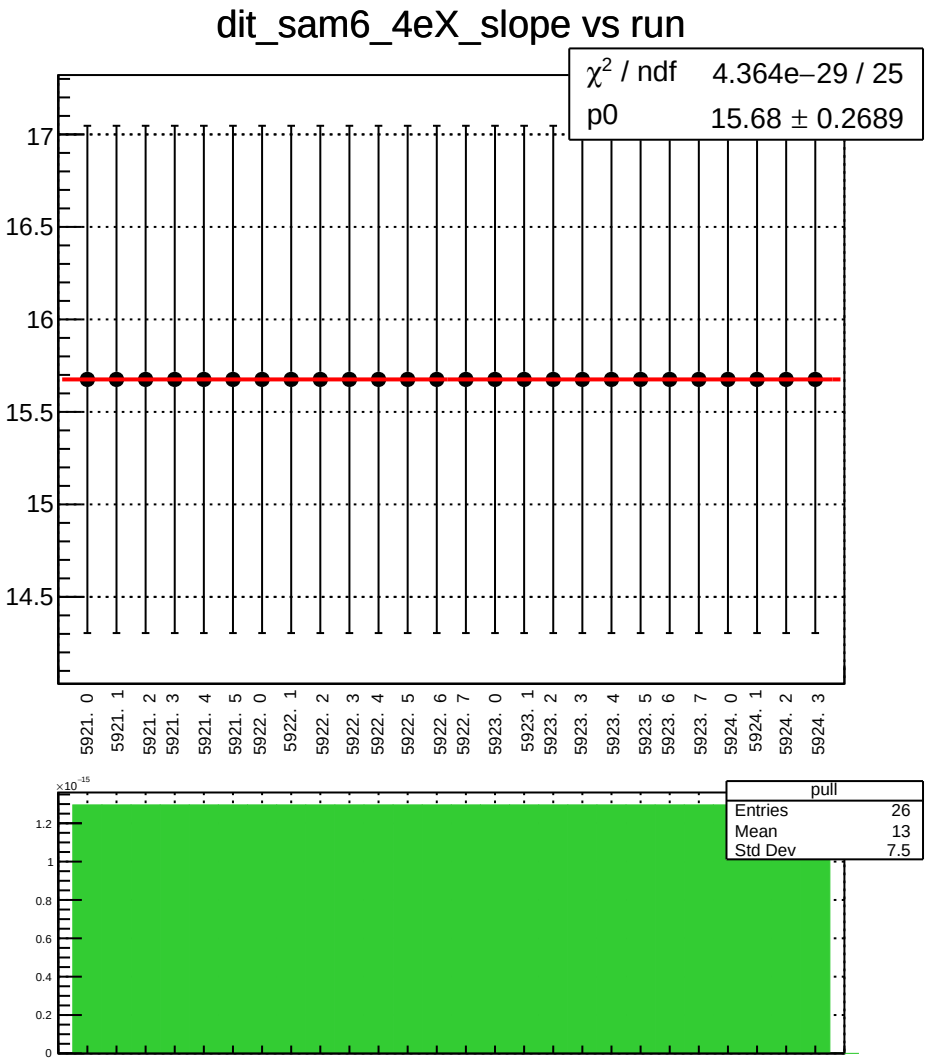
dit_sam6_4eX_slope vs run
χ² / ndf 4.364e−29 / 25
p0 15.68 ± 0.2689
17
16.5
16
15.5
15
14.5
5921. 0
5921. 1
5921. 2
5921. 3
5921. 4
5921. 5
5922. 0
5922. 1
5922. 2
5922. 3
5922. 4
5922. 5
5922. 6
5922. 7
5923. 0
5923. 1
5923. 2
5923. 3
5923. 4
5923. 5
5923. 6
5923. 7
5924. 0
5924. 1
5924. 2
5924. 3
×10⁻¹⁵
1.2
1
0.8
0.6
0.4
0.2
0
pull
Entries 26
Mean 13
Std Dev 7.5

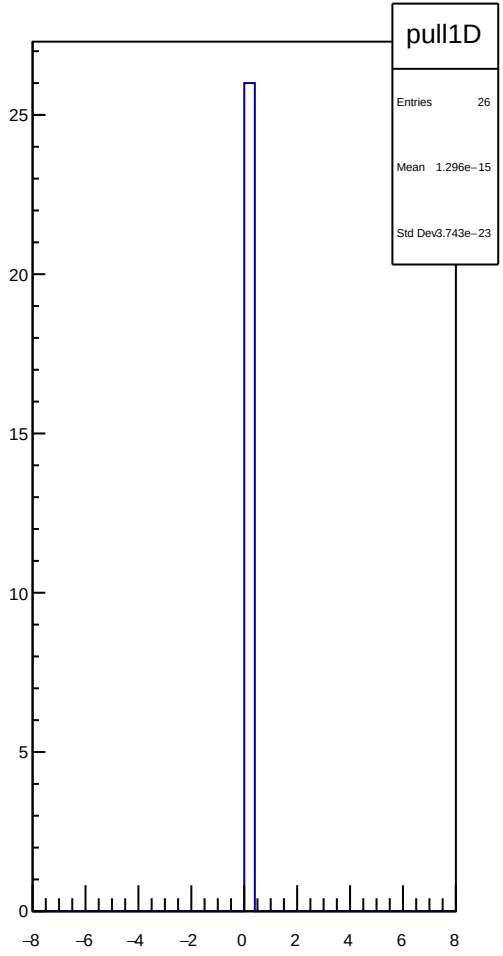
pull1D
Entries 26
Mean 1.296e−15
Std Dev 3.743e−23
25
20
15
10
5
0
−8
−6
−4
−2
0
2
4
6
8

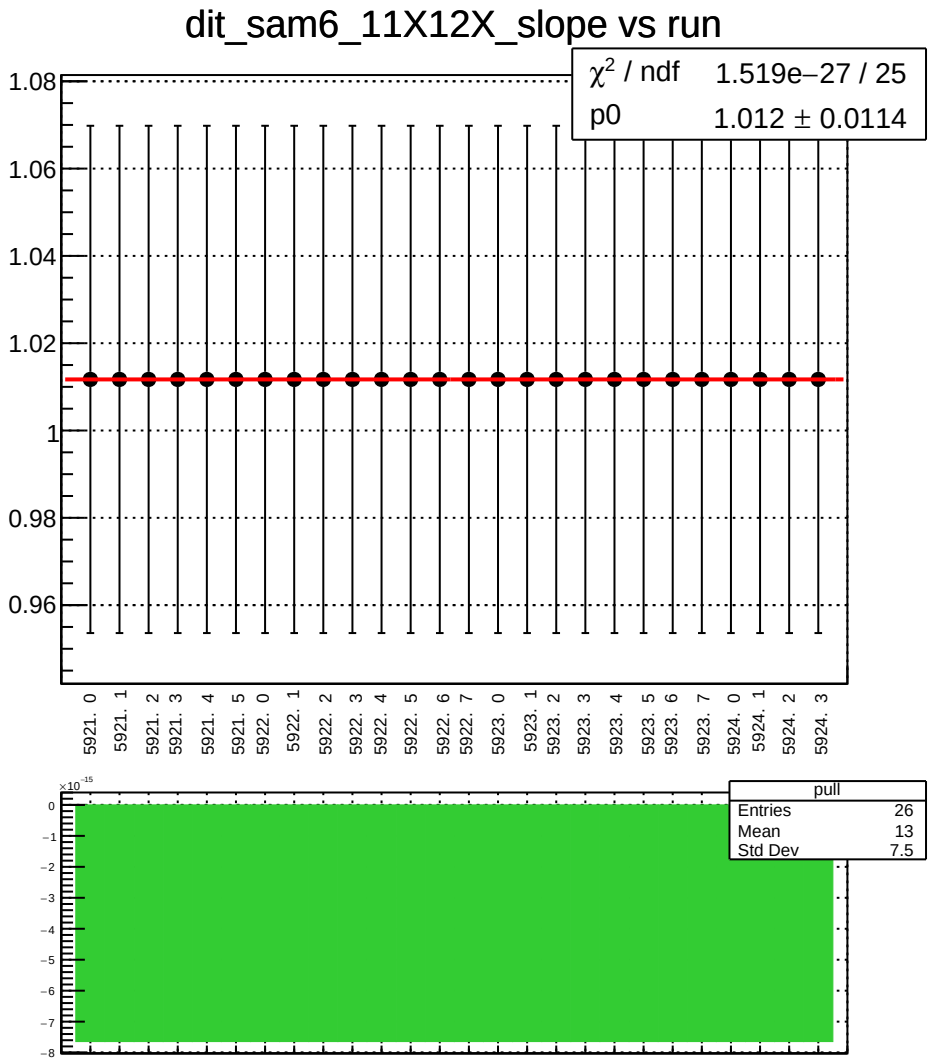
dit_sam6_11X12X_slope vs run
χ² / ndf 1.519e−27 / 25
p0 1.012 ± 0.0114
1.08
1.06
1.04
1.02
1
0.98
0.96
5921. 0
5921. 1
5921. 2
5921. 3
5921. 4
5921. 5
5922. 0
5922. 1
5922. 2
5922. 3
5922. 4
5922. 5
5922. 6
5922. 7
5923. 0
5923. 1
5923. 2
5923. 3
5923. 4
5923. 5
5923. 6
5923. 7
5924. 0
5924. 1
5924. 2
5924. 3
×10⁻¹⁵
0
−1
−2
−3
−4
−5
−6
−7
−8
pull
Entries 26
Mean 13
Std Dev 7.5

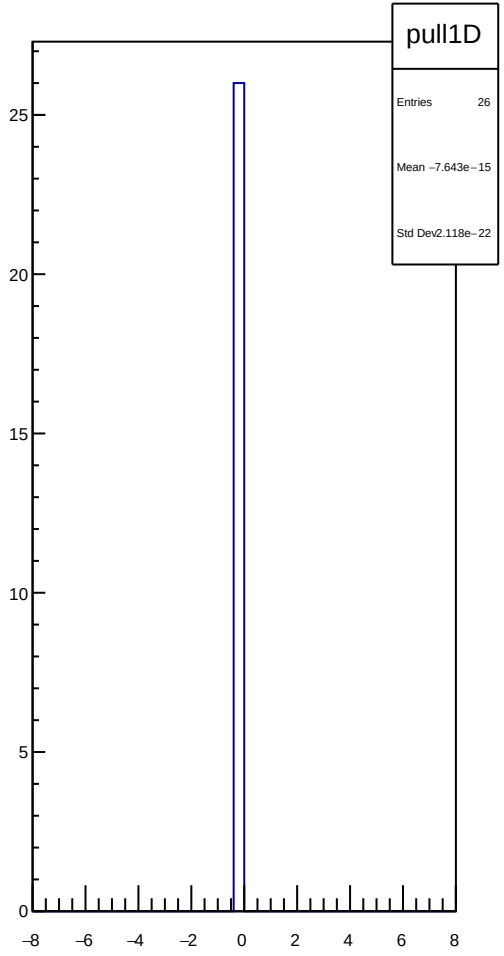
pull1D
Entries 26
Mean −7.643e−15
Std Dev 2.118e−22
25
20
15
10
5
0
−8
−6
−4
−2
0
2
4
6
8

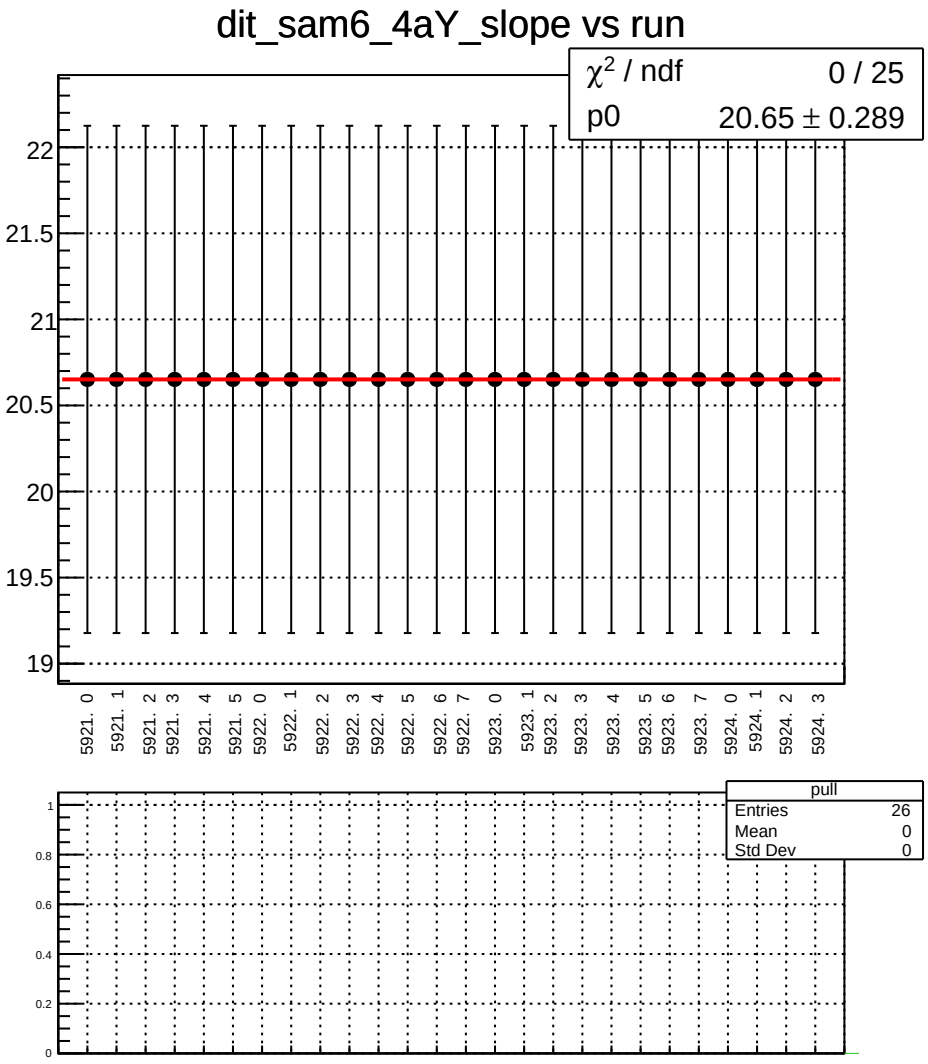
dit_sam6_4aY_slope vs run
χ2 / ndf 0 / 25
p0 20.65 ± 0.289
22
21.5
21
20.5
20
19.5
19
5921. 0
5921. 1
5921. 2
5921. 3
5921. 4
5921. 5
5922. 0
5922. 1
5922. 2
5922. 3
5922. 4
5922. 5
5922. 6
5922. 7
5923. 0
5923. 1
5923. 2
5923. 3
5923. 4
5923. 5
5923. 6
5923. 7
5924. 0
5924. 1
5924. 2
5924. 3
pull
Entries 26
Mean 0
Std Dev 0
1
0.8
0.6
0.4
0.2
0

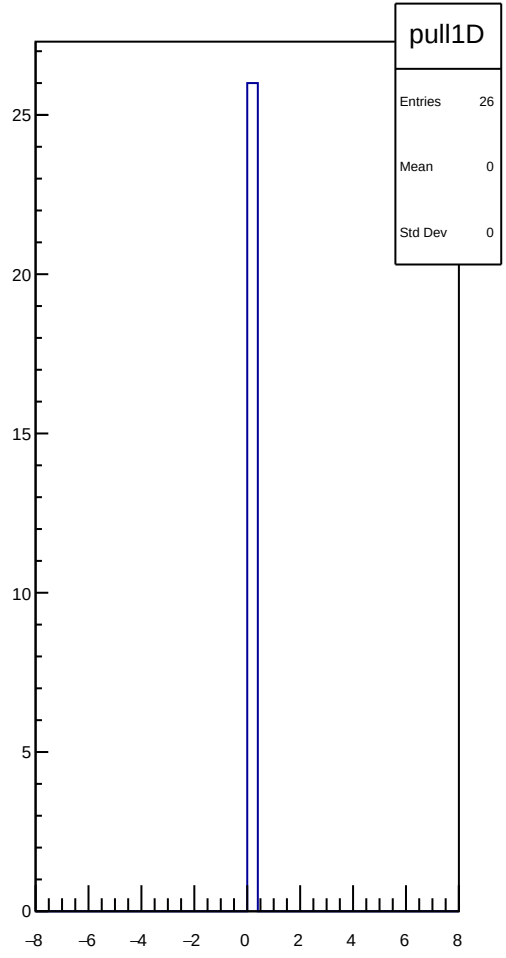
pull1D
Entries 26
Mean 0
Std Dev 0
25
20
15
10
5
0
−8
−6
−4
−2
0
2
4
6
8

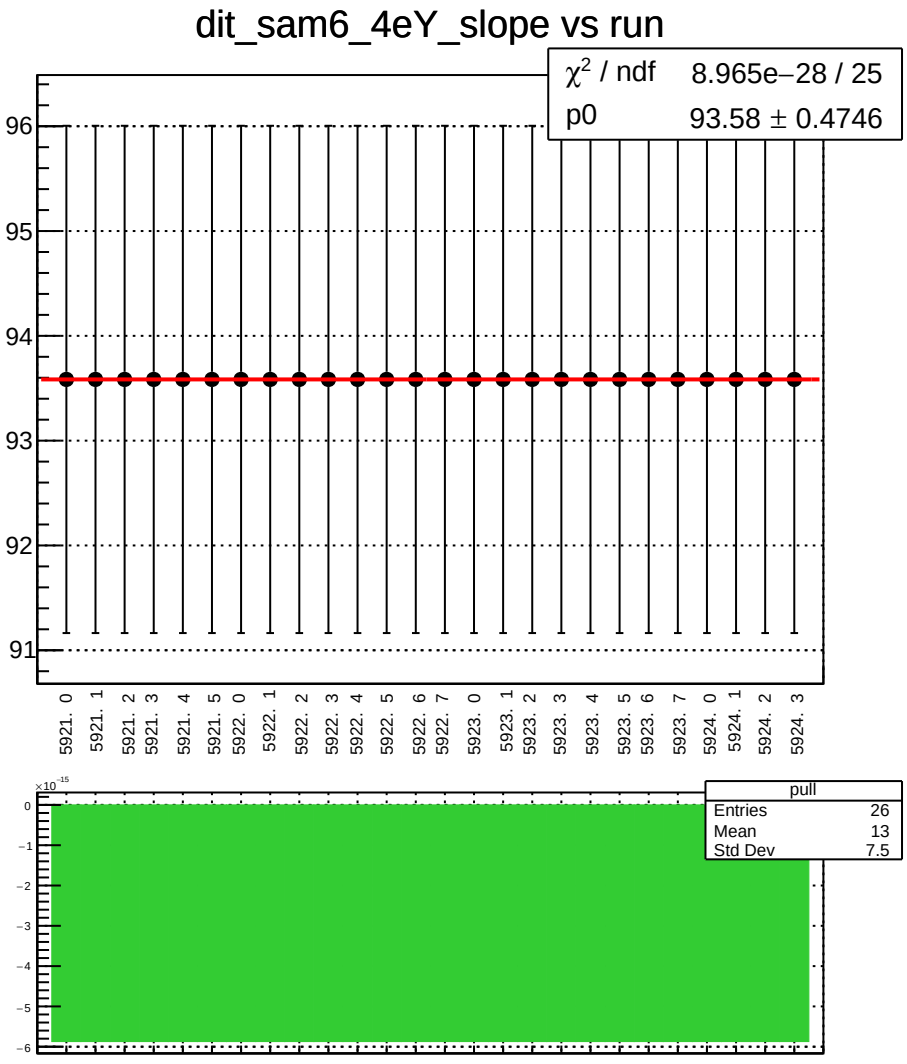
dit_sam6_4eY_slope vs run
χ² / ndf 8.965e−28 / 25
p0 93.58 ± 0.4746
96
95
94
93
92
91
5921. 0
5921. 1
5921. 2
5921. 3
5921. 4
5921. 5
5922. 0
5922. 1
5922. 2
5922. 3
5922. 4
5922. 5
5922. 6
5922. 7
5923. 0
5923. 1
5923. 2
5923. 3
5923. 4
5923. 5
5923. 6
5923. 7
5924. 0
5924. 1
5924. 2
5924. 3
×10⁻¹⁵
0
−1
−2
−3
−4
−5
−6
pull
Entries 26
Mean 13
Std Dev 7.5

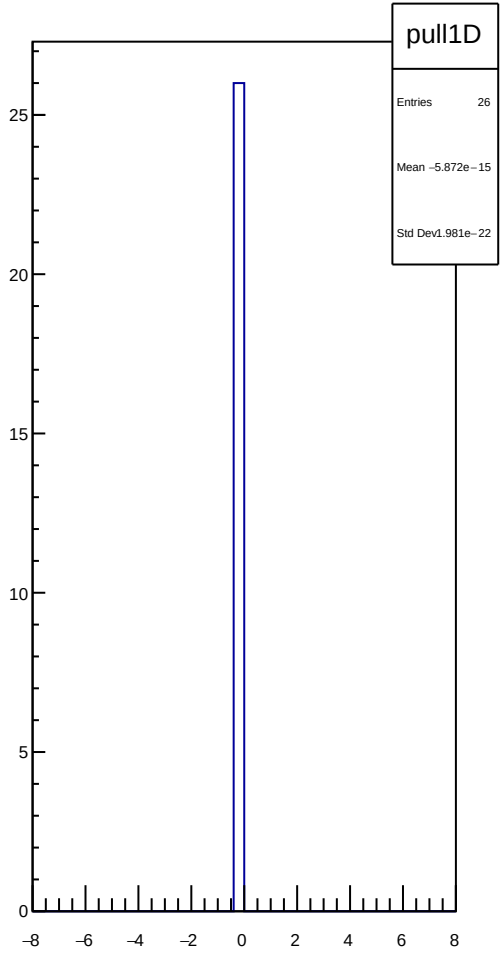
pull1D
Entries 26
Mean −5.872e−15
Std Dev1.981e−22
25
20
15
10
5
0
−8
−6
−4
−2
0
2
4
6
8

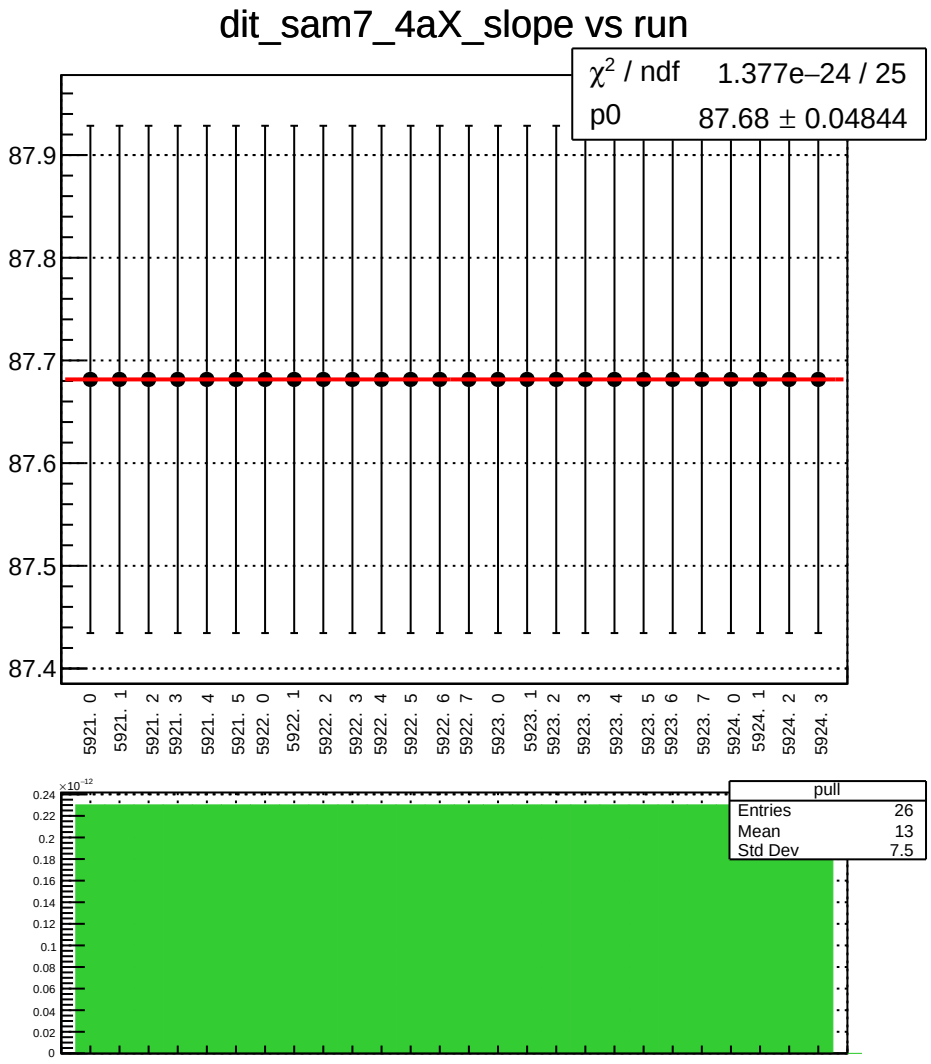
dit_sam7_4aX_slope vs run
χ² / ndf 1.377e−24 / 25
p0 87.68 ± 0.04844
87.9
87.8
87.7
87.6
87.5
87.4
5921. 0
5921. 1
5921. 2
5921. 3
5921. 4
5921. 5
5922. 0
5922. 1
5922. 2
5922. 3
5922. 4
5922. 5
5922. 6
5922. 7
5923. 0
5923. 1
5923. 2
5923. 3
5923. 4
5923. 5
5923. 6
5923. 7
5924. 0
5924. 1
5924. 2
5924. 3
×10⁻¹²
0.24
0.22
0.2
0.18
0.16
0.14
0.12
0.1
0.08
0.06
0.04
0.02
0
pull
Entries 26
Mean 13
Std Dev 7.5

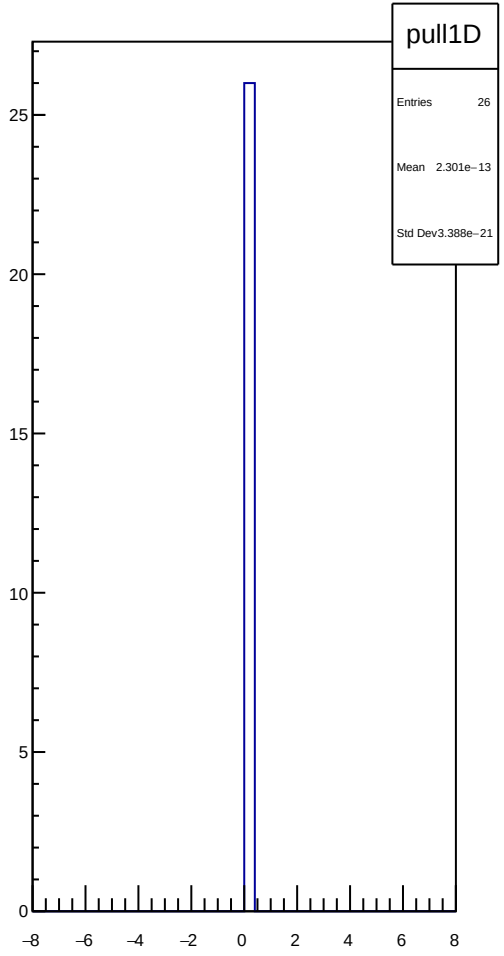
pull1D
Entries 26
Mean 2.301e−13
Std Dev3.388e−21
25
20
15
10
5
0
−8
−6
−4
−2
0
2
4
6
8

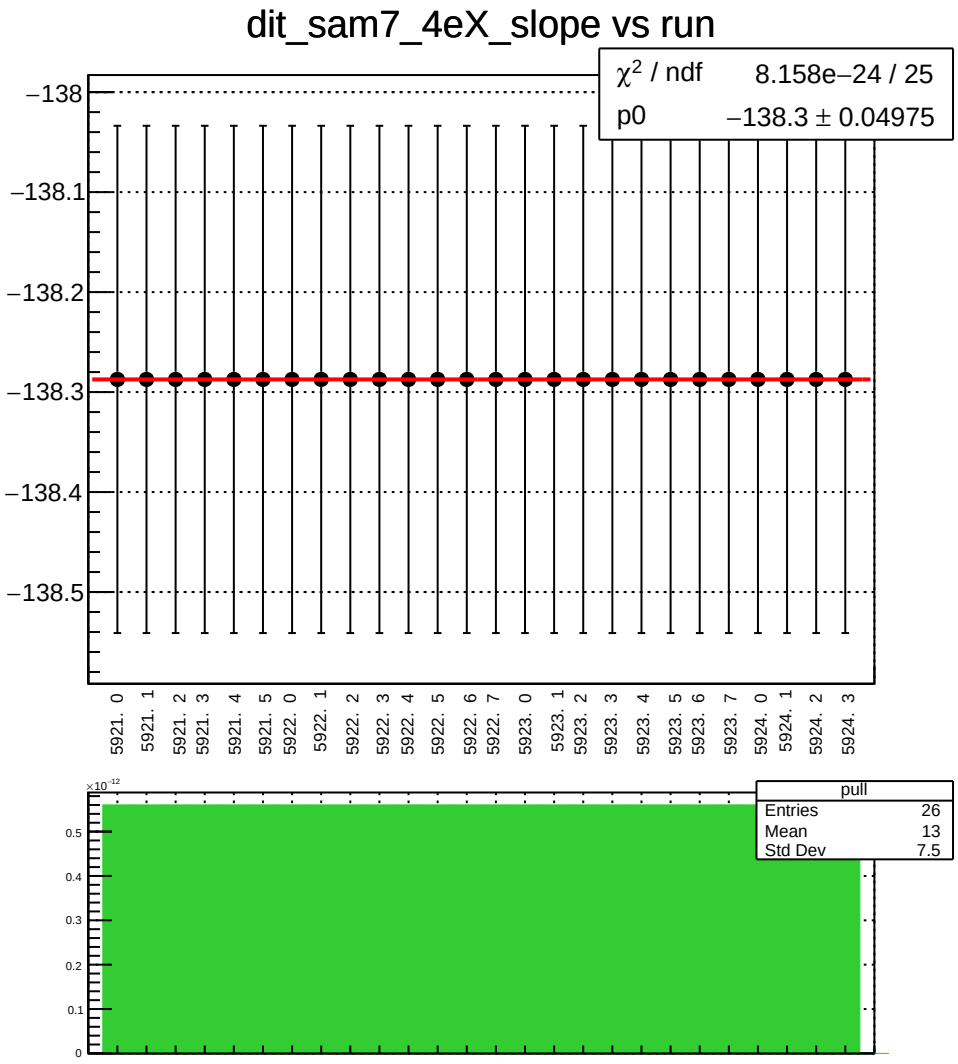
dit_sam7_4eX_slope vs run
χ² / ndf 8.158e−24 / 25
p0 −138.3 ± 0.04975
−138
−138.1
−138.2
−138.3
−138.4
−138.5
5921. 0
5921. 1
5921. 2
5921. 3
5921. 4
5921. 5
5922. 0
5922. 1
5922. 2
5922. 3
5922. 4
5922. 5
5922. 6
5922. 7
5923. 0
5923. 1
5923. 2
5923. 3
5923. 4
5923. 5
5923. 6
5923. 7
5924. 0
5924. 1
5924. 2
5924. 3
×10⁻¹²
pull
Entries 26
Mean 13
Std Dev 7.5

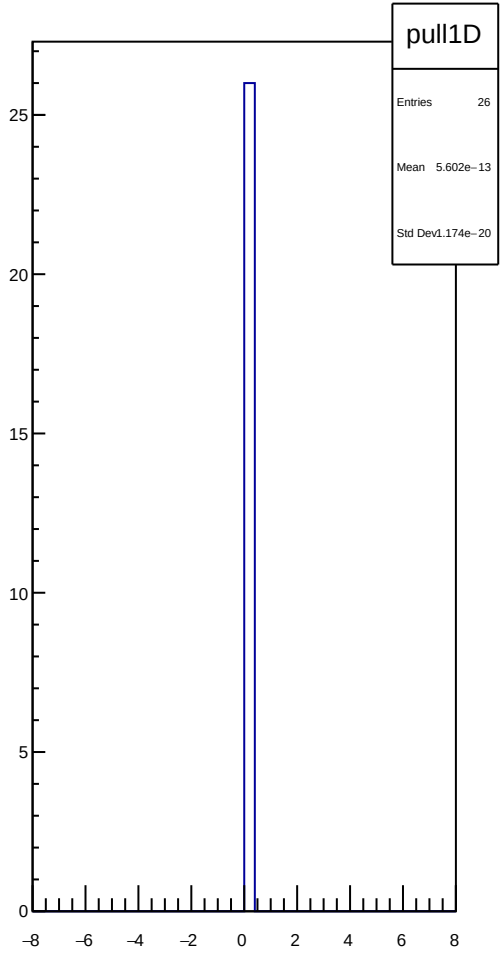
pull1D
Entries 26
Mean 5.602e−13
Std Dev1.174e−20

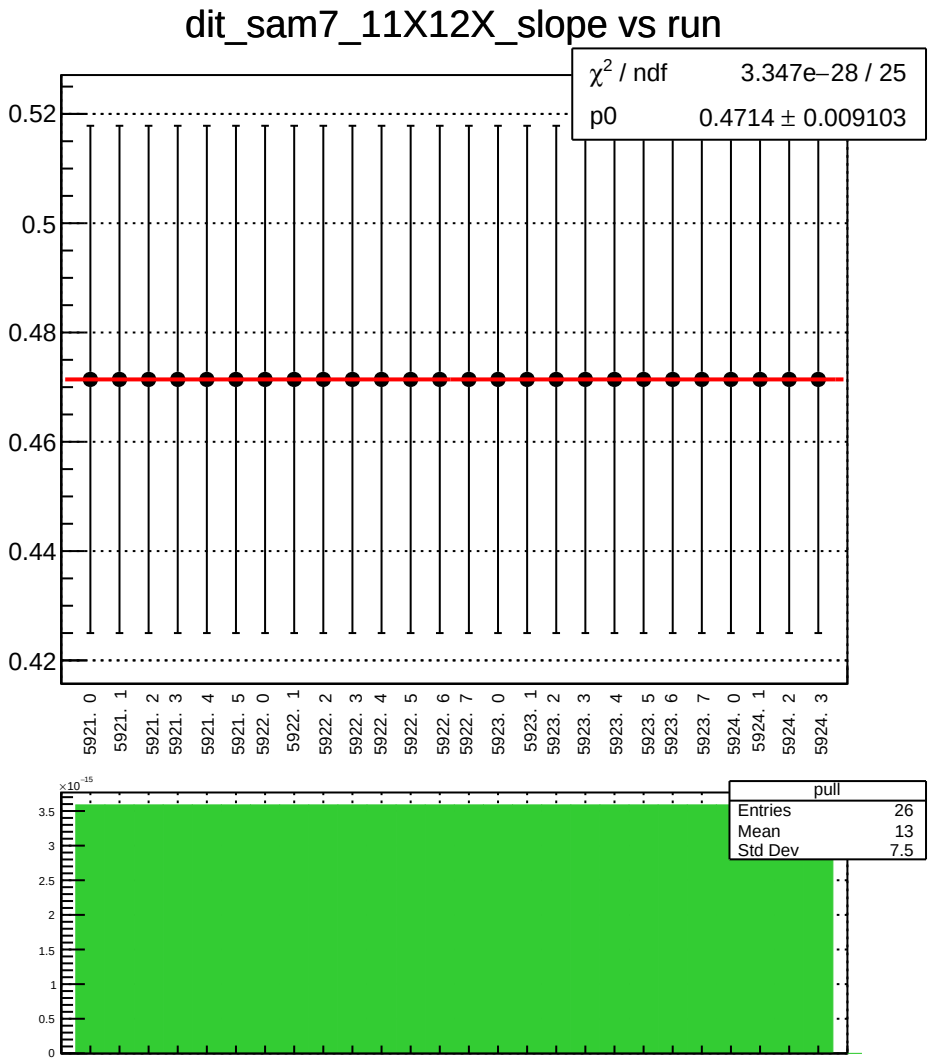
dit_sam7_11X12X_slope vs run
χ2 / ndf 3.347e−28 / 25
p0 0.4714 ± 0.009103
0.52
0.5
0.48
0.46
0.44
0.42
5921. 0
5921. 1
5921. 2
5921. 3
5921. 4
5921. 5
5922. 0
5922. 1
5922. 2
5922. 3
5922. 4
5922. 5
5922. 6
5922. 7
5923. 0
5923. 1
5923. 2
5923. 3
5923. 4
5923. 5
5923. 6
5923. 7
5924. 0
5924. 1
5924. 2
5924. 3
×10−15
3.5
3
2.5
2
1.5
1
0.5
0
pull
Entries 26
Mean 13
Std Dev 7.5

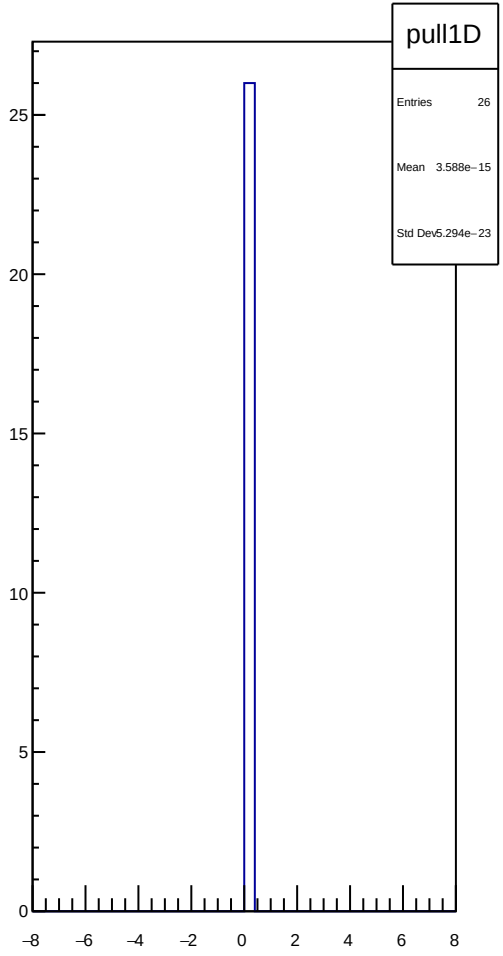
pull1D
Entries 26
Mean 3.588e−15
Std Dev 5.294e−23
25
20
15
10
5
0
−8
−6
−4
−2
0
2
4
6
8

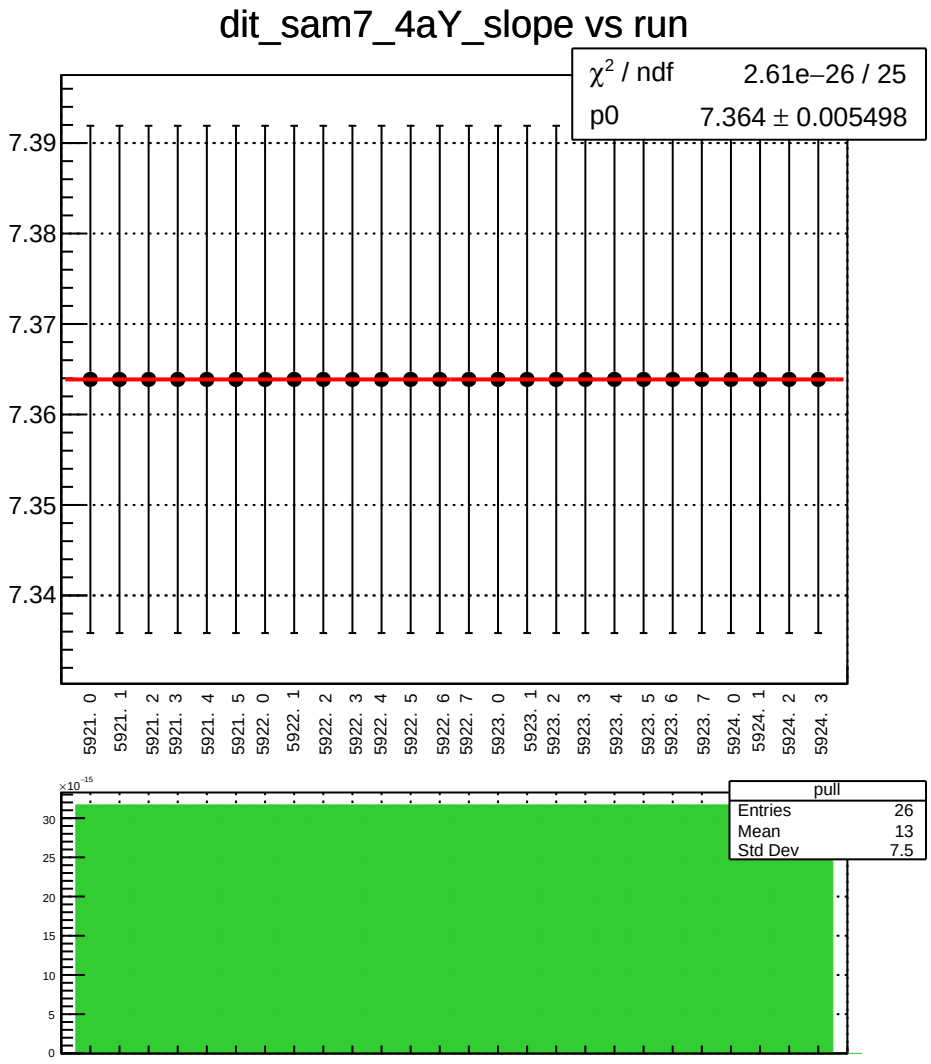
dit_sam7_4aY_slope vs run
χ² / ndf 2.61e−26 / 25
p0 7.364 ± 0.005498
7.39
7.38
7.37
7.36
7.35
7.34
5921. 0
5921. 1
5921. 2
5921. 3
5921. 4
5921. 5
5922. 0
5922. 1
5922. 2
5922. 3
5922. 4
5922. 5
5922. 6
5922. 7
5923. 0
5923. 1
5923. 2
5923. 3
5923. 4
5923. 5
5923. 6
5923. 7
5924. 0
5924. 1
5924. 2
5924. 3
×10⁻¹⁵
pull
Entries 26
Mean 13
Std Dev 7.5

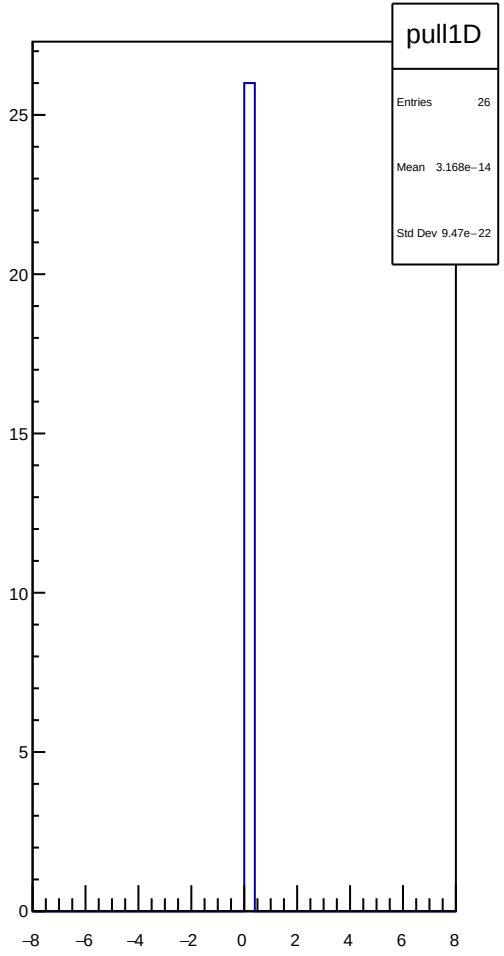
pull1D
Entries 26
Mean 3.168e−14
Std Dev 9.47e−22

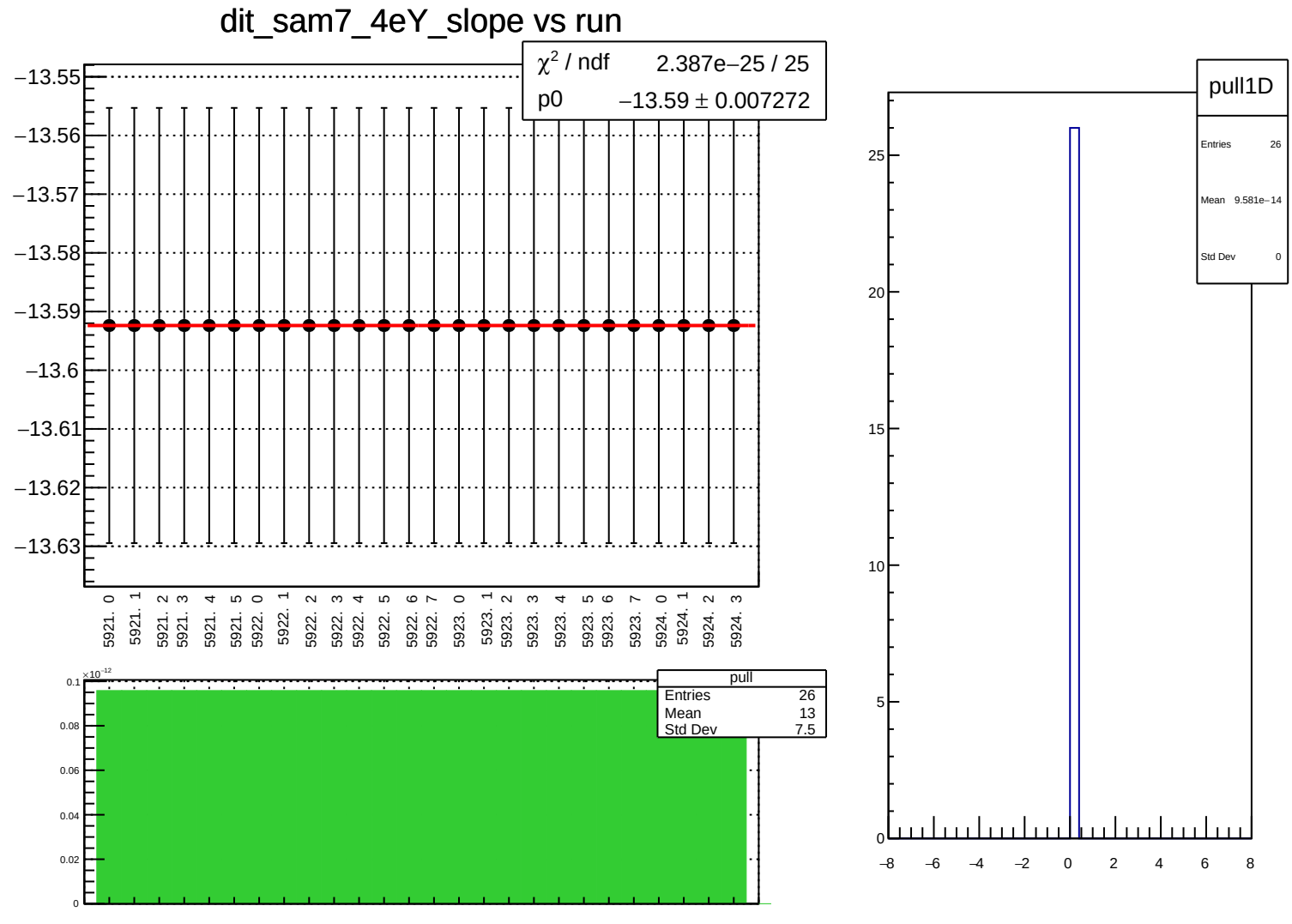
dit_sam7_4eY_slope vs run
χ² / ndf 2.387e−25 / 25
p0 −13.59 ± 0.007272
−13.55
−13.56
−13.57
−13.58
−13.59
−13.6
−13.61
−13.62
−13.63
5921. 0
5921. 1
5921. 2
5921. 3
5921. 4
5921. 5
5922. 0
5922. 1
5922. 2
5922. 3
5922. 4
5922. 5
5922. 6
5922. 7
5923. 0
5923. 1
5923. 2
5923. 3
5923. 4
5923. 5
5923. 6
5923. 7
5924. 0
5924. 1
5924. 2
5924. 3
pull
Entries 26
Mean 13
Std Dev 7.5
×10⁻¹²
0.1
0.08
0.06
0.04
0.02
0
pull1D
Entries 26
Mean 9.581e−14
Std Dev 0
25
20
15
10
5
0
−8
−6
−4
−2
0
2
4
6
8

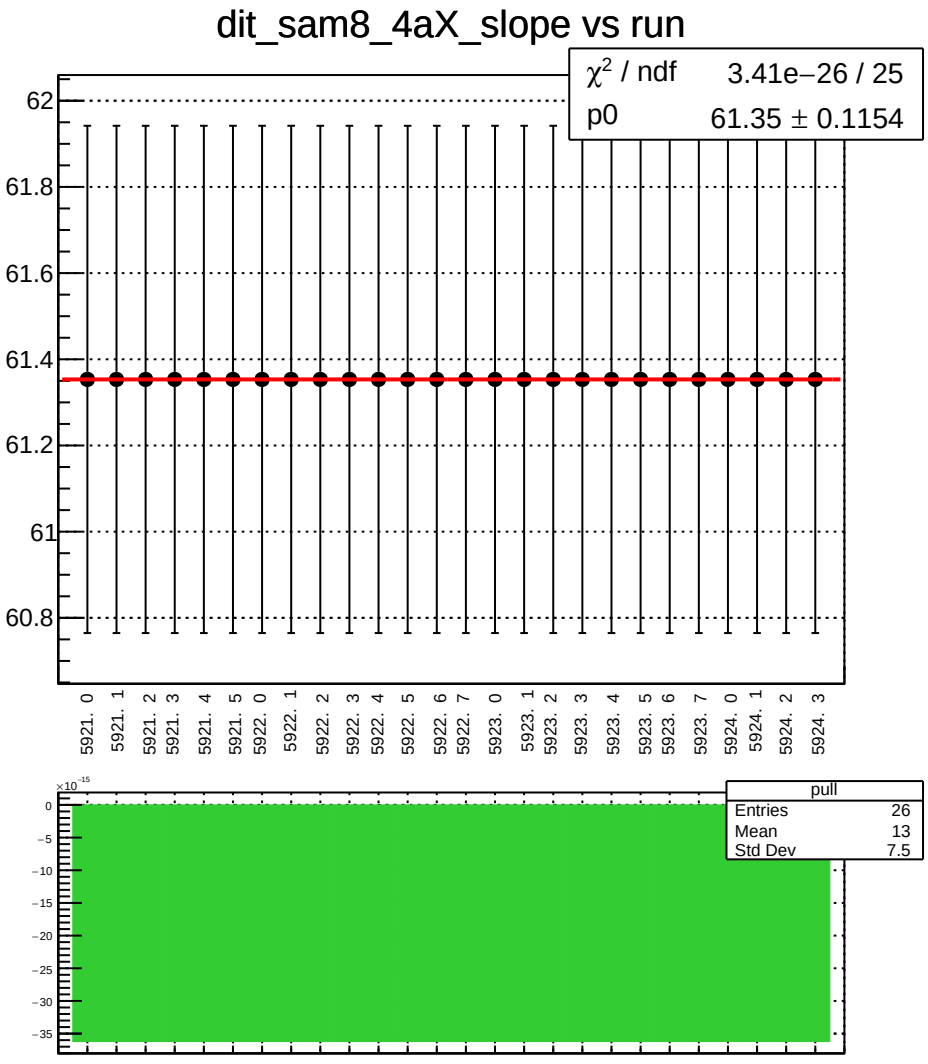
dit_sam8_4aX_slope vs run
χ² / ndf 3.41e−26 / 25
p0 61.35 ± 0.1154
62
61.8
61.6
61.4
61.2
61
60.8
5921. 0
5921. 1
5921. 2
5921. 3
5921. 4
5921. 5
5922. 0
5922. 1
5922. 2
5922. 3
5922. 4
5922. 5
5922. 6
5922. 7
5923. 0
5923. 1
5923. 2
5923. 3
5923. 4
5923. 5
5923. 6
5923. 7
5924. 0
5924. 1
5924. 2
5924. 3
×10⁻¹⁵
0
−5
−10
−15
−20
−25
−30
−35
pull
Entries 26
Mean 13
Std Dev 7.5

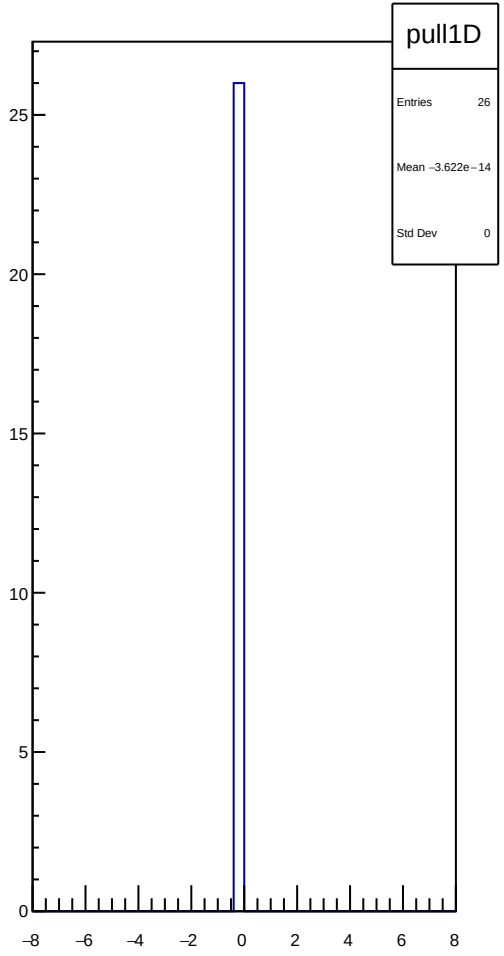
pull1D
Entries 26
Mean −3.622e−14
Std Dev 0
25
20
15
10
5
0
−8
−6
−4
−2
0
2
4
6
8

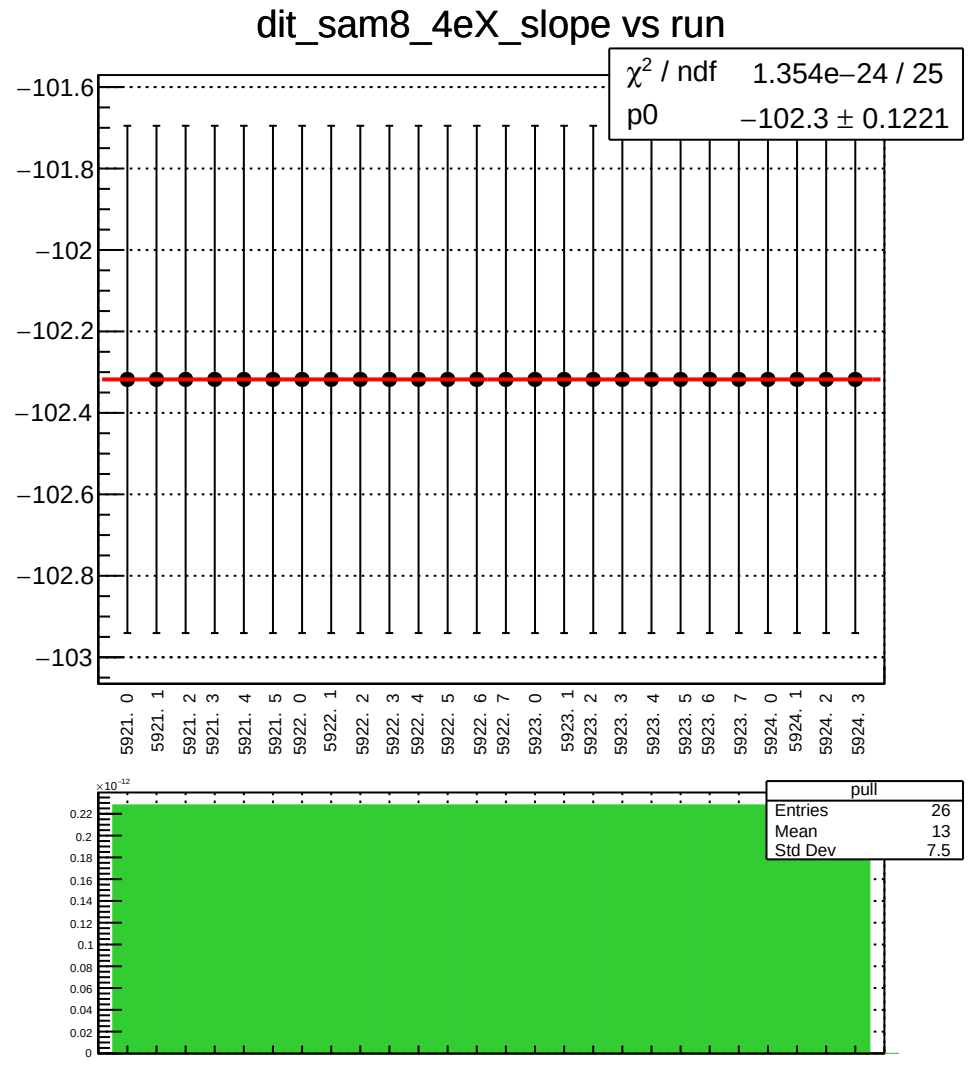
dit_sam8_4eX_slope vs run
χ² / ndf 1.354e−24 / 25
p0 −102.3 ± 0.1221
−101.6
−101.8
−102
−102.2
−102.4
−102.6
−102.8
−103
5921. 0
5921. 1
5921. 2
5921. 3
5921. 4
5921. 5
5922. 0
5922. 1
5922. 2
5922. 3
5922. 4
5922. 5
5922. 6
5922. 7
5923. 0
5923. 1
5923. 2
5923. 3
5923. 4
5923. 5
5923. 6
5923. 7
5924. 0
5924. 1
5924. 2
5924. 3
pull
Entries 26
Mean 13
Std Dev 7.5
×10⁻¹²
0.22
0.2
0.18
0.16
0.14
0.12
0.1
0.08
0.06
0.04
0.02
0

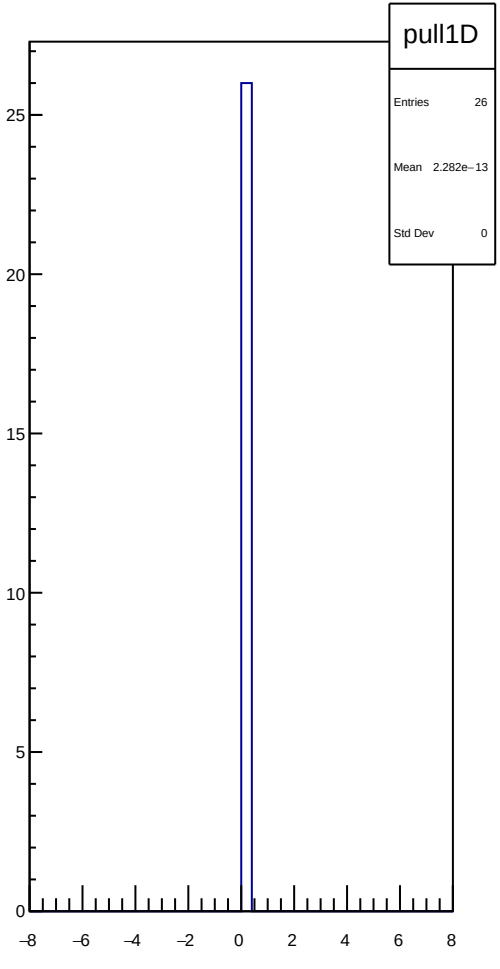
pull1D
Entries 26
Mean 2.282e−13
Std Dev 0
25
20
15
10
5
0
−8
−6
−4
−2
0
2
4
6
8

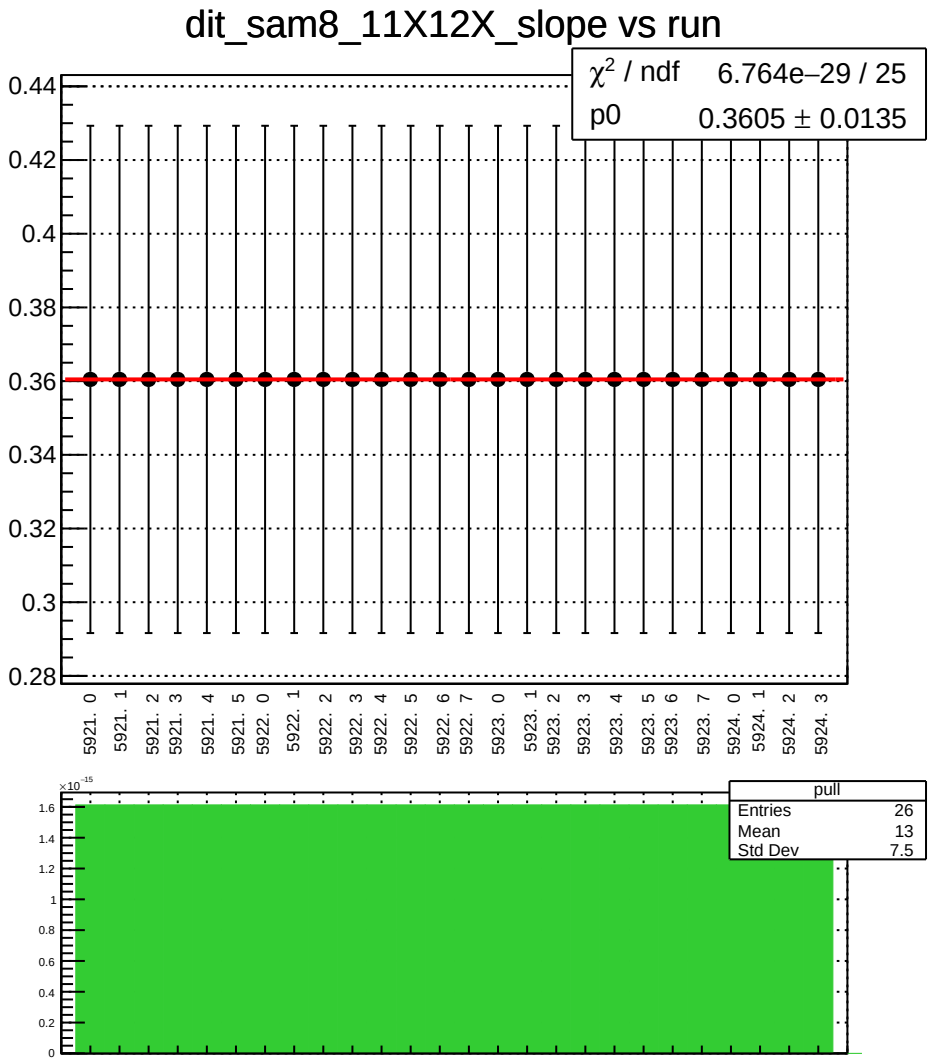
dit_sam8_11X12X_slope vs run
χ² / ndf 6.764e−29 / 25
p0 0.3605 ± 0.0135
0.44
0.42
0.4
0.38
0.36
0.34
0.32
0.3
0.28
5921. 0
5921. 1
5921. 2
5921. 3
5921. 4
5921. 5
5922. 0
5922. 1
5922. 2
5922. 3
5922. 4
5922. 5
5922. 6
5922. 7
5923. 0
5923. 1
5923. 2
5923. 3
5923. 4
5923. 5
5923. 6
5923. 7
5924. 0
5924. 1
5924. 2
5924. 3
pull
Entries 26
Mean 13
Std Dev 7.5
×10⁻¹⁵
1.6
1.4
1.2
1
0.8
0.6
0.4
0.2
0

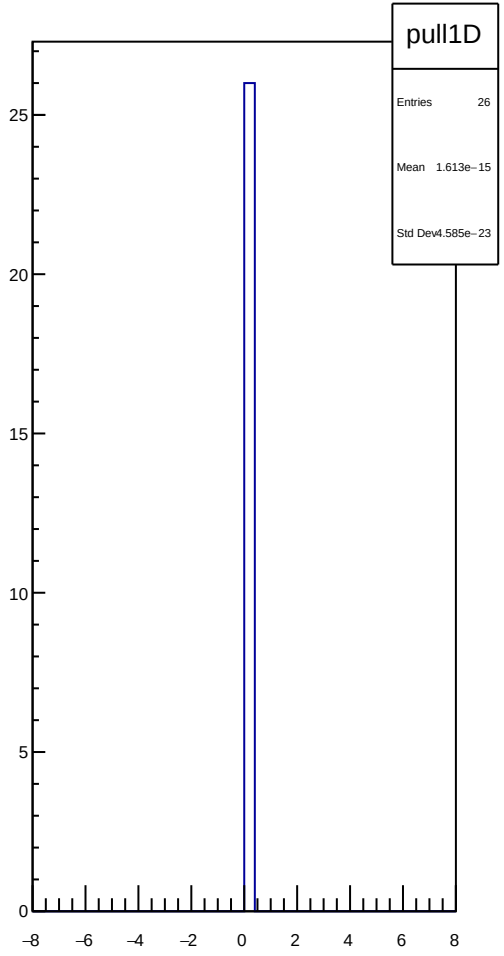
pull1D
Entries 26
Mean 1.613e−15
Std Dev4.585e−23
25
20
15
10
5
0
−8
−6
−4
−2
0
2
4
6
8

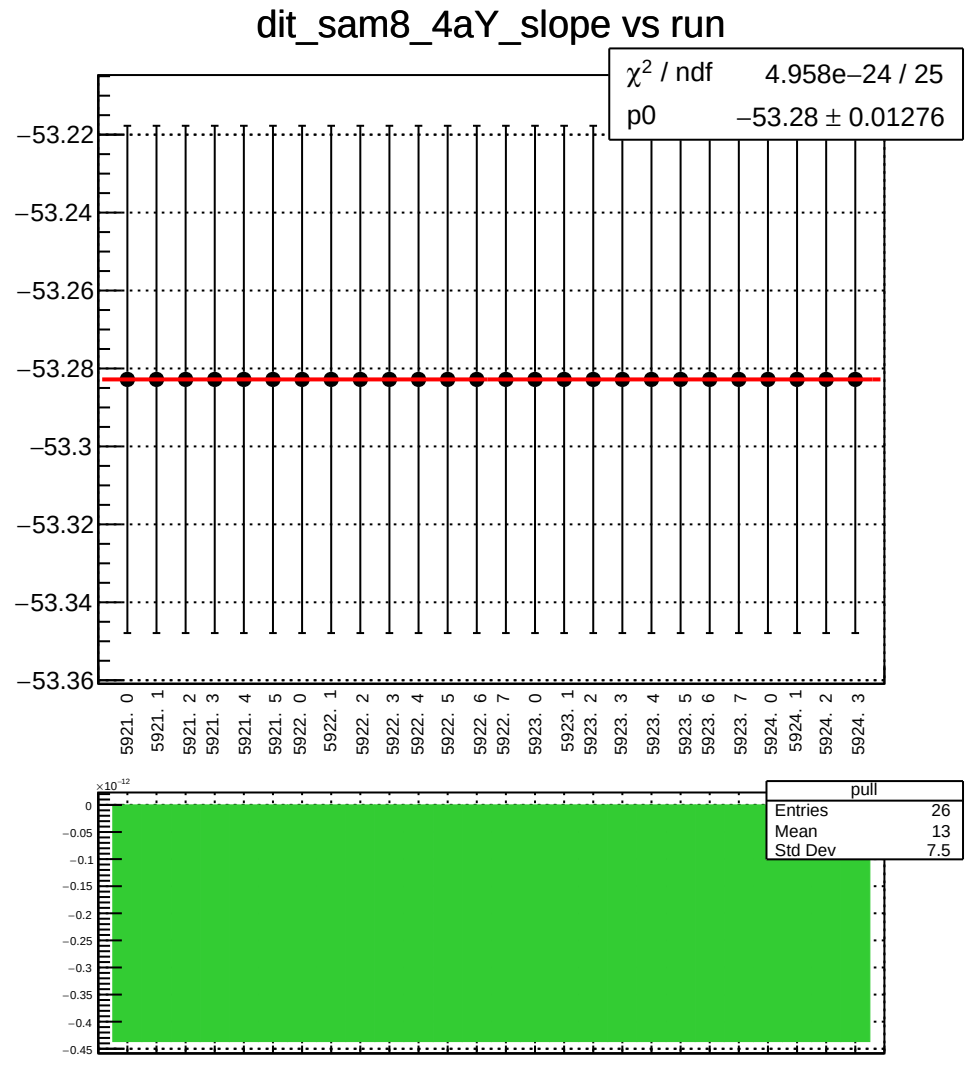
dit_sam8_4aY_slope vs run
χ2 / ndf 4.958e−24 / 25
p0 −53.28 ± 0.01276
−53.22
−53.24
−53.26
−53.28
−53.3
−53.32
−53.34
−53.36
5921. 0
5921. 1
5921. 2
5921. 3
5921. 4
5921. 5
5922. 0
5922. 1
5922. 2
5922. 3
5922. 4
5922. 5
5922. 6
5922. 7
5923. 0
5923. 1
5923. 2
5923. 3
5923. 4
5923. 5
5923. 6
5923. 7
5924. 0
5924. 1
5924. 2
5924. 3
×10−12
pull
Entries 26
Mean 13
Std Dev 7.5
0
−0.05
−0.1
−0.15
−0.2
−0.25
−0.3
−0.35
−0.4
−0.45

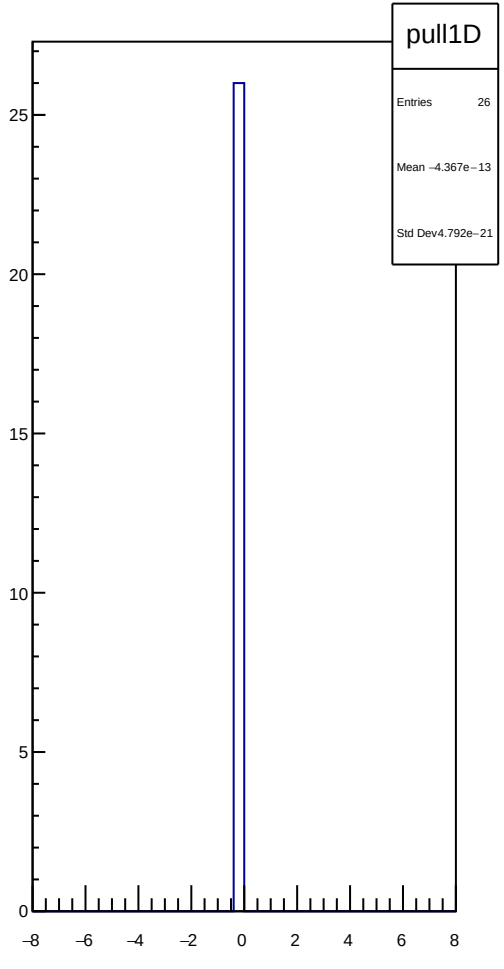
pull1D
Entries 26
Mean −4.367e−13
Std Dev4.792e−21
25
20
15
10
5
0
−8
−6
−4
−2
0
2
4
6
8

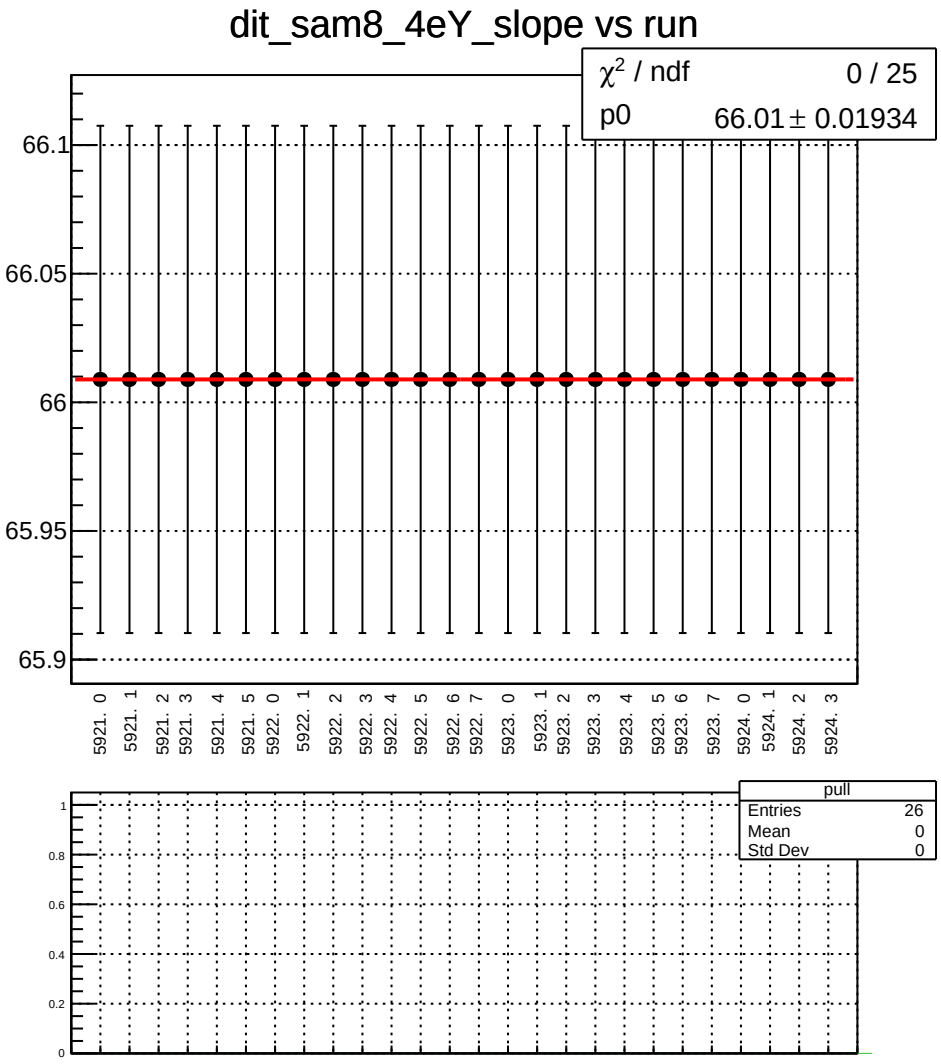
dit_sam8_4eY_slope vs run
χ2 / ndf 0 / 25
p0 66.01 ± 0.01934
66.1
66.05
66
65.95
65.9
5921. 0
5921. 1
5921. 2
5921. 3
5921. 4
5921. 5
5922. 0
5922. 1
5922. 2
5922. 3
5922. 4
5922. 5
5922. 6
5922. 7
5923. 0
5923. 1
5923. 2
5923. 3
5923. 4
5923. 5
5923. 6
5923. 7
5924. 0
5924. 1
5924. 2
5924. 3
pull
Entries 26
Mean 0
Std Dev 0
1
0.8
0.6
0.4
0.2
0

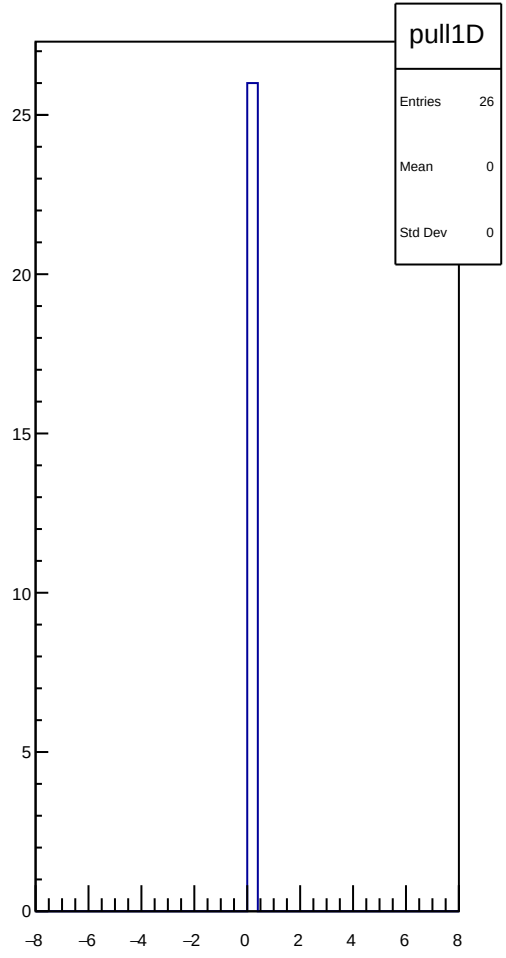
pull1D
Entries 26
Mean 0
Std Dev 0
25
20
15
10
5
0
−8
−6
−4
−2
0
2
4
6
8

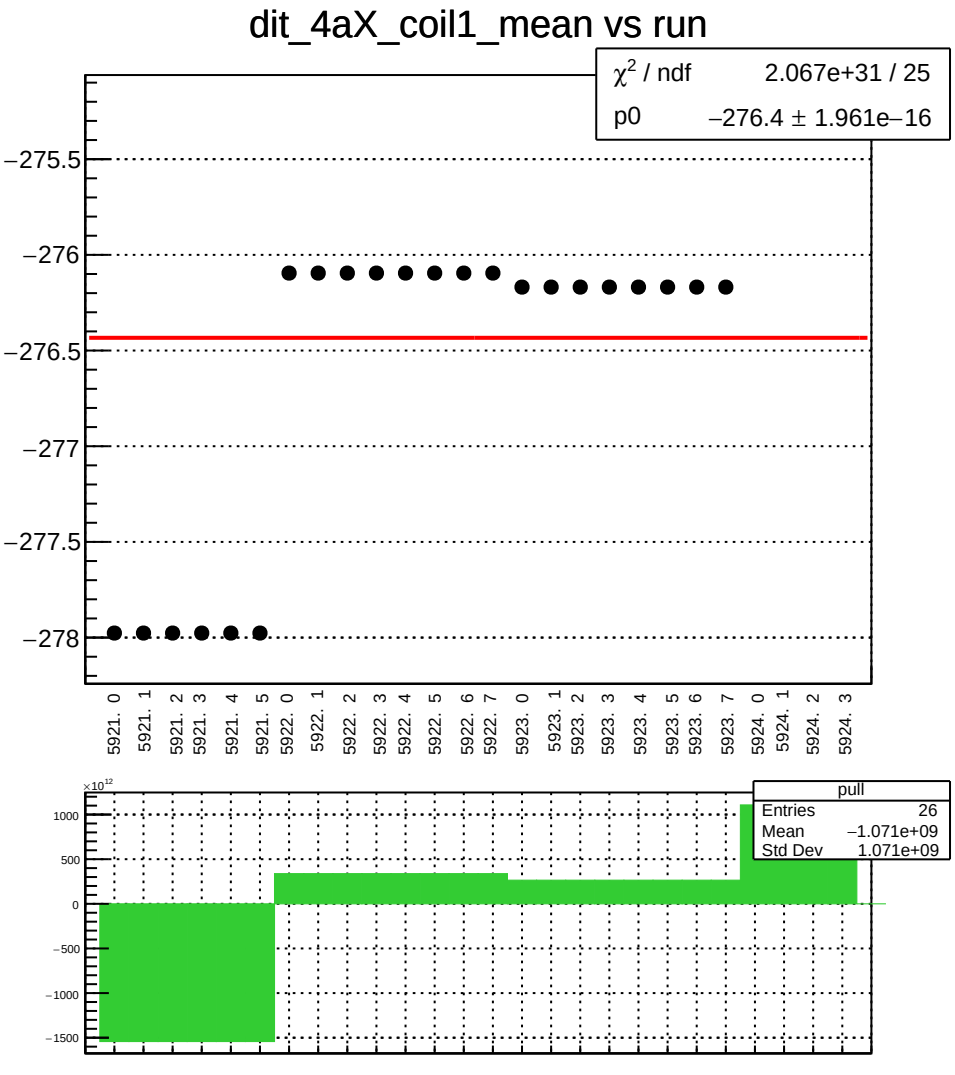
dit_4aX_coil1_mean vs run
χ2 / ndf 2.067e+31 / 25
p0 −276.4 ± 1.961e−16
−275.5
−276
−276.5
−277
−277.5
−278
5921. 0
5921. 1
5921. 2
5921. 3
5921. 4
5921. 5
5922. 0
5922. 1
5922. 2
5922. 3
5922. 4
5922. 5
5922. 6
5922. 7
5923. 0
5923. 1
5923. 2
5923. 3
5923. 4
5923. 5
5923. 6
5923. 7
5924. 0
5924. 1
5924. 2
5924. 3
×10^12
1000
500
0
−500
−1000
−1500
pull
Entries 26
Mean −1.071e+09
Std Dev 1.071e+09

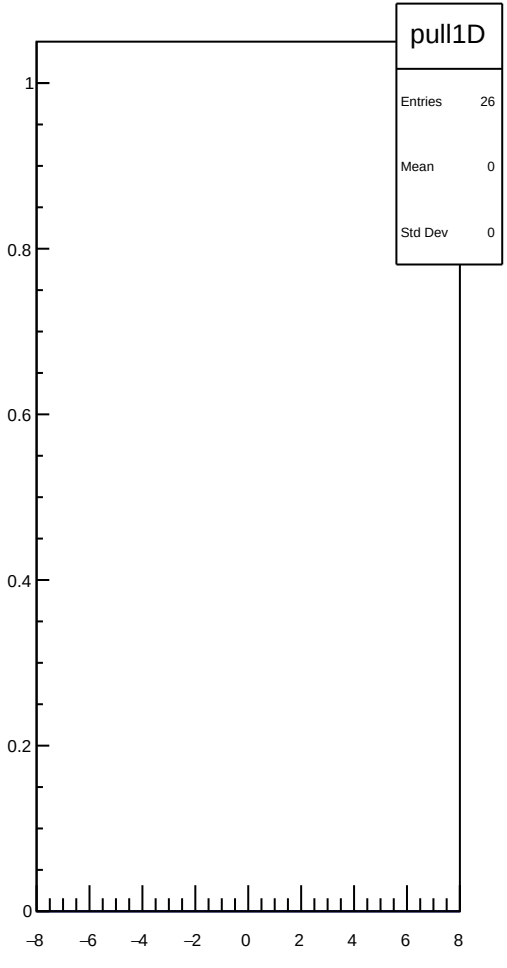
pull1D
Entries 26
Mean 0
Std Dev 0
1
0.8
0.6
0.4
0.2
0
−8
−6
−4
−2
0
2
4
6
8

dit_4aX_coil1_err_mean vs run

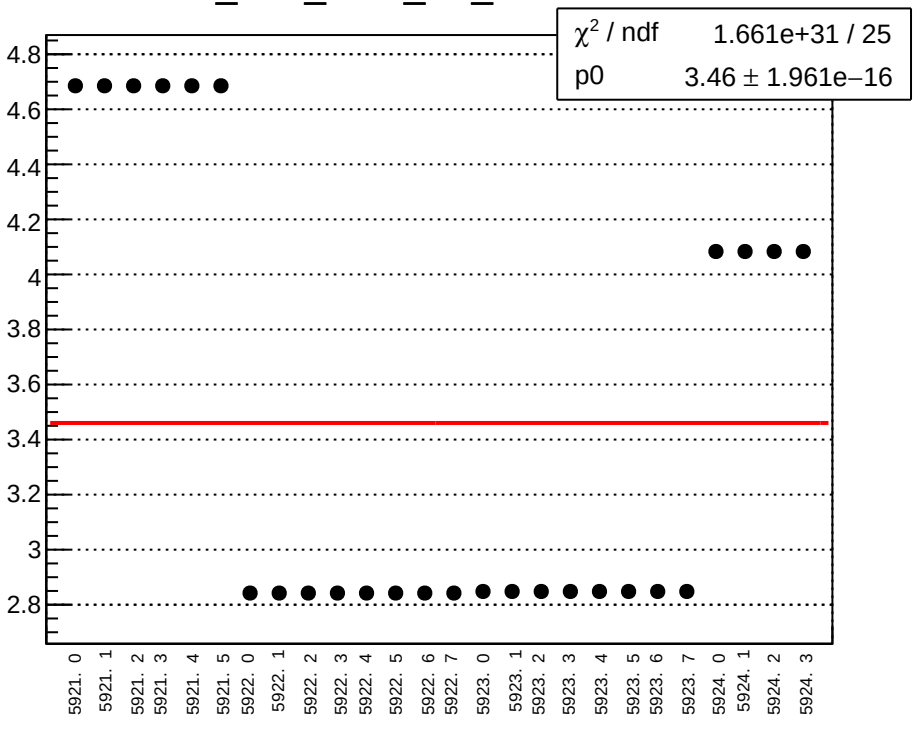

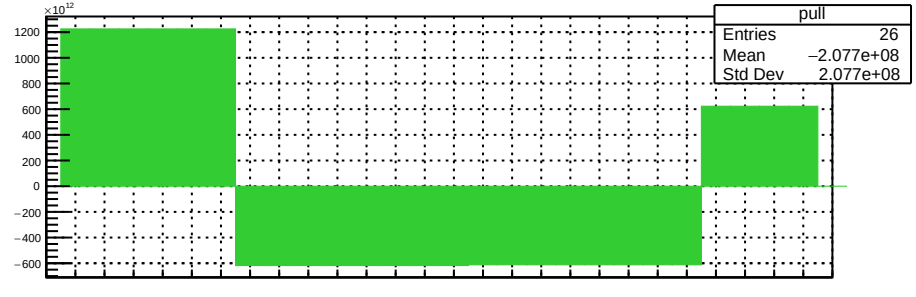

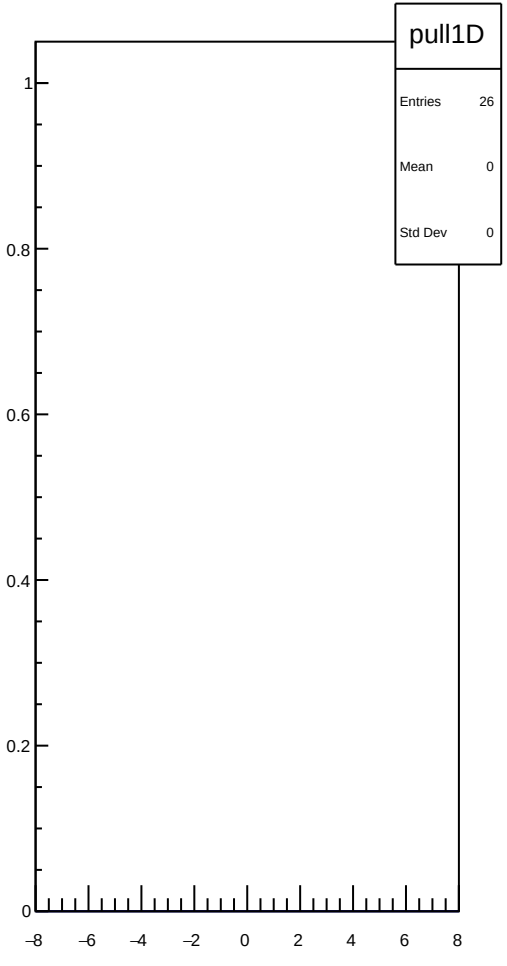

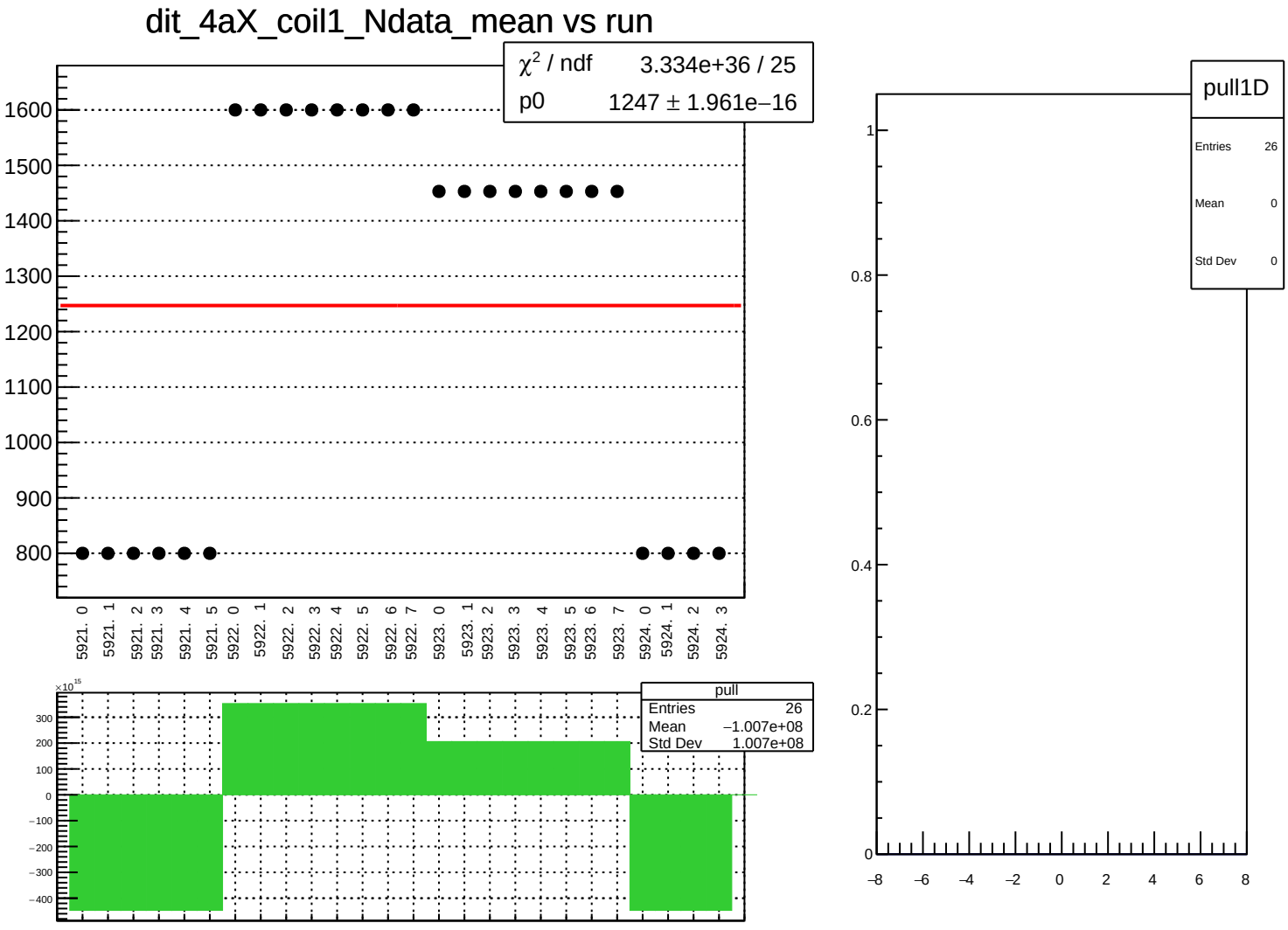
dit_4aX_coil1_Ndata_mean vs run
χ² / ndf 3.334e+36 / 25
p0 1247 ± 1.961e−16
1600
1500
1400
1300
1200
1100
1000
900
800
5921. 0
5921. 1
5921. 2
5921. 3
5921. 4
5921. 5
5922. 0
5922. 1
5922. 2
5922. 3
5922. 4
5922. 5
5922. 6
5922. 7
5923. 0
5923. 1
5923. 2
5923. 3
5923. 4
5923. 5
5923. 6
5923. 7
5924. 0
5924. 1
5924. 2
5924. 3
×10^15
300
200
100
0
−100
−200
−300
−400
pull
Entries 26
Mean −1.007e+08
Std Dev 1.007e+08
pull1D
Entries 26
Mean 0
Std Dev 0
1
0.8
0.6
0.4
0.2
0
−8
−6
−4
−2
0
2
4
6
8

dit_4eX_coil1_mean vs run

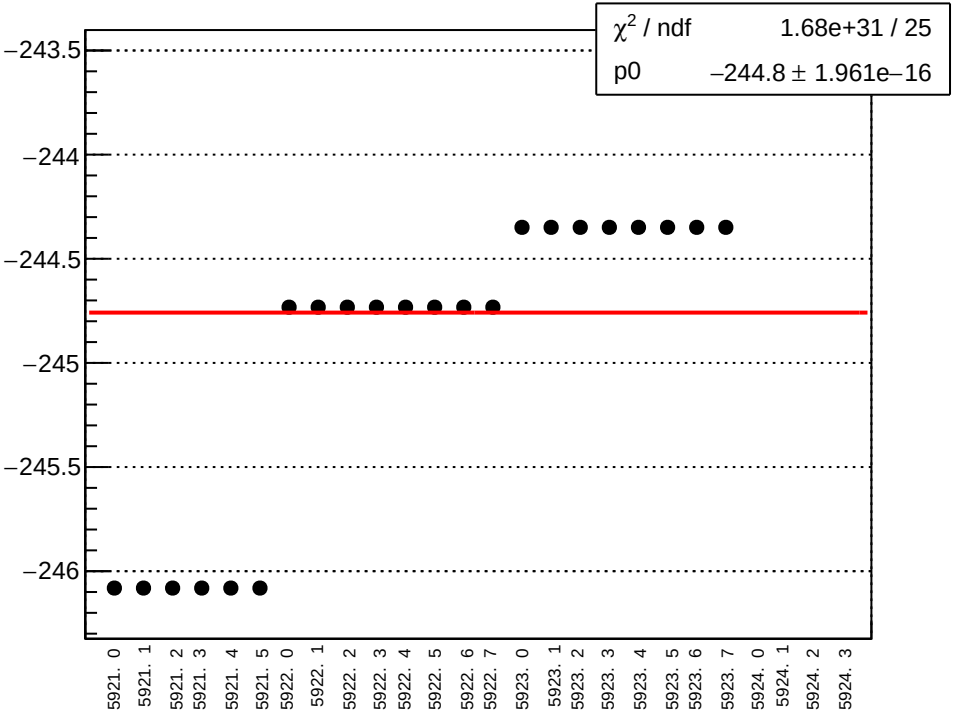

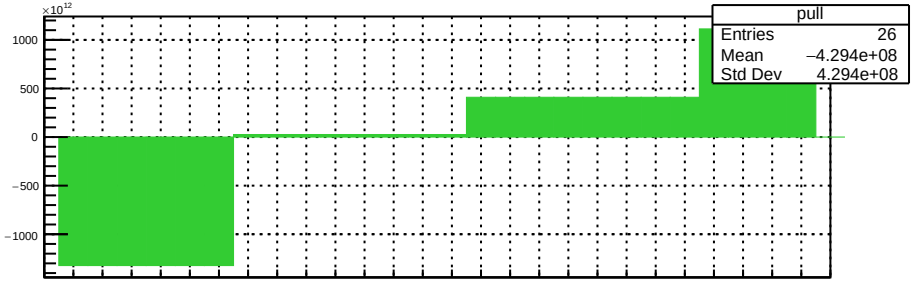

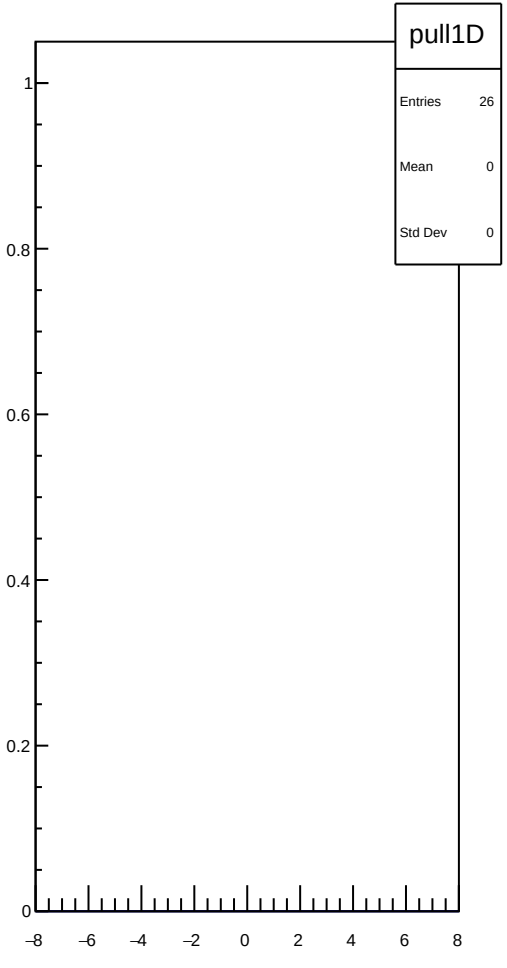

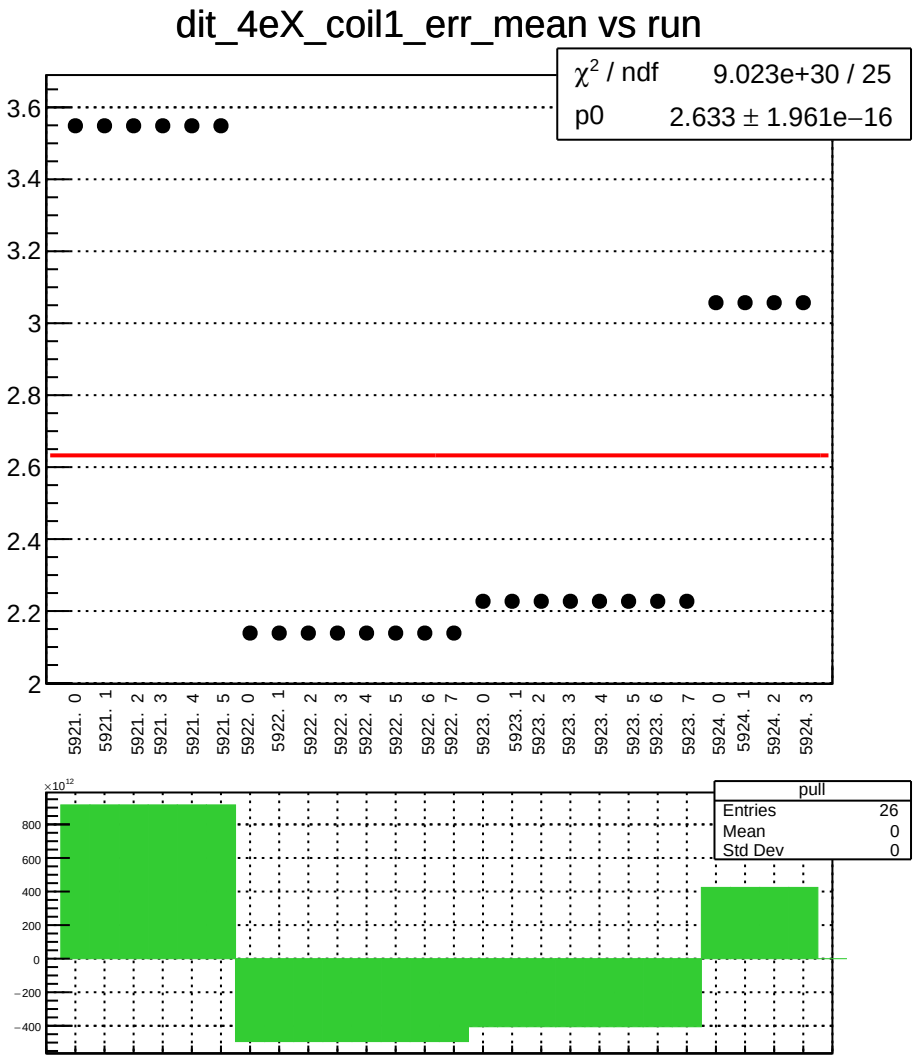
dit_4eX_coil1_err_mean vs run
χ² / ndf 9.023e+30 / 25
p0 2.633 ± 1.961e−16
3.6
3.4
3.2
3
2.8
2.6
2.4
2.2
2
5921. 0
5921. 1
5921. 2
5921. 3
5921. 4
5921. 5
5922. 0
5922. 1
5922. 2
5922. 3
5922. 4
5922. 5
5922. 6
5922. 7
5923. 0
5923. 1
5923. 2
5923. 3
5923. 4
5923. 5
5923. 6
5923. 7
5924. 0
5924. 1
5924. 2
5924. 3
×10¹²
800
600
400
200
0
−200
−400
pull
Entries 26
Mean 0
Std Dev 0

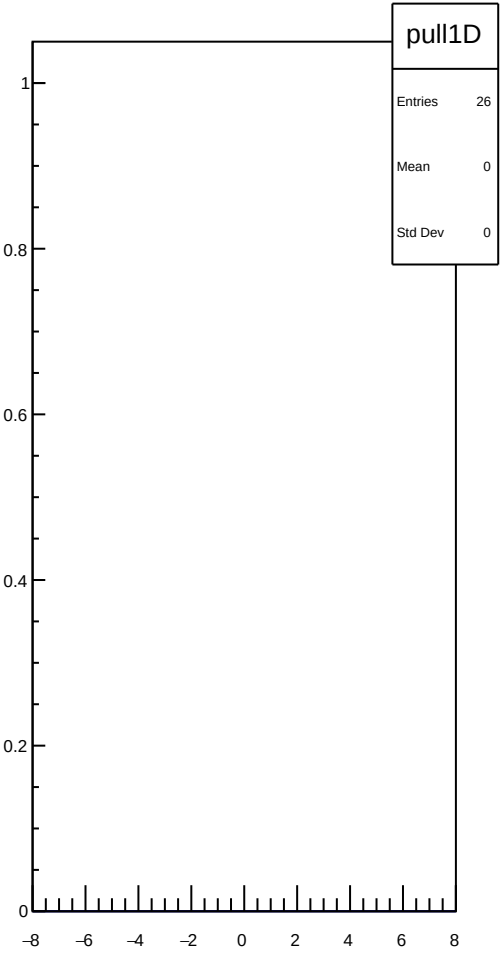
pull1D
Entries 26
Mean 0
Std Dev 0
1
0.8
0.6
0.4
0.2
0
−8
−6
−4
−2
0
2
4
6
8

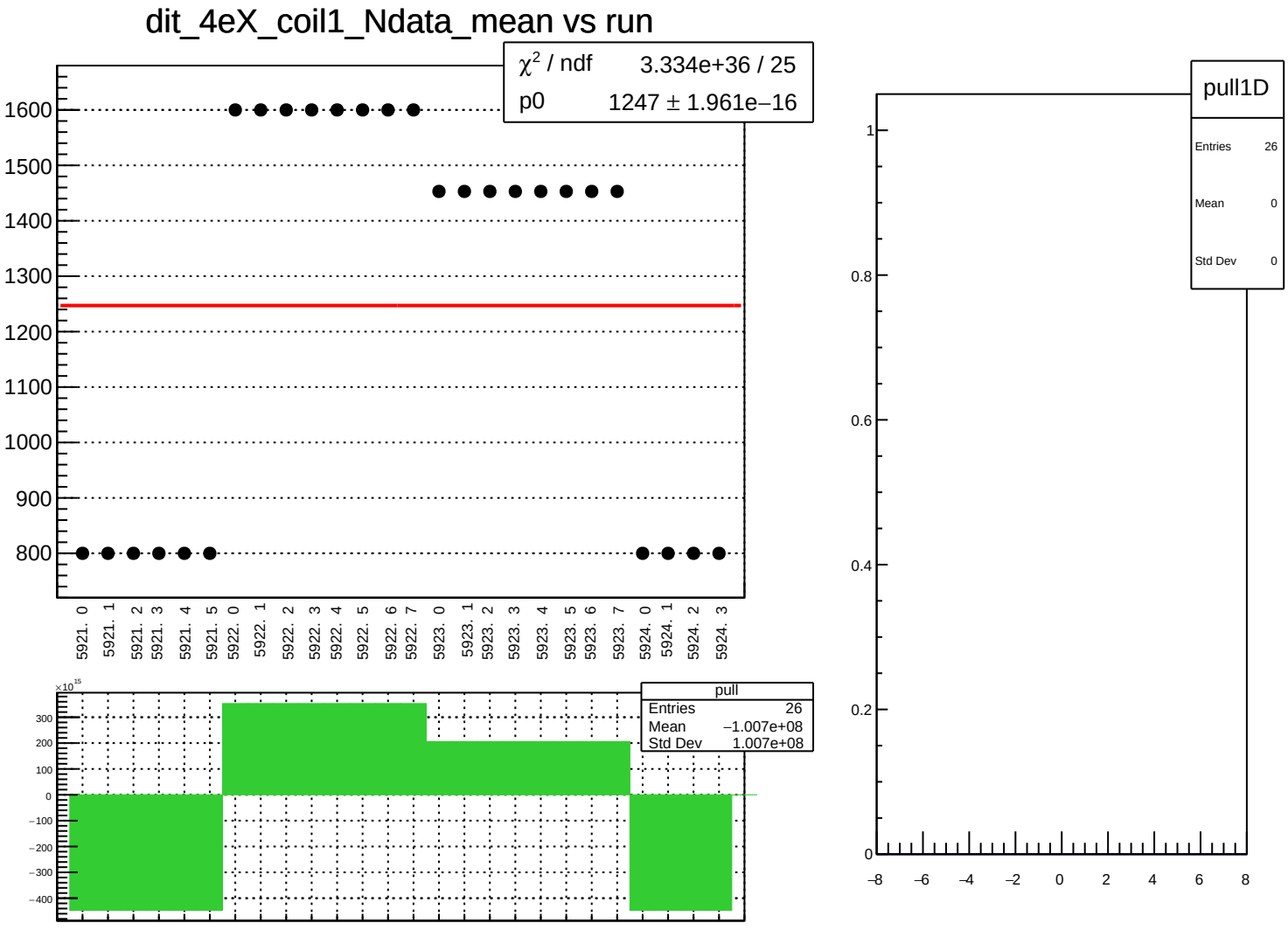
dit_4eX_coil1_Ndata_mean vs run
χ² / ndf 3.334e+36 / 25
p0 1247 ± 1.961e−16
1600
1500
1400
1300
1200
1100
1000
900
800
5921. 0
5921. 1
5921. 2
5921. 3
5921. 4
5921. 5
5922. 0
5922. 1
5922. 2
5922. 3
5922. 4
5922. 5
5922. 6
5922. 7
5923. 0
5923. 1
5923. 2
5923. 3
5923. 4
5923. 5
5923. 6
5923. 7
5924. 0
5924. 1
5924. 2
5924. 3
×10¹⁵
300
200
100
0
−100
−200
−300
−400
pull
Entries 26
Mean −1.007e+08
Std Dev 1.007e+08
pull1D
Entries 26
Mean 0
Std Dev 0
1
0.8
0.6
0.4
0.2
0
−8
−6
−4
−2
0
2
4
6
8

dit_11X12X_coil1_mean vs run

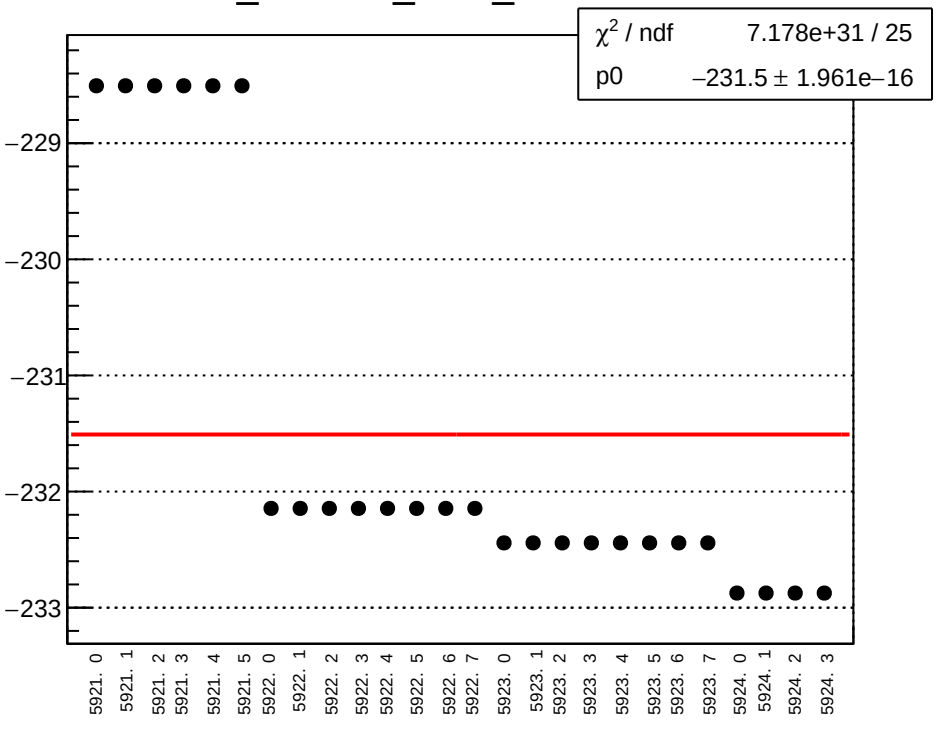

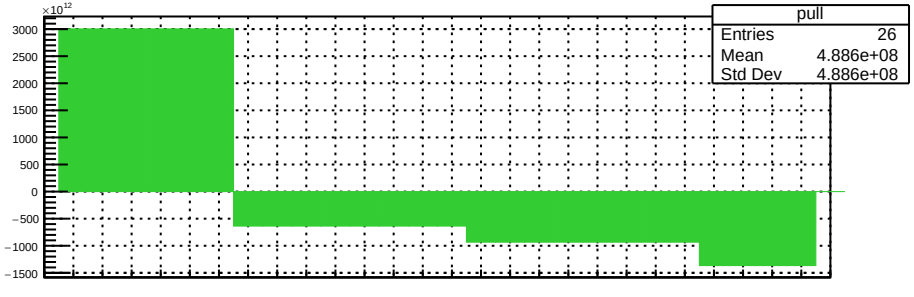

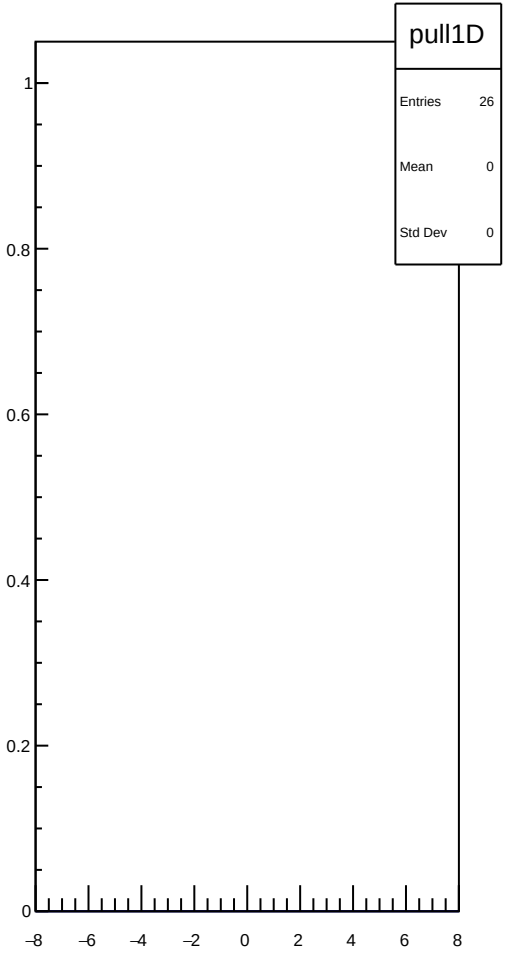

dit_11X12X_coil1_err_mean vs run

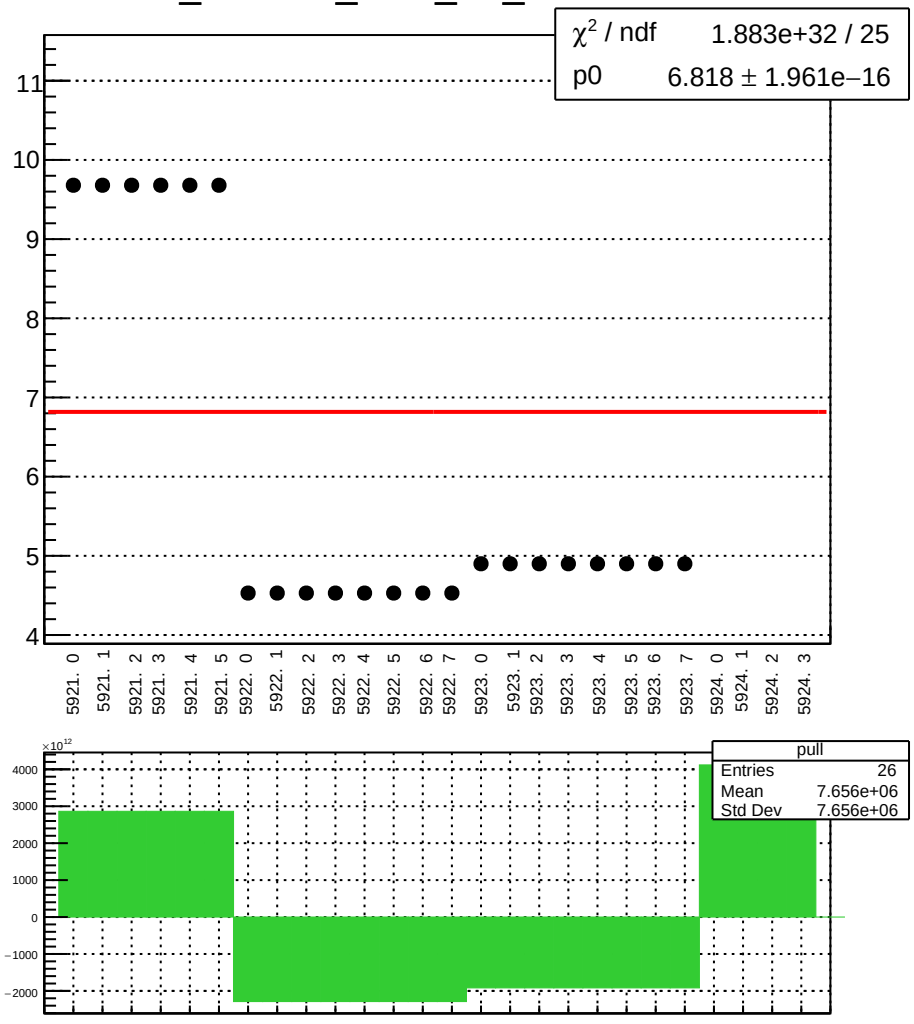

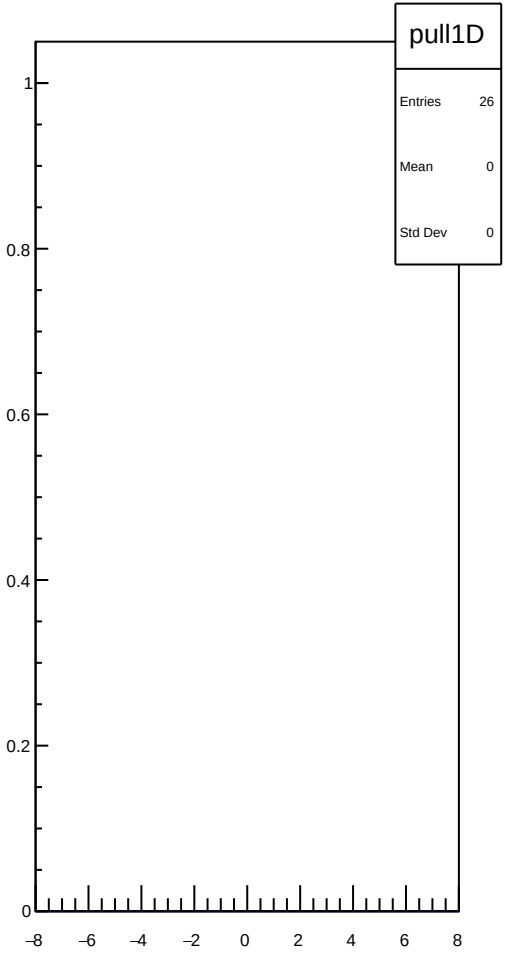

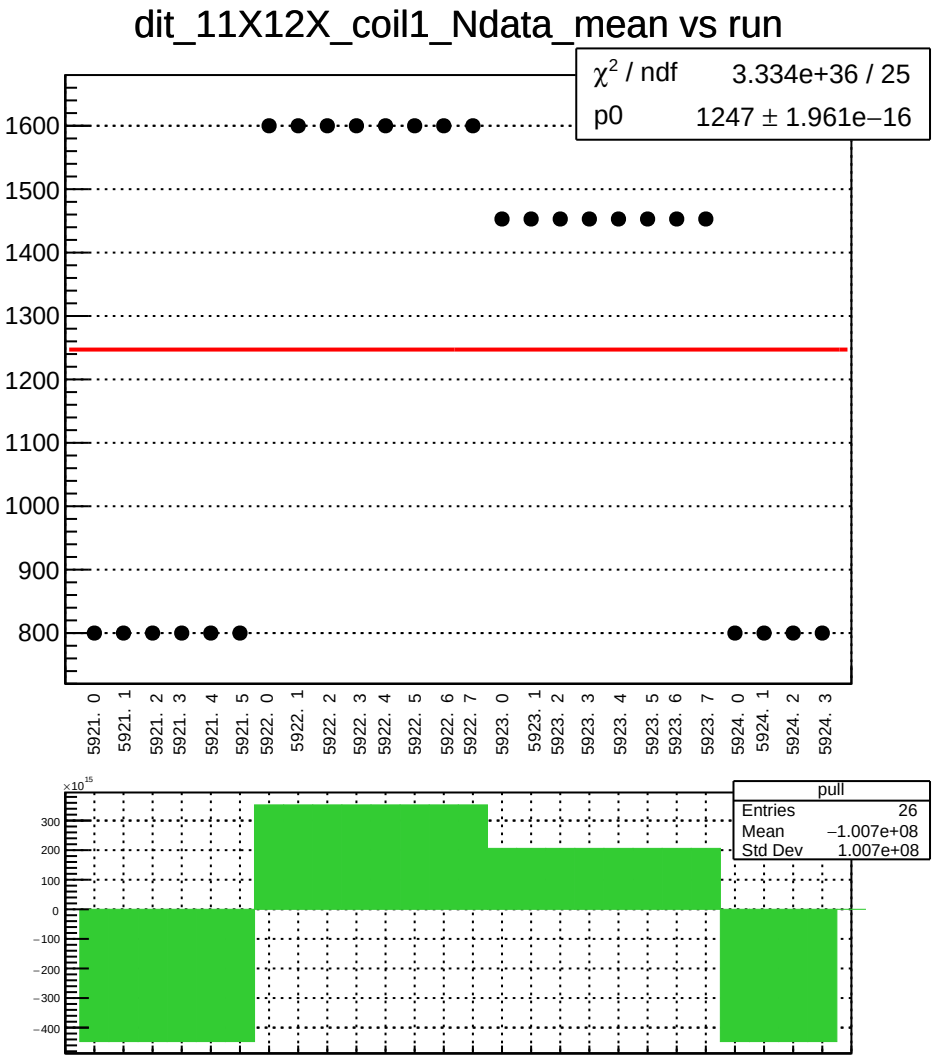
dit_11X12X_coil1_Ndata_mean vs run
χ² / ndf 3.334e+36 / 25
p0 1247 ± 1.961e−16
1600
1500
1400
1300
1200
1100
1000
900
800
5921. 0
5921. 1
5921. 2
5921. 3
5921. 4
5921. 5
5922. 0
5922. 1
5922. 2
5922. 3
5922. 4
5922. 5
5922. 6
5922. 7
5923. 0
5923. 1
5923. 2
5923. 3
5923. 4
5923. 5
5923. 6
5923. 7
5924. 0
5924. 1
5924. 2
5924. 3
×10^15
300
200
100
0
−100
−200
−300
−400
pull
Entries 26
Mean −1.007e+08
Std Dev 1.007e+08

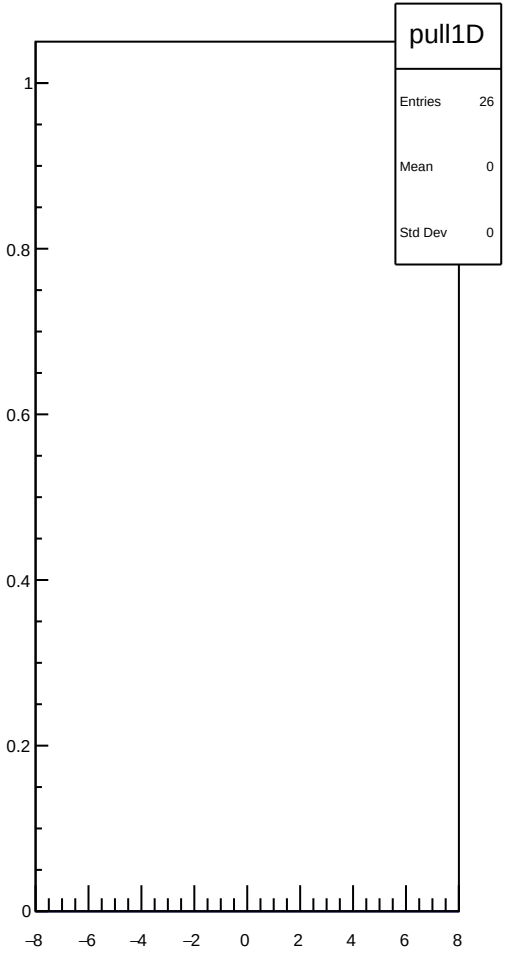
pull1D
Entries 26
Mean 0
Std Dev 0
1
0.8
0.6
0.4
0.2
0
−8
−6
−4
−2
0
2
4
6
8

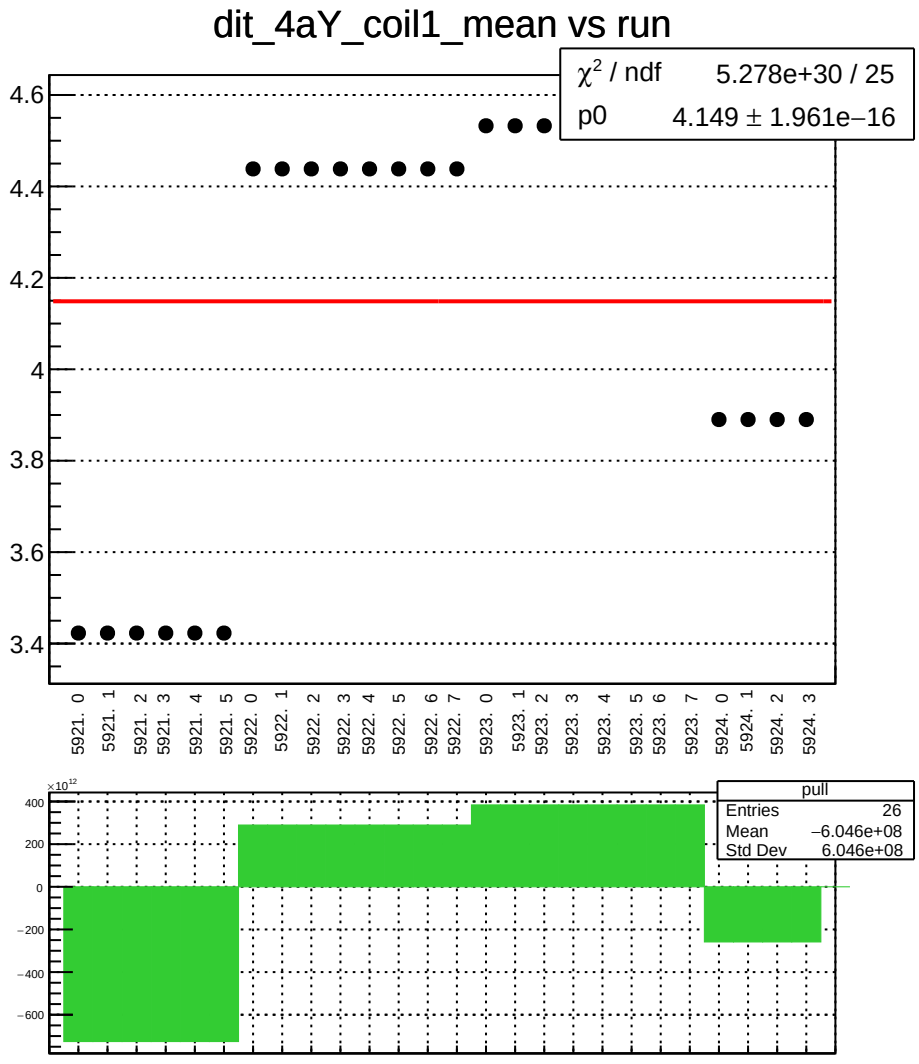
dit_4aY_coil1_mean vs run
χ² / ndf 5.278e+30 / 25
p0 4.149 ± 1.961e−16
4.6
4.4
4.2
4
3.8
3.6
3.4
5921. 0
5921. 1
5921. 2
5921. 3
5921. 4
5921. 5
5922. 0
5922. 1
5922. 2
5922. 3
5922. 4
5922. 5
5922. 6
5922. 7
5923. 0
5923. 1
5923. 2
5923. 3
5923. 4
5923. 5
5923. 6
5923. 7
5924. 0
5924. 1
5924. 2
5924. 3
×10¹²
400
200
0
−200
−400
−600
pull
Entries 26
Mean −6.046e+08
Std Dev 6.046e+08

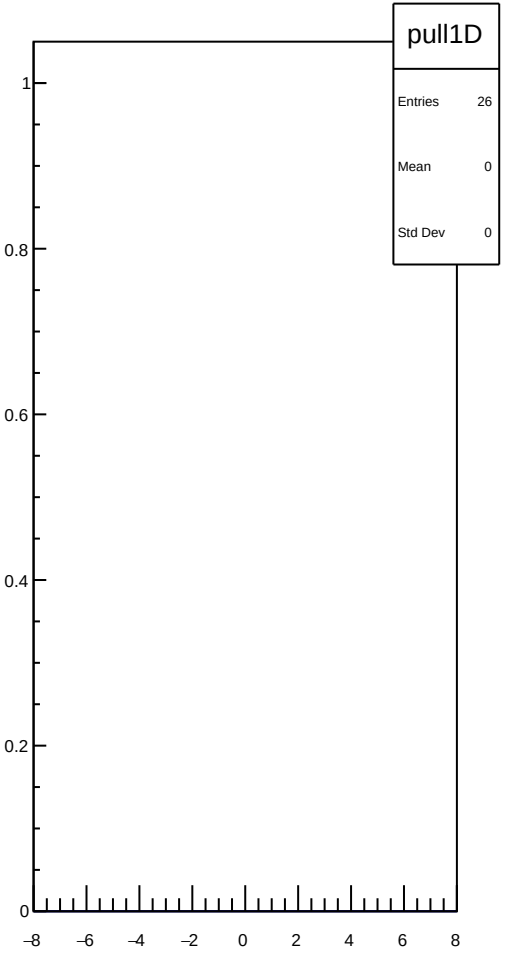
pull1D
Entries 26
Mean 0
Std Dev 0
1
0.8
0.6
0.4
0.2
0
−8
−6
−4
−2
0
2
4
6
8

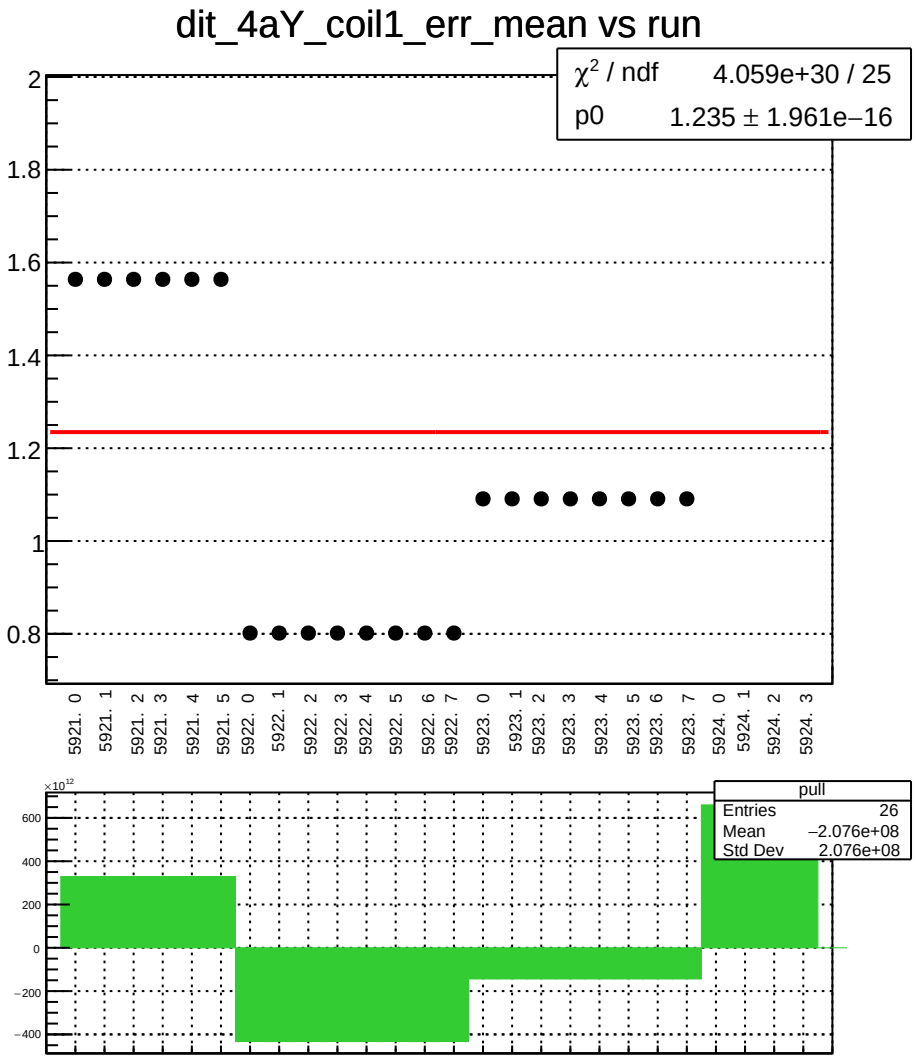
dit_4aY_coil1_err_mean vs run
χ² / ndf 4.059e+30 / 25
p0 1.235 ± 1.961e−16
2
1.8
1.6
1.4
1.2
1
0.8
5921. 0
5921. 1
5921. 2
5921. 3
5921. 4
5921. 5
5922. 0
5922. 1
5922. 2
5922. 3
5922. 4
5922. 5
5922. 6
5922. 7
5923. 0
5923. 1
5923. 2
5923. 3
5923. 4
5923. 5
5923. 6
5923. 7
5924. 0
5924. 1
5924. 2
5924. 3
×10¹²
600
400
200
0
−200
−400
pull
Entries 26
Mean −2.076e+08
Std Dev 2.076e+08

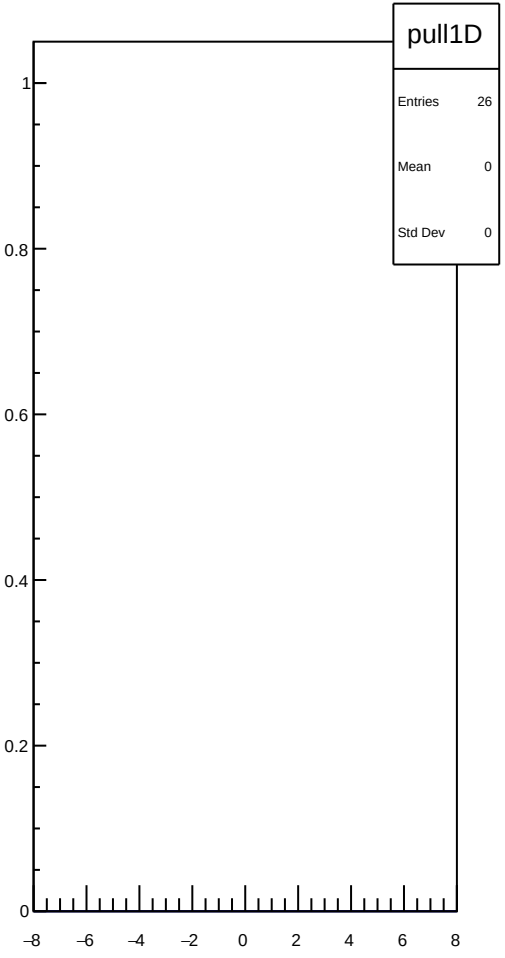
pull1D
Entries 26
Mean 0
Std Dev 0
1
0.8
0.6
0.4
0.2
0
−8
−6
−4
−2
0
2
4
6
8

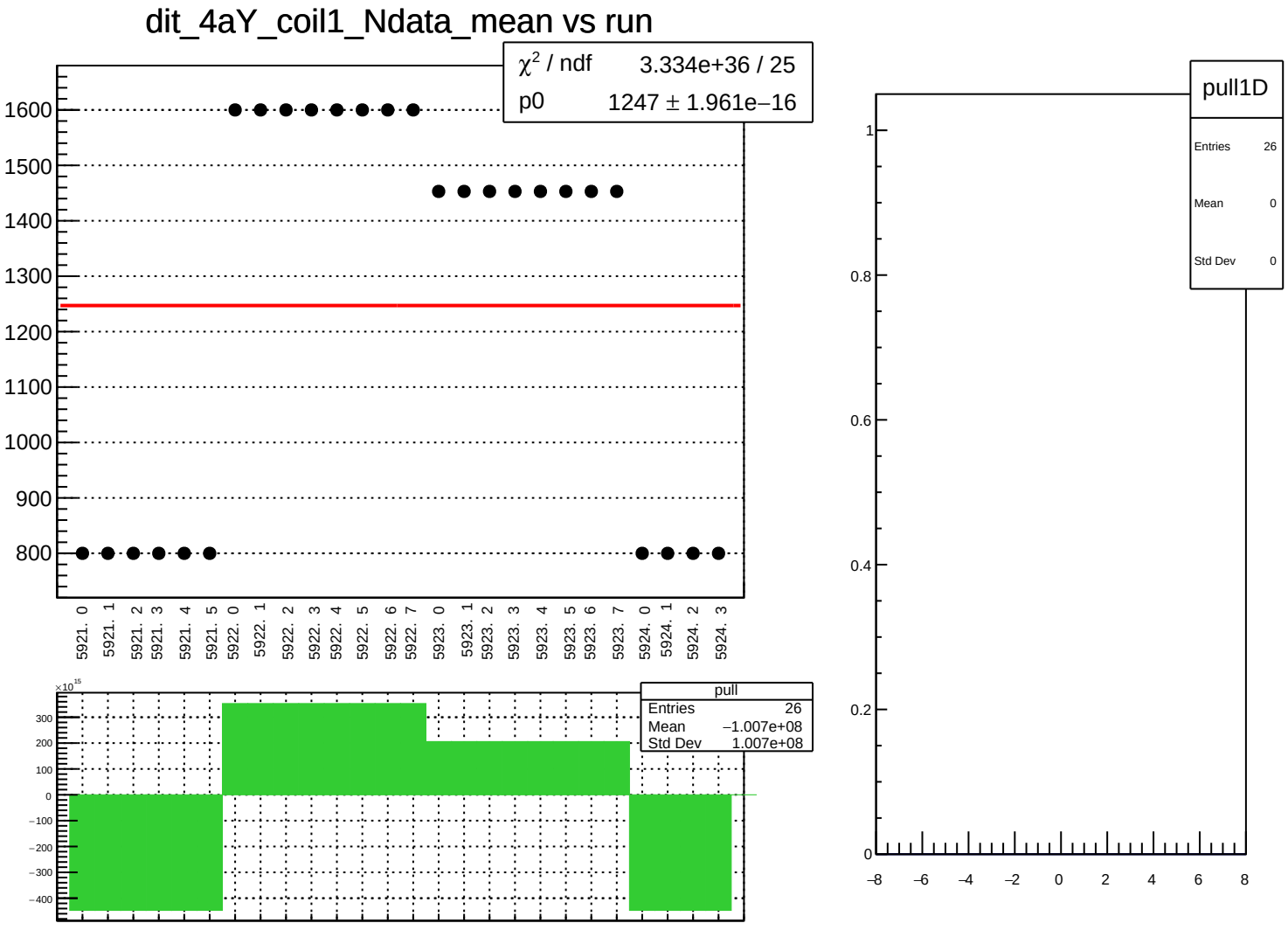
dit_4aY_coil1_Ndata_mean vs run
χ² / ndf 3.334e+36 / 25
p0 1247 ± 1.961e−16
1600
1500
1400
1300
1200
1100
1000
900
800
5921. 0
5921. 1
5921. 2
5921. 3
5921. 4
5921. 5
5922. 0
5922. 1
5922. 2
5922. 3
5922. 4
5922. 5
5922. 6
5922. 7
5923. 0
5923. 1
5923. 2
5923. 3
5923. 4
5923. 5
5923. 6
5923. 7
5924. 0
5924. 1
5924. 2
5924. 3
×10^15
300
200
100
0
−100
−200
−300
−400
pull
Entries 26
Mean −1.007e+08
Std Dev 1.007e+08
pull1D
Entries 26
Mean 0
Std Dev 0
1
0.8
0.6
0.4
0.2
0
−8
−6
−4
−2
0
2
4
6
8

dit_4eY_coil1_mean vs run

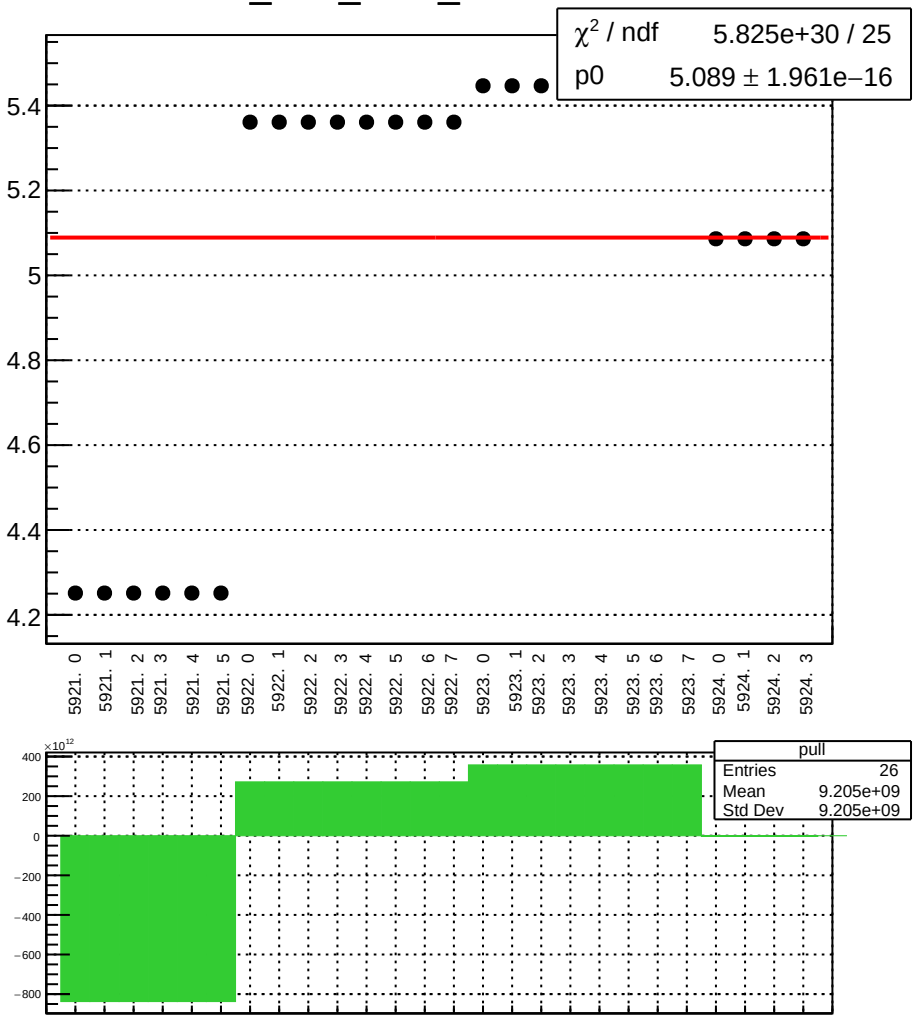

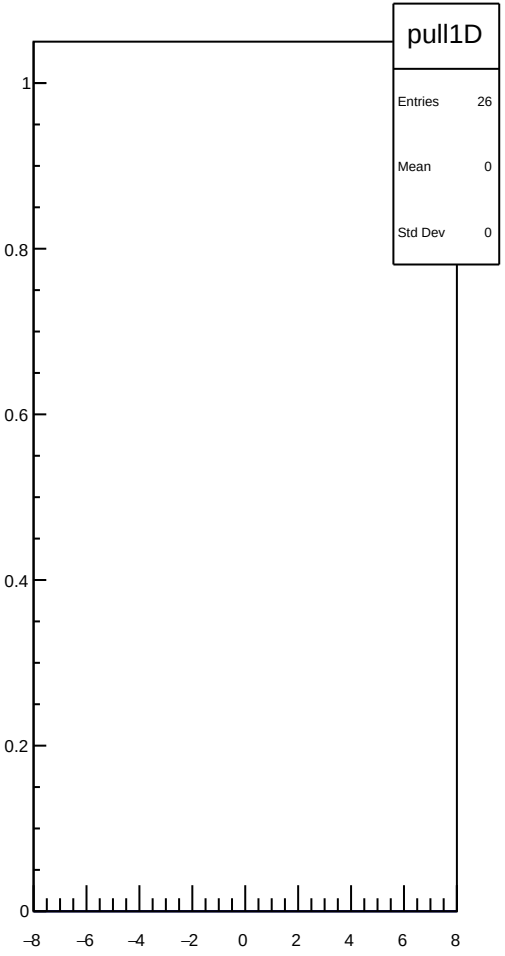

dit_4eY_coil1_err_mean vs run

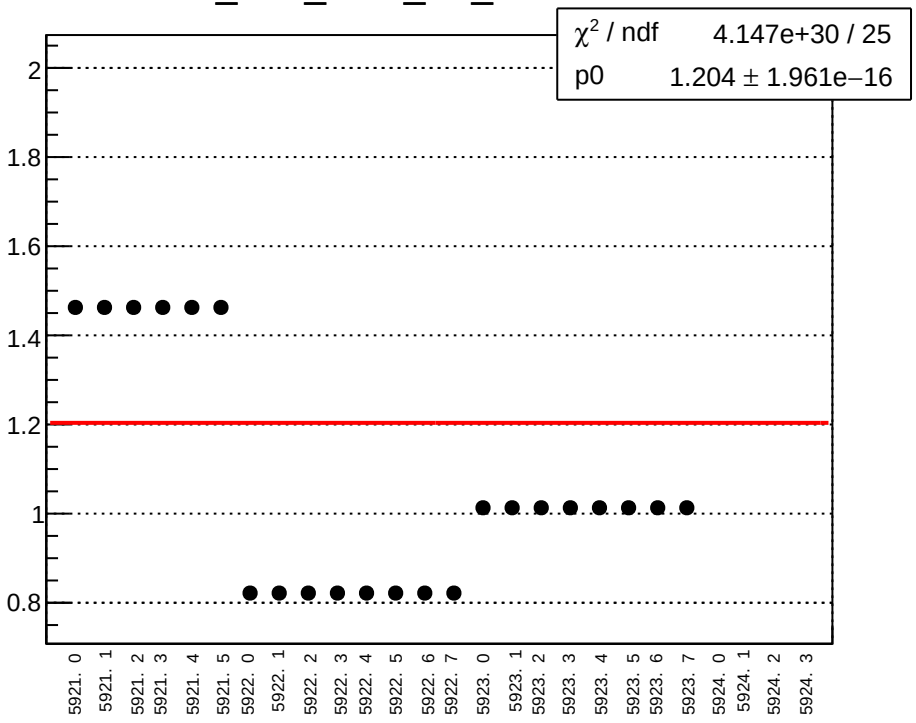

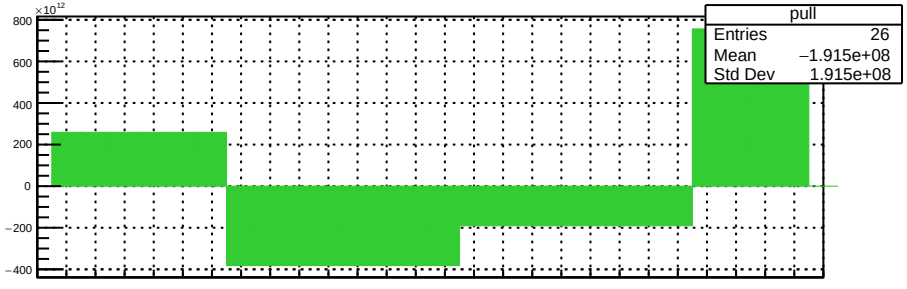

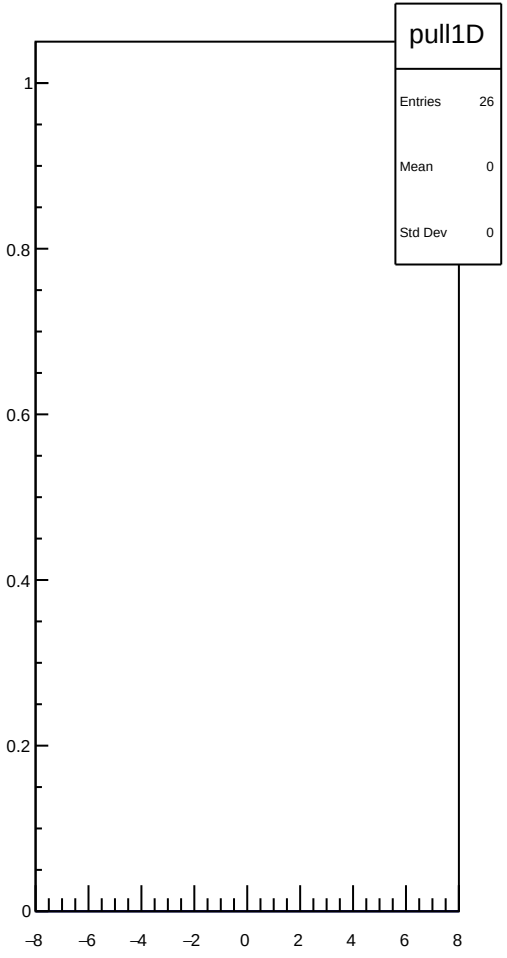

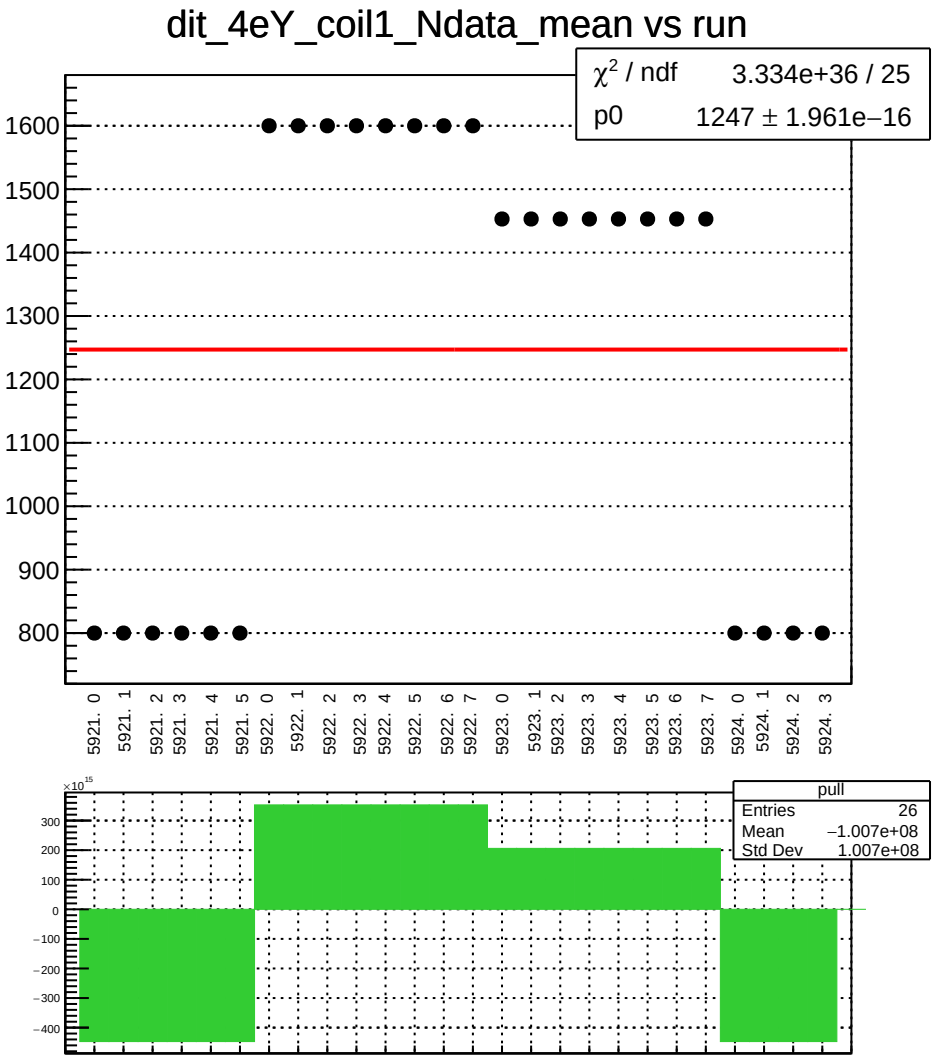
dit_4eY_coil1_Ndata_mean vs run
χ² / ndf 3.334e+36 / 25
p0 1247 ± 1.961e−16
1600
1500
1400
1300
1200
1100
1000
900
800
5921. 0
5921. 1
5921. 2
5921. 3
5921. 4
5921. 5
5922. 0
5922. 1
5922. 2
5922. 3
5922. 4
5922. 5
5922. 6
5922. 7
5923. 0
5923. 1
5923. 2
5923. 3
5923. 4
5923. 5
5923. 6
5923. 7
5924. 0
5924. 1
5924. 2
5924. 3
×10^15
300
200
100
0
−100
−200
−300
−400
pull
Entries 26
Mean −1.007e+08
Std Dev 1.007e+08

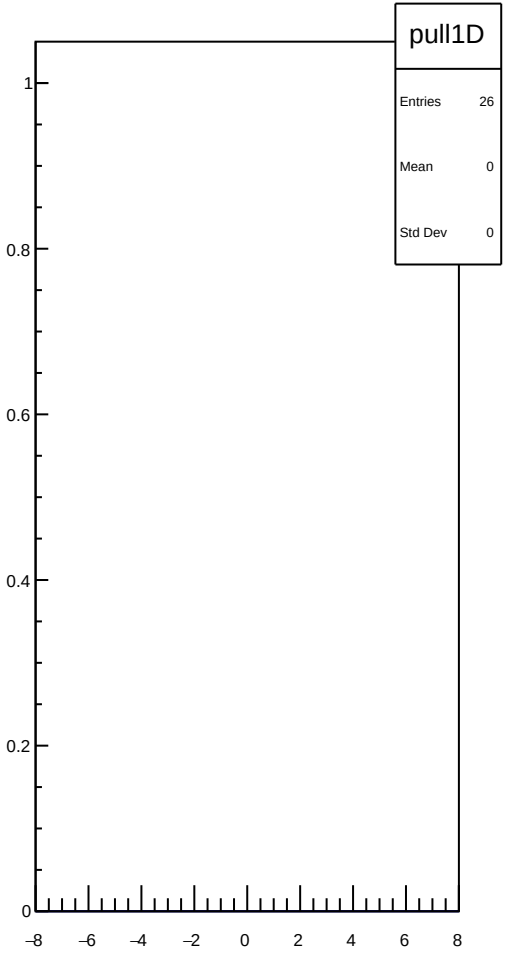
pull1D
Entries 26
Mean 0
Std Dev 0
1
0.8
0.6
0.4
0.2
0
−8
−6
−4
−2
0
2
4
6
8

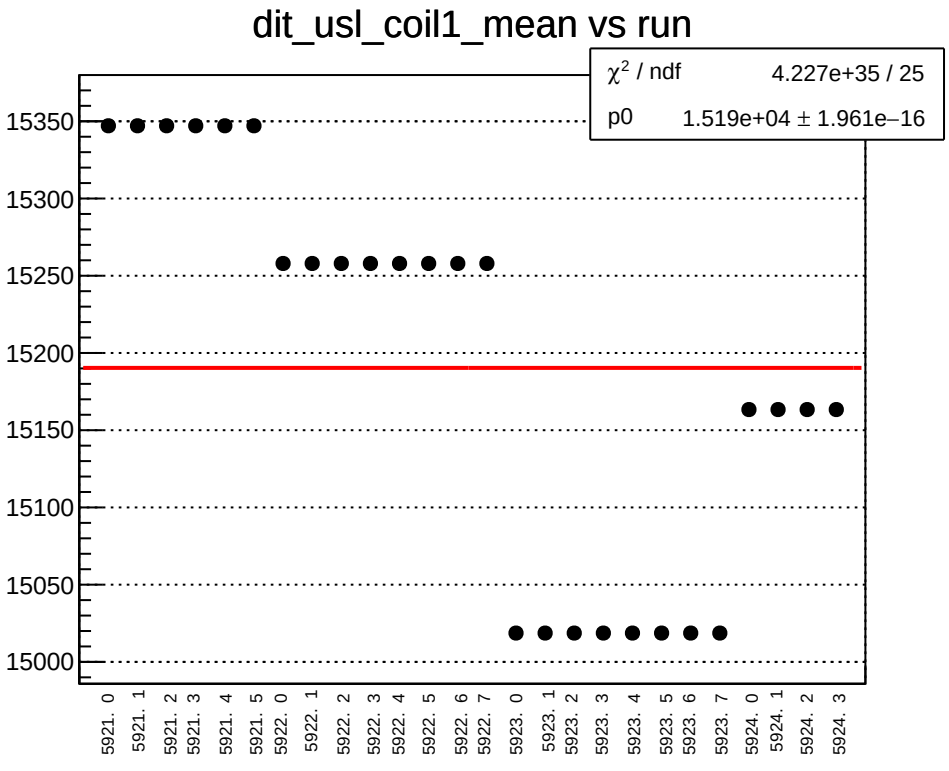
dit_usl_coil1_mean vs run
χ² / ndf 4.227e+35 / 25
p0 1.519e+04 ± 1.961e−16
15350
15300
15250
15200
15150
15100
15050
15000
5921. 0
5921. 1
5921. 2
5921. 3
5921. 4
5921. 5
5922. 0
5922. 1
5922. 2
5922. 3
5922. 4
5922. 5
5922. 6
5922. 7
5923. 0
5923. 1
5923. 2
5923. 3
5923. 4
5923. 5
5923. 6
5923. 7
5924. 0
5924. 1
5924. 2
5924. 3
×10^15
150
100
50
0
−50
−100
−150
pull
Entries 26
Mean −2.777e+08
Std Dev 2.777e+08

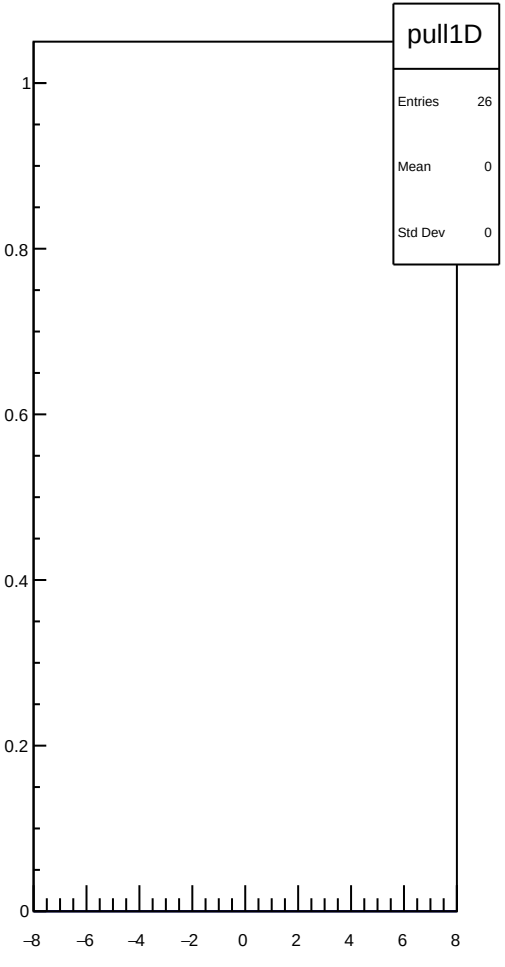
pull1D
Entries 26
Mean 0
Std Dev 0
1
0.8
0.6
0.4
0.2
0
−8
−6
−4
−2
0
2
4
6
8

dit_usl_coil1_err_mean vs run

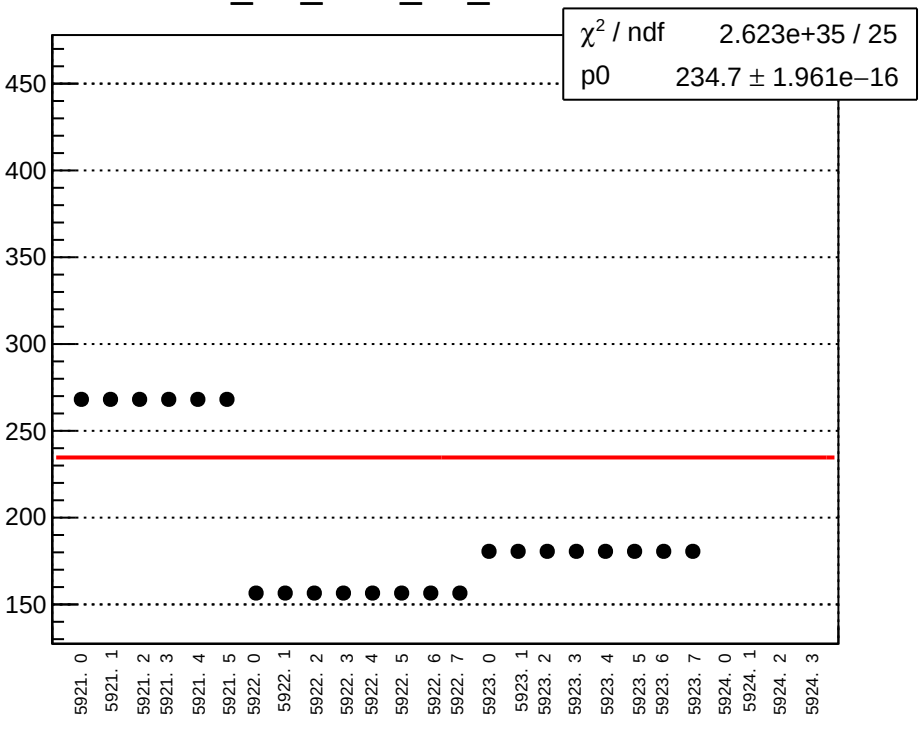

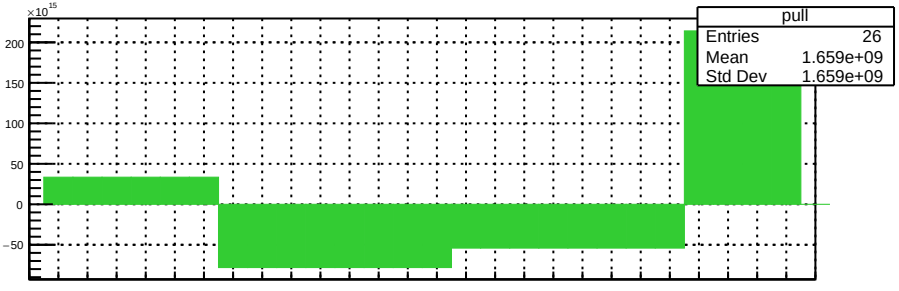

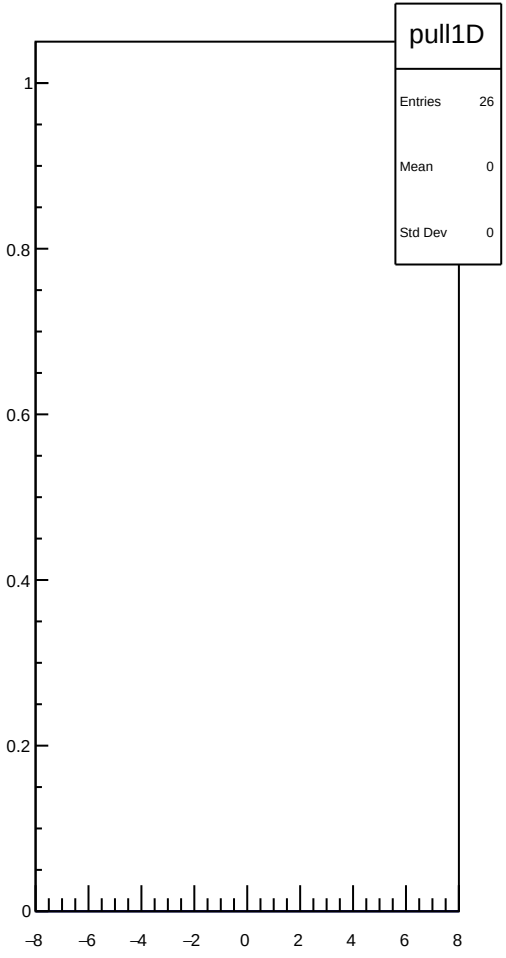

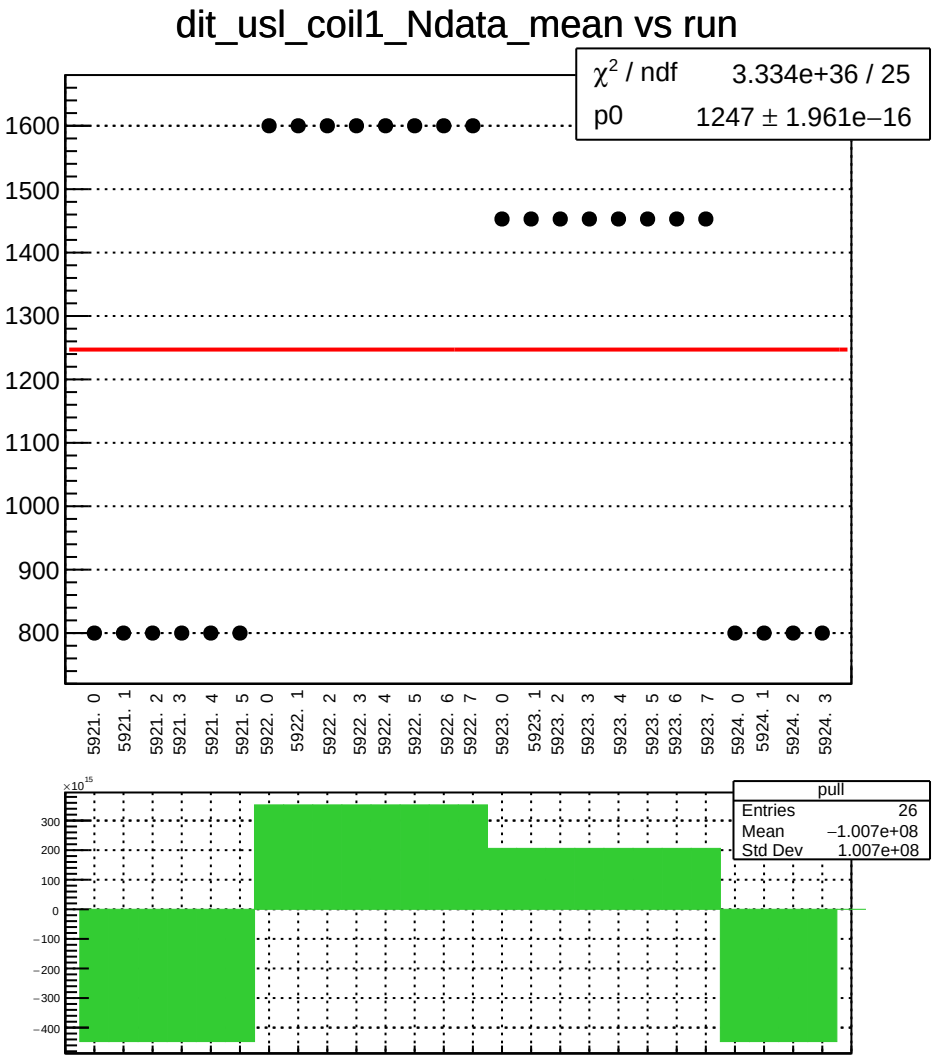
dit_usl_coil1_Ndata_mean vs run
χ² / ndf 3.334e+36 / 25
p0 1247 ± 1.961e−16
1600
1500
1400
1300
1200
1100
1000
900
800
5921. 0
5921. 1
5921. 2
5921. 3
5921. 4
5921. 5
5922. 0
5922. 1
5922. 2
5922. 3
5922. 4
5922. 5
5922. 6
5922. 7
5923. 0
5923. 1
5923. 2
5923. 3
5923. 4
5923. 5
5923. 6
5923. 7
5924. 0
5924. 1
5924. 2
5924. 3
×10¹⁵
300
200
100
0
−100
−200
−300
−400
pull
Entries 26
Mean −1.007e+08
Std Dev 1.007e+08

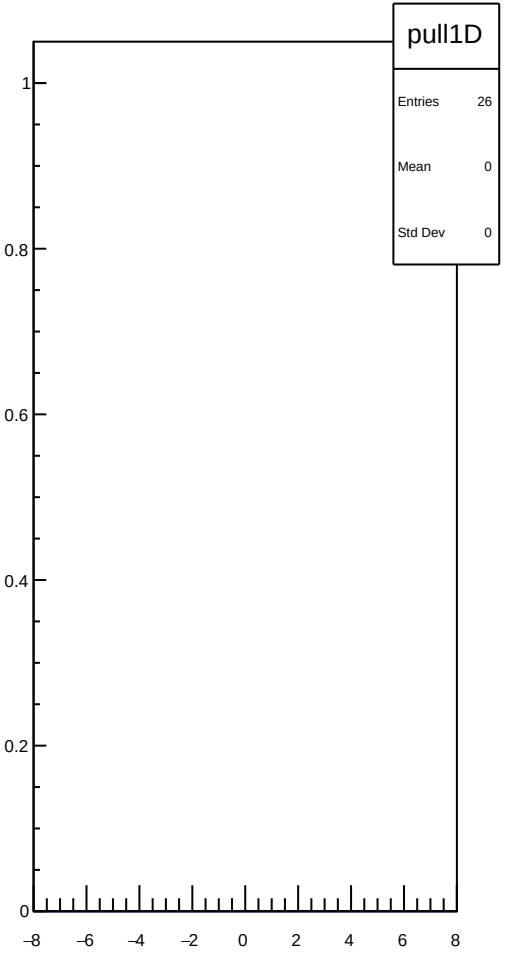
pull1D
Entries 26
Mean 0
Std Dev 0
1
0.8
0.6
0.4
0.2
0
−8
−6
−4
−2
0
2
4
6
8

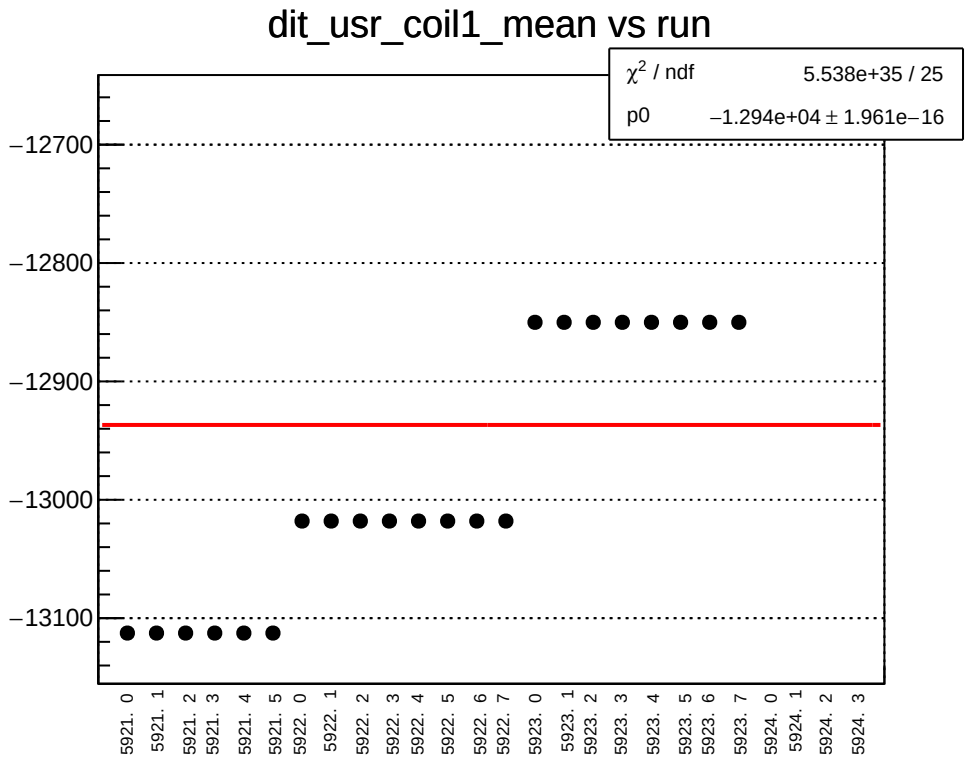
dit_usr_coil1_mean vs run
χ2 / ndf 5.538e+35 / 25
p0 −1.294e+04 ± 1.961e−16
−12700
−12800
−12900
−13000
−13100
5921. 0
5921. 1
5921. 2
5921. 3
5921. 4
5921. 5
5922. 0
5922. 1
5922. 2
5922. 3
5922. 4
5922. 5
5922. 6
5922. 7
5923. 0
5923. 1
5923. 2
5923. 3
5923. 4
5923. 5
5923. 6
5923. 7
5924. 0
5924. 1
5924. 2
5924. 3

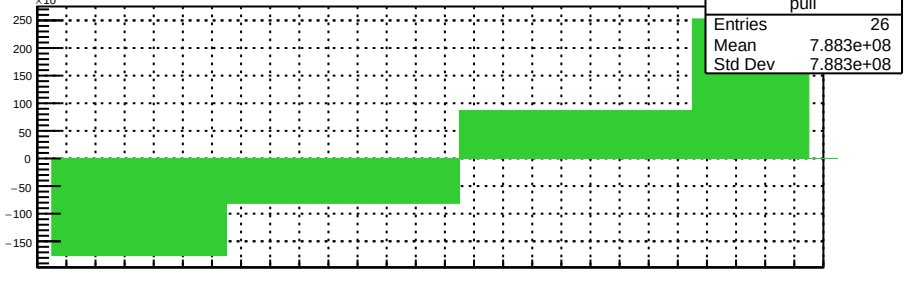
×10^15
250
200
150
100
50
0
−50
−100
−150
pull
Entries 26
Mean 7.883e+08
Std Dev 7.883e+08

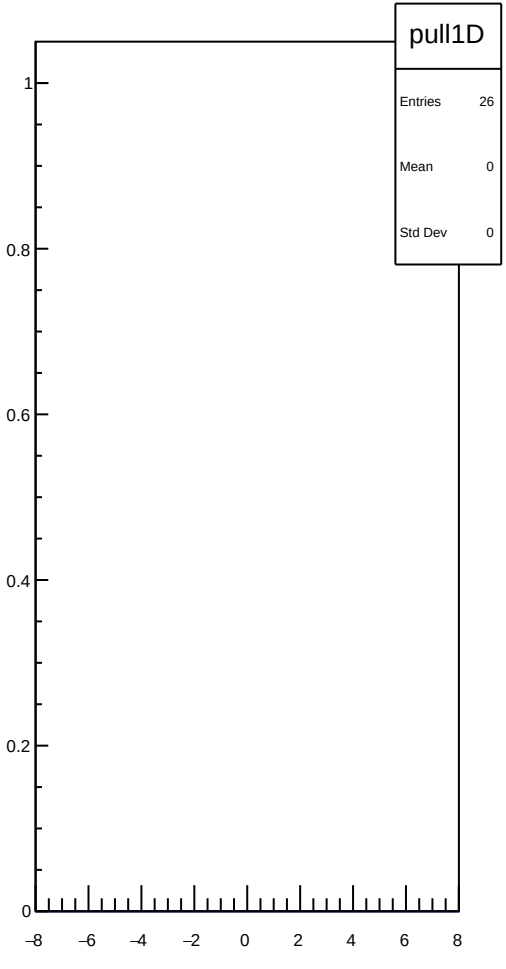
pull1D
Entries 26
Mean 0
Std Dev 0
1
0.8
0.6
0.4
0.2
0
−8
−6
−4
−2
0
2
4
6
8

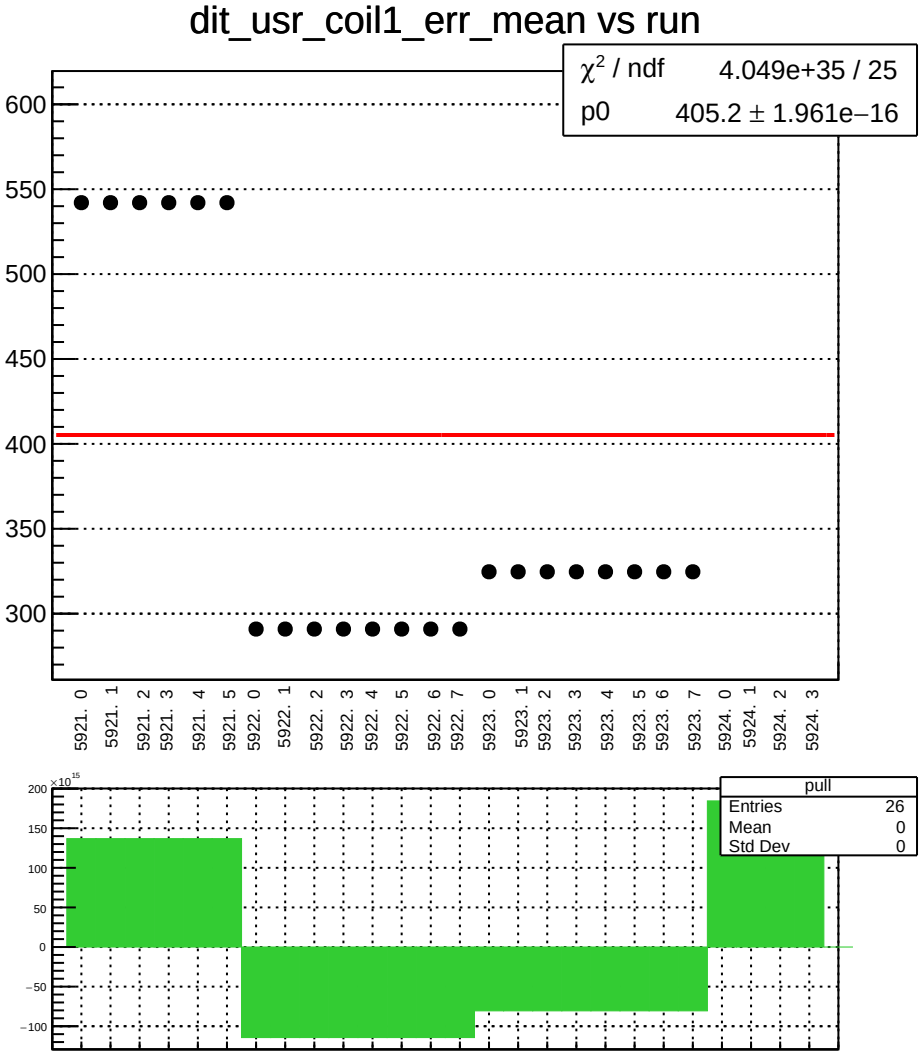
dit_usr_coil1_err_mean vs run
χ² / ndf 4.049e+35 / 25
p0 405.2 ± 1.961e−16
600
550
500
450
400
350
300
5921. 0
5921. 1
5921. 2
5921. 3
5921. 4
5921. 5
5922. 0
5922. 1
5922. 2
5922. 3
5922. 4
5922. 5
5922. 6
5922. 7
5923. 0
5923. 1
5923. 2
5923. 3
5923. 4
5923. 5
5923. 6
5923. 7
5924. 0
5924. 1
5924. 2
5924. 3
×10¹⁵
200
150
100
50
0
−50
−100
pull
Entries 26
Mean 0
Std Dev 0

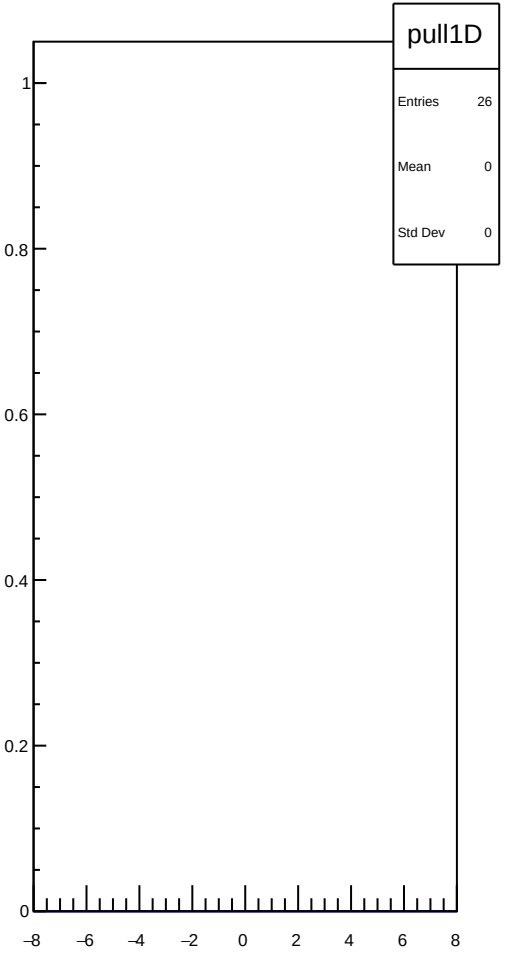
pull1D
Entries 26
Mean 0
Std Dev 0
1
0.8
0.6
0.4
0.2
0
−8
−6
−4
−2
0
2
4
6
8

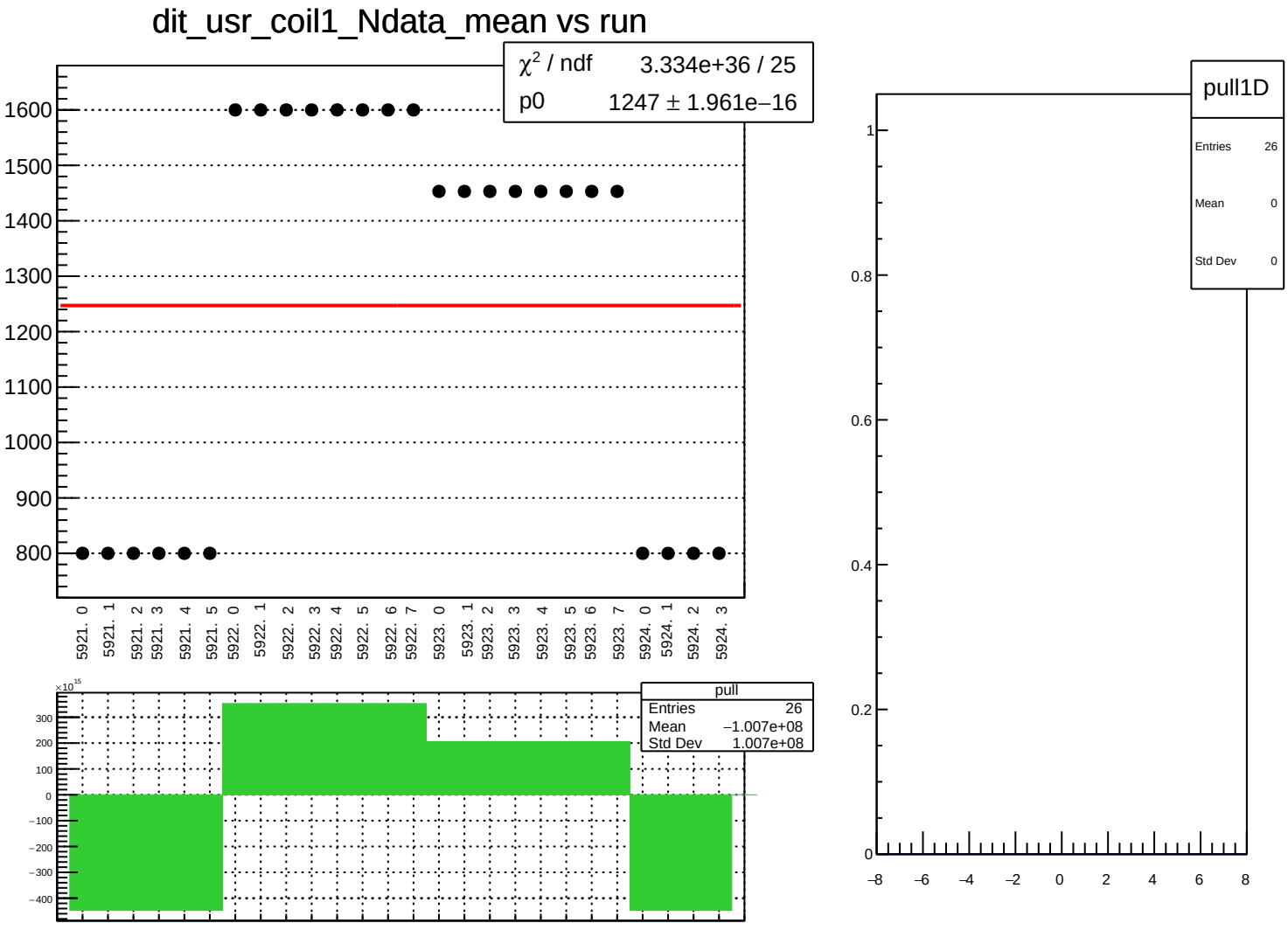
dit_usr_coil1_Ndata_mean vs run
χ² / ndf 3.334e+36 / 25
p0 1247 ± 1.961e−16
1600
1500
1400
1300
1200
1100
1000
900
800
5921. 0
5921. 1
5921. 2
5921. 3
5921. 4
5921. 5
5922. 0
5922. 1
5922. 2
5922. 3
5922. 4
5922. 5
5922. 6
5922. 7
5923. 0
5923. 1
5923. 2
5923. 3
5923. 4
5923. 5
5923. 6
5923. 7
5924. 0
5924. 1
5924. 2
5924. 3
×10¹⁵
300
200
100
0
−100
−200
−300
−400
pull
Entries 26
Mean −1.007e+08
Std Dev 1.007e+08
pull1D
Entries 26
Mean 0
Std Dev 0
1
0.8
0.6
0.4
0.2
0
−8
−6
−4
−2
0
2
4
6
8

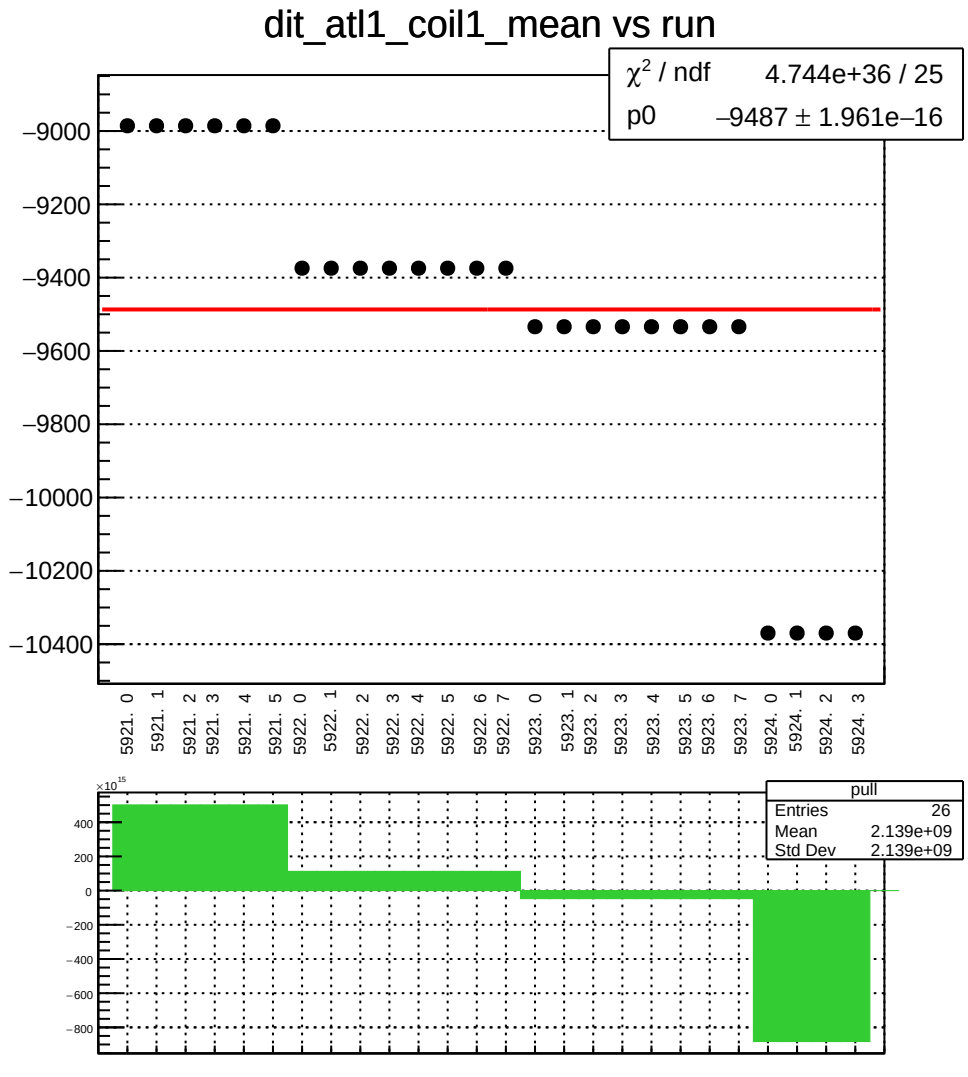
dit_atl1_coil1_mean vs run
χ^2 / ndf 4.744e+36 / 25
p0 −9487 ± 1.961e−16
−9000
−9200
−9400
−9600
−9800
−10000
−10200
−10400
5921. 0
5921. 1
5921. 2
5921. 3
5921. 4
5921. 5
5922. 0
5922. 1
5922. 2
5922. 3
5922. 4
5922. 5
5922. 6
5922. 7
5923. 0
5923. 1
5923. 2
5923. 3
5923. 4
5923. 5
5923. 6
5923. 7
5924. 0
5924. 1
5924. 2
5924. 3
×10^15
400
200
0
−200
−400
−600
−800
pull
Entries 26
Mean 2.139e+09
Std Dev 2.139e+09

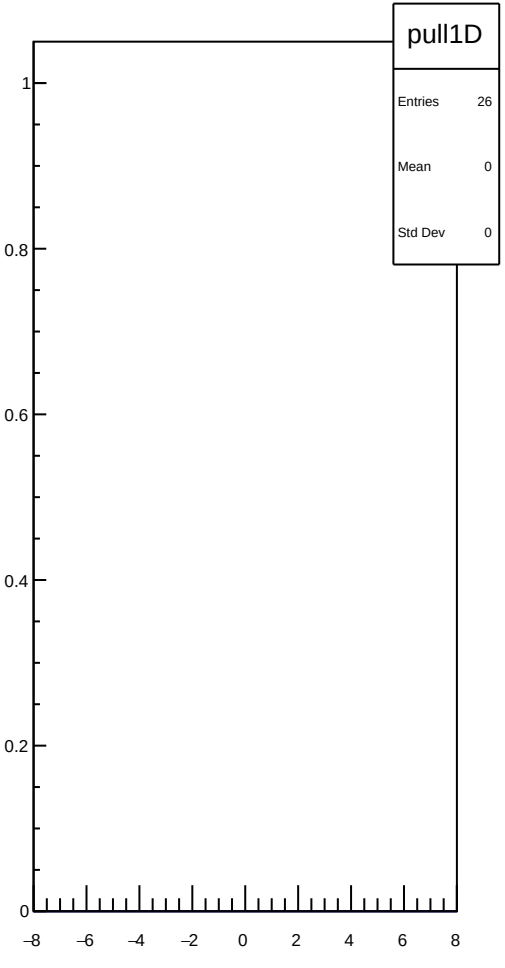
pull1D
Entries 26
Mean 0
Std Dev 0
1
0.8
0.6
0.4
0.2
0
−8
−6
−4
−2
0
2
4
6
8

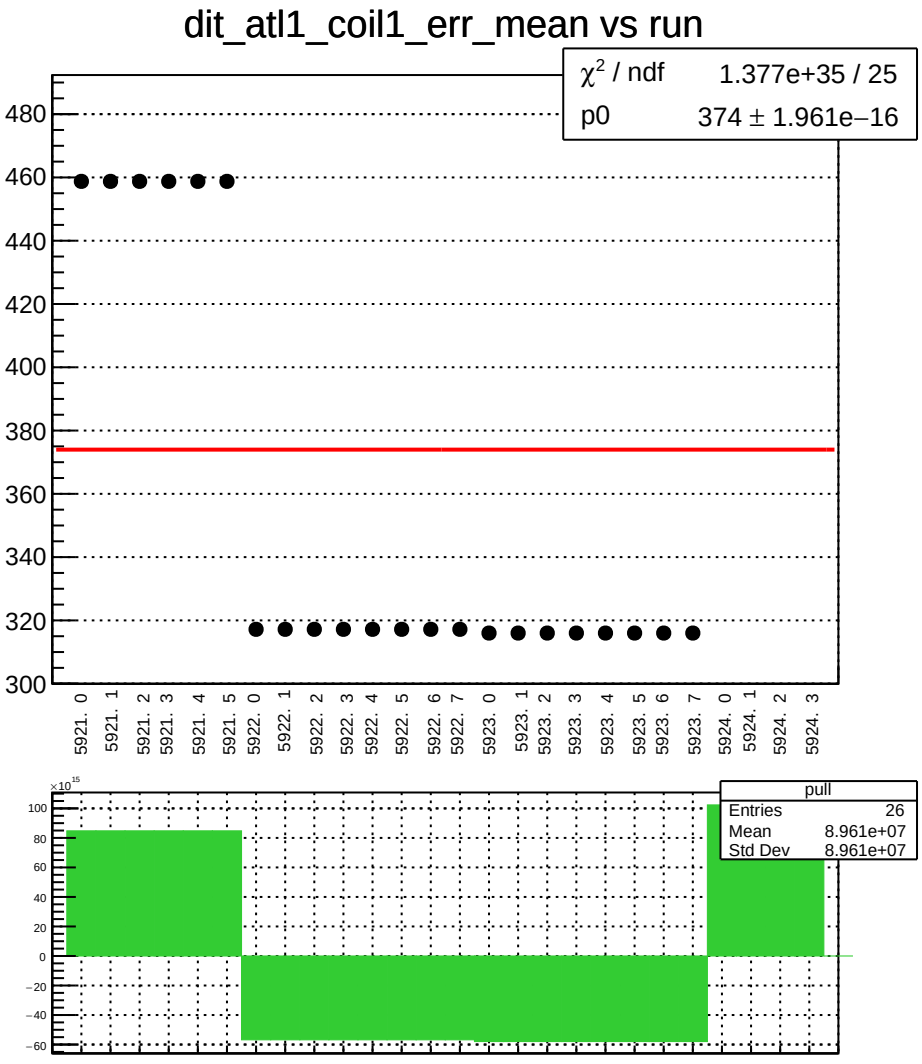
dit_atl1_coil1_err_mean vs run
χ² / ndf 1.377e+35 / 25
p0 374 ± 1.961e−16
480
460
440
420
400
380
360
340
320
300
5921. 0
5921. 1
5921. 2
5921. 3
5921. 4
5921. 5
5922. 0
5922. 1
5922. 2
5922. 3
5922. 4
5922. 5
5922. 6
5922. 7
5923. 0
5923. 1
5923. 2
5923. 3
5923. 4
5923. 5
5923. 6
5923. 7
5924. 0
5924. 1
5924. 2
5924. 3
×10^15
100
80
60
40
20
0
−20
−40
−60
pull
Entries 26
Mean 8.961e+07
Std Dev 8.961e+07

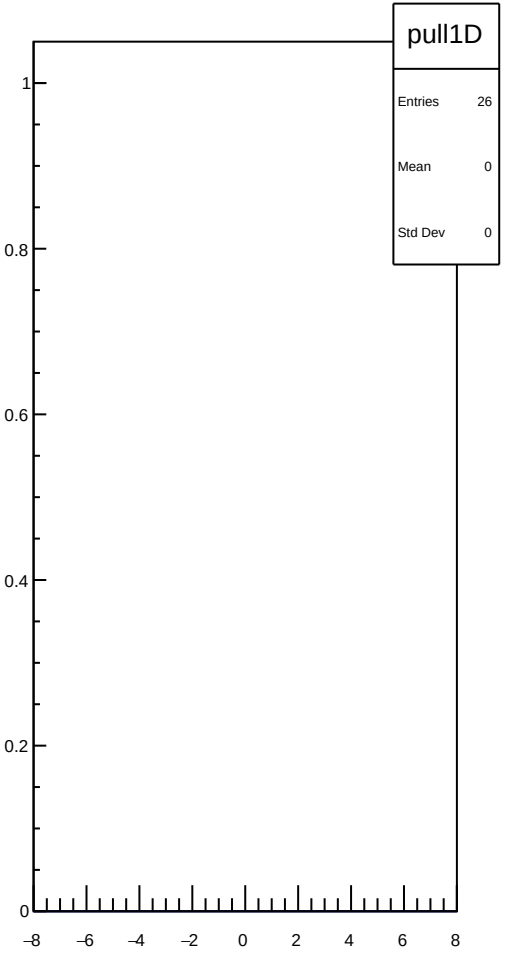
pull1D
Entries 26
Mean 0
Std Dev 0
1
0.8
0.6
0.4
0.2
0
−8
−6
−4
−2
0
2
4
6
8

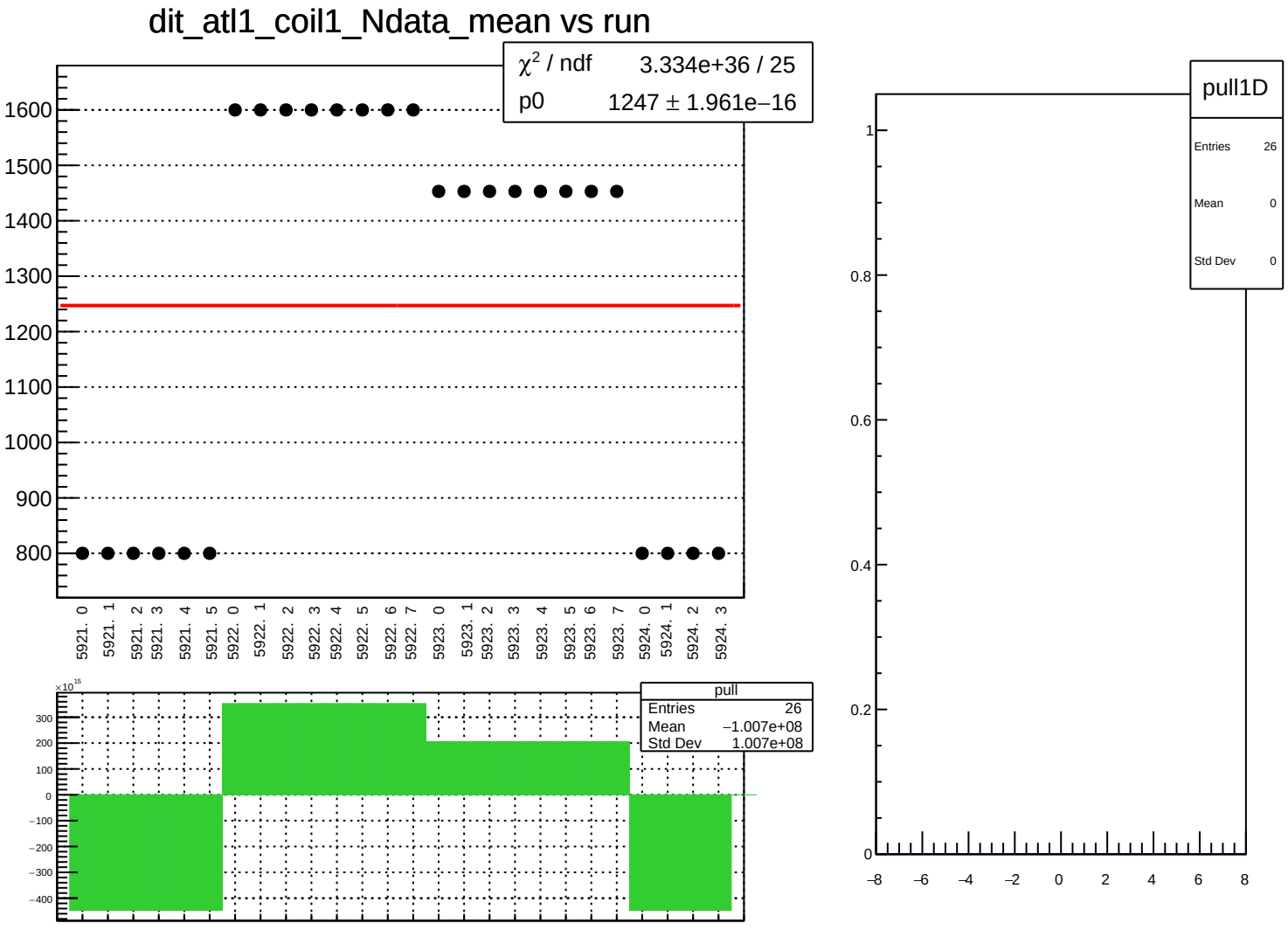
dit_atl1_coil1_Ndata_mean vs run
χ² / ndf 3.334e+36 / 25
p0 1247 ± 1.961e−16
1600
1500
1400
1300
1200
1100
1000
900
800
5921. 0
5921. 1
5921. 2
5921. 3
5921. 4
5921. 5
5922. 0
5922. 1
5922. 2
5922. 3
5922. 4
5922. 5
5922. 6
5922. 7
5923. 0
5923. 1
5923. 2
5923. 3
5923. 4
5923. 5
5923. 6
5923. 7
5924. 0
5924. 1
5924. 2
5924. 3
×10¹⁵
300
200
100
0
−100
−200
−300
−400
pull
Entries 26
Mean −1.007e+08
Std Dev 1.007e+08
pull1D
Entries 26
Mean 0
Std Dev 0
1
0.8
0.6
0.4
0.2
0
−8
−6
−4
−2
0
2
4
6
8

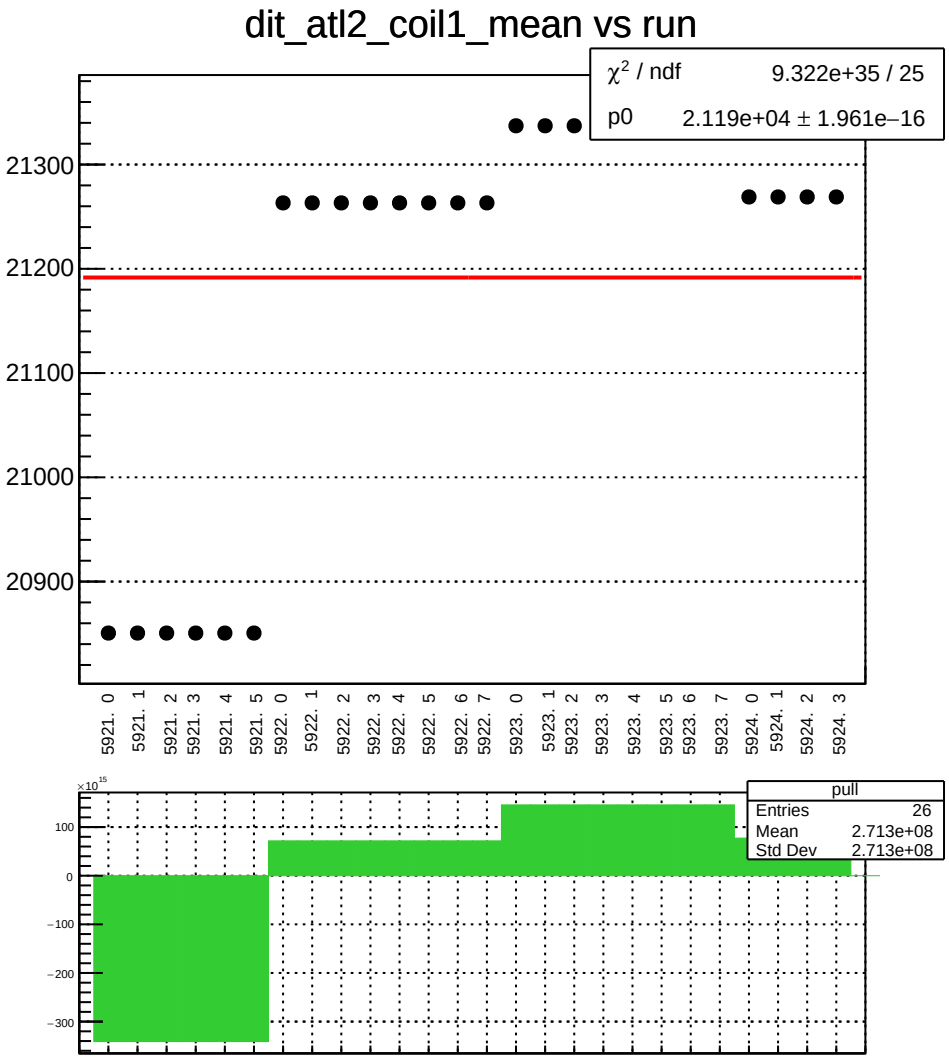
dit_atl2_coil1_mean vs run
χ² / ndf 9.322e+35 / 25
p0 2.119e+04 ± 1.961e−16
21300
21200
21100
21000
20900
5921. 0
5921. 1
5921. 2
5921. 3
5921. 4
5921. 5
5922. 0
5922. 1
5922. 2
5922. 3
5922. 4
5922. 5
5922. 6
5922. 7
5923. 0
5923. 1
5923. 2
5923. 3
5923. 4
5923. 5
5923. 6
5923. 7
5924. 0
5924. 1
5924. 2
5924. 3
×10^15
100
0
−100
−200
−300
pull
Entries 26
Mean 2.713e+08
Std Dev 2.713e+08

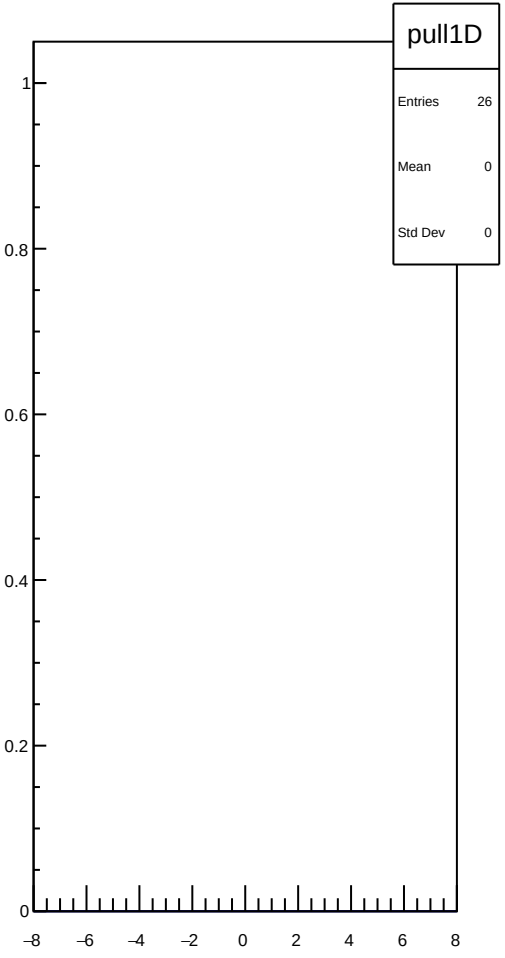
pull1D
Entries 26
Mean 0
Std Dev 0
1
0.8
0.6
0.4
0.2
0
−8
−6
−4
−2
0
2
4
6
8

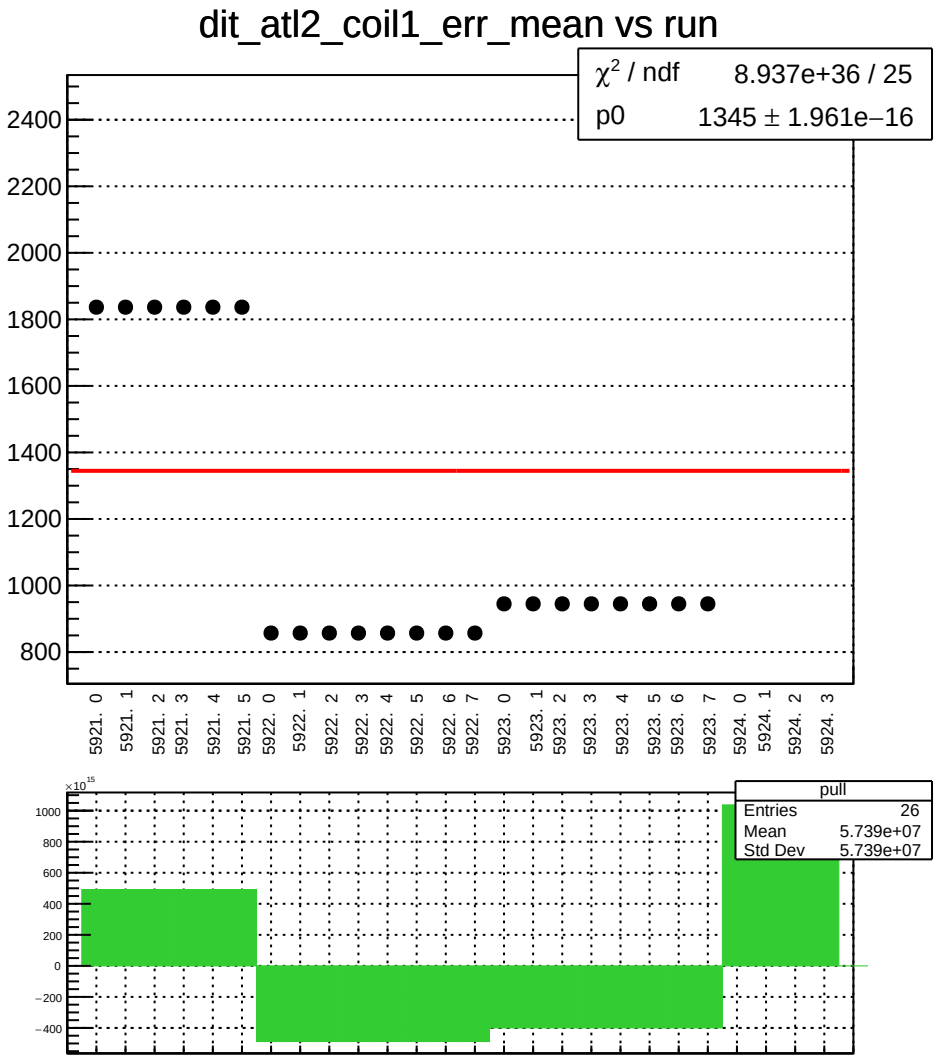
dit_atl2_coil1_err_mean vs run
χ² / ndf 8.937e+36 / 25
p0 1345 ± 1.961e−16
2400
2200
2000
1800
1600
1400
1200
1000
800
5921. 0
5921. 1
5921. 2
5921. 3
5921. 4
5921. 5
5922. 0
5922. 1
5922. 2
5922. 3
5922. 4
5922. 5
5922. 6
5922. 7
5923. 0
5923. 1
5923. 2
5923. 3
5923. 4
5923. 5
5923. 6
5923. 7
5924. 0
5924. 1
5924. 2
5924. 3
×10^15
1000
800
600
400
200
0
−200
−400
pull
Entries 26
Mean 5.739e+07
Std Dev 5.739e+07

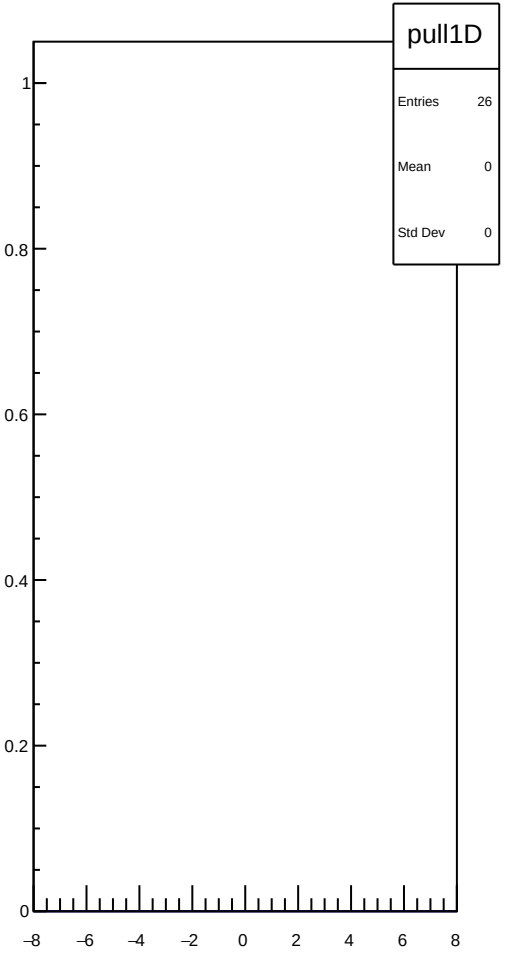
pull1D
Entries 26
Mean 0
Std Dev 0
1
0.8
0.6
0.4
0.2
0
−8
−6
−4
−2
0
2
4
6
8

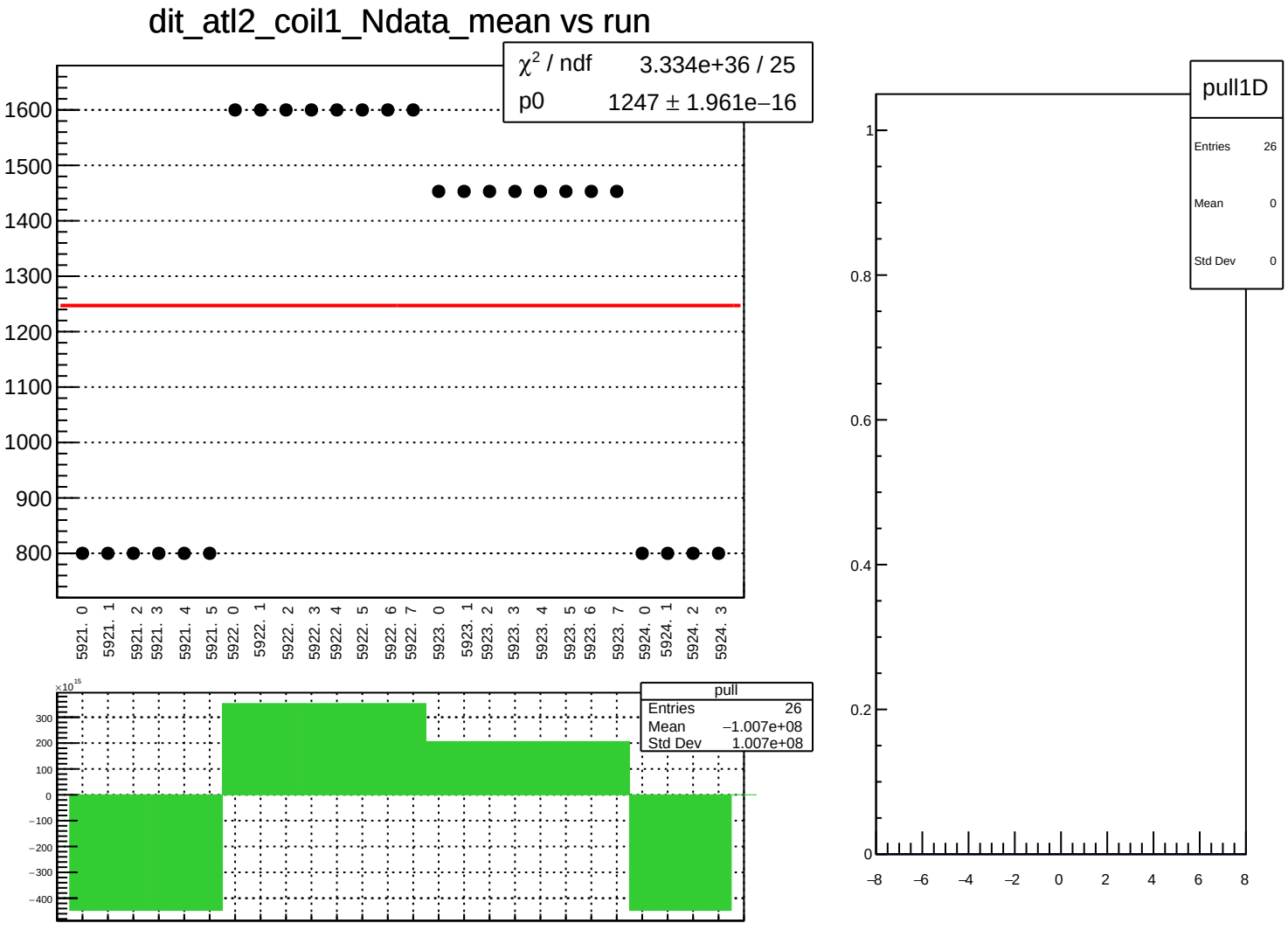
dit_atl2_coil1_Ndata_mean vs run
χ² / ndf 3.334e+36 / 25
p0 1247 ± 1.961e−16
1600
1500
1400
1300
1200
1100
1000
900
800
5921. 0
5921. 1
5921. 2
5921. 3
5921. 4
5921. 5
5922. 0
5922. 1
5922. 2
5922. 3
5922. 4
5922. 5
5922. 6
5922. 7
5923. 0
5923. 1
5923. 2
5923. 3
5923. 4
5923. 5
5923. 6
5923. 7
5924. 0
5924. 1
5924. 2
5924. 3
×10¹⁵
300
200
100
0
−100
−200
−300
−400
pull
Entries 26
Mean −1.007e+08
Std Dev 1.007e+08
pull1D
Entries 26
Mean 0
Std Dev 0
1
0.8
0.6
0.4
0.2
0
−8
−6
−4
−2
0
2
4
6
8

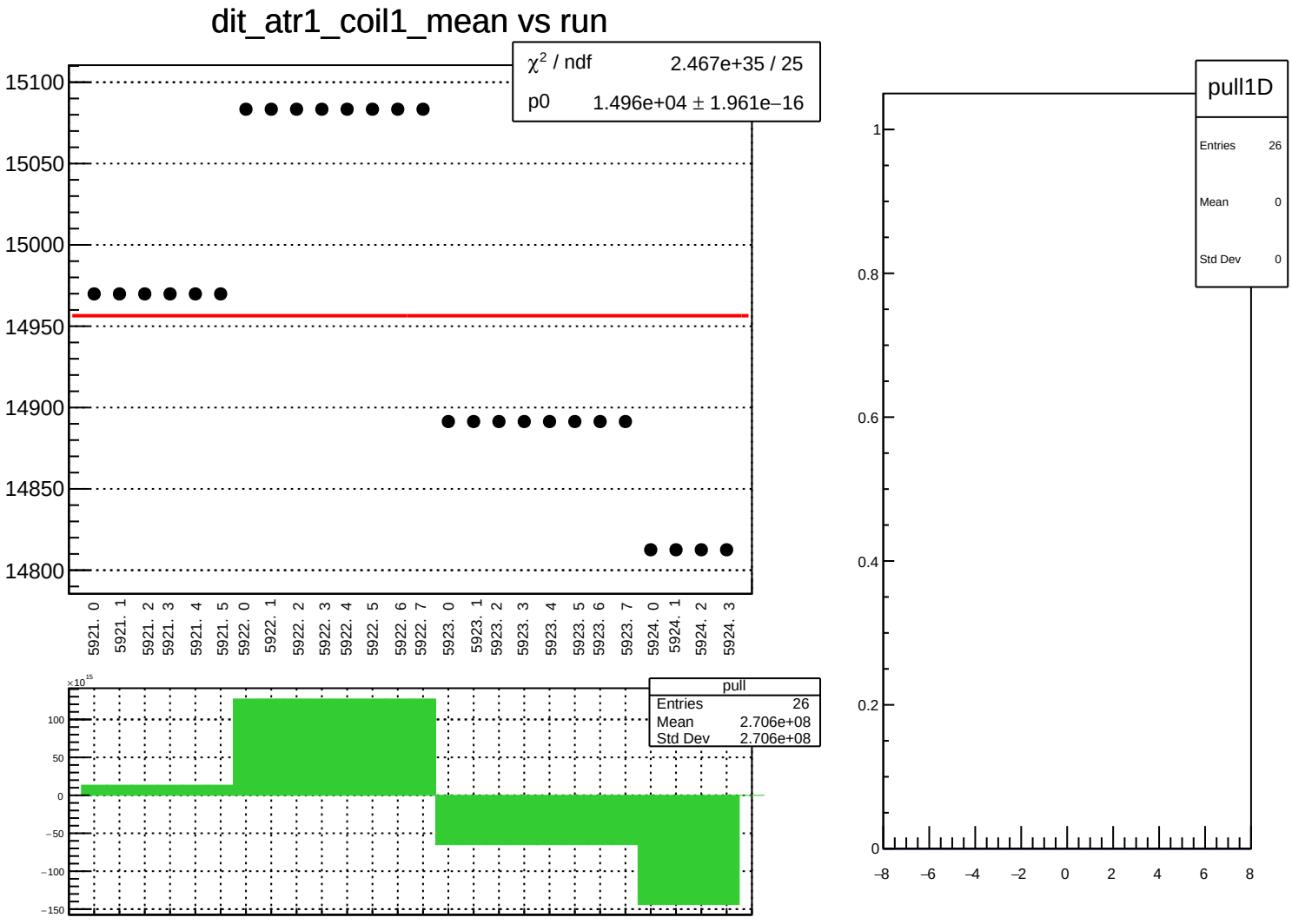
dit_atr1_coil1_mean vs run
χ² / ndf 2.467e+35 / 25
p0 1.496e+04 ± 1.961e−16
15100
15050
15000
14950
14900
14850
14800
5921. 0
5921. 1
5921. 2
5921. 3
5921. 4
5921. 5
5922. 0
5922. 1
5922. 2
5922. 3
5922. 4
5922. 5
5922. 6
5922. 7
5923. 0
5923. 1
5923. 2
5923. 3
5923. 4
5923. 5
5923. 6
5923. 7
5924. 0
5924. 1
5924. 2
5924. 3
×10¹⁵
100
50
0
−50
−100
−150
pull
Entries 26
Mean 2.706e+08
Std Dev 2.706e+08
pull1D
Entries 26
Mean 0
Std Dev 0
1
0.8
0.6
0.4
0.2
0
−8
−6
−4
−2
0
2
4
6
8

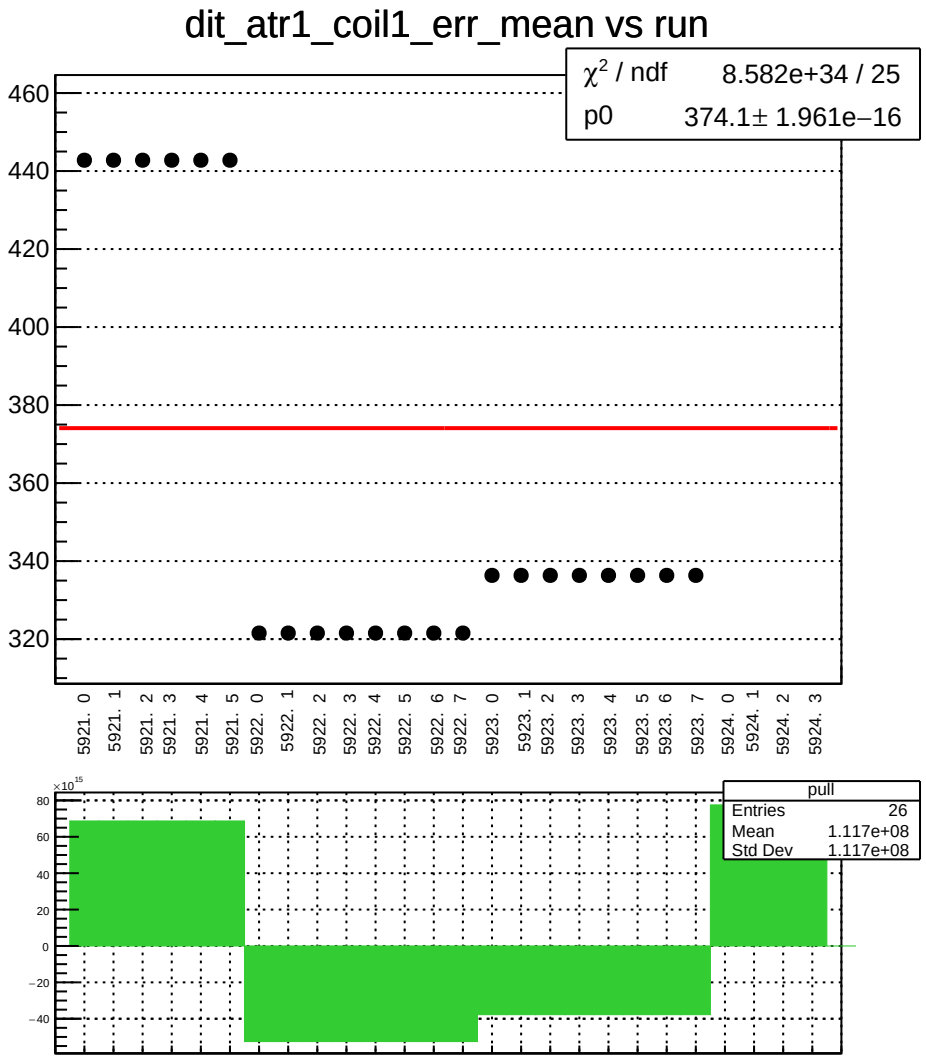
dit_atr1_coil1_err_mean vs run
χ² / ndf 8.582e+34 / 25
p0 374.1± 1.961e−16
460
440
420
400
380
360
340
320
5921. 0
5921. 1
5921. 2
5921. 3
5921. 4
5921. 5
5922. 0
5922. 1
5922. 2
5922. 3
5922. 4
5922. 5
5922. 6
5922. 7
5923. 0
5923. 1
5923. 2
5923. 3
5923. 4
5923. 5
5923. 6
5923. 7
5924. 0
5924. 1
5924. 2
5924. 3
×10¹⁵
80
60
40
20
0
−20
−40
pull
Entries 26
Mean 1.117e+08
Std Dev 1.117e+08

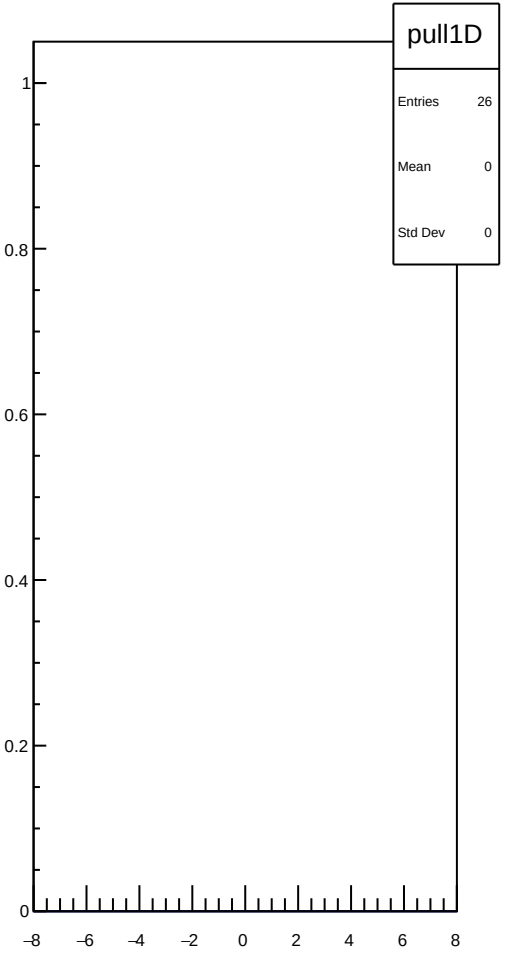
pull1D
Entries 26
Mean 0
Std Dev 0
1
0.8
0.6
0.4
0.2
0
−8
−6
−4
−2
0
2
4
6
8

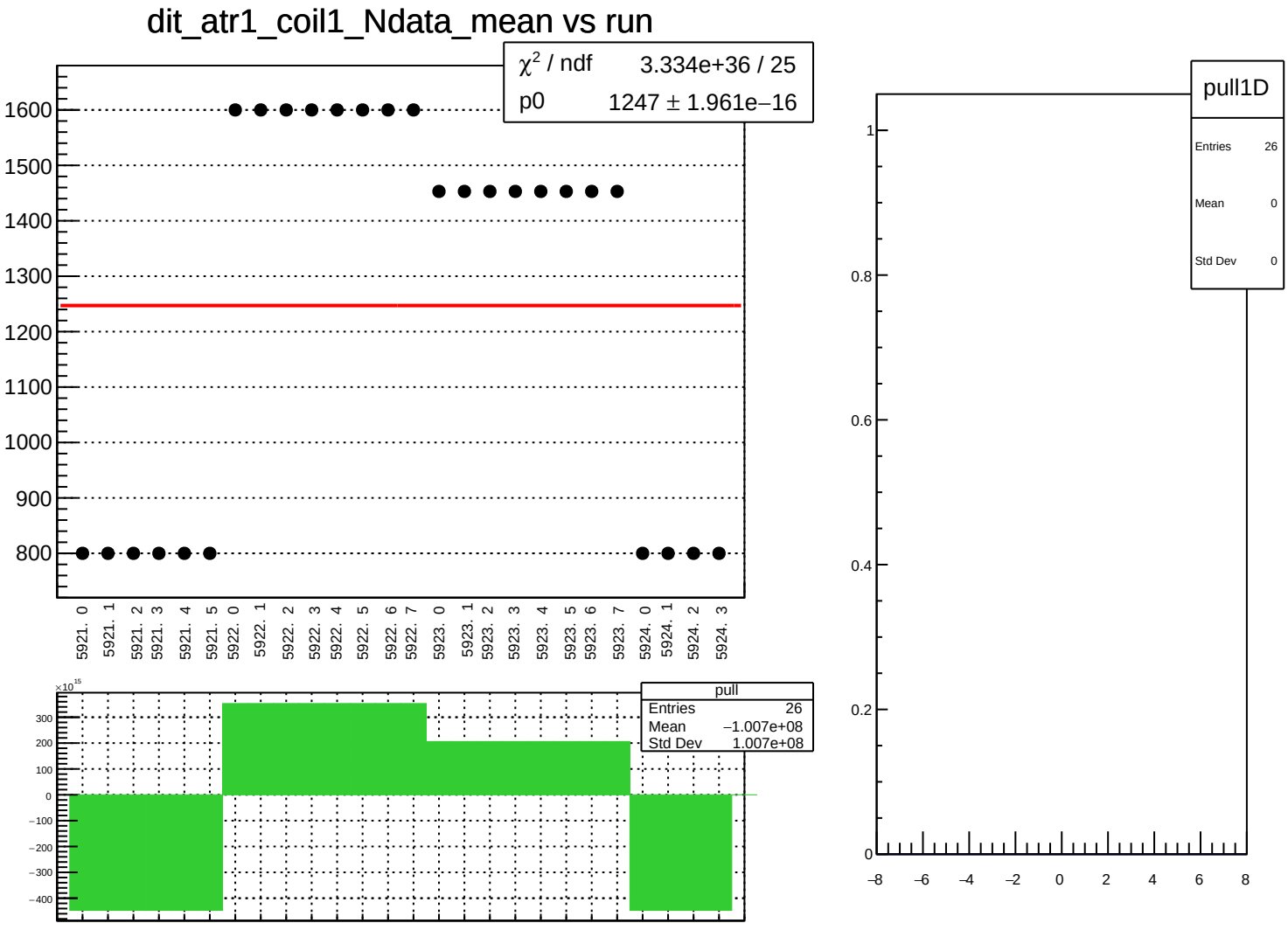
dit_atr1_coil1_Ndata_mean vs run
χ² / ndf 3.334e+36 / 25
p0 1247 ± 1.961e−16
1600
1500
1400
1300
1200
1100
1000
900
800
5921. 0
5921. 1
5921. 2
5921. 3
5921. 4
5921. 5
5922. 0
5922. 1
5922. 2
5922. 3
5922. 4
5922. 5
5922. 6
5922. 7
5923. 0
5923. 1
5923. 2
5923. 3
5923. 4
5923. 5
5923. 6
5923. 7
5924. 0
5924. 1
5924. 2
5924. 3
×10¹⁵
300
200
100
0
−100
−200
−300
−400
pull
Entries 26
Mean −1.007e+08
Std Dev 1.007e+08
pull1D
Entries 26
Mean 0
Std Dev 0
1
0.8
0.6
0.4
0.2
0
−8
−6
−4
−2
0
2
4
6
8

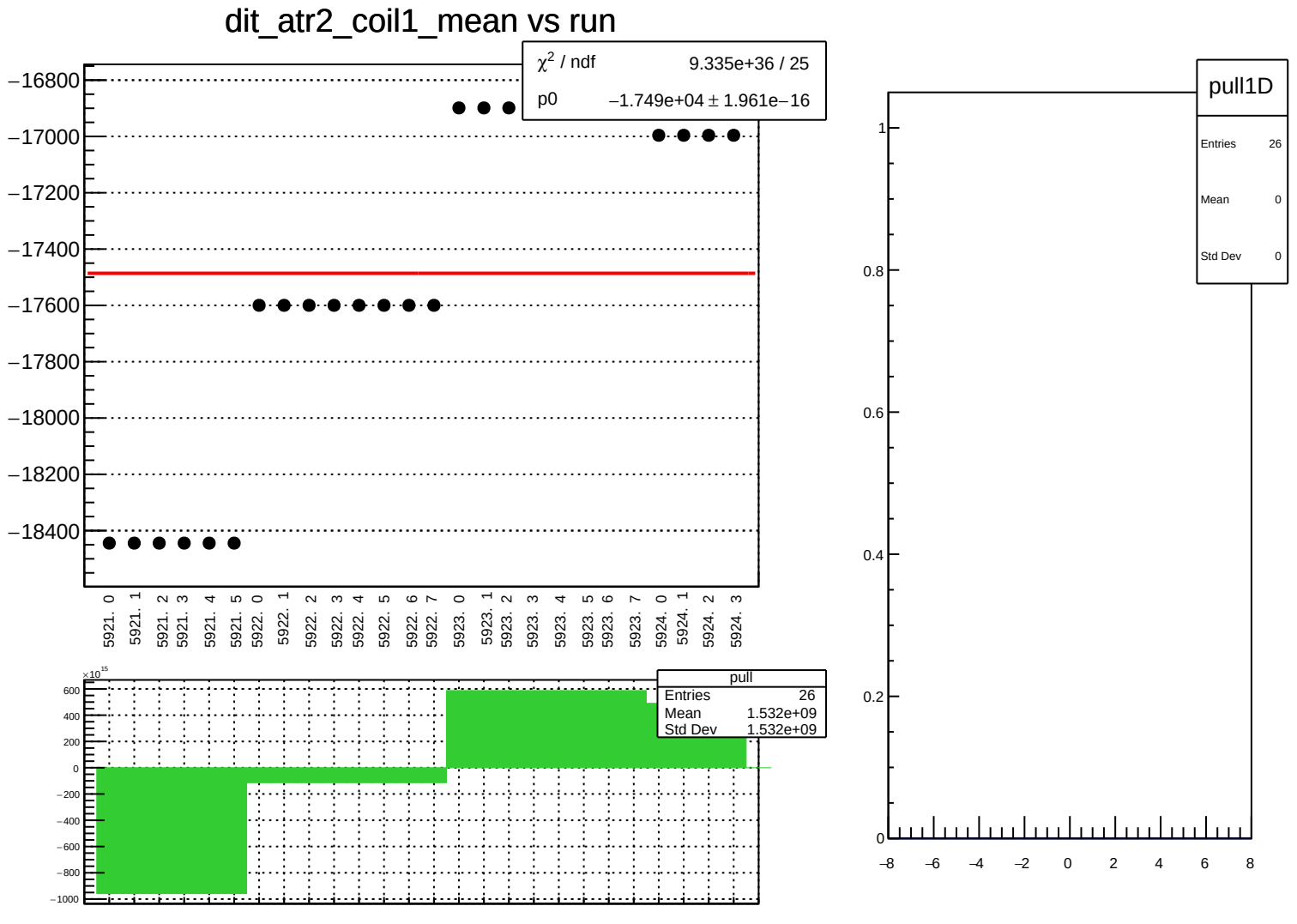
dit_atr2_coil1_mean vs run
χ2 / ndf 9.335e+36 / 25
p0 −1.749e+04 ± 1.961e−16
−16800
−17000
−17200
−17400
−17600
−17800
−18000
−18200
−18400
5921. 0
5921. 1
5921. 2
5921. 3
5921. 4
5921. 5
5922. 0
5922. 1
5922. 2
5922. 3
5922. 4
5922. 5
5922. 6
5922. 7
5923. 0
5923. 1
5923. 2
5923. 3
5923. 4
5923. 5
5923. 6
5923. 7
5924. 0
5924. 1
5924. 2
5924. 3
×10^15
600
400
200
0
−200
−400
−600
−800
−1000
pull
Entries 26
Mean 1.532e+09
Std Dev 1.532e+09
pull1D
Entries 26
Mean 0
Std Dev 0
1
0.8
0.6
0.4
0.2
0
−8
−6
−4
−2
0
2
4
6
8

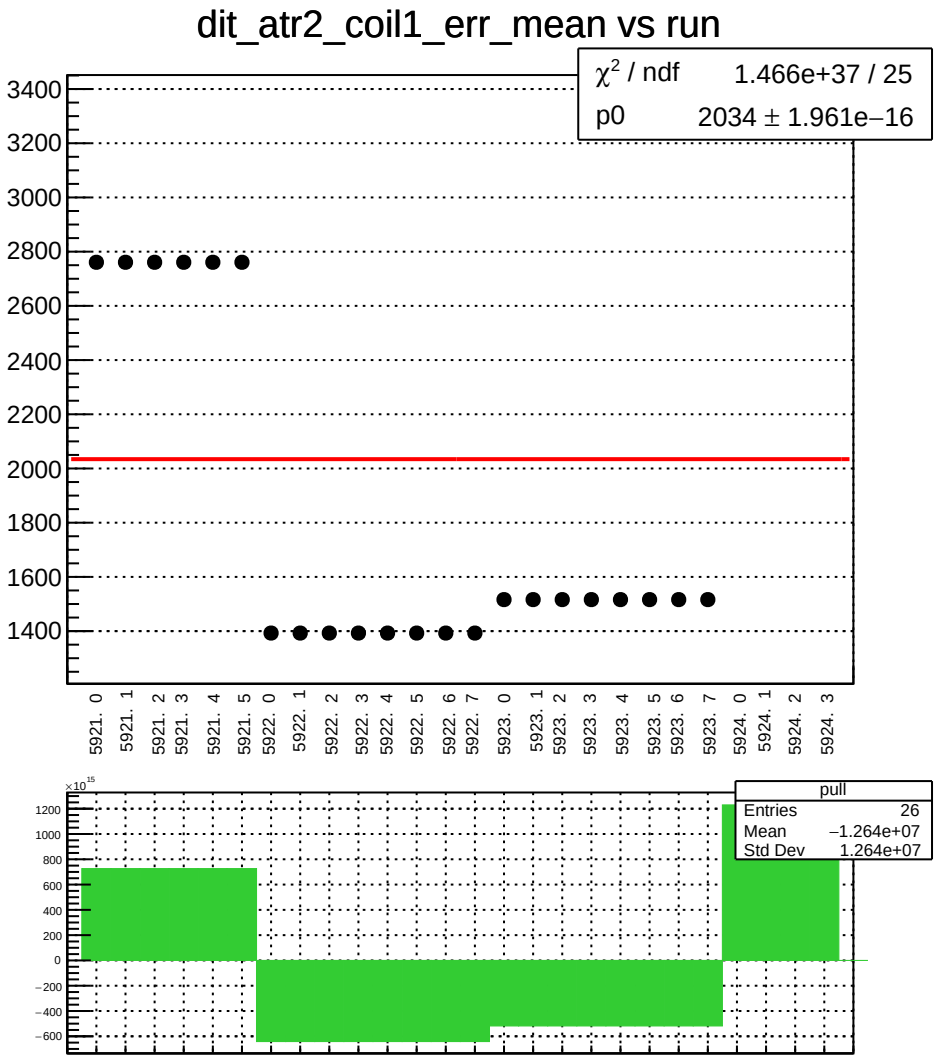
dit_atr2_coil1_err_mean vs run
χ² / ndf 1.466e+37 / 25
p0 2034 ± 1.961e−16
3400
3200
3000
2800
2600
2400
2200
2000
1800
1600
1400
5921. 0
5921. 1
5921. 2
5921. 3
5921. 4
5921. 5
5922. 0
5922. 1
5922. 2
5922. 3
5922. 4
5922. 5
5922. 6
5922. 7
5923. 0
5923. 1
5923. 2
5923. 3
5923. 4
5923. 5
5923. 6
5923. 7
5924. 0
5924. 1
5924. 2
5924. 3
×10^15
1200
1000
800
600
400
200
0
−200
−400
−600
pull
Entries 26
Mean −1.264e+07
Std Dev 1.264e+07

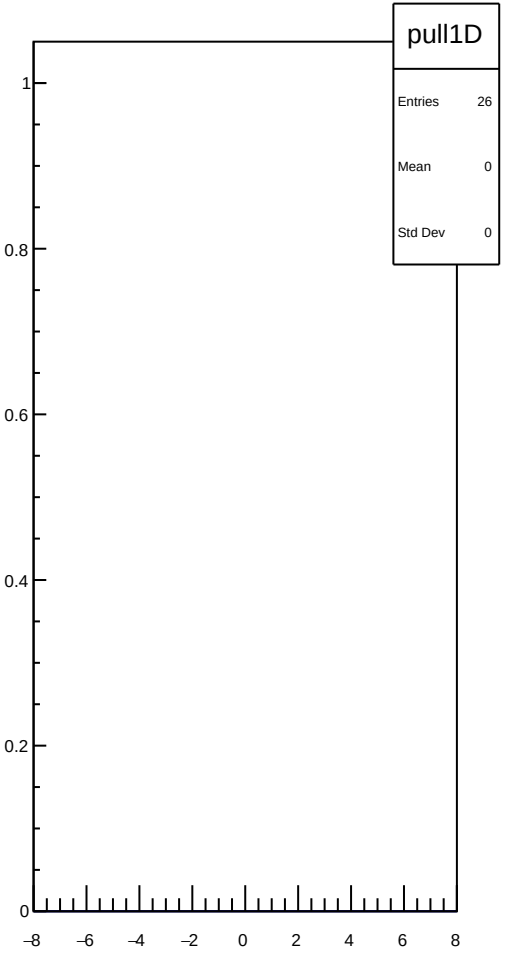
pull1D
Entries 26
Mean 0
Std Dev 0
1
0.8
0.6
0.4
0.2
0
−8
−6
−4
−2
0
2
4
6
8

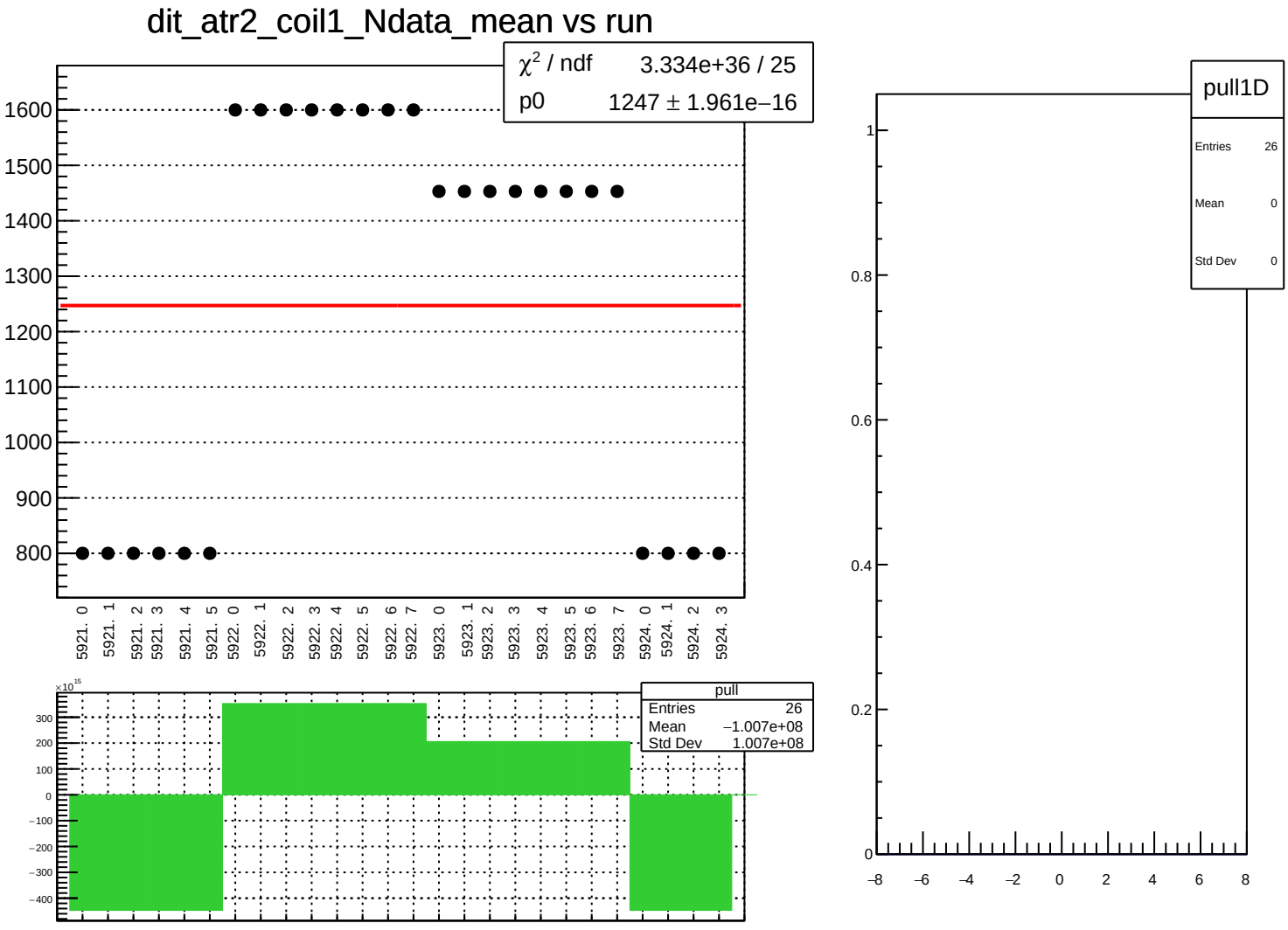
dit_atr2_coil1_Ndata_mean vs run
χ² / ndf 3.334e+36 / 25
p0 1247 ± 1.961e−16
1600
1500
1400
1300
1200
1100
1000
900
800
5921. 0
5921. 1
5921. 2
5921. 3
5921. 4
5921. 5
5922. 0
5922. 1
5922. 2
5922. 3
5922. 4
5922. 5
5922. 6
5922. 7
5923. 0
5923. 1
5923. 2
5923. 3
5923. 4
5923. 5
5923. 6
5923. 7
5924. 0
5924. 1
5924. 2
5924. 3
×10¹⁵
300
200
100
0
−100
−200
−300
−400
pull
Entries 26
Mean −1.007e+08
Std Dev 1.007e+08
pull1D
Entries 26
Mean 0
Std Dev 0
1
0.8
0.6
0.4
0.2
0
−8
−6
−4
−2
0
2
4
6
8

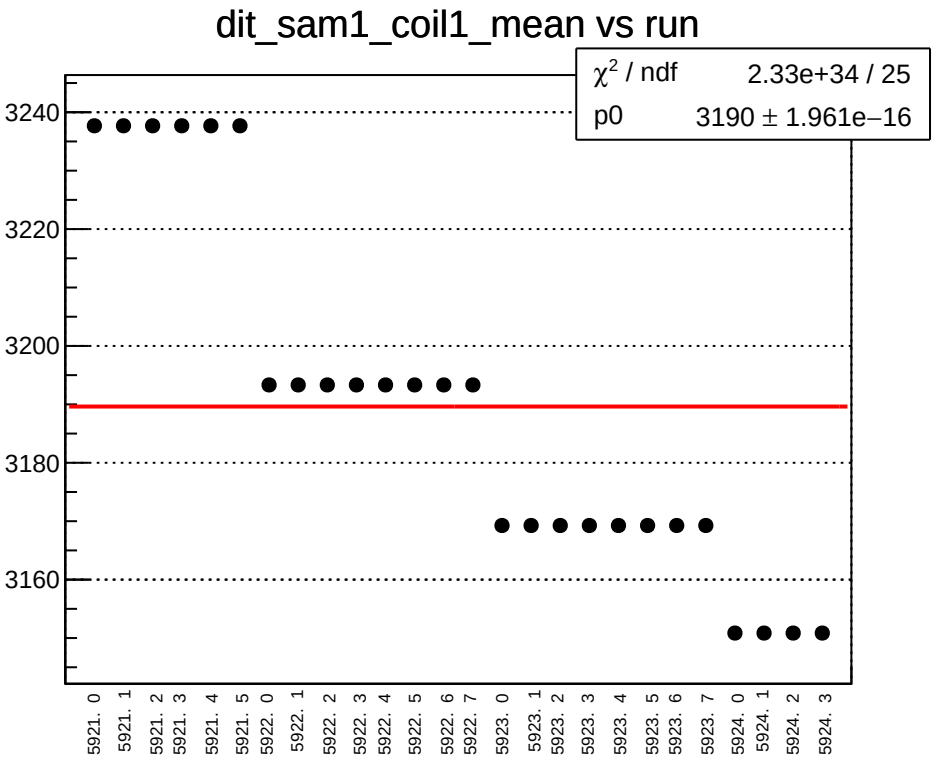
dit_sam1_coil1_mean vs run
χ² / ndf 2.33e+34 / 25
p0 3190 ± 1.961e−16
3240
3220
3200
3180
3160
5921. 0
5921. 1
5921. 2
5921. 3
5921. 4
5921. 5
5922. 0
5922. 1
5922. 2
5922. 3
5922. 4
5922. 5
5922. 6
5922. 7
5923. 0
5923. 1
5923. 2
5923. 3
5923. 4
5923. 5
5923. 6
5923. 7
5924. 0
5924. 1
5924. 2
5924. 3
×10¹⁵
50
40
30
20
10
0
−10
−20
−30
−40
pull
Entries 26
Mean 2.558e+09
Std Dev 2.558e+09

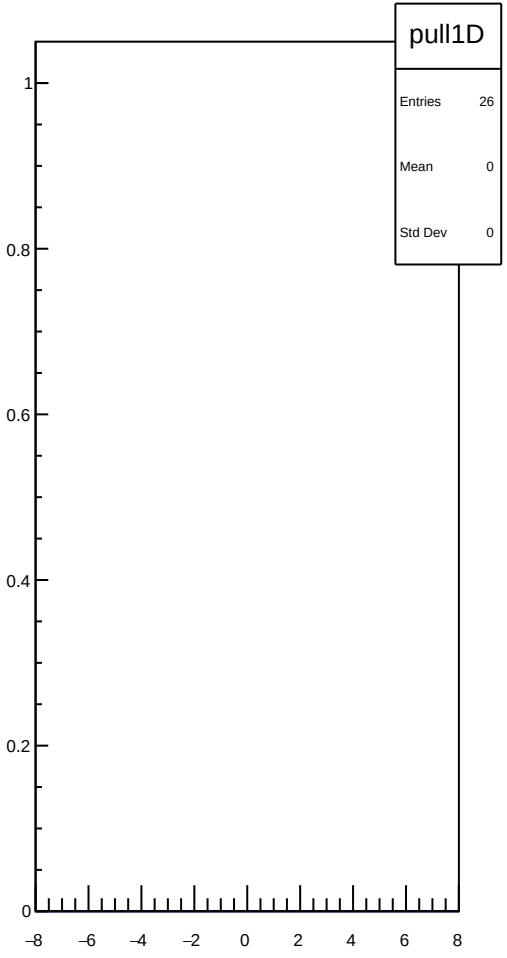
pull1D
Entries 26
Mean 0
Std Dev 0
1
0.8
0.6
0.4
0.2
0
−8
−6
−4
−2
0
2
4
6
8

dit_sam1_coil1_err_mean vs run

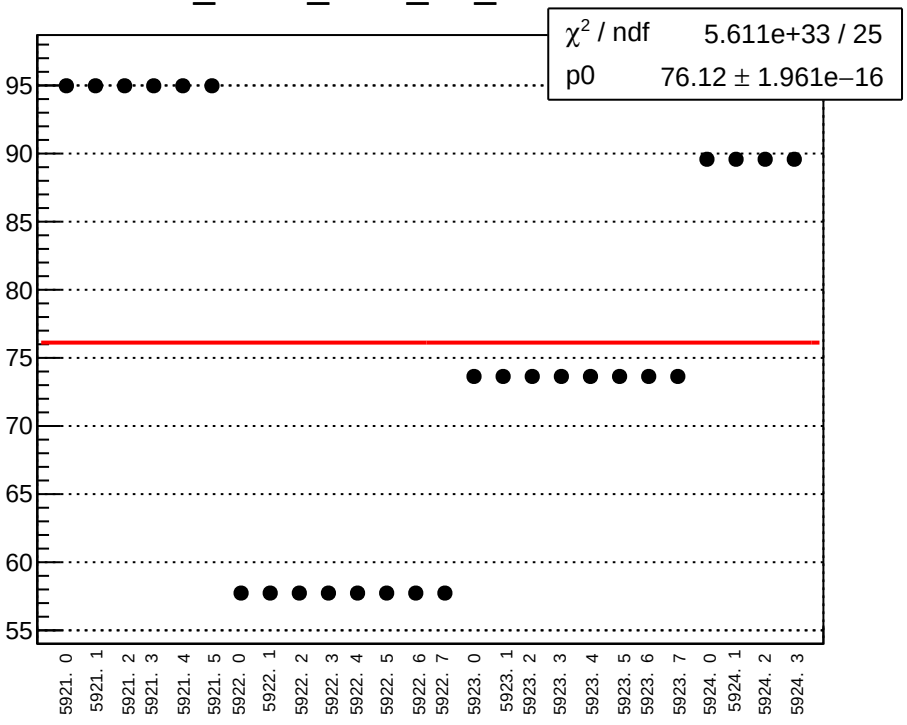

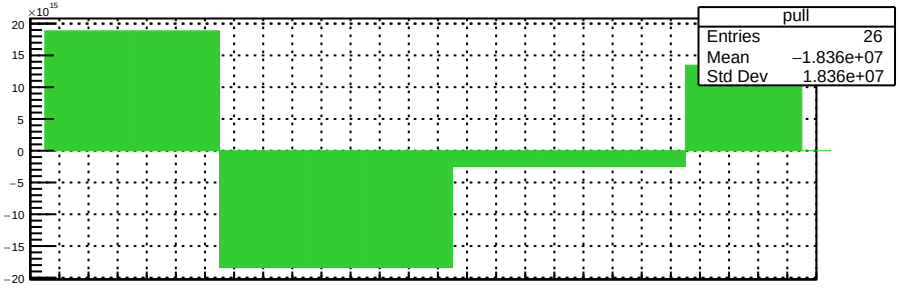

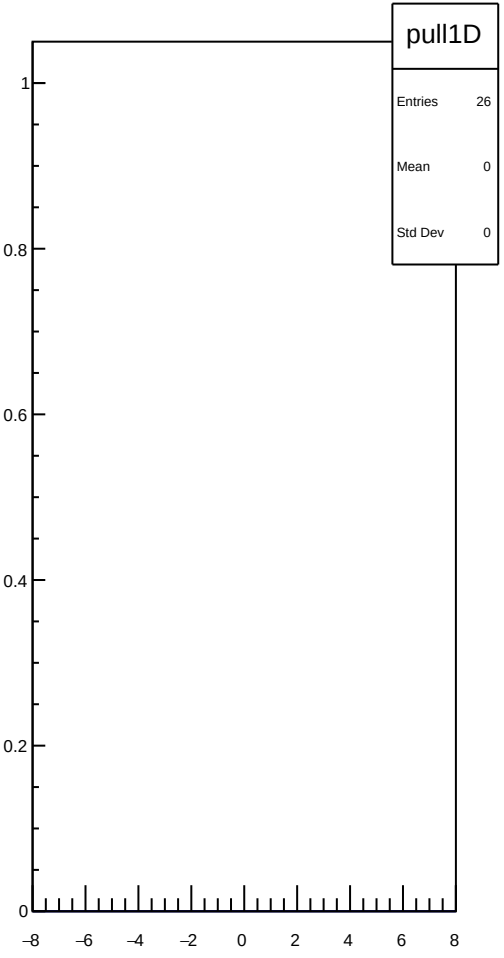

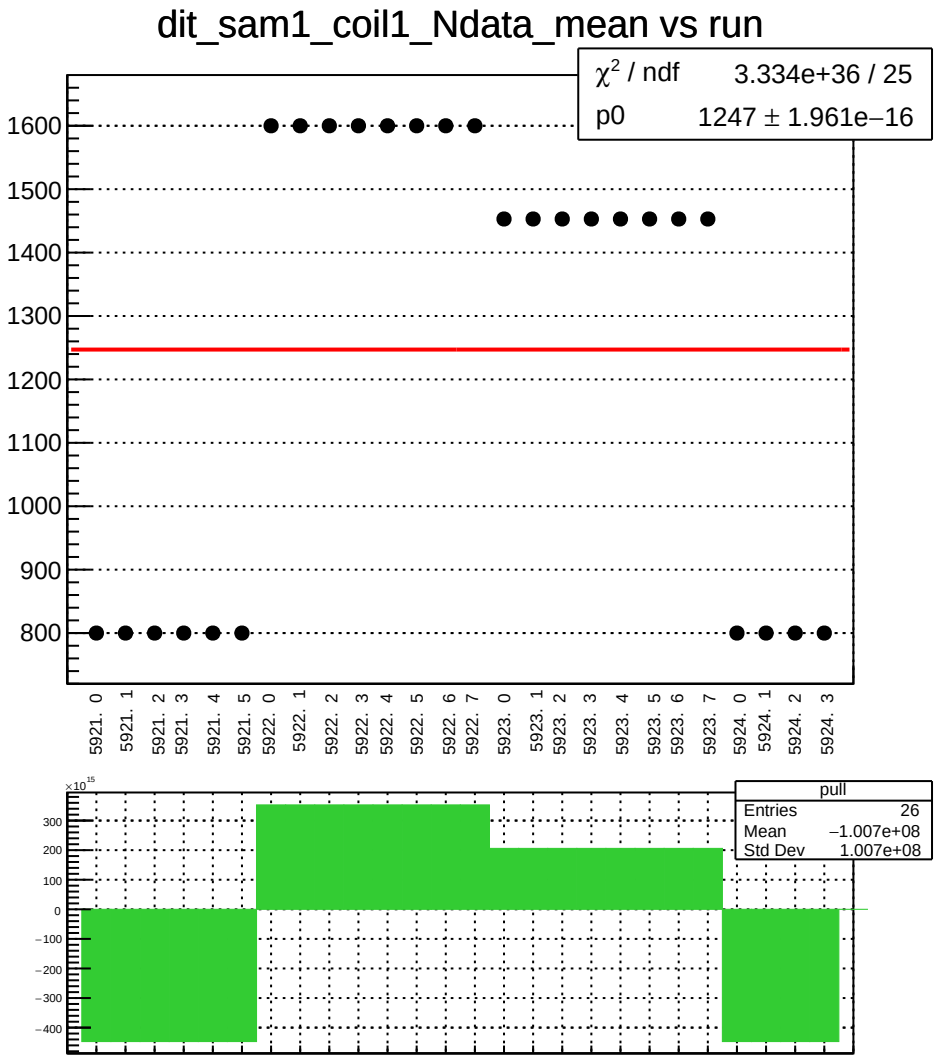
dit_sam1_coil1_Ndata_mean vs run
χ² / ndf 3.334e+36 / 25
p0 1247 ± 1.961e−16
1600
1500
1400
1300
1200
1100
1000
900
800
5921. 0
5921. 1
5921. 2
5921. 3
5921. 4
5921. 5
5922. 0
5922. 1
5922. 2
5922. 3
5922. 4
5922. 5
5922. 6
5922. 7
5923. 0
5923. 1
5923. 2
5923. 3
5923. 4
5923. 5
5923. 6
5923. 7
5924. 0
5924. 1
5924. 2
5924. 3
×10^15
300
200
100
0
−100
−200
−300
−400
pull
Entries 26
Mean −1.007e+08
Std Dev 1.007e+08

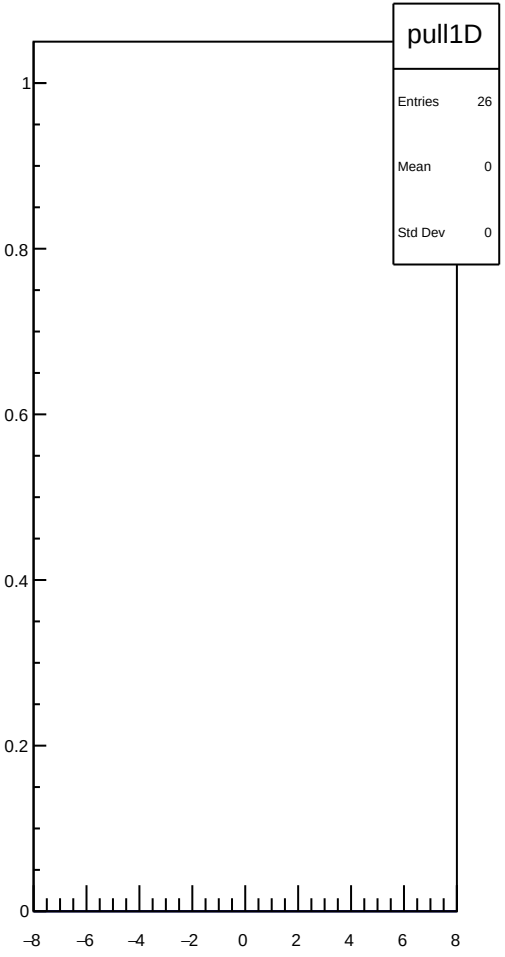
pull1D
Entries 26
Mean 0
Std Dev 0
1
0.8
0.6
0.4
0.2
0
−8
−6
−4
−2
0
2
4
6
8

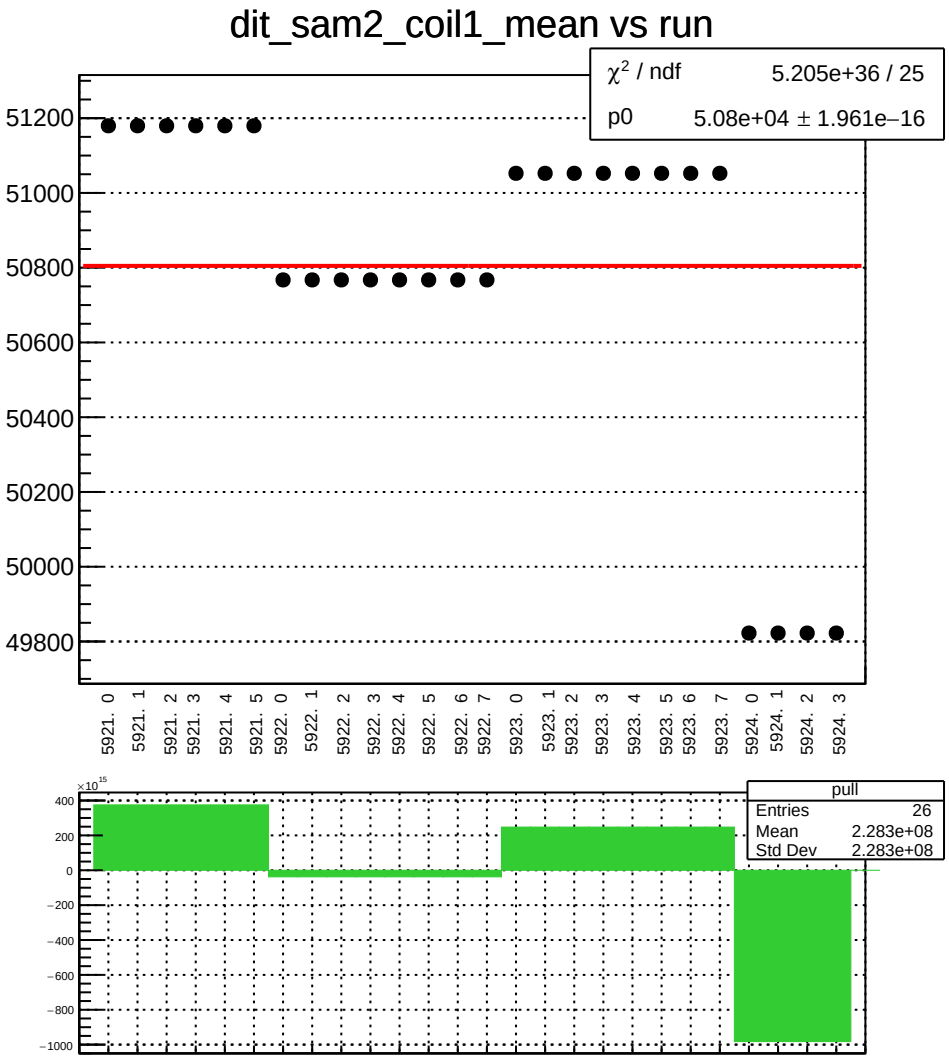
dit_sam2_coil1_mean vs run
χ² / ndf 5.205e+36 / 25
p0 5.08e+04 ± 1.961e−16
51200
51000
50800
50600
50400
50200
50000
49800
5921. 0
5921. 1
5921. 2
5921. 3
5921. 4
5921. 5
5922. 0
5922. 1
5922. 2
5922. 3
5922. 4
5922. 5
5922. 6
5922. 7
5923. 0
5923. 1
5923. 2
5923. 3
5923. 4
5923. 5
5923. 6
5923. 7
5924. 0
5924. 1
5924. 2
5924. 3
×10^15
400
200
0
−200
−400
−600
−800
−1000
pull
Entries 26
Mean 2.283e+08
Std Dev 2.283e+08

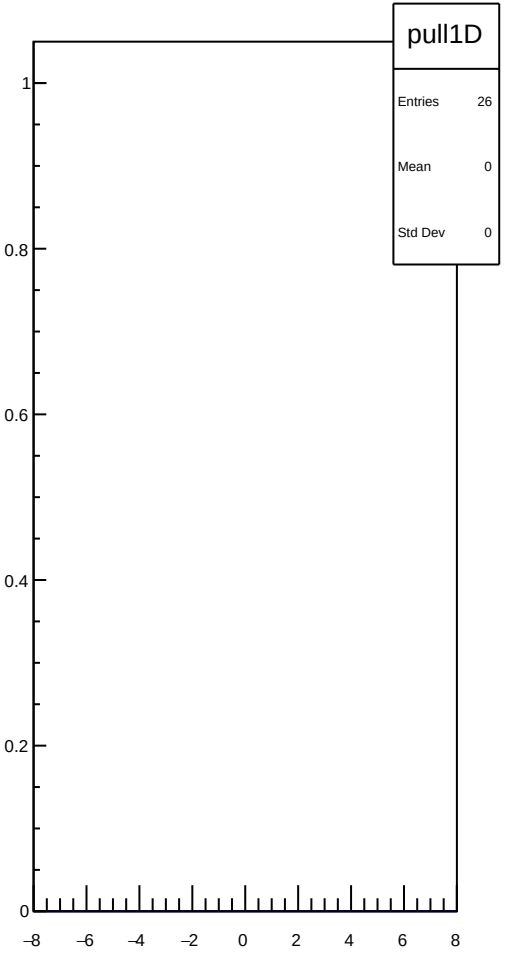
pull1D
Entries 26
Mean 0
Std Dev 0
1
0.8
0.6
0.4
0.2
0
−8
−6
−4
−2
0
2
4
6
8

dit_sam2_coil1_err_mean vs run

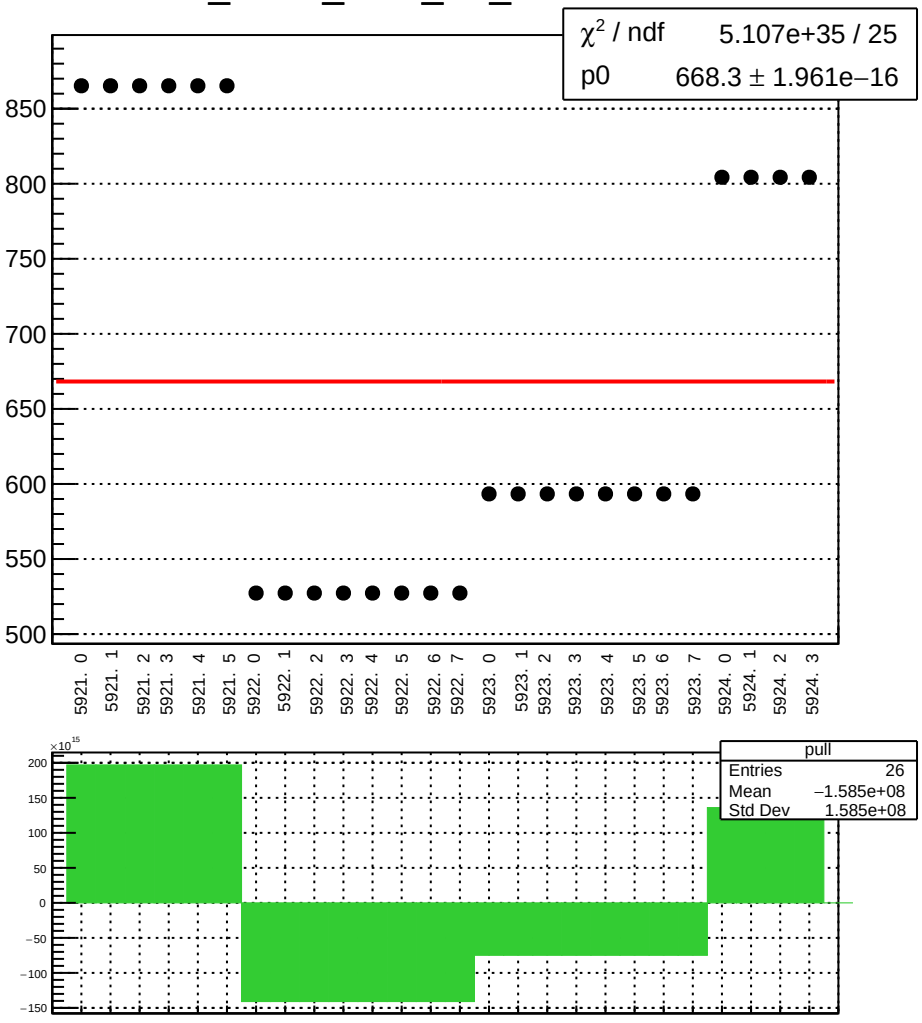

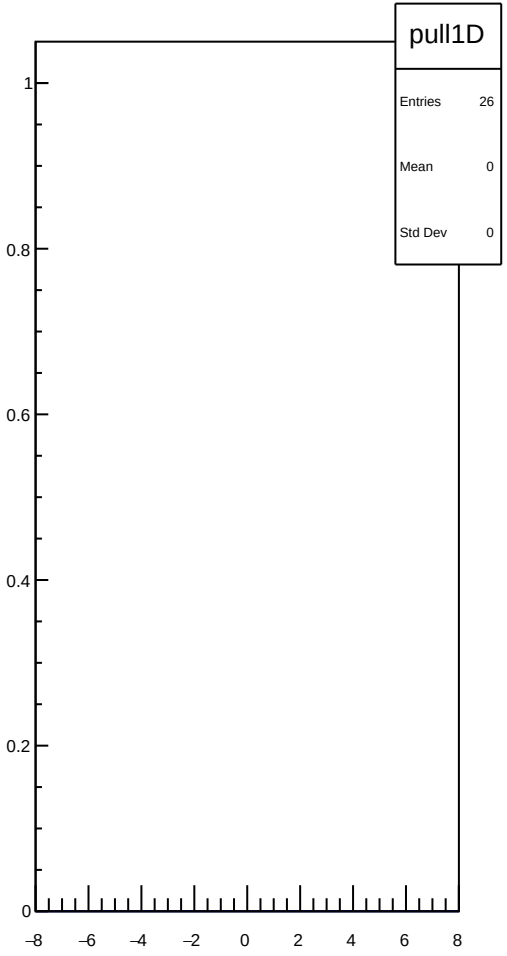

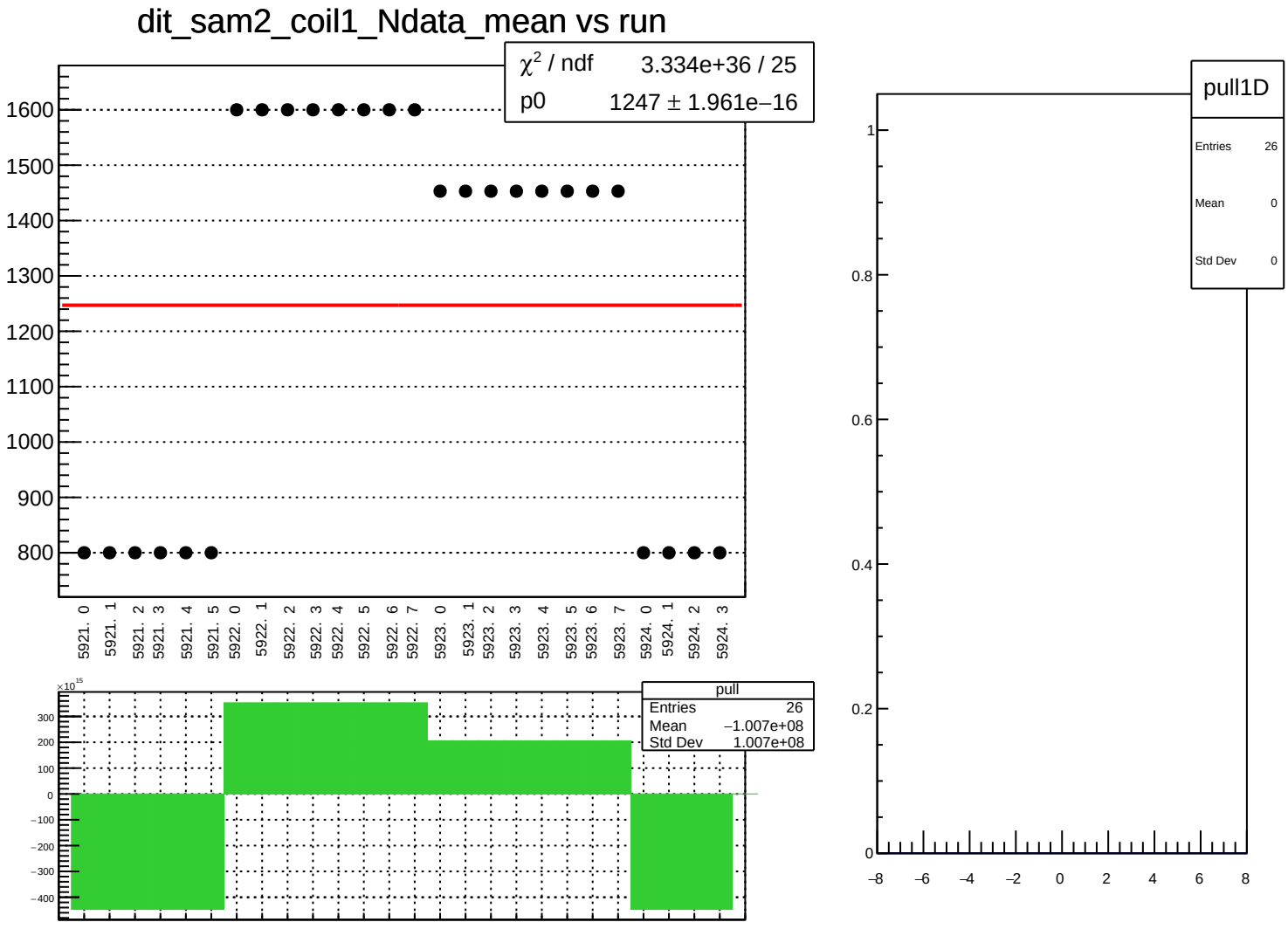
dit_sam2_coil1_Ndata_mean vs run
χ² / ndf 3.334e+36 / 25
p0 1247 ± 1.961e−16
1600
1500
1400
1300
1200
1100
1000
900
800
5921. 0
5921. 1
5921. 2
5921. 3
5921. 4
5921. 5
5922. 0
5922. 1
5922. 2
5922. 3
5922. 4
5922. 5
5922. 6
5922. 7
5923. 0
5923. 1
5923. 2
5923. 3
5923. 4
5923. 5
5923. 6
5923. 7
5924. 0
5924. 1
5924. 2
5924. 3
×10^15
300
200
100
0
−100
−200
−300
−400
pull
Entries 26
Mean −1.007e+08
Std Dev 1.007e+08
pull1D
Entries 26
Mean 0
Std Dev 0
1
0.8
0.6
0.4
0.2
0
−8
−6
−4
−2
0
2
4
6
8

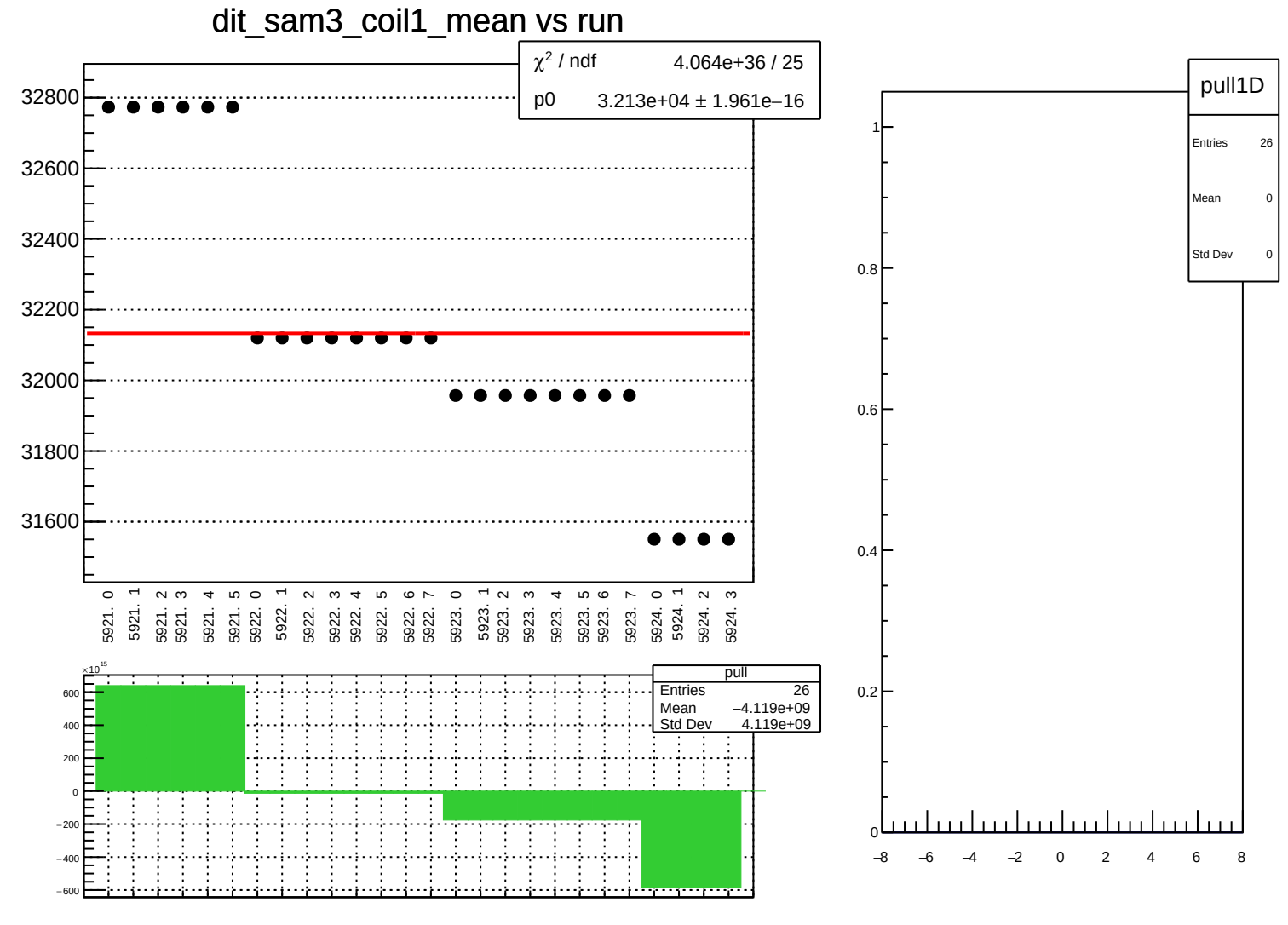
dit_sam3_coil1_mean vs run
χ² / ndf 4.064e+36 / 25
p0 3.213e+04 ± 1.961e−16
32800
32600
32400
32200
32000
31800
31600
5921. 0
5921. 1
5921. 2
5921. 3
5921. 4
5921. 5
5922. 0
5922. 1
5922. 2
5922. 3
5922. 4
5922. 5
5922. 6
5922. 7
5923. 0
5923. 1
5923. 2
5923. 3
5923. 4
5923. 5
5923. 6
5923. 7
5924. 0
5924. 1
5924. 2
5924. 3
×10^15
600
400
200
0
−200
−400
−600
pull
Entries 26
Mean −4.119e+09
Std Dev 4.119e+09
pull1D
Entries 26
Mean 0
Std Dev 0
1
0.8
0.6
0.4
0.2
0
−8
−6
−4
−2
0
2
4
6
8

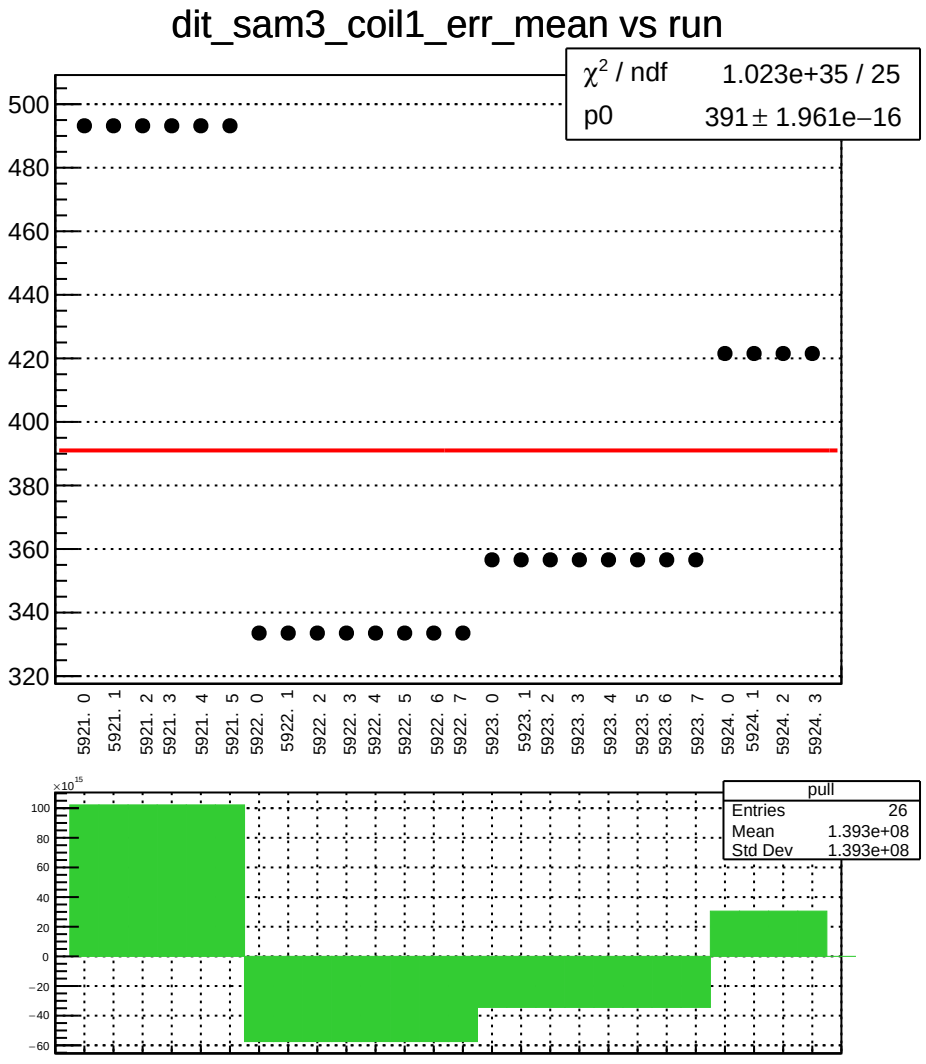
dit_sam3_coil1_err_mean vs run
χ² / ndf 1.023e+35 / 25
p0 391 ± 1.961e−16
500
480
460
440
420
400
380
360
340
320
5921. 0
5921. 1
5921. 2
5921. 3
5921. 4
5921. 5
5922. 0
5922. 1
5922. 2
5922. 3
5922. 4
5922. 5
5922. 6
5922. 7
5923. 0
5923. 1
5923. 2
5923. 3
5923. 4
5923. 5
5923. 6
5923. 7
5924. 0
5924. 1
5924. 2
5924. 3
×10^15
100
80
60
40
20
0
−20
−40
−60
pull
Entries 26
Mean 1.393e+08
Std Dev 1.393e+08

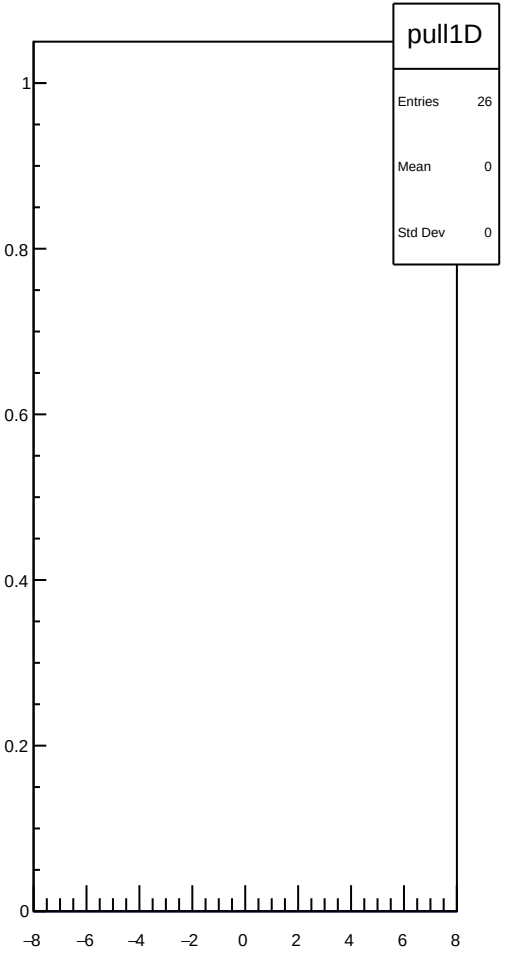
pull1D
Entries 26
Mean 0
Std Dev 0
1
0.8
0.6
0.4
0.2
0
−8
−6
−4
−2
0
2
4
6
8

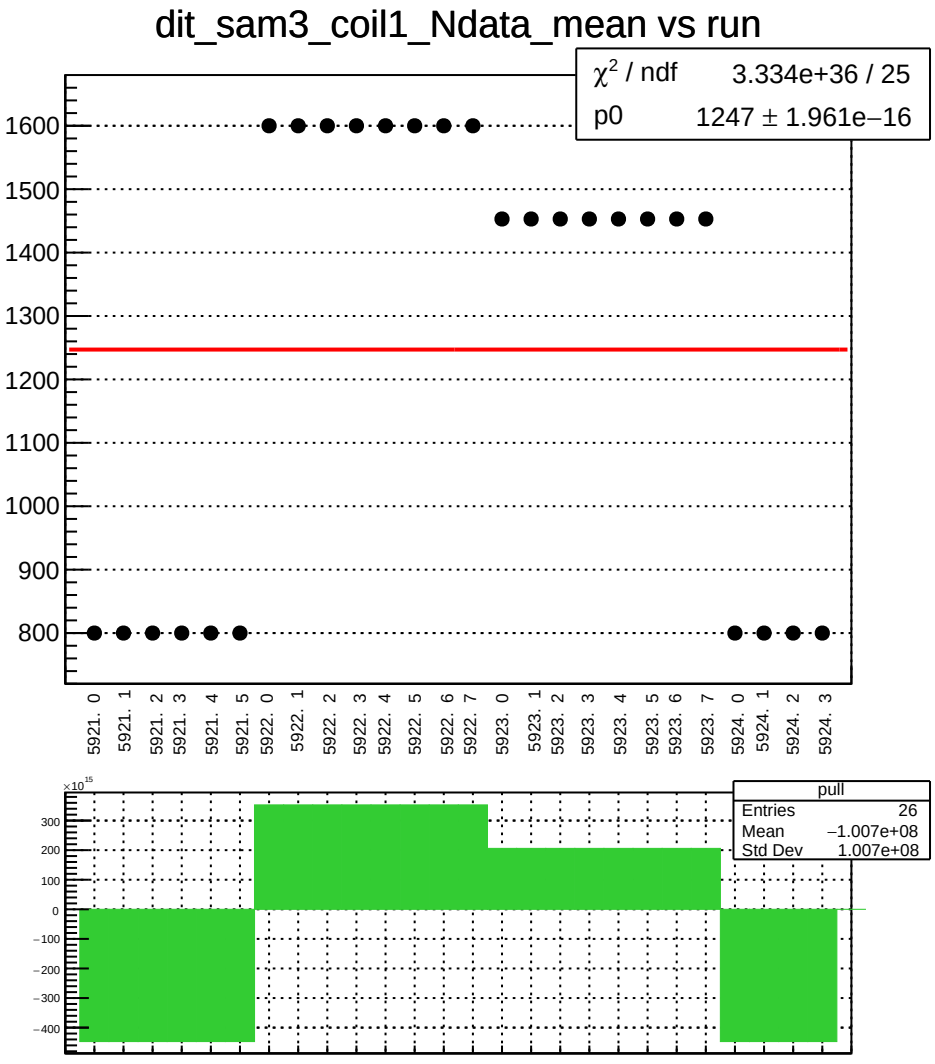
dit_sam3_coil1_Ndata_mean vs run
χ² / ndf 3.334e+36 / 25
p0 1247 ± 1.961e−16
1600
1500
1400
1300
1200
1100
1000
900
800
5921. 0
5921. 1
5921. 2
5921. 3
5921. 4
5921. 5
5922. 0
5922. 1
5922. 2
5922. 3
5922. 4
5922. 5
5922. 6
5922. 7
5923. 0
5923. 1
5923. 2
5923. 3
5923. 4
5923. 5
5923. 6
5923. 7
5924. 0
5924. 1
5924. 2
5924. 3
×10^15
300
200
100
0
−100
−200
−300
−400
pull
Entries 26
Mean −1.007e+08
Std Dev 1.007e+08

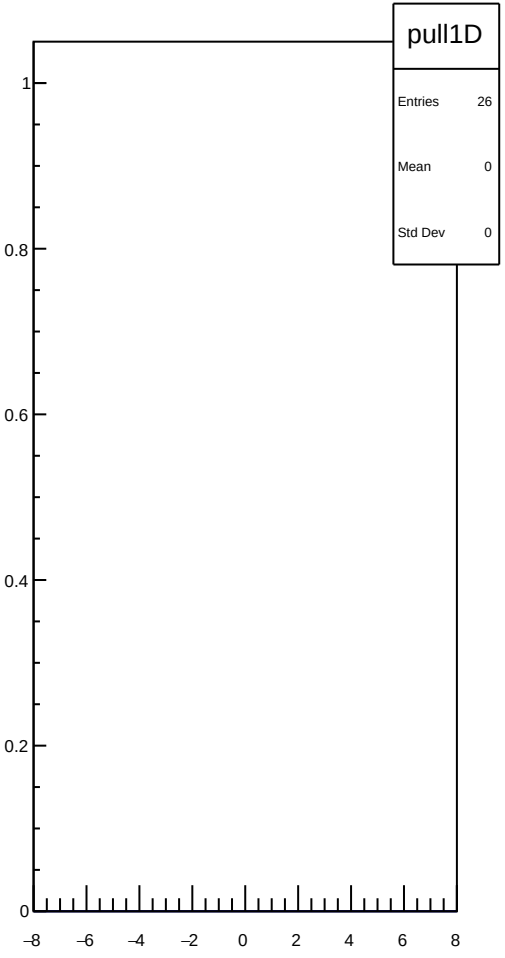
pull1D
Entries 26
Mean 0
Std Dev 0
1
0.8
0.6
0.4
0.2
0
−8
−6
−4
−2
0
2
4
6
8

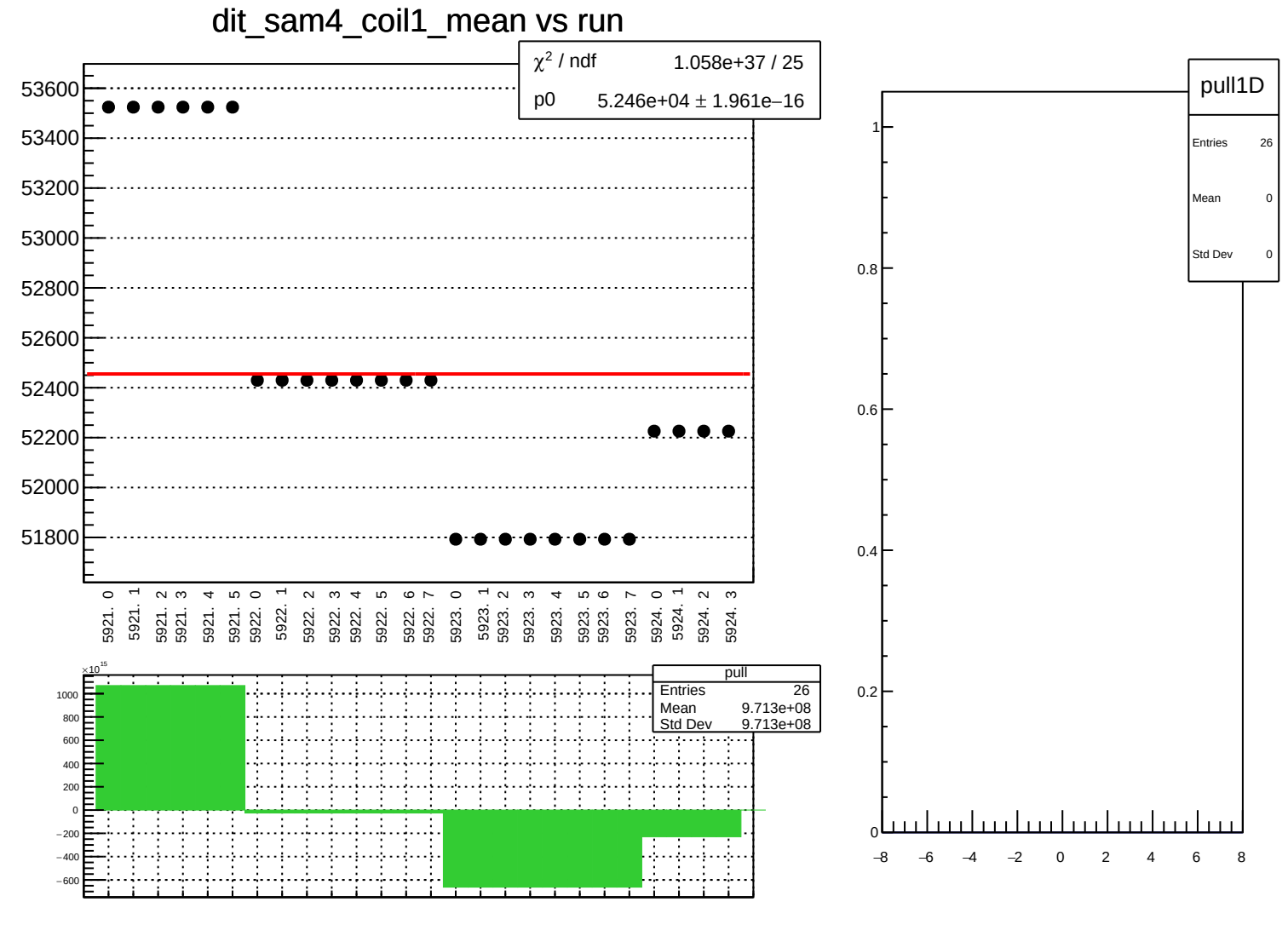
dit_sam4_coil1_mean vs run
χ² / ndf 1.058e+37 / 25
p0 5.246e+04 ± 1.961e−16
53600
53400
53200
53000
52800
52600
52400
52200
52000
51800
5921. 0
5921. 1
5921. 2
5921. 3
5921. 4
5921. 5
5922. 0
5922. 1
5922. 2
5922. 3
5922. 4
5922. 5
5922. 6
5922. 7
5923. 0
5923. 1
5923. 2
5923. 3
5923. 4
5923. 5
5923. 6
5923. 7
5924. 0
5924. 1
5924. 2
5924. 3
×10^15
1000
800
600
400
200
0
−200
−400
−600
pull
Entries 26
Mean 9.713e+08
Std Dev 9.713e+08
pull1D
Entries 26
Mean 0
Std Dev 0
1
0.8
0.6
0.4
0.2
0
−8
−6
−4
−2
0
2
4
6
8

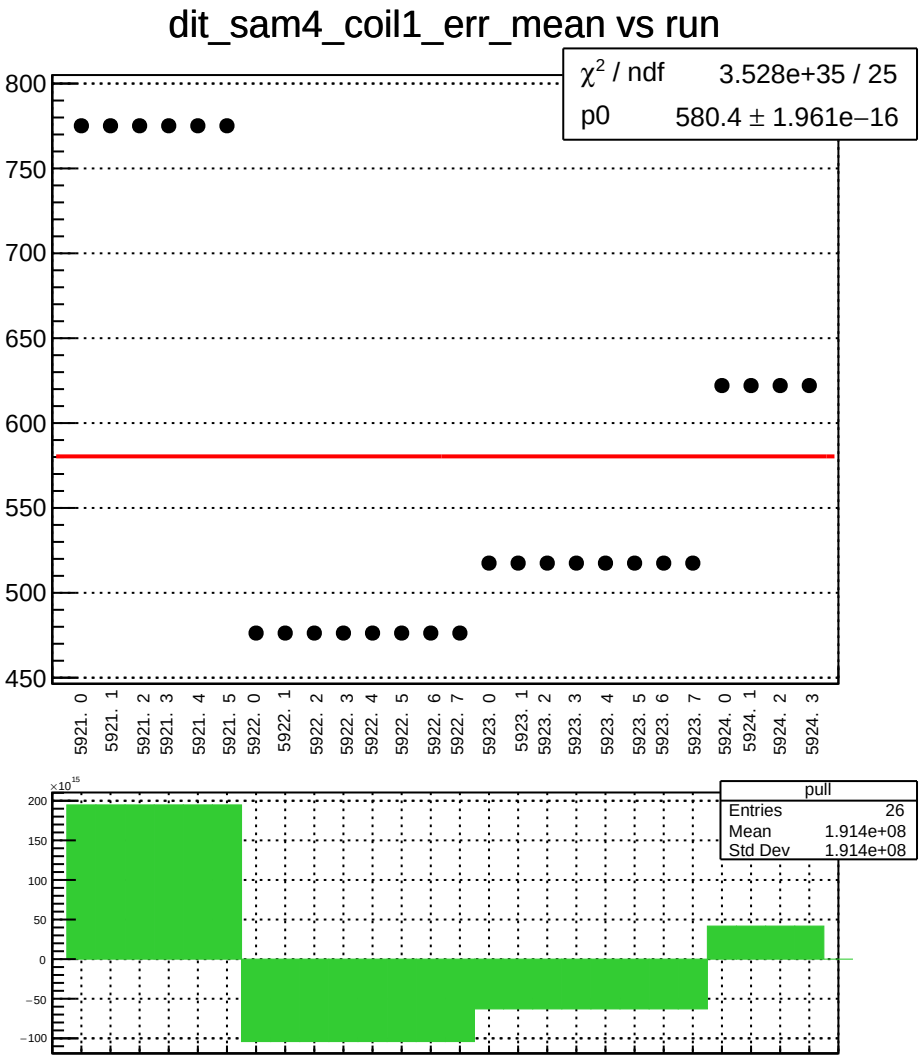
dit_sam4_coil1_err_mean vs run
χ² / ndf 3.528e+35 / 25
p0 580.4 ± 1.961e−16
800
750
700
650
600
550
500
450
5921. 0
5921. 1
5921. 2
5921. 3
5921. 4
5921. 5
5922. 0
5922. 1
5922. 2
5922. 3
5922. 4
5922. 5
5922. 6
5922. 7
5923. 0
5923. 1
5923. 2
5923. 3
5923. 4
5923. 5
5923. 6
5923. 7
5924. 0
5924. 1
5924. 2
5924. 3
×10^15
200
150
100
50
0
−50
−100
pull
Entries 26
Mean 1.914e+08
Std Dev 1.914e+08

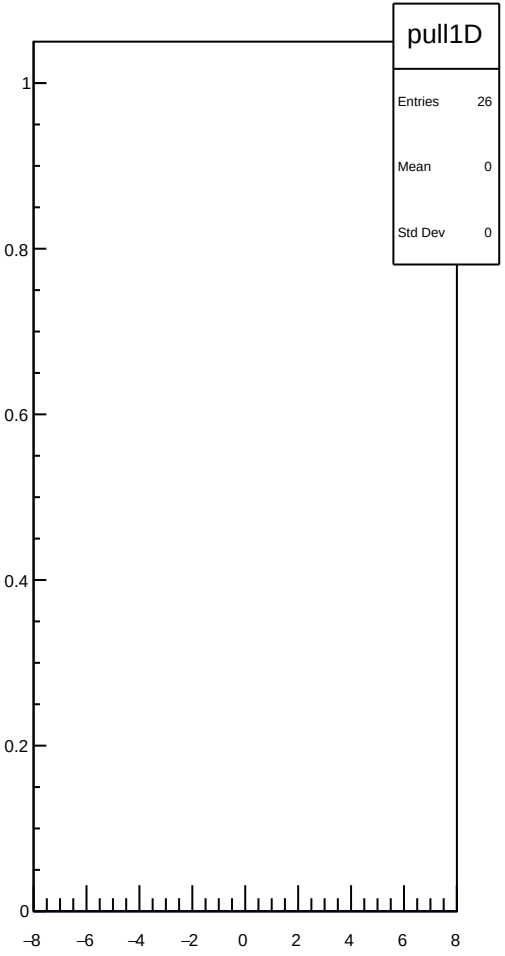
pull1D
Entries 26
Mean 0
Std Dev 0
1
0.8
0.6
0.4
0.2
0
−8
−6
−4
−2
0
2
4
6
8

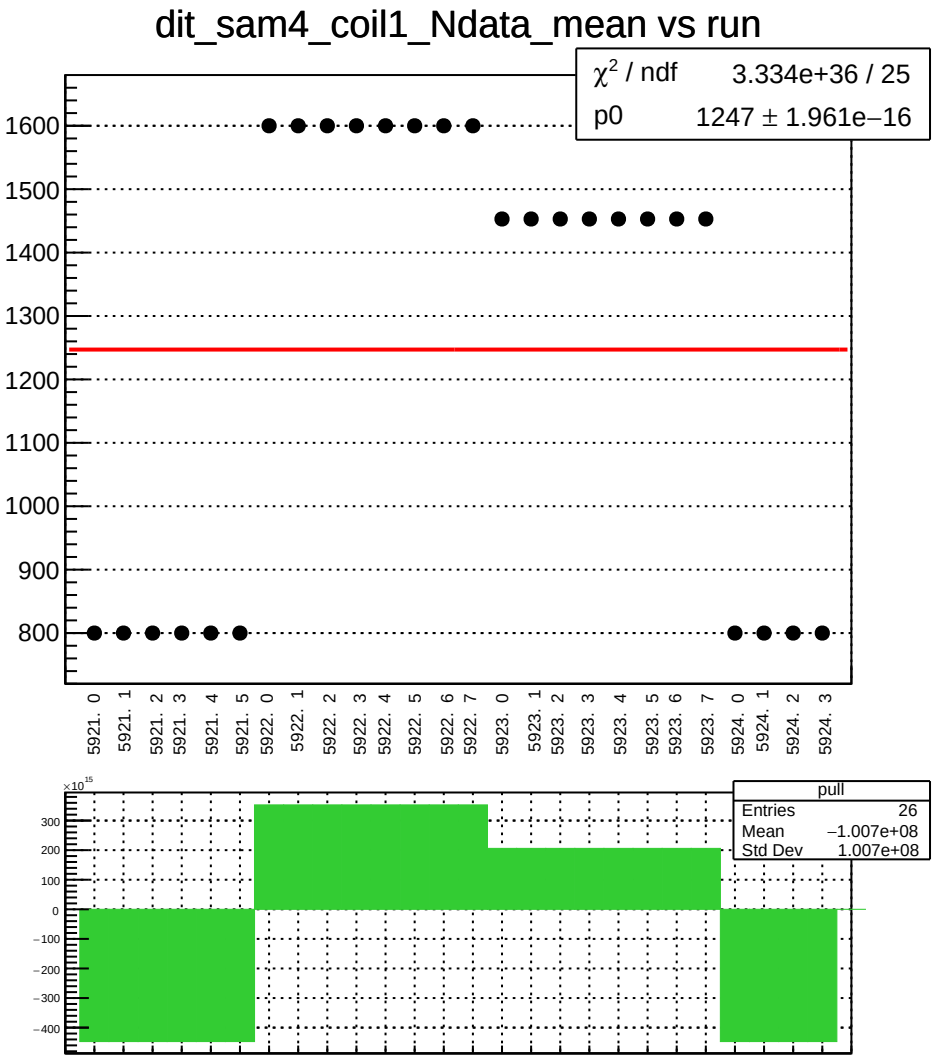
dit_sam4_coil1_Ndata_mean vs run
χ² / ndf 3.334e+36 / 25
p0 1247 ± 1.961e−16
1600
1500
1400
1300
1200
1100
1000
900
800
5921. 0
5921. 1
5921. 2
5921. 3
5921. 4
5921. 5
5922. 0
5922. 1
5922. 2
5922. 3
5922. 4
5922. 5
5922. 6
5922. 7
5923. 0
5923. 1
5923. 2
5923. 3
5923. 4
5923. 5
5923. 6
5923. 7
5924. 0
5924. 1
5924. 2
5924. 3
×10^15
300
200
100
0
−100
−200
−300
−400
pull
Entries 26
Mean −1.007e+08
Std Dev 1.007e+08

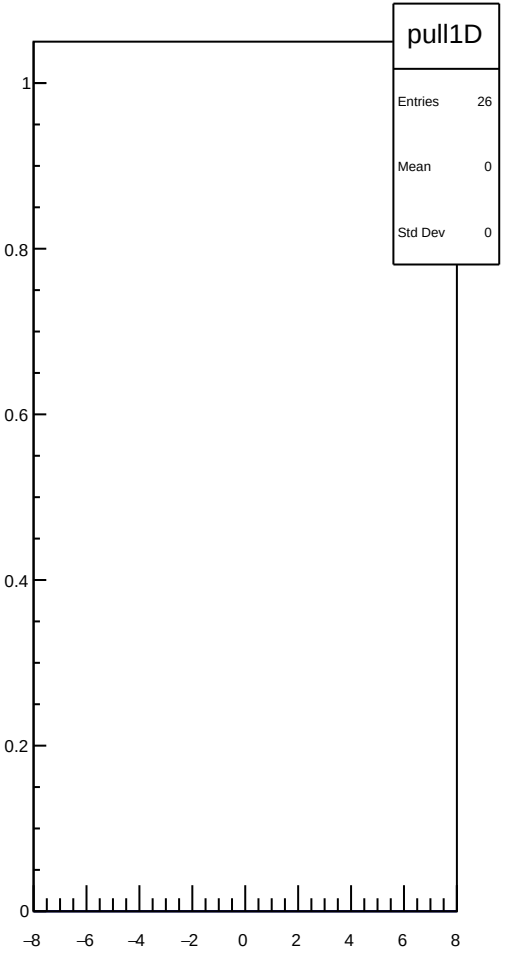
pull1D
Entries 26
Mean 0
Std Dev 0
1
0.8
0.6
0.4
0.2
0
−8
−6
−4
−2
0
2
4
6
8

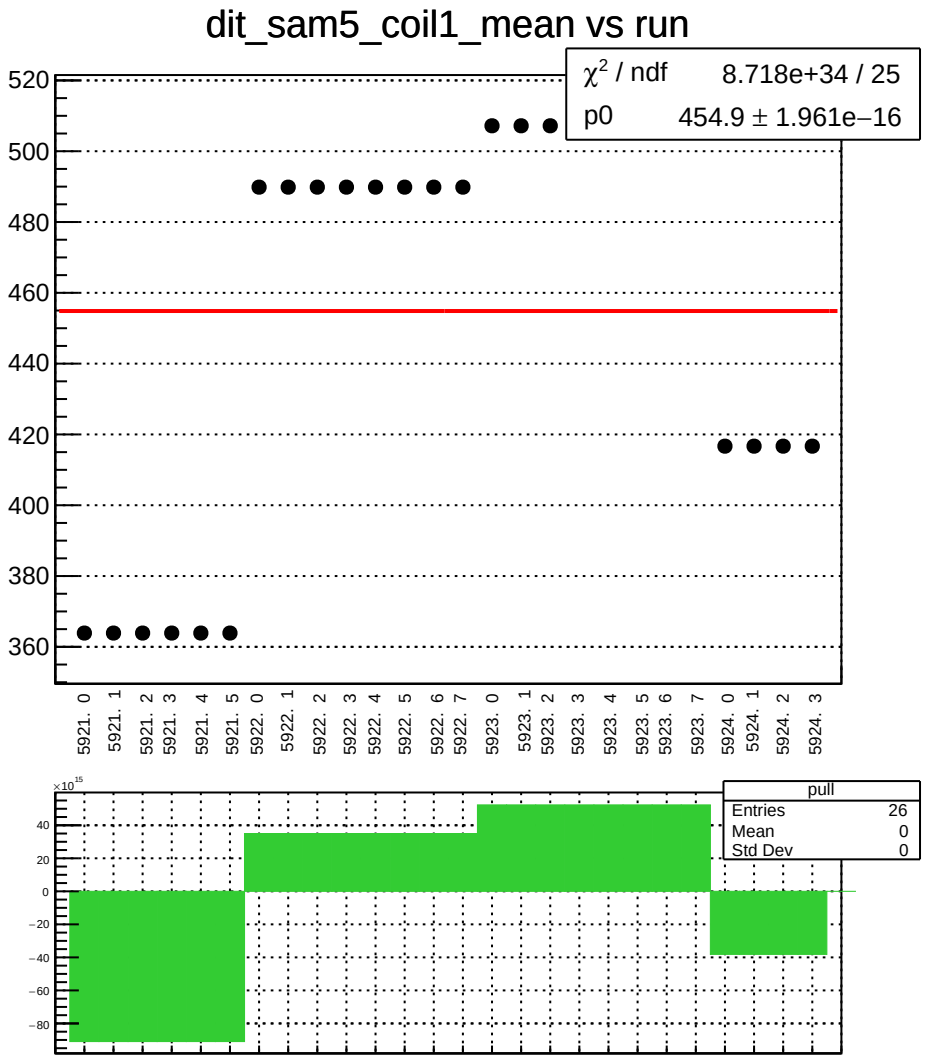
dit_sam5_coil1_mean vs run
χ² / ndf 8.718e+34 / 25
p0 454.9 ± 1.961e−16
520
500
480
460
440
420
400
380
360
5921. 0
5921. 1
5921. 2
5921. 3
5921. 4
5921. 5
5922. 0
5922. 1
5922. 2
5922. 3
5922. 4
5922. 5
5922. 6
5922. 7
5923. 0
5923. 1
5923. 2
5923. 3
5923. 4
5923. 5
5923. 6
5923. 7
5924. 0
5924. 1
5924. 2
5924. 3
×10^15
40
20
0
−20
−40
−60
−80
pull
Entries 26
Mean 0
Std Dev 0

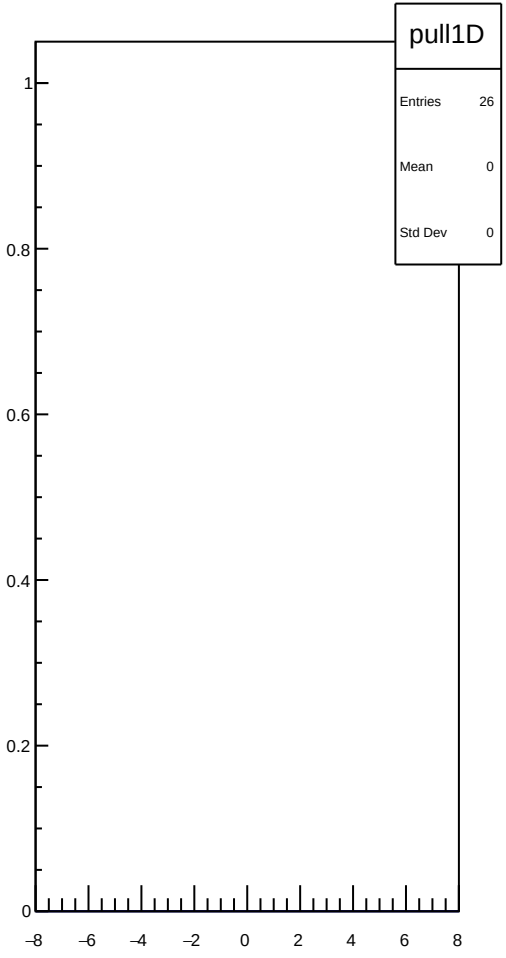
pull1D
Entries 26
Mean 0
Std Dev 0
1
0.8
0.6
0.4
0.2
0
−8
−6
−4
−2
0
2
4
6
8

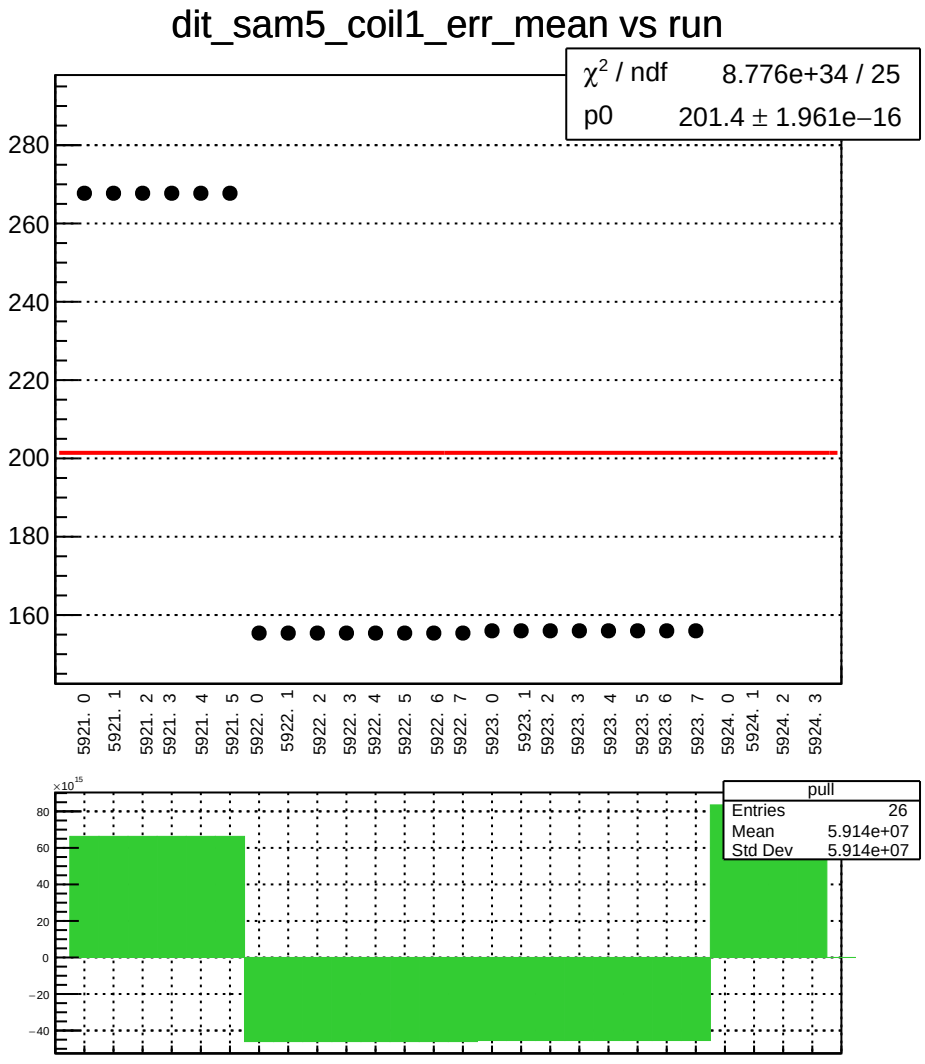
dit_sam5_coil1_err_mean vs run
χ² / ndf 8.776e+34 / 25
p0 201.4 ± 1.961e−16
280
260
240
220
200
180
160
5921. 0
5921. 1
5921. 2
5921. 3
5921. 4
5921. 5
5922. 0
5922. 1
5922. 2
5922. 3
5922. 4
5922. 5
5922. 6
5922. 7
5923. 0
5923. 1
5923. 2
5923. 3
5923. 4
5923. 5
5923. 6
5923. 7
5924. 0
5924. 1
5924. 2
5924. 3
×10¹⁵
80
60
40
20
0
−20
−40
pull
Entries 26
Mean 5.914e+07
Std Dev 5.914e+07

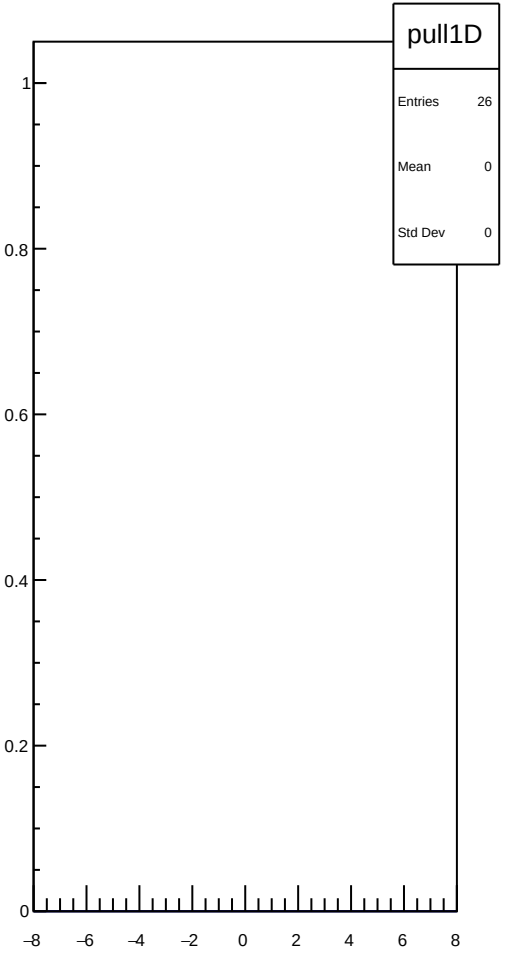
pull1D
Entries 26
Mean 0
Std Dev 0
1
0.8
0.6
0.4
0.2
0
−8
−6
−4
−2
0
2
4
6
8

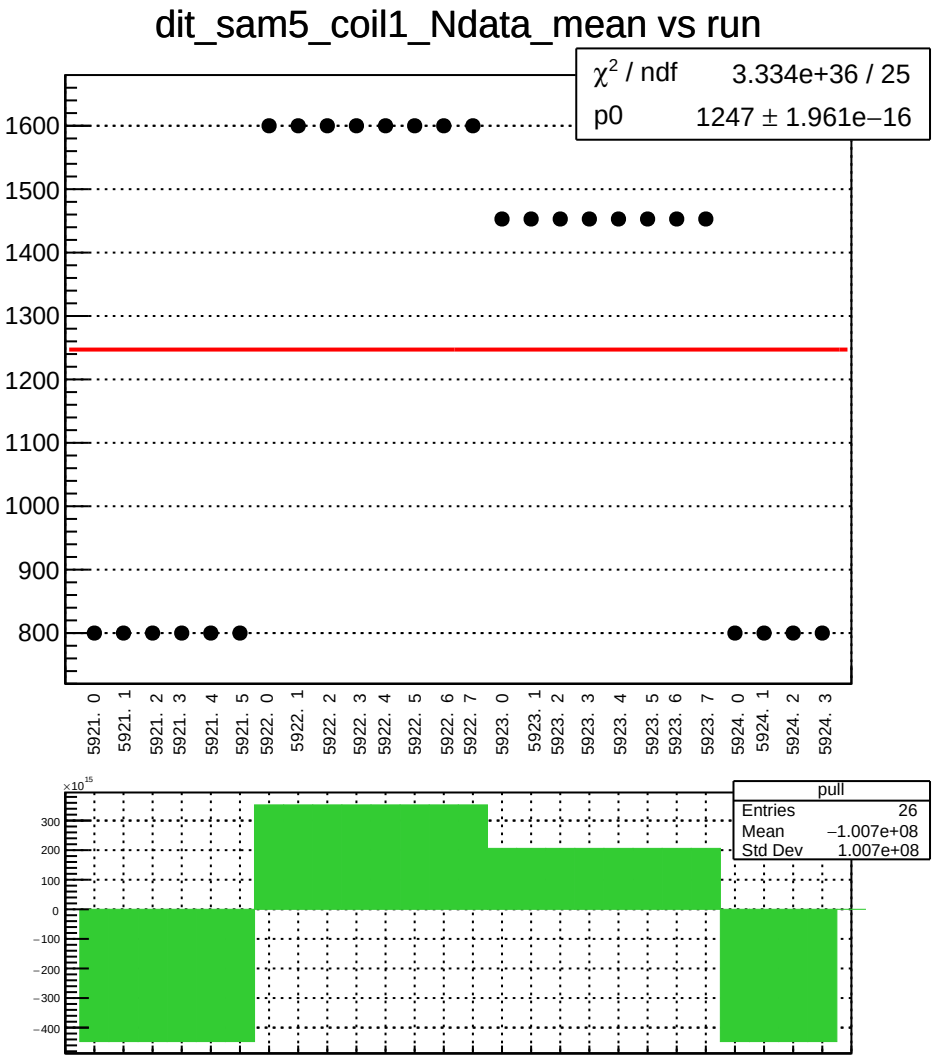
dit_sam5_coil1_Ndata_mean vs run
χ² / ndf 3.334e+36 / 25
p0 1247 ± 1.961e−16
1600
1500
1400
1300
1200
1100
1000
900
800
5921. 0
5921. 1
5921. 2
5921. 3
5921. 4
5921. 5
5922. 0
5922. 1
5922. 2
5922. 3
5922. 4
5922. 5
5922. 6
5922. 7
5923. 0
5923. 1
5923. 2
5923. 3
5923. 4
5923. 5
5923. 6
5923. 7
5924. 0
5924. 1
5924. 2
5924. 3
×10^15
300
200
100
0
−100
−200
−300
−400
pull
Entries 26
Mean −1.007e+08
Std Dev 1.007e+08

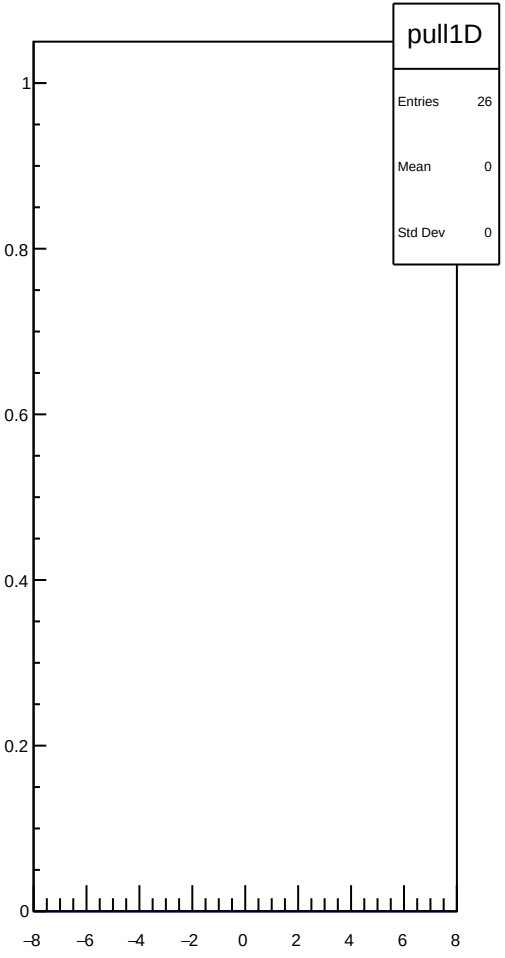
pull1D
Entries 26
Mean 0
Std Dev 0
1
0.8
0.6
0.4
0.2
0
−8
−6
−4
−2
0
2
4
6
8

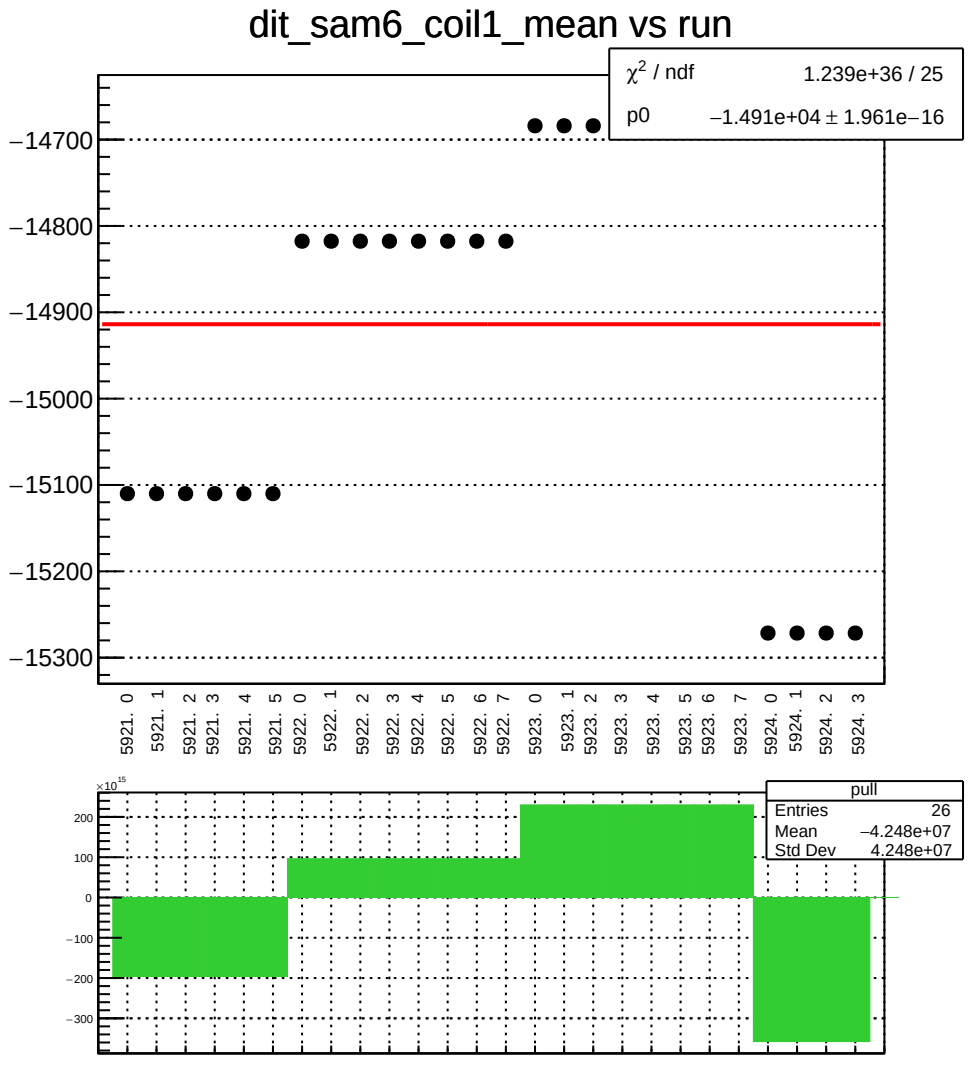
dit_sam6_coil1_mean vs run
χ2 / ndf 1.239e+36 / 25
p0 −1.491e+04 ± 1.961e−16
−14700
−14800
−14900
−15000
−15100
−15200
−15300
5921. 0
5921. 1
5921. 2
5921. 3
5921. 4
5921. 5
5922. 0
5922. 1
5922. 2
5922. 3
5922. 4
5922. 5
5922. 6
5922. 7
5923. 0
5923. 1
5923. 2
5923. 3
5923. 4
5923. 5
5923. 6
5923. 7
5924. 0
5924. 1
5924. 2
5924. 3
×10^15
200
100
0
−100
−200
−300
pull
Entries 26
Mean −4.248e+07
Std Dev 4.248e+07

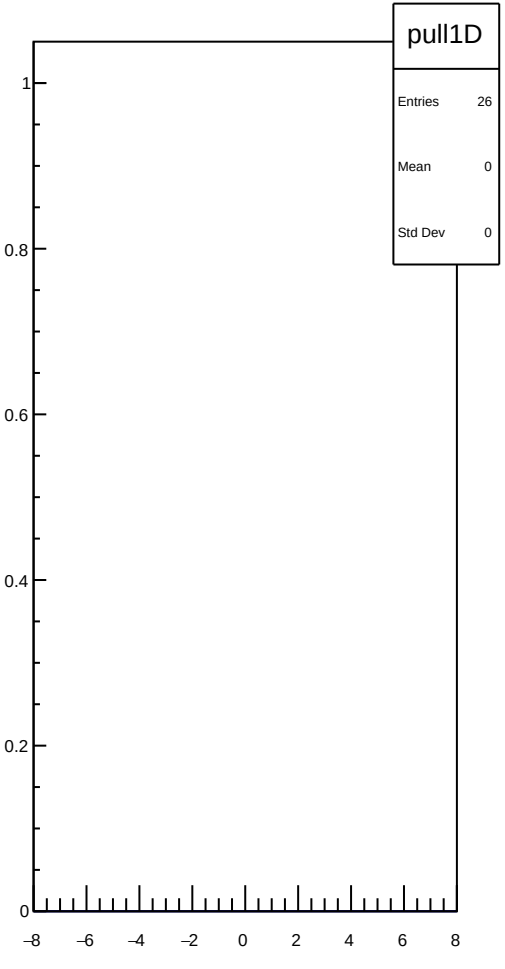
pull1D
Entries 26
Mean 0
Std Dev 0
1
0.8
0.6
0.4
0.2
0
−8
−6
−4
−2
0
2
4
6
8

dit_sam6_coil1_err_mean vs run

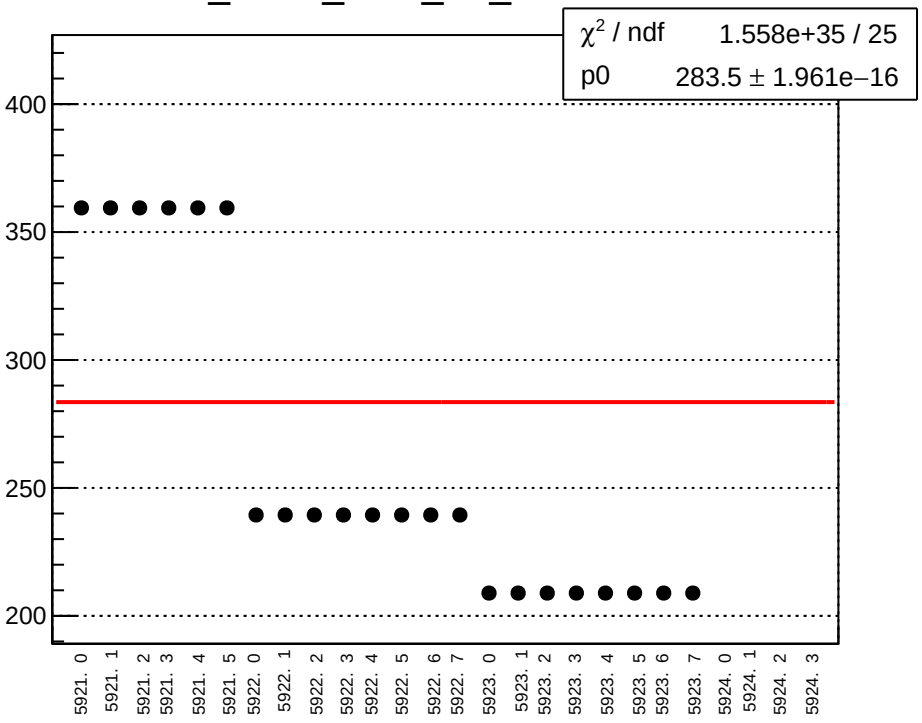

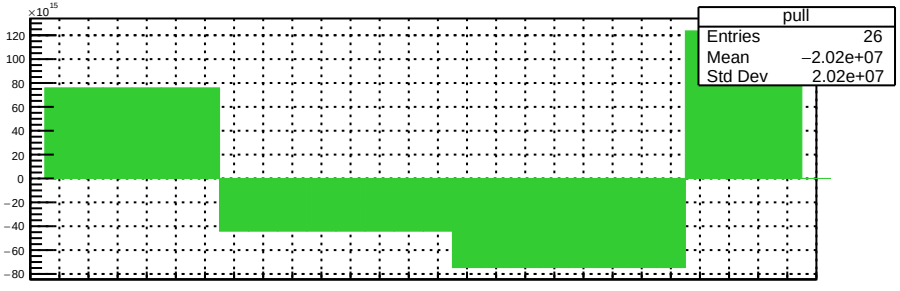

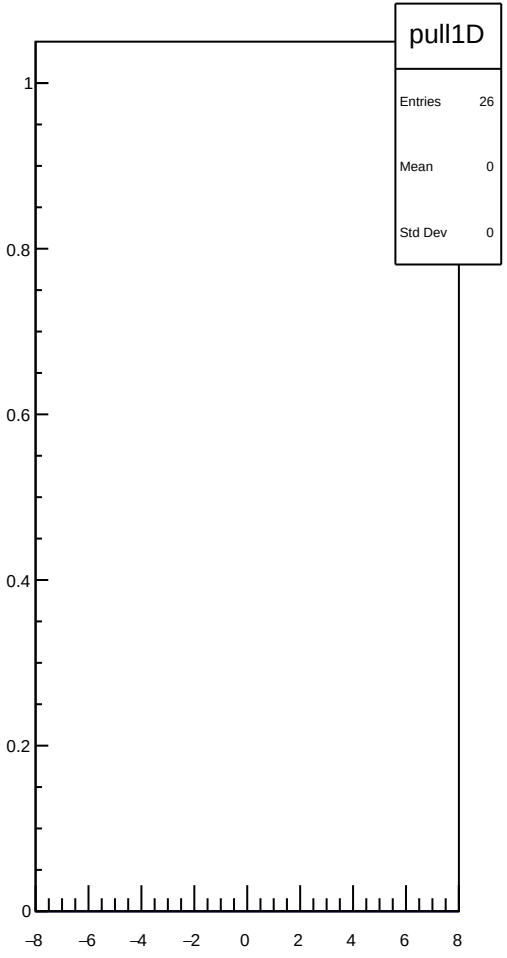

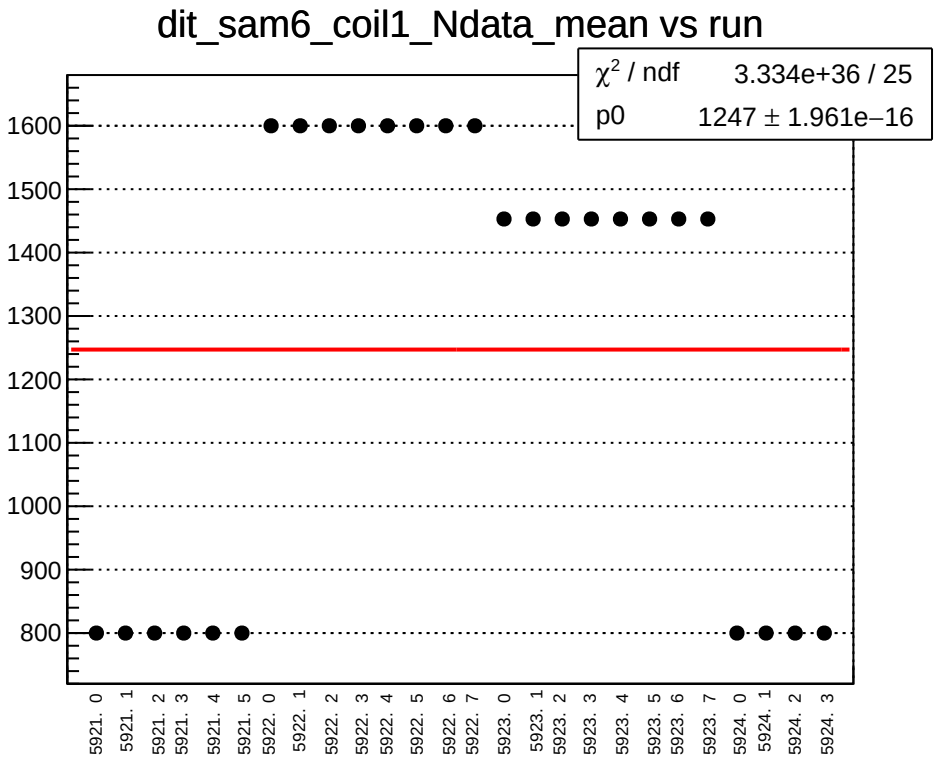
dit_sam6_coil1_Ndata_mean vs run
χ² / ndf 3.334e+36 / 25
p0 1247 ± 1.961e−16
1600
1500
1400
1300
1200
1100
1000
900
800
5921. 0
5921. 1
5921. 2
5921. 3
5921. 4
5921. 5
5922. 0
5922. 1
5922. 2
5922. 3
5922. 4
5922. 5
5922. 6
5922. 7
5923. 0
5923. 1
5923. 2
5923. 3
5923. 4
5923. 5
5923. 6
5923. 7
5924. 0
5924. 1
5924. 2
5924. 3

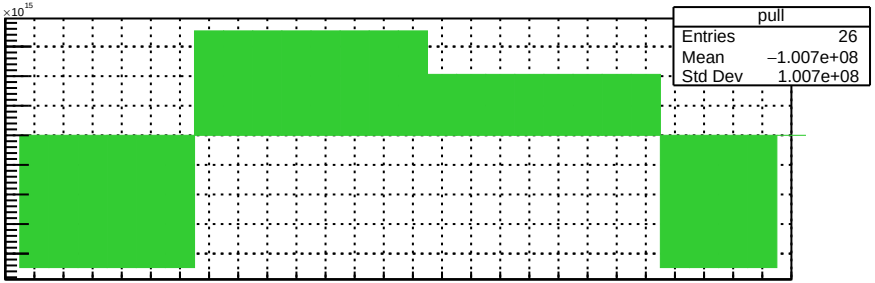
×10¹⁵
300
200
100
0
−100
−200
−300
−400
pull
Entries 26
Mean −1.007e+08
Std Dev 1.007e+08

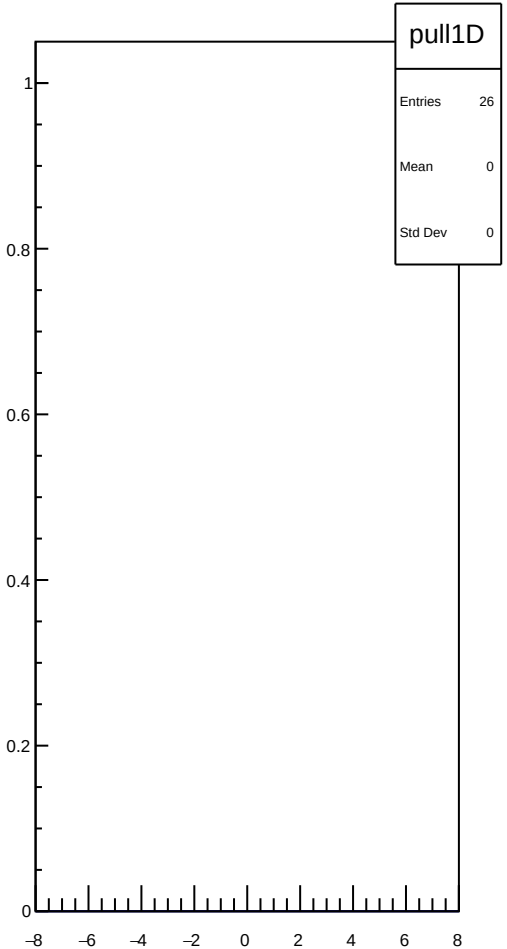
pull1D
Entries 26
Mean 0
Std Dev 0
1
0.8
0.6
0.4
0.2
0
−8
−6
−4
−2
0
2
4
6
8

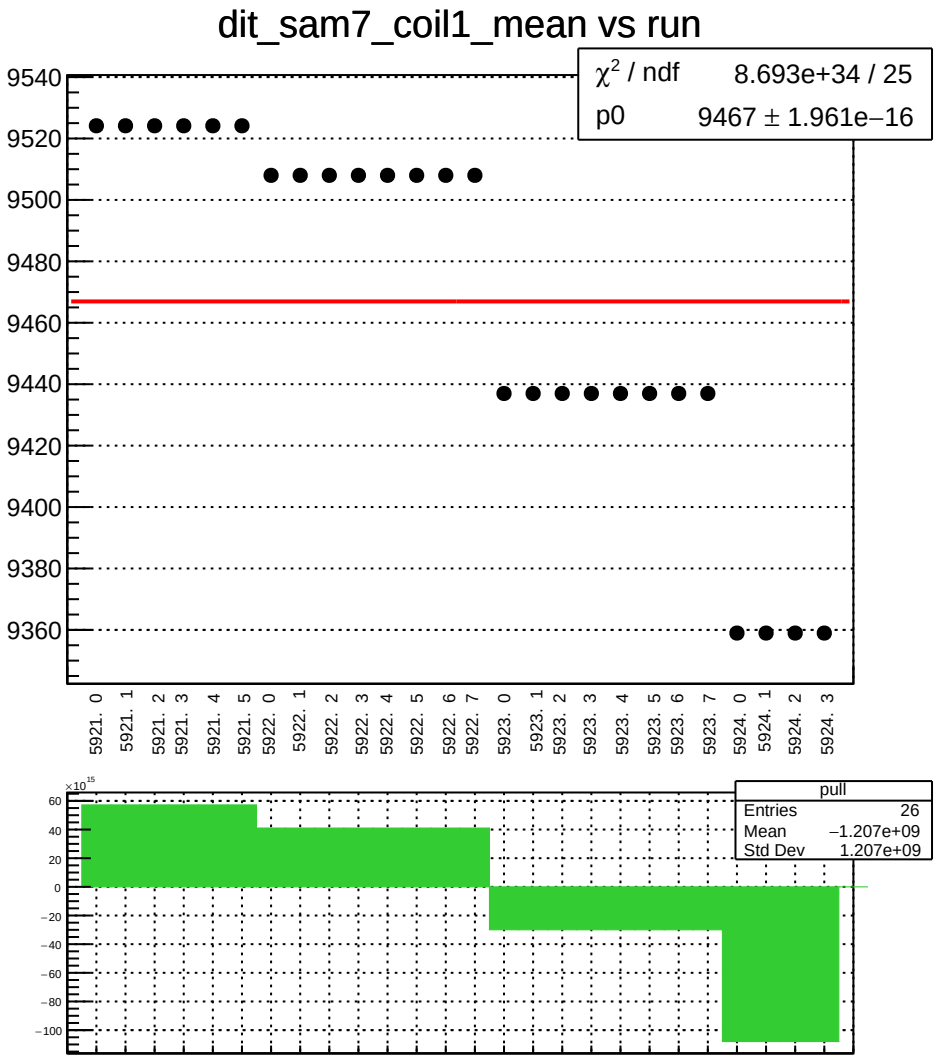
dit_sam7_coil1_mean vs run
χ² / ndf 8.693e+34 / 25
p0 9467 ± 1.961e−16
9540
9520
9500
9480
9460
9440
9420
9400
9380
9360
5921. 0
5921. 1
5921. 2
5921. 3
5921. 4
5921. 5
5922. 0
5922. 1
5922. 2
5922. 3
5922. 4
5922. 5
5922. 6
5922. 7
5923. 0
5923. 1
5923. 2
5923. 3
5923. 4
5923. 5
5923. 6
5923. 7
5924. 0
5924. 1
5924. 2
5924. 3
×10^15
60
40
20
0
−20
−40
−60
−80
−100
pull
Entries 26
Mean −1.207e+09
Std Dev 1.207e+09

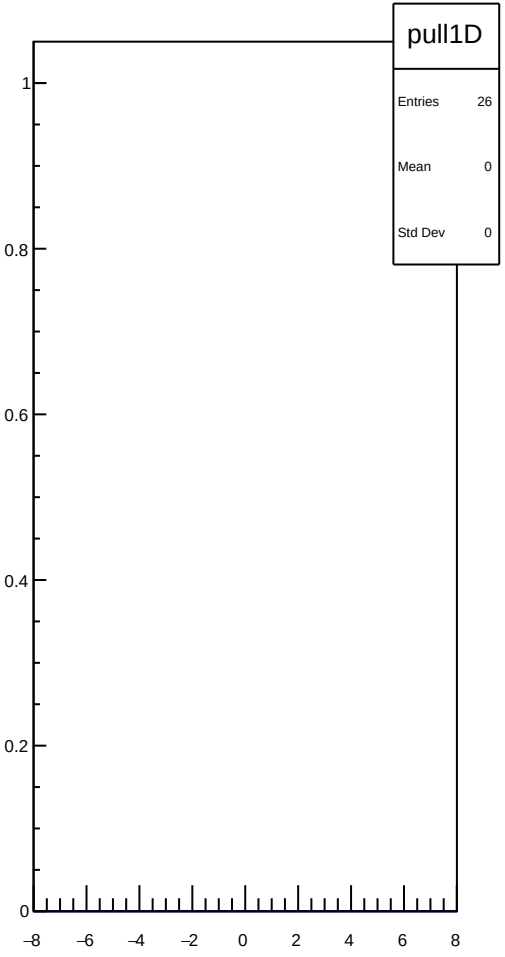
pull1D
Entries 26
Mean 0
Std Dev 0
1
0.8
0.6
0.4
0.2
0
−8
−6
−4
−2
0
2
4
6
8

dit_sam7_coil1_err_mean vs run

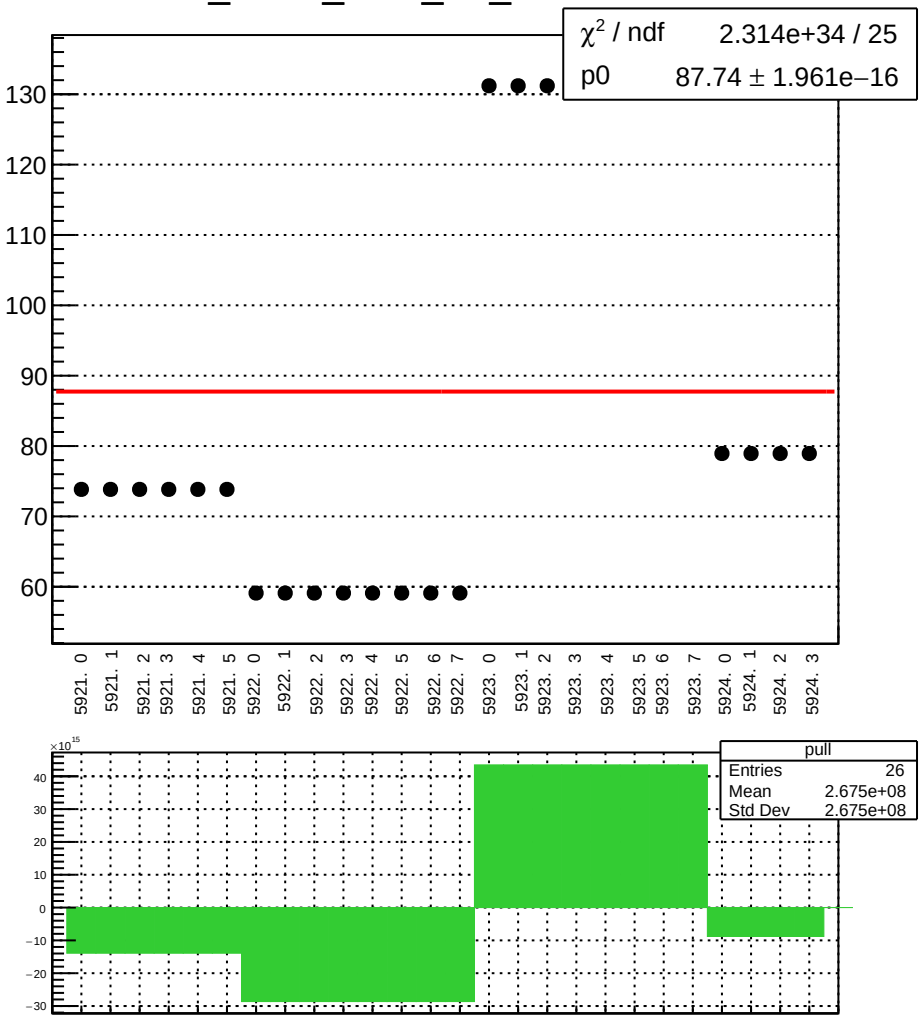

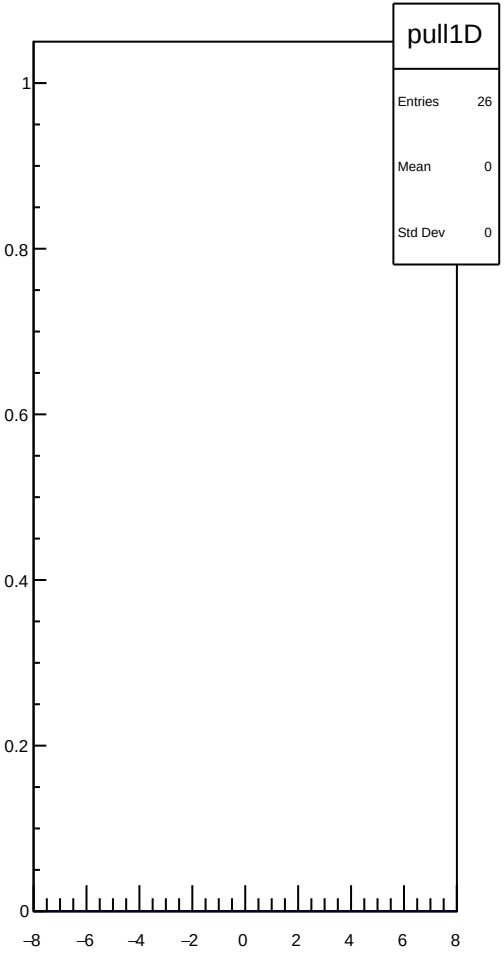

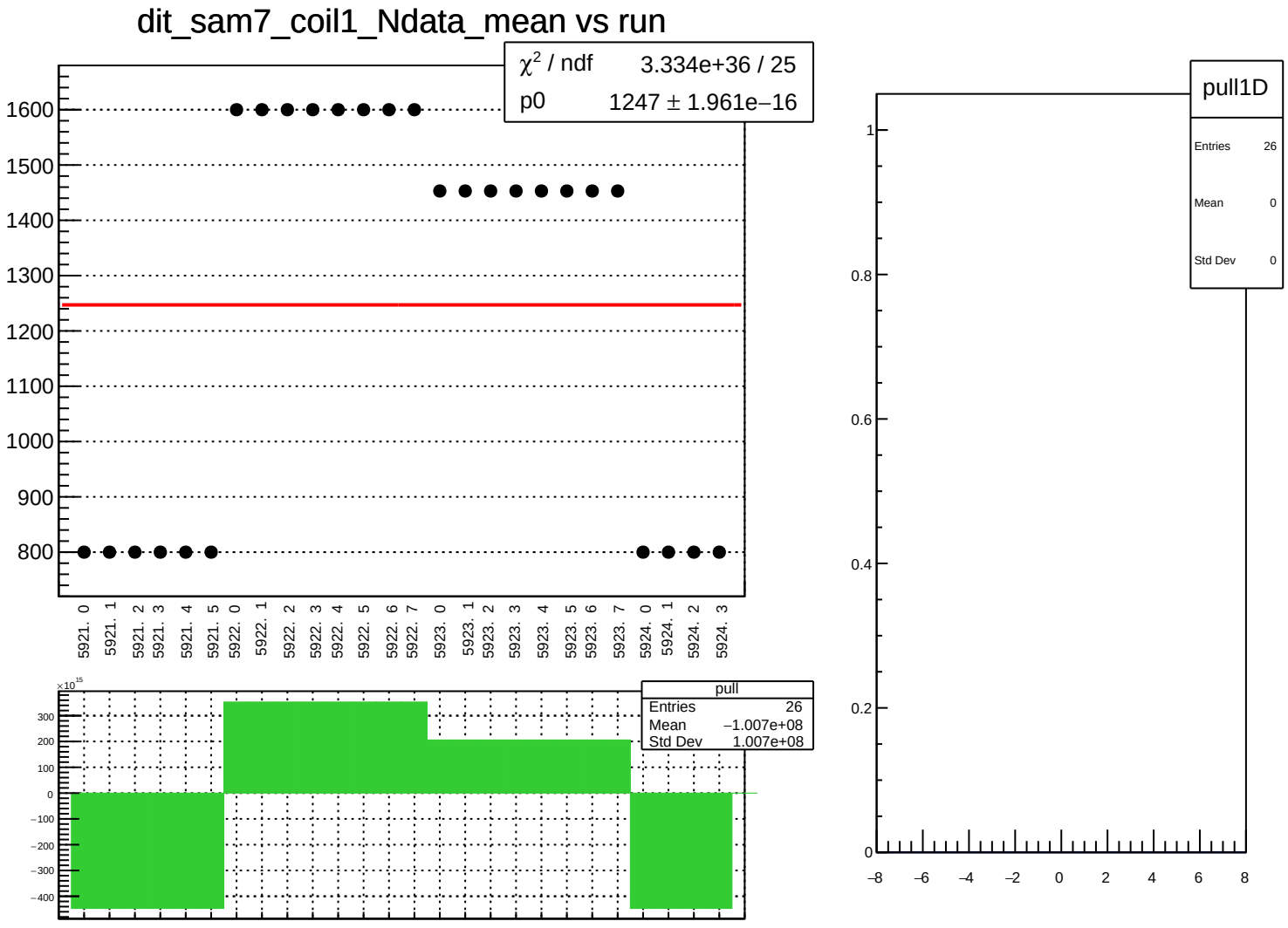
dit_sam7_coil1_Ndata_mean vs run
χ² / ndf 3.334e+36 / 25
p0 1247 ± 1.961e−16
1600
1500
1400
1300
1200
1100
1000
900
800
5921. 0
5921. 1
5921. 2
5921. 3
5921. 4
5921. 5
5922. 0
5922. 1
5922. 2
5922. 3
5922. 4
5922. 5
5922. 6
5922. 7
5923. 0
5923. 1
5923. 2
5923. 3
5923. 4
5923. 5
5923. 6
5923. 7
5924. 0
5924. 1
5924. 2
5924. 3
×10^15
300
200
100
0
−100
−200
−300
−400
pull
Entries 26
Mean −1.007e+08
Std Dev 1.007e+08
pull1D
Entries 26
Mean 0
Std Dev 0
1
0.8
0.6
0.4
0.2
0
−8
−6
−4
−2
0
2
4
6
8

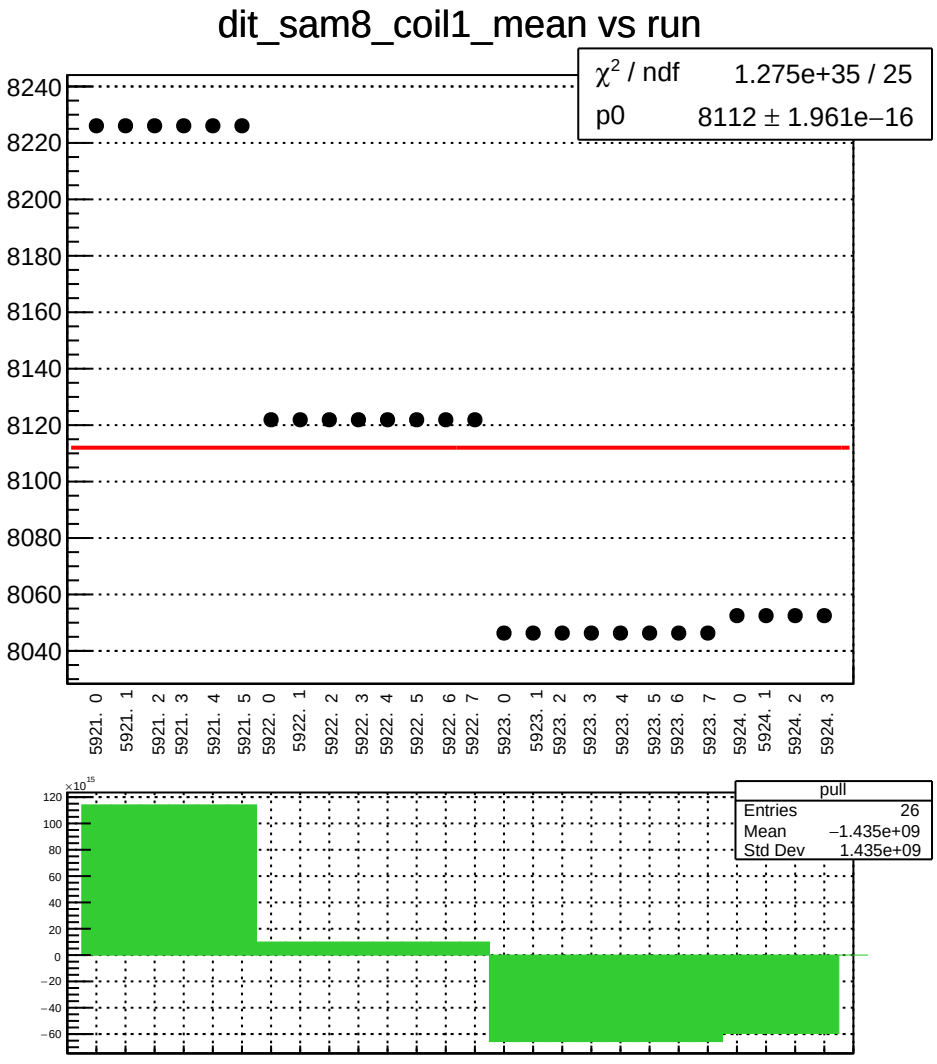
dit_sam8_coil1_mean vs run
χ² / ndf 1.275e+35 / 25
p0 8112 ± 1.961e−16
8240
8220
8200
8180
8160
8140
8120
8100
8080
8060
8040
5921. 0
5921. 1
5921. 2
5921. 3
5921. 4
5921. 5
5922. 0
5922. 1
5922. 2
5922. 3
5922. 4
5922. 5
5922. 6
5922. 7
5923. 0
5923. 1
5923. 2
5923. 3
5923. 4
5923. 5
5923. 6
5923. 7
5924. 0
5924. 1
5924. 2
5924. 3
pull
Entries 26
Mean −1.435e+09
Std Dev 1.435e+09
×10^15
120
100
80
60
40
20
0
−20
−40
−60

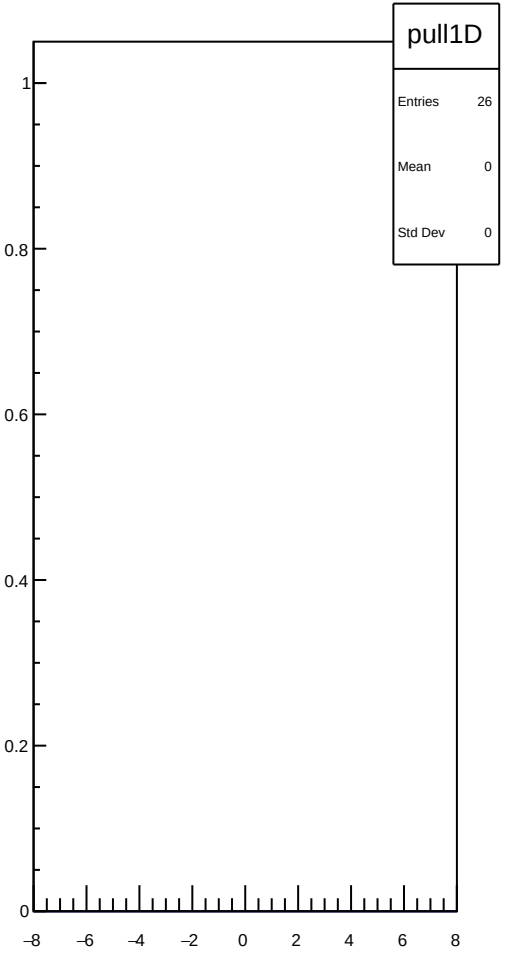
pull1D
Entries 26
Mean 0
Std Dev 0
1
0.8
0.6
0.4
0.2
0
−8
−6
−4
−2
0
2
4
6
8

dit_sam8_coil1_err_mean vs run

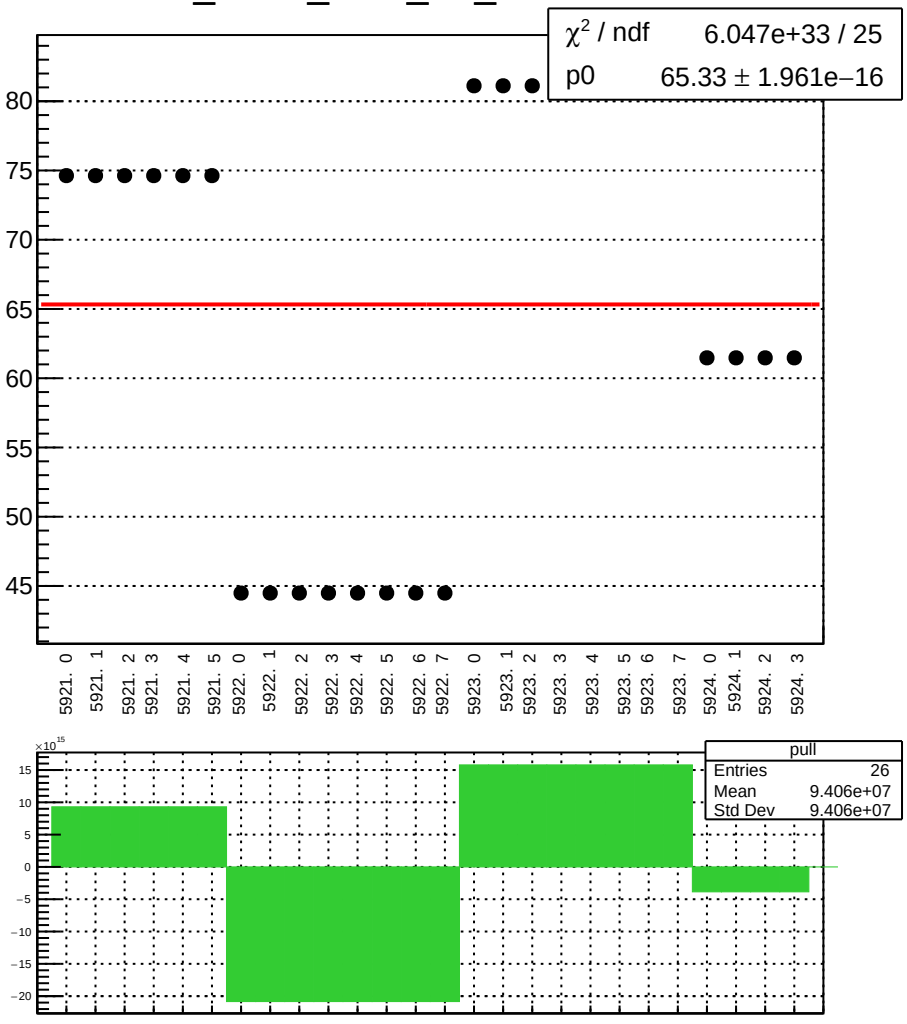

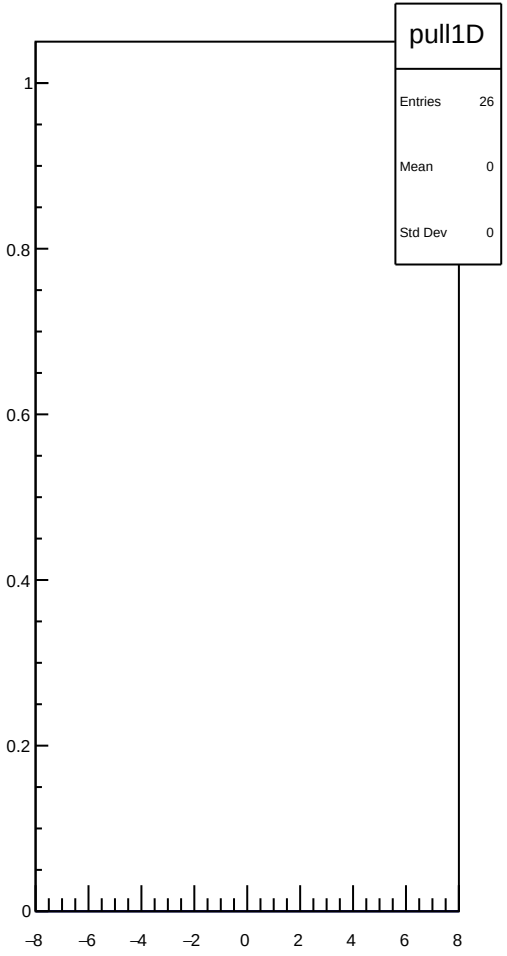

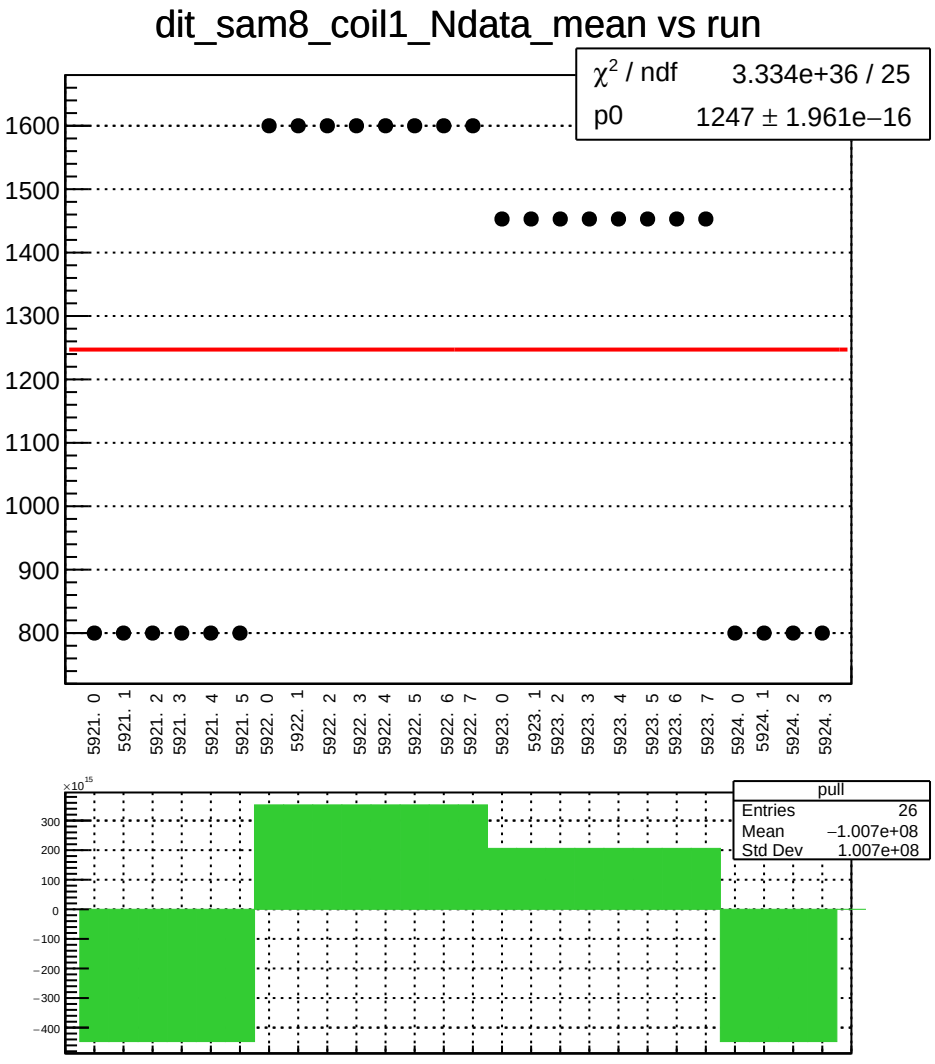
dit_sam8_coil1_Ndata_mean vs run
χ² / ndf 3.334e+36 / 25
p0 1247 ± 1.961e−16
1600
1500
1400
1300
1200
1100
1000
900
800
5921. 0
5921. 1
5921. 2
5921. 3
5921. 4
5921. 5
5922. 0
5922. 1
5922. 2
5922. 3
5922. 4
5922. 5
5922. 6
5922. 7
5923. 0
5923. 1
5923. 2
5923. 3
5923. 4
5923. 5
5923. 6
5923. 7
5924. 0
5924. 1
5924. 2
5924. 3
×10^15
300
200
100
0
−100
−200
−300
−400
pull
Entries 26
Mean −1.007e+08
Std Dev 1.007e+08

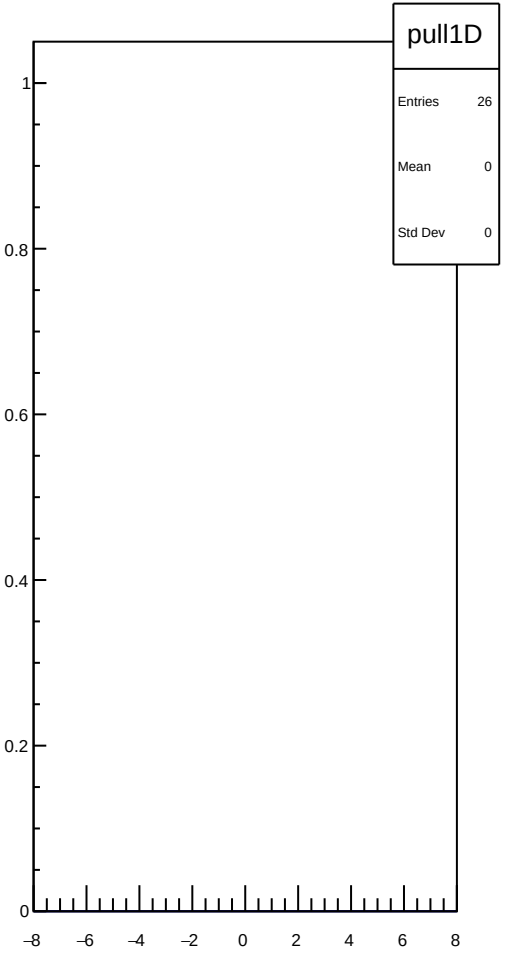
pull1D
Entries 26
Mean 0
Std Dev 0
1
0.8
0.6
0.4
0.2
0
−8
−6
−4
−2
0
2
4
6
8

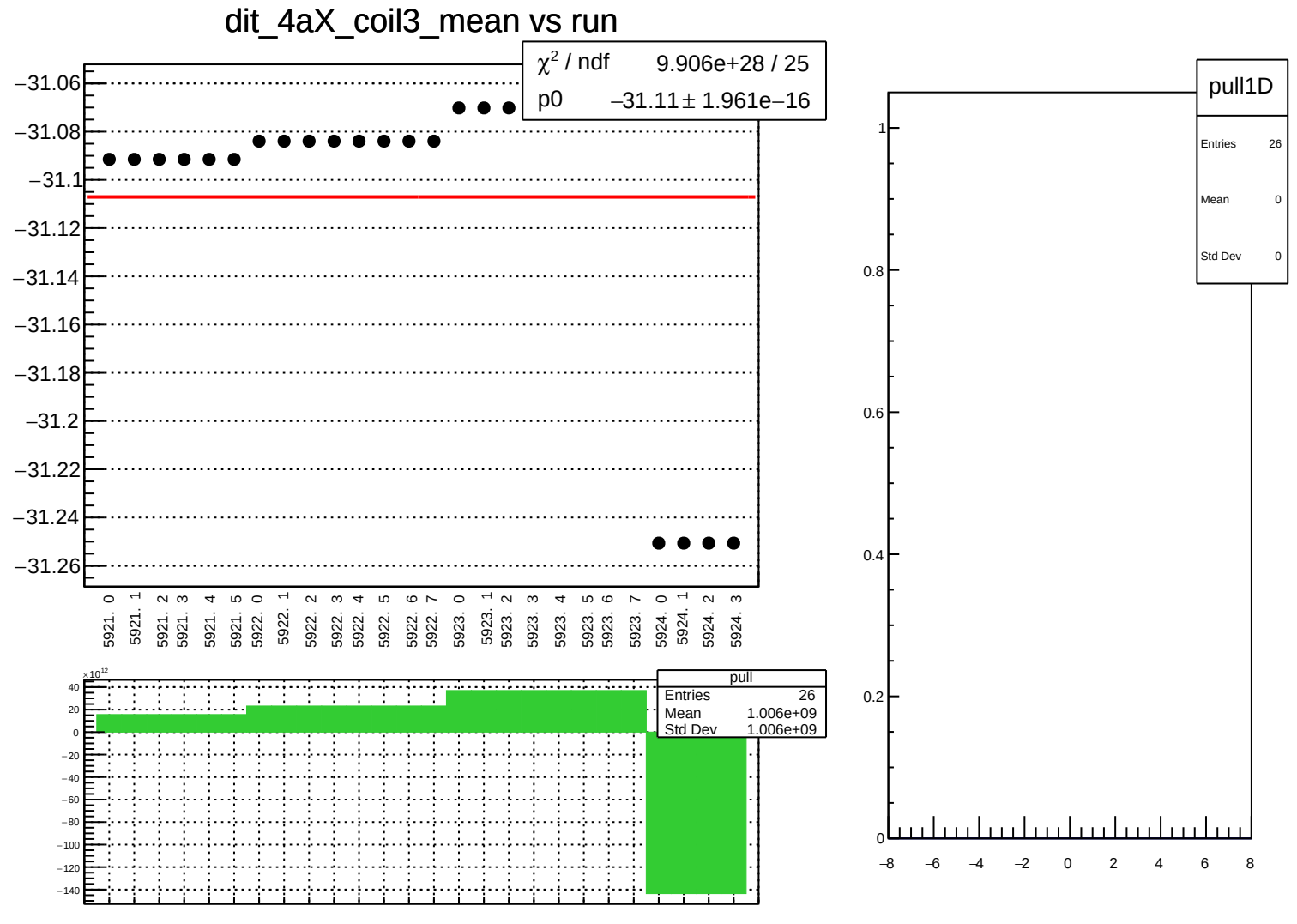
dit_4aX_coil3_mean vs run
χ² / ndf 9.906e+28 / 25
p0 −31.11 ± 1.961e−16
−31.06
−31.08
−31.1
−31.12
−31.14
−31.16
−31.18
−31.2
−31.22
−31.24
−31.26
5921. 0
5921. 1
5921. 2
5921. 3
5921. 4
5921. 5
5922. 0
5922. 1
5922. 2
5922. 3
5922. 4
5922. 5
5922. 6
5922. 7
5923. 0
5923. 1
5923. 2
5923. 3
5923. 4
5923. 5
5923. 6
5923. 7
5924. 0
5924. 1
5924. 2
5924. 3
pull
Entries 26
Mean 1.006e+09
Std Dev 1.006e+09
×10¹²
40
20
0
−20
−40
−60
−80
−100
−120
−140
pull1D
Entries 26
Mean 0
Std Dev 0
1
0.8
0.6
0.4
0.2
0
−8
−6
−4
−2
0
2
4
6
8

dit_4aX_coil3_err_mean vs run

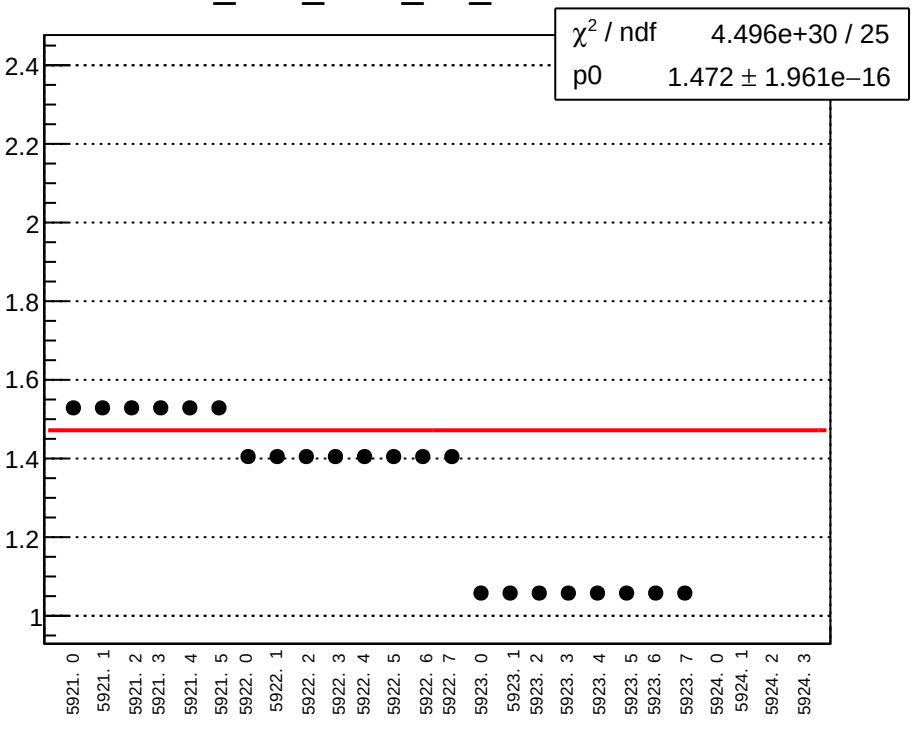

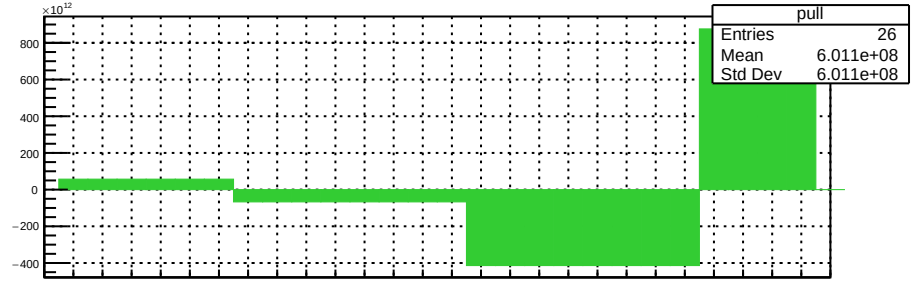

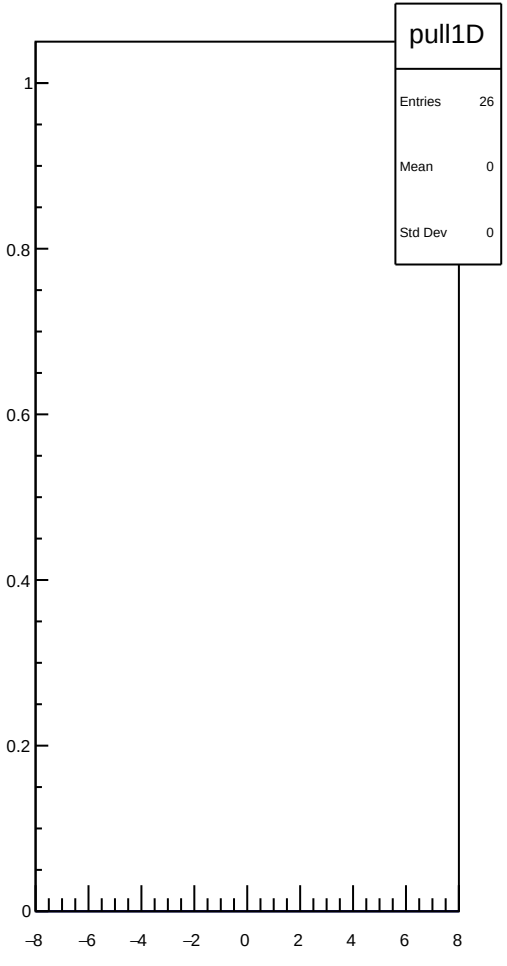

dit_4aX_coil3_Ndata_mean vs run

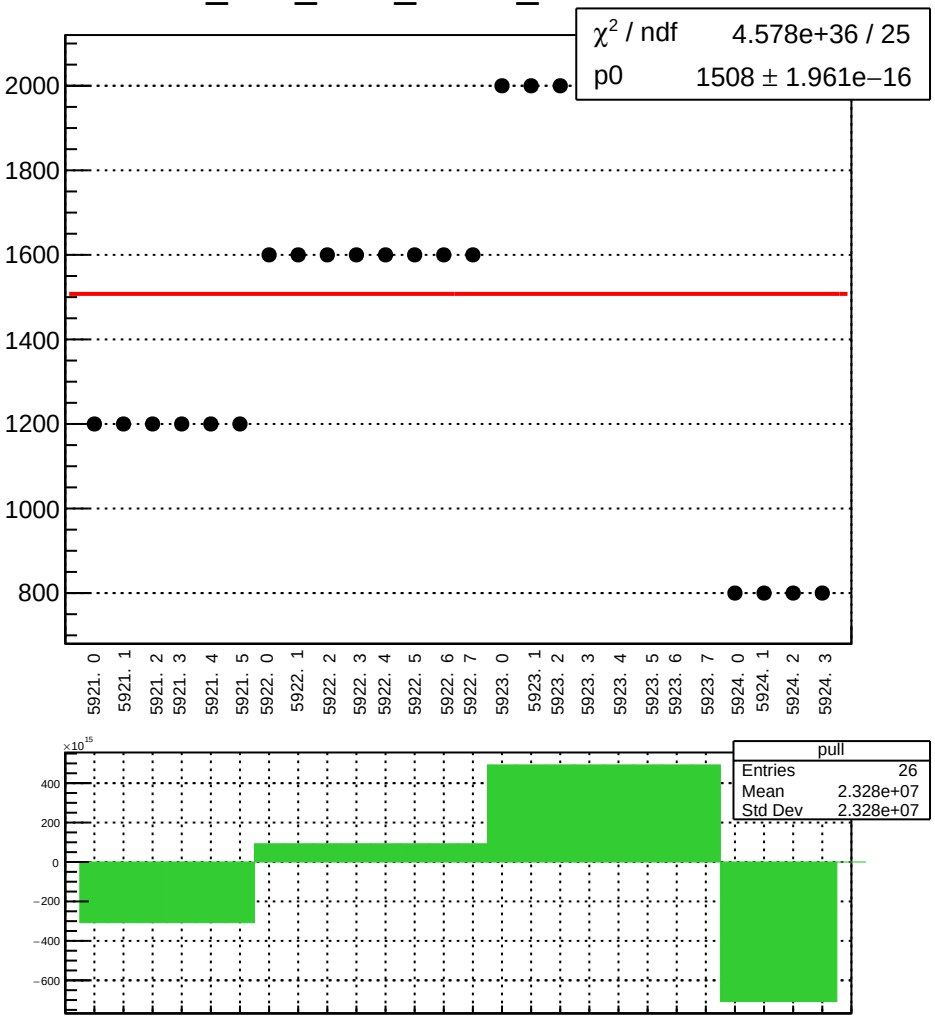

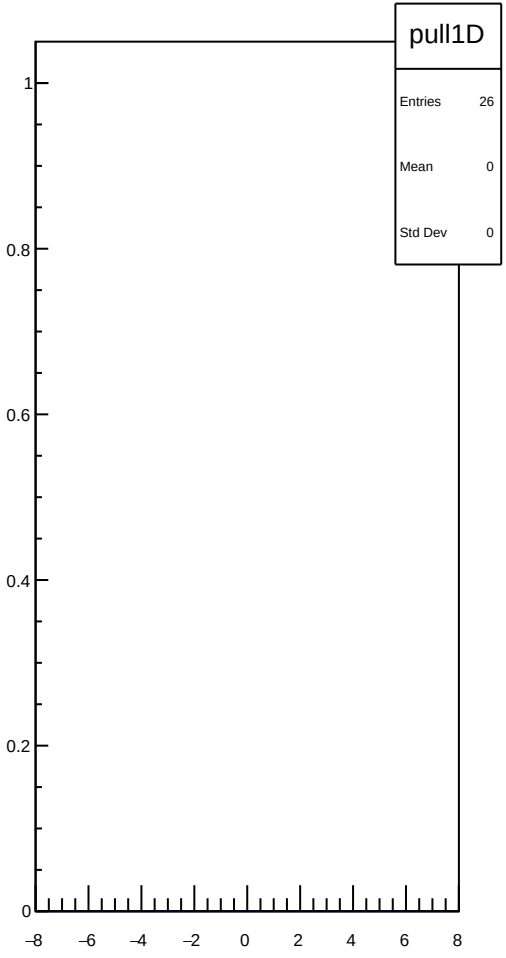

dit_4eX_coil3_mean vs run

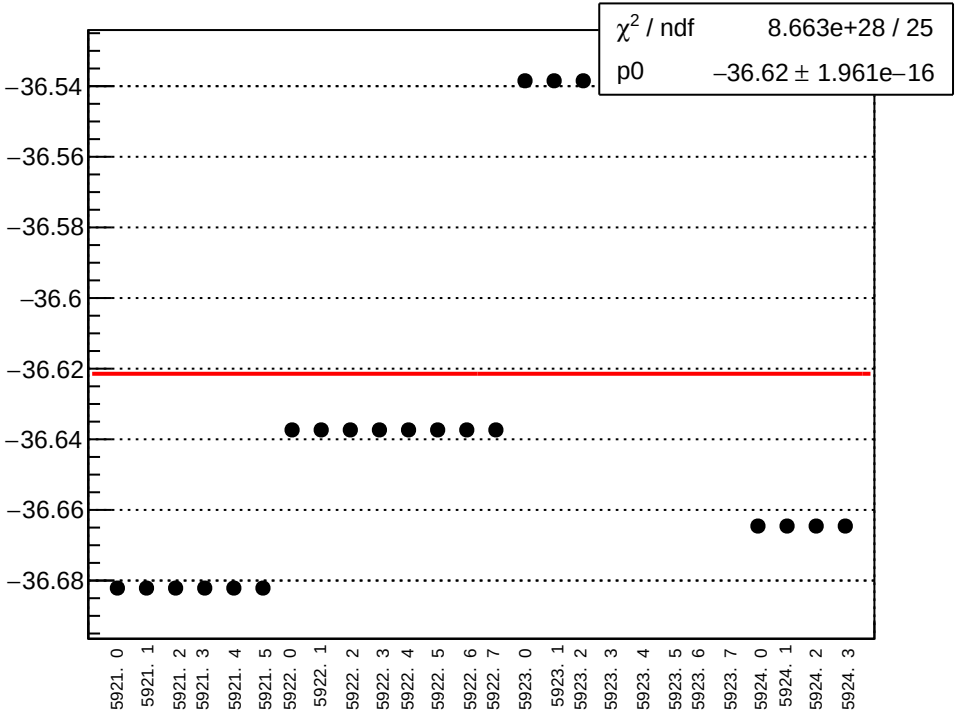

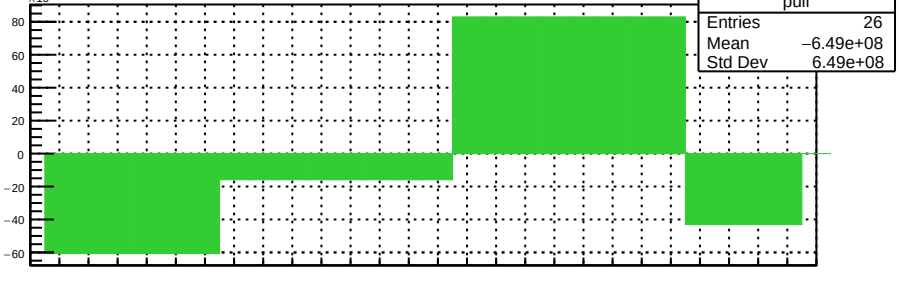

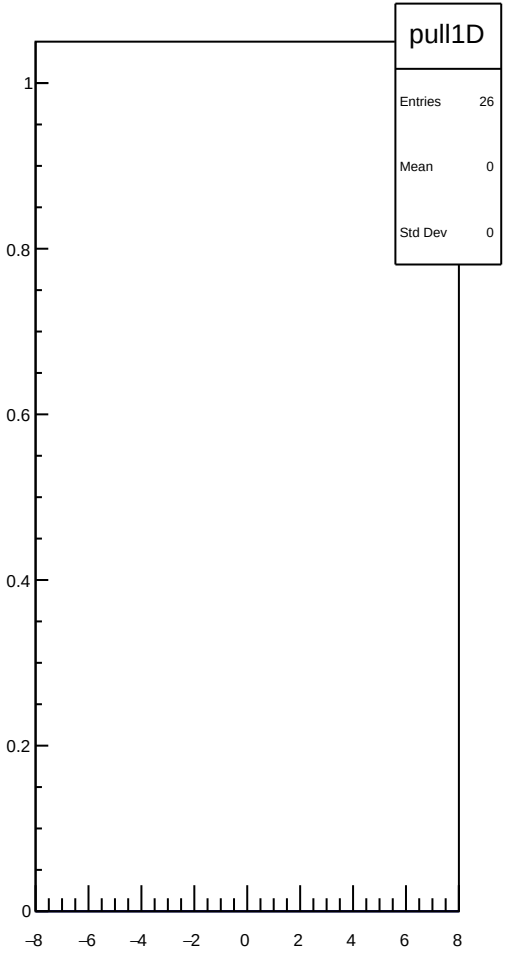

dit_4eX_coil3_err_mean vs run

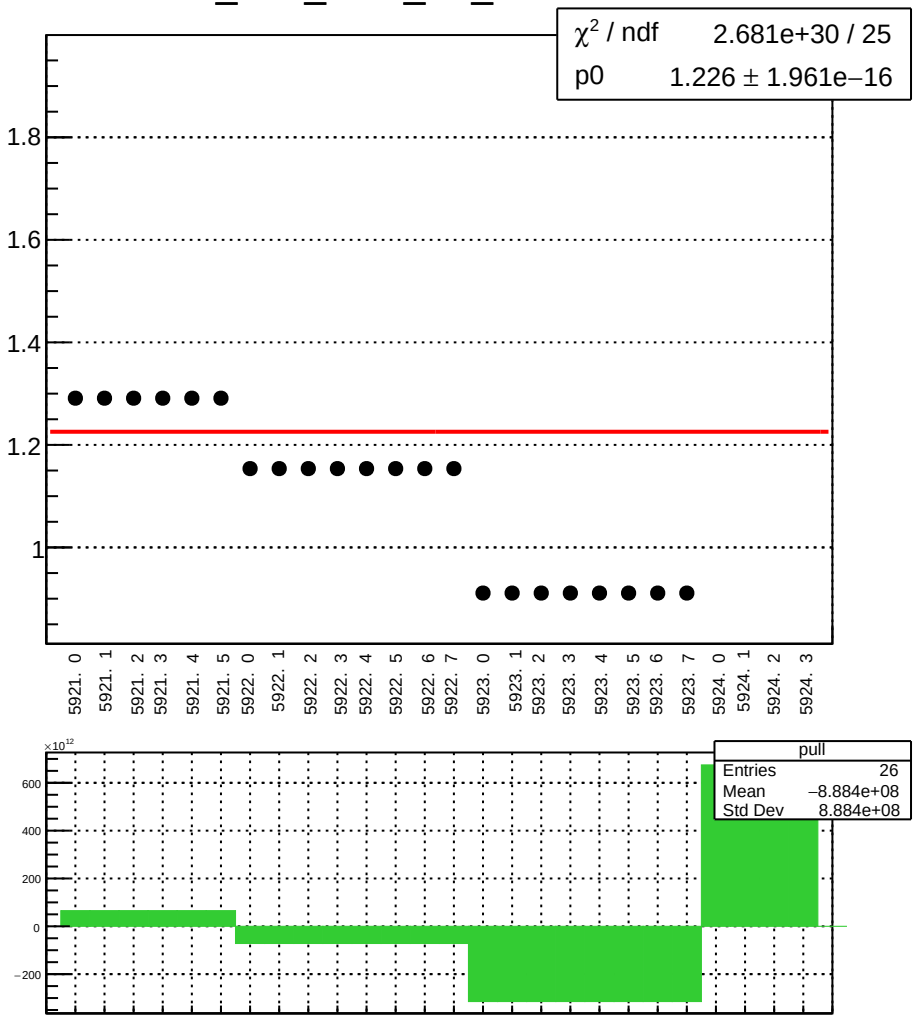

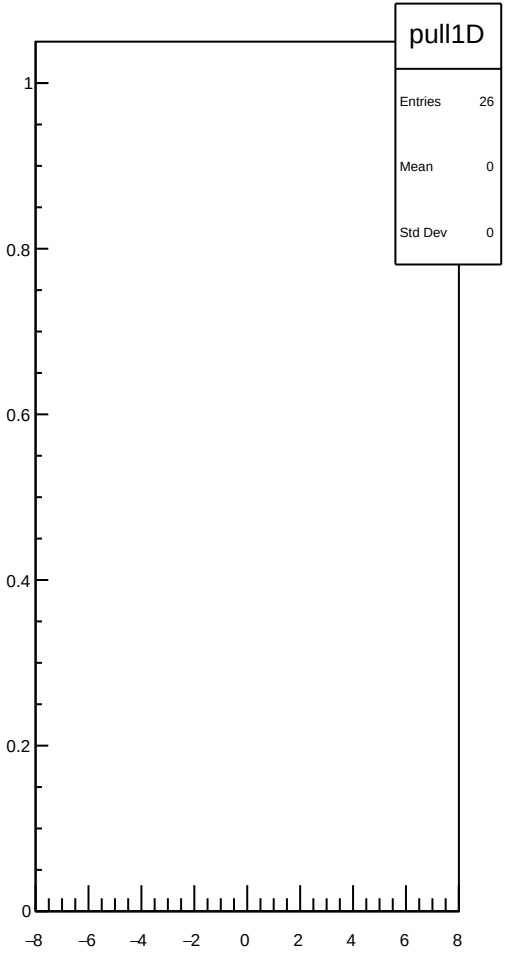

dit_4eX_coil3_Ndata_mean vs run

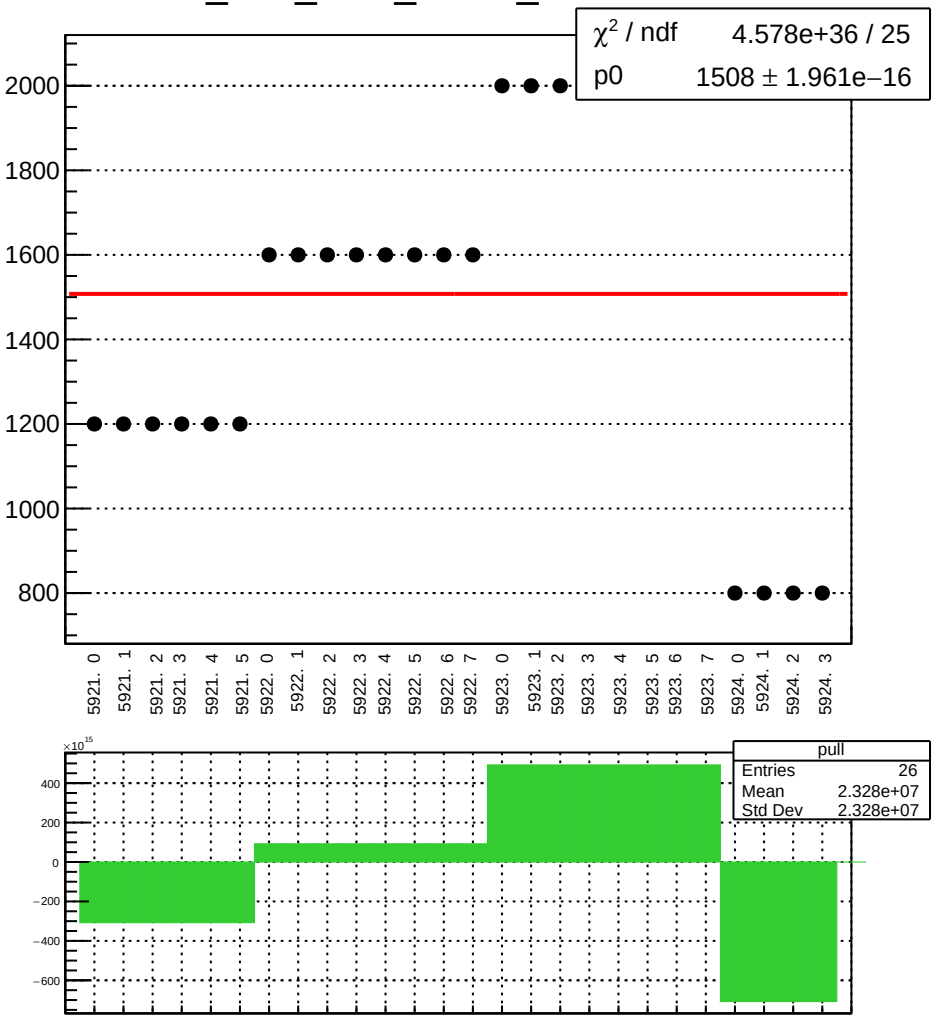

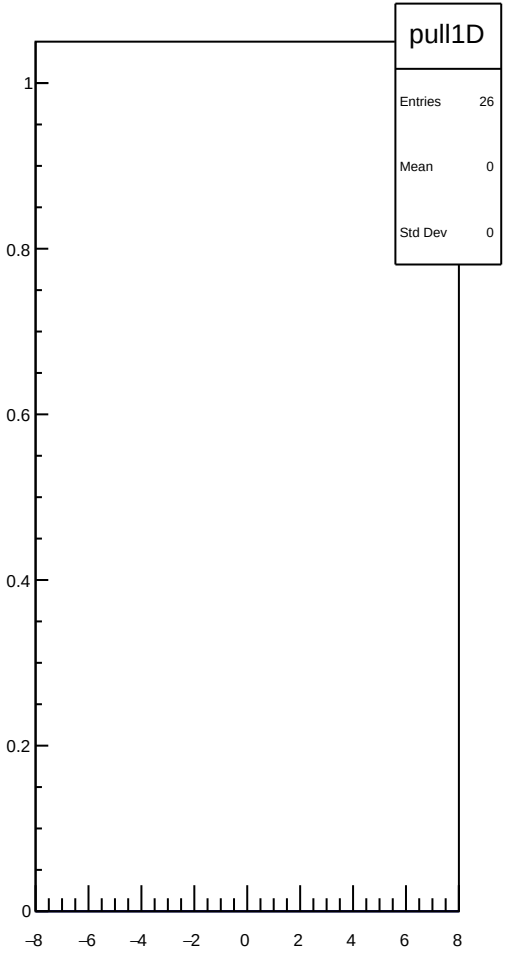

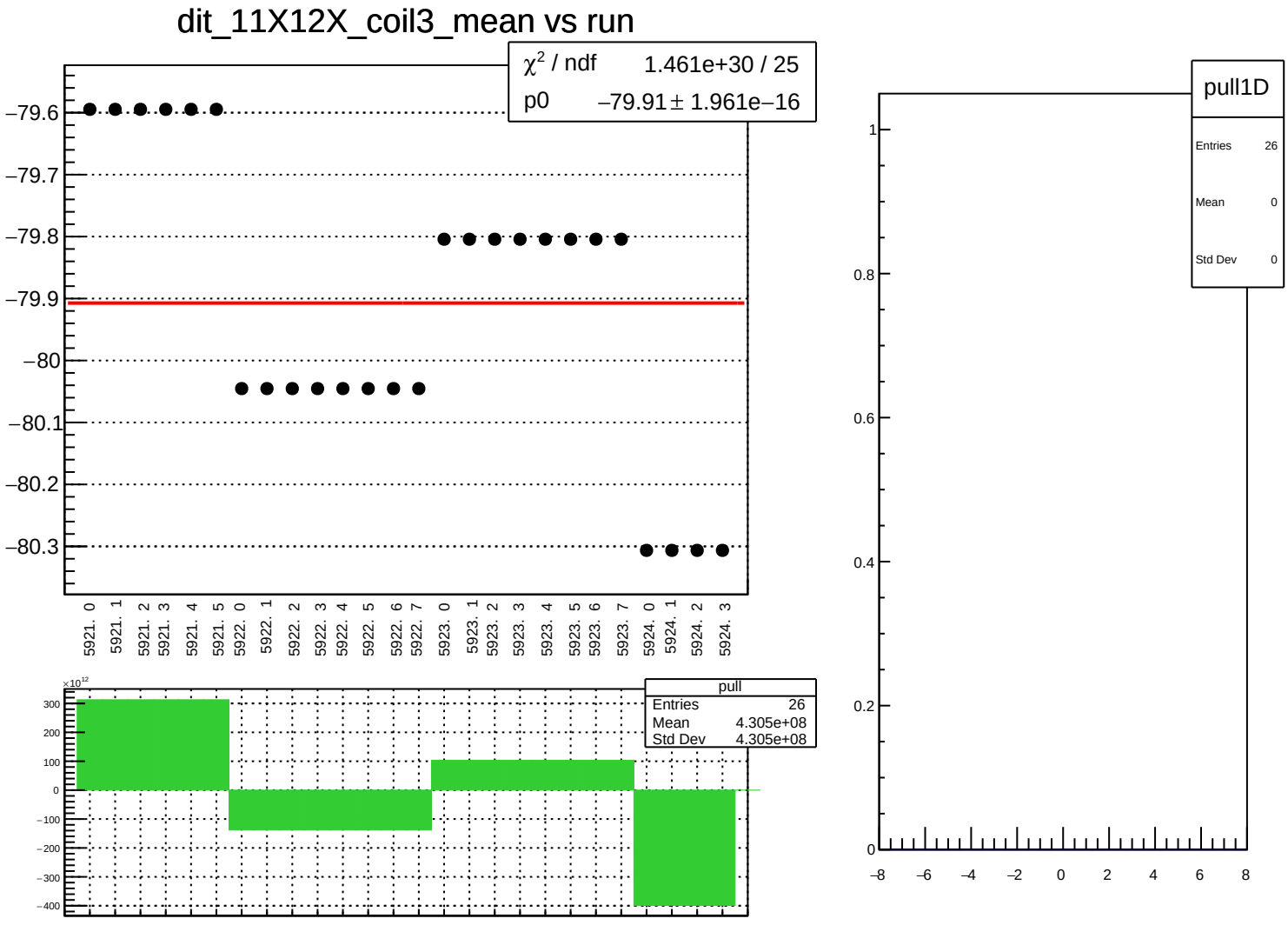
dit_11X12X_coil3_mean vs run
χ² / ndf 1.461e+30 / 25
p0 −79.91 ± 1.961e−16
−79.6
−79.7
−79.8
−79.9
−80
−80.1
−80.2
−80.3
5921. 0
5921. 1
5921. 2
5921. 3
5921. 4
5921. 5
5922. 0
5922. 1
5922. 2
5922. 3
5922. 4
5922. 5
5922. 6
5922. 7
5923. 0
5923. 1
5923. 2
5923. 3
5923. 4
5923. 5
5923. 6
5923. 7
5924. 0
5924. 1
5924. 2
5924. 3
pull
Entries 26
Mean 4.305e+08
Std Dev 4.305e+08
×10¹²
300
200
100
0
−100
−200
−300
−400
pull1D
Entries 26
Mean 0
Std Dev 0
1
0.8
0.6
0.4
0.2
0
−8
−6
−4
−2
0
2
4
6
8

dit_11X12X_coil3_err_mean vs run

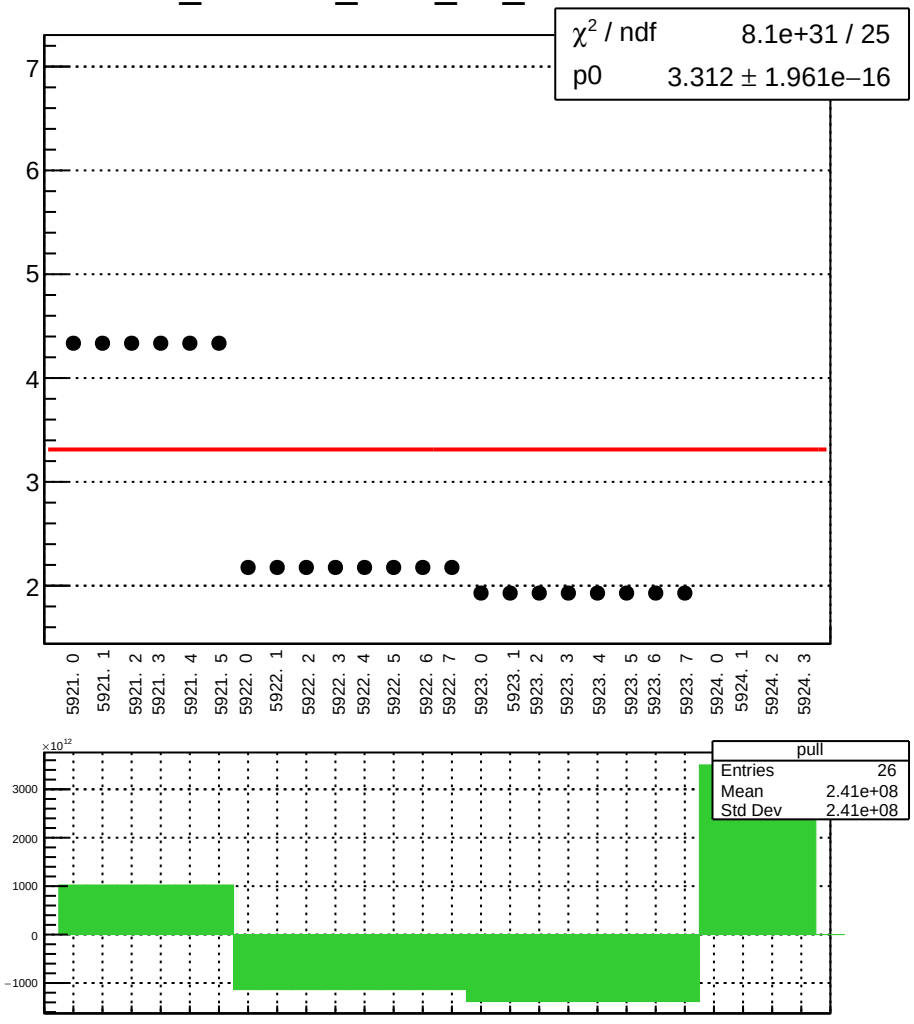

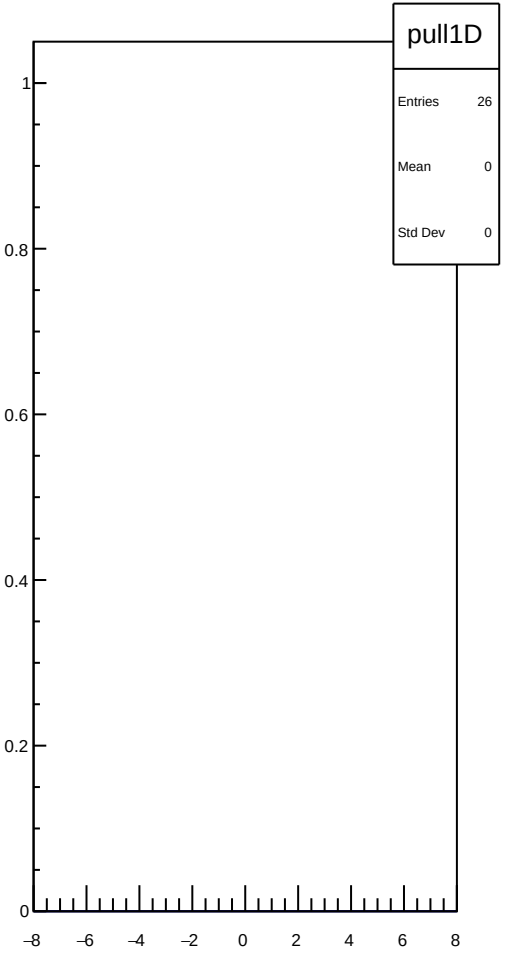

dit_11X12X_coil3_Ndata_mean vs run

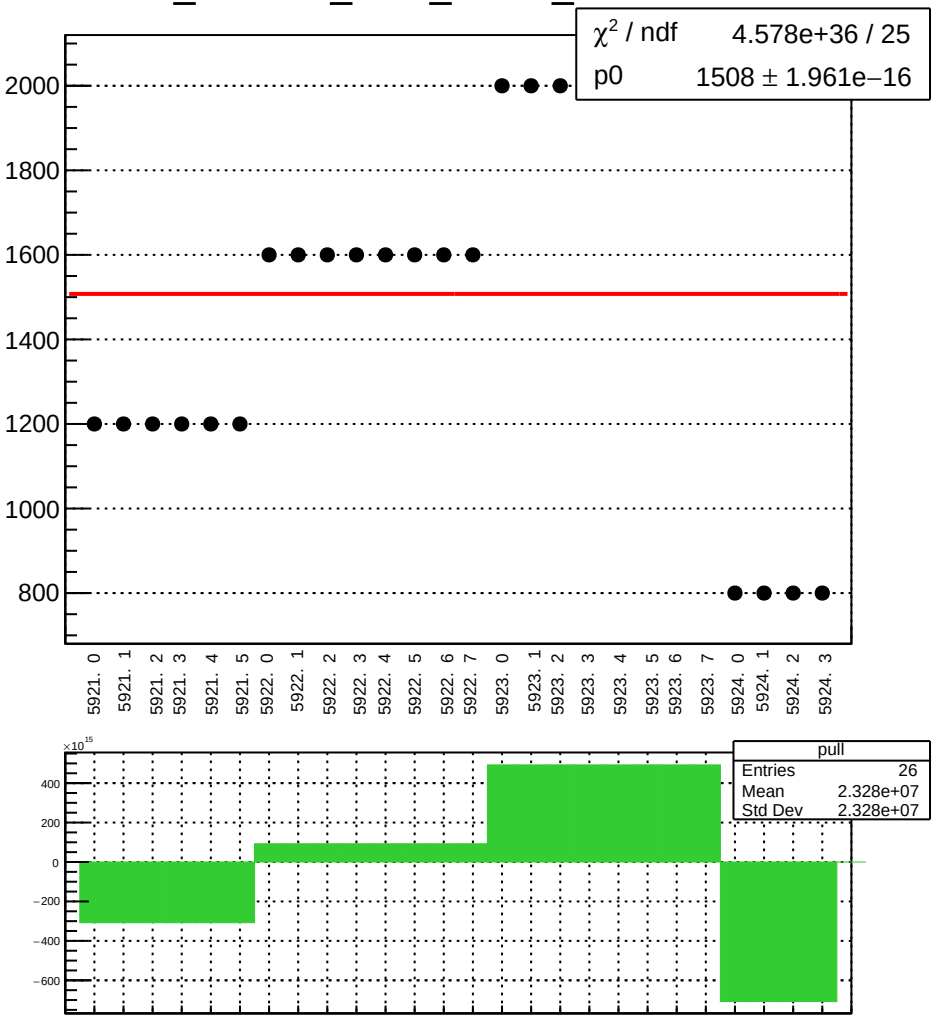

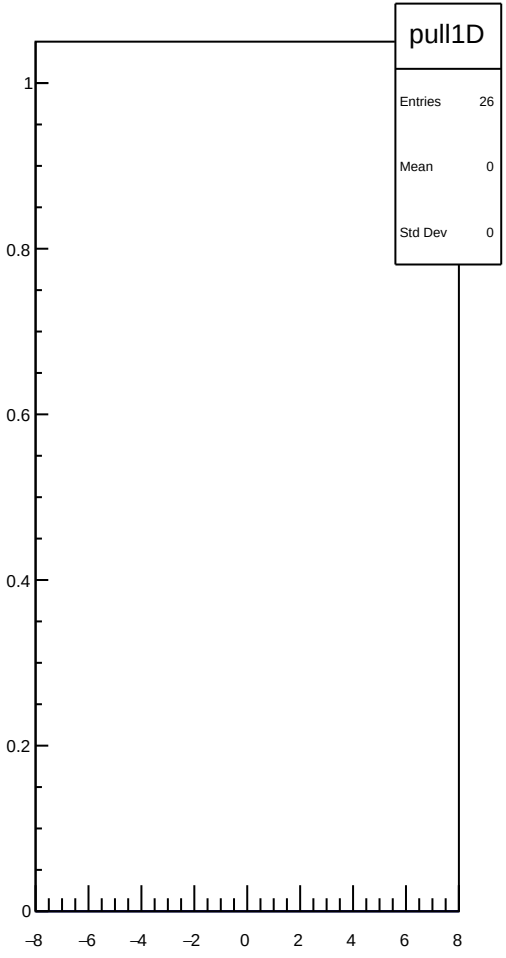

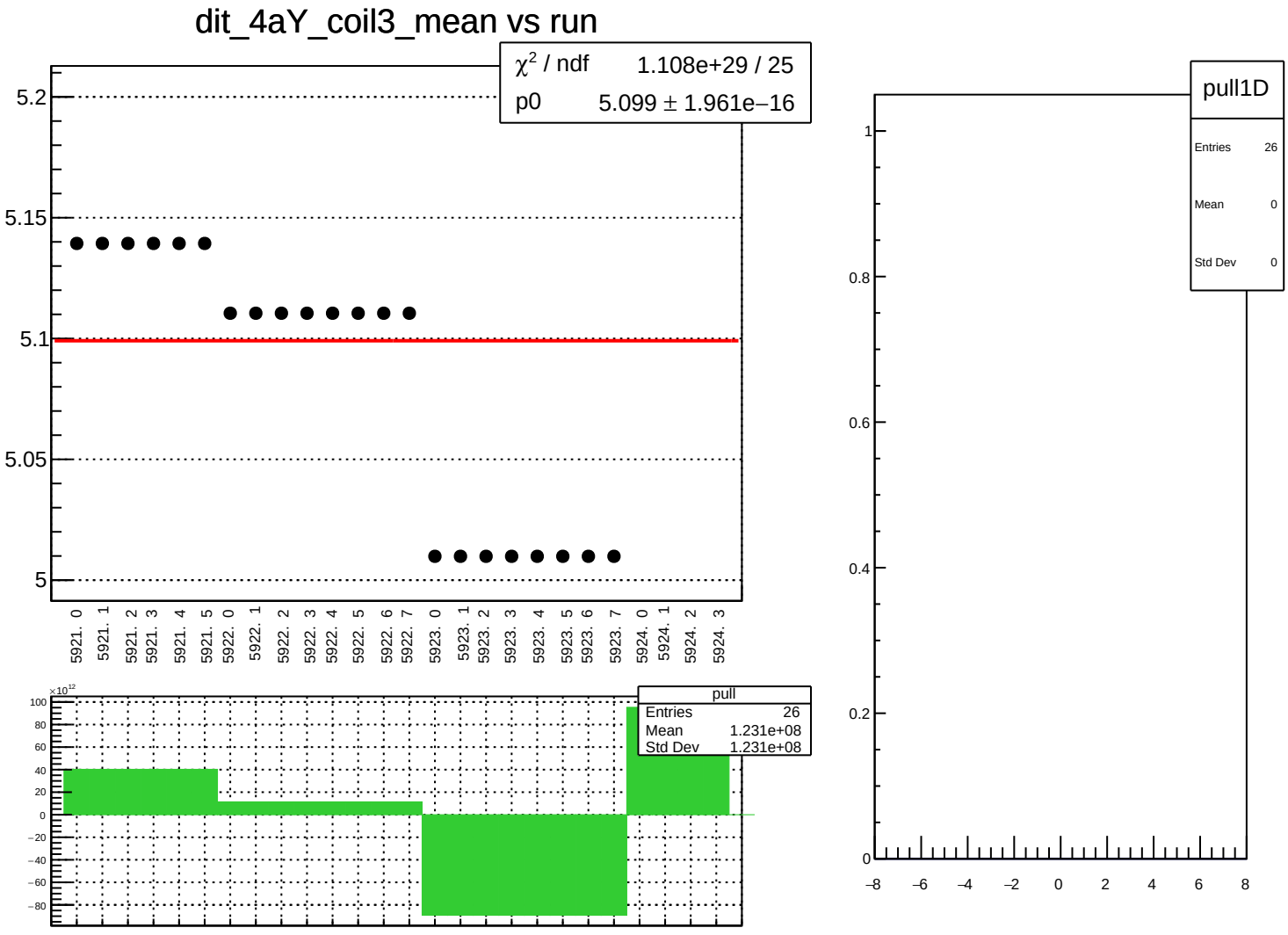
dit_4aY_coil3_mean vs run
χ² / ndf 1.108e+29 / 25
p0 5.099 ± 1.961e−16
5.2
5.15
5.1
5.05
5
5921. 0
5921. 1
5921. 2
5921. 3
5921. 4
5921. 5
5922. 0
5922. 1
5922. 2
5922. 3
5922. 4
5922. 5
5922. 6
5922. 7
5923. 0
5923. 1
5923. 2
5923. 3
5923. 4
5923. 5
5923. 6
5923. 7
5924. 0
5924. 1
5924. 2
5924. 3
×10¹²
100
80
60
40
20
0
−20
−40
−60
−80
pull
Entries 26
Mean 1.231e+08
Std Dev 1.231e+08
pull1D
Entries 26
Mean 0
Std Dev 0
1
0.8
0.6
0.4
0.2
0
−8
−6
−4
−2
0
2
4
6
8

dit_4aY_coil3_err_mean vs run

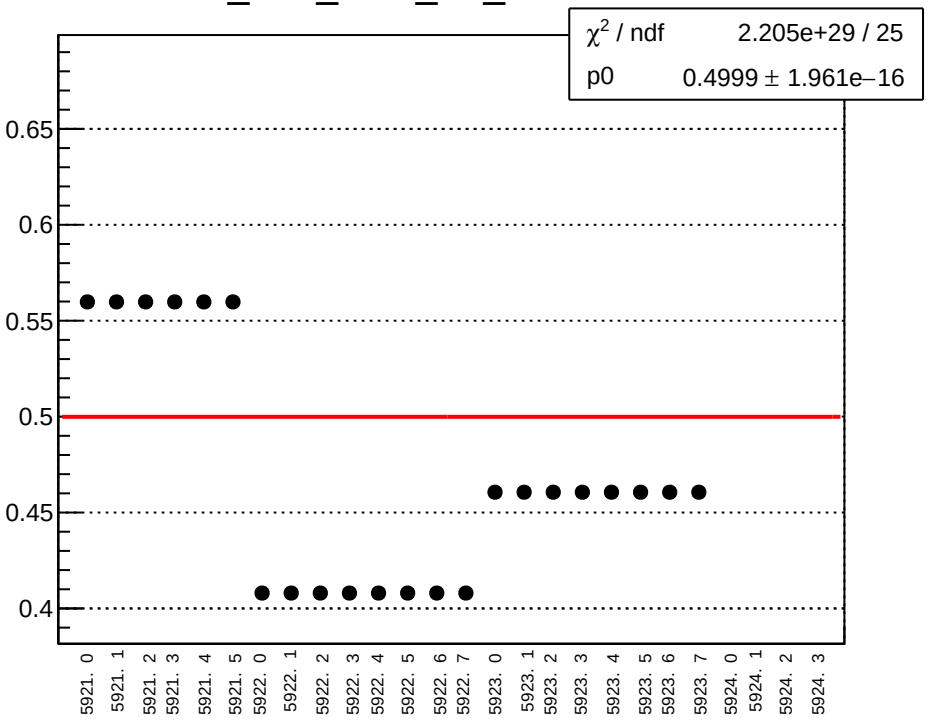

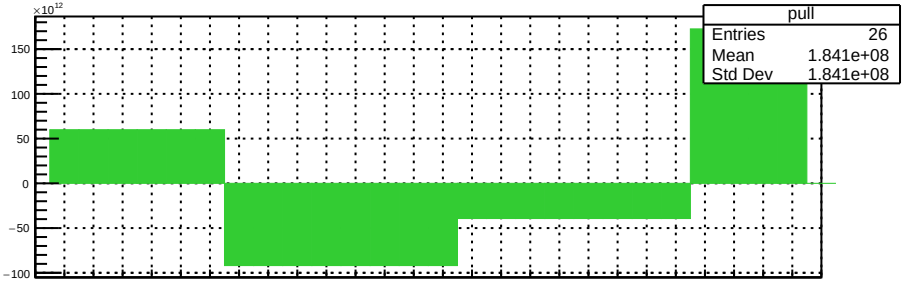

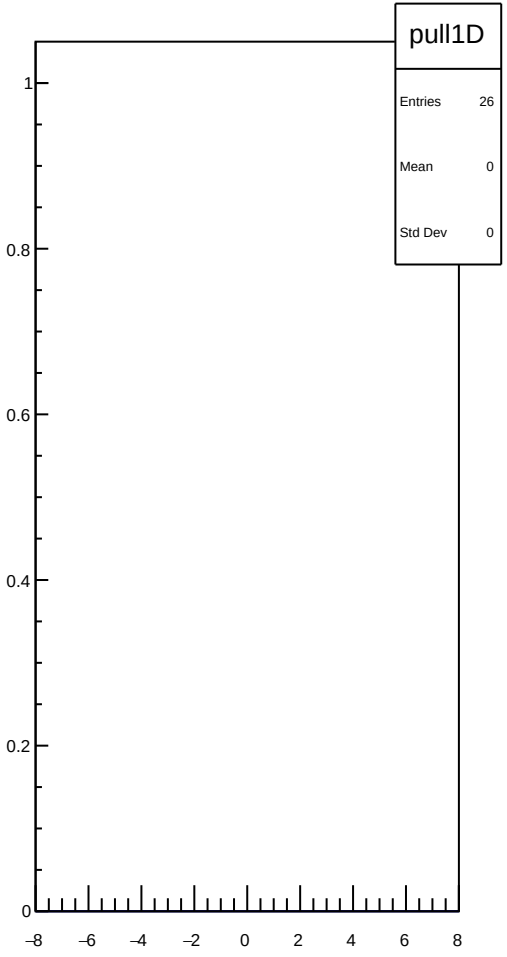

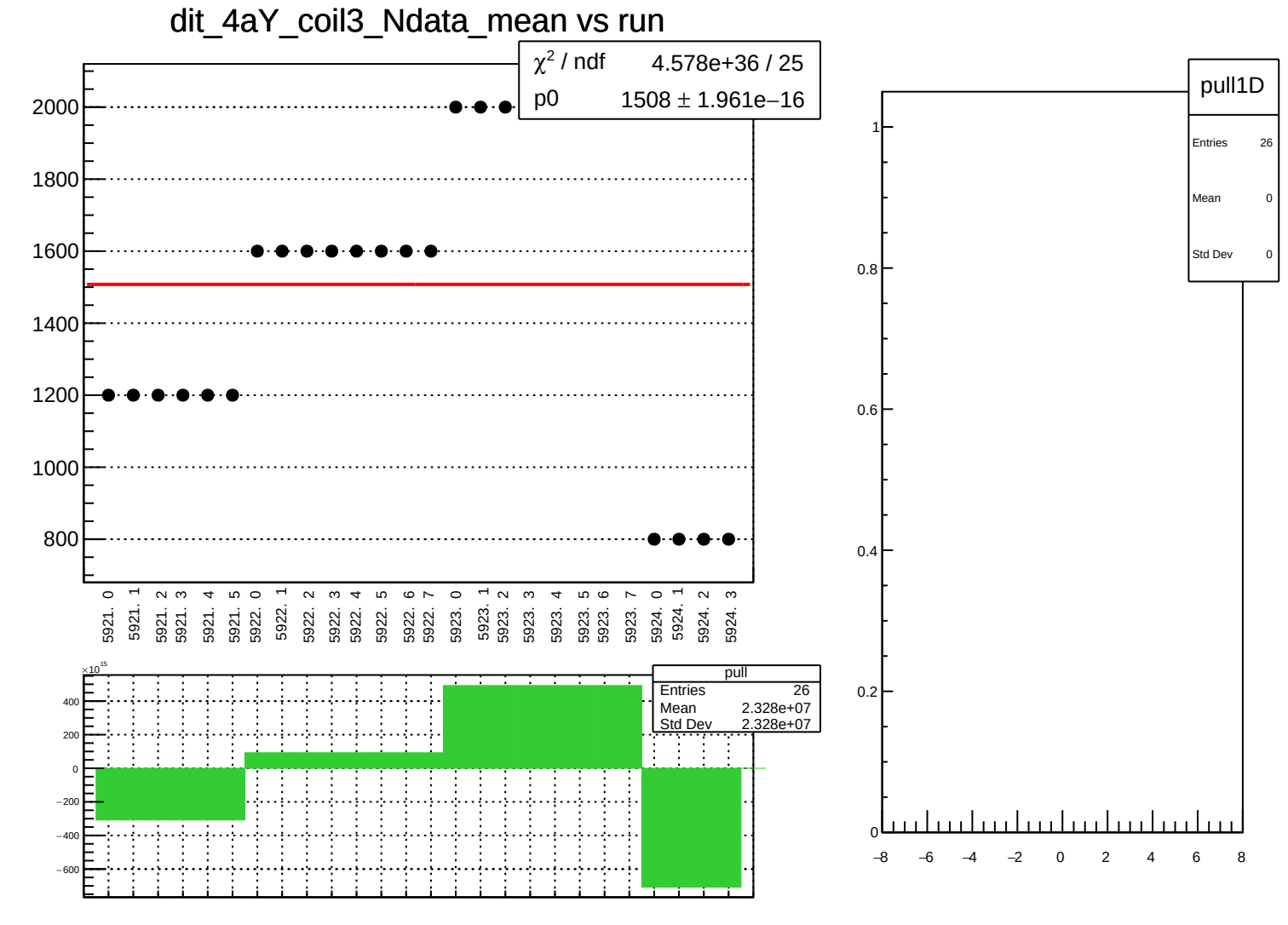
dit_4aY_coil3_Ndata_mean vs run
χ² / ndf 4.578e+36 / 25
p0 1508 ± 1.961e−16
2000
1800
1600
1400
1200
1000
800
5921. 0
5921. 1
5921. 2
5921. 3
5921. 4
5921. 5
5922. 0
5922. 1
5922. 2
5922. 3
5922. 4
5922. 5
5922. 6
5922. 7
5923. 0
5923. 1
5923. 2
5923. 3
5923. 4
5923. 5
5923. 6
5923. 7
5924. 0
5924. 1
5924. 2
5924. 3
×10¹⁵
400
200
0
−200
−400
−600
pull
Entries 26
Mean 2.328e+07
Std Dev 2.328e+07
pull1D
Entries 26
Mean 0
Std Dev 0
1
0.8
0.6
0.4
0.2
0
−8
−6
−4
−2
0
2
4
6
8

dit_4eY_coil3_mean vs run

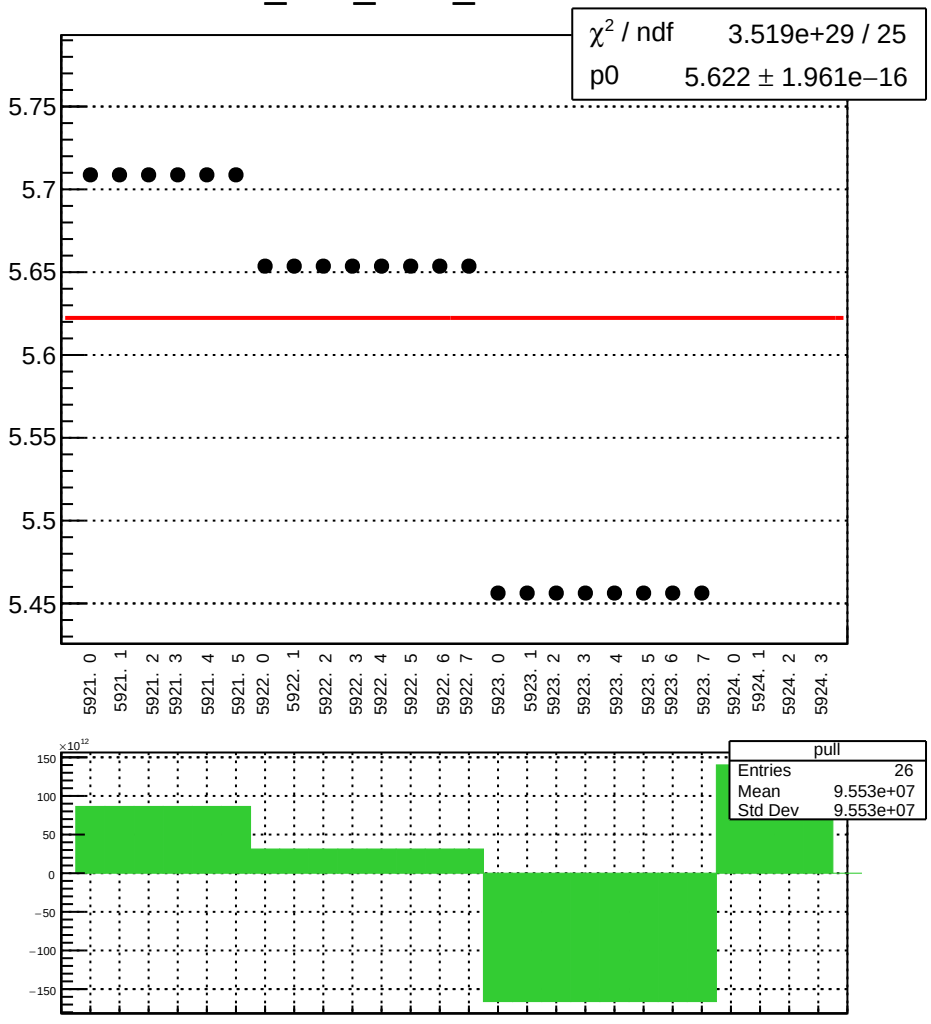

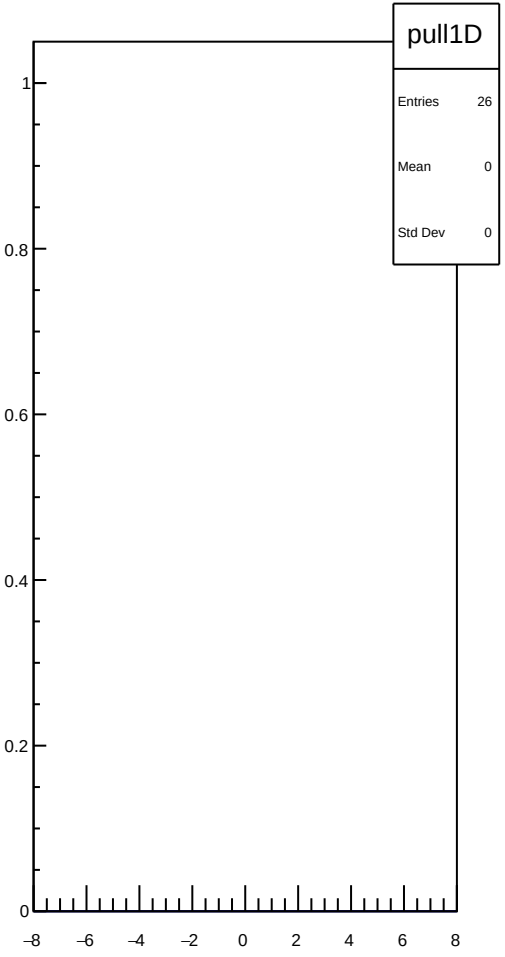

dit_4eY_coil3_err_mean vs run

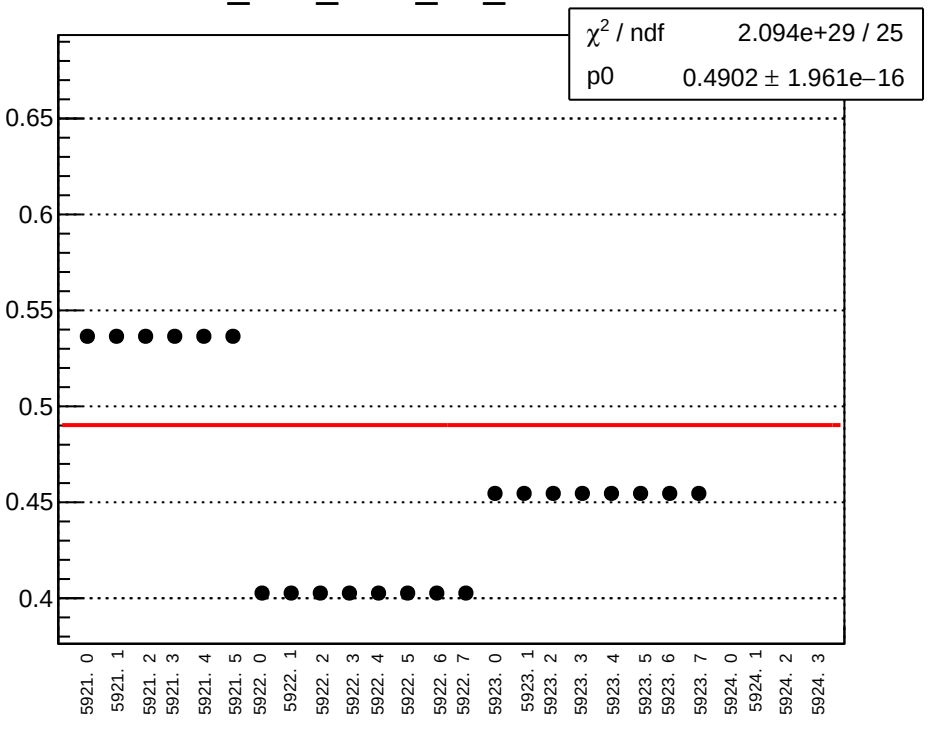

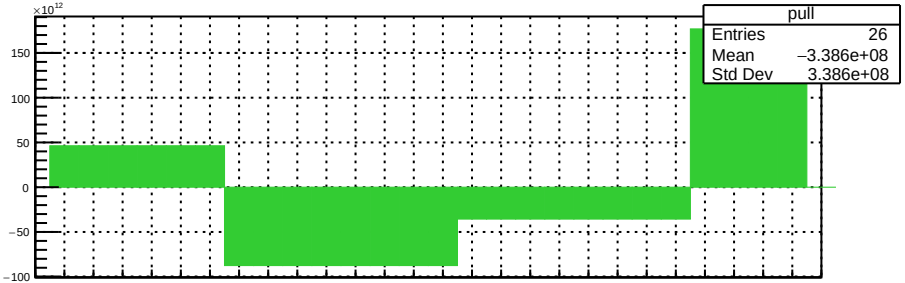

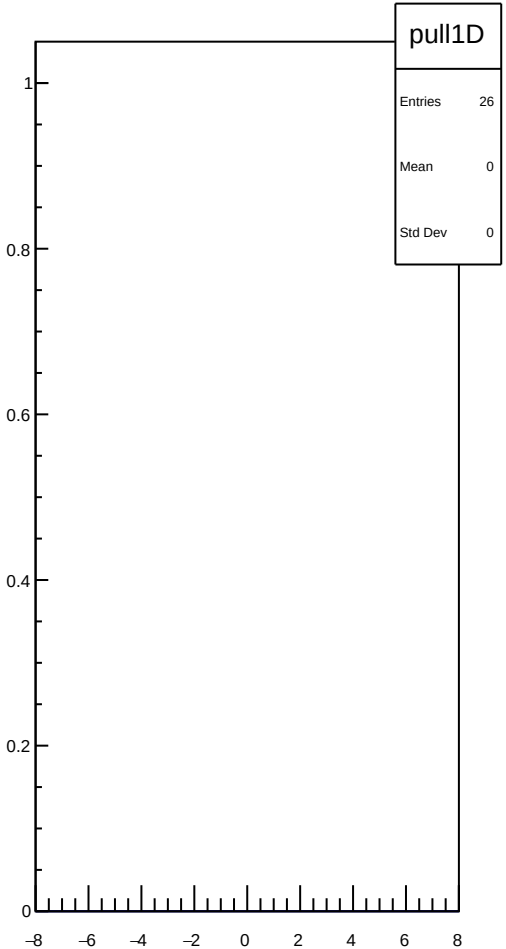

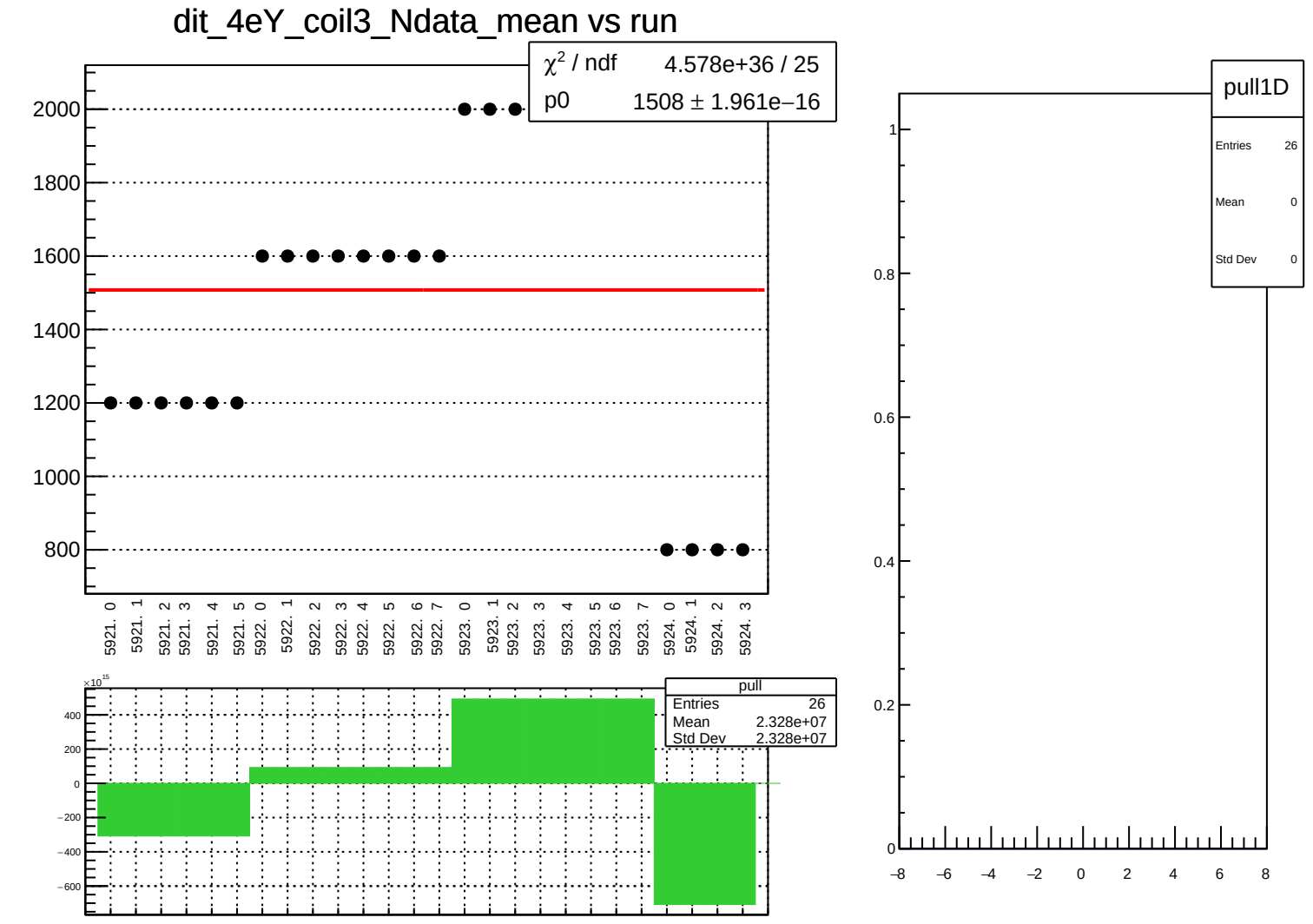
dit_4eY_coil3_Ndata_mean vs run
χ² / ndf 4.578e+36 / 25
p0 1508 ± 1.961e−16
2000
1800
1600
1400
1200
1000
800
5921. 0
5921. 1
5921. 2
5921. 3
5921. 4
5921. 5
5922. 0
5922. 1
5922. 2
5922. 3
5922. 4
5922. 5
5922. 6
5922. 7
5923. 0
5923. 1
5923. 2
5923. 3
5923. 4
5923. 5
5923. 6
5923. 7
5924. 0
5924. 1
5924. 2
5924. 3
×10¹⁵
400
200
0
−200
−400
−600
pull
Entries 26
Mean 2.328e+07
Std Dev 2.328e+07
pull1D
Entries 26
Mean 0
Std Dev 0
1
0.8
0.6
0.4
0.2
0
−8
−6
−4
−2
0
2
4
6
8

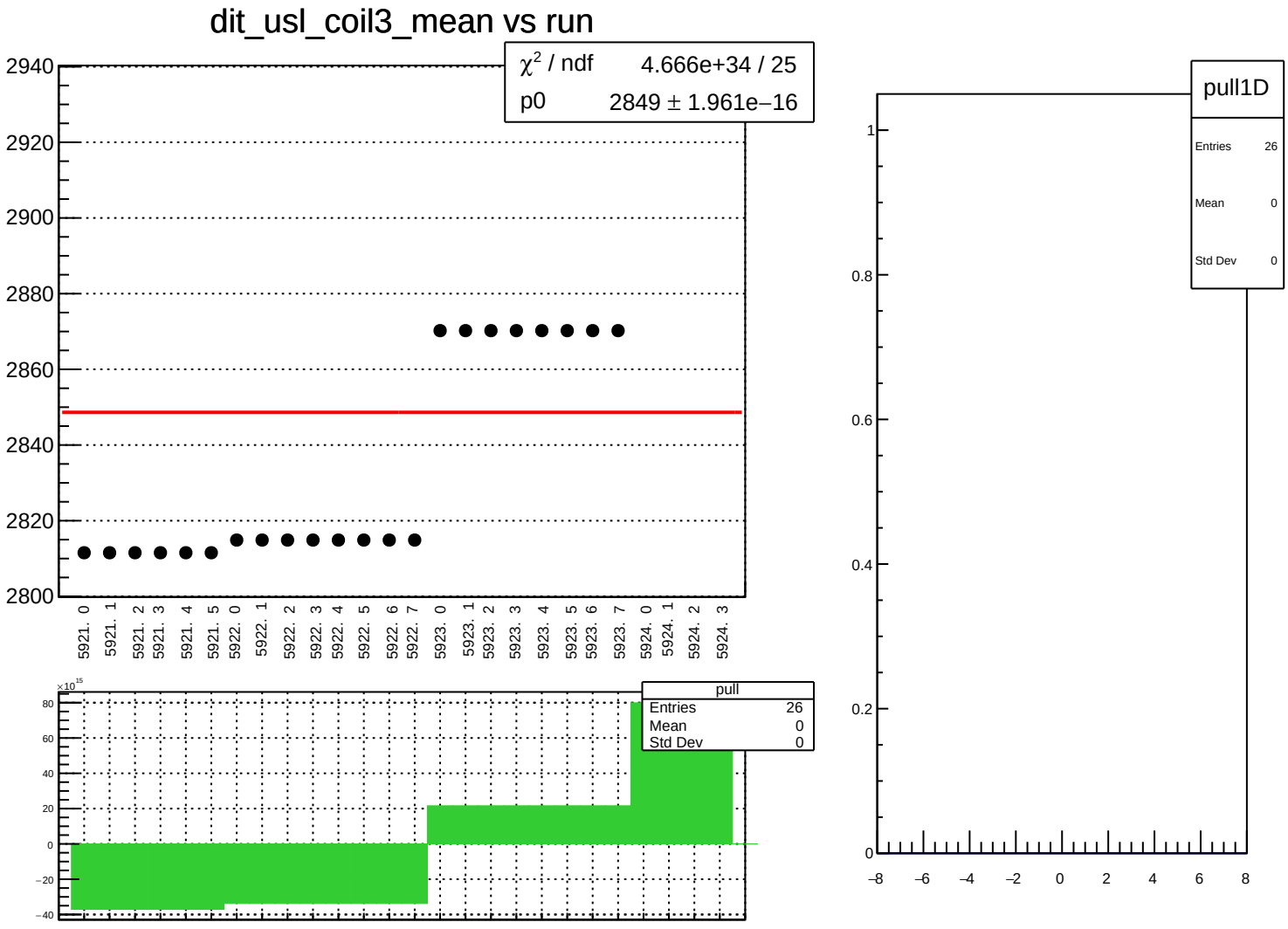
dit_usl_coil3_mean vs run
χ² / ndf 4.666e+34 / 25
p0 2849 ± 1.961e−16
2940
2920
2900
2880
2860
2840
2820
2800
5921. 0
5921. 1
5921. 2
5921. 3
5921. 4
5921. 5
5922. 0
5922. 1
5922. 2
5922. 3
5922. 4
5922. 5
5922. 6
5922. 7
5923. 0
5923. 1
5923. 2
5923. 3
5923. 4
5923. 5
5923. 6
5923. 7
5924. 0
5924. 1
5924. 2
5924. 3
×10¹⁵
80
60
40
20
0
−20
−40
pull
Entries 26
Mean 0
Std Dev 0
pull1D
Entries 26
Mean 0
Std Dev 0
1
0.8
0.6
0.4
0.2
0
−8
−6
−4
−2
0
2
4
6
8

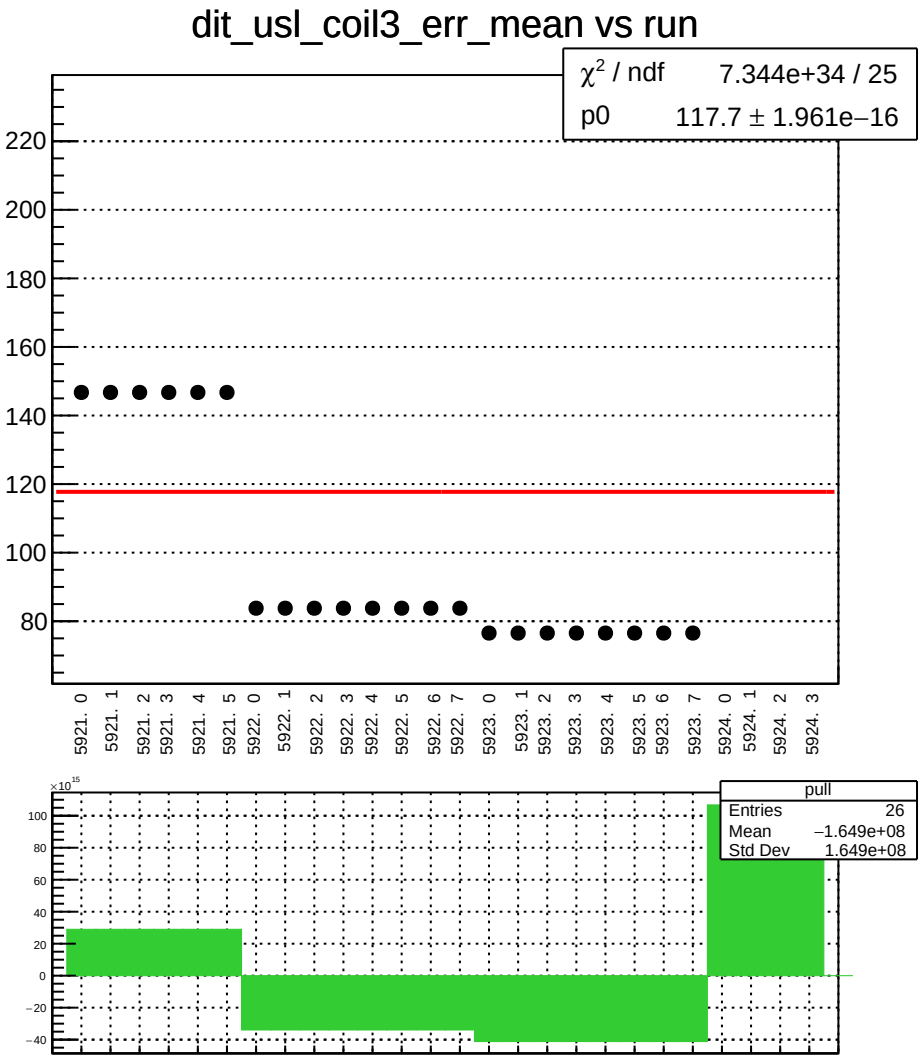
dit_usl_coil3_err_mean vs run
χ² / ndf 7.344e+34 / 25
p0 117.7 ± 1.961e−16
220
200
180
160
140
120
100
80
5921. 0
5921. 1
5921. 2
5921. 3
5921. 4
5921. 5
5922. 0
5922. 1
5922. 2
5922. 3
5922. 4
5922. 5
5922. 6
5922. 7
5923. 0
5923. 1
5923. 2
5923. 3
5923. 4
5923. 5
5923. 6
5923. 7
5924. 0
5924. 1
5924. 2
5924. 3
×10^15
100
80
60
40
20
0
−20
−40
pull
Entries 26
Mean −1.649e+08
Std Dev 1.649e+08

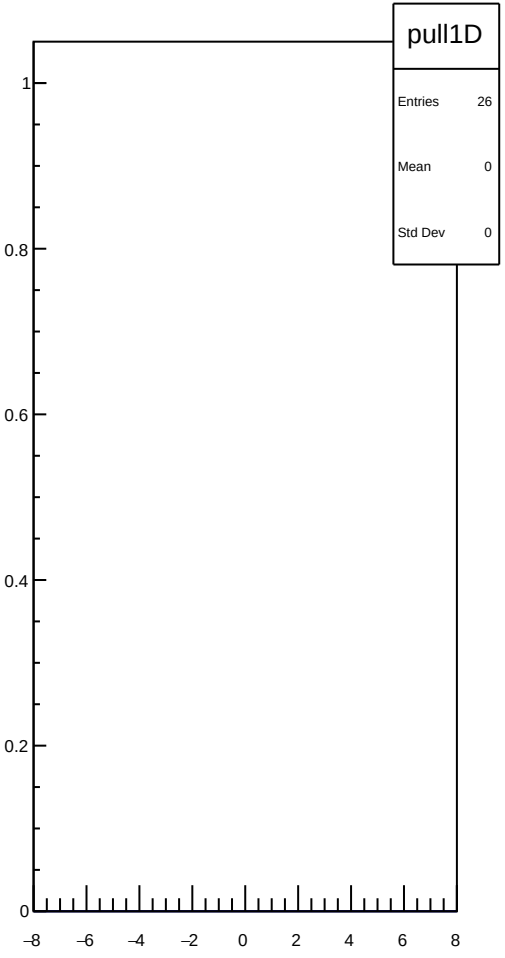
pull1D
Entries 26
Mean 0
Std Dev 0
1
0.8
0.6
0.4
0.2
0
−8
−6
−4
−2
0
2
4
6
8

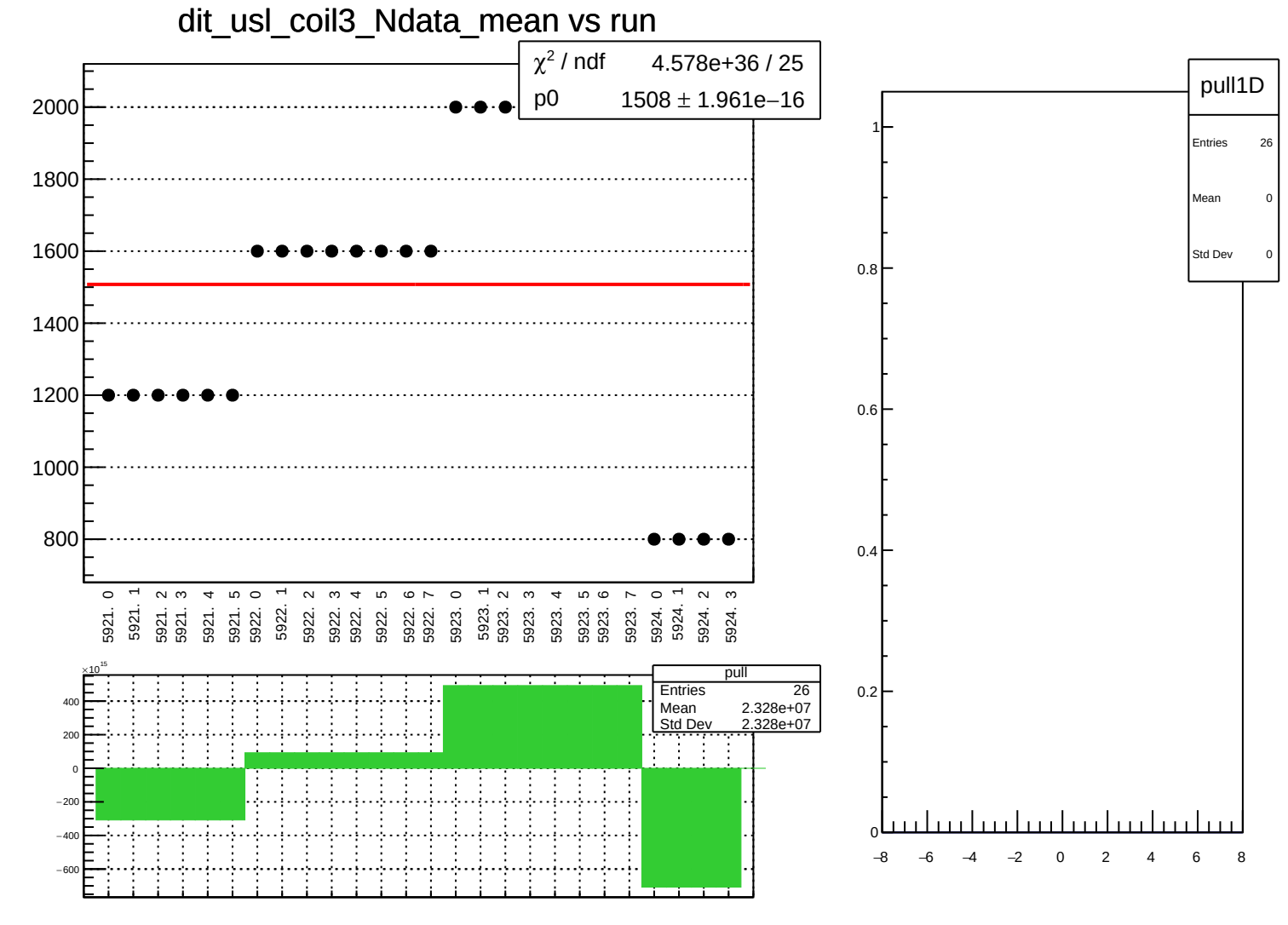
dit_usl_coil3_Ndata_mean vs run
χ² / ndf 4.578e+36 / 25
p0 1508 ± 1.961e−16
2000
1800
1600
1400
1200
1000
800
5921. 0
5921. 1
5921. 2
5921. 3
5921. 4
5921. 5
5922. 0
5922. 1
5922. 2
5922. 3
5922. 4
5922. 5
5922. 6
5922. 7
5923. 0
5923. 1
5923. 2
5923. 3
5923. 4
5923. 5
5923. 6
5923. 7
5924. 0
5924. 1
5924. 2
5924. 3
×10¹⁵
400
200
0
−200
−400
−600
pull
Entries 26
Mean 2.328e+07
Std Dev 2.328e+07
pull1D
Entries 26
Mean 0
Std Dev 0
1
0.8
0.6
0.4
0.2
0
−8
−6
−4
−2
0
2
4
6
8

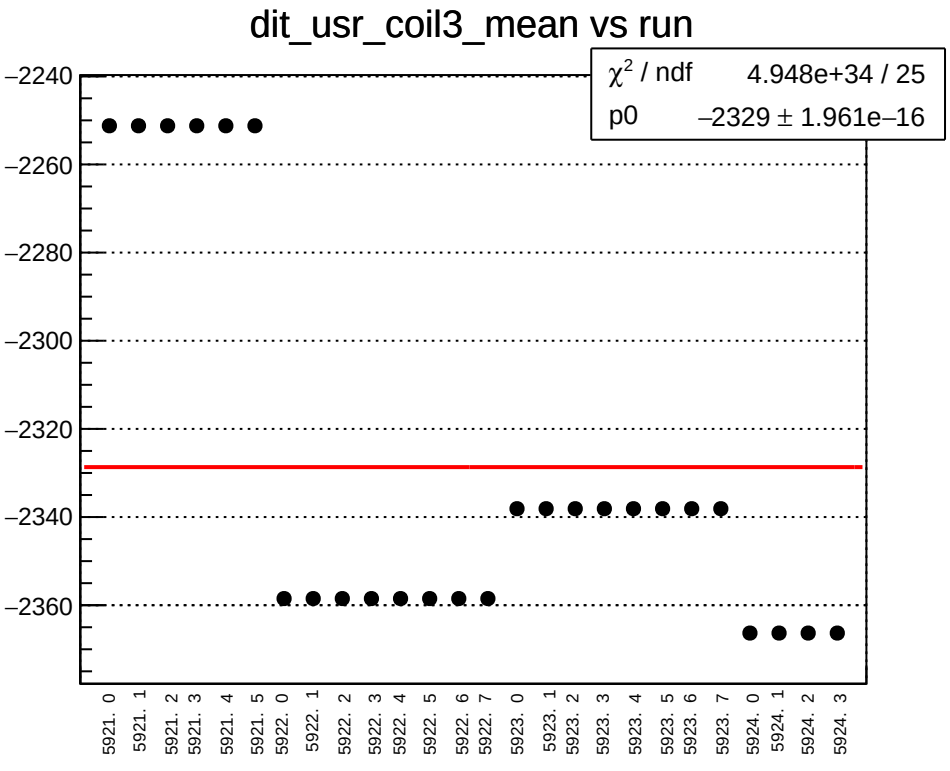
dit_usr_coil3_mean vs run
χ² / ndf 4.948e+34 / 25
p0 −2329 ± 1.961e−16
−2240
−2260
−2280
−2300
−2320
−2340
−2360
5921. 0
5921. 1
5921. 2
5921. 3
5921. 4
5921. 5
5922. 0
5922. 1
5922. 2
5922. 3
5922. 4
5922. 5
5922. 6
5922. 7
5923. 0
5923. 1
5923. 2
5923. 3
5923. 4
5923. 5
5923. 6
5923. 7
5924. 0
5924. 1
5924. 2
5924. 3

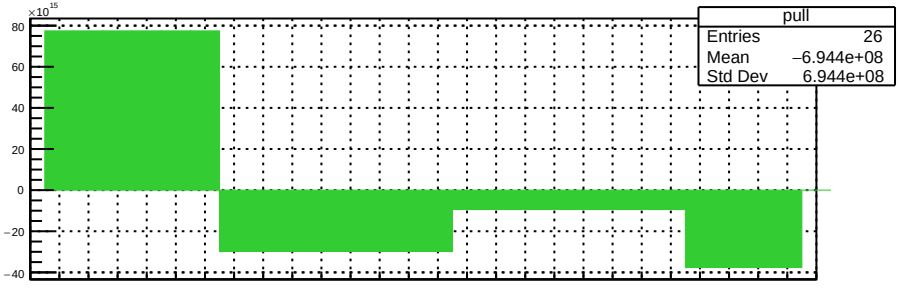
×10¹⁵
80
60
40
20
0
−20
−40
pull
Entries 26
Mean −6.944e+08
Std Dev 6.944e+08

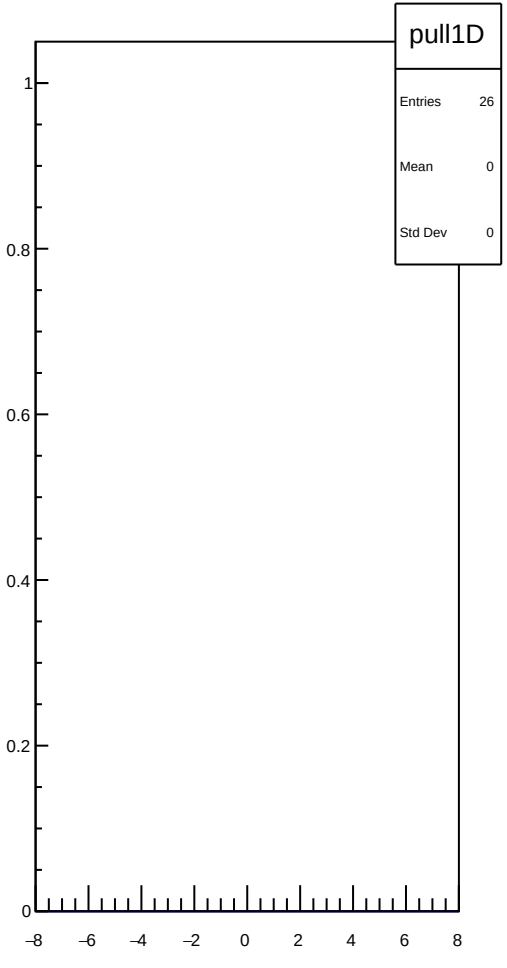
pull1D
Entries 26
Mean 0
Std Dev 0
1
0.8
0.6
0.4
0.2
0
−8
−6
−4
−2
0
2
4
6
8

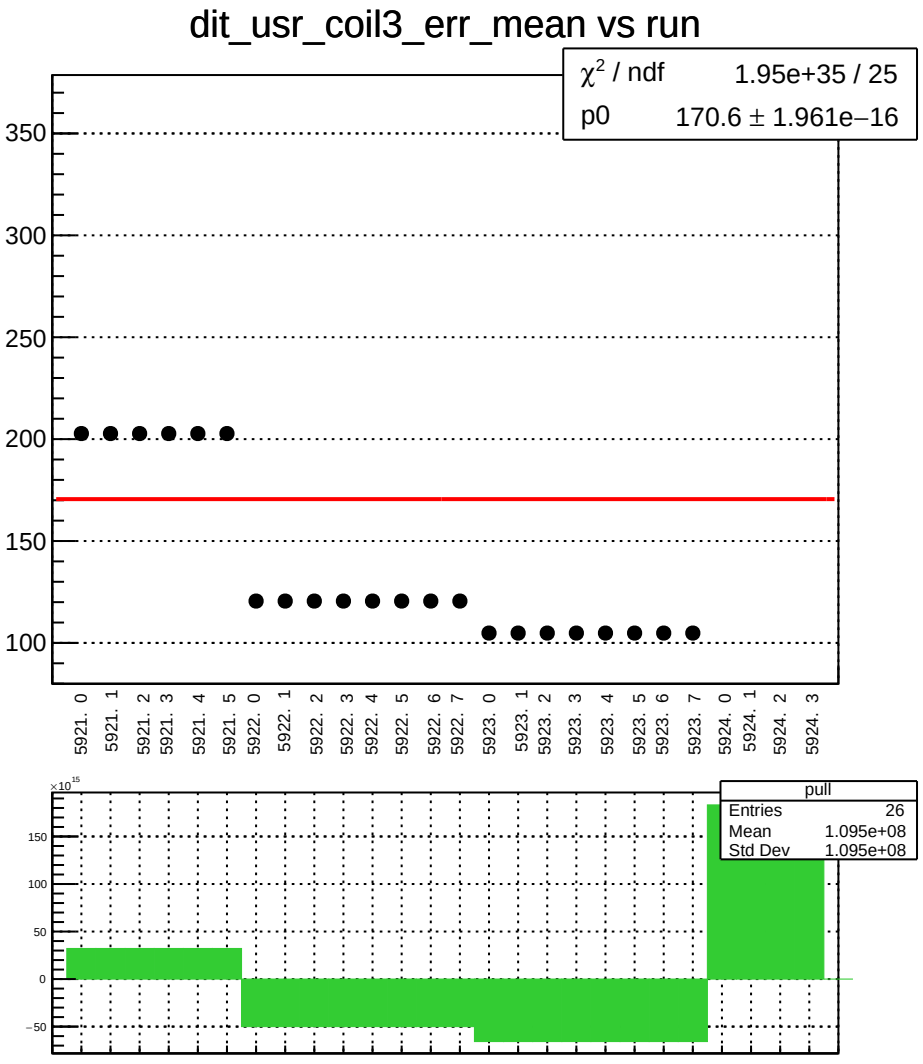
dit_usr_coil3_err_mean vs run
χ² / ndf 1.95e+35 / 25
p0 170.6 ± 1.961e−16
350
300
250
200
150
100
5921. 0
5921. 1
5921. 2
5921. 3
5921. 4
5921. 5
5922. 0
5922. 1
5922. 2
5922. 3
5922. 4
5922. 5
5922. 6
5922. 7
5923. 0
5923. 1
5923. 2
5923. 3
5923. 4
5923. 5
5923. 6
5923. 7
5924. 0
5924. 1
5924. 2
5924. 3
×10¹⁵
150
100
50
0
−50
pull
Entries 26
Mean 1.095e+08
Std Dev 1.095e+08

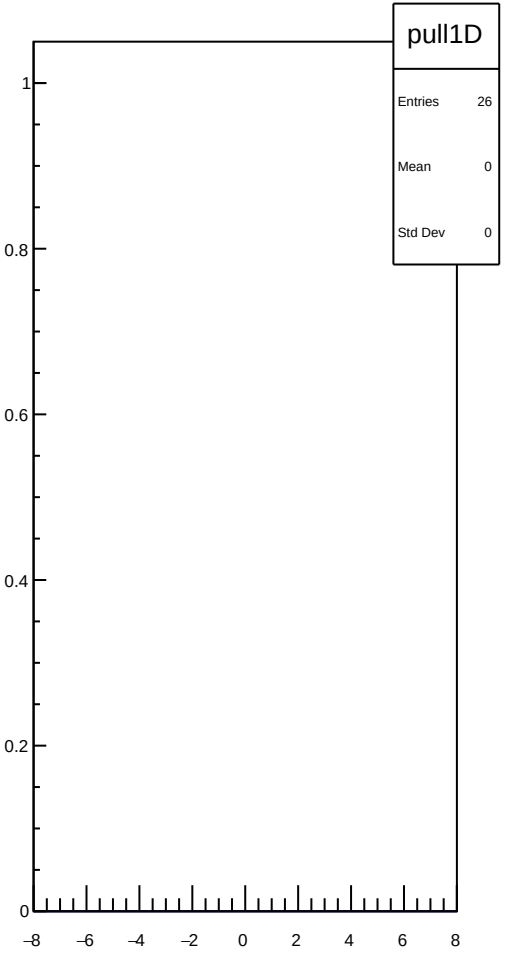
pull1D
Entries 26
Mean 0
Std Dev 0
1
0.8
0.6
0.4
0.2
0
−8
−6
−4
−2
0
2
4
6
8

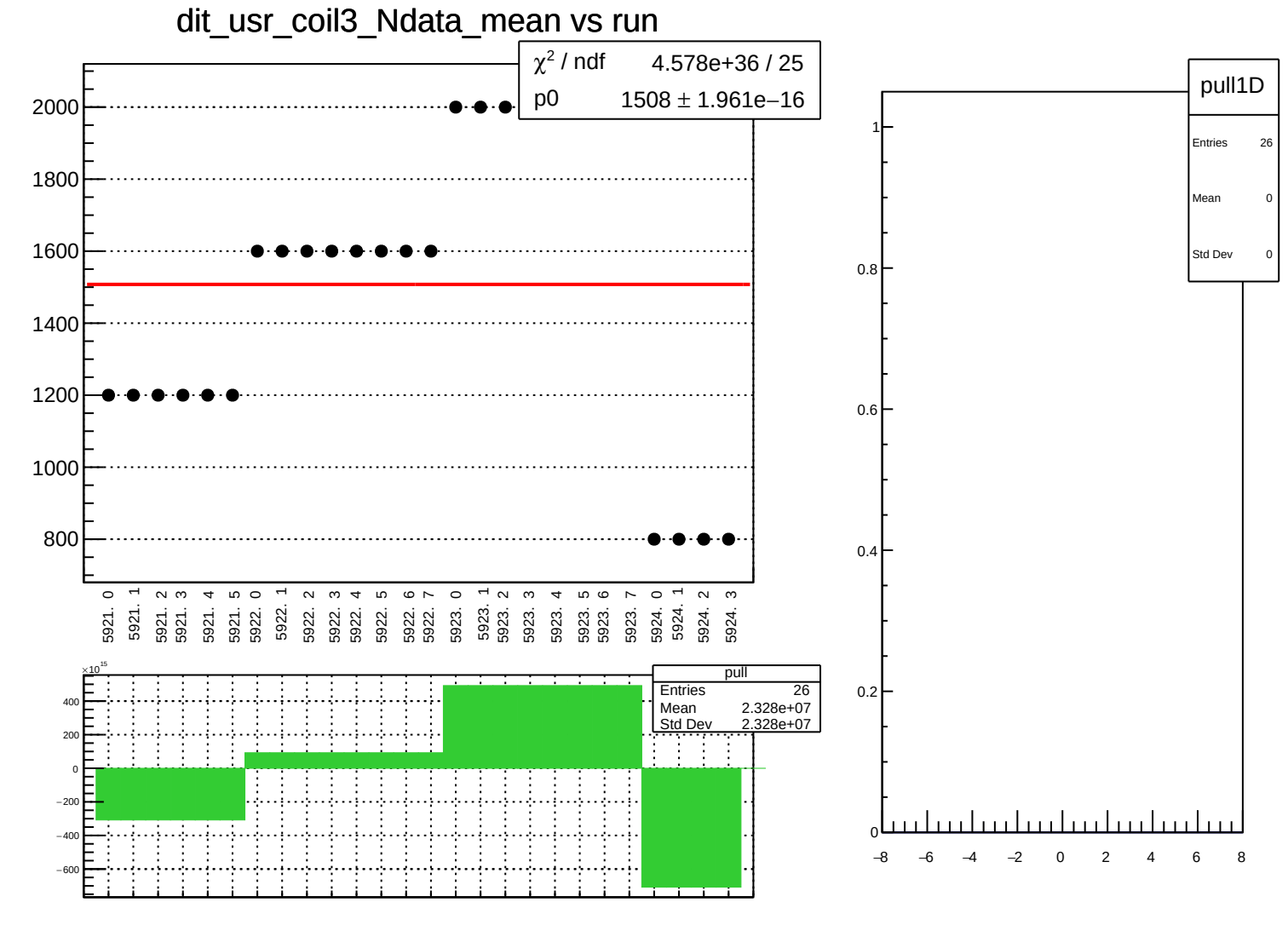
dit_usr_coil3_Ndata_mean vs run
χ² / ndf 4.578e+36 / 25
p0 1508 ± 1.961e−16
2000
1800
1600
1400
1200
1000
800
5921. 0
5921. 1
5921. 2
5921. 3
5921. 4
5921. 5
5922. 0
5922. 1
5922. 2
5922. 3
5922. 4
5922. 5
5922. 6
5922. 7
5923. 0
5923. 1
5923. 2
5923. 3
5923. 4
5923. 5
5923. 6
5923. 7
5924. 0
5924. 1
5924. 2
5924. 3
×10¹⁵
400
200
0
−200
−400
−600
pull
Entries 26
Mean 2.328e+07
Std Dev 2.328e+07
pull1D
Entries 26
Mean 0
Std Dev 0
1
0.8
0.6
0.4
0.2
0
−8
−6
−4
−2
0
2
4
6
8

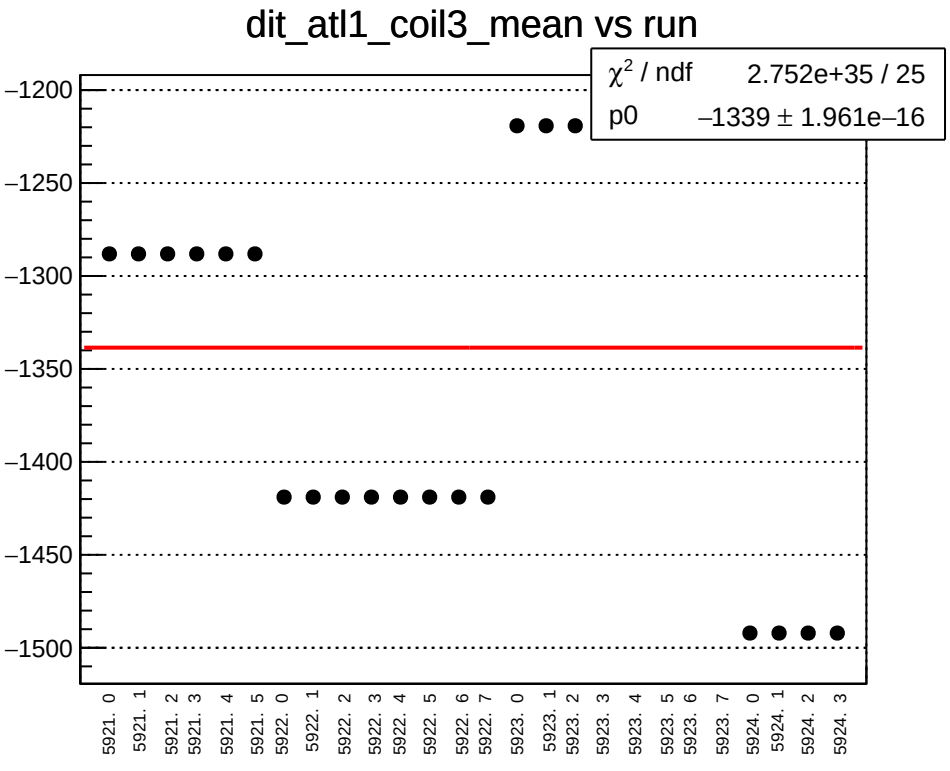
dit_atl1_coil3_mean vs run
χ² / ndf 2.752e+35 / 25
p0 −1339 ± 1.961e−16
−1200
−1250
−1300
−1350
−1400
−1450
−1500
5921. 0
5921. 1
5921. 2
5921. 3
5921. 4
5921. 5
5922. 0
5922. 1
5922. 2
5922. 3
5922. 4
5922. 5
5922. 6
5922. 7
5923. 0
5923. 1
5923. 2
5923. 3
5923. 4
5923. 5
5923. 6
5923. 7
5924. 0
5924. 1
5924. 2
5924. 3

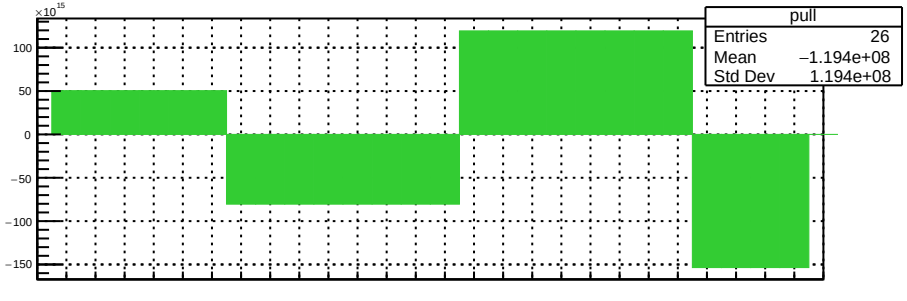
×10¹⁵
100
50
0
−50
−100
−150
pull
Entries 26
Mean −1.194e+08
Std Dev 1.194e+08

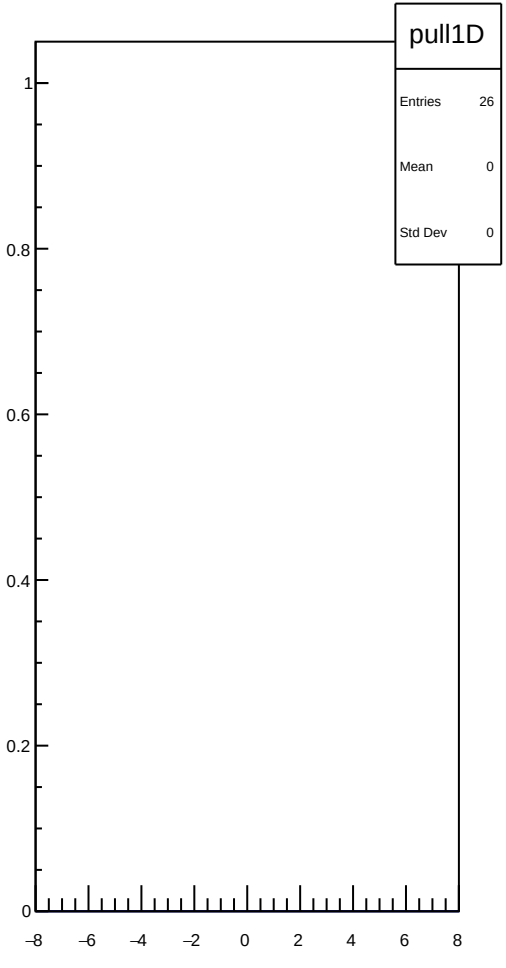
pull1D
Entries 26
Mean 0
Std Dev 0
1
0.8
0.6
0.4
0.2
0
−8
−6
−4
−2
0
2
4
6
8

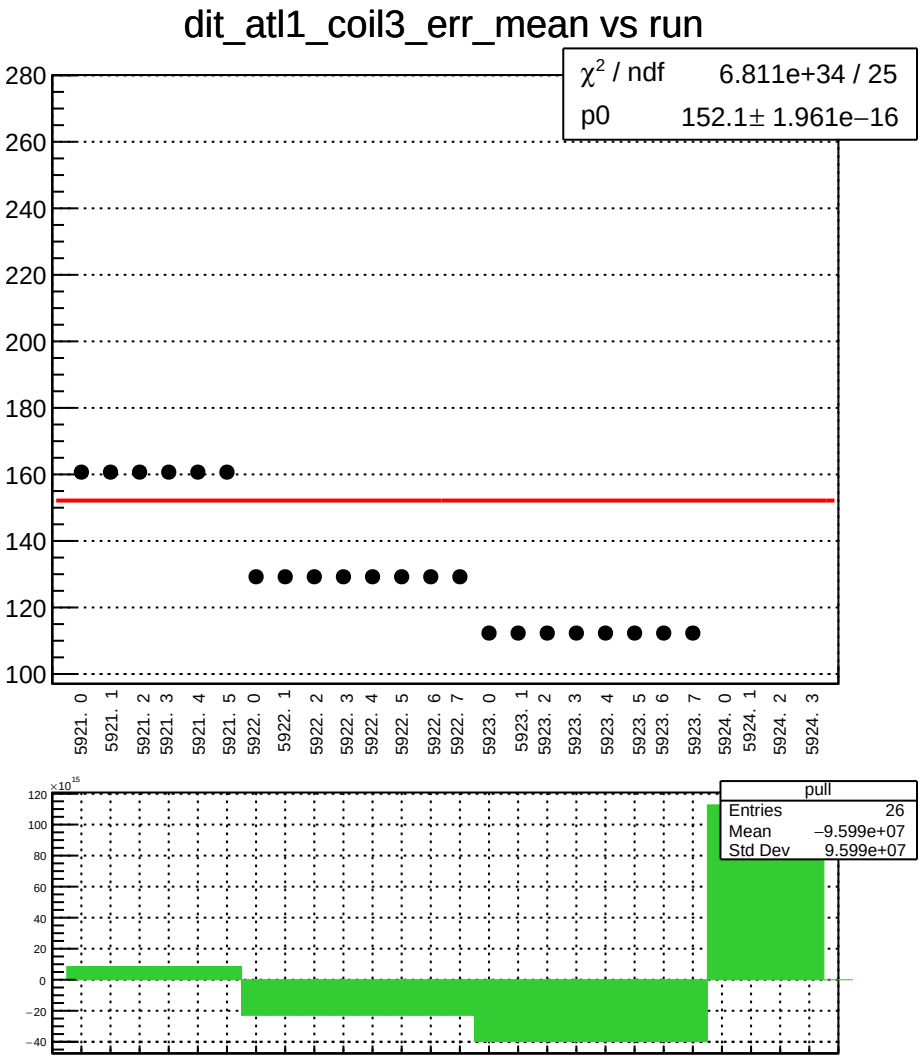
dit_atl1_coil3_err_mean vs run
χ² / ndf 6.811e+34 / 25
p0 152.1± 1.961e−16
280
260
240
220
200
180
160
140
120
100
5921. 0
5921. 1
5921. 2
5921. 3
5921. 4
5921. 5
5922. 0
5922. 1
5922. 2
5922. 3
5922. 4
5922. 5
5922. 6
5922. 7
5923. 0
5923. 1
5923. 2
5923. 3
5923. 4
5923. 5
5923. 6
5923. 7
5924. 0
5924. 1
5924. 2
5924. 3
×10¹⁵
120
100
80
60
40
20
0
−20
−40
pull
Entries 26
Mean −9.599e+07
Std Dev 9.599e+07

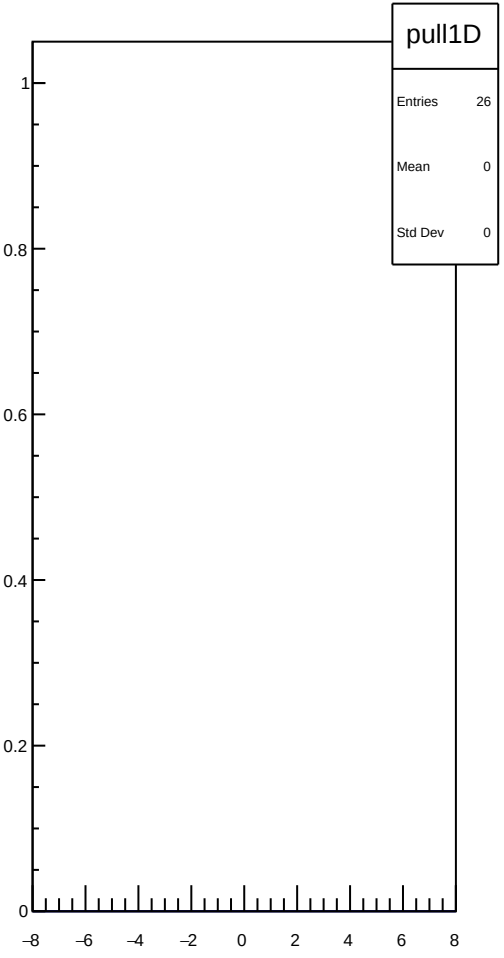
pull1D
Entries 26
Mean 0
Std Dev 0
1
0.8
0.6
0.4
0.2
0
−8
−6
−4
−2
0
2
4
6
8

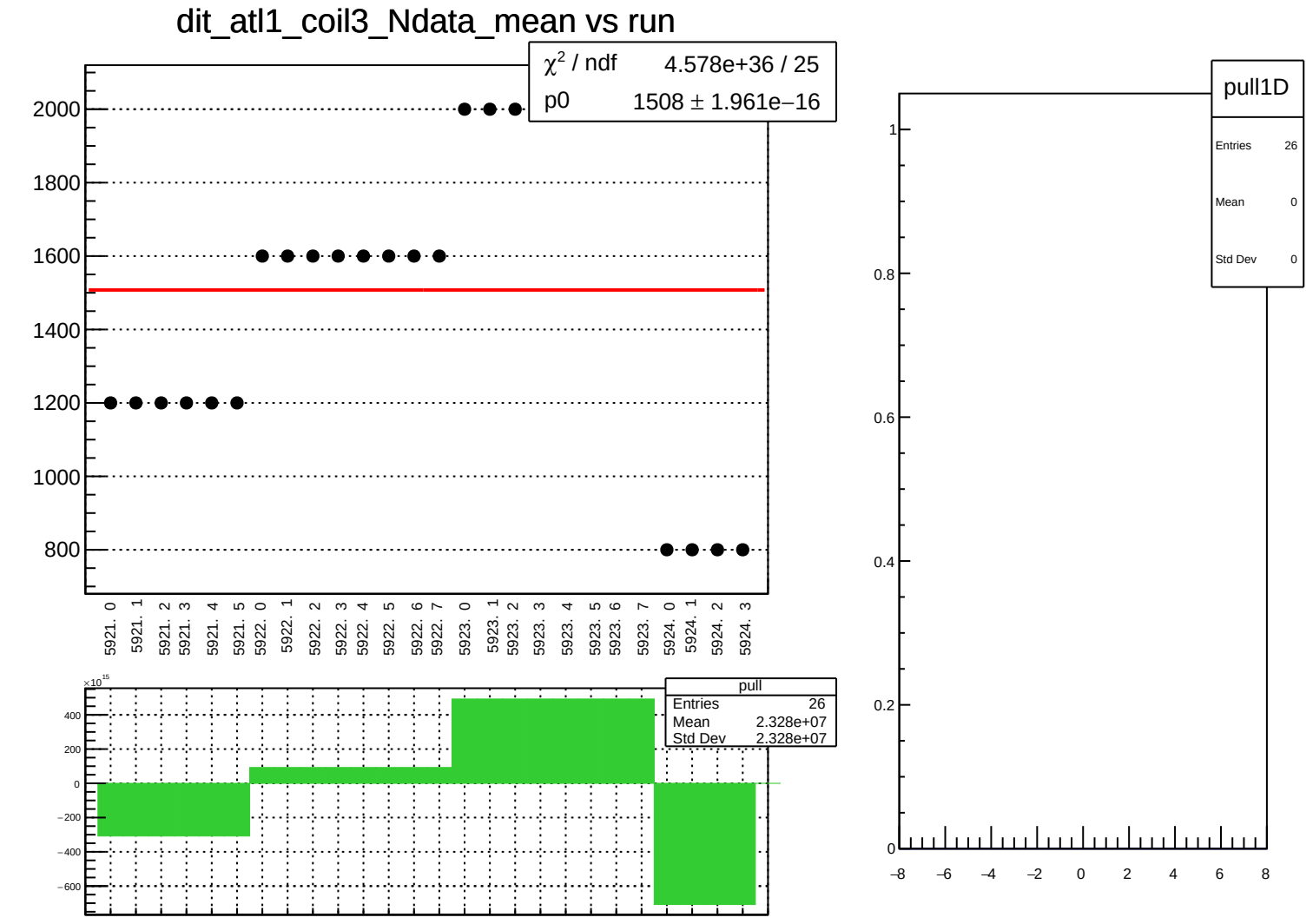
dit_atl1_coil3_Ndata_mean vs run
χ² / ndf 4.578e+36 / 25
p0 1508 ± 1.961e−16
2000
1800
1600
1400
1200
1000
800
5921. 0
5921. 1
5921. 2
5921. 3
5921. 4
5921. 5
5922. 0
5922. 1
5922. 2
5922. 3
5922. 4
5922. 5
5922. 6
5922. 7
5923. 0
5923. 1
5923. 2
5923. 3
5923. 4
5923. 5
5923. 6
5923. 7
5924. 0
5924. 1
5924. 2
5924. 3
×10¹⁵
400
200
0
−200
−400
−600
pull
Entries 26
Mean 2.328e+07
Std Dev 2.328e+07
pull1D
Entries 26
Mean 0
Std Dev 0
1
0.8
0.6
0.4
0.2
0
−8
−6
−4
−2
0
2
4
6
8

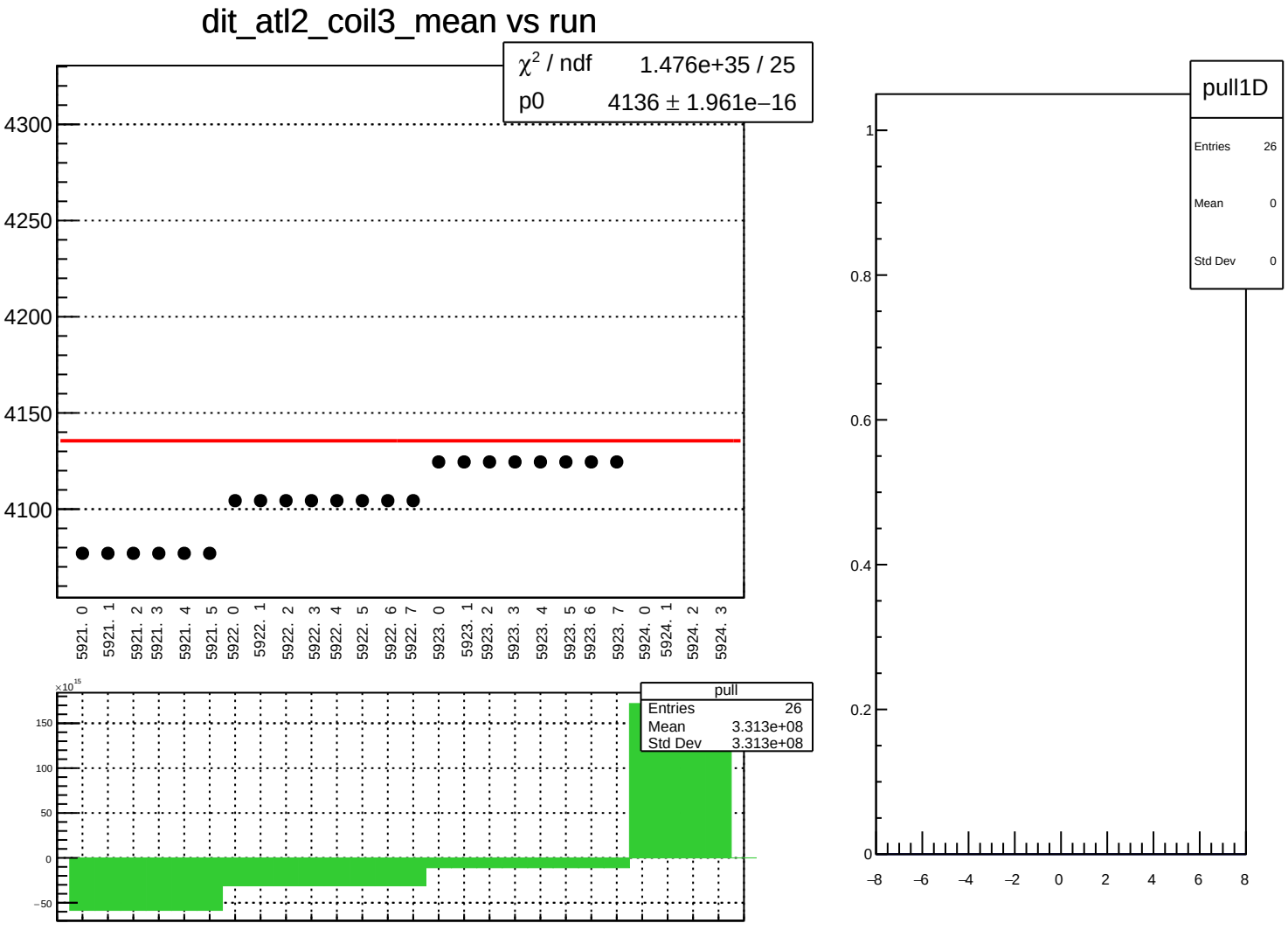
dit_atl2_coil3_mean vs run
χ² / ndf 1.476e+35 / 25
p0 4136 ± 1.961e−16
4300
4250
4200
4150
4100
5921. 0
5921. 1
5921. 2
5921. 3
5921. 4
5921. 5
5922. 0
5922. 1
5922. 2
5922. 3
5922. 4
5922. 5
5922. 6
5922. 7
5923. 0
5923. 1
5923. 2
5923. 3
5923. 4
5923. 5
5923. 6
5923. 7
5924. 0
5924. 1
5924. 2
5924. 3
×10¹⁵
150
100
50
0
−50
pull
Entries 26
Mean 3.313e+08
Std Dev 3.313e+08
pull1D
Entries 26
Mean 0
Std Dev 0
1
0.8
0.6
0.4
0.2
0
−8
−6
−4
−2
0
2
4
6
8

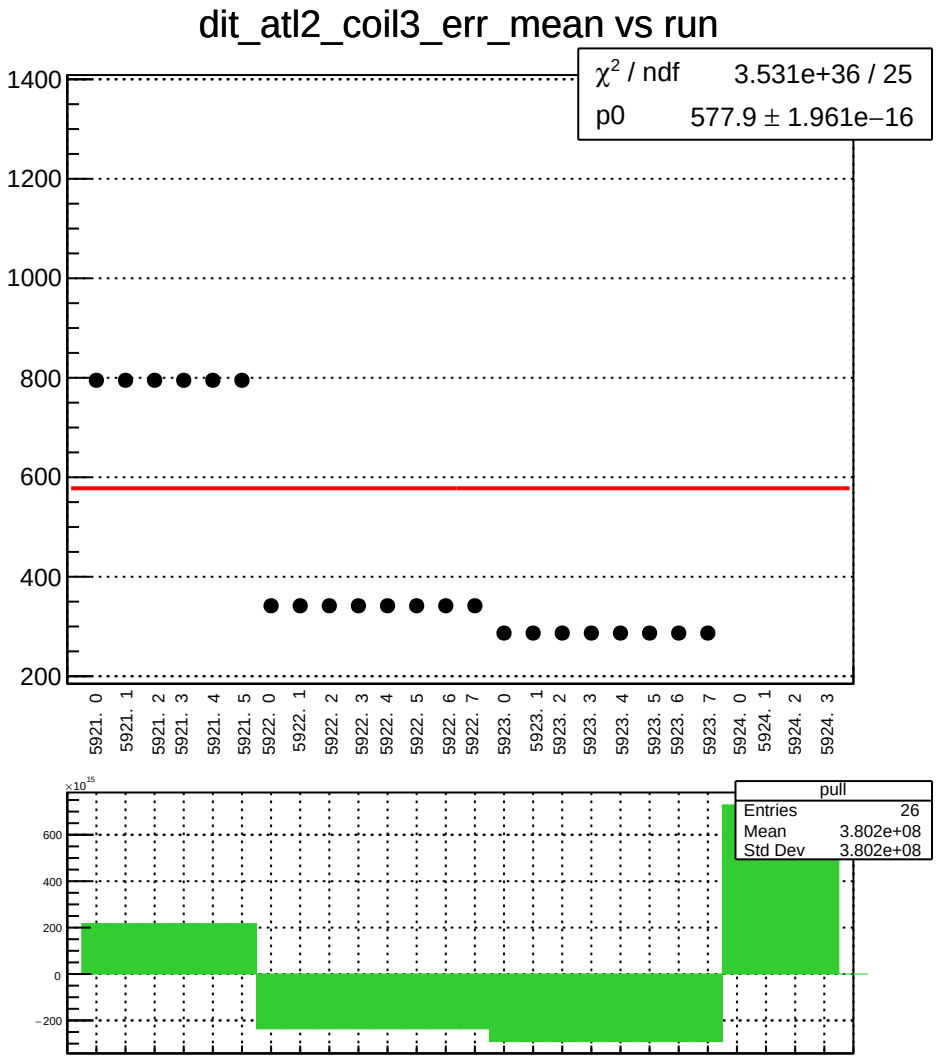
dit_atl2_coil3_err_mean vs run
χ² / ndf 3.531e+36 / 25
p0 577.9 ± 1.961e−16
1400
1200
1000
800
600
400
200
5921. 0
5921. 1
5921. 2
5921. 3
5921. 4
5921. 5
5922. 0
5922. 1
5922. 2
5922. 3
5922. 4
5922. 5
5922. 6
5922. 7
5923. 0
5923. 1
5923. 2
5923. 3
5923. 4
5923. 5
5923. 6
5923. 7
5924. 0
5924. 1
5924. 2
5924. 3
×10¹⁵
600
400
200
0
−200
pull
Entries 26
Mean 3.802e+08
Std Dev 3.802e+08

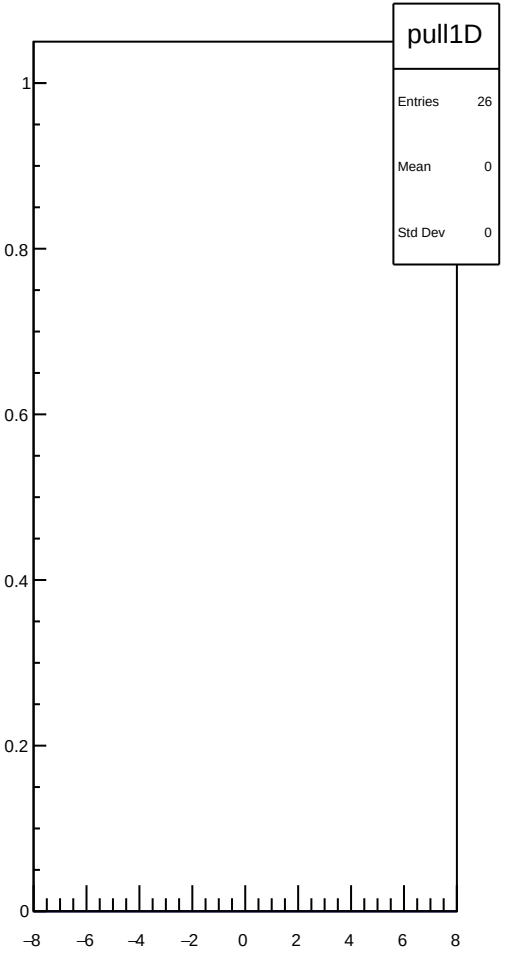
pull1D
Entries 26
Mean 0
Std Dev 0
1
0.8
0.6
0.4
0.2
0
−8
−6
−4
−2
0
2
4
6
8

dit_atl2_coil3_Ndata_mean vs run

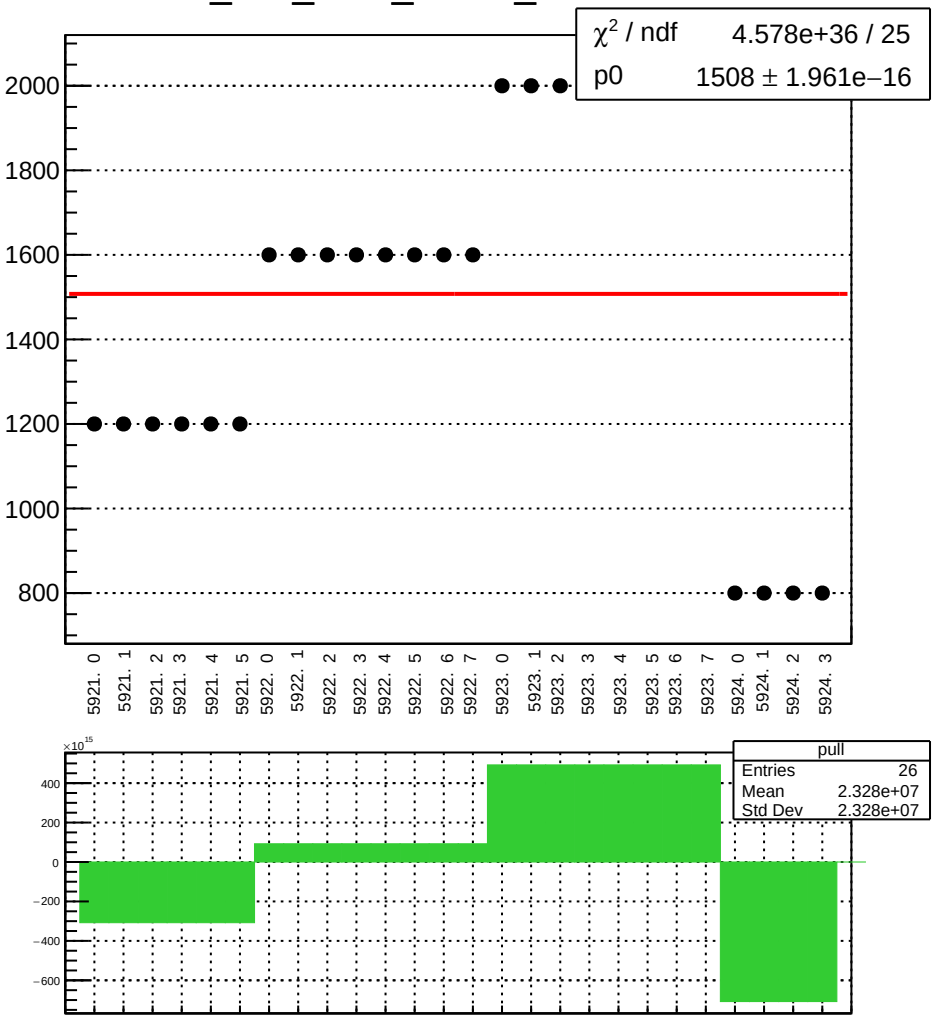

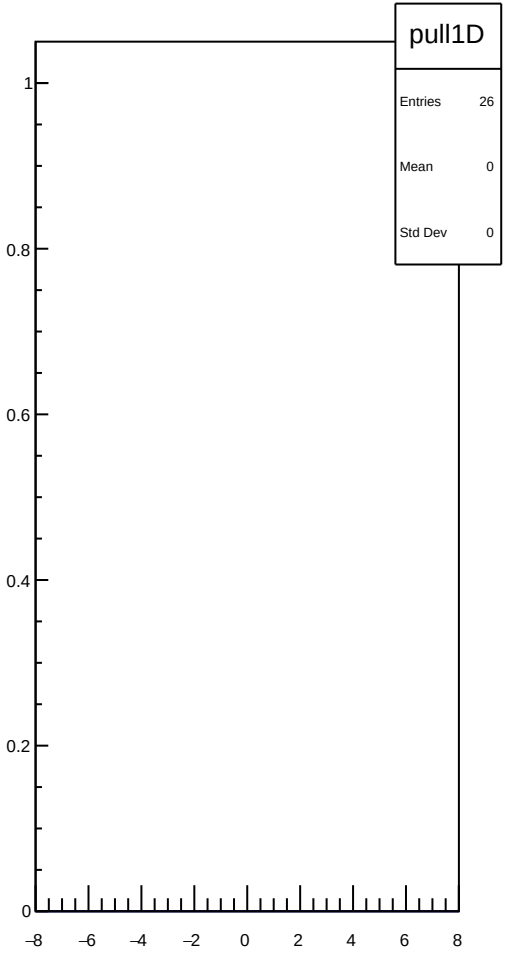

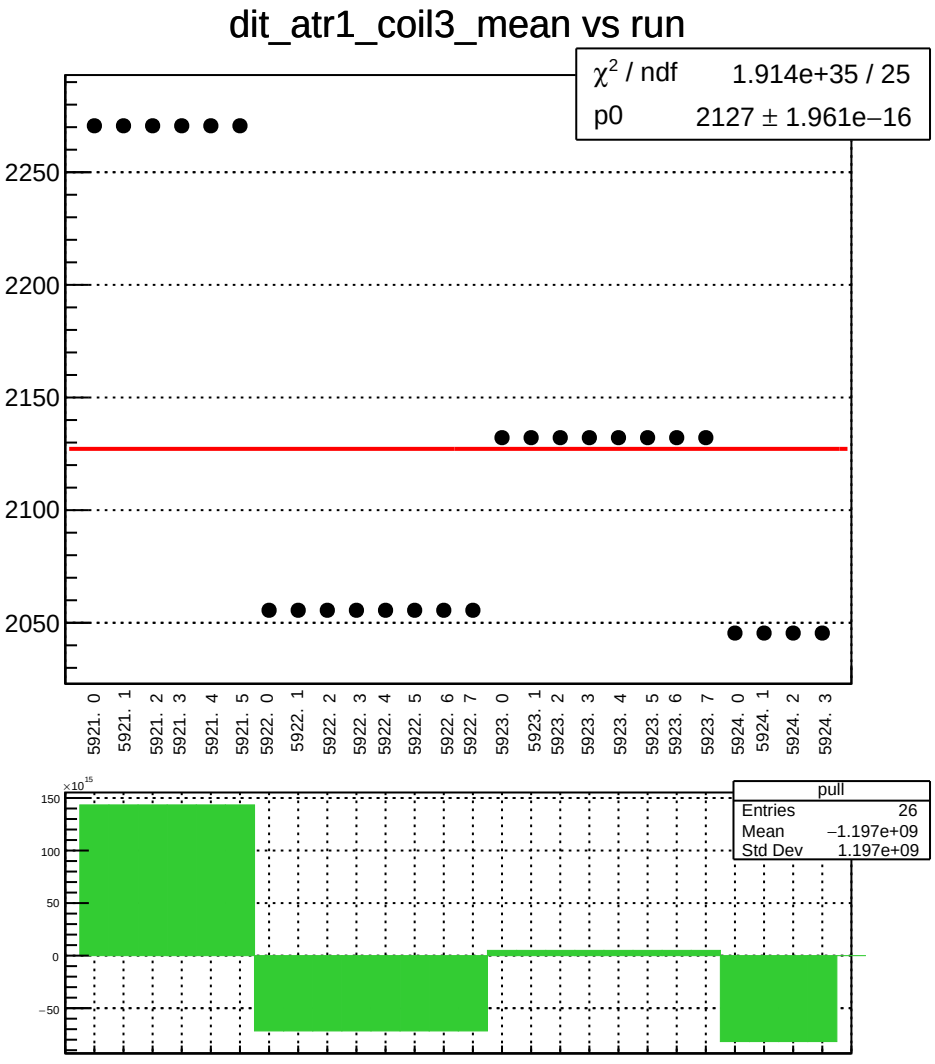
dit_atr1_coil3_mean vs run
χ² / ndf 1.914e+35 / 25
p0 2127 ± 1.961e−16
2250
2200
2150
2100
2050
5921. 0
5921. 1
5921. 2
5921. 3
5921. 4
5921. 5
5922. 0
5922. 1
5922. 2
5922. 3
5922. 4
5922. 5
5922. 6
5922. 7
5923. 0
5923. 1
5923. 2
5923. 3
5923. 4
5923. 5
5923. 6
5923. 7
5924. 0
5924. 1
5924. 2
5924. 3
×10¹⁵
150
100
50
0
−50
pull
Entries 26
Mean −1.197e+09
Std Dev 1.197e+09

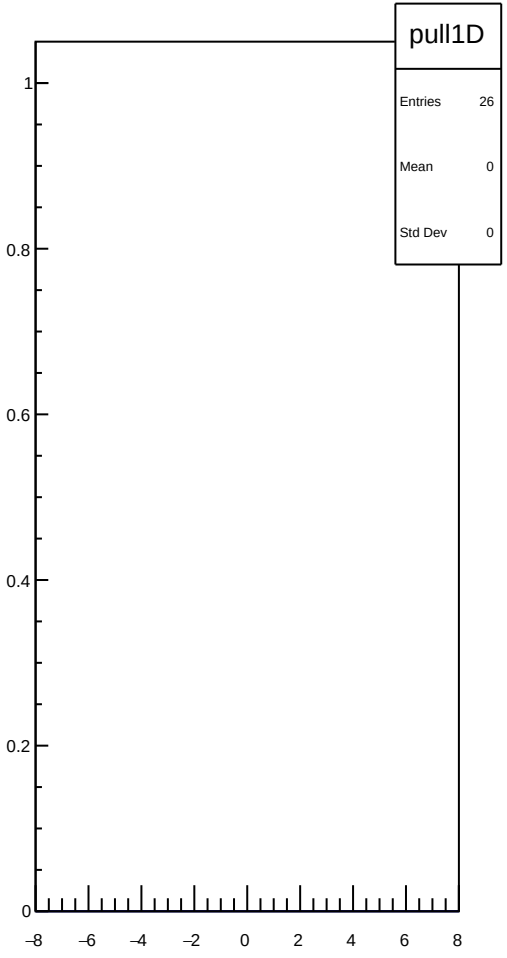
pull1D
Entries 26
Mean 0
Std Dev 0
1
0.8
0.6
0.4
0.2
0
−8
−6
−4
−2
0
2
4
6
8

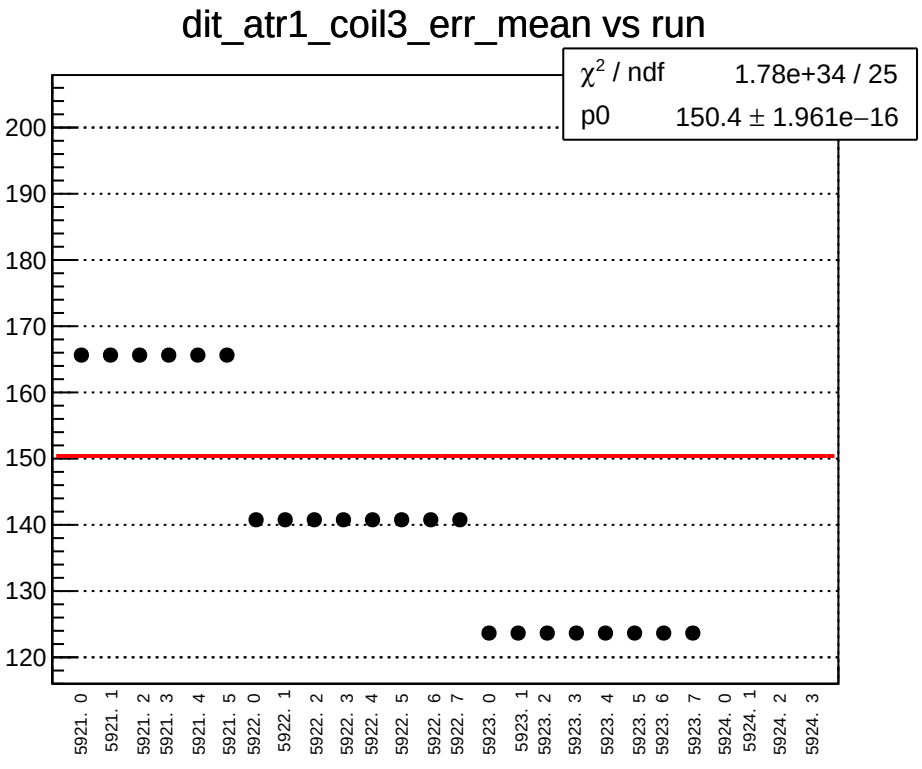
dit_atr1_coil3_err_mean vs run
χ² / ndf 1.78e+34 / 25
p0 150.4 ± 1.961e−16
200
190
180
170
160
150
140
130
120
5921. 0
5921. 1
5921. 2
5921. 3
5921. 4
5921. 5
5922. 0
5922. 1
5922. 2
5922. 3
5922. 4
5922. 5
5922. 6
5922. 7
5923. 0
5923. 1
5923. 2
5923. 3
5923. 4
5923. 5
5923. 6
5923. 7
5924. 0
5924. 1
5924. 2
5924. 3

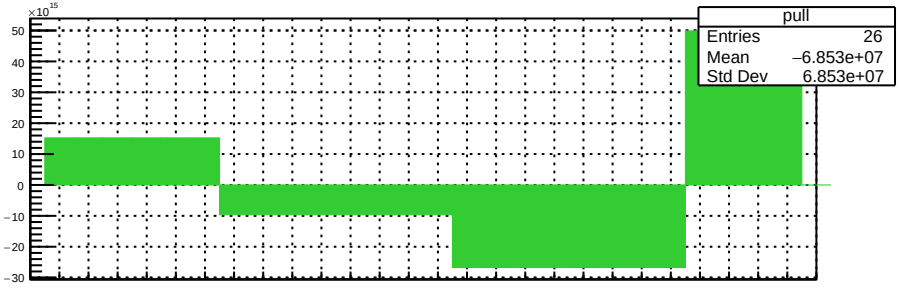
×10¹⁵
pull
Entries 26
Mean −6.853e+07
Std Dev 6.853e+07
50
40
30
20
10
0
−10
−20
−30

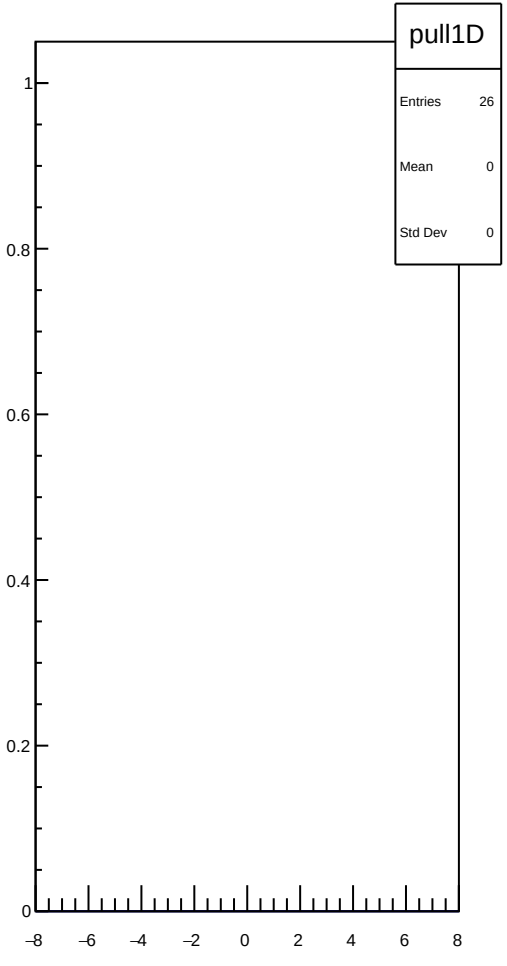
pull1D
Entries 26
Mean 0
Std Dev 0
1
0.8
0.6
0.4
0.2
0
−8
−6
−4
−2
0
2
4
6
8

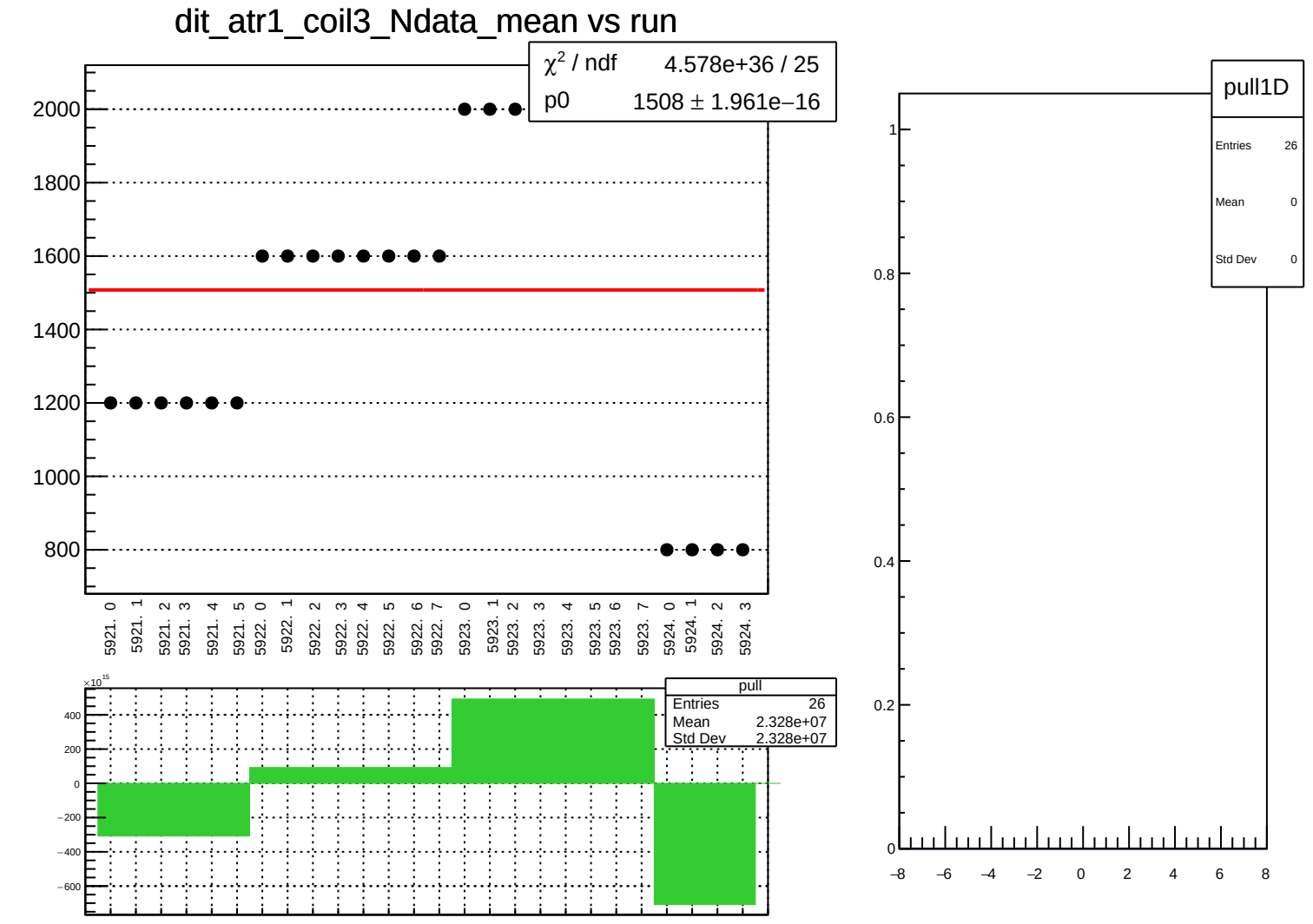
dit_atr1_coil3_Ndata_mean vs run
χ² / ndf 4.578e+36 / 25
p0 1508 ± 1.961e−16
2000
1800
1600
1400
1200
1000
800
5921. 0
5921. 1
5921. 2
5921. 3
5921. 4
5921. 5
5922. 0
5922. 1
5922. 2
5922. 3
5922. 4
5922. 5
5922. 6
5922. 7
5923. 0
5923. 1
5923. 2
5923. 3
5923. 4
5923. 5
5923. 6
5923. 7
5924. 0
5924. 1
5924. 2
5924. 3
×10¹⁵
400
200
0
−200
−400
−600
pull
Entries 26
Mean 2.328e+07
Std Dev 2.328e+07
pull1D
Entries 26
Mean 0
Std Dev 0
1
0.8
0.6
0.4
0.2
0
−8
−6
−4
−2
0
2
4
6
8

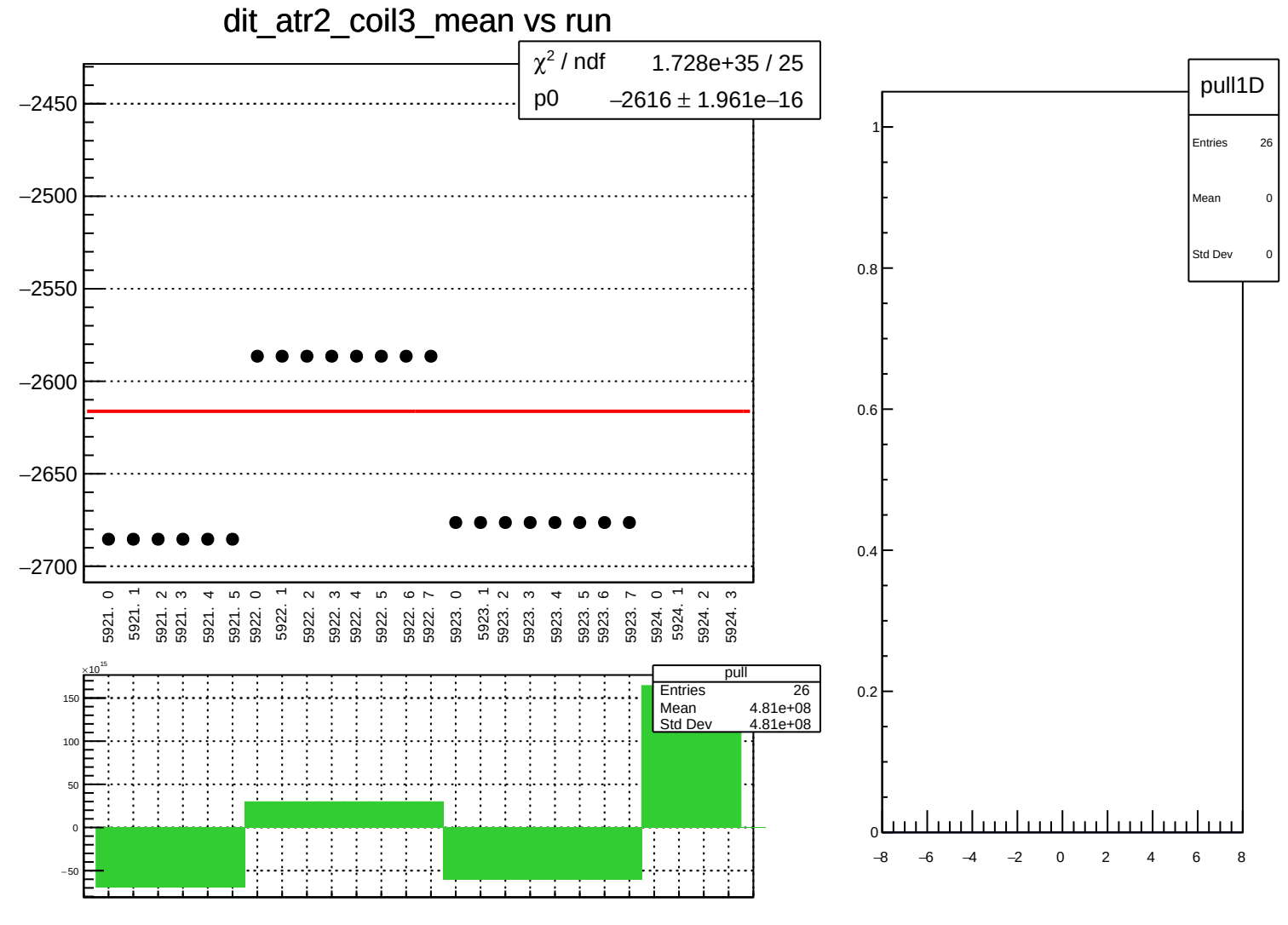
dit_atr2_coil3_mean vs run
χ² / ndf 1.728e+35 / 25
p0 −2616 ± 1.961e−16
−2450
−2500
−2550
−2600
−2650
−2700
5921. 0
5921. 1
5921. 2
5921. 3
5921. 4
5921. 5
5922. 0
5922. 1
5922. 2
5922. 3
5922. 4
5922. 5
5922. 6
5922. 7
5923. 0
5923. 1
5923. 2
5923. 3
5923. 4
5923. 5
5923. 6
5923. 7
5924. 0
5924. 1
5924. 2
5924. 3
×10¹⁵
150
100
50
0
−50
pull
Entries 26
Mean 4.81e+08
Std Dev 4.81e+08
pull1D
Entries 26
Mean 0
Std Dev 0
1
0.8
0.6
0.4
0.2
0
−8
−6
−4
−2
0
2
4
6
8

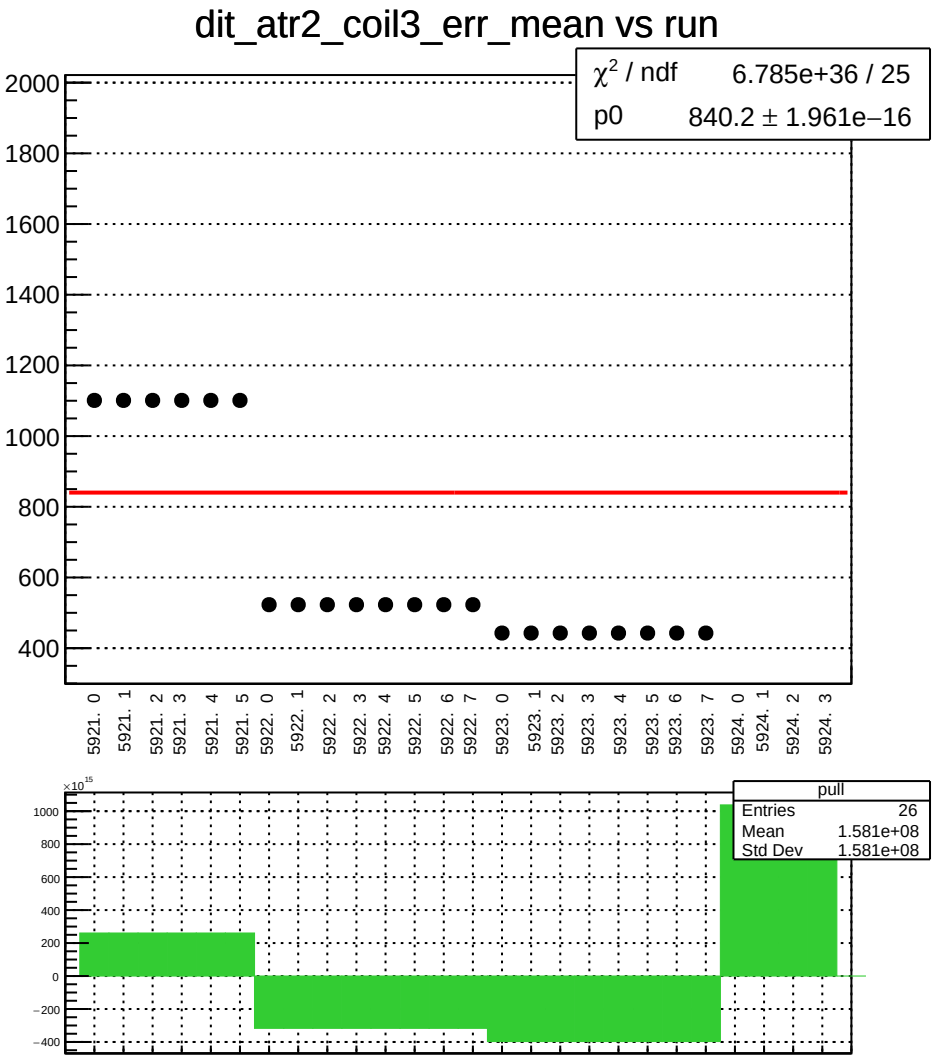
dit_atr2_coil3_err_mean vs run
χ² / ndf 6.785e+36 / 25
p0 840.2 ± 1.961e−16
2000
1800
1600
1400
1200
1000
800
600
400
5921. 0
5921. 1
5921. 2
5921. 3
5921. 4
5921. 5
5922. 0
5922. 1
5922. 2
5922. 3
5922. 4
5922. 5
5922. 6
5922. 7
5923. 0
5923. 1
5923. 2
5923. 3
5923. 4
5923. 5
5923. 6
5923. 7
5924. 0
5924. 1
5924. 2
5924. 3
×10¹⁵
1000
800
600
400
200
0
−200
−400
pull
Entries 26
Mean 1.581e+08
Std Dev 1.581e+08

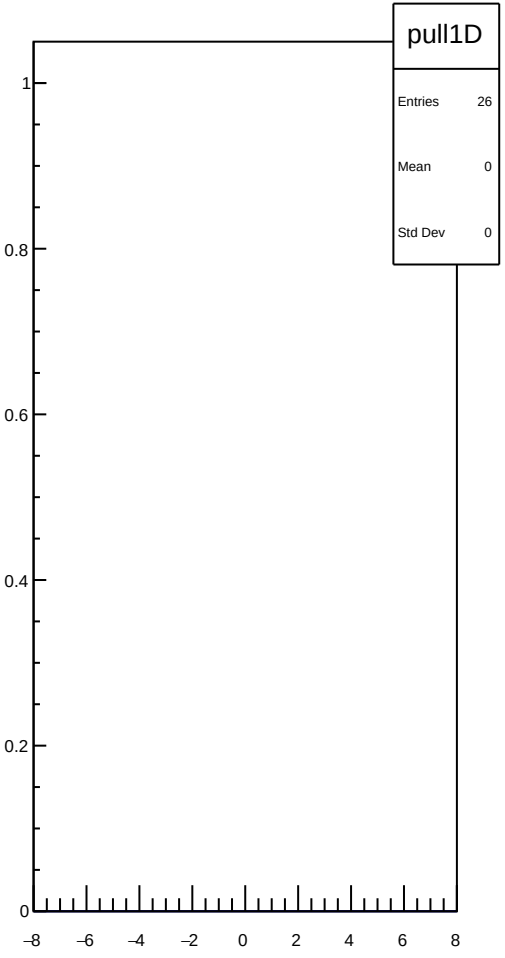
pull1D
Entries 26
Mean 0
Std Dev 0
1
0.8
0.6
0.4
0.2
0
−8
−6
−4
−2
0
2
4
6
8

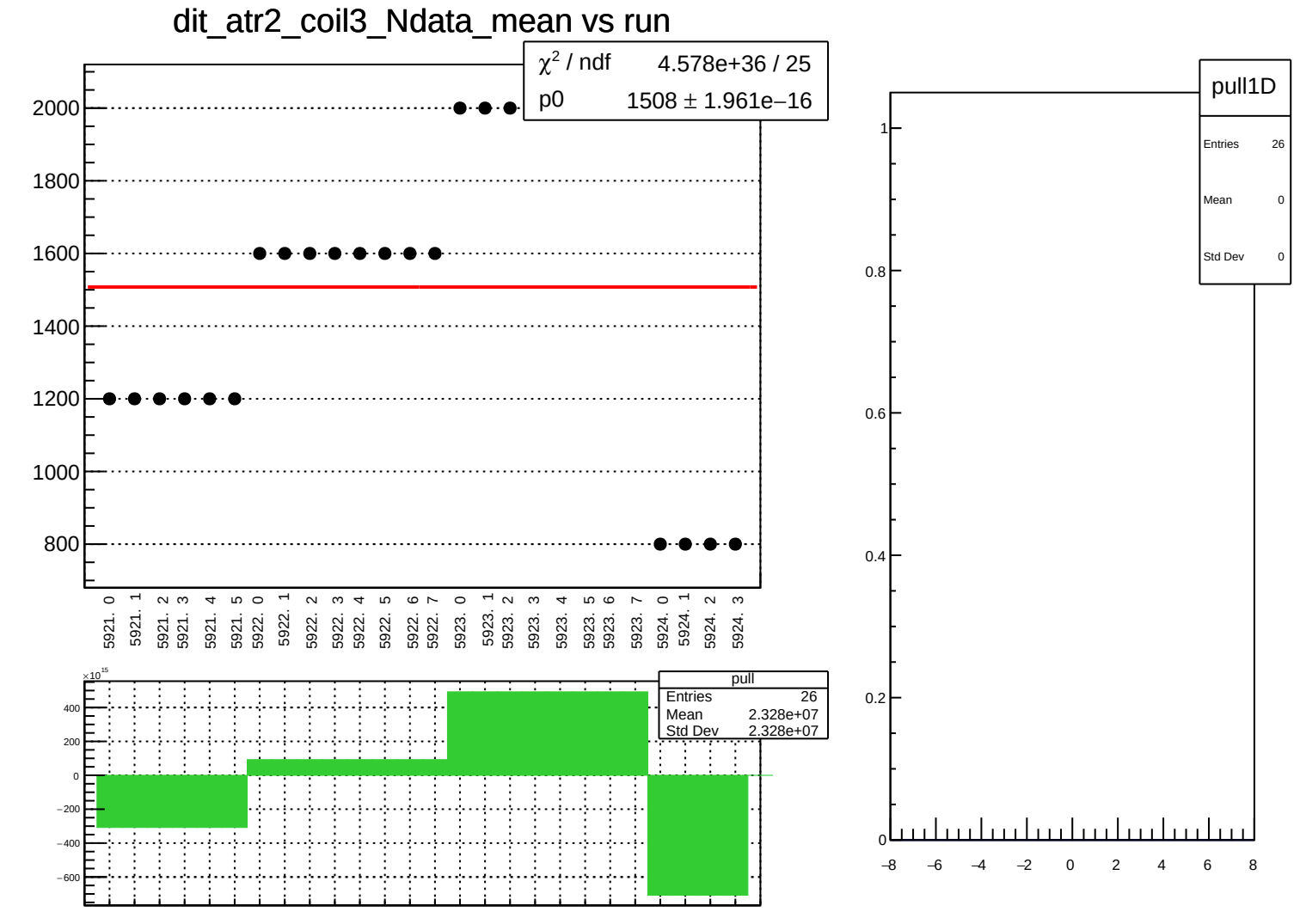
dit_atr2_coil3_Ndata_mean vs run
χ² / ndf 4.578e+36 / 25
p0 1508 ± 1.961e−16
2000
1800
1600
1400
1200
1000
800
5921. 0
5921. 1
5921. 2
5921. 3
5921. 4
5921. 5
5922. 0
5922. 1
5922. 2
5922. 3
5922. 4
5922. 5
5922. 6
5922. 7
5923. 0
5923. 1
5923. 2
5923. 3
5923. 4
5923. 5
5923. 6
5923. 7
5924. 0
5924. 1
5924. 2
5924. 3
×10¹⁵
400
200
0
−200
−400
−600
pull
Entries 26
Mean 2.328e+07
Std Dev 2.328e+07
pull1D
Entries 26
Mean 0
Std Dev 0
1
0.8
0.6
0.4
0.2
0
−8
−6
−4
−2
0
2
4
6
8

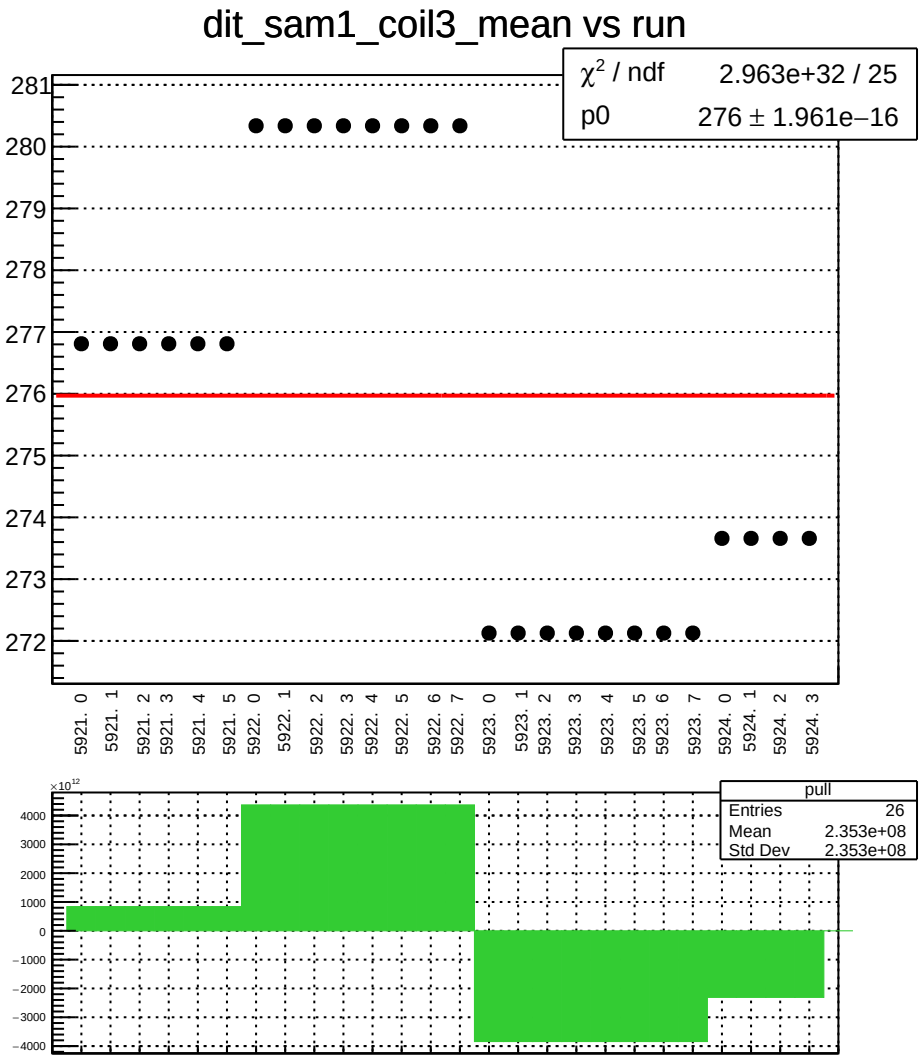
dit_sam1_coil3_mean vs run
χ² / ndf 2.963e+32 / 25
p0 276 ± 1.961e−16
281
280
279
278
277
276
275
274
273
272
5921. 0
5921. 1
5921. 2
5921. 3
5921. 4
5921. 5
5922. 0
5922. 1
5922. 2
5922. 3
5922. 4
5922. 5
5922. 6
5922. 7
5923. 0
5923. 1
5923. 2
5923. 3
5923. 4
5923. 5
5923. 6
5923. 7
5924. 0
5924. 1
5924. 2
5924. 3
×10¹²
4000
3000
2000
1000
0
−1000
−2000
−3000
−4000
pull
Entries 26
Mean 2.353e+08
Std Dev 2.353e+08

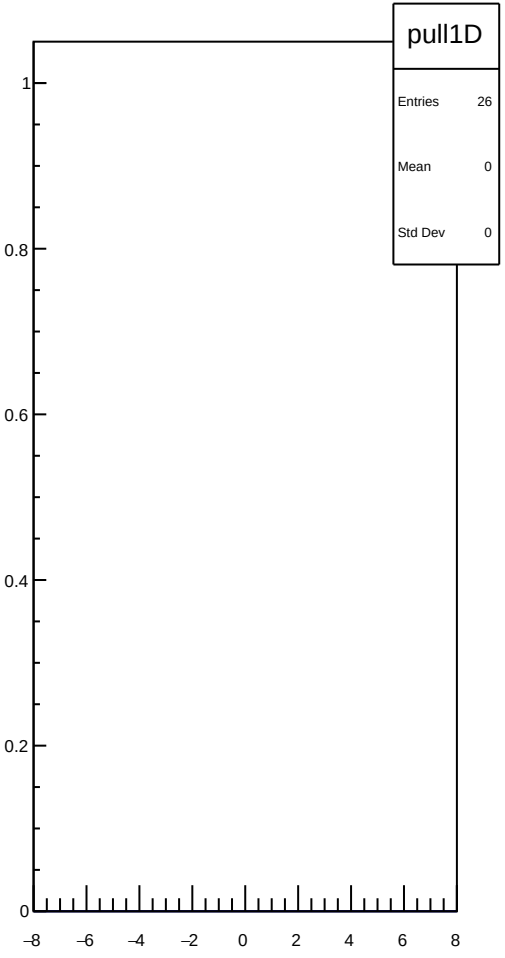
pull1D
Entries 26
Mean 0
Std Dev 0
1
0.8
0.6
0.4
0.2
0
−8
−6
−4
−2
0
2
4
6
8

dit_sam1_coil3_err_mean vs run

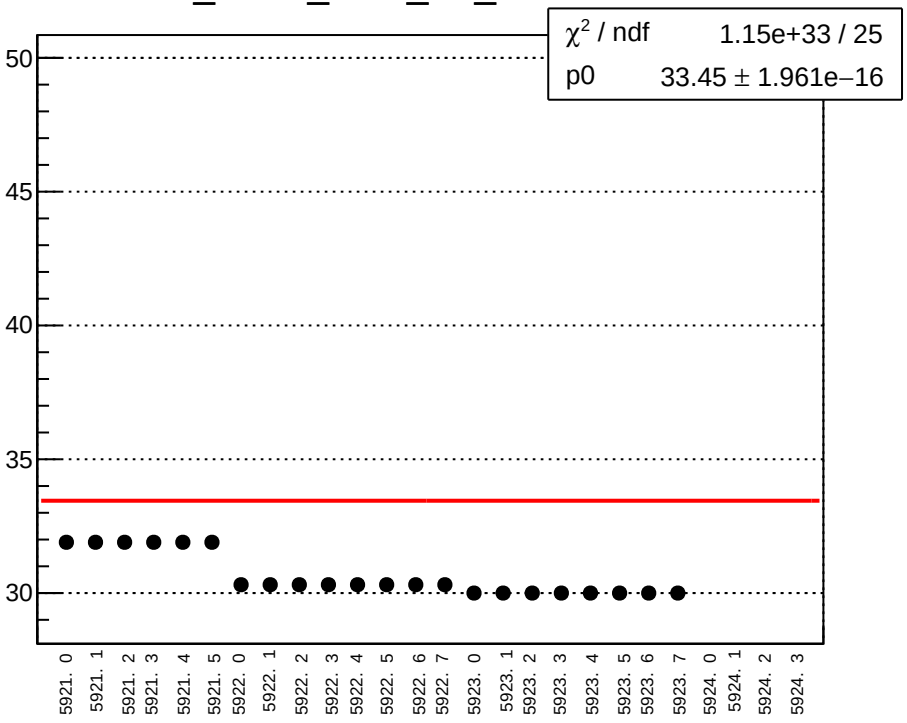

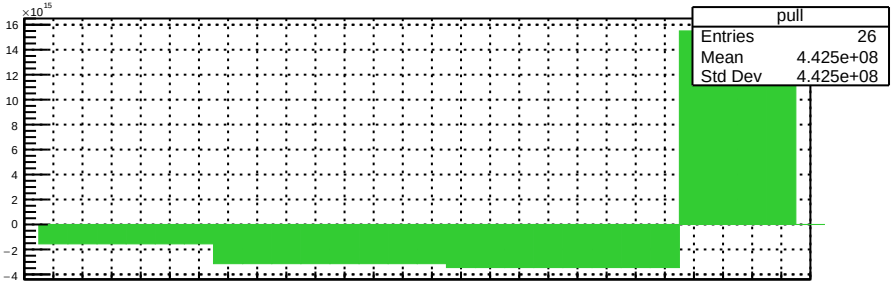

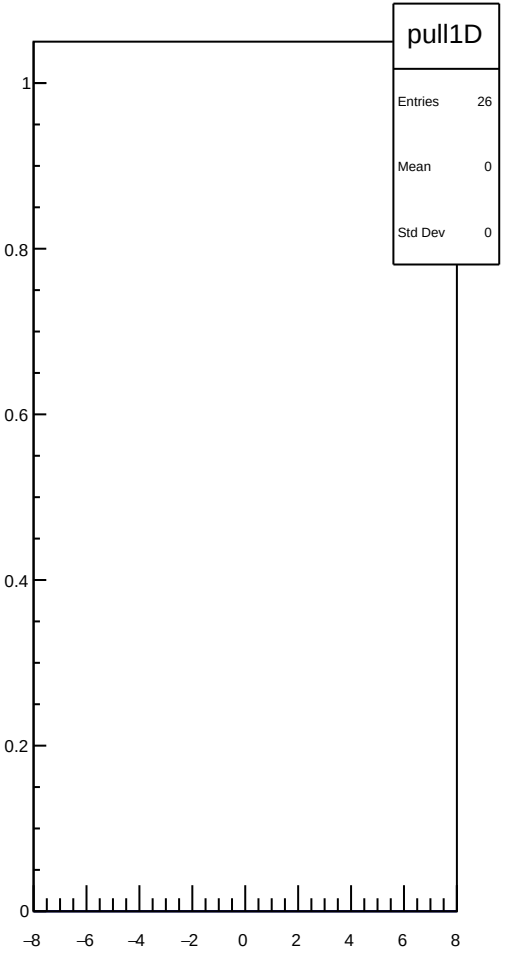

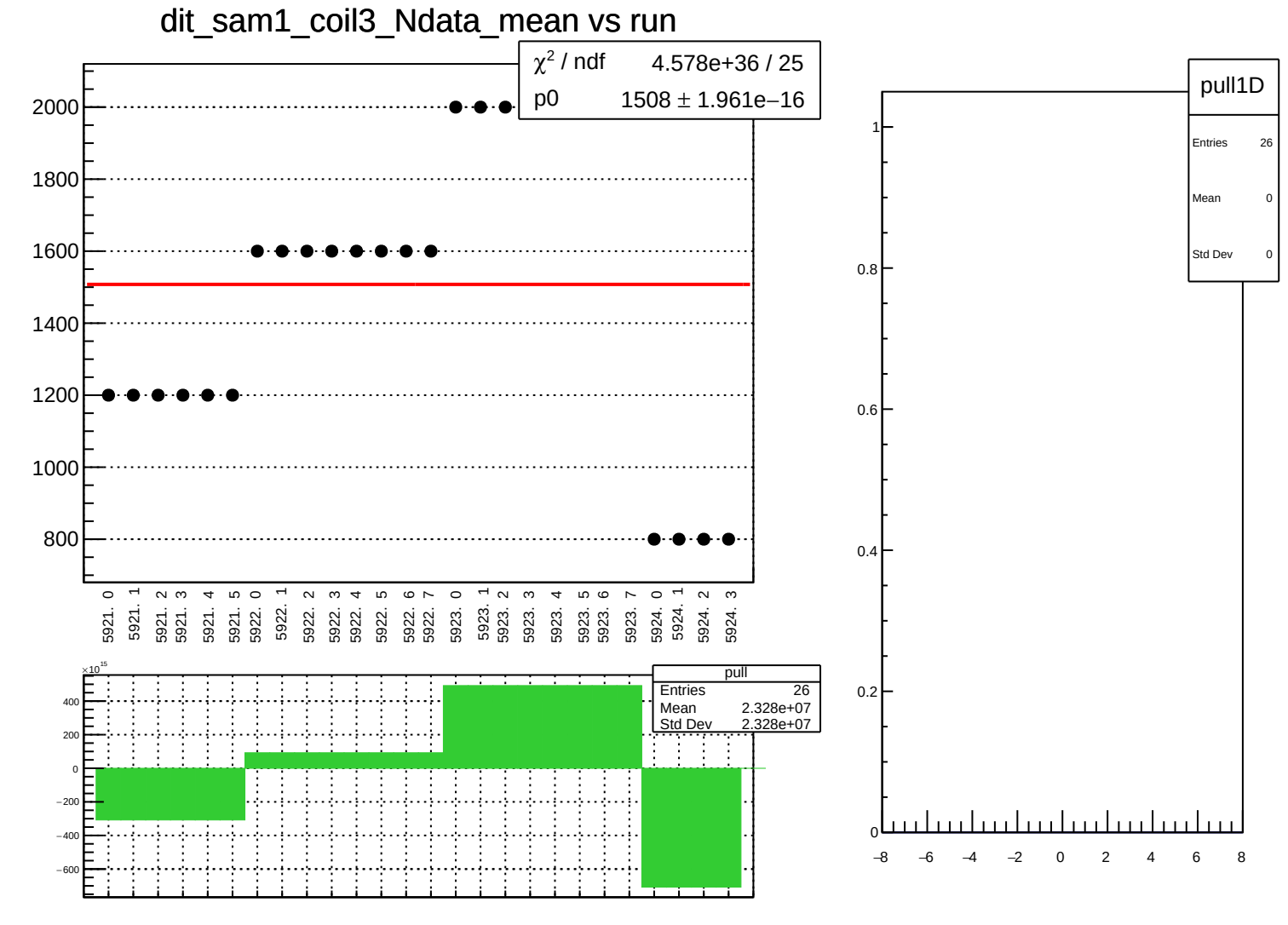
dit_sam1_coil3_Ndata_mean vs run
χ² / ndf 4.578e+36 / 25
p0 1508 ± 1.961e−16
2000
1800
1600
1400
1200
1000
800
5921. 0
5921. 1
5921. 2
5921. 3
5921. 4
5921. 5
5922. 0
5922. 1
5922. 2
5922. 3
5922. 4
5922. 5
5922. 6
5922. 7
5923. 0
5923. 1
5923. 2
5923. 3
5923. 4
5923. 5
5923. 6
5923. 7
5924. 0
5924. 1
5924. 2
5924. 3
×10¹⁵
400
200
0
−200
−400
−600
pull
Entries 26
Mean 2.328e+07
Std Dev 2.328e+07
pull1D
Entries 26
Mean 0
Std Dev 0
1
0.8
0.6
0.4
0.2
0
−8
−6
−4
−2
0
2
4
6
8

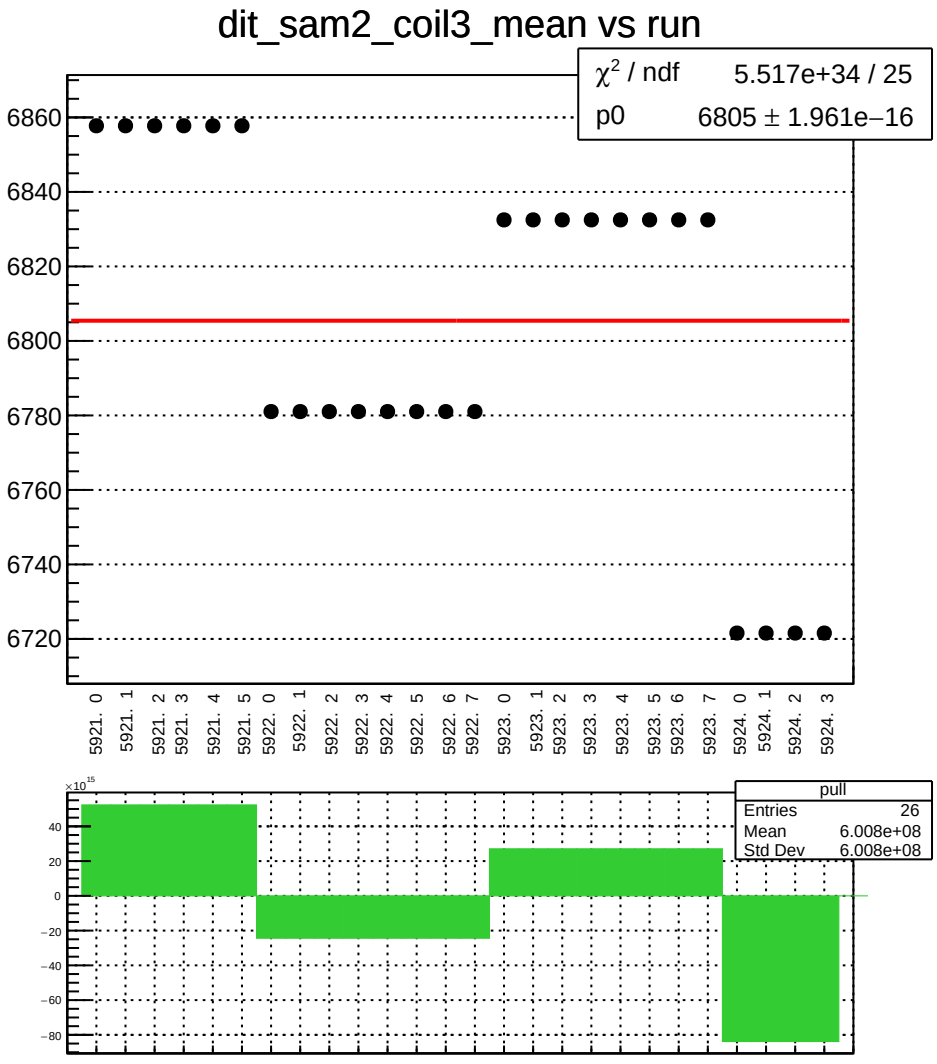
dit_sam2_coil3_mean vs run
χ² / ndf 5.517e+34 / 25
p0 6805 ± 1.961e−16
6860
6840
6820
6800
6780
6760
6740
6720
5921. 0
5921. 1
5921. 2
5921. 3
5921. 4
5921. 5
5922. 0
5922. 1
5922. 2
5922. 3
5922. 4
5922. 5
5922. 6
5922. 7
5923. 0
5923. 1
5923. 2
5923. 3
5923. 4
5923. 5
5923. 6
5923. 7
5924. 0
5924. 1
5924. 2
5924. 3
×10¹⁵
40
20
0
−20
−40
−60
−80
pull
Entries 26
Mean 6.008e+08
Std Dev 6.008e+08

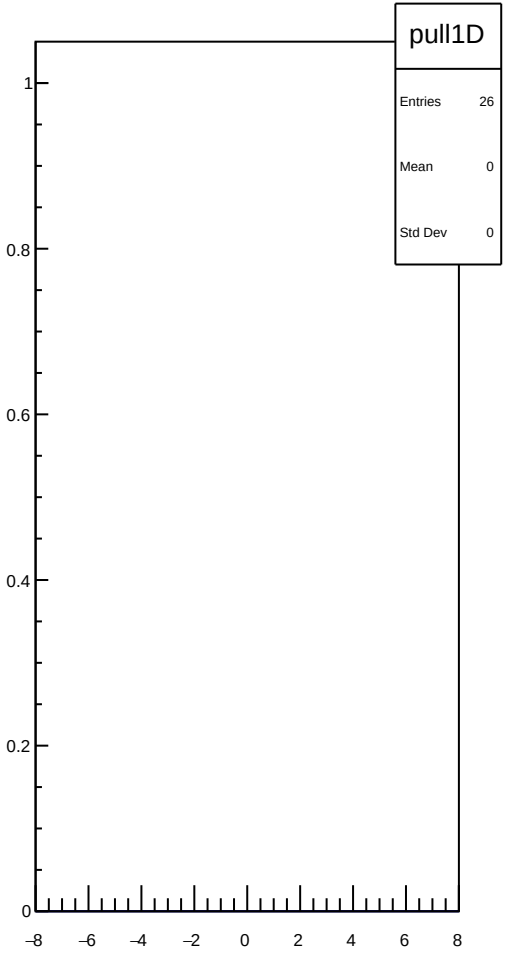
pull1D
Entries 26
Mean 0
Std Dev 0
1
0.8
0.6
0.4
0.2
0
−8
−6
−4
−2
0
2
4
6
8

dit_sam2_coil3_err_mean vs run

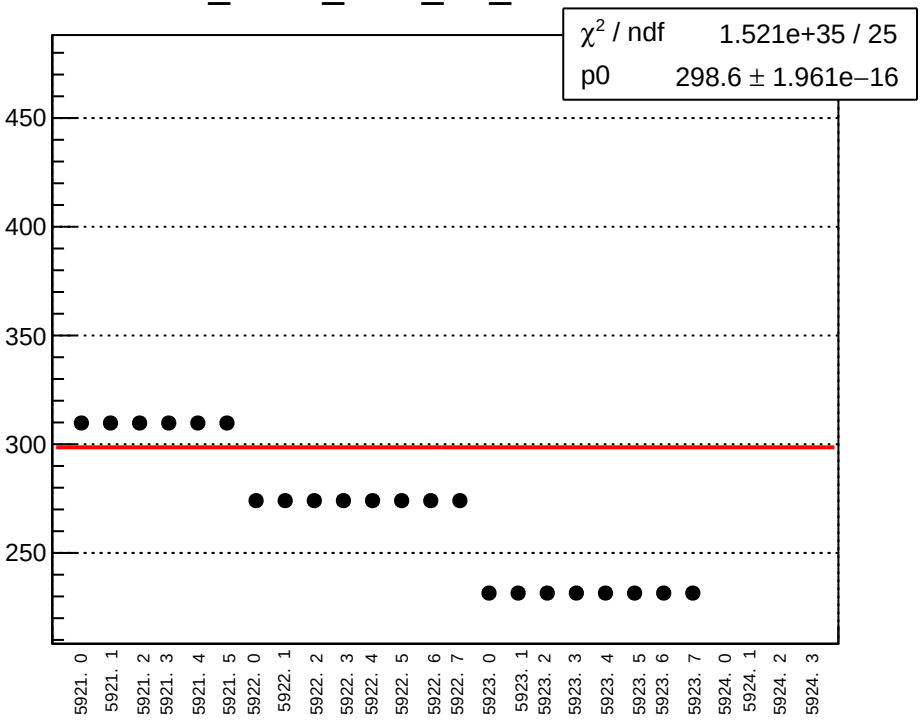

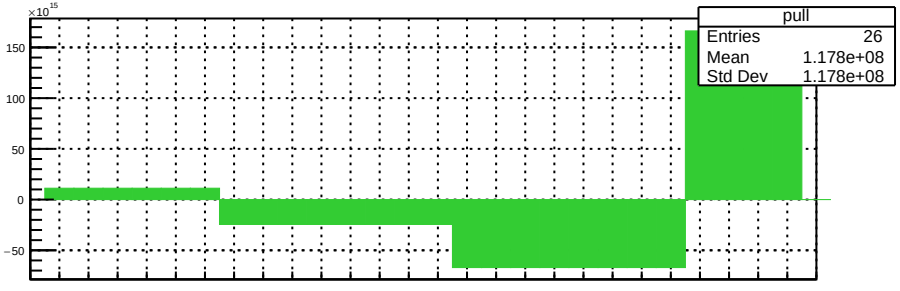

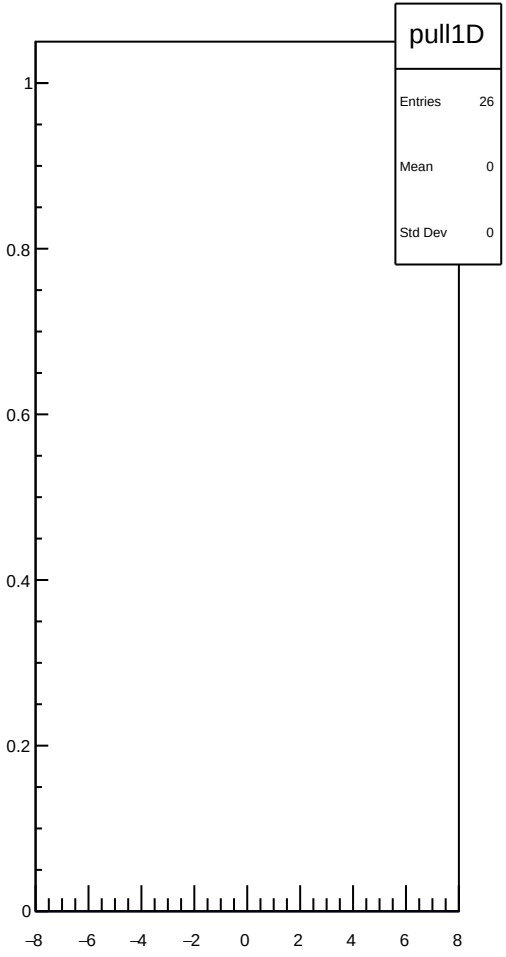

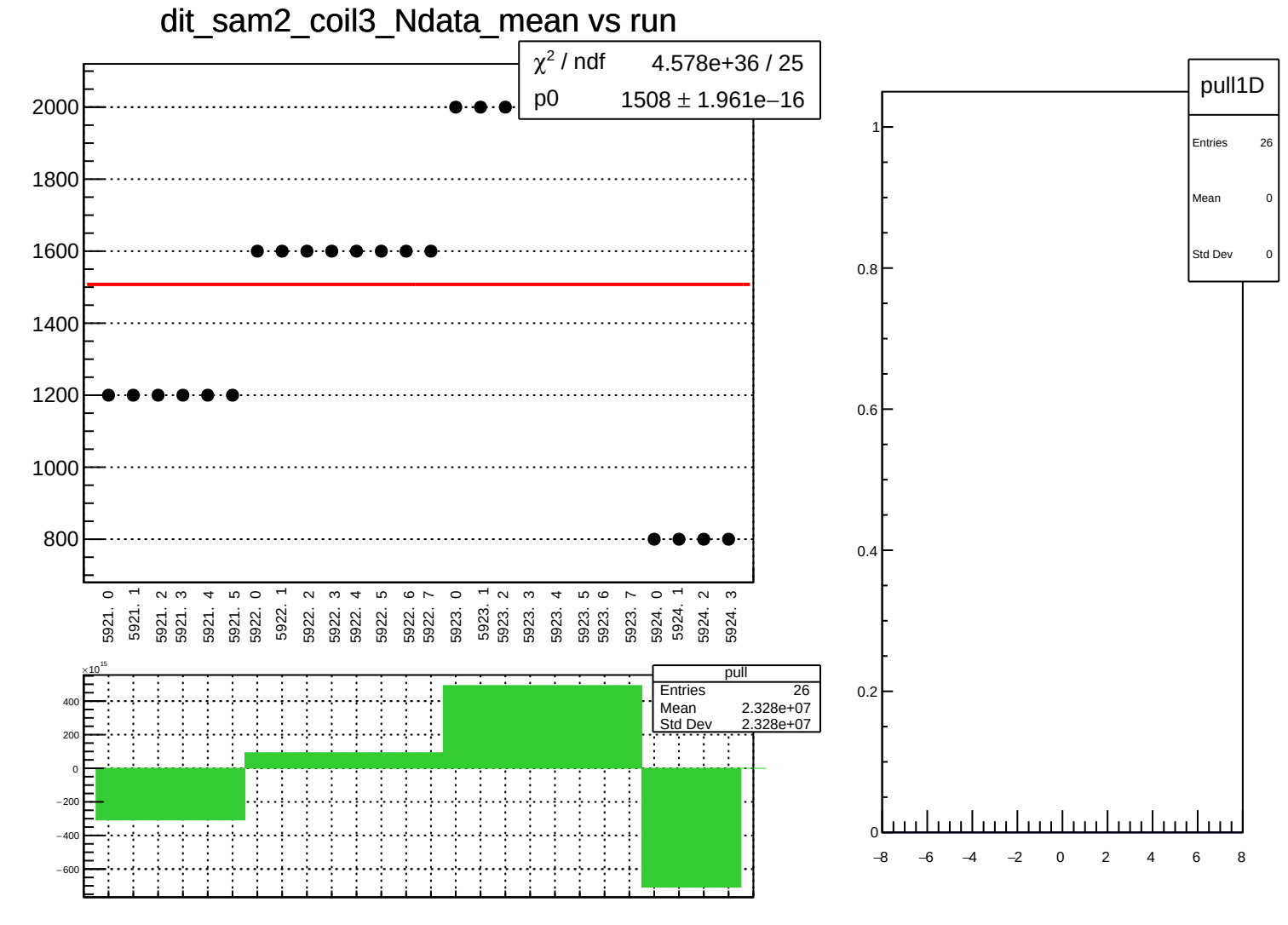
dit_sam2_coil3_Ndata_mean vs run
χ² / ndf 4.578e+36 / 25
p0 1508 ± 1.961e−16
2000
1800
1600
1400
1200
1000
800
5921. 0
5921. 1
5921. 2
5921. 3
5921. 4
5921. 5
5922. 0
5922. 1
5922. 2
5922. 3
5922. 4
5922. 5
5922. 6
5922. 7
5923. 0
5923. 1
5923. 2
5923. 3
5923. 4
5923. 5
5923. 6
5923. 7
5924. 0
5924. 1
5924. 2
5924. 3
×10^15
400
200
0
−200
−400
−600
pull
Entries 26
Mean 2.328e+07
Std Dev 2.328e+07
pull1D
Entries 26
Mean 0
Std Dev 0
1
0.8
0.6
0.4
0.2
0
−8
−6
−4
−2
0
2
4
6
8

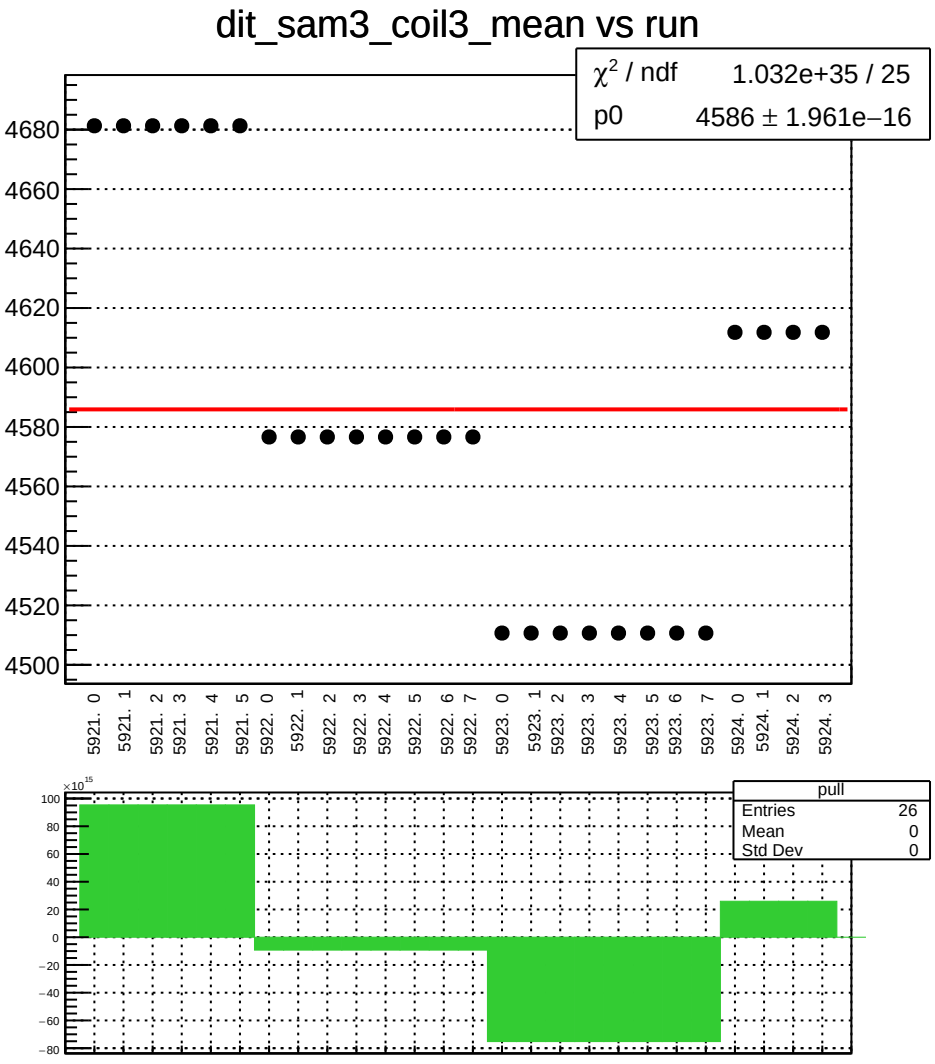
dit_sam3_coil3_mean vs run
χ² / ndf 1.032e+35 / 25
p0 4586 ± 1.961e−16
4680
4660
4640
4620
4600
4580
4560
4540
4520
4500
5921. 0
5921. 1
5921. 2
5921. 3
5921. 4
5921. 5
5922. 0
5922. 1
5922. 2
5922. 3
5922. 4
5922. 5
5922. 6
5922. 7
5923. 0
5923. 1
5923. 2
5923. 3
5923. 4
5923. 5
5923. 6
5923. 7
5924. 0
5924. 1
5924. 2
5924. 3
×10^15
100
80
60
40
20
0
−20
−40
−60
−80
pull
Entries 26
Mean 0
Std Dev 0

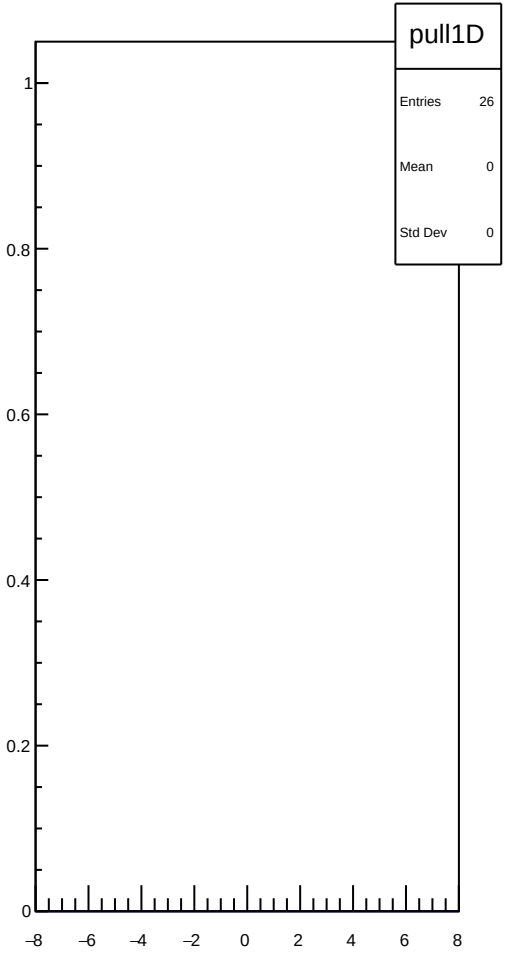
pull1D
Entries 26
Mean 0
Std Dev 0
1
0.8
0.6
0.4
0.2
0
−8
−6
−4
−2
0
2
4
6
8

dit_sam3_coil3_err_mean vs run

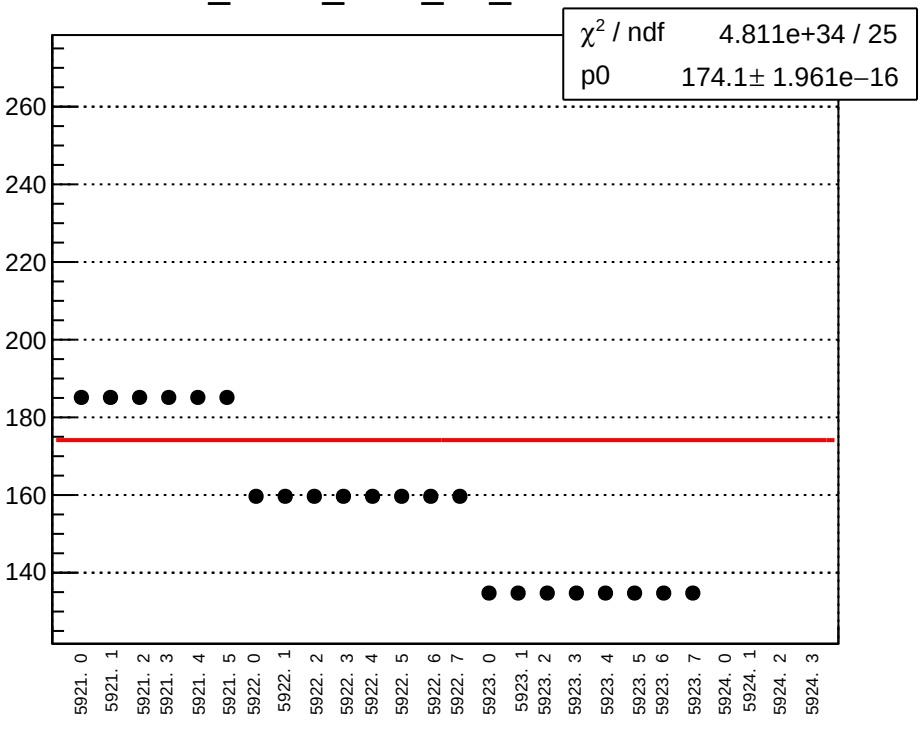

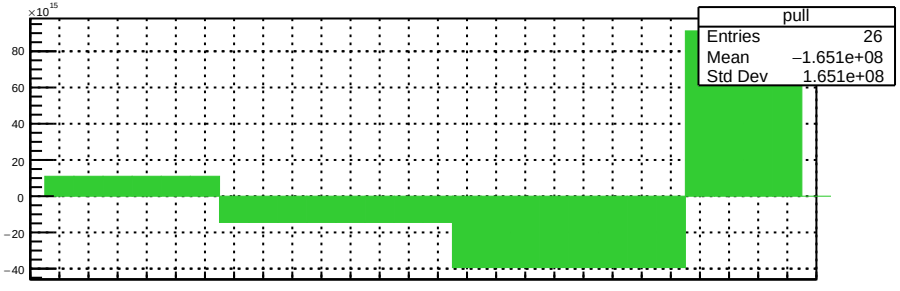

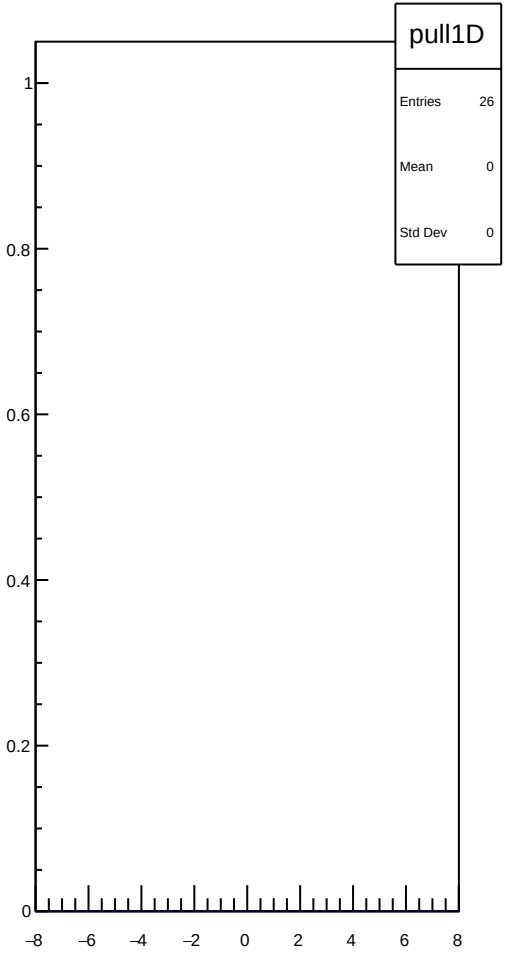

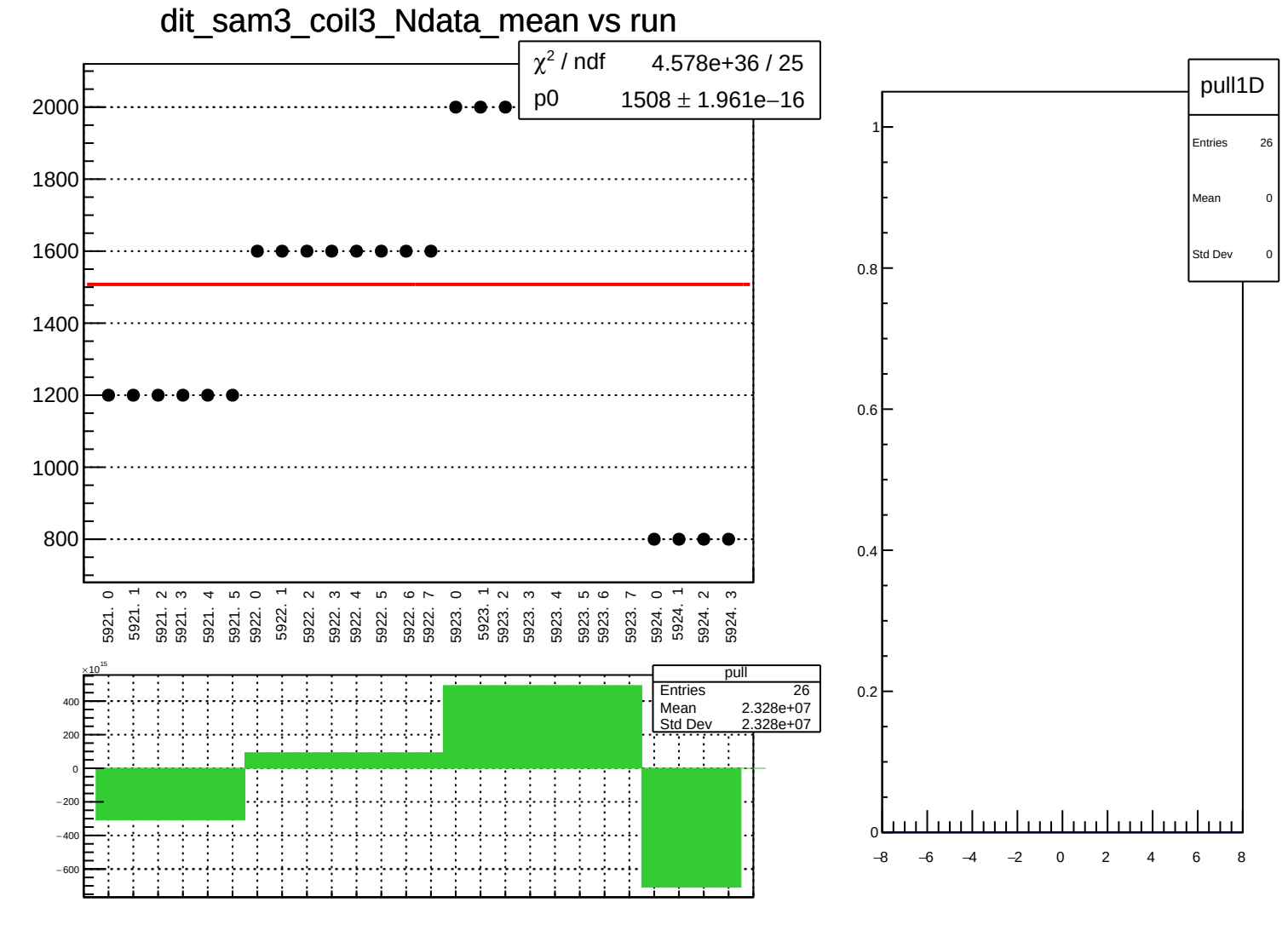
dit_sam3_coil3_Ndata_mean vs run
χ² / ndf 4.578e+36 / 25
p0 1508 ± 1.961e−16
2000
1800
1600
1400
1200
1000
800
5921. 0
5921. 1
5921. 2
5921. 3
5921. 4
5921. 5
5922. 0
5922. 1
5922. 2
5922. 3
5922. 4
5922. 5
5922. 6
5922. 7
5923. 0
5923. 1
5923. 2
5923. 3
5923. 4
5923. 5
5923. 6
5923. 7
5924. 0
5924. 1
5924. 2
5924. 3
×10^15
400
200
0
−200
−400
−600
pull
Entries 26
Mean 2.328e+07
Std Dev 2.328e+07
pull1D
Entries 26
Mean 0
Std Dev 0
1
0.8
0.6
0.4
0.2
0
−8
−6
−4
−2
0
2
4
6
8

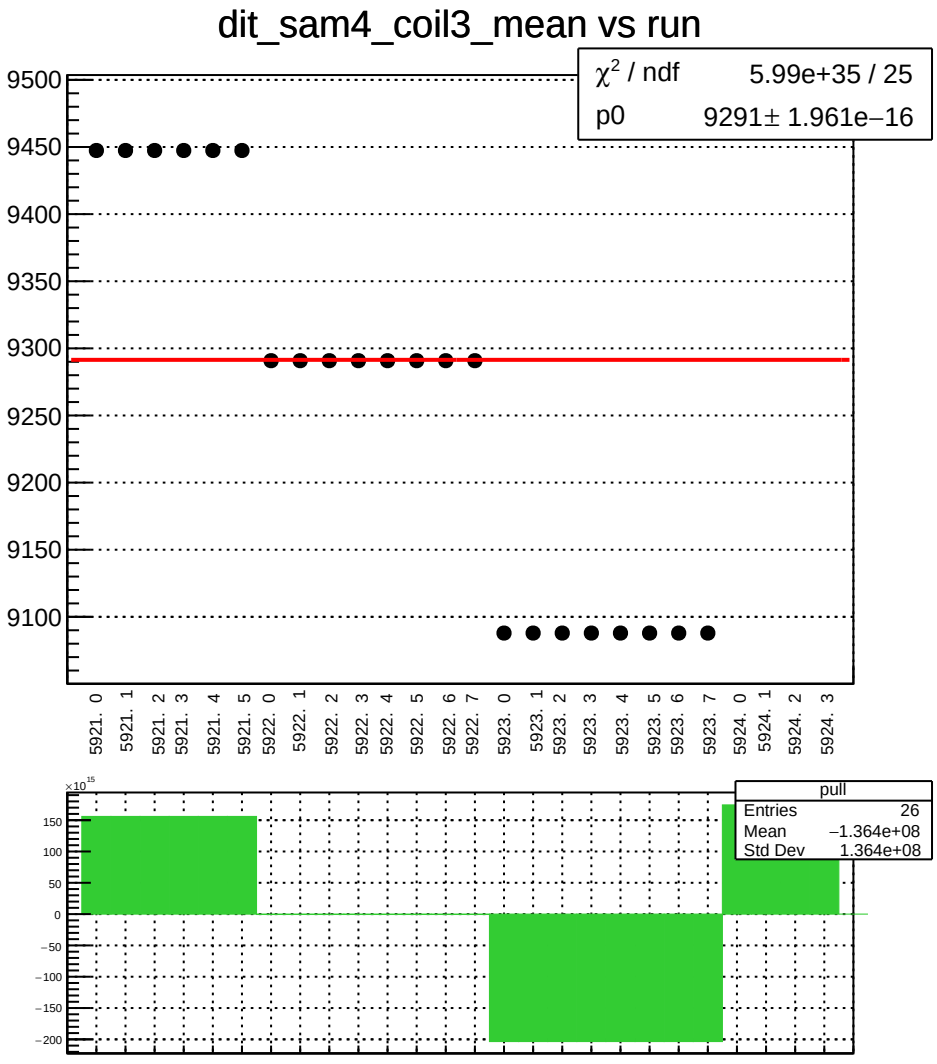
dit_sam4_coil3_mean vs run
χ^2 / ndf 5.99e+35 / 25
p0 9291 ± 1.961e−16
9500
9450
9400
9350
9300
9250
9200
9150
9100
5921. 0
5921. 1
5921. 2
5921. 3
5921. 4
5921. 5
5922. 0
5922. 1
5922. 2
5922. 3
5922. 4
5922. 5
5922. 6
5922. 7
5923. 0
5923. 1
5923. 2
5923. 3
5923. 4
5923. 5
5923. 6
5923. 7
5924. 0
5924. 1
5924. 2
5924. 3
×10^15
150
100
50
0
−50
−100
−150
−200
pull
Entries 26
Mean −1.364e+08
Std Dev 1.364e+08

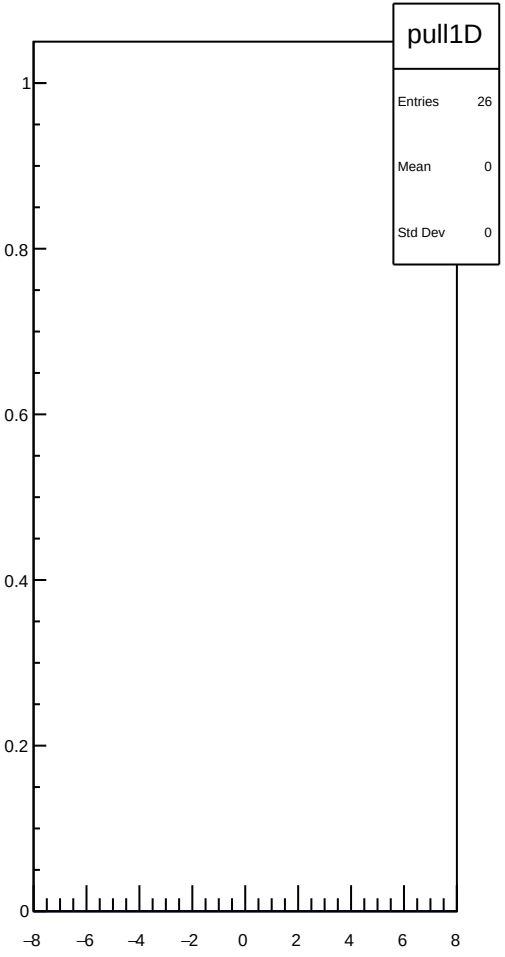
pull1D
Entries 26
Mean 0
Std Dev 0
1
0.8
0.6
0.4
0.2
0
−8
−6
−4
−2
0
2
4
6
8

dit_sam4_coil3_err_mean vs run

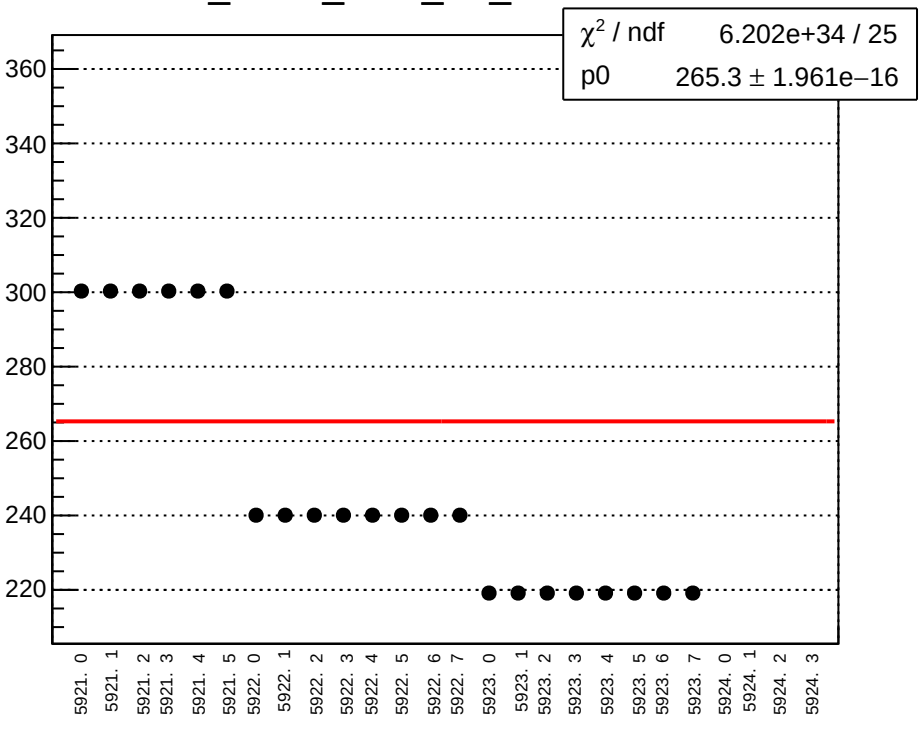

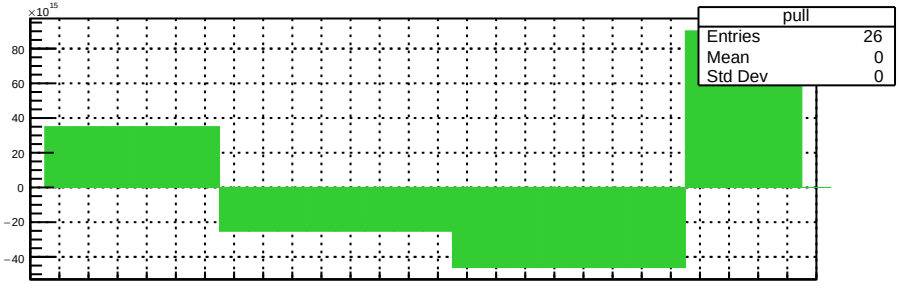

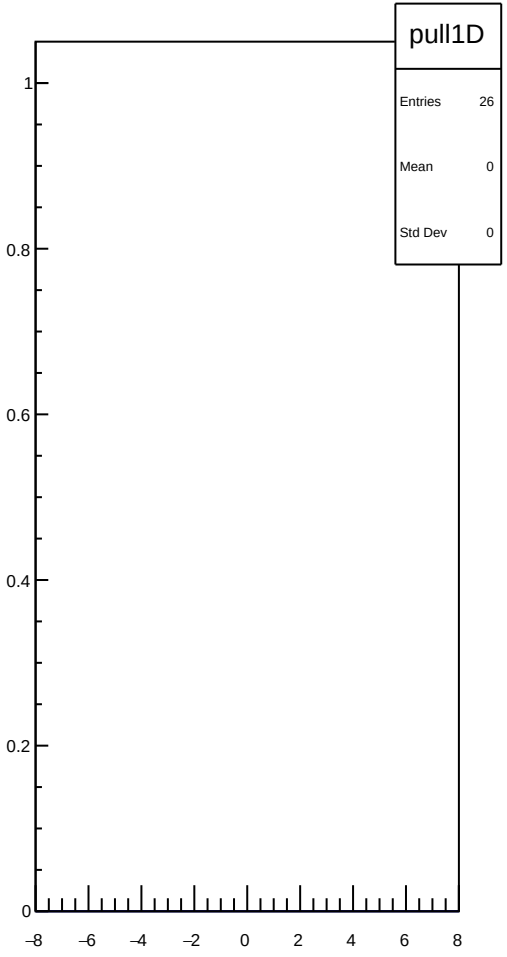

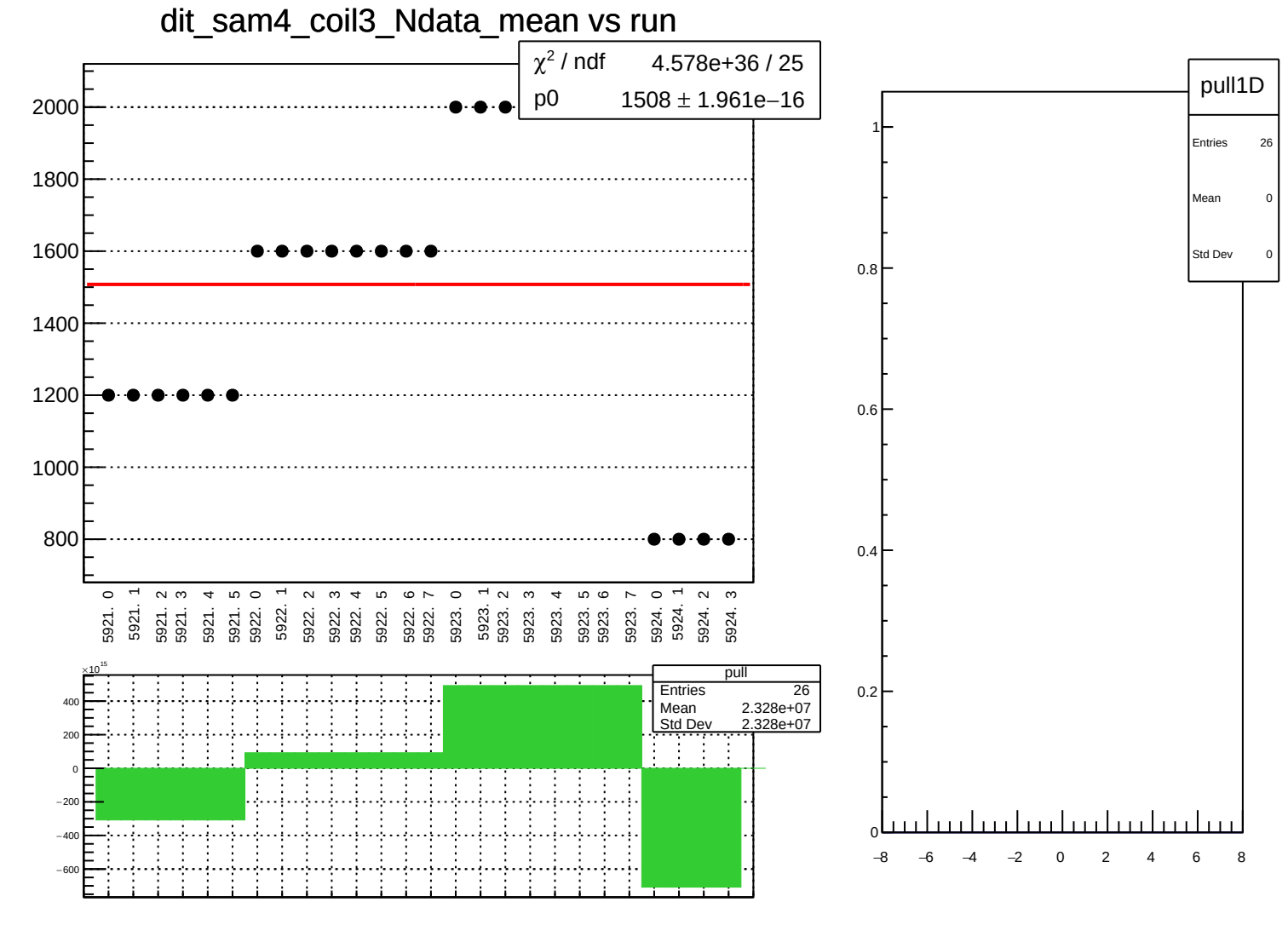
dit_sam4_coil3_Ndata_mean vs run
χ² / ndf 4.578e+36 / 25
p0 1508 ± 1.961e−16
2000
1800
1600
1400
1200
1000
800
5921. 0
5921. 1
5921. 2
5921. 3
5921. 4
5921. 5
5922. 0
5922. 1
5922. 2
5922. 3
5922. 4
5922. 5
5922. 6
5922. 7
5923. 0
5923. 1
5923. 2
5923. 3
5923. 4
5923. 5
5923. 6
5923. 7
5924. 0
5924. 1
5924. 2
5924. 3
×10¹⁵
400
200
0
−200
−400
−600
pull
Entries 26
Mean 2.328e+07
Std Dev 2.328e+07
pull1D
Entries 26
Mean 0
Std Dev 0
1
0.8
0.6
0.4
0.2
0
−8
−6
−4
−2
0
2
4
6
8

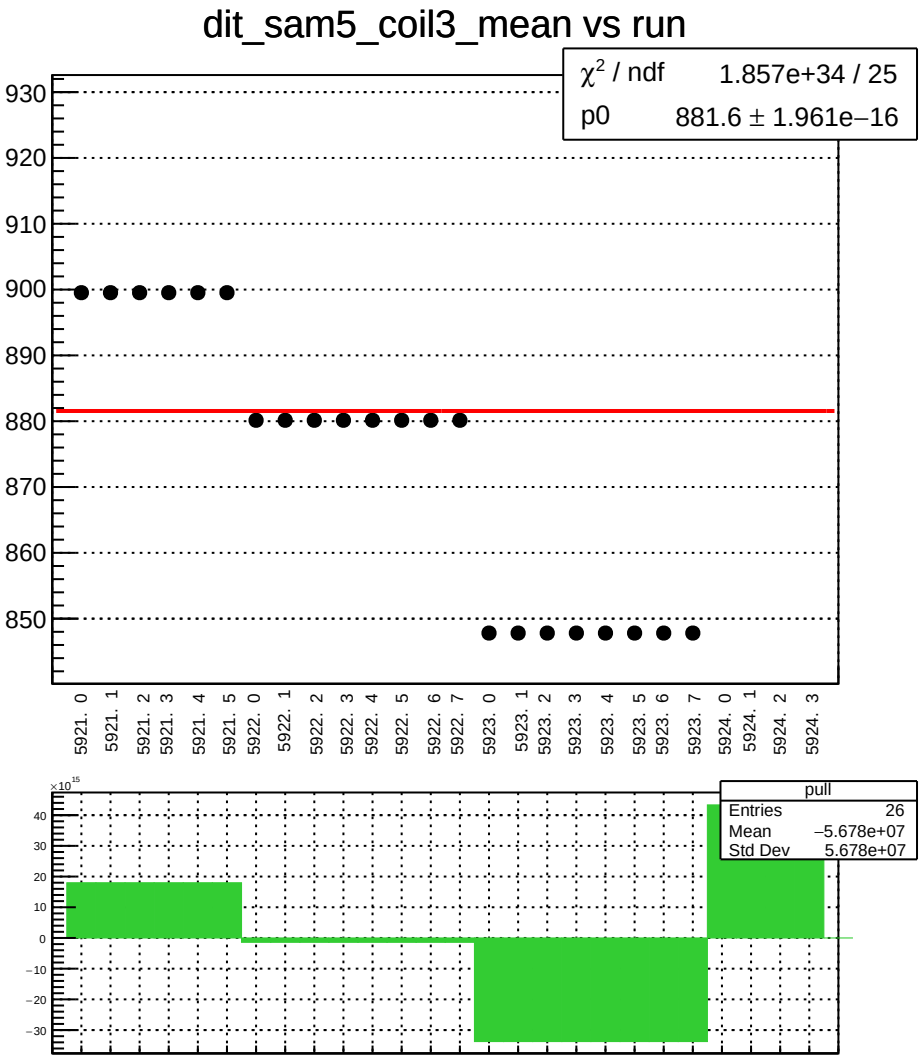
dit_sam5_coil3_mean vs run
χ² / ndf 1.857e+34 / 25
p0 881.6 ± 1.961e−16
930
920
910
900
890
880
870
860
850
5921. 0
5921. 1
5921. 2
5921. 3
5921. 4
5921. 5
5922. 0
5922. 1
5922. 2
5922. 3
5922. 4
5922. 5
5922. 6
5922. 7
5923. 0
5923. 1
5923. 2
5923. 3
5923. 4
5923. 5
5923. 6
5923. 7
5924. 0
5924. 1
5924. 2
5924. 3
×10^15
40
30
20
10
0
−10
−20
−30
pull
Entries 26
Mean −5.678e+07
Std Dev 5.678e+07

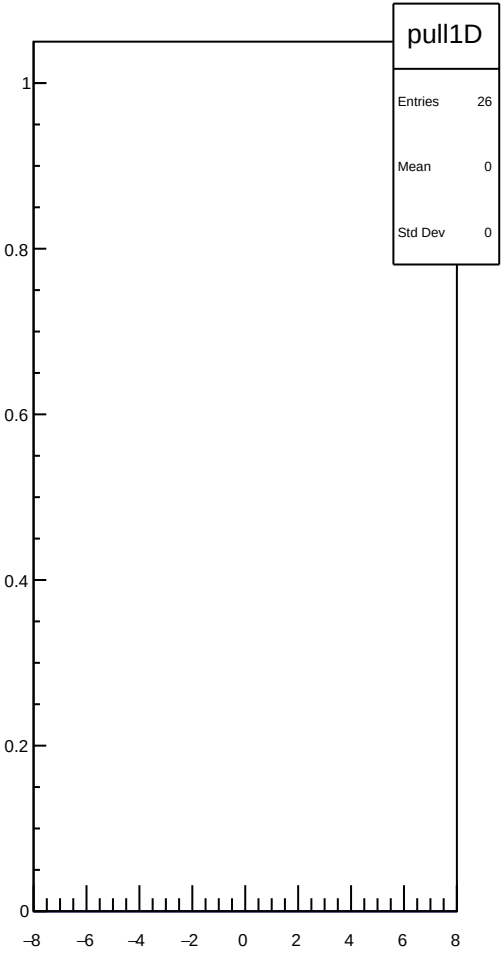
pull1D
Entries 26
Mean 0
Std Dev 0
1
0.8
0.6
0.4
0.2
0
−8
−6
−4
−2
0
2
4
6
8

dit_sam5_coil3_err_mean vs run

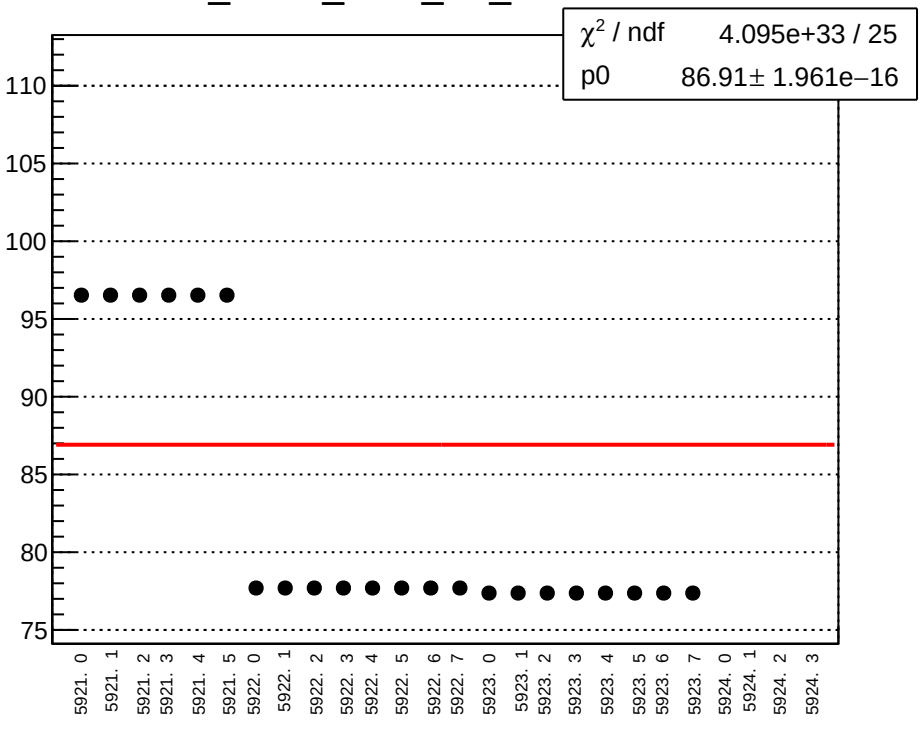

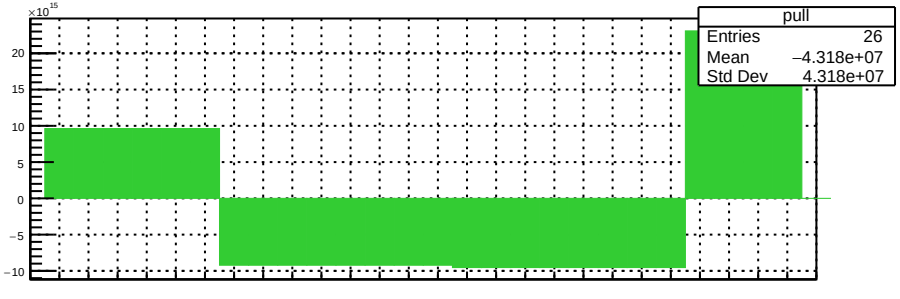

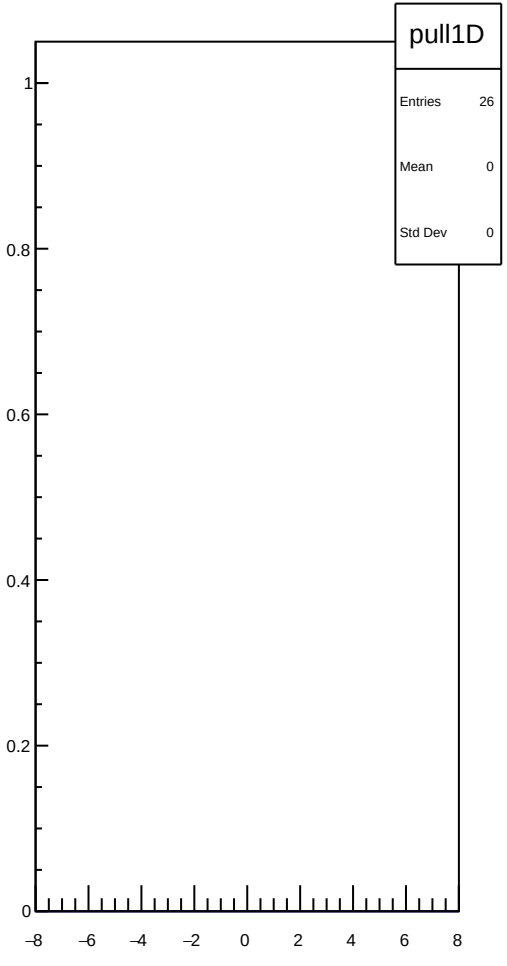

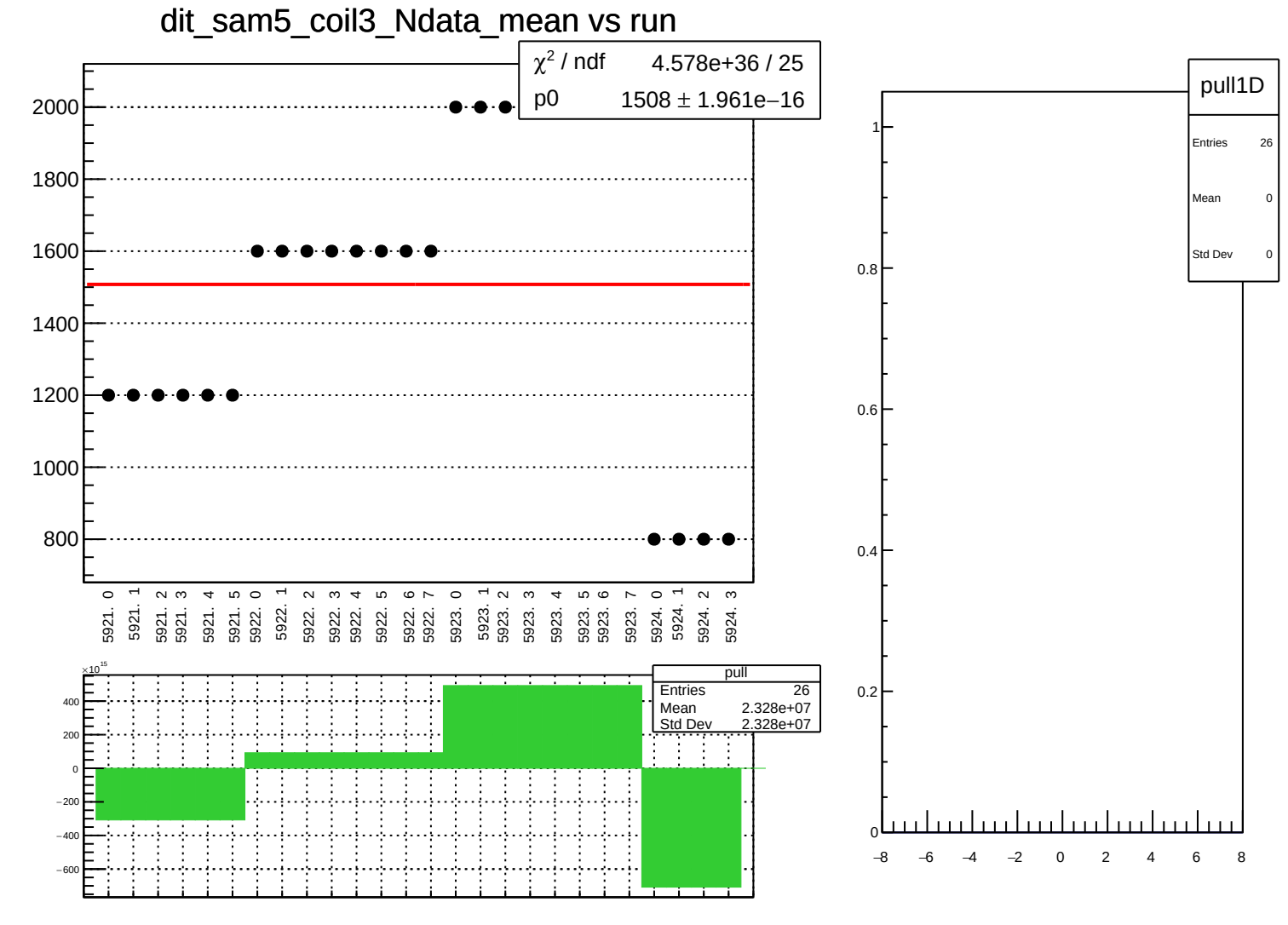
dit_sam5_coil3_Ndata_mean vs run
χ² / ndf 4.578e+36 / 25
p0 1508 ± 1.961e−16
2000
1800
1600
1400
1200
1000
800
5921. 0
5921. 1
5921. 2
5921. 3
5921. 4
5921. 5
5922. 0
5922. 1
5922. 2
5922. 3
5922. 4
5922. 5
5922. 6
5922. 7
5923. 0
5923. 1
5923. 2
5923. 3
5923. 4
5923. 5
5923. 6
5923. 7
5924. 0
5924. 1
5924. 2
5924. 3
×10¹⁵
400
200
0
−200
−400
−600
pull
Entries 26
Mean 2.328e+07
Std Dev 2.328e+07
pull1D
Entries 26
Mean 0
Std Dev 0
1
0.8
0.6
0.4
0.2
0
−8
−6
−4
−2
0
2
4
6
8

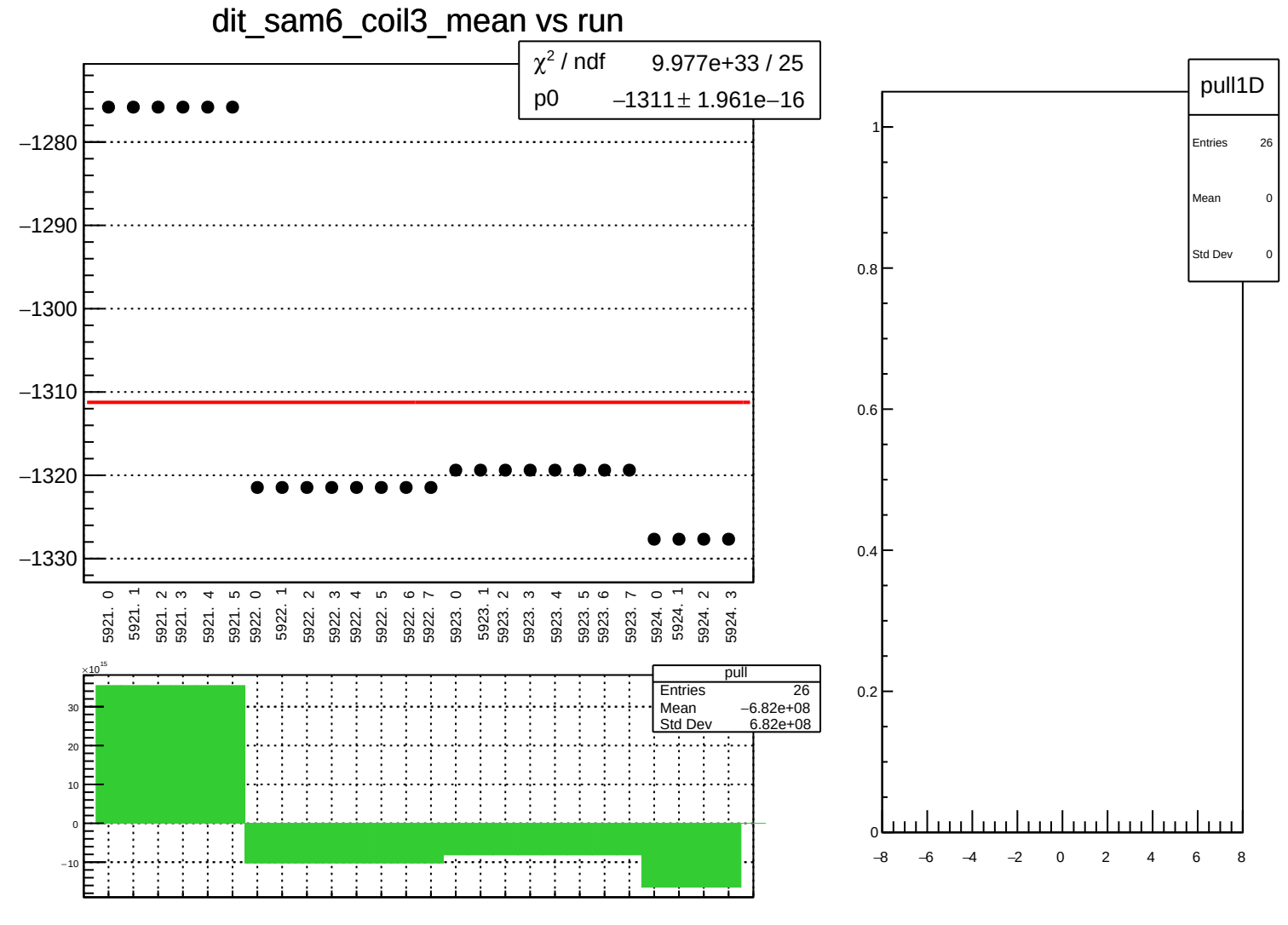
dit_sam6_coil3_mean vs run
χ² / ndf 9.977e+33 / 25
p0 −1311 ± 1.961e−16
−1280
−1290
−1300
−1310
−1320
−1330
5921. 0
5921. 1
5921. 2
5921. 3
5921. 4
5921. 5
5922. 0
5922. 1
5922. 2
5922. 3
5922. 4
5922. 5
5922. 6
5922. 7
5923. 0
5923. 1
5923. 2
5923. 3
5923. 4
5923. 5
5923. 6
5923. 7
5924. 0
5924. 1
5924. 2
5924. 3
×10^15
30
20
10
0
−10
pull
Entries 26
Mean −6.82e+08
Std Dev 6.82e+08
pull1D
Entries 26
Mean 0
Std Dev 0
1
0.8
0.6
0.4
0.2
0
−8
−6
−4
−2
0
2
4
6
8

dit_sam6_coil3_err_mean vs run

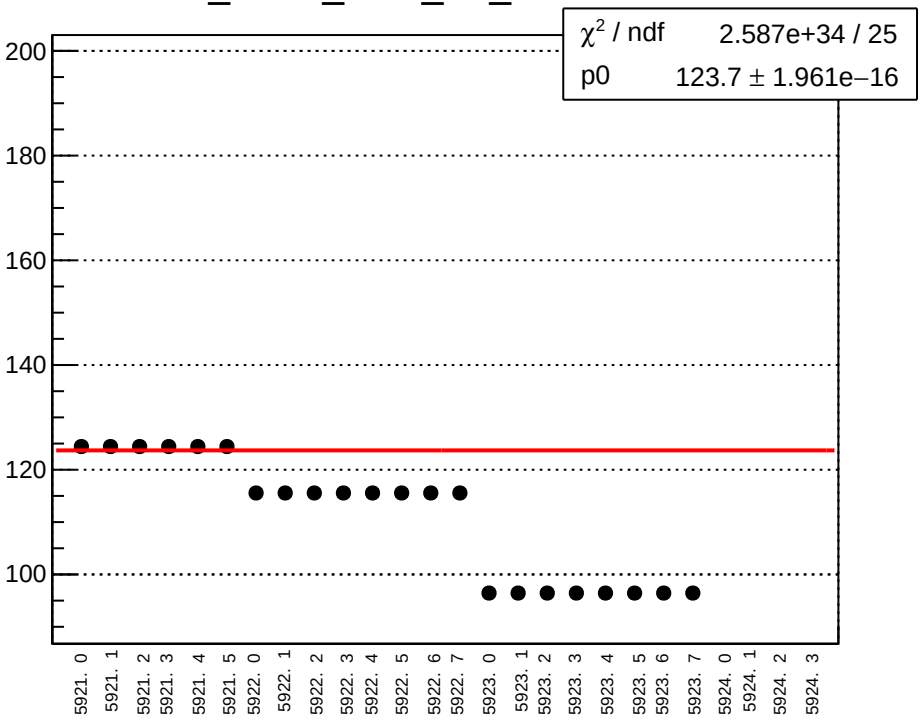

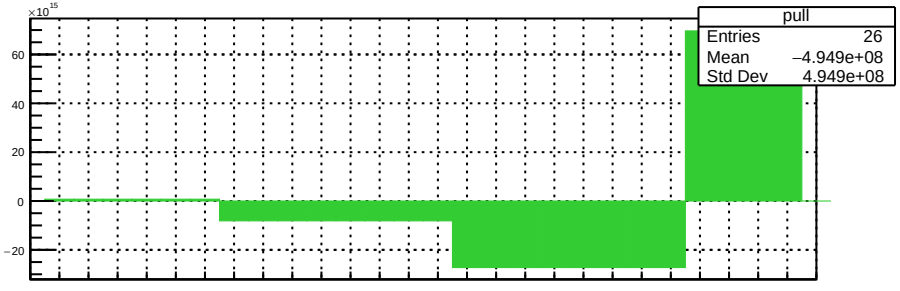

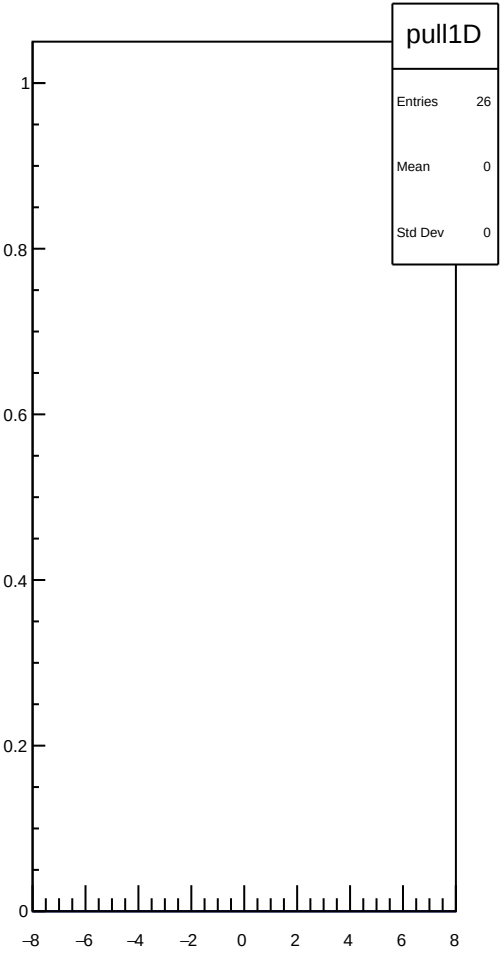

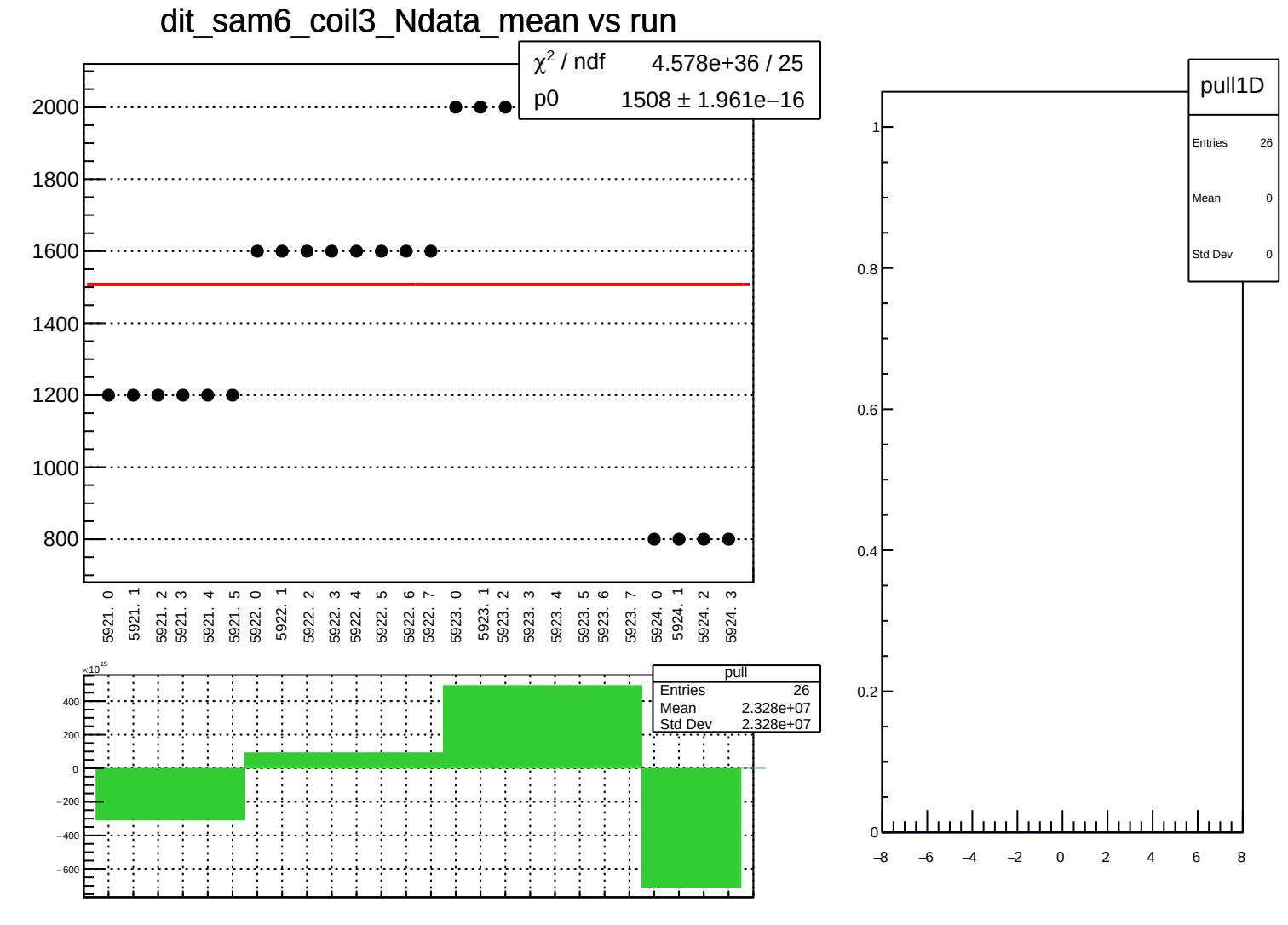
dit_sam6_coil3_Ndata_mean vs run
χ² / ndf 4.578e+36 / 25
p0 1508 ± 1.961e−16
2000
1800
1600
1400
1200
1000
800
5921. 0
5921. 1
5921. 2
5921. 3
5921. 4
5921. 5
5922. 0
5922. 1
5922. 2
5922. 3
5922. 4
5922. 5
5922. 6
5922. 7
5923. 0
5923. 1
5923. 2
5923. 3
5923. 4
5923. 5
5923. 6
5923. 7
5924. 0
5924. 1
5924. 2
5924. 3
×10¹⁵
400
200
0
−200
−400
−600
pull
Entries 26
Mean 2.328e+07
Std Dev 2.328e+07
pull1D
Entries 26
Mean 0
Std Dev 0
1
0.8
0.6
0.4
0.2
0
−8
−6
−4
−2
0
2
4
6
8

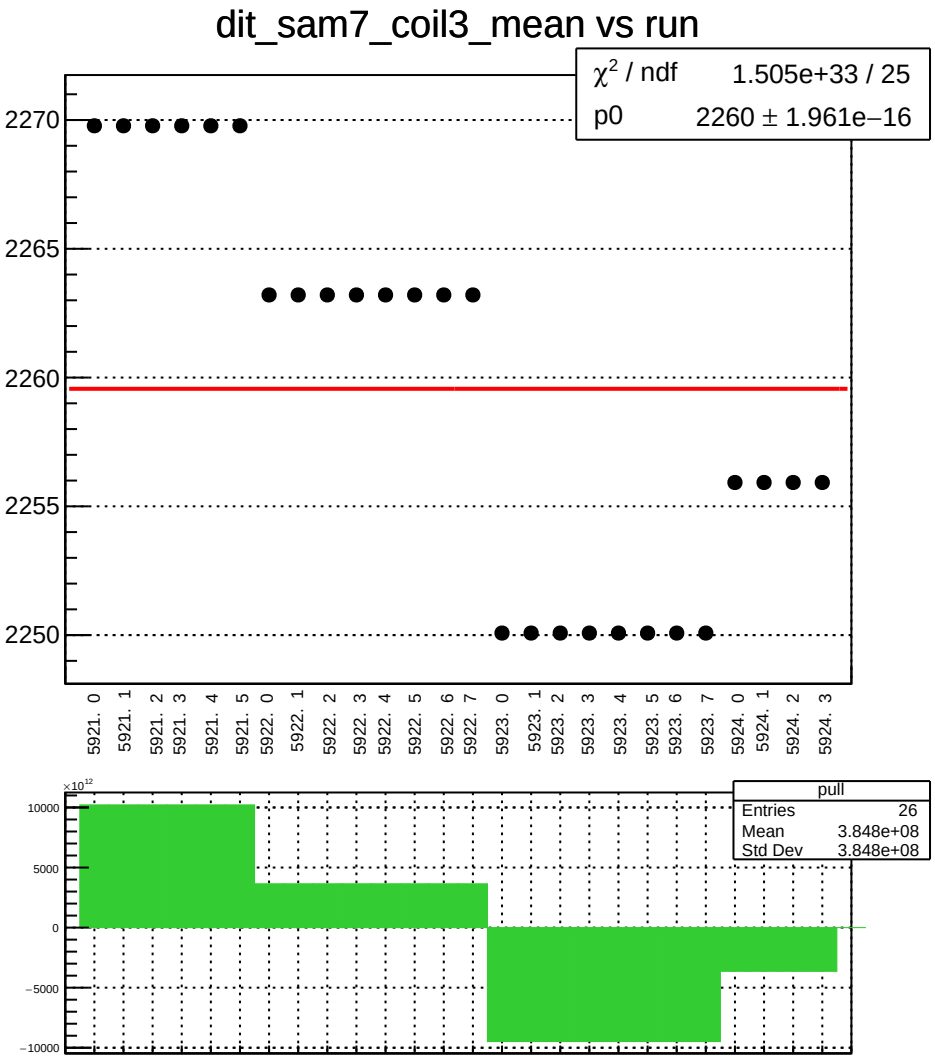
dit_sam7_coil3_mean vs run
χ² / ndf 1.505e+33 / 25
p0 2260 ± 1.961e−16
2270
2265
2260
2255
2250
5921. 0
5921. 1
5921. 2
5921. 3
5921. 4
5921. 5
5922. 0
5922. 1
5922. 2
5922. 3
5922. 4
5922. 5
5922. 6
5922. 7
5923. 0
5923. 1
5923. 2
5923. 3
5923. 4
5923. 5
5923. 6
5923. 7
5924. 0
5924. 1
5924. 2
5924. 3
×10¹²
10000
5000
0
−5000
−10000
pull
Entries 26
Mean 3.848e+08
Std Dev 3.848e+08

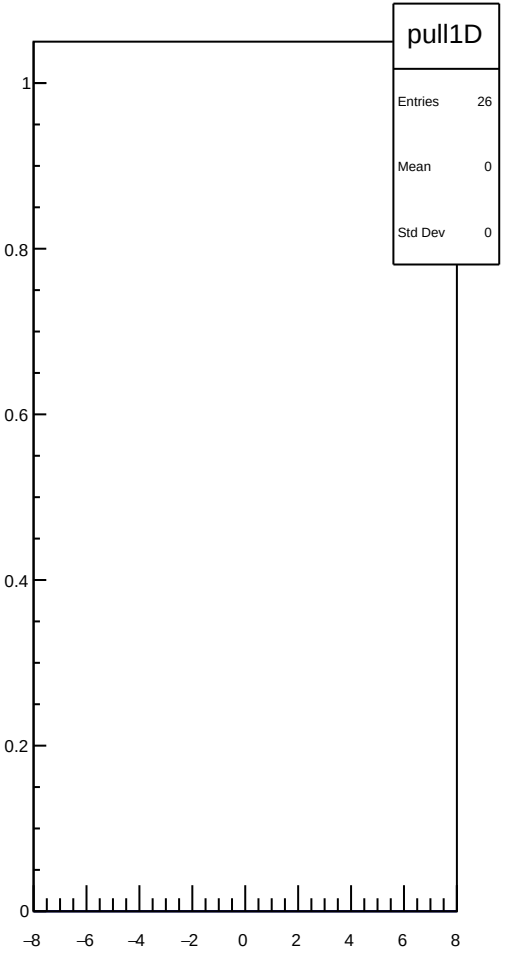
pull1D
Entries 26
Mean 0
Std Dev 0
1
0.8
0.6
0.4
0.2
0
−8
−6
−4
−2
0
2
4
6
8

dit_sam7_coil3_err_mean vs run

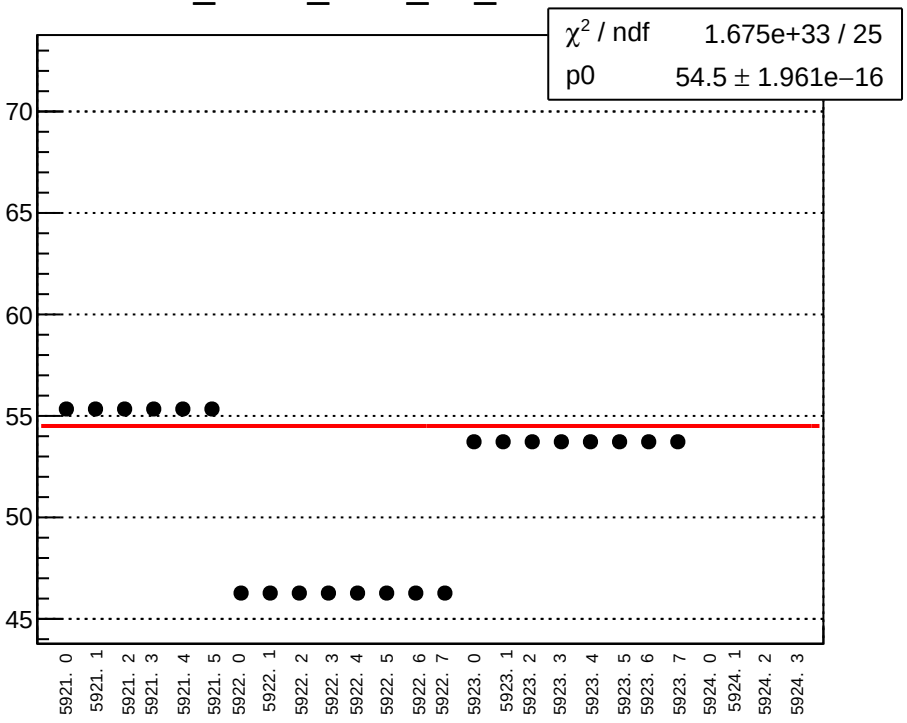

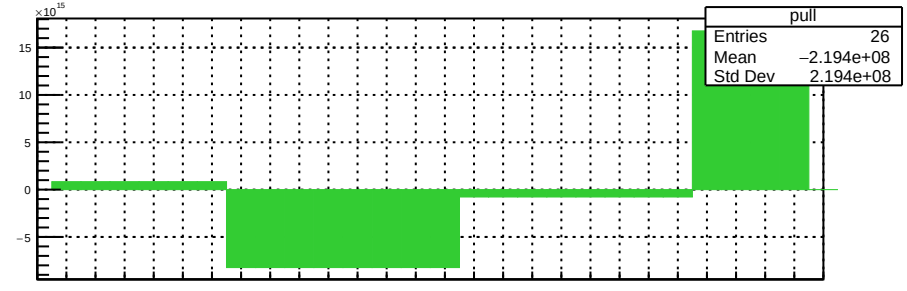

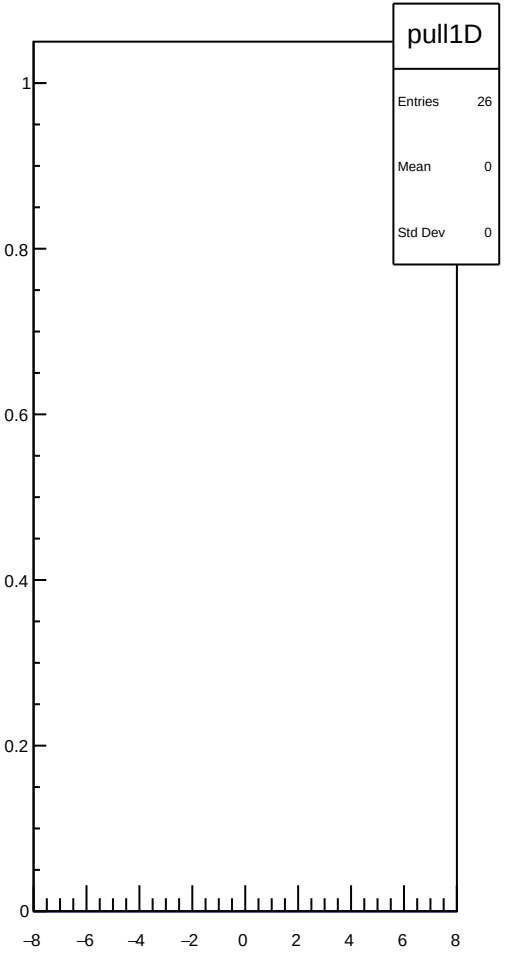

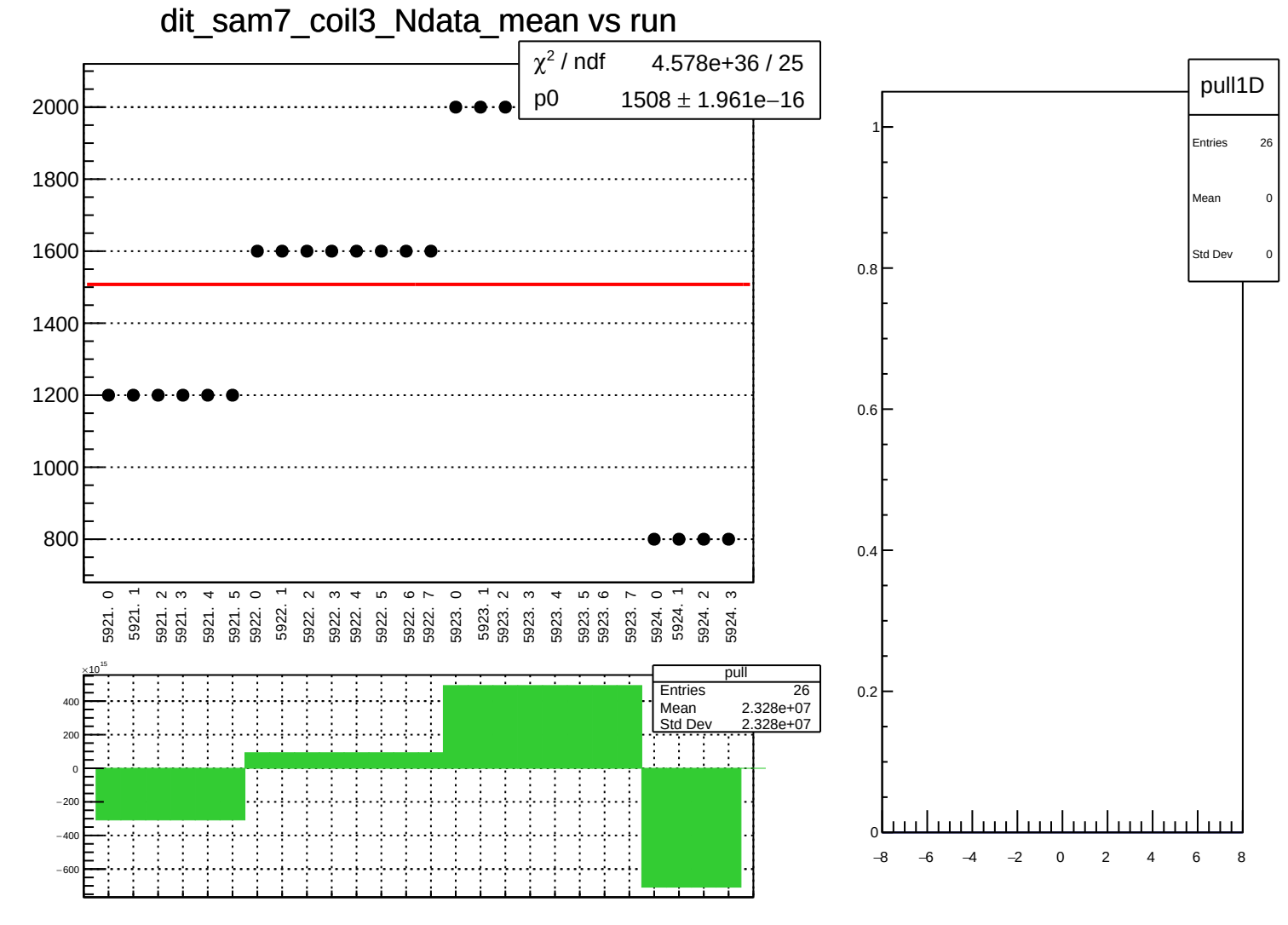
dit_sam7_coil3_Ndata_mean vs run
χ² / ndf 4.578e+36 / 25
p0 1508 ± 1.961e−16
2000
1800
1600
1400
1200
1000
800
5921. 0
5921. 1
5921. 2
5921. 3
5921. 4
5921. 5
5922. 0
5922. 1
5922. 2
5922. 3
5922. 4
5922. 5
5922. 6
5922. 7
5923. 0
5923. 1
5923. 2
5923. 3
5923. 4
5923. 5
5923. 6
5923. 7
5924. 0
5924. 1
5924. 2
5924. 3
×10¹⁵
400
200
0
−200
−400
−600
pull
Entries 26
Mean 2.328e+07
Std Dev 2.328e+07
pull1D
Entries 26
Mean 0
Std Dev 0
1
0.8
0.6
0.4
0.2
0
−8
−6
−4
−2
0
2
4
6
8

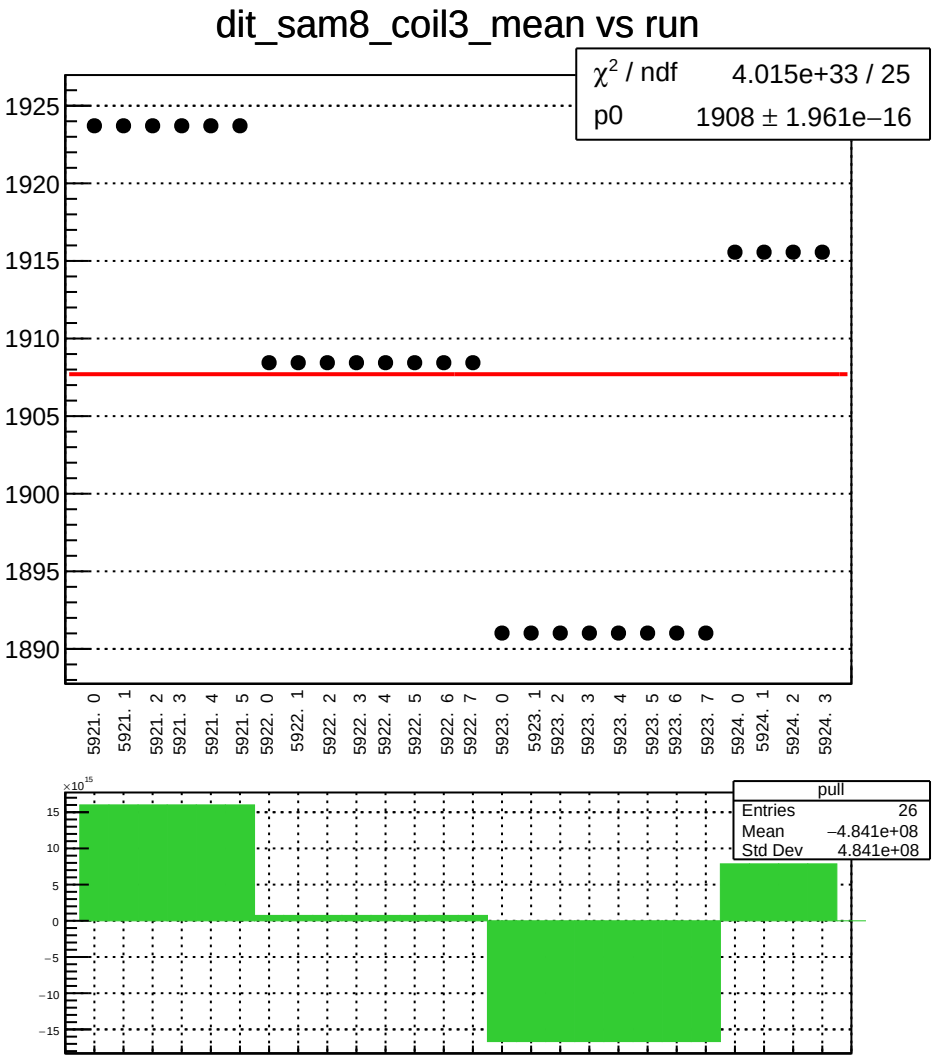
dit_sam8_coil3_mean vs run
χ² / ndf 4.015e+33 / 25
p0 1908 ± 1.961e−16
1925
1920
1915
1910
1905
1900
1895
1890
5921. 0
5921. 1
5921. 2
5921. 3
5921. 4
5921. 5
5922. 0
5922. 1
5922. 2
5922. 3
5922. 4
5922. 5
5922. 6
5922. 7
5923. 0
5923. 1
5923. 2
5923. 3
5923. 4
5923. 5
5923. 6
5923. 7
5924. 0
5924. 1
5924. 2
5924. 3
×10^15
15
10
5
0
−5
−10
−15
pull
Entries 26
Mean −4.841e+08
Std Dev 4.841e+08

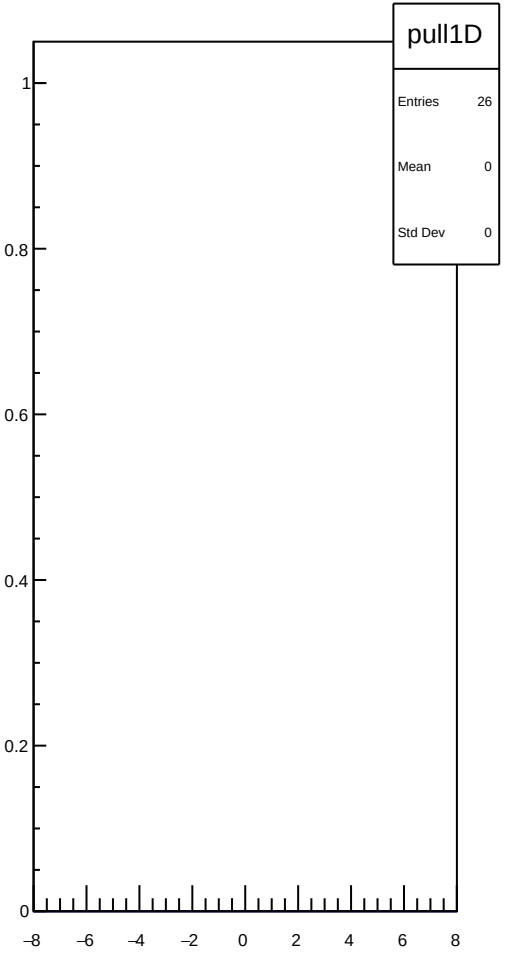
pull1D
Entries 26
Mean 0
Std Dev 0
1
0.8
0.6
0.4
0.2
0
−8
−6
−4
−2
0
2
4
6
8

dit_sam8_coil3_err_mean vs run

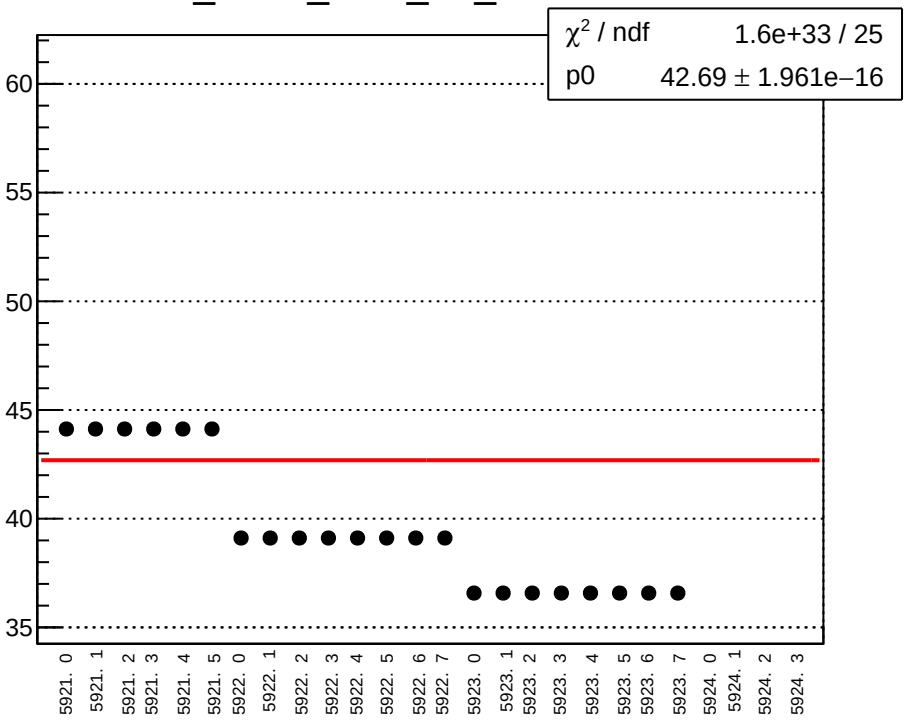

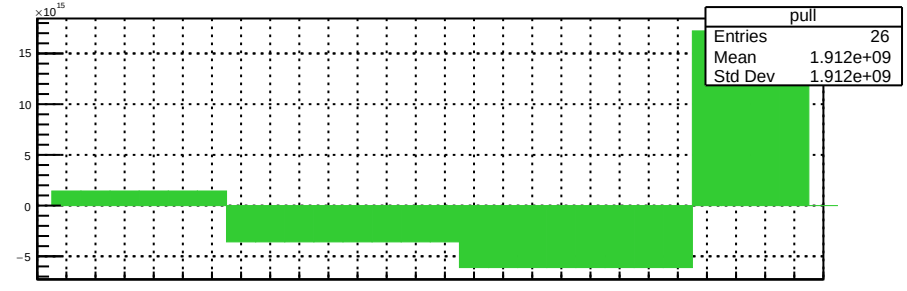

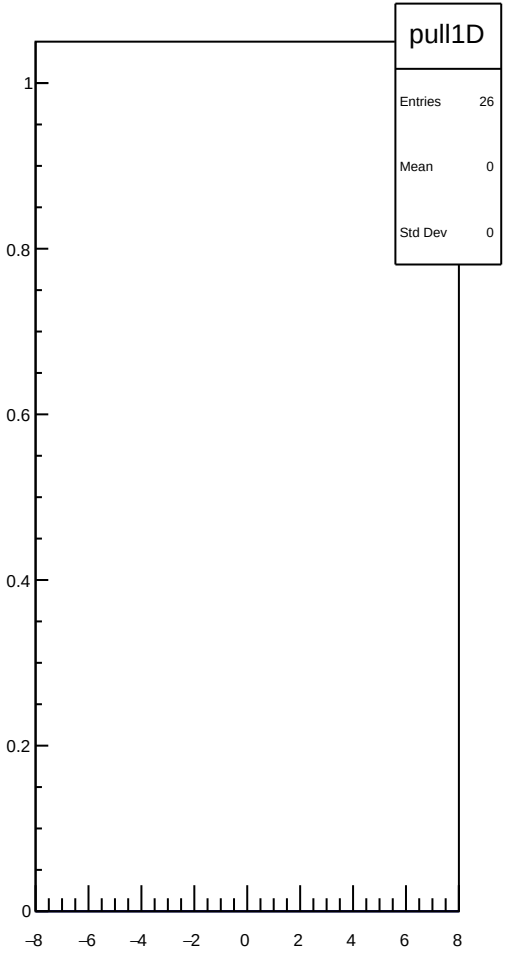

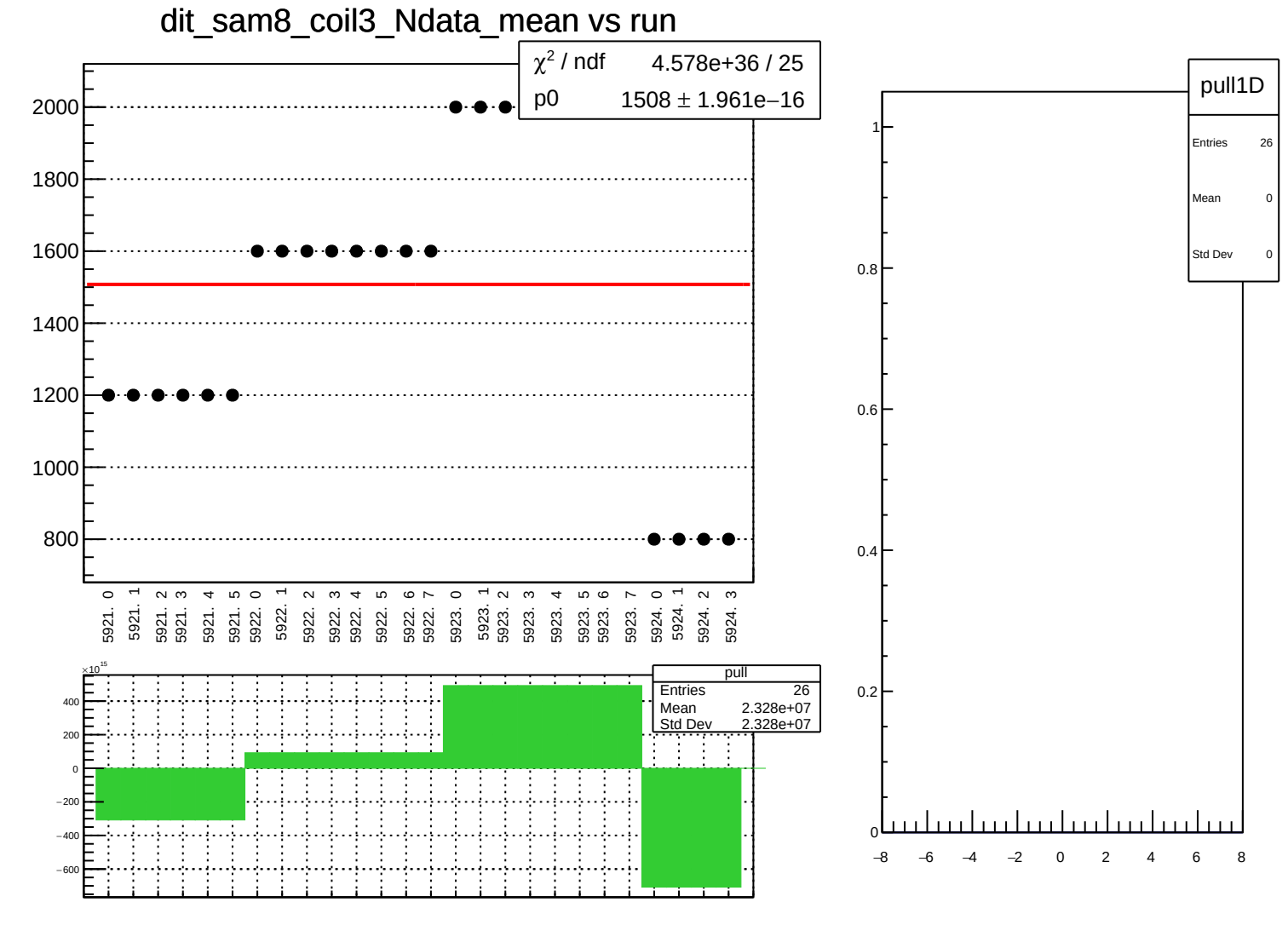
dit_sam8_coil3_Ndata_mean vs run
χ² / ndf 4.578e+36 / 25
p0 1508 ± 1.961e−16
2000
1800
1600
1400
1200
1000
800
5921. 0
5921. 1
5921. 2
5921. 3
5921. 4
5921. 5
5922. 0
5922. 1
5922. 2
5922. 3
5922. 4
5922. 5
5922. 6
5922. 7
5923. 0
5923. 1
5923. 2
5923. 3
5923. 4
5923. 5
5923. 6
5923. 7
5924. 0
5924. 1
5924. 2
5924. 3
×10¹⁵
400
200
0
−200
−400
−600
pull
Entries 26
Mean 2.328e+07
Std Dev 2.328e+07
pull1D
Entries 26
Mean 0
Std Dev 0
1
0.8
0.6
0.4
0.2
0
−8
−6
−4
−2
0
2
4
6
8

dit_4aX_coil7_mean vs run

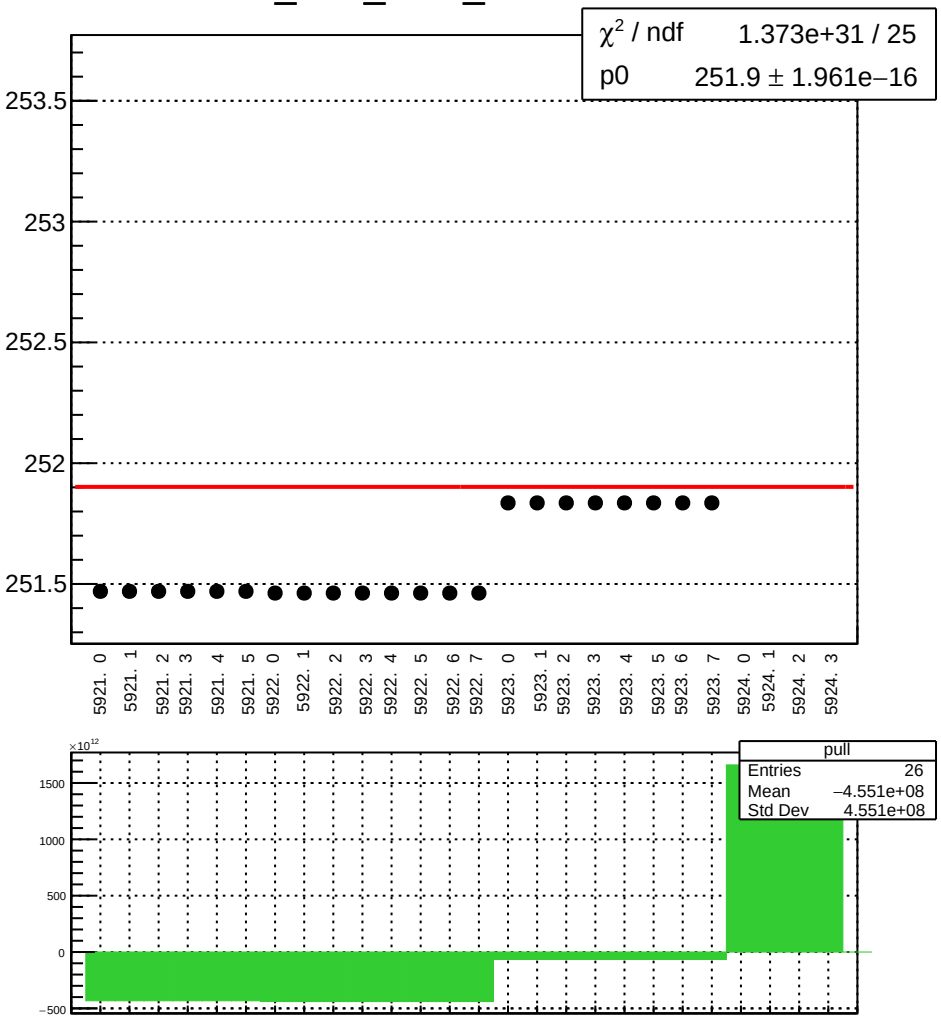

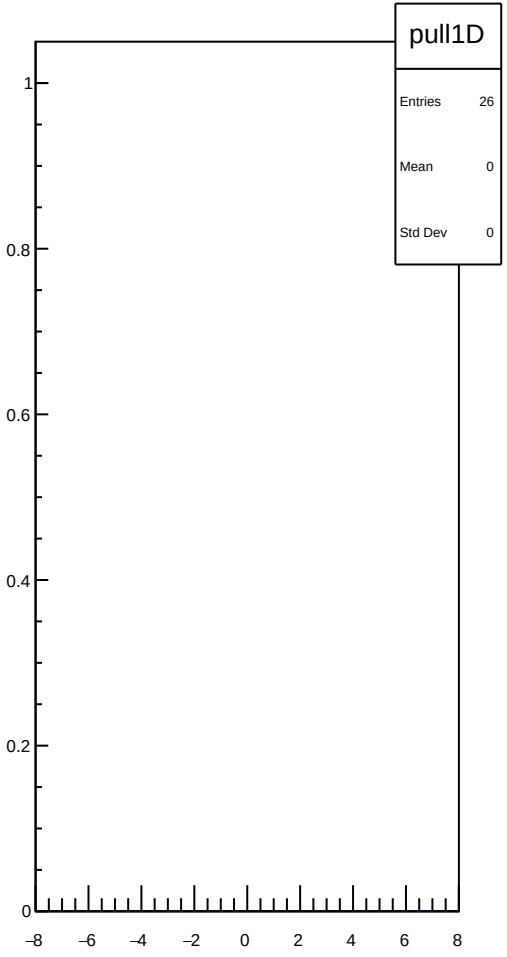

dit_4aX_coil7_err_mean vs run

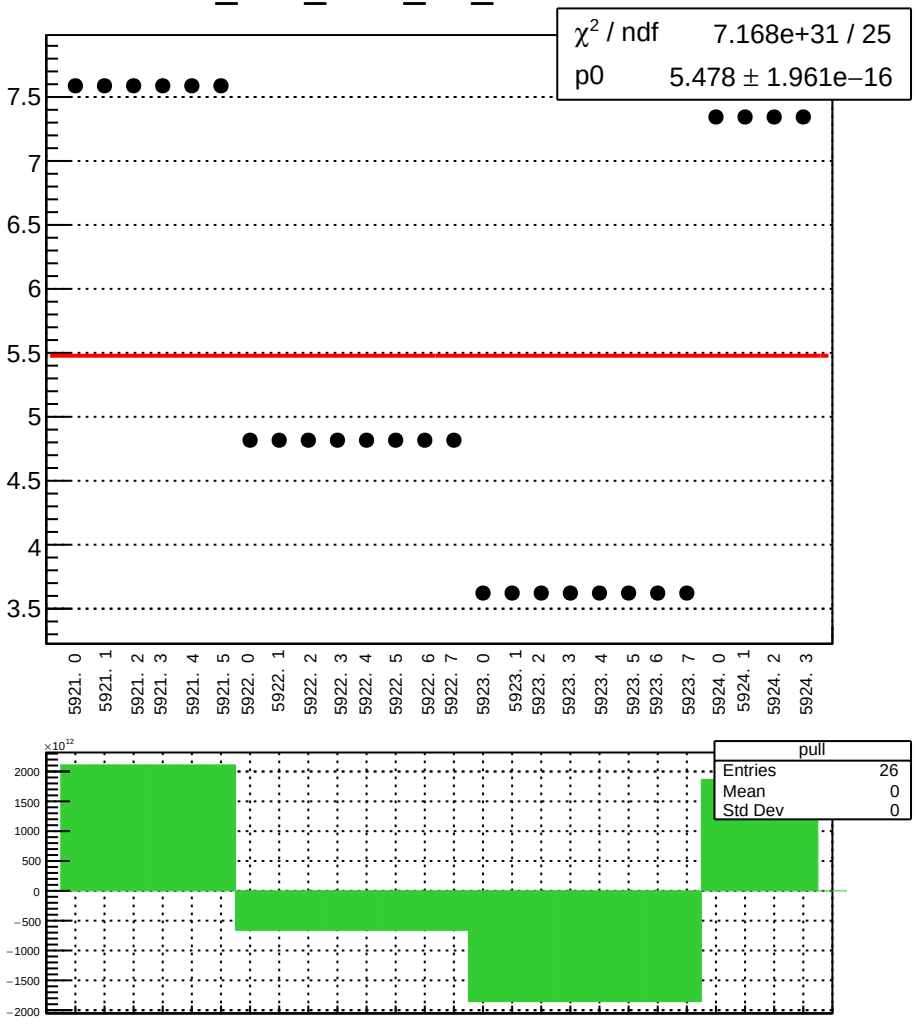

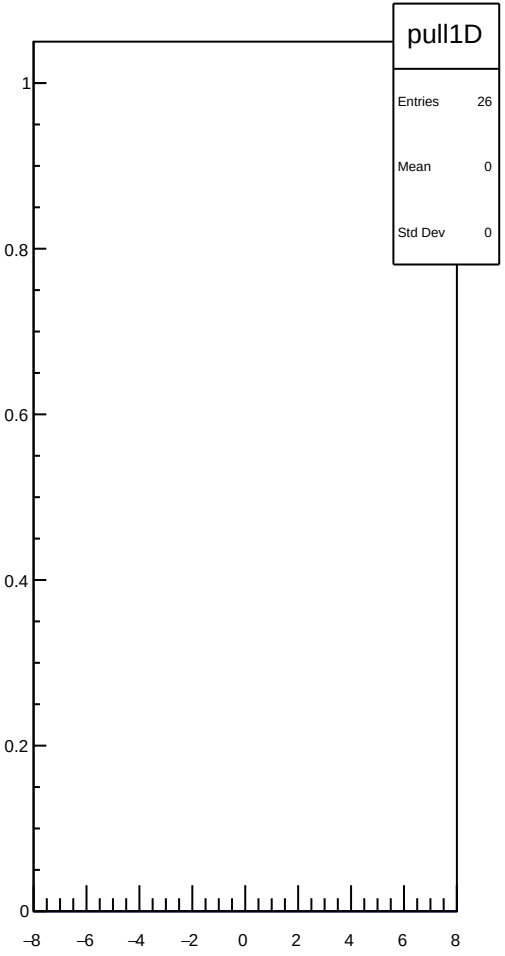

dit_4aX_coil7_Ndata_mean vs run

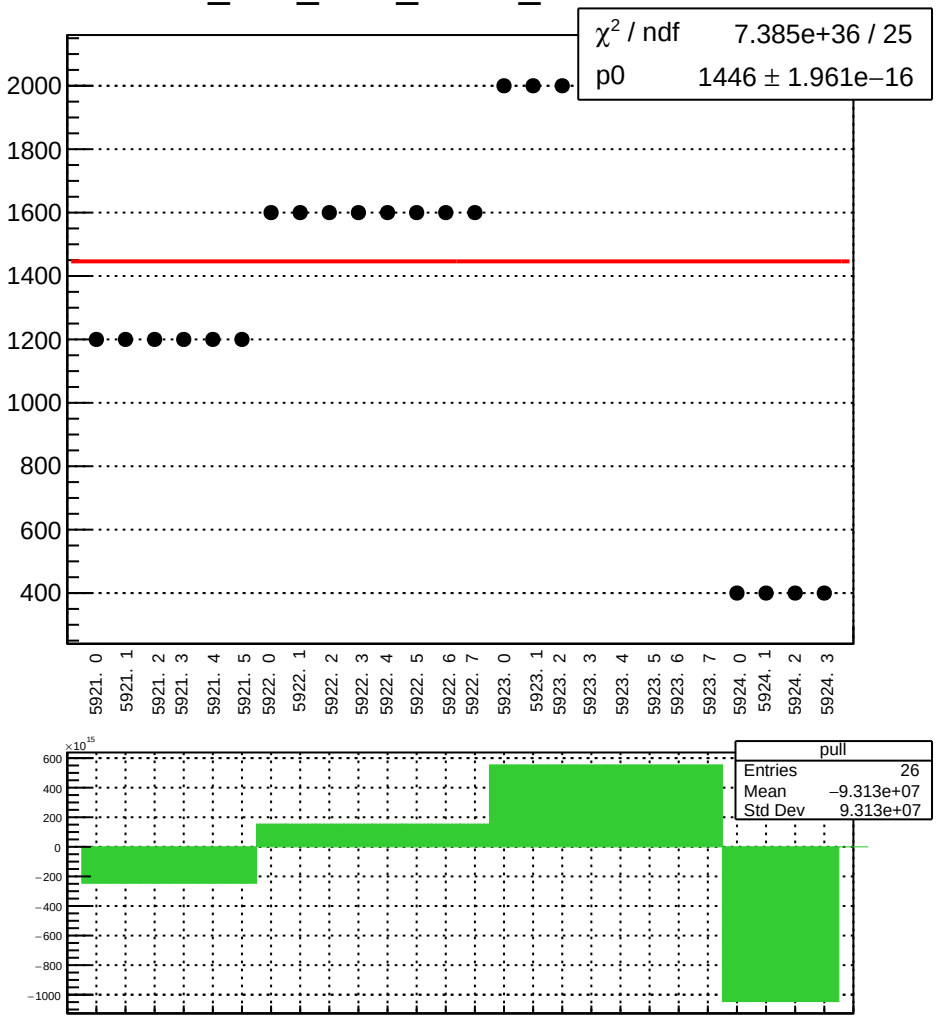

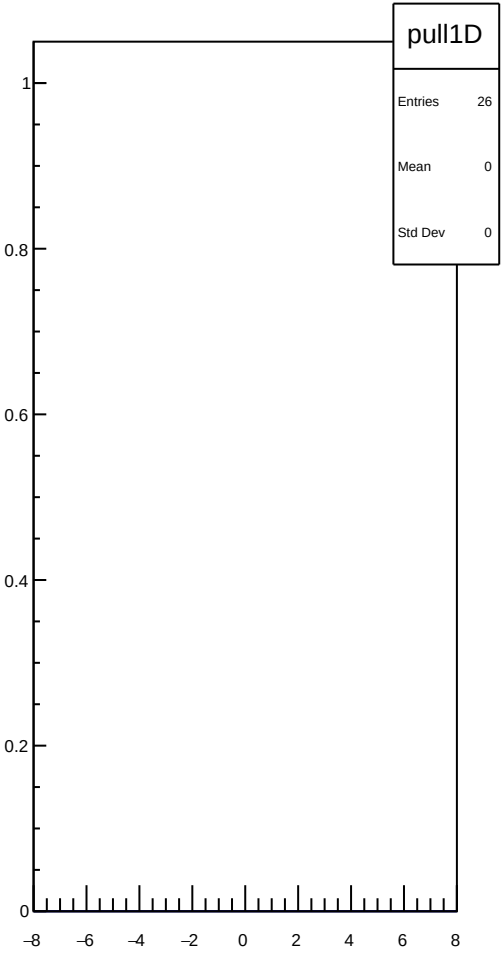

dit_4eX_coil7_mean vs run

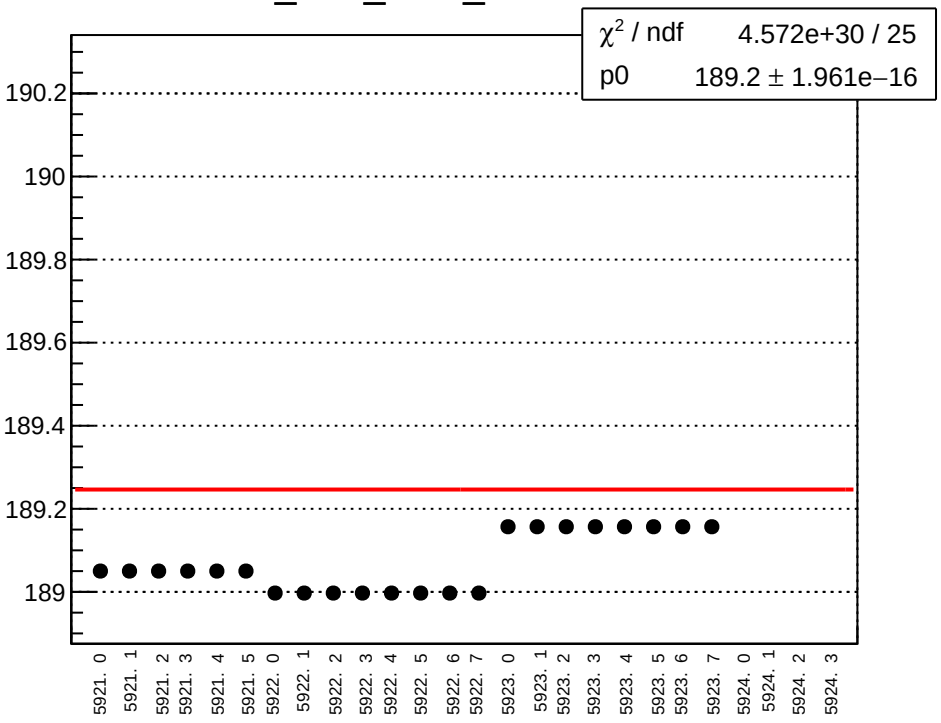

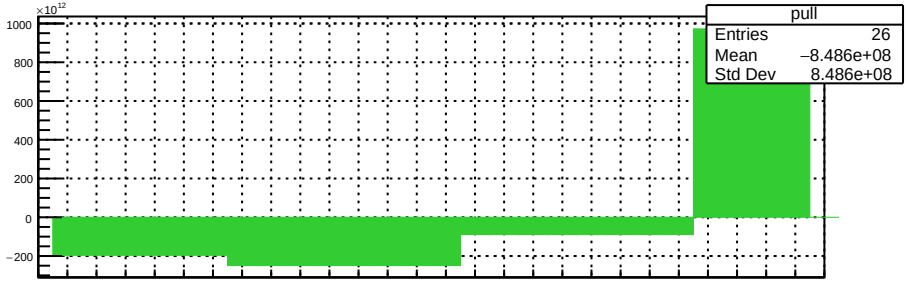

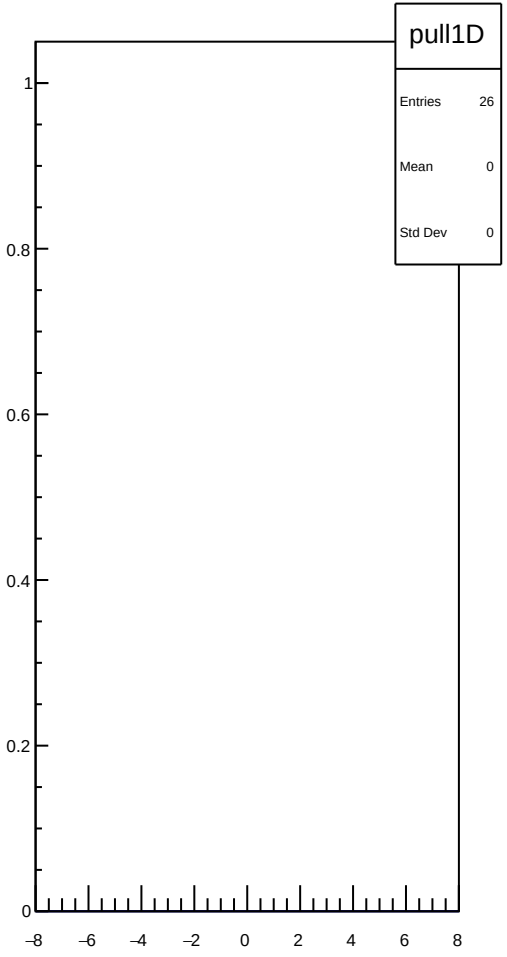

dit_4eX_coil7_err_mean vs run

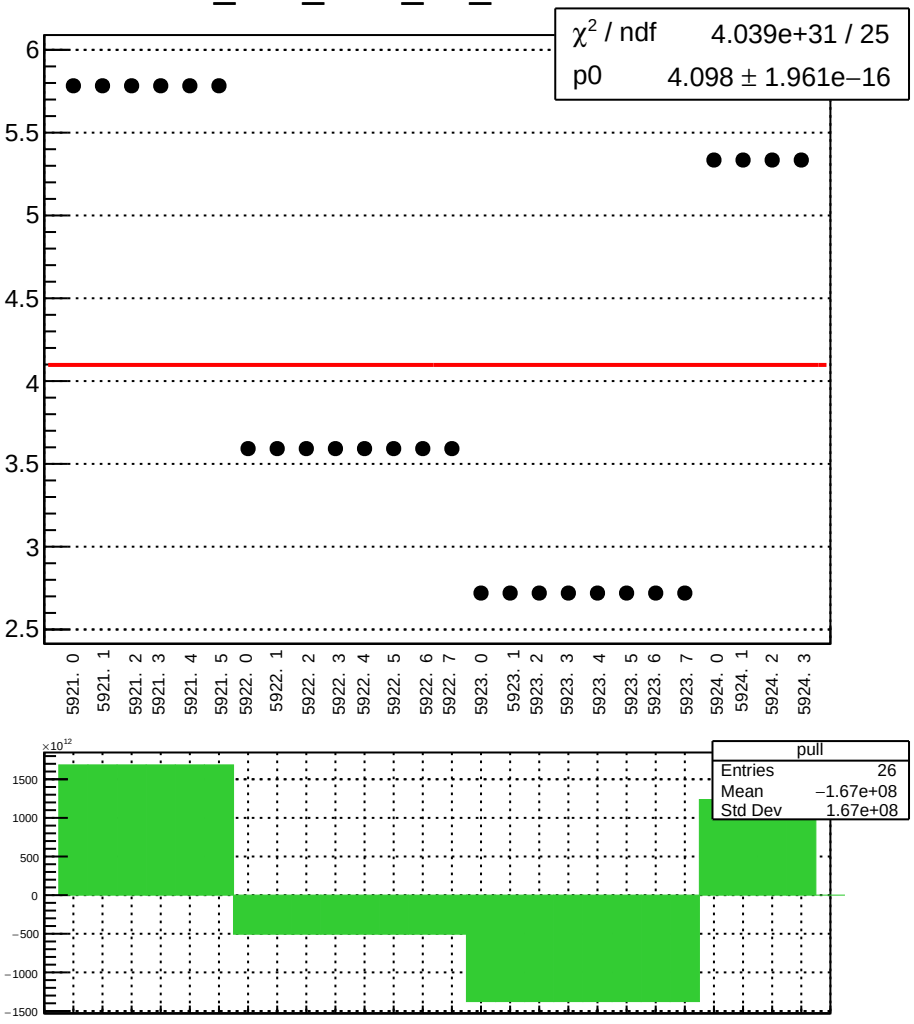

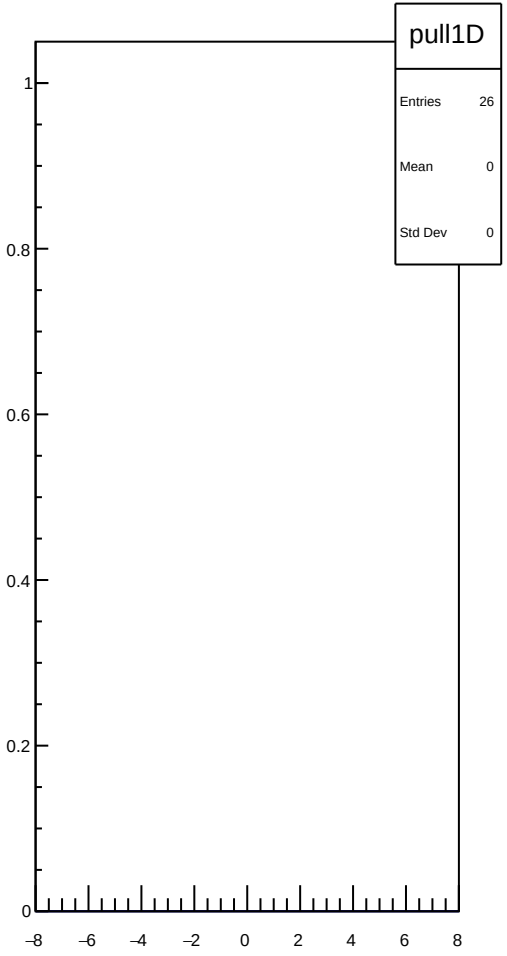

dit_4eX_coil7_Ndata_mean vs run

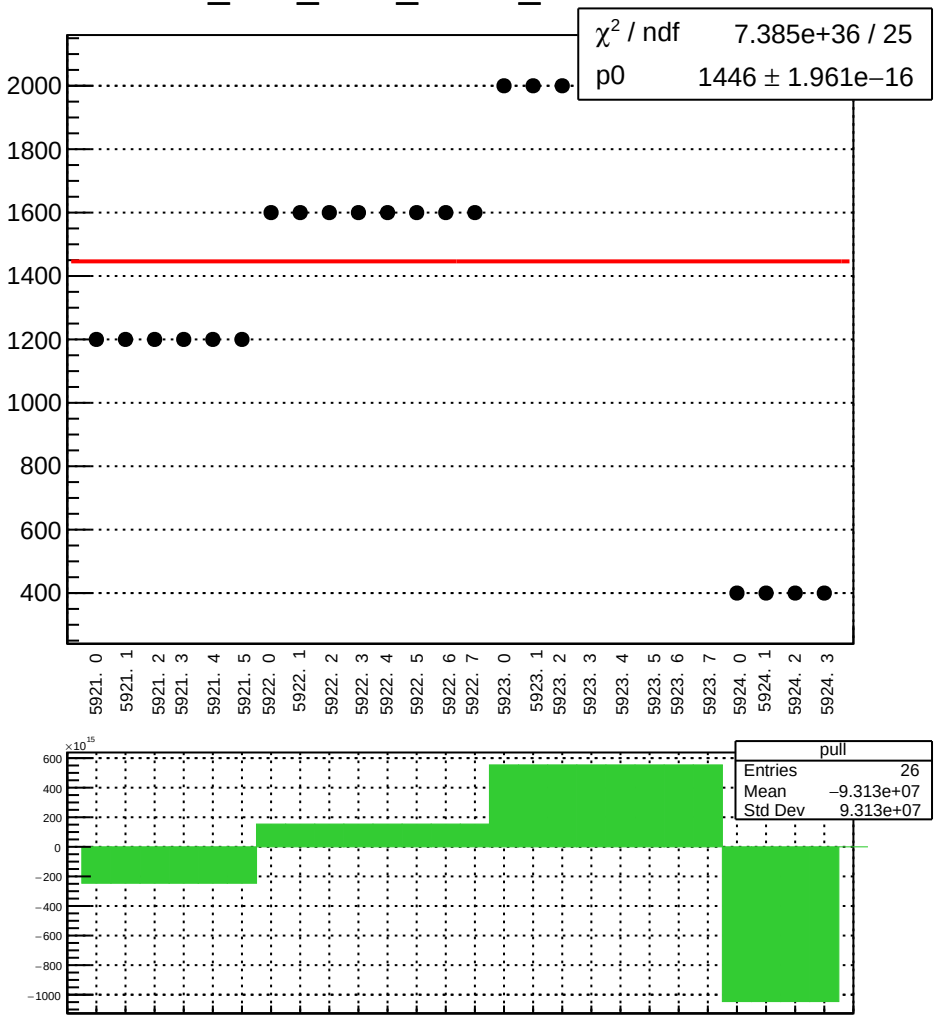

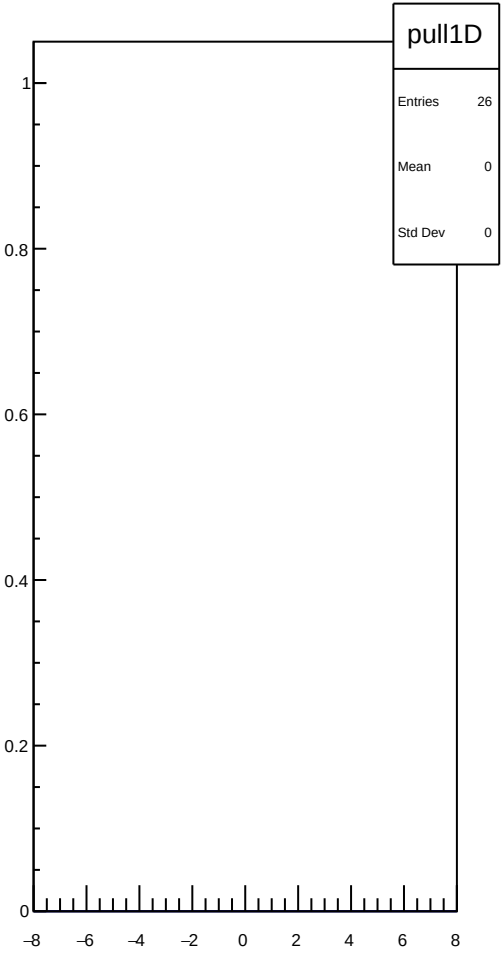

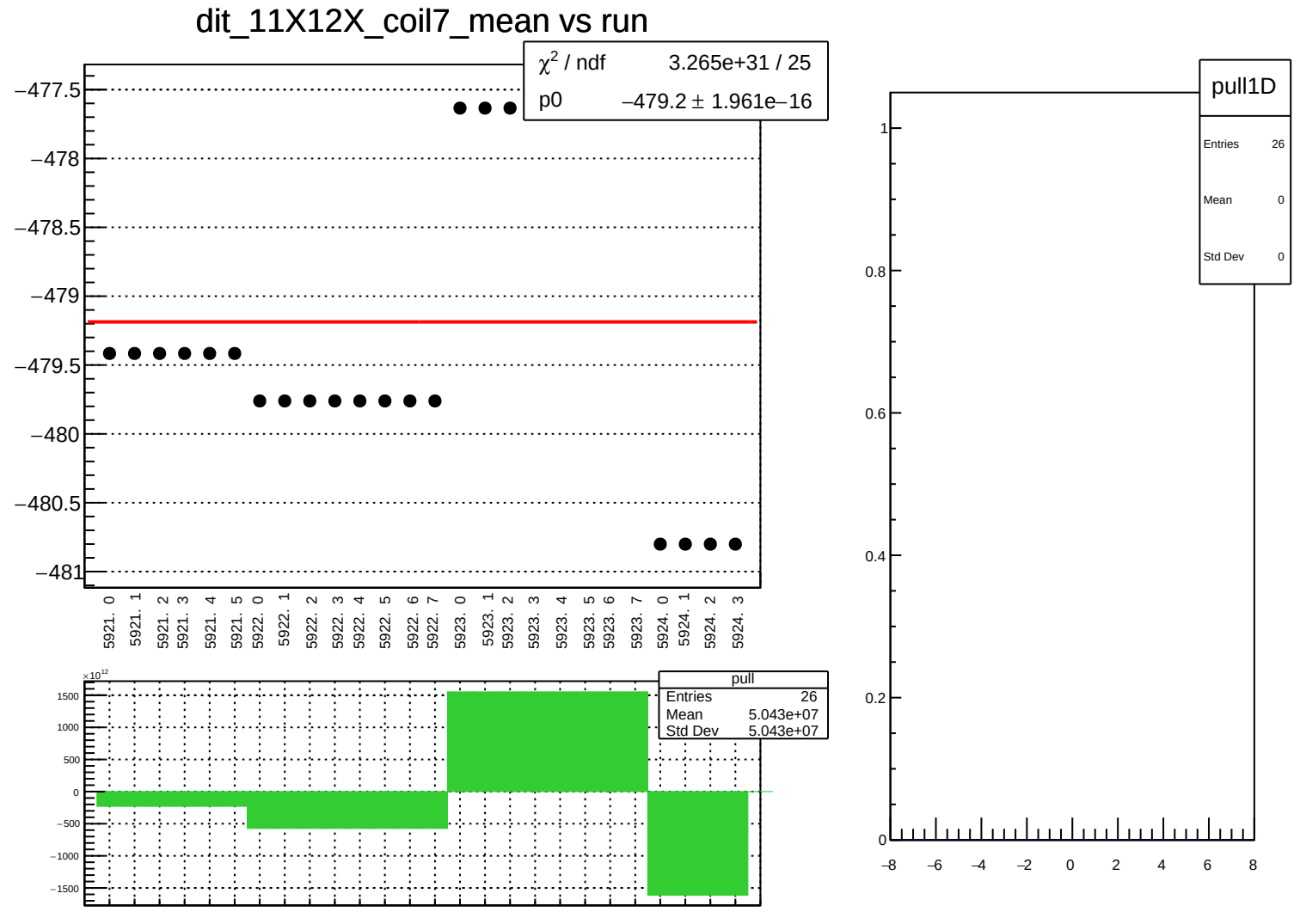
dit_11X12X_coil7_mean vs run
χ2 / ndf 3.265e+31 / 25
p0 −479.2 ± 1.961e−16
−477.5
−478
−478.5
−479
−479.5
−480
−480.5
−481
5921. 0
5921. 1
5921. 2
5921. 3
5921. 4
5921. 5
5922. 0
5922. 1
5922. 2
5922. 3
5922. 4
5922. 5
5922. 6
5922. 7
5923. 0
5923. 1
5923. 2
5923. 3
5923. 4
5923. 5
5923. 6
5923. 7
5924. 0
5924. 1
5924. 2
5924. 3
×10^12
1500
1000
500
0
−500
−1000
−1500
pull
Entries 26
Mean 5.043e+07
Std Dev 5.043e+07
pull1D
Entries 26
Mean 0
Std Dev 0
1
0.8
0.6
0.4
0.2
0
−8
−6
−4
−2
0
2
4
6
8

dit_11X12X_coil7_err_mean vs run

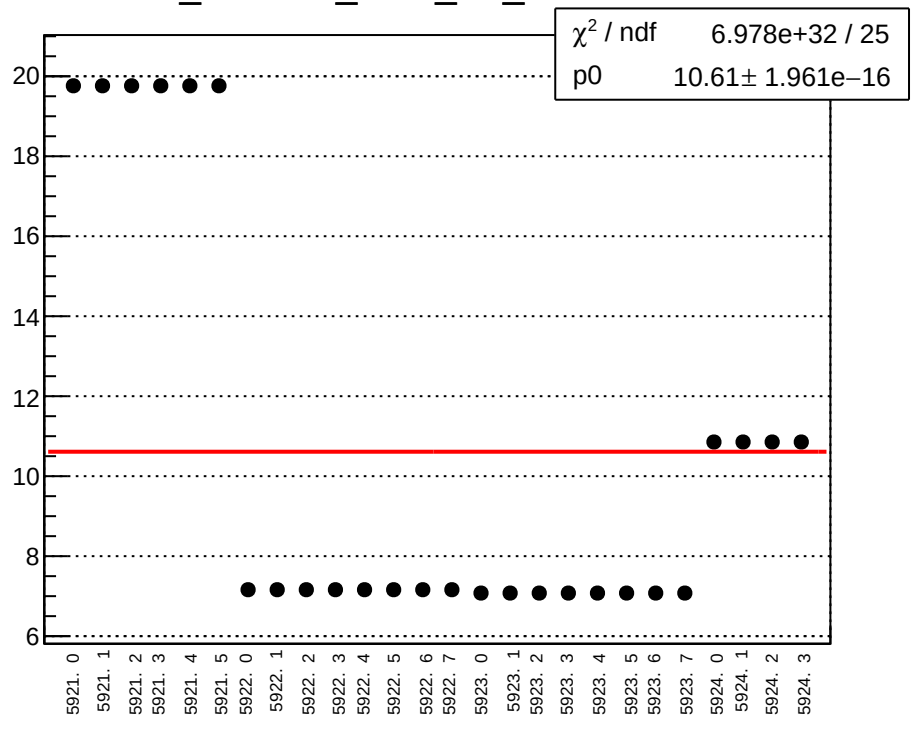

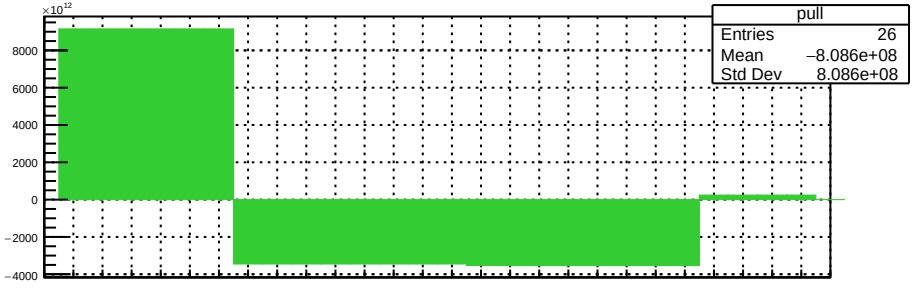

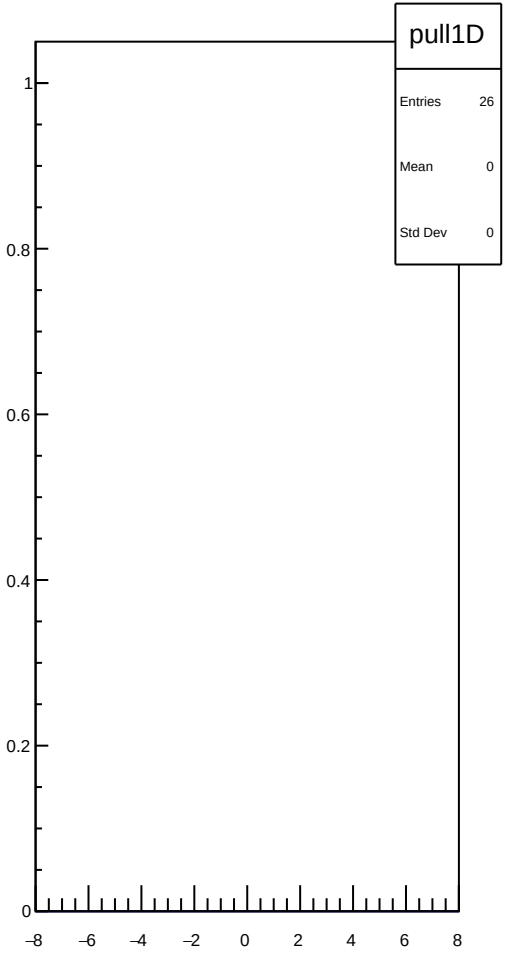

dit_11X12X_coil7_Ndata_mean vs run

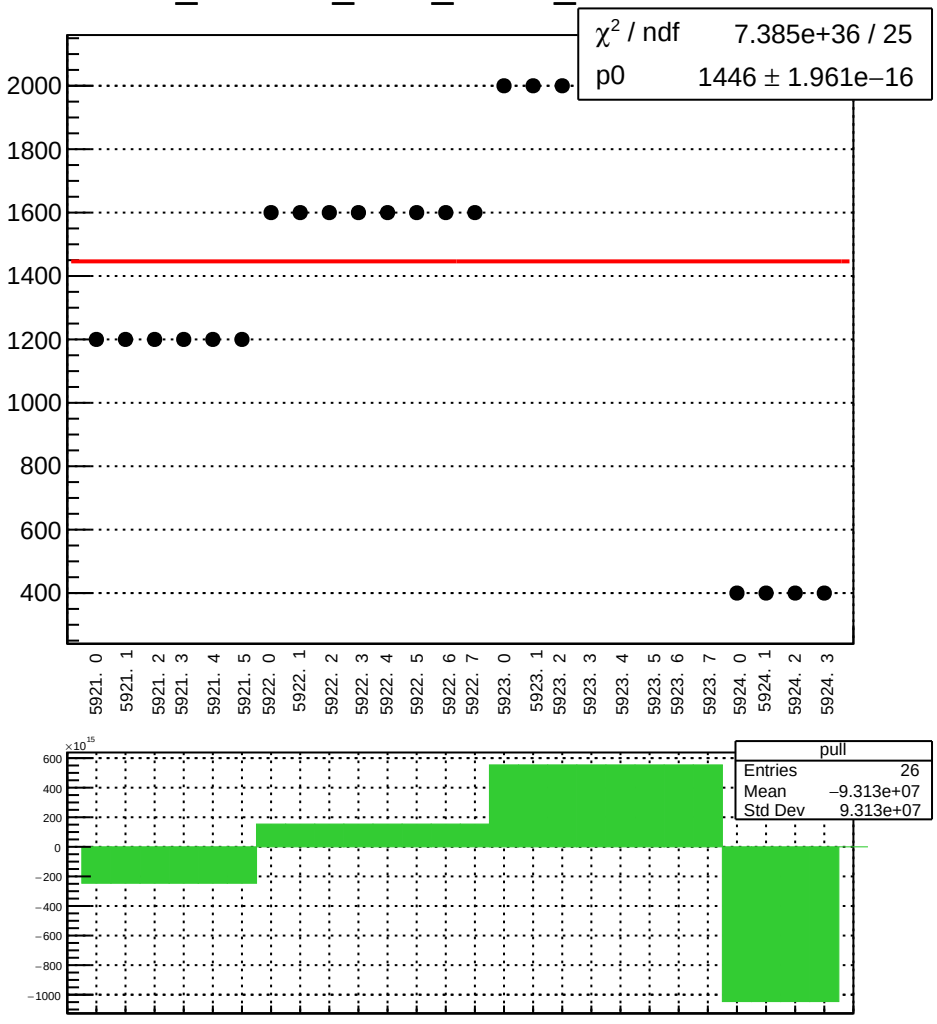

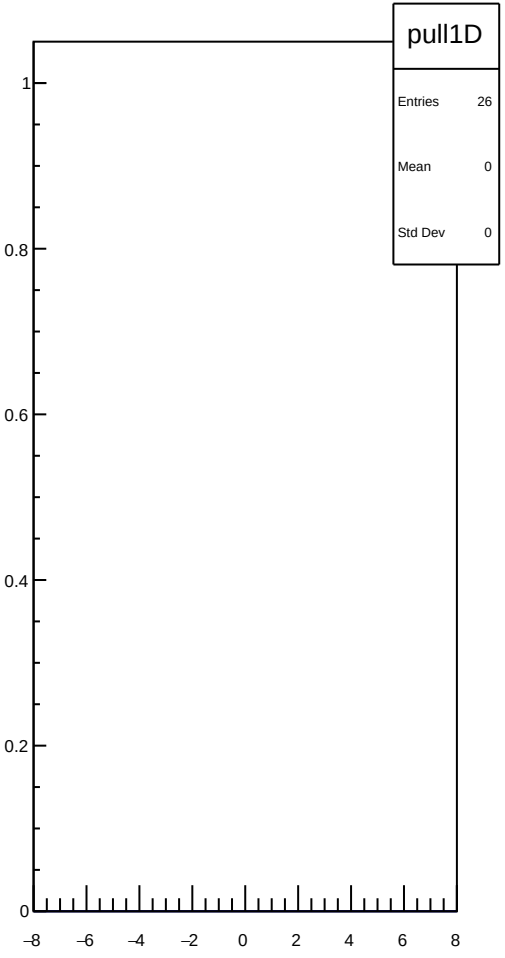

dit_4aY_coil7_mean vs run

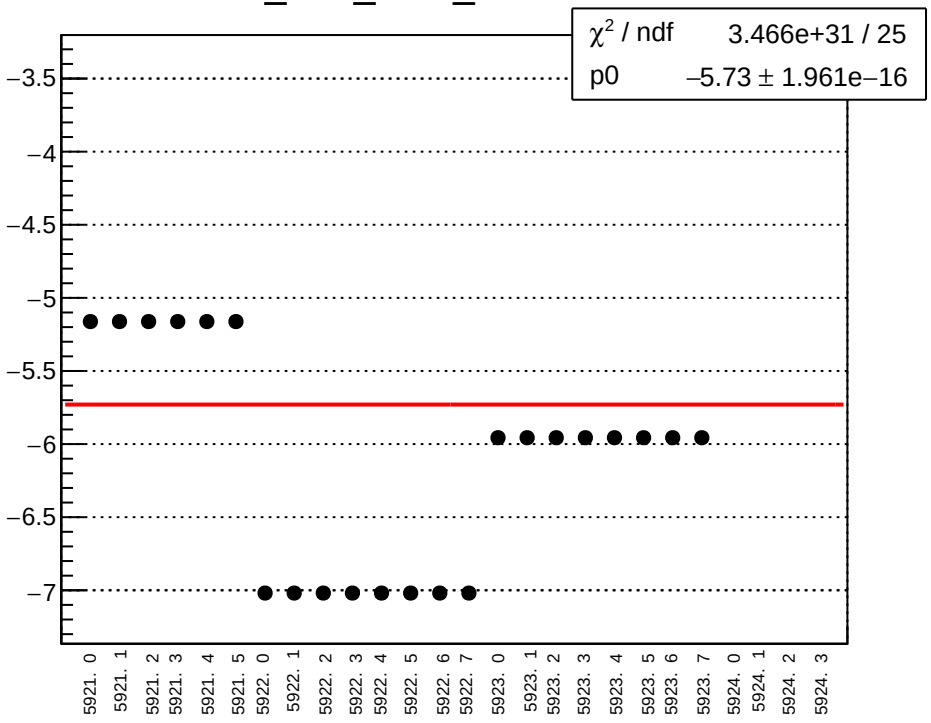

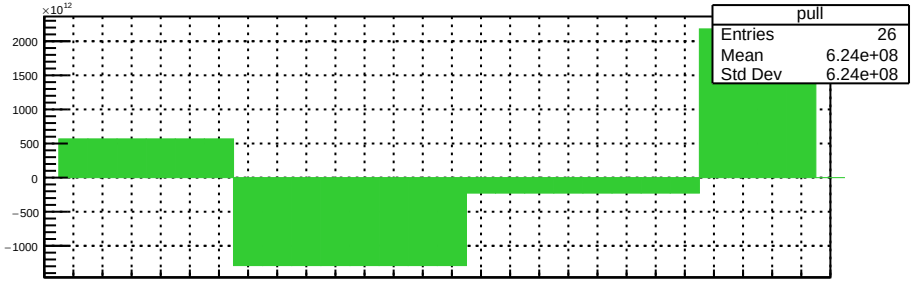

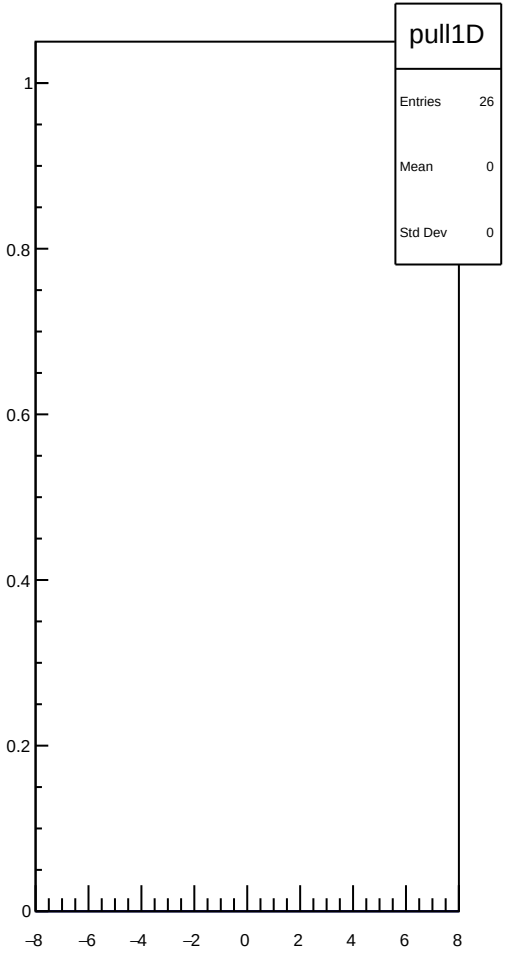

dit_4aY_coil7_err_mean vs run

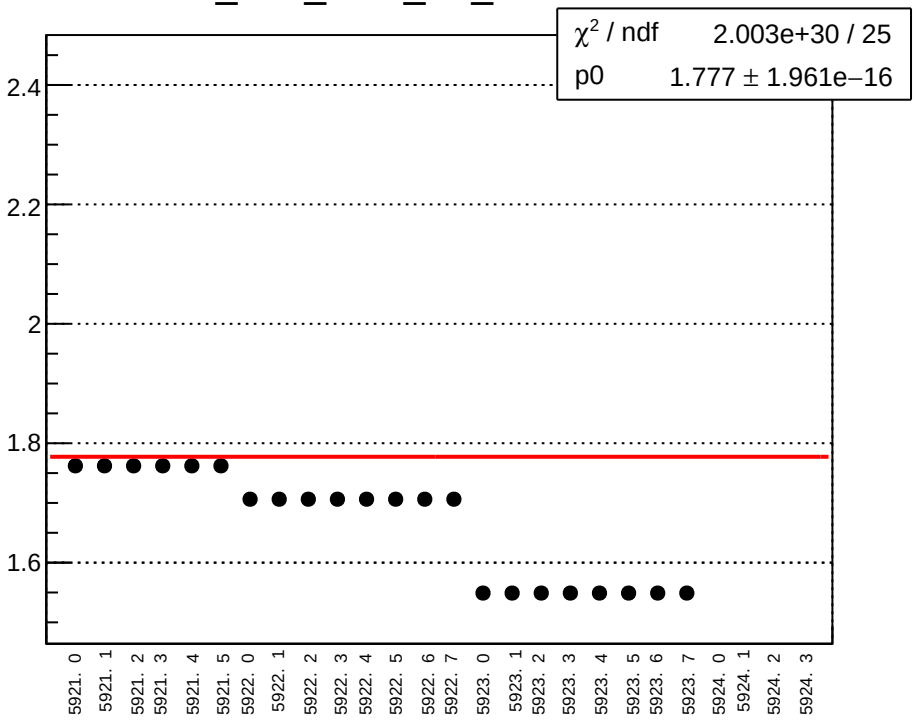

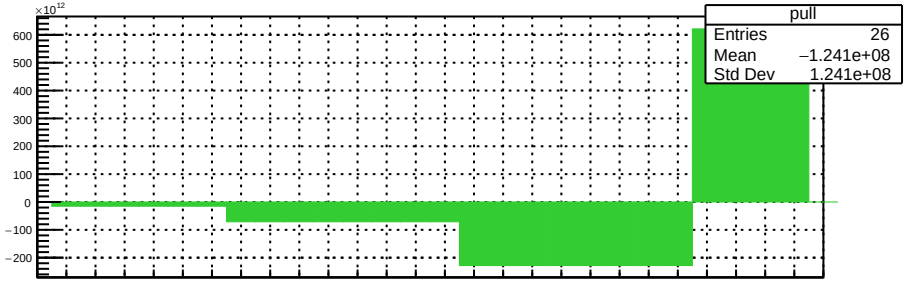

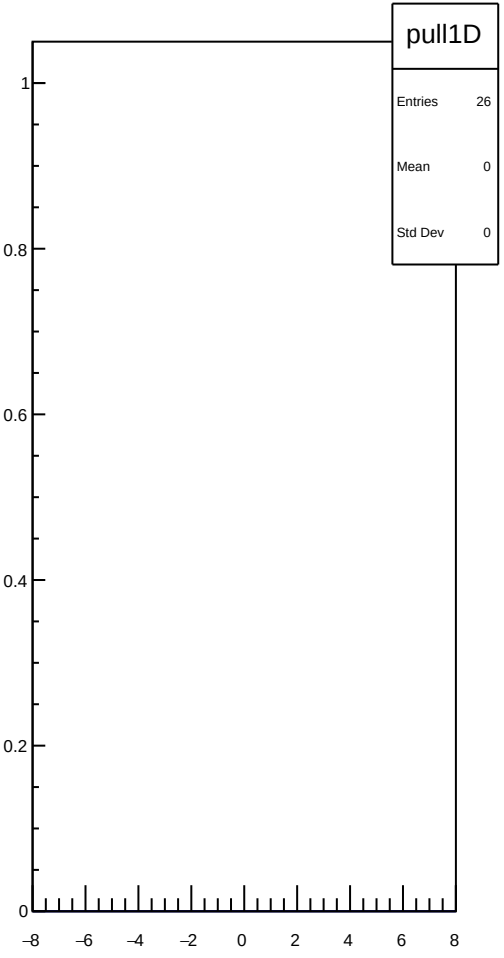

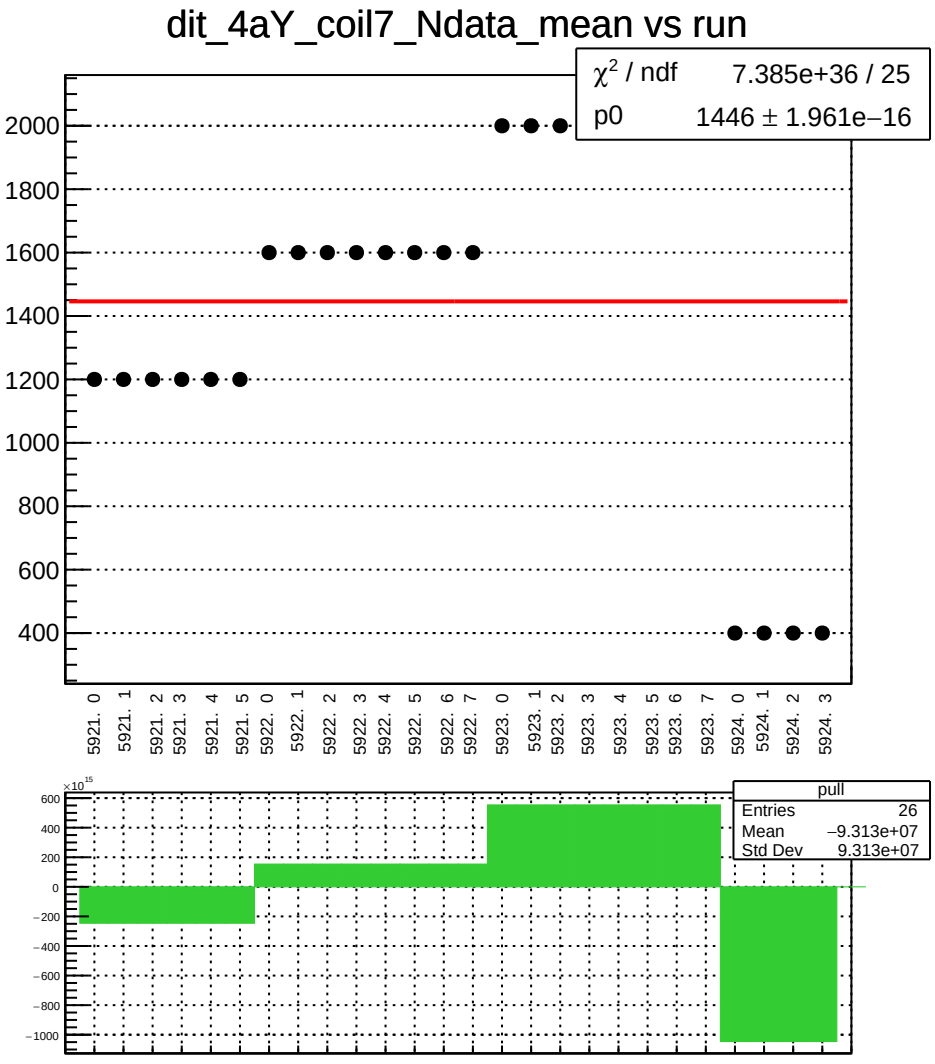
dit_4aY_coil7_Ndata_mean vs run
χ² / ndf 7.385e+36 / 25
p0 1446 ± 1.961e−16
2000
1800
1600
1400
1200
1000
800
600
400
5921. 0
5921. 1
5921. 2
5921. 3
5921. 4
5921. 5
5922. 0
5922. 1
5922. 2
5922. 3
5922. 4
5922. 5
5922. 6
5922. 7
5923. 0
5923. 1
5923. 2
5923. 3
5923. 4
5923. 5
5923. 6
5923. 7
5924. 0
5924. 1
5924. 2
5924. 3
×10^15
600
400
200
0
−200
−400
−600
−800
−1000
pull
Entries 26
Mean −9.313e+07
Std Dev 9.313e+07

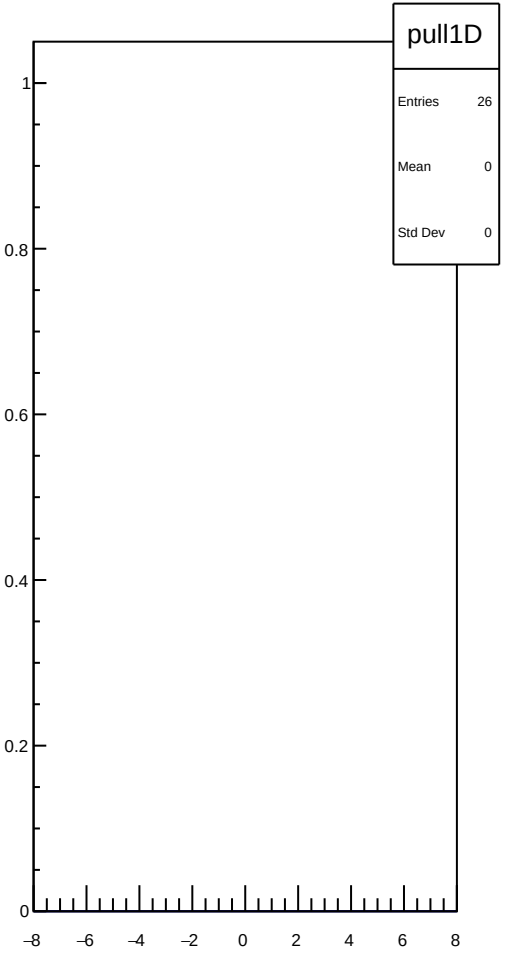
pull1D
Entries 26
Mean 0
Std Dev 0
1
0.8
0.6
0.4
0.2
0
−8
−6
−4
−2
0
2
4
6
8

dit_4eY_coil7_mean vs run

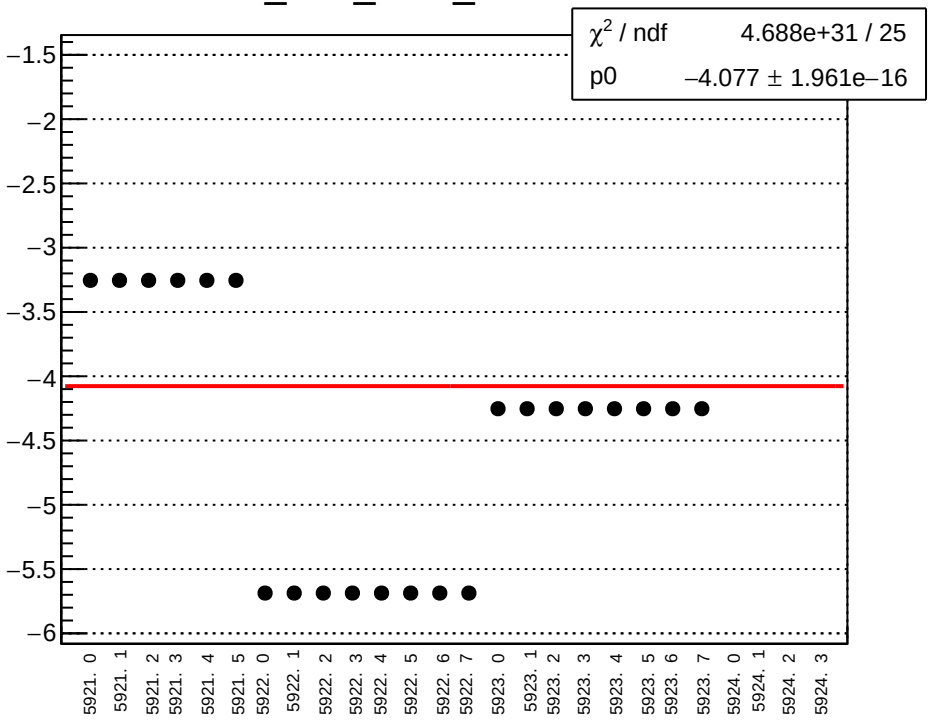

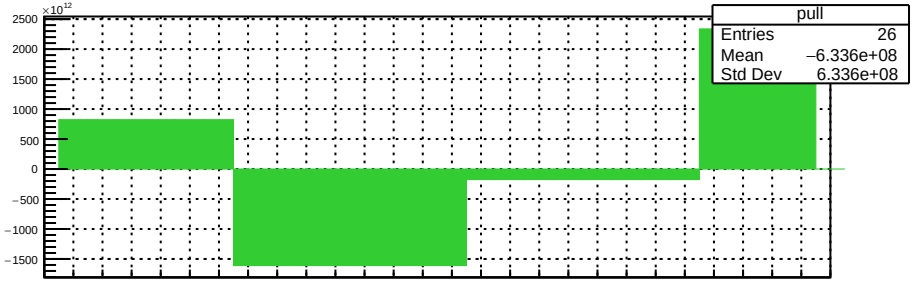

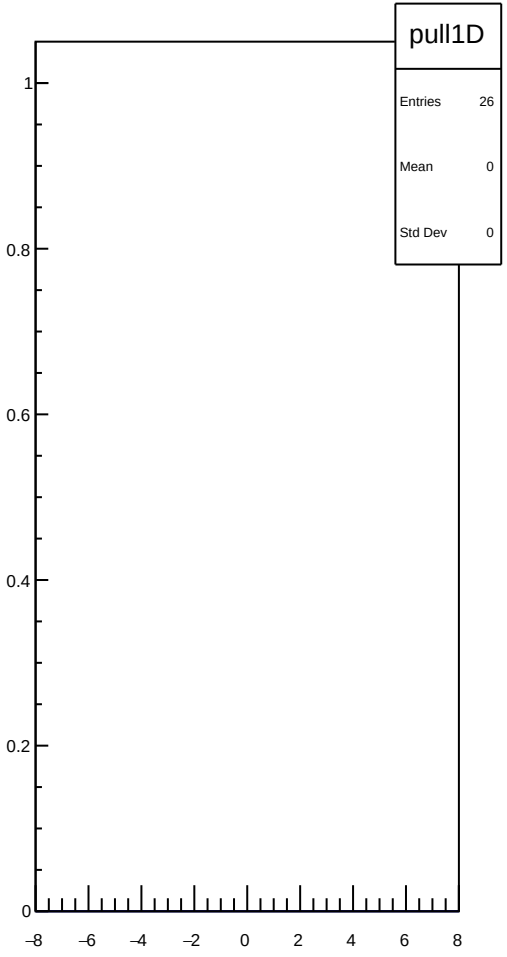

dit_4eY_coil7_err_mean vs run

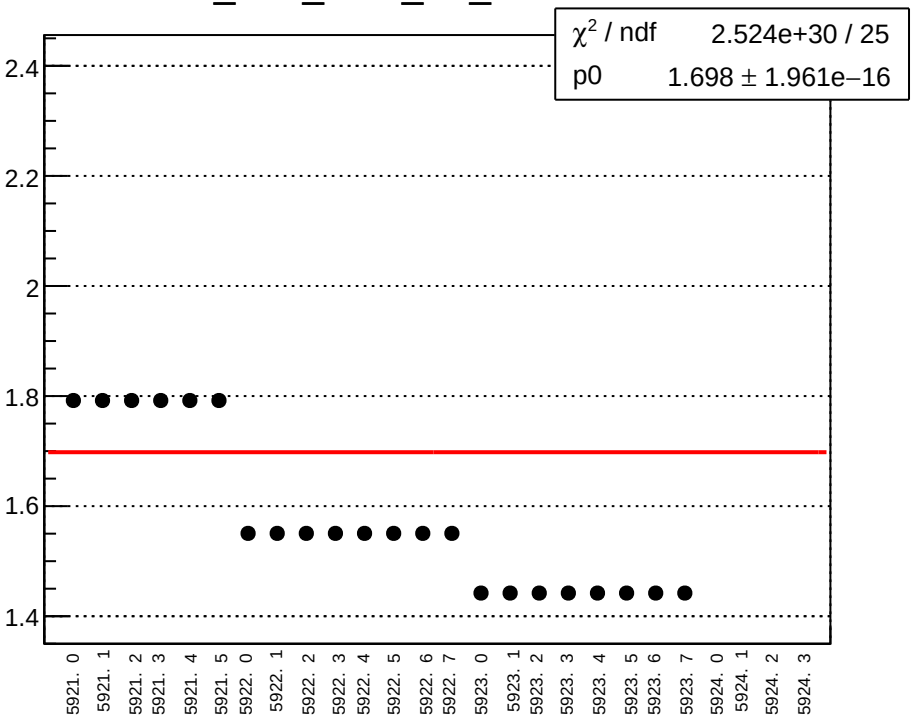

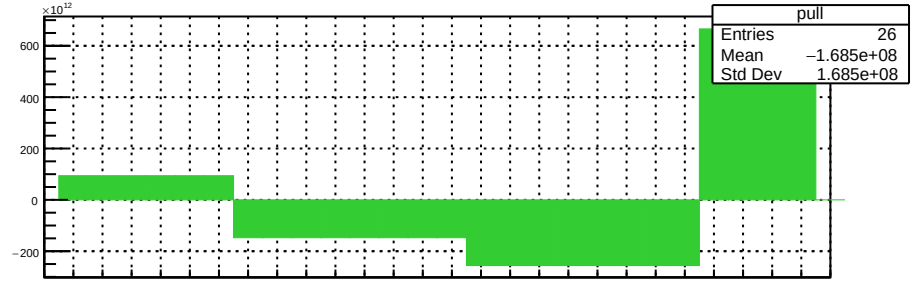

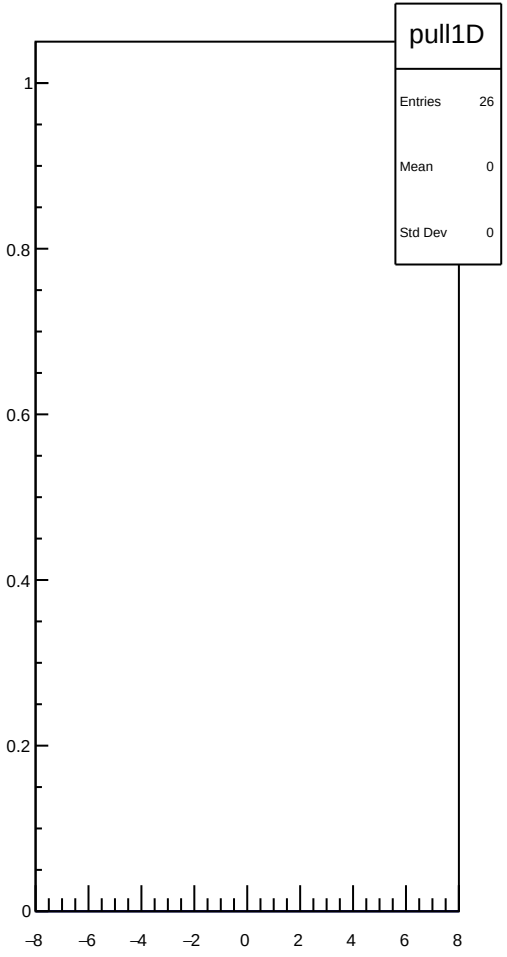

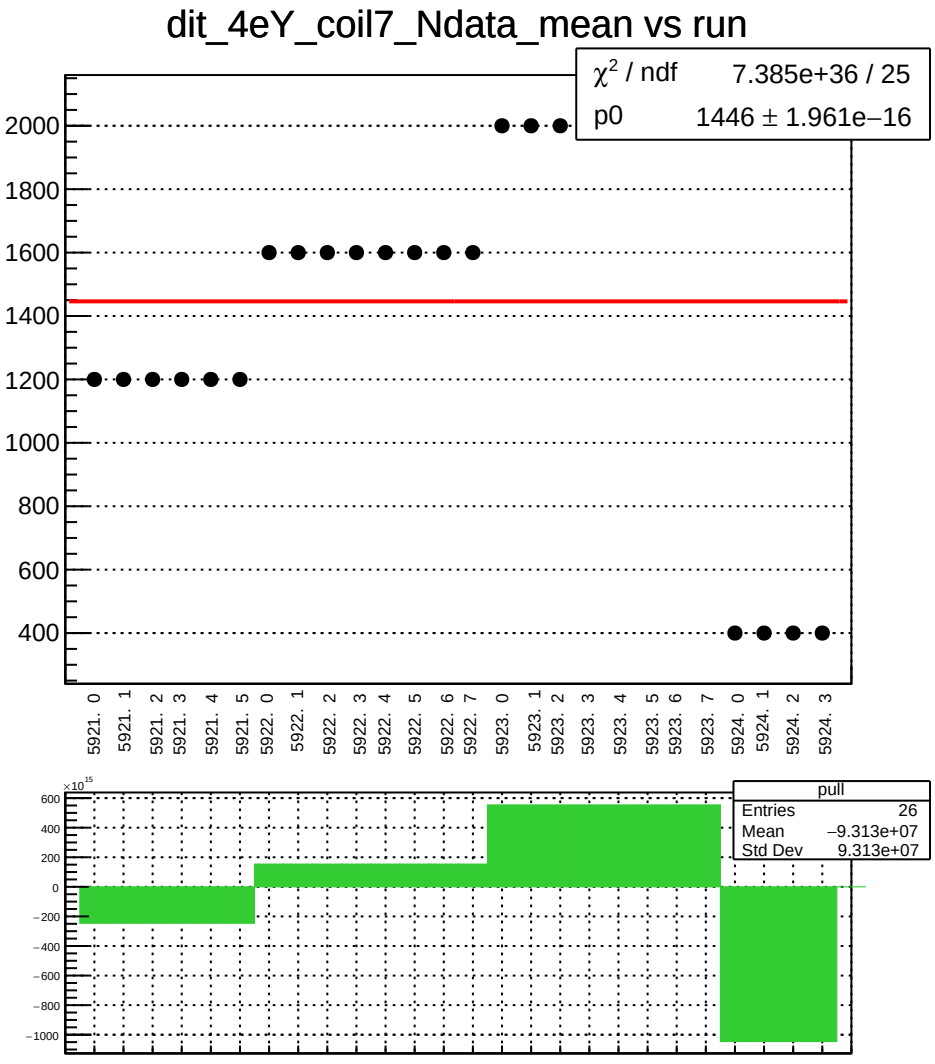
dit_4eY_coil7_Ndata_mean vs run
χ² / ndf 7.385e+36 / 25
p0 1446 ± 1.961e−16
2000
1800
1600
1400
1200
1000
800
600
400
5921. 0
5921. 1
5921. 2
5921. 3
5921. 4
5921. 5
5922. 0
5922. 1
5922. 2
5922. 3
5922. 4
5922. 5
5922. 6
5922. 7
5923. 0
5923. 1
5923. 2
5923. 3
5923. 4
5923. 5
5923. 6
5923. 7
5924. 0
5924. 1
5924. 2
5924. 3
×10^15
600
400
200
0
−200
−400
−600
−800
−1000
pull
Entries 26
Mean −9.313e+07
Std Dev 9.313e+07

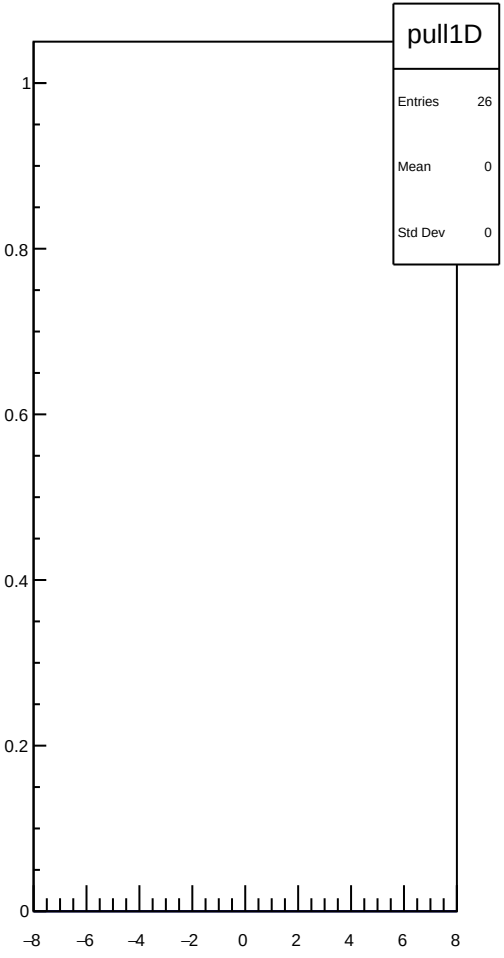
pull1D
Entries 26
Mean 0
Std Dev 0
1
0.8
0.6
0.4
0.2
0
−8
−6
−4
−2
0
2
4
6
8

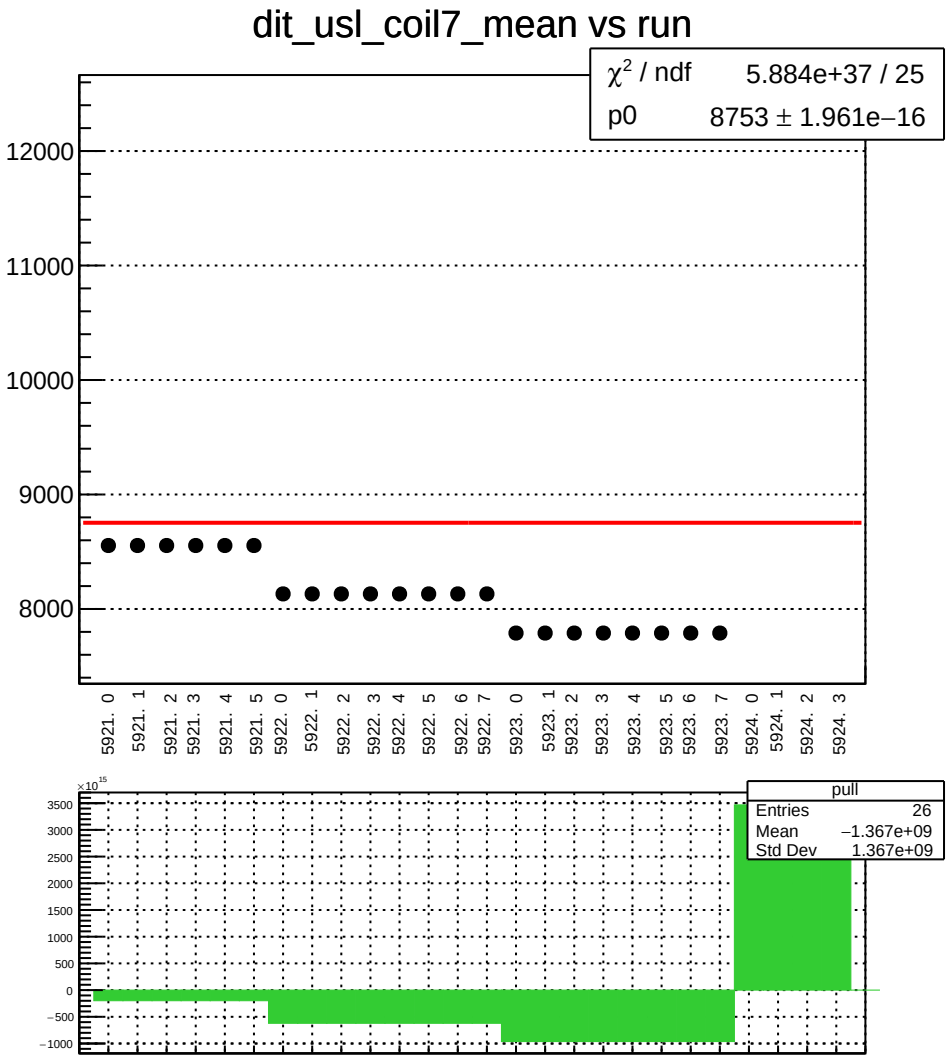
dit_usl_coil7_mean vs run
χ² / ndf 5.884e+37 / 25
p0 8753 ± 1.961e−16
12000
11000
10000
9000
8000
5921. 0
5921. 1
5921. 2
5921. 3
5921. 4
5921. 5
5922. 0
5922. 1
5922. 2
5922. 3
5922. 4
5922. 5
5922. 6
5922. 7
5923. 0
5923. 1
5923. 2
5923. 3
5923. 4
5923. 5
5923. 6
5923. 7
5924. 0
5924. 1
5924. 2
5924. 3
×10^15
3500
3000
2500
2000
1500
1000
500
0
−500
−1000
pull
Entries 26
Mean −1.367e+09
Std Dev 1.367e+09

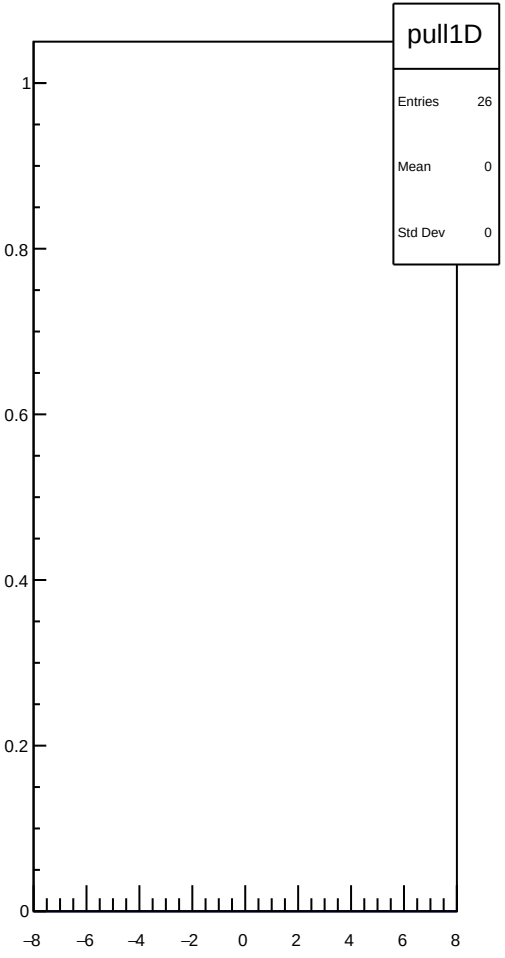
pull1D
Entries 26
Mean 0
Std Dev 0
1
0.8
0.6
0.4
0.2
0
−8
−6
−4
−2
0
2
4
6
8

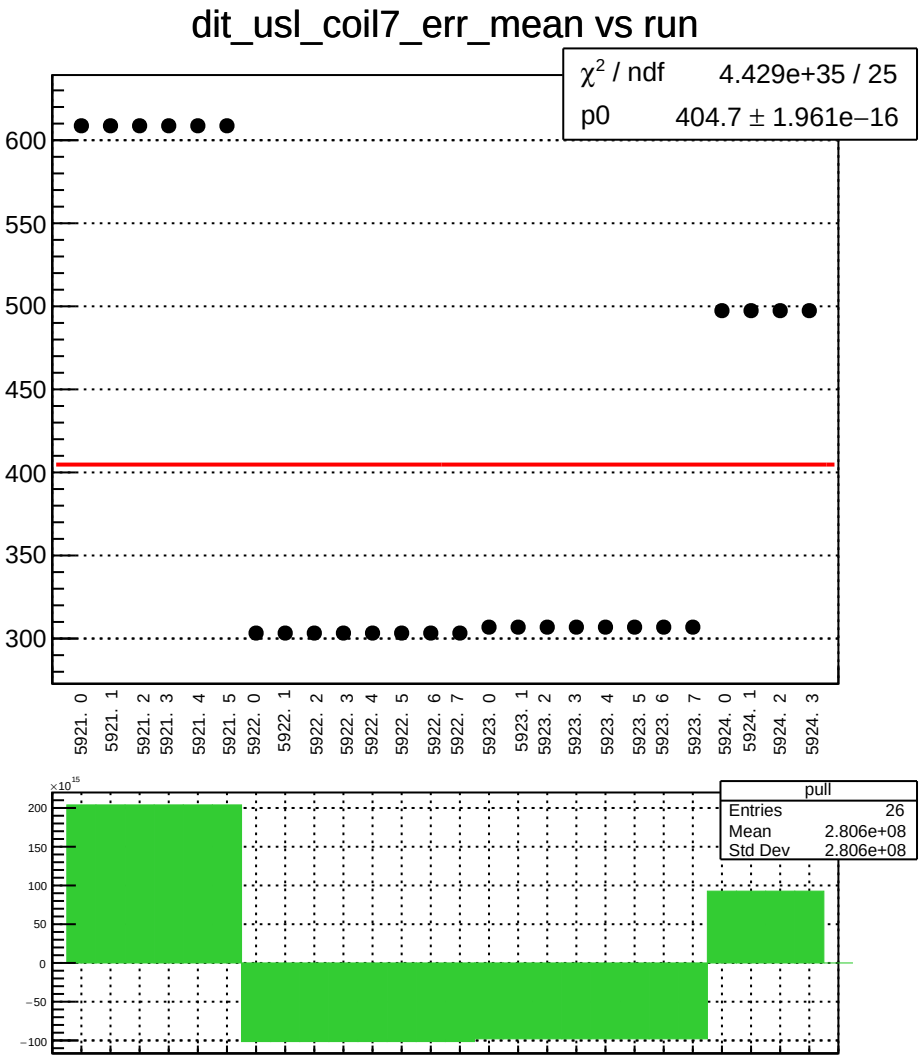
dit_usl_coil7_err_mean vs run
χ² / ndf 4.429e+35 / 25
p0 404.7 ± 1.961e−16
600
550
500
450
400
350
300
5921. 0
5921. 1
5921. 2
5921. 3
5921. 4
5921. 5
5922. 0
5922. 1
5922. 2
5922. 3
5922. 4
5922. 5
5922. 6
5922. 7
5923. 0
5923. 1
5923. 2
5923. 3
5923. 4
5923. 5
5923. 6
5923. 7
5924. 0
5924. 1
5924. 2
5924. 3
×10¹⁵
200
150
100
50
0
−50
−100
pull
Entries 26
Mean 2.806e+08
Std Dev 2.806e+08

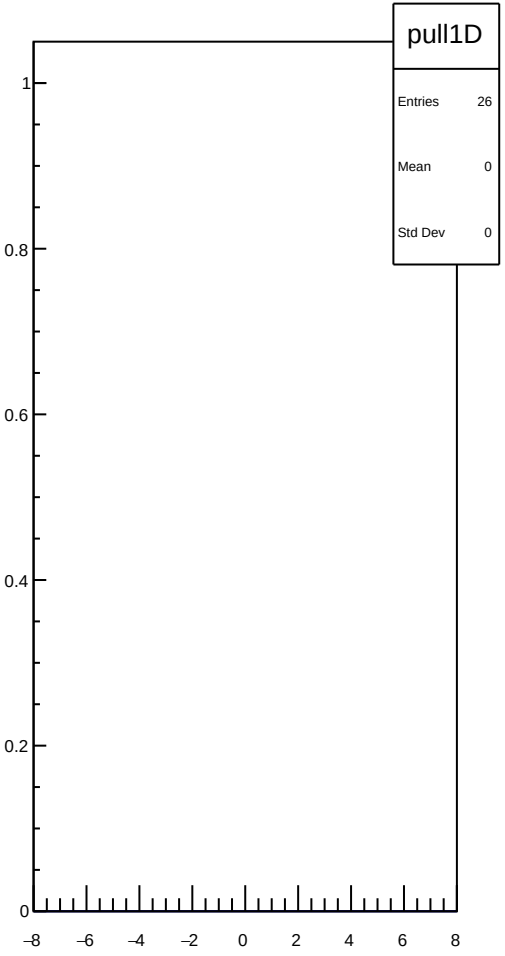
pull1D
Entries 26
Mean 0
Std Dev 0
1
0.8
0.6
0.4
0.2
0
−8
−6
−4
−2
0
2
4
6
8

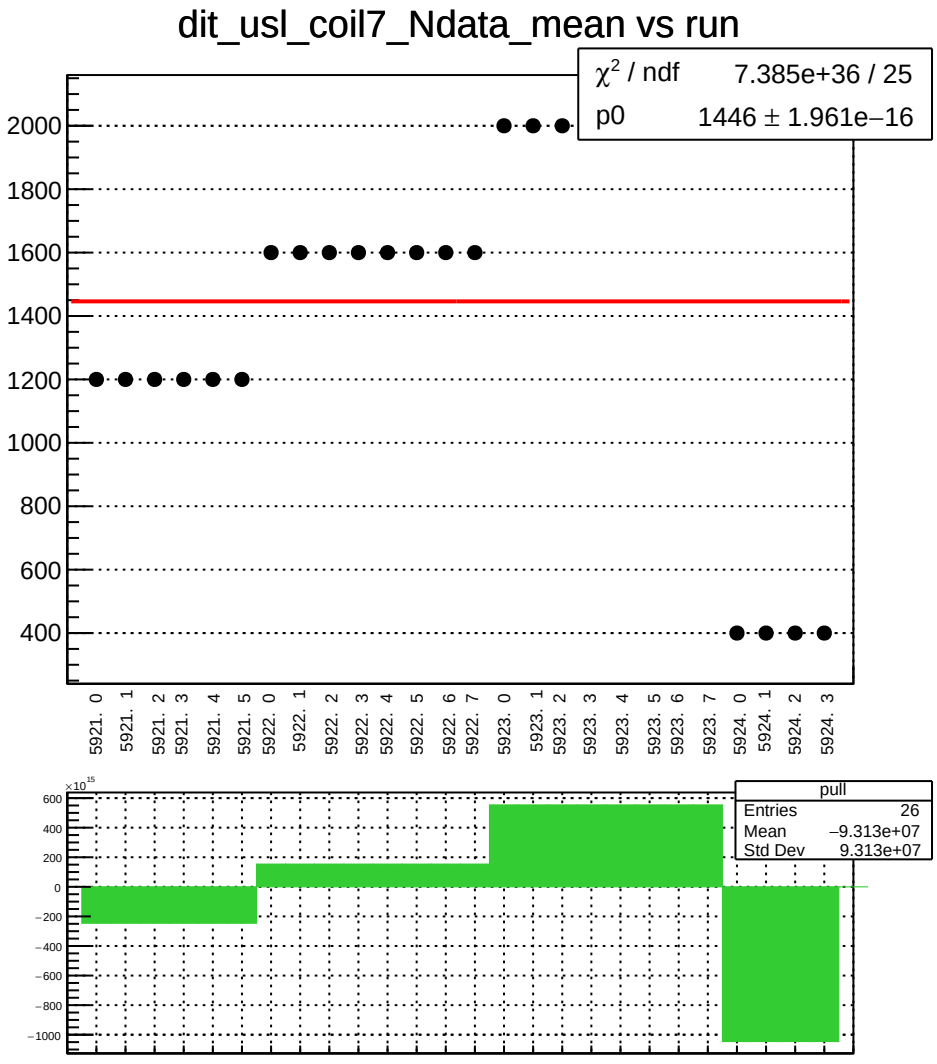
dit_usl_coil7_Ndata_mean vs run
χ² / ndf 7.385e+36 / 25
p0 1446 ± 1.961e−16
2000
1800
1600
1400
1200
1000
800
600
400
5921. 0
5921. 1
5921. 2
5921. 3
5921. 4
5921. 5
5922. 0
5922. 1
5922. 2
5922. 3
5922. 4
5922. 5
5922. 6
5922. 7
5923. 0
5923. 1
5923. 2
5923. 3
5923. 4
5923. 5
5923. 6
5923. 7
5924. 0
5924. 1
5924. 2
5924. 3
×10^15
600
400
200
0
−200
−400
−600
−800
−1000
pull
Entries 26
Mean −9.313e+07
Std Dev 9.313e+07

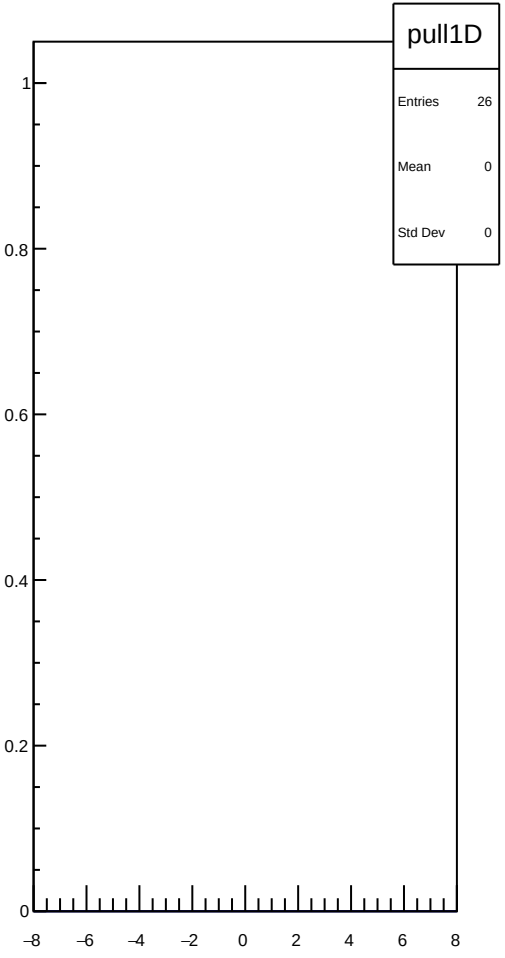
pull1D
Entries 26
Mean 0
Std Dev 0
1
0.8
0.6
0.4
0.2
0
−8
−6
−4
−2
0
2
4
6
8

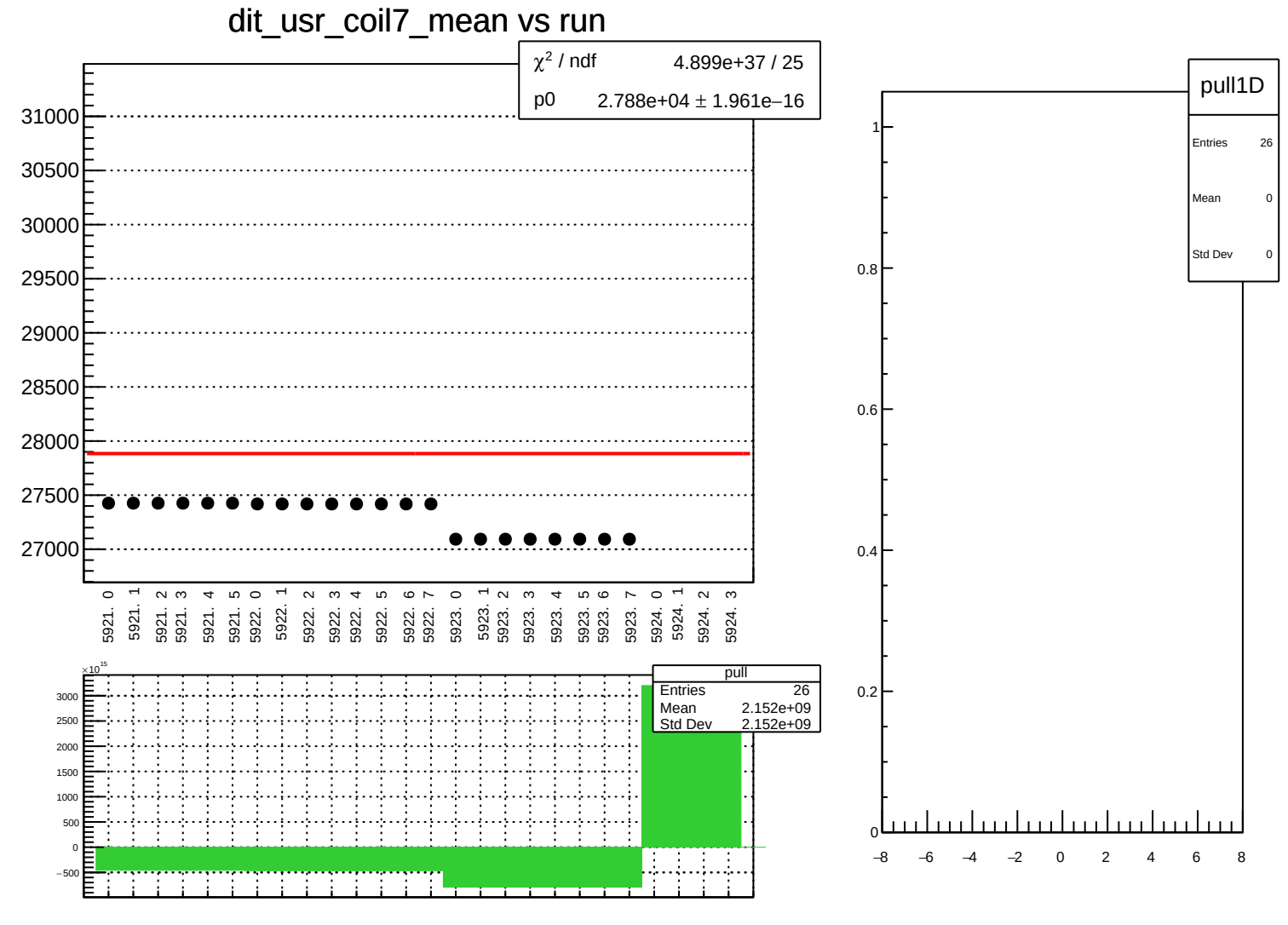
dit_usr_coil7_mean vs run
χ² / ndf 4.899e+37 / 25
p0 2.788e+04 ± 1.961e−16
31000
30500
30000
29500
29000
28500
28000
27500
27000
5921. 0
5921. 1
5921. 2
5921. 3
5921. 4
5921. 5
5922. 0
5922. 1
5922. 2
5922. 3
5922. 4
5922. 5
5922. 6
5922. 7
5923. 0
5923. 1
5923. 2
5923. 3
5923. 4
5923. 5
5923. 6
5923. 7
5924. 0
5924. 1
5924. 2
5924. 3
×10^15
3000
2500
2000
1500
1000
500
0
−500
pull
Entries 26
Mean 2.152e+09
Std Dev 2.152e+09
pull1D
Entries 26
Mean 0
Std Dev 0
1
0.8
0.6
0.4
0.2
0
−8
−6
−4
−2
0
2
4
6
8

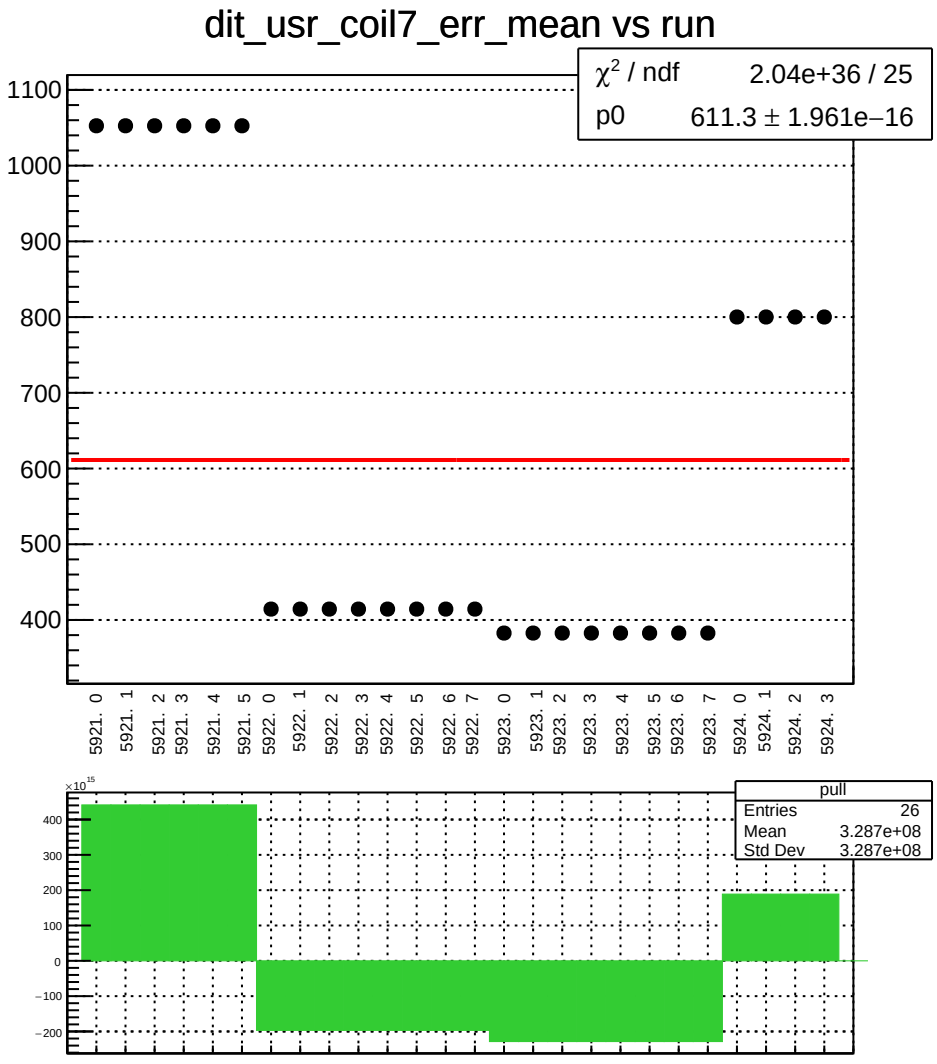
dit_usr_coil7_err_mean vs run
χ² / ndf 2.04e+36 / 25
p0 611.3 ± 1.961e−16
1100
1000
900
800
700
600
500
400
5921. 0
5921. 1
5921. 2
5921. 3
5921. 4
5921. 5
5922. 0
5922. 1
5922. 2
5922. 3
5922. 4
5922. 5
5922. 6
5922. 7
5923. 0
5923. 1
5923. 2
5923. 3
5923. 4
5923. 5
5923. 6
5923. 7
5924. 0
5924. 1
5924. 2
5924. 3
×10¹⁵
400
300
200
100
0
−100
−200
pull
Entries 26
Mean 3.287e+08
Std Dev 3.287e+08

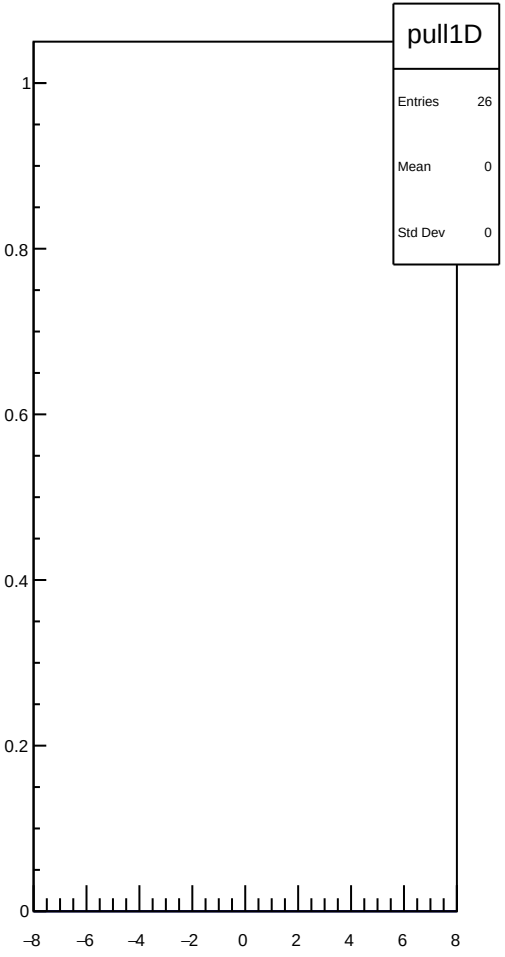
pull1D
Entries 26
Mean 0
Std Dev 0
1
0.8
0.6
0.4
0.2
0
−8
−6
−4
−2
0
2
4
6
8

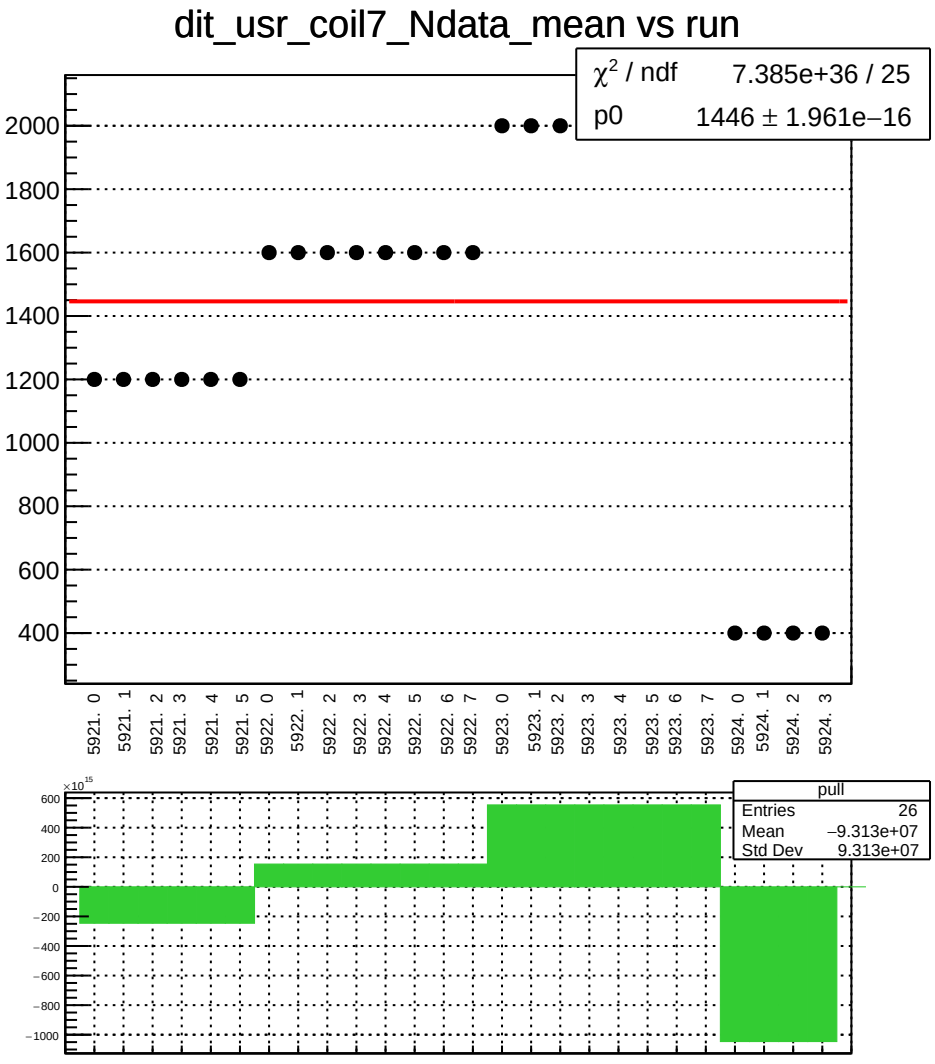
dit_usr_coil7_Ndata_mean vs run
χ² / ndf 7.385e+36 / 25
p0 1446 ± 1.961e−16
2000
1800
1600
1400
1200
1000
800
600
400
5921. 0
5921. 1
5921. 2
5921. 3
5921. 4
5921. 5
5922. 0
5922. 1
5922. 2
5922. 3
5922. 4
5922. 5
5922. 6
5922. 7
5923. 0
5923. 1
5923. 2
5923. 3
5923. 4
5923. 5
5923. 6
5923. 7
5924. 0
5924. 1
5924. 2
5924. 3
×10¹⁵
600
400
200
0
−200
−400
−600
−800
−1000
pull
Entries 26
Mean −9.313e+07
Std Dev 9.313e+07

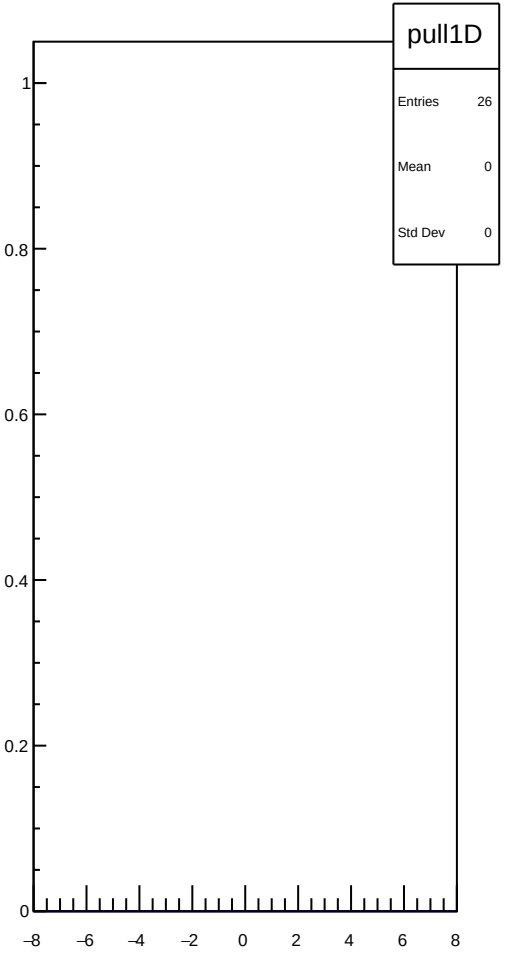
pull1D
Entries 26
Mean 0
Std Dev 0
1
0.8
0.6
0.4
0.2
0
−8
−6
−4
−2
0
2
4
6
8

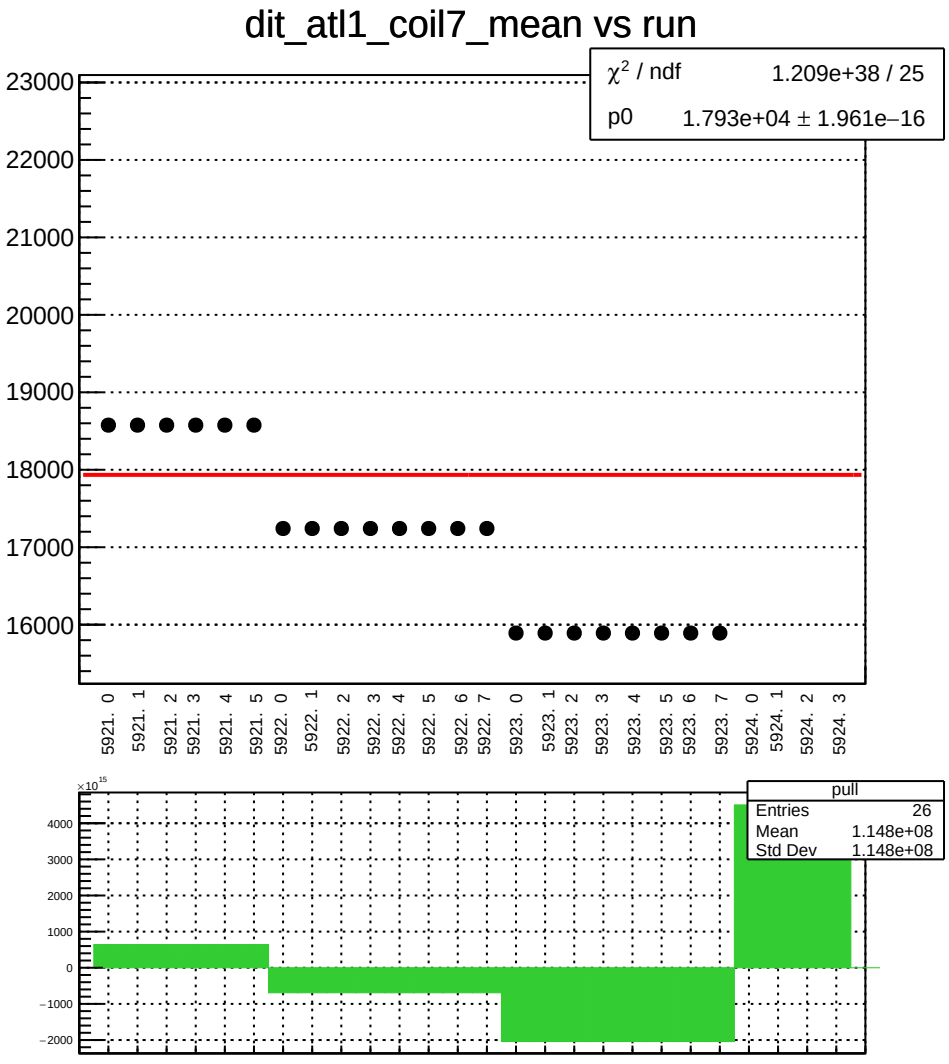
dit_atl1_coil7_mean vs run
χ² / ndf 1.209e+38 / 25
p0 1.793e+04 ± 1.961e−16
23000
22000
21000
20000
19000
18000
17000
16000
5921. 0
5921. 1
5921. 2
5921. 3
5921. 4
5921. 5
5922. 0
5922. 1
5922. 2
5922. 3
5922. 4
5922. 5
5922. 6
5922. 7
5923. 0
5923. 1
5923. 2
5923. 3
5923. 4
5923. 5
5923. 6
5923. 7
5924. 0
5924. 1
5924. 2
5924. 3
×10¹⁵
4000
3000
2000
1000
0
−1000
−2000
pull
Entries 26
Mean 1.148e+08
Std Dev 1.148e+08

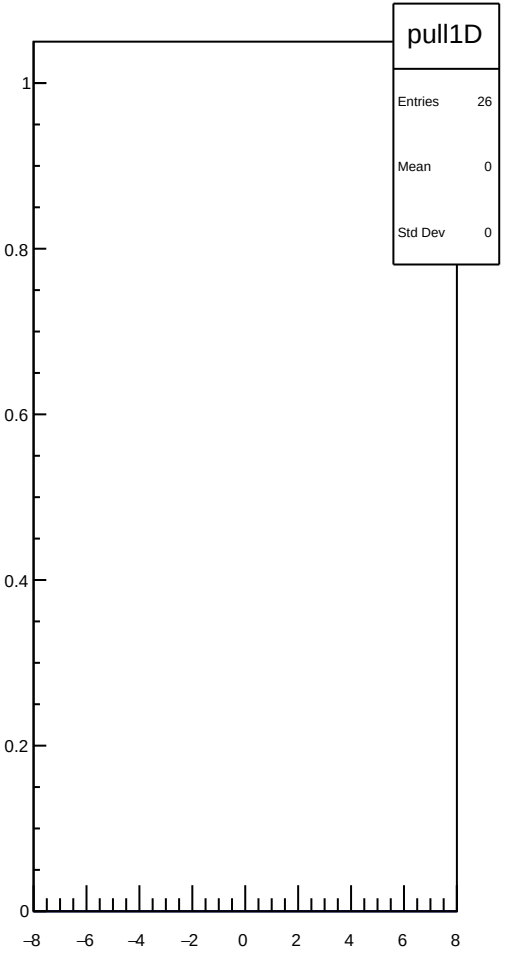
pull1D
Entries 26
Mean 0
Std Dev 0
1
0.8
0.6
0.4
0.2
0
−8
−6
−4
−2
0
2
4
6
8

dit_atl1_coil7_err_mean vs run

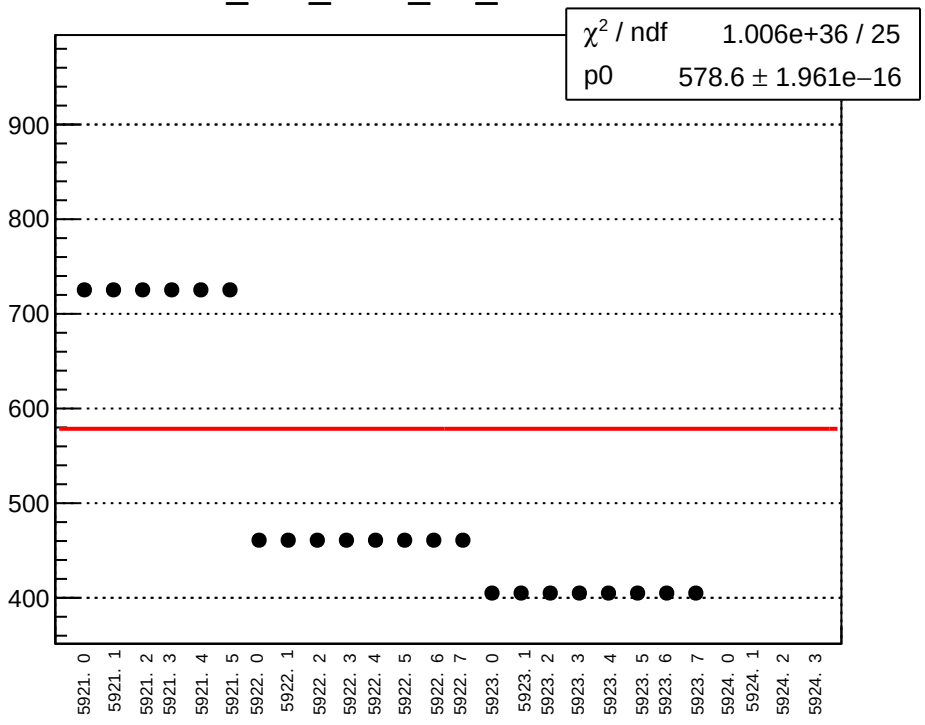

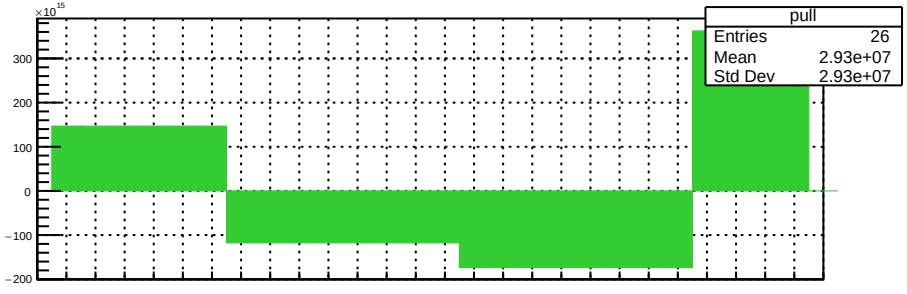

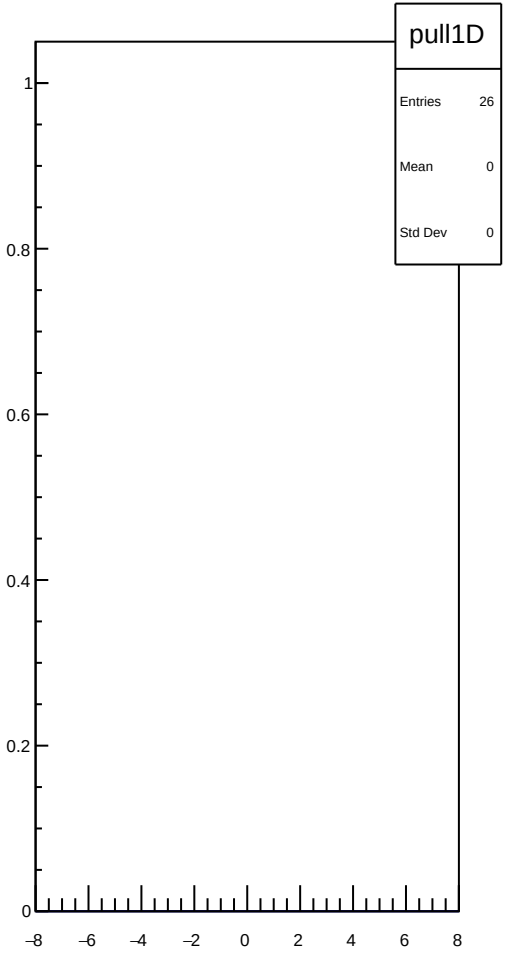

dit_atl1_coil7_Ndata_mean vs run

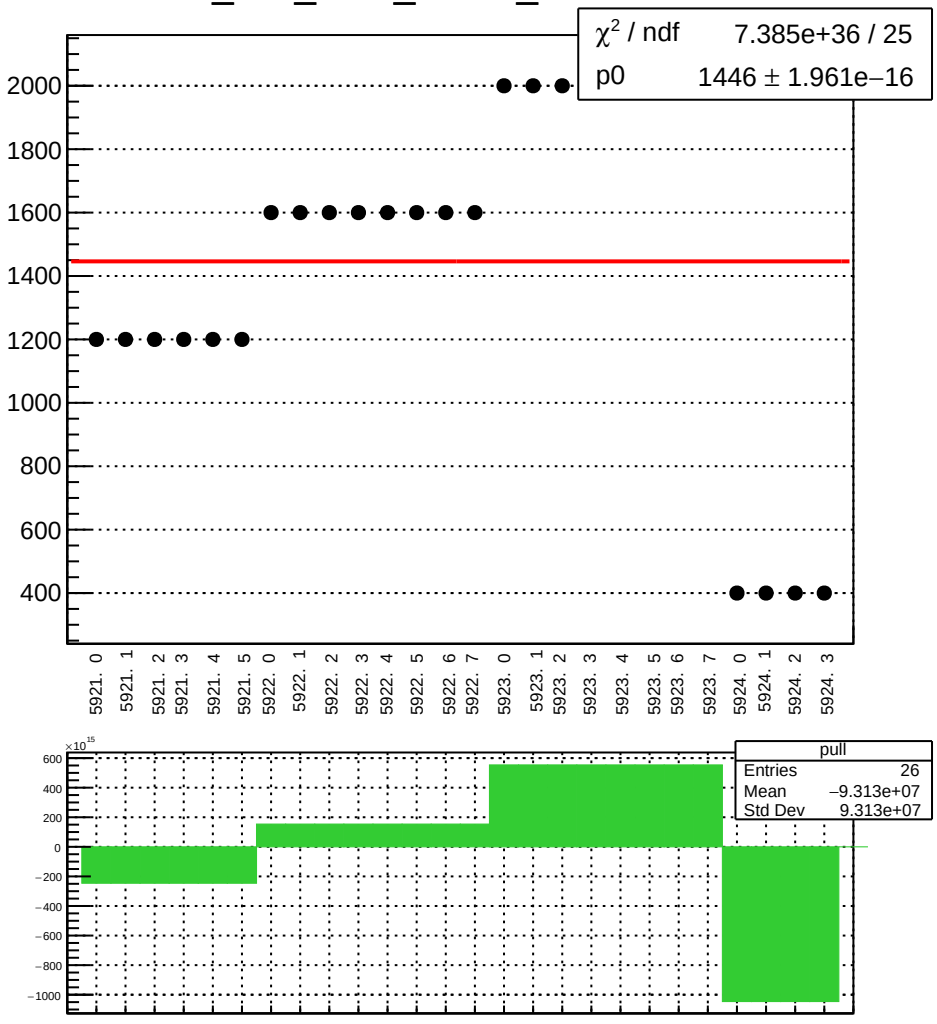

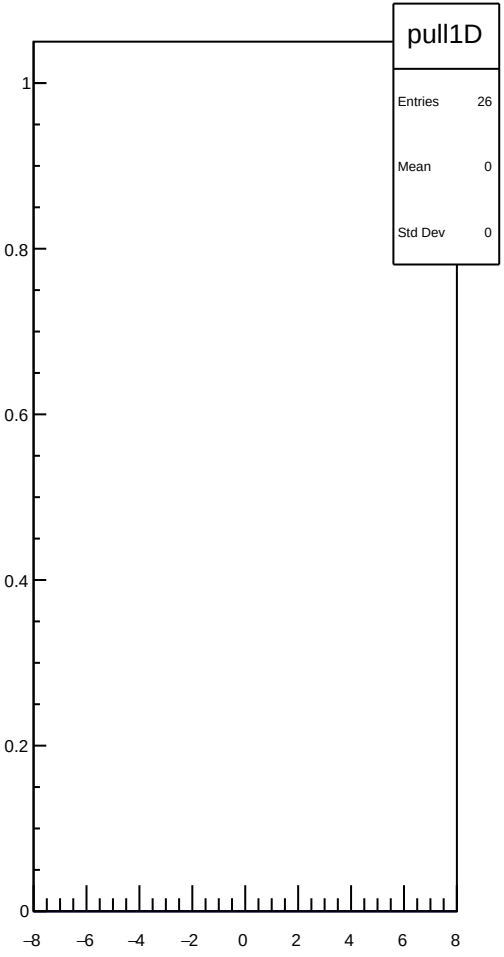

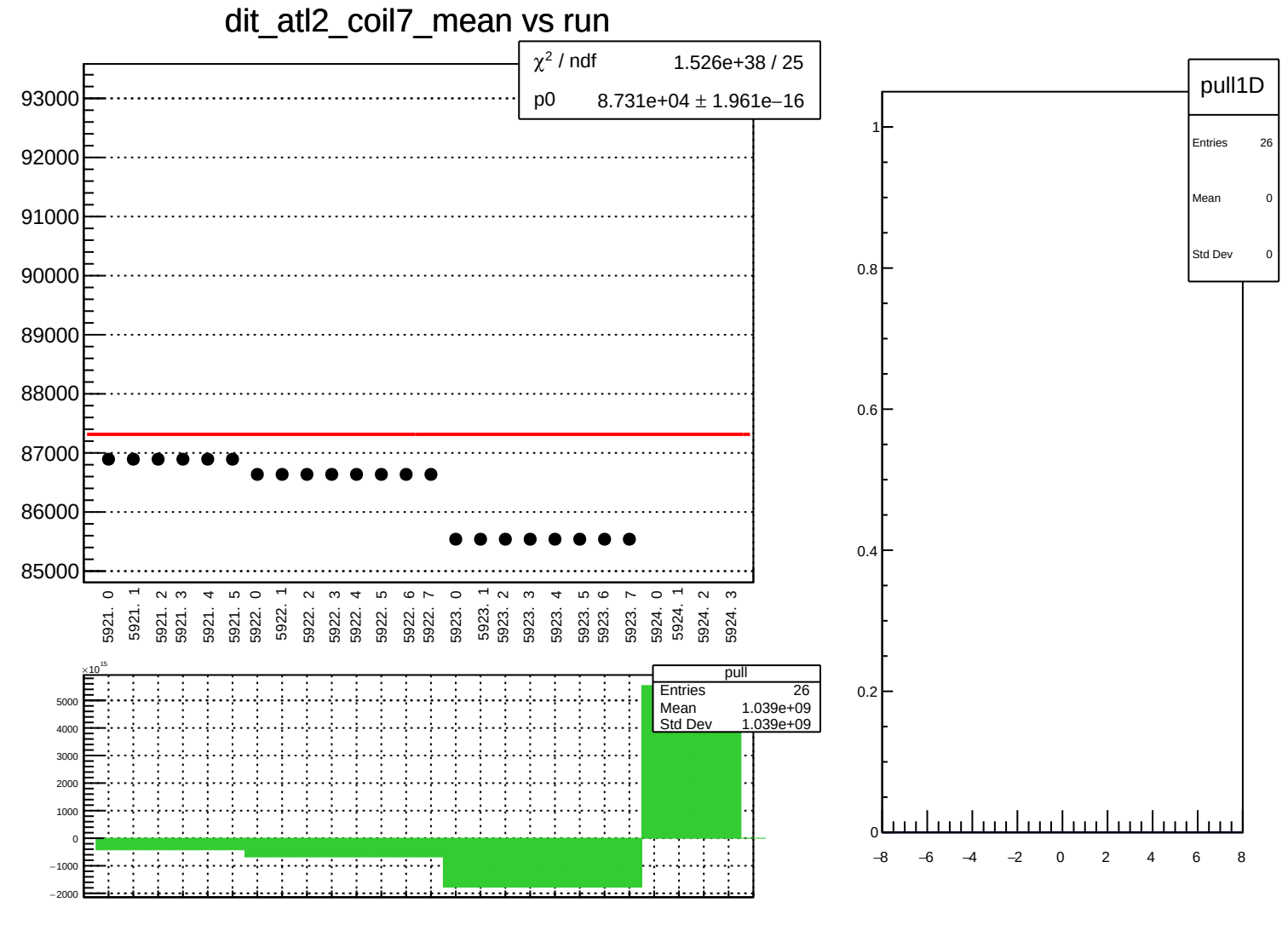
dit_atl2_coil7_mean vs run
χ² / ndf 1.526e+38 / 25
p0 8.731e+04 ± 1.961e−16
93000
92000
91000
90000
89000
88000
87000
86000
85000
5921. 0
5921. 1
5921. 2
5921. 3
5921. 4
5921. 5
5922. 0
5922. 1
5922. 2
5922. 3
5922. 4
5922. 5
5922. 6
5922. 7
5923. 0
5923. 1
5923. 2
5923. 3
5923. 4
5923. 5
5923. 6
5923. 7
5924. 0
5924. 1
5924. 2
5924. 3
×10^15
5000
4000
3000
2000
1000
0
−1000
−2000
pull
Entries 26
Mean 1.039e+09
Std Dev 1.039e+09
pull1D
Entries 26
Mean 0
Std Dev 0
1
0.8
0.6
0.4
0.2
0
−8
−6
−4
−2
0
2
4
6
8

dit_atl2_coil7_err_mean vs run

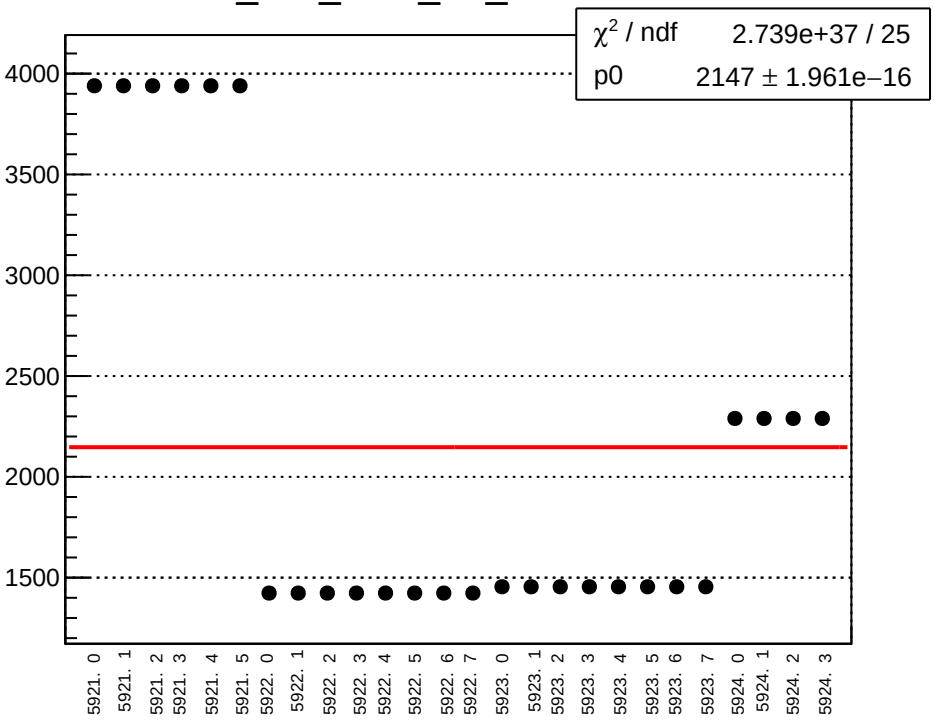

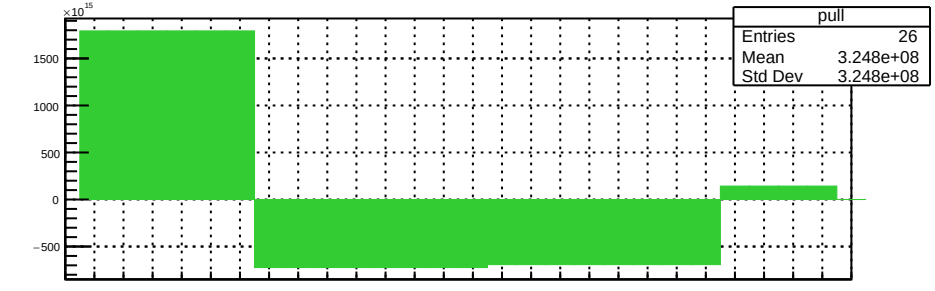

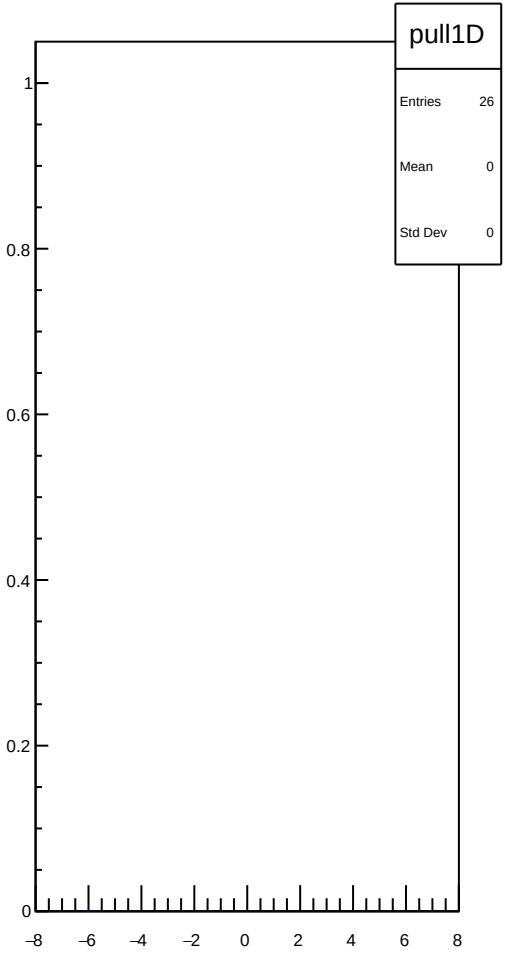

dit_atl2_coil7_Ndata_mean vs run

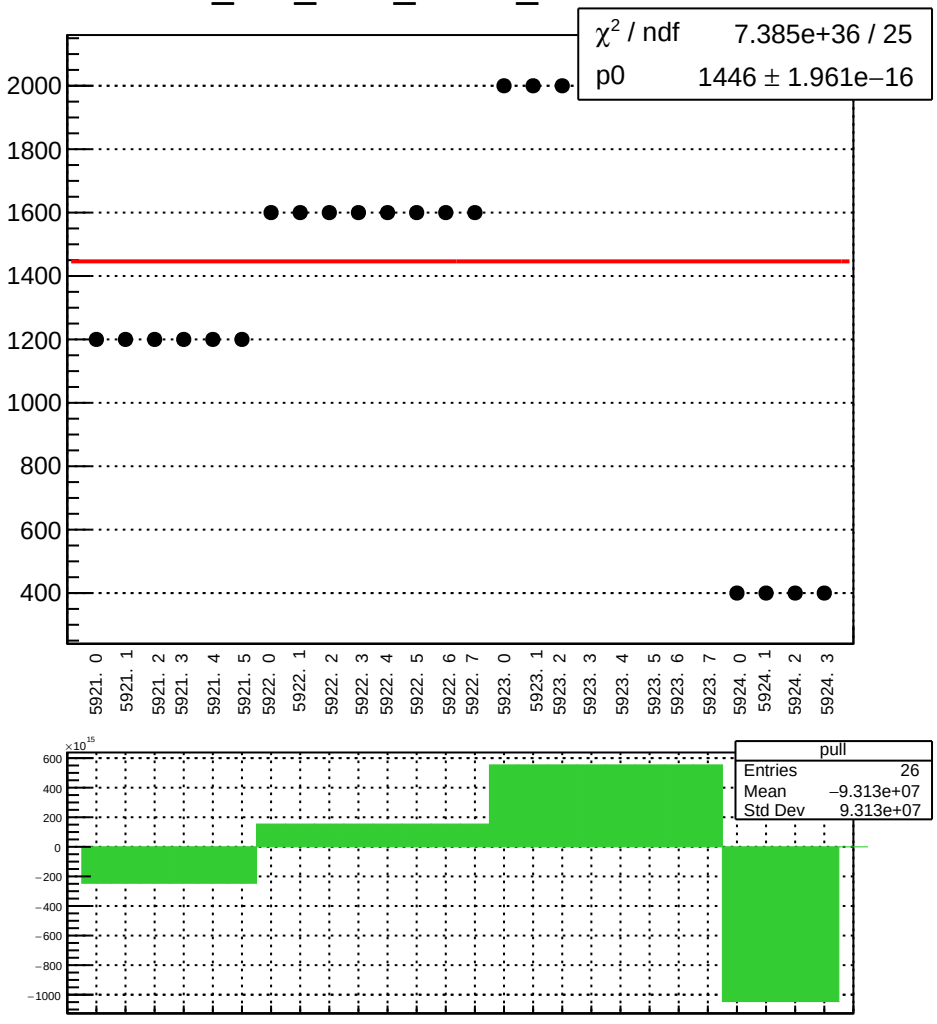

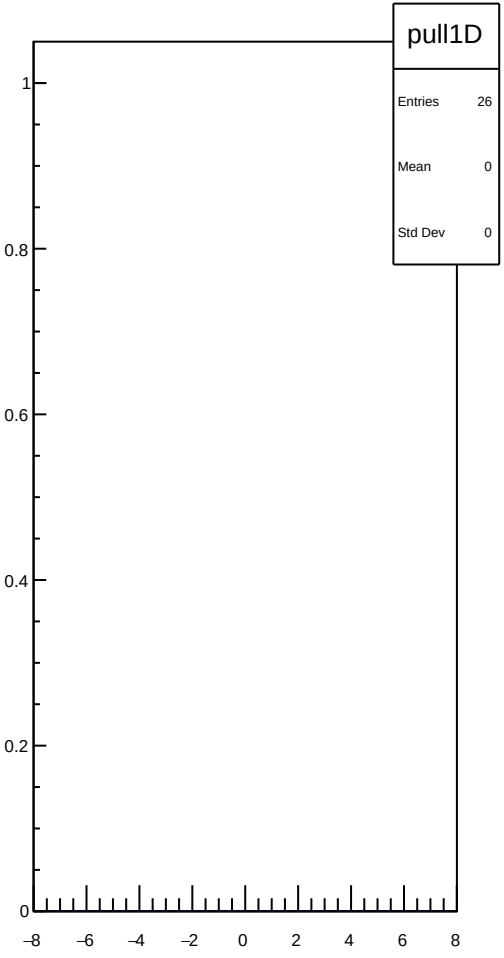

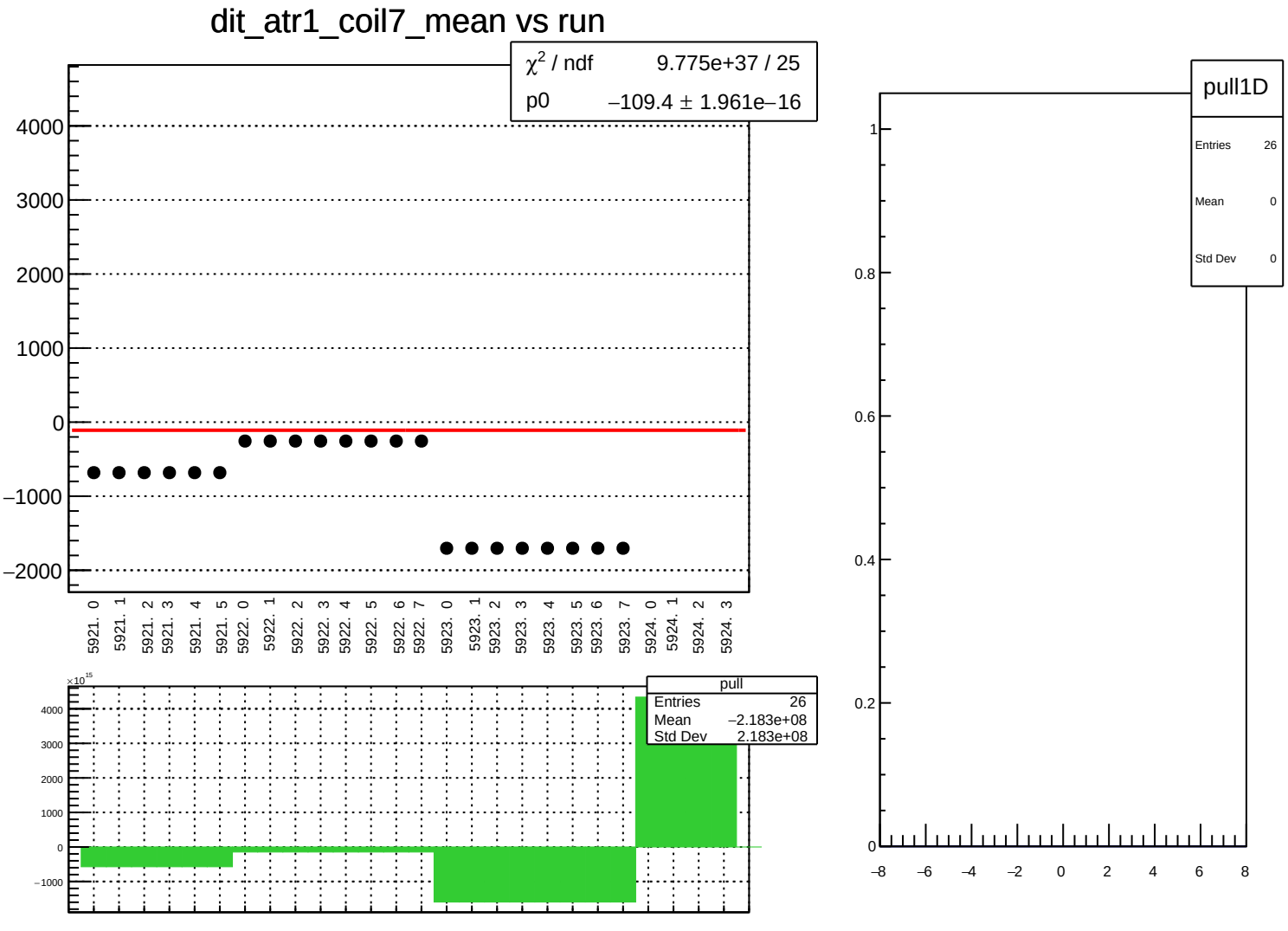
dit_atr1_coil7_mean vs run
χ² / ndf 9.775e+37 / 25
p0 −109.4 ± 1.961e−16
4000
3000
2000
1000
0
−1000
−2000
5921. 0
5921. 1
5921. 2
5921. 3
5921. 4
5921. 5
5922. 0
5922. 1
5922. 2
5922. 3
5922. 4
5922. 5
5922. 6
5922. 7
5923. 0
5923. 1
5923. 2
5923. 3
5923. 4
5923. 5
5923. 6
5923. 7
5924. 0
5924. 1
5924. 2
5924. 3
×10¹⁵
pull
Entries 26
Mean −2.183e+08
Std Dev 2.183e+08
pull1D
Entries 26
Mean 0
Std Dev 0
1
0.8
0.6
0.4
0.2
0
−8
−6
−4
−2
0
2
4
6
8

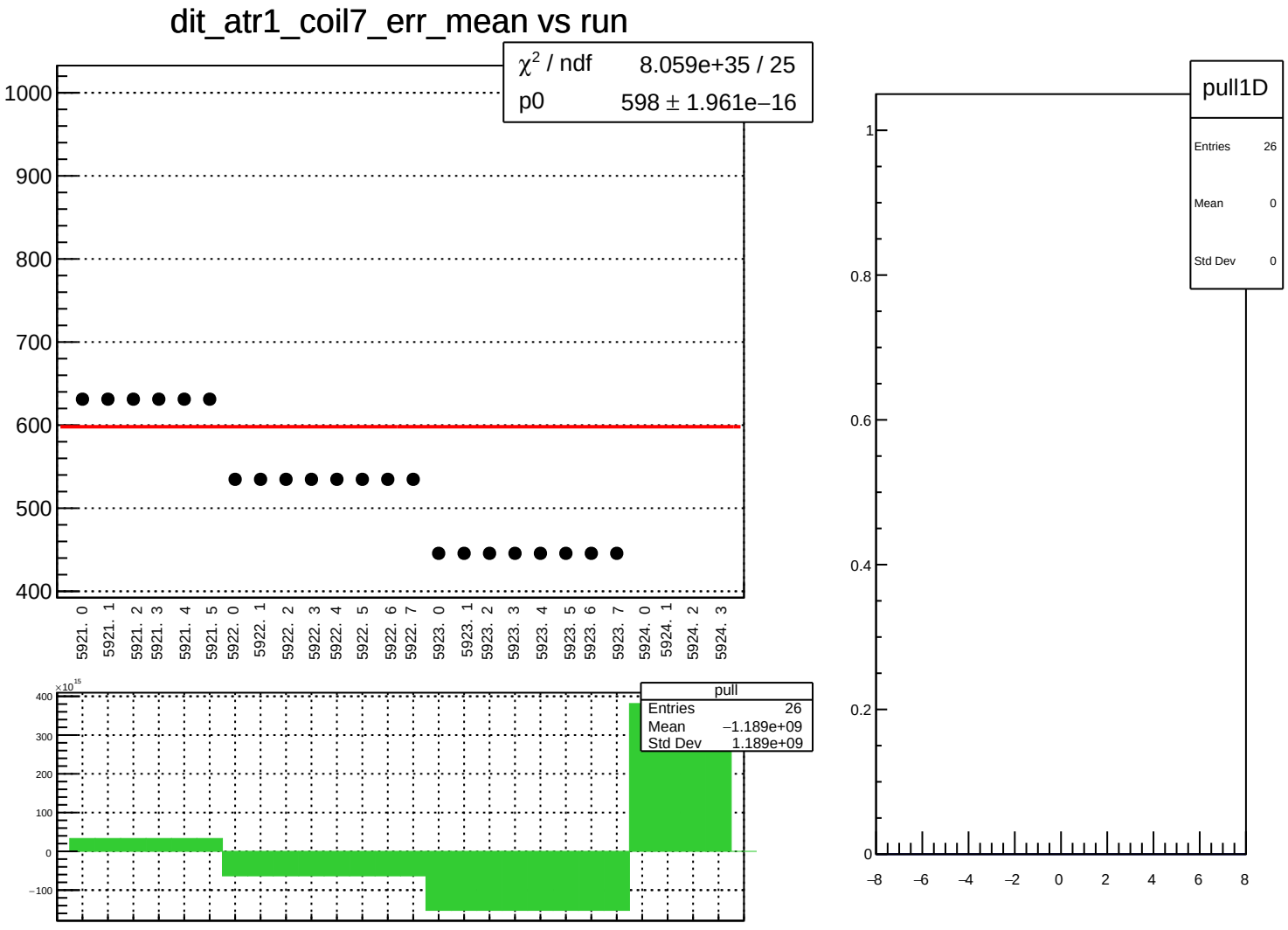
dit_atr1_coil7_err_mean vs run
χ² / ndf 8.059e+35 / 25
p0 598 ± 1.961e−16
1000
900
800
700
600
500
400
5921. 0
5921. 1
5921. 2
5921. 3
5921. 4
5921. 5
5922. 0
5922. 1
5922. 2
5922. 3
5922. 4
5922. 5
5922. 6
5922. 7
5923. 0
5923. 1
5923. 2
5923. 3
5923. 4
5923. 5
5923. 6
5923. 7
5924. 0
5924. 1
5924. 2
5924. 3
×10^15
400
300
200
100
0
−100
pull
Entries 26
Mean −1.189e+09
Std Dev 1.189e+09
pull1D
Entries 26
Mean 0
Std Dev 0
1
0.8
0.6
0.4
0.2
0
−8
−6
−4
−2
0
2
4
6
8

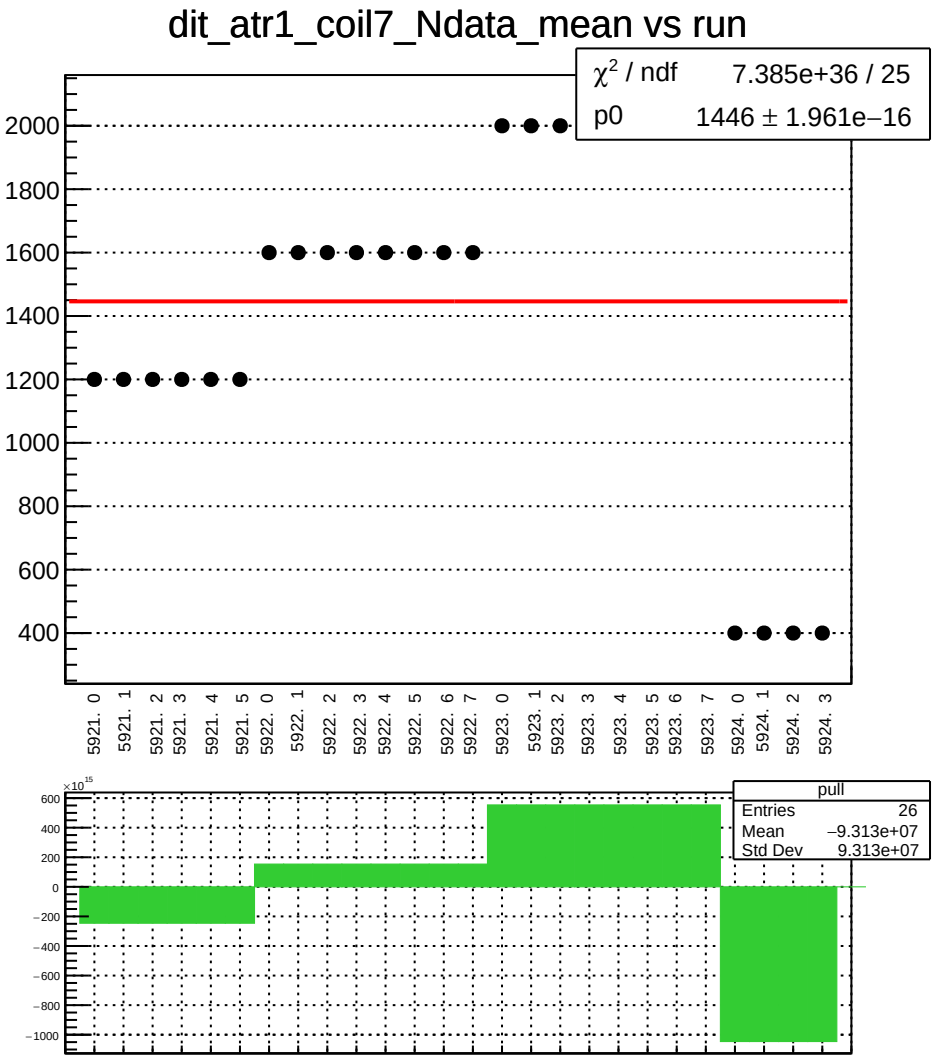
dit_atr1_coil7_Ndata_mean vs run
χ² / ndf 7.385e+36 / 25
p0 1446 ± 1.961e−16
2000
1800
1600
1400
1200
1000
800
600
400
5921. 0
5921. 1
5921. 2
5921. 3
5921. 4
5921. 5
5922. 0
5922. 1
5922. 2
5922. 3
5922. 4
5922. 5
5922. 6
5922. 7
5923. 0
5923. 1
5923. 2
5923. 3
5923. 4
5923. 5
5923. 6
5923. 7
5924. 0
5924. 1
5924. 2
5924. 3
×10^15
600
400
200
0
−200
−400
−600
−800
−1000
pull
Entries 26
Mean −9.313e+07
Std Dev 9.313e+07

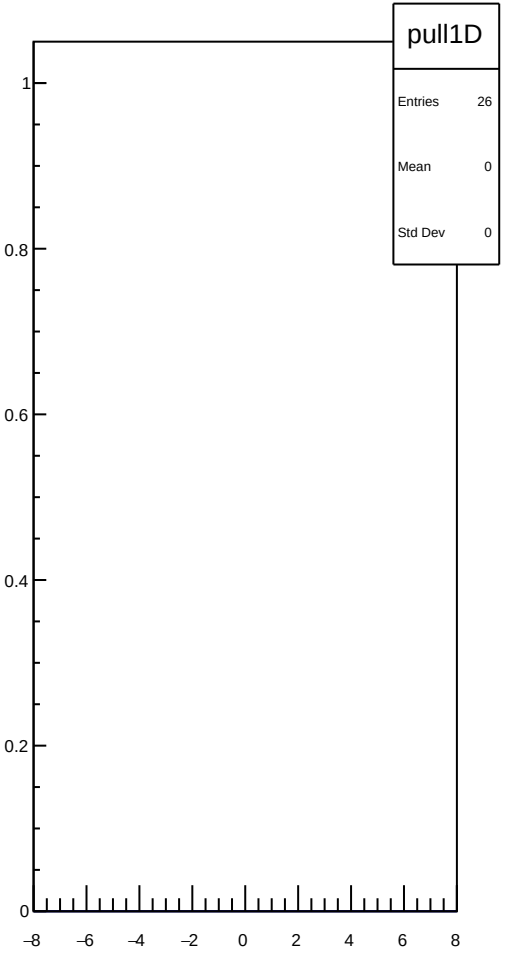
pull1D
Entries 26
Mean 0
Std Dev 0
1
0.8
0.6
0.4
0.2
0
−8
−6
−4
−2
0
2
4
6
8

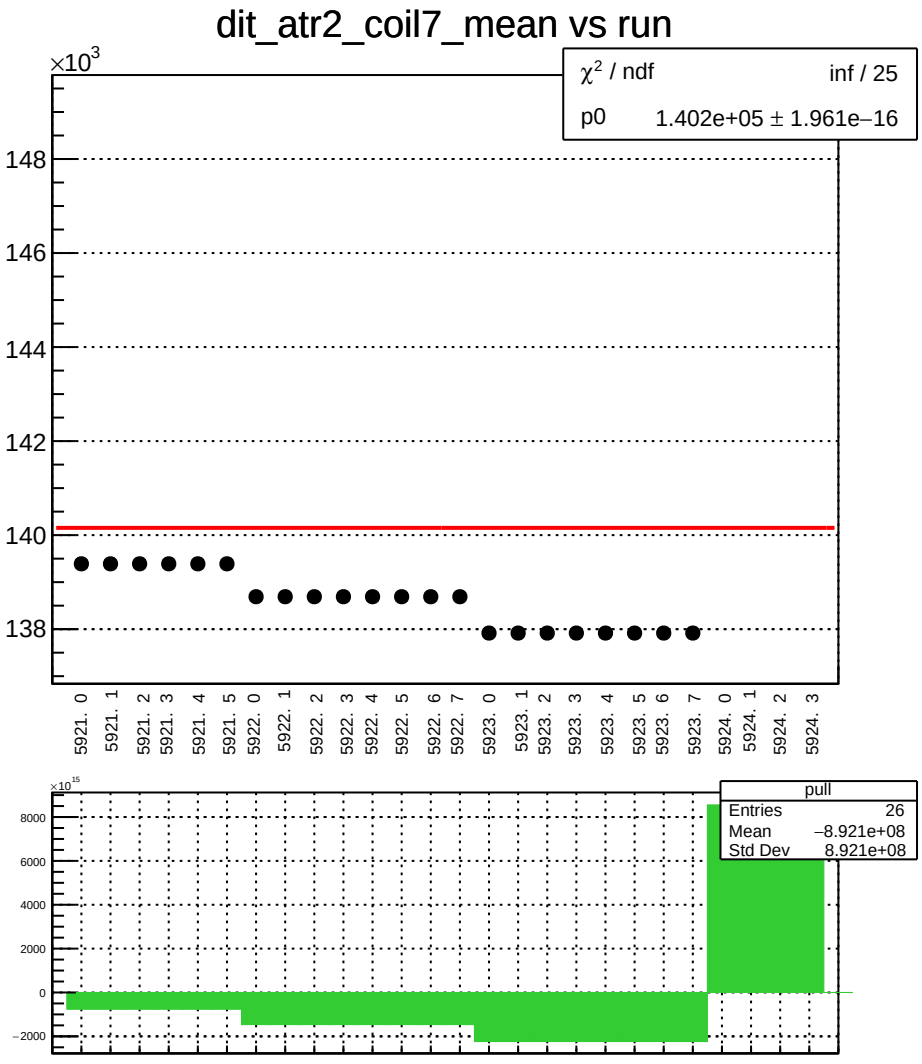
dit_atr2_coil7_mean vs run
×10^3
χ² / ndf inf / 25
p0 1.402e+05 ± 1.961e−16
148
146
144
142
140
138
5921. 0
5921. 1
5921. 2
5921. 3
5921. 4
5921. 5
5922. 0
5922. 1
5922. 2
5922. 3
5922. 4
5922. 5
5922. 6
5922. 7
5923. 0
5923. 1
5923. 2
5923. 3
5923. 4
5923. 5
5923. 6
5923. 7
5924. 0
5924. 1
5924. 2
5924. 3
×10^15
8000
6000
4000
2000
0
−2000
pull
Entries 26
Mean −8.921e+08
Std Dev 8.921e+08

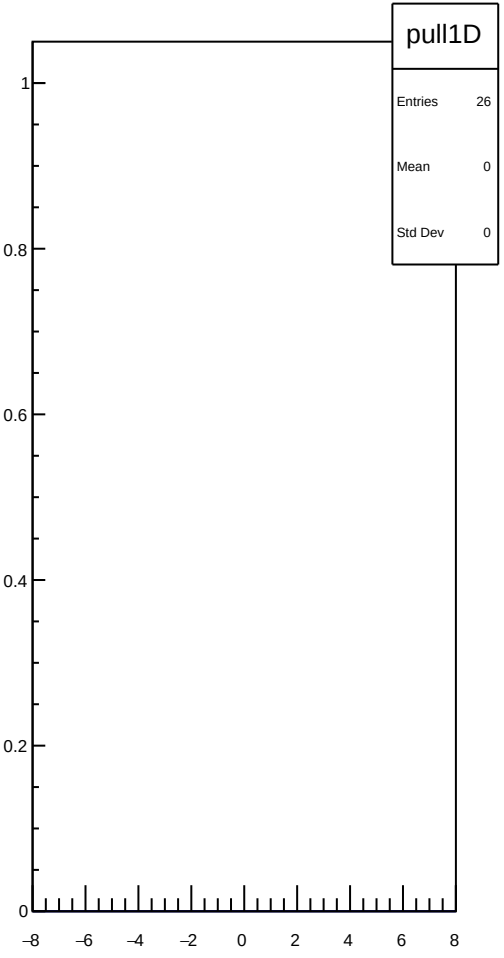
pull1D
Entries 26
Mean 0
Std Dev 0
1
0.8
0.6
0.4
0.2
0
−8
−6
−4
−2
0
2
4
6
8

dit_atr2_coil7_err_mean vs run

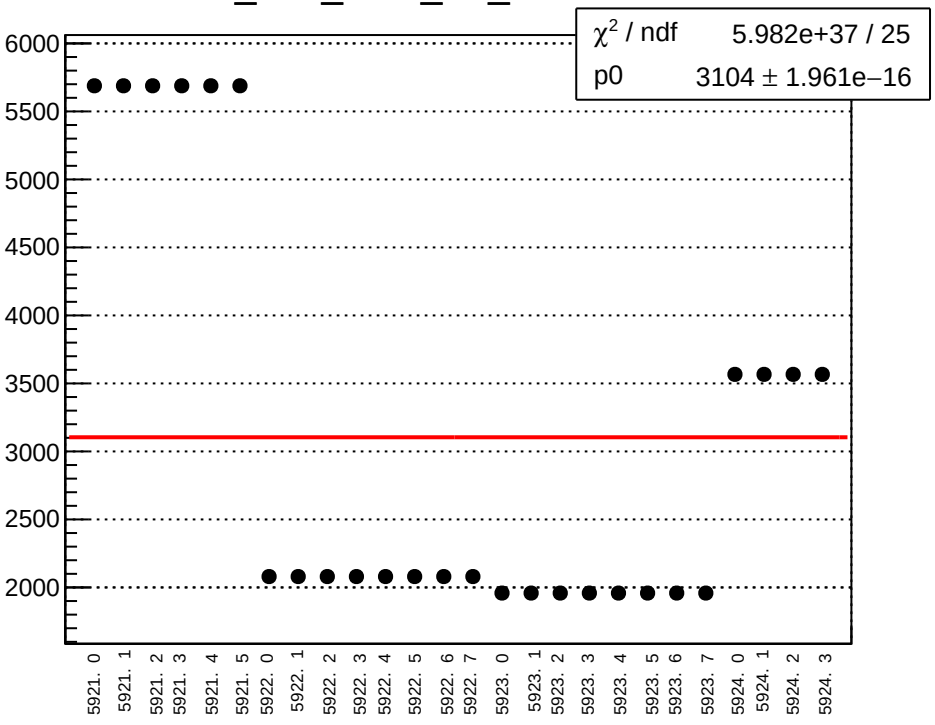

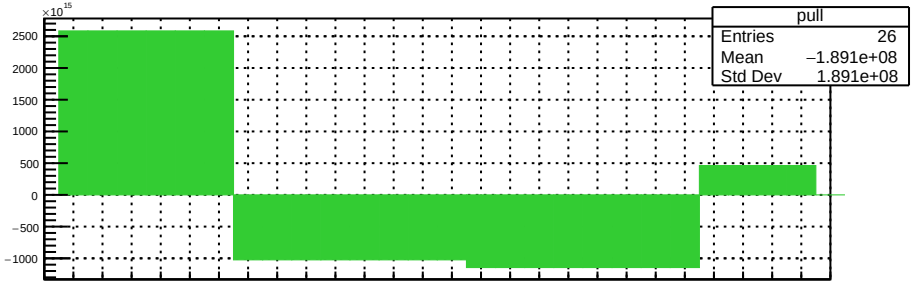

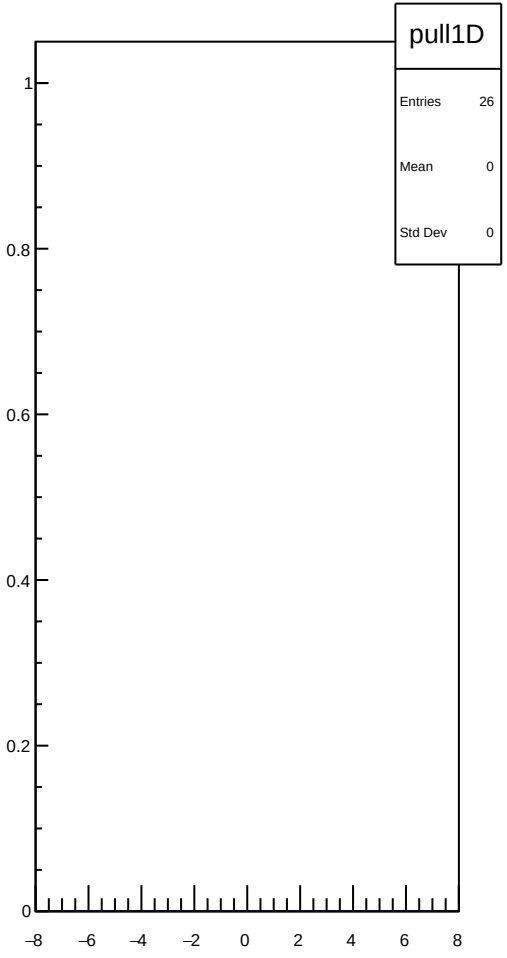

dit_atr2_coil7_Ndata_mean vs run

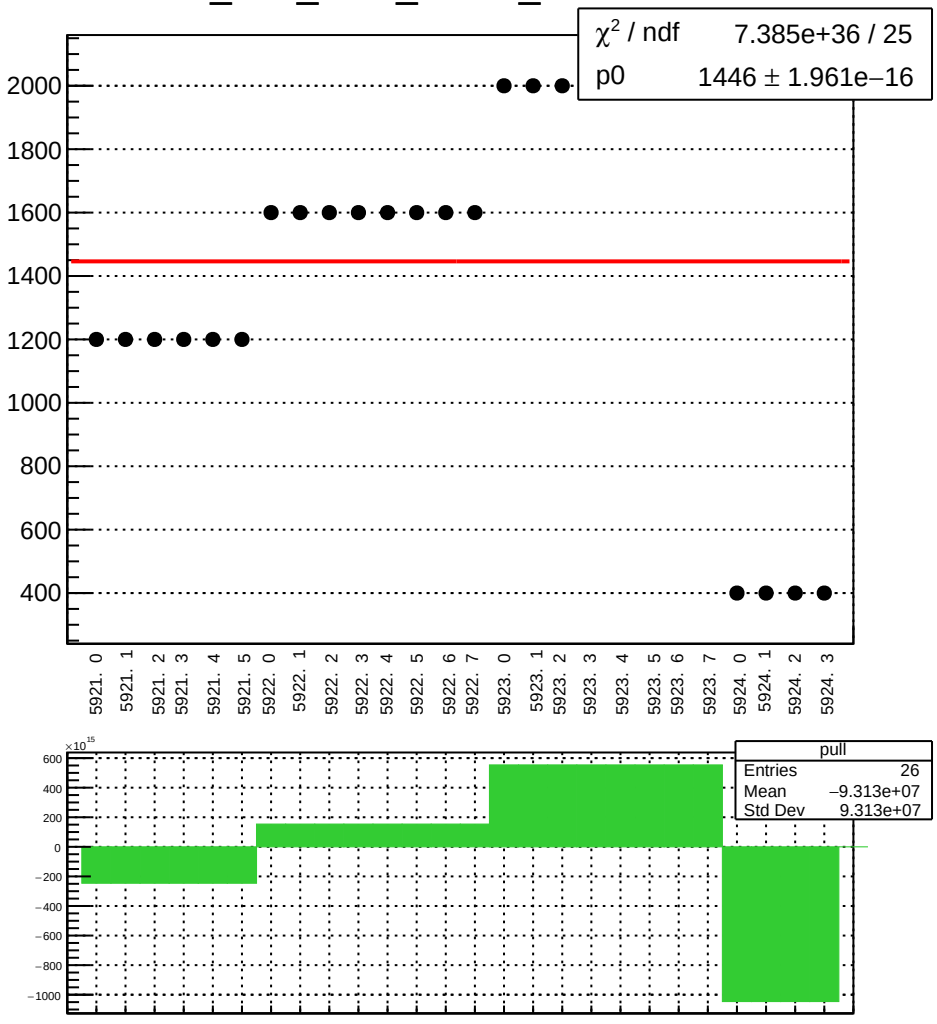

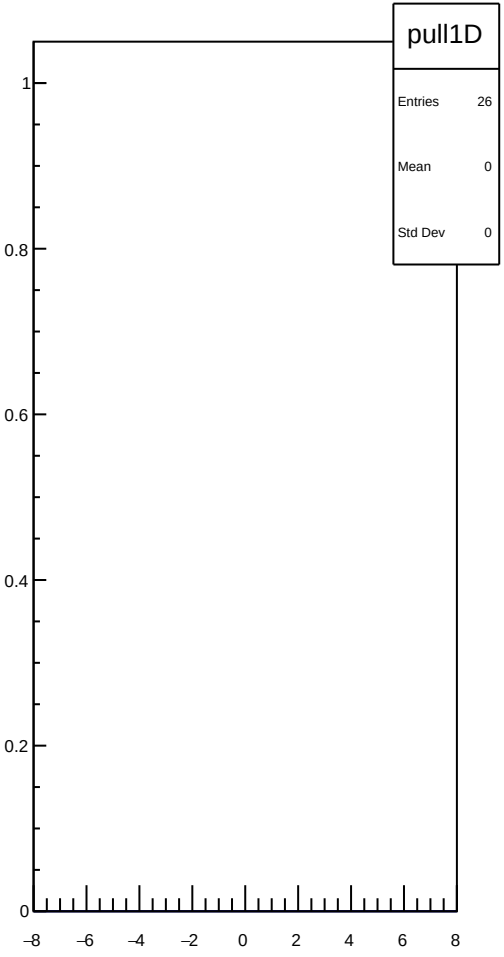

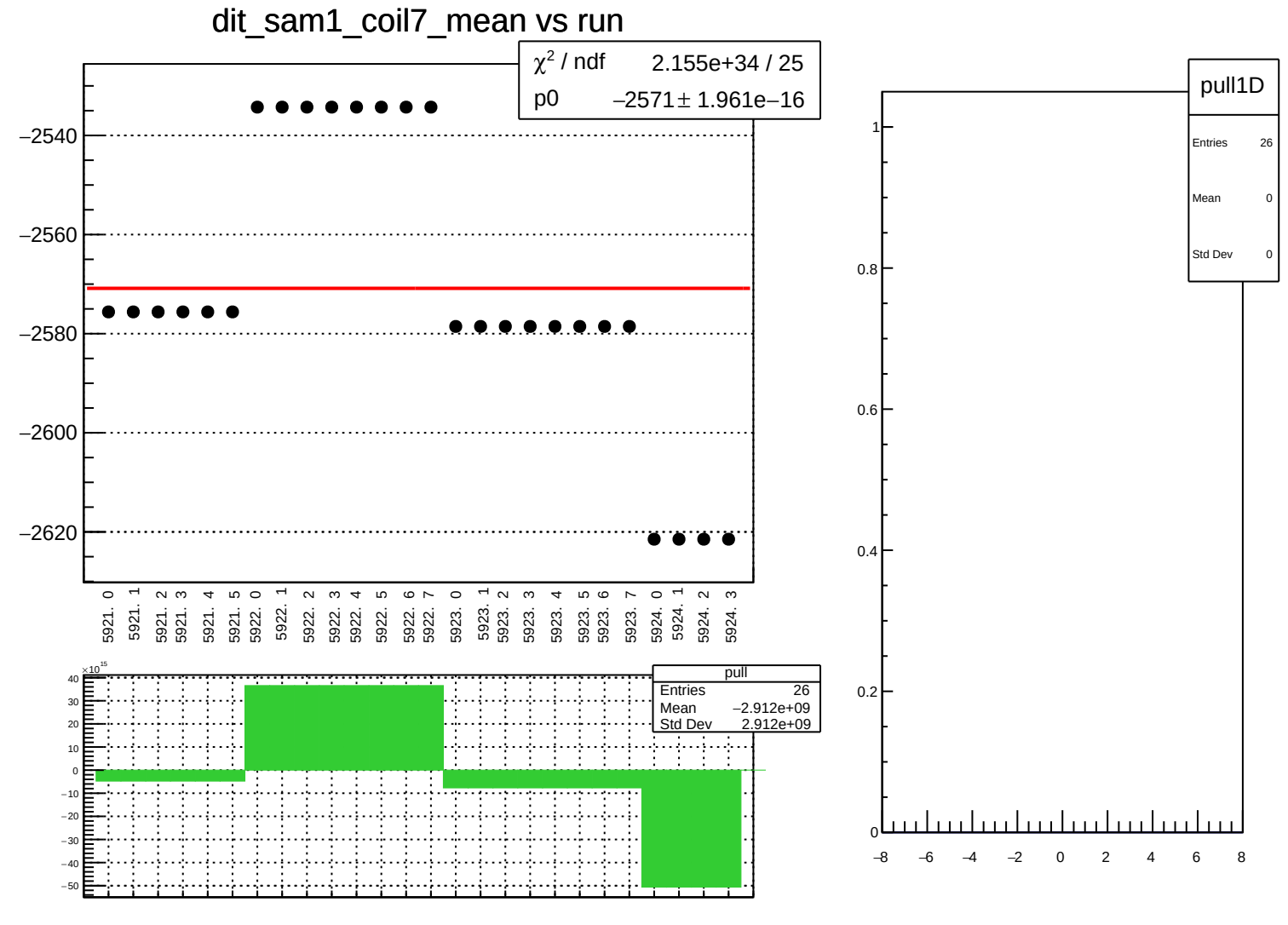
dit_sam1_coil7_mean vs run
χ² / ndf 2.155e+34 / 25
p0 −2571 ± 1.961e−16
−2540
−2560
−2580
−2600
−2620
5921. 0
5921. 1
5921. 2
5921. 3
5921. 4
5921. 5
5922. 0
5922. 1
5922. 2
5922. 3
5922. 4
5922. 5
5922. 6
5922. 7
5923. 0
5923. 1
5923. 2
5923. 3
5923. 4
5923. 5
5923. 6
5923. 7
5924. 0
5924. 1
5924. 2
5924. 3
×10^15
40
30
20
10
0
−10
−20
−30
−40
−50
pull
Entries 26
Mean −2.912e+09
Std Dev 2.912e+09
pull1D
Entries 26
Mean 0
Std Dev 0
1
0.8
0.6
0.4
0.2
0
−8
−6
−4
−2
0
2
4
6
8

dit_sam1_coil7_err_mean vs run

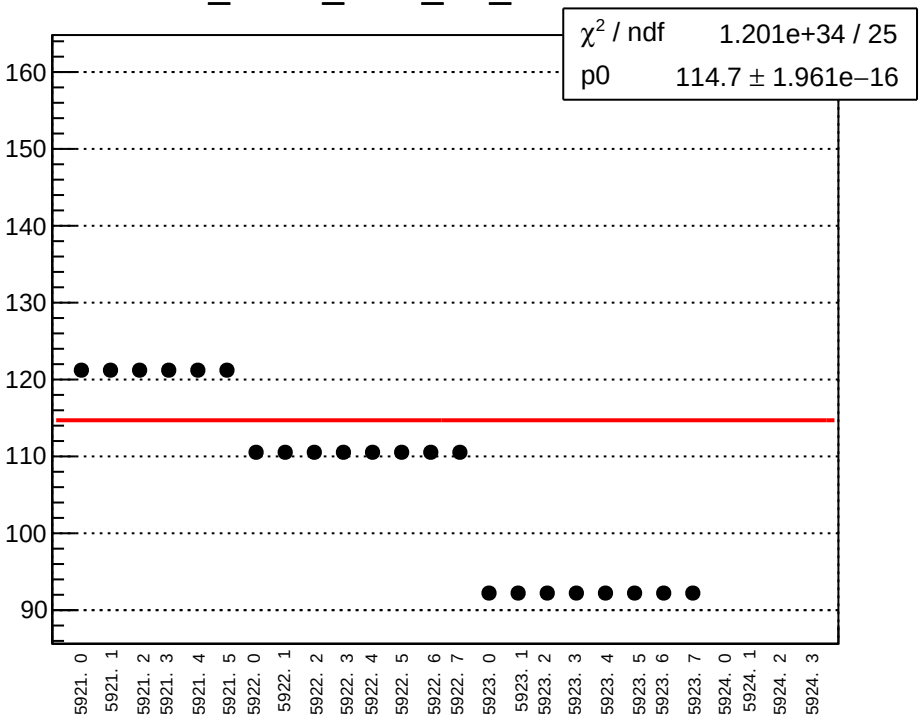

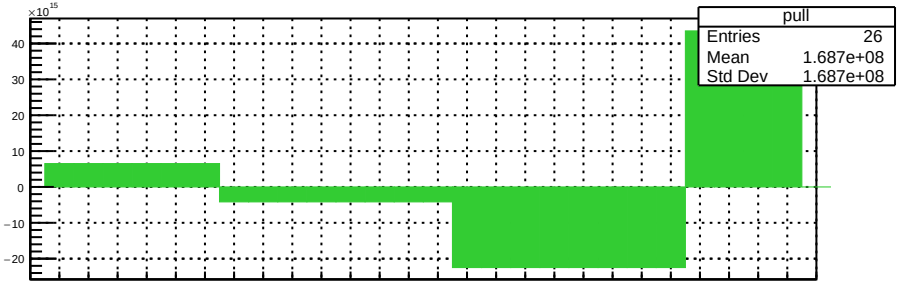

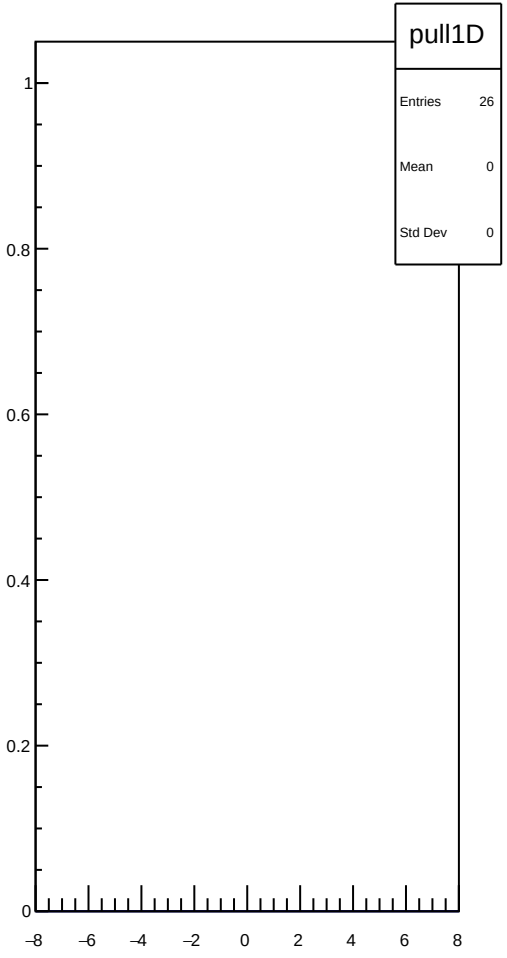

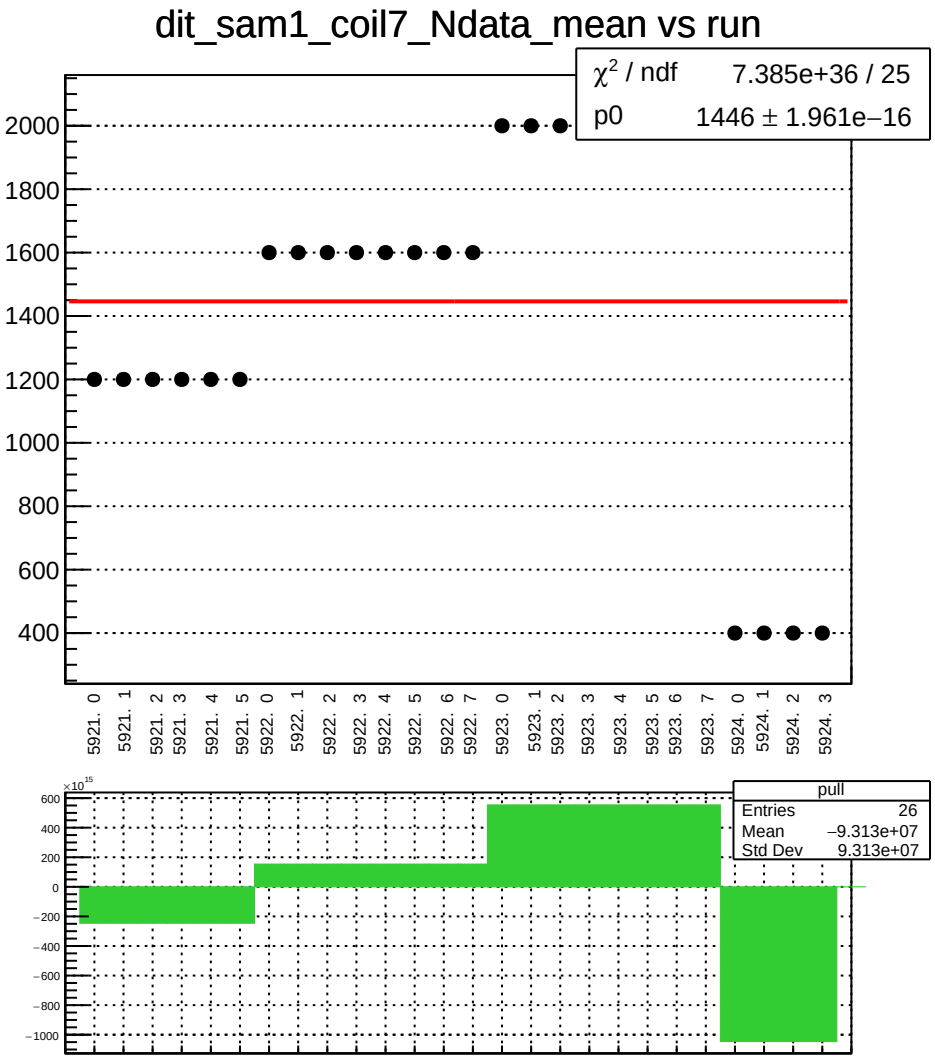
dit_sam1_coil7_Ndata_mean vs run
χ² / ndf 7.385e+36 / 25
p0 1446 ± 1.961e−16
2000
1800
1600
1400
1200
1000
800
600
400
5921. 0
5921. 1
5921. 2
5921. 3
5921. 4
5921. 5
5922. 0
5922. 1
5922. 2
5922. 3
5922. 4
5922. 5
5922. 6
5922. 7
5923. 0
5923. 1
5923. 2
5923. 3
5923. 4
5923. 5
5923. 6
5923. 7
5924. 0
5924. 1
5924. 2
5924. 3
×10^15
600
400
200
0
−200
−400
−600
−800
−1000
pull
Entries 26
Mean −9.313e+07
Std Dev 9.313e+07

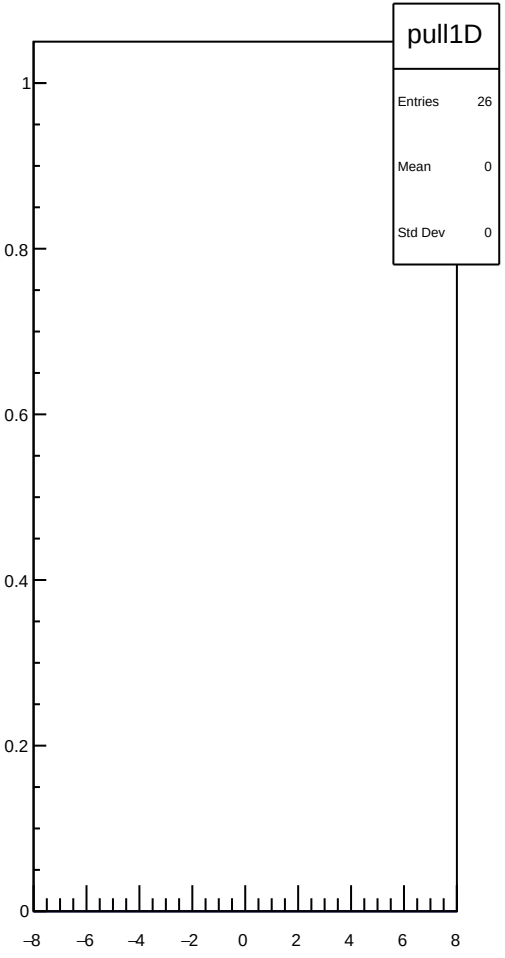
pull1D
Entries 26
Mean 0
Std Dev 0
1
0.8
0.6
0.4
0.2
0
−8
−6
−4
−2
0
2
4
6
8

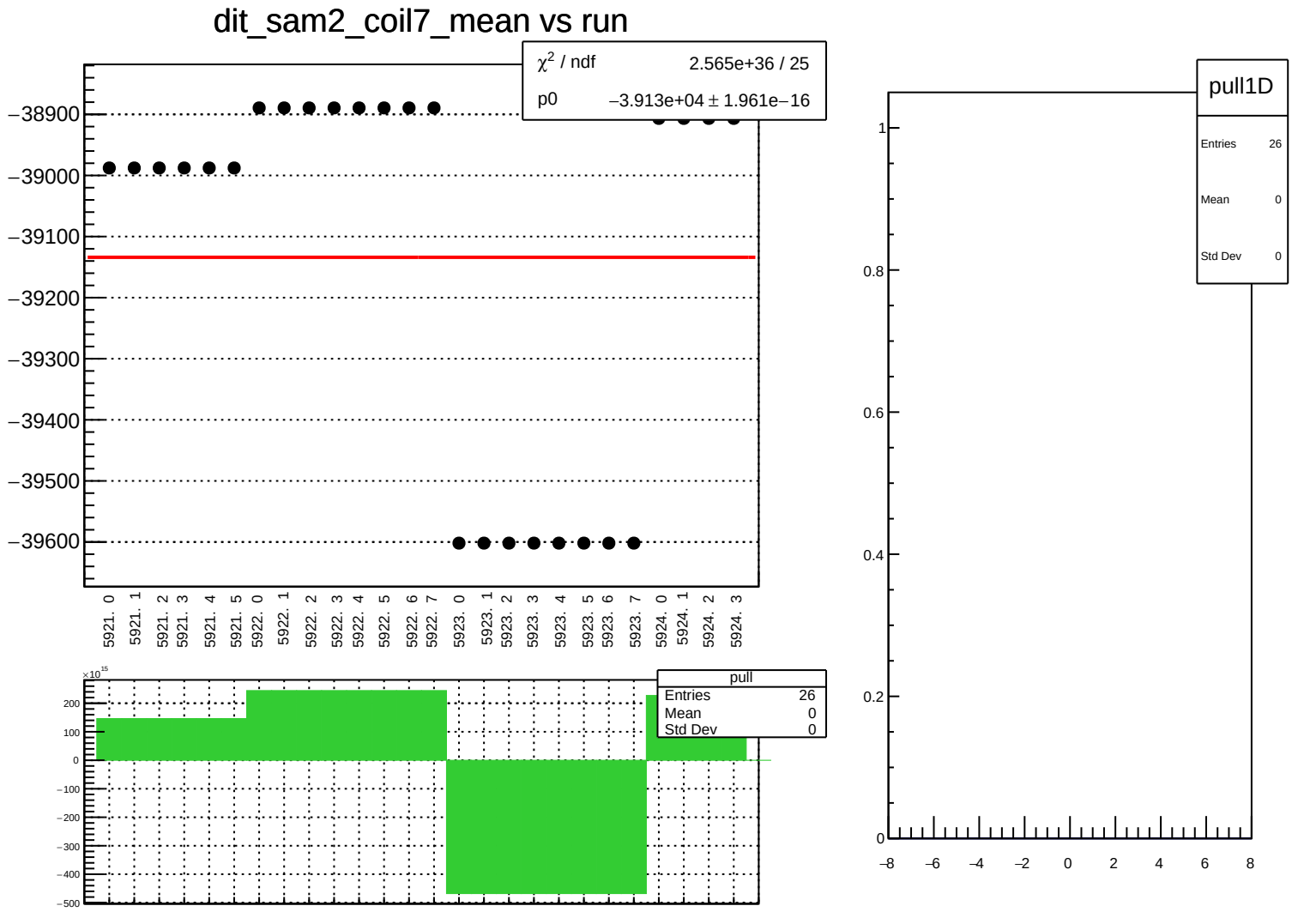
dit_sam2_coil7_mean vs run
χ2 / ndf 2.565e+36 / 25
p0 −3.913e+04 ± 1.961e−16
−38900
−39000
−39100
−39200
−39300
−39400
−39500
−39600
5921. 0
5921. 1
5921. 2
5921. 3
5921. 4
5921. 5
5922. 0
5922. 1
5922. 2
5922. 3
5922. 4
5922. 5
5922. 6
5922. 7
5923. 0
5923. 1
5923. 2
5923. 3
5923. 4
5923. 5
5923. 6
5923. 7
5924. 0
5924. 1
5924. 2
5924. 3
×10^15
200
100
0
−100
−200
−300
−400
−500
pull
Entries 26
Mean 0
Std Dev 0
pull1D
Entries 26
Mean 0
Std Dev 0
1
0.8
0.6
0.4
0.2
0
−8
−6
−4
−2
0
2
4
6
8

dit_sam2_coil7_err_mean vs run

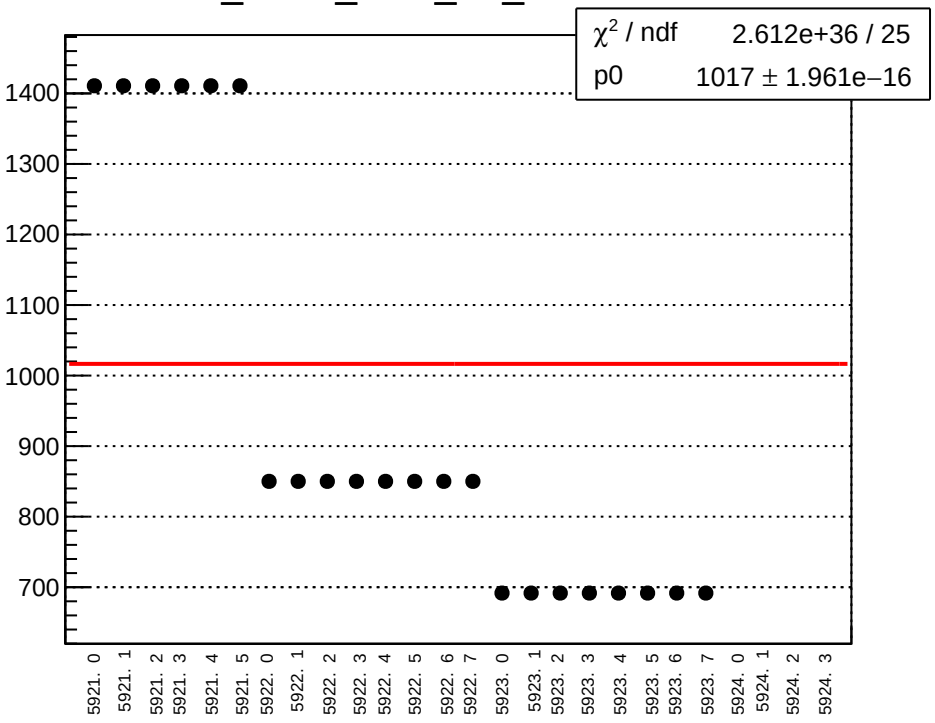

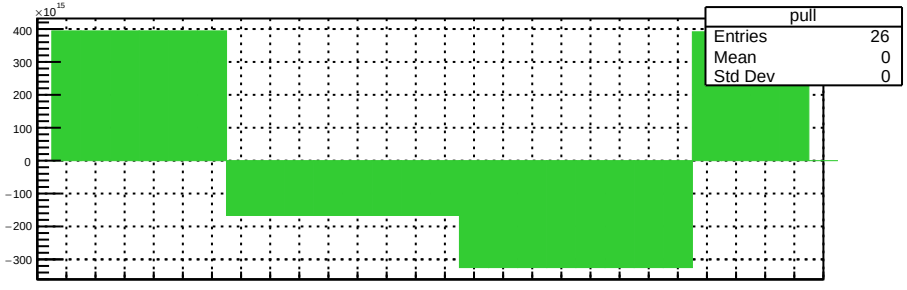

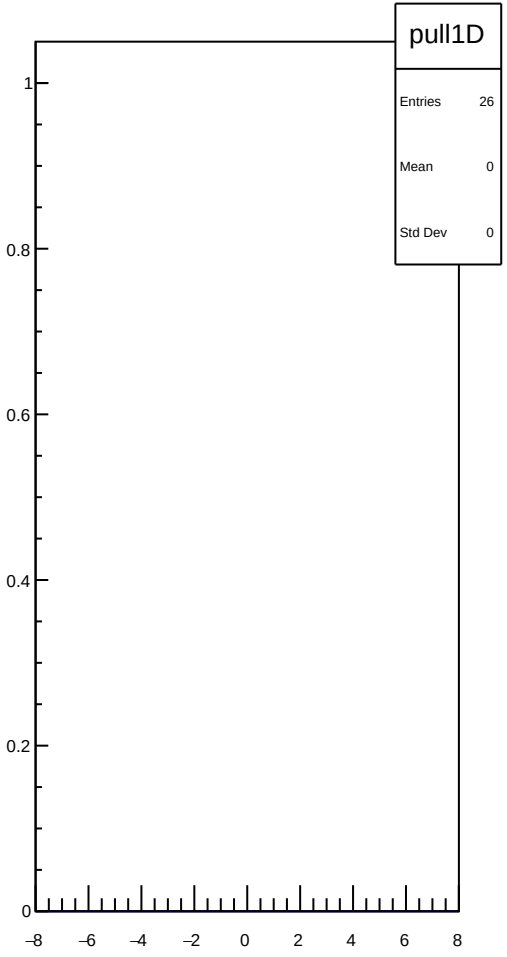

dit_sam2_coil7_Ndata_mean vs run

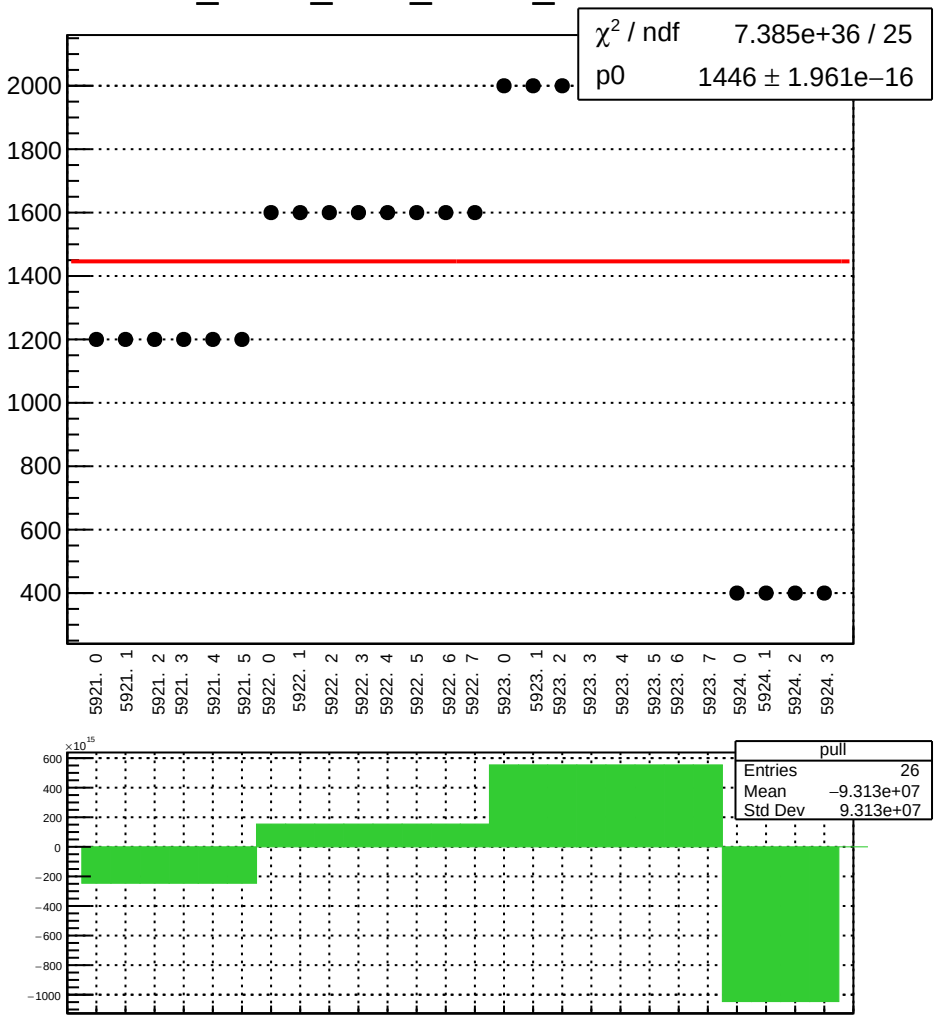

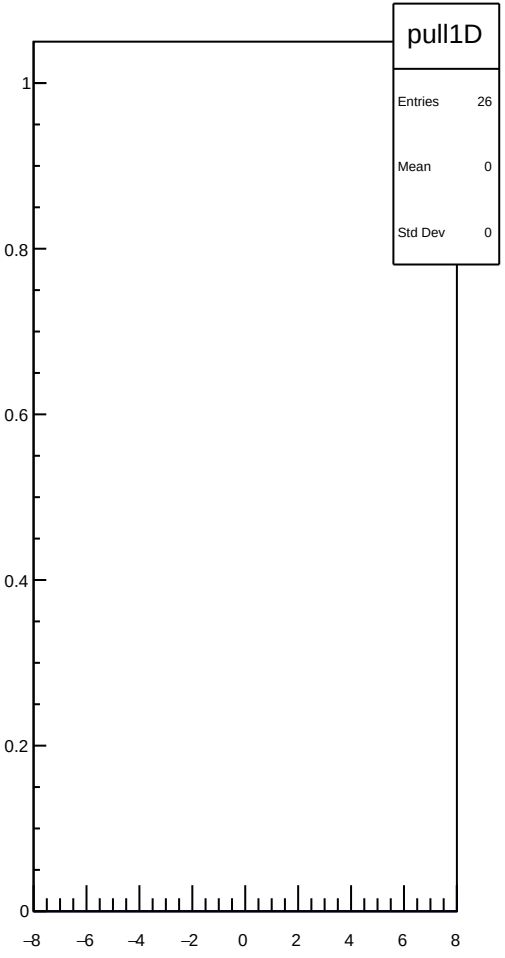

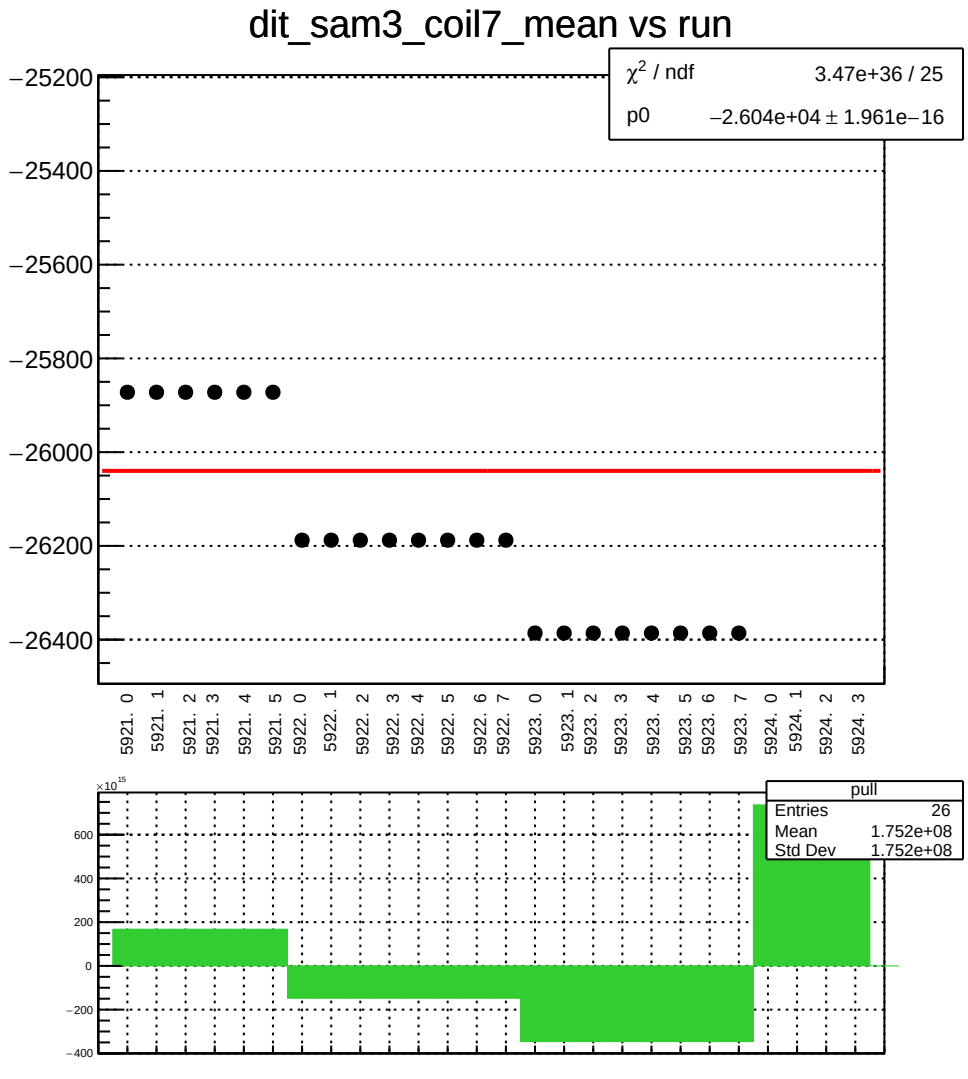
dit_sam3_coil7_mean vs run
χ2 / ndf 3.47e+36 / 25
p0 −2.604e+04 ± 1.961e−16
−25200
−25400
−25600
−25800
−26000
−26200
−26400
5921. 0
5921. 1
5921. 2
5921. 3
5921. 4
5921. 5
5922. 0
5922. 1
5922. 2
5922. 3
5922. 4
5922. 5
5922. 6
5922. 7
5923. 0
5923. 1
5923. 2
5923. 3
5923. 4
5923. 5
5923. 6
5923. 7
5924. 0
5924. 1
5924. 2
5924. 3
×10^15
600
400
200
0
−200
−400
pull
Entries 26
Mean 1.752e+08
Std Dev 1.752e+08

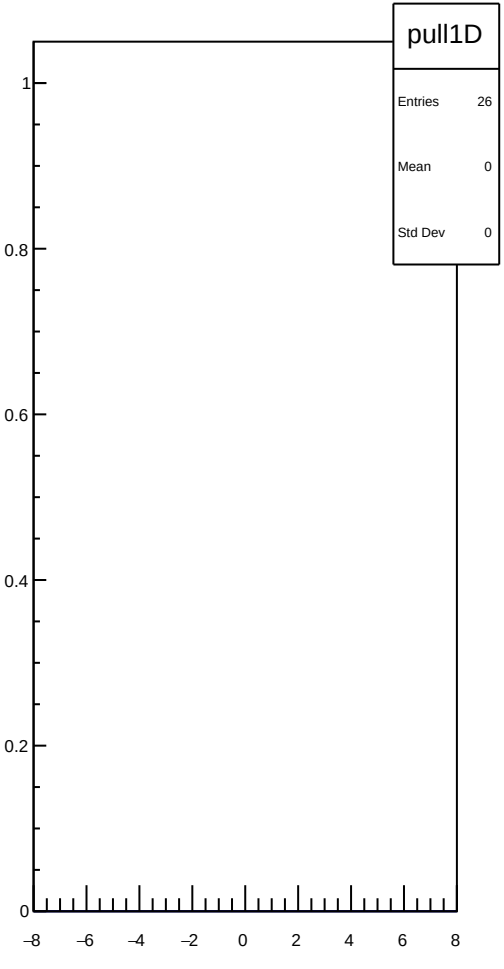
pull1D
Entries 26
Mean 0
Std Dev 0
1
0.8
0.6
0.4
0.2
0
−8
−6
−4
−2
0
2
4
6
8

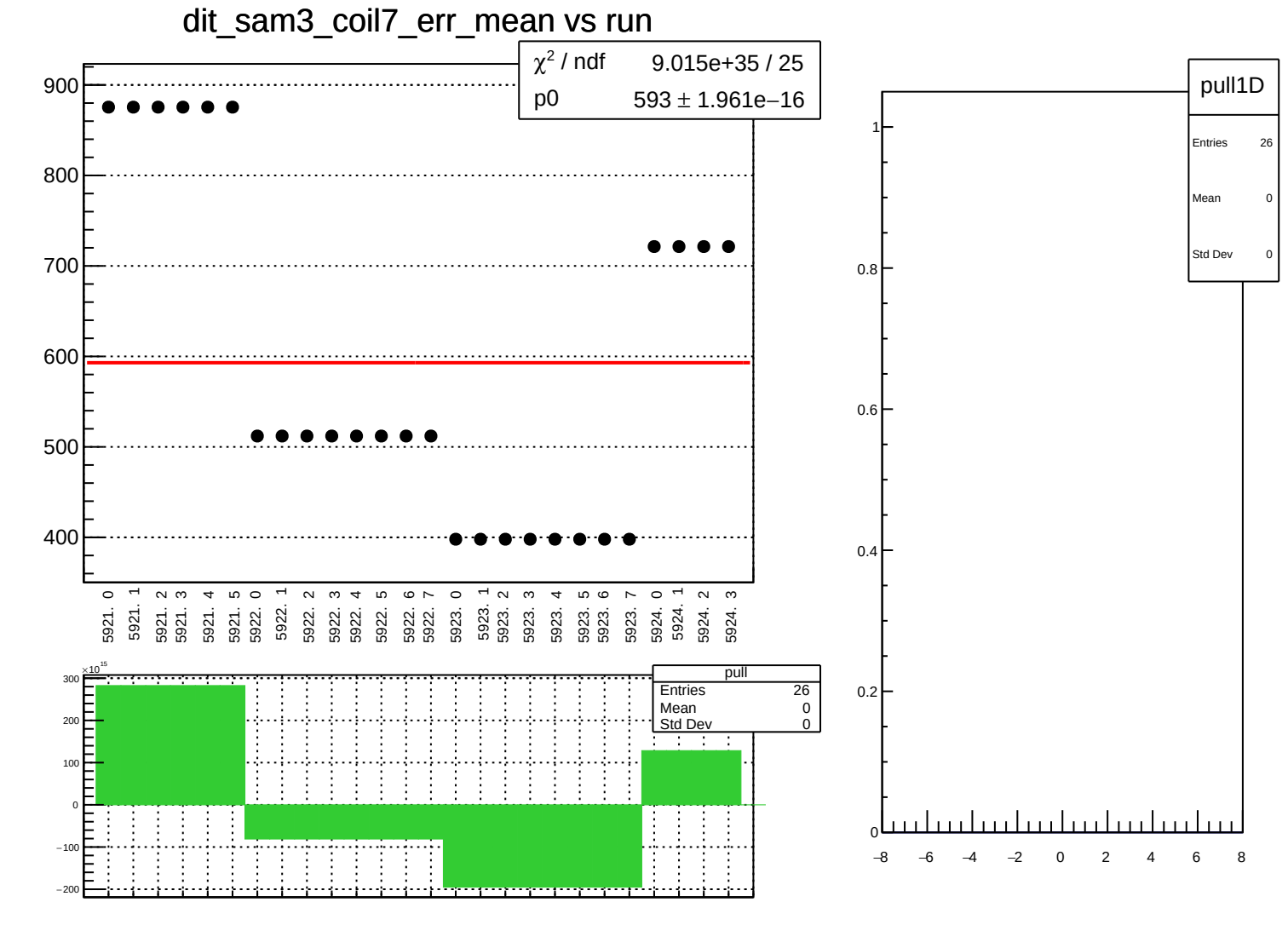
dit_sam3_coil7_err_mean vs run
χ² / ndf 9.015e+35 / 25
p0 593 ± 1.961e−16
900
800
700
600
500
400
5921. 0
5921. 1
5921. 2
5921. 3
5921. 4
5921. 5
5922. 0
5922. 1
5922. 2
5922. 3
5922. 4
5922. 5
5922. 6
5922. 7
5923. 0
5923. 1
5923. 2
5923. 3
5923. 4
5923. 5
5923. 6
5923. 7
5924. 0
5924. 1
5924. 2
5924. 3
×10¹⁵
300
200
100
0
−100
−200
pull
Entries 26
Mean 0
Std Dev 0
pull1D
Entries 26
Mean 0
Std Dev 0
1
0.8
0.6
0.4
0.2
0
−8
−6
−4
−2
0
2
4
6
8

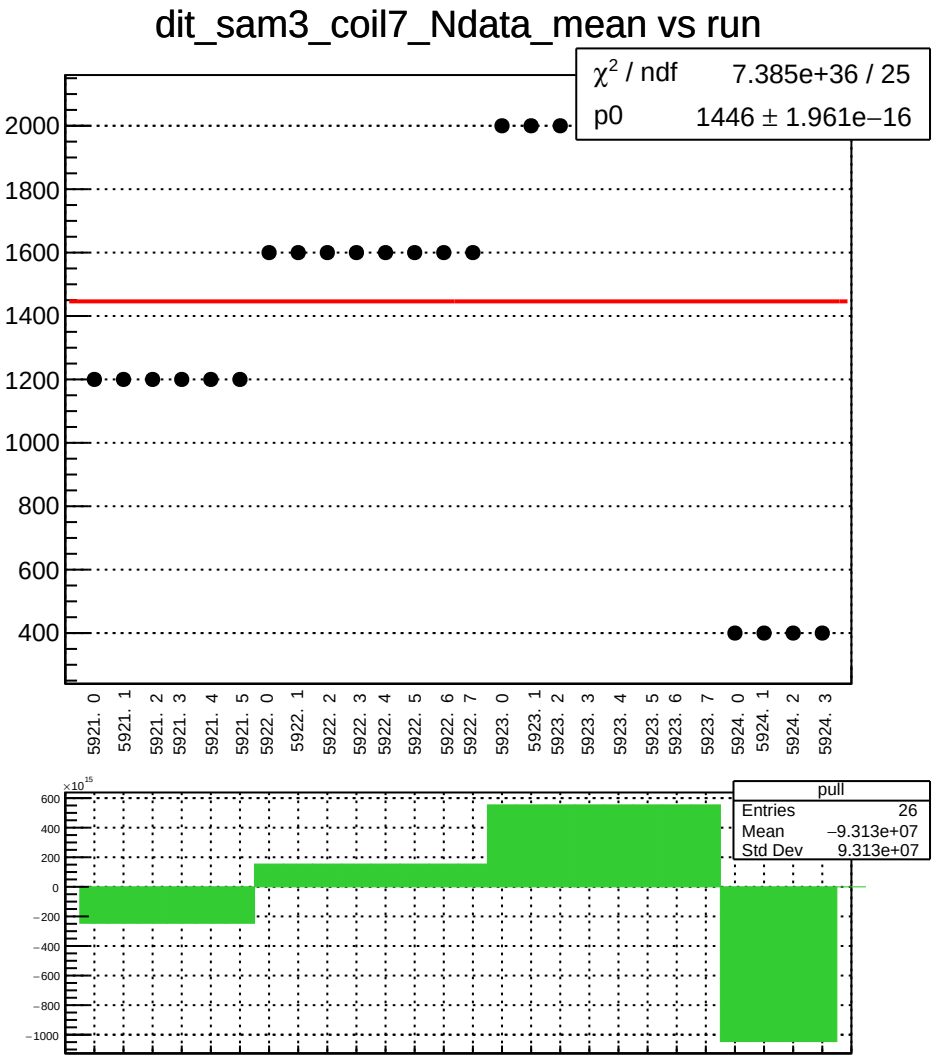
dit_sam3_coil7_Ndata_mean vs run
χ² / ndf 7.385e+36 / 25
p0 1446 ± 1.961e−16
2000
1800
1600
1400
1200
1000
800
600
400
5921. 0
5921. 1
5921. 2
5921. 3
5921. 4
5921. 5
5922. 0
5922. 1
5922. 2
5922. 3
5922. 4
5922. 5
5922. 6
5922. 7
5923. 0
5923. 1
5923. 2
5923. 3
5923. 4
5923. 5
5923. 6
5923. 7
5924. 0
5924. 1
5924. 2
5924. 3
×10^15
600
400
200
0
−200
−400
−600
−800
−1000
pull
Entries 26
Mean −9.313e+07
Std Dev 9.313e+07

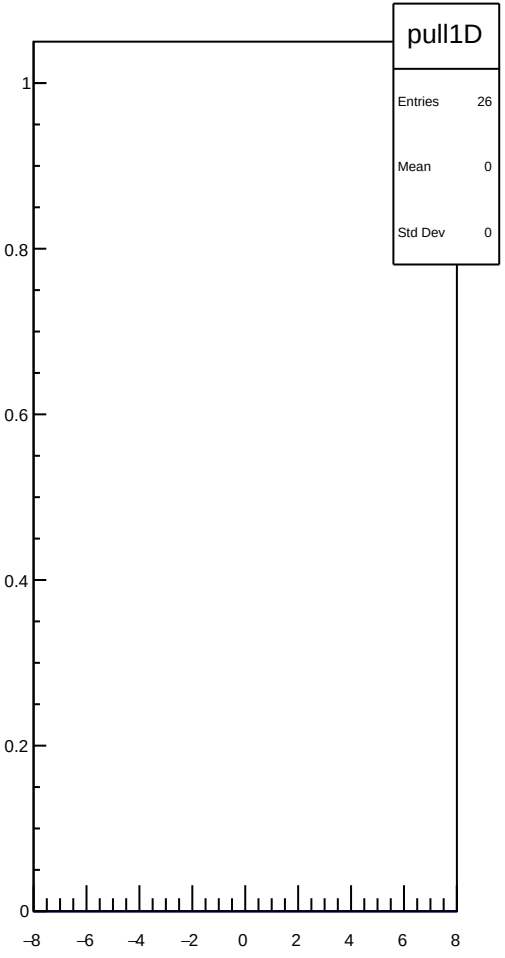
pull1D
Entries 26
Mean 0
Std Dev 0
1
0.8
0.6
0.4
0.2
0
−8
−6
−4
−2
0
2
4
6
8

dit_sam4_coil7_mean vs run

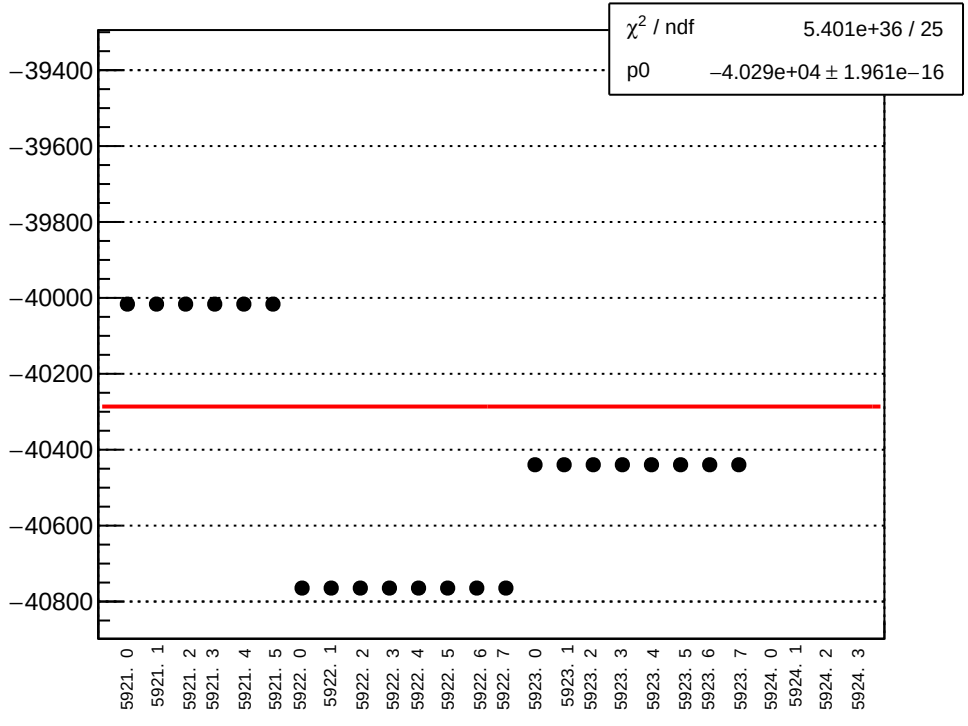

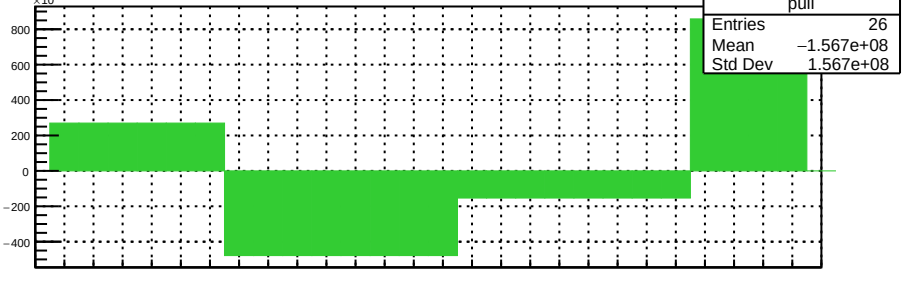

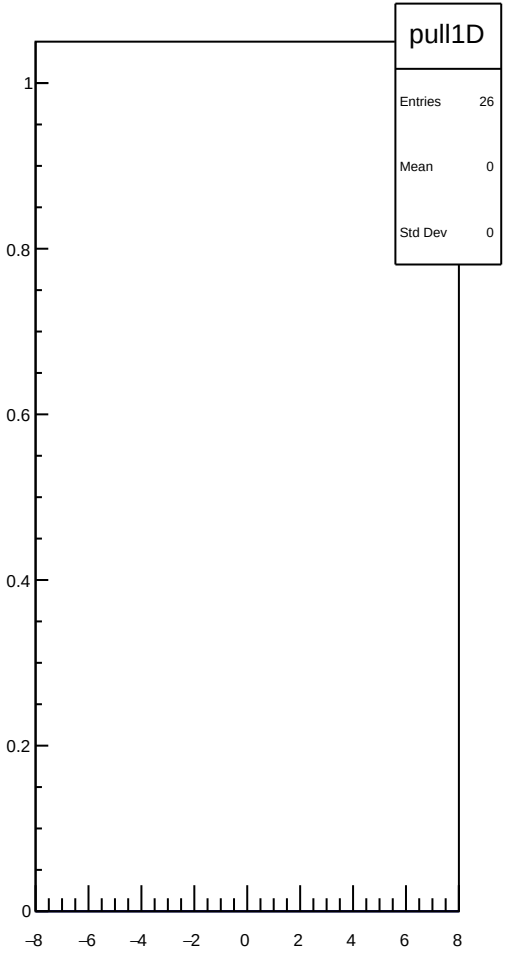

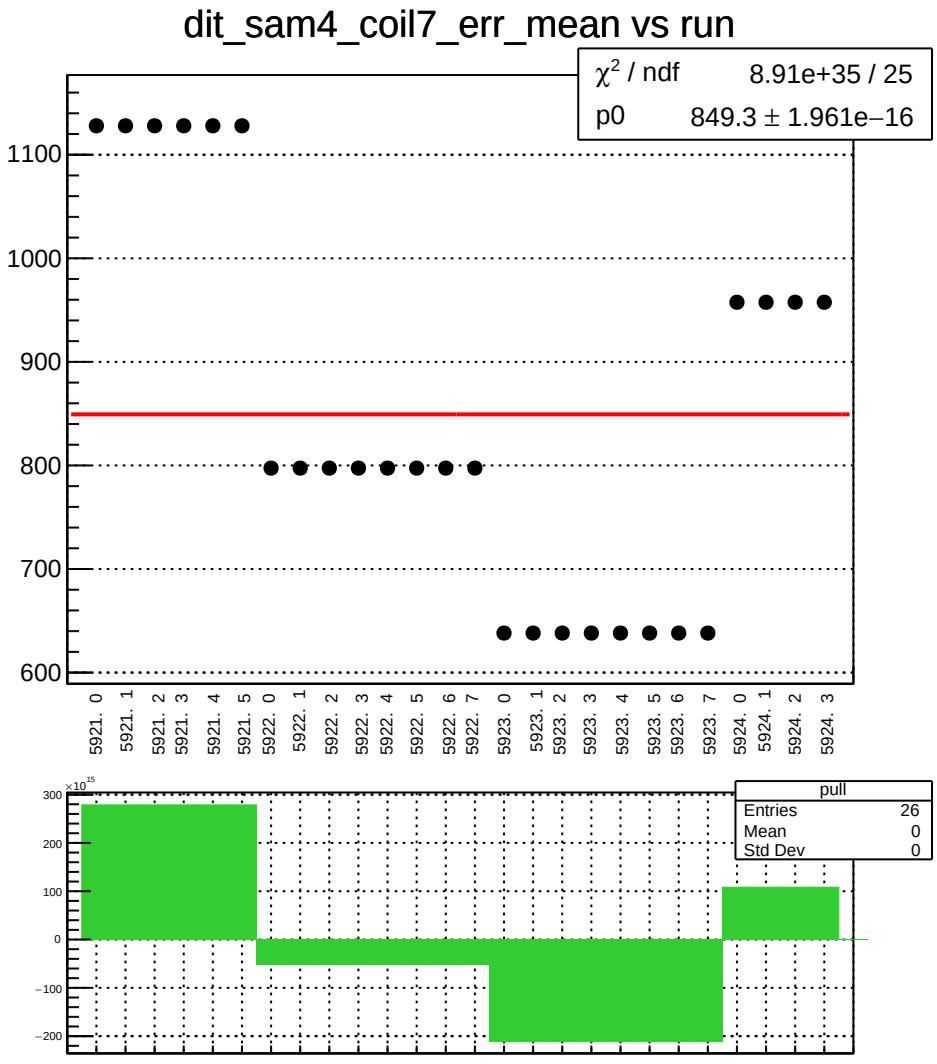
dit_sam4_coil7_err_mean vs run
χ² / ndf 8.91e+35 / 25
p0 849.3 ± 1.961e−16
1100
1000
900
800
700
600
5921. 0
5921. 1
5921. 2
5921. 3
5921. 4
5921. 5
5922. 0
5922. 1
5922. 2
5922. 3
5922. 4
5922. 5
5922. 6
5922. 7
5923. 0
5923. 1
5923. 2
5923. 3
5923. 4
5923. 5
5923. 6
5923. 7
5924. 0
5924. 1
5924. 2
5924. 3
×10¹⁵
300
200
100
0
−100
−200
pull
Entries 26
Mean 0
Std Dev 0

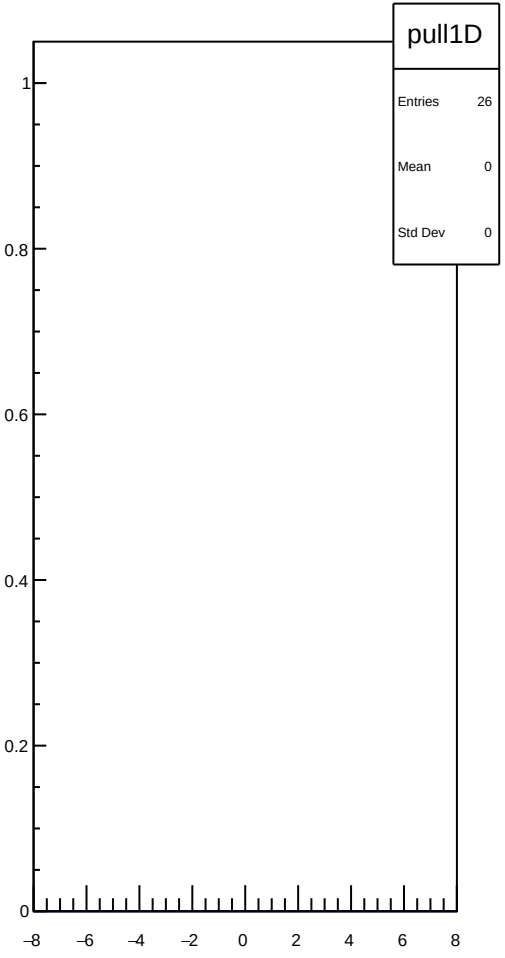
pull1D
Entries 26
Mean 0
Std Dev 0
1
0.8
0.6
0.4
0.2
0
−8
−6
−4
−2
0
2
4
6
8

dit_sam4_coil7_Ndata_mean vs run

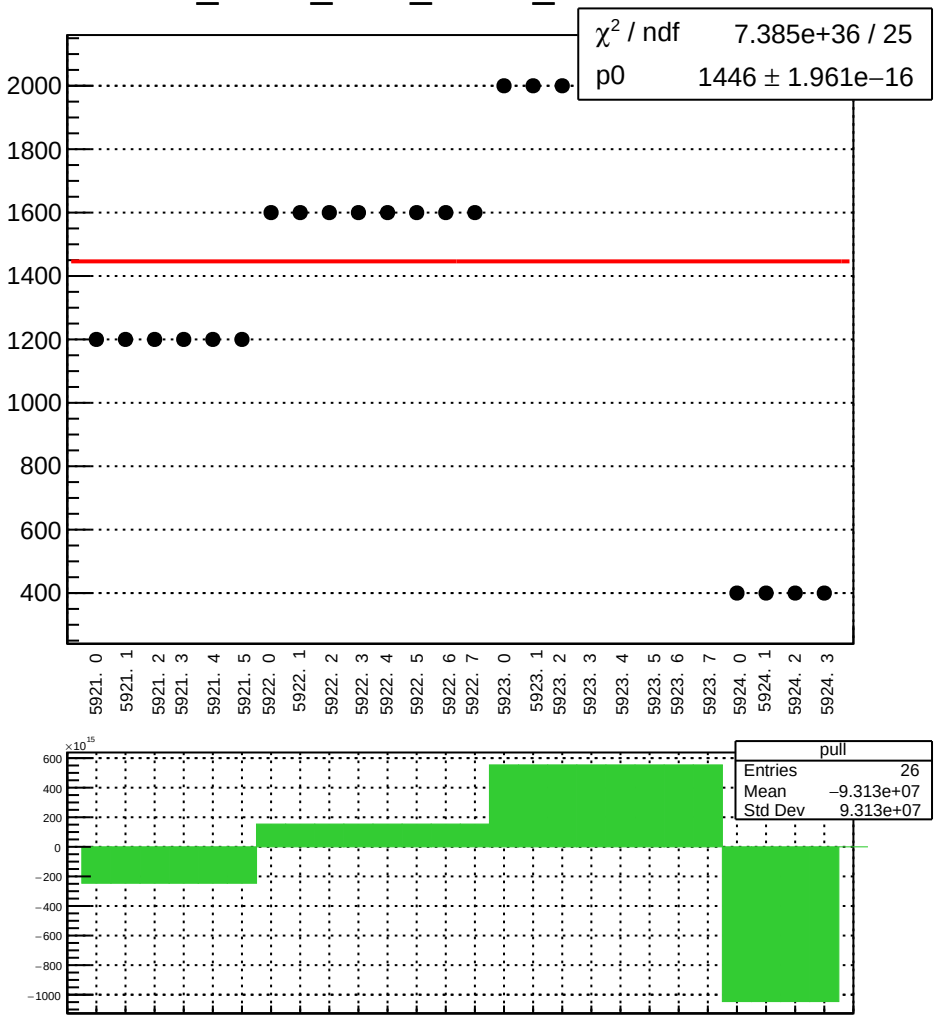

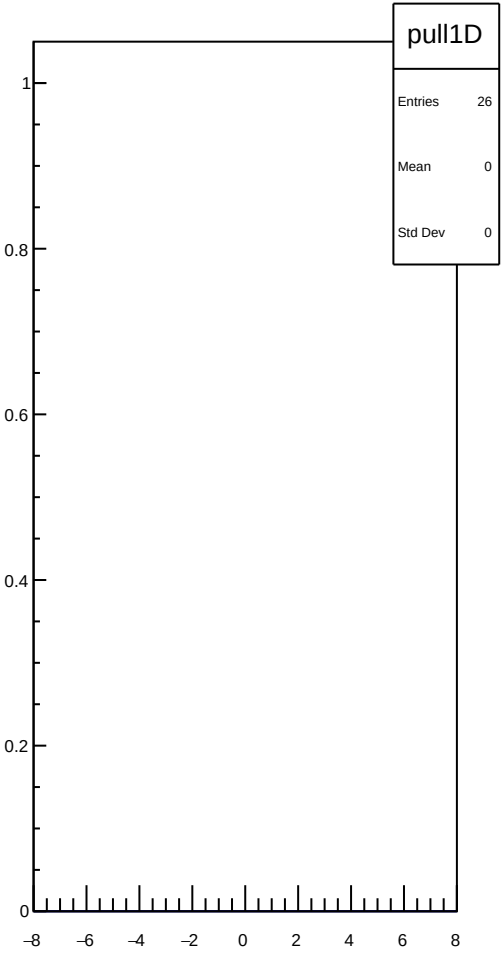

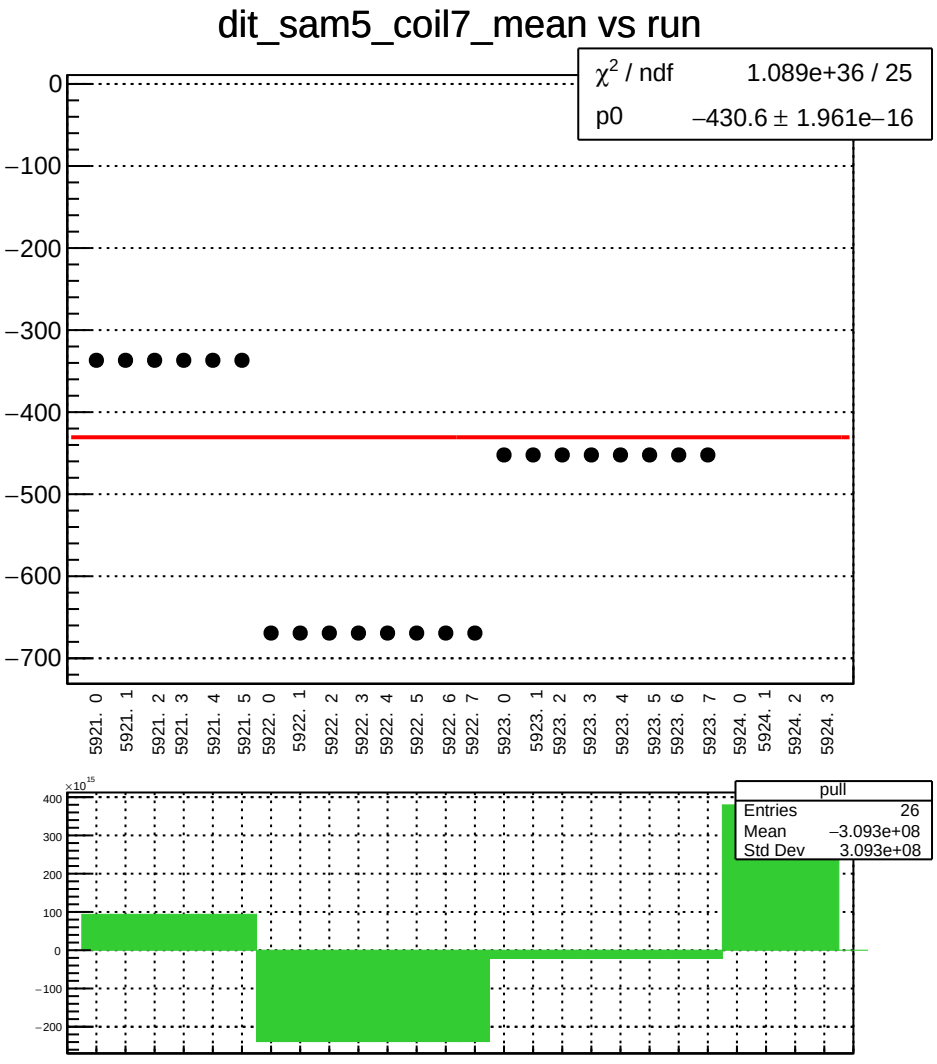
dit_sam5_coil7_mean vs run
χ² / ndf 1.089e+36 / 25
p0 −430.6 ± 1.961e−16
0
−100
−200
−300
−400
−500
−600
−700
5921. 0
5921. 1
5921. 2
5921. 3
5921. 4
5921. 5
5922. 0
5922. 1
5922. 2
5922. 3
5922. 4
5922. 5
5922. 6
5922. 7
5923. 0
5923. 1
5923. 2
5923. 3
5923. 4
5923. 5
5923. 6
5923. 7
5924. 0
5924. 1
5924. 2
5924. 3
×10^15
400
300
200
100
0
−100
−200
pull
Entries 26
Mean −3.093e+08
Std Dev 3.093e+08

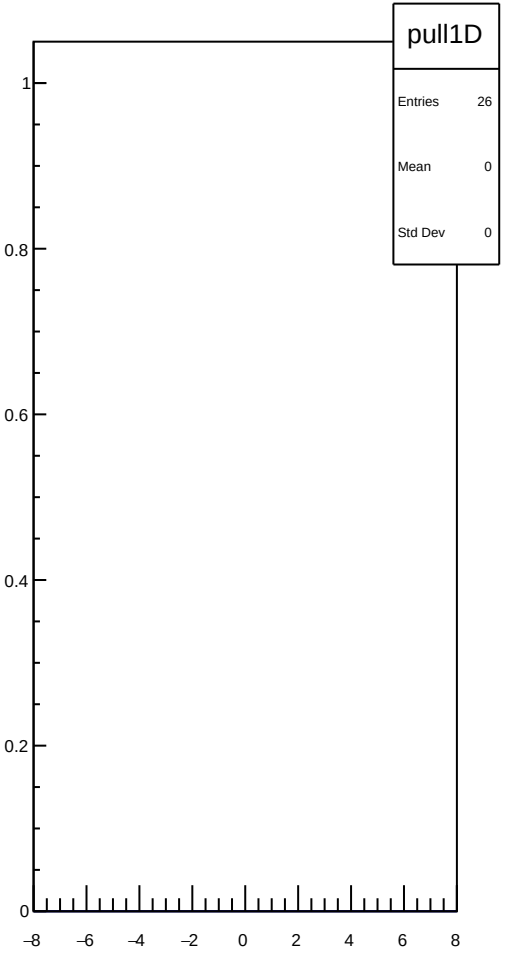
pull1D
Entries 26
Mean 0
Std Dev 0
1
0.8
0.6
0.4
0.2
0
−8
−6
−4
−2
0
2
4
6
8

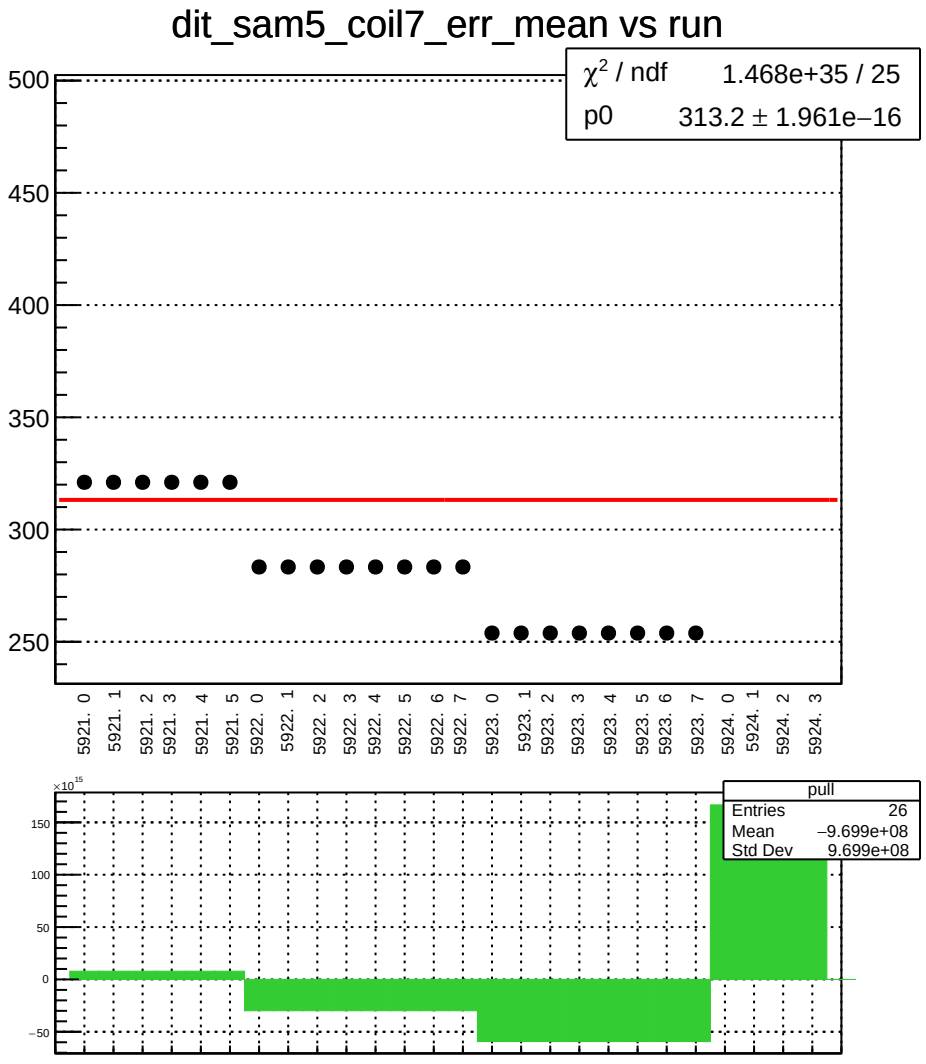
dit_sam5_coil7_err_mean vs run
χ² / ndf 1.468e+35 / 25
p0 313.2 ± 1.961e−16
500
450
400
350
300
250
5921. 0
5921. 1
5921. 2
5921. 3
5921. 4
5921. 5
5922. 0
5922. 1
5922. 2
5922. 3
5922. 4
5922. 5
5922. 6
5922. 7
5923. 0
5923. 1
5923. 2
5923. 3
5923. 4
5923. 5
5923. 6
5923. 7
5924. 0
5924. 1
5924. 2
5924. 3
×10¹⁵
150
100
50
0
−50
pull
Entries 26
Mean −9.699e+08
Std Dev 9.699e+08

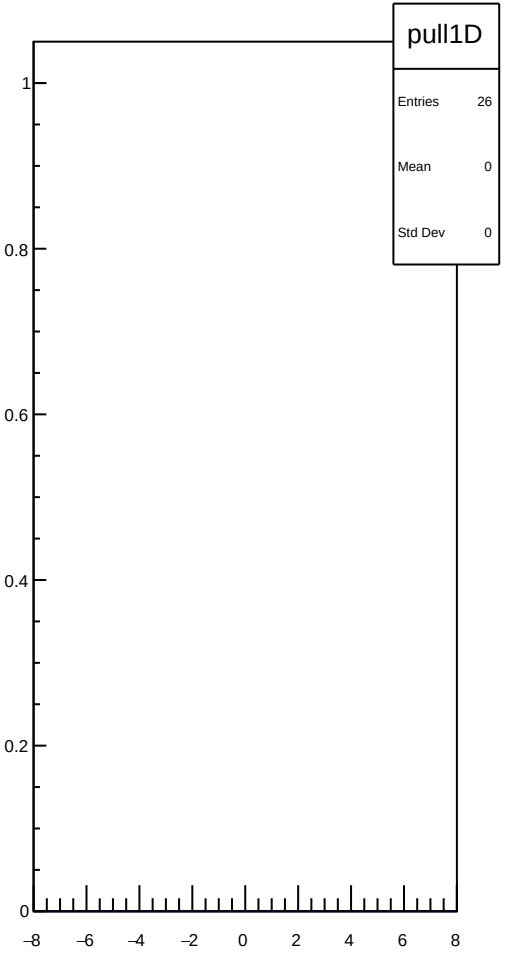
pull1D
Entries 26
Mean 0
Std Dev 0
1
0.8
0.6
0.4
0.2
0
−8
−6
−4
−2
0
2
4
6
8

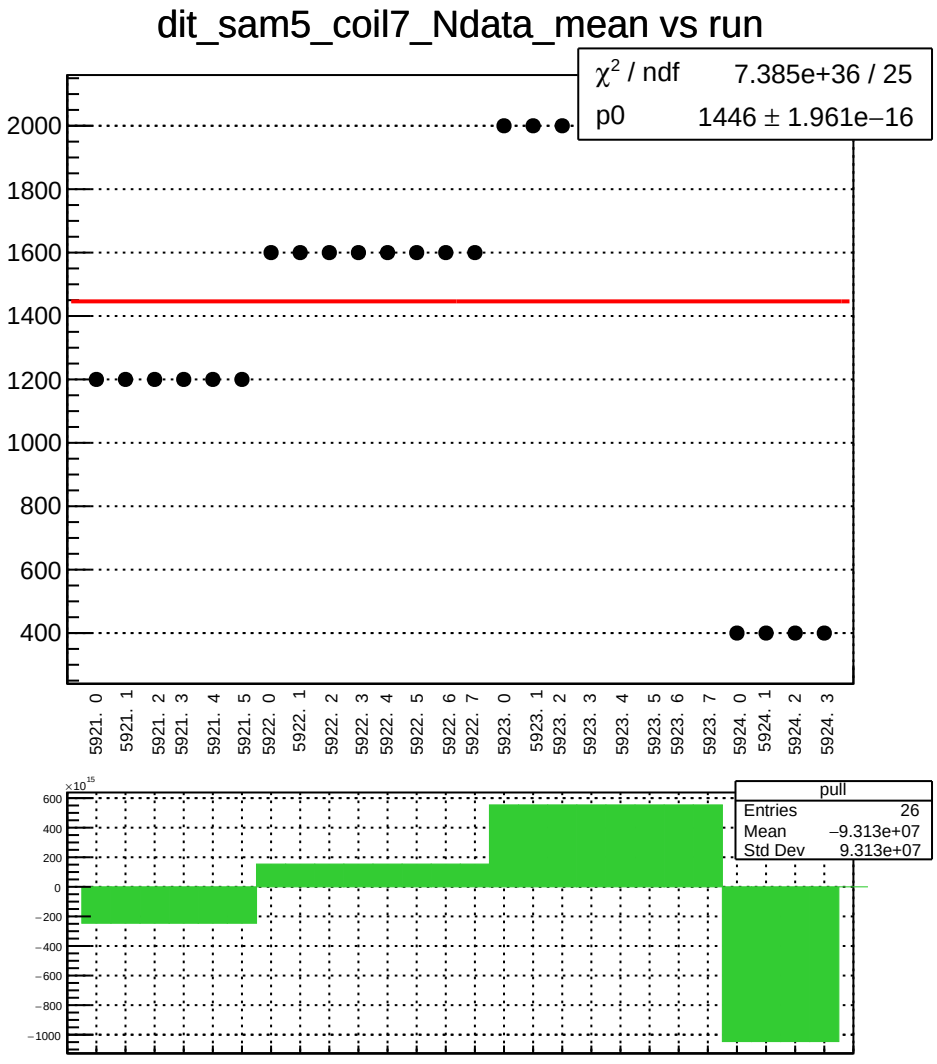
dit_sam5_coil7_Ndata_mean vs run
χ² / ndf 7.385e+36 / 25
p0 1446 ± 1.961e−16
2000
1800
1600
1400
1200
1000
800
600
400
5921. 0
5921. 1
5921. 2
5921. 3
5921. 4
5921. 5
5922. 0
5922. 1
5922. 2
5922. 3
5922. 4
5922. 5
5922. 6
5922. 7
5923. 0
5923. 1
5923. 2
5923. 3
5923. 4
5923. 5
5923. 6
5923. 7
5924. 0
5924. 1
5924. 2
5924. 3
×10^15
600
400
200
0
−200
−400
−600
−800
−1000
pull
Entries 26
Mean −9.313e+07
Std Dev 9.313e+07

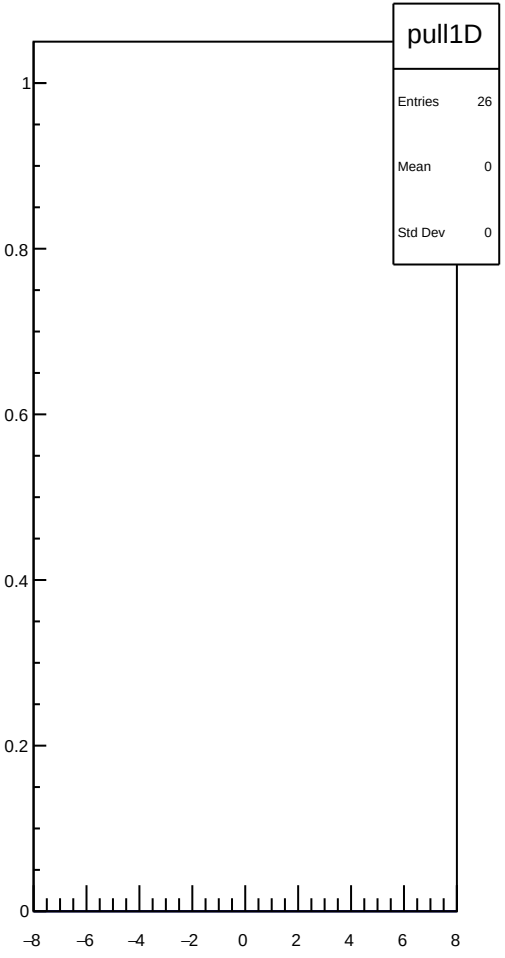
pull1D
Entries 26
Mean 0
Std Dev 0
1
0.8
0.6
0.4
0.2
0
−8
−6
−4
−2
0
2
4
6
8

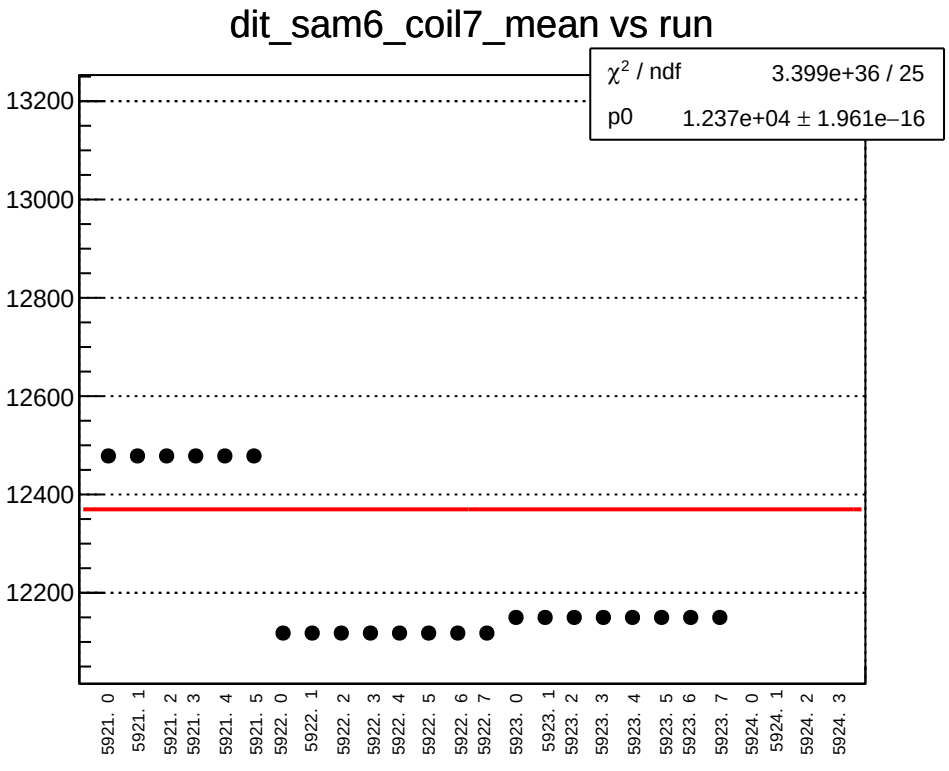
dit_sam6_coil7_mean vs run
χ² / ndf 3.399e+36 / 25
p0 1.237e+04 ± 1.961e−16
13200
13000
12800
12600
12400
12200
5921. 0
5921. 1
5921. 2
5921. 3
5921. 4
5921. 5
5922. 0
5922. 1
5922. 2
5922. 3
5922. 4
5922. 5
5922. 6
5922. 7
5923. 0
5923. 1
5923. 2
5923. 3
5923. 4
5923. 5
5923. 6
5923. 7
5924. 0
5924. 1
5924. 2
5924. 3

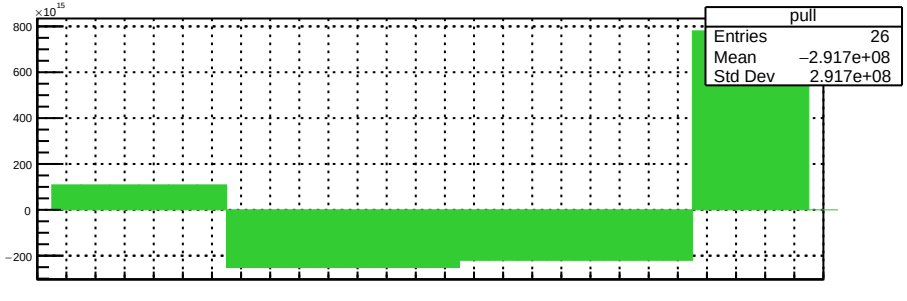
×10¹⁵
800
600
400
200
0
−200
pull
Entries 26
Mean −2.917e+08
Std Dev 2.917e+08

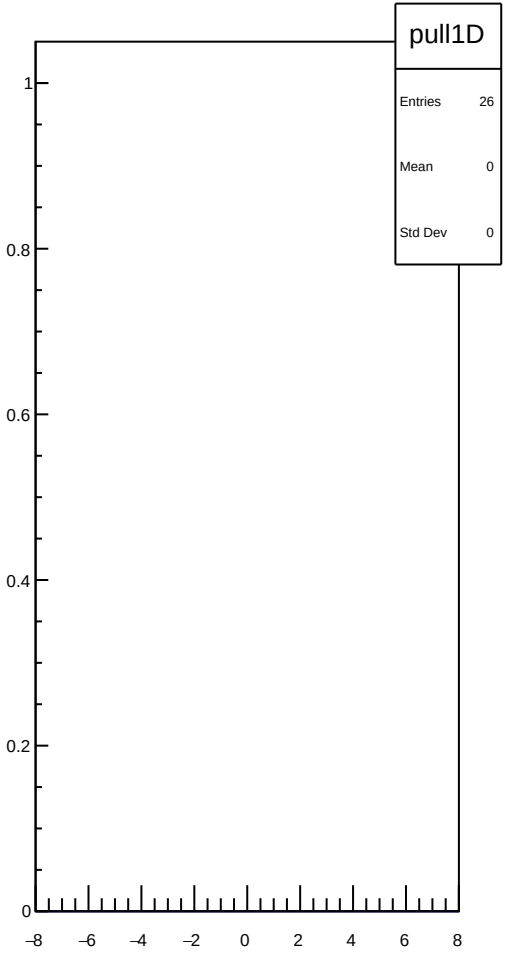
pull1D
Entries 26
Mean 0
Std Dev 0
1
0.8
0.6
0.4
0.2
0
−8
−6
−4
−2
0
2
4
6
8

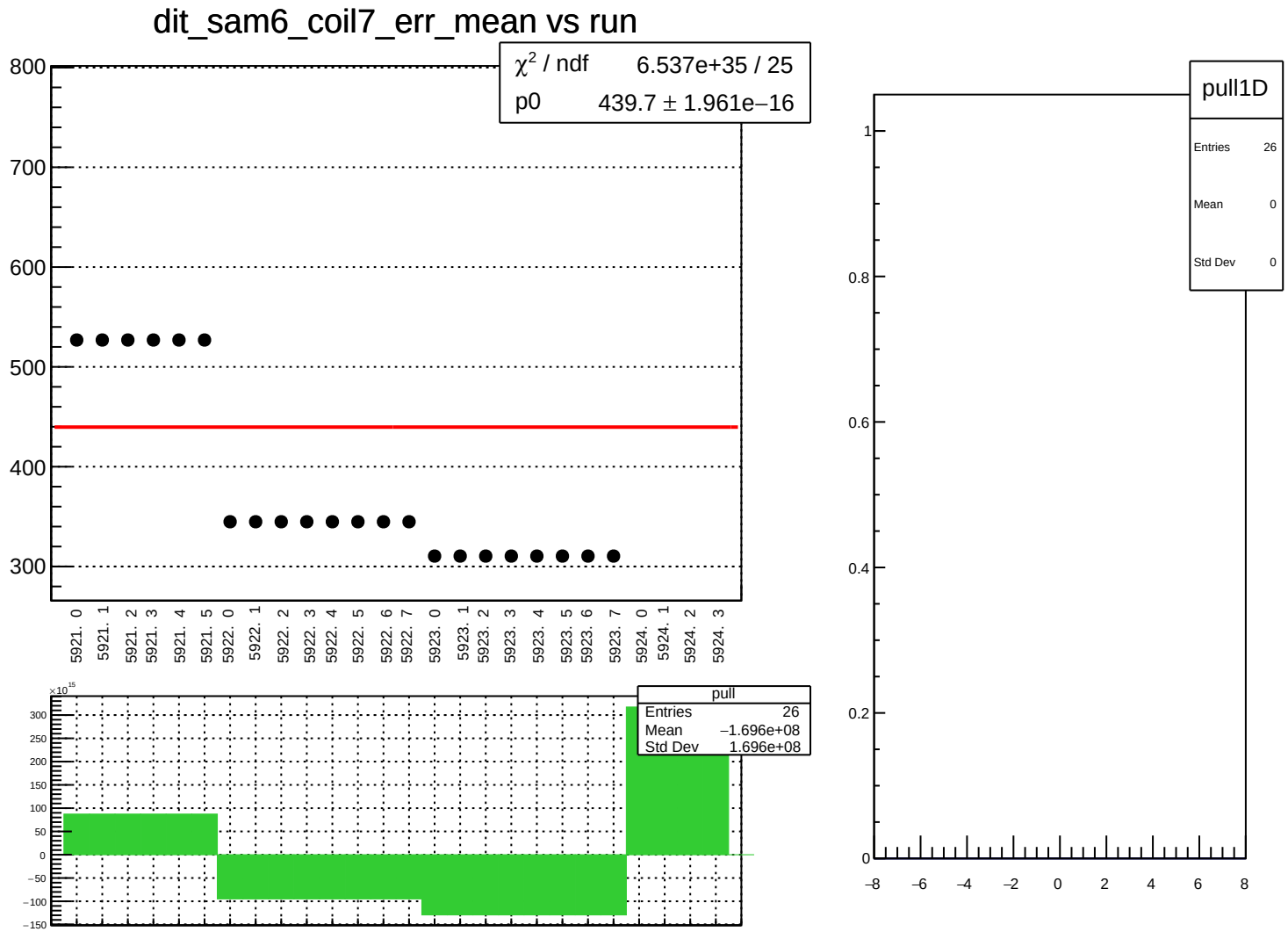
dit_sam6_coil7_err_mean vs run
χ² / ndf 6.537e+35 / 25
p0 439.7 ± 1.961e−16
800
700
600
500
400
300
5921. 0
5921. 1
5921. 2
5921. 3
5921. 4
5921. 5
5922. 0
5922. 1
5922. 2
5922. 3
5922. 4
5922. 5
5922. 6
5922. 7
5923. 0
5923. 1
5923. 2
5923. 3
5923. 4
5923. 5
5923. 6
5923. 7
5924. 0
5924. 1
5924. 2
5924. 3
pull
Entries 26
Mean −1.696e+08
Std Dev 1.696e+08
×10^15
300
250
200
150
100
50
0
−50
−100
−150
pull1D
Entries 26
Mean 0
Std Dev 0
1
0.8
0.6
0.4
0.2
0
−8
−6
−4
−2
0
2
4
6
8

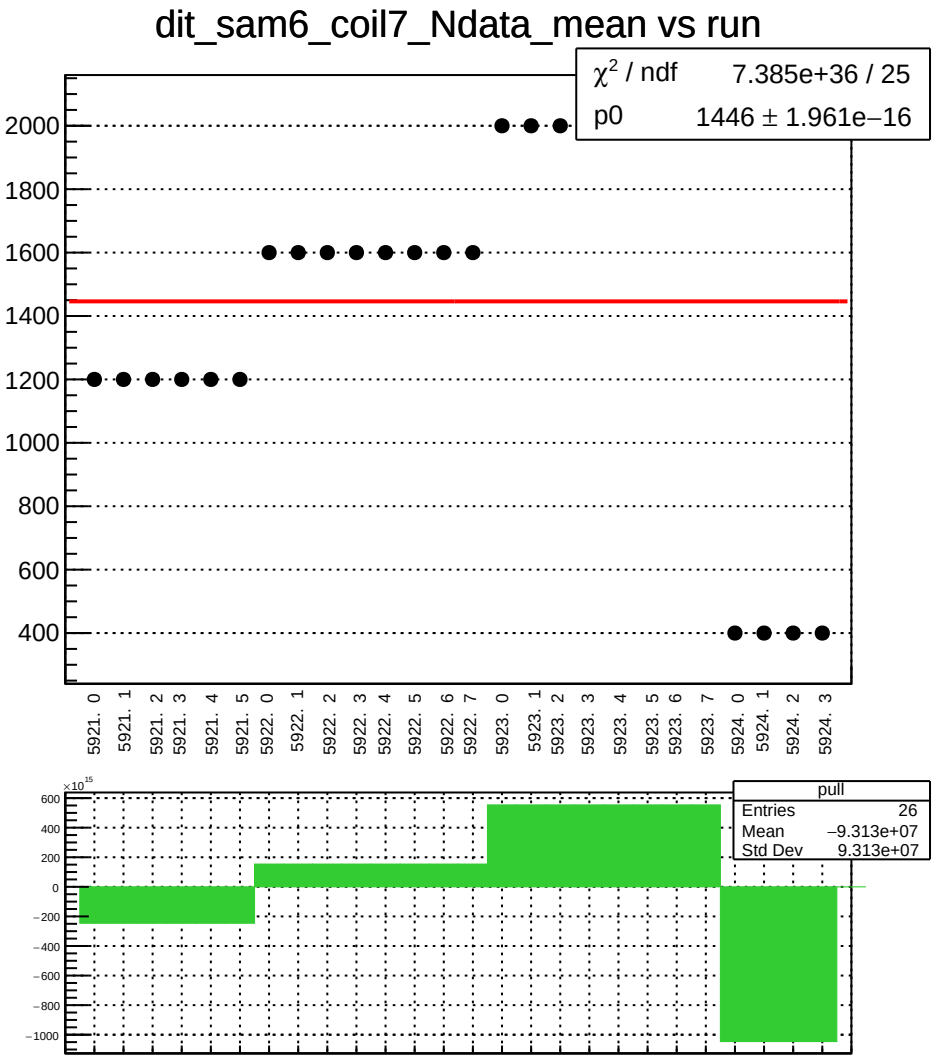
dit_sam6_coil7_Ndata_mean vs run
χ² / ndf 7.385e+36 / 25
p0 1446 ± 1.961e−16
2000
1800
1600
1400
1200
1000
800
600
400
5921. 0
5921. 1
5921. 2
5921. 3
5921. 4
5921. 5
5922. 0
5922. 1
5922. 2
5922. 3
5922. 4
5922. 5
5922. 6
5922. 7
5923. 0
5923. 1
5923. 2
5923. 3
5923. 4
5923. 5
5923. 6
5923. 7
5924. 0
5924. 1
5924. 2
5924. 3
×10^15
600
400
200
0
−200
−400
−600
−800
−1000
pull
Entries 26
Mean −9.313e+07
Std Dev 9.313e+07

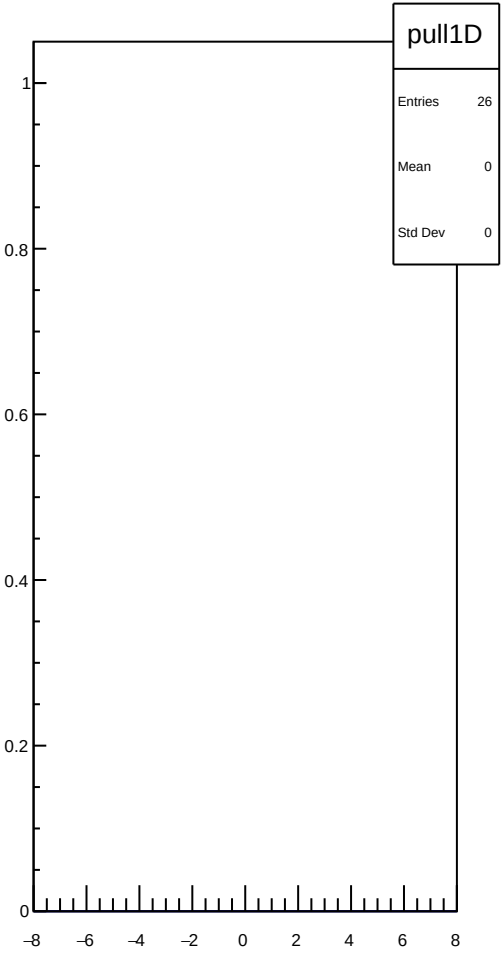
pull1D
Entries 26
Mean 0
Std Dev 0
1
0.8
0.6
0.4
0.2
0
−8
−6
−4
−2
0
2
4
6
8

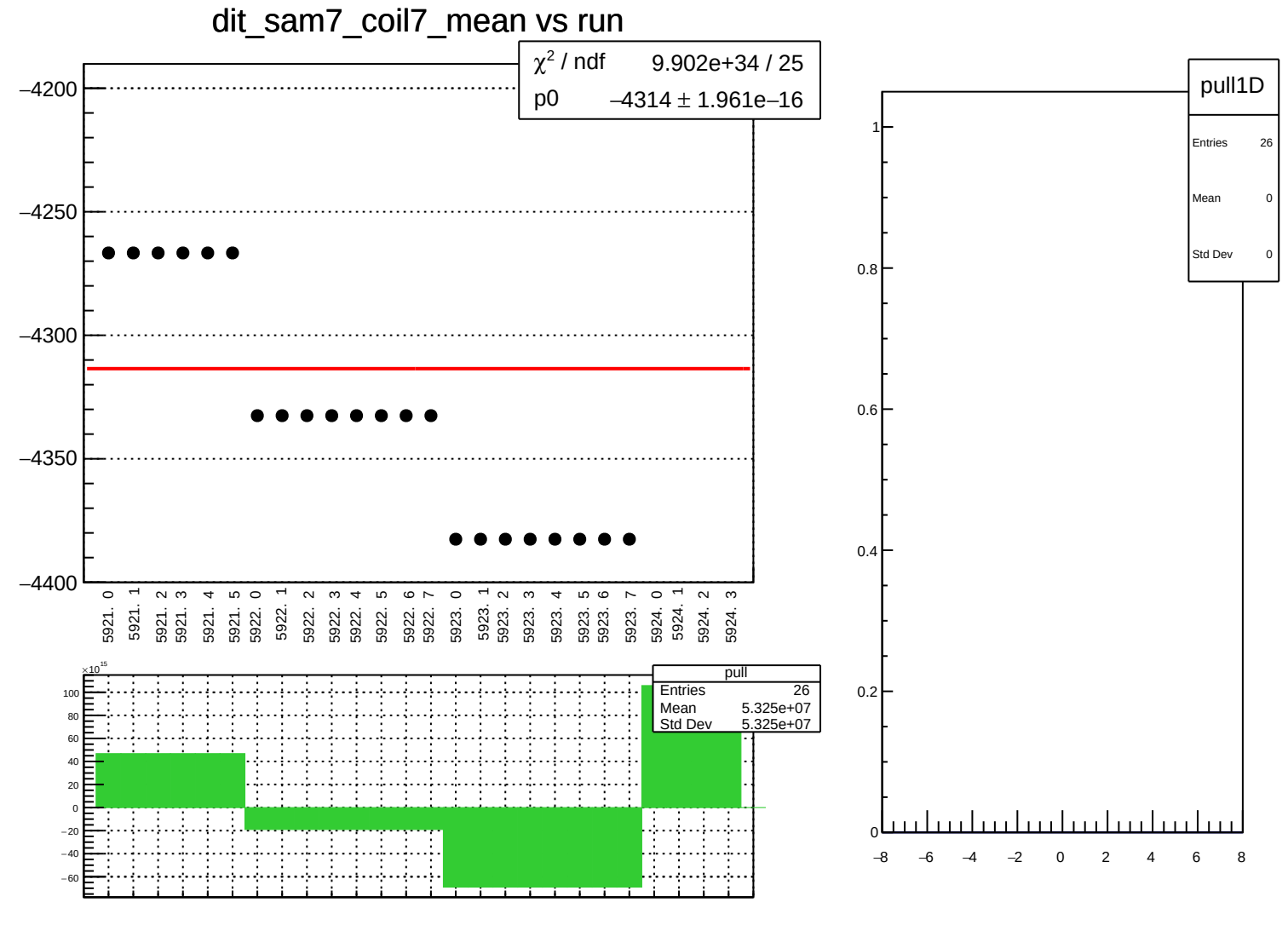
dit_sam7_coil7_mean vs run
χ² / ndf 9.902e+34 / 25
p0 −4314 ± 1.961e−16
−4200
−4250
−4300
−4350
−4400
5921. 0
5921. 1
5921. 2
5921. 3
5921. 4
5921. 5
5922. 0
5922. 1
5922. 2
5922. 3
5922. 4
5922. 5
5922. 6
5922. 7
5923. 0
5923. 1
5923. 2
5923. 3
5923. 4
5923. 5
5923. 6
5923. 7
5924. 0
5924. 1
5924. 2
5924. 3
pull
Entries 26
Mean 5.325e+07
Std Dev 5.325e+07
×10^15
100
80
60
40
20
0
−20
−40
−60
pull1D
Entries 26
Mean 0
Std Dev 0
1
0.8
0.6
0.4
0.2
0
−8
−6
−4
−2
0
2
4
6
8

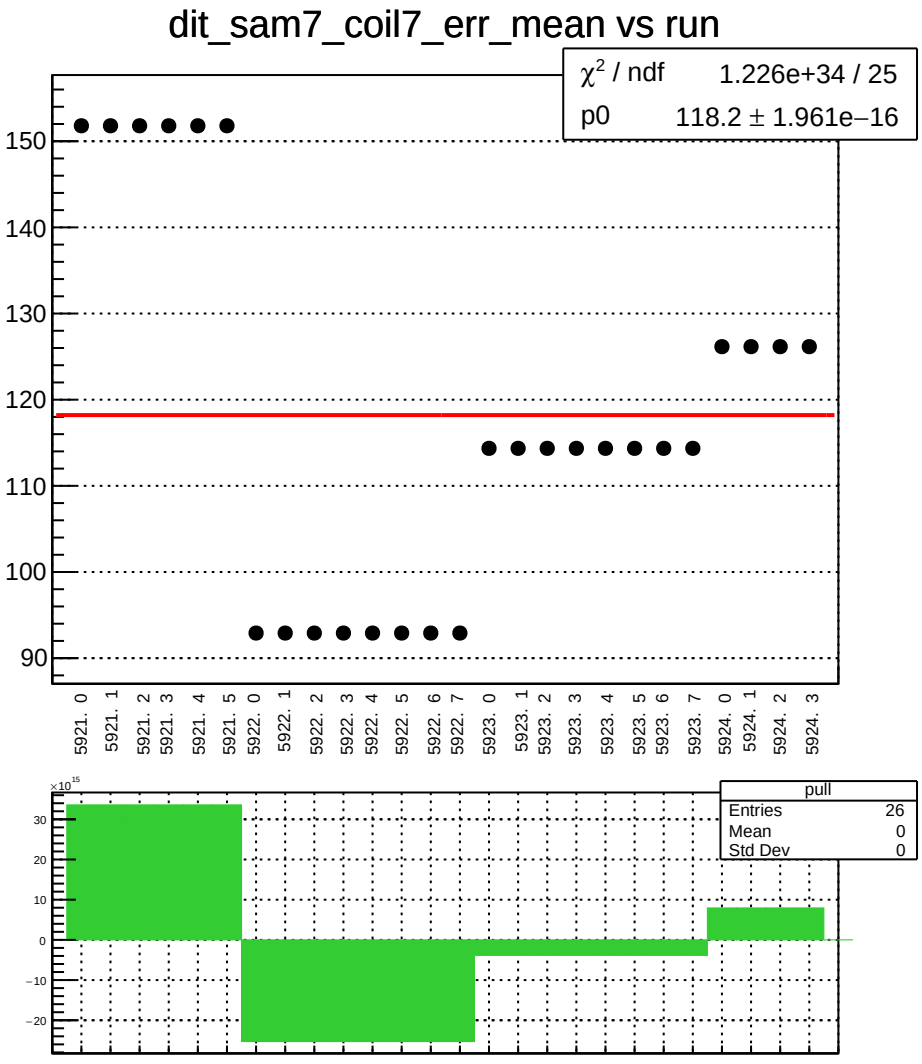
dit_sam7_coil7_err_mean vs run
χ² / ndf 1.226e+34 / 25
p0 118.2 ± 1.961e−16
150
140
130
120
110
100
90
5921. 0
5921. 1
5921. 2
5921. 3
5921. 4
5921. 5
5922. 0
5922. 1
5922. 2
5922. 3
5922. 4
5922. 5
5922. 6
5922. 7
5923. 0
5923. 1
5923. 2
5923. 3
5923. 4
5923. 5
5923. 6
5923. 7
5924. 0
5924. 1
5924. 2
5924. 3
×10^15
30
20
10
0
−10
−20
pull
Entries 26
Mean 0
Std Dev 0

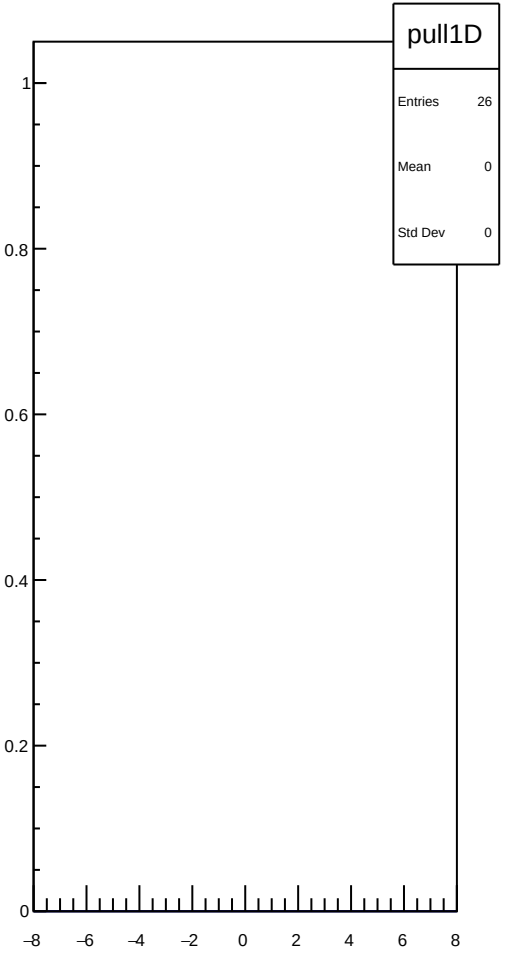
pull1D
Entries 26
Mean 0
Std Dev 0
1
0.8
0.6
0.4
0.2
0
−8
−6
−4
−2
0
2
4
6
8

dit_sam7_coil7_Ndata_mean vs run

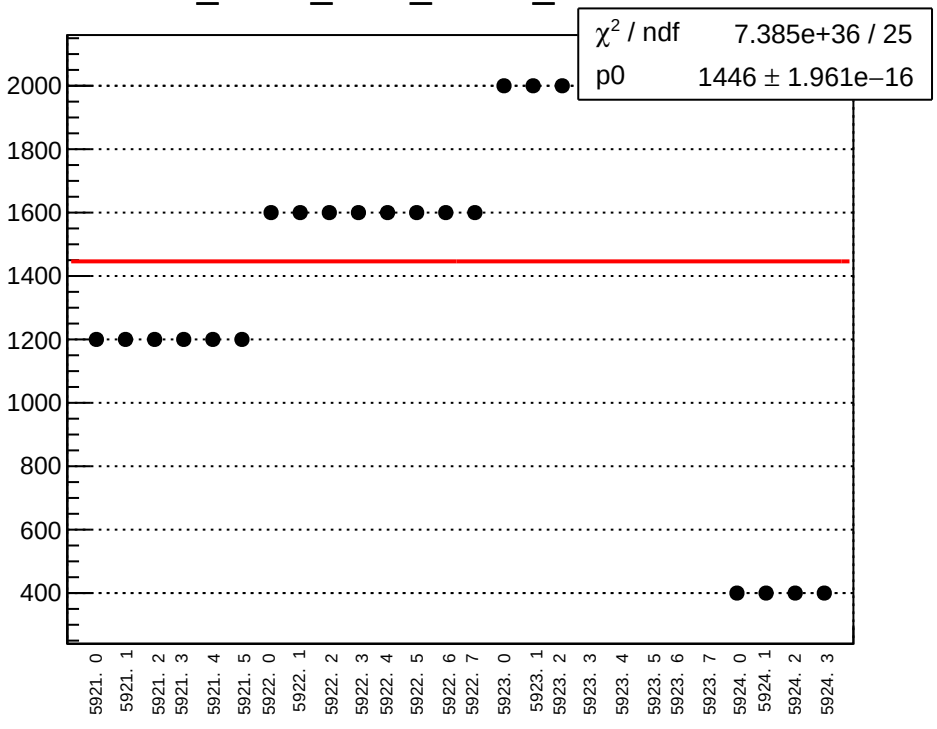

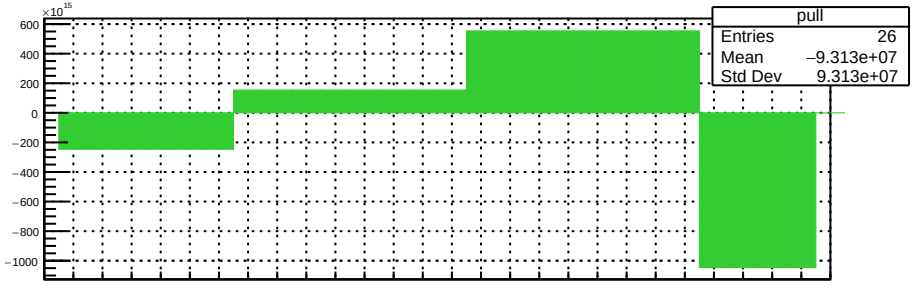

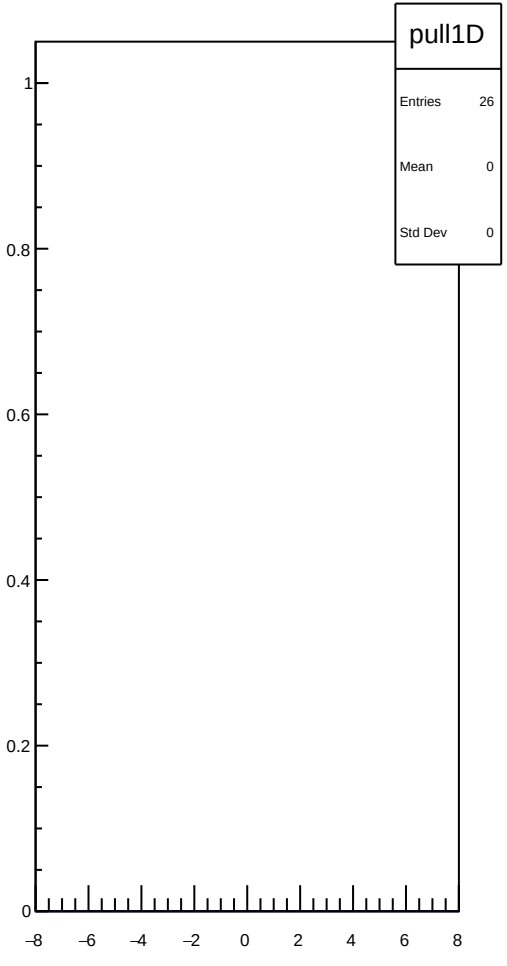

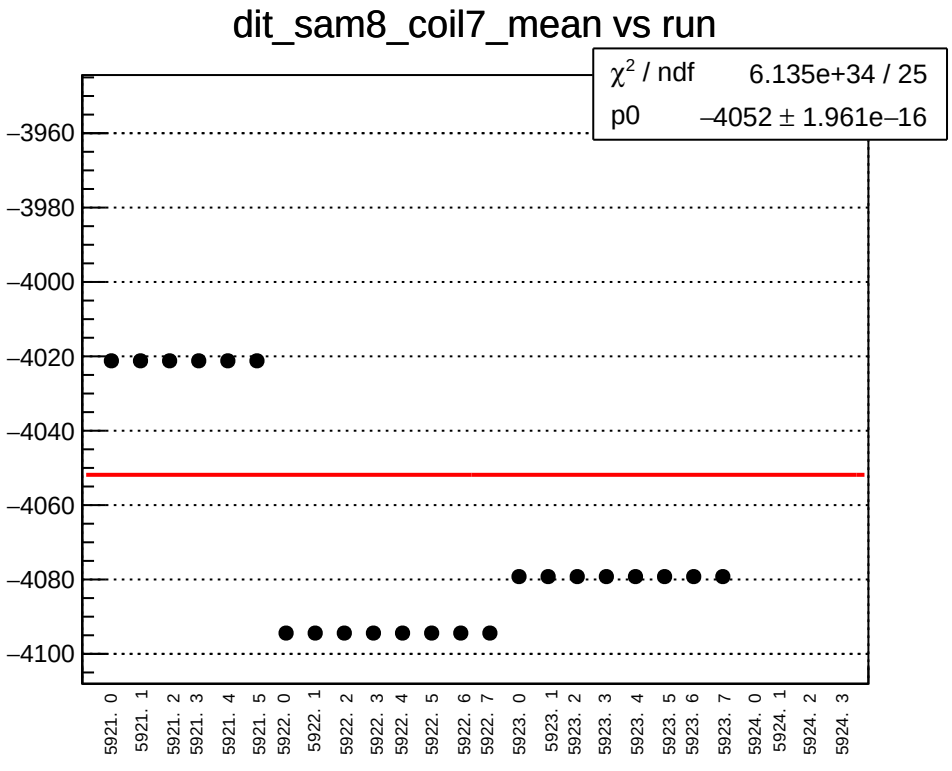
dit_sam8_coil7_mean vs run
χ² / ndf 6.135e+34 / 25
p0 –4052 ± 1.961e–16
–3960
–3980
–4000
–4020
–4040
–4060
–4080
–4100
5921. 0
5921. 1
5921. 2
5921. 3
5921. 4
5921. 5
5922. 0
5922. 1
5922. 2
5922. 3
5922. 4
5922. 5
5922. 6
5922. 7
5923. 0
5923. 1
5923. 2
5923. 3
5923. 4
5923. 5
5923. 6
5923. 7
5924. 0
5924. 1
5924. 2
5924. 3

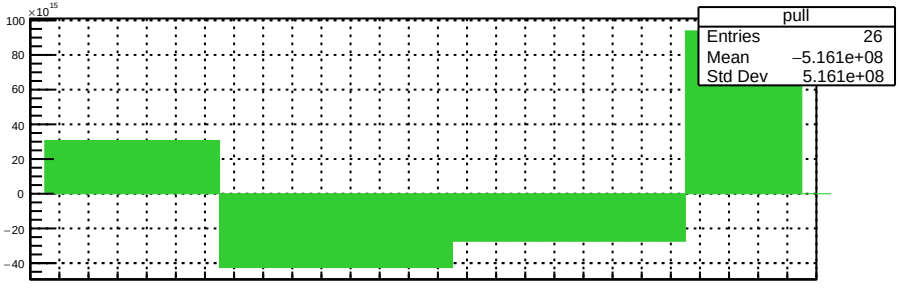
×10¹⁵
100
80
60
40
20
0
–20
–40
pull
Entries 26
Mean –5.161e+08
Std Dev 5.161e+08

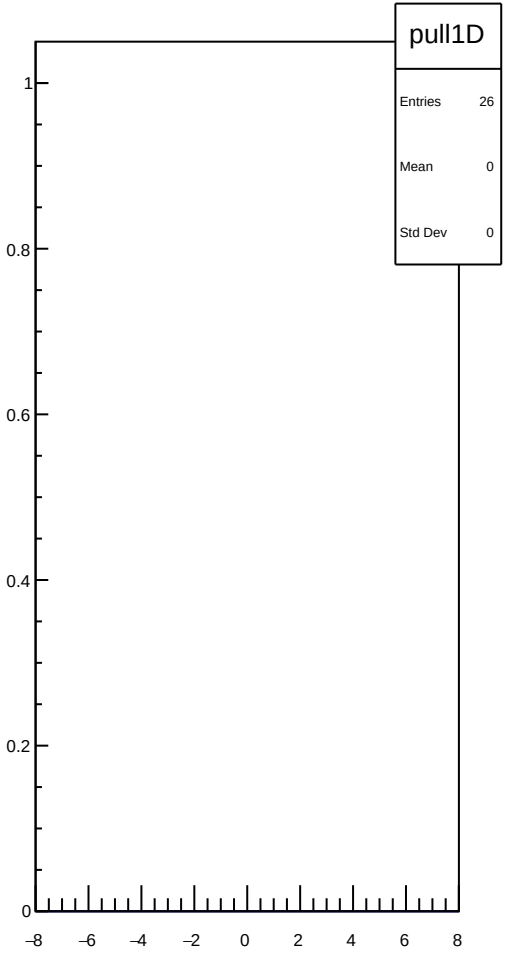
pull1D
Entries 26
Mean 0
Std Dev 0
1
0.8
0.6
0.4
0.2
0
–8
–6
–4
–2
0
2
4
6
8

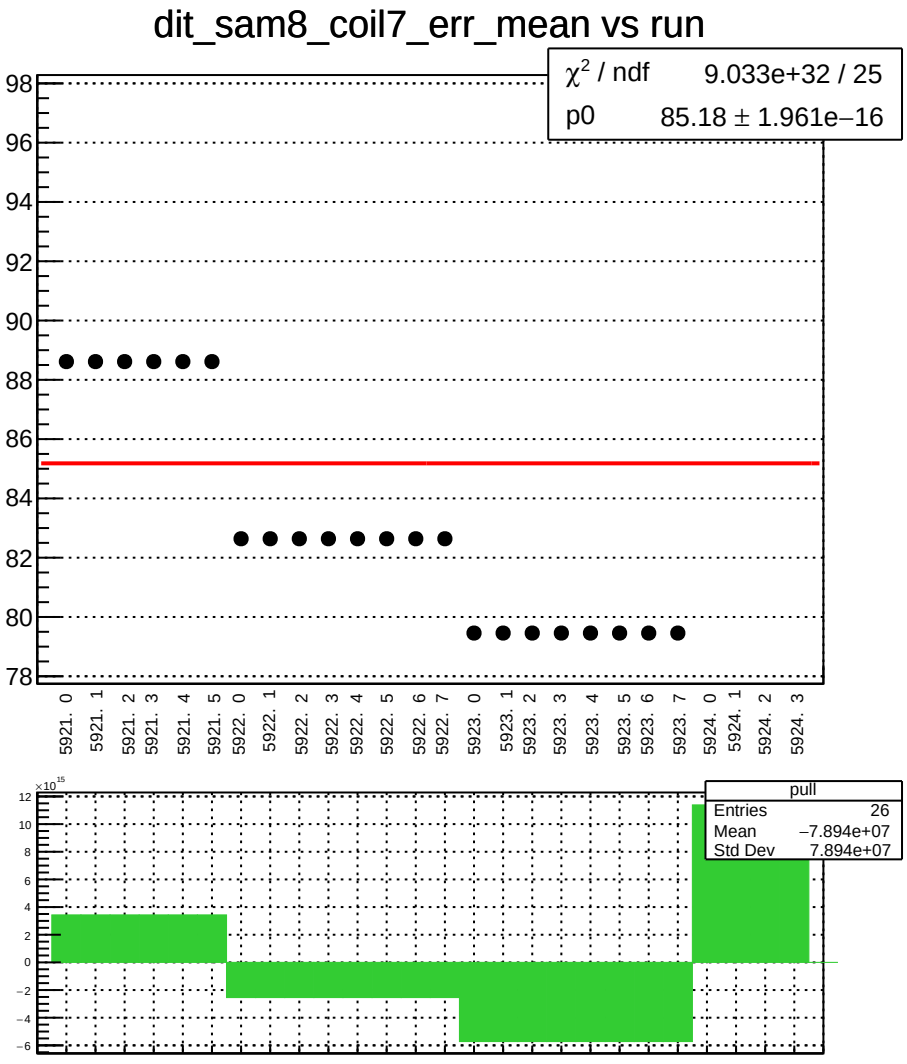
dit_sam8_coil7_err_mean vs run
χ² / ndf 9.033e+32 / 25
p0 85.18 ± 1.961e−16
98
96
94
92
90
88
86
84
82
80
78
5921. 0
5921. 1
5921. 2
5921. 3
5921. 4
5921. 5
5922. 0
5922. 1
5922. 2
5922. 3
5922. 4
5922. 5
5922. 6
5922. 7
5923. 0
5923. 1
5923. 2
5923. 3
5923. 4
5923. 5
5923. 6
5923. 7
5924. 0
5924. 1
5924. 2
5924. 3
×10^15
12
10
8
6
4
2
0
−2
−4
−6
pull
Entries 26
Mean −7.894e+07
Std Dev 7.894e+07

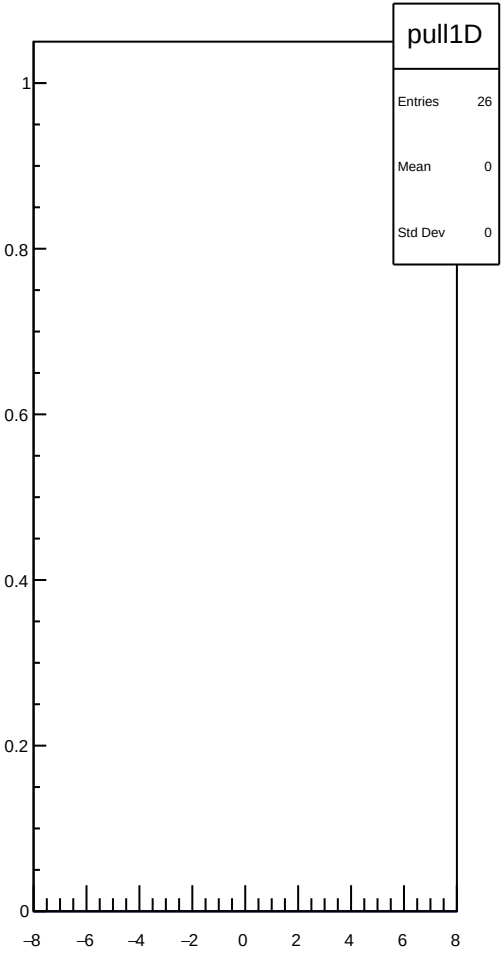
pull1D
Entries 26
Mean 0
Std Dev 0
1
0.8
0.6
0.4
0.2
0
−8
−6
−4
−2
0
2
4
6
8

dit_sam8_coil7_Ndata_mean vs run

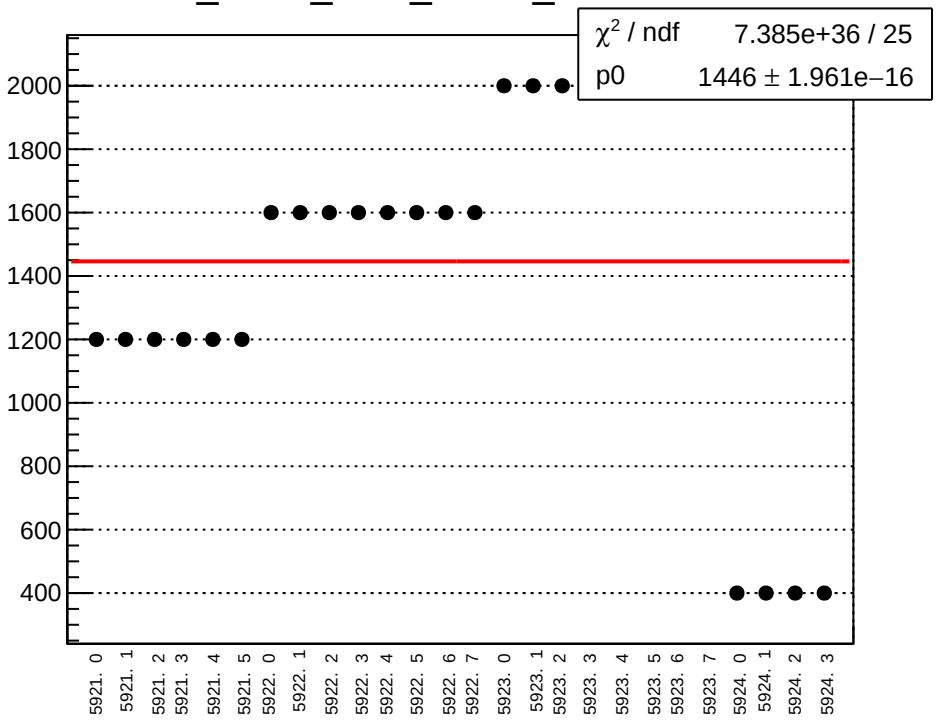

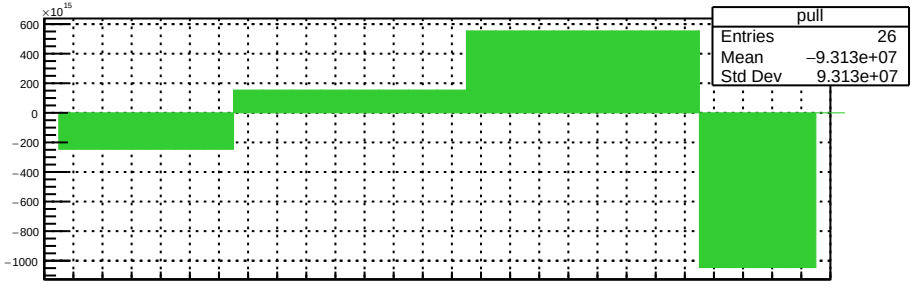

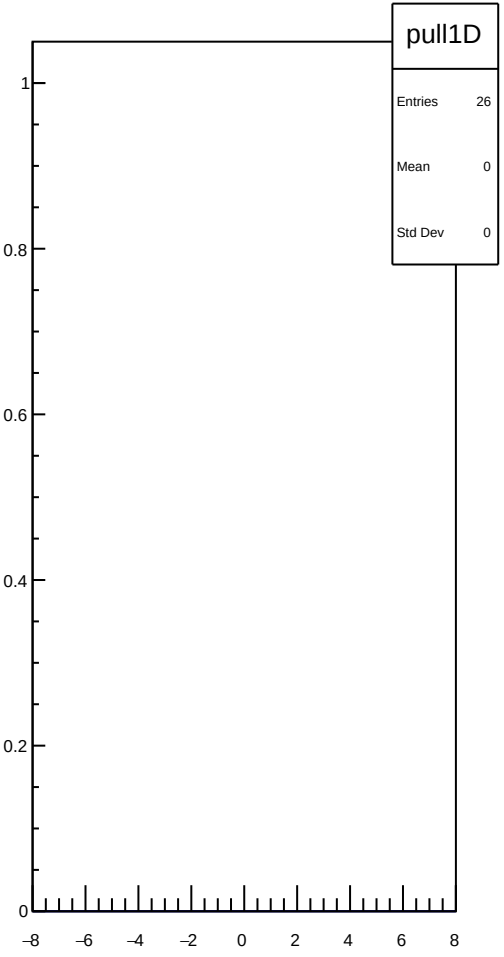

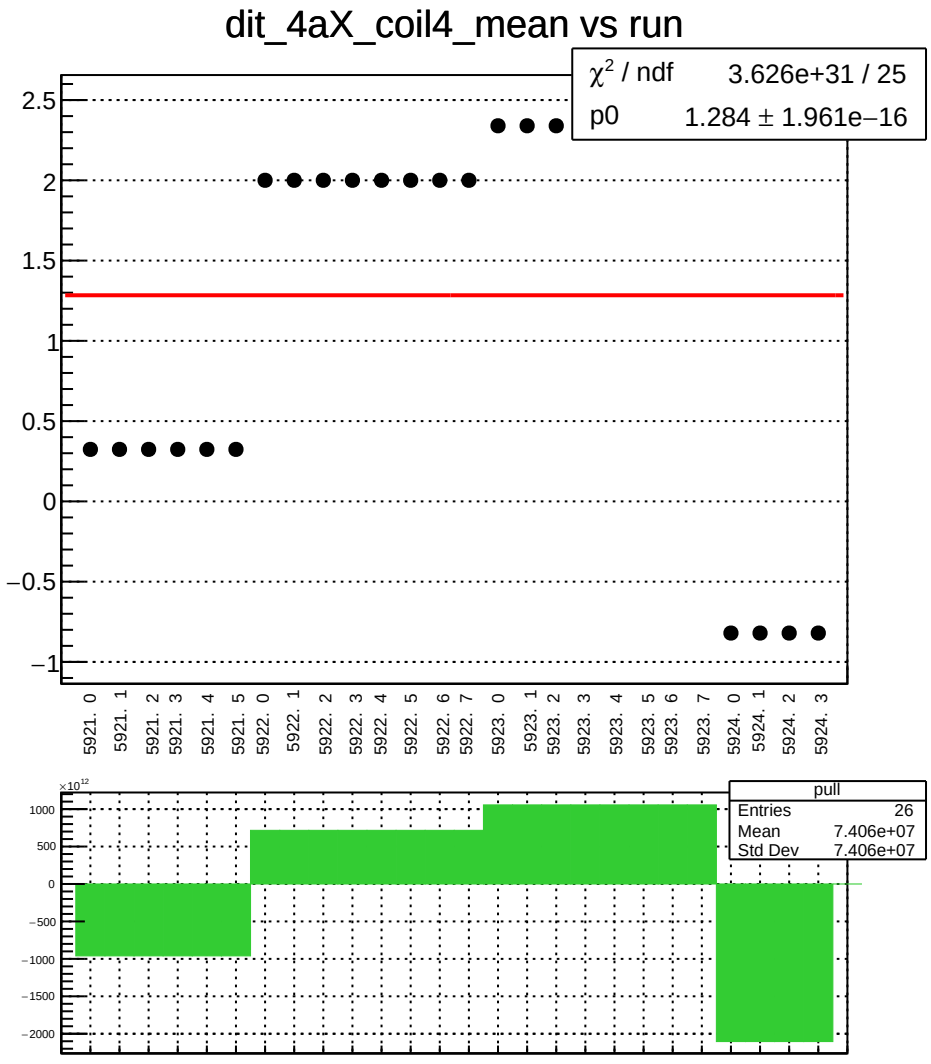
dit_4aX_coil4_mean vs run
χ² / ndf 3.626e+31 / 25
p0 1.284 ± 1.961e−16
2.5
2
1.5
1
0.5
0
−0.5
−1
5921. 0
5921. 1
5921. 2
5921. 3
5921. 4
5921. 5
5922. 0
5922. 1
5922. 2
5922. 3
5922. 4
5922. 5
5922. 6
5922. 7
5923. 0
5923. 1
5923. 2
5923. 3
5923. 4
5923. 5
5923. 6
5923. 7
5924. 0
5924. 1
5924. 2
5924. 3
×10¹²
1000
500
0
−500
−1000
−1500
−2000
pull
Entries 26
Mean 7.406e+07
Std Dev 7.406e+07

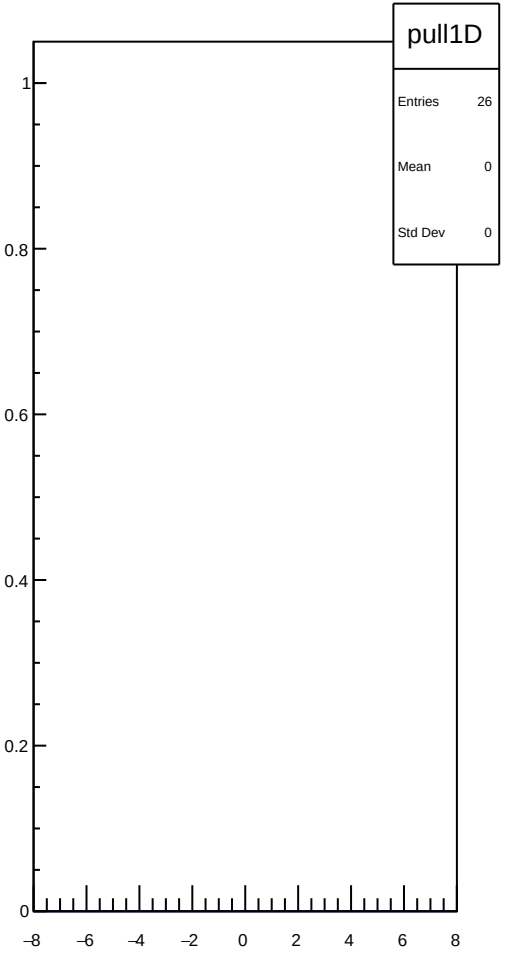
pull1D
Entries 26
Mean 0
Std Dev 0
1
0.8
0.6
0.4
0.2
0
−8
−6
−4
−2
0
2
4
6
8

dit_4aX_coil4_err_mean vs run

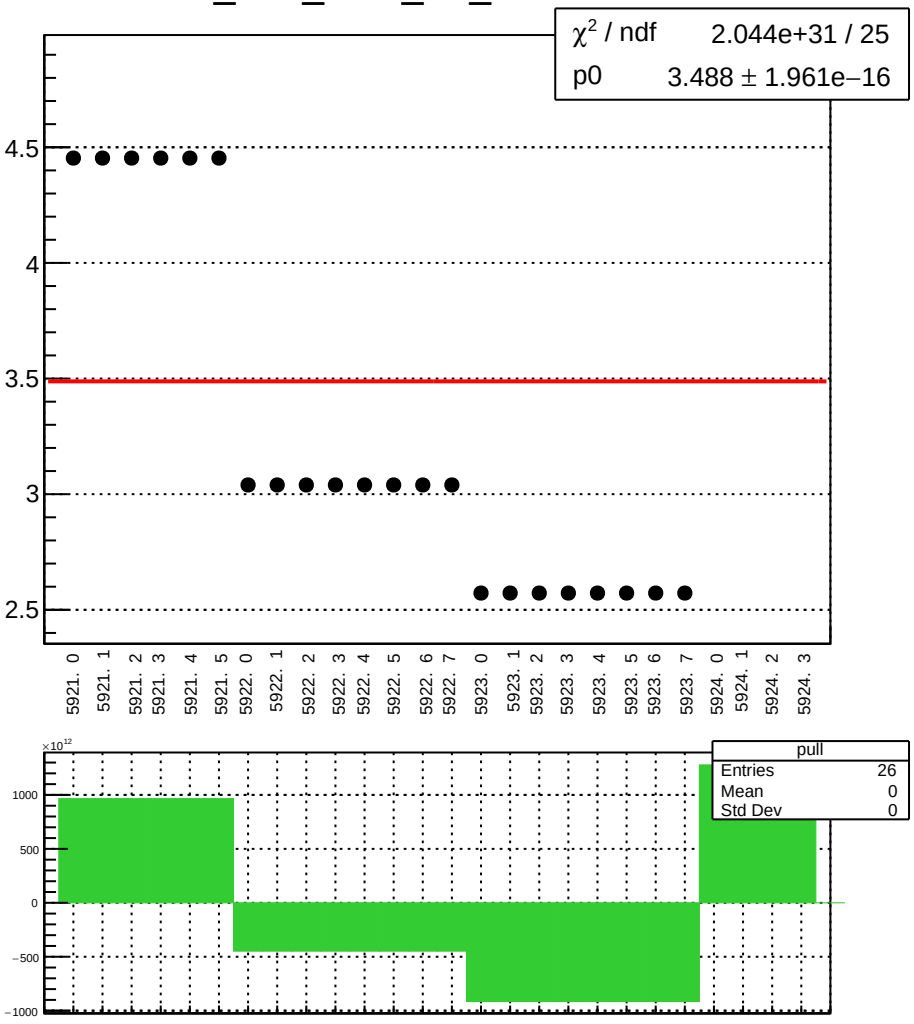

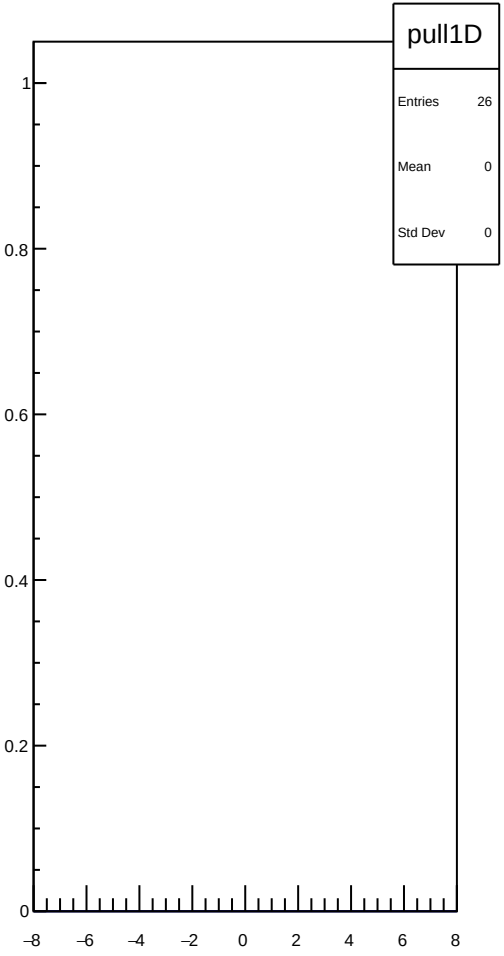

dit_4aX_coil4_Ndata_mean vs run

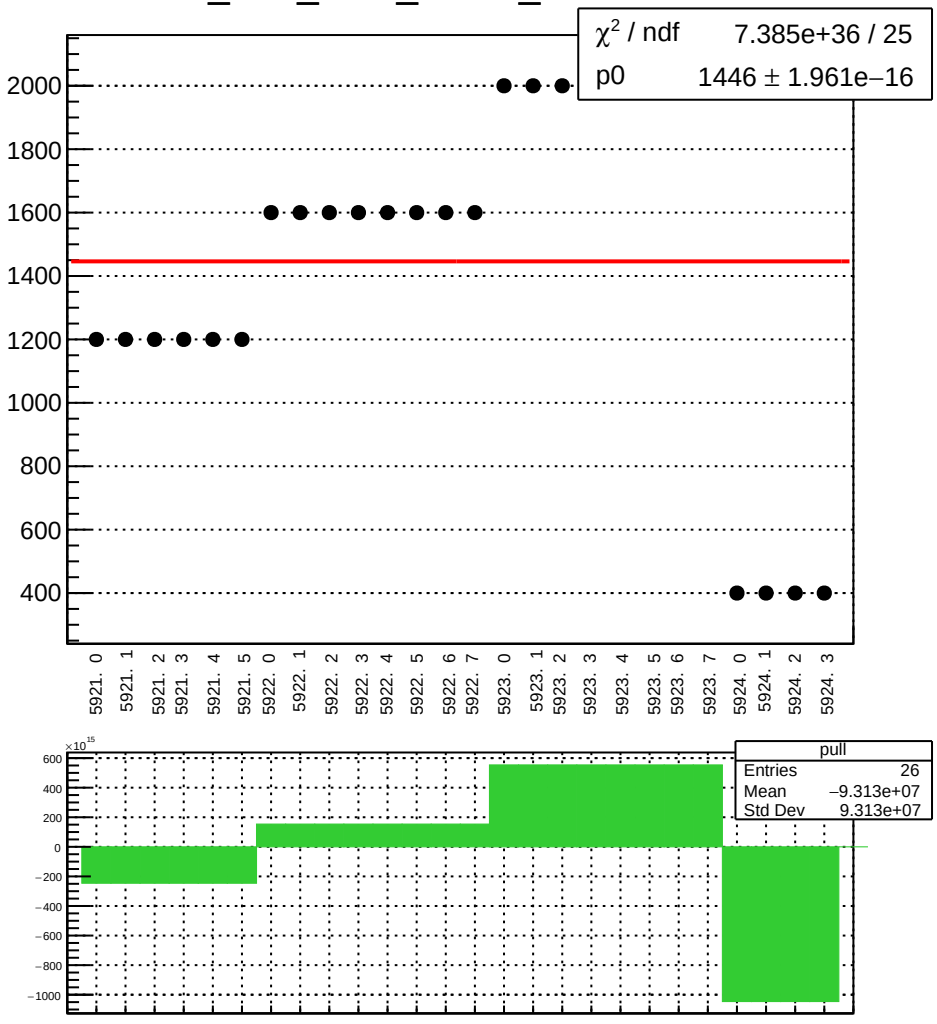

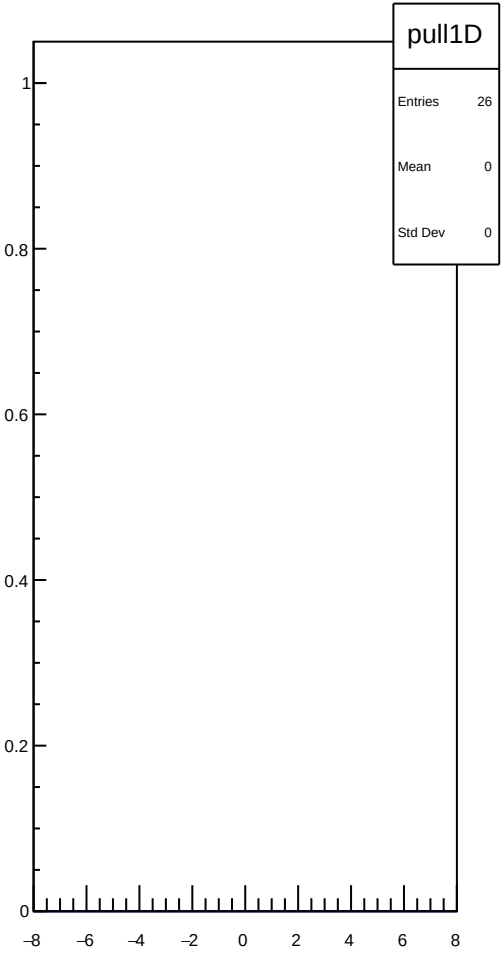

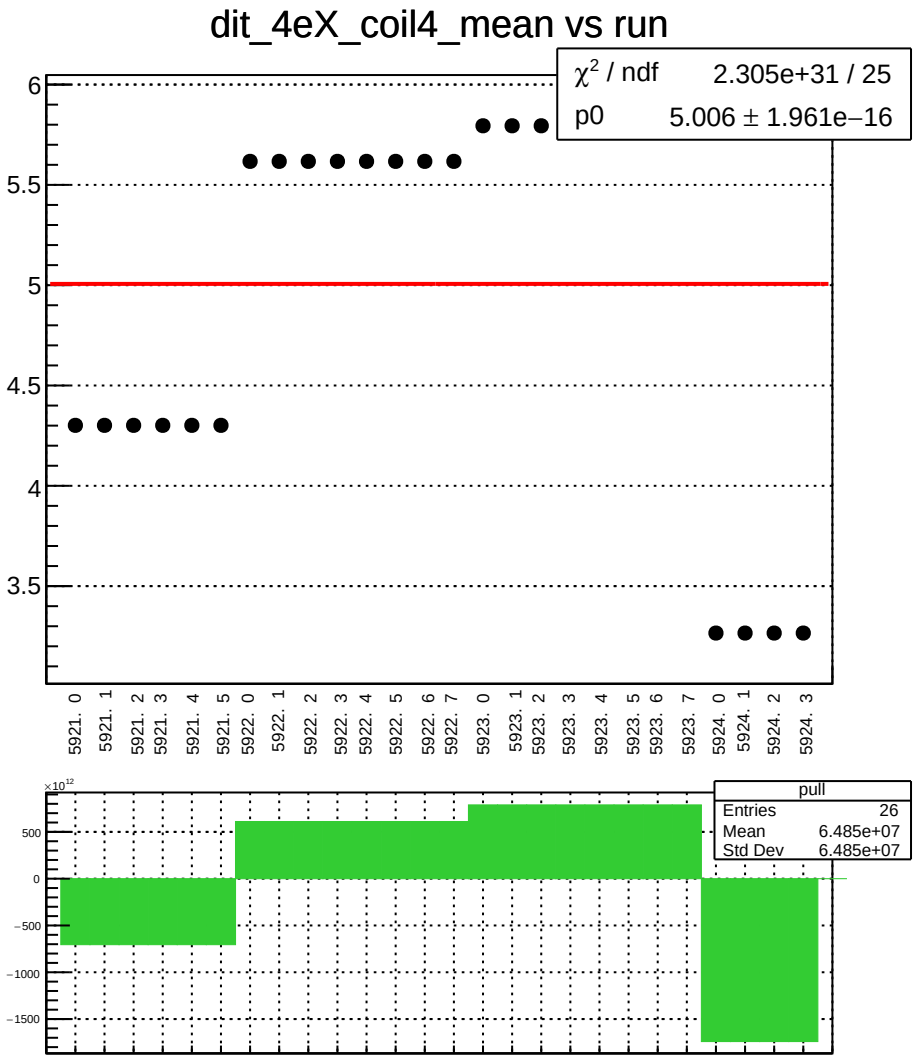
dit_4eX_coil4_mean vs run
χ² / ndf 2.305e+31 / 25
p0 5.006 ± 1.961e−16
6
5.5
5
4.5
4
3.5
5921. 0
5921. 1
5921. 2
5921. 3
5921. 4
5921. 5
5922. 0
5922. 1
5922. 2
5922. 3
5922. 4
5922. 5
5922. 6
5922. 7
5923. 0
5923. 1
5923. 2
5923. 3
5923. 4
5923. 5
5923. 6
5923. 7
5924. 0
5924. 1
5924. 2
5924. 3
×10¹²
500
0
−500
−1000
−1500
pull
Entries 26
Mean 6.485e+07
Std Dev 6.485e+07

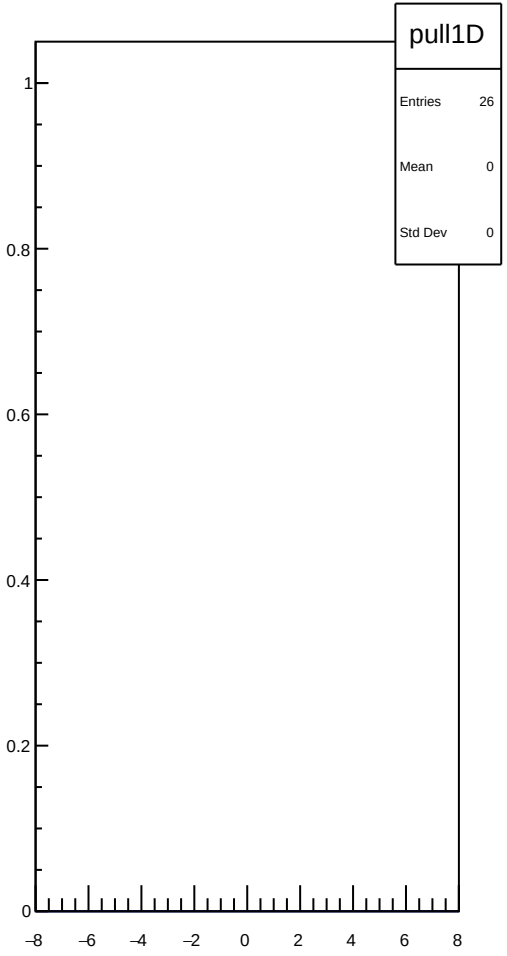
pull1D
Entries 26
Mean 0
Std Dev 0
1
0.8
0.6
0.4
0.2
0
−8
−6
−4
−2
0
2
4
6
8

dit_4eX_coil4_err_mean vs run

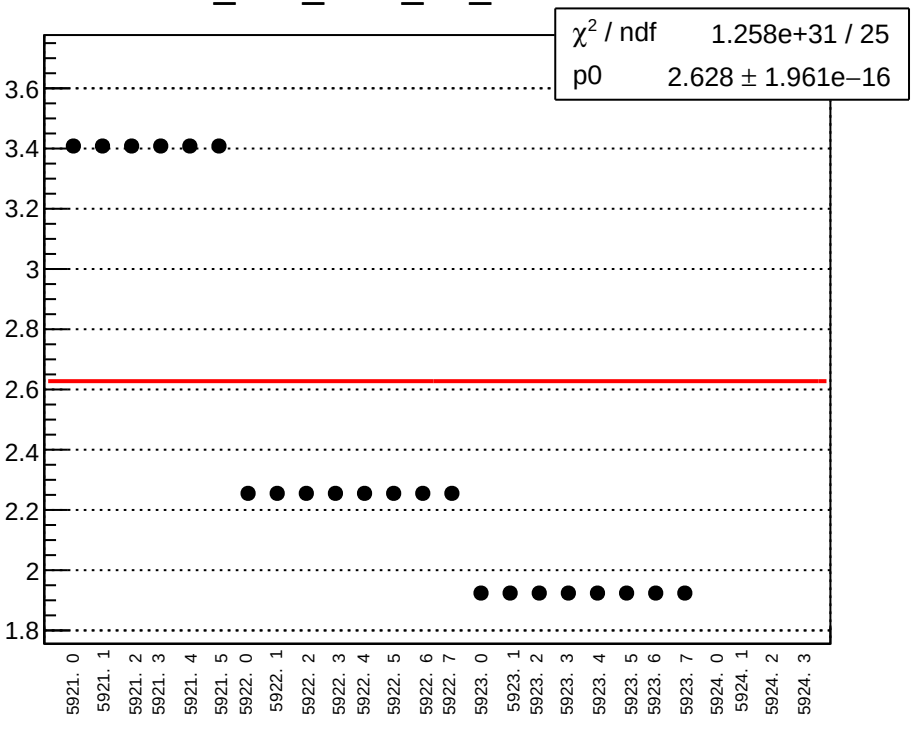

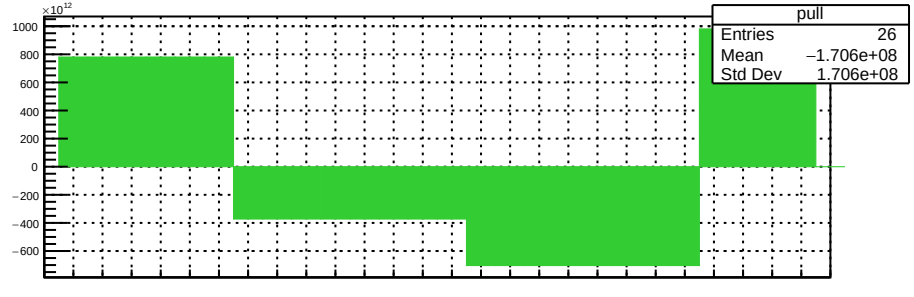

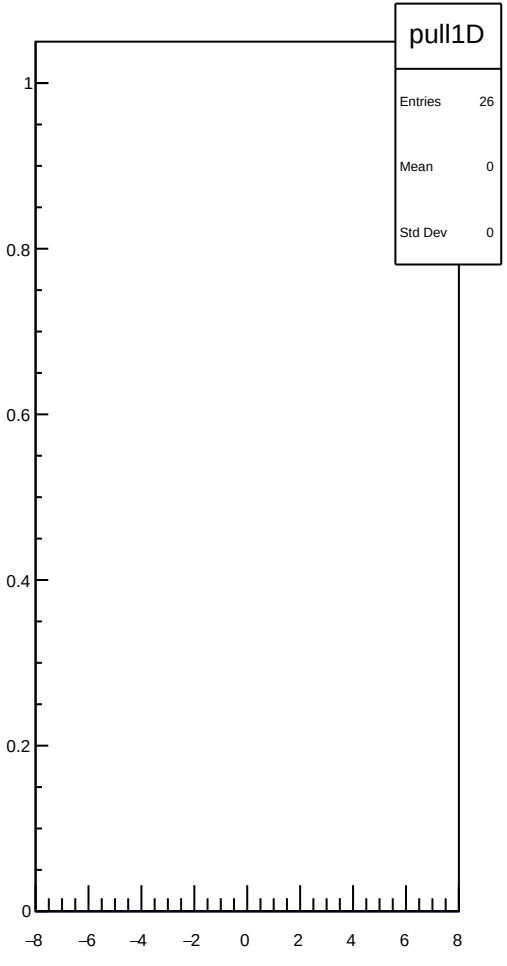

dit_4eX_coil4_Ndata_mean vs run

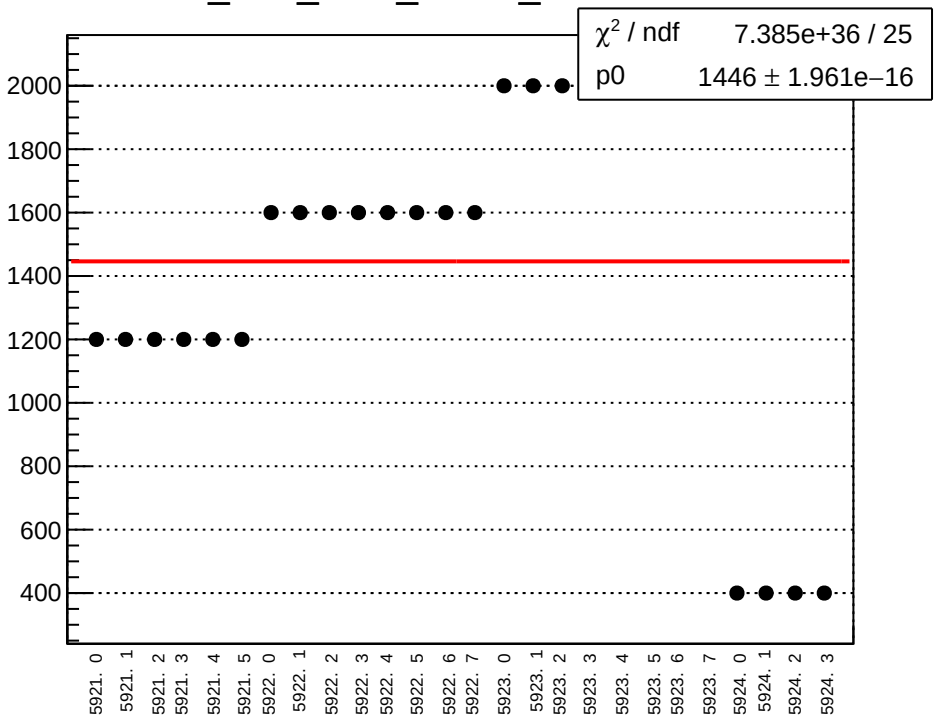

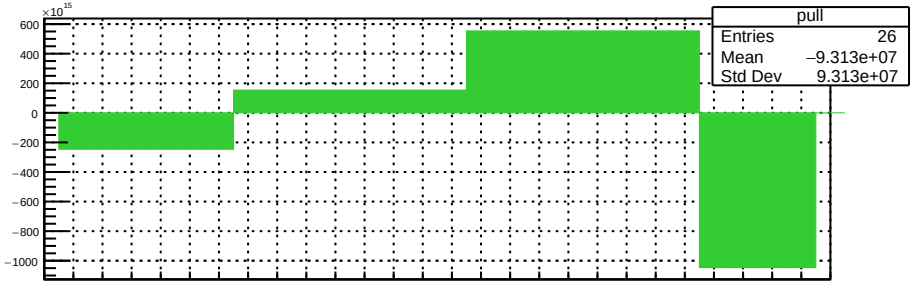

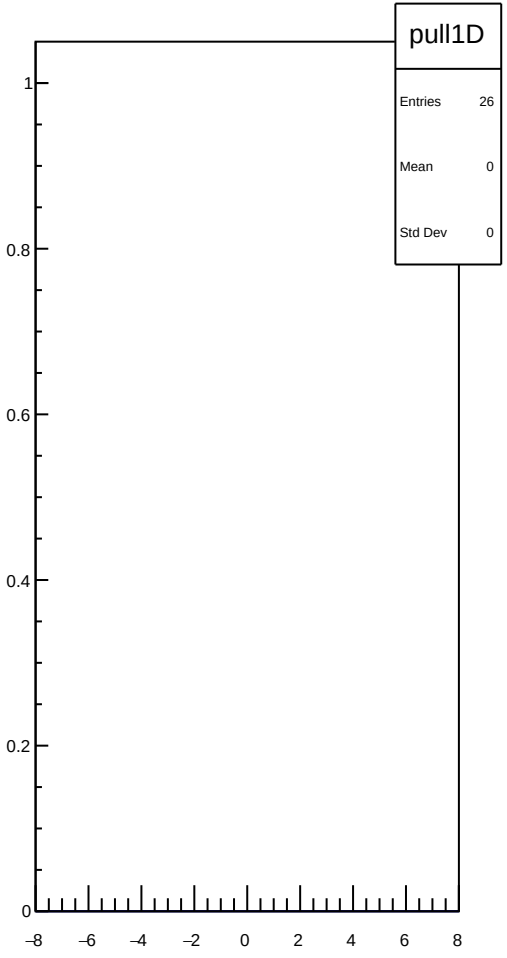

dit_11X12X_coil4_mean vs run

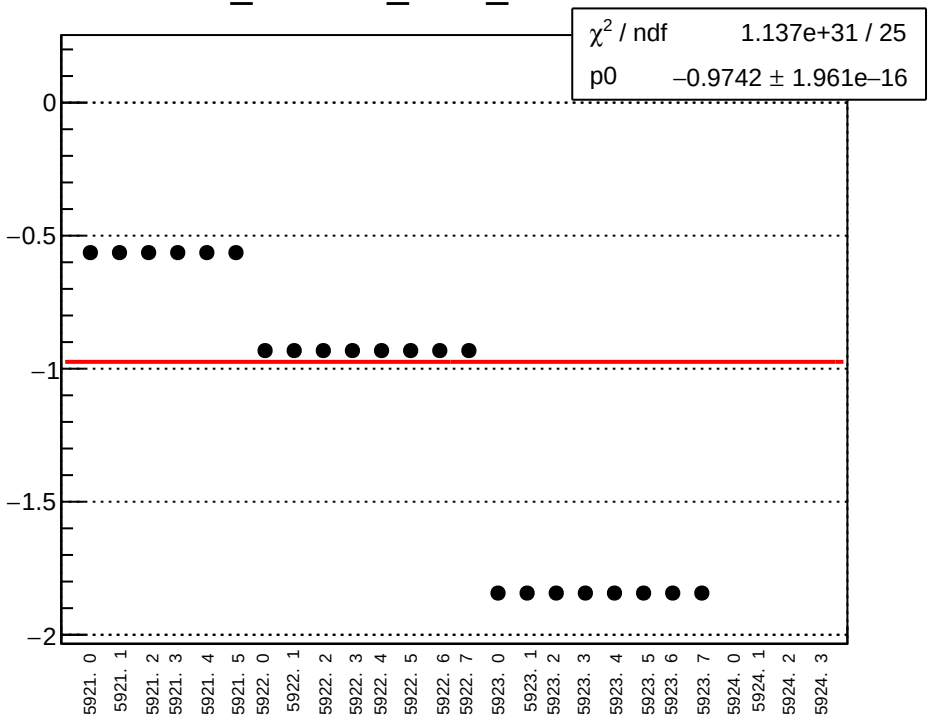

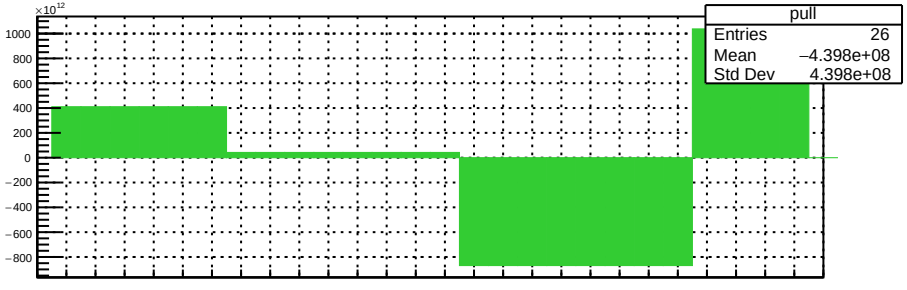

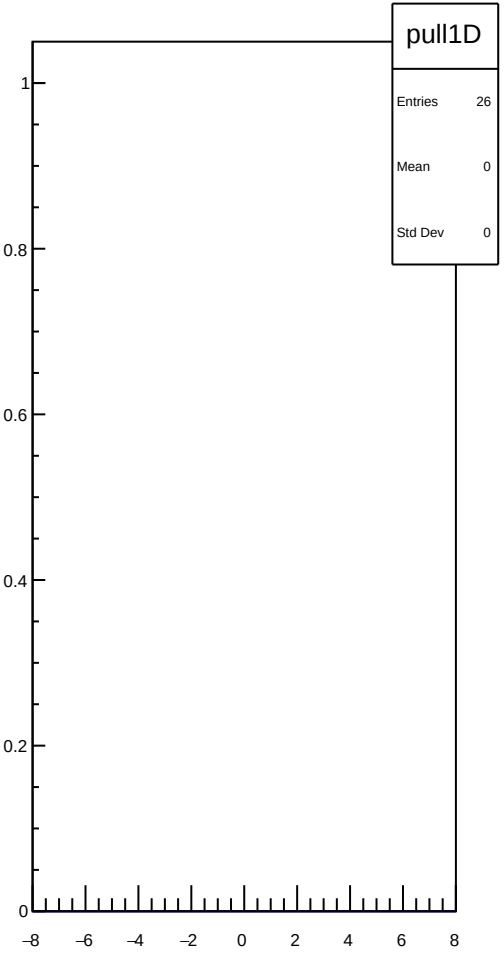

dit_11X12X_coil4_err_mean vs run

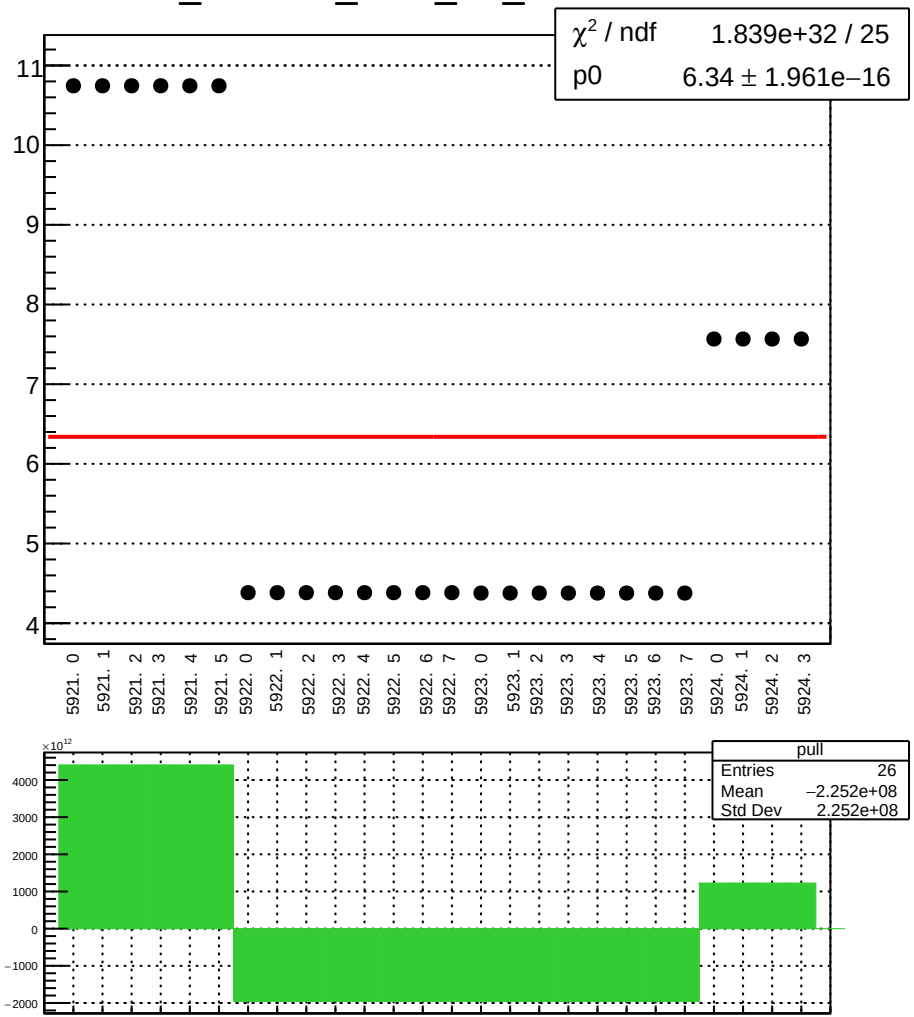

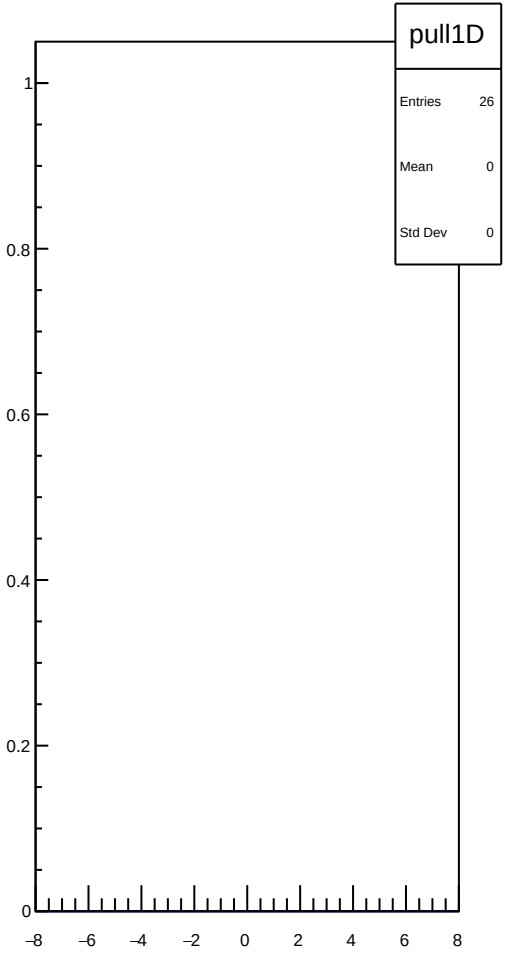

dit_11X12X_coil4_Ndata_mean vs run

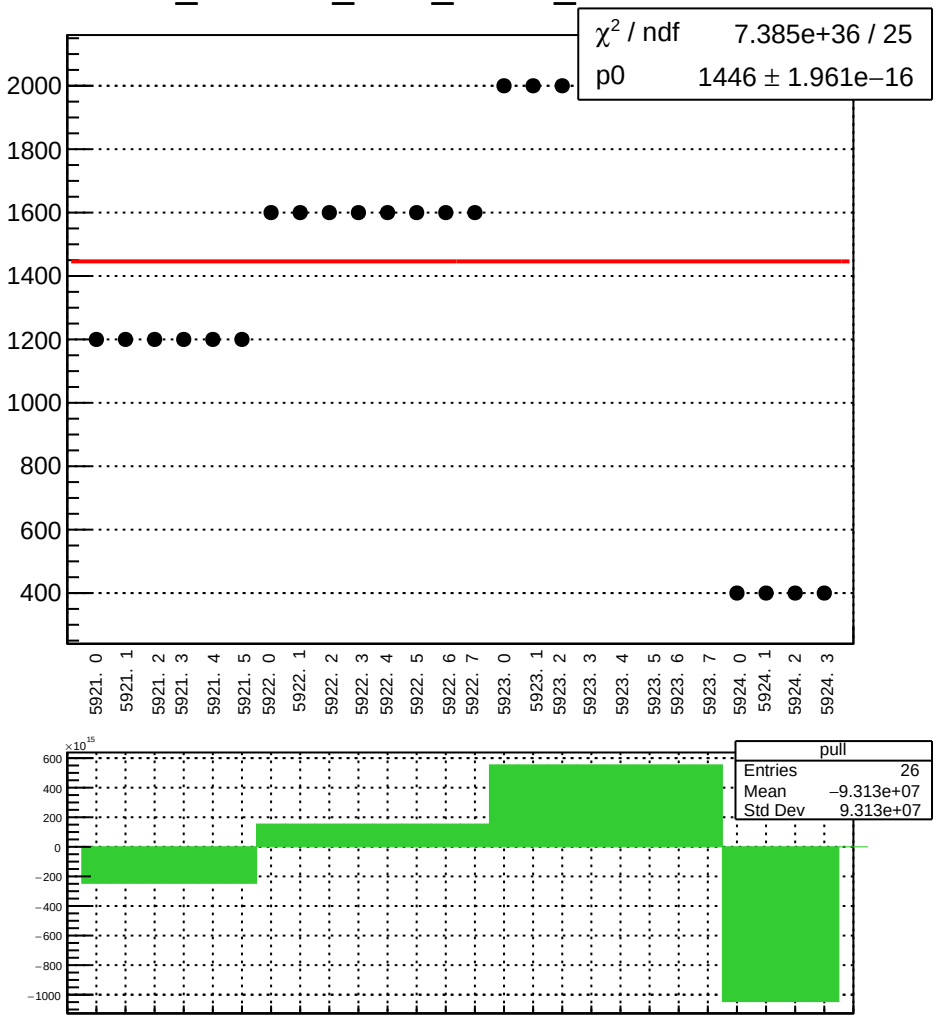

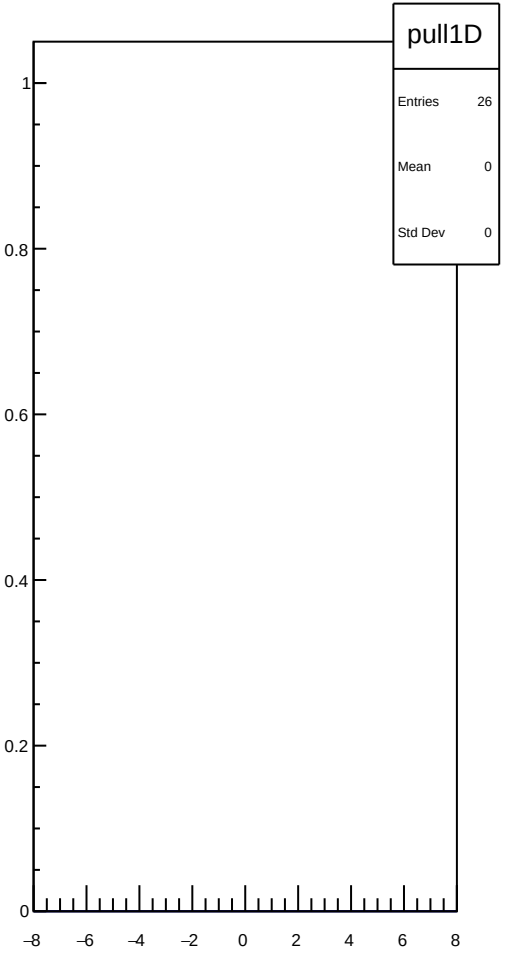

dit_4aY_coil4_mean vs run

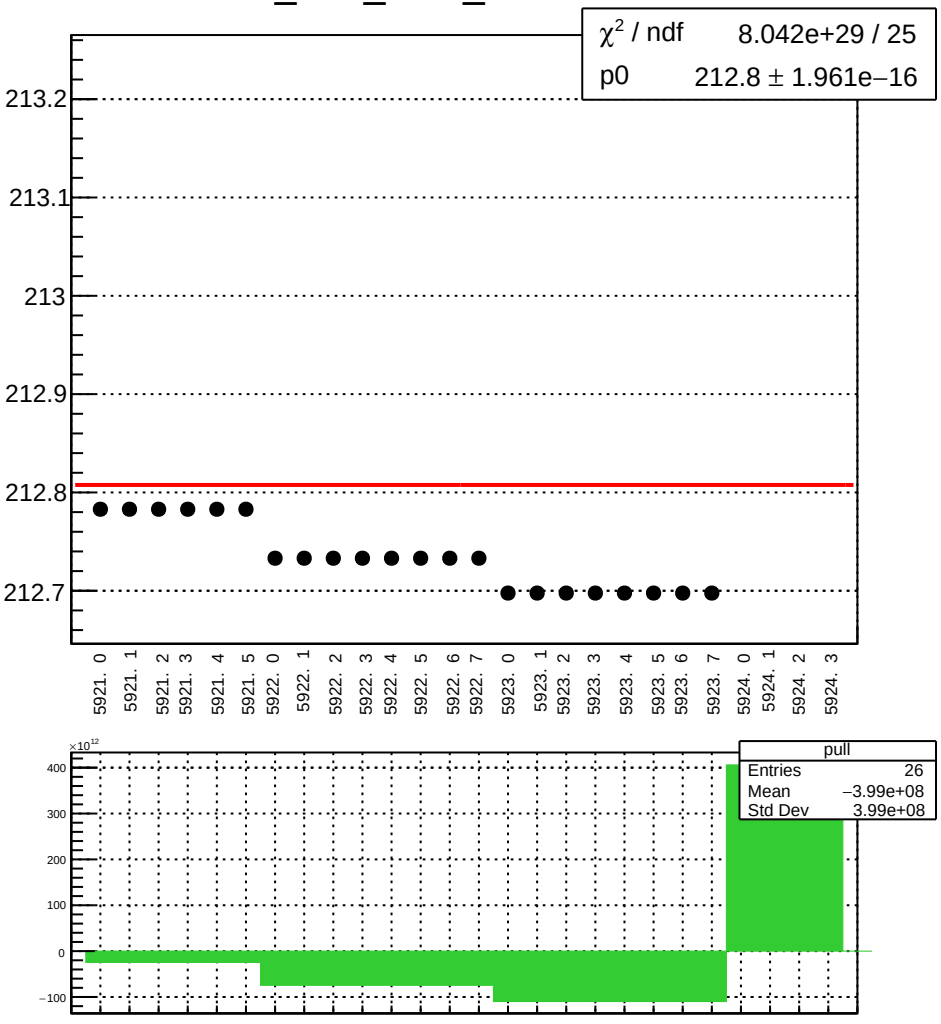

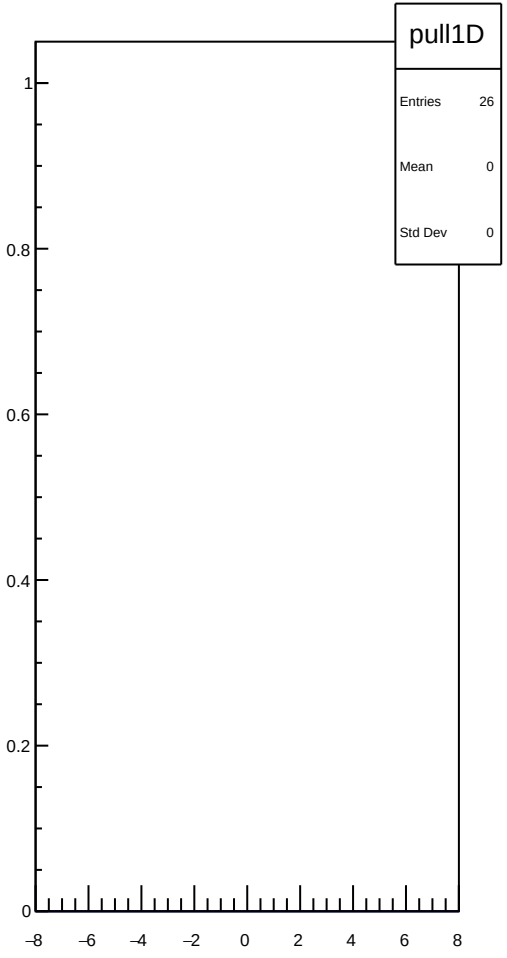

dit_4aY_coil4_err_mean vs run

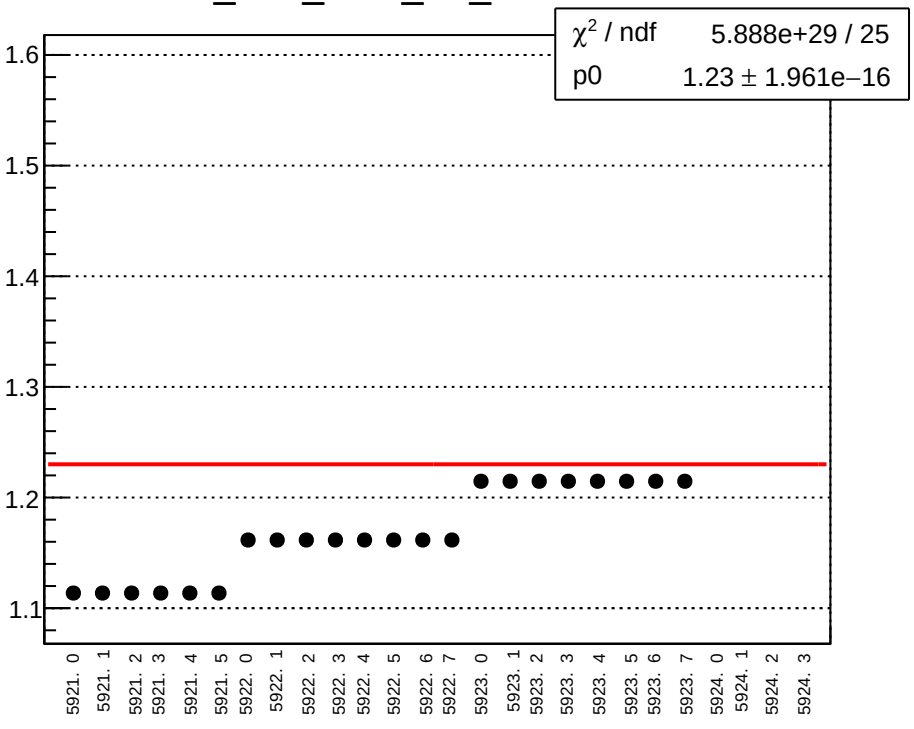

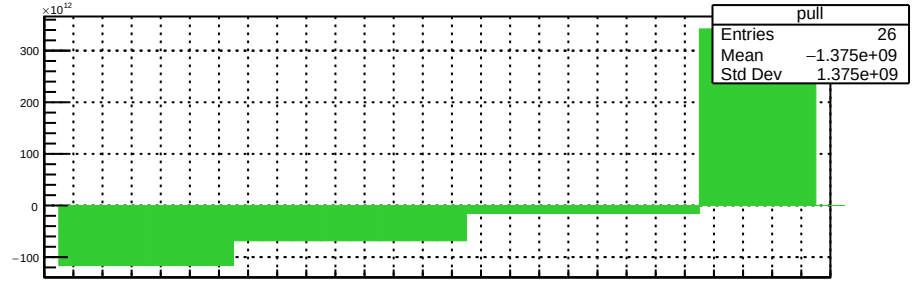

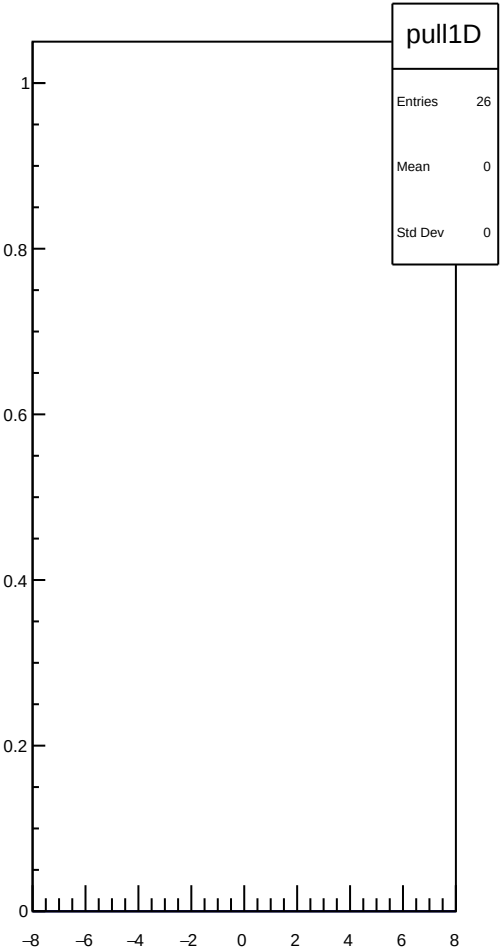

dit_4aY_coil4_Ndata_mean vs run

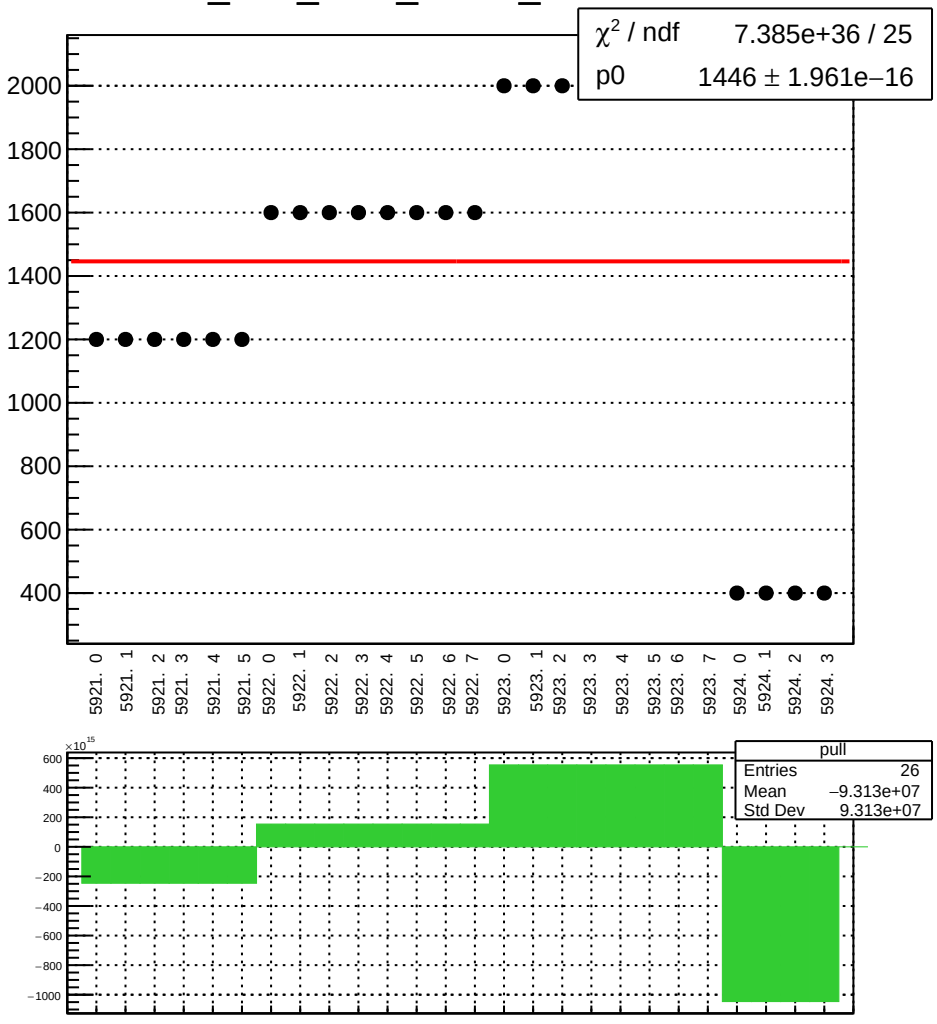

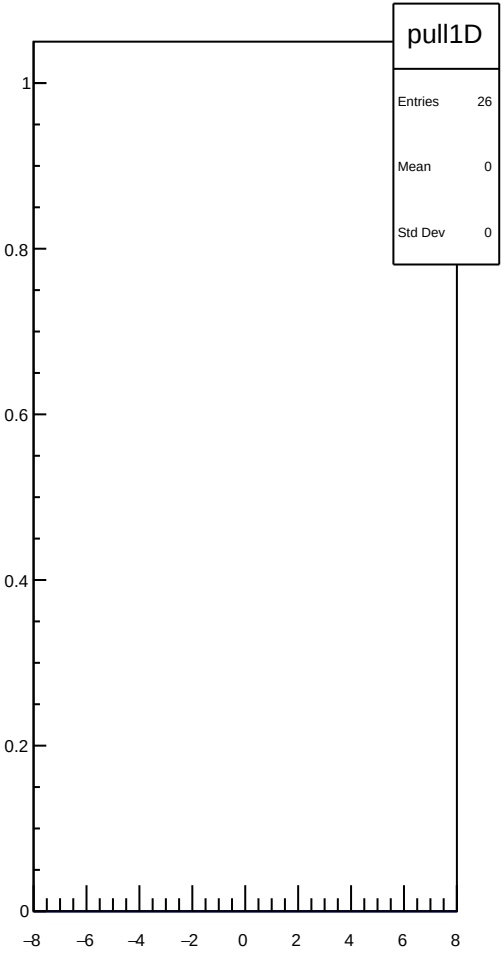

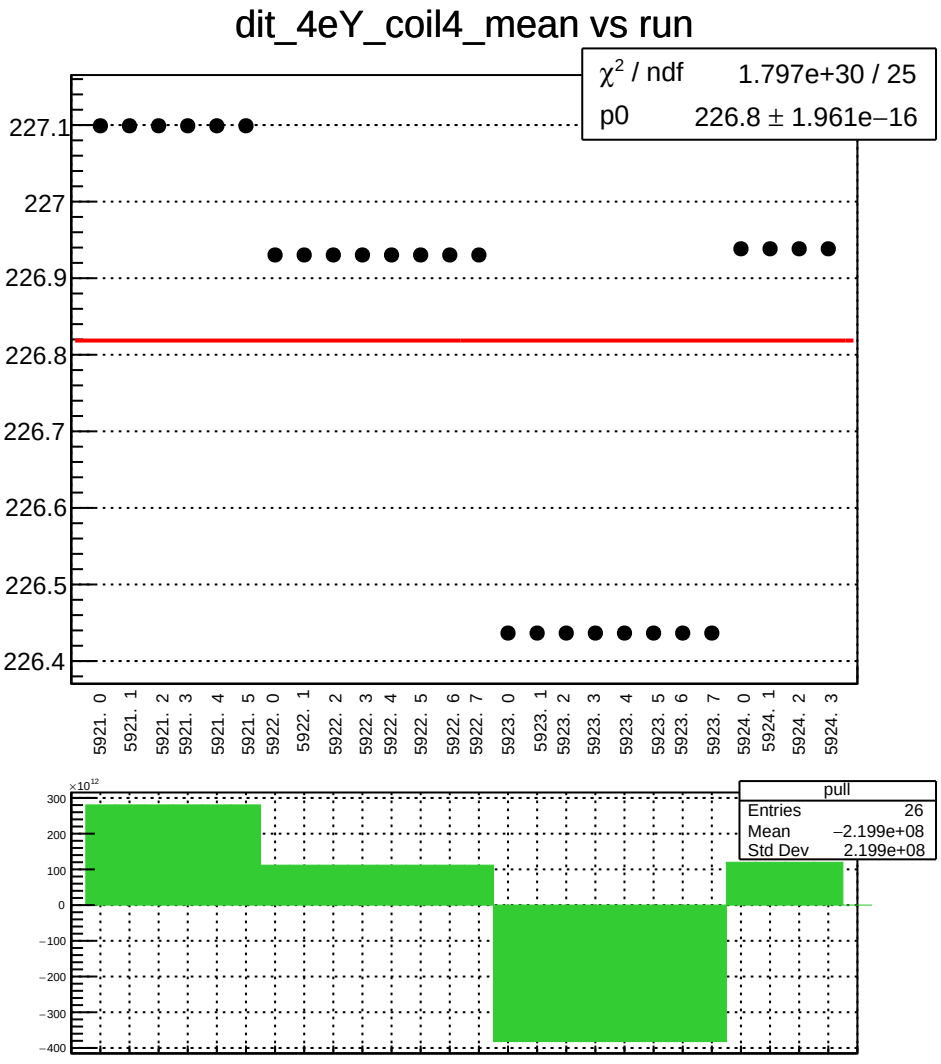
dit_4eY_coil4_mean vs run
χ² / ndf 1.797e+30 / 25
p0 226.8 ± 1.961e−16
227.1
227
226.9
226.8
226.7
226.6
226.5
226.4
5921. 0
5921. 1
5921. 2
5921. 3
5921. 4
5921. 5
5922. 0
5922. 1
5922. 2
5922. 3
5922. 4
5922. 5
5922. 6
5922. 7
5923. 0
5923. 1
5923. 2
5923. 3
5923. 4
5923. 5
5923. 6
5923. 7
5924. 0
5924. 1
5924. 2
5924. 3
pull
Entries 26
Mean −2.199e+08
Std Dev 2.199e+08
×10¹²
300
200
100
0
−100
−200
−300
−400

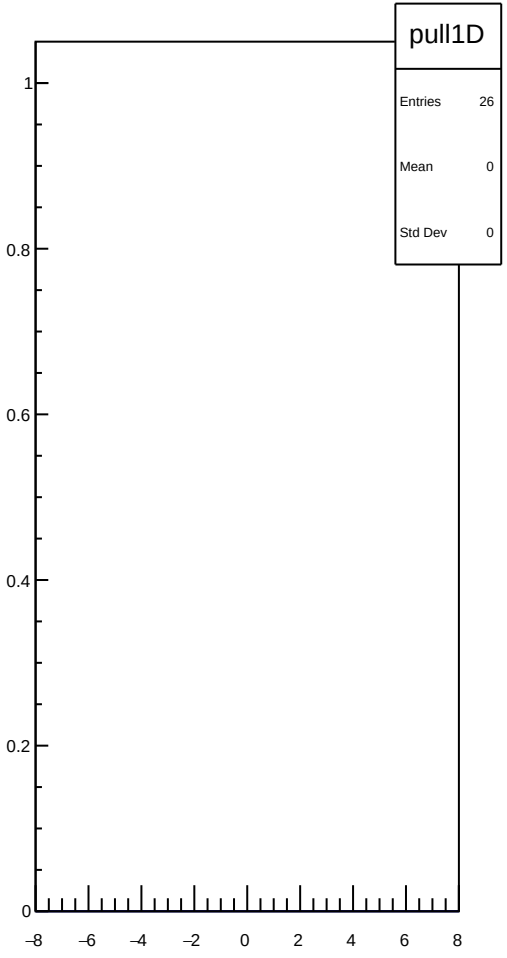
pull1D
Entries 26
Mean 0
Std Dev 0
1
0.8
0.6
0.4
0.2
0
−8
−6
−4
−2
0
2
4
6
8

dit_4eY_coil4_err_mean vs run

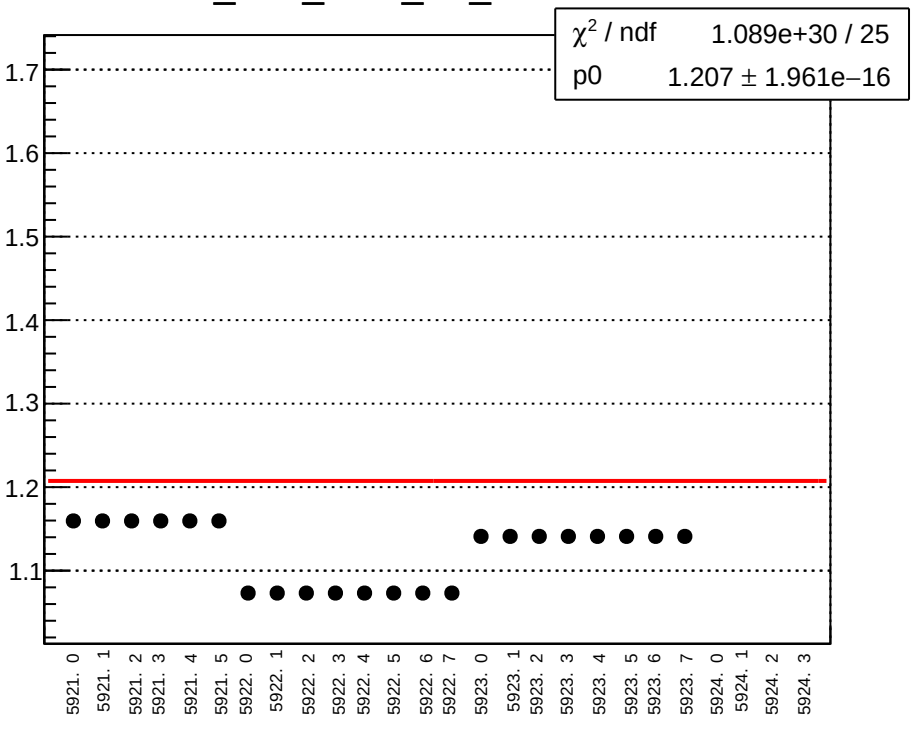

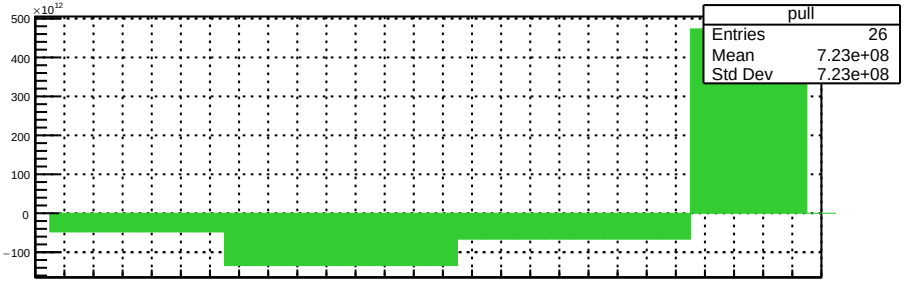

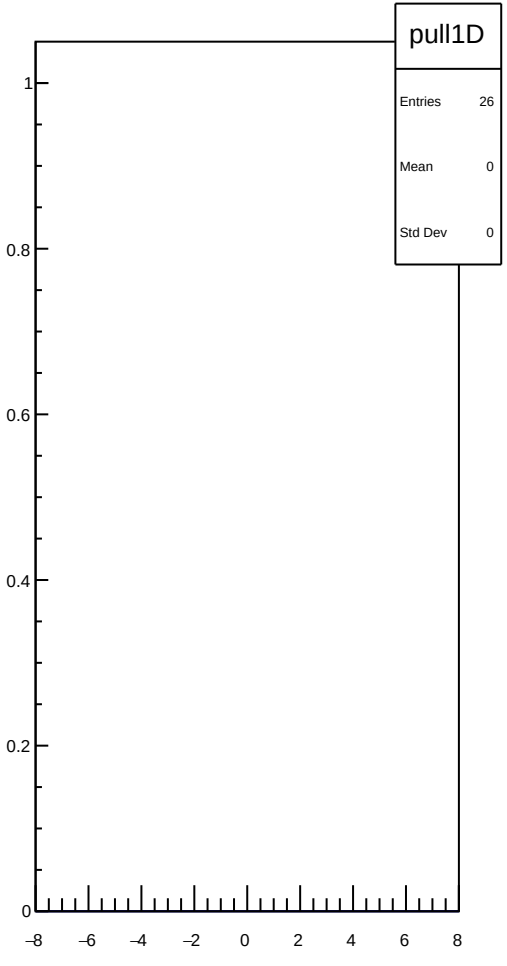

dit_4eY_coil4_Ndata_mean vs run

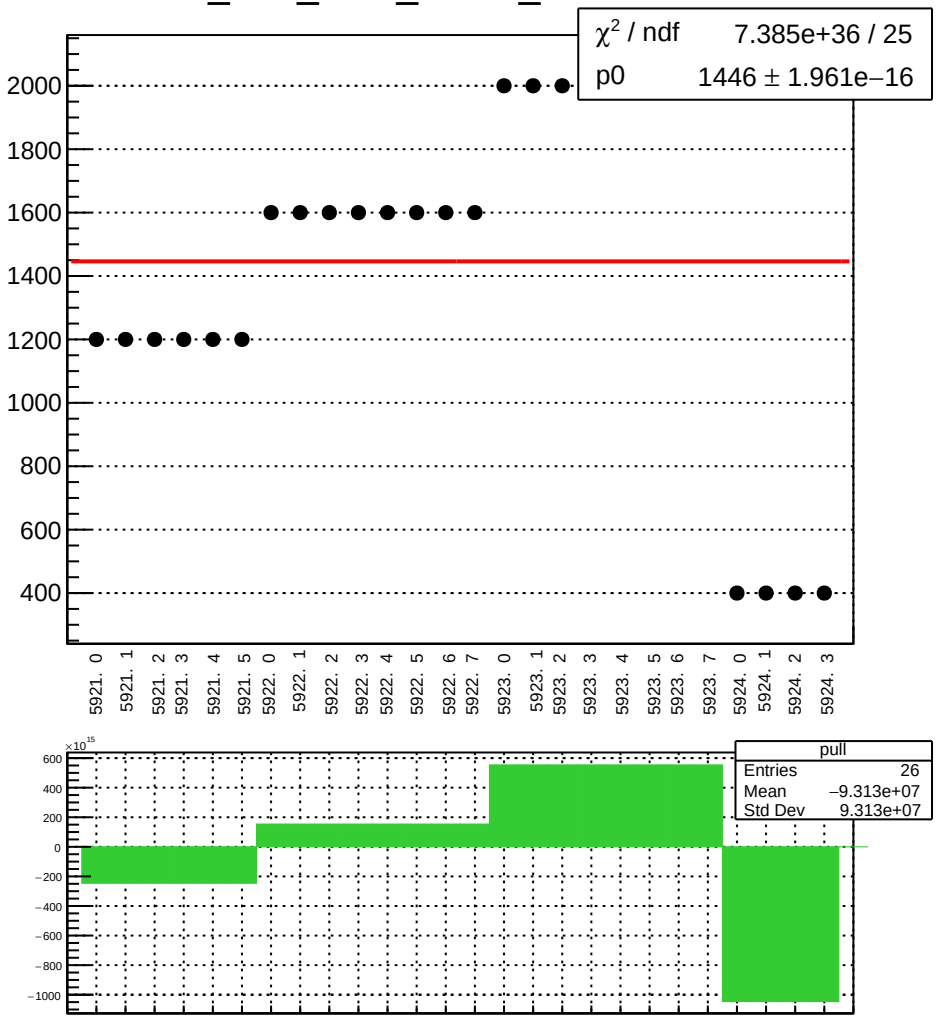

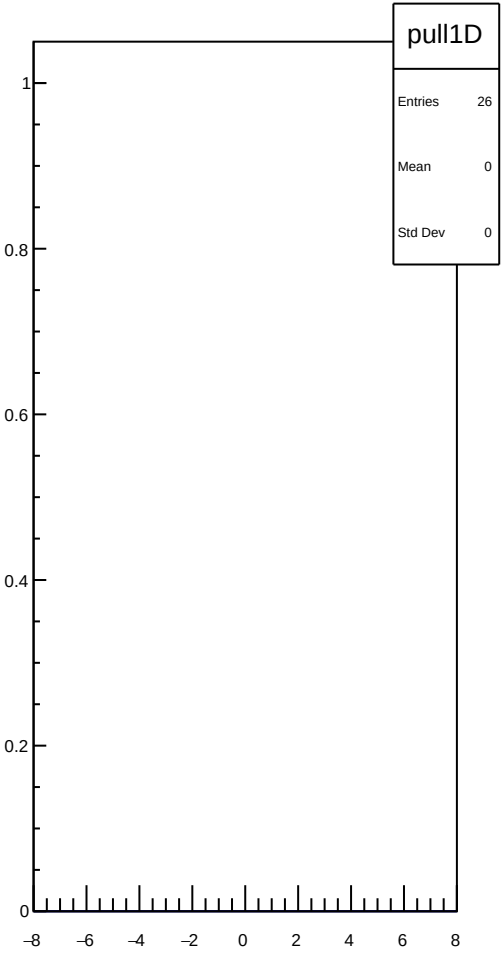

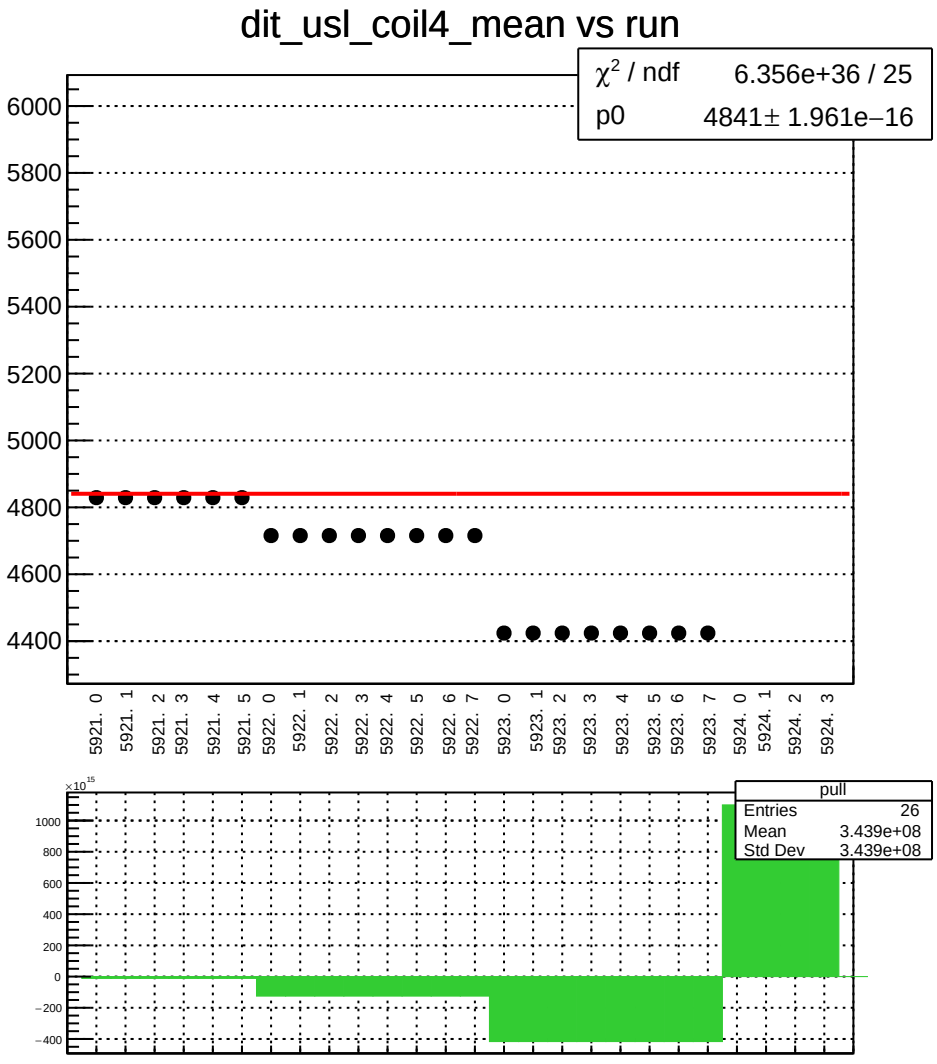
dit_usl_coil4_mean vs run
χ² / ndf 6.356e+36 / 25
p0 4841± 1.961e−16
6000
5800
5600
5400
5200
5000
4800
4600
4400
5921. 0
5921. 1
5921. 2
5921. 3
5921. 4
5921. 5
5922. 0
5922. 1
5922. 2
5922. 3
5922. 4
5922. 5
5922. 6
5922. 7
5923. 0
5923. 1
5923. 2
5923. 3
5923. 4
5923. 5
5923. 6
5923. 7
5924. 0
5924. 1
5924. 2
5924. 3
×10^15
1000
800
600
400
200
0
−200
−400
pull
Entries 26
Mean 3.439e+08
Std Dev 3.439e+08

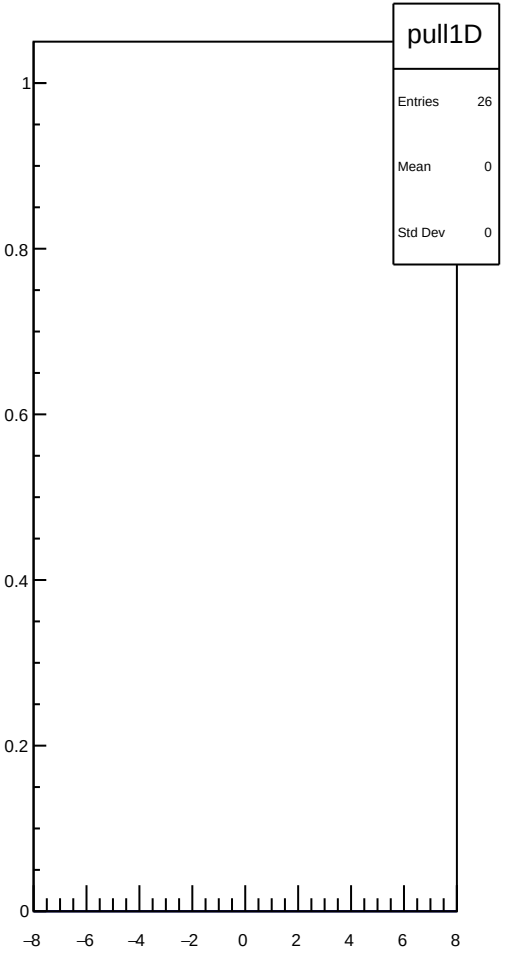
pull1D
Entries 26
Mean 0
Std Dev 0
1
0.8
0.6
0.4
0.2
0
−8
−6
−4
−2
0
2
4
6
8

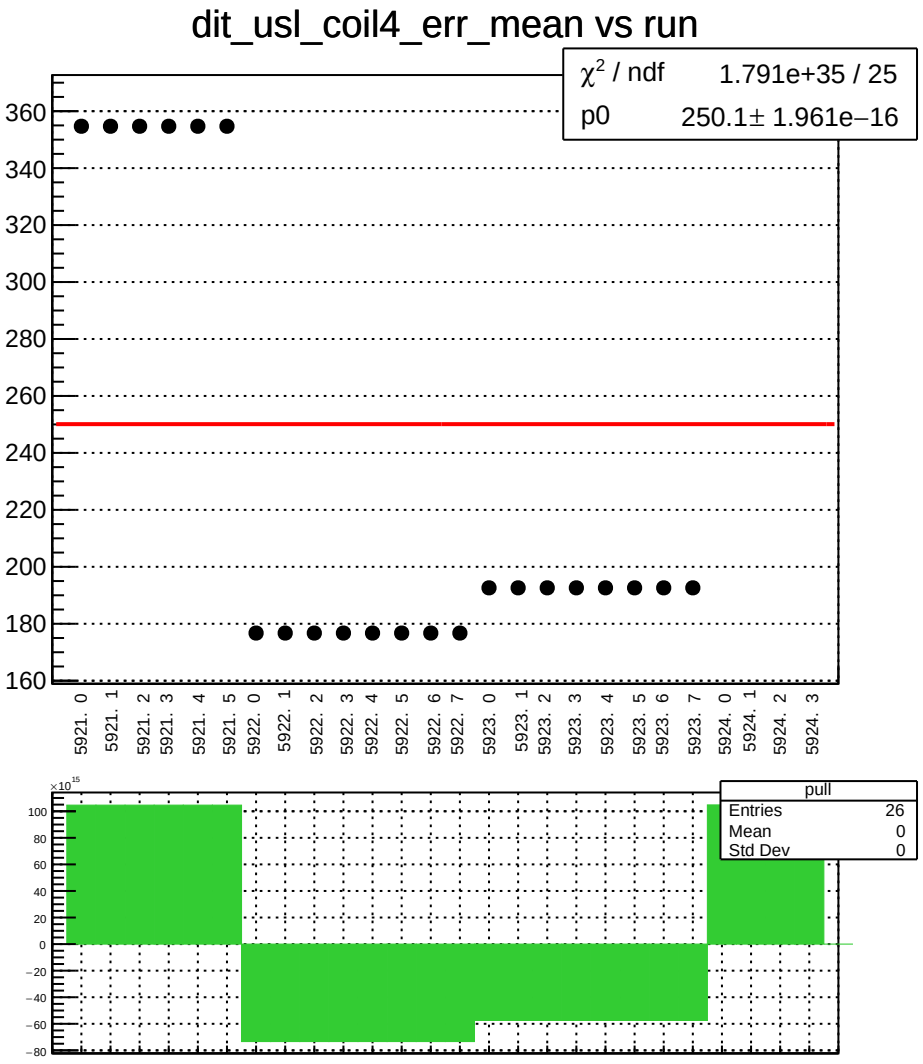
dit_usl_coil4_err_mean vs run
χ² / ndf 1.791e+35 / 25
p0 250.1± 1.961e−16
360
340
320
300
280
260
240
220
200
180
160
5921. 0
5921. 1
5921. 2
5921. 3
5921. 4
5921. 5
5922. 0
5922. 1
5922. 2
5922. 3
5922. 4
5922. 5
5922. 6
5922. 7
5923. 0
5923. 1
5923. 2
5923. 3
5923. 4
5923. 5
5923. 6
5923. 7
5924. 0
5924. 1
5924. 2
5924. 3
×10¹⁵
100
80
60
40
20
0
−20
−40
−60
−80
pull
Entries 26
Mean 0
Std Dev 0

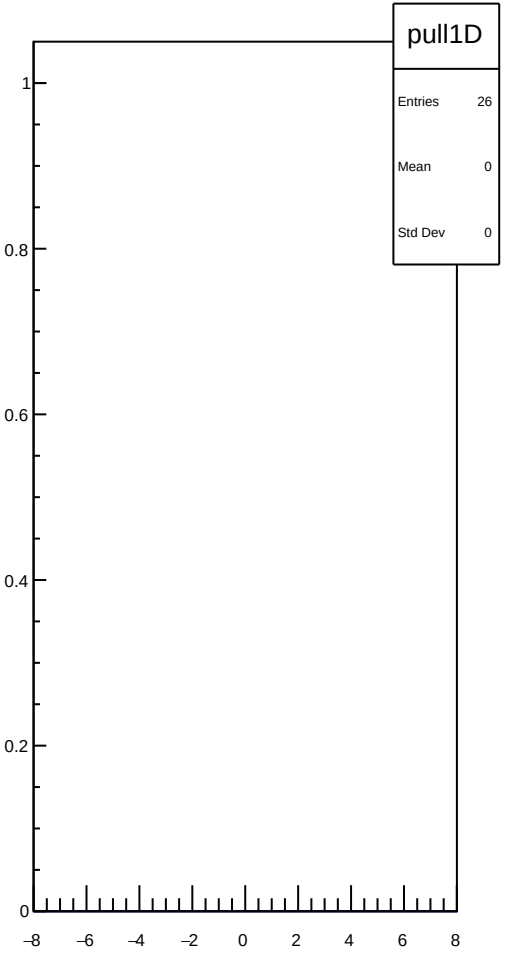
pull1D
Entries 26
Mean 0
Std Dev 0
1
0.8
0.6
0.4
0.2
0
−8
−6
−4
−2
0
2
4
6
8

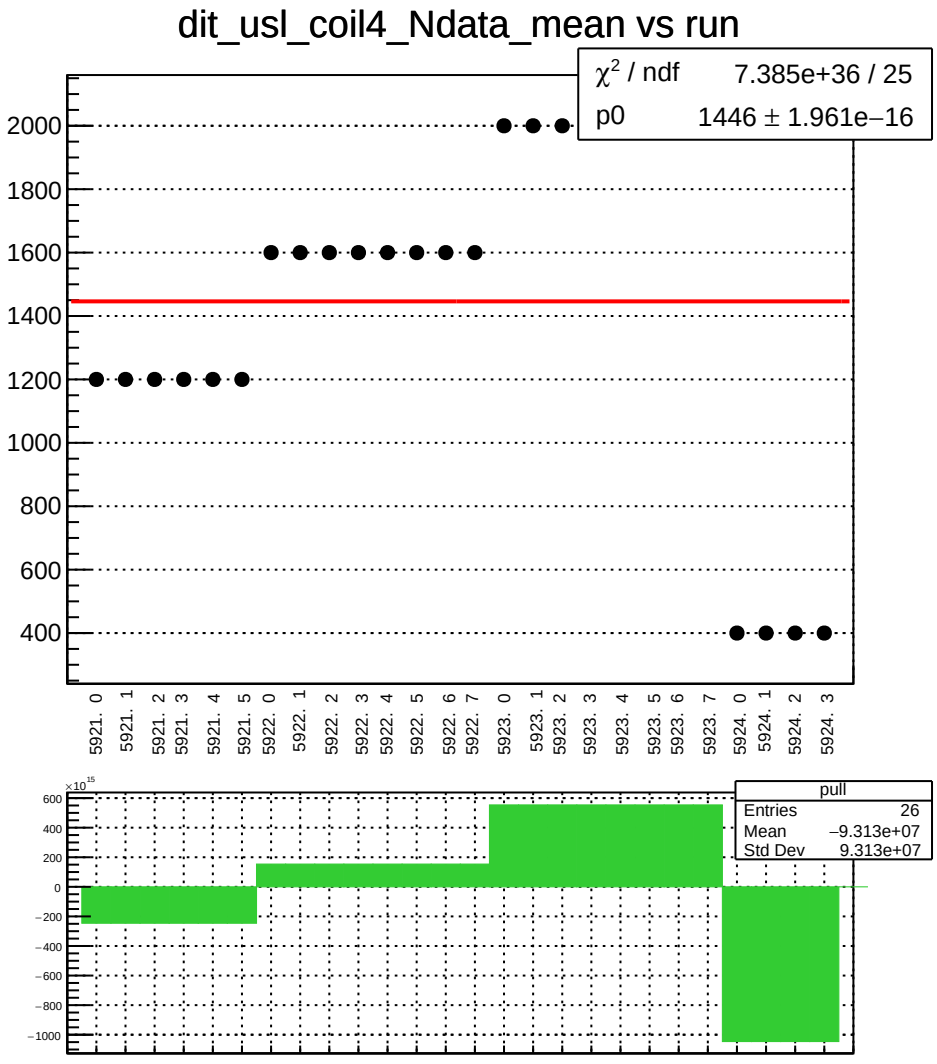
dit_usl_coil4_Ndata_mean vs run
χ² / ndf 7.385e+36 / 25
p0 1446 ± 1.961e−16
2000
1800
1600
1400
1200
1000
800
600
400
5921. 0
5921. 1
5921. 2
5921. 3
5921. 4
5921. 5
5922. 0
5922. 1
5922. 2
5922. 3
5922. 4
5922. 5
5922. 6
5922. 7
5923. 0
5923. 1
5923. 2
5923. 3
5923. 4
5923. 5
5923. 6
5923. 7
5924. 0
5924. 1
5924. 2
5924. 3
×10^15
600
400
200
0
−200
−400
−600
−800
−1000
pull
Entries 26
Mean −9.313e+07
Std Dev 9.313e+07

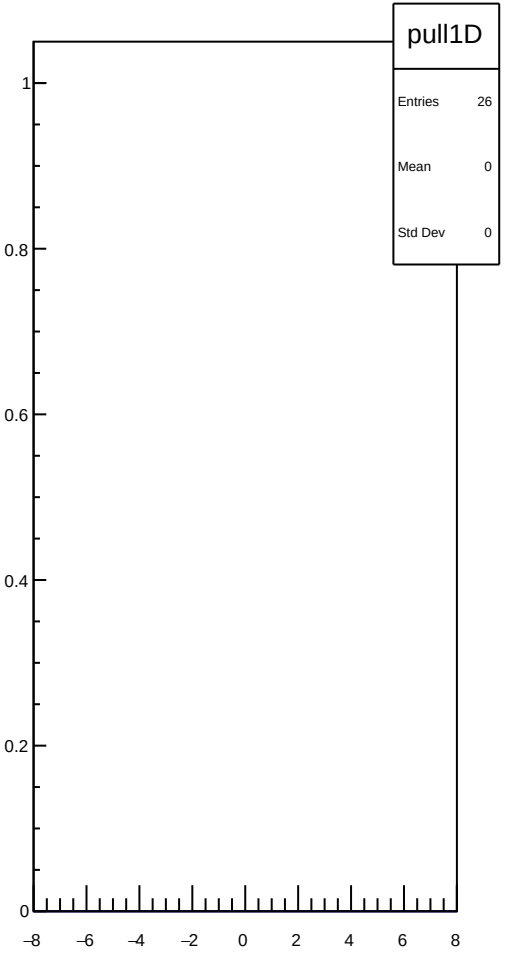
pull1D
Entries 26
Mean 0
Std Dev 0
1
0.8
0.6
0.4
0.2
0
−8
−6
−4
−2
0
2
4
6
8

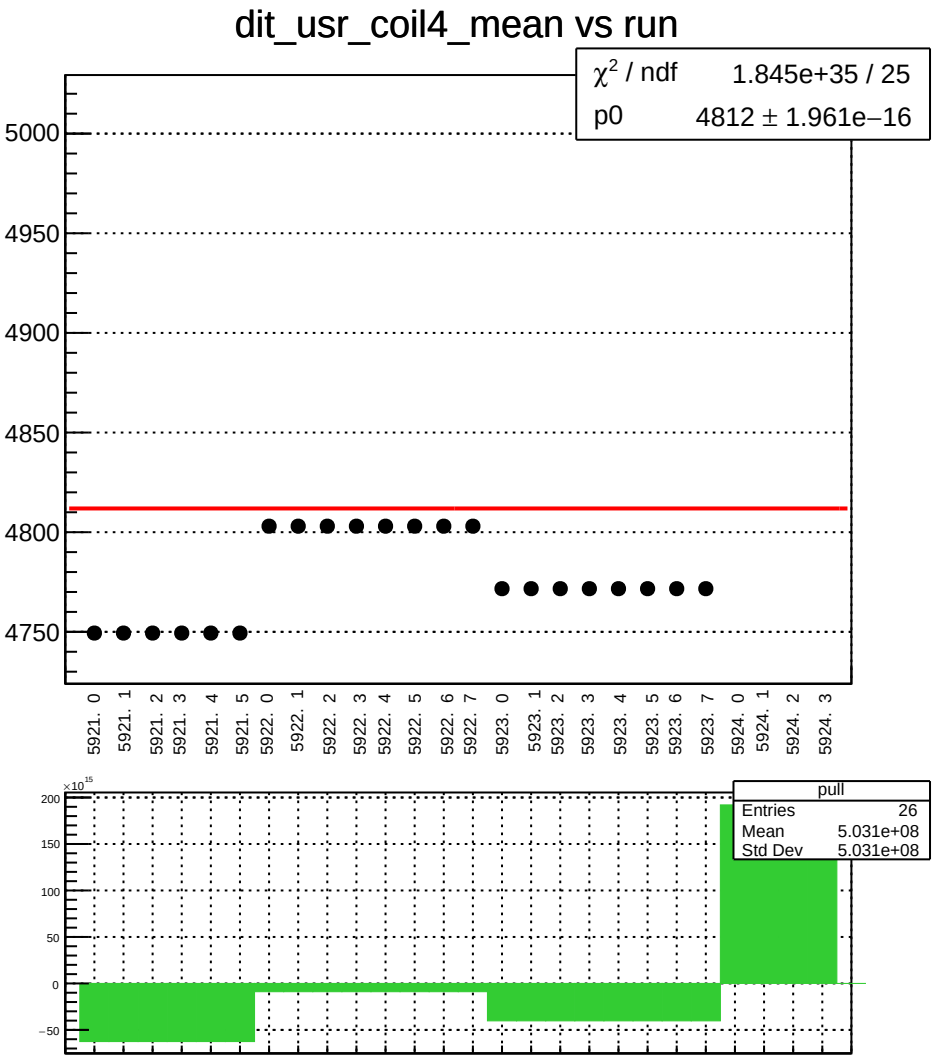
dit_usr_coil4_mean vs run
χ² / ndf 1.845e+35 / 25
p0 4812 ± 1.961e−16
5000
4950
4900
4850
4800
4750
5921. 0
5921. 1
5921. 2
5921. 3
5921. 4
5921. 5
5922. 0
5922. 1
5922. 2
5922. 3
5922. 4
5922. 5
5922. 6
5922. 7
5923. 0
5923. 1
5923. 2
5923. 3
5923. 4
5923. 5
5923. 6
5923. 7
5924. 0
5924. 1
5924. 2
5924. 3
×10^15
200
150
100
50
0
−50
pull
Entries 26
Mean 5.031e+08
Std Dev 5.031e+08

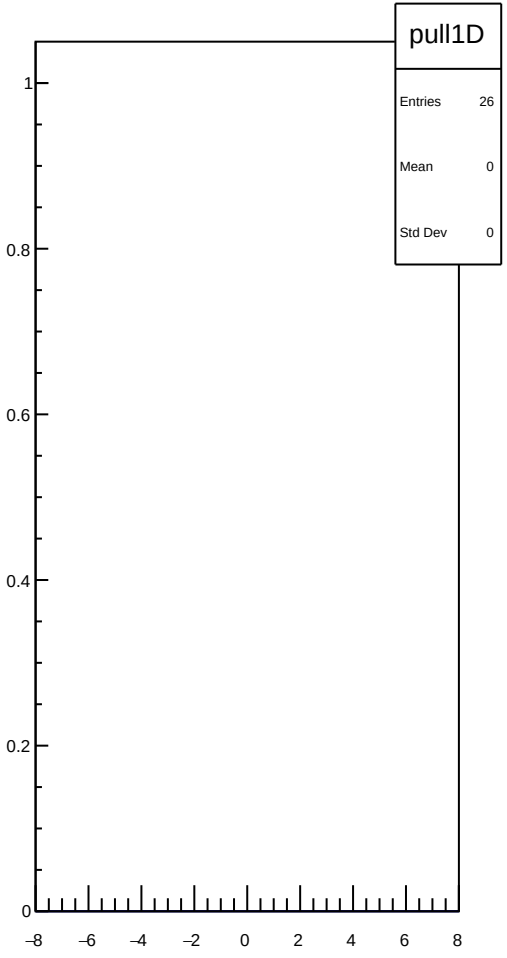
pull1D
Entries 26
Mean 0
Std Dev 0
1
0.8
0.6
0.4
0.2
0
−8
−6
−4
−2
0
2
4
6
8

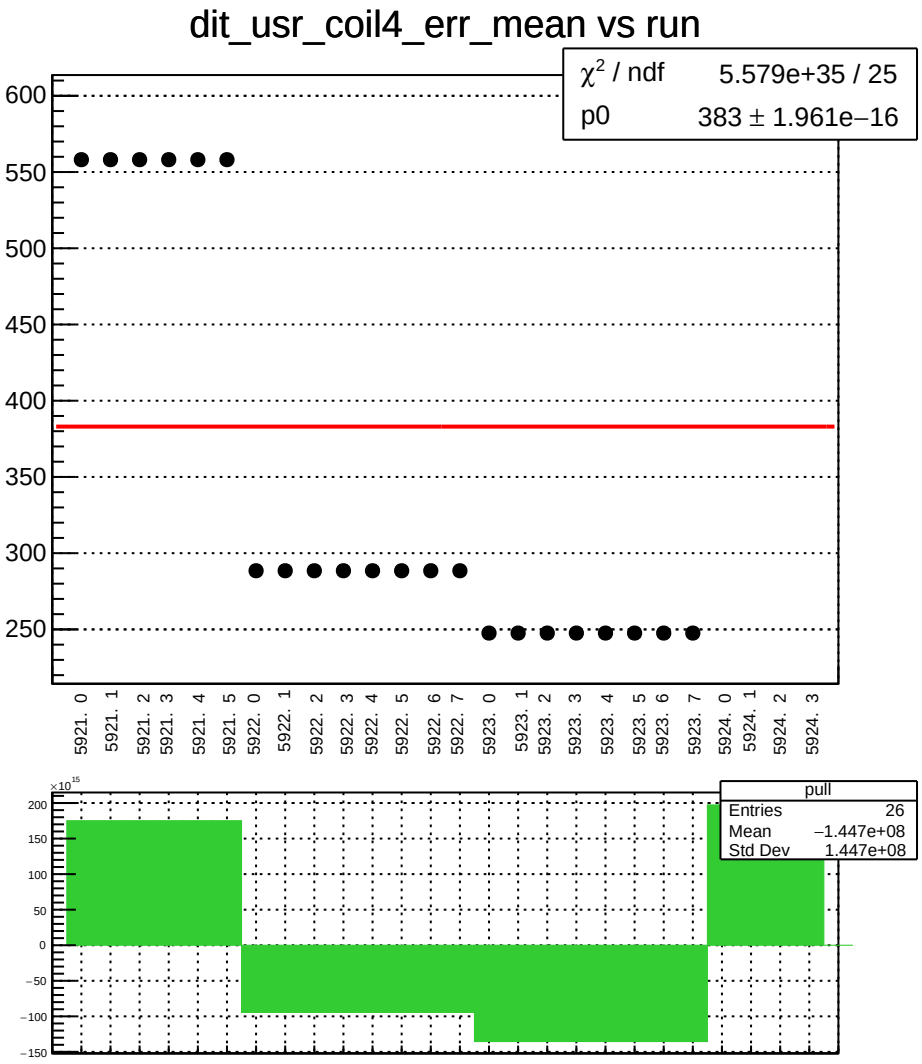
dit_usr_coil4_err_mean vs run
χ² / ndf 5.579e+35 / 25
p0 383 ± 1.961e−16
600
550
500
450
400
350
300
250
5921. 0
5921. 1
5921. 2
5921. 3
5921. 4
5921. 5
5922. 0
5922. 1
5922. 2
5922. 3
5922. 4
5922. 5
5922. 6
5922. 7
5923. 0
5923. 1
5923. 2
5923. 3
5923. 4
5923. 5
5923. 6
5923. 7
5924. 0
5924. 1
5924. 2
5924. 3
×10¹⁵
200
150
100
50
0
−50
−100
−150
pull
Entries 26
Mean −1.447e+08
Std Dev 1.447e+08

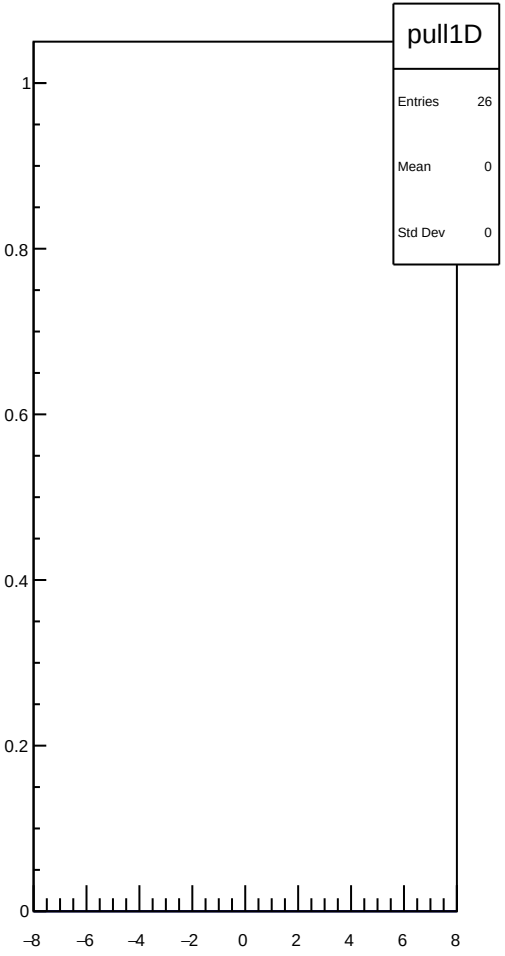
pull1D
Entries 26
Mean 0
Std Dev 0
1
0.8
0.6
0.4
0.2
0
−8
−6
−4
−2
0
2
4
6
8

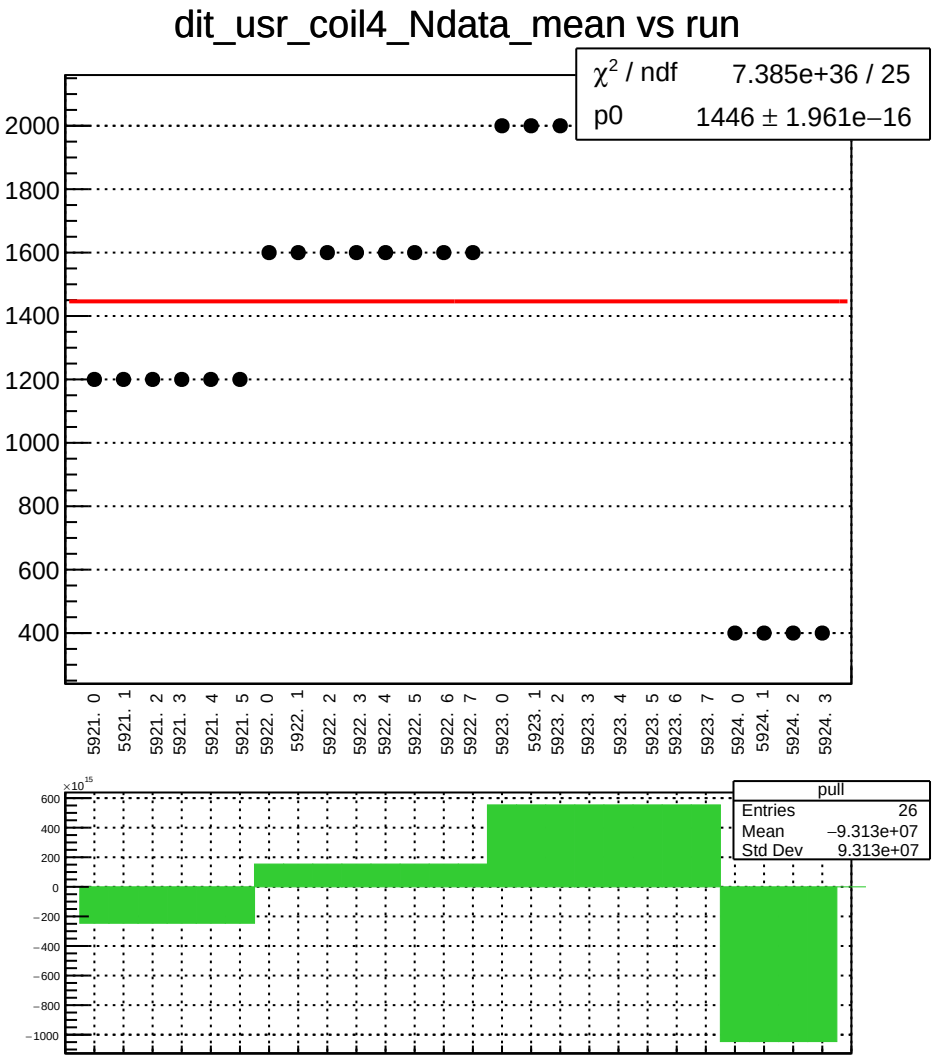
dit_usr_coil4_Ndata_mean vs run
χ² / ndf 7.385e+36 / 25
p0 1446 ± 1.961e−16
2000
1800
1600
1400
1200
1000
800
600
400
5921. 0
5921. 1
5921. 2
5921. 3
5921. 4
5921. 5
5922. 0
5922. 1
5922. 2
5922. 3
5922. 4
5922. 5
5922. 6
5922. 7
5923. 0
5923. 1
5923. 2
5923. 3
5923. 4
5923. 5
5923. 6
5923. 7
5924. 0
5924. 1
5924. 2
5924. 3
×10^15
600
400
200
0
−200
−400
−600
−800
−1000
pull
Entries 26
Mean −9.313e+07
Std Dev 9.313e+07

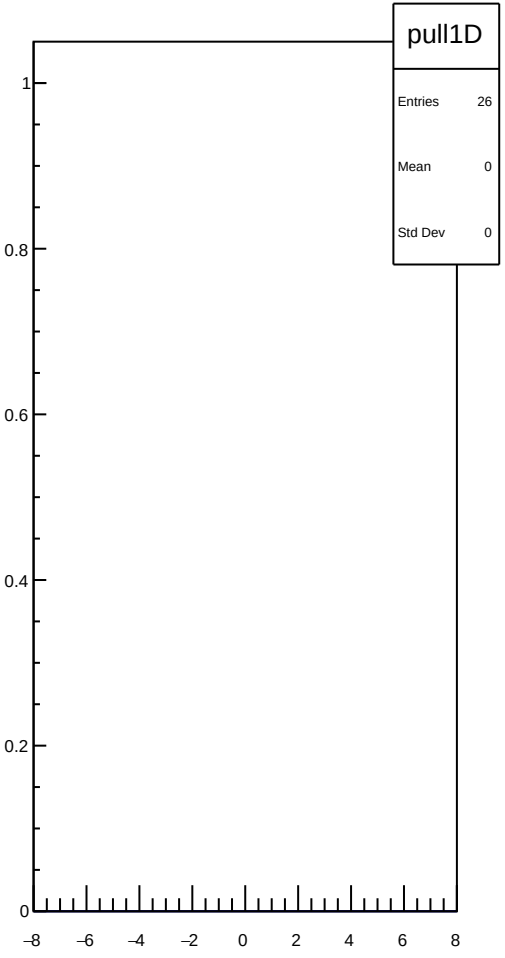
pull1D
Entries 26
Mean 0
Std Dev 0
1
0.8
0.6
0.4
0.2
0
−8
−6
−4
−2
0
2
4
6
8

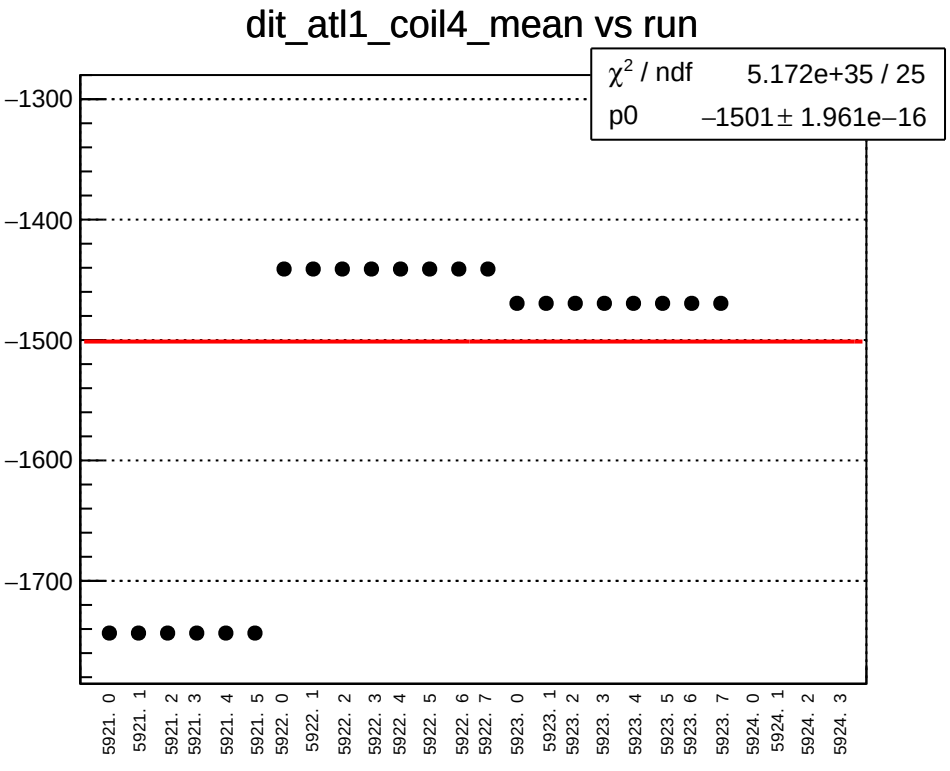
dit_atl1_coil4_mean vs run
χ² / ndf 5.172e+35 / 25
p0 −1501 ± 1.961e−16
−1300
−1400
−1500
−1600
−1700
5921. 0
5921. 1
5921. 2
5921. 3
5921. 4
5921. 5
5922. 0
5922. 1
5922. 2
5922. 3
5922. 4
5922. 5
5922. 6
5922. 7
5923. 0
5923. 1
5923. 2
5923. 3
5923. 4
5923. 5
5923. 6
5923. 7
5924. 0
5924. 1
5924. 2
5924. 3

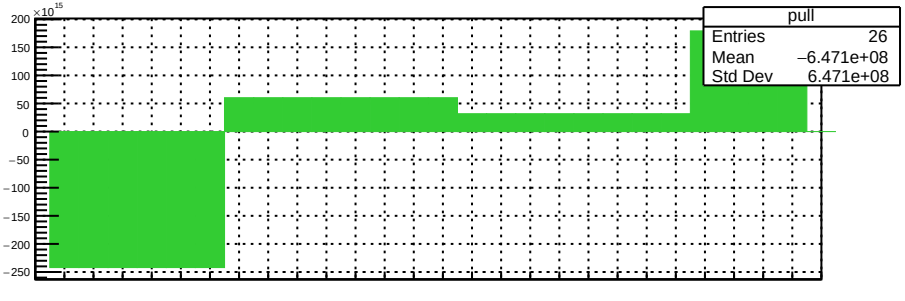
×10¹⁵
200
150
100
50
0
−50
−100
−150
−200
−250
pull
Entries 26
Mean −6.471e+08
Std Dev 6.471e+08

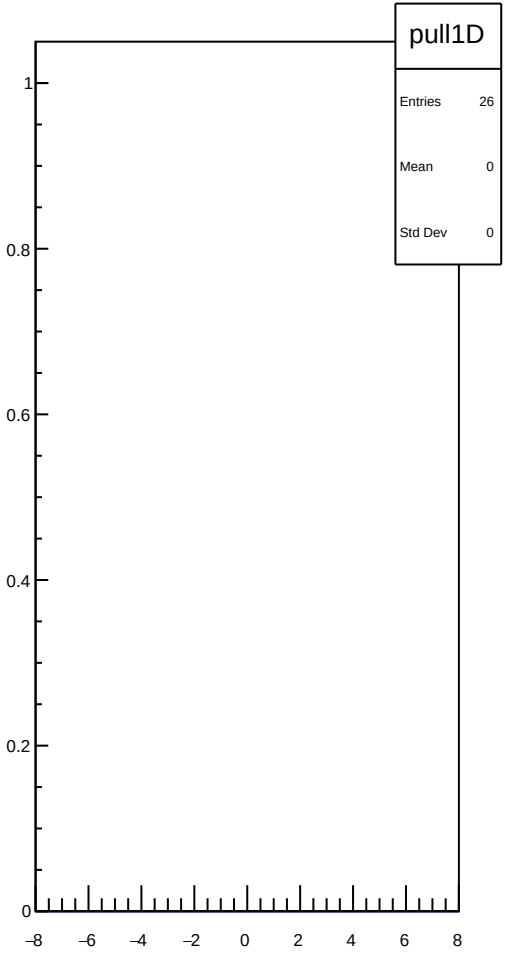
pull1D
Entries 26
Mean 0
Std Dev 0
1
0.8
0.6
0.4
0.2
0
−8
−6
−4
−2
0
2
4
6
8

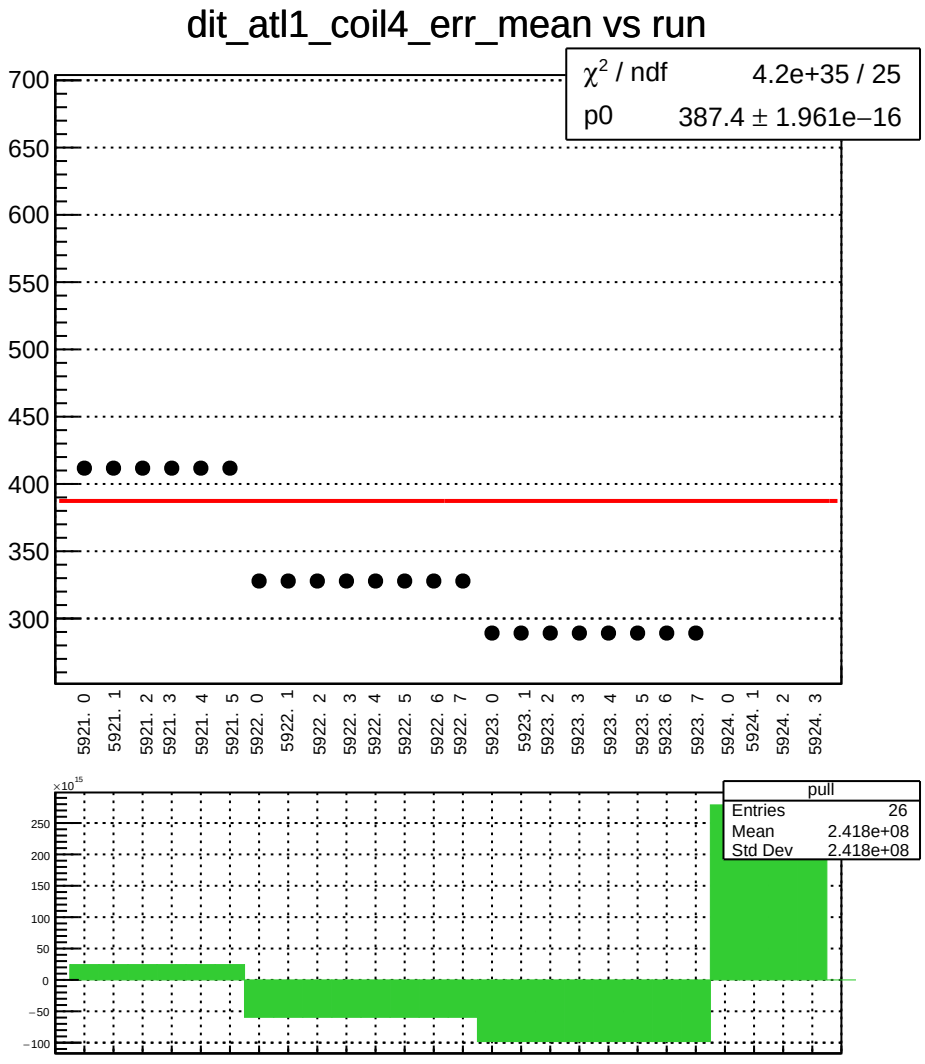
dit_atl1_coil4_err_mean vs run
χ² / ndf 4.2e+35 / 25
p0 387.4 ± 1.961e−16
700
650
600
550
500
450
400
350
300
5921. 0
5921. 1
5921. 2
5921. 3
5921. 4
5921. 5
5922. 0
5922. 1
5922. 2
5922. 3
5922. 4
5922. 5
5922. 6
5922. 7
5923. 0
5923. 1
5923. 2
5923. 3
5923. 4
5923. 5
5923. 6
5923. 7
5924. 0
5924. 1
5924. 2
5924. 3
×10¹⁵
250
200
150
100
50
0
−50
−100
pull
Entries 26
Mean 2.418e+08
Std Dev 2.418e+08

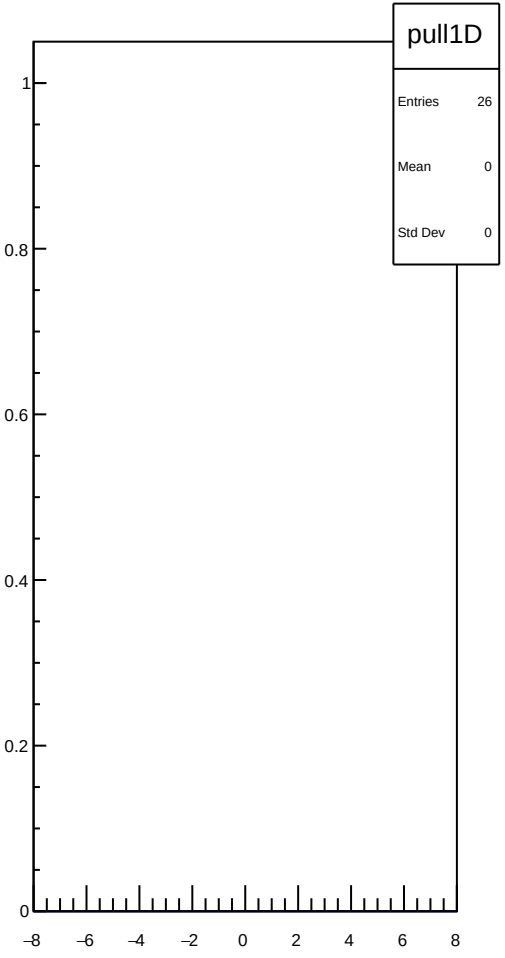
pull1D
Entries 26
Mean 0
Std Dev 0
1
0.8
0.6
0.4
0.2
0
−8
−6
−4
−2
0
2
4
6
8

dit_atl1_coil4_Ndata_mean vs run

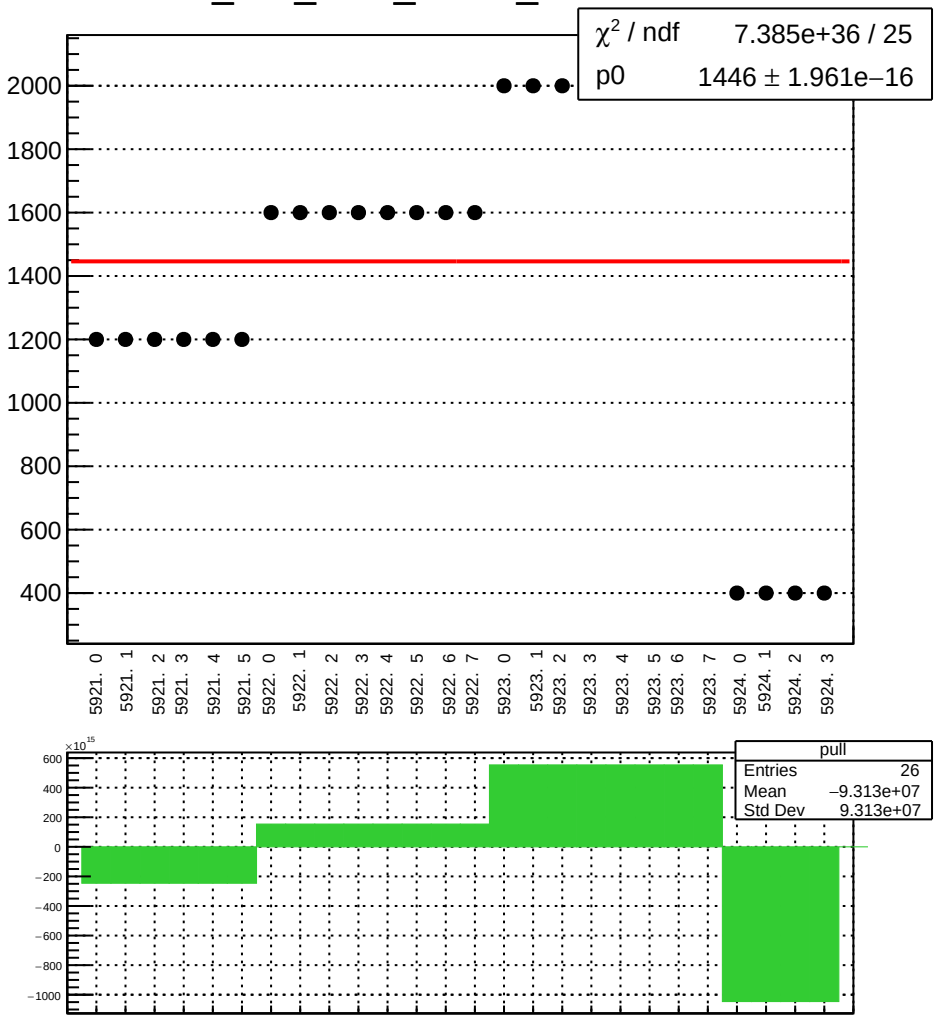

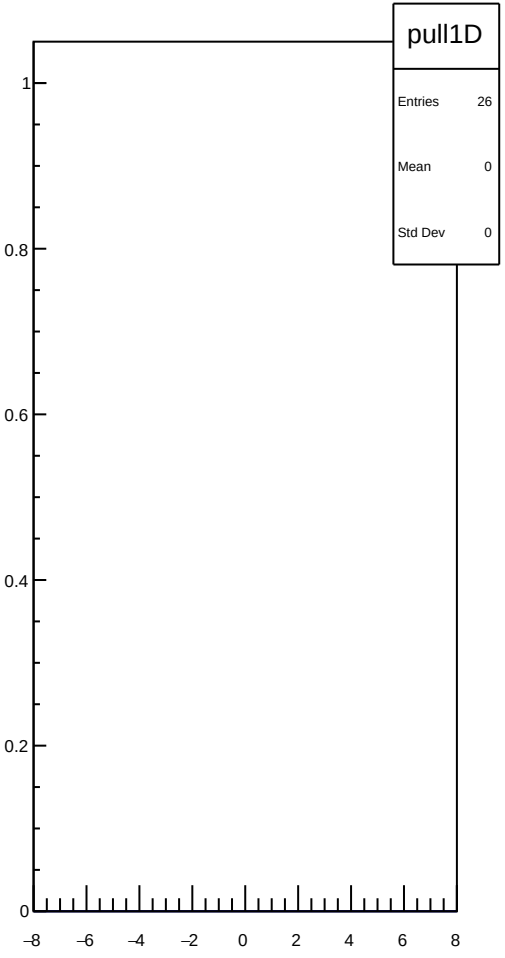

dit_atl2_coil4_mean vs run

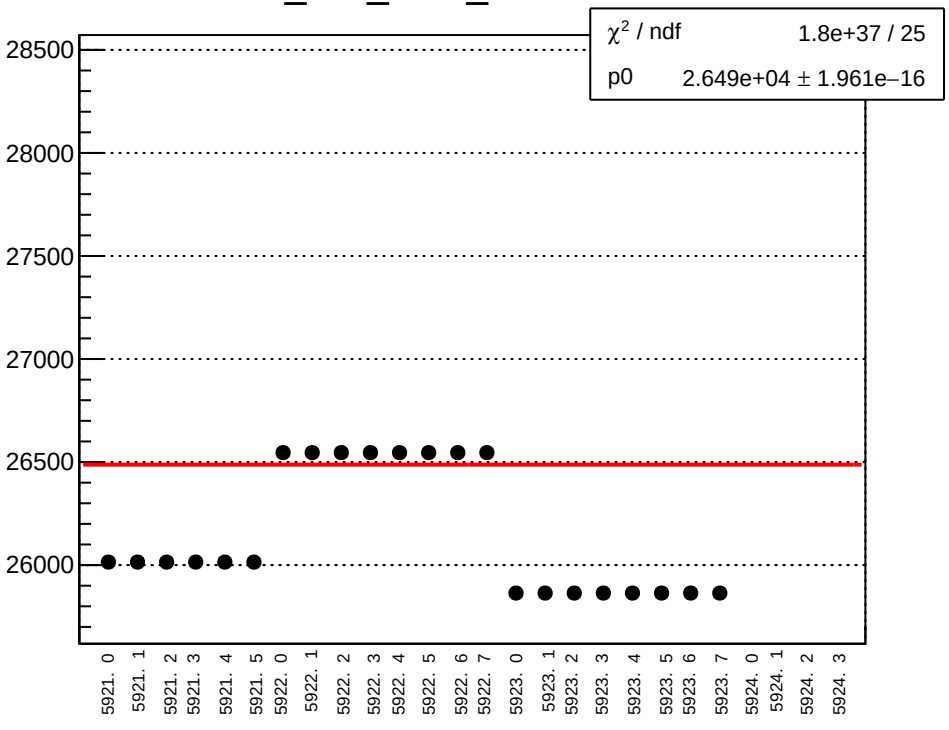

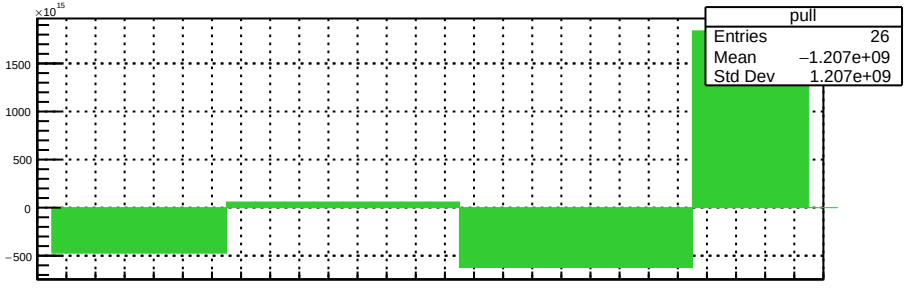

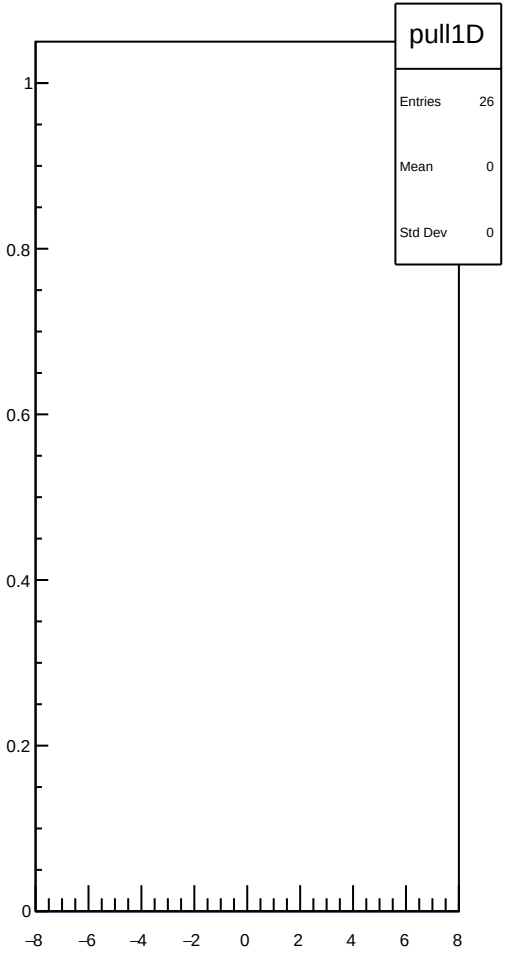

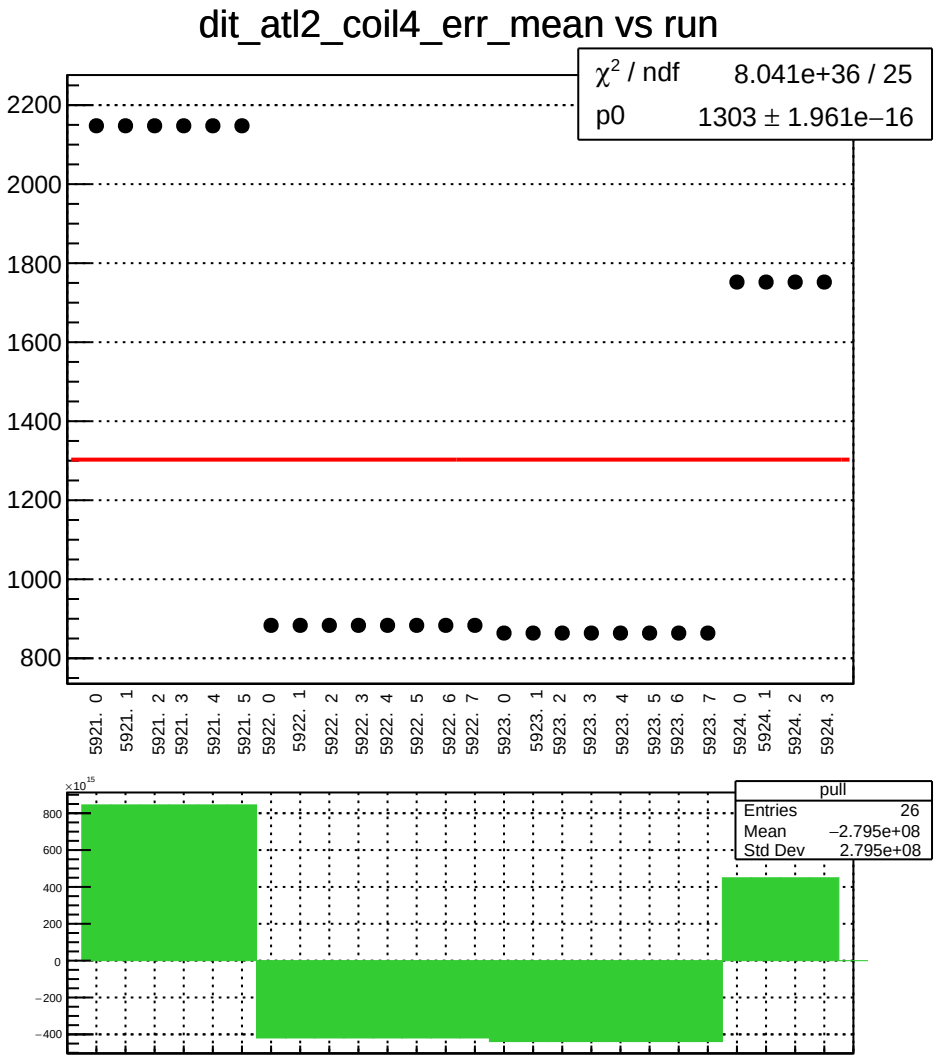
dit_atl2_coil4_err_mean vs run
χ² / ndf 8.041e+36 / 25
p0 1303 ± 1.961e−16
2200
2000
1800
1600
1400
1200
1000
800
5921. 0
5921. 1
5921. 2
5921. 3
5921. 4
5921. 5
5922. 0
5922. 1
5922. 2
5922. 3
5922. 4
5922. 5
5922. 6
5922. 7
5923. 0
5923. 1
5923. 2
5923. 3
5923. 4
5923. 5
5923. 6
5923. 7
5924. 0
5924. 1
5924. 2
5924. 3
×10¹⁵
800
600
400
200
0
−200
−400
pull
Entries 26
Mean −2.795e+08
Std Dev 2.795e+08

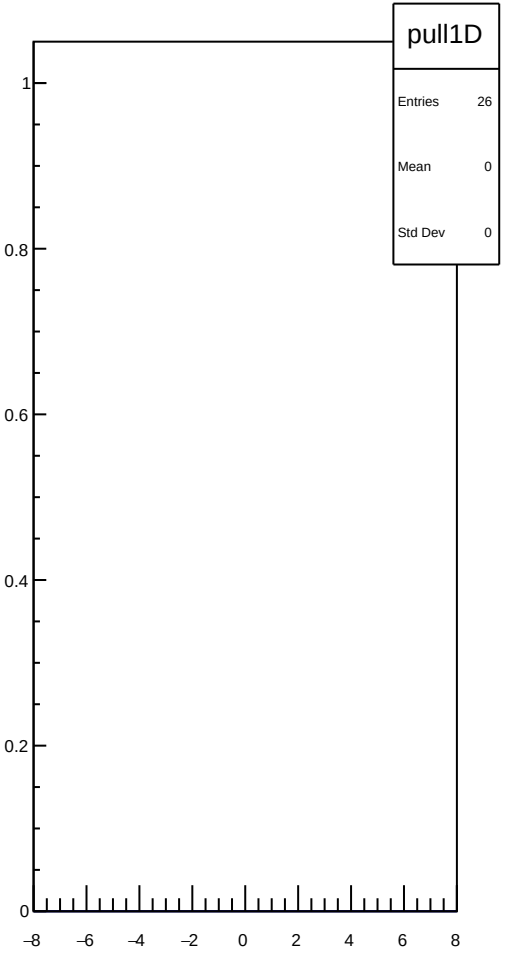
pull1D
Entries 26
Mean 0
Std Dev 0
1
0.8
0.6
0.4
0.2
0
−8
−6
−4
−2
0
2
4
6
8

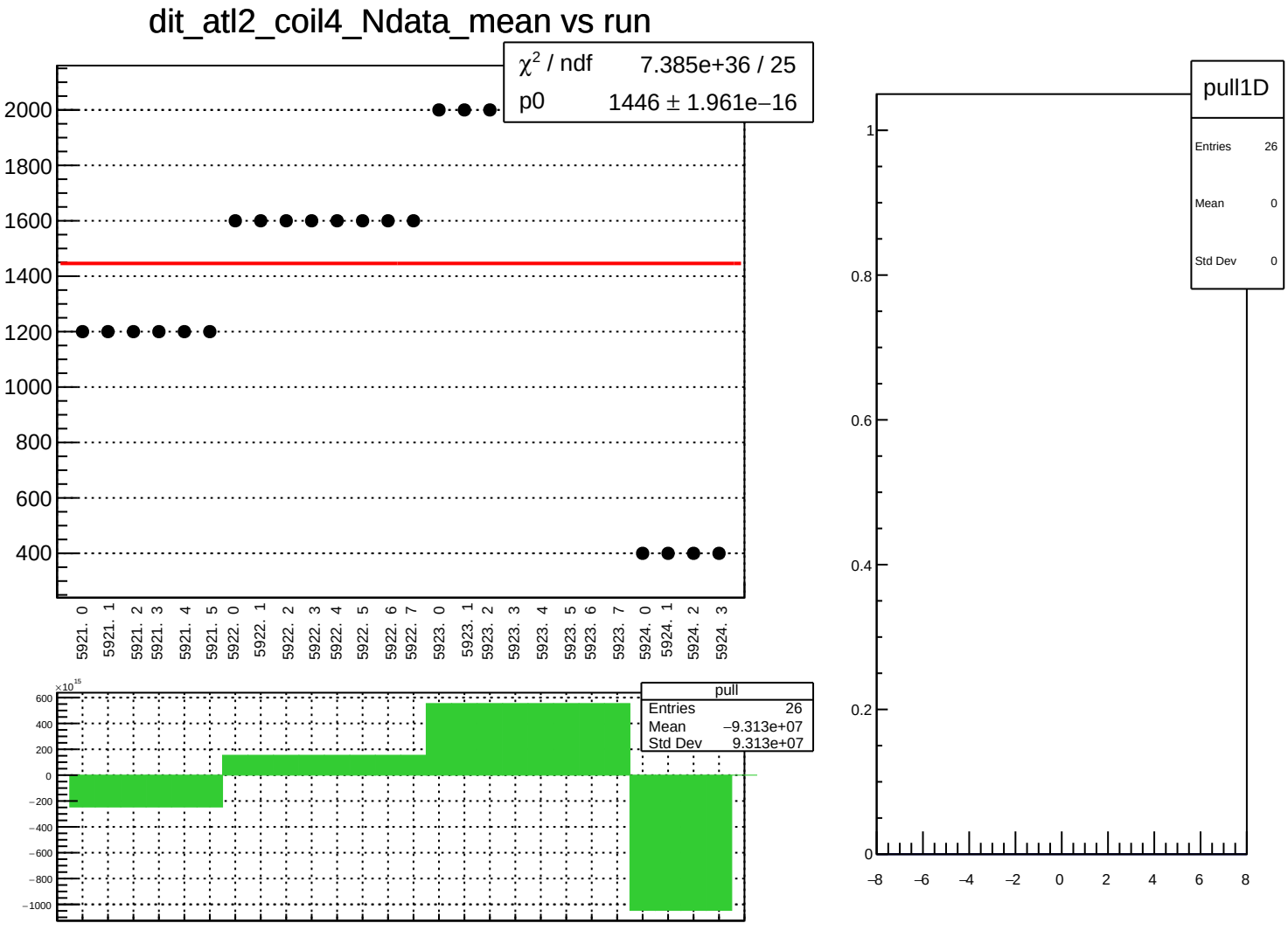
dit_atl2_coil4_Ndata_mean vs run
χ² / ndf 7.385e+36 / 25
p0 1446 ± 1.961e−16
2000
1800
1600
1400
1200
1000
800
600
400
5921. 0
5921. 1
5921. 2
5921. 3
5921. 4
5921. 5
5922. 0
5922. 1
5922. 2
5922. 3
5922. 4
5922. 5
5922. 6
5922. 7
5923. 0
5923. 1
5923. 2
5923. 3
5923. 4
5923. 5
5923. 6
5923. 7
5924. 0
5924. 1
5924. 2
5924. 3
×10^15
600
400
200
0
−200
−400
−600
−800
−1000
pull
Entries 26
Mean −9.313e+07
Std Dev 9.313e+07
pull1D
Entries 26
Mean 0
Std Dev 0
1
0.8
0.6
0.4
0.2
0
−8
−6
−4
−2
0
2
4
6
8

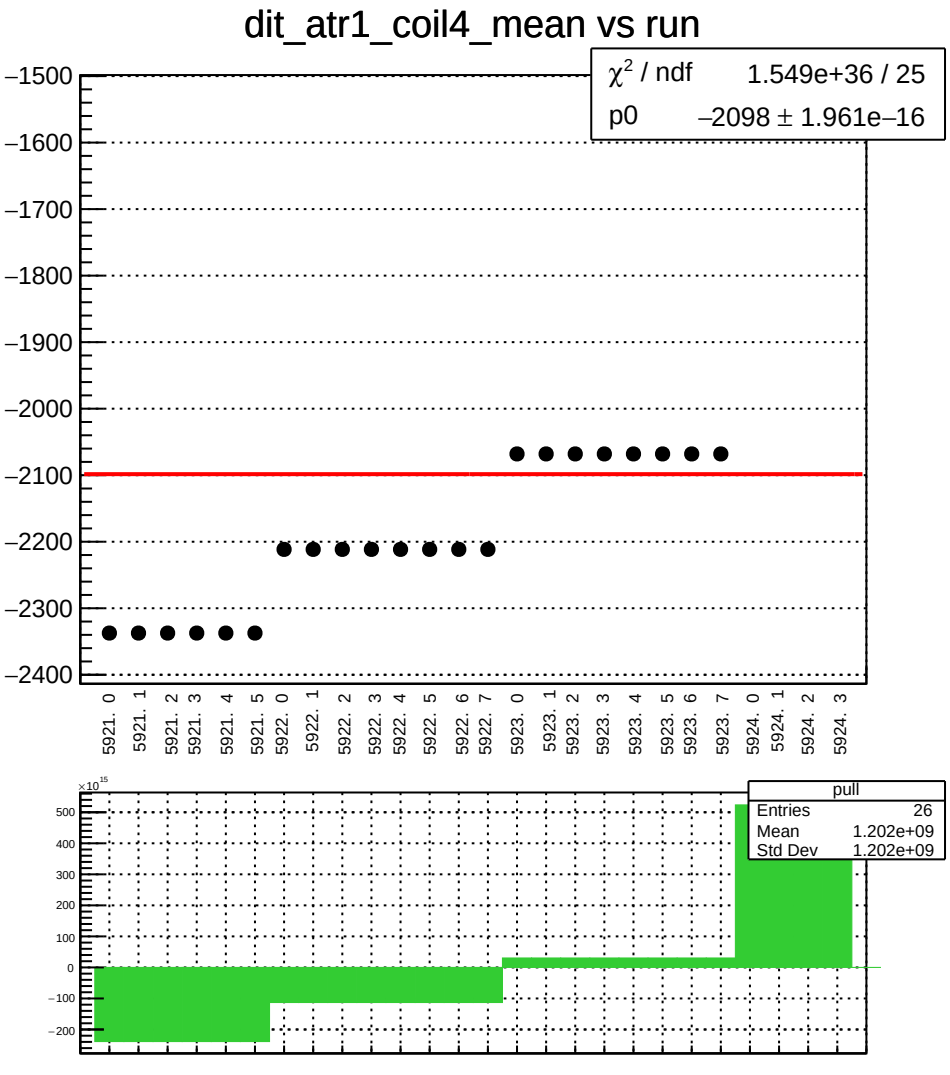
dit_atr1_coil4_mean vs run
χ² / ndf 1.549e+36 / 25
p0 −2098 ± 1.961e−16
−1500
−1600
−1700
−1800
−1900
−2000
−2100
−2200
−2300
−2400
5921. 0
5921. 1
5921. 2
5921. 3
5921. 4
5921. 5
5922. 0
5922. 1
5922. 2
5922. 3
5922. 4
5922. 5
5922. 6
5922. 7
5923. 0
5923. 1
5923. 2
5923. 3
5923. 4
5923. 5
5923. 6
5923. 7
5924. 0
5924. 1
5924. 2
5924. 3
pull
Entries 26
Mean 1.202e+09
Std Dev 1.202e+09
×10^15
500
400
300
200
100
0
−100
−200

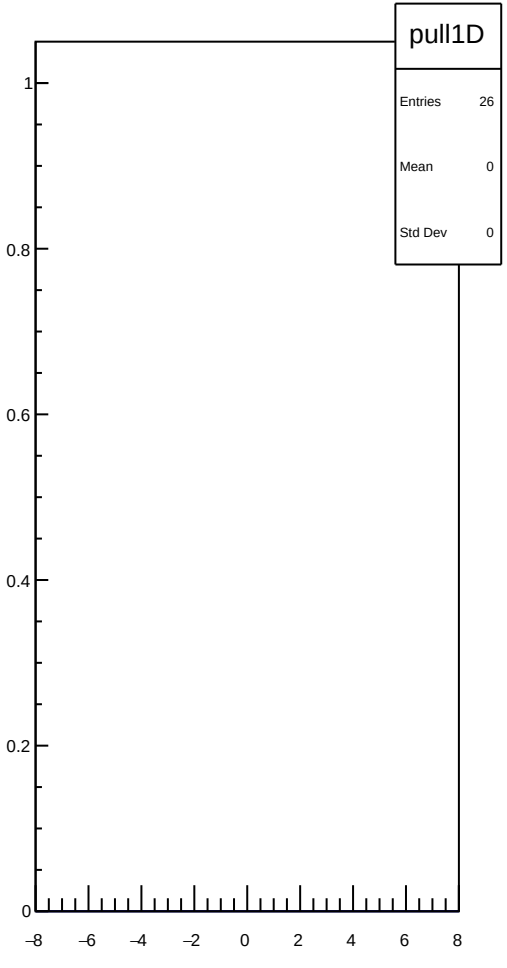
pull1D
Entries 26
Mean 0
Std Dev 0
1
0.8
0.6
0.4
0.2
0
−8
−6
−4
−2
0
2
4
6
8

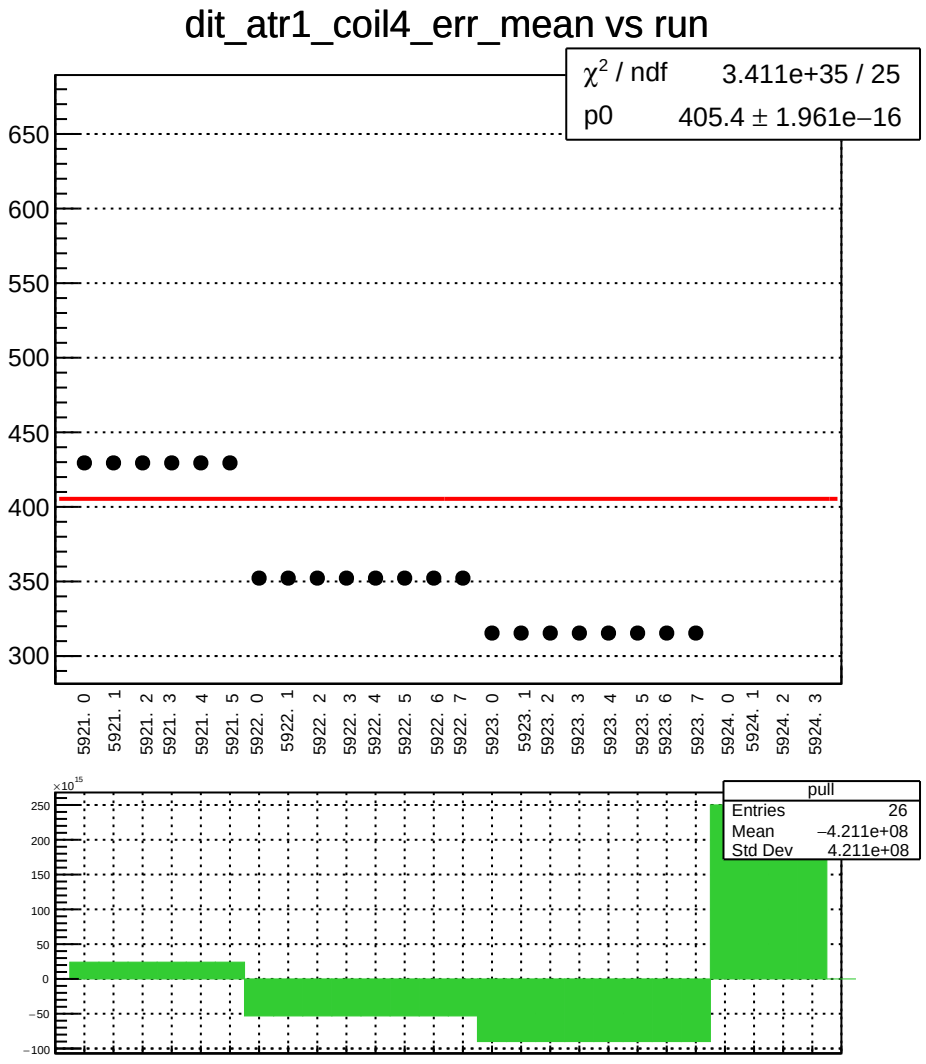
dit_atr1_coil4_err_mean vs run
χ² / ndf 3.411e+35 / 25
p0 405.4 ± 1.961e−16
650
600
550
500
450
400
350
300
5921. 0
5921. 1
5921. 2
5921. 3
5921. 4
5921. 5
5922. 0
5922. 1
5922. 2
5922. 3
5922. 4
5922. 5
5922. 6
5922. 7
5923. 0
5923. 1
5923. 2
5923. 3
5923. 4
5923. 5
5923. 6
5923. 7
5924. 0
5924. 1
5924. 2
5924. 3
×10¹⁵
250
200
150
100
50
0
−50
−100
pull
Entries 26
Mean −4.211e+08
Std Dev 4.211e+08

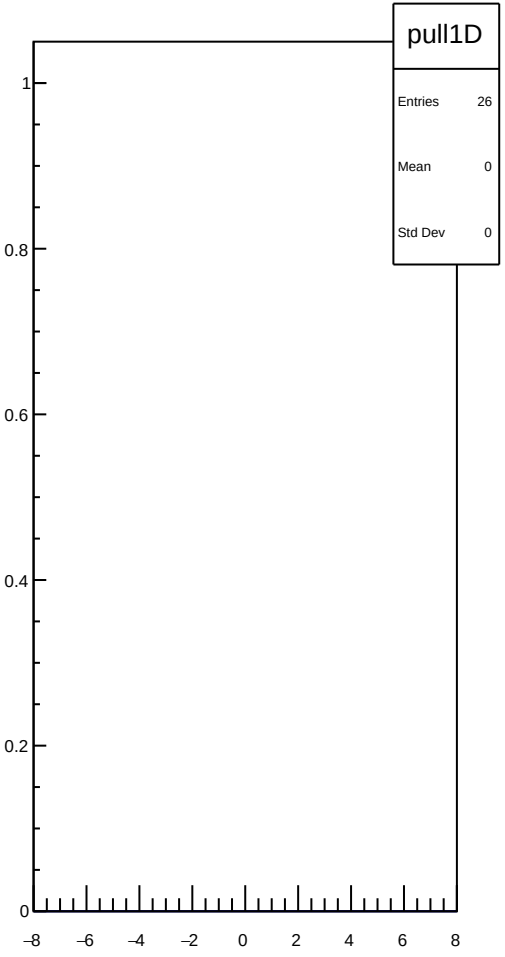
pull1D
Entries 26
Mean 0
Std Dev 0
1
0.8
0.6
0.4
0.2
0
−8
−6
−4
−2
0
2
4
6
8

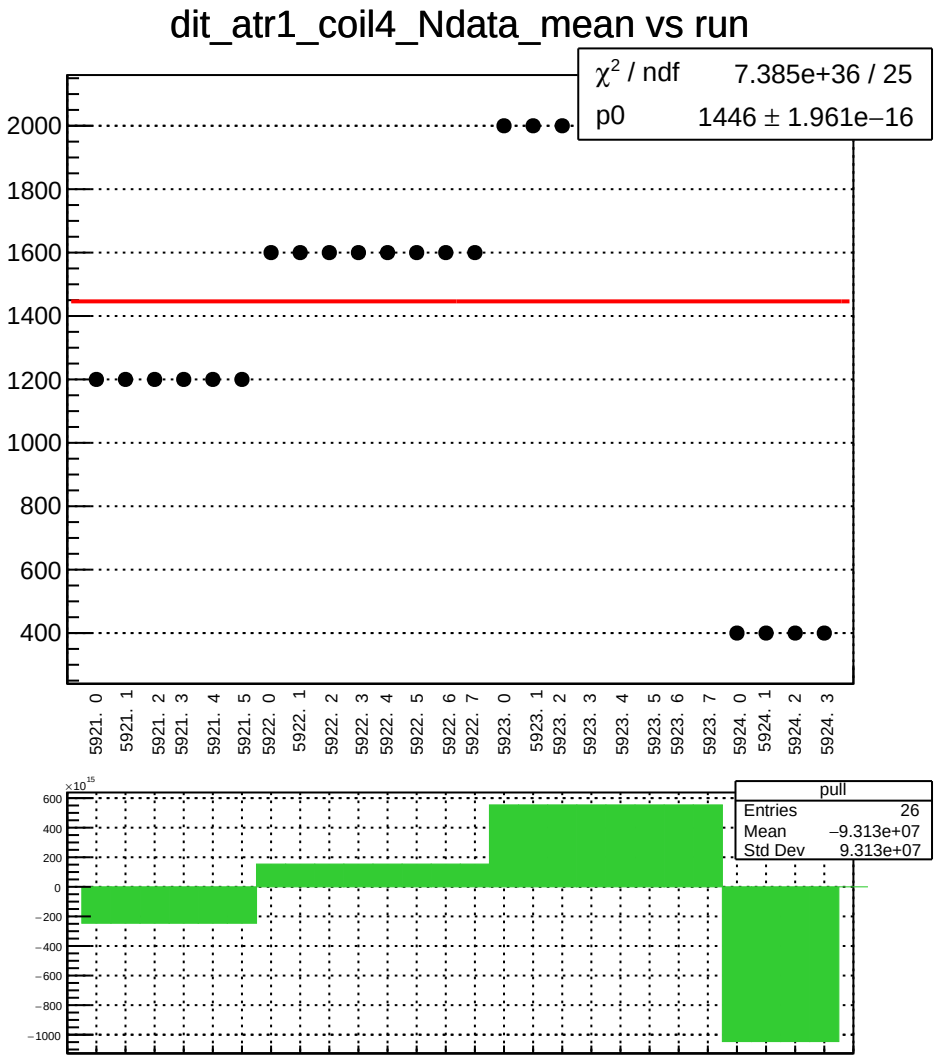
dit_atr1_coil4_Ndata_mean vs run
χ² / ndf 7.385e+36 / 25
p0 1446 ± 1.961e−16
2000
1800
1600
1400
1200
1000
800
600
400
5921. 0
5921. 1
5921. 2
5921. 3
5921. 4
5921. 5
5922. 0
5922. 1
5922. 2
5922. 3
5922. 4
5922. 5
5922. 6
5922. 7
5923. 0
5923. 1
5923. 2
5923. 3
5923. 4
5923. 5
5923. 6
5923. 7
5924. 0
5924. 1
5924. 2
5924. 3
×10^15
600
400
200
0
−200
−400
−600
−800
−1000
pull
Entries 26
Mean −9.313e+07
Std Dev 9.313e+07

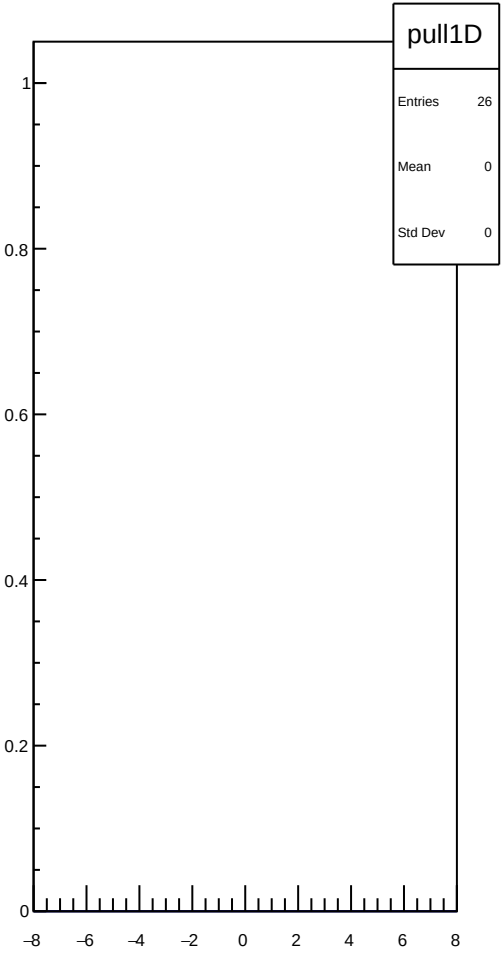
pull1D
Entries 26
Mean 0
Std Dev 0
1
0.8
0.6
0.4
0.2
0
−8
−6
−4
−2
0
2
4
6
8

dit_atr2_coil4_mean vs run

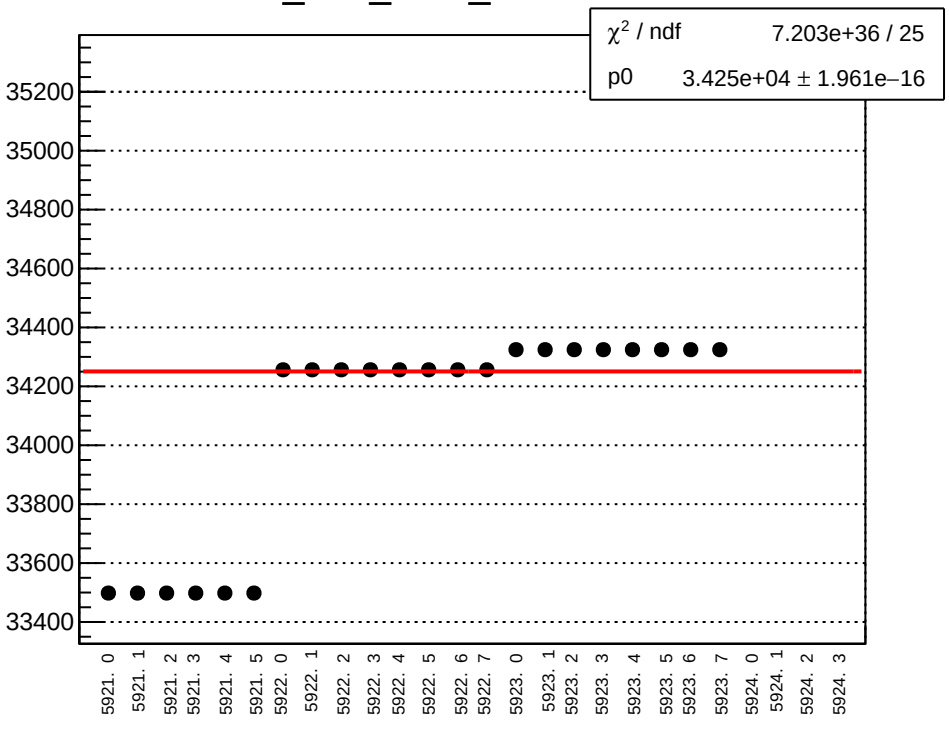

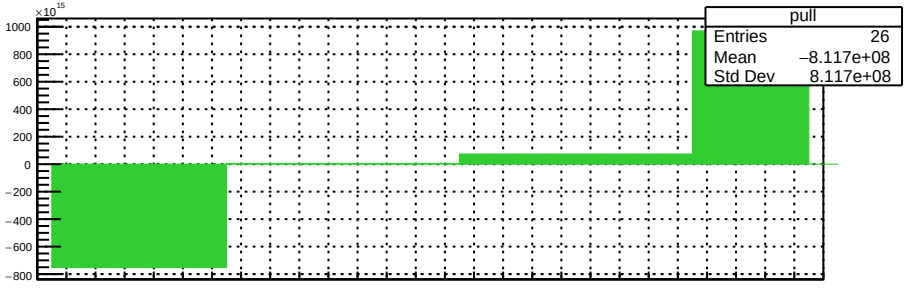

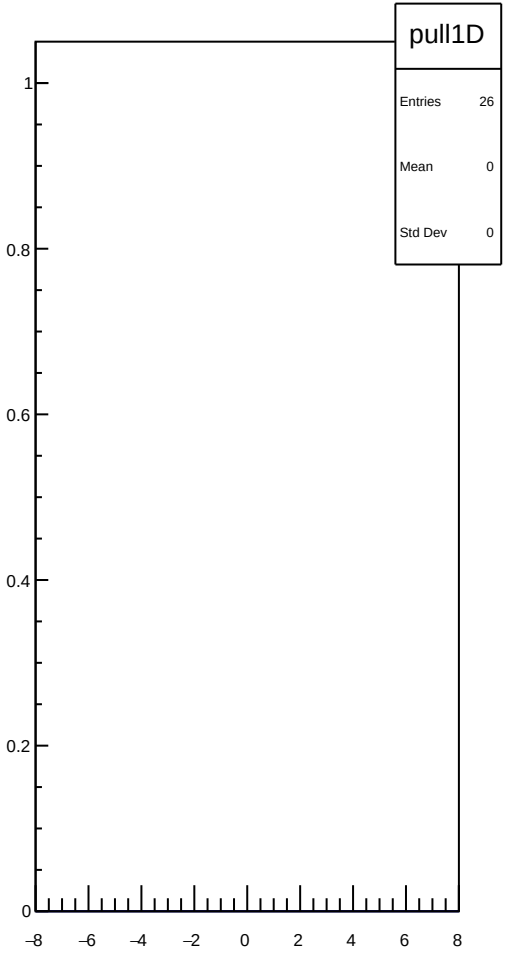

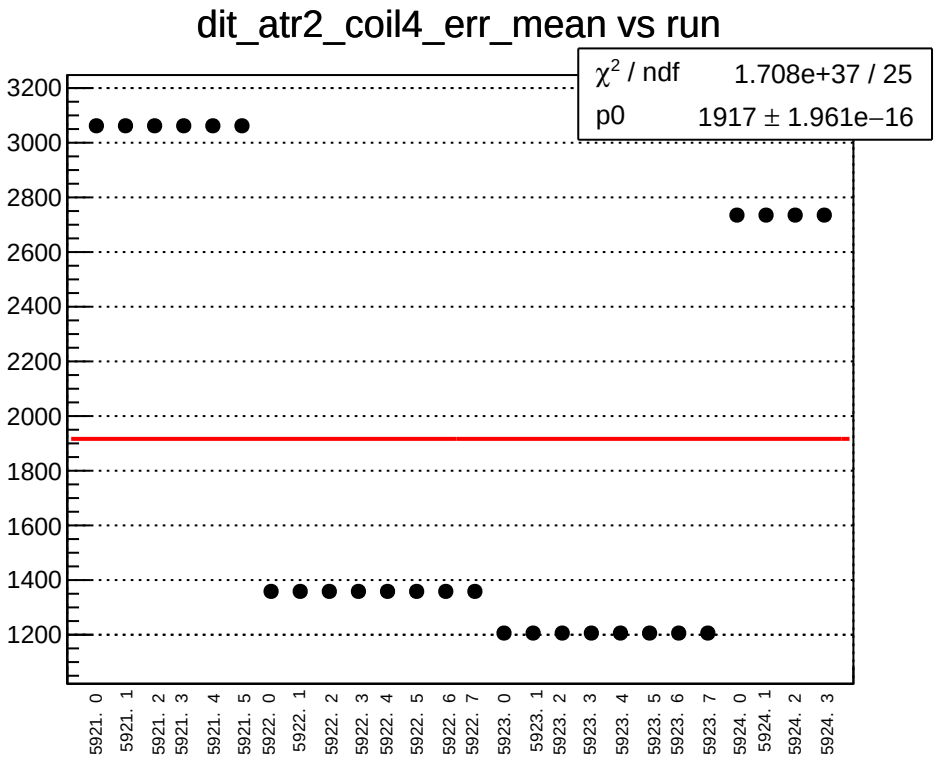
dit_atr2_coil4_err_mean vs run
χ² / ndf 1.708e+37 / 25
p0 1917 ± 1.961e−16
3200
3000
2800
2600
2400
2200
2000
1800
1600
1400
1200
5921. 0
5921. 1
5921. 2
5921. 3
5921. 4
5921. 5
5922. 0
5922. 1
5922. 2
5922. 3
5922. 4
5922. 5
5922. 6
5922. 7
5923. 0
5923. 1
5923. 2
5923. 3
5923. 4
5923. 5
5923. 6
5923. 7
5924. 0
5924. 1
5924. 2
5924. 3

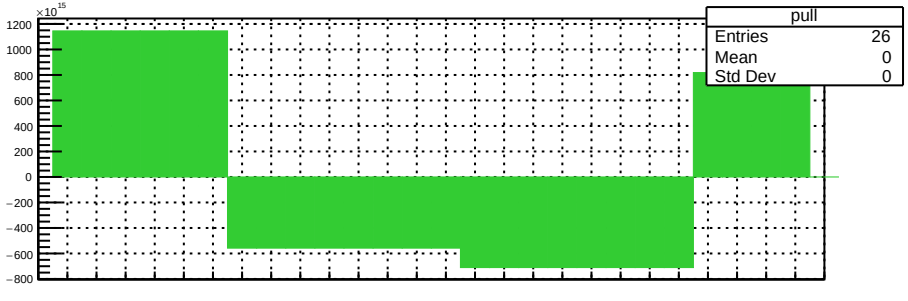
×10¹⁵
1200
1000
800
600
400
200
0
−200
−400
−600
−800
pull
Entries 26
Mean 0
Std Dev 0

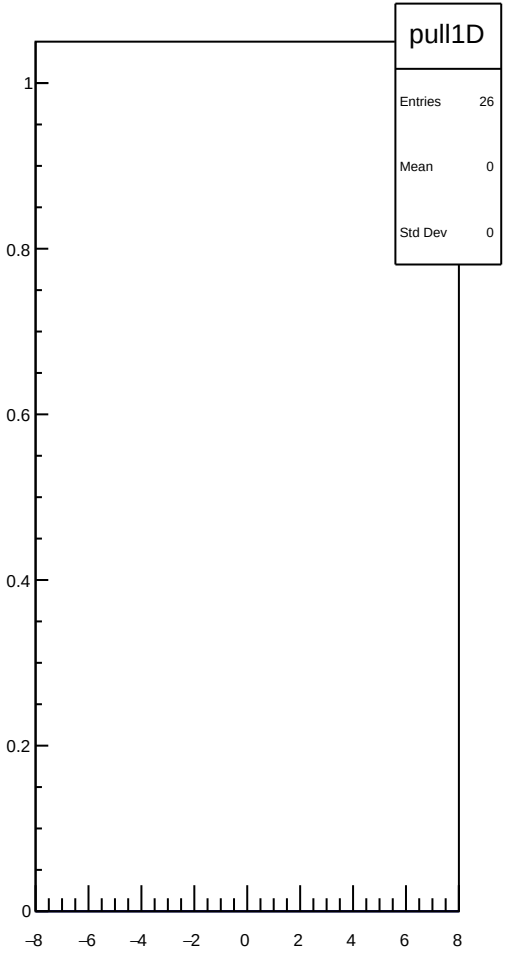
pull1D
Entries 26
Mean 0
Std Dev 0
1
0.8
0.6
0.4
0.2
0
−8
−6
−4
−2
0
2
4
6
8

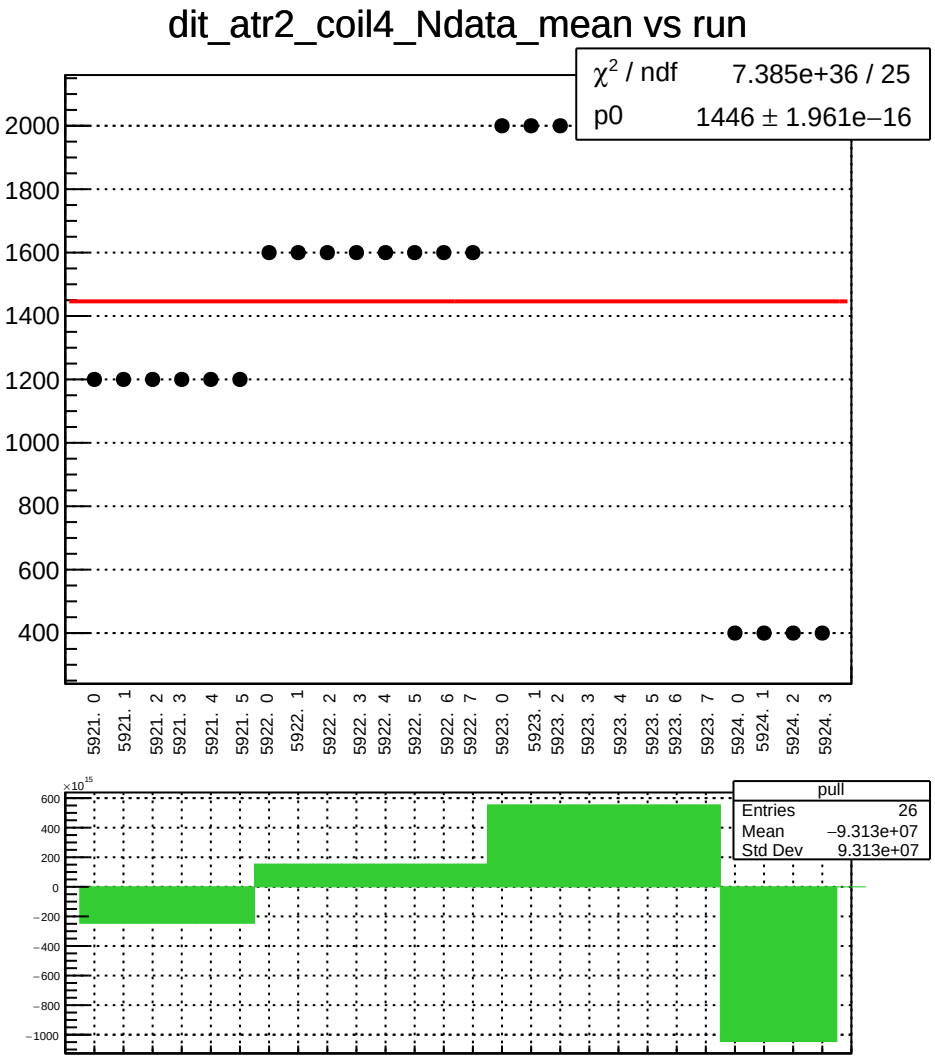
dit_atr2_coil4_Ndata_mean vs run
χ² / ndf 7.385e+36 / 25
p0 1446 ± 1.961e−16
2000
1800
1600
1400
1200
1000
800
600
400
5921. 0
5921. 1
5921. 2
5921. 3
5921. 4
5921. 5
5922. 0
5922. 1
5922. 2
5922. 3
5922. 4
5922. 5
5922. 6
5922. 7
5923. 0
5923. 1
5923. 2
5923. 3
5923. 4
5923. 5
5923. 6
5923. 7
5924. 0
5924. 1
5924. 2
5924. 3
×10^15
600
400
200
0
−200
−400
−600
−800
−1000
pull
Entries 26
Mean −9.313e+07
Std Dev 9.313e+07

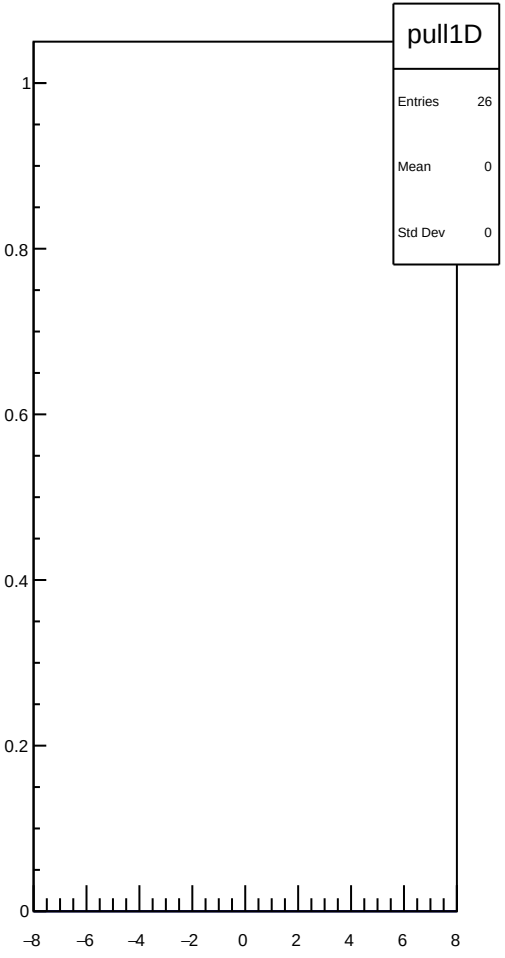
pull1D
Entries 26
Mean 0
Std Dev 0
1
0.8
0.6
0.4
0.2
0
−8
−6
−4
−2
0
2
4
6
8

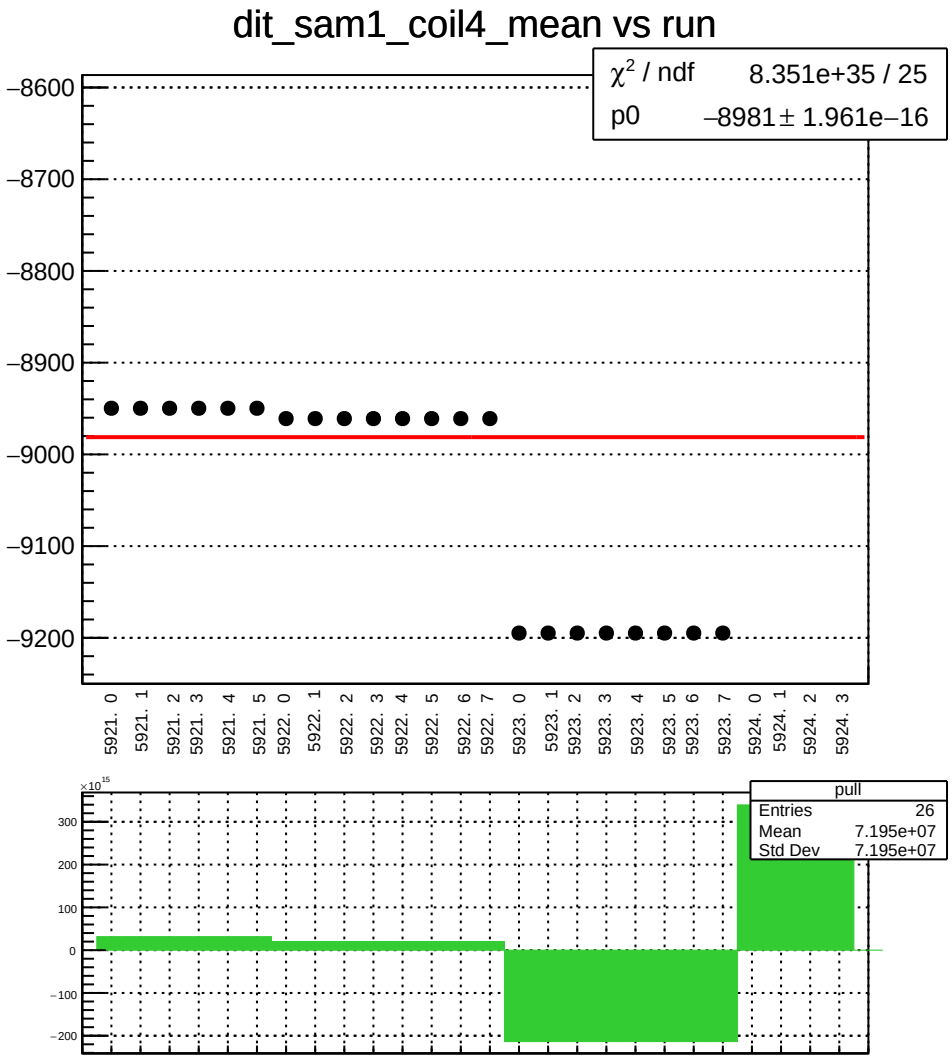
dit_sam1_coil4_mean vs run
χ² / ndf 8.351e+35 / 25
p0 −8981 ± 1.961e−16
−8600
−8700
−8800
−8900
−9000
−9100
−9200
5921. 0
5921. 1
5921. 2
5921. 3
5921. 4
5921. 5
5922. 0
5922. 1
5922. 2
5922. 3
5922. 4
5922. 5
5922. 6
5922. 7
5923. 0
5923. 1
5923. 2
5923. 3
5923. 4
5923. 5
5923. 6
5923. 7
5924. 0
5924. 1
5924. 2
5924. 3
×10^15
300
200
100
0
−100
−200
pull
Entries 26
Mean 7.195e+07
Std Dev 7.195e+07

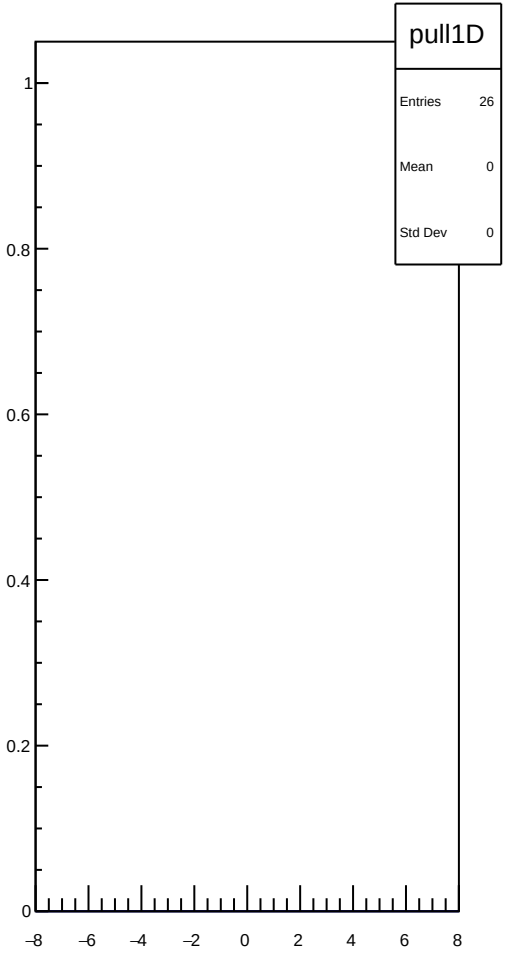
pull1D
Entries 26
Mean 0
Std Dev 0
1
0.8
0.6
0.4
0.2
0
−8
−6
−4
−2
0
2
4
6
8

dit_sam1_coil4_err_mean vs run

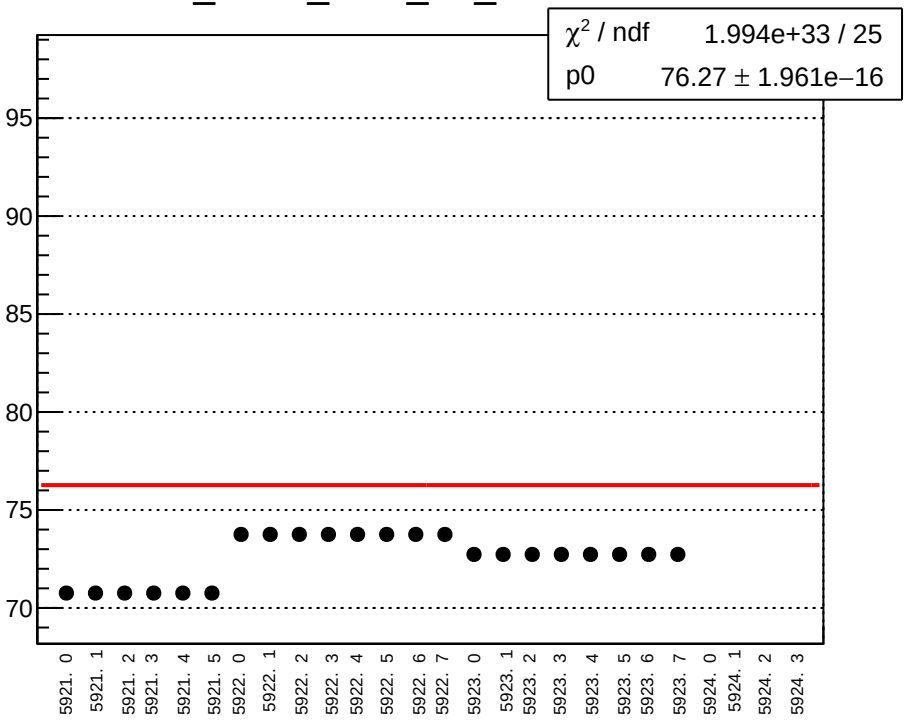

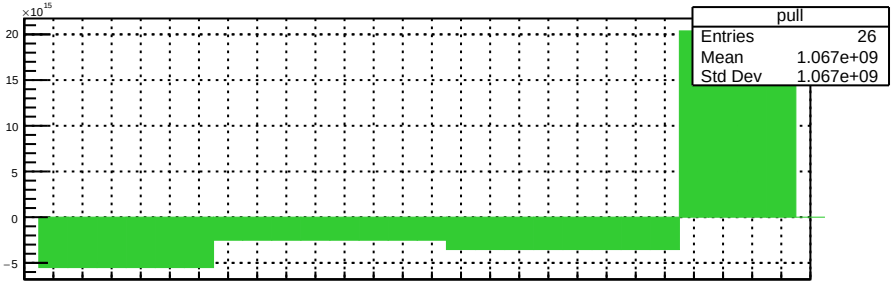

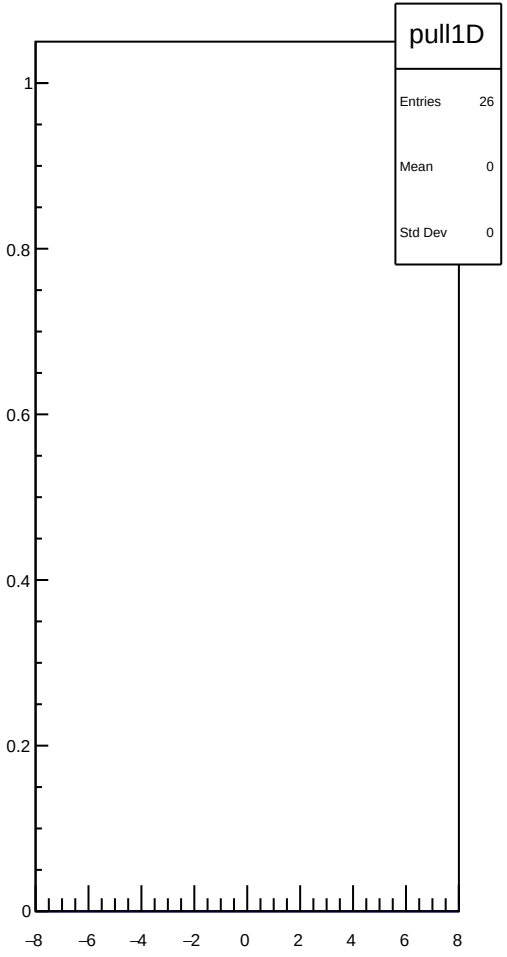

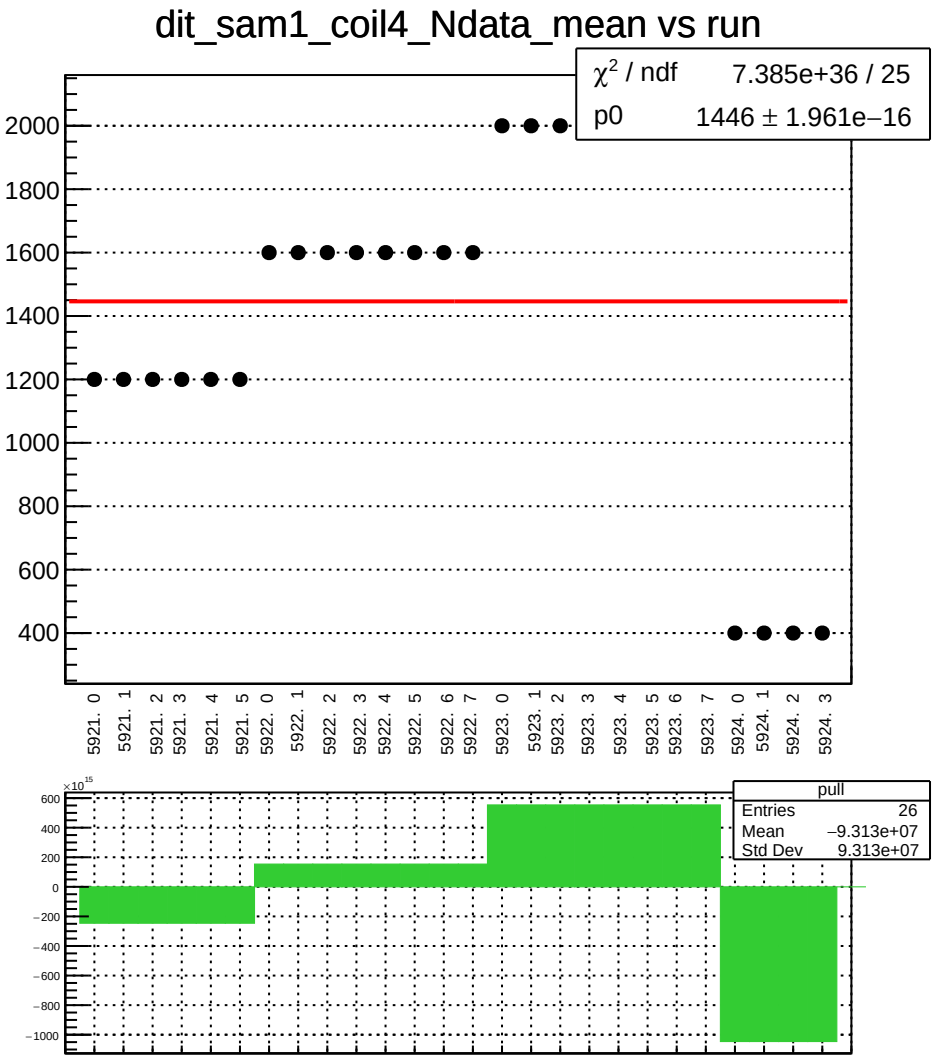
dit_sam1_coil4_Ndata_mean vs run
χ² / ndf 7.385e+36 / 25
p0 1446 ± 1.961e−16
2000
1800
1600
1400
1200
1000
800
600
400
5921. 0
5921. 1
5921. 2
5921. 3
5921. 4
5921. 5
5922. 0
5922. 1
5922. 2
5922. 3
5922. 4
5922. 5
5922. 6
5922. 7
5923. 0
5923. 1
5923. 2
5923. 3
5923. 4
5923. 5
5923. 6
5923. 7
5924. 0
5924. 1
5924. 2
5924. 3
×10^15
600
400
200
0
−200
−400
−600
−800
−1000
pull
Entries 26
Mean −9.313e+07
Std Dev 9.313e+07

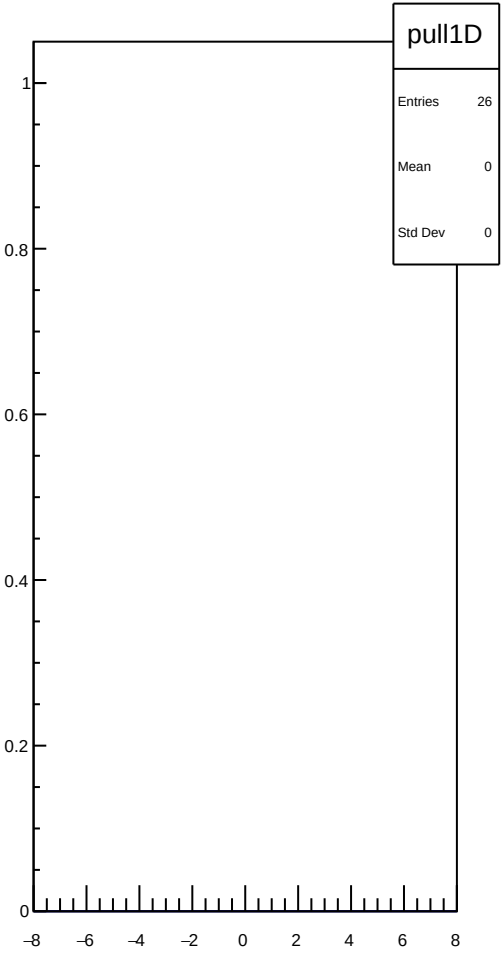
pull1D
Entries 26
Mean 0
Std Dev 0
1
0.8
0.6
0.4
0.2
0
−8
−6
−4
−2
0
2
4
6
8

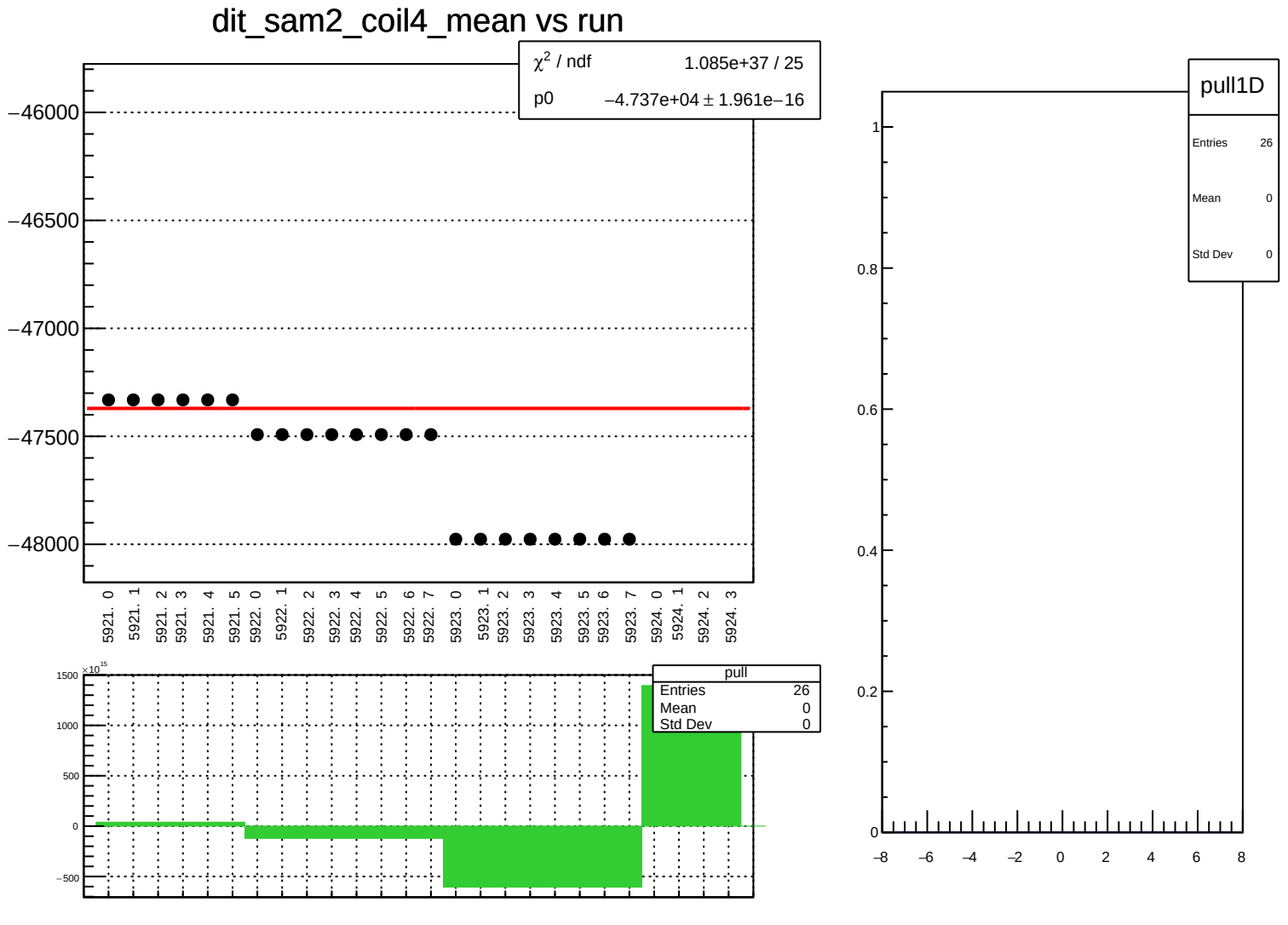
dit_sam2_coil4_mean vs run
χ² / ndf 1.085e+37 / 25
p0 −4.737e+04 ± 1.961e−16
−46000
−46500
−47000
−47500
−48000
5921. 0
5921. 1
5921. 2
5921. 3
5921. 4
5921. 5
5922. 0
5922. 1
5922. 2
5922. 3
5922. 4
5922. 5
5922. 6
5922. 7
5923. 0
5923. 1
5923. 2
5923. 3
5923. 4
5923. 5
5923. 6
5923. 7
5924. 0
5924. 1
5924. 2
5924. 3
pull
Entries 26
Mean 0
Std Dev 0
×10¹⁵
1500
1000
500
0
−500
pull1D
Entries 26
Mean 0
Std Dev 0
1
0.8
0.6
0.4
0.2
0
−8
−6
−4
−2
0
2
4
6
8

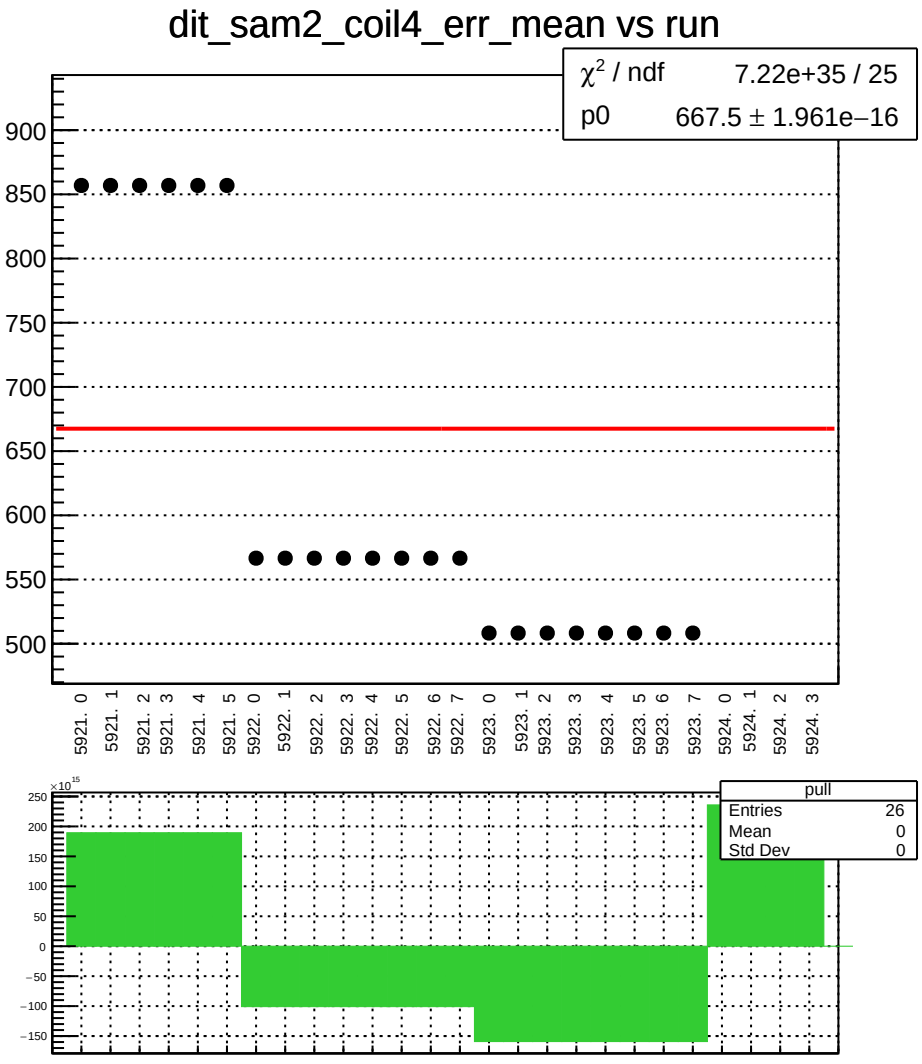
dit_sam2_coil4_err_mean vs run
χ² / ndf 7.22e+35 / 25
p0 667.5 ± 1.961e−16
900
850
800
750
700
650
600
550
500
5921. 0
5921. 1
5921. 2
5921. 3
5921. 4
5921. 5
5922. 0
5922. 1
5922. 2
5922. 3
5922. 4
5922. 5
5922. 6
5922. 7
5923. 0
5923. 1
5923. 2
5923. 3
5923. 4
5923. 5
5923. 6
5923. 7
5924. 0
5924. 1
5924. 2
5924. 3
×10¹⁵
250
200
150
100
50
0
−50
−100
−150
pull
Entries 26
Mean 0
Std Dev 0

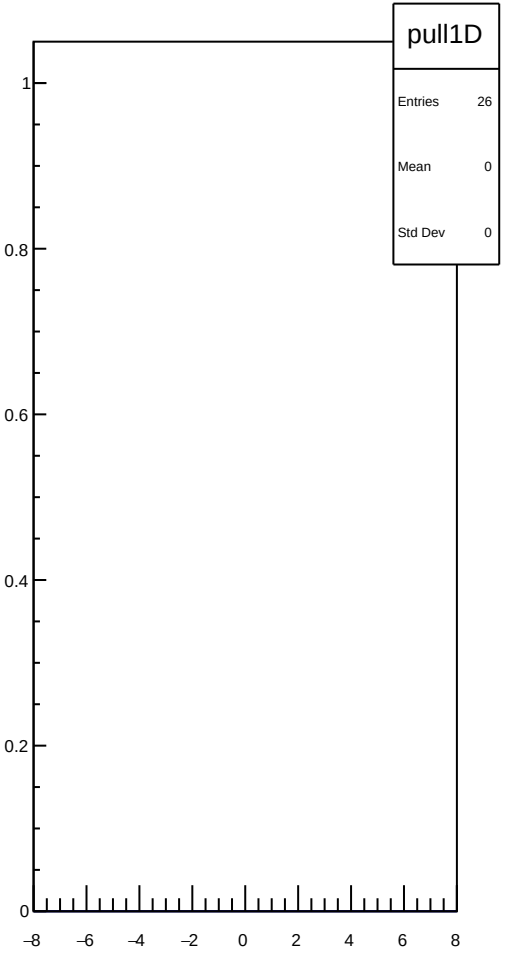
pull1D
Entries 26
Mean 0
Std Dev 0
1
0.8
0.6
0.4
0.2
0
−8
−6
−4
−2
0
2
4
6
8

dit_sam2_coil4_Ndata_mean vs run

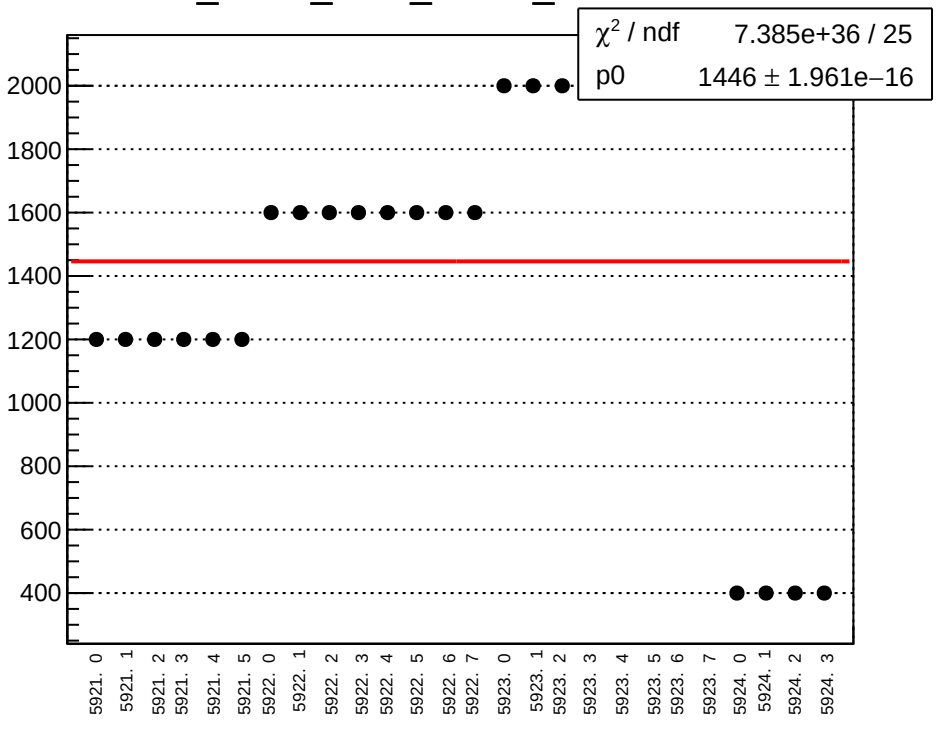

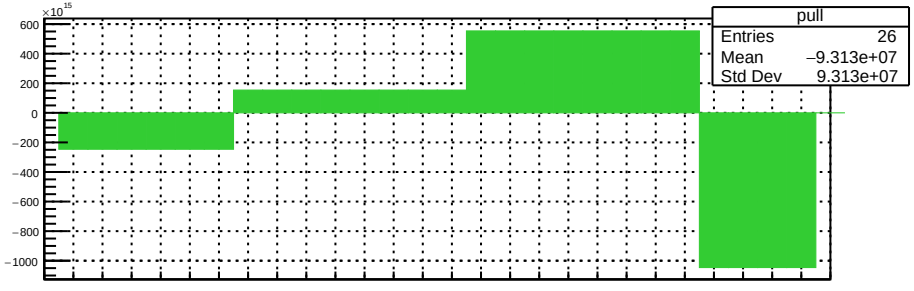

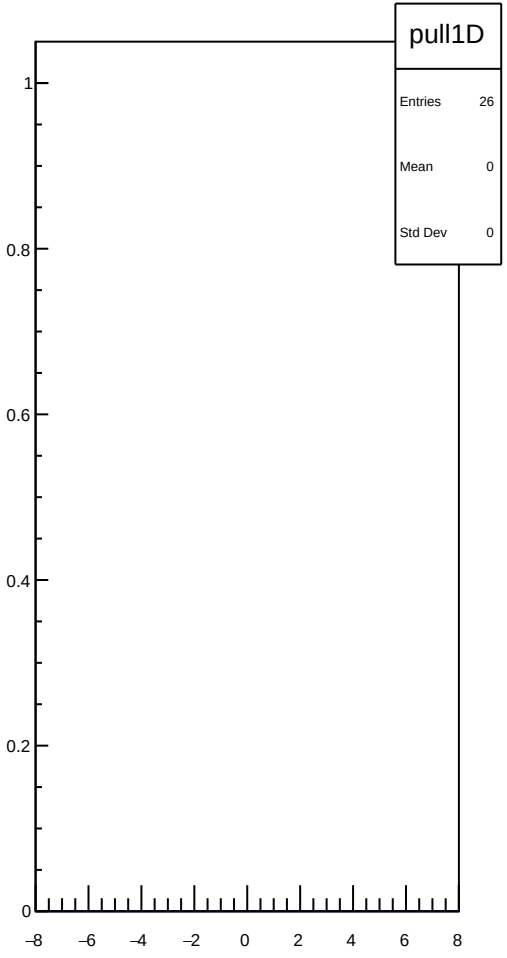

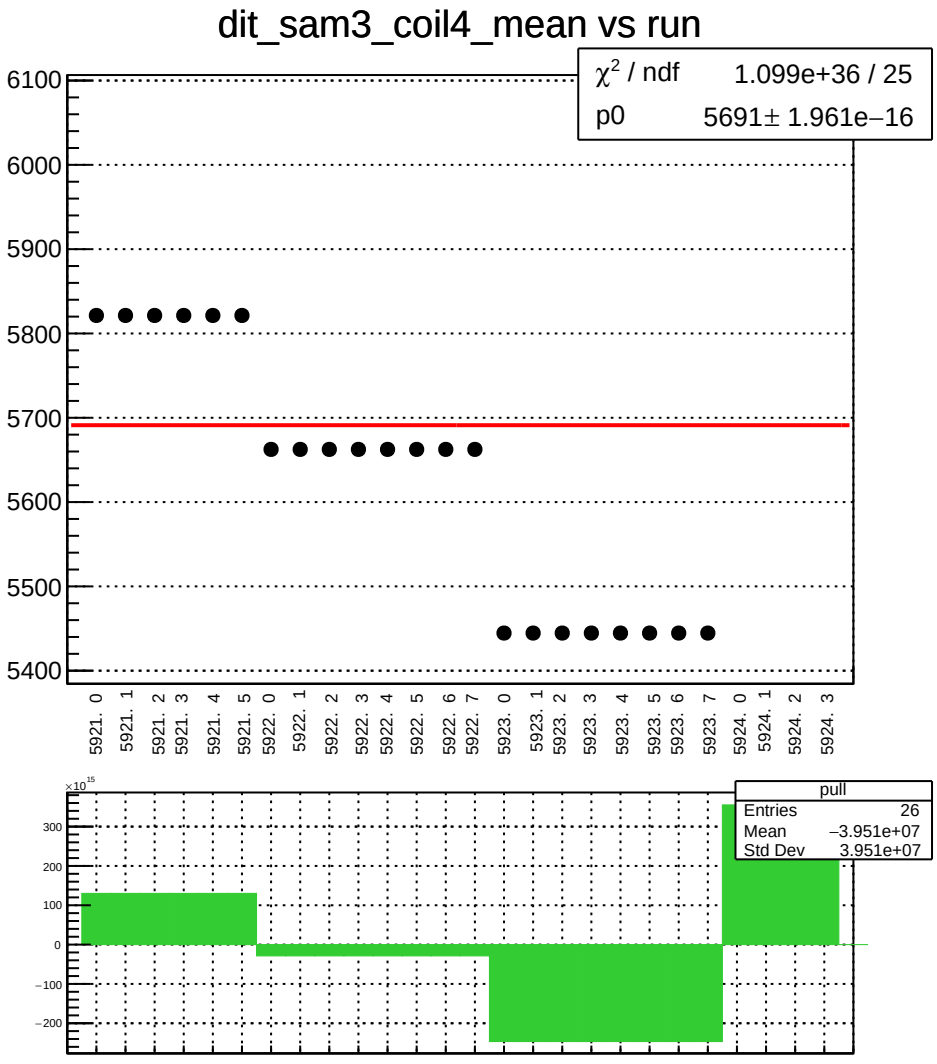
dit_sam3_coil4_mean vs run
χ² / ndf 1.099e+36 / 25
p0 5691± 1.961e−16
6100
6000
5900
5800
5700
5600
5500
5400
5921. 0
5921. 1
5921. 2
5921. 3
5921. 4
5921. 5
5922. 0
5922. 1
5922. 2
5922. 3
5922. 4
5922. 5
5922. 6
5922. 7
5923. 0
5923. 1
5923. 2
5923. 3
5923. 4
5923. 5
5923. 6
5923. 7
5924. 0
5924. 1
5924. 2
5924. 3
×10¹⁵
300
200
100
0
−100
−200
pull
Entries 26
Mean −3.951e+07
Std Dev 3.951e+07

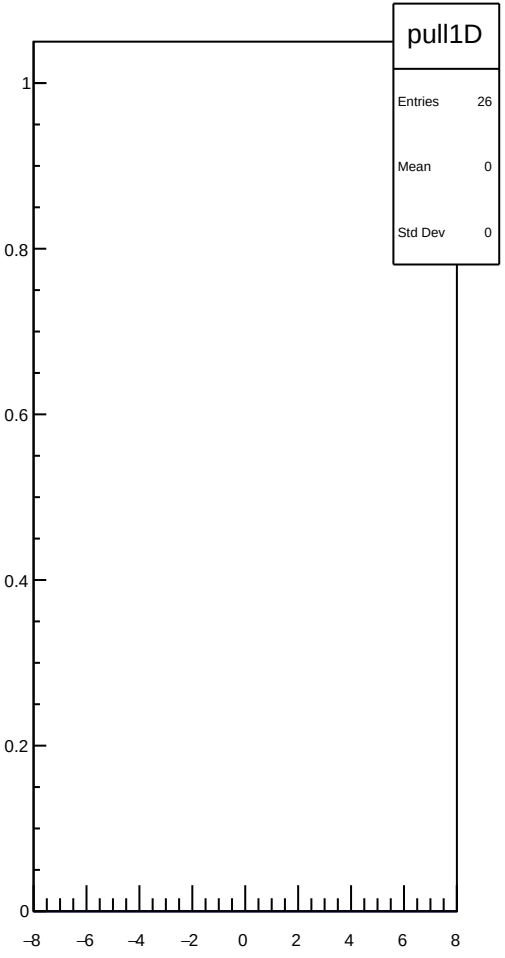
pull1D
Entries 26
Mean 0
Std Dev 0
1
0.8
0.6
0.4
0.2
0
−8
−6
−4
−2
0
2
4
6
8

dit_sam3_coil4_err_mean vs run

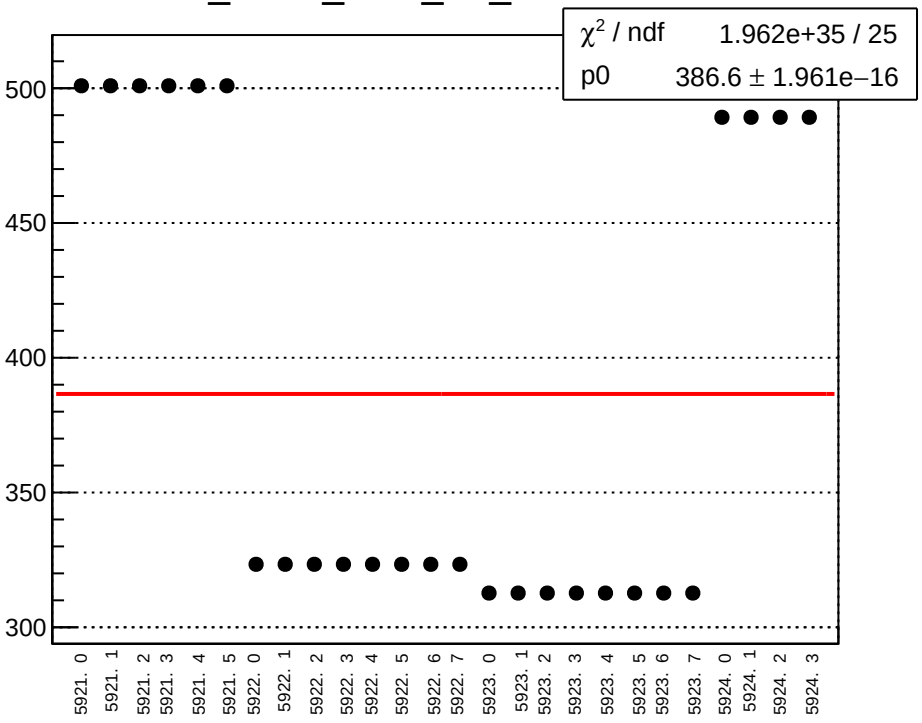

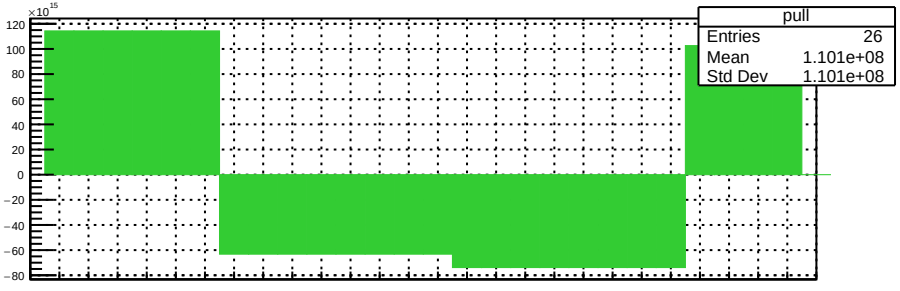

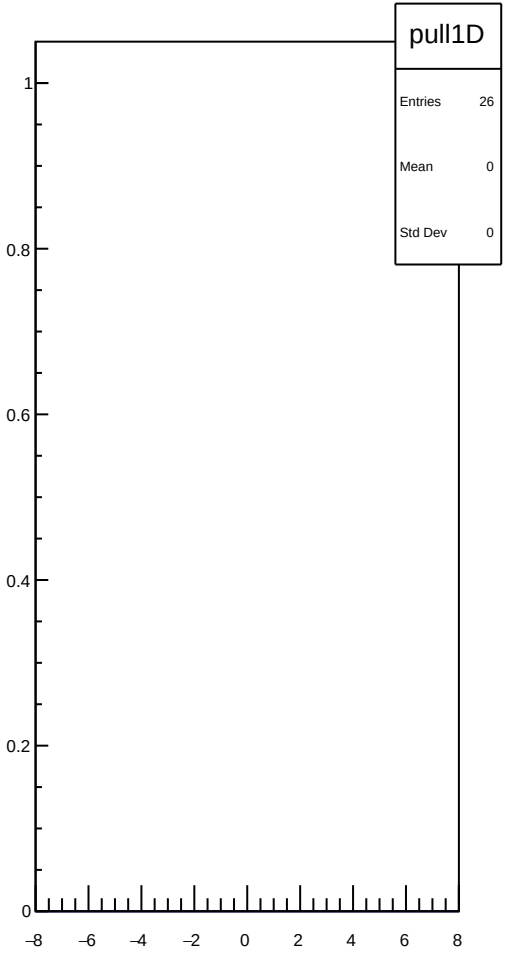

dit_sam3_coil4_Ndata_mean vs run

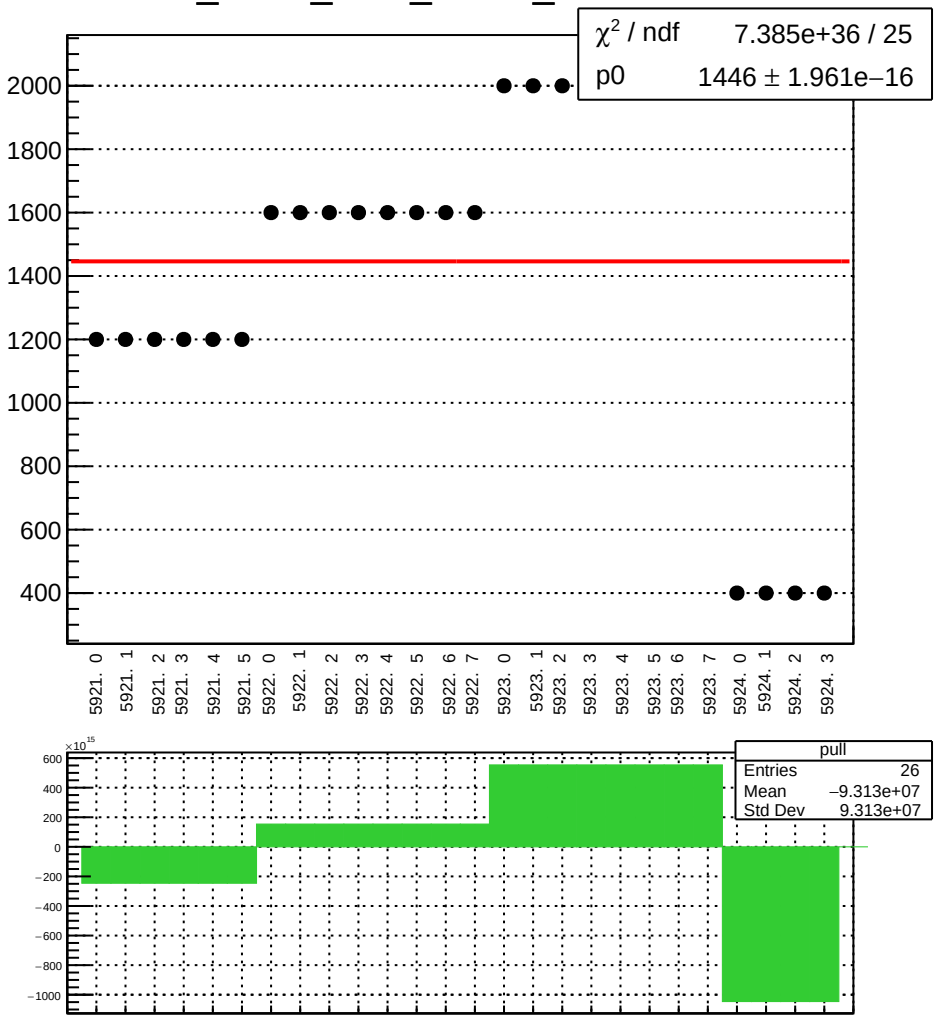

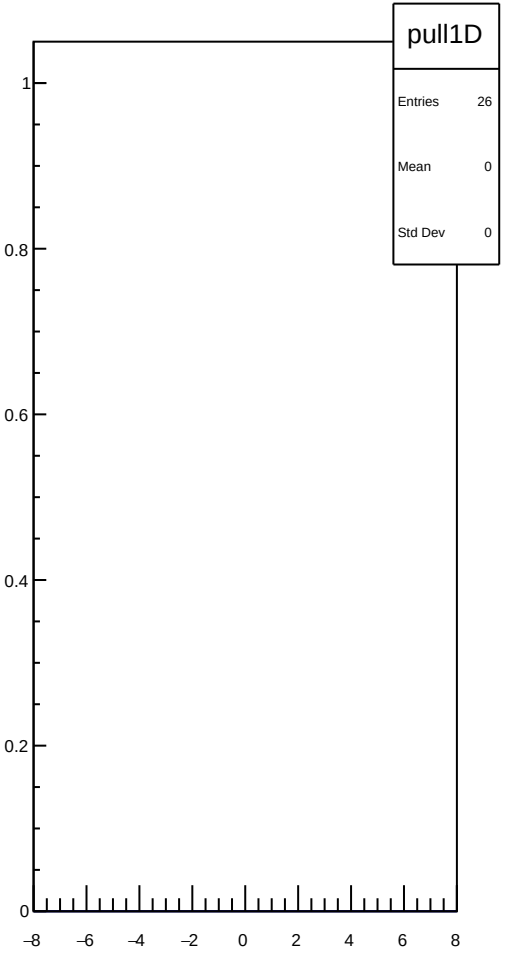

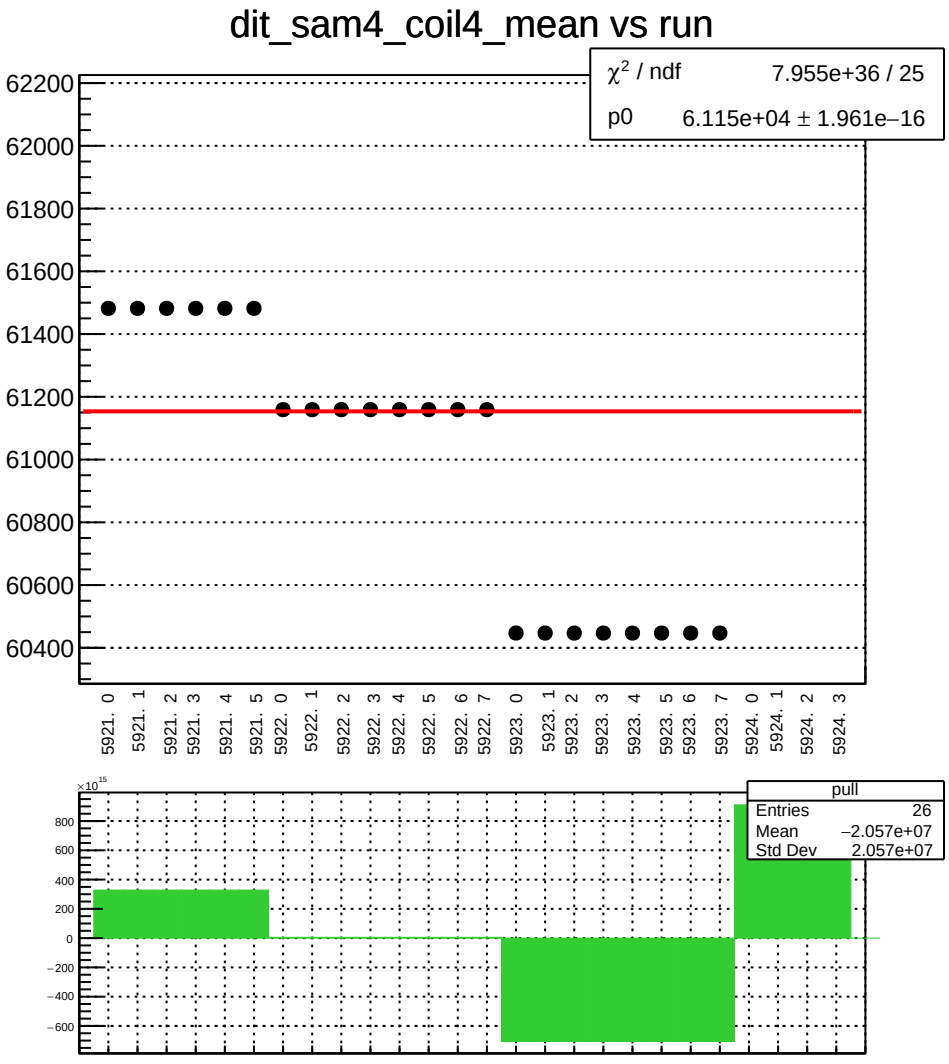
dit_sam4_coil4_mean vs run
χ² / ndf 7.955e+36 / 25
p0 6.115e+04 ± 1.961e−16
62200
62000
61800
61600
61400
61200
61000
60800
60600
60400
5921. 0
5921. 1
5921. 2
5921. 3
5921. 4
5921. 5
5922. 0
5922. 1
5922. 2
5922. 3
5922. 4
5922. 5
5922. 6
5922. 7
5923. 0
5923. 1
5923. 2
5923. 3
5923. 4
5923. 5
5923. 6
5923. 7
5924. 0
5924. 1
5924. 2
5924. 3
×10^15
800
600
400
200
0
−200
−400
−600
pull
Entries 26
Mean −2.057e+07
Std Dev 2.057e+07

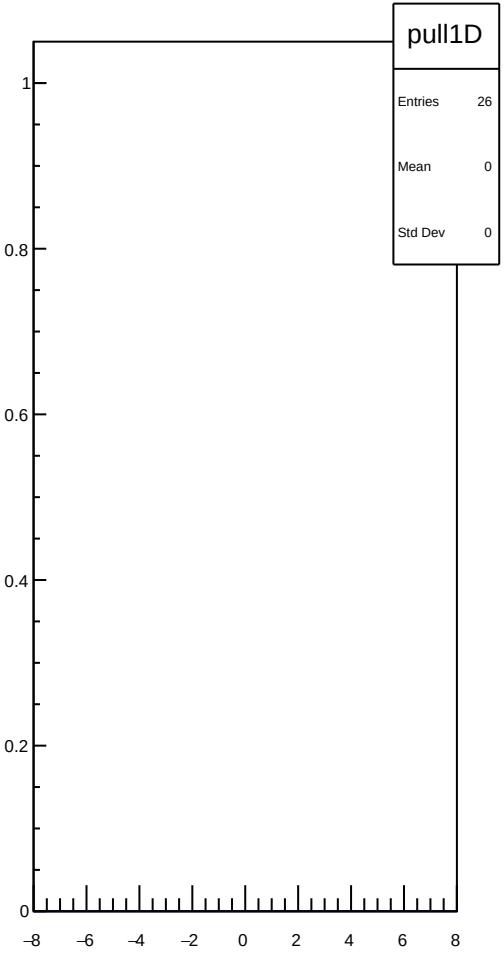
pull1D
Entries 26
Mean 0
Std Dev 0
1
0.8
0.6
0.4
0.2
0
−8
−6
−4
−2
0
2
4
6
8

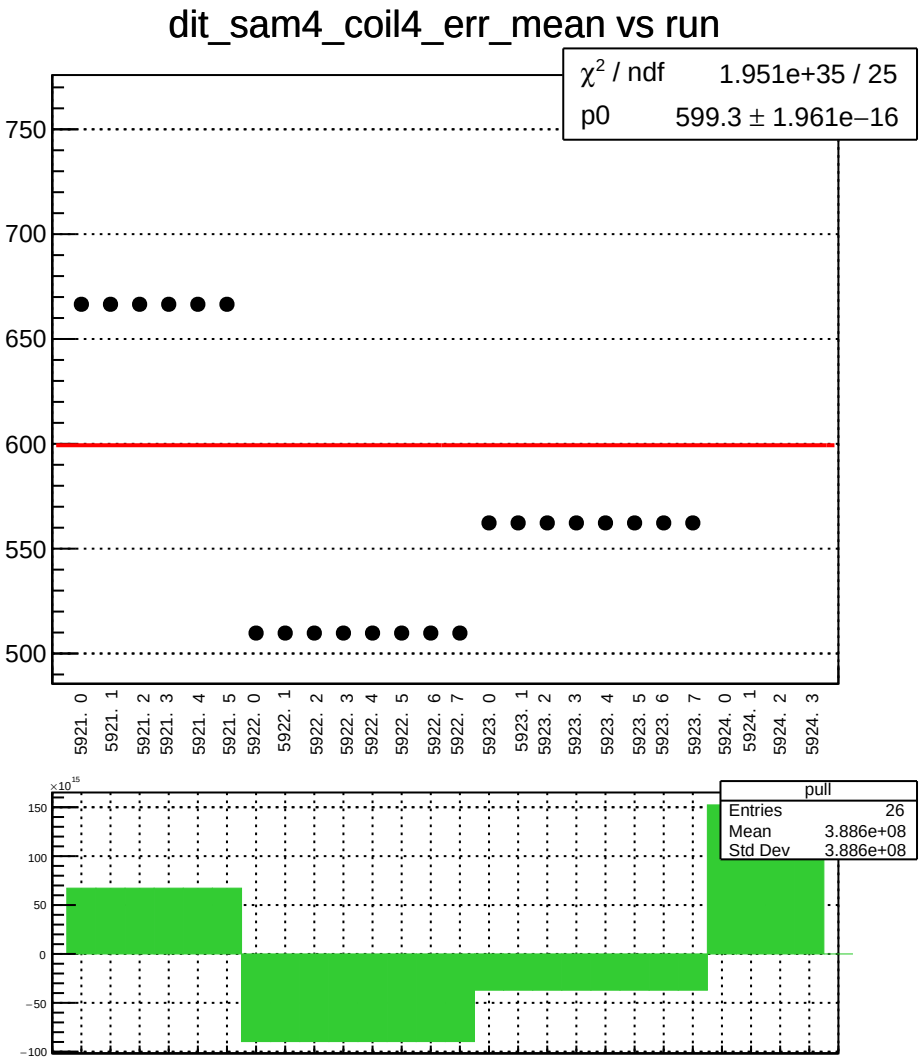
dit_sam4_coil4_err_mean vs run
χ² / ndf 1.951e+35 / 25
p0 599.3 ± 1.961e−16
750
700
650
600
550
500
5921. 0
5921. 1
5921. 2
5921. 3
5921. 4
5921. 5
5922. 0
5922. 1
5922. 2
5922. 3
5922. 4
5922. 5
5922. 6
5922. 7
5923. 0
5923. 1
5923. 2
5923. 3
5923. 4
5923. 5
5923. 6
5923. 7
5924. 0
5924. 1
5924. 2
5924. 3
×10¹⁵
150
100
50
0
−50
−100
pull
Entries 26
Mean 3.886e+08
Std Dev 3.886e+08

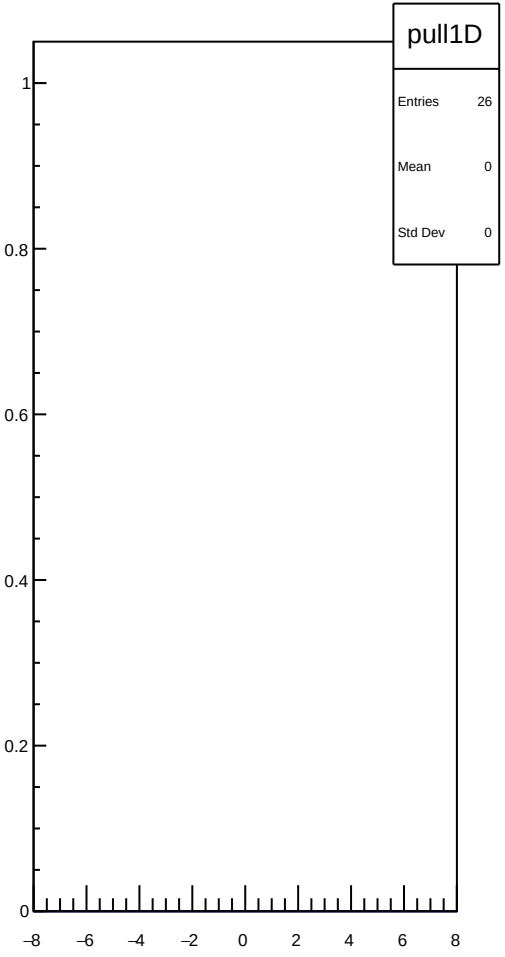
pull1D
Entries 26
Mean 0
Std Dev 0
1
0.8
0.6
0.4
0.2
0
−8
−6
−4
−2
0
2
4
6
8

dit_sam4_coil4_Ndata_mean vs run

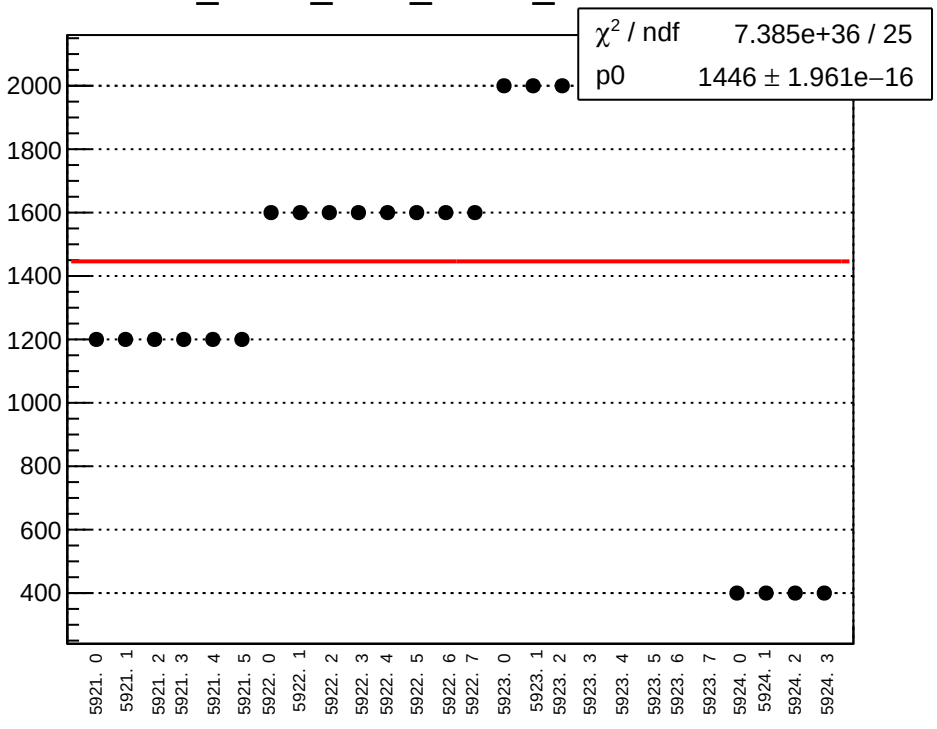

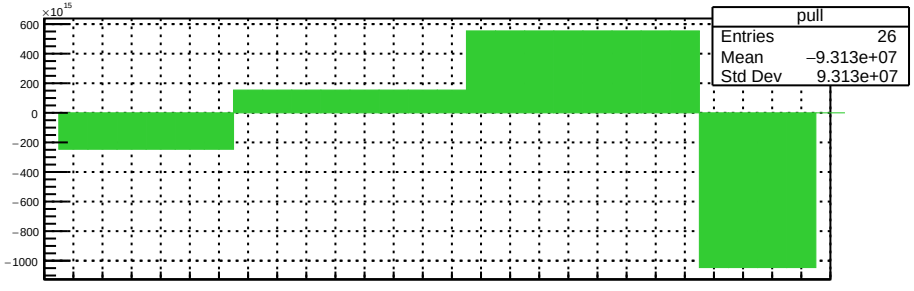

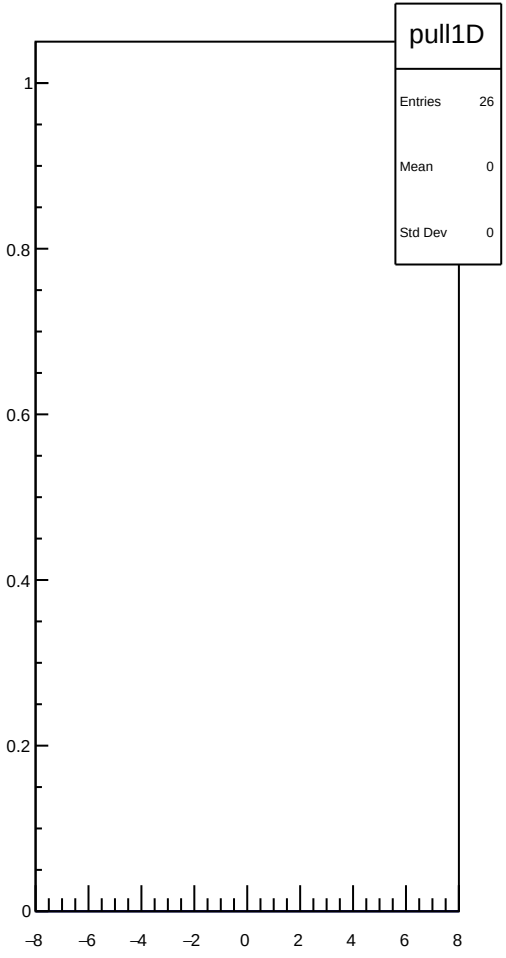

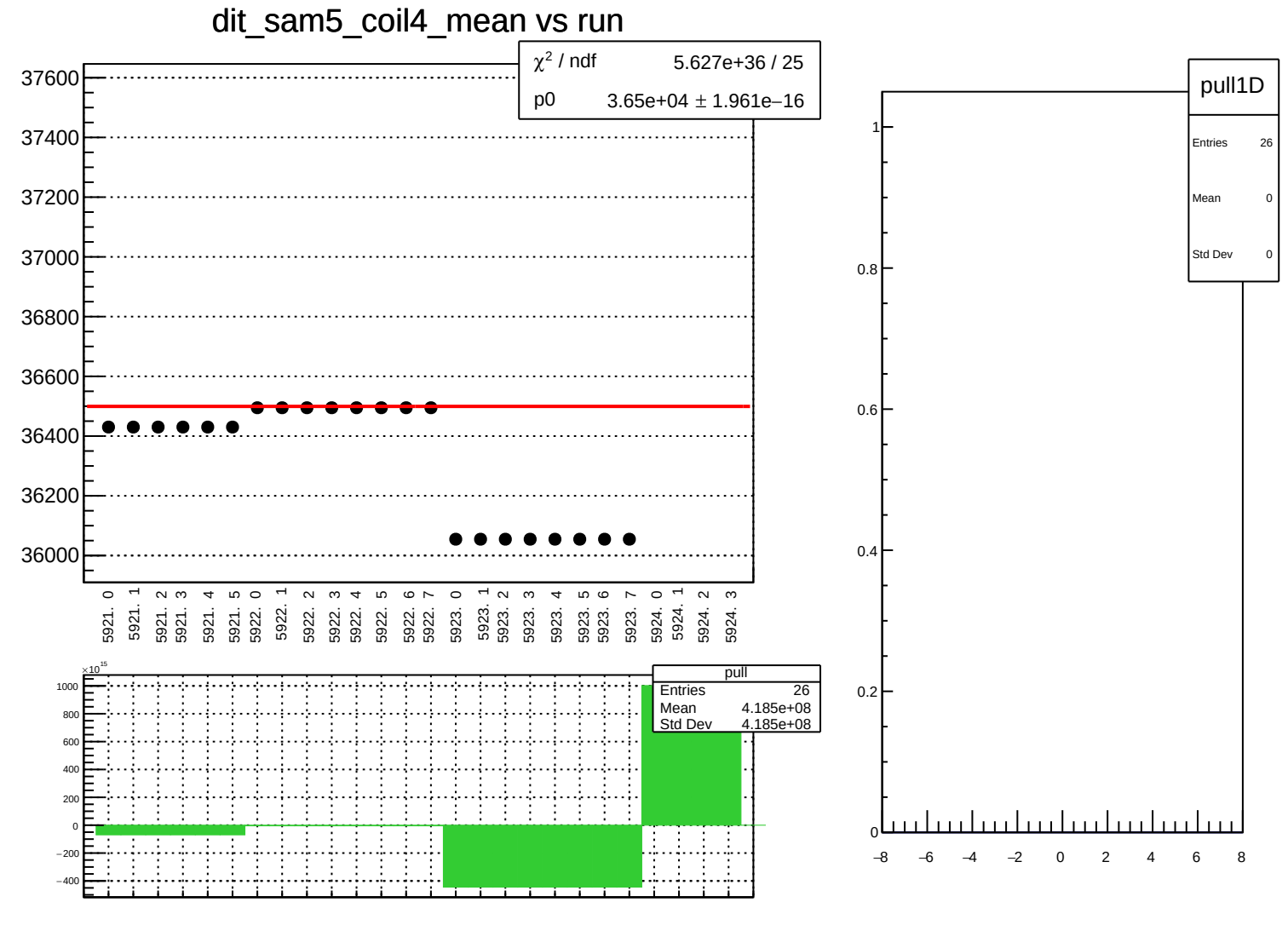
dit_sam5_coil4_mean vs run
χ² / ndf 5.627e+36 / 25
p0 3.65e+04 ± 1.961e−16
37600
37400
37200
37000
36800
36600
36400
36200
36000
5921. 0
5921. 1
5921. 2
5921. 3
5921. 4
5921. 5
5922. 0
5922. 1
5922. 2
5922. 3
5922. 4
5922. 5
5922. 6
5922. 7
5923. 0
5923. 1
5923. 2
5923. 3
5923. 4
5923. 5
5923. 6
5923. 7
5924. 0
5924. 1
5924. 2
5924. 3
×10^15
1000
800
600
400
200
0
−200
−400
pull
Entries 26
Mean 4.185e+08
Std Dev 4.185e+08
pull1D
Entries 26
Mean 0
Std Dev 0
1
0.8
0.6
0.4
0.2
0
−8
−6
−4
−2
0
2
4
6
8

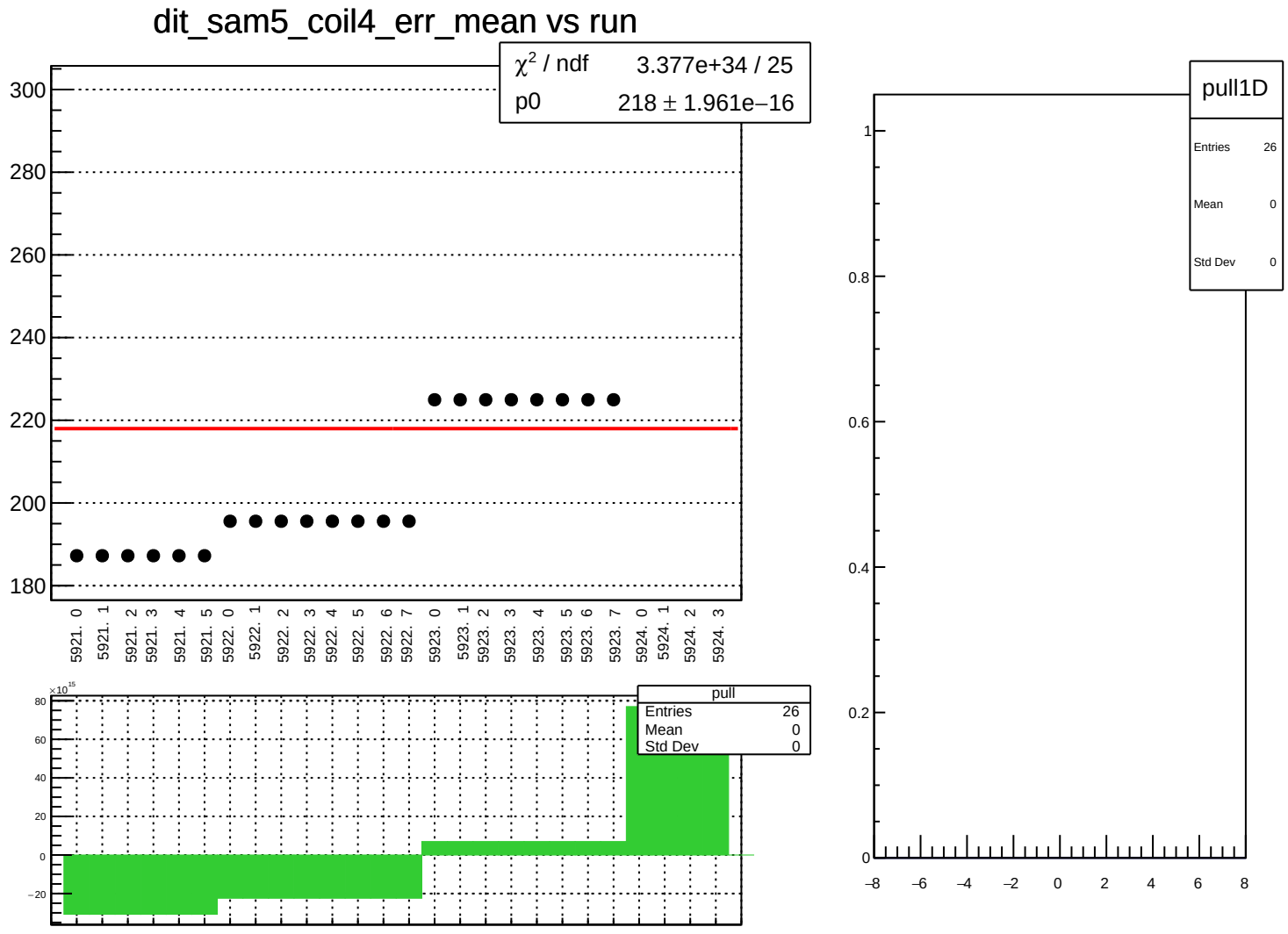
dit_sam5_coil4_err_mean vs run
χ² / ndf 3.377e+34 / 25
p0 218 ± 1.961e−16
300
280
260
240
220
200
180
5921. 0
5921. 1
5921. 2
5921. 3
5921. 4
5921. 5
5922. 0
5922. 1
5922. 2
5922. 3
5922. 4
5922. 5
5922. 6
5922. 7
5923. 0
5923. 1
5923. 2
5923. 3
5923. 4
5923. 5
5923. 6
5923. 7
5924. 0
5924. 1
5924. 2
5924. 3
×10¹⁵
80
60
40
20
0
−20
pull
Entries 26
Mean 0
Std Dev 0
pull1D
Entries 26
Mean 0
Std Dev 0
1
0.8
0.6
0.4
0.2
0
−8
−6
−4
−2
0
2
4
6
8

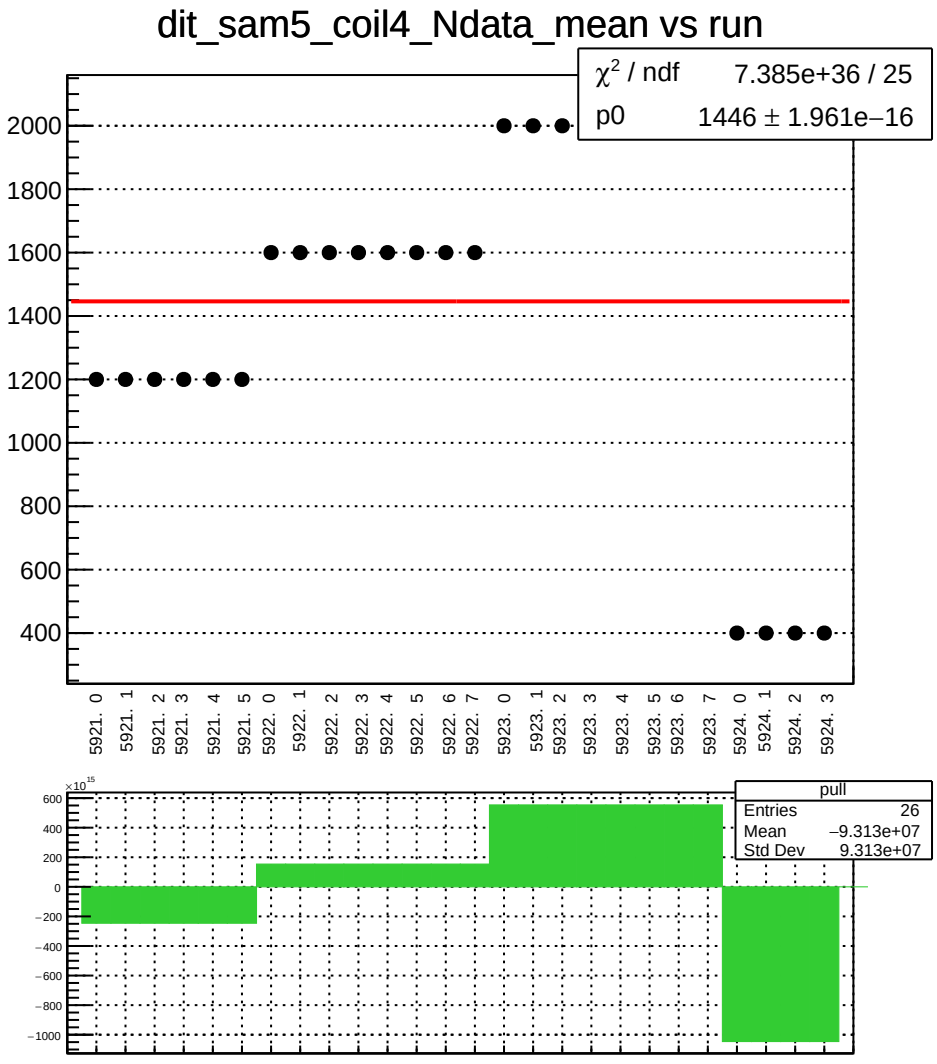
dit_sam5_coil4_Ndata_mean vs run
χ² / ndf 7.385e+36 / 25
p0 1446 ± 1.961e−16
2000
1800
1600
1400
1200
1000
800
600
400
5921. 0
5921. 1
5921. 2
5921. 3
5921. 4
5921. 5
5922. 0
5922. 1
5922. 2
5922. 3
5922. 4
5922. 5
5922. 6
5922. 7
5923. 0
5923. 1
5923. 2
5923. 3
5923. 4
5923. 5
5923. 6
5923. 7
5924. 0
5924. 1
5924. 2
5924. 3
×10^15
600
400
200
0
−200
−400
−600
−800
−1000
pull
Entries 26
Mean −9.313e+07
Std Dev 9.313e+07

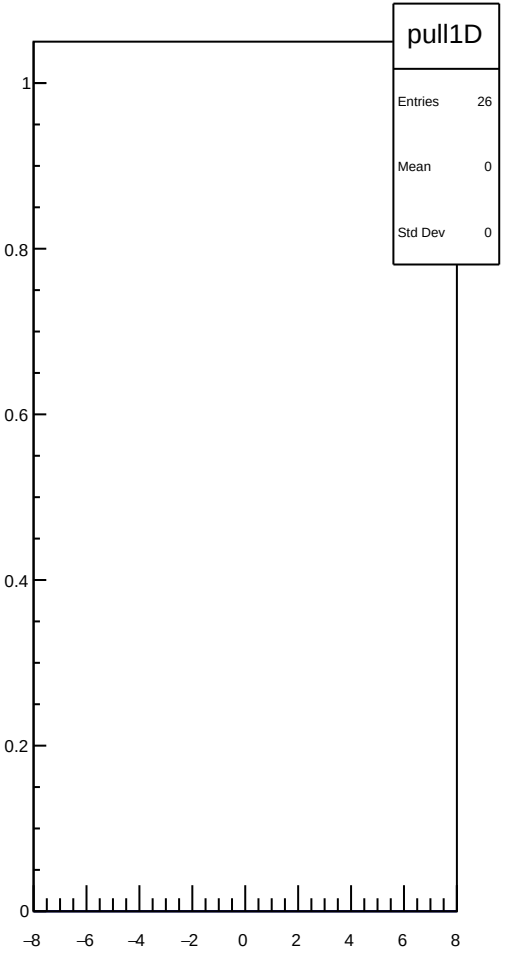
pull1D
Entries 26
Mean 0
Std Dev 0
1
0.8
0.6
0.4
0.2
0
−8
−6
−4
−2
0
2
4
6
8

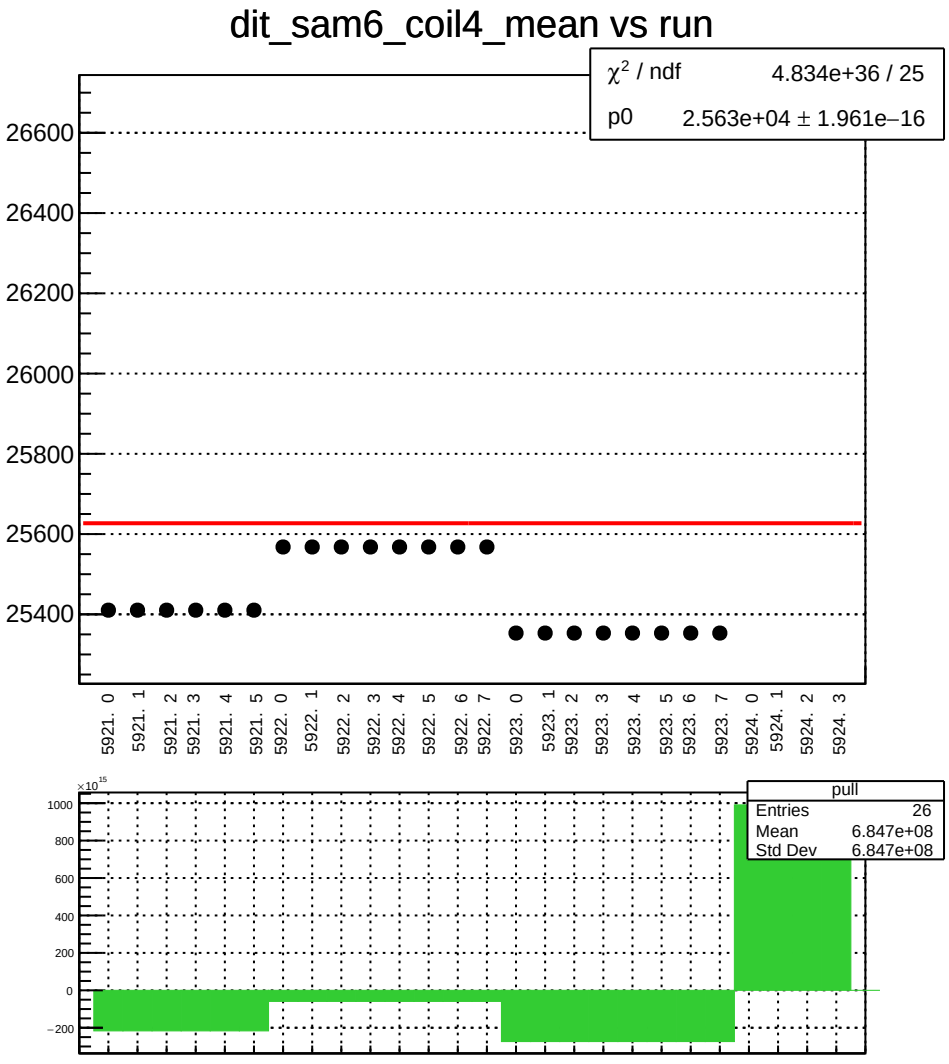
dit_sam6_coil4_mean vs run
χ² / ndf 4.834e+36 / 25
p0 2.563e+04 ± 1.961e−16
26600
26400
26200
26000
25800
25600
25400
5921. 0
5921. 1
5921. 2
5921. 3
5921. 4
5921. 5
5922. 0
5922. 1
5922. 2
5922. 3
5922. 4
5922. 5
5922. 6
5922. 7
5923. 0
5923. 1
5923. 2
5923. 3
5923. 4
5923. 5
5923. 6
5923. 7
5924. 0
5924. 1
5924. 2
5924. 3
×10^15
1000
800
600
400
200
0
−200
pull
Entries 26
Mean 6.847e+08
Std Dev 6.847e+08

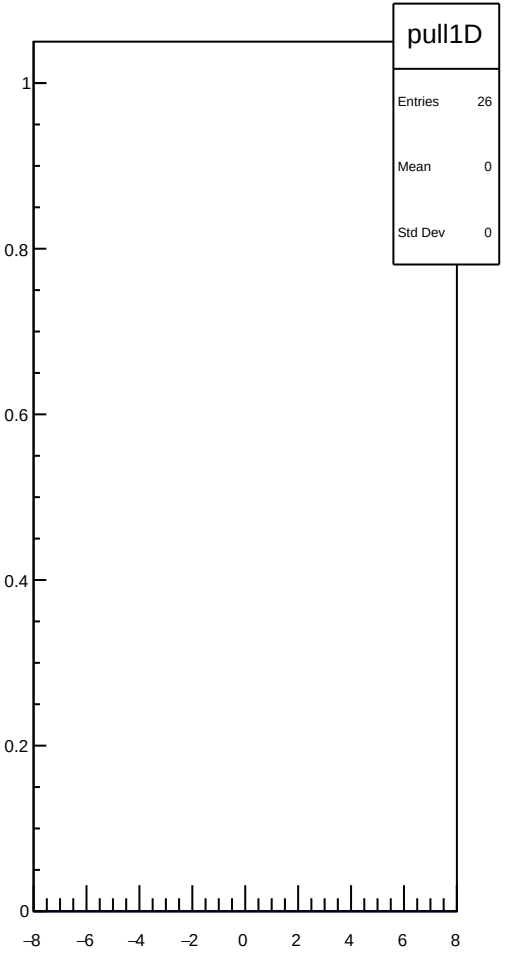
pull1D
Entries 26
Mean 0
Std Dev 0
1
0.8
0.6
0.4
0.2
0
−8
−6
−4
−2
0
2
4
6
8

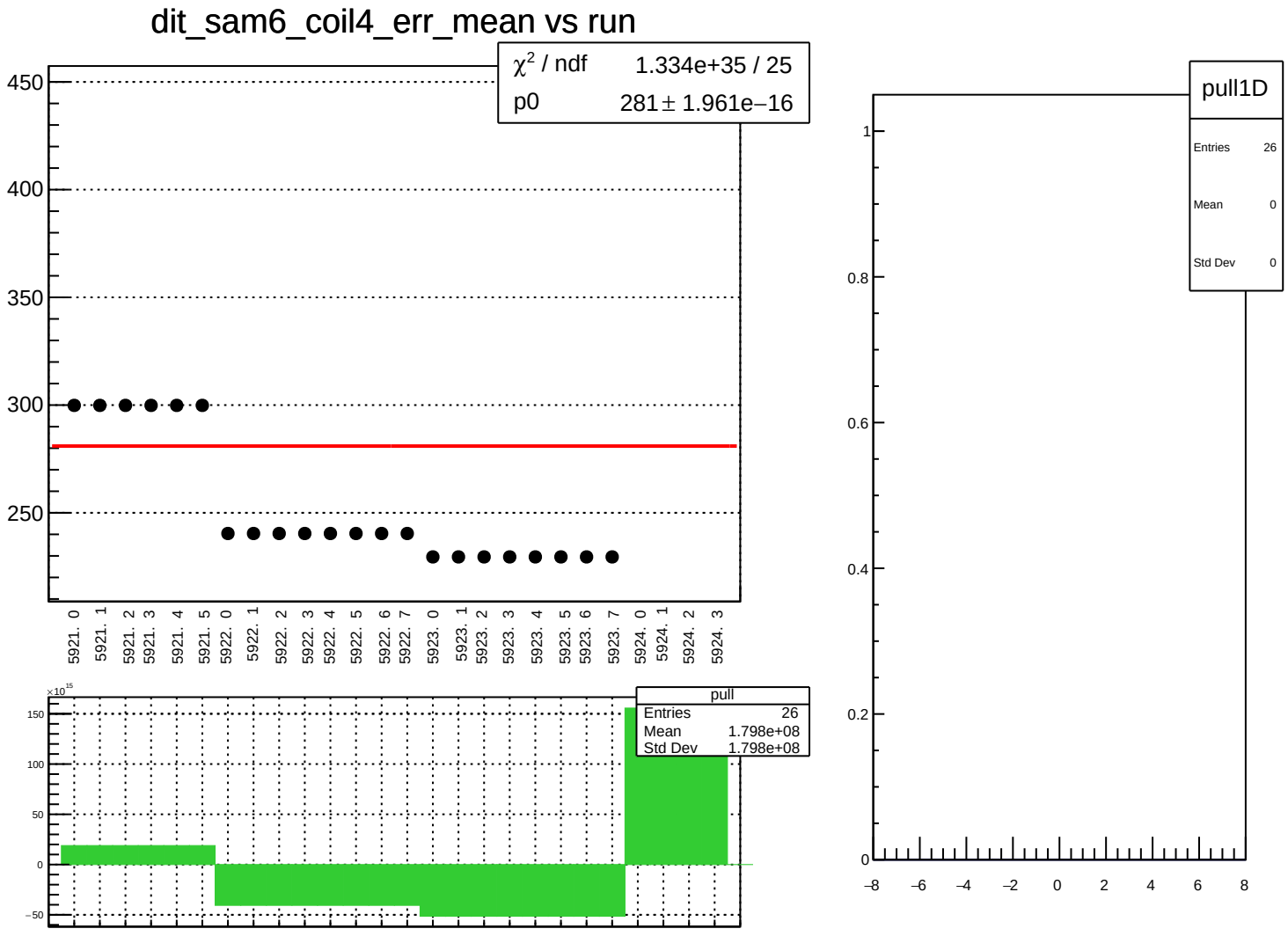
dit_sam6_coil4_err_mean vs run
χ² / ndf 1.334e+35 / 25
p0 281 ± 1.961e−16
450
400
350
300
250
5921. 0
5921. 1
5921. 2
5921. 3
5921. 4
5921. 5
5922. 0
5922. 1
5922. 2
5922. 3
5922. 4
5922. 5
5922. 6
5922. 7
5923. 0
5923. 1
5923. 2
5923. 3
5923. 4
5923. 5
5923. 6
5923. 7
5924. 0
5924. 1
5924. 2
5924. 3
×10¹⁵
150
100
50
0
−50
pull
Entries 26
Mean 1.798e+08
Std Dev 1.798e+08
pull1D
Entries 26
Mean 0
Std Dev 0
1
0.8
0.6
0.4
0.2
0
−8
−6
−4
−2
0
2
4
6
8

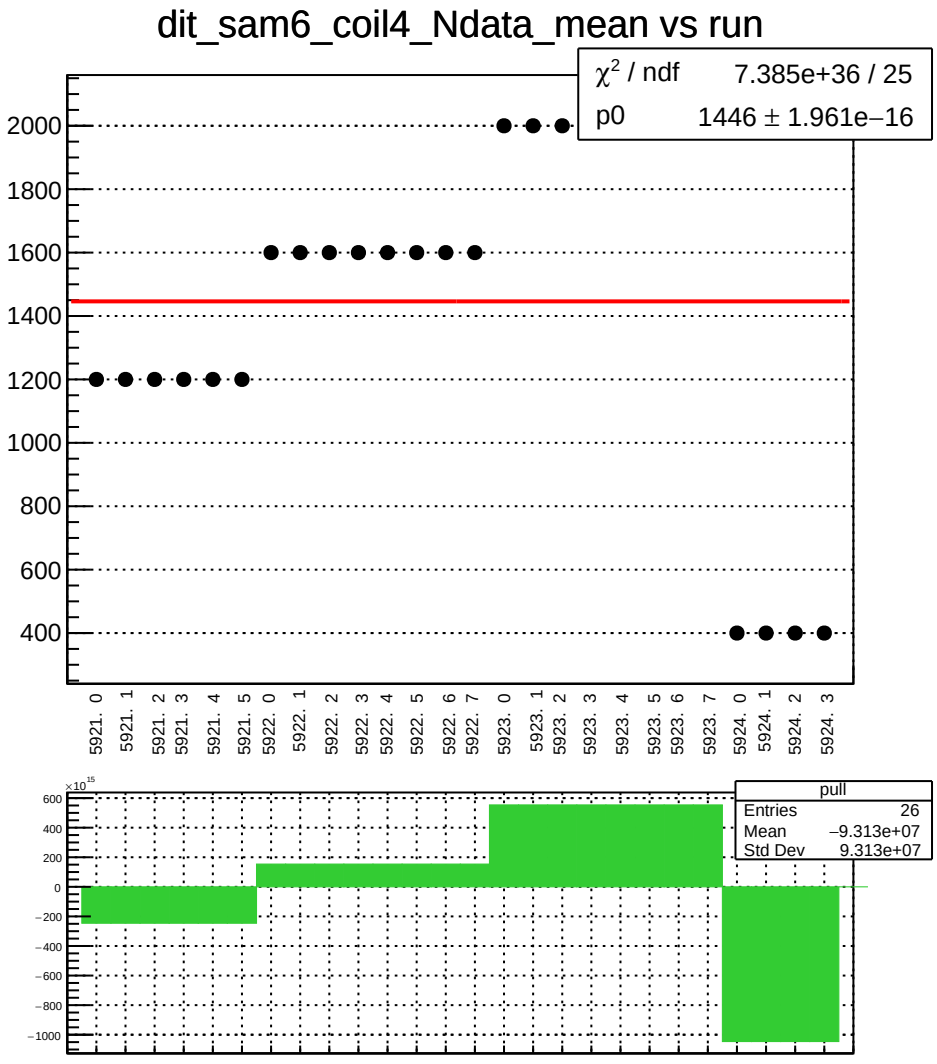
dit_sam6_coil4_Ndata_mean vs run
χ² / ndf 7.385e+36 / 25
p0 1446 ± 1.961e−16
2000
1800
1600
1400
1200
1000
800
600
400
5921. 0
5921. 1
5921. 2
5921. 3
5921. 4
5921. 5
5922. 0
5922. 1
5922. 2
5922. 3
5922. 4
5922. 5
5922. 6
5922. 7
5923. 0
5923. 1
5923. 2
5923. 3
5923. 4
5923. 5
5923. 6
5923. 7
5924. 0
5924. 1
5924. 2
5924. 3
×10^15
600
400
200
0
−200
−400
−600
−800
−1000
pull
Entries 26
Mean −9.313e+07
Std Dev 9.313e+07

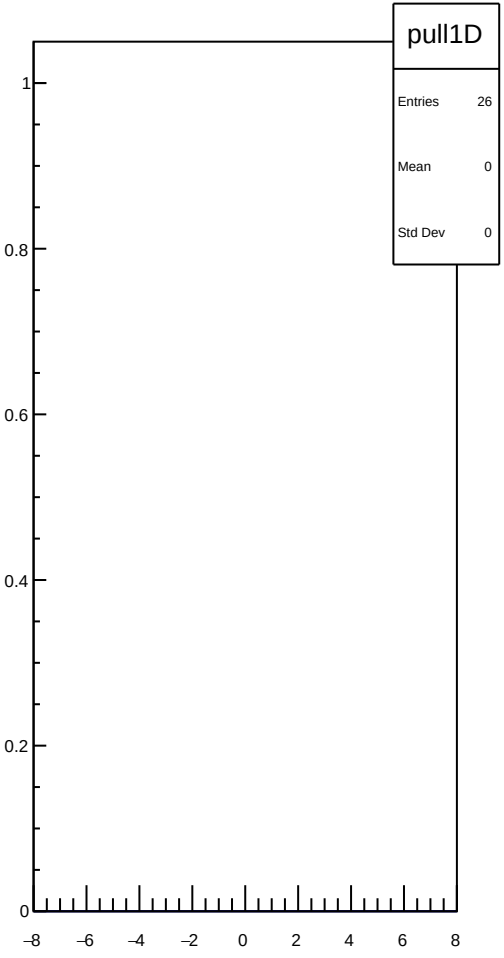
pull1D
Entries 26
Mean 0
Std Dev 0
1
0.8
0.6
0.4
0.2
0
−8
−6
−4
−2
0
2
4
6
8

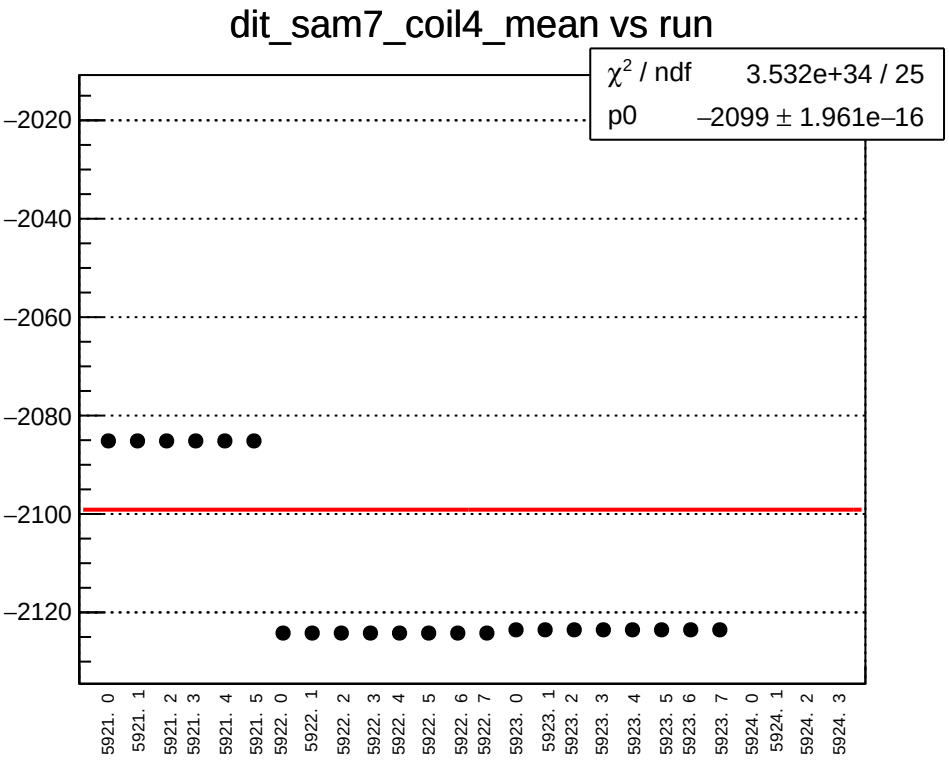
dit_sam7_coil4_mean vs run
χ² / ndf 3.532e+34 / 25
p0 −2099 ± 1.961e−16
−2020
−2040
−2060
−2080
−2100
−2120
5921. 0
5921. 1
5921. 2
5921. 3
5921. 4
5921. 5
5922. 0
5922. 1
5922. 2
5922. 3
5922. 4
5922. 5
5922. 6
5922. 7
5923. 0
5923. 1
5923. 2
5923. 3
5923. 4
5923. 5
5923. 6
5923. 7
5924. 0
5924. 1
5924. 2
5924. 3

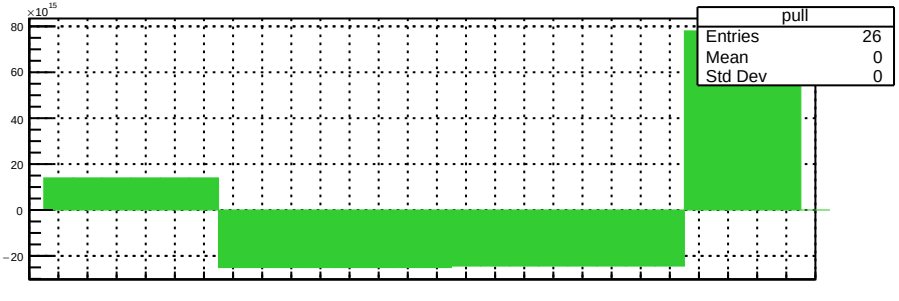
×10¹⁵
80
60
40
20
0
−20
pull
Entries 26
Mean 0
Std Dev 0

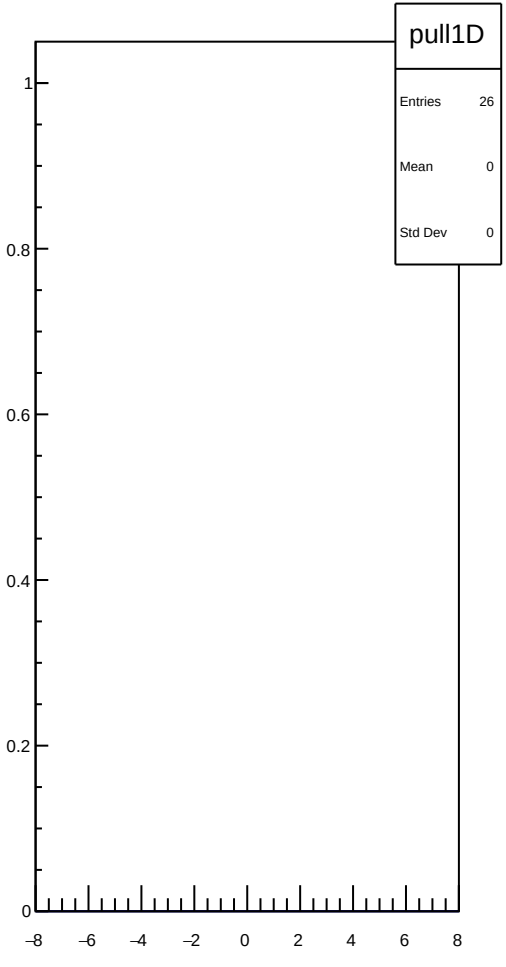
pull1D
Entries 26
Mean 0
Std Dev 0
1
0.8
0.6
0.4
0.2
0
−8
−6
−4
−2
0
2
4
6
8

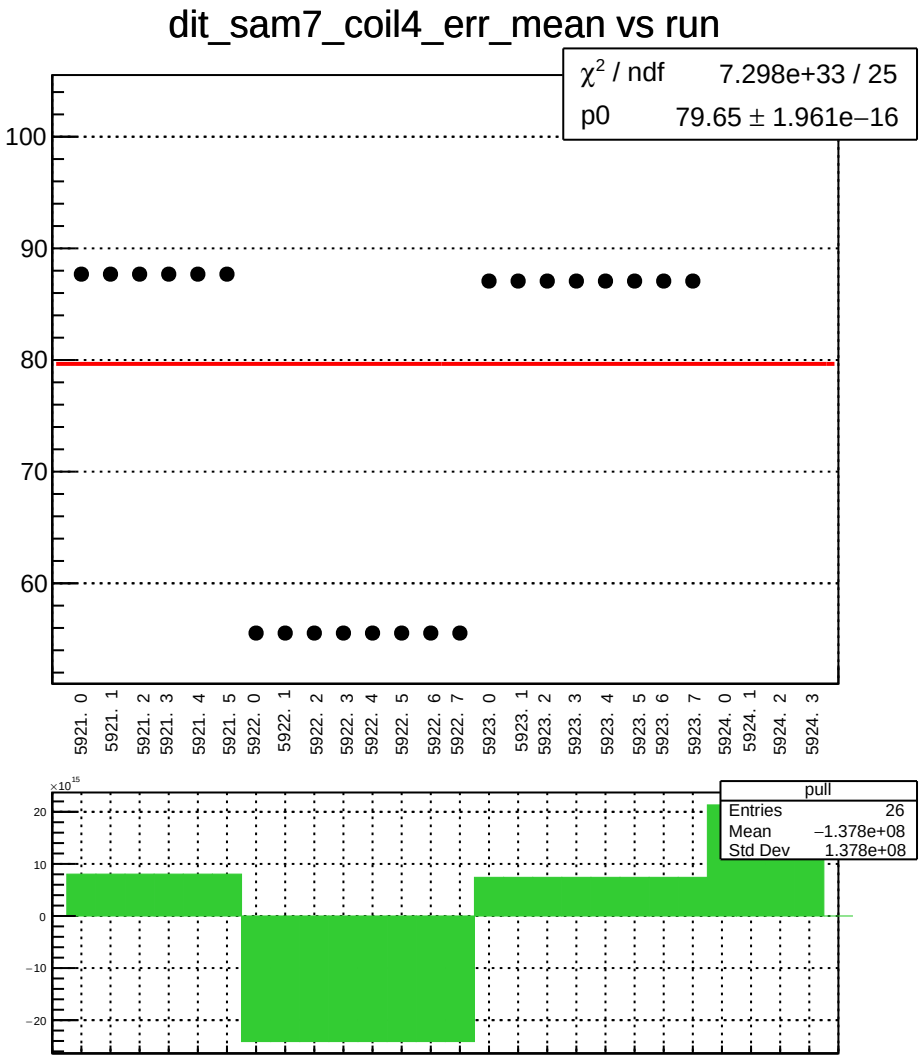
dit_sam7_coil4_err_mean vs run
χ² / ndf 7.298e+33 / 25
p0 79.65 ± 1.961e−16
100
90
80
70
60
5921. 0
5921. 1
5921. 2
5921. 3
5921. 4
5921. 5
5922. 0
5922. 1
5922. 2
5922. 3
5922. 4
5922. 5
5922. 6
5922. 7
5923. 0
5923. 1
5923. 2
5923. 3
5923. 4
5923. 5
5923. 6
5923. 7
5924. 0
5924. 1
5924. 2
5924. 3
×10^15
20
10
0
−10
−20
pull
Entries 26
Mean −1.378e+08
Std Dev 1.378e+08

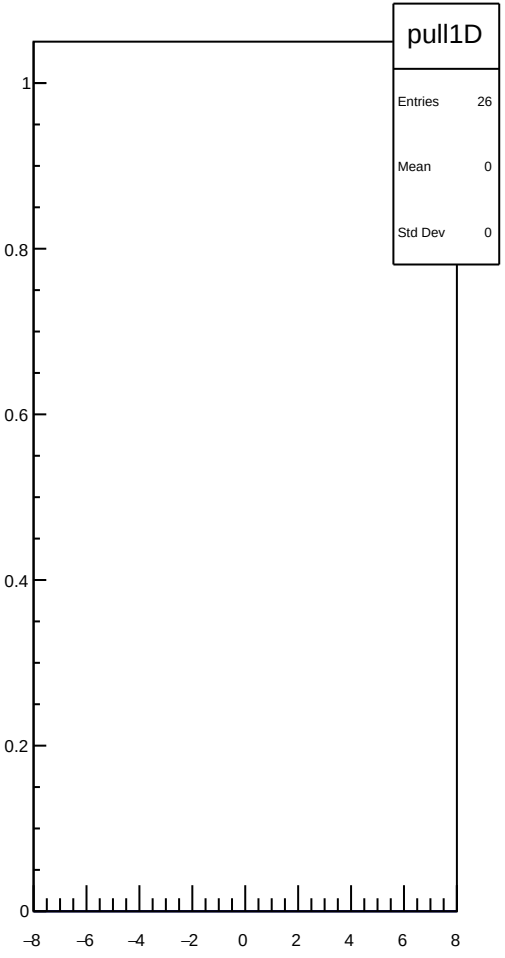
pull1D
Entries 26
Mean 0
Std Dev 0
1
0.8
0.6
0.4
0.2
0
−8
−6
−4
−2
0
2
4
6
8

dit_sam7_coil4_Ndata_mean vs run

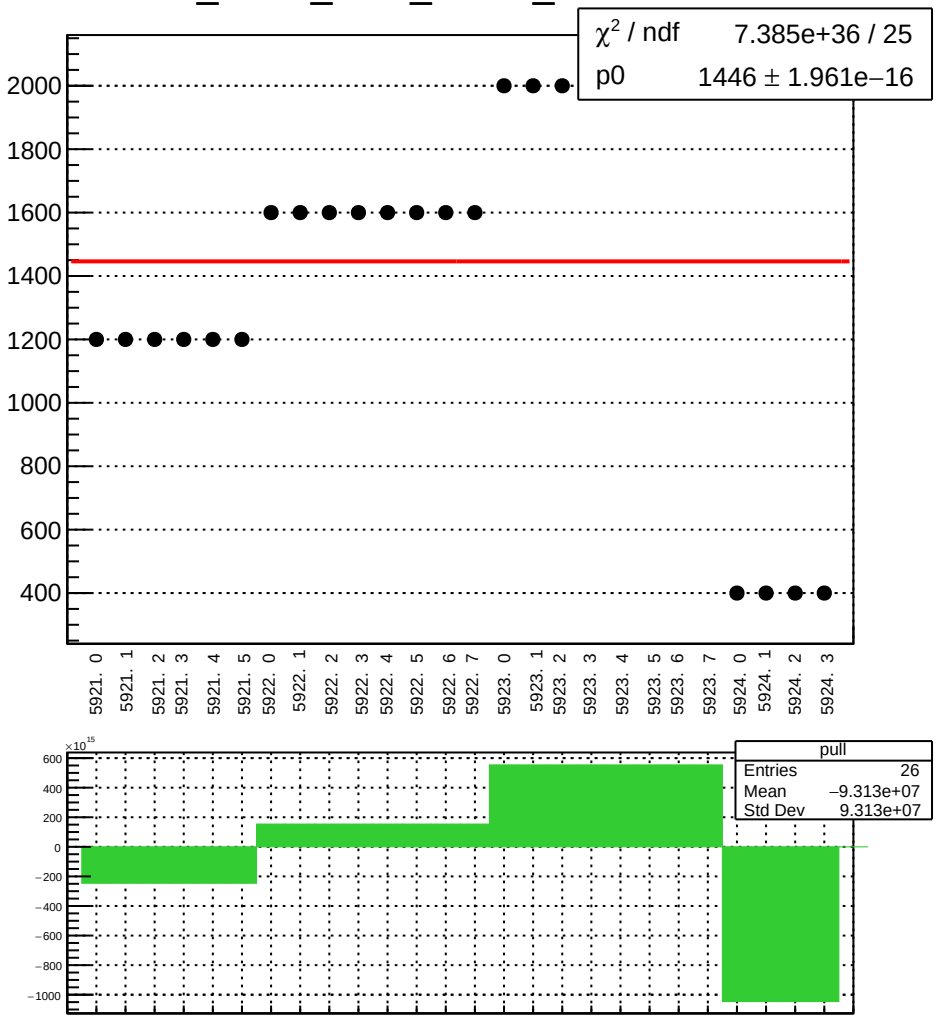

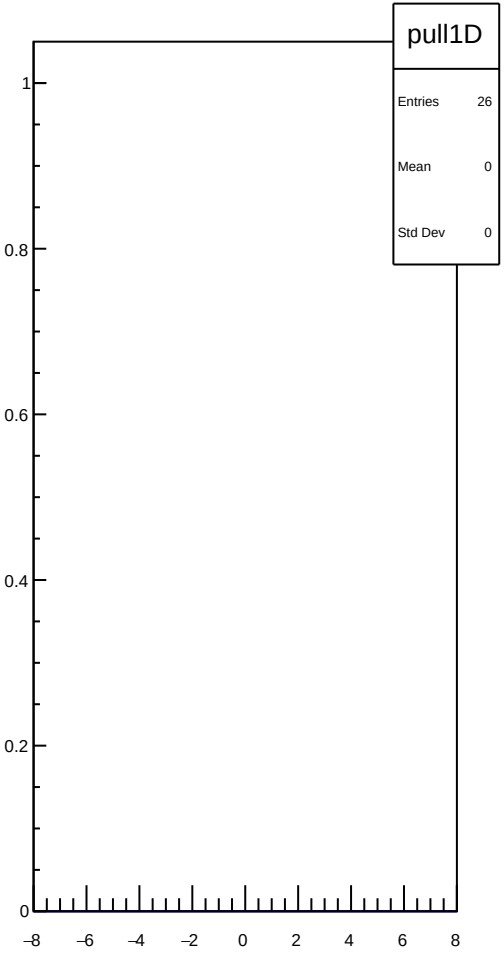

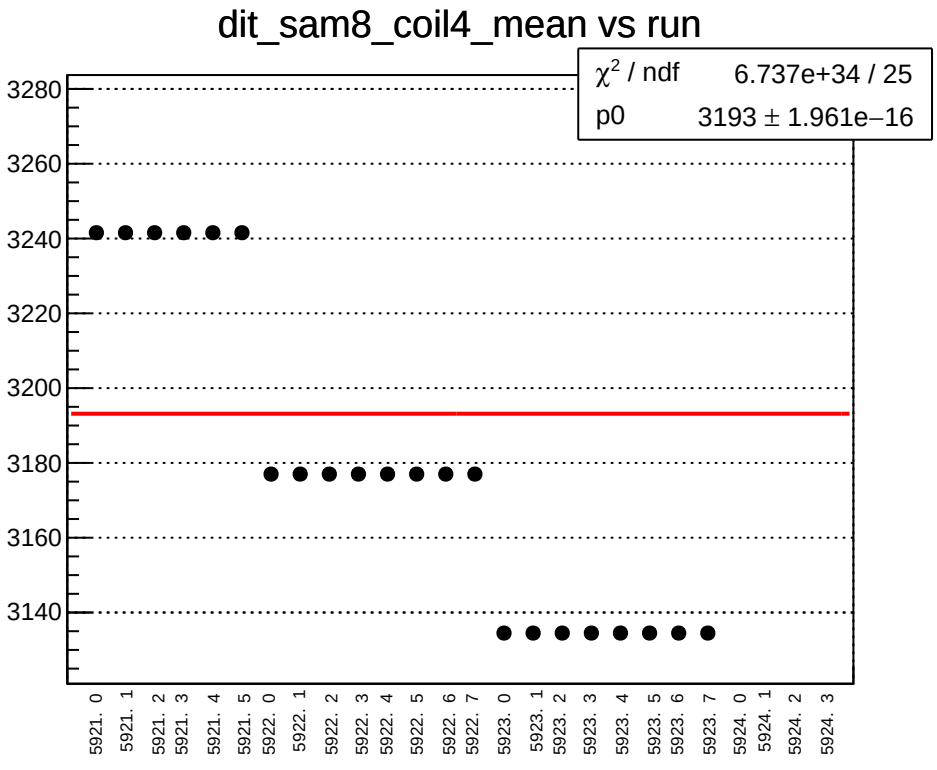
dit_sam8_coil4_mean vs run
χ² / ndf 6.737e+34 / 25
p0 3193 ± 1.961e−16
3280
3260
3240
3220
3200
3180
3160
3140
5921. 0
5921. 1
5921. 2
5921. 3
5921. 4
5921. 5
5922. 0
5922. 1
5922. 2
5922. 3
5922. 4
5922. 5
5922. 6
5922. 7
5923. 0
5923. 1
5923. 2
5923. 3
5923. 4
5923. 5
5923. 6
5923. 7
5924. 0
5924. 1
5924. 2
5924. 3

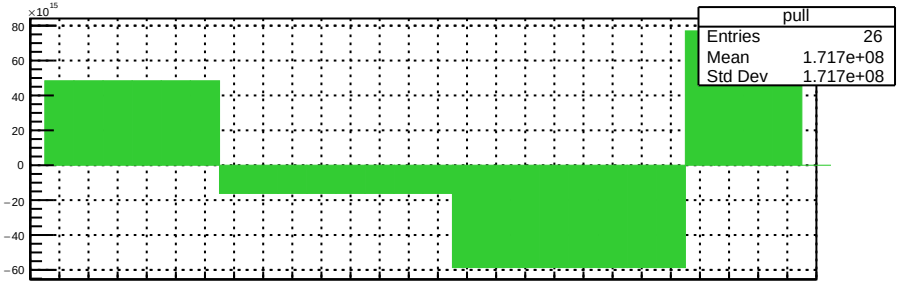
×10¹⁵
80
60
40
20
0
−20
−40
−60
pull
Entries 26
Mean 1.717e+08
Std Dev 1.717e+08

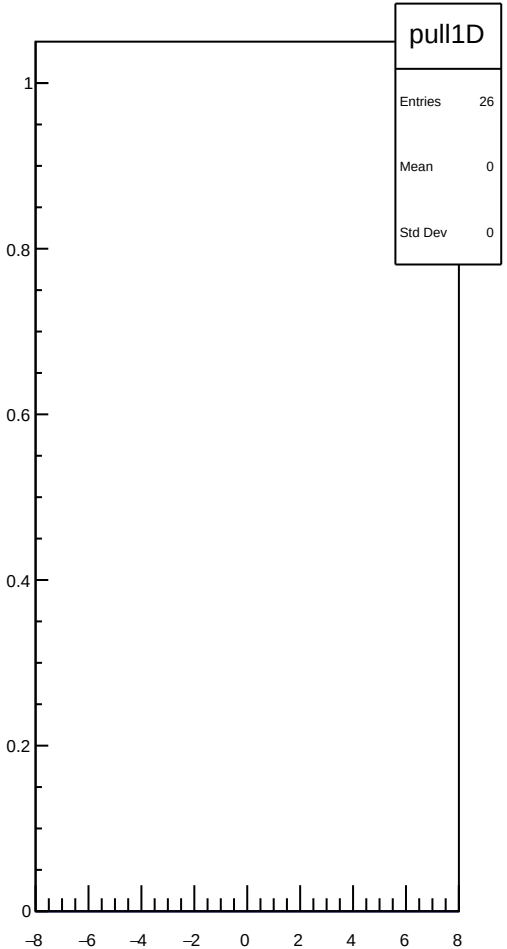
pull1D
Entries 26
Mean 0
Std Dev 0
1
0.8
0.6
0.4
0.2
0
−8
−6
−4
−2
0
2
4
6
8

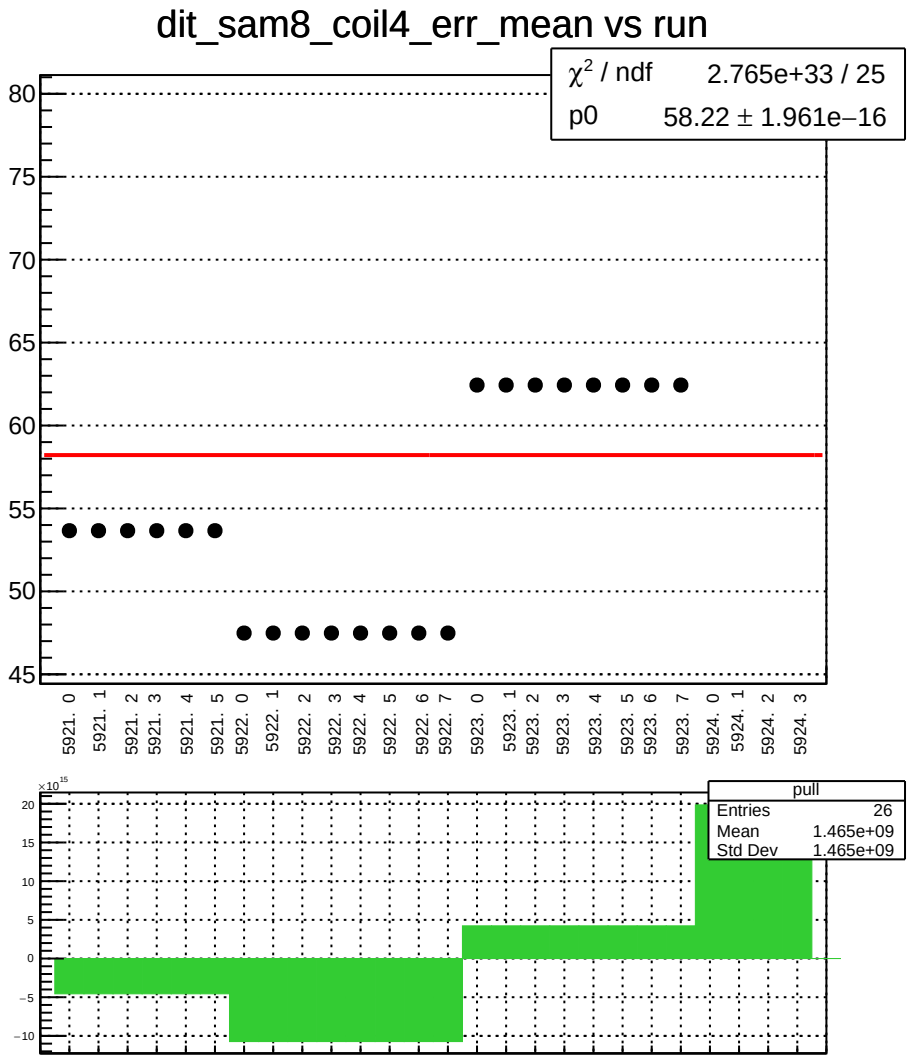
dit_sam8_coil4_err_mean vs run
χ² / ndf 2.765e+33 / 25
p0 58.22 ± 1.961e−16
80
75
70
65
60
55
50
45
5921. 0
5921. 1
5921. 2
5921. 3
5921. 4
5921. 5
5922. 0
5922. 1
5922. 2
5922. 3
5922. 4
5922. 5
5922. 6
5922. 7
5923. 0
5923. 1
5923. 2
5923. 3
5923. 4
5923. 5
5923. 6
5923. 7
5924. 0
5924. 1
5924. 2
5924. 3
×10^15
20
15
10
5
0
−5
−10
pull
Entries 26
Mean 1.465e+09
Std Dev 1.465e+09

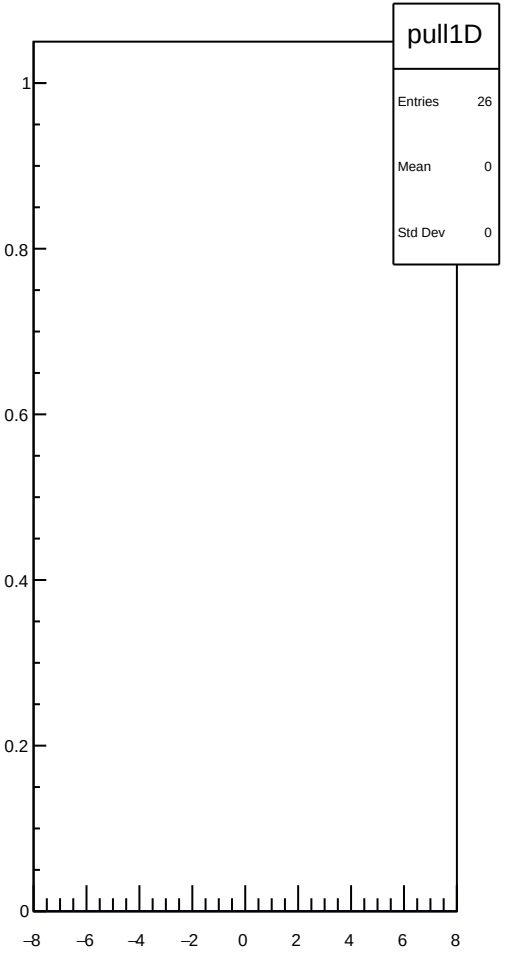
pull1D
Entries 26
Mean 0
Std Dev 0
1
0.8
0.6
0.4
0.2
0
−8
−6
−4
−2
0
2
4
6
8

dit_sam8_coil4_Ndata_mean vs run

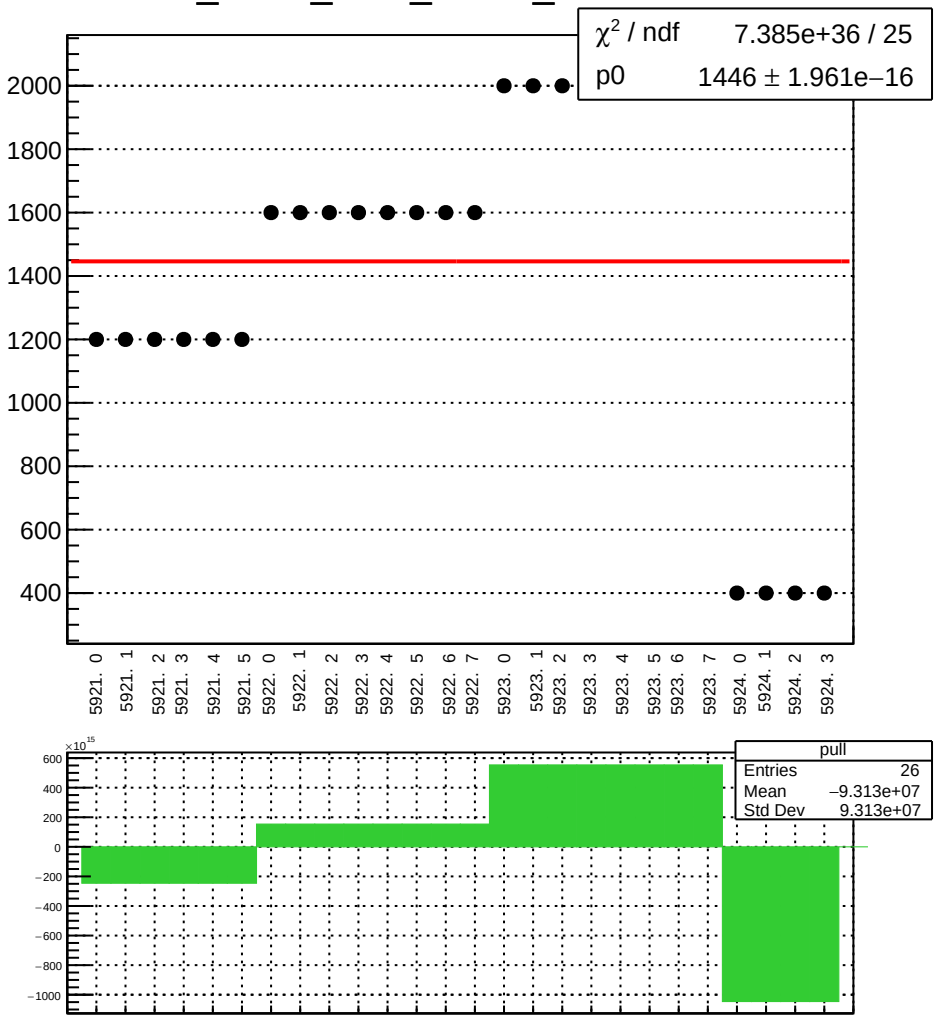

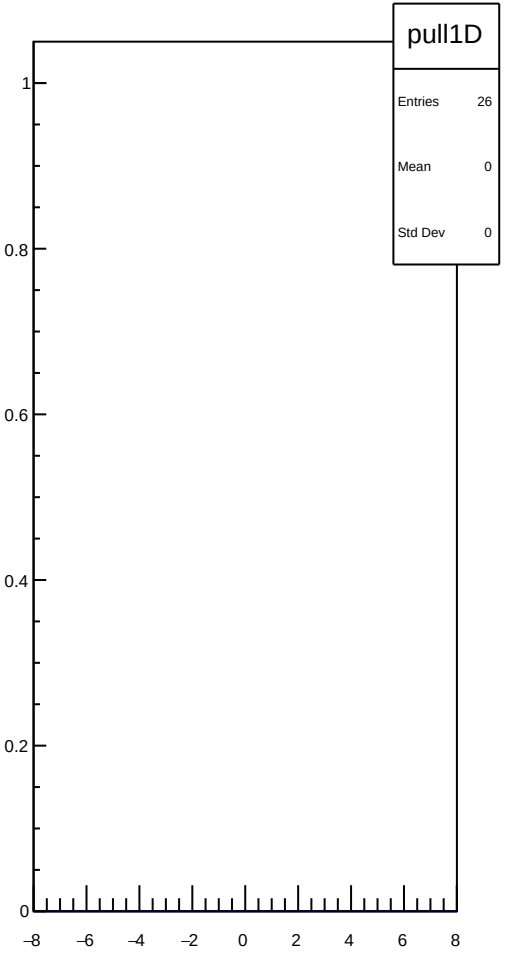

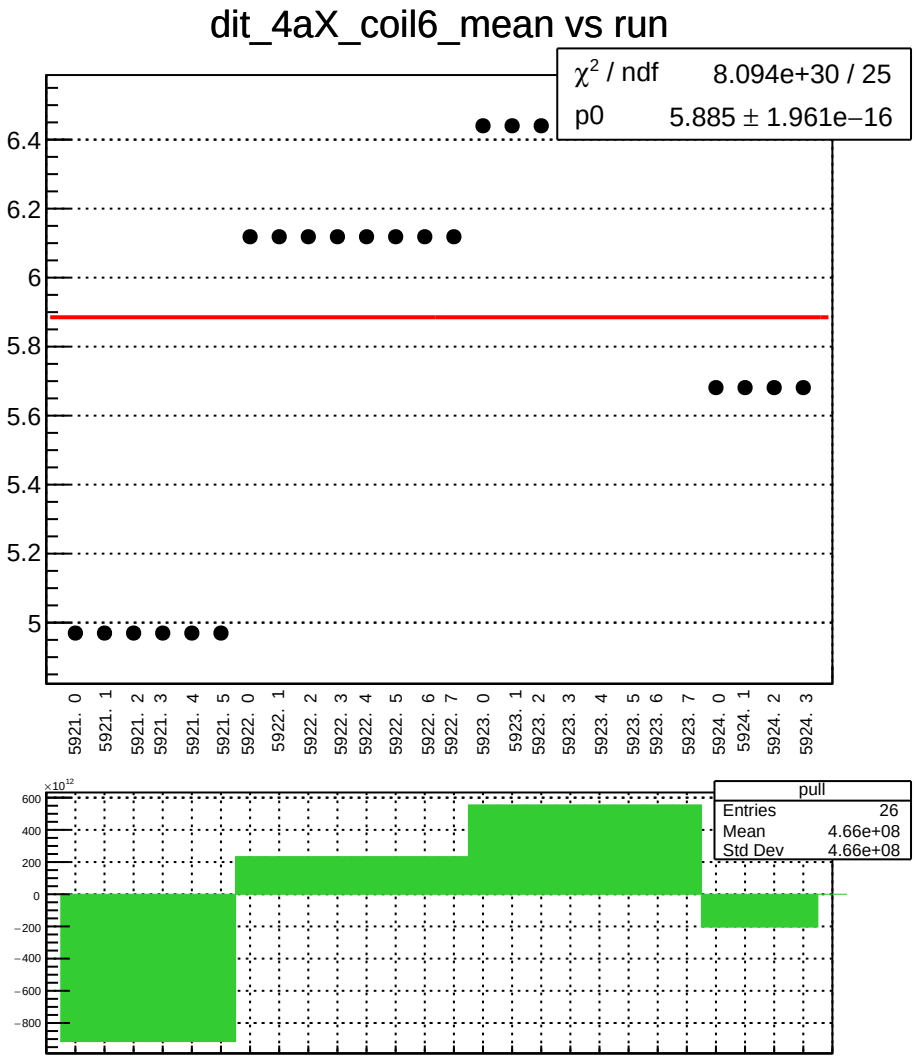
dit_4aX_coil6_mean vs run
χ² / ndf 8.094e+30 / 25
p0 5.885 ± 1.961e−16
6.4
6.2
6
5.8
5.6
5.4
5.2
5
5921. 0
5921. 1
5921. 2
5921. 3
5921. 4
5921. 5
5922. 0
5922. 1
5922. 2
5922. 3
5922. 4
5922. 5
5922. 6
5922. 7
5923. 0
5923. 1
5923. 2
5923. 3
5923. 4
5923. 5
5923. 6
5923. 7
5924. 0
5924. 1
5924. 2
5924. 3
×10¹²
600
400
200
0
−200
−400
−600
−800
pull
Entries 26
Mean 4.66e+08
Std Dev 4.66e+08

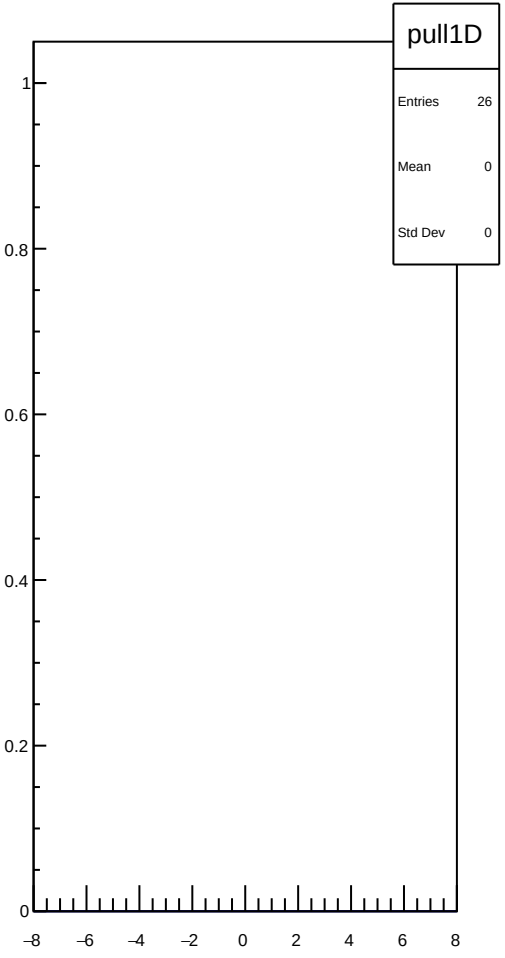
pull1D
Entries 26
Mean 0
Std Dev 0
1
0.8
0.6
0.4
0.2
0
−8
−6
−4
−2
0
2
4
6
8

dit_4aX_coil6_err_mean vs run

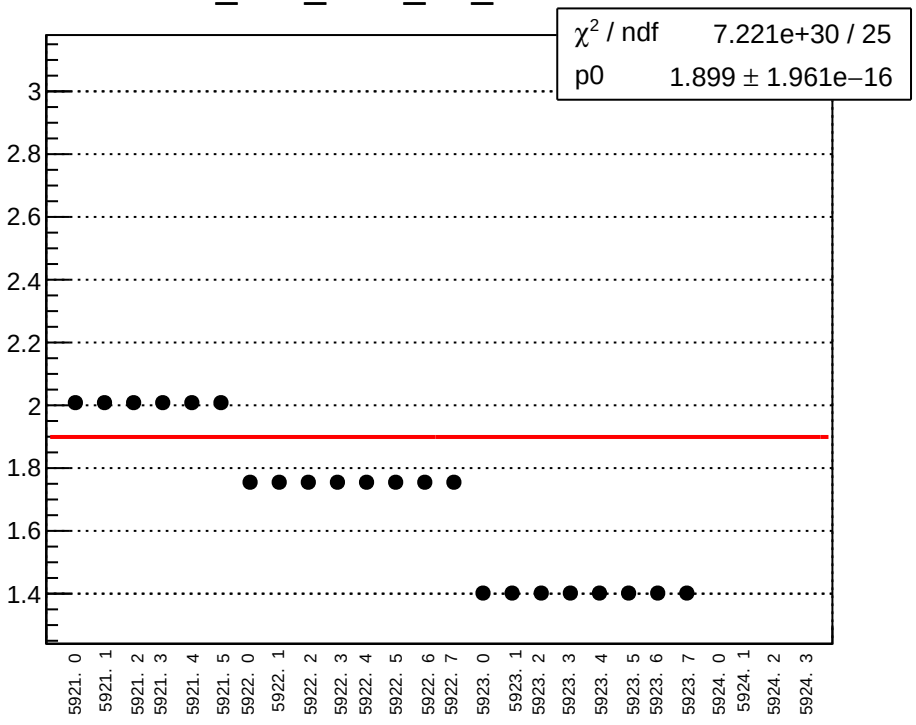

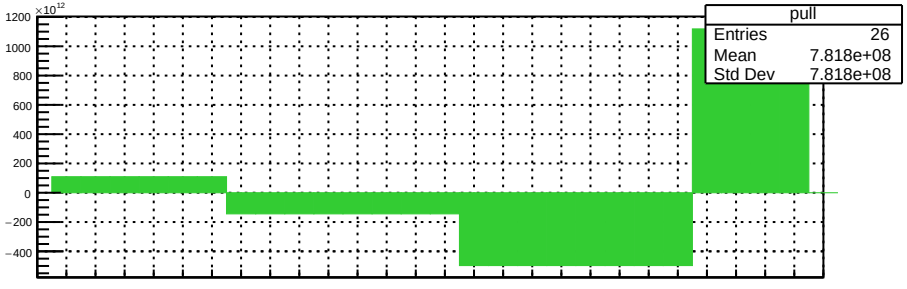

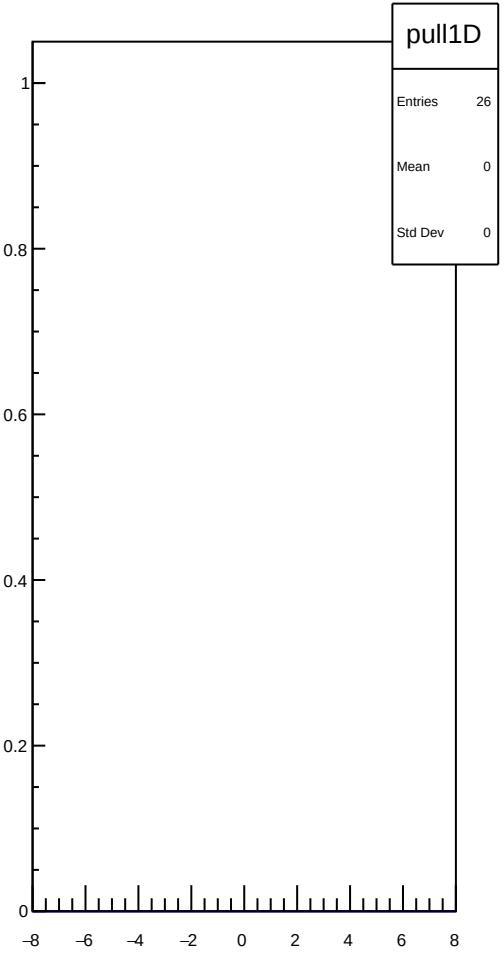

dit_4aX_coil6_Ndata_mean vs run

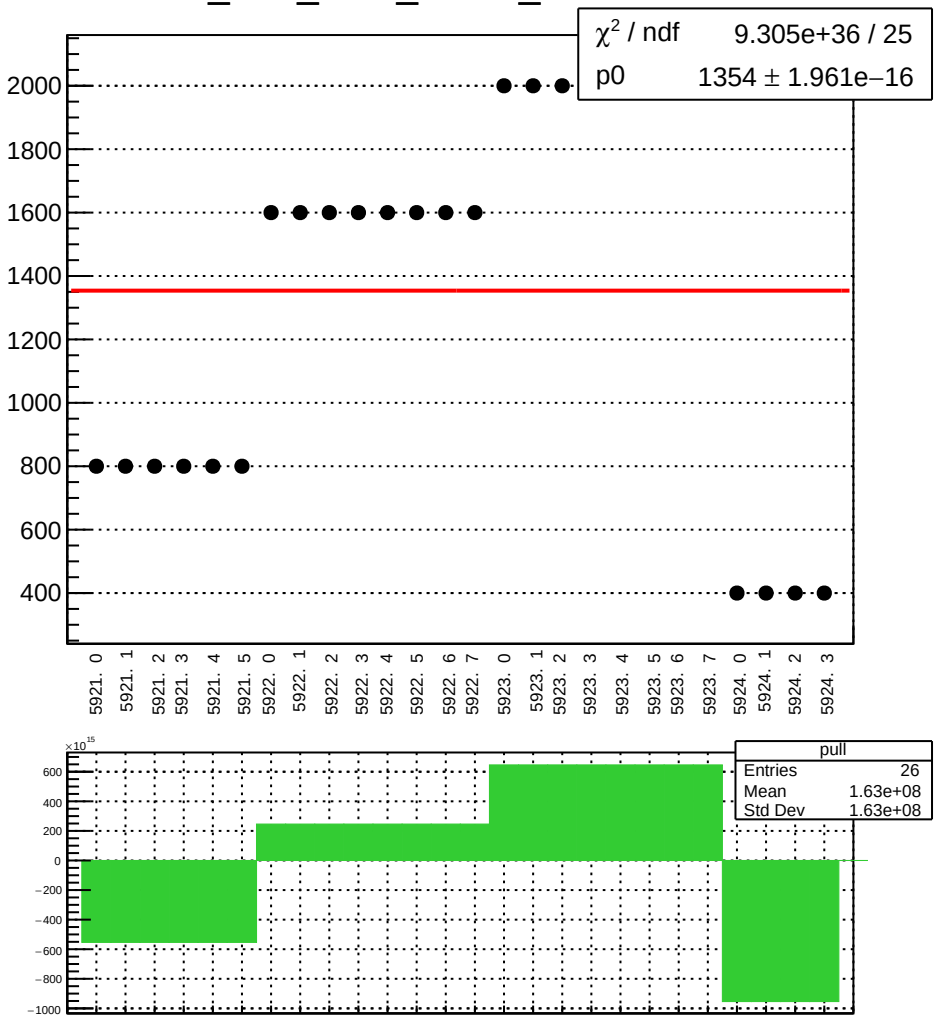

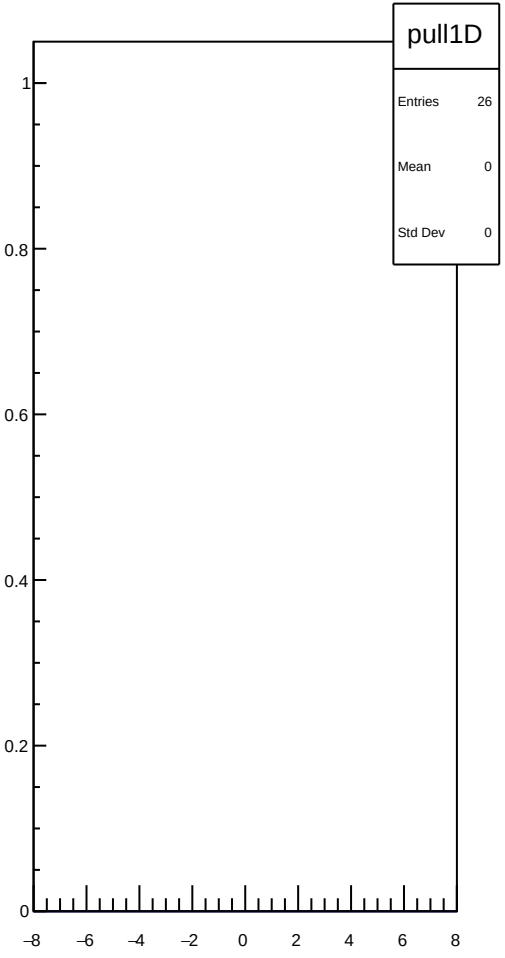

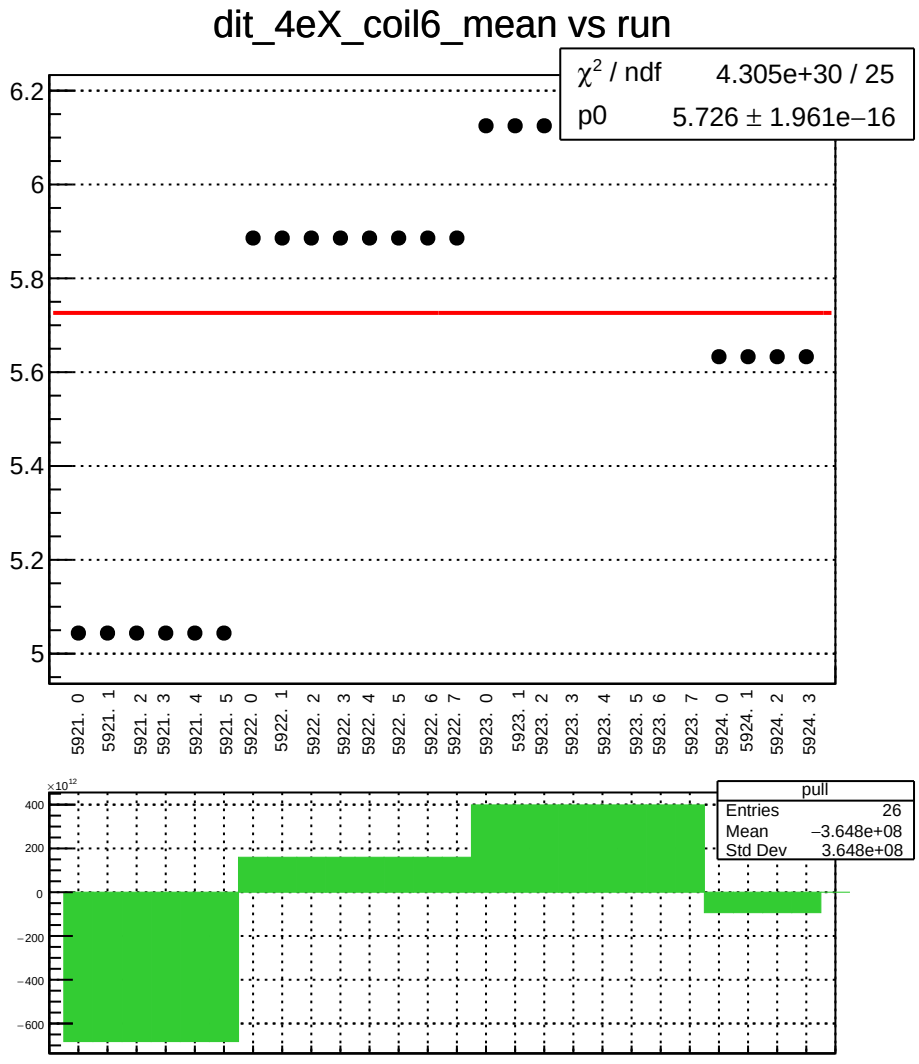
dit_4eX_coil6_mean vs run
χ² / ndf 4.305e+30 / 25
p0 5.726 ± 1.961e−16
6.2
6
5.8
5.6
5.4
5.2
5
5921. 0
5921. 1
5921. 2
5921. 3
5921. 4
5921. 5
5922. 0
5922. 1
5922. 2
5922. 3
5922. 4
5922. 5
5922. 6
5922. 7
5923. 0
5923. 1
5923. 2
5923. 3
5923. 4
5923. 5
5923. 6
5923. 7
5924. 0
5924. 1
5924. 2
5924. 3
×10¹²
400
200
0
−200
−400
−600
pull
Entries 26
Mean −3.648e+08
Std Dev 3.648e+08

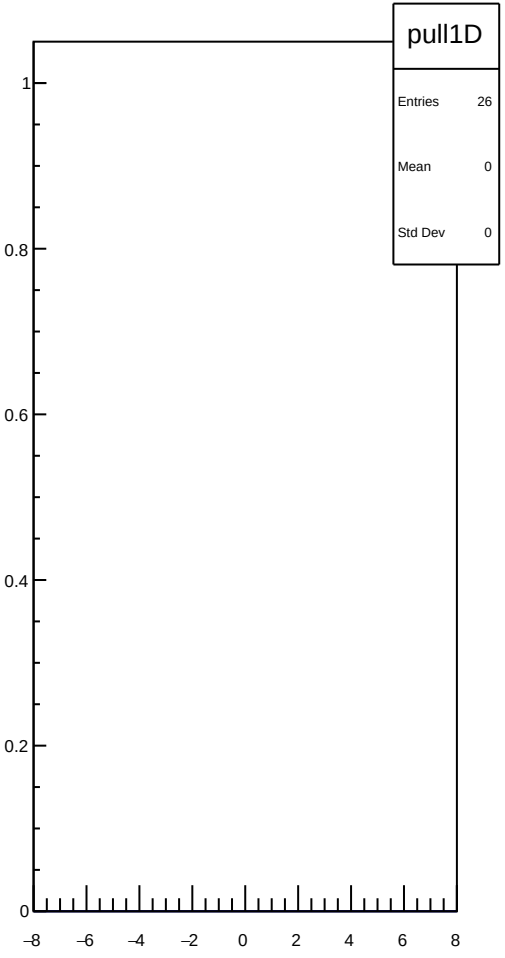
pull1D
Entries 26
Mean 0
Std Dev 0
1
0.8
0.6
0.4
0.2
0
−8
−6
−4
−2
0
2
4
6
8

dit_4eX_coil6_err_mean vs run

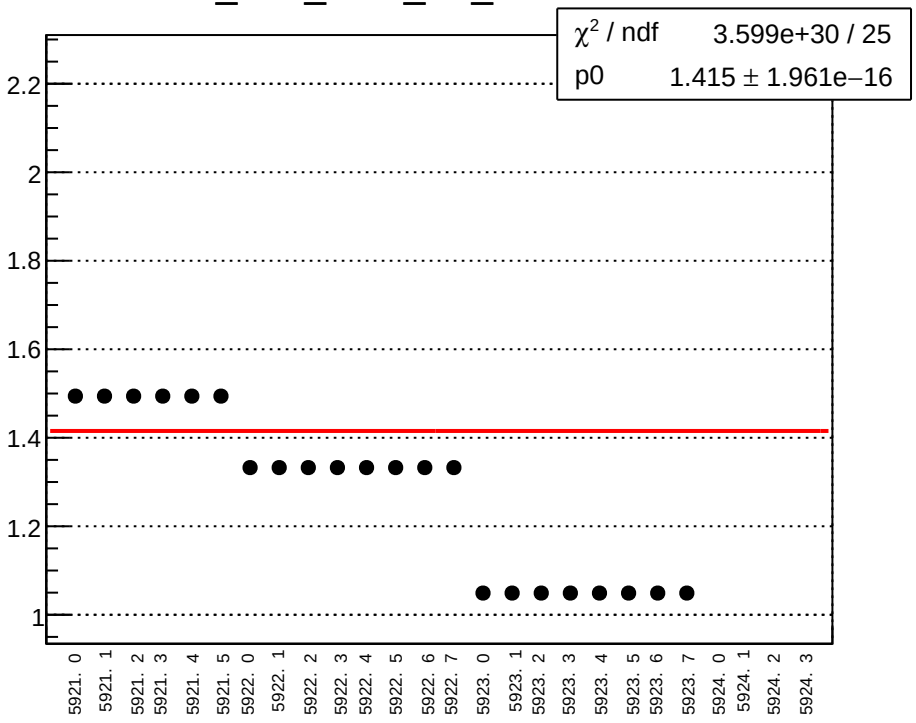

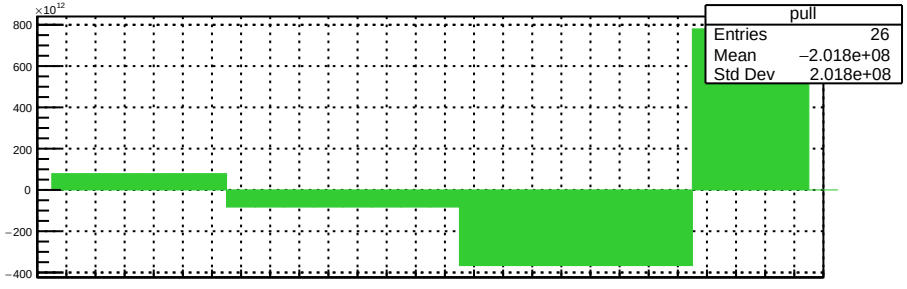

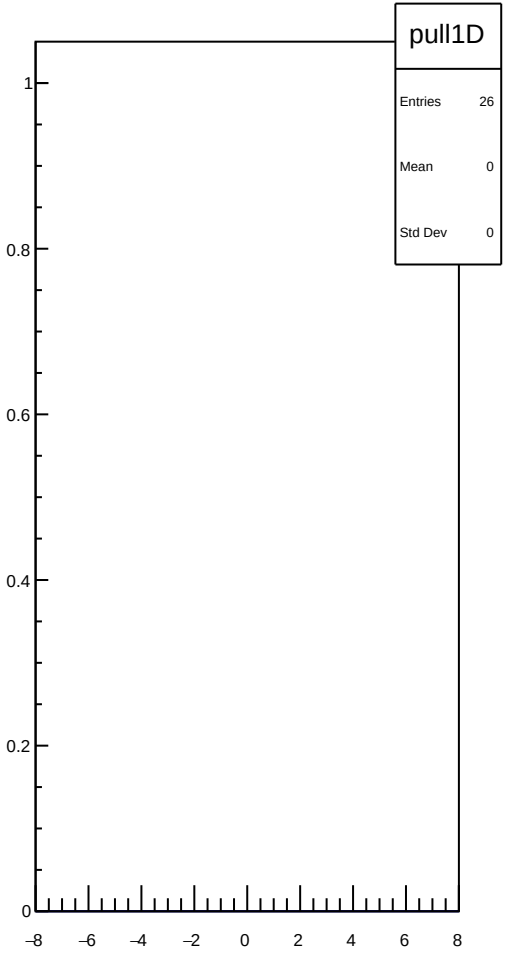

dit_4eX_coil6_Ndata_mean vs run

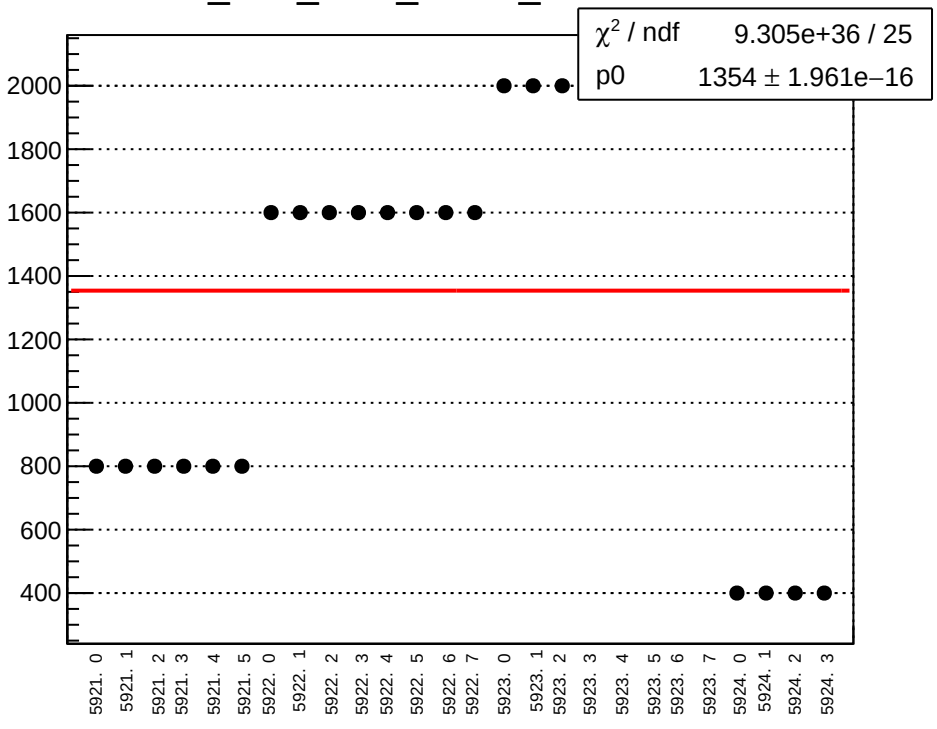

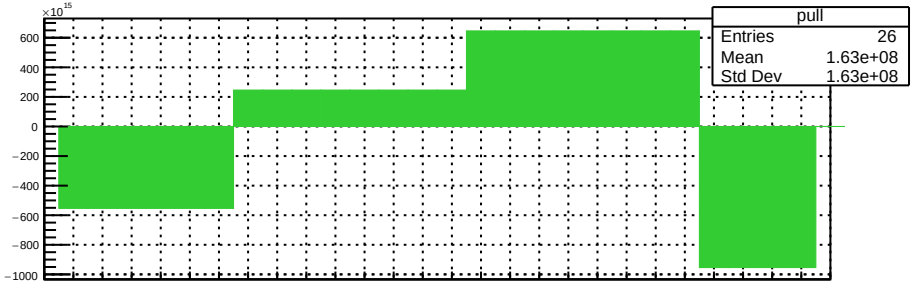

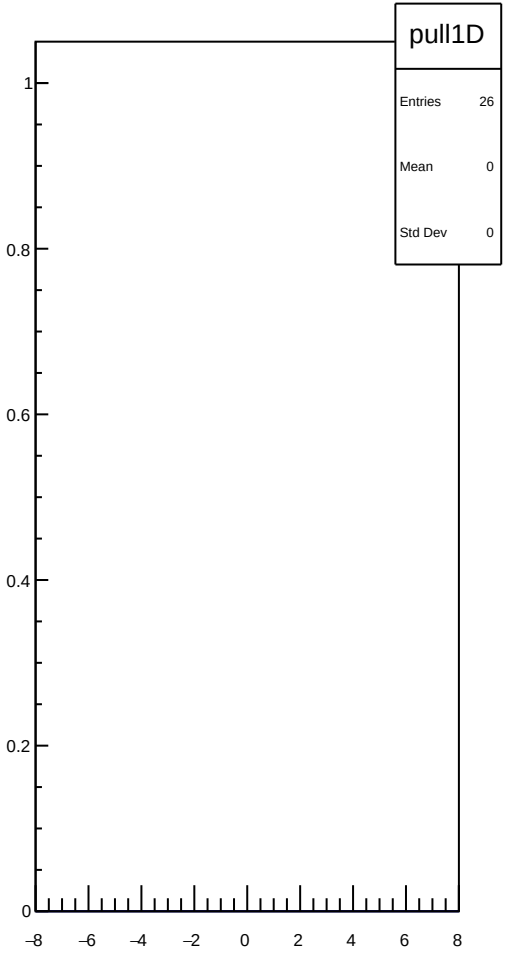

dit_11X12X_coil6_mean vs run

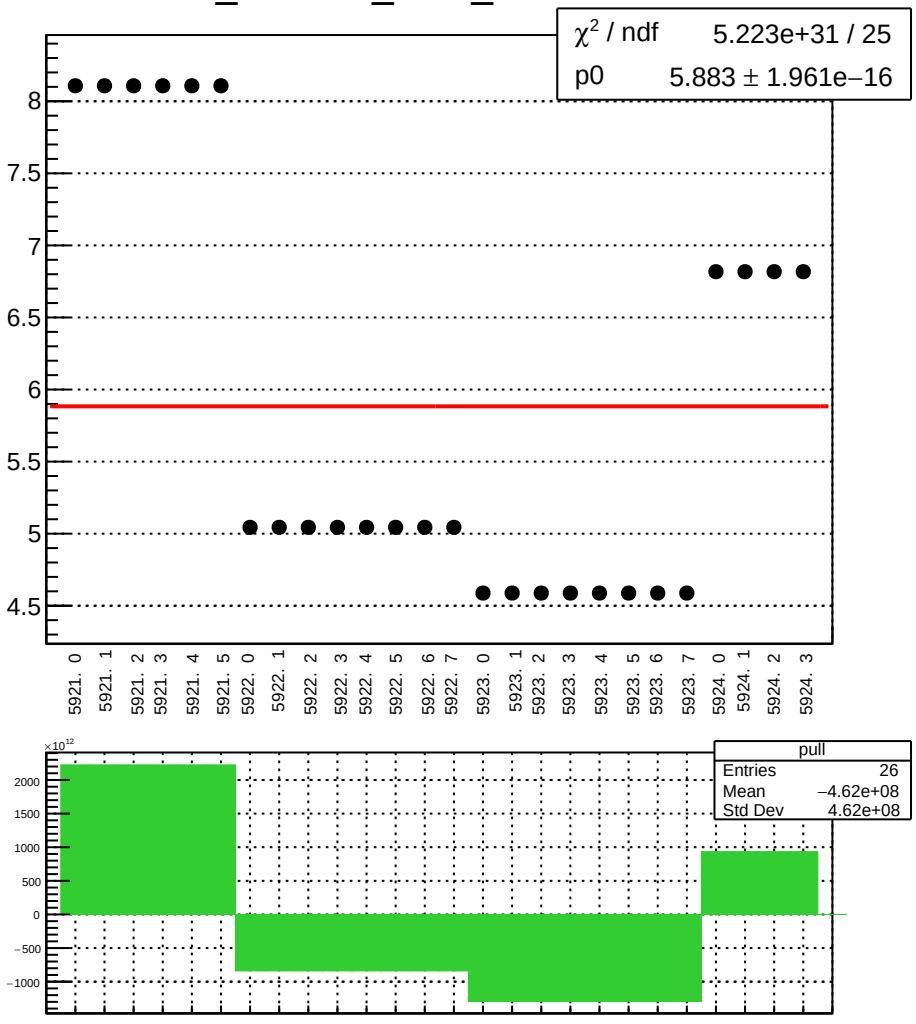

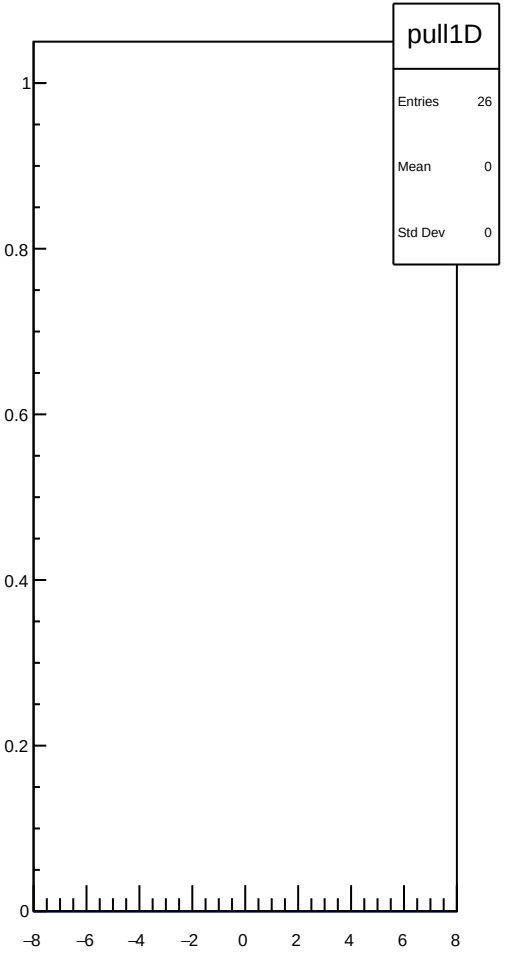

dit_11X12X_coil6_err_mean vs run

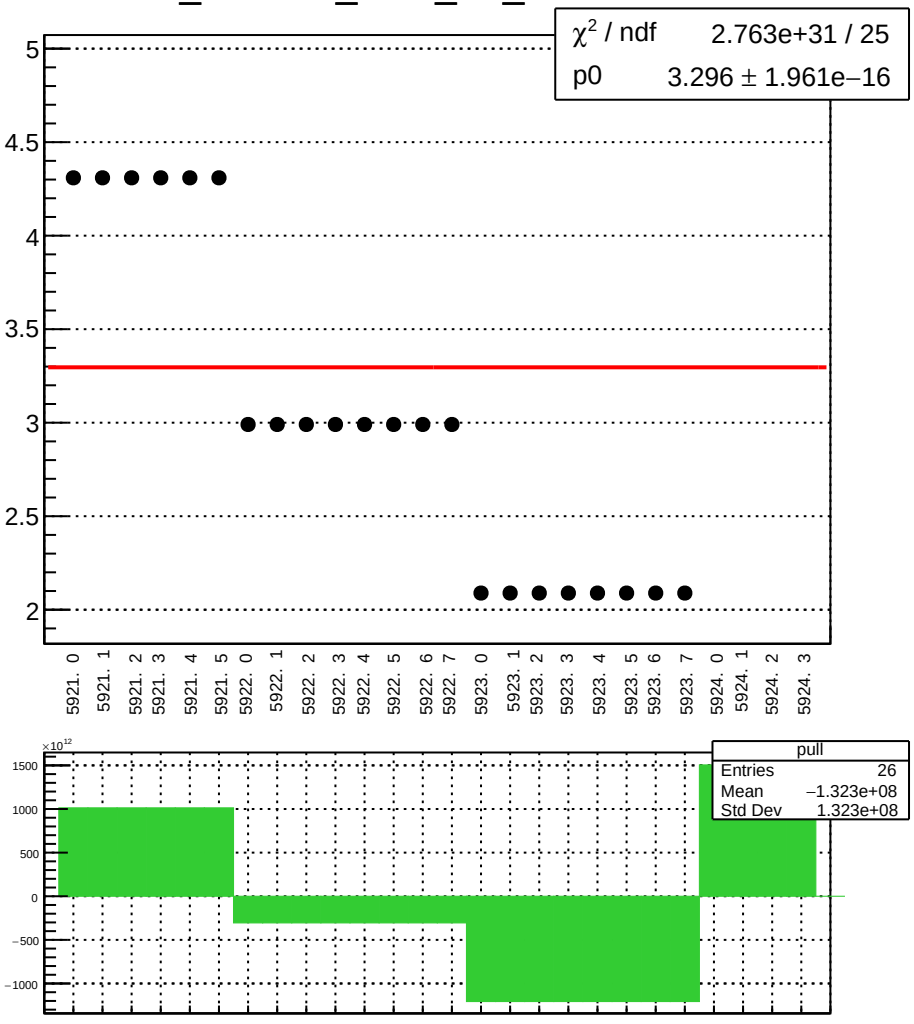

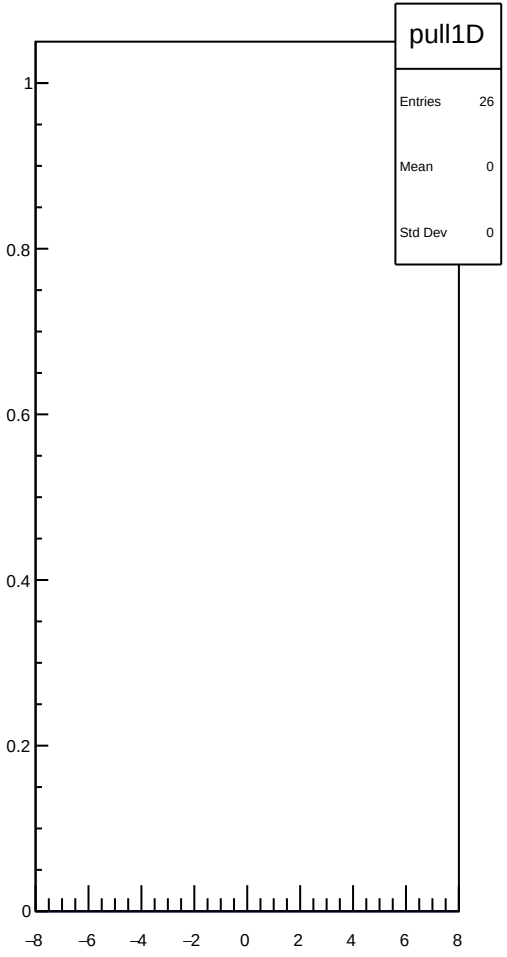

dit_11X12X_coil6_Ndata_mean vs run

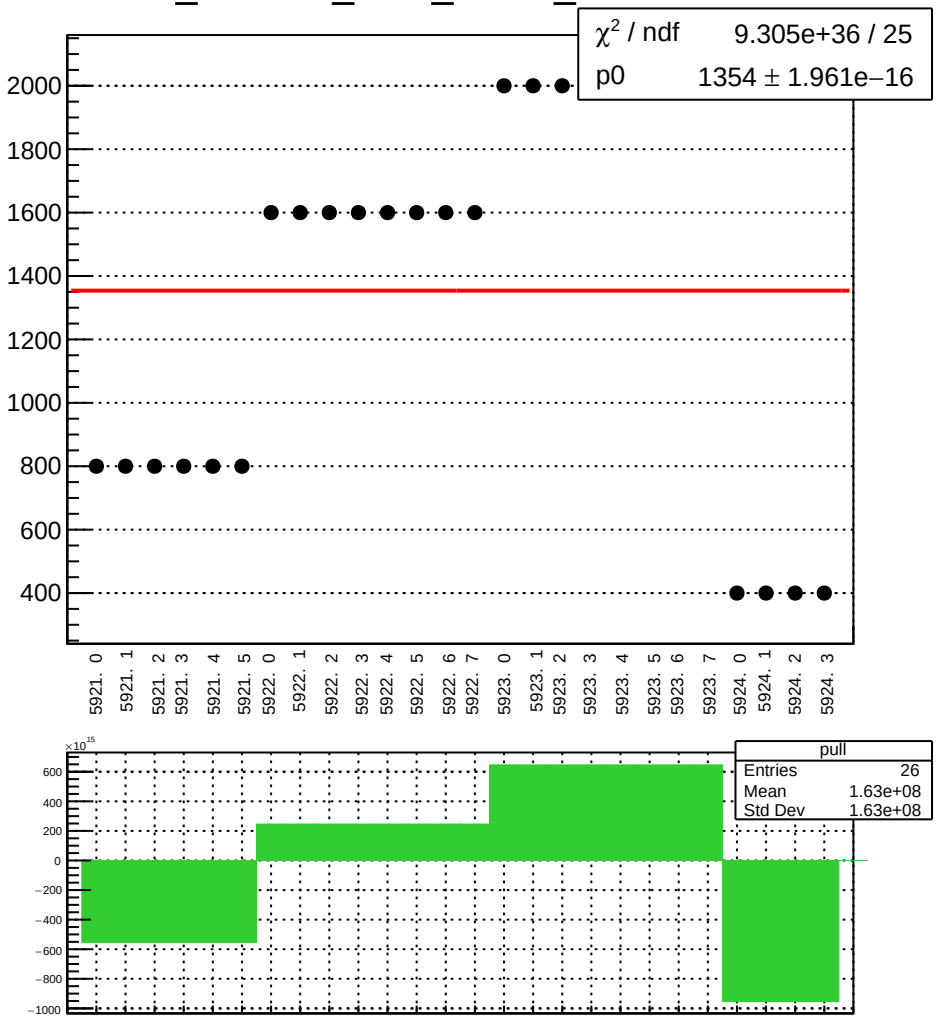

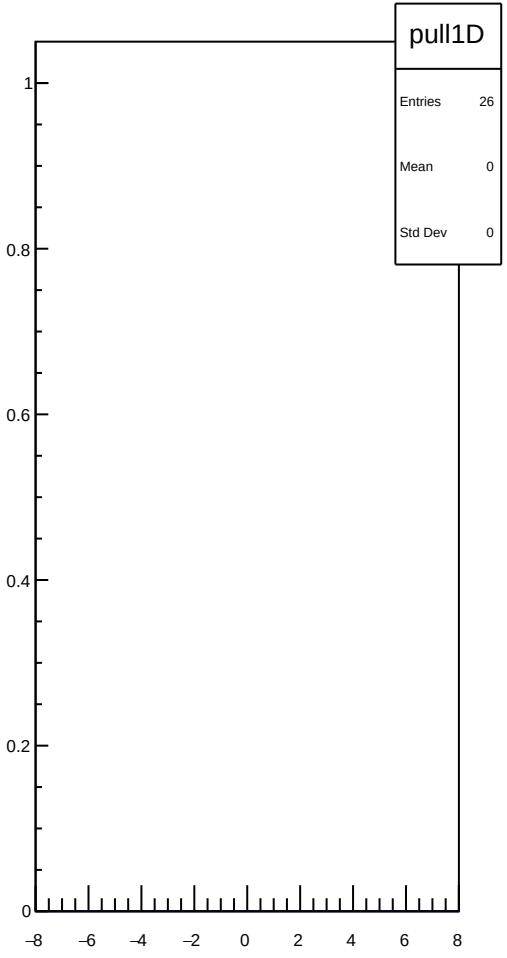

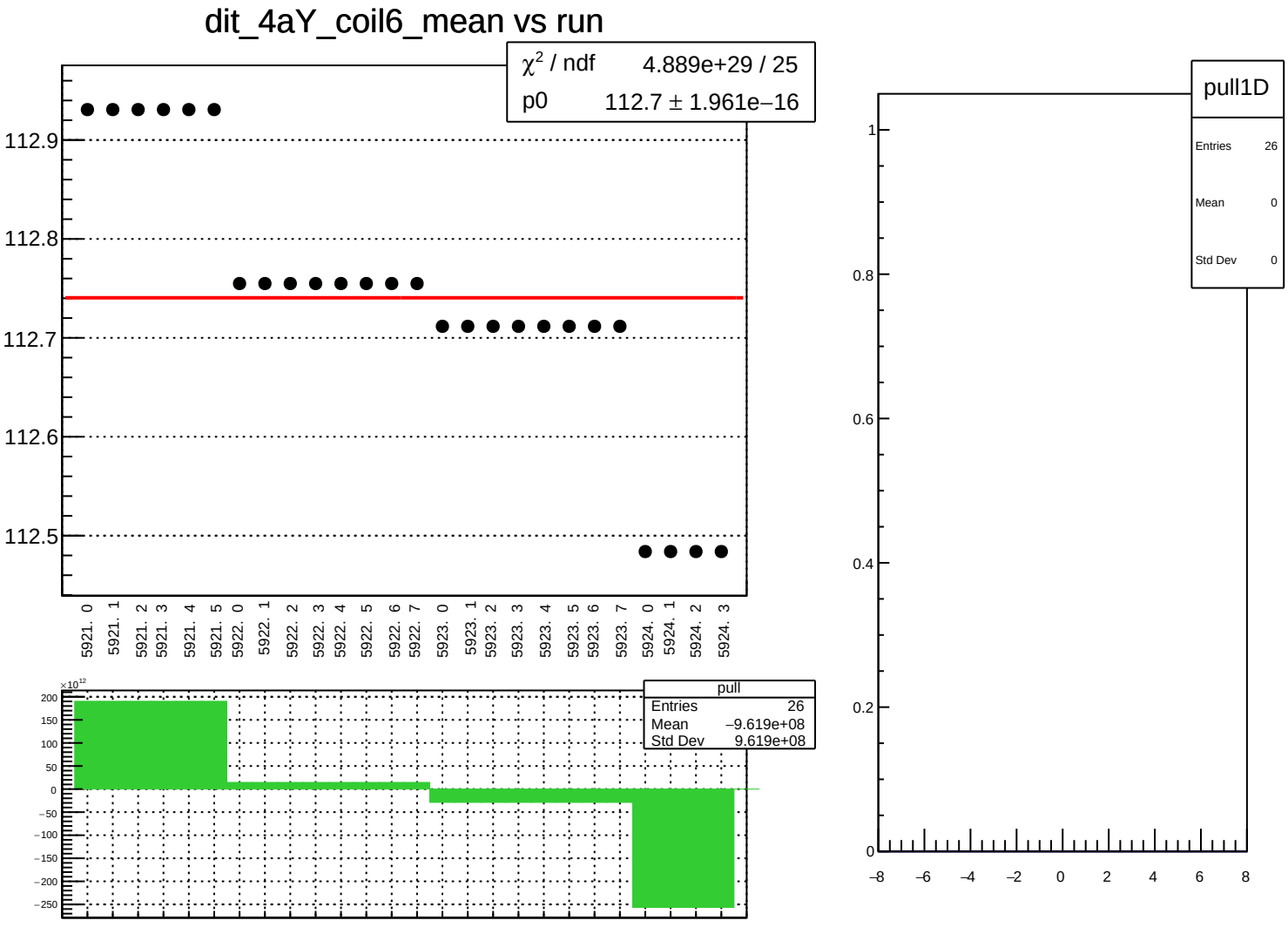
dit_4aY_coil6_mean vs run
χ² / ndf 4.889e+29 / 25
p0 112.7 ± 1.961e−16
112.9
112.8
112.7
112.6
112.5
5921. 0
5921. 1
5921. 2
5921. 3
5921. 4
5921. 5
5922. 0
5922. 1
5922. 2
5922. 3
5922. 4
5922. 5
5922. 6
5922. 7
5923. 0
5923. 1
5923. 2
5923. 3
5923. 4
5923. 5
5923. 6
5923. 7
5924. 0
5924. 1
5924. 2
5924. 3
×10¹²
200
150
100
50
0
−50
−100
−150
−200
−250
pull
Entries 26
Mean −9.619e+08
Std Dev 9.619e+08
pull1D
Entries 26
Mean 0
Std Dev 0
1
0.8
0.6
0.4
0.2
0
−8
−6
−4
−2
0
2
4
6
8

dit_4aY_coil6_err_mean vs run

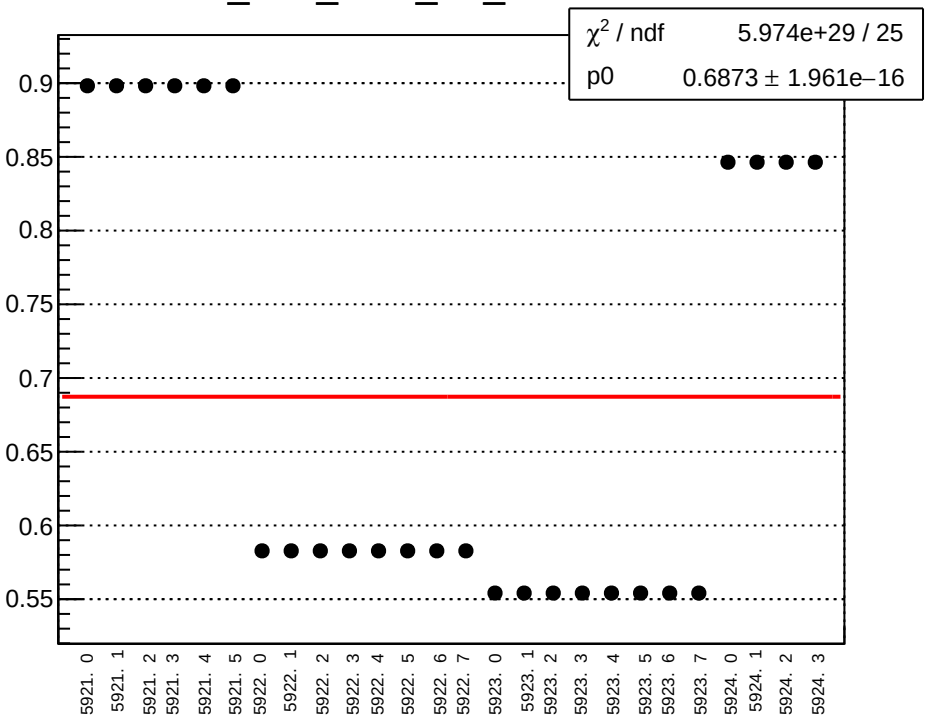

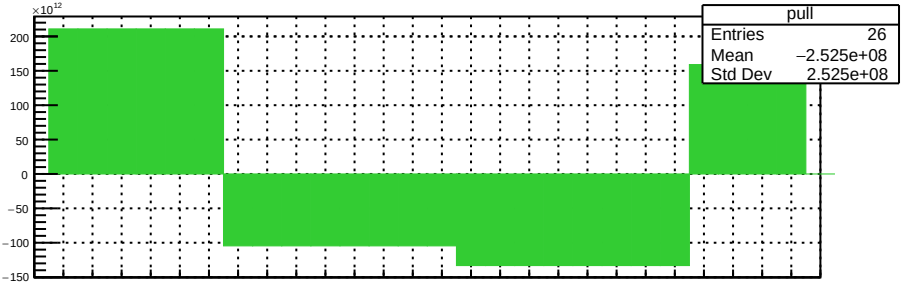

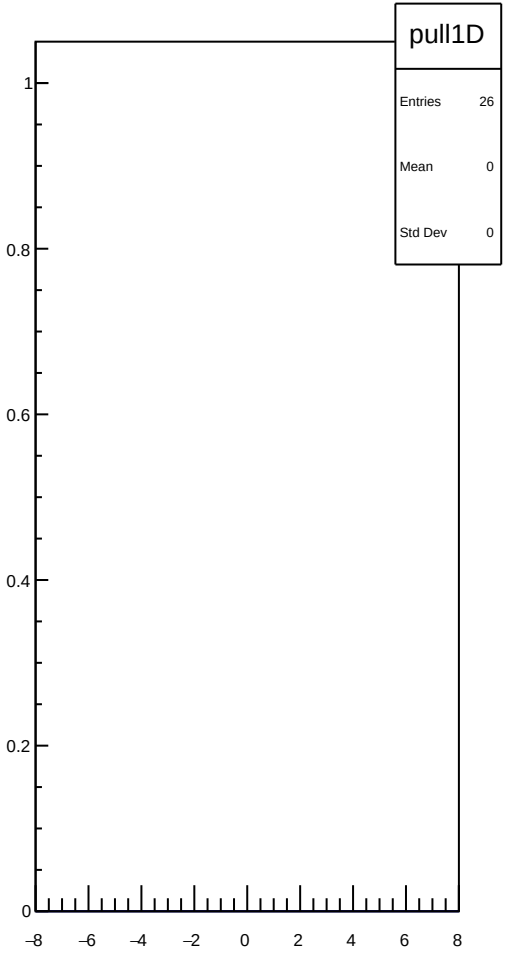

dit_4aY_coil6_Ndata_mean vs run

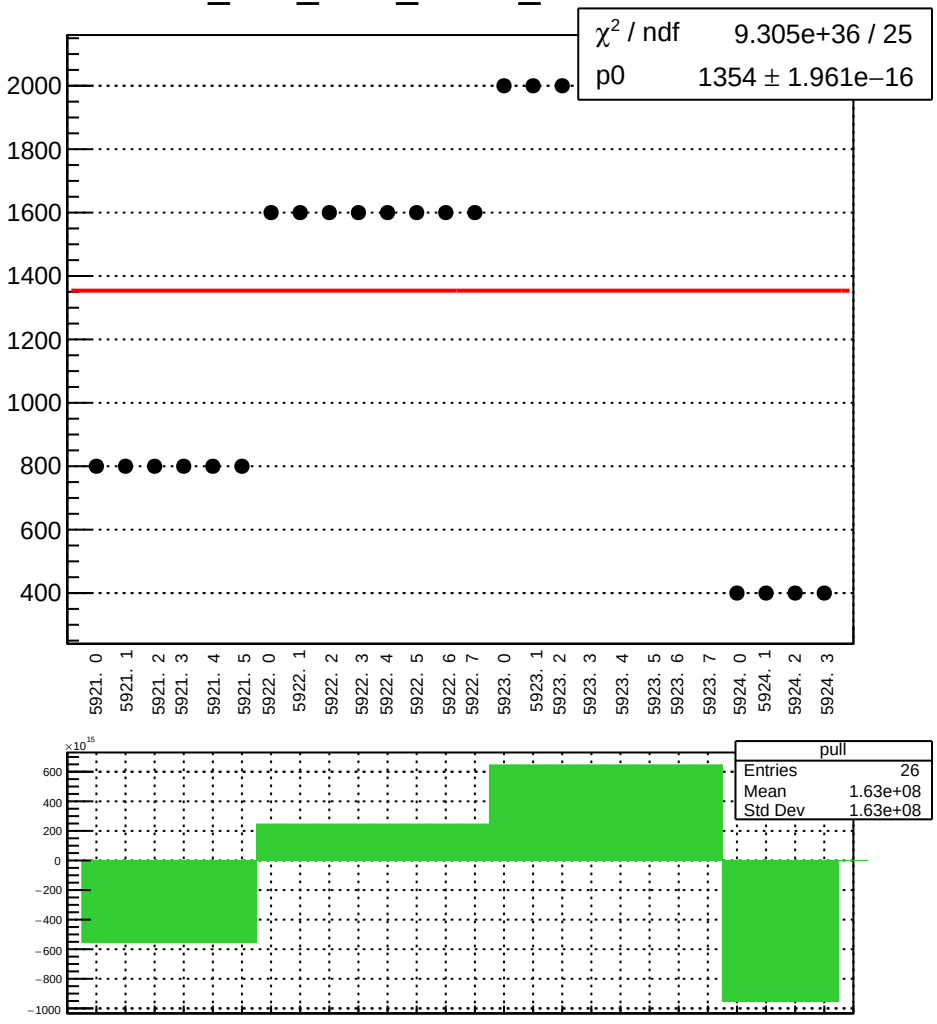

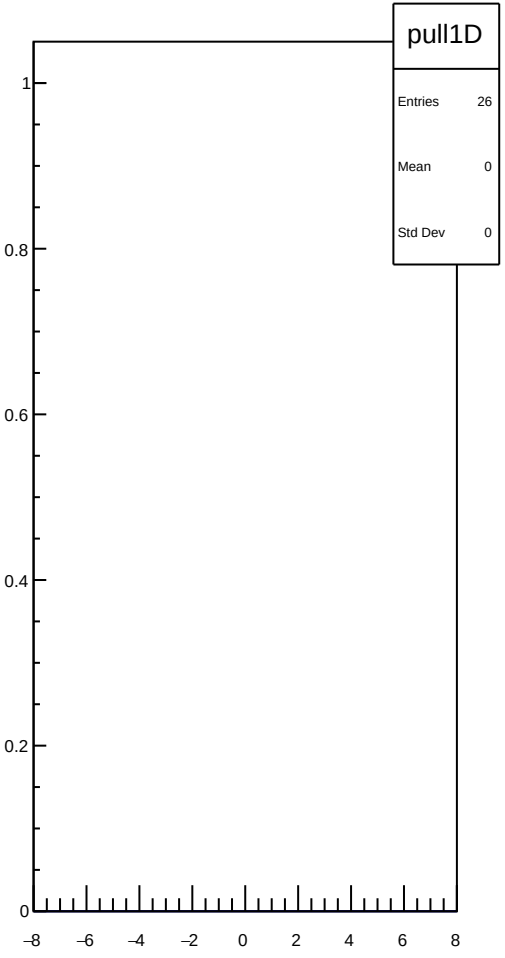

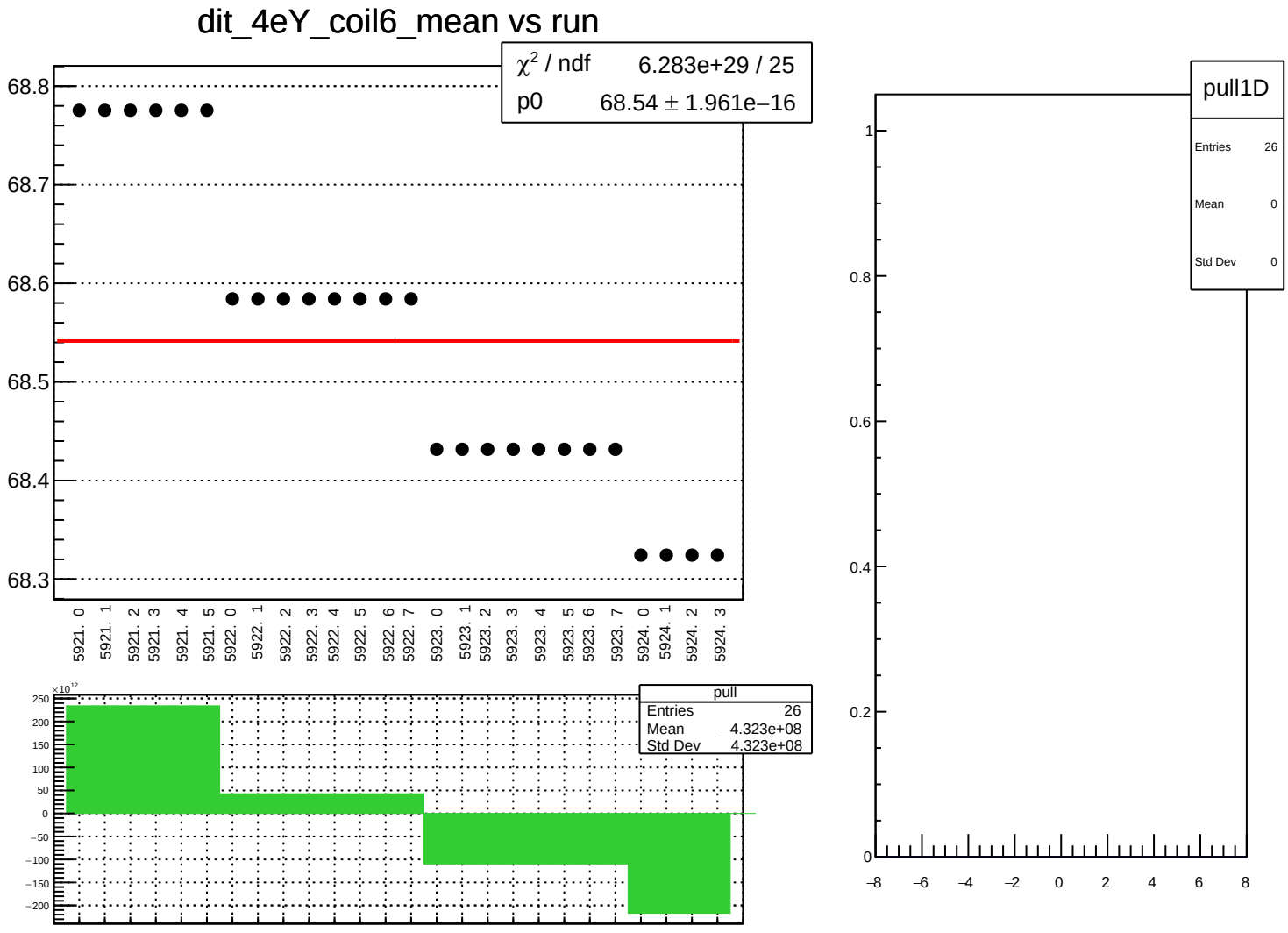
dit_4eY_coil6_mean vs run
χ² / ndf 6.283e+29 / 25
p0 68.54 ± 1.961e−16
68.8
68.7
68.6
68.5
68.4
68.3
5921. 0
5921. 1
5921. 2
5921. 3
5921. 4
5921. 5
5922. 0
5922. 1
5922. 2
5922. 3
5922. 4
5922. 5
5922. 6
5922. 7
5923. 0
5923. 1
5923. 2
5923. 3
5923. 4
5923. 5
5923. 6
5923. 7
5924. 0
5924. 1
5924. 2
5924. 3
pull
Entries 26
Mean −4.323e+08
Std Dev 4.323e+08
×10¹²
250
200
150
100
50
0
−50
−100
−150
−200
pull1D
Entries 26
Mean 0
Std Dev 0
1
0.8
0.6
0.4
0.2
0
−8
−6
−4
−2
0
2
4
6
8

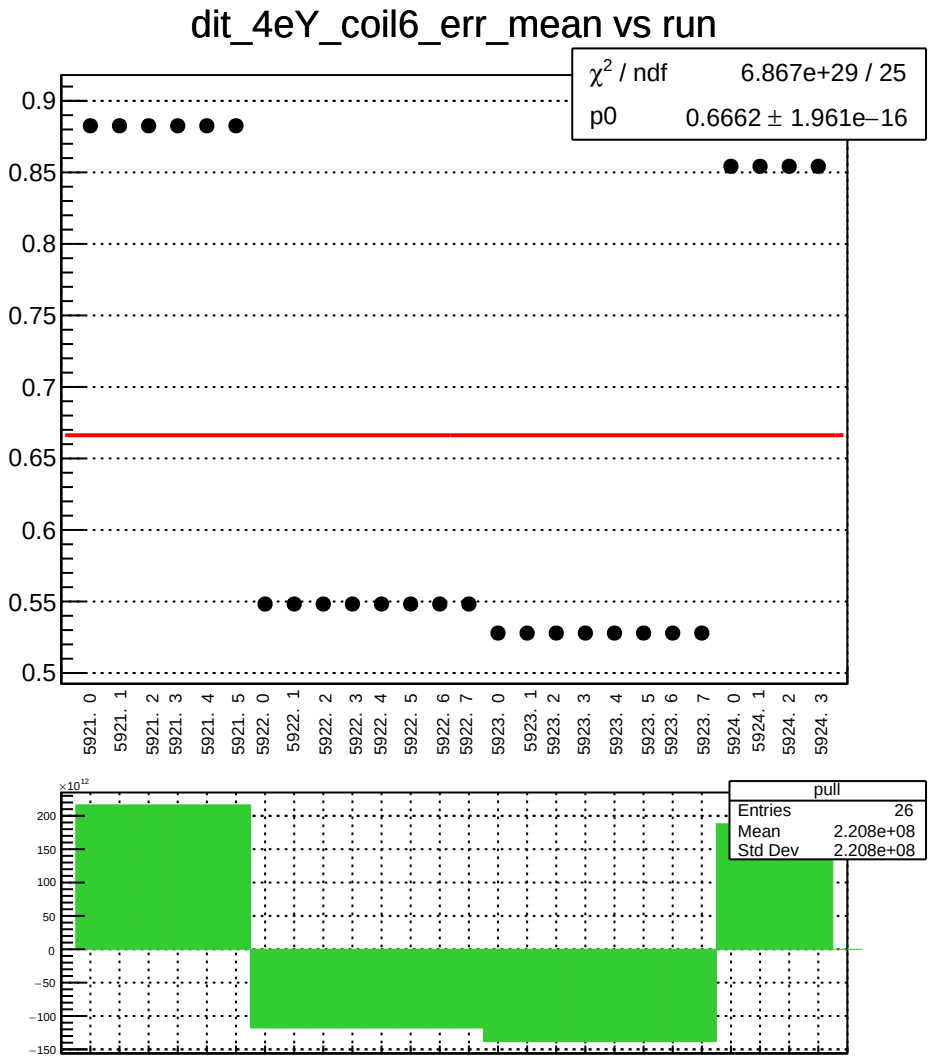
dit_4eY_coil6_err_mean vs run
χ² / ndf 6.867e+29 / 25
p0 0.6662 ± 1.961e−16
0.9
0.85
0.8
0.75
0.7
0.65
0.6
0.55
0.5
5921. 0
5921. 1
5921. 2
5921. 3
5921. 4
5921. 5
5922. 0
5922. 1
5922. 2
5922. 3
5922. 4
5922. 5
5922. 6
5922. 7
5923. 0
5923. 1
5923. 2
5923. 3
5923. 4
5923. 5
5923. 6
5923. 7
5924. 0
5924. 1
5924. 2
5924. 3
×10¹²
200
150
100
50
0
−50
−100
−150
pull
Entries 26
Mean 2.208e+08
Std Dev 2.208e+08

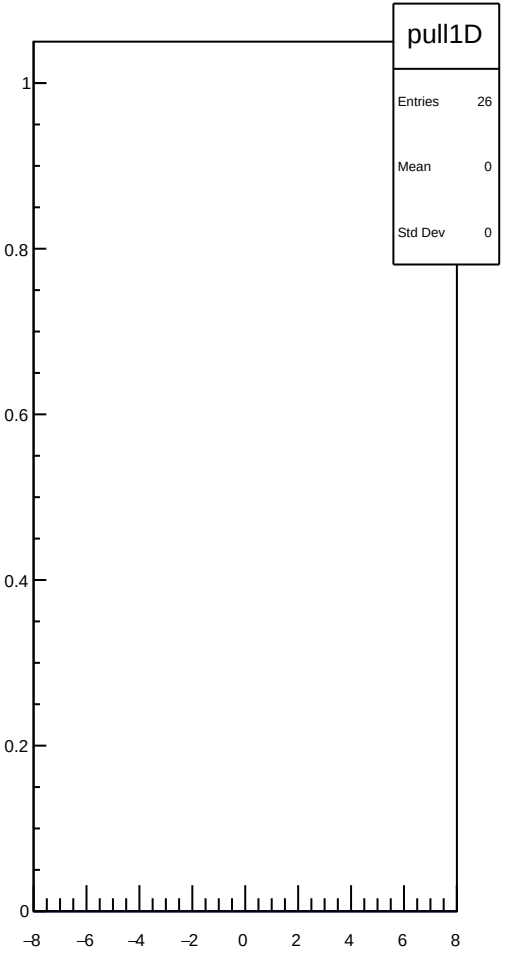
pull1D
Entries 26
Mean 0
Std Dev 0
1
0.8
0.6
0.4
0.2
0
−8
−6
−4
−2
0
2
4
6
8

dit_4eY_coil6_Ndata_mean vs run

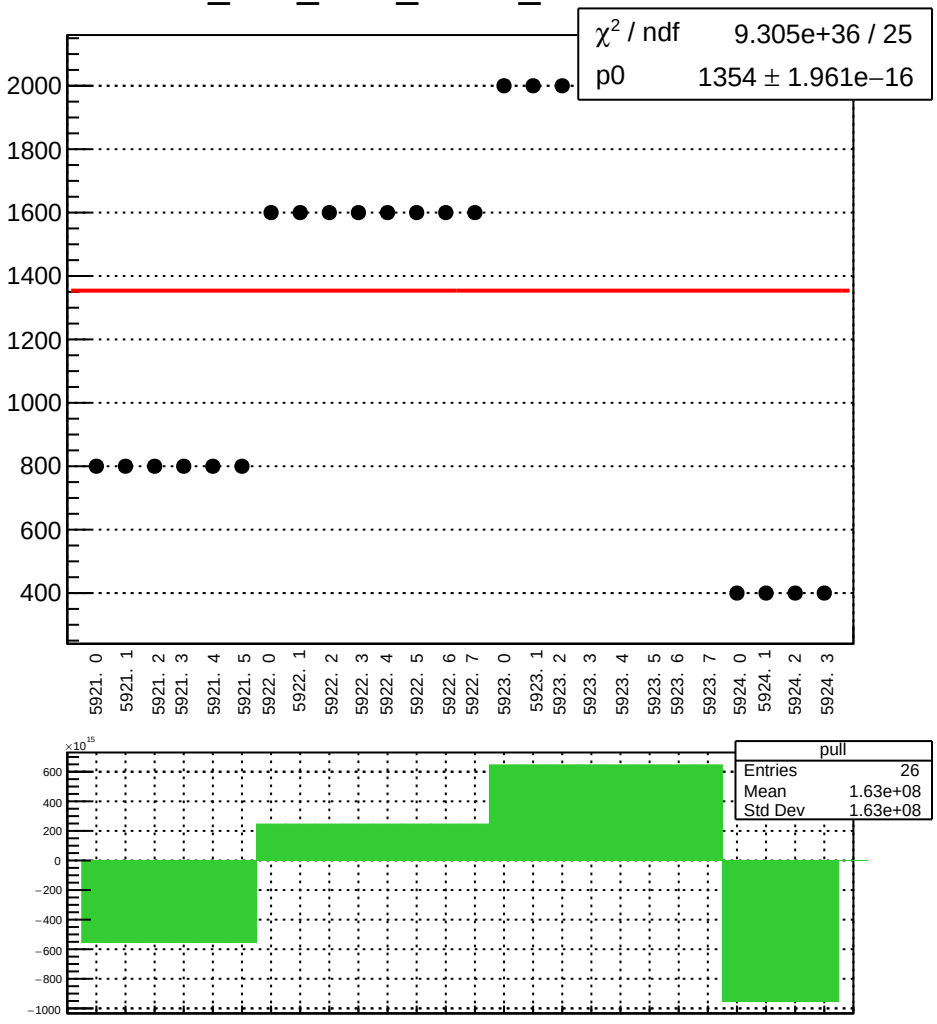

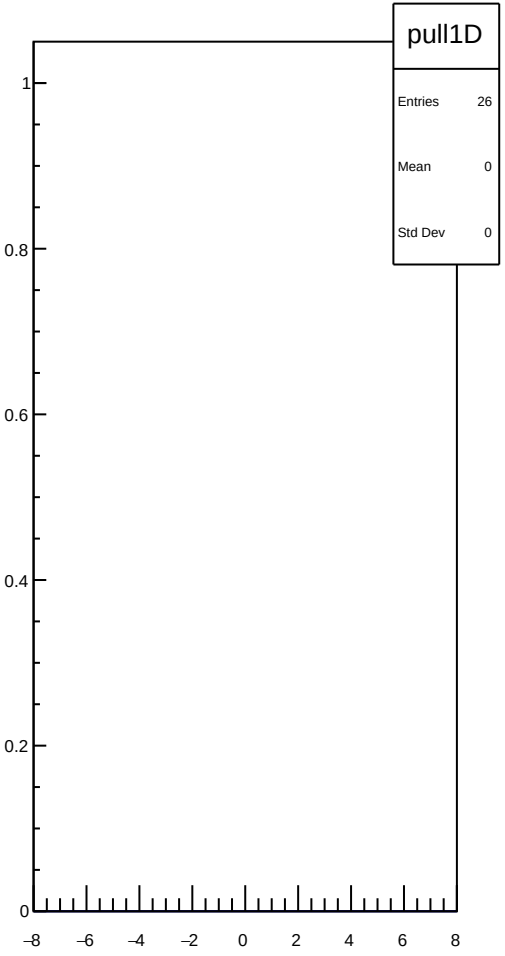

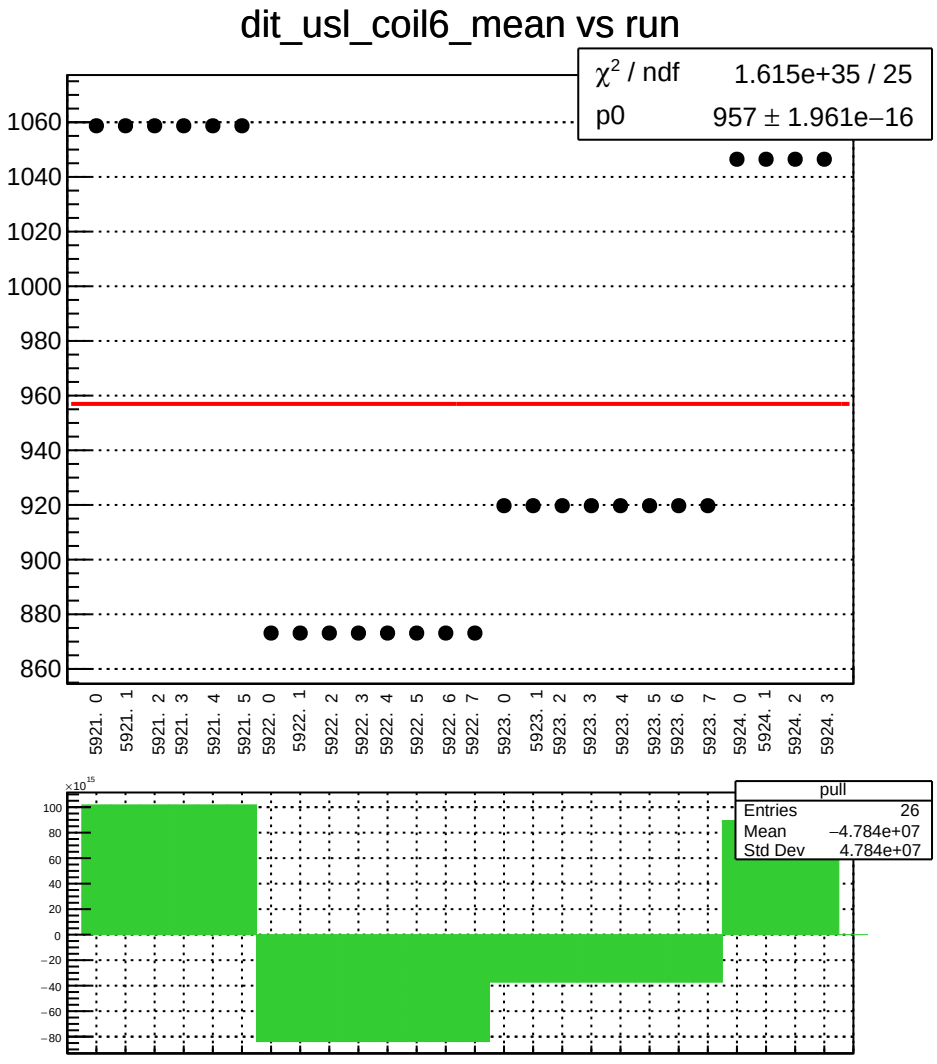
dit_usl_coil6_mean vs run
χ² / ndf 1.615e+35 / 25
p0 957 ± 1.961e−16
1060
1040
1020
1000
980
960
940
920
900
880
860
5921. 0
5921. 1
5921. 2
5921. 3
5921. 4
5921. 5
5922. 0
5922. 1
5922. 2
5922. 3
5922. 4
5922. 5
5922. 6
5922. 7
5923. 0
5923. 1
5923. 2
5923. 3
5923. 4
5923. 5
5923. 6
5923. 7
5924. 0
5924. 1
5924. 2
5924. 3
×10^15
100
80
60
40
20
0
−20
−40
−60
−80
pull
Entries 26
Mean −4.784e+07
Std Dev 4.784e+07

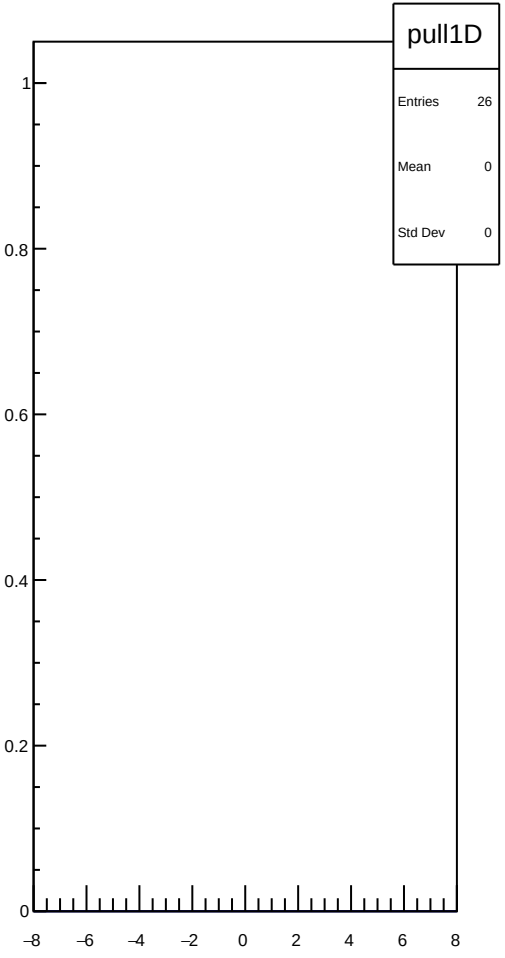
pull1D
Entries 26
Mean 0
Std Dev 0
1
0.8
0.6
0.4
0.2
0
−8
−6
−4
−2
0
2
4
6
8

dit_usl_coil6_err_mean vs run

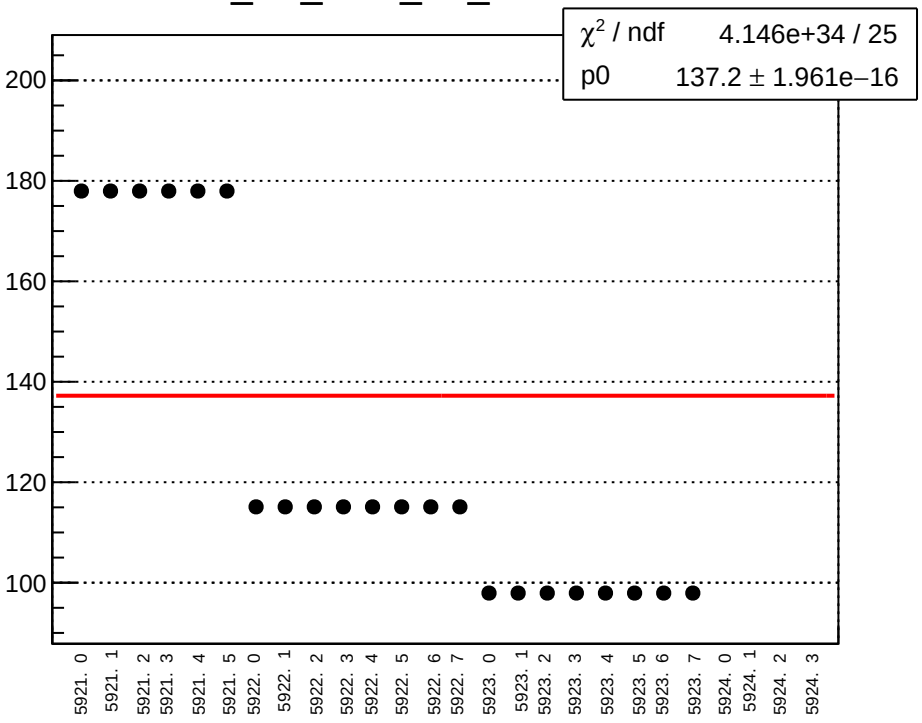

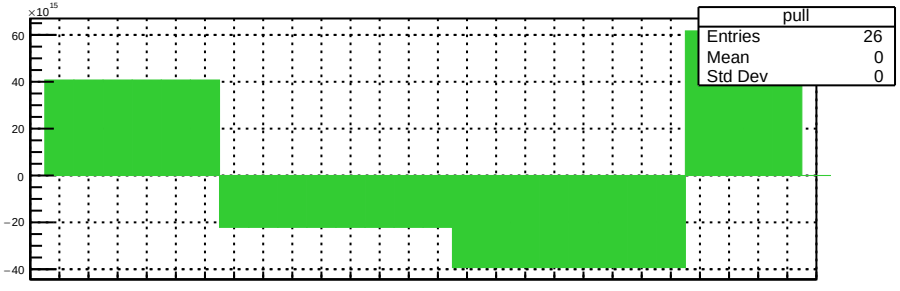

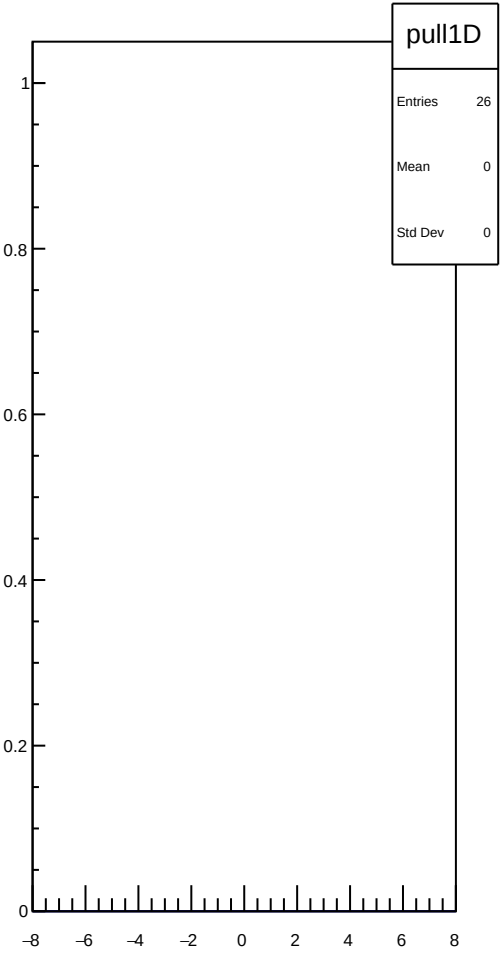

dit_usl_coil6_Ndata_mean vs run

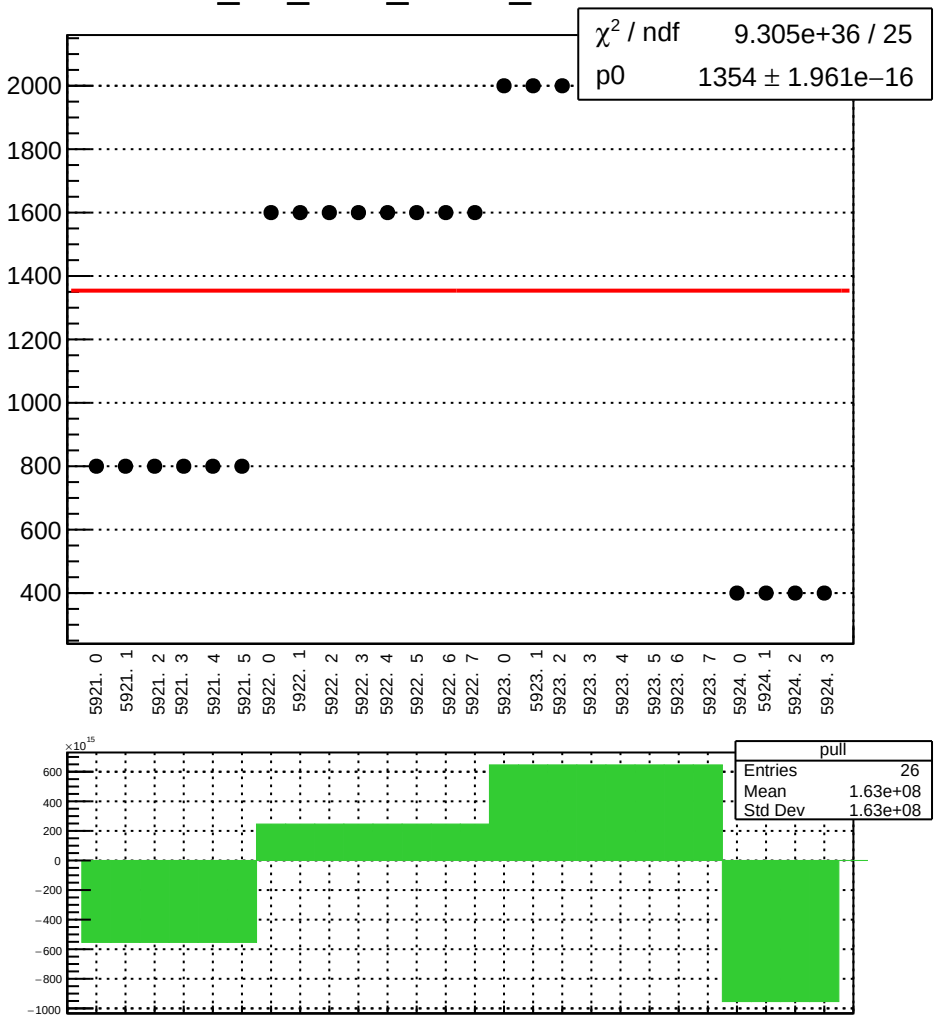

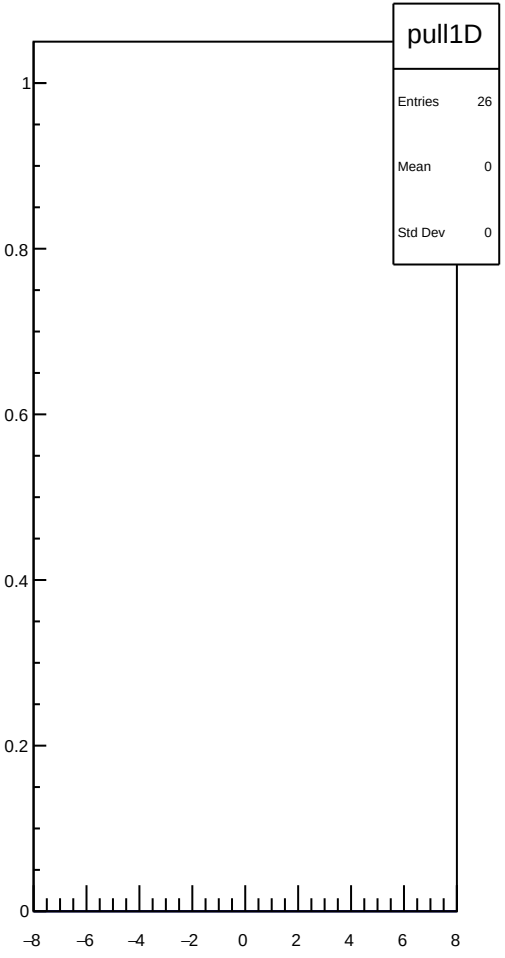

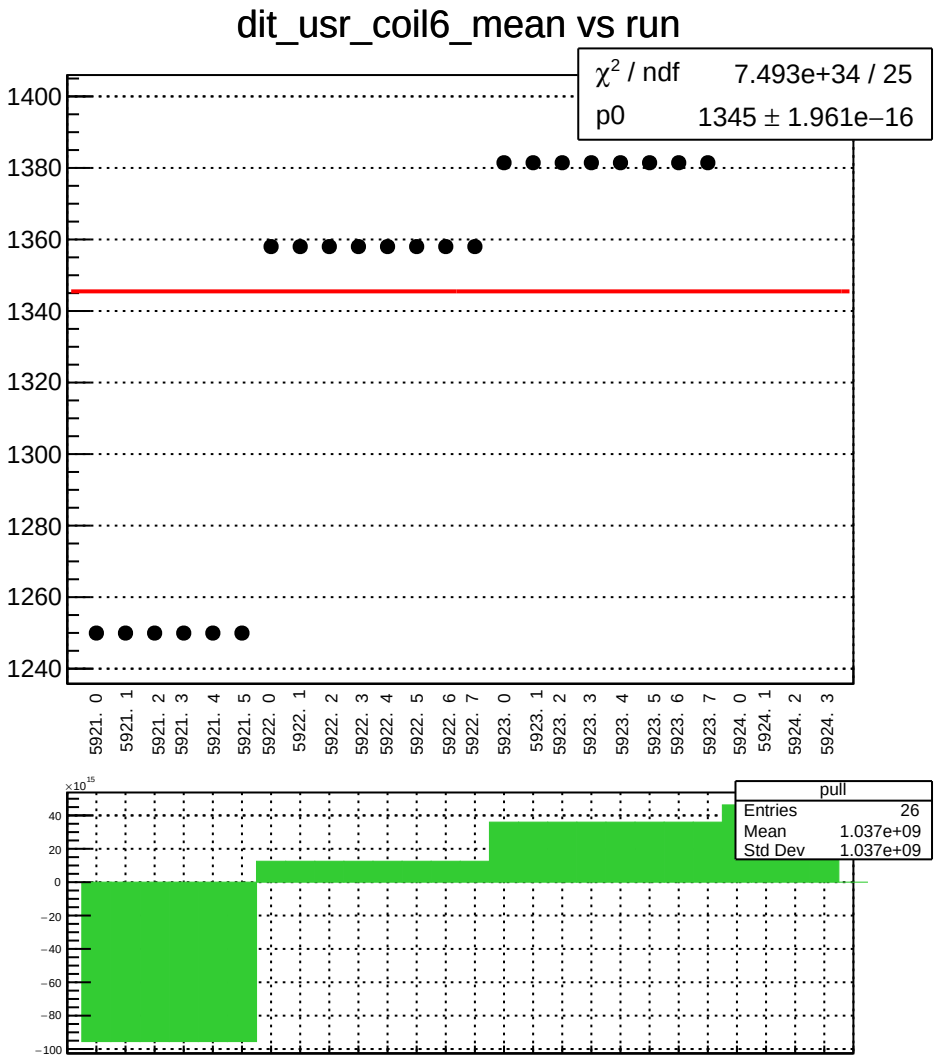
dit_usr_coil6_mean vs run
χ² / ndf 7.493e+34 / 25
p0 1345 ± 1.961e−16
1400
1380
1360
1340
1320
1300
1280
1260
1240
5921. 0
5921. 1
5921. 2
5921. 3
5921. 4
5921. 5
5922. 0
5922. 1
5922. 2
5922. 3
5922. 4
5922. 5
5922. 6
5922. 7
5923. 0
5923. 1
5923. 2
5923. 3
5923. 4
5923. 5
5923. 6
5923. 7
5924. 0
5924. 1
5924. 2
5924. 3
×10^15
40
20
0
−20
−40
−60
−80
−100
pull
Entries 26
Mean 1.037e+09
Std Dev 1.037e+09

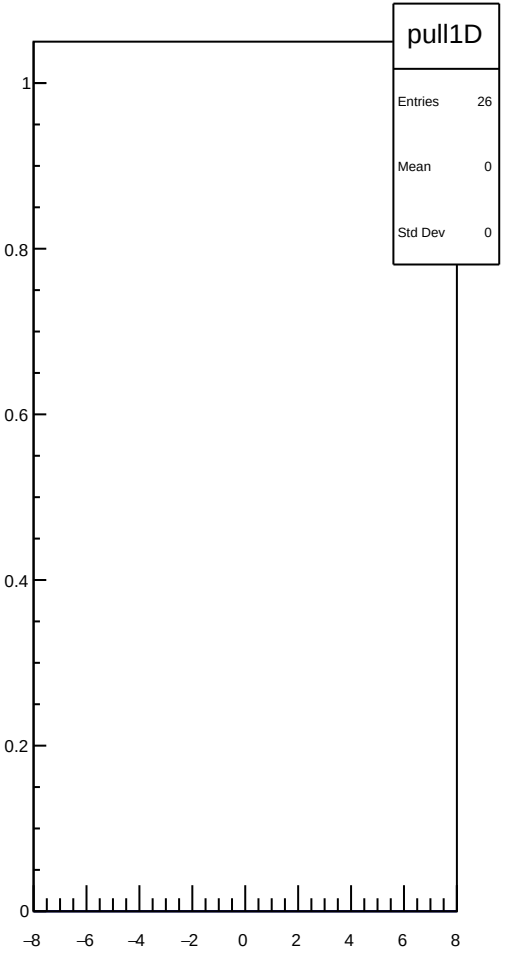
pull1D
Entries 26
Mean 0
Std Dev 0
1
0.8
0.6
0.4
0.2
0
−8
−6
−4
−2
0
2
4
6
8

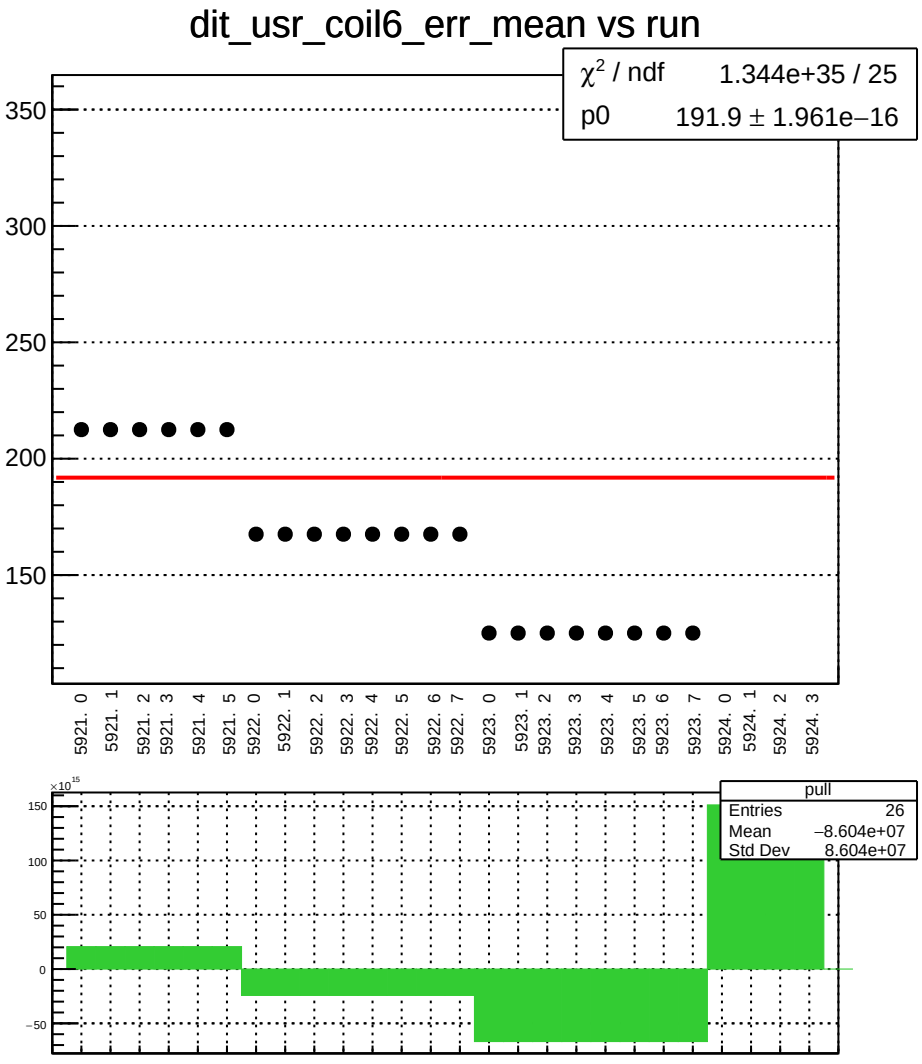
dit_usr_coil6_err_mean vs run
χ² / ndf 1.344e+35 / 25
p0 191.9 ± 1.961e−16
350
300
250
200
150
5921. 0
5921. 1
5921. 2
5921. 3
5921. 4
5921. 5
5922. 0
5922. 1
5922. 2
5922. 3
5922. 4
5922. 5
5922. 6
5922. 7
5923. 0
5923. 1
5923. 2
5923. 3
5923. 4
5923. 5
5923. 6
5923. 7
5924. 0
5924. 1
5924. 2
5924. 3
×10^15
150
100
50
0
−50
pull
Entries 26
Mean −8.604e+07
Std Dev 8.604e+07

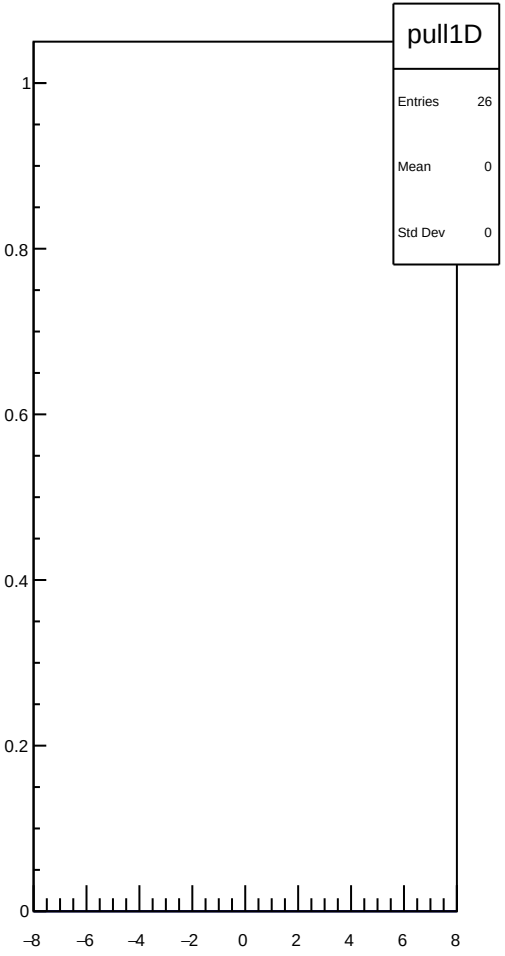
pull1D
Entries 26
Mean 0
Std Dev 0
1
0.8
0.6
0.4
0.2
0
−8
−6
−4
−2
0
2
4
6
8

dit_usr_coil6_Ndata_mean vs run

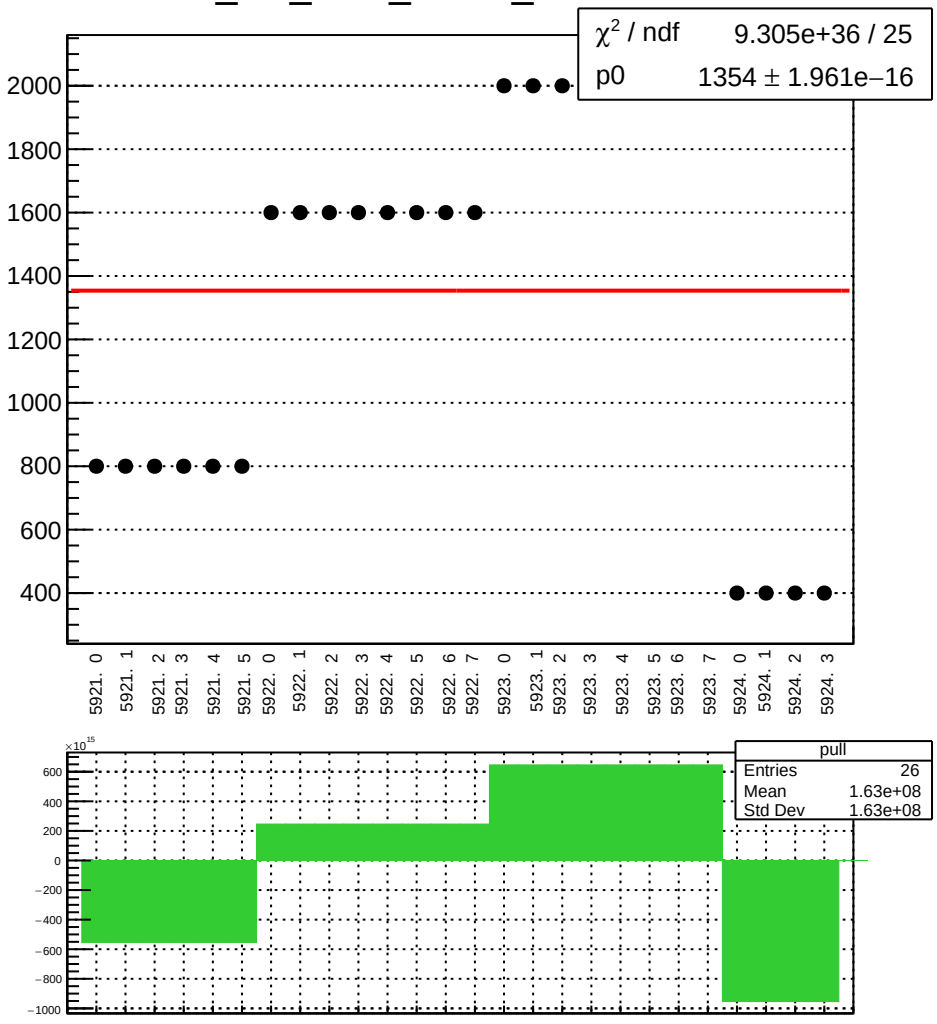

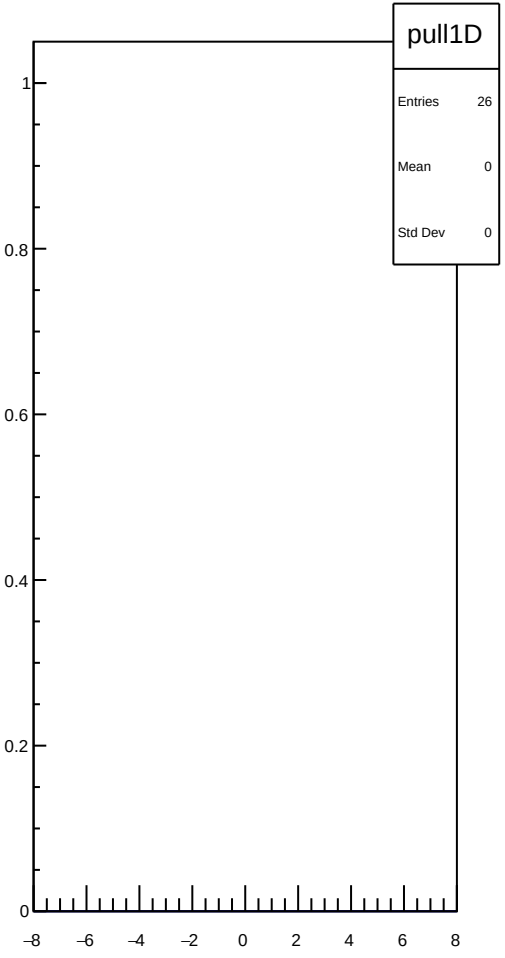

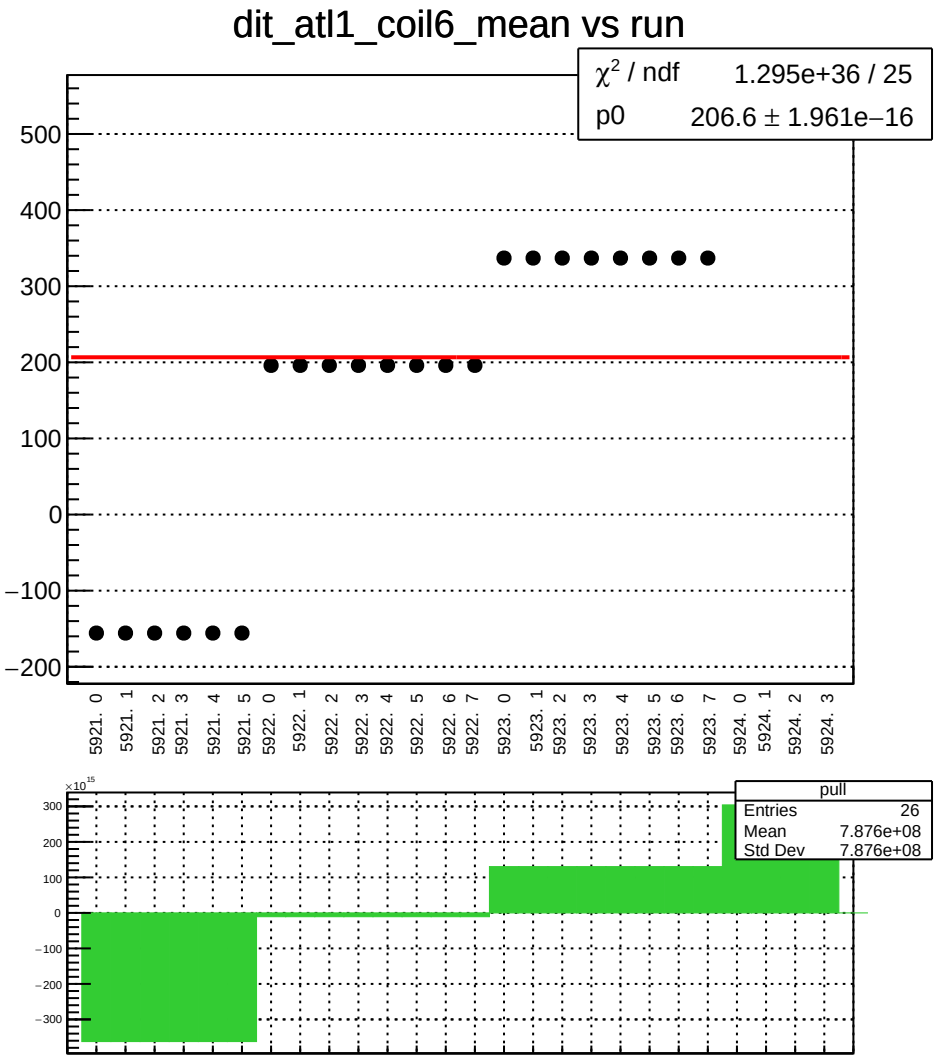
dit_atl1_coil6_mean vs run
χ² / ndf 1.295e+36 / 25
p0 206.6 ± 1.961e−16
500
400
300
200
100
0
−100
−200
5921. 0
5921. 1
5921. 2
5921. 3
5921. 4
5921. 5
5922. 0
5922. 1
5922. 2
5922. 3
5922. 4
5922. 5
5922. 6
5922. 7
5923. 0
5923. 1
5923. 2
5923. 3
5923. 4
5923. 5
5923. 6
5923. 7
5924. 0
5924. 1
5924. 2
5924. 3
×10¹⁵
300
200
100
0
−100
−200
−300
pull
Entries 26
Mean 7.876e+08
Std Dev 7.876e+08

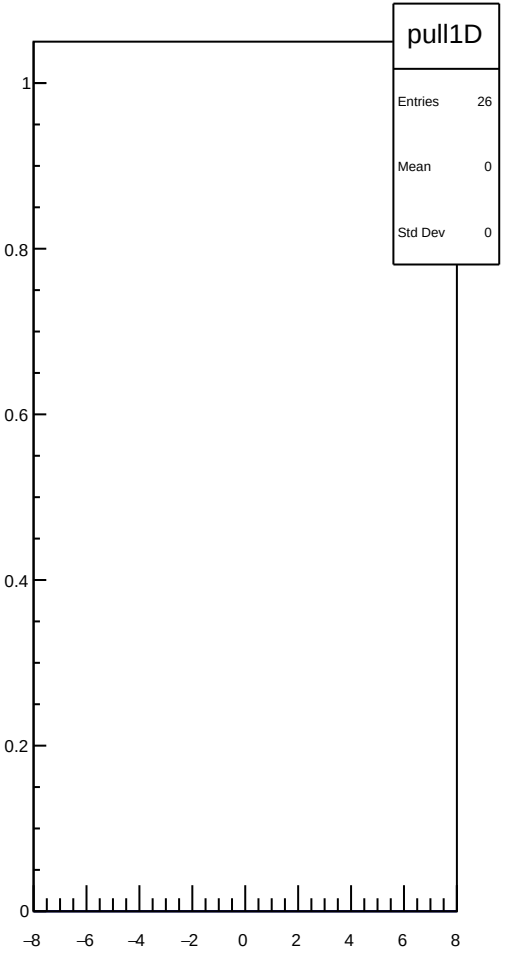
pull1D
Entries 26
Mean 0
Std Dev 0
1
0.8
0.6
0.4
0.2
0
−8
−6
−4
−2
0
2
4
6
8

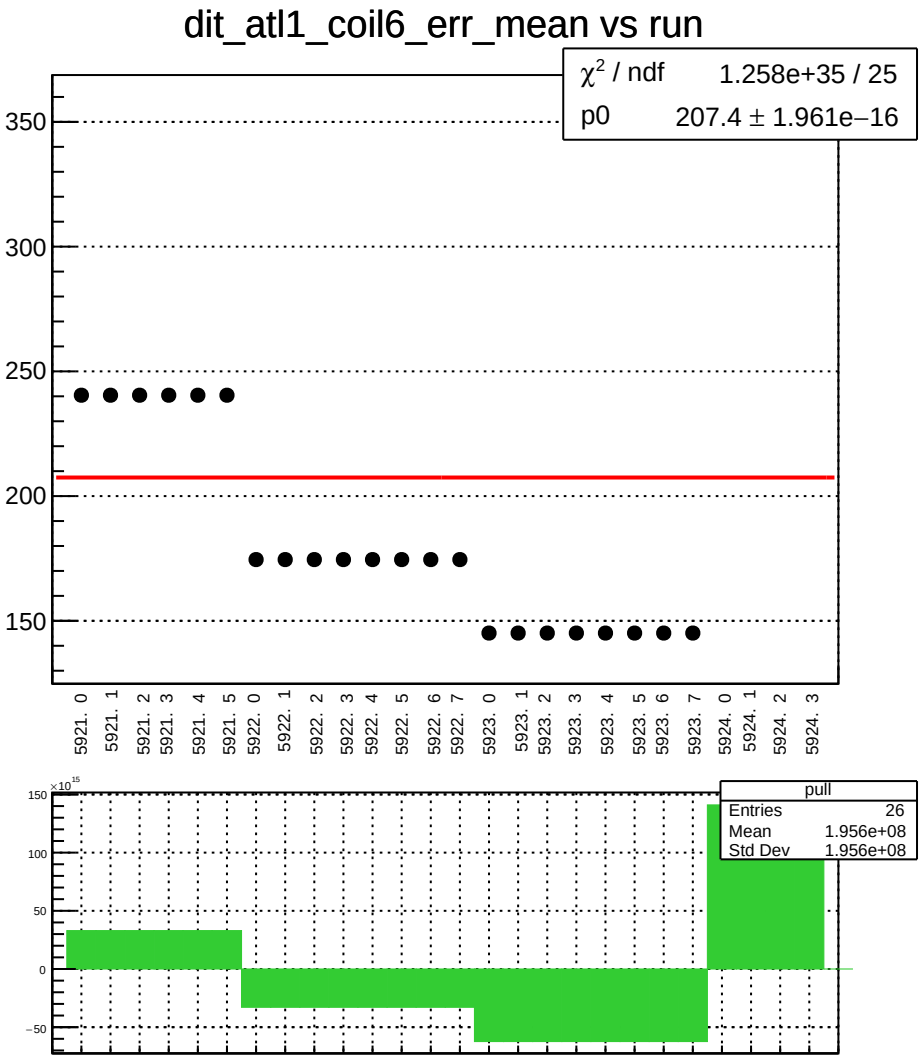
dit_atl1_coil6_err_mean vs run
χ² / ndf 1.258e+35 / 25
p0 207.4 ± 1.961e−16
350
300
250
200
150
5921. 0
5921. 1
5921. 2
5921. 3
5921. 4
5921. 5
5922. 0
5922. 1
5922. 2
5922. 3
5922. 4
5922. 5
5922. 6
5922. 7
5923. 0
5923. 1
5923. 2
5923. 3
5923. 4
5923. 5
5923. 6
5923. 7
5924. 0
5924. 1
5924. 2
5924. 3
×10¹⁵
150
100
50
0
−50
pull
Entries 26
Mean 1.956e+08
Std Dev 1.956e+08

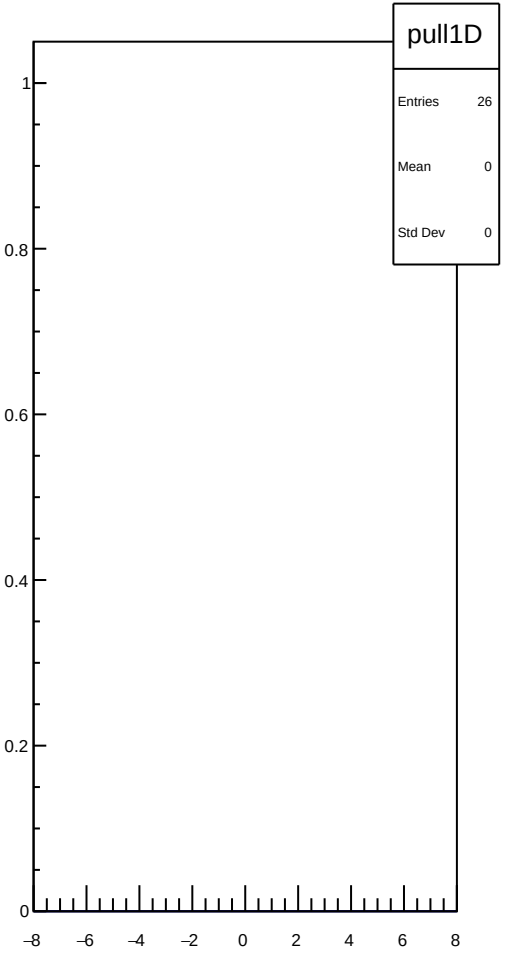
pull1D
Entries 26
Mean 0
Std Dev 0
1
0.8
0.6
0.4
0.2
0
−8
−6
−4
−2
0
2
4
6
8

dit_atl1_coil6_Ndata_mean vs run

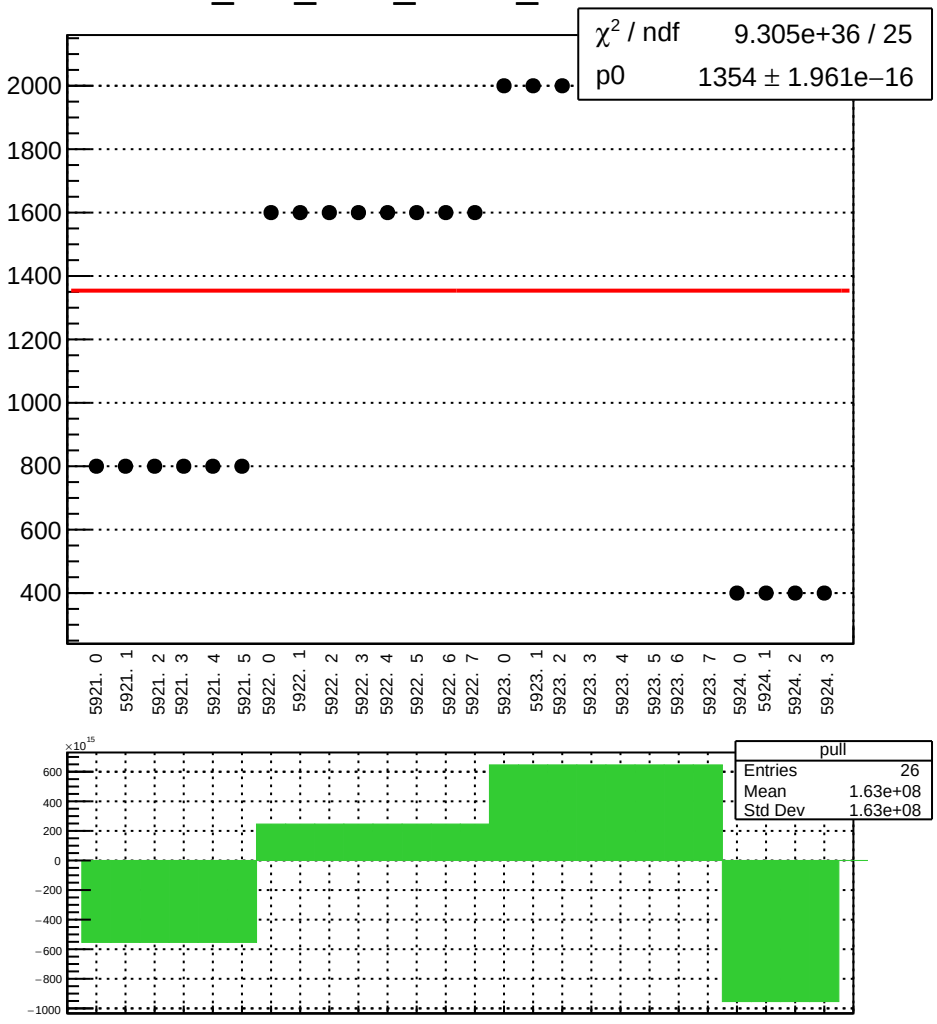

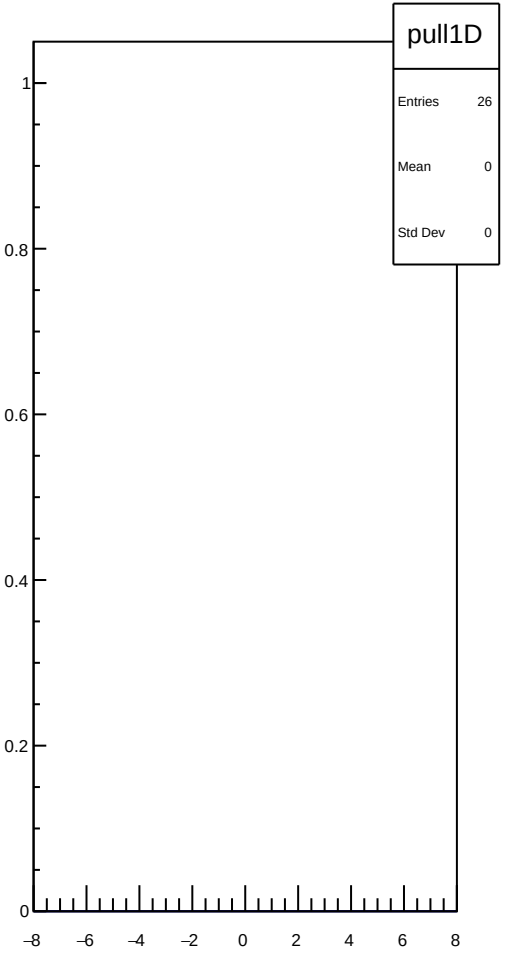

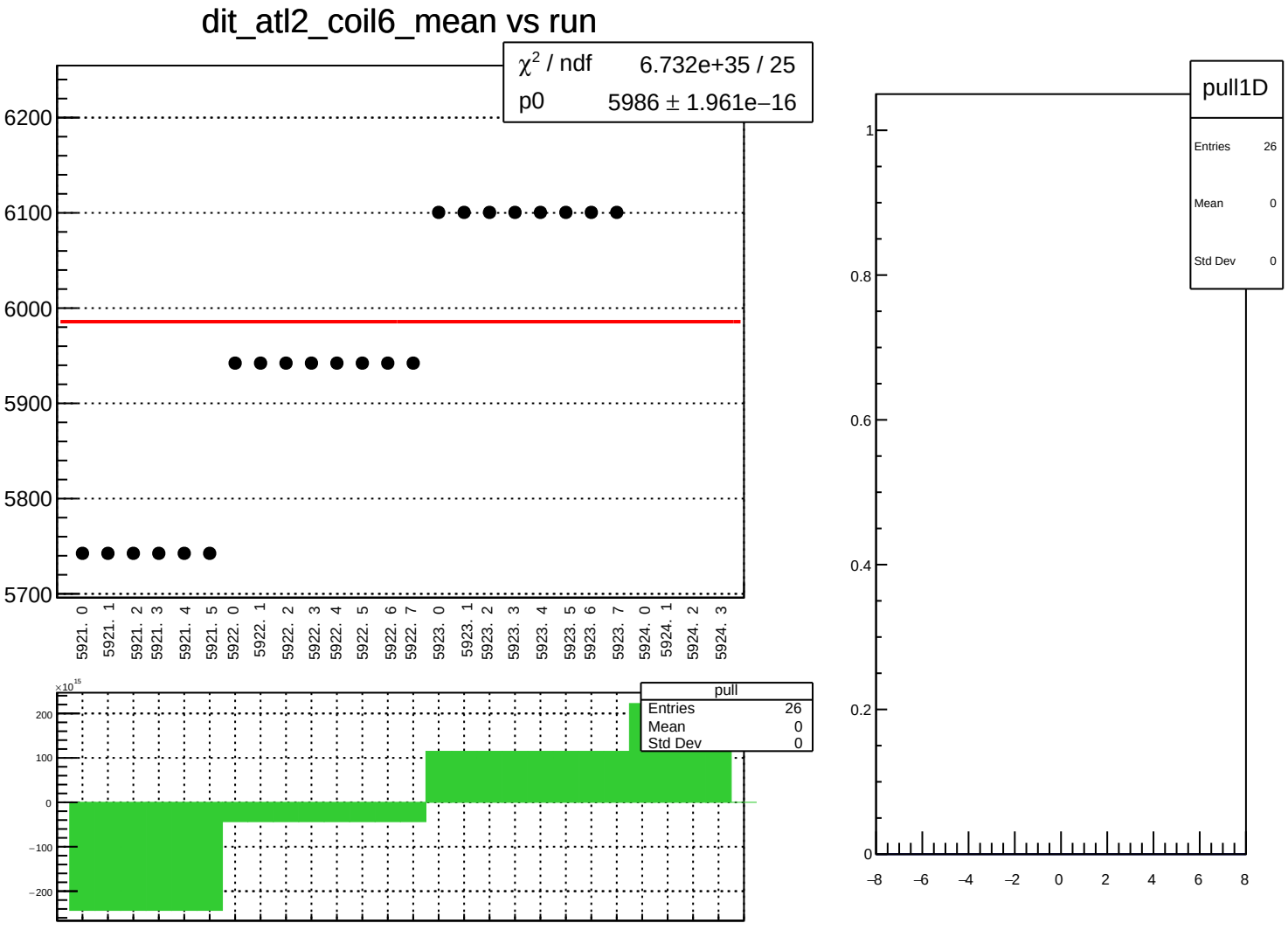
dit_atl2_coil6_mean vs run
χ² / ndf 6.732e+35 / 25
p0 5986 ± 1.961e−16
6200
6100
6000
5900
5800
5700
5921. 0
5921. 1
5921. 2
5921. 3
5921. 4
5921. 5
5922. 0
5922. 1
5922. 2
5922. 3
5922. 4
5922. 5
5922. 6
5922. 7
5923. 0
5923. 1
5923. 2
5923. 3
5923. 4
5923. 5
5923. 6
5923. 7
5924. 0
5924. 1
5924. 2
5924. 3
×10¹⁵
200
100
0
−100
−200
pull
Entries 26
Mean 0
Std Dev 0
pull1D
Entries 26
Mean 0
Std Dev 0
1
0.8
0.6
0.4
0.2
0
−8
−6
−4
−2
0
2
4
6
8

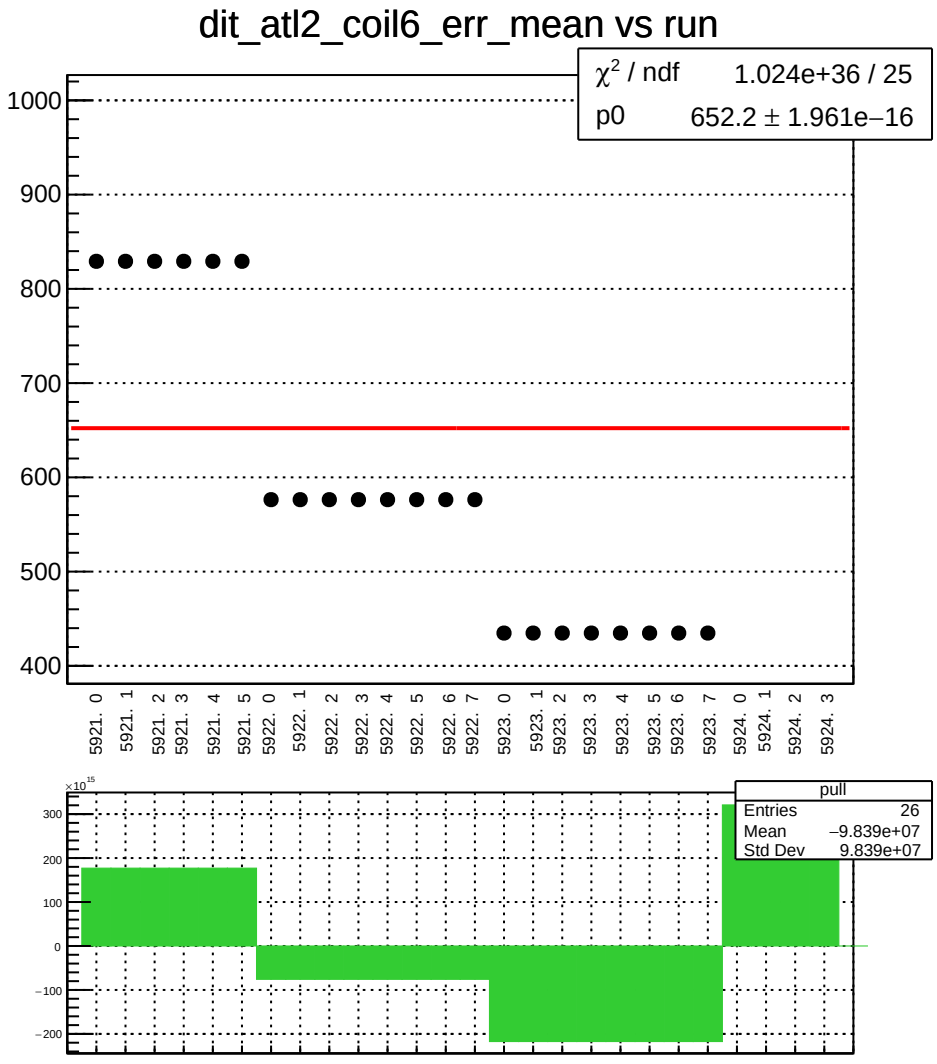
dit_atl2_coil6_err_mean vs run
χ² / ndf 1.024e+36 / 25
p0 652.2 ± 1.961e−16
1000
900
800
700
600
500
400
5921. 0
5921. 1
5921. 2
5921. 3
5921. 4
5921. 5
5922. 0
5922. 1
5922. 2
5922. 3
5922. 4
5922. 5
5922. 6
5922. 7
5923. 0
5923. 1
5923. 2
5923. 3
5923. 4
5923. 5
5923. 6
5923. 7
5924. 0
5924. 1
5924. 2
5924. 3
×10¹⁵
300
200
100
0
−100
−200
pull
Entries 26
Mean −9.839e+07
Std Dev 9.839e+07

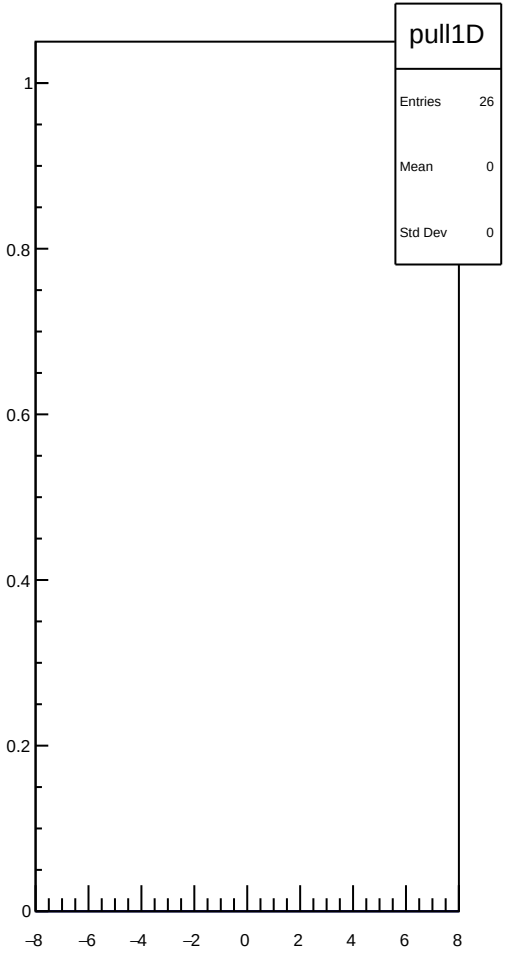
pull1D
Entries 26
Mean 0
Std Dev 0
1
0.8
0.6
0.4
0.2
0
−8
−6
−4
−2
0
2
4
6
8

dit_atl2_coil6_Ndata_mean vs run

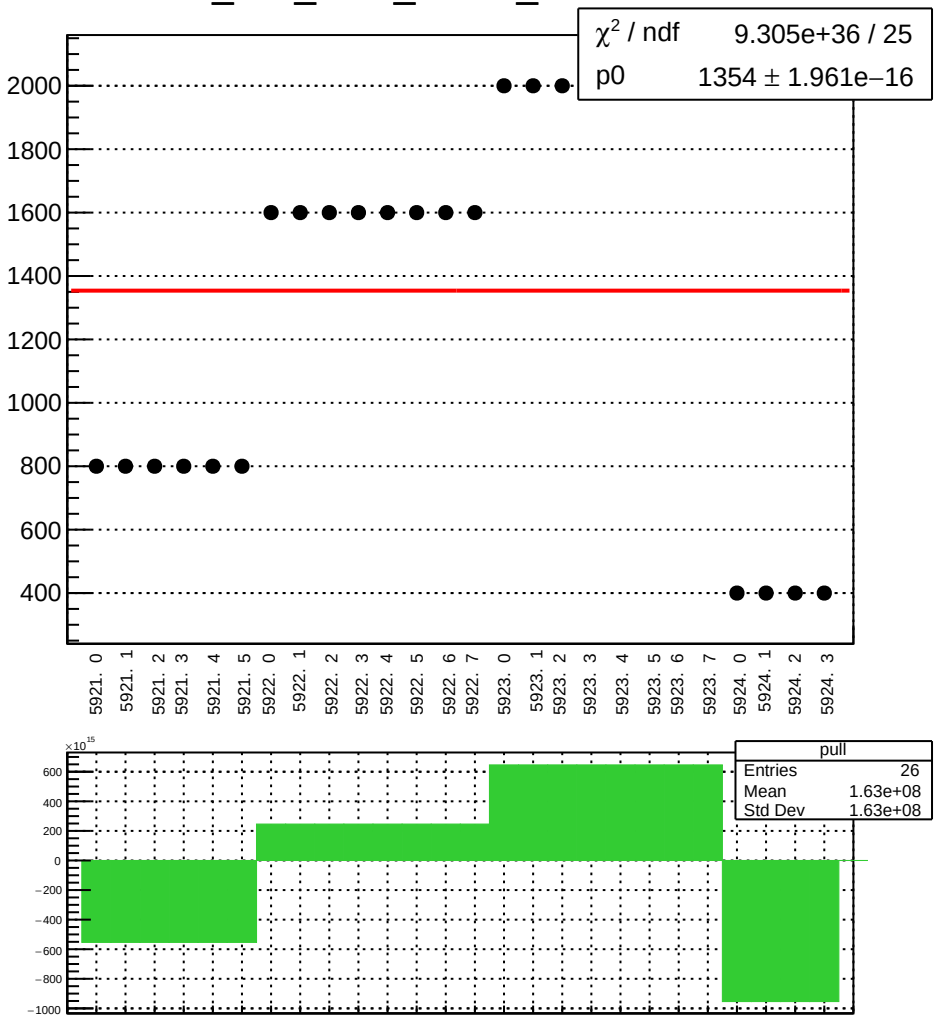

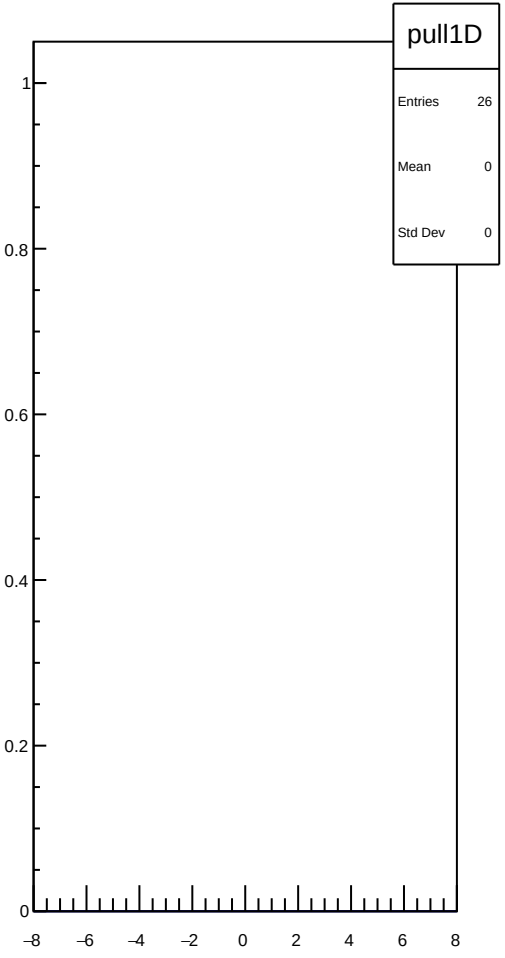

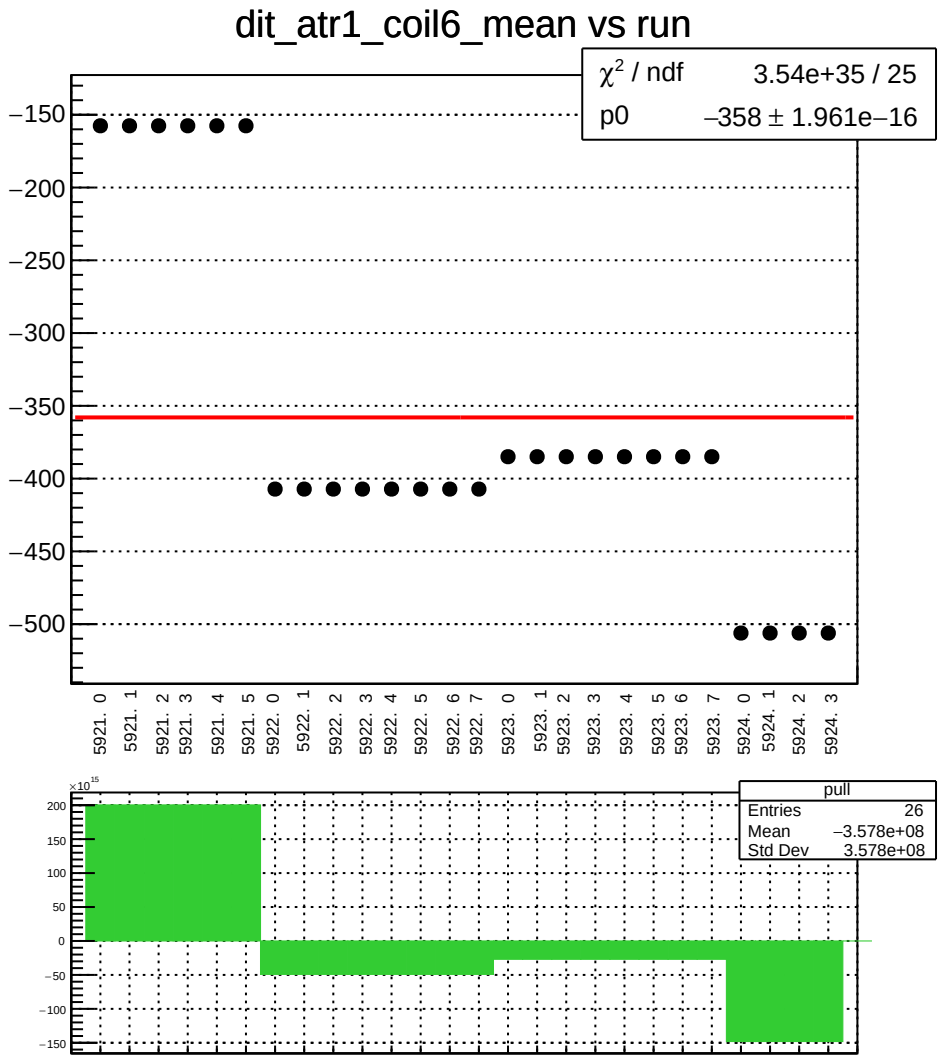
dit_atr1_coil6_mean vs run
χ² / ndf 3.54e+35 / 25
p0 −358 ± 1.961e−16
−150
−200
−250
−300
−350
−400
−450
−500
5921. 0
5921. 1
5921. 2
5921. 3
5921. 4
5921. 5
5922. 0
5922. 1
5922. 2
5922. 3
5922. 4
5922. 5
5922. 6
5922. 7
5923. 0
5923. 1
5923. 2
5923. 3
5923. 4
5923. 5
5923. 6
5923. 7
5924. 0
5924. 1
5924. 2
5924. 3
×10^15
200
150
100
50
0
−50
−100
−150
pull
Entries 26
Mean −3.578e+08
Std Dev 3.578e+08

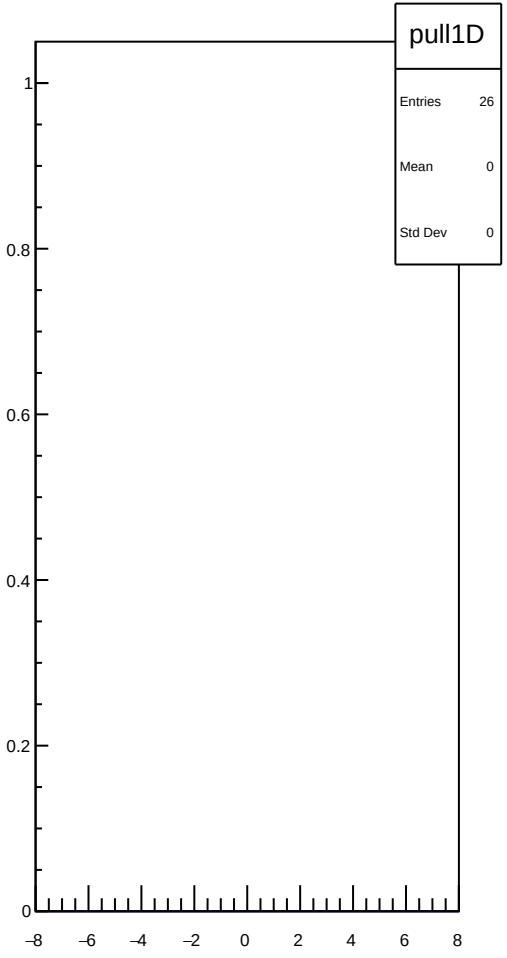
pull1D
Entries 26
Mean 0
Std Dev 0
1
0.8
0.6
0.4
0.2
0
−8
−6
−4
−2
0
2
4
6
8

dit_atr1_coil6_err_mean vs run

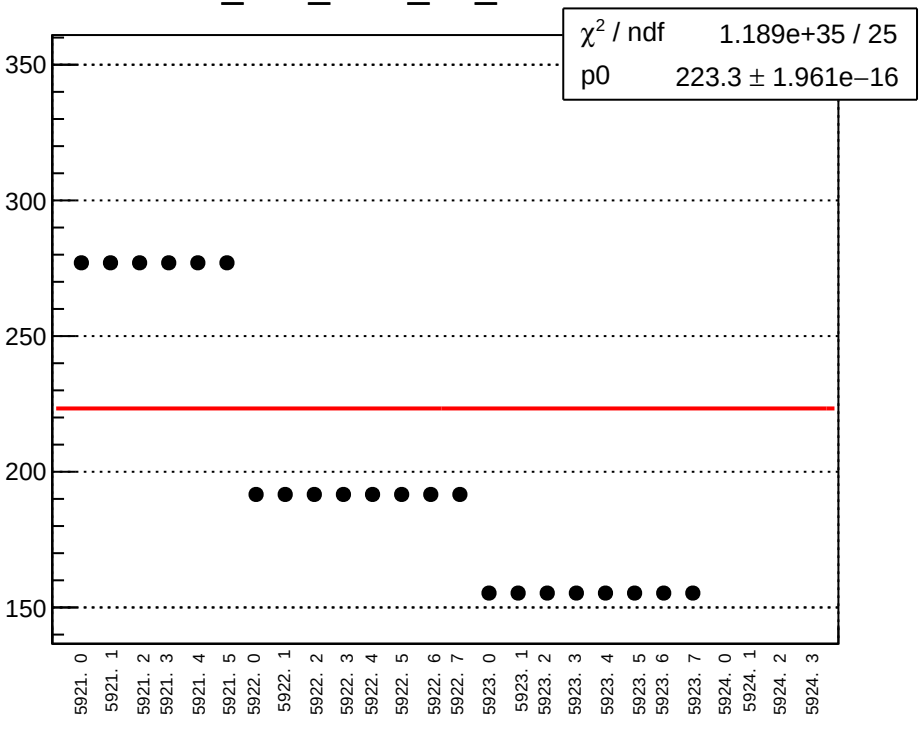

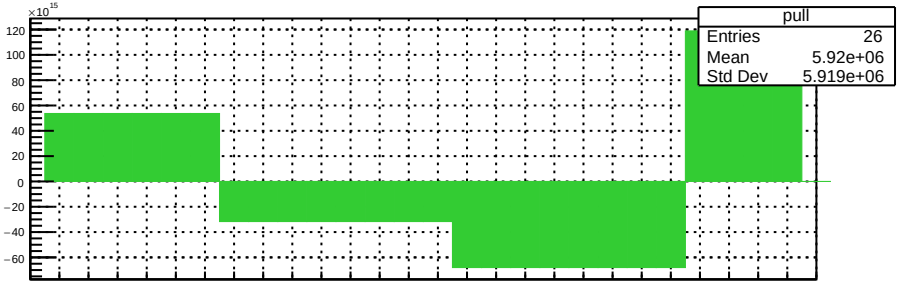

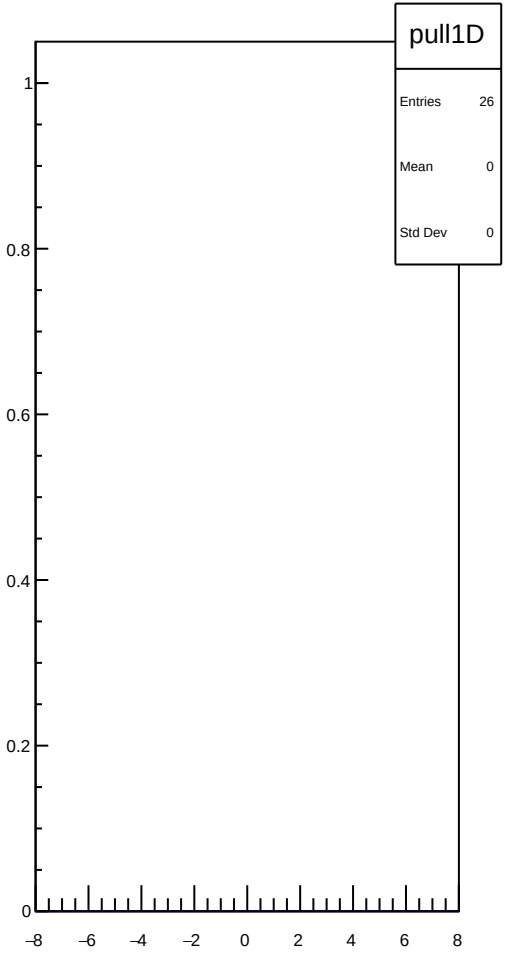

dit_atr1_coil6_Ndata_mean vs run

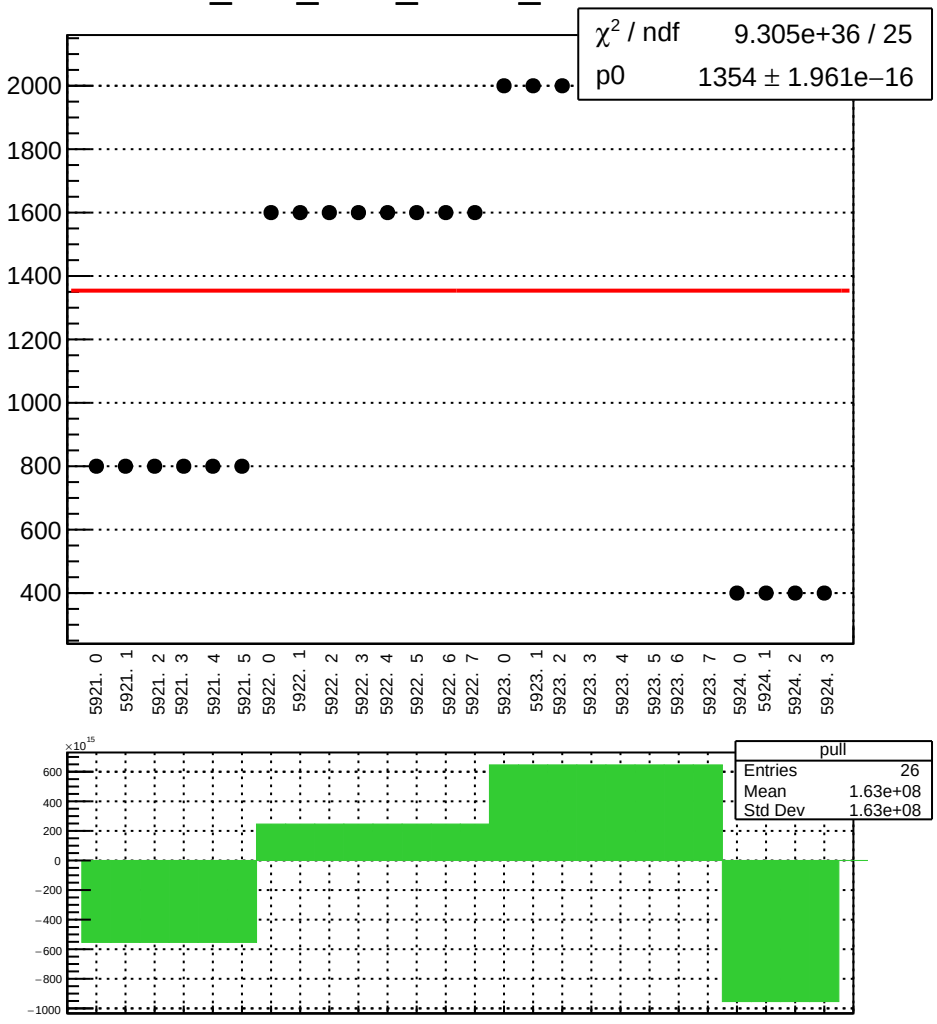

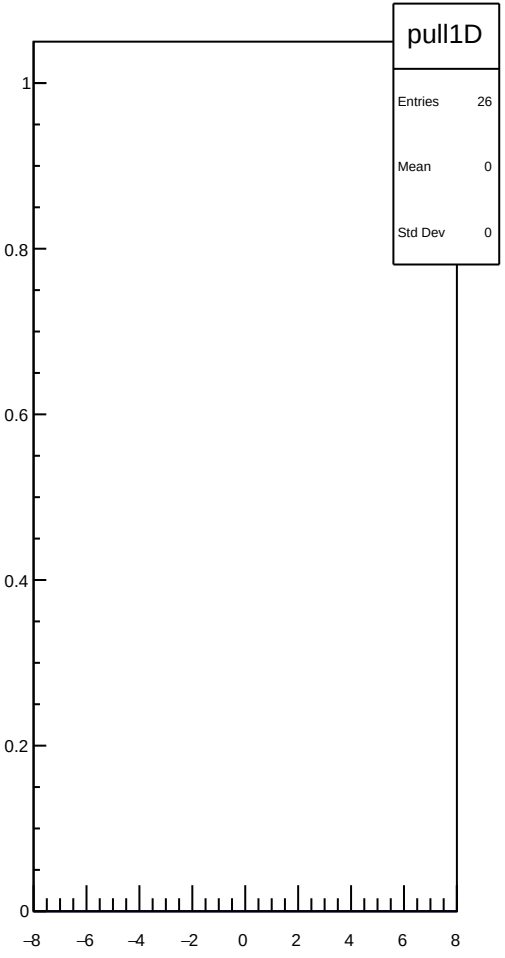

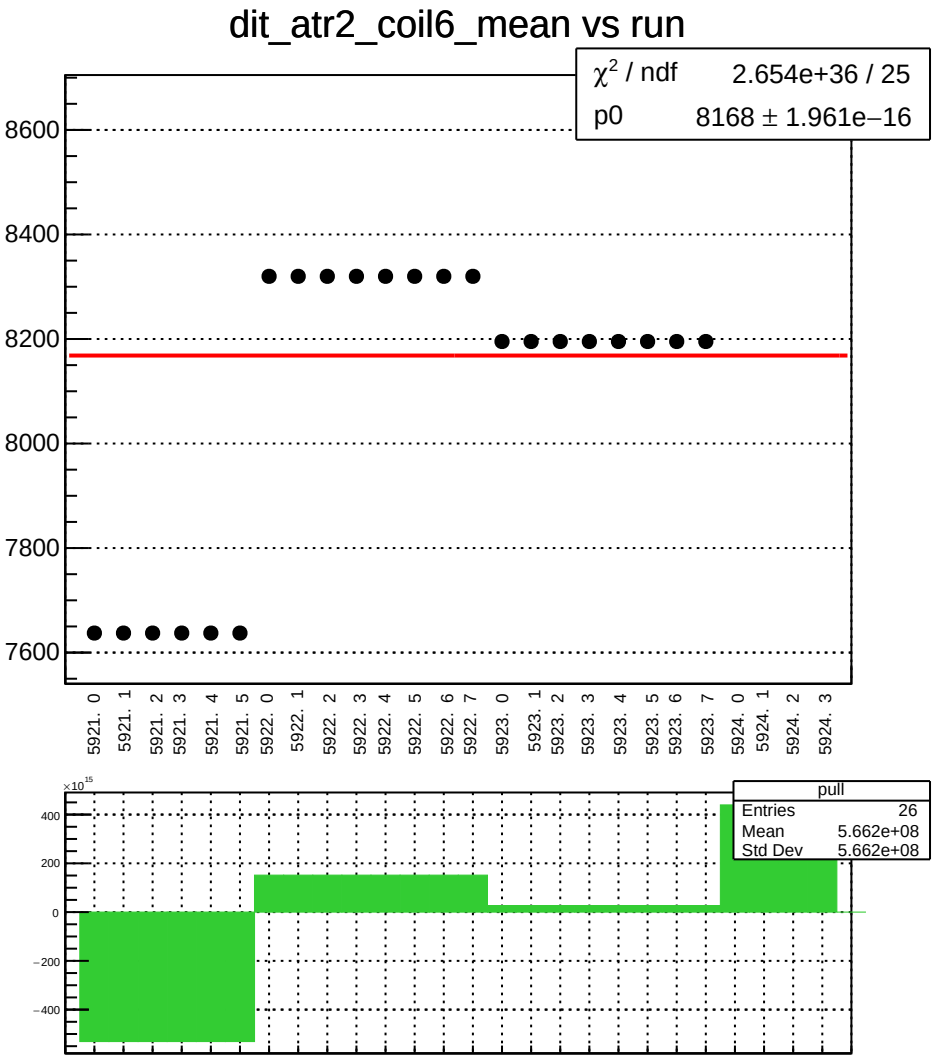
dit_atr2_coil6_mean vs run
χ² / ndf 2.654e+36 / 25
p0 8168 ± 1.961e−16
8600
8400
8200
8000
7800
7600
5921. 0
5921. 1
5921. 2
5921. 3
5921. 4
5921. 5
5922. 0
5922. 1
5922. 2
5922. 3
5922. 4
5922. 5
5922. 6
5922. 7
5923. 0
5923. 1
5923. 2
5923. 3
5923. 4
5923. 5
5923. 6
5923. 7
5924. 0
5924. 1
5924. 2
5924. 3
×10¹⁵
400
200
0
−200
−400
pull
Entries 26
Mean 5.662e+08
Std Dev 5.662e+08

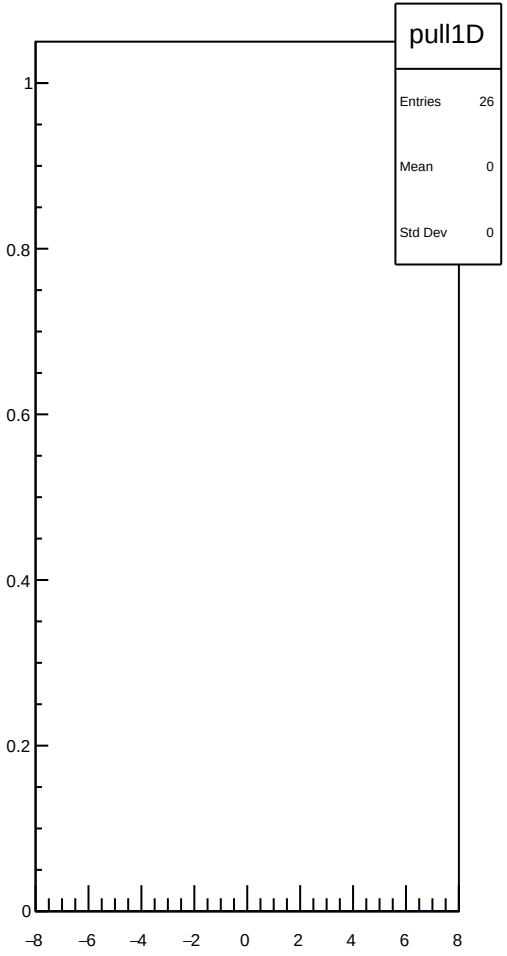
pull1D
Entries 26
Mean 0
Std Dev 0
1
0.8
0.6
0.4
0.2
0
−8
−6
−4
−2
0
2
4
6
8

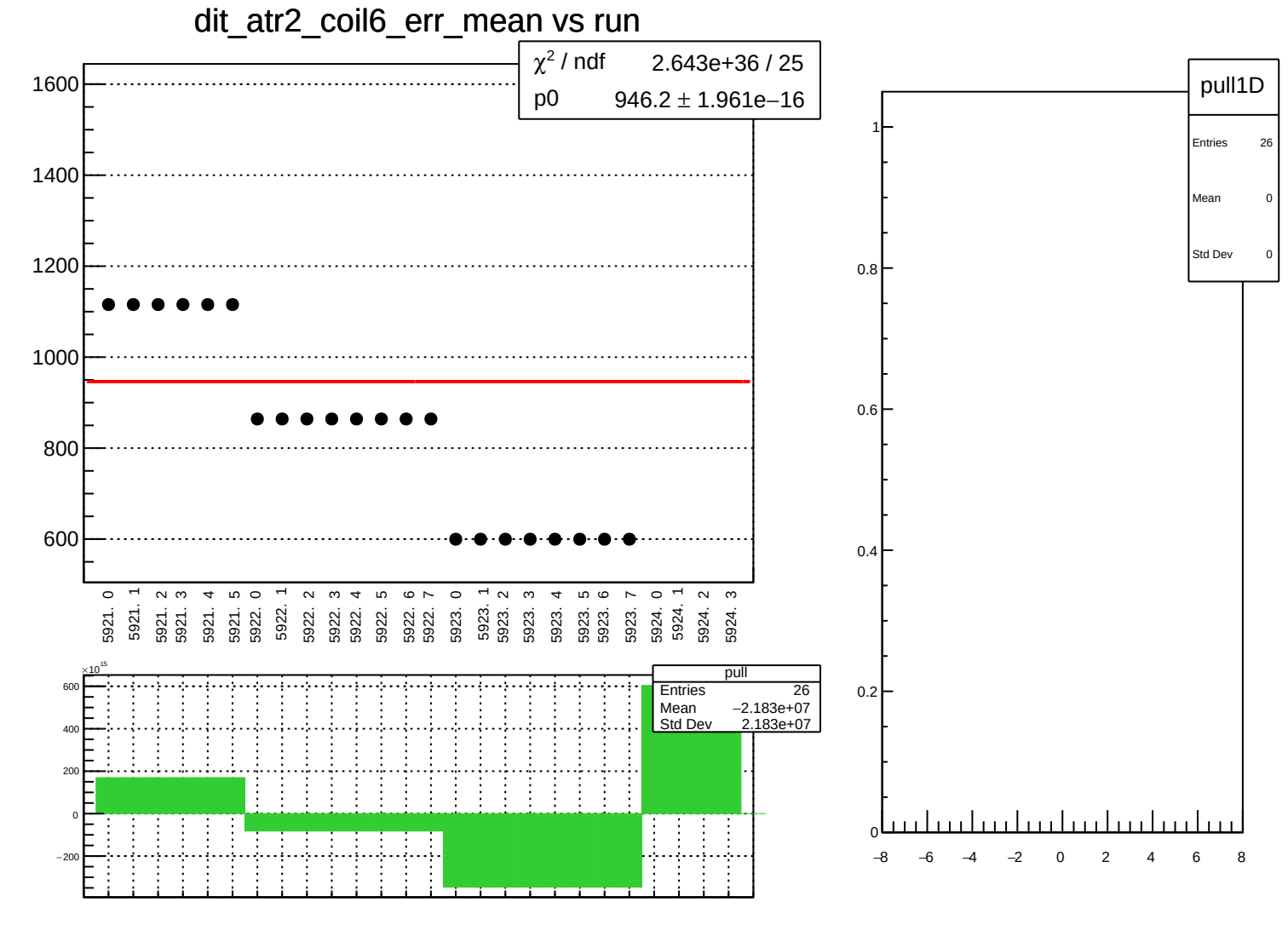
dit_atr2_coil6_err_mean vs run
χ² / ndf 2.643e+36 / 25
p0 946.2 ± 1.961e−16
1600
1400
1200
1000
800
600
5921. 0
5921. 1
5921. 2
5921. 3
5921. 4
5921. 5
5922. 0
5922. 1
5922. 2
5922. 3
5922. 4
5922. 5
5922. 6
5922. 7
5923. 0
5923. 1
5923. 2
5923. 3
5923. 4
5923. 5
5923. 6
5923. 7
5924. 0
5924. 1
5924. 2
5924. 3
×10¹⁵
600
400
200
0
−200
pull
Entries 26
Mean −2.183e+07
Std Dev 2.183e+07
pull1D
Entries 26
Mean 0
Std Dev 0
1
0.8
0.6
0.4
0.2
0
−8
−6
−4
−2
0
2
4
6
8

dit_atr2_coil6_Ndata_mean vs run

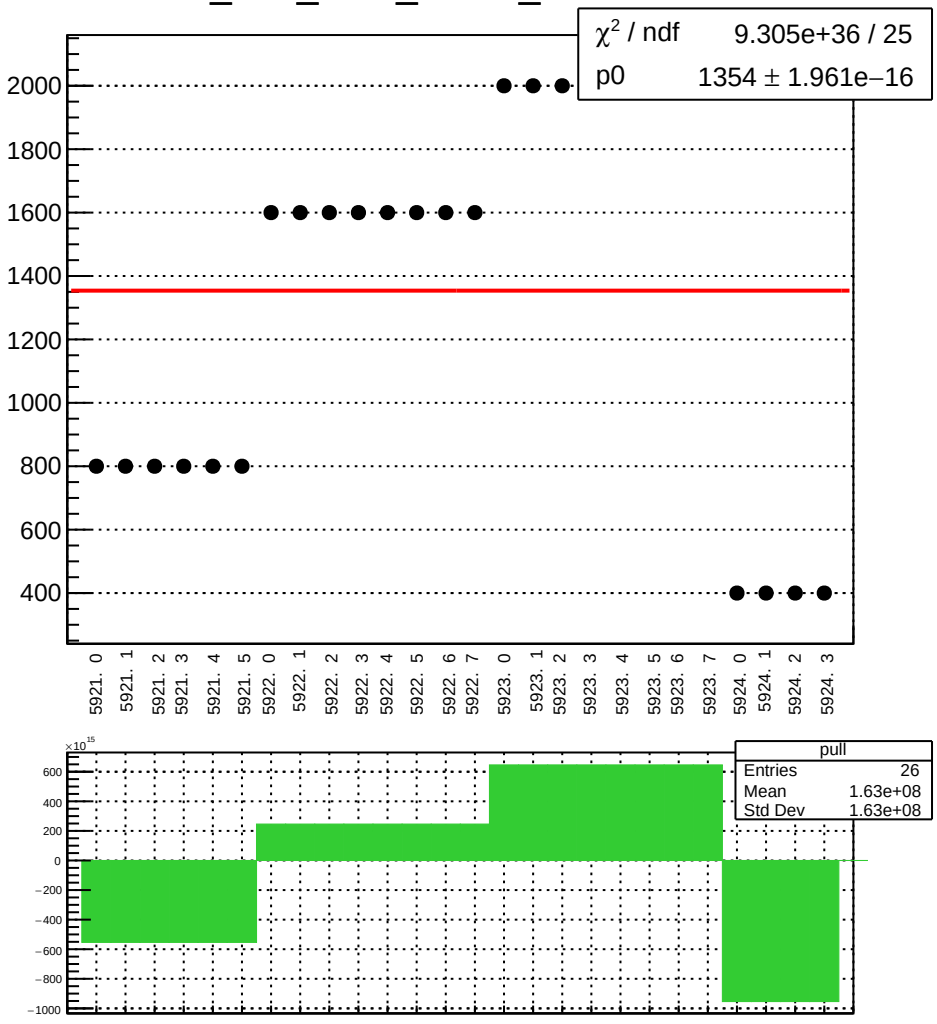

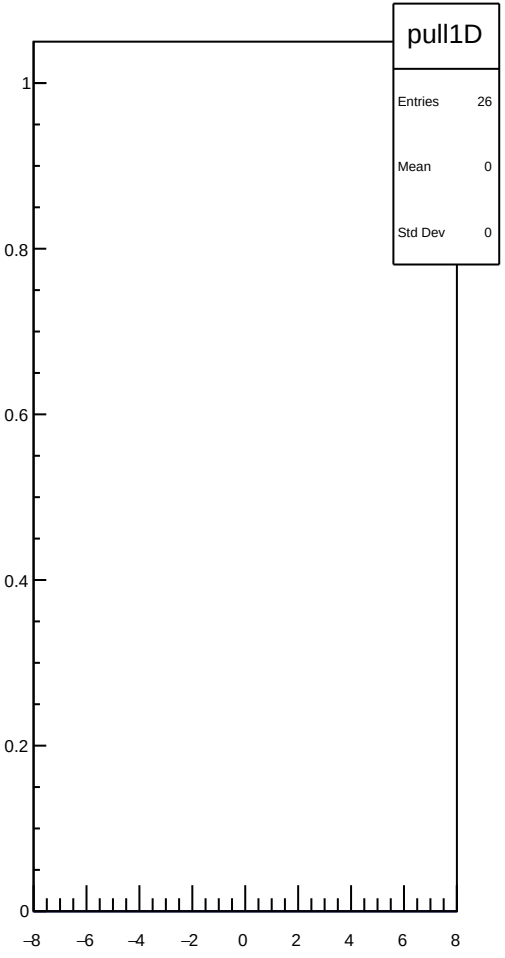

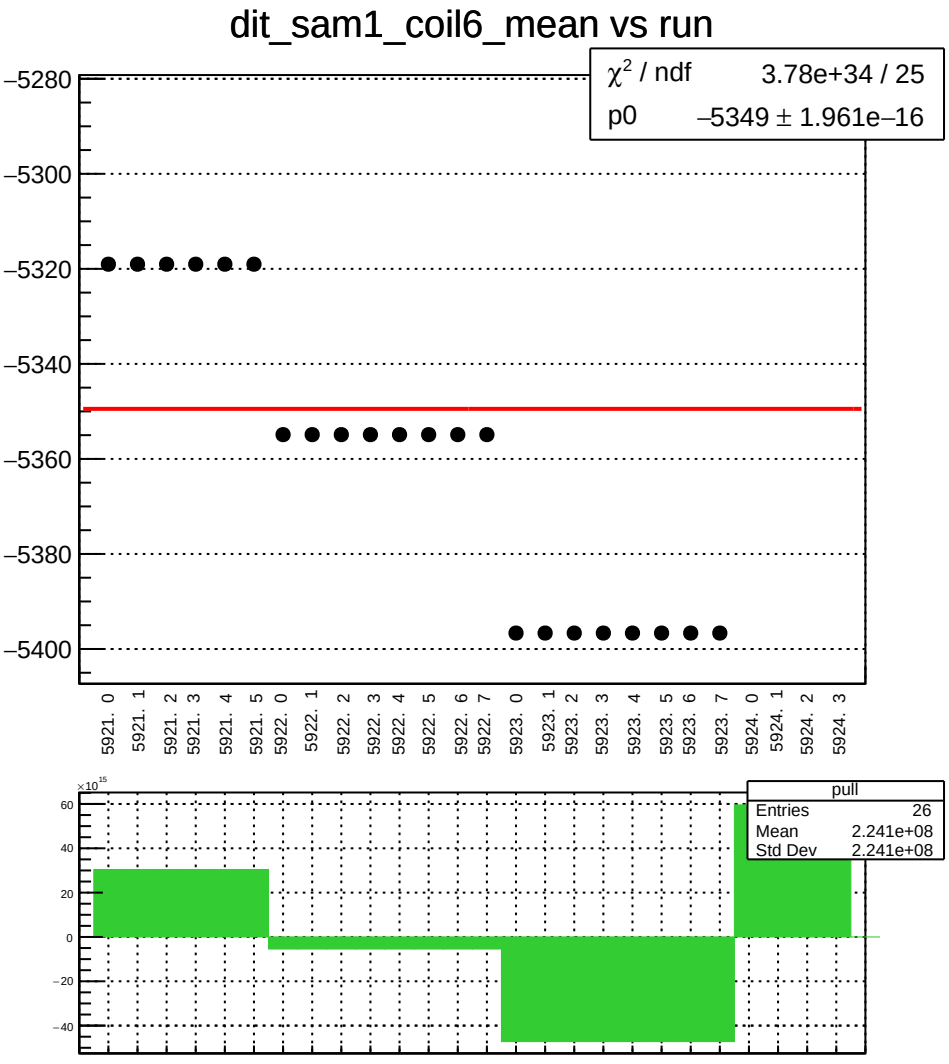
dit_sam1_coil6_mean vs run
χ² / ndf 3.78e+34 / 25
p0 −5349 ± 1.961e−16
−5280
−5300
−5320
−5340
−5360
−5380
−5400
5921. 0
5921. 1
5921. 2
5921. 3
5921. 4
5921. 5
5922. 0
5922. 1
5922. 2
5922. 3
5922. 4
5922. 5
5922. 6
5922. 7
5923. 0
5923. 1
5923. 2
5923. 3
5923. 4
5923. 5
5923. 6
5923. 7
5924. 0
5924. 1
5924. 2
5924. 3
×10^15
60
40
20
0
−20
−40
pull
Entries 26
Mean 2.241e+08
Std Dev 2.241e+08

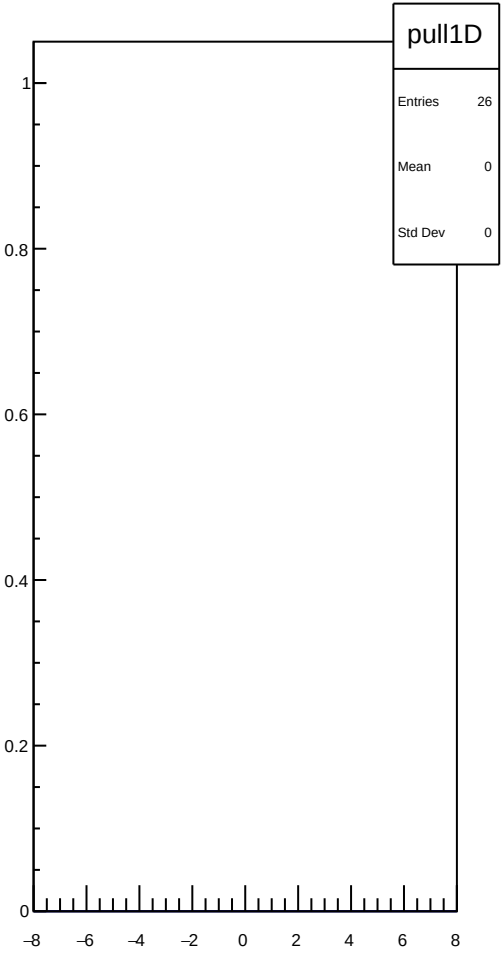
pull1D
Entries 26
Mean 0
Std Dev 0
1
0.8
0.6
0.4
0.2
0
−8
−6
−4
−2
0
2
4
6
8

dit_sam1_coil6_err_mean vs run

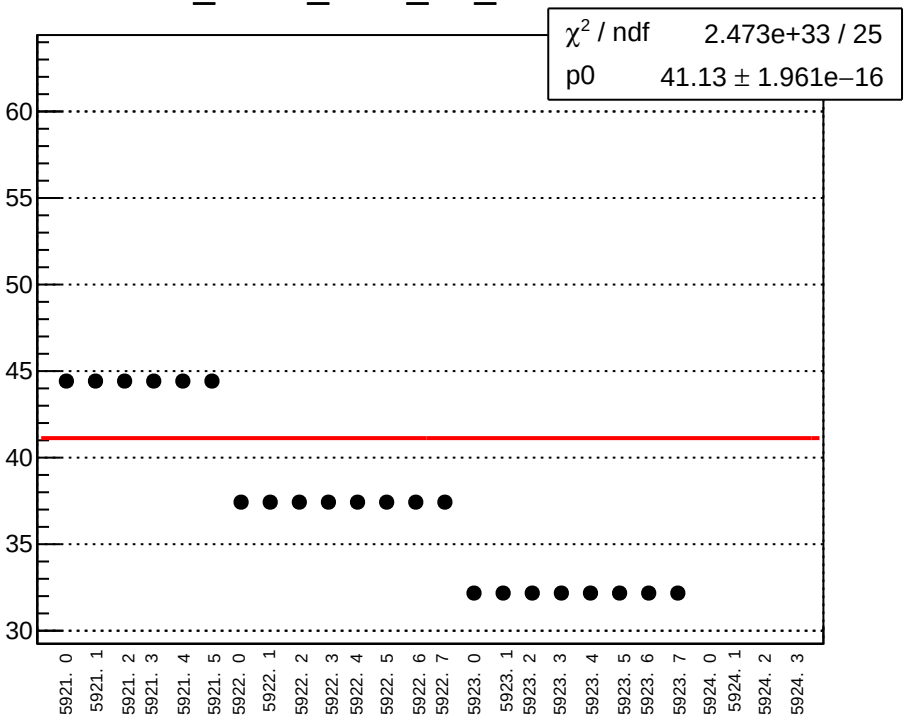

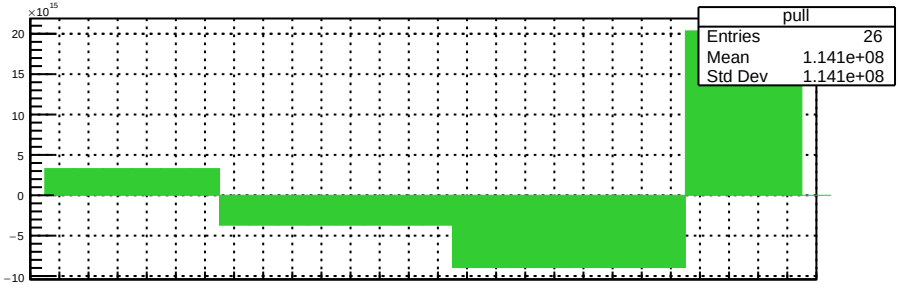

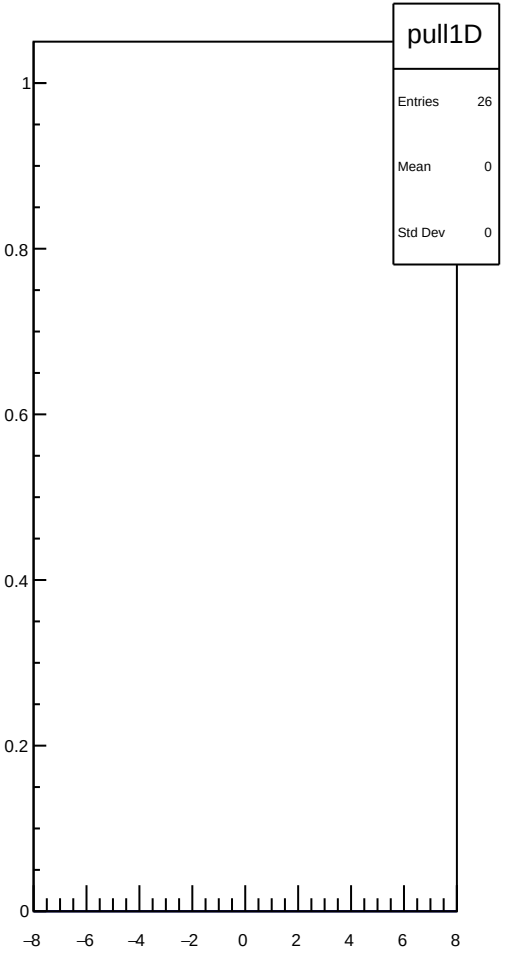

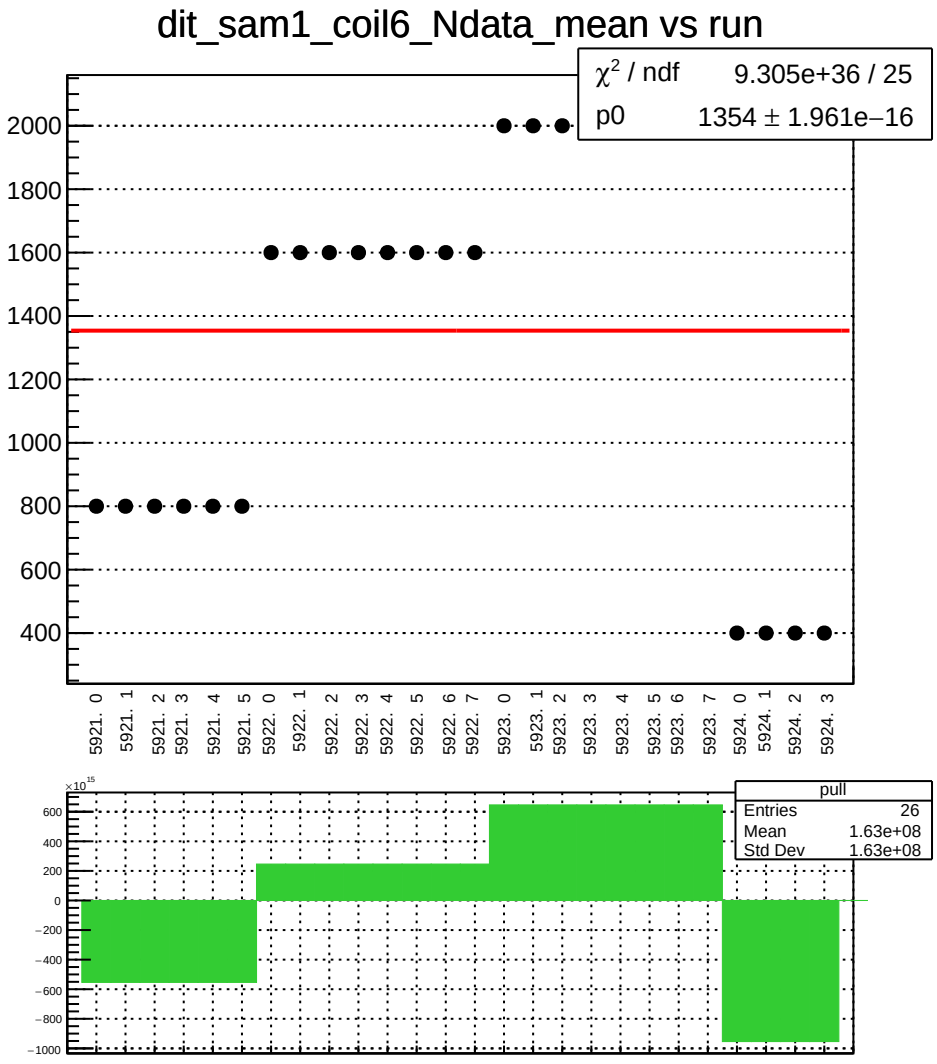
dit_sam1_coil6_Ndata_mean vs run
χ² / ndf 9.305e+36 / 25
p0 1354 ± 1.961e−16
2000
1800
1600
1400
1200
1000
800
600
400
5921. 0
5921. 1
5921. 2
5921. 3
5921. 4
5921. 5
5922. 0
5922. 1
5922. 2
5922. 3
5922. 4
5922. 5
5922. 6
5922. 7
5923. 0
5923. 1
5923. 2
5923. 3
5923. 4
5923. 5
5923. 6
5923. 7
5924. 0
5924. 1
5924. 2
5924. 3
×10^15
600
400
200
0
−200
−400
−600
−800
−1000
pull
Entries 26
Mean 1.63e+08
Std Dev 1.63e+08

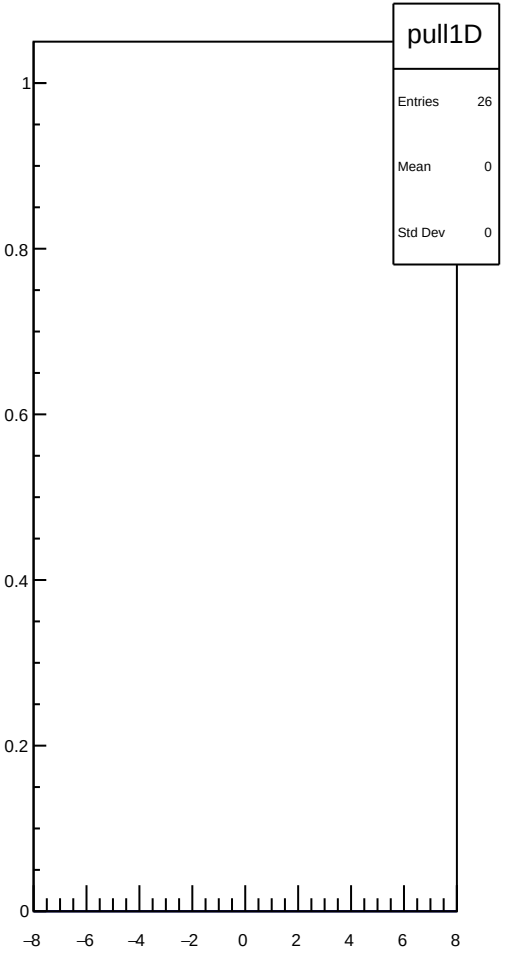
pull1D
Entries 26
Mean 0
Std Dev 0
1
0.8
0.6
0.4
0.2
0
−8
−6
−4
−2
0
2
4
6
8

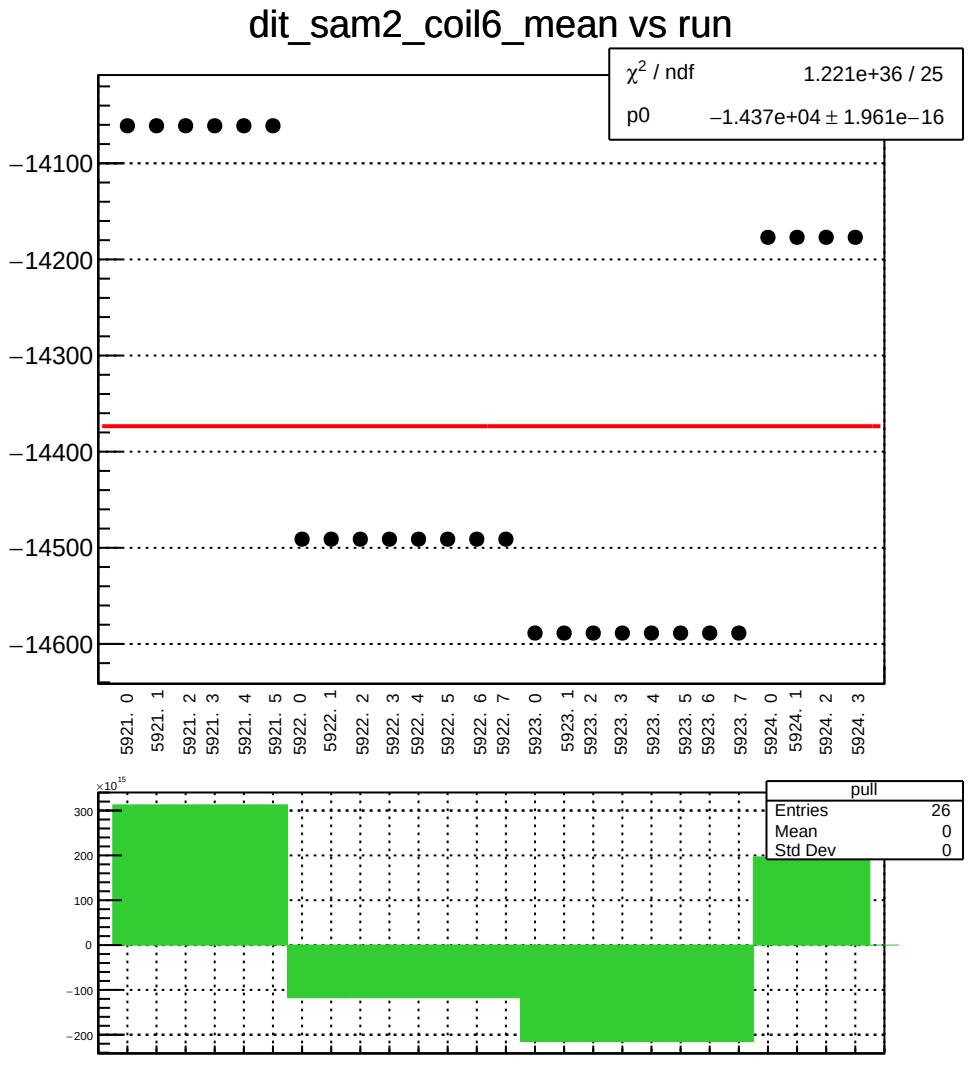
dit_sam2_coil6_mean vs run
χ2 / ndf 1.221e+36 / 25
p0 −1.437e+04 ± 1.961e−16
−14100
−14200
−14300
−14400
−14500
−14600
5921. 0
5921. 1
5921. 2
5921. 3
5921. 4
5921. 5
5922. 0
5922. 1
5922. 2
5922. 3
5922. 4
5922. 5
5922. 6
5922. 7
5923. 0
5923. 1
5923. 2
5923. 3
5923. 4
5923. 5
5923. 6
5923. 7
5924. 0
5924. 1
5924. 2
5924. 3
×10^15
300
200
100
0
−100
−200
pull
Entries 26
Mean 0
Std Dev 0

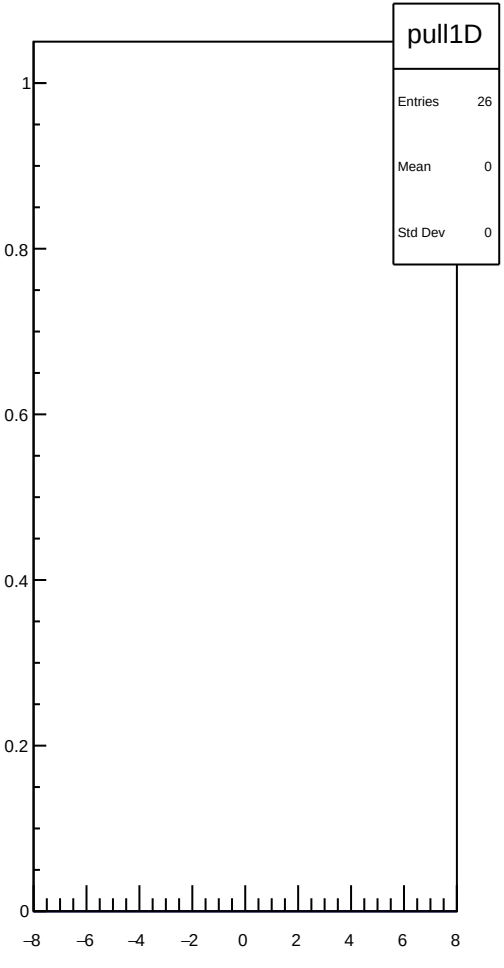
pull1D
Entries 26
Mean 0
Std Dev 0
1
0.8
0.6
0.4
0.2
0
−8
−6
−4
−2
0
2
4
6
8

dit_sam2_coil6_err_mean vs run

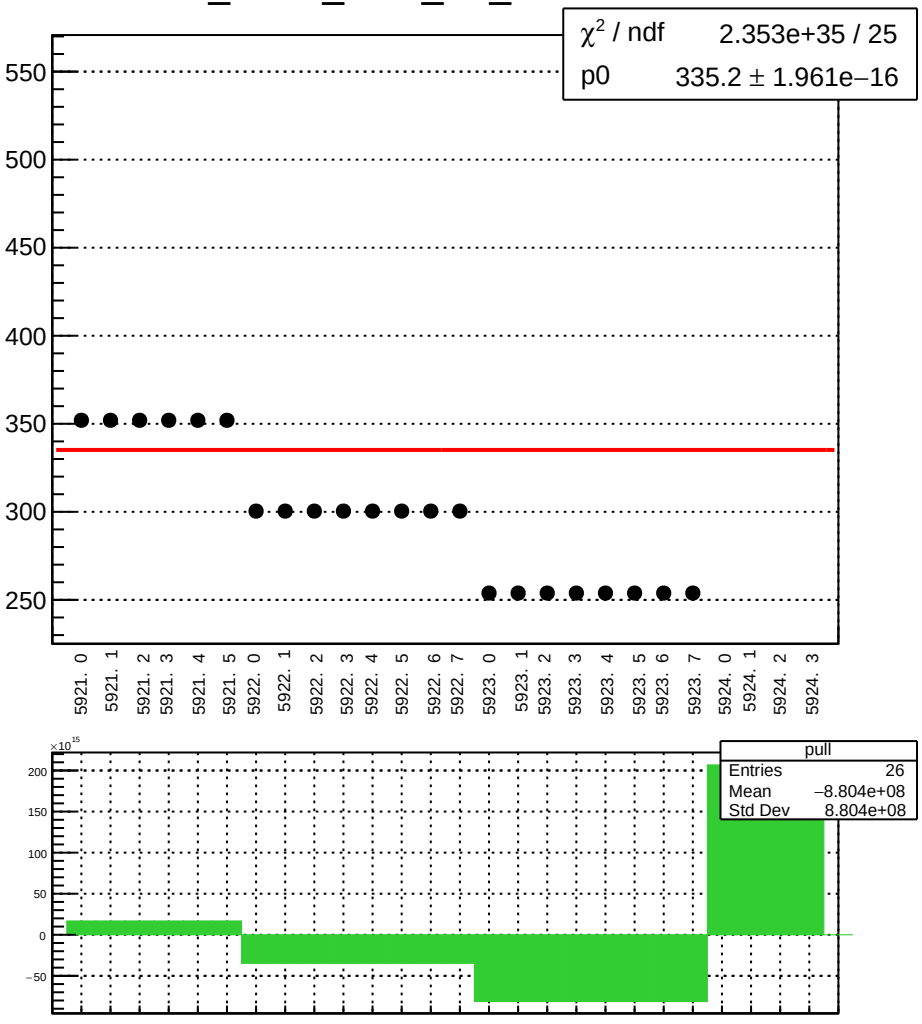

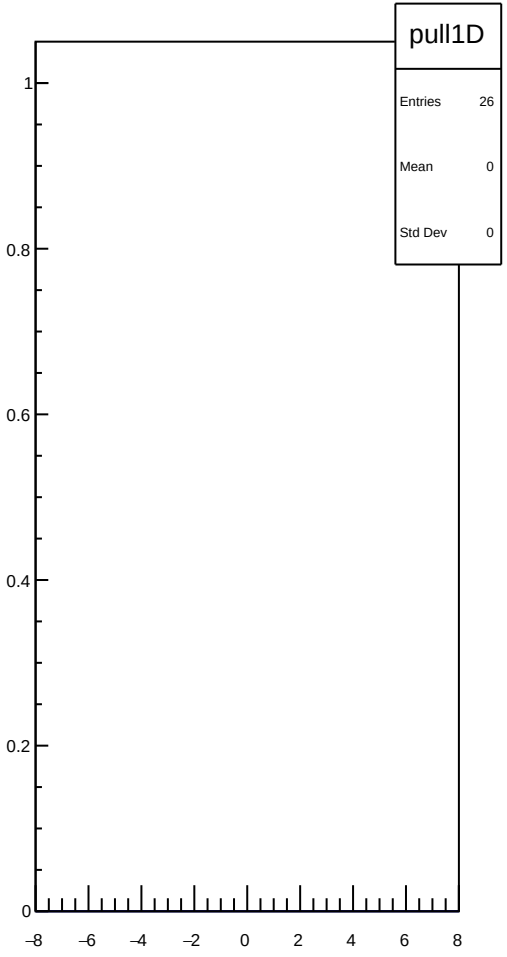

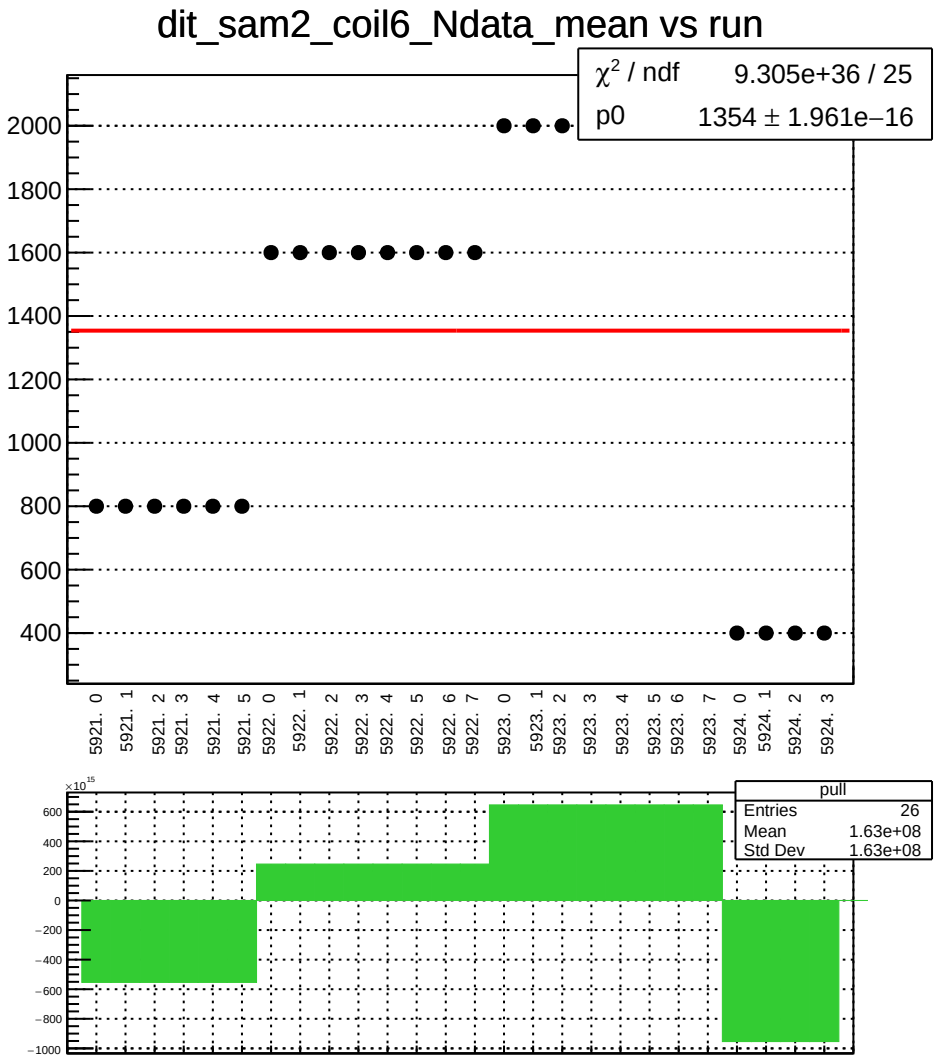
dit_sam2_coil6_Ndata_mean vs run
χ² / ndf 9.305e+36 / 25
p0 1354 ± 1.961e−16
2000
1800
1600
1400
1200
1000
800
600
400
5921. 0
5921. 1
5921. 2
5921. 3
5921. 4
5921. 5
5922. 0
5922. 1
5922. 2
5922. 3
5922. 4
5922. 5
5922. 6
5922. 7
5923. 0
5923. 1
5923. 2
5923. 3
5923. 4
5923. 5
5923. 6
5923. 7
5924. 0
5924. 1
5924. 2
5924. 3
×10¹⁵
600
400
200
0
−200
−400
−600
−800
−1000
pull
Entries 26
Mean 1.63e+08
Std Dev 1.63e+08

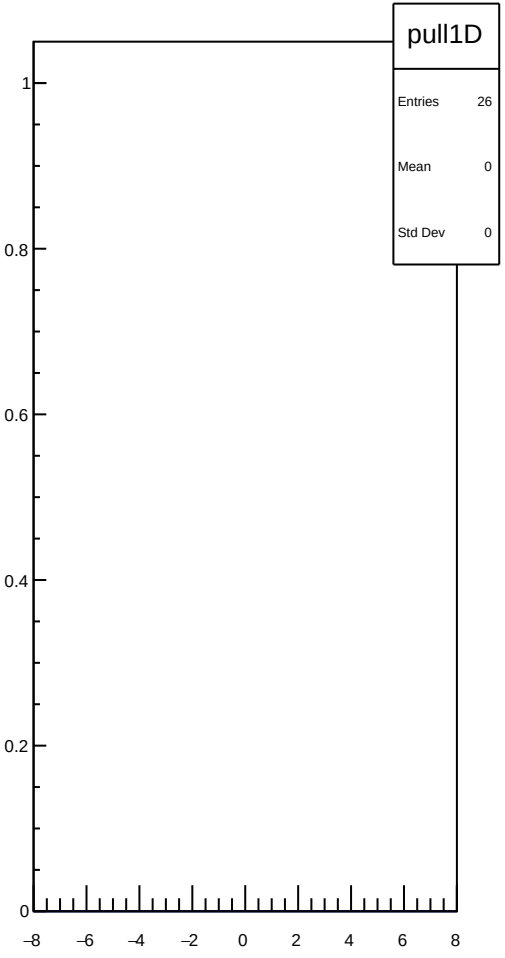
pull1D
Entries 26
Mean 0
Std Dev 0
1
0.8
0.6
0.4
0.2
0
−8
−6
−4
−2
0
2
4
6
8

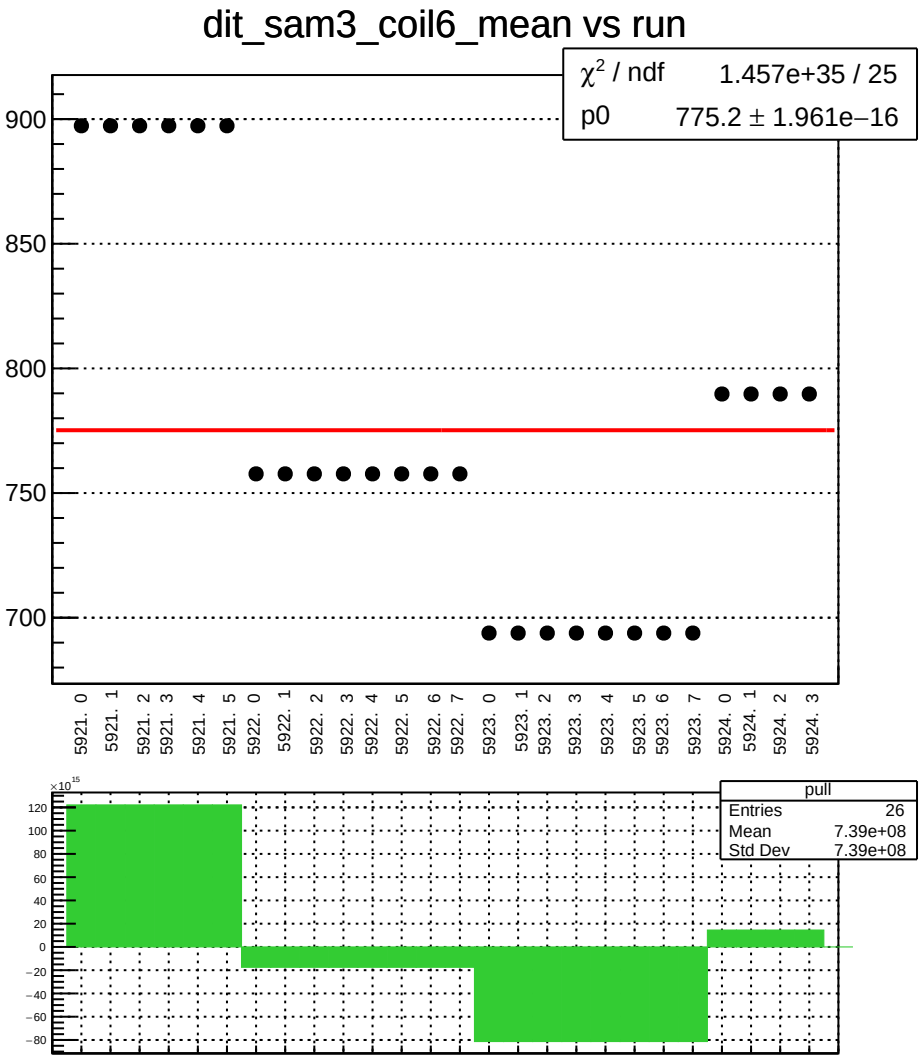
dit_sam3_coil6_mean vs run
χ² / ndf 1.457e+35 / 25
p0 775.2 ± 1.961e−16
900
850
800
750
700
5921. 0
5921. 1
5921. 2
5921. 3
5921. 4
5921. 5
5922. 0
5922. 1
5922. 2
5922. 3
5922. 4
5922. 5
5922. 6
5922. 7
5923. 0
5923. 1
5923. 2
5923. 3
5923. 4
5923. 5
5923. 6
5923. 7
5924. 0
5924. 1
5924. 2
5924. 3
×10^15
120
100
80
60
40
20
0
−20
−40
−60
−80
pull
Entries 26
Mean 7.39e+08
Std Dev 7.39e+08

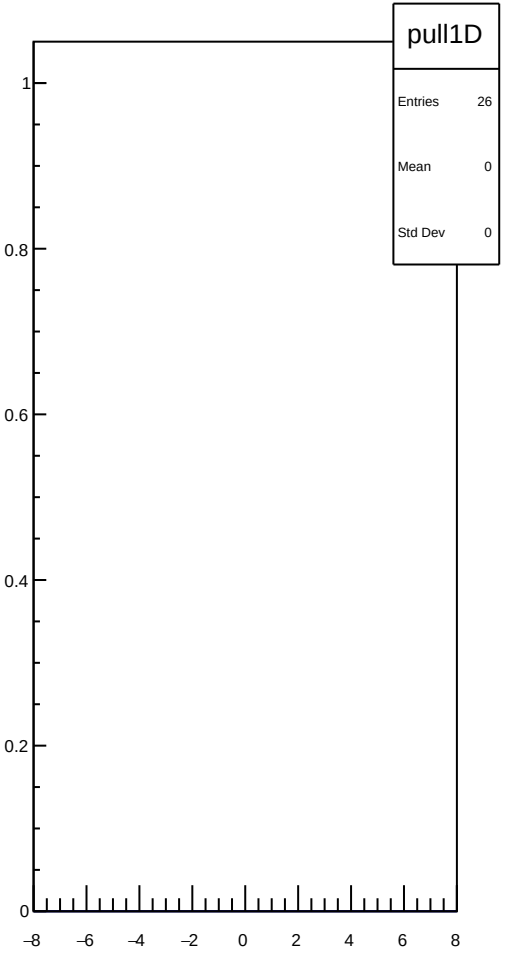
pull1D
Entries 26
Mean 0
Std Dev 0
1
0.8
0.6
0.4
0.2
0
−8
−6
−4
−2
0
2
4
6
8

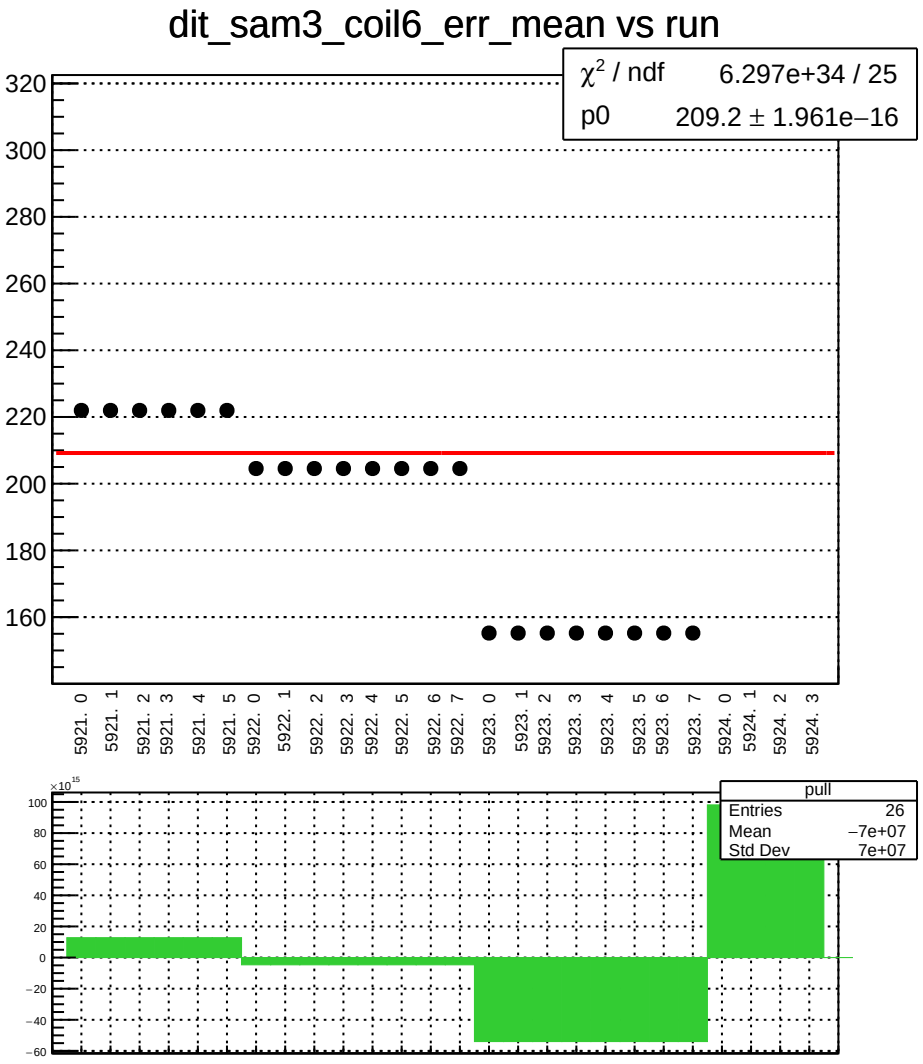
dit_sam3_coil6_err_mean vs run
χ² / ndf 6.297e+34 / 25
p0 209.2 ± 1.961e−16
320
300
280
260
240
220
200
180
160
5921. 0
5921. 1
5921. 2
5921. 3
5921. 4
5921. 5
5922. 0
5922. 1
5922. 2
5922. 3
5922. 4
5922. 5
5922. 6
5922. 7
5923. 0
5923. 1
5923. 2
5923. 3
5923. 4
5923. 5
5923. 6
5923. 7
5924. 0
5924. 1
5924. 2
5924. 3
×10¹⁵
100
80
60
40
20
0
−20
−40
−60
pull
Entries 26
Mean −7e+07
Std Dev 7e+07

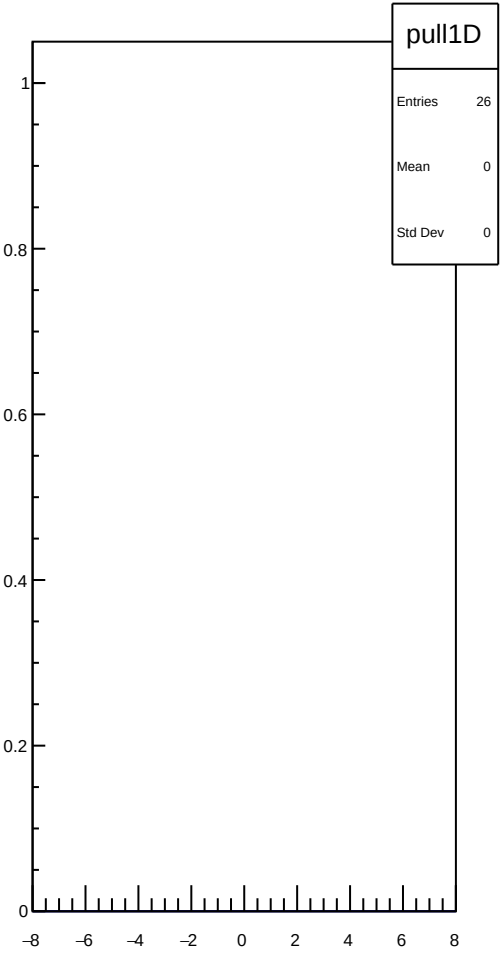
pull1D
Entries 26
Mean 0
Std Dev 0
1
0.8
0.6
0.4
0.2
0
−8
−6
−4
−2
0
2
4
6
8

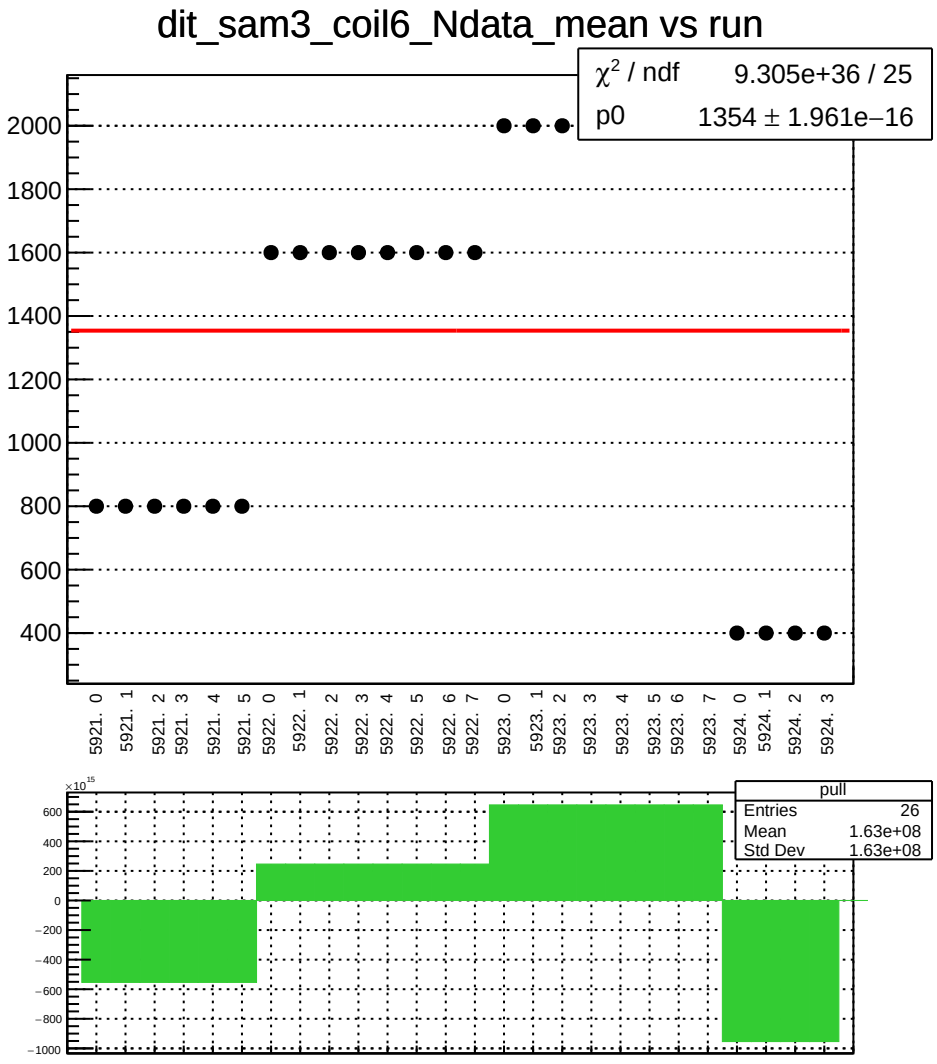
dit_sam3_coil6_Ndata_mean vs run
χ² / ndf 9.305e+36 / 25
p0 1354 ± 1.961e−16
2000
1800
1600
1400
1200
1000
800
600
400
5921. 0
5921. 1
5921. 2
5921. 3
5921. 4
5921. 5
5922. 0
5922. 1
5922. 2
5922. 3
5922. 4
5922. 5
5922. 6
5922. 7
5923. 0
5923. 1
5923. 2
5923. 3
5923. 4
5923. 5
5923. 6
5923. 7
5924. 0
5924. 1
5924. 2
5924. 3
×10¹⁵
600
400
200
0
−200
−400
−600
−800
−1000
pull
Entries 26
Mean 1.63e+08
Std Dev 1.63e+08

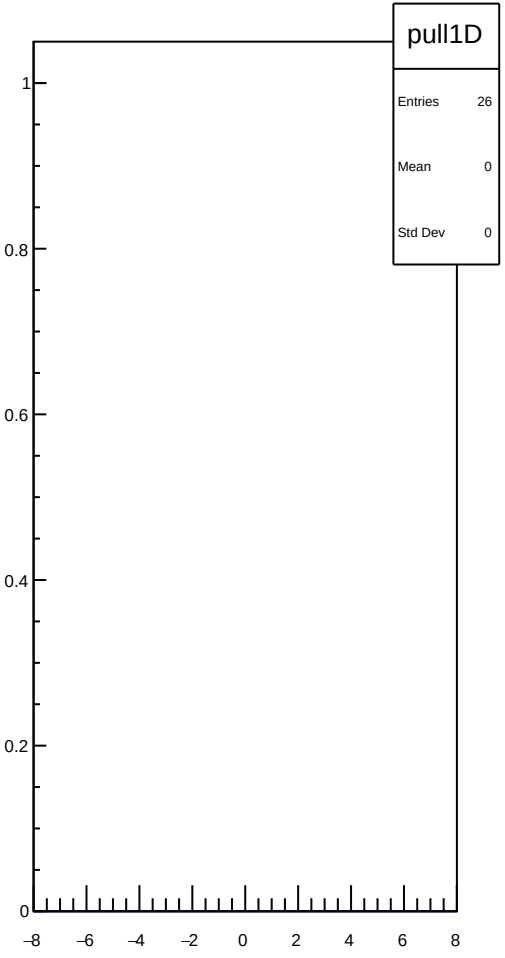
pull1D
Entries 26
Mean 0
Std Dev 0
1
0.8
0.6
0.4
0.2
0
−8
−6
−4
−2
0
2
4
6
8

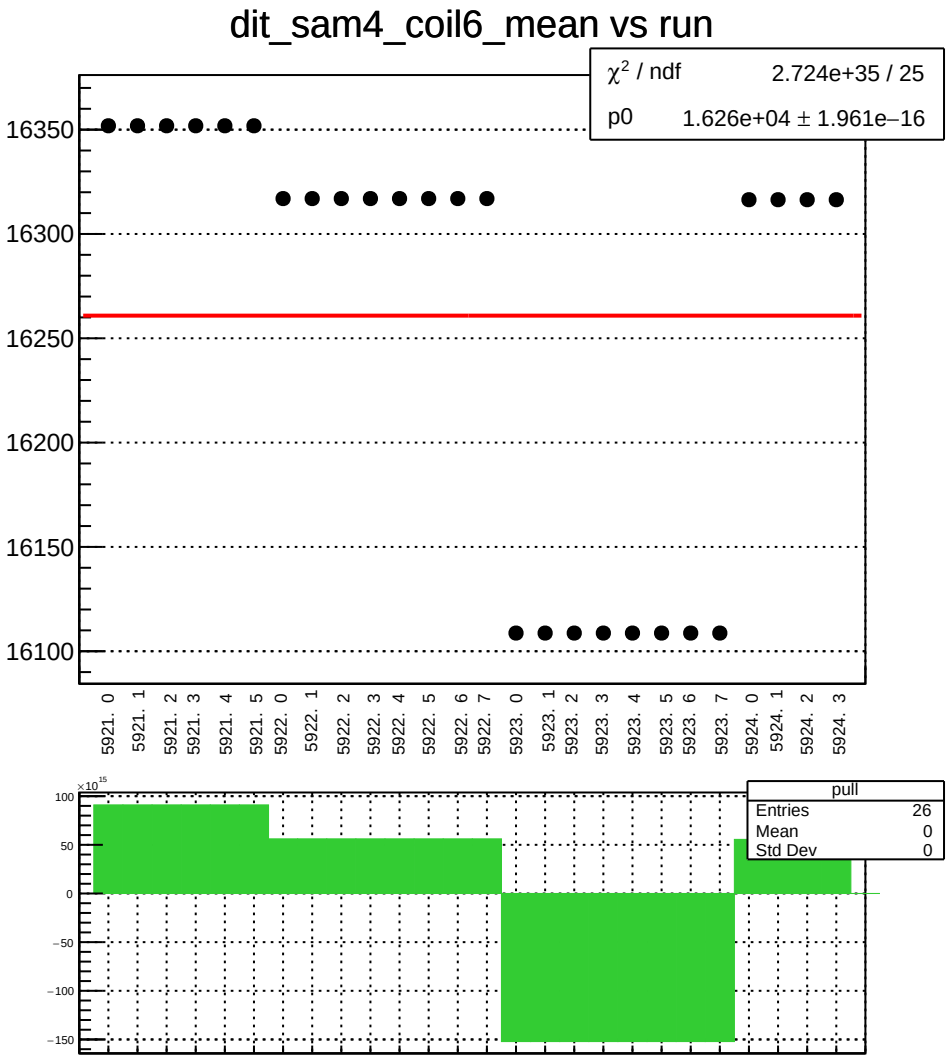
dit_sam4_coil6_mean vs run
χ² / ndf 2.724e+35 / 25
p0 1.626e+04 ± 1.961e−16
16350
16300
16250
16200
16150
16100
5921. 0
5921. 1
5921. 2
5921. 3
5921. 4
5921. 5
5922. 0
5922. 1
5922. 2
5922. 3
5922. 4
5922. 5
5922. 6
5922. 7
5923. 0
5923. 1
5923. 2
5923. 3
5923. 4
5923. 5
5923. 6
5923. 7
5924. 0
5924. 1
5924. 2
5924. 3
×10¹⁵
100
50
0
−50
−100
−150
pull
Entries 26
Mean 0
Std Dev 0

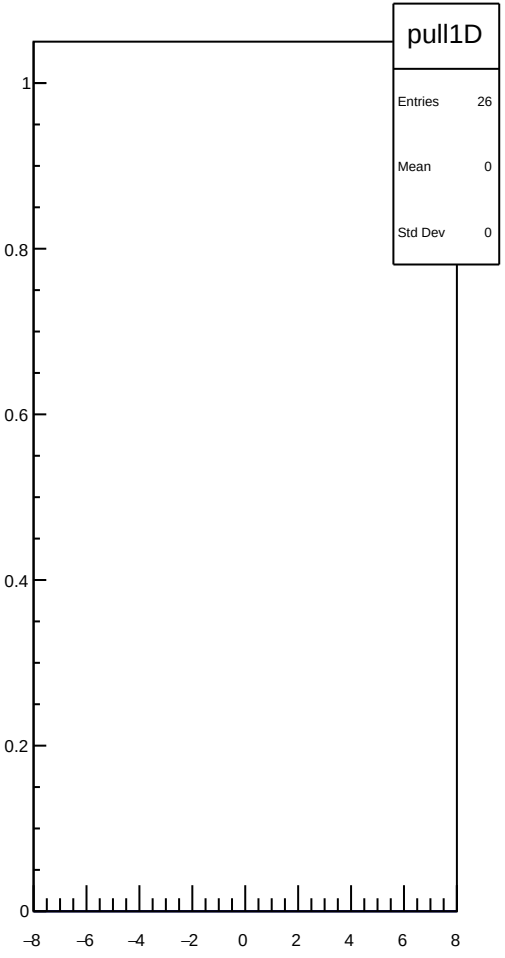
pull1D
Entries 26
Mean 0
Std Dev 0
1
0.8
0.6
0.4
0.2
0
−8
−6
−4
−2
0
2
4
6
8

dit_sam4_coil6_err_mean vs run

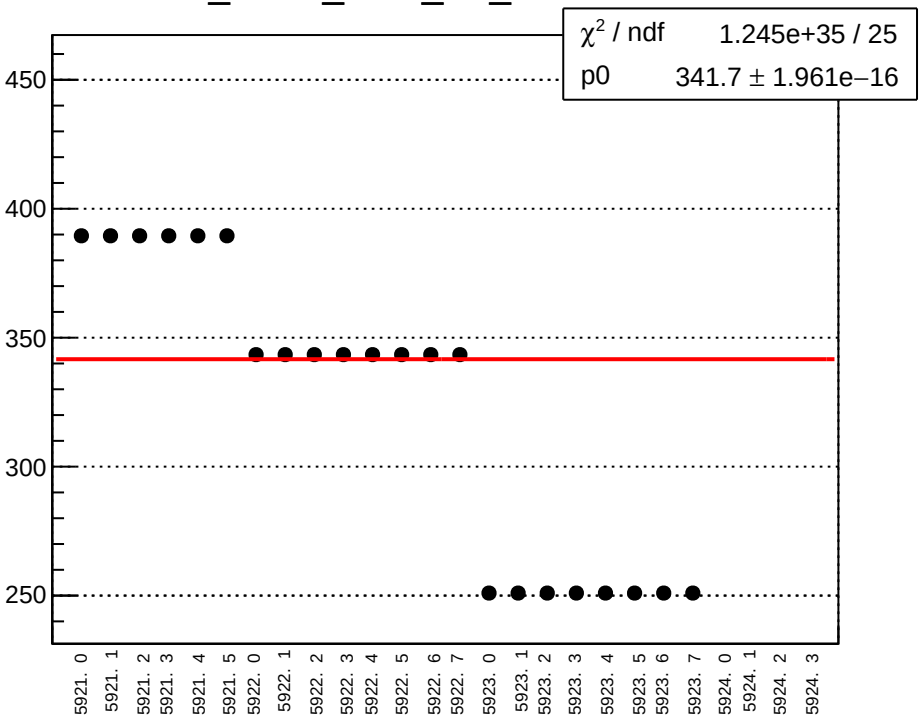

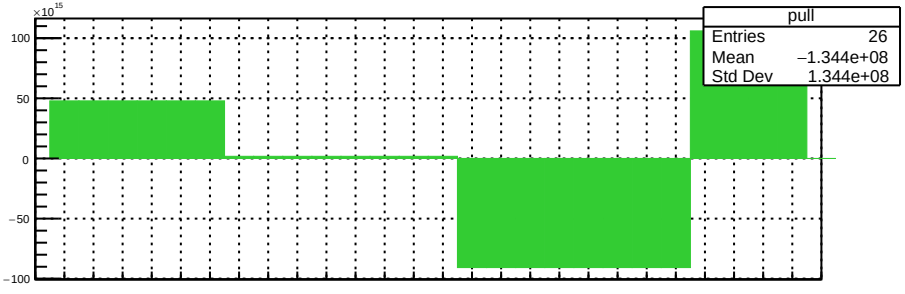

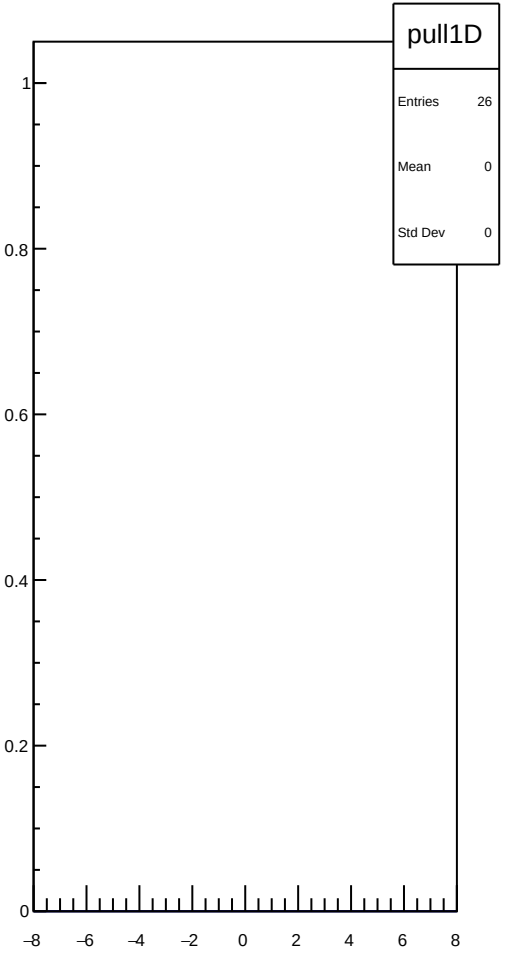

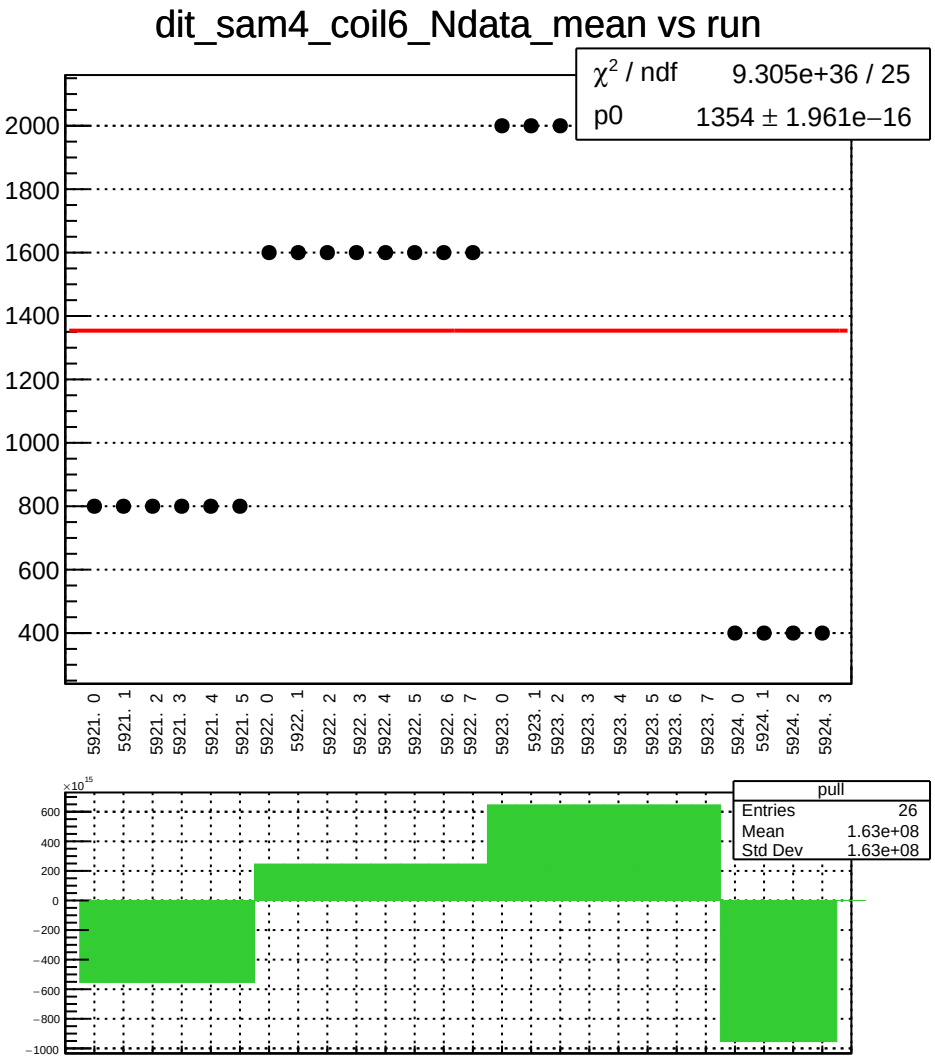
dit_sam4_coil6_Ndata_mean vs run
χ² / ndf 9.305e+36 / 25
p0 1354 ± 1.961e−16
2000
1800
1600
1400
1200
1000
800
600
400
5921. 0
5921. 1
5921. 2
5921. 3
5921. 4
5921. 5
5922. 0
5922. 1
5922. 2
5922. 3
5922. 4
5922. 5
5922. 6
5922. 7
5923. 0
5923. 1
5923. 2
5923. 3
5923. 4
5923. 5
5923. 6
5923. 7
5924. 0
5924. 1
5924. 2
5924. 3
×10^15
600
400
200
0
−200
−400
−600
−800
−1000
pull
Entries 26
Mean 1.63e+08
Std Dev 1.63e+08

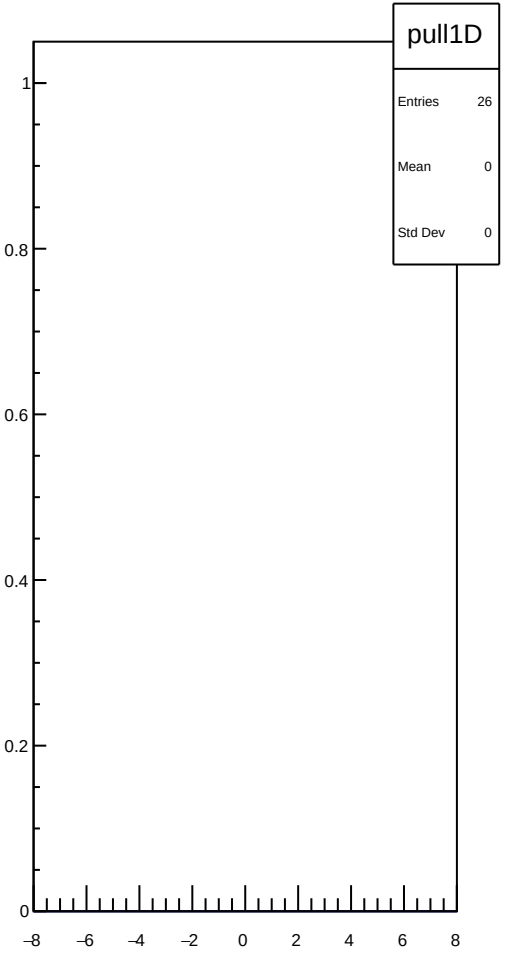
pull1D
Entries 26
Mean 0
Std Dev 0
1
0.8
0.6
0.4
0.2
0
−8
−6
−4
−2
0
2
4
6
8

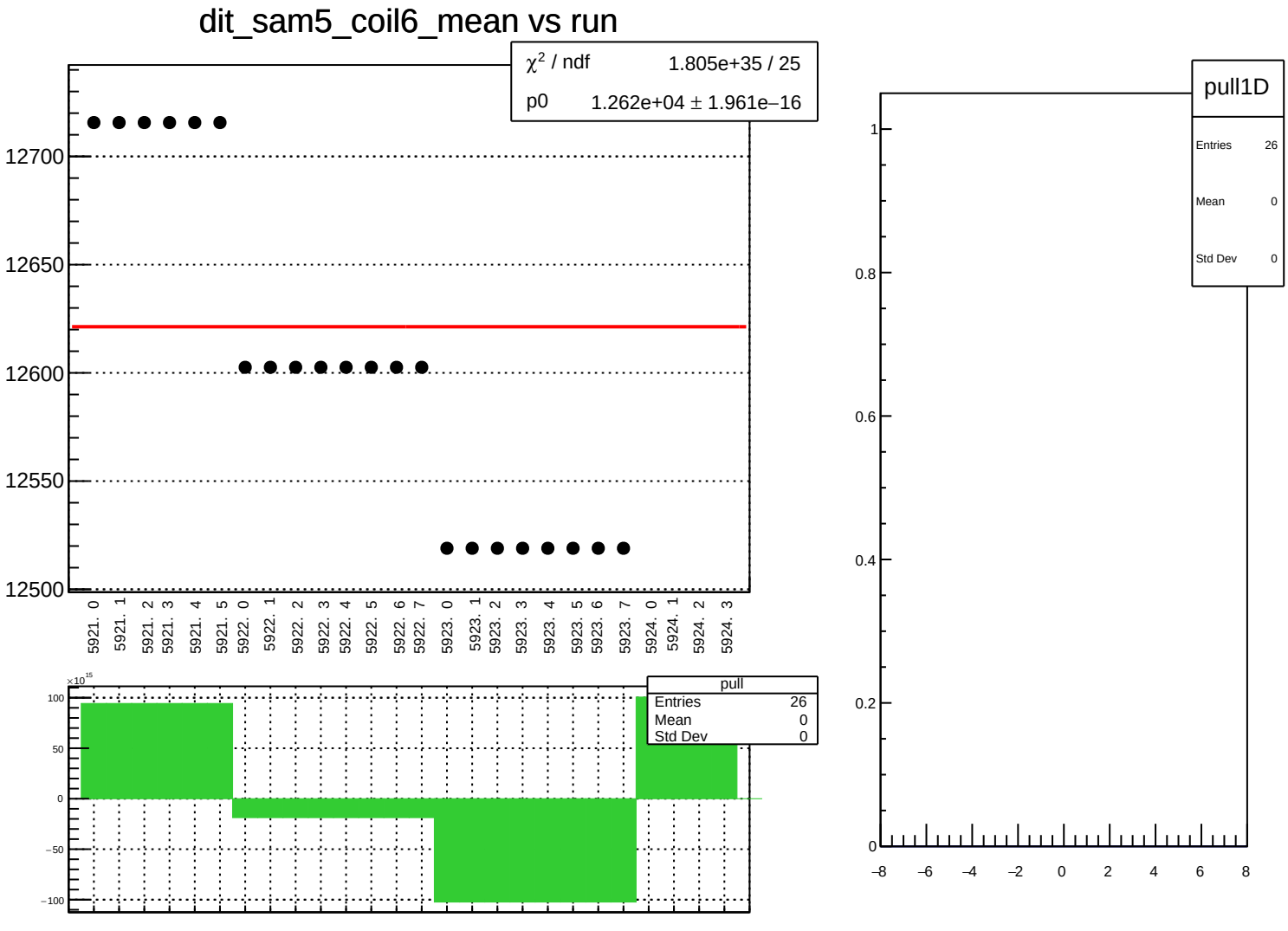
dit_sam5_coil6_mean vs run
χ² / ndf 1.805e+35 / 25
p0 1.262e+04 ± 1.961e−16
12700
12650
12600
12550
12500
5921. 0
5921. 1
5921. 2
5921. 3
5921. 4
5921. 5
5922. 0
5922. 1
5922. 2
5922. 3
5922. 4
5922. 5
5922. 6
5922. 7
5923. 0
5923. 1
5923. 2
5923. 3
5923. 4
5923. 5
5923. 6
5923. 7
5924. 0
5924. 1
5924. 2
5924. 3
×10¹⁵
100
50
0
−50
−100
pull
Entries 26
Mean 0
Std Dev 0
pull1D
Entries 26
Mean 0
Std Dev 0
1
0.8
0.6
0.4
0.2
0
−8
−6
−4
−2
0
2
4
6
8

dit_sam5_coil6_err_mean vs run

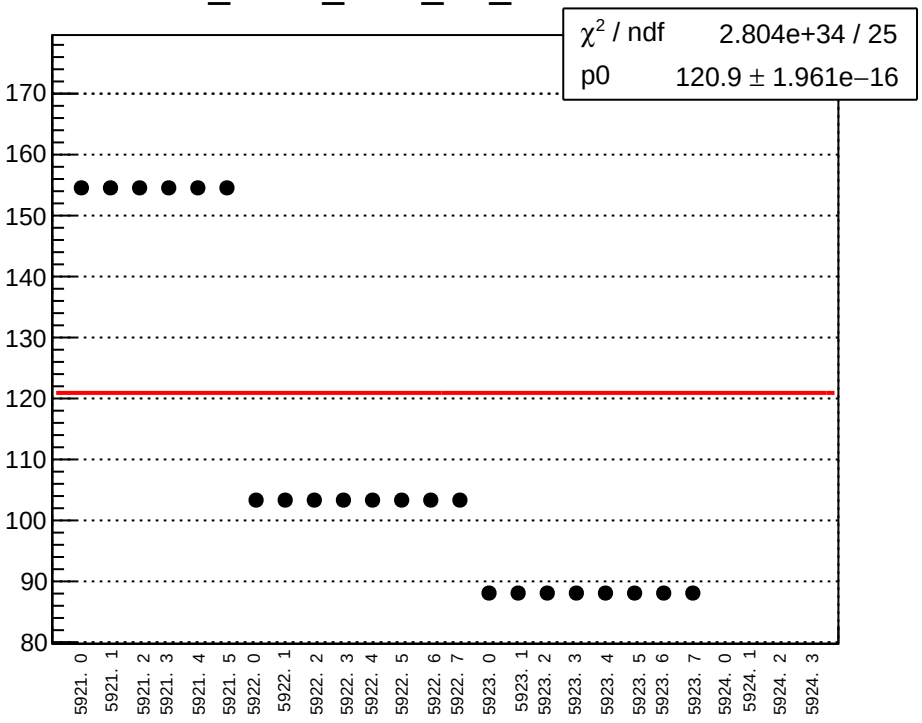

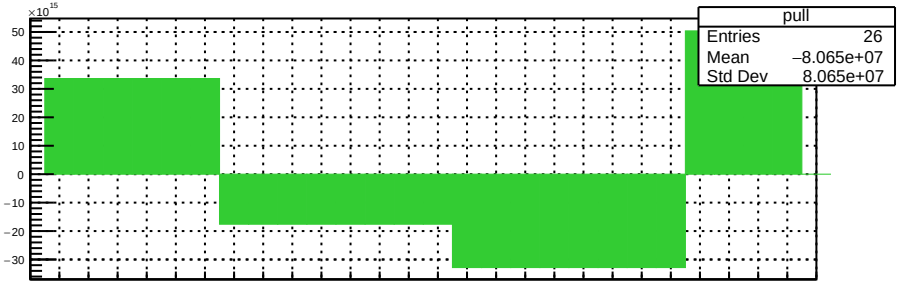

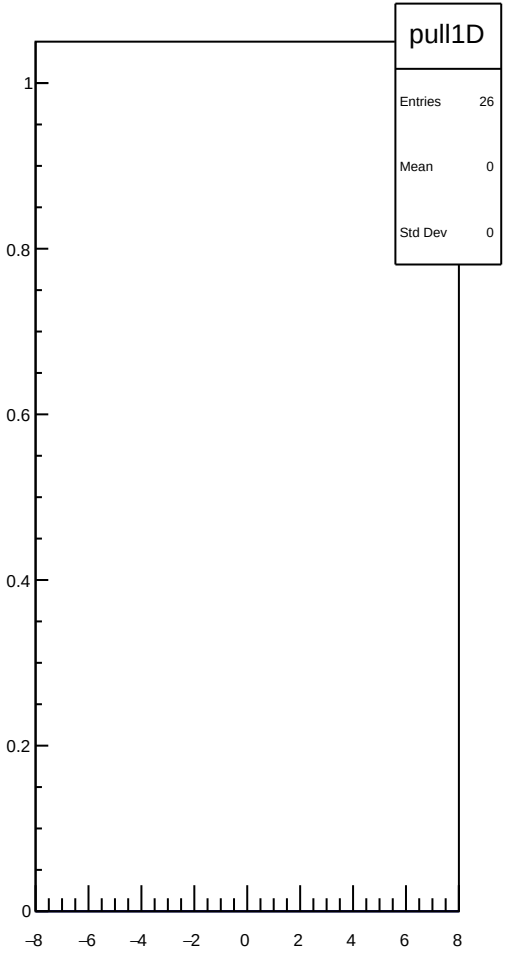

dit_sam5_coil6_Ndata_mean vs run

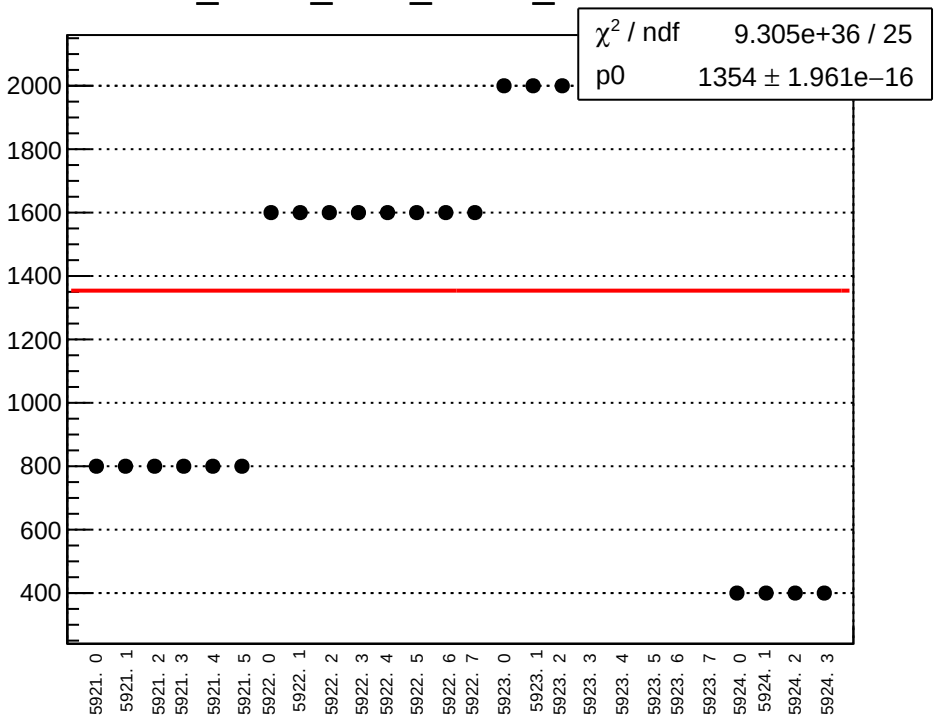

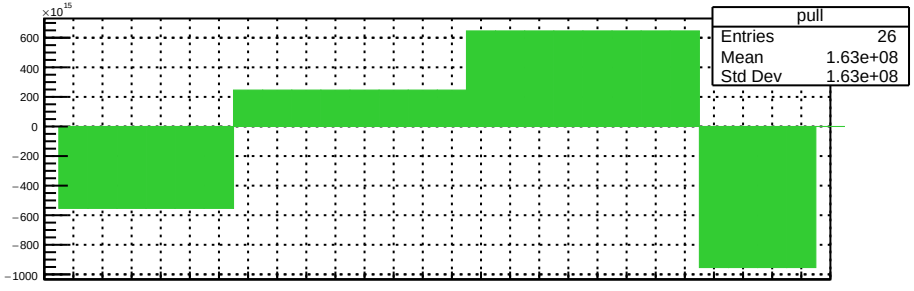

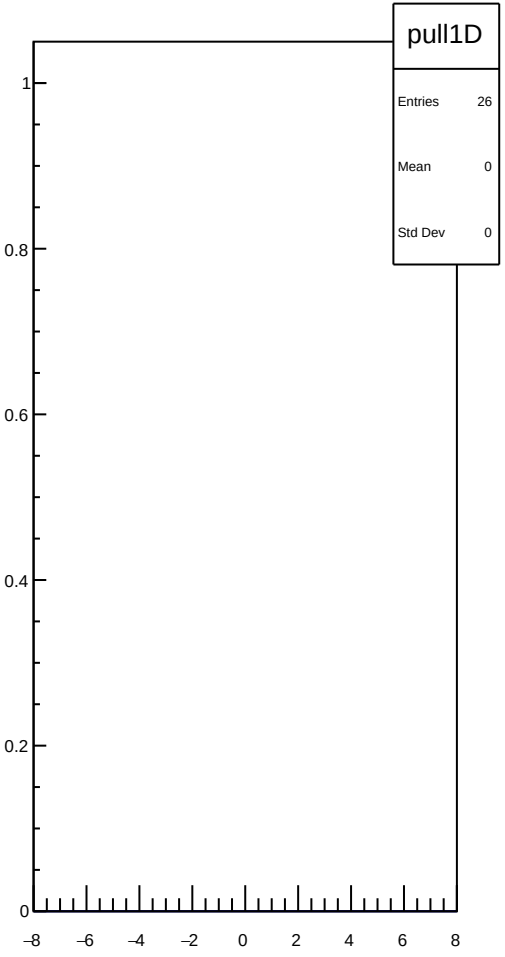

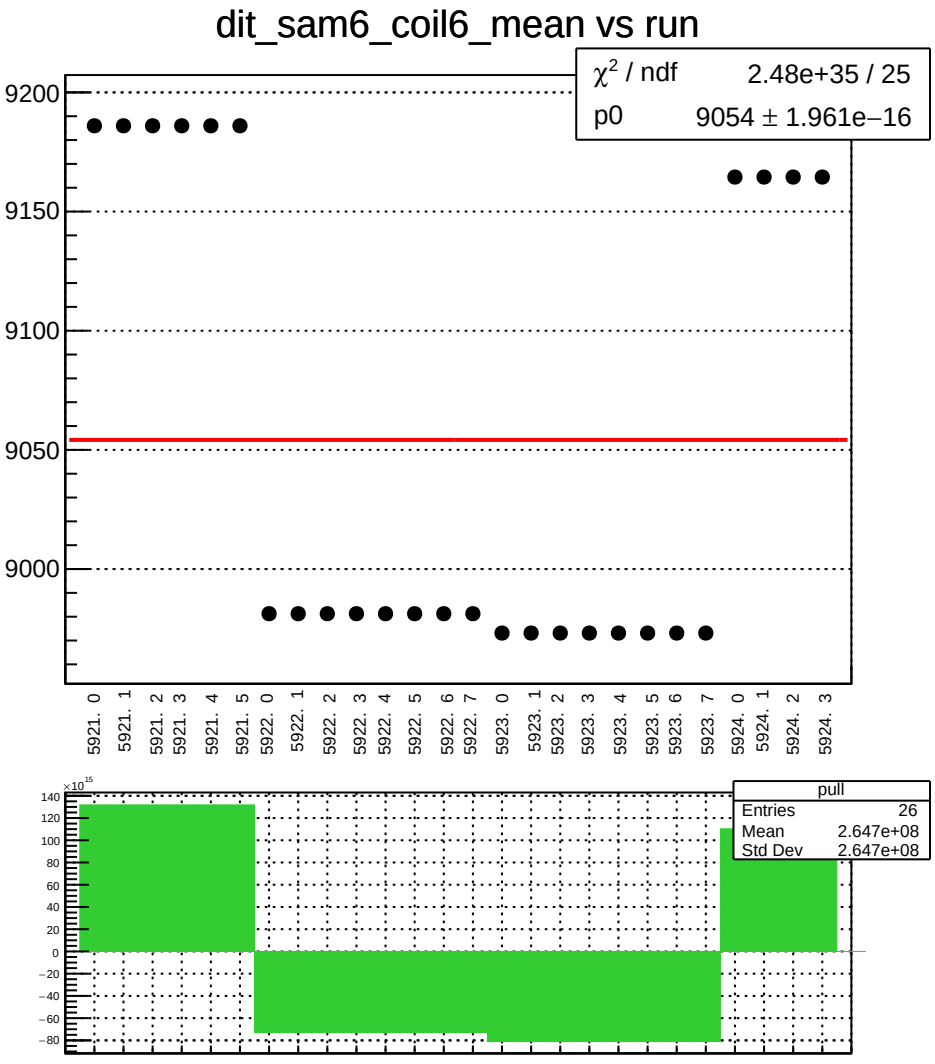
dit_sam6_coil6_mean vs run
χ² / ndf 2.48e+35 / 25
p0 9054 ± 1.961e−16
9200
9150
9100
9050
9000
5921. 0
5921. 1
5921. 2
5921. 3
5921. 4
5921. 5
5922. 0
5922. 1
5922. 2
5922. 3
5922. 4
5922. 5
5922. 6
5922. 7
5923. 0
5923. 1
5923. 2
5923. 3
5923. 4
5923. 5
5923. 6
5923. 7
5924. 0
5924. 1
5924. 2
5924. 3
×10^15
140
120
100
80
60
40
20
0
−20
−40
−60
−80
pull
Entries 26
Mean 2.647e+08
Std Dev 2.647e+08

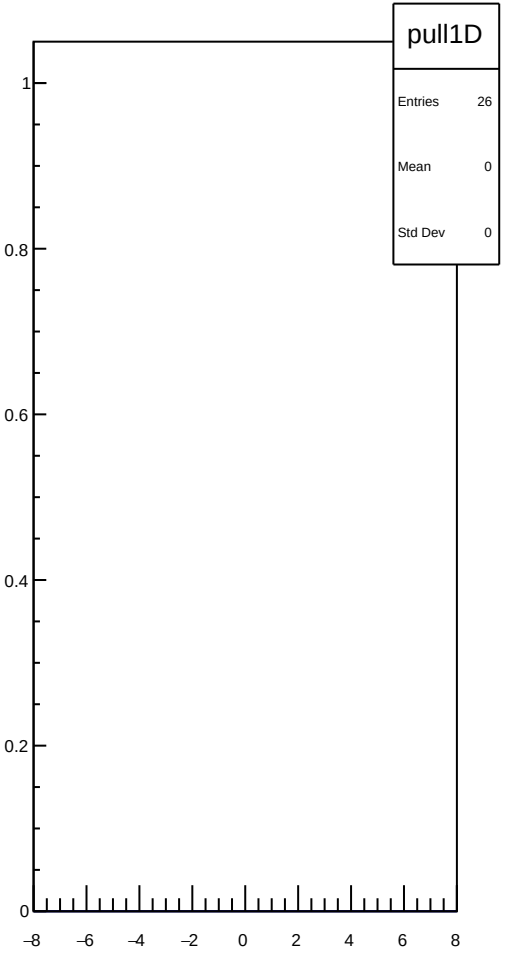
pull1D
Entries 26
Mean 0
Std Dev 0
1
0.8
0.6
0.4
0.2
0
−8
−6
−4
−2
0
2
4
6
8

dit_sam6_coil6_err_mean vs run

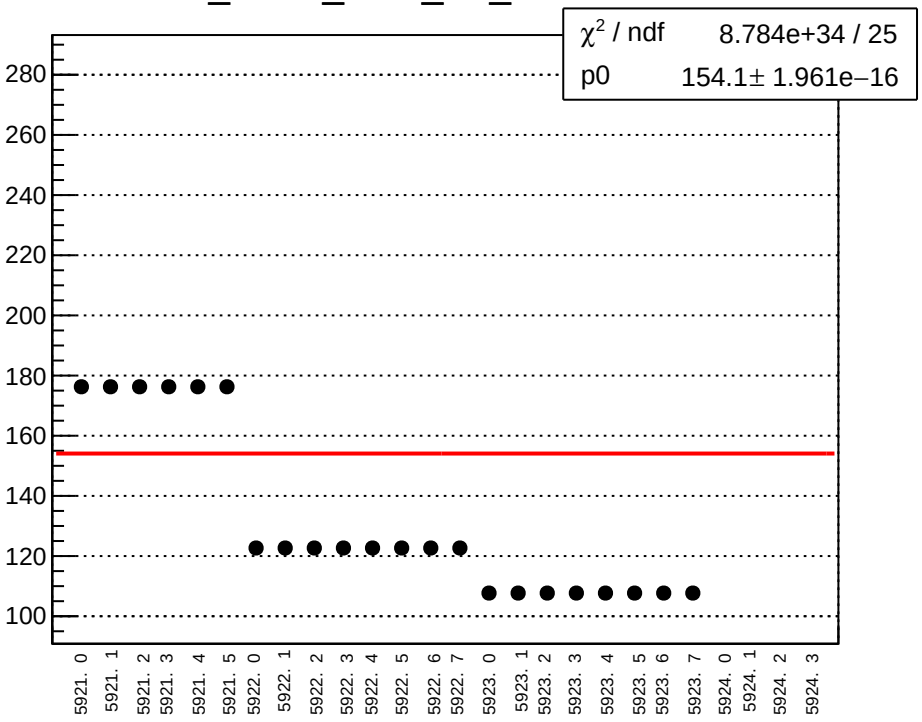

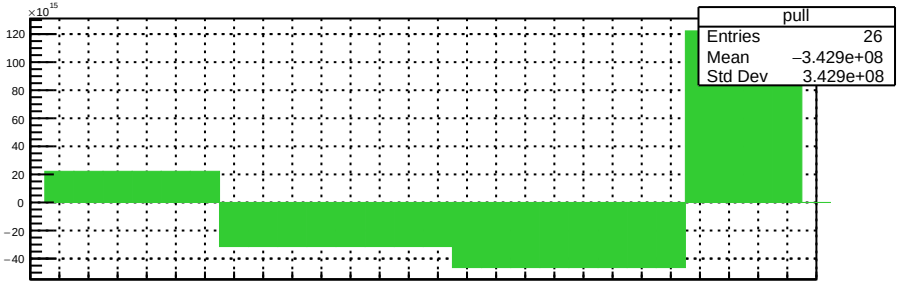

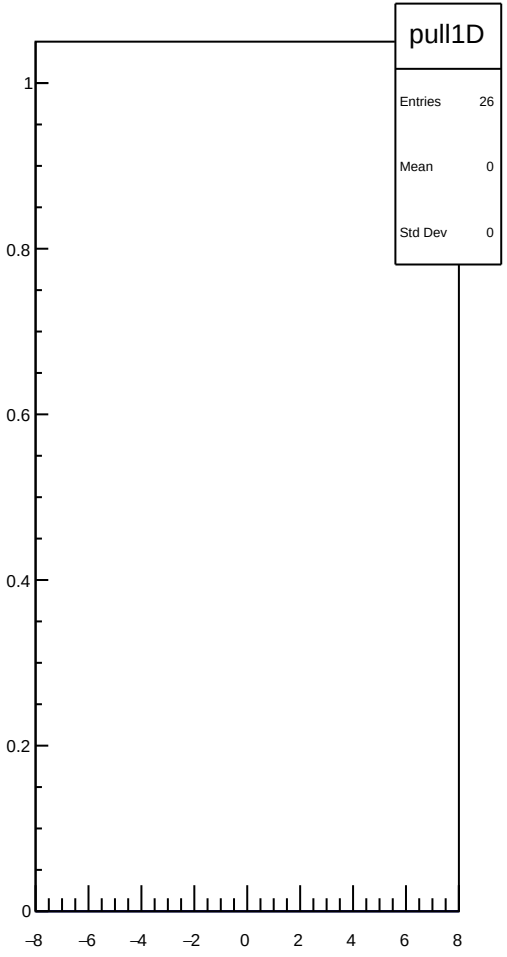

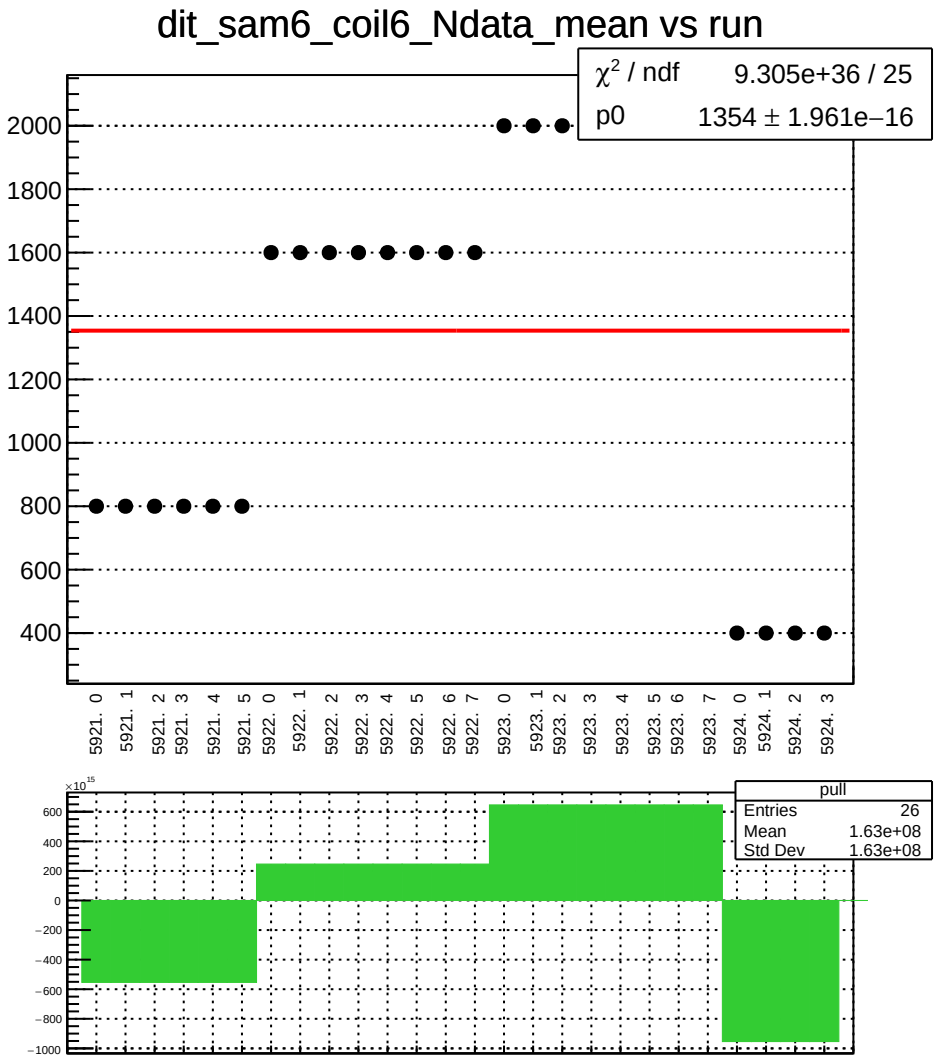
dit_sam6_coil6_Ndata_mean vs run
χ² / ndf 9.305e+36 / 25
p0 1354 ± 1.961e−16
2000
1800
1600
1400
1200
1000
800
600
400
5921. 0
5921. 1
5921. 2
5921. 3
5921. 4
5921. 5
5922. 0
5922. 1
5922. 2
5922. 3
5922. 4
5922. 5
5922. 6
5922. 7
5923. 0
5923. 1
5923. 2
5923. 3
5923. 4
5923. 5
5923. 6
5923. 7
5924. 0
5924. 1
5924. 2
5924. 3
×10^15
600
400
200
0
−200
−400
−600
−800
−1000
pull
Entries 26
Mean 1.63e+08
Std Dev 1.63e+08

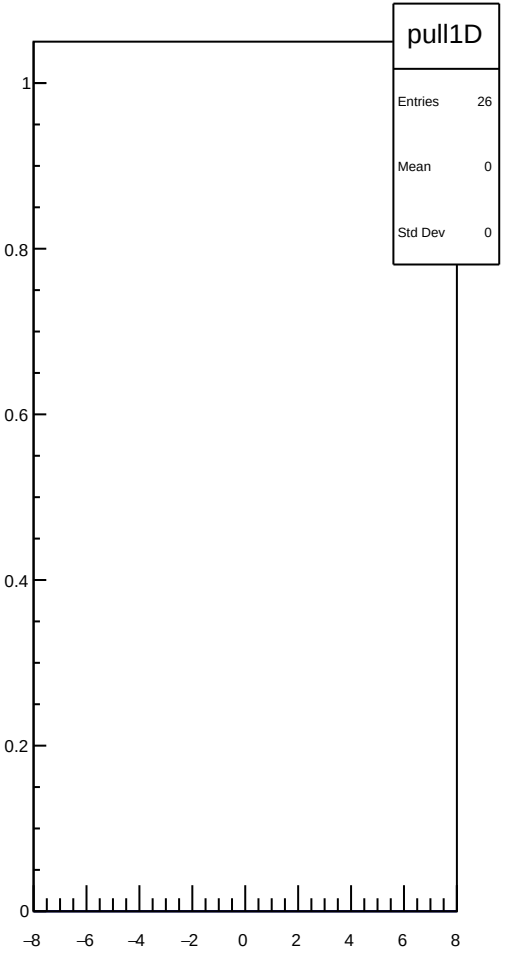
pull1D
Entries 26
Mean 0
Std Dev 0
1
0.8
0.6
0.4
0.2
0
−8
−6
−4
−2
0
2
4
6
8

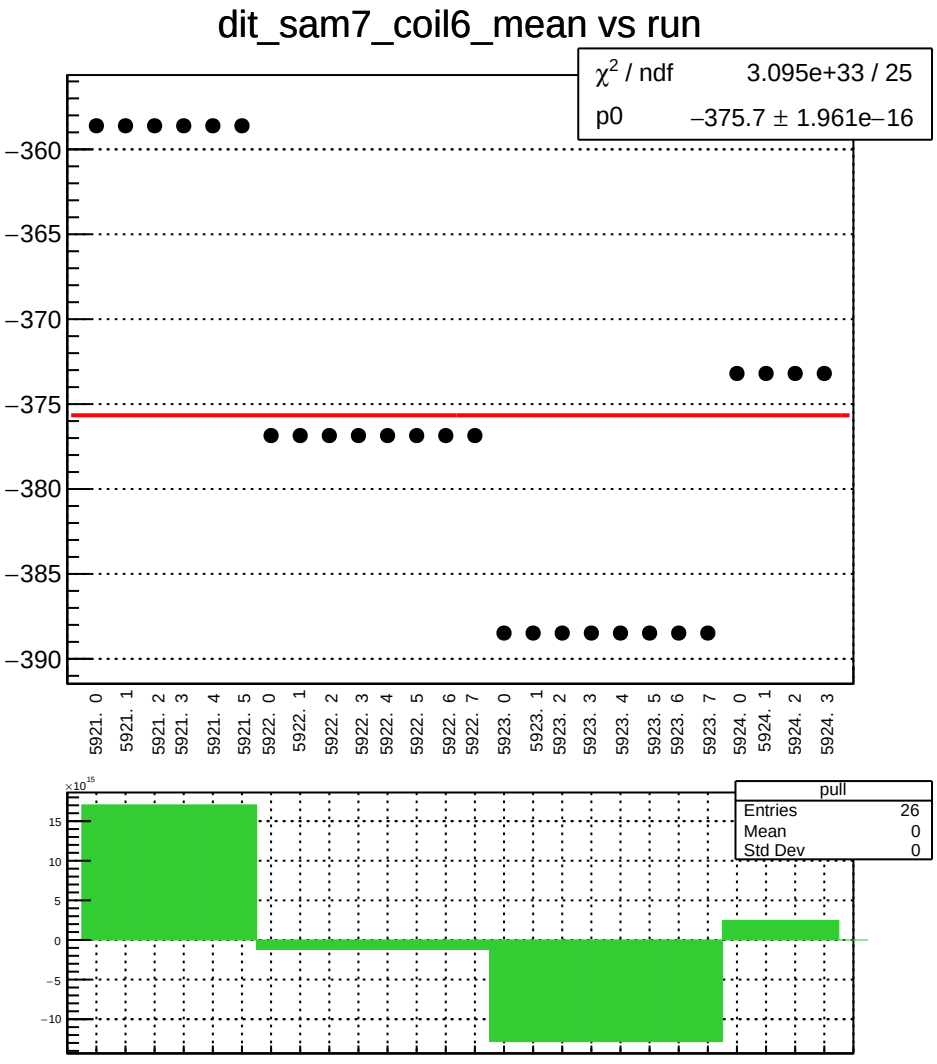
dit_sam7_coil6_mean vs run
χ² / ndf 3.095e+33 / 25
p0 −375.7 ± 1.961e−16
−360
−365
−370
−375
−380
−385
−390
5921. 0
5921. 1
5921. 2
5921. 3
5921. 4
5921. 5
5922. 0
5922. 1
5922. 2
5922. 3
5922. 4
5922. 5
5922. 6
5922. 7
5923. 0
5923. 1
5923. 2
5923. 3
5923. 4
5923. 5
5923. 6
5923. 7
5924. 0
5924. 1
5924. 2
5924. 3
×10¹⁵
15
10
5
0
−5
−10
pull
Entries 26
Mean 0
Std Dev 0

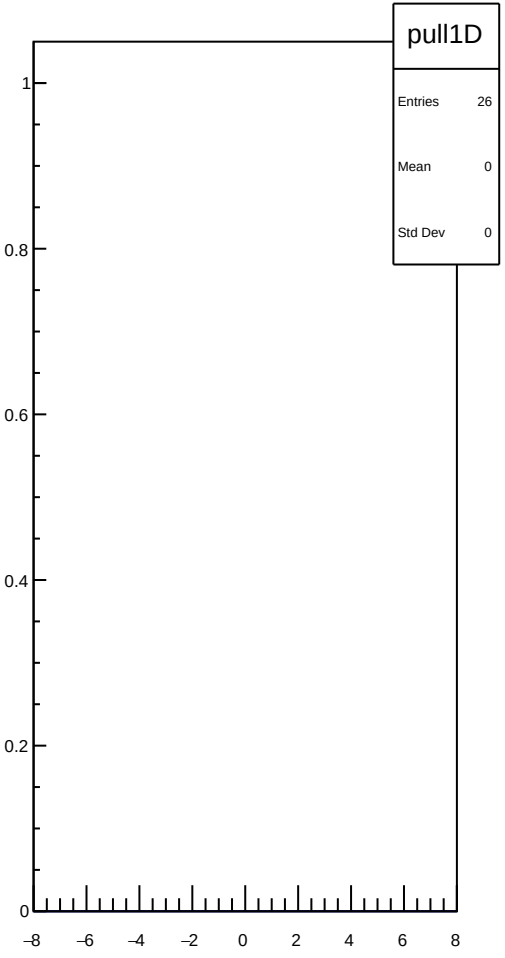
pull1D
Entries 26
Mean 0
Std Dev 0
1
0.8
0.6
0.4
0.2
0
−8
−6
−4
−2
0
2
4
6
8

dit_sam7_coil6_err_mean vs run

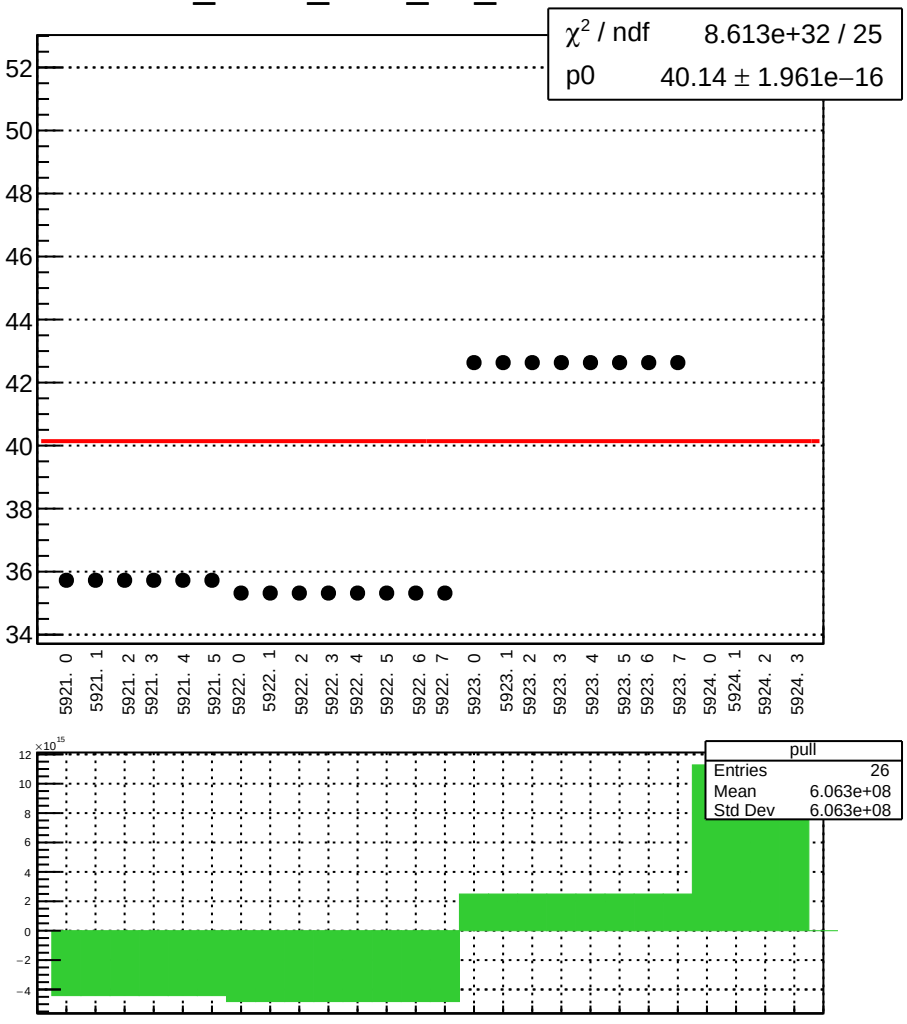

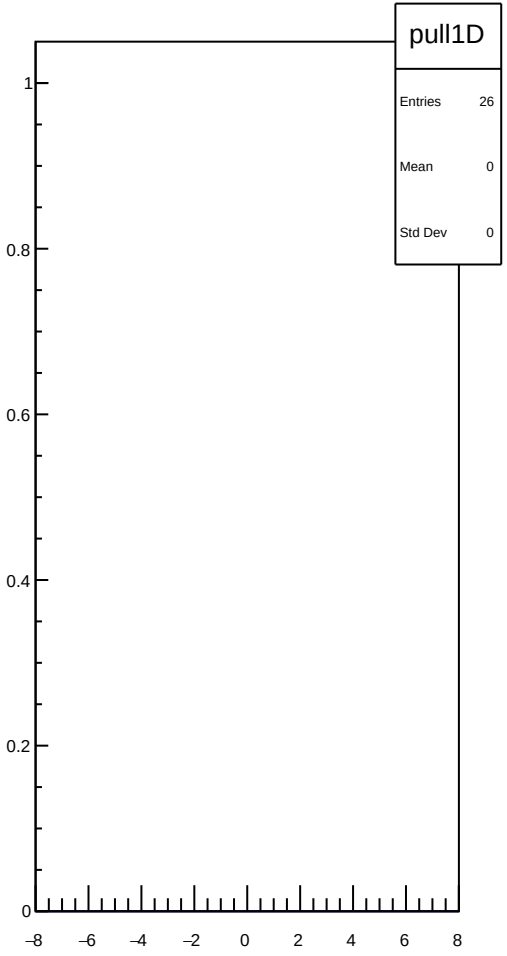

dit_sam7_coil6_Ndata_mean vs run

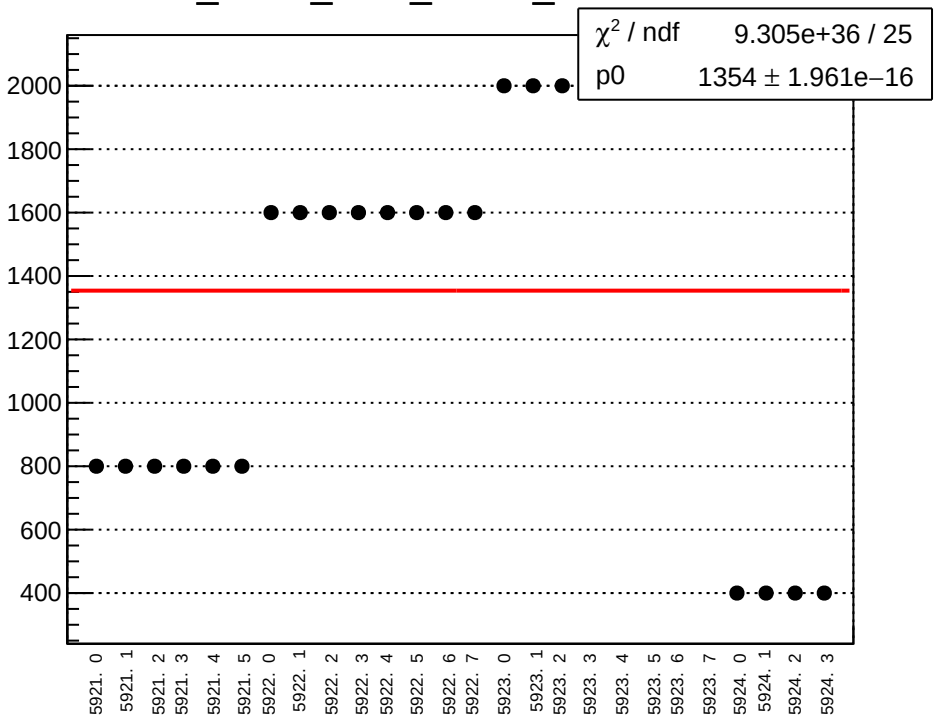

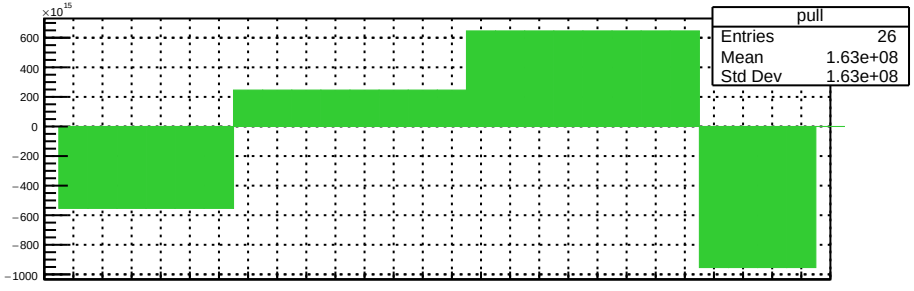

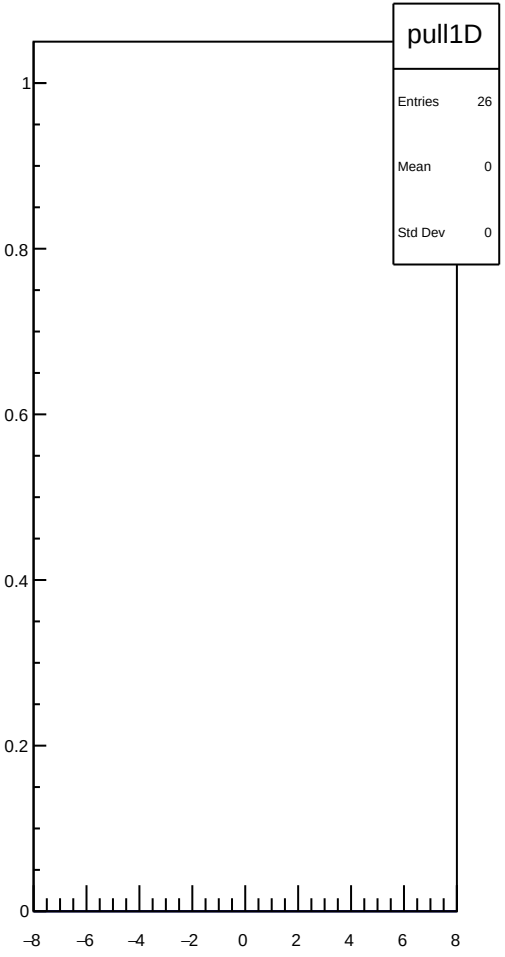

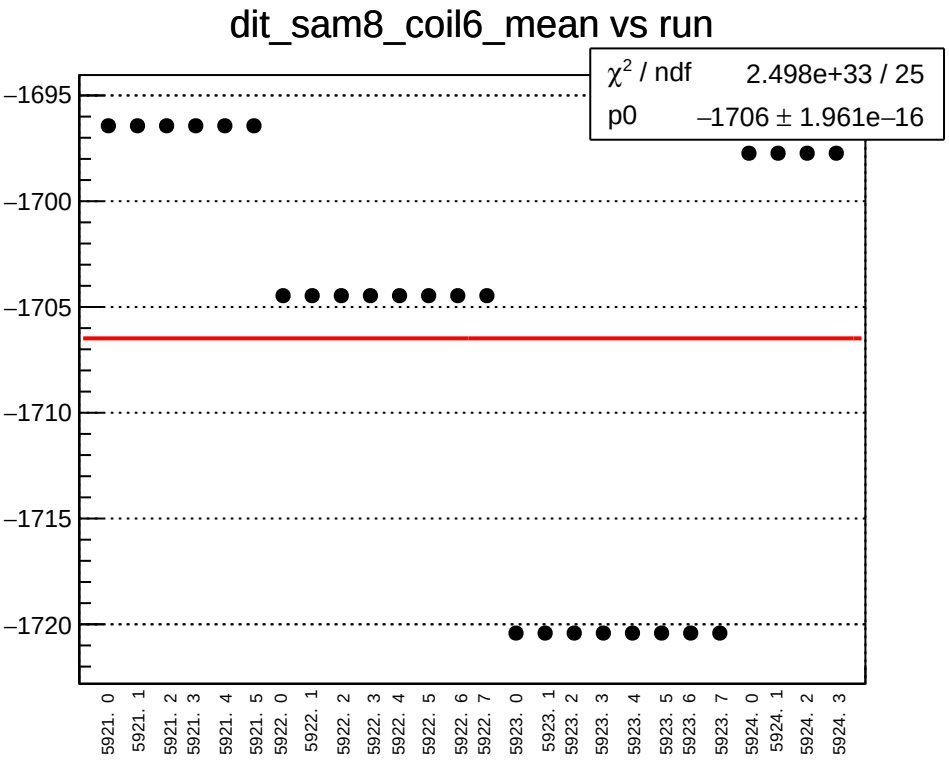
dit_sam8_coil6_mean vs run
χ² / ndf 2.498e+33 / 25
p0 −1706 ± 1.961e−16
−1695
−1700
−1705
−1710
−1715
−1720
5921. 0
5921. 1
5921. 2
5921. 3
5921. 4
5921. 5
5922. 0
5922. 1
5922. 2
5922. 3
5922. 4
5922. 5
5922. 6
5922. 7
5923. 0
5923. 1
5923. 2
5923. 3
5923. 4
5923. 5
5923. 6
5923. 7
5924. 0
5924. 1
5924. 2
5924. 3

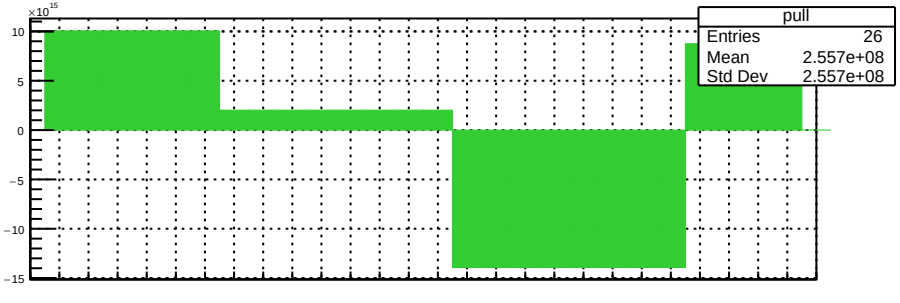
×10¹⁵
10
5
0
−5
−10
−15
pull
Entries 26
Mean 2.557e+08
Std Dev 2.557e+08

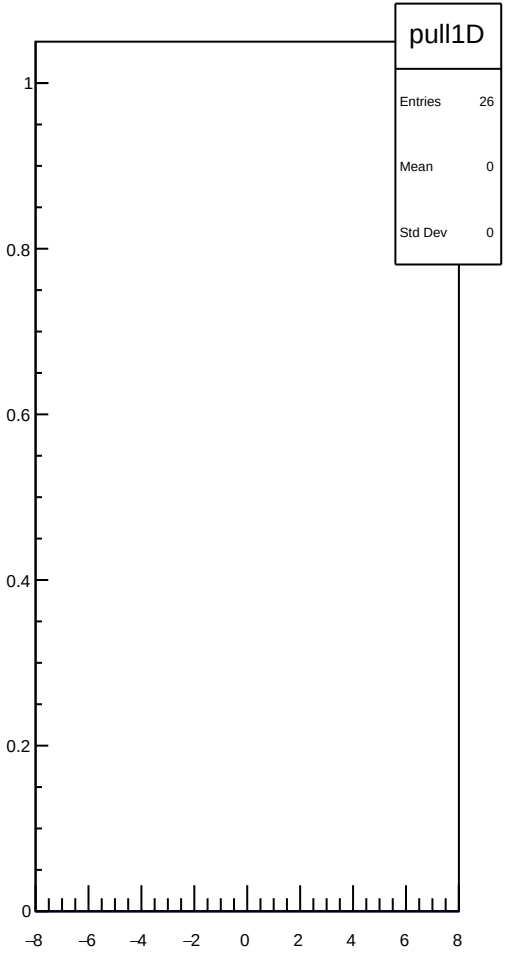
pull1D
Entries 26
Mean 0
Std Dev 0
1
0.8
0.6
0.4
0.2
0
−8
−6
−4
−2
0
2
4
6
8

dit_sam8_coil6_err_mean vs run

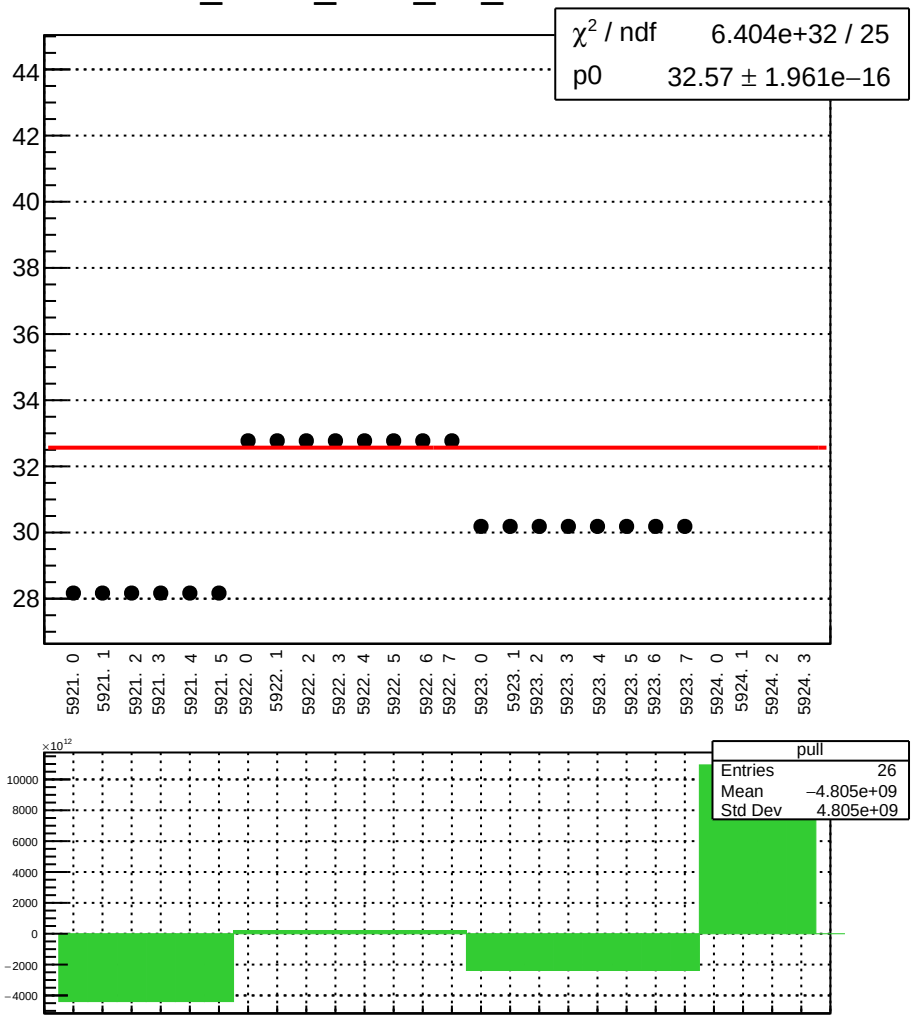

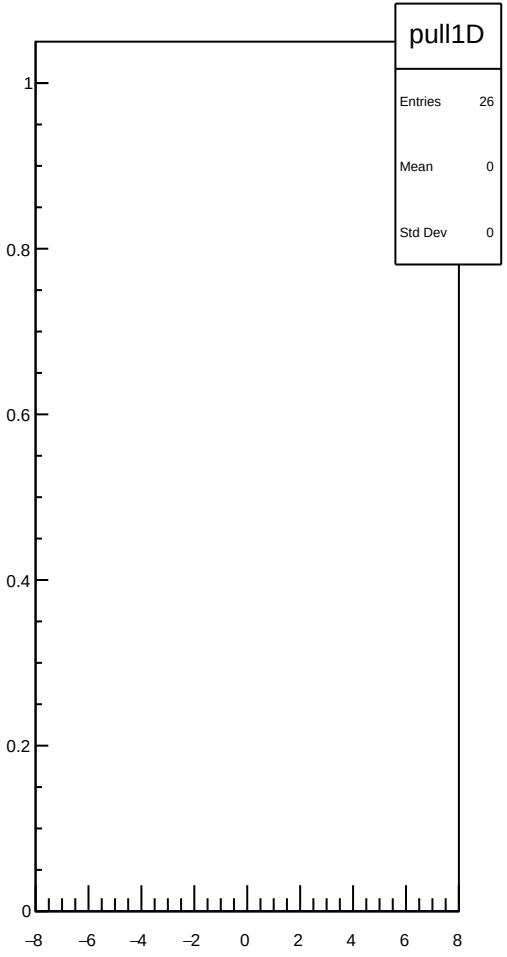

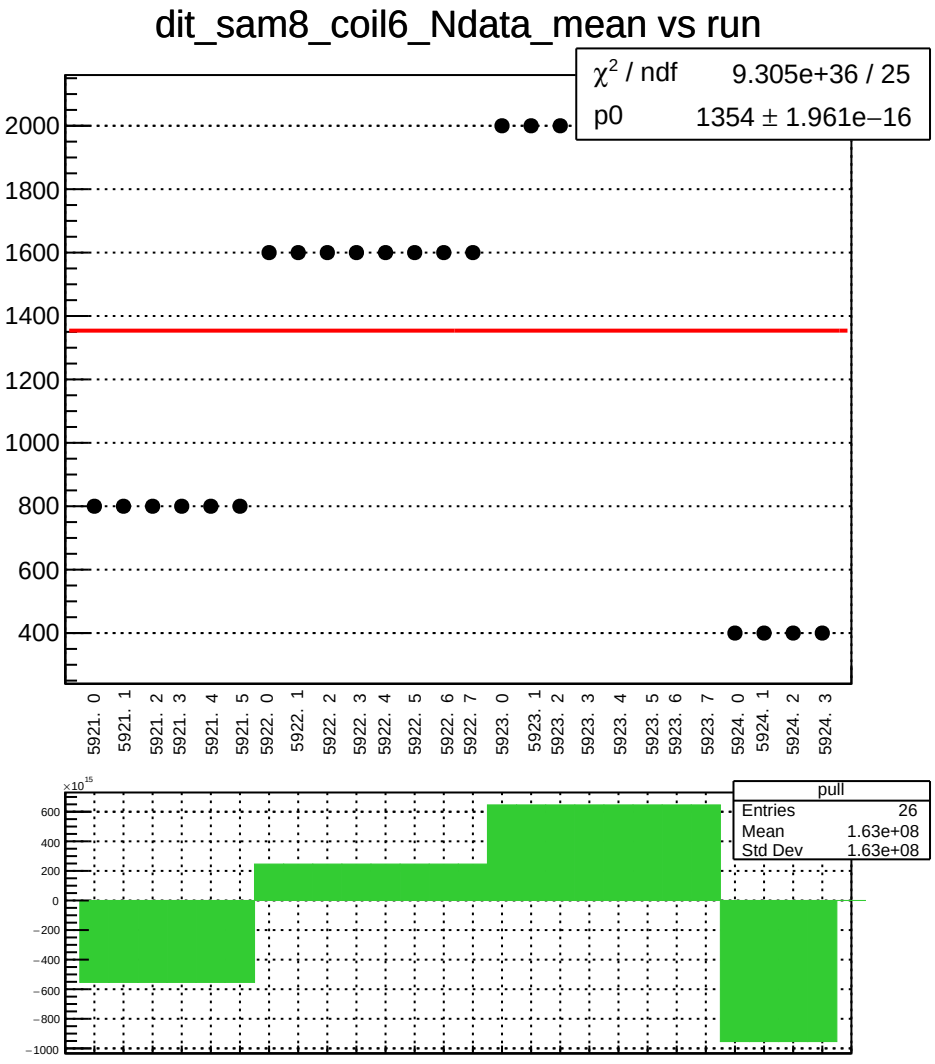
dit_sam8_coil6_Ndata_mean vs run
χ² / ndf 9.305e+36 / 25
p0 1354 ± 1.961e−16
2000
1800
1600
1400
1200
1000
800
600
400
5921. 0
5921. 1
5921. 2
5921. 3
5921. 4
5921. 5
5922. 0
5922. 1
5922. 2
5922. 3
5922. 4
5922. 5
5922. 6
5922. 7
5923. 0
5923. 1
5923. 2
5923. 3
5923. 4
5923. 5
5923. 6
5923. 7
5924. 0
5924. 1
5924. 2
5924. 3
×10^15
600
400
200
0
−200
−400
−600
−800
−1000
pull
Entries 26
Mean 1.63e+08
Std Dev 1.63e+08

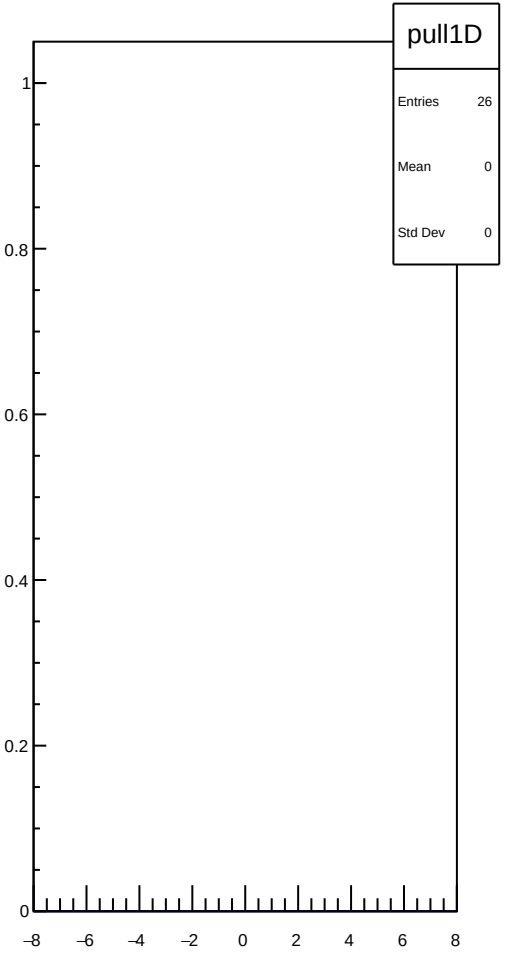
pull1D
Entries 26
Mean 0
Std Dev 0
1
0.8
0.6
0.4
0.2
0
−8
−6
−4
−2
0
2
4
6
8

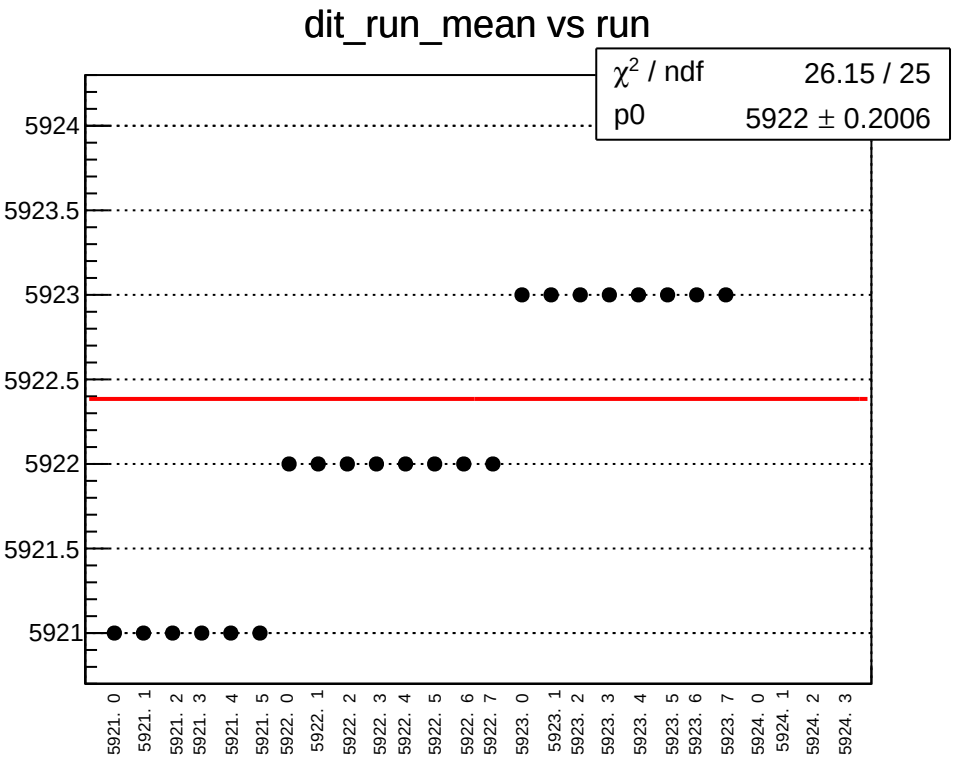
dit_run_mean vs run
χ^2 / ndf 26.15 / 25
p0 5922 ± 0.2006
5924
5923.5
5923
5922.5
5922
5921.5
5921
5921. 0
5921. 1
5921. 2
5921. 3
5921. 4
5921. 5
5922. 0
5922. 1
5922. 2
5922. 3
5922. 4
5922. 5
5922. 6
5922. 7
5923. 0
5923. 1
5923. 2
5923. 3
5923. 4
5923. 5
5923. 6
5923. 7
5924. 0
5924. 1
5924. 2
5924. 3

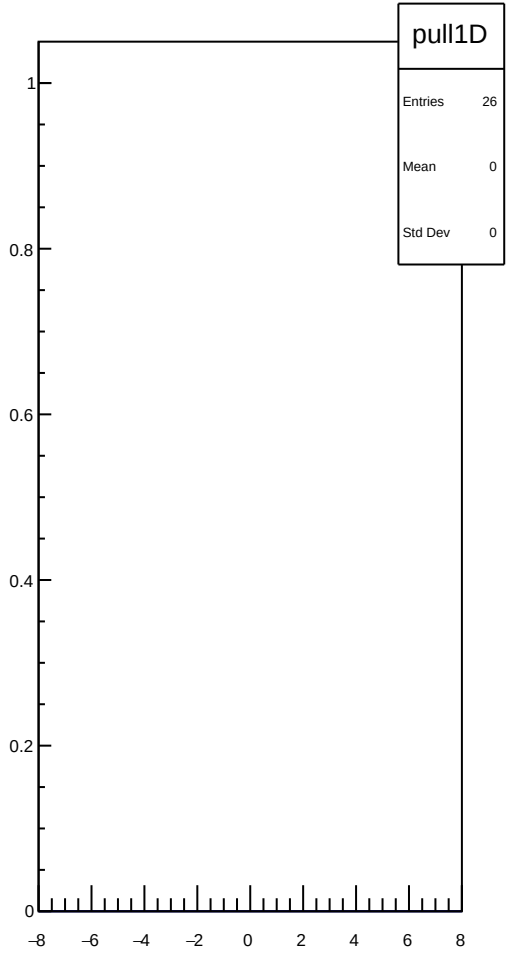
pull1D
Entries 26
Mean 0
Std Dev 0
1
0.8
0.6
0.4
0.2
0
–8
–6
–4
–2
0
2
4
6
8

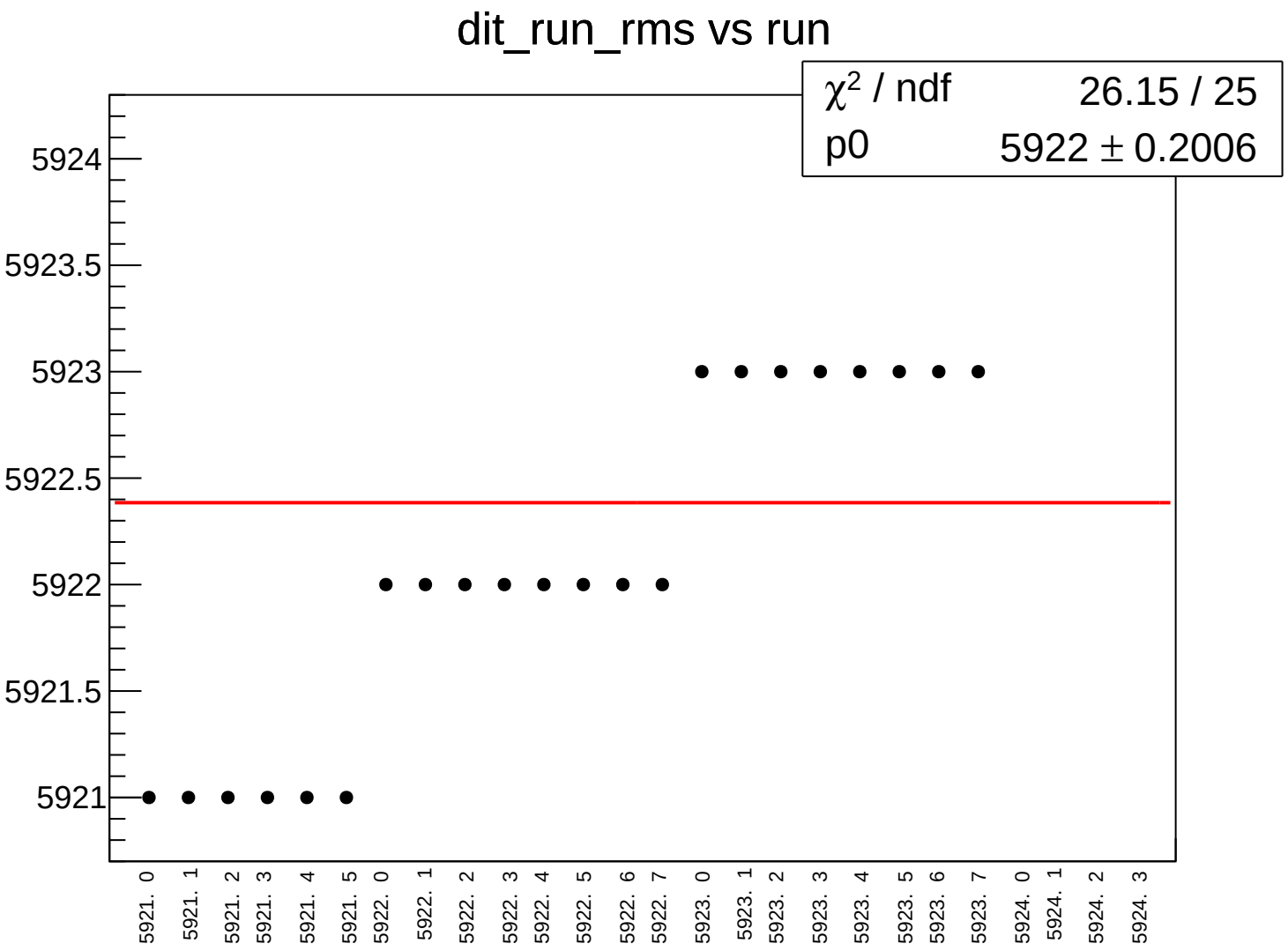
dit_run_rms vs run
χ2 / ndf 26.15 / 25
p0 5922 ± 0.2006
5924
5923.5
5923
5922.5
5922
5921.5
5921
5921. 0
5921. 1
5921. 2
5921. 3
5921. 4
5921. 5
5922. 0
5922. 1
5922. 2
5922. 3
5922. 4
5922. 5
5922. 6
5922. 7
5923. 0
5923. 1
5923. 2
5923. 3
5923. 4
5923. 5
5923. 6
5923. 7
5924. 0
5924. 1
5924. 2
5924. 3

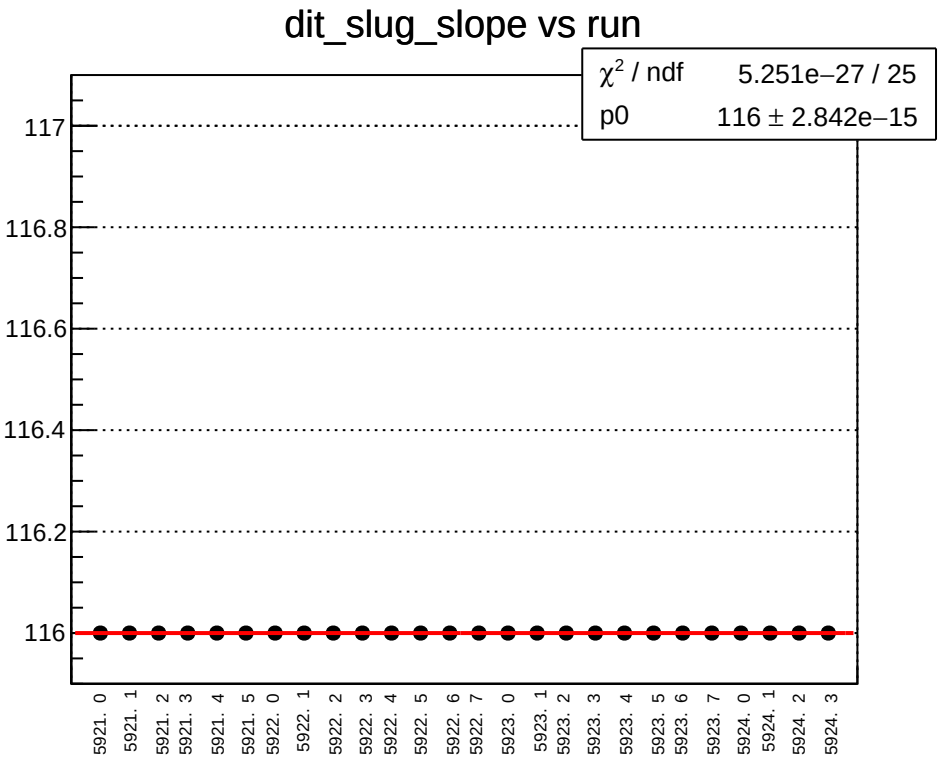
dit_slug_slope vs run
χ^2 / ndf 5.251e−27 / 25
p0 116 ± 2.842e−15
117
116.8
116.6
116.4
116.2
116
5921. 0
5921. 1
5921. 2
5921. 3
5921. 4
5921. 5
5922. 0
5922. 1
5922. 2
5922. 3
5922. 4
5922. 5
5922. 6
5922. 7
5923. 0
5923. 1
5923. 2
5923. 3
5923. 4
5923. 5
5923. 6
5923. 7
5924. 0
5924. 1
5924. 2
5924. 3

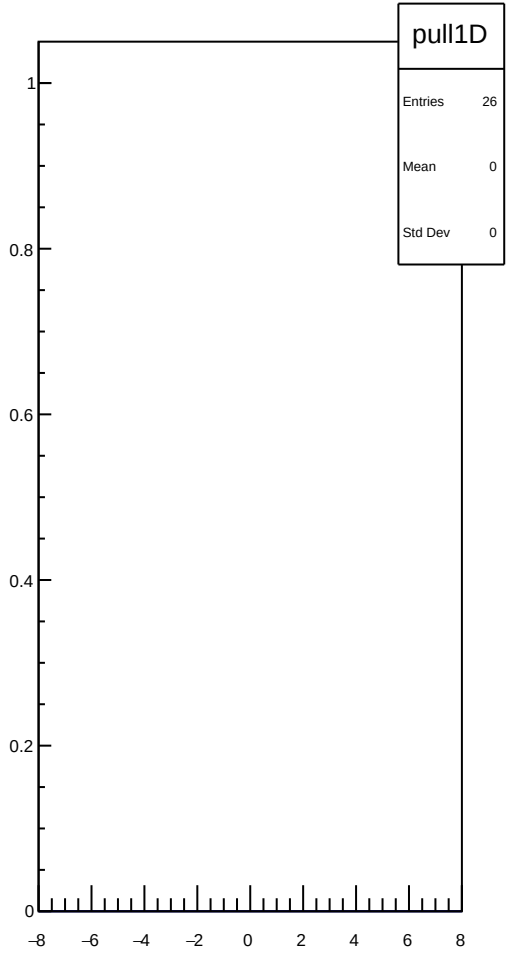
pull1D
Entries 26
Mean 0
Std Dev 0
1
0.8
0.6
0.4
0.2
0
−8
−6
−4
−2
0
2
4
6
8

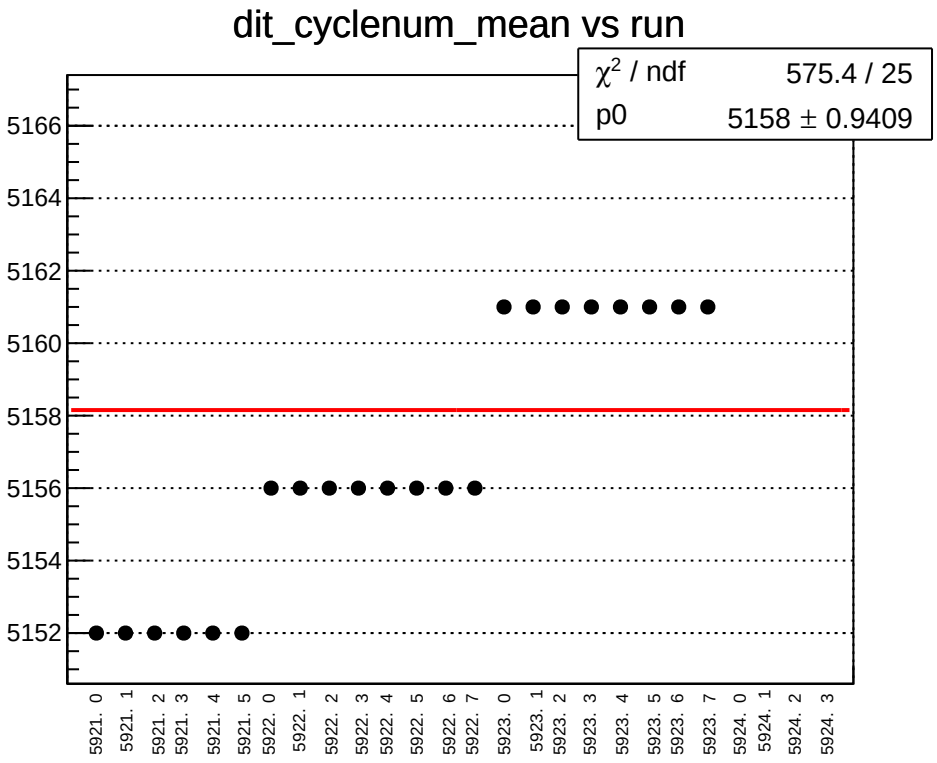
dit_cyclenum_mean vs run
χ² / ndf 575.4 / 25
p0 5158 ± 0.9409
5166
5164
5162
5160
5158
5156
5154
5152
5921. 0
5921. 1
5921. 2
5921. 3
5921. 4
5921. 5
5922. 0
5922. 1
5922. 2
5922. 3
5922. 4
5922. 5
5922. 6
5922. 7
5923. 0
5923. 1
5923. 2
5923. 3
5923. 4
5923. 5
5923. 6
5923. 7
5924. 0
5924. 1
5924. 2
5924. 3

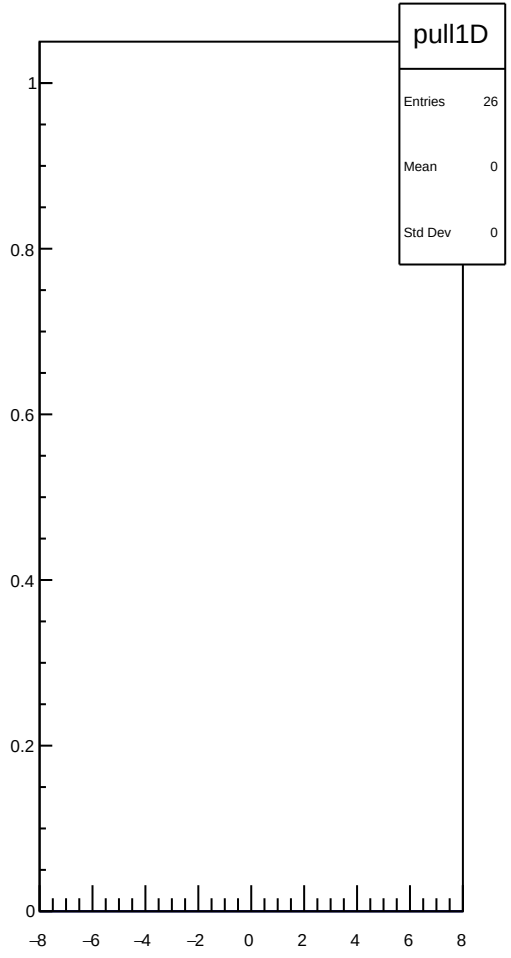
pull1D
Entries 26
Mean 0
Std Dev 0
1
0.8
0.6
0.4
0.2
0
–8
–6
–4
–2
0
2
4
6
8

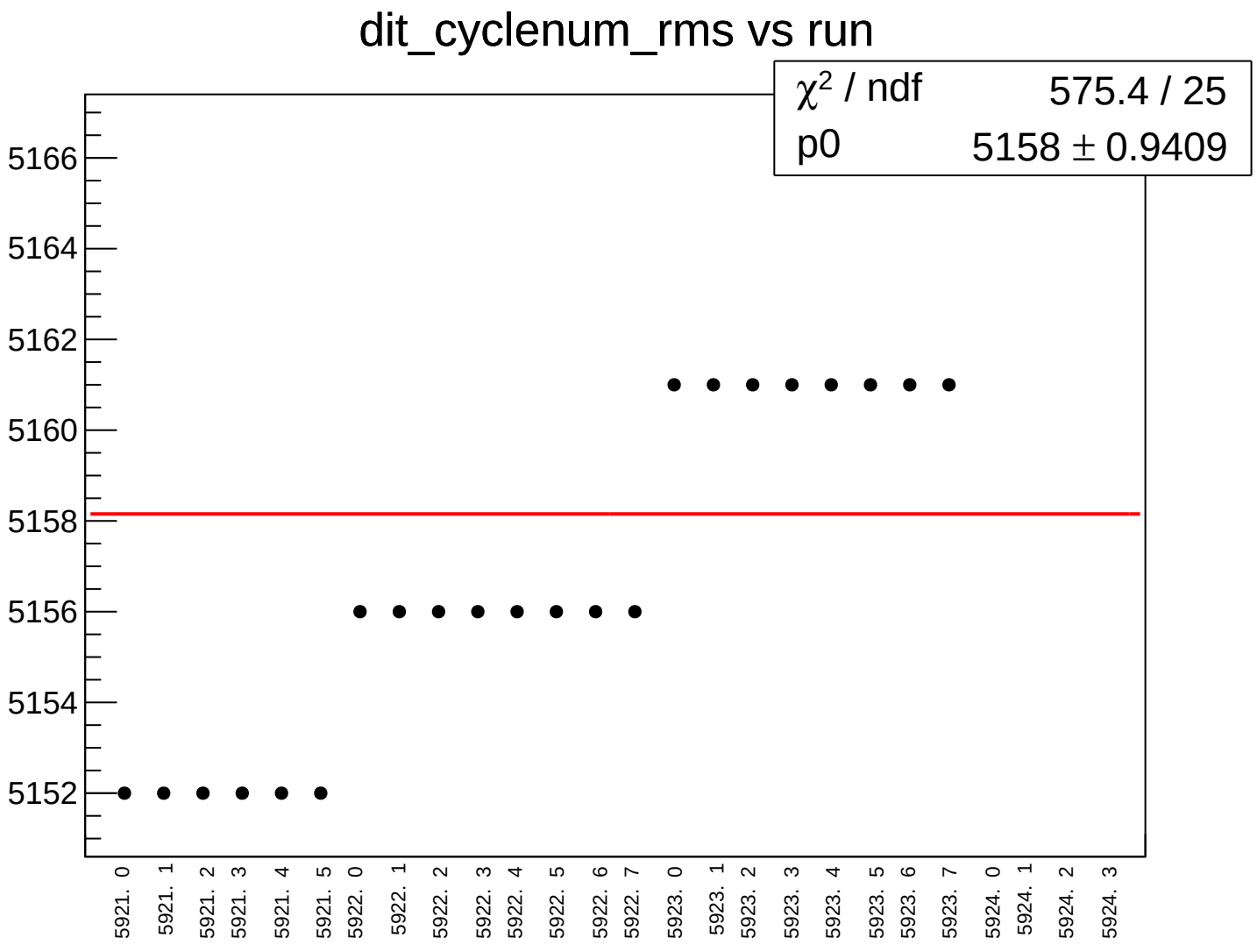
dit_cyclenum_rms vs run
χ² / ndf 575.4 / 25
p0 5158 ± 0.9409
5166
5164
5162
5160
5158
5156
5154
5152
5921. 0
5921. 1
5921. 2
5921. 3
5921. 4
5921. 5
5922. 0
5922. 1
5922. 2
5922. 3
5922. 4
5922. 5
5922. 6
5922. 7
5923. 0
5923. 1
5923. 2
5923. 3
5923. 4
5923. 5
5923. 6
5923. 7
5924. 0
5924. 1
5924. 2
5924. 3

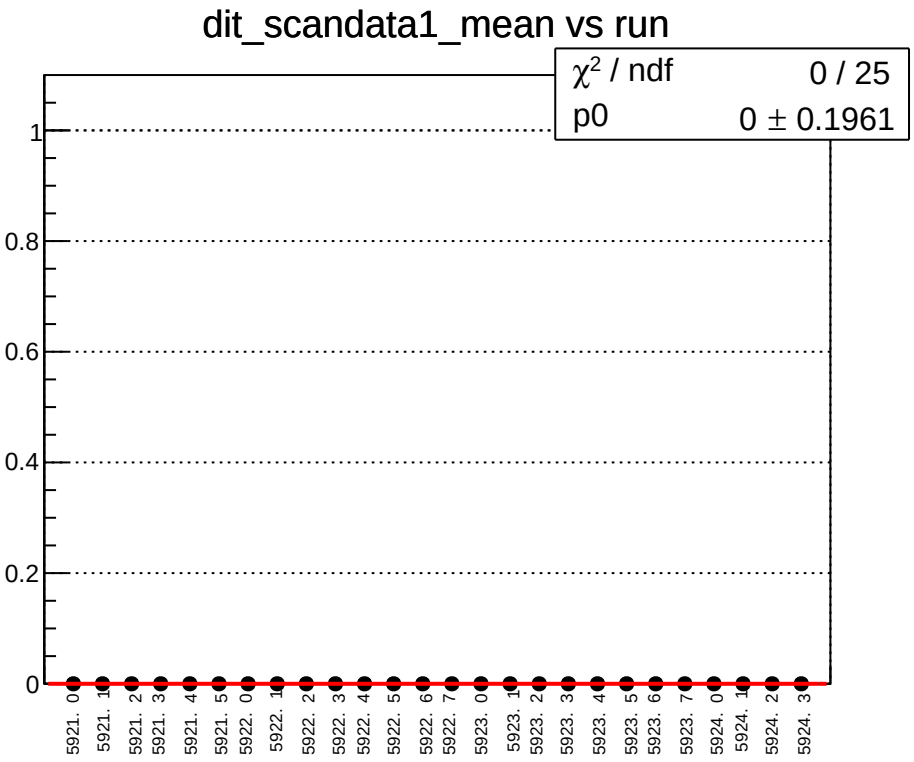
dit_scandata1_mean vs run
χ^2 / ndf 0 / 25
p0 0 ± 0.1961
1
0.8
0.6
0.4
0.2
0
5921. 0
5921. 1
5921. 2
5921. 3
5921. 4
5921. 5
5922. 0
5922. 1
5922. 2
5922. 3
5922. 4
5922. 5
5922. 6
5922. 7
5923. 0
5923. 1
5923. 2
5923. 3
5923. 4
5923. 5
5923. 6
5923. 7
5924. 0
5924. 1
5924. 2
5924. 3

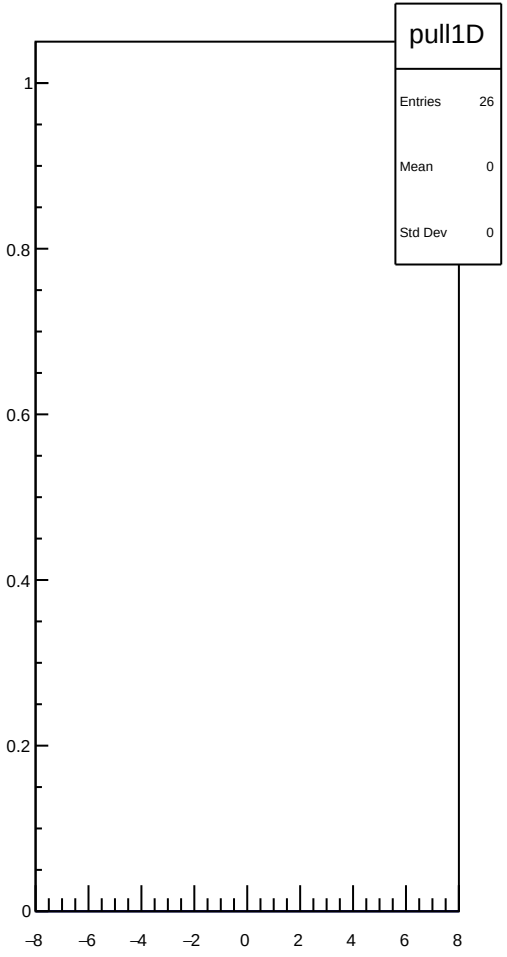
pull1D
Entries 26
Mean 0
Std Dev 0
1
0.8
0.6
0.4
0.2
0
–8
–6
–4
–2
0
2
4
6
8

dit_scandata1_rms vs run

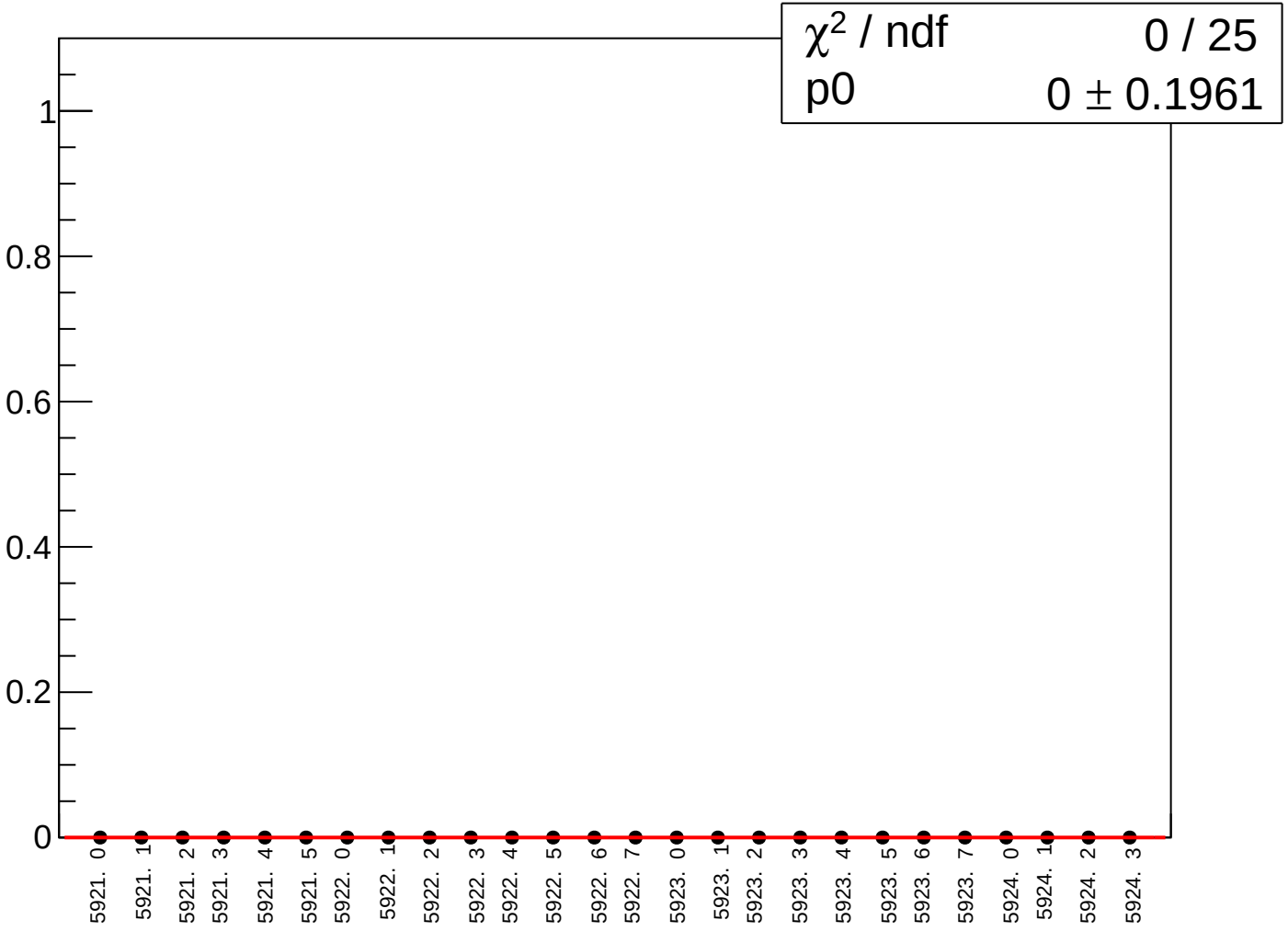

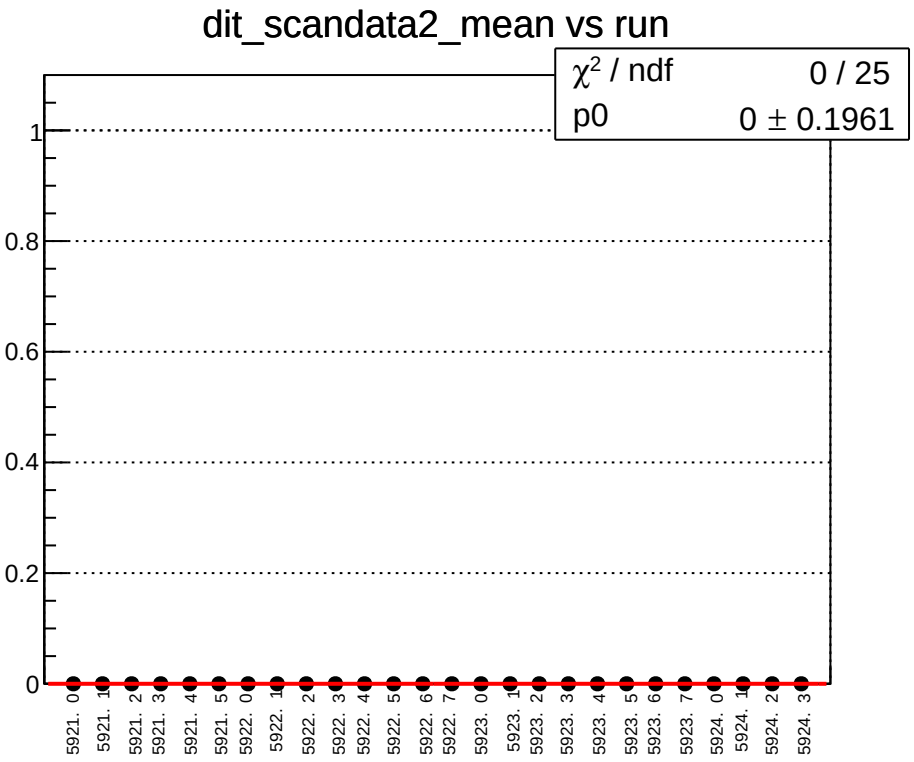
dit_scandata2_mean vs run
χ^2 / ndf 0 / 25
p0 0 ± 0.1961
1
0.8
0.6
0.4
0.2
0
5921. 0
5921. 1
5921. 2
5921. 3
5921. 4
5921. 5
5922. 0
5922. 1
5922. 2
5922. 3
5922. 4
5922. 5
5922. 6
5922. 7
5923. 0
5923. 1
5923. 2
5923. 3
5923. 4
5923. 5
5923. 6
5923. 7
5924. 0
5924. 1
5924. 2
5924. 3

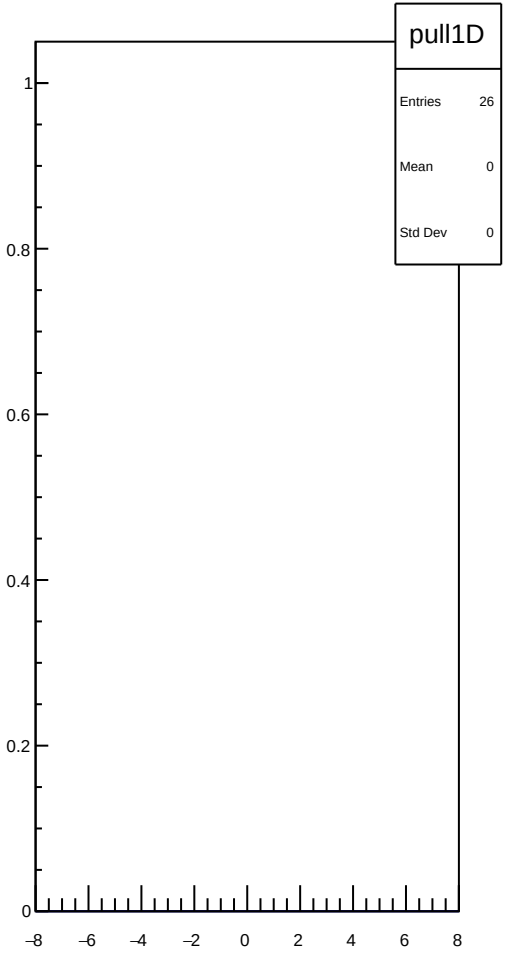
pull1D
Entries 26
Mean 0
Std Dev 0
1
0.8
0.6
0.4
0.2
0
–8
–6
–4
–2
0
2
4
6
8

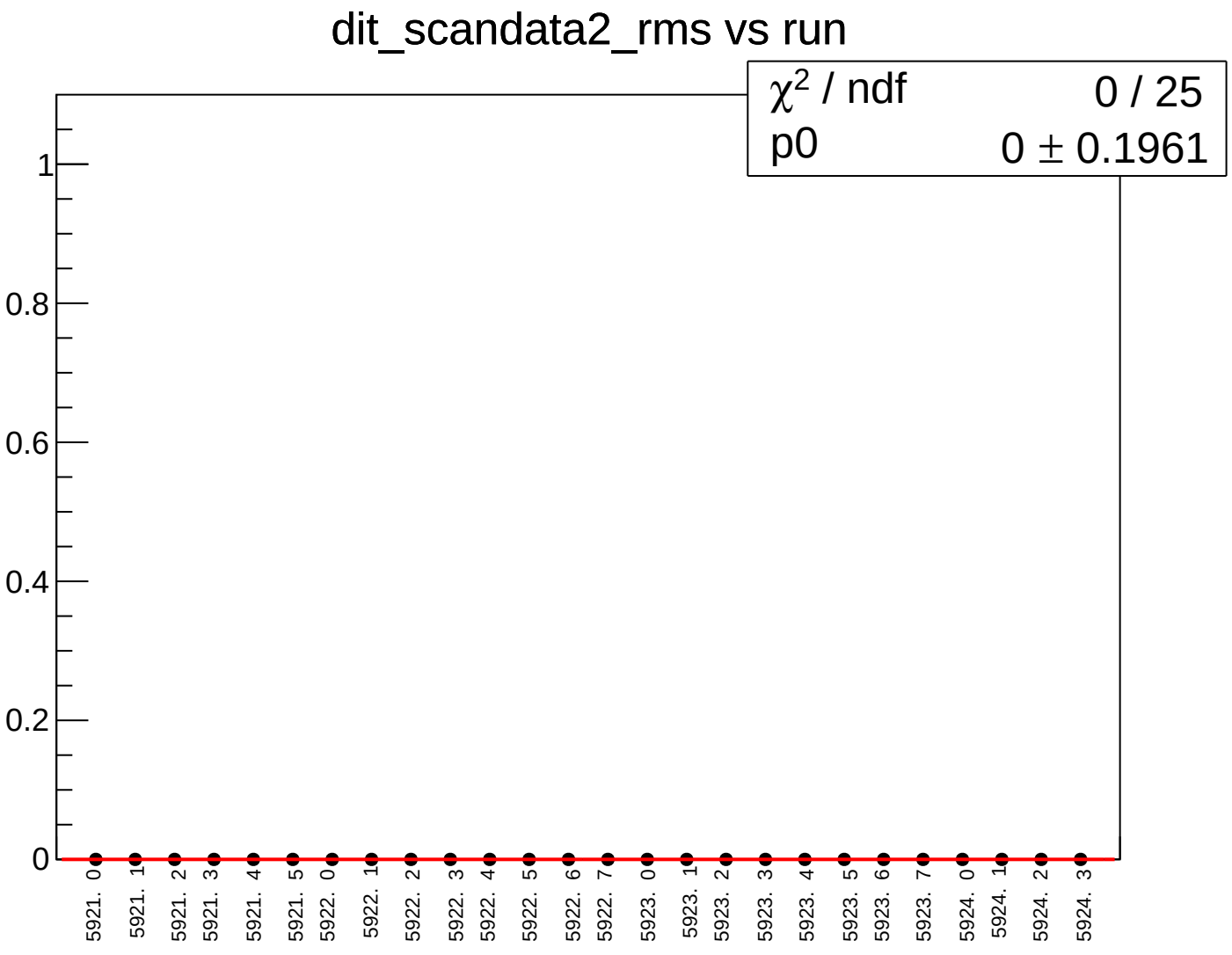
dit_scandata2_rms vs run
χ2 / ndf 0 / 25
p0 0 ± 0.1961
1
0.8
0.6
0.4
0.2
0
5921. 0
5921. 1
5921. 2
5921. 3
5921. 4
5921. 5
5922. 0
5922. 1
5922. 2
5922. 3
5922. 4
5922. 5
5922. 6
5922. 7
5923. 0
5923. 1
5923. 2
5923. 3
5923. 4
5923. 5
5923. 6
5923. 7
5924. 0
5924. 1
5924. 2
5924. 3

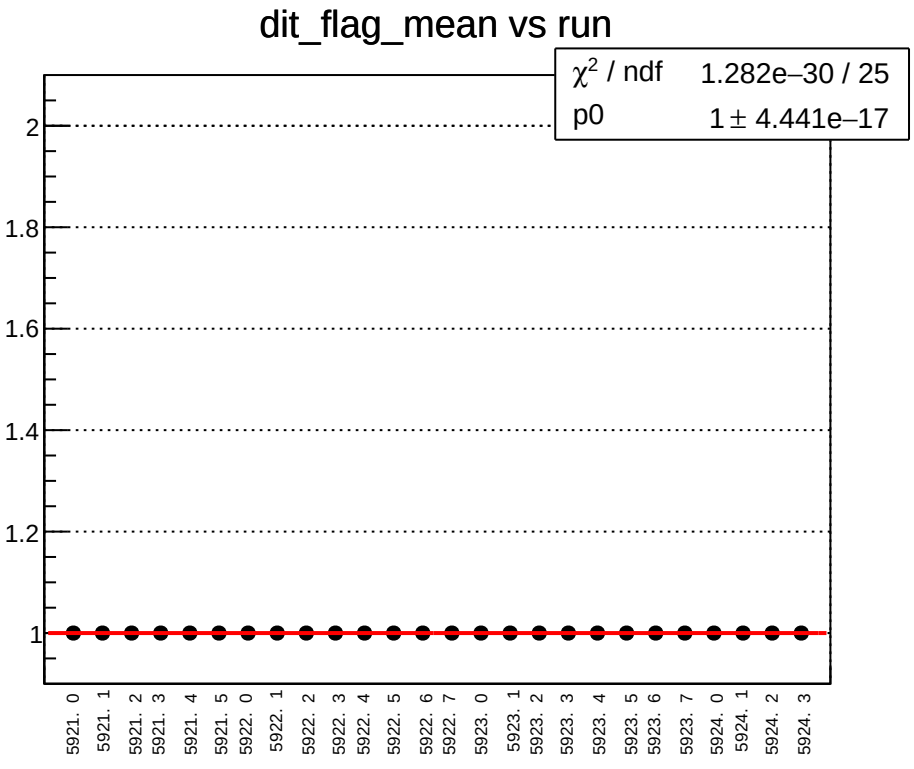
dit_flag_mean vs run
χ^2 / ndf 1.282e–30 / 25
p0 1 ± 4.441e–17
2
1.8
1.6
1.4
1.2
1
5921. 0
5921. 1
5921. 2
5921. 3
5921. 4
5921. 5
5922. 0
5922. 1
5922. 2
5922. 3
5922. 4
5922. 5
5922. 6
5922. 7
5923. 0
5923. 1
5923. 2
5923. 3
5923. 4
5923. 5
5923. 6
5923. 7
5924. 0
5924. 1
5924. 2
5924. 3

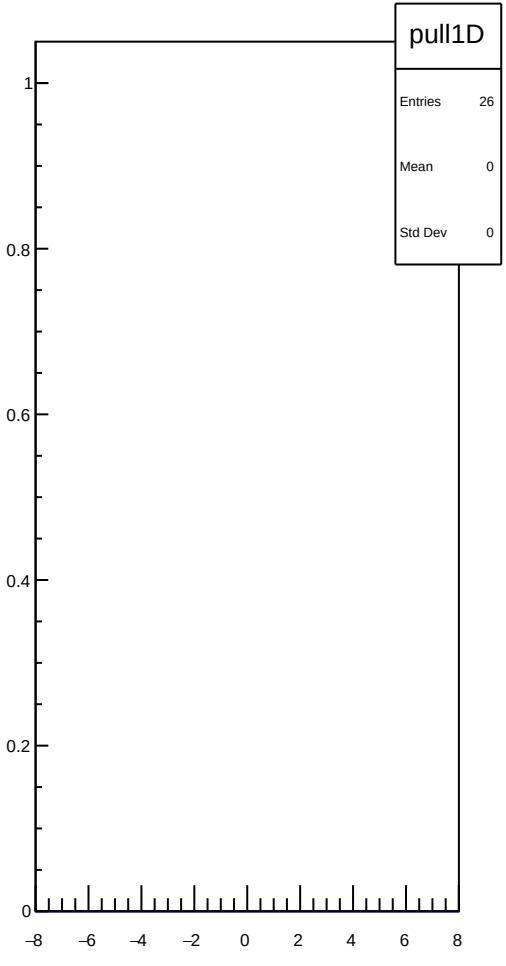
pull1D
Entries 26
Mean 0
Std Dev 0
1
0.8
0.6
0.4
0.2
0
–8
–6
–4
–2
0
2
4
6
8

dit_flag_rms vs run

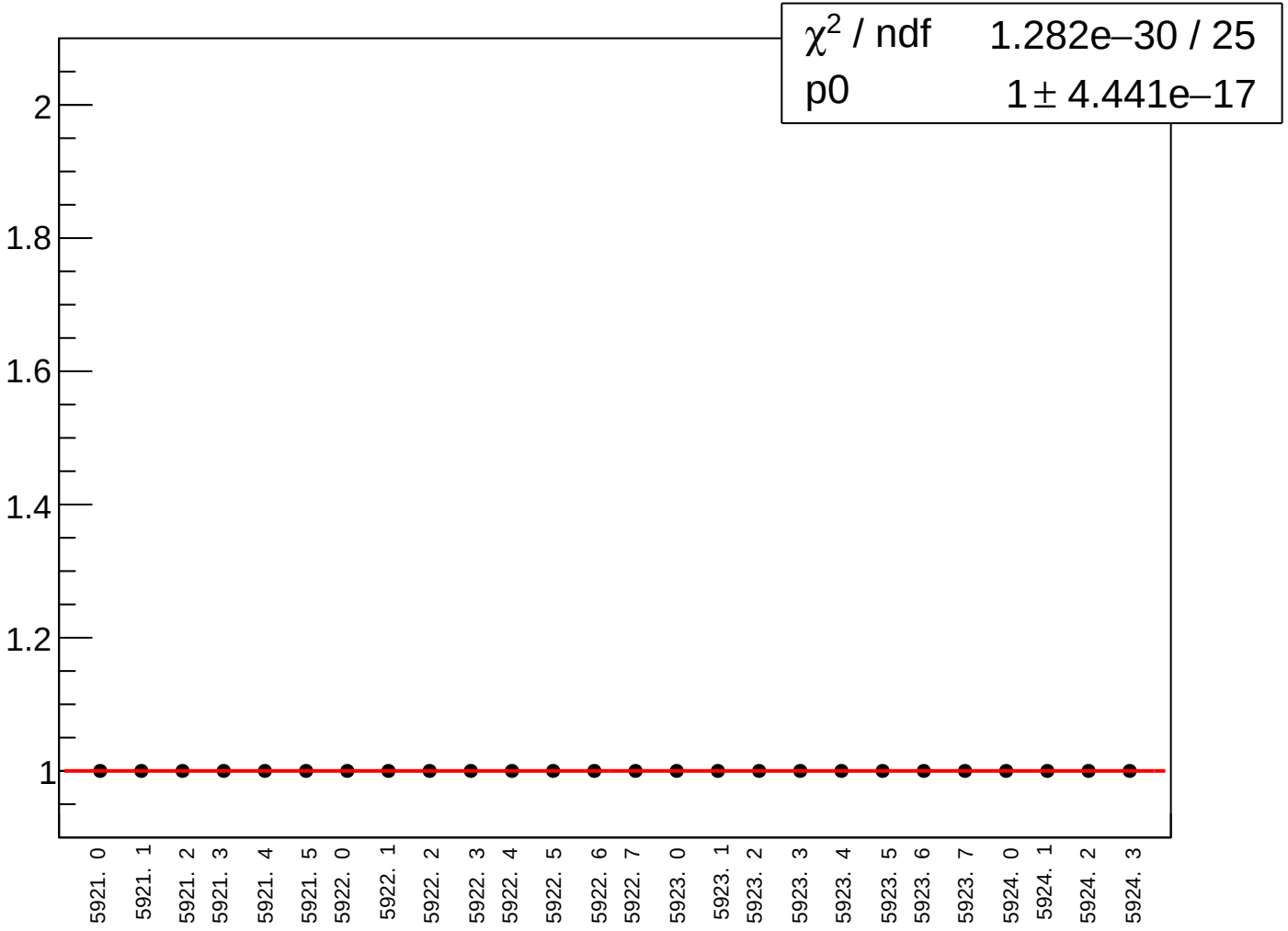

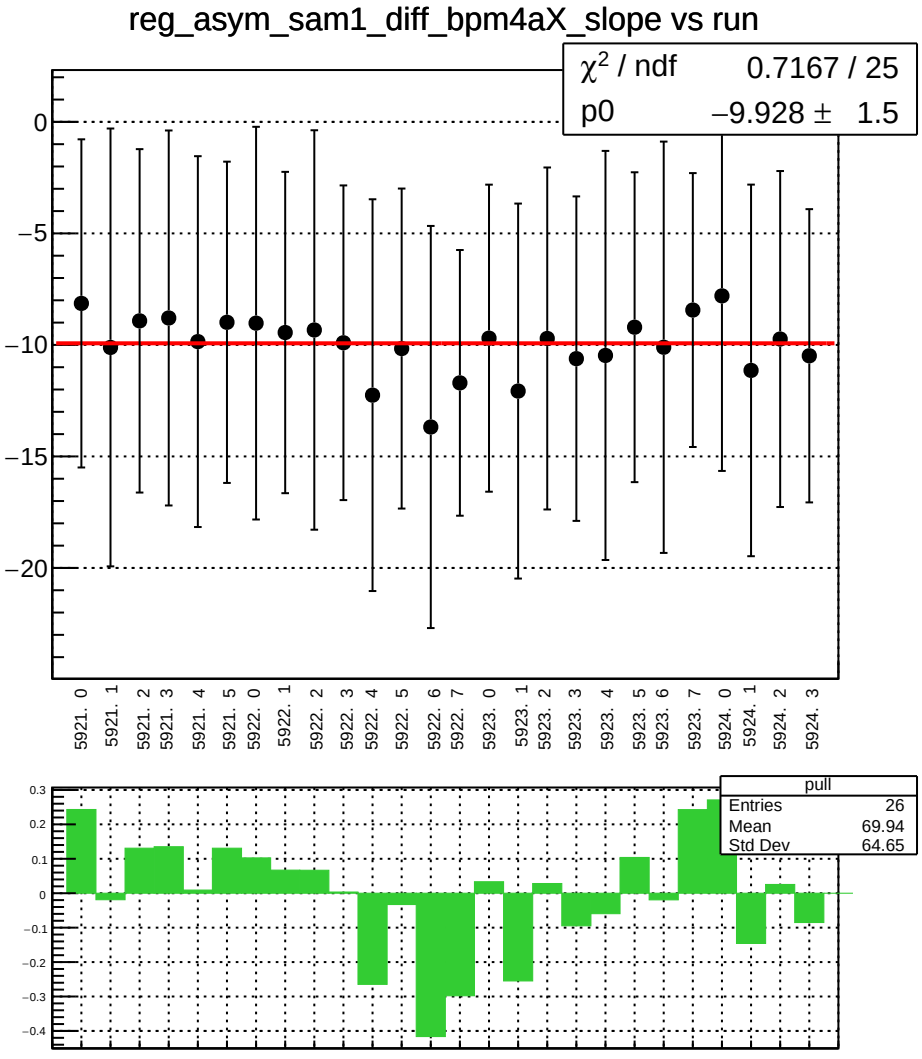
reg_asym_sam1_diff_bpm4aX_slope vs run
χ^2 / ndf 0.7167 / 25
p0 −9.928 ± 1.5
0
−5
−10
−15
−20
5921. 0
5921. 1
5921. 2
5921. 3
5921. 4
5921. 5
5922. 0
5922. 1
5922. 2
5922. 3
5922. 4
5922. 5
5922. 6
5922. 7
5923. 0
5923. 1
5923. 2
5923. 3
5923. 4
5923. 5
5923. 6
5923. 7
5924. 0
5924. 1
5924. 2
5924. 3
pull
Entries 26
Mean 69.94
Std Dev 64.65
0.3
0.2
0.1
0
−0.1
−0.2
−0.3
−0.4

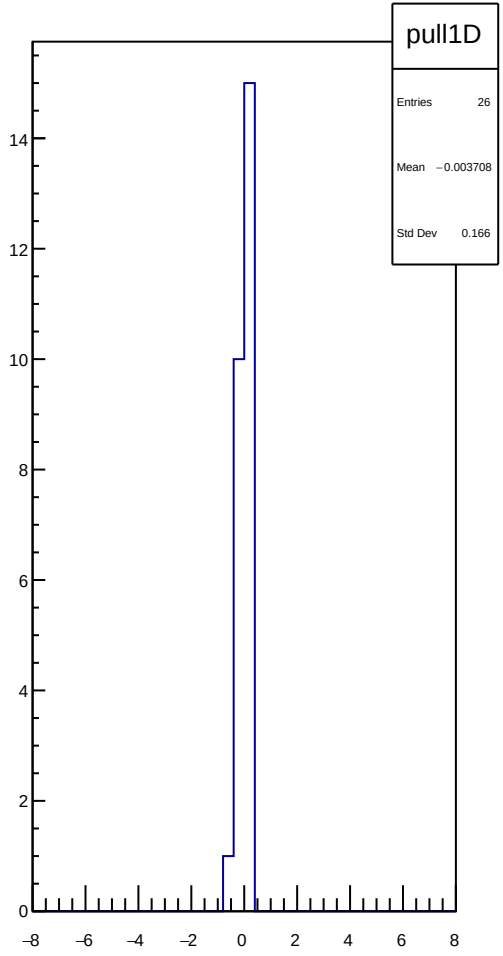
pull1D
Entries 26
Mean −0.003708
Std Dev 0.166
14
12
10
8
6
4
2
0
−8
−6
−4
−2
0
2
4
6
8

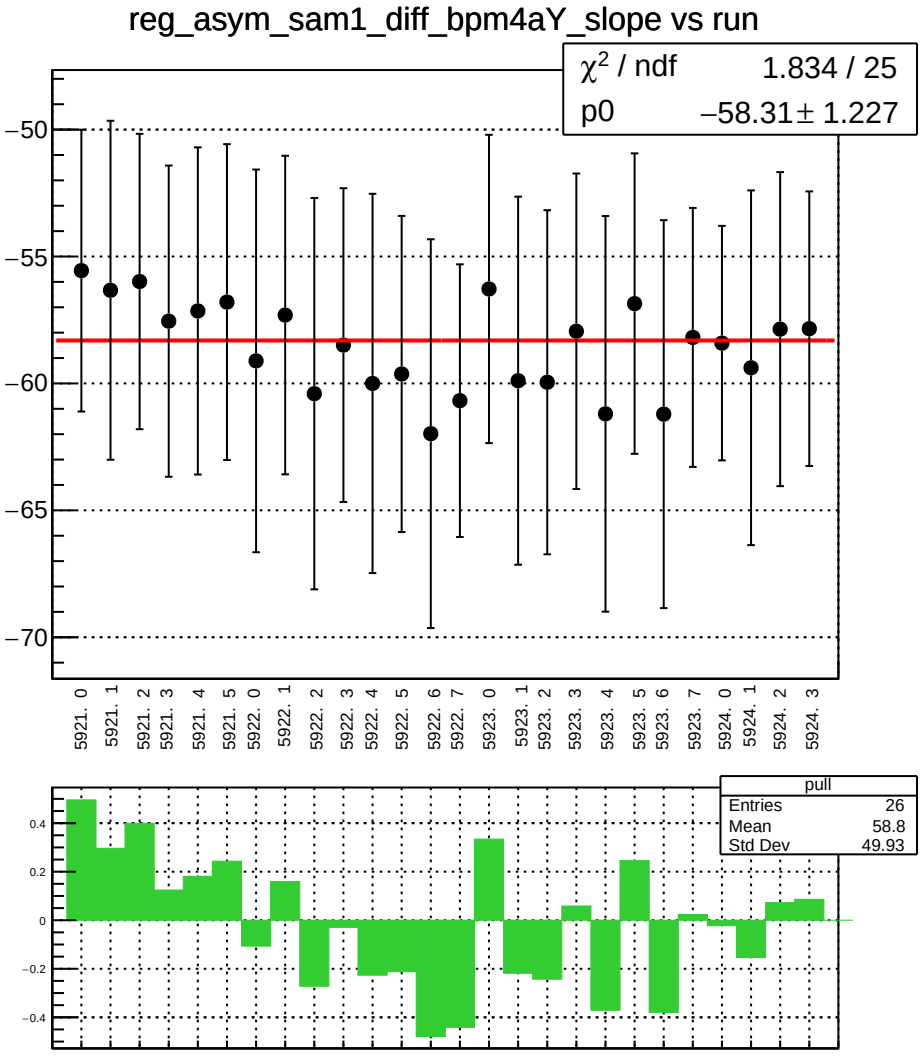
reg_asym_sam1_diff_bpm4aY_slope vs run
χ² / ndf 1.834 / 25
p0 −58.31 ± 1.227
−50
−55
−60
−65
−70
5921. 0
5921. 1
5921. 2
5921. 3
5921. 4
5921. 5
5922. 0
5922. 1
5922. 2
5922. 3
5922. 4
5922. 5
5922. 6
5922. 7
5923. 0
5923. 1
5923. 2
5923. 3
5923. 4
5923. 5
5923. 6
5923. 7
5924. 0
5924. 1
5924. 2
5924. 3
pull
Entries 26
Mean 58.8
Std Dev 49.93
0.4
0.2
0
−0.2
−0.4

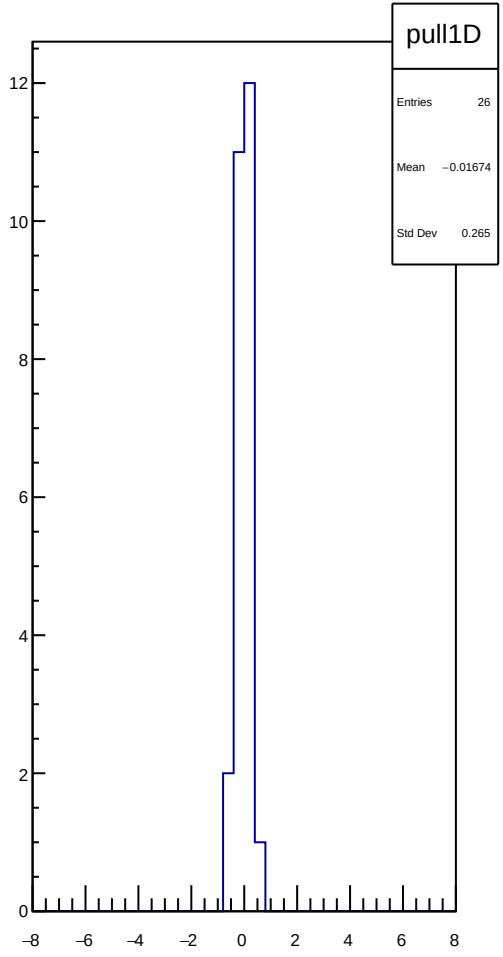
pull1D
Entries 26
Mean −0.01674
Std Dev 0.265
12
10
8
6
4
2
0
−8
−6
−4
−2
0
2
4
6
8

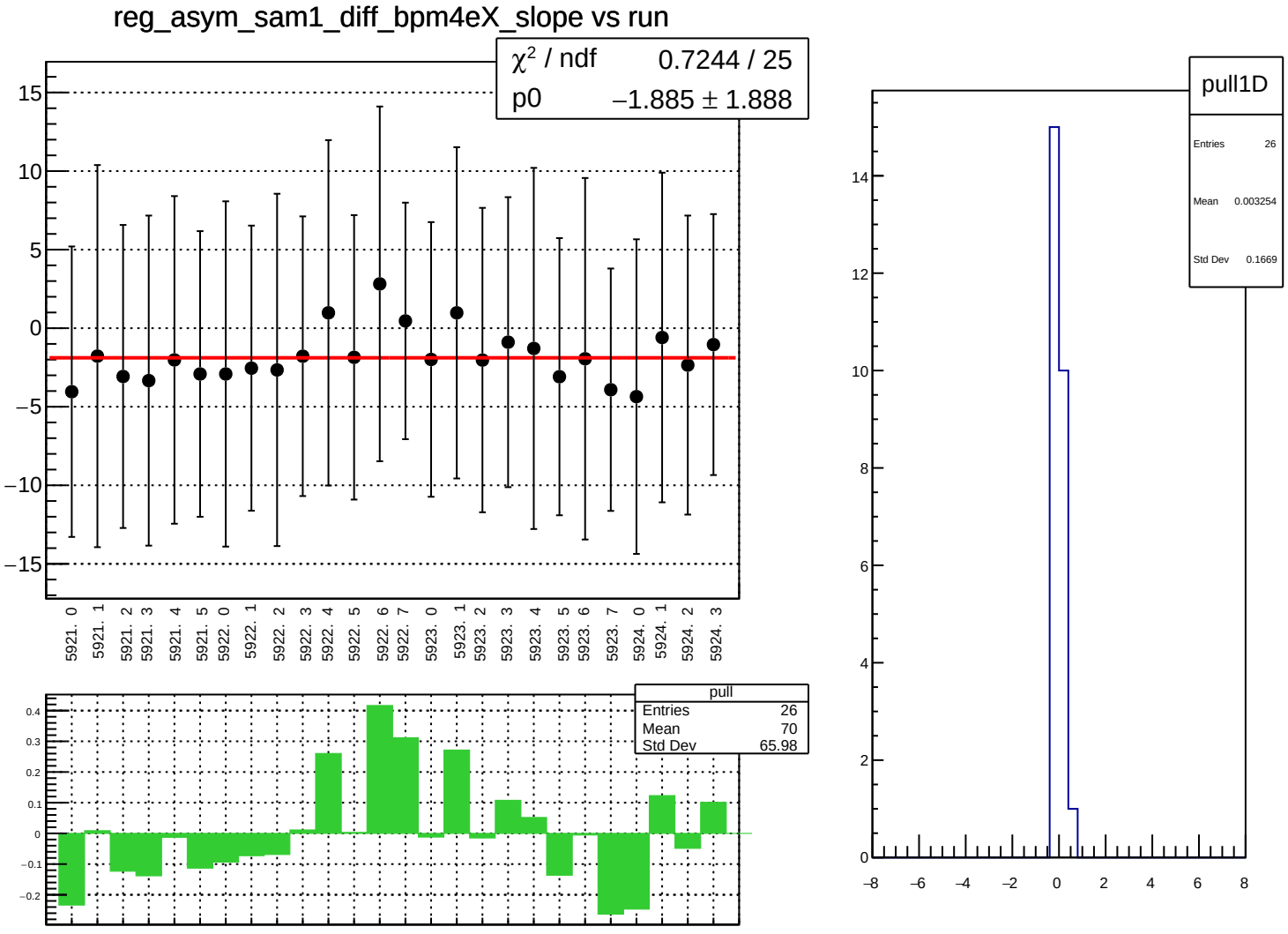
reg_asym_sam1_diff_bpm4eX_slope vs run
χ² / ndf 0.7244 / 25
p0 −1.885 ± 1.888
15
10
5
0
−5
−10
−15
5921. 0
5921. 1
5921. 2
5921. 3
5921. 4
5921. 5
5922. 0
5922. 1
5922. 2
5922. 3
5922. 4
5922. 5
5922. 6
5922. 7
5923. 0
5923. 1
5923. 2
5923. 3
5923. 4
5923. 5
5923. 6
5923. 7
5924. 0
5924. 1
5924. 2
5924. 3
pull
Entries 26
Mean 70
Std Dev 65.98
0.4
0.3
0.2
0.1
0
−0.1
−0.2
pull1D
Entries 26
Mean 0.003254
Std Dev 0.1669
14
12
10
8
6
4
2
0
−8
−6
−4
−2
0
2
4
6
8

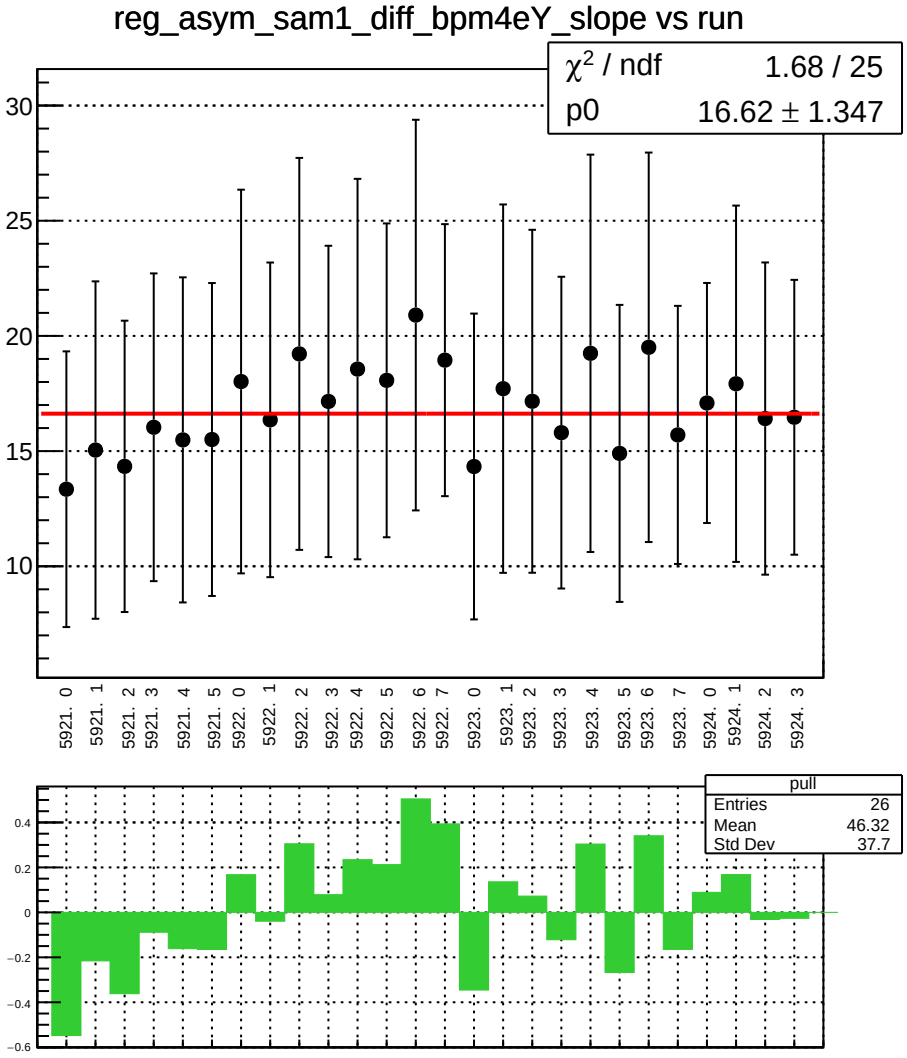
reg_asym_sam1_diff_bpm4eY_slope vs run
χ² / ndf 1.68 / 25
p0 16.62 ± 1.347
30
25
20
15
10
5921. 0
5921. 1
5921. 2
5921. 3
5921. 4
5921. 5
5922. 0
5922. 1
5922. 2
5922. 3
5922. 4
5922. 5
5922. 6
5922. 7
5923. 0
5923. 1
5923. 2
5923. 3
5923. 4
5923. 5
5923. 6
5923. 7
5924. 0
5924. 1
5924. 2
5924. 3
pull
Entries 26
Mean 46.32
Std Dev 37.7
0.4
0.2
0
−0.2
−0.4
−0.6


pull1D
Entries 26
Mean 0.01804
Std Dev 0.2536
12
10
8
6
4
2
0
−8
−6
−4
−2
0
2
4
6
8

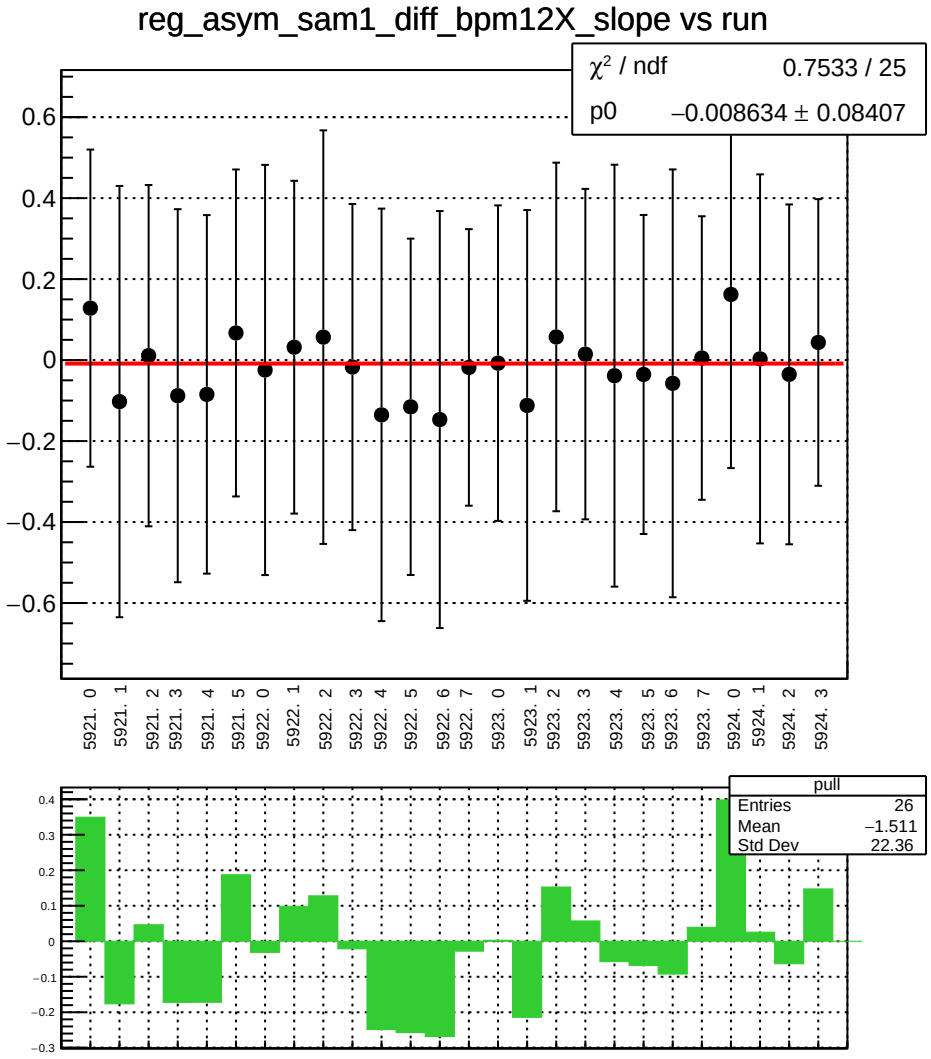
reg_asym_sam1_diff_bpm12X_slope vs run
χ² / ndf 0.7533 / 25
p0 −0.008634 ± 0.08407
0.6
0.4
0.2
0
−0.2
−0.4
−0.6
5921. 0
5921. 1
5921. 2
5921. 3
5921. 4
5921. 5
5922. 0
5922. 1
5922. 2
5922. 3
5922. 4
5922. 5
5922. 6
5922. 7
5923. 0
5923. 1
5923. 2
5923. 3
5923. 4
5923. 5
5923. 6
5923. 7
5924. 0
5924. 1
5924. 2
5924. 3
pull
Entries 26
Mean −1.511
Std Dev 22.36
0.4
0.3
0.2
0.1
0
−0.1
−0.2
−0.3

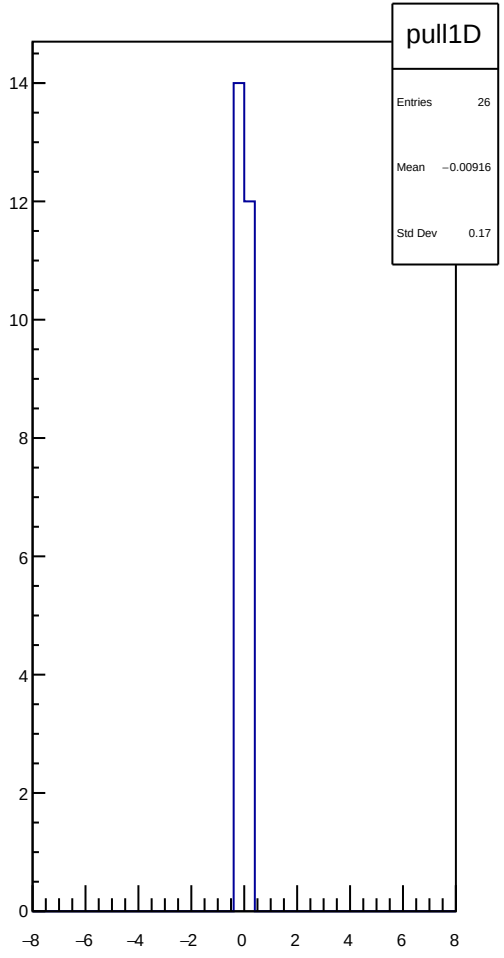
pull1D
Entries 26
Mean −0.00916
Std Dev 0.17
14
12
10
8
6
4
2
0
−8
−6
−4
−2
0
2
4
6
8

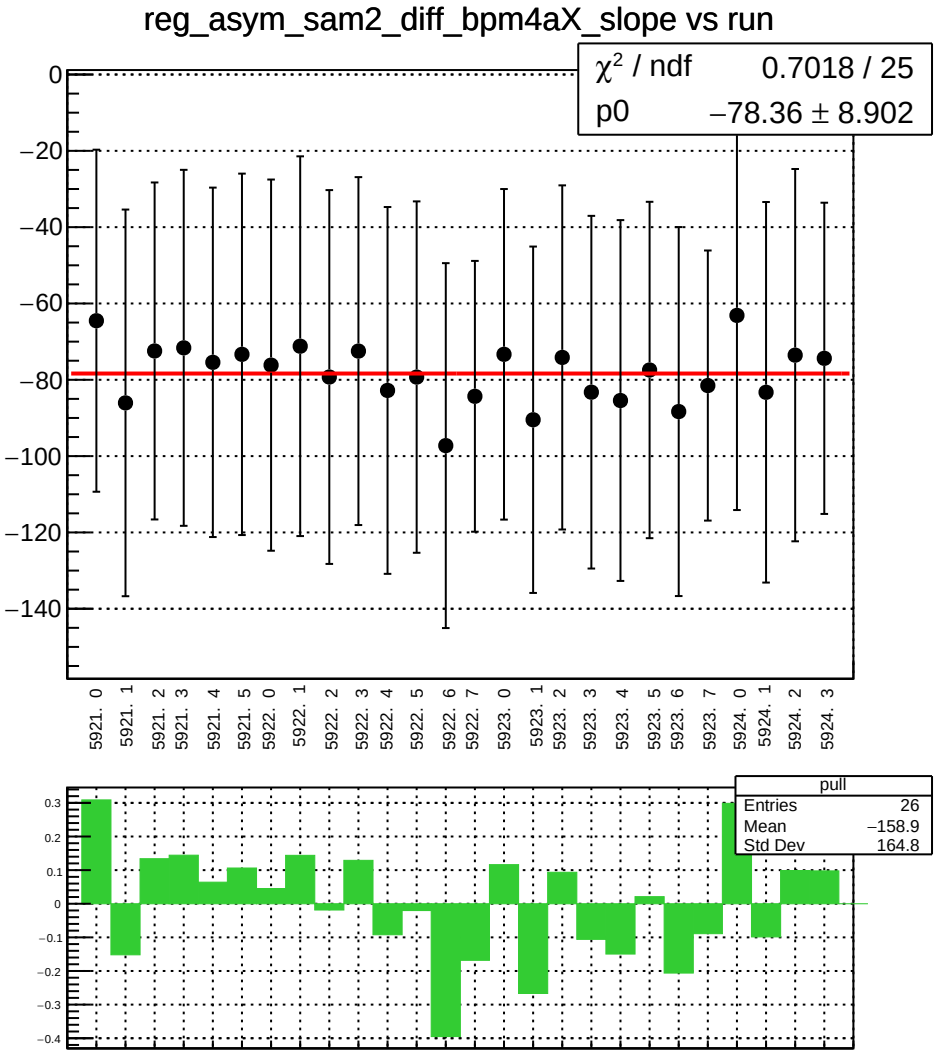
reg_asym_sam2_diff_bpm4aX_slope vs run
χ² / ndf 0.7018 / 25
p0 −78.36 ± 8.902
0
−20
−40
−60
−80
−100
−120
−140
5921. 0
5921. 1
5921. 2
5921. 3
5921. 4
5921. 5
5922. 0
5922. 1
5922. 2
5922. 3
5922. 4
5922. 5
5922. 6
5922. 7
5923. 0
5923. 1
5923. 2
5923. 3
5923. 4
5923. 5
5923. 6
5923. 7
5924. 0
5924. 1
5924. 2
5924. 3
pull
Entries 26
Mean −158.9
Std Dev 164.8
0.3
0.2
0.1
0
−0.1
−0.2
−0.3
−0.4

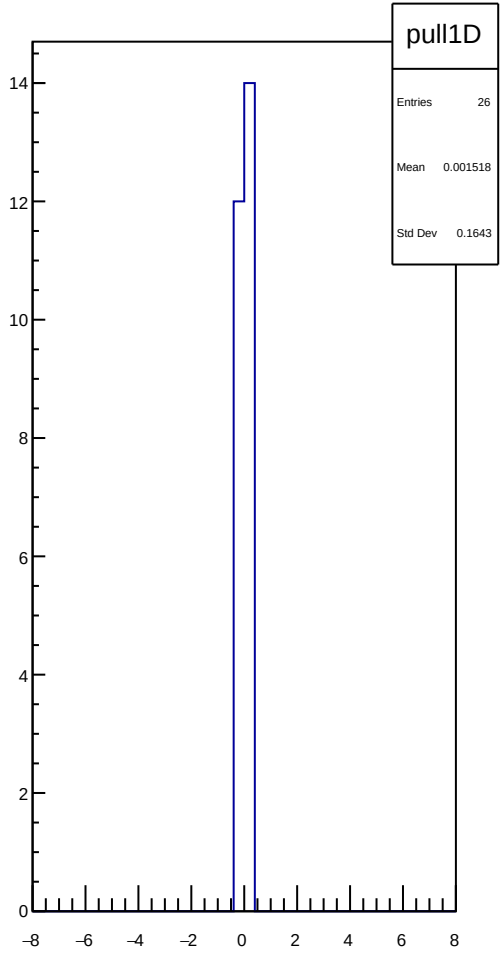
pull1D
Entries 26
Mean 0.001518
Std Dev 0.1643
14
12
10
8
6
4
2
0
−8
−6
−4
−2
0
2
4
6
8

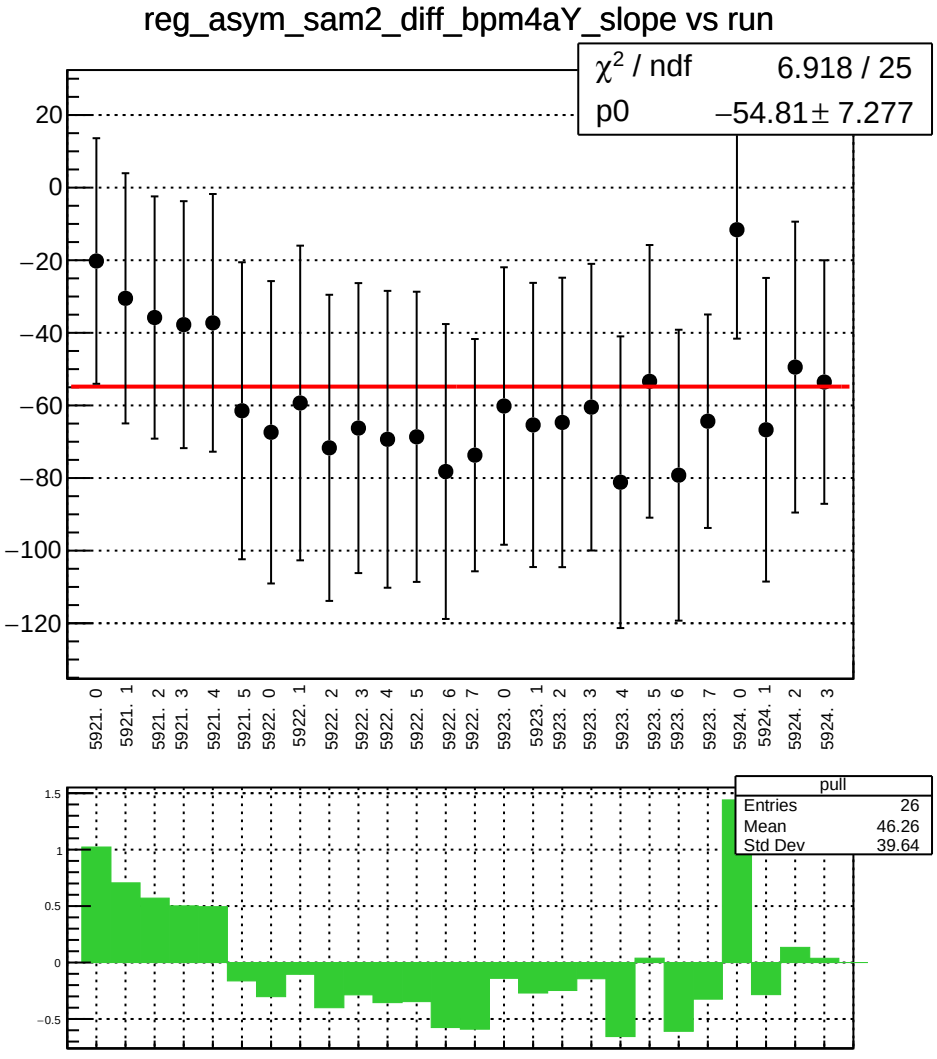
reg_asym_sam2_diff_bpm4aY_slope vs run
χ2 / ndf 6.918 / 25
p0 −54.81 ± 7.277
20
0
−20
−40
−60
−80
−100
−120
5921. 0
5921. 1
5921. 2
5921. 3
5921. 4
5921. 5
5922. 0
5922. 1
5922. 2
5922. 3
5922. 4
5922. 5
5922. 6
5922. 7
5923. 0
5923. 1
5923. 2
5923. 3
5923. 4
5923. 5
5923. 6
5923. 7
5924. 0
5924. 1
5924. 2
5924. 3
pull
Entries 26
Mean 46.26
Std Dev 39.64
1.5
1
0.5
0
−0.5

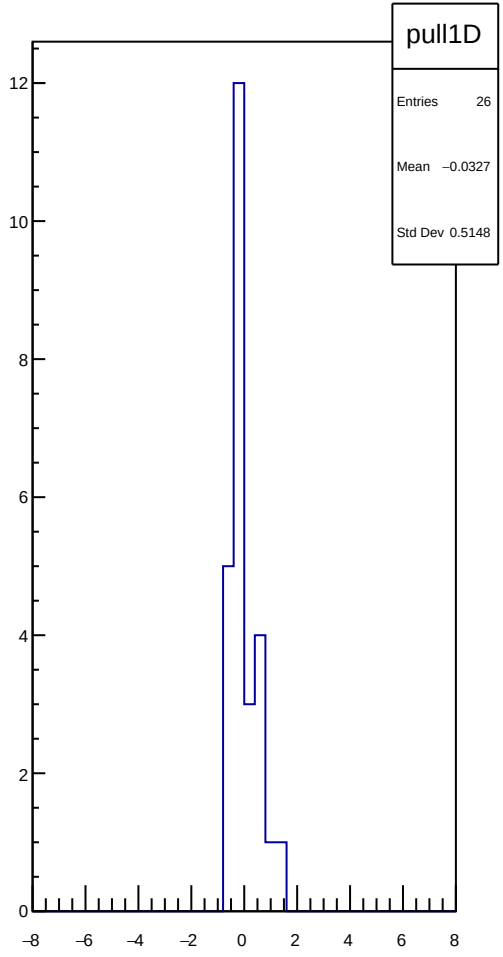
pull1D
Entries 26
Mean −0.0327
Std Dev 0.5148
12
10
8
6
4
2
0
−8
−6
−4
−2
0
2
4
6
8

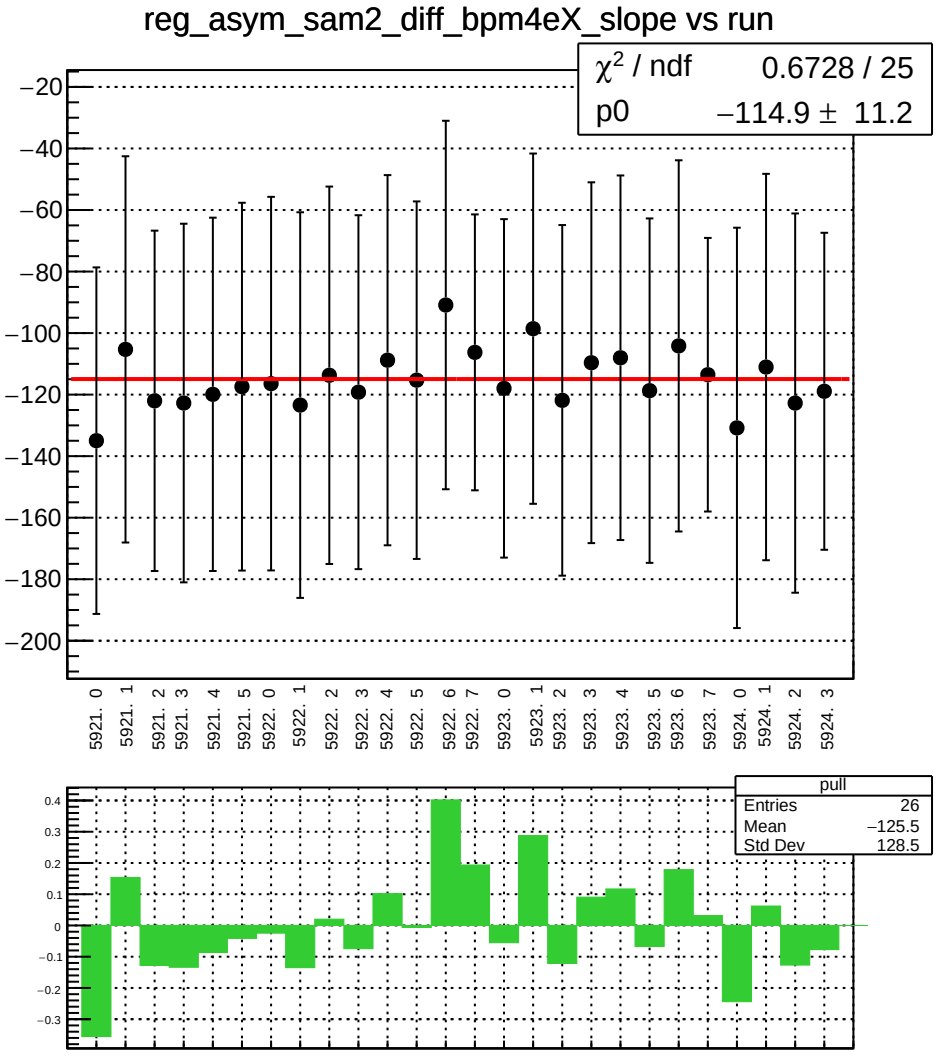
reg_asym_sam2_diff_bpm4eX_slope vs run
χ² / ndf 0.6728 / 25
p0 −114.9 ± 11.2
−20
−40
−60
−80
−100
−120
−140
−160
−180
−200
5921. 0
5921. 1
5921. 2
5921. 3
5921. 4
5921. 5
5922. 0
5922. 1
5922. 2
5922. 3
5922. 4
5922. 5
5922. 6
5922. 7
5923. 0
5923. 1
5923. 2
5923. 3
5923. 4
5923. 5
5923. 6
5923. 7
5924. 0
5924. 1
5924. 2
5924. 3
pull
Entries 26
Mean −125.5
Std Dev 128.5
0.4
0.3
0.2
0.1
0
−0.1
−0.2
−0.3

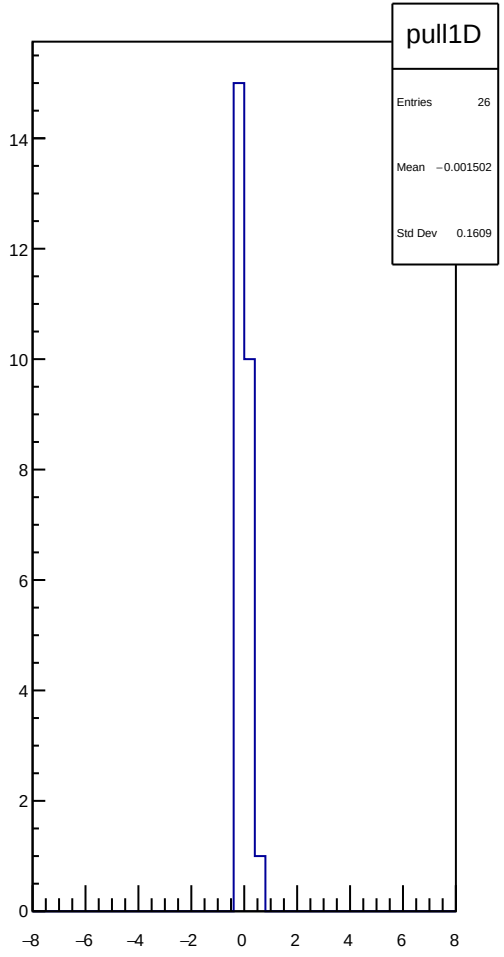
pull1D
Entries 26
Mean −0.001502
Std Dev 0.1609
14
12
10
8
6
4
2
0
−8
−6
−4
−2
0
2
4
6
8

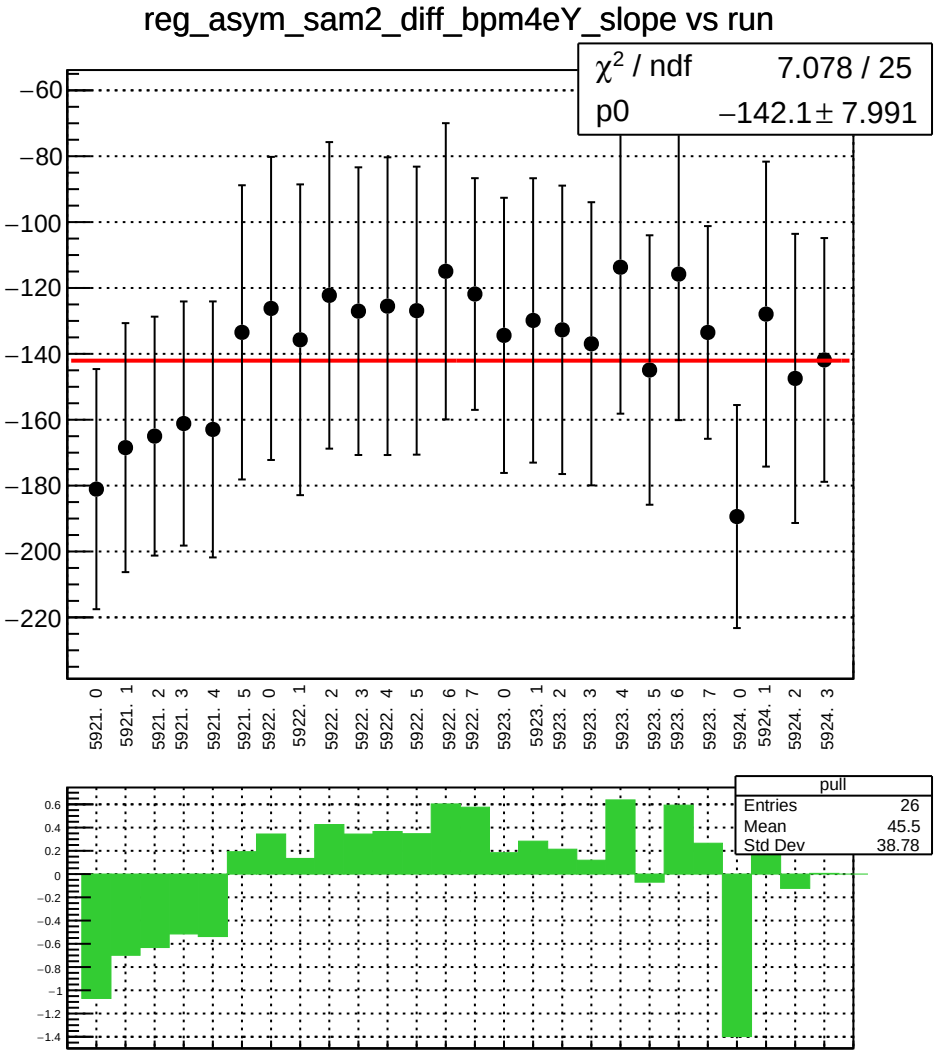
reg_asym_sam2_diff_bpm4eY_slope vs run
χ² / ndf 7.078 / 25
p0 −142.1 ± 7.991
−60
−80
−100
−120
−140
−160
−180
−200
−220
5921. 0
5921. 1
5921. 2
5921. 3
5921. 4
5921. 5
5922. 0
5922. 1
5922. 2
5922. 3
5922. 4
5922. 5
5922. 6
5922. 7
5923. 0
5923. 1
5923. 2
5923. 3
5923. 4
5923. 5
5923. 6
5923. 7
5924. 0
5924. 1
5924. 2
5924. 3
pull
Entries 26
Mean 45.5
Std Dev 38.78
0.6
0.4
0.2
0
−0.2
−0.4
−0.6
−0.8
−1
−1.2
−1.4

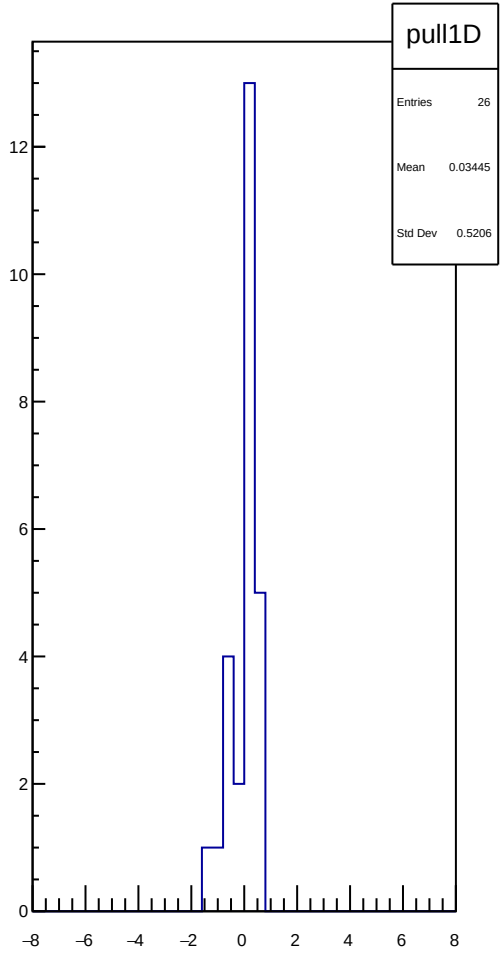
pull1D
Entries 26
Mean 0.03445
Std Dev 0.5206
12
10
8
6
4
2
0
−8
−6
−4
−2
0
2
4
6
8

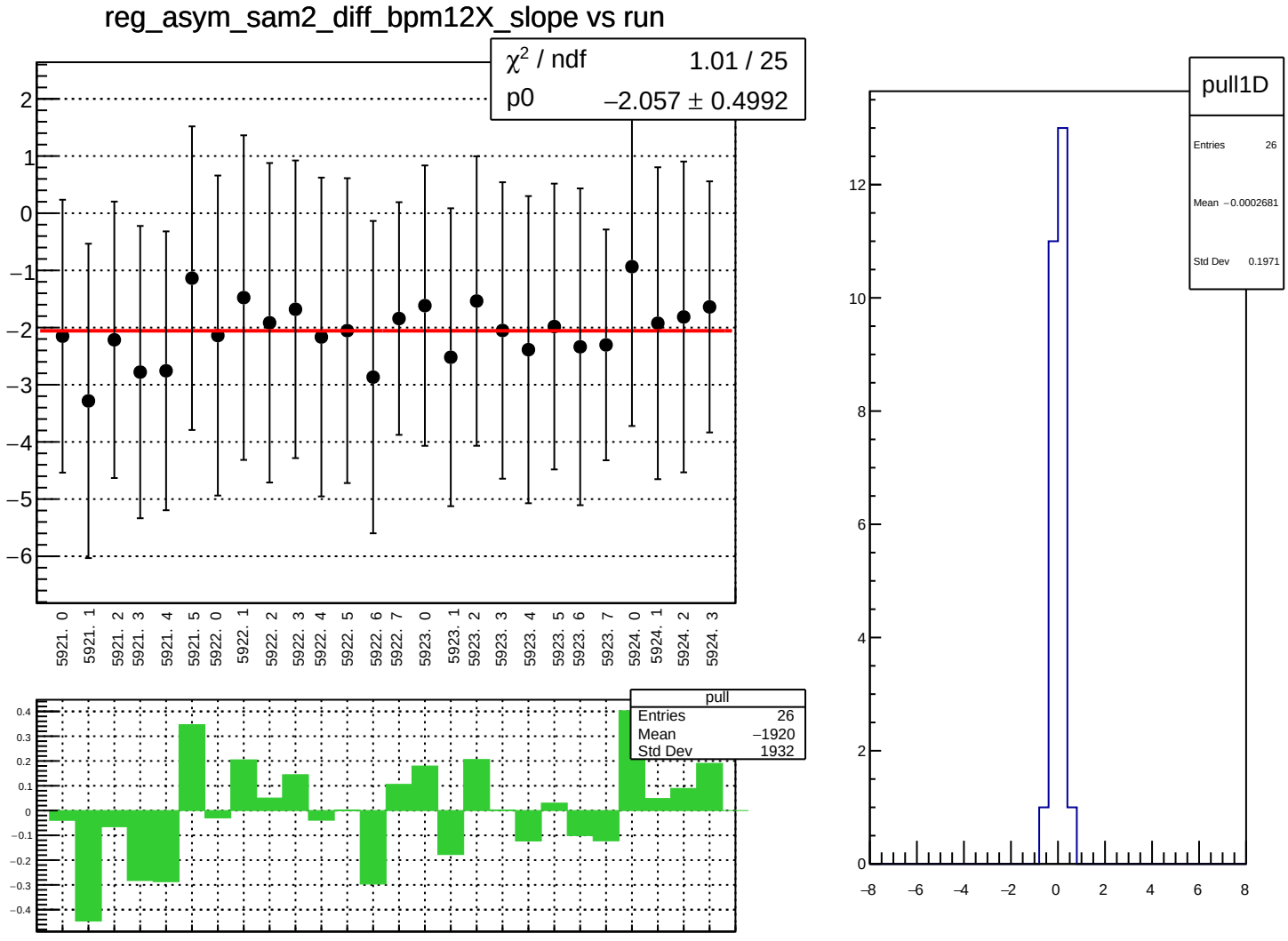
reg_asym_sam2_diff_bpm12X_slope vs run
χ^2 / ndf 1.01 / 25
p0 −2.057 ± 0.4992
5921. 0
5921. 1
5921. 2
5921. 3
5921. 4
5921. 5
5922. 0
5922. 1
5922. 2
5922. 3
5922. 4
5922. 5
5922. 6
5922. 7
5923. 0
5923. 1
5923. 2
5923. 3
5923. 4
5923. 5
5923. 6
5923. 7
5924. 0
5924. 1
5924. 2
5924. 3
pull
Entries 26
Mean −1920
Std Dev 1932
pull1D
Entries 26
Mean −0.0002681
Std Dev 0.1971

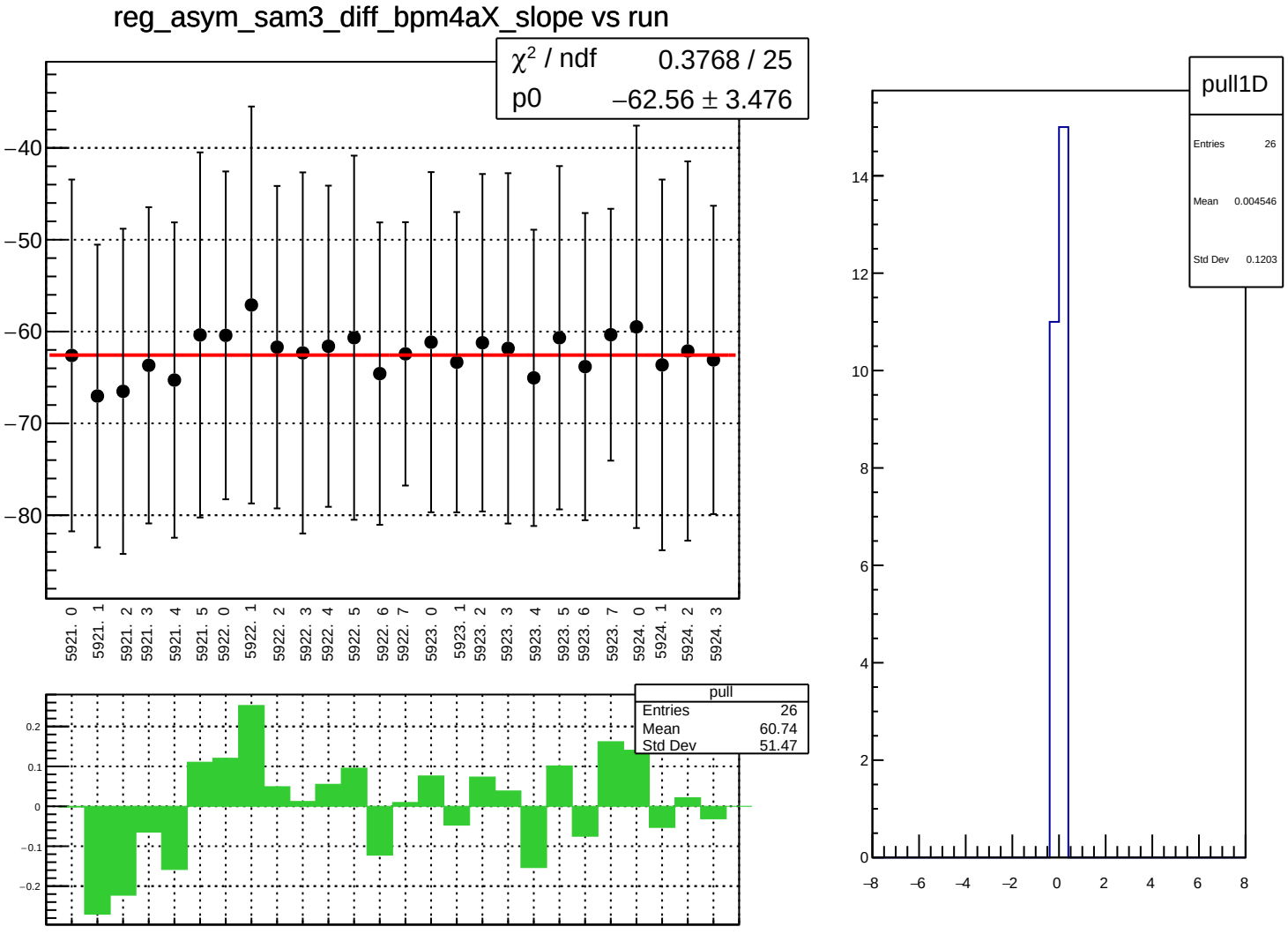
reg_asym_sam3_diff_bpm4aX_slope vs run
χ² / ndf 0.3768 / 25
p0 −62.56 ± 3.476
−40
−50
−60
−70
−80
5921. 0
5921. 1
5921. 2
5921. 3
5921. 4
5921. 5
5922. 0
5922. 1
5922. 2
5922. 3
5922. 4
5922. 5
5922. 6
5922. 7
5923. 0
5923. 1
5923. 2
5923. 3
5923. 4
5923. 5
5923. 6
5923. 7
5924. 0
5924. 1
5924. 2
5924. 3
pull
Entries 26
Mean 60.74
Std Dev 51.47
0.2
0.1
0
−0.1
−0.2
pull1D
Entries 26
Mean 0.004546
Std Dev 0.1203
14
12
10
8
6
4
2
0
−8
−6
−4
−2
0
2
4
6
8

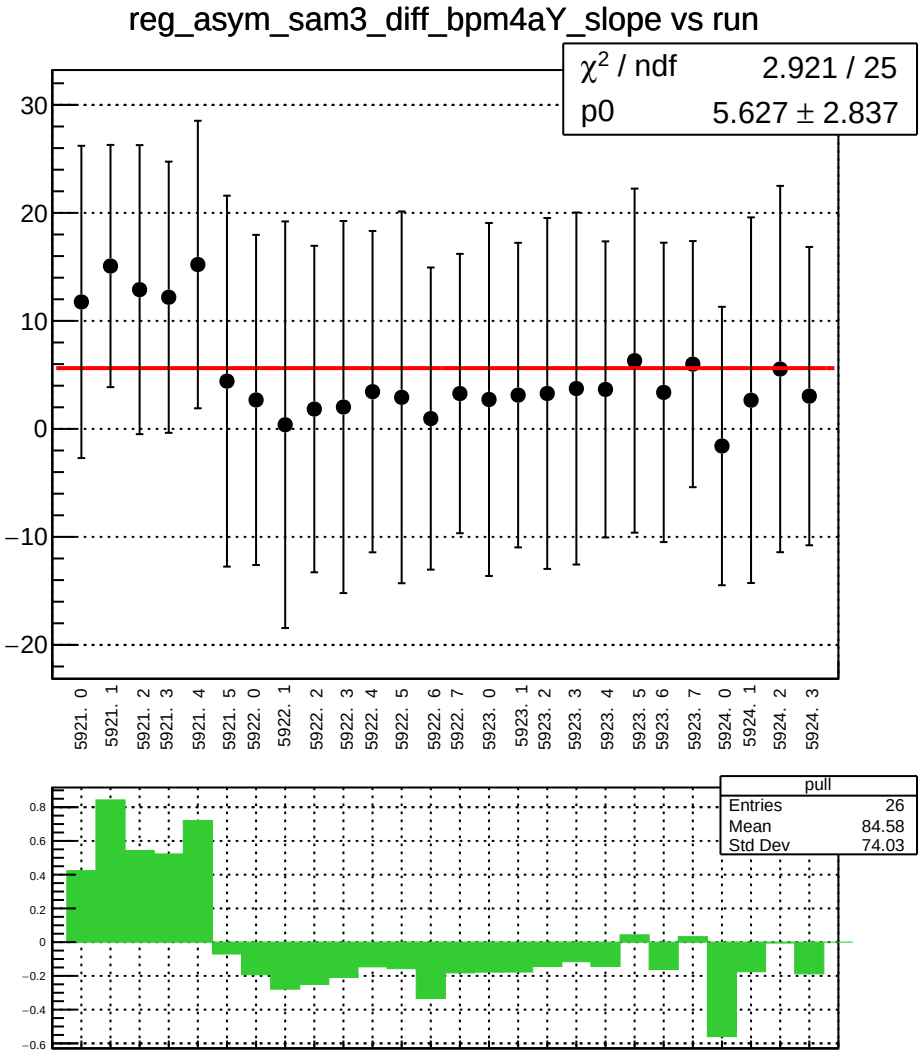
reg_asym_sam3_diff_bpm4aY_slope vs run
χ² / ndf 2.921 / 25
p0 5.627 ± 2.837
30
20
10
0
−10
−20
5921. 0
5921. 1
5921. 2
5921. 3
5921. 4
5921. 5
5922. 0
5922. 1
5922. 2
5922. 3
5922. 4
5922. 5
5922. 6
5922. 7
5923. 0
5923. 1
5923. 2
5923. 3
5923. 4
5923. 5
5923. 6
5923. 7
5924. 0
5924. 1
5924. 2
5924. 3
pull
Entries 26
Mean 84.58
Std Dev 74.03
0.8
0.6
0.4
0.2
0
−0.2
−0.4
−0.6

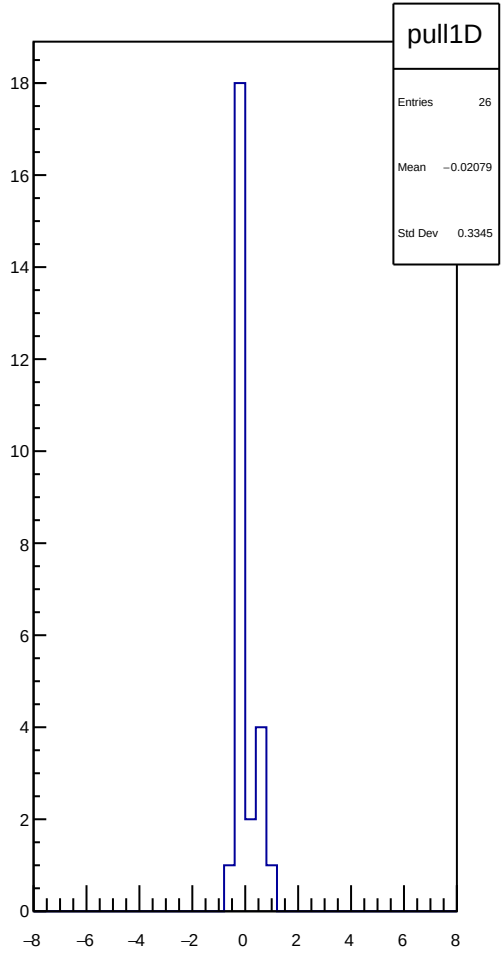
pull1D
Entries 26
Mean −0.02079
Std Dev 0.3345
18
16
14
12
10
8
6
4
2
0
−8
−6
−4
−2
0
2
4
6
8

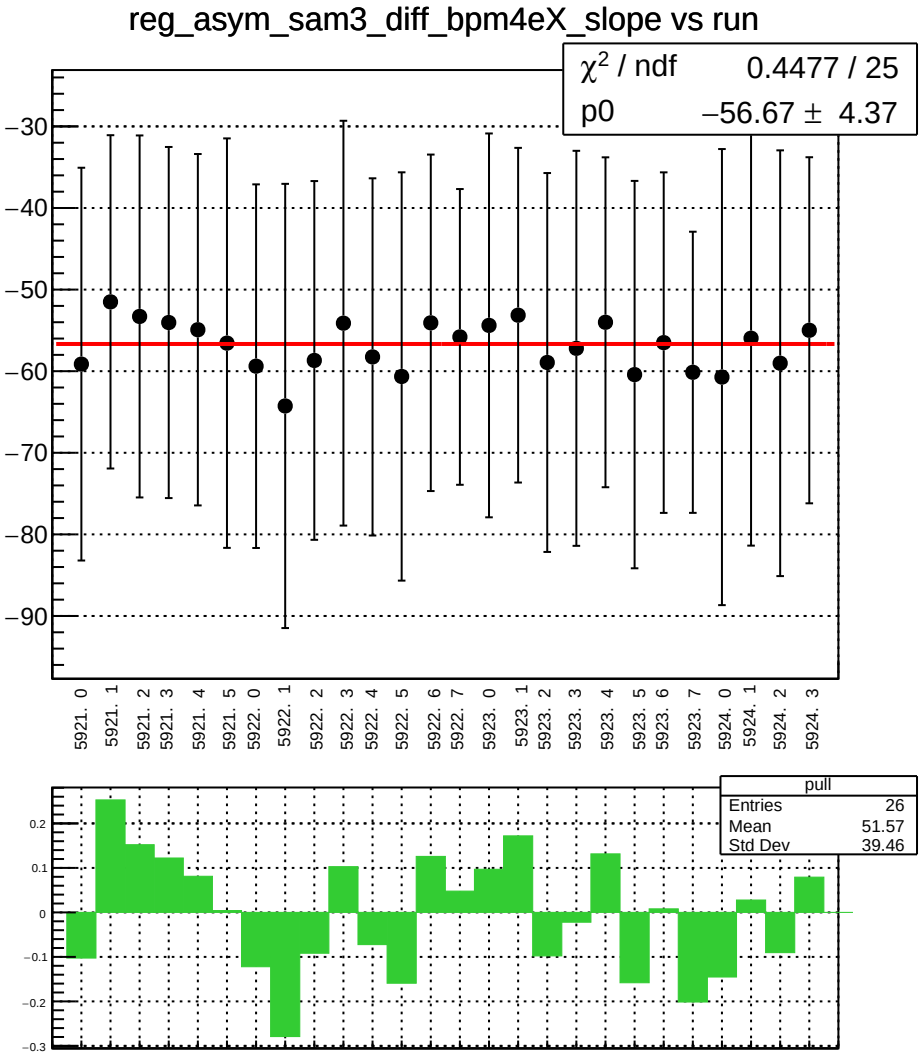
reg_asym_sam3_diff_bpm4eX_slope vs run
χ^2 / ndf 0.4477 / 25
p0 −56.67 ± 4.37
−30
−40
−50
−60
−70
−80
−90
5921. 0
5921. 1
5921. 2
5921. 3
5921. 4
5921. 5
5922. 0
5922. 1
5922. 2
5922. 3
5922. 4
5922. 5
5922. 6
5922. 7
5923. 0
5923. 1
5923. 2
5923. 3
5923. 4
5923. 5
5923. 6
5923. 7
5924. 0
5924. 1
5924. 2
5924. 3
pull
Entries 26
Mean 51.57
Std Dev 39.46
0.2
0.1
0
−0.1
−0.2
−0.3

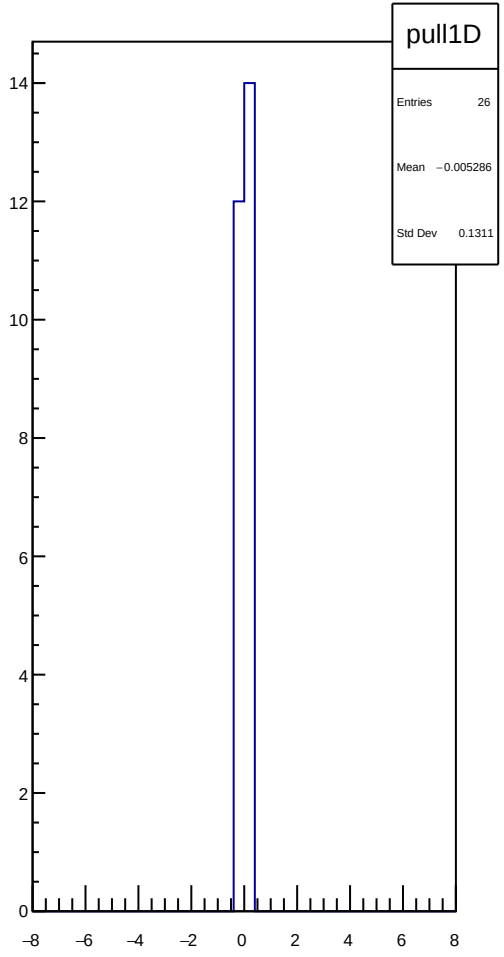
pull1D
Entries 26
Mean −0.005286
Std Dev 0.1311
14
12
10
8
6
4
2
0
−8
−6
−4
−2
0
2
4
6
8

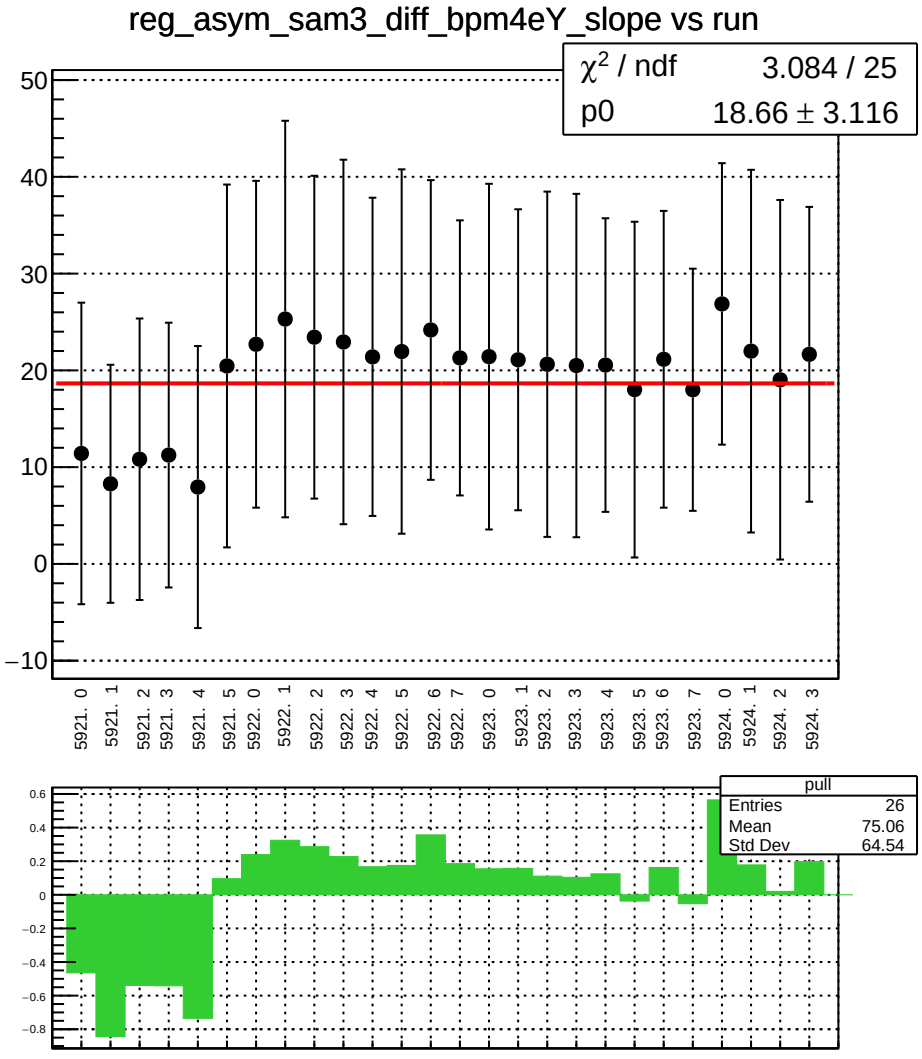
reg_asym_sam3_diff_bpm4eY_slope vs run
χ² / ndf 3.084 / 25
p0 18.66 ± 3.116
50
40
30
20
10
0
−10
5921. 0
5921. 1
5921. 2
5921. 3
5921. 4
5921. 5
5922. 0
5922. 1
5922. 2
5922. 3
5922. 4
5922. 5
5922. 6
5922. 7
5923. 0
5923. 1
5923. 2
5923. 3
5923. 4
5923. 5
5923. 6
5923. 7
5924. 0
5924. 1
5924. 2
5924. 3
pull
Entries 26
Mean 75.06
Std Dev 64.54
0.6
0.4
0.2
0
−0.2
−0.4
−0.6
−0.8

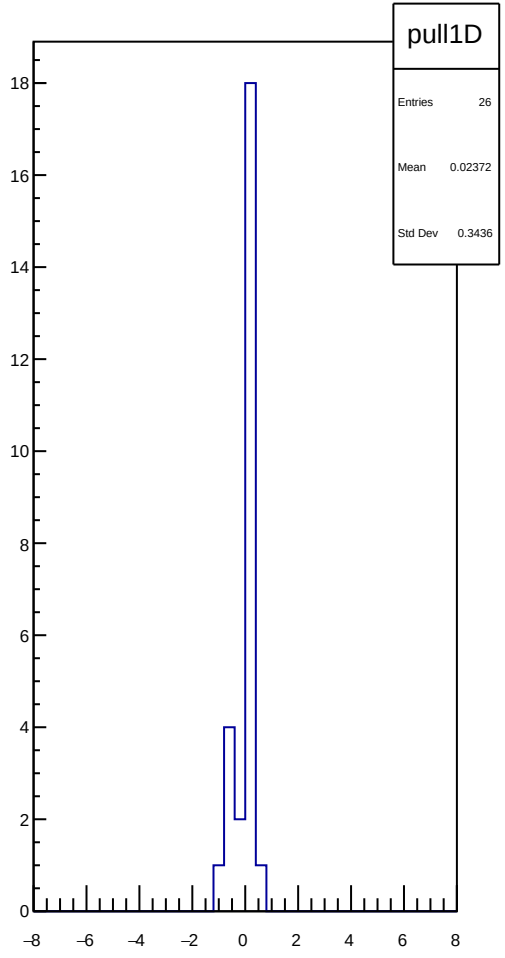
pull1D
Entries 26
Mean 0.02372
Std Dev 0.3436
18
16
14
12
10
8
6
4
2
0
−8
−6
−4
−2
0
2
4
6
8

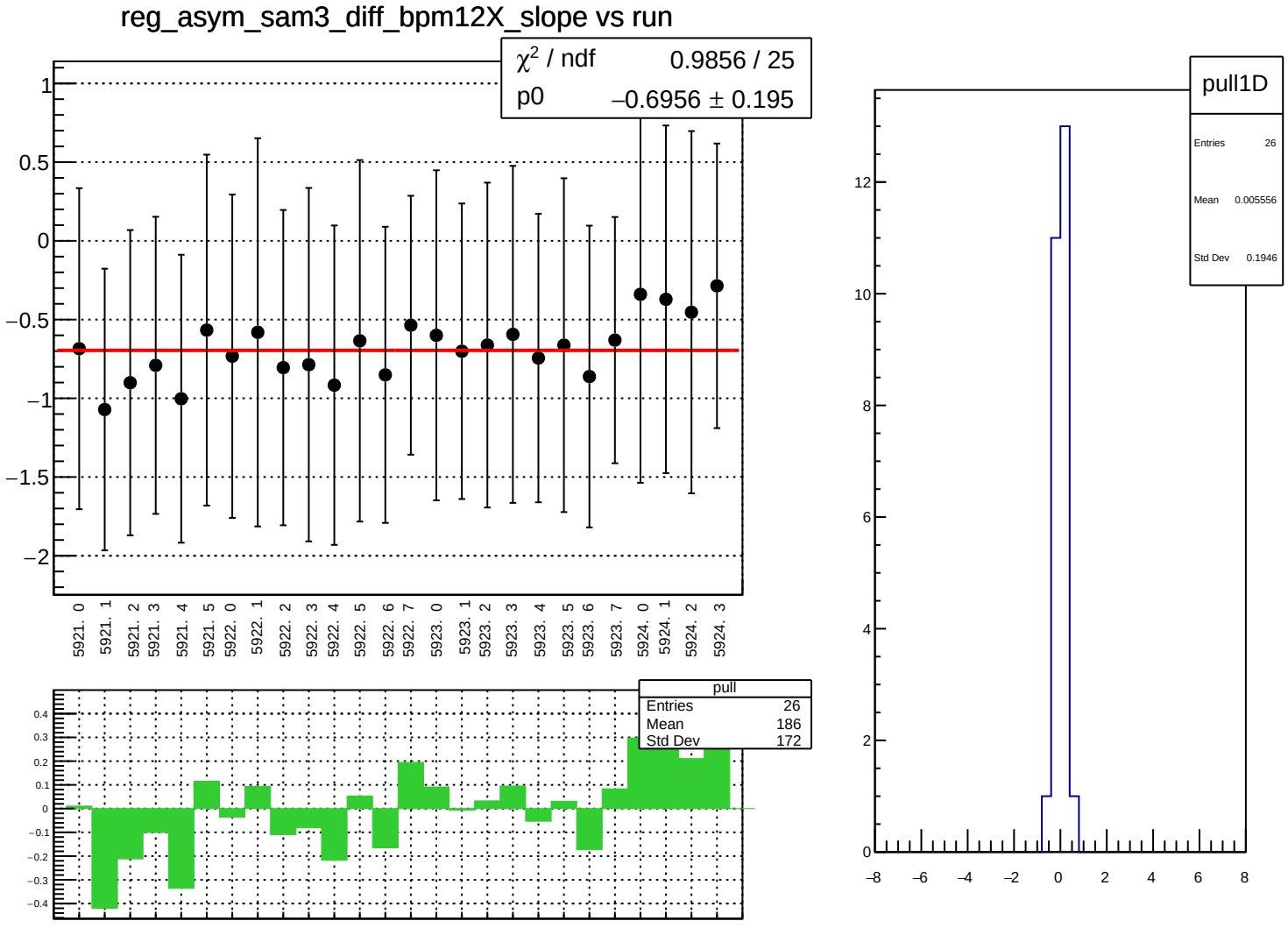
reg_asym_sam3_diff_bpm12X_slope vs run
χ² / ndf 0.9856 / 25
p0 −0.6956 ± 0.195
1
0.5
0
−0.5
−1
−1.5
−2
5921. 0
5921. 1
5921. 2
5921. 3
5921. 4
5921. 5
5922. 0
5922. 1
5922. 2
5922. 3
5922. 4
5922. 5
5922. 6
5922. 7
5923. 0
5923. 1
5923. 2
5923. 3
5923. 4
5923. 5
5923. 6
5923. 7
5924. 0
5924. 1
5924. 2
5924. 3
pull
Entries 26
Mean 186
Std Dev 172
0.4
0.3
0.2
0.1
0
−0.1
−0.2
−0.3
−0.4
pull1D
Entries 26
Mean 0.005556
Std Dev 0.1946
12
10
8
6
4
2
0
−8
−6
−4
−2
0
2
4
6
8

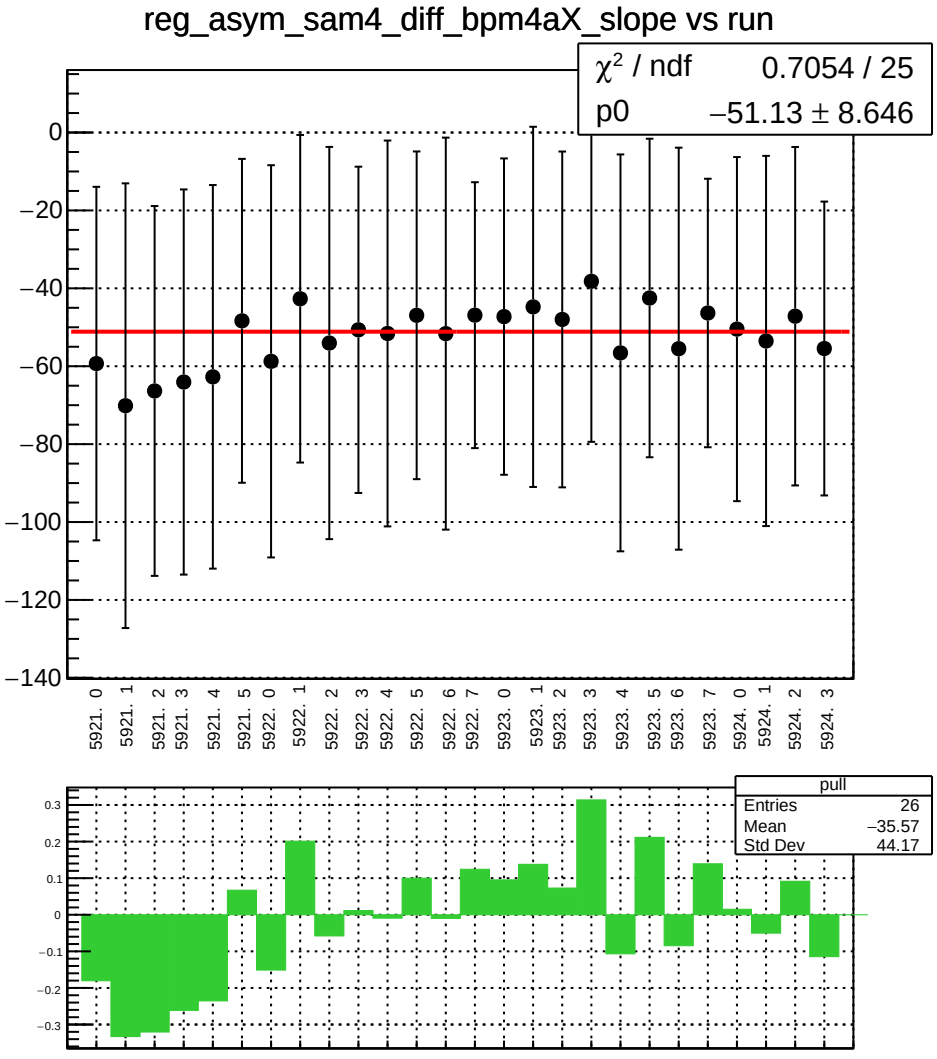
reg_asym_sam4_diff_bpm4aX_slope vs run
χ² / ndf 0.7054 / 25
p0 −51.13 ± 8.646
0
−20
−40
−60
−80
−100
−120
−140
5921. 0
5921. 1
5921. 2
5921. 3
5921. 4
5921. 5
5922. 0
5922. 1
5922. 2
5922. 3
5922. 4
5922. 5
5922. 6
5922. 7
5923. 0
5923. 1
5923. 2
5923. 3
5923. 4
5923. 5
5923. 6
5923. 7
5924. 0
5924. 1
5924. 2
5924. 3
pull
Entries 26
Mean −35.57
Std Dev 44.17
0.3
0.2
0.1
0
−0.1
−0.2
−0.3

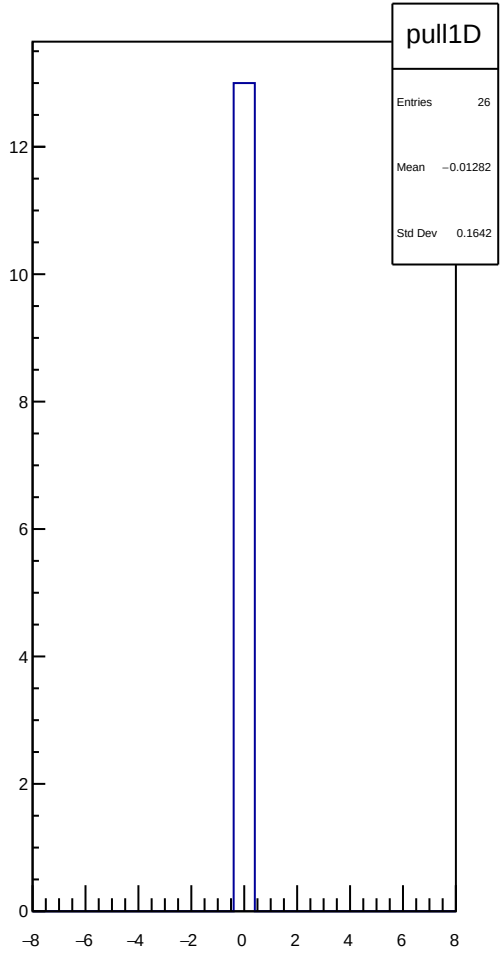
pull1D
Entries 26
Mean −0.01282
Std Dev 0.1642
12
10
8
6
4
2
0
−8
−6
−4
−2
0
2
4
6
8

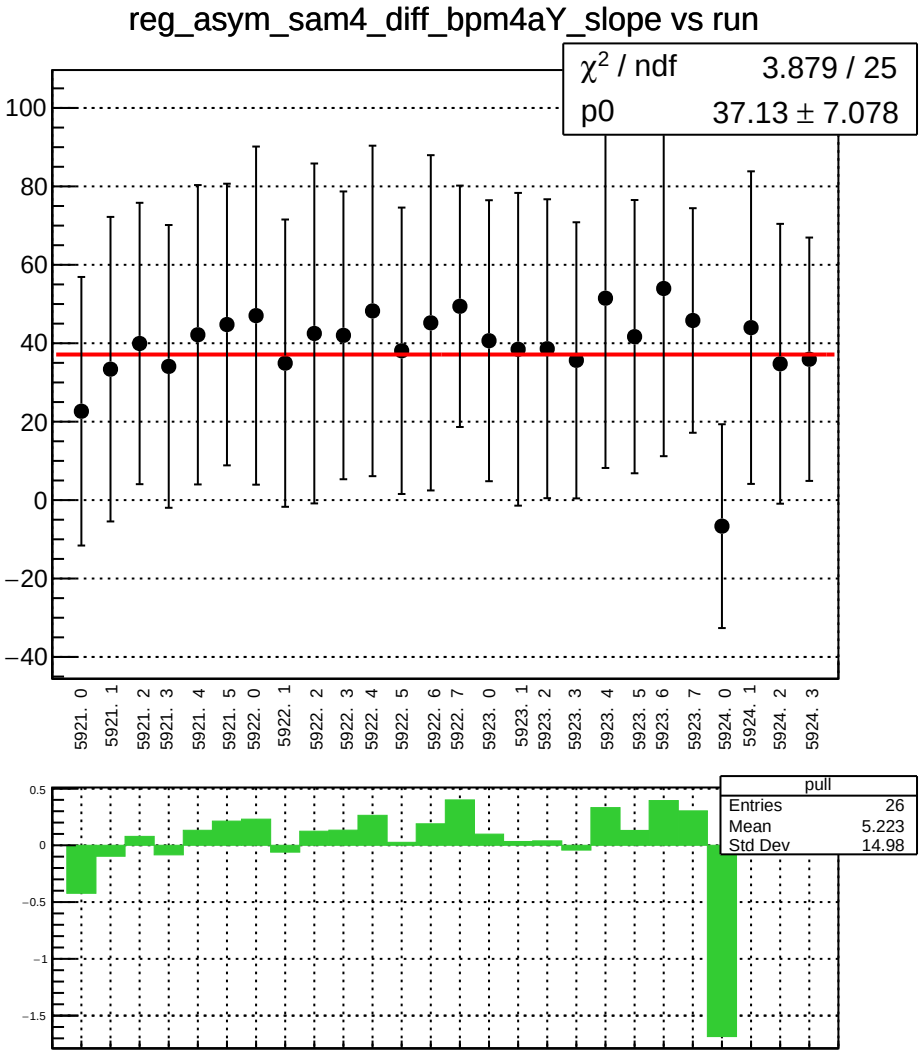
reg_asym_sam4_diff_bpm4aY_slope vs run
χ² / ndf 3.879 / 25
p0 37.13 ± 7.078
100
80
60
40
20
0
−20
−40
5921. 0
5921. 1
5921. 2
5921. 3
5921. 4
5921. 5
5922. 0
5922. 1
5922. 2
5922. 3
5922. 4
5922. 5
5922. 6
5922. 7
5923. 0
5923. 1
5923. 2
5923. 3
5923. 4
5923. 5
5923. 6
5923. 7
5924. 0
5924. 1
5924. 2
5924. 3
pull
Entries 26
Mean 5.223
Std Dev 14.98
0.5
0
−0.5
−1
−1.5

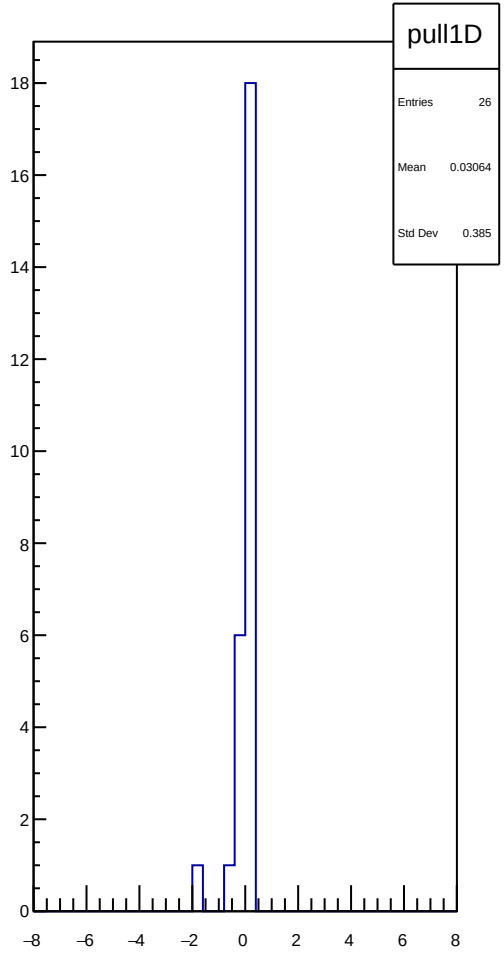
pull1D
Entries 26
Mean 0.03064
Std Dev 0.385
18
16
14
12
10
8
6
4
2
0
−8
−6
−4
−2
0
2
4
6
8

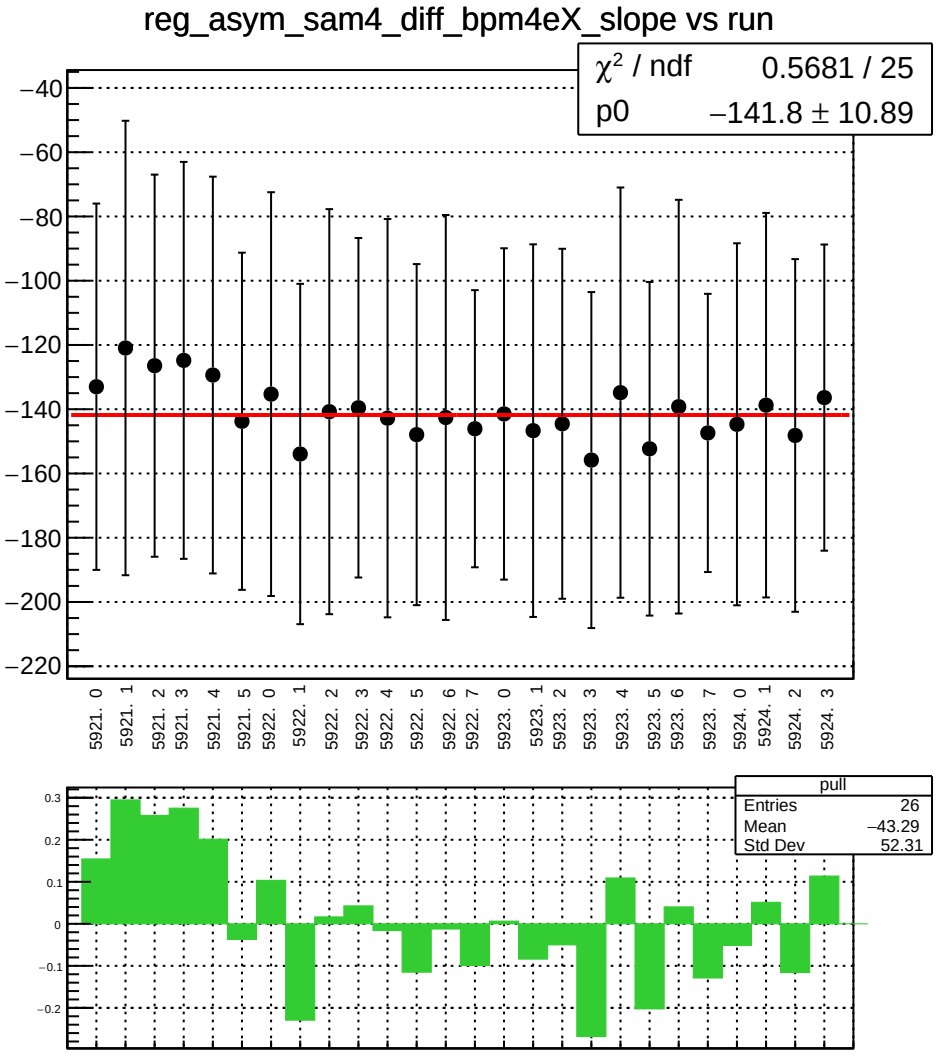
reg_asym_sam4_diff_bpm4eX_slope vs run
χ² / ndf 0.5681 / 25
p0 −141.8 ± 10.89
−40
−60
−80
−100
−120
−140
−160
−180
−200
−220
5921. 0
5921. 1
5921. 2
5921. 3
5921. 4
5921. 5
5922. 0
5922. 1
5922. 2
5922. 3
5922. 4
5922. 5
5922. 6
5922. 7
5923. 0
5923. 1
5923. 2
5923. 3
5923. 4
5923. 5
5923. 6
5923. 7
5924. 0
5924. 1
5924. 2
5924. 3
pull
Entries 26
Mean −43.29
Std Dev 52.31
0.3
0.2
0.1
0
−0.1
−0.2

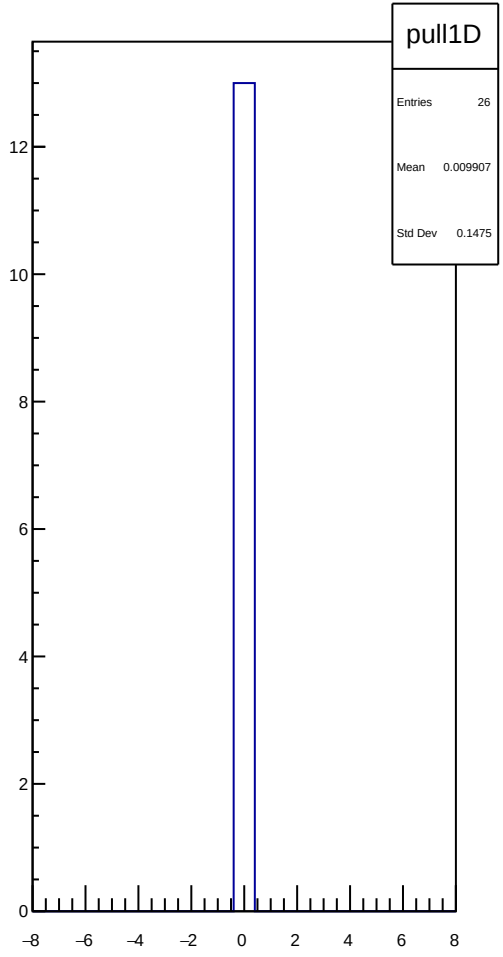
pull1D
Entries 26
Mean 0.009907
Std Dev 0.1475
12
10
8
6
4
2
0
−8
−6
−4
−2
0
2
4
6
8

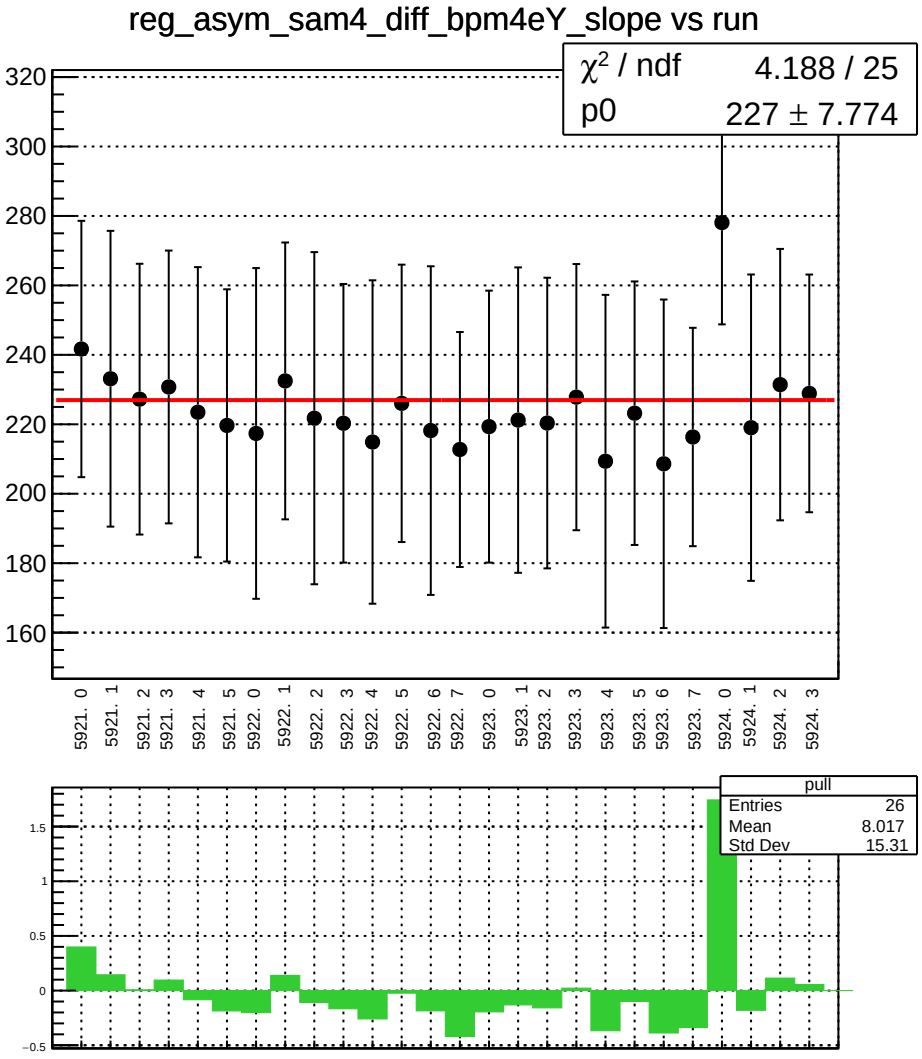
reg_asym_sam4_diff_bpm4eY_slope vs run
χ² / ndf 4.188 / 25
p0 227 ± 7.774
320
300
280
260
240
220
200
180
160
5921. 0
5921. 1
5921. 2
5921. 3
5921. 4
5921. 5
5922. 0
5922. 1
5922. 2
5922. 3
5922. 4
5922. 5
5922. 6
5922. 7
5923. 0
5923. 1
5923. 2
5923. 3
5923. 4
5923. 5
5923. 6
5923. 7
5924. 0
5924. 1
5924. 2
5924. 3
pull
Entries 26
Mean 8.017
Std Dev 15.31
1.5
1
0.5
0
−0.5

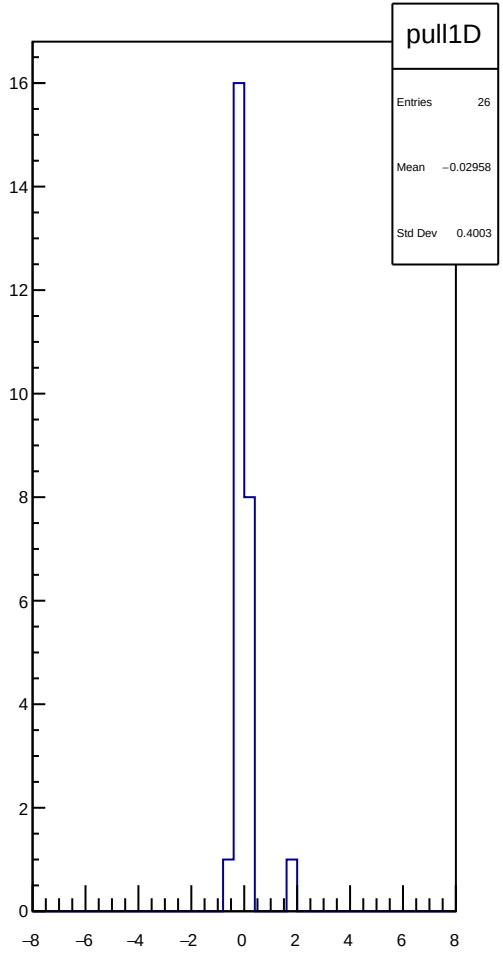
pull1D
Entries 26
Mean −0.02958
Std Dev 0.4003
16
14
12
10
8
6
4
2
0
−8
−6
−4
−2
0
2
4
6
8

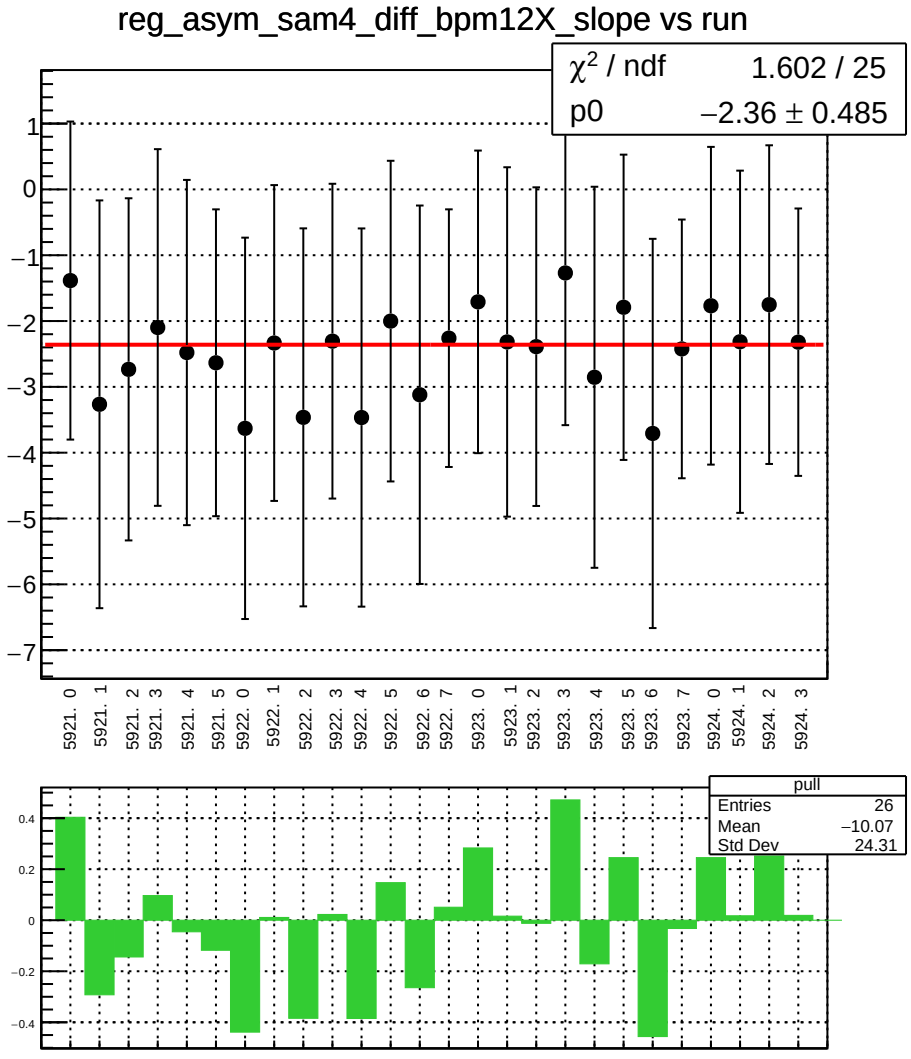
reg_asym_sam4_diff_bpm12X_slope vs run
χ^2 / ndf 1.602 / 25
p0 −2.36 ± 0.485
1
0
−1
−2
−3
−4
−5
−6
−7
5921. 0
5921. 1
5921. 2
5921. 3
5921. 4
5921. 5
5922. 0
5922. 1
5922. 2
5922. 3
5922. 4
5922. 5
5922. 6
5922. 7
5923. 0
5923. 1
5923. 2
5923. 3
5923. 4
5923. 5
5923. 6
5923. 7
5924. 0
5924. 1
5924. 2
5924. 3
pull
Entries 26
Mean −10.07
Std Dev 24.31
0.4
0.2
0
−0.2
−0.4

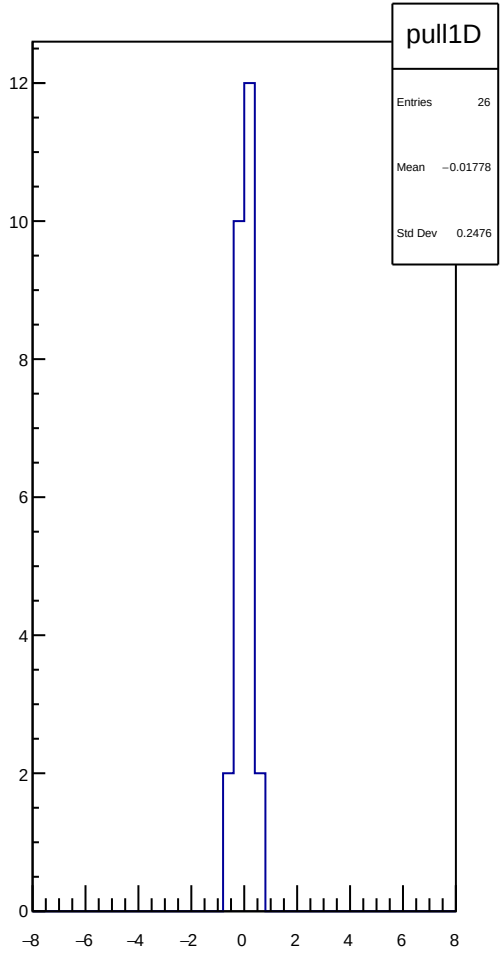
pull1D
Entries 26
Mean −0.01778
Std Dev 0.2476
12
10
8
6
4
2
0
−8
−6
−4
−2
0
2
4
6
8

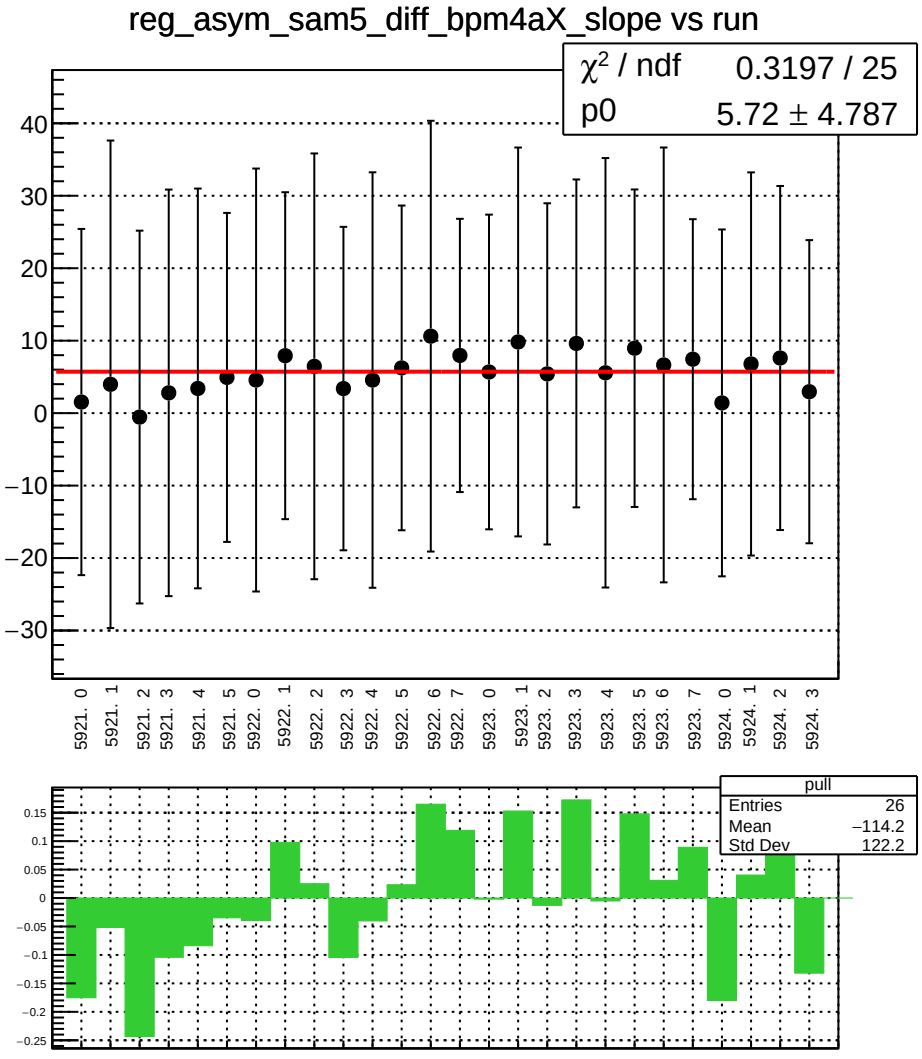
reg_asym_sam5_diff_bpm4aX_slope vs run
χ² / ndf 0.3197 / 25
p0 5.72 ± 4.787
40
30
20
10
0
−10
−20
−30
5921. 0
5921. 1
5921. 2
5921. 3
5921. 4
5921. 5
5922. 0
5922. 1
5922. 2
5922. 3
5922. 4
5922. 5
5922. 6
5922. 7
5923. 0
5923. 1
5923. 2
5923. 3
5923. 4
5923. 5
5923. 6
5923. 7
5924. 0
5924. 1
5924. 2
5924. 3
pull
Entries 26
Mean −114.2
Std Dev 122.2
0.15
0.1
0.05
0
−0.05
−0.1
−0.15
−0.2
−0.25

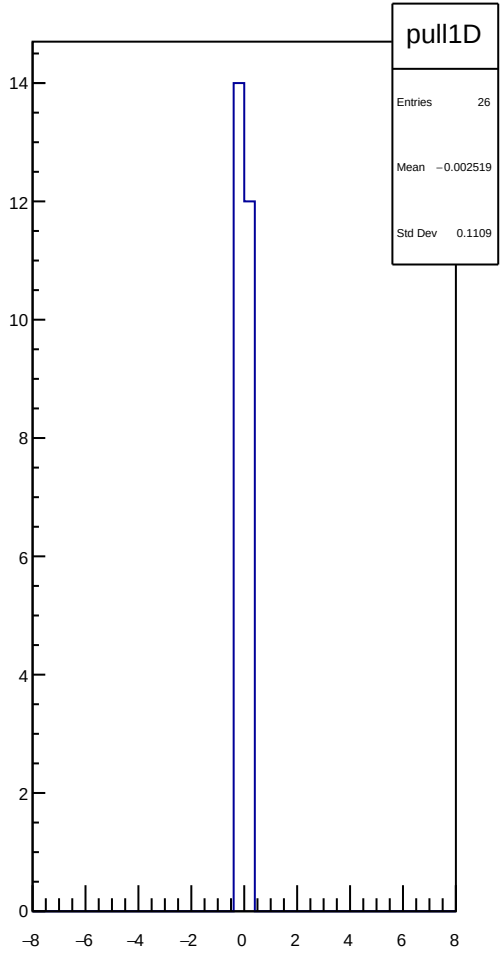
pull1D
Entries 26
Mean −0.002519
Std Dev 0.1109
14
12
10
8
6
4
2
0
−8
−6
−4
−2
0
2
4
6
8

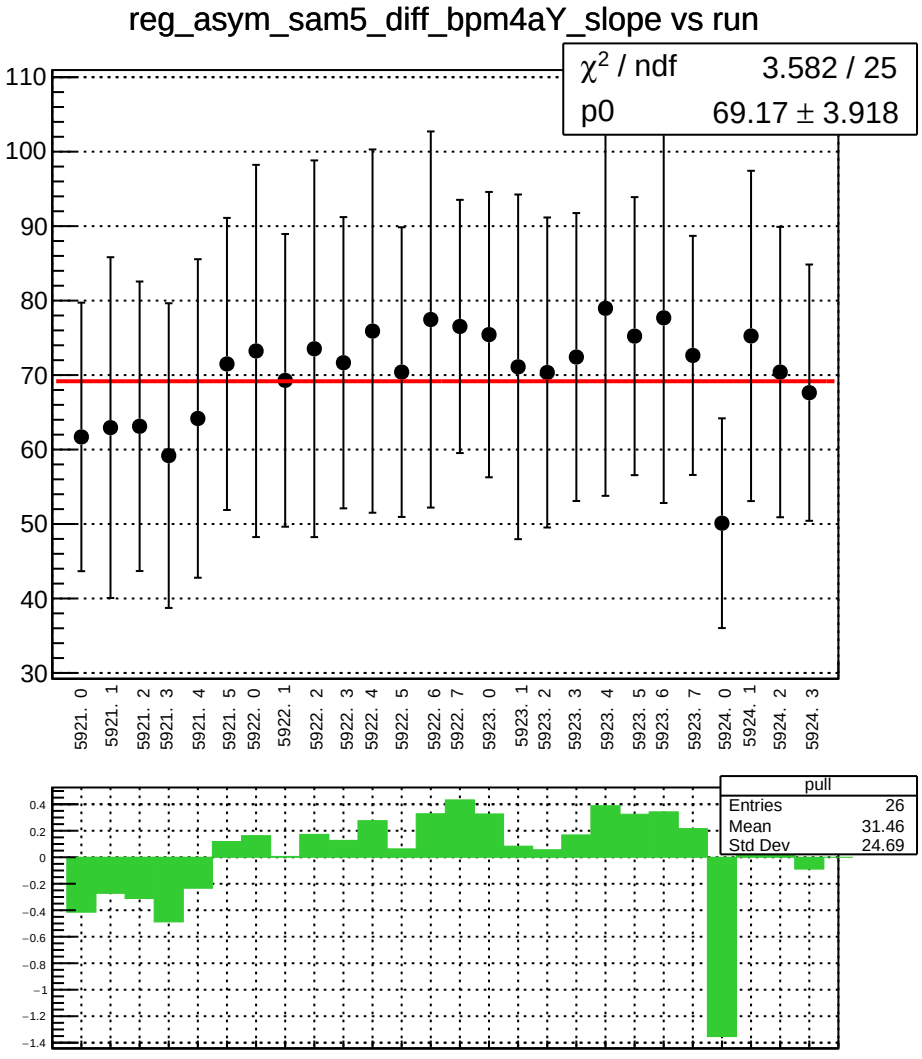
reg_asym_sam5_diff_bpm4aY_slope vs run
χ² / ndf 3.582 / 25
p0 69.17 ± 3.918
110
100
90
80
70
60
50
40
30
5921. 0
5921. 1
5921. 2
5921. 3
5921. 4
5921. 5
5922. 0
5922. 1
5922. 2
5922. 3
5922. 4
5922. 5
5922. 6
5922. 7
5923. 0
5923. 1
5923. 2
5923. 3
5923. 4
5923. 5
5923. 6
5923. 7
5924. 0
5924. 1
5924. 2
5924. 3
pull
Entries 26
Mean 31.46
Std Dev 24.69
0.4
0.2
0
−0.2
−0.4
−0.6
−0.8
−1
−1.2
−1.4

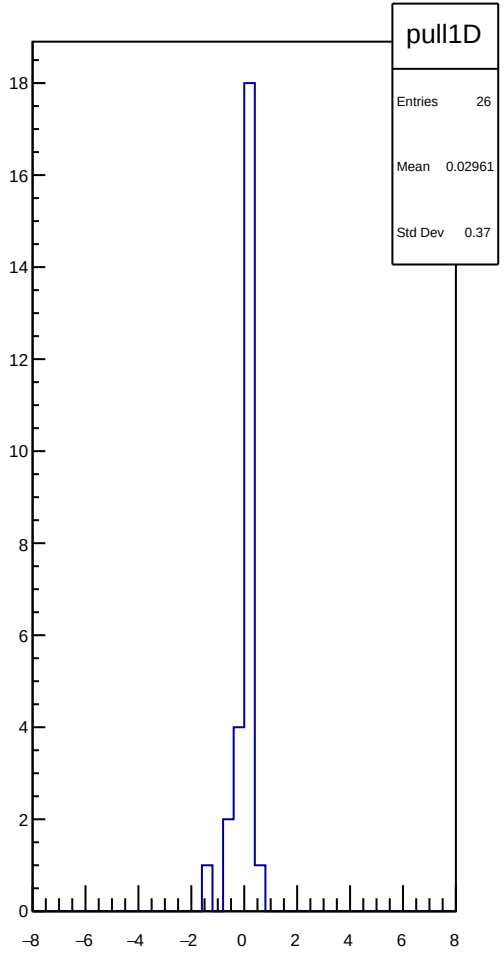
pull1D
Entries 26
Mean 0.02961
Std Dev 0.37
18
16
14
12
10
8
6
4
2
0
−8
−6
−4
−2
0
2
4
6
8

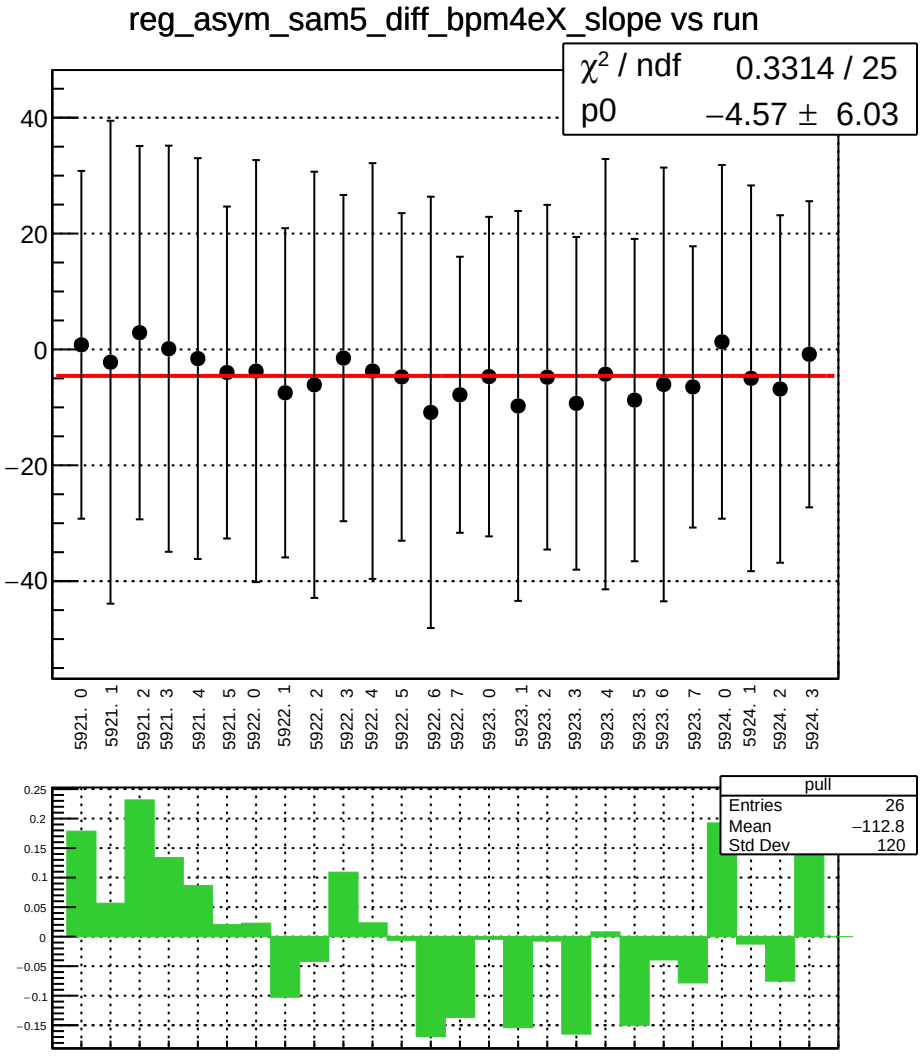
reg_asym_sam5_diff_bpm4eX_slope vs run
χ² / ndf 0.3314 / 25
p0 −4.57 ± 6.03
40
20
0
−20
−40
5921. 0
5921. 1
5921. 2
5921. 3
5921. 4
5921. 5
5922. 0
5922. 1
5922. 2
5922. 3
5922. 4
5922. 5
5922. 6
5922. 7
5923. 0
5923. 1
5923. 2
5923. 3
5923. 4
5923. 5
5923. 6
5923. 7
5924. 0
5924. 1
5924. 2
5924. 3
pull
Entries 26
Mean −112.8
Std Dev 120
0.25
0.2
0.15
0.1
0.05
0
−0.05
−0.1
−0.15

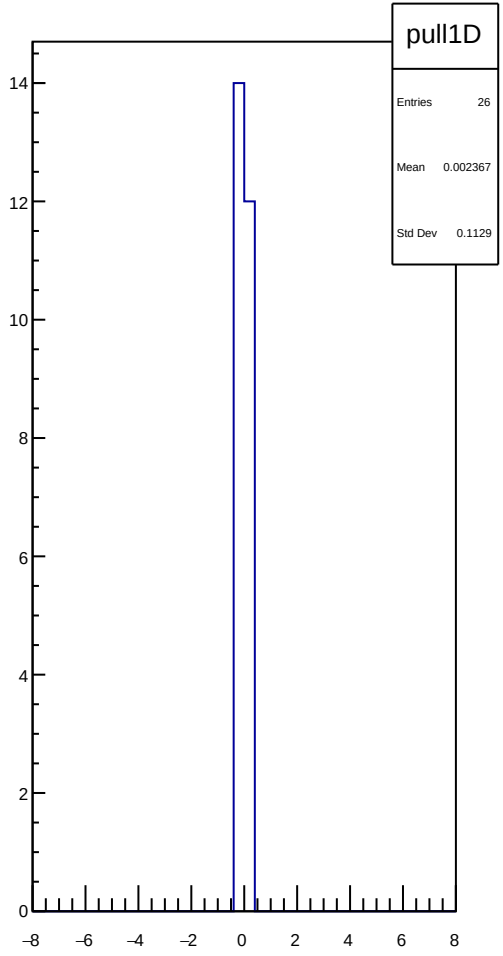
pull1D
Entries 26
Mean 0.002367
Std Dev 0.1129
14
12
10
8
6
4
2
0
−8
−6
−4
−2
0
2
4
6
8

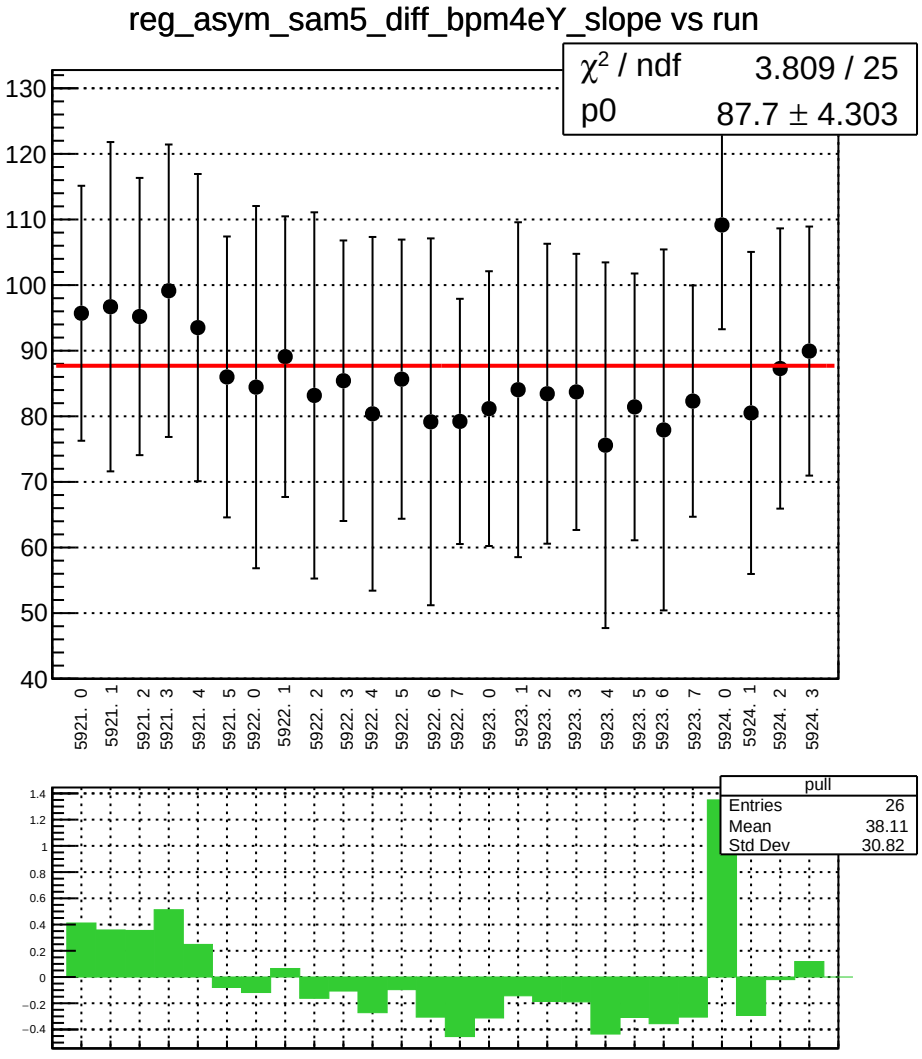
reg_asym_sam5_diff_bpm4eY_slope vs run
χ² / ndf 3.809 / 25
p0 87.7 ± 4.303
130
120
110
100
90
80
70
60
50
40
5921. 0
5921. 1
5921. 2
5921. 3
5921. 4
5921. 5
5922. 0
5922. 1
5922. 2
5922. 3
5922. 4
5922. 5
5922. 6
5922. 7
5923. 0
5923. 1
5923. 2
5923. 3
5923. 4
5923. 5
5923. 6
5923. 7
5924. 0
5924. 1
5924. 2
5924. 3
pull
Entries 26
Mean 38.11
Std Dev 30.82
1.4
1.2
1
0.8
0.6
0.4
0.2
0
−0.2
−0.4

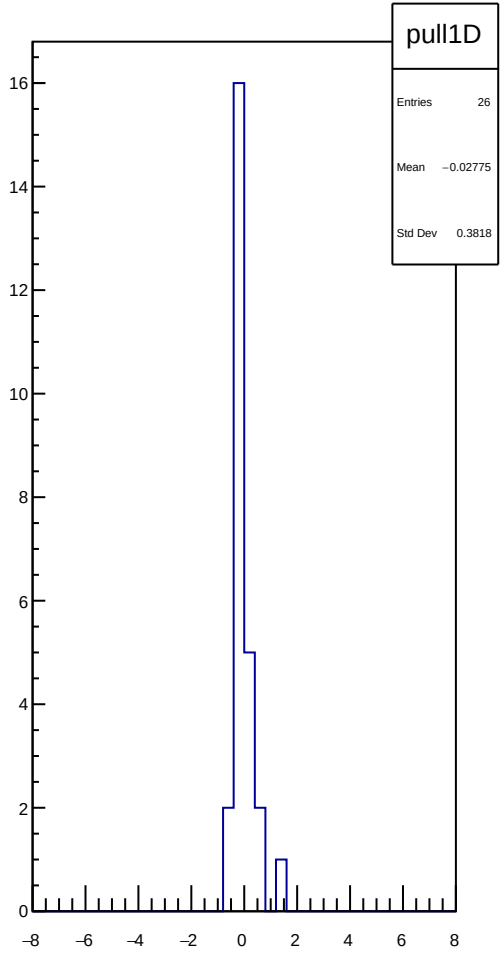
pull1D
Entries 26
Mean −0.02775
Std Dev 0.3818
16
14
12
10
8
6
4
2
0
−8
−6
−4
−2
0
2
4
6
8

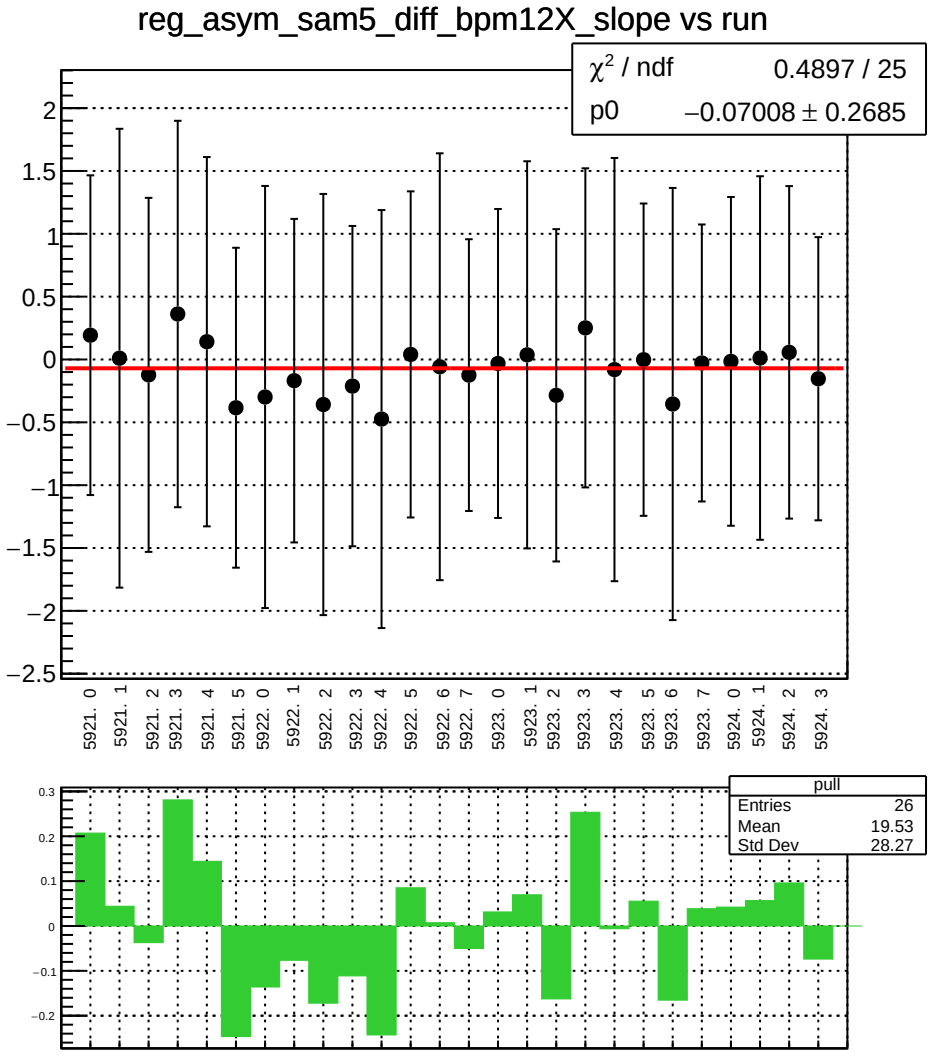
reg_asym_sam5_diff_bpm12X_slope vs run
χ^2 / ndf 0.4897 / 25
p0 −0.07008 ± 0.2685
2
1.5
1
0.5
0
−0.5
−1
−1.5
−2
−2.5
5921. 0
5921. 1
5921. 2
5921. 3
5921. 4
5921. 5
5922. 0
5922. 1
5922. 2
5922. 3
5922. 4
5922. 5
5922. 6
5922. 7
5923. 0
5923. 1
5923. 2
5923. 3
5923. 4
5923. 5
5923. 6
5923. 7
5924. 0
5924. 1
5924. 2
5924. 3
pull
Entries 26
Mean 19.53
Std Dev 28.27
0.3
0.2
0.1
0
−0.1
−0.2

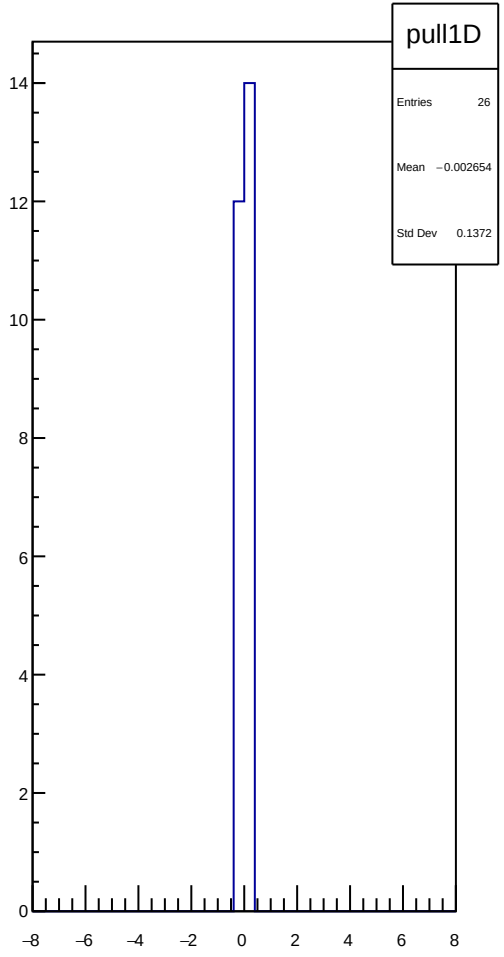
pull1D
Entries 26
Mean −0.002654
Std Dev 0.1372
14
12
10
8
6
4
2
0
−8
−6
−4
−2
0
2
4
6
8

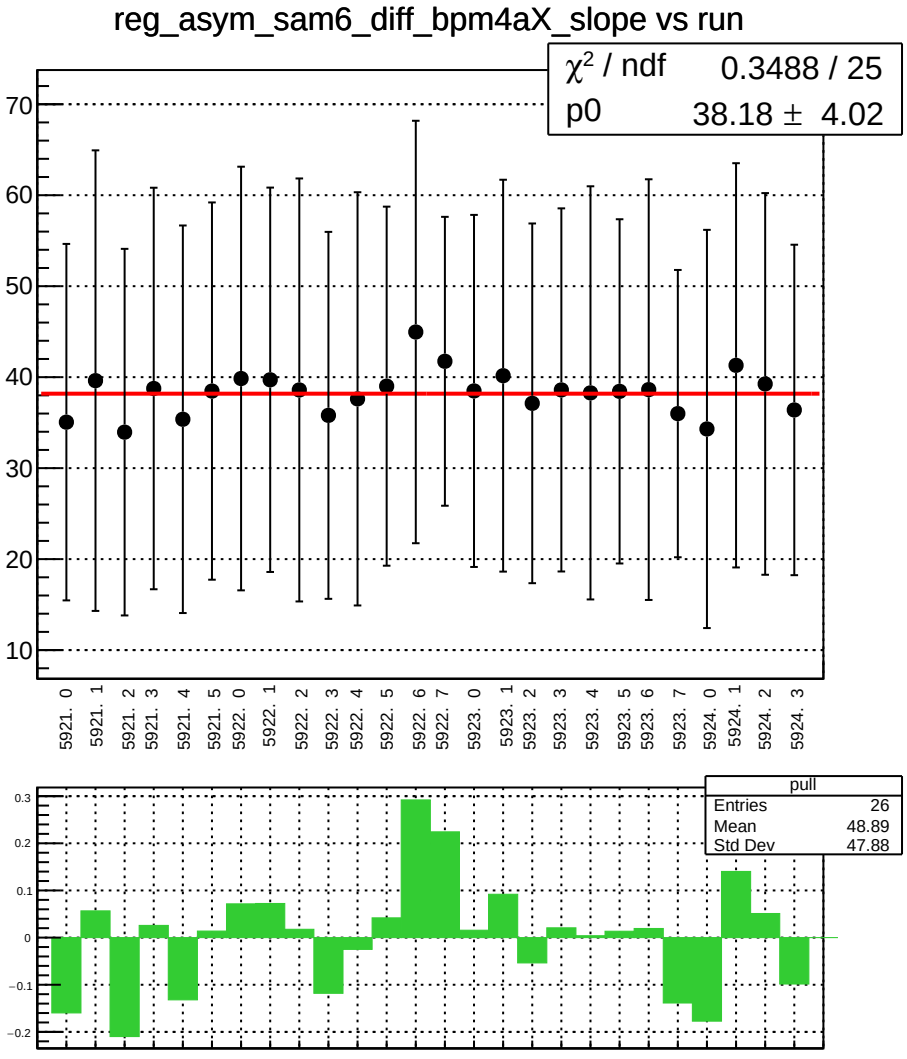
reg_asym_sam6_diff_bpm4aX_slope vs run
χ² / ndf 0.3488 / 25
p0 38.18 ± 4.02
70
60
50
40
30
20
10
5921. 0
5921. 1
5921. 2
5921. 3
5921. 4
5921. 5
5922. 0
5922. 1
5922. 2
5922. 3
5922. 4
5922. 5
5922. 6
5922. 7
5923. 0
5923. 1
5923. 2
5923. 3
5923. 4
5923. 5
5923. 6
5923. 7
5924. 0
5924. 1
5924. 2
5924. 3
pull
Entries 26
Mean 48.89
Std Dev 47.88
0.3
0.2
0.1
0
−0.1
−0.2

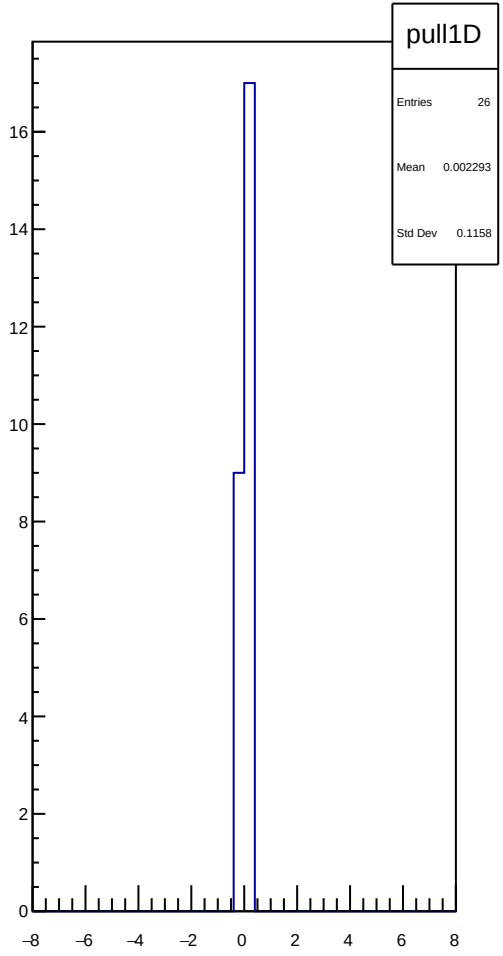
pull1D
Entries 26
Mean 0.002293
Std Dev 0.1158
16
14
12
10
8
6
4
2
0
−8
−6
−4
−2
0
2
4
6
8

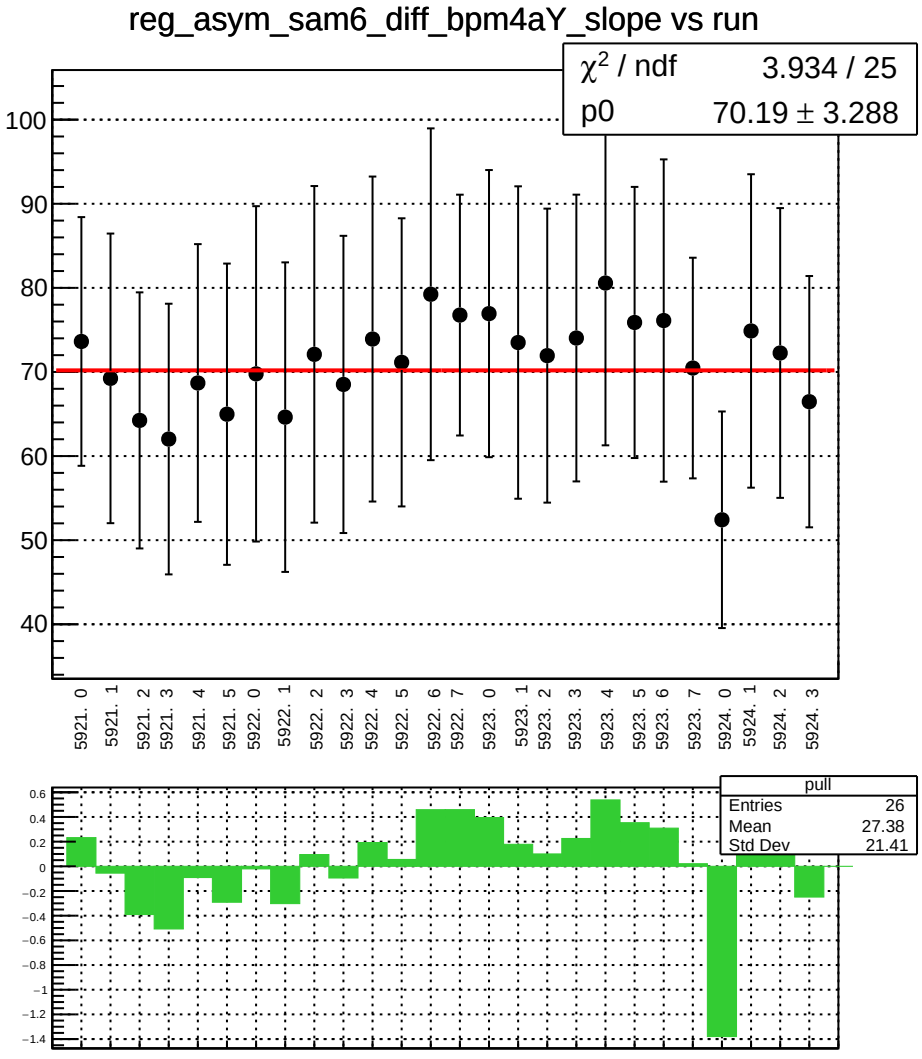
reg_asym_sam6_diff_bpm4aY_slope vs run
χ^2 / ndf 3.934 / 25
p0 70.19 ± 3.288
100
90
80
70
60
50
40
5921. 0
5921. 1
5921. 2
5921. 3
5921. 4
5921. 5
5922. 0
5922. 1
5922. 2
5922. 3
5922. 4
5922. 5
5922. 6
5922. 7
5923. 0
5923. 1
5923. 2
5923. 3
5923. 4
5923. 5
5923. 6
5923. 7
5924. 0
5924. 1
5924. 2
5924. 3
pull
Entries 26
Mean 27.38
Std Dev 21.41
0.6
0.4
0.2
0
−0.2
−0.4
−0.6
−0.8
−1
−1.2
−1.4

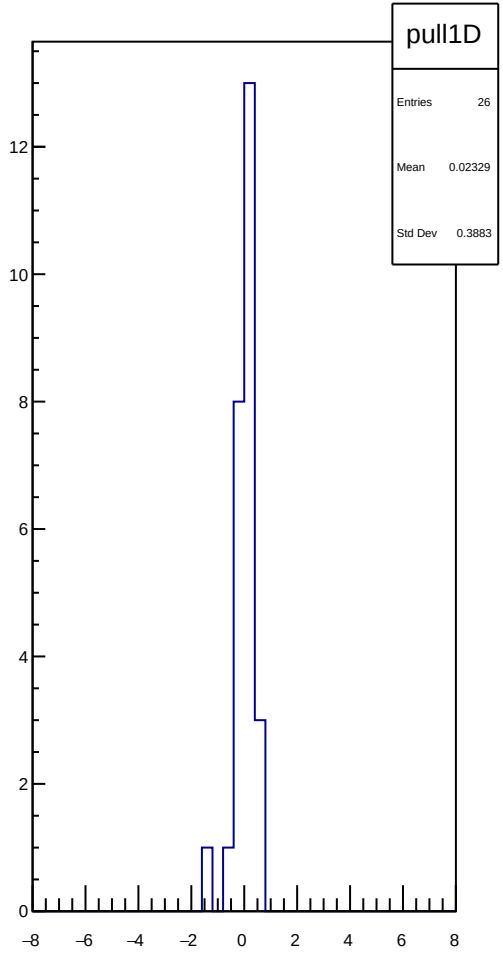
pull1D
Entries 26
Mean 0.02329
Std Dev 0.3883
12
10
8
6
4
2
0
−8
−6
−4
−2
0
2
4
6
8

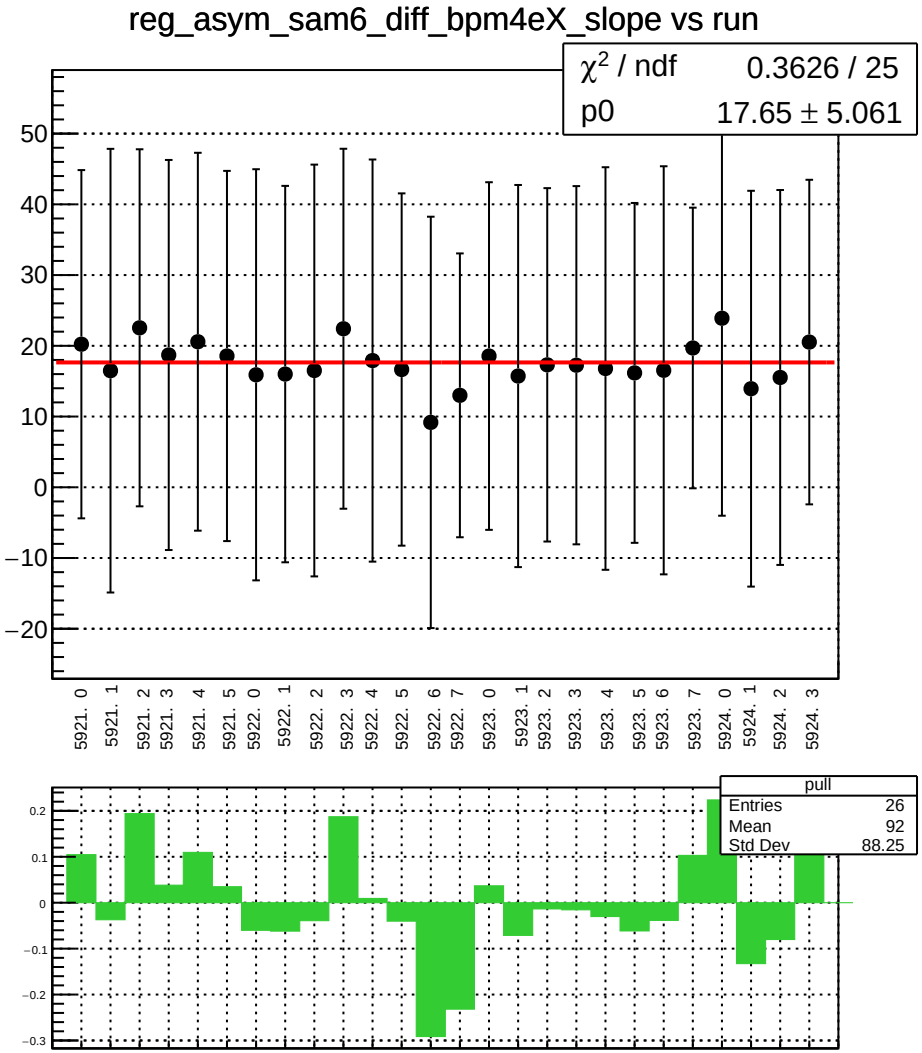
reg_asym_sam6_diff_bpm4eX_slope vs run
χ^2 / ndf 0.3626 / 25
p0 17.65 ± 5.061
50
40
30
20
10
0
−10
−20
5921. 0
5921. 1
5921. 2
5921. 3
5921. 4
5921. 5
5922. 0
5922. 1
5922. 2
5922. 3
5922. 4
5922. 5
5922. 6
5922. 7
5923. 0
5923. 1
5923. 2
5923. 3
5923. 4
5923. 5
5923. 6
5923. 7
5924. 0
5924. 1
5924. 2
5924. 3
pull
Entries 26
Mean 92
Std Dev 88.25
0.2
0.1
0
−0.1
−0.2
−0.3

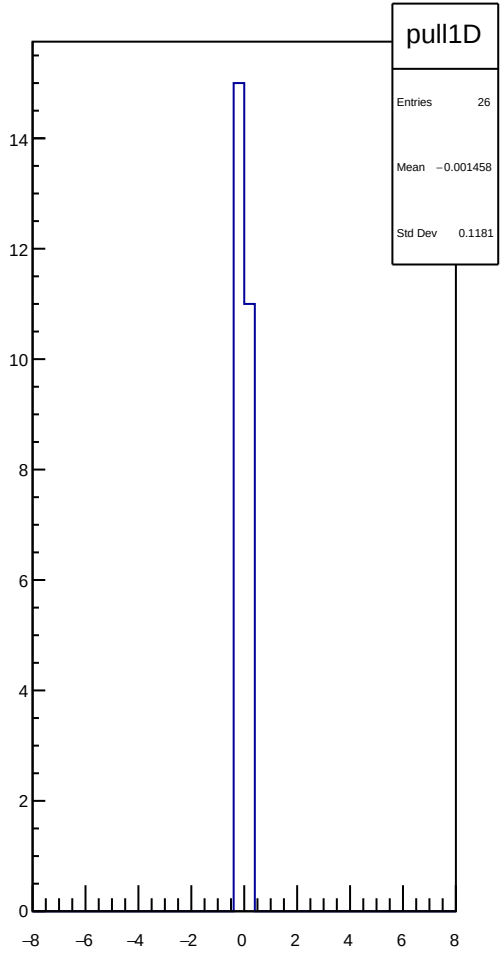
pull1D
Entries 26
Mean −0.001458
Std Dev 0.1181
14
12
10
8
6
4
2
0
−8
−6
−4
−2
0
2
4
6
8

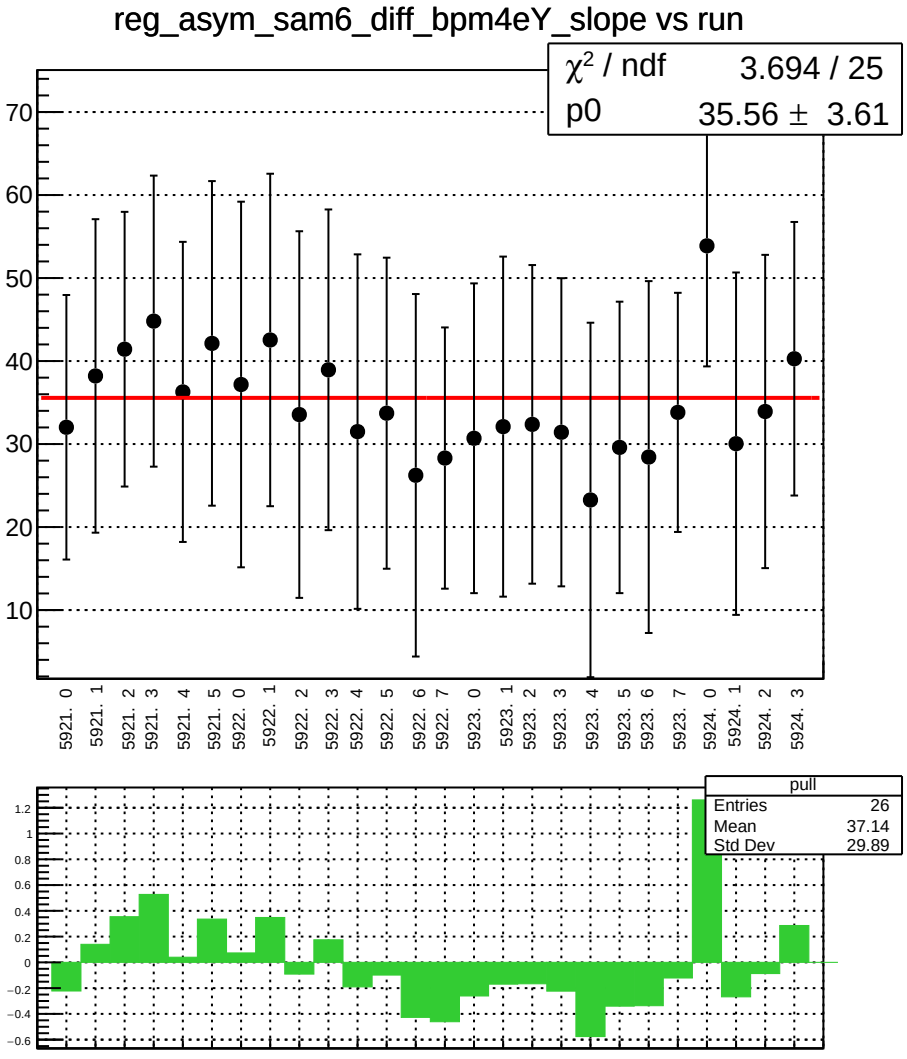
reg_asym_sam6_diff_bpm4eY_slope vs run
χ² / ndf 3.694 / 25
p0 35.56 ± 3.61
70
60
50
40
30
20
10
5921. 0
5921. 1
5921. 2
5921. 3
5921. 4
5921. 5
5922. 0
5922. 1
5922. 2
5922. 3
5922. 4
5922. 5
5922. 6
5922. 7
5923. 0
5923. 1
5923. 2
5923. 3
5923. 4
5923. 5
5923. 6
5923. 7
5924. 0
5924. 1
5924. 2
5924. 3
pull
Entries 26
Mean 37.14
Std Dev 29.89
1.2
1
0.8
0.6
0.4
0.2
0
−0.2
−0.4
−0.6

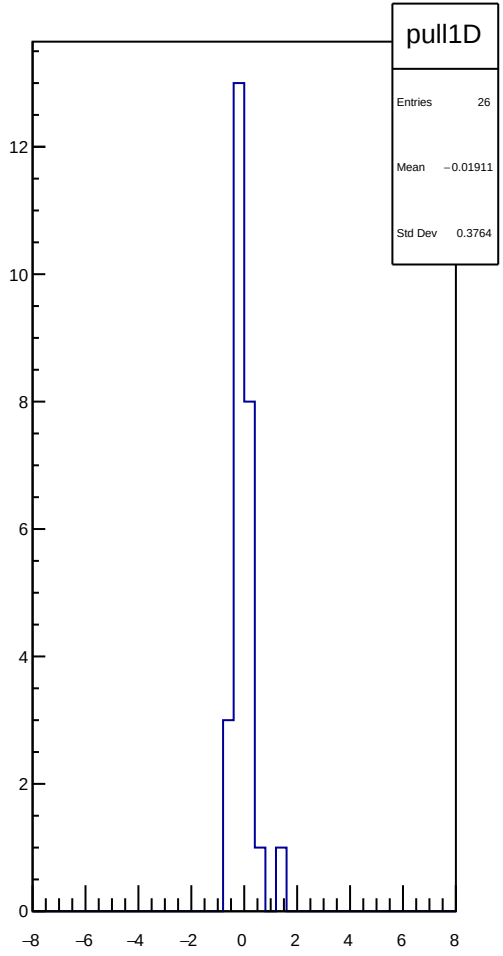
pull1D
Entries 26
Mean −0.01911
Std Dev 0.3764
12
10
8
6
4
2
0
−8
−6
−4
−2
0
2
4
6
8

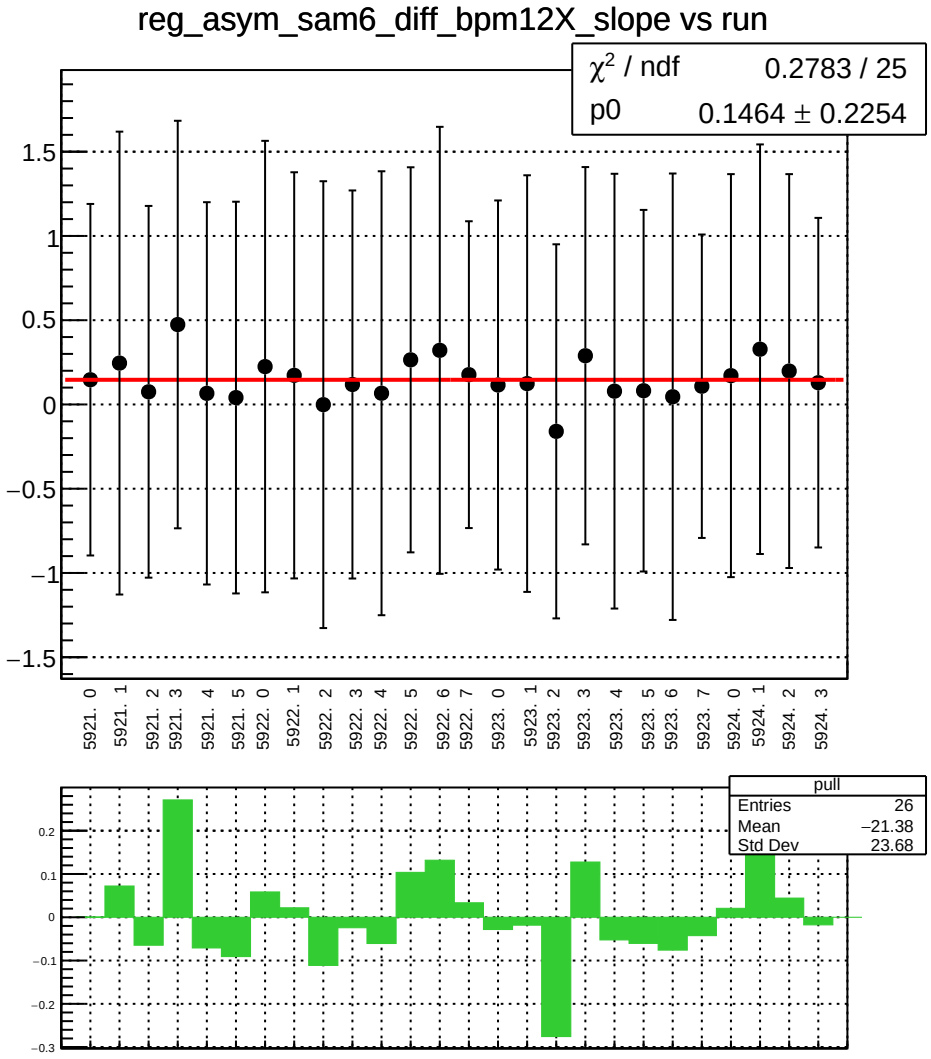
reg_asym_sam6_diff_bpm12X_slope vs run
χ² / ndf 0.2783 / 25
p0 0.1464 ± 0.2254
1.5
1
0.5
0
−0.5
−1
−1.5
5921. 0
5921. 1
5921. 2
5921. 3
5921. 4
5921. 5
5922. 0
5922. 1
5922. 2
5922. 3
5922. 4
5922. 5
5922. 6
5922. 7
5923. 0
5923. 1
5923. 2
5923. 3
5923. 4
5923. 5
5923. 6
5923. 7
5924. 0
5924. 1
5924. 2
5924. 3
pull
Entries 26
Mean −21.38
Std Dev 23.68
0.2
0.1
0
−0.1
−0.2
−0.3

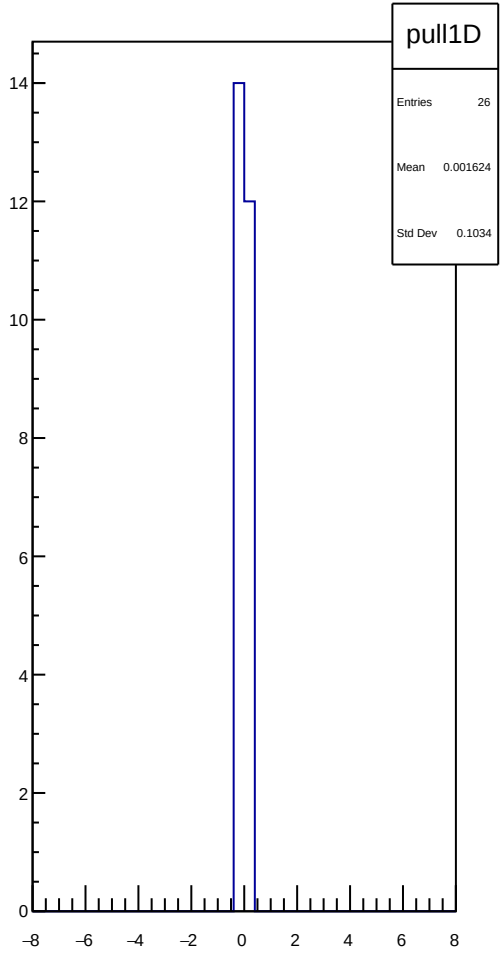
pull1D
Entries 26
Mean 0.001624
Std Dev 0.1034
14
12
10
8
6
4
2
0
−8
−6
−4
−2
0
2
4
6
8

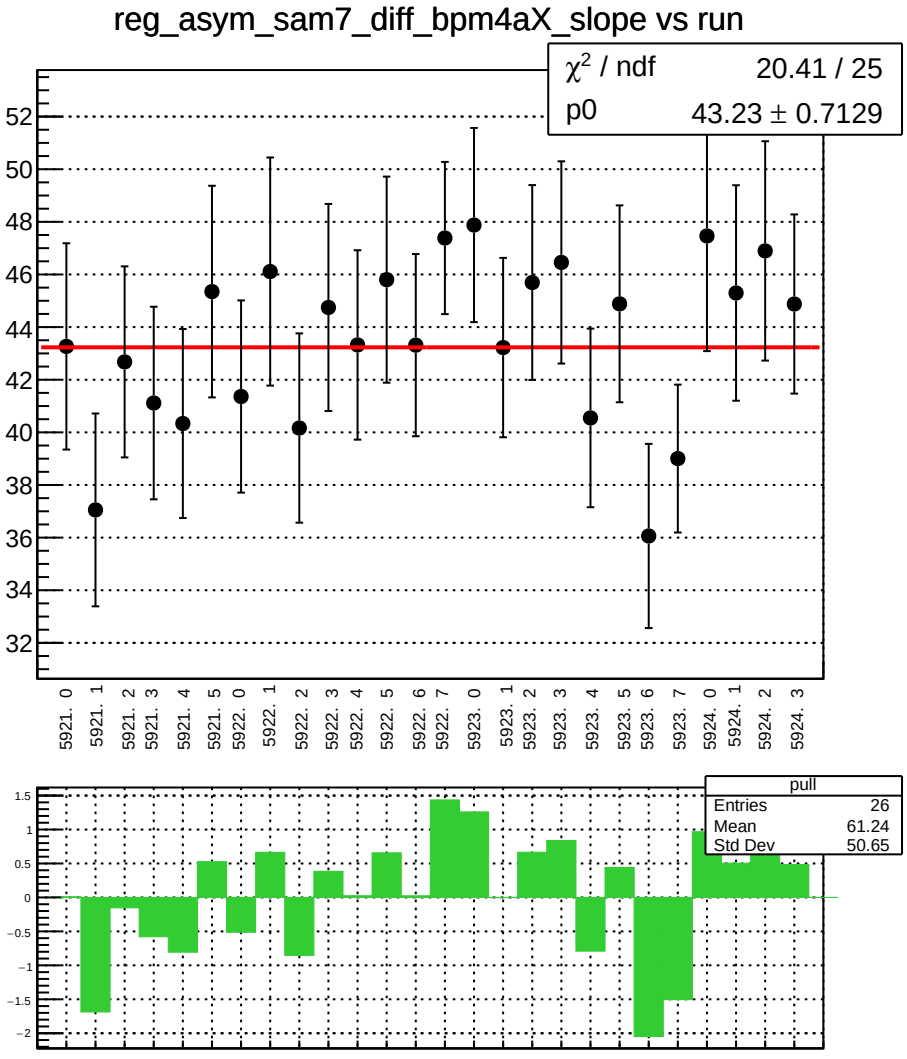
reg_asym_sam7_diff_bpm4aX_slope vs run
χ² / ndf 20.41 / 25
p0 43.23 ± 0.7129
52
50
48
46
44
42
40
38
36
34
32
5921. 0
5921. 1
5921. 2
5921. 3
5921. 4
5921. 5
5922. 0
5922. 1
5922. 2
5922. 3
5922. 4
5922. 5
5922. 6
5922. 7
5923. 0
5923. 1
5923. 2
5923. 3
5923. 4
5923. 5
5923. 6
5923. 7
5924. 0
5924. 1
5924. 2
5924. 3
pull
Entries 26
Mean 61.24
Std Dev 50.65
1.5
1
0.5
0
−0.5
−1
−1.5
−2

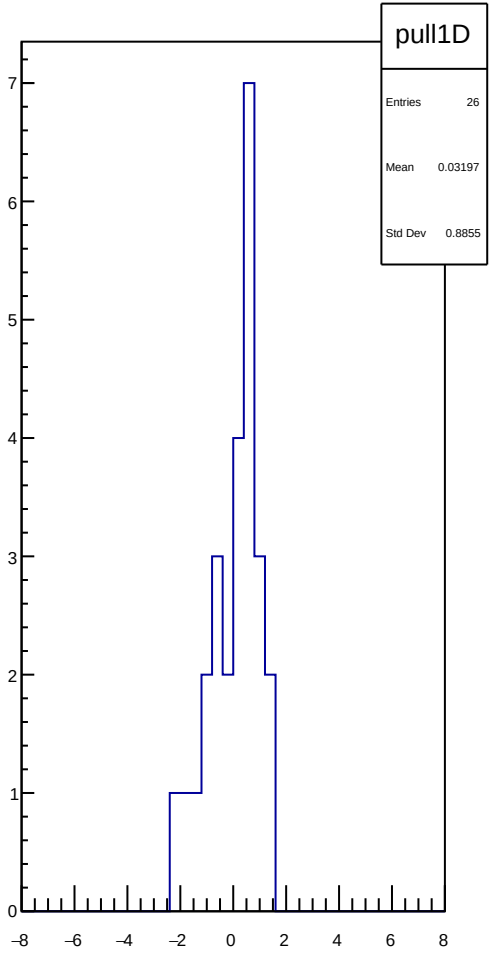
pull1D
Entries 26
Mean 0.03197
Std Dev 0.8855
7
6
5
4
3
2
1
0
−8
−6
−4
−2
0
2
4
6
8

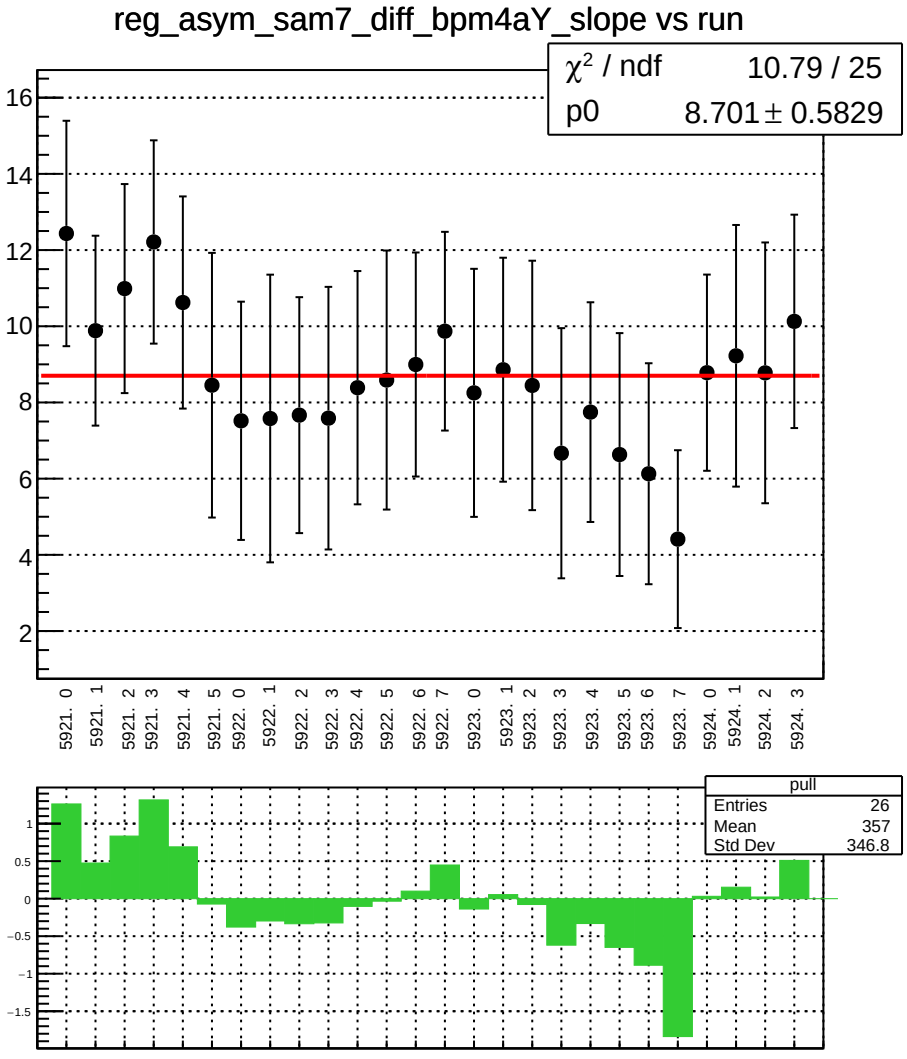
reg_asym_sam7_diff_bpm4aY_slope vs run
χ² / ndf 10.79 / 25
p0 8.701 ± 0.5829
16
14
12
10
8
6
4
2
5921. 0
5921. 1
5921. 2
5921. 3
5921. 4
5921. 5
5922. 0
5922. 1
5922. 2
5922. 3
5922. 4
5922. 5
5922. 6
5922. 7
5923. 0
5923. 1
5923. 2
5923. 3
5923. 4
5923. 5
5923. 6
5923. 7
5924. 0
5924. 1
5924. 2
5924. 3
pull
Entries 26
Mean 357
Std Dev 346.8
1
0.5
0
−0.5
−1
−1.5

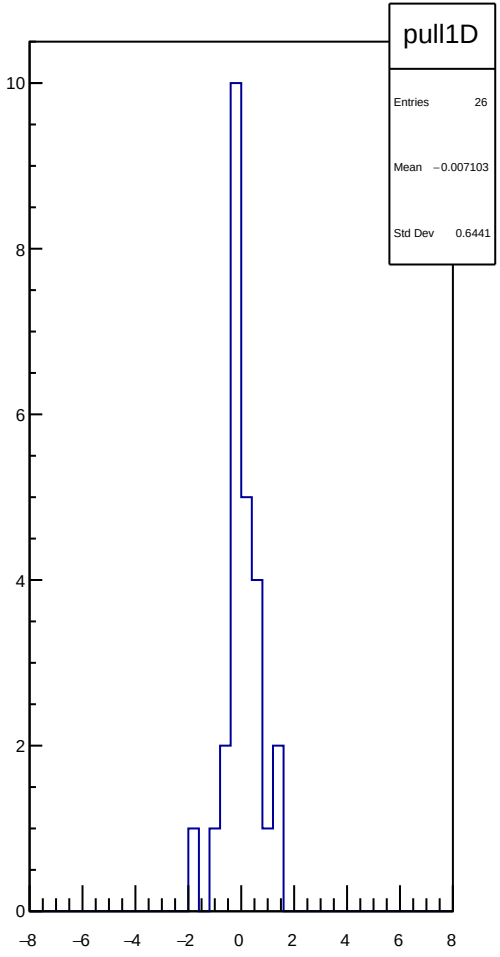
pull1D
Entries 26
Mean −0.007103
Std Dev 0.6441
10
8
6
4
2
0
−8
−6
−4
−2
0
2
4
6
8

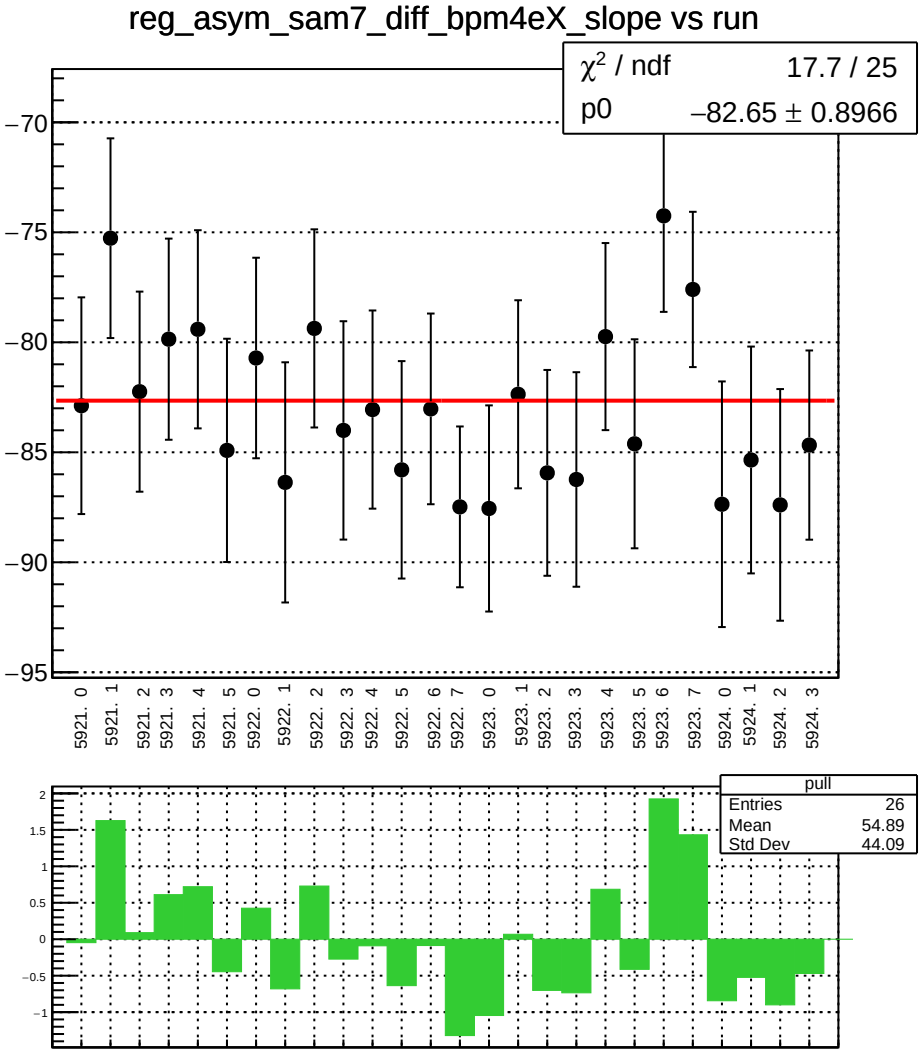
reg_asym_sam7_diff_bpm4eX_slope vs run
χ² / ndf 17.7 / 25
p0 −82.65 ± 0.8966
−70
−75
−80
−85
−90
−95
5921. 0
5921. 1
5921. 2
5921. 3
5921. 4
5921. 5
5922. 0
5922. 1
5922. 2
5922. 3
5922. 4
5922. 5
5922. 6
5922. 7
5923. 0
5923. 1
5923. 2
5923. 3
5923. 4
5923. 5
5923. 6
5923. 7
5924. 0
5924. 1
5924. 2
5924. 3
pull
Entries 26
Mean 54.89
Std Dev 44.09
2
1.5
1
0.5
0
−0.5
−1

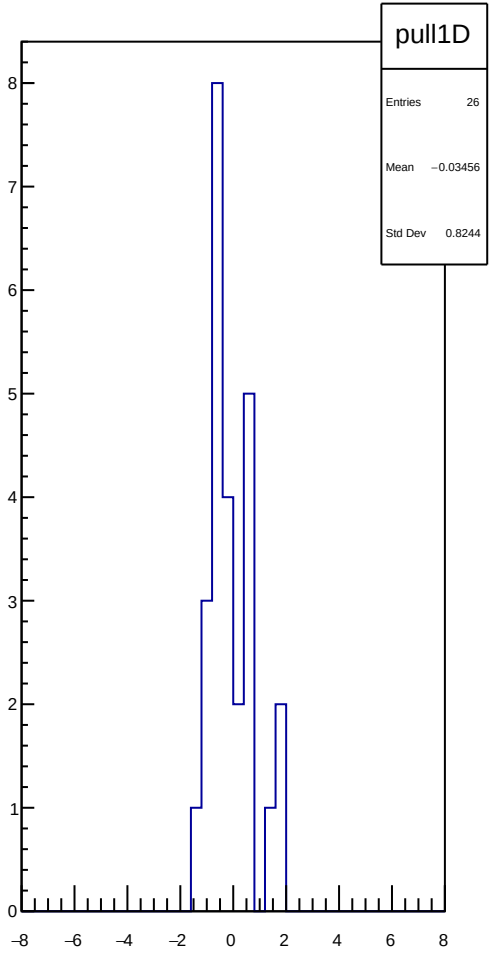
pull1D
Entries 26
Mean −0.03456
Std Dev 0.8244
8
7
6
5
4
3
2
1
0
−8
−6
−4
−2
0
2
4
6
8

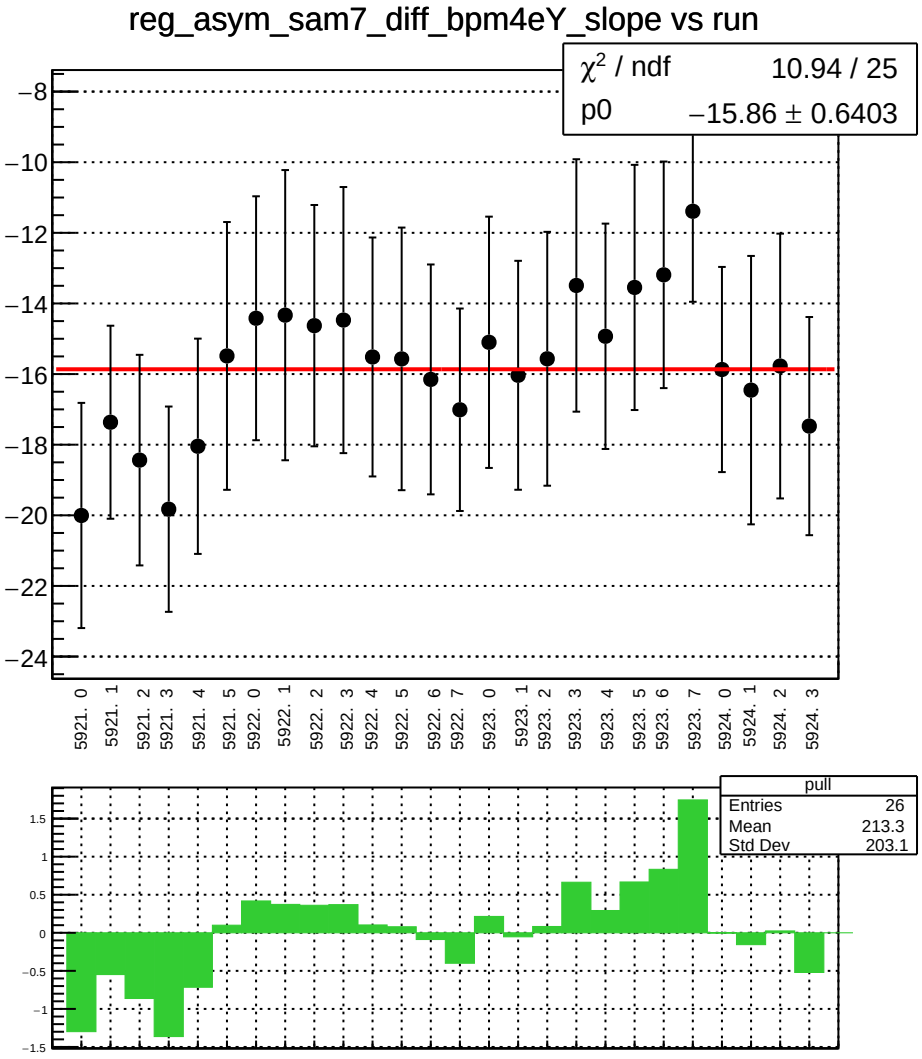
reg_asym_sam7_diff_bpm4eY_slope vs run
χ² / ndf 10.94 / 25
p0 −15.86 ± 0.6403
−8
−10
−12
−14
−16
−18
−20
−22
−24
5921. 0
5921. 1
5921. 2
5921. 3
5921. 4
5921. 5
5922. 0
5922. 1
5922. 2
5922. 3
5922. 4
5922. 5
5922. 6
5922. 7
5923. 0
5923. 1
5923. 2
5923. 3
5923. 4
5923. 5
5923. 6
5923. 7
5924. 0
5924. 1
5924. 2
5924. 3
pull
Entries 26
Mean 213.3
Std Dev 203.1
1.5
1
0.5
0
−0.5
−1
−1.5

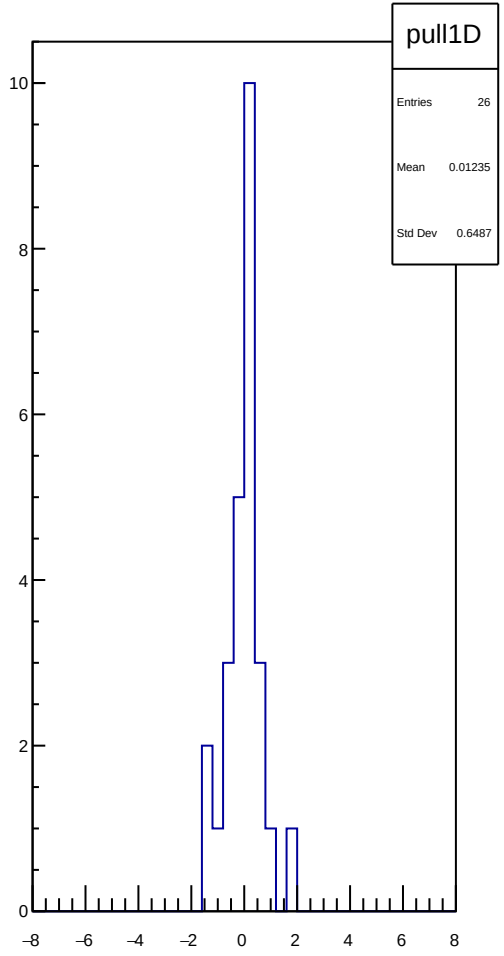
pull1D
Entries 26
Mean 0.01235
Std Dev 0.6487
10
8
6
4
2
0
−8
−6
−4
−2
0
2
4
6
8

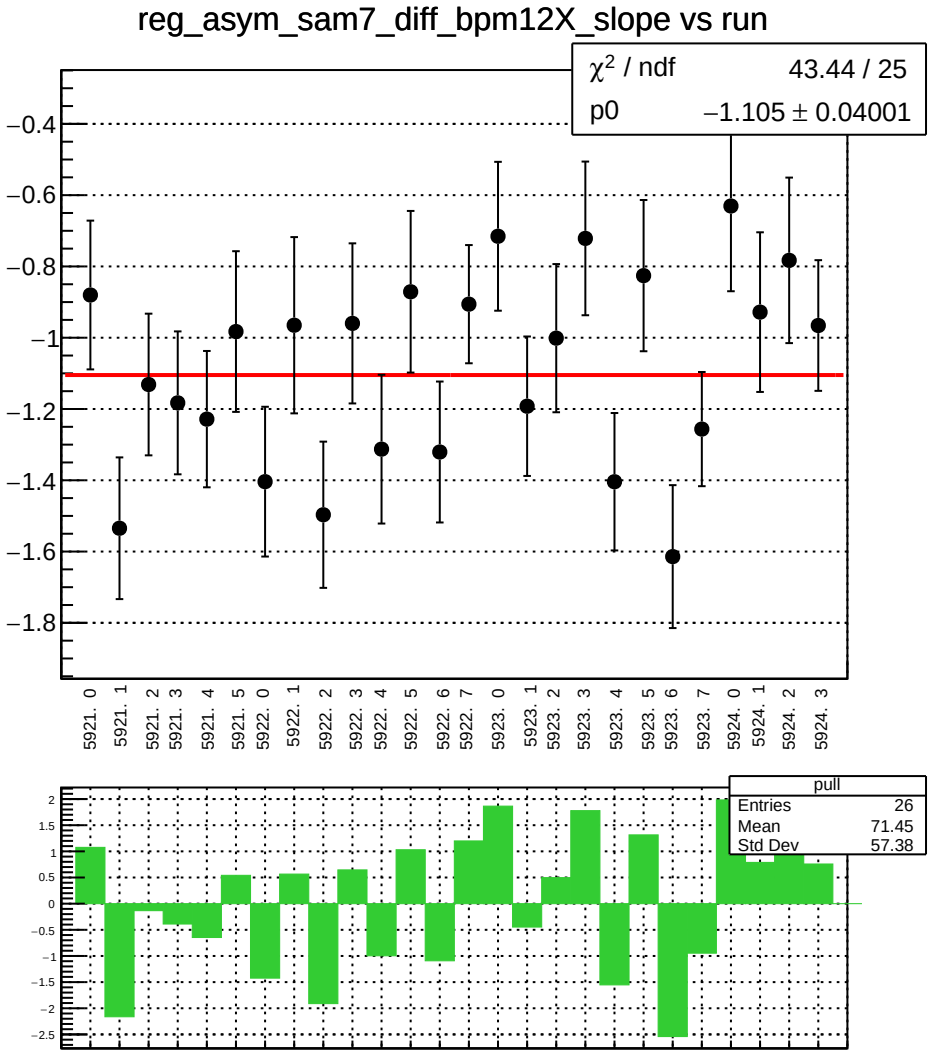
reg_asym_sam7_diff_bpm12X_slope vs run
χ² / ndf 43.44 / 25
p0 −1.105 ± 0.04001
−0.4
−0.6
−0.8
−1
−1.2
−1.4
−1.6
−1.8
5921. 0
5921. 1
5921. 2
5921. 3
5921. 4
5921. 5
5922. 0
5922. 1
5922. 2
5922. 3
5922. 4
5922. 5
5922. 6
5922. 7
5923. 0
5923. 1
5923. 2
5923. 3
5923. 4
5923. 5
5923. 6
5923. 7
5924. 0
5924. 1
5924. 2
5924. 3
pull
Entries 26
Mean 71.45
Std Dev 57.38
2
1.5
1
0.5
0
−0.5
−1
−1.5
−2
−2.5

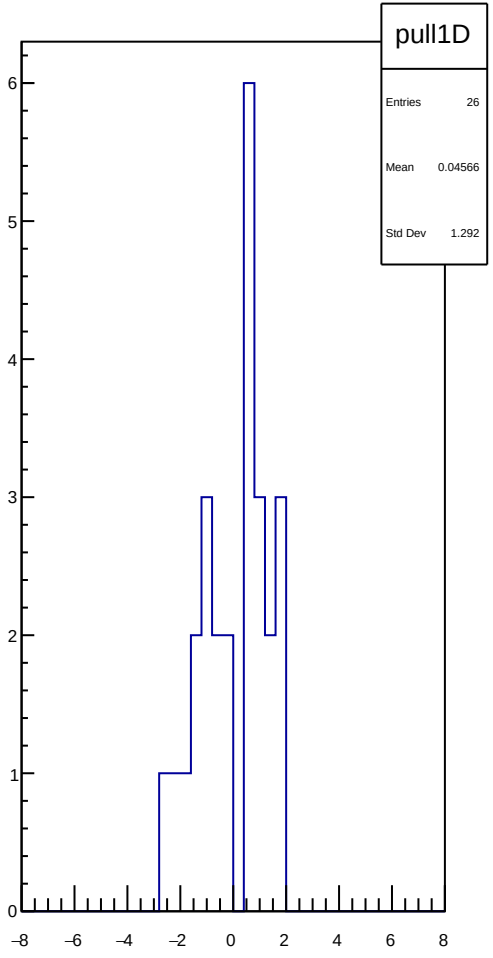
pull1D
Entries 26
Mean 0.04566
Std Dev 1.292
6
5
4
3
2
1
0
−8
−6
−4
−2
0
2
4
6
8

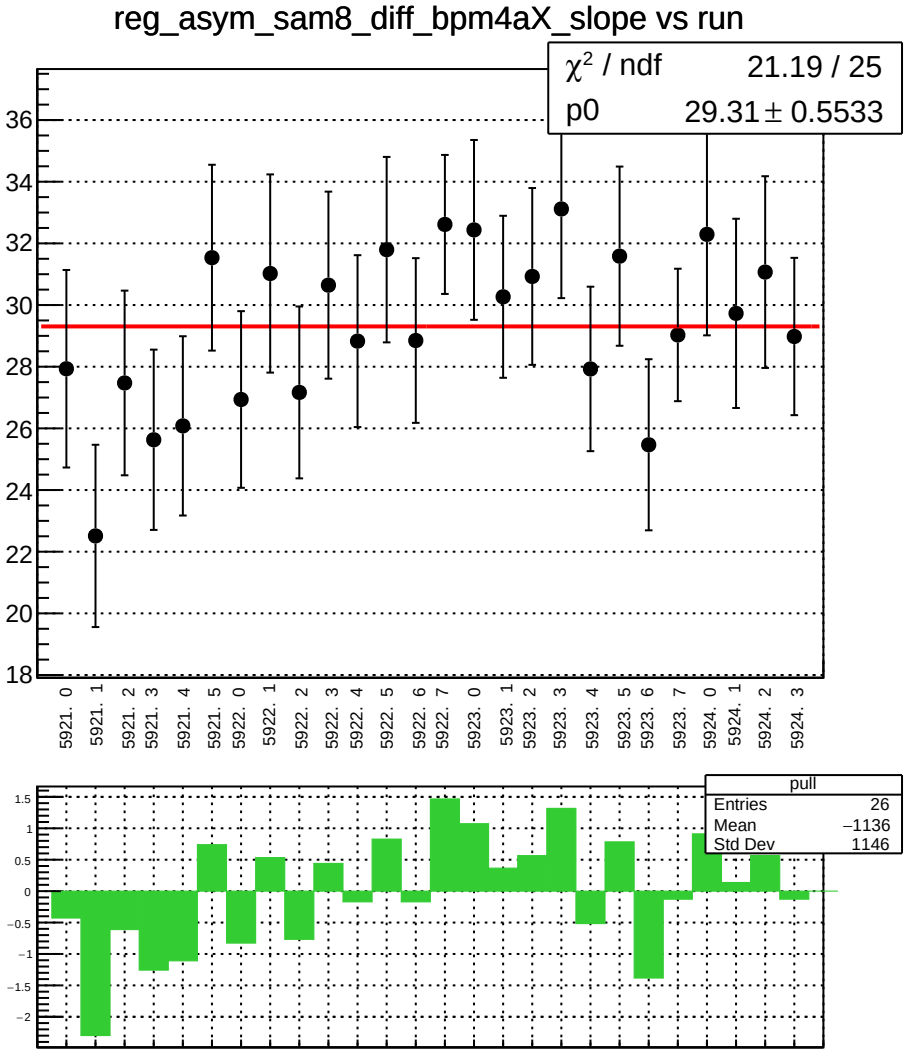
reg_asym_sam8_diff_bpm4aX_slope vs run
χ² / ndf 21.19 / 25
p0 29.31 ± 0.5533
36
34
32
30
28
26
24
22
20
18
5921. 0
5921. 1
5921. 2
5921. 3
5921. 4
5921. 5
5922. 0
5922. 1
5922. 2
5922. 3
5922. 4
5922. 5
5922. 6
5922. 7
5923. 0
5923. 1
5923. 2
5923. 3
5923. 4
5923. 5
5923. 6
5923. 7
5924. 0
5924. 1
5924. 2
5924. 3
pull
Entries 26
Mean −1136
Std Dev 1146
1.5
1
0.5
0
−0.5
−1
−1.5
−2

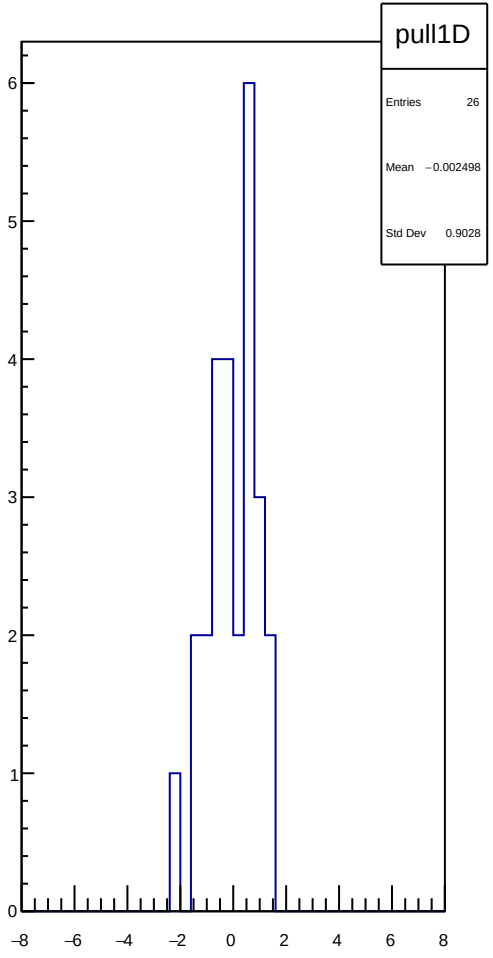
pull1D
Entries 26
Mean −0.002498
Std Dev 0.9028
6
5
4
3
2
1
0
−8
−6
−4
−2
0
2
4
6
8

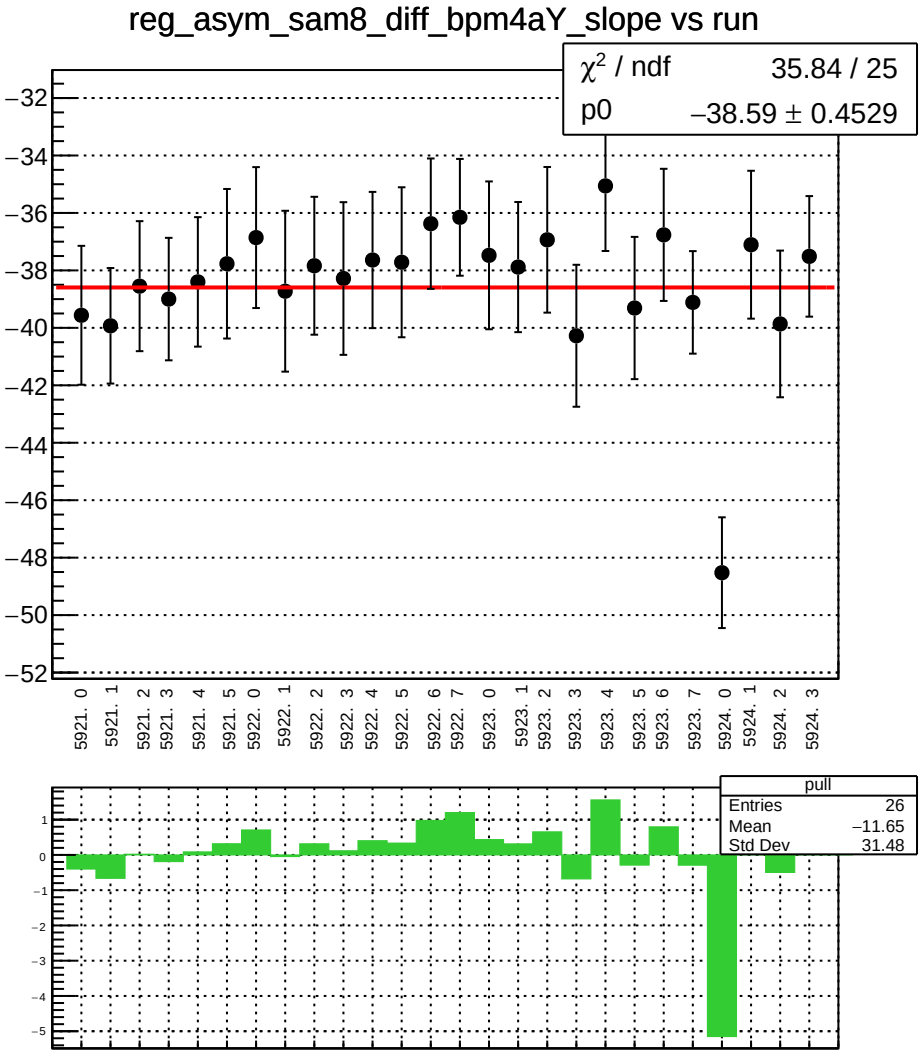
reg_asym_sam8_diff_bpm4aY_slope vs run
χ² / ndf 35.84 / 25
p0 −38.59 ± 0.4529
−32
−34
−36
−38
−40
−42
−44
−46
−48
−50
−52
5921. 0
5921. 1
5921. 2
5921. 3
5921. 4
5921. 5
5922. 0
5922. 1
5922. 2
5922. 3
5922. 4
5922. 5
5922. 6
5922. 7
5923. 0
5923. 1
5923. 2
5923. 3
5923. 4
5923. 5
5923. 6
5923. 7
5924. 0
5924. 1
5924. 2
5924. 3
pull
Entries 26
Mean −11.65
Std Dev 31.48
1
0
−1
−2
−3
−4
−5

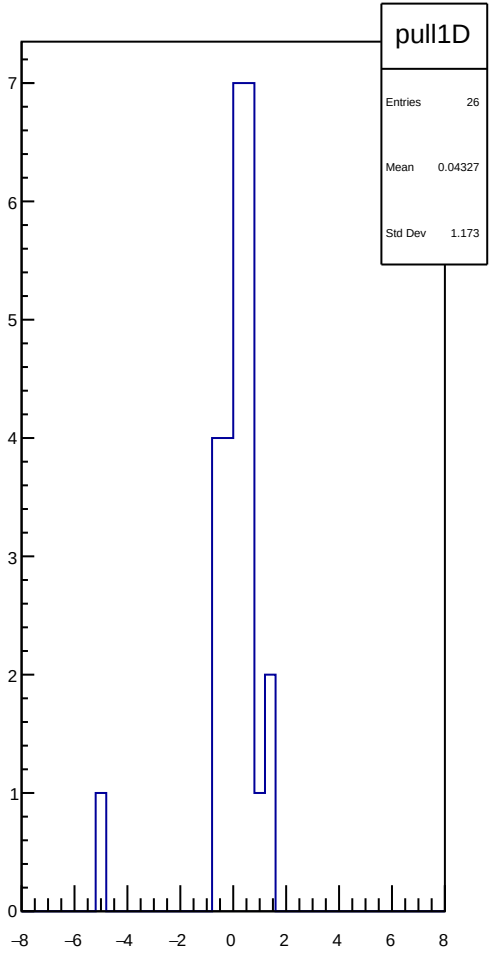
pull1D
Entries 26
Mean 0.04327
Std Dev 1.173
7
6
5
4
3
2
1
0
−8
−6
−4
−2
0
2
4
6
8

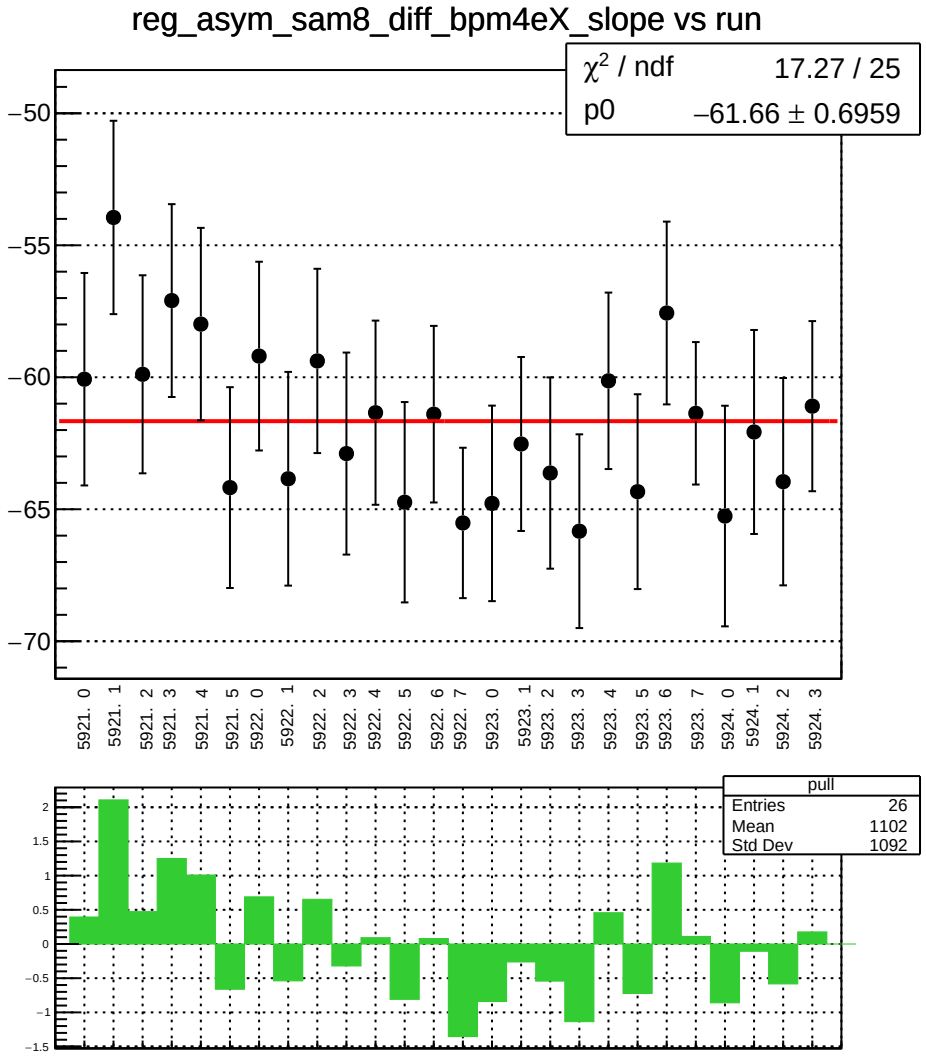
reg_asym_sam8_diff_bpm4eX_slope vs run
χ² / ndf 17.27 / 25
p0 −61.66 ± 0.6959
−50
−55
−60
−65
−70
5921. 0
5921. 1
5921. 2
5921. 3
5921. 4
5921. 5
5922. 0
5922. 1
5922. 2
5922. 3
5922. 4
5922. 5
5922. 6
5922. 7
5923. 0
5923. 1
5923. 2
5923. 3
5923. 4
5923. 5
5923. 6
5923. 7
5924. 0
5924. 1
5924. 2
5924. 3
pull
Entries 26
Mean 1102
Std Dev 1092
2
1.5
1
0.5
0
−0.5
−1
−1.5

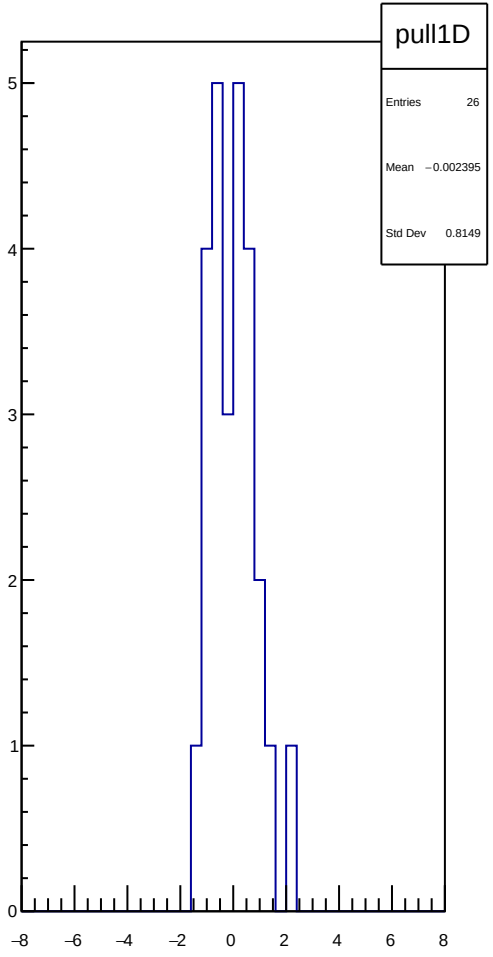
pull1D
Entries 26
Mean −0.002395
Std Dev 0.8149
5
4
3
2
1
0
−8
−6
−4
−2
0
2
4
6
8

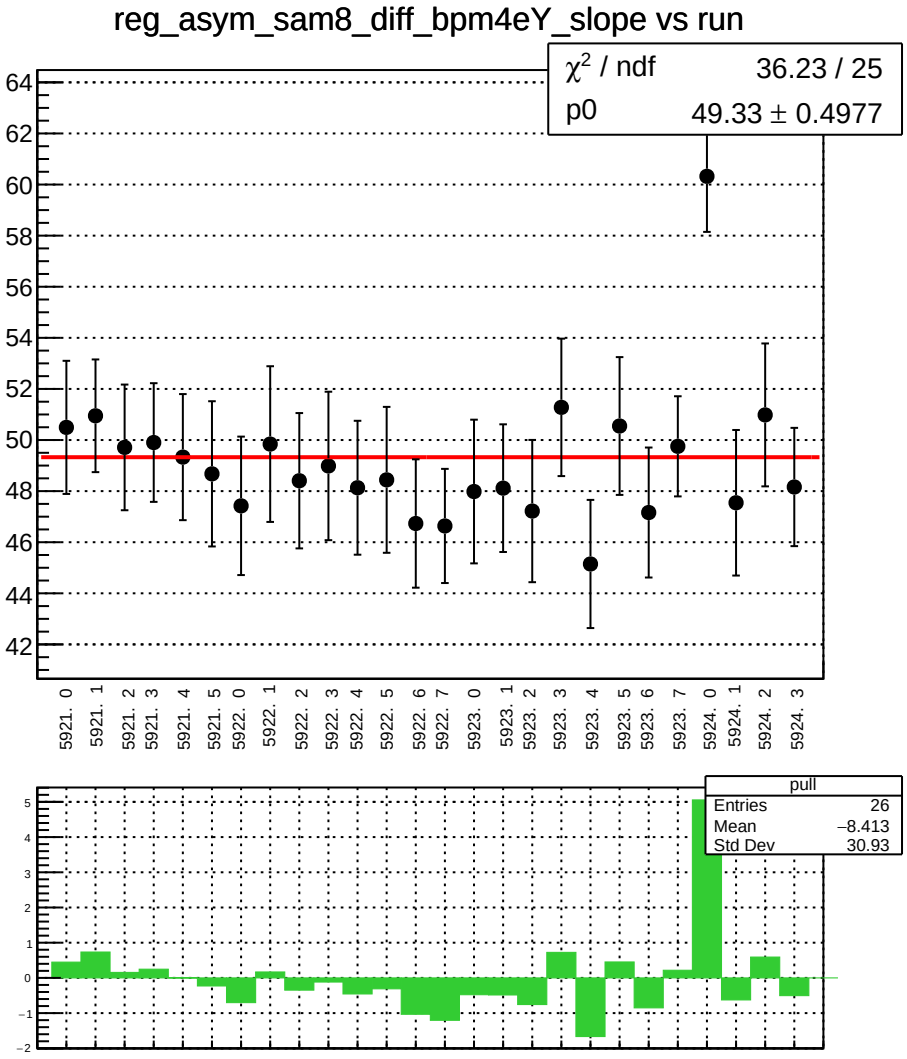
reg_asym_sam8_diff_bpm4eY_slope vs run
χ² / ndf 36.23 / 25
p0 49.33 ± 0.4977
64
62
60
58
56
54
52
50
48
46
44
42
5921. 0
5921. 1
5921. 2
5921. 3
5921. 4
5921. 5
5922. 0
5922. 1
5922. 2
5922. 3
5922. 4
5922. 5
5922. 6
5922. 7
5923. 0
5923. 1
5923. 2
5923. 3
5923. 4
5923. 5
5923. 6
5923. 7
5924. 0
5924. 1
5924. 2
5924. 3
pull
Entries 26
Mean −8.413
Std Dev 30.93
5
4
3
2
1
0
−1
−2

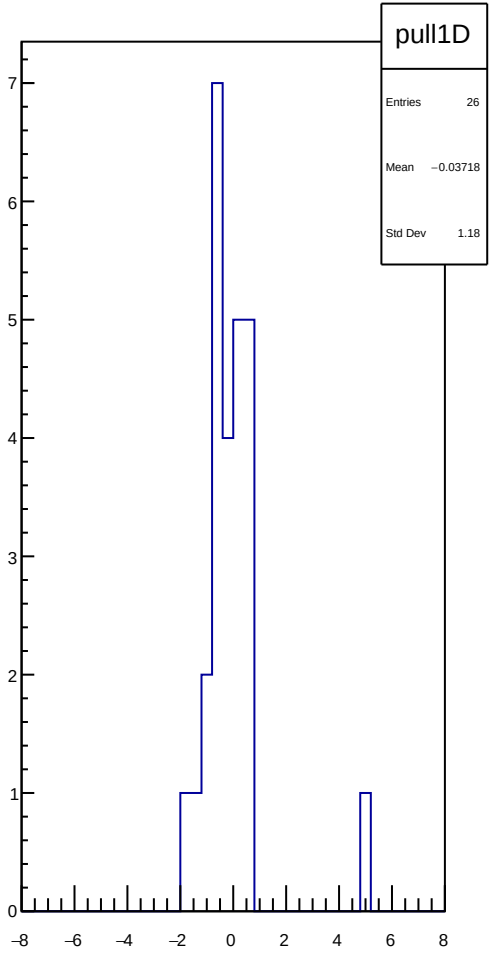
pull1D
Entries 26
Mean −0.03718
Std Dev 1.18
7
6
5
4
3
2
1
0
−8
−6
−4
−2
0
2
4
6
8

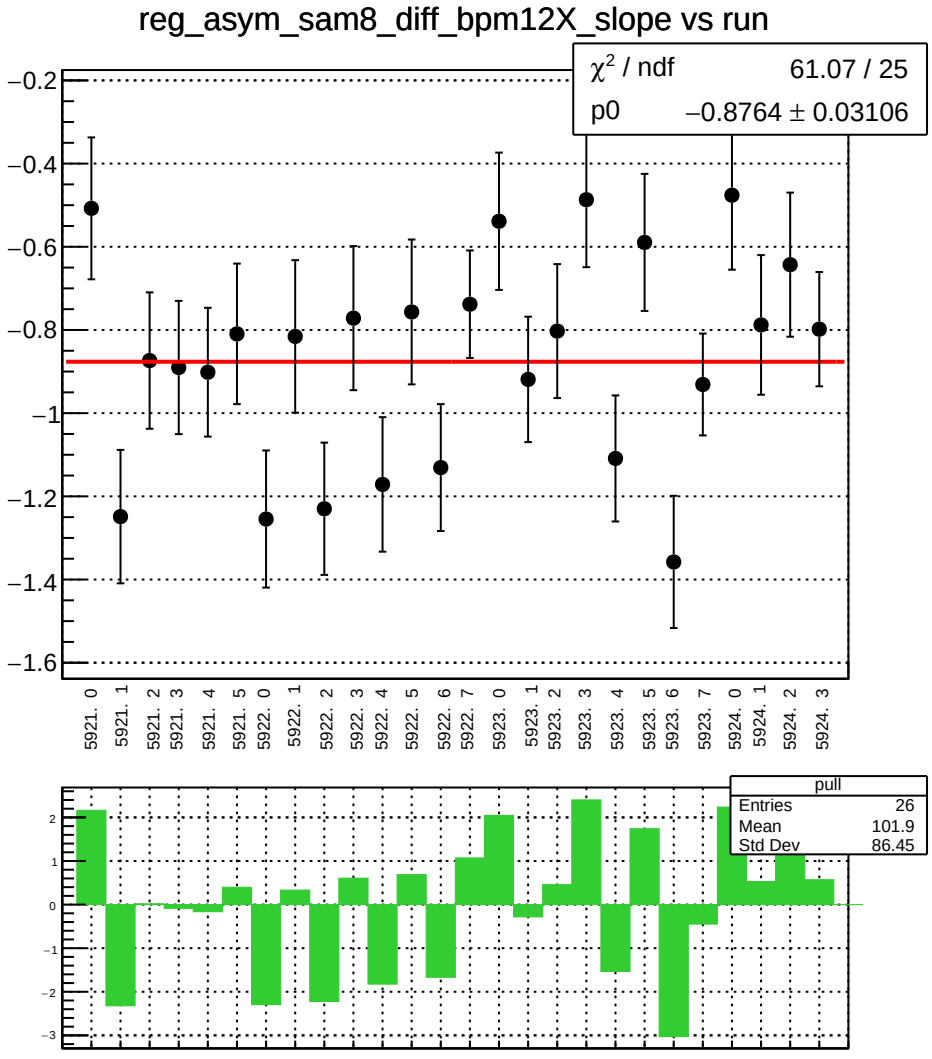
reg_asym_sam8_diff_bpm12X_slope vs run
χ² / ndf 61.07 / 25
p0 −0.8764 ± 0.03106
−0.2
−0.4
−0.6
−0.8
−1
−1.2
−1.4
−1.6
5921. 0
5921. 1
5921. 2
5921. 3
5921. 4
5921. 5
5922. 0
5922. 1
5922. 2
5922. 3
5922. 4
5922. 5
5922. 6
5922. 7
5923. 0
5923. 1
5923. 2
5923. 3
5923. 4
5923. 5
5923. 6
5923. 7
5924. 0
5924. 1
5924. 2
5924. 3
pull
Entries 26
Mean 101.9
Std Dev 86.45
2
1
0
−1
−2
−3

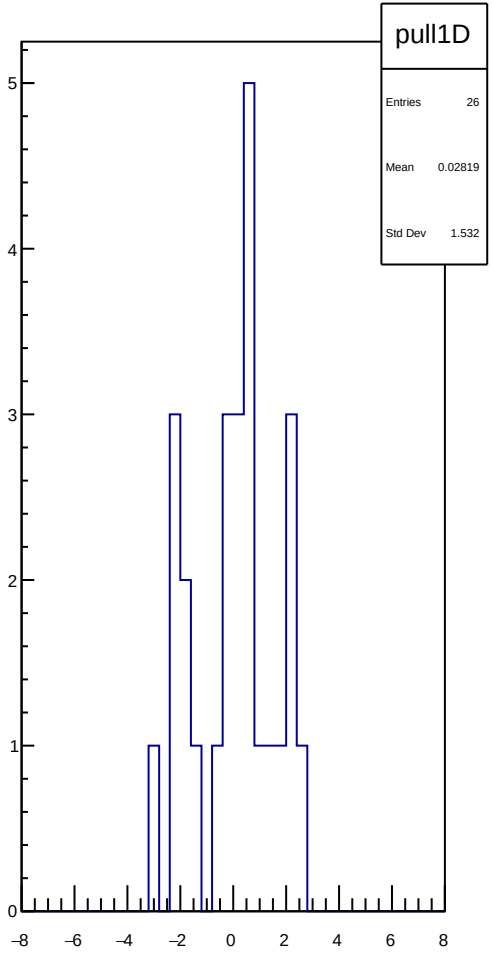
pull1D
Entries 26
Mean 0.02819
Std Dev 1.532
5
4
3
2
1
0
−8
−6
−4
−2
0
2
4
6
8

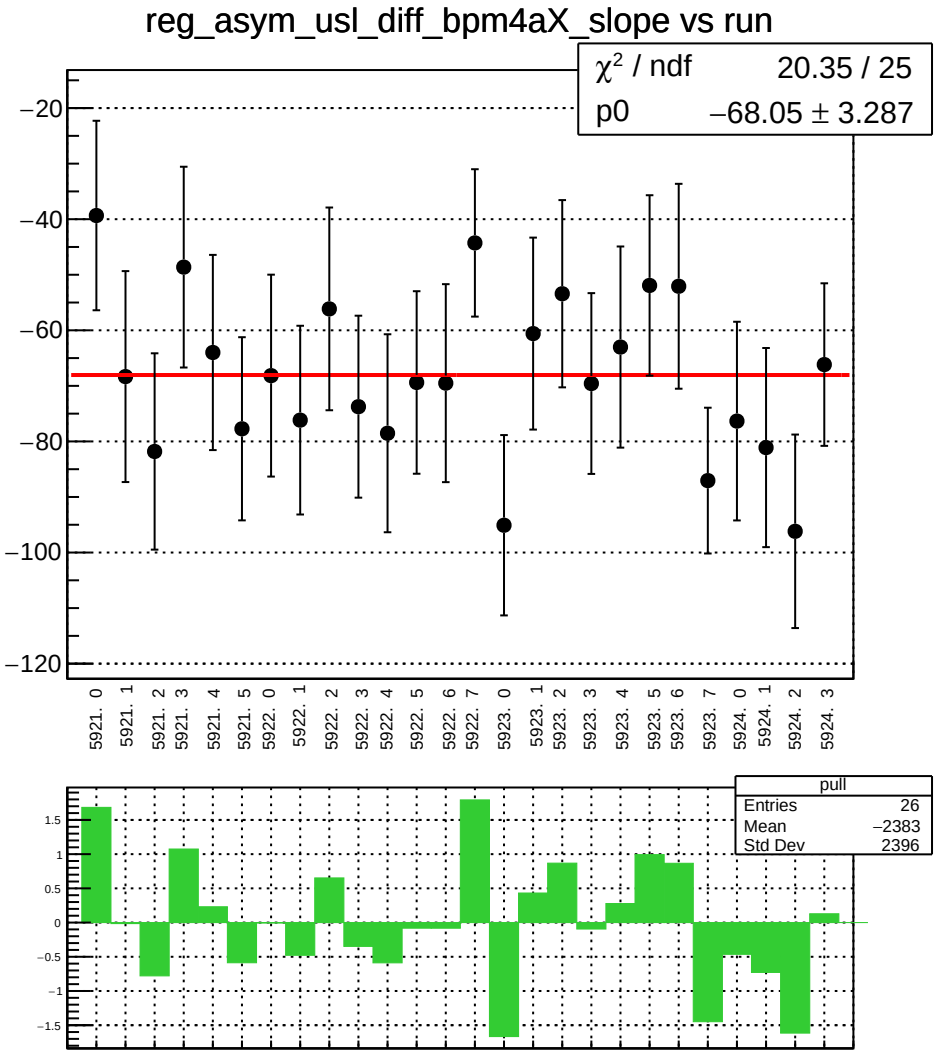
reg_asym_usl_diff_bpm4aX_slope vs run
χ² / ndf 20.35 / 25
p0 −68.05 ± 3.287
−20
−40
−60
−80
−100
−120
5921. 0
5921. 1
5921. 2
5921. 3
5921. 4
5921. 5
5922. 0
5922. 1
5922. 2
5922. 3
5922. 4
5922. 5
5922. 6
5922. 7
5923. 0
5923. 1
5923. 2
5923. 3
5923. 4
5923. 5
5923. 6
5923. 7
5924. 0
5924. 1
5924. 2
5924. 3
pull
Entries 26
Mean −2383
Std Dev 2396
1.5
1
0.5
0
−0.5
−1
−1.5

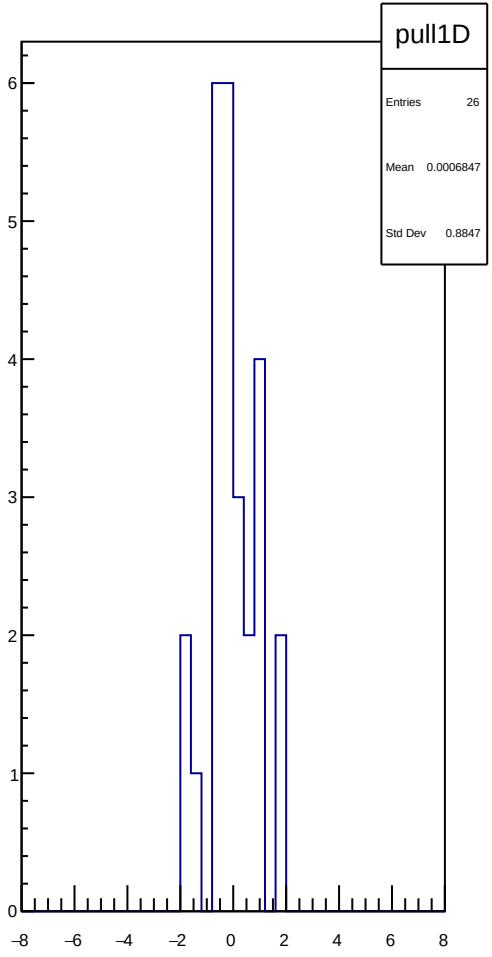
pull1D
Entries 26
Mean 0.0006847
Std Dev 0.8847
6
5
4
3
2
1
0
−8
−6
−4
−2
0
2
4
6
8

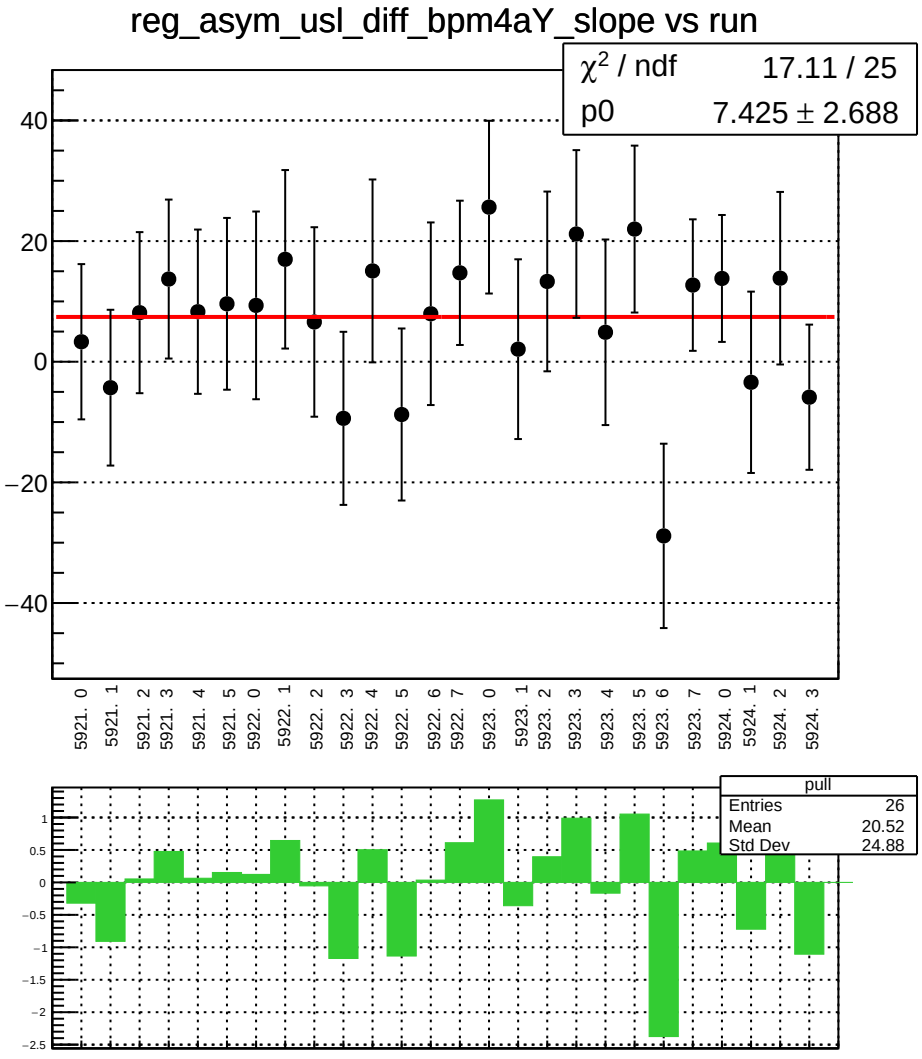
reg_asym_usl_diff_bpm4aY_slope vs run
χ² / ndf 17.11 / 25
p0 7.425 ± 2.688
40
20
0
−20
−40
5921. 0
5921. 1
5921. 2
5921. 3
5921. 4
5921. 5
5922. 0
5922. 1
5922. 2
5922. 3
5922. 4
5922. 5
5922. 6
5922. 7
5923. 0
5923. 1
5923. 2
5923. 3
5923. 4
5923. 5
5923. 6
5923. 7
5924. 0
5924. 1
5924. 2
5924. 3
pull
Entries 26
Mean 20.52
Std Dev 24.88
1
0.5
0
−0.5
−1
−1.5
−2
−2.5

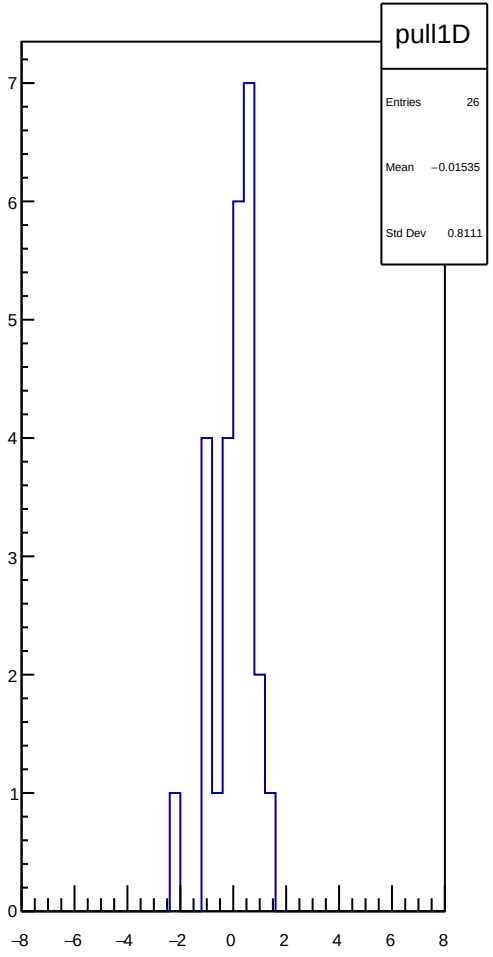
pull1D
Entries 26
Mean −0.01535
Std Dev 0.8111
7
6
5
4
3
2
1
0
−8
−6
−4
−2
0
2
4
6
8

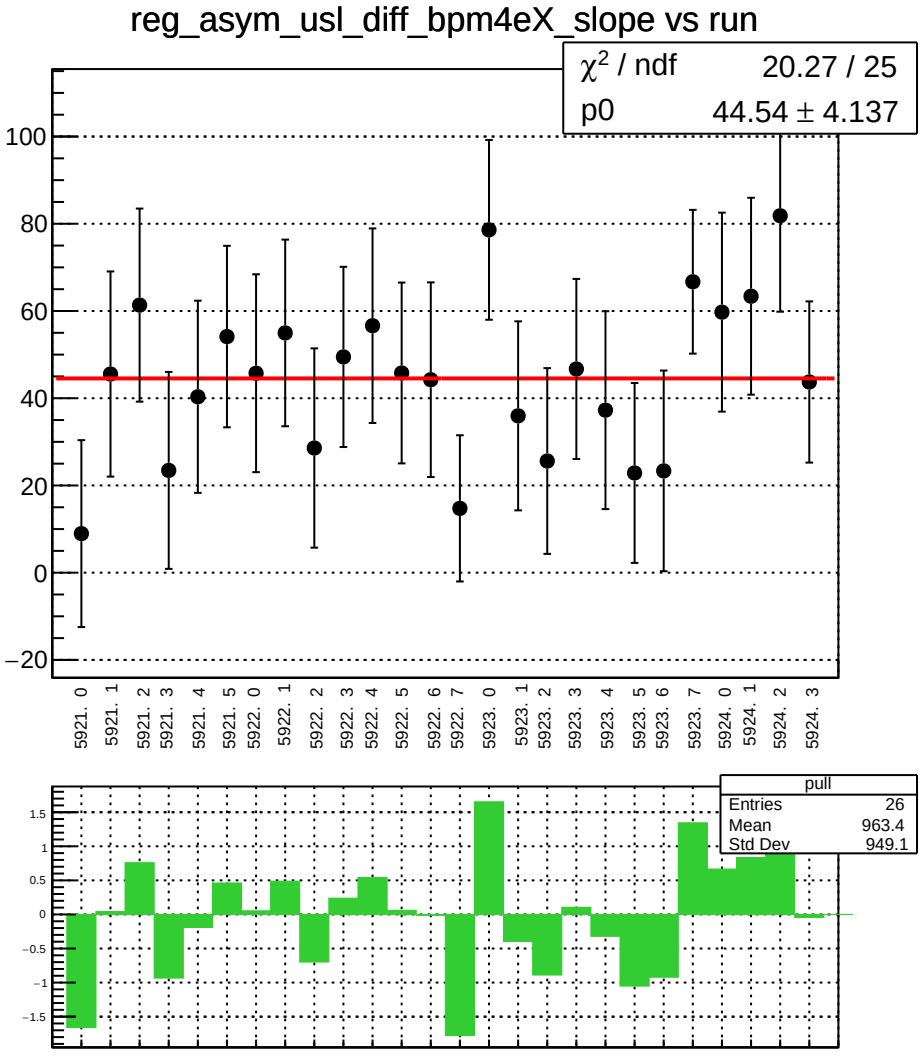
reg_asym_usl_diff_bpm4eX_slope vs run
χ² / ndf 20.27 / 25
p0 44.54 ± 4.137
100
80
60
40
20
0
−20
5921. 0
5921. 1
5921. 2
5921. 3
5921. 4
5921. 5
5922. 0
5922. 1
5922. 2
5922. 3
5922. 4
5922. 5
5922. 6
5922. 7
5923. 0
5923. 1
5923. 2
5923. 3
5923. 4
5923. 5
5923. 6
5923. 7
5924. 0
5924. 1
5924. 2
5924. 3
pull
Entries 26
Mean 963.4
Std Dev 949.1
1.5
1
0.5
0
−0.5
−1
−1.5

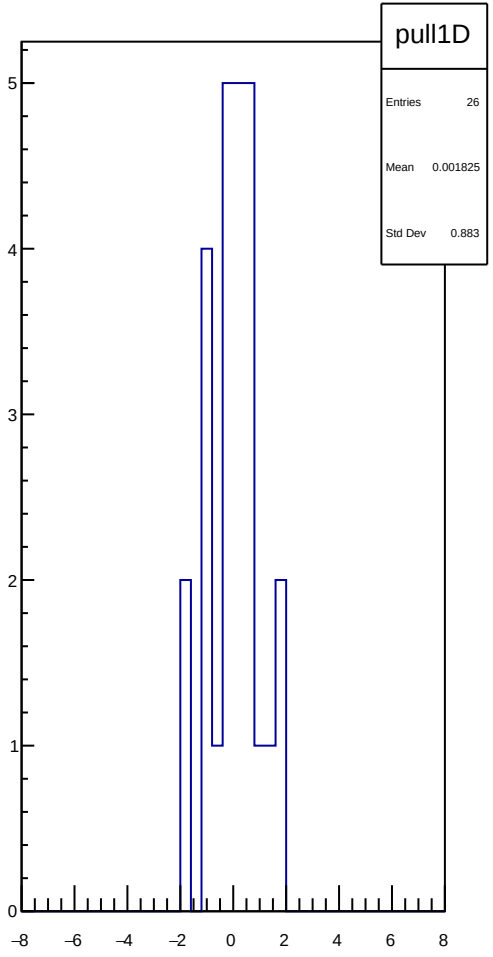
pull1D
Entries 26
Mean 0.001825
Std Dev 0.883
5
4
3
2
1
0
−8
−6
−4
−2
0
2
4
6
8

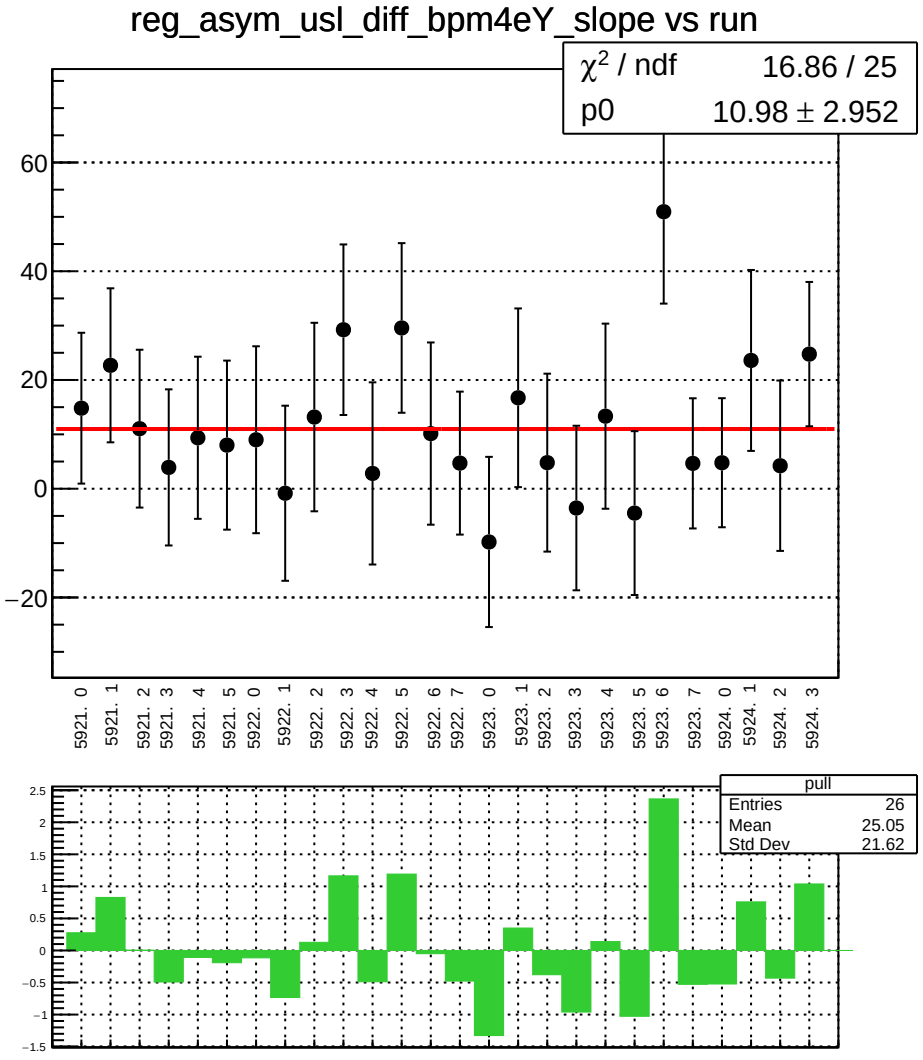
reg_asym_usl_diff_bpm4eY_slope vs run
χ² / ndf 16.86 / 25
p0 10.98 ± 2.952
60
40
20
0
−20
5921. 0
5921. 1
5921. 2
5921. 3
5921. 4
5921. 5
5922. 0
5922. 1
5922. 2
5922. 3
5922. 4
5922. 5
5922. 6
5922. 7
5923. 0
5923. 1
5923. 2
5923. 3
5923. 4
5923. 5
5923. 6
5923. 7
5924. 0
5924. 1
5924. 2
5924. 3
pull
Entries 26
Mean 25.05
Std Dev 21.62
2.5
2
1.5
1
0.5
0
−0.5
−1
−1.5

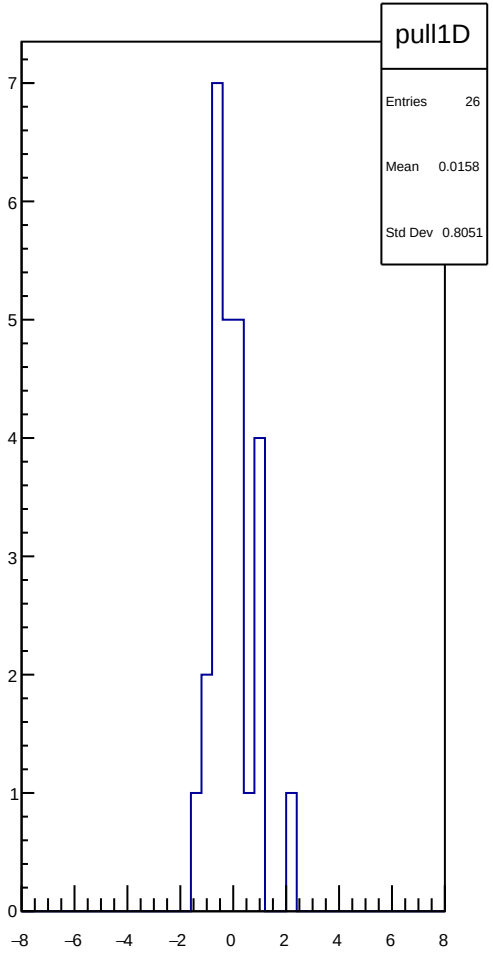
pull1D
Entries 26
Mean 0.0158
Std Dev 0.8051
7
6
5
4
3
2
1
0
−8
−6
−4
−2
0
2
4
6
8

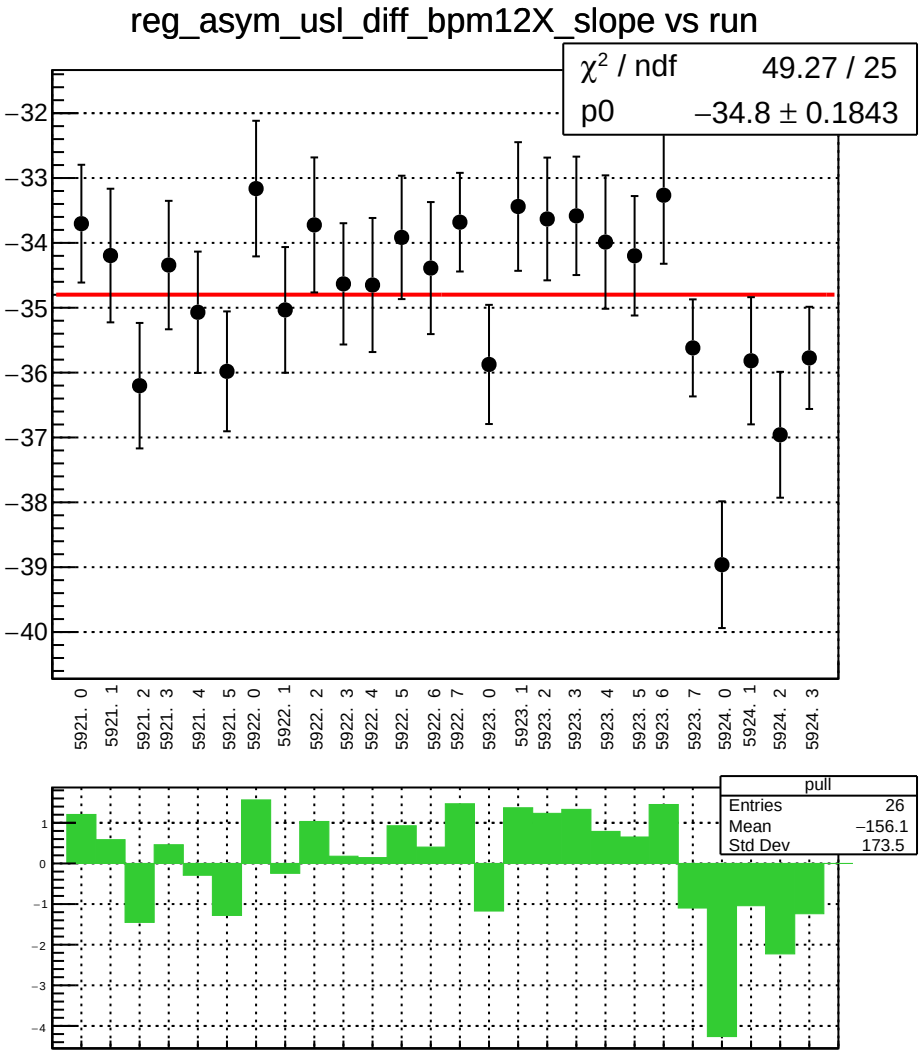
reg_asym_usl_diff_bpm12X_slope vs run
χ² / ndf 49.27 / 25
p0 −34.8 ± 0.1843
−32
−33
−34
−35
−36
−37
−38
−39
−40
5921. 0
5921. 1
5921. 2
5921. 3
5921. 4
5921. 5
5922. 0
5922. 1
5922. 2
5922. 3
5922. 4
5922. 5
5922. 6
5922. 7
5923. 0
5923. 1
5923. 2
5923. 3
5923. 4
5923. 5
5923. 6
5923. 7
5924. 0
5924. 1
5924. 2
5924. 3
pull
Entries 26
Mean −156.1
Std Dev 173.5
1
0
−1
−2
−3
−4

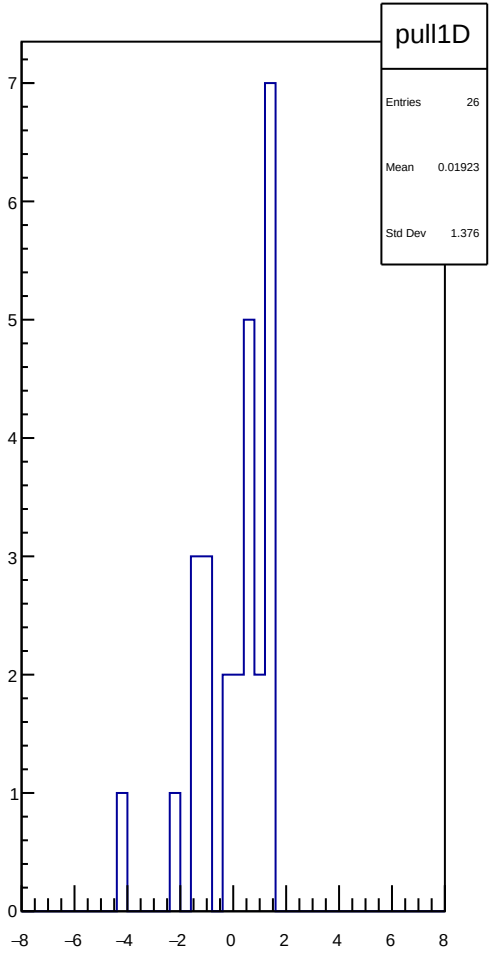
pull1D
Entries 26
Mean 0.01923
Std Dev 1.376
7
6
5
4
3
2
1
0
−8
−6
−4
−2
0
2
4
6
8

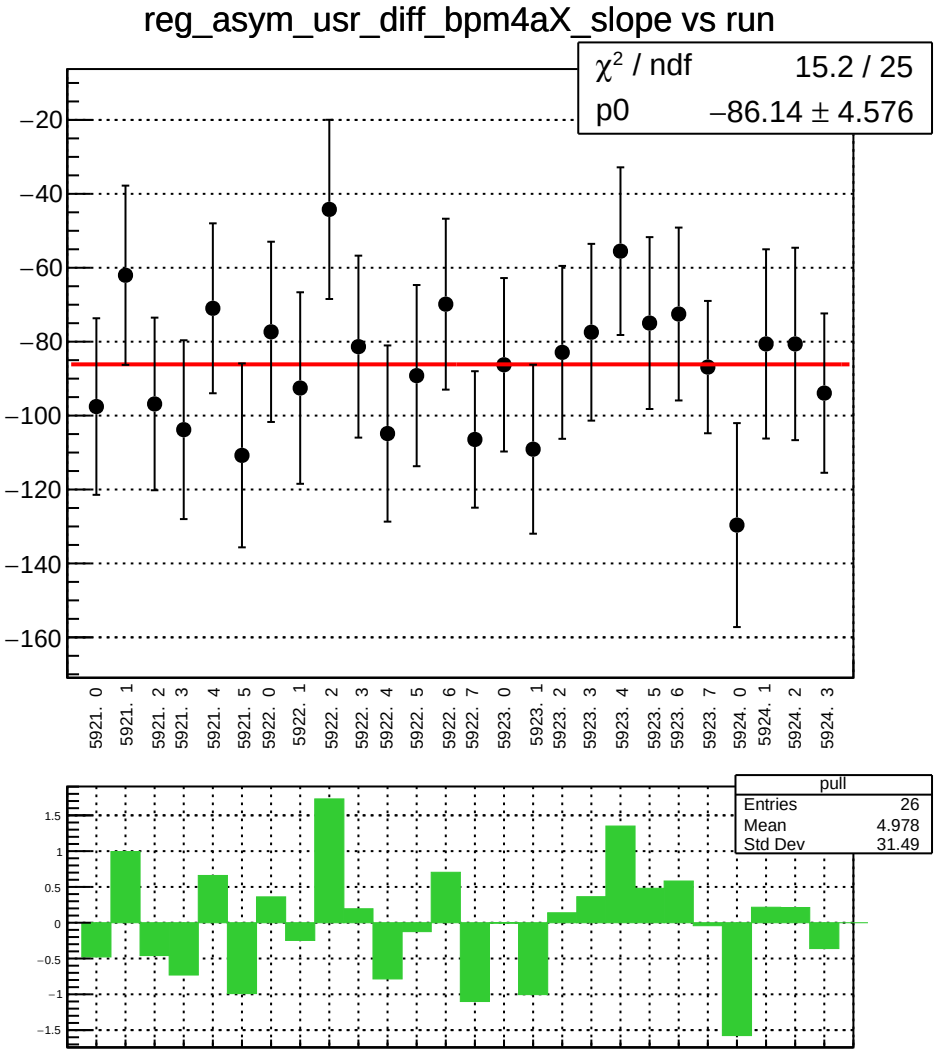
reg_asym_usr_diff_bpm4aX_slope vs run
χ² / ndf 15.2 / 25
p0 −86.14 ± 4.576
−20
−40
−60
−80
−100
−120
−140
−160
5921. 0
5921. 1
5921. 2
5921. 3
5921. 4
5921. 5
5922. 0
5922. 1
5922. 2
5922. 3
5922. 4
5922. 5
5922. 6
5922. 7
5923. 0
5923. 1
5923. 2
5923. 3
5923. 4
5923. 5
5923. 6
5923. 7
5924. 0
5924. 1
5924. 2
5924. 3
pull
Entries 26
Mean 4.978
Std Dev 31.49
1.5
1
0.5
0
−0.5
−1
−1.5

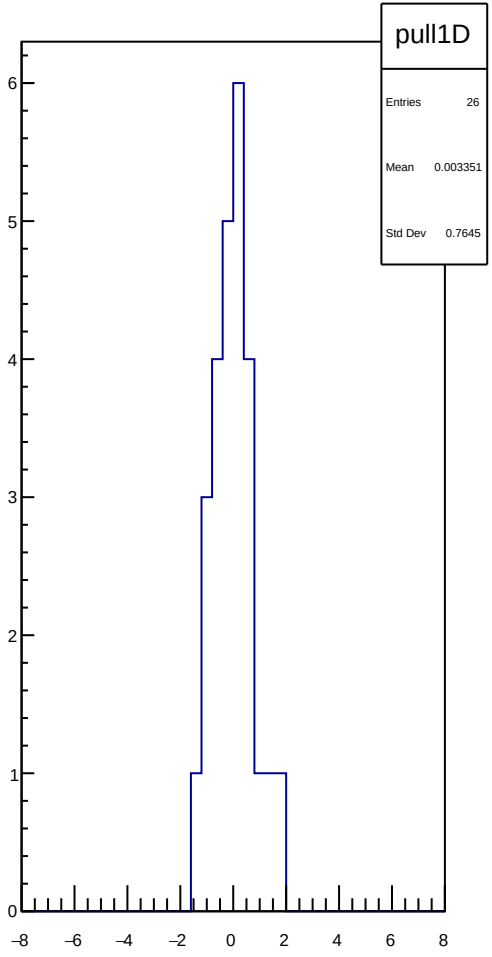
pull1D
Entries 26
Mean 0.003351
Std Dev 0.7645
6
5
4
3
2
1
0
−8
−6
−4
−2
0
2
4
6
8

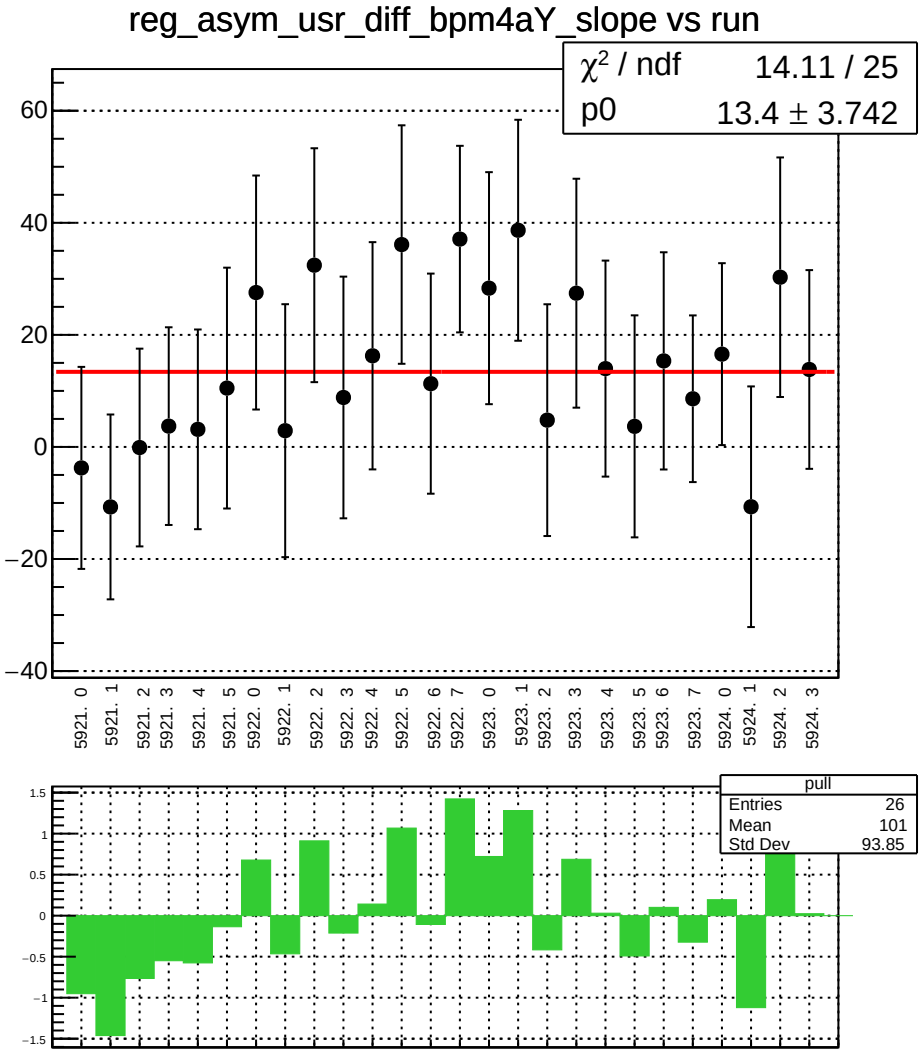
reg_asym_usr_diff_bpm4aY_slope vs run
χ² / ndf 14.11 / 25
p0 13.4 ± 3.742
60
40
20
0
−20
−40
5921. 0
5921. 1
5921. 2
5921. 3
5921. 4
5921. 5
5922. 0
5922. 1
5922. 2
5922. 3
5922. 4
5922. 5
5922. 6
5922. 7
5923. 0
5923. 1
5923. 2
5923. 3
5923. 4
5923. 5
5923. 6
5923. 7
5924. 0
5924. 1
5924. 2
5924. 3
pull
Entries 26
Mean 101
Std Dev 93.85
1.5
1
0.5
0
−0.5
−1
−1.5

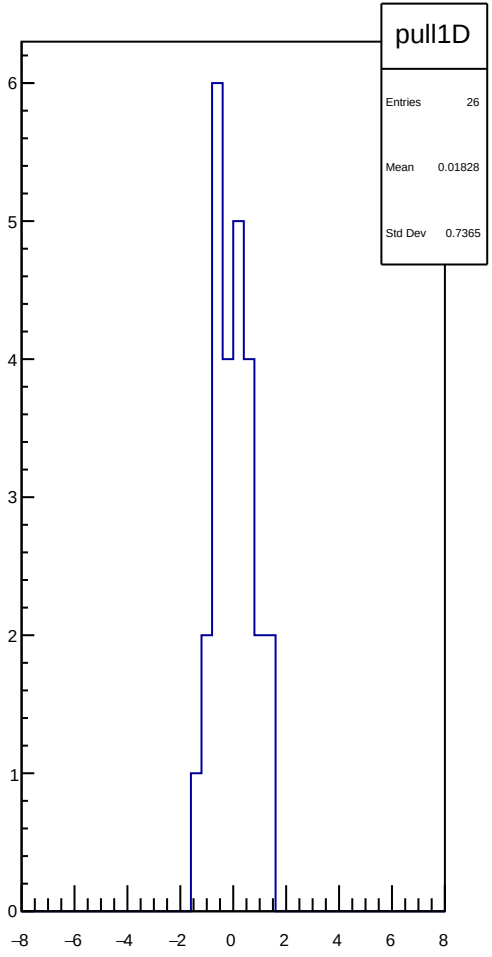
pull1D
Entries 26
Mean 0.01828
Std Dev 0.7365
6
5
4
3
2
1
0
−8
−6
−4
−2
0
2
4
6
8

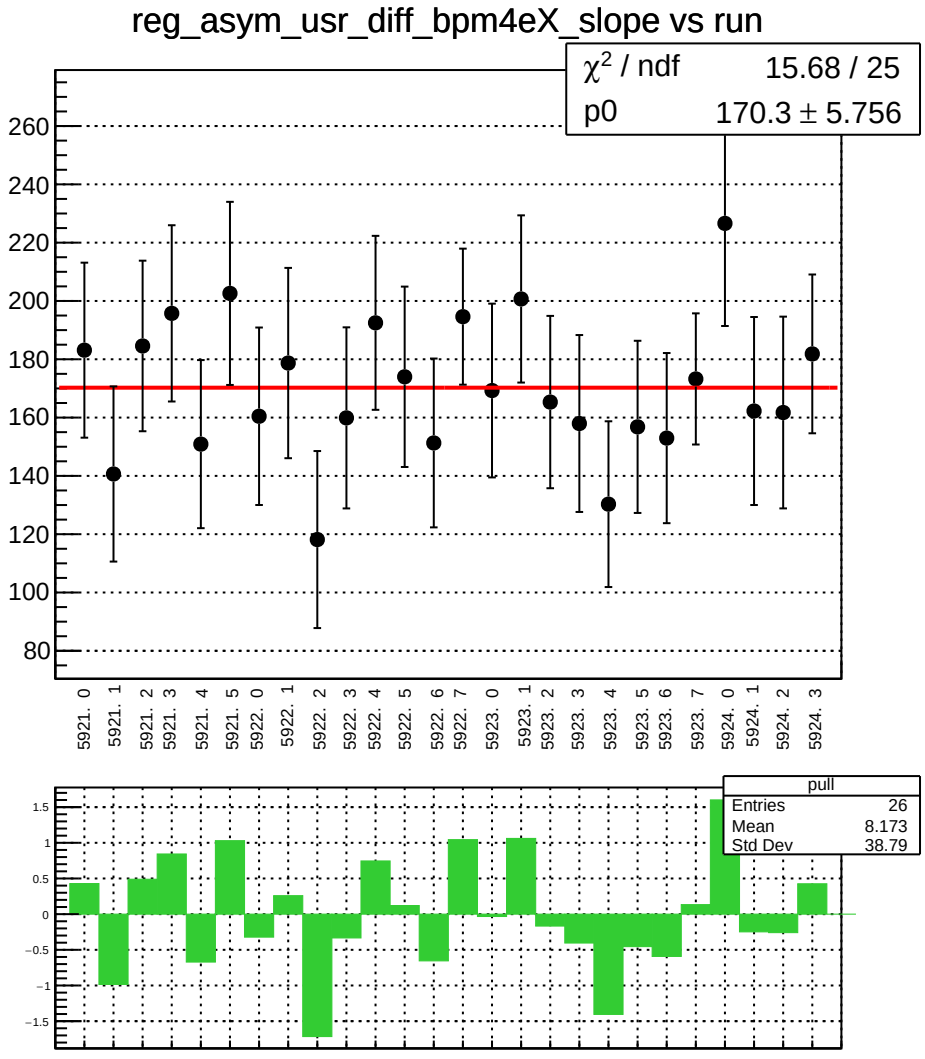
reg_asym_usr_diff_bpm4eX_slope vs run
χ² / ndf 15.68 / 25
p0 170.3 ± 5.756
260
240
220
200
180
160
140
120
100
80
5921. 0
5921. 1
5921. 2
5921. 3
5921. 4
5921. 5
5922. 0
5922. 1
5922. 2
5922. 3
5922. 4
5922. 5
5922. 6
5922. 7
5923. 0
5923. 1
5923. 2
5923. 3
5923. 4
5923. 5
5923. 6
5923. 7
5924. 0
5924. 1
5924. 2
5924. 3
pull
Entries 26
Mean 8.173
Std Dev 38.79
1.5
1
0.5
0
−0.5
−1
−1.5

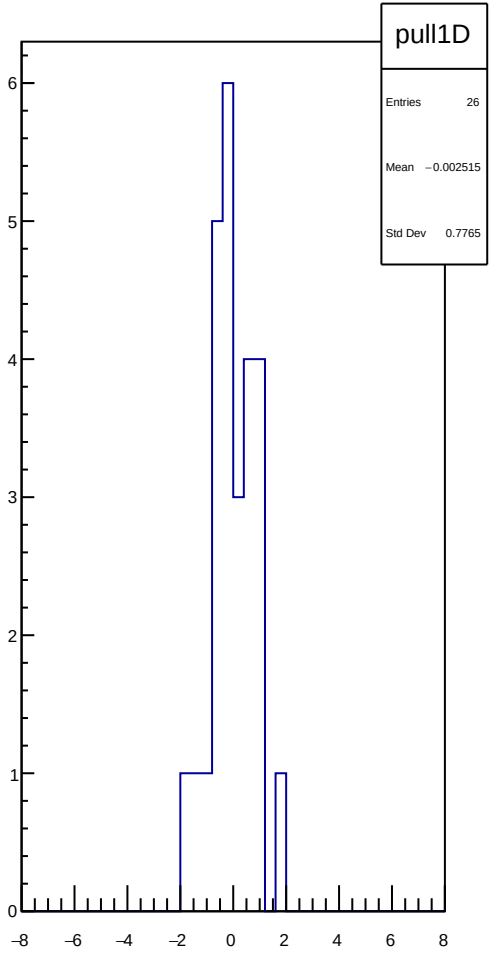
pull1D
Entries 26
Mean −0.002515
Std Dev 0.7765
6
5
4
3
2
1
0
−8
−6
−4
−2
0
2
4
6
8

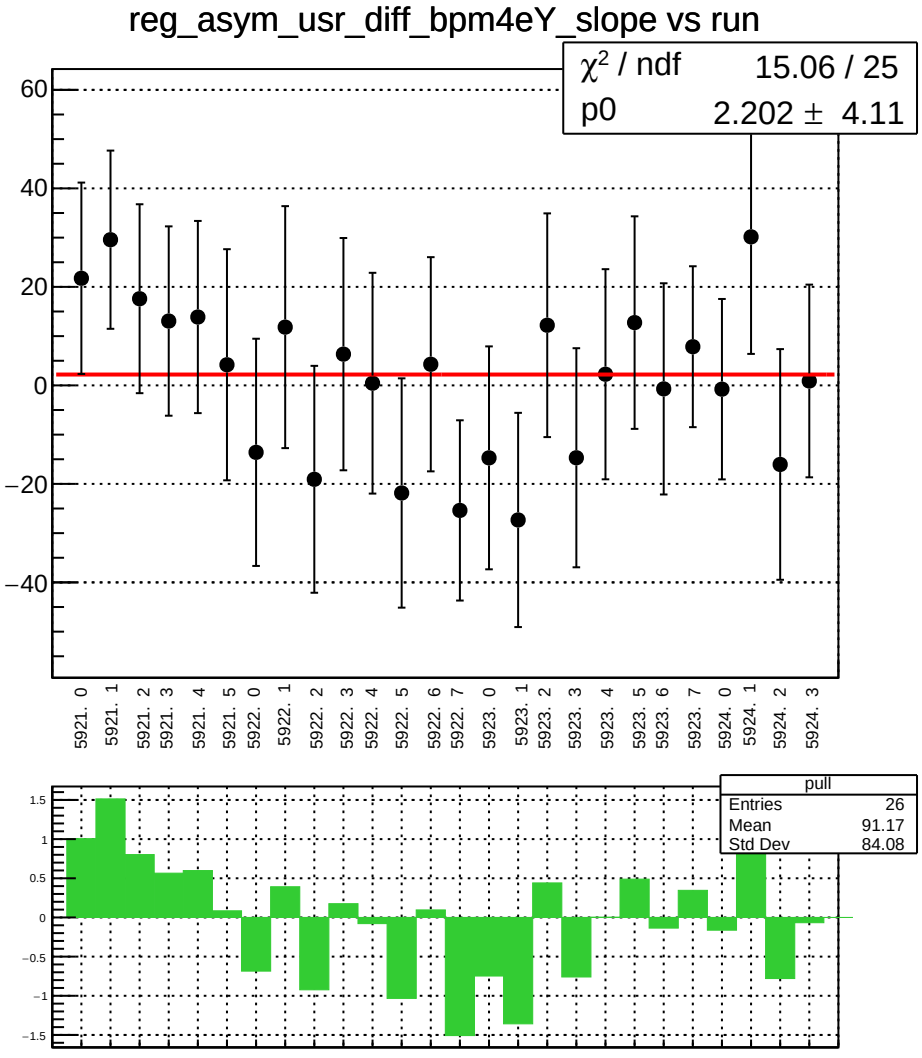
reg_asym_usr_diff_bpm4eY_slope vs run
χ² / ndf 15.06 / 25
p0 2.202 ± 4.11
60
40
20
0
−20
−40
5921. 0
5921. 1
5921. 2
5921. 3
5921. 4
5921. 5
5922. 0
5922. 1
5922. 2
5922. 3
5922. 4
5922. 5
5922. 6
5922. 7
5923. 0
5923. 1
5923. 2
5923. 3
5923. 4
5923. 5
5923. 6
5923. 7
5924. 0
5924. 1
5924. 2
5924. 3
pull
Entries 26
Mean 91.17
Std Dev 84.08
1.5
1
0.5
0
−0.5
−1
−1.5

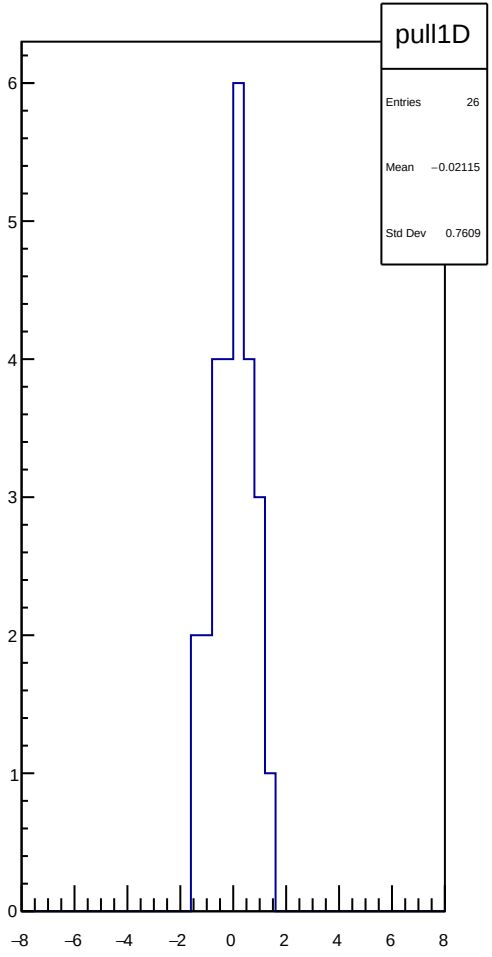
pull1D
Entries 26
Mean −0.02115
Std Dev 0.7609
6
5
4
3
2
1
0
−8
−6
−4
−2
0
2
4
6
8

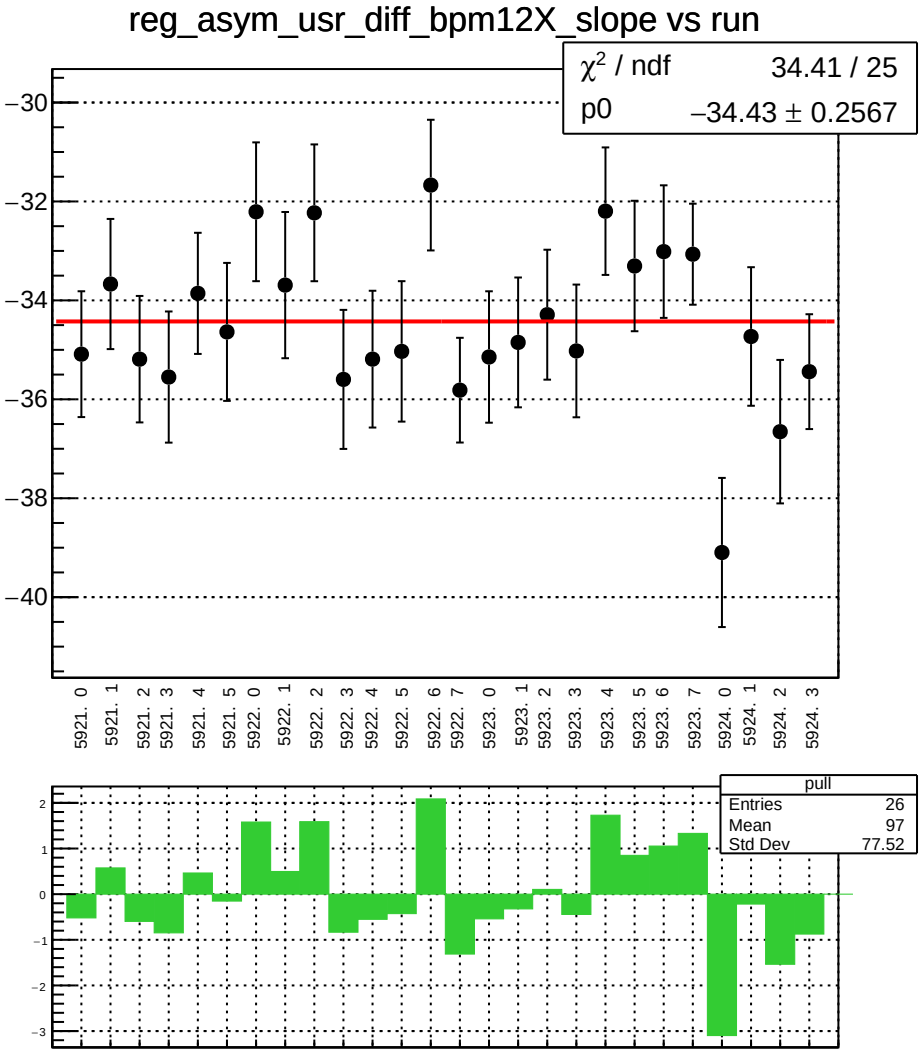
reg_asym_usr_diff_bpm12X_slope vs run
χ² / ndf 34.41 / 25
p0 −34.43 ± 0.2567
−30
−32
−34
−36
−38
−40
5921. 0
5921. 1
5921. 2
5921. 3
5921. 4
5921. 5
5922. 0
5922. 1
5922. 2
5922. 3
5922. 4
5922. 5
5922. 6
5922. 7
5923. 0
5923. 1
5923. 2
5923. 3
5923. 4
5923. 5
5923. 6
5923. 7
5924. 0
5924. 1
5924. 2
5924. 3
pull
Entries 26
Mean 97
Std Dev 77.52
2
1
0
−1
−2
−3

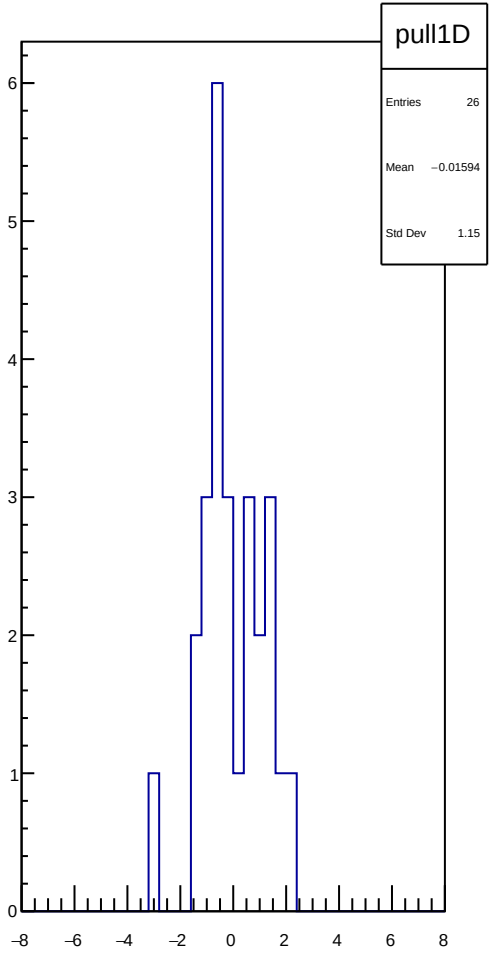
pull1D
Entries 26
Mean −0.01594
Std Dev 1.15
6
5
4
3
2
1
0
−8
−6
−4
−2
0
2
4
6
8

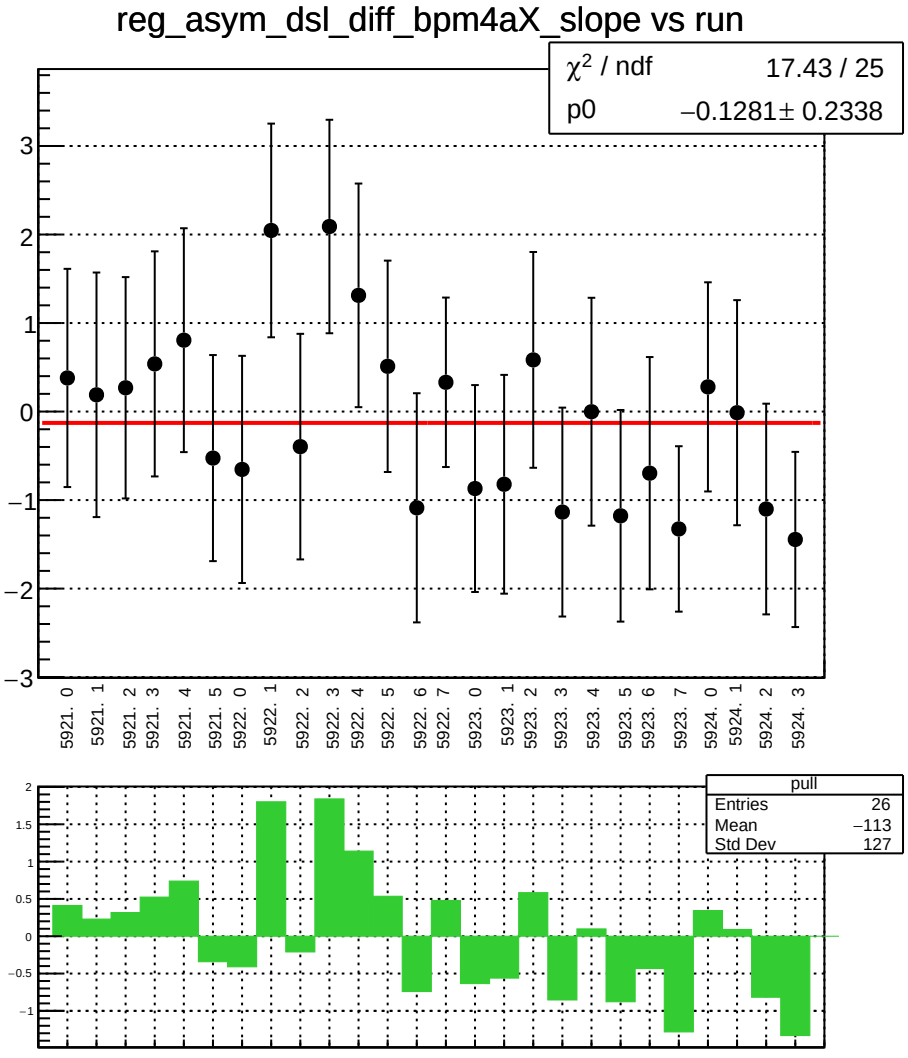
reg_asym_dsl_diff_bpm4aX_slope vs run
χ² / ndf 17.43 / 25
p0 −0.1281± 0.2338
3
2
1
0
−1
−2
−3
5921. 0
5921. 1
5921. 2
5921. 3
5921. 4
5921. 5
5922. 0
5922. 1
5922. 2
5922. 3
5922. 4
5922. 5
5922. 6
5922. 7
5923. 0
5923. 1
5923. 2
5923. 3
5923. 4
5923. 5
5923. 6
5923. 7
5924. 0
5924. 1
5924. 2
5924. 3
pull
Entries 26
Mean −113
Std Dev 127
2
1.5
1
0.5
0
−0.5
−1

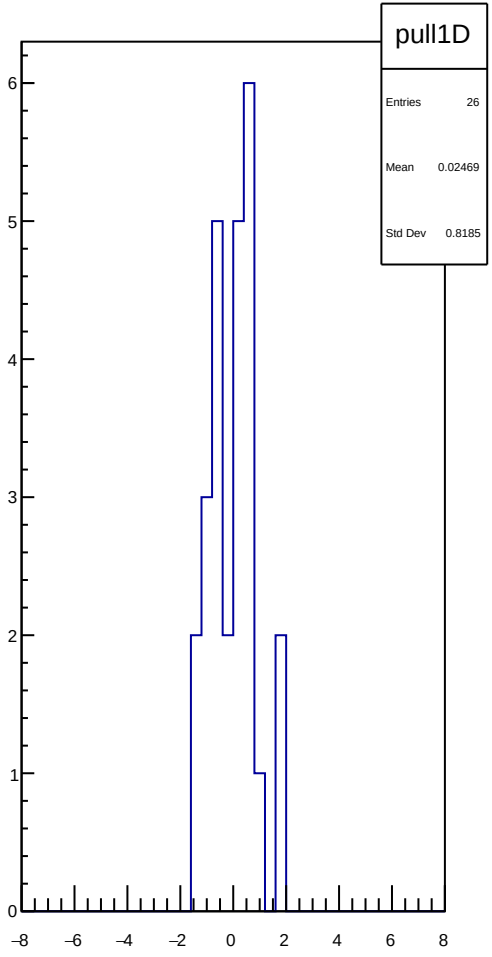
pull1D
Entries 26
Mean 0.02469
Std Dev 0.8185
6
5
4
3
2
1
0
−8
−6
−4
−2
0
2
4
6
8

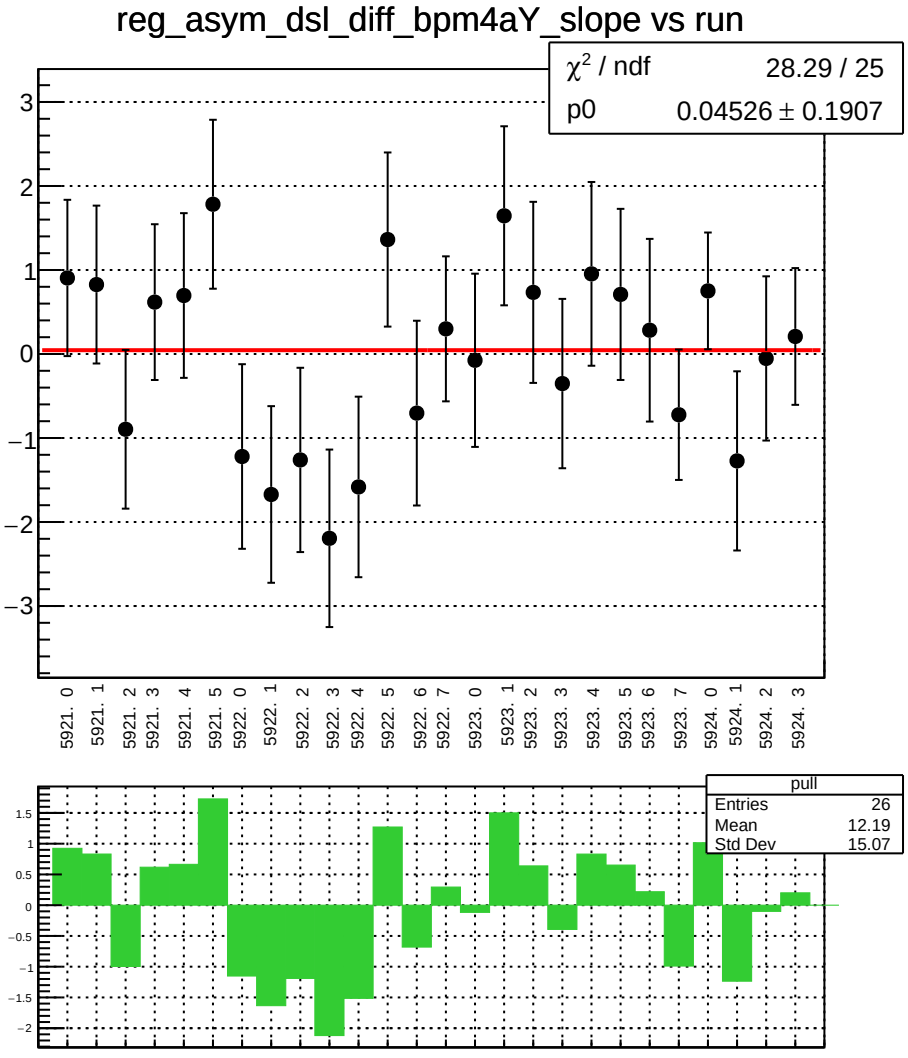
reg_asym_dsl_diff_bpm4aY_slope vs run
χ² / ndf 28.29 / 25
p0 0.04526 ± 0.1907
3
2
1
0
−1
−2
−3
5921. 0
5921. 1
5921. 2
5921. 3
5921. 4
5921. 5
5922. 0
5922. 1
5922. 2
5922. 3
5922. 4
5922. 5
5922. 6
5922. 7
5923. 0
5923. 1
5923. 2
5923. 3
5923. 4
5923. 5
5923. 6
5923. 7
5924. 0
5924. 1
5924. 2
5924. 3
pull
Entries 26
Mean 12.19
Std Dev 15.07
1.5
1
0.5
0
−0.5
−1
−1.5
−2

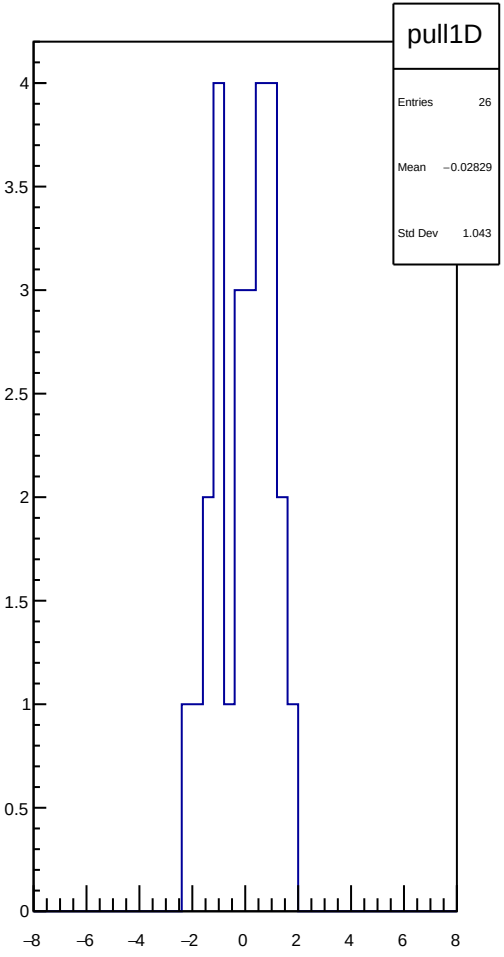
pull1D
Entries 26
Mean −0.02829
Std Dev 1.043
4
3.5
3
2.5
2
1.5
1
0.5
0
−8
−6
−4
−2
0
2
4
6
8

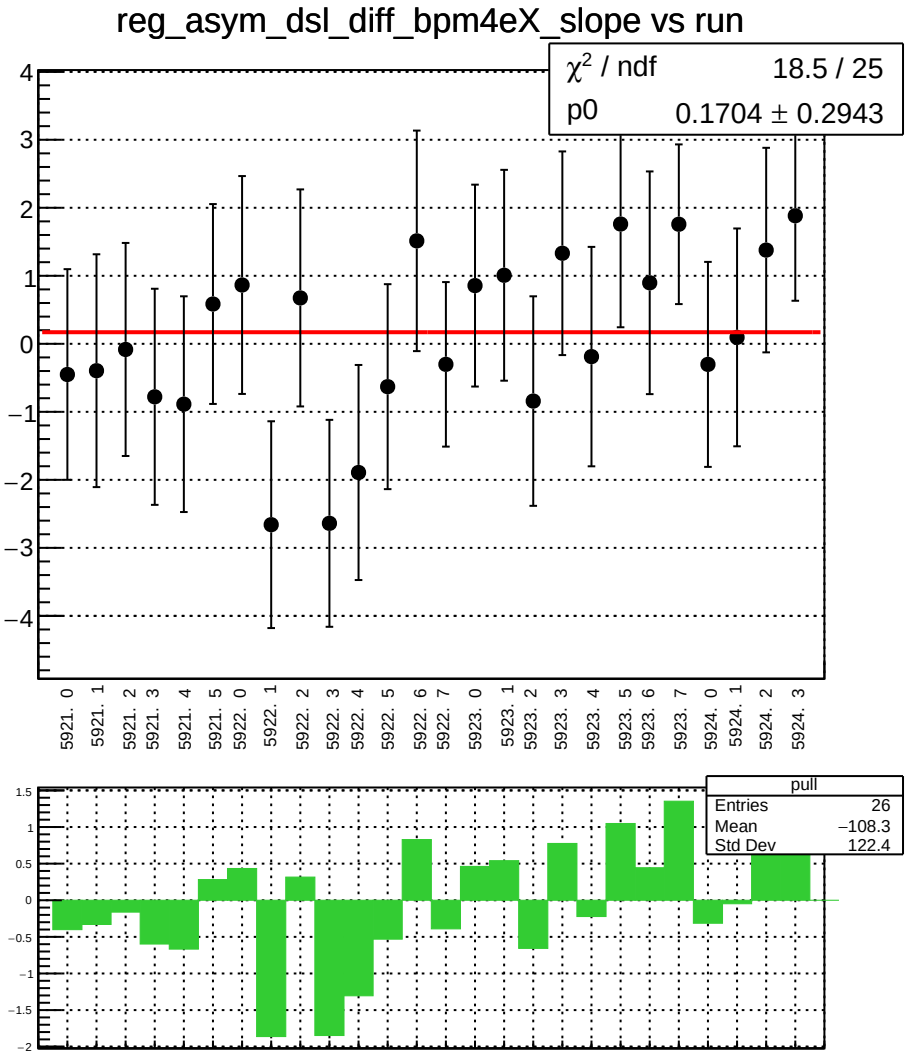
reg_asym_dsl_diff_bpm4eX_slope vs run
χ² / ndf 18.5 / 25
p0 0.1704 ± 0.2943
5921. 0
5921. 1
5921. 2
5921. 3
5921. 4
5921. 5
5922. 0
5922. 1
5922. 2
5922. 3
5922. 4
5922. 5
5922. 6
5922. 7
5923. 0
5923. 1
5923. 2
5923. 3
5923. 4
5923. 5
5923. 6
5923. 7
5924. 0
5924. 1
5924. 2
5924. 3
pull
Entries 26
Mean −108.3
Std Dev 122.4

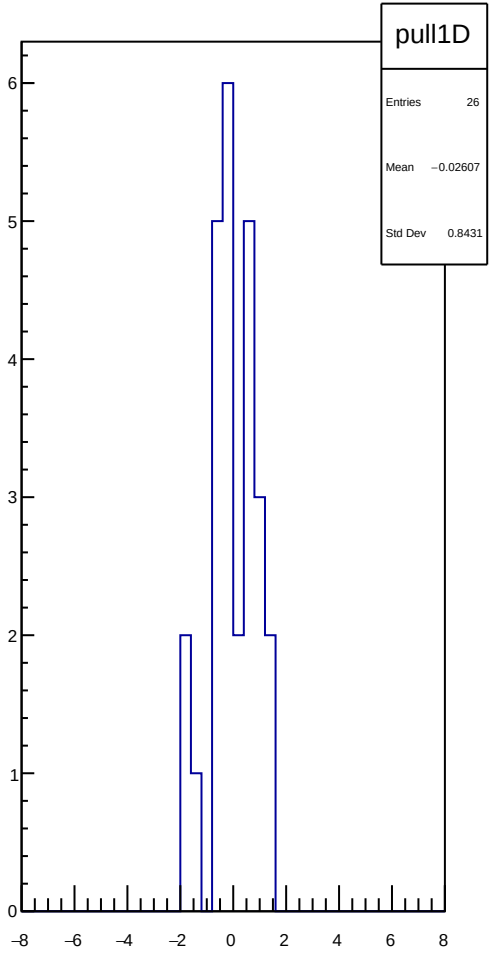
pull1D
Entries 26
Mean −0.02607
Std Dev 0.8431

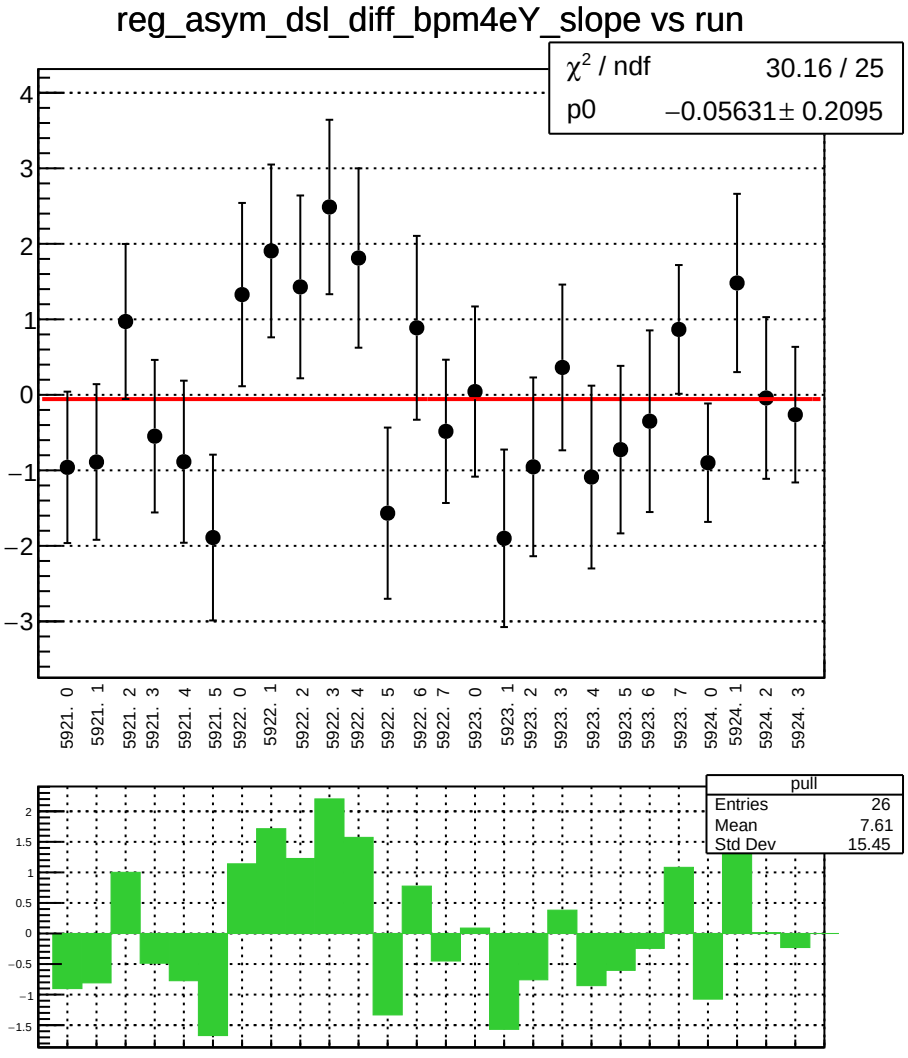
reg_asym_dsl_diff_bpm4eY_slope vs run
χ² / ndf 30.16 / 25
p0 −0.05631 ± 0.2095
4
3
2
1
0
−1
−2
−3
5921. 0
5921. 1
5921. 2
5921. 3
5921. 4
5921. 5
5922. 0
5922. 1
5922. 2
5922. 3
5922. 4
5922. 5
5922. 6
5922. 7
5923. 0
5923. 1
5923. 2
5923. 3
5923. 4
5923. 5
5923. 6
5923. 7
5924. 0
5924. 1
5924. 2
5924. 3
pull
Entries 26
Mean 7.61
Std Dev 15.45
2
1.5
1
0.5
0
−0.5
−1
−1.5

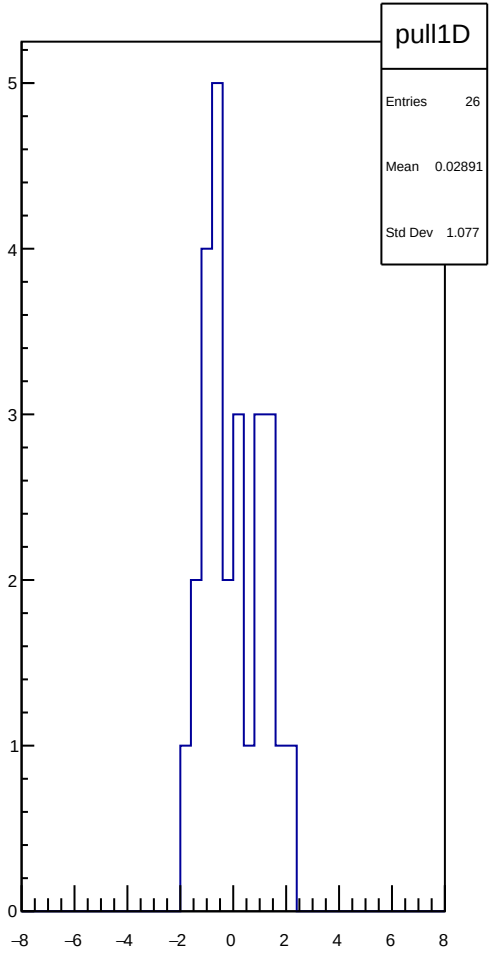
pull1D
Entries 26
Mean 0.02891
Std Dev 1.077
5
4
3
2
1
0
−8
−6
−4
−2
0
2
4
6
8

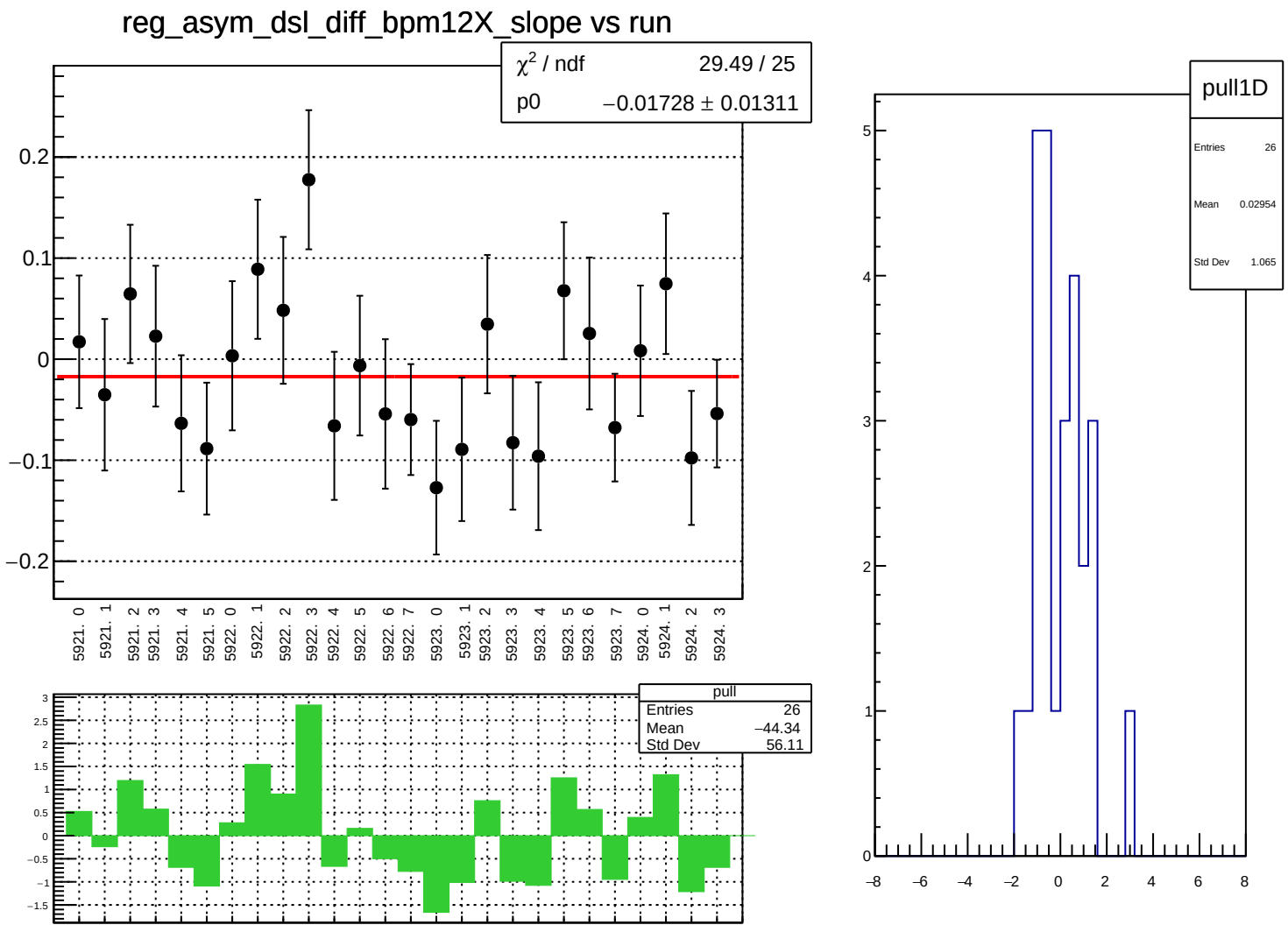
reg_asym_dsl_diff_bpm12X_slope vs run
χ² / ndf 29.49 / 25
p0 −0.01728 ± 0.01311
0.2
0.1
0
−0.1
−0.2
5921. 0
5921. 1
5921. 2
5921. 3
5921. 4
5921. 5
5922. 0
5922. 1
5922. 2
5922. 3
5922. 4
5922. 5
5922. 6
5922. 7
5923. 0
5923. 1
5923. 2
5923. 3
5923. 4
5923. 5
5923. 6
5923. 7
5924. 0
5924. 1
5924. 2
5924. 3
pull
Entries 26
Mean −44.34
Std Dev 56.11
pull1D
Entries 26
Mean 0.02954
Std Dev 1.065

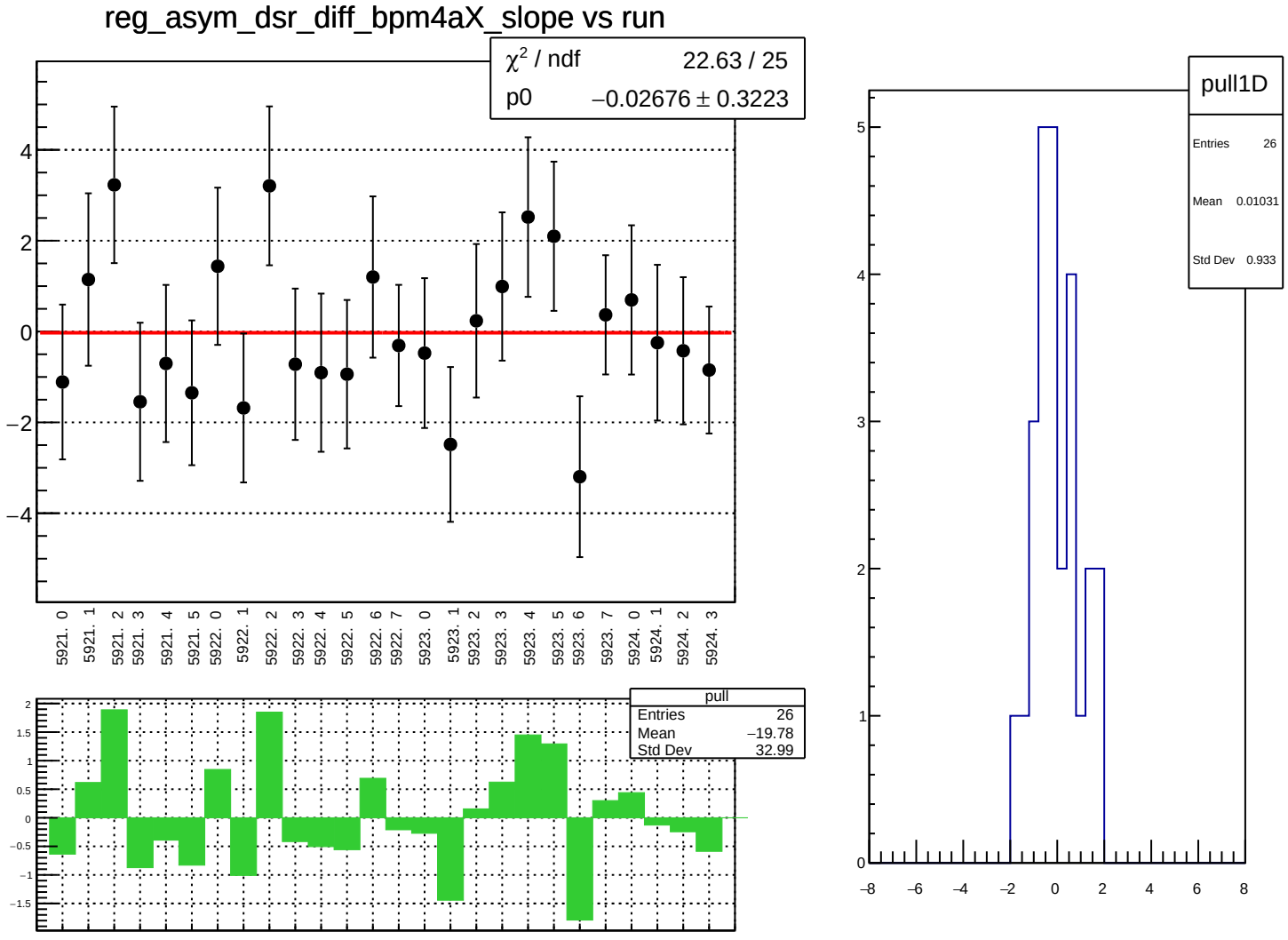
reg_asym_dsr_diff_bpm4aX_slope vs run
χ² / ndf 22.63 / 25
p0 −0.02676 ± 0.3223
4
2
0
−2
−4
5921. 0
5921. 1
5921. 2
5921. 3
5921. 4
5921. 5
5922. 0
5922. 1
5922. 2
5922. 3
5922. 4
5922. 5
5922. 6
5922. 7
5923. 0
5923. 1
5923. 2
5923. 3
5923. 4
5923. 5
5923. 6
5923. 7
5924. 0
5924. 1
5924. 2
5924. 3
pull
Entries 26
Mean −19.78
Std Dev 32.99
2
1.5
1
0.5
0
−0.5
−1
−1.5
pull1D
Entries 26
Mean 0.01031
Std Dev 0.933
5
4
3
2
1
0
−8
−6
−4
−2
0
2
4
6
8

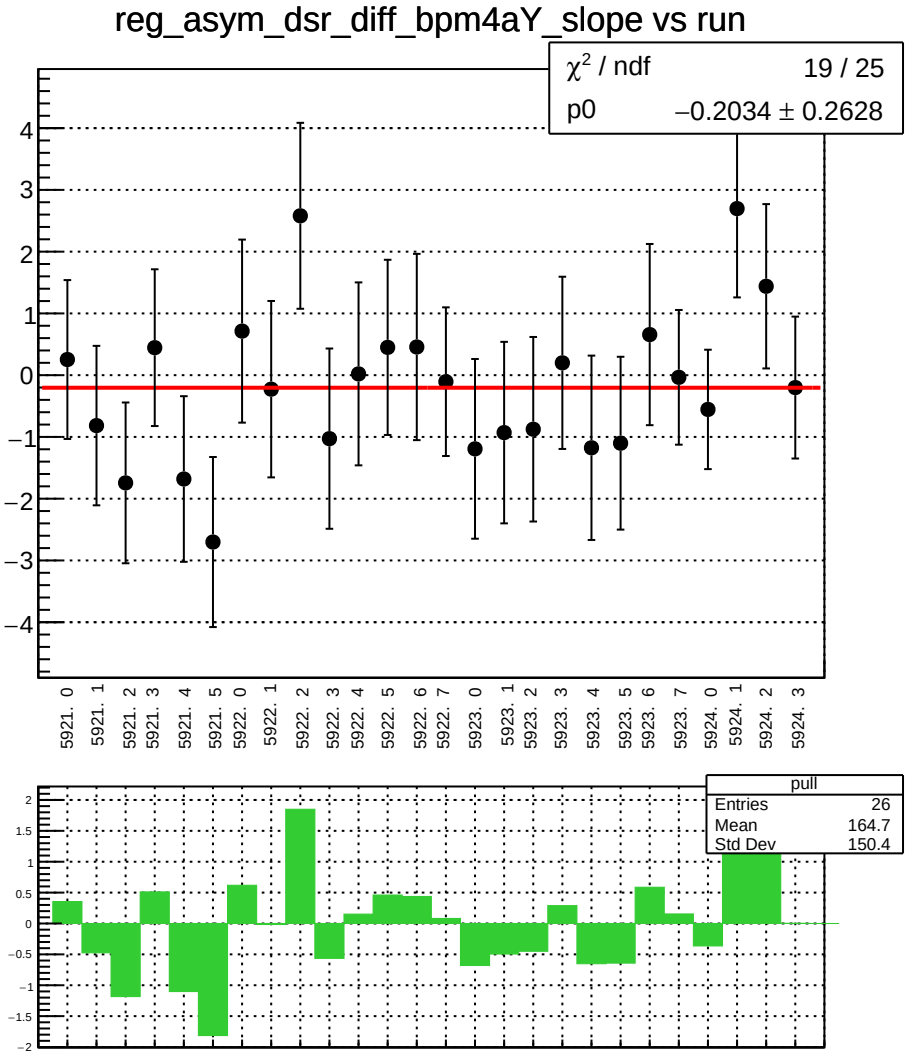
reg_asym_dsr_diff_bpm4aY_slope vs run
χ² / ndf 19 / 25
p0 −0.2034 ± 0.2628
4
3
2
1
0
−1
−2
−3
−4
5921. 0
5921. 1
5921. 2
5921. 3
5921. 4
5921. 5
5922. 0
5922. 1
5922. 2
5922. 3
5922. 4
5922. 5
5922. 6
5922. 7
5923. 0
5923. 1
5923. 2
5923. 3
5923. 4
5923. 5
5923. 6
5923. 7
5924. 0
5924. 1
5924. 2
5924. 3
pull
Entries 26
Mean 164.7
Std Dev 150.4
2
1.5
1
0.5
0
−0.5
−1
−1.5
−2

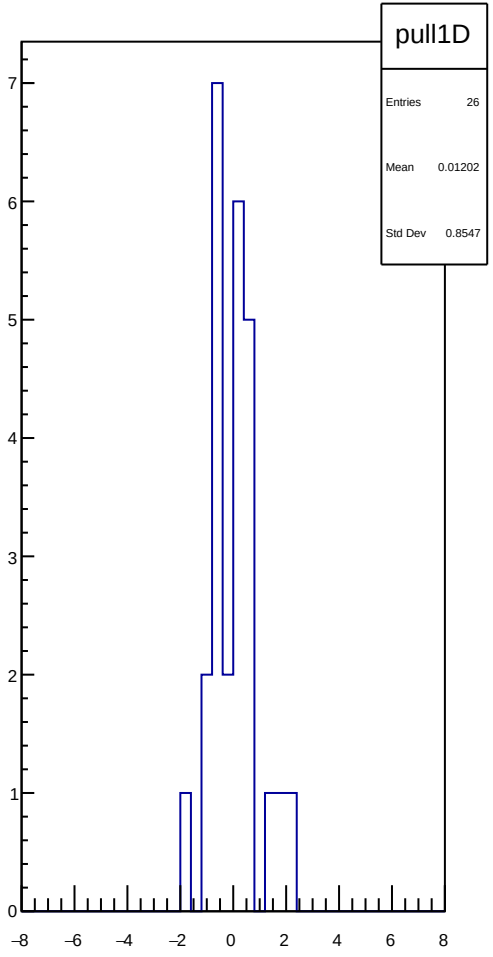
pull1D
Entries 26
Mean 0.01202
Std Dev 0.8547
7
6
5
4
3
2
1
0
−8
−6
−4
−2
0
2
4
6
8

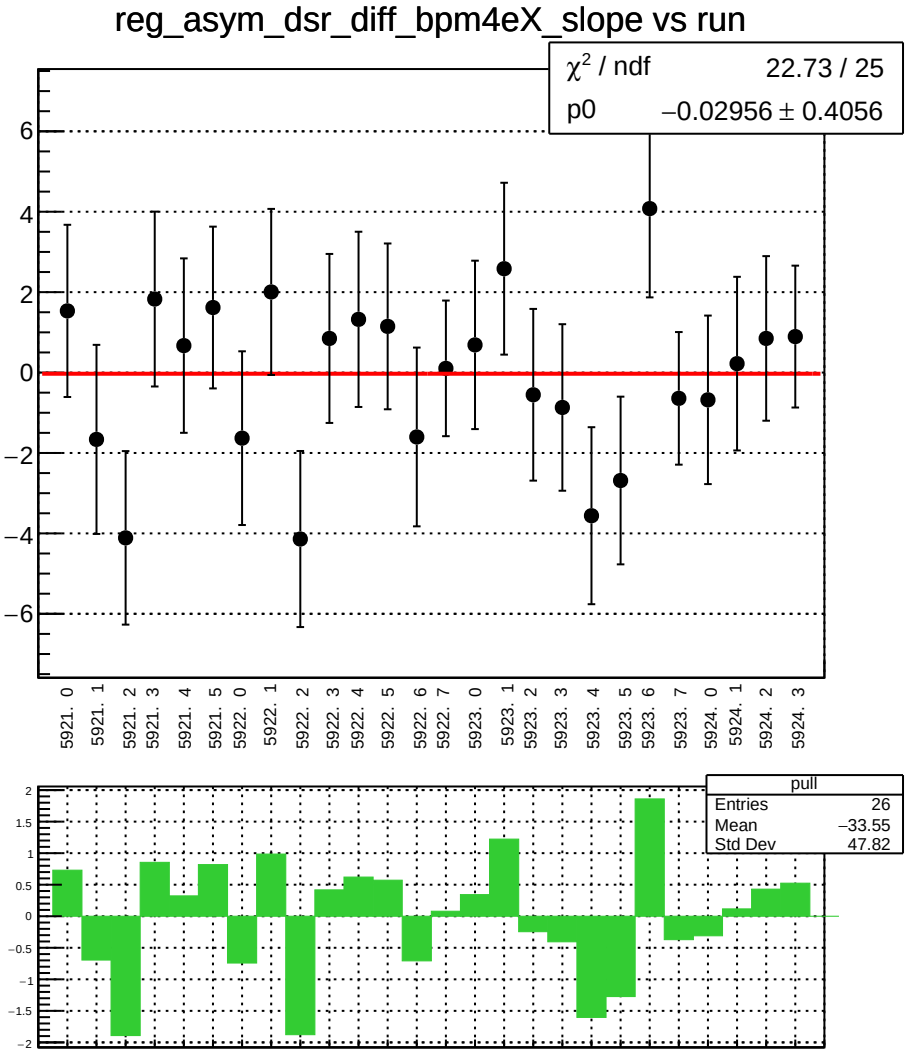
reg_asym_dsr_diff_bpm4eX_slope vs run
χ² / ndf 22.73 / 25
p0 −0.02956 ± 0.4056
6
4
2
0
−2
−4
−6
5921. 0
5921. 1
5921. 2
5921. 3
5921. 4
5921. 5
5922. 0
5922. 1
5922. 2
5922. 3
5922. 4
5922. 5
5922. 6
5922. 7
5923. 0
5923. 1
5923. 2
5923. 3
5923. 4
5923. 5
5923. 6
5923. 7
5924. 0
5924. 1
5924. 2
5924. 3
pull
Entries 26
Mean −33.55
Std Dev 47.82
2
1.5
1
0.5
0
−0.5
−1
−1.5
−2

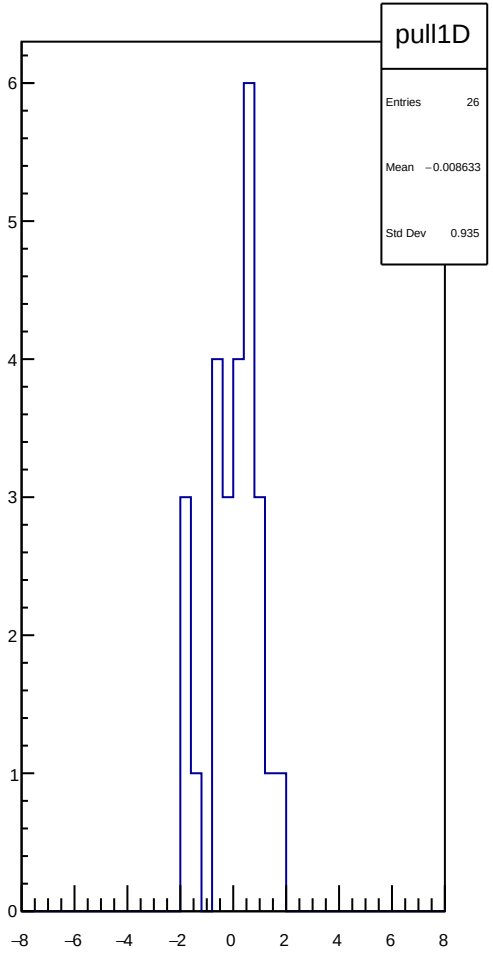
pull1D
Entries 26
Mean −0.008633
Std Dev 0.935
6
5
4
3
2
1
0
−8
−6
−4
−2
0
2
4
6
8

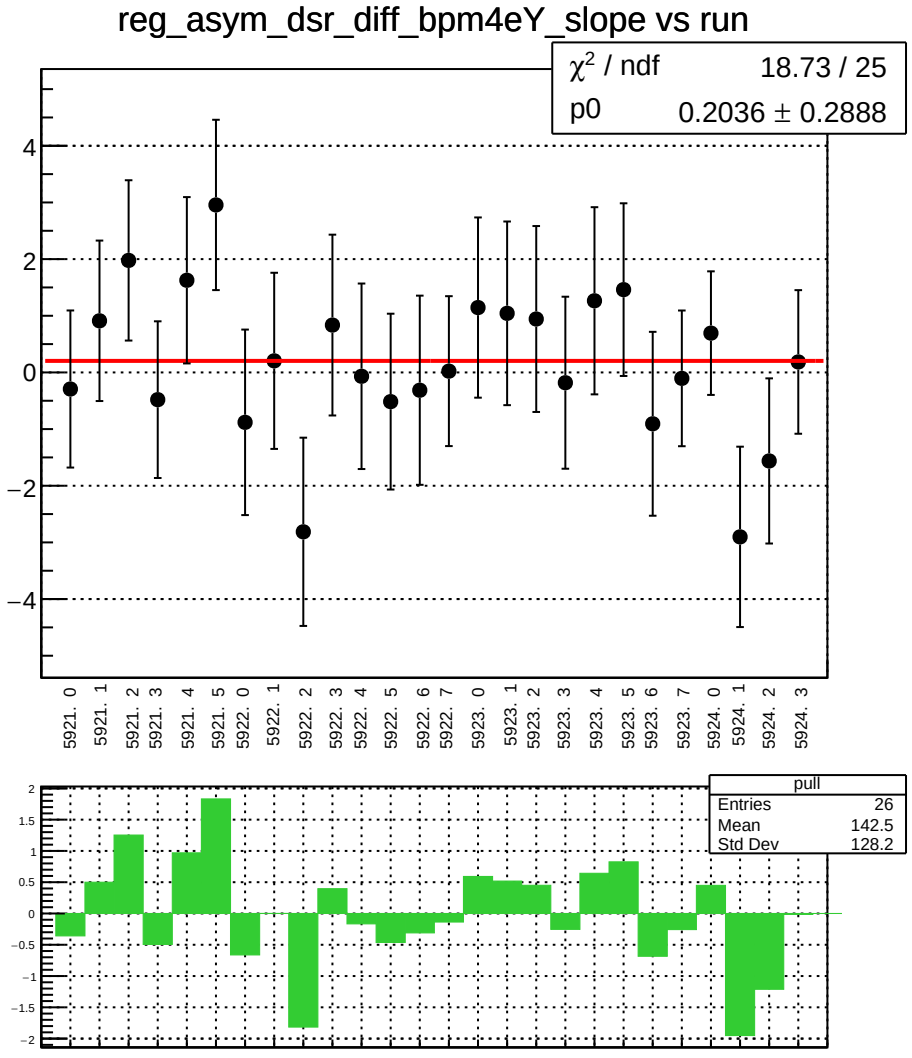
reg_asym_dsr_diff_bpm4eY_slope vs run
χ² / ndf 18.73 / 25
p0 0.2036 ± 0.2888
5921. 0
5921. 1
5921. 2
5921. 3
5921. 4
5921. 5
5922. 0
5922. 1
5922. 2
5922. 3
5922. 4
5922. 5
5922. 6
5922. 7
5923. 0
5923. 1
5923. 2
5923. 3
5923. 4
5923. 5
5923. 6
5923. 7
5924. 0
5924. 1
5924. 2
5924. 3
pull
Entries 26
Mean 142.5
Std Dev 128.2

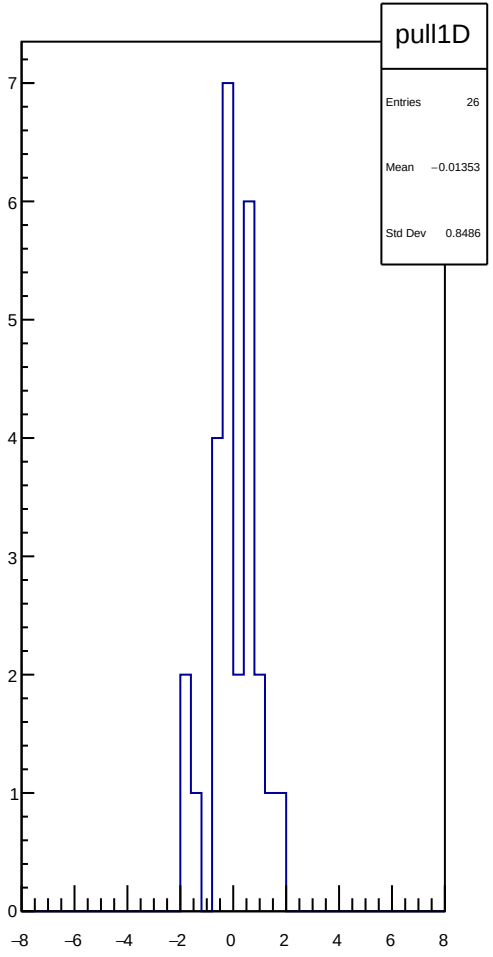
pull1D
Entries 26
Mean −0.01353
Std Dev 0.8486

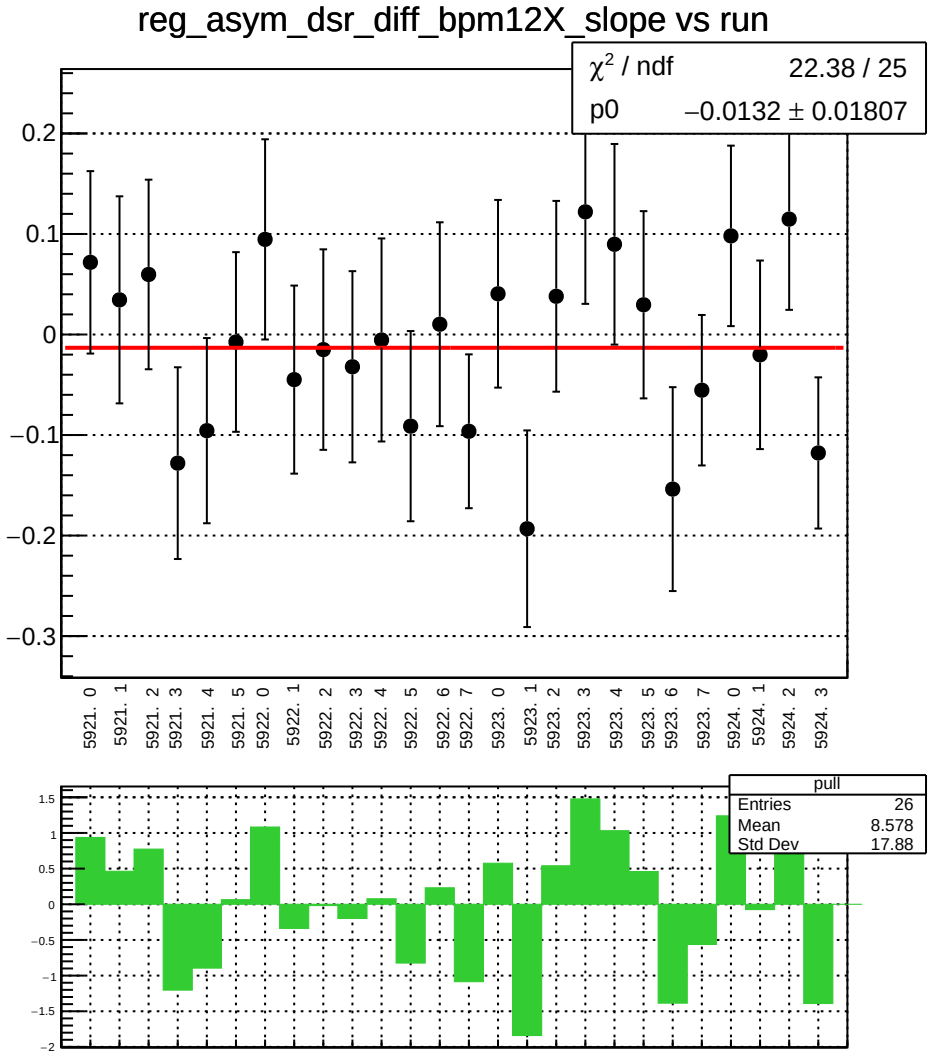
reg_asym_dsr_diff_bpm12X_slope vs run
χ^2 / ndf 22.38 / 25
p0 −0.0132 ± 0.01807
0.2
0.1
0
−0.1
−0.2
−0.3
5921. 0
5921. 1
5921. 2
5921. 3
5921. 4
5921. 5
5922. 0
5922. 1
5922. 2
5922. 3
5922. 4
5922. 5
5922. 6
5922. 7
5923. 0
5923. 1
5923. 2
5923. 3
5923. 4
5923. 5
5923. 6
5923. 7
5924. 0
5924. 1
5924. 2
5924. 3
pull
Entries 26
Mean 8.578
Std Dev 17.88
1.5
1
0.5
0
−0.5
−1
−1.5
−2

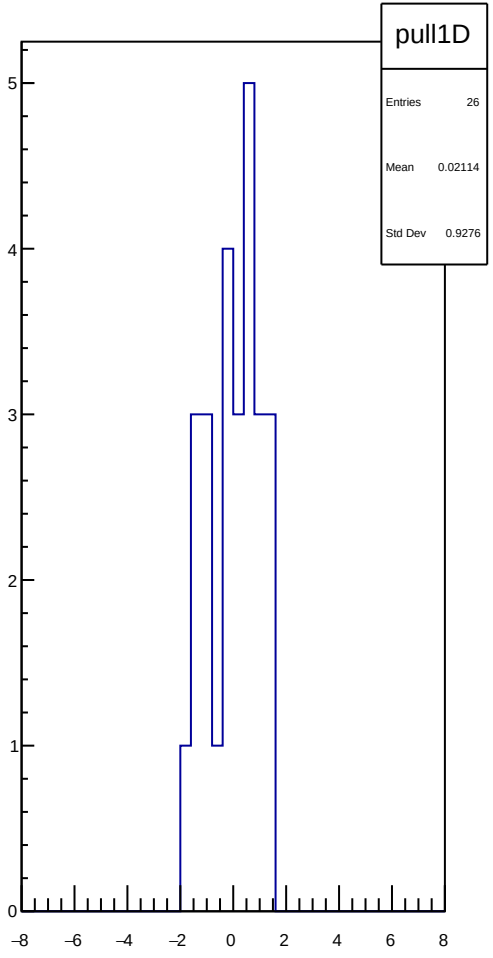
pull1D
Entries 26
Mean 0.02114
Std Dev 0.9276
5
4
3
2
1
0
−8
−6
−4
−2
0
2
4
6
8

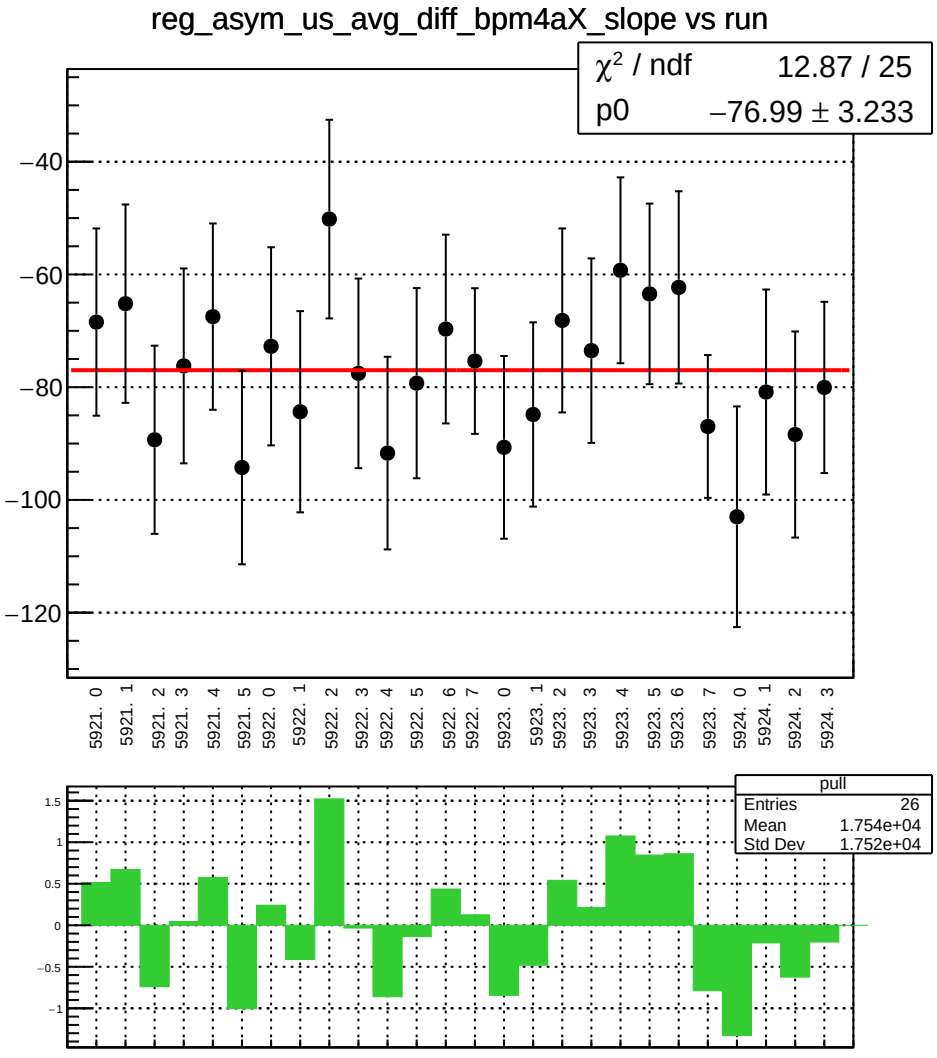
reg_asym_us_avg_diff_bpm4aX_slope vs run
χ² / ndf 12.87 / 25
p0 −76.99 ± 3.233
−40
−60
−80
−100
−120
5921. 0
5921. 1
5921. 2
5921. 3
5921. 4
5921. 5
5922. 0
5922. 1
5922. 2
5922. 3
5922. 4
5922. 5
5922. 6
5922. 7
5923. 0
5923. 1
5923. 2
5923. 3
5923. 4
5923. 5
5923. 6
5923. 7
5924. 0
5924. 1
5924. 2
5924. 3
pull
Entries 26
Mean 1.754e+04
Std Dev 1.752e+04
1.5
1
0.5
0
−0.5
−1

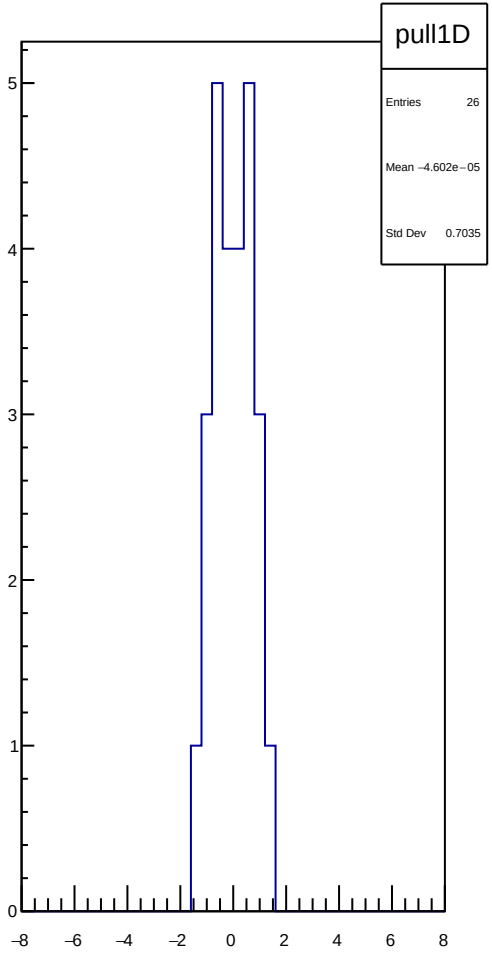
pull1D
Entries 26
Mean −4.602e−05
Std Dev 0.7035
5
4
3
2
1
0
−8
−6
−4
−2
0
2
4
6
8

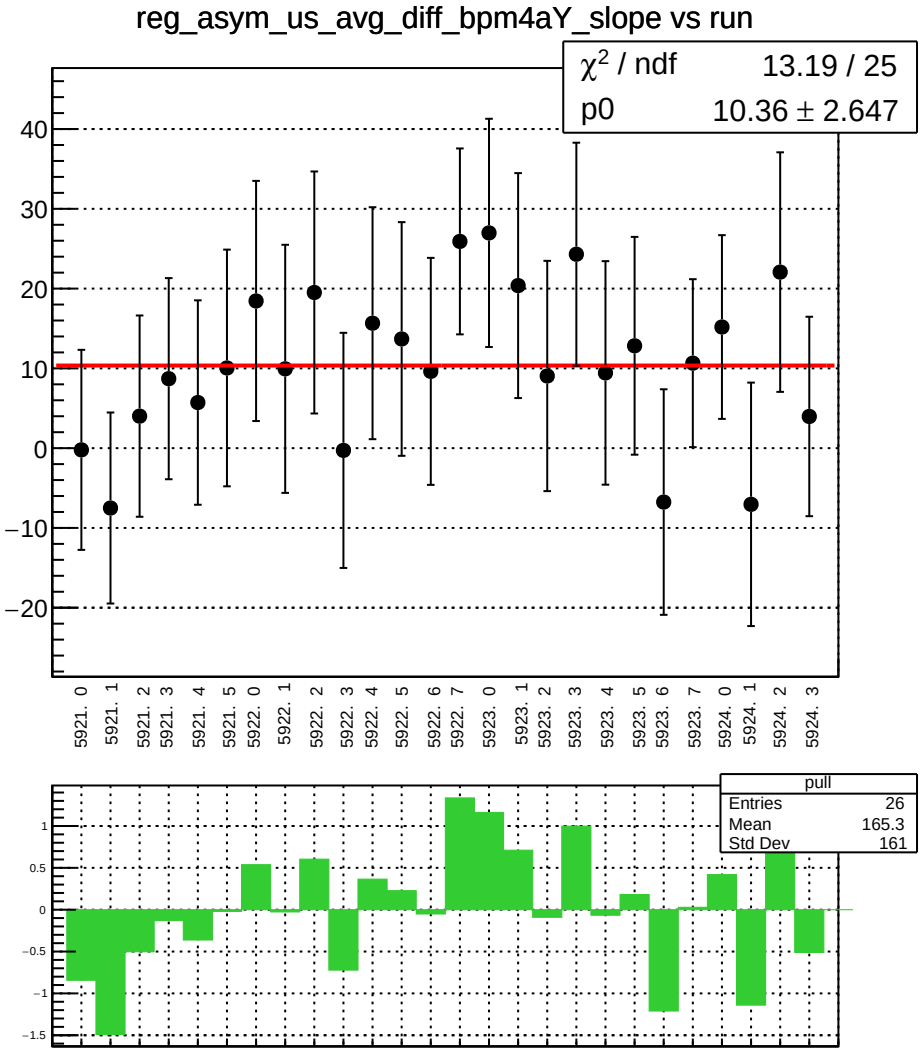
reg_asym_us_avg_diff_bpm4aY_slope vs run
χ² / ndf 13.19 / 25
p0 10.36 ± 2.647
40
30
20
10
0
−10
−20
5921. 0
5921. 1
5921. 2
5921. 3
5921. 4
5921. 5
5922. 0
5922. 1
5922. 2
5922. 3
5922. 4
5922. 5
5922. 6
5922. 7
5923. 0
5923. 1
5923. 2
5923. 3
5923. 4
5923. 5
5923. 6
5923. 7
5924. 0
5924. 1
5924. 2
5924. 3
pull
Entries 26
Mean 165.3
Std Dev 161
1
0.5
0
−0.5
−1
−1.5

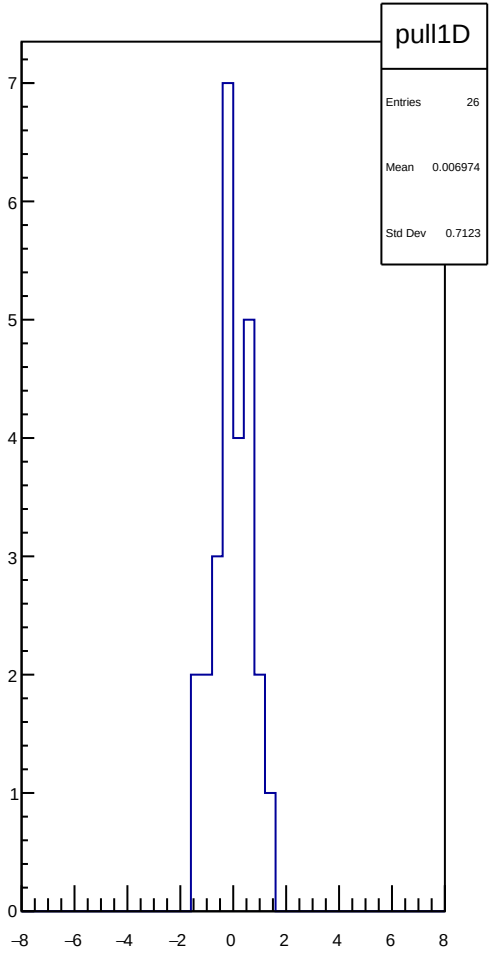
pull1D
Entries 26
Mean 0.006974
Std Dev 0.7123
7
6
5
4
3
2
1
0
−8
−6
−4
−2
0
2
4
6
8

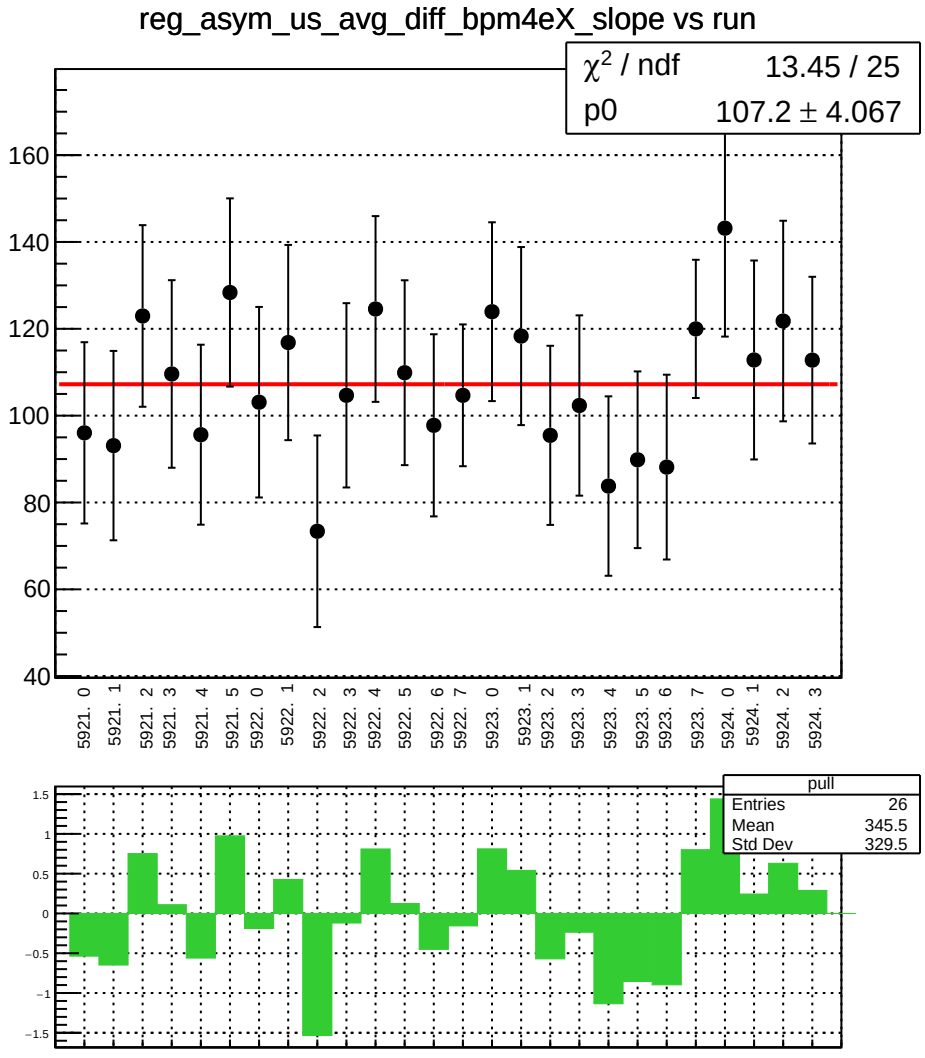
reg_asym_us_avg_diff_bpm4eX_slope vs run
χ2 / ndf 13.45 / 25
p0 107.2 ± 4.067
160
140
120
100
80
60
40
5921. 0
5921. 1
5921. 2
5921. 3
5921. 4
5921. 5
5922. 0
5922. 1
5922. 2
5922. 3
5922. 4
5922. 5
5922. 6
5922. 7
5923. 0
5923. 1
5923. 2
5923. 3
5923. 4
5923. 5
5923. 6
5923. 7
5924. 0
5924. 1
5924. 2
5924. 3
pull
Entries 26
Mean 345.5
Std Dev 329.5
1.5
1
0.5
0
−0.5
−1
−1.5

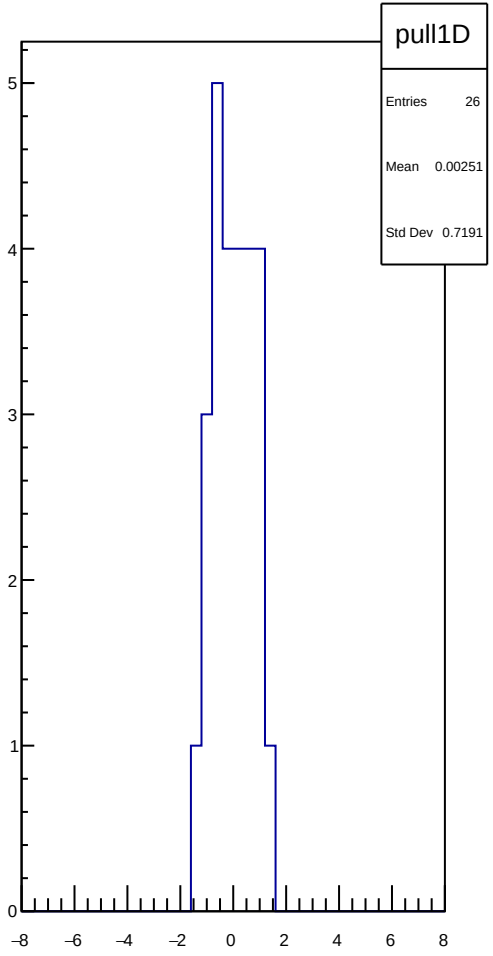
pull1D
Entries 26
Mean 0.00251
Std Dev 0.7191
5
4
3
2
1
0
−8
−6
−4
−2
0
2
4
6
8

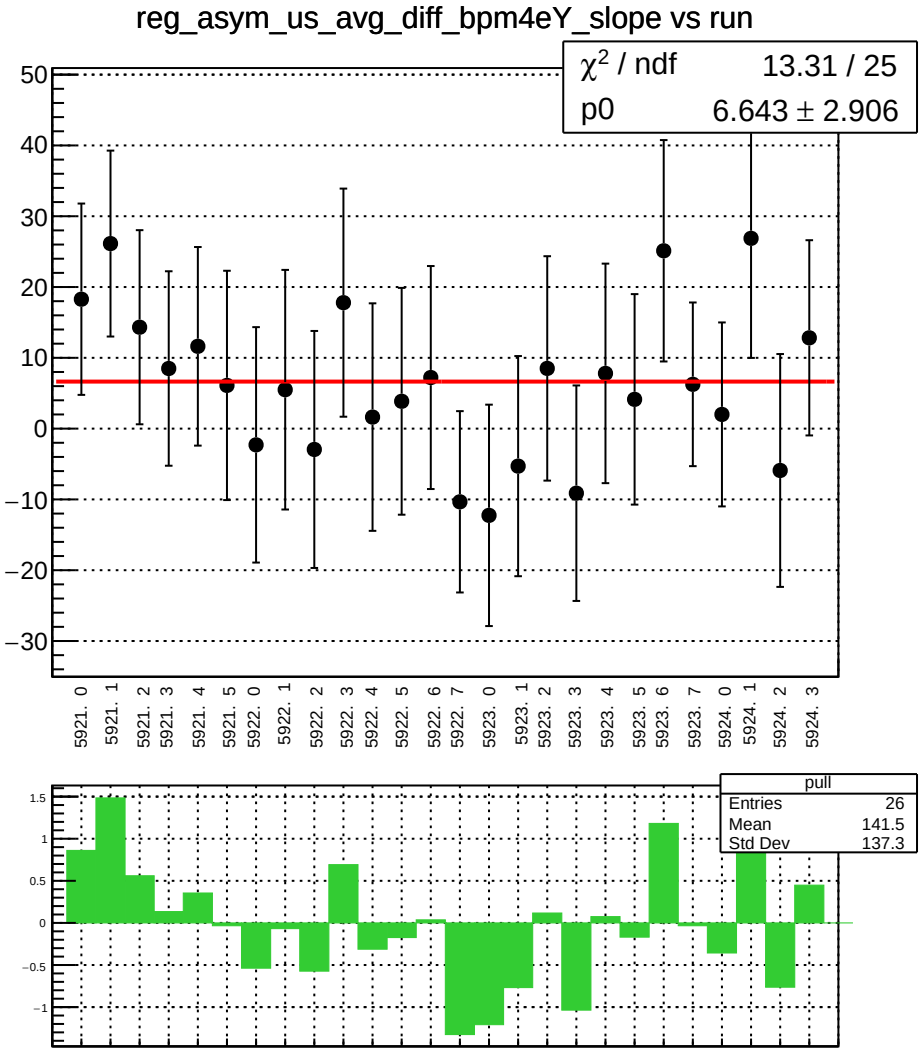
reg_asym_us_avg_diff_bpm4eY_slope vs run
χ² / ndf 13.31 / 25
p0 6.643 ± 2.906
50
40
30
20
10
0
−10
−20
−30
5921. 0
5921. 1
5921. 2
5921. 3
5921. 4
5921. 5
5922. 0
5922. 1
5922. 2
5922. 3
5922. 4
5922. 5
5922. 6
5922. 7
5923. 0
5923. 1
5923. 2
5923. 3
5923. 4
5923. 5
5923. 6
5923. 7
5924. 0
5924. 1
5924. 2
5924. 3
pull
Entries 26
Mean 141.5
Std Dev 137.3
1.5
1
0.5
0
−0.5
−1

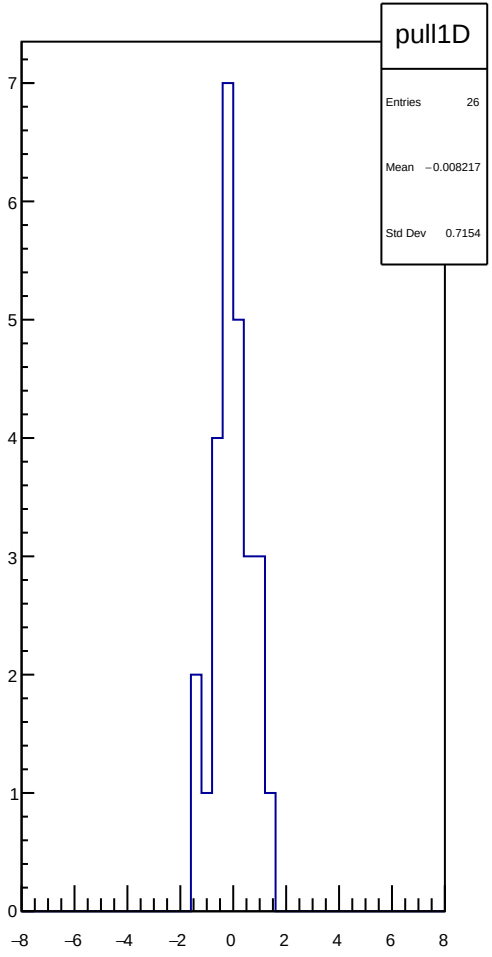
pull1D
Entries 26
Mean −0.008217
Std Dev 0.7154
7
6
5
4
3
2
1
0
−8
−6
−4
−2
0
2
4
6
8

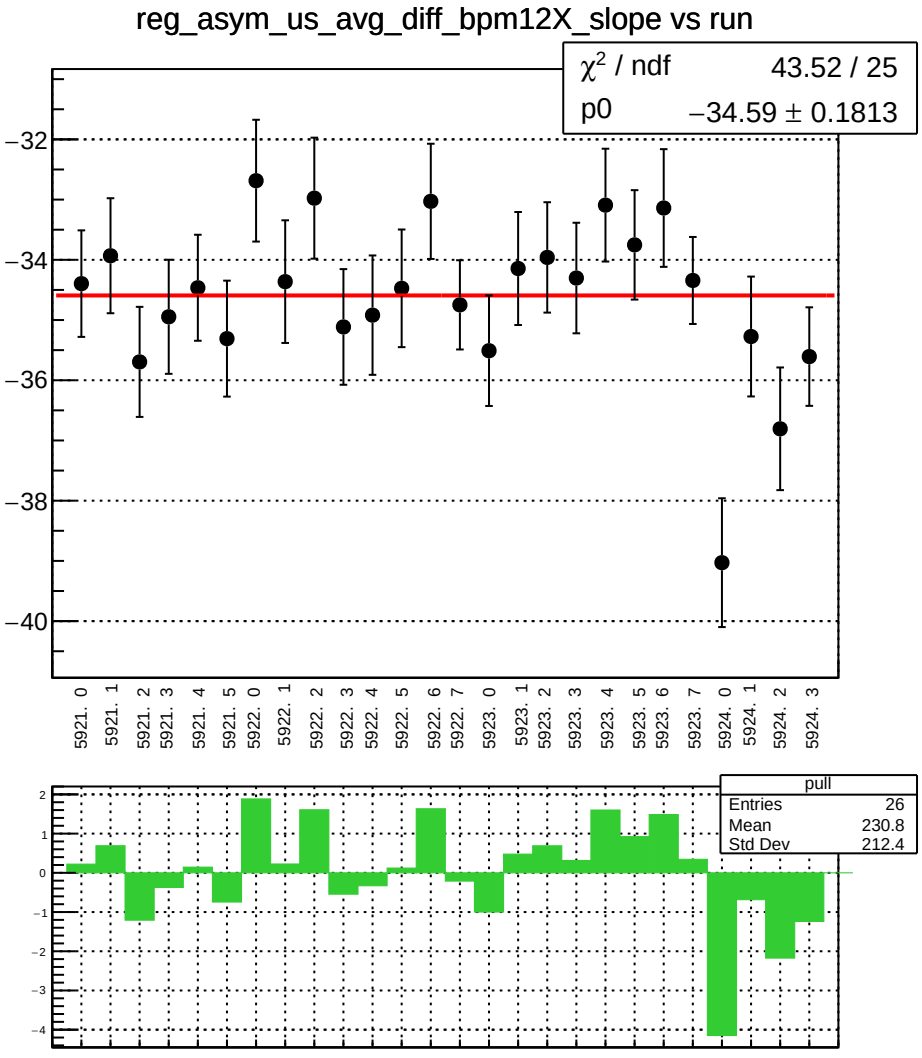
reg_asym_us_avg_diff_bpm12X_slope vs run
χ² / ndf 43.52 / 25
p0 −34.59 ± 0.1813
−32
−34
−36
−38
−40
5921. 0
5921. 1
5921. 2
5921. 3
5921. 4
5921. 5
5922. 0
5922. 1
5922. 2
5922. 3
5922. 4
5922. 5
5922. 6
5922. 7
5923. 0
5923. 1
5923. 2
5923. 3
5923. 4
5923. 5
5923. 6
5923. 7
5924. 0
5924. 1
5924. 2
5924. 3
pull
Entries 26
Mean 230.8
Std Dev 212.4

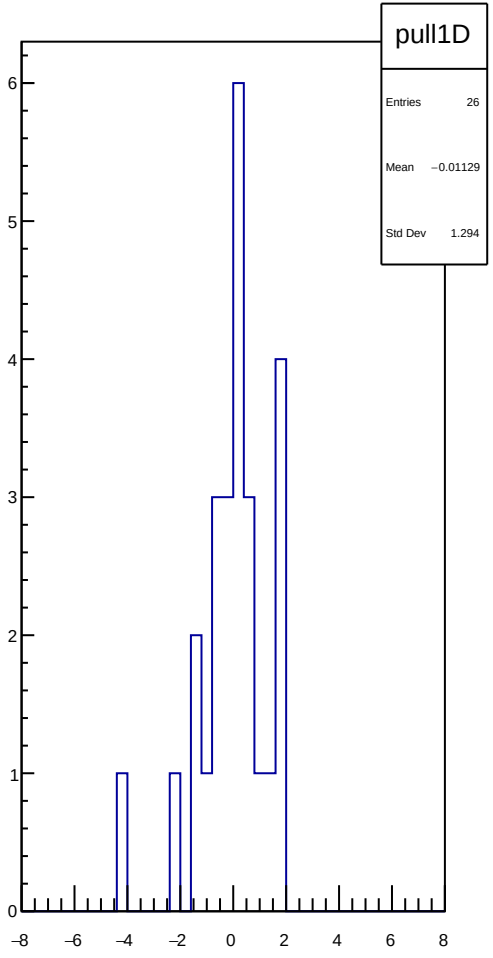
pull1D
Entries 26
Mean −0.01129
Std Dev 1.294

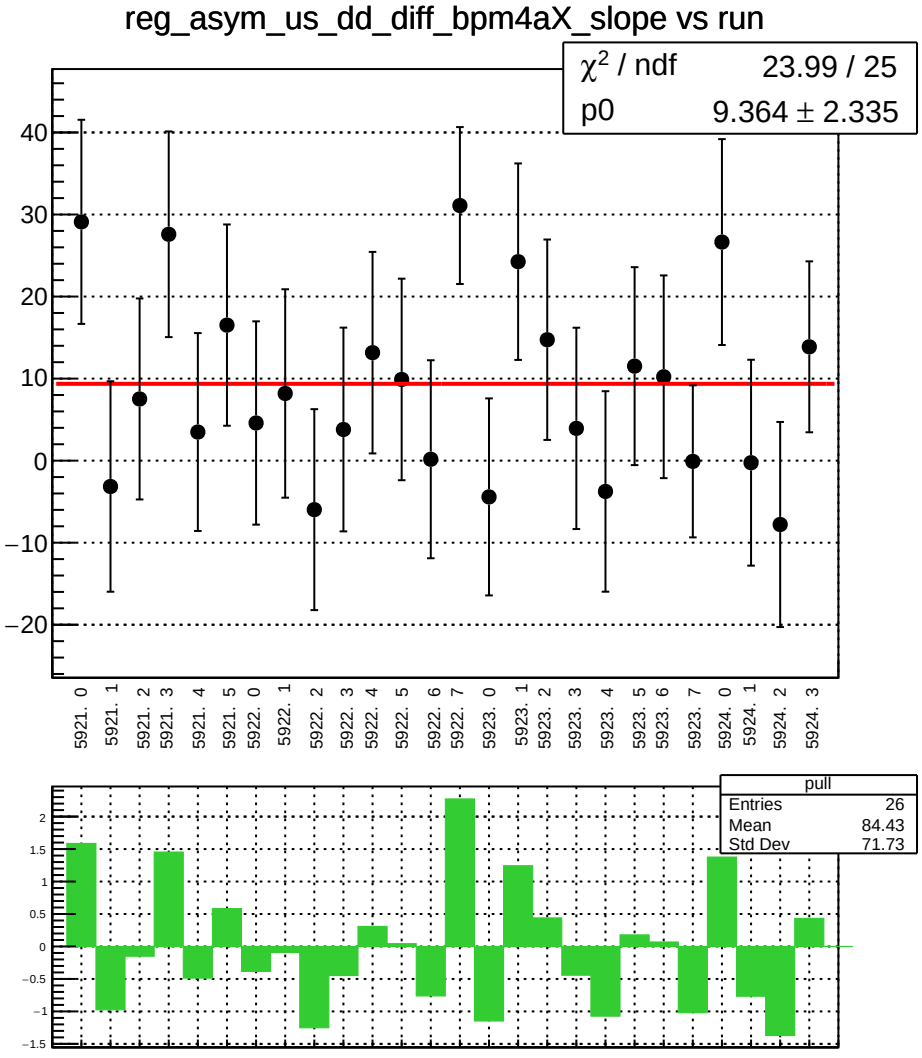
reg_asym_us_dd_diff_bpm4aX_slope vs run
χ2 / ndf 23.99 / 25
p0 9.364 ± 2.335
40
30
20
10
0
−10
−20
5921. 0
5921. 1
5921. 2
5921. 3
5921. 4
5921. 5
5922. 0
5922. 1
5922. 2
5922. 3
5922. 4
5922. 5
5922. 6
5922. 7
5923. 0
5923. 1
5923. 2
5923. 3
5923. 4
5923. 5
5923. 6
5923. 7
5924. 0
5924. 1
5924. 2
5924. 3
pull
Entries 26
Mean 84.43
Std Dev 71.73
2
1.5
1
0.5
0
−0.5
−1
−1.5

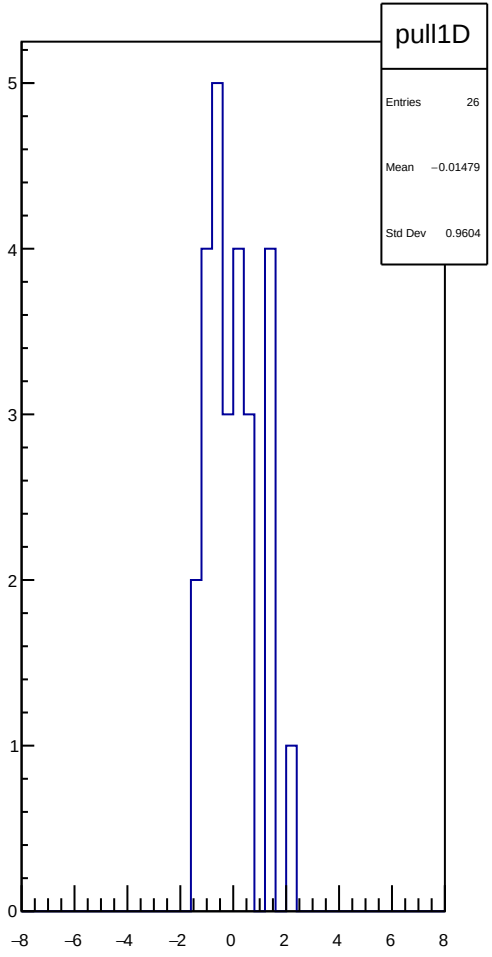
pull1D
Entries 26
Mean −0.01479
Std Dev 0.9604
5
4
3
2
1
0
−8
−6
−4
−2
0
2
4
6
8

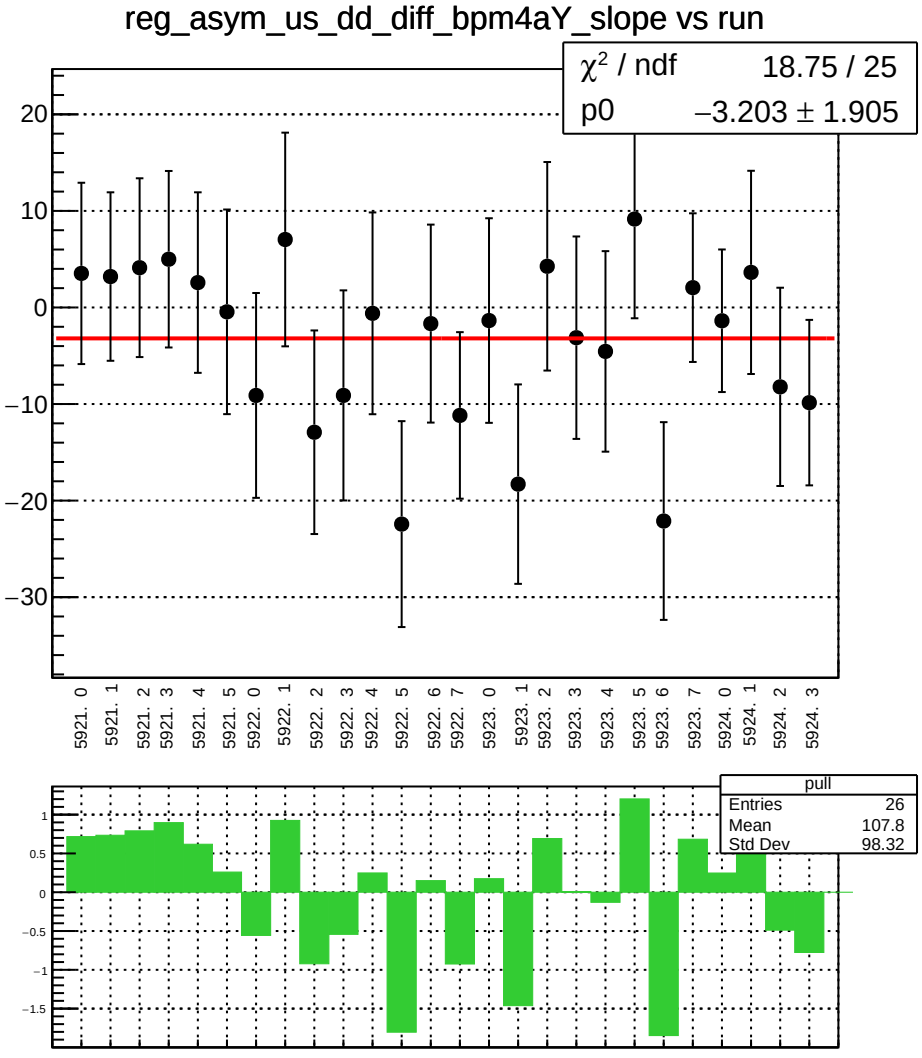
reg_asym_us_dd_diff_bpm4aY_slope vs run
χ² / ndf 18.75 / 25
p0 −3.203 ± 1.905
20
10
0
−10
−20
−30
5921. 0
5921. 1
5921. 2
5921. 3
5921. 4
5921. 5
5922. 0
5922. 1
5922. 2
5922. 3
5922. 4
5922. 5
5922. 6
5922. 7
5923. 0
5923. 1
5923. 2
5923. 3
5923. 4
5923. 5
5923. 6
5923. 7
5924. 0
5924. 1
5924. 2
5924. 3
pull
Entries 26
Mean 107.8
Std Dev 98.32
1
0.5
0
−0.5
−1
−1.5

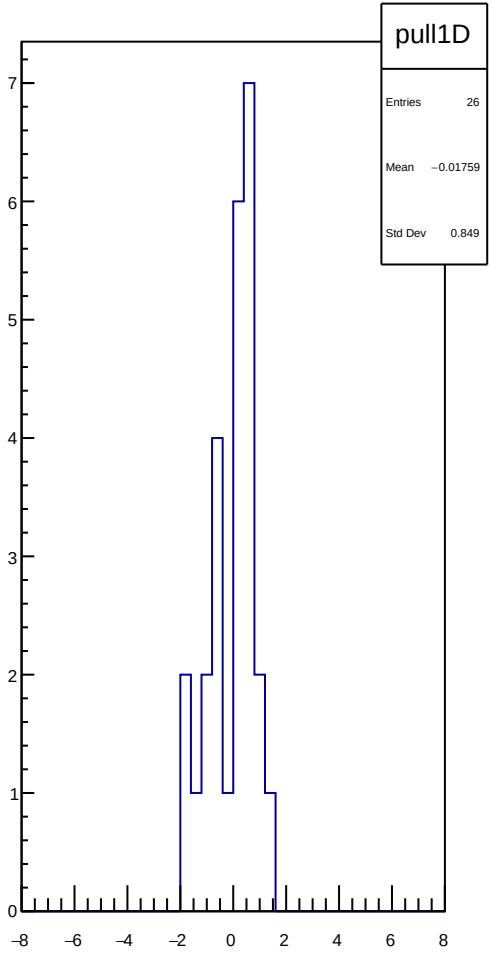
pull1D
Entries 26
Mean −0.01759
Std Dev 0.849
7
6
5
4
3
2
1
0
−8
−6
−4
−2
0
2
4
6
8

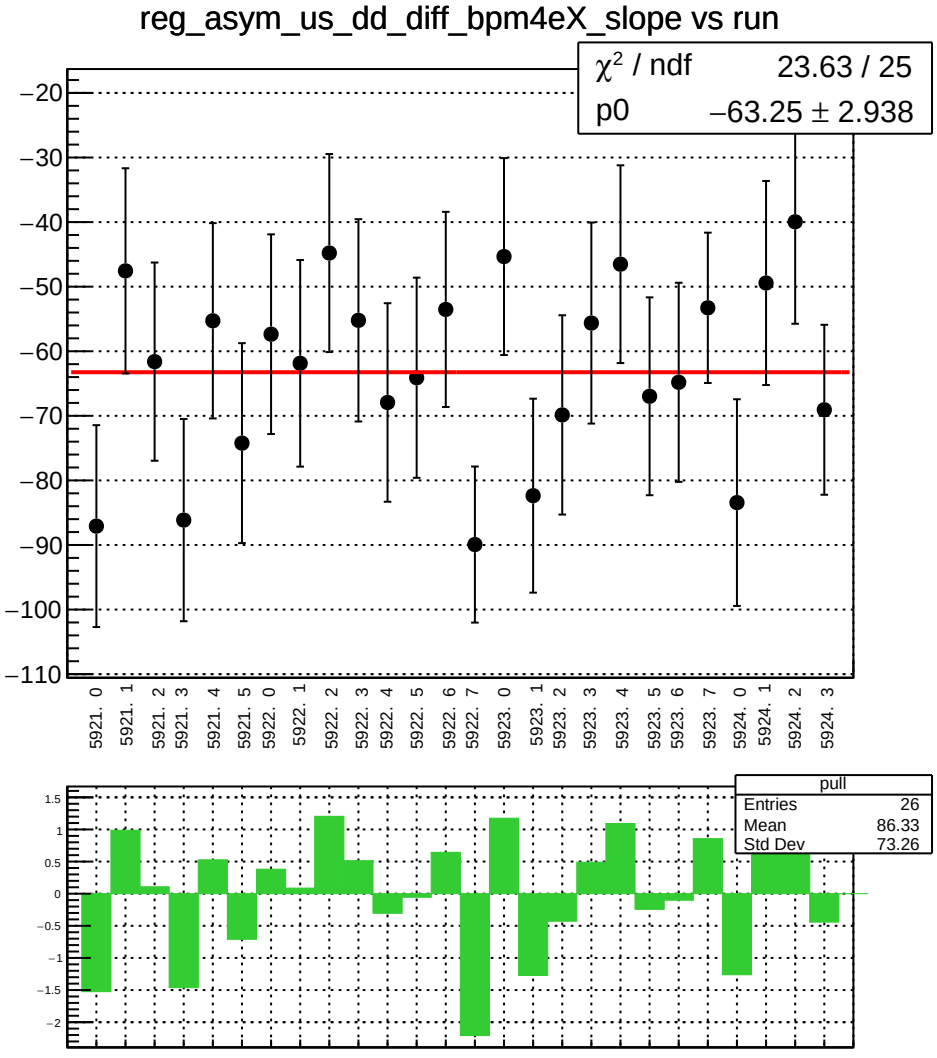
reg_asym_us_dd_diff_bpm4eX_slope vs run
χ² / ndf 23.63 / 25
p0 −63.25 ± 2.938
−20
−30
−40
−50
−60
−70
−80
−90
−100
−110
5921. 0
5921. 1
5921. 2
5921. 3
5921. 4
5921. 5
5922. 0
5922. 1
5922. 2
5922. 3
5922. 4
5922. 5
5922. 6
5922. 7
5923. 0
5923. 1
5923. 2
5923. 3
5923. 4
5923. 5
5923. 6
5923. 7
5924. 0
5924. 1
5924. 2
5924. 3
pull
Entries 26
Mean 86.33
Std Dev 73.26
1.5
1
0.5
0
−0.5
−1
−1.5
−2

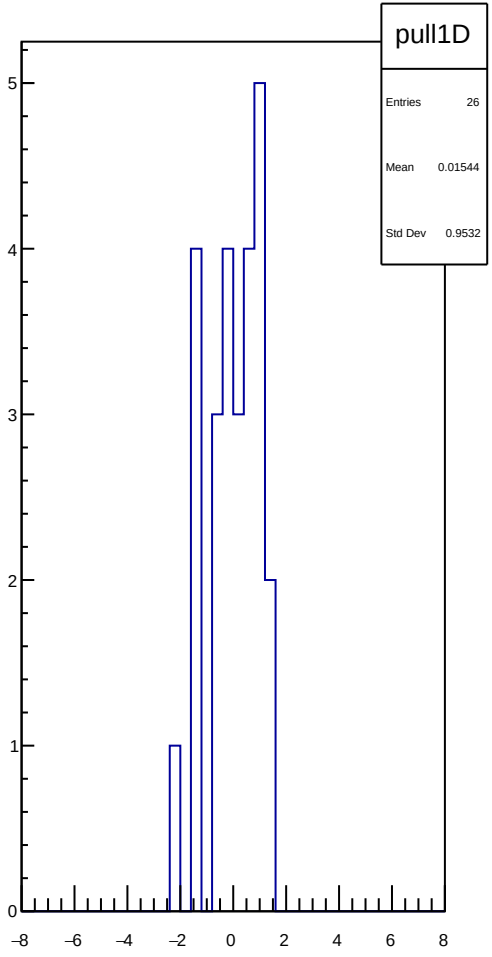
pull1D
Entries 26
Mean 0.01544
Std Dev 0.9532
5
4
3
2
1
0
−8
−6
−4
−2
0
2
4
6
8

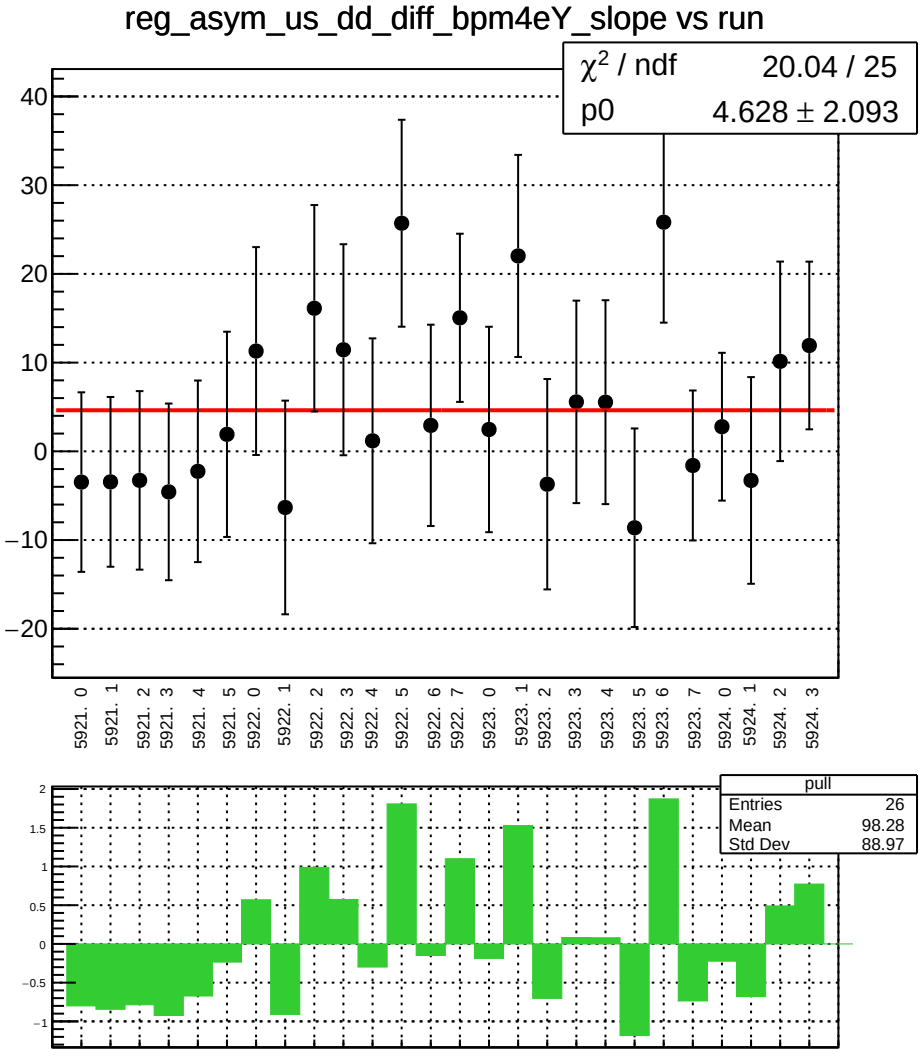
reg_asym_us_dd_diff_bpm4eY_slope vs run
χ2 / ndf 20.04 / 25
p0 4.628 ± 2.093
40
30
20
10
0
−10
−20
5921. 0
5921. 1
5921. 2
5921. 3
5921. 4
5921. 5
5922. 0
5922. 1
5922. 2
5922. 3
5922. 4
5922. 5
5922. 6
5922. 7
5923. 0
5923. 1
5923. 2
5923. 3
5923. 4
5923. 5
5923. 6
5923. 7
5924. 0
5924. 1
5924. 2
5924. 3
pull
Entries 26
Mean 98.28
Std Dev 88.97
2
1.5
1
0.5
0
−0.5
−1

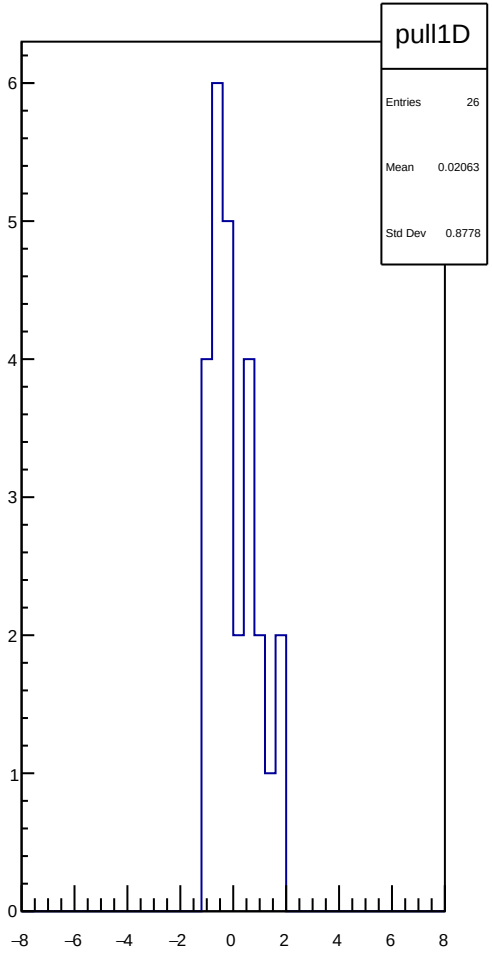
pull1D
Entries 26
Mean 0.02063
Std Dev 0.8778
6
5
4
3
2
1
0
−8
−6
−4
−2
0
2
4
6
8

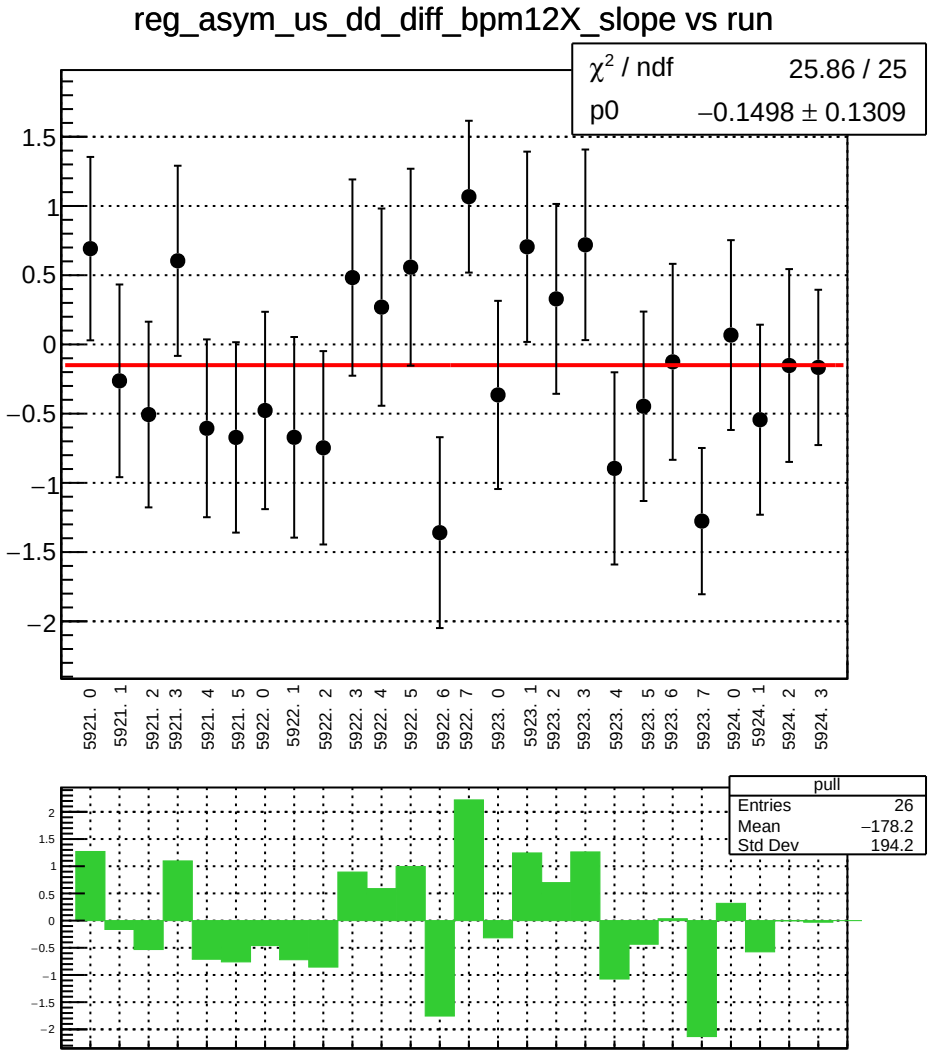
reg_asym_us_dd_diff_bpm12X_slope vs run
χ² / ndf 25.86 / 25
p0 −0.1498 ± 0.1309
1.5
1
0.5
0
−0.5
−1
−1.5
−2
5921. 0
5921. 1
5921. 2
5921. 3
5921. 4
5921. 5
5922. 0
5922. 1
5922. 2
5922. 3
5922. 4
5922. 5
5922. 6
5922. 7
5923. 0
5923. 1
5923. 2
5923. 3
5923. 4
5923. 5
5923. 6
5923. 7
5924. 0
5924. 1
5924. 2
5924. 3
pull
Entries 26
Mean −178.2
Std Dev 194.2

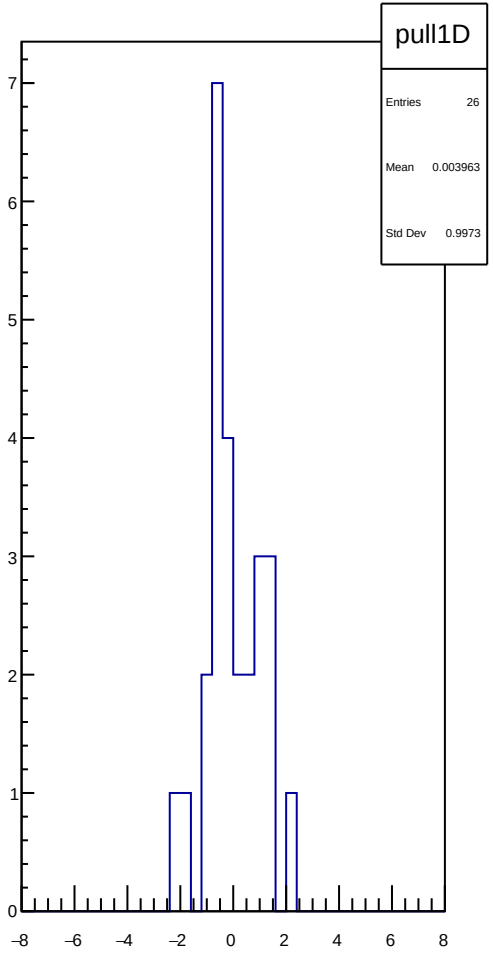
pull1D
Entries 26
Mean 0.003963
Std Dev 0.9973
7
6
5
4
3
2
1
0
−8
−6
−4
−2
0
2
4
6
8

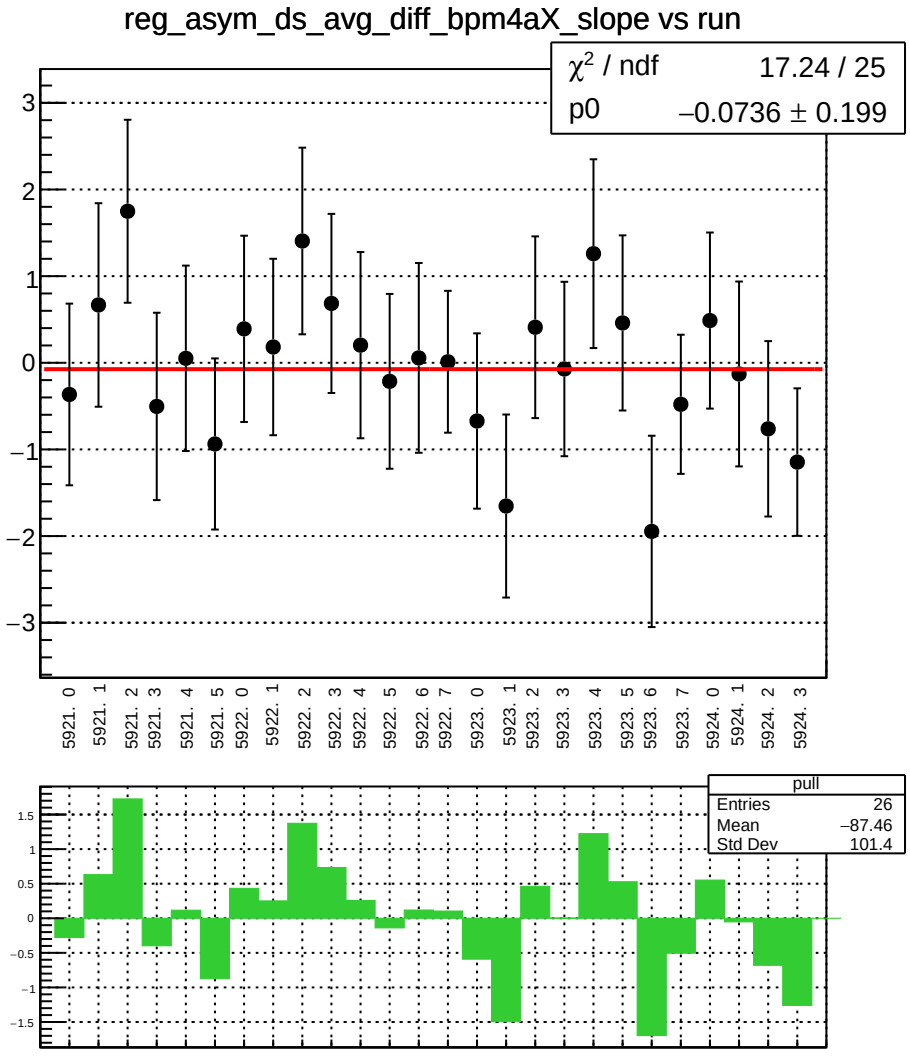
reg_asym_ds_avg_diff_bpm4aX_slope vs run
χ² / ndf 17.24 / 25
p0 −0.0736 ± 0.199
3
2
1
0
−1
−2
−3
5921. 0
5921. 1
5921. 2
5921. 3
5921. 4
5921. 5
5922. 0
5922. 1
5922. 2
5922. 3
5922. 4
5922. 5
5922. 6
5922. 7
5923. 0
5923. 1
5923. 2
5923. 3
5923. 4
5923. 5
5923. 6
5923. 7
5924. 0
5924. 1
5924. 2
5924. 3
pull
Entries 26
Mean −87.46
Std Dev 101.4
1.5
1
0.5
0
−0.5
−1
−1.5

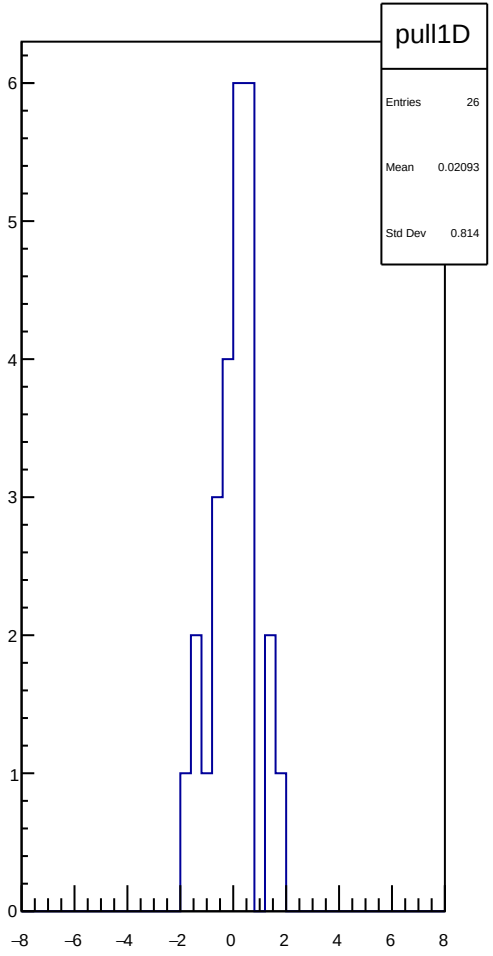
pull1D
Entries 26
Mean 0.02093
Std Dev 0.814
6
5
4
3
2
1
0
−8
−6
−4
−2
0
2
4
6
8

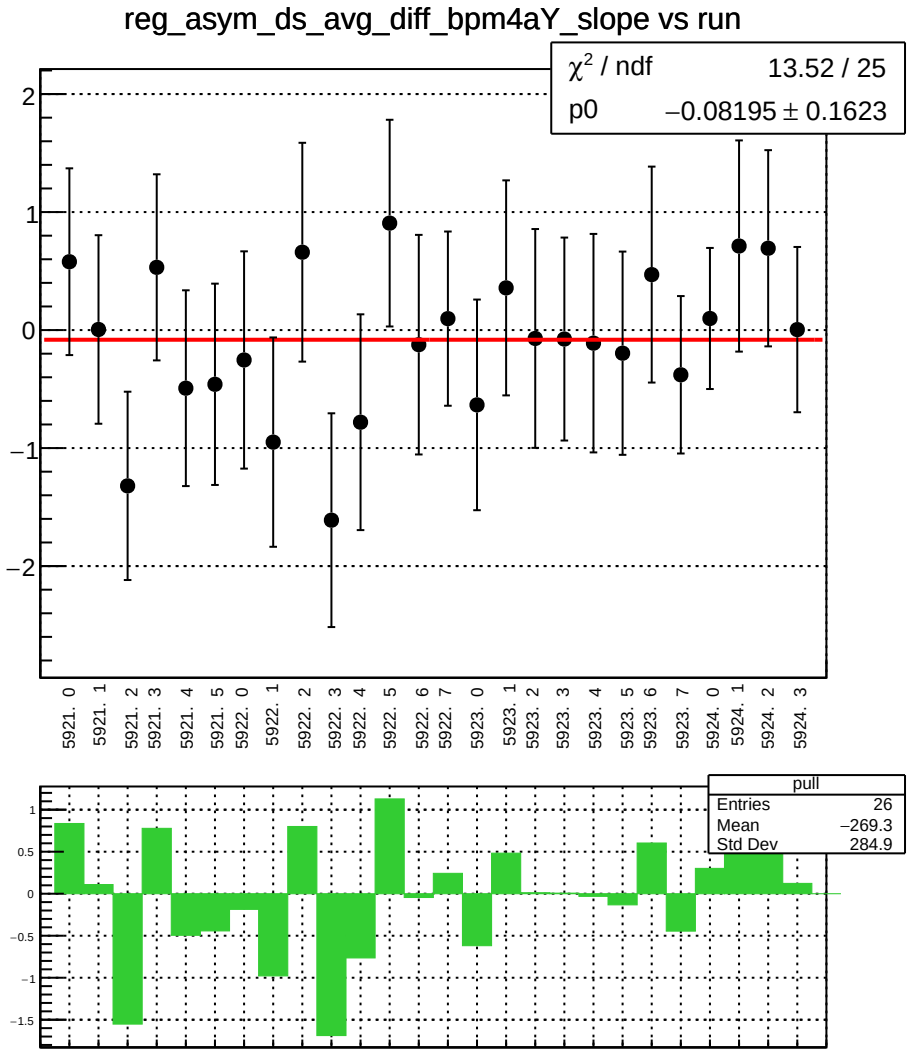
reg_asym_ds_avg_diff_bpm4aY_slope vs run
χ² / ndf 13.52 / 25
p0 −0.08195 ± 0.1623
2
1
0
−1
−2
5921. 0
5921. 1
5921. 2
5921. 3
5921. 4
5921. 5
5922. 0
5922. 1
5922. 2
5922. 3
5922. 4
5922. 5
5922. 6
5922. 7
5923. 0
5923. 1
5923. 2
5923. 3
5923. 4
5923. 5
5923. 6
5923. 7
5924. 0
5924. 1
5924. 2
5924. 3
pull
Entries 26
Mean −269.3
Std Dev 284.9
1
0.5
0
−0.5
−1
−1.5

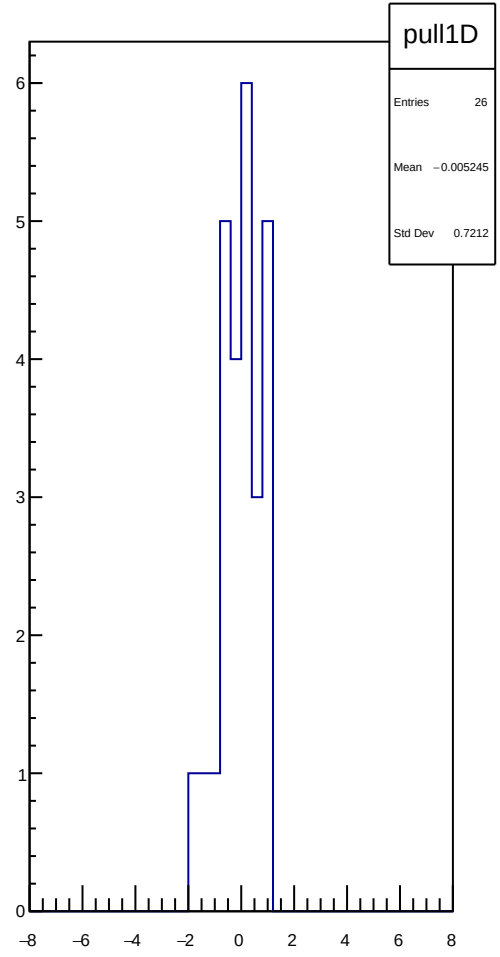
pull1D
Entries 26
Mean −0.005245
Std Dev 0.7212
6
5
4
3
2
1
0
−8
−6
−4
−2
0
2
4
6
8

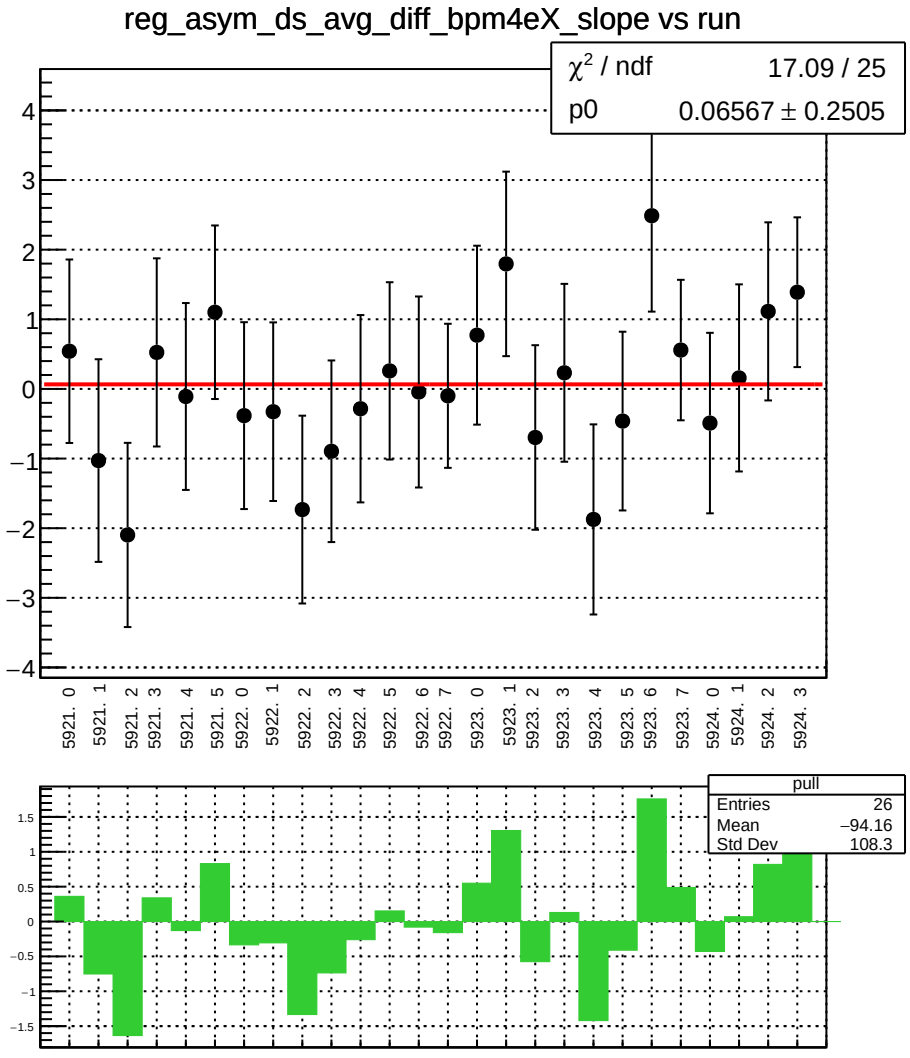
reg_asym_ds_avg_diff_bpm4eX_slope vs run
χ² / ndf 17.09 / 25
p0 0.06567 ± 0.2505
4
3
2
1
0
−1
−2
−3
−4
5921. 0
5921. 1
5921. 2
5921. 3
5921. 4
5921. 5
5922. 0
5922. 1
5922. 2
5922. 3
5922. 4
5922. 5
5922. 6
5922. 7
5923. 0
5923. 1
5923. 2
5923. 3
5923. 4
5923. 5
5923. 6
5923. 7
5924. 0
5924. 1
5924. 2
5924. 3
pull
Entries 26
Mean −94.16
Std Dev 108.3
1.5
1
0.5
0
−0.5
−1
−1.5

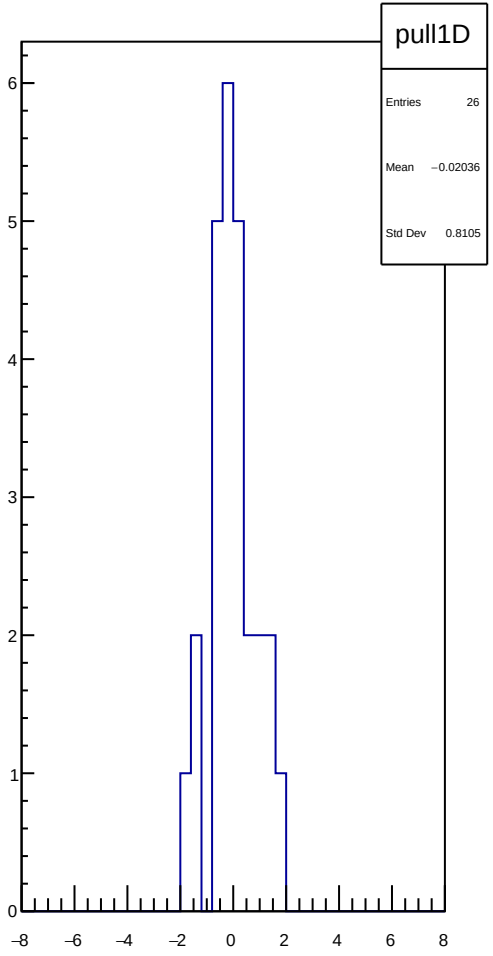
pull1D
Entries 26
Mean −0.02036
Std Dev 0.8105
6
5
4
3
2
1
0
−8
−6
−4
−2
0
2
4
6
8

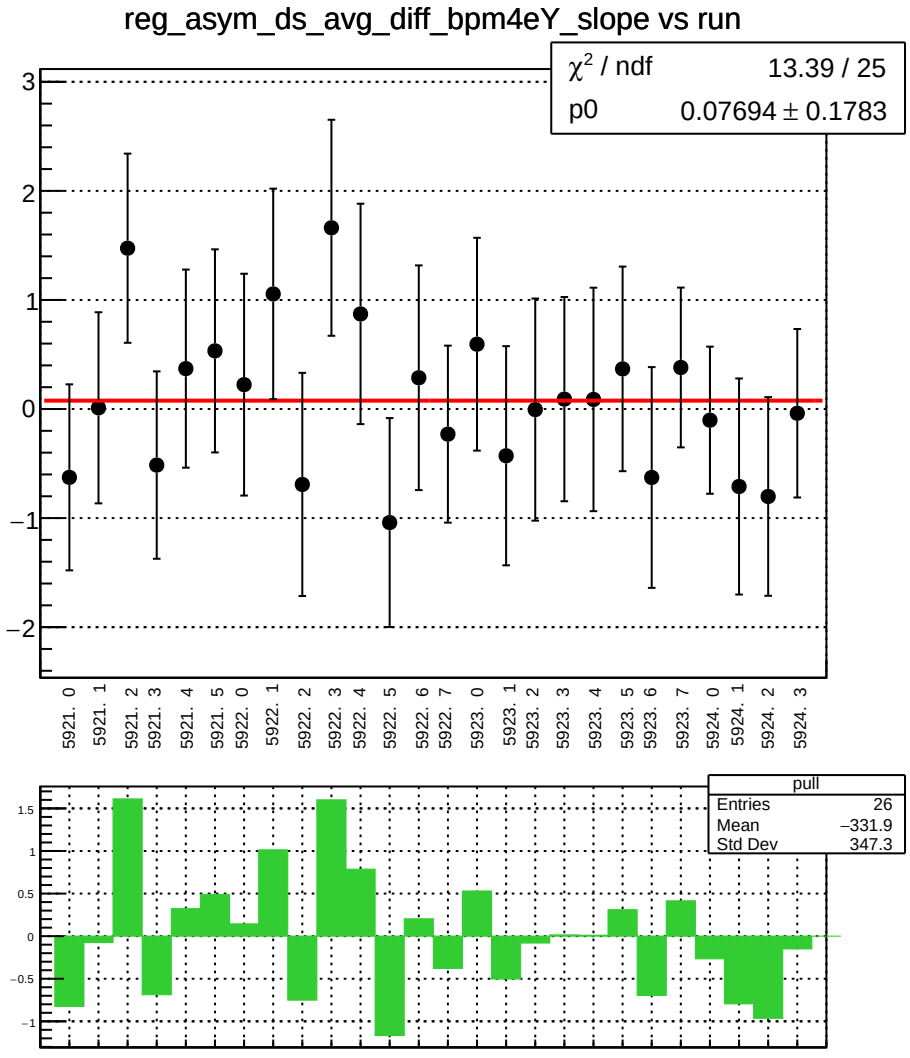
reg_asym_ds_avg_diff_bpm4eY_slope vs run
χ² / ndf 13.39 / 25
p0 0.07694 ± 0.1783
3
2
1
0
−1
−2
5921. 0
5921. 1
5921. 2
5921. 3
5921. 4
5921. 5
5922. 0
5922. 1
5922. 2
5922. 3
5922. 4
5922. 5
5922. 6
5922. 7
5923. 0
5923. 1
5923. 2
5923. 3
5923. 4
5923. 5
5923. 6
5923. 7
5924. 0
5924. 1
5924. 2
5924. 3
pull
Entries 26
Mean −331.9
Std Dev 347.3
1.5
1
0.5
0
−0.5
−1

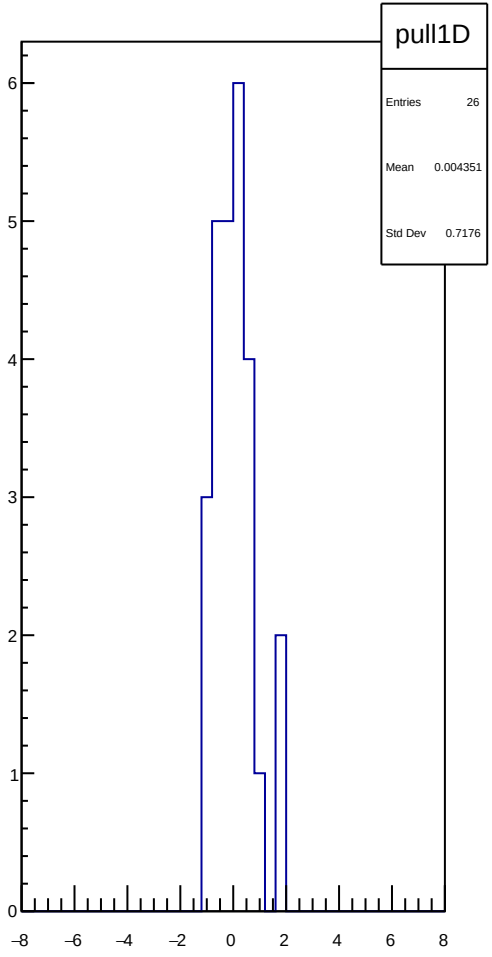
pull1D
Entries 26
Mean 0.004351
Std Dev 0.7176
6
5
4
3
2
1
0
−8
−6
−4
−2
0
2
4
6
8

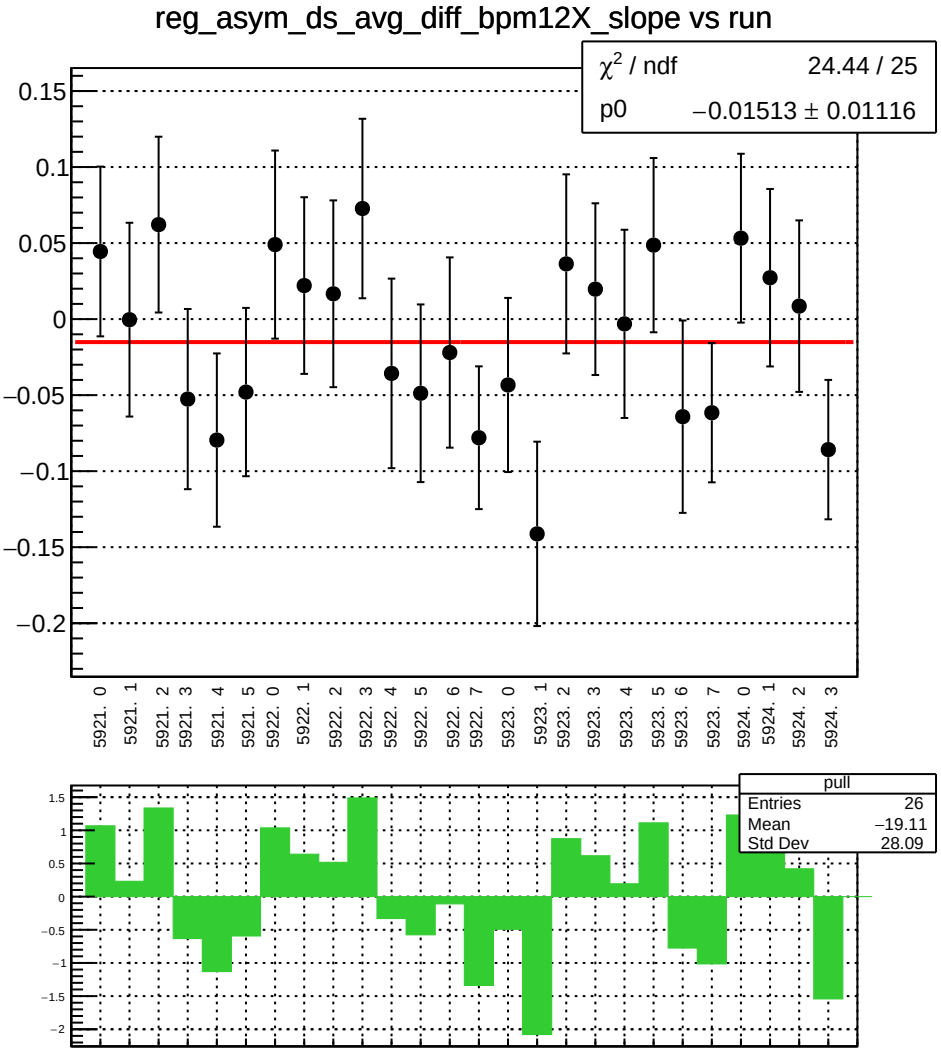
reg_asym_ds_avg_diff_bpm12X_slope vs run
χ² / ndf 24.44 / 25
p0 −0.01513 ± 0.01116
0.15
0.1
0.05
0
−0.05
−0.1
−0.15
−0.2
5921. 0
5921. 1
5921. 2
5921. 3
5921. 4
5921. 5
5922. 0
5922. 1
5922. 2
5922. 3
5922. 4
5922. 5
5922. 6
5922. 7
5923. 0
5923. 1
5923. 2
5923. 3
5923. 4
5923. 5
5923. 6
5923. 7
5924. 0
5924. 1
5924. 2
5924. 3
pull
Entries 26
Mean −19.11
Std Dev 28.09
1.5
1
0.5
0
−0.5
−1
−1.5
−2

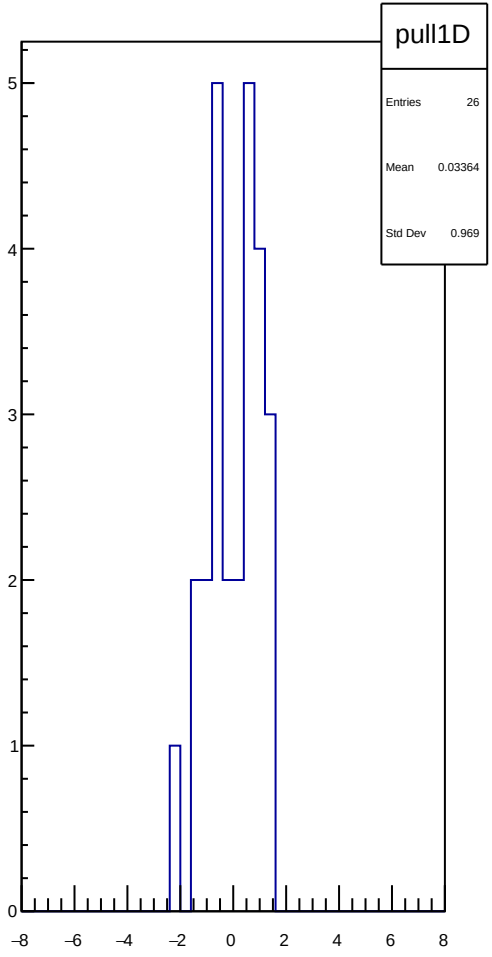
pull1D
Entries 26
Mean 0.03364
Std Dev 0.969
5
4
3
2
1
0
−8
−6
−4
−2
0
2
4
6
8

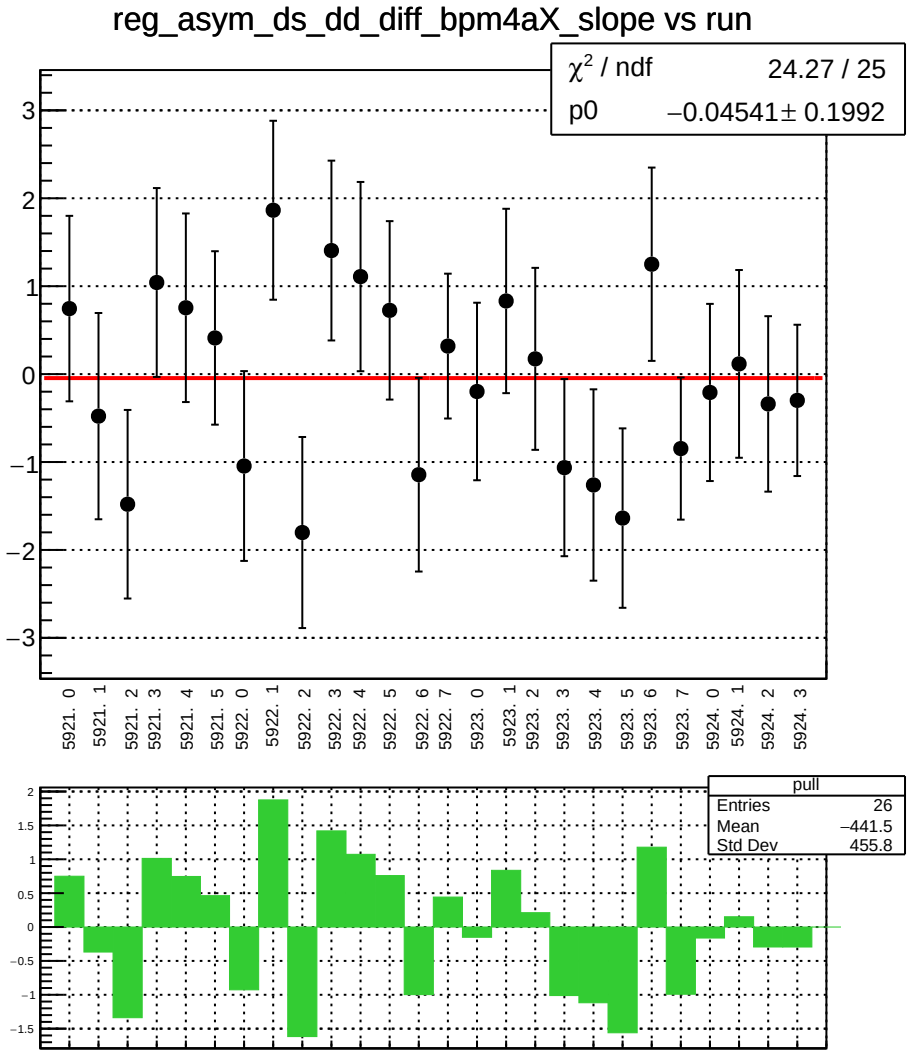
reg_asym_ds_dd_diff_bpm4aX_slope vs run
χ^2 / ndf 24.27 / 25
p0 −0.04541 ± 0.1992
3
2
1
0
−1
−2
−3
5921. 0
5921. 1
5921. 2
5921. 3
5921. 4
5921. 5
5922. 0
5922. 1
5922. 2
5922. 3
5922. 4
5922. 5
5922. 6
5922. 7
5923. 0
5923. 1
5923. 2
5923. 3
5923. 4
5923. 5
5923. 6
5923. 7
5924. 0
5924. 1
5924. 2
5924. 3
pull
Entries 26
Mean −441.5
Std Dev 455.8
2
1.5
1
0.5
0
−0.5
−1
−1.5

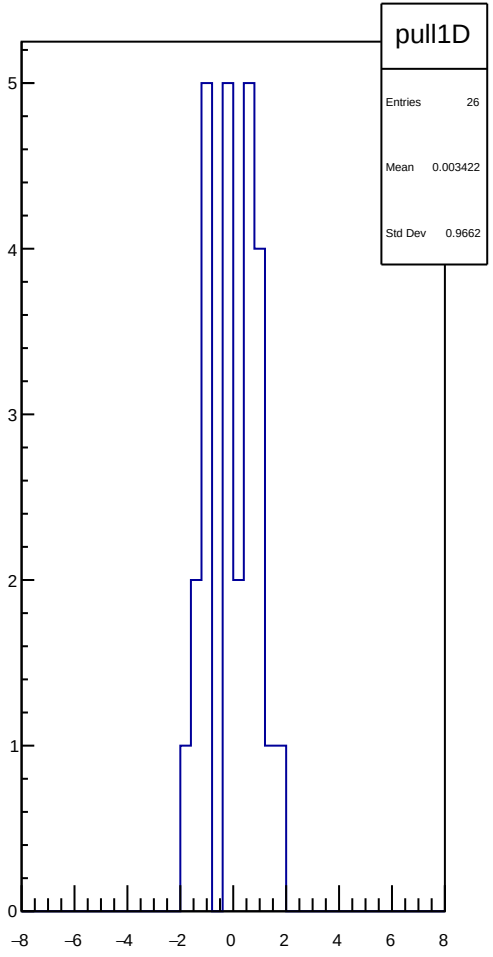
pull1D
Entries 26
Mean 0.003422
Std Dev 0.9662
5
4
3
2
1
0
−8
−6
−4
−2
0
2
4
6
8

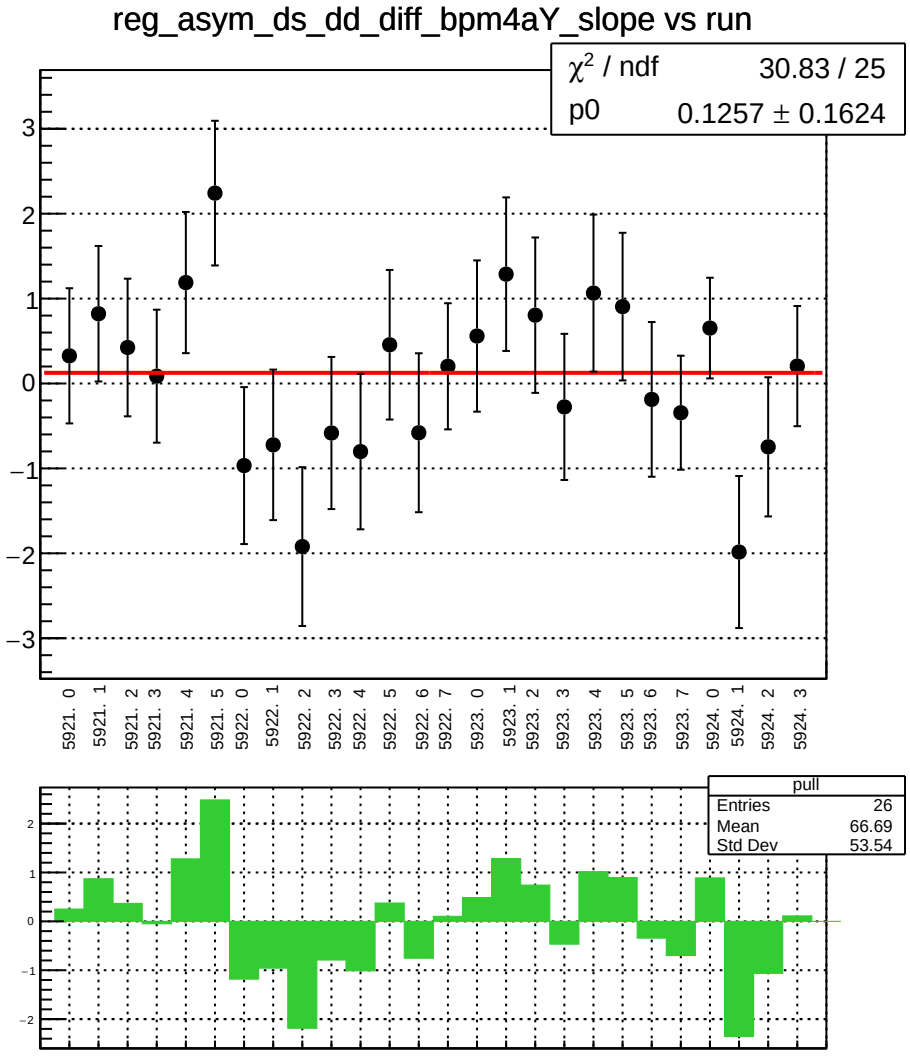
reg_asym_ds_dd_diff_bpm4aY_slope vs run
χ^2 / ndf 30.83 / 25
p0 0.1257 ± 0.1624
3
2
1
0
−1
−2
−3
5921. 0
5921. 1
5921. 2
5921. 3
5921. 4
5921. 5
5922. 0
5922. 1
5922. 2
5922. 3
5922. 4
5922. 5
5922. 6
5922. 7
5923. 0
5923. 1
5923. 2
5923. 3
5923. 4
5923. 5
5923. 6
5923. 7
5924. 0
5924. 1
5924. 2
5924. 3
pull
Entries 26
Mean 66.69
Std Dev 53.54
2
1
0
−1
−2

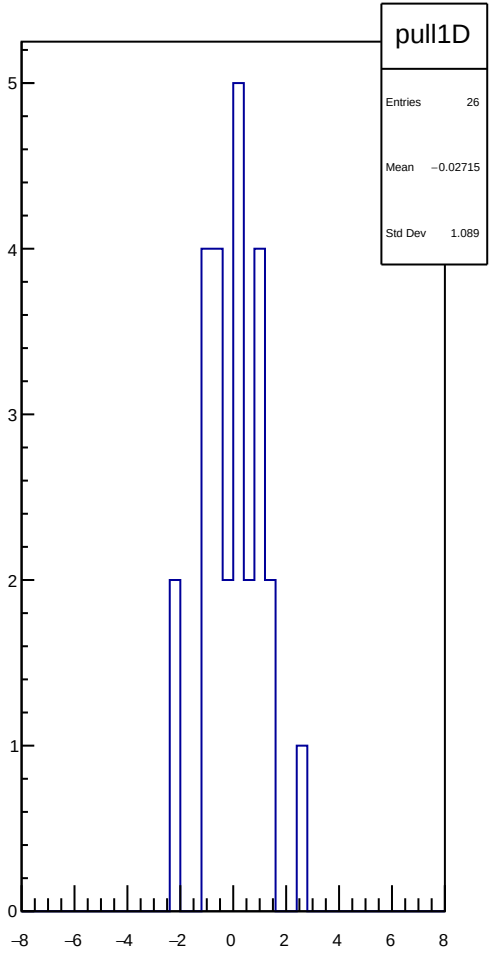
pull1D
Entries 26
Mean −0.02715
Std Dev 1.089
5
4
3
2
1
0
−8
−6
−4
−2
0
2
4
6
8

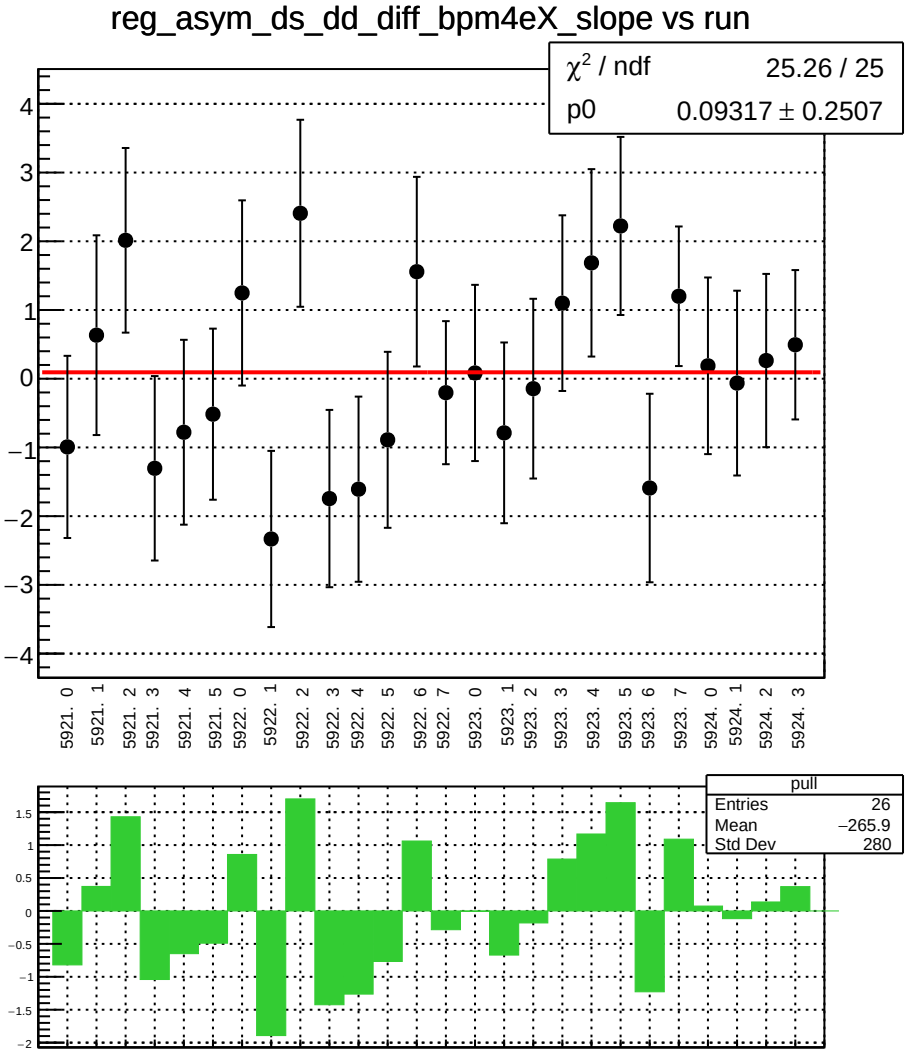
reg_asym_ds_dd_diff_bpm4eX_slope vs run
χ² / ndf 25.26 / 25
p0 0.09317 ± 0.2507
5921. 0
5921. 1
5921. 2
5921. 3
5921. 4
5921. 5
5922. 0
5922. 1
5922. 2
5922. 3
5922. 4
5922. 5
5922. 6
5922. 7
5923. 0
5923. 1
5923. 2
5923. 3
5923. 4
5923. 5
5923. 6
5923. 7
5924. 0
5924. 1
5924. 2
5924. 3
pull
Entries 26
Mean −265.9
Std Dev 280

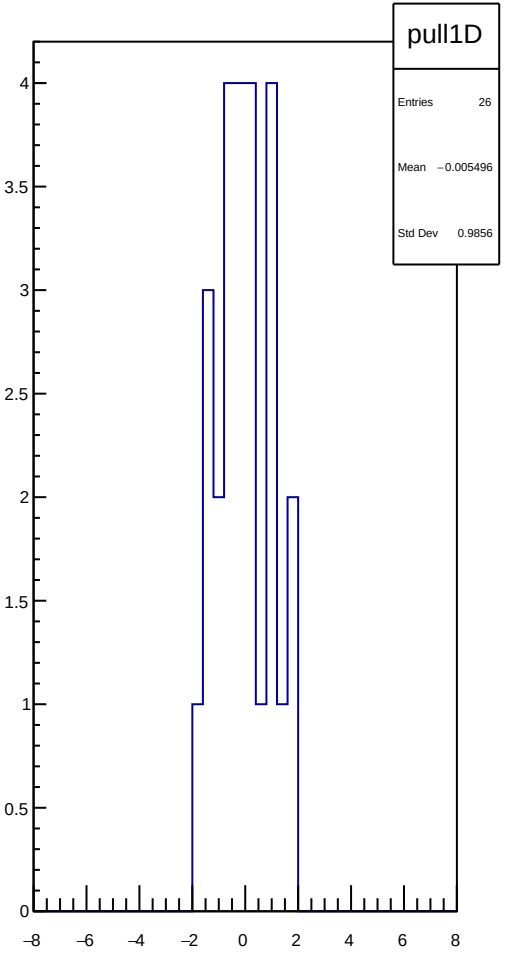
pull1D
Entries 26
Mean −0.005496
Std Dev 0.9856

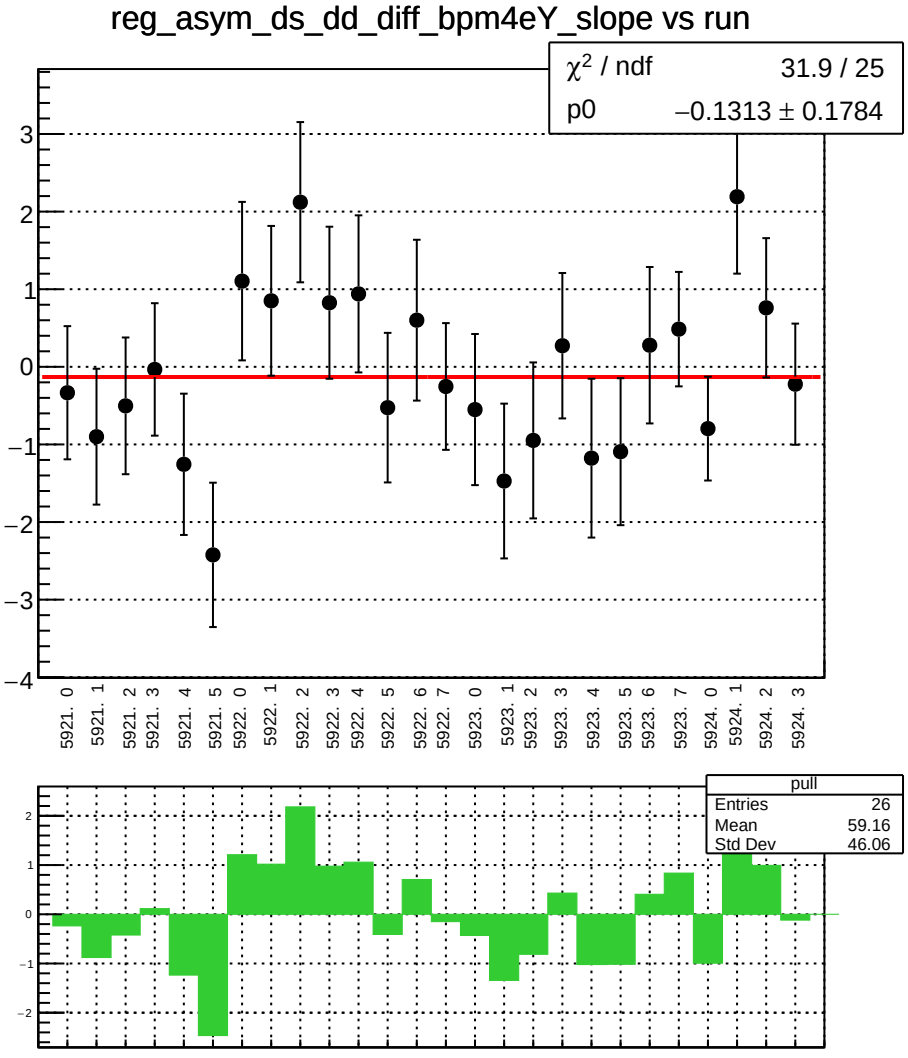
reg_asym_ds_dd_diff_bpm4eY_slope vs run
χ² / ndf 31.9 / 25
p0 −0.1313 ± 0.1784
3
2
1
0
−1
−2
−3
−4
5921. 0
5921. 1
5921. 2
5921. 3
5921. 4
5921. 5
5922. 0
5922. 1
5922. 2
5922. 3
5922. 4
5922. 5
5922. 6
5922. 7
5923. 0
5923. 1
5923. 2
5923. 3
5923. 4
5923. 5
5923. 6
5923. 7
5924. 0
5924. 1
5924. 2
5924. 3
pull
Entries 26
Mean 59.16
Std Dev 46.06
2
1
0
−1
−2

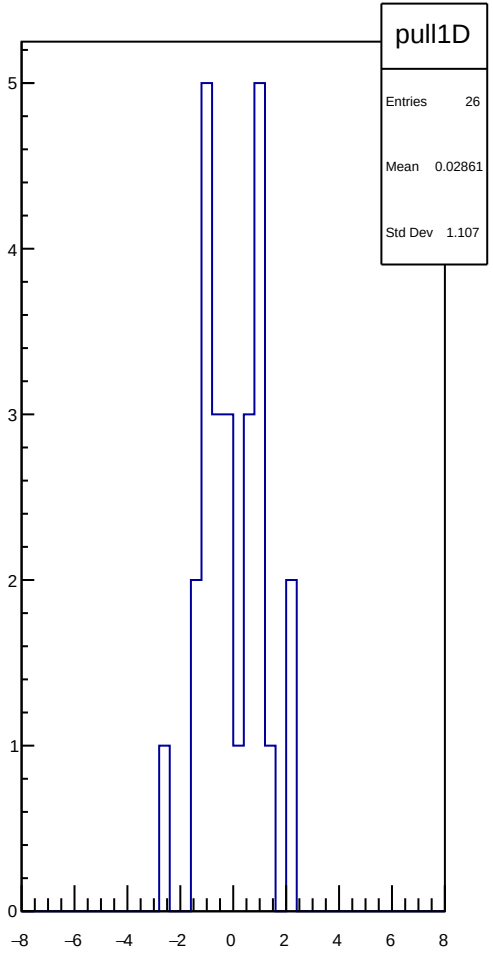
pull1D
Entries 26
Mean 0.02861
Std Dev 1.107
5
4
3
2
1
0
−8
−6
−4
−2
0
2
4
6
8

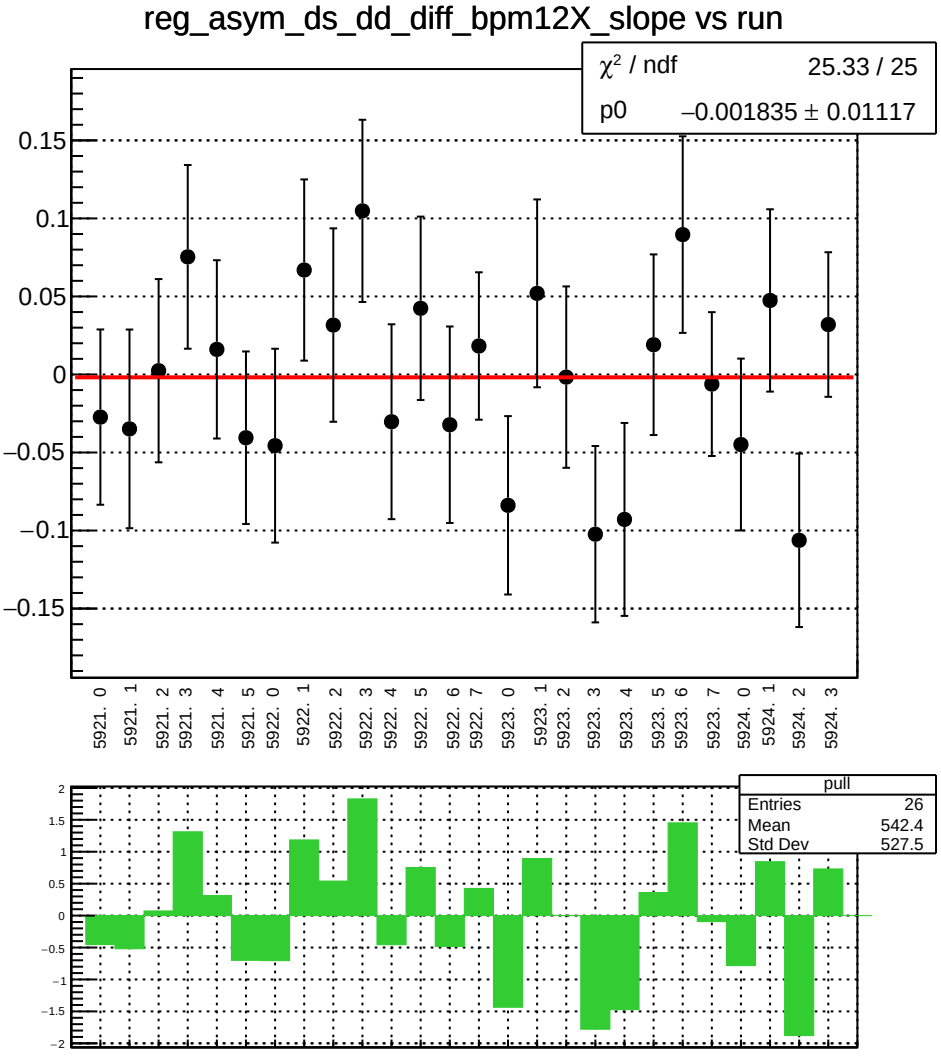
reg_asym_ds_dd_diff_bpm12X_slope vs run
χ² / ndf 25.33 / 25
p0 −0.001835 ± 0.01117
0.15
0.1
0.05
0
−0.05
−0.1
−0.15
5921. 0
5921. 1
5921. 2
5921. 3
5921. 4
5921. 5
5922. 0
5922. 1
5922. 2
5922. 3
5922. 4
5922. 5
5922. 6
5922. 7
5923. 0
5923. 1
5923. 2
5923. 3
5923. 4
5923. 5
5923. 6
5923. 7
5924. 0
5924. 1
5924. 2
5924. 3
pull
Entries 26
Mean 542.4
Std Dev 527.5
2
1.5
1
0.5
0
−0.5
−1
−1.5
−2

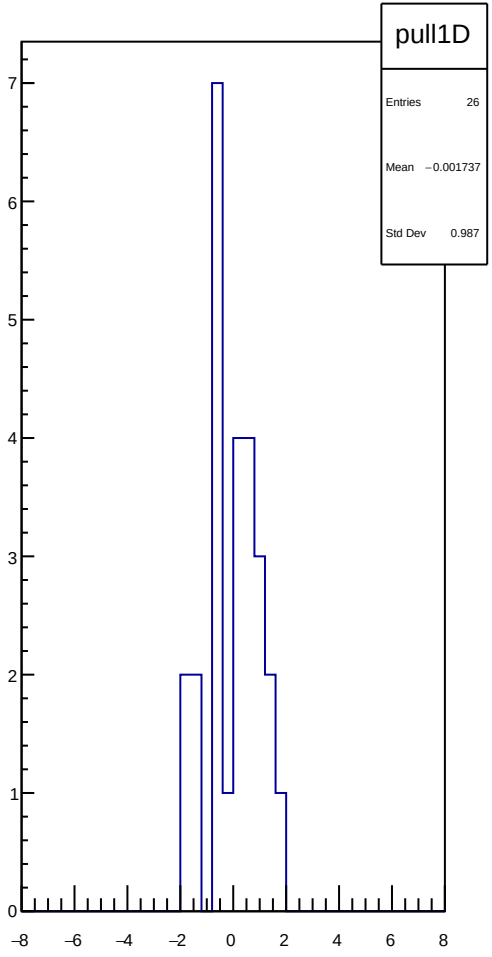
pull1D
Entries 26
Mean −0.001737
Std Dev 0.987
7
6
5
4
3
2
1
0
−8
−6
−4
−2
0
2
4
6
8

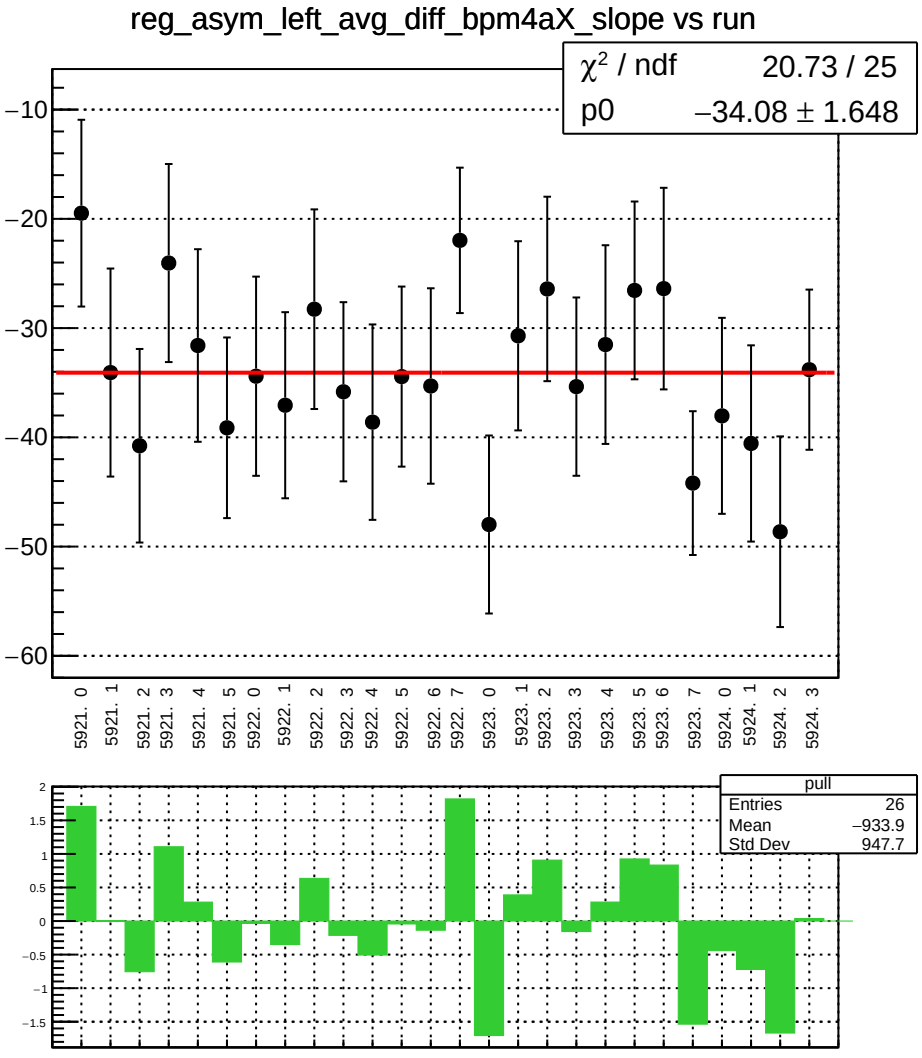
reg_asym_left_avg_diff_bpm4aX_slope vs run
χ² / ndf 20.73 / 25
p0 −34.08 ± 1.648
−10
−20
−30
−40
−50
−60
5921. 0
5921. 1
5921. 2
5921. 3
5921. 4
5921. 5
5922. 0
5922. 1
5922. 2
5922. 3
5922. 4
5922. 5
5922. 6
5922. 7
5923. 0
5923. 1
5923. 2
5923. 3
5923. 4
5923. 5
5923. 6
5923. 7
5924. 0
5924. 1
5924. 2
5924. 3
pull
Entries 26
Mean −933.9
Std Dev 947.7
2
1.5
1
0.5
0
−0.5
−1
−1.5

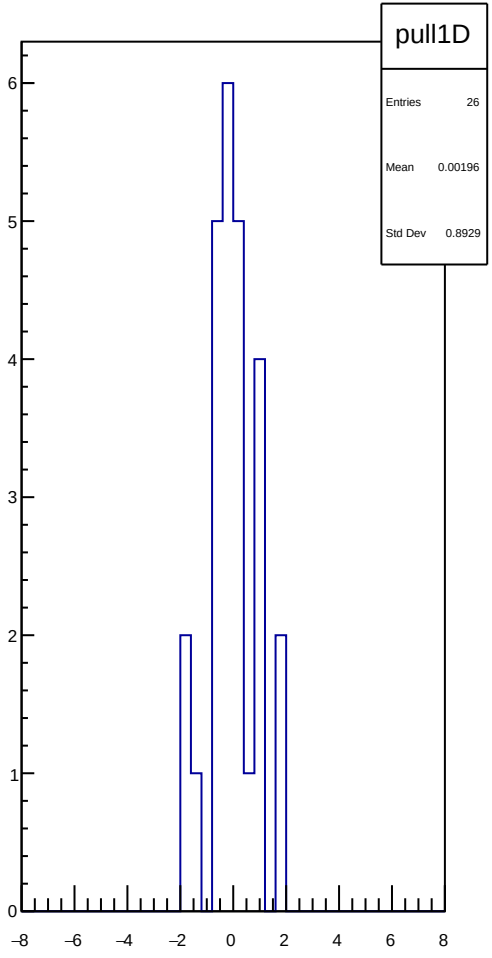
pull1D
Entries 26
Mean 0.00196
Std Dev 0.8929
6
5
4
3
2
1
0
−8
−6
−4
−2
0
2
4
6
8

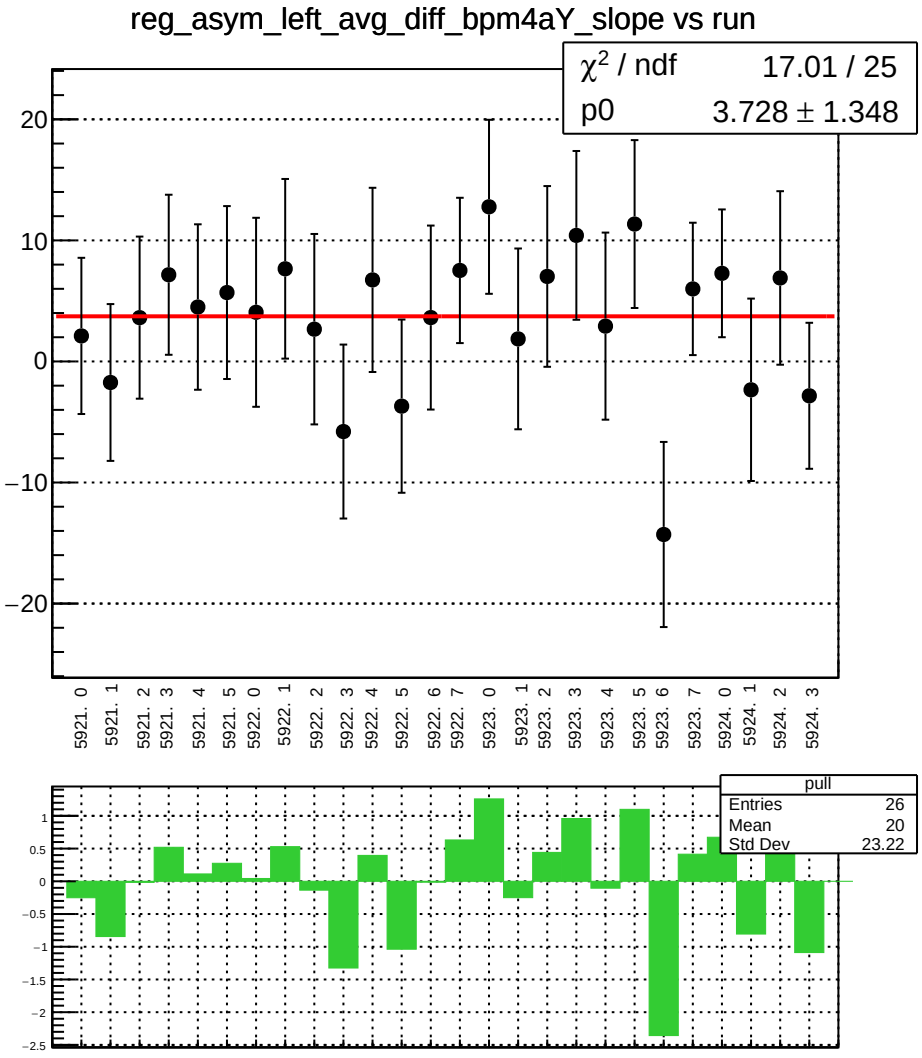
reg_asym_left_avg_diff_bpm4aY_slope vs run
χ² / ndf 17.01 / 25
p0 3.728 ± 1.348
20
10
0
−10
−20
5921. 0
5921. 1
5921. 2
5921. 3
5921. 4
5921. 5
5922. 0
5922. 1
5922. 2
5922. 3
5922. 4
5922. 5
5922. 6
5922. 7
5923. 0
5923. 1
5923. 2
5923. 3
5923. 4
5923. 5
5923. 6
5923. 7
5924. 0
5924. 1
5924. 2
5924. 3
pull
Entries 26
Mean 20
Std Dev 23.22
1
0.5
0
−0.5
−1
−1.5
−2
−2.5

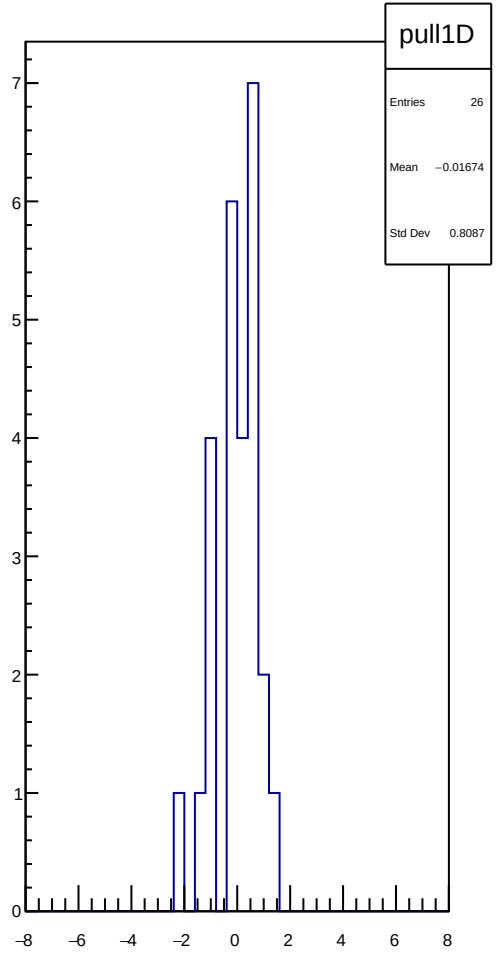
pull1D
Entries 26
Mean −0.01674
Std Dev 0.8087
7
6
5
4
3
2
1
0
−8
−6
−4
−2
0
2
4
6
8

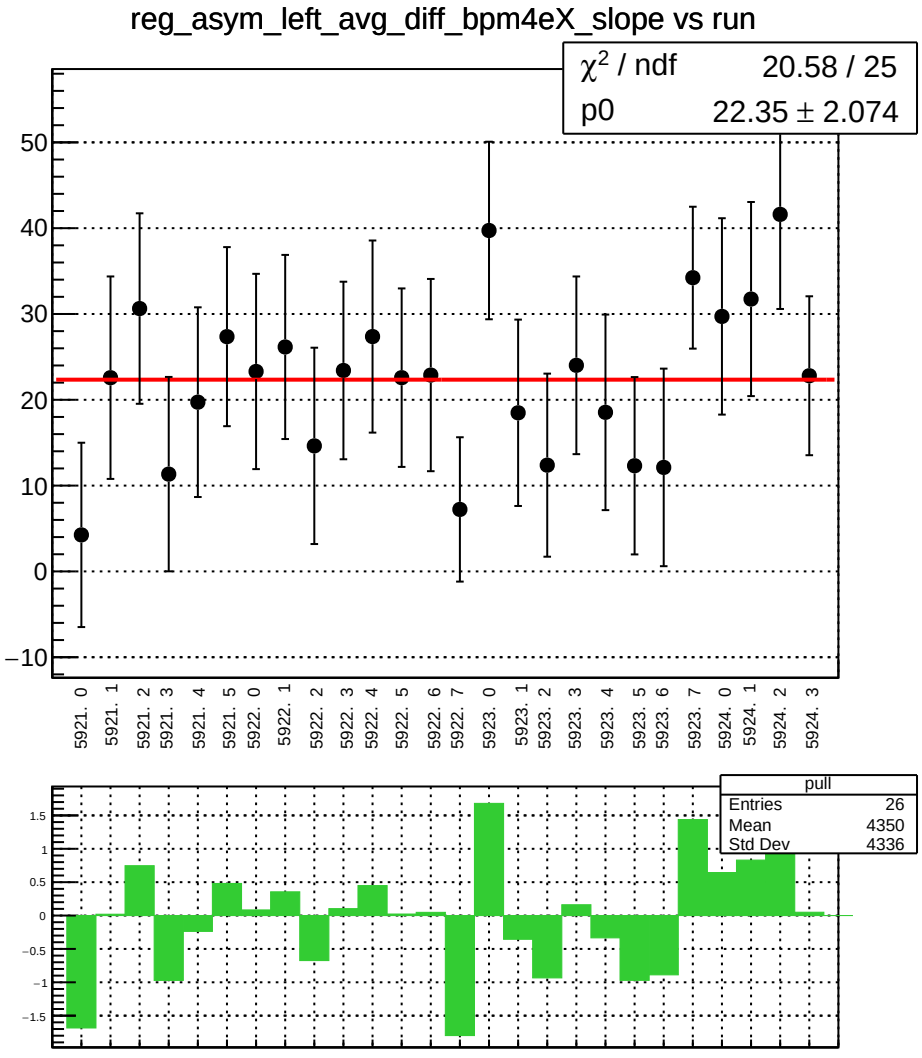
reg_asym_left_avg_diff_bpm4eX_slope vs run
χ² / ndf 20.58 / 25
p0 22.35 ± 2.074
50
40
30
20
10
0
−10
5921. 0
5921. 1
5921. 2
5921. 3
5921. 4
5921. 5
5922. 0
5922. 1
5922. 2
5922. 3
5922. 4
5922. 5
5922. 6
5922. 7
5923. 0
5923. 1
5923. 2
5923. 3
5923. 4
5923. 5
5923. 6
5923. 7
5924. 0
5924. 1
5924. 2
5924. 3
pull
Entries 26
Mean 4350
Std Dev 4336
1.5
1
0.5
0
−0.5
−1
−1.5

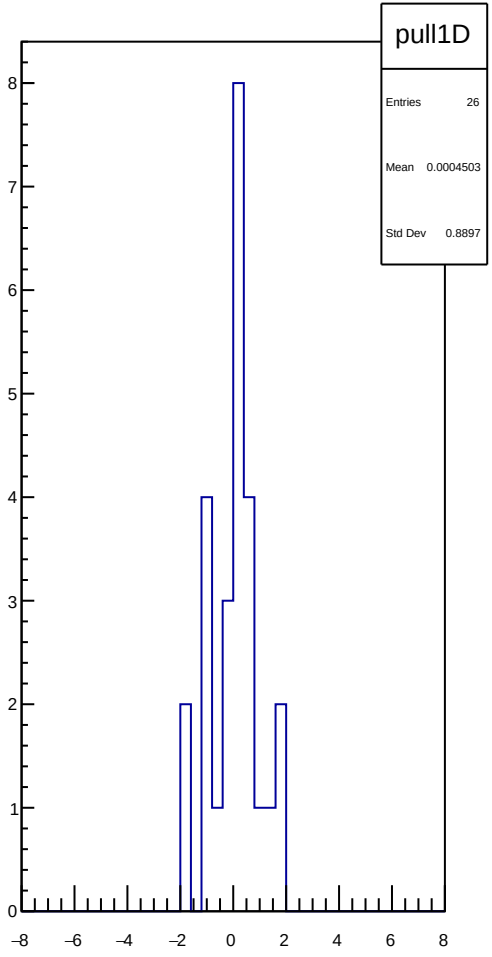
pull1D
Entries 26
Mean 0.0004503
Std Dev 0.8897
8
7
6
5
4
3
2
1
0
−8
−6
−4
−2
0
2
4
6
8

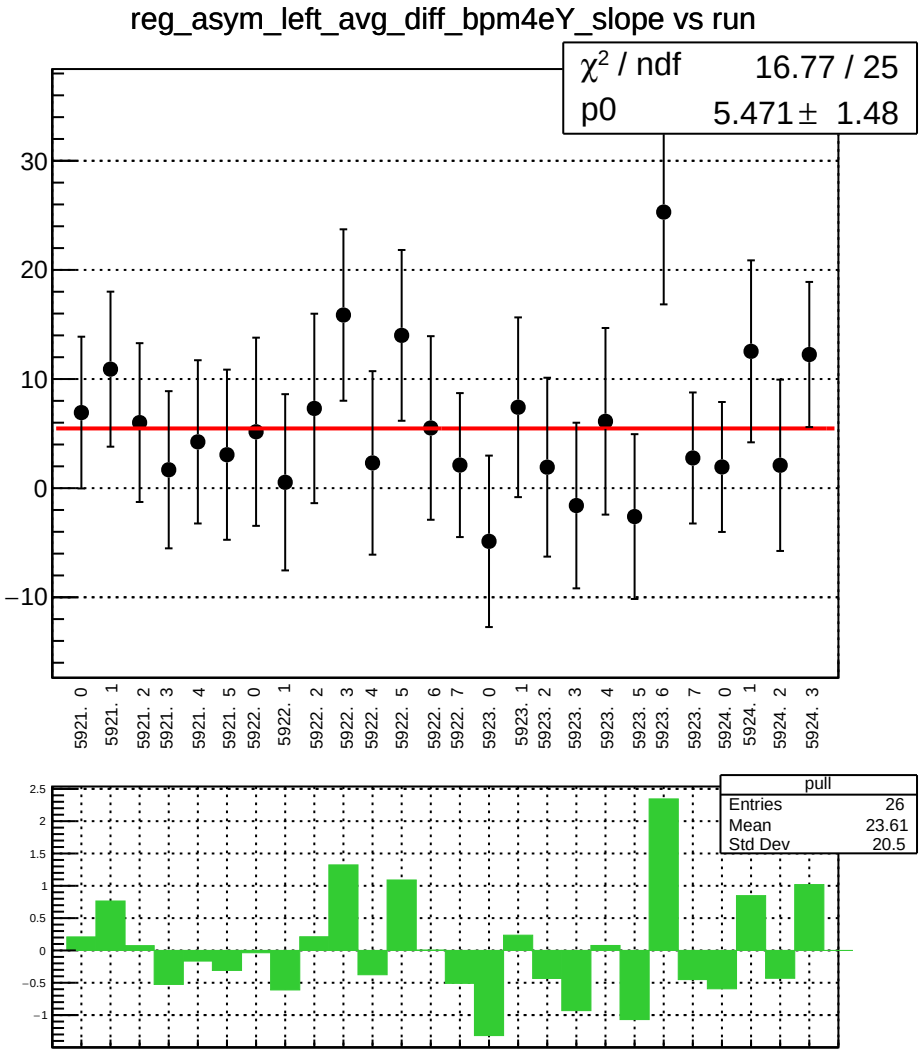
reg_asym_left_avg_diff_bpm4eY_slope vs run
χ² / ndf 16.77 / 25
p0 5.471 ± 1.48
30
20
10
0
−10
5921. 0
5921. 1
5921. 2
5921. 3
5921. 4
5921. 5
5922. 0
5922. 1
5922. 2
5922. 3
5922. 4
5922. 5
5922. 6
5922. 7
5923. 0
5923. 1
5923. 2
5923. 3
5923. 4
5923. 5
5923. 6
5923. 7
5924. 0
5924. 1
5924. 2
5924. 3
pull
Entries 26
Mean 23.61
Std Dev 20.5
2.5
2
1.5
1
0.5
0
−0.5
−1

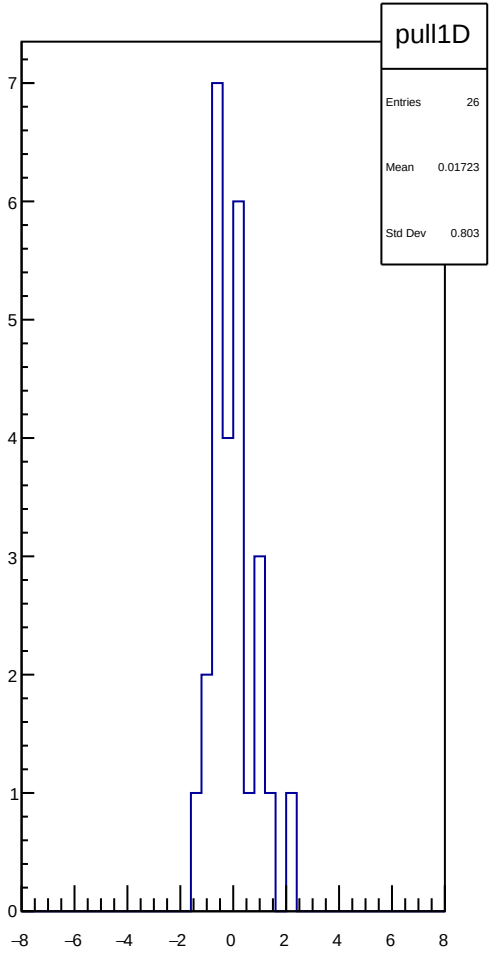
pull1D
Entries 26
Mean 0.01723
Std Dev 0.803
7
6
5
4
3
2
1
0
−8
−6
−4
−2
0
2
4
6
8

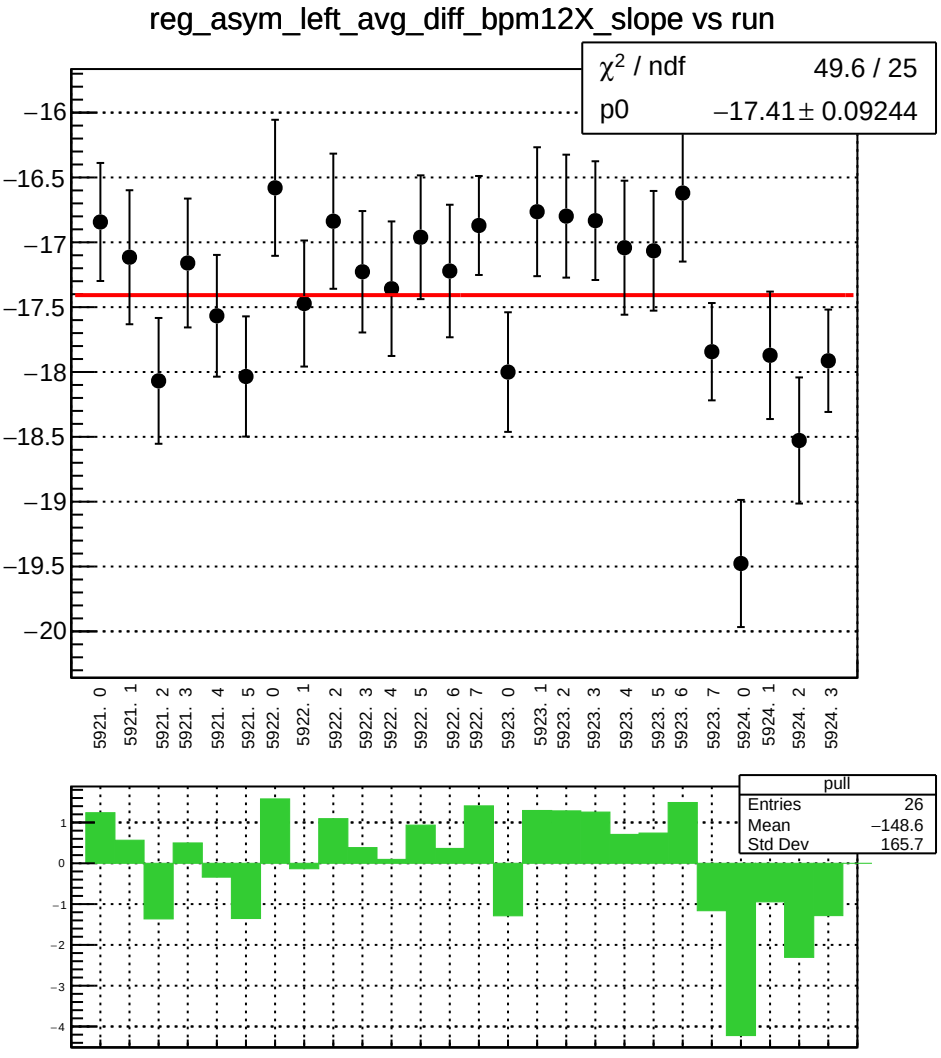
reg_asym_left_avg_diff_bpm12X_slope vs run
χ² / ndf 49.6 / 25
p0 −17.41 ± 0.09244
−16
−16.5
−17
−17.5
−18
−18.5
−19
−19.5
−20
5921. 0
5921. 1
5921. 2
5921. 3
5921. 4
5921. 5
5922. 0
5922. 1
5922. 2
5922. 3
5922. 4
5922. 5
5922. 6
5922. 7
5923. 0
5923. 1
5923. 2
5923. 3
5923. 4
5923. 5
5923. 6
5923. 7
5924. 0
5924. 1
5924. 2
5924. 3
pull
Entries 26
Mean −148.6
Std Dev 165.7
1
0
−1
−2
−3
−4

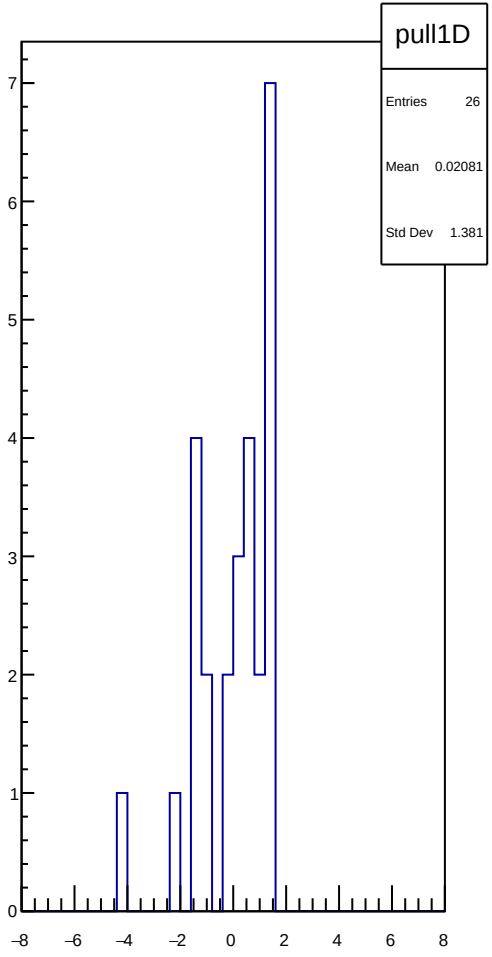
pull1D
Entries 26
Mean 0.02081
Std Dev 1.381
7
6
5
4
3
2
1
0
−8
−6
−4
−2
0
2
4
6
8

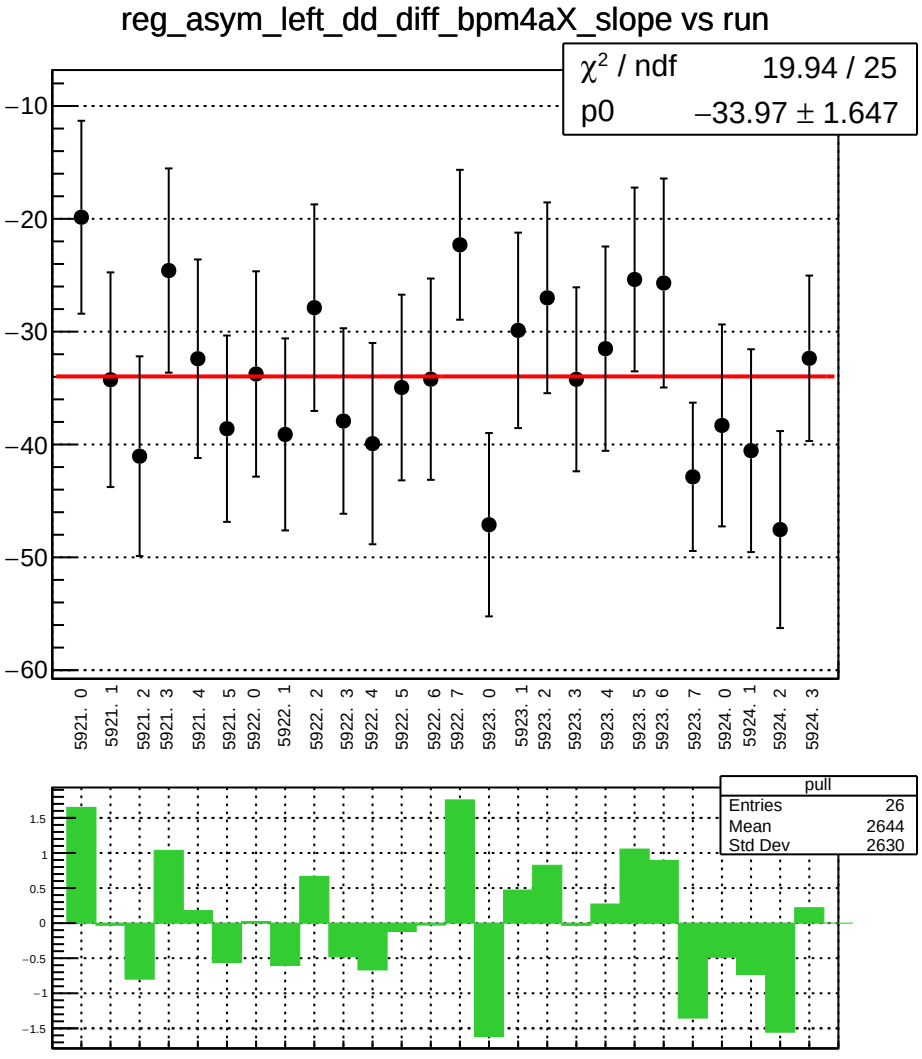
reg_asym_left_dd_diff_bpm4aX_slope vs run
χ² / ndf 19.94 / 25
p0 −33.97 ± 1.647
−10
−20
−30
−40
−50
−60
5921. 0
5921. 1
5921. 2
5921. 3
5921. 4
5921. 5
5922. 0
5922. 1
5922. 2
5922. 3
5922. 4
5922. 5
5922. 6
5922. 7
5923. 0
5923. 1
5923. 2
5923. 3
5923. 4
5923. 5
5923. 6
5923. 7
5924. 0
5924. 1
5924. 2
5924. 3
pull
Entries 26
Mean 2644
Std Dev 2630
1.5
1
0.5
0
−0.5
−1
−1.5

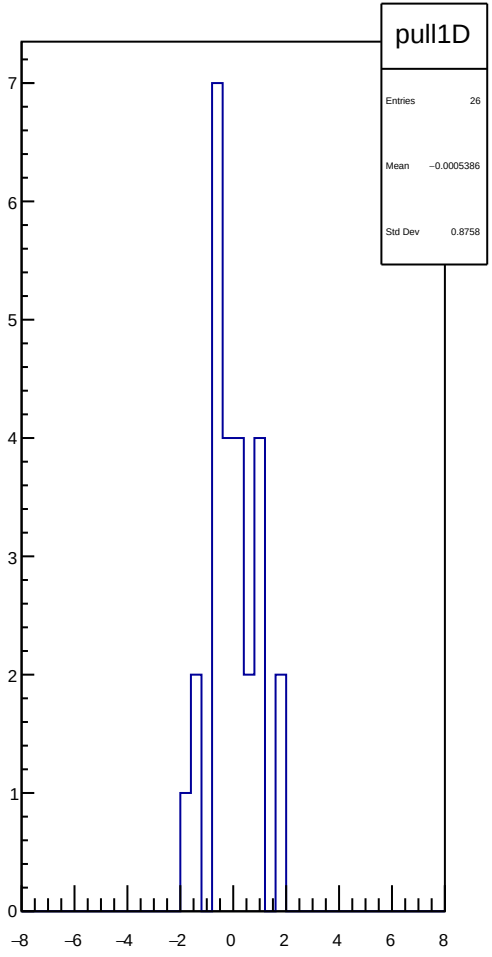
pull1D
Entries 26
Mean −0.0005386
Std Dev 0.8758
7
6
5
4
3
2
1
0
−8
−6
−4
−2
0
2
4
6
8

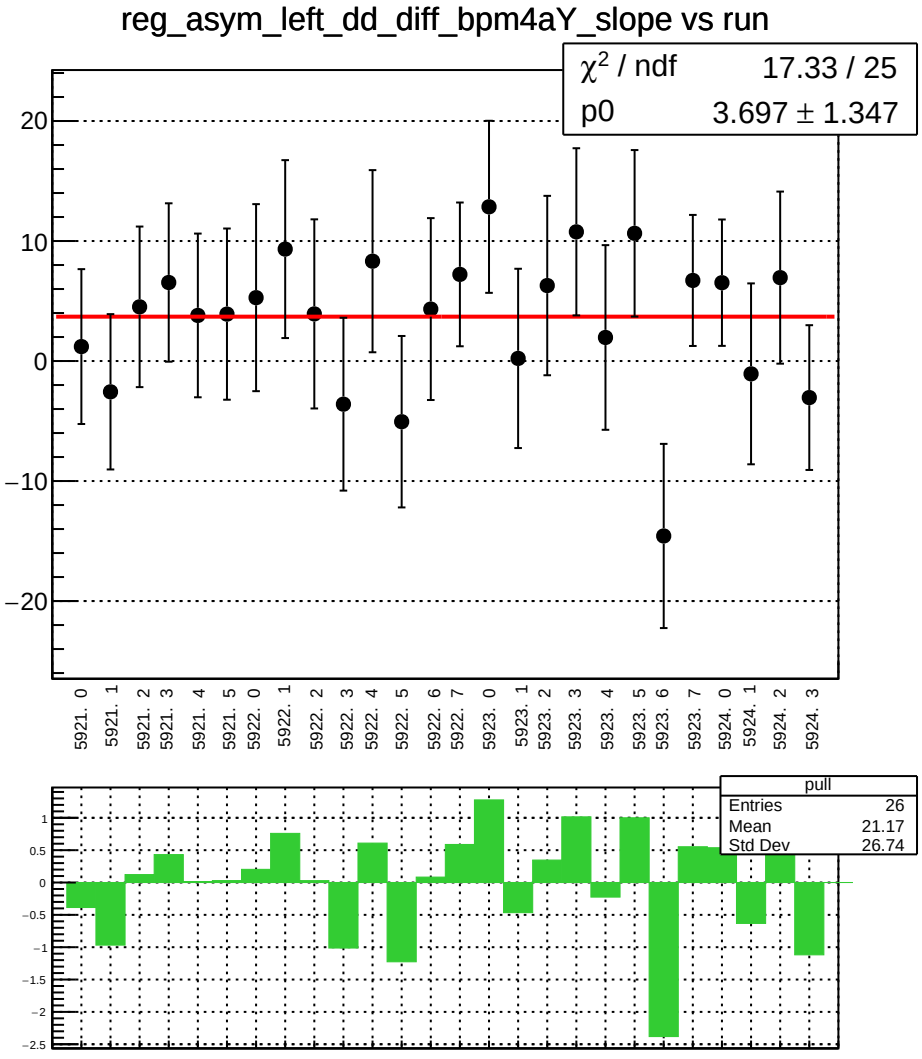
reg_asym_left_dd_diff_bpm4aY_slope vs run
χ² / ndf 17.33 / 25
p0 3.697 ± 1.347
20
10
0
−10
−20
5921. 0
5921. 1
5921. 2
5921. 3
5921. 4
5921. 5
5922. 0
5922. 1
5922. 2
5922. 3
5922. 4
5922. 5
5922. 6
5922. 7
5923. 0
5923. 1
5923. 2
5923. 3
5923. 4
5923. 5
5923. 6
5923. 7
5924. 0
5924. 1
5924. 2
5924. 3
pull
Entries 26
Mean 21.17
Std Dev 26.74
1
0.5
0
−0.5
−1
−1.5
−2
−2.5

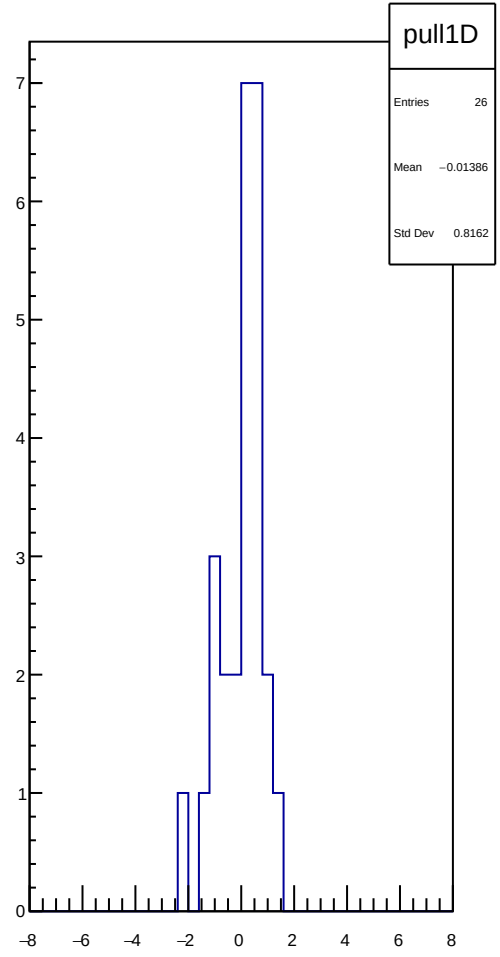
pull1D
Entries 26
Mean −0.01386
Std Dev 0.8162
7
6
5
4
3
2
1
0
−8
−6
−4
−2
0
2
4
6
8

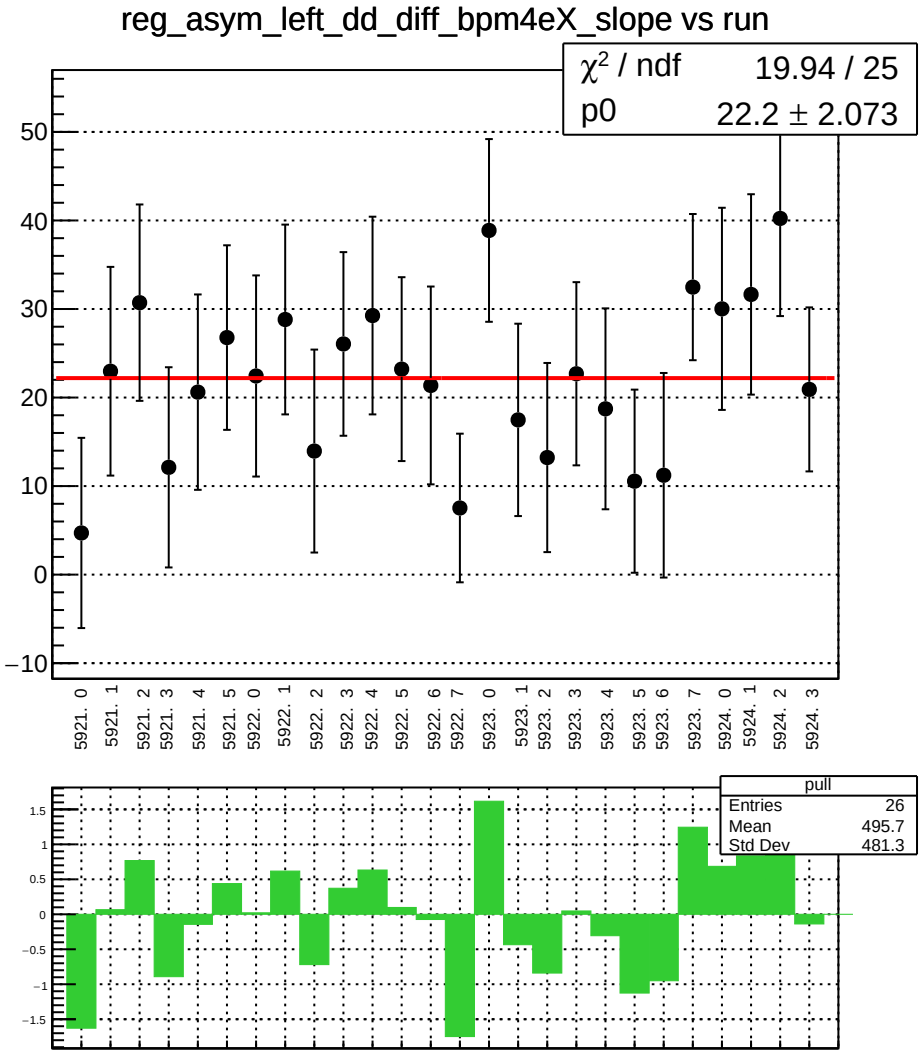
reg_asym_left_dd_diff_bpm4eX_slope vs run
χ² / ndf 19.94 / 25
p0 22.2 ± 2.073
50
40
30
20
10
0
−10
5921. 0
5921. 1
5921. 2
5921. 3
5921. 4
5921. 5
5922. 0
5922. 1
5922. 2
5922. 3
5922. 4
5922. 5
5922. 6
5922. 7
5923. 0
5923. 1
5923. 2
5923. 3
5923. 4
5923. 5
5923. 6
5923. 7
5924. 0
5924. 1
5924. 2
5924. 3
pull
Entries 26
Mean 495.7
Std Dev 481.3
1.5
1
0.5
0
−0.5
−1
−1.5

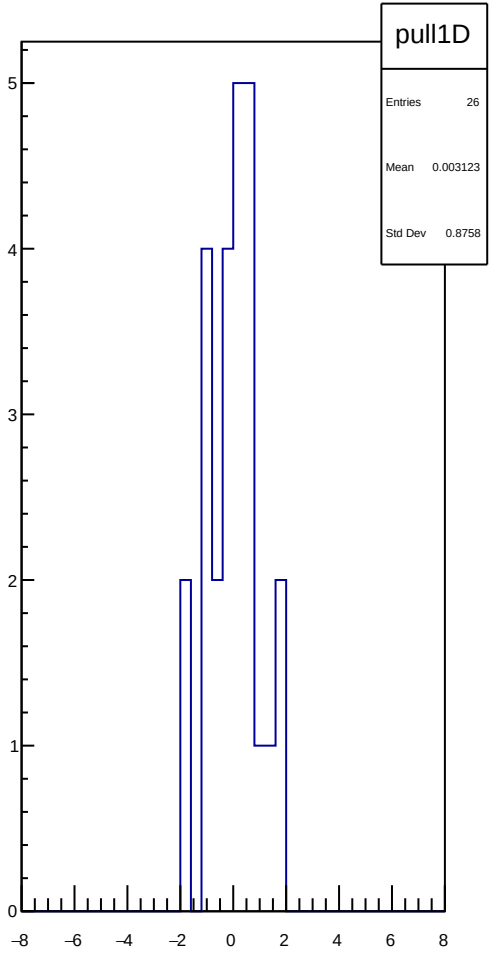
pull1D
Entries 26
Mean 0.003123
Std Dev 0.8758
5
4
3
2
1
0
−8
−6
−4
−2
0
2
4
6
8

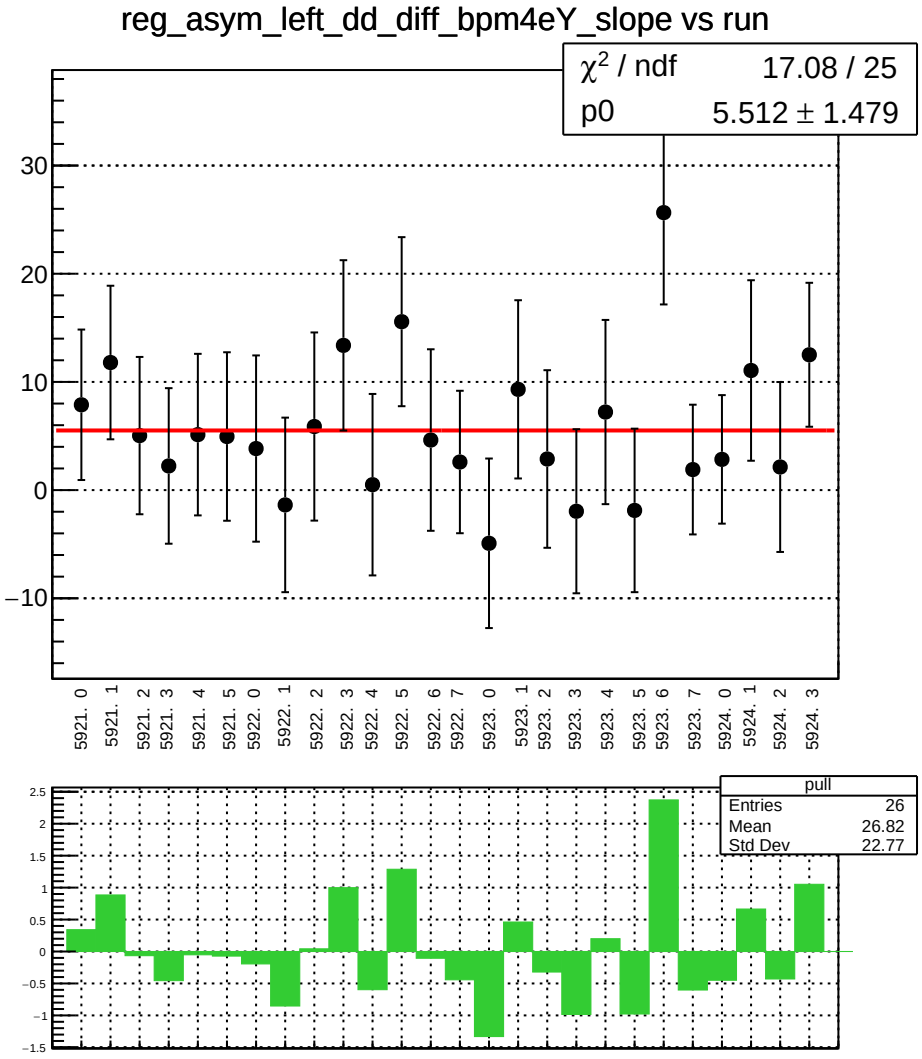
reg_asym_left_dd_diff_bpm4eY_slope vs run
χ² / ndf 17.08 / 25
p0 5.512 ± 1.479
30
20
10
0
−10
5921. 0
5921. 1
5921. 2
5921. 3
5921. 4
5921. 5
5922. 0
5922. 1
5922. 2
5922. 3
5922. 4
5922. 5
5922. 6
5922. 7
5923. 0
5923. 1
5923. 2
5923. 3
5923. 4
5923. 5
5923. 6
5923. 7
5924. 0
5924. 1
5924. 2
5924. 3
pull
Entries 26
Mean 26.82
Std Dev 22.77
2.5
2
1.5
1
0.5
0
−0.5
−1
−1.5

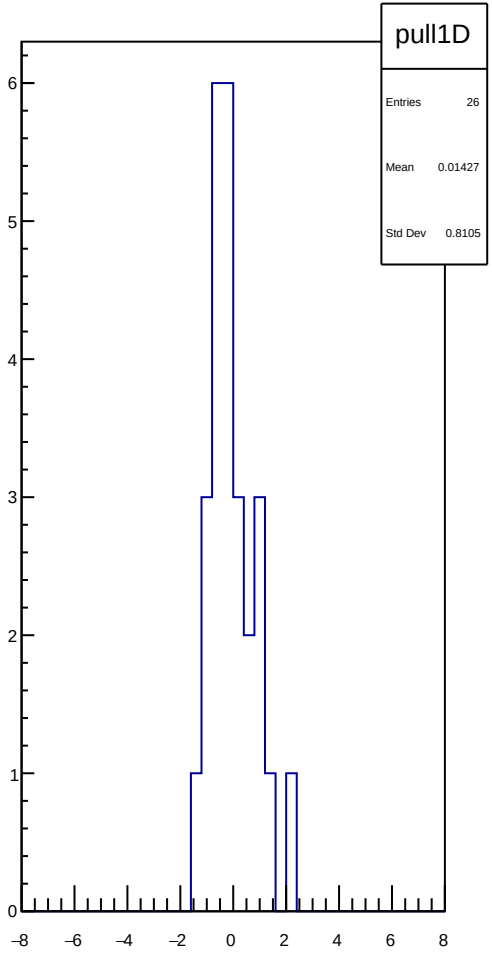
pull1D
Entries 26
Mean 0.01427
Std Dev 0.8105
6
5
4
3
2
1
0
−8
−6
−4
−2
0
2
4
6
8

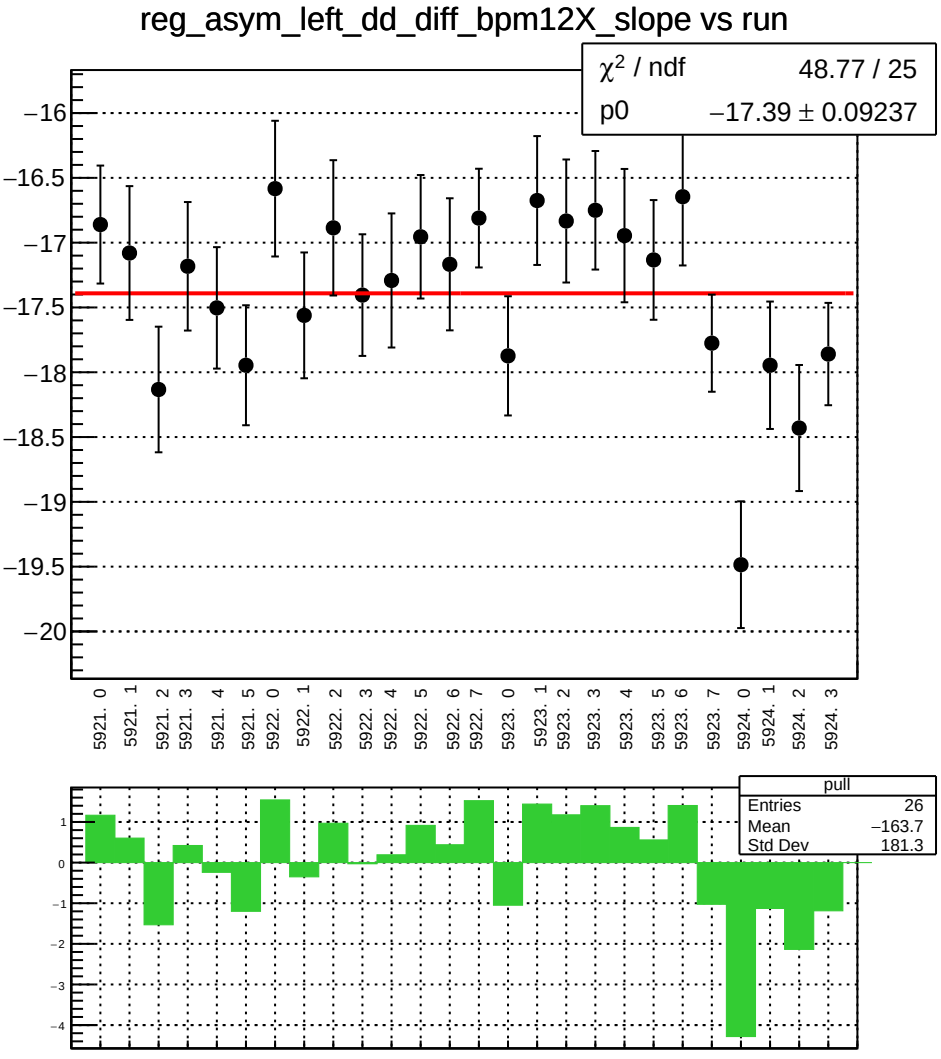
reg_asym_left_dd_diff_bpm12X_slope vs run
χ² / ndf 48.77 / 25
p0 −17.39 ± 0.09237
−16
−16.5
−17
−17.5
−18
−18.5
−19
−19.5
−20
5921. 0
5921. 1
5921. 2
5921. 3
5921. 4
5921. 5
5922. 0
5922. 1
5922. 2
5922. 3
5922. 4
5922. 5
5922. 6
5922. 7
5923. 0
5923. 1
5923. 2
5923. 3
5923. 4
5923. 5
5923. 6
5923. 7
5924. 0
5924. 1
5924. 2
5924. 3
pull
Entries 26
Mean −163.7
Std Dev 181.3
1
0
−1
−2
−3
−4

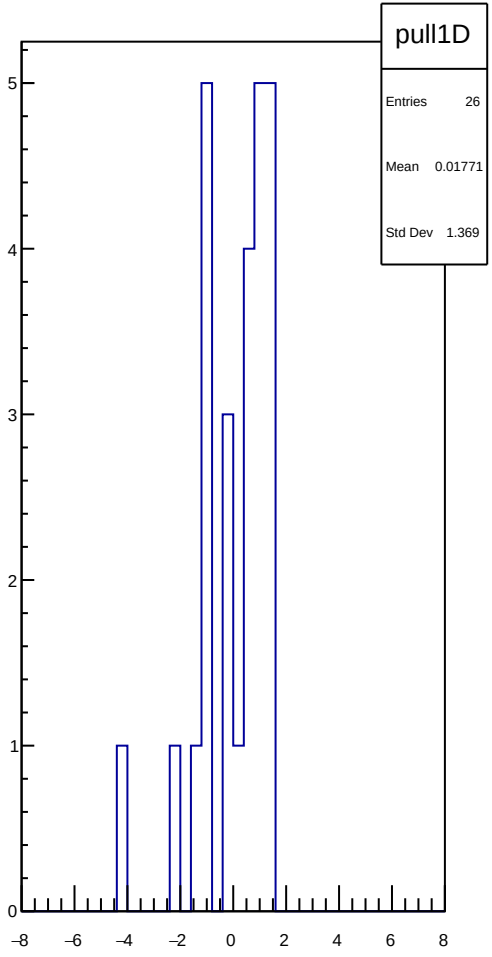
pull1D
Entries 26
Mean 0.01771
Std Dev 1.369
5
4
3
2
1
0
−8
−6
−4
−2
0
2
4
6
8

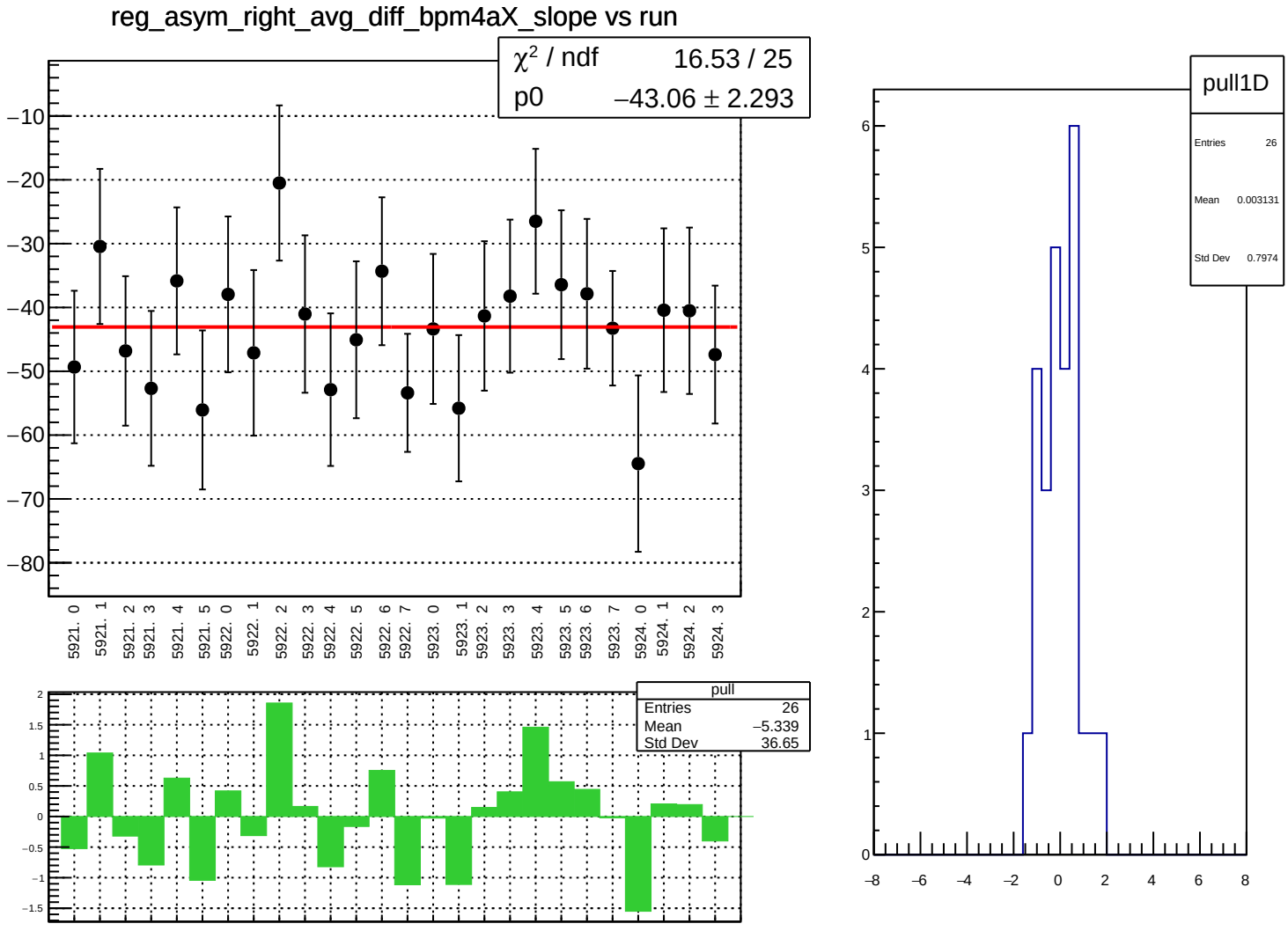
reg_asym_right_avg_diff_bpm4aX_slope vs run
χ² / ndf 16.53 / 25
p0 −43.06 ± 2.293
−10
−20
−30
−40
−50
−60
−70
−80
5921. 0
5921. 1
5921. 2
5921. 3
5921. 4
5921. 5
5922. 0
5922. 1
5922. 2
5922. 3
5922. 4
5922. 5
5922. 6
5922. 7
5923. 0
5923. 1
5923. 2
5923. 3
5923. 4
5923. 5
5923. 6
5923. 7
5924. 0
5924. 1
5924. 2
5924. 3
pull
Entries 26
Mean −5.339
Std Dev 36.65
2
1.5
1
0.5
0
−0.5
−1
−1.5
pull1D
Entries 26
Mean 0.003131
Std Dev 0.7974
6
5
4
3
2
1
0
−8
−6
−4
−2
0
2
4
6
8

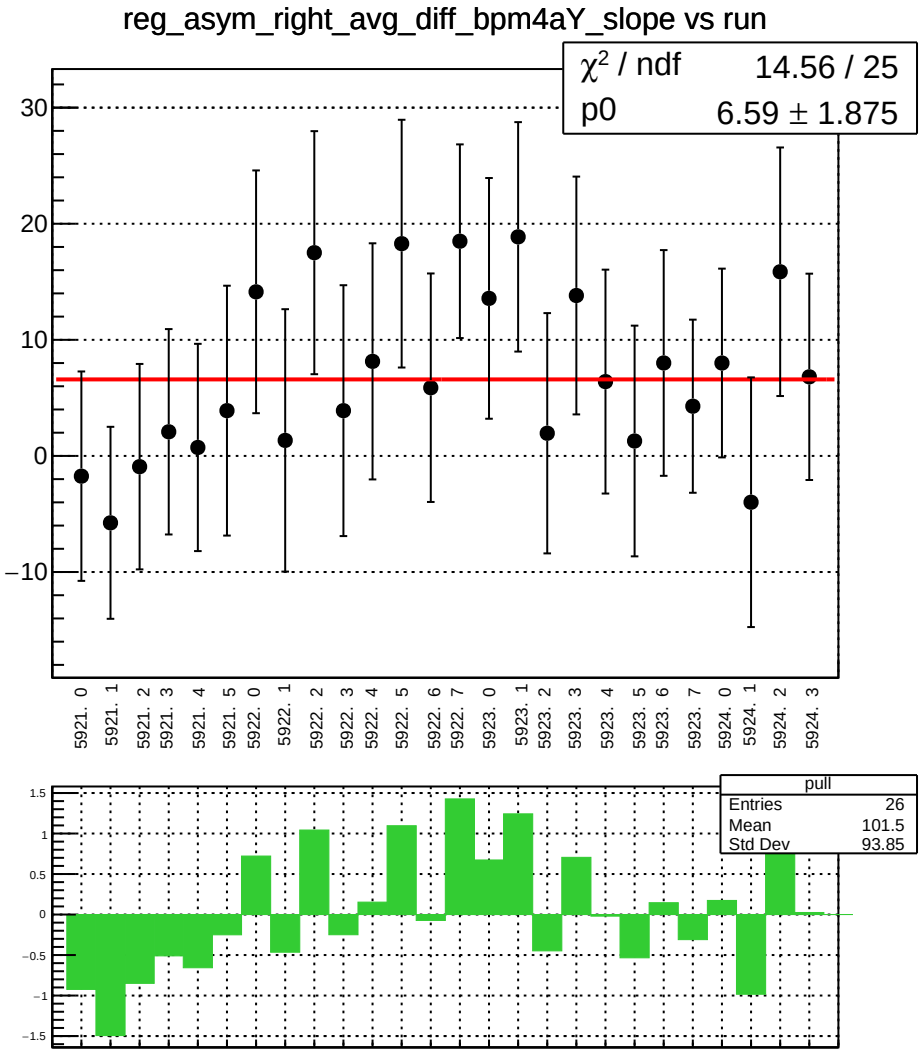
reg_asym_right_avg_diff_bpm4aY_slope vs run
χ² / ndf 14.56 / 25
p0 6.59 ± 1.875
30
20
10
0
−10
5921. 0
5921. 1
5921. 2
5921. 3
5921. 4
5921. 5
5922. 0
5922. 1
5922. 2
5922. 3
5922. 4
5922. 5
5922. 6
5922. 7
5923. 0
5923. 1
5923. 2
5923. 3
5923. 4
5923. 5
5923. 6
5923. 7
5924. 0
5924. 1
5924. 2
5924. 3
pull
Entries 26
Mean 101.5
Std Dev 93.85
1.5
1
0.5
0
−0.5
−1
−1.5

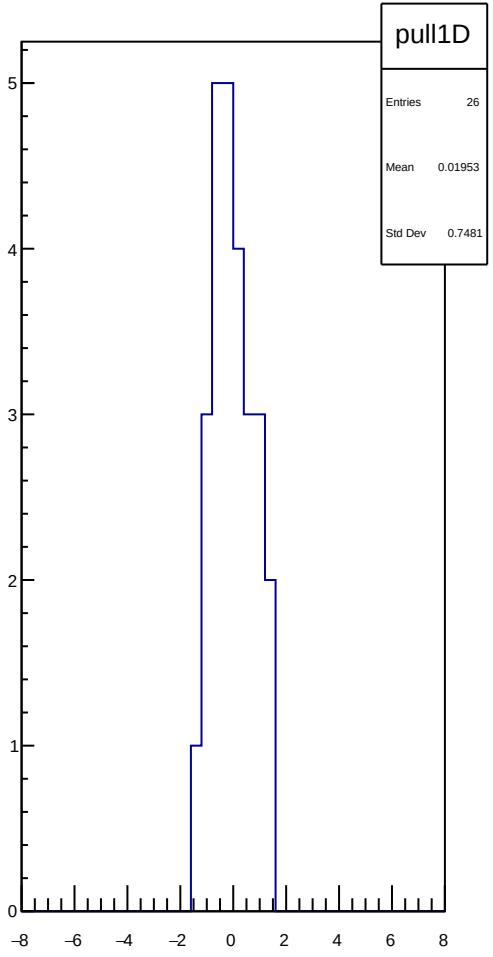
pull1D
Entries 26
Mean 0.01953
Std Dev 0.7481
5
4
3
2
1
0
−8
−6
−4
−2
0
2
4
6
8

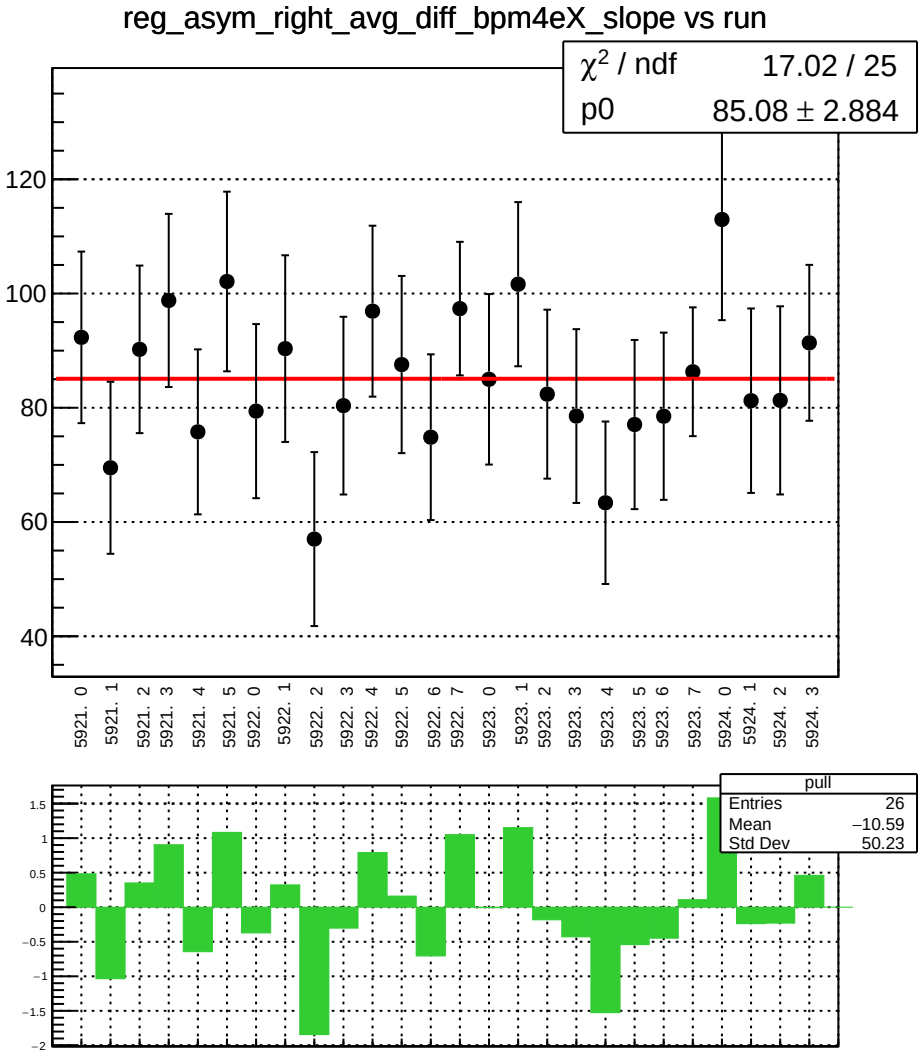
reg_asym_right_avg_diff_bpm4eX_slope vs run
χ² / ndf 17.02 / 25
p0 85.08 ± 2.884
120
100
80
60
40
5921. 0
5921. 1
5921. 2
5921. 3
5921. 4
5921. 5
5922. 0
5922. 1
5922. 2
5922. 3
5922. 4
5922. 5
5922. 6
5922. 7
5923. 0
5923. 1
5923. 2
5923. 3
5923. 4
5923. 5
5923. 6
5923. 7
5924. 0
5924. 1
5924. 2
5924. 3
pull
Entries 26
Mean −10.59
Std Dev 50.23
1.5
1
0.5
0
−0.5
−1
−1.5
−2

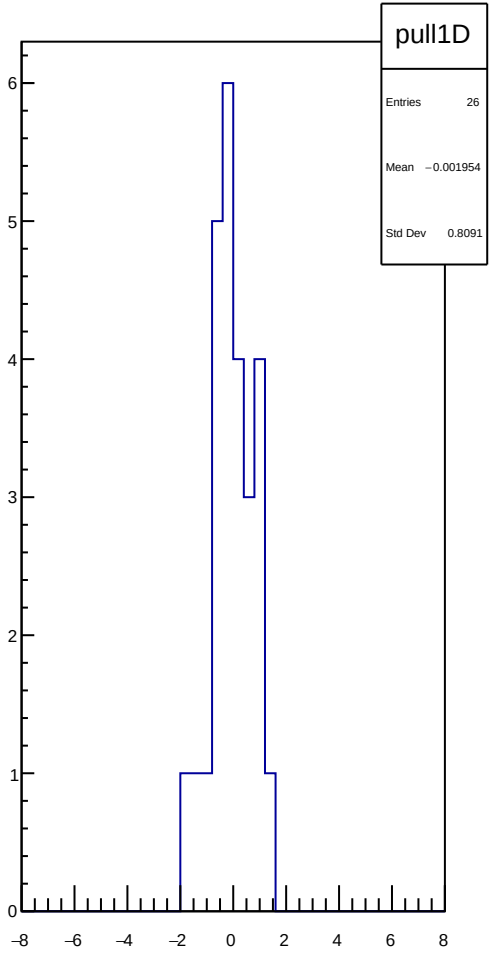
pull1D
Entries 26
Mean −0.001954
Std Dev 0.8091
6
5
4
3
2
1
0
−8
−6
−4
−2
0
2
4
6
8

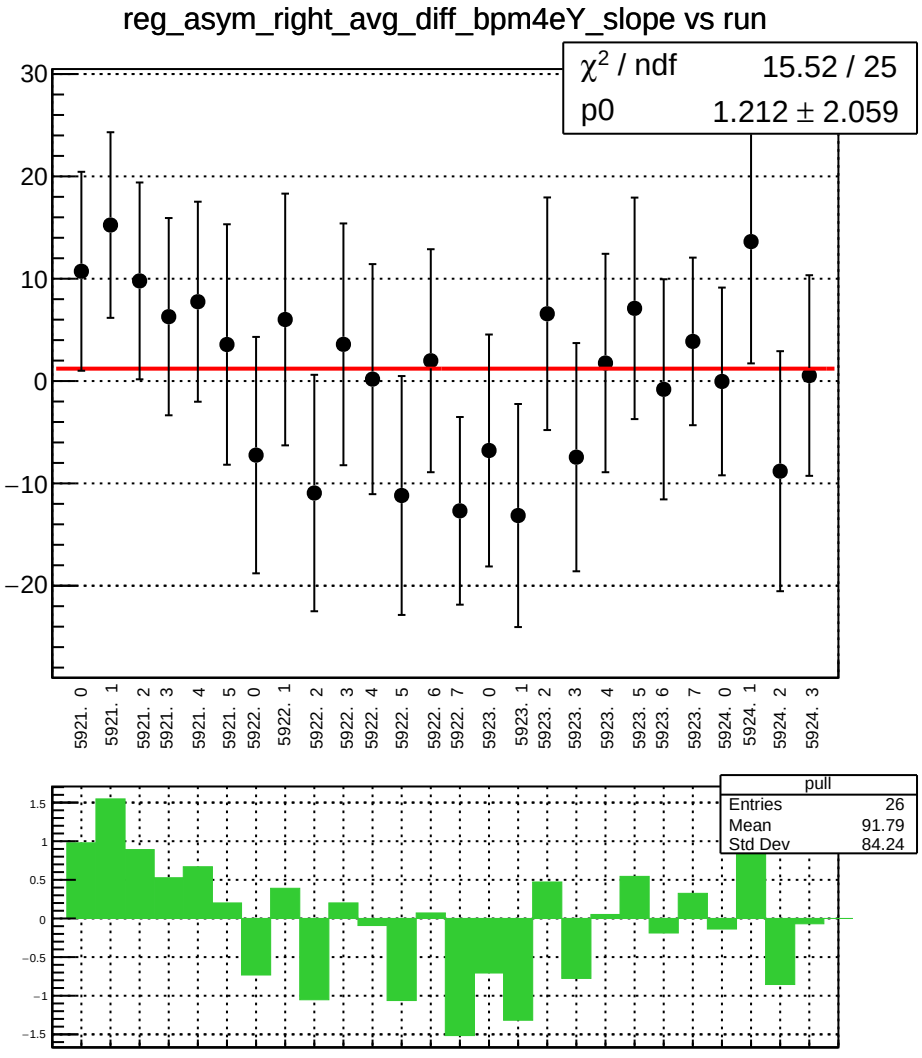
reg_asym_right_avg_diff_bpm4eY_slope vs run
χ² / ndf 15.52 / 25
p0 1.212 ± 2.059
30
20
10
0
−10
−20
5921. 0
5921. 1
5921. 2
5921. 3
5921. 4
5921. 5
5922. 0
5922. 1
5922. 2
5922. 3
5922. 4
5922. 5
5922. 6
5922. 7
5923. 0
5923. 1
5923. 2
5923. 3
5923. 4
5923. 5
5923. 6
5923. 7
5924. 0
5924. 1
5924. 2
5924. 3
pull
Entries 26
Mean 91.79
Std Dev 84.24
1.5
1
0.5
0
−0.5
−1
−1.5

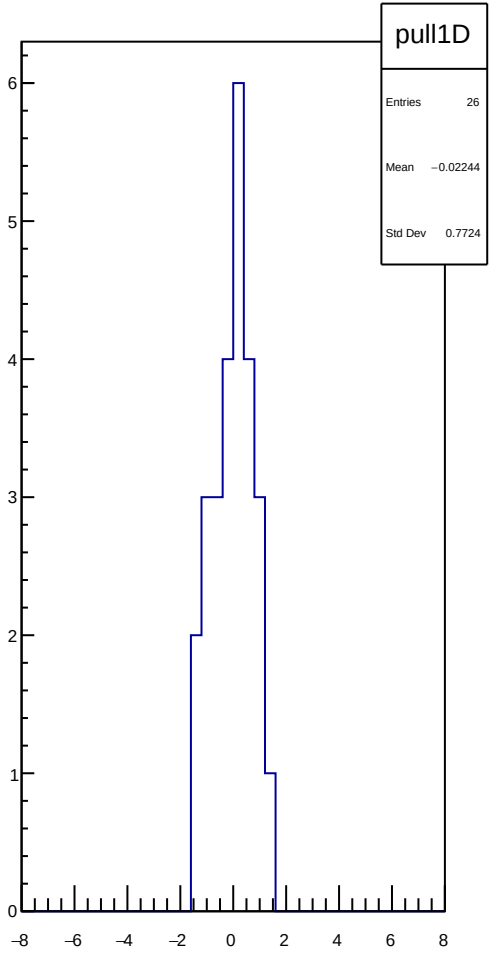
pull1D
Entries 26
Mean −0.02244
Std Dev 0.7724
6
5
4
3
2
1
0
−8
−6
−4
−2
0
2
4
6
8

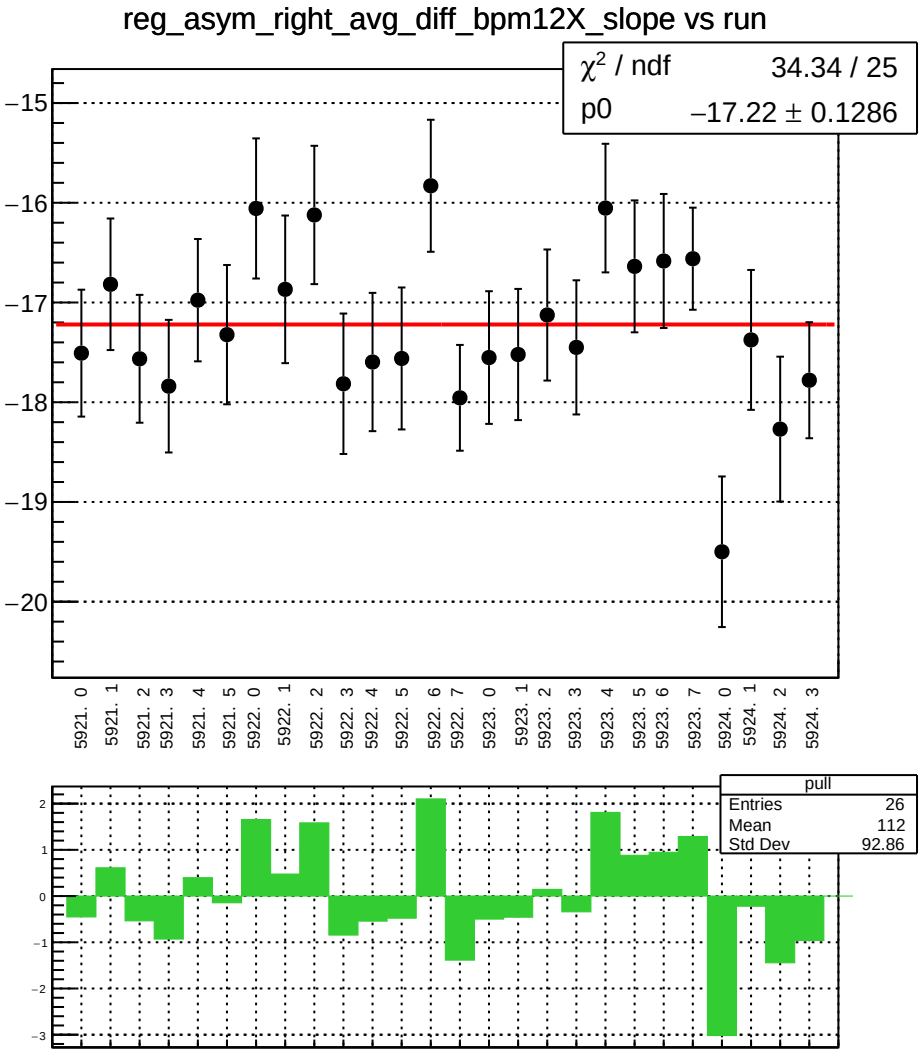
reg_asym_right_avg_diff_bpm12X_slope vs run
χ² / ndf 34.34 / 25
p0 −17.22 ± 0.1286
−15
−16
−17
−18
−19
−20
5921. 0
5921. 1
5921. 2
5921. 3
5921. 4
5921. 5
5922. 0
5922. 1
5922. 2
5922. 3
5922. 4
5922. 5
5922. 6
5922. 7
5923. 0
5923. 1
5923. 2
5923. 3
5923. 4
5923. 5
5923. 6
5923. 7
5924. 0
5924. 1
5924. 2
5924. 3
pull
Entries 26
Mean 112
Std Dev 92.86
2
1
0
−1
−2
−3

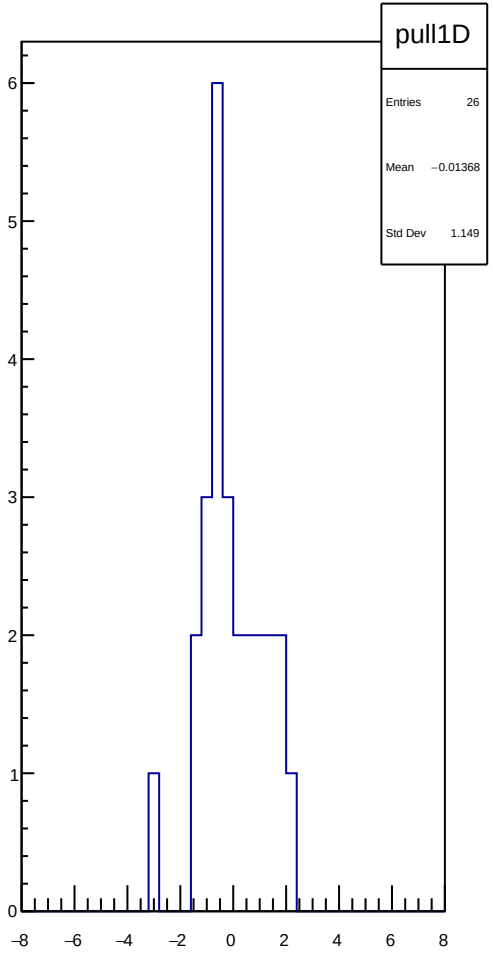
pull1D
Entries 26
Mean −0.01368
Std Dev 1.149
6
5
4
3
2
1
0
−8
−6
−4
−2
0
2
4
6
8

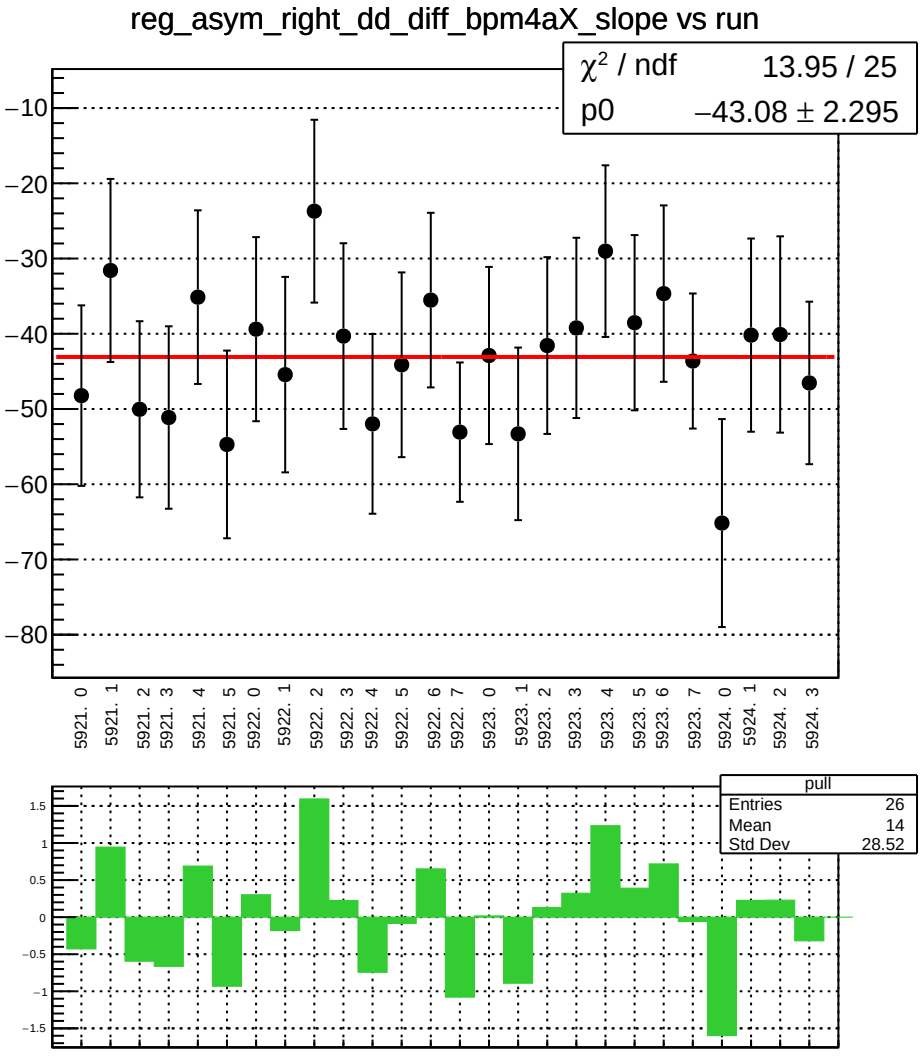
reg_asym_right_dd_diff_bpm4aX_slope vs run
χ² / ndf 13.95 / 25
p0 −43.08 ± 2.295
−10
−20
−30
−40
−50
−60
−70
−80
5921. 0
5921. 1
5921. 2
5921. 3
5921. 4
5921. 5
5922. 0
5922. 1
5922. 2
5922. 3
5922. 4
5922. 5
5922. 6
5922. 7
5923. 0
5923. 1
5923. 2
5923. 3
5923. 4
5923. 5
5923. 6
5923. 7
5924. 0
5924. 1
5924. 2
5924. 3
pull
Entries 26
Mean 14
Std Dev 28.52
1.5
1
0.5
0
−0.5
−1
−1.5

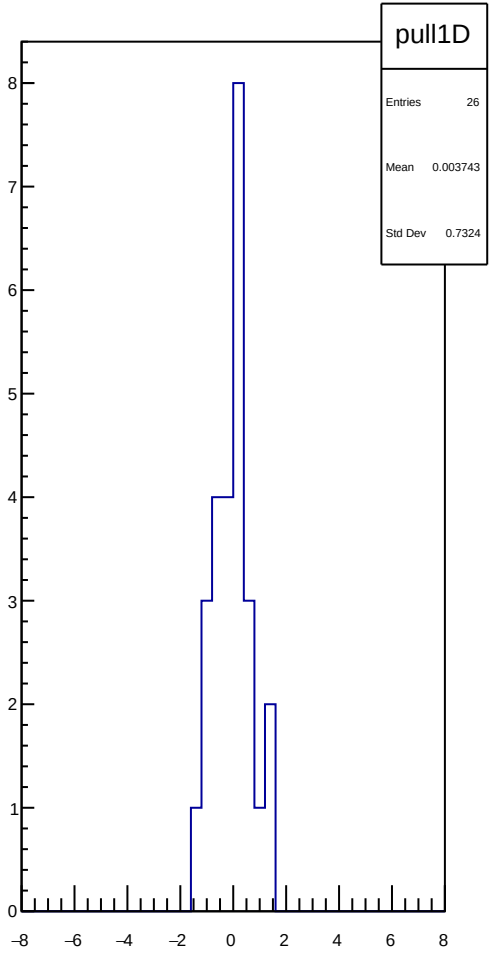
pull1D
Entries 26
Mean 0.003743
Std Dev 0.7324
8
7
6
5
4
3
2
1
0
−8
−6
−4
−2
0
2
4
6
8

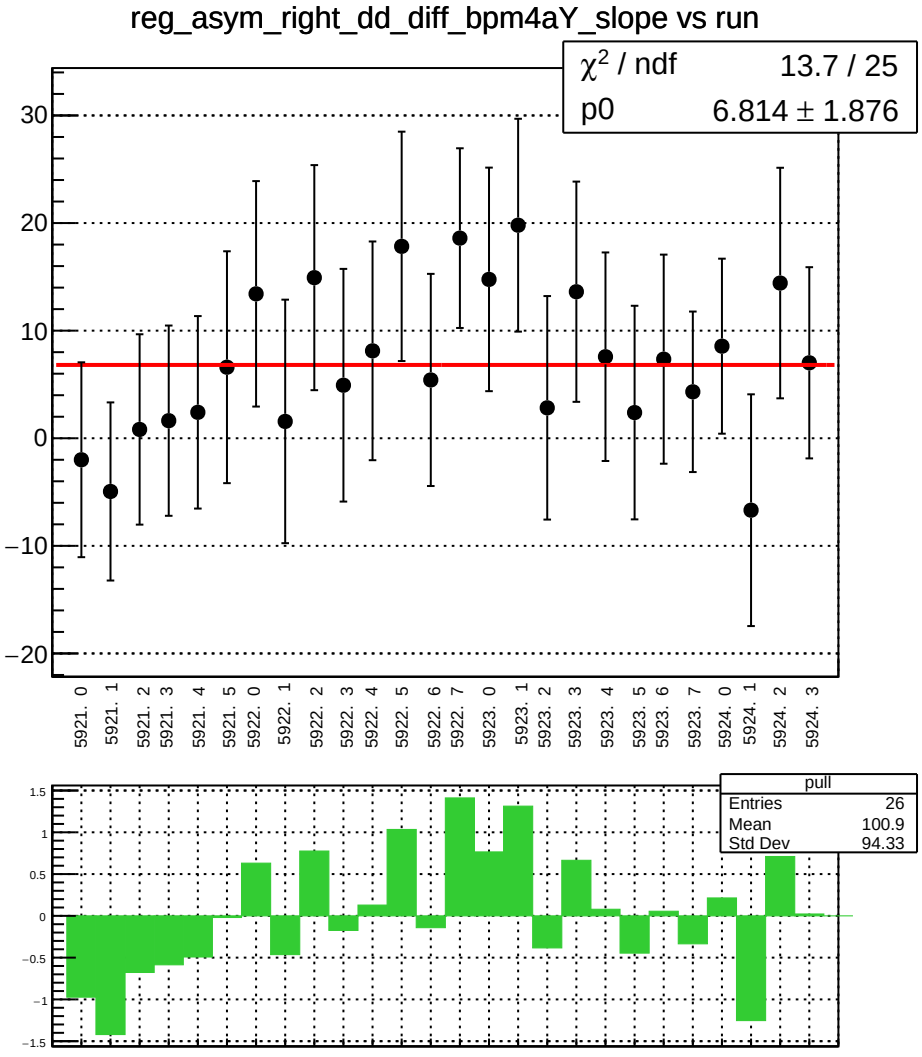
reg_asym_right_dd_diff_bpm4aY_slope vs run
χ^2 / ndf 13.7 / 25
p0 6.814 ± 1.876
30
20
10
0
−10
−20
5921. 0
5921. 1
5921. 2
5921. 3
5921. 4
5921. 5
5922. 0
5922. 1
5922. 2
5922. 3
5922. 4
5922. 5
5922. 6
5922. 7
5923. 0
5923. 1
5923. 2
5923. 3
5923. 4
5923. 5
5923. 6
5923. 7
5924. 0
5924. 1
5924. 2
5924. 3
pull
Entries 26
Mean 100.9
Std Dev 94.33
1.5
1
0.5
0
−0.5
−1
−1.5

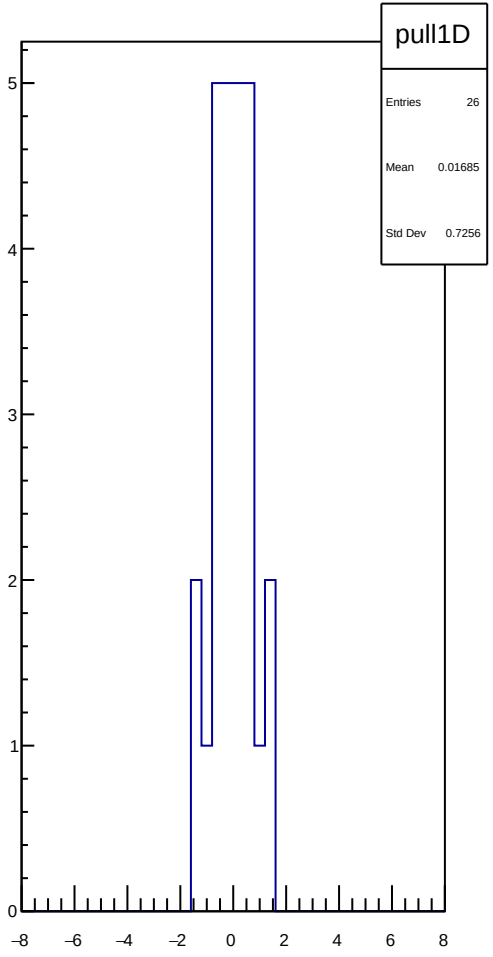
pull1D
Entries 26
Mean 0.01685
Std Dev 0.7256
5
4
3
2
1
0
−8
−6
−4
−2
0
2
4
6
8

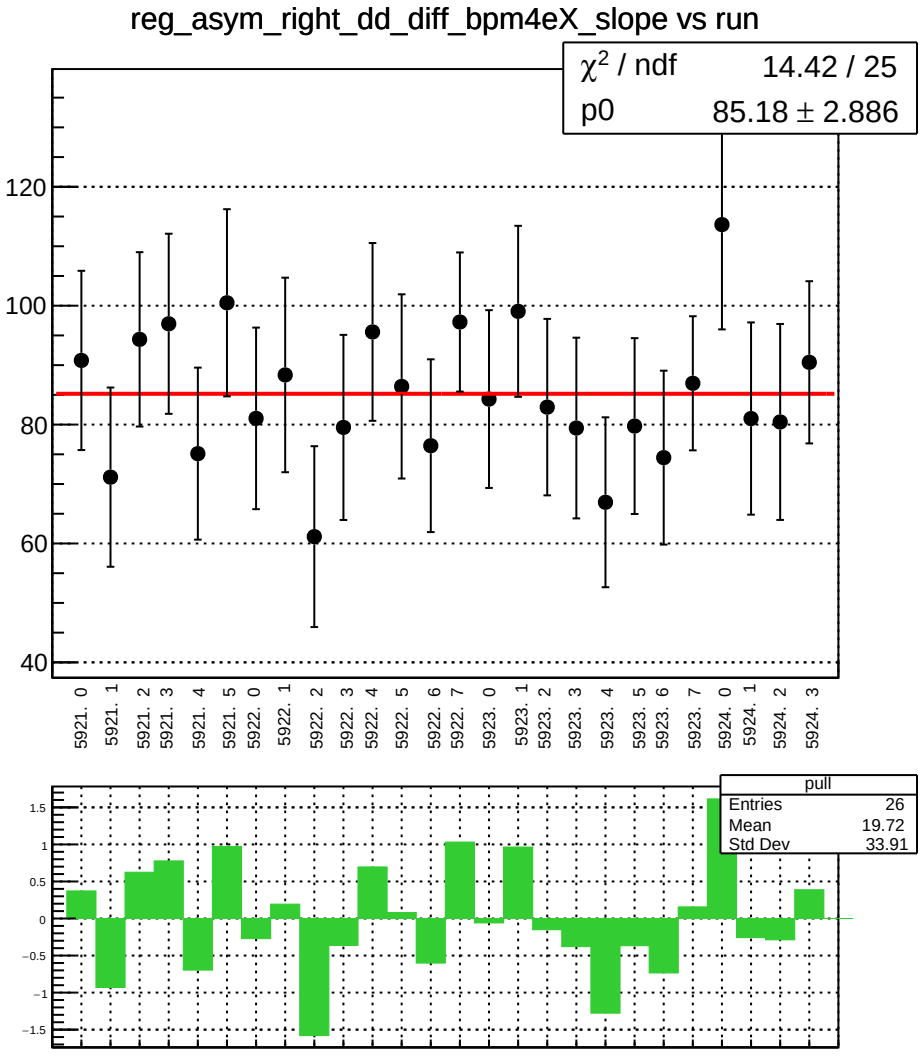
reg_asym_right_dd_diff_bpm4eX_slope vs run
χ² / ndf 14.42 / 25
p0 85.18 ± 2.886
120
100
80
60
40
5921. 0
5921. 1
5921. 2
5921. 3
5921. 4
5921. 5
5922. 0
5922. 1
5922. 2
5922. 3
5922. 4
5922. 5
5922. 6
5922. 7
5923. 0
5923. 1
5923. 2
5923. 3
5923. 4
5923. 5
5923. 6
5923. 7
5924. 0
5924. 1
5924. 2
5924. 3
pull
Entries 26
Mean 19.72
Std Dev 33.91
1.5
1
0.5
0
−0.5
−1
−1.5

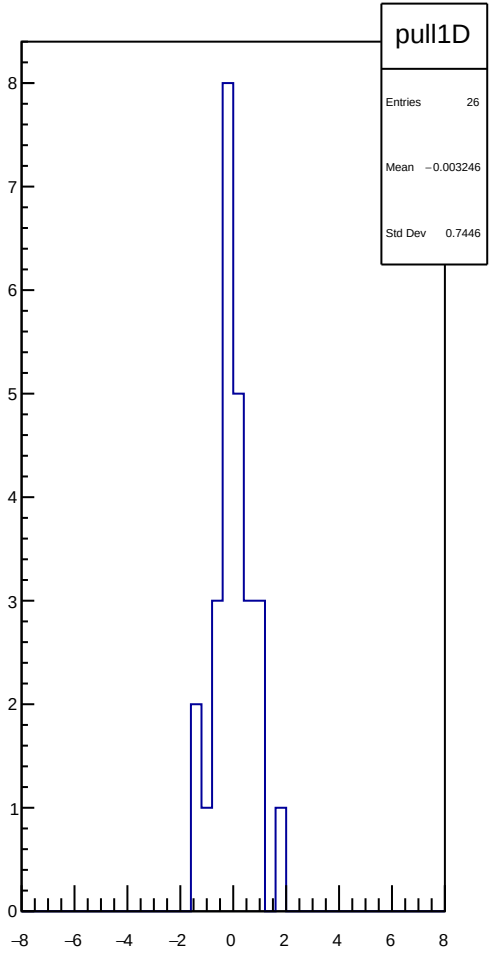
pull1D
Entries 26
Mean −0.003246
Std Dev 0.7446
8
7
6
5
4
3
2
1
0
−8
−6
−4
−2
0
2
4
6
8

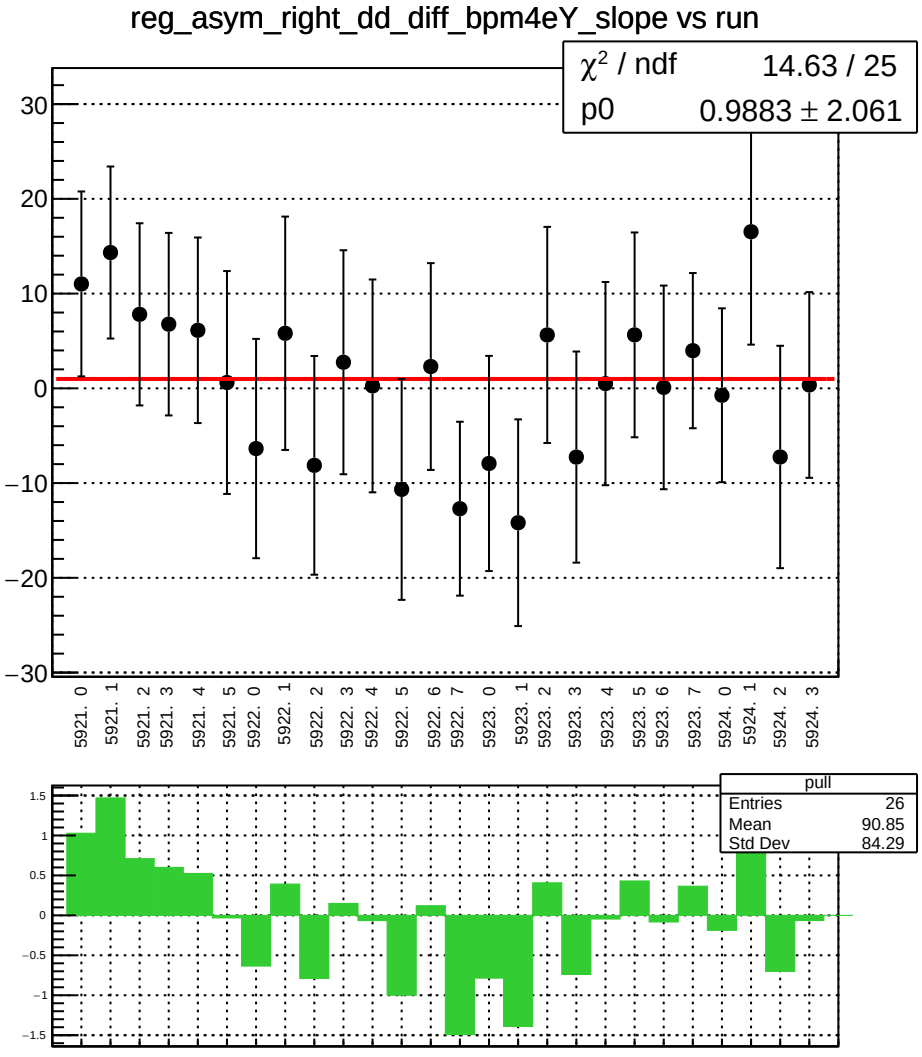
reg_asym_right_dd_diff_bpm4eY_slope vs run
χ² / ndf 14.63 / 25
p0 0.9883 ± 2.061
30
20
10
0
−10
−20
−30
5921. 0
5921. 1
5921. 2
5921. 3
5921. 4
5921. 5
5922. 0
5922. 1
5922. 2
5922. 3
5922. 4
5922. 5
5922. 6
5922. 7
5923. 0
5923. 1
5923. 2
5923. 3
5923. 4
5923. 5
5923. 6
5923. 7
5924. 0
5924. 1
5924. 2
5924. 3
pull
Entries 26
Mean 90.85
Std Dev 84.29
1.5
1
0.5
0
−0.5
−1
−1.5

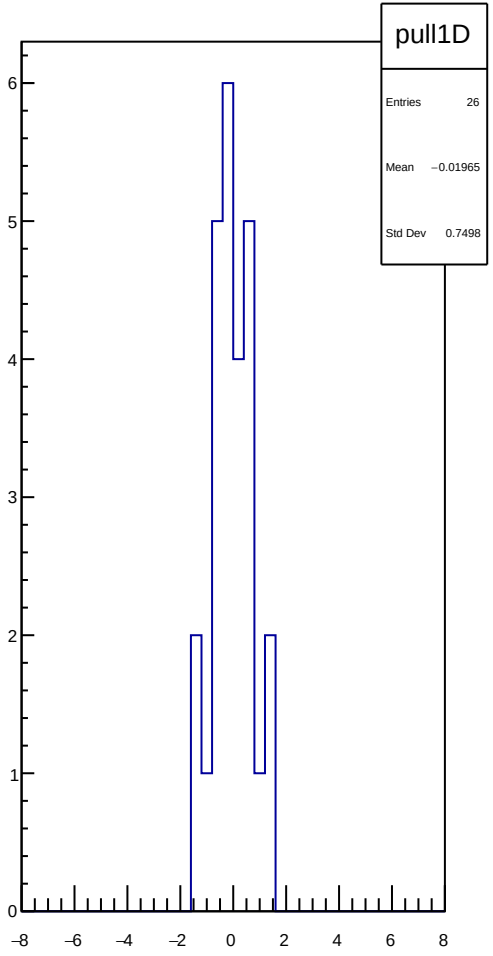
pull1D
Entries 26
Mean −0.01965
Std Dev 0.7498
6
5
4
3
2
1
0
−8
−6
−4
−2
0
2
4
6
8

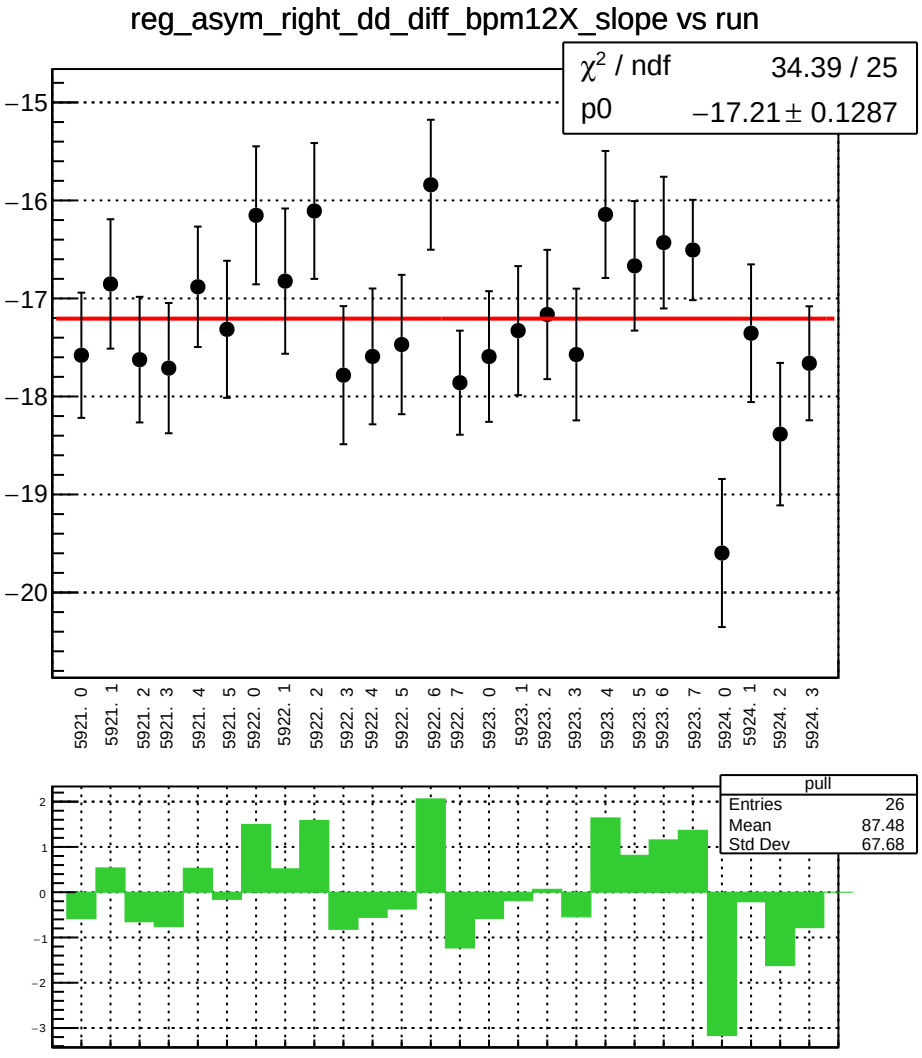
reg_asym_right_dd_diff_bpm12X_slope vs run
χ² / ndf 34.39 / 25
p0 −17.21 ± 0.1287
−15
−16
−17
−18
−19
−20
5921. 0
5921. 1
5921. 2
5921. 3
5921. 4
5921. 5
5922. 0
5922. 1
5922. 2
5922. 3
5922. 4
5922. 5
5922. 6
5922. 7
5923. 0
5923. 1
5923. 2
5923. 3
5923. 4
5923. 5
5923. 6
5923. 7
5924. 0
5924. 1
5924. 2
5924. 3
pull
Entries 26
Mean 87.48
Std Dev 67.68
2
1
0
−1
−2
−3

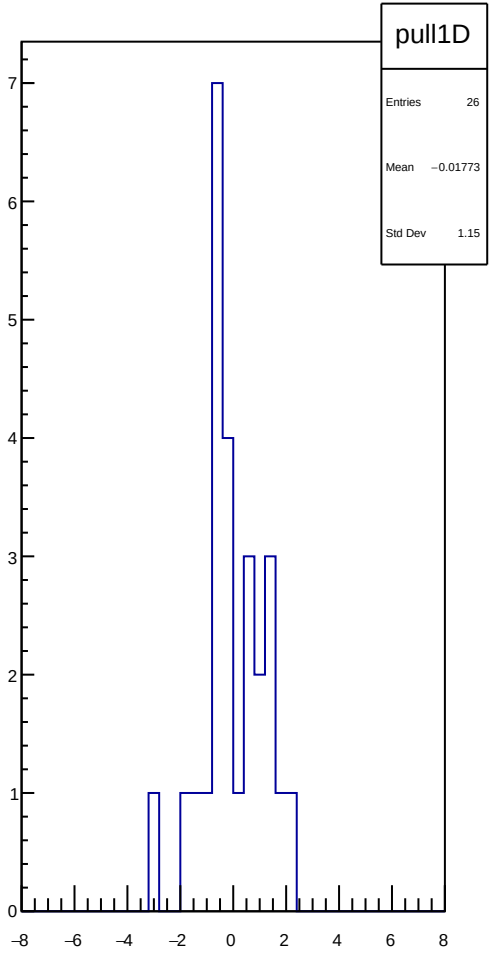
pull1D
Entries 26
Mean −0.01773
Std Dev 1.15
7
6
5
4
3
2
1
0
−8
−6
−4
−2
0
2
4
6
8

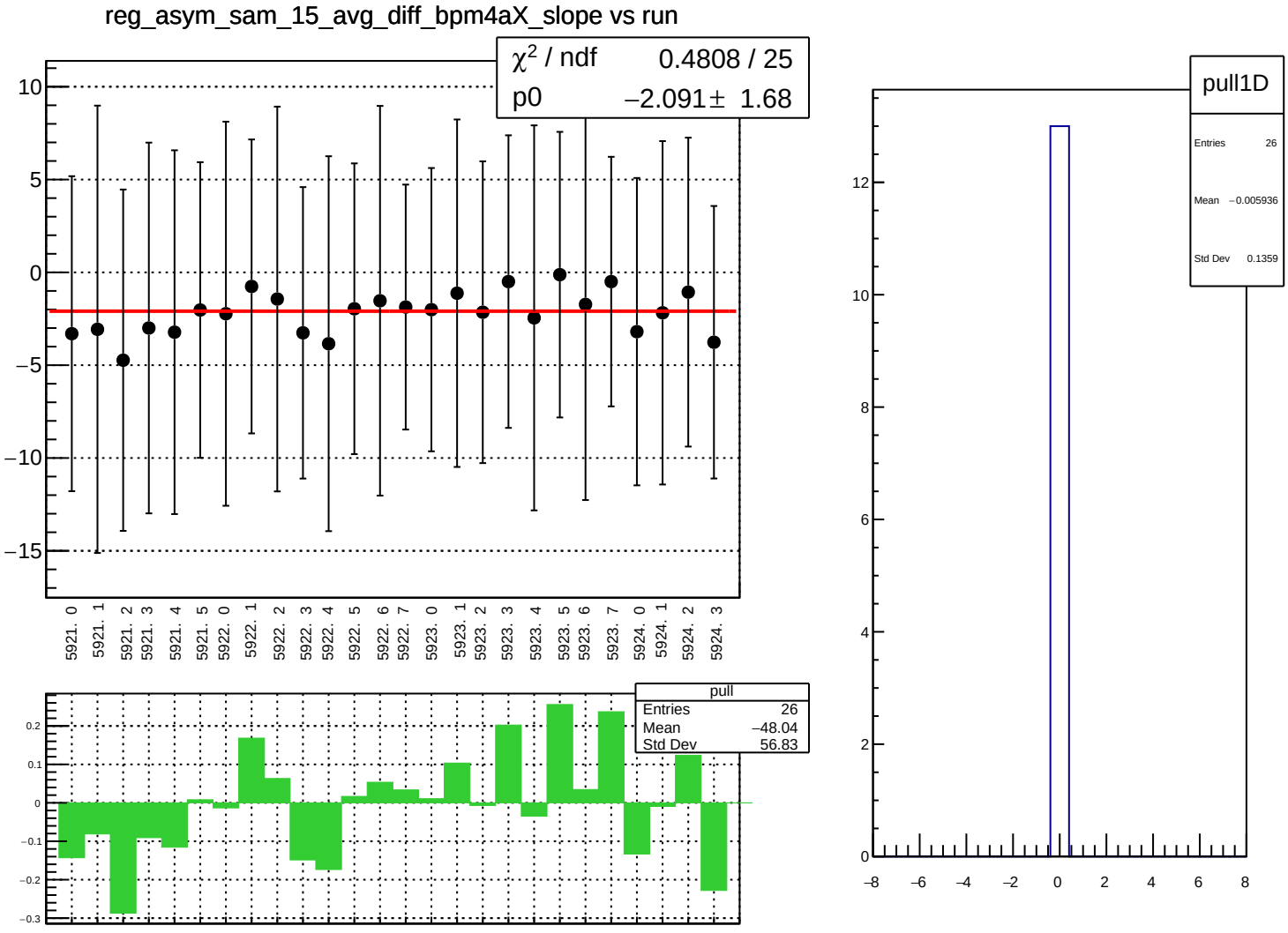
reg_asym_sam_15_avg_diff_bpm4aX_slope vs run
χ² / ndf 0.4808 / 25
p0 −2.091 ± 1.68
10
5
0
−5
−10
−15
5921. 0
5921. 1
5921. 2
5921. 3
5921. 4
5921. 5
5922. 0
5922. 1
5922. 2
5922. 3
5922. 4
5922. 5
5922. 6
5922. 7
5923. 0
5923. 1
5923. 2
5923. 3
5923. 4
5923. 5
5923. 6
5923. 7
5924. 0
5924. 1
5924. 2
5924. 3
pull
Entries 26
Mean −48.04
Std Dev 56.83
0.2
0.1
0
−0.1
−0.2
−0.3
pull1D
Entries 26
Mean −0.005936
Std Dev 0.1359
12
10
8
6
4
2
0
−8
−6
−4
−2
0
2
4
6
8

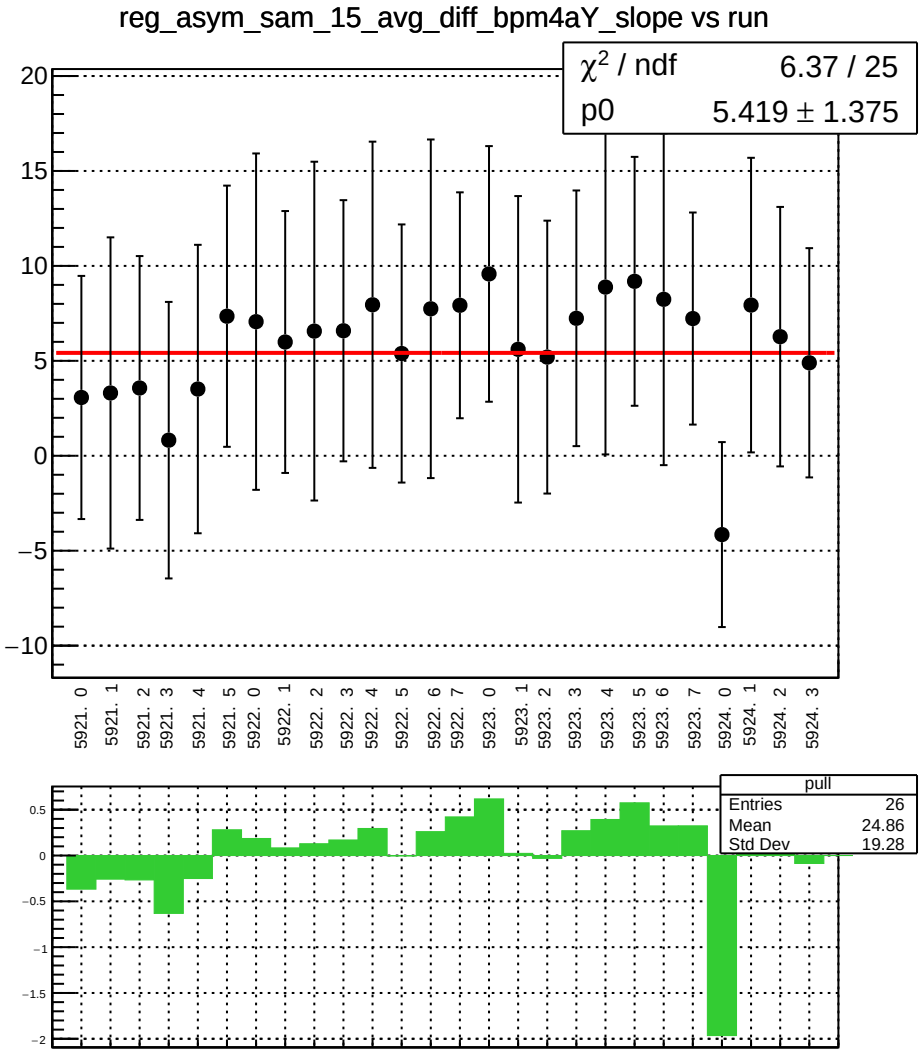
reg_asym_sam_15_avg_diff_bpm4aY_slope vs run
χ² / ndf 6.37 / 25
p0 5.419 ± 1.375
20
15
10
5
0
−5
−10
5921. 0
5921. 1
5921. 2
5921. 3
5921. 4
5921. 5
5922. 0
5922. 1
5922. 2
5922. 3
5922. 4
5922. 5
5922. 6
5922. 7
5923. 0
5923. 1
5923. 2
5923. 3
5923. 4
5923. 5
5923. 6
5923. 7
5924. 0
5924. 1
5924. 2
5924. 3
pull
Entries 26
Mean 24.86
Std Dev 19.28
0.5
0
−0.5
−1
−1.5
−2

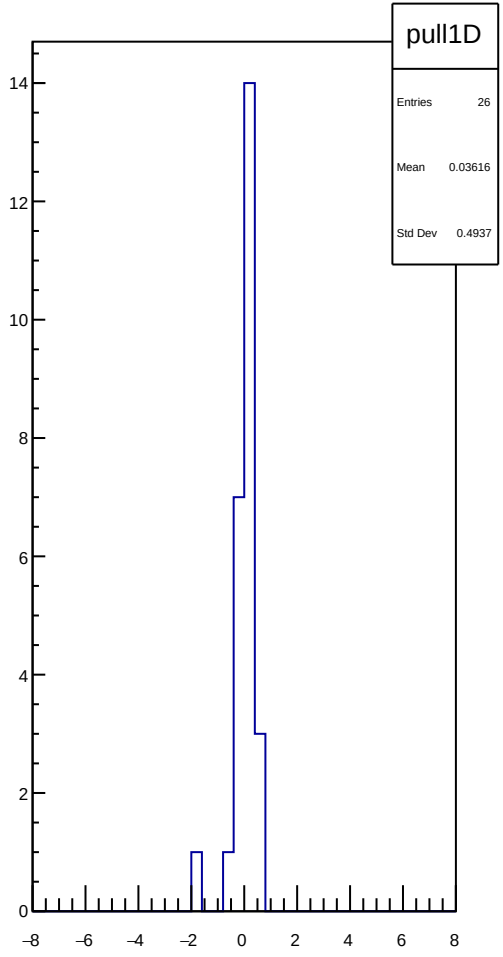
pull1D
Entries 26
Mean 0.03616
Std Dev 0.4937
14
12
10
8
6
4
2
0
−8
−6
−4
−2
0
2
4
6
8

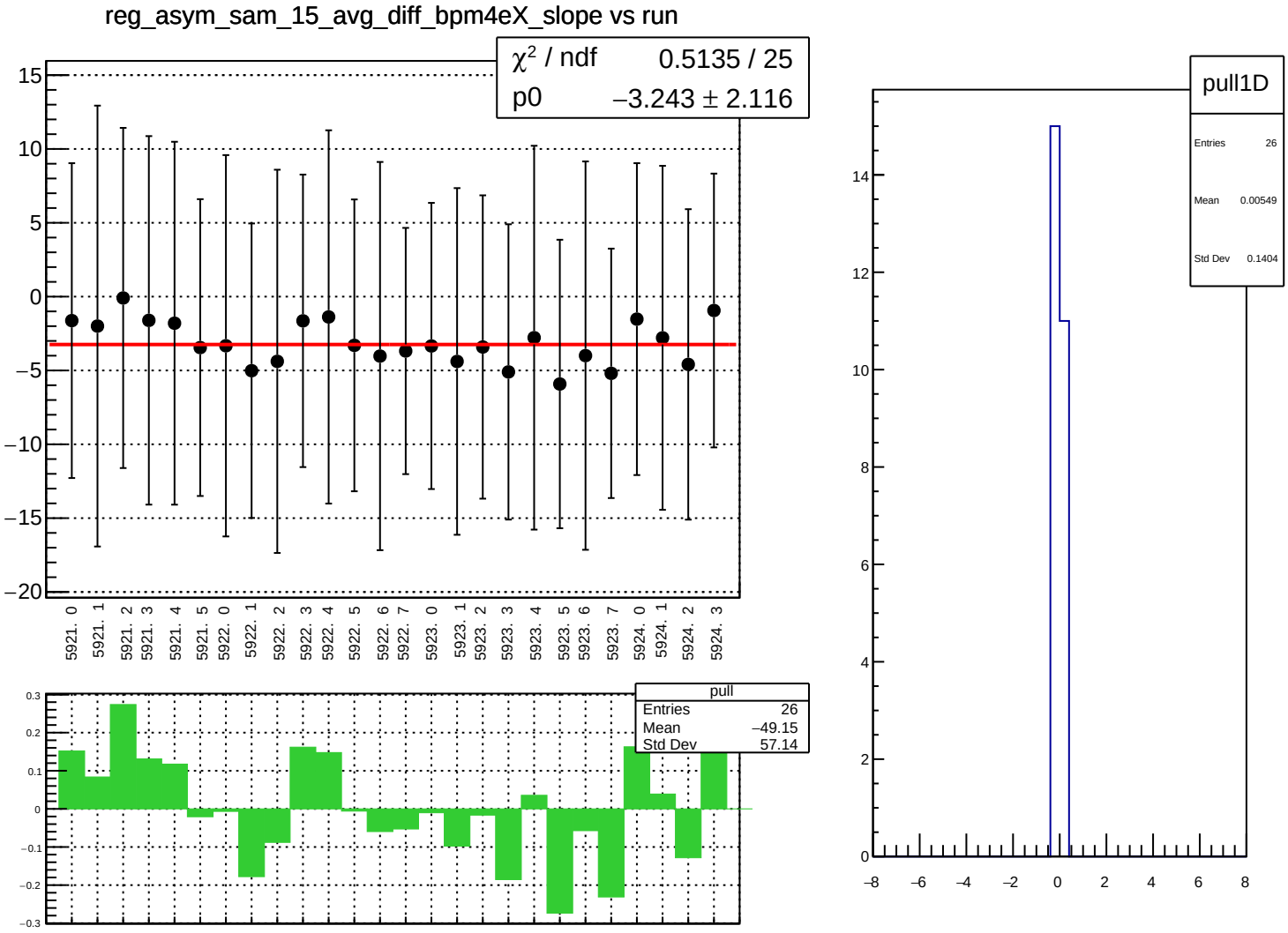
reg_asym_sam_15_avg_diff_bpm4eX_slope vs run
χ² / ndf 0.5135 / 25
p0 −3.243 ± 2.116
15
10
5
0
−5
−10
−15
−20
5921. 0
5921. 1
5921. 2
5921. 3
5921. 4
5921. 5
5922. 0
5922. 1
5922. 2
5922. 3
5922. 4
5922. 5
5922. 6
5922. 7
5923. 0
5923. 1
5923. 2
5923. 3
5923. 4
5923. 5
5923. 6
5923. 7
5924. 0
5924. 1
5924. 2
5924. 3
pull
Entries 26
Mean −49.15
Std Dev 57.14
0.3
0.2
0.1
0
−0.1
−0.2
−0.3
pull1D
Entries 26
Mean 0.00549
Std Dev 0.1404
14
12
10
8
6
4
2
0
−8
−6
−4
−2
0
2
4
6
8

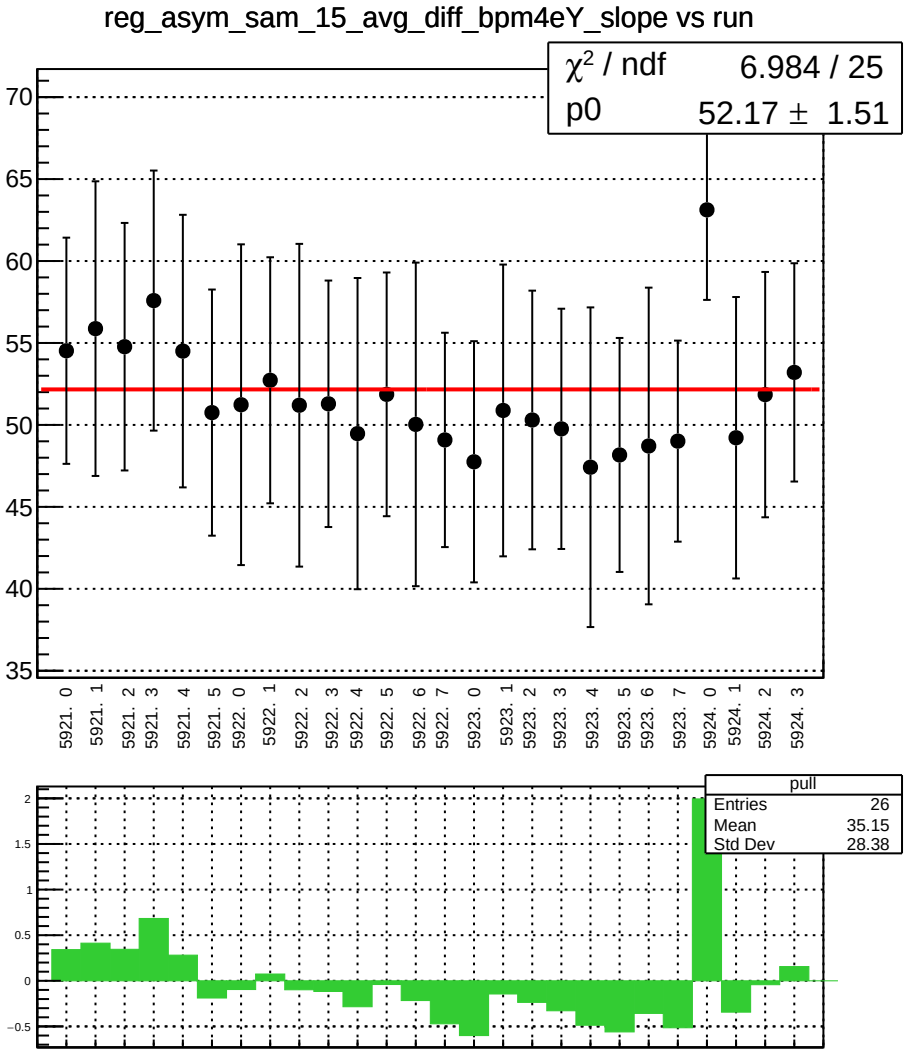
reg_asym_sam_15_avg_diff_bpm4eY_slope vs run
χ² / ndf 6.984 / 25
p0 52.17 ± 1.51
70
65
60
55
50
45
40
35
5921. 0
5921. 1
5921. 2
5921. 3
5921. 4
5921. 5
5922. 0
5922. 1
5922. 2
5922. 3
5922. 4
5922. 5
5922. 6
5922. 7
5923. 0
5923. 1
5923. 2
5923. 3
5923. 4
5923. 5
5923. 6
5923. 7
5924. 0
5924. 1
5924. 2
5924. 3
pull
Entries 26
Mean 35.15
Std Dev 28.38
2
1.5
1
0.5
0
−0.5

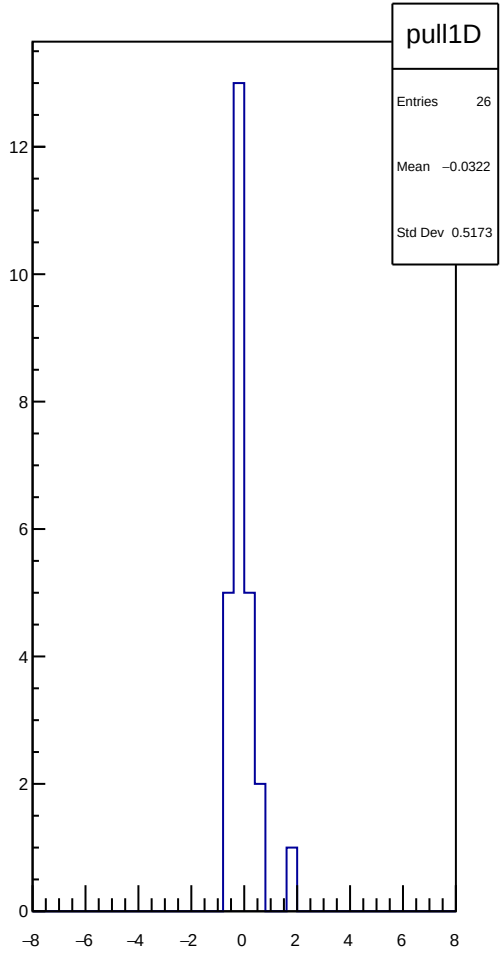
pull1D
Entries 26
Mean −0.0322
Std Dev 0.5173
12
10
8
6
4
2
0
−8
−6
−4
−2
0
2
4
6
8

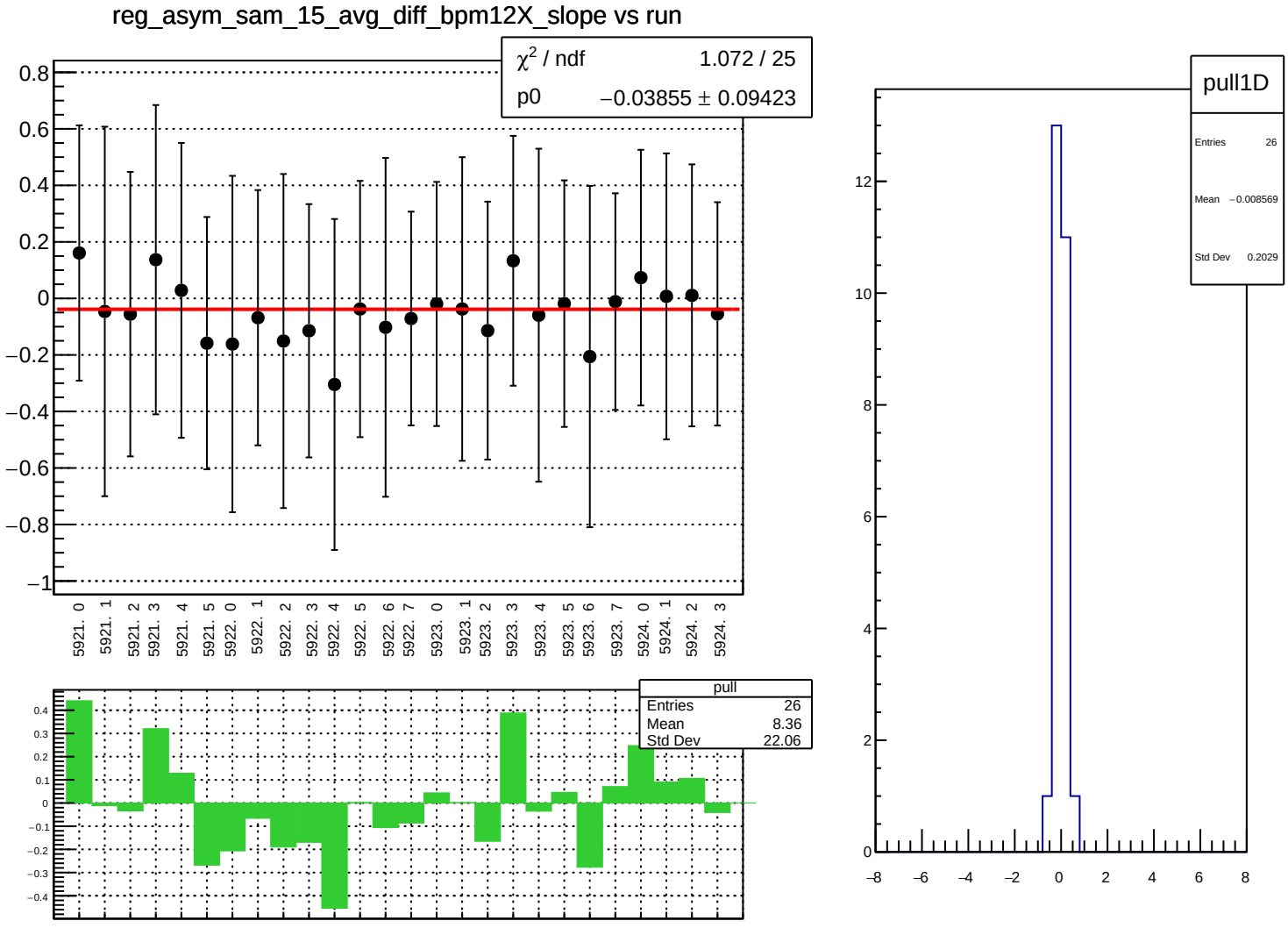
reg_asym_sam_15_avg_diff_bpm12X_slope vs run
χ² / ndf 1.072 / 25
p0 −0.03855 ± 0.09423
0.8
0.6
0.4
0.2
0
−0.2
−0.4
−0.6
−0.8
−1
5921. 0
5921. 1
5921. 2
5921. 3
5921. 4
5921. 5
5922. 0
5922. 1
5922. 2
5922. 3
5922. 4
5922. 5
5922. 6
5922. 7
5923. 0
5923. 1
5923. 2
5923. 3
5923. 4
5923. 5
5923. 6
5923. 7
5924. 0
5924. 1
5924. 2
5924. 3
pull
Entries 26
Mean 8.36
Std Dev 22.06
0.4
0.3
0.2
0.1
0
−0.1
−0.2
−0.3
−0.4
pull1D
Entries 26
Mean −0.008569
Std Dev 0.2029
12
10
8
6
4
2
0
−8
−6
−4
−2
0
2
4
6
8

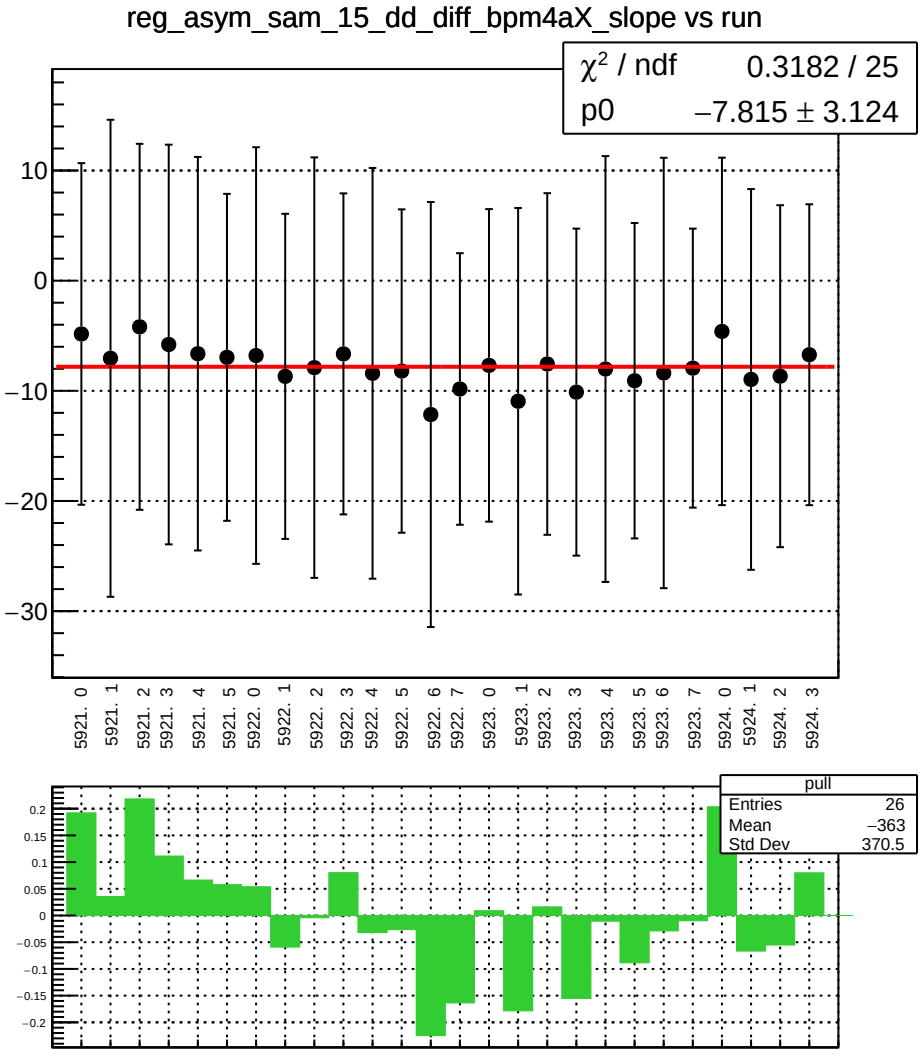
reg_asym_sam_15_dd_diff_bpm4aX_slope vs run
χ² / ndf 0.3182 / 25
p0 −7.815 ± 3.124
10
0
−10
−20
−30
5921. 0
5921. 1
5921. 2
5921. 3
5921. 4
5921. 5
5922. 0
5922. 1
5922. 2
5922. 3
5922. 4
5922. 5
5922. 6
5922. 7
5923. 0
5923. 1
5923. 2
5923. 3
5923. 4
5923. 5
5923. 6
5923. 7
5924. 0
5924. 1
5924. 2
5924. 3
pull
Entries 26
Mean −363
Std Dev 370.5
0.2
0.15
0.1
0.05
0
−0.05
−0.1
−0.15
−0.2

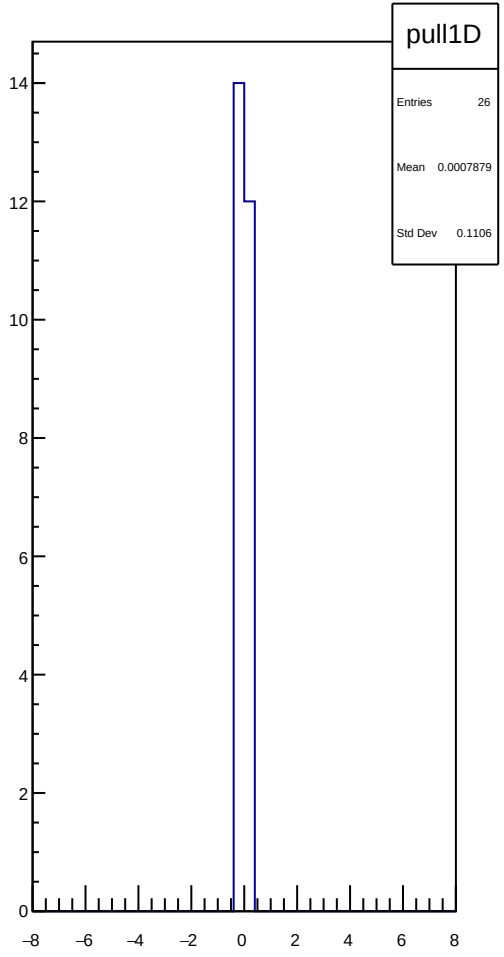
pull1D
Entries 26
Mean 0.0007879
Std Dev 0.1106
14
12
10
8
6
4
2
0
−8
−6
−4
−2
0
2
4
6
8

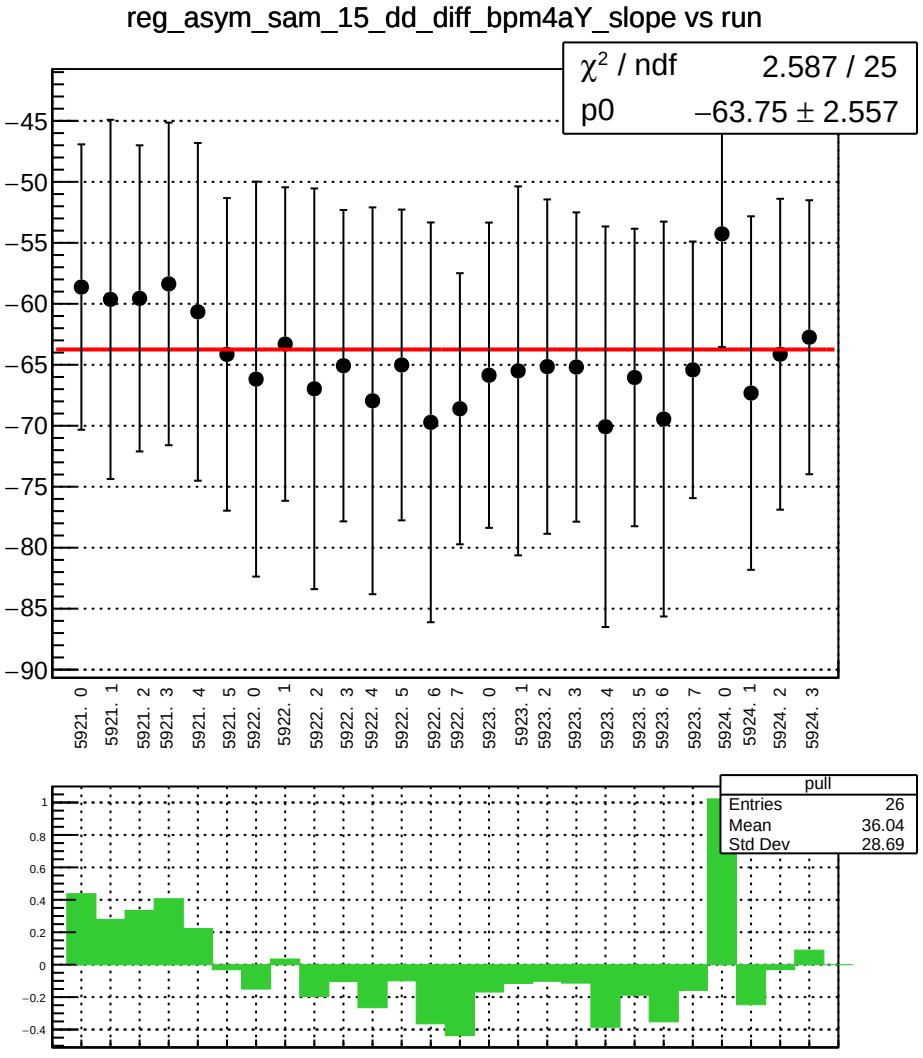
reg_asym_sam_15_dd_diff_bpm4aY_slope vs run
χ² / ndf 2.587 / 25
p0 −63.75 ± 2.557
−45
−50
−55
−60
−65
−70
−75
−80
−85
−90
5921. 0
5921. 1
5921. 2
5921. 3
5921. 4
5921. 5
5922. 0
5922. 1
5922. 2
5922. 3
5922. 4
5922. 5
5922. 6
5922. 7
5923. 0
5923. 1
5923. 2
5923. 3
5923. 4
5923. 5
5923. 6
5923. 7
5924. 0
5924. 1
5924. 2
5924. 3
pull
Entries 26
Mean 36.04
Std Dev 28.69
1
0.8
0.6
0.4
0.2
0
−0.2
−0.4

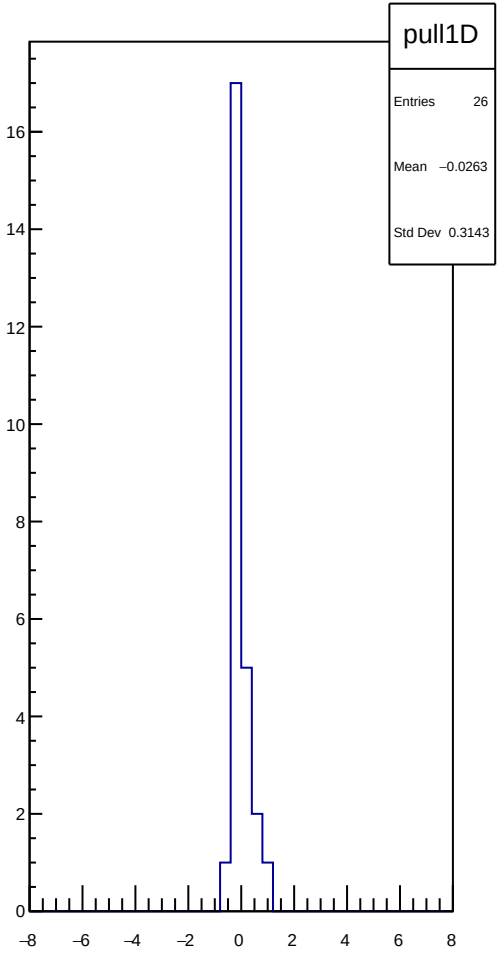
pull1D
Entries 26
Mean −0.0263
Std Dev 0.3143
16
14
12
10
8
6
4
2
0
−8
−6
−4
−2
0
2
4
6
8

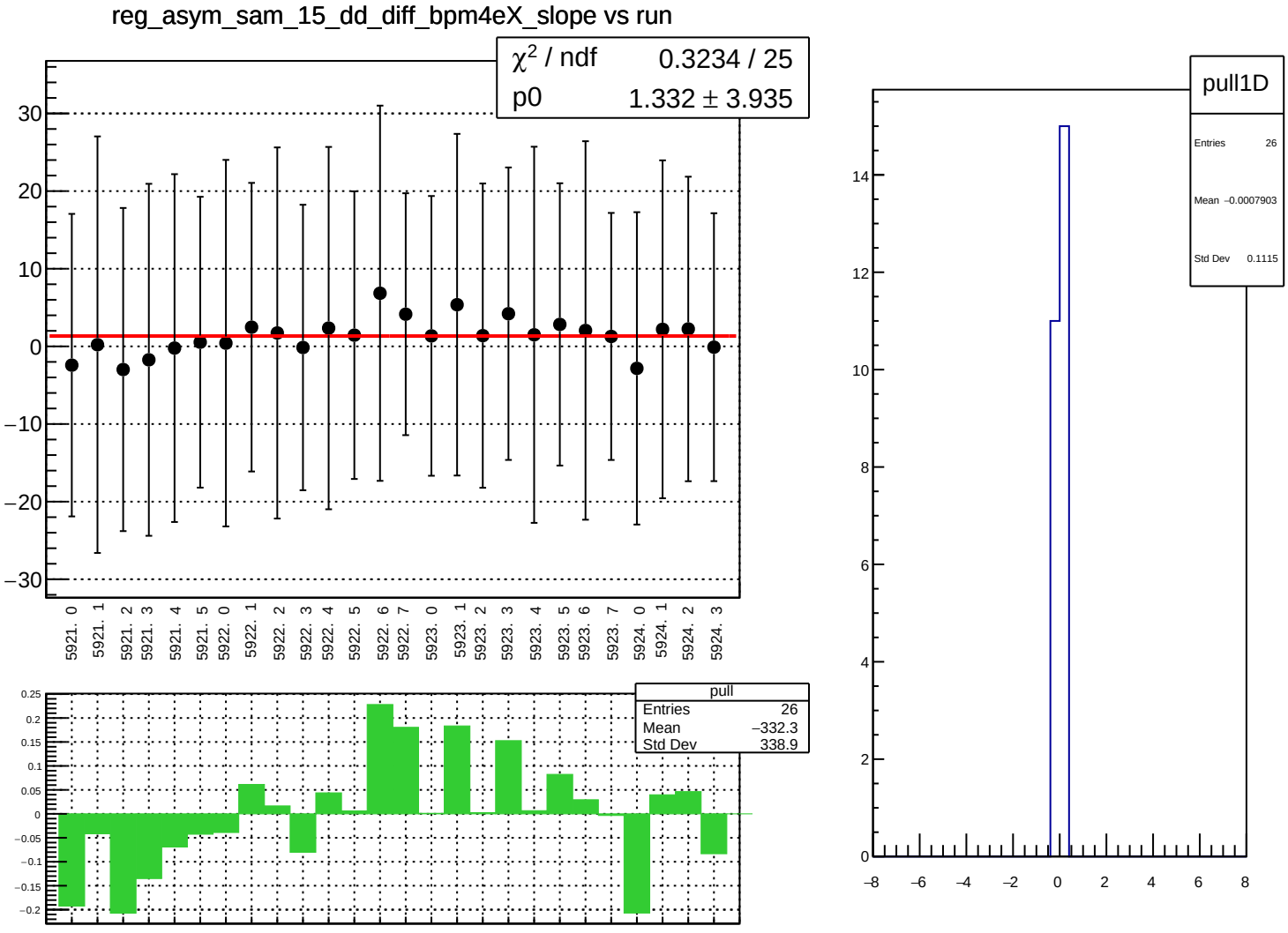
reg_asym_sam_15_dd_diff_bpm4eX_slope vs run
χ² / ndf 0.3234 / 25
p0 1.332 ± 3.935
30
20
10
0
−10
−20
−30
5921. 0
5921. 1
5921. 2
5921. 3
5921. 4
5921. 5
5922. 0
5922. 1
5922. 2
5922. 3
5922. 4
5922. 5
5922. 6
5922. 7
5923. 0
5923. 1
5923. 2
5923. 3
5923. 4
5923. 5
5923. 6
5923. 7
5924. 0
5924. 1
5924. 2
5924. 3
pull
Entries 26
Mean −332.3
Std Dev 338.9
0.25
0.2
0.15
0.1
0.05
0
−0.05
−0.1
−0.15
−0.2
pull1D
Entries 26
Mean −0.0007903
Std Dev 0.1115
14
12
10
8
6
4
2
0
−8
−6
−4
−2
0
2
4
6
8

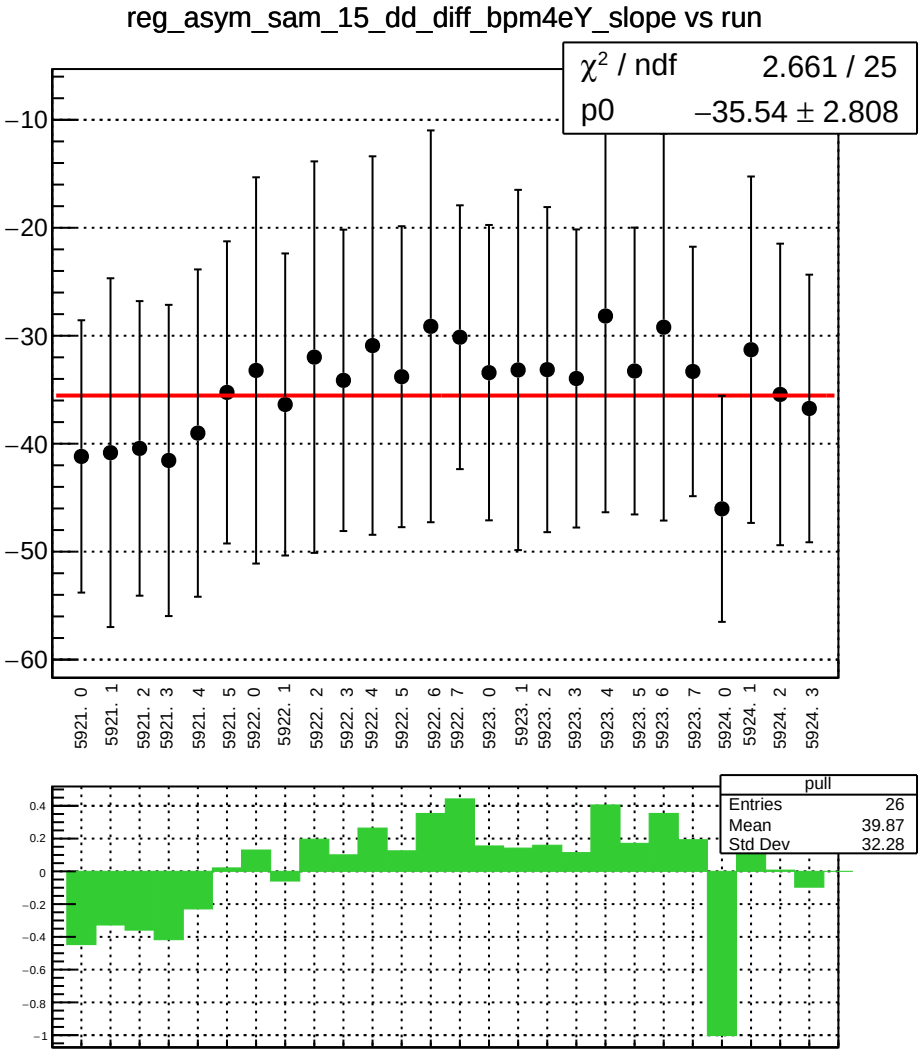
reg_asym_sam_15_dd_diff_bpm4eY_slope vs run
χ² / ndf 2.661 / 25
p0 −35.54 ± 2.808
−10
−20
−30
−40
−50
−60
5921. 0
5921. 1
5921. 2
5921. 3
5921. 4
5921. 5
5922. 0
5922. 1
5922. 2
5922. 3
5922. 4
5922. 5
5922. 6
5922. 7
5923. 0
5923. 1
5923. 2
5923. 3
5923. 4
5923. 5
5923. 6
5923. 7
5924. 0
5924. 1
5924. 2
5924. 3
pull
Entries 26
Mean 39.87
Std Dev 32.28
0.4
0.2
0
−0.2
−0.4
−0.6
−0.8
−1

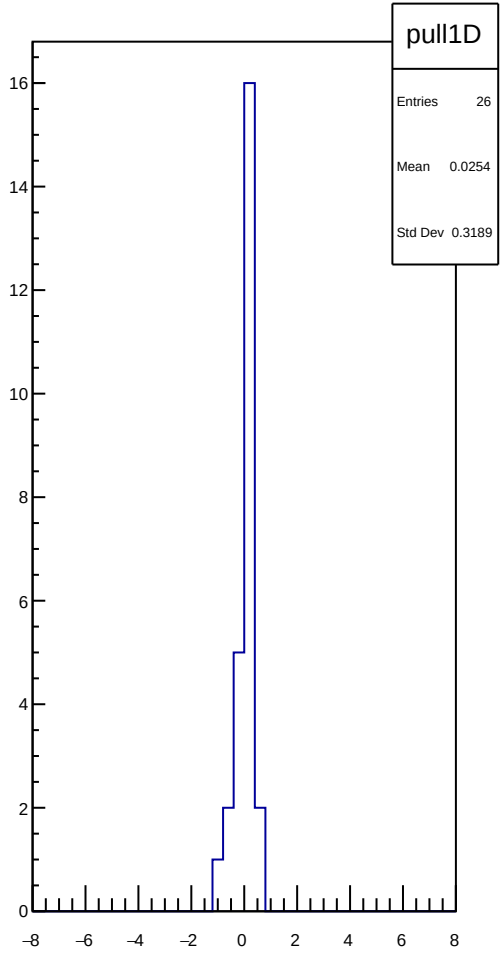
pull1D
Entries 26
Mean 0.0254
Std Dev 0.3189
16
14
12
10
8
6
4
2
0
−8
−6
−4
−2
0
2
4
6
8

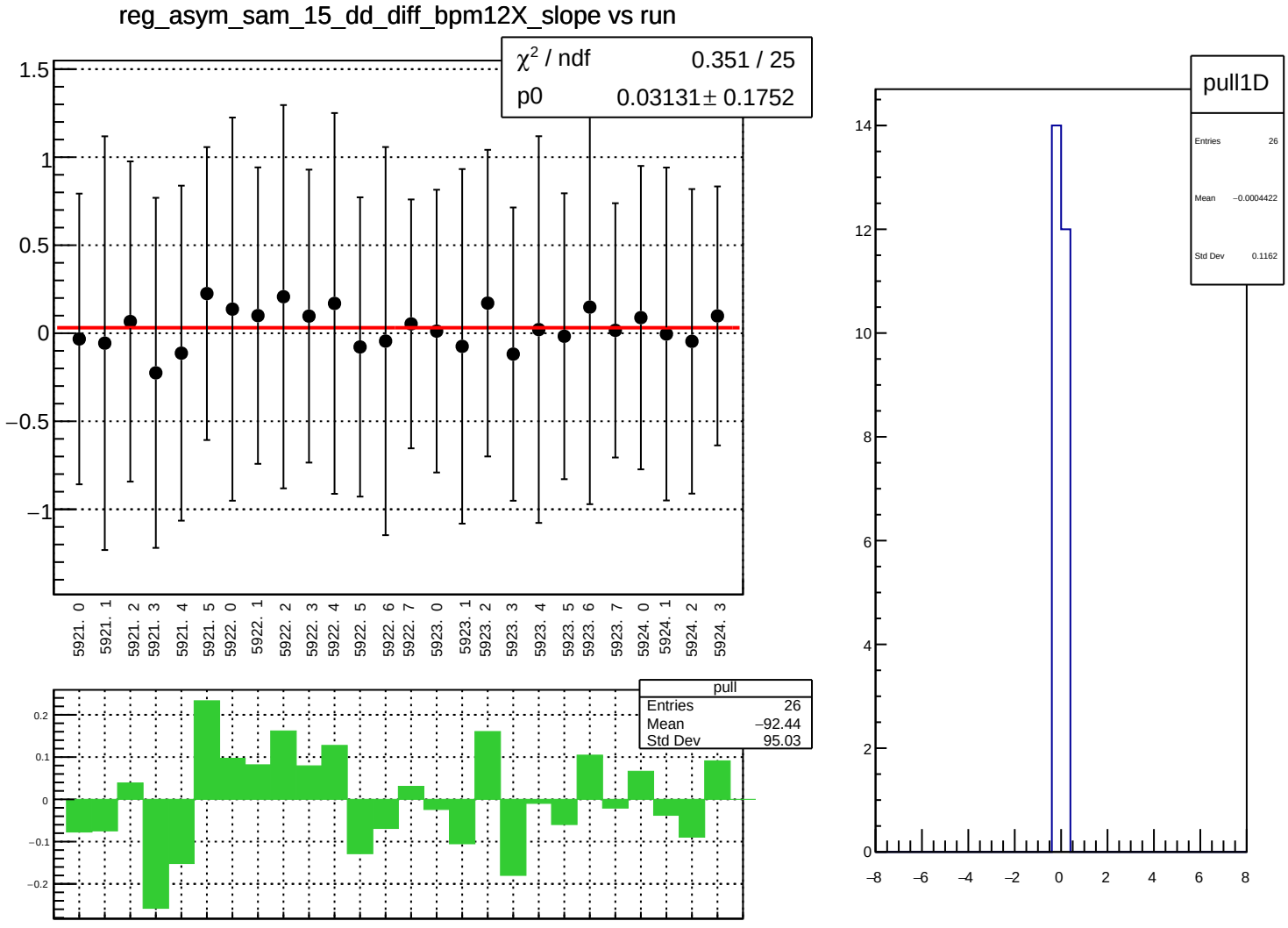
reg_asym_sam_15_dd_diff_bpm12X_slope vs run
χ² / ndf 0.351 / 25
p0 0.03131 ± 0.1752
1.5
1
0.5
0
−0.5
−1
5921. 0
5921. 1
5921. 2
5921. 3
5921. 4
5921. 5
5922. 0
5922. 1
5922. 2
5922. 3
5922. 4
5922. 5
5922. 6
5922. 7
5923. 0
5923. 1
5923. 2
5923. 3
5923. 4
5923. 5
5923. 6
5923. 7
5924. 0
5924. 1
5924. 2
5924. 3
pull
Entries 26
Mean −92.44
Std Dev 95.03
0.2
0.1
0
−0.1
−0.2
pull1D
Entries 26
Mean −0.0004422
Std Dev 0.1162
14
12
10
8
6
4
2
0
−8
−6
−4
−2
0
2
4
6
8

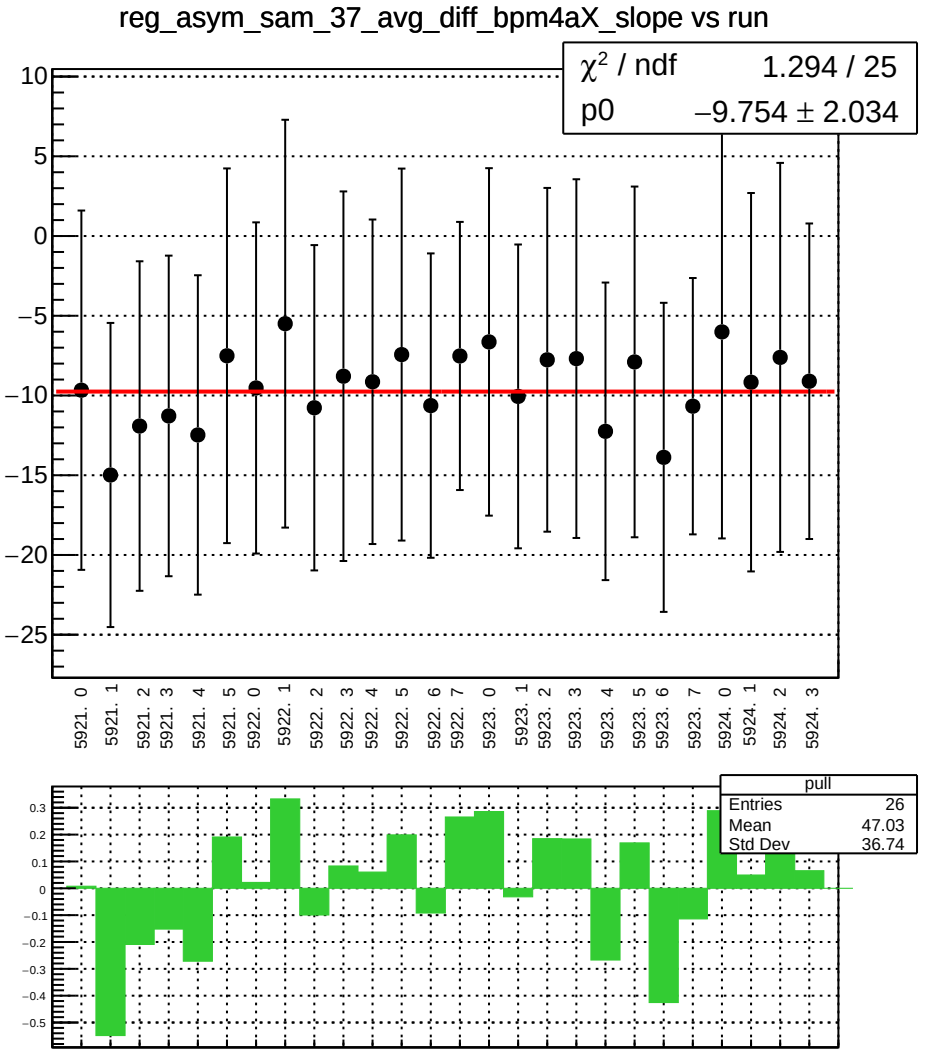
reg_asym_sam_37_avg_diff_bpm4aX_slope vs run
χ² / ndf 1.294 / 25
p0 −9.754 ± 2.034
10
5
0
−5
−10
−15
−20
−25
5921. 0
5921. 1
5921. 2
5921. 3
5921. 4
5921. 5
5922. 0
5922. 1
5922. 2
5922. 3
5922. 4
5922. 5
5922. 6
5922. 7
5923. 0
5923. 1
5923. 2
5923. 3
5923. 4
5923. 5
5923. 6
5923. 7
5924. 0
5924. 1
5924. 2
5924. 3
pull
Entries 26
Mean 47.03
Std Dev 36.74
0.3
0.2
0.1
0
−0.1
−0.2
−0.3
−0.4
−0.5

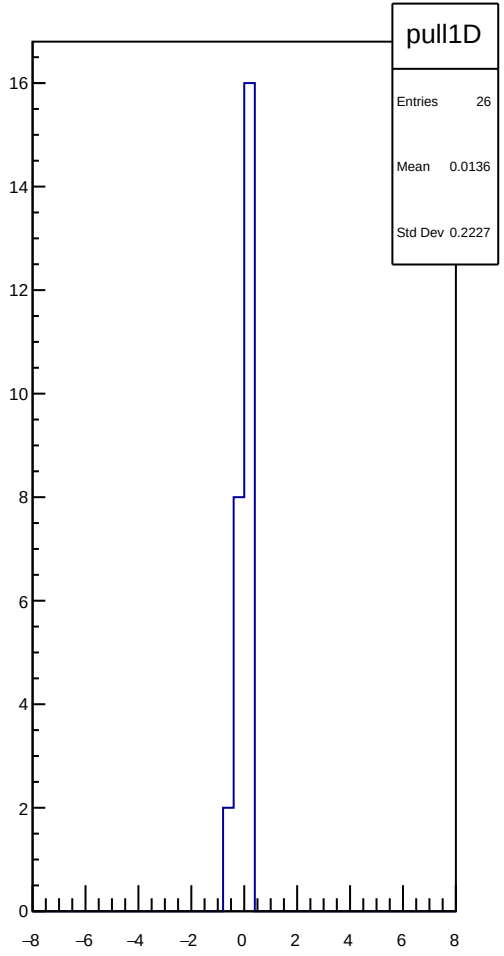
pull1D
Entries 26
Mean 0.0136
Std Dev 0.2227
16
14
12
10
8
6
4
2
0
−8
−6
−4
−2
0
2
4
6
8

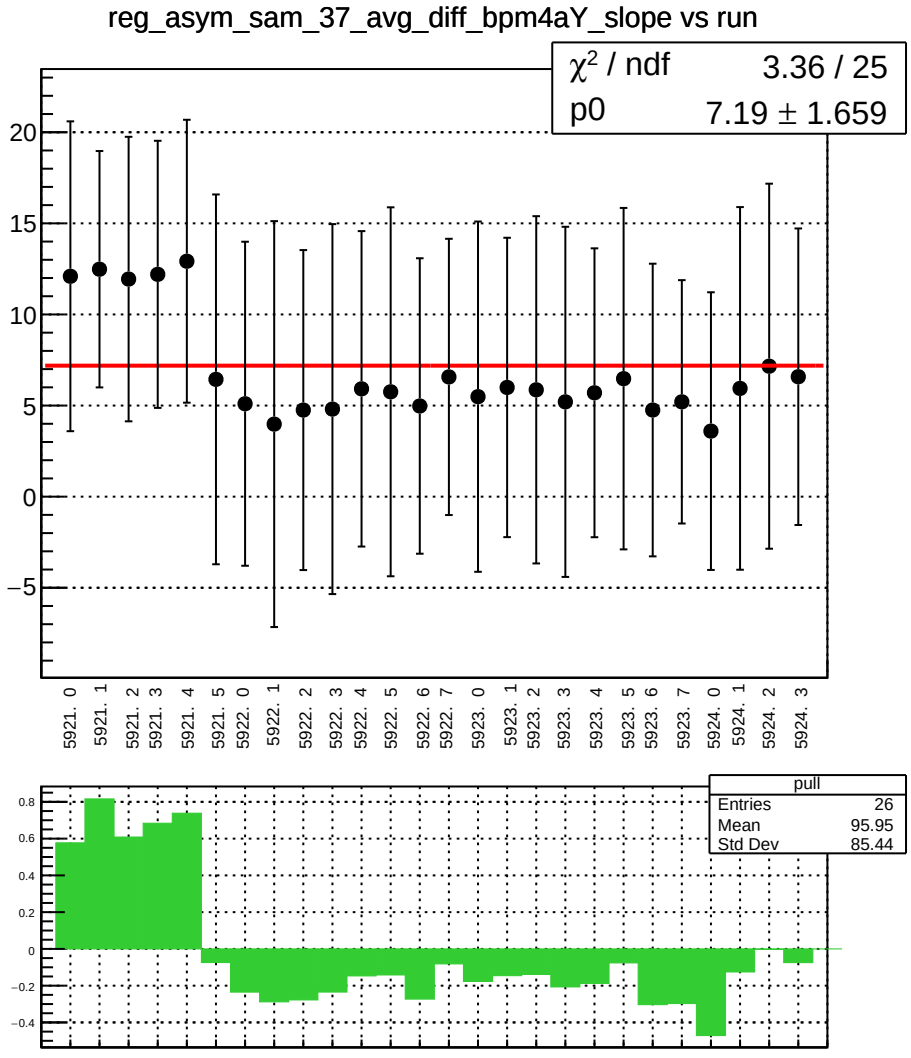
reg_asym_sam_37_avg_diff_bpm4aY_slope vs run
χ² / ndf 3.36 / 25
p0 7.19 ± 1.659
20
15
10
5
0
−5
5921. 0
5921. 1
5921. 2
5921. 3
5921. 4
5921. 5
5922. 0
5922. 1
5922. 2
5922. 3
5922. 4
5922. 5
5922. 6
5922. 7
5923. 0
5923. 1
5923. 2
5923. 3
5923. 4
5923. 5
5923. 6
5923. 7
5924. 0
5924. 1
5924. 2
5924. 3
pull
Entries 26
Mean 95.95
Std Dev 85.44
0.8
0.6
0.4
0.2
0
−0.2
−0.4

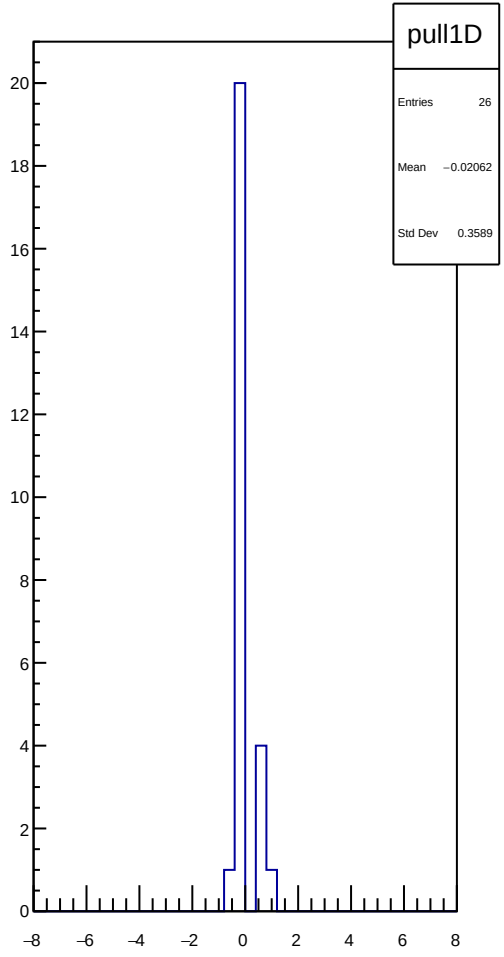
pull1D
Entries 26
Mean −0.02062
Std Dev 0.3589
20
18
16
14
12
10
8
6
4
2
0
−8
−6
−4
−2
0
2
4
6
8

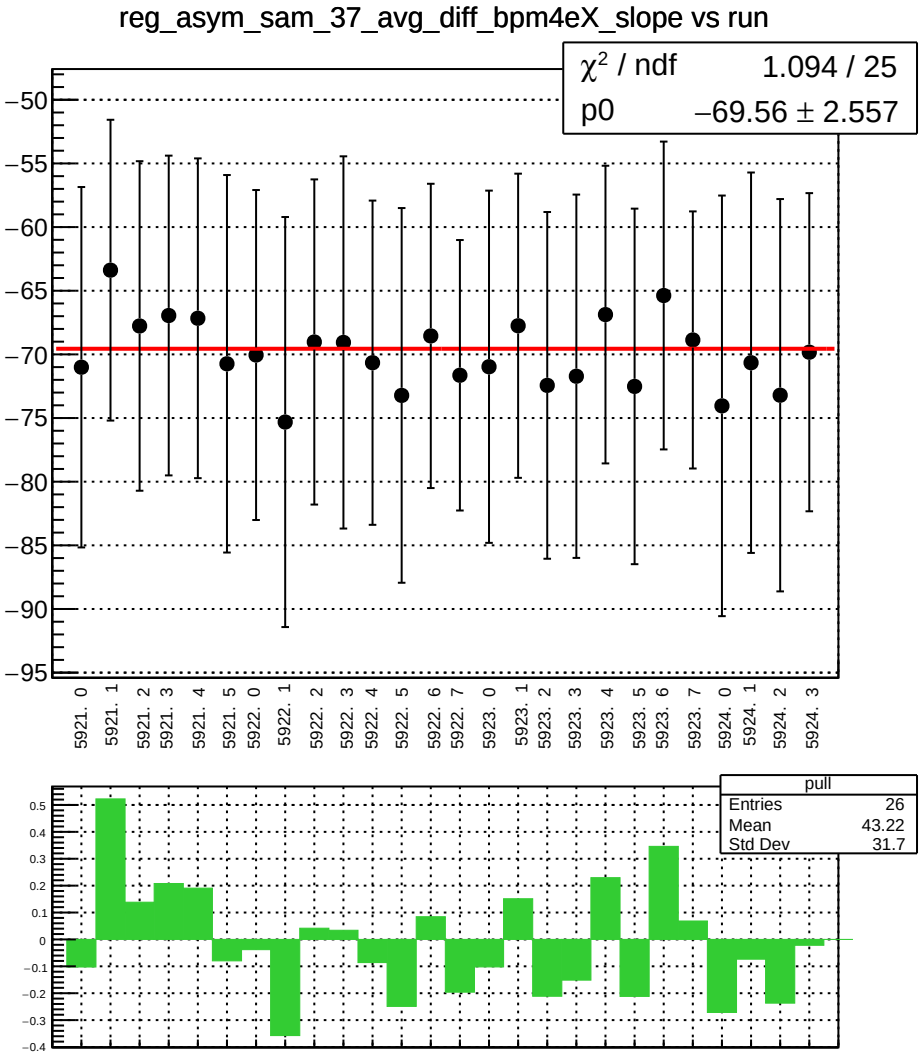
reg_asym_sam_37_avg_diff_bpm4eX_slope vs run
χ² / ndf 1.094 / 25
p0 −69.56 ± 2.557
−50
−55
−60
−65
−70
−75
−80
−85
−90
−95
5921. 0
5921. 1
5921. 2
5921. 3
5921. 4
5921. 5
5922. 0
5922. 1
5922. 2
5922. 3
5922. 4
5922. 5
5922. 6
5922. 7
5923. 0
5923. 1
5923. 2
5923. 3
5923. 4
5923. 5
5923. 6
5923. 7
5924. 0
5924. 1
5924. 2
5924. 3
pull
Entries 26
Mean 43.22
Std Dev 31.7
0.5
0.4
0.3
0.2
0.1
0
−0.1
−0.2
−0.3
−0.4

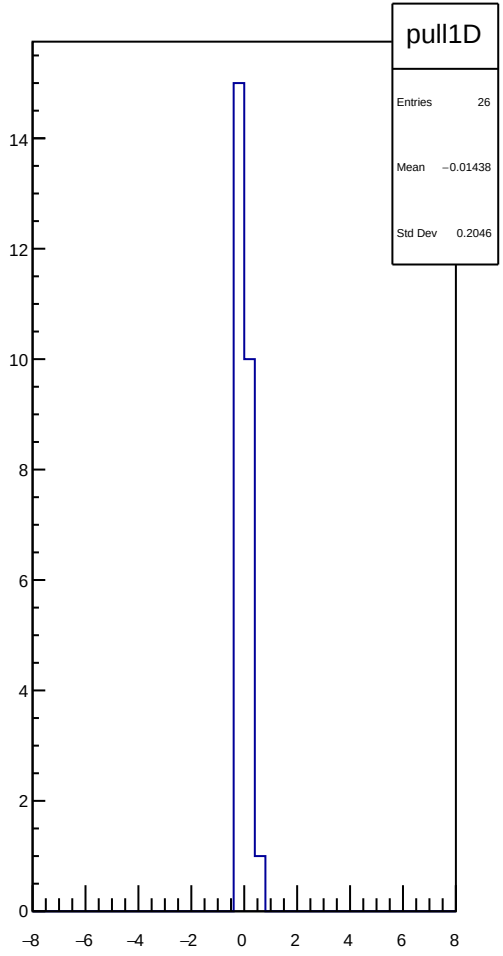
pull1D
Entries 26
Mean −0.01438
Std Dev 0.2046
14
12
10
8
6
4
2
0
−8
−6
−4
−2
0
2
4
6
8

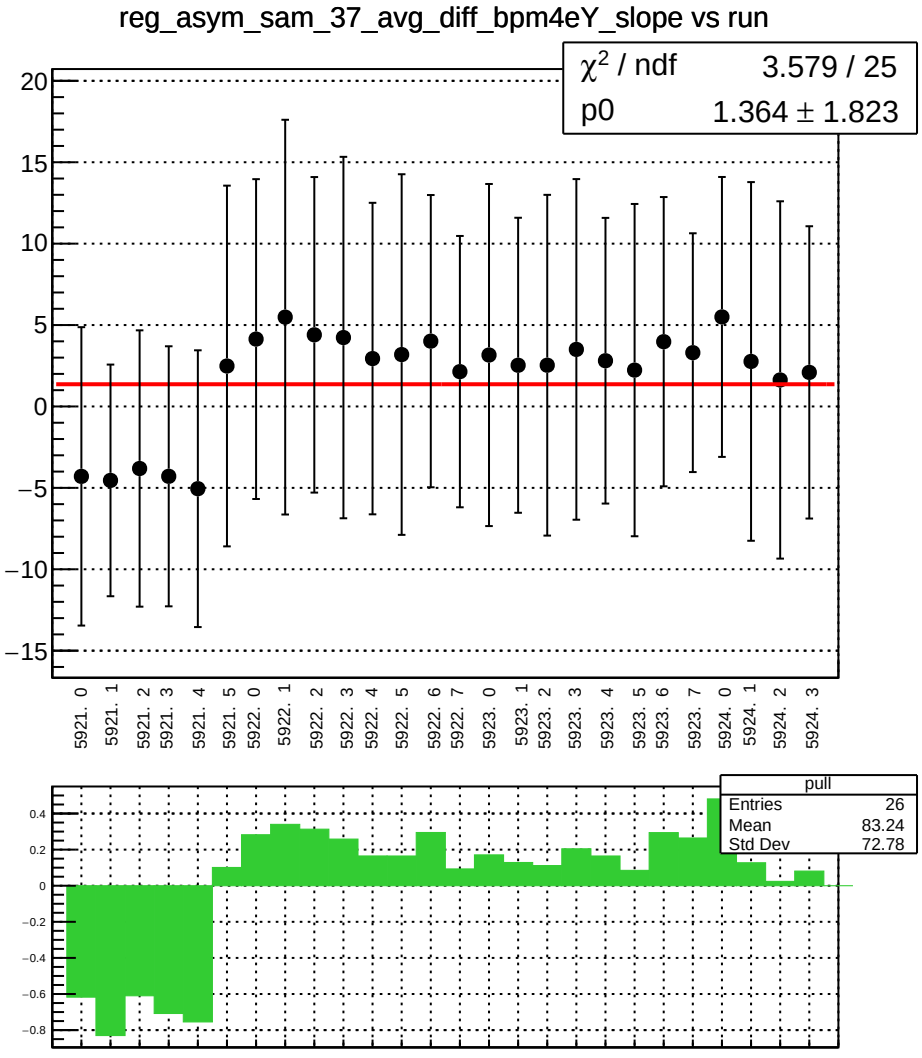
reg_asym_sam_37_avg_diff_bpm4eY_slope vs run
χ² / ndf 3.579 / 25
p0 1.364 ± 1.823
20
15
10
5
0
−5
−10
−15
5921. 0
5921. 1
5921. 2
5921. 3
5921. 4
5921. 5
5922. 0
5922. 1
5922. 2
5922. 3
5922. 4
5922. 5
5922. 6
5922. 7
5923. 0
5923. 1
5923. 2
5923. 3
5923. 4
5923. 5
5923. 6
5923. 7
5924. 0
5924. 1
5924. 2
5924. 3
pull
Entries 26
Mean 83.24
Std Dev 72.78
0.4
0.2
0
−0.2
−0.4
−0.6
−0.8

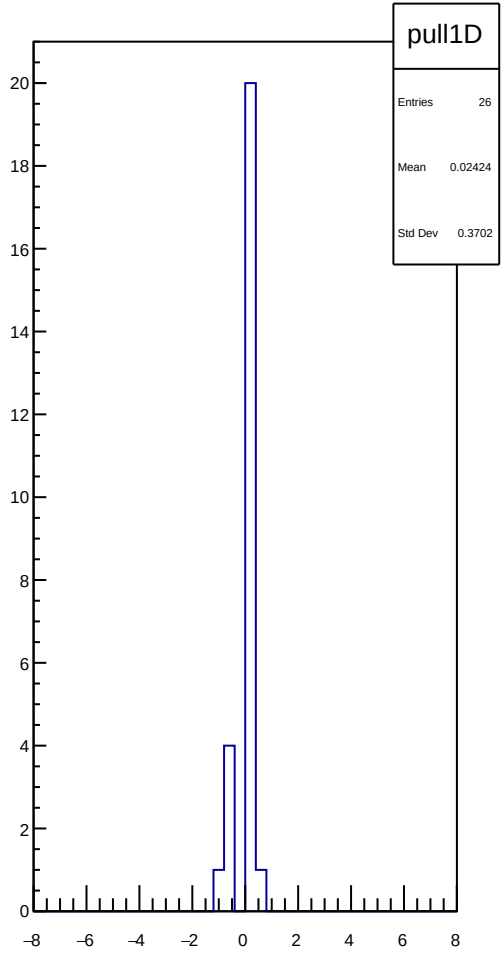
pull1D
Entries 26
Mean 0.02424
Std Dev 0.3702
20
18
16
14
12
10
8
6
4
2
0
−8
−6
−4
−2
0
2
4
6
8

reg_asym_sam_37_avg_diff_bpm12X_slope vs run

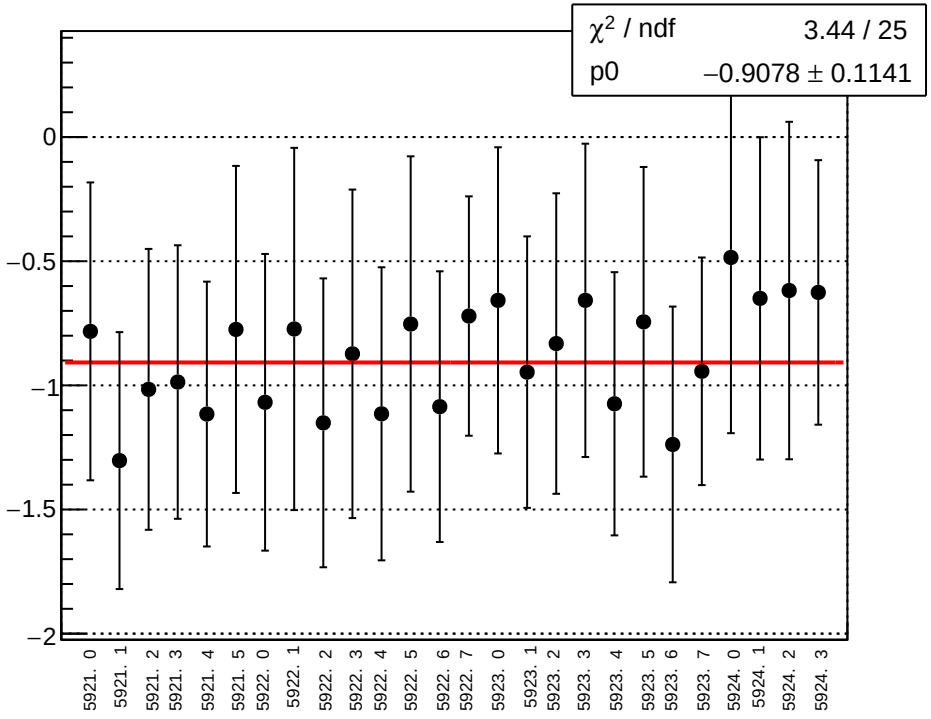

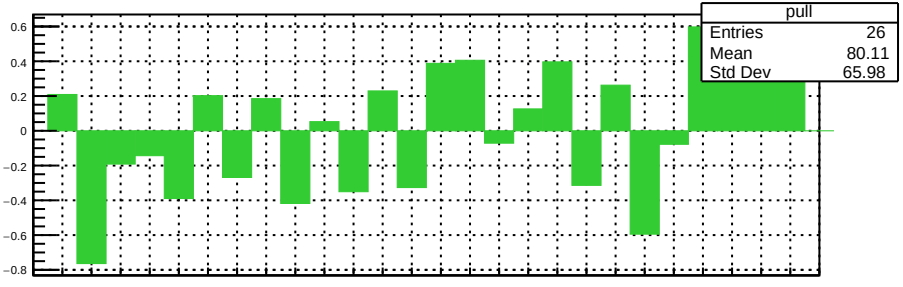

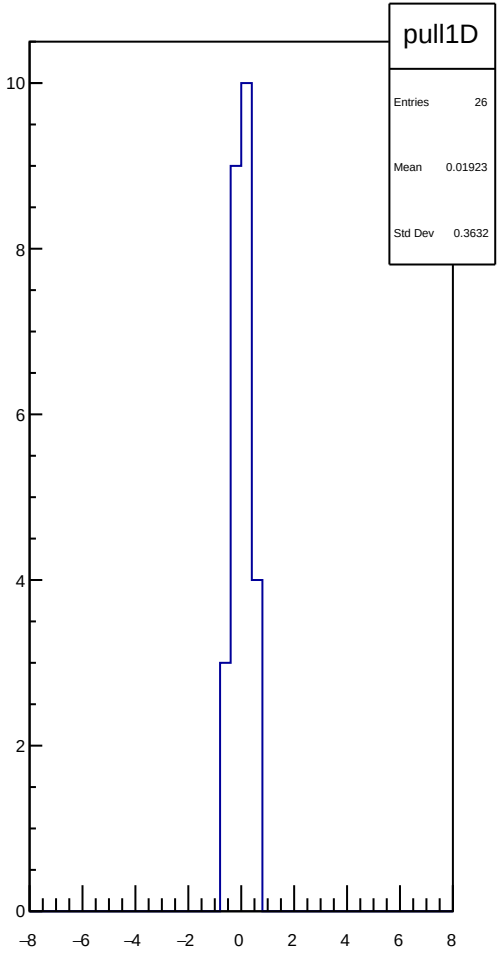

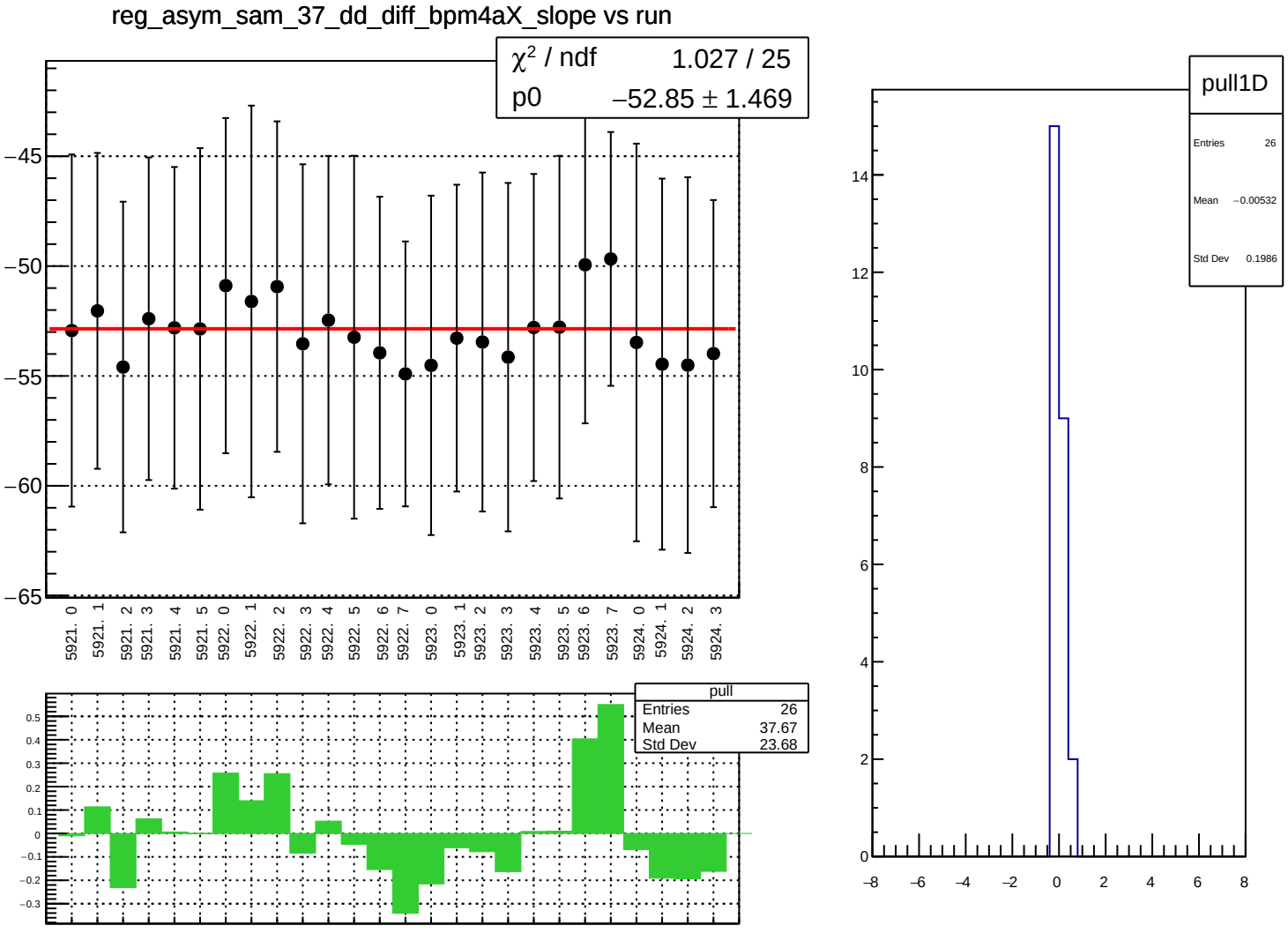
reg_asym_sam_37_dd_diff_bpm4aX_slope vs run
χ² / ndf 1.027 / 25
p0 −52.85 ± 1.469
−45
−50
−55
−60
−65
5921. 0
5921. 1
5921. 2
5921. 3
5921. 4
5921. 5
5922. 0
5922. 1
5922. 2
5922. 3
5922. 4
5922. 5
5922. 6
5922. 7
5923. 0
5923. 1
5923. 2
5923. 3
5923. 4
5923. 5
5923. 6
5923. 7
5924. 0
5924. 1
5924. 2
5924. 3
pull
Entries 26
Mean 37.67
Std Dev 23.68
0.5
0.4
0.3
0.2
0.1
0
−0.1
−0.2
−0.3
pull1D
Entries 26
Mean −0.00532
Std Dev 0.1986
14
12
10
8
6
4
2
0
−8
−6
−4
−2
0
2
4
6
8

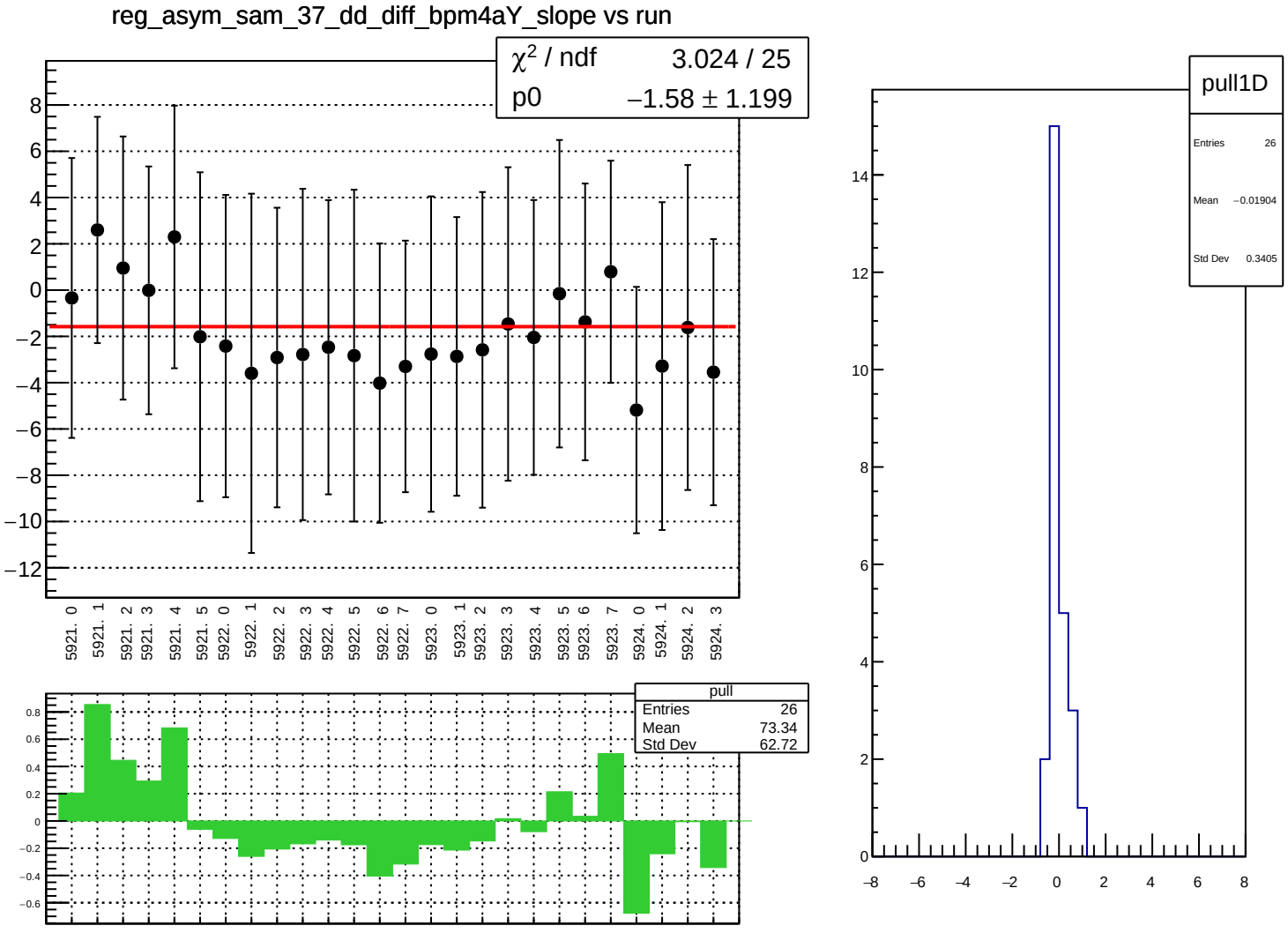
reg_asym_sam_37_dd_diff_bpm4aY_slope vs run
χ² / ndf 3.024 / 25
p0 −1.58 ± 1.199
8
6
4
2
0
−2
−4
−6
−8
−10
−12
5921. 0
5921. 1
5921. 2
5921. 3
5921. 4
5921. 5
5922. 0
5922. 1
5922. 2
5922. 3
5922. 4
5922. 5
5922. 6
5922. 7
5923. 0
5923. 1
5923. 2
5923. 3
5923. 4
5923. 5
5923. 6
5923. 7
5924. 0
5924. 1
5924. 2
5924. 3
pull
Entries 26
Mean 73.34
Std Dev 62.72
0.8
0.6
0.4
0.2
0
−0.2
−0.4
−0.6
pull1D
Entries 26
Mean −0.01904
Std Dev 0.3405
14
12
10
8
6
4
2
0
−8
−6
−4
−2
0
2
4
6
8

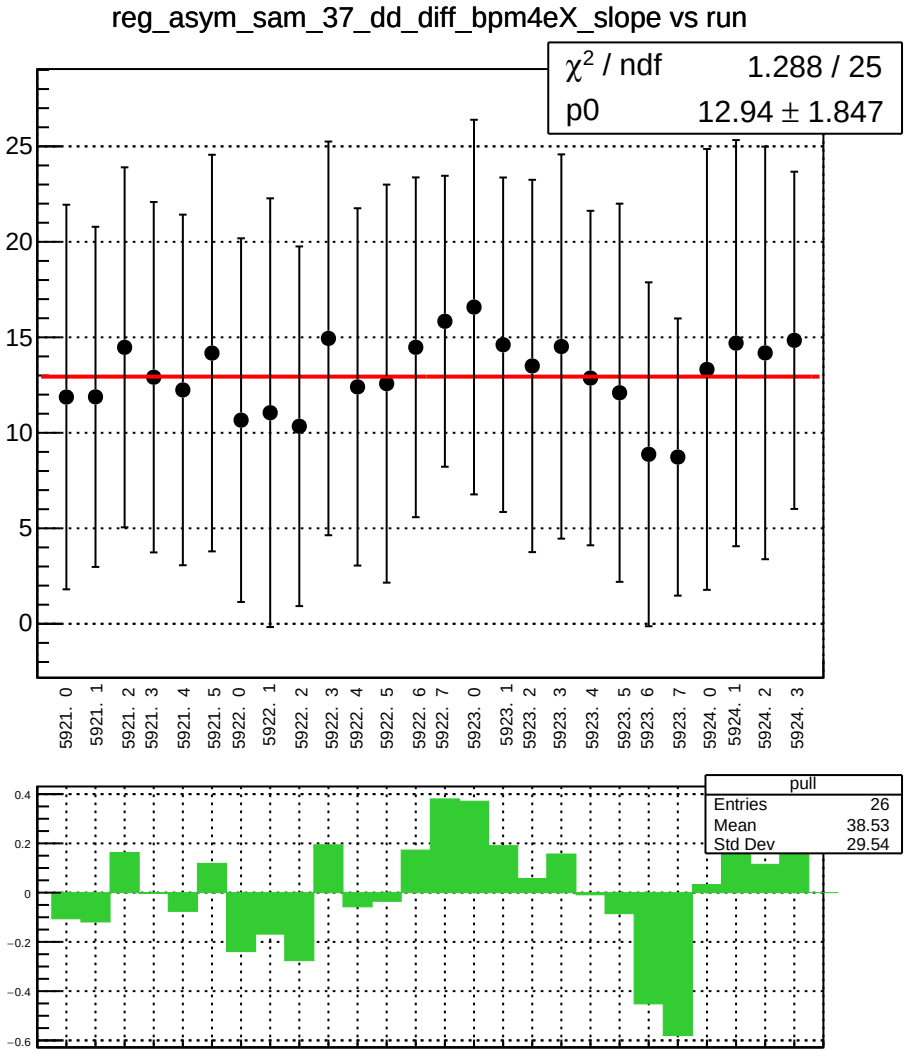
reg_asym_sam_37_dd_diff_bpm4eX_slope vs run
χ2 / ndf 1.288 / 25
p0 12.94 ± 1.847
25
20
15
10
5
0
5921. 0
5921. 1
5921. 2
5921. 3
5921. 4
5921. 5
5922. 0
5922. 1
5922. 2
5922. 3
5922. 4
5922. 5
5922. 6
5922. 7
5923. 0
5923. 1
5923. 2
5923. 3
5923. 4
5923. 5
5923. 6
5923. 7
5924. 0
5924. 1
5924. 2
5924. 3
pull
Entries 26
Mean 38.53
Std Dev 29.54
0.4
0.2
0
−0.2
−0.4
−0.6

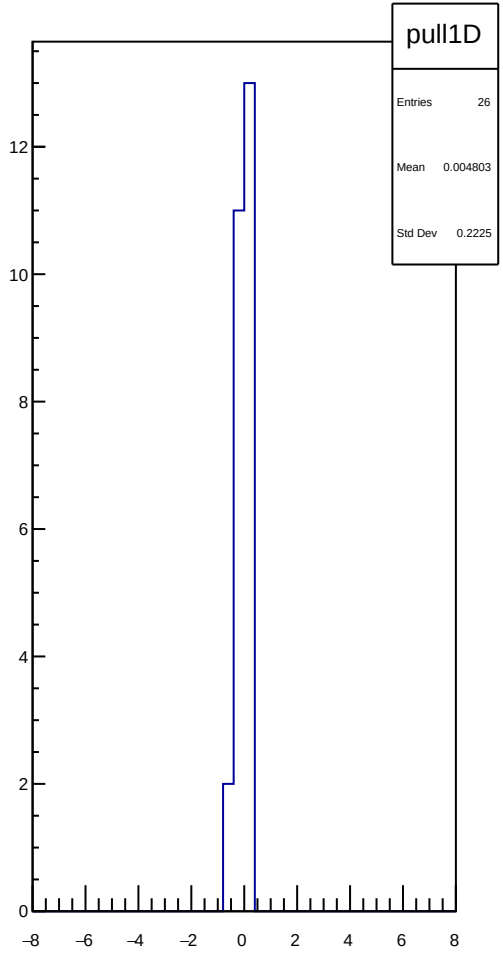
pull1D
Entries 26
Mean 0.004803
Std Dev 0.2225
12
10
8
6
4
2
0
−8
−6
−4
−2
0
2
4
6
8

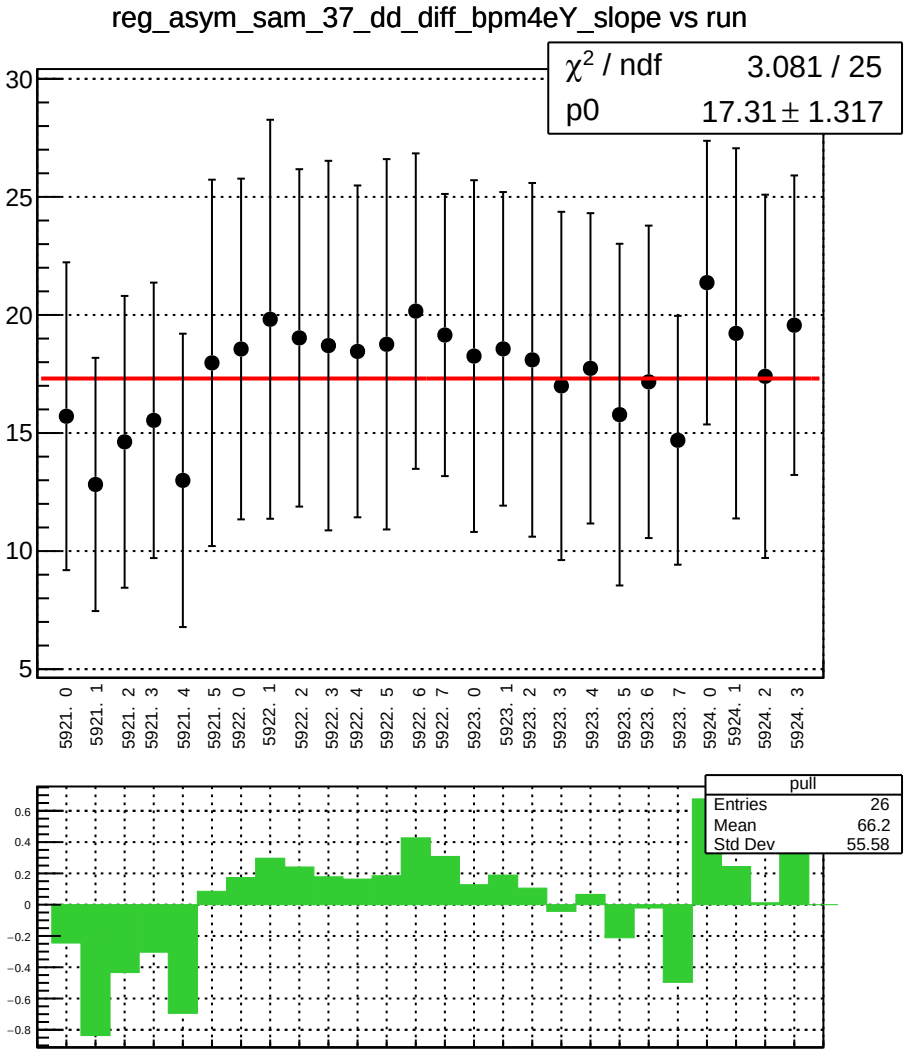
reg_asym_sam_37_dd_diff_bpm4eY_slope vs run
χ² / ndf 3.081 / 25
p0 17.31 ± 1.317
30
25
20
15
10
5
5921. 0
5921. 1
5921. 2
5921. 3
5921. 4
5921. 5
5922. 0
5922. 1
5922. 2
5922. 3
5922. 4
5922. 5
5922. 6
5922. 7
5923. 0
5923. 1
5923. 2
5923. 3
5923. 4
5923. 5
5923. 6
5923. 7
5924. 0
5924. 1
5924. 2
5924. 3
pull
Entries 26
Mean 66.2
Std Dev 55.58
0.6
0.4
0.2
0
−0.2
−0.4
−0.6
−0.8

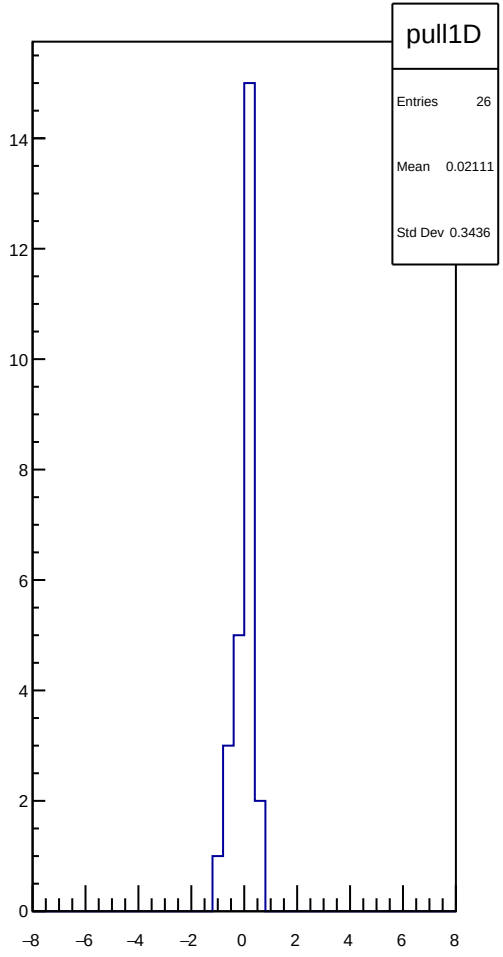
pull1D
Entries 26
Mean 0.02111
Std Dev 0.3436
14
12
10
8
6
4
2
0
−8
−6
−4
−2
0
2
4
6
8

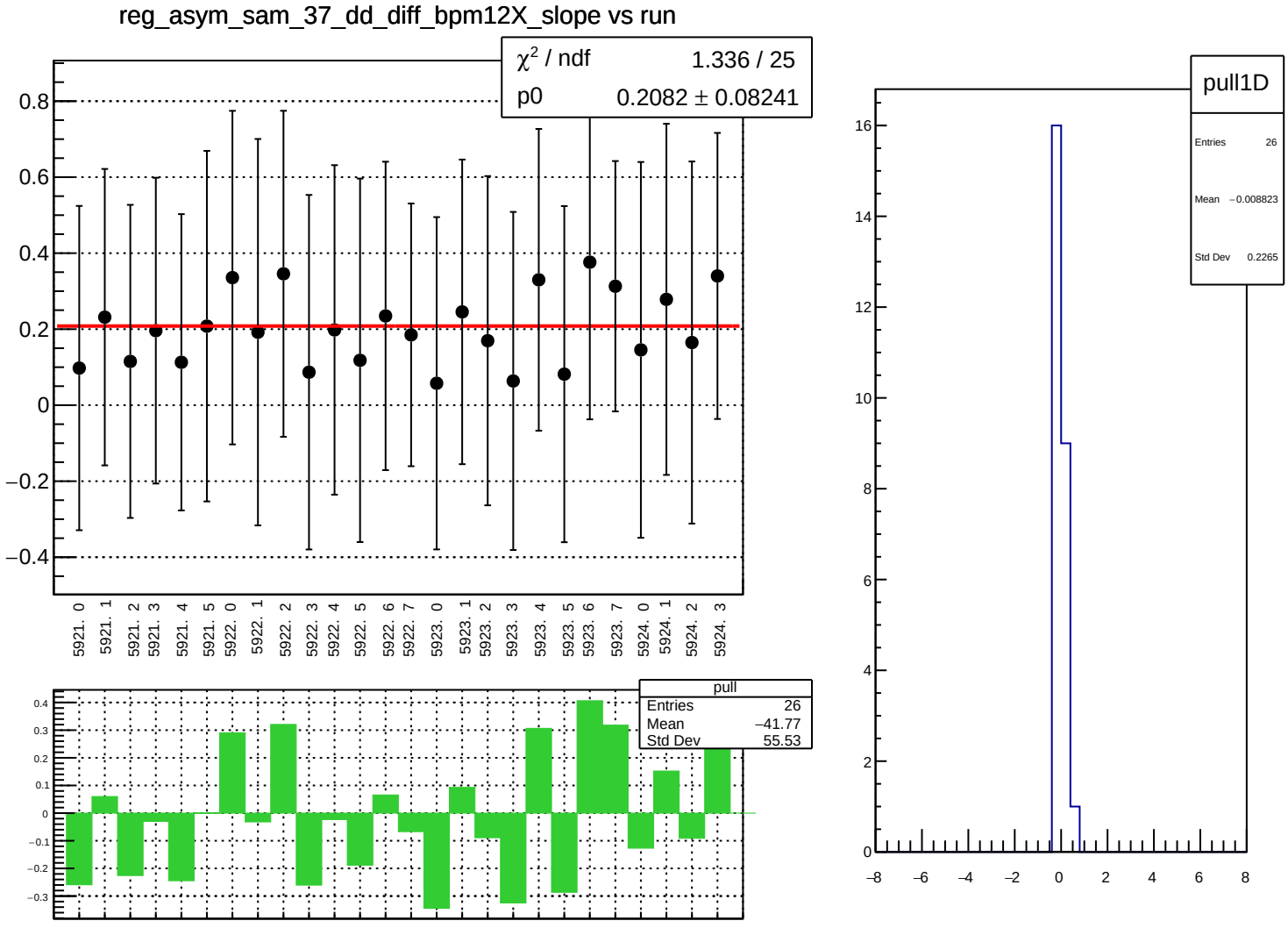
reg_asym_sam_37_dd_diff_bpm12X_slope vs run
χ² / ndf 1.336 / 25
p0 0.2082 ± 0.08241
0.8
0.6
0.4
0.2
0
−0.2
−0.4
5921. 0
5921. 1
5921. 2
5921. 3
5921. 4
5921. 5
5922. 0
5922. 1
5922. 2
5922. 3
5922. 4
5922. 5
5922. 6
5922. 7
5923. 0
5923. 1
5923. 2
5923. 3
5923. 4
5923. 5
5923. 6
5923. 7
5924. 0
5924. 1
5924. 2
5924. 3
pull
Entries 26
Mean −41.77
Std Dev 55.53
0.4
0.3
0.2
0.1
0
−0.1
−0.2
−0.3
pull1D
Entries 26
Mean −0.008823
Std Dev 0.2265
16
14
12
10
8
6
4
2
0
−8
−6
−4
−2
0
2
4
6
8

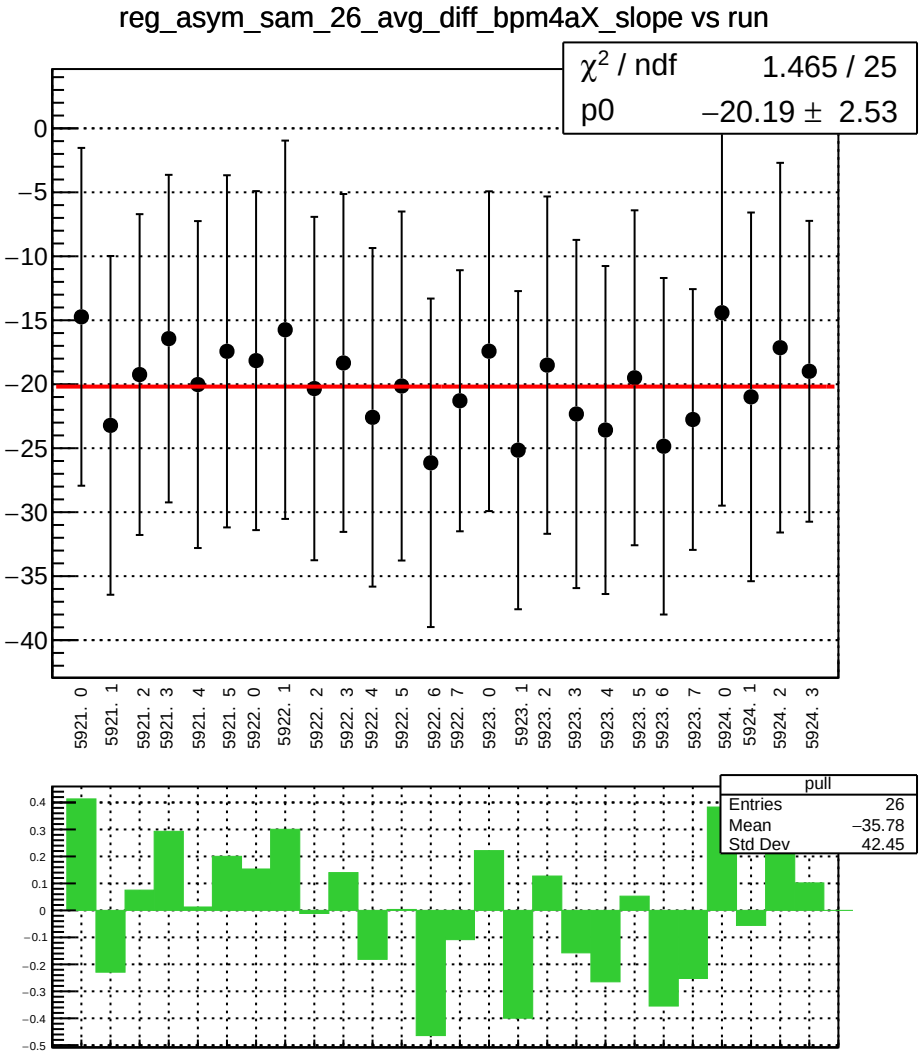
reg_asym_sam_26_avg_diff_bpm4aX_slope vs run
χ² / ndf 1.465 / 25
p0 −20.19 ± 2.53
0
−5
−10
−15
−20
−25
−30
−35
−40
5921. 0
5921. 1
5921. 2
5921. 3
5921. 4
5921. 5
5922. 0
5922. 1
5922. 2
5922. 3
5922. 4
5922. 5
5922. 6
5922. 7
5923. 0
5923. 1
5923. 2
5923. 3
5923. 4
5923. 5
5923. 6
5923. 7
5924. 0
5924. 1
5924. 2
5924. 3
pull
Entries 26
Mean −35.78
Std Dev 42.45
0.4
0.3
0.2
0.1
0
−0.1
−0.2
−0.3
−0.4
−0.5

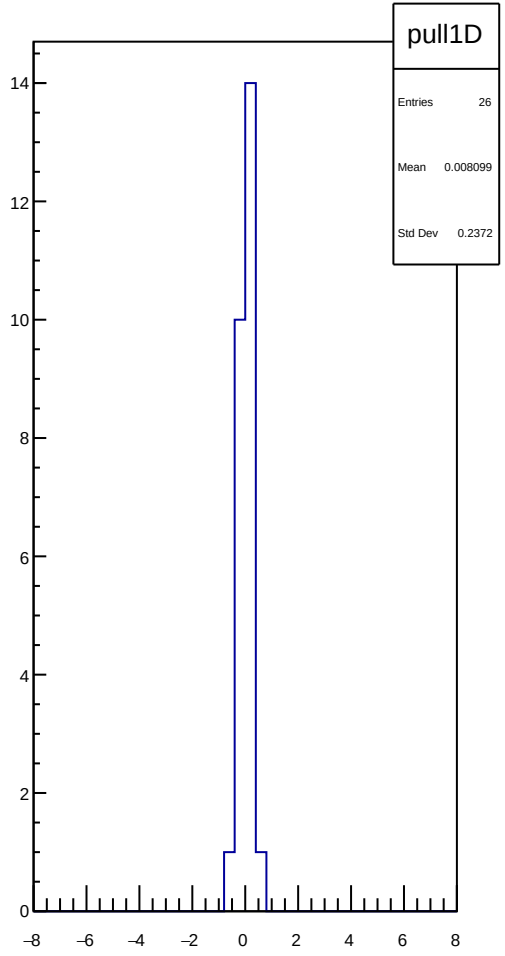
pull1D
Entries 26
Mean 0.008099
Std Dev 0.2372
14
12
10
8
6
4
2
0
−8
−6
−4
−2
0
2
4
6
8

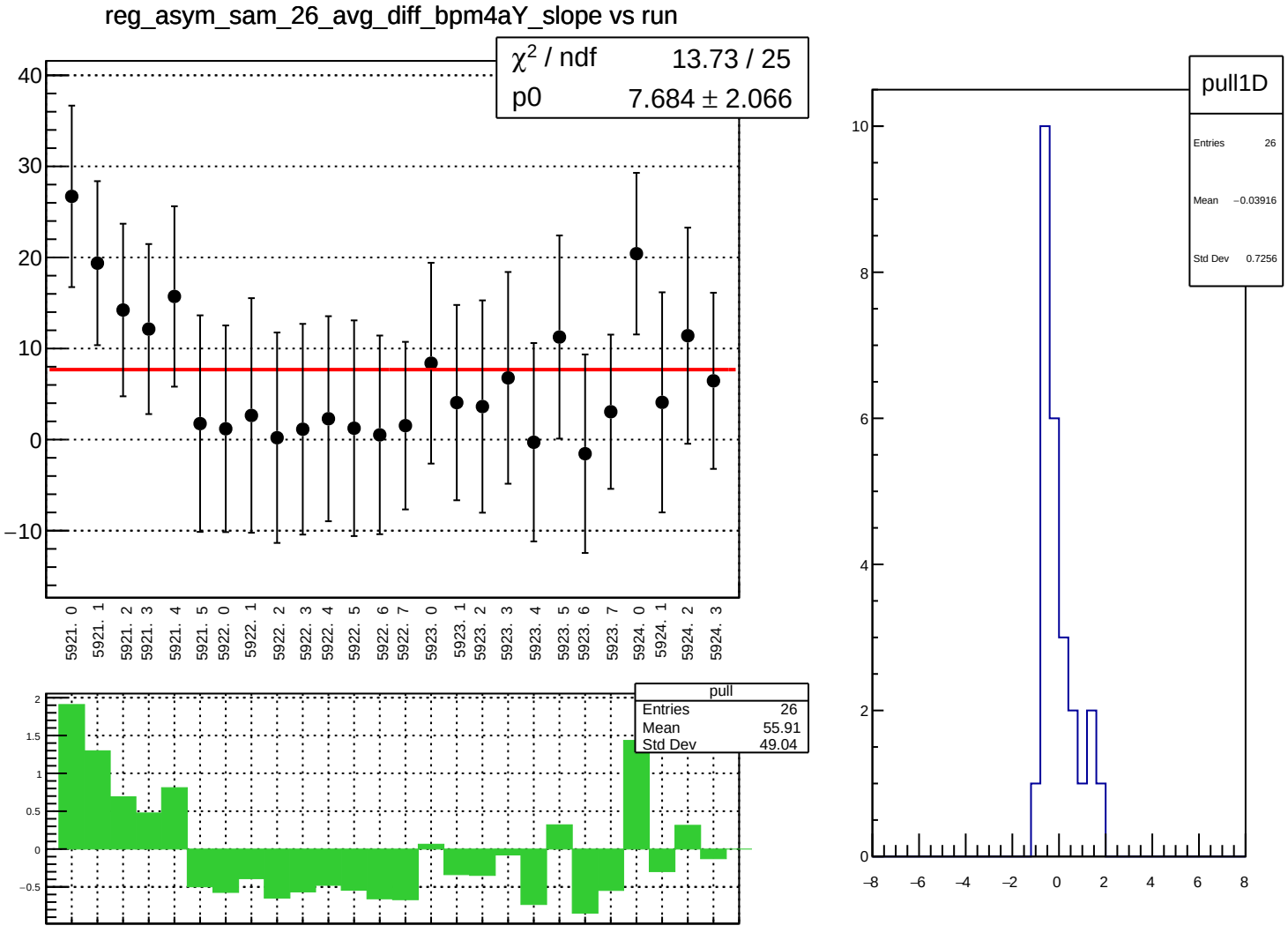
reg_asym_sam_26_avg_diff_bpm4aY_slope vs run
χ² / ndf 13.73 / 25
p0 7.684 ± 2.066
40
30
20
10
0
−10
5921. 0
5921. 1
5921. 2
5921. 3
5921. 4
5921. 5
5922. 0
5922. 1
5922. 2
5922. 3
5922. 4
5922. 5
5922. 6
5922. 7
5923. 0
5923. 1
5923. 2
5923. 3
5923. 4
5923. 5
5923. 6
5923. 7
5924. 0
5924. 1
5924. 2
5924. 3
pull
Entries 26
Mean 55.91
Std Dev 49.04
2
1.5
1
0.5
0
−0.5
pull1D
Entries 26
Mean −0.03916
Std Dev 0.7256
10
8
6
4
2
0
−8
−6
−4
−2
0
2
4
6
8

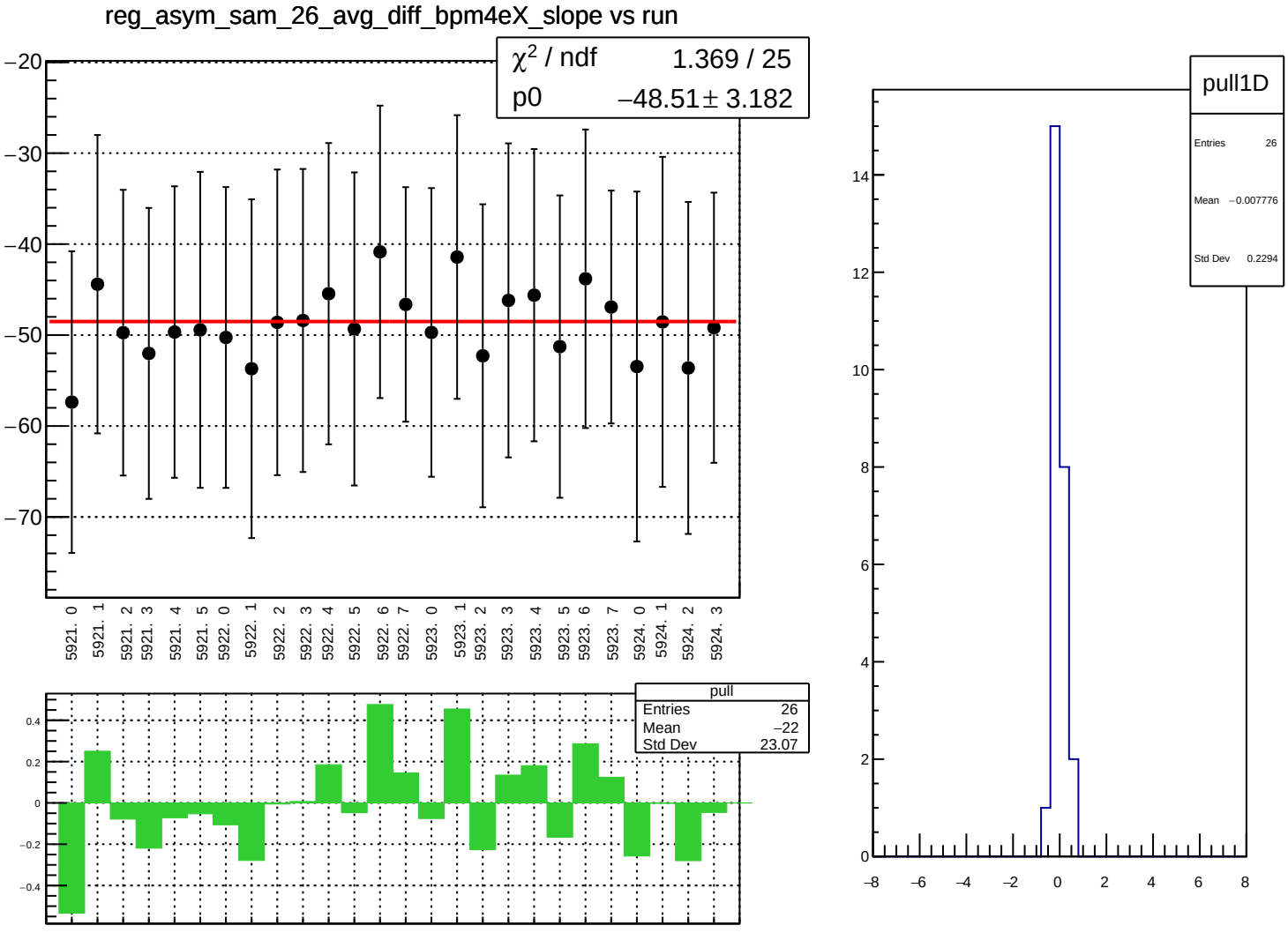
reg_asym_sam_26_avg_diff_bpm4eX_slope vs run
χ² / ndf 1.369 / 25
p0 −48.51 ± 3.182
−20
−30
−40
−50
−60
−70
5921. 0
5921. 1
5921. 2
5921. 3
5921. 4
5921. 5
5922. 0
5922. 1
5922. 2
5922. 3
5922. 4
5922. 5
5922. 6
5922. 7
5923. 0
5923. 1
5923. 2
5923. 3
5923. 4
5923. 5
5923. 6
5923. 7
5924. 0
5924. 1
5924. 2
5924. 3
pull
Entries 26
Mean −22
Std Dev 23.07
0.4
0.2
0
−0.2
−0.4
pull1D
Entries 26
Mean −0.007776
Std Dev 0.2294
14
12
10
8
6
4
2
0
−8
−6
−4
−2
0
2
4
6
8

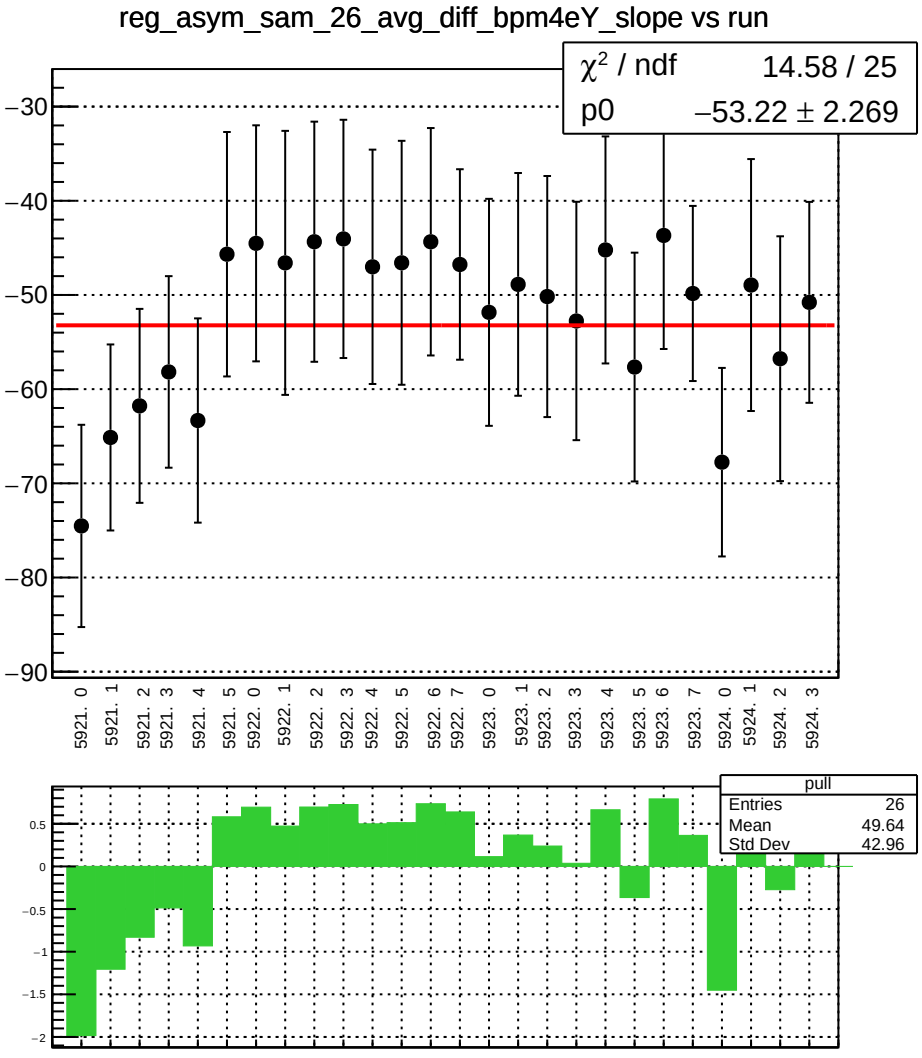
reg_asym_sam_26_avg_diff_bpm4eY_slope vs run
χ² / ndf 14.58 / 25
p0 −53.22 ± 2.269
−30
−40
−50
−60
−70
−80
−90
5921. 0
5921. 1
5921. 2
5921. 3
5921. 4
5921. 5
5922. 0
5922. 1
5922. 2
5922. 3
5922. 4
5922. 5
5922. 6
5922. 7
5923. 0
5923. 1
5923. 2
5923. 3
5923. 4
5923. 5
5923. 6
5923. 7
5924. 0
5924. 1
5924. 2
5924. 3
pull
Entries 26
Mean 49.64
Std Dev 42.96
0.5
0
−0.5
−1
−1.5
−2

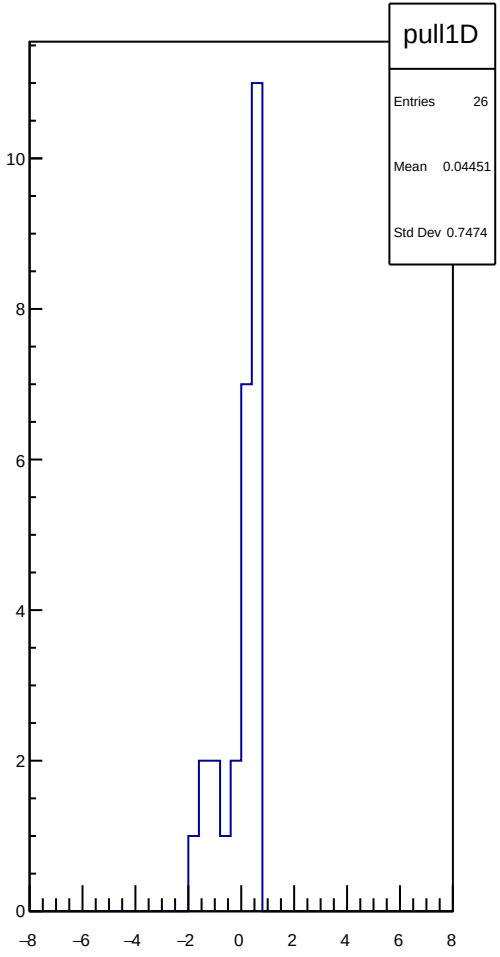
pull1D
Entries 26
Mean 0.04451
Std Dev 0.7474
10
8
6
4
2
0
−8
−6
−4
−2
0
2
4
6
8

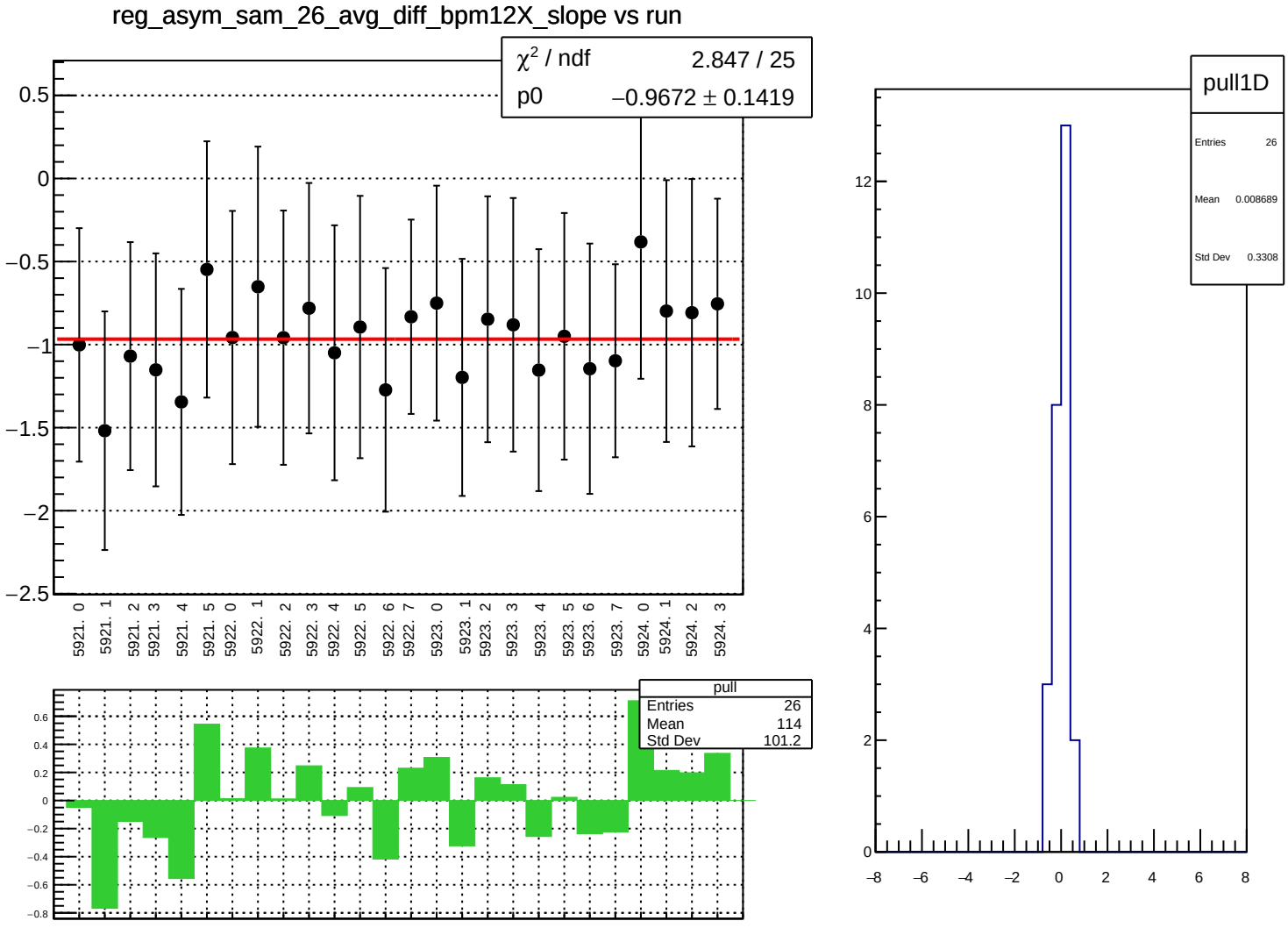
reg_asym_sam_26_avg_diff_bpm12X_slope vs run
χ² / ndf 2.847 / 25
p0 −0.9672 ± 0.1419
0.5
0
−0.5
−1
−1.5
−2
−2.5
5921. 0
5921. 1
5921. 2
5921. 3
5921. 4
5921. 5
5922. 0
5922. 1
5922. 2
5922. 3
5922. 4
5922. 5
5922. 6
5922. 7
5923. 0
5923. 1
5923. 2
5923. 3
5923. 4
5923. 5
5923. 6
5923. 7
5924. 0
5924. 1
5924. 2
5924. 3
pull
Entries 26
Mean 114
Std Dev 101.2
0.6
0.4
0.2
0
−0.2
−0.4
−0.6
−0.8
pull1D
Entries 26
Mean 0.008689
Std Dev 0.3308
12
10
8
6
4
2
0
−8
−6
−4
−2
0
2
4
6
8

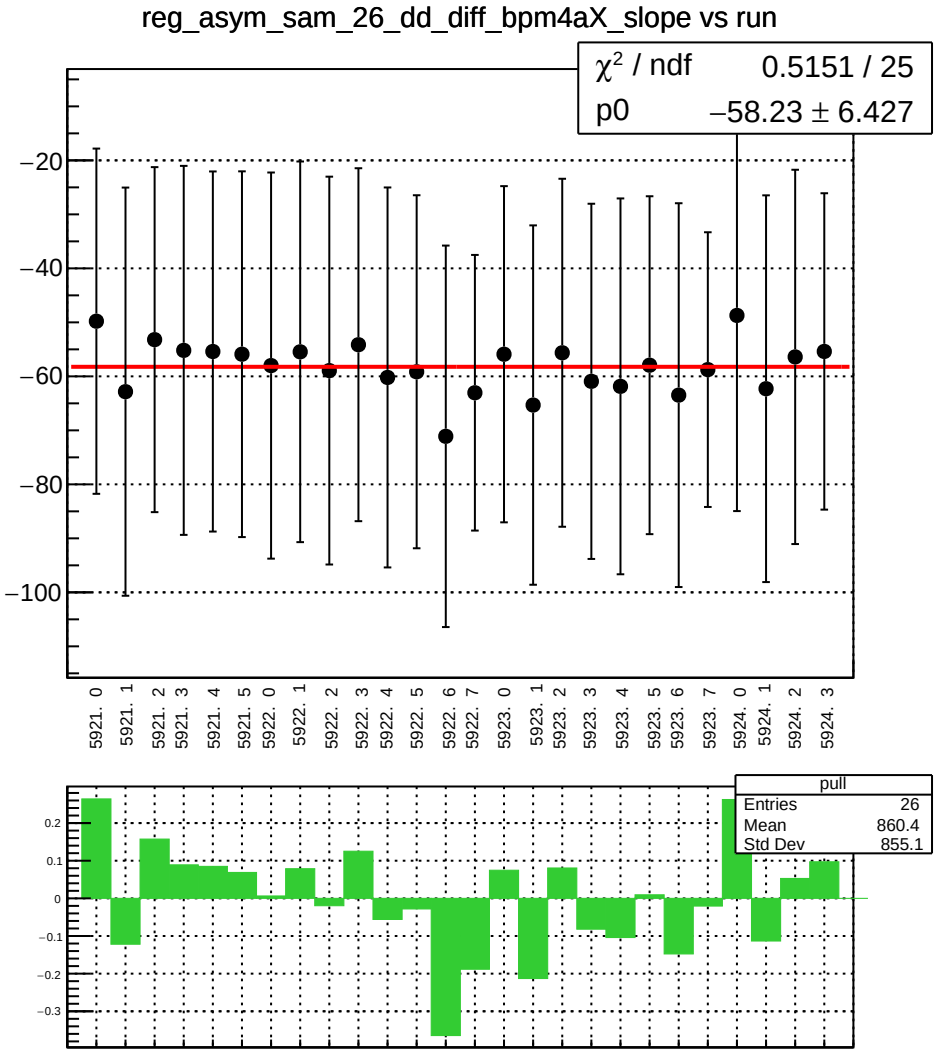
reg_asym_sam_26_dd_diff_bpm4aX_slope vs run
χ² / ndf 0.5151 / 25
p0 −58.23 ± 6.427
−20
−40
−60
−80
−100
5921. 0
5921. 1
5921. 2
5921. 3
5921. 4
5921. 5
5922. 0
5922. 1
5922. 2
5922. 3
5922. 4
5922. 5
5922. 6
5922. 7
5923. 0
5923. 1
5923. 2
5923. 3
5923. 4
5923. 5
5923. 6
5923. 7
5924. 0
5924. 1
5924. 2
5924. 3
pull
Entries 26
Mean 860.4
Std Dev 855.1
0.2
0.1
0
−0.1
−0.2
−0.3

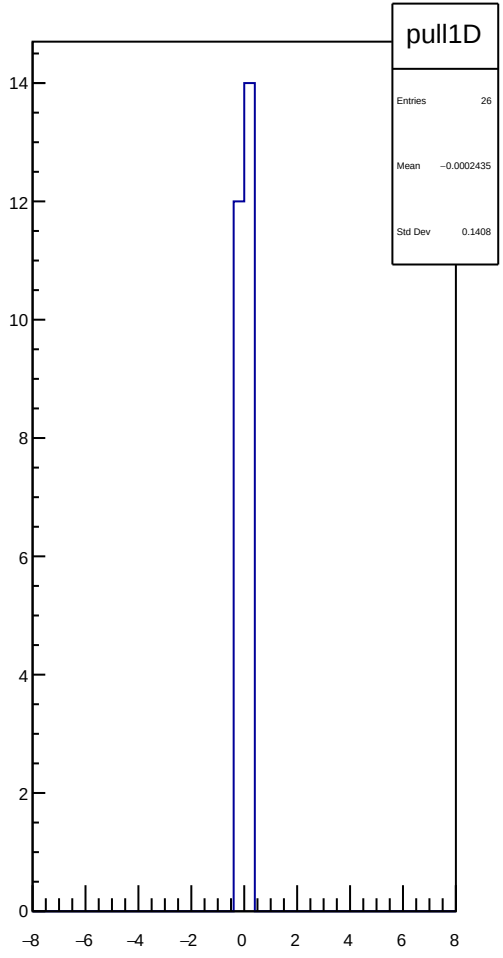
pull1D
Entries 26
Mean −0.0002435
Std Dev 0.1408
14
12
10
8
6
4
2
0
−8
−6
−4
−2
0
2
4
6
8

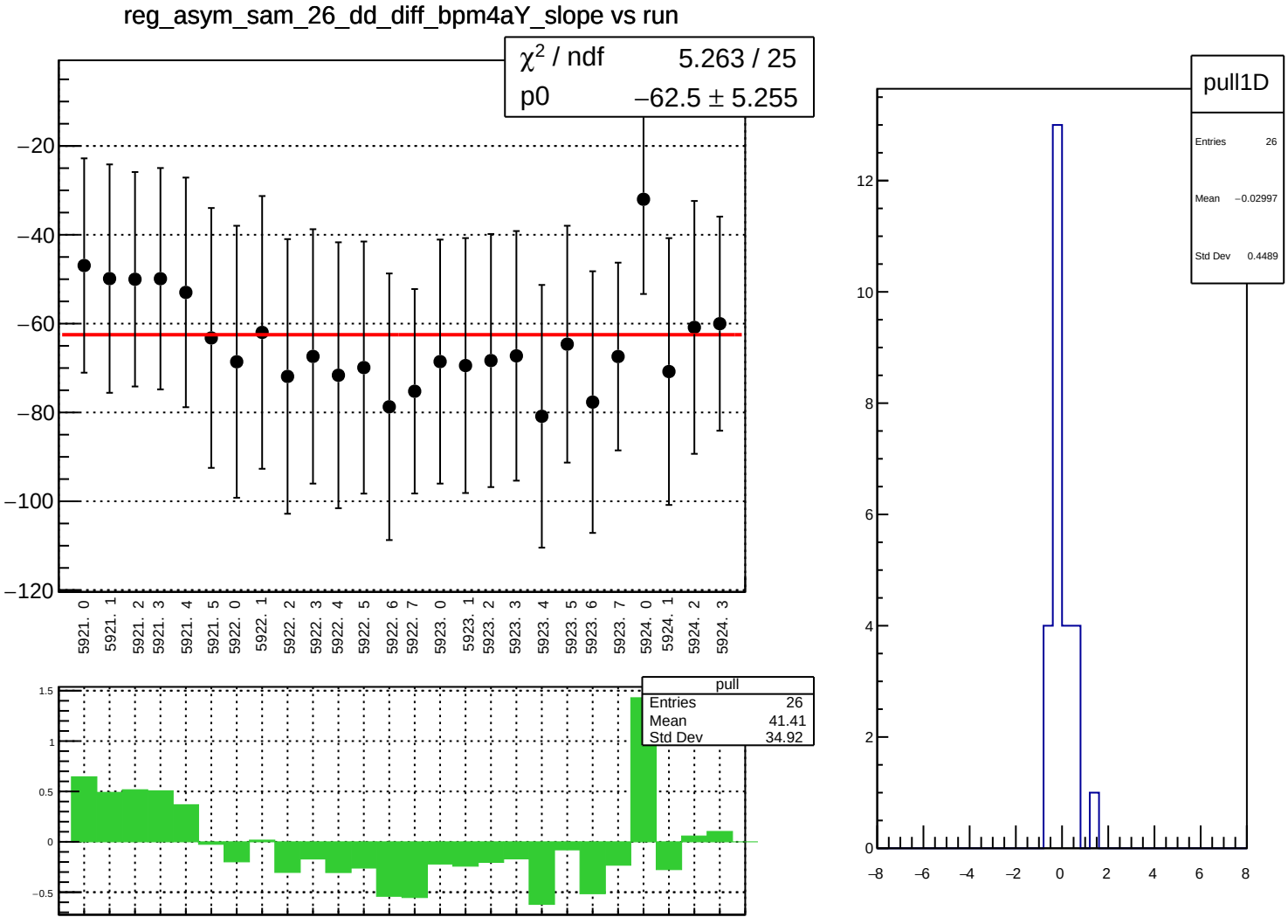
reg_asym_sam_26_dd_diff_bpm4aY_slope vs run
χ² / ndf 5.263 / 25
p0 −62.5 ± 5.255
−20
−40
−60
−80
−100
−120
5921. 0
5921. 1
5921. 2
5921. 3
5921. 4
5921. 5
5922. 0
5922. 1
5922. 2
5922. 3
5922. 4
5922. 5
5922. 6
5922. 7
5923. 0
5923. 1
5923. 2
5923. 3
5923. 4
5923. 5
5923. 6
5923. 7
5924. 0
5924. 1
5924. 2
5924. 3
pull
Entries 26
Mean 41.41
Std Dev 34.92
1.5
1
0.5
0
−0.5
pull1D
Entries 26
Mean −0.02997
Std Dev 0.4489
12
10
8
6
4
2
0
−8
−6
−4
−2
0
2
4
6
8

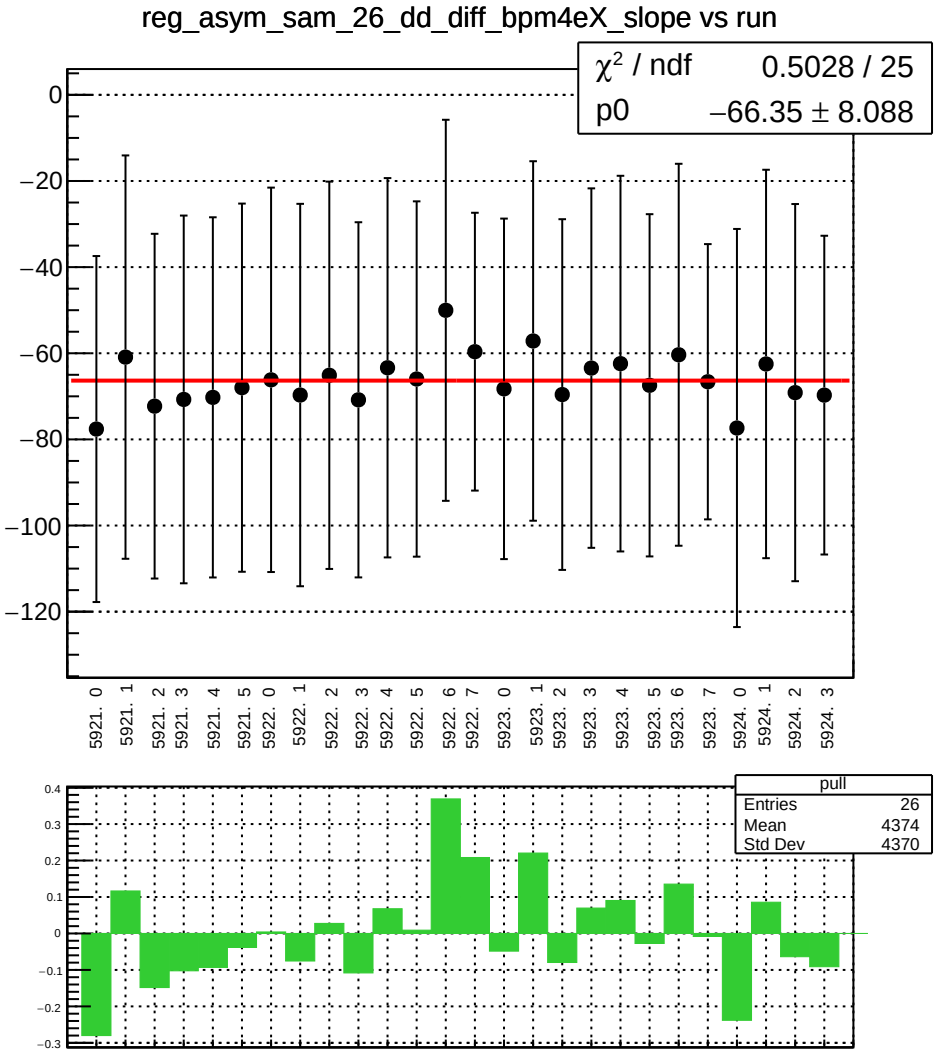
reg_asym_sam_26_dd_diff_bpm4eX_slope vs run
χ² / ndf 0.5028 / 25
p0 −66.35 ± 8.088
0
−20
−40
−60
−80
−100
−120
5921. 0
5921. 1
5921. 2
5921. 3
5921. 4
5921. 5
5922. 0
5922. 1
5922. 2
5922. 3
5922. 4
5922. 5
5922. 6
5922. 7
5923. 0
5923. 1
5923. 2
5923. 3
5923. 4
5923. 5
5923. 6
5923. 7
5924. 0
5924. 1
5924. 2
5924. 3
pull
Entries 26
Mean 4374
Std Dev 4370
0.4
0.3
0.2
0.1
0
−0.1
−0.2
−0.3


pull1D
Entries 26
Mean 4.138e−05
Std Dev 0.1391
14
12
10
8
6
4
2
0
−8
−6
−4
−2
0
2
4
6
8

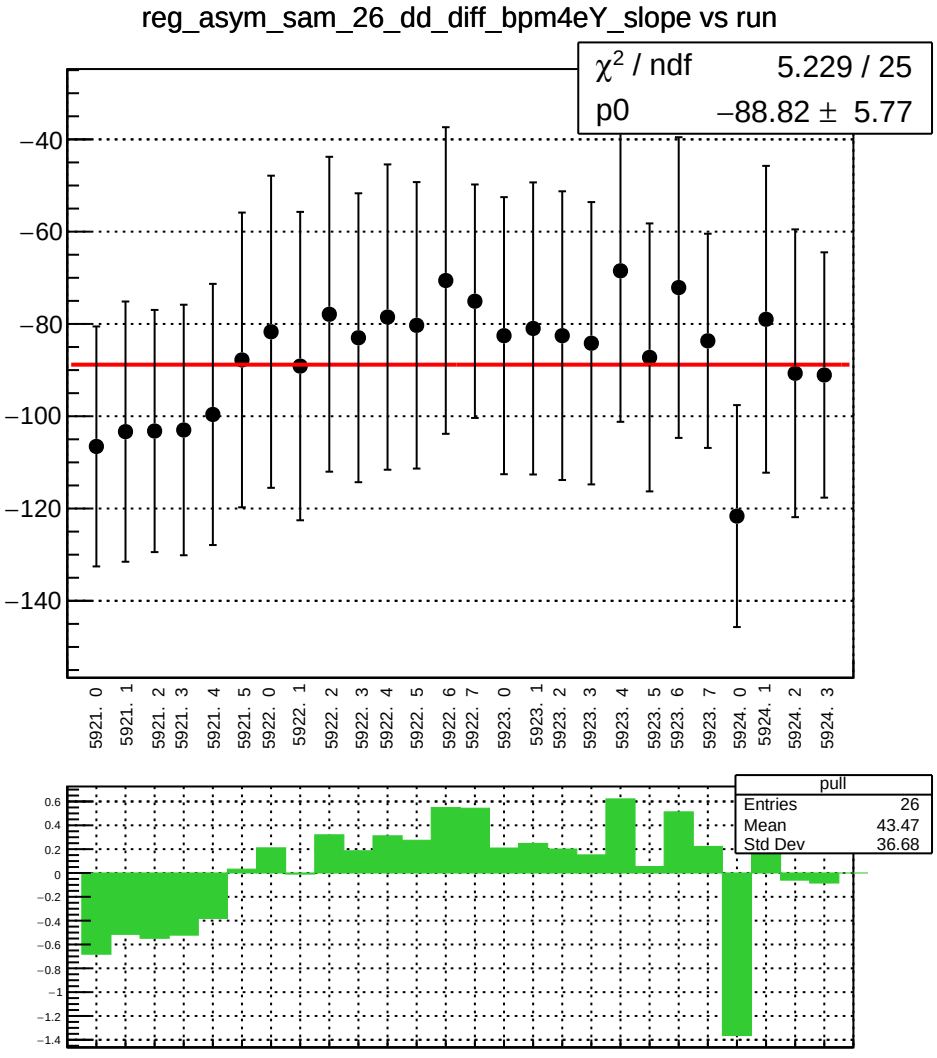
reg_asym_sam_26_dd_diff_bpm4eY_slope vs run
χ² / ndf 5.229 / 25
p0 −88.82 ± 5.77
−40
−60
−80
−100
−120
−140
5921. 0
5921. 1
5921. 2
5921. 3
5921. 4
5921. 5
5922. 0
5922. 1
5922. 2
5922. 3
5922. 4
5922. 5
5922. 6
5922. 7
5923. 0
5923. 1
5923. 2
5923. 3
5923. 4
5923. 5
5923. 6
5923. 7
5924. 0
5924. 1
5924. 2
5924. 3
pull
Entries 26
Mean 43.47
Std Dev 36.68
0.6
0.4
0.2
0
−0.2
−0.4
−0.6
−0.8
−1
−1.2
−1.4

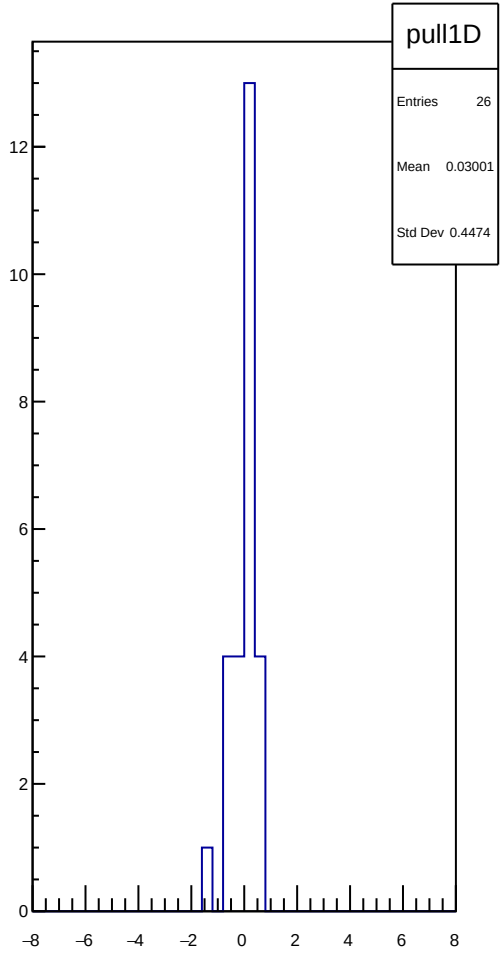
pull1D
Entries 26
Mean 0.03001
Std Dev 0.4474
12
10
8
6
4
2
0
−8
−6
−4
−2
0
2
4
6
8

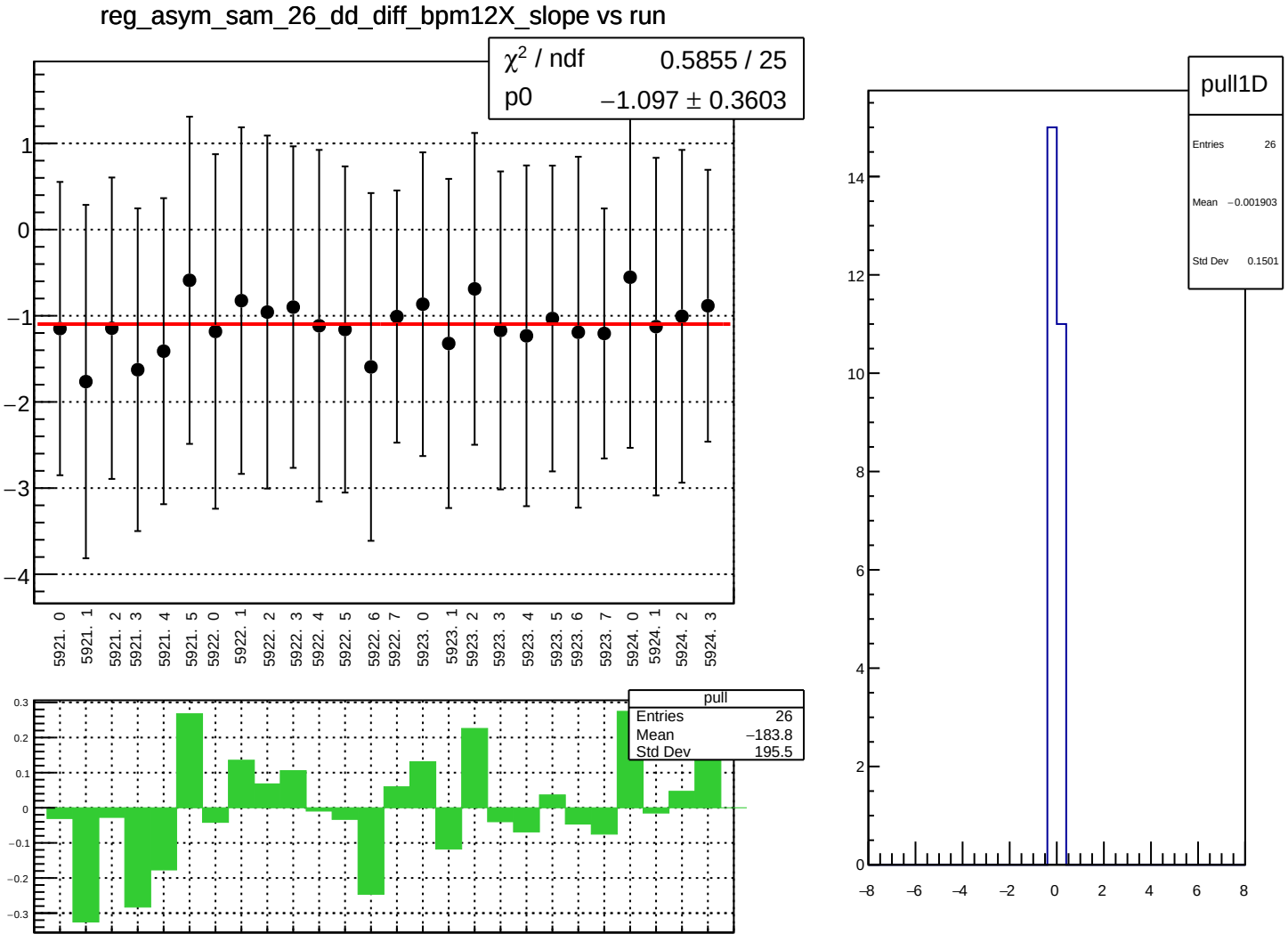
reg_asym_sam_26_dd_diff_bpm12X_slope vs run
χ² / ndf 0.5855 / 25
p0 −1.097 ± 0.3603
1
0
−1
−2
−3
−4
5921. 0
5921. 1
5921. 2
5921. 3
5921. 4
5921. 5
5922. 0
5922. 1
5922. 2
5922. 3
5922. 4
5922. 5
5922. 6
5922. 7
5923. 0
5923. 1
5923. 2
5923. 3
5923. 4
5923. 5
5923. 6
5923. 7
5924. 0
5924. 1
5924. 2
5924. 3
pull
Entries 26
Mean −183.8
Std Dev 195.5
0.3
0.2
0.1
0
−0.1
−0.2
−0.3
pull1D
Entries 26
Mean −0.001903
Std Dev 0.1501
14
12
10
8
6
4
2
0
−8
−6
−4
−2
0
2
4
6
8

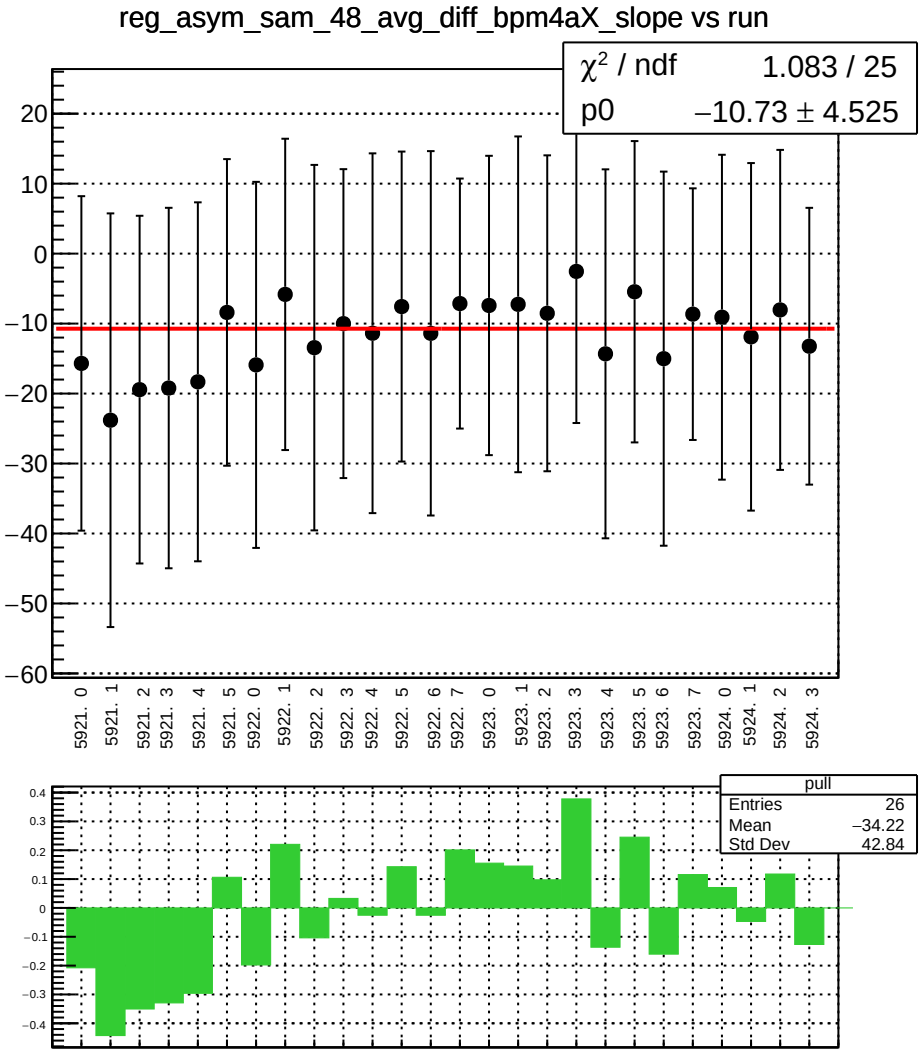
reg_asym_sam_48_avg_diff_bpm4aX_slope vs run
χ² / ndf 1.083 / 25
p0 −10.73 ± 4.525
20
10
0
−10
−20
−30
−40
−50
−60
5921. 0
5921. 1
5921. 2
5921. 3
5921. 4
5921. 5
5922. 0
5922. 1
5922. 2
5922. 3
5922. 4
5922. 5
5922. 6
5922. 7
5923. 0
5923. 1
5923. 2
5923. 3
5923. 4
5923. 5
5923. 6
5923. 7
5924. 0
5924. 1
5924. 2
5924. 3
pull
Entries 26
Mean −34.22
Std Dev 42.84
0.4
0.3
0.2
0.1
0
−0.1
−0.2
−0.3
−0.4

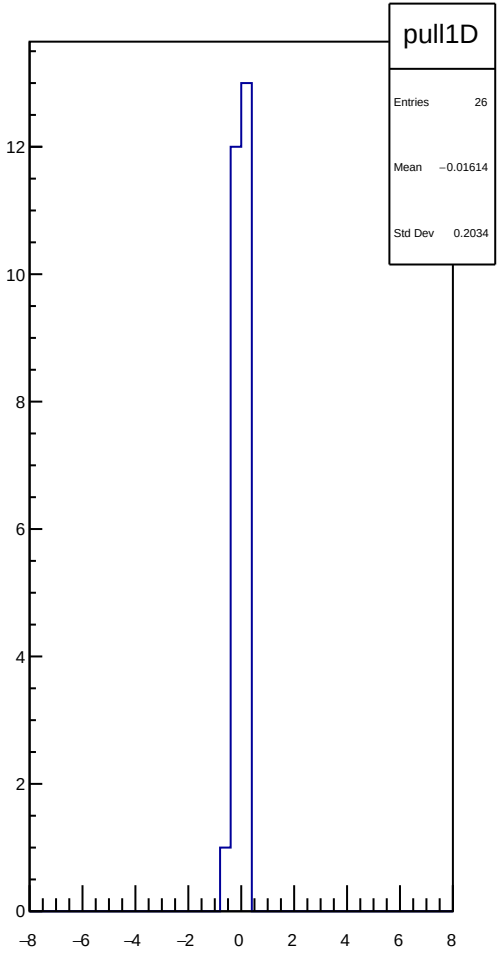
pull1D
Entries 26
Mean −0.01614
Std Dev 0.2034
12
10
8
6
4
2
0
−8
−6
−4
−2
0
2
4
6
8

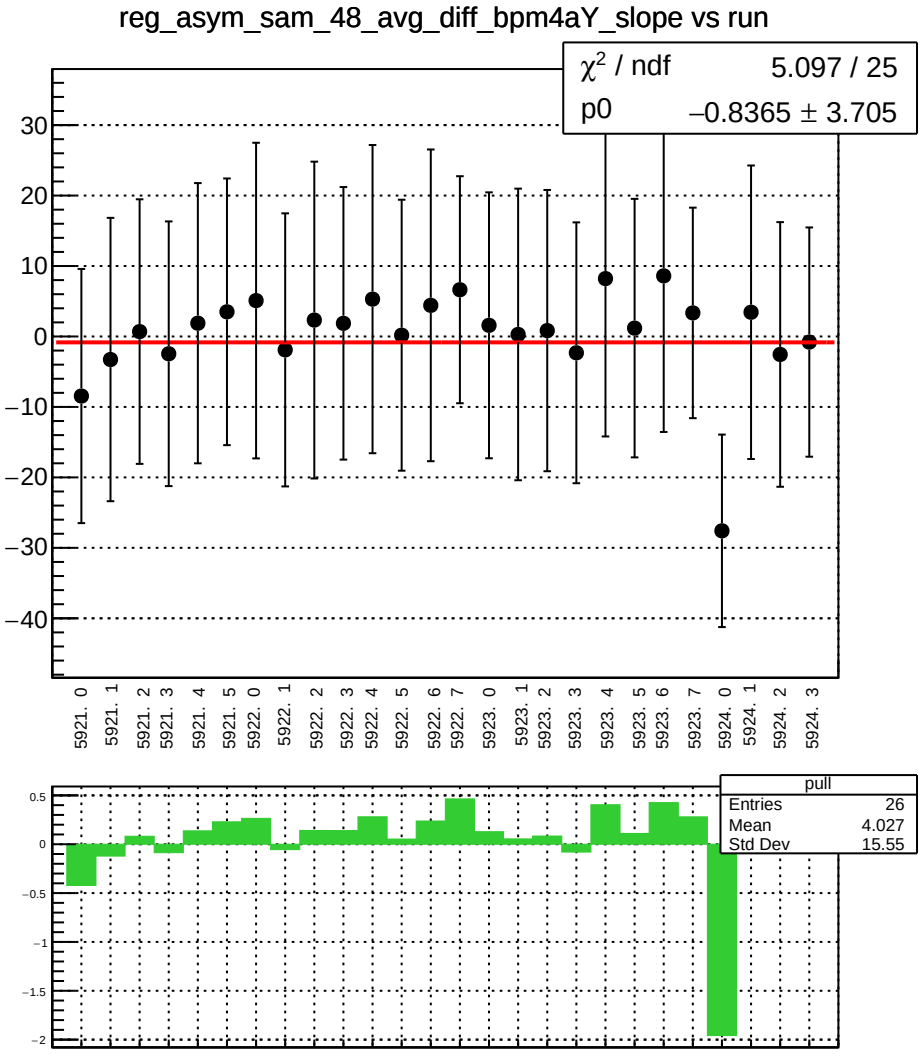
reg_asym_sam_48_avg_diff_bpm4aY_slope vs run
χ² / ndf 5.097 / 25
p0 −0.8365 ± 3.705
30
20
10
0
−10
−20
−30
−40
5921. 0
5921. 1
5921. 2
5921. 3
5921. 4
5921. 5
5922. 0
5922. 1
5922. 2
5922. 3
5922. 4
5922. 5
5922. 6
5922. 7
5923. 0
5923. 1
5923. 2
5923. 3
5923. 4
5923. 5
5923. 6
5923. 7
5924. 0
5924. 1
5924. 2
5924. 3
pull
Entries 26
Mean 4.027
Std Dev 15.55
0.5
0
−0.5
−1
−1.5
−2

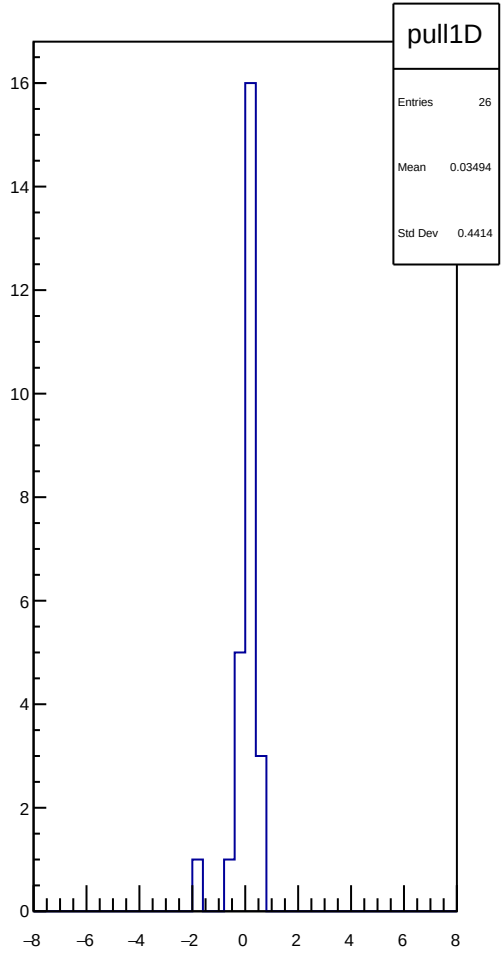
pull1D
Entries 26
Mean 0.03494
Std Dev 0.4414
16
14
12
10
8
6
4
2
0
−8
−6
−4
−2
0
2
4
6
8

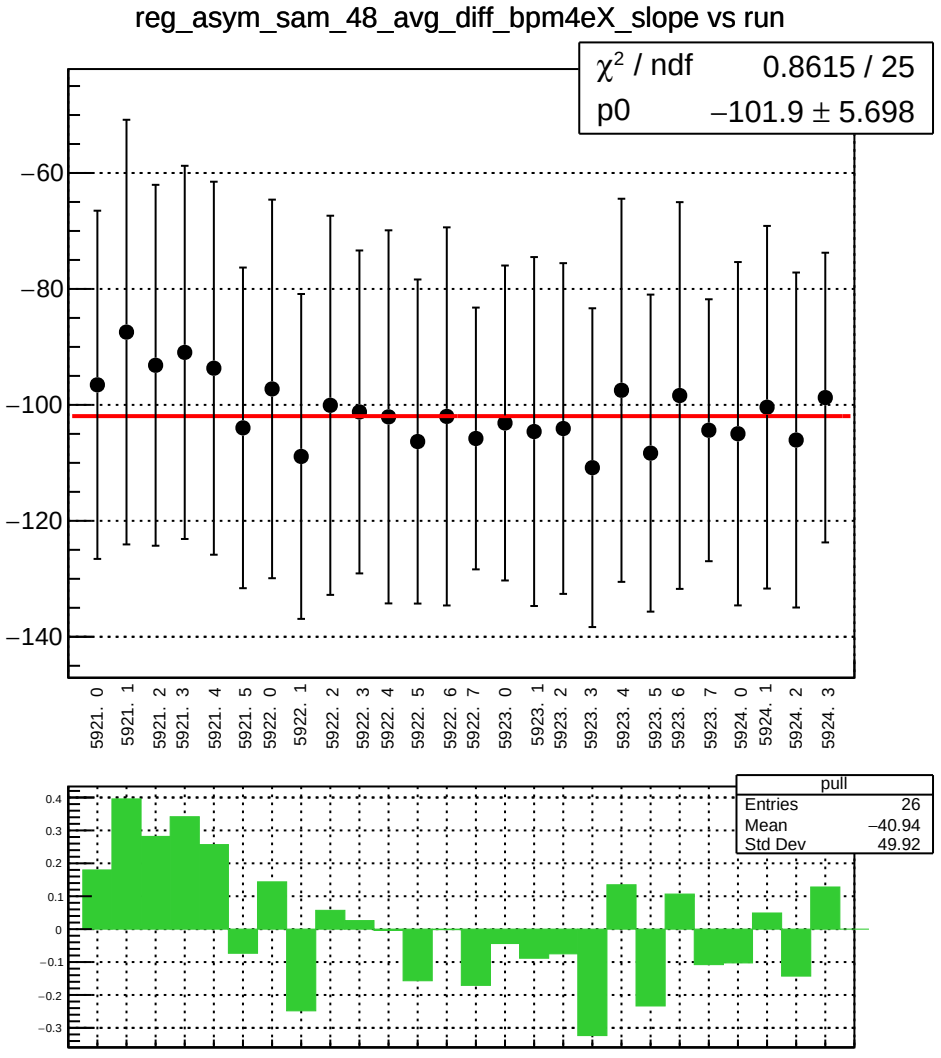
reg_asym_sam_48_avg_diff_bpm4eX_slope vs run
χ² / ndf 0.8615 / 25
p0 −101.9 ± 5.698
−60
−80
−100
−120
−140
5921. 0
5921. 1
5921. 2
5921. 3
5921. 4
5921. 5
5922. 0
5922. 1
5922. 2
5922. 3
5922. 4
5922. 5
5922. 6
5922. 7
5923. 0
5923. 1
5923. 2
5923. 3
5923. 4
5923. 5
5923. 6
5923. 7
5924. 0
5924. 1
5924. 2
5924. 3
pull
Entries 26
Mean −40.94
Std Dev 49.92
0.4
0.3
0.2
0.1
0
−0.1
−0.2
−0.3

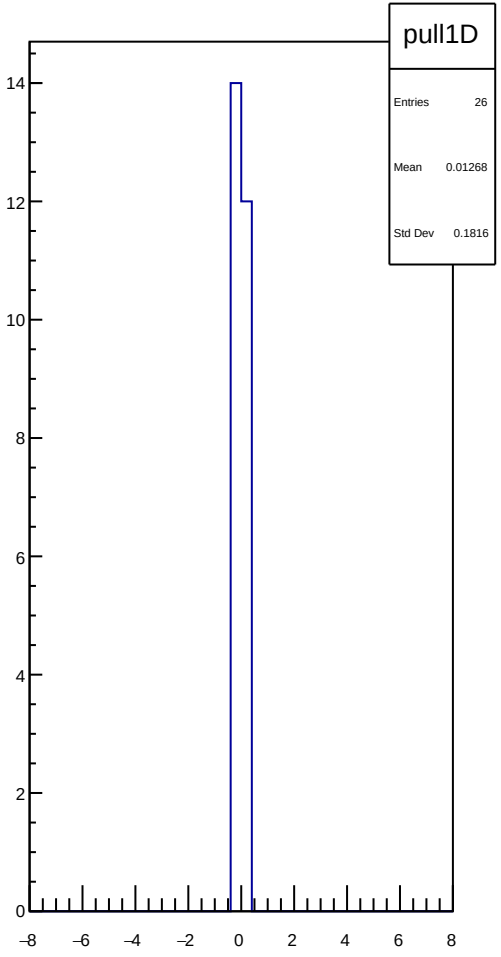
pull1D
Entries 26
Mean 0.01268
Std Dev 0.1816
14
12
10
8
6
4
2
0
−8
−6
−4
−2
0
2
4
6
8

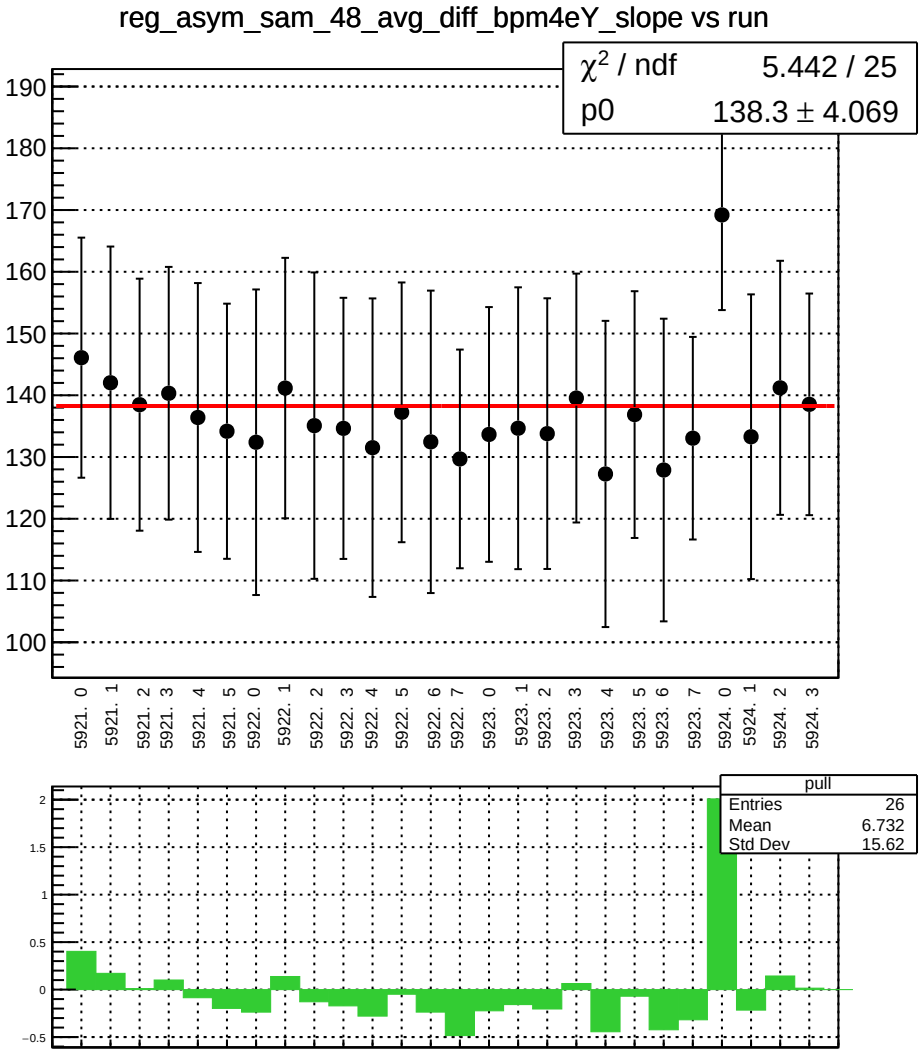
reg_asym_sam_48_avg_diff_bpm4eY_slope vs run
χ² / ndf 5.442 / 25
p0 138.3 ± 4.069
190
180
170
160
150
140
130
120
110
100
5921. 0
5921. 1
5921. 2
5921. 3
5921. 4
5921. 5
5922. 0
5922. 1
5922. 2
5922. 3
5922. 4
5922. 5
5922. 6
5922. 7
5923. 0
5923. 1
5923. 2
5923. 3
5923. 4
5923. 5
5923. 6
5923. 7
5924. 0
5924. 1
5924. 2
5924. 3
pull
Entries 26
Mean 6.732
Std Dev 15.62
2
1.5
1
0.5
0
−0.5

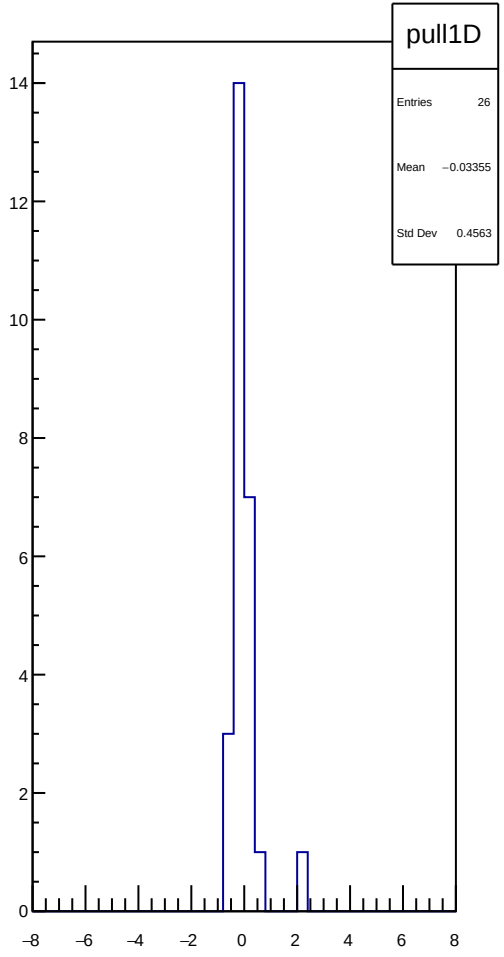
pull1D
Entries 26
Mean −0.03355
Std Dev 0.4563
14
12
10
8
6
4
2
0
−8
−6
−4
−2
0
2
4
6
8

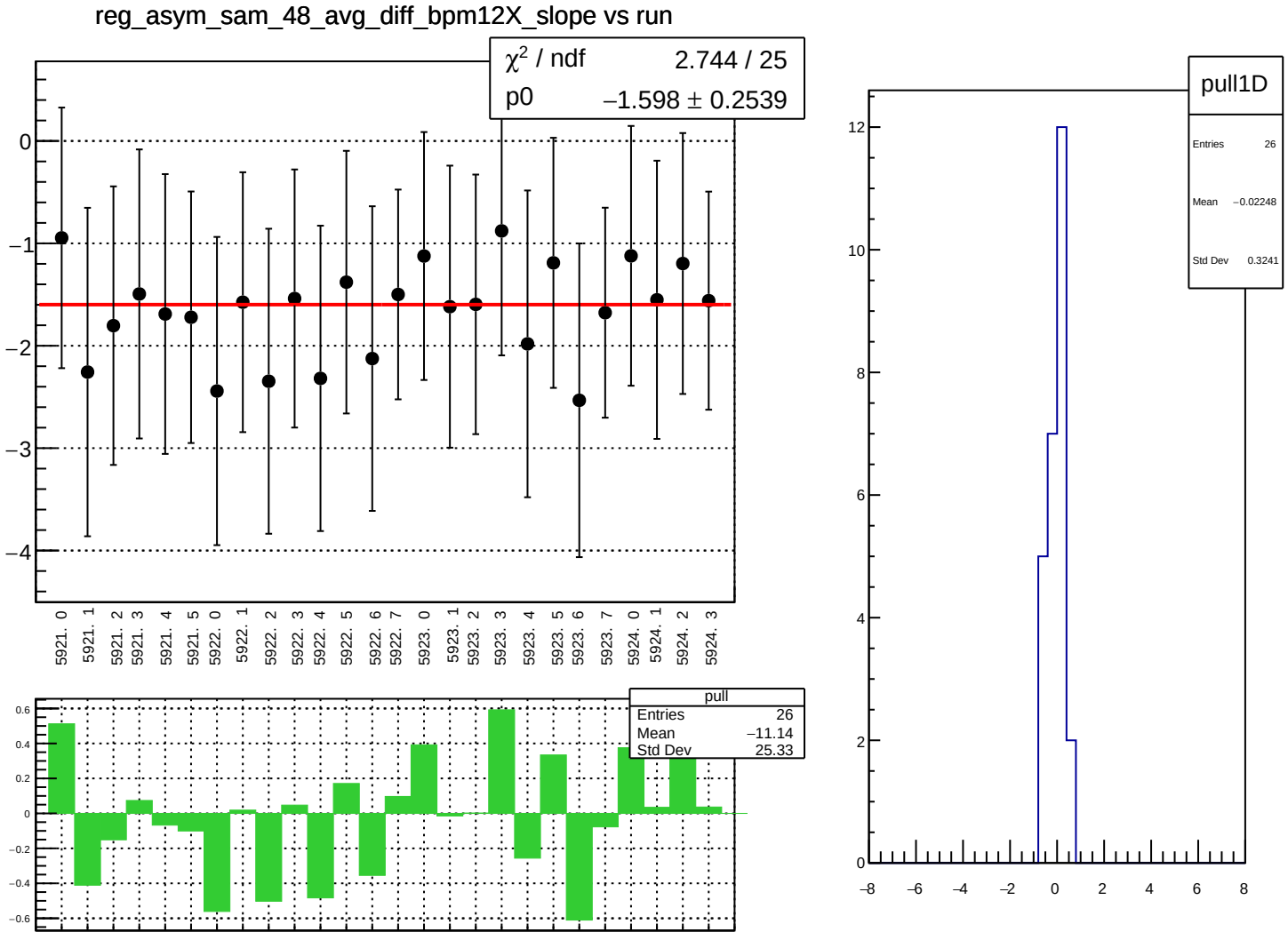
reg_asym_sam_48_avg_diff_bpm12X_slope vs run
χ² / ndf 2.744 / 25
p0 −1.598 ± 0.2539
0
−1
−2
−3
−4
5921. 0
5921. 1
5921. 2
5921. 3
5921. 4
5921. 5
5922. 0
5922. 1
5922. 2
5922. 3
5922. 4
5922. 5
5922. 6
5922. 7
5923. 0
5923. 1
5923. 2
5923. 3
5923. 4
5923. 5
5923. 6
5923. 7
5924. 0
5924. 1
5924. 2
5924. 3
pull
Entries 26
Mean −11.14
Std Dev 25.33
0.6
0.4
0.2
0
−0.2
−0.4
−0.6
pull1D
Entries 26
Mean −0.02248
Std Dev 0.3241
12
10
8
6
4
2
0
−8
−6
−4
−2
0
2
4
6
8

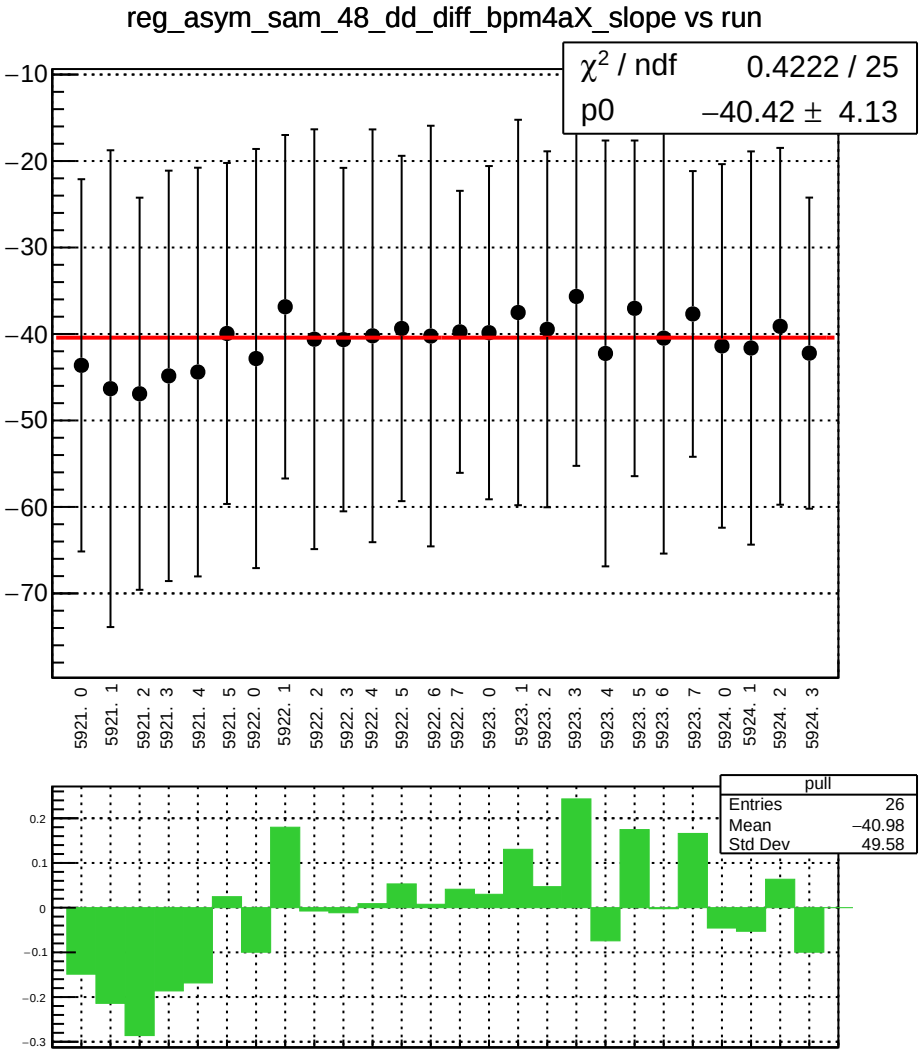
reg_asym_sam_48_dd_diff_bpm4aX_slope vs run
χ² / ndf 0.4222 / 25
p0 −40.42 ± 4.13
−10
−20
−30
−40
−50
−60
−70
5921. 0
5921. 1
5921. 2
5921. 3
5921. 4
5921. 5
5922. 0
5922. 1
5922. 2
5922. 3
5922. 4
5922. 5
5922. 6
5922. 7
5923. 0
5923. 1
5923. 2
5923. 3
5923. 4
5923. 5
5923. 6
5923. 7
5924. 0
5924. 1
5924. 2
5924. 3
pull
Entries 26
Mean −40.98
Std Dev 49.58
0.2
0.1
0
−0.1
−0.2
−0.3

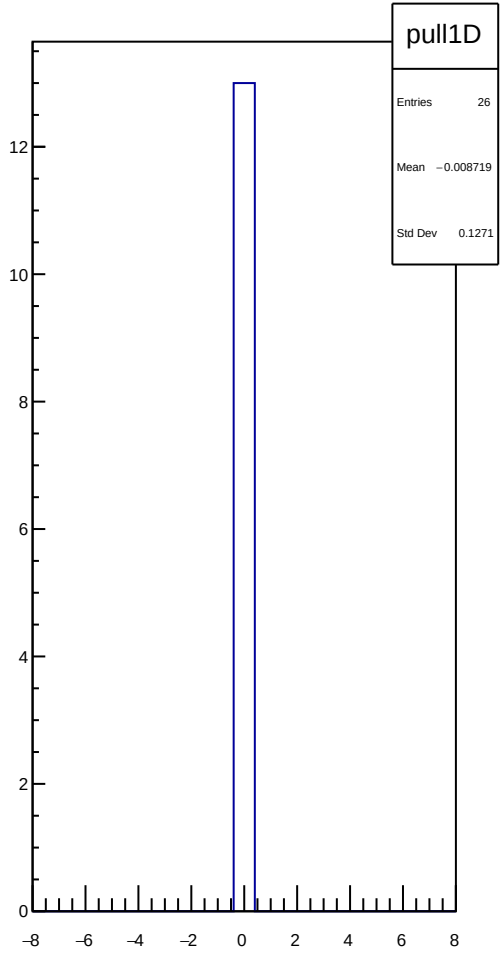
pull1D
Entries 26
Mean −0.008719
Std Dev 0.1271
12
10
8
6
4
2
0
−8
−6
−4
−2
0
2
4
6
8

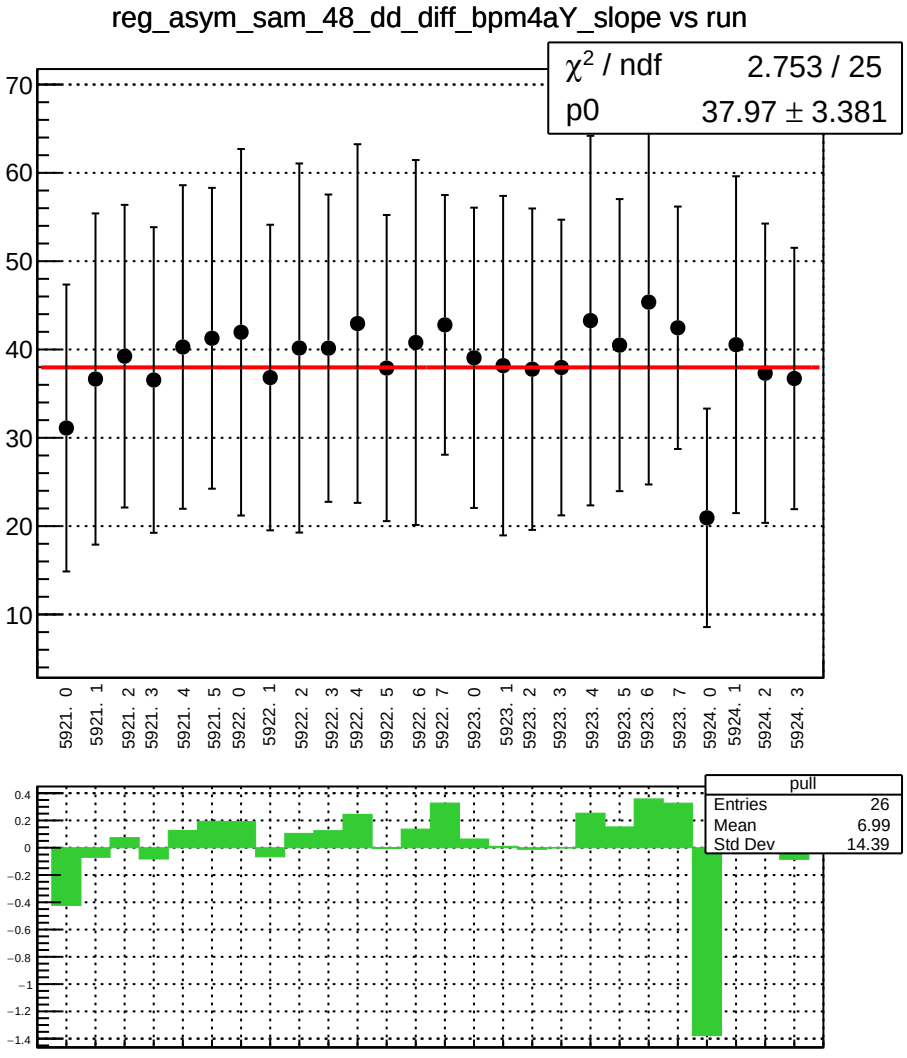
reg_asym_sam_48_dd_diff_bpm4aY_slope vs run
χ² / ndf 2.753 / 25
p0 37.97 ± 3.381
70
60
50
40
30
20
10
5921. 0
5921. 1
5921. 2
5921. 3
5921. 4
5921. 5
5922. 0
5922. 1
5922. 2
5922. 3
5922. 4
5922. 5
5922. 6
5922. 7
5923. 0
5923. 1
5923. 2
5923. 3
5923. 4
5923. 5
5923. 6
5923. 7
5924. 0
5924. 1
5924. 2
5924. 3
pull
Entries 26
Mean 6.99
Std Dev 14.39
0.4
0.2
0
−0.2
−0.4
−0.6
−0.8
−1
−1.2
−1.4

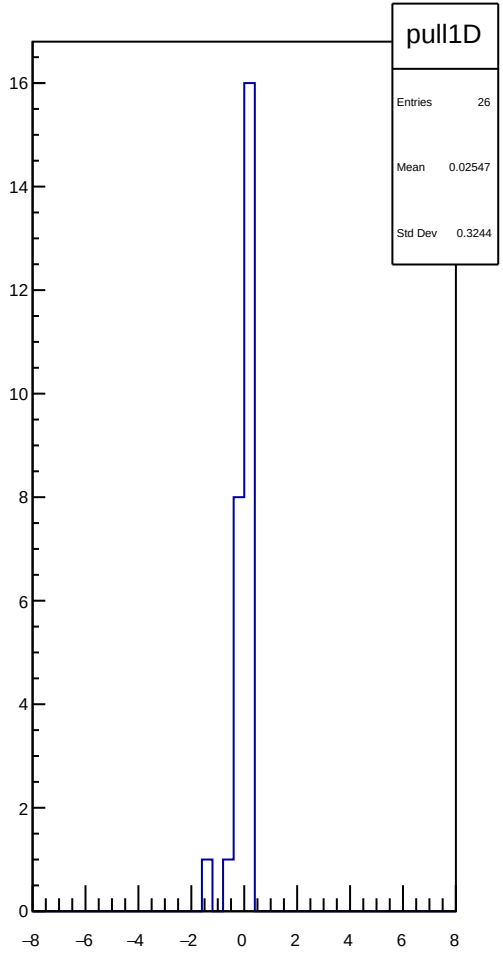
pull1D
Entries 26
Mean 0.02547
Std Dev 0.3244
16
14
12
10
8
6
4
2
0
−8
−6
−4
−2
0
2
4
6
8

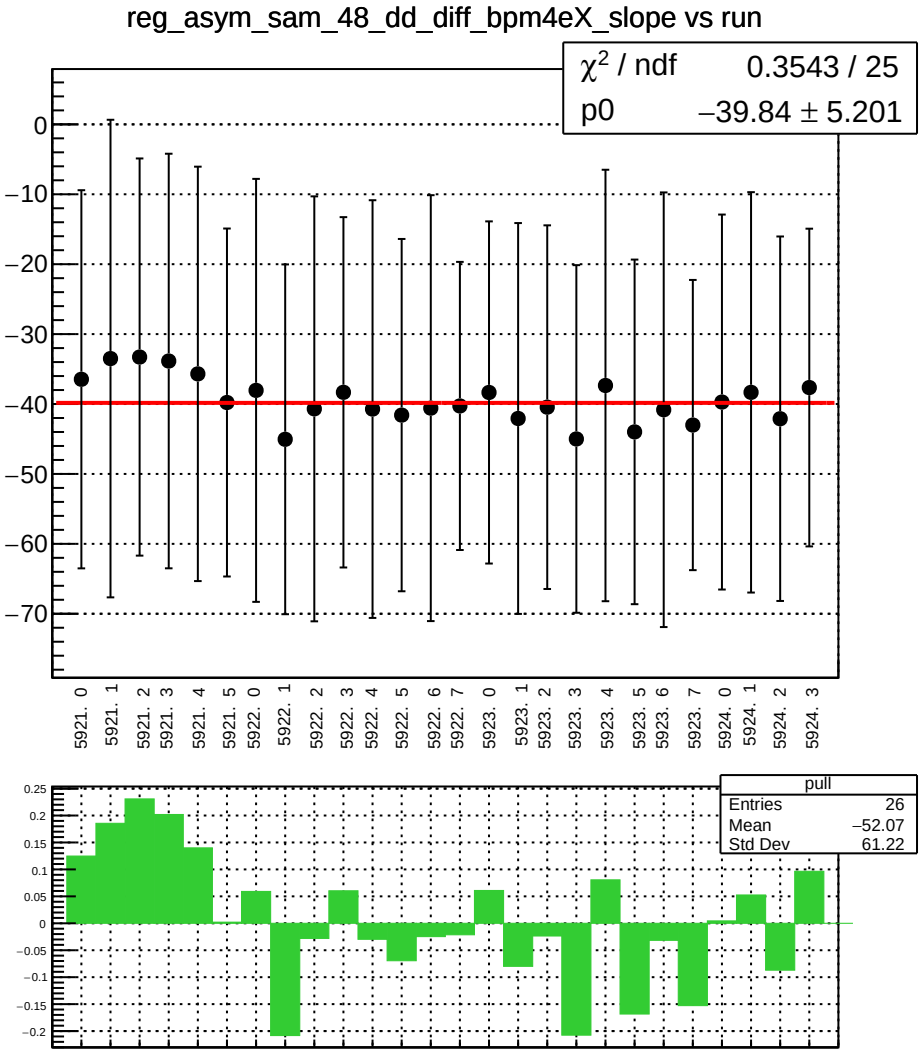
reg_asym_sam_48_dd_diff_bpm4eX_slope vs run
χ^2 / ndf 0.3543 / 25
p0 −39.84 ± 5.201
0
−10
−20
−30
−40
−50
−60
−70
5921. 0
5921. 1
5921. 2
5921. 3
5921. 4
5921. 5
5922. 0
5922. 1
5922. 2
5922. 3
5922. 4
5922. 5
5922. 6
5922. 7
5923. 0
5923. 1
5923. 2
5923. 3
5923. 4
5923. 5
5923. 6
5923. 7
5924. 0
5924. 1
5924. 2
5924. 3
pull
Entries 26
Mean −52.07
Std Dev 61.22
0.25
0.2
0.15
0.1
0.05
0
−0.05
−0.1
−0.15
−0.2

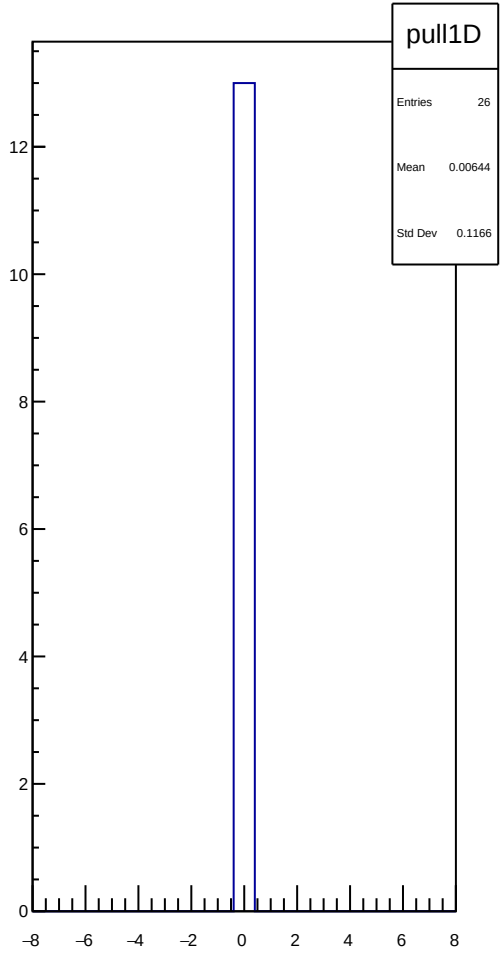
pull1D
Entries 26
Mean 0.00644
Std Dev 0.1166
12
10
8
6
4
2
0
−8
−6
−4
−2
0
2
4
6
8

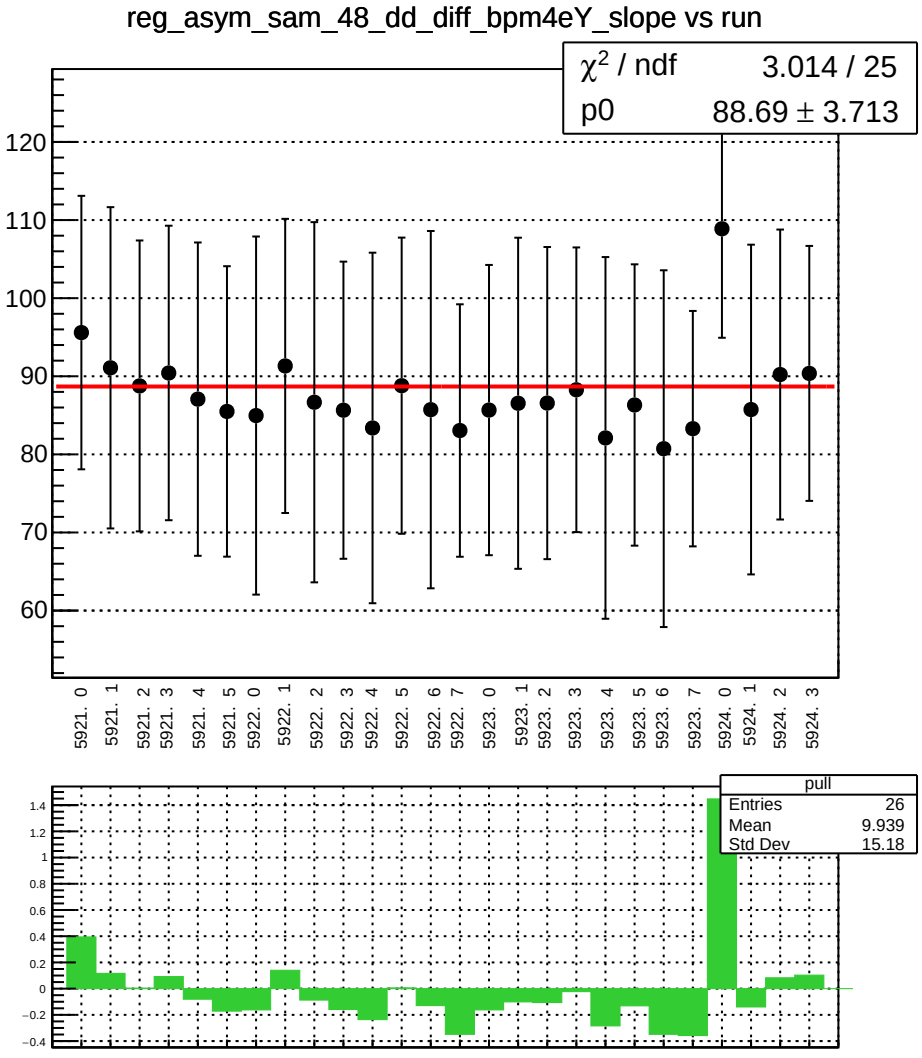
reg_asym_sam_48_dd_diff_bpm4eY_slope vs run
χ2 / ndf 3.014 / 25
p0 88.69 ± 3.713
120
110
100
90
80
70
60
5921. 0
5921. 1
5921. 2
5921. 3
5921. 4
5921. 5
5922. 0
5922. 1
5922. 2
5922. 3
5922. 4
5922. 5
5922. 6
5922. 7
5923. 0
5923. 1
5923. 2
5923. 3
5923. 4
5923. 5
5923. 6
5923. 7
5924. 0
5924. 1
5924. 2
5924. 3
pull
Entries 26
Mean 9.939
Std Dev 15.18
1.4
1.2
1
0.8
0.6
0.4
0.2
0
−0.2
−0.4

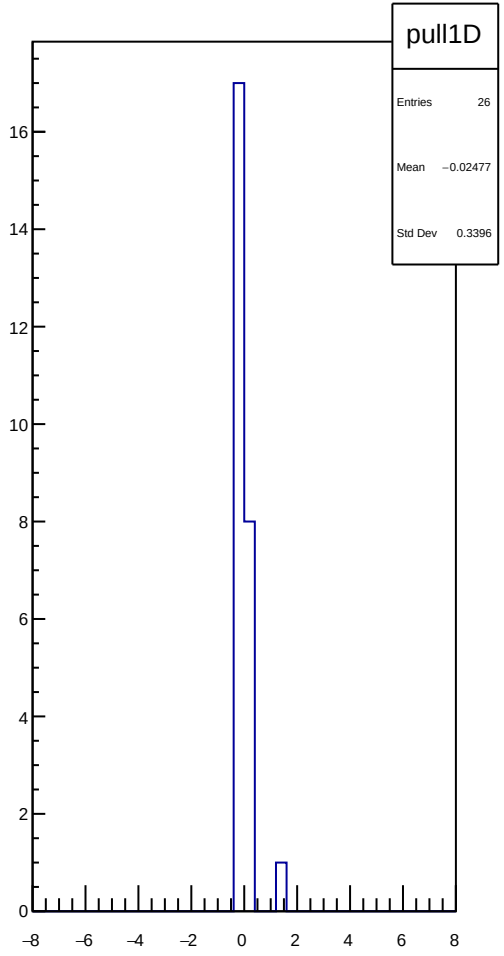
pull1D
Entries 26
Mean −0.02477
Std Dev 0.3396
16
14
12
10
8
6
4
2
0
−8
−6
−4
−2
0
2
4
6
8

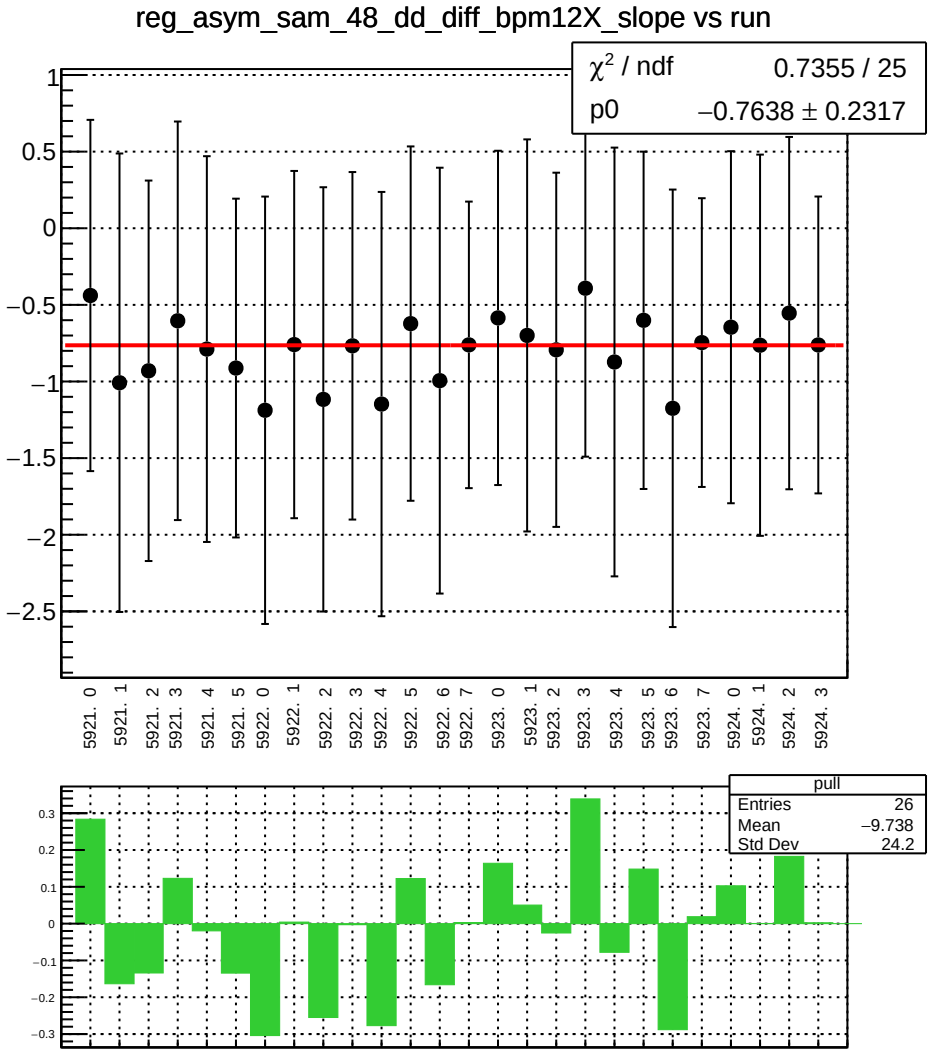
reg_asym_sam_48_dd_diff_bpm12X_slope vs run
χ² / ndf 0.7355 / 25
p0 −0.7638 ± 0.2317
1
0.5
0
−0.5
−1
−1.5
−2
−2.5
5921. 0
5921. 1
5921. 2
5921. 3
5921. 4
5921. 5
5922. 0
5922. 1
5922. 2
5922. 3
5922. 4
5922. 5
5922. 6
5922. 7
5923. 0
5923. 1
5923. 2
5923. 3
5923. 4
5923. 5
5923. 6
5923. 7
5924. 0
5924. 1
5924. 2
5924. 3
pull
Entries 26
Mean −9.738
Std Dev 24.2
0.3
0.2
0.1
0
−0.1
−0.2
−0.3

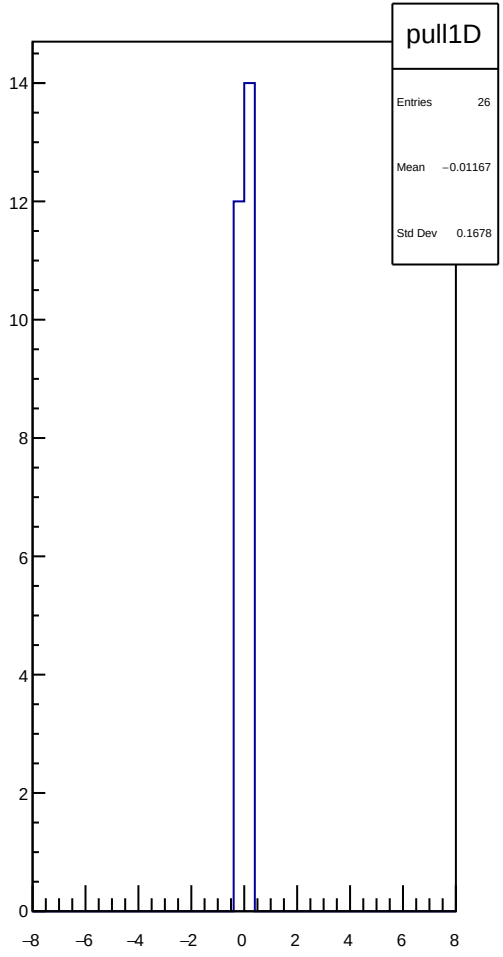
pull1D
Entries 26
Mean −0.01167
Std Dev 0.1678
14
12
10
8
6
4
2
0
−8
−6
−4
−2
0
2
4
6
8

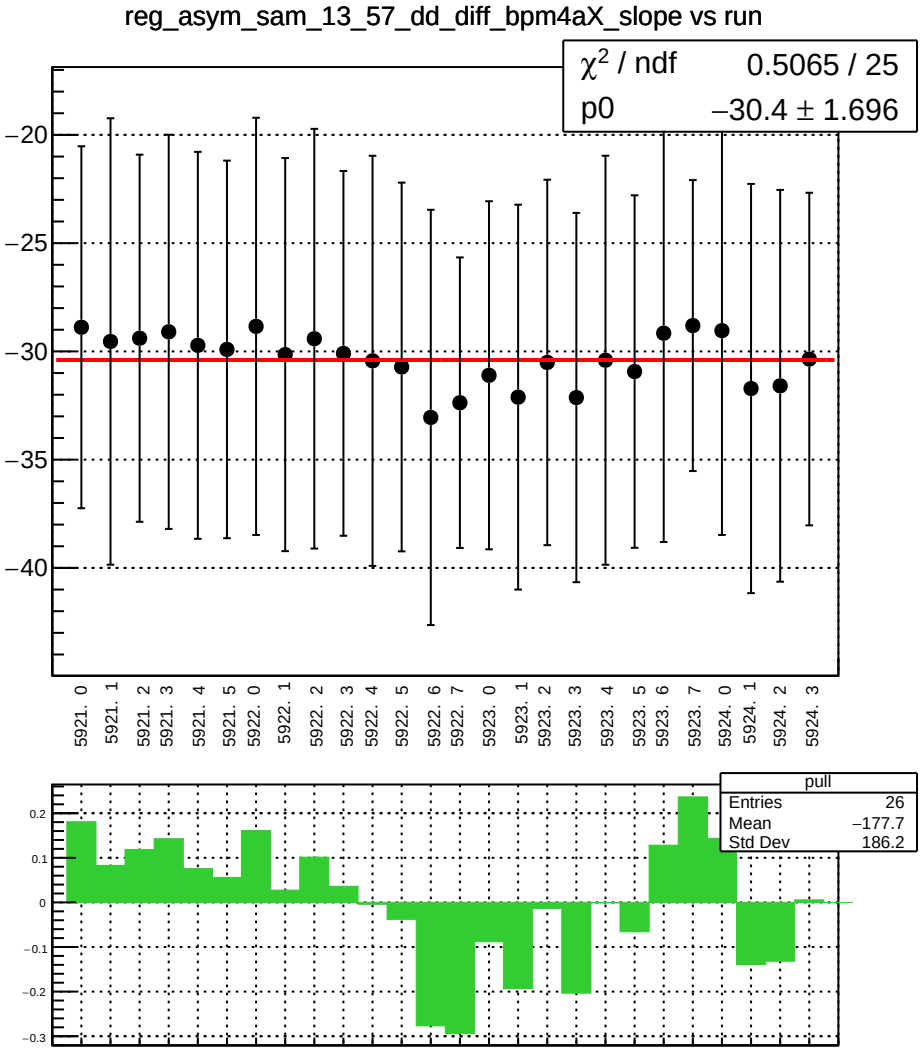
reg_asym_sam_13_57_dd_diff_bpm4aX_slope vs run
χ² / ndf 0.5065 / 25
p0 −30.4 ± 1.696
−20
−25
−30
−35
−40
5921. 0
5921. 1
5921. 2
5921. 3
5921. 4
5921. 5
5922. 0
5922. 1
5922. 2
5922. 3
5922. 4
5922. 5
5922. 6
5922. 7
5923. 0
5923. 1
5923. 2
5923. 3
5923. 4
5923. 5
5923. 6
5923. 7
5924. 0
5924. 1
5924. 2
5924. 3
pull
Entries 26
Mean −177.7
Std Dev 186.2
0.2
0.1
0
−0.1
−0.2
−0.3

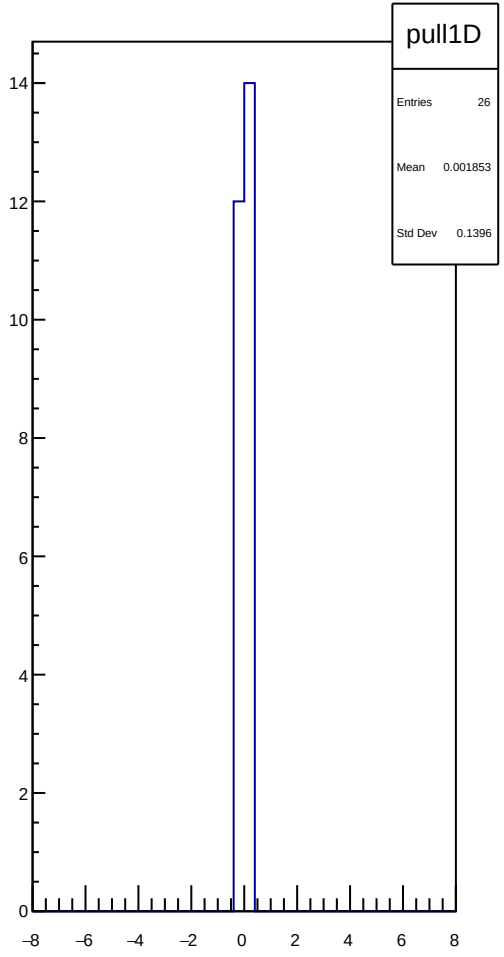
pull1D
Entries 26
Mean 0.001853
Std Dev 0.1396
14
12
10
8
6
4
2
0
−8
−6
−4
−2
0
2
4
6
8

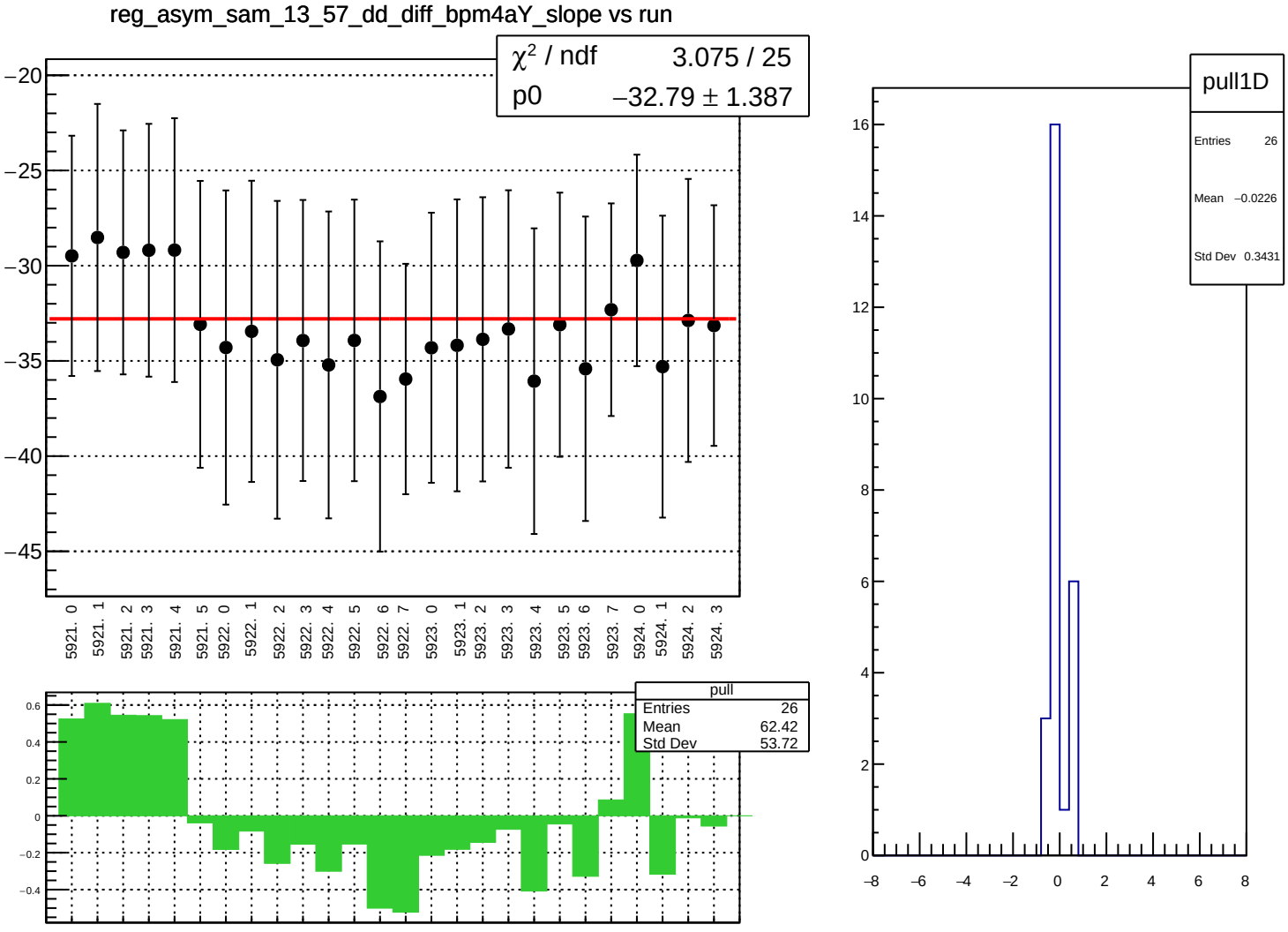
reg_asym_sam_13_57_dd_diff_bpm4aY_slope vs run
χ² / ndf 3.075 / 25
p0 −32.79 ± 1.387
−20
−25
−30
−35
−40
−45
5921. 0
5921. 1
5921. 2
5921. 3
5921. 4
5921. 5
5922. 0
5922. 1
5922. 2
5922. 3
5922. 4
5922. 5
5922. 6
5922. 7
5923. 0
5923. 1
5923. 2
5923. 3
5923. 4
5923. 5
5923. 6
5923. 7
5924. 0
5924. 1
5924. 2
5924. 3
pull
Entries 26
Mean 62.42
Std Dev 53.72
0.6
0.4
0.2
0
−0.2
−0.4
pull1D
Entries 26
Mean −0.0226
Std Dev 0.3431
16
14
12
10
8
6
4
2
0
−8
−6
−4
−2
0
2
4
6
8

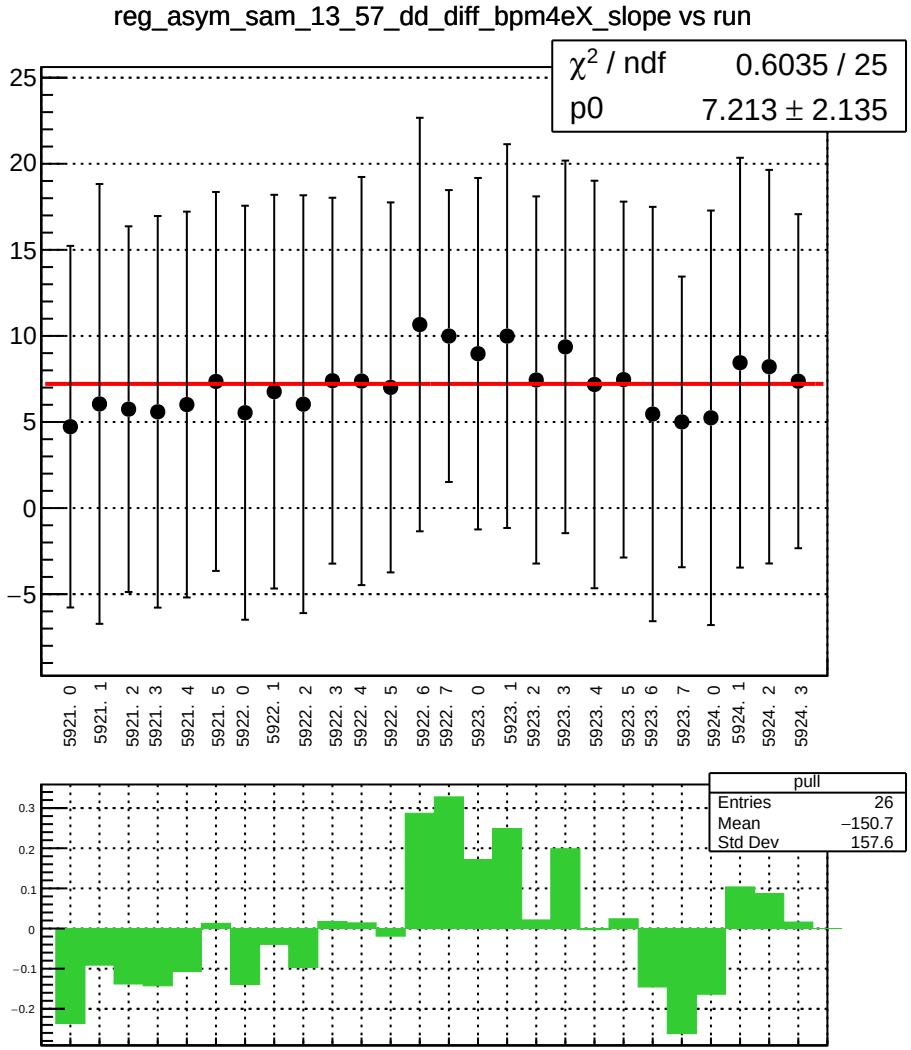
reg_asym_sam_13_57_dd_diff_bpm4eX_slope vs run
χ² / ndf 0.6035 / 25
p0 7.213 ± 2.135
25
20
15
10
5
0
−5
5921. 0
5921. 1
5921. 2
5921. 3
5921. 4
5921. 5
5922. 0
5922. 1
5922. 2
5922. 3
5922. 4
5922. 5
5922. 6
5922. 7
5923. 0
5923. 1
5923. 2
5923. 3
5923. 4
5923. 5
5923. 6
5923. 7
5924. 0
5924. 1
5924. 2
5924. 3
pull
Entries 26
Mean −150.7
Std Dev 157.6
0.3
0.2
0.1
0
−0.1
−0.2

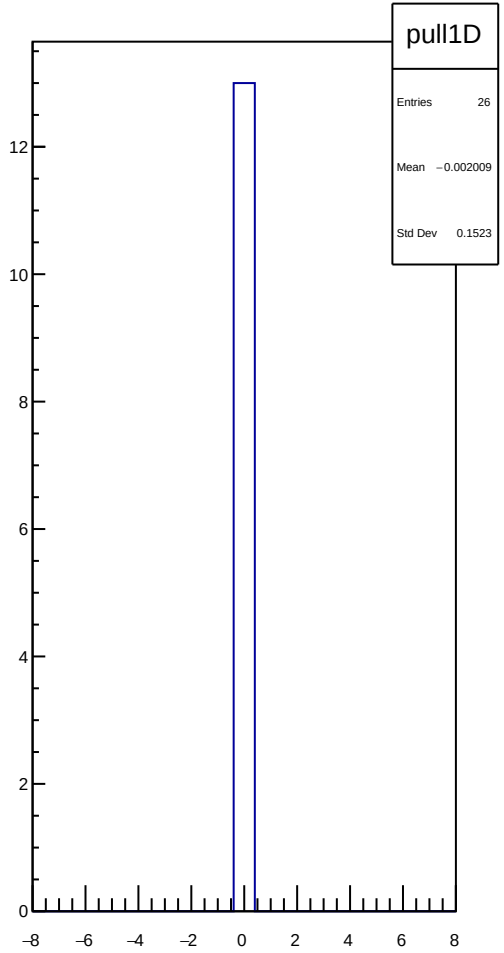
pull1D
Entries 26
Mean −0.002009
Std Dev 0.1523
12
10
8
6
4
2
0
−8
−6
−4
−2
0
2
4
6
8

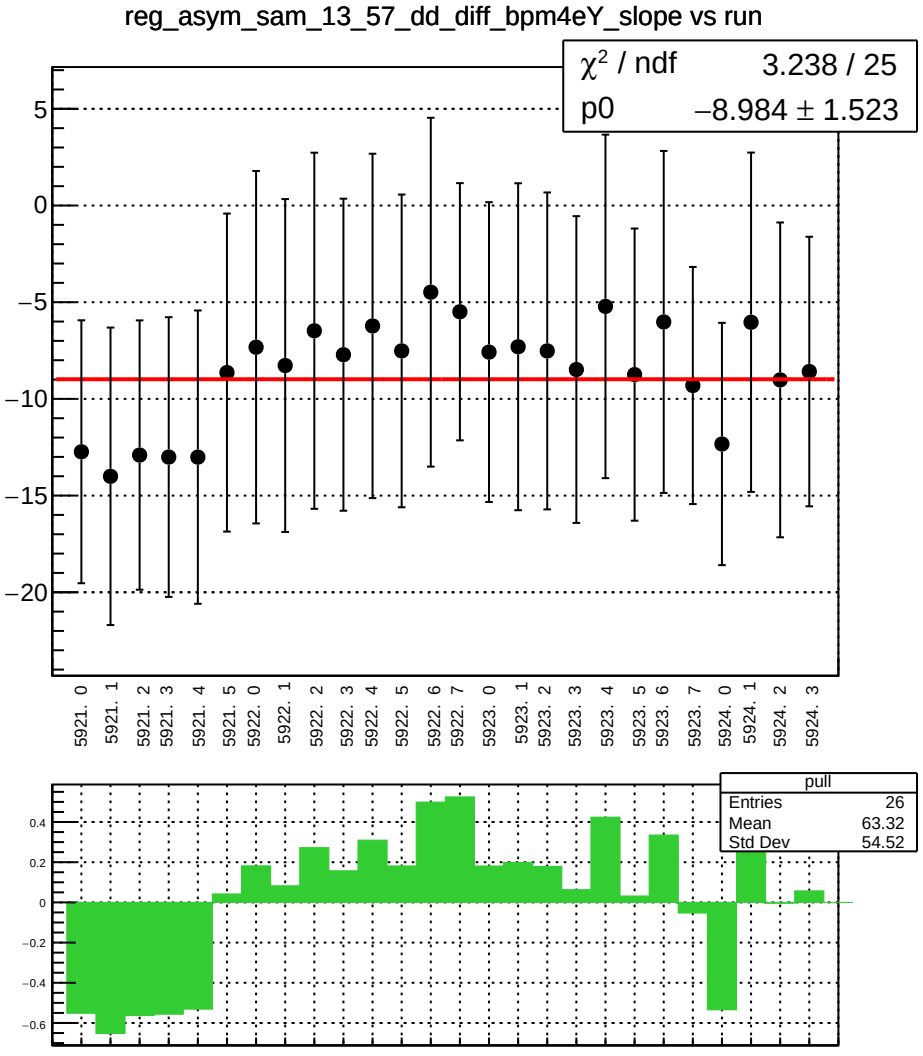
reg_asym_sam_13_57_dd_diff_bpm4eY_slope vs run
χ² / ndf 3.238 / 25
p0 −8.984 ± 1.523
5
0
−5
−10
−15
−20
5921. 0
5921. 1
5921. 2
5921. 3
5921. 4
5921. 5
5922. 0
5922. 1
5922. 2
5922. 3
5922. 4
5922. 5
5922. 6
5922. 7
5923. 0
5923. 1
5923. 2
5923. 3
5923. 4
5923. 5
5923. 6
5923. 7
5924. 0
5924. 1
5924. 2
5924. 3
pull
Entries 26
Mean 63.32
Std Dev 54.52
0.4
0.2
0
−0.2
−0.4
−0.6

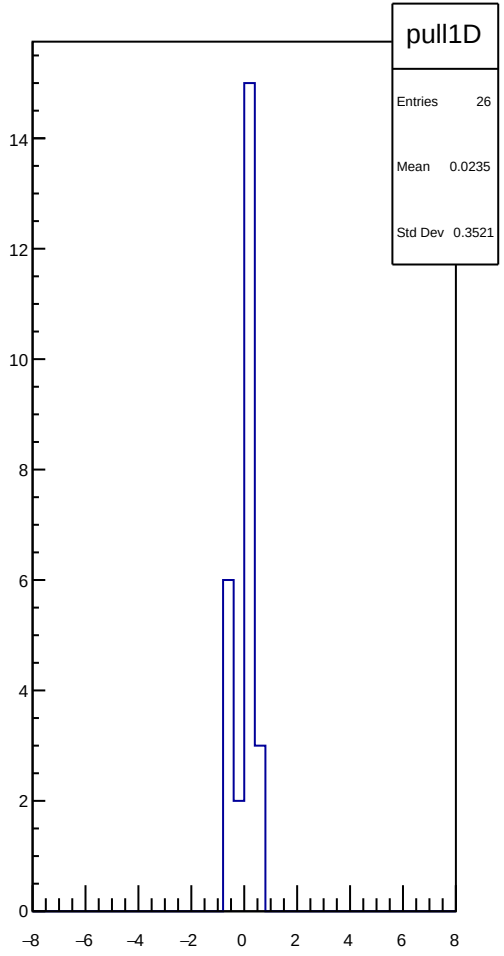
pull1D
Entries 26
Mean 0.0235
Std Dev 0.3521
14
12
10
8
6
4
2
0
−8
−6
−4
−2
0
2
4
6
8

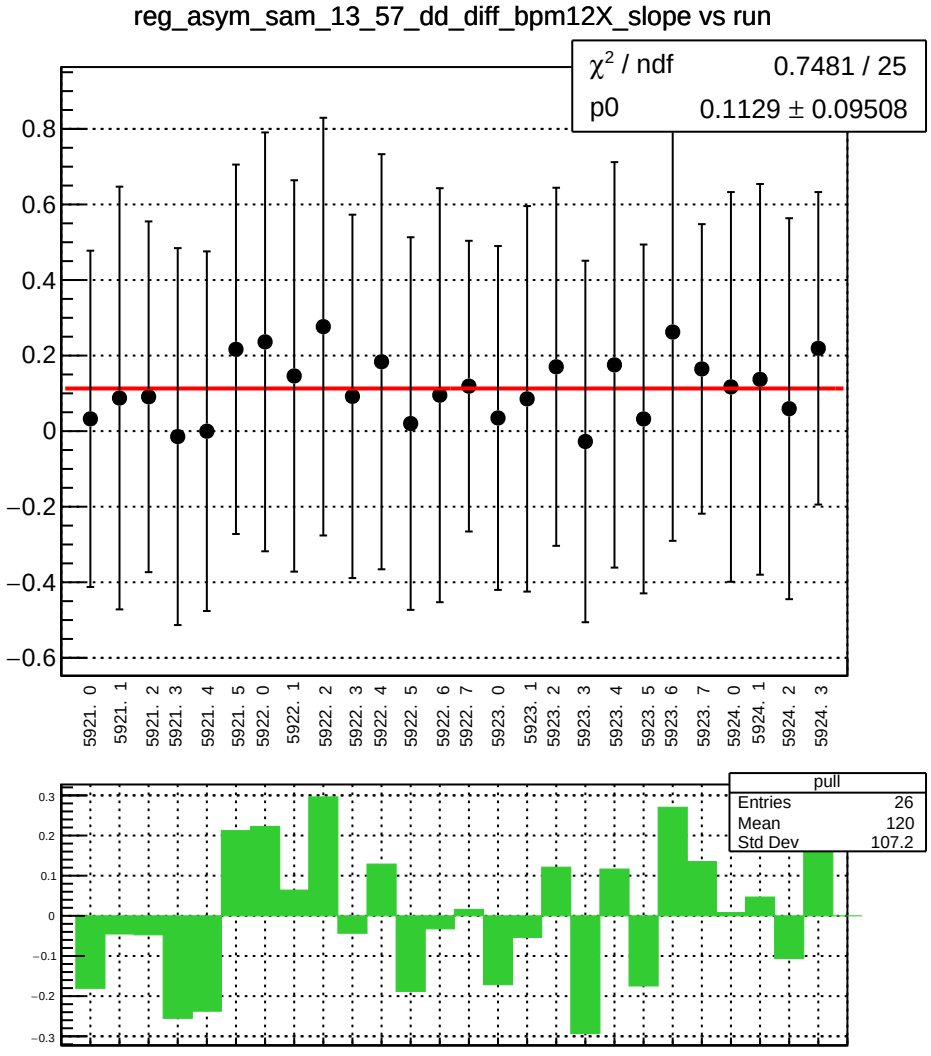
reg_asym_sam_13_57_dd_diff_bpm12X_slope vs run
χ^2 / ndf 0.7481 / 25
p0 0.1129 ± 0.09508
0.8
0.6
0.4
0.2
0
−0.2
−0.4
−0.6
5921. 0
5921. 1
5921. 2
5921. 3
5921. 4
5921. 5
5922. 0
5922. 1
5922. 2
5922. 3
5922. 4
5922. 5
5922. 6
5922. 7
5923. 0
5923. 1
5923. 2
5923. 3
5923. 4
5923. 5
5923. 6
5923. 7
5924. 0
5924. 1
5924. 2
5924. 3
pull
Entries 26
Mean 120
Std Dev 107.2
0.3
0.2
0.1
0
−0.1
−0.2
−0.3

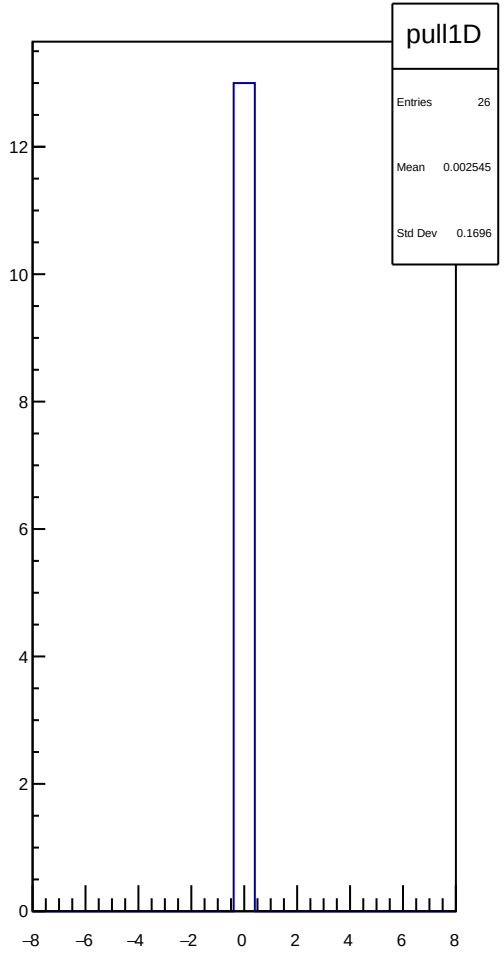
pull1D
Entries 26
Mean 0.002545
Std Dev 0.1696
12
10
8
6
4
2
0
−8
−6
−4
−2
0
2
4
6
8

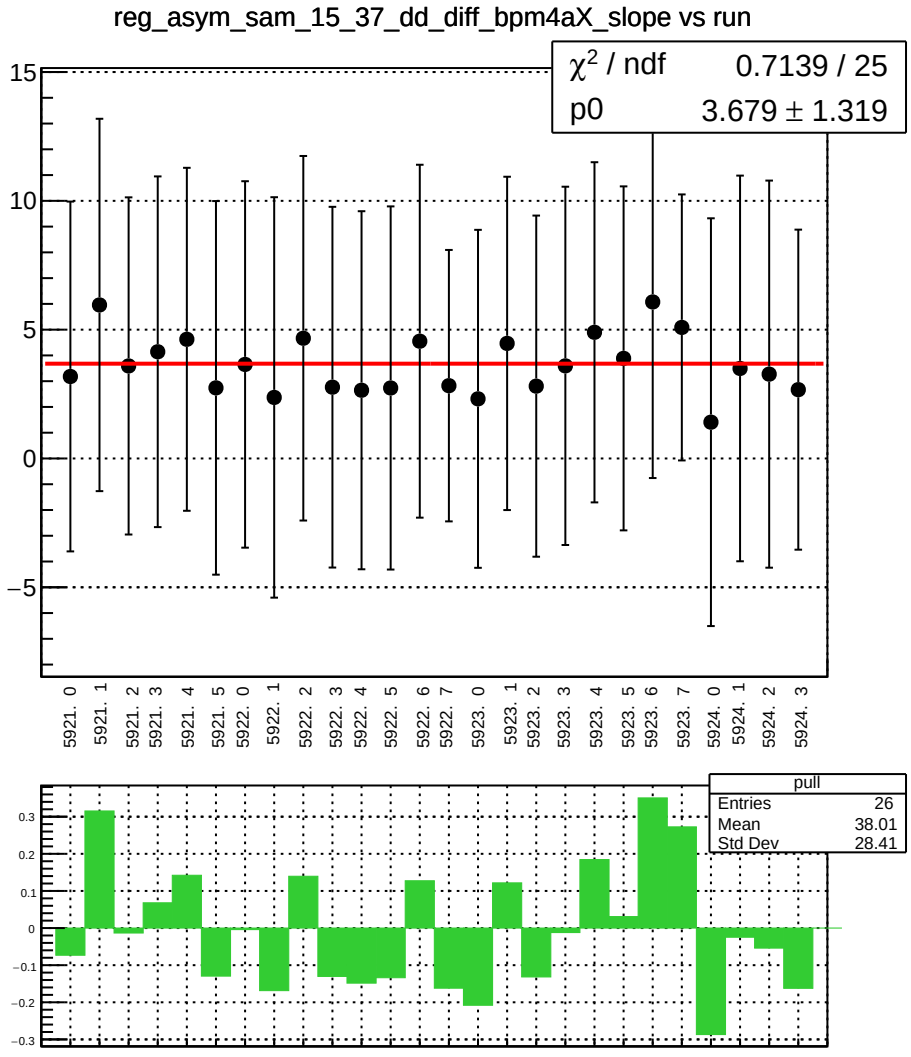
reg_asym_sam_15_37_dd_diff_bpm4aX_slope vs run
χ² / ndf 0.7139 / 25
p0 3.679 ± 1.319
15
10
5
0
−5
5921. 0
5921. 1
5921. 2
5921. 3
5921. 4
5921. 5
5922. 0
5922. 1
5922. 2
5922. 3
5922. 4
5922. 5
5922. 6
5922. 7
5923. 0
5923. 1
5923. 2
5923. 3
5923. 4
5923. 5
5923. 6
5923. 7
5924. 0
5924. 1
5924. 2
5924. 3
pull
Entries 26
Mean 38.01
Std Dev 28.41
0.3
0.2
0.1
0
−0.1
−0.2
−0.3

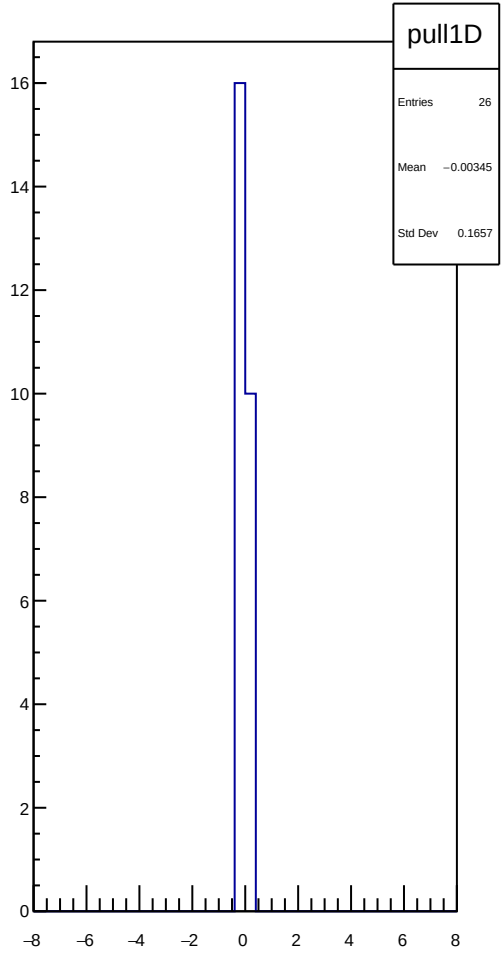
pull1D
Entries 26
Mean −0.00345
Std Dev 0.1657
16
14
12
10
8
6
4
2
0
−8
−6
−4
−2
0
2
4
6
8

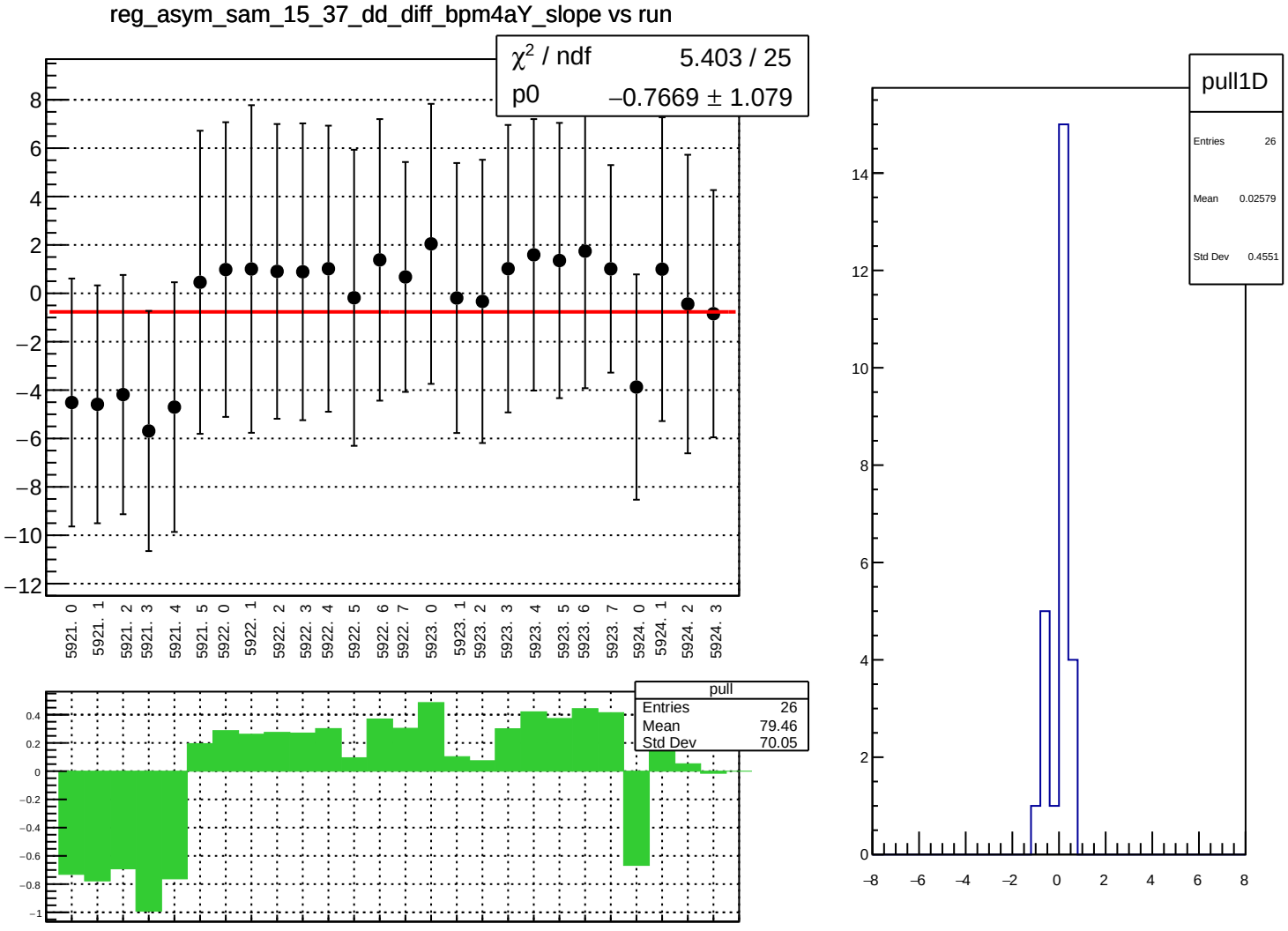
reg_asym_sam_15_37_dd_diff_bpm4aY_slope vs run
χ² / ndf 5.403 / 25
p0 −0.7669 ± 1.079
5921. 0
5921. 1
5921. 2
5921. 3
5921. 4
5921. 5
5922. 0
5922. 1
5922. 2
5922. 3
5922. 4
5922. 5
5922. 6
5922. 7
5923. 0
5923. 1
5923. 2
5923. 3
5923. 4
5923. 5
5923. 6
5923. 7
5924. 0
5924. 1
5924. 2
5924. 3
pull
Entries 26
Mean 79.46
Std Dev 70.05
pull1D
Entries 26
Mean 0.02579
Std Dev 0.4551

reg_asym_sam_15_37_dd_diff_bpm4eX_slope vs run

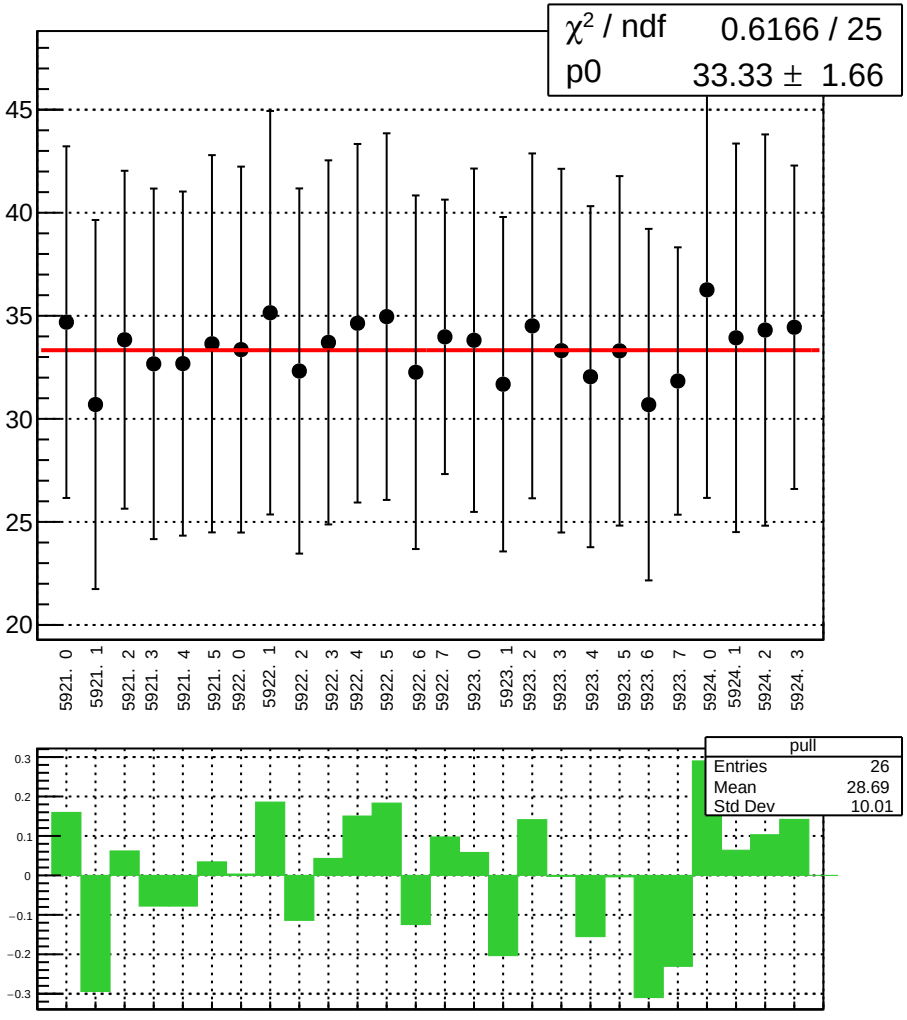

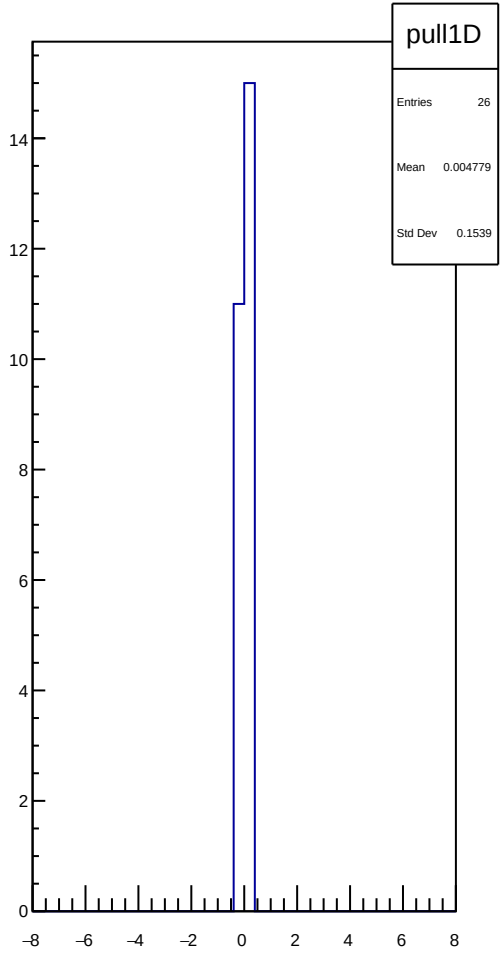

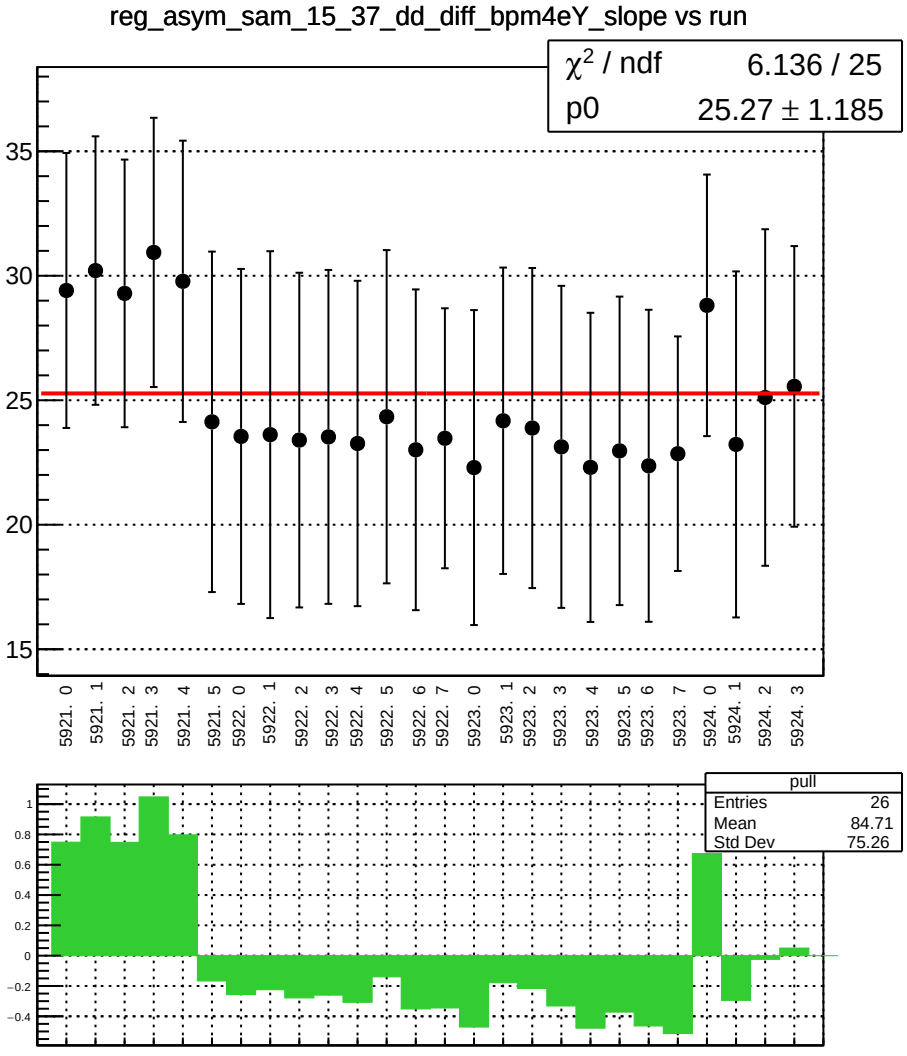
reg_asym_sam_15_37_dd_diff_bpm4eY_slope vs run
χ² / ndf 6.136 / 25
p0 25.27 ± 1.185
35
30
25
20
15
5921. 0
5921. 1
5921. 2
5921. 3
5921. 4
5921. 5
5922. 0
5922. 1
5922. 2
5922. 3
5922. 4
5922. 5
5922. 6
5922. 7
5923. 0
5923. 1
5923. 2
5923. 3
5923. 4
5923. 5
5923. 6
5923. 7
5924. 0
5924. 1
5924. 2
5924. 3
pull
Entries 26
Mean 84.71
Std Dev 75.26
1
0.8
0.6
0.4
0.2
0
−0.2
−0.4

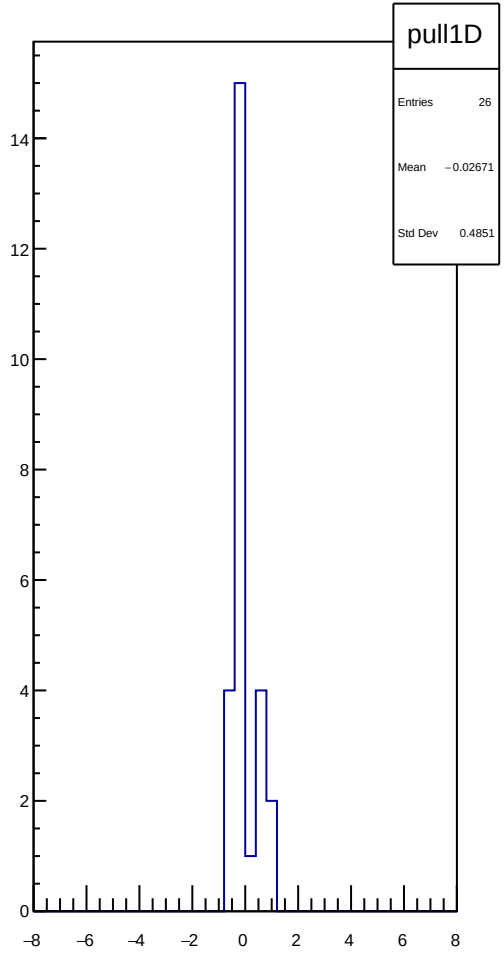
pull1D
Entries 26
Mean −0.02671
Std Dev 0.4851
14
12
10
8
6
4
2
0
−8
−6
−4
−2
0
2
4
6
8

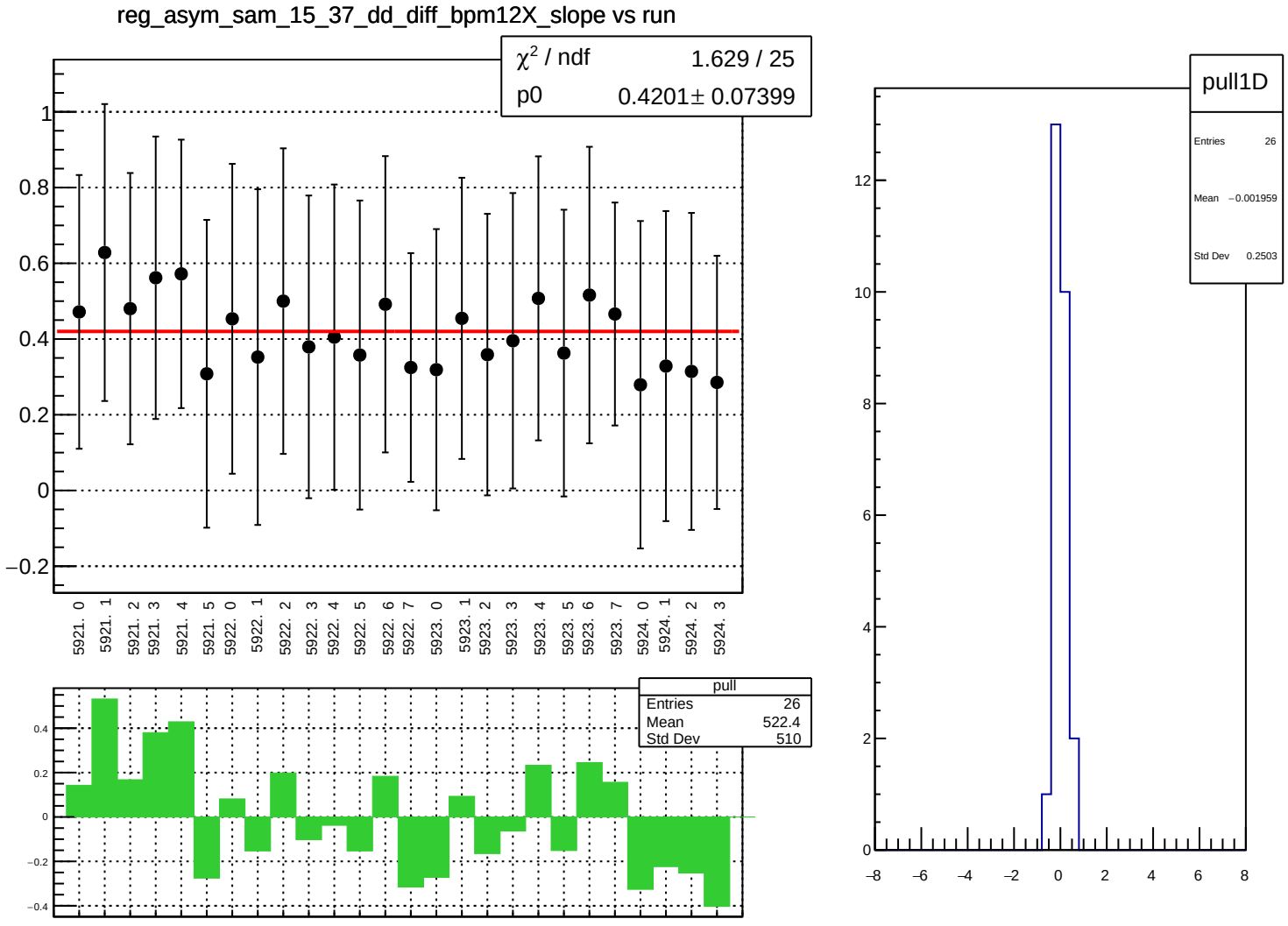
reg_asym_sam_15_37_dd_diff_bpm12X_slope vs run
χ² / ndf 1.629 / 25
p0 0.4201± 0.07399
1
0.8
0.6
0.4
0.2
0
−0.2
5921. 0
5921. 1
5921. 2
5921. 3
5921. 4
5921. 5
5922. 0
5922. 1
5922. 2
5922. 3
5922. 4
5922. 5
5922. 6
5922. 7
5923. 0
5923. 1
5923. 2
5923. 3
5923. 4
5923. 5
5923. 6
5923. 7
5924. 0
5924. 1
5924. 2
5924. 3
pull
Entries 26
Mean 522.4
Std Dev 510
0.4
0.2
0
−0.2
−0.4
pull1D
Entries 26
Mean −0.001959
Std Dev 0.2503
12
10
8
6
4
2
0
−8
−6
−4
−2
0
2
4
6
8

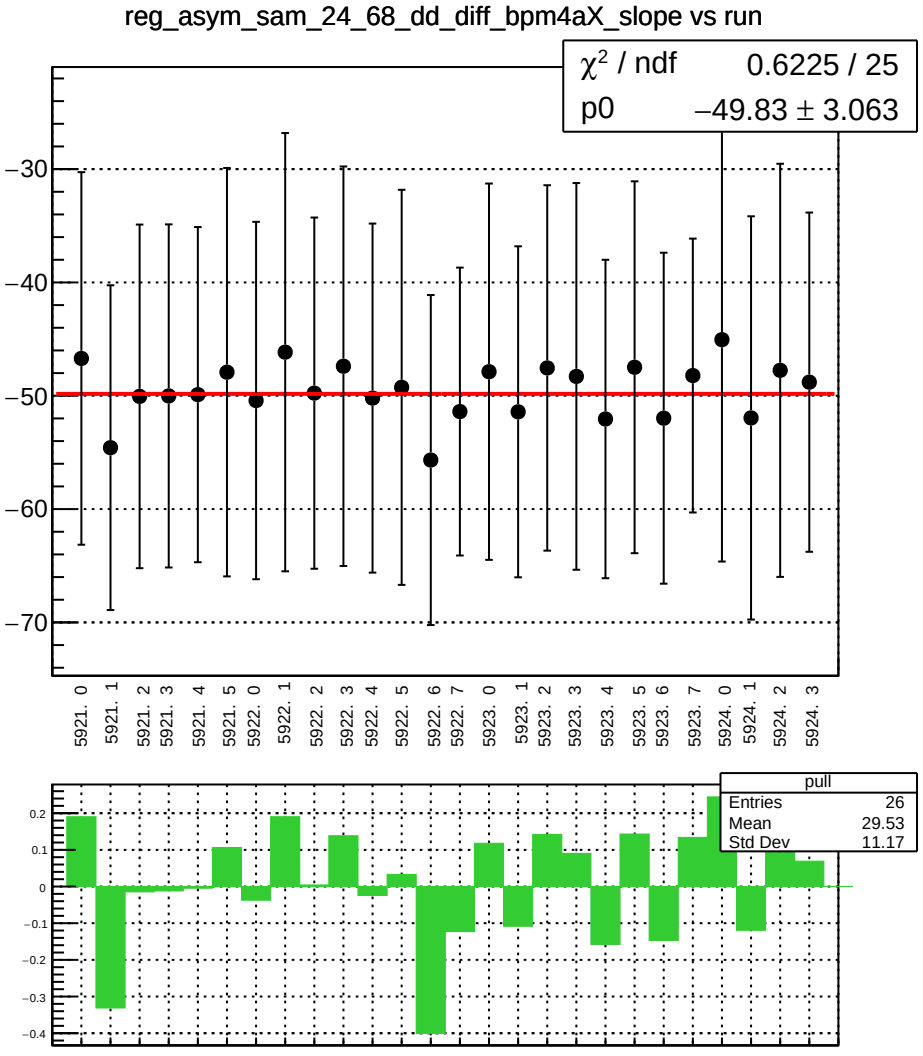
reg_asym_sam_24_68_dd_diff_bpm4aX_slope vs run
χ² / ndf 0.6225 / 25
p0 −49.83 ± 3.063
−30
−40
−50
−60
−70
5921. 0
5921. 1
5921. 2
5921. 3
5921. 4
5921. 5
5922. 0
5922. 1
5922. 2
5922. 3
5922. 4
5922. 5
5922. 6
5922. 7
5923. 0
5923. 1
5923. 2
5923. 3
5923. 4
5923. 5
5923. 6
5923. 7
5924. 0
5924. 1
5924. 2
5924. 3
pull
Entries 26
Mean 29.53
Std Dev 11.17
0.2
0.1
0
−0.1
−0.2
−0.3
−0.4

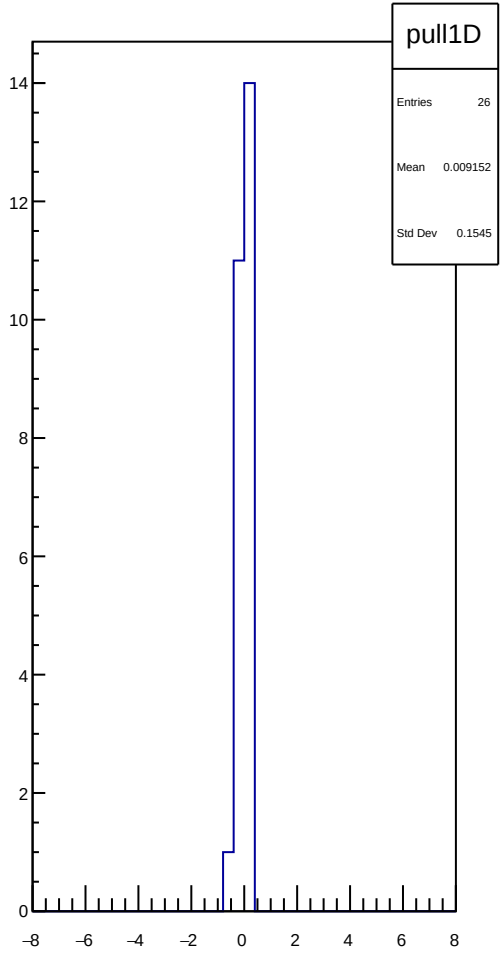
pull1D
Entries 26
Mean 0.009152
Std Dev 0.1545
14
12
10
8
6
4
2
0
−8
−6
−4
−2
0
2
4
6
8

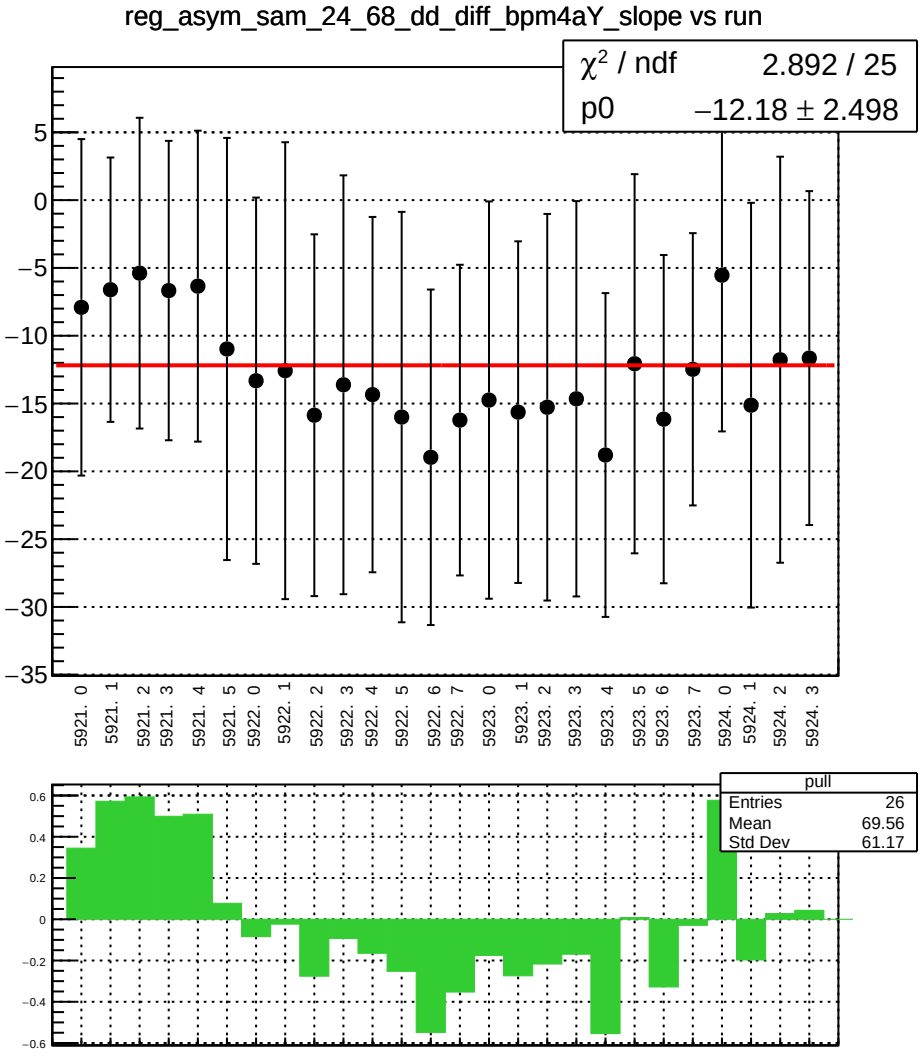
reg_asym_sam_24_68_dd_diff_bpm4aY_slope vs run
χ² / ndf 2.892 / 25
p0 −12.18 ± 2.498
5921. 0
5921. 1
5921. 2
5921. 3
5921. 4
5921. 5
5922. 0
5922. 1
5922. 2
5922. 3
5922. 4
5922. 5
5922. 6
5922. 7
5923. 0
5923. 1
5923. 2
5923. 3
5923. 4
5923. 5
5923. 6
5923. 7
5924. 0
5924. 1
5924. 2
5924. 3
pull
Entries 26
Mean 69.56
Std Dev 61.17

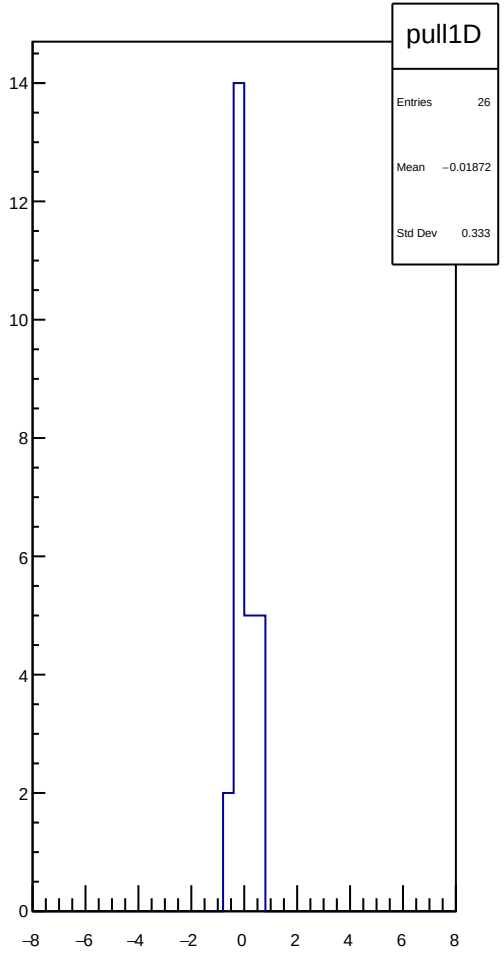
pull1D
Entries 26
Mean −0.01872
Std Dev 0.333

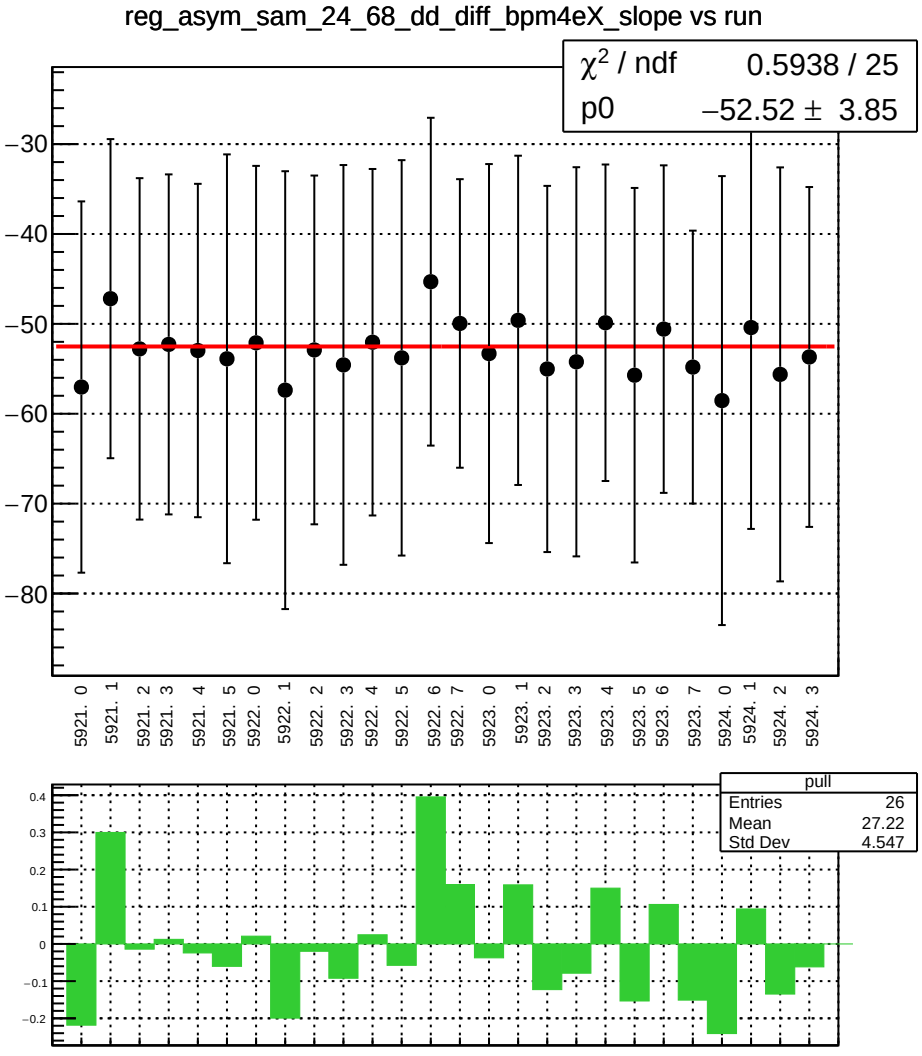
reg_asym_sam_24_68_dd_diff_bpm4eX_slope vs run
χ² / ndf 0.5938 / 25
p0 −52.52 ± 3.85
−30
−40
−50
−60
−70
−80
5921. 0
5921. 1
5921. 2
5921. 3
5921. 4
5921. 5
5922. 0
5922. 1
5922. 2
5922. 3
5922. 4
5922. 5
5922. 6
5922. 7
5923. 0
5923. 1
5923. 2
5923. 3
5923. 4
5923. 5
5923. 6
5923. 7
5924. 0
5924. 1
5924. 2
5924. 3
pull
Entries 26
Mean 27.22
Std Dev 4.547
0.4
0.3
0.2
0.1
0
−0.1
−0.2

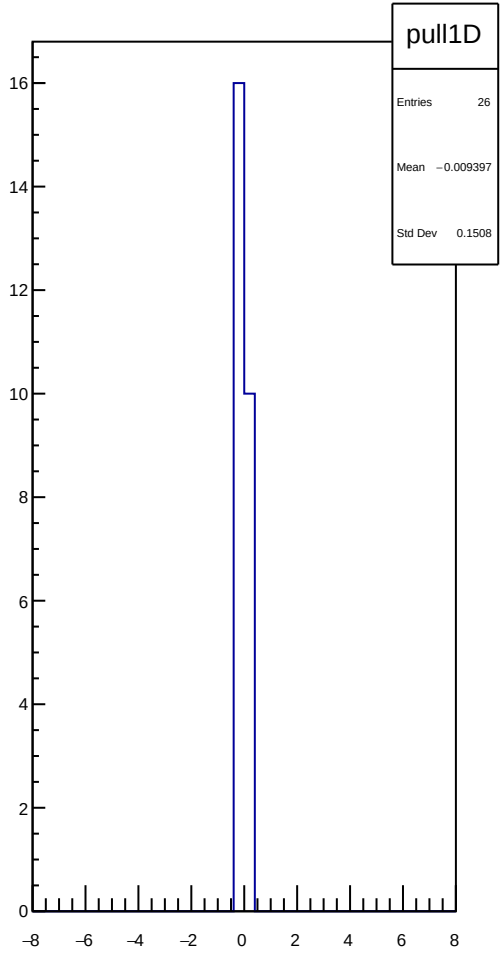
pull1D
Entries 26
Mean −0.009397
Std Dev 0.1508
16
14
12
10
8
6
4
2
0
−8
−6
−4
−2
0
2
4
6
8

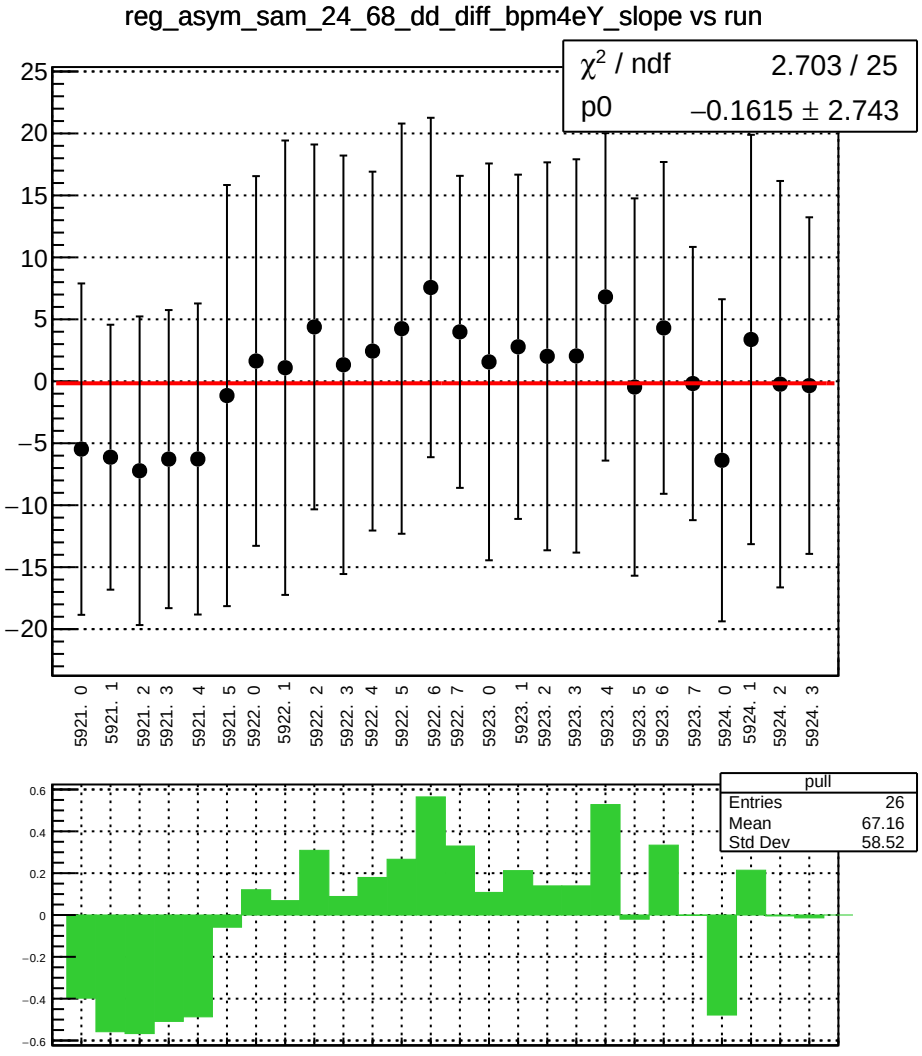
reg_asym_sam_24_68_dd_diff_bpm4eY_slope vs run
χ² / ndf 2.703 / 25
p0 −0.1615 ± 2.743
5921. 0
5921. 1
5921. 2
5921. 3
5921. 4
5921. 5
5922. 0
5922. 1
5922. 2
5922. 3
5922. 4
5922. 5
5922. 6
5922. 7
5923. 0
5923. 1
5923. 2
5923. 3
5923. 4
5923. 5
5923. 6
5923. 7
5924. 0
5924. 1
5924. 2
5924. 3
pull
Entries 26
Mean 67.16
Std Dev 58.52

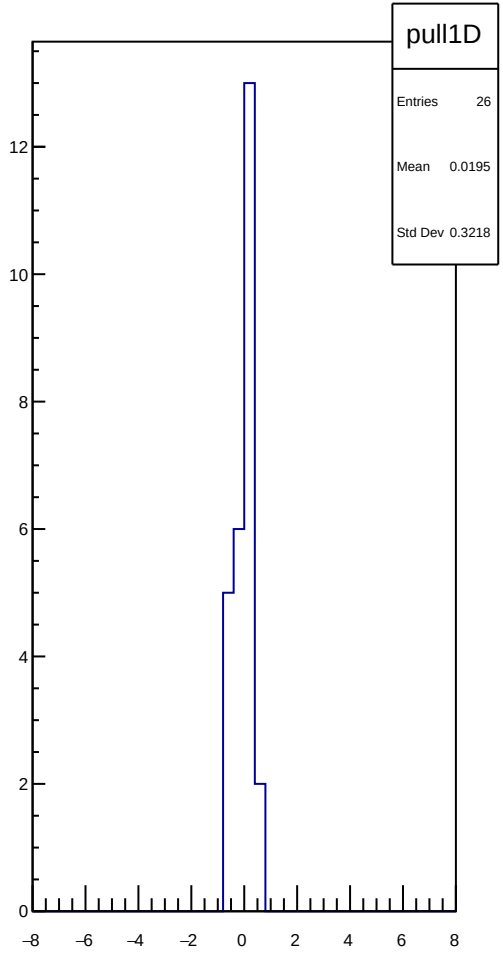
pull1D
Entries 26
Mean 0.0195
Std Dev 0.3218

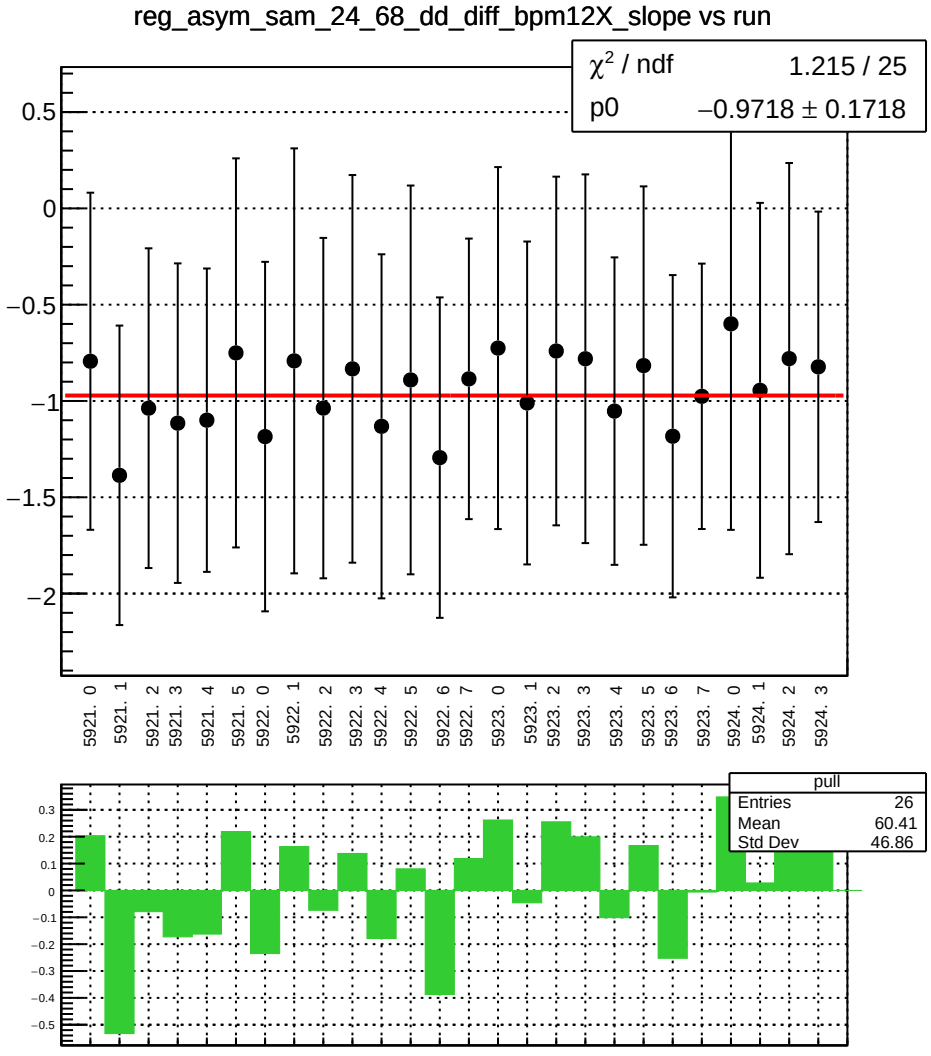
reg_asym_sam_24_68_dd_diff_bpm12X_slope vs run
χ^2 / ndf 1.215 / 25
p0 −0.9718 ± 0.1718
0.5
0
−0.5
−1
−1.5
−2
5921. 0
5921. 1
5921. 2
5921. 3
5921. 4
5921. 5
5922. 0
5922. 1
5922. 2
5922. 3
5922. 4
5922. 5
5922. 6
5922. 7
5923. 0
5923. 1
5923. 2
5923. 3
5923. 4
5923. 5
5923. 6
5923. 7
5924. 0
5924. 1
5924. 2
5924. 3
pull
Entries 26
Mean 60.41
Std Dev 46.86
0.3
0.2
0.1
0
−0.1
−0.2
−0.3
−0.4
−0.5

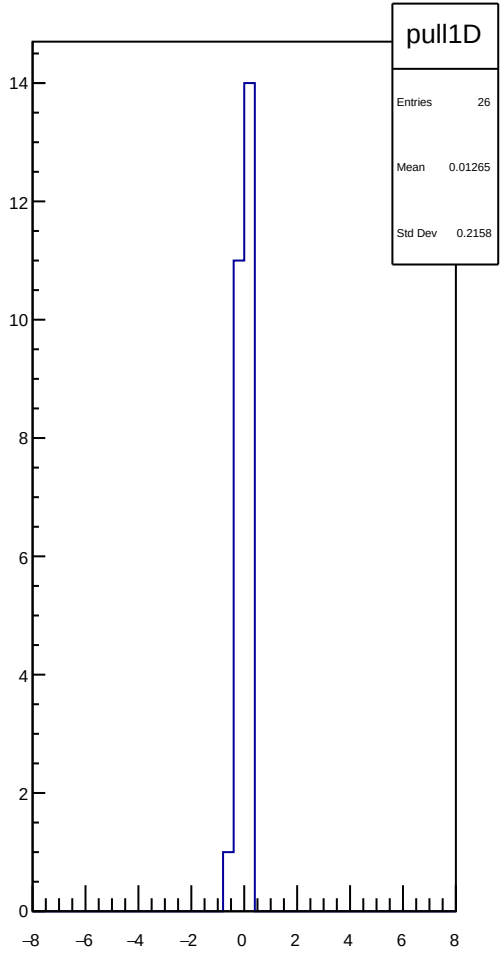
pull1D
Entries 26
Mean 0.01265
Std Dev 0.2158
14
12
10
8
6
4
2
0
−8
−6
−4
−2
0
2
4
6
8

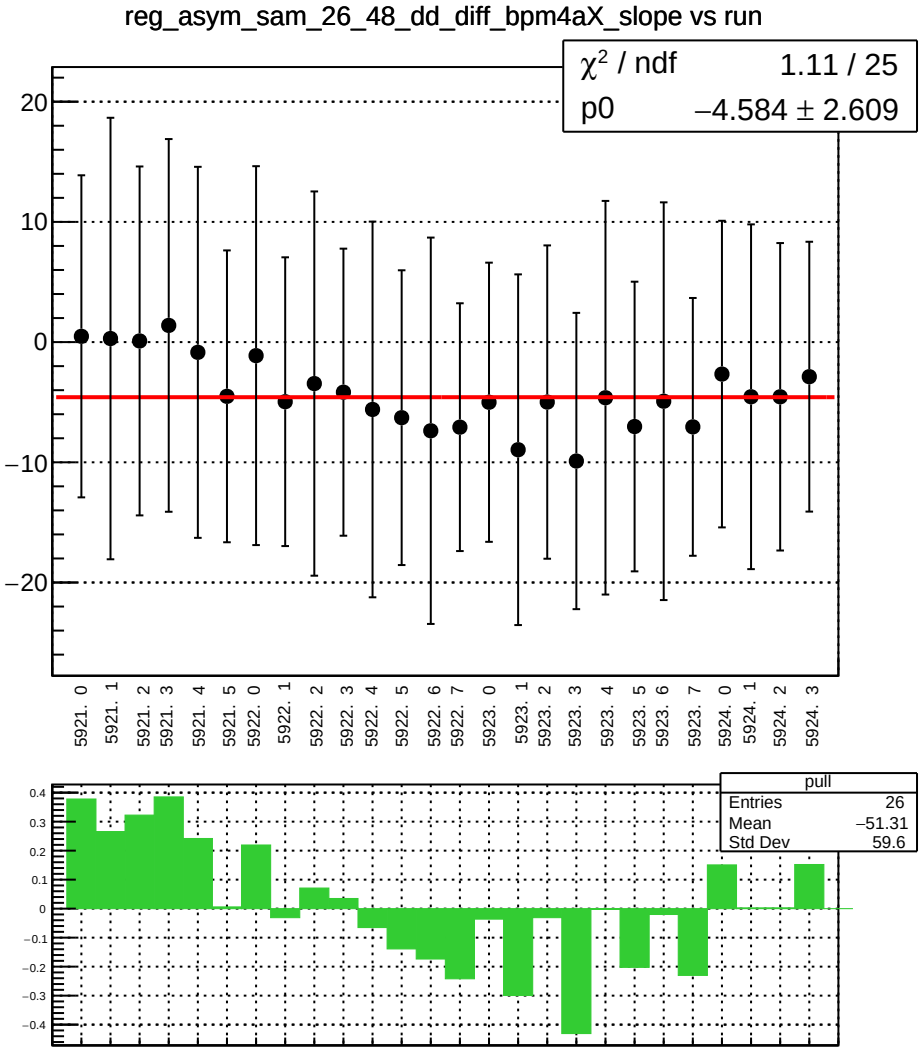
reg_asym_sam_26_48_dd_diff_bpm4aX_slope vs run
χ² / ndf 1.11 / 25
p0 −4.584 ± 2.609
20
10
0
−10
−20
5921. 0
5921. 1
5921. 2
5921. 3
5921. 4
5921. 5
5922. 0
5922. 1
5922. 2
5922. 3
5922. 4
5922. 5
5922. 6
5922. 7
5923. 0
5923. 1
5923. 2
5923. 3
5923. 4
5923. 5
5923. 6
5923. 7
5924. 0
5924. 1
5924. 2
5924. 3
pull
Entries 26
Mean −51.31
Std Dev 59.6
0.4
0.3
0.2
0.1
0
−0.1
−0.2
−0.3
−0.4

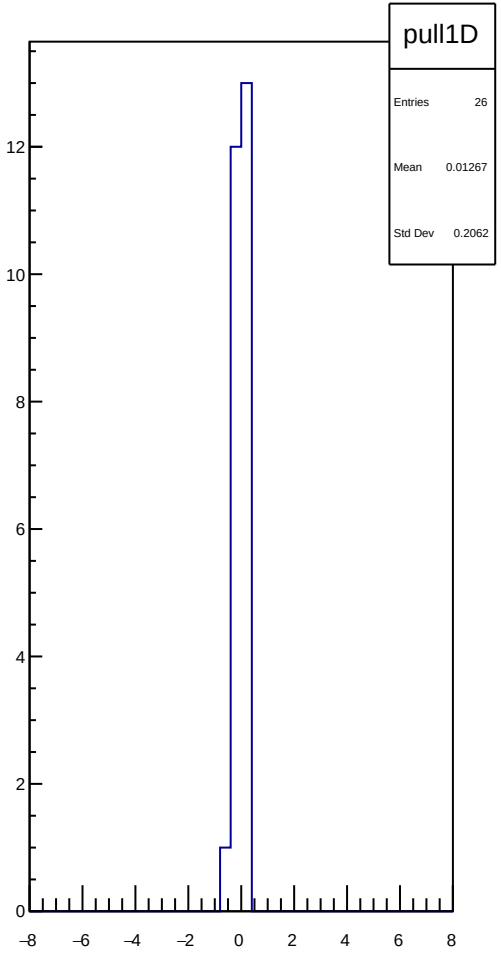
pull1D
Entries 26
Mean 0.01267
Std Dev 0.2062
12
10
8
6
4
2
0
−8
−6
−4
−2
0
2
4
6
8

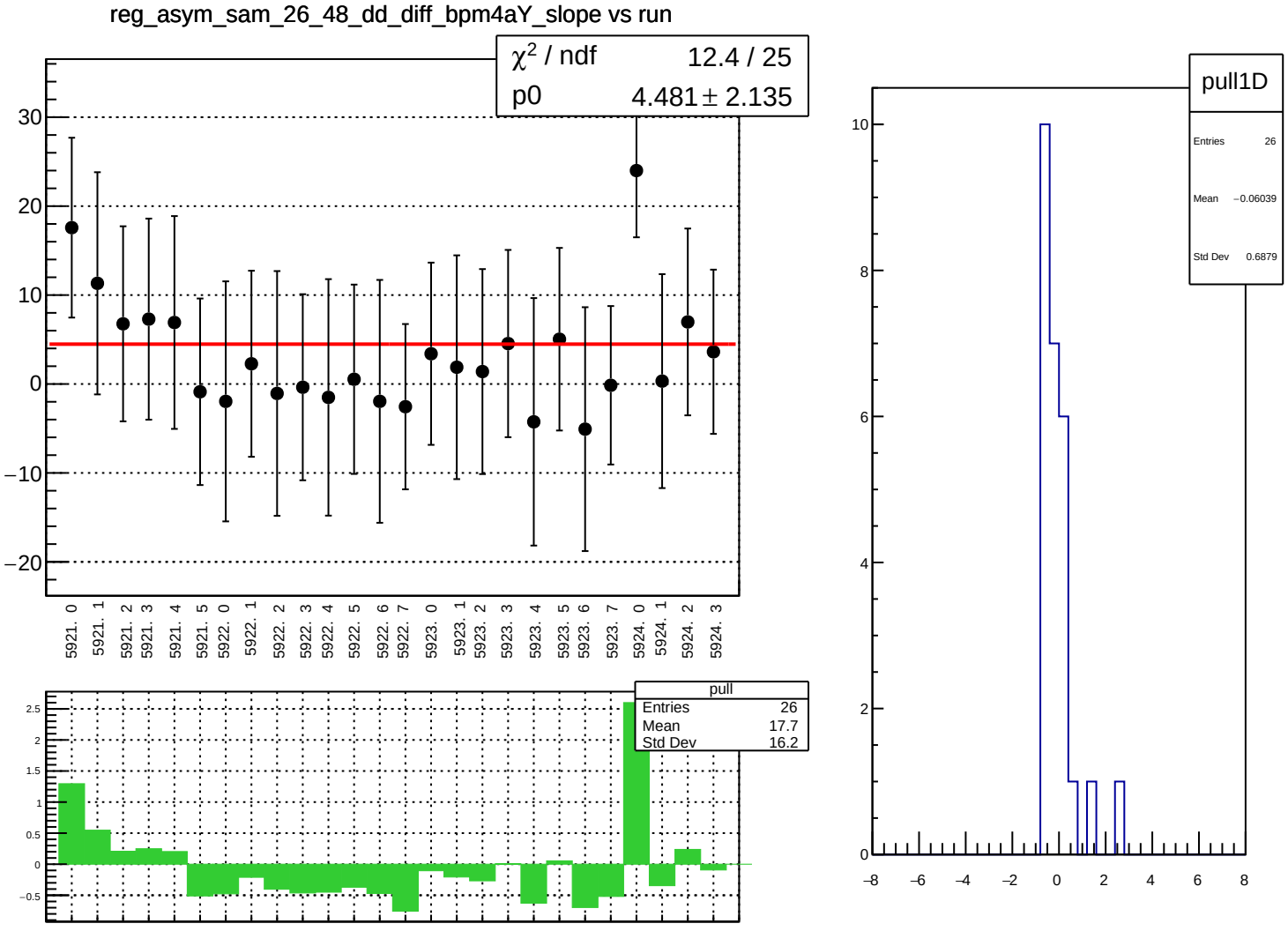
reg_asym_sam_26_48_dd_diff_bpm4aY_slope vs run
χ2 / ndf 12.4 / 25
p0 4.481 ± 2.135
30
20
10
0
−10
−20
5921. 0
5921. 1
5921. 2
5921. 3
5921. 4
5921. 5
5922. 0
5922. 1
5922. 2
5922. 3
5922. 4
5922. 5
5922. 6
5922. 7
5923. 0
5923. 1
5923. 2
5923. 3
5923. 4
5923. 5
5923. 6
5923. 7
5924. 0
5924. 1
5924. 2
5924. 3
pull
Entries 26
Mean 17.7
Std Dev 16.2
2.5
2
1.5
1
0.5
0
−0.5
pull1D
Entries 26
Mean −0.06039
Std Dev 0.6879
10
8
6
4
2
0
−8
−6
−4
−2
0
2
4
6
8

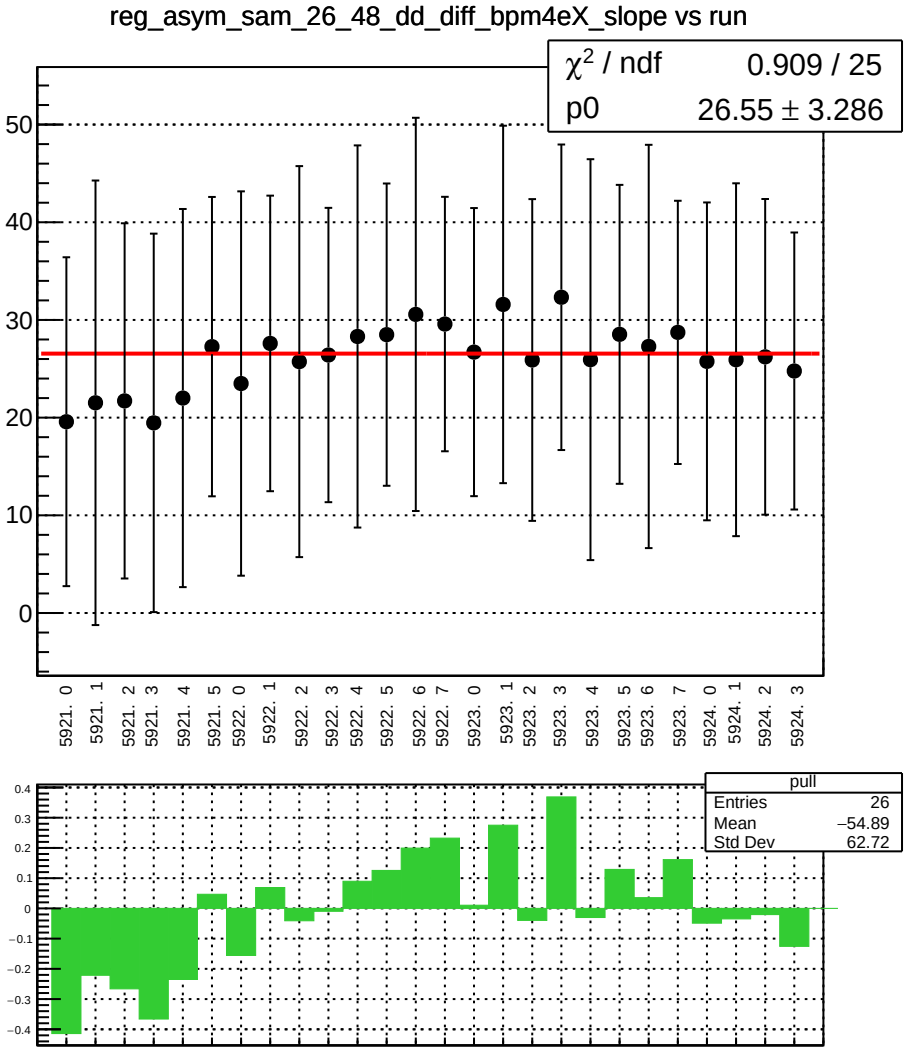
reg_asym_sam_26_48_dd_diff_bpm4eX_slope vs run
χ² / ndf 0.909 / 25
p0 26.55 ± 3.286
50
40
30
20
10
0
5921. 0
5921. 1
5921. 2
5921. 3
5921. 4
5921. 5
5922. 0
5922. 1
5922. 2
5922. 3
5922. 4
5922. 5
5922. 6
5922. 7
5923. 0
5923. 1
5923. 2
5923. 3
5923. 4
5923. 5
5923. 6
5923. 7
5924. 0
5924. 1
5924. 2
5924. 3
pull
Entries 26
Mean −54.89
Std Dev 62.72
0.4
0.3
0.2
0.1
0
−0.1
−0.2
−0.3
−0.4

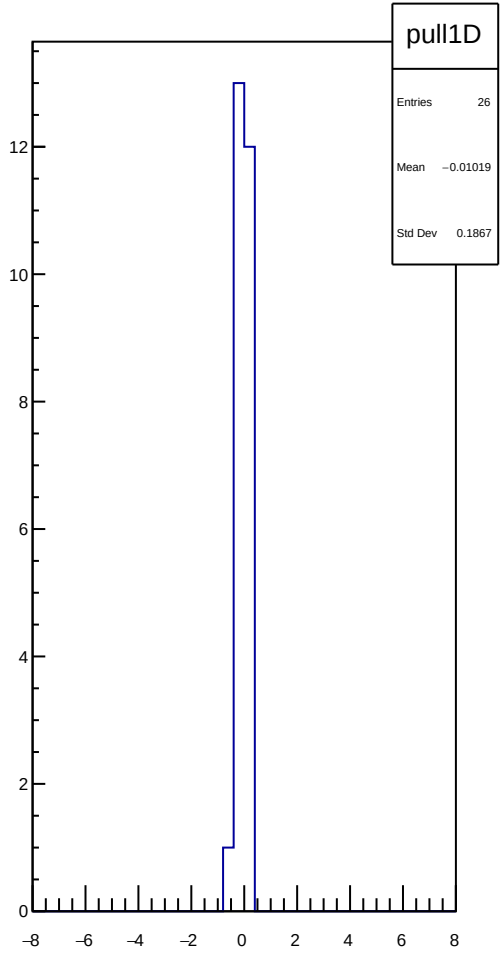
pull1D
Entries 26
Mean −0.01019
Std Dev 0.1867
12
10
8
6
4
2
0
−8
−6
−4
−2
0
2
4
6
8

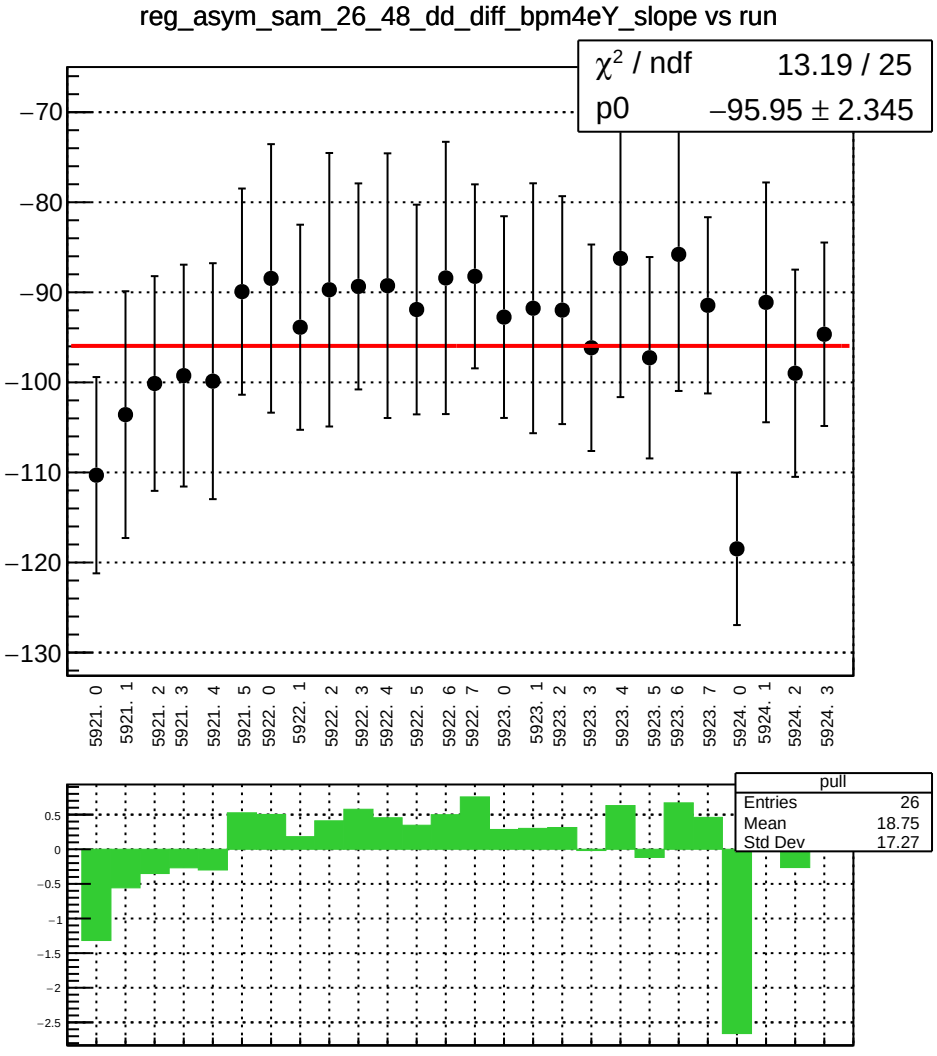
reg_asym_sam_26_48_dd_diff_bpm4eY_slope vs run
χ² / ndf 13.19 / 25
p0 −95.95 ± 2.345
−70
−80
−90
−100
−110
−120
−130
5921. 0
5921. 1
5921. 2
5921. 3
5921. 4
5921. 5
5922. 0
5922. 1
5922. 2
5922. 3
5922. 4
5922. 5
5922. 6
5922. 7
5923. 0
5923. 1
5923. 2
5923. 3
5923. 4
5923. 5
5923. 6
5923. 7
5924. 0
5924. 1
5924. 2
5924. 3
pull
Entries 26
Mean 18.75
Std Dev 17.27
0.5
0
−0.5
−1
−1.5
−2
−2.5

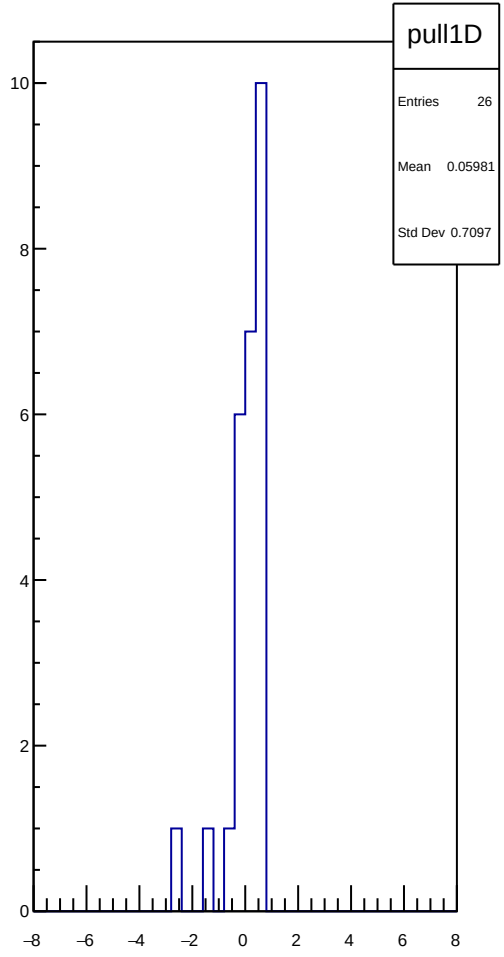
pull1D
Entries 26
Mean 0.05981
Std Dev 0.7097
10
8
6
4
2
0
−8
−6
−4
−2
0
2
4
6
8

reg_asym_sam_26_48_dd_diff_bpm12X_slope vs run

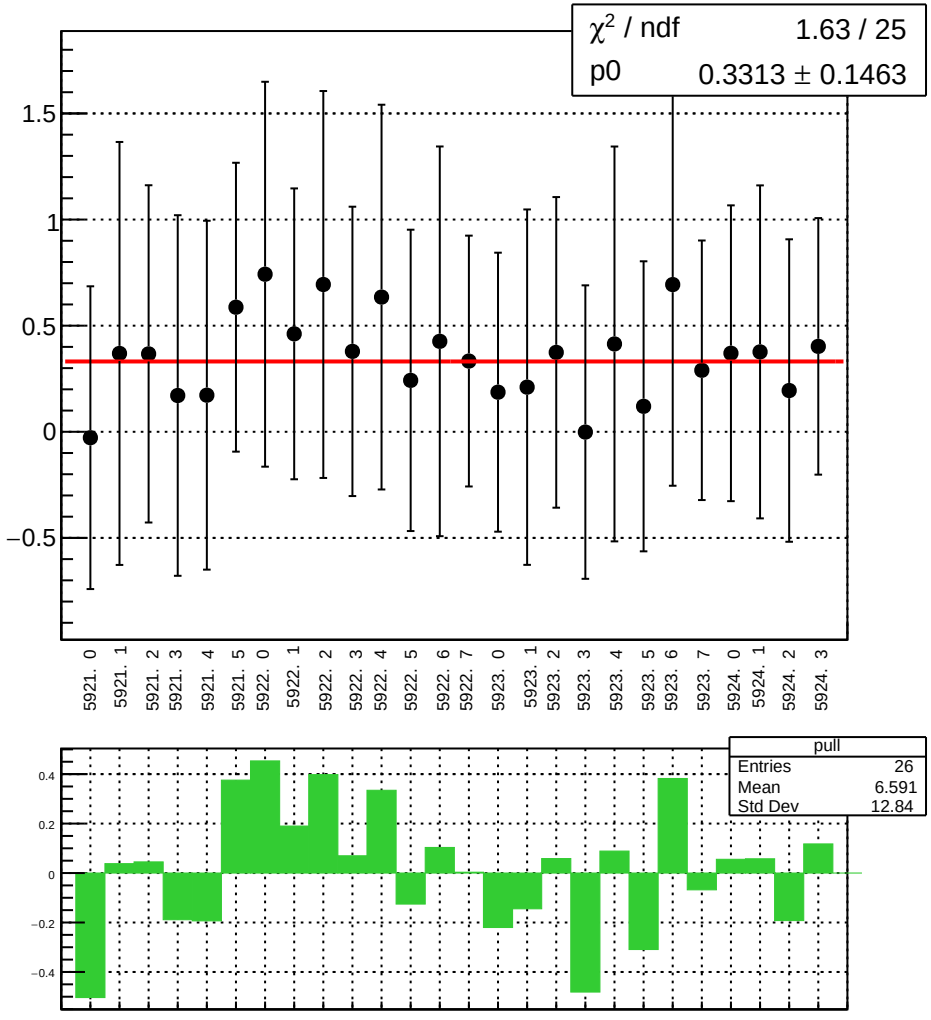

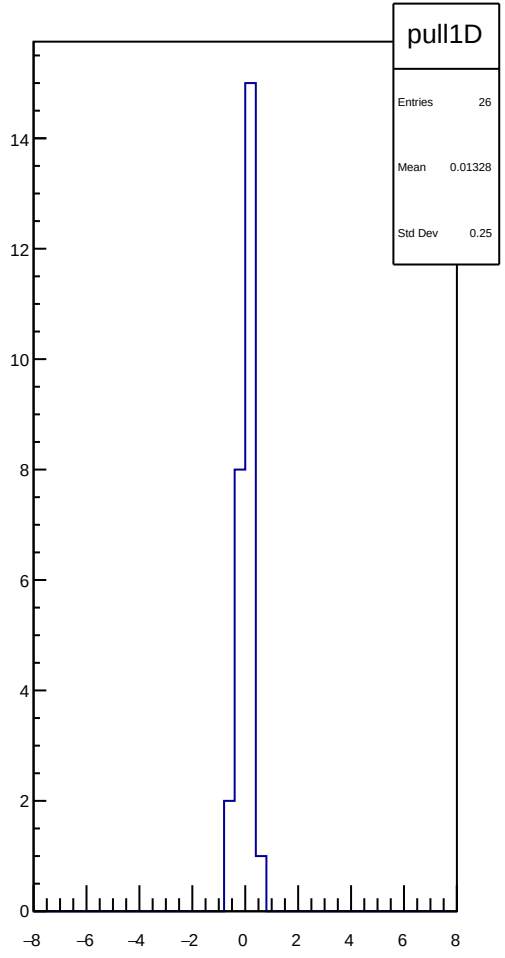

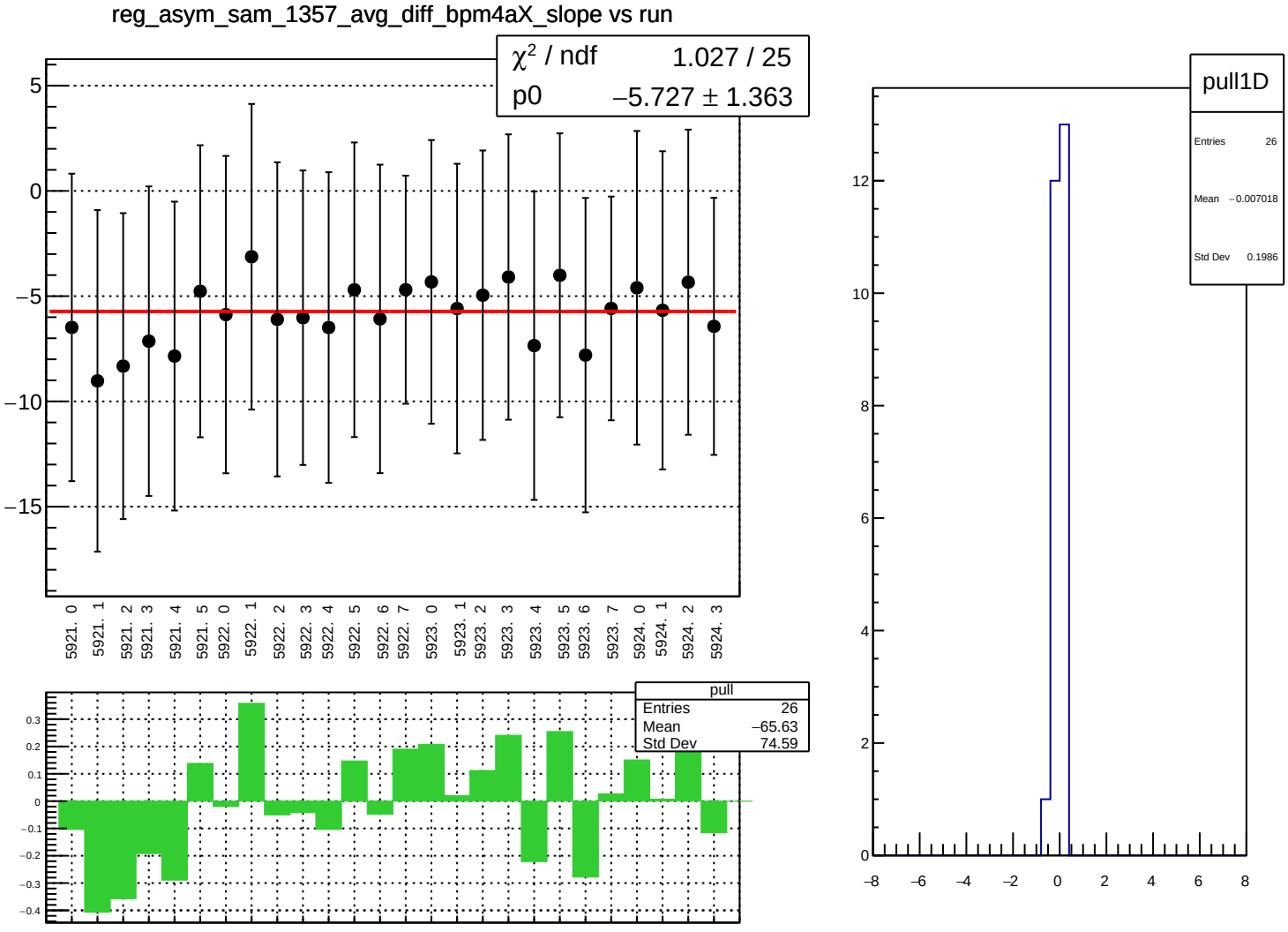
reg_asym_sam_1357_avg_diff_bpm4aX_slope vs run
χ² / ndf 1.027 / 25
p0 −5.727 ± 1.363
5
0
−5
−10
−15
5921. 0
5921. 1
5921. 2
5921. 3
5921. 4
5921. 5
5922. 0
5922. 1
5922. 2
5922. 3
5922. 4
5922. 5
5922. 6
5922. 7
5923. 0
5923. 1
5923. 2
5923. 3
5923. 4
5923. 5
5923. 6
5923. 7
5924. 0
5924. 1
5924. 2
5924. 3
pull
Entries 26
Mean −65.63
Std Dev 74.59
0.3
0.2
0.1
0
−0.1
−0.2
−0.3
−0.4
pull1D
Entries 26
Mean −0.007018
Std Dev 0.1986
12
10
8
6
4
2
0
−8
−6
−4
−2
0
2
4
6
8

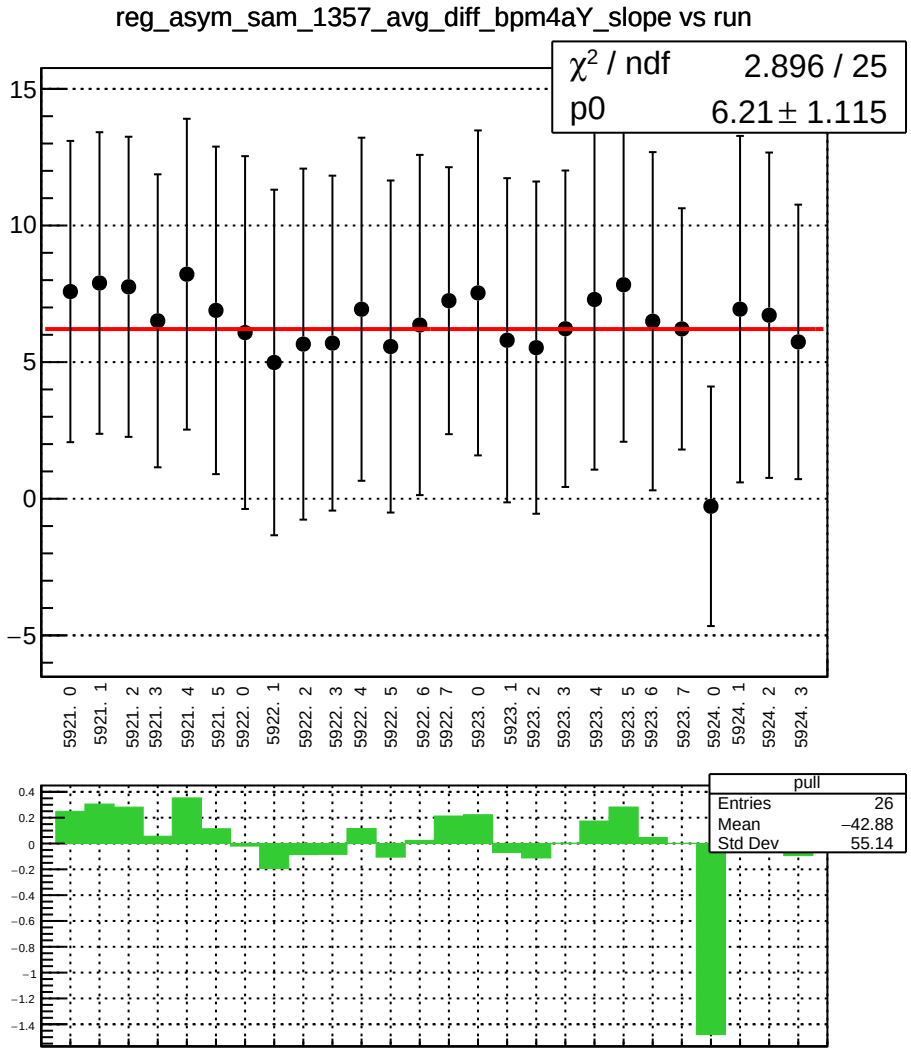
reg_asym_sam_1357_avg_diff_bpm4aY_slope vs run
χ² / ndf 2.896 / 25
p0 6.21 ± 1.115
15
10
5
0
−5
5921. 0
5921. 1
5921. 2
5921. 3
5921. 4
5921. 5
5922. 0
5922. 1
5922. 2
5922. 3
5922. 4
5922. 5
5922. 6
5922. 7
5923. 0
5923. 1
5923. 2
5923. 3
5923. 4
5923. 5
5923. 6
5923. 7
5924. 0
5924. 1
5924. 2
5924. 3
pull
Entries 26
Mean −42.88
Std Dev 55.14
0.4
0.2
0
−0.2
−0.4
−0.6
−0.8
−1
−1.2
−1.4

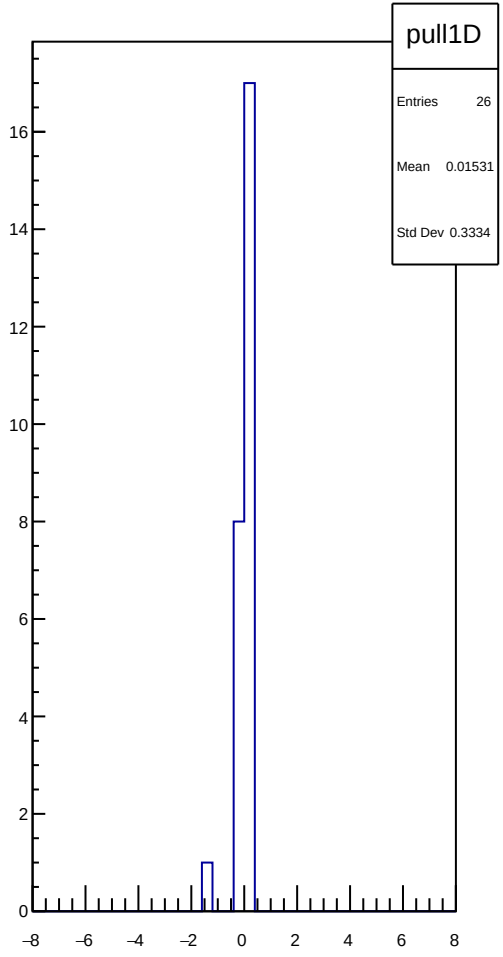
pull1D
Entries 26
Mean 0.01531
Std Dev 0.3334
16
14
12
10
8
6
4
2
0
−8
−6
−4
−2
0
2
4
6
8

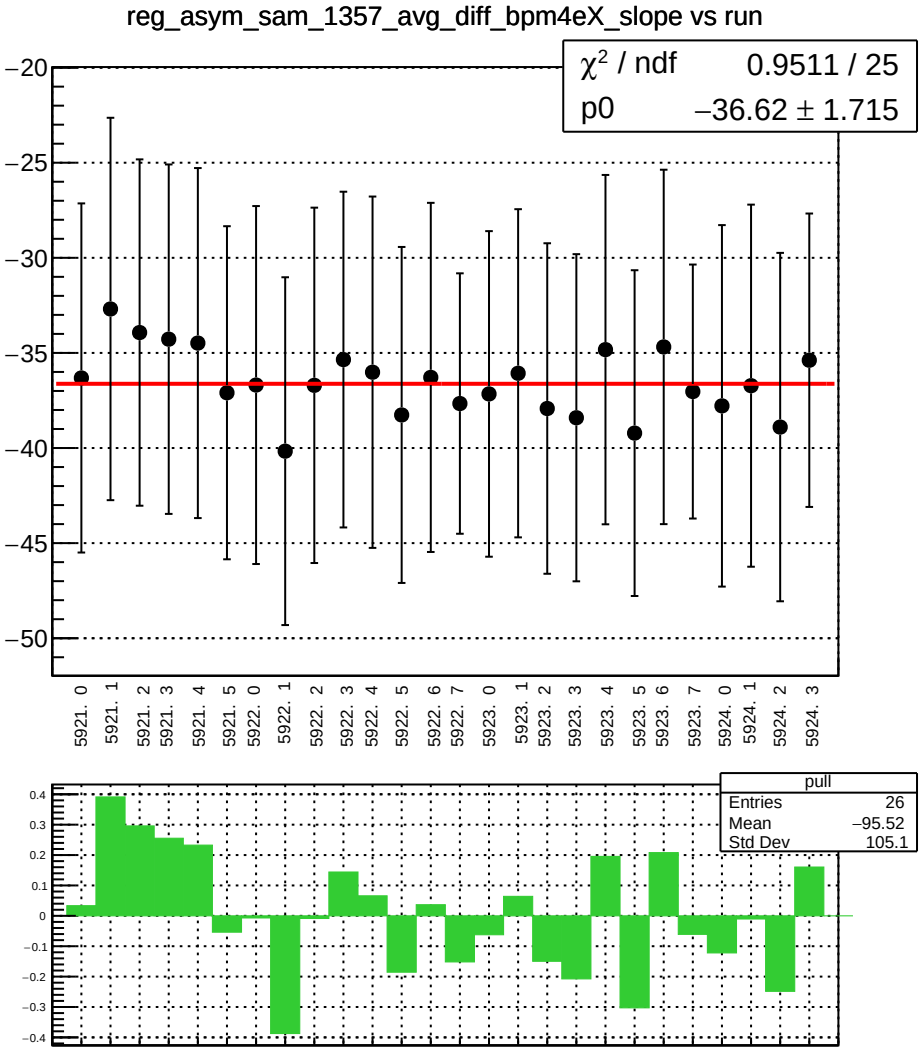
reg_asym_sam_1357_avg_diff_bpm4eX_slope vs run
χ² / ndf 0.9511 / 25
p0 −36.62 ± 1.715
−20
−25
−30
−35
−40
−45
−50
5921. 0
5921. 1
5921. 2
5921. 3
5921. 4
5921. 5
5922. 0
5922. 1
5922. 2
5922. 3
5922. 4
5922. 5
5922. 6
5922. 7
5923. 0
5923. 1
5923. 2
5923. 3
5923. 4
5923. 5
5923. 6
5923. 7
5924. 0
5924. 1
5924. 2
5924. 3
pull
Entries 26
Mean −95.52
Std Dev 105.1
0.4
0.3
0.2
0.1
0
−0.1
−0.2
−0.3
−0.4

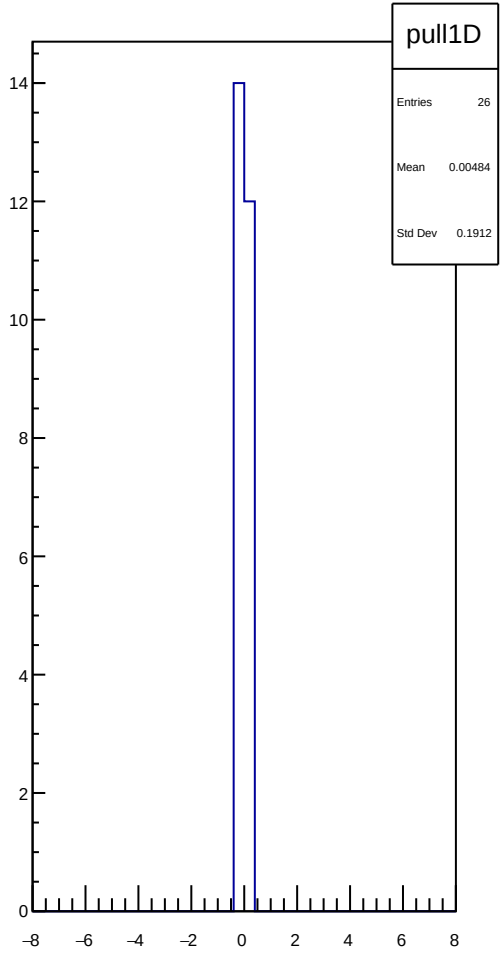
pull1D
Entries 26
Mean 0.00484
Std Dev 0.1912
14
12
10
8
6
4
2
0
−8
−6
−4
−2
0
2
4
6
8

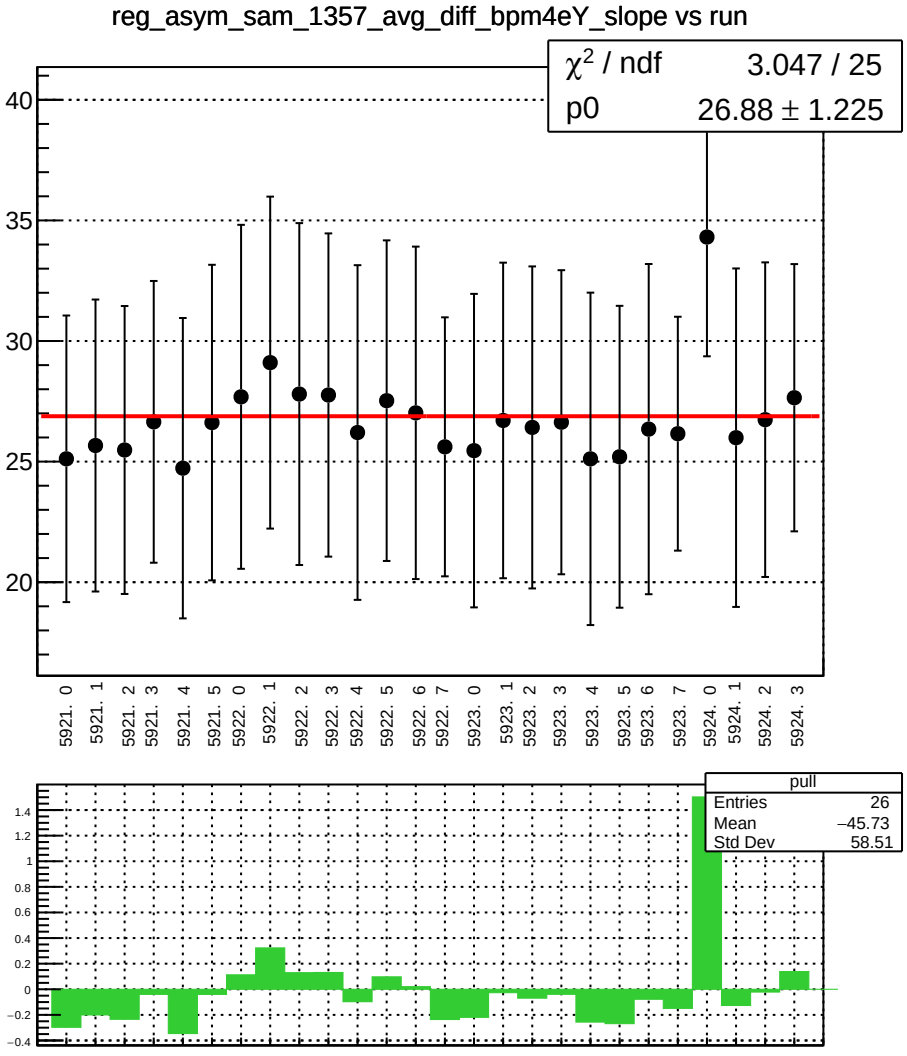
reg_asym_sam_1357_avg_diff_bpm4eY_slope vs run
χ² / ndf 3.047 / 25
p0 26.88 ± 1.225
40
35
30
25
20
5921. 0
5921. 1
5921. 2
5921. 3
5921. 4
5921. 5
5922. 0
5922. 1
5922. 2
5922. 3
5922. 4
5922. 5
5922. 6
5922. 7
5923. 0
5923. 1
5923. 2
5923. 3
5923. 4
5923. 5
5923. 6
5923. 7
5924. 0
5924. 1
5924. 2
5924. 3
pull
Entries 26
Mean −45.73
Std Dev 58.51
1.4
1.2
1
0.8
0.6
0.4
0.2
0
−0.2
−0.4

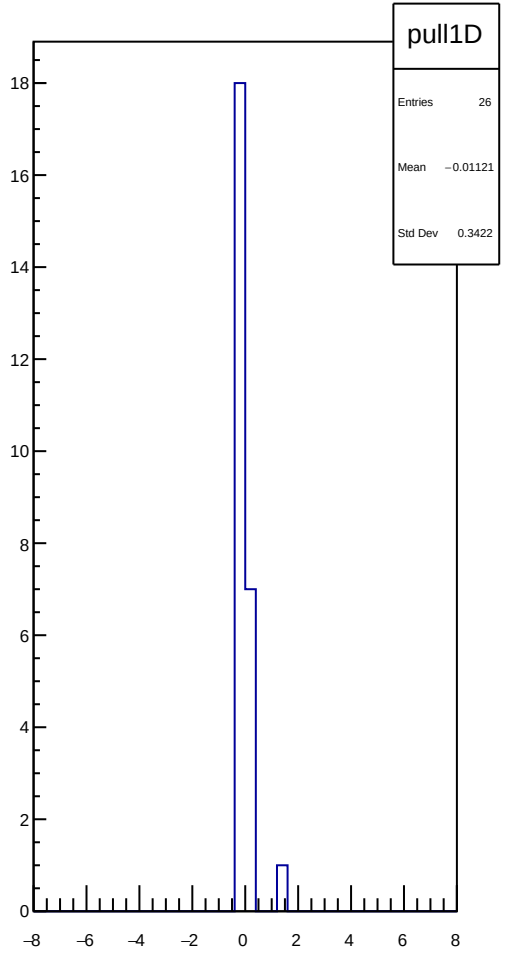
pull1D
Entries 26
Mean −0.01121
Std Dev 0.3422
18
16
14
12
10
8
6
4
2
0
−8
−6
−4
−2
0
2
4
6
8

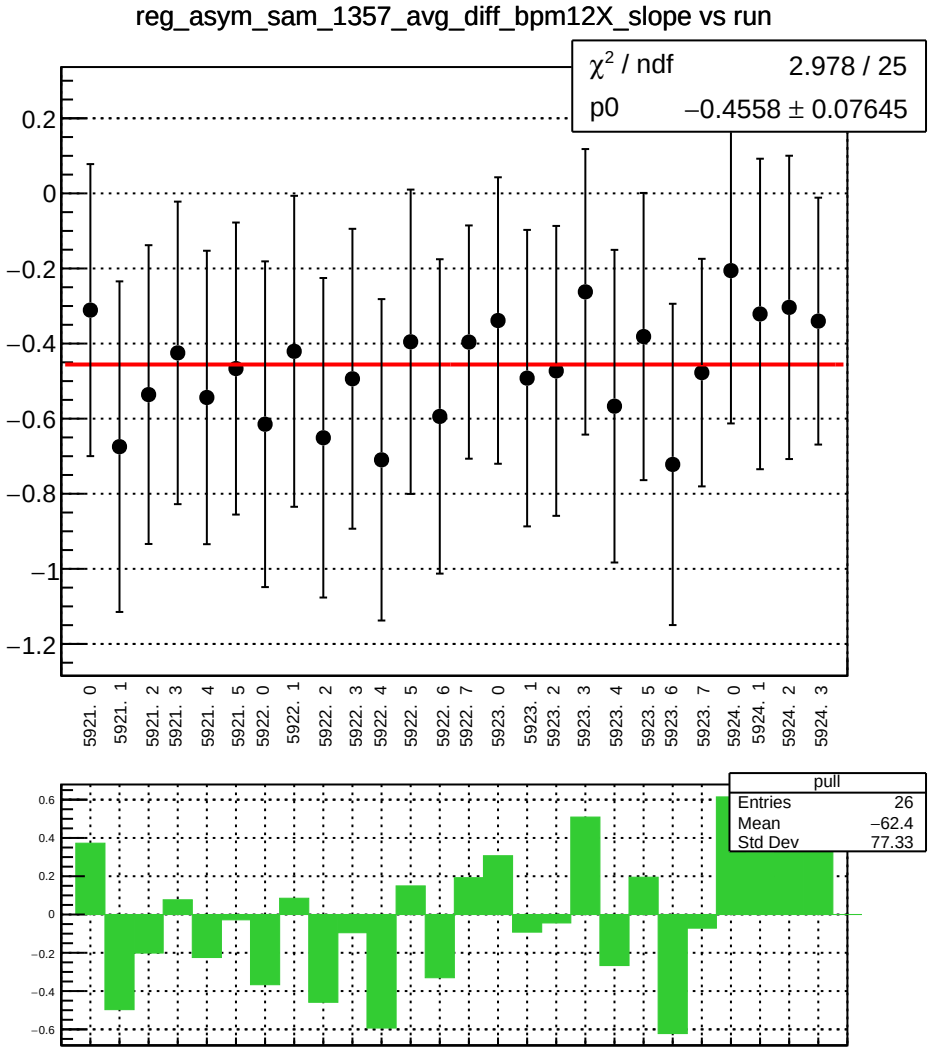
reg_asym_sam_1357_avg_diff_bpm12X_slope vs run
χ² / ndf 2.978 / 25
p0 −0.4558 ± 0.07645
0.2
0
−0.2
−0.4
−0.6
−0.8
−1
−1.2
5921. 0
5921. 1
5921. 2
5921. 3
5921. 4
5921. 5
5922. 0
5922. 1
5922. 2
5922. 3
5922. 4
5922. 5
5922. 6
5922. 7
5923. 0
5923. 1
5923. 2
5923. 3
5923. 4
5923. 5
5923. 6
5923. 7
5924. 0
5924. 1
5924. 2
5924. 3
pull
Entries 26
Mean −62.4
Std Dev 77.33
0.6
0.4
0.2
0
−0.2
−0.4
−0.6

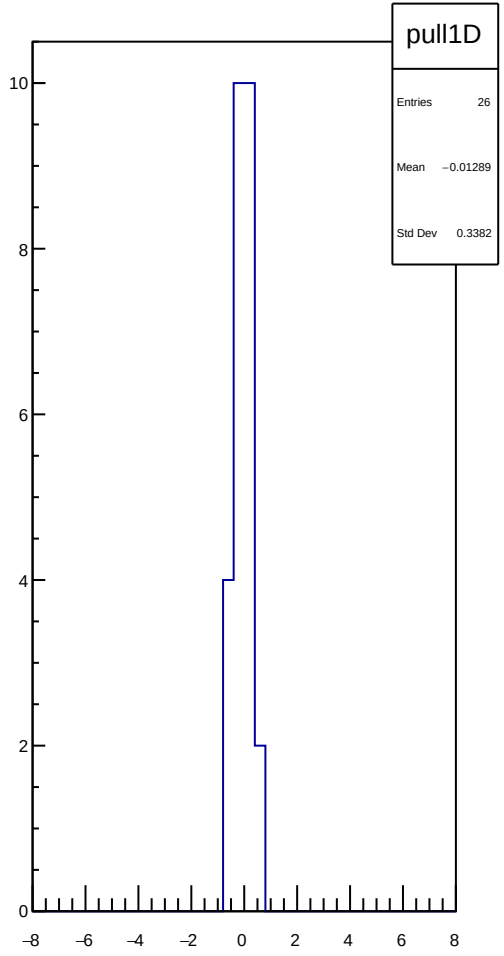
pull1D
Entries 26
Mean −0.01289
Std Dev 0.3382
10
8
6
4
2
0
−8
−6
−4
−2
0
2
4
6
8

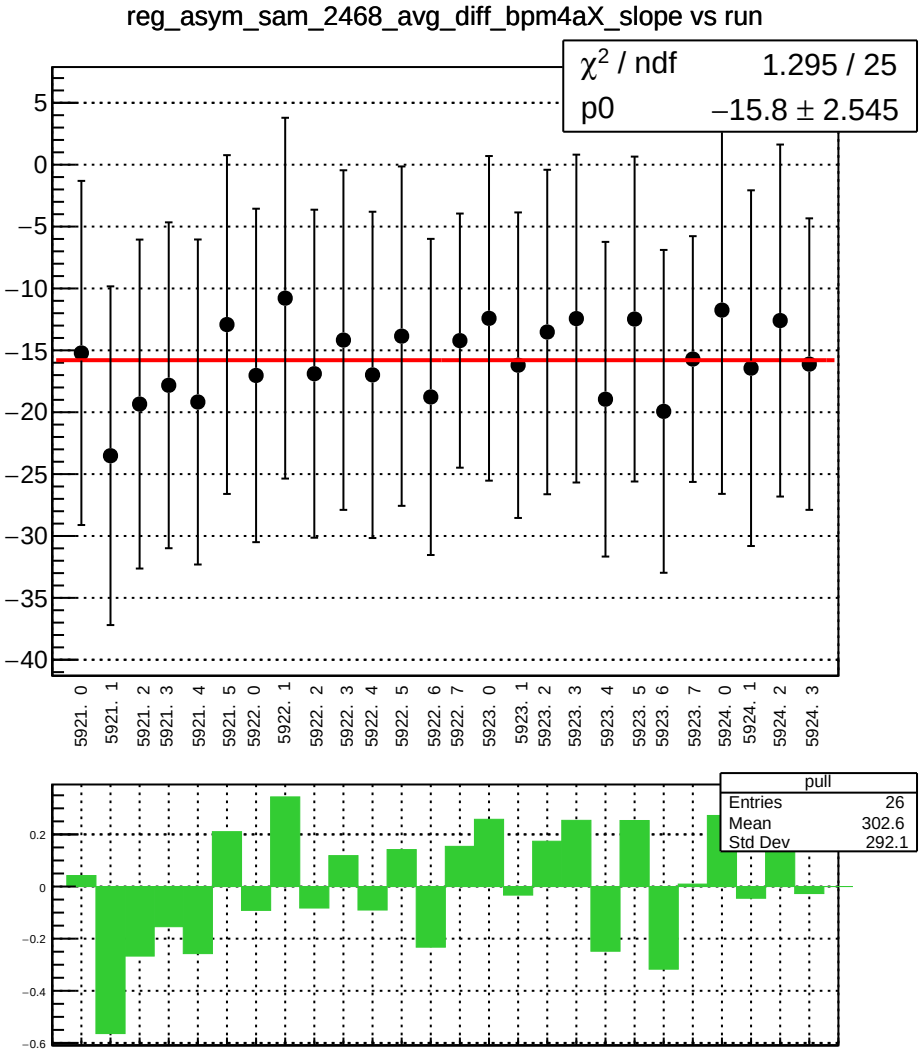
reg_asym_sam_2468_avg_diff_bpm4aX_slope vs run
χ² / ndf 1.295 / 25
p0 −15.8 ± 2.545
5
0
−5
−10
−15
−20
−25
−30
−35
−40
5921. 0
5921. 1
5921. 2
5921. 3
5921. 4
5921. 5
5922. 0
5922. 1
5922. 2
5922. 3
5922. 4
5922. 5
5922. 6
5922. 7
5923. 0
5923. 1
5923. 2
5923. 3
5923. 4
5923. 5
5923. 6
5923. 7
5924. 0
5924. 1
5924. 2
5924. 3
pull
Entries 26
Mean 302.6
Std Dev 292.1
0.2
0
−0.2
−0.4
−0.6

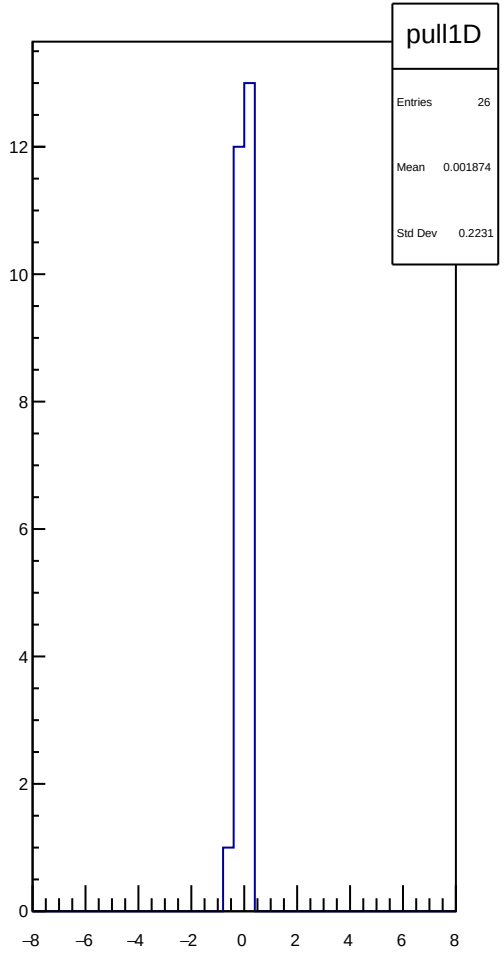
pull1D
Entries 26
Mean 0.001874
Std Dev 0.2231
12
10
8
6
4
2
0
−8
−6
−4
−2
0
2
4
6
8

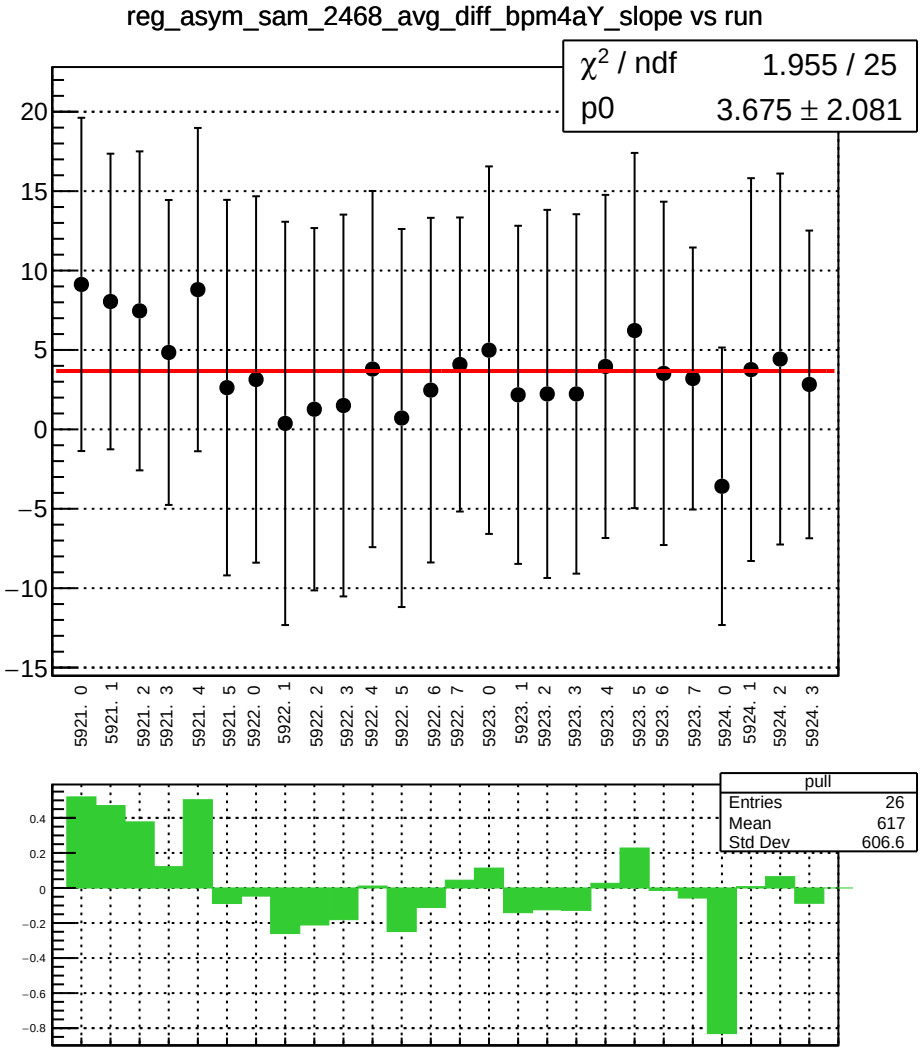
reg_asym_sam_2468_avg_diff_bpm4aY_slope vs run
χ² / ndf 1.955 / 25
p0 3.675 ± 2.081
20
15
10
5
0
−5
−10
−15
5921. 0
5921. 1
5921. 2
5921. 3
5921. 4
5921. 5
5922. 0
5922. 1
5922. 2
5922. 3
5922. 4
5922. 5
5922. 6
5922. 7
5923. 0
5923. 1
5923. 2
5923. 3
5923. 4
5923. 5
5923. 6
5923. 7
5924. 0
5924. 1
5924. 2
5924. 3
pull
Entries 26
Mean 617
Std Dev 606.6
0.4
0.2
0
−0.2
−0.4
−0.6
−0.8

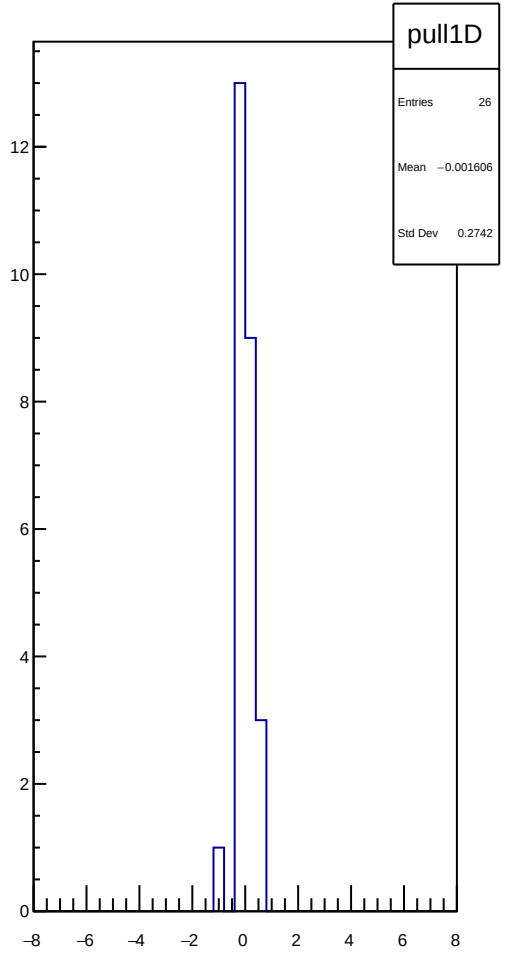
pull1D
Entries 26
Mean −0.001606
Std Dev 0.2742
12
10
8
6
4
2
0
−8
−6
−4
−2
0
2
4
6
8

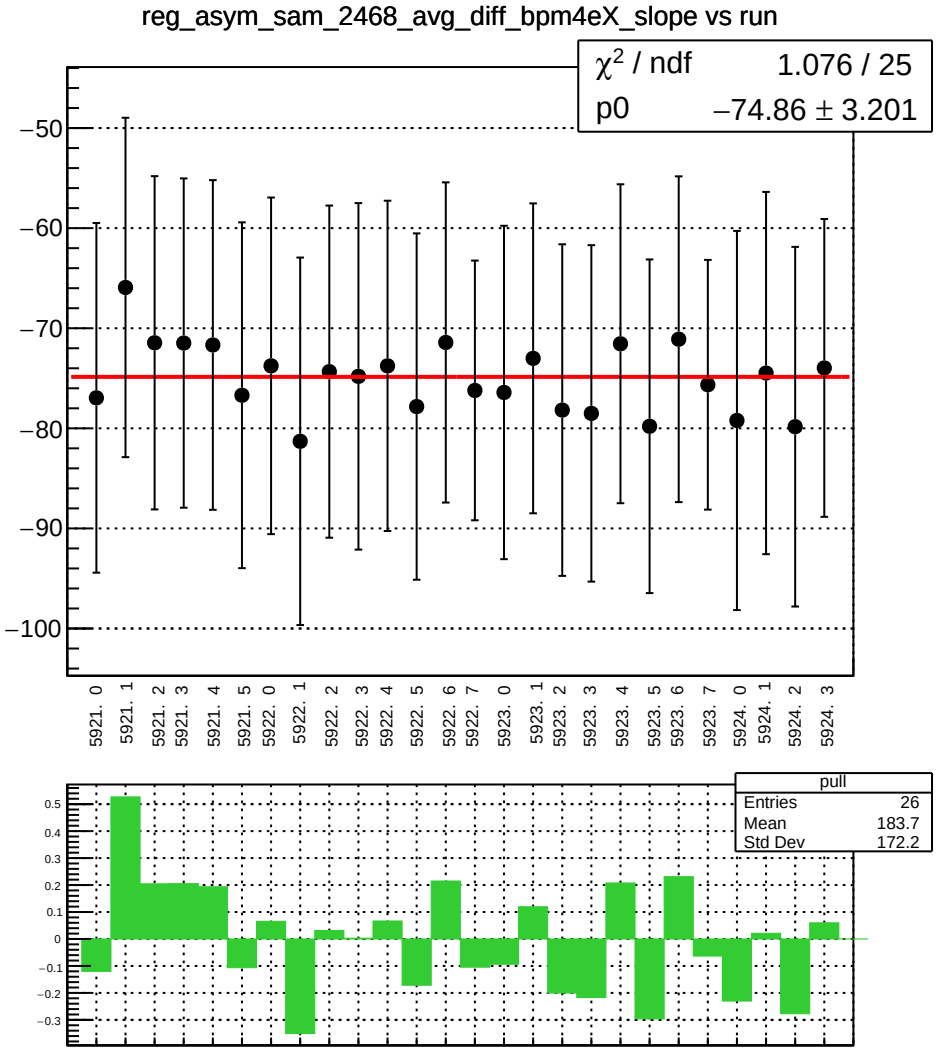
reg_asym_sam_2468_avg_diff_bpm4eX_slope vs run
χ² / ndf 1.076 / 25
p0 −74.86 ± 3.201
−50
−60
−70
−80
−90
−100
5921. 0
5921. 1
5921. 2
5921. 3
5921. 4
5921. 5
5922. 0
5922. 1
5922. 2
5922. 3
5922. 4
5922. 5
5922. 6
5922. 7
5923. 0
5923. 1
5923. 2
5923. 3
5923. 4
5923. 5
5923. 6
5923. 7
5924. 0
5924. 1
5924. 2
5924. 3
pull
Entries 26
Mean 183.7
Std Dev 172.2
0.5
0.4
0.3
0.2
0.1
0
−0.1
−0.2
−0.3

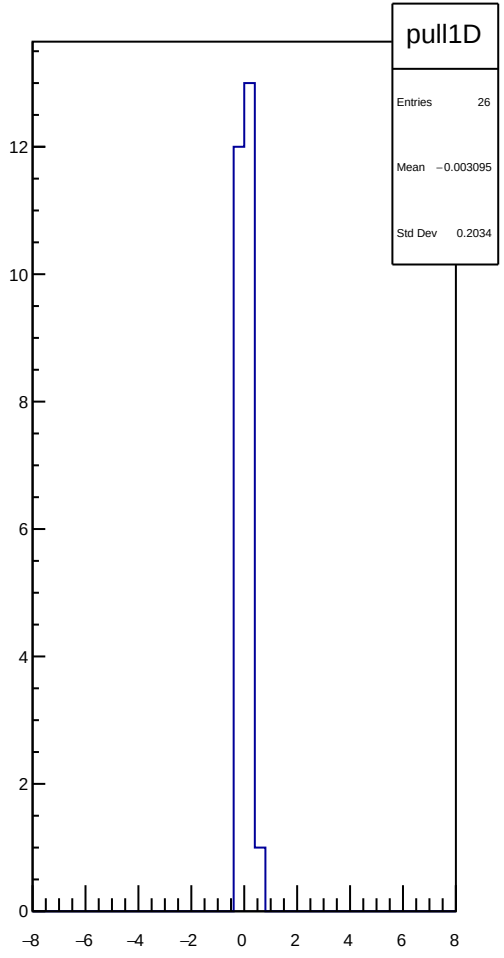
pull1D
Entries 26
Mean −0.003095
Std Dev 0.2034
12
10
8
6
4
2
0
−8
−6
−4
−2
0
2
4
6
8

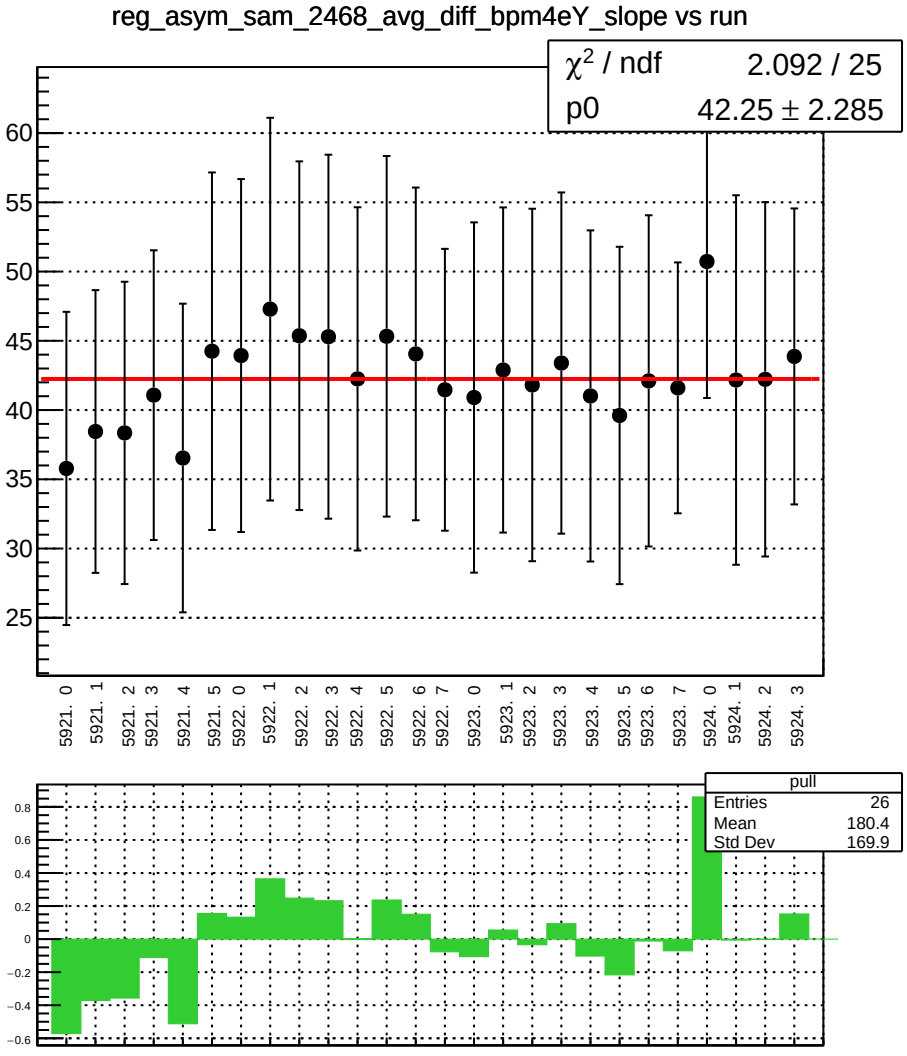
reg_asym_sam_2468_avg_diff_bpm4eY_slope vs run
χ² / ndf 2.092 / 25
p0 42.25 ± 2.285
60
55
50
45
40
35
30
25
5921. 0
5921. 1
5921. 2
5921. 3
5921. 4
5921. 5
5922. 0
5922. 1
5922. 2
5922. 3
5922. 4
5922. 5
5922. 6
5922. 7
5923. 0
5923. 1
5923. 2
5923. 3
5923. 4
5923. 5
5923. 6
5923. 7
5924. 0
5924. 1
5924. 2
5924. 3
pull
Entries 26
Mean 180.4
Std Dev 169.9
0.8
0.6
0.4
0.2
0
−0.2
−0.4
−0.6

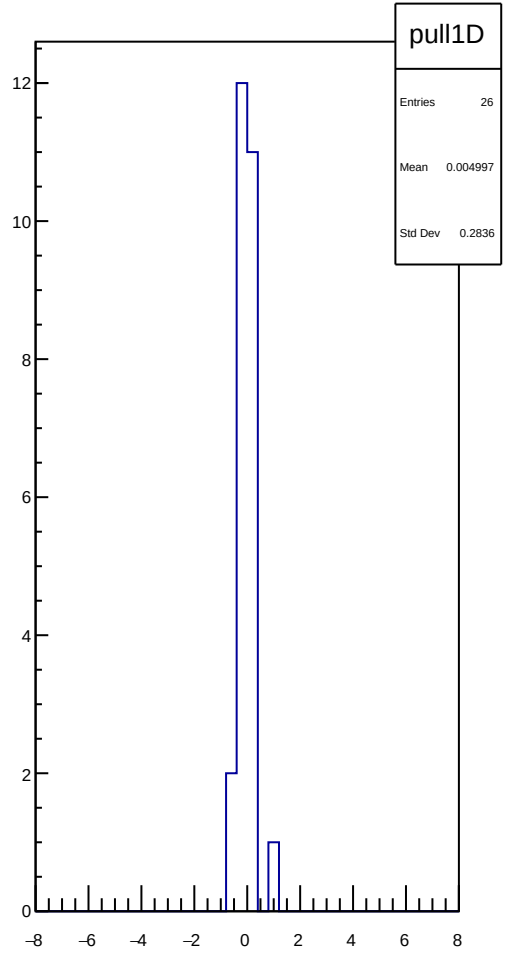
pull1D
Entries 26
Mean 0.004997
Std Dev 0.2836
12
10
8
6
4
2
0
−8
−6
−4
−2
0
2
4
6
8

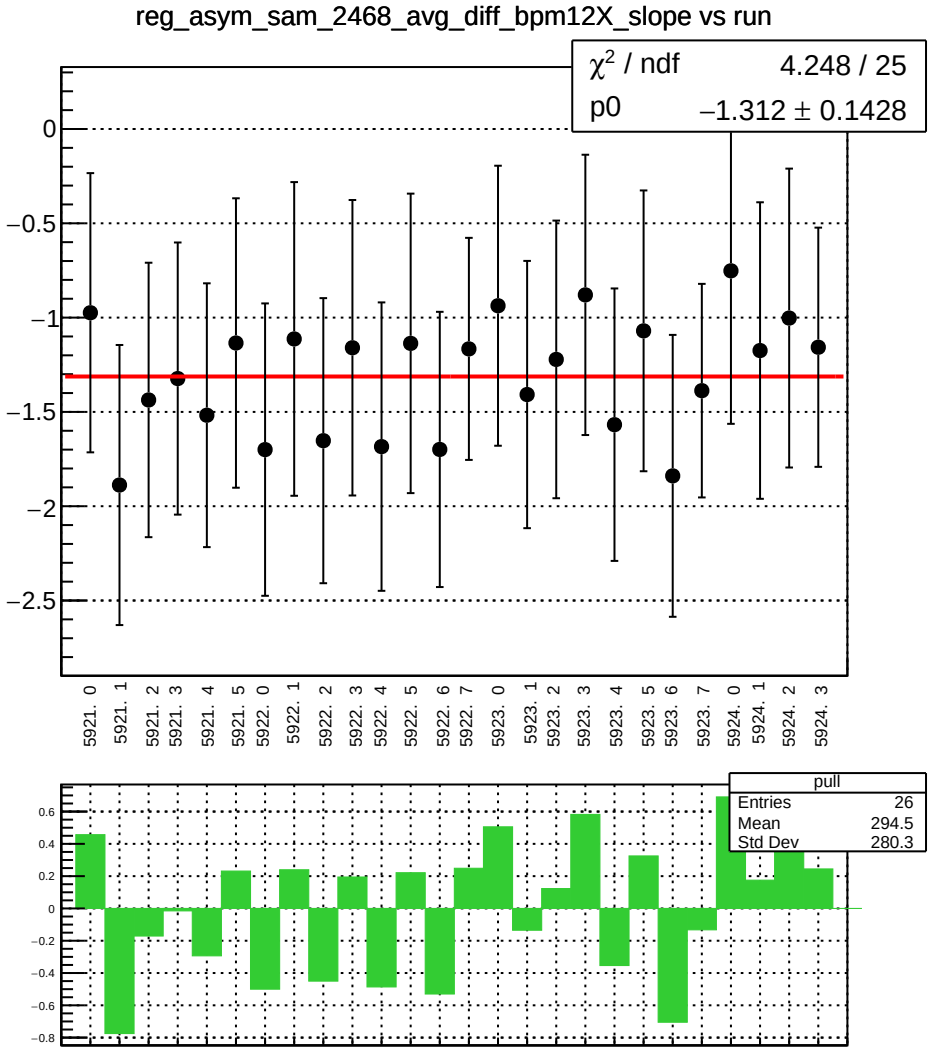
reg_asym_sam_2468_avg_diff_bpm12X_slope vs run
χ² / ndf 4.248 / 25
p0 −1.312 ± 0.1428
0
−0.5
−1
−1.5
−2
−2.5
5921. 0
5921. 1
5921. 2
5921. 3
5921. 4
5921. 5
5922. 0
5922. 1
5922. 2
5922. 3
5922. 4
5922. 5
5922. 6
5922. 7
5923. 0
5923. 1
5923. 2
5923. 3
5923. 4
5923. 5
5923. 6
5923. 7
5924. 0
5924. 1
5924. 2
5924. 3
pull
Entries 26
Mean 294.5
Std Dev 280.3
0.6
0.4
0.2
0
−0.2
−0.4
−0.6
−0.8

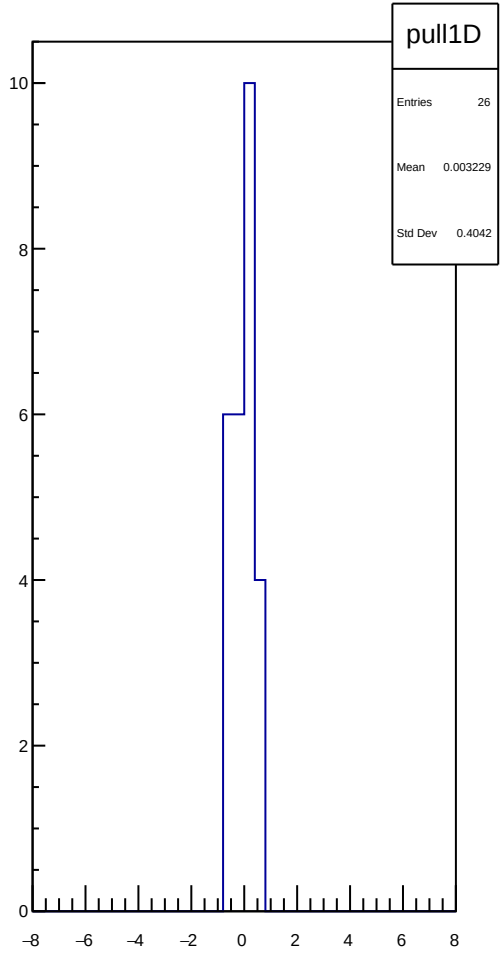
pull1D
Entries 26
Mean 0.003229
Std Dev 0.4042
10
8
6
4
2
0
−8
−6
−4
−2
0
2
4
6
8

reg_asym_sam_1357_2468_dd_diff_bpm4aX_slope vs run

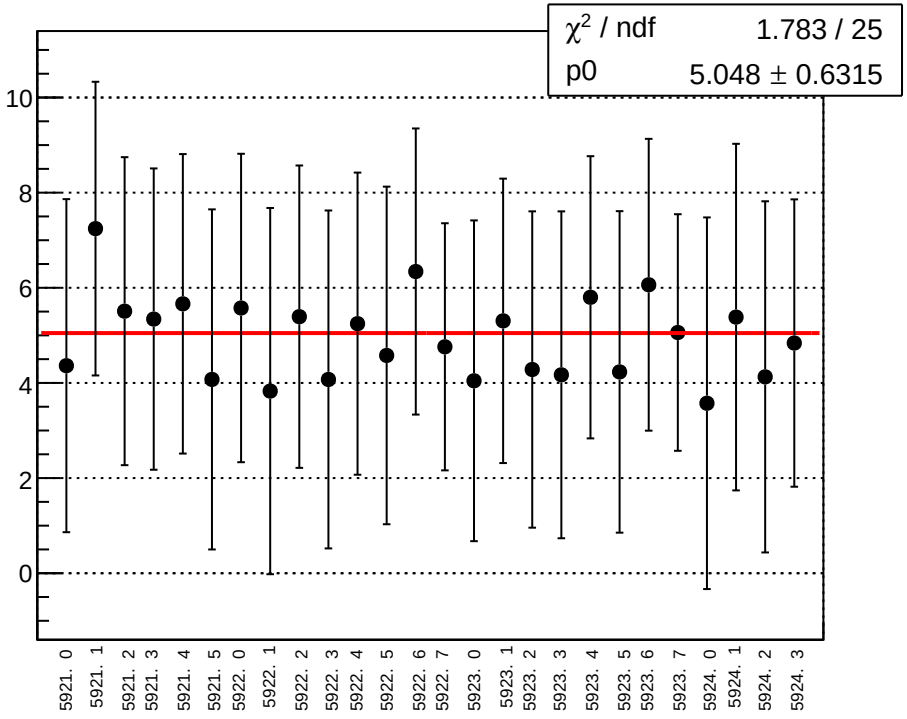

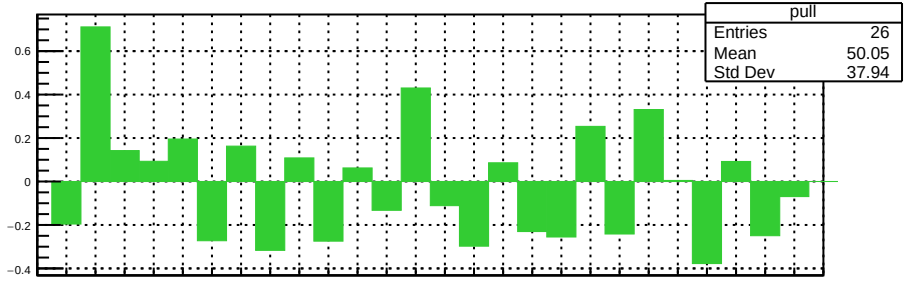

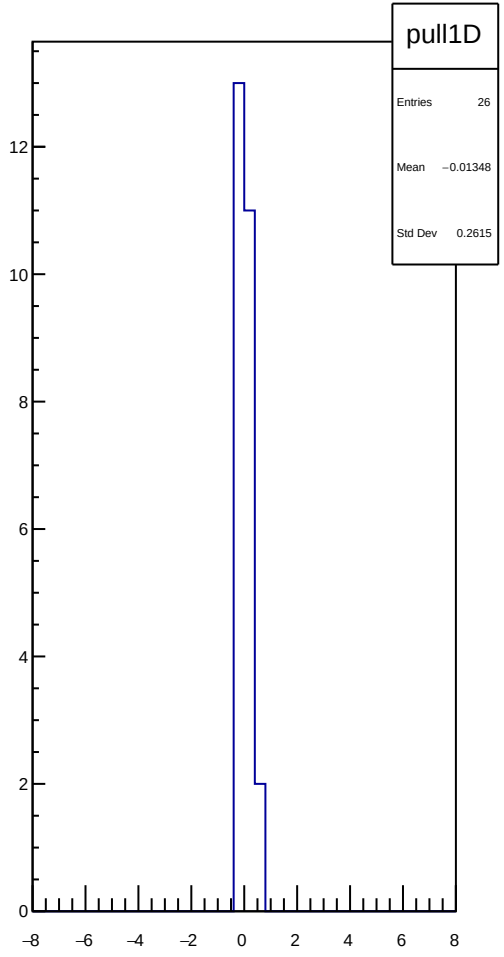

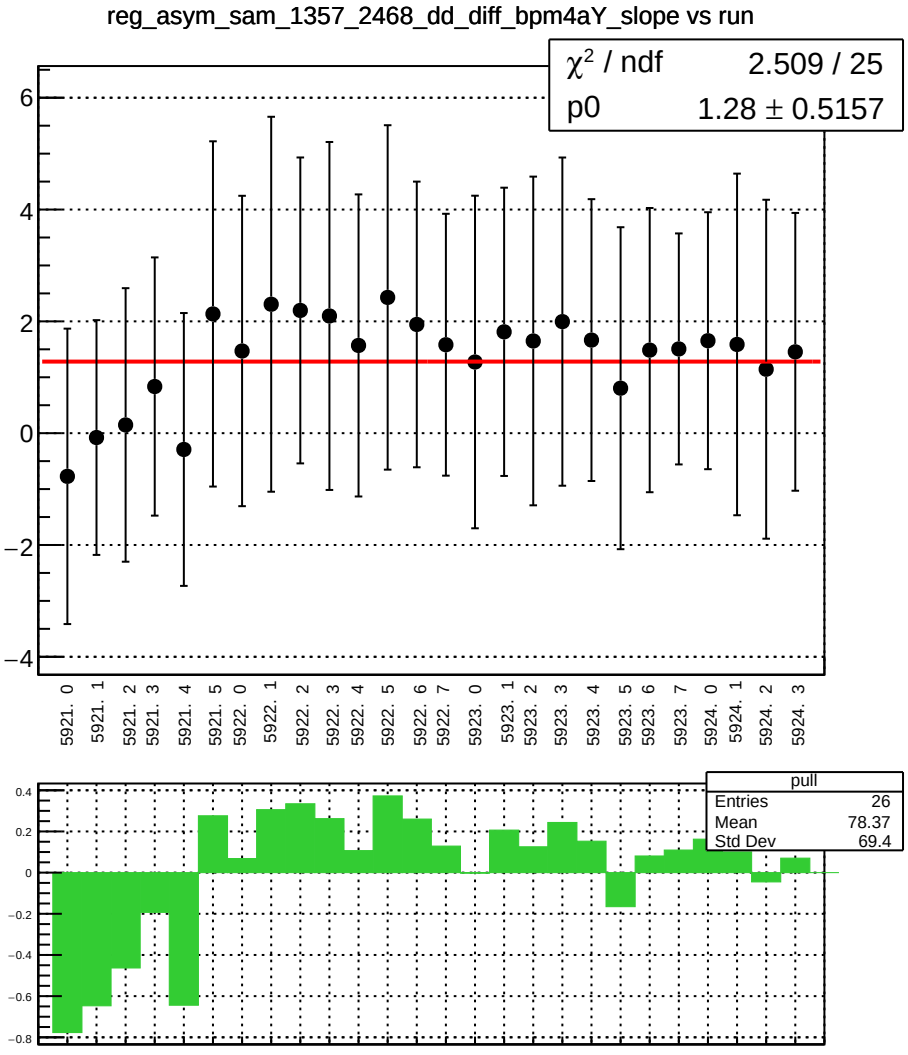
reg_asym_sam_1357_2468_dd_diff_bpm4aY_slope vs run
χ² / ndf 2.509 / 25
p0 1.28 ± 0.5157
6
4
2
0
−2
−4
5921. 0
5921. 1
5921. 2
5921. 3
5921. 4
5921. 5
5922. 0
5922. 1
5922. 2
5922. 3
5922. 4
5922. 5
5922. 6
5922. 7
5923. 0
5923. 1
5923. 2
5923. 3
5923. 4
5923. 5
5923. 6
5923. 7
5924. 0
5924. 1
5924. 2
5924. 3
pull
Entries 26
Mean 78.37
Std Dev 69.4
0.4
0.2
0
−0.2
−0.4
−0.6
−0.8

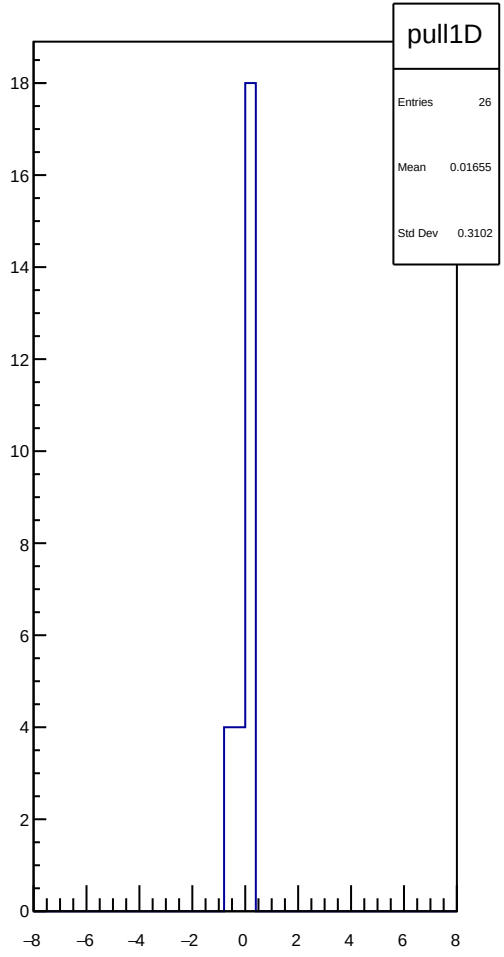
pull1D
Entries 26
Mean 0.01655
Std Dev 0.3102
18
16
14
12
10
8
6
4
2
0
−8
−6
−4
−2
0
2
4
6
8

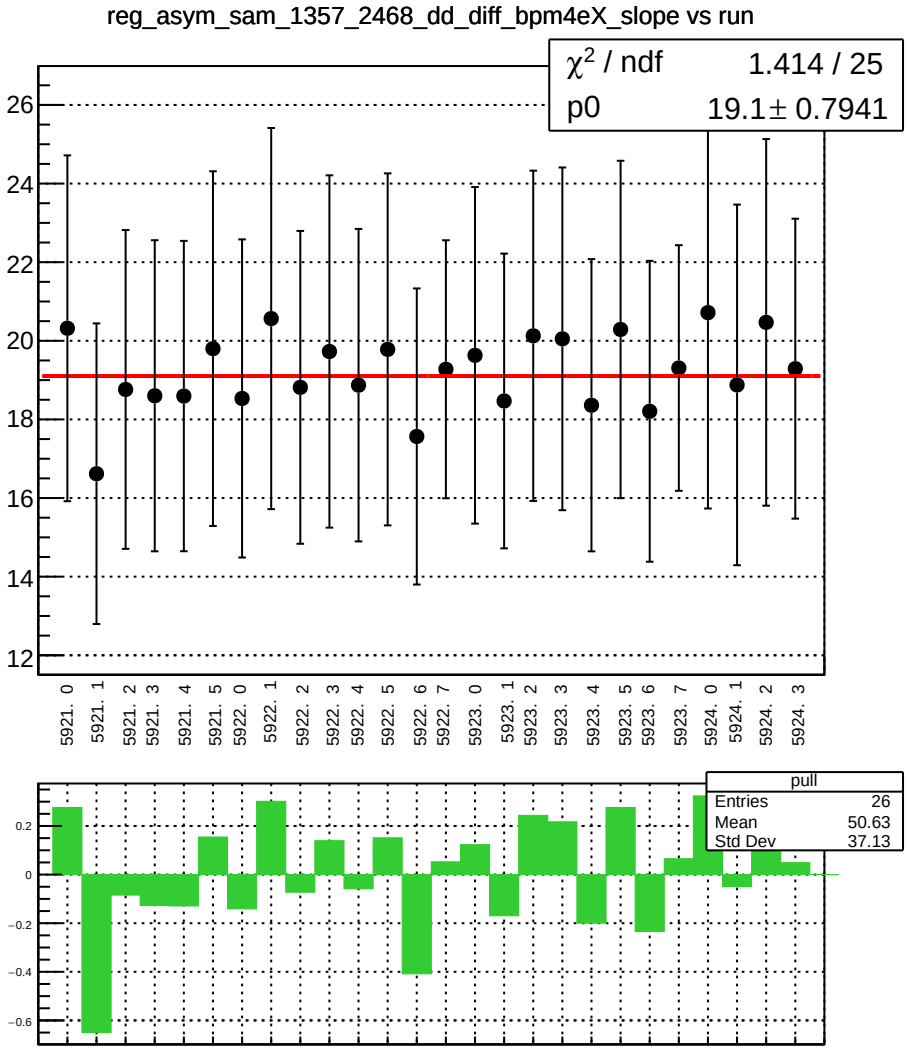
reg_asym_sam_1357_2468_dd_diff_bpm4eX_slope vs run
χ2 / ndf 1.414 / 25
p0 19.1± 0.7941
26
24
22
20
18
16
14
12
5921. 0
5921. 1
5921. 2
5921. 3
5921. 4
5921. 5
5922. 0
5922. 1
5922. 2
5922. 3
5922. 4
5922. 5
5922. 6
5922. 7
5923. 0
5923. 1
5923. 2
5923. 3
5923. 4
5923. 5
5923. 6
5923. 7
5924. 0
5924. 1
5924. 2
5924. 3
pull
Entries 26
Mean 50.63
Std Dev 37.13
0.2
0
−0.2
−0.4
−0.6

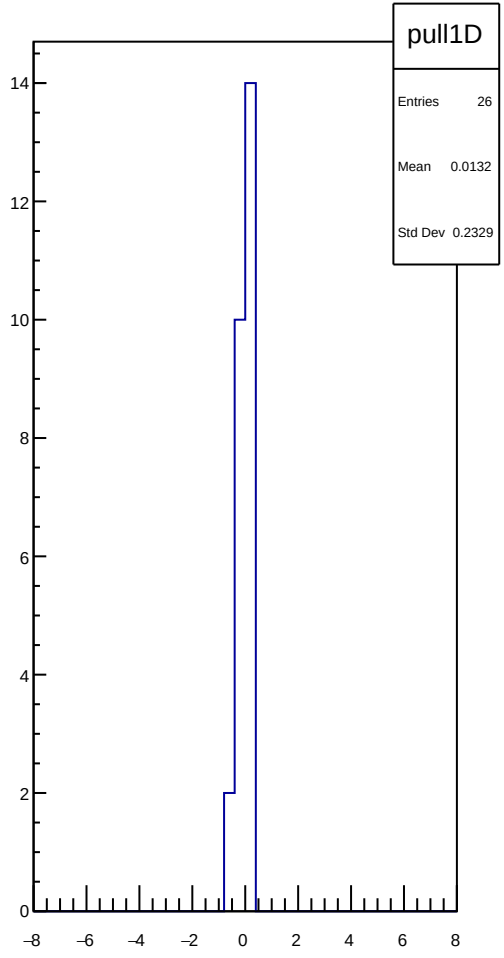
pull1D
Entries 26
Mean 0.0132
Std Dev 0.2329
14
12
10
8
6
4
2
0
−8
−6
−4
−2
0
2
4
6
8

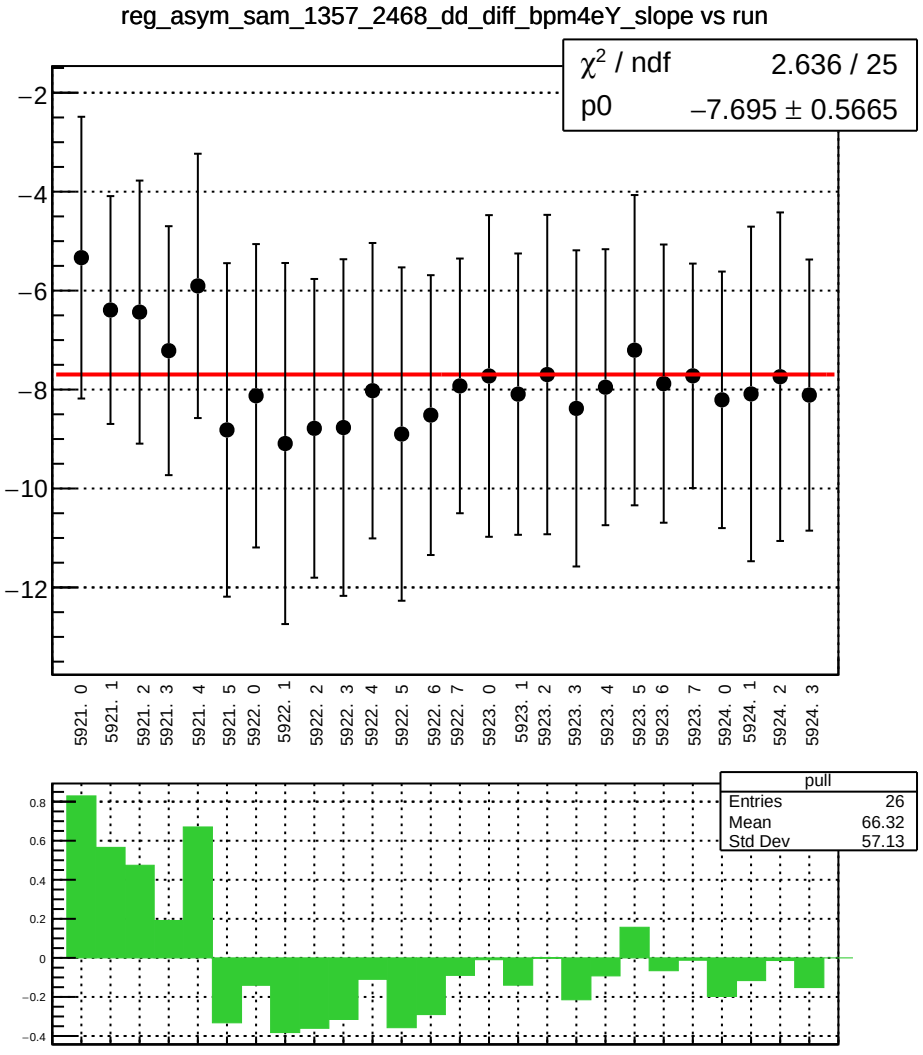
reg_asym_sam_1357_2468_dd_diff_bpm4eY_slope vs run
χ² / ndf 2.636 / 25
p0 −7.695 ± 0.5665
−2
−4
−6
−8
−10
−12
5921. 0
5921. 1
5921. 2
5921. 3
5921. 4
5921. 5
5922. 0
5922. 1
5922. 2
5922. 3
5922. 4
5922. 5
5922. 6
5922. 7
5923. 0
5923. 1
5923. 2
5923. 3
5923. 4
5923. 5
5923. 6
5923. 7
5924. 0
5924. 1
5924. 2
5924. 3
pull
Entries 26
Mean 66.32
Std Dev 57.13
0.8
0.6
0.4
0.2
0
−0.2
−0.4

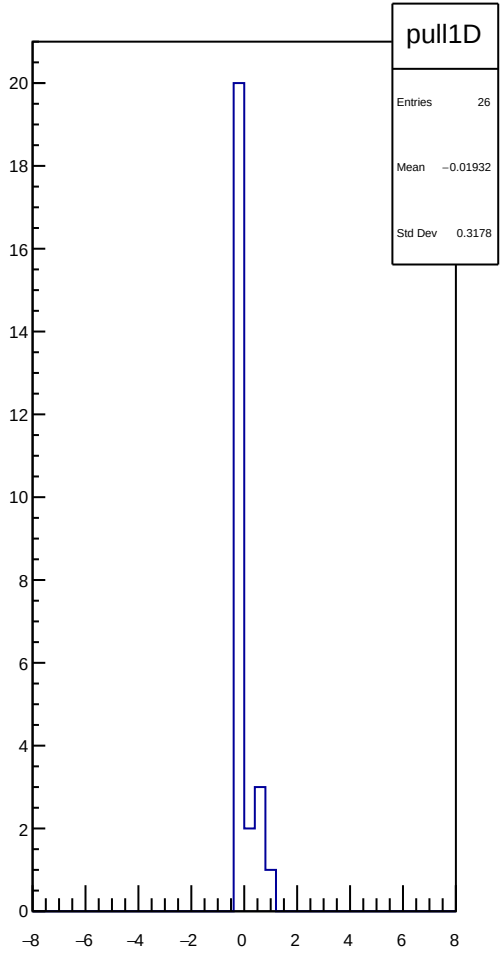
pull1D
Entries 26
Mean −0.01932
Std Dev 0.3178
20
18
16
14
12
10
8
6
4
2
0
−8
−6
−4
−2
0
2
4
6
8

reg_asym_sam_1357_2468_dd_diff_bpm12X_slope vs run

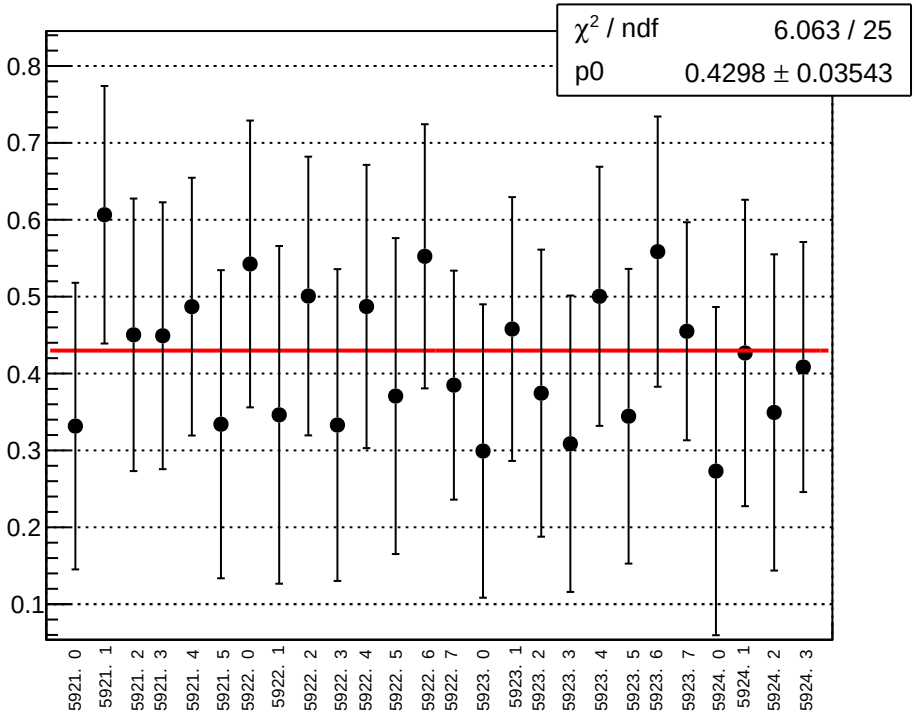

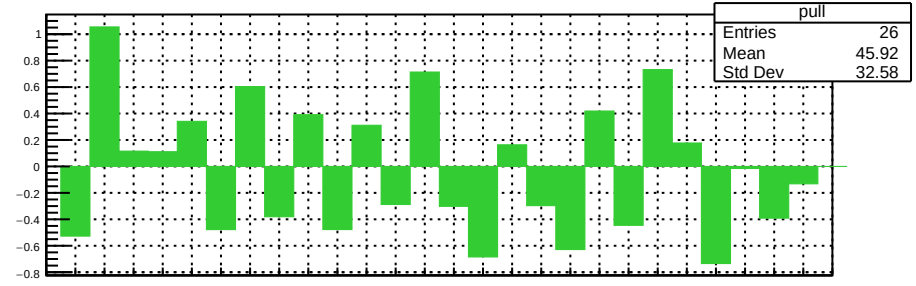

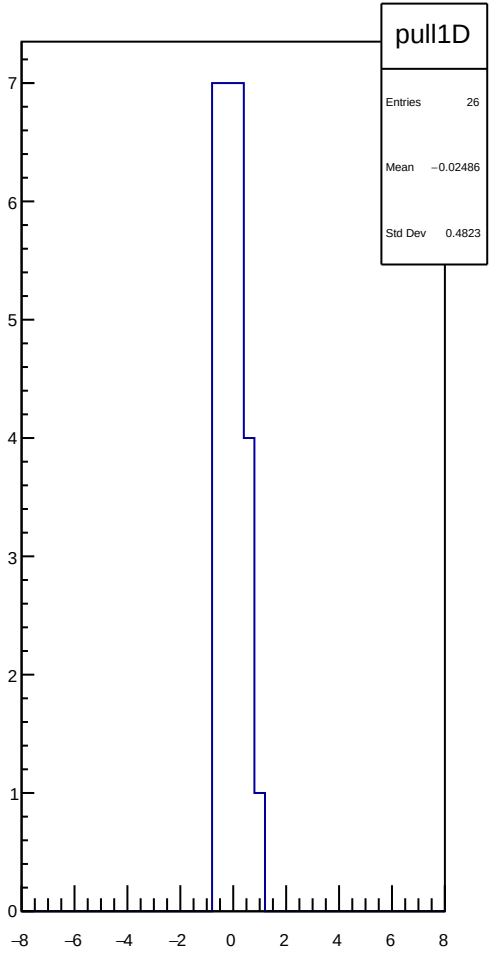

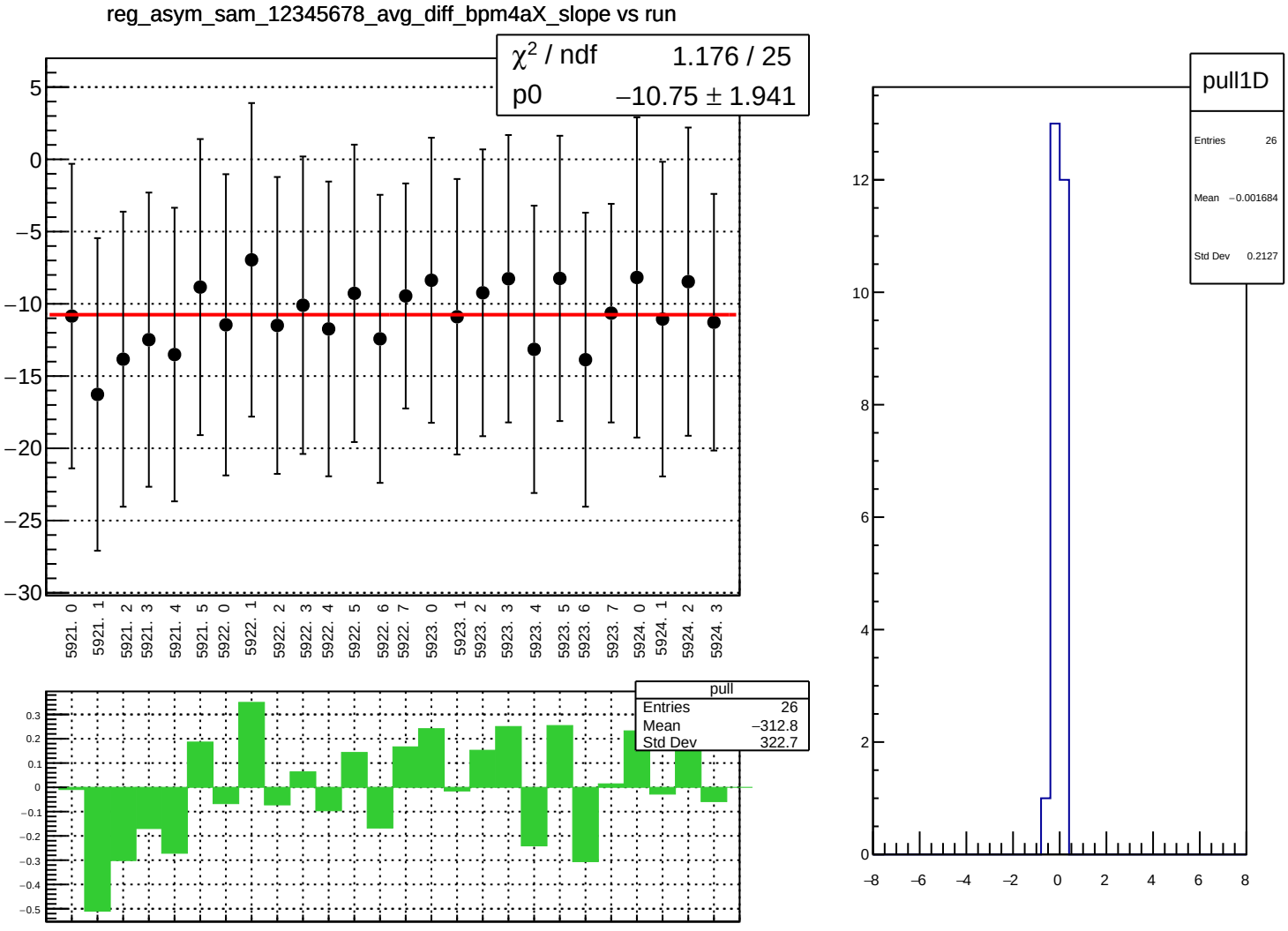
reg_asym_sam_12345678_avg_diff_bpm4aX_slope vs run
χ² / ndf 1.176 / 25
p0 −10.75 ± 1.941
5921. 0
5921. 1
5921. 2
5921. 3
5921. 4
5921. 5
5922. 0
5922. 1
5922. 2
5922. 3
5922. 4
5922. 5
5922. 6
5922. 7
5923. 0
5923. 1
5923. 2
5923. 3
5923. 4
5923. 5
5923. 6
5923. 7
5924. 0
5924. 1
5924. 2
5924. 3
pull
Entries 26
Mean −312.8
Std Dev 322.7
pull1D
Entries 26
Mean −0.001684
Std Dev 0.2127

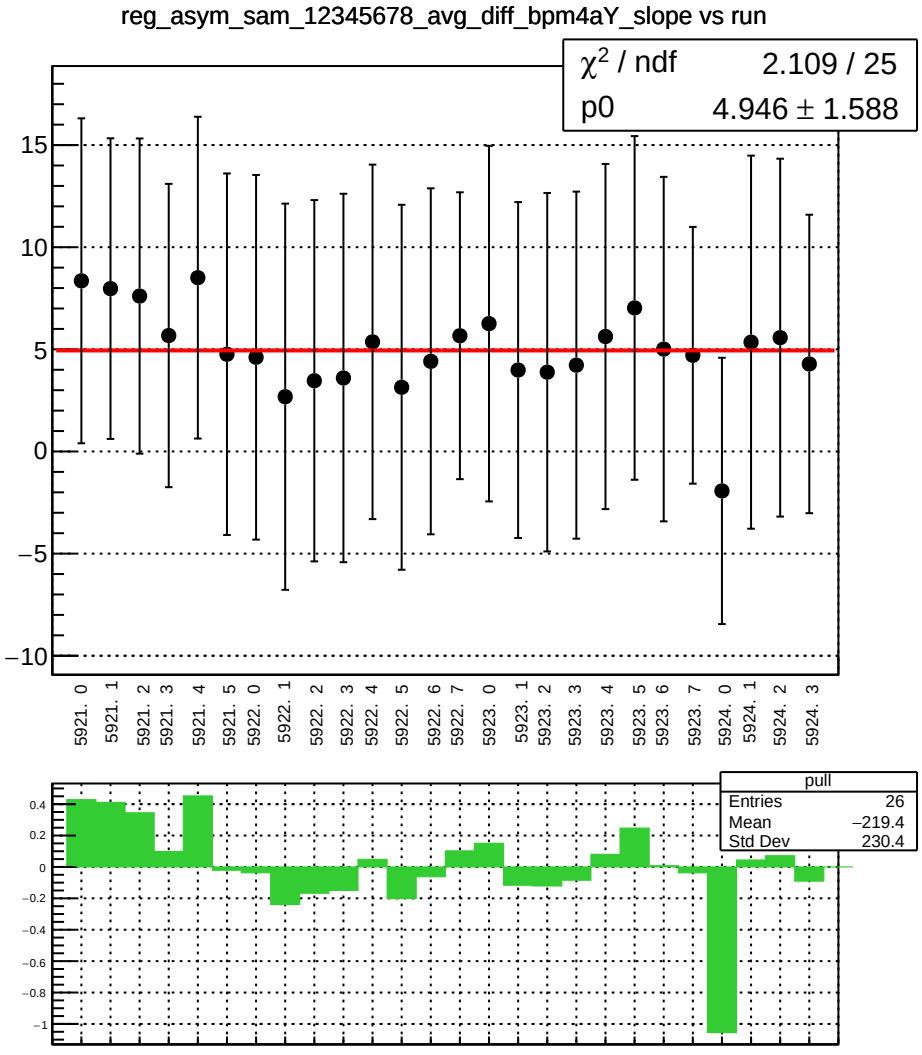
reg_asym_sam_12345678_avg_diff_bpm4aY_slope vs run
χ² / ndf 2.109 / 25
p0 4.946 ± 1.588
15
10
5
0
−5
−10
5921. 0
5921. 1
5921. 2
5921. 3
5921. 4
5921. 5
5922. 0
5922. 1
5922. 2
5922. 3
5922. 4
5922. 5
5922. 6
5922. 7
5923. 0
5923. 1
5923. 2
5923. 3
5923. 4
5923. 5
5923. 6
5923. 7
5924. 0
5924. 1
5924. 2
5924. 3
pull
Entries 26
Mean −219.4
Std Dev 230.4
0.4
0.2
0
−0.2
−0.4
−0.6
−0.8
−1

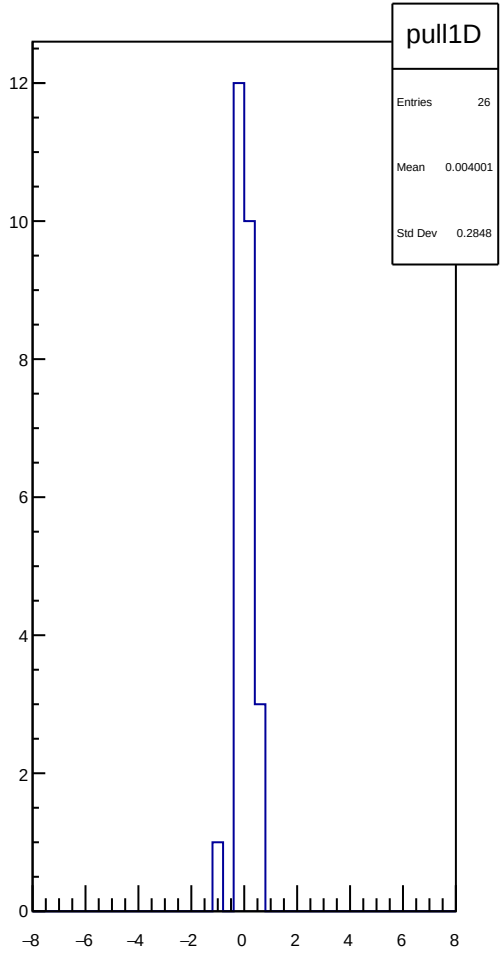
pull1D
Entries 26
Mean 0.004001
Std Dev 0.2848
12
10
8
6
4
2
0
−8
−6
−4
−2
0
2
4
6
8

reg_asym_sam_12345678_avg_diff_bpm4eX_slope vs run

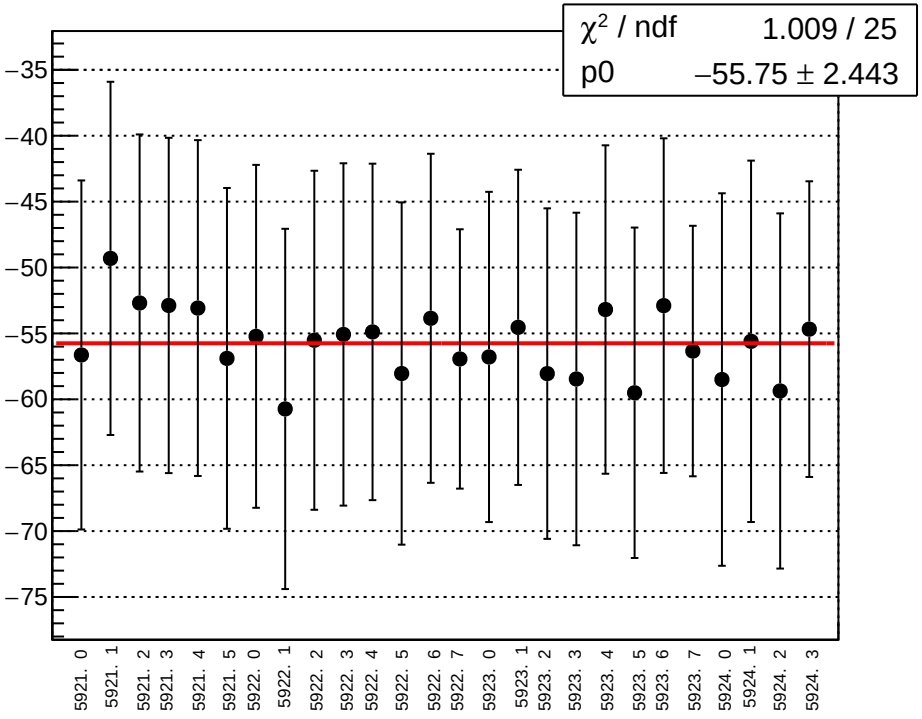

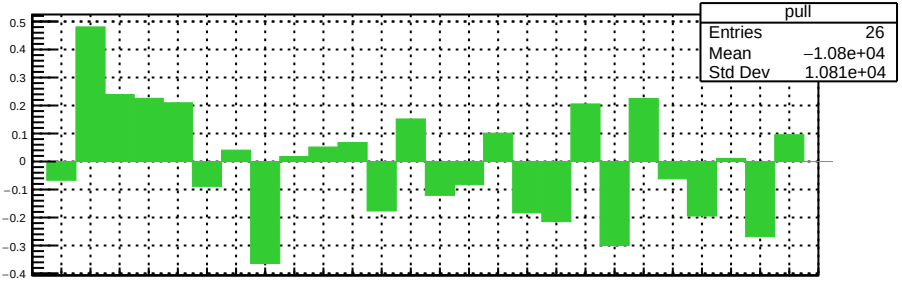

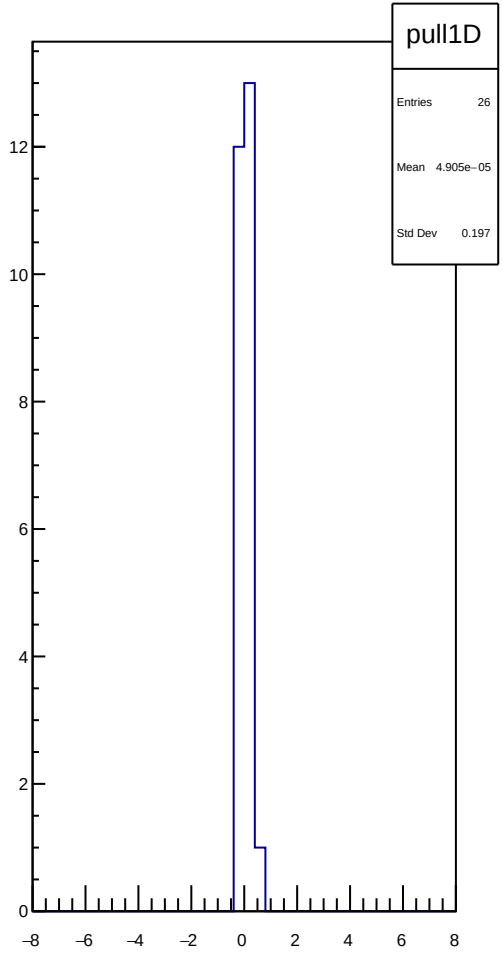

reg_asym_sam_12345678_avg_diff_bpm4eY_slope vs run

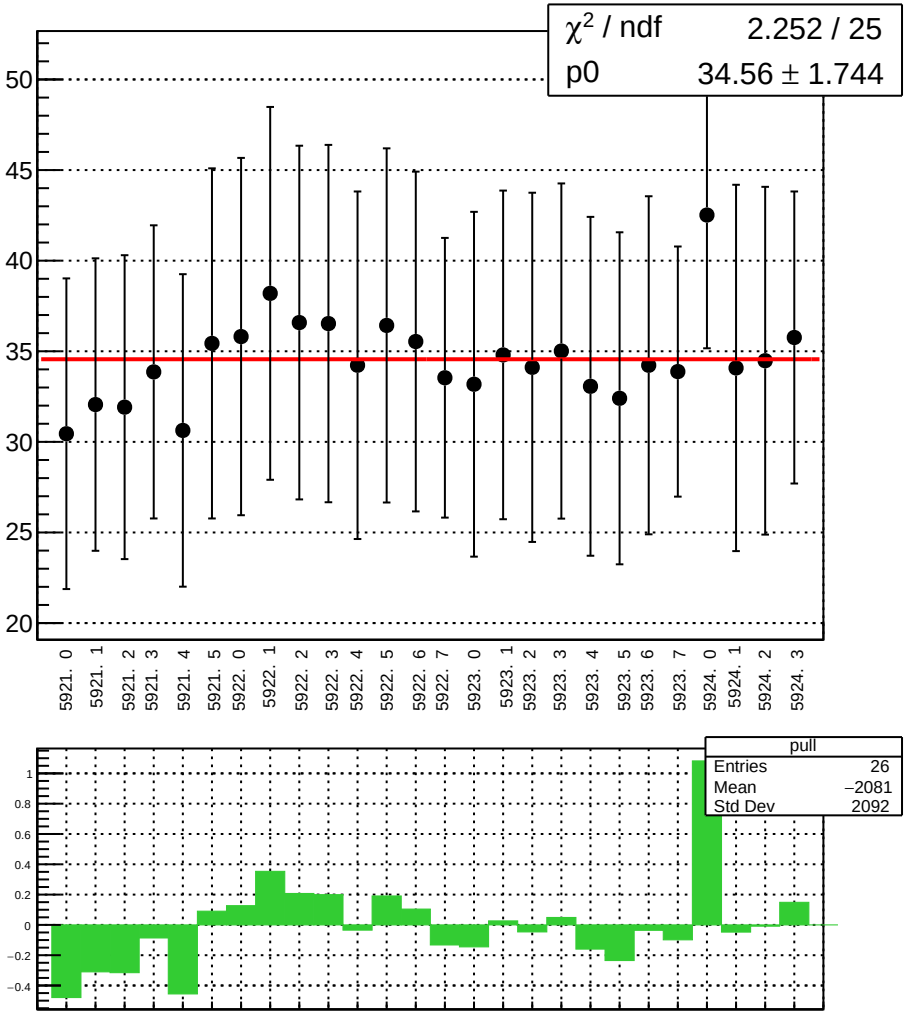

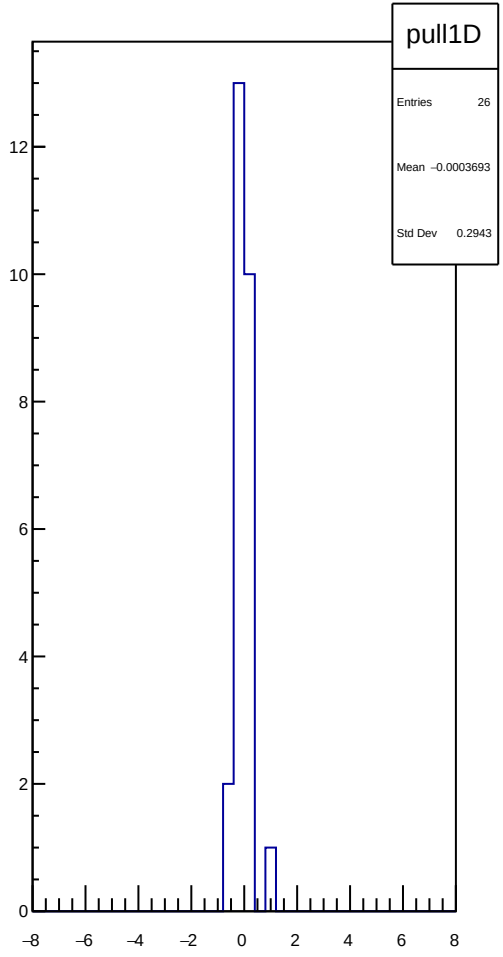

reg_asym_sam_12345678_avg_diff_bpm12X_slope vs run

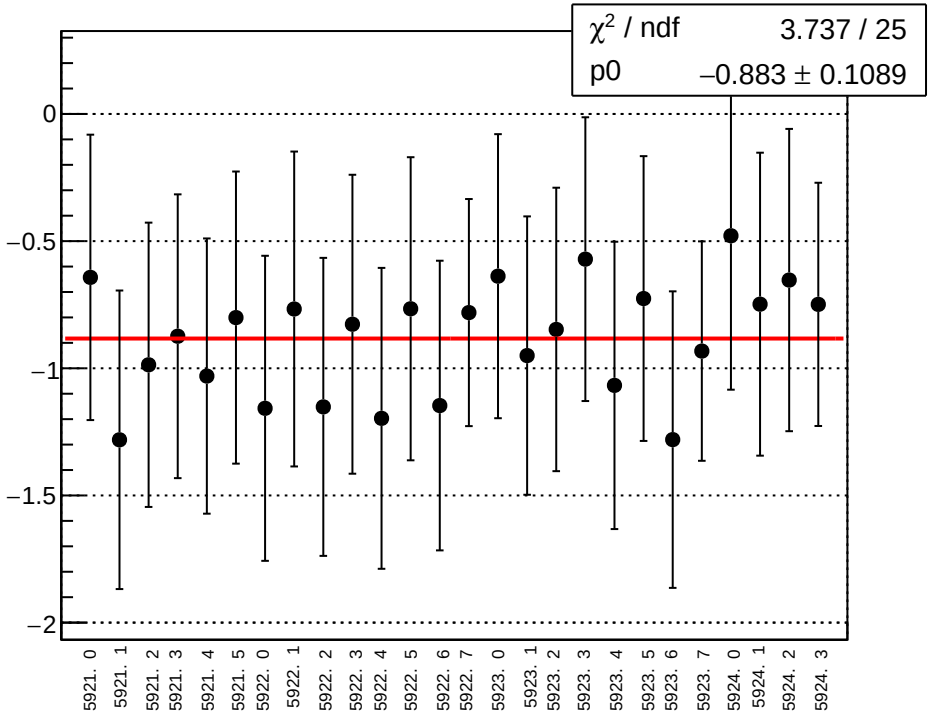

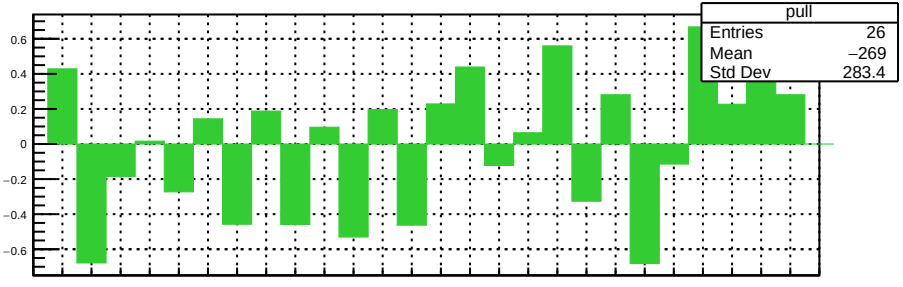

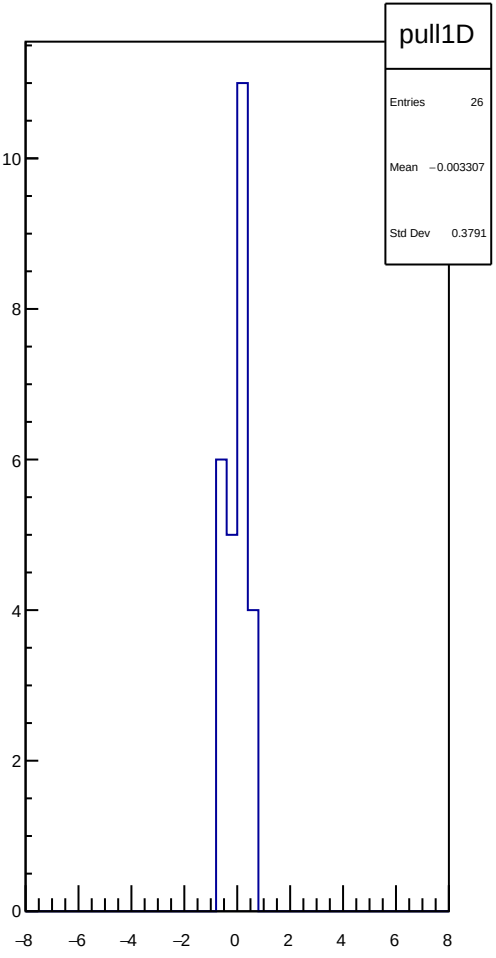

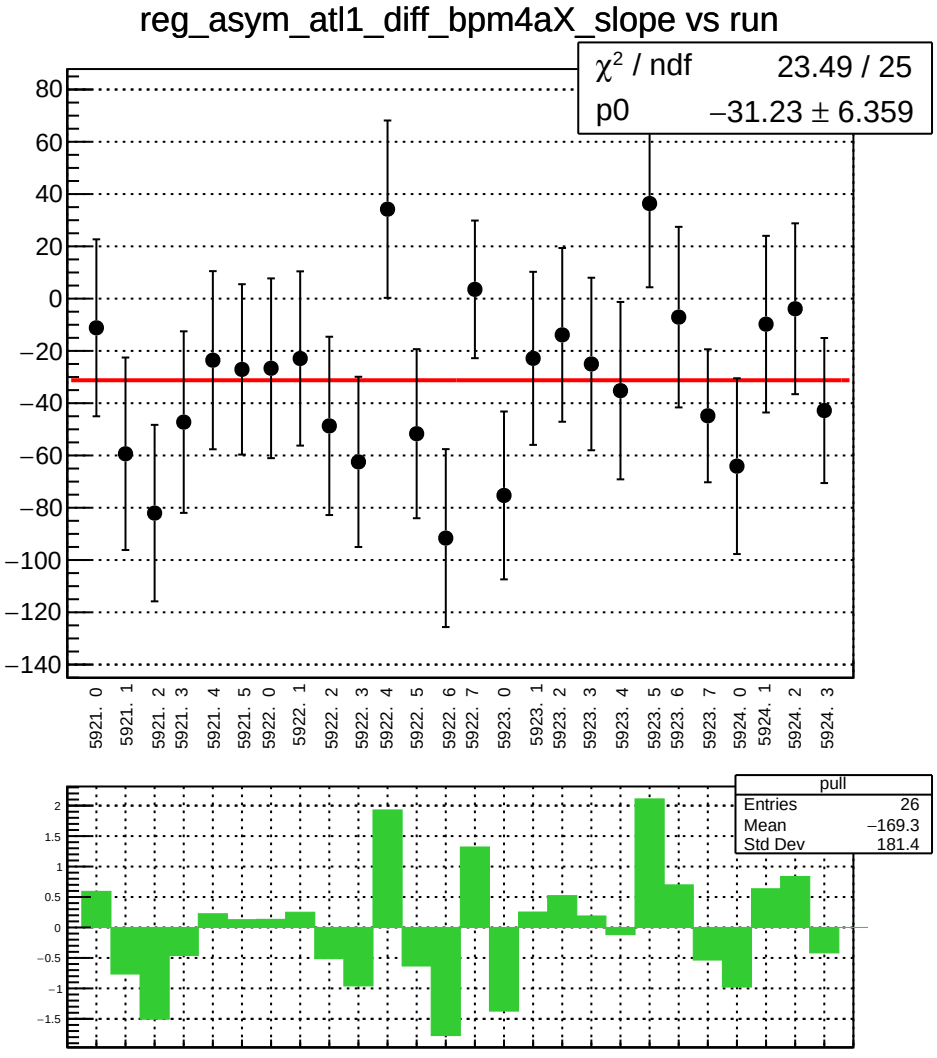
reg_asym_atl1_diff_bpm4aX_slope vs run
χ² / ndf 23.49 / 25
p0 −31.23 ± 6.359
80
60
40
20
0
−20
−40
−60
−80
−100
−120
−140
5921. 0
5921. 1
5921. 2
5921. 3
5921. 4
5921. 5
5922. 0
5922. 1
5922. 2
5922. 3
5922. 4
5922. 5
5922. 6
5922. 7
5923. 0
5923. 1
5923. 2
5923. 3
5923. 4
5923. 5
5923. 6
5923. 7
5924. 0
5924. 1
5924. 2
5924. 3
pull
Entries 26
Mean −169.3
Std Dev 181.4
2
1.5
1
0.5
0
−0.5
−1
−1.5

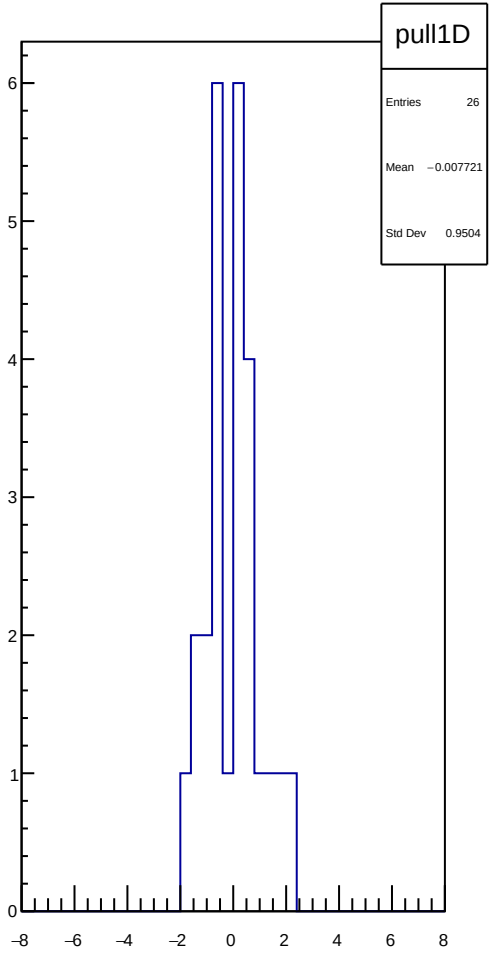
pull1D
Entries 26
Mean −0.007721
Std Dev 0.9504
6
5
4
3
2
1
0
−8
−6
−4
−2
0
2
4
6
8

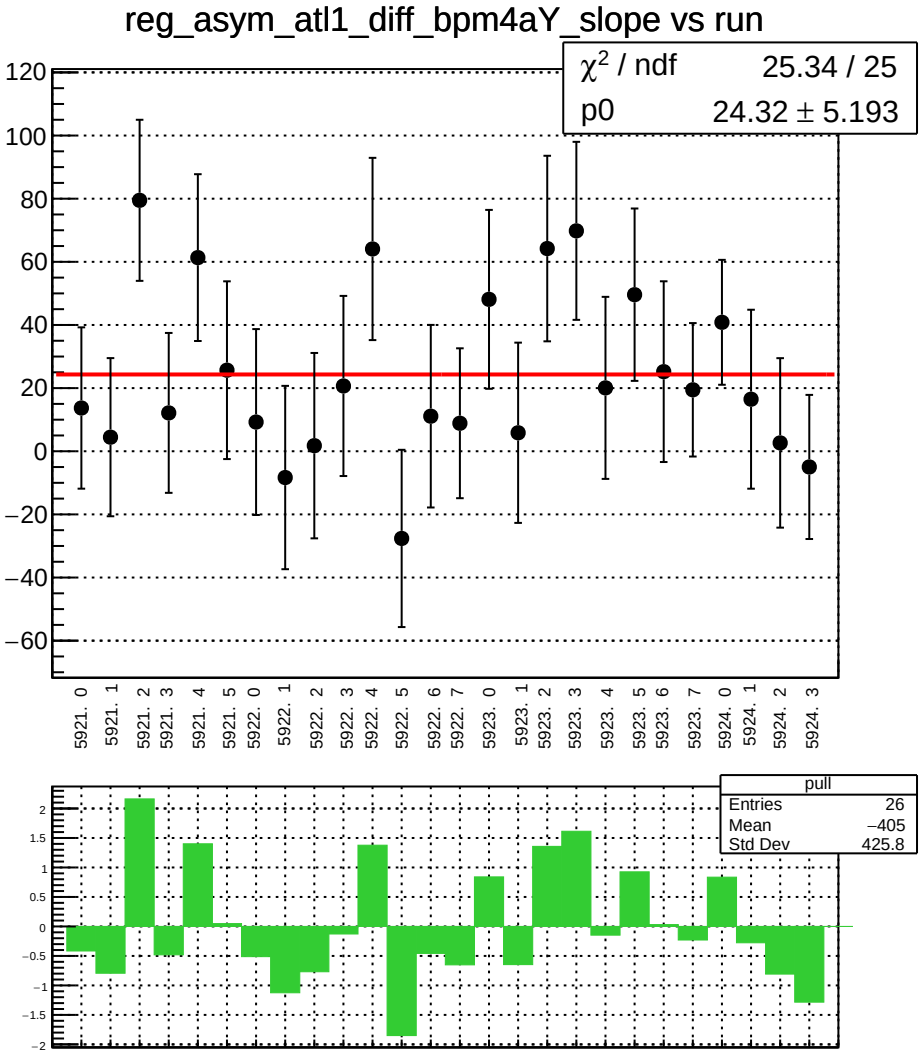
reg_asym_atl1_diff_bpm4aY_slope vs run
χ² / ndf 25.34 / 25
p0 24.32 ± 5.193
120
100
80
60
40
20
0
−20
−40
−60
5921. 0
5921. 1
5921. 2
5921. 3
5921. 4
5921. 5
5922. 0
5922. 1
5922. 2
5922. 3
5922. 4
5922. 5
5922. 6
5922. 7
5923. 0
5923. 1
5923. 2
5923. 3
5923. 4
5923. 5
5923. 6
5923. 7
5924. 0
5924. 1
5924. 2
5924. 3
pull
Entries 26
Mean −405
Std Dev 425.8
2
1.5
1
0.5
0
−0.5
−1
−1.5
−2

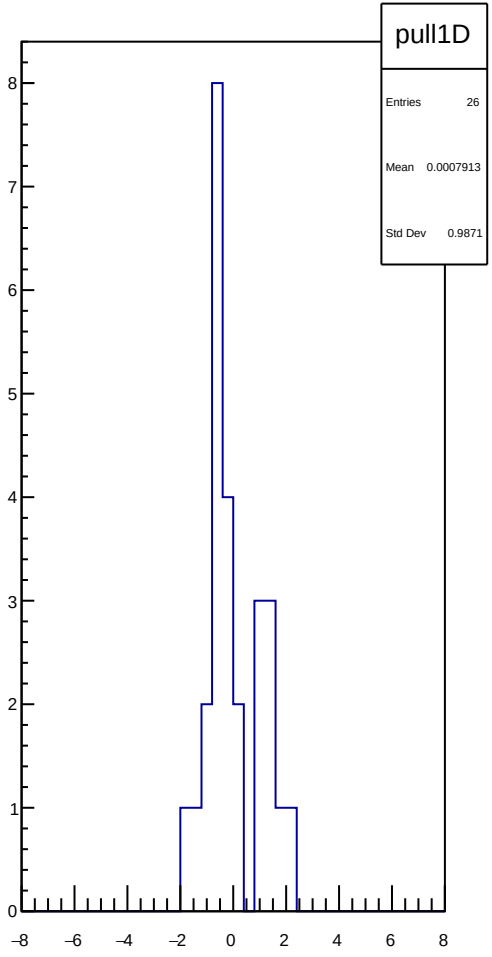
pull1D
Entries 26
Mean 0.0007913
Std Dev 0.9871
8
7
6
5
4
3
2
1
0
−8
−6
−4
−2
0
2
4
6
8

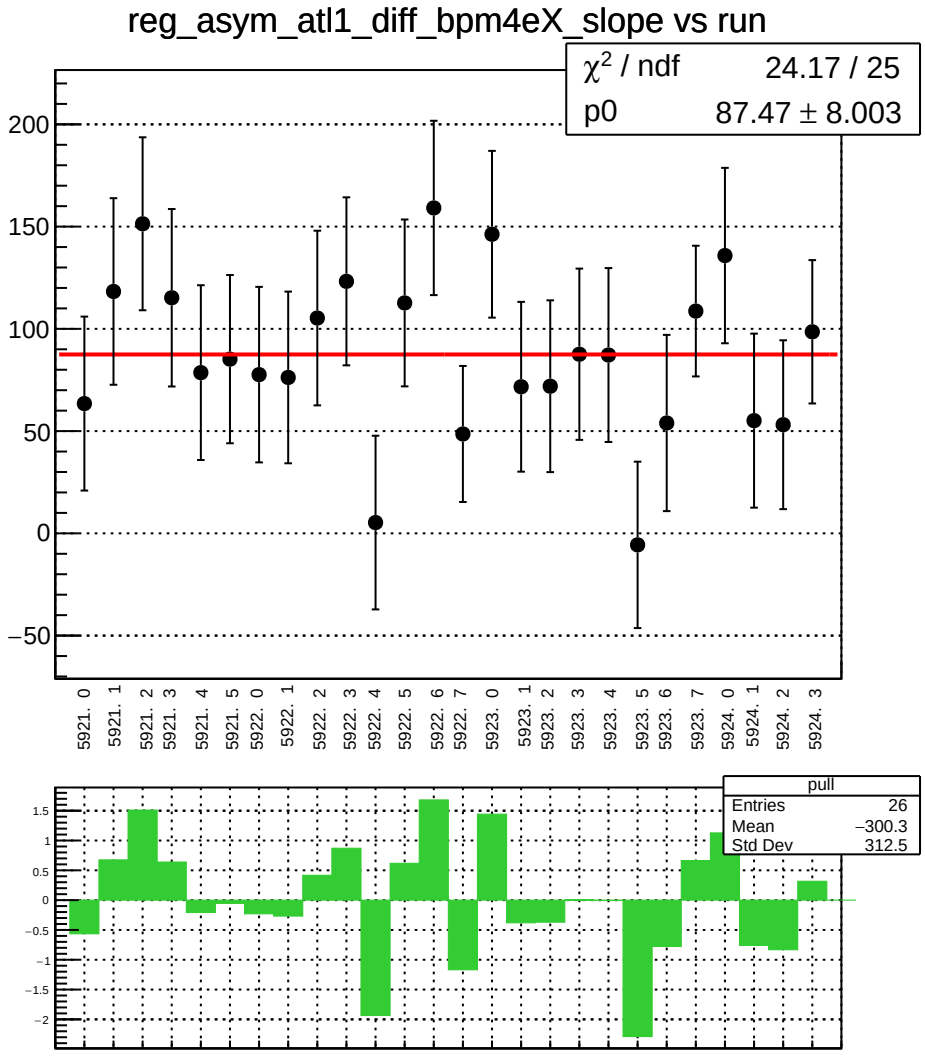
reg_asym_atl1_diff_bpm4eX_slope vs run
χ² / ndf 24.17 / 25
p0 87.47 ± 8.003
200
150
100
50
0
−50
5921. 0
5921. 1
5921. 2
5921. 3
5921. 4
5921. 5
5922. 0
5922. 1
5922. 2
5922. 3
5922. 4
5922. 5
5922. 6
5922. 7
5923. 0
5923. 1
5923. 2
5923. 3
5923. 4
5923. 5
5923. 6
5923. 7
5924. 0
5924. 1
5924. 2
5924. 3
pull
Entries 26
Mean −300.3
Std Dev 312.5
1.5
1
0.5
0
−0.5
−1
−1.5
−2

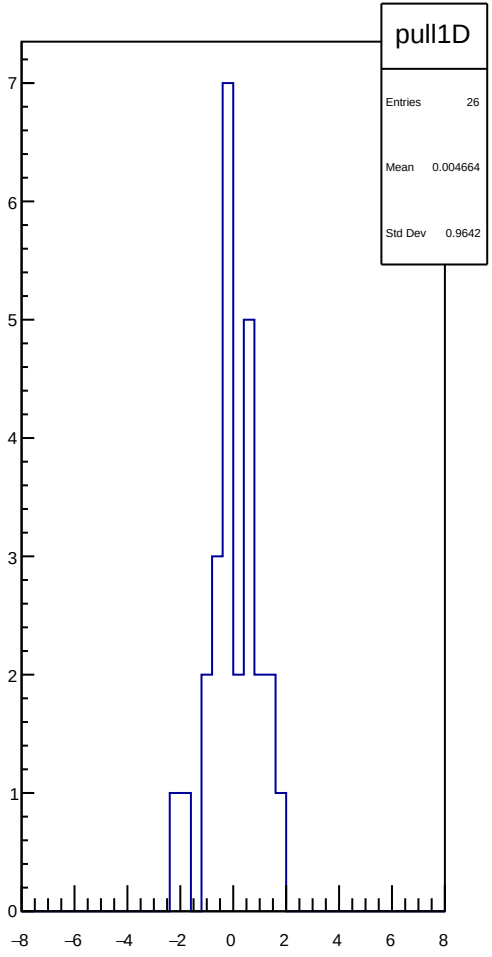
pull1D
Entries 26
Mean 0.004664
Std Dev 0.9642
7
6
5
4
3
2
1
0
−8
−6
−4
−2
0
2
4
6
8

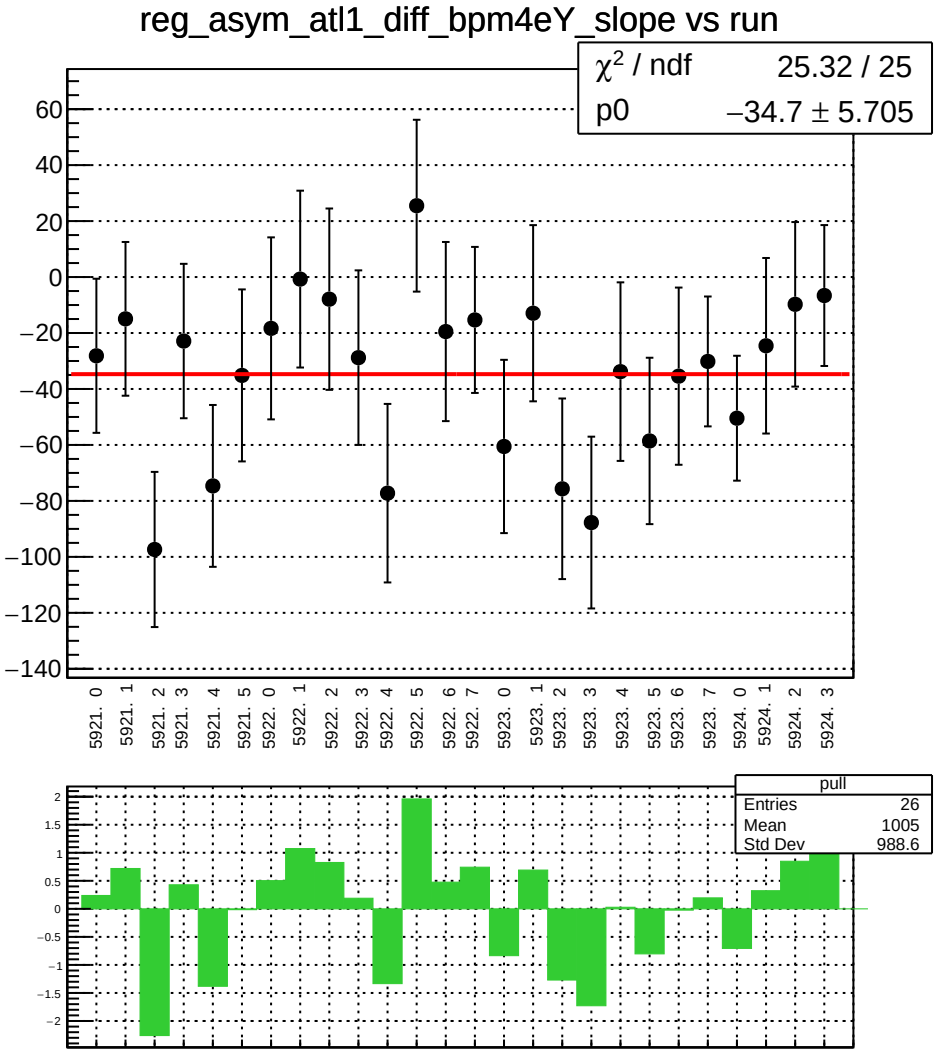
reg_asym_atl1_diff_bpm4eY_slope vs run
χ² / ndf 25.32 / 25
p0 −34.7 ± 5.705
60
40
20
0
−20
−40
−60
−80
−100
−120
−140
5921. 0
5921. 1
5921. 2
5921. 3
5921. 4
5921. 5
5922. 0
5922. 1
5922. 2
5922. 3
5922. 4
5922. 5
5922. 6
5922. 7
5923. 0
5923. 1
5923. 2
5923. 3
5923. 4
5923. 5
5923. 6
5923. 7
5924. 0
5924. 1
5924. 2
5924. 3
pull
Entries 26
Mean 1005
Std Dev 988.6
2
1.5
1
0.5
0
−0.5
−1
−1.5
−2

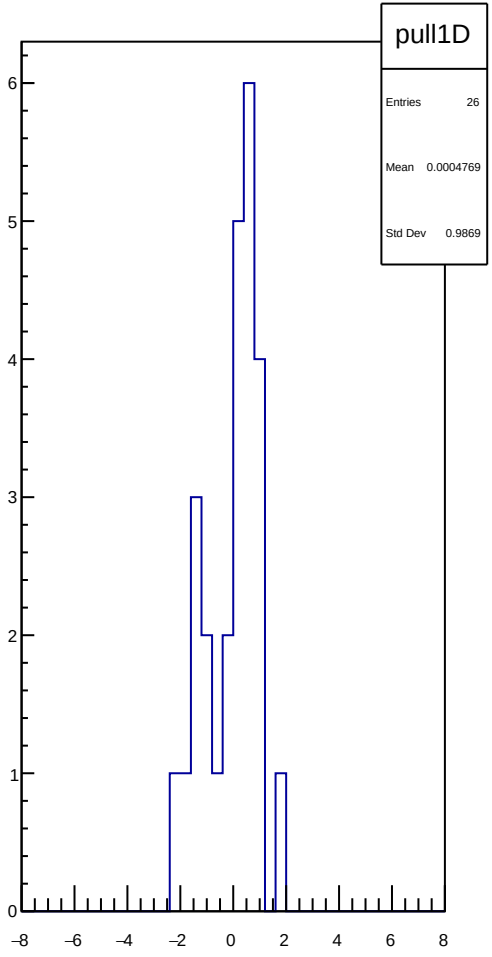
pull1D
Entries 26
Mean 0.0004769
Std Dev 0.9869
6
5
4
3
2
1
0
−8
−6
−4
−2
0
2
4
6
8

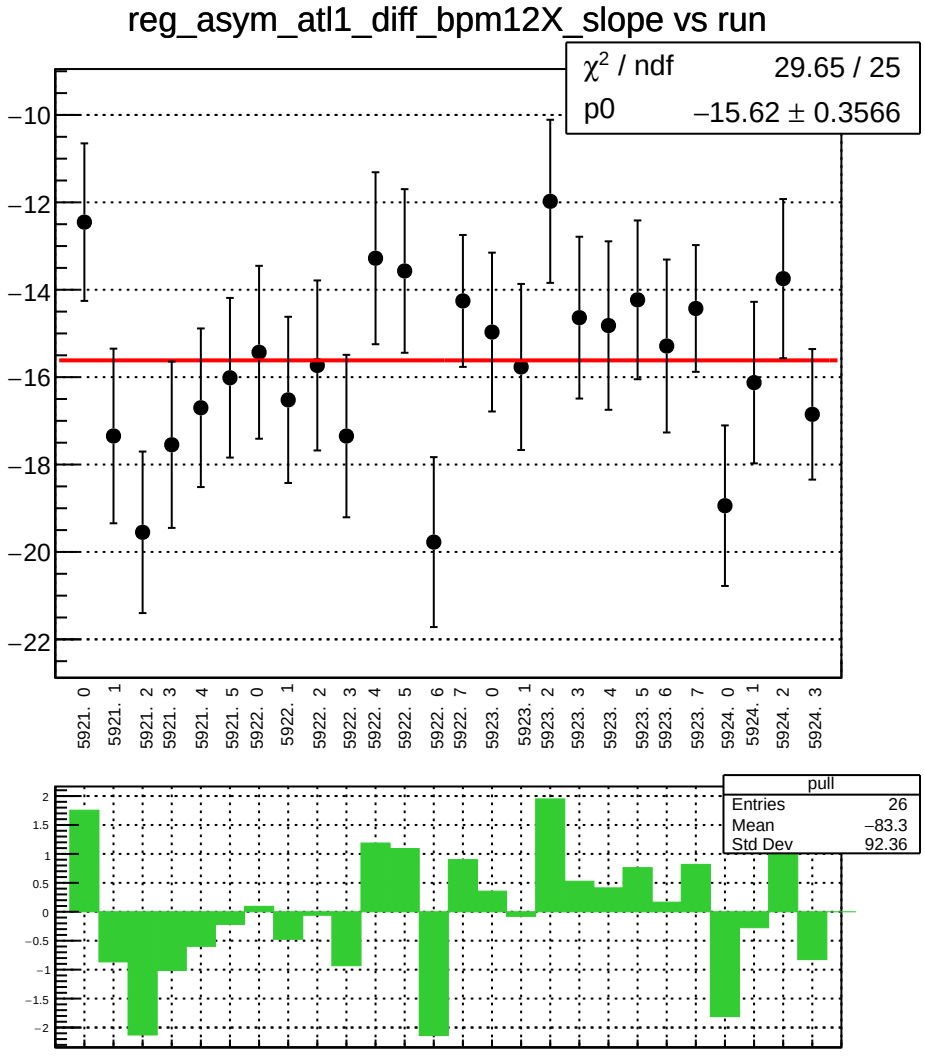
reg_asym_atl1_diff_bpm12X_slope vs run
χ^2 / ndf 29.65 / 25
p0 −15.62 ± 0.3566
−10
−12
−14
−16
−18
−20
−22
5921. 0
5921. 1
5921. 2
5921. 3
5921. 4
5921. 5
5922. 0
5922. 1
5922. 2
5922. 3
5922. 4
5922. 5
5922. 6
5922. 7
5923. 0
5923. 1
5923. 2
5923. 3
5923. 4
5923. 5
5923. 6
5923. 7
5924. 0
5924. 1
5924. 2
5924. 3
pull
Entries 26
Mean −83.3
Std Dev 92.36
2
1.5
1
0.5
0
−0.5
−1
−1.5
−2

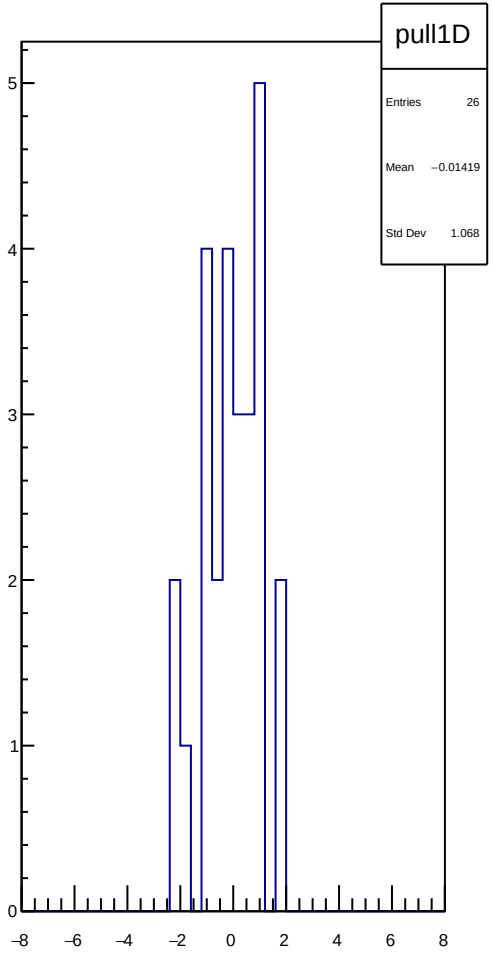
pull1D
Entries 26
Mean −0.01419
Std Dev 1.068
5
4
3
2
1
0
−8
−6
−4
−2
0
2
4
6
8

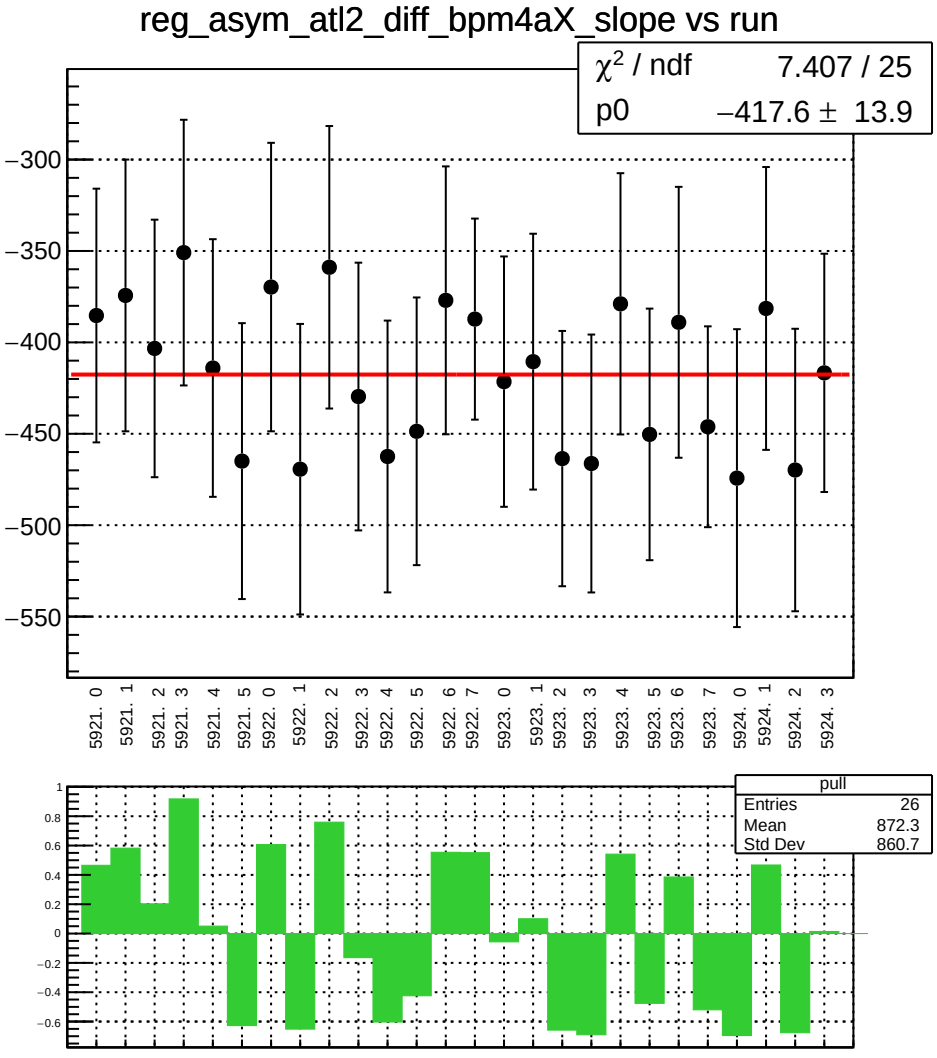
reg_asym_atl2_diff_bpm4aX_slope vs run
χ² / ndf 7.407 / 25
p0 −417.6 ± 13.9
−300
−350
−400
−450
−500
−550
5921. 0
5921. 1
5921. 2
5921. 3
5921. 4
5921. 5
5922. 0
5922. 1
5922. 2
5922. 3
5922. 4
5922. 5
5922. 6
5922. 7
5923. 0
5923. 1
5923. 2
5923. 3
5923. 4
5923. 5
5923. 6
5923. 7
5924. 0
5924. 1
5924. 2
5924. 3
pull
Entries 26
Mean 872.3
Std Dev 860.7
1
0.8
0.6
0.4
0.2
0
−0.2
−0.4
−0.6

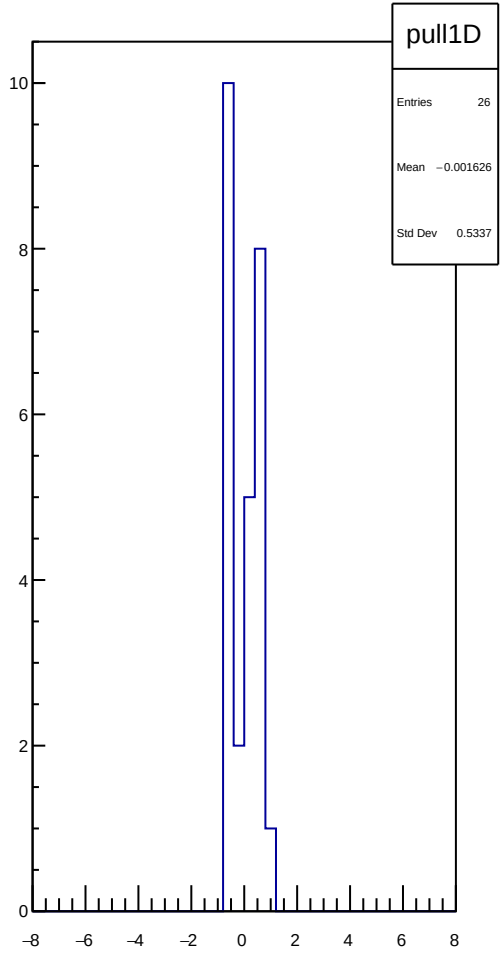
pull1D
Entries 26
Mean −0.001626
Std Dev 0.5337
10
8
6
4
2
0
−8
−6
−4
−2
0
2
4
6
8

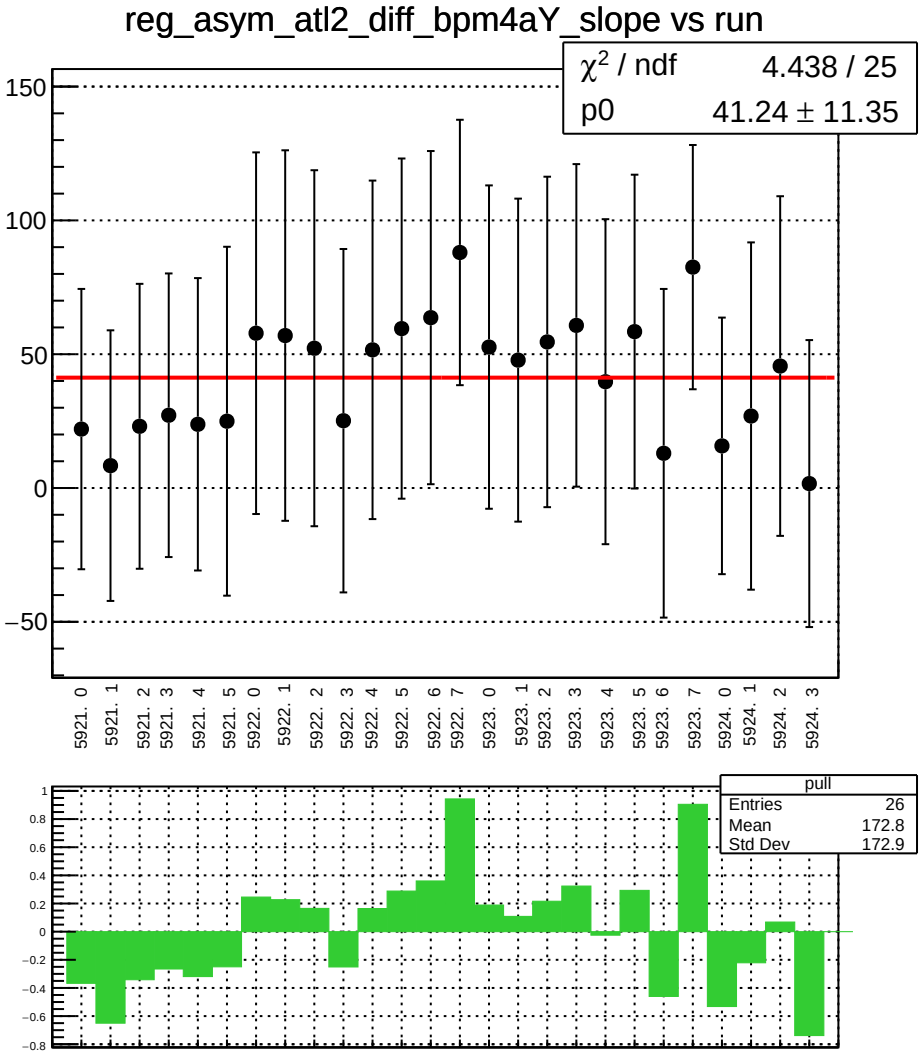
reg_asym_atl2_diff_bpm4aY_slope vs run
χ² / ndf 4.438 / 25
p0 41.24 ± 11.35
150
100
50
0
−50
5921. 0
5921. 1
5921. 2
5921. 3
5921. 4
5921. 5
5922. 0
5922. 1
5922. 2
5922. 3
5922. 4
5922. 5
5922. 6
5922. 7
5923. 0
5923. 1
5923. 2
5923. 3
5923. 4
5923. 5
5923. 6
5923. 7
5924. 0
5924. 1
5924. 2
5924. 3
pull
Entries 26
Mean 172.8
Std Dev 172.9
1
0.8
0.6
0.4
0.2
0
−0.2
−0.4
−0.6
−0.8

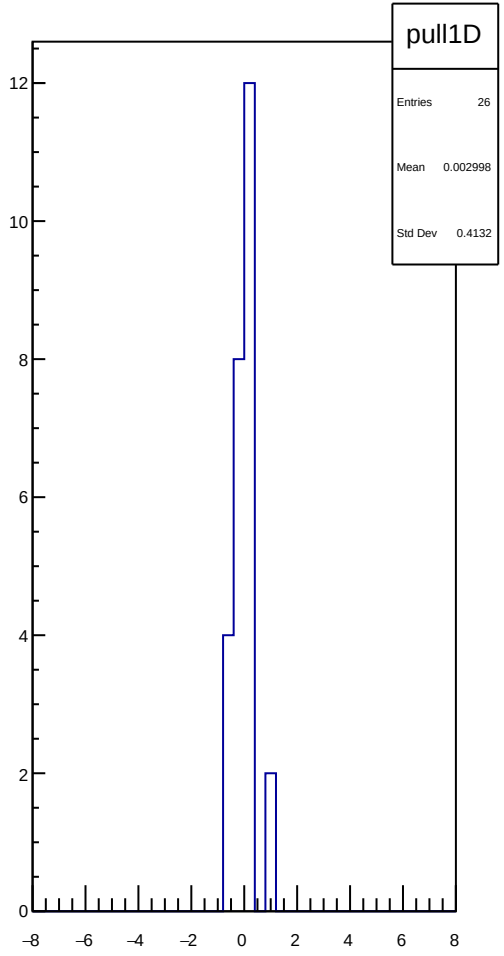
pull1D
Entries 26
Mean 0.002998
Std Dev 0.4132
12
10
8
6
4
2
0
−8
−6
−4
−2
0
2
4
6
8

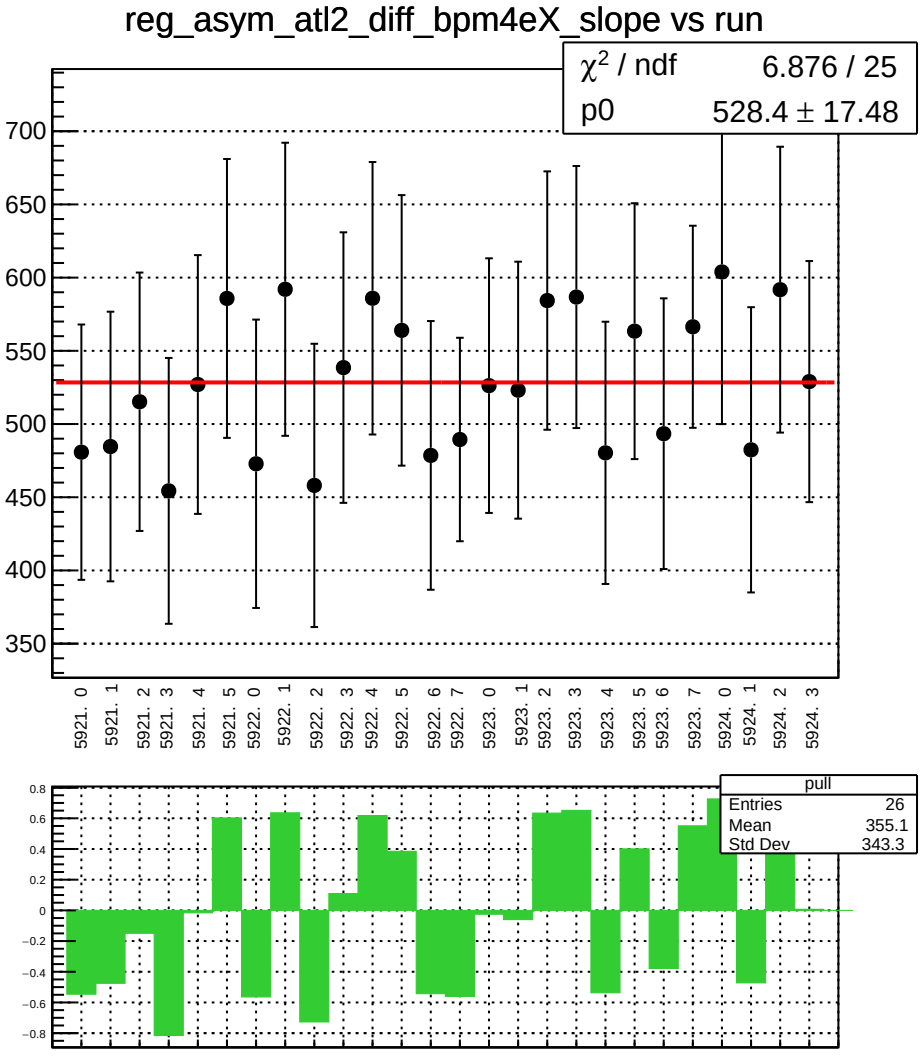
reg_asym_atl2_diff_bpm4eX_slope vs run
χ² / ndf 6.876 / 25
p0 528.4 ± 17.48
700
650
600
550
500
450
400
350
5921. 0
5921. 1
5921. 2
5921. 3
5921. 4
5921. 5
5922. 0
5922. 1
5922. 2
5922. 3
5922. 4
5922. 5
5922. 6
5922. 7
5923. 0
5923. 1
5923. 2
5923. 3
5923. 4
5923. 5
5923. 6
5923. 7
5924. 0
5924. 1
5924. 2
5924. 3
pull
Entries 26
Mean 355.1
Std Dev 343.3
0.8
0.6
0.4
0.2
0
−0.2
−0.4
−0.6
−0.8

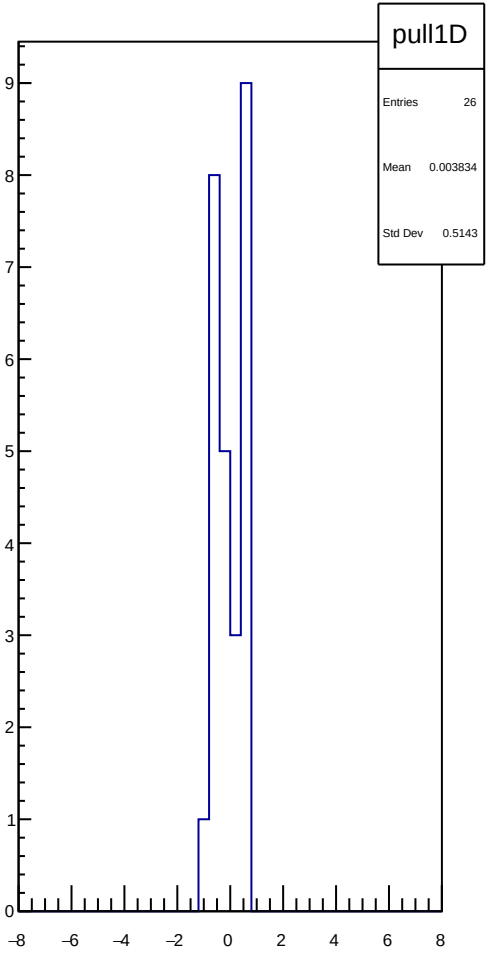
pull1D
Entries 26
Mean 0.003834
Std Dev 0.5143
9
8
7
6
5
4
3
2
1
0
−8
−6
−4
−2
0
2
4
6
8

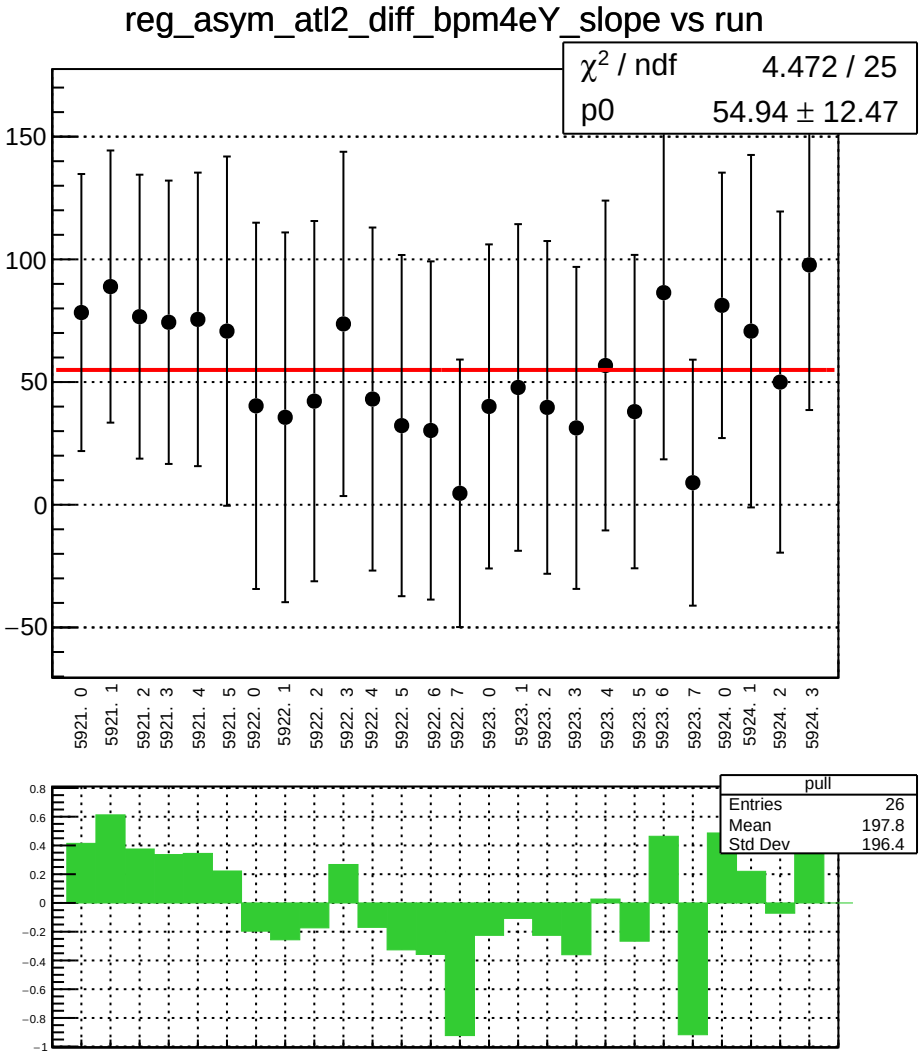
reg_asym_atl2_diff_bpm4eY_slope vs run
χ² / ndf 4.472 / 25
p0 54.94 ± 12.47
150
100
50
0
−50
5921. 0
5921. 1
5921. 2
5921. 3
5921. 4
5921. 5
5922. 0
5922. 1
5922. 2
5922. 3
5922. 4
5922. 5
5922. 6
5922. 7
5923. 0
5923. 1
5923. 2
5923. 3
5923. 4
5923. 5
5923. 6
5923. 7
5924. 0
5924. 1
5924. 2
5924. 3
pull
Entries 26
Mean 197.8
Std Dev 196.4
0.8
0.6
0.4
0.2
0
−0.2
−0.4
−0.6
−0.8
−1

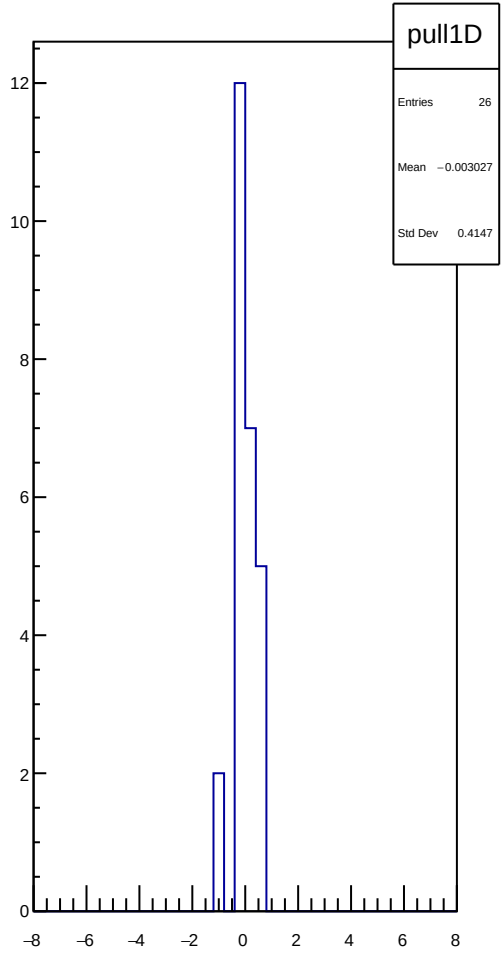
pull1D
Entries 26
Mean −0.003027
Std Dev 0.4147
12
10
8
6
4
2
0
−8
−6
−4
−2
0
2
4
6
8

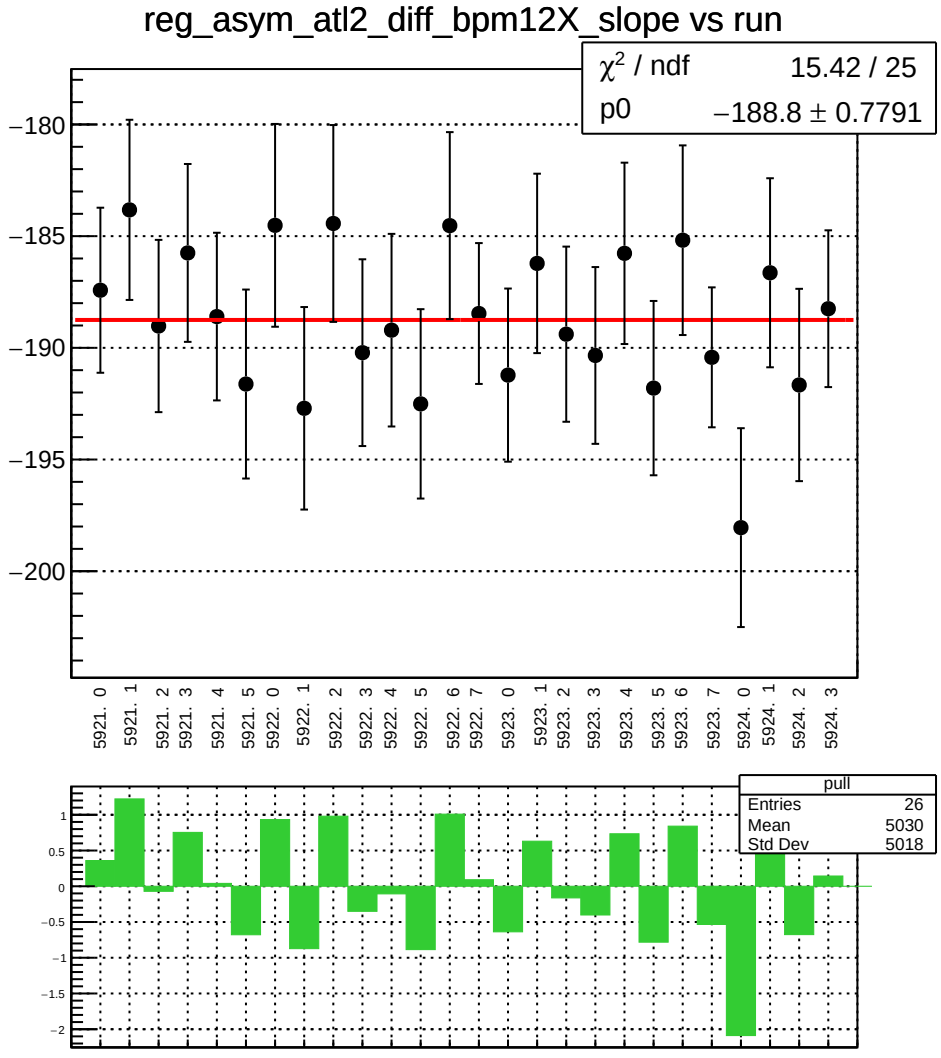
reg_asym_atl2_diff_bpm12X_slope vs run
χ² / ndf 15.42 / 25
p0 −188.8 ± 0.7791
−180
−185
−190
−195
−200
5921. 0
5921. 1
5921. 2
5921. 3
5921. 4
5921. 5
5922. 0
5922. 1
5922. 2
5922. 3
5922. 4
5922. 5
5922. 6
5922. 7
5923. 0
5923. 1
5923. 2
5923. 3
5923. 4
5923. 5
5923. 6
5923. 7
5924. 0
5924. 1
5924. 2
5924. 3
pull
Entries 26
Mean 5030
Std Dev 5018
1
0.5
0
−0.5
−1
−1.5
−2

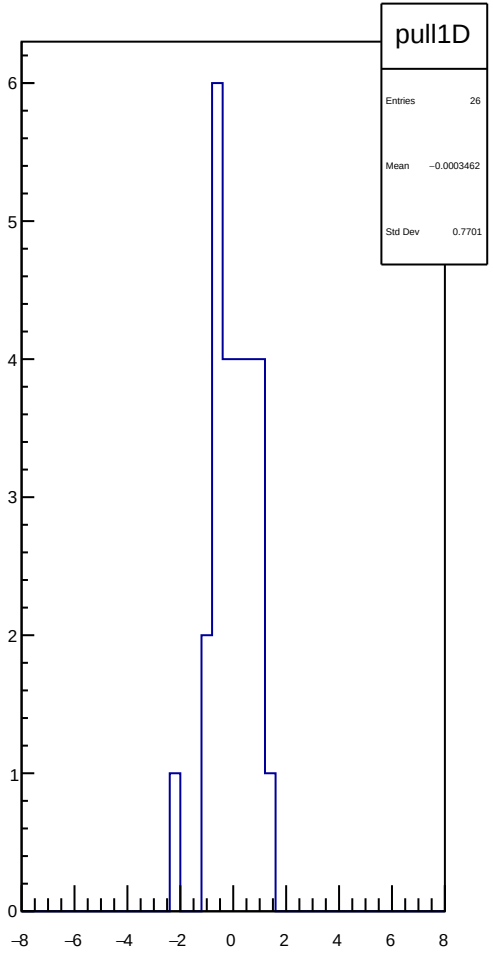
pull1D
Entries 26
Mean −0.0003462
Std Dev 0.7701
6
5
4
3
2
1
0
−8
−6
−4
−2
0
2
4
6
8

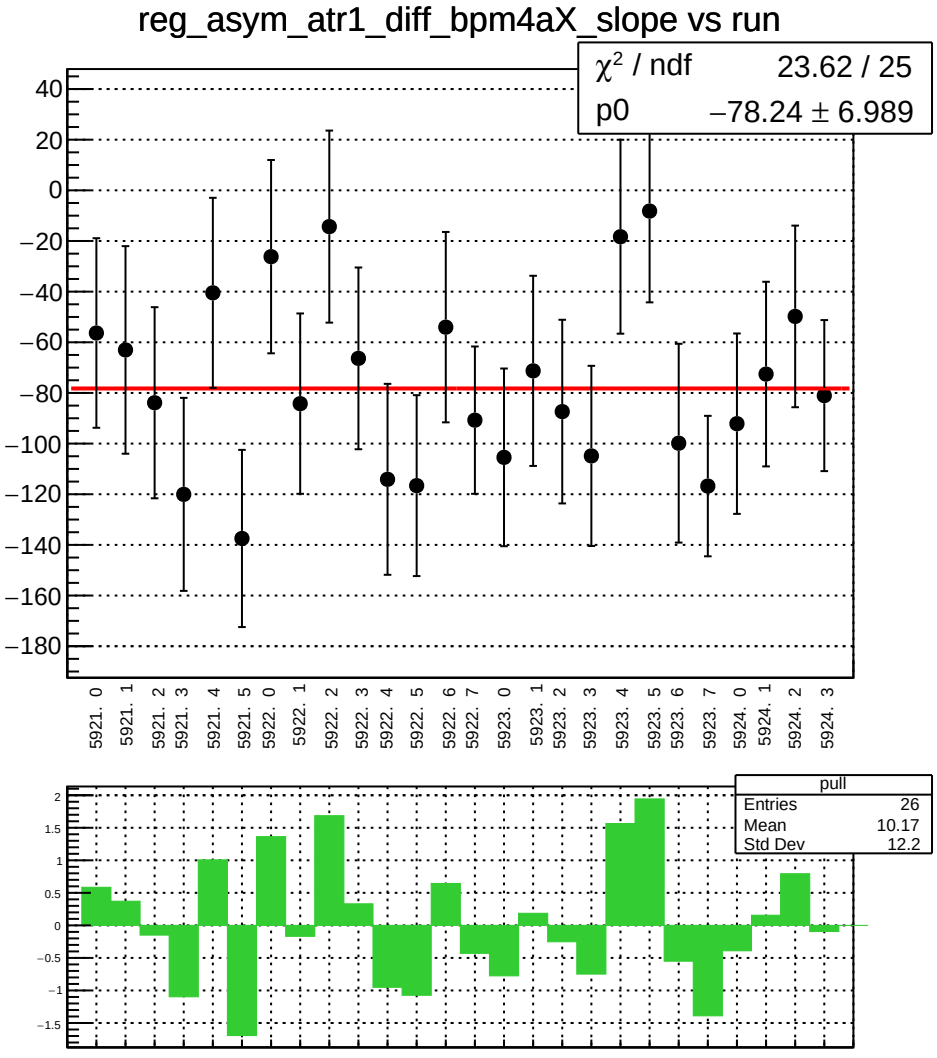
reg_asym_atr1_diff_bpm4aX_slope vs run
χ² / ndf 23.62 / 25
p0 −78.24 ± 6.989
40
20
0
−20
−40
−60
−80
−100
−120
−140
−160
−180
5921. 0
5921. 1
5921. 2
5921. 3
5921. 4
5921. 5
5922. 0
5922. 1
5922. 2
5922. 3
5922. 4
5922. 5
5922. 6
5922. 7
5923. 0
5923. 1
5923. 2
5923. 3
5923. 4
5923. 5
5923. 6
5923. 7
5924. 0
5924. 1
5924. 2
5924. 3
pull
Entries 26
Mean 10.17
Std Dev 12.2
2
1.5
1
0.5
0
−0.5
−1
−1.5

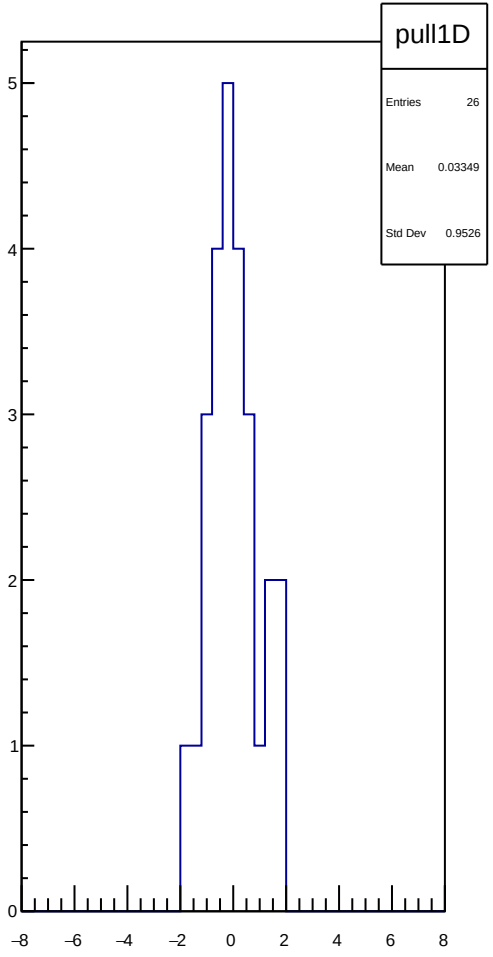
pull1D
Entries 26
Mean 0.03349
Std Dev 0.9526
5
4
3
2
1
0
−8
−6
−4
−2
0
2
4
6
8

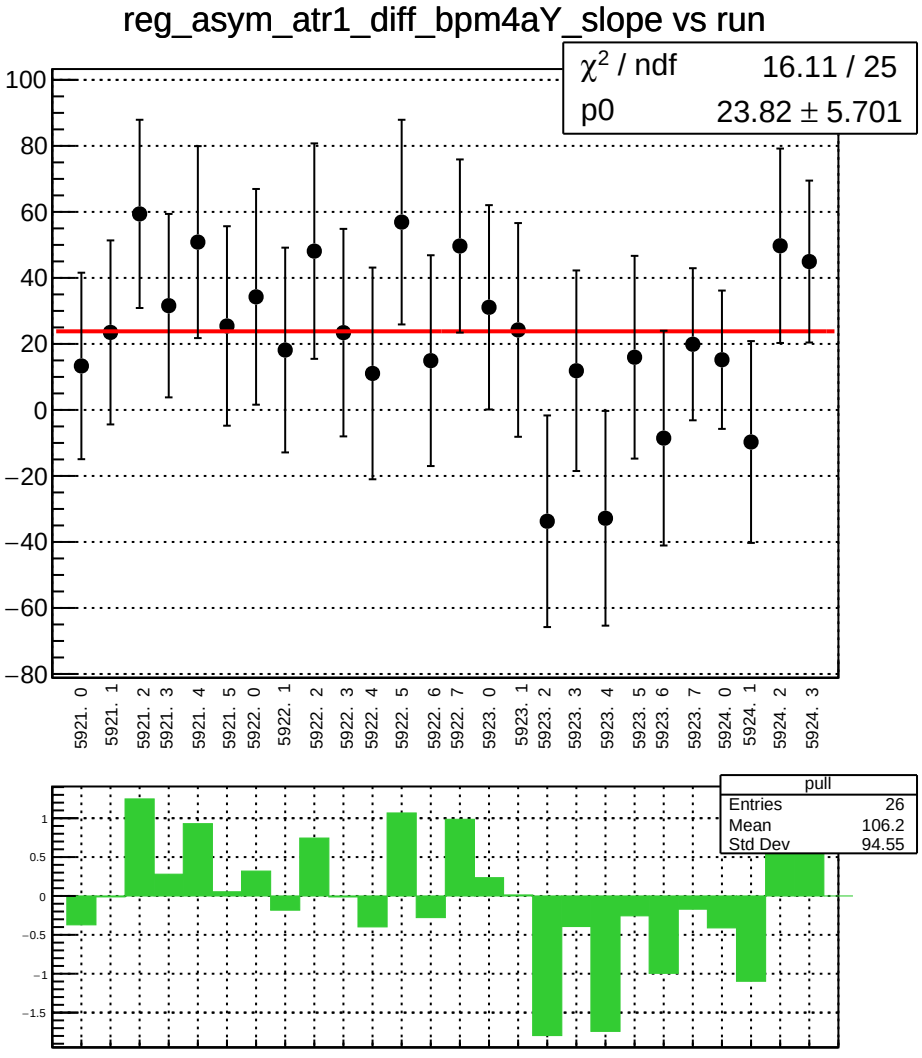
reg_asym_atr1_diff_bpm4aY_slope vs run
χ² / ndf 16.11 / 25
p0 23.82 ± 5.701
100
80
60
40
20
0
−20
−40
−60
−80
5921. 0
5921. 1
5921. 2
5921. 3
5921. 4
5921. 5
5922. 0
5922. 1
5922. 2
5922. 3
5922. 4
5922. 5
5922. 6
5922. 7
5923. 0
5923. 1
5923. 2
5923. 3
5923. 4
5923. 5
5923. 6
5923. 7
5924. 0
5924. 1
5924. 2
5924. 3
pull
Entries 26
Mean 106.2
Std Dev 94.55
1
0.5
0
−0.5
−1
−1.5

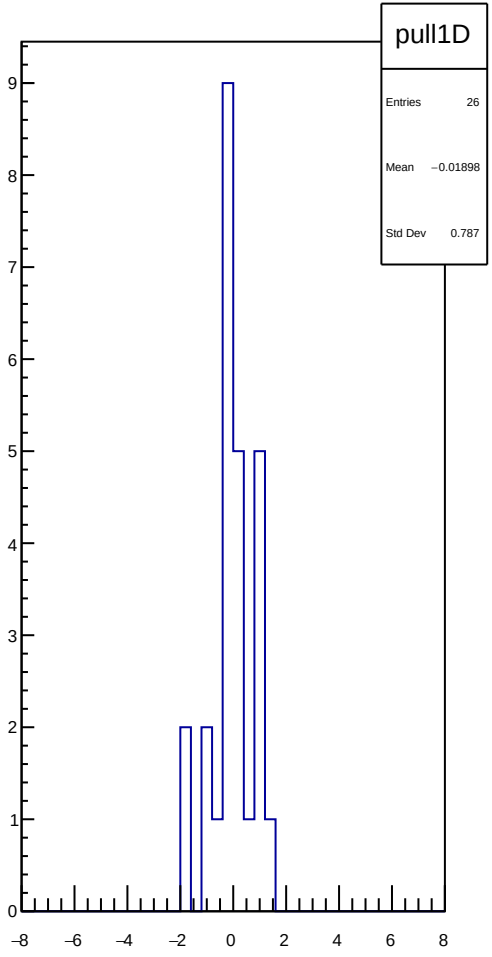
pull1D
Entries 26
Mean −0.01898
Std Dev 0.787
9
8
7
6
5
4
3
2
1
0
−8
−6
−4
−2
0
2
4
6
8

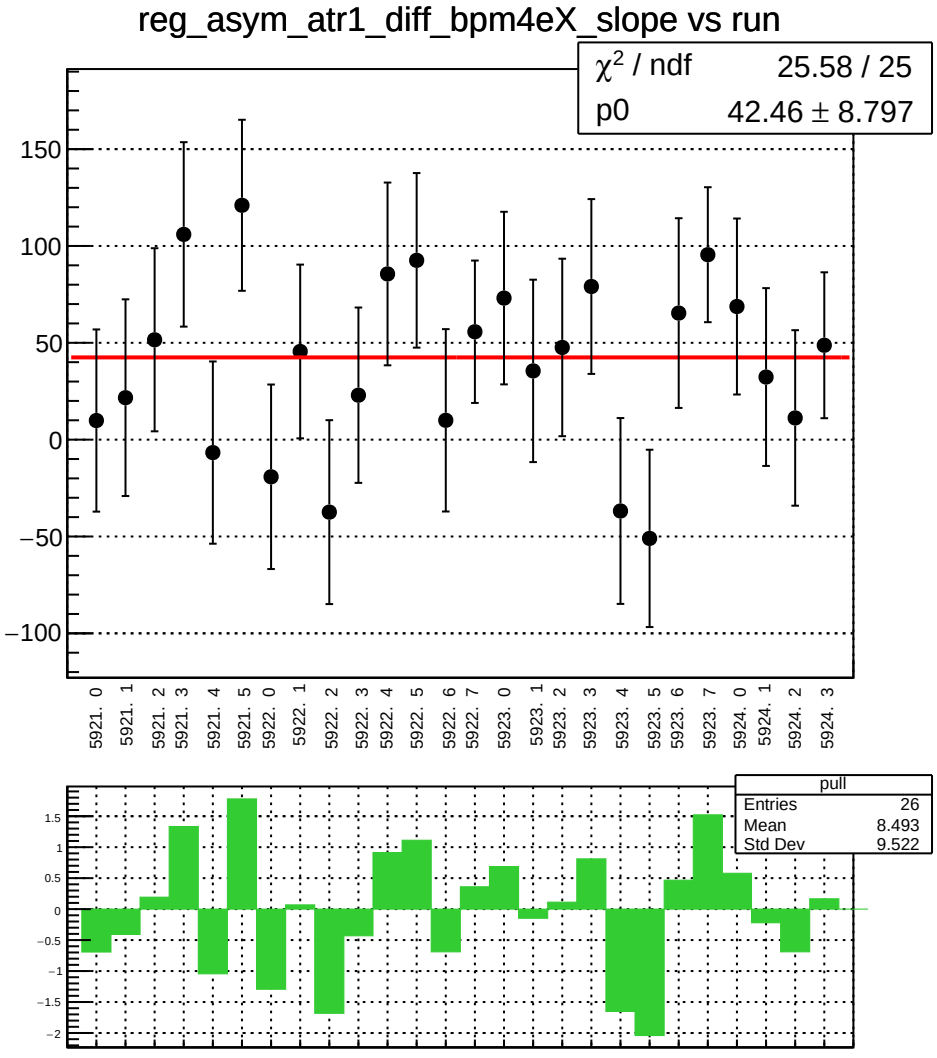
reg_asym_atr1_diff_bpm4eX_slope vs run
χ² / ndf 25.58 / 25
p0 42.46 ± 8.797
150
100
50
0
−50
−100
5921. 0
5921. 1
5921. 2
5921. 3
5921. 4
5921. 5
5922. 0
5922. 1
5922. 2
5922. 3
5922. 4
5922. 5
5922. 6
5922. 7
5923. 0
5923. 1
5923. 2
5923. 3
5923. 4
5923. 5
5923. 6
5923. 7
5924. 0
5924. 1
5924. 2
5924. 3
pull
Entries 26
Mean 8.493
Std Dev 9.522
1.5
1
0.5
0
−0.5
−1
−1.5
−2

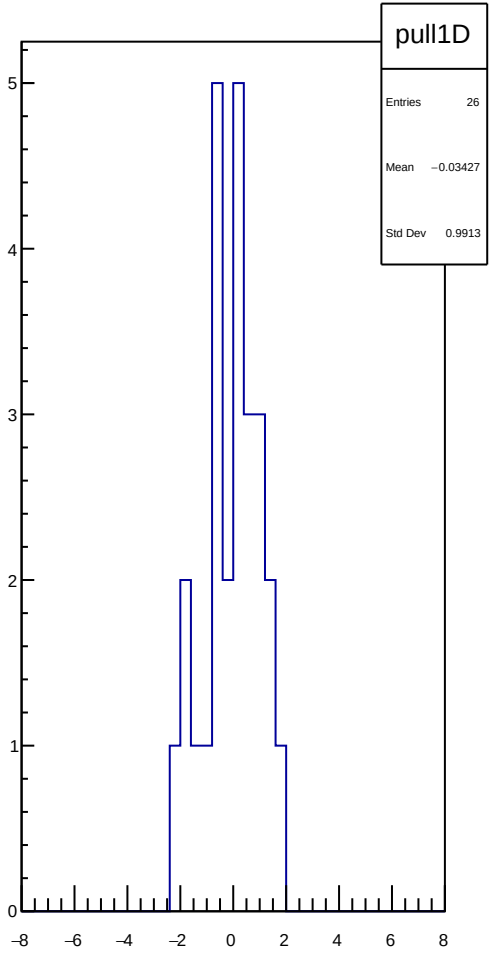
pull1D
Entries 26
Mean −0.03427
Std Dev 0.9913
5
4
3
2
1
0
−8
−6
−4
−2
0
2
4
6
8

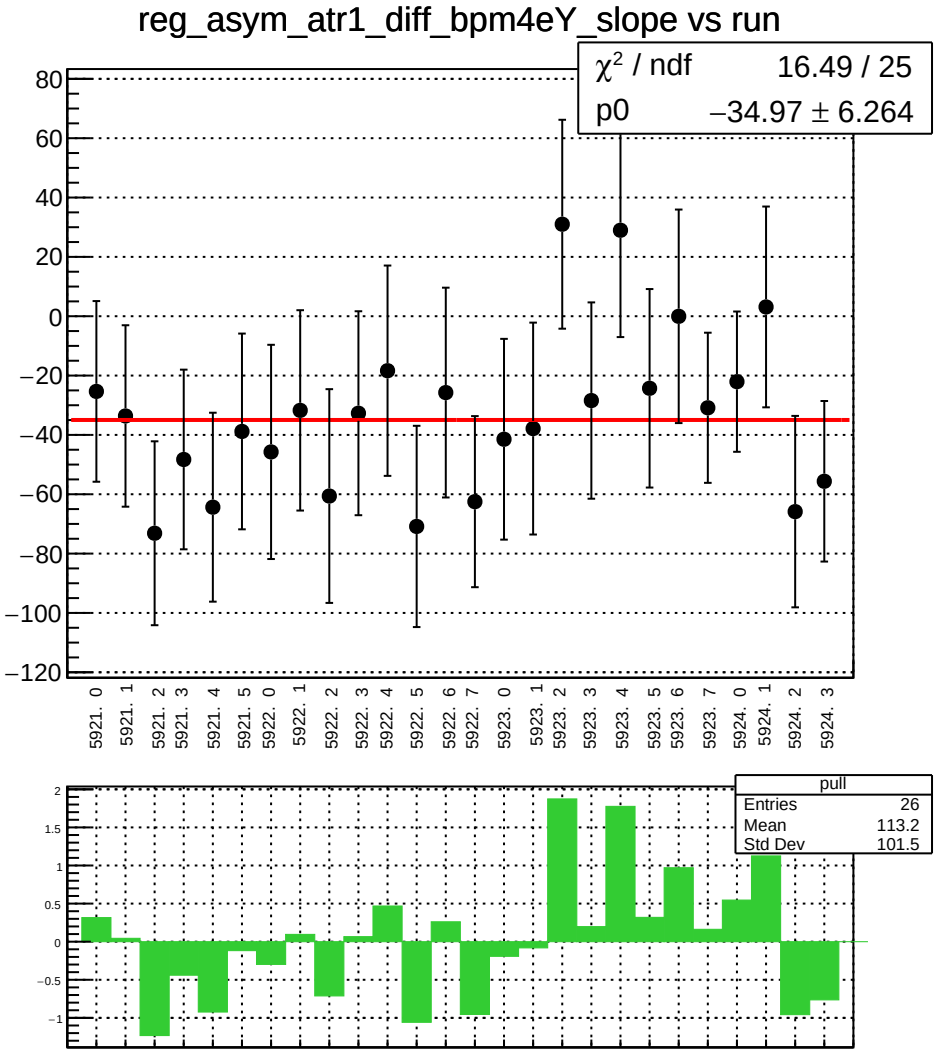
reg_asym_atr1_diff_bpm4eY_slope vs run
χ² / ndf 16.49 / 25
p0 −34.97 ± 6.264
80
60
40
20
0
−20
−40
−60
−80
−100
−120
5921. 0
5921. 1
5921. 2
5921. 3
5921. 4
5921. 5
5922. 0
5922. 1
5922. 2
5922. 3
5922. 4
5922. 5
5922. 6
5922. 7
5923. 0
5923. 1
5923. 2
5923. 3
5923. 4
5923. 5
5923. 6
5923. 7
5924. 0
5924. 1
5924. 2
5924. 3
pull
Entries 26
Mean 113.2
Std Dev 101.5
2
1.5
1
0.5
0
−0.5
−1

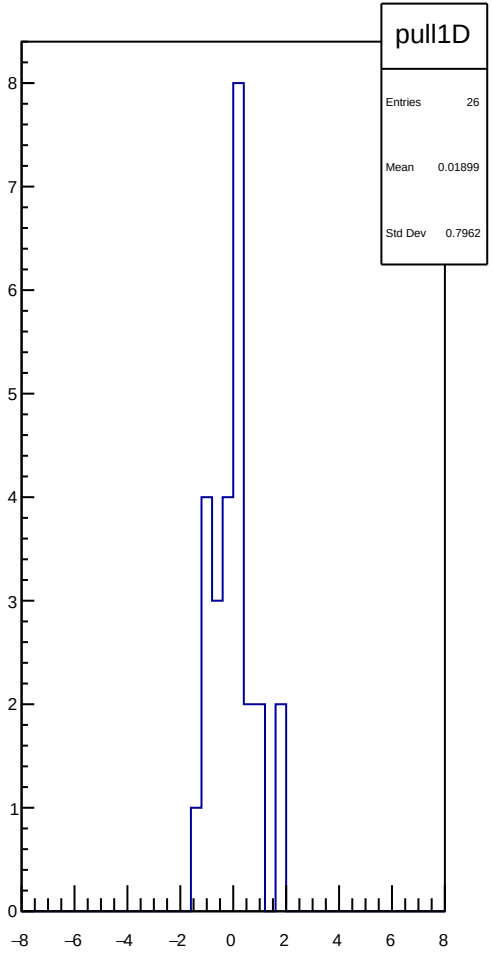
pull1D
Entries 26
Mean 0.01899
Std Dev 0.7962
8
7
6
5
4
3
2
1
0
−8
−6
−4
−2
0
2
4
6
8

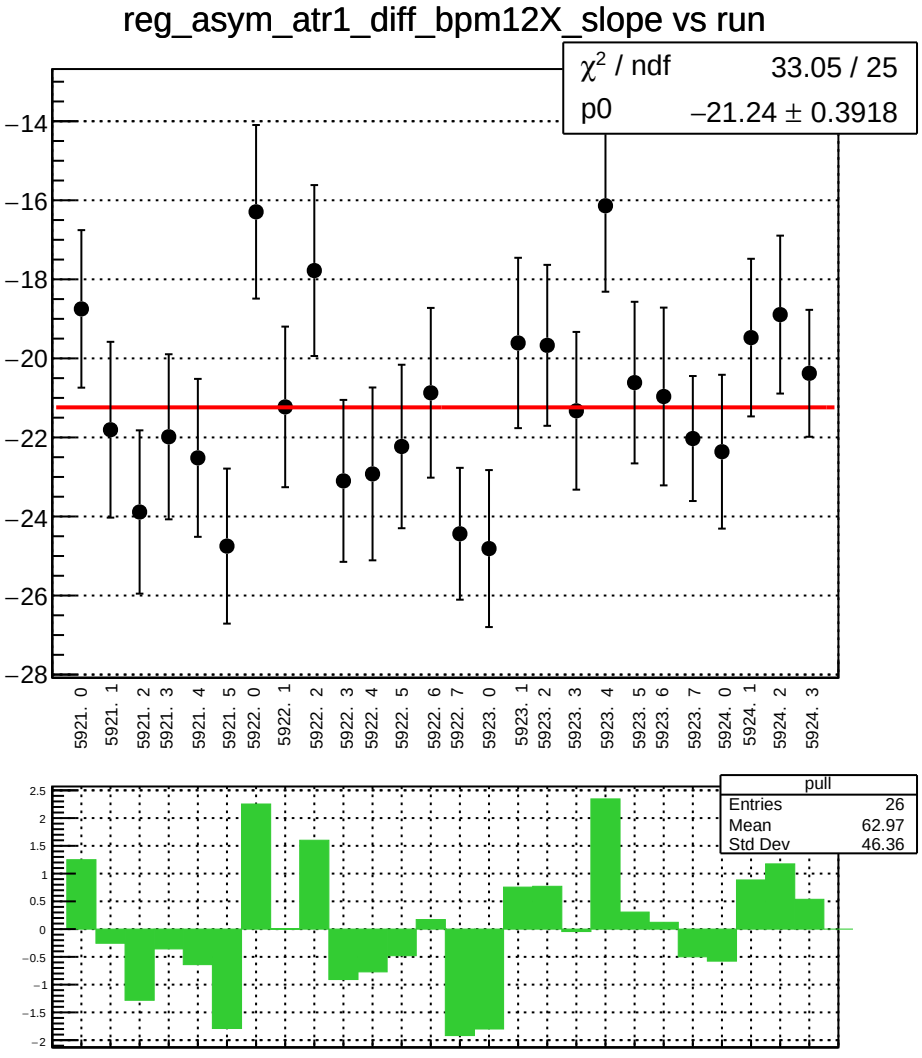
reg_asym_atr1_diff_bpm12X_slope vs run
χ^2 / ndf 33.05 / 25
p0 −21.24 ± 0.3918
−14
−16
−18
−20
−22
−24
−26
−28
5921. 0
5921. 1
5921. 2
5921. 3
5921. 4
5921. 5
5922. 0
5922. 1
5922. 2
5922. 3
5922. 4
5922. 5
5922. 6
5922. 7
5923. 0
5923. 1
5923. 2
5923. 3
5923. 4
5923. 5
5923. 6
5923. 7
5924. 0
5924. 1
5924. 2
5924. 3
pull
Entries 26
Mean 62.97
Std Dev 46.36
2.5
2
1.5
1
0.5
0
−0.5
−1
−1.5
−2

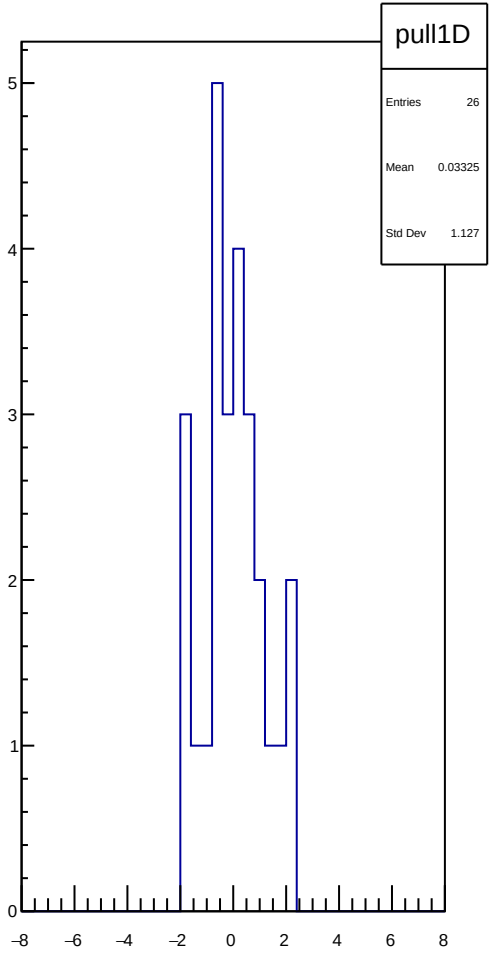
pull1D
Entries 26
Mean 0.03325
Std Dev 1.127
5
4
3
2
1
0
−8
−6
−4
−2
0
2
4
6
8

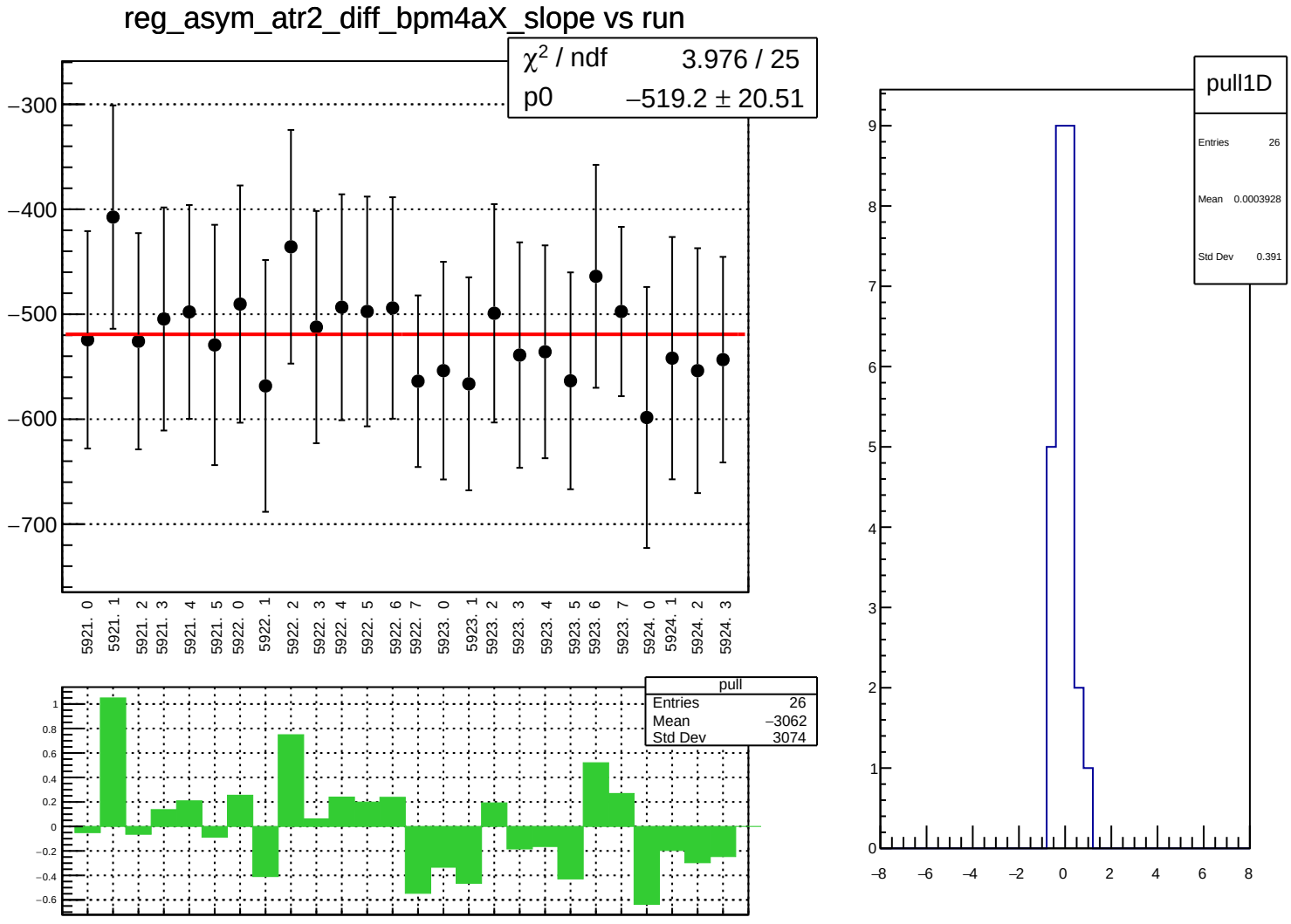
reg_asym_atr2_diff_bpm4aX_slope vs run
χ² / ndf 3.976 / 25
p0 −519.2 ± 20.51
−300
−400
−500
−600
−700
5921. 0
5921. 1
5921. 2
5921. 3
5921. 4
5921. 5
5922. 0
5922. 1
5922. 2
5922. 3
5922. 4
5922. 5
5922. 6
5922. 7
5923. 0
5923. 1
5923. 2
5923. 3
5923. 4
5923. 5
5923. 6
5923. 7
5924. 0
5924. 1
5924. 2
5924. 3
pull
Entries 26
Mean −3062
Std Dev 3074
1
0.8
0.6
0.4
0.2
0
−0.2
−0.4
−0.6
pull1D
Entries 26
Mean 0.0003928
Std Dev 0.391
9
8
7
6
5
4
3
2
1
0
−8
−6
−4
−2
0
2
4
6
8

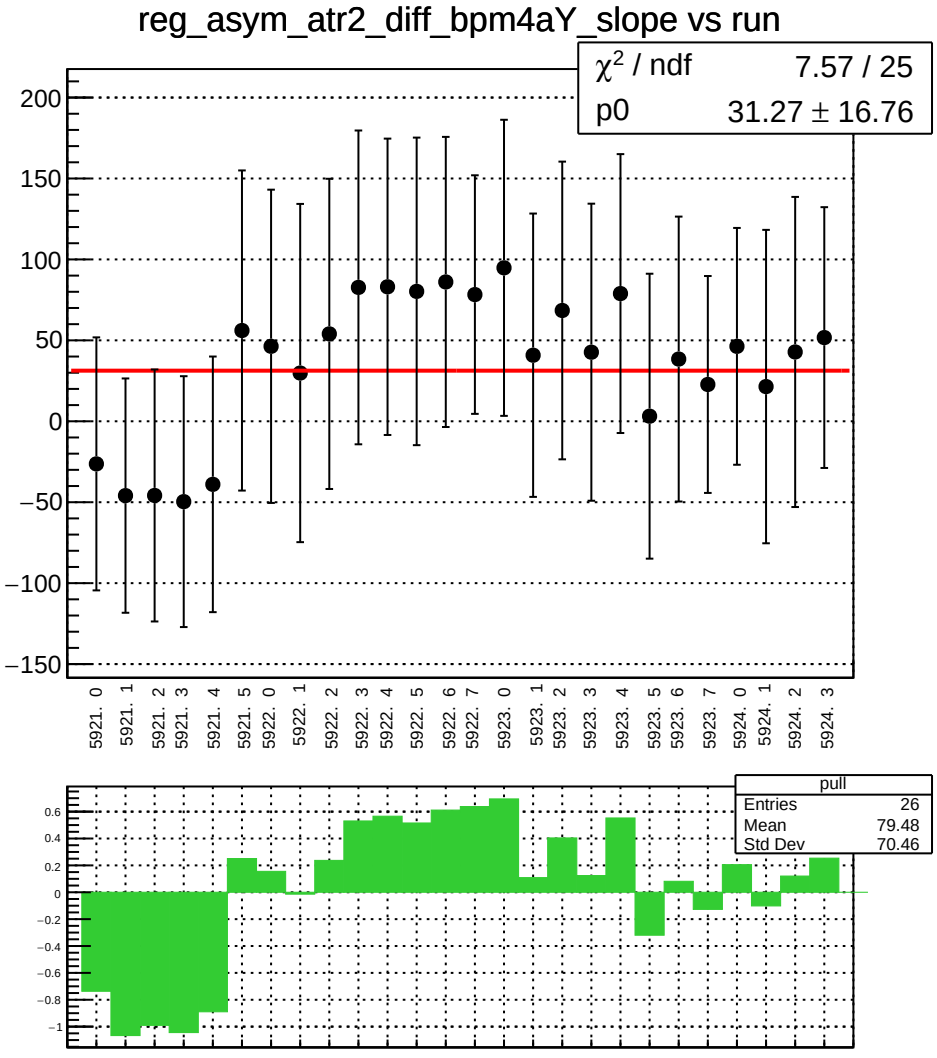
reg_asym_atr2_diff_bpm4aY_slope vs run
χ² / ndf 7.57 / 25
p0 31.27 ± 16.76
200
150
100
50
0
−50
−100
−150
5921. 0
5921. 1
5921. 2
5921. 3
5921. 4
5921. 5
5922. 0
5922. 1
5922. 2
5922. 3
5922. 4
5922. 5
5922. 6
5922. 7
5923. 0
5923. 1
5923. 2
5923. 3
5923. 4
5923. 5
5923. 6
5923. 7
5924. 0
5924. 1
5924. 2
5924. 3
pull
Entries 26
Mean 79.48
Std Dev 70.46
0.6
0.4
0.2
0
−0.2
−0.4
−0.6
−0.8
−1

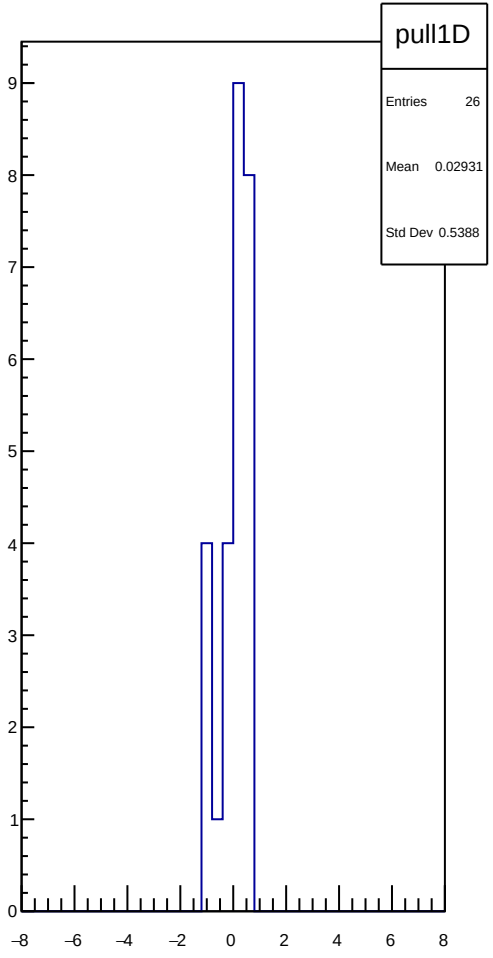
pull1D
Entries 26
Mean 0.02931
Std Dev 0.5388
9
8
7
6
5
4
3
2
1
0
−8
−6
−4
−2
0
2
4
6
8

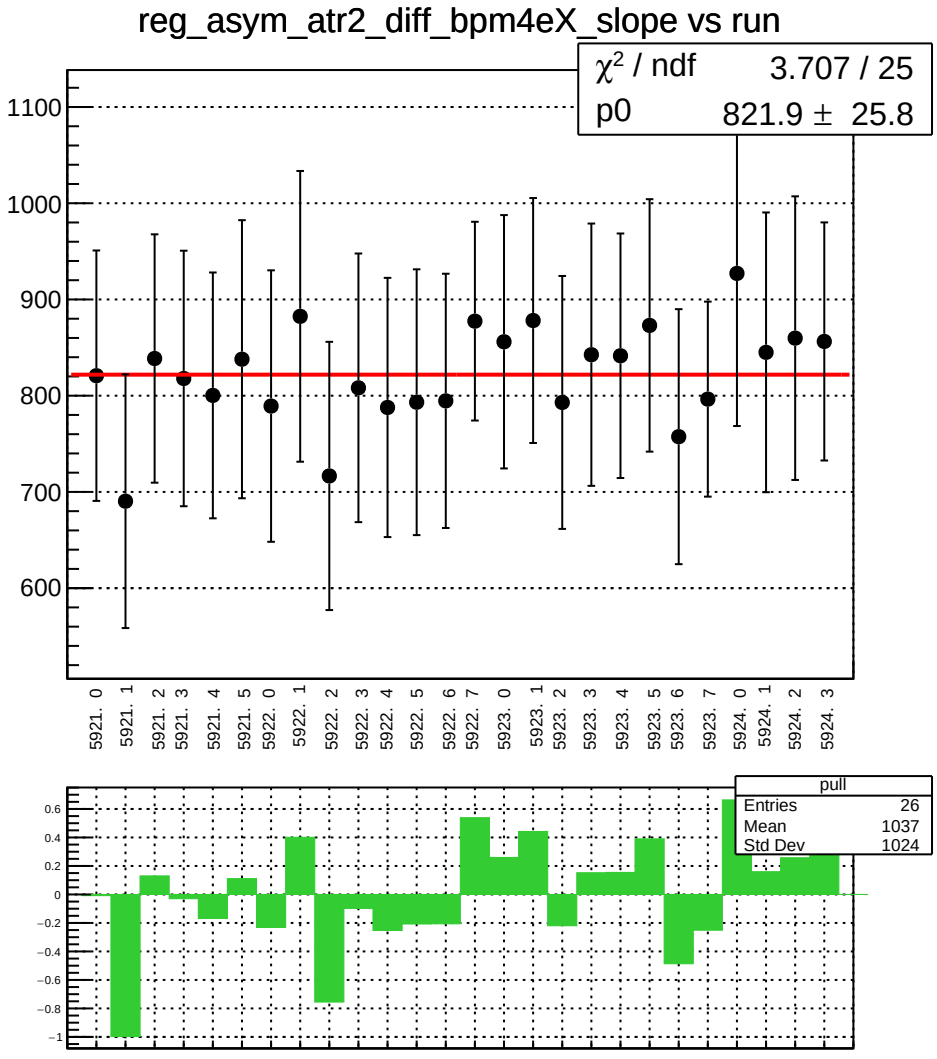
reg_asym_atr2_diff_bpm4eX_slope vs run
χ² / ndf 3.707 / 25
p0 821.9 ± 25.8
1100
1000
900
800
700
600
5921. 0
5921. 1
5921. 2
5921. 3
5921. 4
5921. 5
5922. 0
5922. 1
5922. 2
5922. 3
5922. 4
5922. 5
5922. 6
5922. 7
5923. 0
5923. 1
5923. 2
5923. 3
5923. 4
5923. 5
5923. 6
5923. 7
5924. 0
5924. 1
5924. 2
5924. 3
pull
Entries 26
Mean 1037
Std Dev 1024
0.6
0.4
0.2
0
−0.2
−0.4
−0.6
−0.8
−1

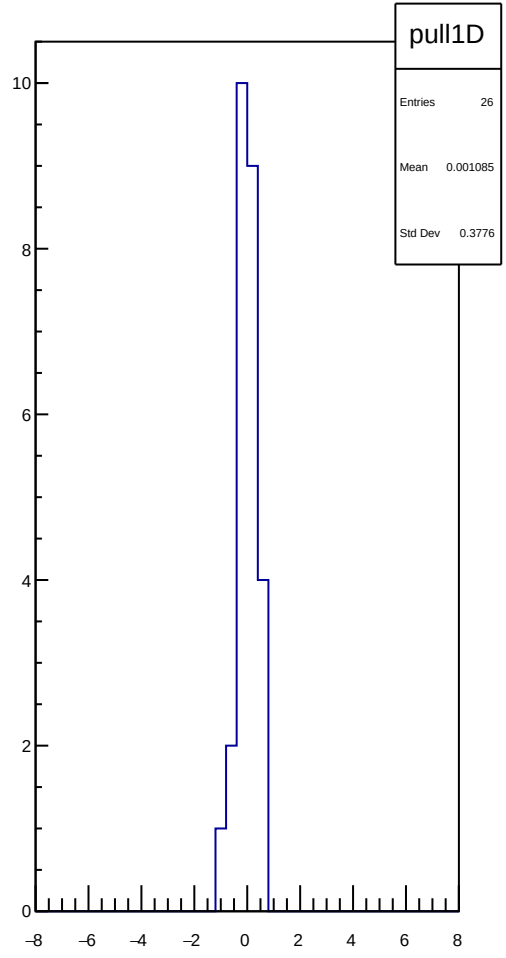
pull1D
Entries 26
Mean 0.001085
Std Dev 0.3776
10
8
6
4
2
0
−8
−6
−4
−2
0
2
4
6
8

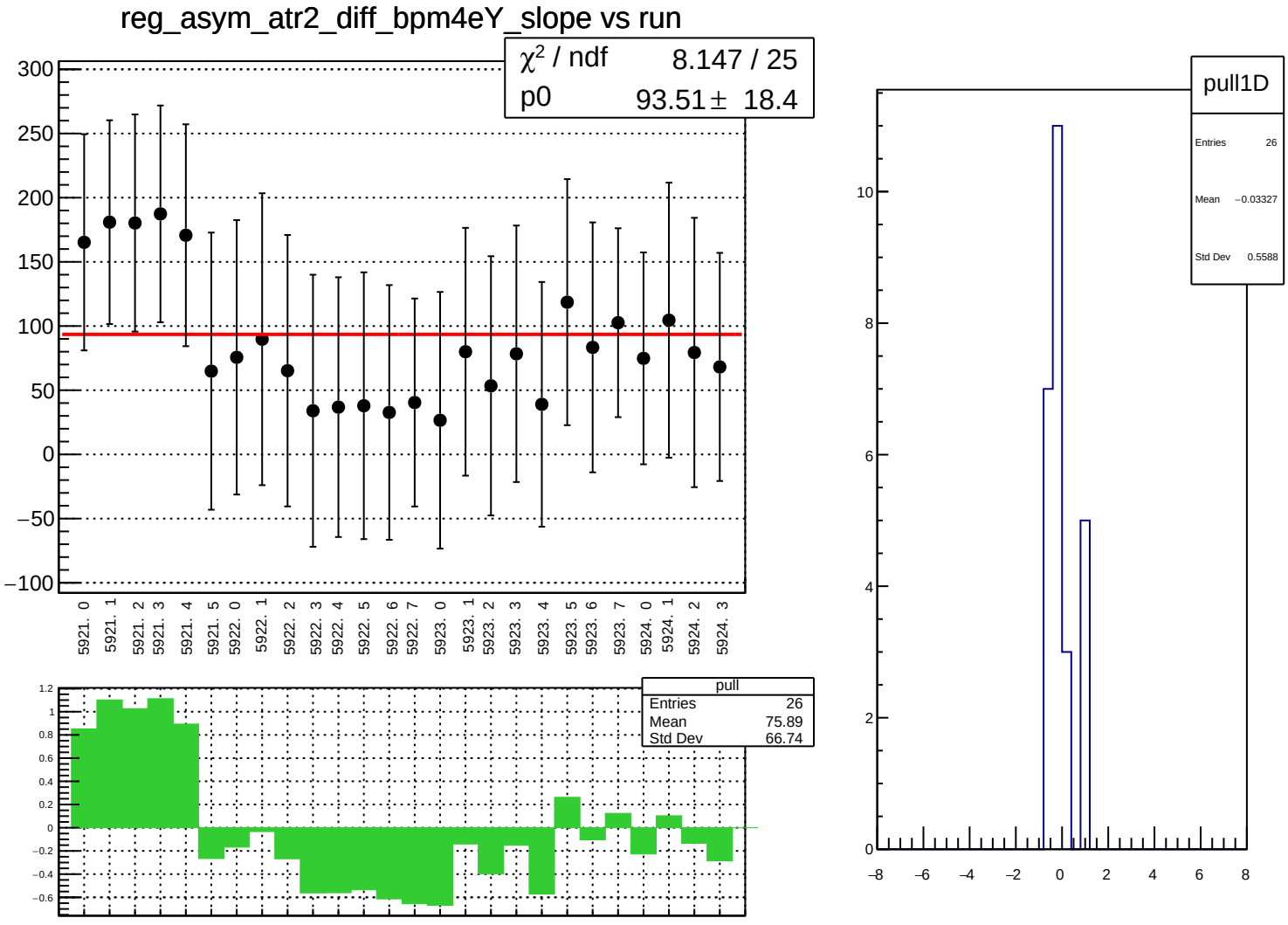
reg_asym_atr2_diff_bpm4eY_slope vs run
χ² / ndf 8.147 / 25
p0 93.51 ± 18.4
300
250
200
150
100
50
0
−50
−100
5921. 0
5921. 1
5921. 2
5921. 3
5921. 4
5921. 5
5922. 0
5922. 1
5922. 2
5922. 3
5922. 4
5922. 5
5922. 6
5922. 7
5923. 0
5923. 1
5923. 2
5923. 3
5923. 4
5923. 5
5923. 6
5923. 7
5924. 0
5924. 1
5924. 2
5924. 3
pull
Entries 26
Mean 75.89
Std Dev 66.74
1.2
1
0.8
0.6
0.4
0.2
0
−0.2
−0.4
−0.6
pull1D
Entries 26
Mean −0.03327
Std Dev 0.5588
10
8
6
4
2
0
−8
−6
−4
−2
0
2
4
6
8

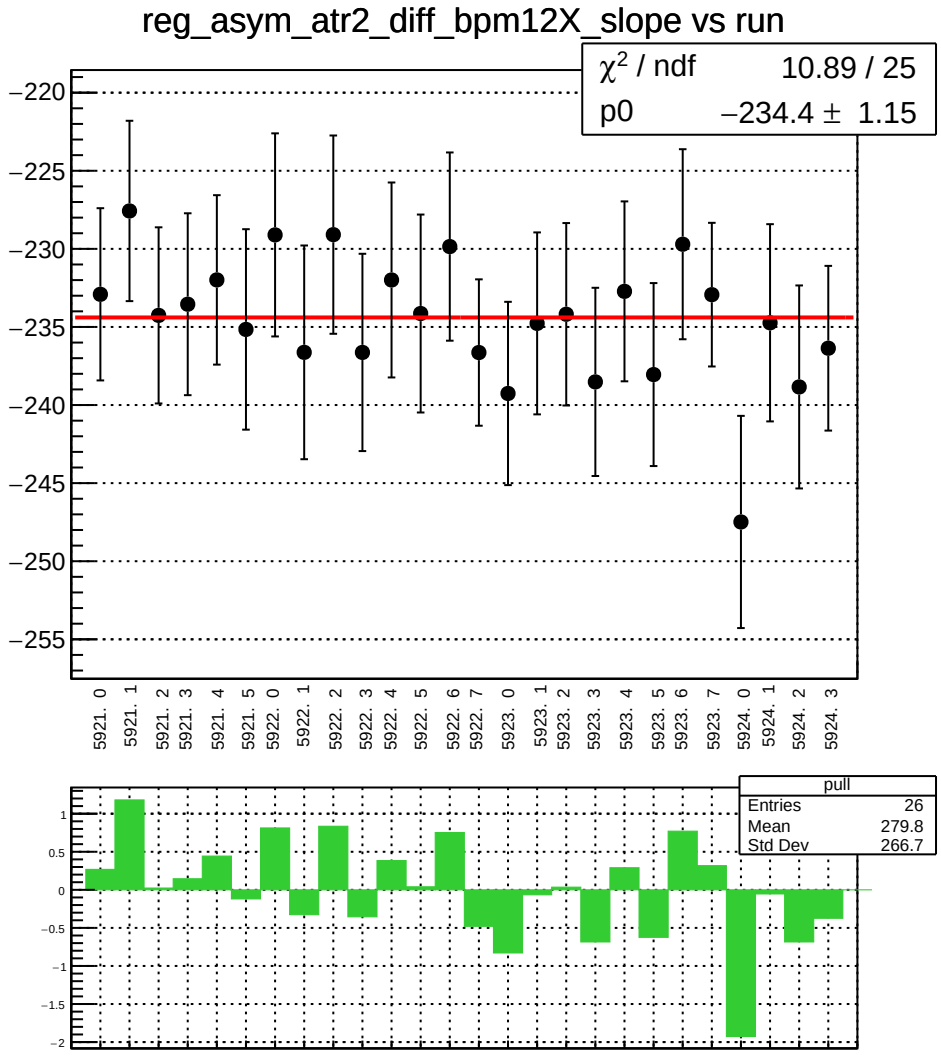
reg_asym_atr2_diff_bpm12X_slope vs run
χ² / ndf 10.89 / 25
p0 −234.4 ± 1.15
−220
−225
−230
−235
−240
−245
−250
−255
5921. 0
5921. 1
5921. 2
5921. 3
5921. 4
5921. 5
5922. 0
5922. 1
5922. 2
5922. 3
5922. 4
5922. 5
5922. 6
5922. 7
5923. 0
5923. 1
5923. 2
5923. 3
5923. 4
5923. 5
5923. 6
5923. 7
5924. 0
5924. 1
5924. 2
5924. 3
pull
Entries 26
Mean 279.8
Std Dev 266.7
1
0.5
0
−0.5
−1
−1.5
−2

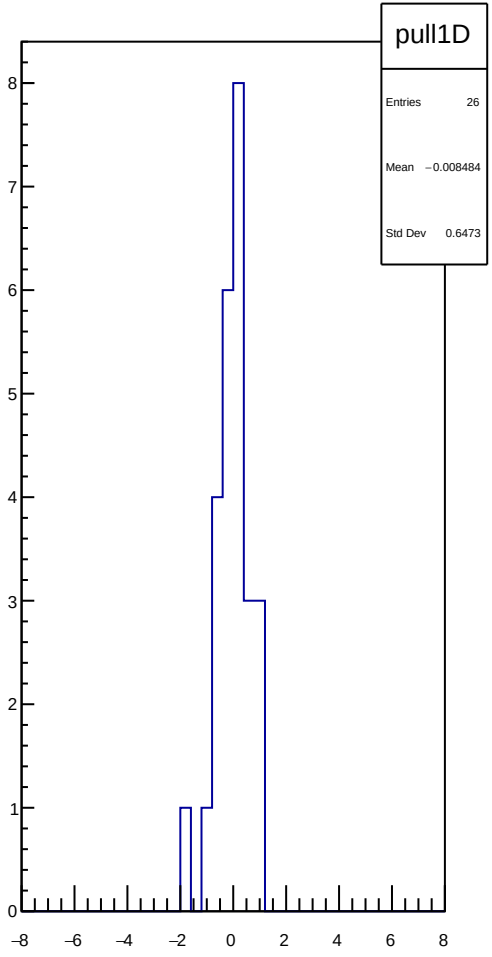
pull1D
Entries 26
Mean −0.008484
Std Dev 0.6473
8
7
6
5
4
3
2
1
0
−8
−6
−4
−2
0
2
4
6
8

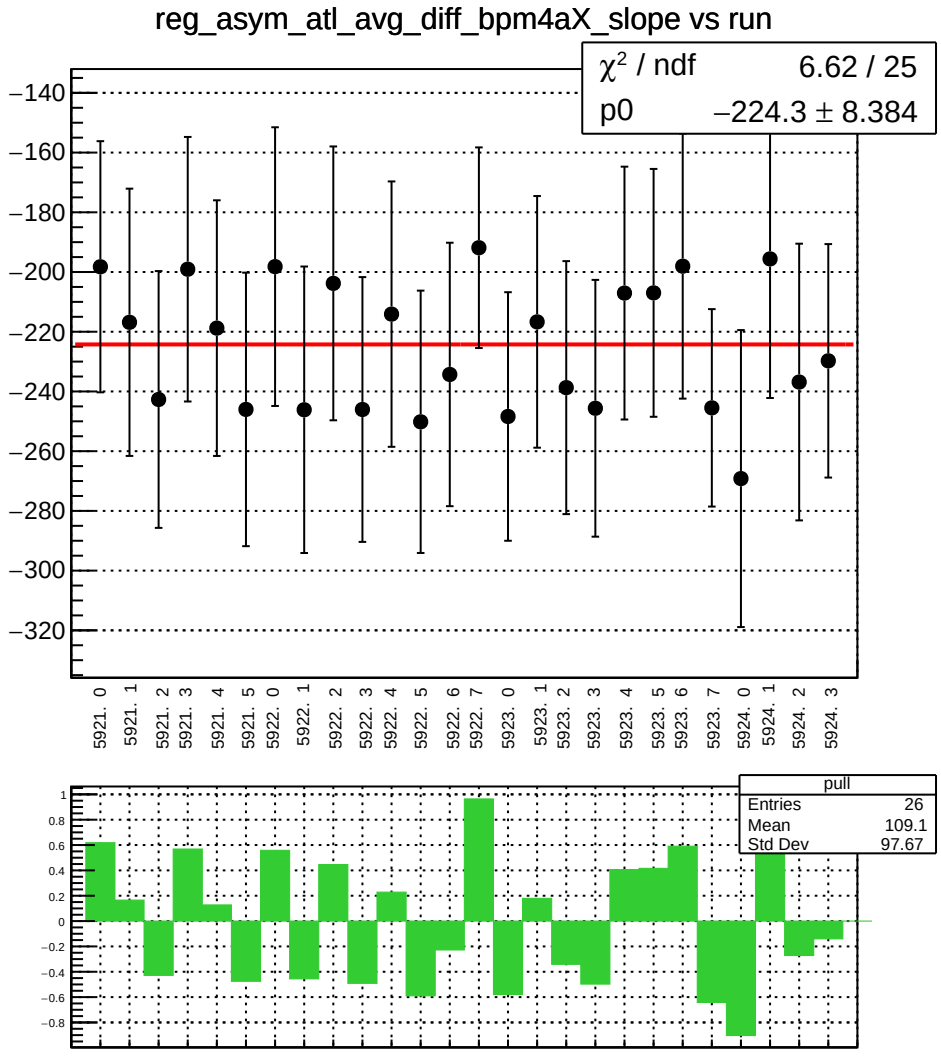
reg_asym_atl_avg_diff_bpm4aX_slope vs run
χ² / ndf 6.62 / 25
p0 −224.3 ± 8.384
−140
−160
−180
−200
−220
−240
−260
−280
−300
−320
5921. 0
5921. 1
5921. 2
5921. 3
5921. 4
5921. 5
5922. 0
5922. 1
5922. 2
5922. 3
5922. 4
5922. 5
5922. 6
5922. 7
5923. 0
5923. 1
5923. 2
5923. 3
5923. 4
5923. 5
5923. 6
5923. 7
5924. 0
5924. 1
5924. 2
5924. 3
pull
Entries 26
Mean 109.1
Std Dev 97.67
1
0.8
0.6
0.4
0.2
0
−0.2
−0.4
−0.6
−0.8

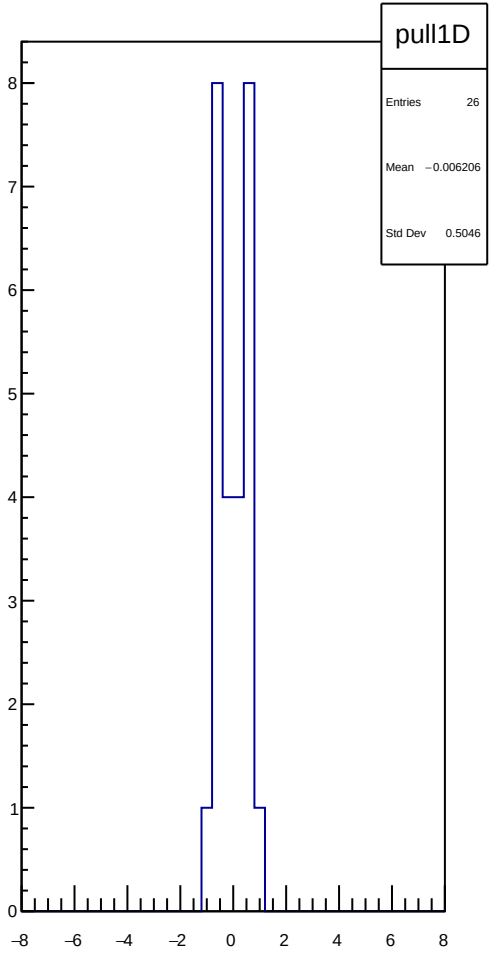
pull1D
Entries 26
Mean −0.006206
Std Dev 0.5046
8
7
6
5
4
3
2
1
0
−8
−6
−4
−2
0
2
4
6
8

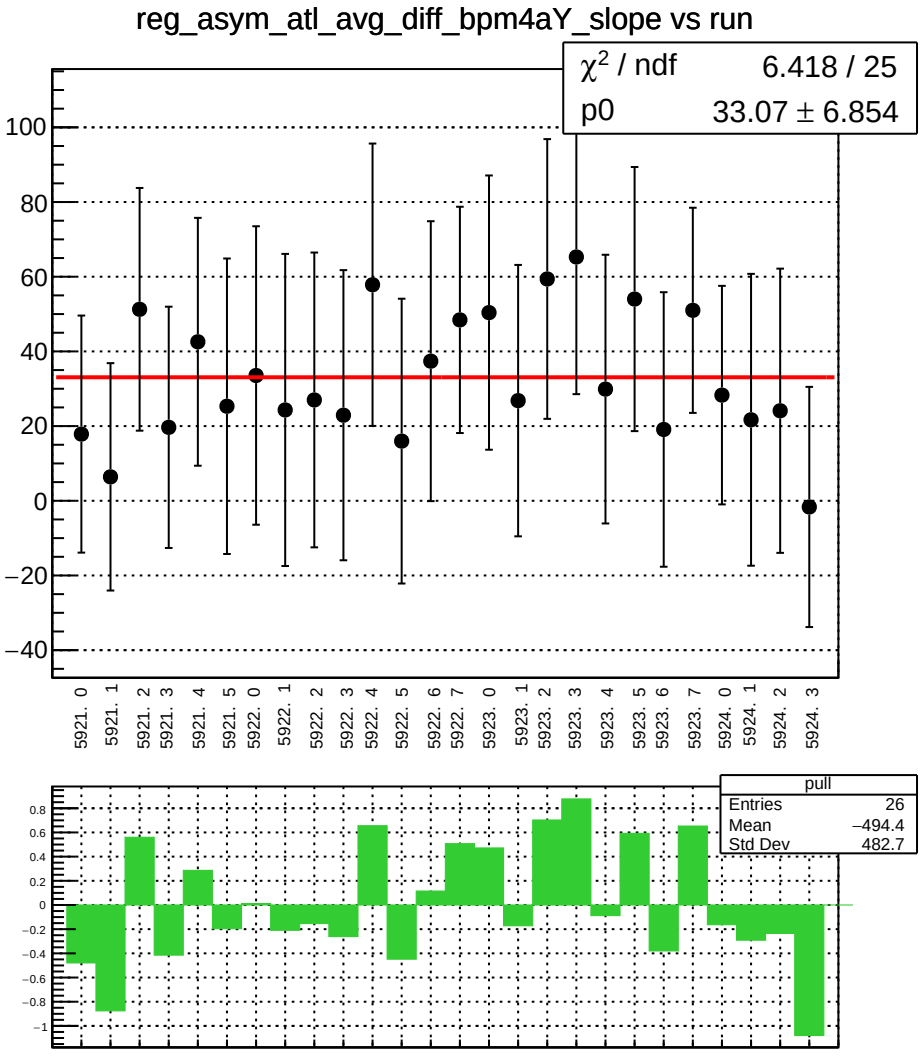
reg_asym_atl_avg_diff_bpm4aY_slope vs run
χ2 / ndf 6.418 / 25
p0 33.07 ± 6.854
100
80
60
40
20
0
−20
−40
5921. 0
5921. 1
5921. 2
5921. 3
5921. 4
5921. 5
5922. 0
5922. 1
5922. 2
5922. 3
5922. 4
5922. 5
5922. 6
5922. 7
5923. 0
5923. 1
5923. 2
5923. 3
5923. 4
5923. 5
5923. 6
5923. 7
5924. 0
5924. 1
5924. 2
5924. 3
pull
Entries 26
Mean −494.4
Std Dev 482.7
0.8
0.6
0.4
0.2
0
−0.2
−0.4
−0.6
−0.8
−1

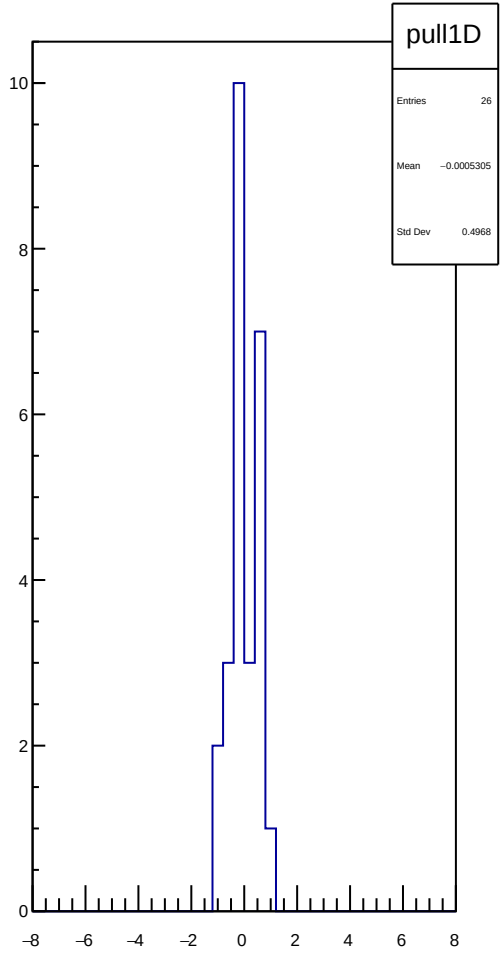
pull1D
Entries 26
Mean −0.0005305
Std Dev 0.4968
10
8
6
4
2
0
−8
−6
−4
−2
0
2
4
6
8

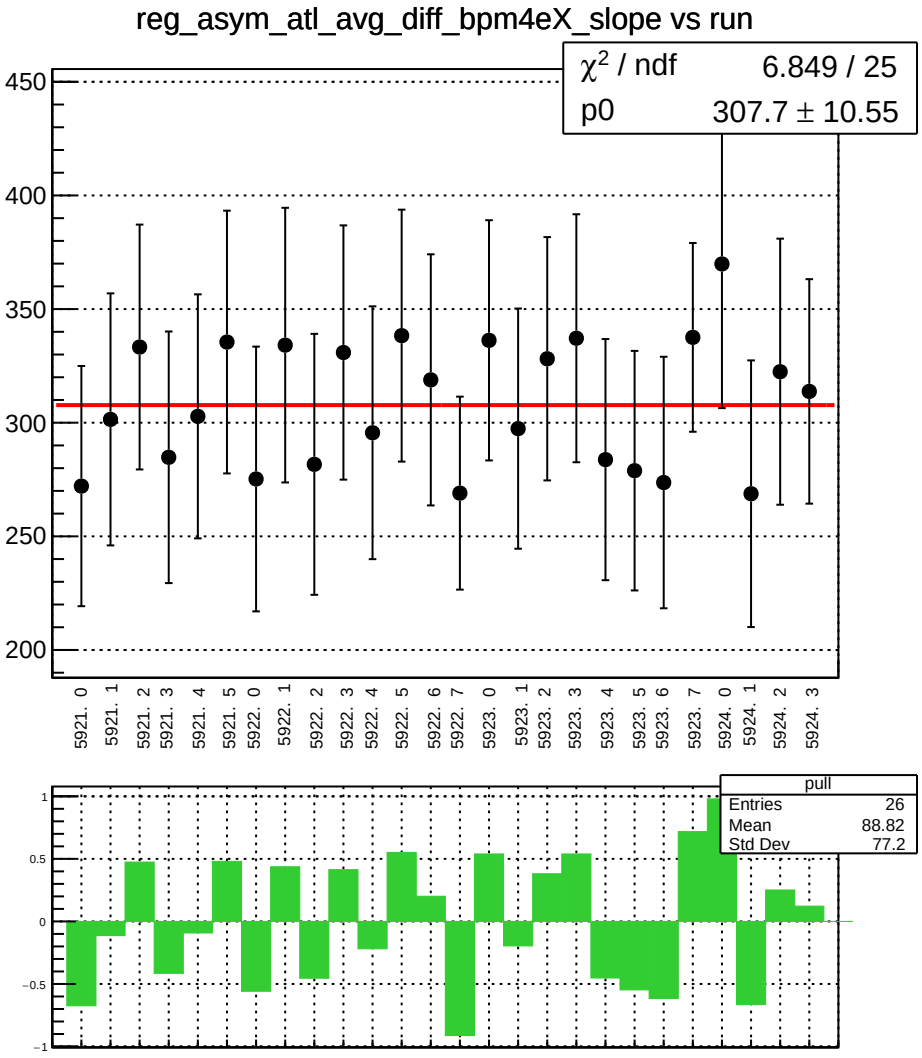
reg_asym_atl_avg_diff_bpm4eX_slope vs run
χ² / ndf 6.849 / 25
p0 307.7 ± 10.55
450
400
350
300
250
200
5921. 0
5921. 1
5921. 2
5921. 3
5921. 4
5921. 5
5922. 0
5922. 1
5922. 2
5922. 3
5922. 4
5922. 5
5922. 6
5922. 7
5923. 0
5923. 1
5923. 2
5923. 3
5923. 4
5923. 5
5923. 6
5923. 7
5924. 0
5924. 1
5924. 2
5924. 3
pull
Entries 26
Mean 88.82
Std Dev 77.2
1
0.5
0
−0.5
−1

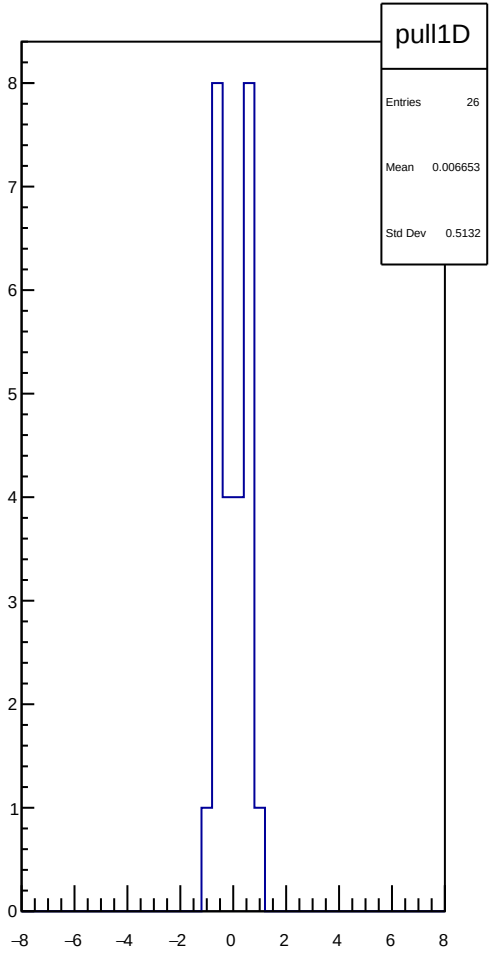
pull1D
Entries 26
Mean 0.006653
Std Dev 0.5132
8
7
6
5
4
3
2
1
0
−8
−6
−4
−2
0
2
4
6
8

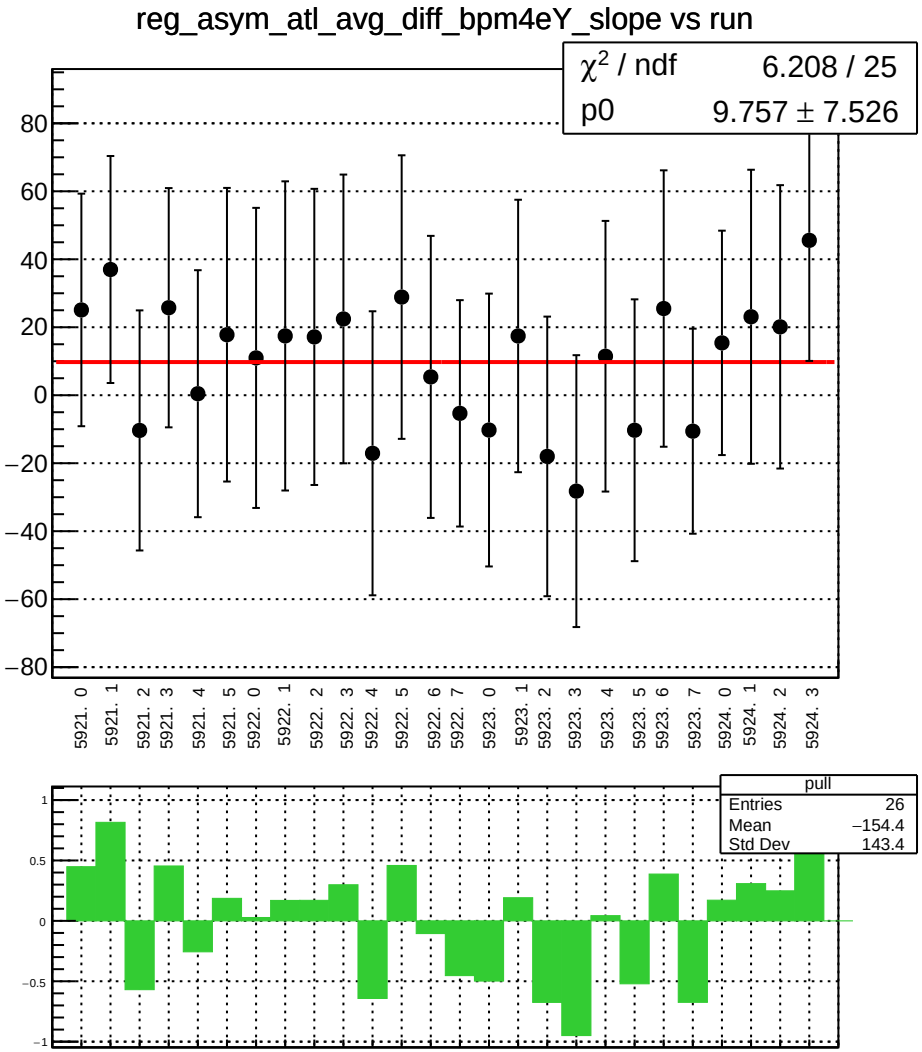
reg_asym_atl_avg_diff_bpm4eY_slope vs run
χ2 / ndf 6.208 / 25
p0 9.757 ± 7.526
80
60
40
20
0
−20
−40
−60
−80
5921. 0
5921. 1
5921. 2
5921. 3
5921. 4
5921. 5
5922. 0
5922. 1
5922. 2
5922. 3
5922. 4
5922. 5
5922. 6
5922. 7
5923. 0
5923. 1
5923. 2
5923. 3
5923. 4
5923. 5
5923. 6
5923. 7
5924. 0
5924. 1
5924. 2
5924. 3
pull
Entries 26
Mean −154.4
Std Dev 143.4
1
0.5
0
−0.5
−1

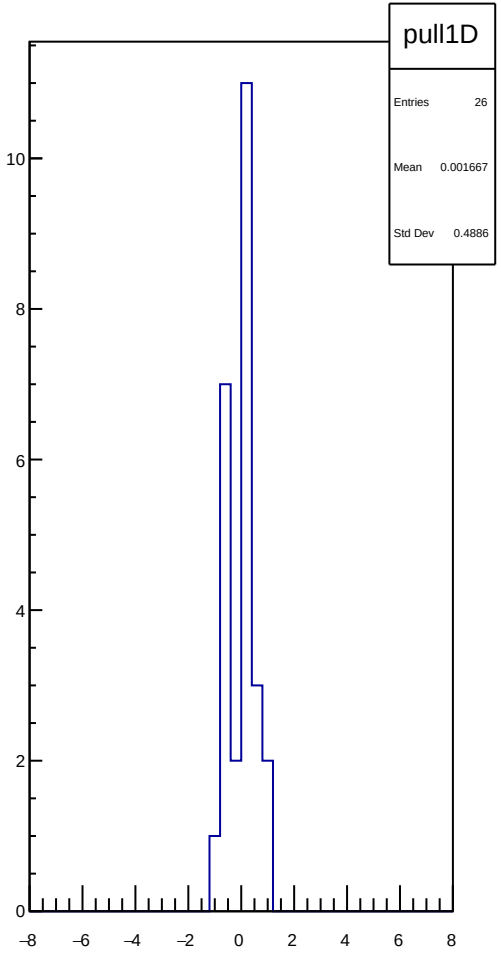
pull1D
Entries 26
Mean 0.001667
Std Dev 0.4886
10
8
6
4
2
0
−8
−6
−4
−2
0
2
4
6
8

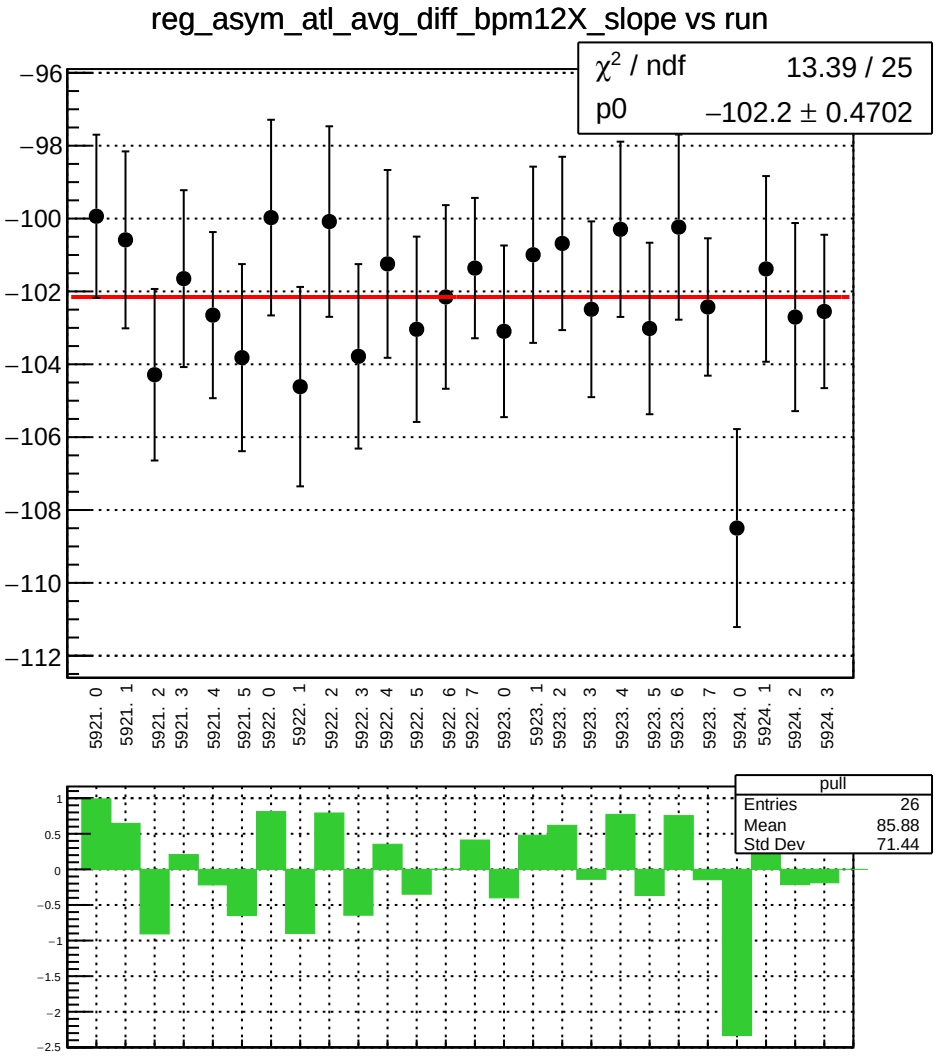
reg_asym_atl_avg_diff_bpm12X_slope vs run
χ² / ndf 13.39 / 25
p0 −102.2 ± 0.4702
−96
−98
−100
−102
−104
−106
−108
−110
−112
5921. 0
5921. 1
5921. 2
5921. 3
5921. 4
5921. 5
5922. 0
5922. 1
5922. 2
5922. 3
5922. 4
5922. 5
5922. 6
5922. 7
5923. 0
5923. 1
5923. 2
5923. 3
5923. 4
5923. 5
5923. 6
5923. 7
5924. 0
5924. 1
5924. 2
5924. 3
pull
Entries 26
Mean 85.88
Std Dev 71.44
1
0.5
0
−0.5
−1
−1.5
−2
−2.5

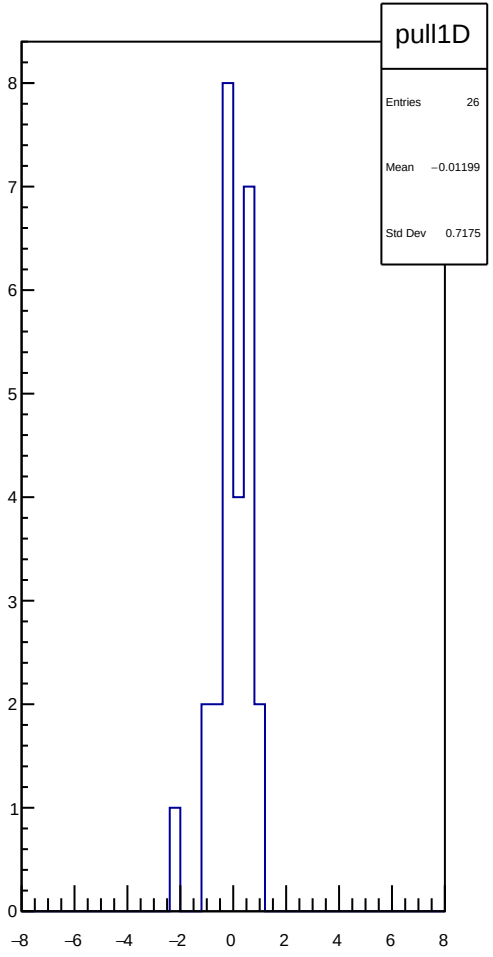
pull1D
Entries 26
Mean −0.01199
Std Dev 0.7175
8
7
6
5
4
3
2
1
0
−8
−6
−4
−2
0
2
4
6
8

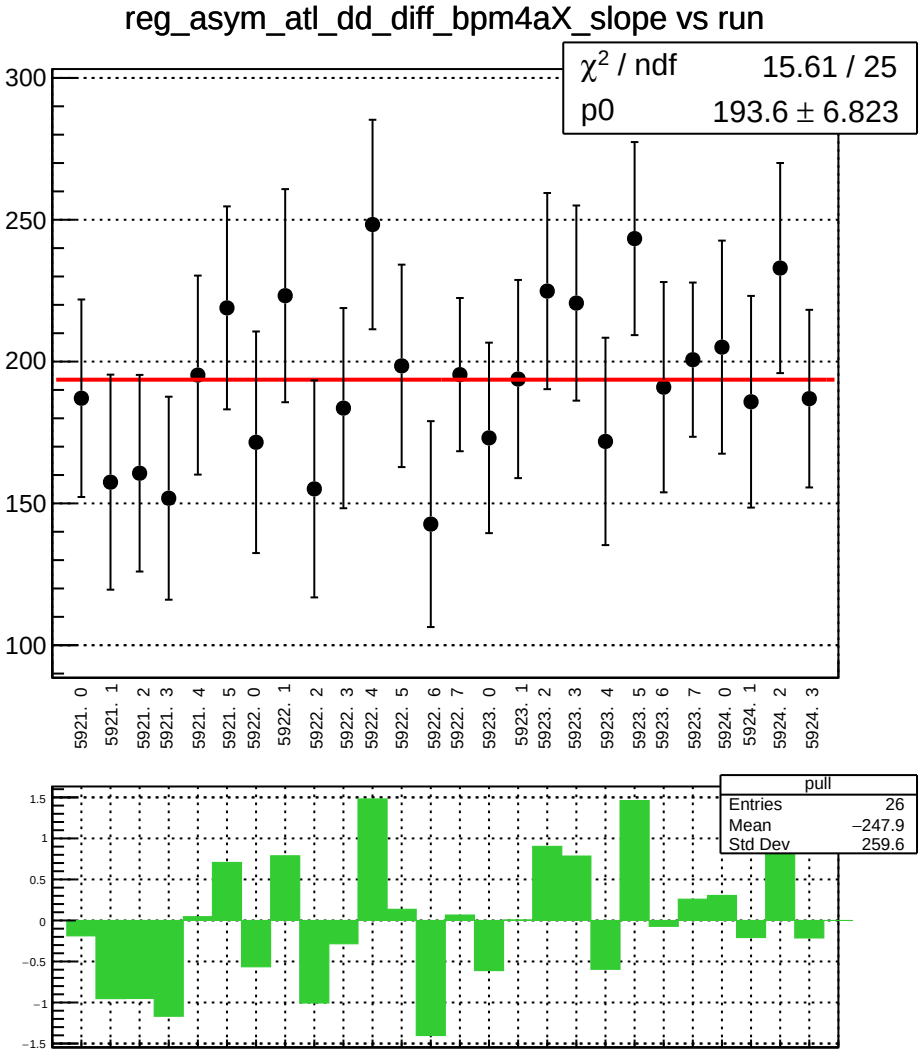
reg_asym_atl_dd_diff_bpm4aX_slope vs run
χ² / ndf 15.61 / 25
p0 193.6 ± 6.823
300
250
200
150
100
5921. 0
5921. 1
5921. 2
5921. 3
5921. 4
5921. 5
5922. 0
5922. 1
5922. 2
5922. 3
5922. 4
5922. 5
5922. 6
5922. 7
5923. 0
5923. 1
5923. 2
5923. 3
5923. 4
5923. 5
5923. 6
5923. 7
5924. 0
5924. 1
5924. 2
5924. 3
pull
Entries 26
Mean −247.9
Std Dev 259.6
1.5
1
0.5
0
−0.5
−1
−1.5

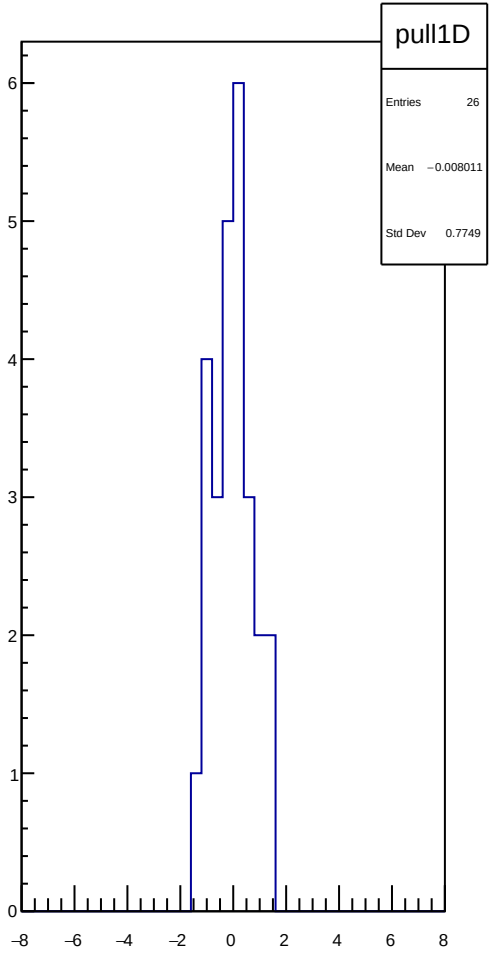
pull1D
Entries 26
Mean −0.008011
Std Dev 0.7749
6
5
4
3
2
1
0
−8
−6
−4
−2
0
2
4
6
8

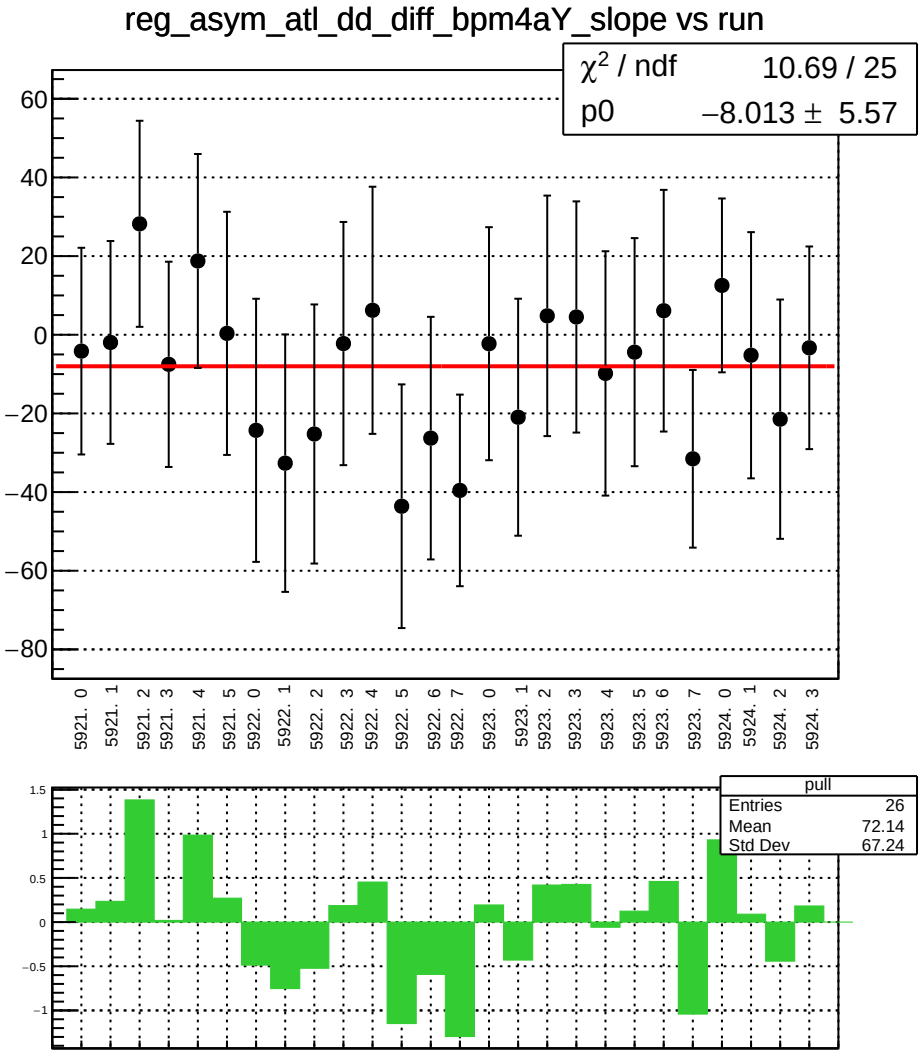
reg_asym_atl_dd_diff_bpm4aY_slope vs run
χ2 / ndf 10.69 / 25
p0 −8.013 ± 5.57
60
40
20
0
−20
−40
−60
−80
5921. 0
5921. 1
5921. 2
5921. 3
5921. 4
5921. 5
5922. 0
5922. 1
5922. 2
5922. 3
5922. 4
5922. 5
5922. 6
5922. 7
5923. 0
5923. 1
5923. 2
5923. 3
5923. 4
5923. 5
5923. 6
5923. 7
5924. 0
5924. 1
5924. 2
5924. 3
pull
Entries 26
Mean 72.14
Std Dev 67.24
1.5
1
0.5
0
−0.5
−1

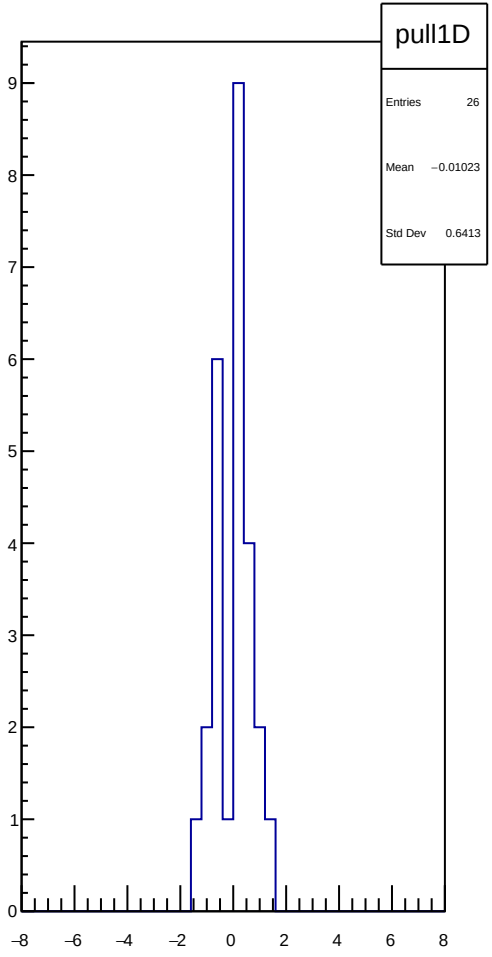
pull1D
Entries 26
Mean −0.01023
Std Dev 0.6413
9
8
7
6
5
4
3
2
1
0
−8
−6
−4
−2
0
2
4
6
8

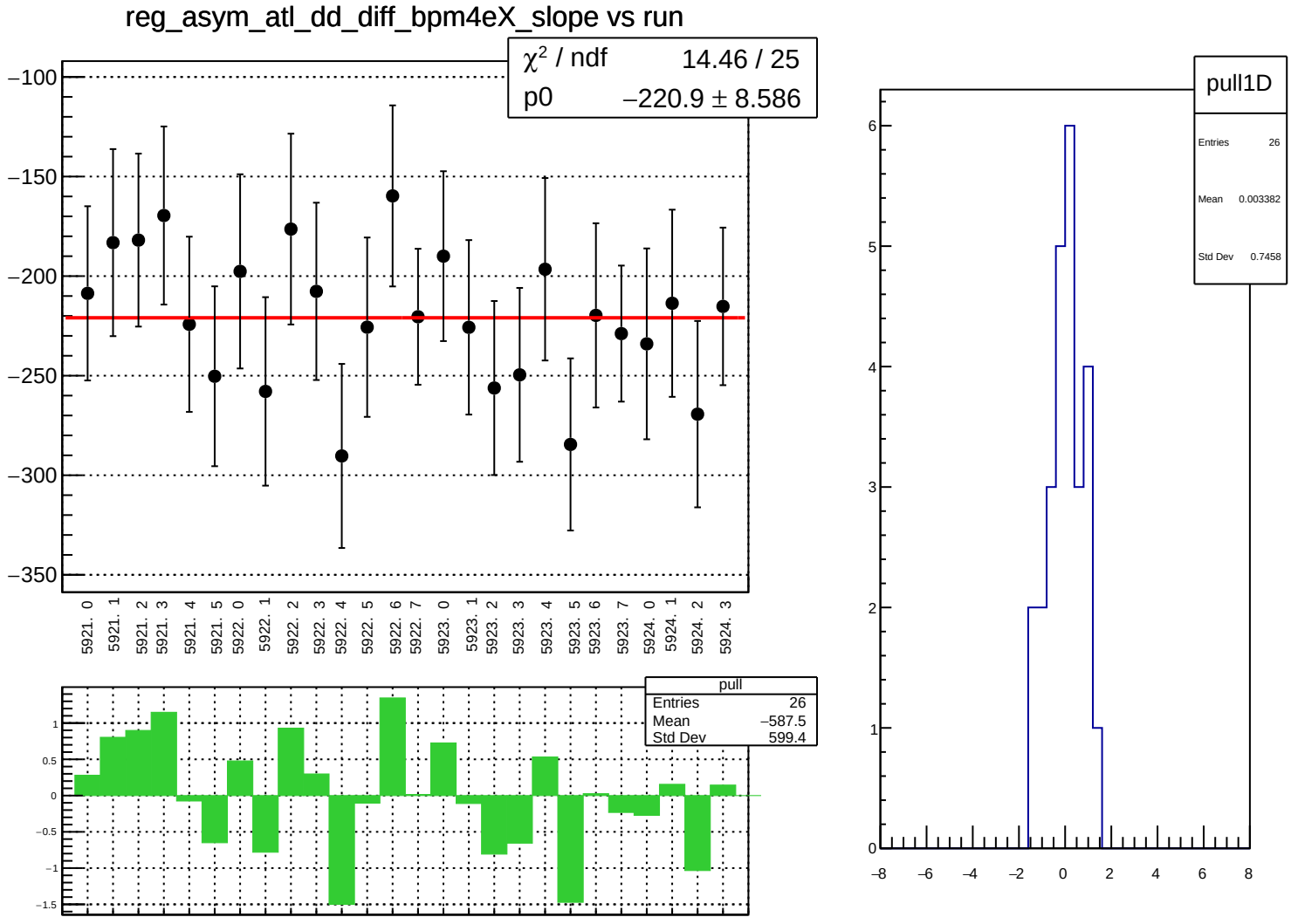
reg_asym_atl_dd_diff_bpm4eX_slope vs run
χ² / ndf 14.46 / 25
p0 −220.9 ± 8.586
−100
−150
−200
−250
−300
−350
5921. 0
5921. 1
5921. 2
5921. 3
5921. 4
5921. 5
5922. 0
5922. 1
5922. 2
5922. 3
5922. 4
5922. 5
5922. 6
5922. 7
5923. 0
5923. 1
5923. 2
5923. 3
5923. 4
5923. 5
5923. 6
5923. 7
5924. 0
5924. 1
5924. 2
5924. 3
pull
Entries 26
Mean −587.5
Std Dev 599.4
1
0.5
0
−0.5
−1
−1.5
pull1D
Entries 26
Mean 0.003382
Std Dev 0.7458
6
5
4
3
2
1
0
−8
−6
−4
−2
0
2
4
6
8

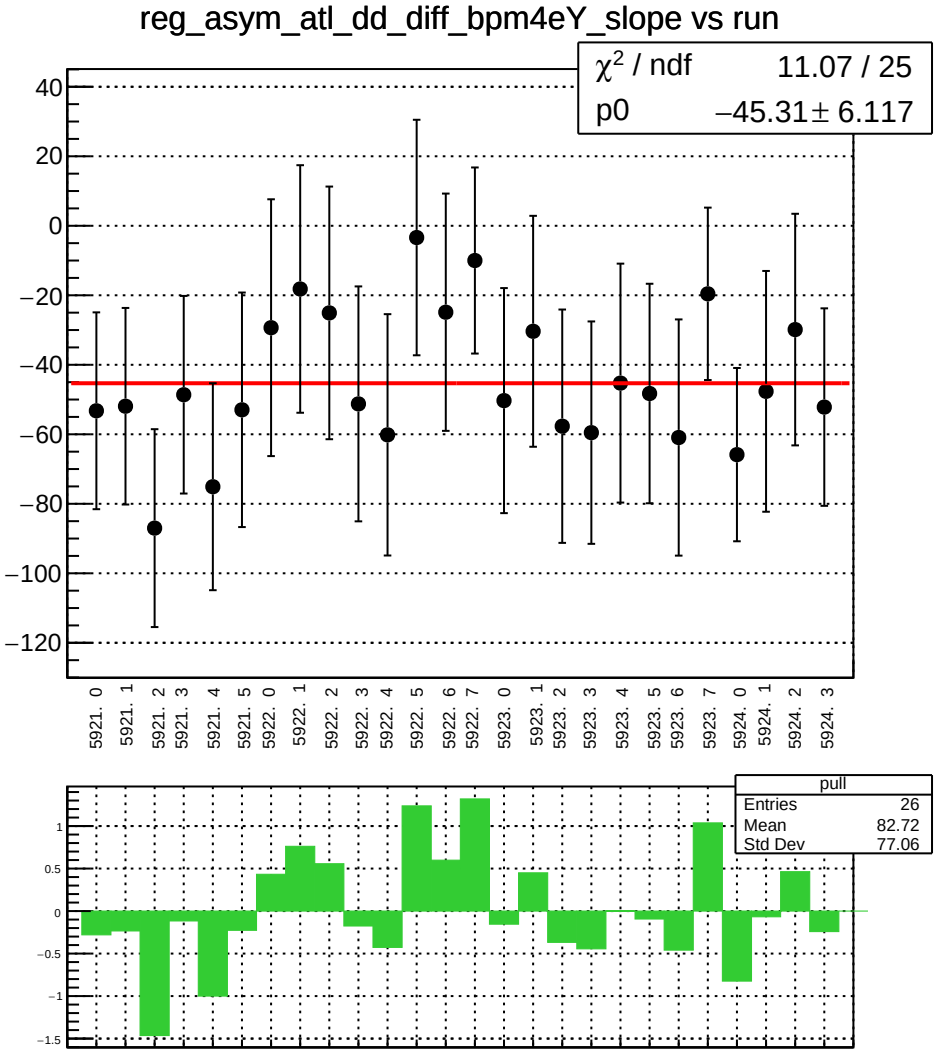
reg_asym_atl_dd_diff_bpm4eY_slope vs run
χ2 / ndf 11.07 / 25
p0 −45.31 ± 6.117
40
20
0
−20
−40
−60
−80
−100
−120
5921. 0
5921. 1
5921. 2
5921. 3
5921. 4
5921. 5
5922. 0
5922. 1
5922. 2
5922. 3
5922. 4
5922. 5
5922. 6
5922. 7
5923. 0
5923. 1
5923. 2
5923. 3
5923. 4
5923. 5
5923. 6
5923. 7
5924. 0
5924. 1
5924. 2
5924. 3
pull
Entries 26
Mean 82.72
Std Dev 77.06
1
0.5
0
−0.5
−1
−1.5

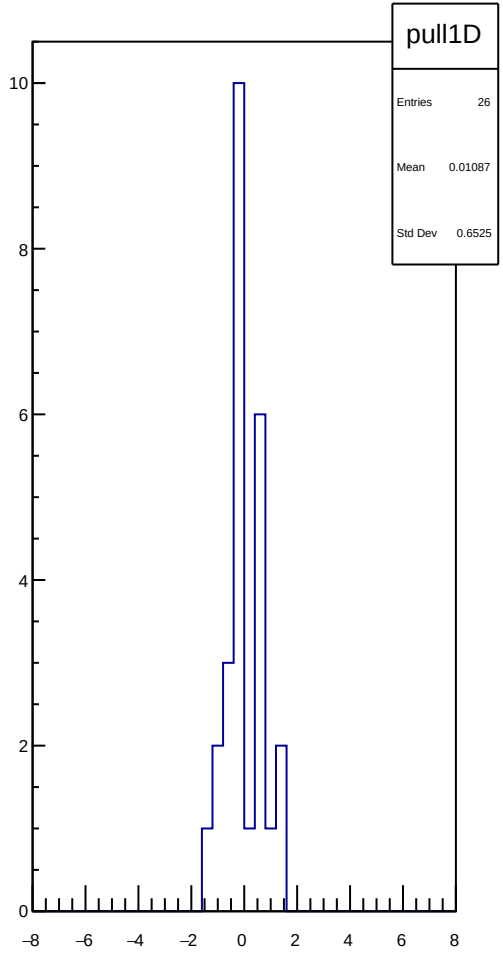
pull1D
Entries 26
Mean 0.01087
Std Dev 0.6525
10
8
6
4
2
0
−8
−6
−4
−2
0
2
4
6
8

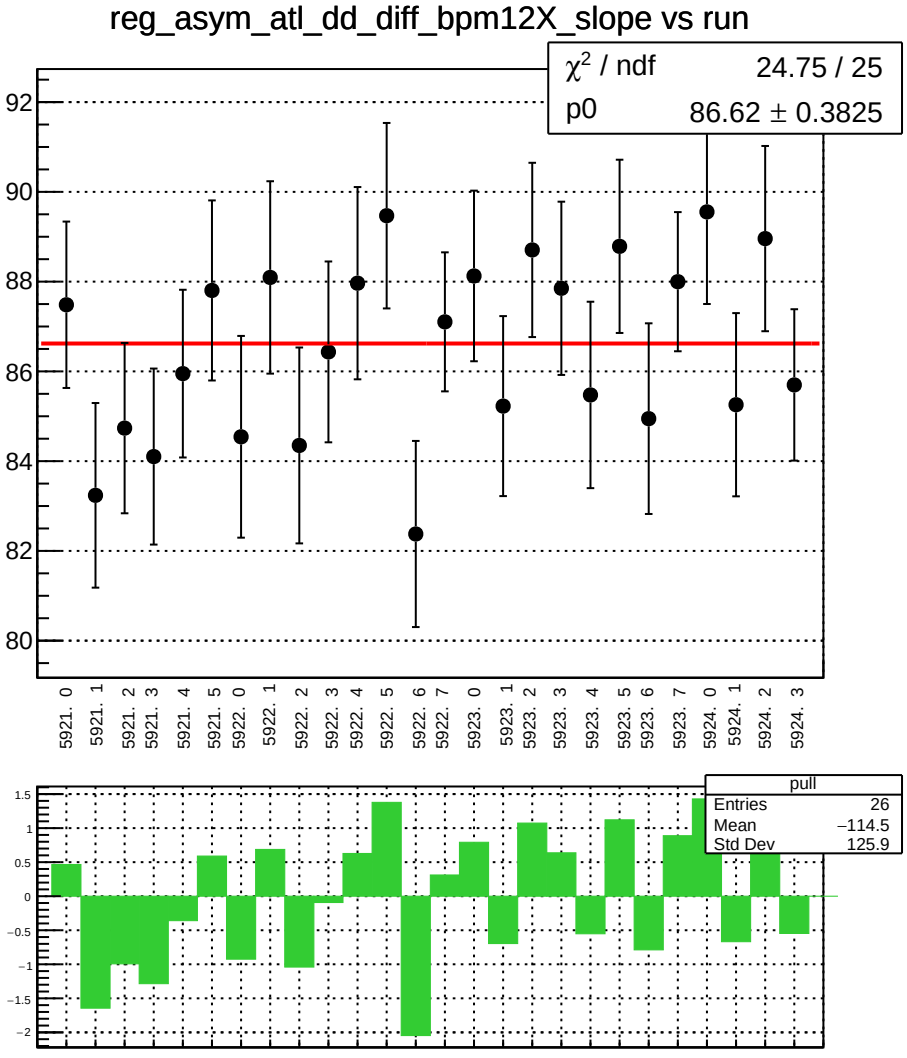
reg_asym_atl_dd_diff_bpm12X_slope vs run
χ² / ndf 24.75 / 25
p0 86.62 ± 0.3825
92
90
88
86
84
82
80
5921. 0
5921. 1
5921. 2
5921. 3
5921. 4
5921. 5
5922. 0
5922. 1
5922. 2
5922. 3
5922. 4
5922. 5
5922. 6
5922. 7
5923. 0
5923. 1
5923. 2
5923. 3
5923. 4
5923. 5
5923. 6
5923. 7
5924. 0
5924. 1
5924. 2
5924. 3
pull
Entries 26
Mean −114.5
Std Dev 125.9
1.5
1
0.5
0
−0.5
−1
−1.5
−2

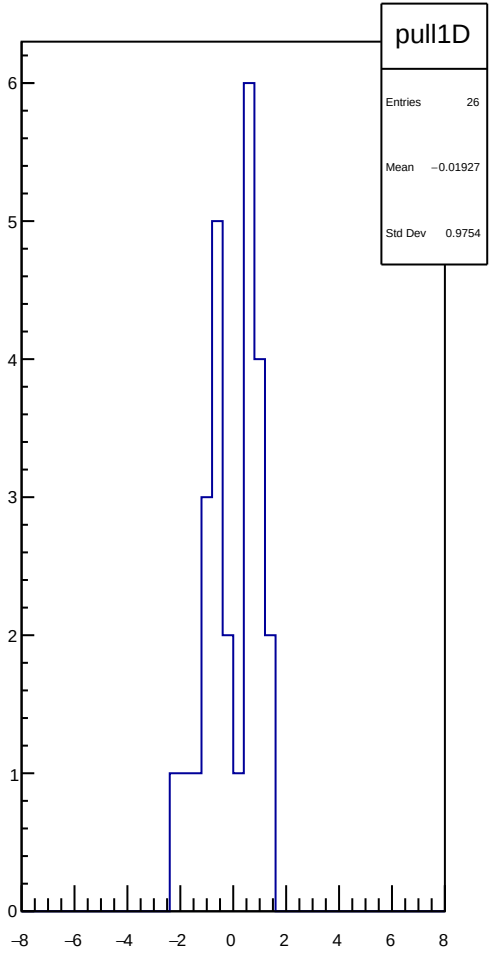
pull1D
Entries 26
Mean −0.01927
Std Dev 0.9754
6
5
4
3
2
1
0
−8
−6
−4
−2
0
2
4
6
8

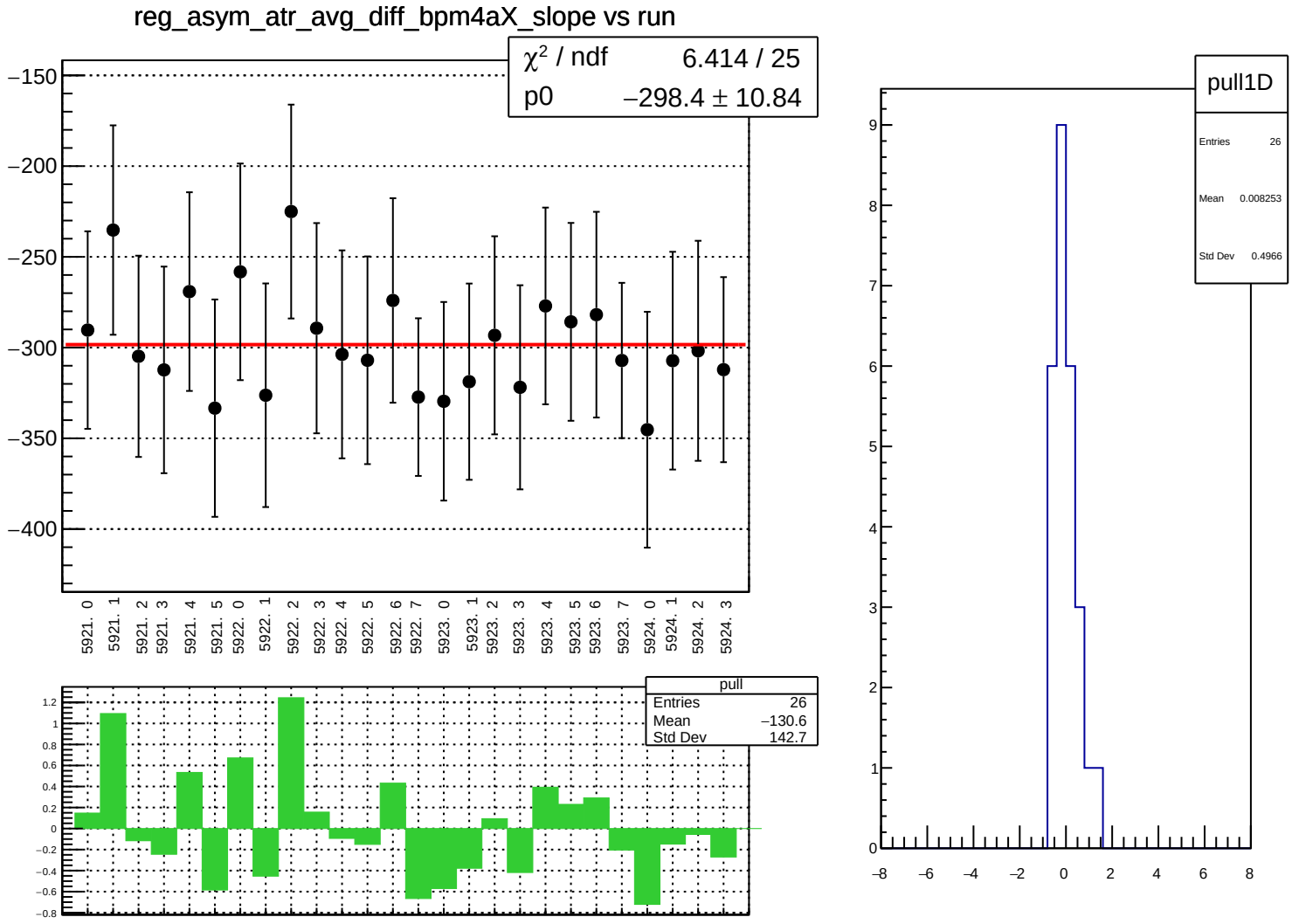
reg_asym_atr_avg_diff_bpm4aX_slope vs run
χ² / ndf 6.414 / 25
p0 −298.4 ± 10.84
−150
−200
−250
−300
−350
−400
5921. 0
5921. 1
5921. 2
5921. 3
5921. 4
5921. 5
5922. 0
5922. 1
5922. 2
5922. 3
5922. 4
5922. 5
5922. 6
5922. 7
5923. 0
5923. 1
5923. 2
5923. 3
5923. 4
5923. 5
5923. 6
5923. 7
5924. 0
5924. 1
5924. 2
5924. 3
pull
Entries 26
Mean −130.6
Std Dev 142.7
1.2
1
0.8
0.6
0.4
0.2
0
−0.2
−0.4
−0.6
−0.8
pull1D
Entries 26
Mean 0.008253
Std Dev 0.4966
9
8
7
6
5
4
3
2
1
0
−8
−6
−4
−2
0
2
4
6
8

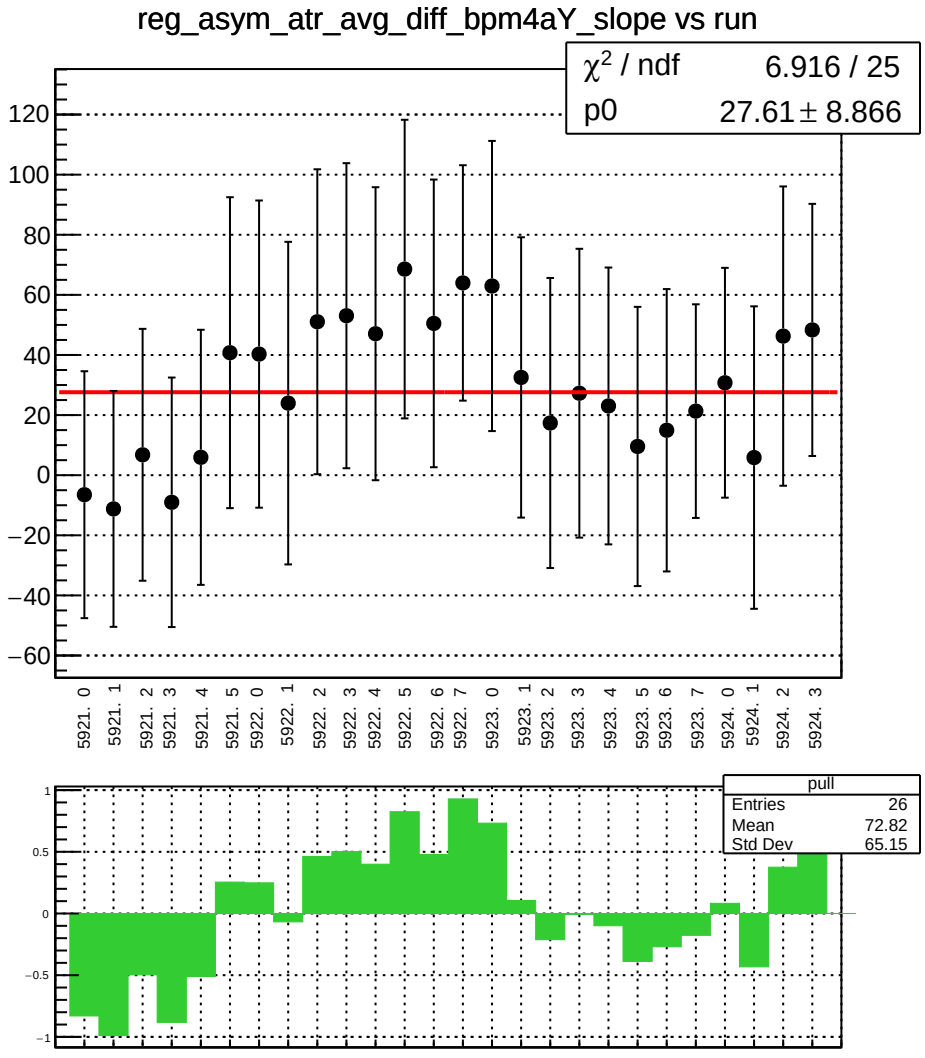
reg_asym_atr_avg_diff_bpm4aY_slope vs run
χ2 / ndf 6.916 / 25
p0 27.61 ± 8.866
120
100
80
60
40
20
0
−20
−40
−60
5921. 0
5921. 1
5921. 2
5921. 3
5921. 4
5921. 5
5922. 0
5922. 1
5922. 2
5922. 3
5922. 4
5922. 5
5922. 6
5922. 7
5923. 0
5923. 1
5923. 2
5923. 3
5923. 4
5923. 5
5923. 6
5923. 7
5924. 0
5924. 1
5924. 2
5924. 3
pull
Entries 26
Mean 72.82
Std Dev 65.15
1
0.5
0
−0.5
−1

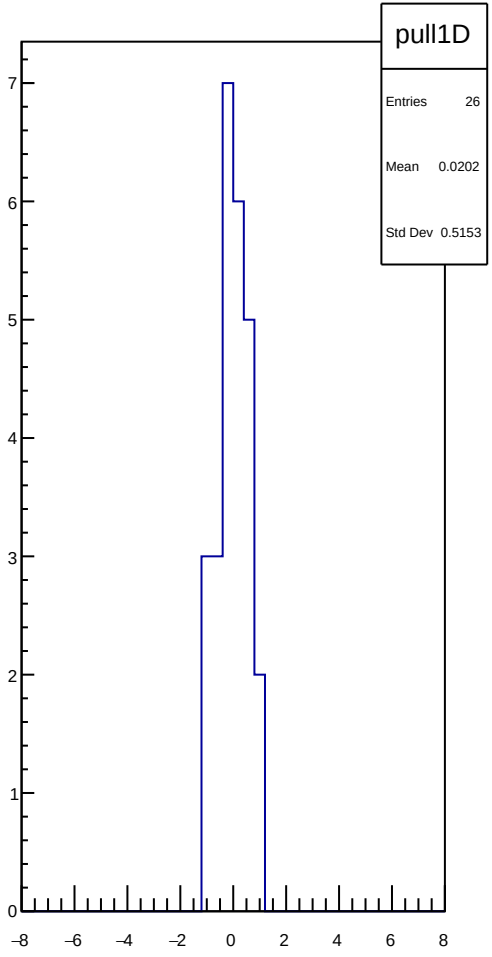
pull1D
Entries 26
Mean 0.0202
Std Dev 0.5153
7
6
5
4
3
2
1
0
−8
−6
−4
−2
0
2
4
6
8

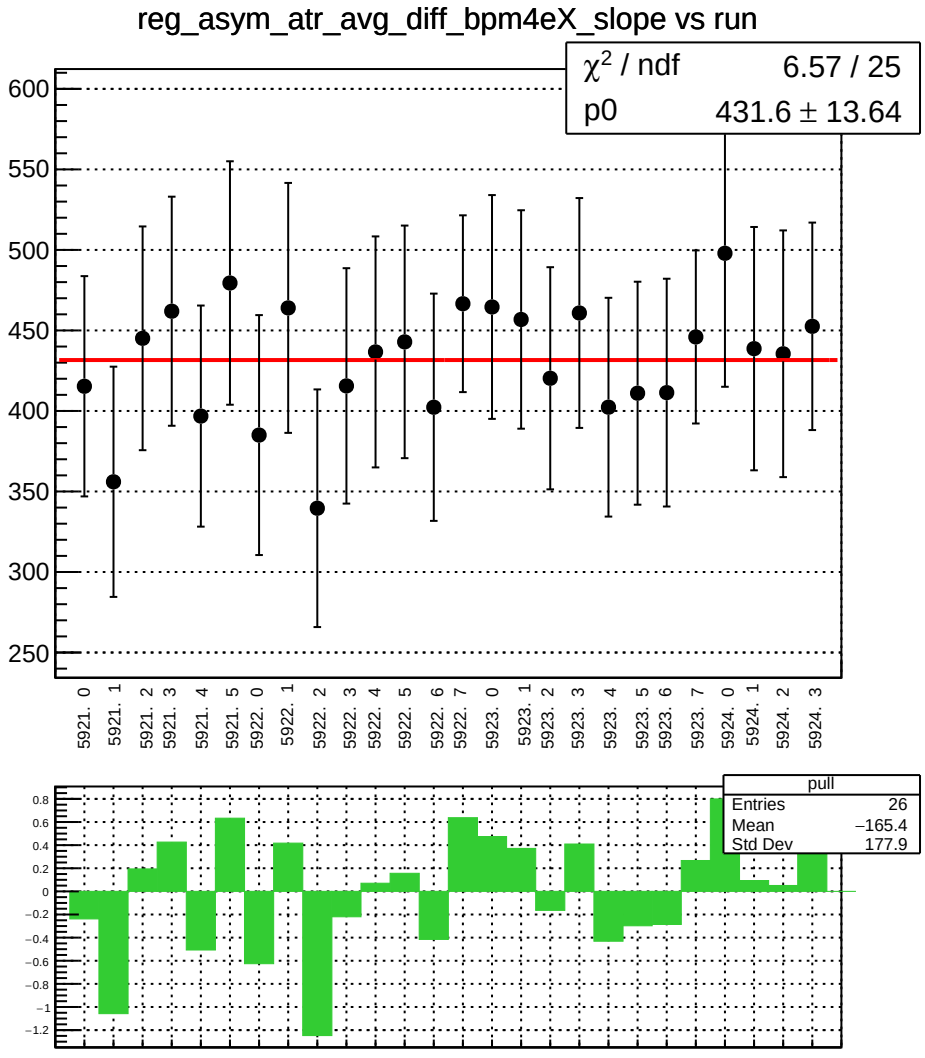
reg_asym_atr_avg_diff_bpm4eX_slope vs run
χ² / ndf 6.57 / 25
p0 431.6 ± 13.64
600
550
500
450
400
350
300
250
5921. 0
5921. 1
5921. 2
5921. 3
5921. 4
5921. 5
5922. 0
5922. 1
5922. 2
5922. 3
5922. 4
5922. 5
5922. 6
5922. 7
5923. 0
5923. 1
5923. 2
5923. 3
5923. 4
5923. 5
5923. 6
5923. 7
5924. 0
5924. 1
5924. 2
5924. 3
pull
Entries 26
Mean −165.4
Std Dev 177.9
0.8
0.6
0.4
0.2
0
−0.2
−0.4
−0.6
−0.8
−1
−1.2

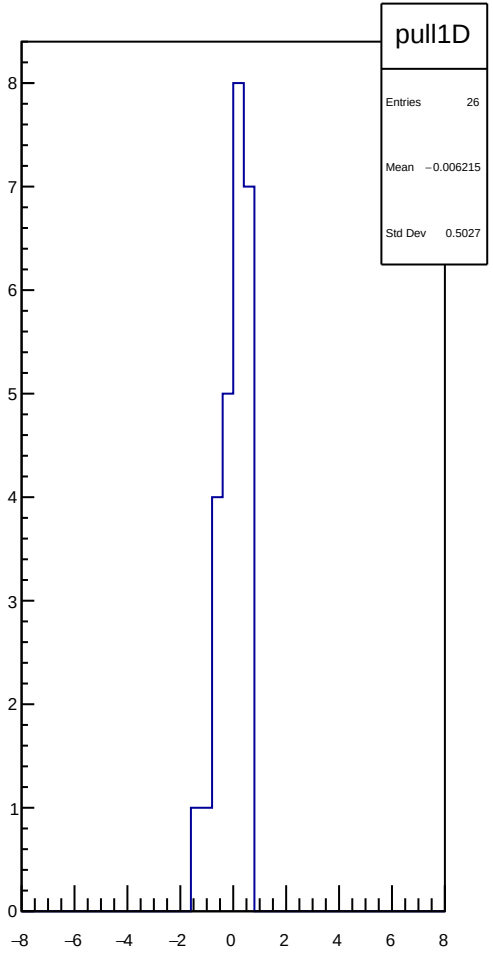
pull1D
Entries 26
Mean −0.006215
Std Dev 0.5027
8
7
6
5
4
3
2
1
0
−8
−6
−4
−2
0
2
4
6
8

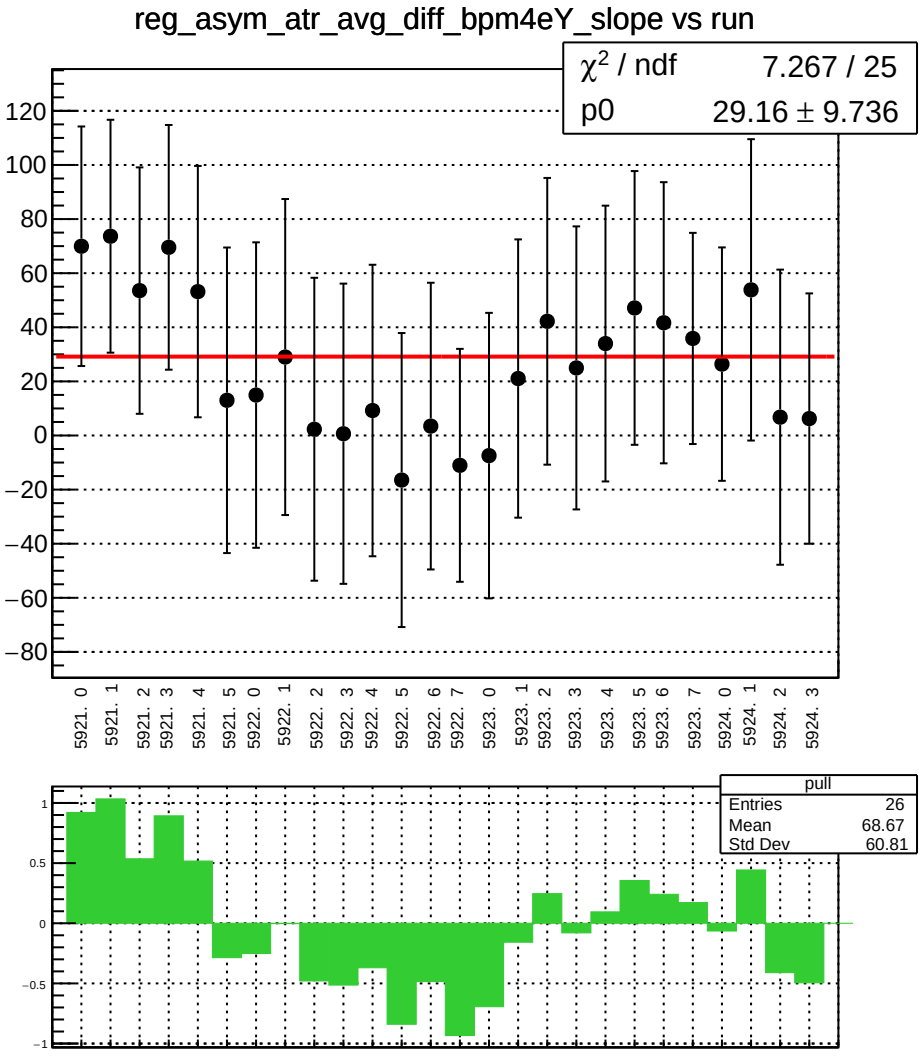
reg_asym_atr_avg_diff_bpm4eY_slope vs run
χ² / ndf 7.267 / 25
p0 29.16 ± 9.736
120
100
80
60
40
20
0
−20
−40
−60
−80
5921. 0
5921. 1
5921. 2
5921. 3
5921. 4
5921. 5
5922. 0
5922. 1
5922. 2
5922. 3
5922. 4
5922. 5
5922. 6
5922. 7
5923. 0
5923. 1
5923. 2
5923. 3
5923. 4
5923. 5
5923. 6
5923. 7
5924. 0
5924. 1
5924. 2
5924. 3
pull
Entries 26
Mean 68.67
Std Dev 60.81
1
0.5
0
−0.5
−1

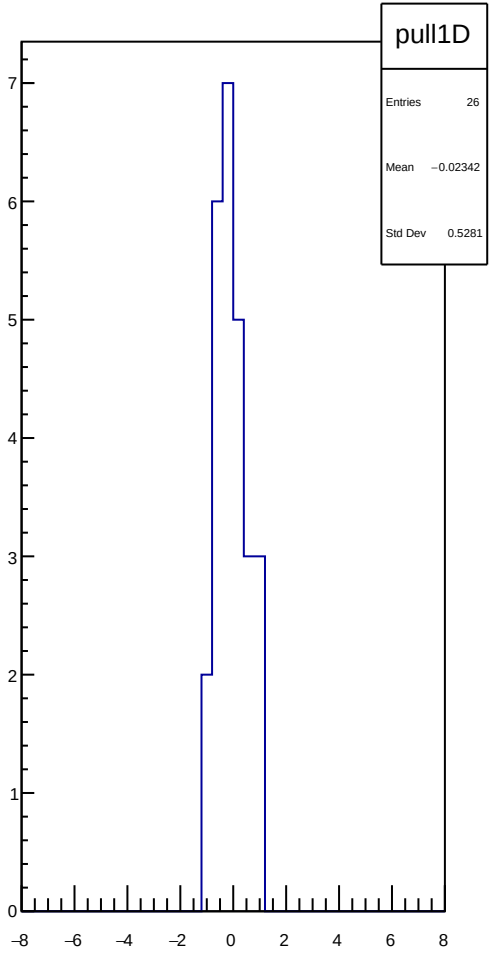
pull1D
Entries 26
Mean −0.02342
Std Dev 0.5281
7
6
5
4
3
2
1
0
−8
−6
−4
−2
0
2
4
6
8

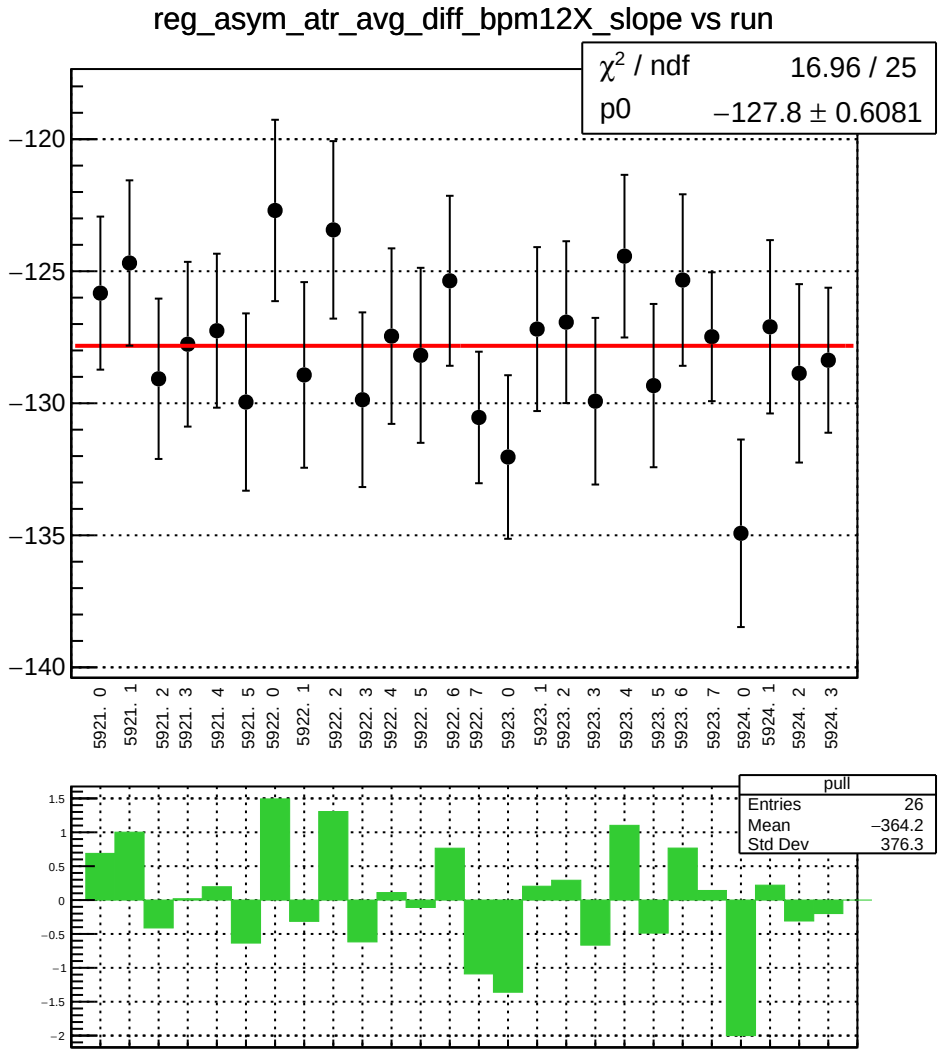
reg_asym_atr_avg_diff_bpm12X_slope vs run
χ² / ndf 16.96 / 25
p0 −127.8 ± 0.6081
−120
−125
−130
−135
−140
5921. 0
5921. 1
5921. 2
5921. 3
5921. 4
5921. 5
5922. 0
5922. 1
5922. 2
5922. 3
5922. 4
5922. 5
5922. 6
5922. 7
5923. 0
5923. 1
5923. 2
5923. 3
5923. 4
5923. 5
5923. 6
5923. 7
5924. 0
5924. 1
5924. 2
5924. 3
pull
Entries 26
Mean −364.2
Std Dev 376.3
1.5
1
0.5
0
−0.5
−1
−1.5
−2

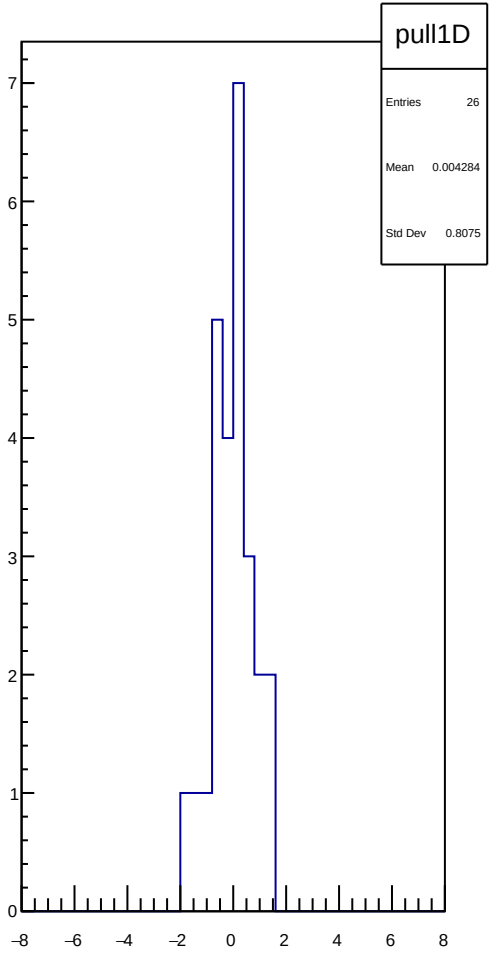
pull1D
Entries 26
Mean 0.004284
Std Dev 0.8075
7
6
5
4
3
2
1
0
−8
−6
−4
−2
0
2
4
6
8

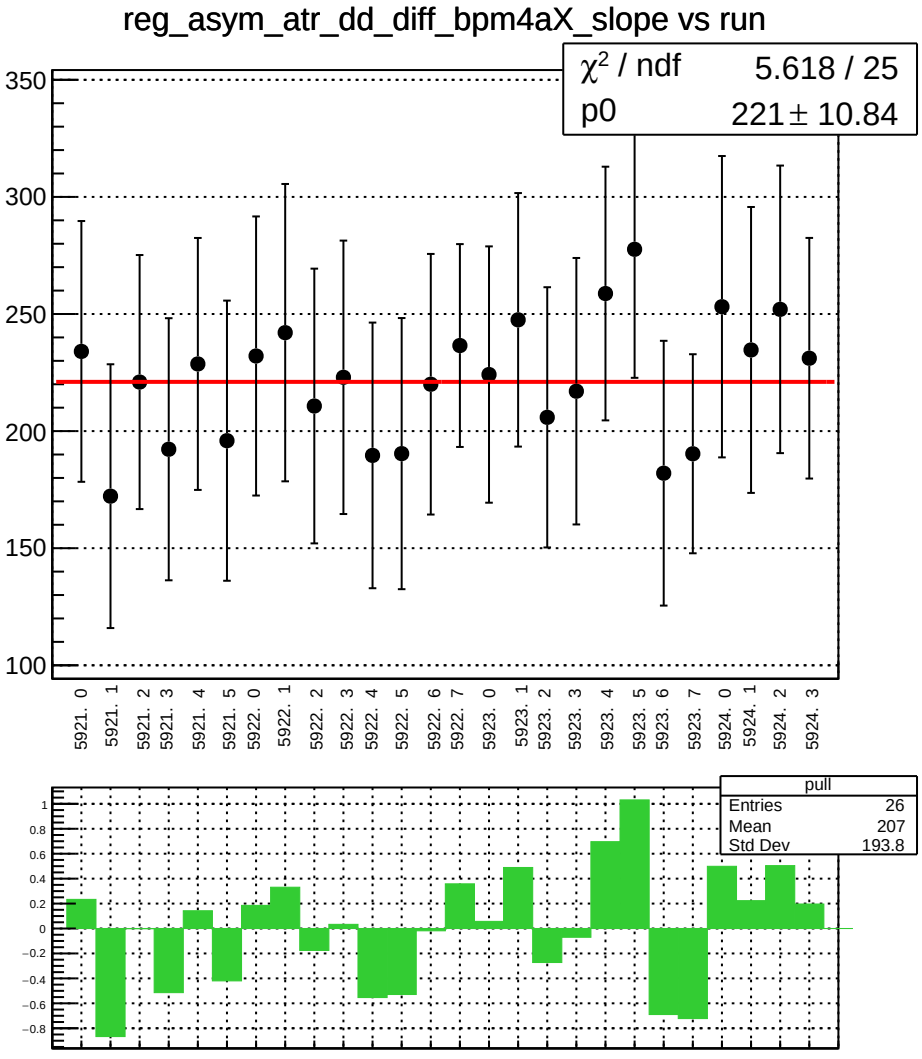
reg_asym_atr_dd_diff_bpm4aX_slope vs run
χ² / ndf 5.618 / 25
p0 221 ± 10.84
350
300
250
200
150
100
5921. 0
5921. 1
5921. 2
5921. 3
5921. 4
5921. 5
5922. 0
5922. 1
5922. 2
5922. 3
5922. 4
5922. 5
5922. 6
5922. 7
5923. 0
5923. 1
5923. 2
5923. 3
5923. 4
5923. 5
5923. 6
5923. 7
5924. 0
5924. 1
5924. 2
5924. 3
pull
Entries 26
Mean 207
Std Dev 193.8
1
0.8
0.6
0.4
0.2
0
−0.2
−0.4
−0.6
−0.8

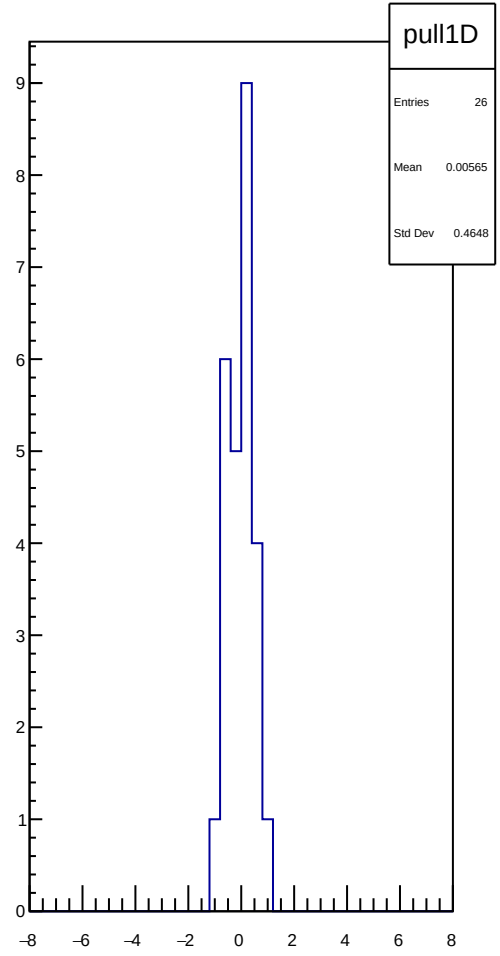
pull1D
Entries 26
Mean 0.00565
Std Dev 0.4648
9
8
7
6
5
4
3
2
1
0
−8
−6
−4
−2
0
2
4
6
8

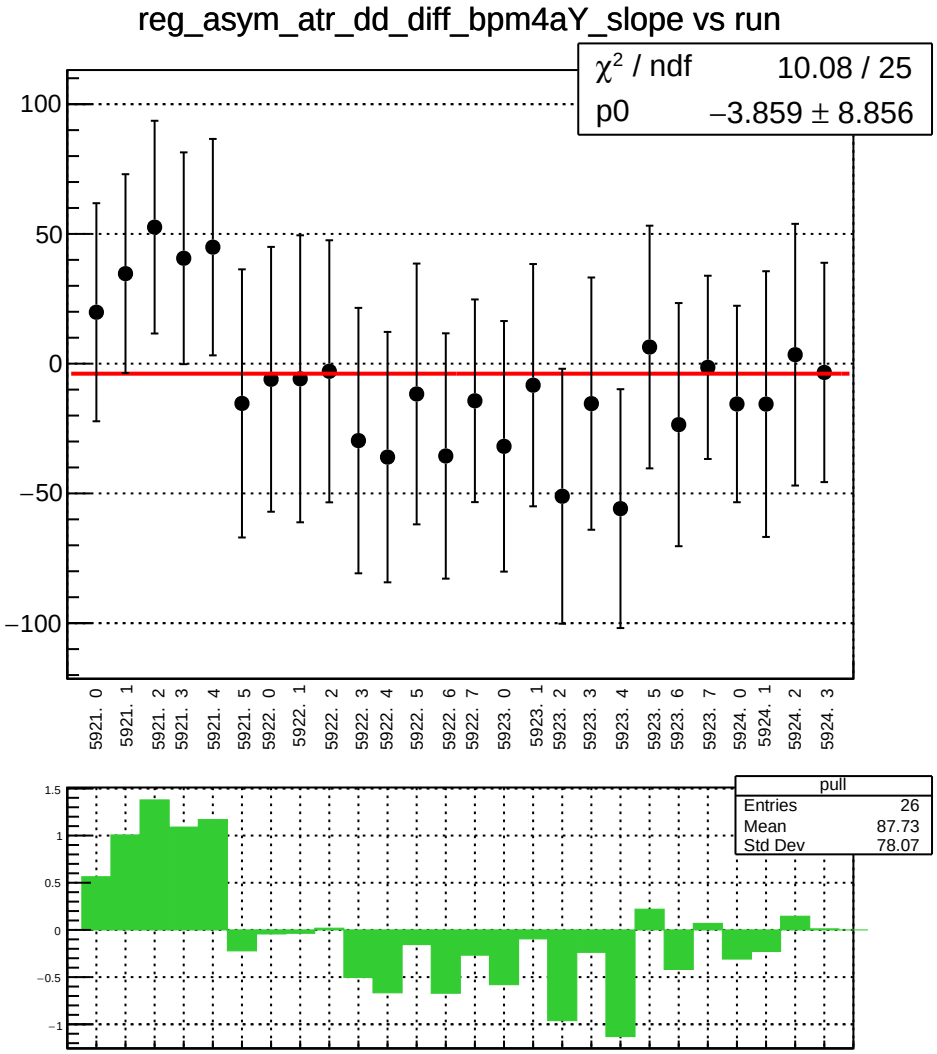
reg_asym_atr_dd_diff_bpm4aY_slope vs run
χ² / ndf 10.08 / 25
p0 −3.859 ± 8.856
100
50
0
−50
−100
5921. 0
5921. 1
5921. 2
5921. 3
5921. 4
5921. 5
5922. 0
5922. 1
5922. 2
5922. 3
5922. 4
5922. 5
5922. 6
5922. 7
5923. 0
5923. 1
5923. 2
5923. 3
5923. 4
5923. 5
5923. 6
5923. 7
5924. 0
5924. 1
5924. 2
5924. 3
pull
Entries 26
Mean 87.73
Std Dev 78.07
1.5
1
0.5
0
−0.5
−1

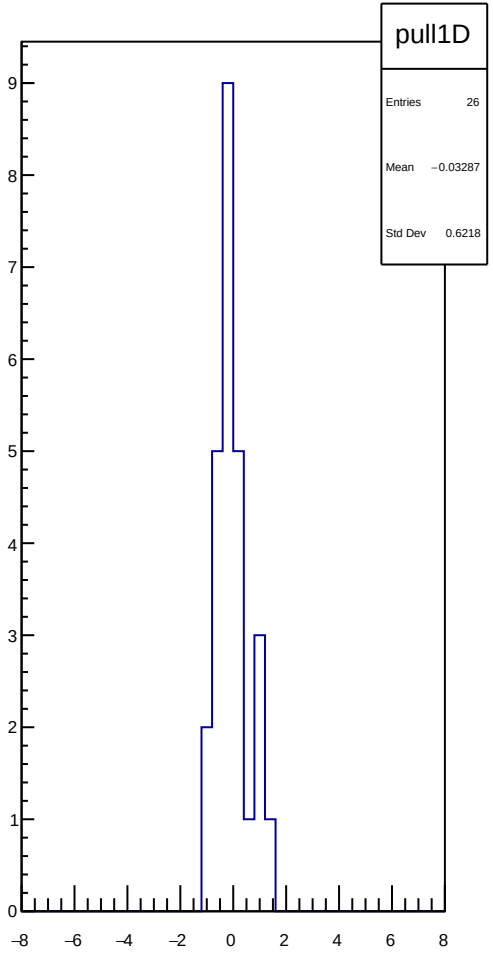
pull1D
Entries 26
Mean −0.03287
Std Dev 0.6218
9
8
7
6
5
4
3
2
1
0
−8
−6
−4
−2
0
2
4
6
8

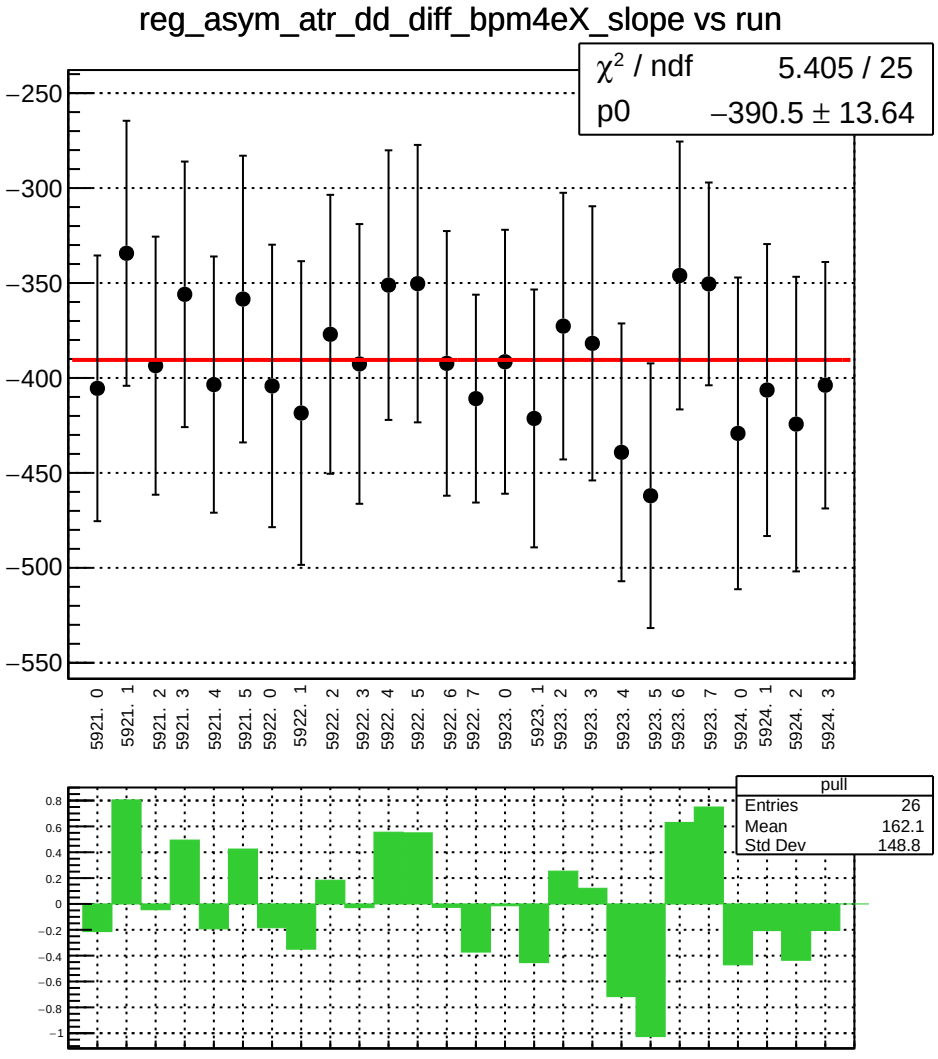
reg_asym_atr_dd_diff_bpm4eX_slope vs run
χ² / ndf 5.405 / 25
p0 −390.5 ± 13.64
−250
−300
−350
−400
−450
−500
−550
5921. 0
5921. 1
5921. 2
5921. 3
5921. 4
5921. 5
5922. 0
5922. 1
5922. 2
5922. 3
5922. 4
5922. 5
5922. 6
5922. 7
5923. 0
5923. 1
5923. 2
5923. 3
5923. 4
5923. 5
5923. 6
5923. 7
5924. 0
5924. 1
5924. 2
5924. 3
pull
Entries 26
Mean 162.1
Std Dev 148.8
0.8
0.6
0.4
0.2
0
−0.2
−0.4
−0.6
−0.8
−1

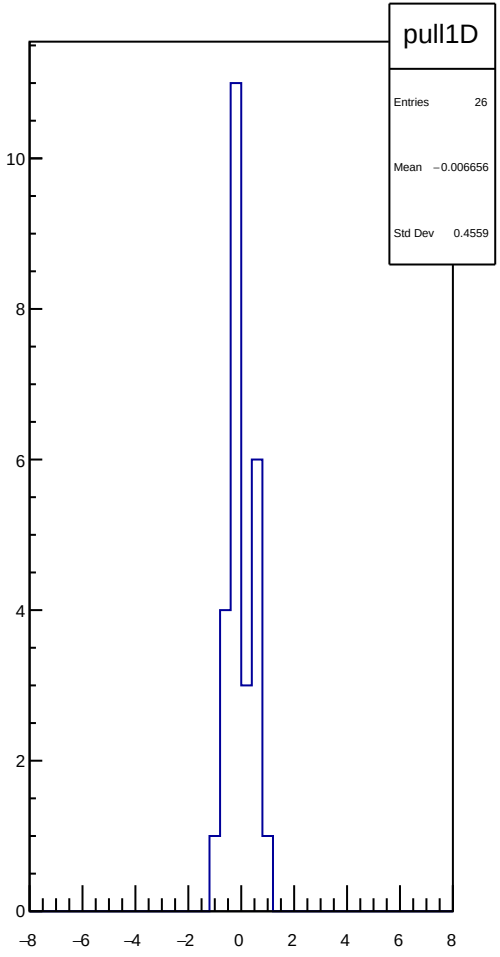
pull1D
Entries 26
Mean −0.006656
Std Dev 0.4559
10
8
6
4
2
0
−8
−6
−4
−2
0
2
4
6
8

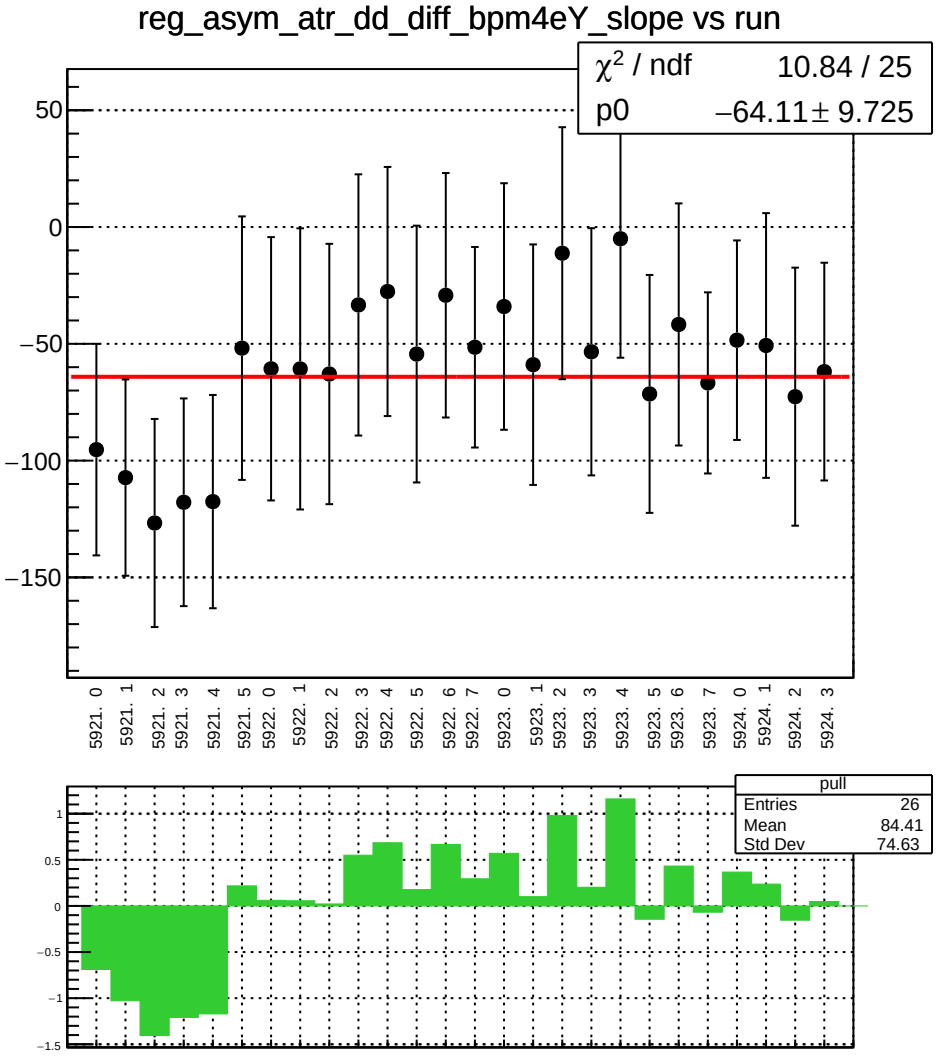
reg_asym_atr_dd_diff_bpm4eY_slope vs run
χ2 / ndf 10.84 / 25
p0 −64.11 ± 9.725
50
0
−50
−100
−150
5921. 0
5921. 1
5921. 2
5921. 3
5921. 4
5921. 5
5922. 0
5922. 1
5922. 2
5922. 3
5922. 4
5922. 5
5922. 6
5922. 7
5923. 0
5923. 1
5923. 2
5923. 3
5923. 4
5923. 5
5923. 6
5923. 7
5924. 0
5924. 1
5924. 2
5924. 3
pull
Entries 26
Mean 84.41
Std Dev 74.63
1
0.5
0
−0.5
−1
−1.5

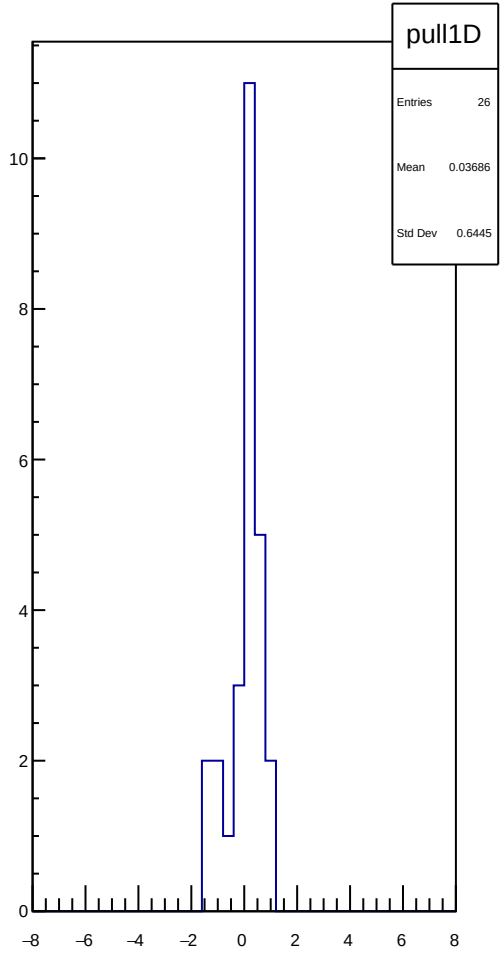
pull1D
Entries 26
Mean 0.03686
Std Dev 0.6445
10
8
6
4
2
0
−8
−6
−4
−2
0
2
4
6
8

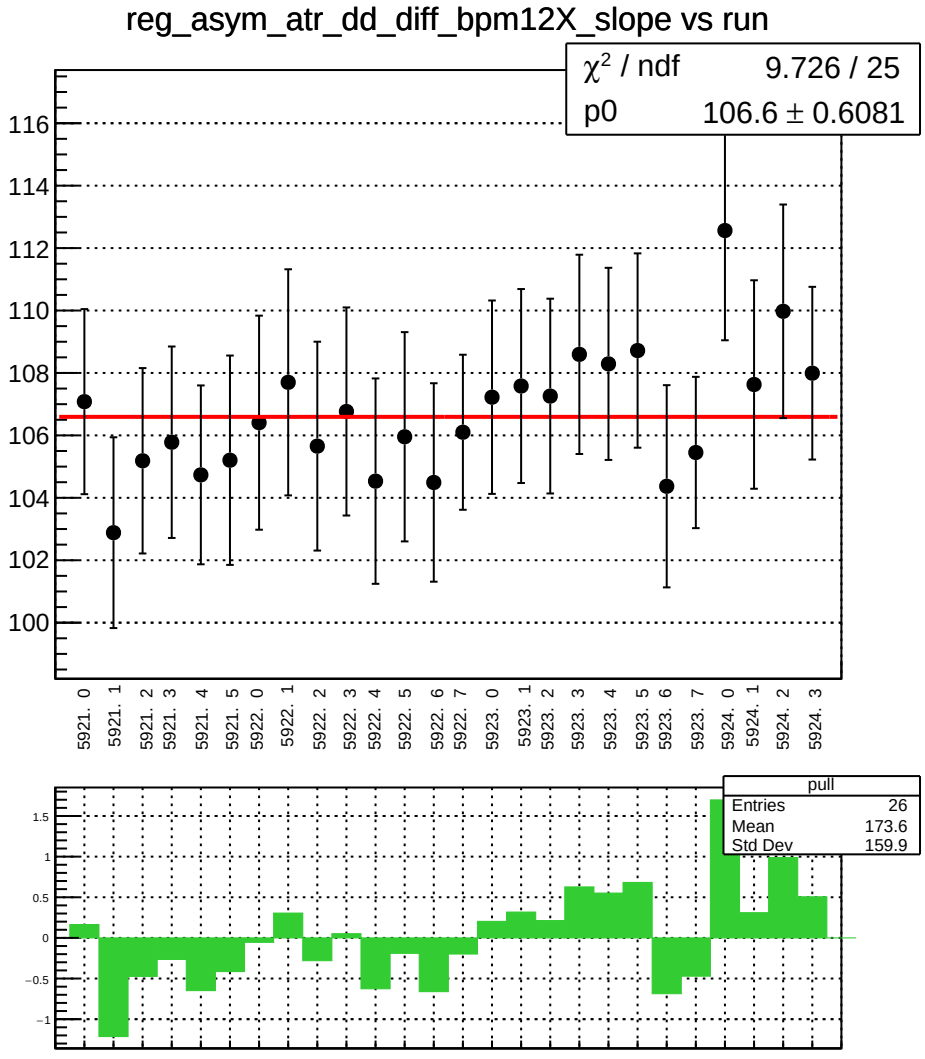
reg_asym_atr_dd_diff_bpm12X_slope vs run
χ² / ndf 9.726 / 25
p0 106.6 ± 0.6081
116
114
112
110
108
106
104
102
100
5921. 0
5921. 1
5921. 2
5921. 3
5921. 4
5921. 5
5922. 0
5922. 1
5922. 2
5922. 3
5922. 4
5922. 5
5922. 6
5922. 7
5923. 0
5923. 1
5923. 2
5923. 3
5923. 4
5923. 5
5923. 6
5923. 7
5924. 0
5924. 1
5924. 2
5924. 3
pull
Entries 26
Mean 173.6
Std Dev 159.9
1.5
1
0.5
0
−0.5
−1

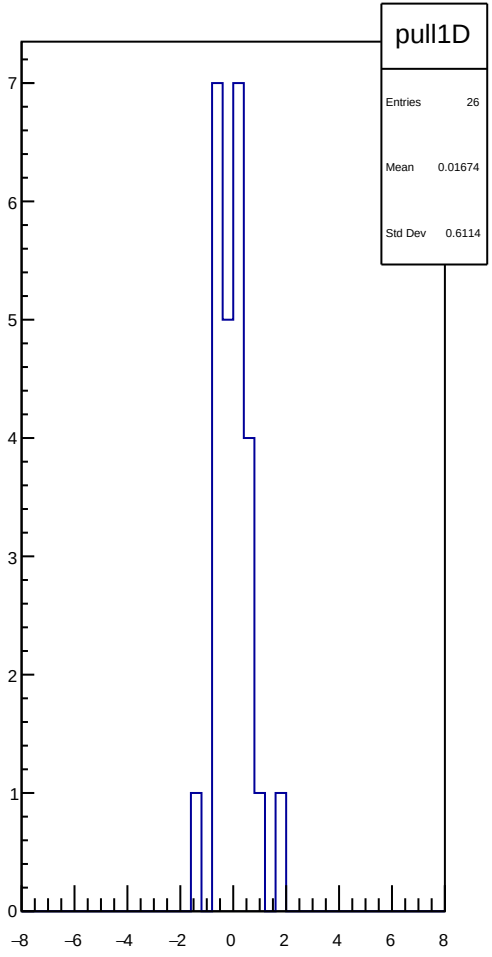
pull1D
Entries 26
Mean 0.01674
Std Dev 0.6114
7
6
5
4
3
2
1
0
−8
−6
−4
−2
0
2
4
6
8

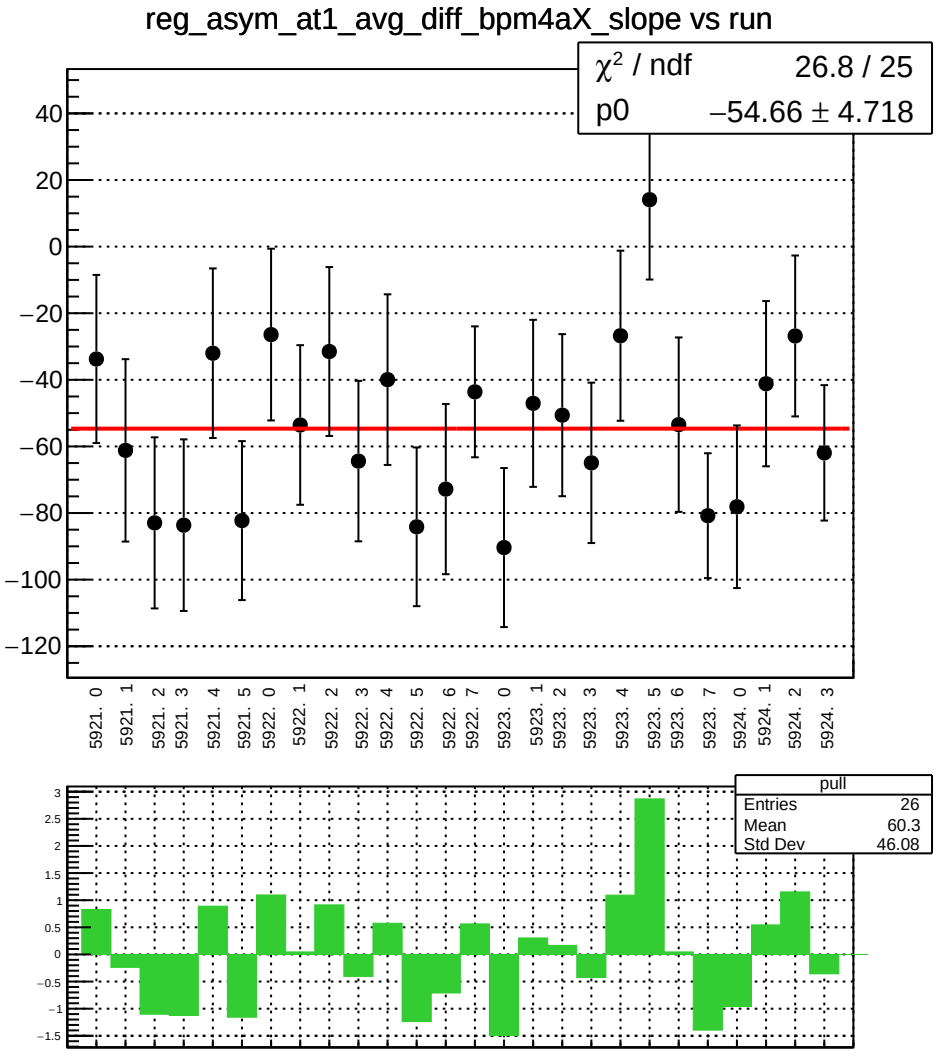
reg_asym_at1_avg_diff_bpm4aX_slope vs run
χ² / ndf 26.8 / 25
p0 −54.66 ± 4.718
40
20
0
−20
−40
−60
−80
−100
−120
5921. 0
5921. 1
5921. 2
5921. 3
5921. 4
5921. 5
5922. 0
5922. 1
5922. 2
5922. 3
5922. 4
5922. 5
5922. 6
5922. 7
5923. 0
5923. 1
5923. 2
5923. 3
5923. 4
5923. 5
5923. 6
5923. 7
5924. 0
5924. 1
5924. 2
5924. 3
pull
Entries 26
Mean 60.3
Std Dev 46.08
3
2.5
2
1.5
1
0.5
0
−0.5
−1
−1.5

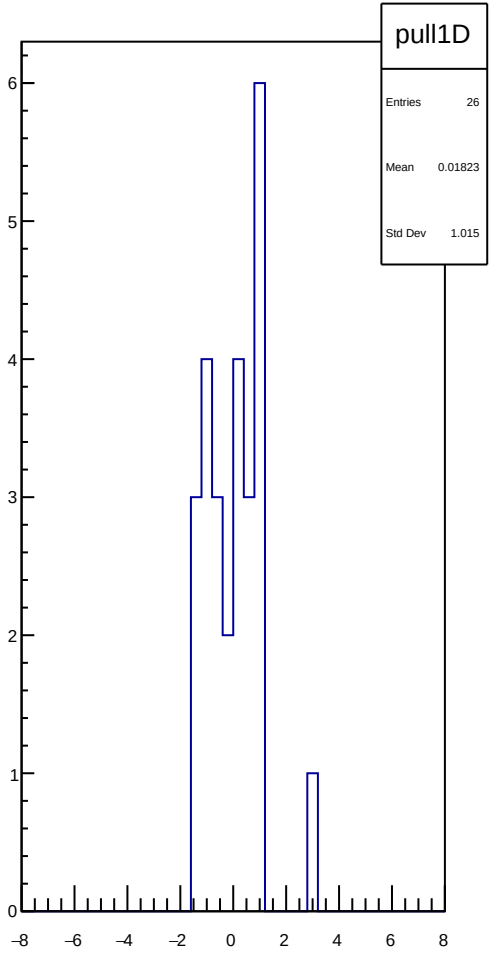
pull1D
Entries 26
Mean 0.01823
Std Dev 1.015
6
5
4
3
2
1
0
−8
−6
−4
−2
0
2
4
6
8

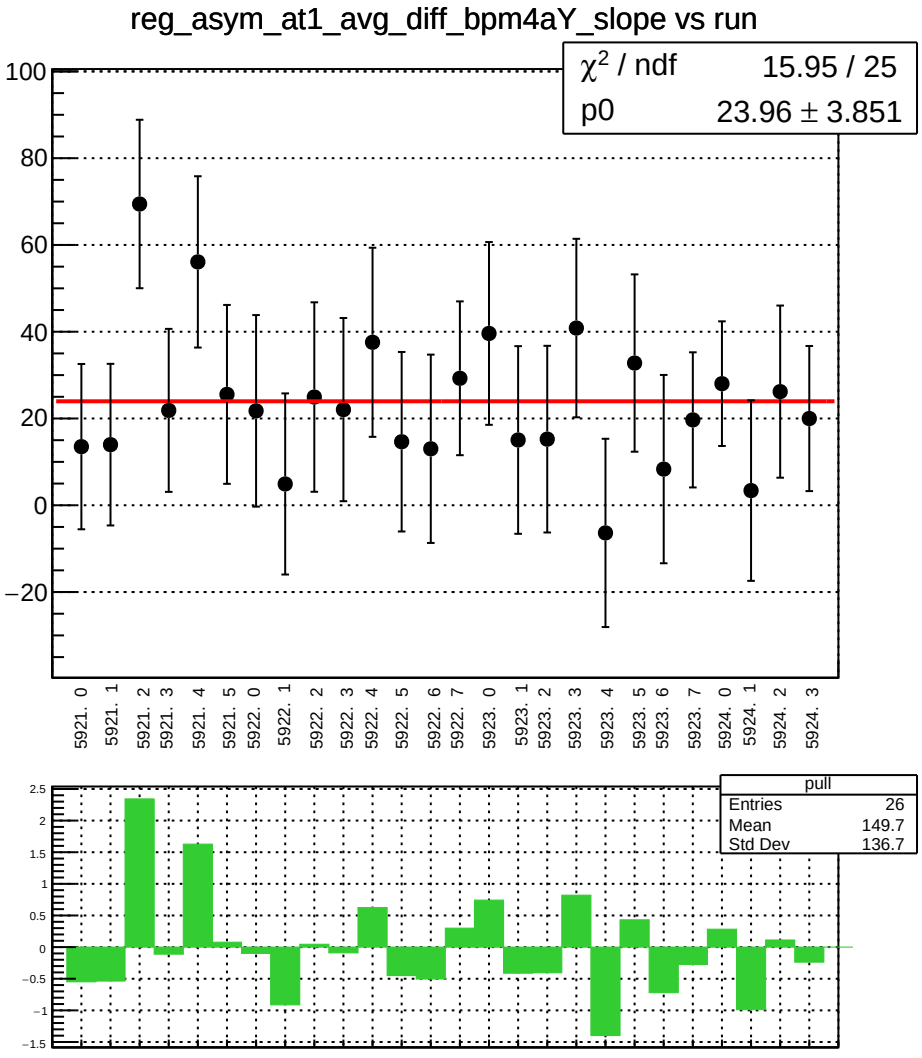
reg_asym_at1_avg_diff_bpm4aY_slope vs run
χ² / ndf 15.95 / 25
p0 23.96 ± 3.851
100
80
60
40
20
0
−20
5921. 0
5921. 1
5921. 2
5921. 3
5921. 4
5921. 5
5922. 0
5922. 1
5922. 2
5922. 3
5922. 4
5922. 5
5922. 6
5922. 7
5923. 0
5923. 1
5923. 2
5923. 3
5923. 4
5923. 5
5923. 6
5923. 7
5924. 0
5924. 1
5924. 2
5924. 3
pull
Entries 26
Mean 149.7
Std Dev 136.7
2.5
2
1.5
1
0.5
0
−0.5
−1
−1.5

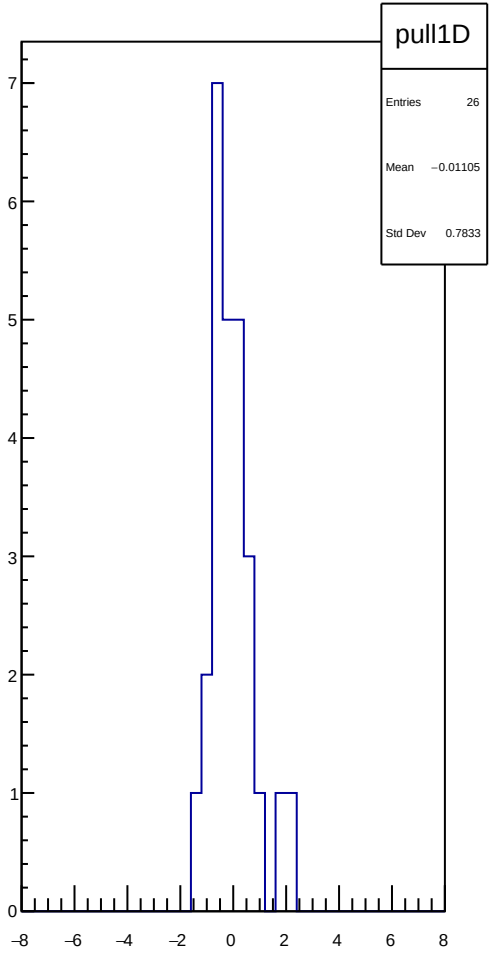
pull1D
Entries 26
Mean −0.01105
Std Dev 0.7833
7
6
5
4
3
2
1
0
−8
−6
−4
−2
0
2
4
6
8

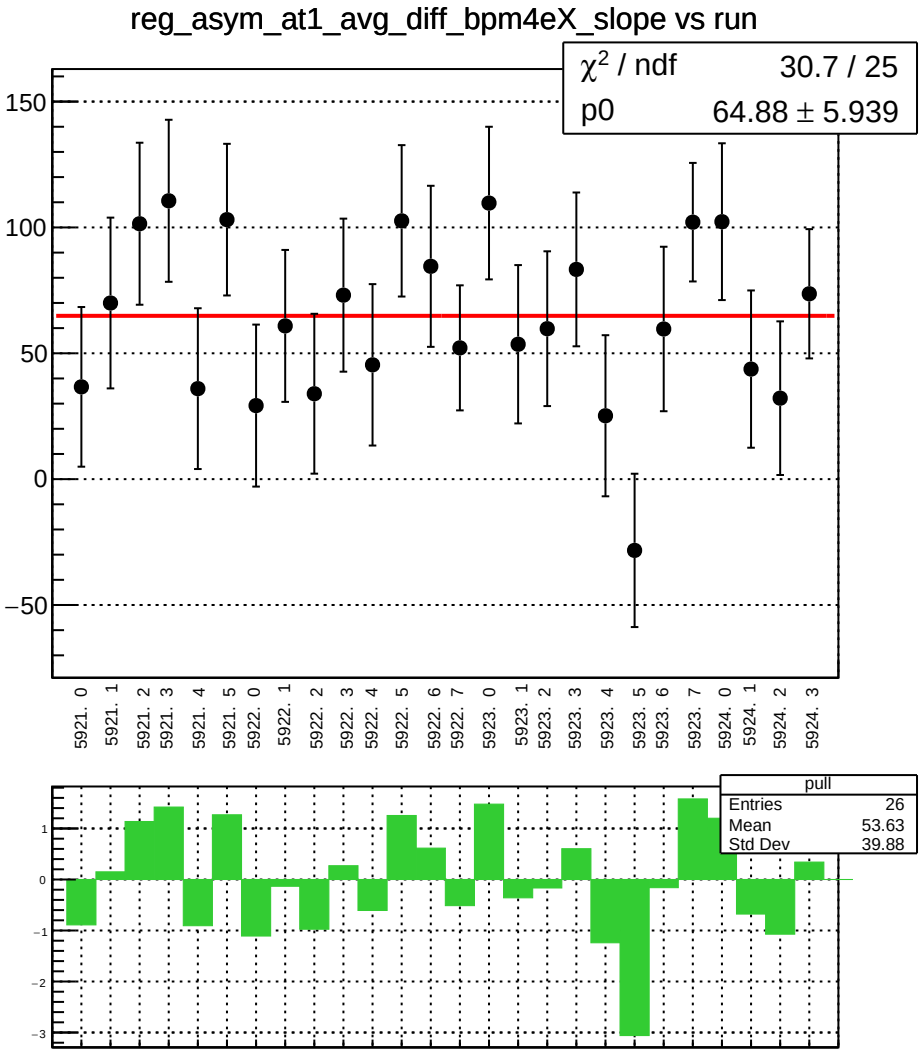
reg_asym_at1_avg_diff_bpm4eX_slope vs run
χ² / ndf 30.7 / 25
p0 64.88 ± 5.939
150
100
50
0
−50
5921. 0
5921. 1
5921. 2
5921. 3
5921. 4
5921. 5
5922. 0
5922. 1
5922. 2
5922. 3
5922. 4
5922. 5
5922. 6
5922. 7
5923. 0
5923. 1
5923. 2
5923. 3
5923. 4
5923. 5
5923. 6
5923. 7
5924. 0
5924. 1
5924. 2
5924. 3
pull
Entries 26
Mean 53.63
Std Dev 39.88
1
0
−1
−2
−3

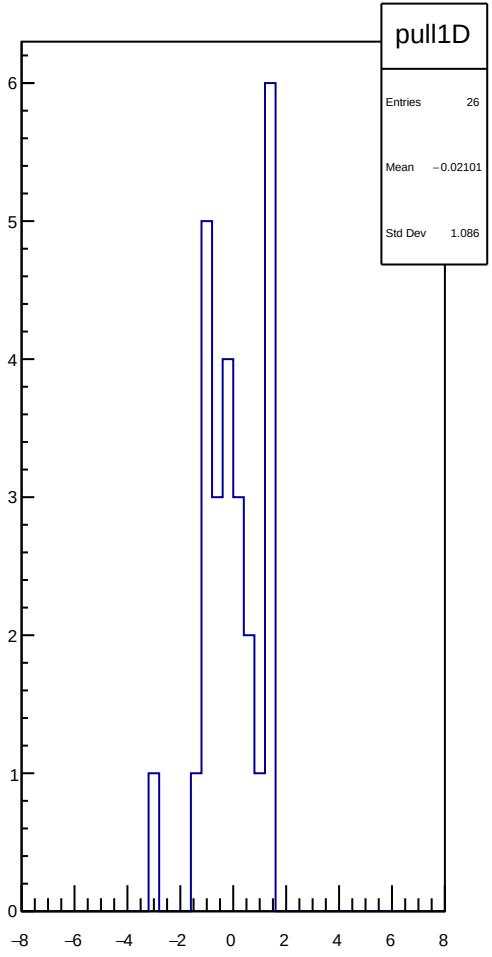
pull1D
Entries 26
Mean −0.02101
Std Dev 1.086
6
5
4
3
2
1
0
−8
−6
−4
−2
0
2
4
6
8

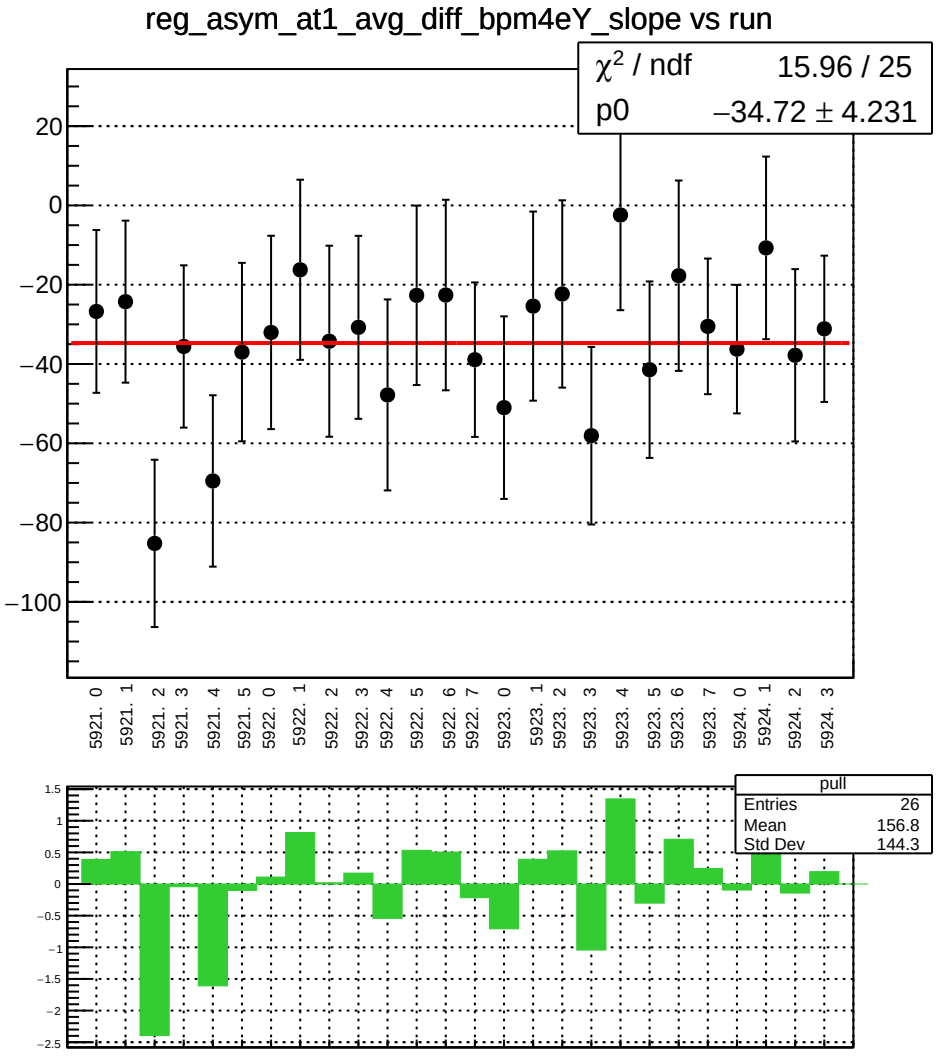
reg_asym_at1_avg_diff_bpm4eY_slope vs run
χ² / ndf 15.96 / 25
p0 −34.72 ± 4.231
20
0
−20
−40
−60
−80
−100
5921. 0
5921. 1
5921. 2
5921. 3
5921. 4
5921. 5
5922. 0
5922. 1
5922. 2
5922. 3
5922. 4
5922. 5
5922. 6
5922. 7
5923. 0
5923. 1
5923. 2
5923. 3
5923. 4
5923. 5
5923. 6
5923. 7
5924. 0
5924. 1
5924. 2
5924. 3
pull
Entries 26
Mean 156.8
Std Dev 144.3
1.5
1
0.5
0
−0.5
−1
−1.5
−2
−2.5

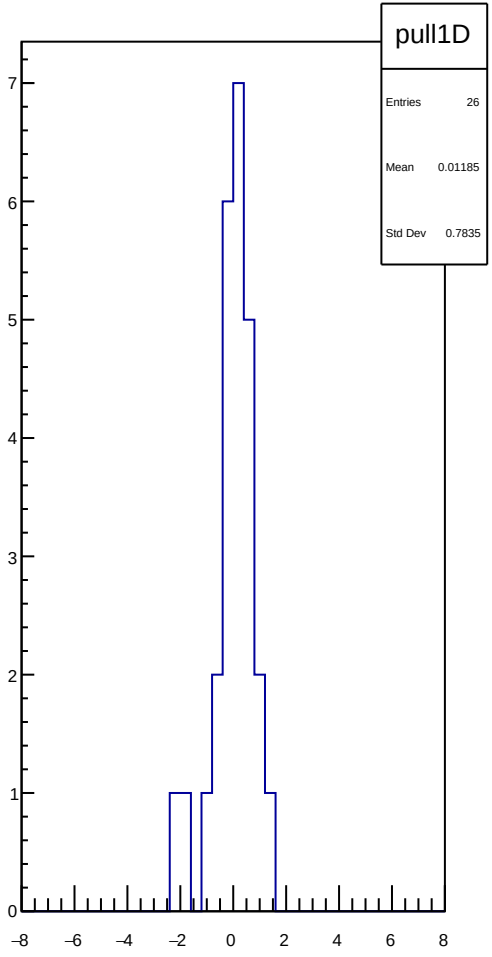
pull1D
Entries 26
Mean 0.01185
Std Dev 0.7835
7
6
5
4
3
2
1
0
−8
−6
−4
−2
0
2
4
6
8

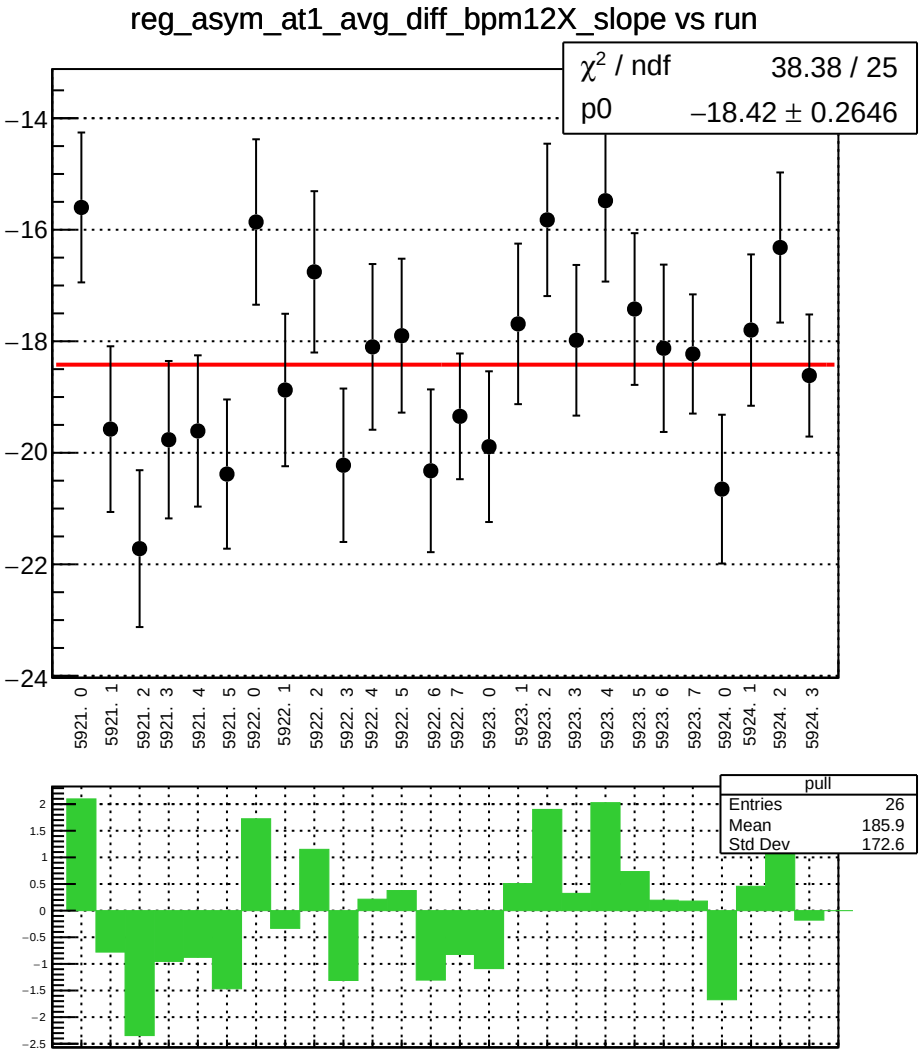
reg_asym_at1_avg_diff_bpm12X_slope vs run
χ² / ndf 38.38 / 25
p0 −18.42 ± 0.2646
−14
−16
−18
−20
−22
−24
5921. 0
5921. 1
5921. 2
5921. 3
5921. 4
5921. 5
5922. 0
5922. 1
5922. 2
5922. 3
5922. 4
5922. 5
5922. 6
5922. 7
5923. 0
5923. 1
5923. 2
5923. 3
5923. 4
5923. 5
5923. 6
5923. 7
5924. 0
5924. 1
5924. 2
5924. 3
pull
Entries 26
Mean 185.9
Std Dev 172.6
2
1.5
1
0.5
0
−0.5
−1
−1.5
−2
−2.5

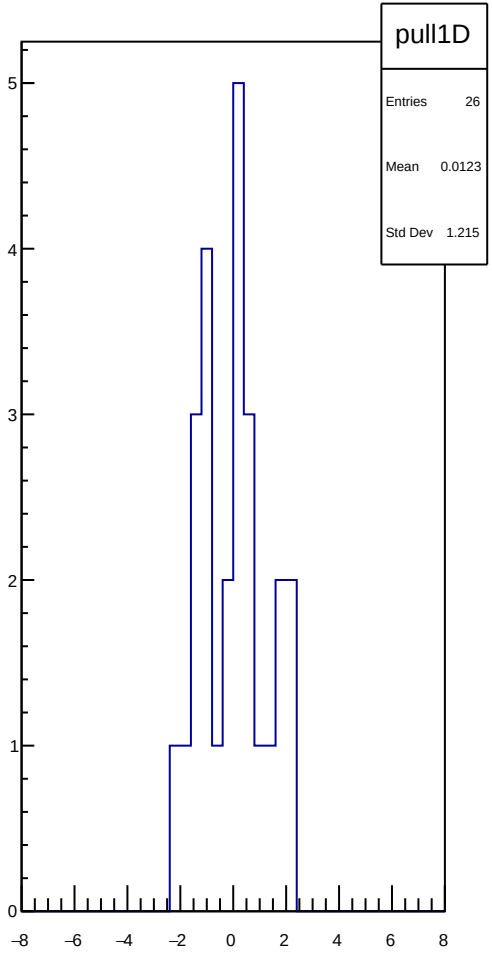
pull1D
Entries 26
Mean 0.0123
Std Dev 1.215
5
4
3
2
1
0
−8
−6
−4
−2
0
2
4
6
8

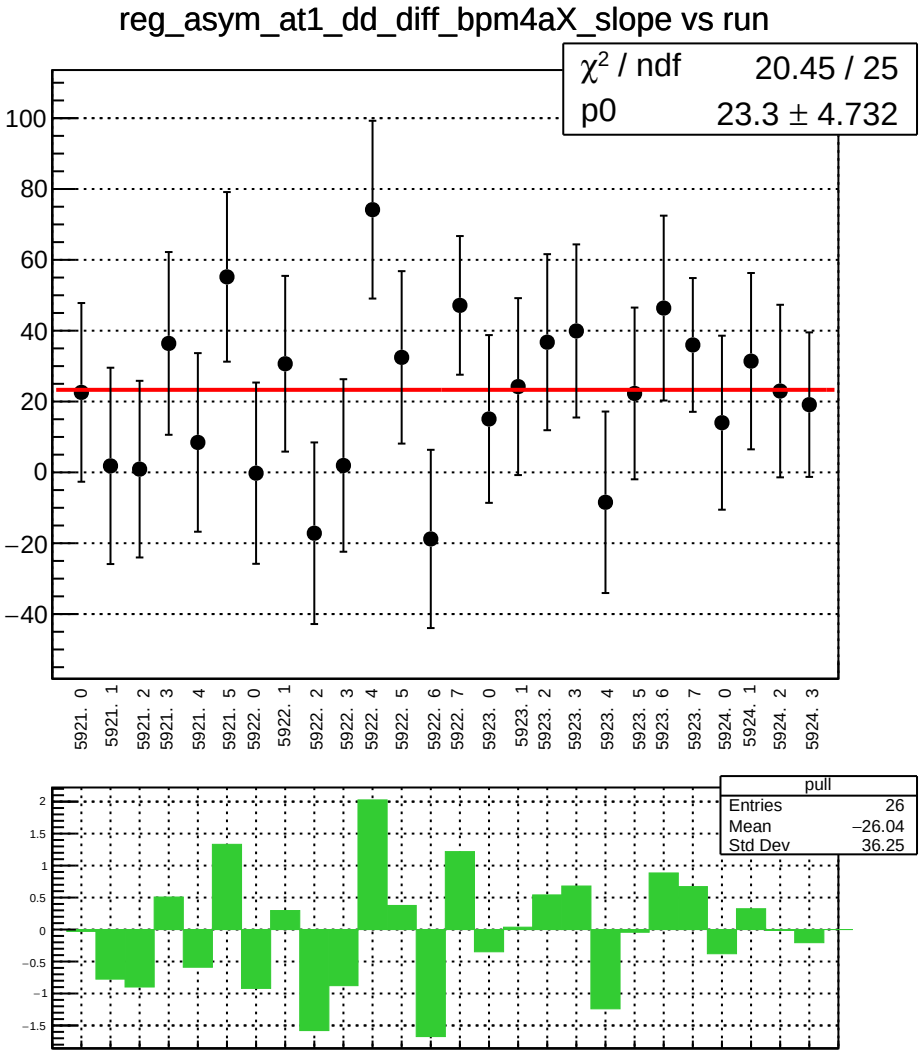
reg_asym_at1_dd_diff_bpm4aX_slope vs run
χ² / ndf 20.45 / 25
p0 23.3 ± 4.732
100
80
60
40
20
0
−20
−40
5921. 0
5921. 1
5921. 2
5921. 3
5921. 4
5921. 5
5922. 0
5922. 1
5922. 2
5922. 3
5922. 4
5922. 5
5922. 6
5922. 7
5923. 0
5923. 1
5923. 2
5923. 3
5923. 4
5923. 5
5923. 6
5923. 7
5924. 0
5924. 1
5924. 2
5924. 3
pull
Entries 26
Mean −26.04
Std Dev 36.25
2
1.5
1
0.5
0
−0.5
−1
−1.5

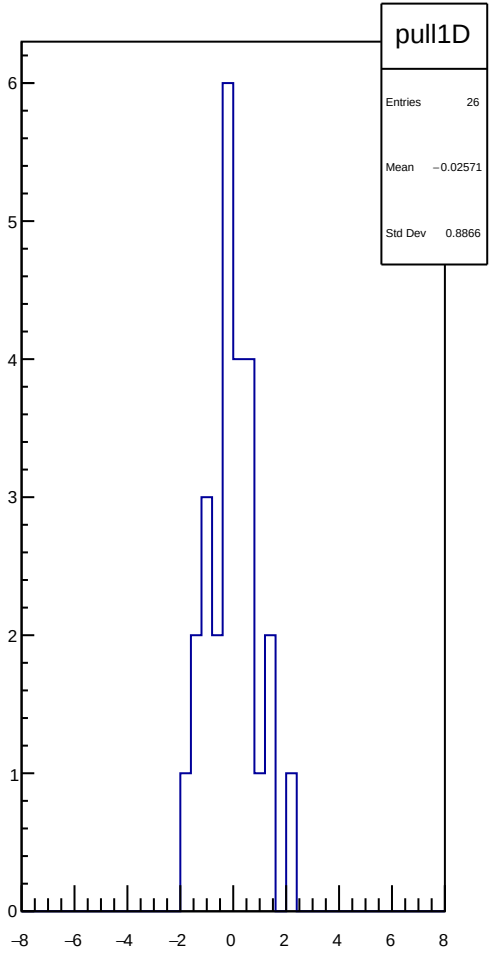
pull1D
Entries 26
Mean −0.02571
Std Dev 0.8866
6
5
4
3
2
1
0
−8
−6
−4
−2
0
2
4
6
8

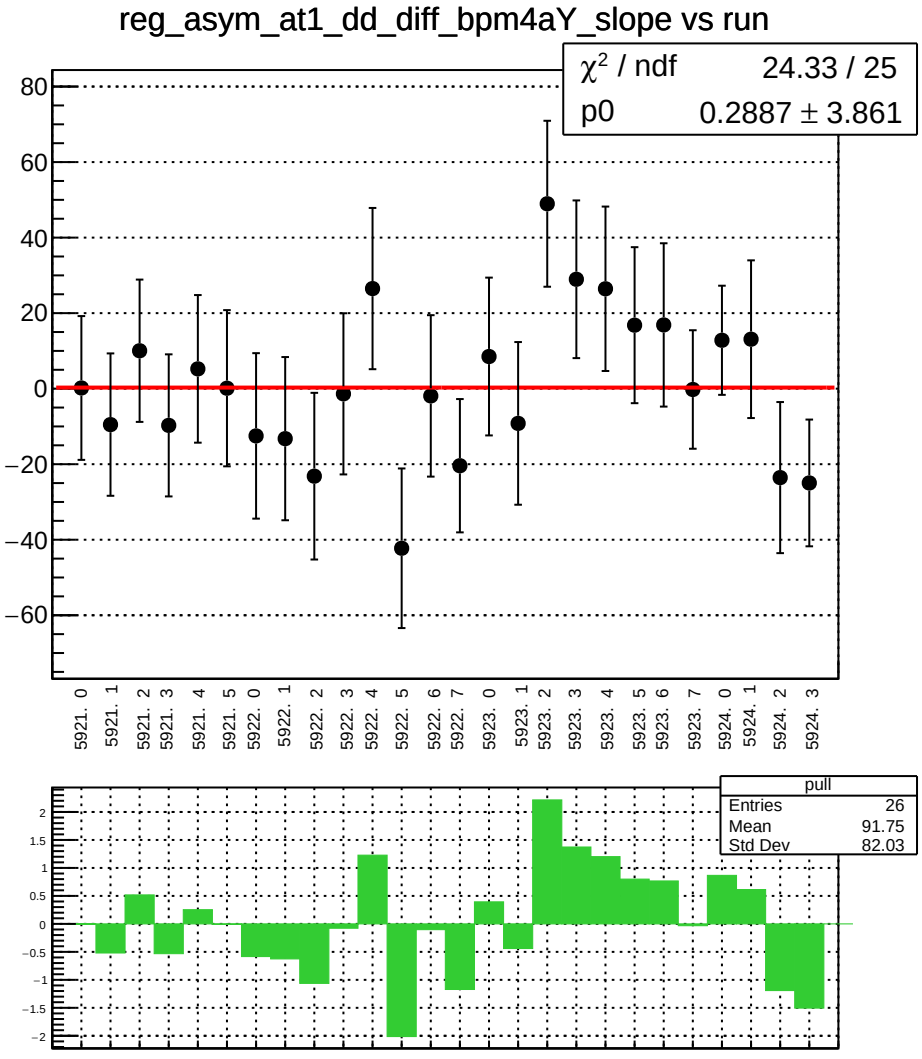
reg_asym_at1_dd_diff_bpm4aY_slope vs run
χ² / ndf 24.33 / 25
p0 0.2887 ± 3.861
80
60
40
20
0
−20
−40
−60
5921. 0
5921. 1
5921. 2
5921. 3
5921. 4
5921. 5
5922. 0
5922. 1
5922. 2
5922. 3
5922. 4
5922. 5
5922. 6
5922. 7
5923. 0
5923. 1
5923. 2
5923. 3
5923. 4
5923. 5
5923. 6
5923. 7
5924. 0
5924. 1
5924. 2
5924. 3
pull
Entries 26
Mean 91.75
Std Dev 82.03
2
1.5
1
0.5
0
−0.5
−1
−1.5
−2

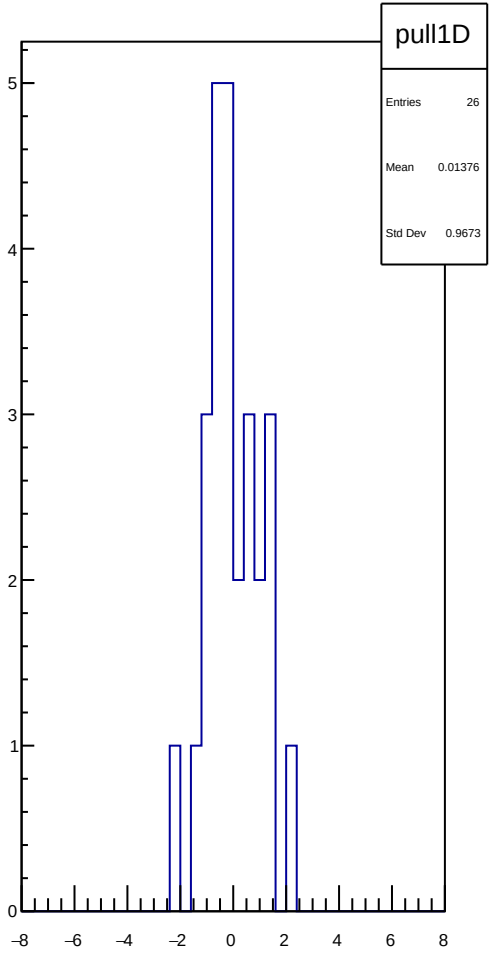
pull1D
Entries 26
Mean 0.01376
Std Dev 0.9673
5
4
3
2
1
0
−8
−6
−4
−2
0
2
4
6
8

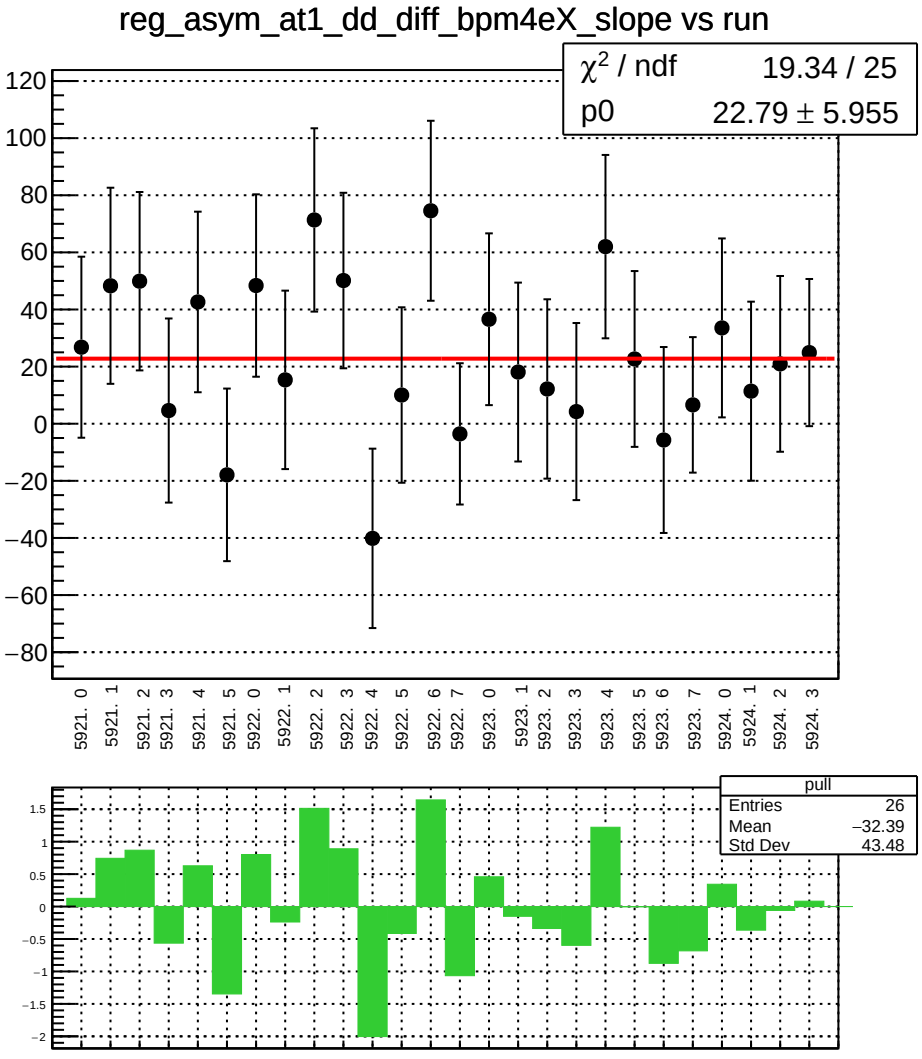
reg_asym_at1_dd_diff_bpm4eX_slope vs run
χ² / ndf 19.34 / 25
p0 22.79 ± 5.955
120
100
80
60
40
20
0
−20
−40
−60
−80
5921. 0
5921. 1
5921. 2
5921. 3
5921. 4
5921. 5
5922. 0
5922. 1
5922. 2
5922. 3
5922. 4
5922. 5
5922. 6
5922. 7
5923. 0
5923. 1
5923. 2
5923. 3
5923. 4
5923. 5
5923. 6
5923. 7
5924. 0
5924. 1
5924. 2
5924. 3
pull
Entries 26
Mean −32.39
Std Dev 43.48
1.5
1
0.5
0
−0.5
−1
−1.5
−2

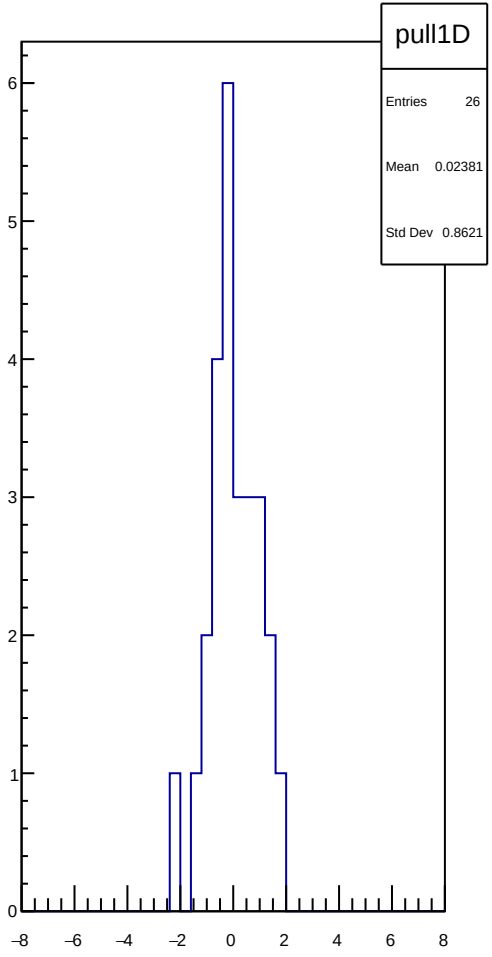
pull1D
Entries 26
Mean 0.02381
Std Dev 0.8621
6
5
4
3
2
1
0
−8
−6
−4
−2
0
2
4
6
8

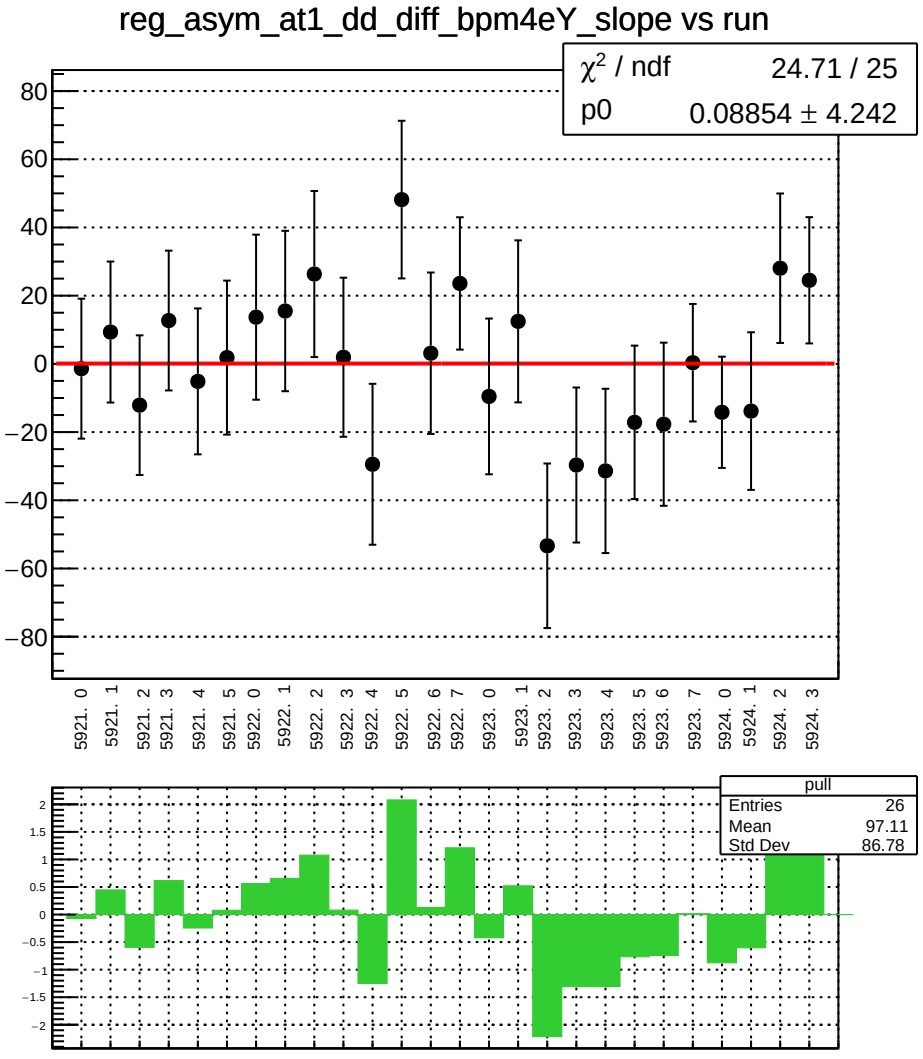
reg_asym_at1_dd_diff_bpm4eY_slope vs run
χ² / ndf 24.71 / 25
p0 0.08854 ± 4.242
80
60
40
20
0
−20
−40
−60
−80
5921. 0
5921. 1
5921. 2
5921. 3
5921. 4
5921. 5
5922. 0
5922. 1
5922. 2
5922. 3
5922. 4
5922. 5
5922. 6
5922. 7
5923. 0
5923. 1
5923. 2
5923. 3
5923. 4
5923. 5
5923. 6
5923. 7
5924. 0
5924. 1
5924. 2
5924. 3
pull
Entries 26
Mean 97.11
Std Dev 86.78
2
1.5
1
0.5
0
−0.5
−1
−1.5
−2

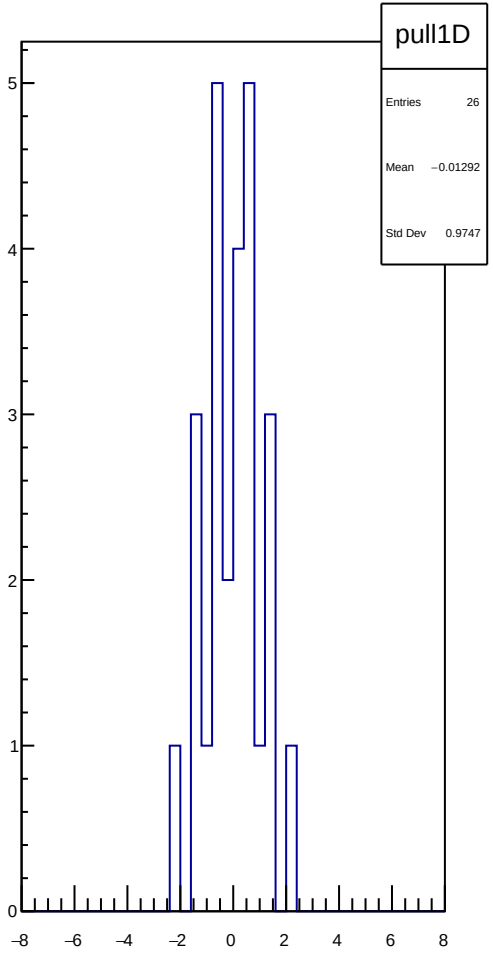
pull1D
Entries 26
Mean −0.01292
Std Dev 0.9747
5
4
3
2
1
0
−8
−6
−4
−2
0
2
4
6
8

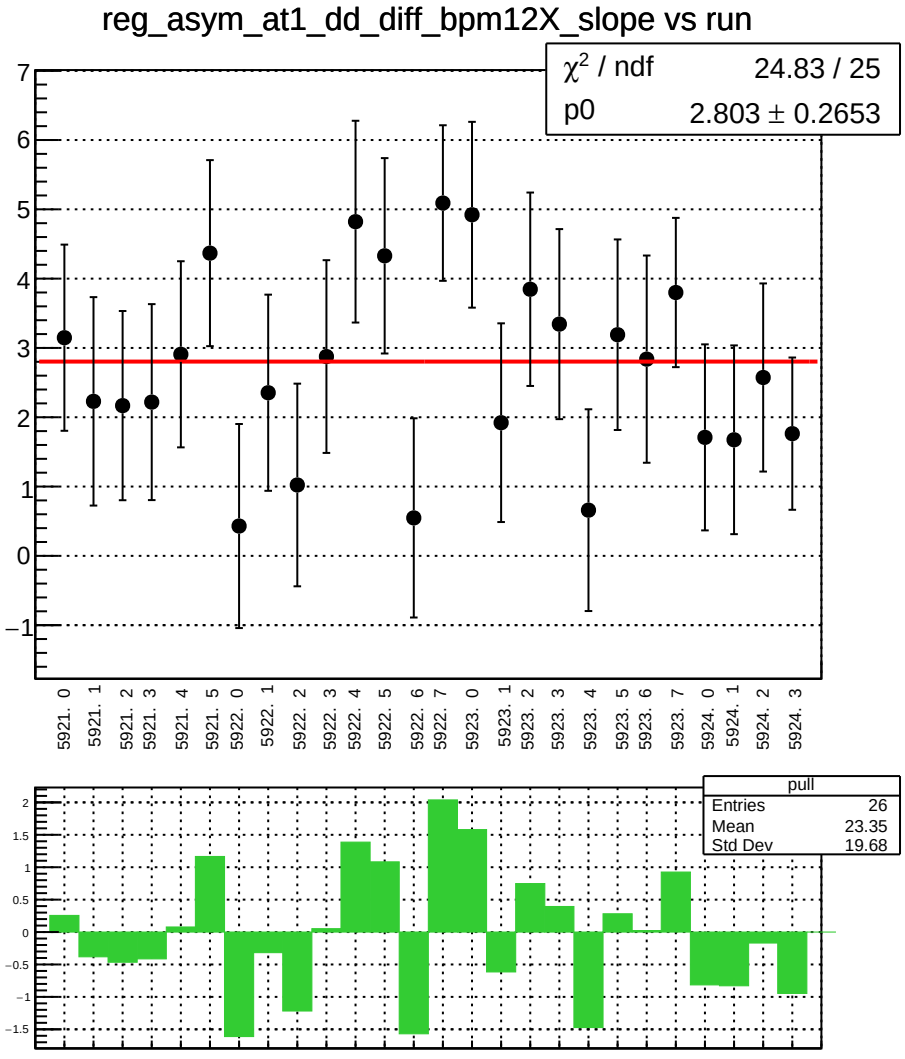
reg_asym_at1_dd_diff_bpm12X_slope vs run
χ² / ndf 24.83 / 25
p0 2.803 ± 0.2653
5921. 0
5921. 1
5921. 2
5921. 3
5921. 4
5921. 5
5922. 0
5922. 1
5922. 2
5922. 3
5922. 4
5922. 5
5922. 6
5922. 7
5923. 0
5923. 1
5923. 2
5923. 3
5923. 4
5923. 5
5923. 6
5923. 7
5924. 0
5924. 1
5924. 2
5924. 3
pull
Entries 26
Mean 23.35
Std Dev 19.68

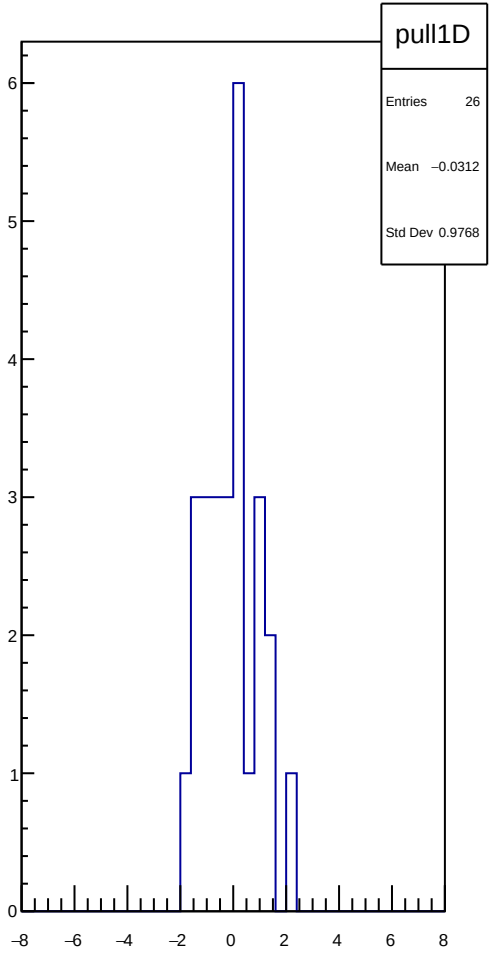
pull1D
Entries 26
Mean −0.0312
Std Dev 0.9768

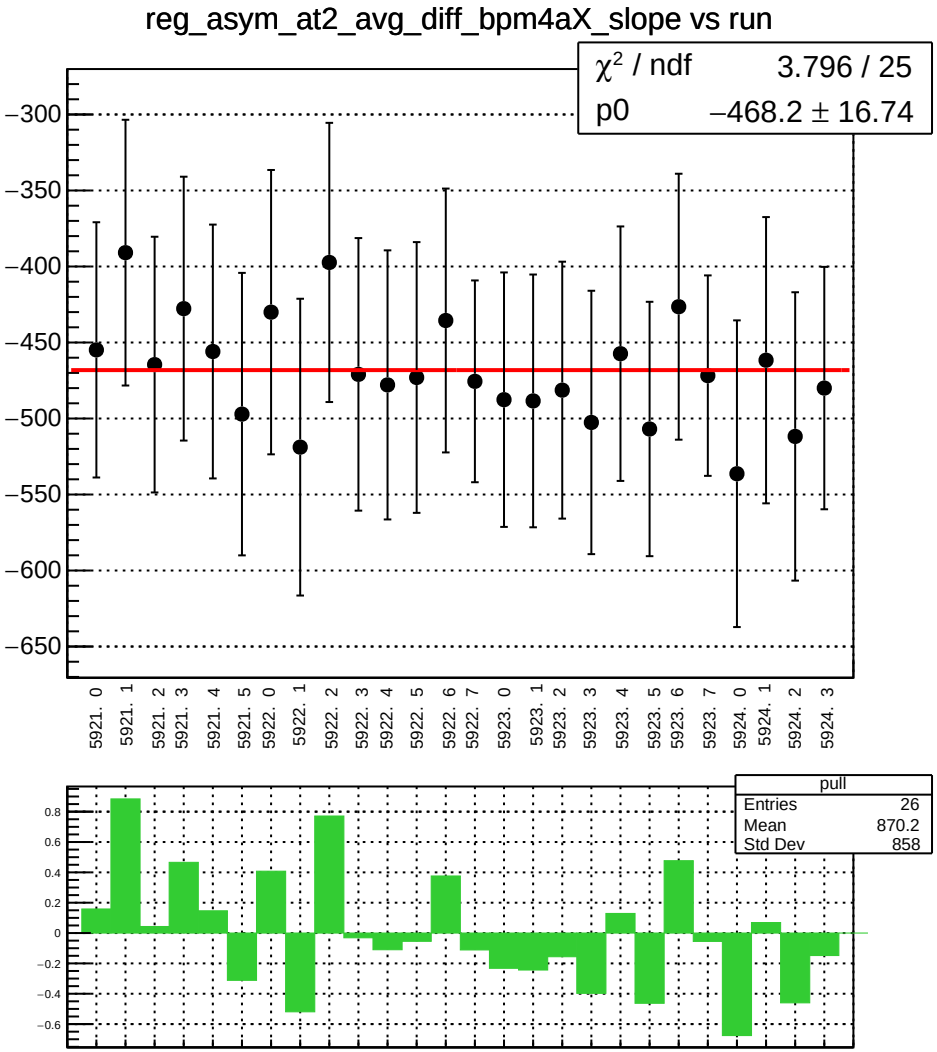
reg_asym_at2_avg_diff_bpm4aX_slope vs run
χ² / ndf 3.796 / 25
p0 −468.2 ± 16.74
−300
−350
−400
−450
−500
−550
−600
−650
5921. 0
5921. 1
5921. 2
5921. 3
5921. 4
5921. 5
5922. 0
5922. 1
5922. 2
5922. 3
5922. 4
5922. 5
5922. 6
5922. 7
5923. 0
5923. 1
5923. 2
5923. 3
5923. 4
5923. 5
5923. 6
5923. 7
5924. 0
5924. 1
5924. 2
5924. 3
pull
Entries 26
Mean 870.2
Std Dev 858
0.8
0.6
0.4
0.2
0
−0.2
−0.4
−0.6

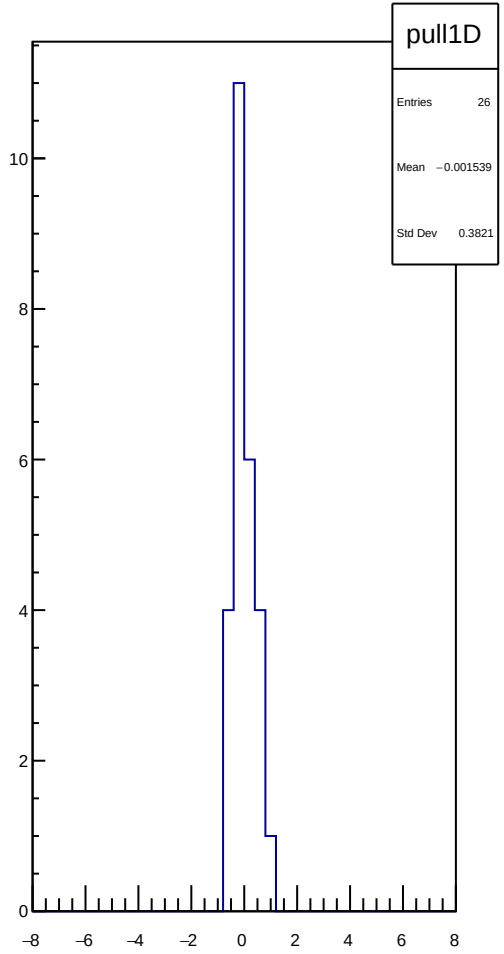
pull1D
Entries 26
Mean −0.001539
Std Dev 0.3821
10
8
6
4
2
0
−8
−6
−4
−2
0
2
4
6
8

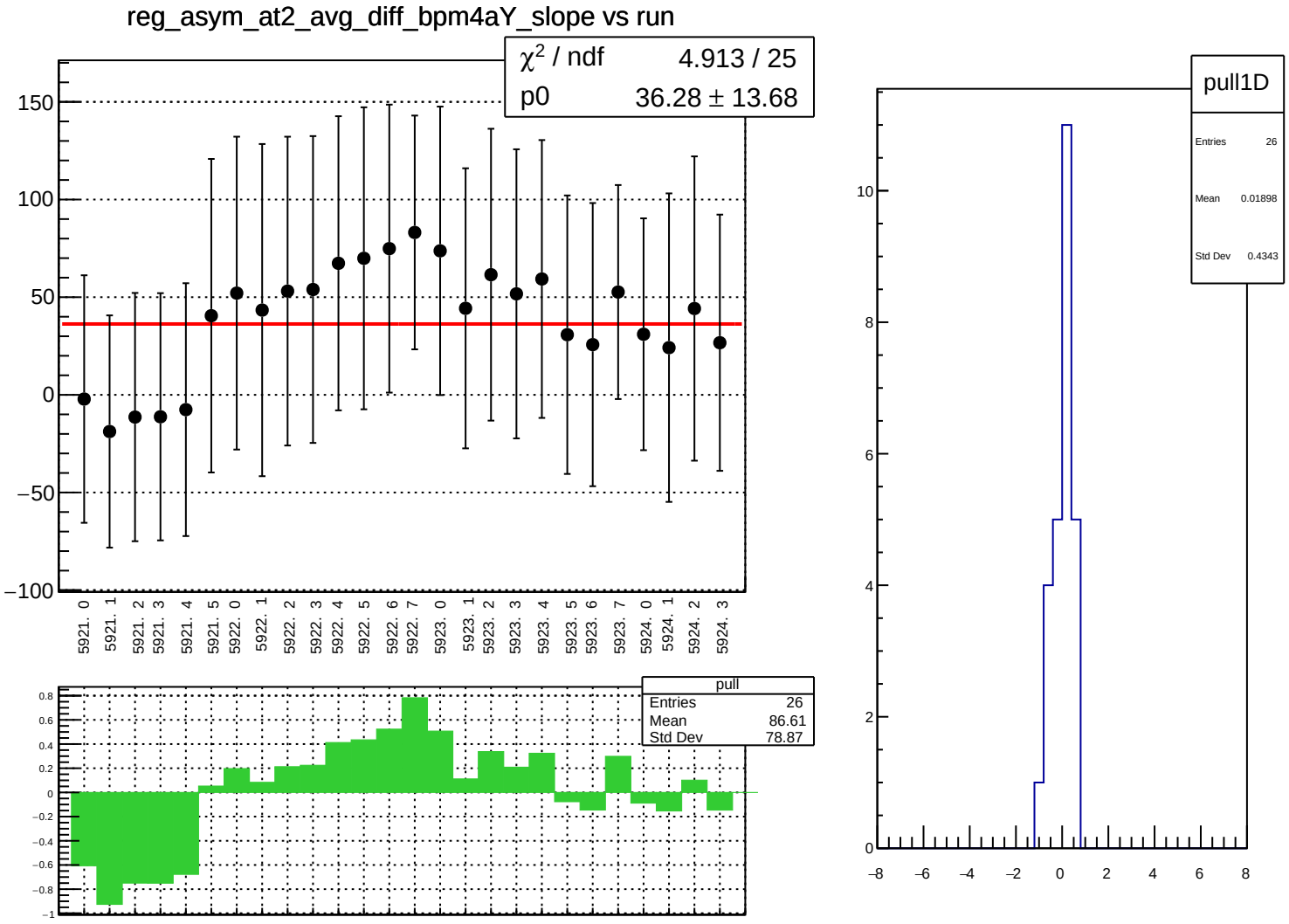
reg_asym_at2_avg_diff_bpm4aY_slope vs run
χ^2 / ndf 4.913 / 25
p0 36.28 ± 13.68
150
100
50
0
−50
−100
5921. 0
5921. 1
5921. 2
5921. 3
5921. 4
5921. 5
5922. 0
5922. 1
5922. 2
5922. 3
5922. 4
5922. 5
5922. 6
5922. 7
5923. 0
5923. 1
5923. 2
5923. 3
5923. 4
5923. 5
5923. 6
5923. 7
5924. 0
5924. 1
5924. 2
5924. 3
pull
Entries 26
Mean 86.61
Std Dev 78.87
0.8
0.6
0.4
0.2
0
−0.2
−0.4
−0.6
−0.8
−1
pull1D
Entries 26
Mean 0.01898
Std Dev 0.4343
10
8
6
4
2
0
−8
−6
−4
−2
0
2
4
6
8

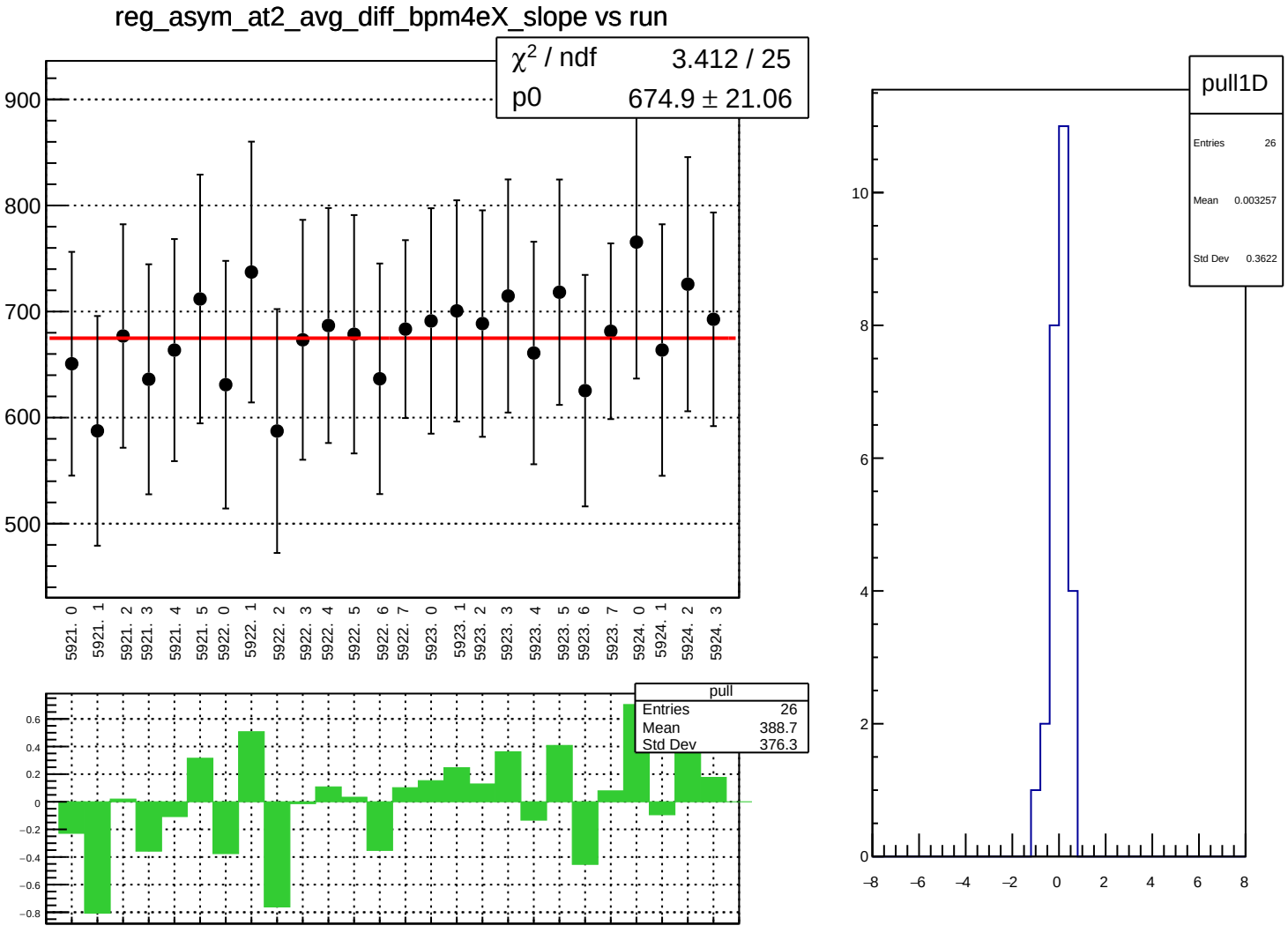
reg_asym_at2_avg_diff_bpm4eX_slope vs run
χ2 / ndf 3.412 / 25
p0 674.9 ± 21.06
900
800
700
600
500
5921. 0
5921. 1
5921. 2
5921. 3
5921. 4
5921. 5
5922. 0
5922. 1
5922. 2
5922. 3
5922. 4
5922. 5
5922. 6
5922. 7
5923. 0
5923. 1
5923. 2
5923. 3
5923. 4
5923. 5
5923. 6
5923. 7
5924. 0
5924. 1
5924. 2
5924. 3
pull
Entries 26
Mean 388.7
Std Dev 376.3
0.6
0.4
0.2
0
−0.2
−0.4
−0.6
−0.8
pull1D
Entries 26
Mean 0.003257
Std Dev 0.3622
10
8
6
4
2
0
−8
−6
−4
−2
0
2
4
6
8

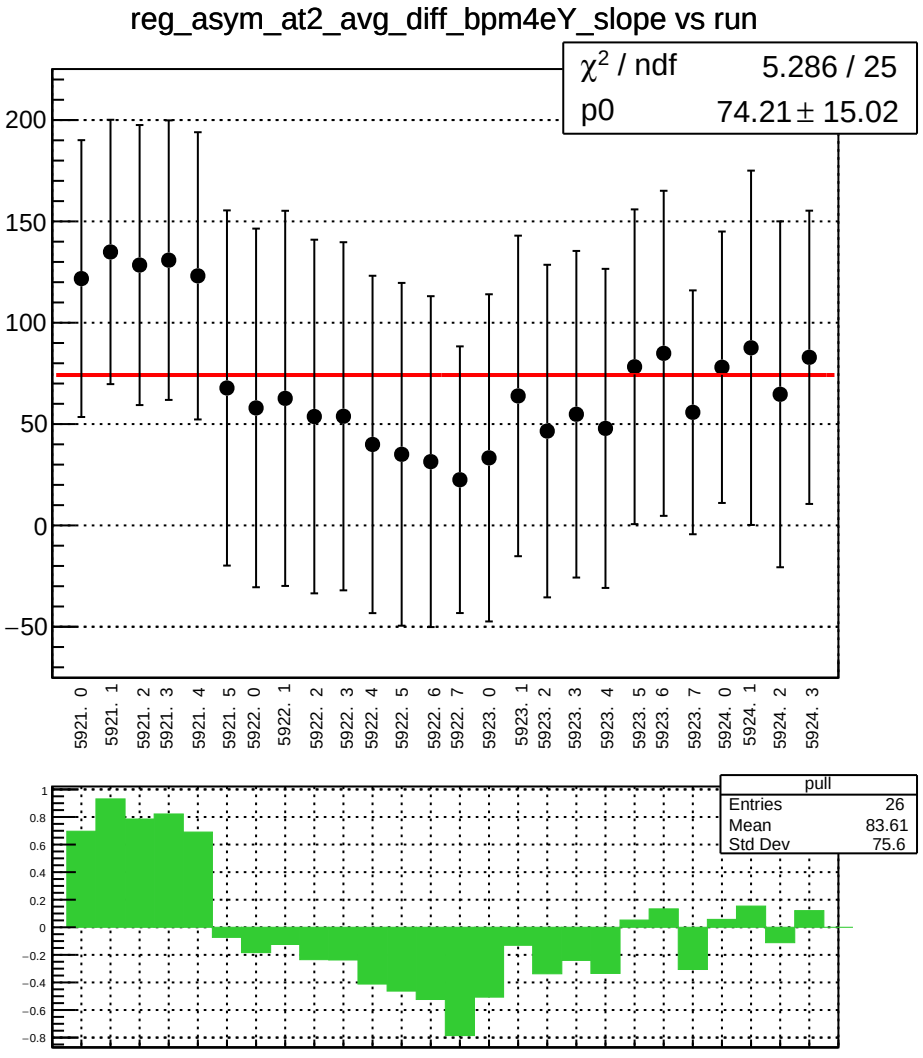
reg_asym_at2_avg_diff_bpm4eY_slope vs run
χ2 / ndf 5.286 / 25
p0 74.21 ± 15.02
200
150
100
50
0
−50
5921. 0
5921. 1
5921. 2
5921. 3
5921. 4
5921. 5
5922. 0
5922. 1
5922. 2
5922. 3
5922. 4
5922. 5
5922. 6
5922. 7
5923. 0
5923. 1
5923. 2
5923. 3
5923. 4
5923. 5
5923. 6
5923. 7
5924. 0
5924. 1
5924. 2
5924. 3
pull
Entries 26
Mean 83.61
Std Dev 75.6
1
0.8
0.6
0.4
0.2
0
−0.2
−0.4
−0.6
−0.8

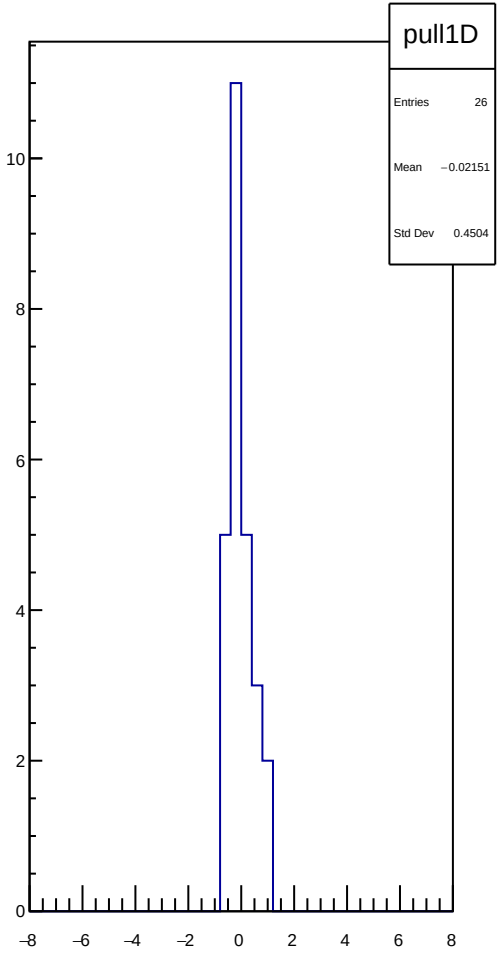
pull1D
Entries 26
Mean −0.02151
Std Dev 0.4504
10
8
6
4
2
0
−8
−6
−4
−2
0
2
4
6
8

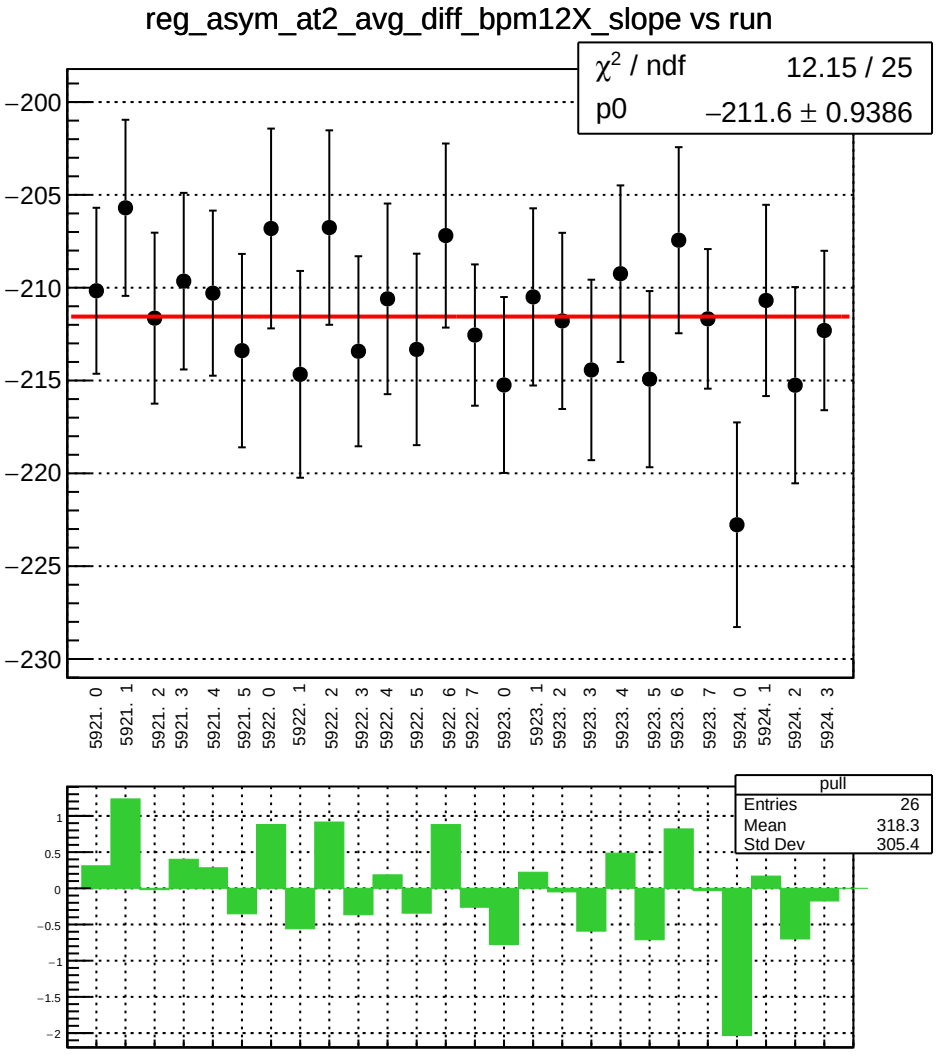
reg_asym_at2_avg_diff_bpm12X_slope vs run
χ² / ndf 12.15 / 25
p0 −211.6 ± 0.9386
−200
−205
−210
−215
−220
−225
−230
5921. 0
5921. 1
5921. 2
5921. 3
5921. 4
5921. 5
5922. 0
5922. 1
5922. 2
5922. 3
5922. 4
5922. 5
5922. 6
5922. 7
5923. 0
5923. 1
5923. 2
5923. 3
5923. 4
5923. 5
5923. 6
5923. 7
5924. 0
5924. 1
5924. 2
5924. 3
pull
Entries 26
Mean 318.3
Std Dev 305.4
1
0.5
0
−0.5
−1
−1.5
−2

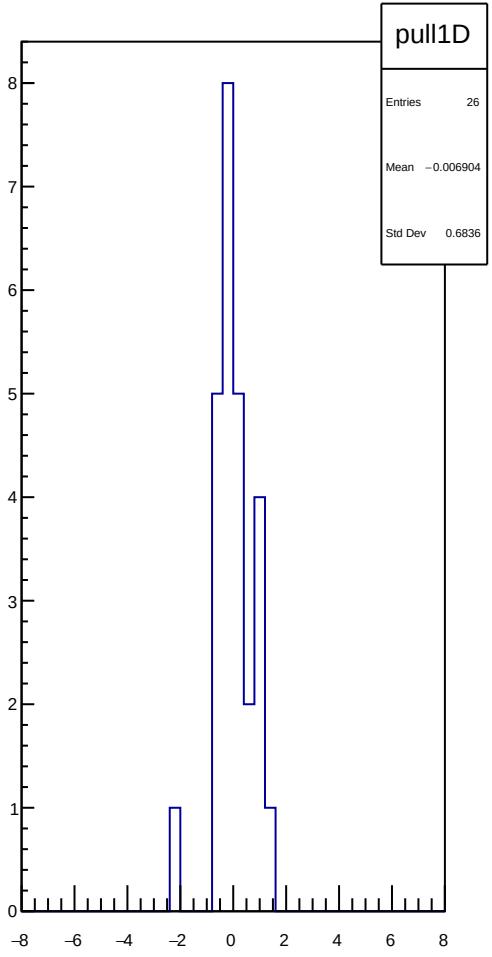
pull1D
Entries 26
Mean −0.006904
Std Dev 0.6836
8
7
6
5
4
3
2
1
0
−8
−6
−4
−2
0
2
4
6
8

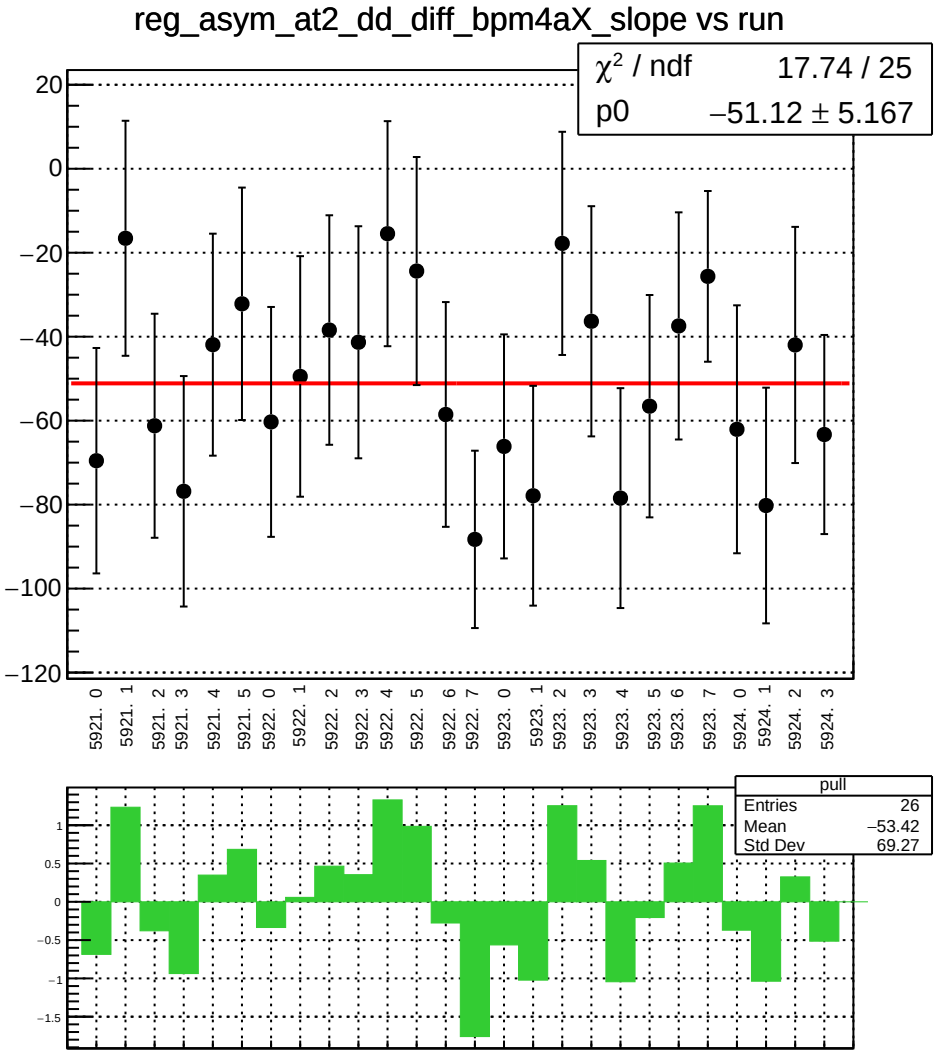
reg_asym_at2_dd_diff_bpm4aX_slope vs run
χ² / ndf 17.74 / 25
p0 −51.12 ± 5.167
20
0
−20
−40
−60
−80
−100
−120
5921. 0
5921. 1
5921. 2
5921. 3
5921. 4
5921. 5
5922. 0
5922. 1
5922. 2
5922. 3
5922. 4
5922. 5
5922. 6
5922. 7
5923. 0
5923. 1
5923. 2
5923. 3
5923. 4
5923. 5
5923. 6
5923. 7
5924. 0
5924. 1
5924. 2
5924. 3
pull
Entries 26
Mean −53.42
Std Dev 69.27
1
0.5
0
−0.5
−1
−1.5

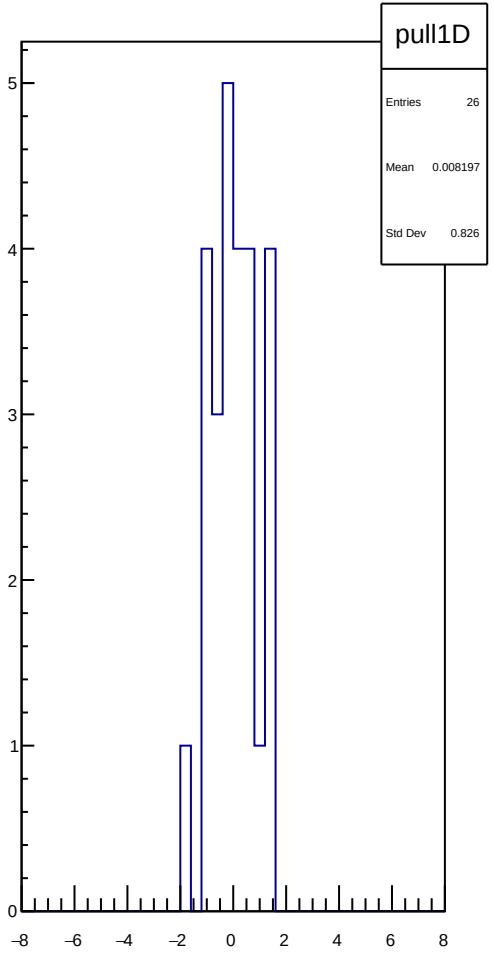
pull1D
Entries 26
Mean 0.008197
Std Dev 0.826
5
4
3
2
1
0
−8
−6
−4
−2
0
2
4
6
8

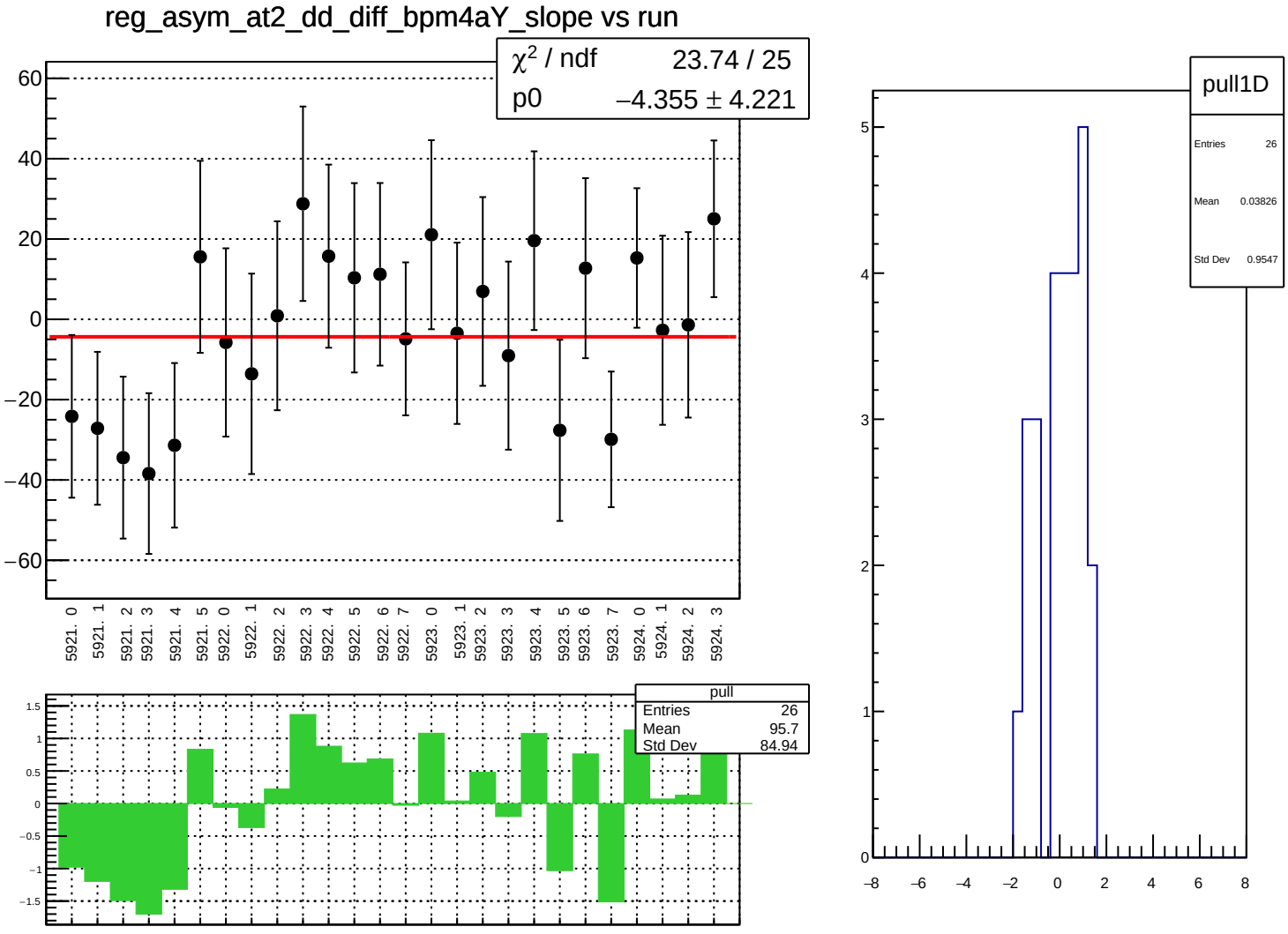
reg_asym_at2_dd_diff_bpm4aY_slope vs run
χ² / ndf 23.74 / 25
p0 −4.355 ± 4.221
60
40
20
0
−20
−40
−60
5921. 0
5921. 1
5921. 2
5921. 3
5921. 4
5921. 5
5922. 0
5922. 1
5922. 2
5922. 3
5922. 4
5922. 5
5922. 6
5922. 7
5923. 0
5923. 1
5923. 2
5923. 3
5923. 4
5923. 5
5923. 6
5923. 7
5924. 0
5924. 1
5924. 2
5924. 3
pull
Entries 26
Mean 95.7
Std Dev 84.94
1.5
1
0.5
0
−0.5
−1
−1.5
pull1D
Entries 26
Mean 0.03826
Std Dev 0.9547
5
4
3
2
1
0
−8
−6
−4
−2
0
2
4
6
8

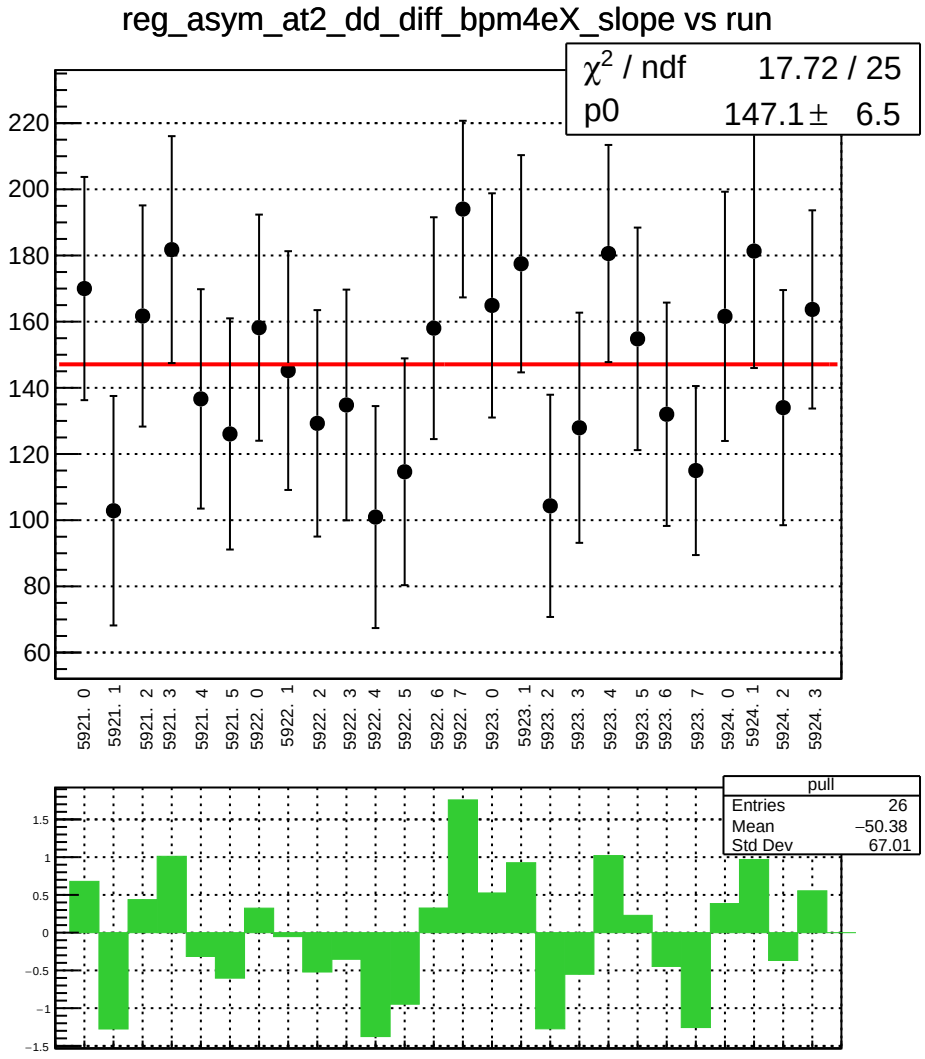
reg_asym_at2_dd_diff_bpm4eX_slope vs run
χ^2 / ndf 17.72 / 25
p0 147.1 ± 6.5
220
200
180
160
140
120
100
80
60
5921. 0
5921. 1
5921. 2
5921. 3
5921. 4
5921. 5
5922. 0
5922. 1
5922. 2
5922. 3
5922. 4
5922. 5
5922. 6
5922. 7
5923. 0
5923. 1
5923. 2
5923. 3
5923. 4
5923. 5
5923. 6
5923. 7
5924. 0
5924. 1
5924. 2
5924. 3
pull
Entries 26
Mean −50.38
Std Dev 67.01
1.5
1
0.5
0
−0.5
−1
−1.5

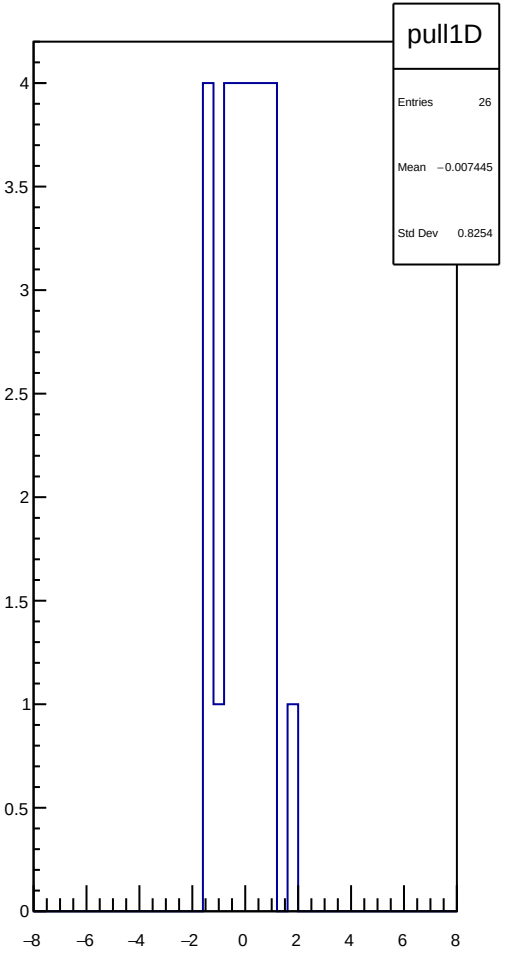
pull1D
Entries 26
Mean −0.007445
Std Dev 0.8254
4
3.5
3
2.5
2
1.5
1
0.5
0
−8
−6
−4
−2
0
2
4
6
8

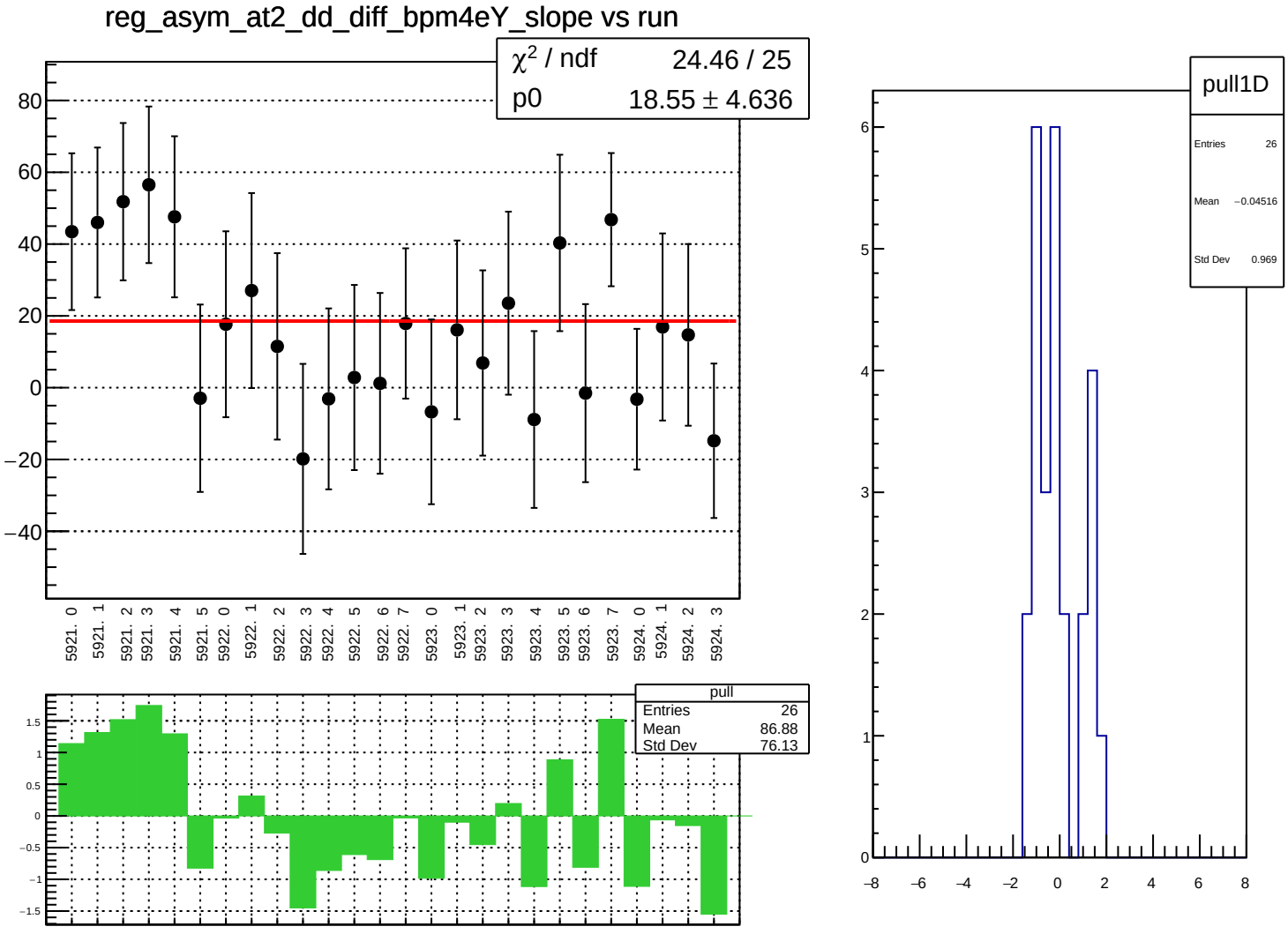
reg_asym_at2_dd_diff_bpm4eY_slope vs run
χ² / ndf 24.46 / 25
p0 18.55 ± 4.636
80
60
40
20
0
−20
−40
5921. 0
5921. 1
5921. 2
5921. 3
5921. 4
5921. 5
5922. 0
5922. 1
5922. 2
5922. 3
5922. 4
5922. 5
5922. 6
5922. 7
5923. 0
5923. 1
5923. 2
5923. 3
5923. 4
5923. 5
5923. 6
5923. 7
5924. 0
5924. 1
5924. 2
5924. 3
pull
Entries 26
Mean 86.88
Std Dev 76.13
1.5
1
0.5
0
−0.5
−1
−1.5
pull1D
Entries 26
Mean −0.04516
Std Dev 0.969
6
5
4
3
2
1
0
−8
−6
−4
−2
0
2
4
6
8

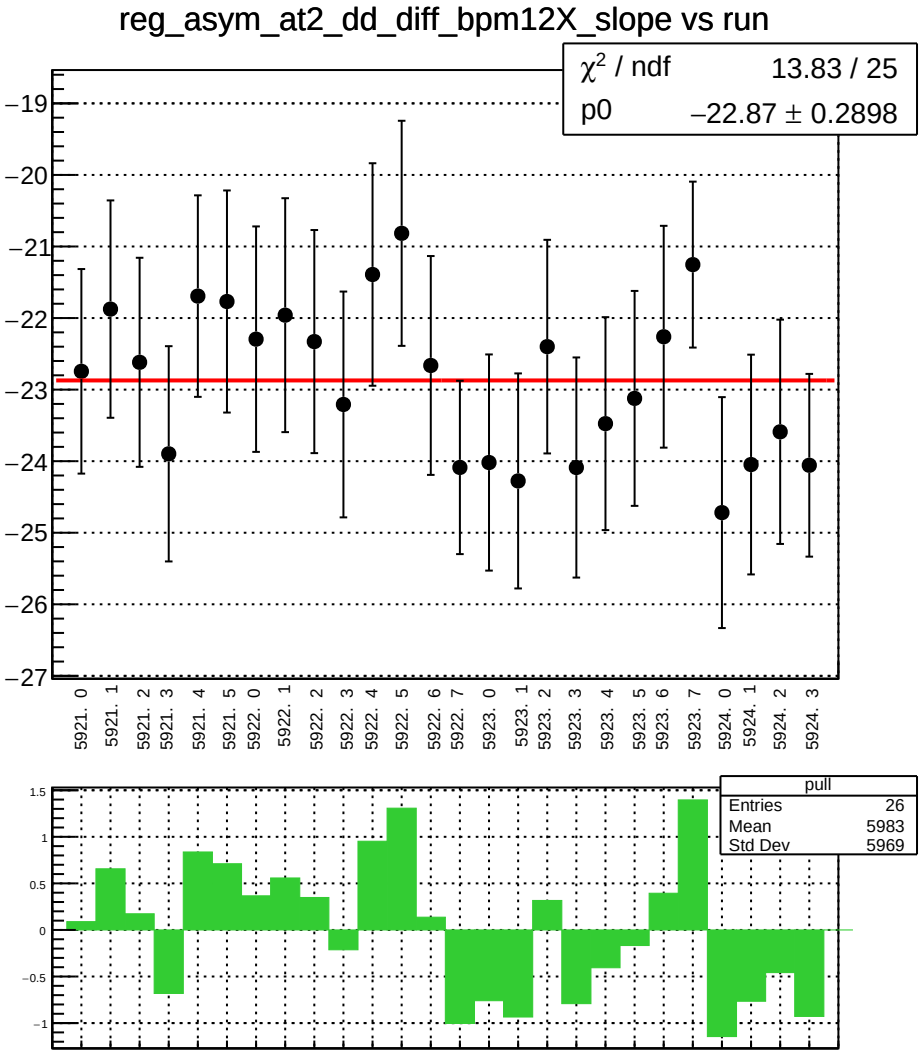
reg_asym_at2_dd_diff_bpm12X_slope vs run
χ² / ndf 13.83 / 25
p0 −22.87 ± 0.2898
−19
−20
−21
−22
−23
−24
−25
−26
−27
5921. 0
5921. 1
5921. 2
5921. 3
5921. 4
5921. 5
5922. 0
5922. 1
5922. 2
5922. 3
5922. 4
5922. 5
5922. 6
5922. 7
5923. 0
5923. 1
5923. 2
5923. 3
5923. 4
5923. 5
5923. 6
5923. 7
5924. 0
5924. 1
5924. 2
5924. 3
pull
Entries 26
Mean 5983
Std Dev 5969
1.5
1
0.5
0
−0.5
−1

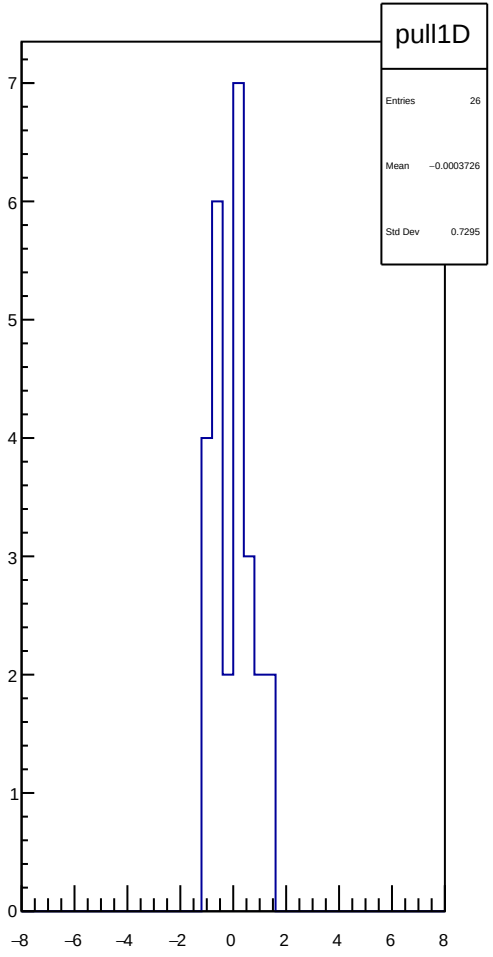
pull1D
Entries 26
Mean −0.0003726
Std Dev 0.7295
7
6
5
4
3
2
1
0
−8
−6
−4
−2
0
2
4
6
8

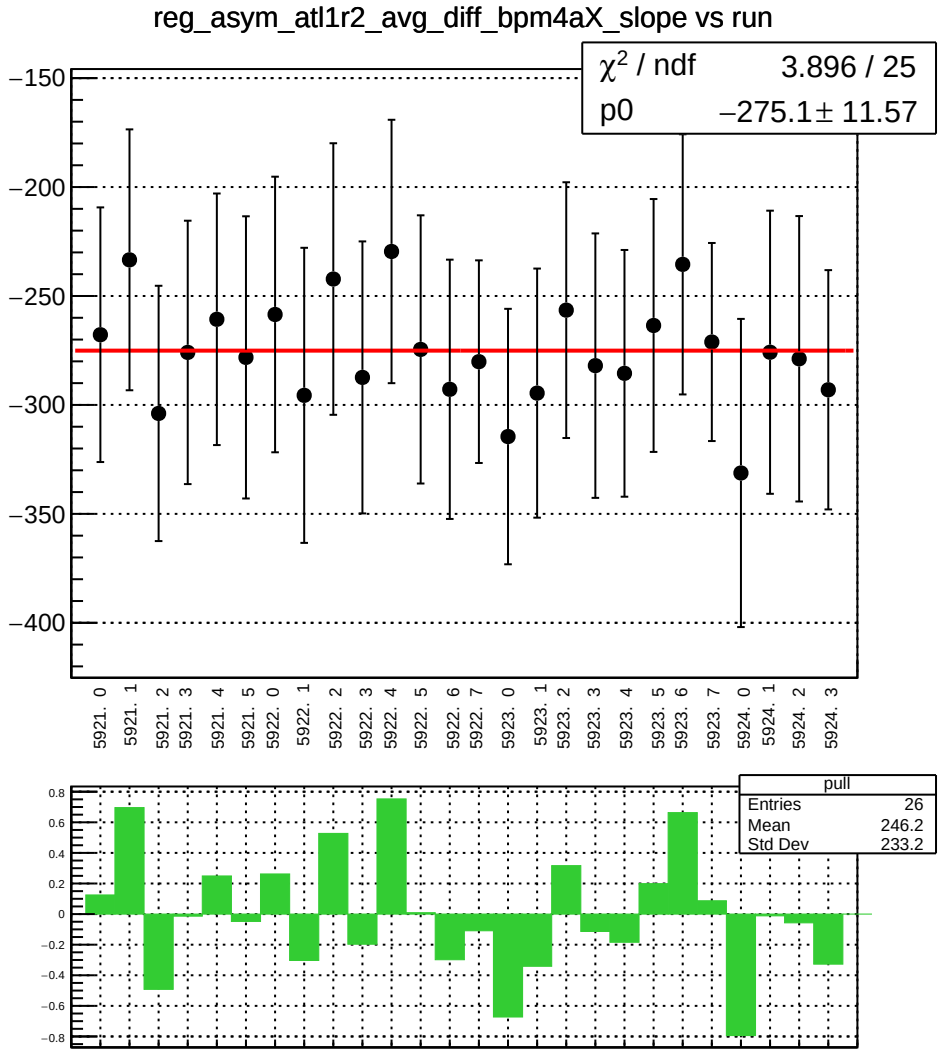
reg_asym_atl1r2_avg_diff_bpm4aX_slope vs run
χ² / ndf 3.896 / 25
p0 −275.1 ± 11.57
−150
−200
−250
−300
−350
−400
5921. 0
5921. 1
5921. 2
5921. 3
5921. 4
5921. 5
5922. 0
5922. 1
5922. 2
5922. 3
5922. 4
5922. 5
5922. 6
5922. 7
5923. 0
5923. 1
5923. 2
5923. 3
5923. 4
5923. 5
5923. 6
5923. 7
5924. 0
5924. 1
5924. 2
5924. 3
pull
Entries 26
Mean 246.2
Std Dev 233.2
0.8
0.6
0.4
0.2
0
−0.2
−0.4
−0.6
−0.8

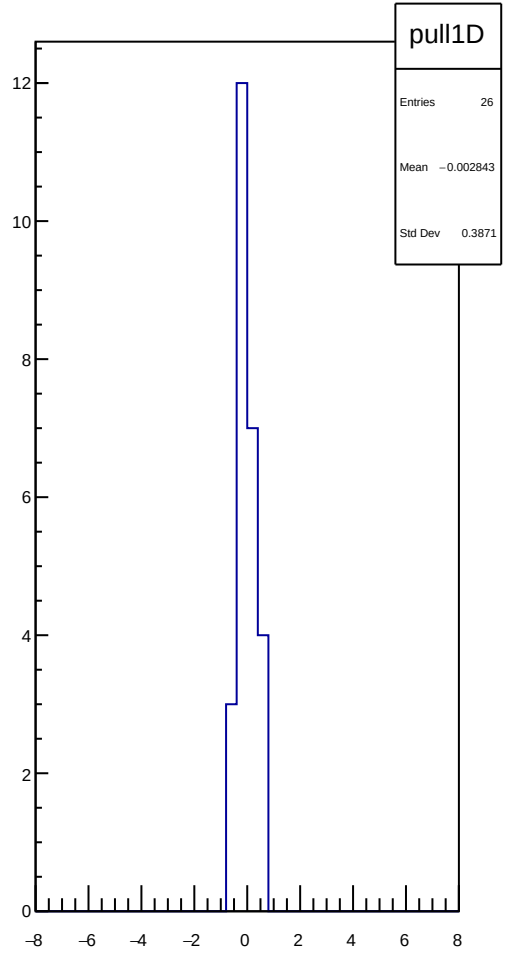
pull1D
Entries 26
Mean −0.002843
Std Dev 0.3871
12
10
8
6
4
2
0
−8
−6
−4
−2
0
2
4
6
8

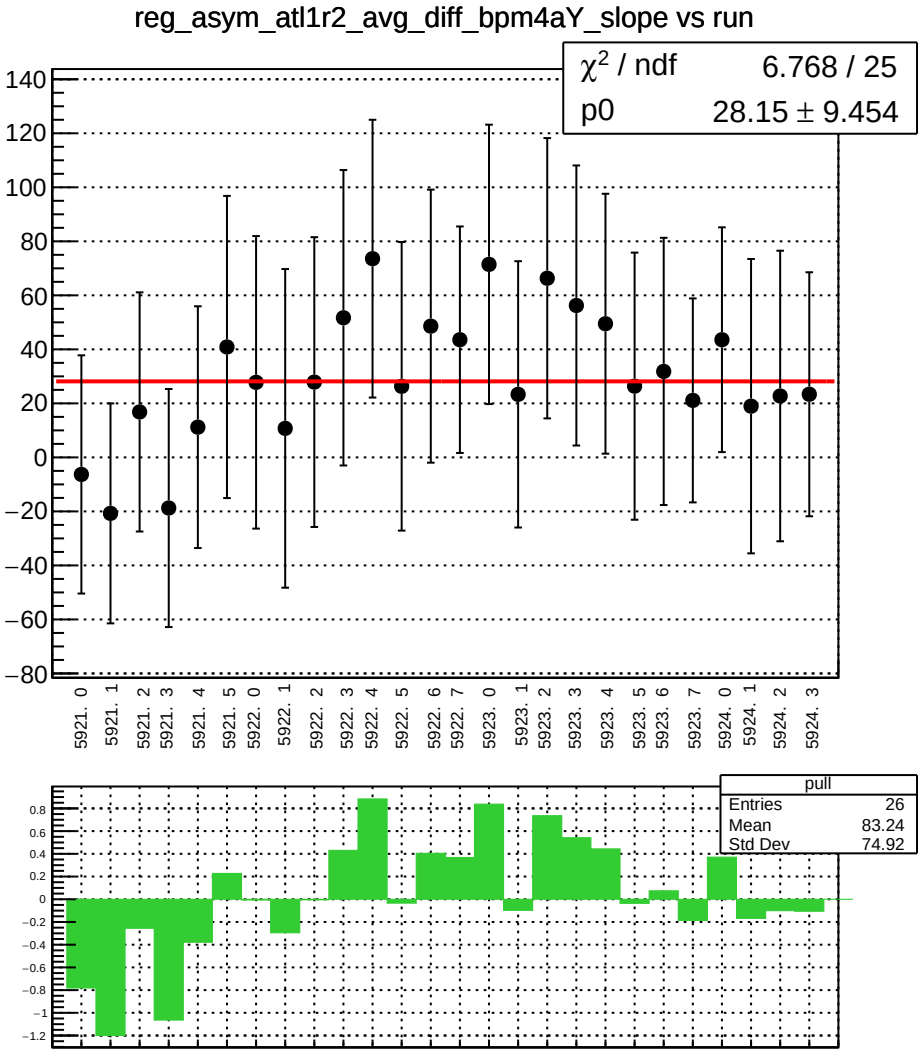
reg_asym_atl1r2_avg_diff_bpm4aY_slope vs run
χ² / ndf 6.768 / 25
p0 28.15 ± 9.454
140
120
100
80
60
40
20
0
−20
−40
−60
−80
5921. 0
5921. 1
5921. 2
5921. 3
5921. 4
5921. 5
5922. 0
5922. 1
5922. 2
5922. 3
5922. 4
5922. 5
5922. 6
5922. 7
5923. 0
5923. 1
5923. 2
5923. 3
5923. 4
5923. 5
5923. 6
5923. 7
5924. 0
5924. 1
5924. 2
5924. 3
pull
Entries 26
Mean 83.24
Std Dev 74.92
0.8
0.6
0.4
0.2
0
−0.2
−0.4
−0.6
−0.8
−1
−1.2

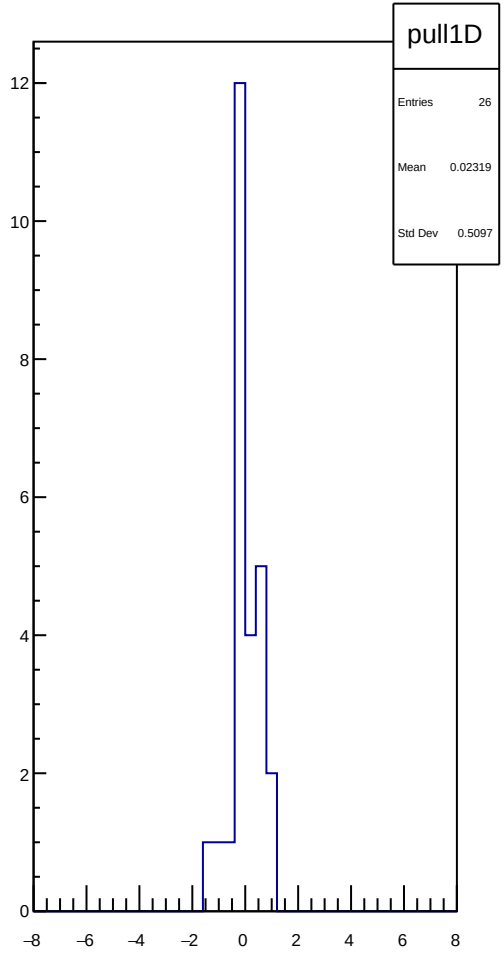
pull1D
Entries 26
Mean 0.02319
Std Dev 0.5097
12
10
8
6
4
2
0
−8
−6
−4
−2
0
2
4
6
8

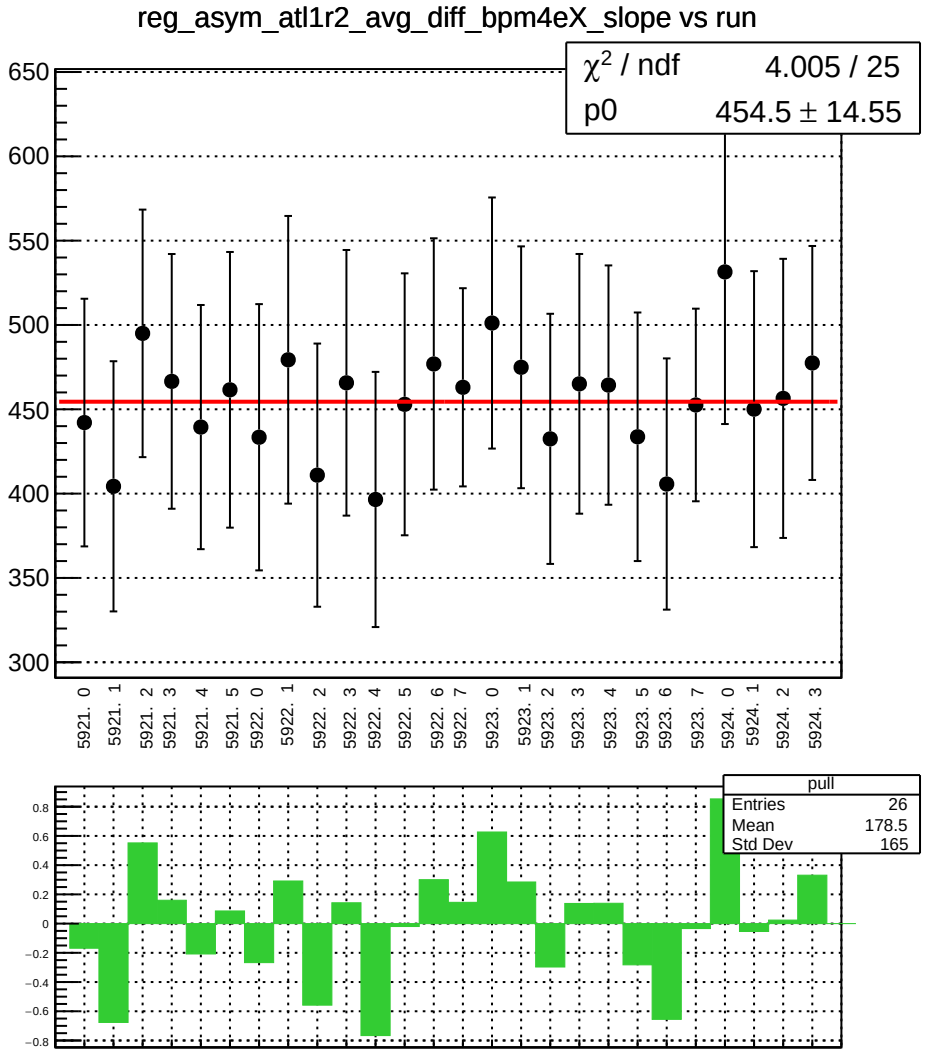
reg_asym_atl1r2_avg_diff_bpm4eX_slope vs run
χ² / ndf 4.005 / 25
p0 454.5 ± 14.55
650
600
550
500
450
400
350
300
5921. 0
5921. 1
5921. 2
5921. 3
5921. 4
5921. 5
5922. 0
5922. 1
5922. 2
5922. 3
5922. 4
5922. 5
5922. 6
5922. 7
5923. 0
5923. 1
5923. 2
5923. 3
5923. 4
5923. 5
5923. 6
5923. 7
5924. 0
5924. 1
5924. 2
5924. 3
pull
Entries 26
Mean 178.5
Std Dev 165
0.8
0.6
0.4
0.2
0
−0.2
−0.4
−0.6
−0.8

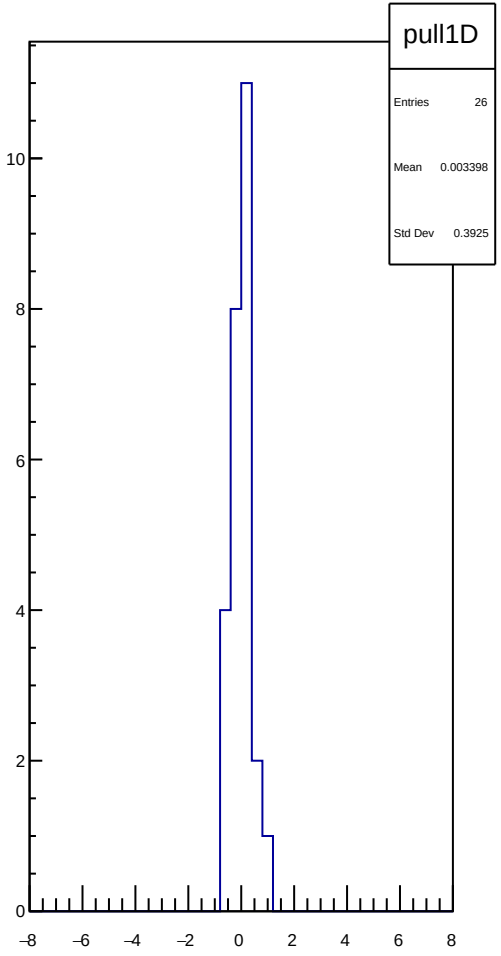
pull1D
Entries 26
Mean 0.003398
Std Dev 0.3925
10
8
6
4
2
0
−8
−6
−4
−2
0
2
4
6
8

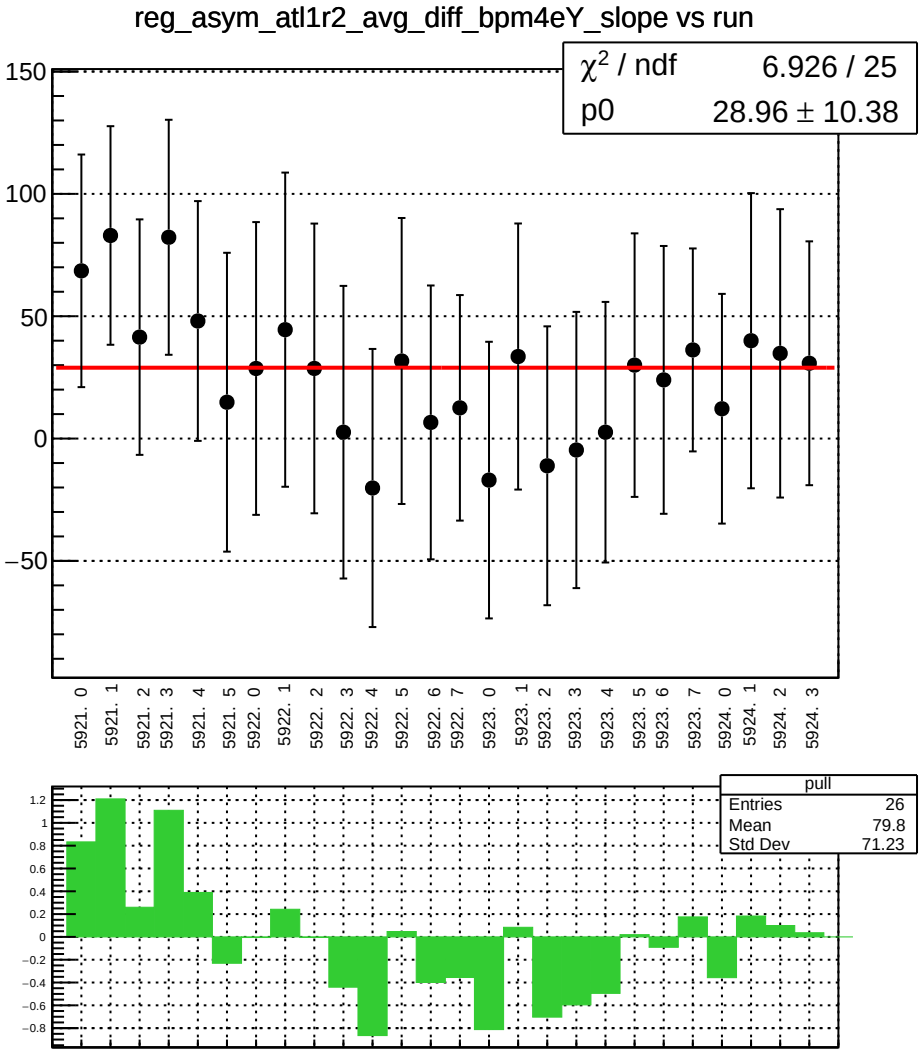
reg_asym_atl1r2_avg_diff_bpm4eY_slope vs run
χ² / ndf 6.926 / 25
p0 28.96 ± 10.38
150
100
50
0
−50
5921. 0
5921. 1
5921. 2
5921. 3
5921. 4
5921. 5
5922. 0
5922. 1
5922. 2
5922. 3
5922. 4
5922. 5
5922. 6
5922. 7
5923. 0
5923. 1
5923. 2
5923. 3
5923. 4
5923. 5
5923. 6
5923. 7
5924. 0
5924. 1
5924. 2
5924. 3
pull
Entries 26
Mean 79.8
Std Dev 71.23
1.2
1
0.8
0.6
0.4
0.2
0
−0.2
−0.4
−0.6
−0.8

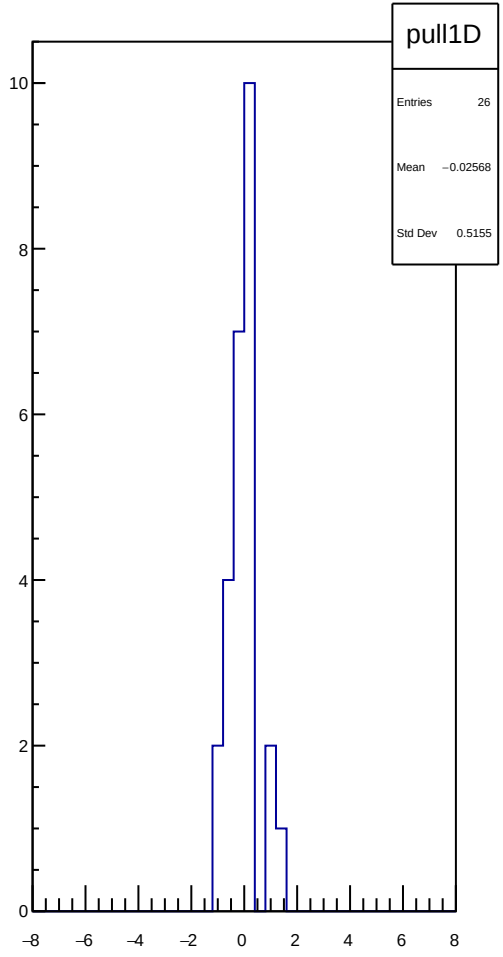
pull1D
Entries 26
Mean −0.02568
Std Dev 0.5155
10
8
6
4
2
0
−8
−6
−4
−2
0
2
4
6
8

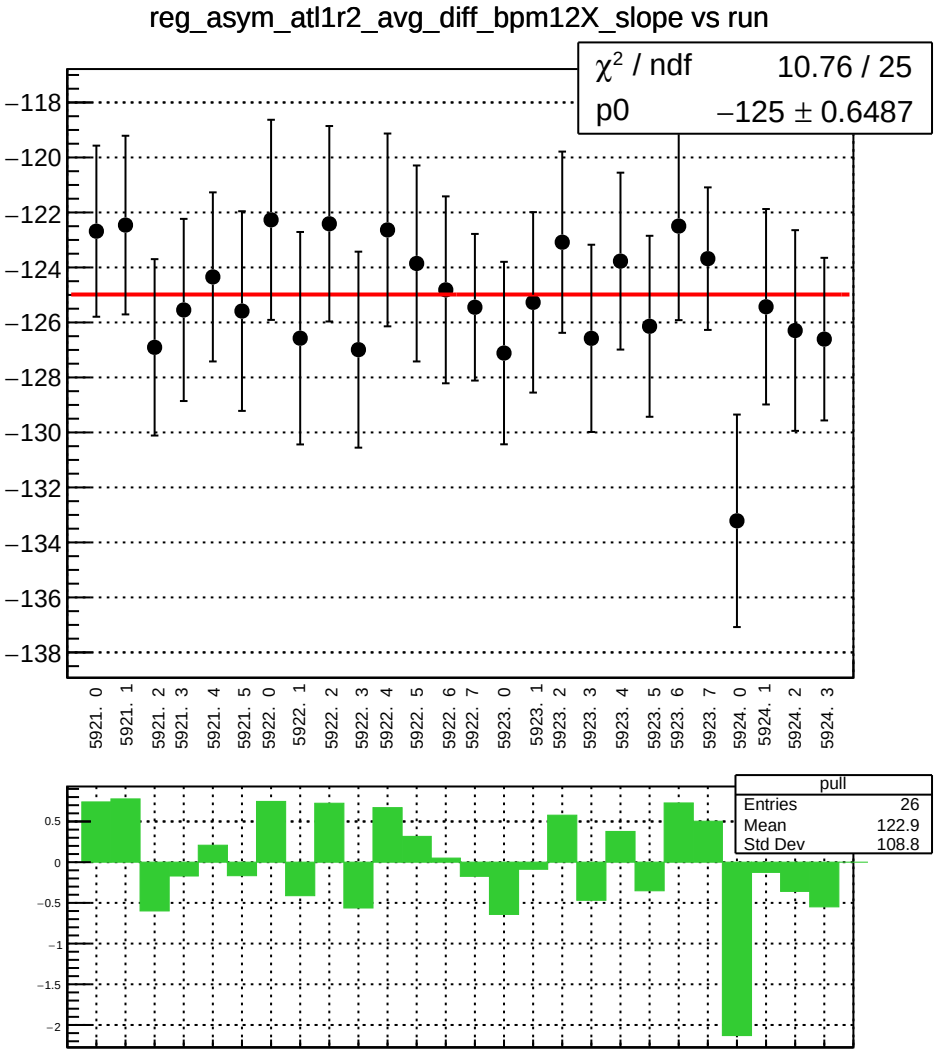
reg_asym_atl1r2_avg_diff_bpm12X_slope vs run
χ² / ndf 10.76 / 25
p0 −125 ± 0.6487
−118
−120
−122
−124
−126
−128
−130
−132
−134
−136
−138
5921. 0
5921. 1
5921. 2
5921. 3
5921. 4
5921. 5
5922. 0
5922. 1
5922. 2
5922. 3
5922. 4
5922. 5
5922. 6
5922. 7
5923. 0
5923. 1
5923. 2
5923. 3
5923. 4
5923. 5
5923. 6
5923. 7
5924. 0
5924. 1
5924. 2
5924. 3
pull
Entries 26
Mean 122.9
Std Dev 108.8
0.5
0
−0.5
−1
−1.5
−2

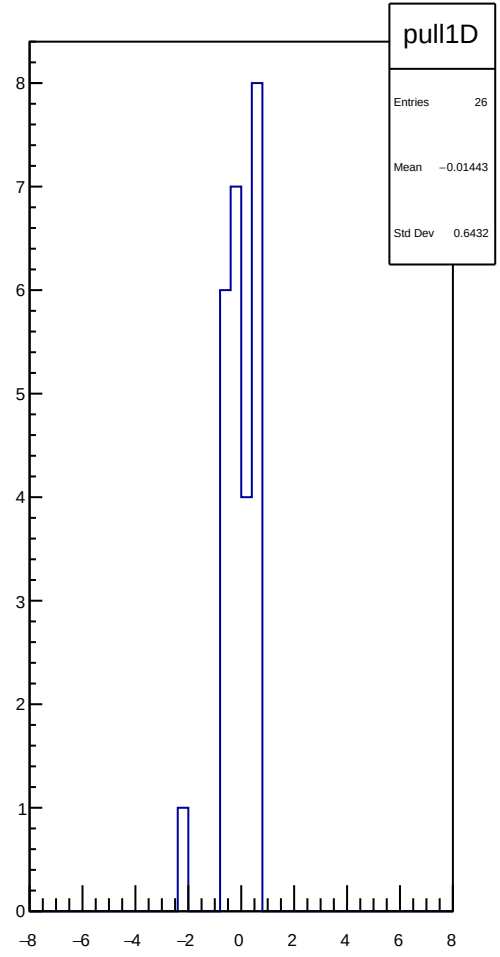
pull1D
Entries 26
Mean −0.01443
Std Dev 0.6432
8
7
6
5
4
3
2
1
0
−8
−6
−4
−2
0
2
4
6
8

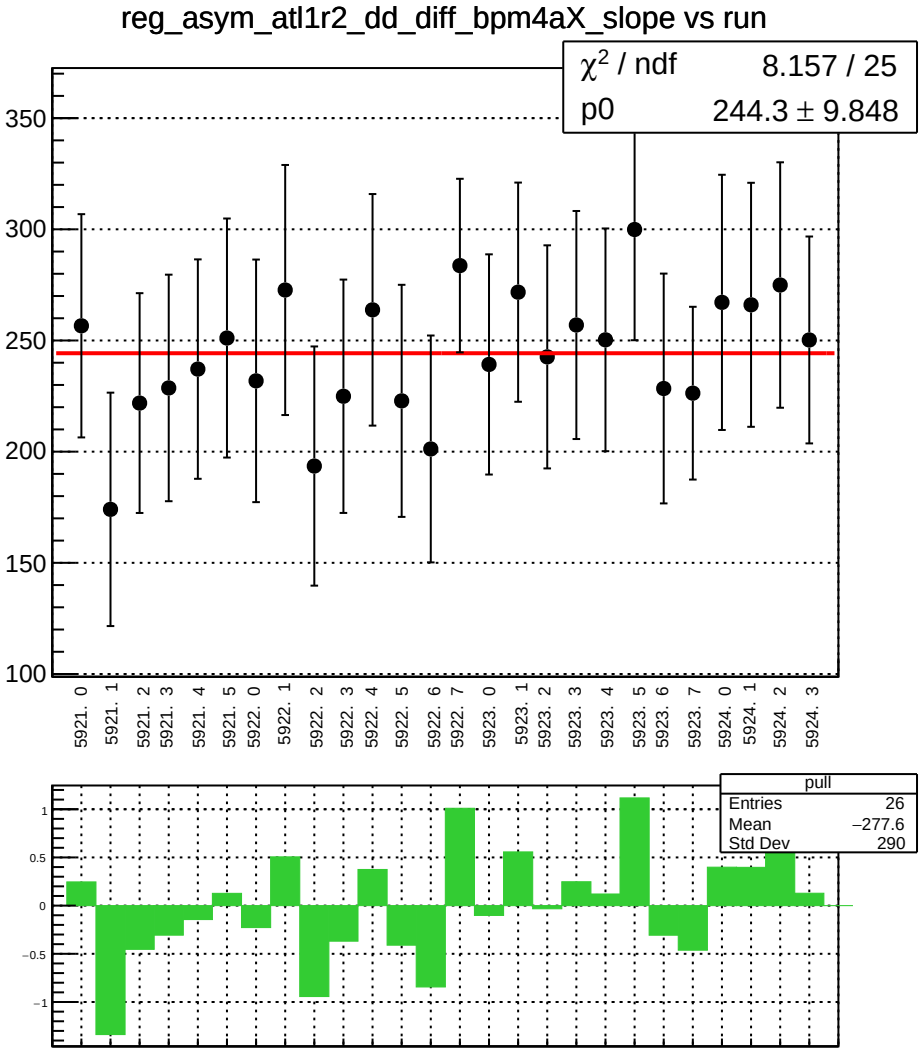
reg_asym_atl1r2_dd_diff_bpm4aX_slope vs run
χ² / ndf 8.157 / 25
p0 244.3 ± 9.848
350
300
250
200
150
100
5921. 0
5921. 1
5921. 2
5921. 3
5921. 4
5921. 5
5922. 0
5922. 1
5922. 2
5922. 3
5922. 4
5922. 5
5922. 6
5922. 7
5923. 0
5923. 1
5923. 2
5923. 3
5923. 4
5923. 5
5923. 6
5923. 7
5924. 0
5924. 1
5924. 2
5924. 3
pull
Entries 26
Mean −277.6
Std Dev 290
1
0.5
0
−0.5
−1

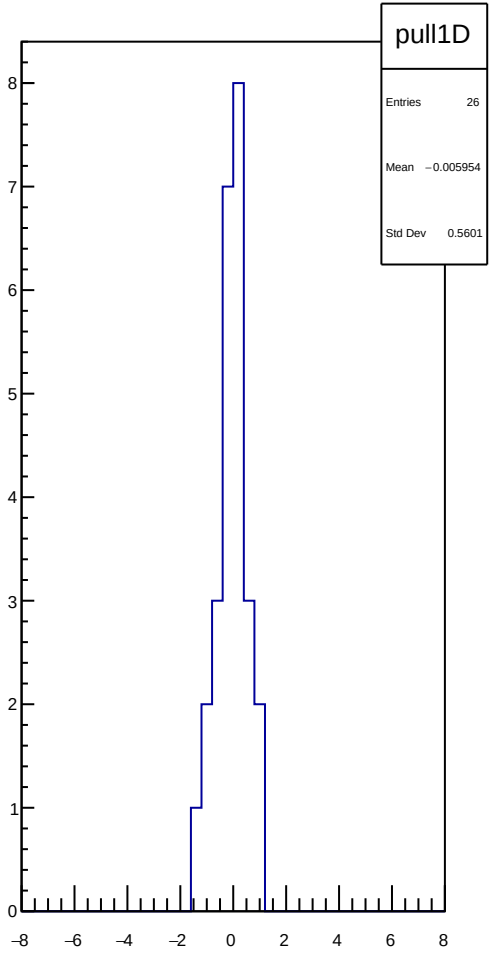
pull1D
Entries 26
Mean −0.005954
Std Dev 0.5601
8
7
6
5
4
3
2
1
0
−8
−6
−4
−2
0
2
4
6
8

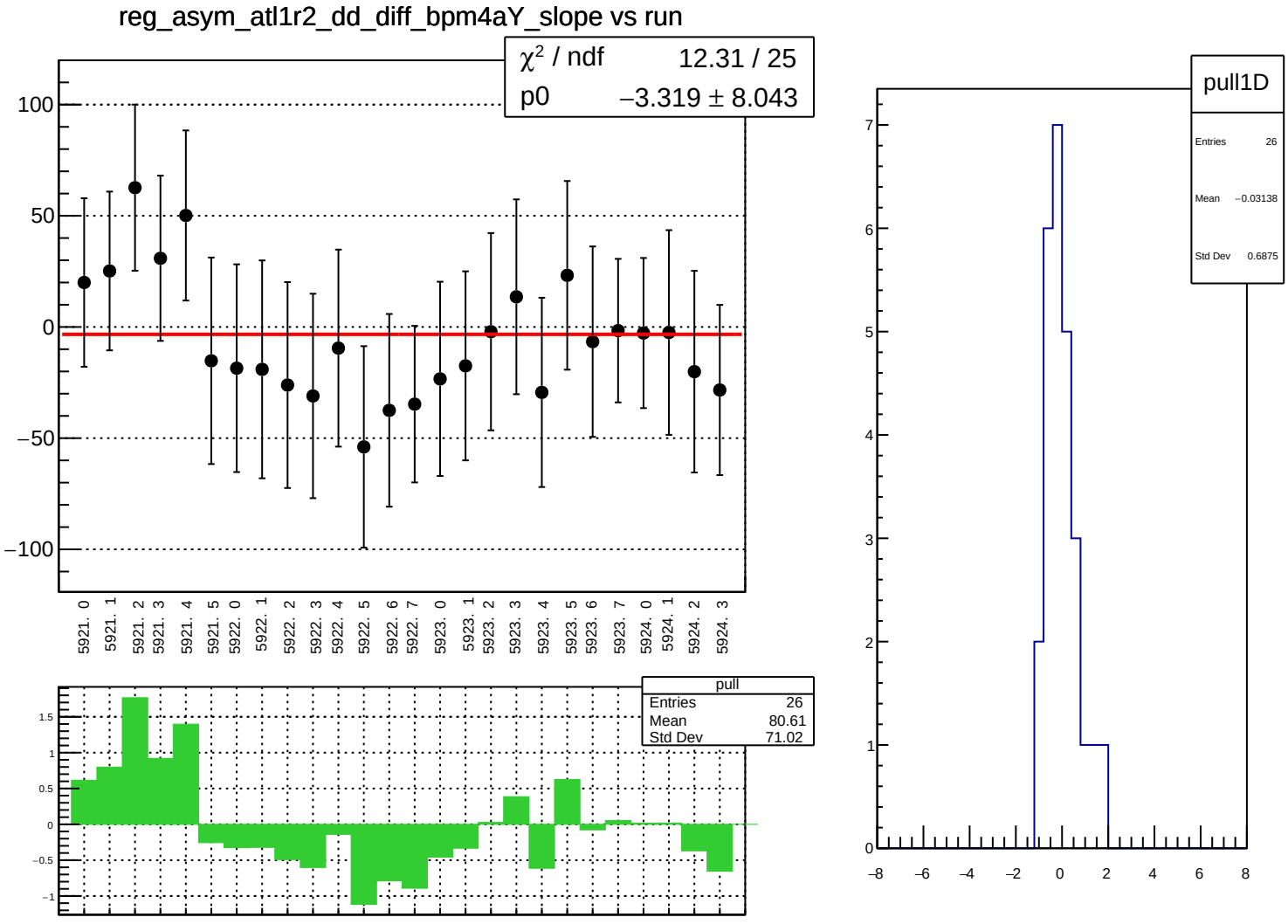
reg_asym_atl1r2_dd_diff_bpm4aY_slope vs run
χ² / ndf 12.31 / 25
p0 −3.319 ± 8.043
100
50
0
−50
−100
5921. 0
5921. 1
5921. 2
5921. 3
5921. 4
5921. 5
5922. 0
5922. 1
5922. 2
5922. 3
5922. 4
5922. 5
5922. 6
5922. 7
5923. 0
5923. 1
5923. 2
5923. 3
5923. 4
5923. 5
5923. 6
5923. 7
5924. 0
5924. 1
5924. 2
5924. 3
pull
Entries 26
Mean 80.61
Std Dev 71.02
1.5
1
0.5
0
−0.5
−1
pull1D
Entries 26
Mean −0.03138
Std Dev 0.6875
7
6
5
4
3
2
1
0
−8
−6
−4
−2
0
2
4
6
8

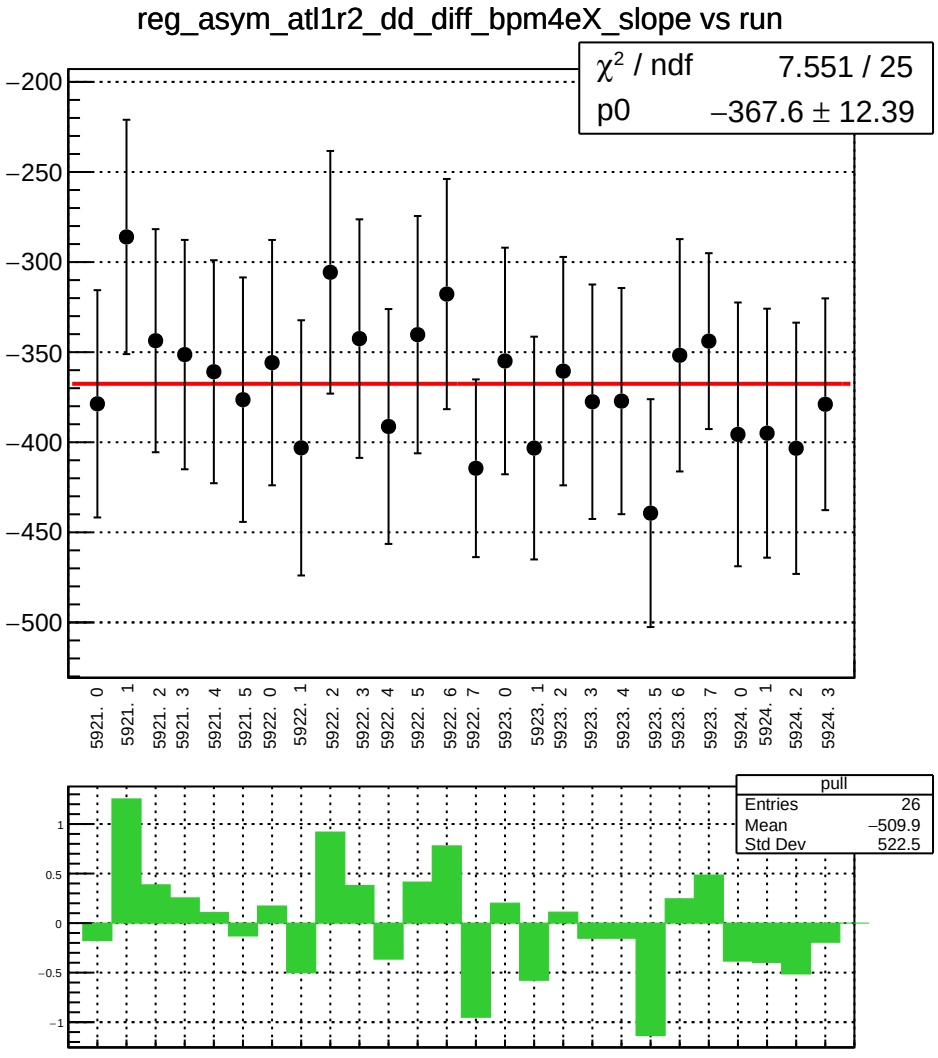
reg_asym_atl1r2_dd_diff_bpm4eX_slope vs run
χ² / ndf 7.551 / 25
p0 −367.6 ± 12.39
−200
−250
−300
−350
−400
−450
−500
5921. 0
5921. 1
5921. 2
5921. 3
5921. 4
5921. 5
5922. 0
5922. 1
5922. 2
5922. 3
5922. 4
5922. 5
5922. 6
5922. 7
5923. 0
5923. 1
5923. 2
5923. 3
5923. 4
5923. 5
5923. 6
5923. 7
5924. 0
5924. 1
5924. 2
5924. 3
pull
Entries 26
Mean −509.9
Std Dev 522.5
1
0.5
0
−0.5
−1

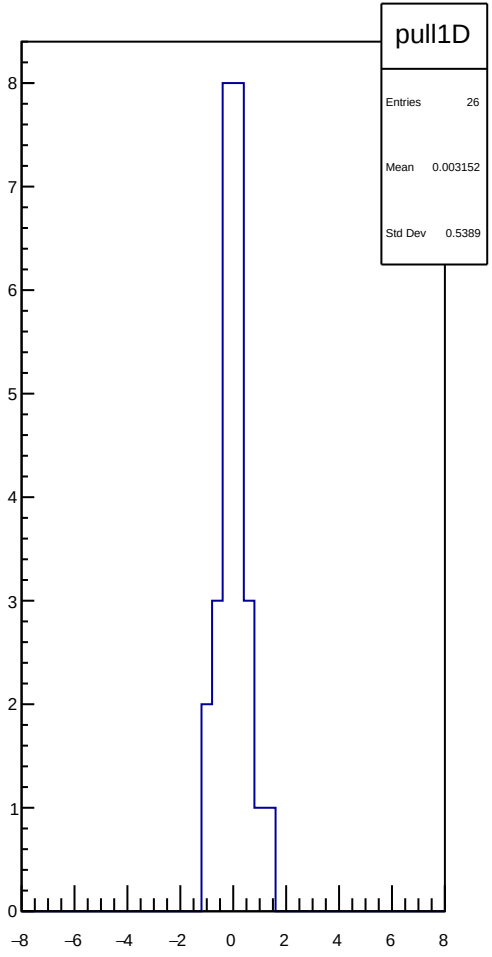
pull1D
Entries 26
Mean 0.003152
Std Dev 0.5389
8
7
6
5
4
3
2
1
0
−8
−6
−4
−2
0
2
4
6
8

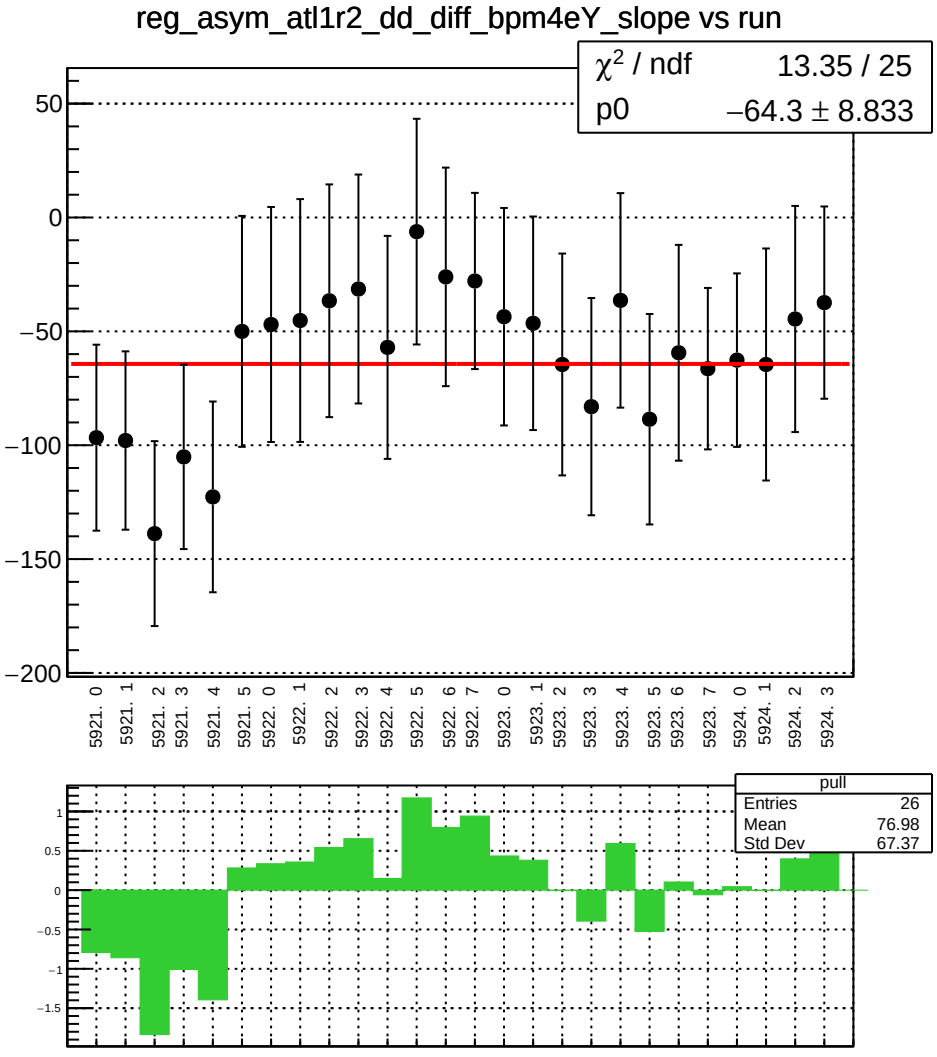
reg_asym_atl1r2_dd_diff_bpm4eY_slope vs run
χ² / ndf 13.35 / 25
p0 −64.3 ± 8.833
50
0
−50
−100
−150
−200
5921. 0
5921. 1
5921. 2
5921. 3
5921. 4
5921. 5
5922. 0
5922. 1
5922. 2
5922. 3
5922. 4
5922. 5
5922. 6
5922. 7
5923. 0
5923. 1
5923. 2
5923. 3
5923. 4
5923. 5
5923. 6
5923. 7
5924. 0
5924. 1
5924. 2
5924. 3
pull
Entries 26
Mean 76.98
Std Dev 67.37
1
0.5
0
−0.5
−1
−1.5

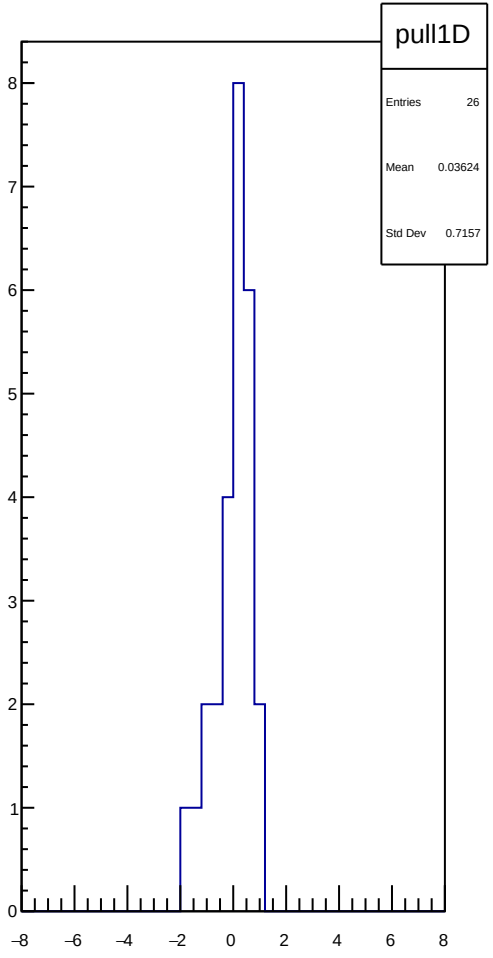
pull1D
Entries 26
Mean 0.03624
Std Dev 0.7157
8
7
6
5
4
3
2
1
0
−8
−6
−4
−2
0
2
4
6
8

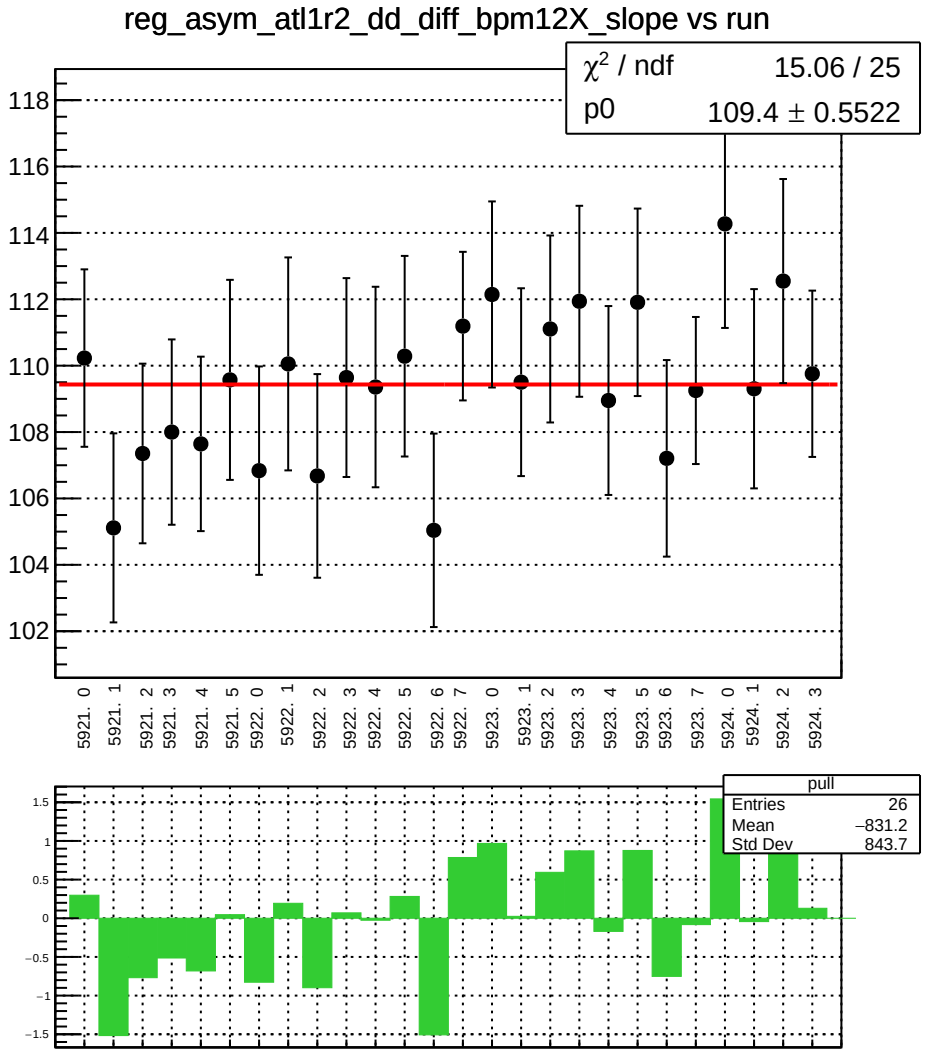
reg_asym_atl1r2_dd_diff_bpm12X_slope vs run
χ² / ndf 15.06 / 25
p0 109.4 ± 0.5522
118
116
114
112
110
108
106
104
102
5921. 0
5921. 1
5921. 2
5921. 3
5921. 4
5921. 5
5922. 0
5922. 1
5922. 2
5922. 3
5922. 4
5922. 5
5922. 6
5922. 7
5923. 0
5923. 1
5923. 2
5923. 3
5923. 4
5923. 5
5923. 6
5923. 7
5924. 0
5924. 1
5924. 2
5924. 3
pull
Entries 26
Mean −831.2
Std Dev 843.7
1.5
1
0.5
0
−0.5
−1
−1.5

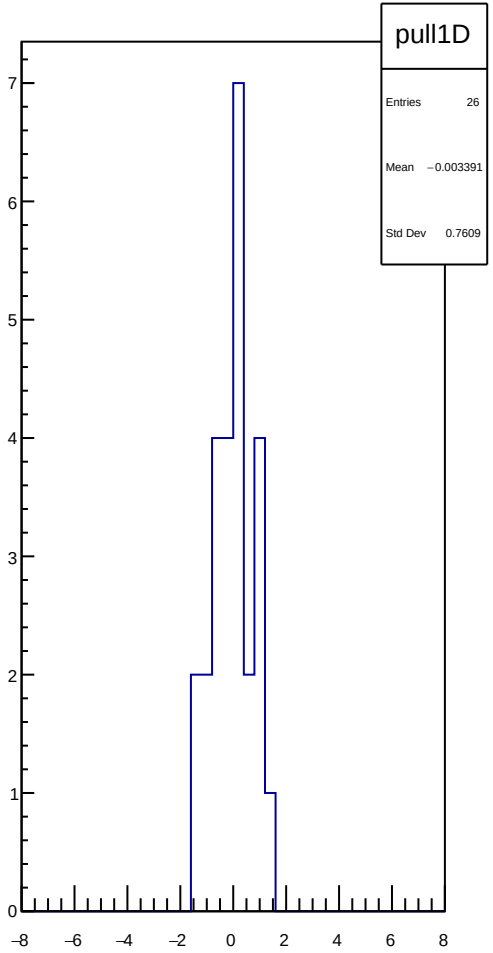
pull1D
Entries 26
Mean −0.003391
Std Dev 0.7609
7
6
5
4
3
2
1
0
−8
−6
−4
−2
0
2
4
6
8

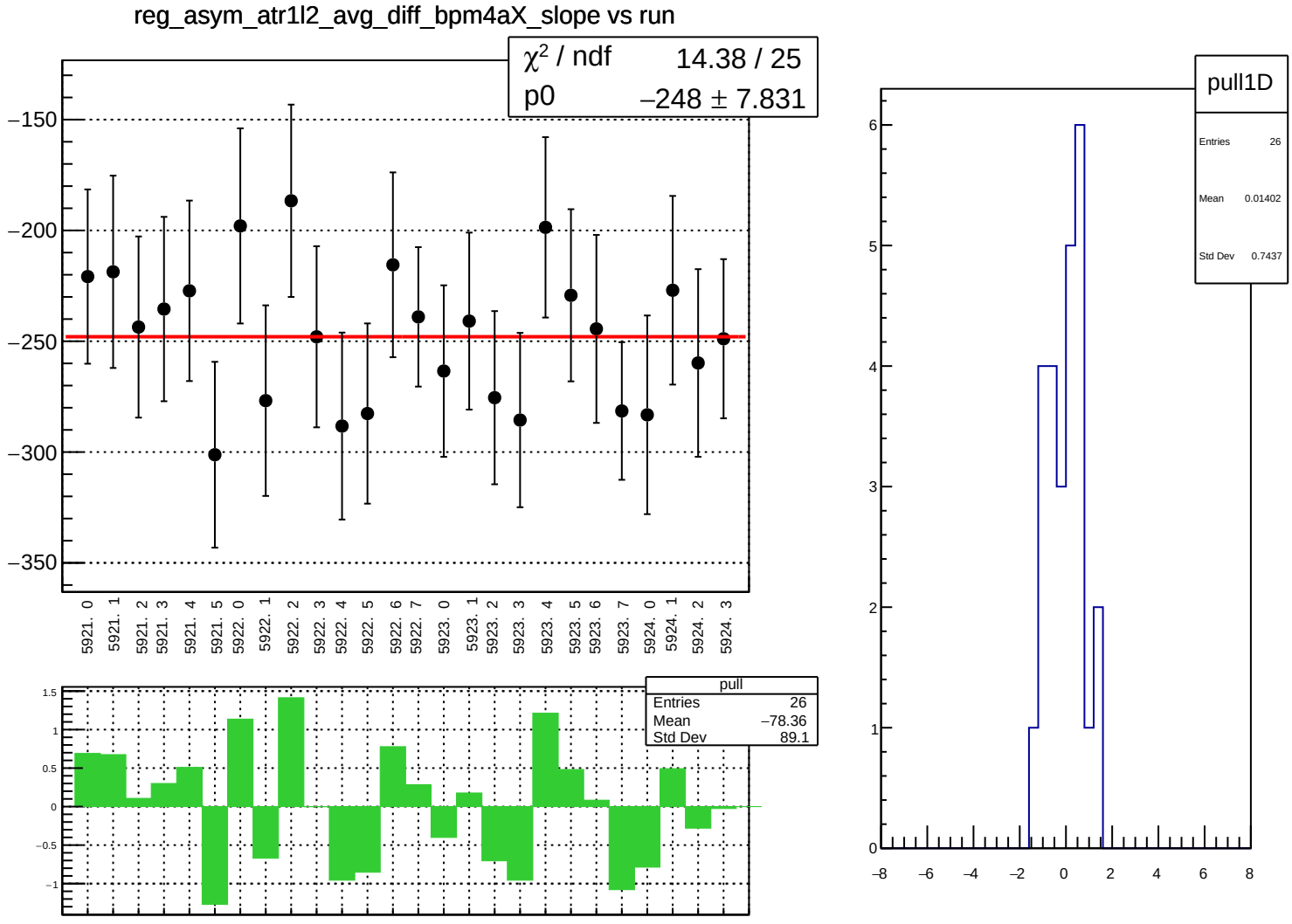
reg_asym_atr1l2_avg_diff_bpm4aX_slope vs run
χ² / ndf 14.38 / 25
p0 −248 ± 7.831
−150
−200
−250
−300
−350
5921. 0
5921. 1
5921. 2
5921. 3
5921. 4
5921. 5
5922. 0
5922. 1
5922. 2
5922. 3
5922. 4
5922. 5
5922. 6
5922. 7
5923. 0
5923. 1
5923. 2
5923. 3
5923. 4
5923. 5
5923. 6
5923. 7
5924. 0
5924. 1
5924. 2
5924. 3
pull
Entries 26
Mean −78.36
Std Dev 89.1
1.5
1
0.5
0
−0.5
−1
pull1D
Entries 26
Mean 0.01402
Std Dev 0.7437
6
5
4
3
2
1
0
−8
−6
−4
−2
0
2
4
6
8

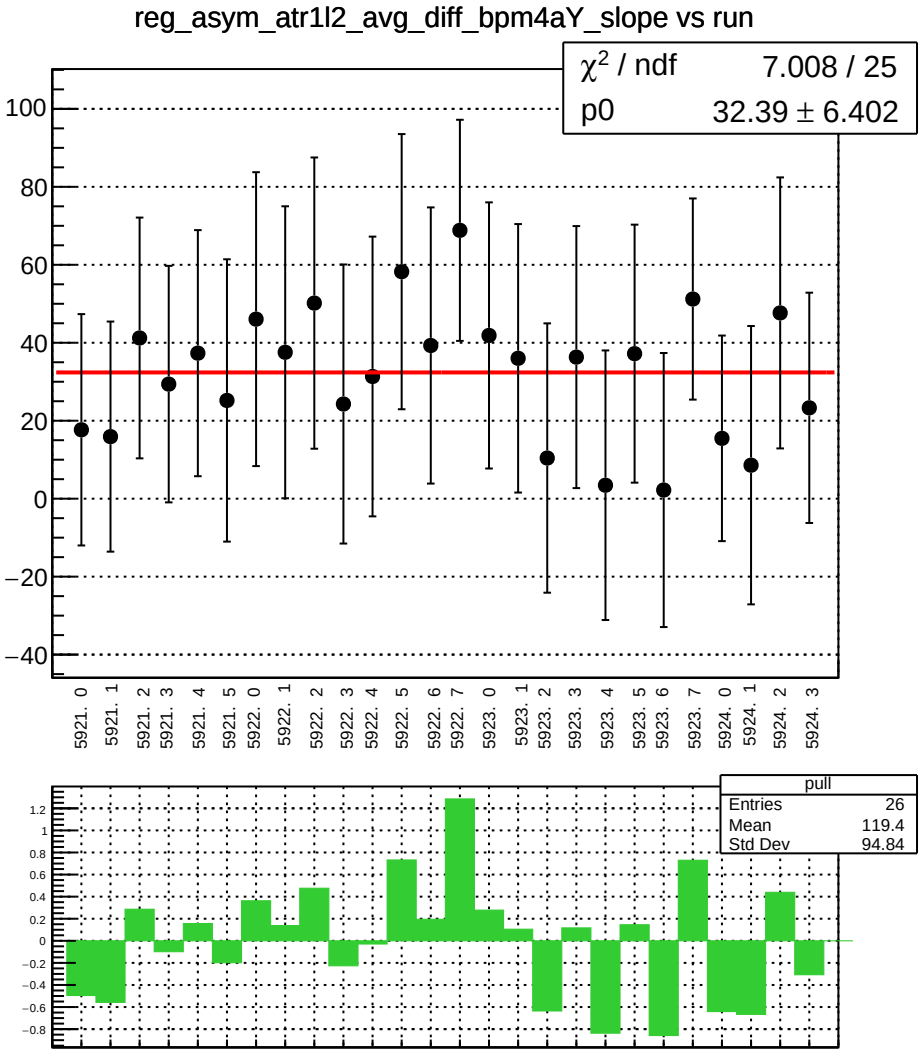
reg_asym_atr1l2_avg_diff_bpm4aY_slope vs run
χ² / ndf 7.008 / 25
p0 32.39 ± 6.402
100
80
60
40
20
0
−20
−40
5921. 0
5921. 1
5921. 2
5921. 3
5921. 4
5921. 5
5922. 0
5922. 1
5922. 2
5922. 3
5922. 4
5922. 5
5922. 6
5922. 7
5923. 0
5923. 1
5923. 2
5923. 3
5923. 4
5923. 5
5923. 6
5923. 7
5924. 0
5924. 1
5924. 2
5924. 3
pull
Entries 26
Mean 119.4
Std Dev 94.84
1.2
1
0.8
0.6
0.4
0.2
0
−0.2
−0.4
−0.6
−0.8

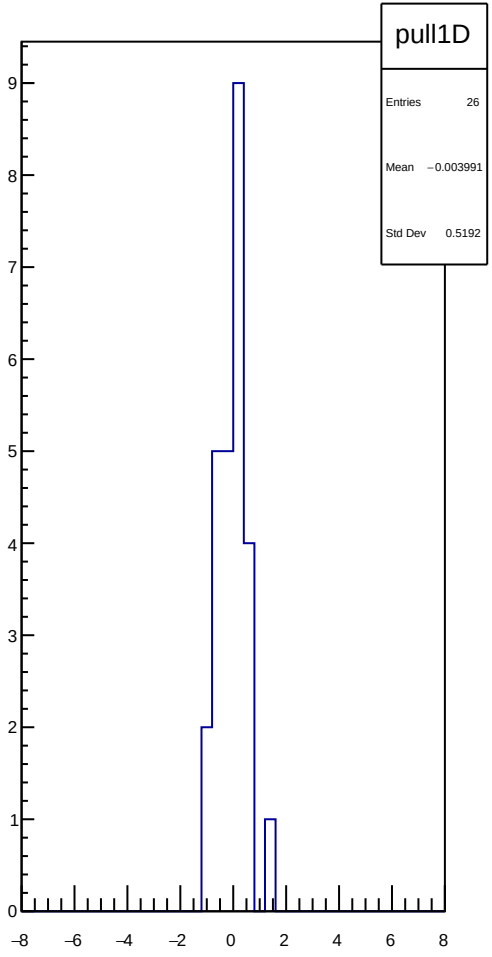
pull1D
Entries 26
Mean −0.003991
Std Dev 0.5192
9
8
7
6
5
4
3
2
1
0
−8
−6
−4
−2
0
2
4
6
8

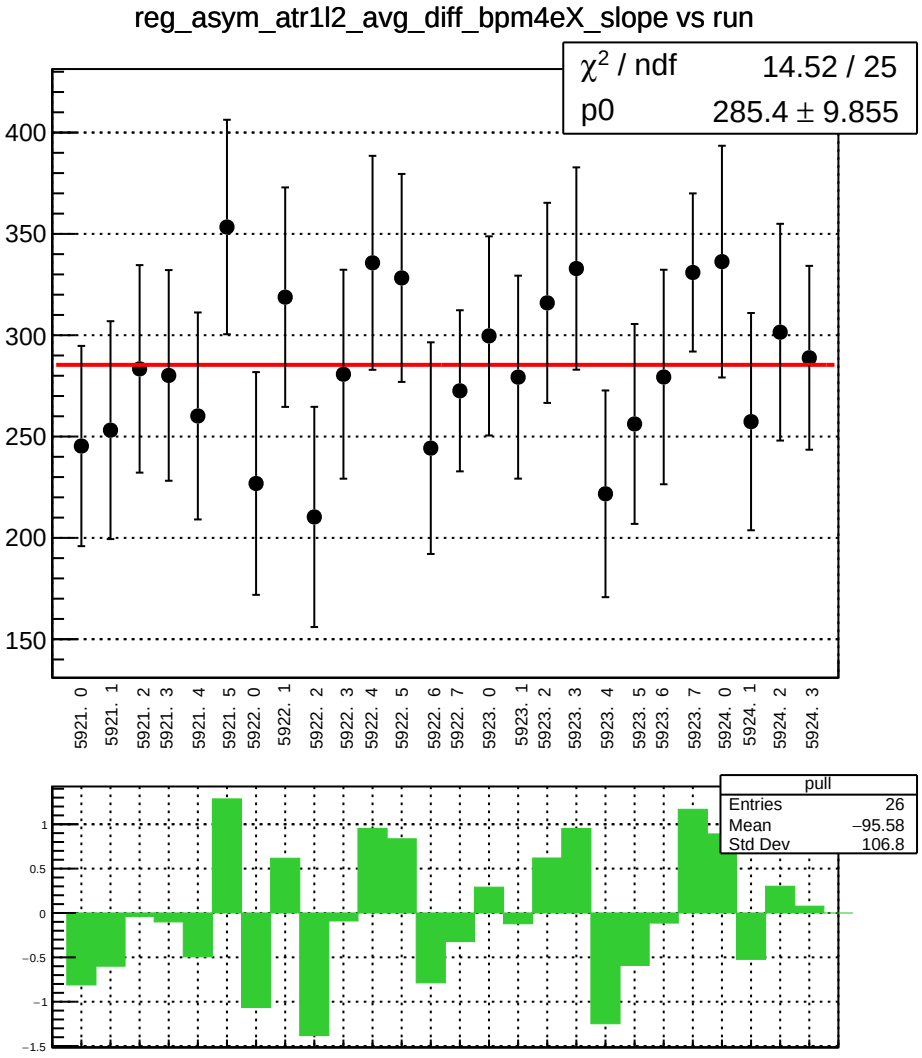
reg_asym_atr1l2_avg_diff_bpm4eX_slope vs run
χ² / ndf 14.52 / 25
p0 285.4 ± 9.855
400
350
300
250
200
150
5921. 0
5921. 1
5921. 2
5921. 3
5921. 4
5921. 5
5922. 0
5922. 1
5922. 2
5922. 3
5922. 4
5922. 5
5922. 6
5922. 7
5923. 0
5923. 1
5923. 2
5923. 3
5923. 4
5923. 5
5923. 6
5923. 7
5924. 0
5924. 1
5924. 2
5924. 3
pull
Entries 26
Mean −95.58
Std Dev 106.8
1
0.5
0
−0.5
−1
−1.5

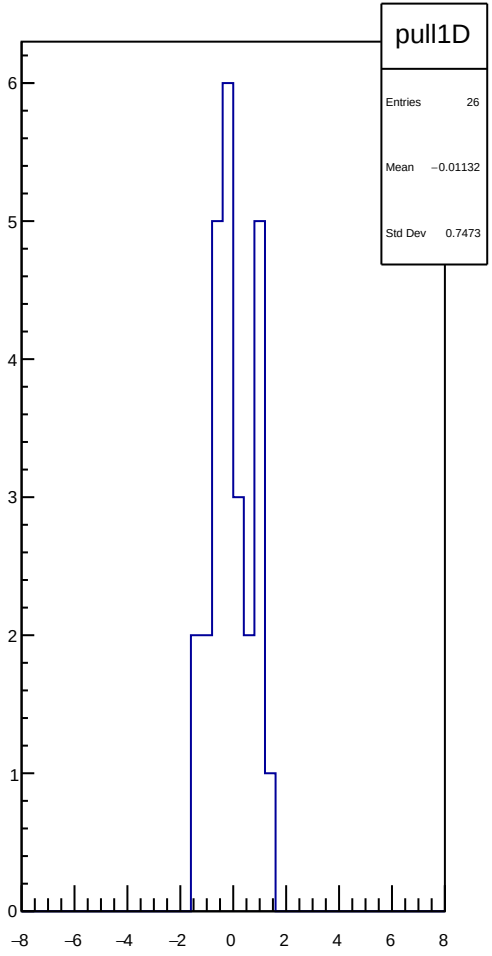
pull1D
Entries 26
Mean −0.01132
Std Dev 0.7473
6
5
4
3
2
1
0
−8
−6
−4
−2
0
2
4
6
8

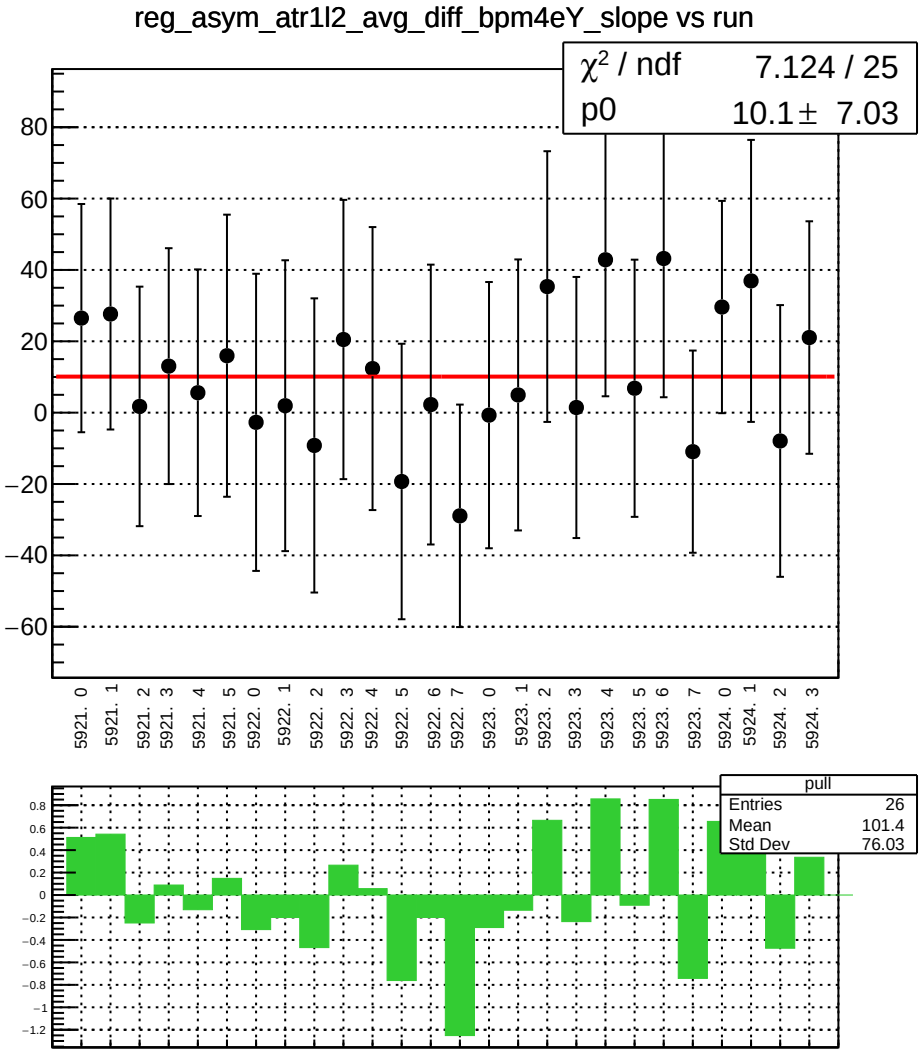
reg_asym_atr1l2_avg_diff_bpm4eY_slope vs run
χ² / ndf 7.124 / 25
p0 10.1 ± 7.03
80
60
40
20
0
−20
−40
−60
5921. 0
5921. 1
5921. 2
5921. 3
5921. 4
5921. 5
5922. 0
5922. 1
5922. 2
5922. 3
5922. 4
5922. 5
5922. 6
5922. 7
5923. 0
5923. 1
5923. 2
5923. 3
5923. 4
5923. 5
5923. 6
5923. 7
5924. 0
5924. 1
5924. 2
5924. 3
pull
Entries 26
Mean 101.4
Std Dev 76.03
0.8
0.6
0.4
0.2
0
−0.2
−0.4
−0.6
−0.8
−1
−1.2

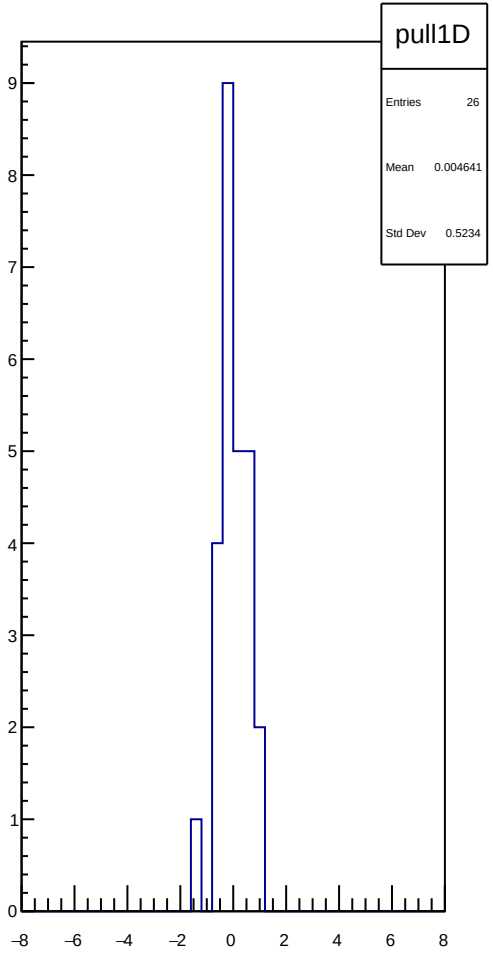
pull1D
Entries 26
Mean 0.004641
Std Dev 0.5234
9
8
7
6
5
4
3
2
1
0
−8
−6
−4
−2
0
2
4
6
8

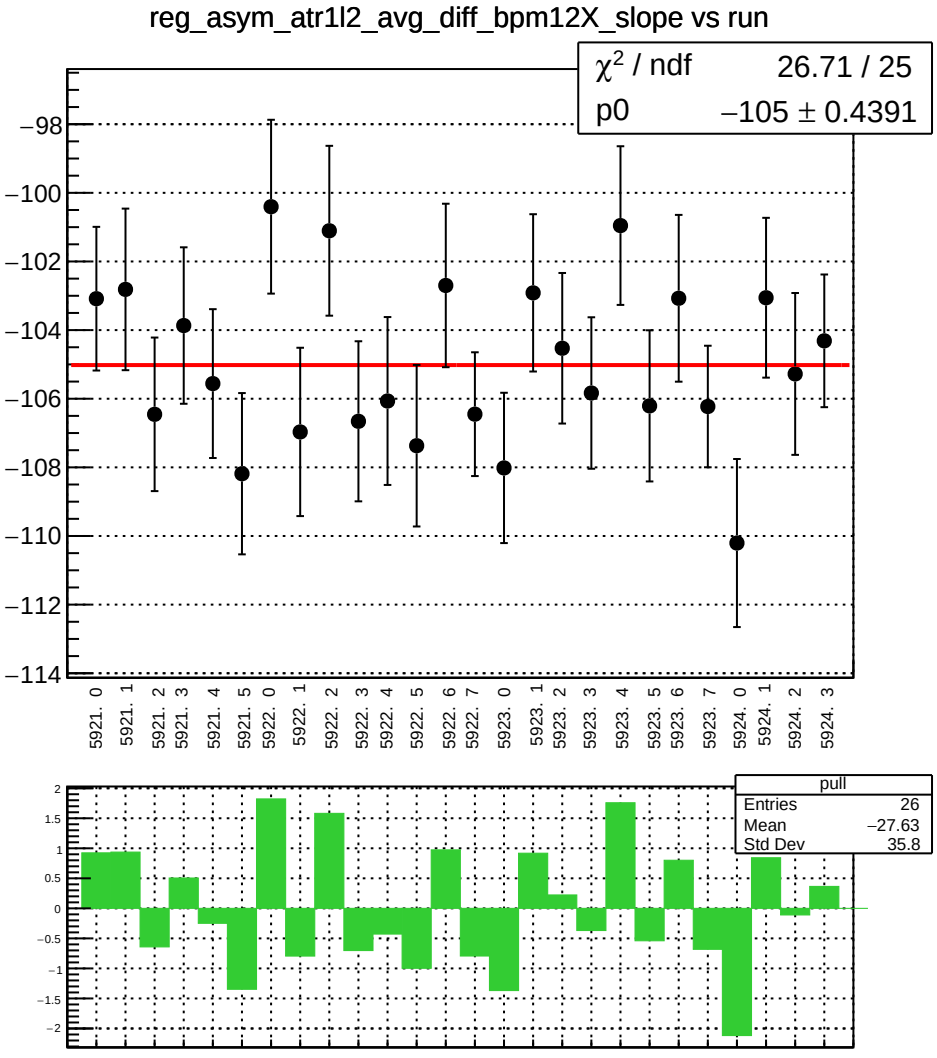
reg_asym_atr1l2_avg_diff_bpm12X_slope vs run
χ² / ndf 26.71 / 25
p0 −105 ± 0.4391
−98
−100
−102
−104
−106
−108
−110
−112
−114
5921. 0
5921. 1
5921. 2
5921. 3
5921. 4
5921. 5
5922. 0
5922. 1
5922. 2
5922. 3
5922. 4
5922. 5
5922. 6
5922. 7
5923. 0
5923. 1
5923. 2
5923. 3
5923. 4
5923. 5
5923. 6
5923. 7
5924. 0
5924. 1
5924. 2
5924. 3
pull
Entries 26
Mean −27.63
Std Dev 35.8
2
1.5
1
0.5
0
−0.5
−1
−1.5
−2

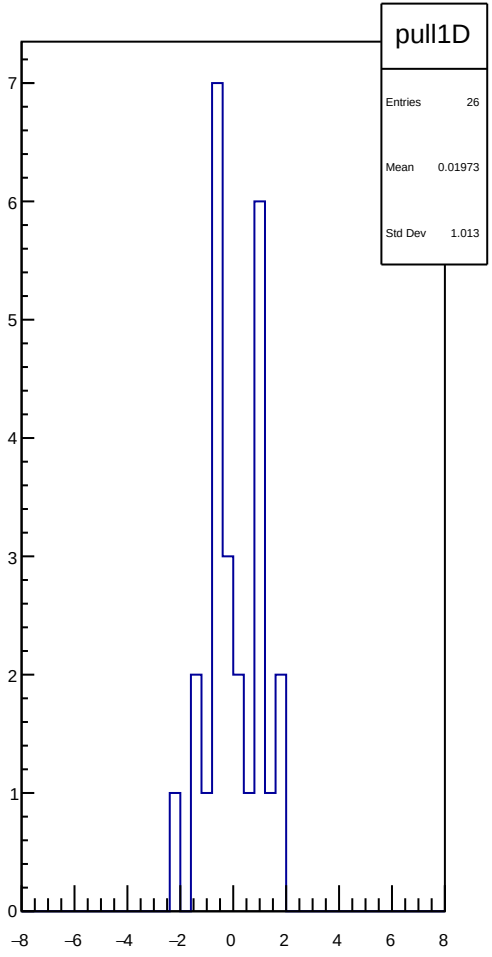
pull1D
Entries 26
Mean 0.01973
Std Dev 1.013
7
6
5
4
3
2
1
0
−8
−6
−4
−2
0
2
4
6
8

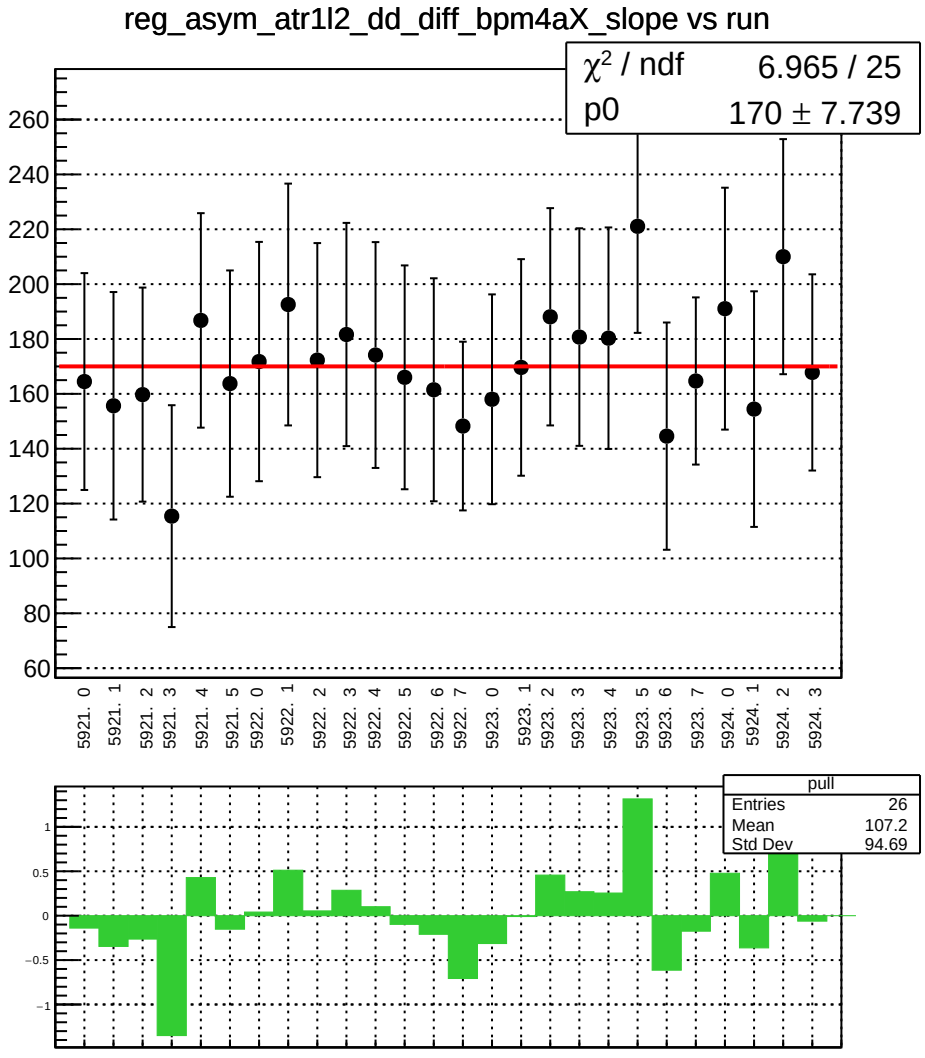
reg_asym_atr1l2_dd_diff_bpm4aX_slope vs run
χ² / ndf 6.965 / 25
p0 170 ± 7.739
260
240
220
200
180
160
140
120
100
80
60
5921. 0
5921. 1
5921. 2
5921. 3
5921. 4
5921. 5
5922. 0
5922. 1
5922. 2
5922. 3
5922. 4
5922. 5
5922. 6
5922. 7
5923. 0
5923. 1
5923. 2
5923. 3
5923. 4
5923. 5
5923. 6
5923. 7
5924. 0
5924. 1
5924. 2
5924. 3
pull
Entries 26
Mean 107.2
Std Dev 94.69
1
0.5
0
−0.5
−1

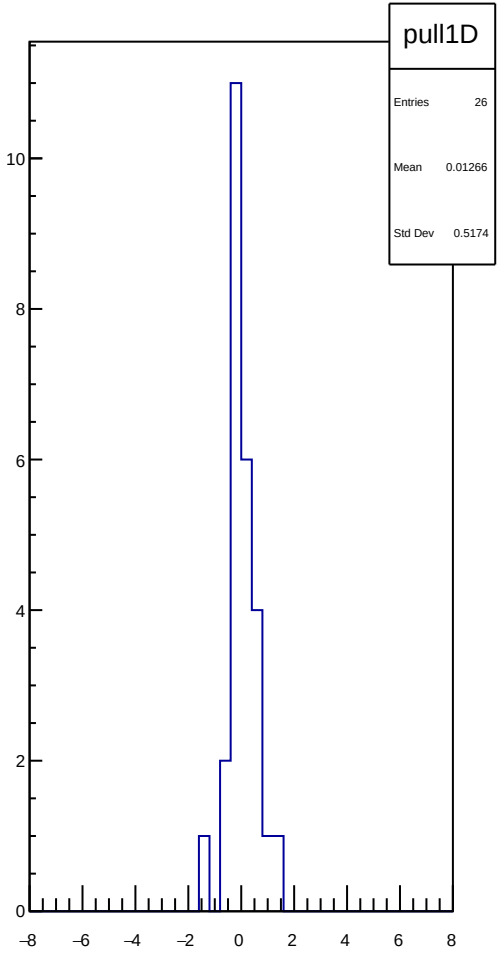
pull1D
Entries 26
Mean 0.01266
Std Dev 0.5174
10
8
6
4
2
0
−8
−6
−4
−2
0
2
4
6
8

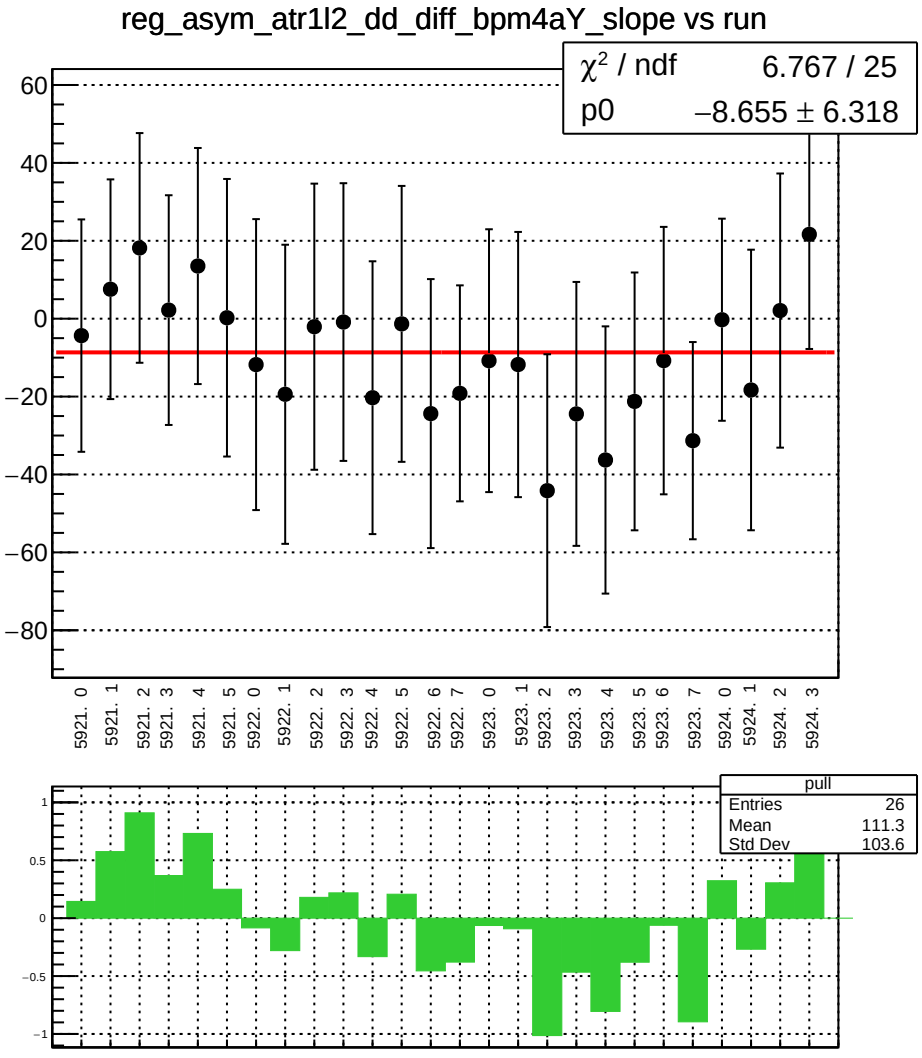
reg_asym_atr1l2_dd_diff_bpm4aY_slope vs run
χ² / ndf 6.767 / 25
p0 −8.655 ± 6.318
60
40
20
0
−20
−40
−60
−80
5921. 0
5921. 1
5921. 2
5921. 3
5921. 4
5921. 5
5922. 0
5922. 1
5922. 2
5922. 3
5922. 4
5922. 5
5922. 6
5922. 7
5923. 0
5923. 1
5923. 2
5923. 3
5923. 4
5923. 5
5923. 6
5923. 7
5924. 0
5924. 1
5924. 2
5924. 3
pull
Entries 26
Mean 111.3
Std Dev 103.6
1
0.5
0
−0.5
−1

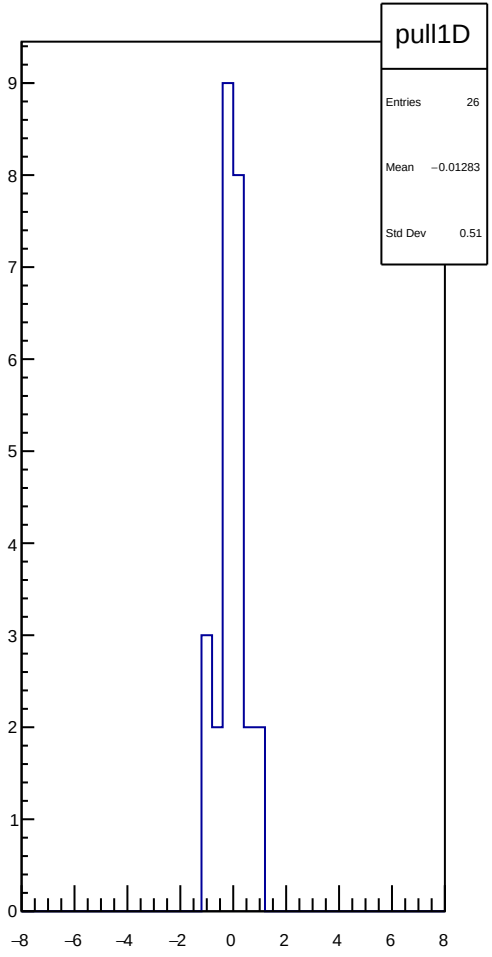
pull1D
Entries 26
Mean −0.01283
Std Dev 0.51
9
8
7
6
5
4
3
2
1
0
−8
−6
−4
−2
0
2
4
6
8

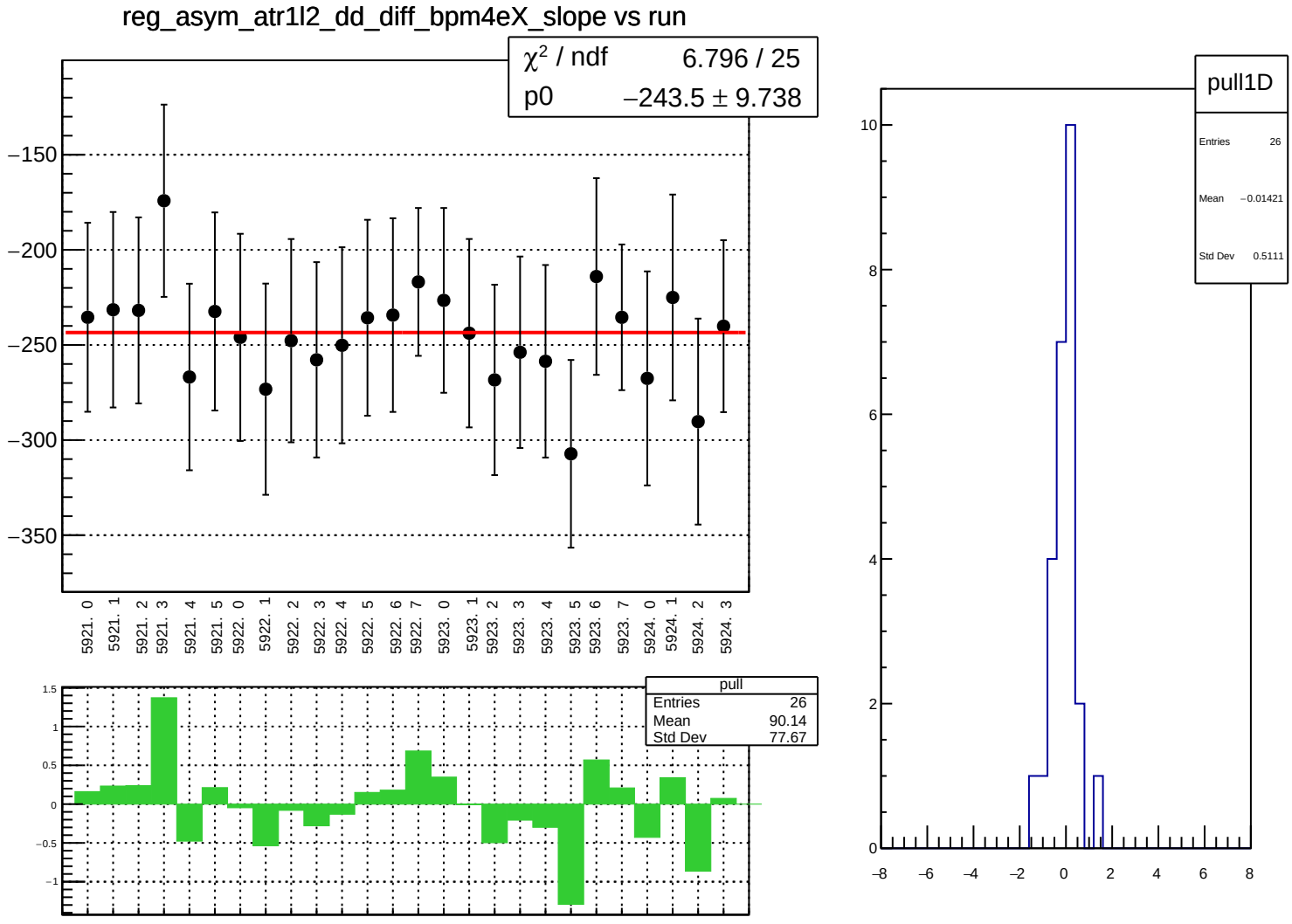
reg_asym_atr1l2_dd_diff_bpm4eX_slope vs run
χ² / ndf 6.796 / 25
p0 −243.5 ± 9.738
−150
−200
−250
−300
−350
5921. 0
5921. 1
5921. 2
5921. 3
5921. 4
5921. 5
5922. 0
5922. 1
5922. 2
5922. 3
5922. 4
5922. 5
5922. 6
5922. 7
5923. 0
5923. 1
5923. 2
5923. 3
5923. 4
5923. 5
5923. 6
5923. 7
5924. 0
5924. 1
5924. 2
5924. 3
pull
Entries 26
Mean 90.14
Std Dev 77.67
1.5
1
0.5
0
−0.5
−1
pull1D
Entries 26
Mean −0.01421
Std Dev 0.5111
10
8
6
4
2
0
−8
−6
−4
−2
0
2
4
6
8

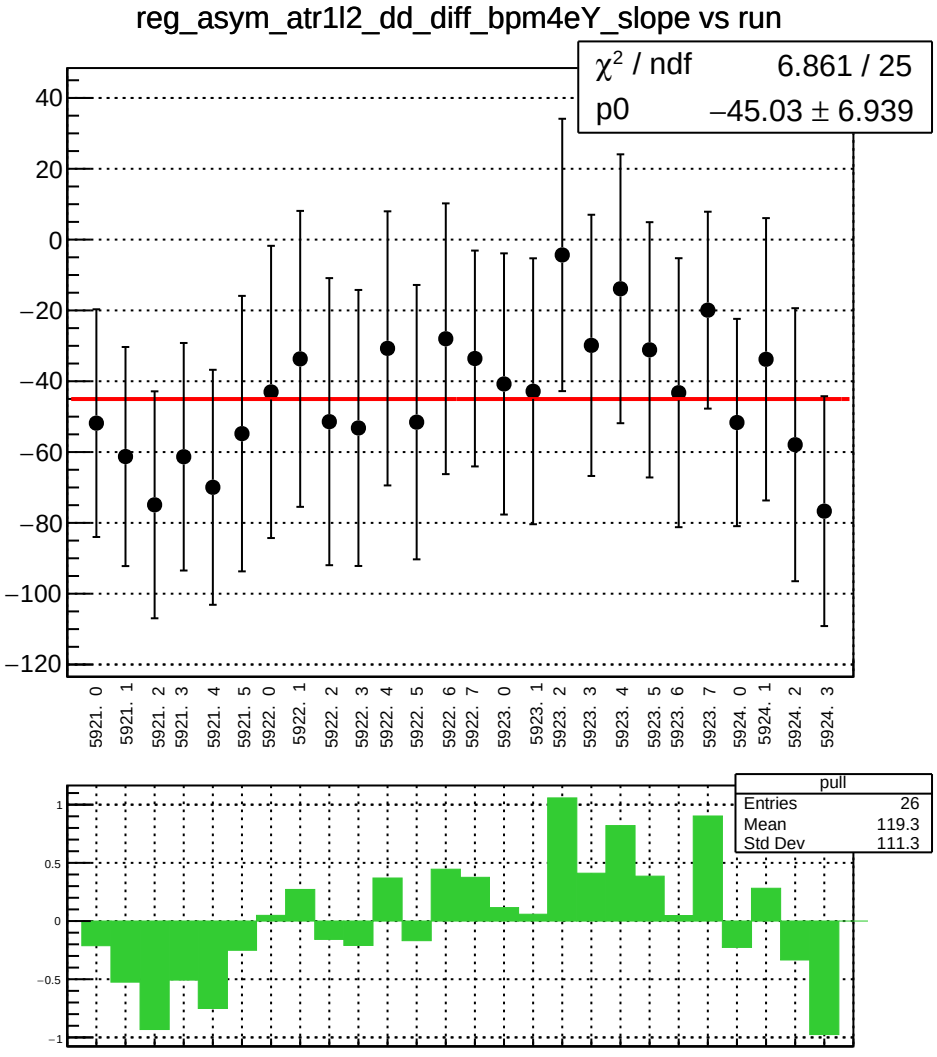
reg_asym_atr1l2_dd_diff_bpm4eY_slope vs run
χ² / ndf 6.861 / 25
p0 −45.03 ± 6.939
40
20
0
−20
−40
−60
−80
−100
−120
5921. 0
5921. 1
5921. 2
5921. 3
5921. 4
5921. 5
5922. 0
5922. 1
5922. 2
5922. 3
5922. 4
5922. 5
5922. 6
5922. 7
5923. 0
5923. 1
5923. 2
5923. 3
5923. 4
5923. 5
5923. 6
5923. 7
5924. 0
5924. 1
5924. 2
5924. 3
pull
Entries 26
Mean 119.3
Std Dev 111.3
1
0.5
0
−0.5
−1

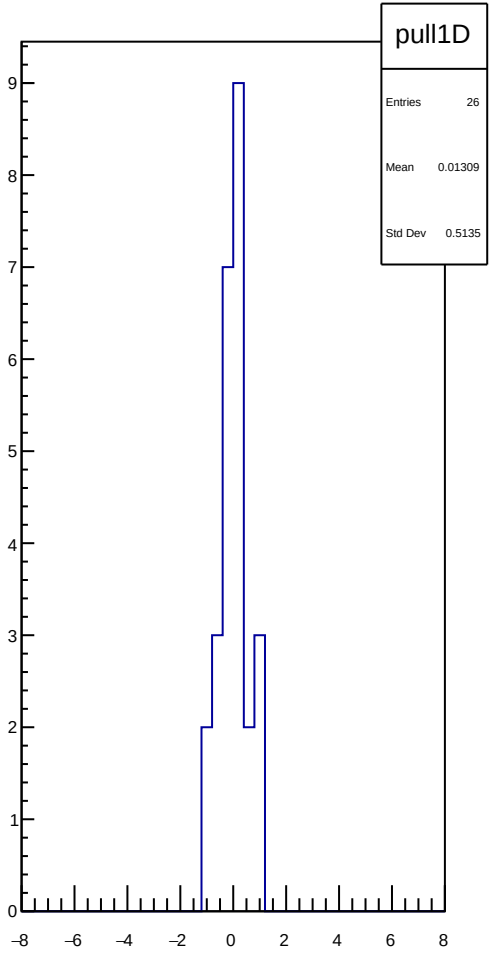
pull1D
Entries 26
Mean 0.01309
Std Dev 0.5135
9
8
7
6
5
4
3
2
1
0
−8
−6
−4
−2
0
2
4
6
8

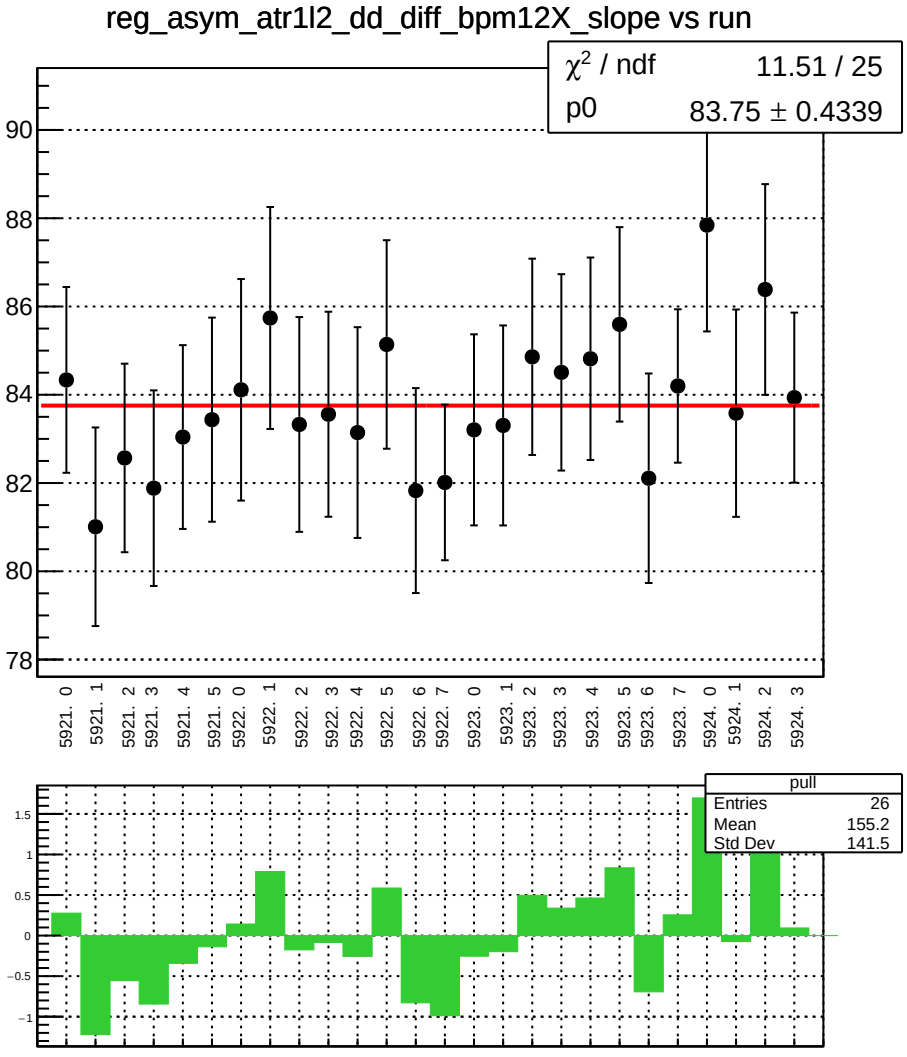
reg_asym_atr1l2_dd_diff_bpm12X_slope vs run
χ² / ndf 11.51 / 25
p0 83.75 ± 0.4339
90
88
86
84
82
80
78
5921. 0
5921. 1
5921. 2
5921. 3
5921. 4
5921. 5
5922. 0
5922. 1
5922. 2
5922. 3
5922. 4
5922. 5
5922. 6
5922. 7
5923. 0
5923. 1
5923. 2
5923. 3
5923. 4
5923. 5
5923. 6
5923. 7
5924. 0
5924. 1
5924. 2
5924. 3
pull
Entries 26
Mean 155.2
Std Dev 141.5
1.5
1
0.5
0
−0.5
−1

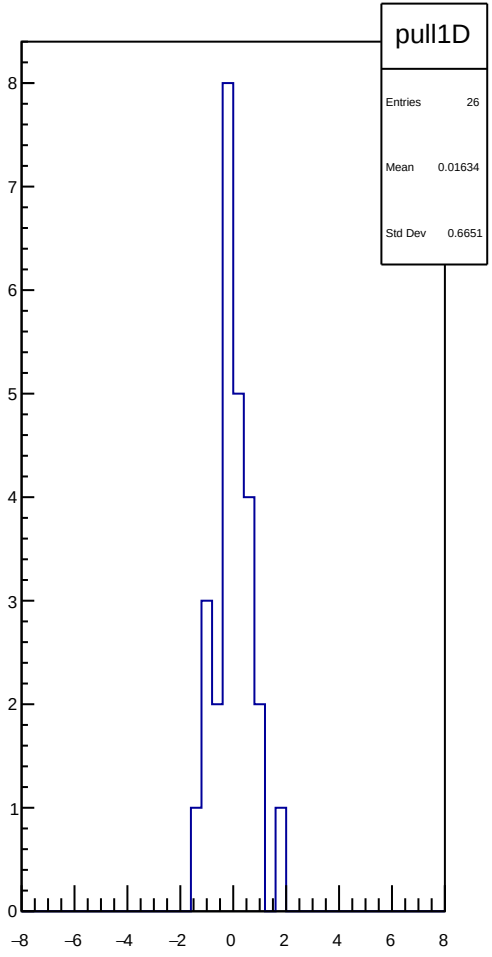
pull1D
Entries 26
Mean 0.01634
Std Dev 0.6651
8
7
6
5
4
3
2
1
0
−8
−6
−4
−2
0
2
4
6
8

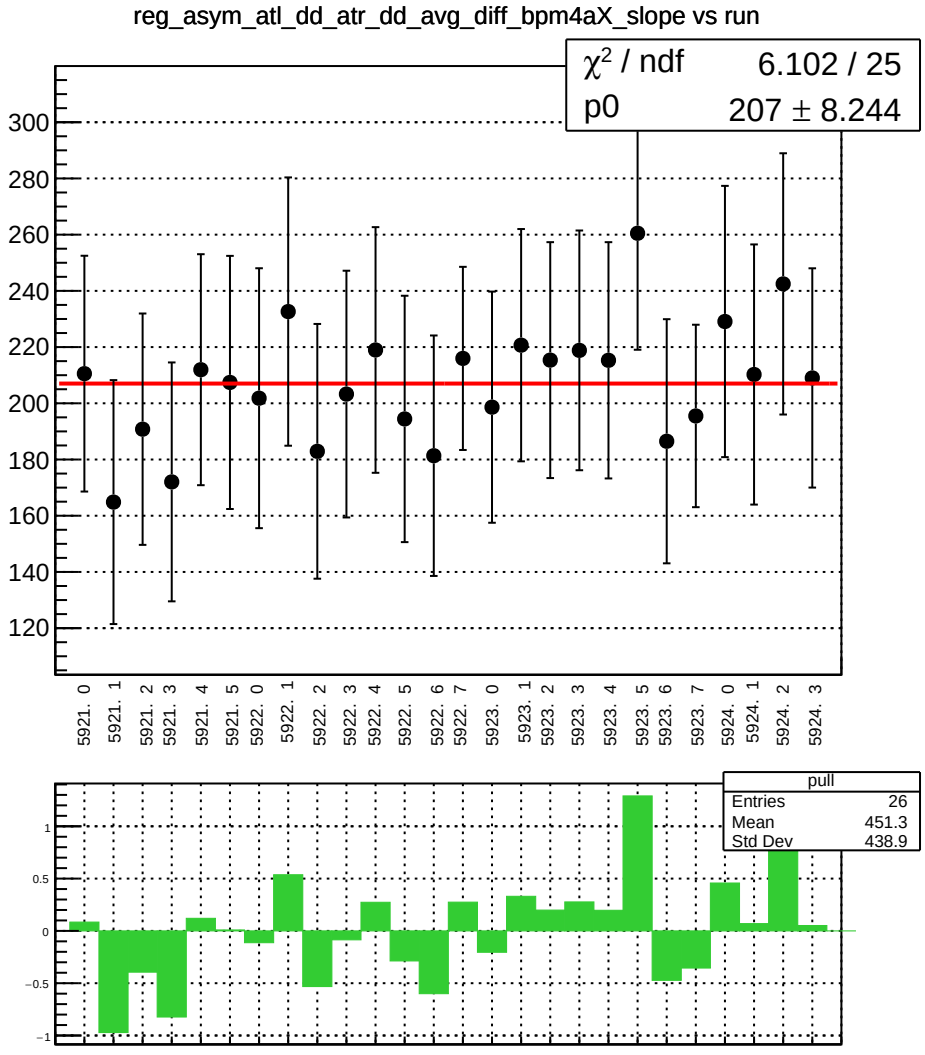
reg_asym_atl_dd_atr_dd_avg_diff_bpm4aX_slope vs run
χ² / ndf 6.102 / 25
p0 207 ± 8.244
300
280
260
240
220
200
180
160
140
120
5921. 0
5921. 1
5921. 2
5921. 3
5921. 4
5921. 5
5922. 0
5922. 1
5922. 2
5922. 3
5922. 4
5922. 5
5922. 6
5922. 7
5923. 0
5923. 1
5923. 2
5923. 3
5923. 4
5923. 5
5923. 6
5923. 7
5924. 0
5924. 1
5924. 2
5924. 3
pull
Entries 26
Mean 451.3
Std Dev 438.9
1
0.5
0
−0.5
−1

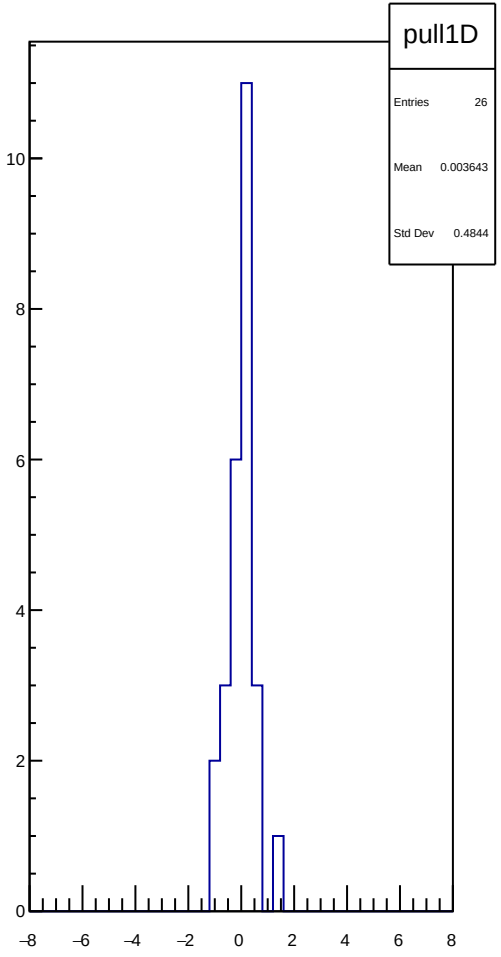
pull1D
Entries 26
Mean 0.003643
Std Dev 0.4844
10
8
6
4
2
0
−8
−6
−4
−2
0
2
4
6
8

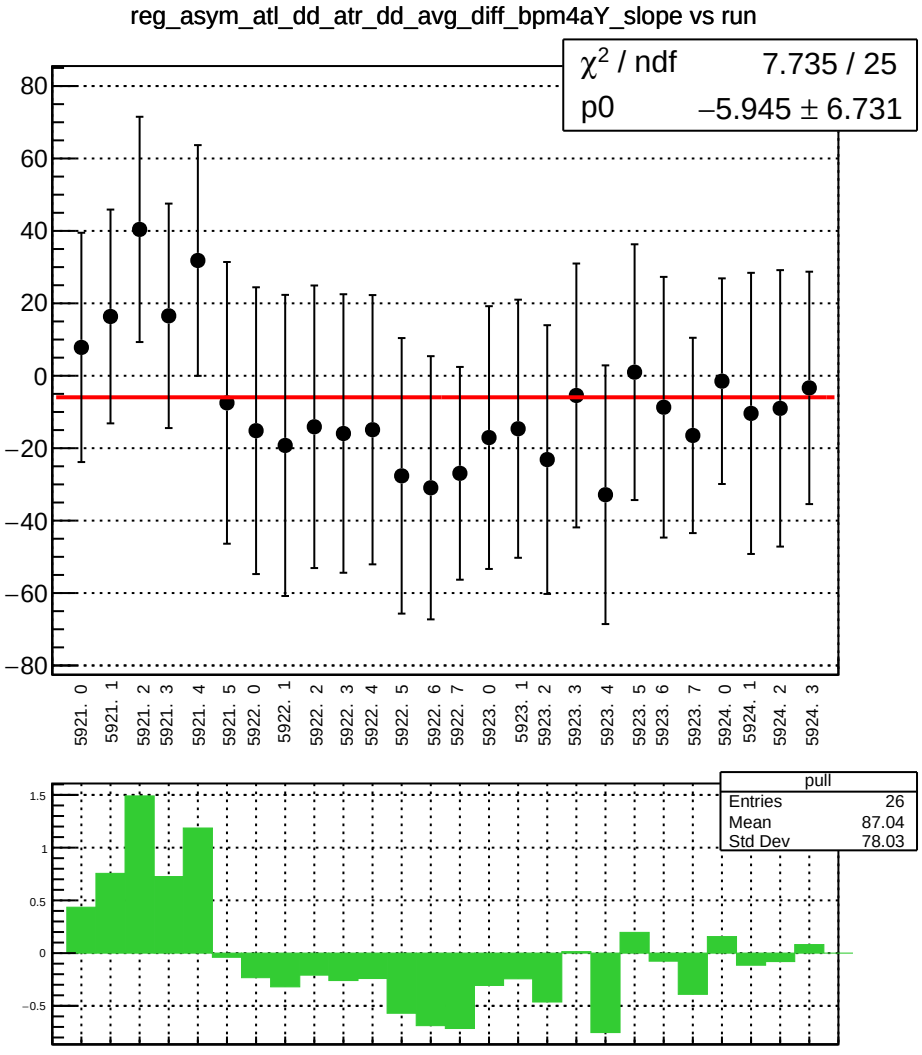
reg_asym_atl_dd_atr_dd_avg_diff_bpm4aY_slope vs run
χ² / ndf 7.735 / 25
p0 −5.945 ± 6.731
80
60
40
20
0
−20
−40
−60
−80
5921. 0
5921. 1
5921. 2
5921. 3
5921. 4
5921. 5
5922. 0
5922. 1
5922. 2
5922. 3
5922. 4
5922. 5
5922. 6
5922. 7
5923. 0
5923. 1
5923. 2
5923. 3
5923. 4
5923. 5
5923. 6
5923. 7
5924. 0
5924. 1
5924. 2
5924. 3
pull
Entries 26
Mean 87.04
Std Dev 78.03
1.5
1
0.5
0
−0.5

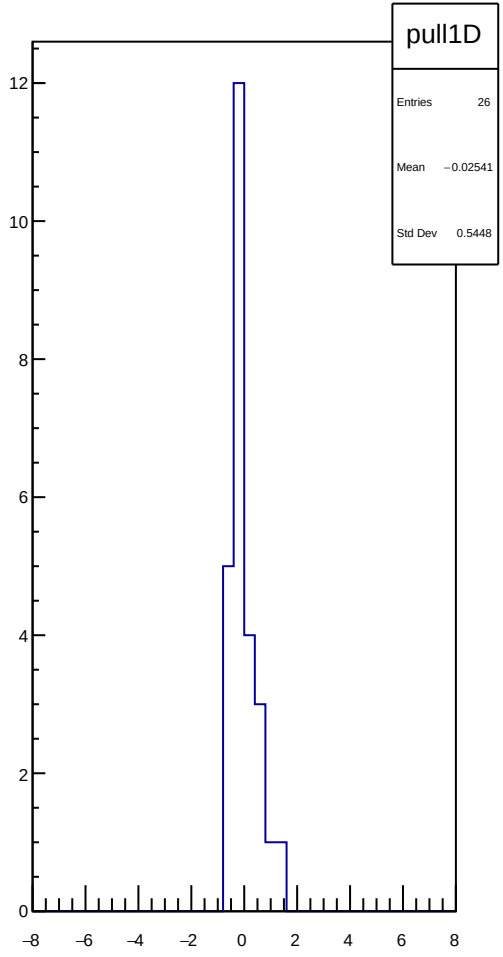
pull1D
Entries 26
Mean −0.02541
Std Dev 0.5448
12
10
8
6
4
2
0
−8
−6
−4
−2
0
2
4
6
8

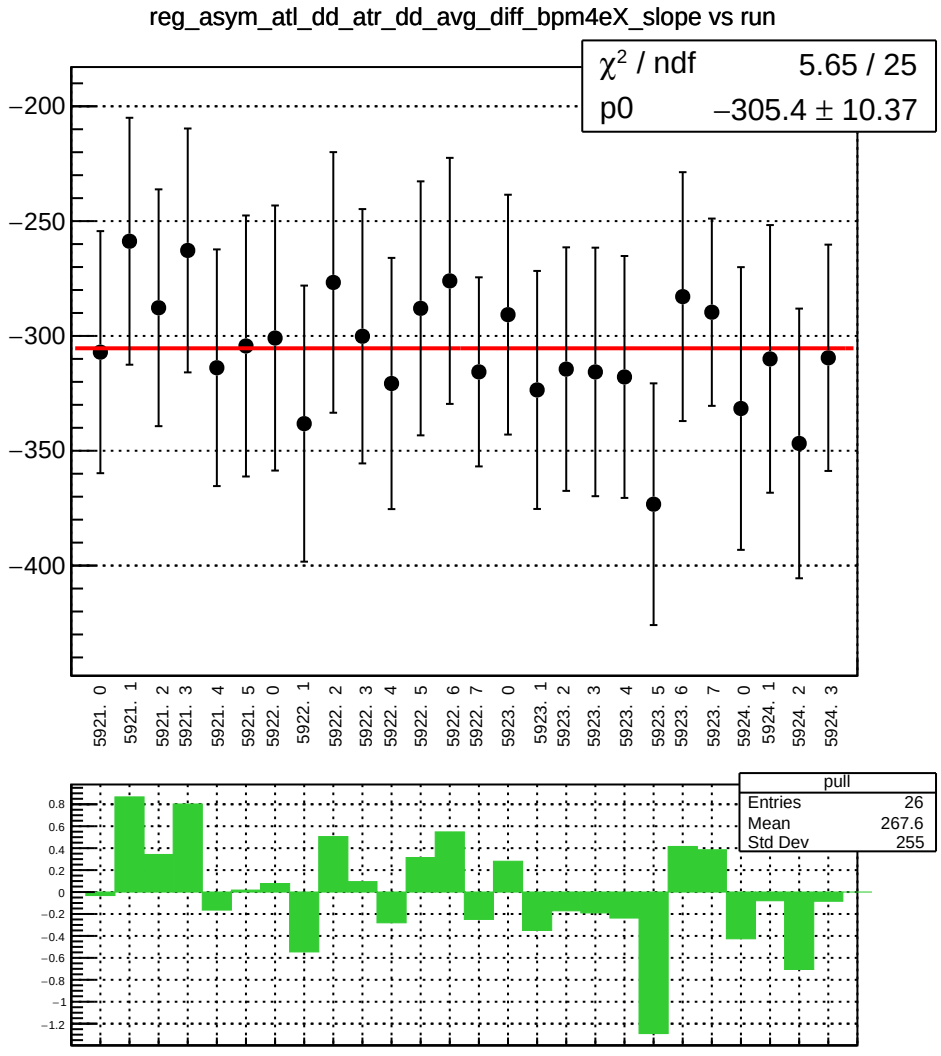
reg_asym_atl_dd_atr_dd_avg_diff_bpm4eX_slope vs run
χ² / ndf 5.65 / 25
p0 −305.4 ± 10.37
−200
−250
−300
−350
−400
5921. 0
5921. 1
5921. 2
5921. 3
5921. 4
5921. 5
5922. 0
5922. 1
5922. 2
5922. 3
5922. 4
5922. 5
5922. 6
5922. 7
5923. 0
5923. 1
5923. 2
5923. 3
5923. 4
5923. 5
5923. 6
5923. 7
5924. 0
5924. 1
5924. 2
5924. 3
pull
Entries 26
Mean 267.6
Std Dev 255
0.8
0.6
0.4
0.2
0
−0.2
−0.4
−0.6
−0.8
−1
−1.2

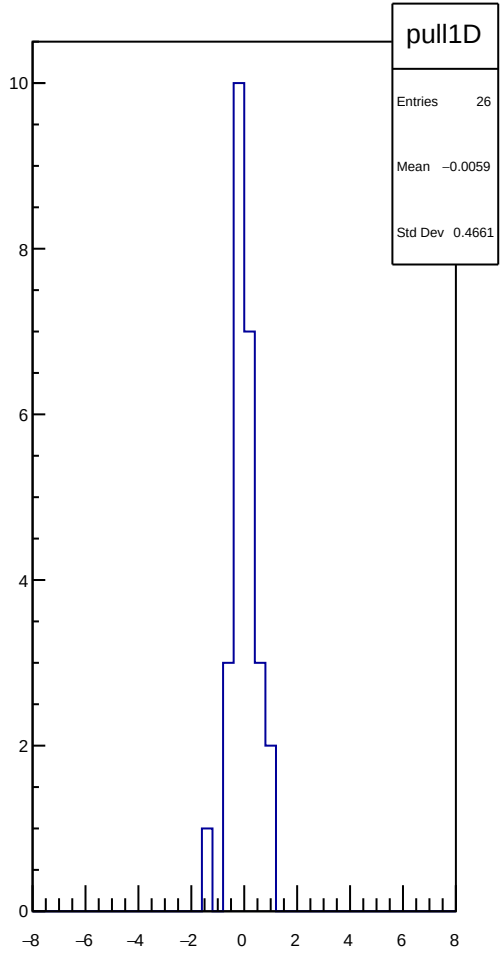
pull1D
Entries 26
Mean −0.0059
Std Dev 0.4661
10
8
6
4
2
0
−8
−6
−4
−2
0
2
4
6
8

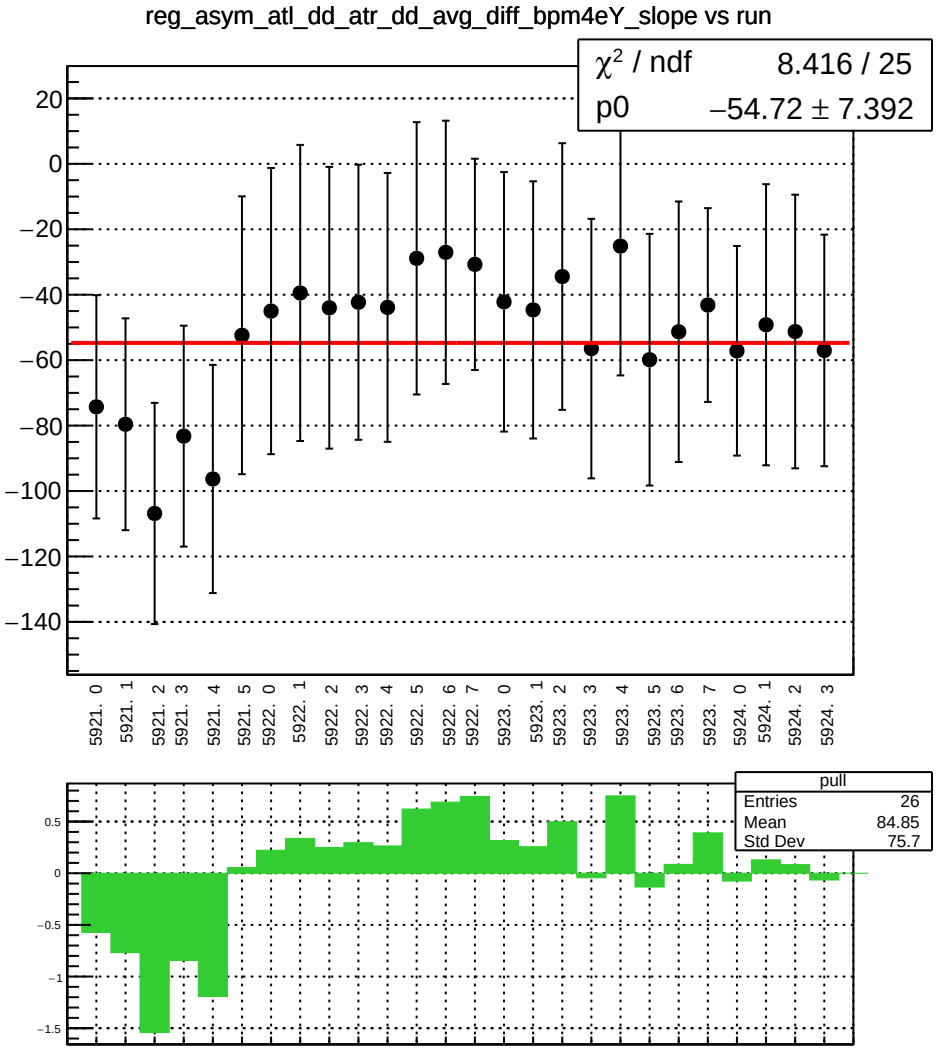
reg_asym_atl_dd_atr_dd_avg_diff_bpm4eY_slope vs run
χ² / ndf 8.416 / 25
p0 −54.72 ± 7.392
20
0
−20
−40
−60
−80
−100
−120
−140
5921. 0
5921. 1
5921. 2
5921. 3
5921. 4
5921. 5
5922. 0
5922. 1
5922. 2
5922. 3
5922. 4
5922. 5
5922. 6
5922. 7
5923. 0
5923. 1
5923. 2
5923. 3
5923. 4
5923. 5
5923. 6
5923. 7
5924. 0
5924. 1
5924. 2
5924. 3
pull
Entries 26
Mean 84.85
Std Dev 75.7
0.5
0
−0.5
−1
−1.5

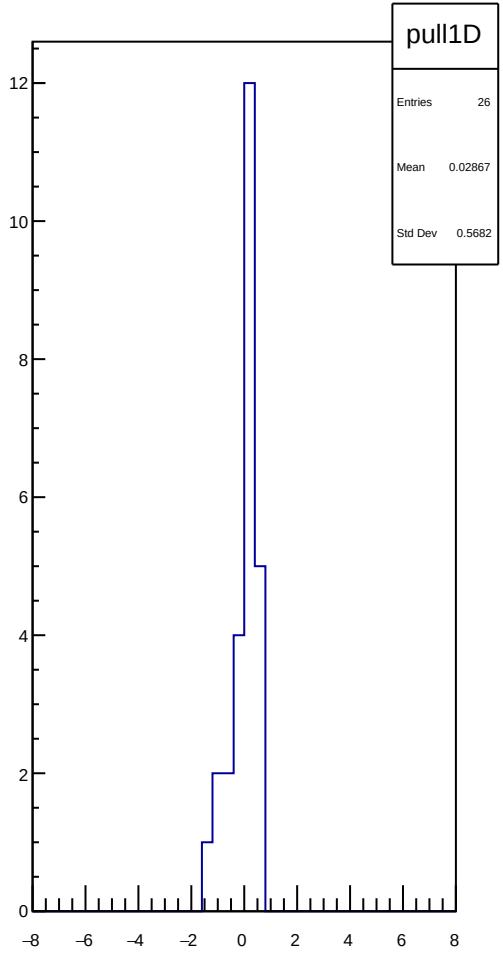
pull1D
Entries 26
Mean 0.02867
Std Dev 0.5682
12
10
8
6
4
2
0
−8
−6
−4
−2
0
2
4
6
8

reg_asym_atl_dd_atr_dd_avg_diff_bpm12X_slope vs run

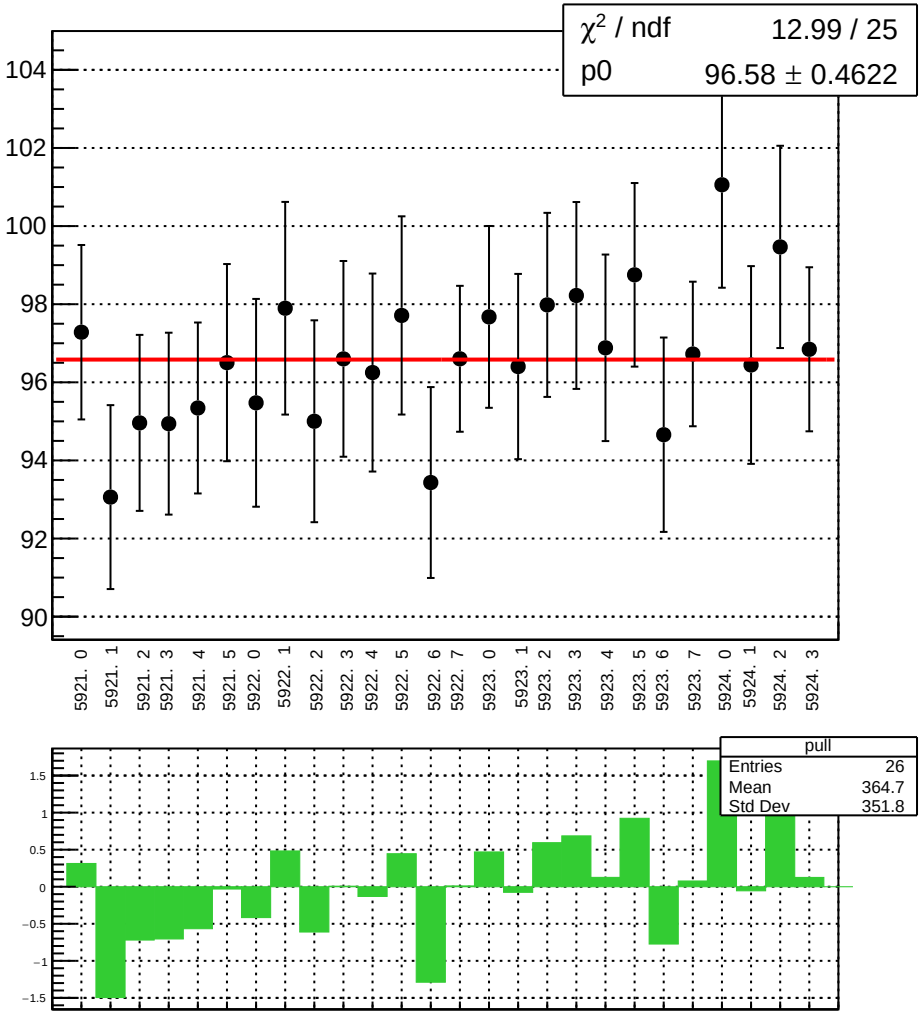

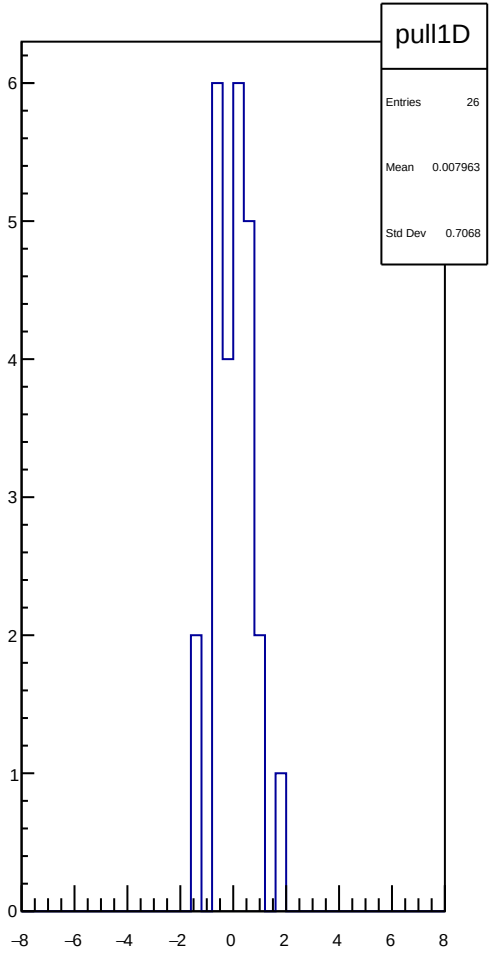

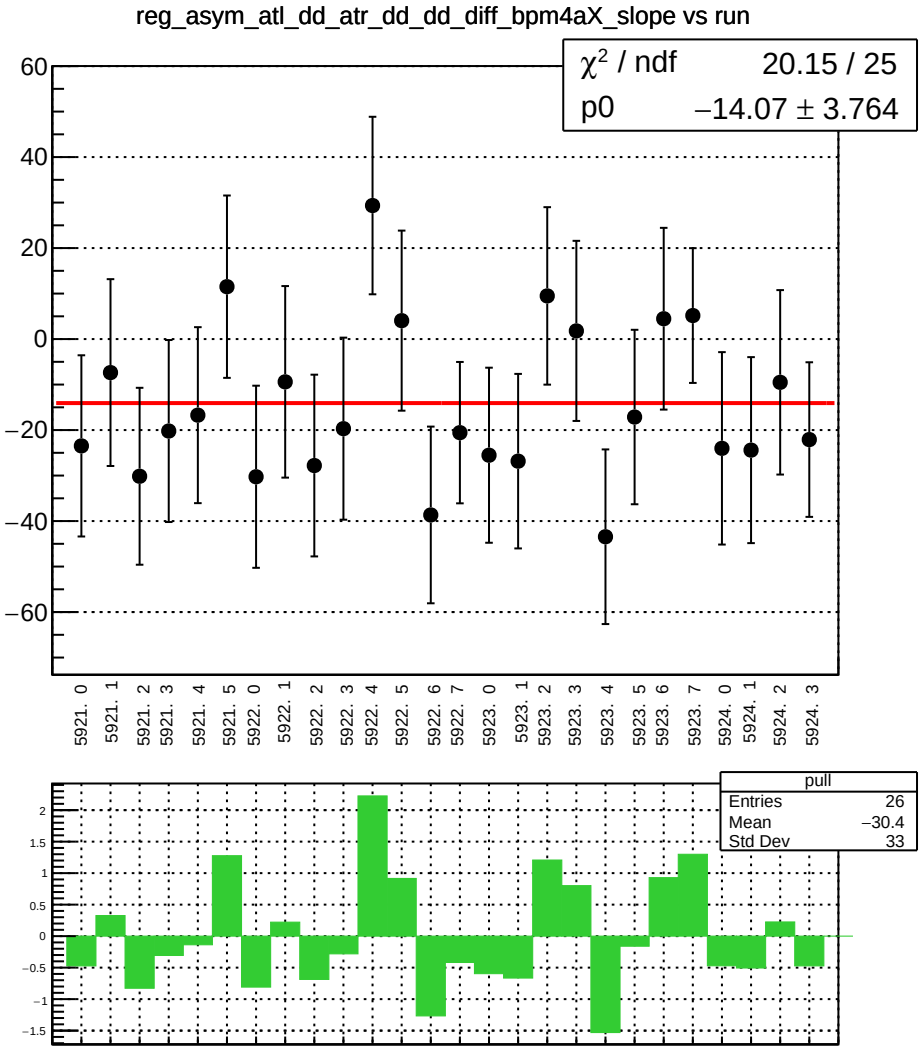
reg_asym_atl_dd_atr_dd_dd_diff_bpm4aX_slope vs run
χ² / ndf 20.15 / 25
p0 −14.07 ± 3.764
60
40
20
0
−20
−40
−60
5921. 0
5921. 1
5921. 2
5921. 3
5921. 4
5921. 5
5922. 0
5922. 1
5922. 2
5922. 3
5922. 4
5922. 5
5922. 6
5922. 7
5923. 0
5923. 1
5923. 2
5923. 3
5923. 4
5923. 5
5923. 6
5923. 7
5924. 0
5924. 1
5924. 2
5924. 3
pull
Entries 26
Mean −30.4
Std Dev 33
2
1.5
1
0.5
0
−0.5
−1
−1.5

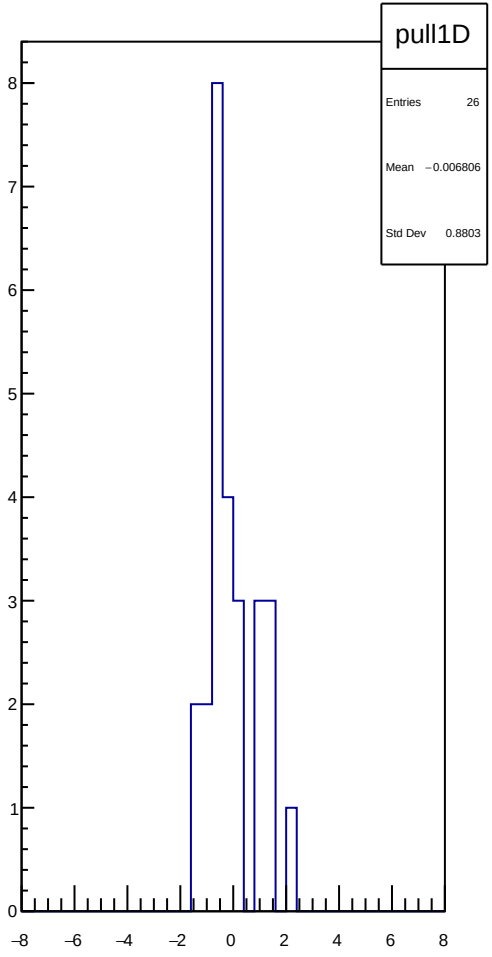
pull1D
Entries 26
Mean −0.006806
Std Dev 0.8803
8
7
6
5
4
3
2
1
0
−8
−6
−4
−2
0
2
4
6
8

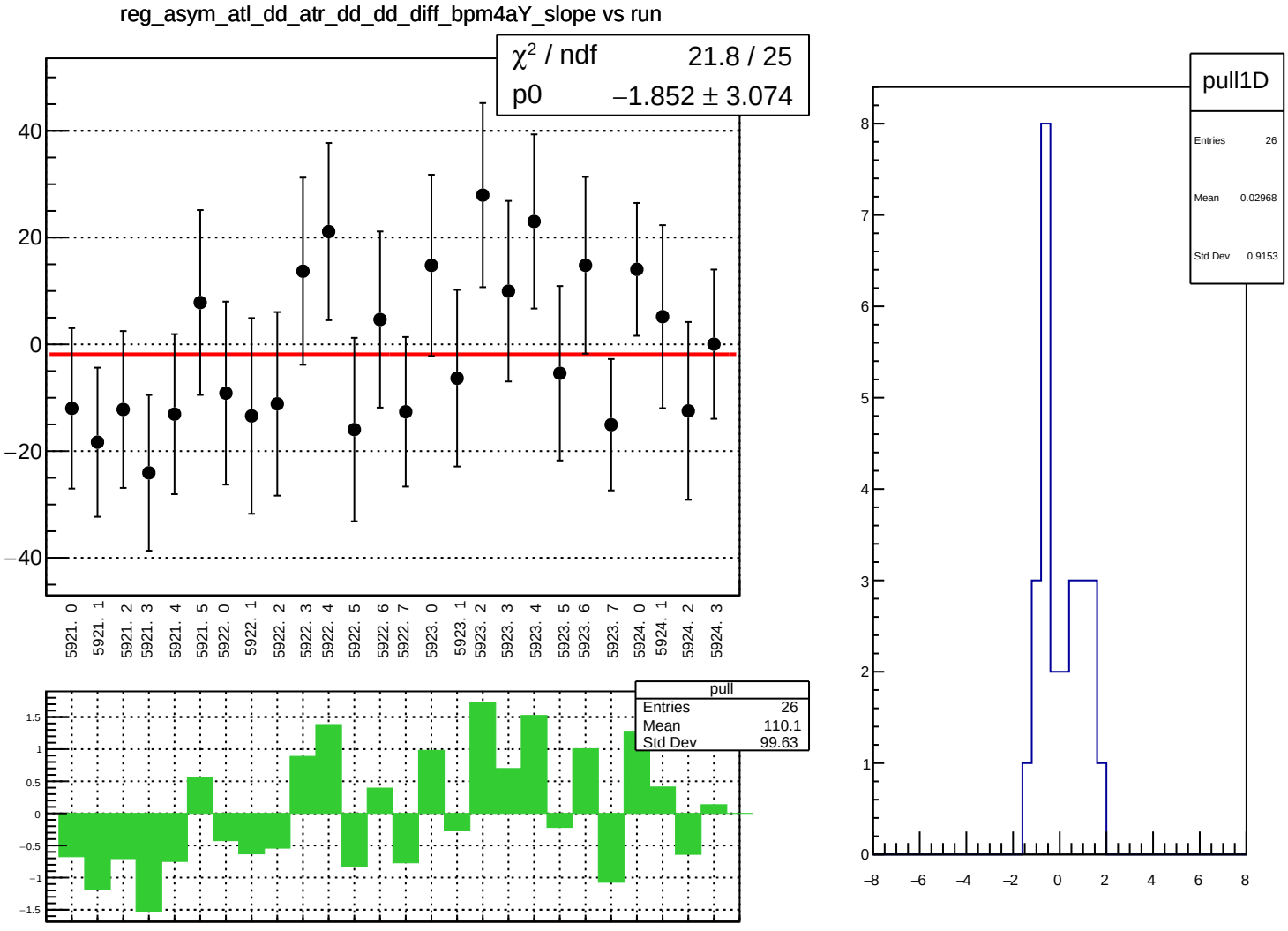
reg_asym_atl_dd_atr_dd_dd_diff_bpm4aY_slope vs run
χ² / ndf 21.8 / 25
p0 −1.852 ± 3.074
40
20
0
−20
−40
5921. 0
5921. 1
5921. 2
5921. 3
5921. 4
5921. 5
5922. 0
5922. 1
5922. 2
5922. 3
5922. 4
5922. 5
5922. 6
5922. 7
5923. 0
5923. 1
5923. 2
5923. 3
5923. 4
5923. 5
5923. 6
5923. 7
5924. 0
5924. 1
5924. 2
5924. 3
pull
Entries 26
Mean 110.1
Std Dev 99.63
1.5
1
0.5
0
−0.5
−1
−1.5
pull1D
Entries 26
Mean 0.02968
Std Dev 0.9153
8
7
6
5
4
3
2
1
0
−8
−6
−4
−2
0
2
4
6
8

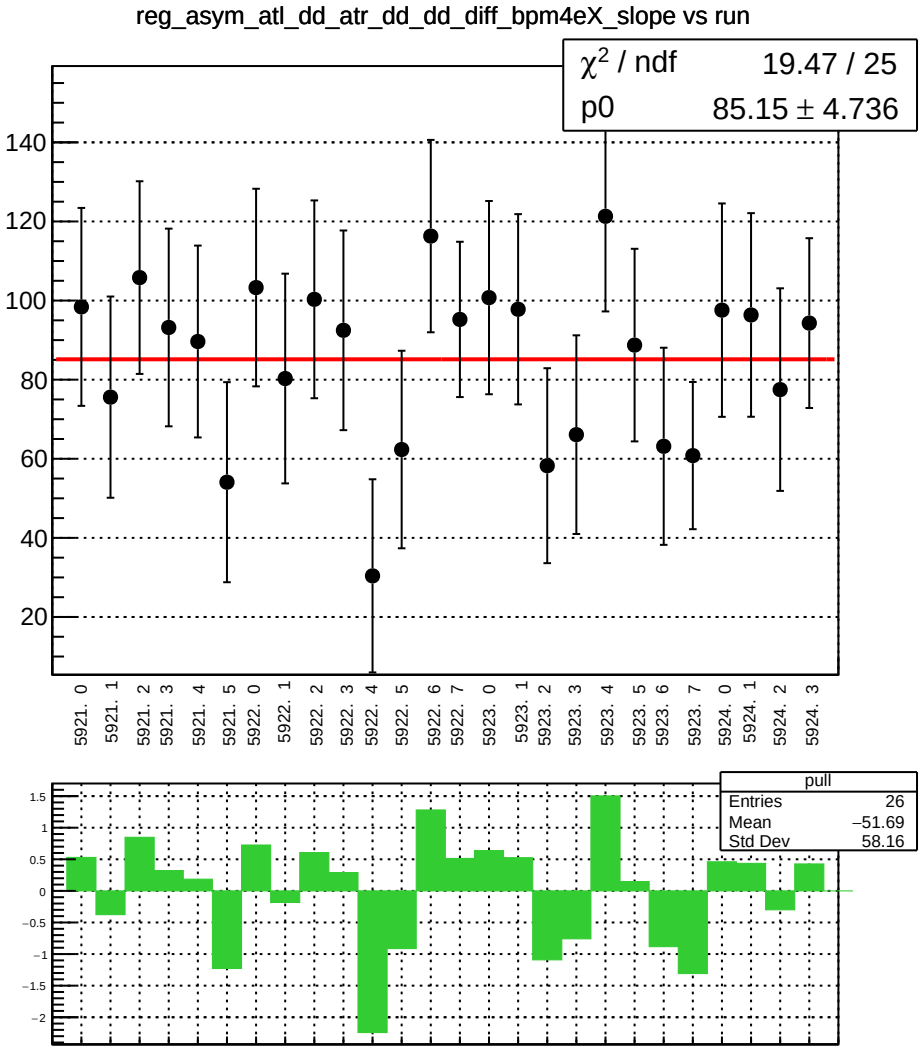
reg_asym_atl_dd_atr_dd_dd_diff_bpm4eX_slope vs run
χ2 / ndf 19.47 / 25
p0 85.15 ± 4.736
140
120
100
80
60
40
20
5921. 0
5921. 1
5921. 2
5921. 3
5921. 4
5921. 5
5922. 0
5922. 1
5922. 2
5922. 3
5922. 4
5922. 5
5922. 6
5922. 7
5923. 0
5923. 1
5923. 2
5923. 3
5923. 4
5923. 5
5923. 6
5923. 7
5924. 0
5924. 1
5924. 2
5924. 3
pull
Entries 26
Mean −51.69
Std Dev 58.16
1.5
1
0.5
0
−0.5
−1
−1.5
−2

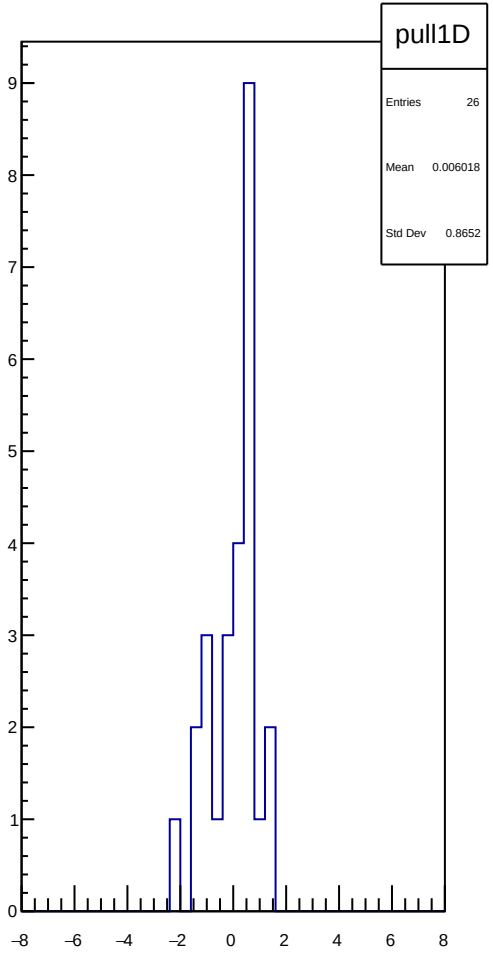
pull1D
Entries 26
Mean 0.006018
Std Dev 0.8652
9
8
7
6
5
4
3
2
1
0
−8
−6
−4
−2
0
2
4
6
8

reg_asym_atl_dd_atr_dd_dd_diff_bpm4eY_slope vs run

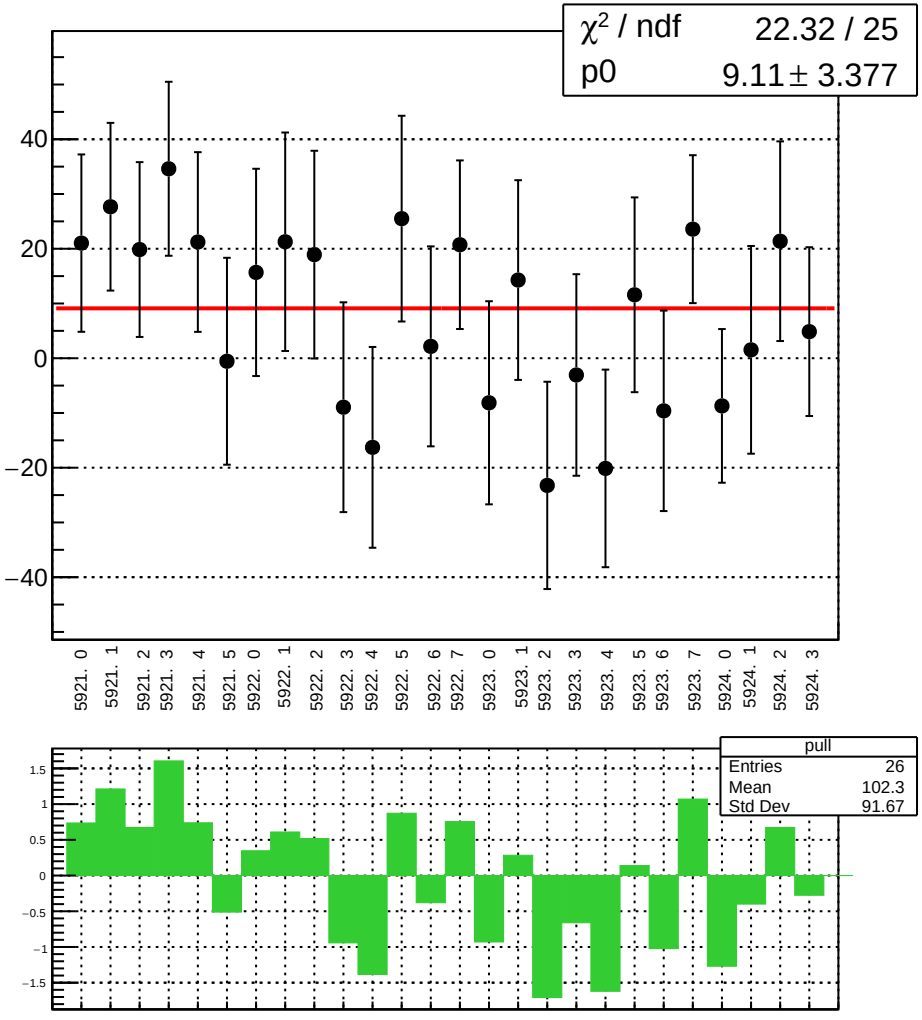

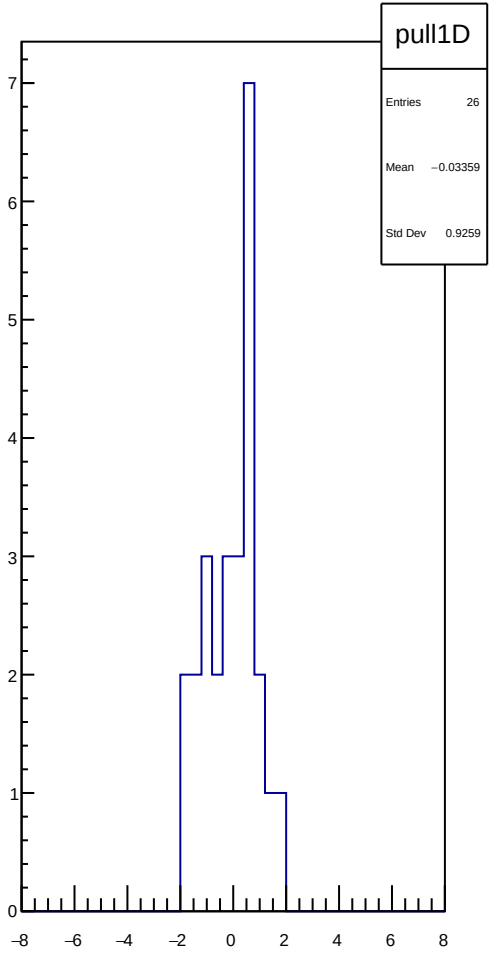

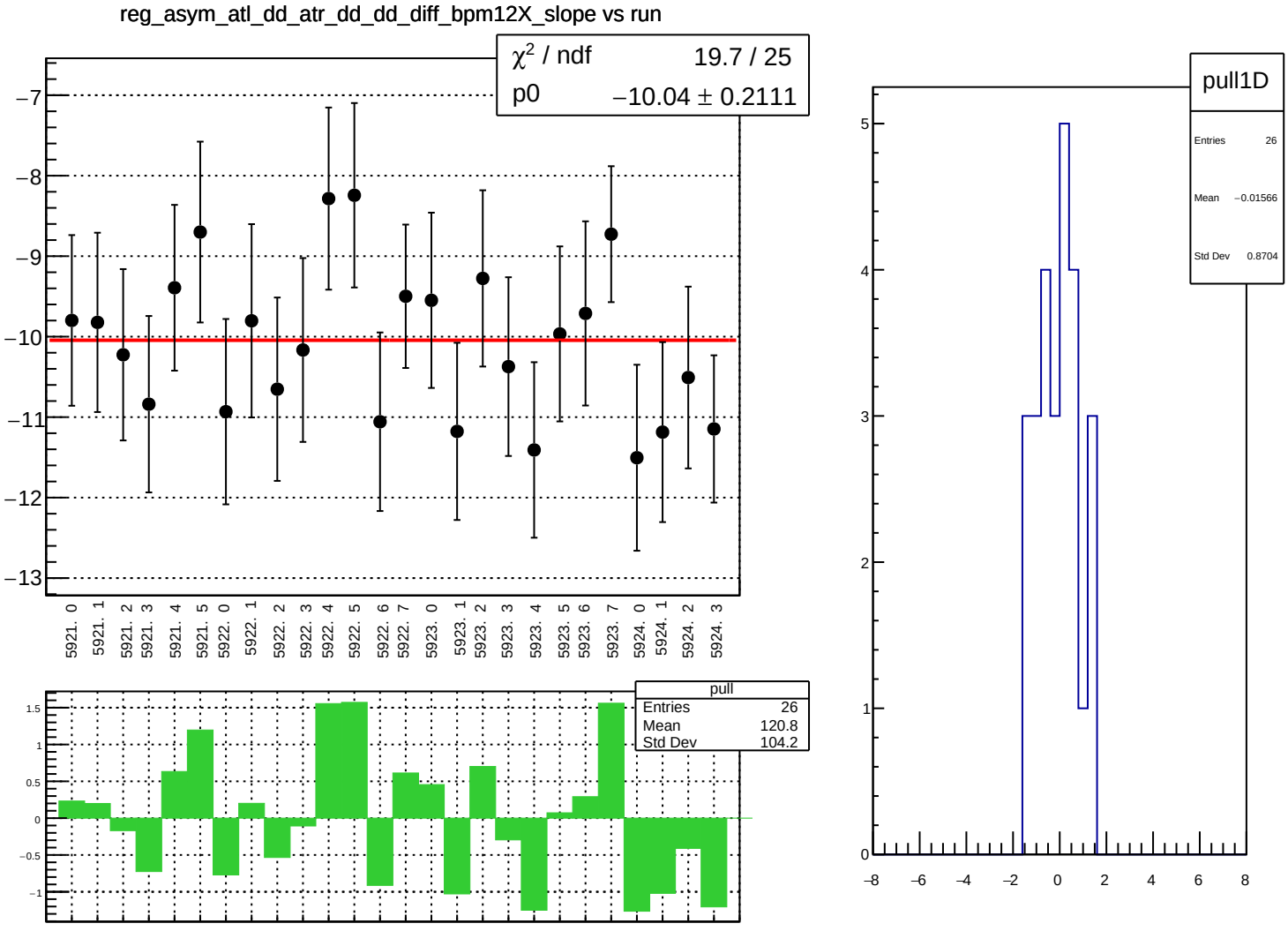
reg_asym_atl_dd_atr_dd_dd_diff_bpm12X_slope vs run
χ² / ndf 19.7 / 25
p0 −10.04 ± 0.2111
−7
−8
−9
−10
−11
−12
−13
5921. 0
5921. 1
5921. 2
5921. 3
5921. 4
5921. 5
5922. 0
5922. 1
5922. 2
5922. 3
5922. 4
5922. 5
5922. 6
5922. 7
5923. 0
5923. 1
5923. 2
5923. 3
5923. 4
5923. 5
5923. 6
5923. 7
5924. 0
5924. 1
5924. 2
5924. 3
pull
Entries 26
Mean 120.8
Std Dev 104.2
1.5
1
0.5
0
−0.5
−1
pull1D
Entries 26
Mean −0.01566
Std Dev 0.8704
5
4
3
2
1
0
−8
−6
−4
−2
0
2
4
6
8

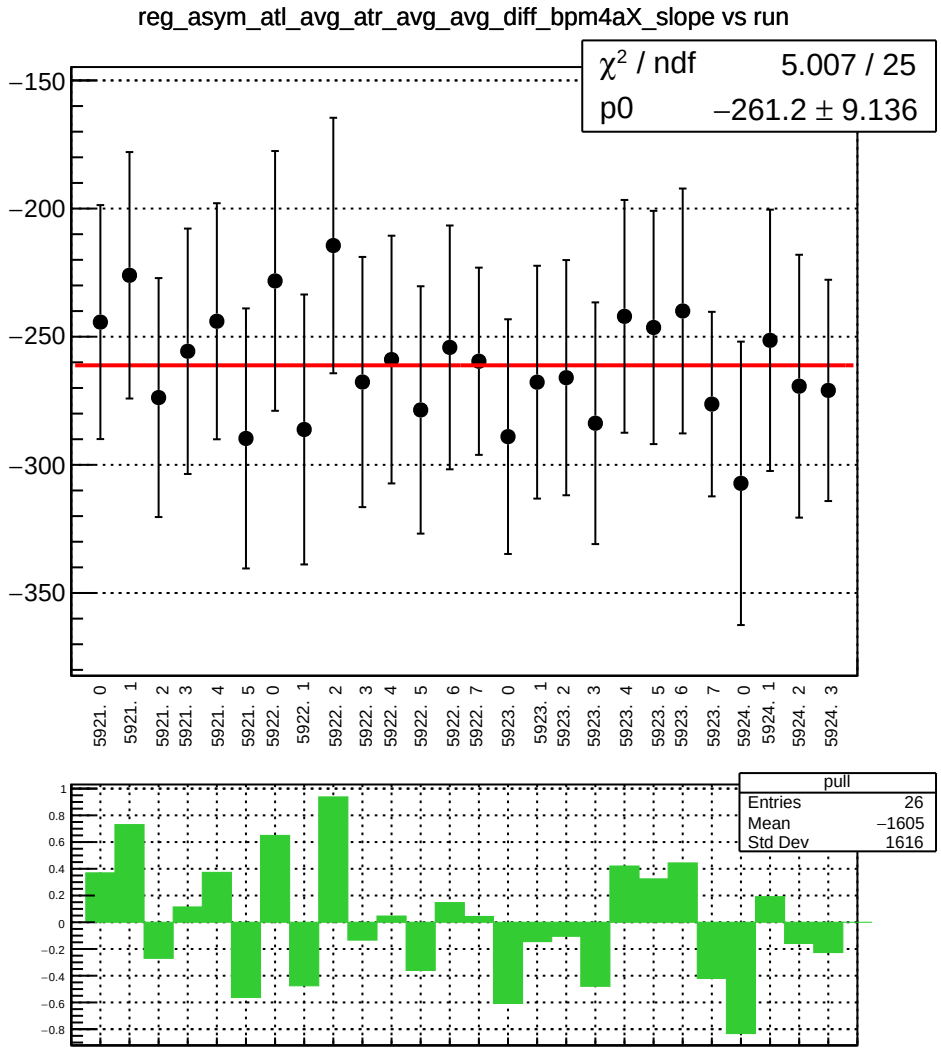
reg_asym_atl_avg_atr_avg_avg_diff_bpm4aX_slope vs run
χ² / ndf 5.007 / 25
p0 −261.2 ± 9.136
−150
−200
−250
−300
−350
5921. 0
5921. 1
5921. 2
5921. 3
5921. 4
5921. 5
5922. 0
5922. 1
5922. 2
5922. 3
5922. 4
5922. 5
5922. 6
5922. 7
5923. 0
5923. 1
5923. 2
5923. 3
5923. 4
5923. 5
5923. 6
5923. 7
5924. 0
5924. 1
5924. 2
5924. 3
pull
Entries 26
Mean −1605
Std Dev 1616

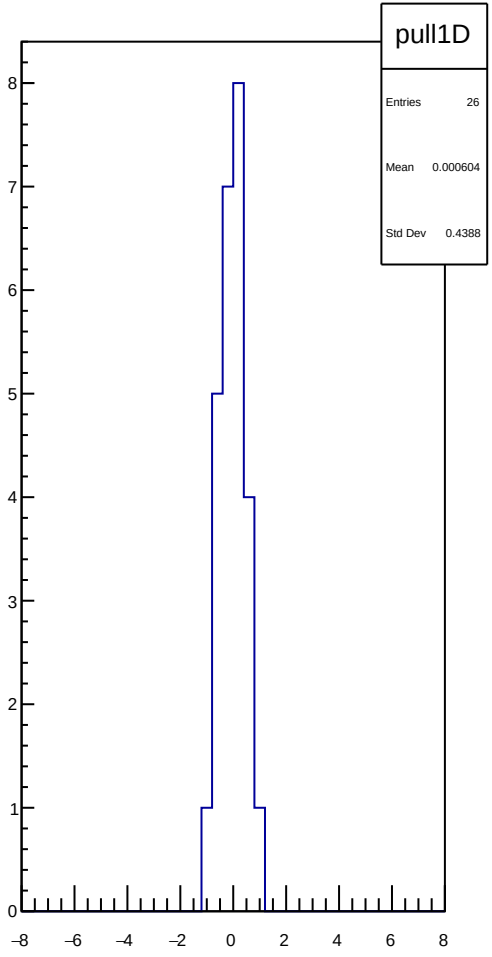
pull1D
Entries 26
Mean 0.000604
Std Dev 0.4388

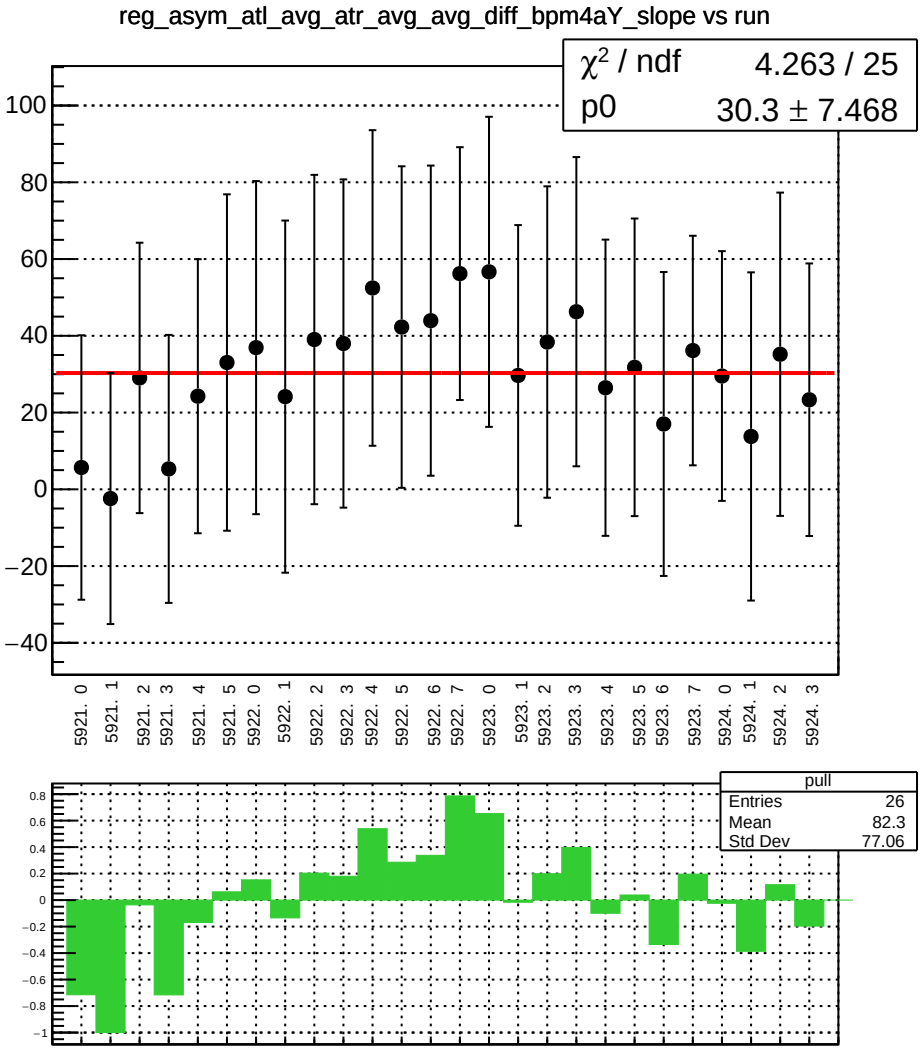
reg_asym_atl_avg_atr_avg_avg_diff_bpm4aY_slope vs run
χ² / ndf 4.263 / 25
p0 30.3 ± 7.468
100
80
60
40
20
0
−20
−40
5921. 0
5921. 1
5921. 2
5921. 3
5921. 4
5921. 5
5922. 0
5922. 1
5922. 2
5922. 3
5922. 4
5922. 5
5922. 6
5922. 7
5923. 0
5923. 1
5923. 2
5923. 3
5923. 4
5923. 5
5923. 6
5923. 7
5924. 0
5924. 1
5924. 2
5924. 3
pull
Entries 26
Mean 82.3
Std Dev 77.06
0.8
0.6
0.4
0.2
0
−0.2
−0.4
−0.6
−0.8
−1

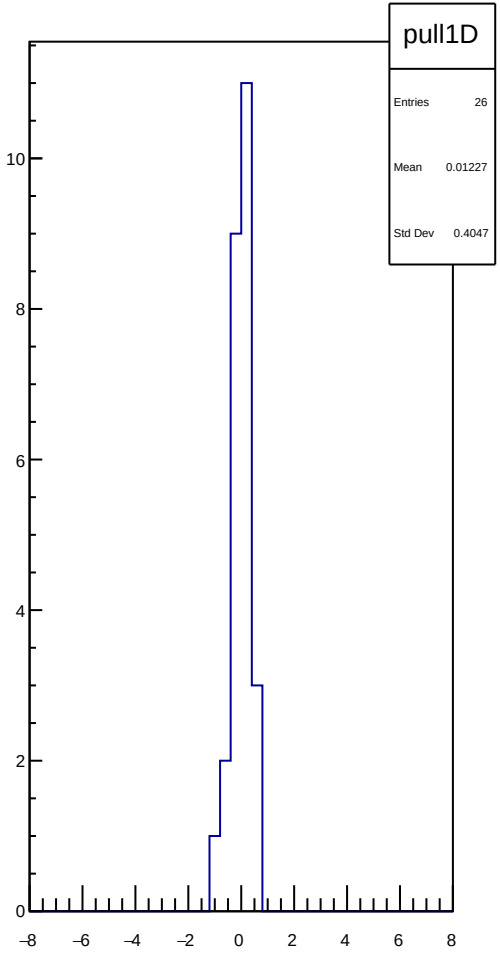
pull1D
Entries 26
Mean 0.01227
Std Dev 0.4047
10
8
6
4
2
0
−8
−6
−4
−2
0
2
4
6
8

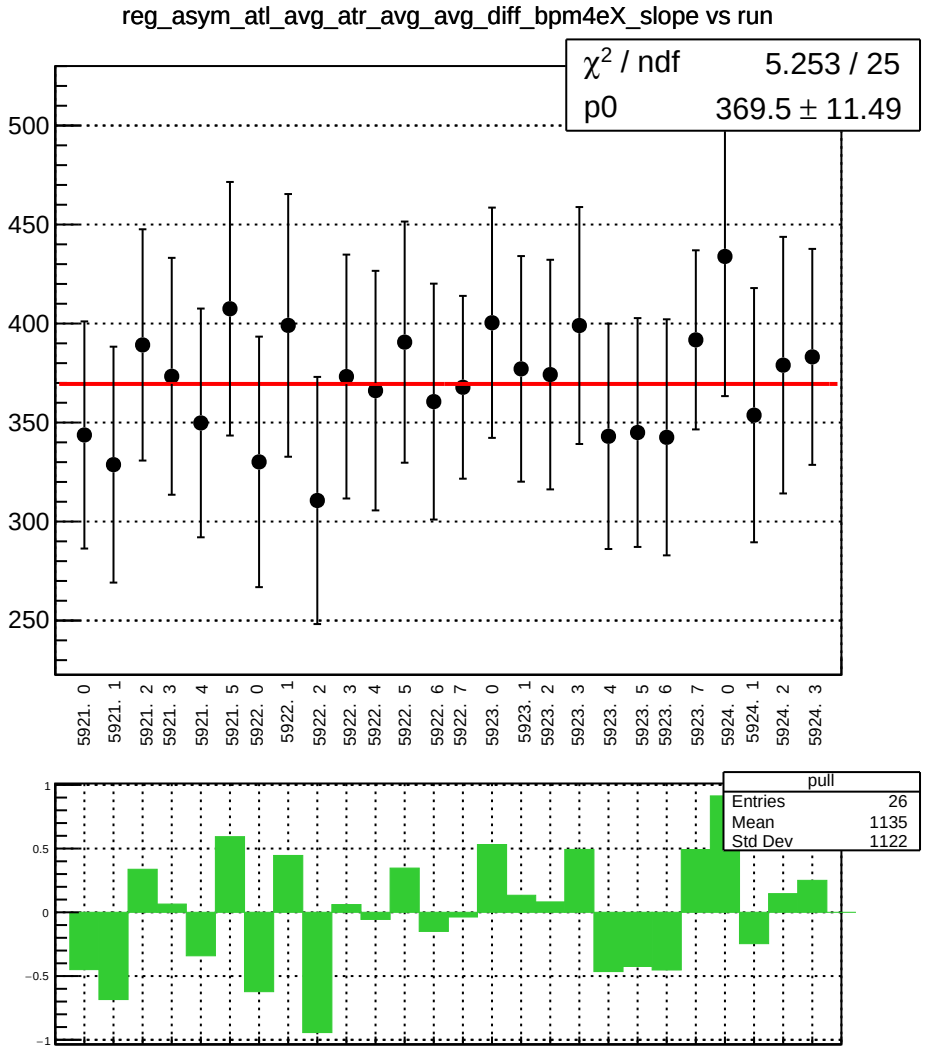
reg_asym_atl_avg_atr_avg_avg_diff_bpm4eX_slope vs run
χ² / ndf 5.253 / 25
p0 369.5 ± 11.49
500
450
400
350
300
250
5921. 0
5921. 1
5921. 2
5921. 3
5921. 4
5921. 5
5922. 0
5922. 1
5922. 2
5922. 3
5922. 4
5922. 5
5922. 6
5922. 7
5923. 0
5923. 1
5923. 2
5923. 3
5923. 4
5923. 5
5923. 6
5923. 7
5924. 0
5924. 1
5924. 2
5924. 3
pull
Entries 26
Mean 1135
Std Dev 1122
1
0.5
0
−0.5
−1

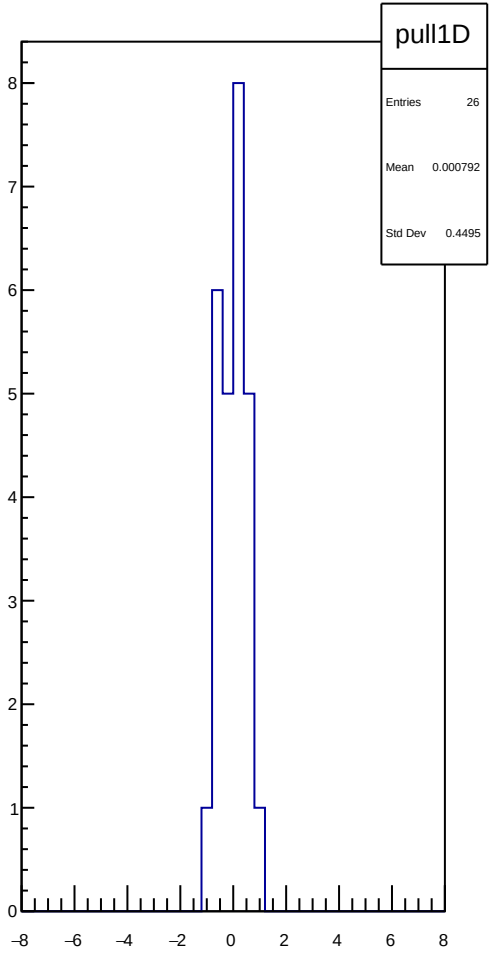
pull1D
Entries 26
Mean 0.000792
Std Dev 0.4495
8
7
6
5
4
3
2
1
0
−8
−6
−4
−2
0
2
4
6
8

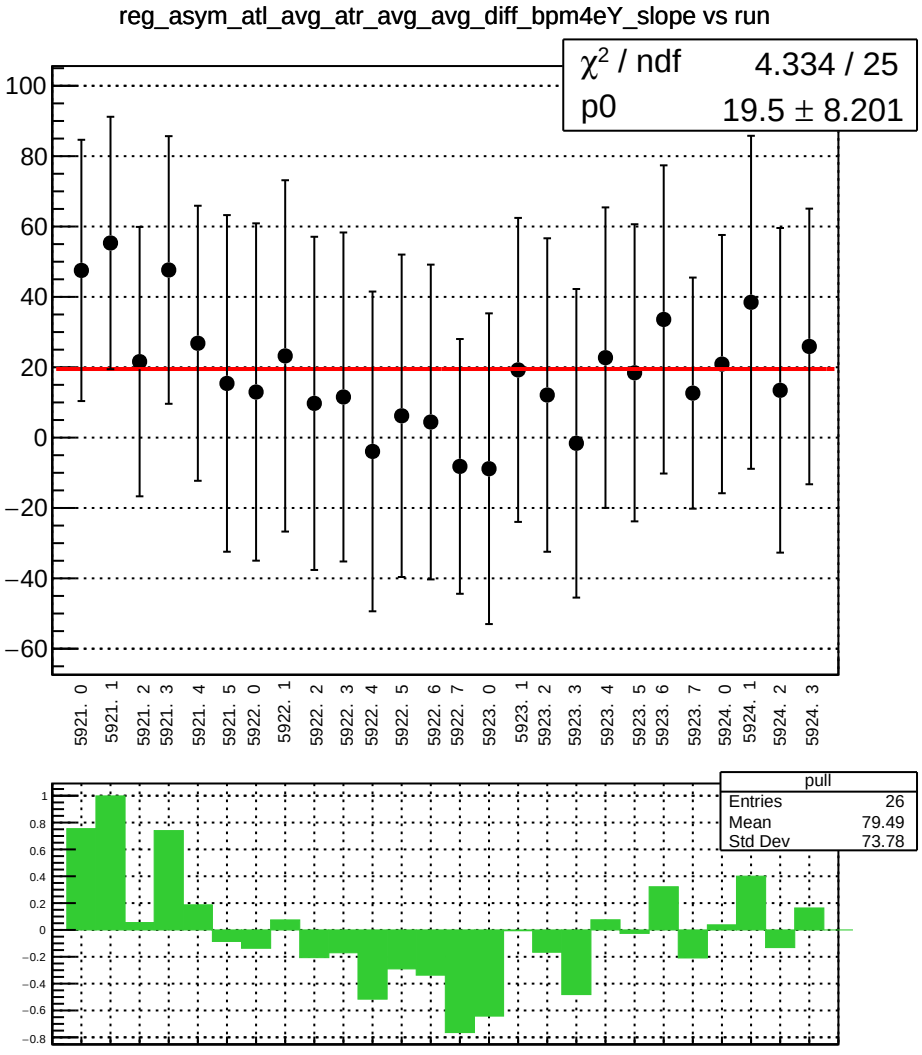
reg_asym_atl_avg_atr_avg_avg_diff_bpm4eY_slope vs run
χ² / ndf 4.334 / 25
p0 19.5 ± 8.201
100
80
60
40
20
0
−20
−40
−60
5921. 0
5921. 1
5921. 2
5921. 3
5921. 4
5921. 5
5922. 0
5922. 1
5922. 2
5922. 3
5922. 4
5922. 5
5922. 6
5922. 7
5923. 0
5923. 1
5923. 2
5923. 3
5923. 4
5923. 5
5923. 6
5923. 7
5924. 0
5924. 1
5924. 2
5924. 3
pull
Entries 26
Mean 79.49
Std Dev 73.78
1
0.8
0.6
0.4
0.2
0
−0.2
−0.4
−0.6
−0.8

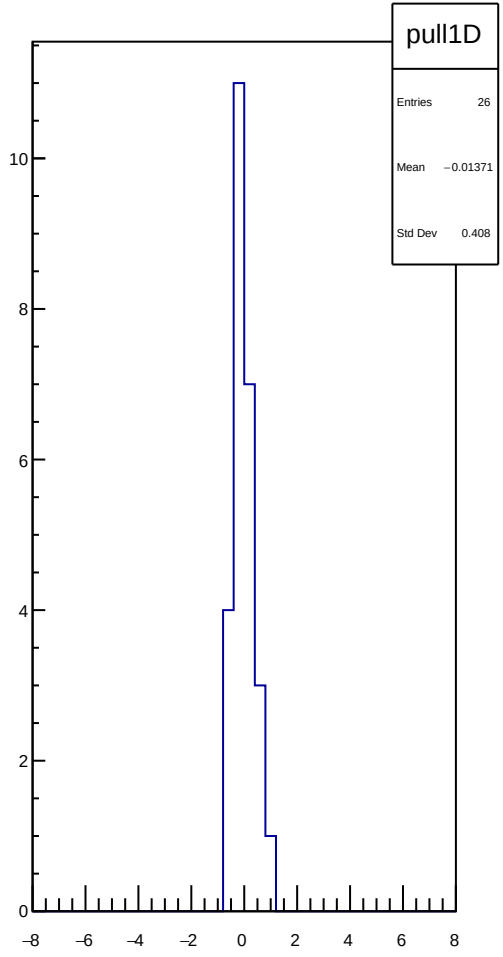
pull1D
Entries 26
Mean −0.01371
Std Dev 0.408
10
8
6
4
2
0
−8
−6
−4
−2
0
2
4
6
8

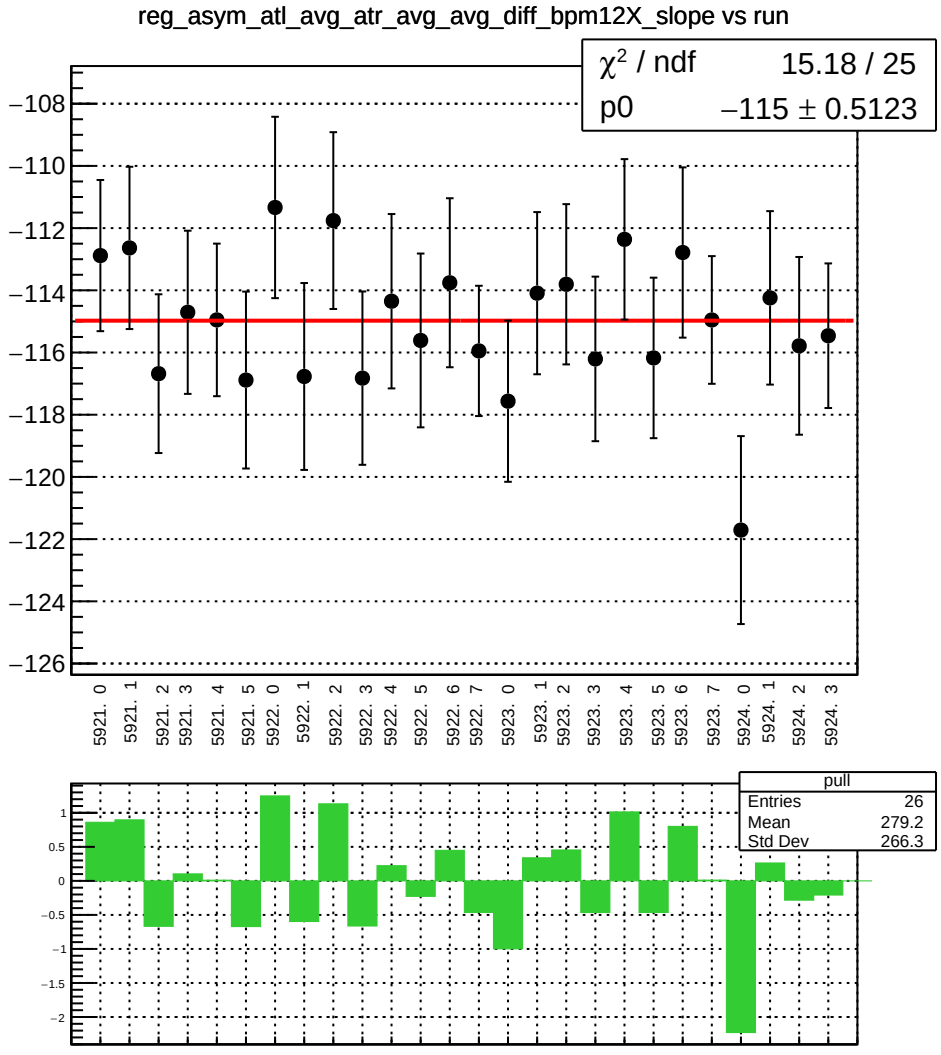
reg_asym_atl_avg_atr_avg_avg_diff_bpm12X_slope vs run
χ² / ndf 15.18 / 25
p0 −115 ± 0.5123
−108
−110
−112
−114
−116
−118
−120
−122
−124
−126
5921. 0
5921. 1
5921. 2
5921. 3
5921. 4
5921. 5
5922. 0
5922. 1
5922. 2
5922. 3
5922. 4
5922. 5
5922. 6
5922. 7
5923. 0
5923. 1
5923. 2
5923. 3
5923. 4
5923. 5
5923. 6
5923. 7
5924. 0
5924. 1
5924. 2
5924. 3
pull
Entries 26
Mean 279.2
Std Dev 266.3
1
0.5
0
−0.5
−1
−1.5
−2

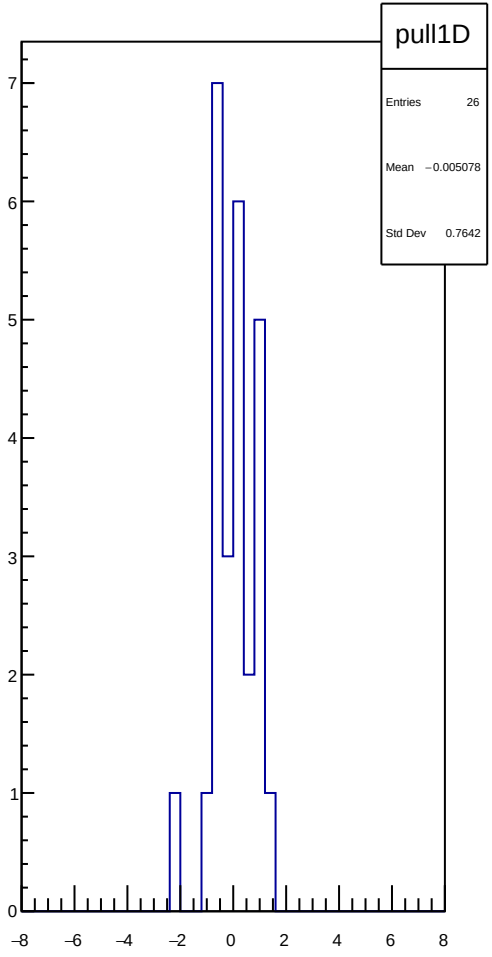
pull1D
Entries 26
Mean −0.005078
Std Dev 0.7642
7
6
5
4
3
2
1
0
−8
−6
−4
−2
0
2
4
6
8

reg_asym_atl_avg_atr_avg_dd_diff_bpm4aX_slope vs run

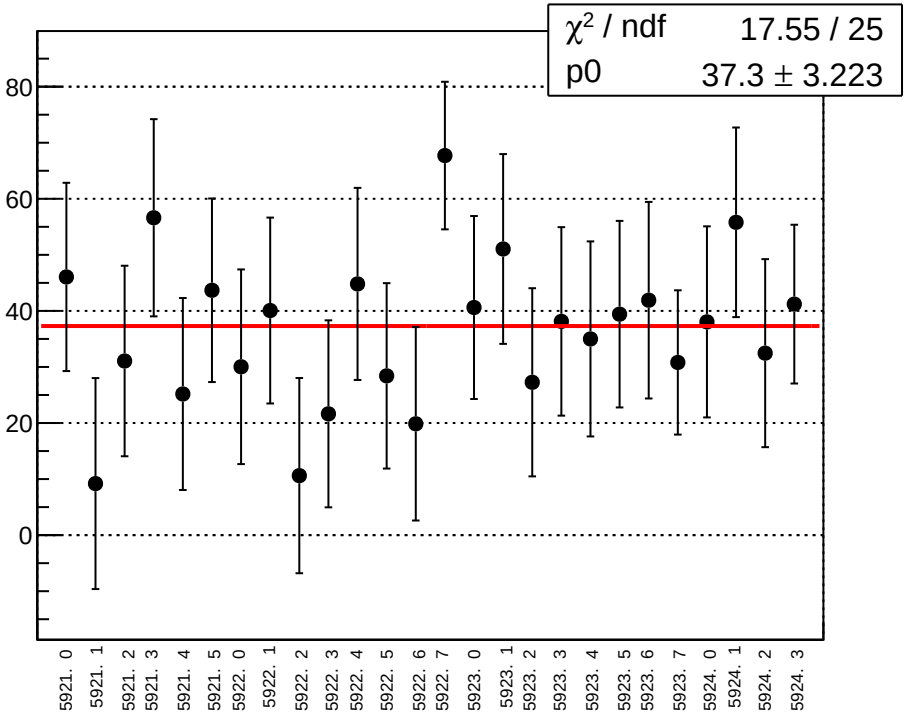

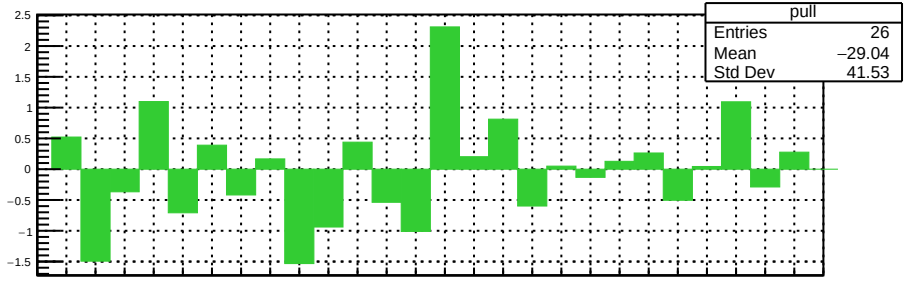

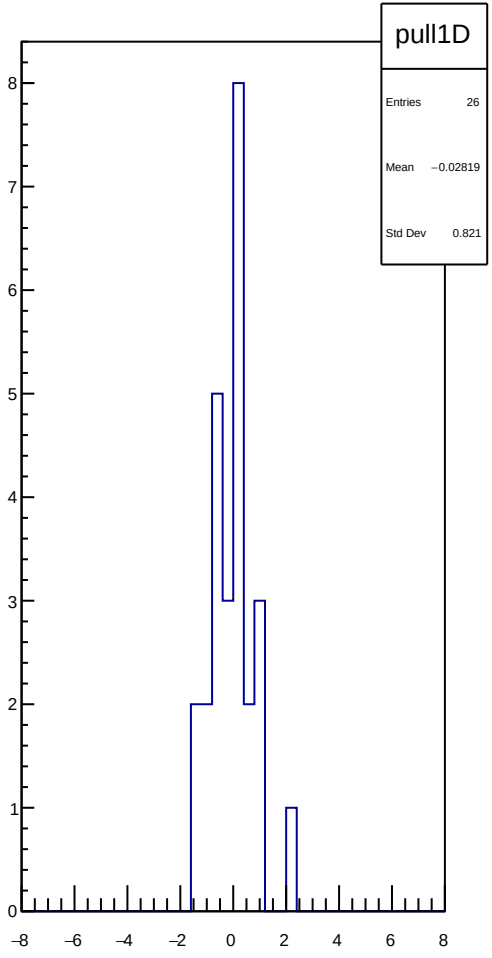

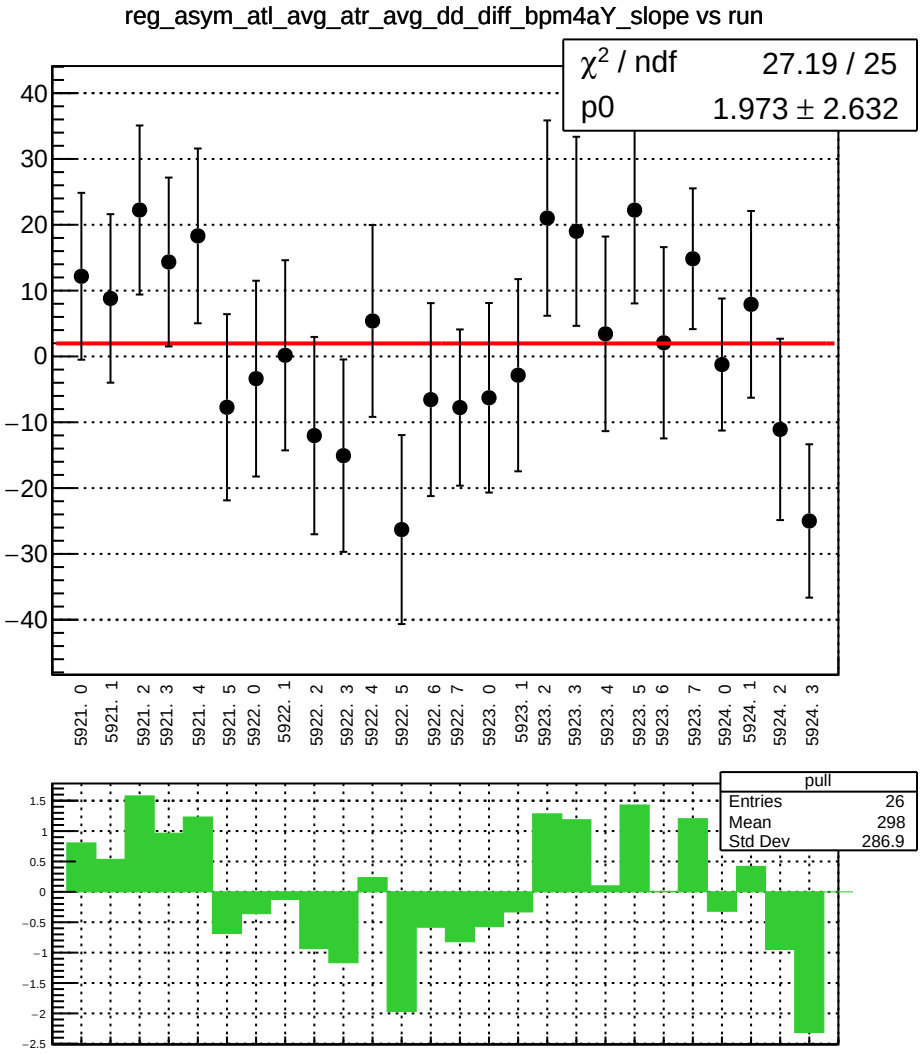
reg_asym_atl_avg_atr_avg_dd_diff_bpm4aY_slope vs run
χ² / ndf 27.19 / 25
p0 1.973 ± 2.632
40
30
20
10
0
−10
−20
−30
−40
5921. 0
5921. 1
5921. 2
5921. 3
5921. 4
5921. 5
5922. 0
5922. 1
5922. 2
5922. 3
5922. 4
5922. 5
5922. 6
5922. 7
5923. 0
5923. 1
5923. 2
5923. 3
5923. 4
5923. 5
5923. 6
5923. 7
5924. 0
5924. 1
5924. 2
5924. 3
pull
Entries 26
Mean 298
Std Dev 286.9
1.5
1
0.5
0
−0.5
−1
−1.5
−2
−2.5

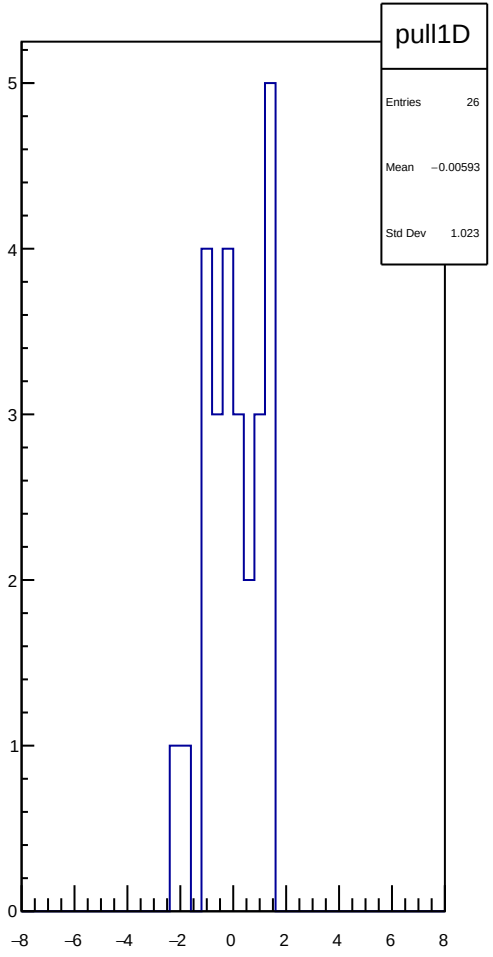
pull1D
Entries 26
Mean −0.00593
Std Dev 1.023
5
4
3
2
1
0
−8
−6
−4
−2
0
2
4
6
8

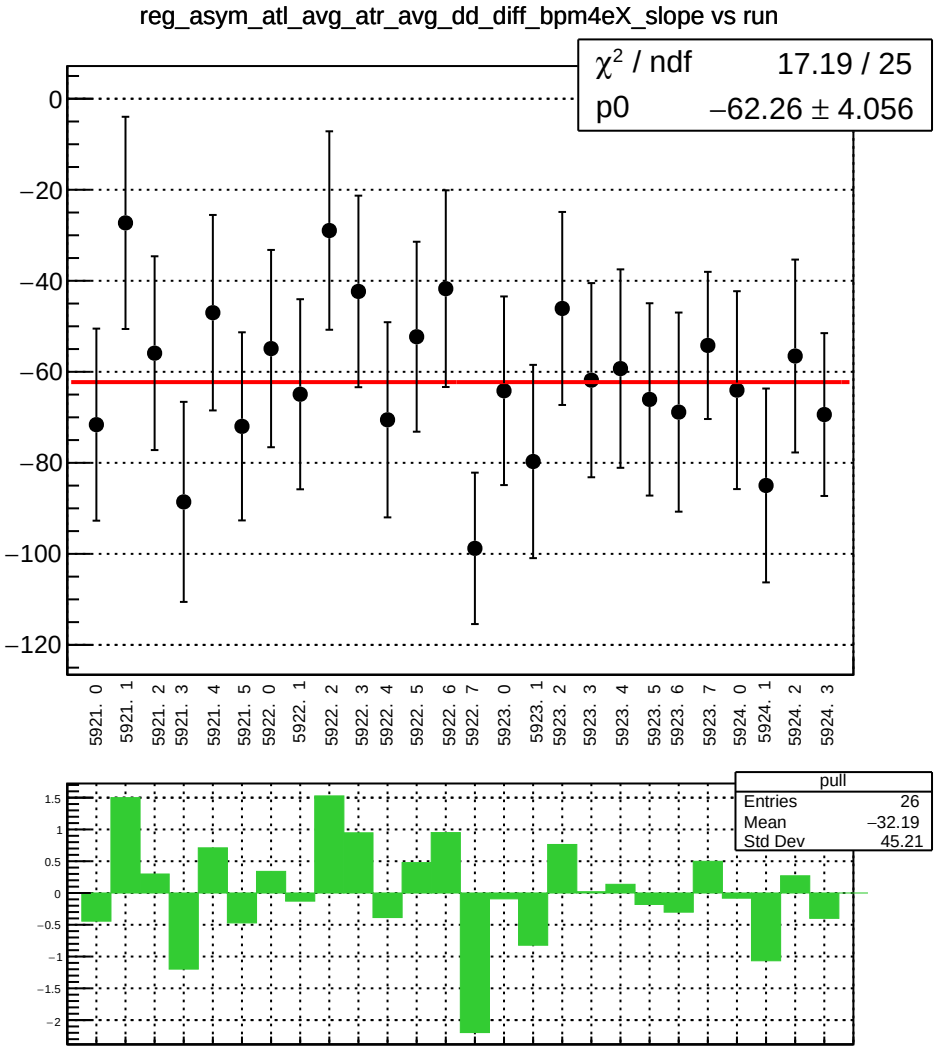
reg_asym_atl_avg_atr_avg_dd_diff_bpm4eX_slope vs run
χ² / ndf 17.19 / 25
p0 −62.26 ± 4.056
0
−20
−40
−60
−80
−100
−120
5921. 0
5921. 1
5921. 2
5921. 3
5921. 4
5921. 5
5922. 0
5922. 1
5922. 2
5922. 3
5922. 4
5922. 5
5922. 6
5922. 7
5923. 0
5923. 1
5923. 2
5923. 3
5923. 4
5923. 5
5923. 6
5923. 7
5924. 0
5924. 1
5924. 2
5924. 3
pull
Entries 26
Mean −32.19
Std Dev 45.21
1.5
1
0.5
0
−0.5
−1
−1.5
−2

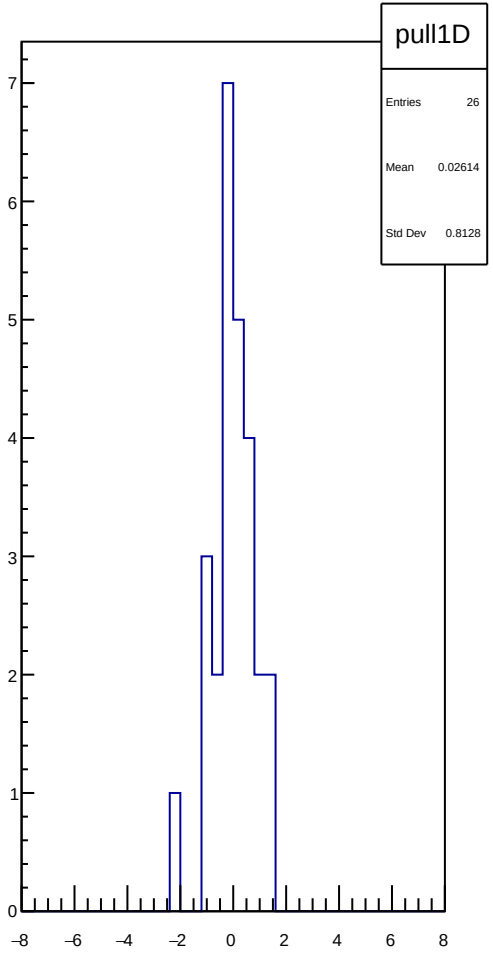
pull1D
Entries 26
Mean 0.02614
Std Dev 0.8128
7
6
5
4
3
2
1
0
−8
−6
−4
−2
0
2
4
6
8

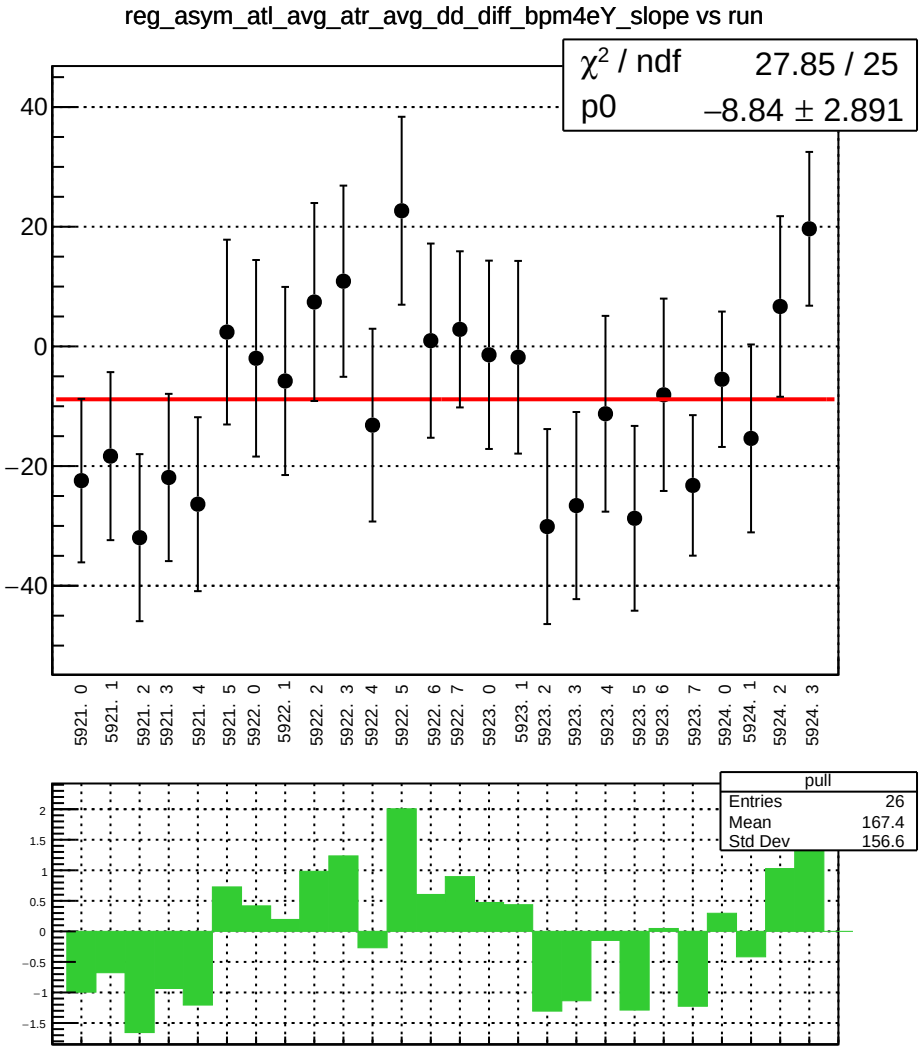
reg_asym_atl_avg_atr_avg_dd_diff_bpm4eY_slope vs run
χ² / ndf 27.85 / 25
p0 −8.84 ± 2.891
40
20
0
−20
−40
5921. 0
5921. 1
5921. 2
5921. 3
5921. 4
5921. 5
5922. 0
5922. 1
5922. 2
5922. 3
5922. 4
5922. 5
5922. 6
5922. 7
5923. 0
5923. 1
5923. 2
5923. 3
5923. 4
5923. 5
5923. 6
5923. 7
5924. 0
5924. 1
5924. 2
5924. 3
pull
Entries 26
Mean 167.4
Std Dev 156.6
2
1.5
1
0.5
0
−0.5
−1
−1.5

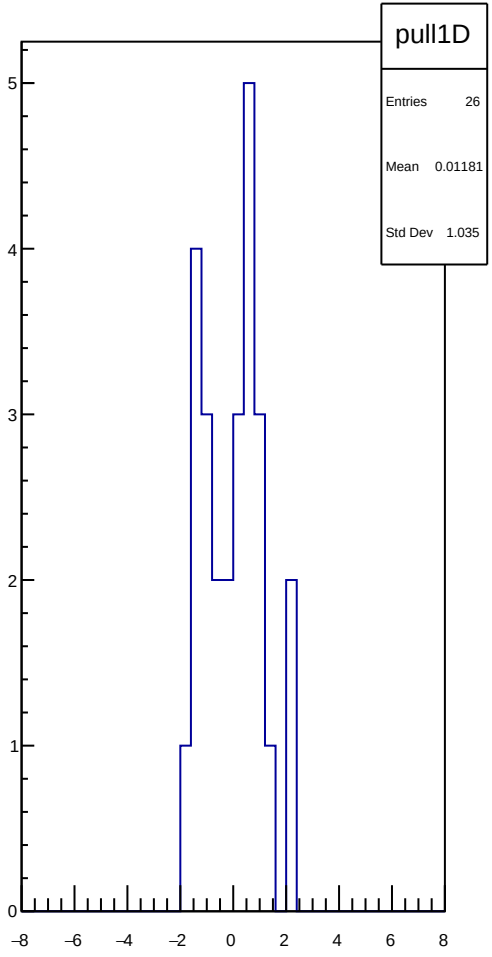
pull1D
Entries 26
Mean 0.01181
Std Dev 1.035
5
4
3
2
1
0
−8
−6
−4
−2
0
2
4
6
8

reg_asym_atl_avg_atr_avg_dd_diff_bpm12X_slope vs run

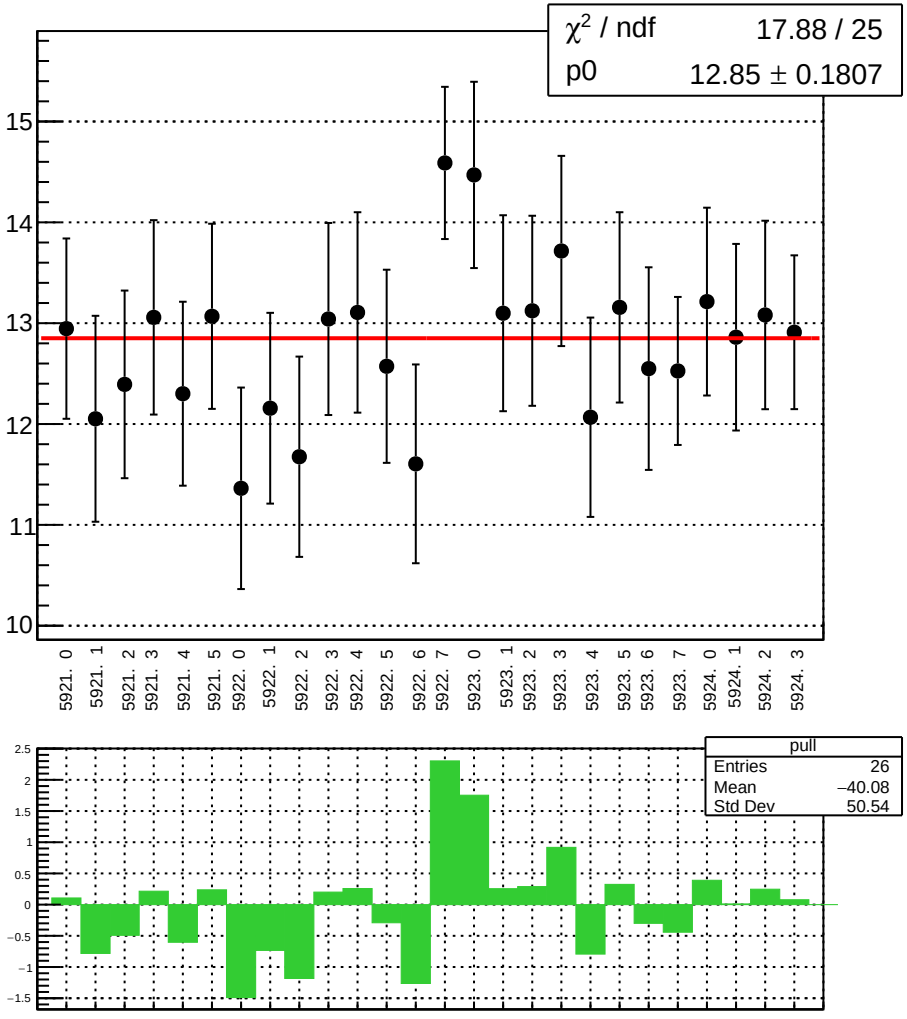

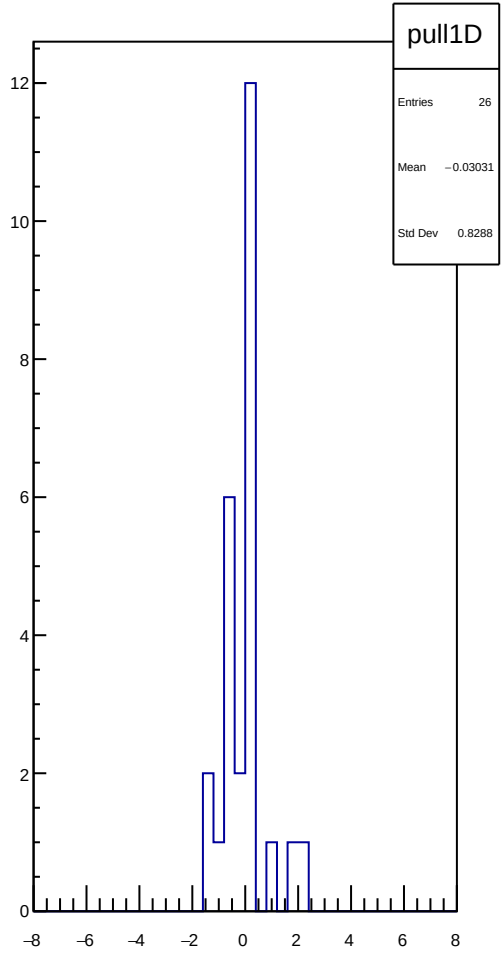

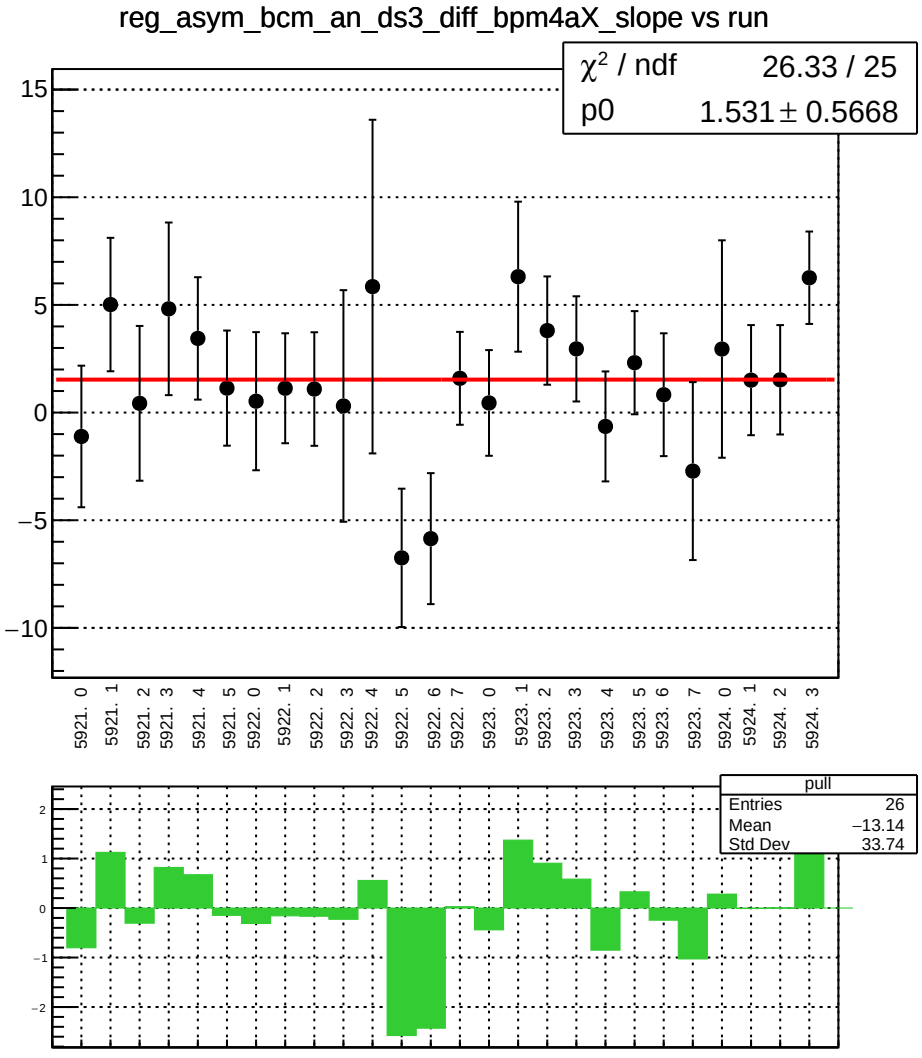
reg_asym_bcm_an_ds3_diff_bpm4aX_slope vs run
χ² / ndf 26.33 / 25
p0 1.531 ± 0.5668
15
10
5
0
−5
−10
5921. 0
5921. 1
5921. 2
5921. 3
5921. 4
5921. 5
5922. 0
5922. 1
5922. 2
5922. 3
5922. 4
5922. 5
5922. 6
5922. 7
5923. 0
5923. 1
5923. 2
5923. 3
5923. 4
5923. 5
5923. 6
5923. 7
5924. 0
5924. 1
5924. 2
5924. 3
pull
Entries 26
Mean −13.14
Std Dev 33.74
2
1
0
−1
−2

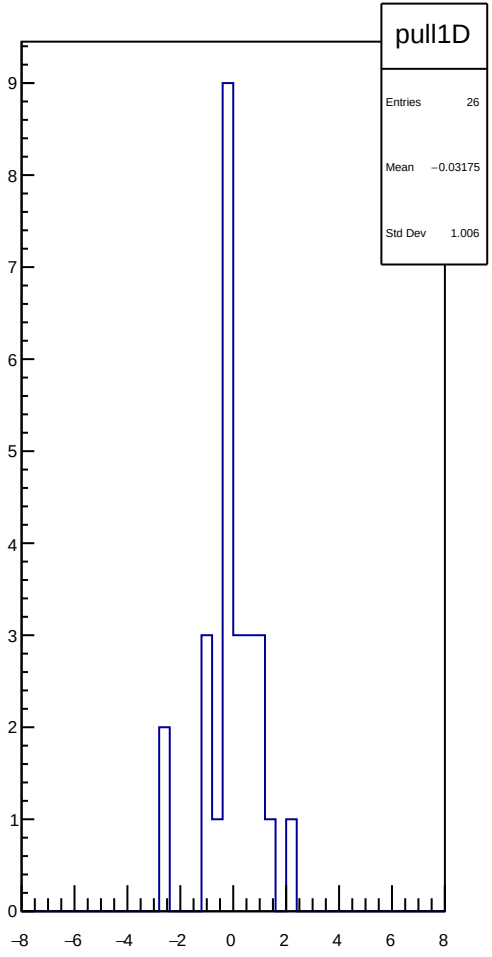
pull1D
Entries 26
Mean −0.03175
Std Dev 1.006
9
8
7
6
5
4
3
2
1
0
−8
−6
−4
−2
0
2
4
6
8

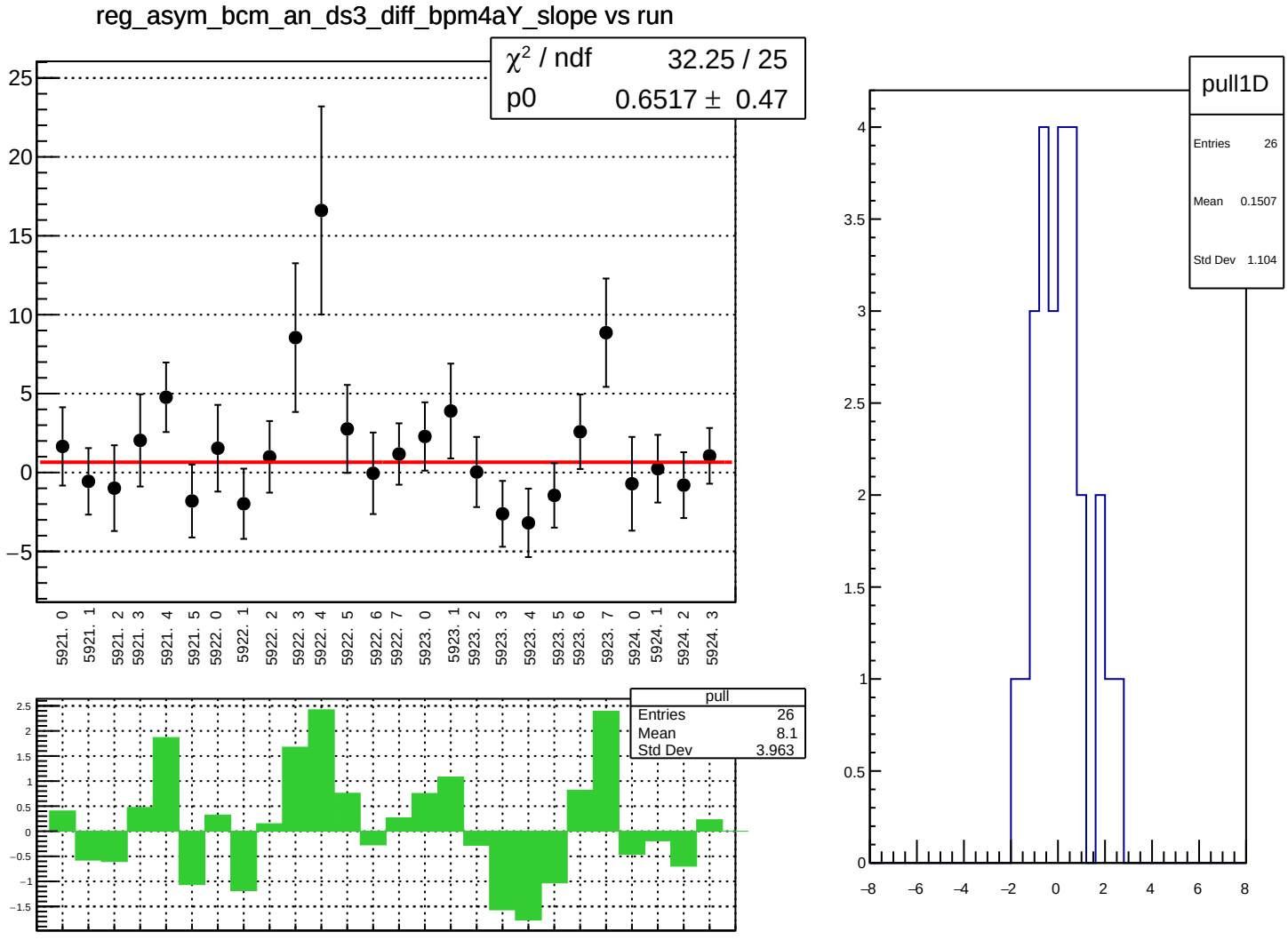
reg_asym_bcm_an_ds3_diff_bpm4aY_slope vs run
χ² / ndf 32.25 / 25
p0 0.6517 ± 0.47
5921. 0
5921. 1
5921. 2
5921. 3
5921. 4
5921. 5
5922. 0
5922. 1
5922. 2
5922. 3
5922. 4
5922. 5
5922. 6
5922. 7
5923. 0
5923. 1
5923. 2
5923. 3
5923. 4
5923. 5
5923. 6
5923. 7
5924. 0
5924. 1
5924. 2
5924. 3
pull
Entries 26
Mean 8.1
Std Dev 3.963
pull1D
Entries 26
Mean 0.1507
Std Dev 1.104

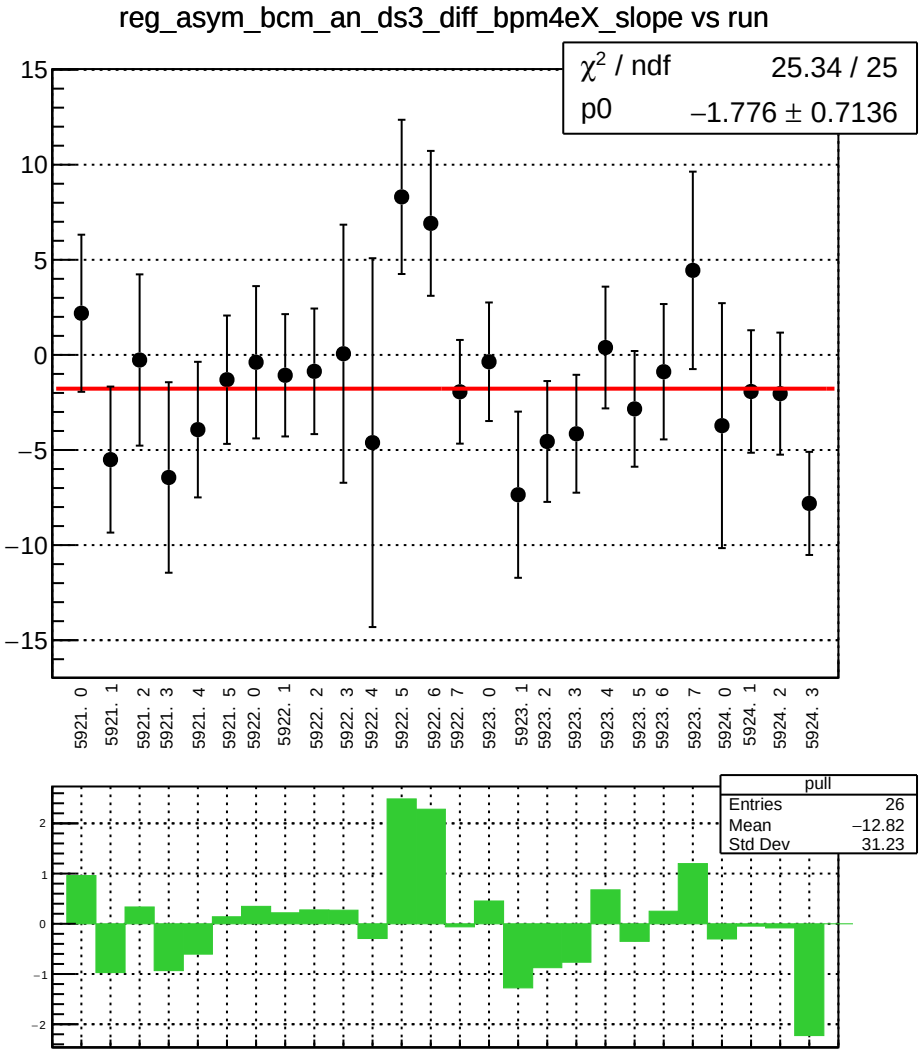
reg_asym_bcm_an_ds3_diff_bpm4eX_slope vs run
χ² / ndf 25.34 / 25
p0 −1.776 ± 0.7136
15
10
5
0
−5
−10
−15
5921. 0
5921. 1
5921. 2
5921. 3
5921. 4
5921. 5
5922. 0
5922. 1
5922. 2
5922. 3
5922. 4
5922. 5
5922. 6
5922. 7
5923. 0
5923. 1
5923. 2
5923. 3
5923. 4
5923. 5
5923. 6
5923. 7
5924. 0
5924. 1
5924. 2
5924. 3
pull
Entries 26
Mean −12.82
Std Dev 31.23
2
1
0
−1
−2

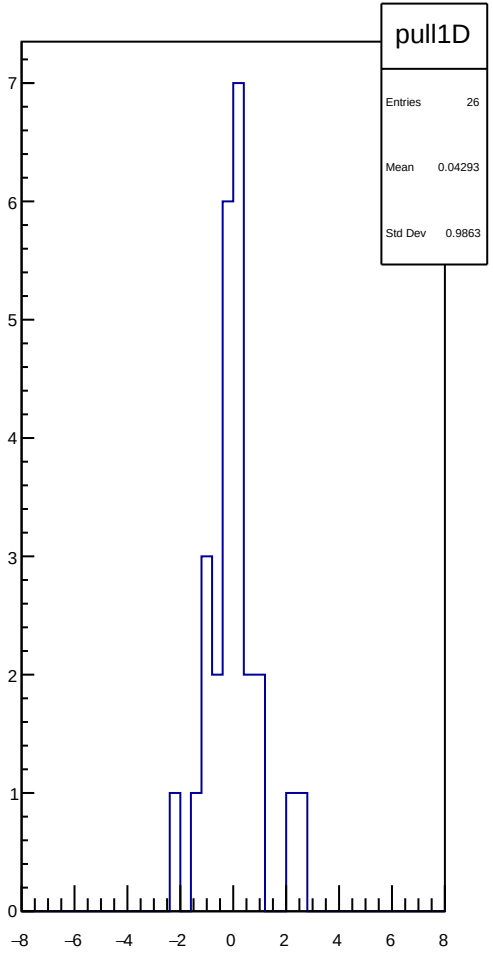
pull1D
Entries 26
Mean 0.04293
Std Dev 0.9863
7
6
5
4
3
2
1
0
−8
−6
−4
−2
0
2
4
6
8

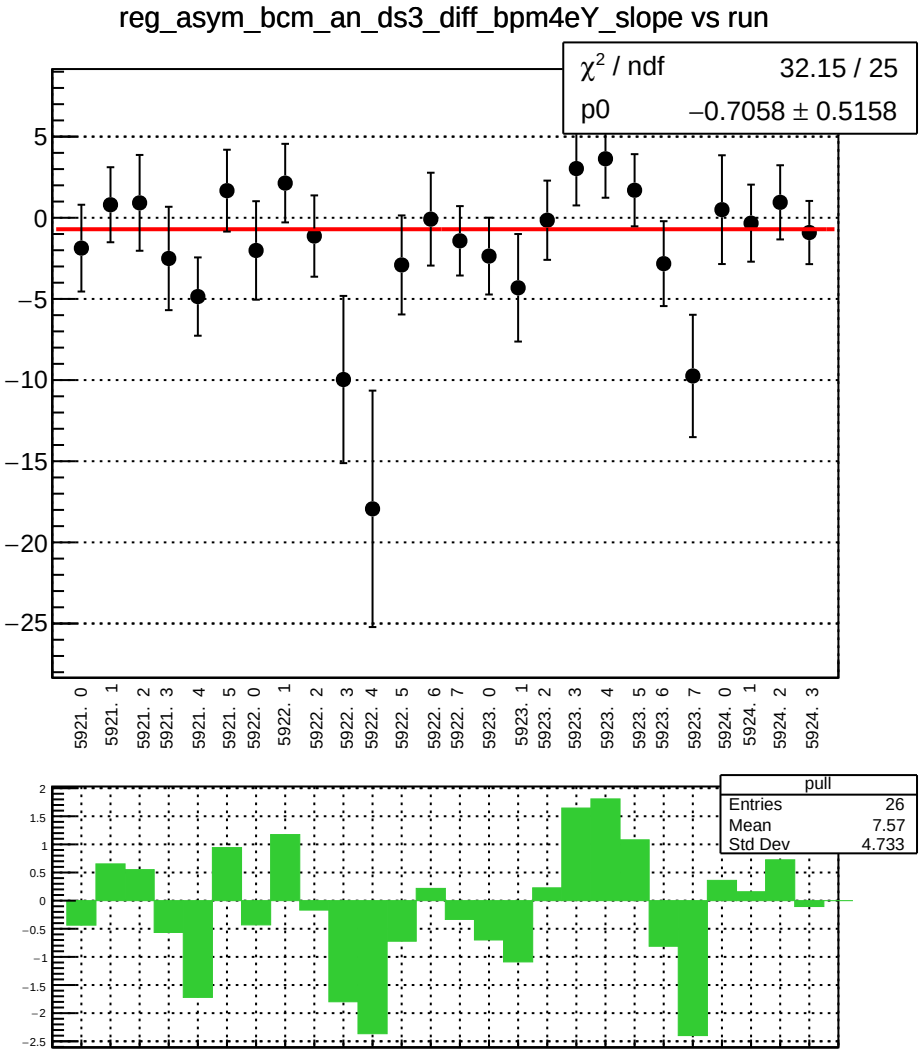
reg_asym_bcm_an_ds3_diff_bpm4eY_slope vs run
χ² / ndf 32.15 / 25
p0 −0.7058 ± 0.5158
5921. 0
5921. 1
5921. 2
5921. 3
5921. 4
5921. 5
5922. 0
5922. 1
5922. 2
5922. 3
5922. 4
5922. 5
5922. 6
5922. 7
5923. 0
5923. 1
5923. 2
5923. 3
5923. 4
5923. 5
5923. 6
5923. 7
5924. 0
5924. 1
5924. 2
5924. 3
pull
Entries 26
Mean 7.57
Std Dev 4.733

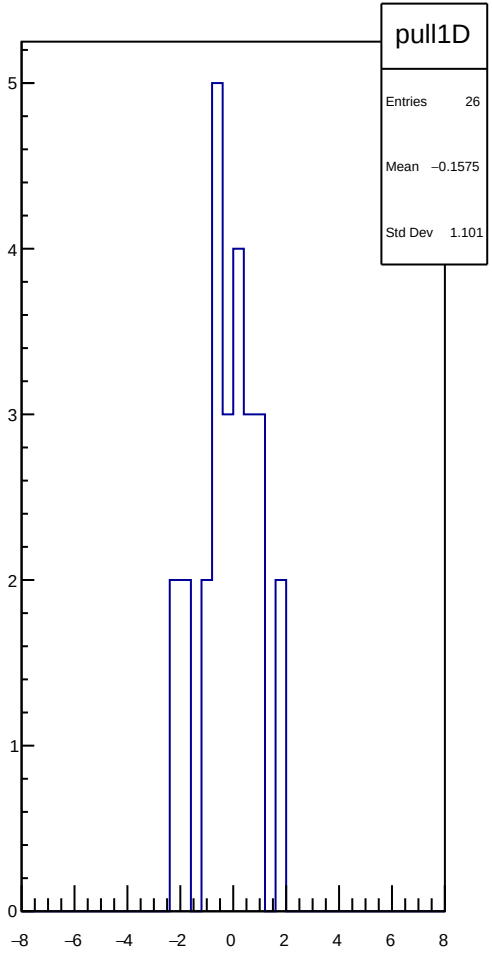
pull1D
Entries 26
Mean −0.1575
Std Dev 1.101

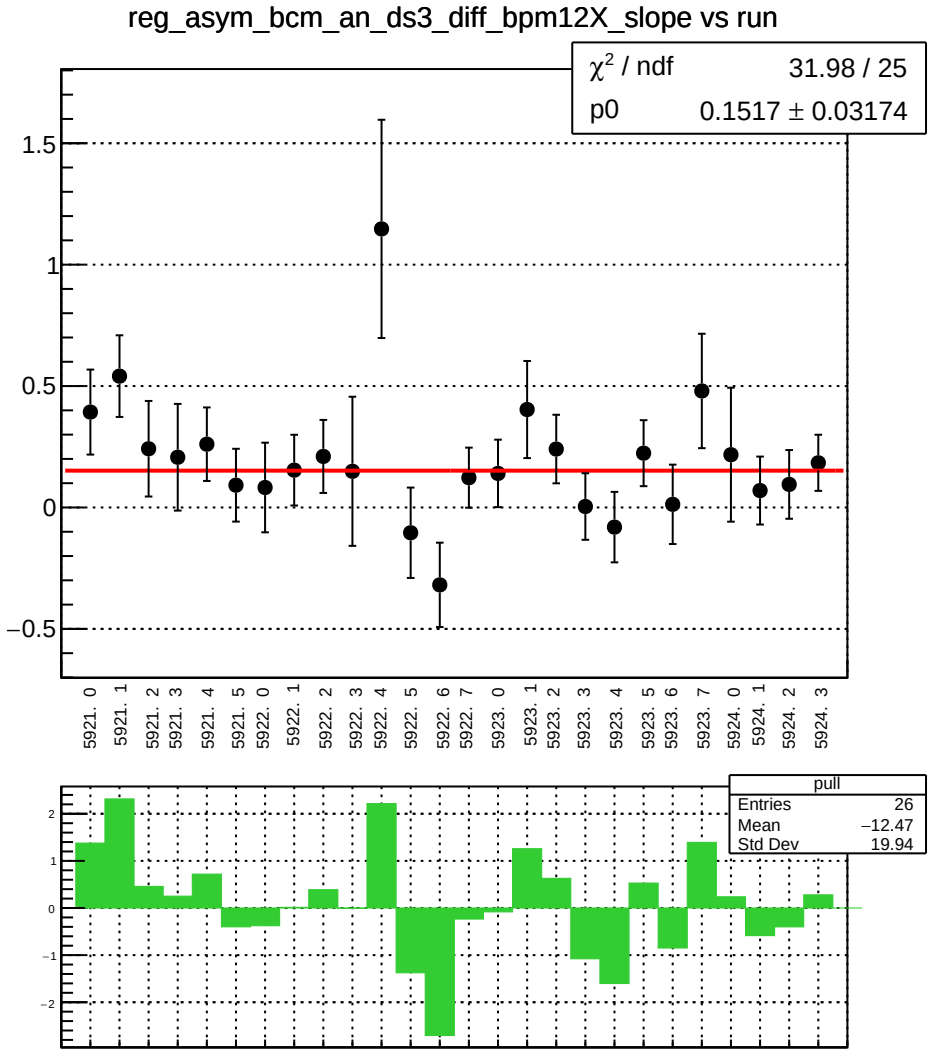
reg_asym_bcm_an_ds3_diff_bpm12X_slope vs run
χ² / ndf 31.98 / 25
p0 0.1517 ± 0.03174
1.5
1
0.5
0
−0.5
5921. 0
5921. 1
5921. 2
5921. 3
5921. 4
5921. 5
5922. 0
5922. 1
5922. 2
5922. 3
5922. 4
5922. 5
5922. 6
5922. 7
5923. 0
5923. 1
5923. 2
5923. 3
5923. 4
5923. 5
5923. 6
5923. 7
5924. 0
5924. 1
5924. 2
5924. 3
pull
Entries 26
Mean −12.47
Std Dev 19.94
2
1
0
−1
−2

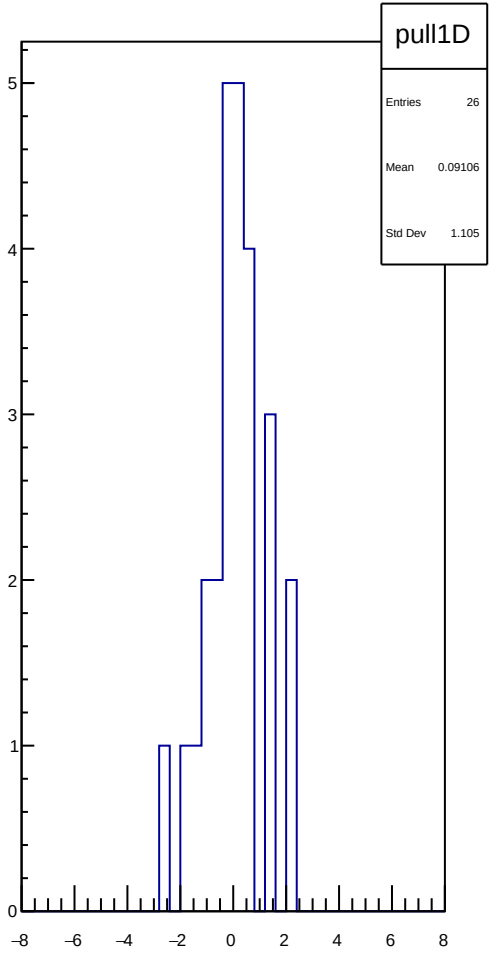
pull1D
Entries 26
Mean 0.09106
Std Dev 1.105
5
4
3
2
1
0
−8
−6
−4
−2
0
2
4
6
8

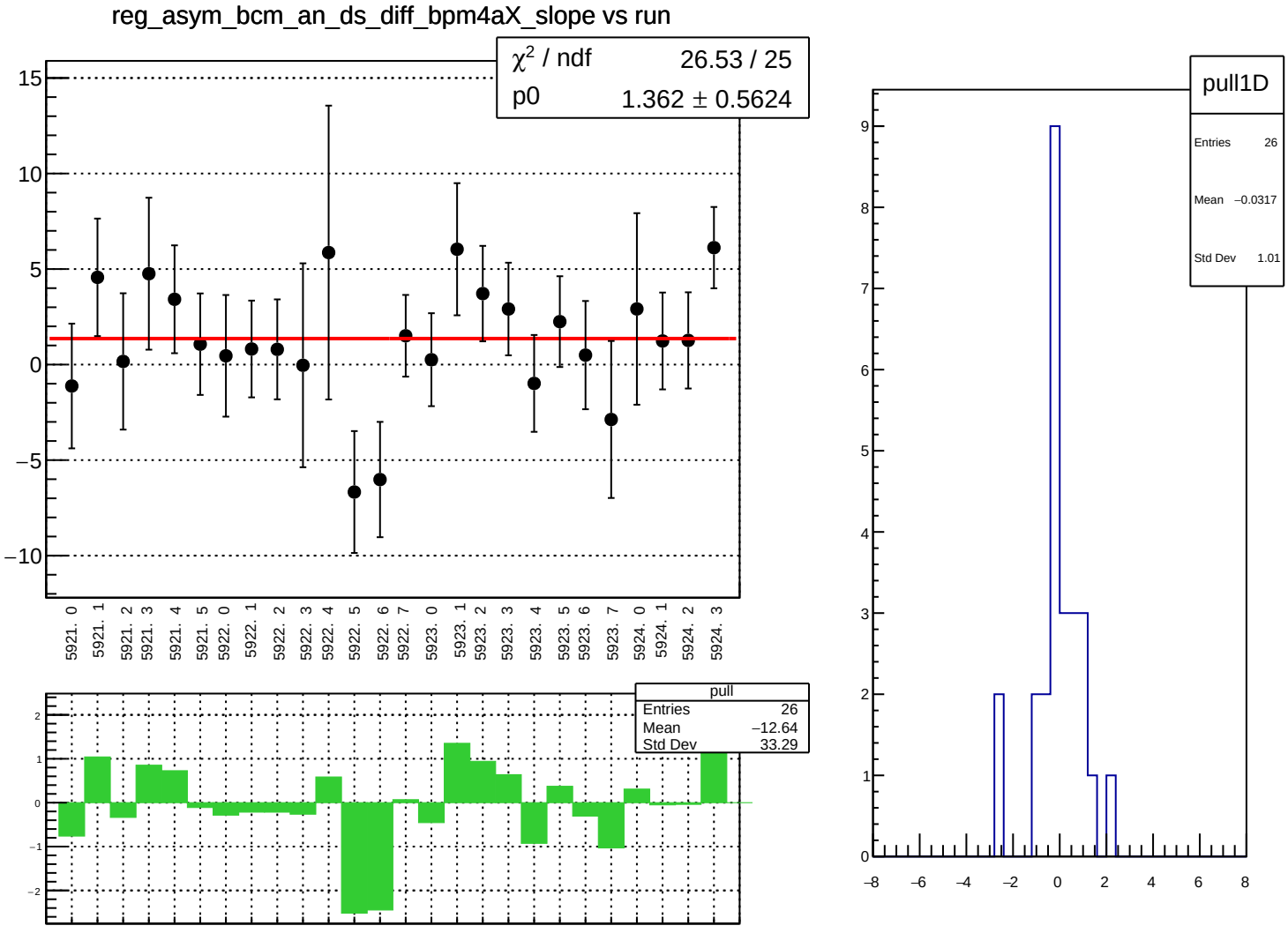
reg_asym_bcm_an_ds_diff_bpm4aX_slope vs run
χ² / ndf 26.53 / 25
p0 1.362 ± 0.5624
15
10
5
0
−5
−10
5921. 0
5921. 1
5921. 2
5921. 3
5921. 4
5921. 5
5922. 0
5922. 1
5922. 2
5922. 3
5922. 4
5922. 5
5922. 6
5922. 7
5923. 0
5923. 1
5923. 2
5923. 3
5923. 4
5923. 5
5923. 6
5923. 7
5924. 0
5924. 1
5924. 2
5924. 3
pull
Entries 26
Mean −12.64
Std Dev 33.29
2
1
0
−1
−2
pull1D
Entries 26
Mean −0.0317
Std Dev 1.01
9
8
7
6
5
4
3
2
1
0
−8
−6
−4
−2
0
2
4
6
8

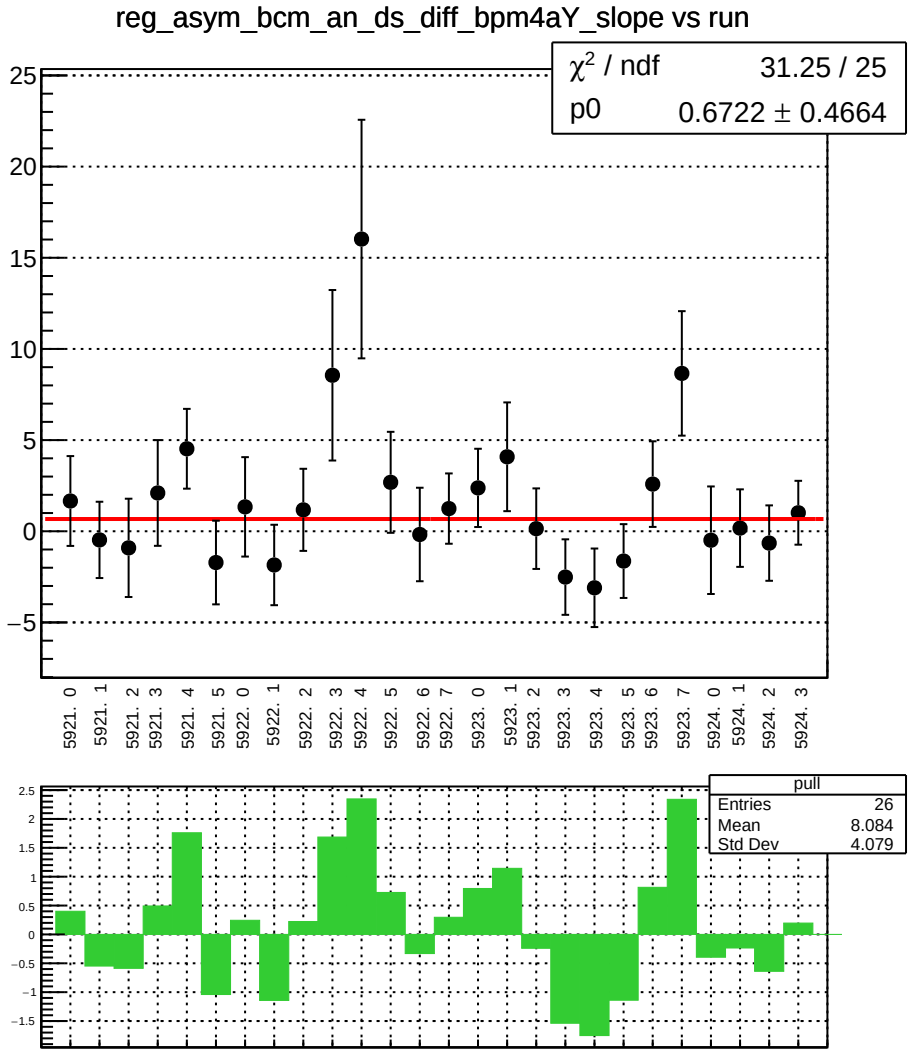
reg_asym_bcm_an_ds_diff_bpm4aY_slope vs run
χ² / ndf 31.25 / 25
p0 0.6722 ± 0.4664
5921. 0
5921. 1
5921. 2
5921. 3
5921. 4
5921. 5
5922. 0
5922. 1
5922. 2
5922. 3
5922. 4
5922. 5
5922. 6
5922. 7
5923. 0
5923. 1
5923. 2
5923. 3
5923. 4
5923. 5
5923. 6
5923. 7
5924. 0
5924. 1
5924. 2
5924. 3
pull
Entries 26
Mean 8.084
Std Dev 4.079

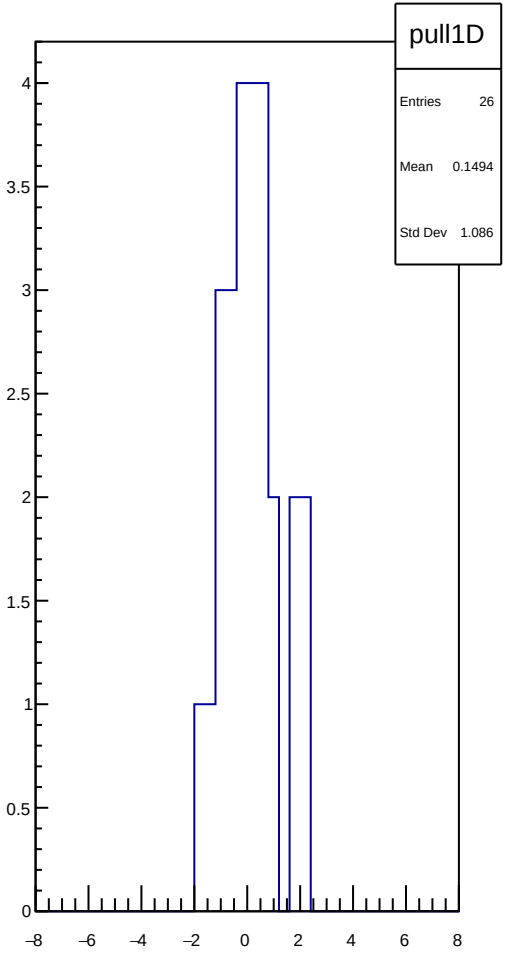
pull1D
Entries 26
Mean 0.1494
Std Dev 1.086

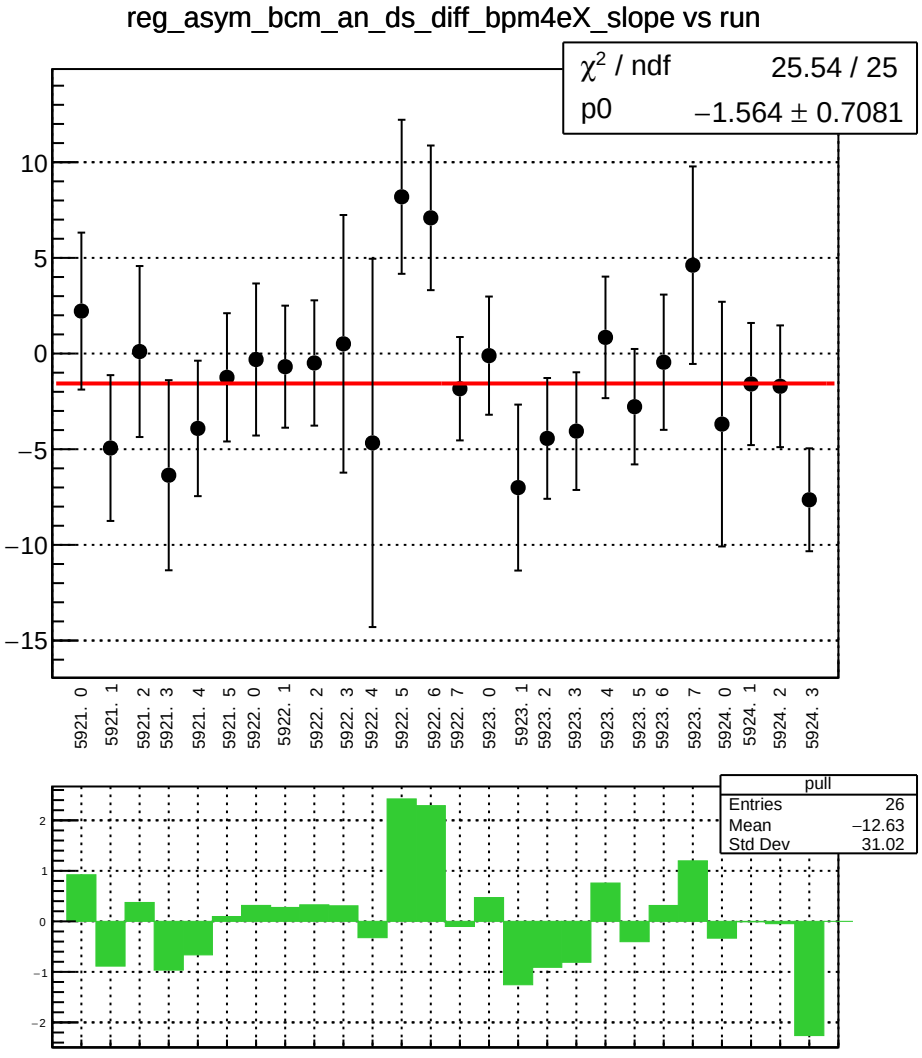
reg_asym_bcm_an_ds_diff_bpm4eX_slope vs run
χ² / ndf 25.54 / 25
p0 −1.564 ± 0.7081
10
5
0
−5
−10
−15
5921. 0
5921. 1
5921. 2
5921. 3
5921. 4
5921. 5
5922. 0
5922. 1
5922. 2
5922. 3
5922. 4
5922. 5
5922. 6
5922. 7
5923. 0
5923. 1
5923. 2
5923. 3
5923. 4
5923. 5
5923. 6
5923. 7
5924. 0
5924. 1
5924. 2
5924. 3
pull
Entries 26
Mean −12.63
Std Dev 31.02
2
1
0
−1
−2

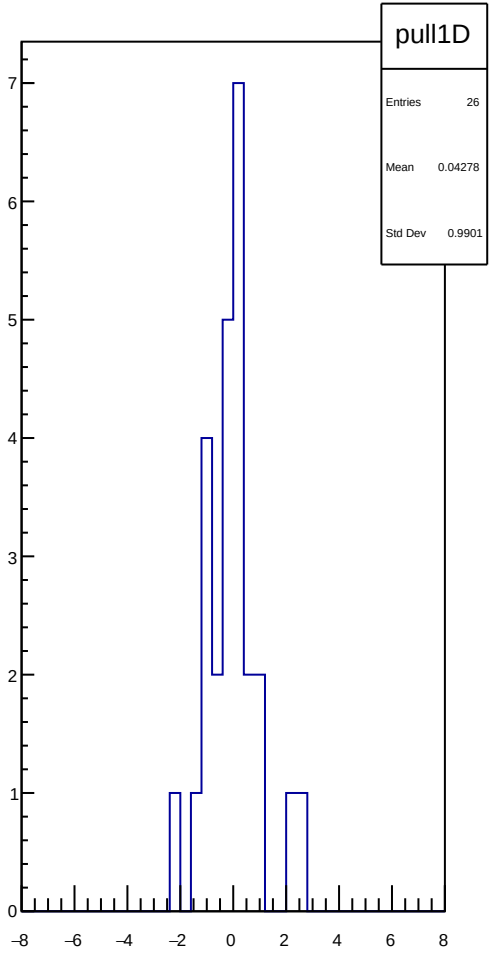
pull1D
Entries 26
Mean 0.04278
Std Dev 0.9901
7
6
5
4
3
2
1
0
−8
−6
−4
−2
0
2
4
6
8

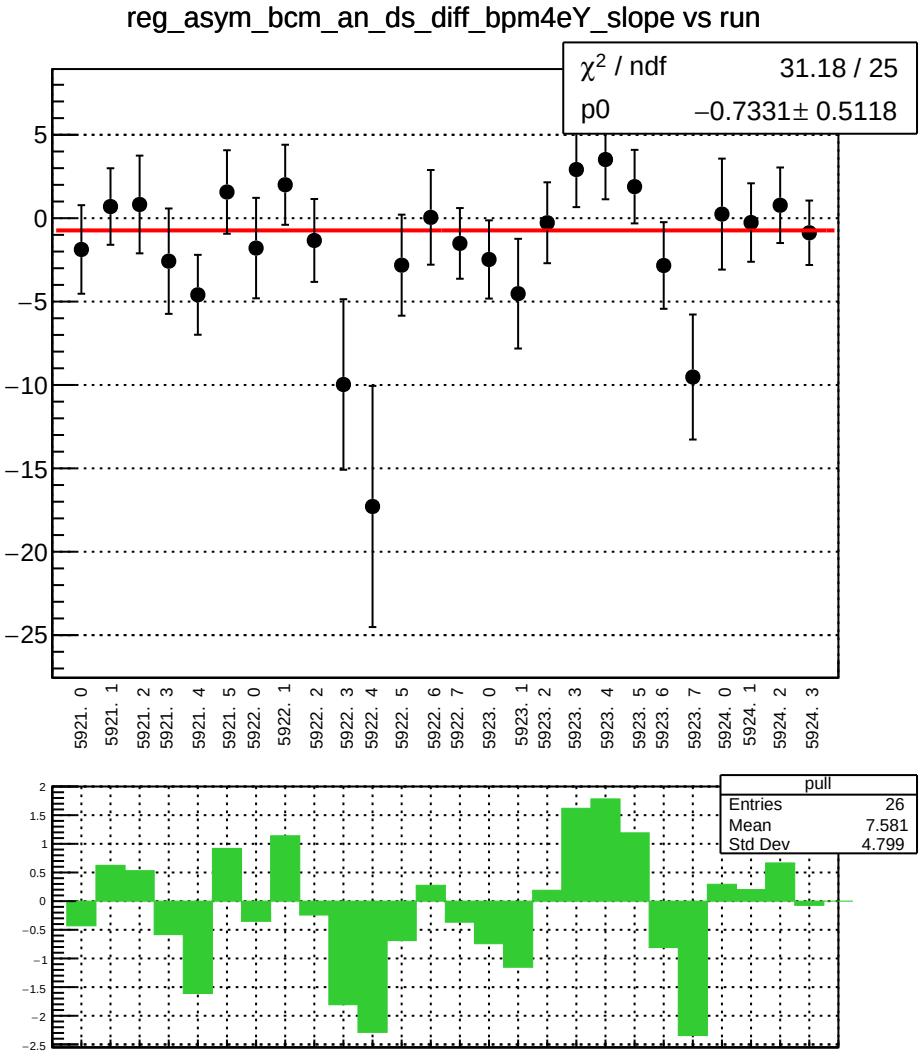
reg_asym_bcm_an_ds_diff_bpm4eY_slope vs run
χ2 / ndf 31.18 / 25
p0 −0.7331± 0.5118
5921. 0
5921. 1
5921. 2
5921. 3
5921. 4
5921. 5
5922. 0
5922. 1
5922. 2
5922. 3
5922. 4
5922. 5
5922. 6
5922. 7
5923. 0
5923. 1
5923. 2
5923. 3
5923. 4
5923. 5
5923. 6
5923. 7
5924. 0
5924. 1
5924. 2
5924. 3
pull
Entries 26
Mean 7.581
Std Dev 4.799

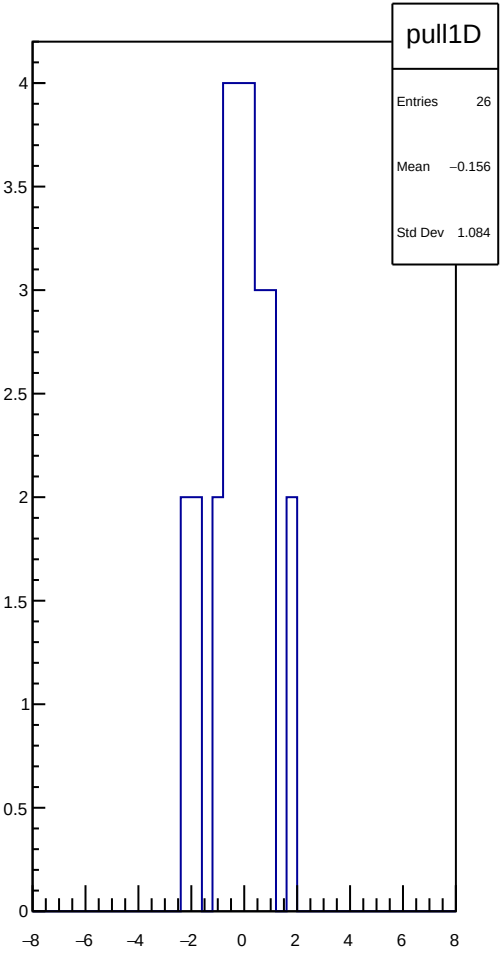
pull1D
Entries 26
Mean −0.156
Std Dev 1.084

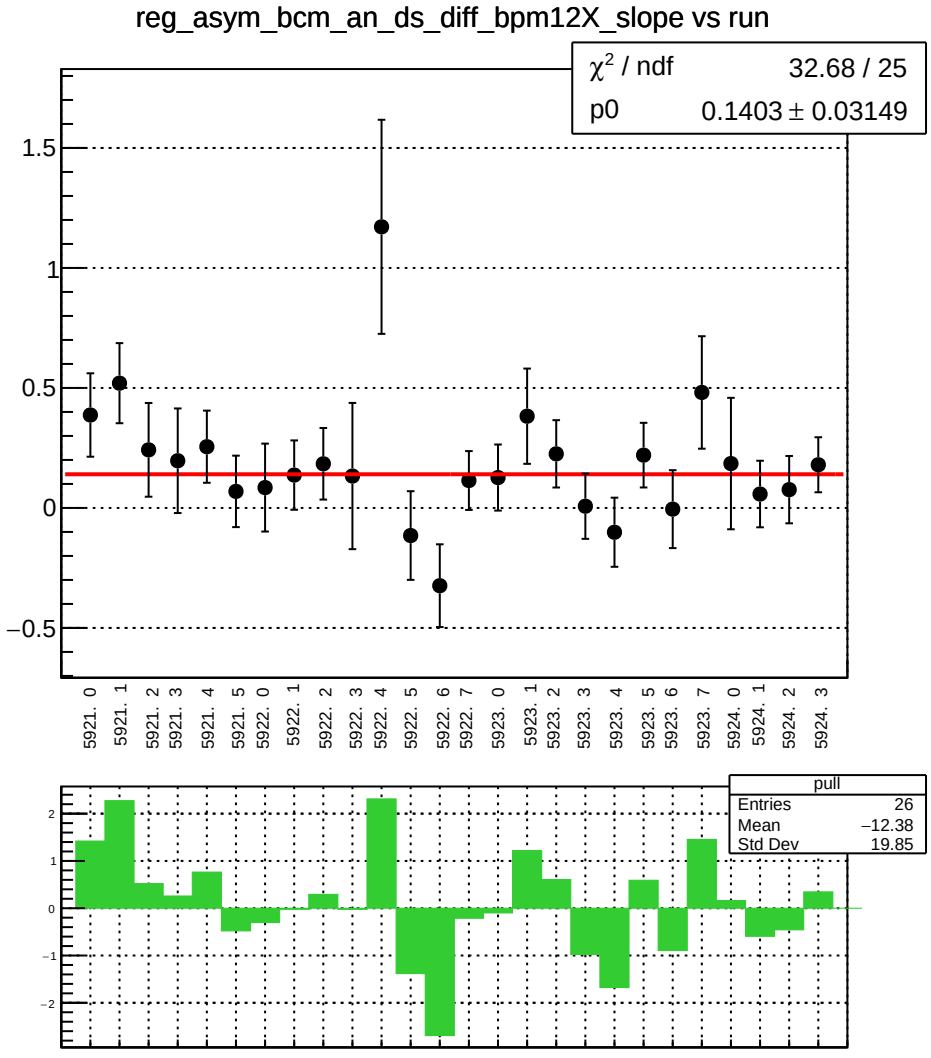
reg_asym_bcm_an_ds_diff_bpm12X_slope vs run
χ² / ndf 32.68 / 25
p0 0.1403 ± 0.03149
1.5
1
0.5
0
−0.5
5921. 0
5921. 1
5921. 2
5921. 3
5921. 4
5921. 5
5922. 0
5922. 1
5922. 2
5922. 3
5922. 4
5922. 5
5922. 6
5922. 7
5923. 0
5923. 1
5923. 2
5923. 3
5923. 4
5923. 5
5923. 6
5923. 7
5924. 0
5924. 1
5924. 2
5924. 3
pull
Entries 26
Mean −12.38
Std Dev 19.85
2
1
0
−1
−2

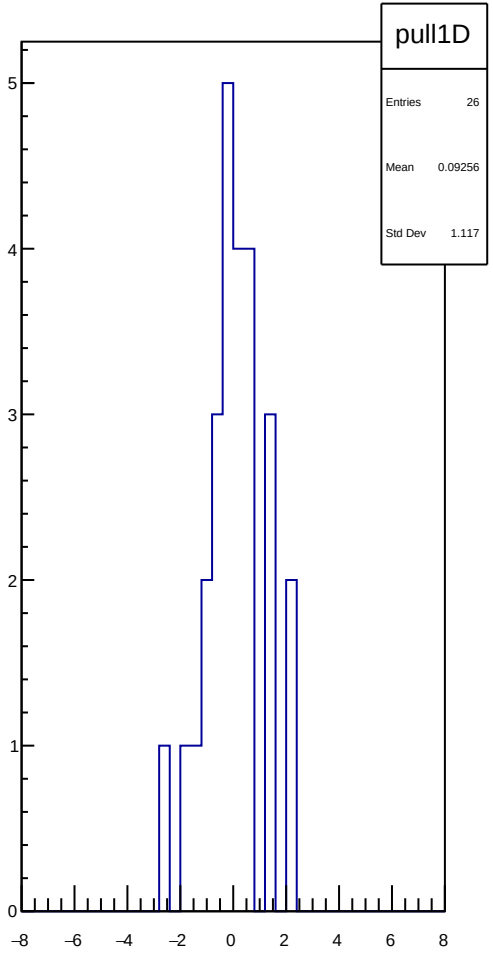
pull1D
Entries 26
Mean 0.09256
Std Dev 1.117
5
4
3
2
1
0
−8
−6
−4
−2
0
2
4
6
8

reg_asym_bcm_an_us_diff_bpm4aX_slope vs run

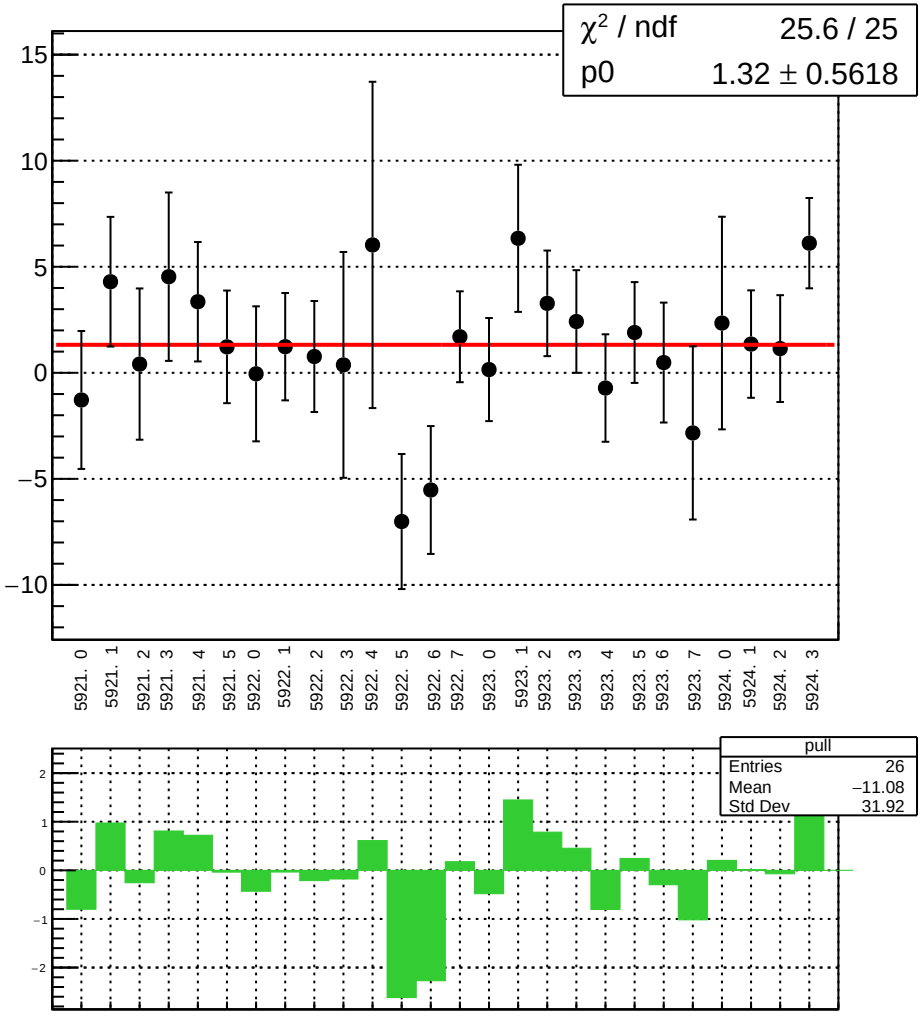

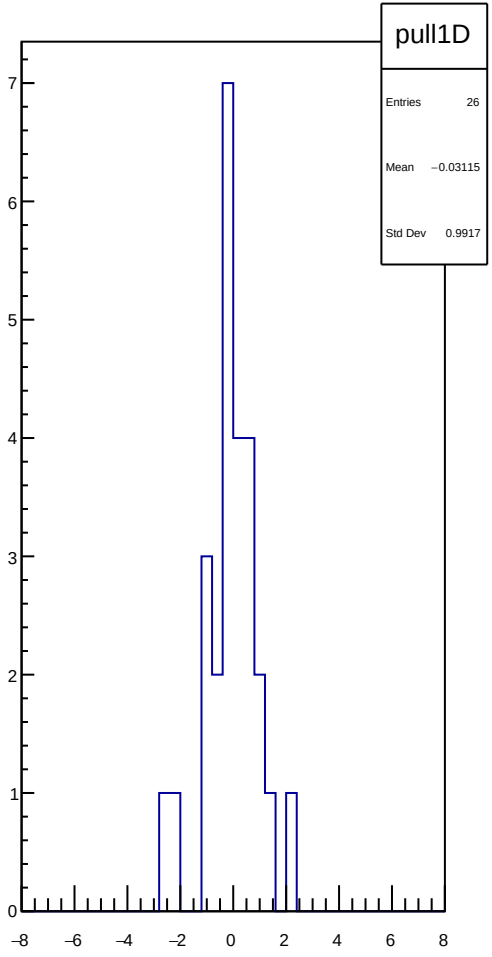

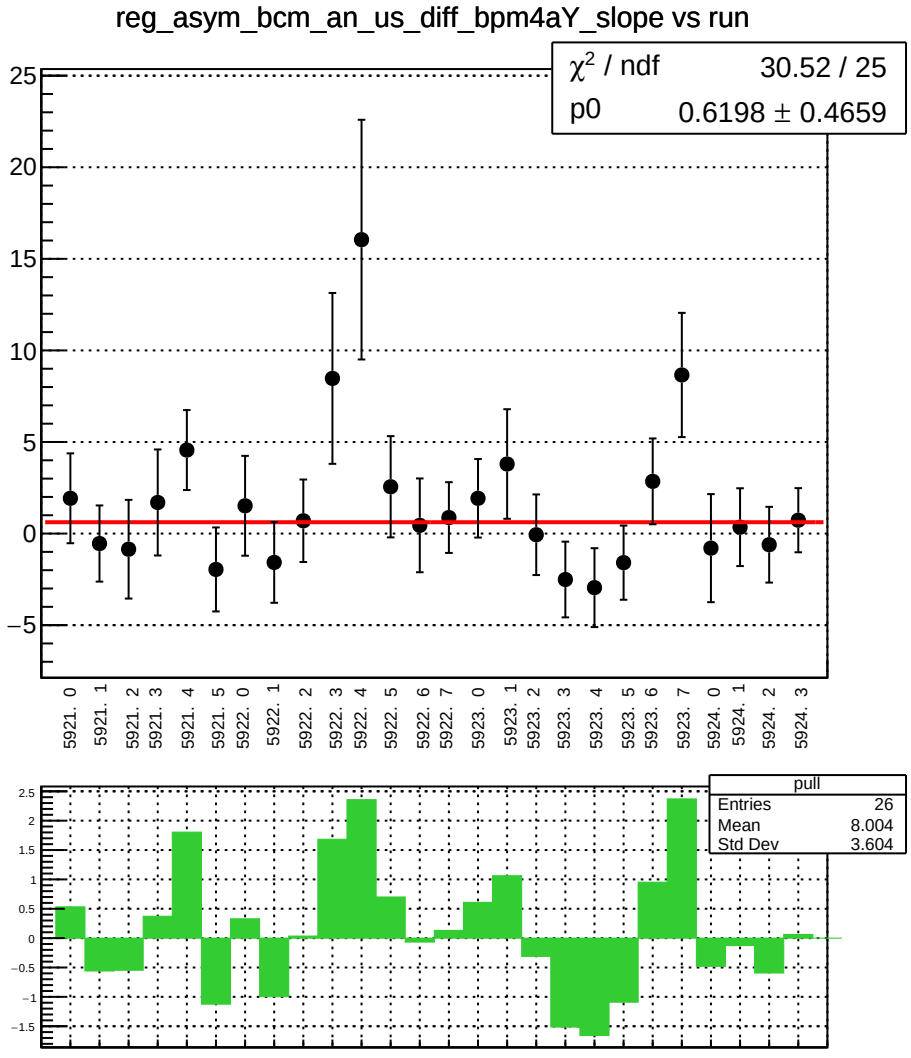
reg_asym_bcm_an_us_diff_bpm4aY_slope vs run
χ² / ndf 30.52 / 25
p0 0.6198 ± 0.4659
5921. 0
5921. 1
5921. 2
5921. 3
5921. 4
5921. 5
5922. 0
5922. 1
5922. 2
5922. 3
5922. 4
5922. 5
5922. 6
5922. 7
5923. 0
5923. 1
5923. 2
5923. 3
5923. 4
5923. 5
5923. 6
5923. 7
5924. 0
5924. 1
5924. 2
5924. 3
pull
Entries 26
Mean 8.004
Std Dev 3.604

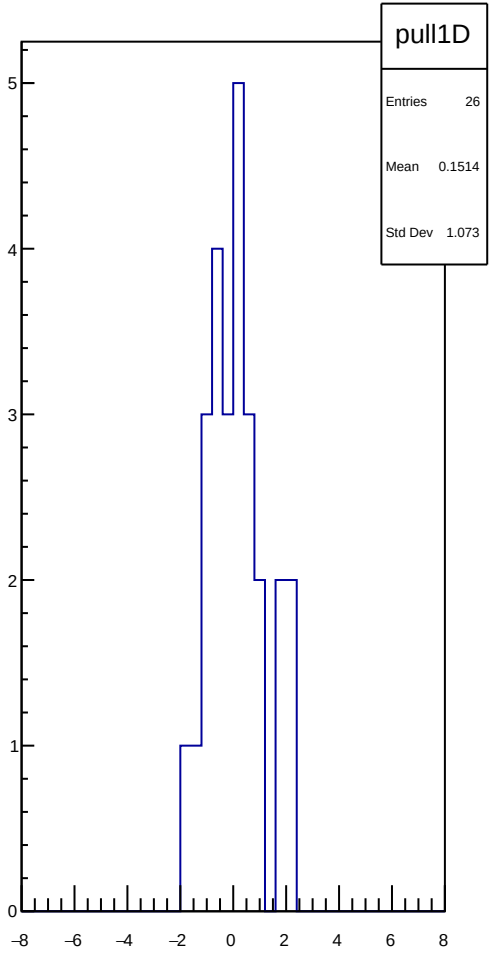
pull1D
Entries 26
Mean 0.1514
Std Dev 1.073

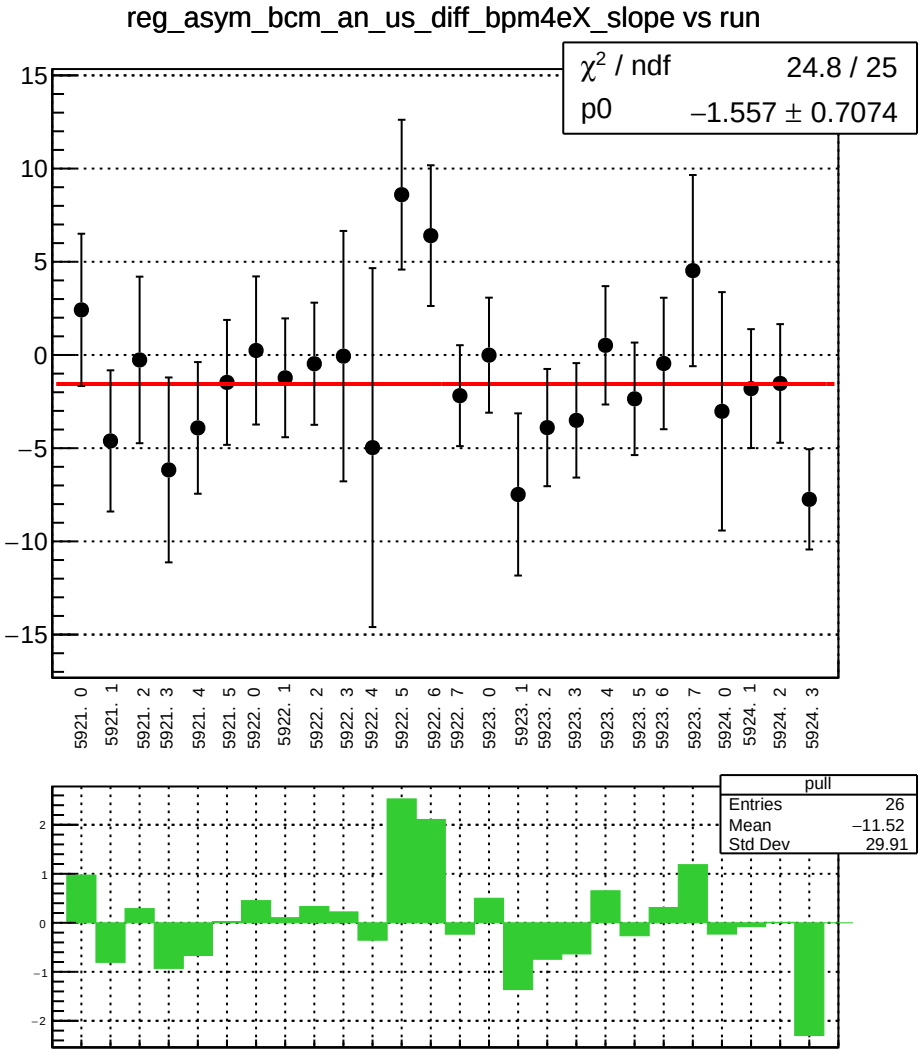
reg_asym_bcm_an_us_diff_bpm4eX_slope vs run
χ² / ndf 24.8 / 25
p0 −1.557 ± 0.7074
15
10
5
0
−5
−10
−15
5921. 0
5921. 1
5921. 2
5921. 3
5921. 4
5921. 5
5922. 0
5922. 1
5922. 2
5922. 3
5922. 4
5922. 5
5922. 6
5922. 7
5923. 0
5923. 1
5923. 2
5923. 3
5923. 4
5923. 5
5923. 6
5923. 7
5924. 0
5924. 1
5924. 2
5924. 3
pull
Entries 26
Mean −11.52
Std Dev 29.91
2
1
0
−1
−2

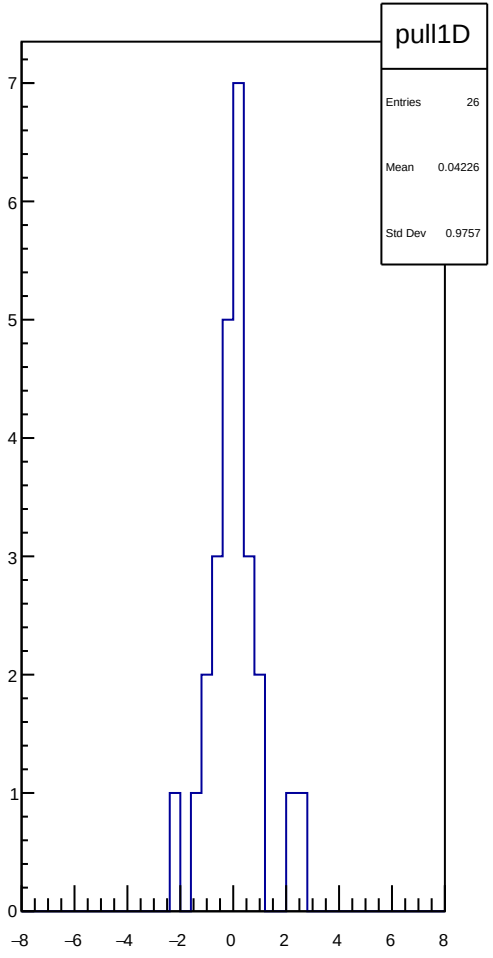
pull1D
Entries 26
Mean 0.04226
Std Dev 0.9757
7
6
5
4
3
2
1
0
−8
−6
−4
−2
0
2
4
6
8

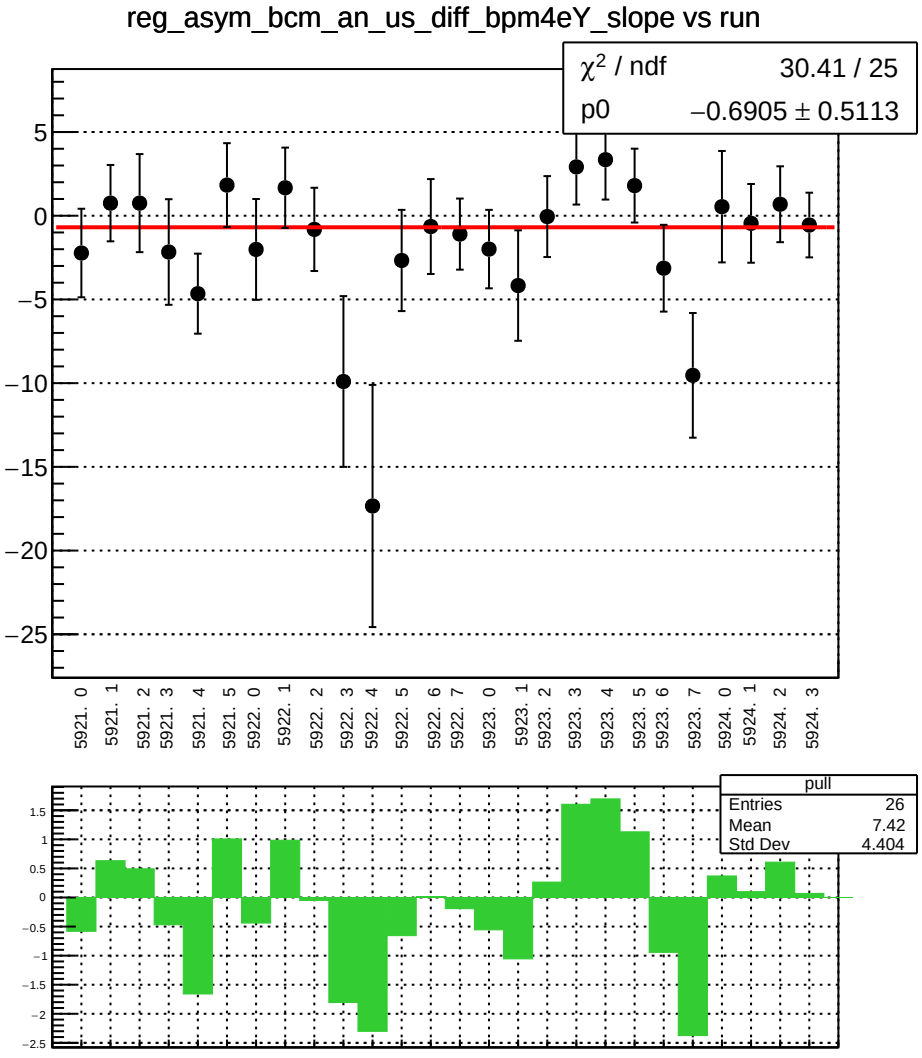
reg_asym_bcm_an_us_diff_bpm4eY_slope vs run
χ² / ndf 30.41 / 25
p0 −0.6905 ± 0.5113
5921. 0
5921. 1
5921. 2
5921. 3
5921. 4
5921. 5
5922. 0
5922. 1
5922. 2
5922. 3
5922. 4
5922. 5
5922. 6
5922. 7
5923. 0
5923. 1
5923. 2
5923. 3
5923. 4
5923. 5
5923. 6
5923. 7
5924. 0
5924. 1
5924. 2
5924. 3
pull
Entries 26
Mean 7.42
Std Dev 4.404

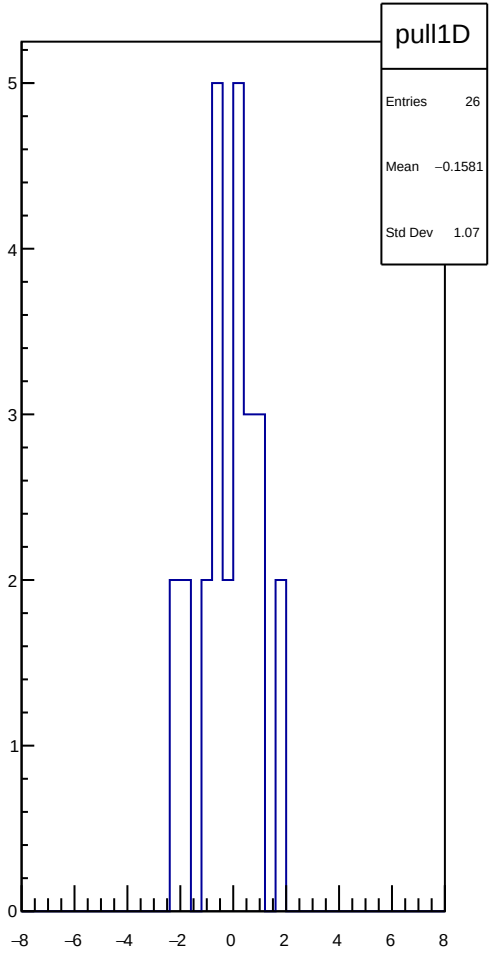
pull1D
Entries 26
Mean −0.1581
Std Dev 1.07

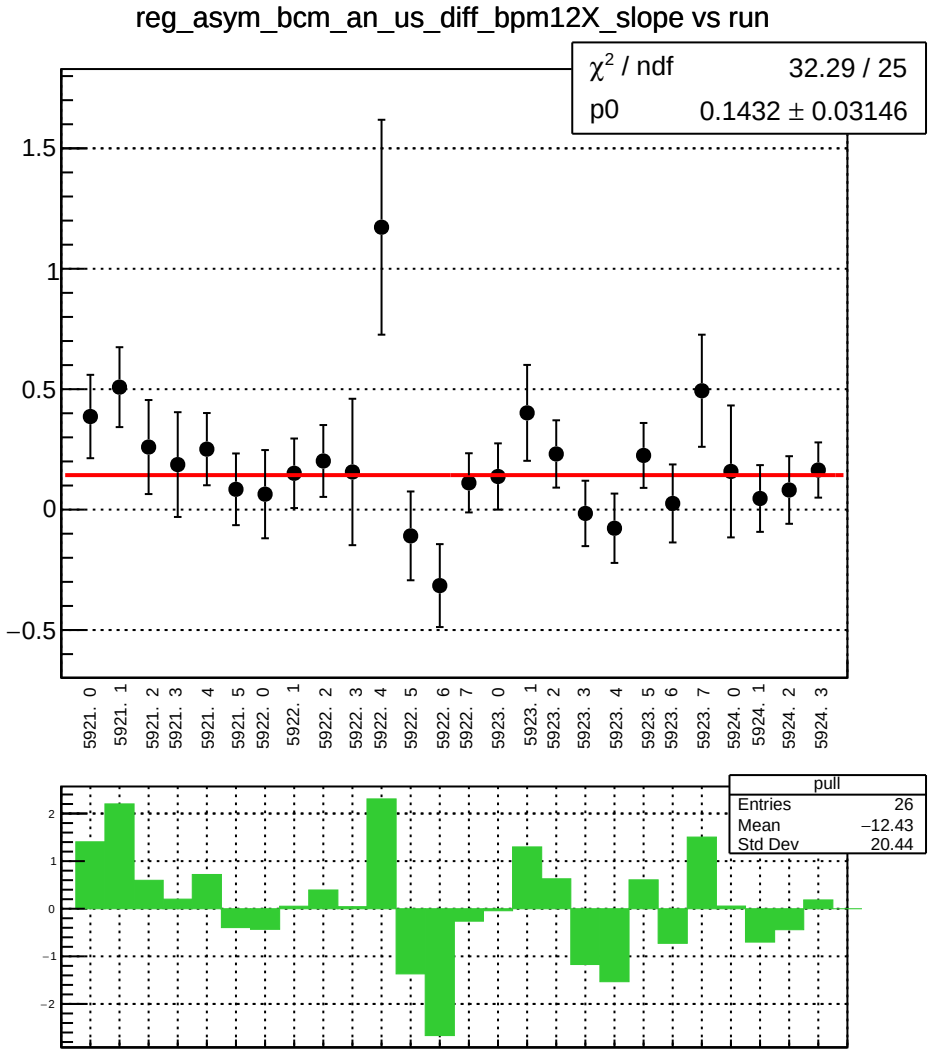
reg_asym_bcm_an_us_diff_bpm12X_slope vs run
χ² / ndf 32.29 / 25
p0 0.1432 ± 0.03146
1.5
1
0.5
0
−0.5
5921. 0
5921. 1
5921. 2
5921. 3
5921. 4
5921. 5
5922. 0
5922. 1
5922. 2
5922. 3
5922. 4
5922. 5
5922. 6
5922. 7
5923. 0
5923. 1
5923. 2
5923. 3
5923. 4
5923. 5
5923. 6
5923. 7
5924. 0
5924. 1
5924. 2
5924. 3
pull
Entries 26
Mean −12.43
Std Dev 20.44
2
1
0
−1
−2

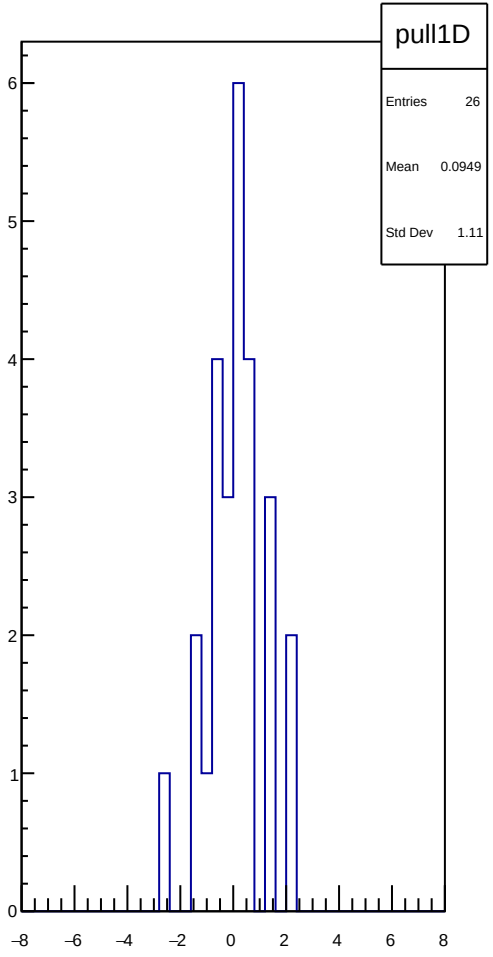
pull1D
Entries 26
Mean 0.0949
Std Dev 1.11
6
5
4
3
2
1
0
−8
−6
−4
−2
0
2
4
6
8

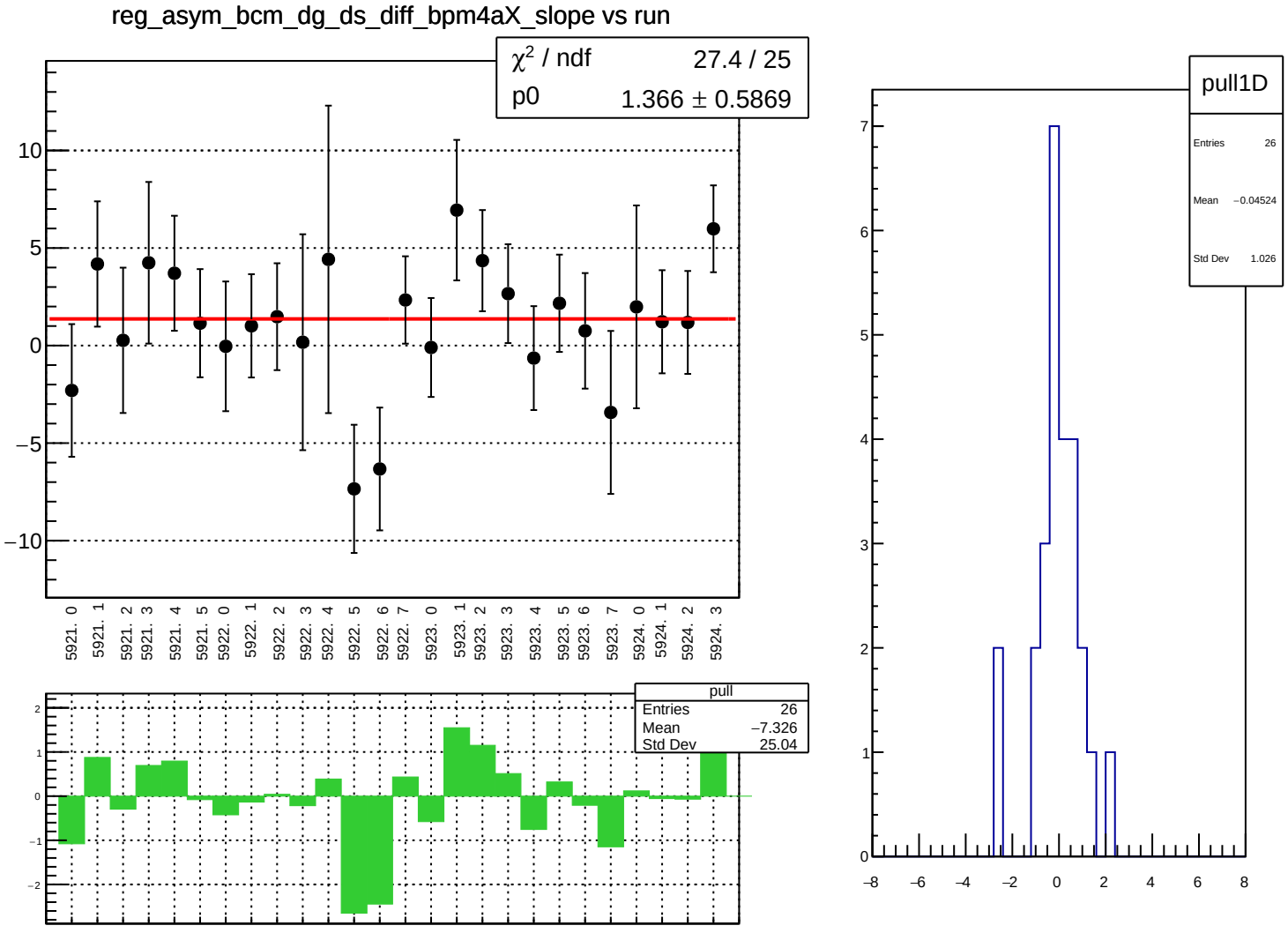
reg_asym_bcm_dg_ds_diff_bpm4aX_slope vs run
χ² / ndf 27.4 / 25
p0 1.366 ± 0.5869
10
5
0
−5
−10
5921. 0
5921. 1
5921. 2
5921. 3
5921. 4
5921. 5
5922. 0
5922. 1
5922. 2
5922. 3
5922. 4
5922. 5
5922. 6
5922. 7
5923. 0
5923. 1
5923. 2
5923. 3
5923. 4
5923. 5
5923. 6
5923. 7
5924. 0
5924. 1
5924. 2
5924. 3
pull
Entries 26
Mean −7.326
Std Dev 25.04
2
1
0
−1
−2
pull1D
Entries 26
Mean −0.04524
Std Dev 1.026
7
6
5
4
3
2
1
0
−8
−6
−4
−2
0
2
4
6
8

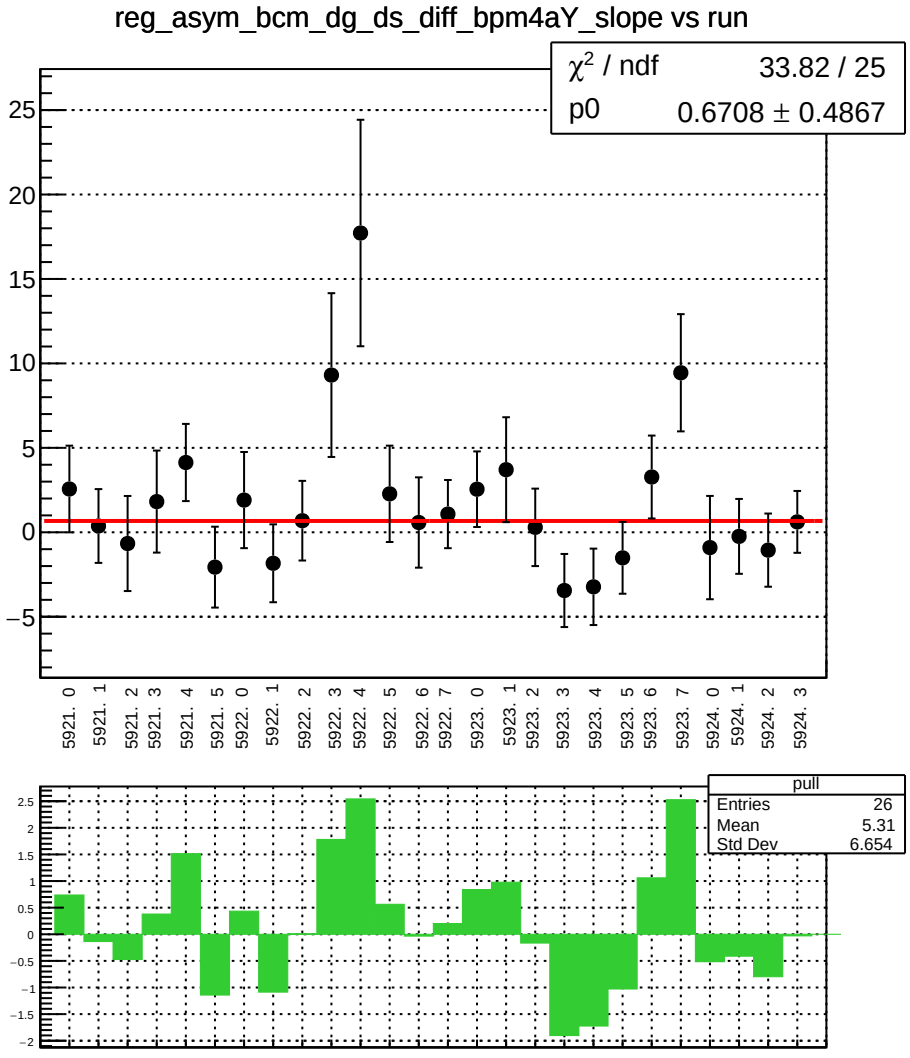
reg_asym_bcm_dg_ds_diff_bpm4aY_slope vs run
χ² / ndf 33.82 / 25
p0 0.6708 ± 0.4867
pull
Entries 26
Mean 5.31
Std Dev 6.654

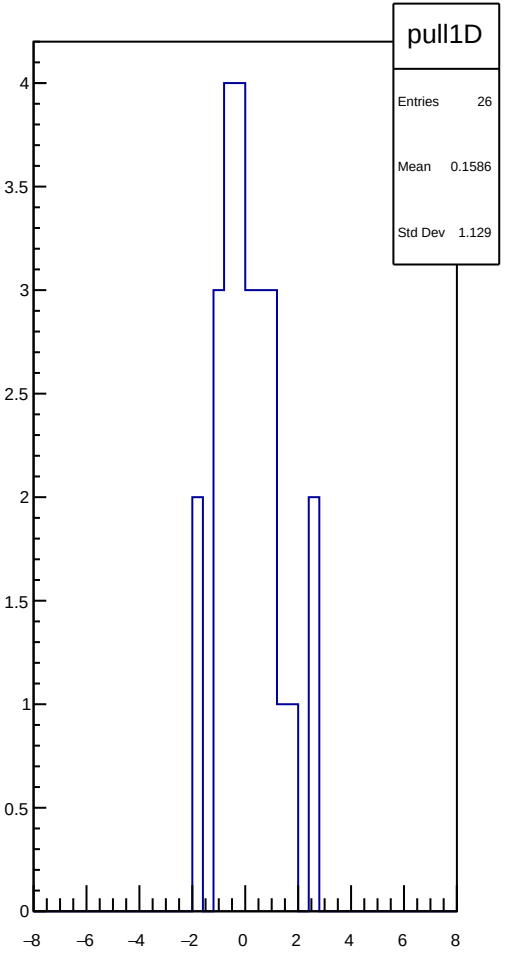
pull1D
Entries 26
Mean 0.1586
Std Dev 1.129

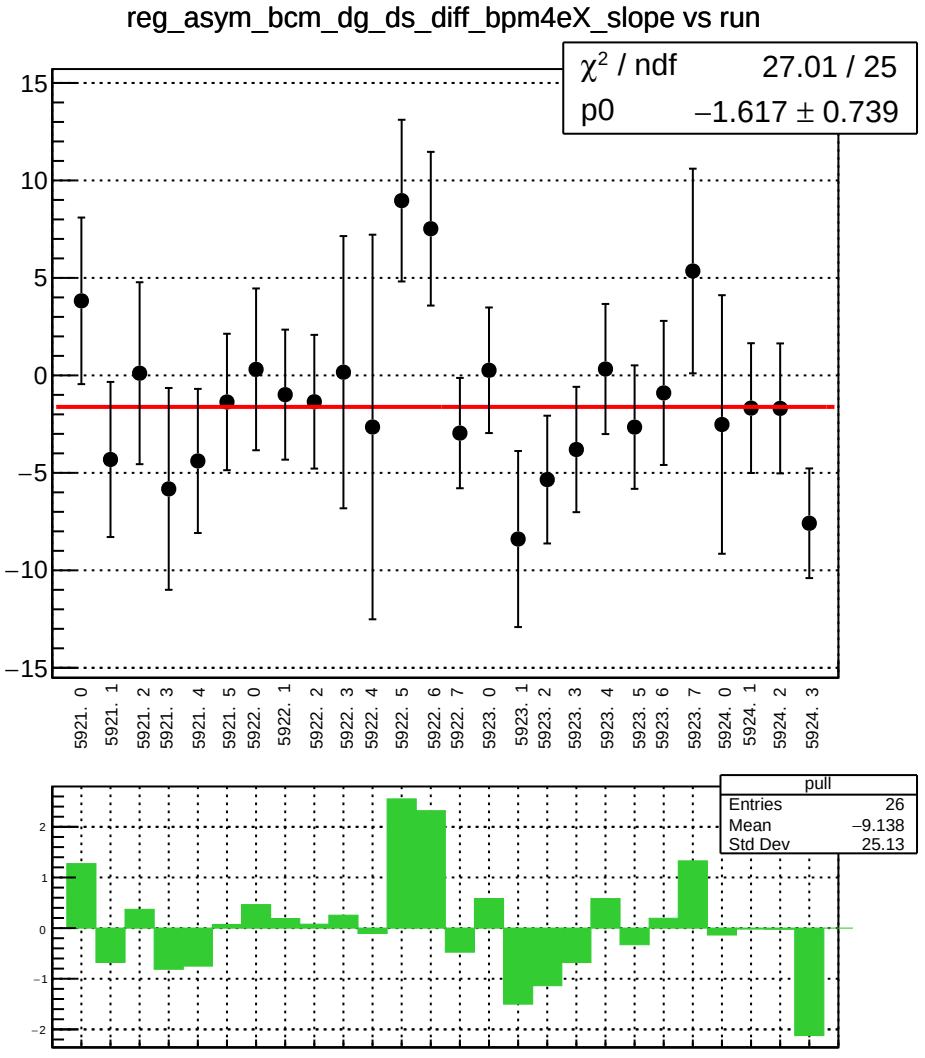
reg_asym_bcm_dg_ds_diff_bpm4eX_slope vs run
χ² / ndf 27.01 / 25
p0 −1.617 ± 0.739
15
10
5
0
−5
−10
−15
5921. 0
5921. 1
5921. 2
5921. 3
5921. 4
5921. 5
5922. 0
5922. 1
5922. 2
5922. 3
5922. 4
5922. 5
5922. 6
5922. 7
5923. 0
5923. 1
5923. 2
5923. 3
5923. 4
5923. 5
5923. 6
5923. 7
5924. 0
5924. 1
5924. 2
5924. 3
pull
Entries 26
Mean −9.138
Std Dev 25.13
2
1
0
−1
−2

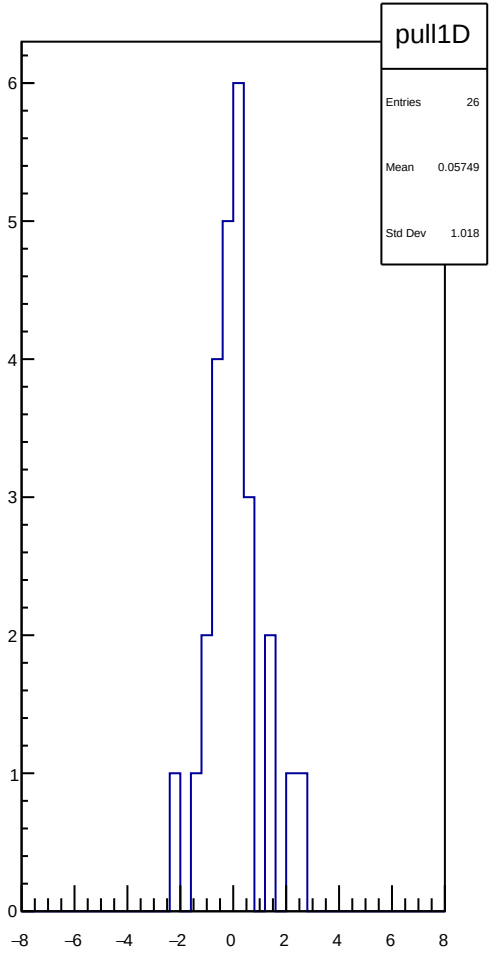
pull1D
Entries 26
Mean 0.05749
Std Dev 1.018
6
5
4
3
2
1
0
−8
−6
−4
−2
0
2
4
6
8

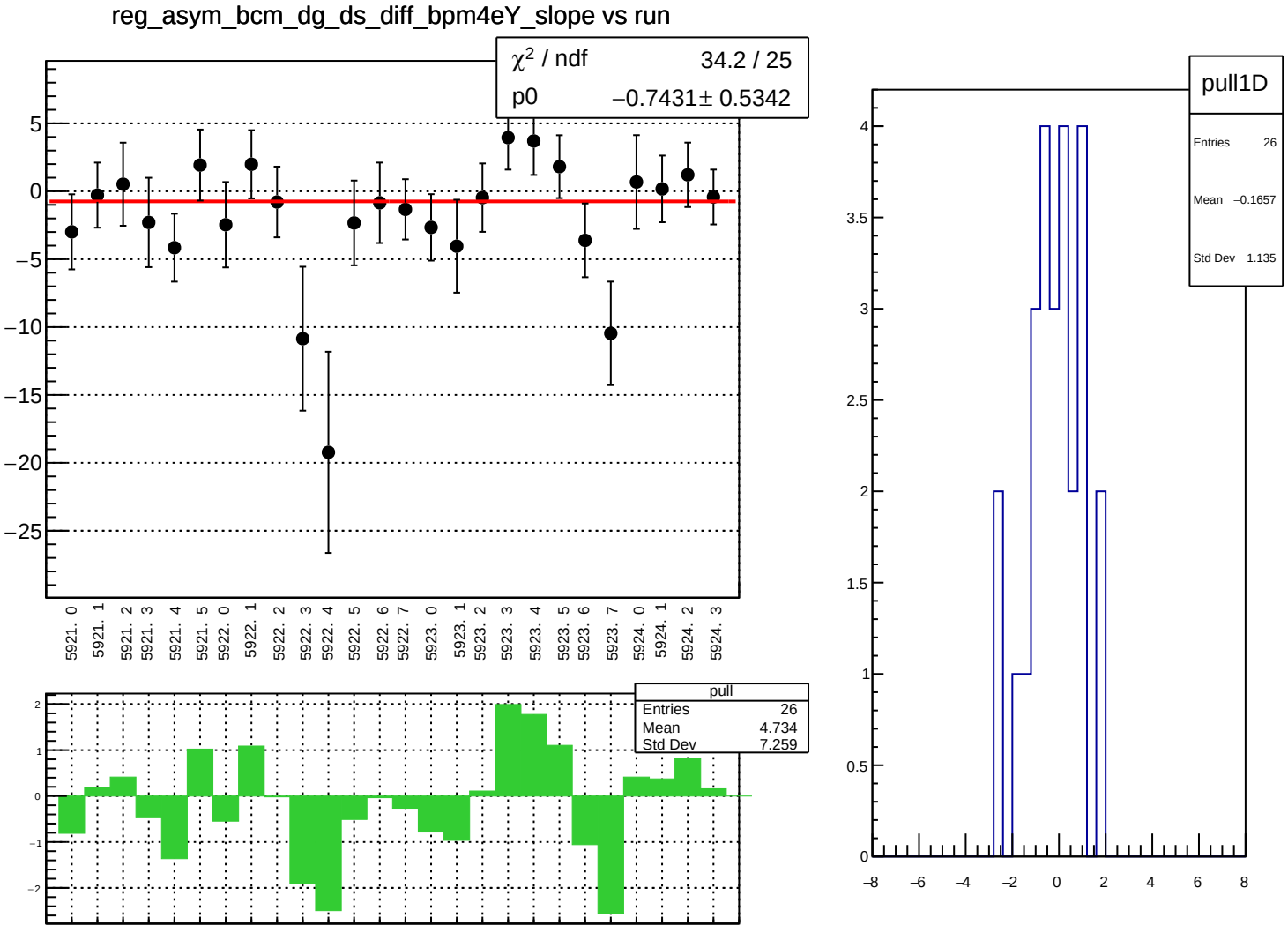
reg_asym_bcm_dg_ds_diff_bpm4eY_slope vs run
χ² / ndf 34.2 / 25
p0 −0.7431± 0.5342
5921. 0
5921. 1
5921. 2
5921. 3
5921. 4
5921. 5
5922. 0
5922. 1
5922. 2
5922. 3
5922. 4
5922. 5
5922. 6
5922. 7
5923. 0
5923. 1
5923. 2
5923. 3
5923. 4
5923. 5
5923. 6
5923. 7
5924. 0
5924. 1
5924. 2
5924. 3
pull
Entries 26
Mean 4.734
Std Dev 7.259
pull1D
Entries 26
Mean −0.1657
Std Dev 1.135

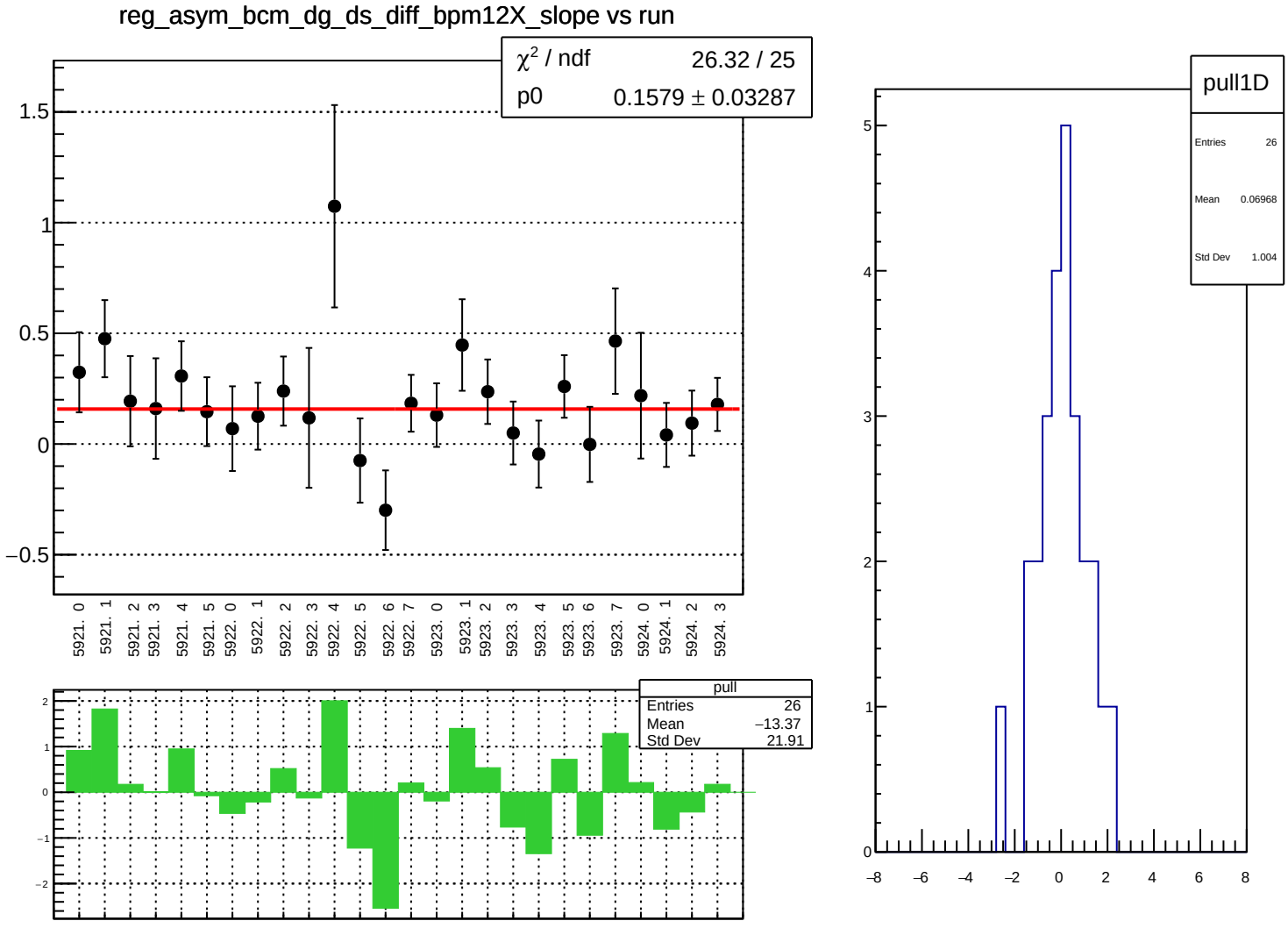
reg_asym_bcm_dg_ds_diff_bpm12X_slope vs run
χ² / ndf 26.32 / 25
p0 0.1579 ± 0.03287
1.5
1
0.5
0
−0.5
5921. 0
5921. 1
5921. 2
5921. 3
5921. 4
5921. 5
5922. 0
5922. 1
5922. 2
5922. 3
5922. 4
5922. 5
5922. 6
5922. 7
5923. 0
5923. 1
5923. 2
5923. 3
5923. 4
5923. 5
5923. 6
5923. 7
5924. 0
5924. 1
5924. 2
5924. 3
pull
Entries 26
Mean −13.37
Std Dev 21.91
pull1D
Entries 26
Mean 0.06968
Std Dev 1.004
5
4
3
2
1
0
−8
−6
−4
−2
0
2
4
6
8

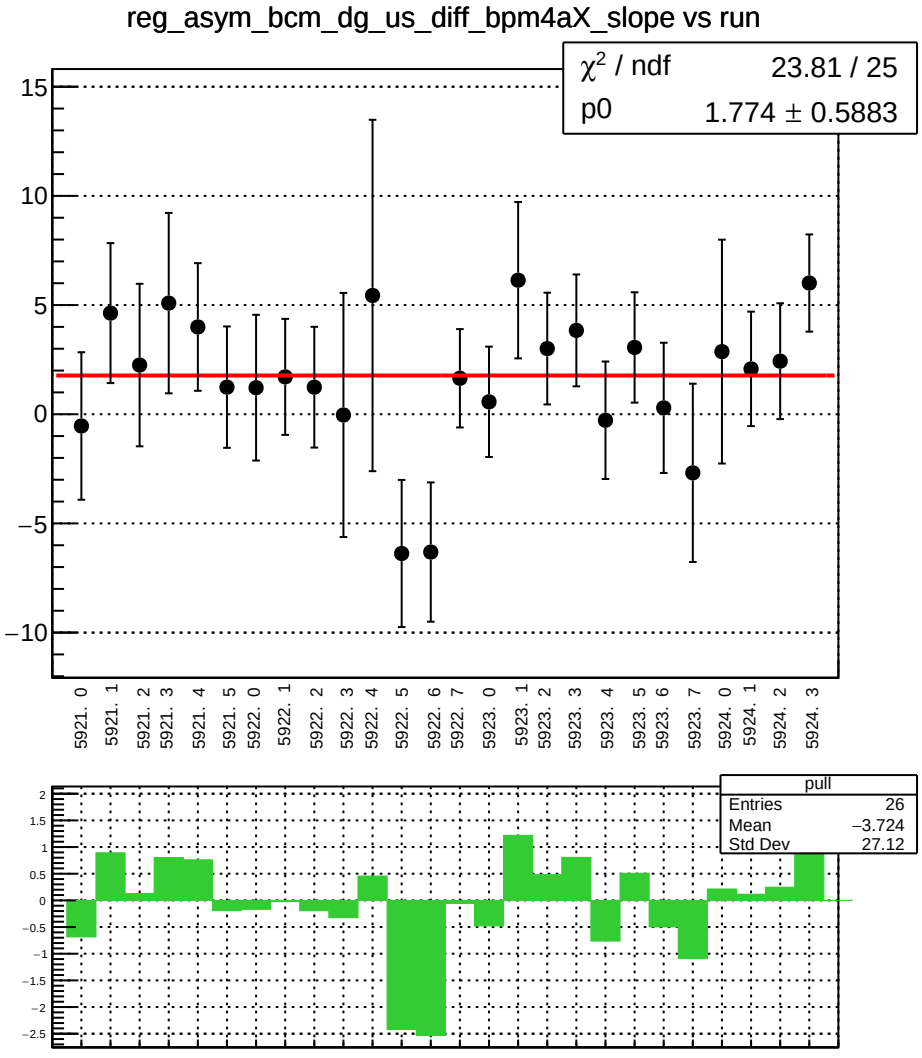
reg_asym_bcm_dg_us_diff_bpm4aX_slope vs run
χ² / ndf 23.81 / 25
p0 1.774 ± 0.5883
15
10
5
0
−5
−10
5921. 0
5921. 1
5921. 2
5921. 3
5921. 4
5921. 5
5922. 0
5922. 1
5922. 2
5922. 3
5922. 4
5922. 5
5922. 6
5922. 7
5923. 0
5923. 1
5923. 2
5923. 3
5923. 4
5923. 5
5923. 6
5923. 7
5924. 0
5924. 1
5924. 2
5924. 3
pull
Entries 26
Mean −3.724
Std Dev 27.12
2
1.5
1
0.5
0
−0.5
−1
−1.5
−2
−2.5

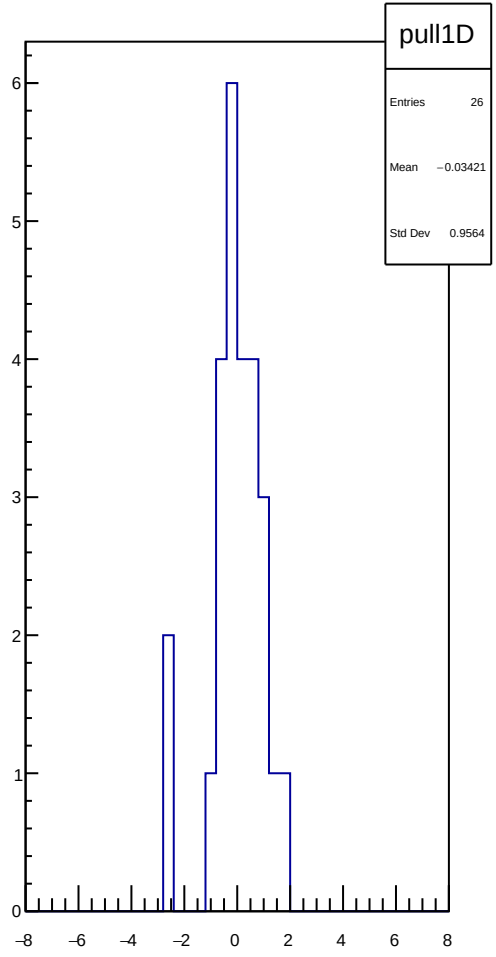
pull1D
Entries 26
Mean −0.03421
Std Dev 0.9564
6
5
4
3
2
1
0
−8
−6
−4
−2
0
2
4
6
8

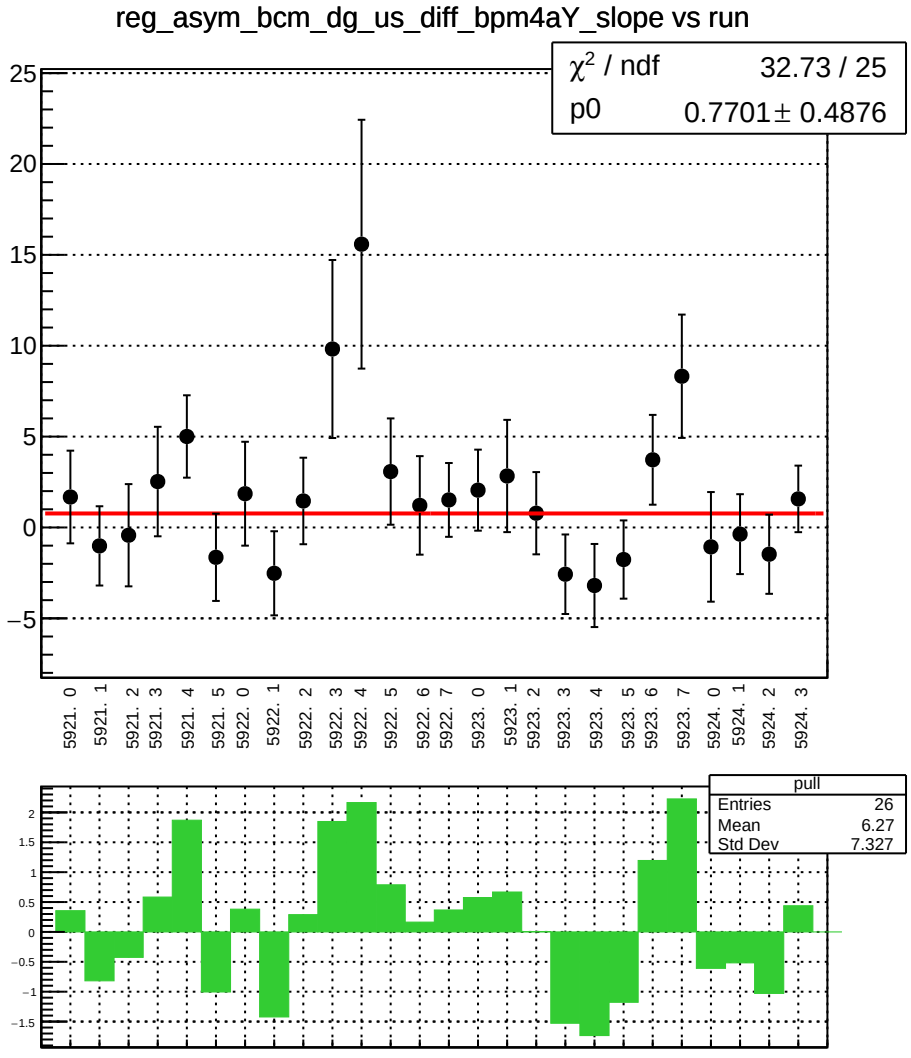
reg_asym_bcm_dg_us_diff_bpm4aY_slope vs run
χ² / ndf 32.73 / 25
p0 0.7701 ± 0.4876
5921. 0
5921. 1
5921. 2
5921. 3
5921. 4
5921. 5
5922. 0
5922. 1
5922. 2
5922. 3
5922. 4
5922. 5
5922. 6
5922. 7
5923. 0
5923. 1
5923. 2
5923. 3
5923. 4
5923. 5
5923. 6
5923. 7
5924. 0
5924. 1
5924. 2
5924. 3
pull
Entries 26
Mean 6.27
Std Dev 7.327

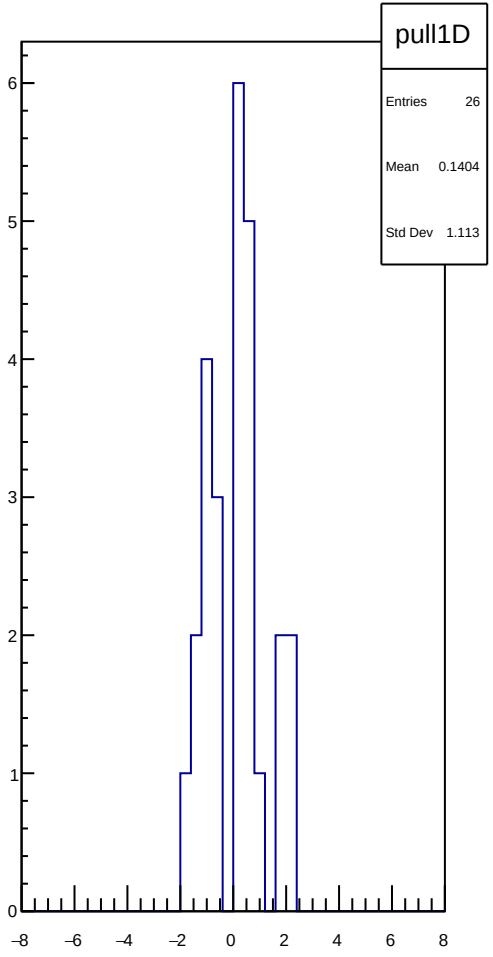
pull1D
Entries 26
Mean 0.1404
Std Dev 1.113

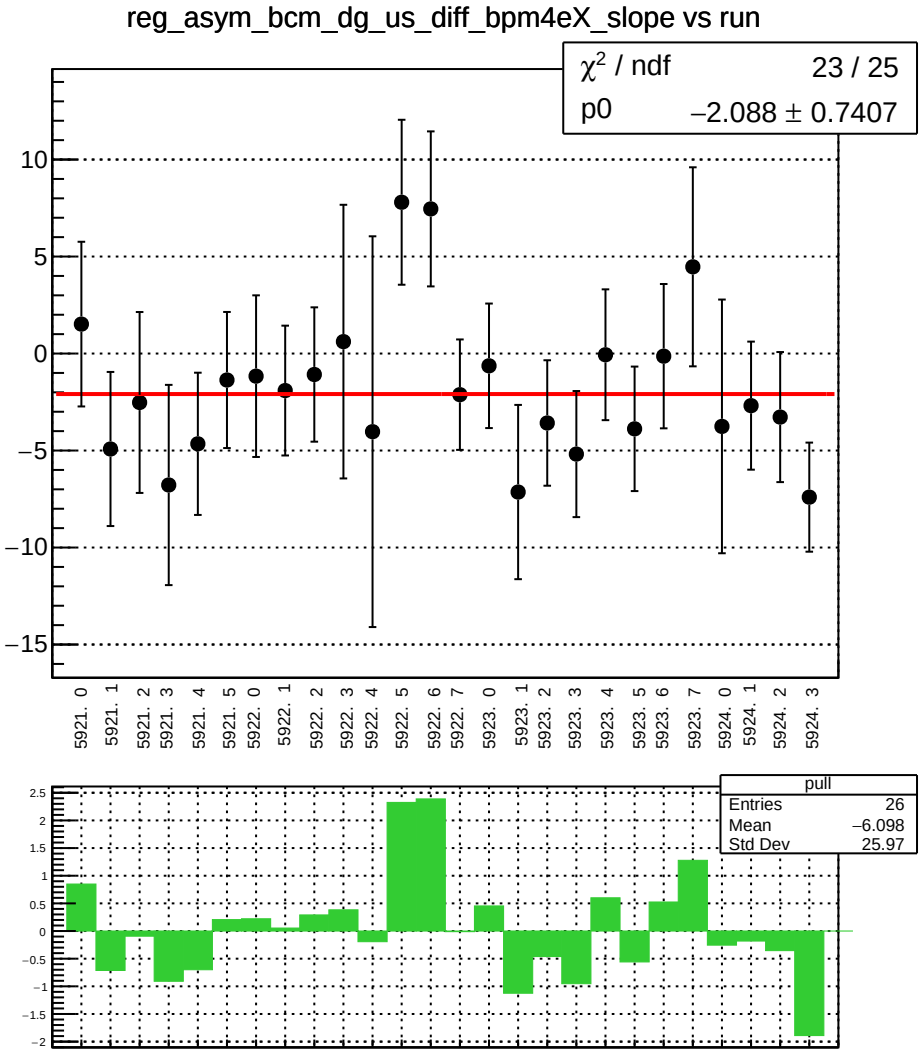
reg_asym_bcm_dg_us_diff_bpm4eX_slope vs run
χ² / ndf 23 / 25
p0 −2.088 ± 0.7407
10
5
0
−5
−10
−15
5921. 0
5921. 1
5921. 2
5921. 3
5921. 4
5921. 5
5922. 0
5922. 1
5922. 2
5922. 3
5922. 4
5922. 5
5922. 6
5922. 7
5923. 0
5923. 1
5923. 2
5923. 3
5923. 4
5923. 5
5923. 6
5923. 7
5924. 0
5924. 1
5924. 2
5924. 3
pull
Entries 26
Mean −6.098
Std Dev 25.97
2.5
2
1.5
1
0.5
0
−0.5
−1
−1.5
−2

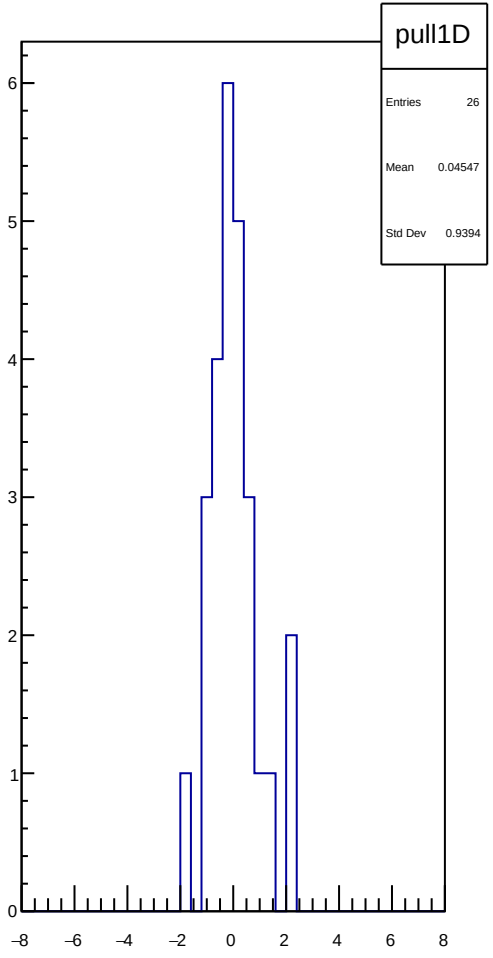
pull1D
Entries 26
Mean 0.04547
Std Dev 0.9394
6
5
4
3
2
1
0
−8
−6
−4
−2
0
2
4
6
8

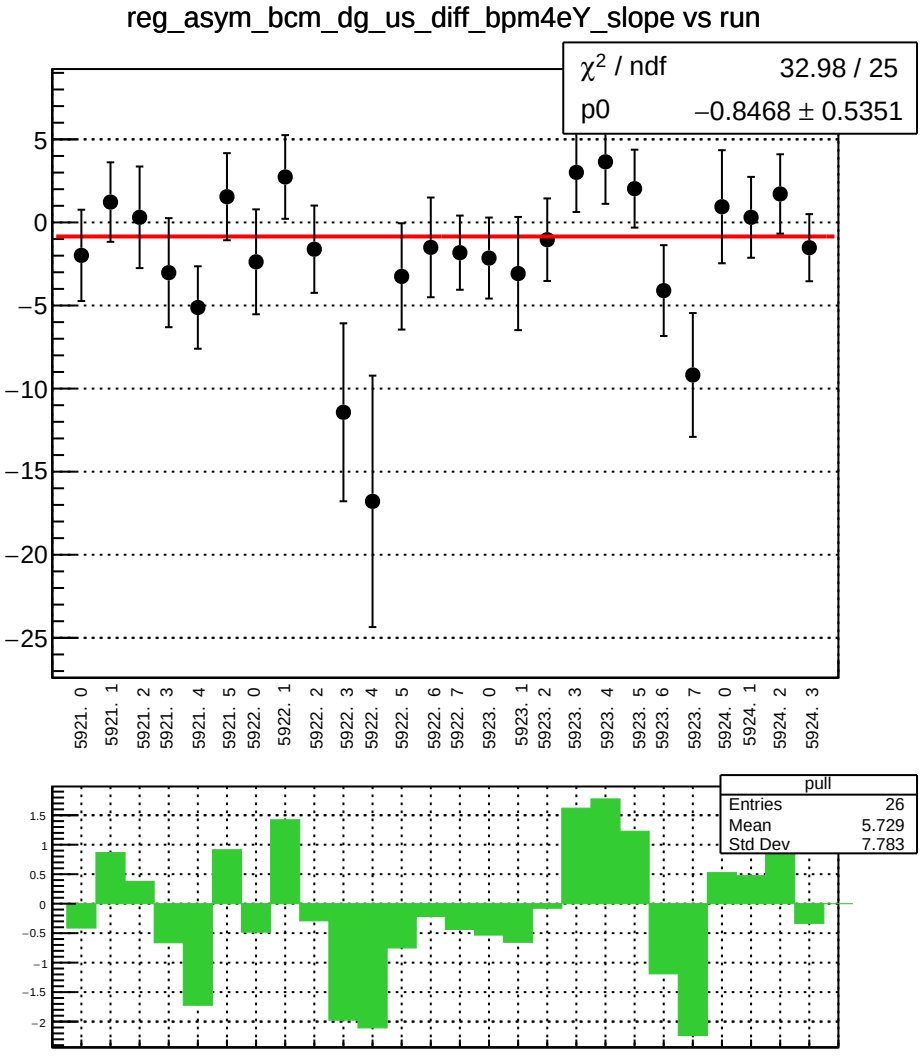
reg_asym_bcm_dg_us_diff_bpm4eY_slope vs run
χ2 / ndf 32.98 / 25
p0 −0.8468 ± 0.5351
5921. 0
5921. 1
5921. 2
5921. 3
5921. 4
5921. 5
5922. 0
5922. 1
5922. 2
5922. 3
5922. 4
5922. 5
5922. 6
5922. 7
5923. 0
5923. 1
5923. 2
5923. 3
5923. 4
5923. 5
5923. 6
5923. 7
5924. 0
5924. 1
5924. 2
5924. 3
pull
Entries 26
Mean 5.729
Std Dev 7.783

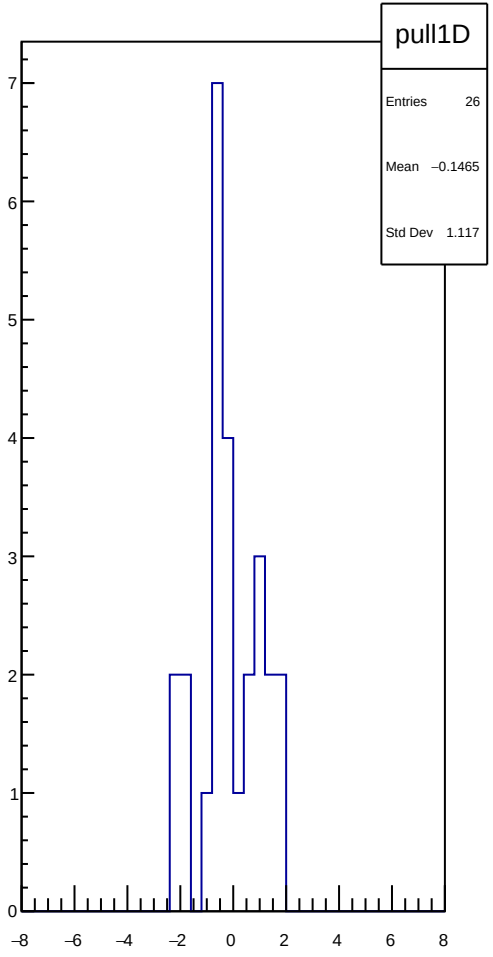
pull1D
Entries 26
Mean −0.1465
Std Dev 1.117

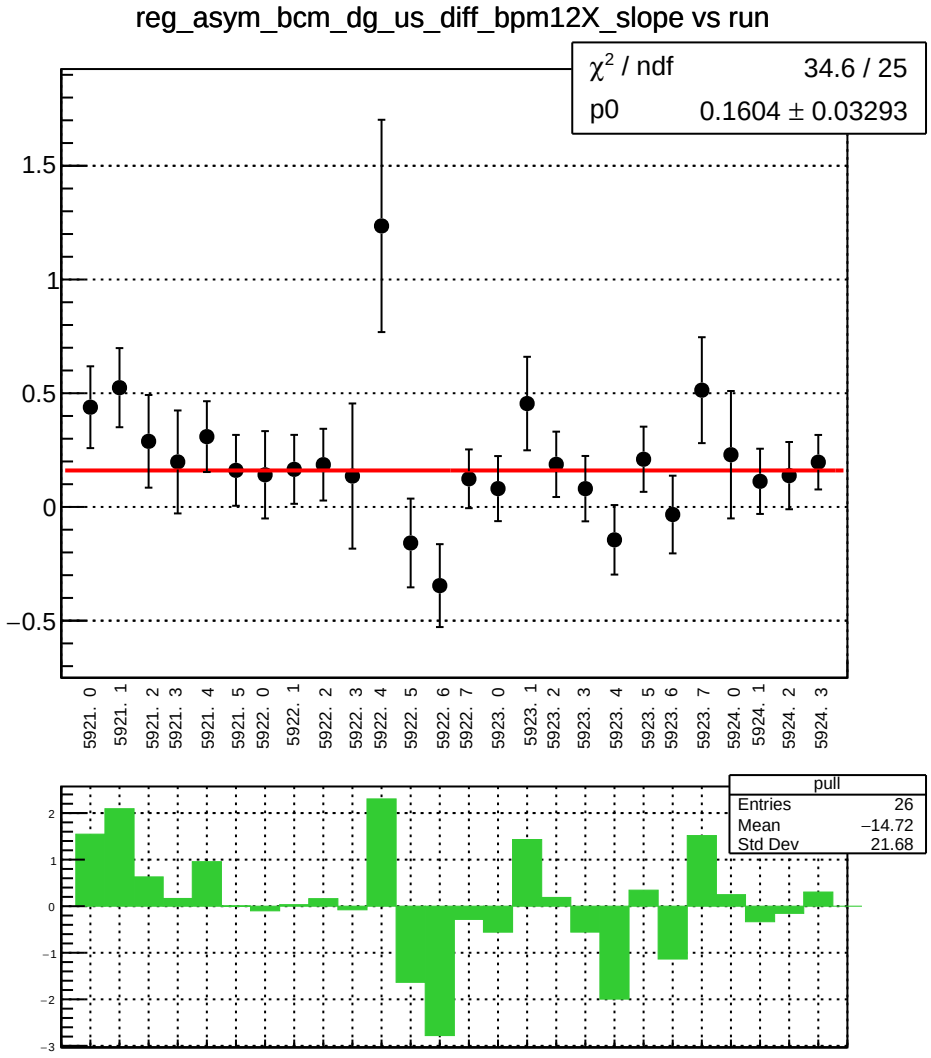
reg_asym_bcm_dg_us_diff_bpm12X_slope vs run
χ² / ndf 34.6 / 25
p0 0.1604 ± 0.03293
1.5
1
0.5
0
−0.5
5921. 0
5921. 1
5921. 2
5921. 3
5921. 4
5921. 5
5922. 0
5922. 1
5922. 2
5922. 3
5922. 4
5922. 5
5922. 6
5922. 7
5923. 0
5923. 1
5923. 2
5923. 3
5923. 4
5923. 5
5923. 6
5923. 7
5924. 0
5924. 1
5924. 2
5924. 3
pull
Entries 26
Mean −14.72
Std Dev 21.68
2
1
0
−1
−2
−3

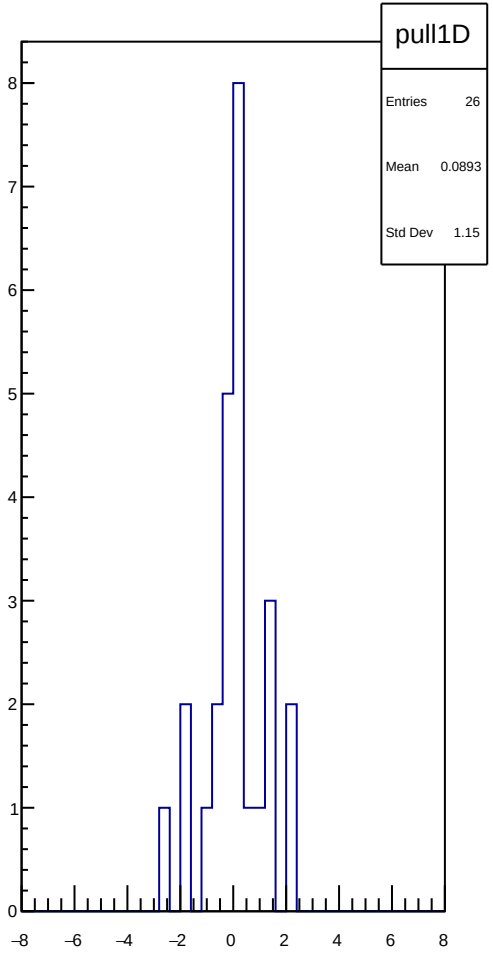
pull1D
Entries 26
Mean 0.0893
Std Dev 1.15
8
7
6
5
4
3
2
1
0
−8
−6
−4
−2
0
2
4
6
8