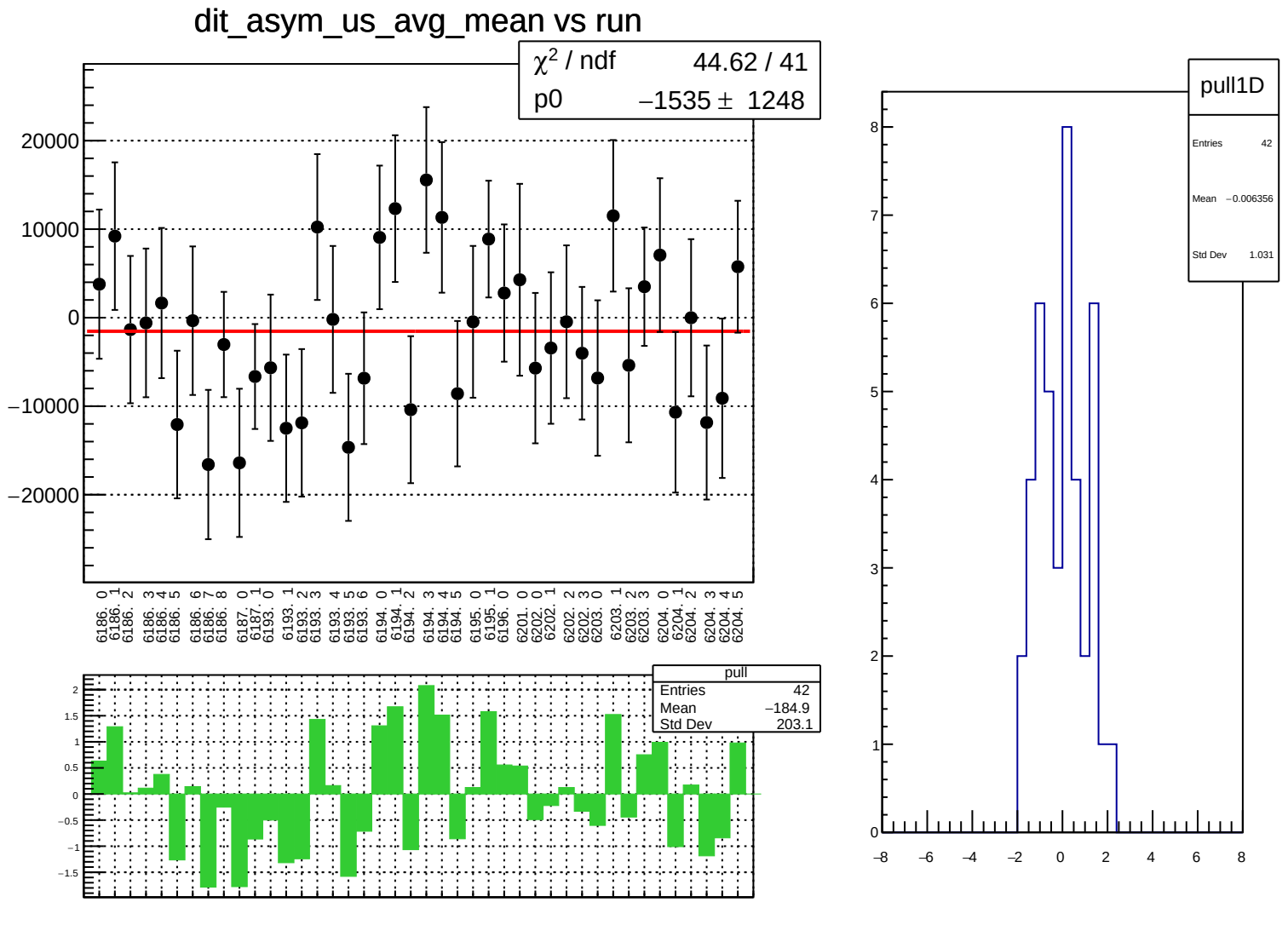
dit_asym_us_avg_mean vs run
χ² / ndf 44.62 / 41
p0 −1535 ± 1248
20000
10000
0
−10000
−20000
6186. 0
6186. 1
6186. 2
6186. 3
6186. 4
6186. 5
6186. 6
6186. 7
6186. 8
6187. 0
6187. 1
6193. 0
6193. 1
6193. 2
6193. 3
6193. 4
6193. 5
6193. 6
6194. 0
6194. 1
6194. 2
6194. 3
6194. 4
6194. 5
6195. 0
6195. 1
6196. 0
6201. 0
6202. 0
6202. 1
6202. 2
6202. 3
6203. 0
6203. 1
6203. 2
6203. 3
6204. 0
6204. 1
6204. 2
6204. 3
6204. 4
6204. 5
pull
Entries 42
Mean −184.9
Std Dev 203.1
pull1D
Entries 42
Mean −0.006356
Std Dev 1.031

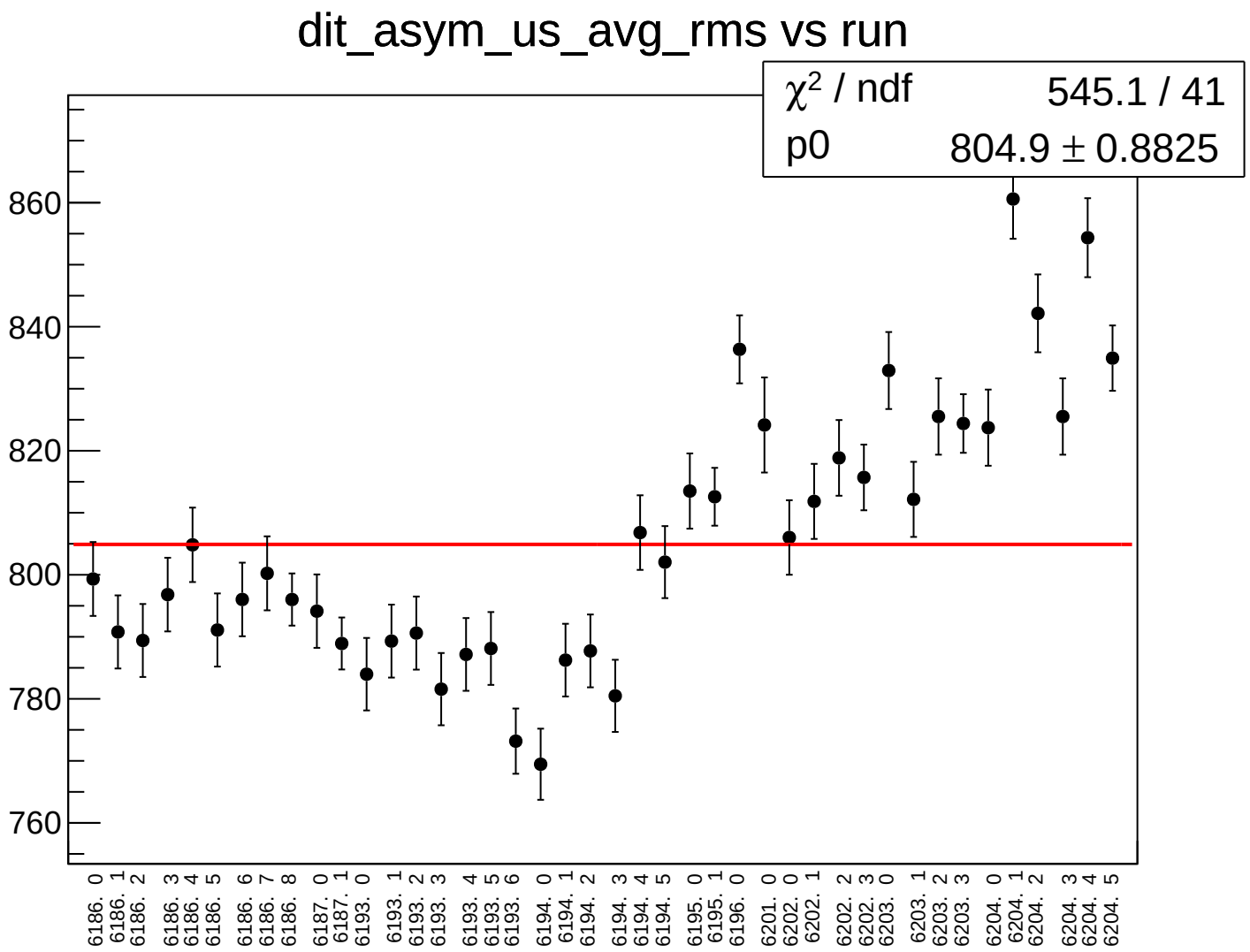
dit_asym_us_avg_rms vs run
χ2 / ndf 545.1 / 41
p0 804.9 ± 0.8825
860
840
820
800
780
760
6186. 0
6186. 1
6186. 2
6186. 3
6186. 4
6186. 5
6186. 6
6186. 7
6186. 8
6187. 0
6187. 1
6193. 0
6193. 1
6193. 2
6193. 3
6193. 4
6193. 5
6193. 6
6194. 0
6194. 1
6194. 2
6194. 3
6194. 4
6194. 5
6195. 0
6195. 1
6196. 0
6201. 0
6202. 0
6202. 1
6202. 2
6202. 3
6203. 0
6203. 1
6203. 2
6203. 3
6204. 0
6204. 1
6204. 2
6204. 3
6204. 4
6204. 5

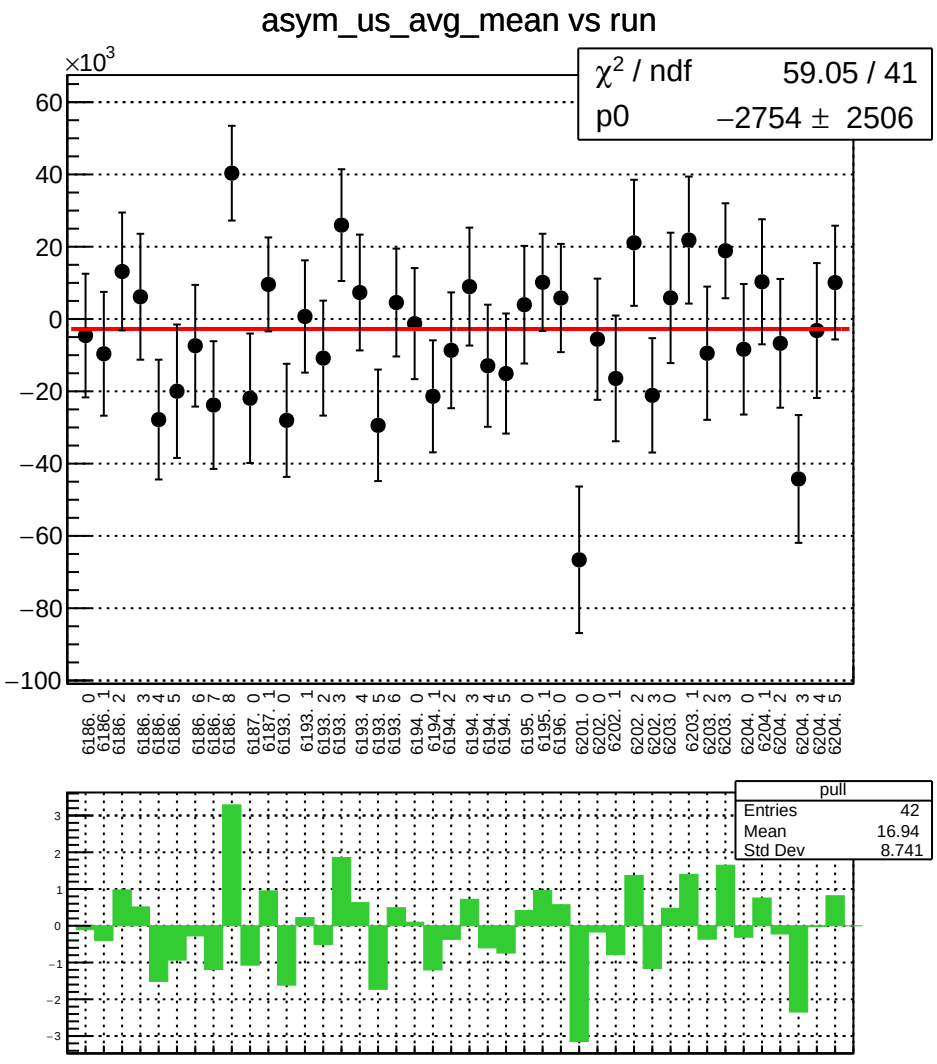
asym_us_avg_mean vs run
×10^3
χ² / ndf 59.05 / 41
p0 −2754 ± 2506
pull
Entries 42
Mean 16.94
Std Dev 8.741

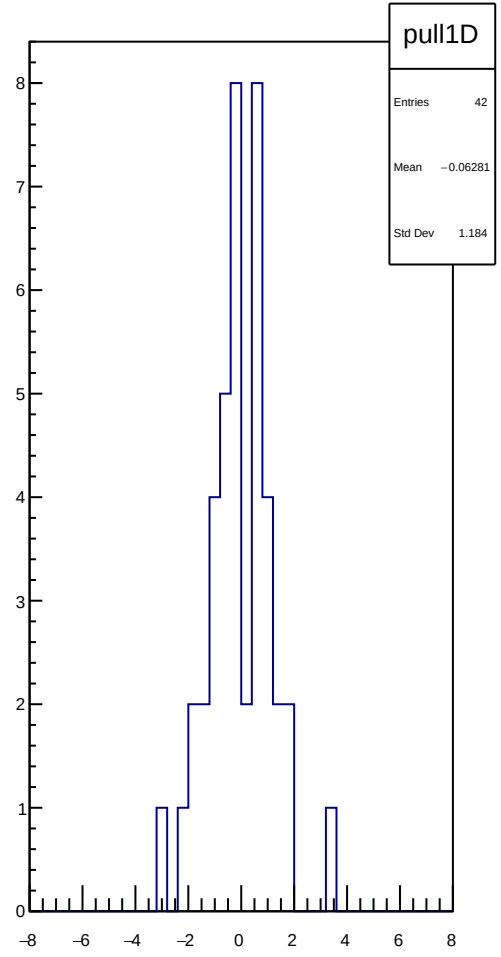
pull1D
Entries 42
Mean −0.06281
Std Dev 1.184

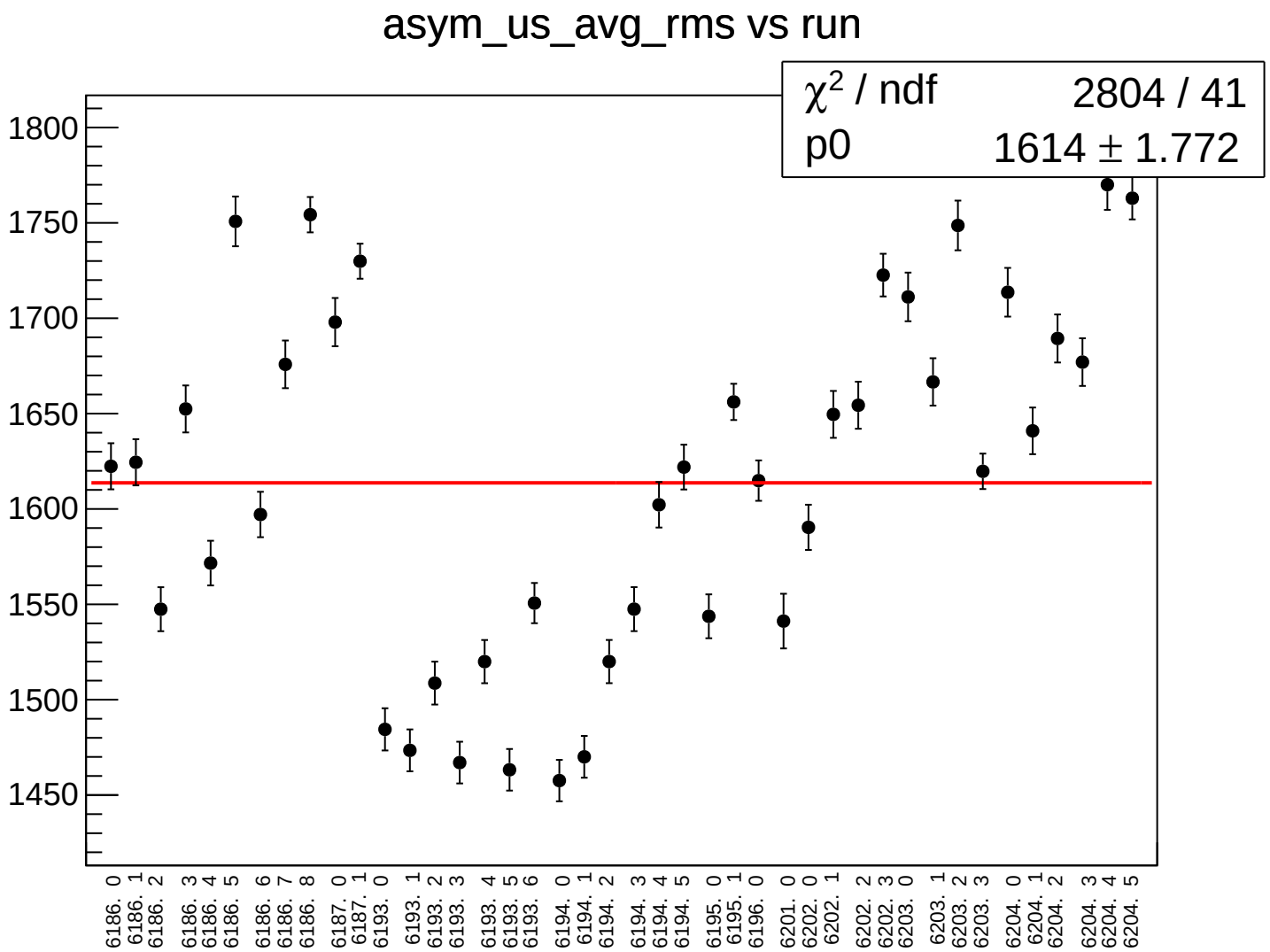
asym_us_avg_rms vs run
χ² / ndf 2804 / 41
p0 1614 ± 1.772
1800
1750
1700
1650
1600
1550
1500
1450
6186. 0
6186. 1
6186. 2
6186. 3
6186. 4
6186. 5
6186. 6
6186. 7
6186. 8
6187. 0
6187. 1
6193. 0
6193. 1
6193. 2
6193. 3
6193. 4
6193. 5
6193. 6
6194. 0
6194. 1
6194. 2
6194. 3
6194. 4
6194. 5
6195. 0
6195. 1
6196. 0
6201. 0
6202. 0
6202. 1
6202. 2
6202. 3
6203. 0
6203. 1
6203. 2
6203. 3
6204. 0
6204. 1
6204. 2
6204. 3
6204. 4
6204. 5

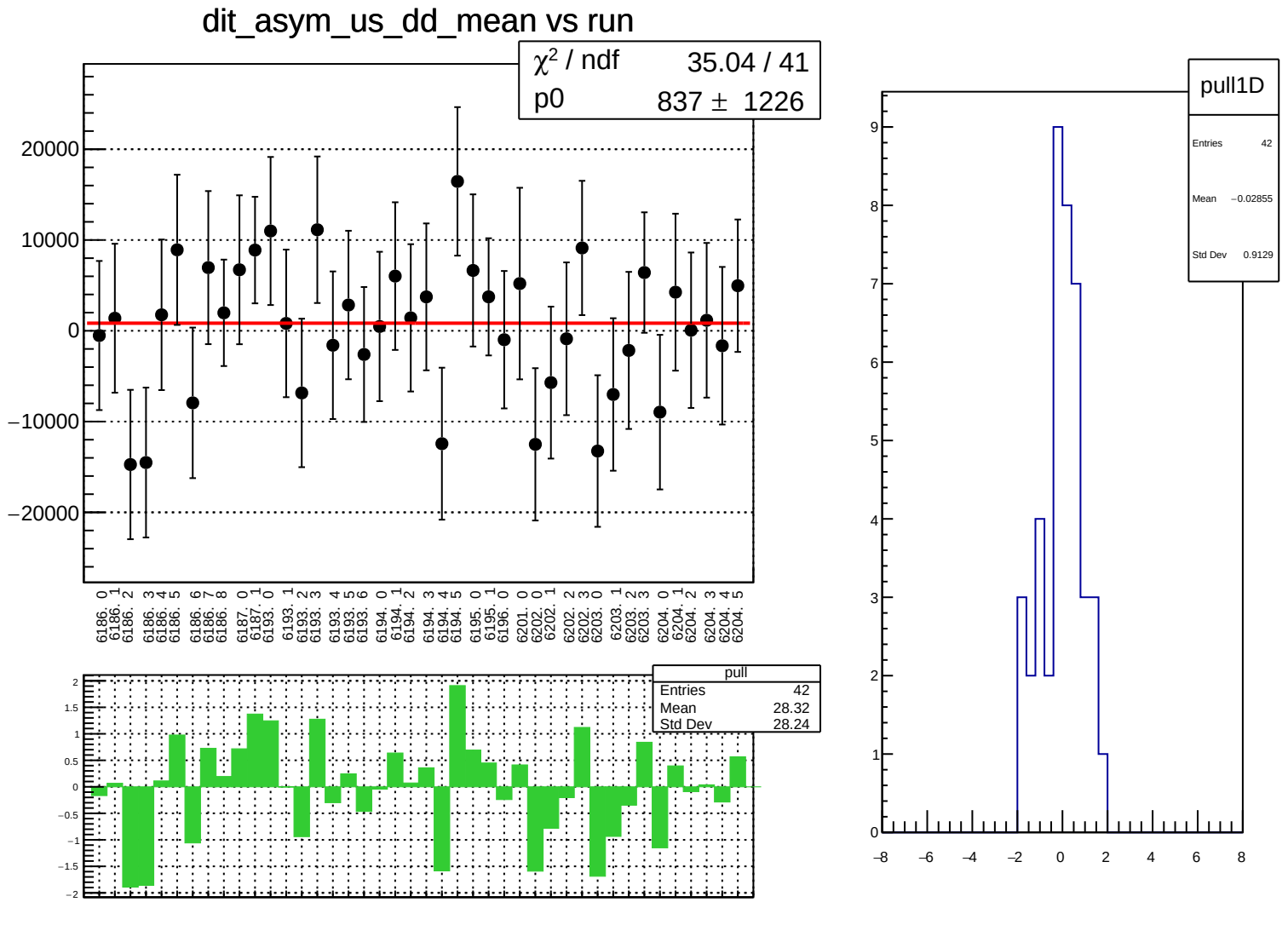
dit_asym_us_dd_mean vs run
χ² / ndf 35.04 / 41
p0 837 ± 1226
20000
10000
0
−10000
−20000
6186. 0
6186. 1
6186. 2
6186. 3
6186. 4
6186. 5
6186. 6
6186. 7
6186. 8
6187. 0
6187. 1
6193. 0
6193. 1
6193. 2
6193. 3
6193. 4
6193. 5
6193. 6
6194. 0
6194. 1
6194. 2
6194. 3
6194. 4
6194. 5
6195. 0
6195. 1
6196. 0
6201. 0
6202. 0
6202. 1
6202. 2
6202. 3
6203. 0
6203. 1
6203. 2
6203. 3
6204. 0
6204. 1
6204. 2
6204. 3
6204. 4
6204. 5
pull
Entries 42
Mean 28.32
Std Dev 28.24
pull1D
Entries 42
Mean −0.02855
Std Dev 0.9129

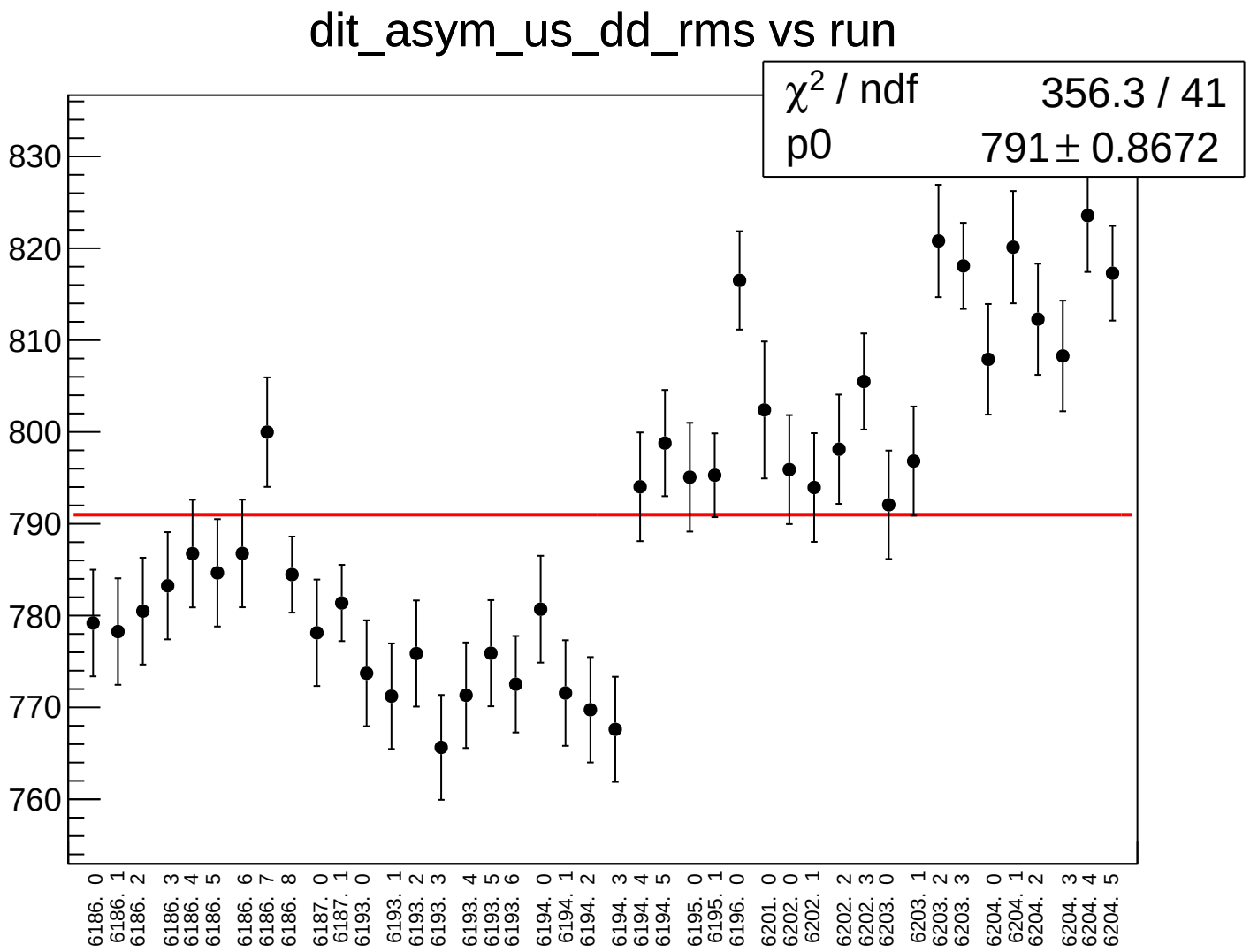
dit_asym_us_dd_rms vs run
χ2 / ndf 356.3 / 41
p0 791 ± 0.8672
830
820
810
800
790
780
770
760
6186. 0
6186. 1
6186. 2
6186. 3
6186. 4
6186. 5
6186. 6
6186. 7
6186. 8
6187. 0
6187. 1
6193. 0
6193. 1
6193. 2
6193. 3
6193. 4
6193. 5
6193. 6
6194. 0
6194. 1
6194. 2
6194. 3
6194. 4
6194. 5
6195. 0
6195. 1
6196. 0
6201. 0
6202. 0
6202. 1
6202. 2
6202. 3
6203. 0
6203. 1
6203. 2
6203. 3
6204. 0
6204. 1
6204. 2
6204. 3
6204. 4
6204. 5

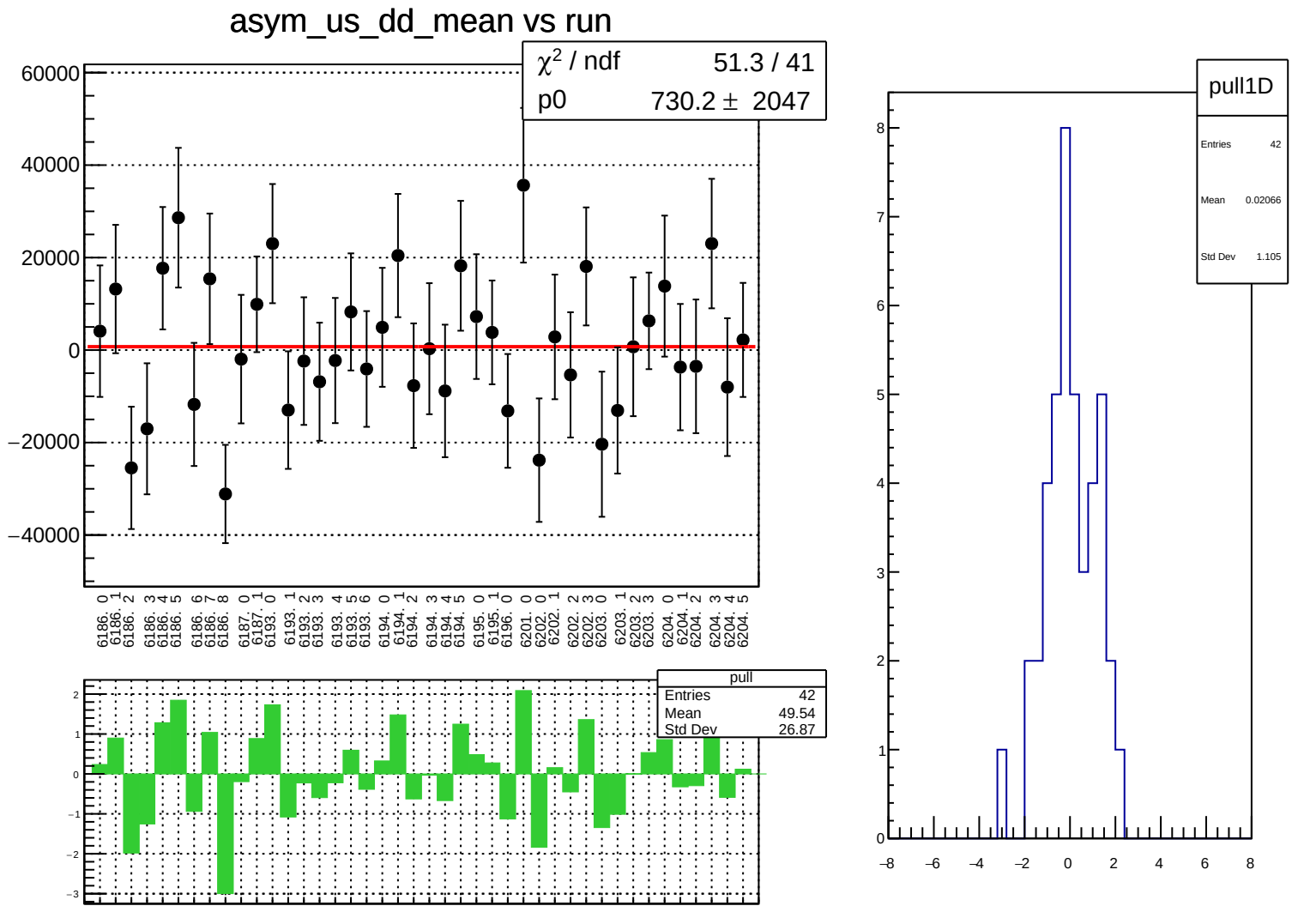
asym_us_dd_mean vs run
χ² / ndf 51.3 / 41
p0 730.2 ± 2047
60000
40000
20000
0
−20000
−40000
6186. 0
6186. 1
6186. 2
6186. 3
6186. 4
6186. 5
6186. 6
6186. 7
6186. 8
6187. 0
6187. 1
6193. 0
6193. 1
6193. 2
6193. 3
6193. 4
6193. 5
6193. 6
6194. 0
6194. 1
6194. 2
6194. 3
6194. 4
6194. 5
6195. 0
6195. 1
6196. 0
6201. 0
6202. 0
6202. 1
6202. 2
6202. 3
6203. 0
6203. 1
6203. 2
6203. 3
6204. 0
6204. 1
6204. 2
6204. 3
6204. 4
6204. 5
pull
Entries 42
Mean 49.54
Std Dev 26.87
2
1
0
−1
−2
−3
pull1D
Entries 42
Mean 0.02066
Std Dev 1.105
8
7
6
5
4
3
2
1
0
−8
−6
−4
−2
0
2
4
6
8

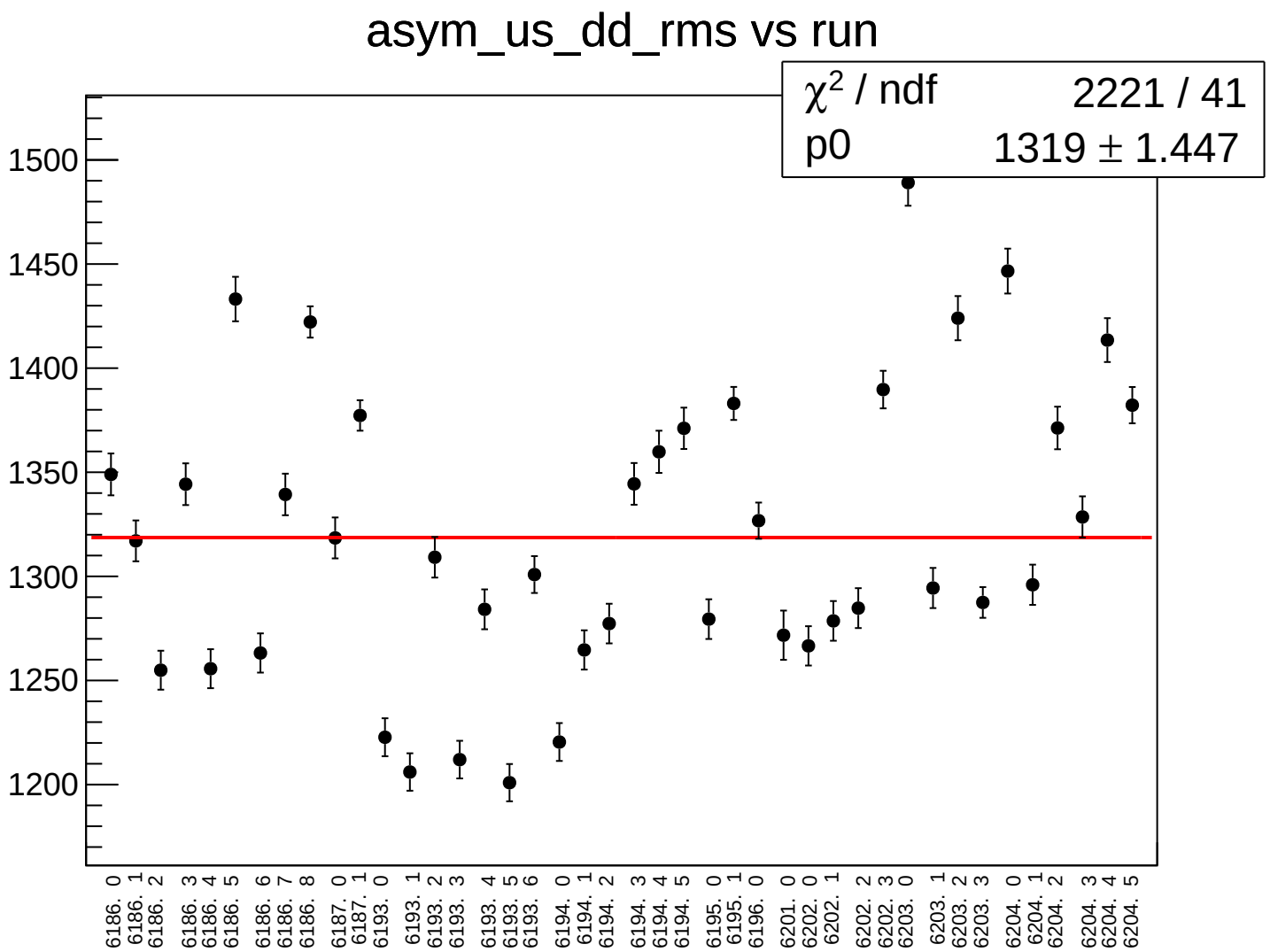
asym_us_dd_rms vs run
χ² / ndf 2221 / 41
p0 1319 ± 1.447
1500
1450
1400
1350
1300
1250
1200
6186. 0
6186. 1
6186. 2
6186. 3
6186. 4
6186. 5
6186. 6
6186. 7
6186. 8
6187. 0
6187. 1
6193. 0
6193. 1
6193. 2
6193. 3
6193. 4
6193. 5
6193. 6
6194. 0
6194. 1
6194. 2
6194. 3
6194. 4
6194. 5
6195. 0
6195. 1
6196. 0
6201. 0
6202. 0
6202. 1
6202. 2
6202. 3
6203. 0
6203. 1
6203. 2
6203. 3
6204. 0
6204. 1
6204. 2
6204. 3
6204. 4
6204. 5

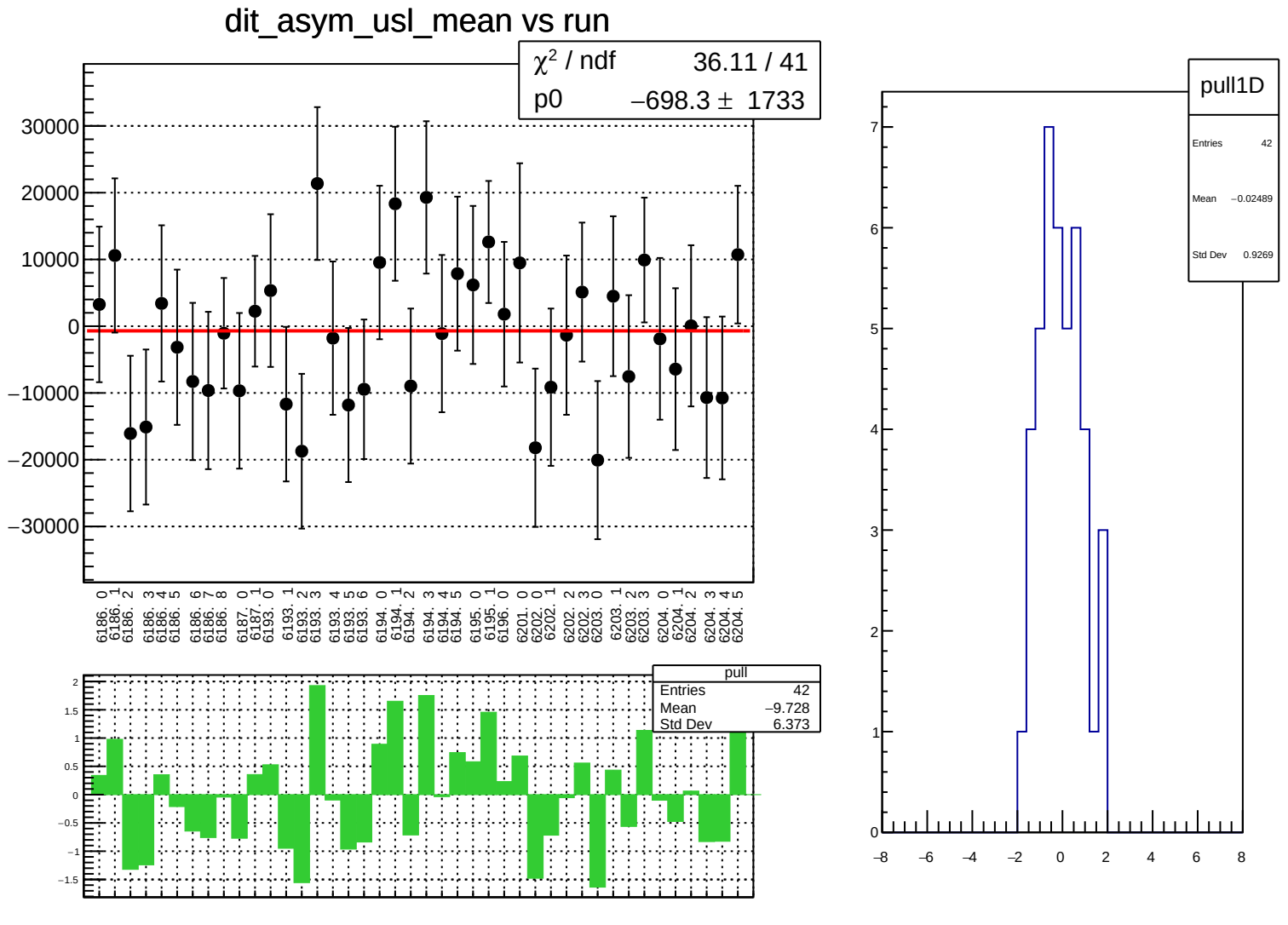
dit_asym_usl_mean vs run
χ² / ndf 36.11 / 41
p0 −698.3 ± 1733
30000
20000
10000
0
−10000
−20000
−30000
6186. 0
6186. 1
6186. 2
6186. 3
6186. 4
6186. 5
6186. 6
6186. 7
6186. 8
6187. 0
6187. 1
6193. 0
6193. 1
6193. 2
6193. 3
6193. 4
6193. 5
6193. 6
6194. 0
6194. 1
6194. 2
6194. 3
6194. 4
6194. 5
6195. 0
6195. 1
6196. 0
6201. 0
6202. 0
6202. 1
6202. 2
6202. 3
6203. 0
6203. 1
6203. 2
6203. 3
6204. 0
6204. 1
6204. 2
6204. 3
6204. 4
6204. 5
pull
Entries 42
Mean −9.728
Std Dev 6.373
2
1.5
1
0.5
0
−0.5
−1
−1.5
pull1D
Entries 42
Mean −0.02489
Std Dev 0.9269
7
6
5
4
3
2
1
0
−8
−6
−4
−2
0
2
4
6
8

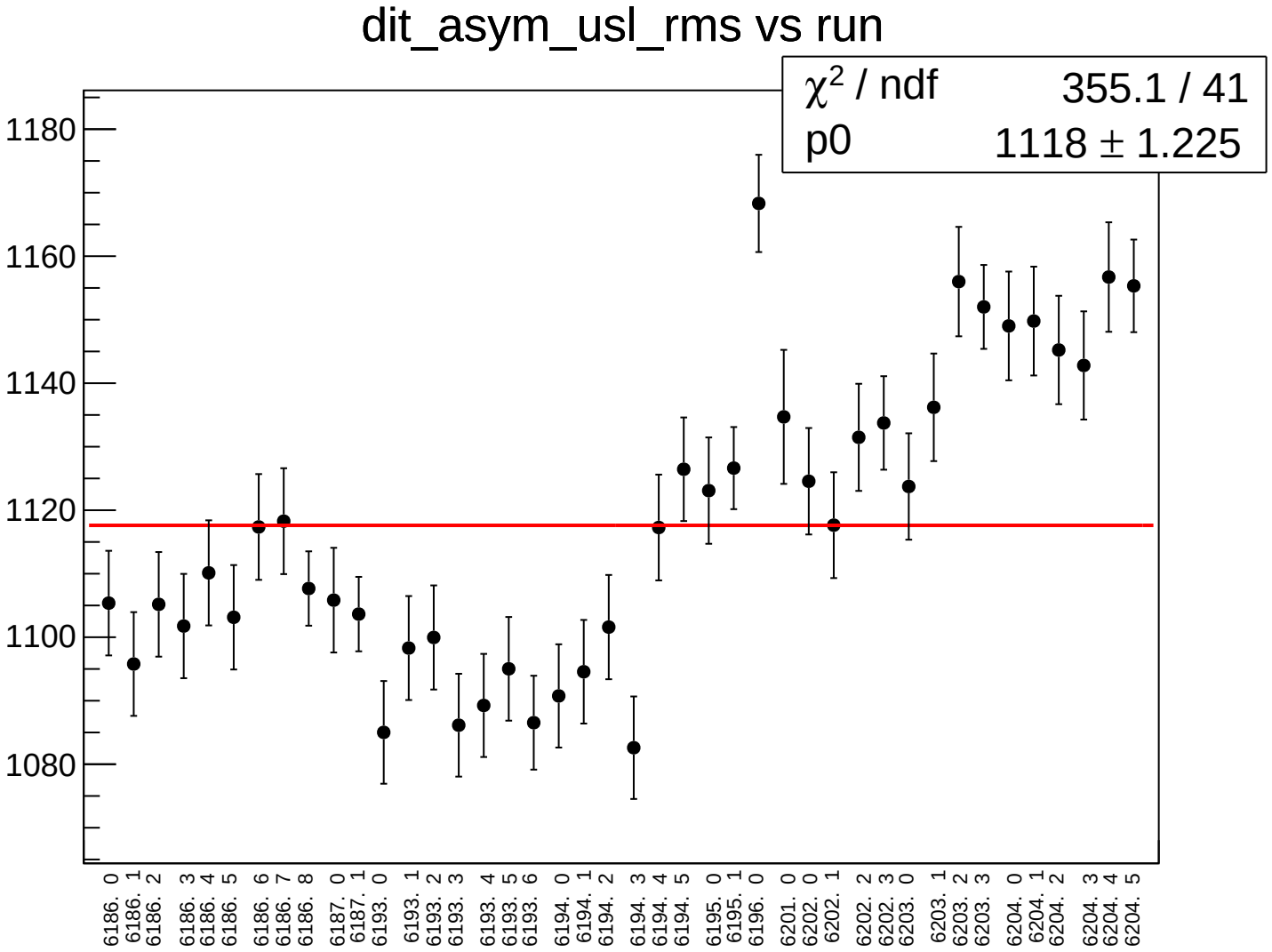
dit_asym_usl_rms vs run
χ² / ndf 355.1 / 41
p0 1118 ± 1.225
1180
1160
1140
1120
1100
1080
6186. 0
6186. 1
6186. 2
6186. 3
6186. 4
6186. 5
6186. 6
6186. 7
6186. 8
6187. 0
6187. 1
6193. 0
6193. 1
6193. 2
6193. 3
6193. 4
6193. 5
6193. 6
6194. 0
6194. 1
6194. 2
6194. 3
6194. 4
6194. 5
6195. 0
6195. 1
6196. 0
6201. 0
6202. 0
6202. 1
6202. 2
6202. 3
6203. 0
6203. 1
6203. 2
6203. 3
6204. 0
6204. 1
6204. 2
6204. 3
6204. 4
6204. 5

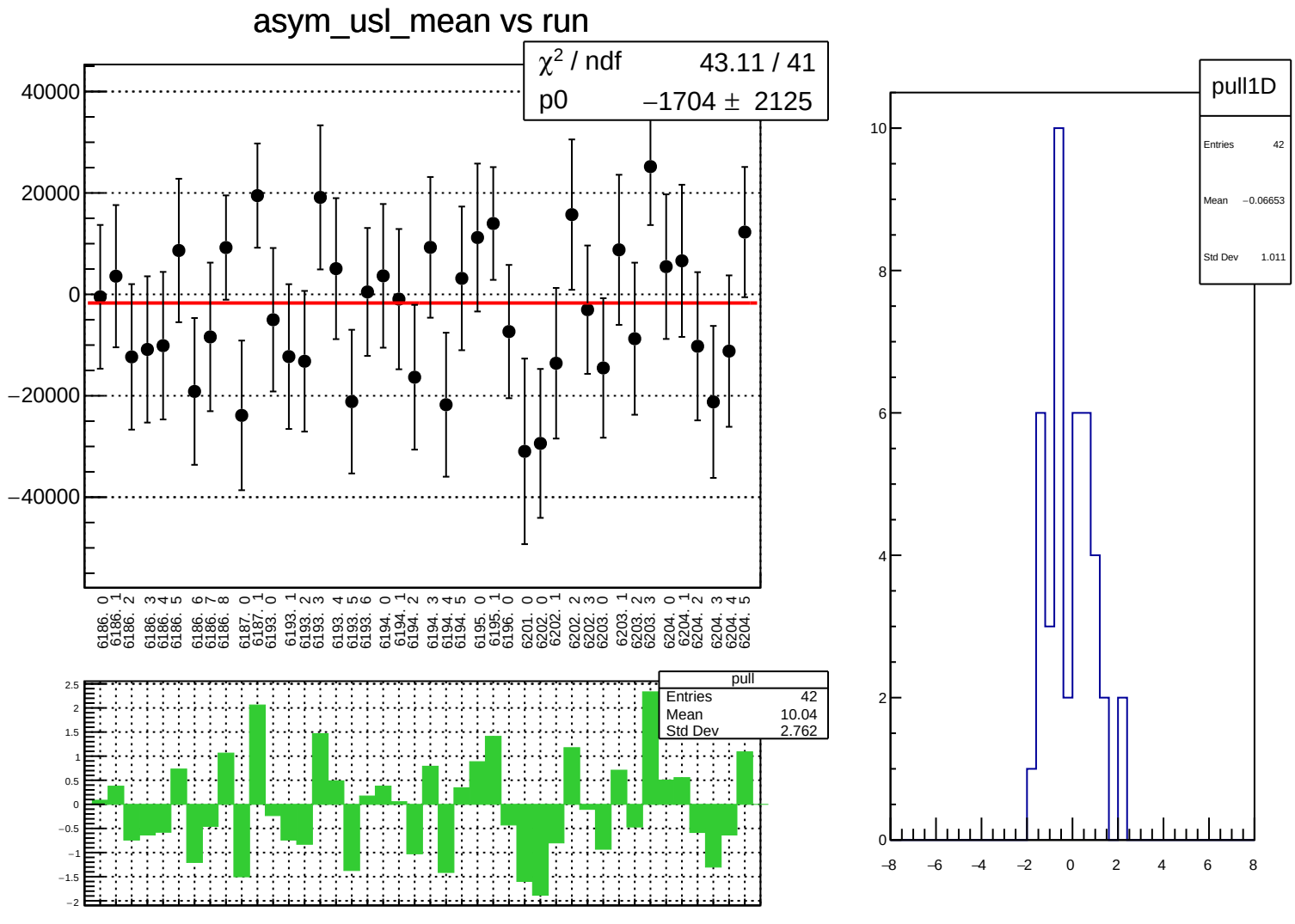
asym_usl_mean vs run
χ² / ndf 43.11 / 41
p0 −1704 ± 2125
40000
20000
0
−20000
−40000
6186. 0
6186. 1
6186. 2
6186. 3
6186. 4
6186. 5
6186. 6
6186. 7
6186. 8
6187. 0
6187. 1
6193. 0
6193. 1
6193. 2
6193. 3
6193. 4
6193. 5
6193. 6
6194. 0
6194. 1
6194. 2
6194. 3
6194. 4
6194. 5
6195. 0
6195. 1
6196. 0
6201. 0
6202. 0
6202. 1
6202. 2
6202. 3
6203. 0
6203. 1
6203. 2
6203. 3
6204. 0
6204. 1
6204. 2
6204. 3
6204. 4
6204. 5
pull
Entries 42
Mean 10.04
Std Dev 2.762
2.5
2
1.5
1
0.5
0
−0.5
−1
−1.5
−2
pull1D
Entries 42
Mean −0.06653
Std Dev 1.011
10
8
6
4
2
0
−8
−6
−4
−2
0
2
4
6
8

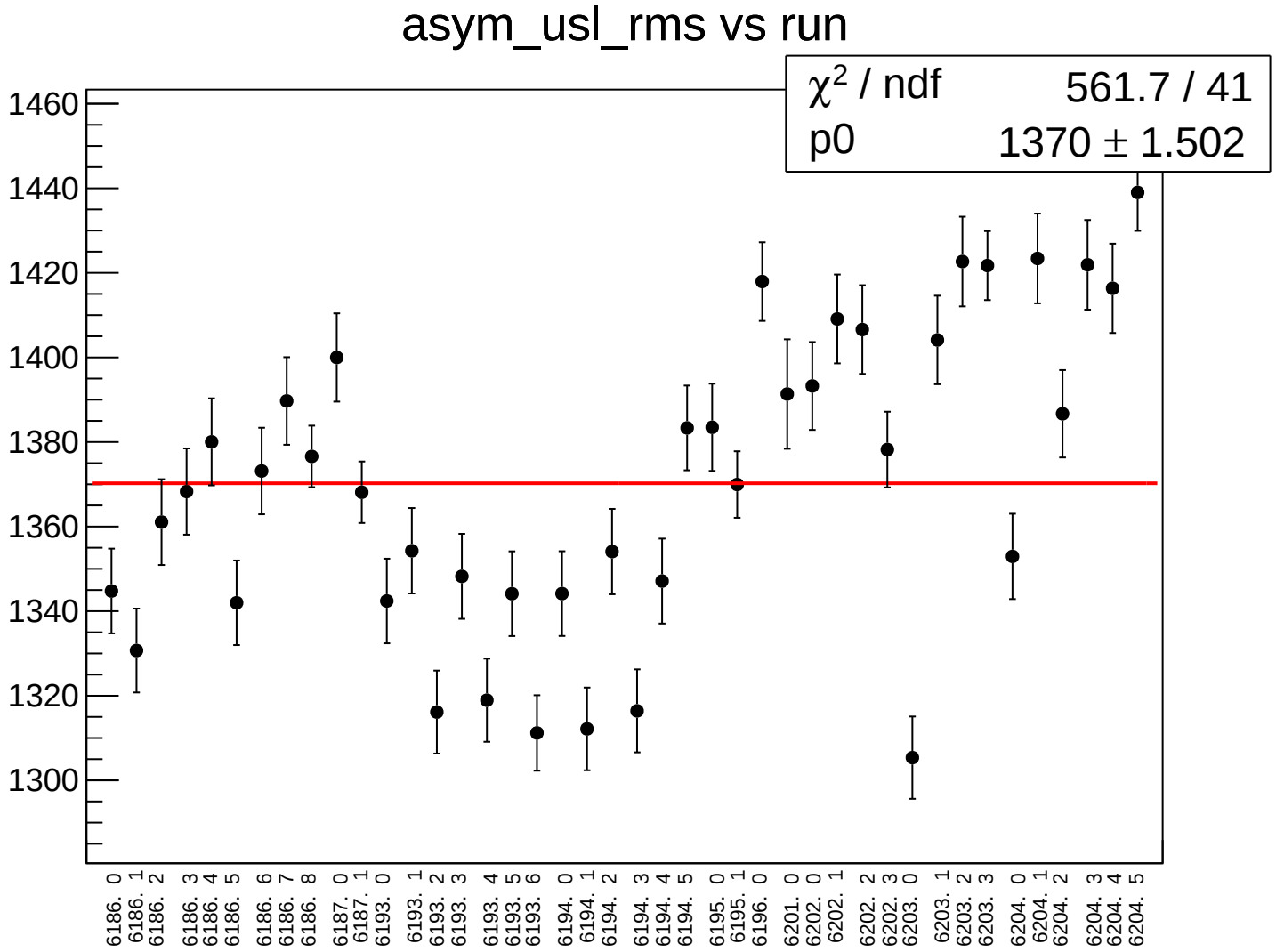
asym_usl_rms vs run
χ² / ndf 561.7 / 41
p0 1370 ± 1.502
1460
1440
1420
1400
1380
1360
1340
1320
1300
6186. 0
6186. 1
6186. 2
6186. 3
6186. 4
6186. 5
6186. 6
6186. 7
6186. 8
6187. 0
6187. 1
6193. 0
6193. 1
6193. 2
6193. 3
6193. 4
6193. 5
6193. 6
6194. 0
6194. 1
6194. 2
6194. 3
6194. 4
6194. 5
6195. 0
6195. 1
6196. 0
6201. 0
6202. 0
6202. 1
6202. 2
6202. 3
6203. 0
6203. 1
6203. 2
6203. 3
6204. 0
6204. 1
6204. 2
6204. 3
6204. 4
6204. 5

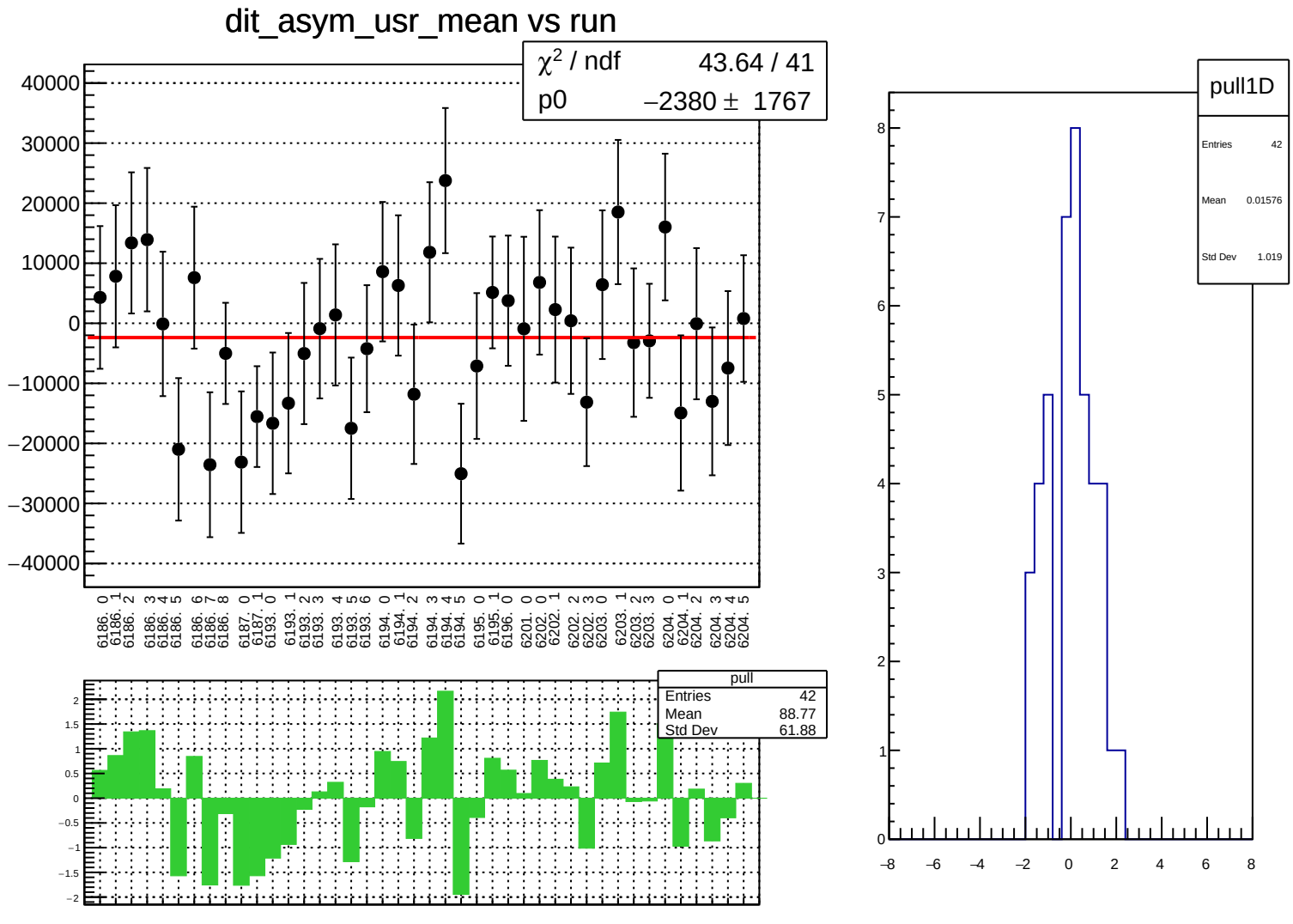
dit_asym_usr_mean vs run
χ² / ndf 43.64 / 41
p0 −2380 ± 1767
40000
30000
20000
10000
0
−10000
−20000
−30000
−40000
6186. 0
6186. 1
6186. 2
6186. 3
6186. 4
6186. 5
6186. 6
6186. 7
6186. 8
6187. 0
6187. 1
6193. 0
6193. 1
6193. 2
6193. 3
6193. 4
6193. 5
6193. 6
6194. 0
6194. 1
6194. 2
6194. 3
6194. 4
6194. 5
6195. 0
6195. 1
6196. 0
6201. 0
6202. 0
6202. 1
6202. 2
6202. 3
6203. 0
6203. 1
6203. 2
6203. 3
6204. 0
6204. 1
6204. 2
6204. 3
6204. 4
6204. 5
pull
Entries 42
Mean 88.77
Std Dev 61.88
2
1.5
1
0.5
0
−0.5
−1
−1.5
−2
pull1D
Entries 42
Mean 0.01576
Std Dev 1.019
8
7
6
5
4
3
2
1
0
−8
−6
−4
−2
0
2
4
6
8

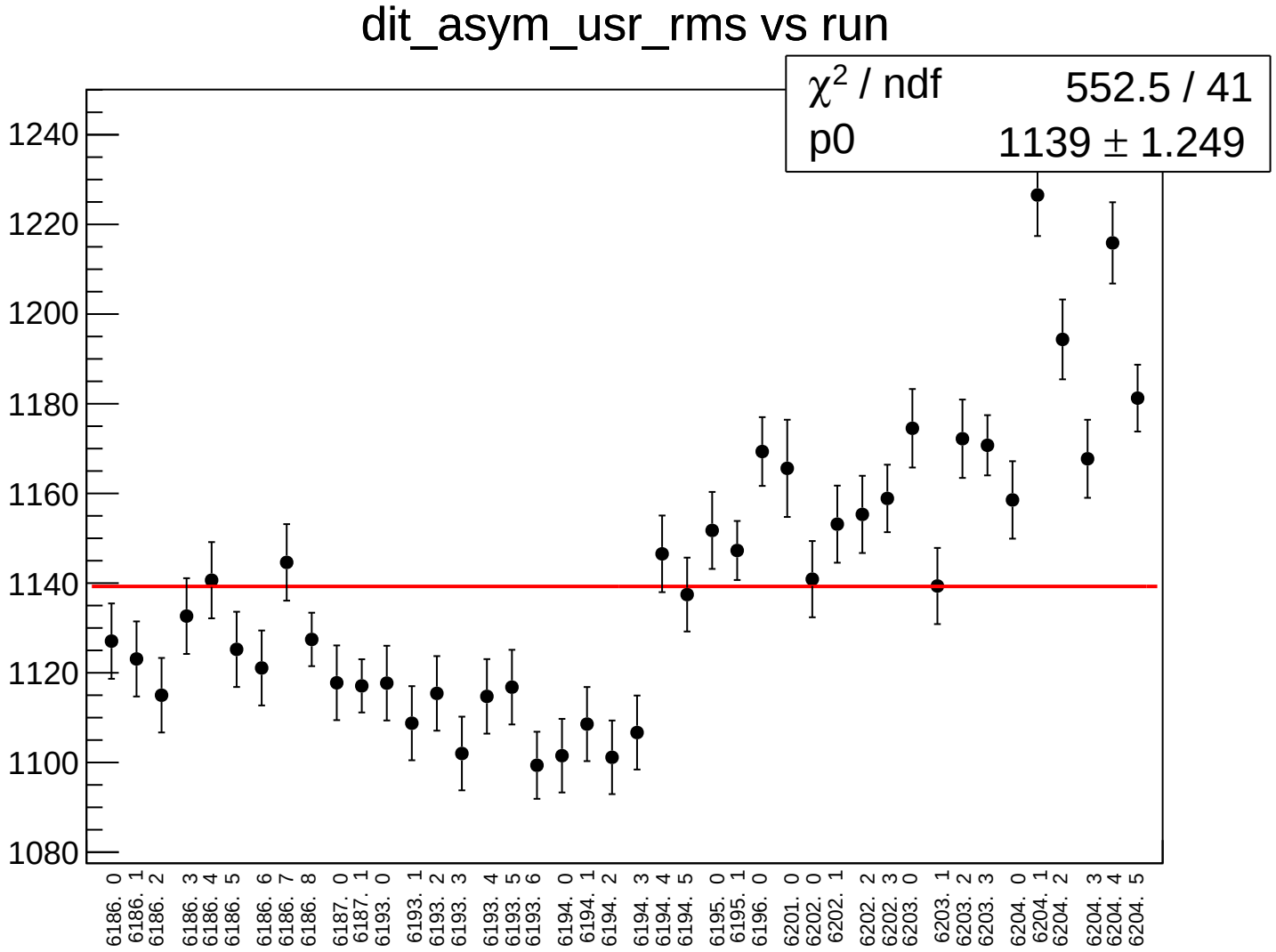
dit_asym_usr_rms vs run
χ² / ndf 552.5 / 41
p0 1139 ± 1.249
1240
1220
1200
1180
1160
1140
1120
1100
1080
6186. 0
6186. 1
6186. 2
6186. 3
6186. 4
6186. 5
6186. 6
6186. 7
6186. 8
6187. 0
6187. 1
6193. 0
6193. 1
6193. 2
6193. 3
6193. 4
6193. 5
6193. 6
6194. 0
6194. 1
6194. 2
6194. 3
6194. 4
6194. 5
6195. 0
6195. 1
6196. 0
6201. 0
6202. 0
6202. 1
6202. 2
6202. 3
6203. 0
6203. 1
6203. 2
6203. 3
6204. 0
6204. 1
6204. 2
6204. 3
6204. 4
6204. 5

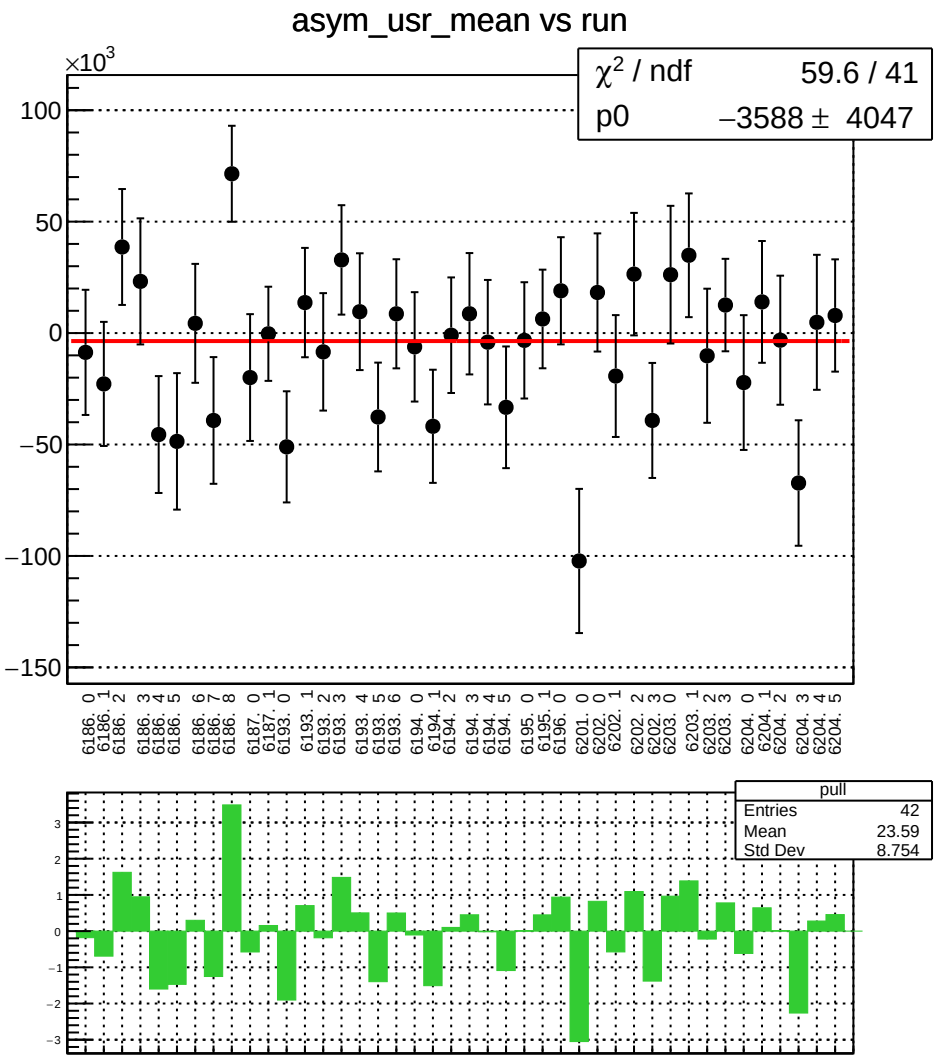
asym_usr_mean vs run
×10^3
χ² / ndf 59.6 / 41
p0 −3588 ± 4047
100
50
0
−50
−100
−150
6186. 0
6186. 1
6186. 2
6186. 3
6186. 4
6186. 5
6186. 6
6186. 7
6186. 8
6187. 0
6187. 1
6193. 0
6193. 1
6193. 2
6193. 3
6193. 4
6193. 5
6193. 6
6194. 0
6194. 1
6194. 2
6194. 3
6194. 4
6194. 5
6195. 0
6195. 1
6196. 0
6201. 0
6202. 0
6202. 1
6202. 2
6202. 3
6203. 0
6203. 1
6203. 2
6203. 3
6204. 0
6204. 1
6204. 2
6204. 3
6204. 4
6204. 5
pull
Entries 42
Mean 23.59
Std Dev 8.754
3
2
1
0
−1
−2
−3

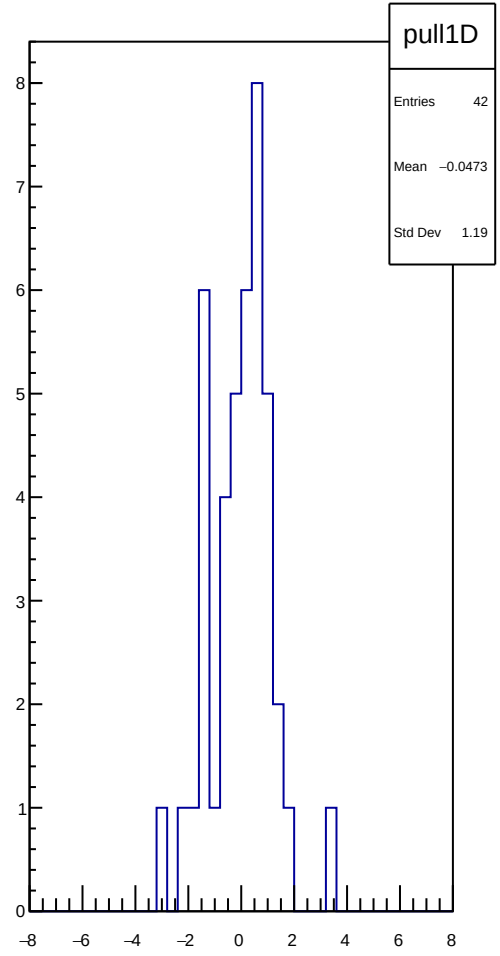
pull1D
Entries 42
Mean −0.0473
Std Dev 1.19
8
7
6
5
4
3
2
1
0
−8
−6
−4
−2
0
2
4
6
8

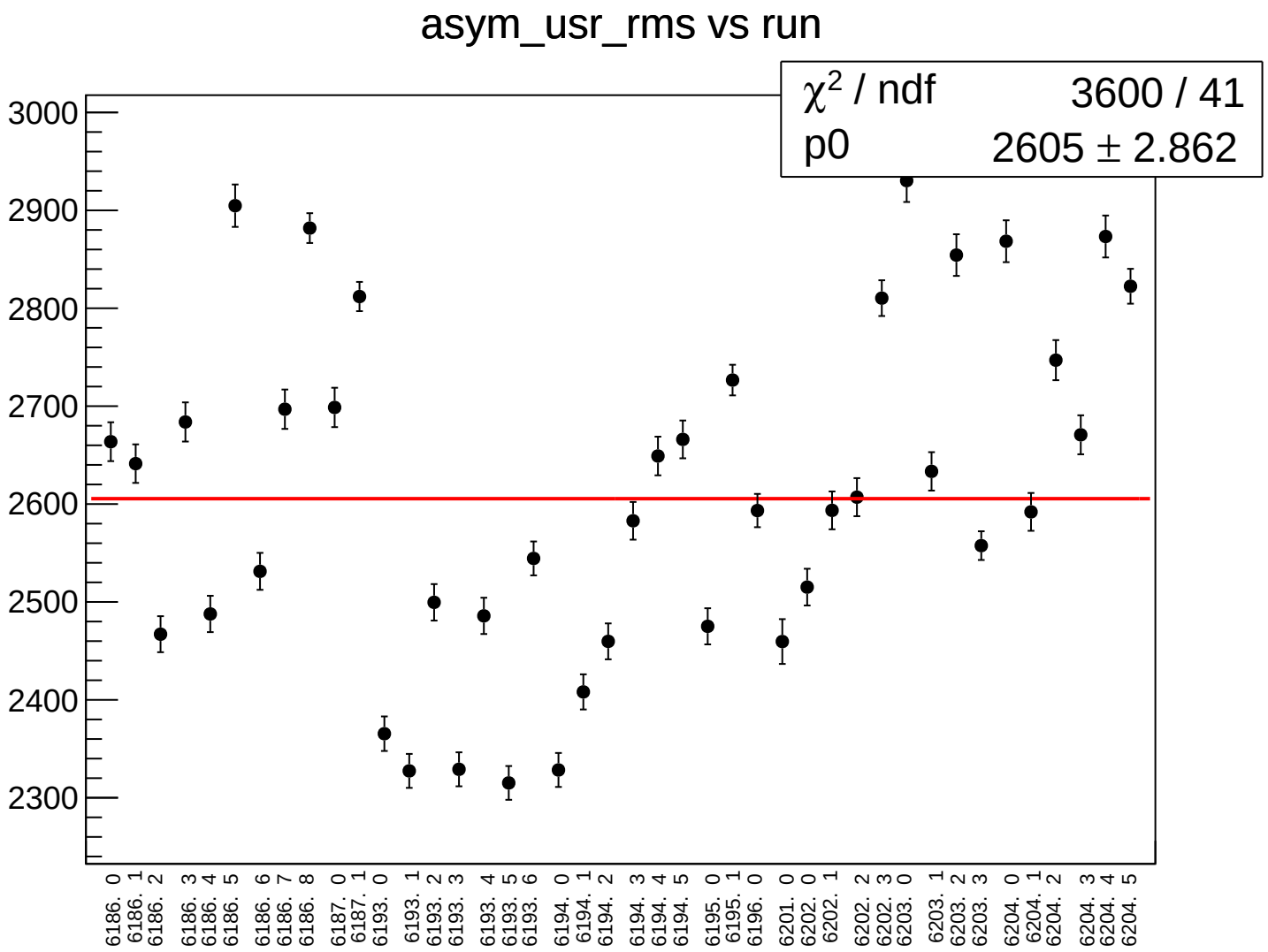
asym_usr_rms vs run
χ2 / ndf 3600 / 41
p0 2605 ± 2.862
3000
2900
2800
2700
2600
2500
2400
2300
6186. 0
6186. 1
6186. 2
6186. 3
6186. 4
6186. 5
6186. 6
6186. 7
6186. 8
6187. 0
6187. 1
6193. 0
6193. 1
6193. 2
6193. 3
6193. 4
6193. 5
6193. 6
6194. 0
6194. 1
6194. 2
6194. 3
6194. 4
6194. 5
6195. 0
6195. 1
6196. 0
6201. 0
6202. 0
6202. 1
6202. 2
6202. 3
6203. 0
6203. 1
6203. 2
6203. 3
6204. 0
6204. 1
6204. 2
6204. 3
6204. 4
6204. 5

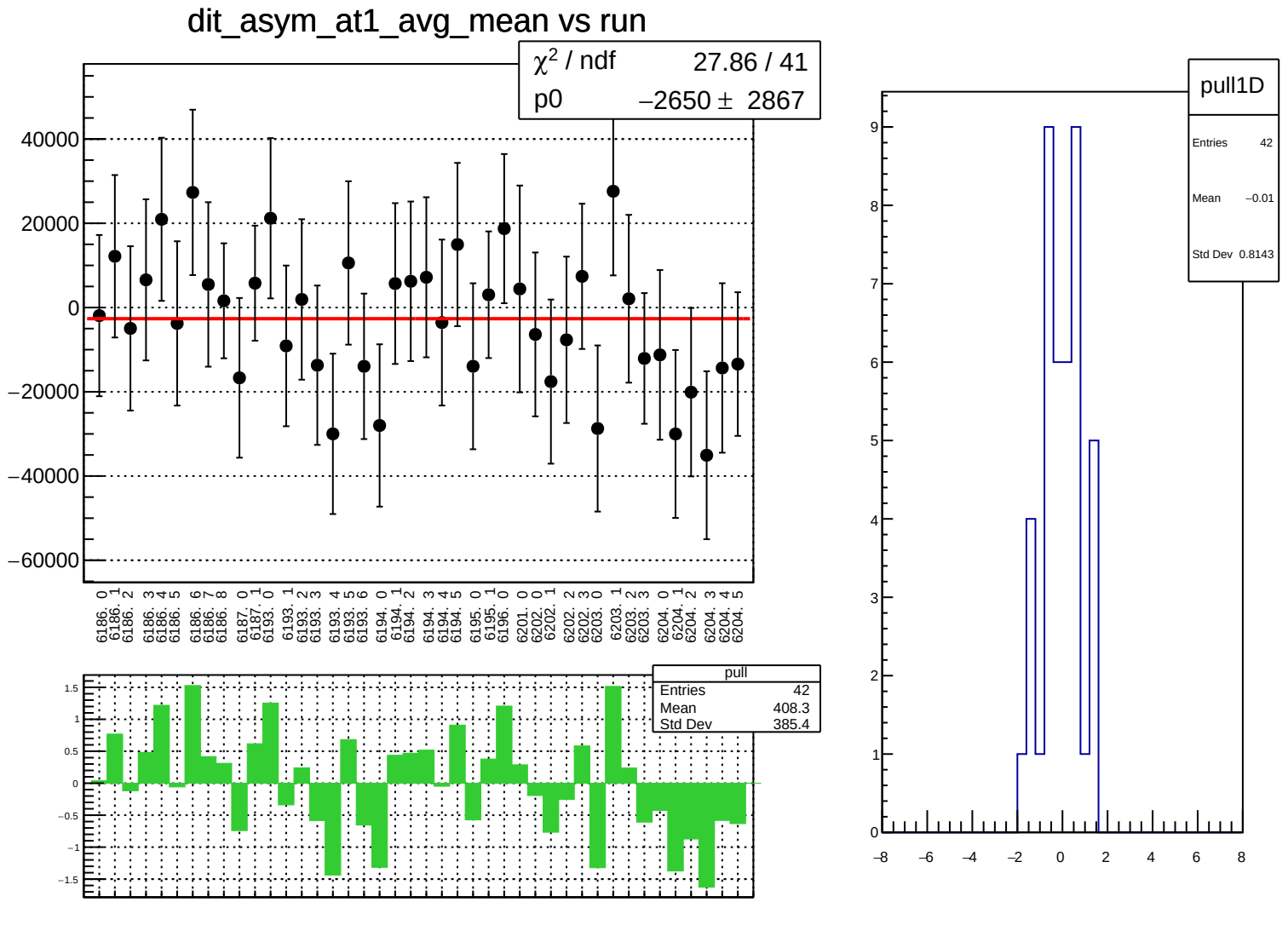
dit_asym_at1_avg_mean vs run
χ² / ndf 27.86 / 41
p0 −2650 ± 2867
40000
20000
0
−20000
−40000
−60000
6186. 0
6186. 1
6186. 2
6186. 3
6186. 4
6186. 5
6186. 6
6186. 7
6186. 8
6187. 0
6187. 1
6193. 0
6193. 1
6193. 2
6193. 3
6193. 4
6193. 5
6193. 6
6194. 0
6194. 1
6194. 2
6194. 3
6194. 4
6194. 5
6195. 0
6195. 1
6196. 0
6201. 0
6202. 0
6202. 1
6202. 2
6202. 3
6203. 0
6203. 1
6203. 2
6203. 3
6204. 0
6204. 1
6204. 2
6204. 3
6204. 4
6204. 5
pull
Entries 42
Mean 408.3
Std Dev 385.4
1.5
1
0.5
0
−0.5
−1
−1.5
pull1D
Entries 42
Mean −0.01
Std Dev 0.8143
9
8
7
6
5
4
3
2
1
0
−8
−6
−4
−2
0
2
4
6
8

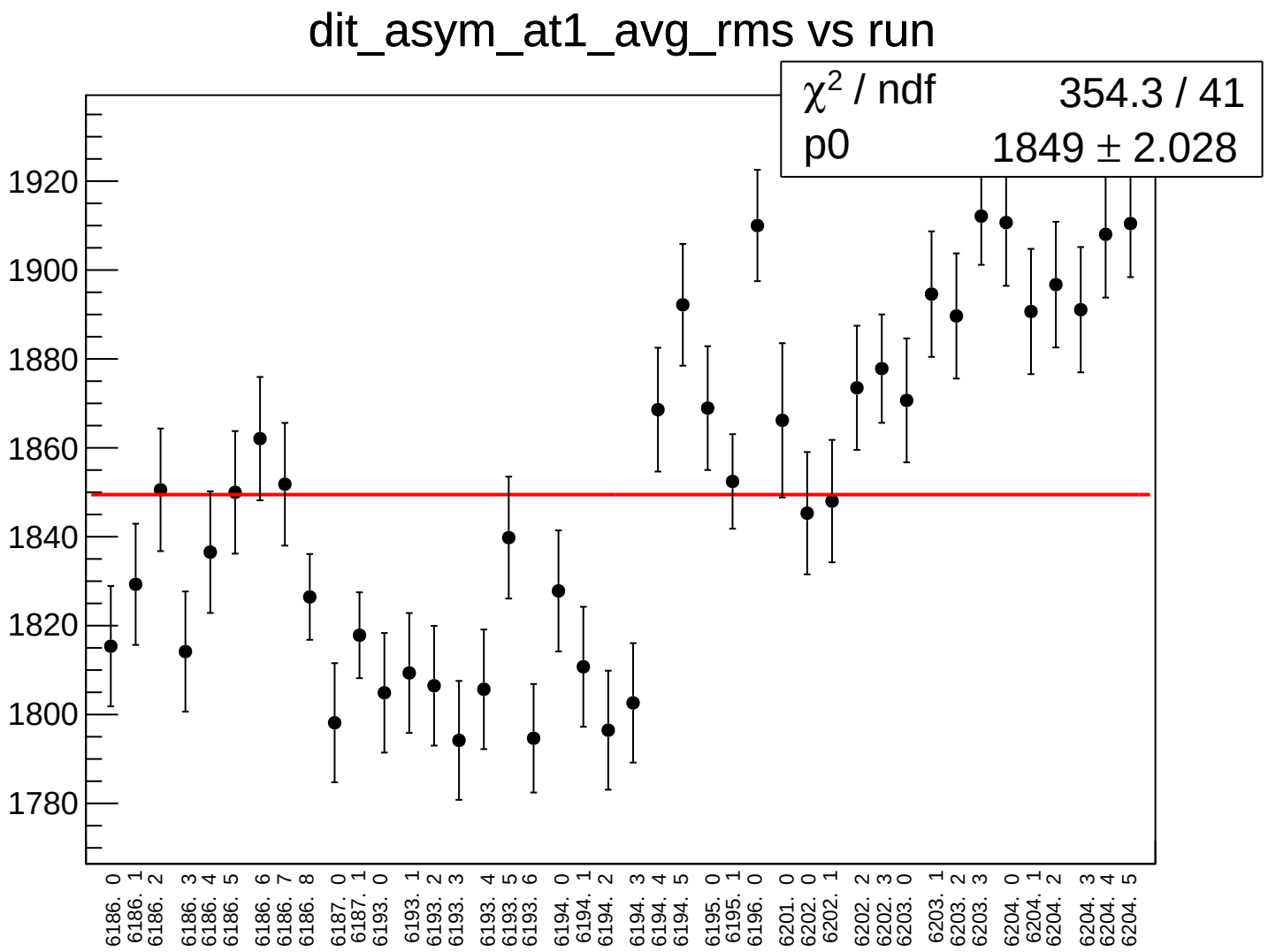
dit_asym_at1_avg_rms vs run
χ² / ndf 354.3 / 41
p0 1849 ± 2.028
1920
1900
1880
1860
1840
1820
1800
1780
6186. 0
6186. 1
6186. 2
6186. 3
6186. 4
6186. 5
6186. 6
6186. 7
6186. 8
6187. 0
6187. 1
6193. 0
6193. 1
6193. 2
6193. 3
6193. 4
6193. 5
6193. 6
6194. 0
6194. 1
6194. 2
6194. 3
6194. 4
6194. 5
6195. 0
6195. 1
6196. 0
6201. 0
6202. 0
6202. 1
6202. 2
6202. 3
6203. 0
6203. 1
6203. 2
6203. 3
6204. 0
6204. 1
6204. 2
6204. 3
6204. 4
6204. 5

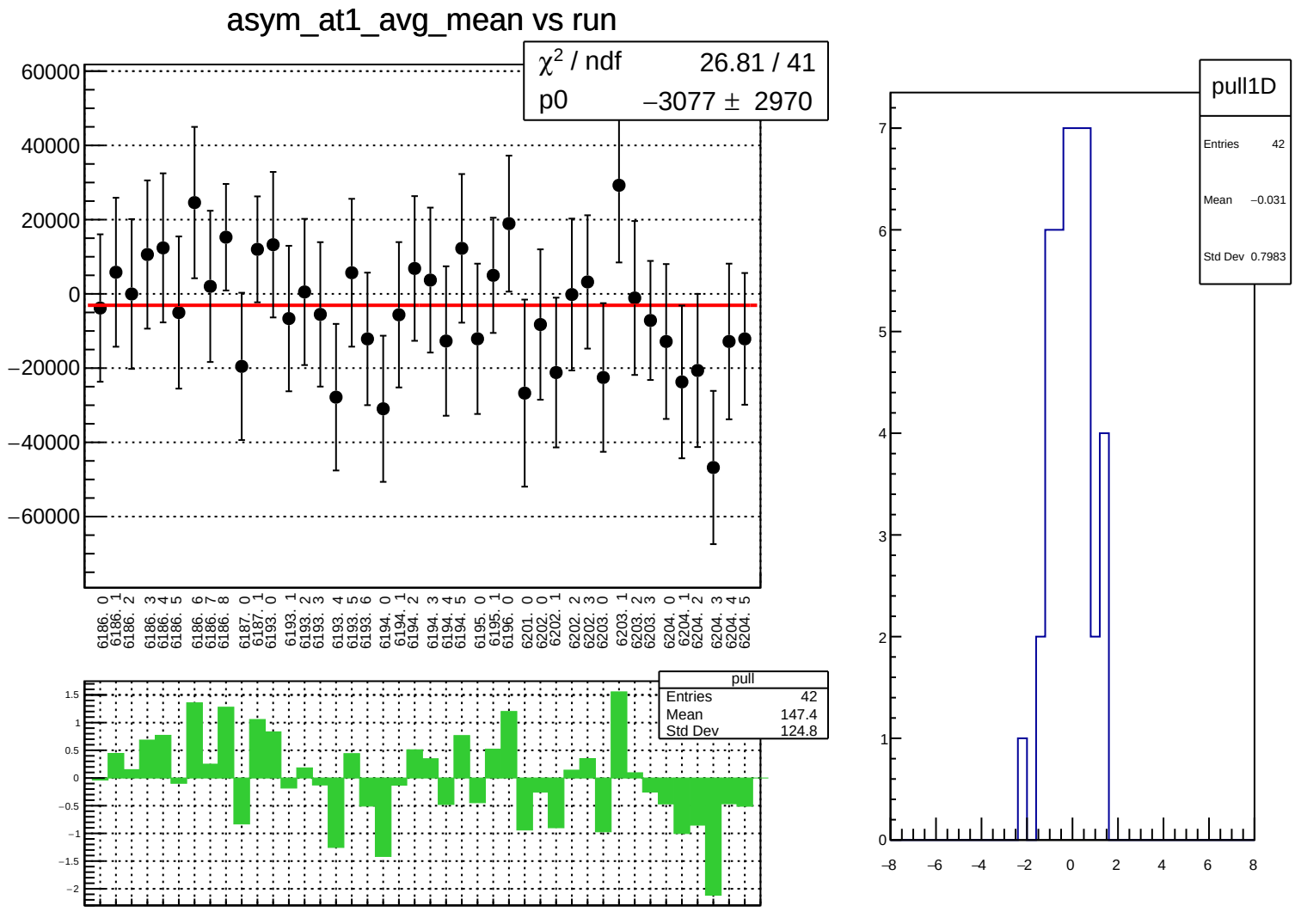
asym_at1_avg_mean vs run
χ² / ndf 26.81 / 41
p0 −3077 ± 2970
pull
Entries 42
Mean 147.4
Std Dev 124.8
pull1D
Entries 42
Mean −0.031
Std Dev 0.7983

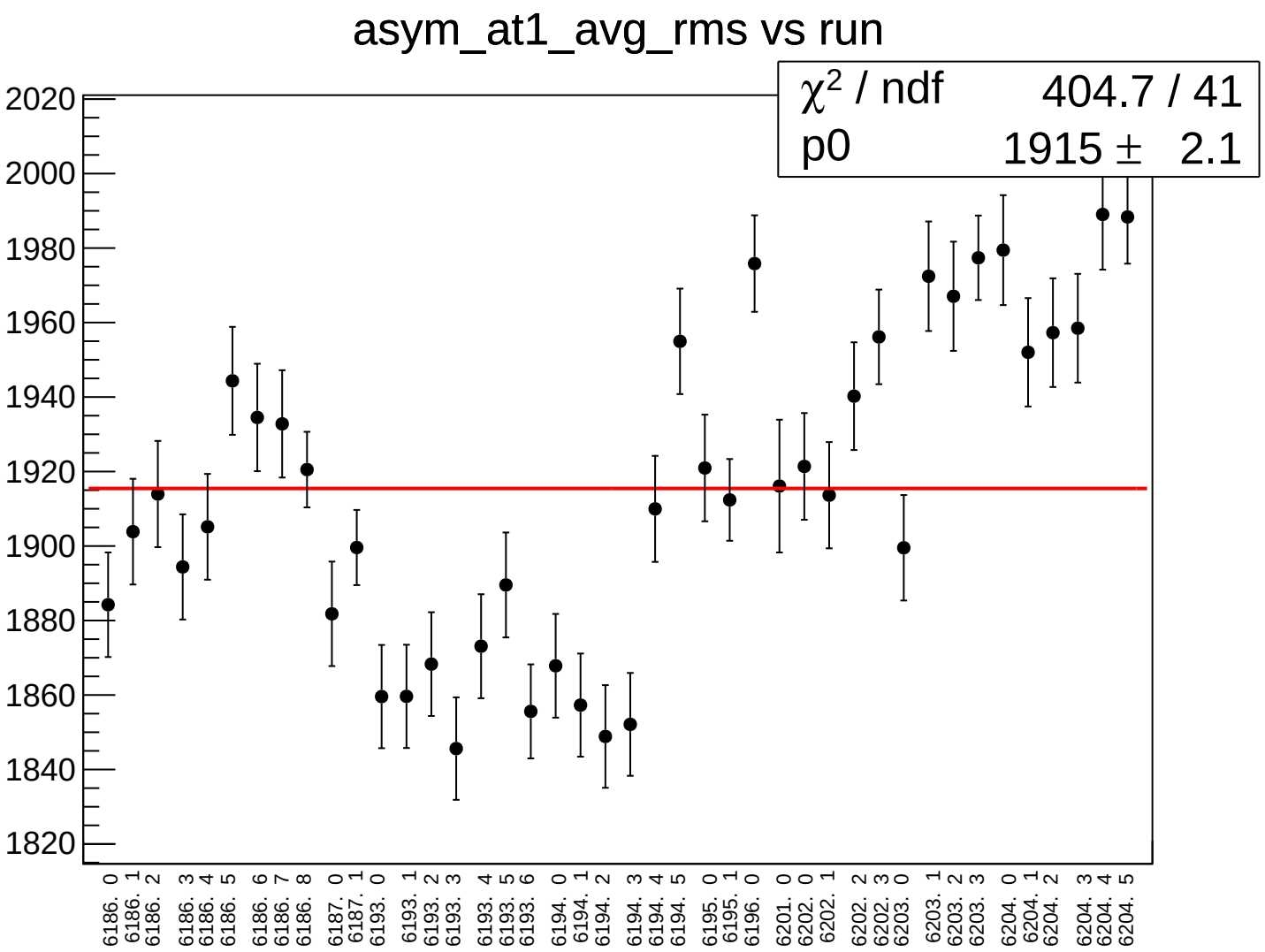
asym_at1_avg_rms vs run
χ² / ndf 404.7 / 41
p0 1915 ± 2.1
2020
2000
1980
1960
1940
1920
1900
1880
1860
1840
1820
6186. 0
6186. 1
6186. 2
6186. 3
6186. 4
6186. 5
6186. 6
6186. 7
6186. 8
6187. 0
6187. 1
6193. 0
6193. 1
6193. 2
6193. 3
6193. 4
6193. 5
6193. 6
6194. 0
6194. 1
6194. 2
6194. 3
6194. 4
6194. 5
6195. 0
6195. 1
6196. 0
6201. 0
6202. 0
6202. 1
6202. 2
6202. 3
6203. 0
6203. 1
6203. 2
6203. 3
6204. 0
6204. 1
6204. 2
6204. 3
6204. 4
6204. 5

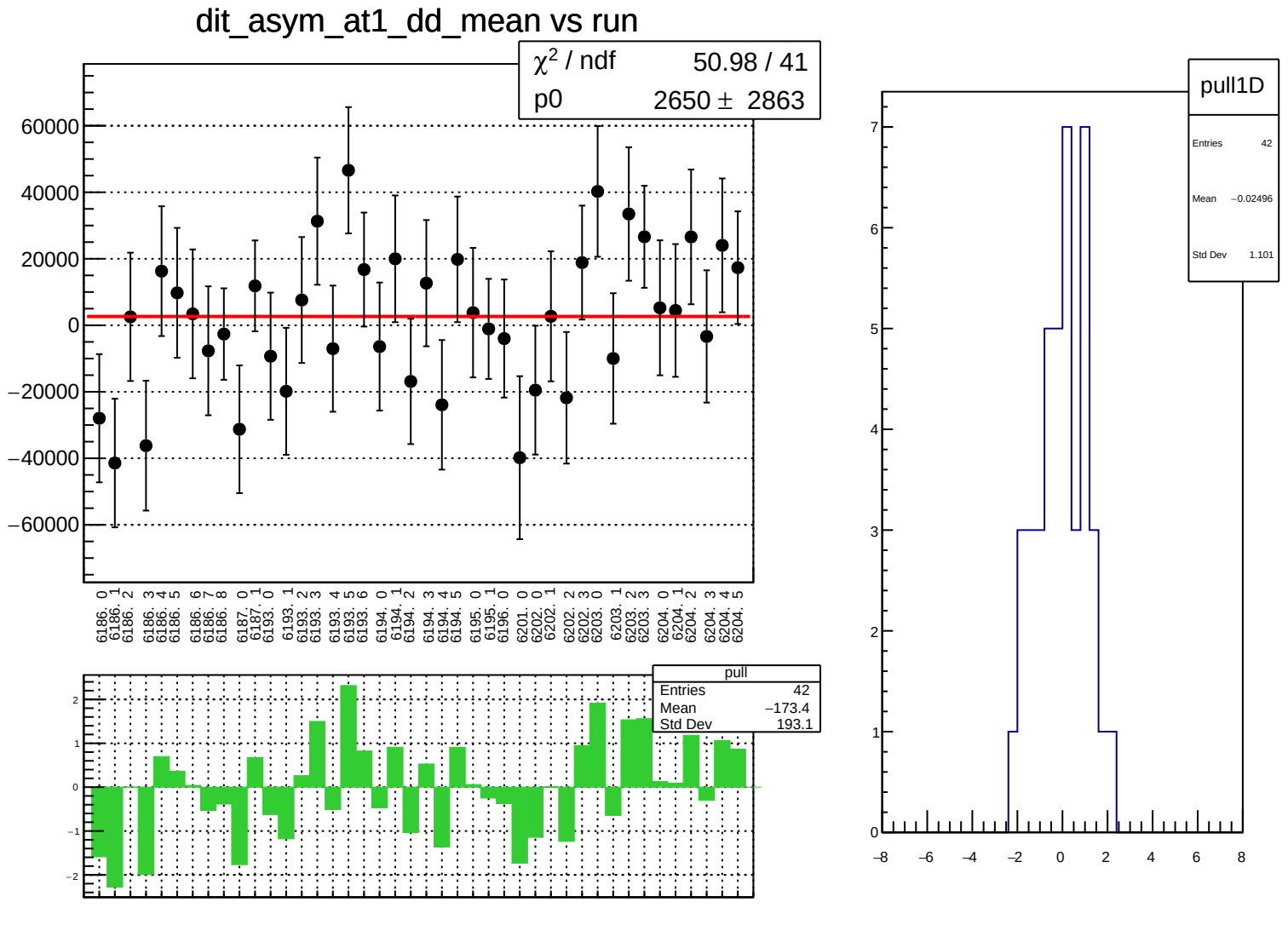
dit_asym_at1_dd_mean vs run
χ2 / ndf 50.98 / 41
p0 2650 ± 2863
60000
40000
20000
0
−20000
−40000
−60000
6186. 0
6186. 1
6186. 2
6186. 3
6186. 4
6186. 5
6186. 6
6186. 7
6186. 8
6187. 0
6187. 1
6193. 0
6193. 1
6193. 2
6193. 3
6193. 4
6193. 5
6193. 6
6194. 0
6194. 1
6194. 2
6194. 3
6194. 4
6194. 5
6195. 0
6195. 1
6196. 0
6201. 0
6202. 0
6202. 1
6202. 2
6202. 3
6203. 0
6203. 1
6203. 2
6203. 3
6204. 0
6204. 1
6204. 2
6204. 3
6204. 4
6204. 5
pull
Entries 42
Mean −173.4
Std Dev 193.1
2
1
0
−1
−2
pull1D
Entries 42
Mean −0.02496
Std Dev 1.101
7
6
5
4
3
2
1
0
−8
−6
−4
−2
0
2
4
6
8

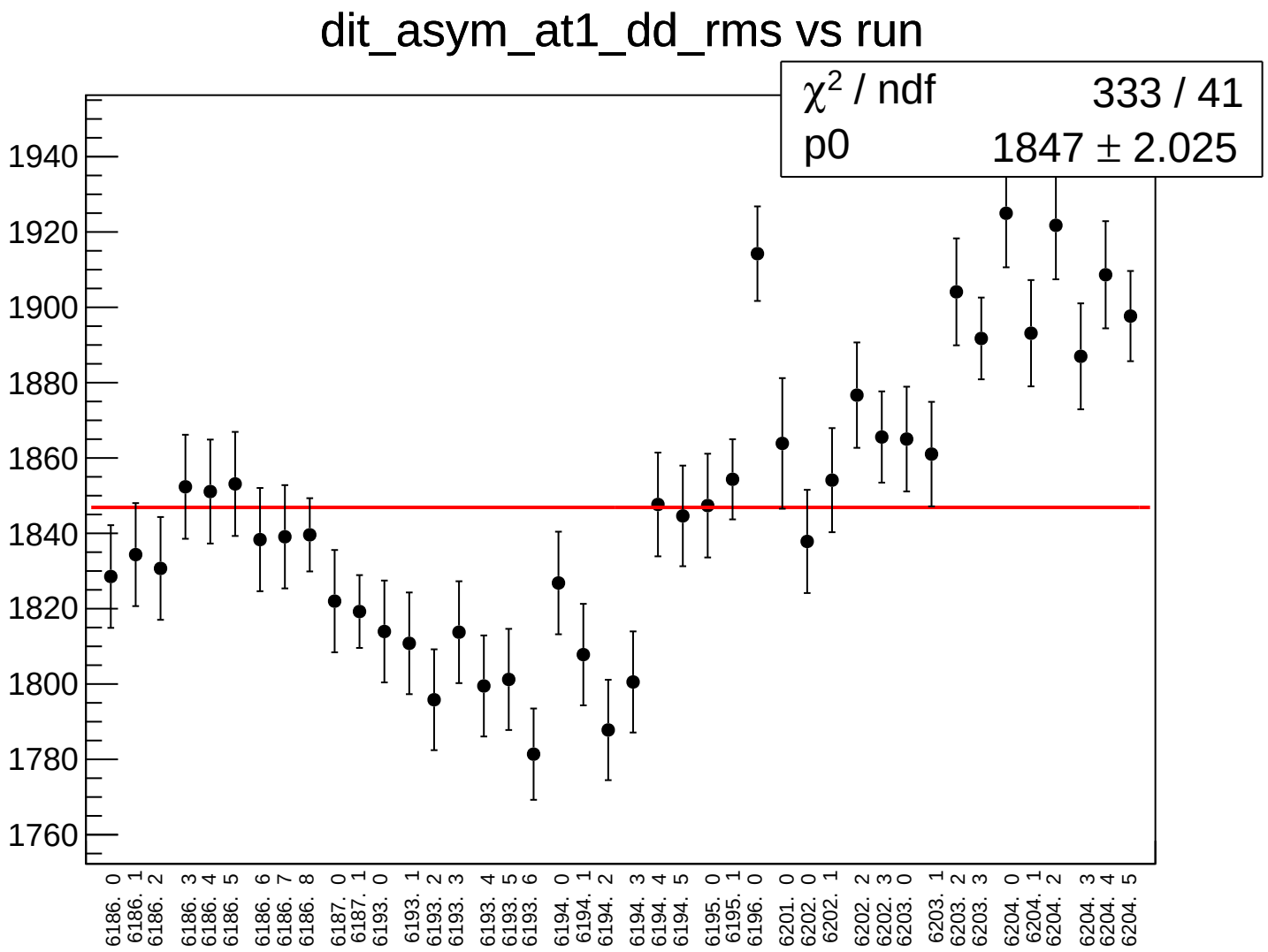
dit_asym_at1_dd_rms vs run
χ² / ndf 333 / 41
p0 1847 ± 2.025
1940
1920
1900
1880
1860
1840
1820
1800
1780
1760
6186. 0
6186. 1
6186. 2
6186. 3
6186. 4
6186. 5
6186. 6
6186. 7
6186. 8
6187. 0
6187. 1
6193. 0
6193. 1
6193. 2
6193. 3
6193. 4
6193. 5
6193. 6
6194. 0
6194. 1
6194. 2
6194. 3
6194. 4
6194. 5
6195. 0
6195. 1
6196. 0
6201. 0
6202. 0
6202. 1
6202. 2
6202. 3
6203. 0
6203. 1
6203. 2
6203. 3
6204. 0
6204. 1
6204. 2
6204. 3
6204. 4
6204. 5

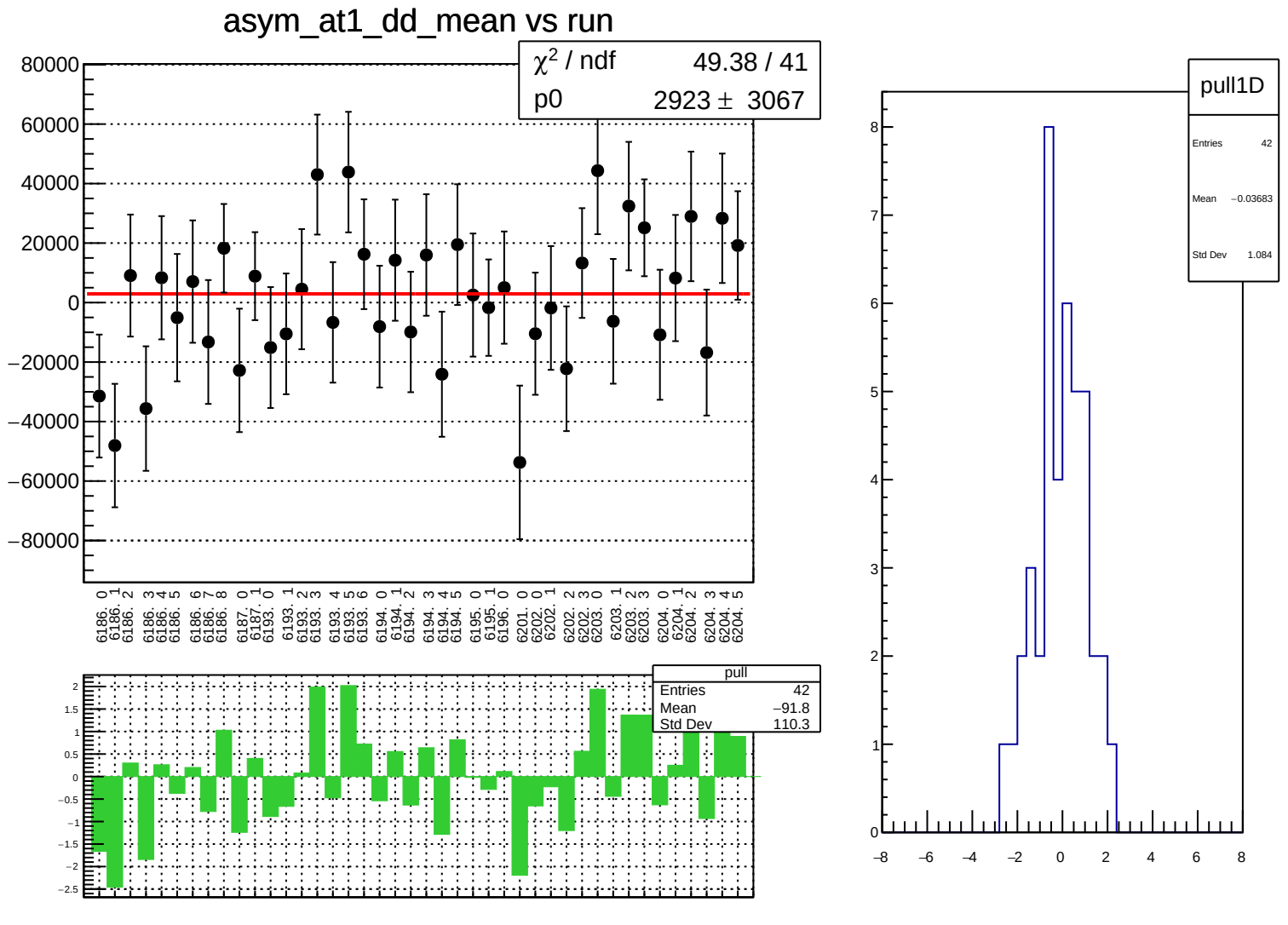
asym_at1_dd_mean vs run
χ² / ndf 49.38 / 41
p0 2923 ± 3067
80000
60000
40000
20000
0
−20000
−40000
−60000
−80000
6186. 0
6186. 1
6186. 2
6186. 3
6186. 4
6186. 5
6186. 6
6186. 7
6186. 8
6187. 0
6187. 1
6193. 0
6193. 1
6193. 2
6193. 3
6193. 4
6193. 5
6193. 6
6194. 0
6194. 1
6194. 2
6194. 3
6194. 4
6194. 5
6195. 0
6195. 1
6196. 0
6201. 0
6202. 0
6202. 1
6202. 2
6202. 3
6203. 0
6203. 1
6203. 2
6203. 3
6204. 0
6204. 1
6204. 2
6204. 3
6204. 4
6204. 5
pull
Entries 42
Mean −91.8
Std Dev 110.3
2
1.5
1
0.5
0
−0.5
−1
−1.5
−2
−2.5
pull1D
Entries 42
Mean −0.03683
Std Dev 1.084
8
7
6
5
4
3
2
1
0
−8
−6
−4
−2
0
2
4
6
8

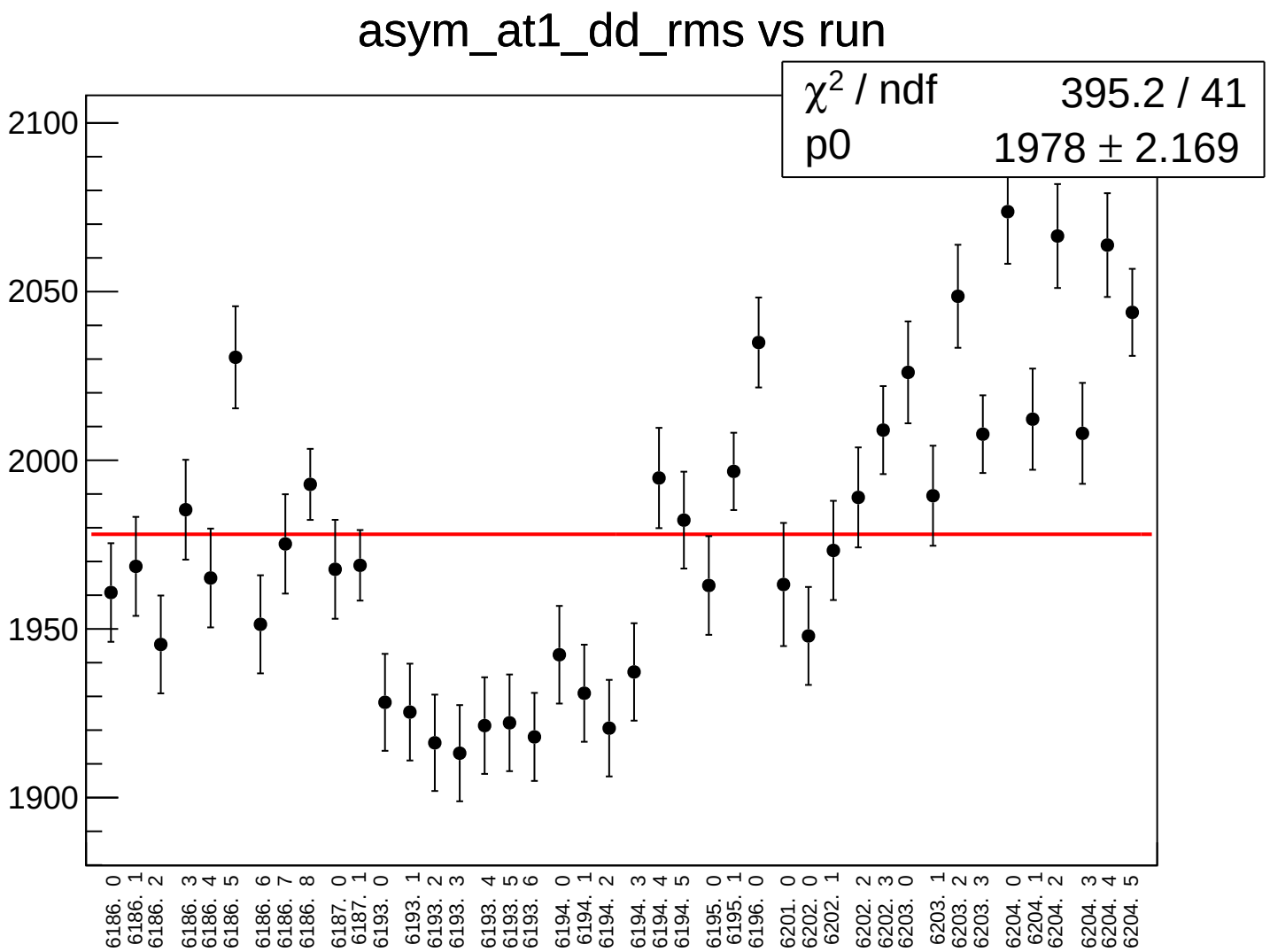
asym_at1_dd_rms vs run
χ² / ndf 395.2 / 41
p0 1978 ± 2.169
2100
2050
2000
1950
1900
6186. 0
6186. 1
6186. 2
6186. 3
6186. 4
6186. 5
6186. 6
6186. 7
6186. 8
6187. 0
6187. 1
6193. 0
6193. 1
6193. 2
6193. 3
6193. 4
6193. 5
6193. 6
6194. 0
6194. 1
6194. 2
6194. 3
6194. 4
6194. 5
6195. 0
6195. 1
6196. 0
6201. 0
6202. 0
6202. 1
6202. 2
6202. 3
6203. 0
6203. 1
6203. 2
6203. 3
6204. 0
6204. 1
6204. 2
6204. 3
6204. 4
6204. 5

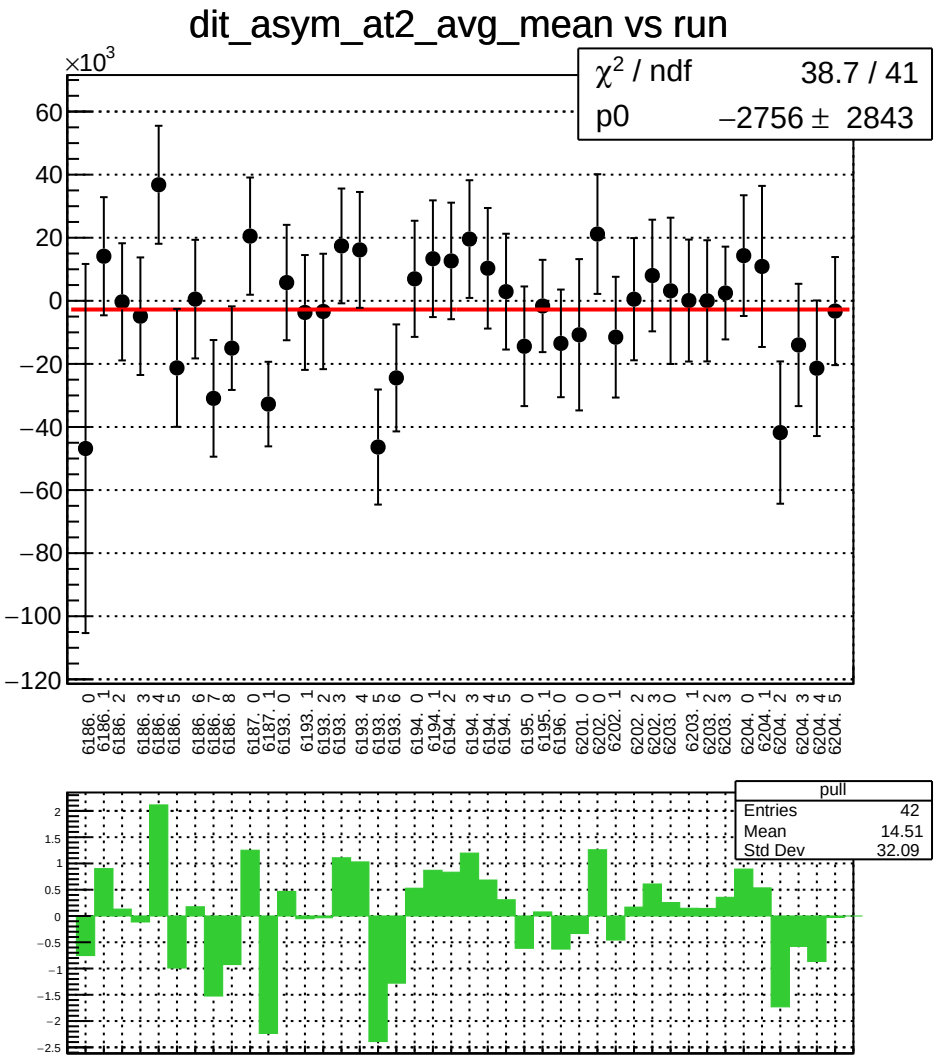
dit_asym_at2_avg_mean vs run
×10^3
χ^2 / ndf 38.7 / 41
p0 −2756 ± 2843
pull
Entries 42
Mean 14.51
Std Dev 32.09

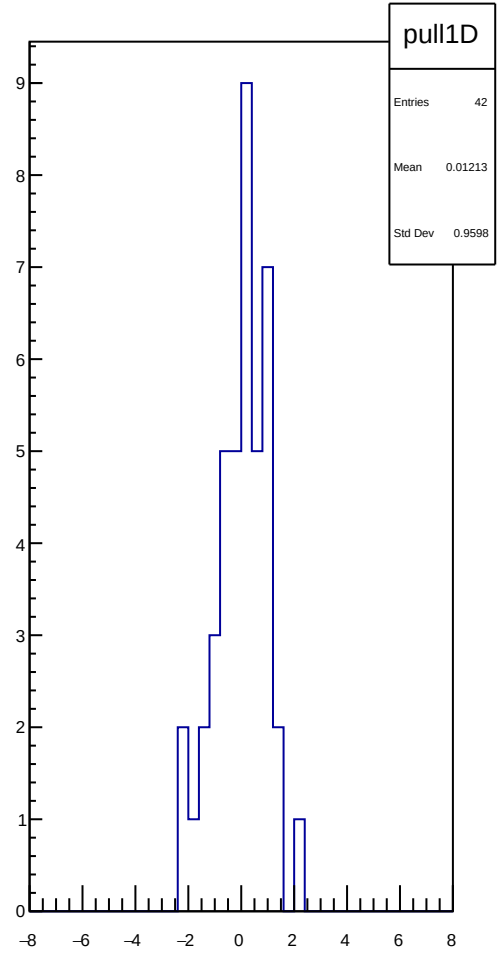
pull1D
Entries 42
Mean 0.01213
Std Dev 0.9598

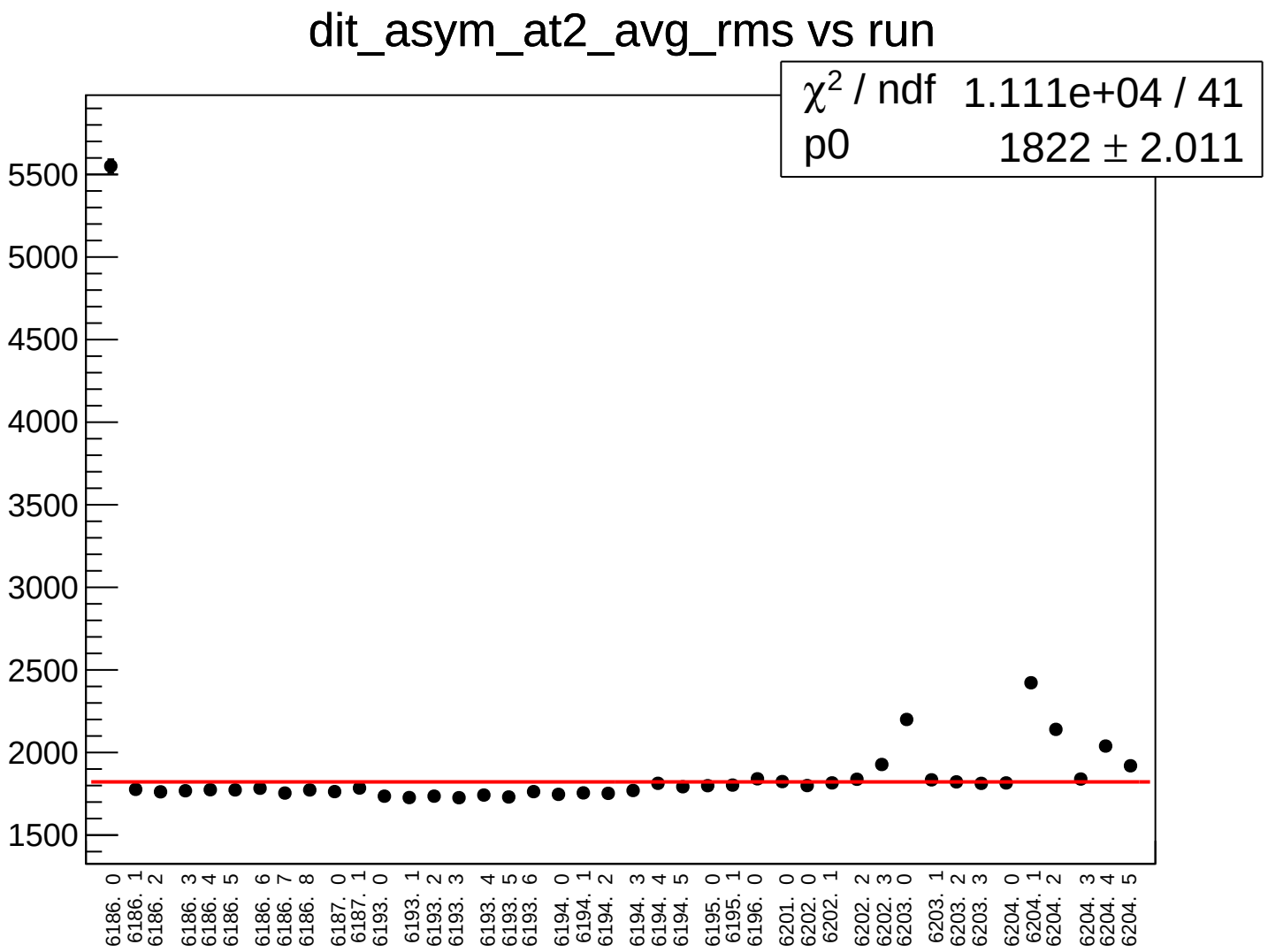
dit_asym_at2_avg_rms vs run
χ2 / ndf 1.111e+04 / 41
p0 1822 ± 2.011
5500
5000
4500
4000
3500
3000
2500
2000
1500
6186. 0
6186. 1
6186. 2
6186. 3
6186. 4
6186. 5
6186. 6
6186. 7
6186. 8
6187. 0
6187. 1
6193. 0
6193. 1
6193. 2
6193. 3
6193. 4
6193. 5
6193. 6
6194. 0
6194. 1
6194. 2
6194. 3
6194. 4
6194. 5
6195. 0
6195. 1
6196. 0
6201. 0
6202. 0
6202. 1
6202. 2
6202. 3
6203. 0
6203. 1
6203. 2
6203. 3
6204. 0
6204. 1
6204. 2
6204. 3
6204. 4
6204. 5

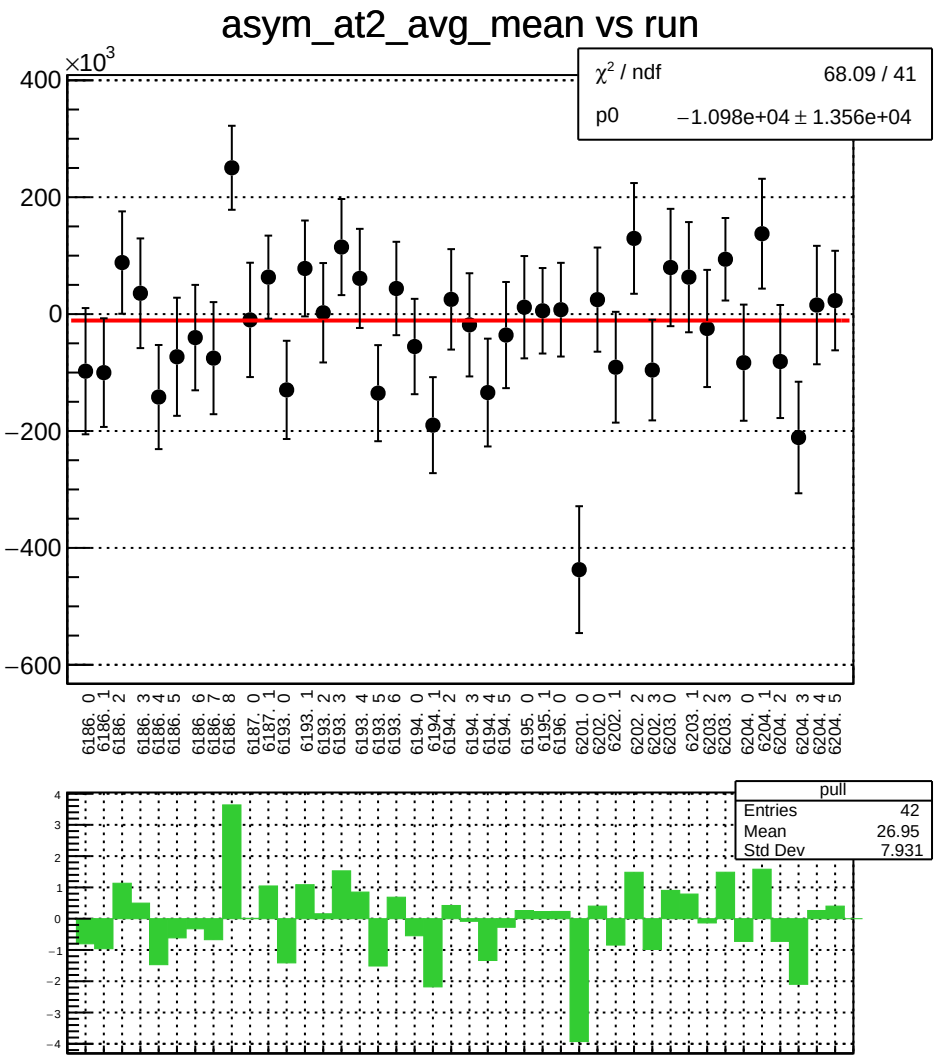
asym_at2_avg_mean vs run
×10^3
χ² / ndf 68.09 / 41
p0 −1.098e+04 ± 1.356e+04
400
200
0
−200
−400
−600
6186. 0
6186. 1
6186. 2
6186. 3
6186. 4
6186. 5
6186. 6
6186. 7
6186. 8
6187. 0
6187. 1
6193. 0
6193. 1
6193. 2
6193. 3
6193. 4
6193. 5
6193. 6
6194. 0
6194. 1
6194. 2
6194. 3
6194. 4
6194. 5
6195. 0
6195. 1
6196. 0
6201. 0
6202. 0
6202. 1
6202. 2
6202. 3
6203. 0
6203. 1
6203. 2
6203. 3
6204. 0
6204. 1
6204. 2
6204. 3
6204. 4
6204. 5
pull
Entries 42
Mean 26.95
Std Dev 7.931
4
3
2
1
0
−1
−2
−3
−4

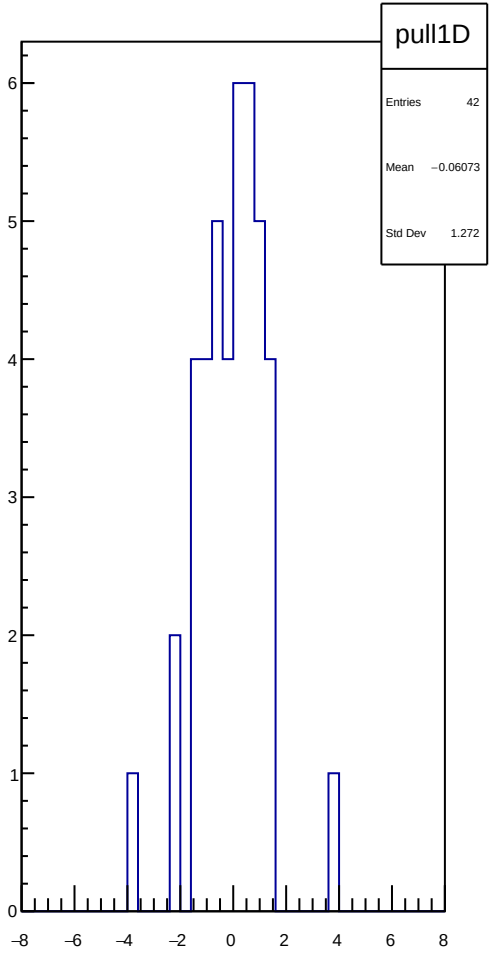
pull1D
Entries 42
Mean −0.06073
Std Dev 1.272
6
5
4
3
2
1
0
−8
−6
−4
−2
0
2
4
6
8

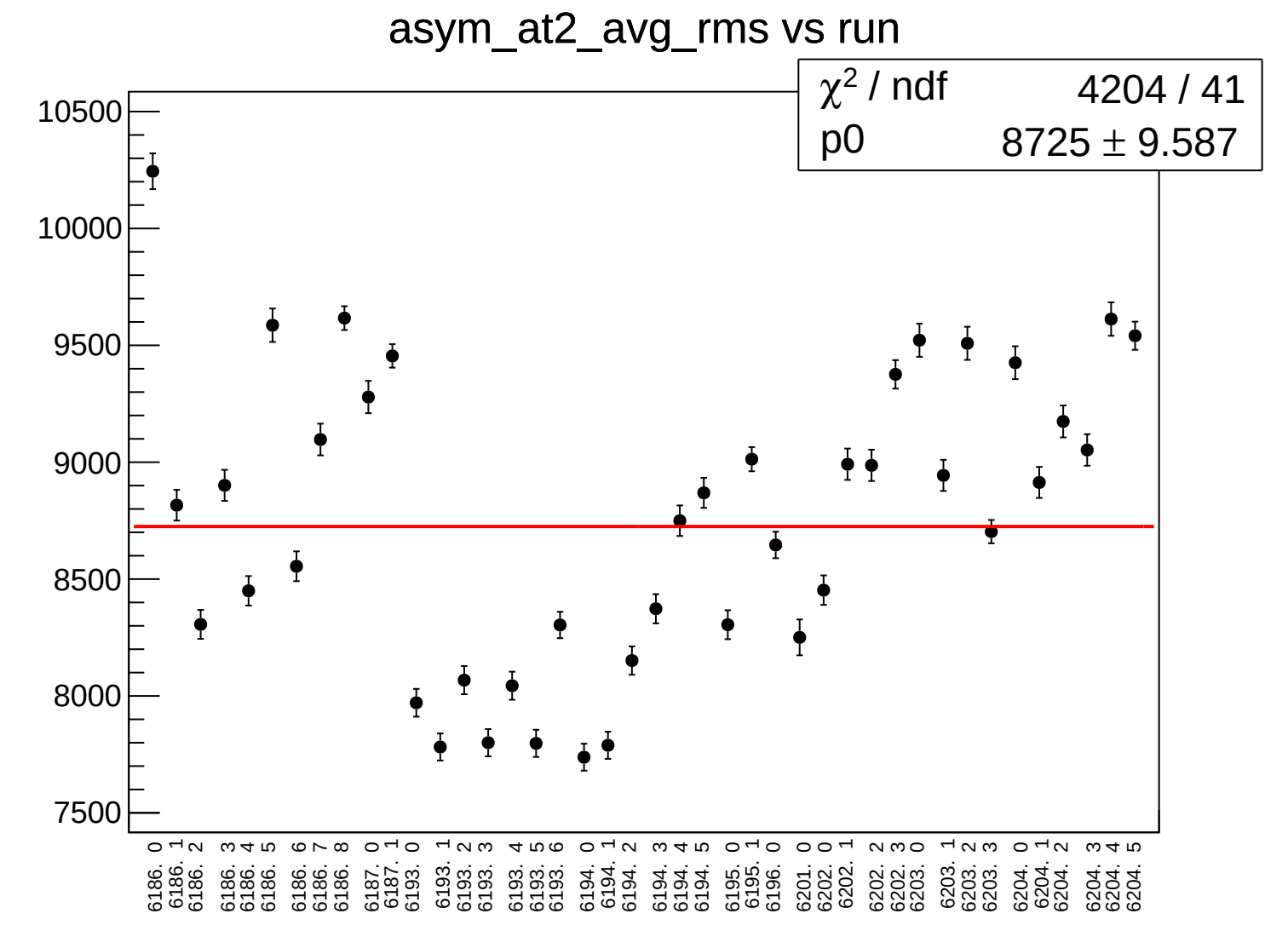
asym_at2_avg_rms vs run
χ2 / ndf 4204 / 41
p0 8725 ± 9.587
10500
10000
9500
9000
8500
8000
7500
6186. 0
6186. 1
6186. 2
6186. 3
6186. 4
6186. 5
6186. 6
6186. 7
6186. 8
6187. 0
6187. 1
6193. 0
6193. 1
6193. 2
6193. 3
6193. 4
6193. 5
6193. 6
6194. 0
6194. 1
6194. 2
6194. 3
6194. 4
6194. 5
6195. 0
6195. 1
6196. 0
6201. 0
6202. 0
6202. 1
6202. 2
6202. 3
6203. 0
6203. 1
6203. 2
6203. 3
6204. 0
6204. 1
6204. 2
6204. 3
6204. 4
6204. 5

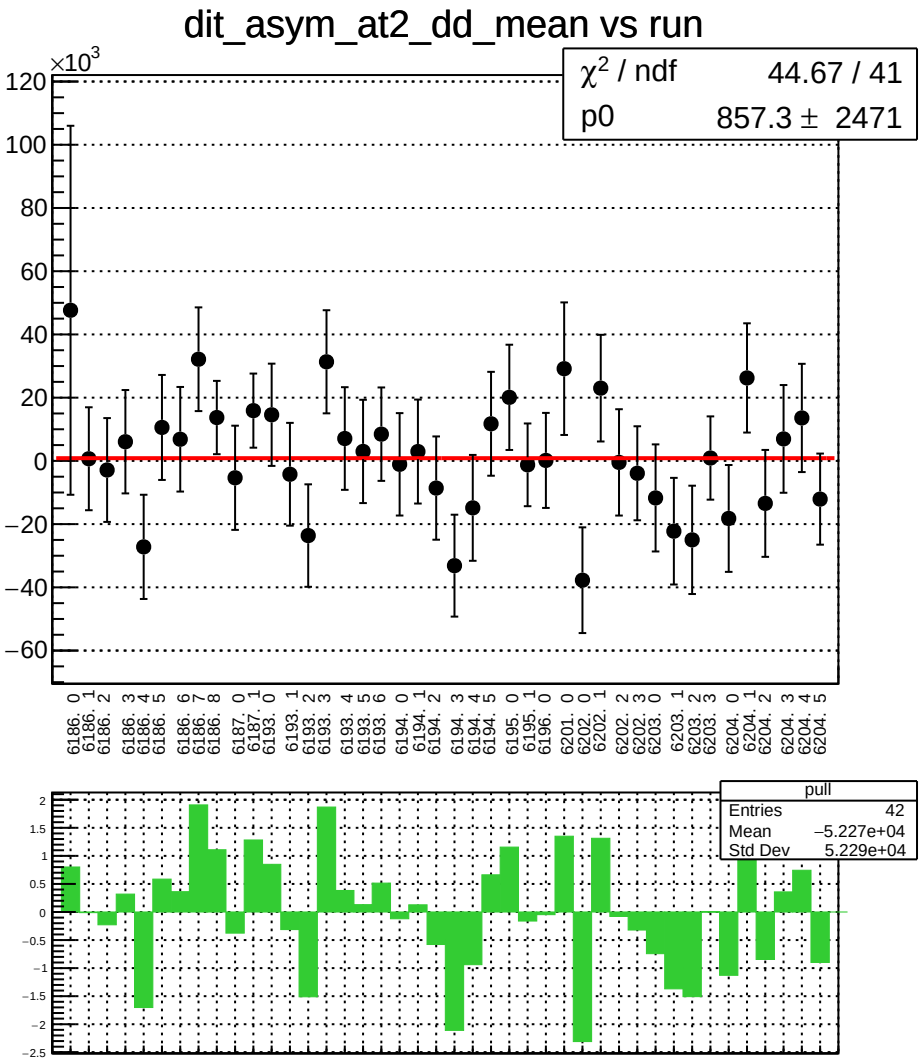
dit_asym_at2_dd_mean vs run
×10^3
χ^2 / ndf 44.67 / 41
p0 857.3 ± 2471
pull
Entries 42
Mean −5.227e+04
Std Dev 5.229e+04

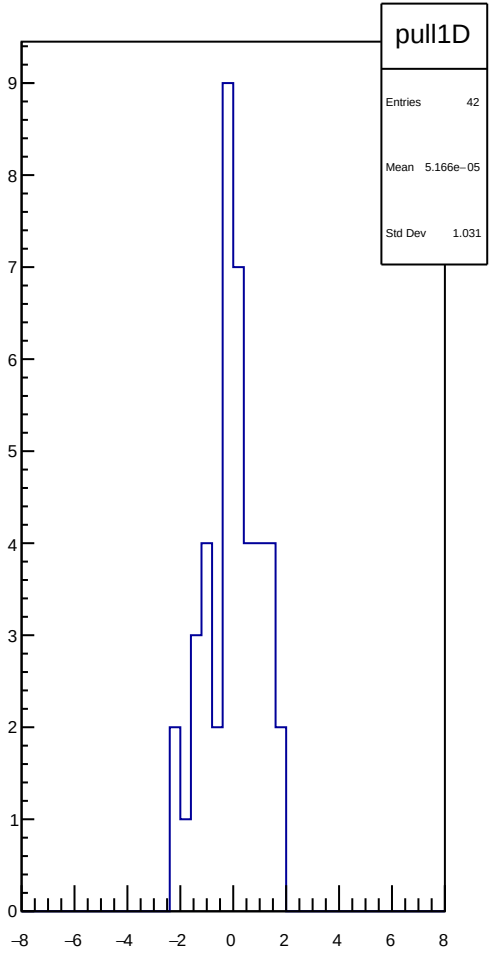
pull1D
Entries 42
Mean 5.166e−05
Std Dev 1.031

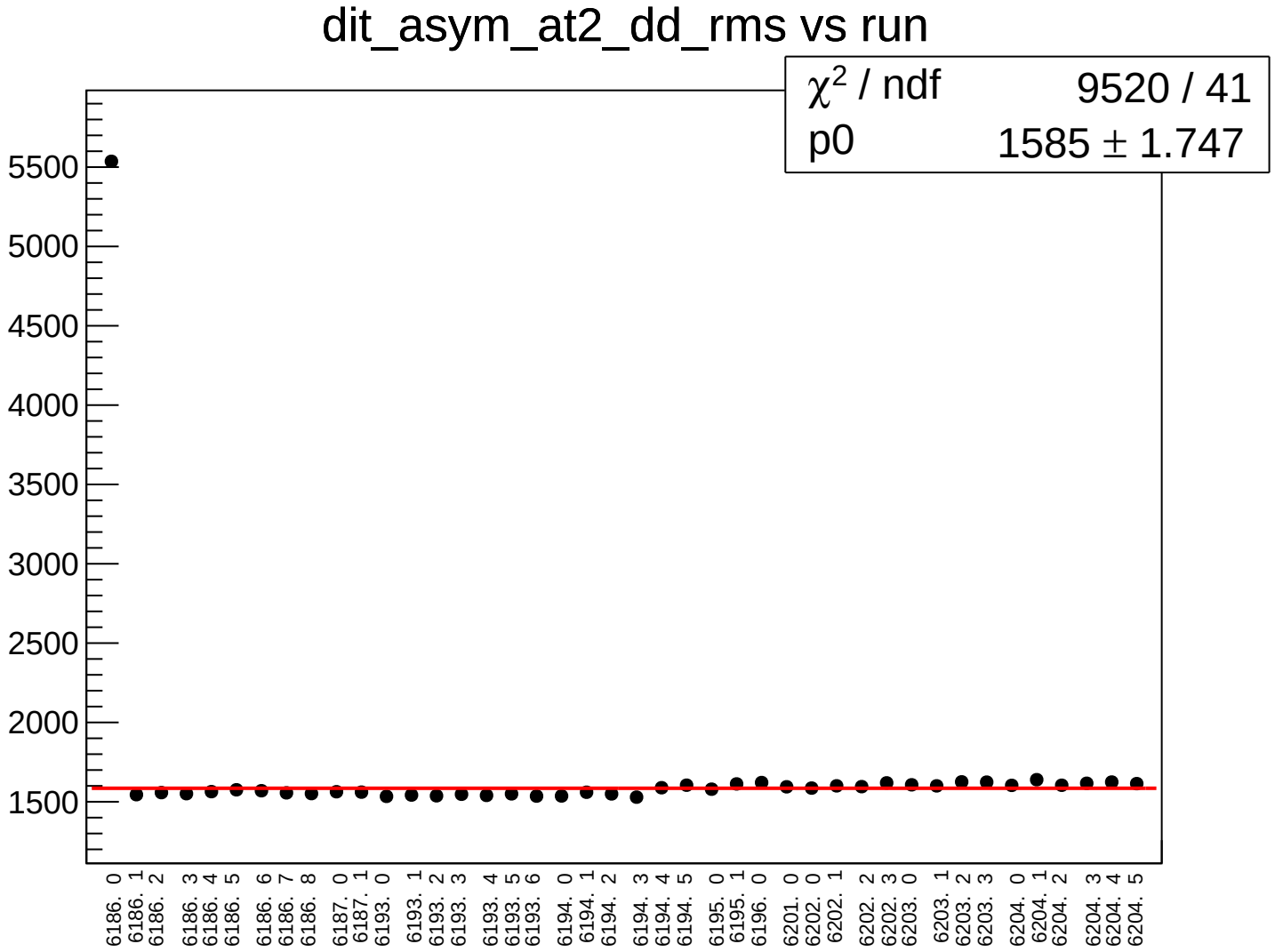
dit_asym_at2_dd_rms vs run
χ2 / ndf 9520 / 41
p0 1585 ± 1.747
5500
5000
4500
4000
3500
3000
2500
2000
1500
6186. 0
6186. 1
6186. 2
6186. 3
6186. 4
6186. 5
6186. 6
6186. 7
6186. 8
6187. 0
6187. 1
6193. 0
6193. 1
6193. 2
6193. 3
6193. 4
6193. 5
6193. 6
6194. 0
6194. 1
6194. 2
6194. 3
6194. 4
6194. 5
6195. 0
6195. 1
6196. 0
6201. 0
6202. 0
6202. 1
6202. 2
6202. 3
6203. 0
6203. 1
6203. 2
6203. 3
6204. 0
6204. 1
6204. 2
6204. 3
6204. 4
6204. 5

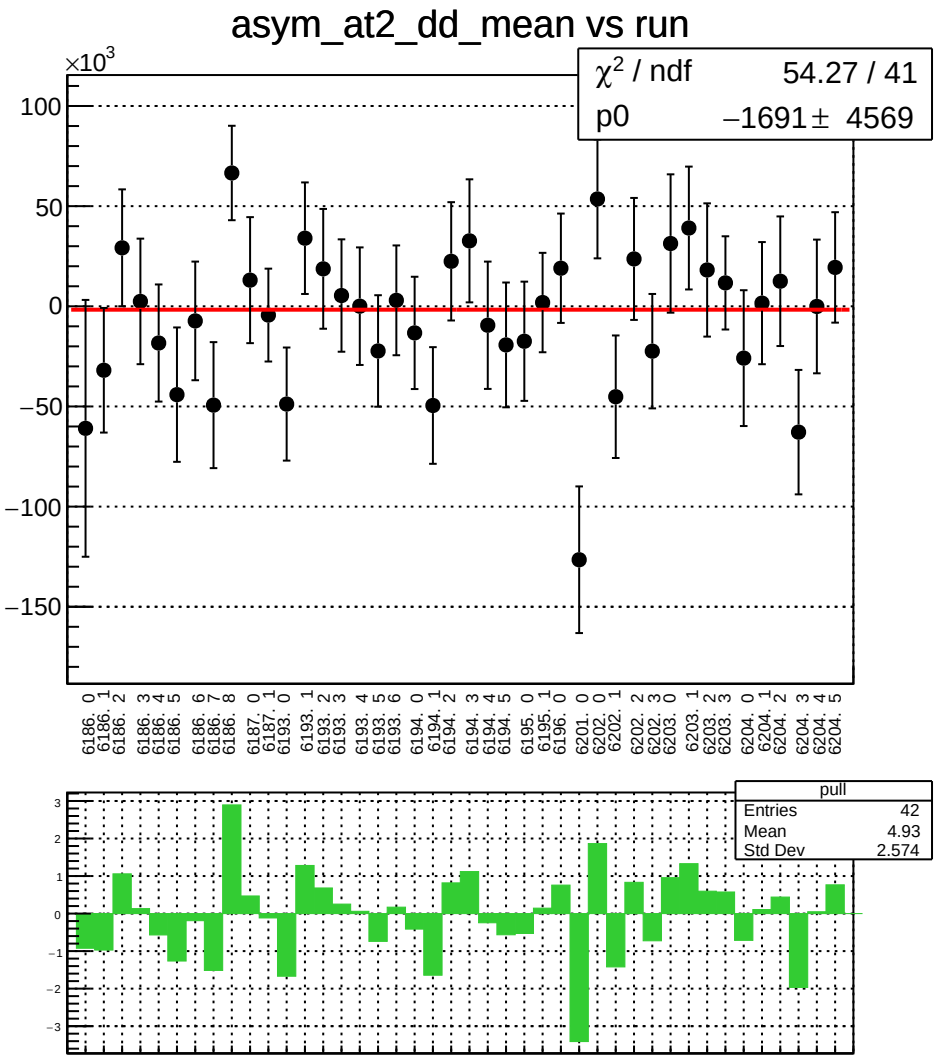
asym_at2_dd_mean vs run
×10^3
χ² / ndf 54.27 / 41
p0 −1691 ± 4569
100
50
0
−50
−100
−150
6186. 0
6186. 1
6186. 2
6186. 3
6186. 4
6186. 5
6186. 6
6186. 7
6186. 8
6187. 0
6187. 1
6193. 0
6193. 1
6193. 2
6193. 3
6193. 4
6193. 5
6193. 6
6194. 0
6194. 1
6194. 2
6194. 3
6194. 4
6194. 5
6195. 0
6195. 1
6196. 0
6201. 0
6202. 0
6202. 1
6202. 2
6202. 3
6203. 0
6203. 1
6203. 2
6203. 3
6204. 0
6204. 1
6204. 2
6204. 3
6204. 4
6204. 5
pull
Entries 42
Mean 4.93
Std Dev 2.574
3
2
1
0
−1
−2
−3

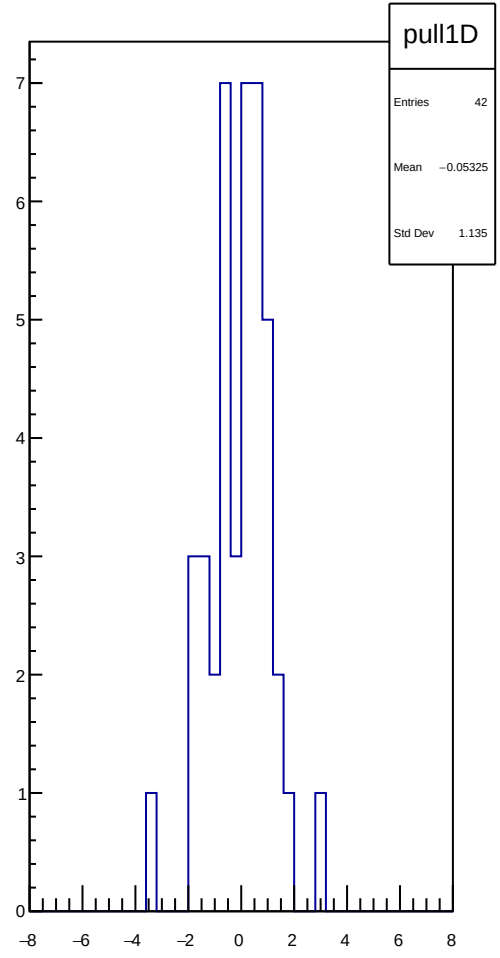
pull1D
Entries 42
Mean −0.05325
Std Dev 1.135
7
6
5
4
3
2
1
0
−8
−6
−4
−2
0
2
4
6
8

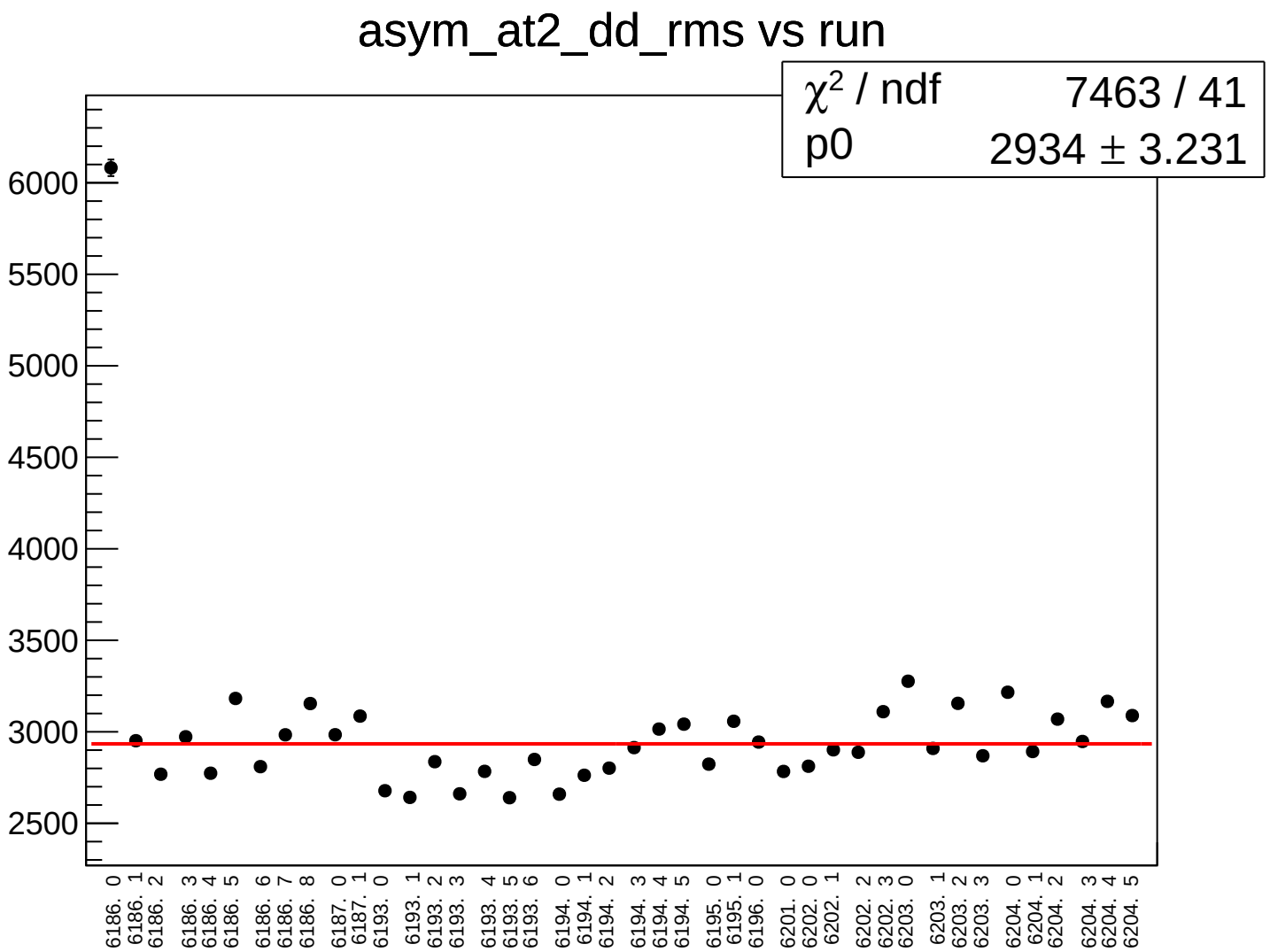
asym_at2_dd_rms vs run
χ² / ndf 7463 / 41
p0 2934 ± 3.231
6000
5500
5000
4500
4000
3500
3000
2500
6186. 0
6186. 1
6186. 2
6186. 3
6186. 4
6186. 5
6186. 6
6186. 7
6186. 8
6187. 0
6187. 1
6193. 0
6193. 1
6193. 2
6193. 3
6193. 4
6193. 5
6193. 6
6194. 0
6194. 1
6194. 2
6194. 3
6194. 4
6194. 5
6195. 0
6195. 1
6196. 0
6201. 0
6202. 0
6202. 1
6202. 2
6202. 3
6203. 0
6203. 1
6203. 2
6203. 3
6204. 0
6204. 1
6204. 2
6204. 3
6204. 4
6204. 5

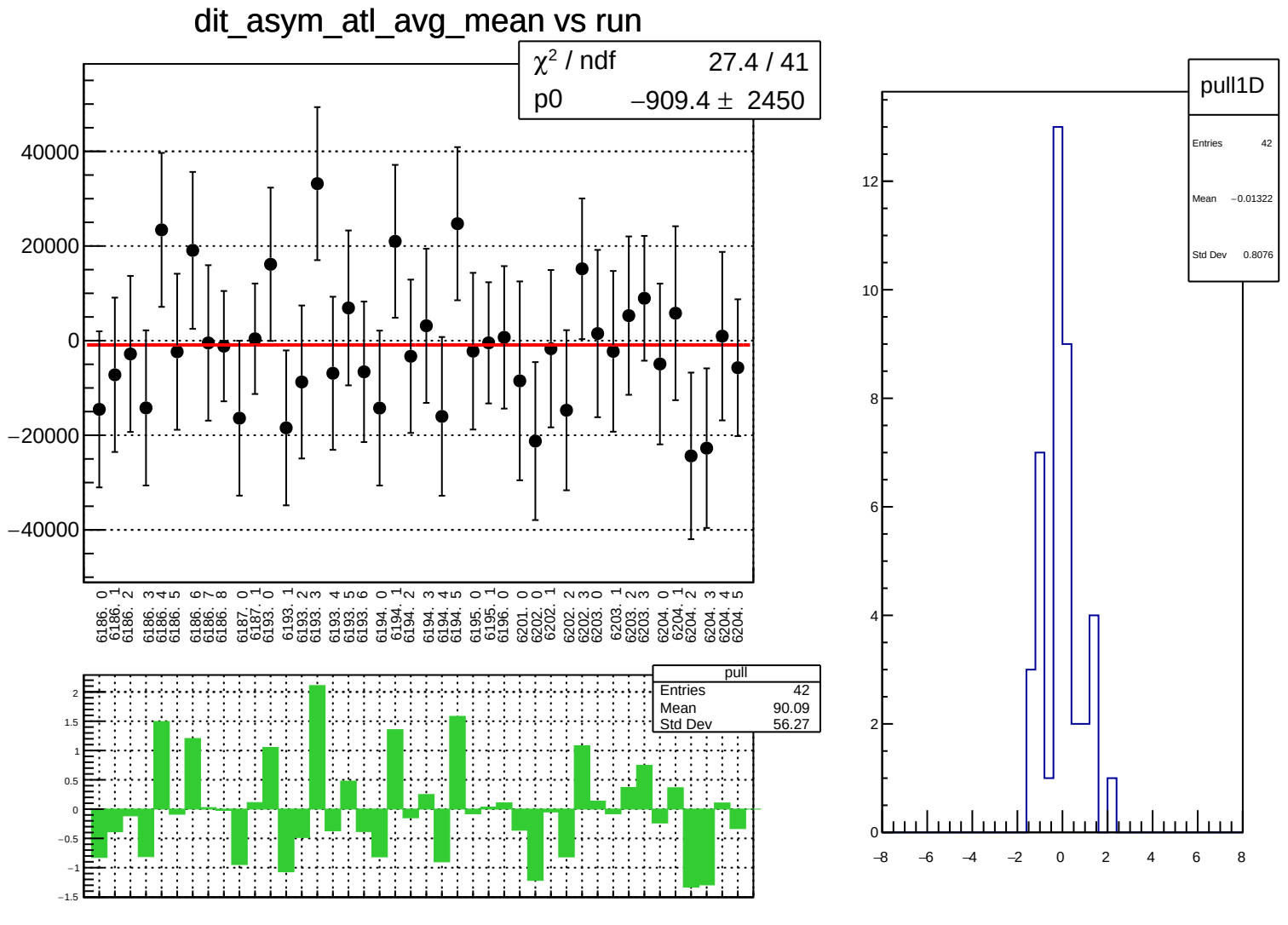
dit_asym_atl_avg_mean vs run
χ² / ndf 27.4 / 41
p0 −909.4 ± 2450
40000
20000
0
−20000
−40000
6186. 0
6186. 1
6186. 2
6186. 3
6186. 4
6186. 5
6186. 6
6186. 7
6186. 8
6187. 0
6187. 1
6193. 0
6193. 1
6193. 2
6193. 3
6193. 4
6193. 5
6193. 6
6194. 0
6194. 1
6194. 2
6194. 3
6194. 4
6194. 5
6195. 0
6195. 1
6196. 0
6201. 0
6202. 0
6202. 1
6202. 2
6202. 3
6203. 0
6203. 1
6203. 2
6203. 3
6204. 0
6204. 1
6204. 2
6204. 3
6204. 4
6204. 5
pull
Entries 42
Mean 90.09
Std Dev 56.27
2
1.5
1
0.5
0
−0.5
−1
−1.5
pull1D
Entries 42
Mean −0.01322
Std Dev 0.8076
12
10
8
6
4
2
0
−8
−6
−4
−2
0
2
4
6
8

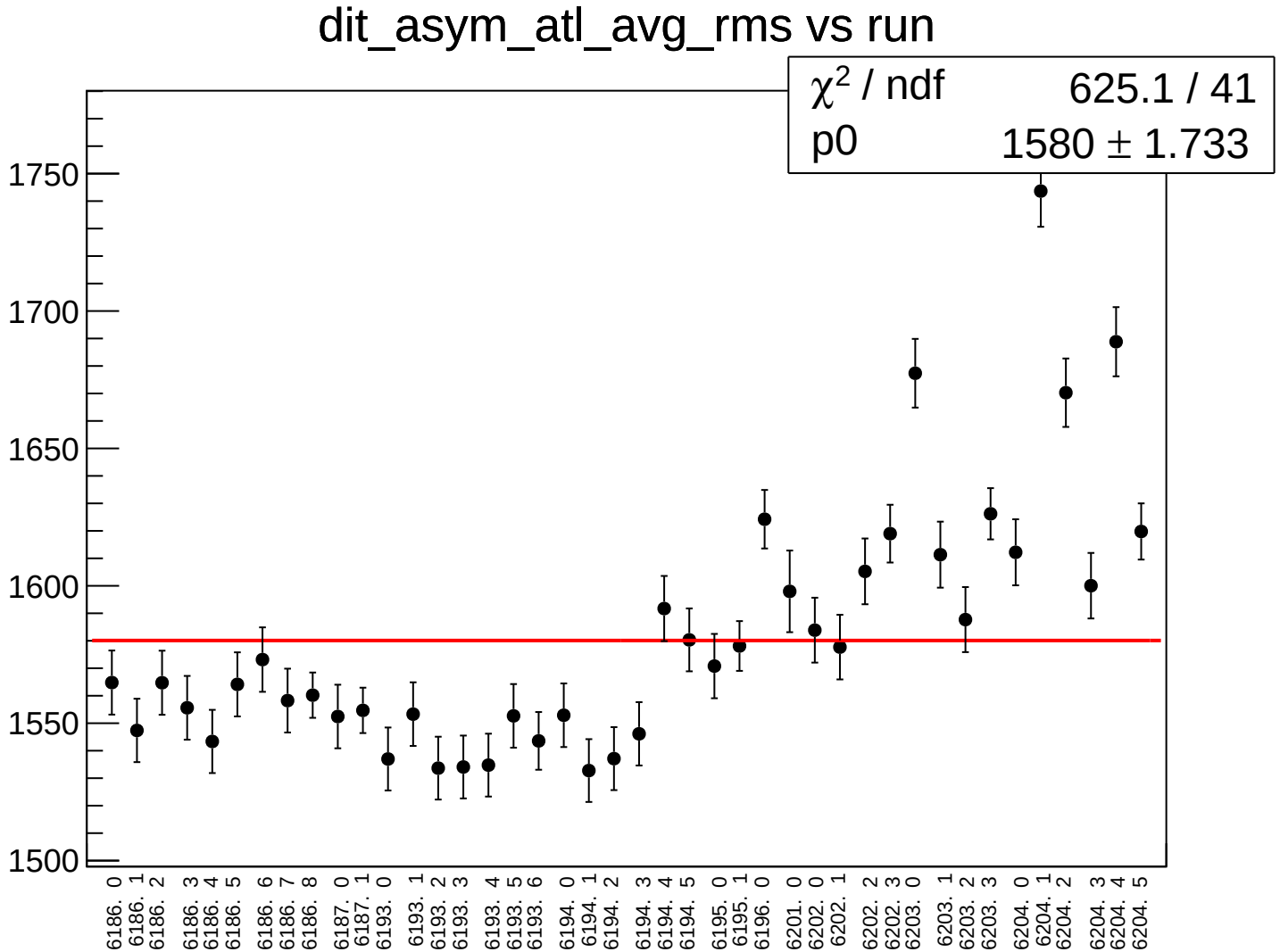
dit_asym_atl_avg_rms vs run
χ2 / ndf 625.1 / 41
p0 1580 ± 1.733
1750
1700
1650
1600
1550
1500
6186. 0
6186. 1
6186. 2
6186. 3
6186. 4
6186. 5
6186. 6
6186. 7
6186. 8
6187. 0
6187. 1
6193. 0
6193. 1
6193. 2
6193. 3
6193. 4
6193. 5
6193. 6
6194. 0
6194. 1
6194. 2
6194. 3
6194. 4
6194. 5
6195. 0
6195. 1
6196. 0
6201. 0
6202. 0
6202. 1
6202. 2
6202. 3
6203. 0
6203. 1
6203. 2
6203. 3
6204. 0
6204. 1
6204. 2
6204. 3
6204. 4
6204. 5

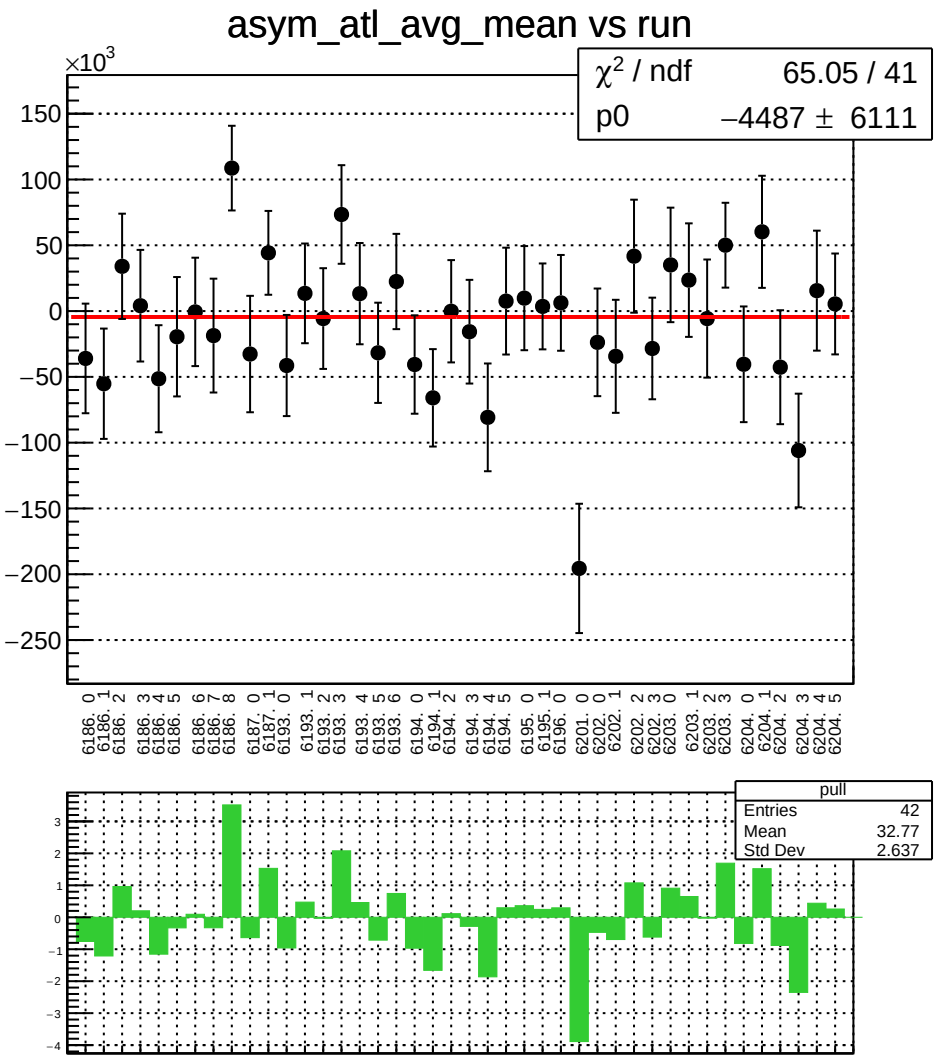
asym_atl_avg_mean vs run
×10^3
χ² / ndf 65.05 / 41
p0 −4487 ± 6111
150
100
50
0
−50
−100
−150
−200
−250
6186. 0
6186. 1
6186. 2
6186. 3
6186. 4
6186. 5
6186. 6
6186. 7
6186. 8
6187. 0
6187. 1
6193. 0
6193. 1
6193. 2
6193. 3
6193. 4
6193. 5
6193. 6
6194. 0
6194. 1
6194. 2
6194. 3
6194. 4
6194. 5
6195. 0
6195. 1
6196. 0
6201. 0
6202. 0
6202. 1
6202. 2
6202. 3
6203. 0
6203. 1
6203. 2
6203. 3
6204. 0
6204. 1
6204. 2
6204. 3
6204. 4
6204. 5
pull
Entries 42
Mean 32.77
Std Dev 2.637
3
2
1
0
−1
−2
−3
−4

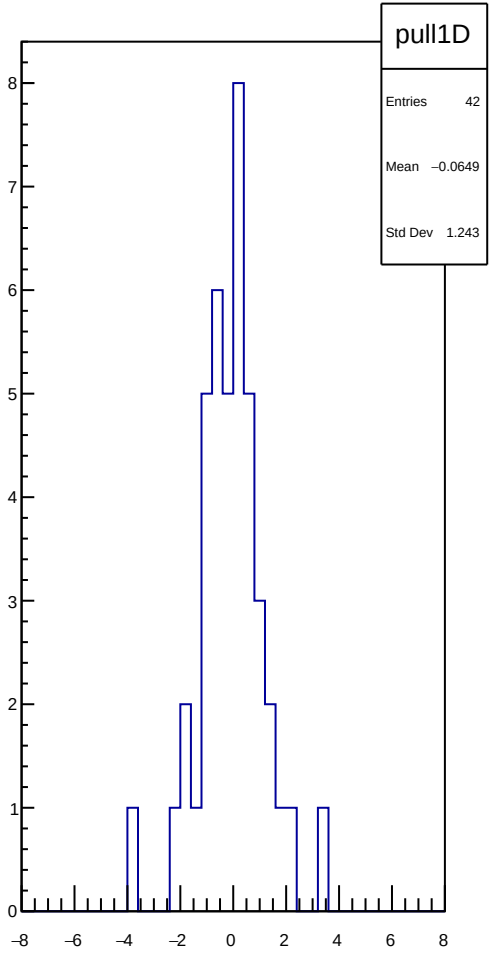
pull1D
Entries 42
Mean −0.0649
Std Dev 1.243
8
7
6
5
4
3
2
1
0
−8
−6
−4
−2
0
2
4
6
8

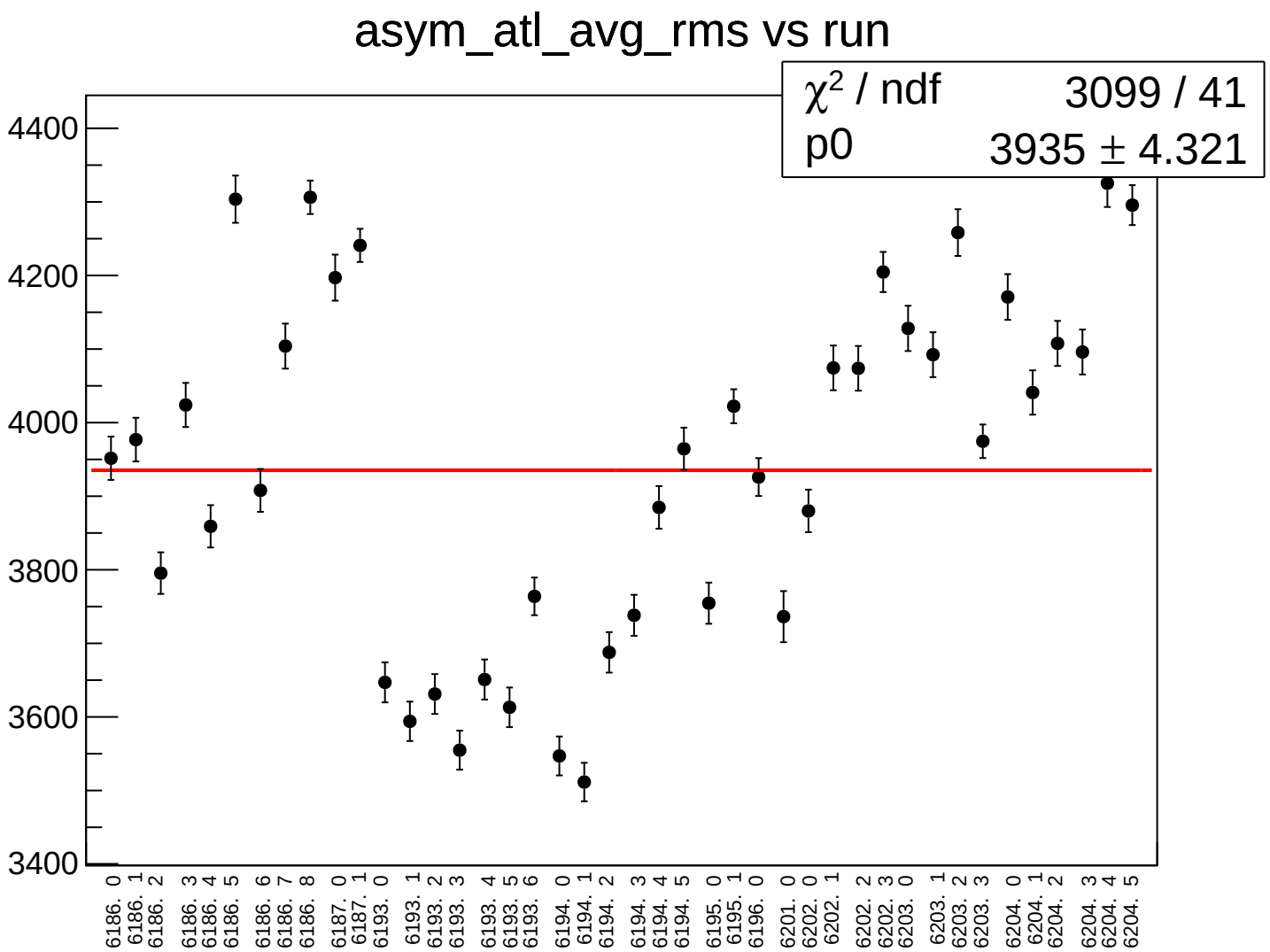
asym_atl_avg_rms vs run
χ2 / ndf 3099 / 41
p0 3935 ± 4.321
4400
4200
4000
3800
3600
3400
6186. 0
6186. 1
6186. 2
6186. 3
6186. 4
6186. 5
6186. 6
6186. 7
6186. 8
6187. 0
6187. 1
6193. 0
6193. 1
6193. 2
6193. 3
6193. 4
6193. 5
6193. 6
6194. 0
6194. 1
6194. 2
6194. 3
6194. 4
6194. 5
6195. 0
6195. 1
6196. 0
6201. 0
6202. 0
6202. 1
6202. 2
6202. 3
6203. 0
6203. 1
6203. 2
6203. 3
6204. 0
6204. 1
6204. 2
6204. 3
6204. 4
6204. 5

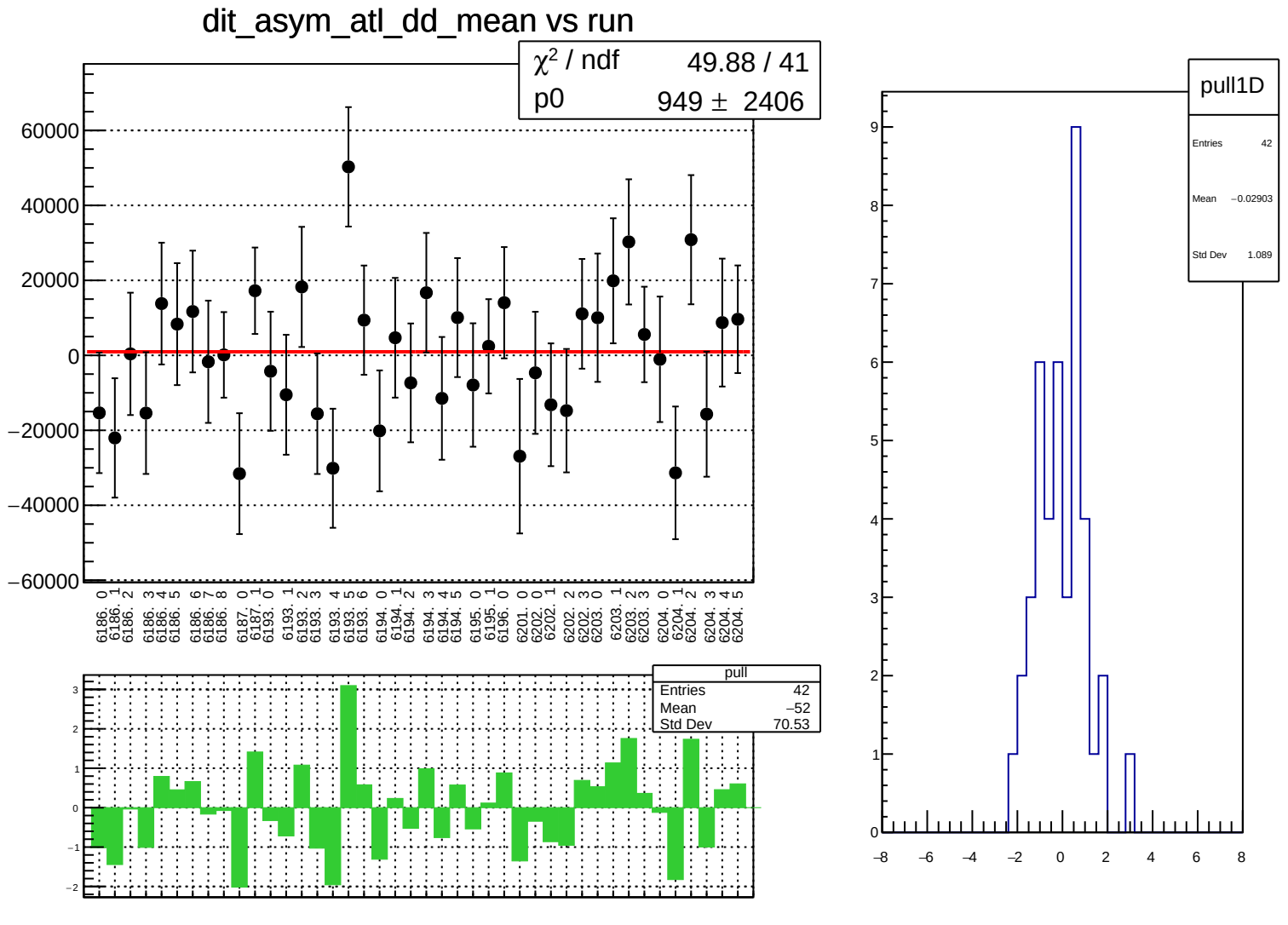
dit_asym_atl_dd_mean vs run
χ² / ndf 49.88 / 41
p0 949 ± 2406
60000
40000
20000
0
−20000
−40000
−60000
6186. 0
6186. 1
6186. 2
6186. 3
6186. 4
6186. 5
6186. 6
6186. 7
6186. 8
6187. 0
6187. 1
6193. 0
6193. 1
6193. 2
6193. 3
6193. 4
6193. 5
6193. 6
6194. 0
6194. 1
6194. 2
6194. 3
6194. 4
6194. 5
6195. 0
6195. 1
6196. 0
6201. 0
6202. 0
6202. 1
6202. 2
6202. 3
6203. 0
6203. 1
6203. 2
6203. 3
6204. 0
6204. 1
6204. 2
6204. 3
6204. 4
6204. 5
pull
Entries 42
Mean −52
Std Dev 70.53
pull1D
Entries 42
Mean −0.02903
Std Dev 1.089

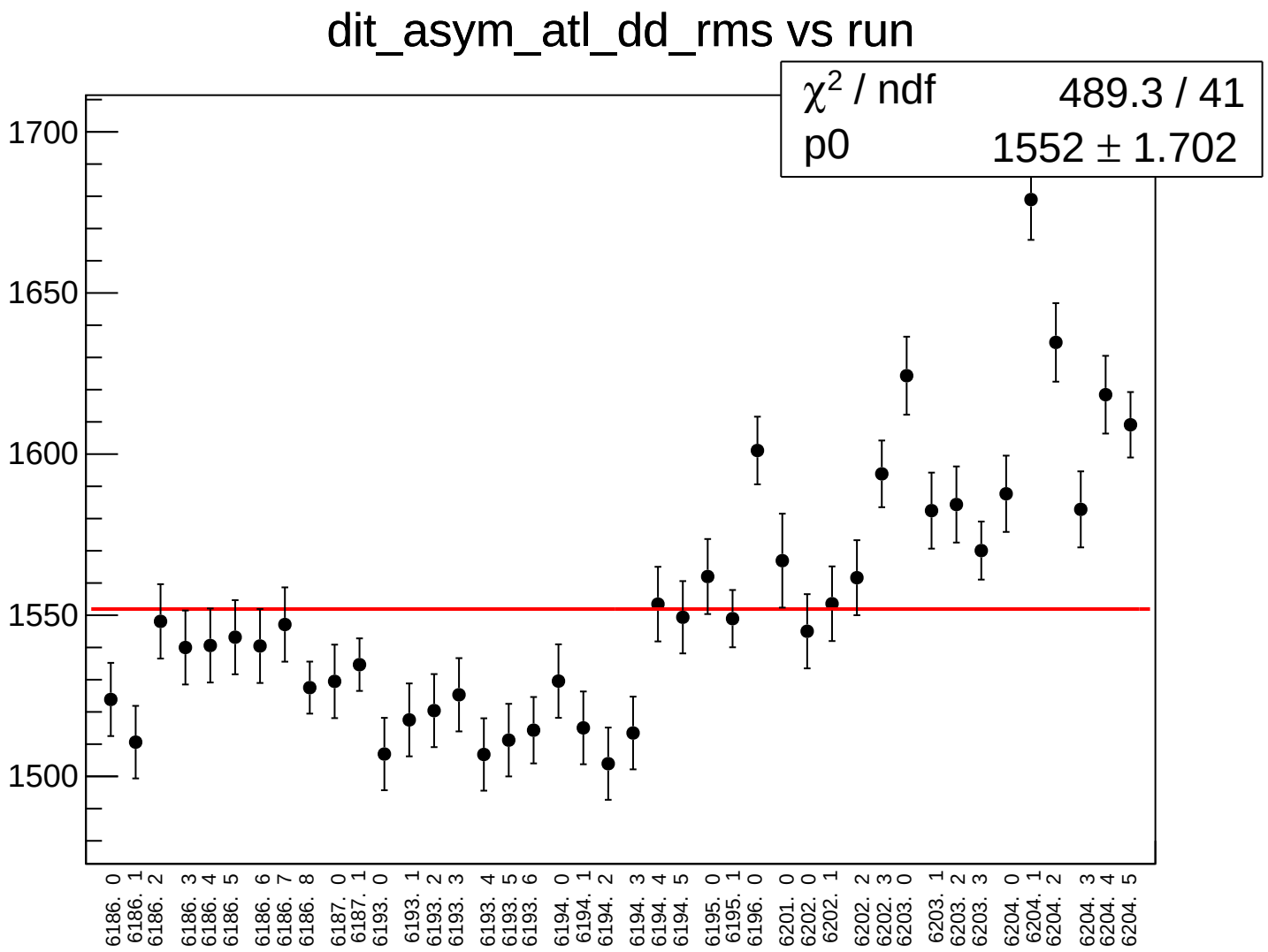
dit_asym_atl_dd_rms vs run
χ² / ndf 489.3 / 41
p0 1552 ± 1.702
1700
1650
1600
1550
1500
6186. 0
6186. 1
6186. 2
6186. 3
6186. 4
6186. 5
6186. 6
6186. 7
6186. 8
6187. 0
6187. 1
6193. 0
6193. 1
6193. 2
6193. 3
6193. 4
6193. 5
6193. 6
6194. 0
6194. 1
6194. 2
6194. 3
6194. 4
6194. 5
6195. 0
6195. 1
6196. 0
6201. 0
6202. 0
6202. 1
6202. 2
6202. 3
6203. 0
6203. 1
6203. 2
6203. 3
6204. 0
6204. 1
6204. 2
6204. 3
6204. 4
6204. 5

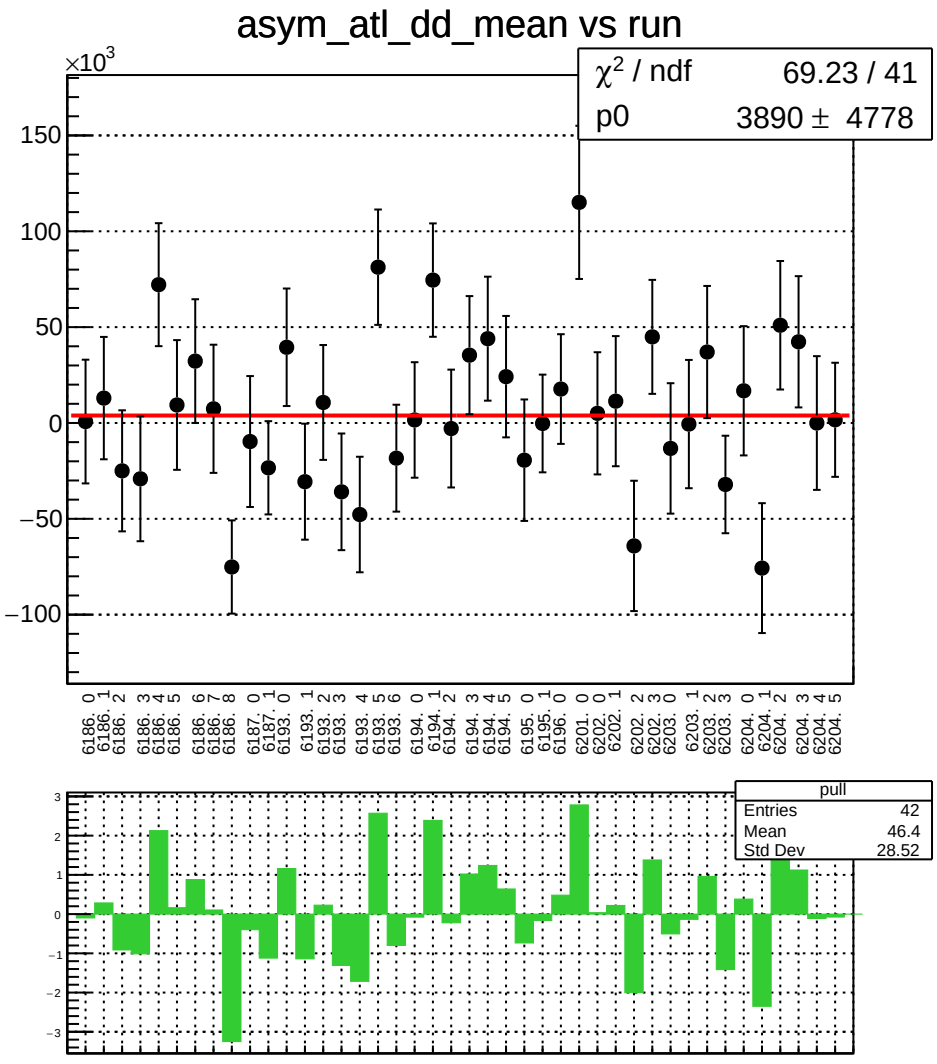
asym_atl_dd_mean vs run
×10^3
χ² / ndf 69.23 / 41
p0 3890 ± 4778
150
100
50
0
−50
−100
6186. 0
6186. 1
6186. 2
6186. 3
6186. 4
6186. 5
6186. 6
6186. 7
6186. 8
6187. 0
6187. 1
6193. 0
6193. 1
6193. 2
6193. 3
6193. 4
6193. 5
6193. 6
6194. 0
6194. 1
6194. 2
6194. 3
6194. 4
6194. 5
6195. 0
6195. 1
6196. 0
6201. 0
6202. 0
6202. 1
6202. 2
6202. 3
6203. 0
6203. 1
6203. 2
6203. 3
6204. 0
6204. 1
6204. 2
6204. 3
6204. 4
6204. 5
pull
Entries 42
Mean 46.4
Std Dev 28.52
3
2
1
0
−1
−2
−3

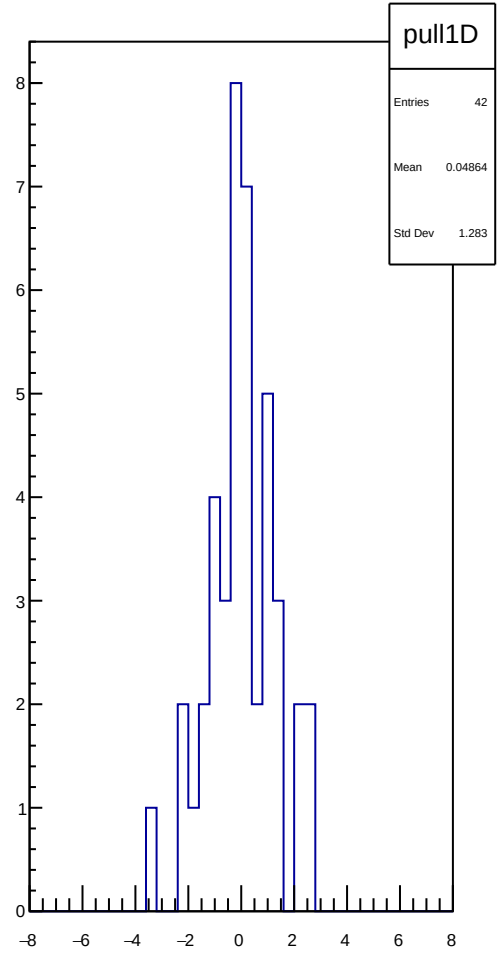
pull1D
Entries 42
Mean 0.04864
Std Dev 1.283
8
7
6
5
4
3
2
1
0
−8
−6
−4
−2
0
2
4
6
8

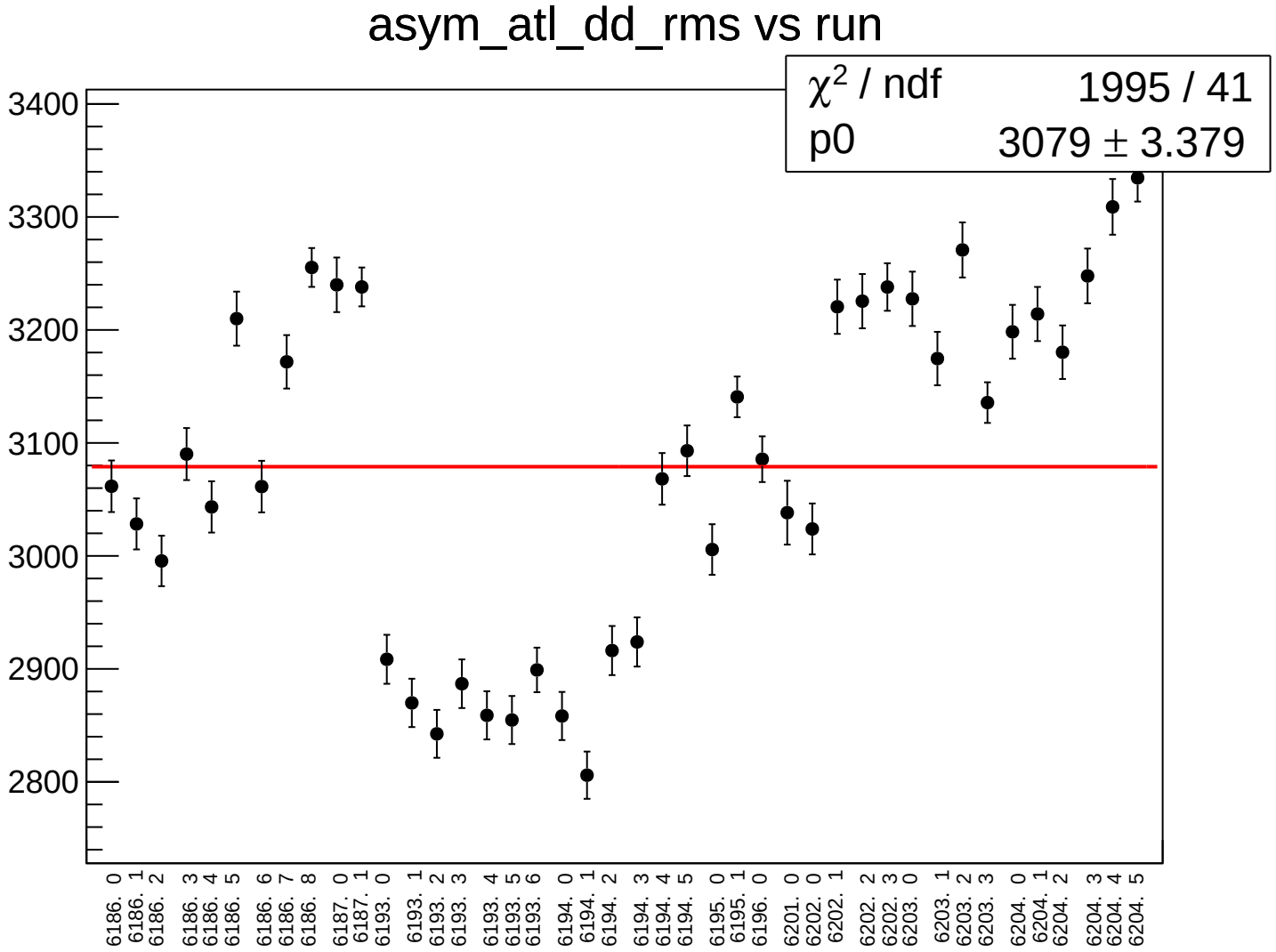
asym_atl_dd_rms vs run
χ² / ndf 1995 / 41
p0 3079 ± 3.379
3400
3300
3200
3100
3000
2900
2800
6186. 0
6186. 1
6186. 2
6186. 3
6186. 4
6186. 5
6186. 6
6186. 7
6186. 8
6187. 0
6187. 1
6193. 0
6193. 1
6193. 2
6193. 3
6193. 4
6193. 5
6193. 6
6194. 0
6194. 1
6194. 2
6194. 3
6194. 4
6194. 5
6195. 0
6195. 1
6196. 0
6201. 0
6202. 0
6202. 1
6202. 2
6202. 3
6203. 0
6203. 1
6203. 2
6203. 3
6204. 0
6204. 1
6204. 2
6204. 3
6204. 4
6204. 5

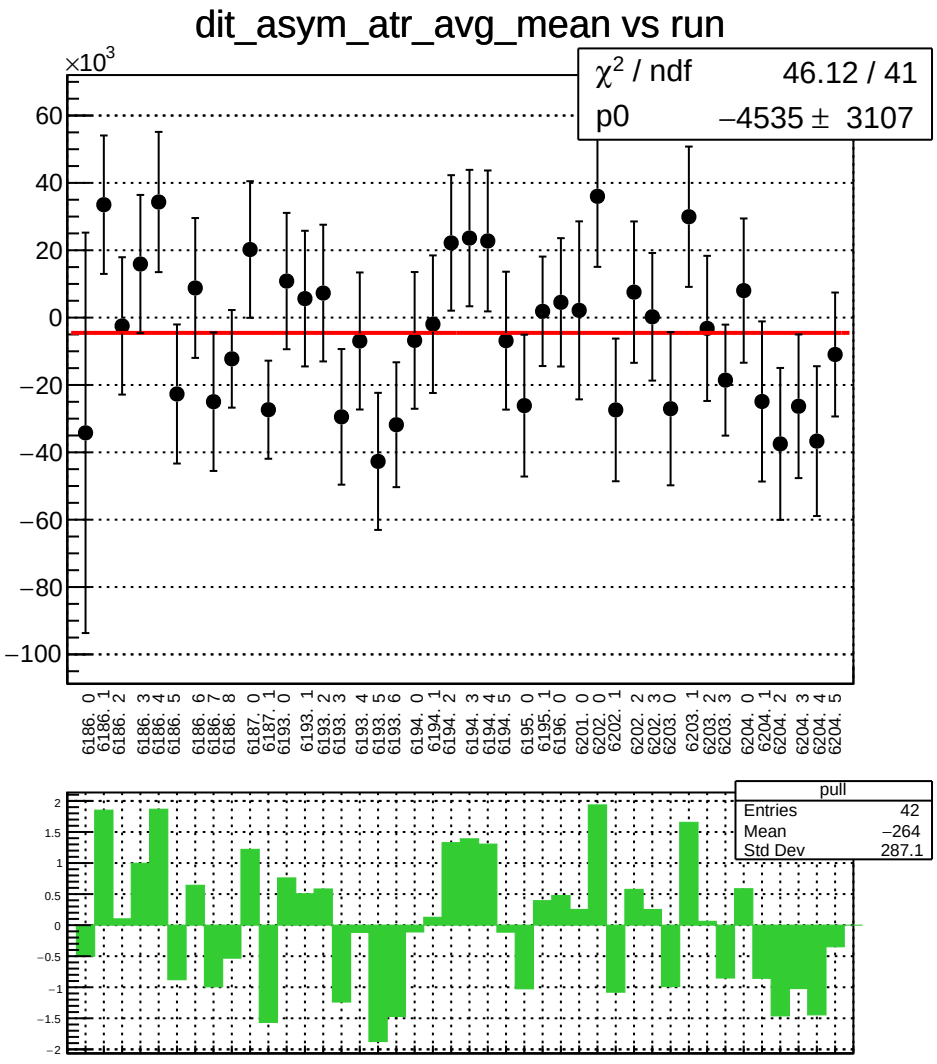
dit_asym_atr_avg_mean vs run
×10^3
χ² / ndf 46.12 / 41
p0 −4535 ± 3107
pull
Entries 42
Mean −264
Std Dev 287.1

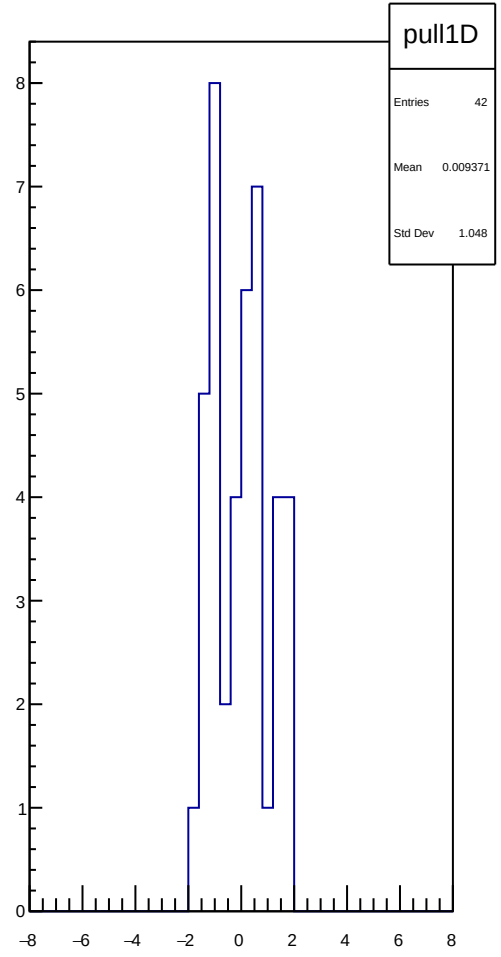
pull1D
Entries 42
Mean 0.009371
Std Dev 1.048

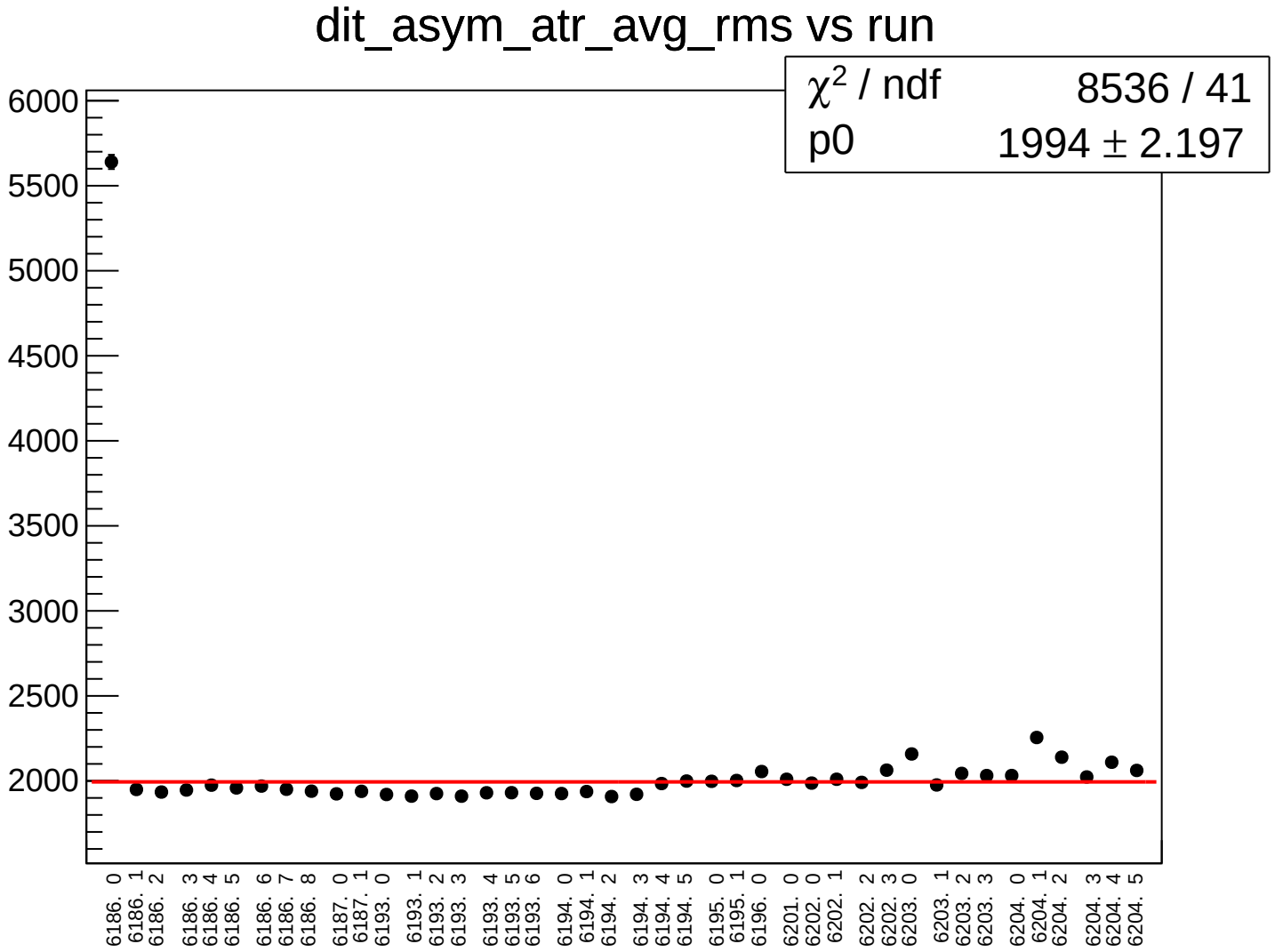
dit_asym_atr_avg_rms vs run
χ2 / ndf 8536 / 41
p0 1994 ± 2.197
6000
5500
5000
4500
4000
3500
3000
2500
2000
6186. 0
6186. 1
6186. 2
6186. 3
6186. 4
6186. 5
6186. 6
6186. 7
6186. 8
6187. 0
6187. 1
6193. 0
6193. 1
6193. 2
6193. 3
6193. 4
6193. 5
6193. 6
6194. 0
6194. 1
6194. 2
6194. 3
6194. 4
6194. 5
6195. 0
6195. 1
6196. 0
6201. 0
6202. 0
6202. 1
6202. 2
6202. 3
6203. 0
6203. 1
6203. 2
6203. 3
6204. 0
6204. 1
6204. 2
6204. 3
6204. 4
6204. 5

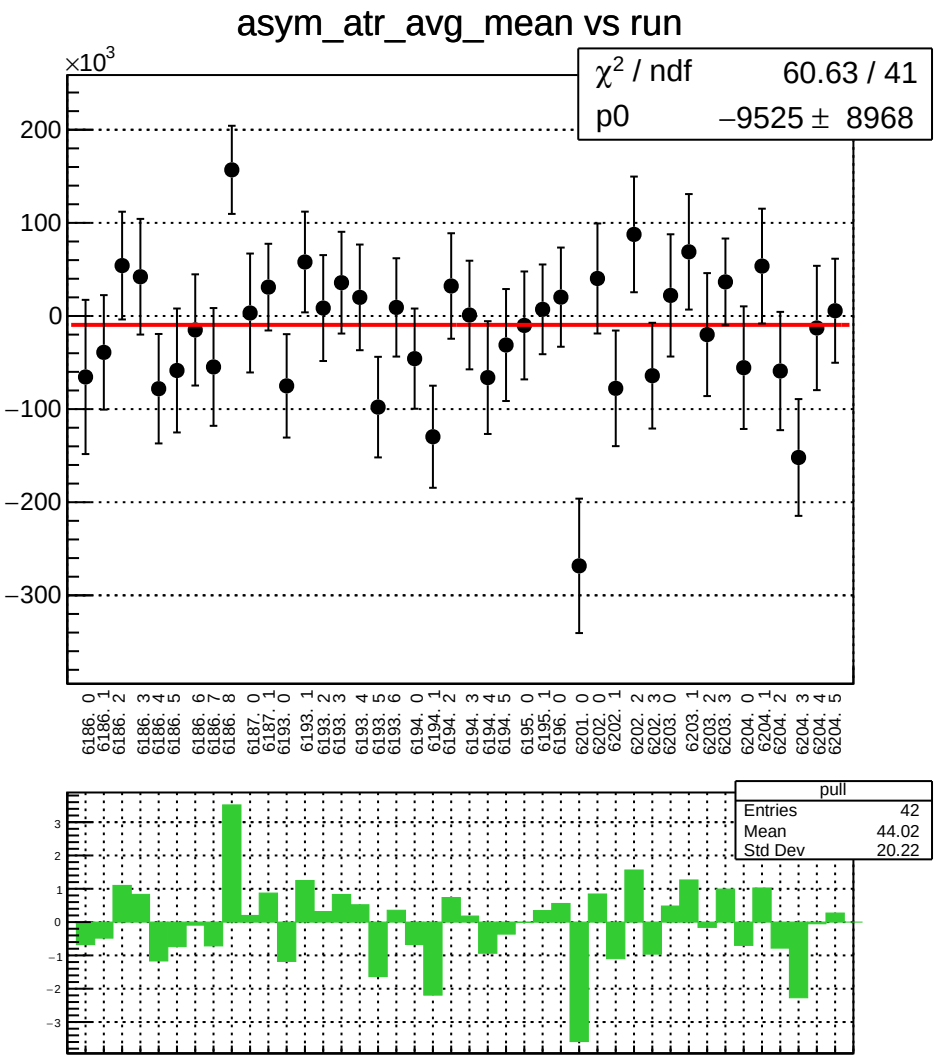
asym_atr_avg_mean vs run
×10^3
χ² / ndf 60.63 / 41
p0 −9525 ± 8968
200
100
0
−100
−200
−300
6186. 0
6186. 1
6186. 2
6186. 3
6186. 4
6186. 5
6186. 6
6186. 7
6186. 8
6187. 0
6187. 1
6193. 0
6193. 1
6193. 2
6193. 3
6193. 4
6193. 5
6193. 6
6194. 0
6194. 1
6194. 2
6194. 3
6194. 4
6194. 5
6195. 0
6195. 1
6196. 0
6201. 0
6202. 0
6202. 1
6202. 2
6202. 3
6203. 0
6203. 1
6203. 2
6203. 3
6204. 0
6204. 1
6204. 2
6204. 3
6204. 4
6204. 5
pull
Entries 42
Mean 44.02
Std Dev 20.22
3
2
1
0
−1
−2
−3

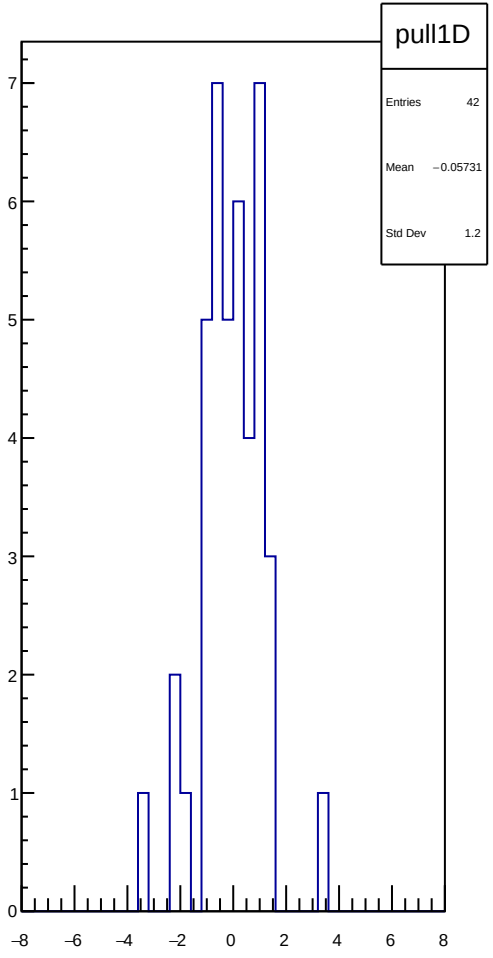
pull1D
Entries 42
Mean −0.05731
Std Dev 1.2
7
6
5
4
3
2
1
0
−8
−6
−4
−2
0
2
4
6
8

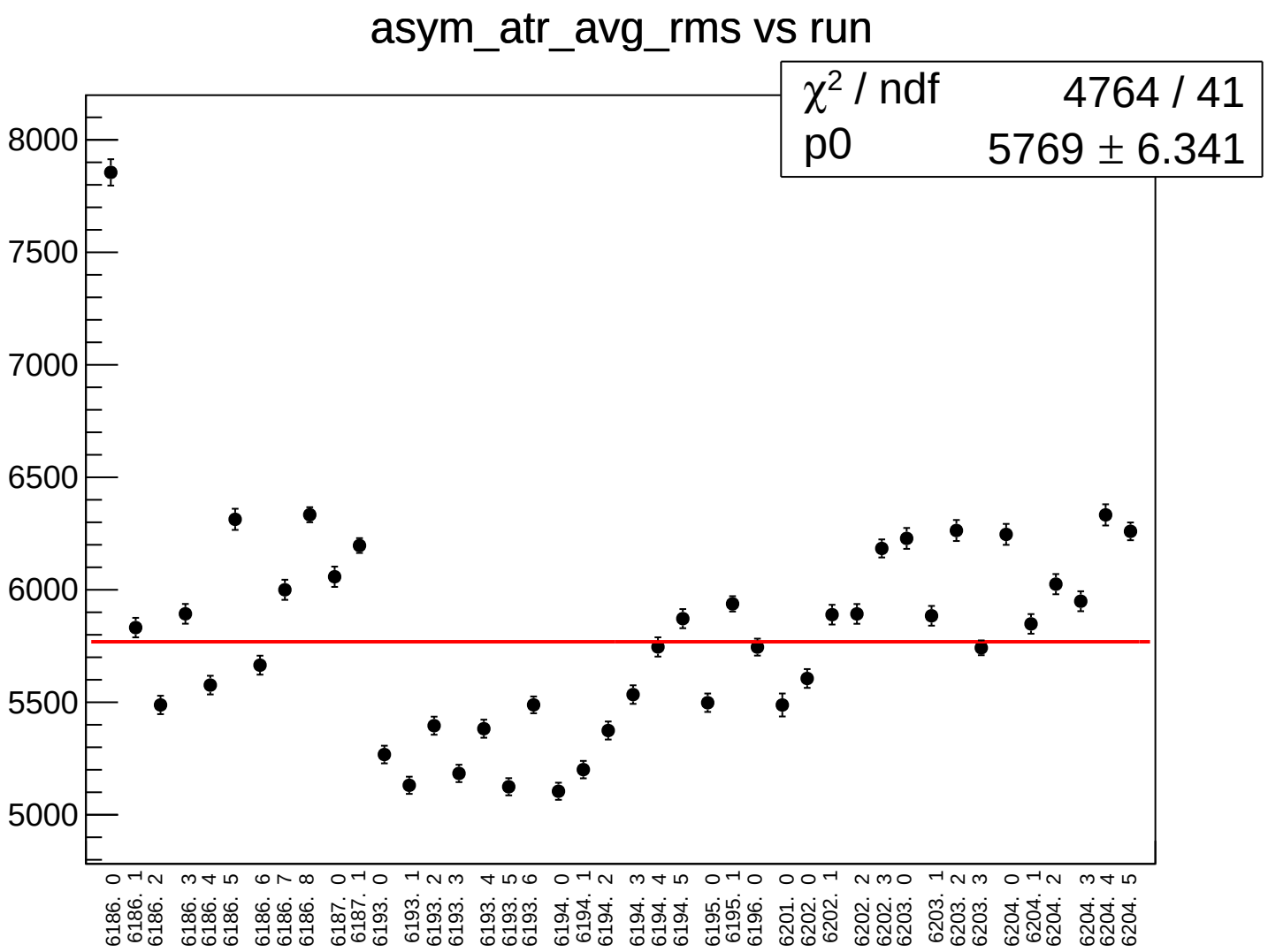
asym_atr_avg_rms vs run
χ² / ndf 4764 / 41
p0 5769 ± 6.341
8000
7500
7000
6500
6000
5500
5000
6186. 0
6186. 1
6186. 2
6186. 3
6186. 4
6186. 5
6186. 6
6186. 7
6186. 8
6187. 0
6187. 1
6193. 0
6193. 1
6193. 2
6193. 3
6193. 4
6193. 5
6193. 6
6194. 0
6194. 1
6194. 2
6194. 3
6194. 4
6194. 5
6195. 0
6195. 1
6196. 0
6201. 0
6202. 0
6202. 1
6202. 2
6202. 3
6203. 0
6203. 1
6203. 2
6203. 3
6204. 0
6204. 1
6204. 2
6204. 3
6204. 4
6204. 5

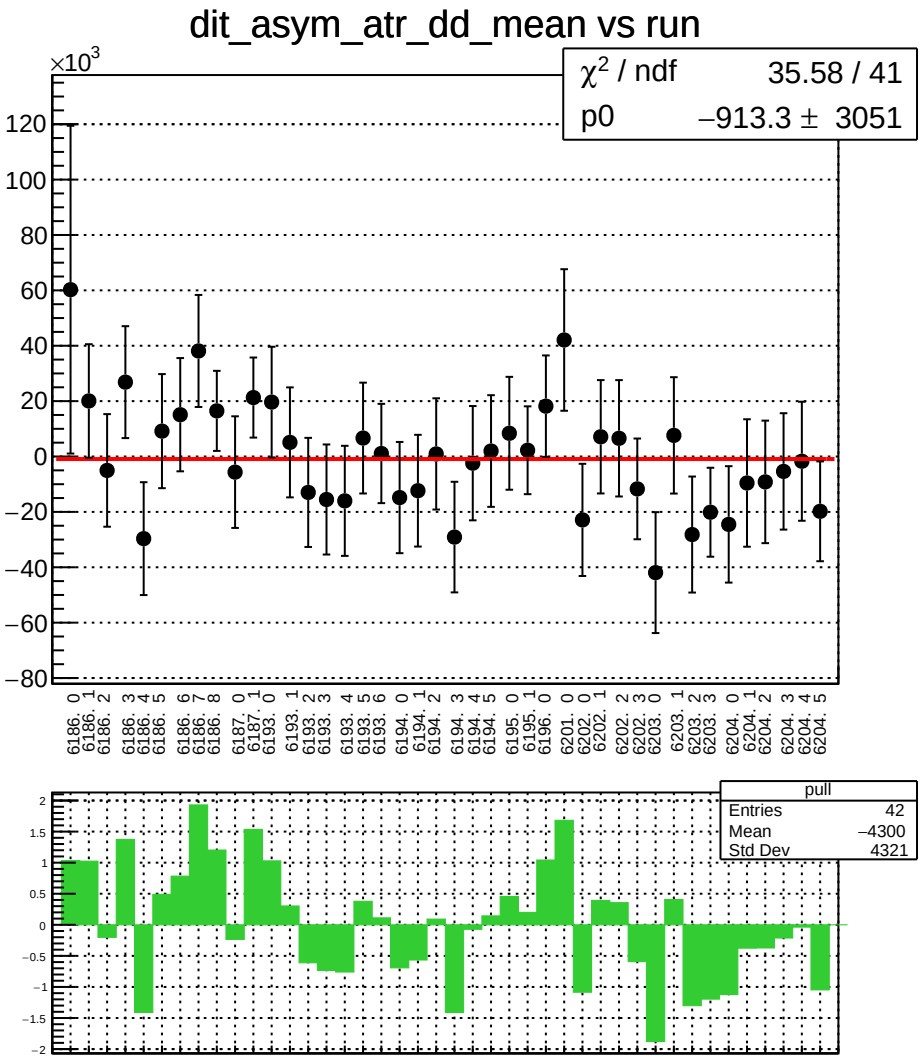
dit_asym_atr_dd_mean vs run
×10^3
χ² / ndf 35.58 / 41
p0 −913.3 ± 3051
pull
Entries 42
Mean −4300
Std Dev 4321

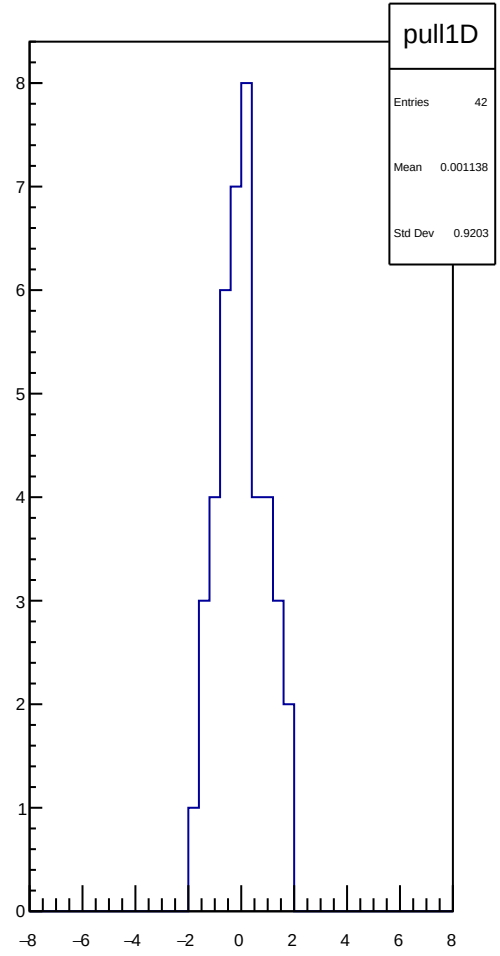
pull1D
Entries 42
Mean 0.001138
Std Dev 0.9203

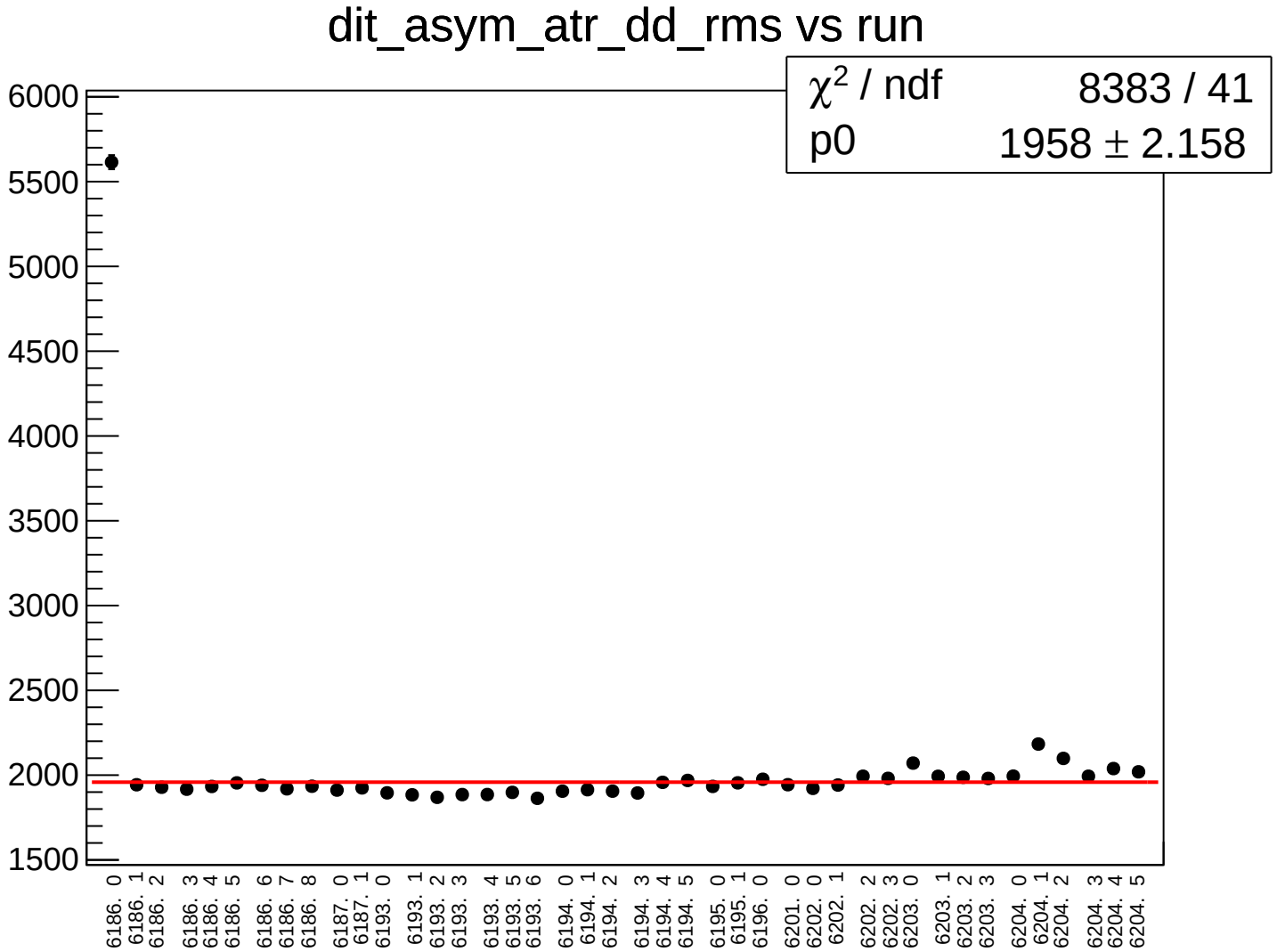
dit_asym_atr_dd_rms vs run
χ2 / ndf 8383 / 41
p0 1958 ± 2.158
6000
5500
5000
4500
4000
3500
3000
2500
2000
1500
6186. 0
6186. 1
6186. 2
6186. 3
6186. 4
6186. 5
6186. 6
6186. 7
6186. 8
6187. 0
6187. 1
6193. 0
6193. 1
6193. 2
6193. 3
6193. 4
6193. 5
6193. 6
6194. 0
6194. 1
6194. 2
6194. 3
6194. 4
6194. 5
6195. 0
6195. 1
6196. 0
6201. 0
6202. 0
6202. 1
6202. 2
6202. 3
6203. 0
6203. 1
6203. 2
6203. 3
6204. 0
6204. 1
6204. 2
6204. 3
6204. 4
6204. 5

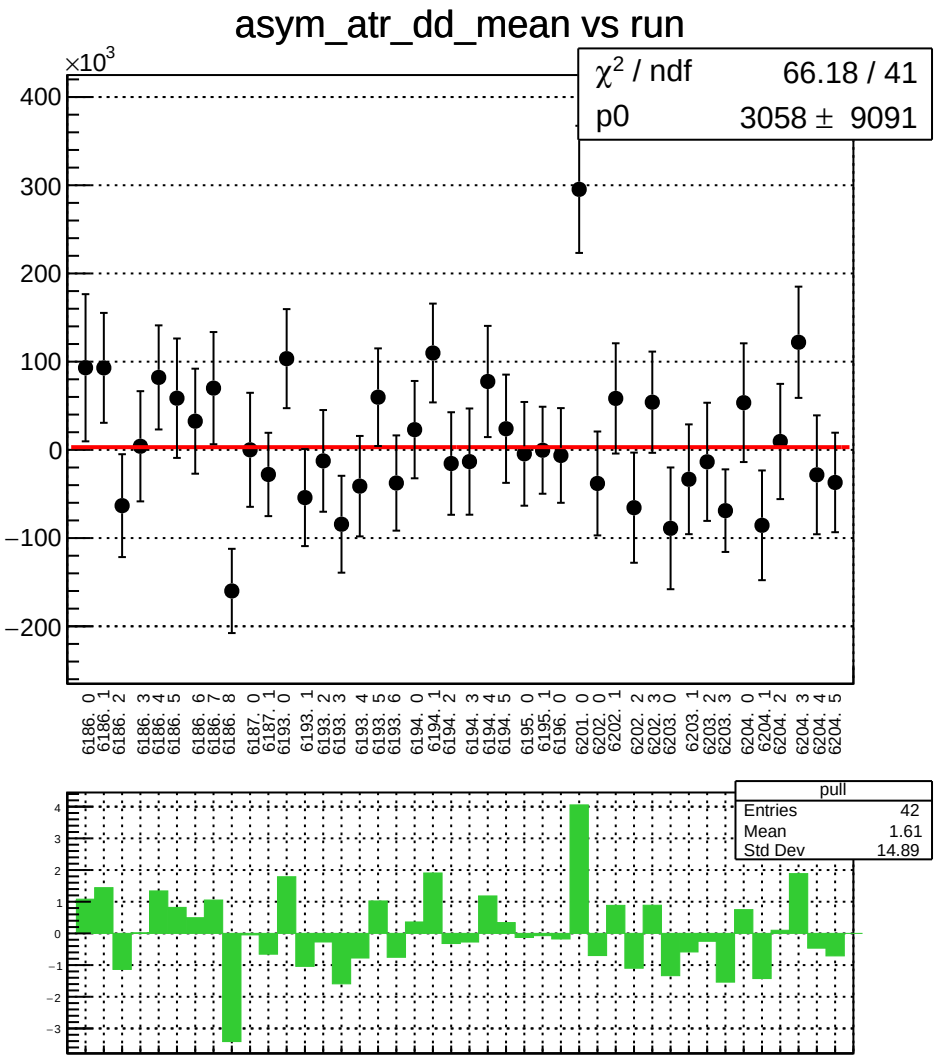
asym_atr_dd_mean vs run
×10^3
χ² / ndf 66.18 / 41
p0 3058 ± 9091
400
300
200
100
0
−100
−200
6186. 0
6186. 1
6186. 2
6186. 3
6186. 4
6186. 5
6186. 6
6186. 7
6186. 8
6187. 0
6187. 1
6193. 0
6193. 1
6193. 2
6193. 3
6193. 4
6193. 5
6193. 6
6194. 0
6194. 1
6194. 2
6194. 3
6194. 4
6194. 5
6195. 0
6195. 1
6196. 0
6201. 0
6202. 0
6202. 1
6202. 2
6202. 3
6203. 0
6203. 1
6203. 2
6203. 3
6204. 0
6204. 1
6204. 2
6204. 3
6204. 4
6204. 5
pull
Entries 42
Mean 1.61
Std Dev 14.89

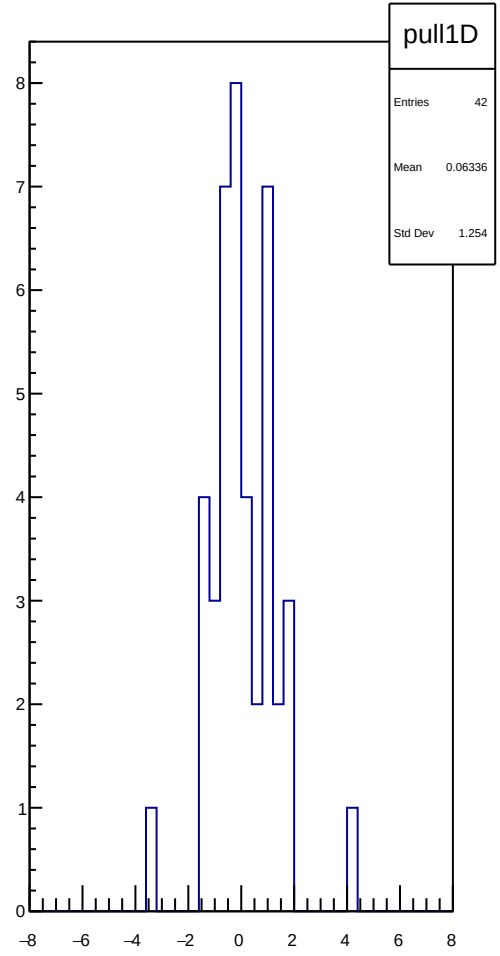
pull1D
Entries 42
Mean 0.06336
Std Dev 1.254

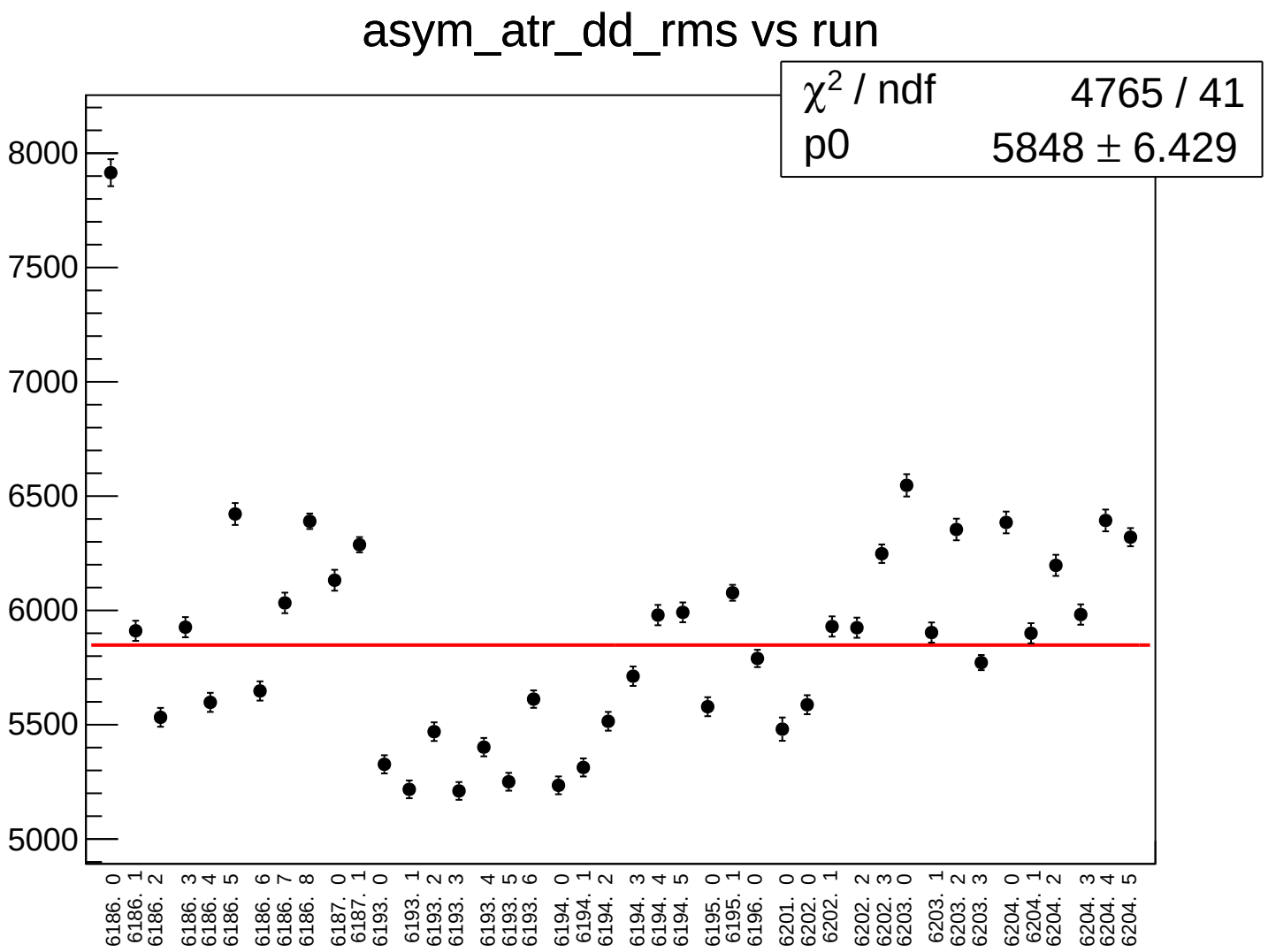
asym_atr_dd_rms vs run
χ2 / ndf 4765 / 41
p0 5848 ± 6.429
8000
7500
7000
6500
6000
5500
5000
6186. 0
6186. 1
6186. 2
6186. 3
6186. 4
6186. 5
6186. 6
6186. 7
6186. 8
6187. 0
6187. 1
6193. 0
6193. 1
6193. 2
6193. 3
6193. 4
6193. 5
6193. 6
6194. 0
6194. 1
6194. 2
6194. 3
6194. 4
6194. 5
6195. 0
6195. 1
6196. 0
6201. 0
6202. 0
6202. 1
6202. 2
6202. 3
6203. 0
6203. 1
6203. 2
6203. 3
6204. 0
6204. 1
6204. 2
6204. 3
6204. 4
6204. 5

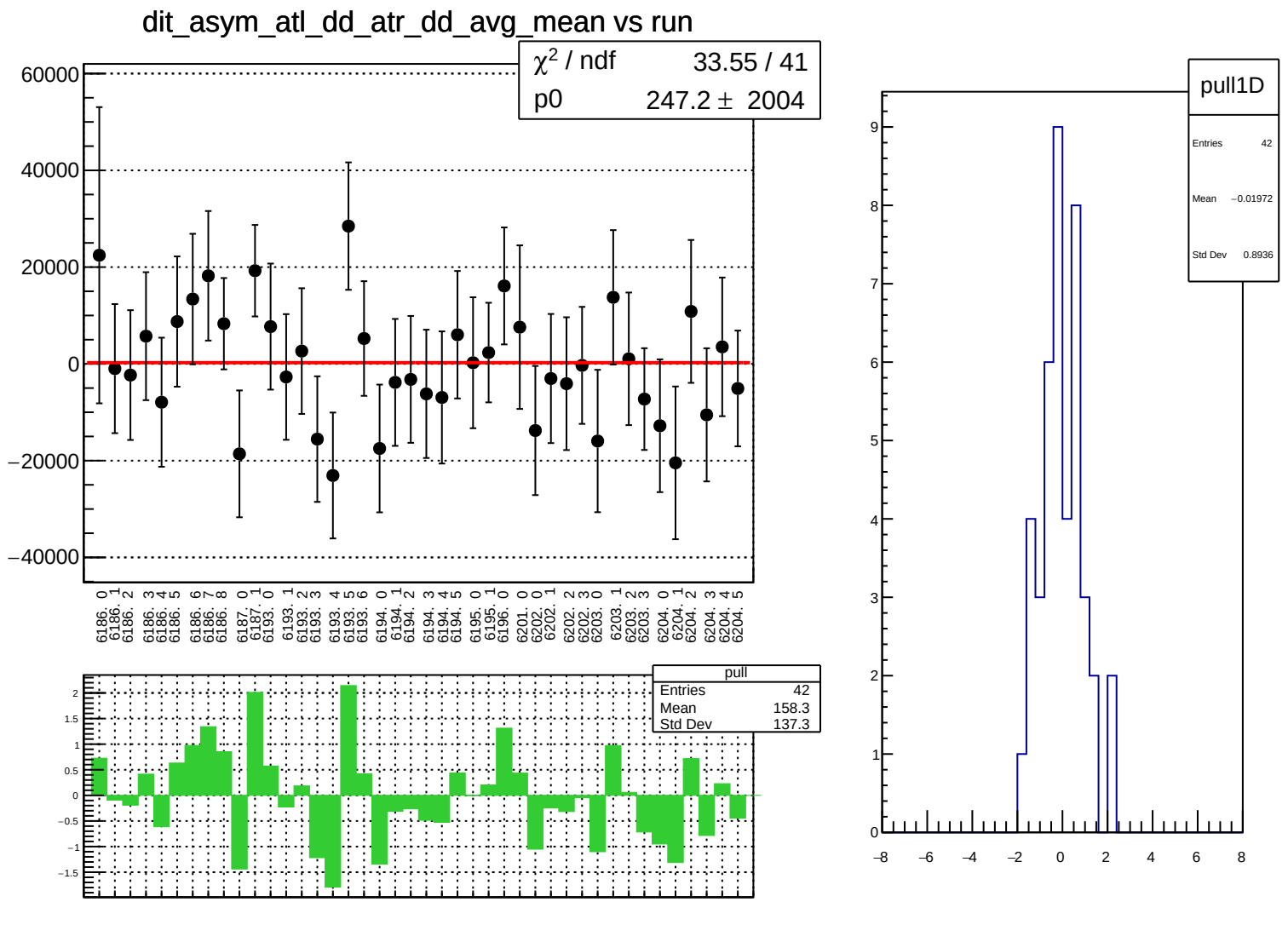
dit_asym_atl_dd_atr_dd_avg_mean vs run
χ² / ndf 33.55 / 41
p0 247.2 ± 2004
60000
40000
20000
0
−20000
−40000
6186. 0
6186. 1
6186. 2
6186. 3
6186. 4
6186. 5
6186. 6
6186. 7
6186. 8
6187. 0
6187. 1
6193. 0
6193. 1
6193. 2
6193. 3
6193. 4
6193. 5
6193. 6
6194. 0
6194. 1
6194. 2
6194. 3
6194. 4
6194. 5
6195. 0
6195. 1
6196. 0
6201. 0
6202. 0
6202. 1
6202. 2
6202. 3
6203. 0
6203. 1
6203. 2
6203. 3
6204. 0
6204. 1
6204. 2
6204. 3
6204. 4
6204. 5
pull
Entries 42
Mean 158.3
Std Dev 137.3
2
1.5
1
0.5
0
−0.5
−1
−1.5
pull1D
Entries 42
Mean −0.01972
Std Dev 0.8936
9
8
7
6
5
4
3
2
1
0
−8
−6
−4
−2
0
2
4
6
8

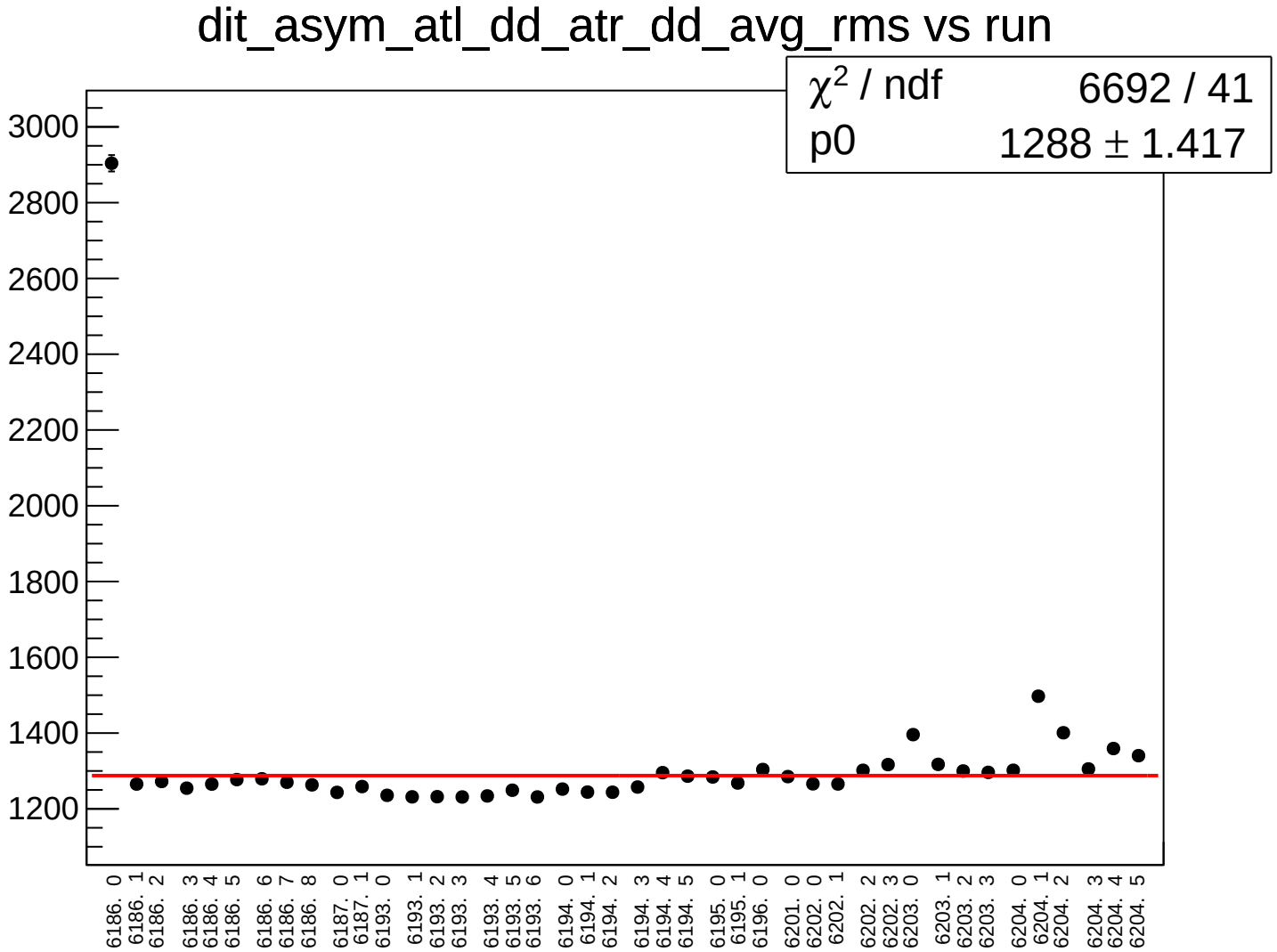
dit_asym_atl_dd_atr_dd_avg_rms vs run
χ2 / ndf 6692 / 41
p0 1288 ± 1.417
3000
2800
2600
2400
2200
2000
1800
1600
1400
1200
6186. 0
6186. 1
6186. 2
6186. 3
6186. 4
6186. 5
6186. 6
6186. 7
6186. 8
6187. 0
6187. 1
6193. 0
6193. 1
6193. 2
6193. 3
6193. 4
6193. 5
6193. 6
6194. 0
6194. 1
6194. 2
6194. 3
6194. 4
6194. 5
6195. 0
6195. 1
6196. 0
6201. 0
6202. 0
6202. 1
6202. 2
6202. 3
6203. 0
6203. 1
6203. 2
6203. 3
6204. 0
6204. 1
6204. 2
6204. 3
6204. 4
6204. 5

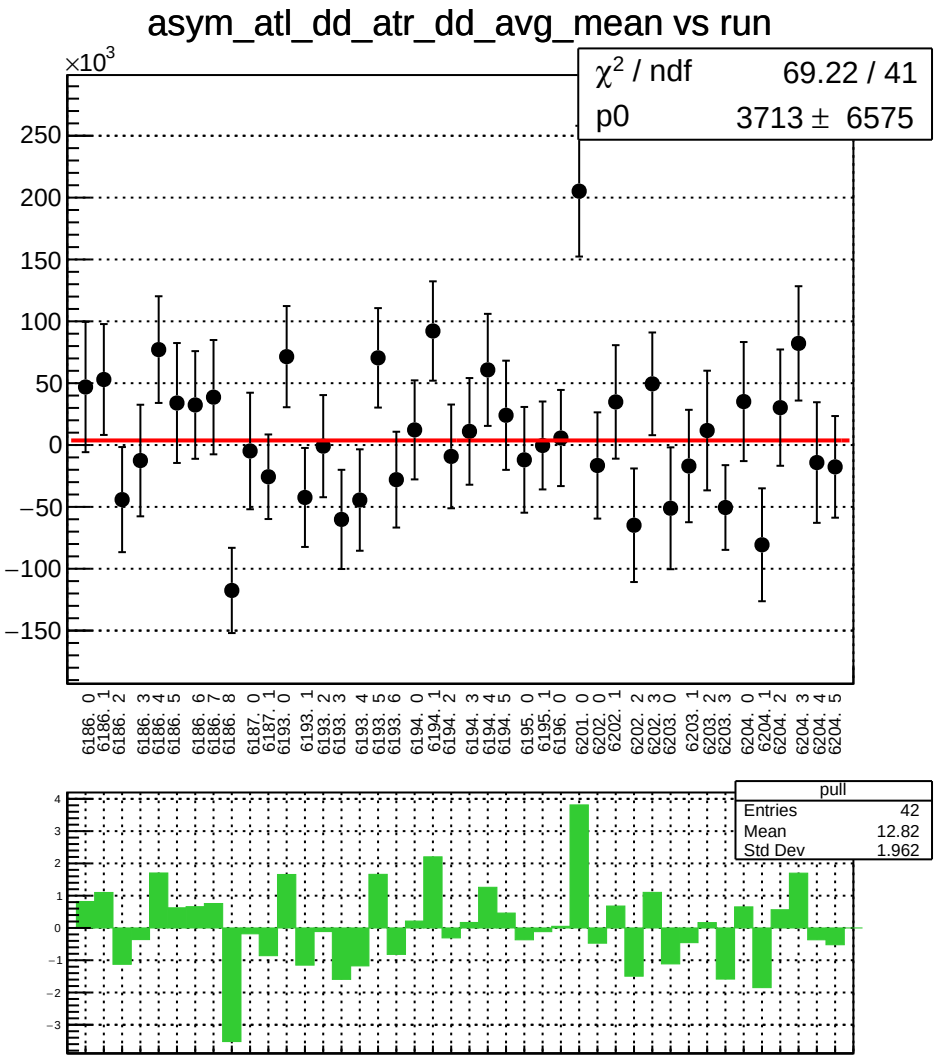
asym_atl_dd_atr_dd_avg_mean vs run
×10^3
χ² / ndf 69.22 / 41
p0 3713 ± 6575
250
200
150
100
50
0
−50
−100
−150
6186. 0
6186. 1
6186. 2
6186. 3
6186. 4
6186. 5
6186. 6
6186. 7
6186. 8
6187. 0
6187. 1
6193. 0
6193. 1
6193. 2
6193. 3
6193. 4
6193. 5
6193. 6
6194. 0
6194. 1
6194. 2
6194. 3
6194. 4
6194. 5
6195. 0
6195. 1
6196. 0
6201. 0
6202. 0
6202. 1
6202. 2
6202. 3
6203. 0
6203. 1
6203. 2
6203. 3
6204. 0
6204. 1
6204. 2
6204. 3
6204. 4
6204. 5
pull
Entries 42
Mean 12.82
Std Dev 1.962
4
3
2
1
0
−1
−2
−3

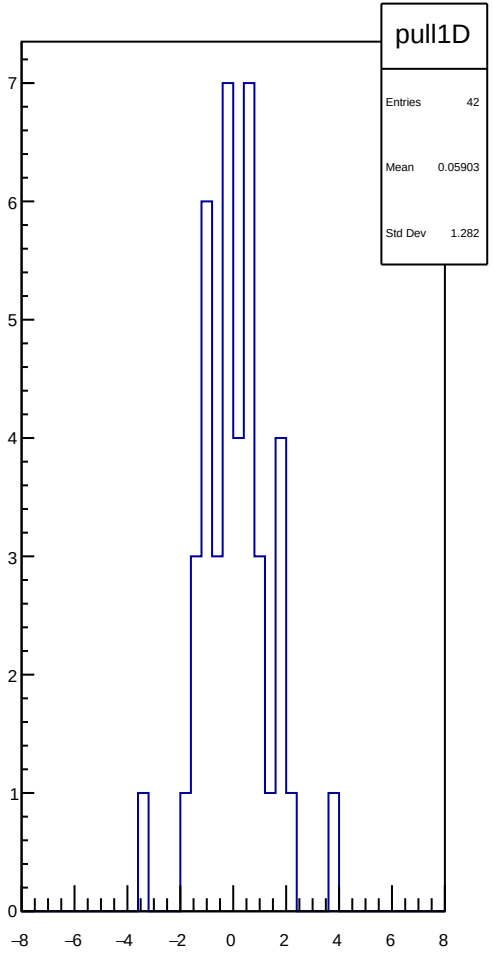
pull1D
Entries 42
Mean 0.05903
Std Dev 1.282
7
6
5
4
3
2
1
0
−8
−6
−4
−2
0
2
4
6
8

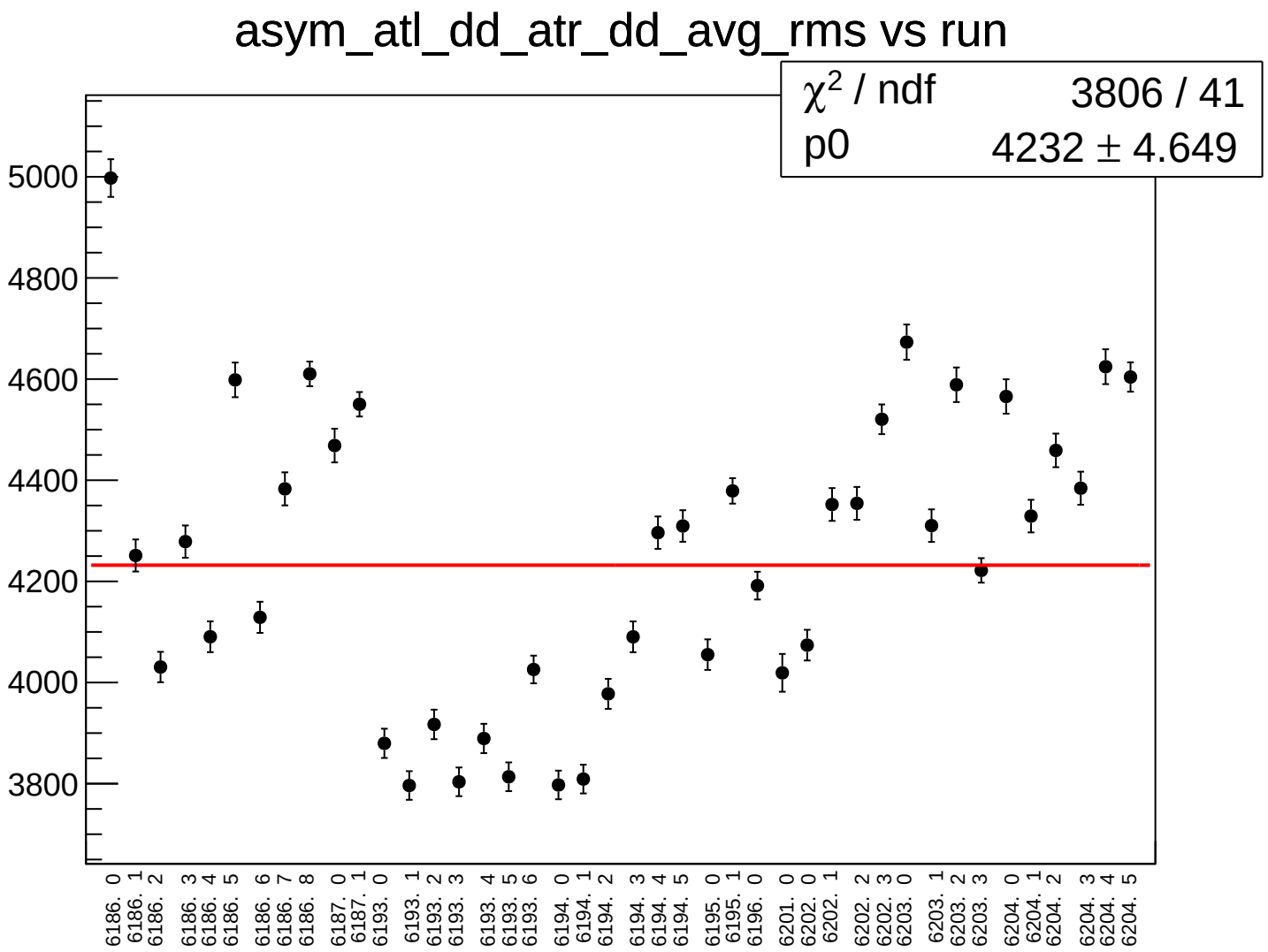
asym_atl_dd_atr_dd_avg_rms vs run
χ2 / ndf 3806 / 41
p0 4232 ± 4.649
5000
4800
4600
4400
4200
4000
3800
6186. 0
6186. 1
6186. 2
6186. 3
6186. 4
6186. 5
6186. 6
6186. 7
6186. 8
6187. 0
6187. 1
6193. 0
6193. 1
6193. 2
6193. 3
6193. 4
6193. 5
6193. 6
6194. 0
6194. 1
6194. 2
6194. 3
6194. 4
6194. 5
6195. 0
6195. 1
6196. 0
6201. 0
6202. 0
6202. 1
6202. 2
6202. 3
6203. 0
6203. 1
6203. 2
6203. 3
6204. 0
6204. 1
6204. 2
6204. 3
6204. 4
6204. 5

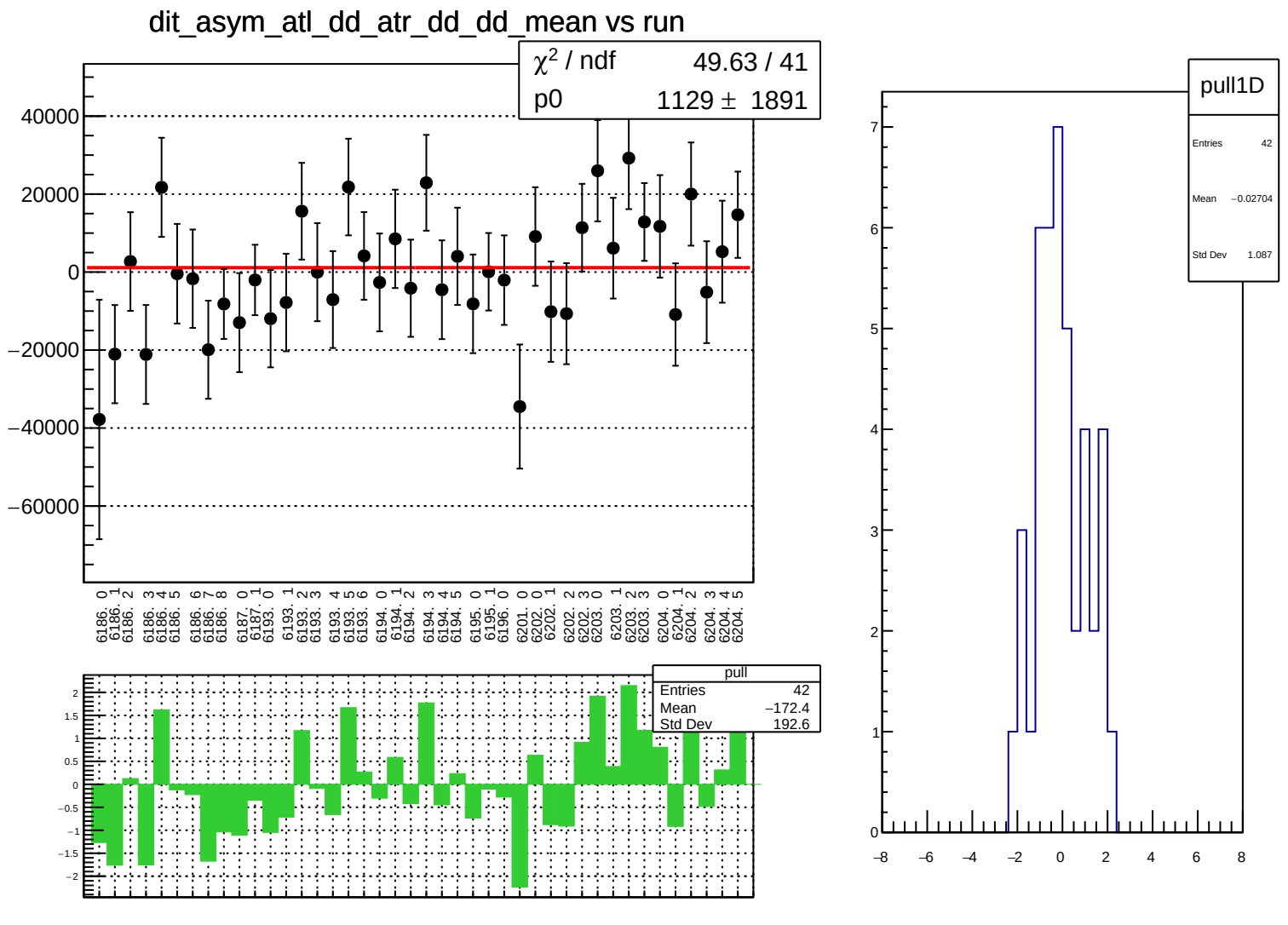
dit_asym_atl_dd_atr_dd_dd_mean vs run
χ² / ndf 49.63 / 41
p0 1129 ± 1891
40000
20000
0
−20000
−40000
−60000
6186. 0
6186. 1
6186. 2
6186. 3
6186. 4
6186. 5
6186. 6
6186. 7
6186. 8
6187. 0
6187. 1
6193. 0
6193. 1
6193. 2
6193. 3
6193. 4
6193. 5
6193. 6
6194. 0
6194. 1
6194. 2
6194. 3
6194. 4
6194. 5
6195. 0
6195. 1
6196. 0
6201. 0
6202. 0
6202. 1
6202. 2
6202. 3
6203. 0
6203. 1
6203. 2
6203. 3
6204. 0
6204. 1
6204. 2
6204. 3
6204. 4
6204. 5
pull
Entries 42
Mean −172.4
Std Dev 192.6
2
1.5
1
0.5
0
−0.5
−1
−1.5
−2
pull1D
Entries 42
Mean −0.02704
Std Dev 1.087
7
6
5
4
3
2
1
0
−8
−6
−4
−2
0
2
4
6
8

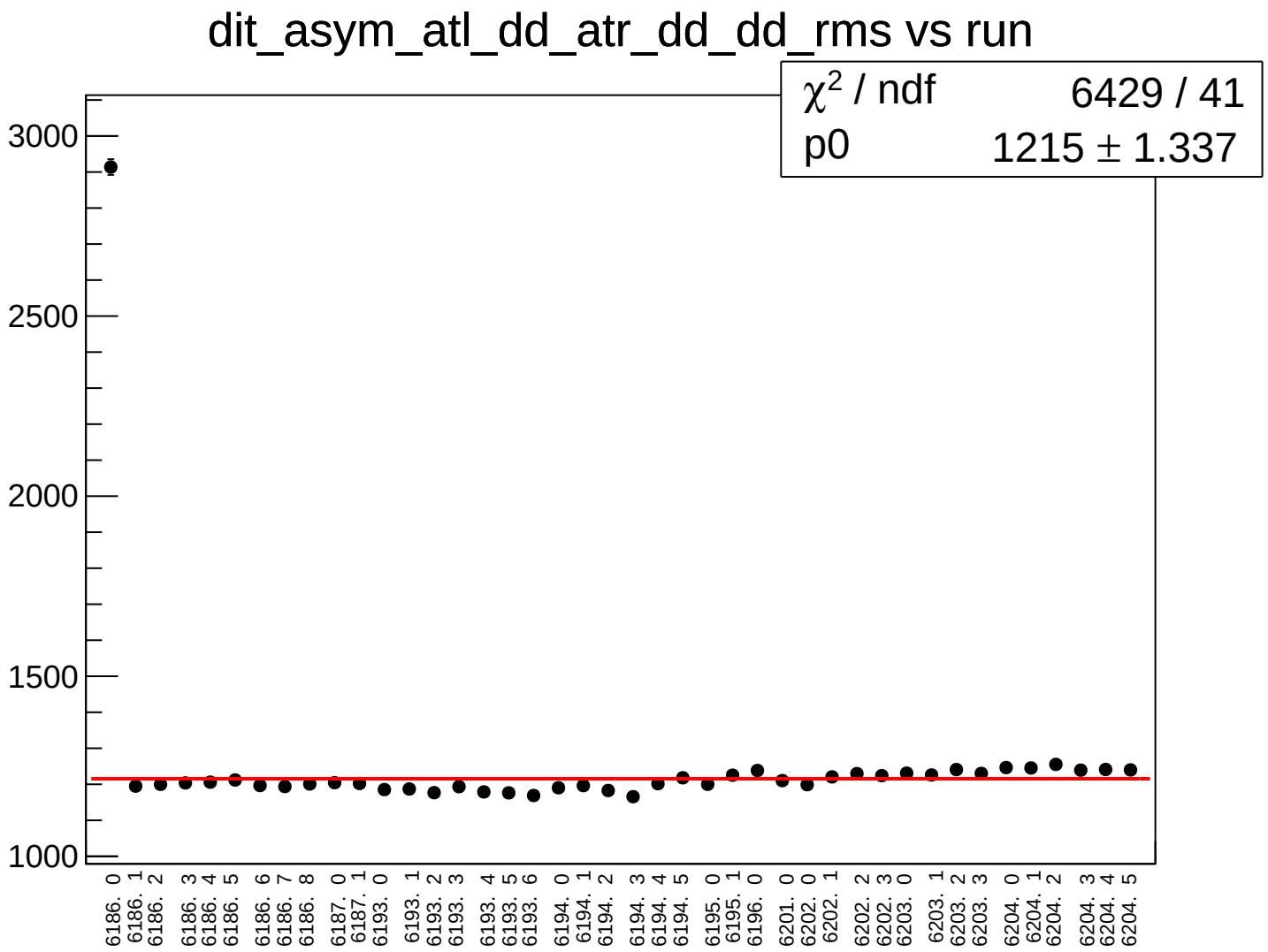
dit_asym_atl_dd_atr_dd_dd_rms vs run
χ2 / ndf 6429 / 41
p0 1215 ± 1.337
3000
2500
2000
1500
1000
6186. 0
6186. 1
6186. 2
6186. 3
6186. 4
6186. 5
6186. 6
6186. 7
6186. 8
6187. 0
6187. 1
6193. 0
6193. 1
6193. 2
6193. 3
6193. 4
6193. 5
6193. 6
6194. 0
6194. 1
6194. 2
6194. 3
6194. 4
6194. 5
6195. 0
6195. 1
6196. 0
6201. 0
6202. 0
6202. 1
6202. 2
6202. 3
6203. 0
6203. 1
6203. 2
6203. 3
6204. 0
6204. 1
6204. 2
6204. 3
6204. 4
6204. 5

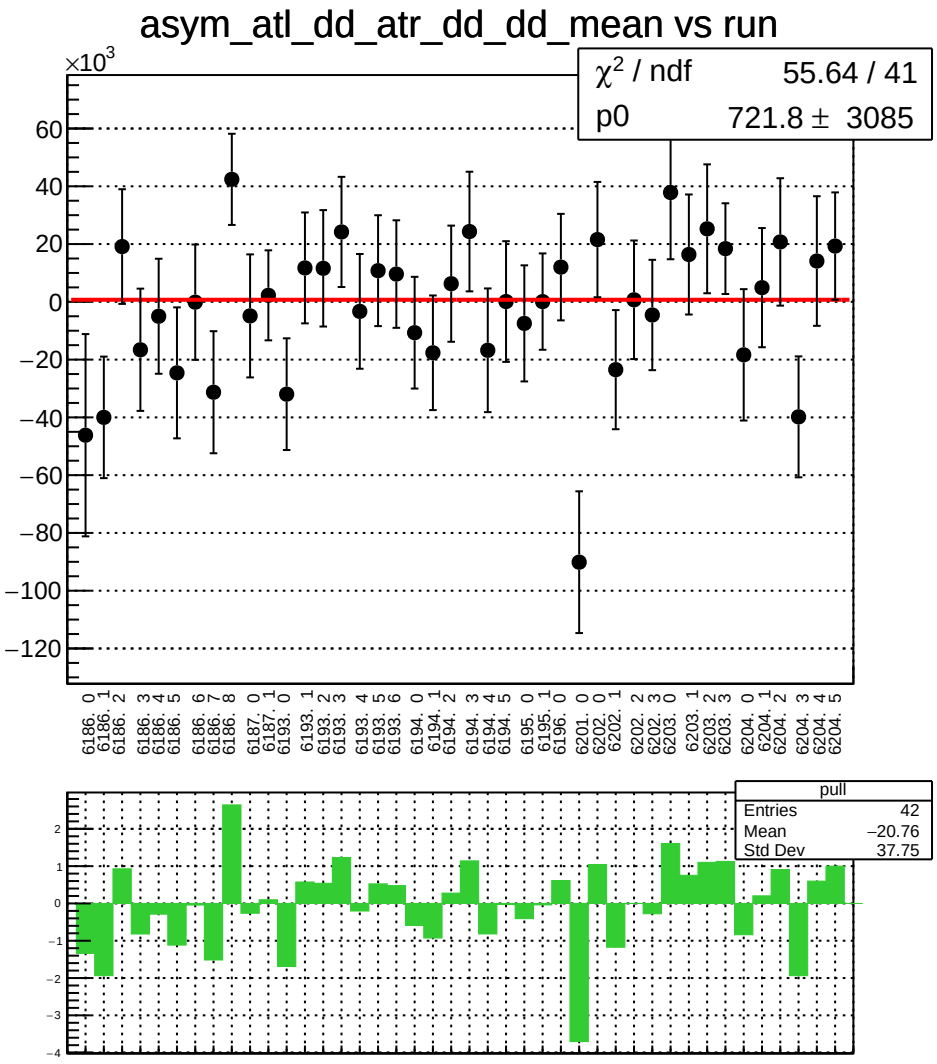
asym_atl_dd_atr_dd_dd_mean vs run
×10^3
χ² / ndf 55.64 / 41
p0 721.8 ± 3085
pull
Entries 42
Mean −20.76
Std Dev 37.75

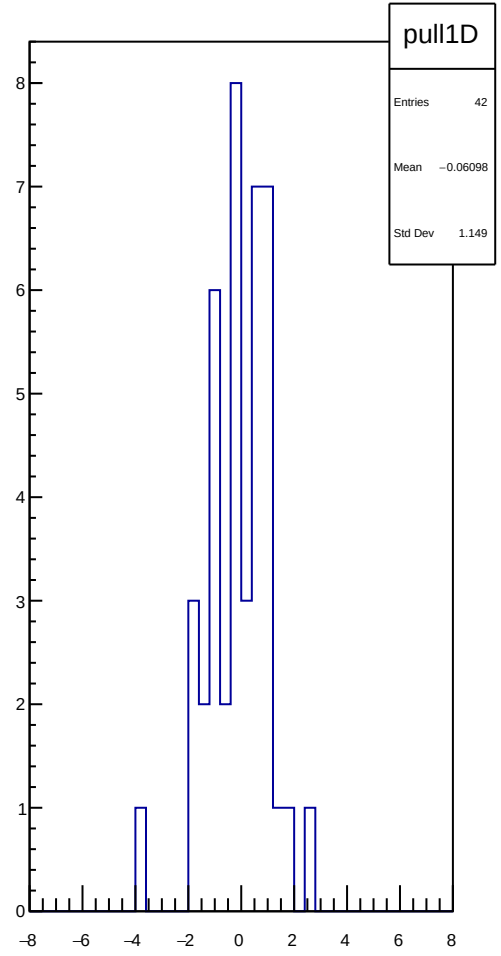
pull1D
Entries 42
Mean −0.06098
Std Dev 1.149

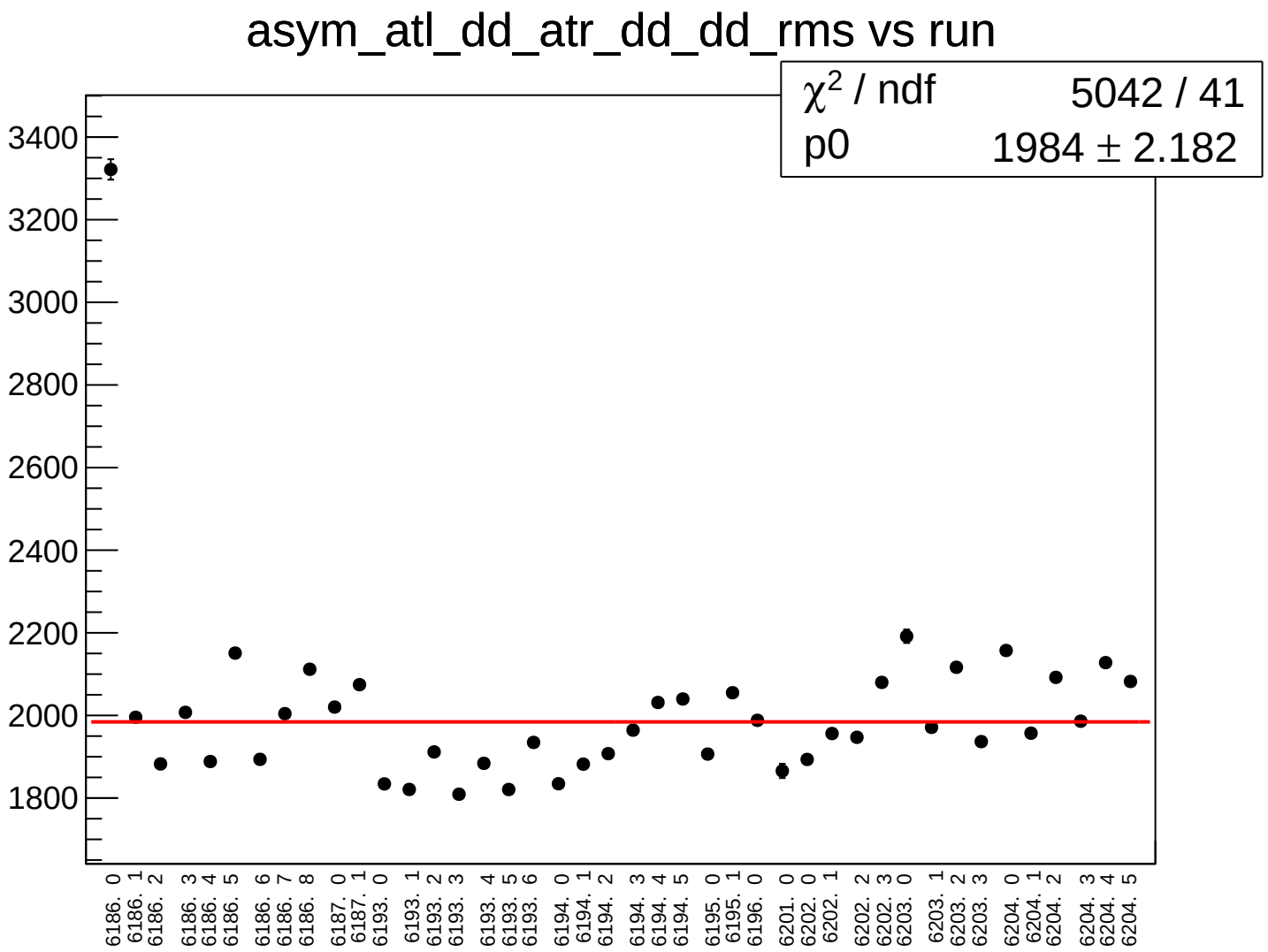
asym_atl_dd_atr_dd_dd_rms vs run
χ2 / ndf 5042 / 41
p0 1984 ± 2.182
3400
3200
3000
2800
2600
2400
2200
2000
1800
6186. 0
6186. 1
6186. 2
6186. 3
6186. 4
6186. 5
6186. 6
6186. 7
6186. 8
6187. 0
6187. 1
6193. 0
6193. 1
6193. 2
6193. 3
6193. 4
6193. 5
6193. 6
6194. 0
6194. 1
6194. 2
6194. 3
6194. 4
6194. 5
6195. 0
6195. 1
6196. 0
6201. 0
6202. 0
6202. 1
6202. 2
6202. 3
6203. 0
6203. 1
6203. 2
6203. 3
6204. 0
6204. 1
6204. 2
6204. 3
6204. 4
6204. 5

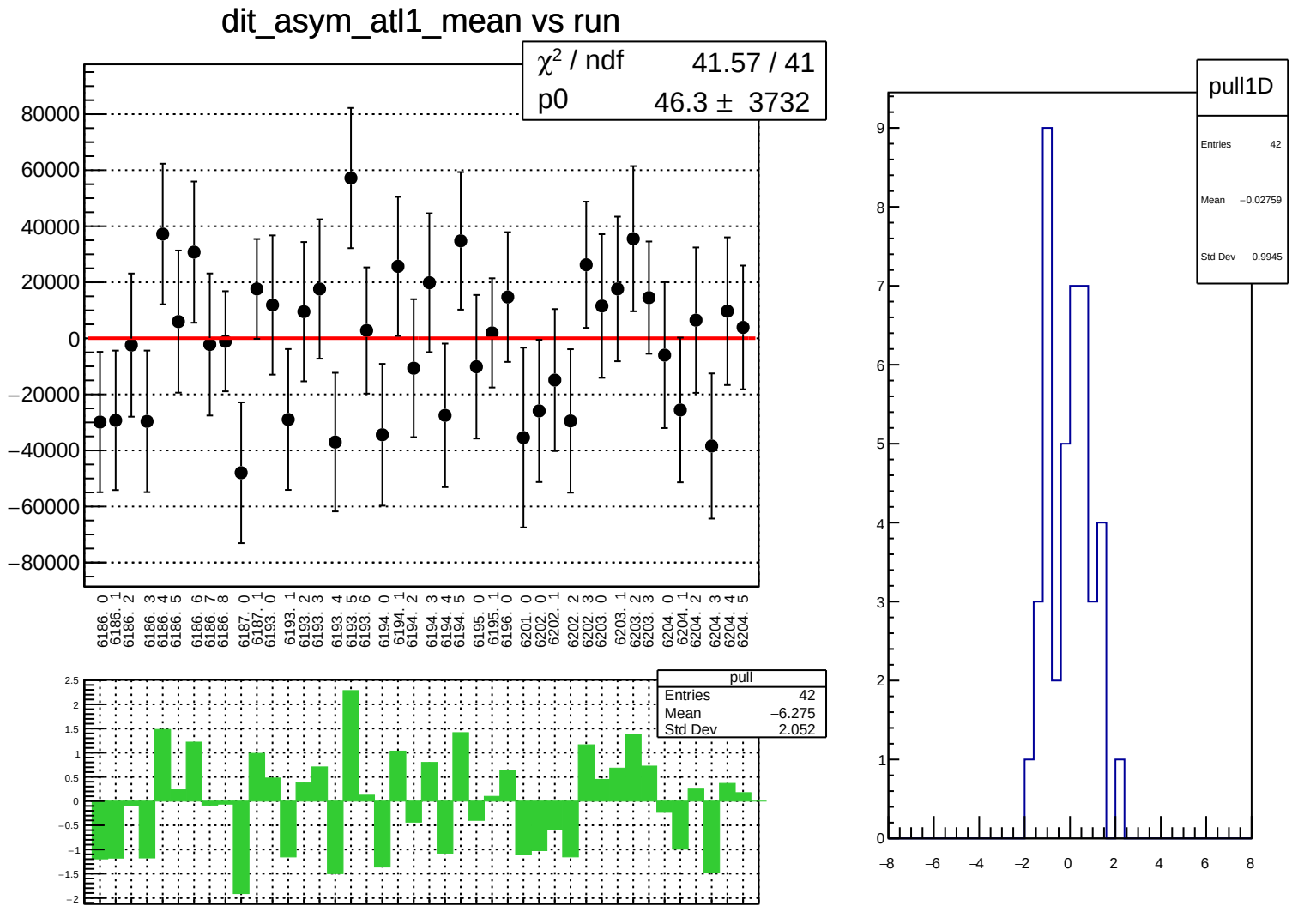
dit_asym_atl1_mean vs run
χ² / ndf 41.57 / 41
p0 46.3 ± 3732
80000
60000
40000
20000
0
−20000
−40000
−60000
−80000
6186. 0
6186. 1
6186. 2
6186. 3
6186. 4
6186. 5
6186. 6
6186. 7
6186. 8
6187. 0
6187. 1
6193. 0
6193. 1
6193. 2
6193. 3
6193. 4
6193. 5
6193. 6
6194. 0
6194. 1
6194. 2
6194. 3
6194. 4
6194. 5
6195. 0
6195. 1
6196. 0
6201. 0
6202. 0
6202. 1
6202. 2
6202. 3
6203. 0
6203. 1
6203. 2
6203. 3
6204. 0
6204. 1
6204. 2
6204. 3
6204. 4
6204. 5
pull
Entries 42
Mean −6.275
Std Dev 2.052
2.5
2
1.5
1
0.5
0
−0.5
−1
−1.5
−2
pull1D
Entries 42
Mean −0.02759
Std Dev 0.9945
9
8
7
6
5
4
3
2
1
0
−8
−6
−4
−2
0
2
4
6
8

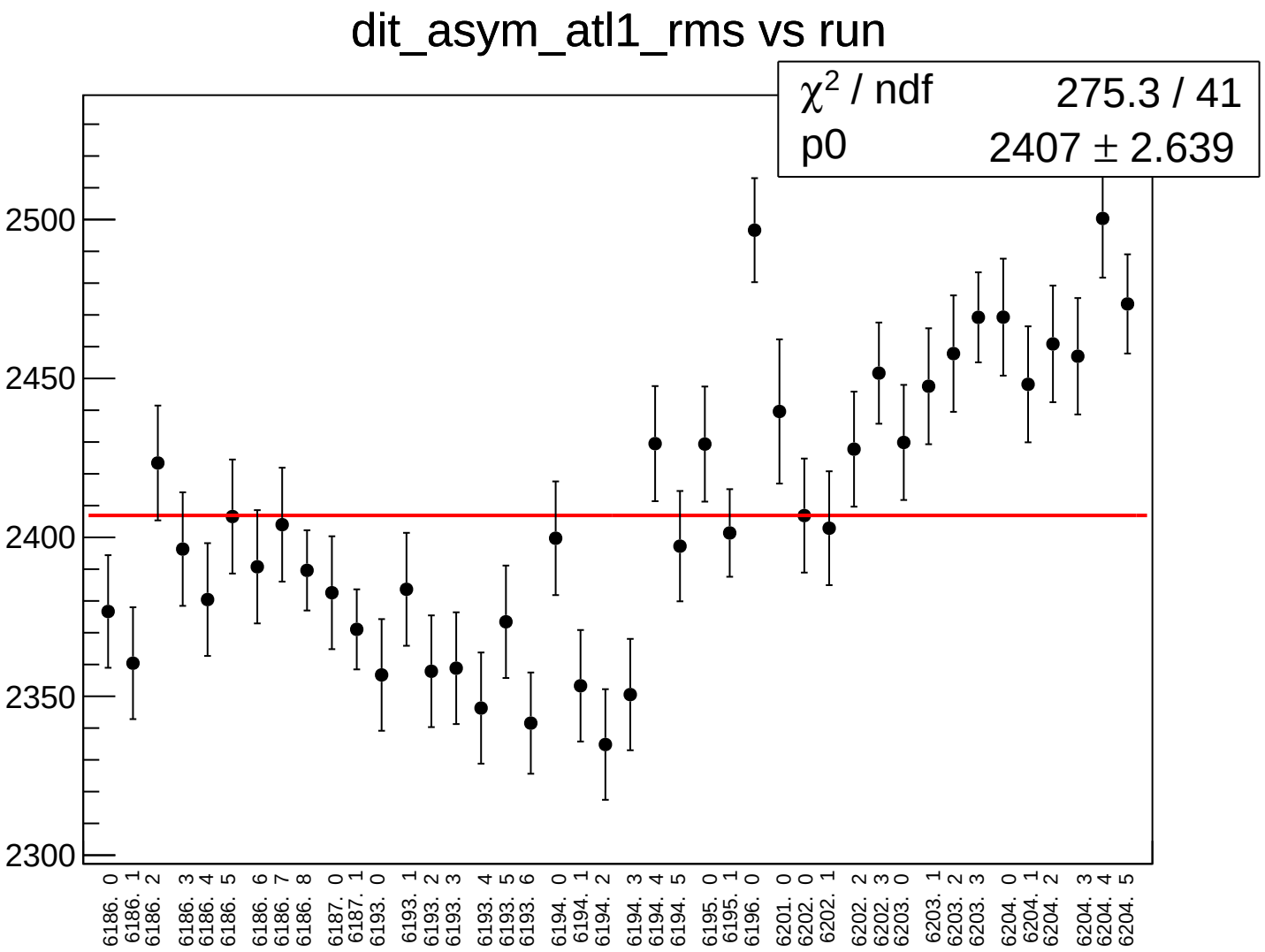
dit_asym_atl1_rms vs run
χ2 / ndf 275.3 / 41
p0 2407 ± 2.639
2500
2450
2400
2350
2300
6186. 0
6186. 1
6186. 2
6186. 3
6186. 4
6186. 5
6186. 6
6186. 7
6186. 8
6187. 0
6187. 1
6193. 0
6193. 1
6193. 2
6193. 3
6193. 4
6193. 5
6193. 6
6194. 0
6194. 1
6194. 2
6194. 3
6194. 4
6194. 5
6195. 0
6195. 1
6196. 0
6201. 0
6202. 0
6202. 1
6202. 2
6202. 3
6203. 0
6203. 1
6203. 2
6203. 3
6204. 0
6204. 1
6204. 2
6204. 3
6204. 4
6204. 5

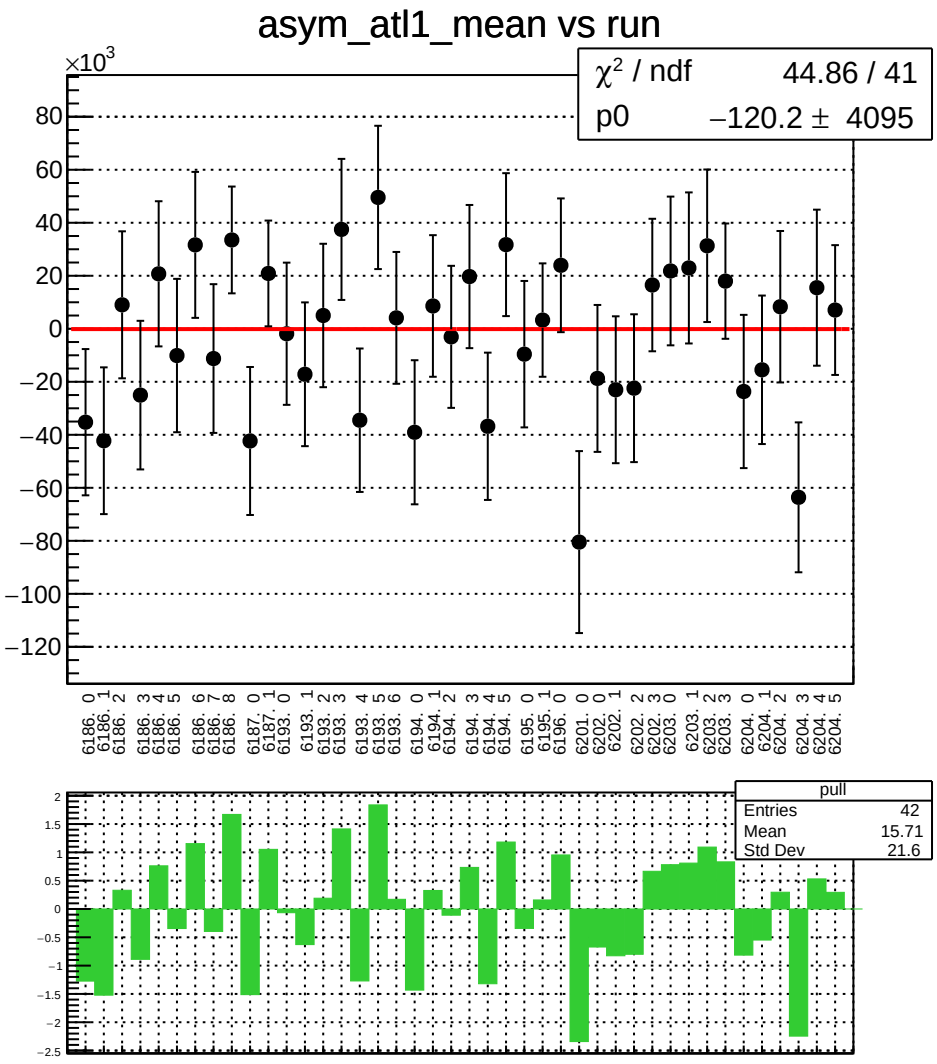
asym_atl1_mean vs run
×10^3
χ² / ndf 44.86 / 41
p0 −120.2 ± 4095
pull
Entries 42
Mean 15.71
Std Dev 21.6

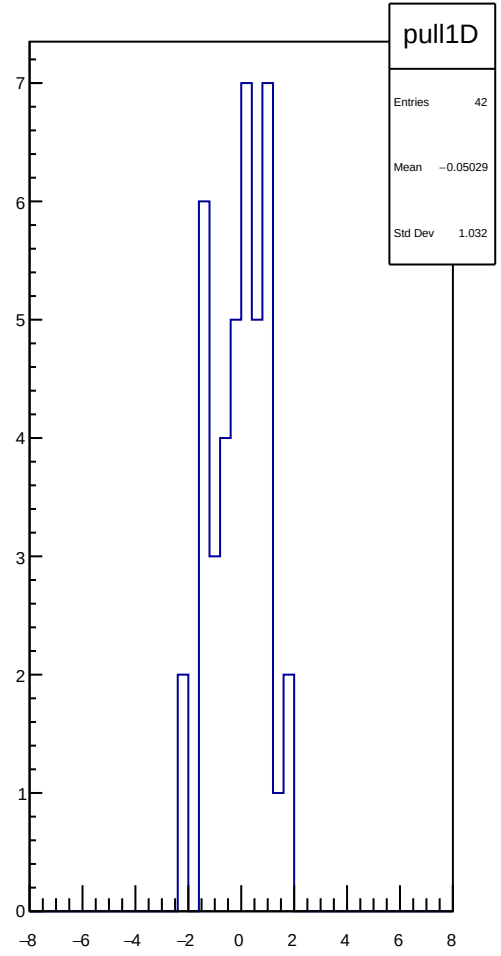
pull1D
Entries 42
Mean −0.05029
Std Dev 1.032

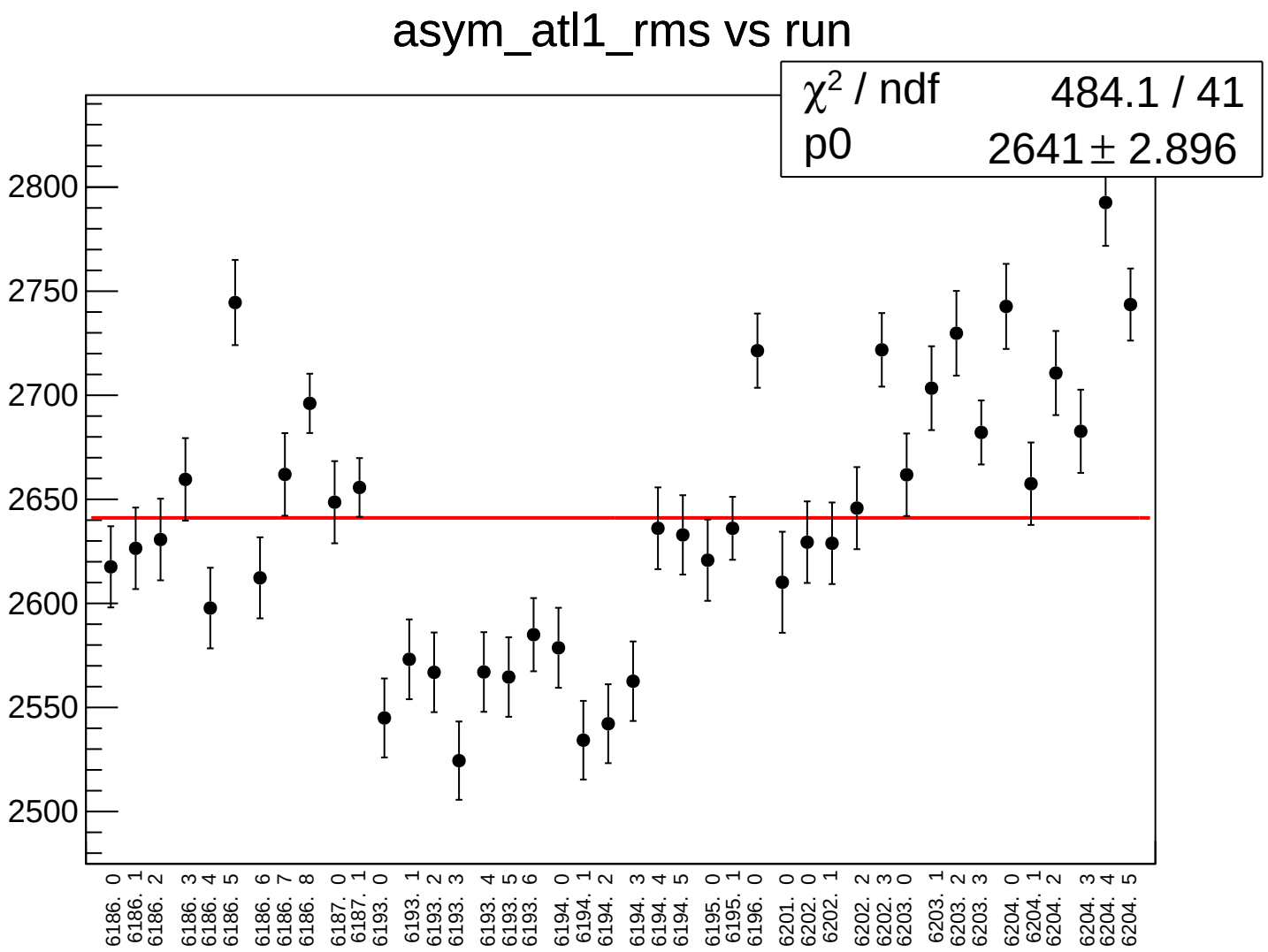
asym_atl1_rms vs run
χ² / ndf 484.1 / 41
p0 2641 ± 2.896
2800
2750
2700
2650
2600
2550
2500
6186. 0
6186. 1
6186. 2
6186. 3
6186. 4
6186. 5
6186. 6
6186. 7
6186. 8
6187. 0
6187. 1
6193. 0
6193. 1
6193. 2
6193. 3
6193. 4
6193. 5
6193. 6
6194. 0
6194. 1
6194. 2
6194. 3
6194. 4
6194. 5
6195. 0
6195. 1
6196. 0
6201. 0
6202. 0
6202. 1
6202. 2
6202. 3
6203. 0
6203. 1
6203. 2
6203. 3
6204. 0
6204. 1
6204. 2
6204. 3
6204. 4
6204. 5

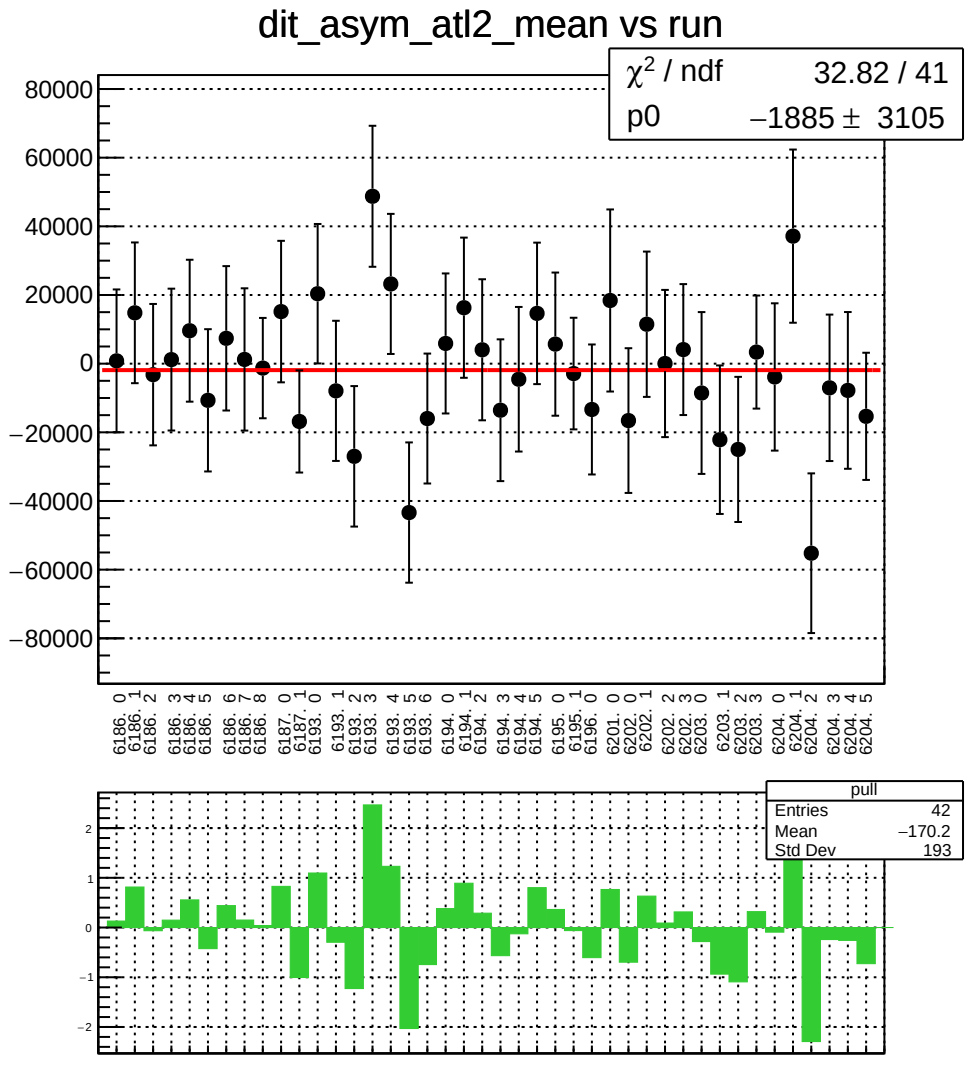
dit_asym_atl2_mean vs run
χ² / ndf 32.82 / 41
p0 −1885 ± 3105
80000
60000
40000
20000
0
−20000
−40000
−60000
−80000
6186. 0
6186. 1
6186. 2
6186. 3
6186. 4
6186. 5
6186. 6
6186. 7
6186. 8
6187. 0
6187. 1
6193. 0
6193. 1
6193. 2
6193. 3
6193. 4
6193. 5
6193. 6
6194. 0
6194. 1
6194. 2
6194. 3
6194. 4
6194. 5
6195. 0
6195. 1
6196. 0
6201. 0
6202. 0
6202. 1
6202. 2
6202. 3
6203. 0
6203. 1
6203. 2
6203. 3
6204. 0
6204. 1
6204. 2
6204. 3
6204. 4
6204. 5
pull
Entries 42
Mean −170.2
Std Dev 193
2
1
0
−1
−2

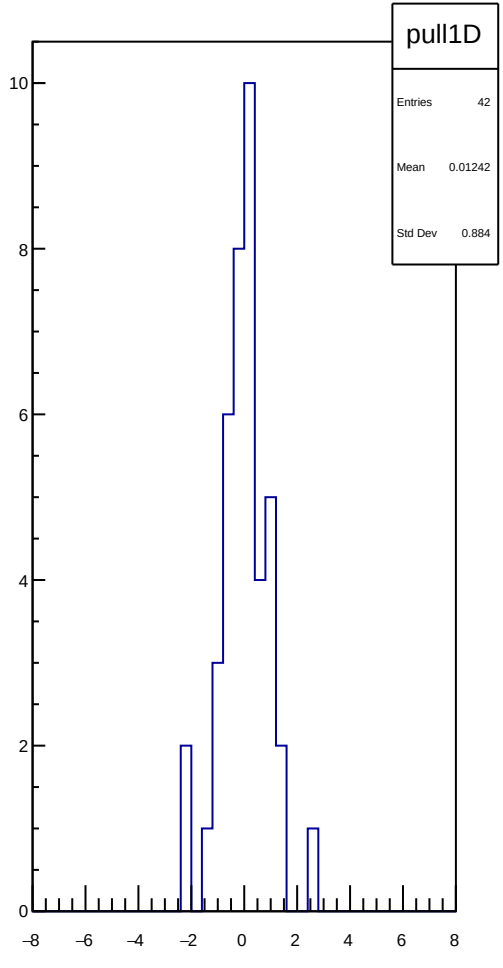
pull1D
Entries 42
Mean 0.01242
Std Dev 0.884
10
8
6
4
2
0
−8
−6
−4
−2
0
2
4
6
8

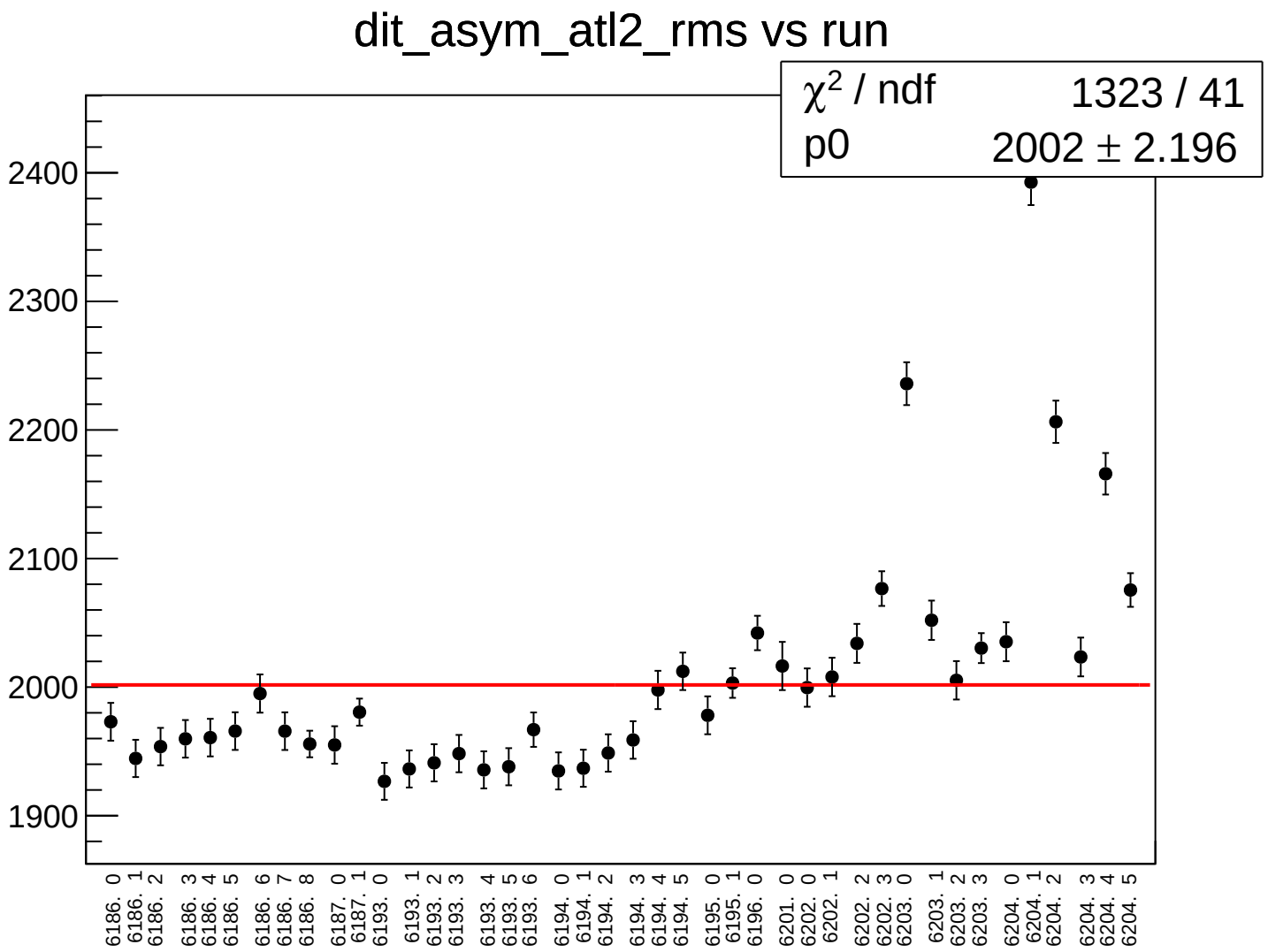
dit_asym_atl2_rms vs run
χ2 / ndf 1323 / 41
p0 2002 ± 2.196
2400
2300
2200
2100
2000
1900
6186. 0
6186. 1
6186. 2
6186. 3
6186. 4
6186. 5
6186. 6
6186. 7
6186. 8
6187. 0
6187. 1
6193. 0
6193. 1
6193. 2
6193. 3
6193. 4
6193. 5
6193. 6
6194. 0
6194. 1
6194. 2
6194. 3
6194. 4
6194. 5
6195. 0
6195. 1
6196. 0
6201. 0
6202. 0
6202. 1
6202. 2
6202. 3
6203. 0
6203. 1
6203. 2
6203. 3
6204. 0
6204. 1
6204. 2
6204. 3
6204. 4
6204. 5

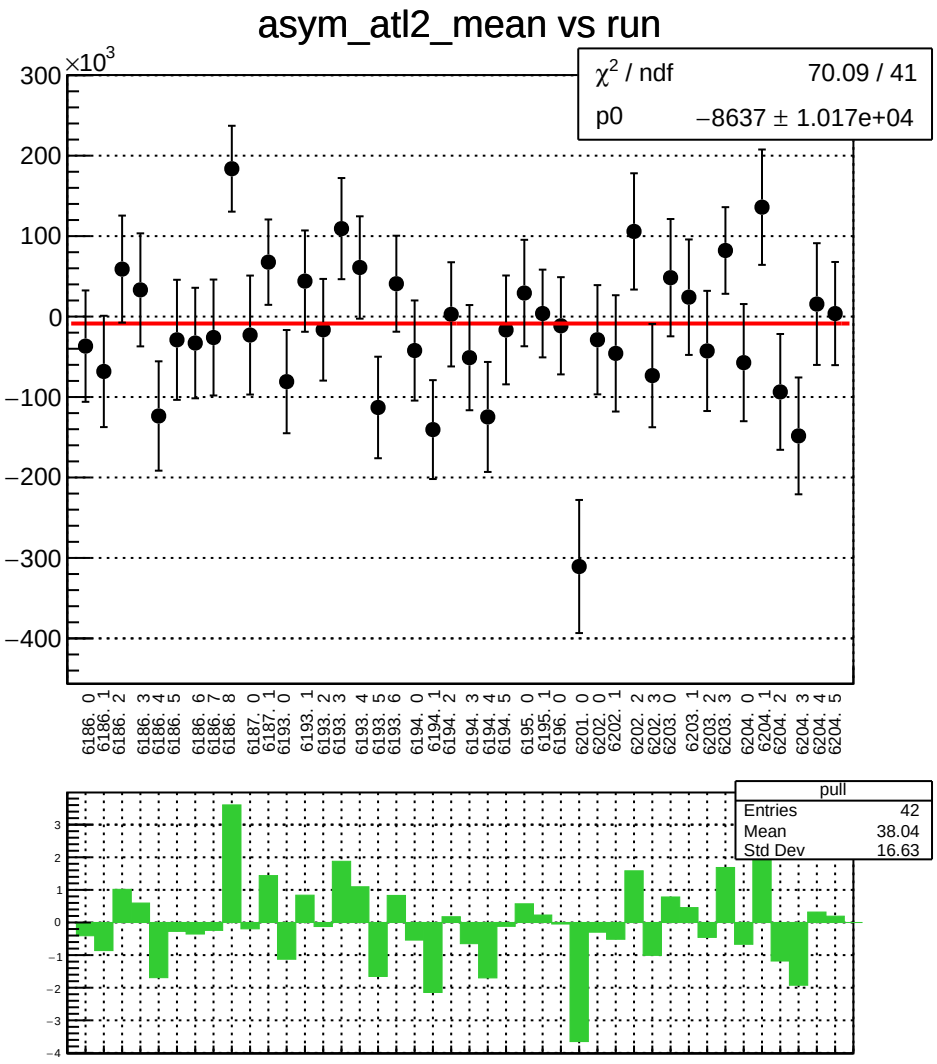
asym_atl2_mean vs run
×10^3
χ² / ndf 70.09 / 41
p0 −8637 ± 1.017e+04
pull
Entries 42
Mean 38.04
Std Dev 16.63

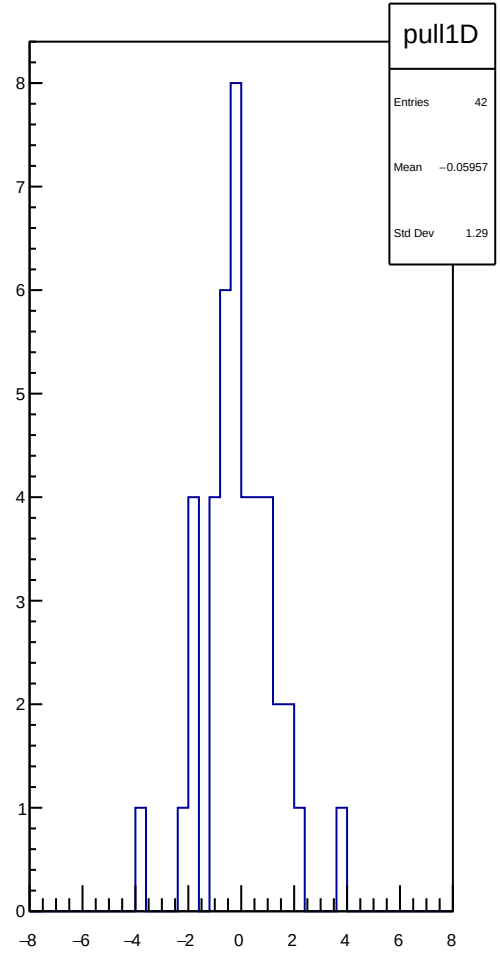
pull1D
Entries 42
Mean −0.05957
Std Dev 1.29

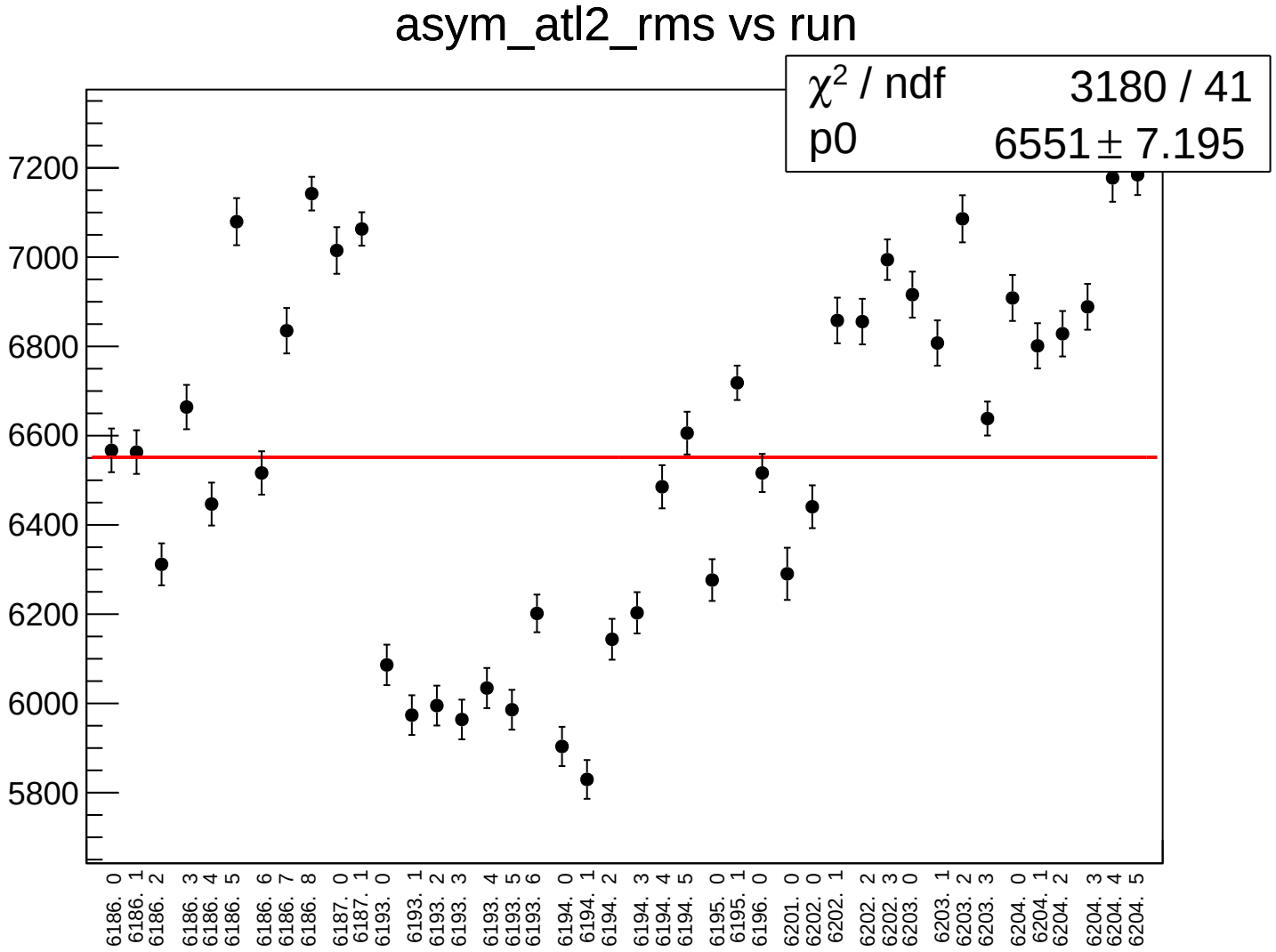
asym_atl2_rms vs run
χ2 / ndf 3180 / 41
p0 6551 ± 7.195
7200
7000
6800
6600
6400
6200
6000
5800
6186. 0
6186. 1
6186. 2
6186. 3
6186. 4
6186. 5
6186. 6
6186. 7
6186. 8
6187. 0
6187. 1
6193. 0
6193. 1
6193. 2
6193. 3
6193. 4
6193. 5
6193. 6
6194. 0
6194. 1
6194. 2
6194. 3
6194. 4
6194. 5
6195. 0
6195. 1
6196. 0
6201. 0
6202. 0
6202. 1
6202. 2
6202. 3
6203. 0
6203. 1
6203. 2
6203. 3
6204. 0
6204. 1
6204. 2
6204. 3
6204. 4
6204. 5

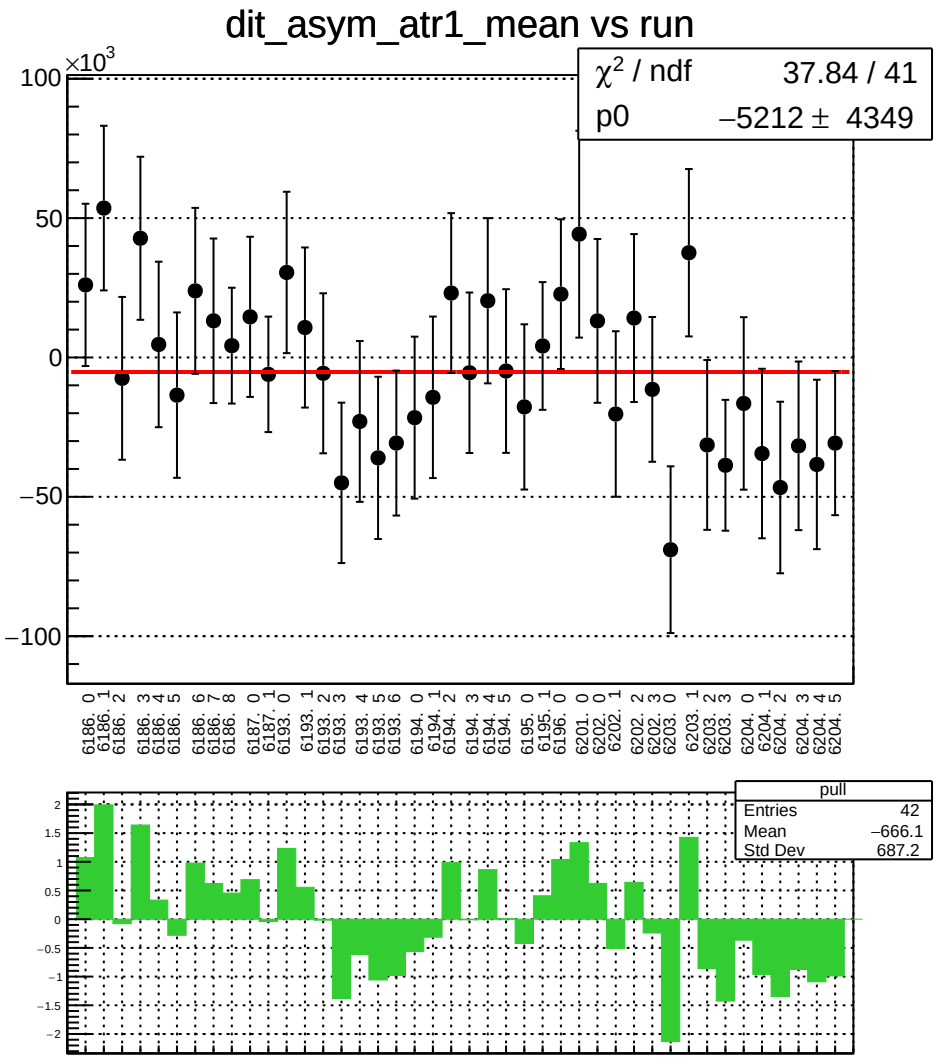
dit_asym_atr1_mean vs run
×10^3
100
50
0
−50
−100
χ² / ndf 37.84 / 41
p0 −5212 ± 4349
6186. 0
6186. 1
6186. 2
6186. 3
6186. 4
6186. 5
6186. 6
6186. 7
6186. 8
6187. 0
6187. 1
6193. 0
6193. 1
6193. 2
6193. 3
6193. 4
6193. 5
6193. 6
6194. 0
6194. 1
6194. 2
6194. 3
6194. 4
6194. 5
6195. 0
6195. 1
6196. 0
6201. 0
6202. 0
6202. 1
6202. 2
6202. 3
6203. 0
6203. 1
6203. 2
6203. 3
6204. 0
6204. 1
6204. 2
6204. 3
6204. 4
6204. 5
pull
Entries 42
Mean −666.1
Std Dev 687.2
2
1.5
1
0.5
0
−0.5
−1
−1.5
−2

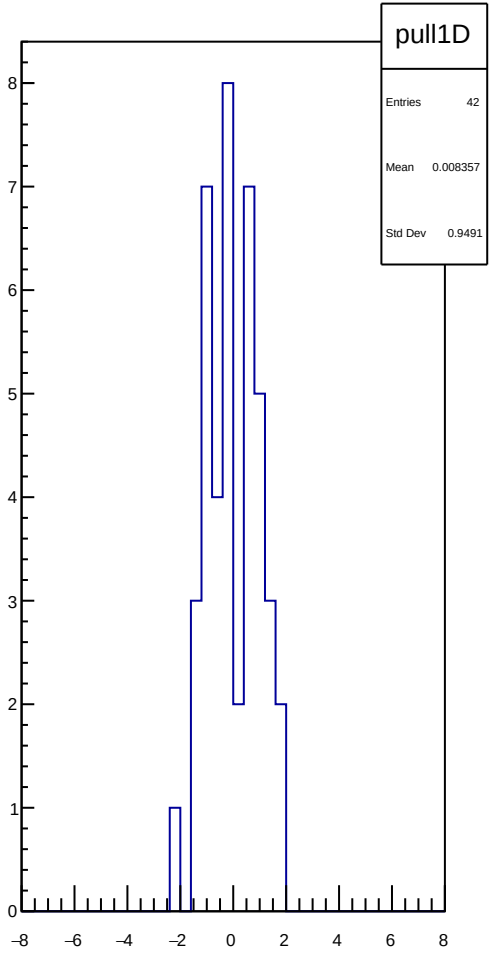
pull1D
Entries 42
Mean 0.008357
Std Dev 0.9491
8
7
6
5
4
3
2
1
0
−8
−6
−4
−2
0
2
4
6
8

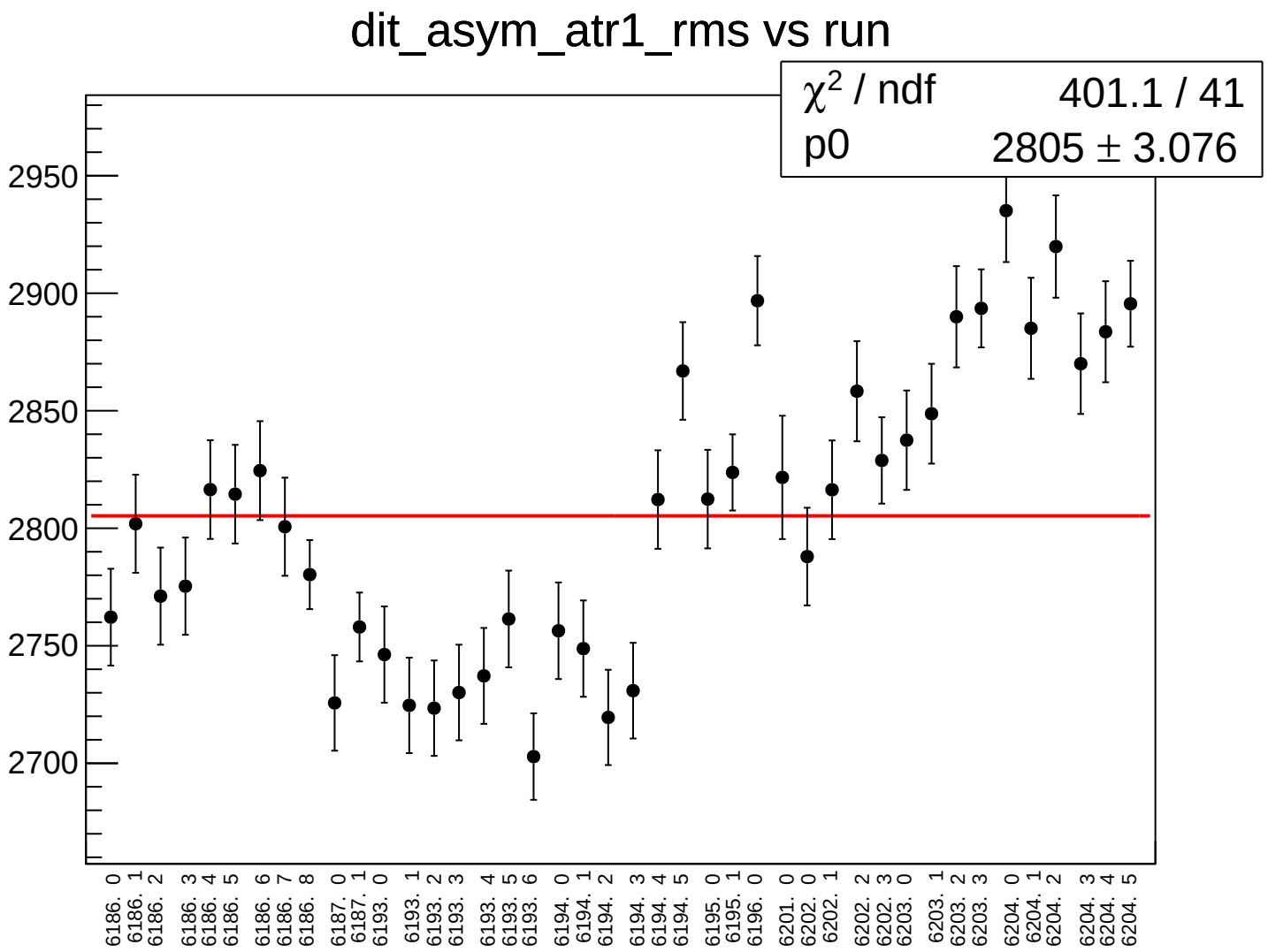
dit_asym_atr1_rms vs run
χ² / ndf 401.1 / 41
p0 2805 ± 3.076
2950
2900
2850
2800
2750
2700
6186. 0
6186. 1
6186. 2
6186. 3
6186. 4
6186. 5
6186. 6
6186. 7
6186. 8
6187. 0
6187. 1
6193. 0
6193. 1
6193. 2
6193. 3
6193. 4
6193. 5
6193. 6
6194. 0
6194. 1
6194. 2
6194. 3
6194. 4
6194. 5
6195. 0
6195. 1
6196. 0
6201. 0
6202. 0
6202. 1
6202. 2
6202. 3
6203. 0
6203. 1
6203. 2
6203. 3
6204. 0
6204. 1
6204. 2
6204. 3
6204. 4
6204. 5

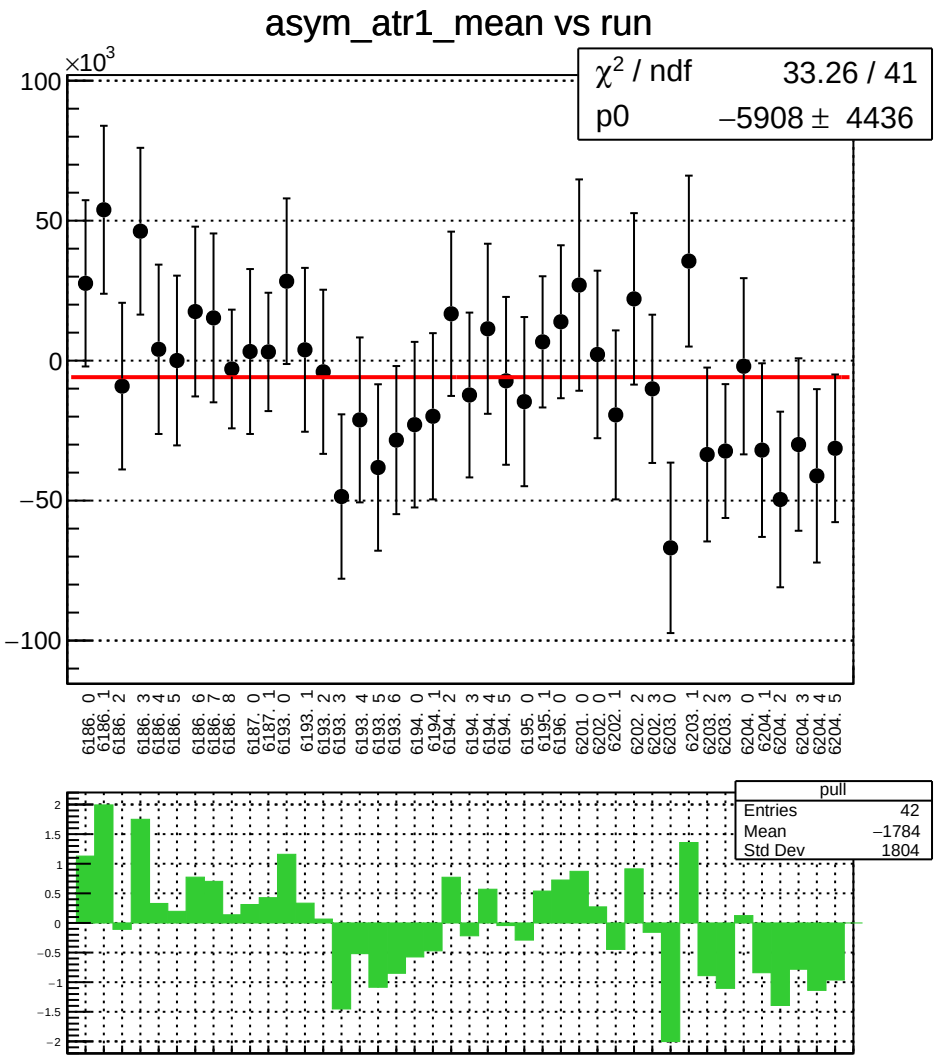
asym_atr1_mean vs run
×10^3
χ² / ndf 33.26 / 41
p0 −5908 ± 4436
100
50
0
−50
−100
6186. 0
6186. 1
6186. 2
6186. 3
6186. 4
6186. 5
6186. 6
6186. 7
6186. 8
6187. 0
6187. 1
6193. 0
6193. 1
6193. 2
6193. 3
6193. 4
6193. 5
6193. 6
6194. 0
6194. 1
6194. 2
6194. 3
6194. 4
6194. 5
6195. 0
6195. 1
6196. 0
6201. 0
6202. 0
6202. 1
6202. 2
6202. 3
6203. 0
6203. 1
6203. 2
6203. 3
6204. 0
6204. 1
6204. 2
6204. 3
6204. 4
6204. 5
pull
Entries 42
Mean −1784
Std Dev 1804
2
1.5
1
0.5
0
−0.5
−1
−1.5
−2

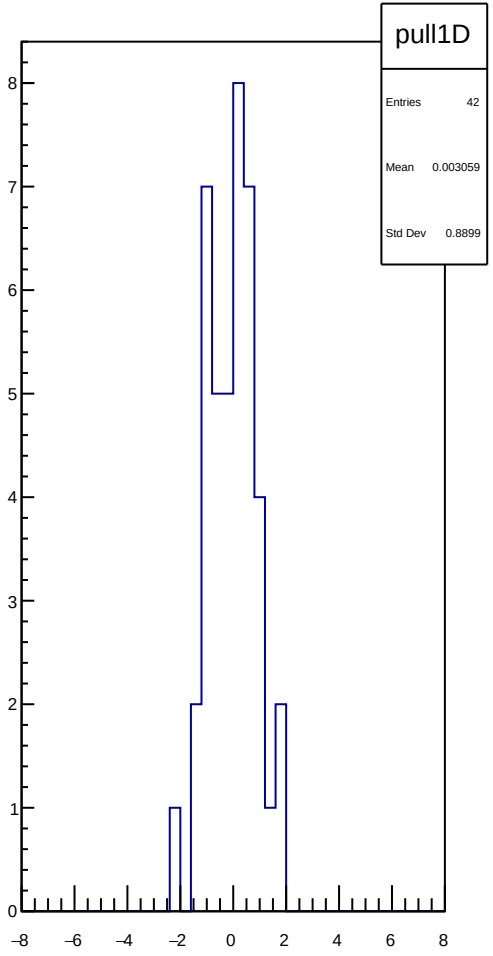
pull1D
Entries 42
Mean 0.003059
Std Dev 0.8899
8
7
6
5
4
3
2
1
0
−8
−6
−4
−2
0
2
4
6
8

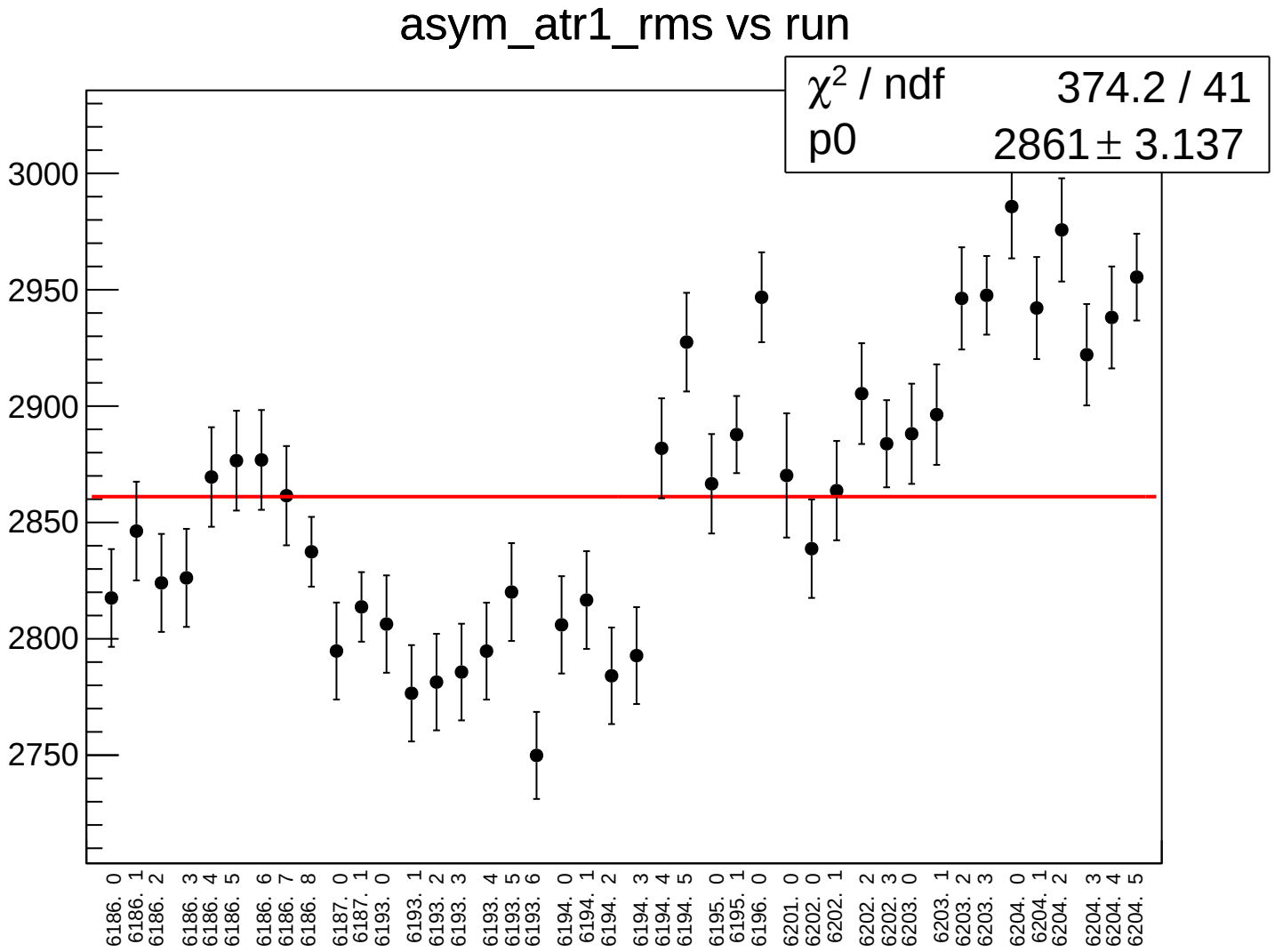
asym_atr1_rms vs run
χ² / ndf 374.2 / 41
p0 2861 ± 3.137
3000
2950
2900
2850
2800
2750
6186. 0
6186. 1
6186. 2
6186. 3
6186. 4
6186. 5
6186. 6
6186. 7
6186. 8
6187. 0
6187. 1
6193. 0
6193. 1
6193. 2
6193. 3
6193. 4
6193. 5
6193. 6
6194. 0
6194. 1
6194. 2
6194. 3
6194. 4
6194. 5
6195. 0
6195. 1
6196. 0
6201. 0
6202. 0
6202. 1
6202. 2
6202. 3
6203. 0
6203. 1
6203. 2
6203. 3
6204. 0
6204. 1
6204. 2
6204. 3
6204. 4
6204. 5

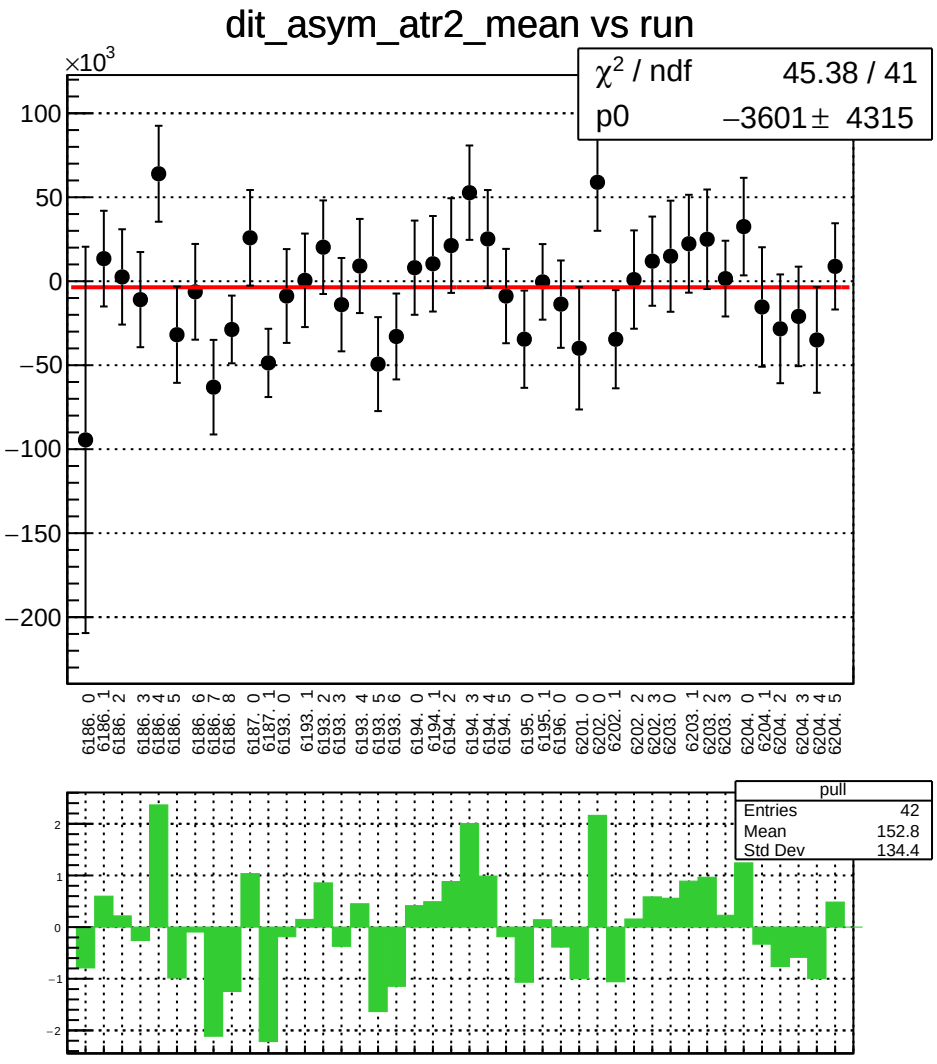
dit_asym_atr2_mean vs run
×10^3
χ² / ndf 45.38 / 41
p0 −3601 ± 4315
pull
Entries 42
Mean 152.8
Std Dev 134.4

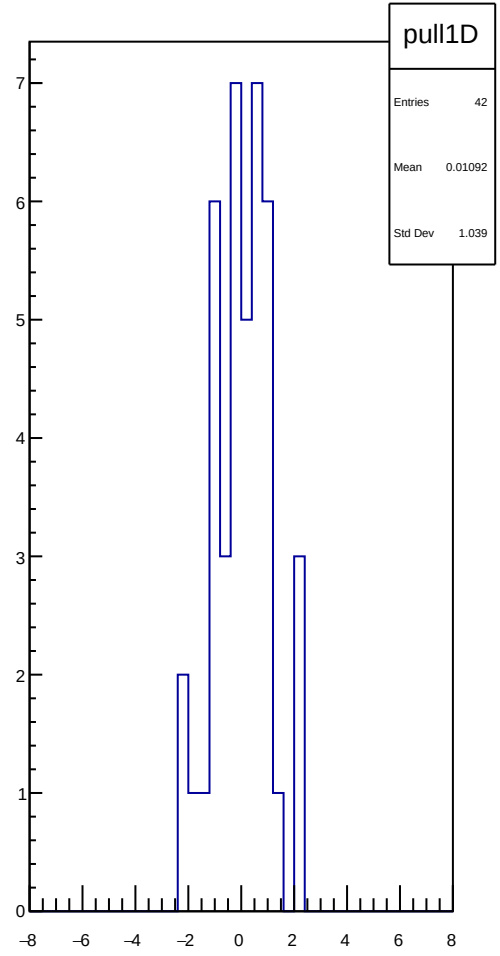
pull1D
Entries 42
Mean 0.01092
Std Dev 1.039

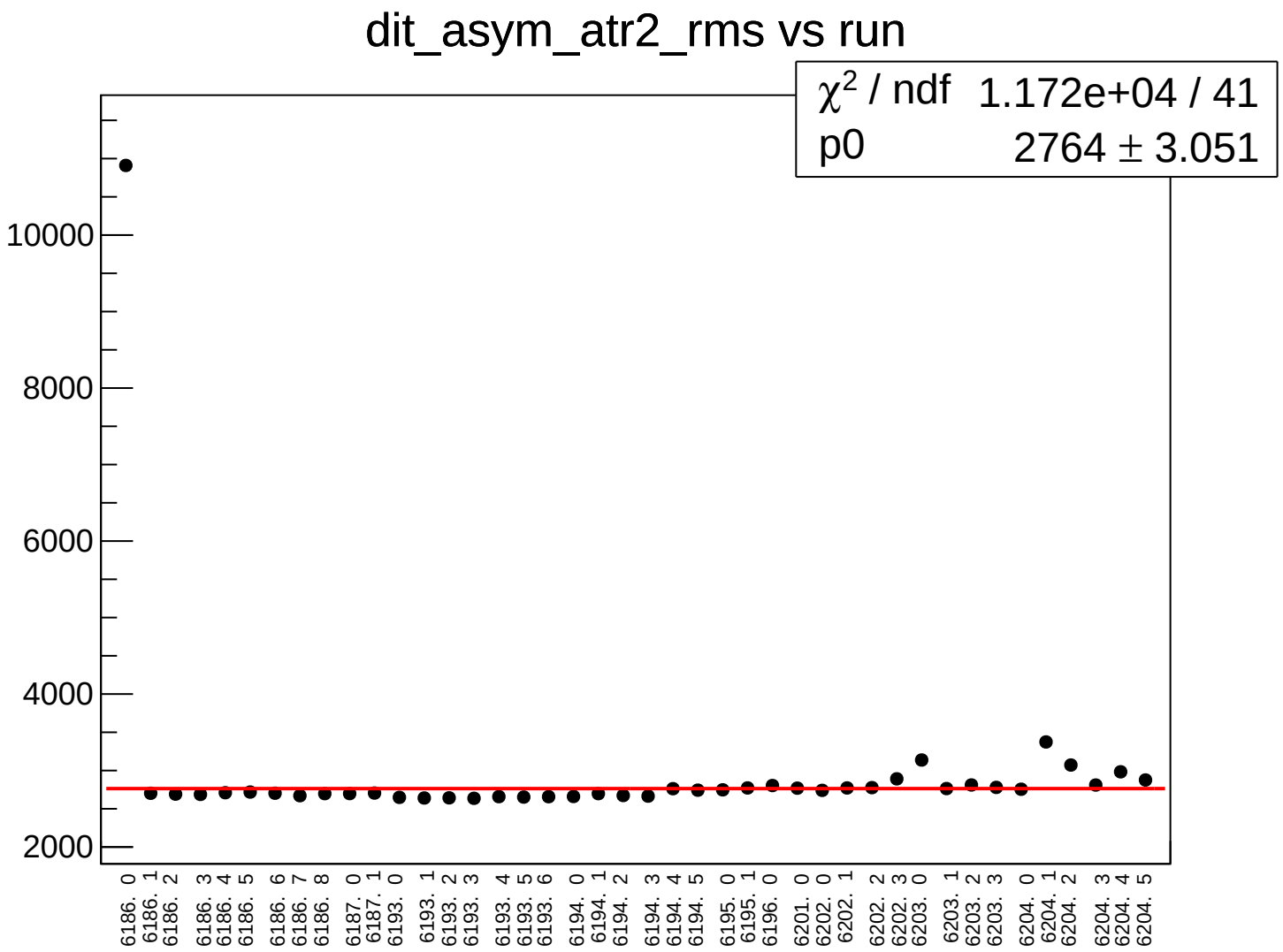
dit_asym_atr2_rms vs run
χ2 / ndf 1.172e+04 / 41
p0 2764 ± 3.051
10000
8000
6000
4000
2000
6186. 0
6186. 1
6186. 2
6186. 3
6186. 4
6186. 5
6186. 6
6186. 7
6186. 8
6187. 0
6187. 1
6193. 0
6193. 1
6193. 2
6193. 3
6193. 4
6193. 5
6193. 6
6194. 0
6194. 1
6194. 2
6194. 3
6194. 4
6194. 5
6195. 0
6195. 1
6196. 0
6201. 0
6202. 0
6202. 1
6202. 2
6202. 3
6203. 0
6203. 1
6203. 2
6203. 3
6204. 0
6204. 1
6204. 2
6204. 3
6204. 4
6204. 5

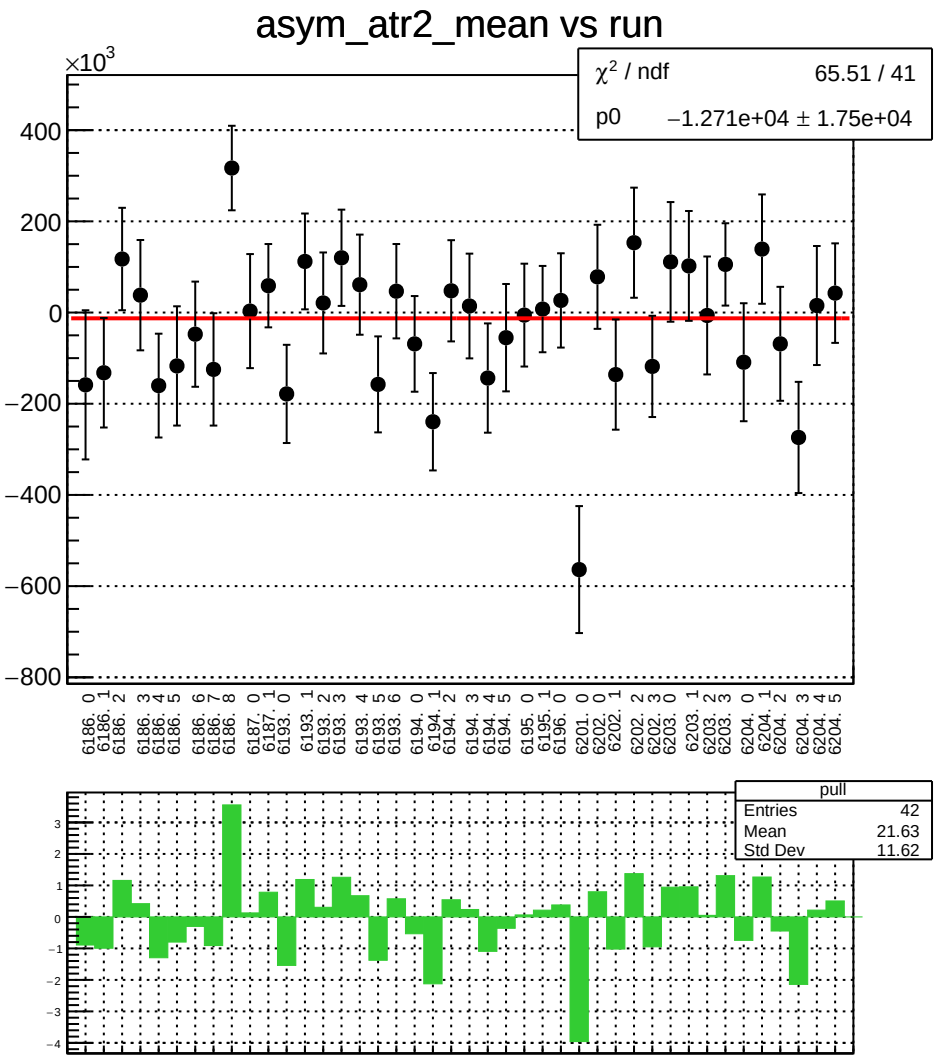
asym_atr2_mean vs run
×10^3
χ² / ndf 65.51 / 41
p0 −1.271e+04 ± 1.75e+04
400
200
0
−200
−400
−600
−800
6186. 0
6186. 1
6186. 2
6186. 3
6186. 4
6186. 5
6186. 6
6186. 7
6186. 8
6187. 0
6187. 1
6193. 0
6193. 1
6193. 2
6193. 3
6193. 4
6193. 5
6193. 6
6194. 0
6194. 1
6194. 2
6194. 3
6194. 4
6194. 5
6195. 0
6195. 1
6196. 0
6201. 0
6202. 0
6202. 1
6202. 2
6202. 3
6203. 0
6203. 1
6203. 2
6203. 3
6204. 0
6204. 1
6204. 2
6204. 3
6204. 4
6204. 5
pull
Entries 42
Mean 21.63
Std Dev 11.62
3
2
1
0
−1
−2
−3
−4

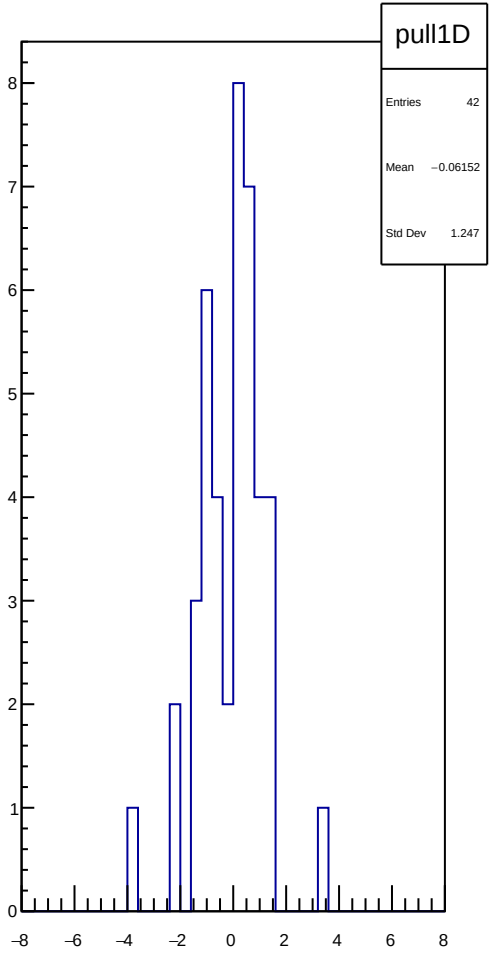
pull1D
Entries 42
Mean −0.06152
Std Dev 1.247
8
7
6
5
4
3
2
1
0
−8
−6
−4
−2
0
2
4
6
8

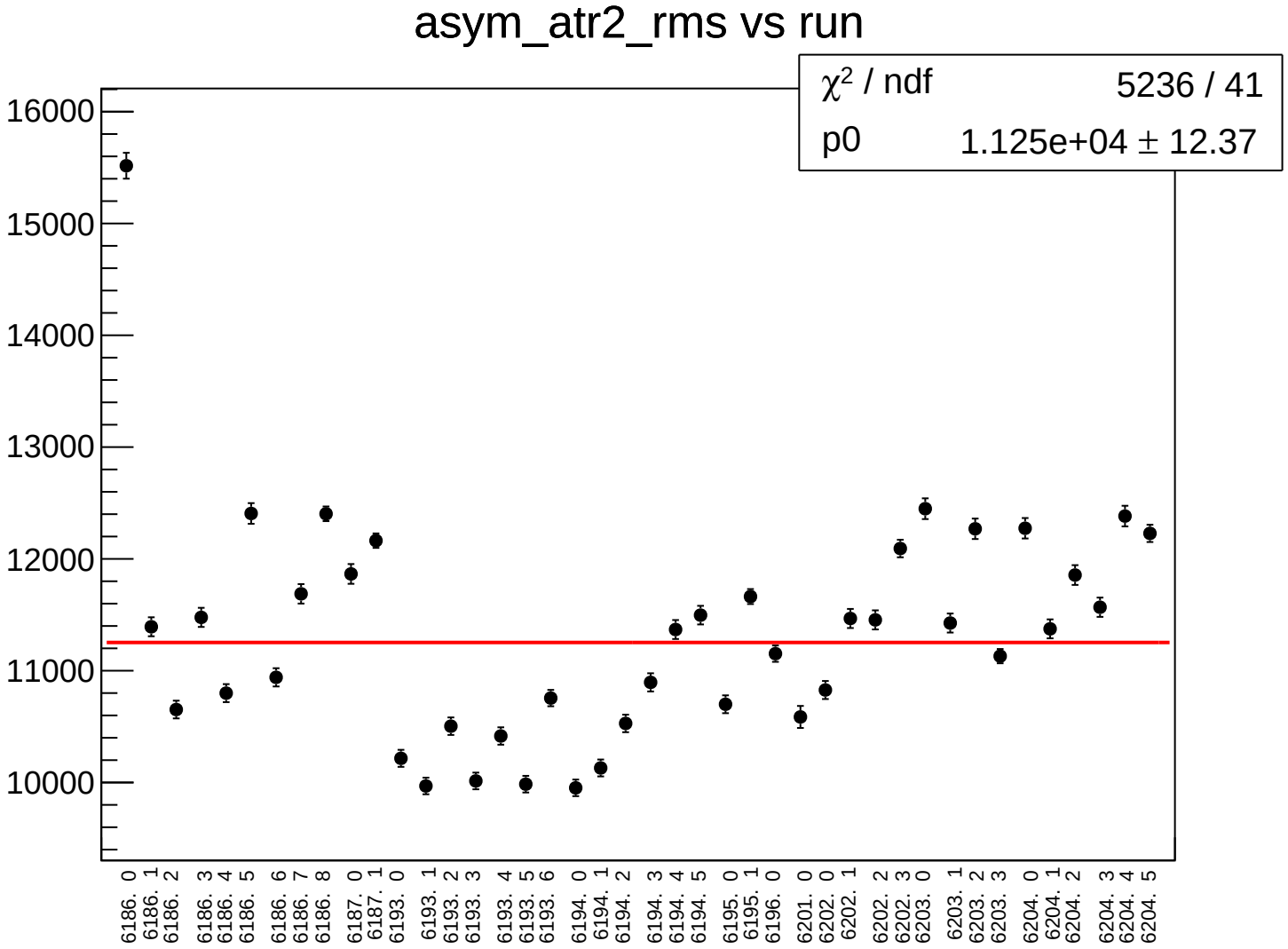
asym_atr2_rms vs run
χ2 / ndf 5236 / 41
p0 1.125e+04 ± 12.37
16000
15000
14000
13000
12000
11000
10000
6186. 0
6186. 1
6186. 2
6186. 3
6186. 4
6186. 5
6186. 6
6186. 7
6186. 8
6187. 0
6187. 1
6193. 0
6193. 1
6193. 2
6193. 3
6193. 4
6193. 5
6193. 6
6194. 0
6194. 1
6194. 2
6194. 3
6194. 4
6194. 5
6195. 0
6195. 1
6196. 0
6201. 0
6202. 0
6202. 1
6202. 2
6202. 3
6203. 0
6203. 1
6203. 2
6203. 3
6204. 0
6204. 1
6204. 2
6204. 3
6204. 4
6204. 5

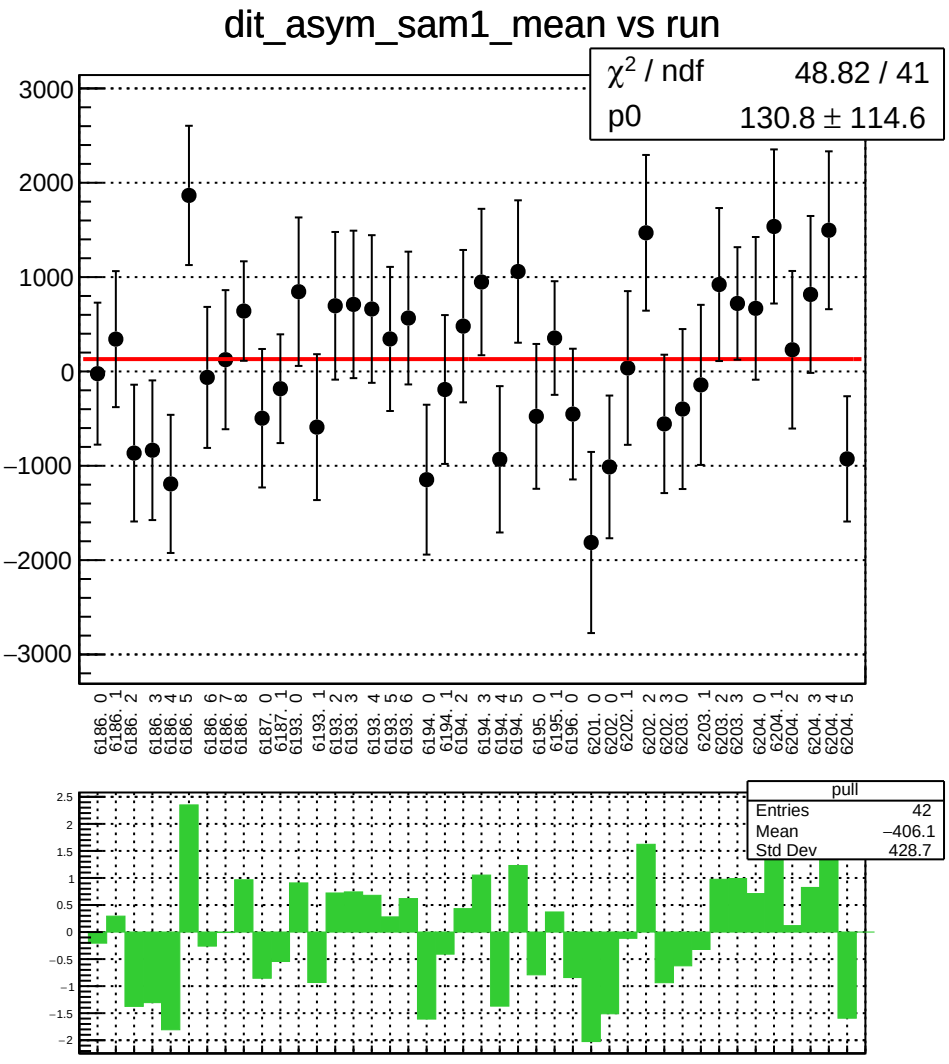
dit_asym_sam1_mean vs run
χ² / ndf 48.82 / 41
p0 130.8 ± 114.6
3000
2000
1000
0
−1000
−2000
−3000
6186. 0
6186. 1
6186. 2
6186. 3
6186. 4
6186. 5
6186. 6
6186. 7
6186. 8
6187. 0
6187. 1
6193. 0
6193. 1
6193. 2
6193. 3
6193. 4
6193. 5
6193. 6
6194. 0
6194. 1
6194. 2
6194. 3
6194. 4
6194. 5
6195. 0
6195. 1
6196. 0
6201. 0
6202. 0
6202. 1
6202. 2
6202. 3
6203. 0
6203. 1
6203. 2
6203. 3
6204. 0
6204. 1
6204. 2
6204. 3
6204. 4
6204. 5
pull
Entries 42
Mean −406.1
Std Dev 428.7
2.5
2
1.5
1
0.5
0
−0.5
−1
−1.5
−2

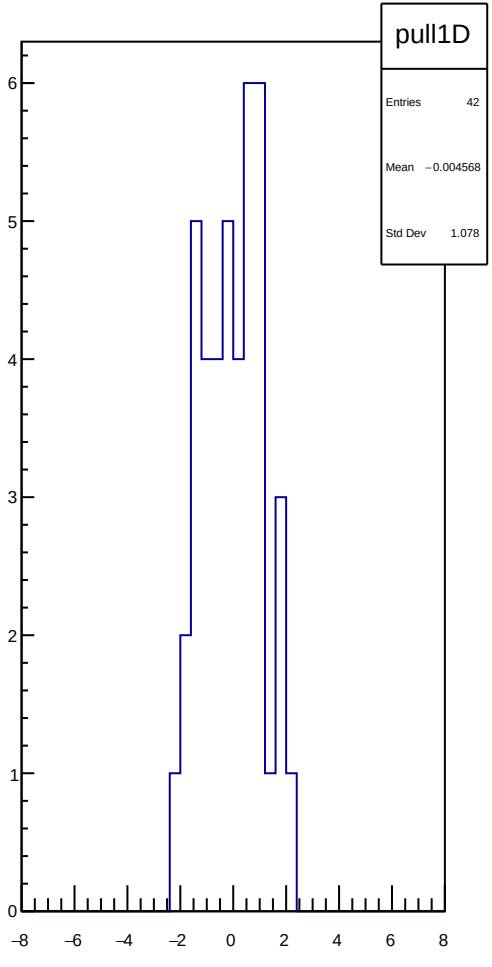
pull1D
Entries 42
Mean −0.004568
Std Dev 1.078
6
5
4
3
2
1
0
−8
−6
−4
−2
0
2
4
6
8

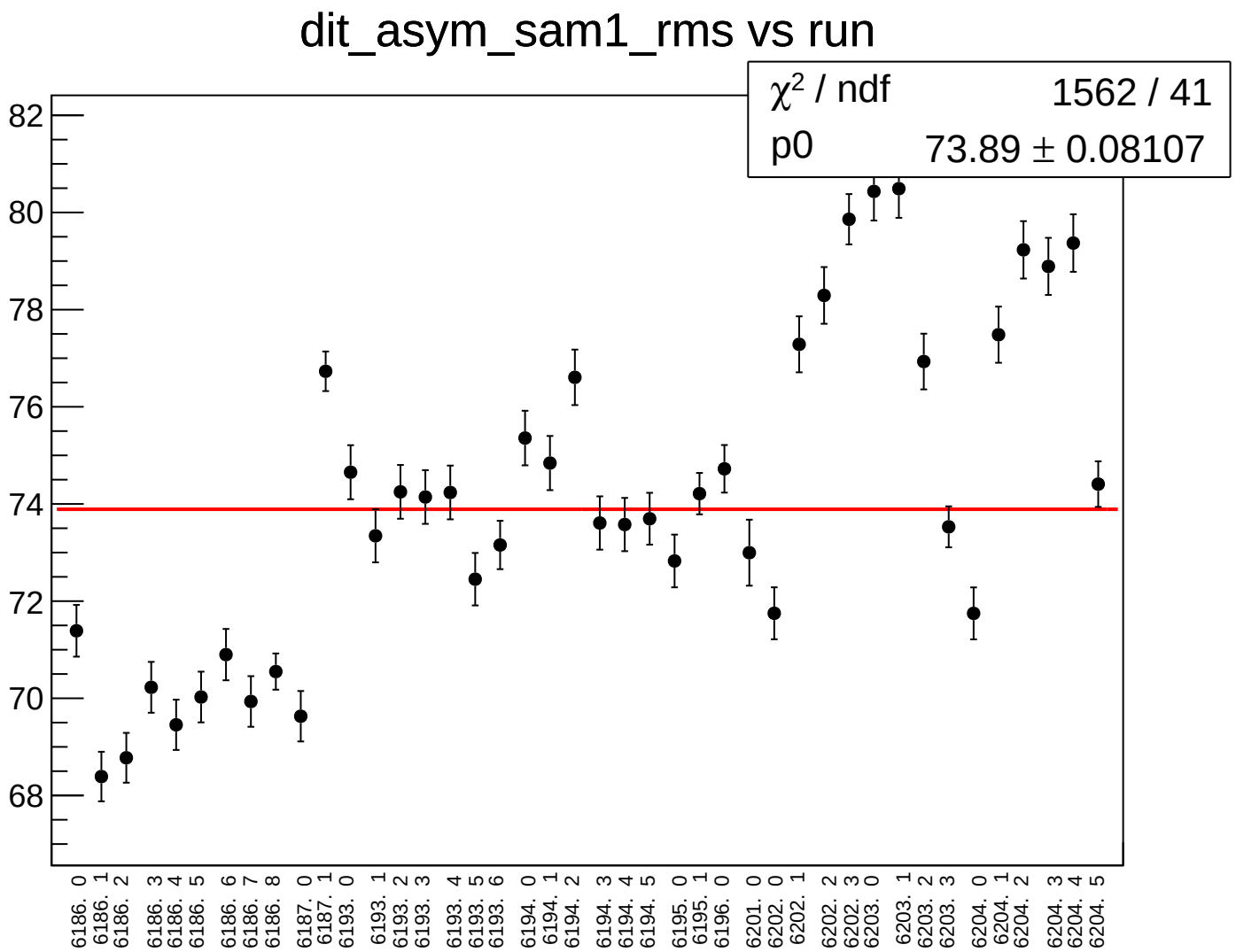
dit_asym_sam1_rms vs run
χ² / ndf 1562 / 41
p0 73.89 ± 0.08107
82
80
78
76
74
72
70
68
6186. 0
6186. 1
6186. 2
6186. 3
6186. 4
6186. 5
6186. 6
6186. 7
6186. 8
6187. 0
6187. 1
6193. 0
6193. 1
6193. 2
6193. 3
6193. 4
6193. 5
6193. 6
6194. 0
6194. 1
6194. 2
6194. 3
6194. 4
6194. 5
6195. 0
6195. 1
6196. 0
6201. 0
6202. 0
6202. 1
6202. 2
6202. 3
6203. 0
6203. 1
6203. 2
6203. 3
6204. 0
6204. 1
6204. 2
6204. 3
6204. 4
6204. 5

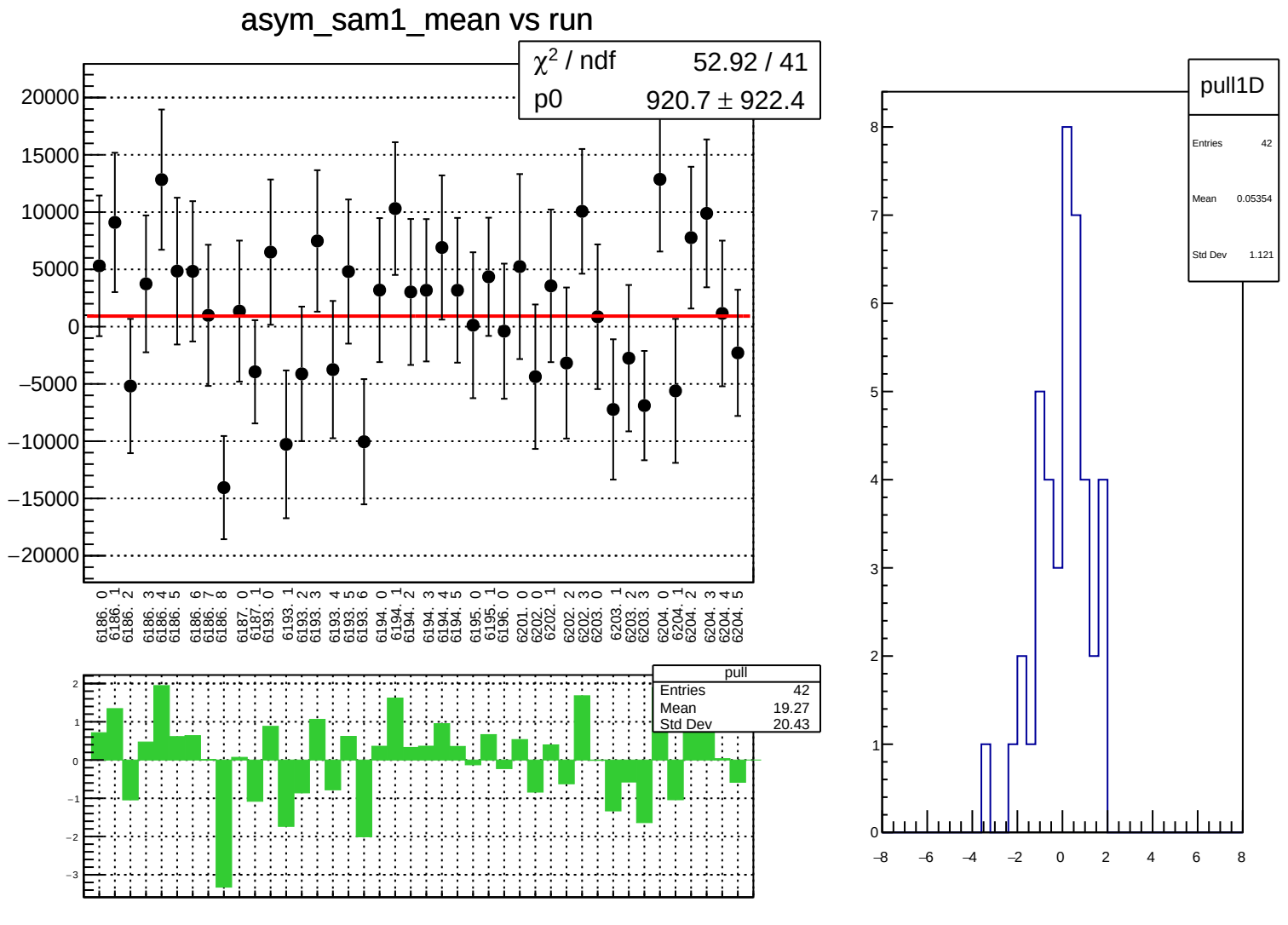
asym_sam1_mean vs run
χ² / ndf 52.92 / 41
p0 920.7 ± 922.4
20000
15000
10000
5000
0
−5000
−10000
−15000
−20000
6186. 0
6186. 1
6186. 2
6186. 3
6186. 4
6186. 5
6186. 6
6186. 7
6186. 8
6187. 0
6187. 1
6193. 0
6193. 1
6193. 2
6193. 3
6193. 4
6193. 5
6193. 6
6194. 0
6194. 1
6194. 2
6194. 3
6194. 4
6194. 5
6195. 0
6195. 1
6196. 0
6201. 0
6202. 0
6202. 1
6202. 2
6202. 3
6203. 0
6203. 1
6203. 2
6203. 3
6204. 0
6204. 1
6204. 2
6204. 3
6204. 4
6204. 5
pull
Entries 42
Mean 19.27
Std Dev 20.43
pull1D
Entries 42
Mean 0.05354
Std Dev 1.121

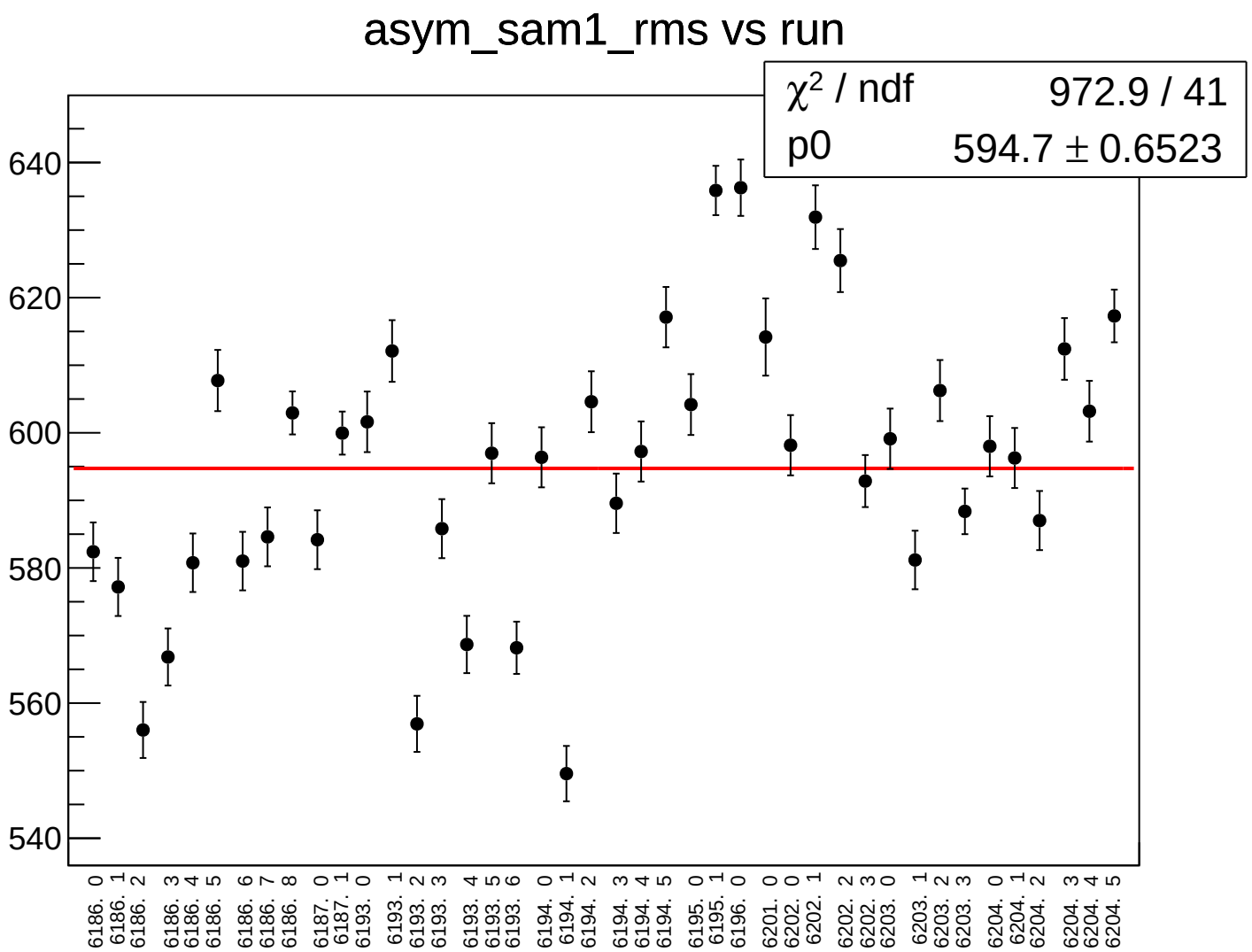
asym_sam1_rms vs run
χ² / ndf 972.9 / 41
p0 594.7 ± 0.6523
640
620
600
580
560
540
6186. 0
6186. 1
6186. 2
6186. 3
6186. 4
6186. 5
6186. 6
6186. 7
6186. 8
6187. 0
6187. 1
6193. 0
6193. 1
6193. 2
6193. 3
6193. 4
6193. 5
6193. 6
6194. 0
6194. 1
6194. 2
6194. 3
6194. 4
6194. 5
6195. 0
6195. 1
6196. 0
6201. 0
6202. 0
6202. 1
6202. 2
6202. 3
6203. 0
6203. 1
6203. 2
6203. 3
6204. 0
6204. 1
6204. 2
6204. 3
6204. 4
6204. 5

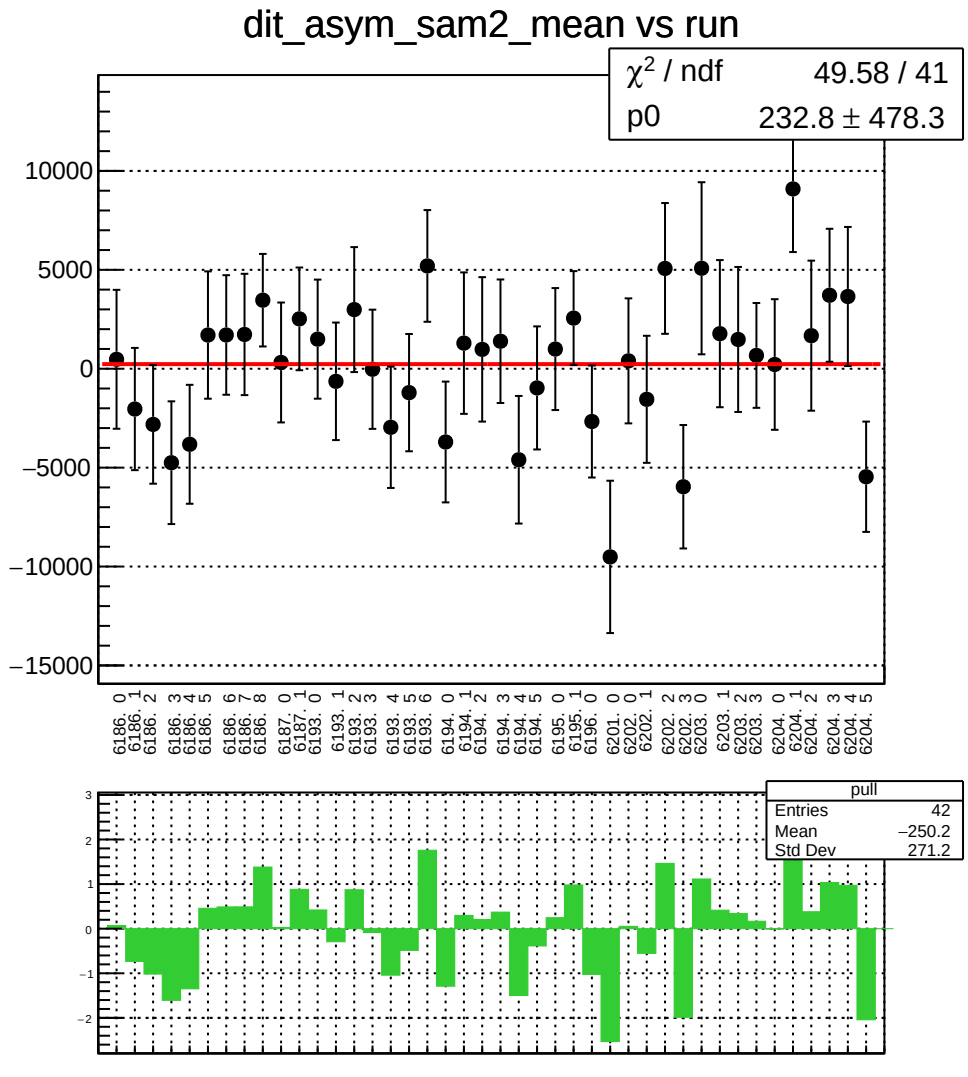
dit_asym_sam2_mean vs run
χ² / ndf 49.58 / 41
p0 232.8 ± 478.3
10000
5000
0
−5000
−10000
−15000
6186. 0
6186. 1
6186. 2
6186. 3
6186. 4
6186. 5
6186. 6
6186. 7
6186. 8
6187. 0
6187. 1
6193. 0
6193. 1
6193. 2
6193. 3
6193. 4
6193. 5
6193. 6
6194. 0
6194. 1
6194. 2
6194. 3
6194. 4
6194. 5
6195. 0
6195. 1
6196. 0
6201. 0
6202. 0
6202. 1
6202. 2
6202. 3
6203. 0
6203. 1
6203. 2
6203. 3
6204. 0
6204. 1
6204. 2
6204. 3
6204. 4
6204. 5
pull
Entries 42
Mean −250.2
Std Dev 271.2
3
2
1
0
−1
−2

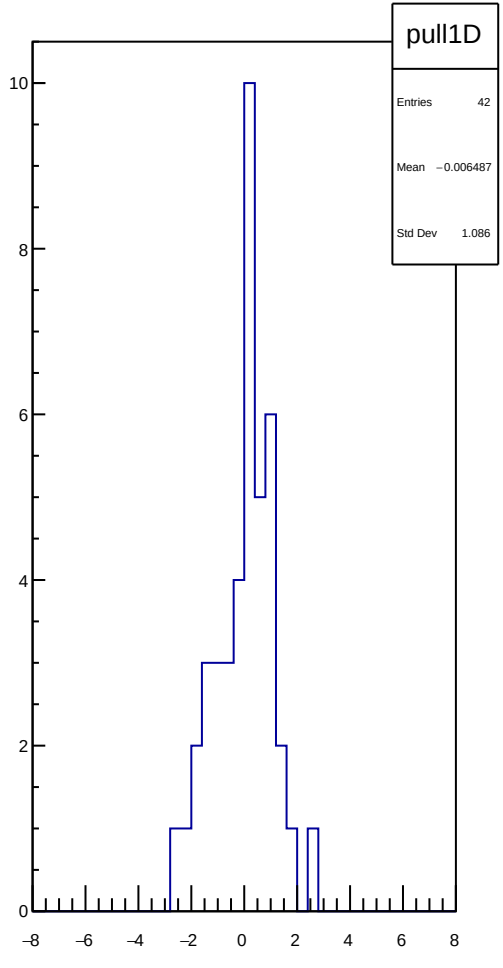
pull1D
Entries 42
Mean −0.006487
Std Dev 1.086
10
8
6
4
2
0
−8
−6
−4
−2
0
2
4
6
8

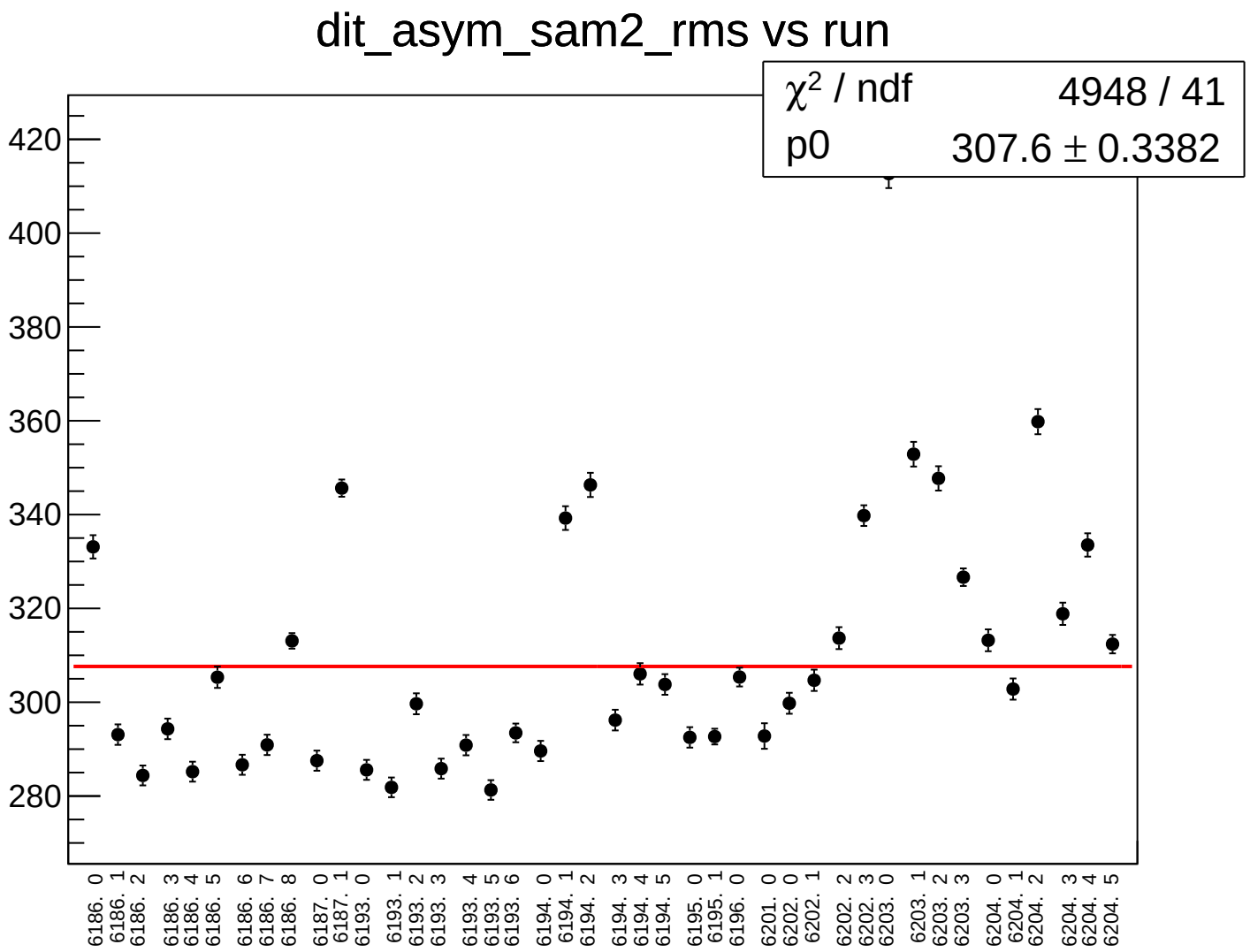
dit_asym_sam2_rms vs run
χ2 / ndf 4948 / 41
p0 307.6 ± 0.3382
420
400
380
360
340
320
300
280
6186. 0
6186. 1
6186. 2
6186. 3
6186. 4
6186. 5
6186. 6
6186. 7
6186. 8
6187. 0
6187. 1
6193. 0
6193. 1
6193. 2
6193. 3
6193. 4
6193. 5
6193. 6
6194. 0
6194. 1
6194. 2
6194. 3
6194. 4
6194. 5
6195. 0
6195. 1
6196. 0
6201. 0
6202. 0
6202. 1
6202. 2
6202. 3
6203. 0
6203. 1
6203. 2
6203. 3
6204. 0
6204. 1
6204. 2
6204. 3
6204. 4
6204. 5

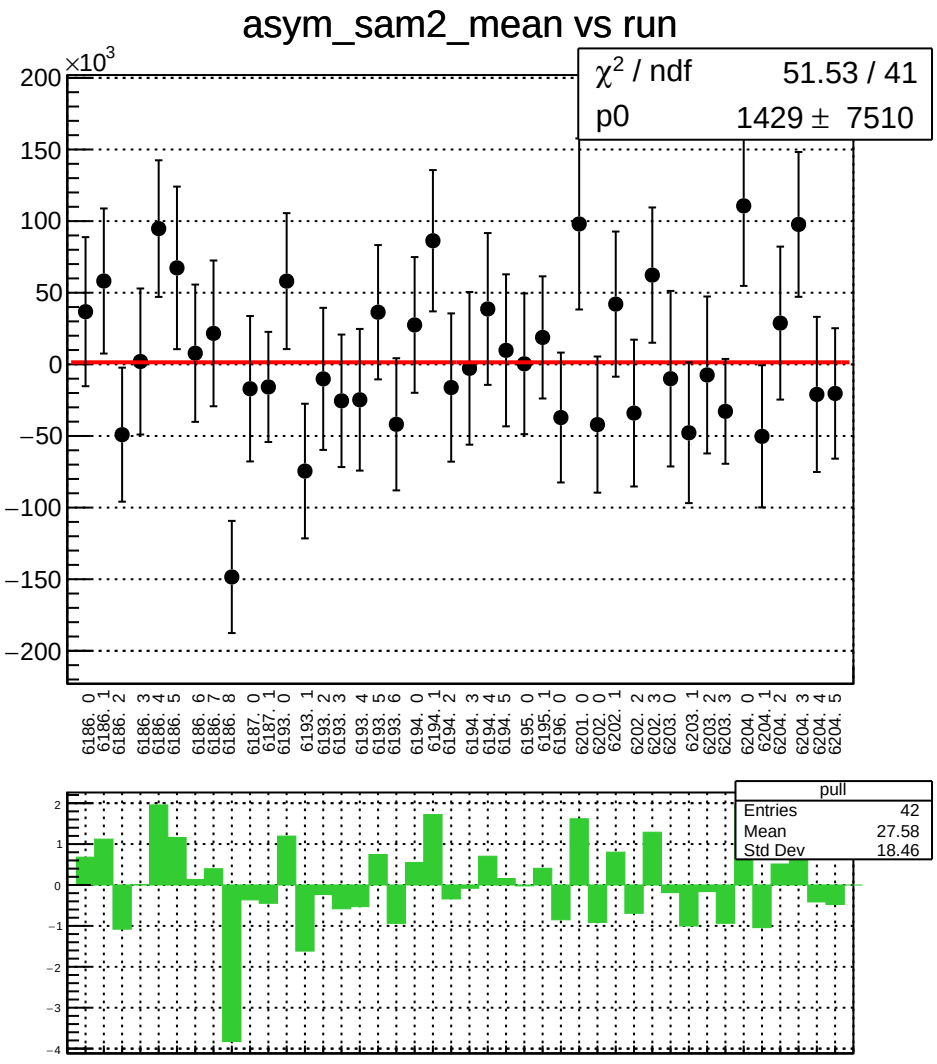
asym_sam2_mean vs run
×10^3
χ^2 / ndf 51.53 / 41
p0 1429 ± 7510
pull
Entries 42
Mean 27.58
Std Dev 18.46

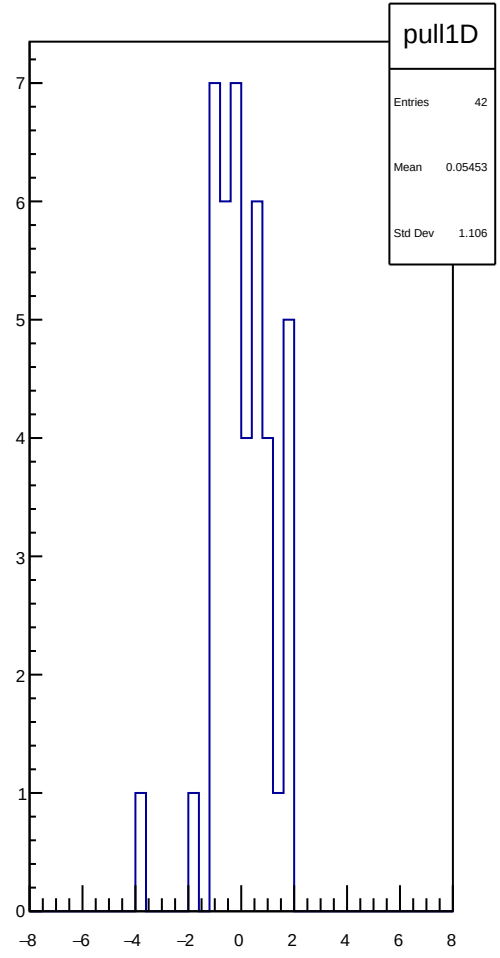
pull1D
Entries 42
Mean 0.05453
Std Dev 1.106

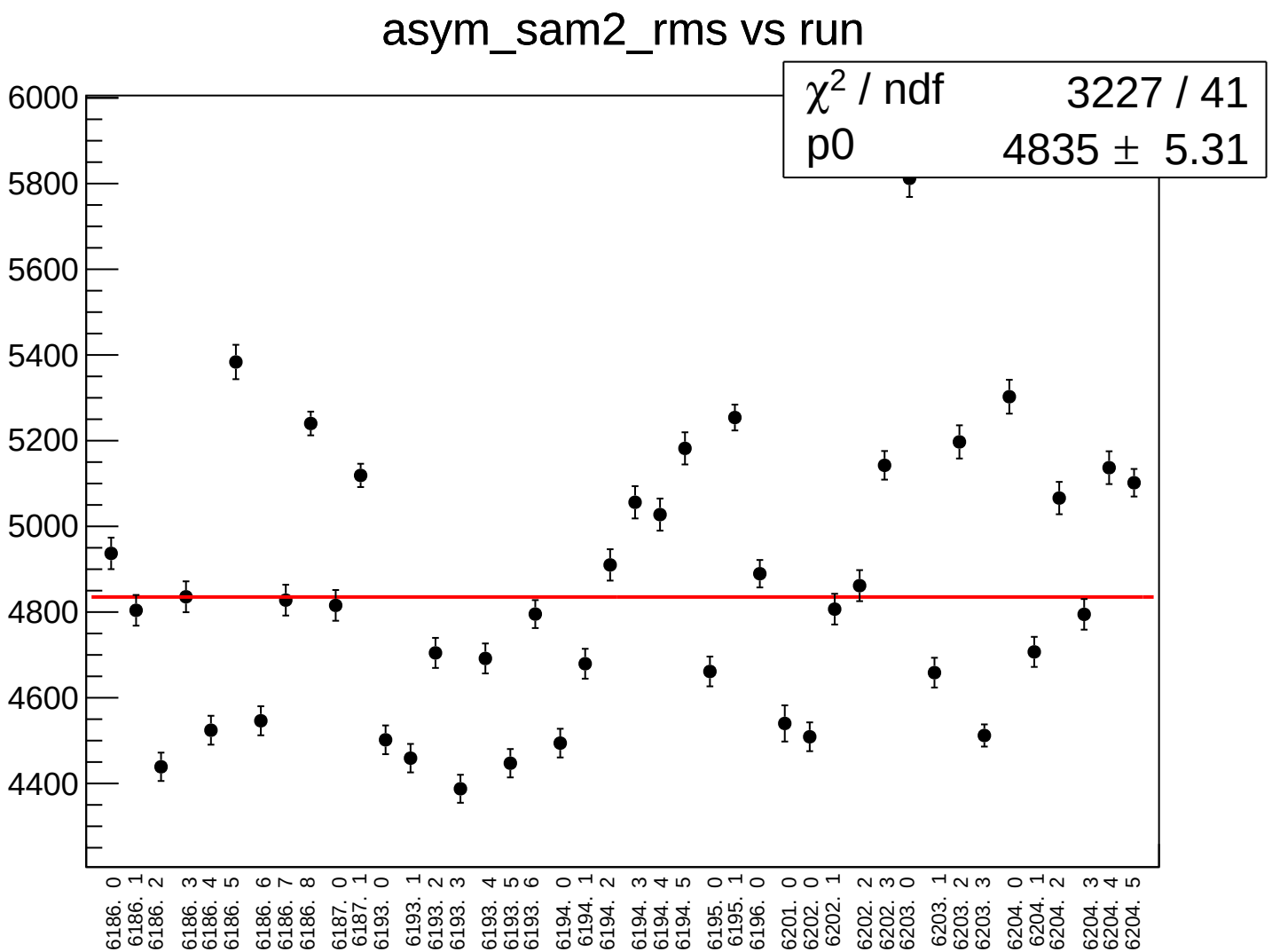
asym_sam2_rms vs run
χ2 / ndf 3227 / 41
p0 4835 ± 5.31
6000
5800
5600
5400
5200
5000
4800
4600
4400
6186. 0
6186. 1
6186. 2
6186. 3
6186. 4
6186. 5
6186. 6
6186. 7
6186. 8
6187. 0
6187. 1
6193. 0
6193. 1
6193. 2
6193. 3
6193. 4
6193. 5
6193. 6
6194. 0
6194. 1
6194. 2
6194. 3
6194. 4
6194. 5
6195. 0
6195. 1
6196. 0
6201. 0
6202. 0
6202. 1
6202. 2
6202. 3
6203. 0
6203. 1
6203. 2
6203. 3
6204. 0
6204. 1
6204. 2
6204. 3
6204. 4
6204. 5

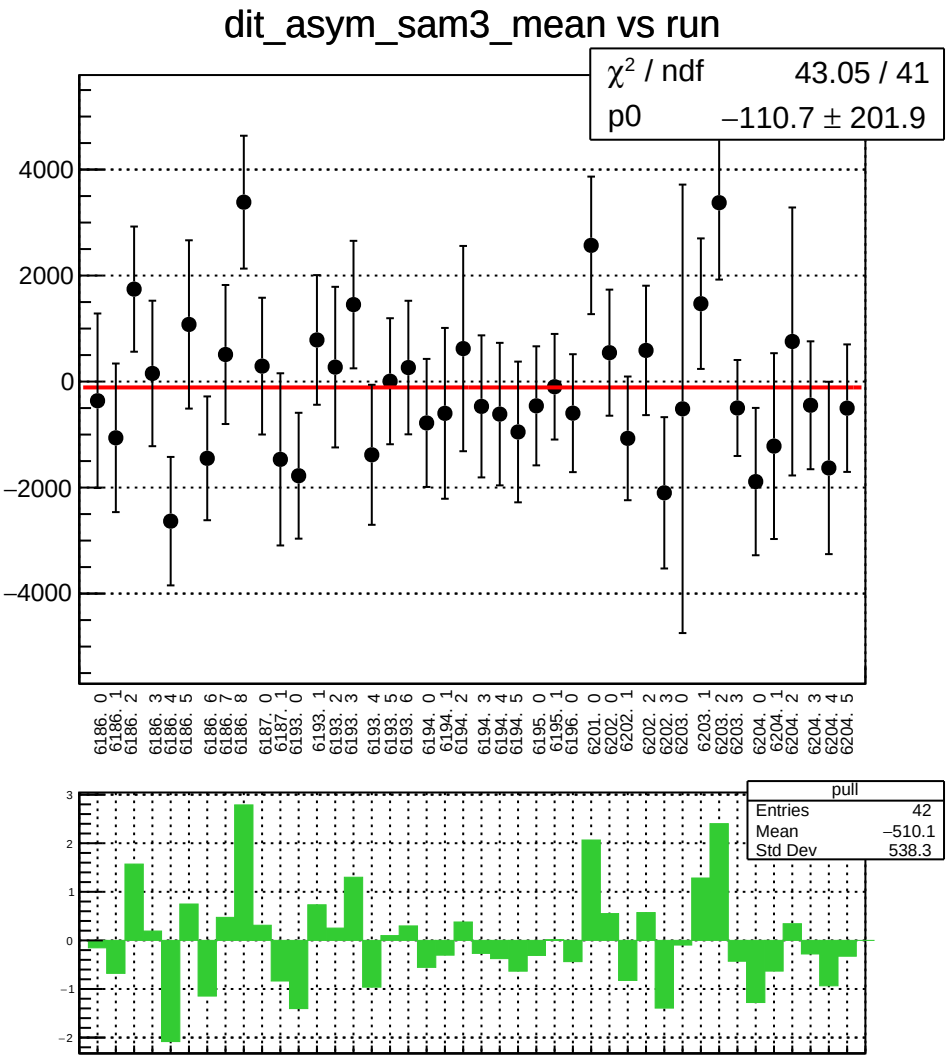
dit_asym_sam3_mean vs run
χ² / ndf 43.05 / 41
p0 −110.7 ± 201.9
4000
2000
0
−2000
−4000
6186. 0
6186. 1
6186. 2
6186. 3
6186. 4
6186. 5
6186. 6
6186. 7
6186. 8
6187. 0
6187. 1
6193. 0
6193. 1
6193. 2
6193. 3
6193. 4
6193. 5
6193. 6
6194. 0
6194. 1
6194. 2
6194. 3
6194. 4
6194. 5
6195. 0
6195. 1
6196. 0
6201. 0
6202. 0
6202. 1
6202. 2
6202. 3
6203. 0
6203. 1
6203. 2
6203. 3
6204. 0
6204. 1
6204. 2
6204. 3
6204. 4
6204. 5
pull
Entries 42
Mean −510.1
Std Dev 538.3
3
2
1
0
−1
−2

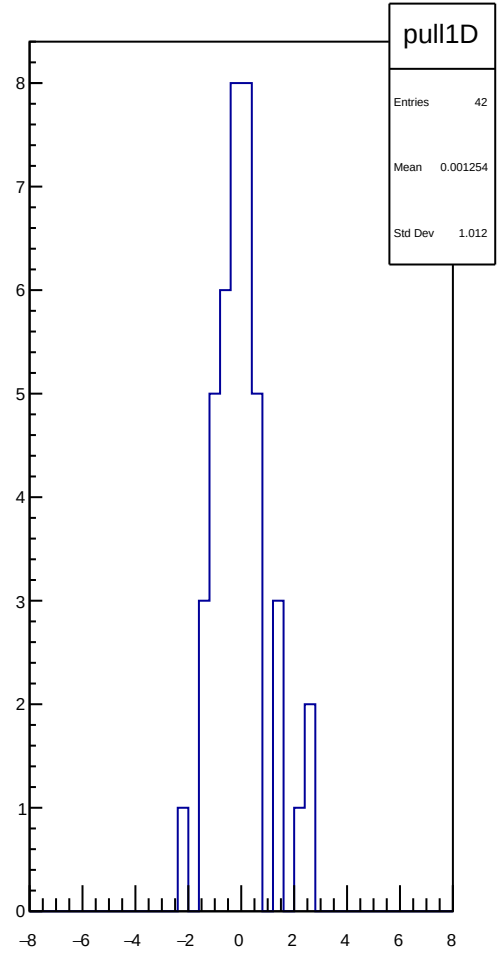
pull1D
Entries 42
Mean 0.001254
Std Dev 1.012
8
7
6
5
4
3
2
1
0
−8
−6
−4
−2
0
2
4
6
8

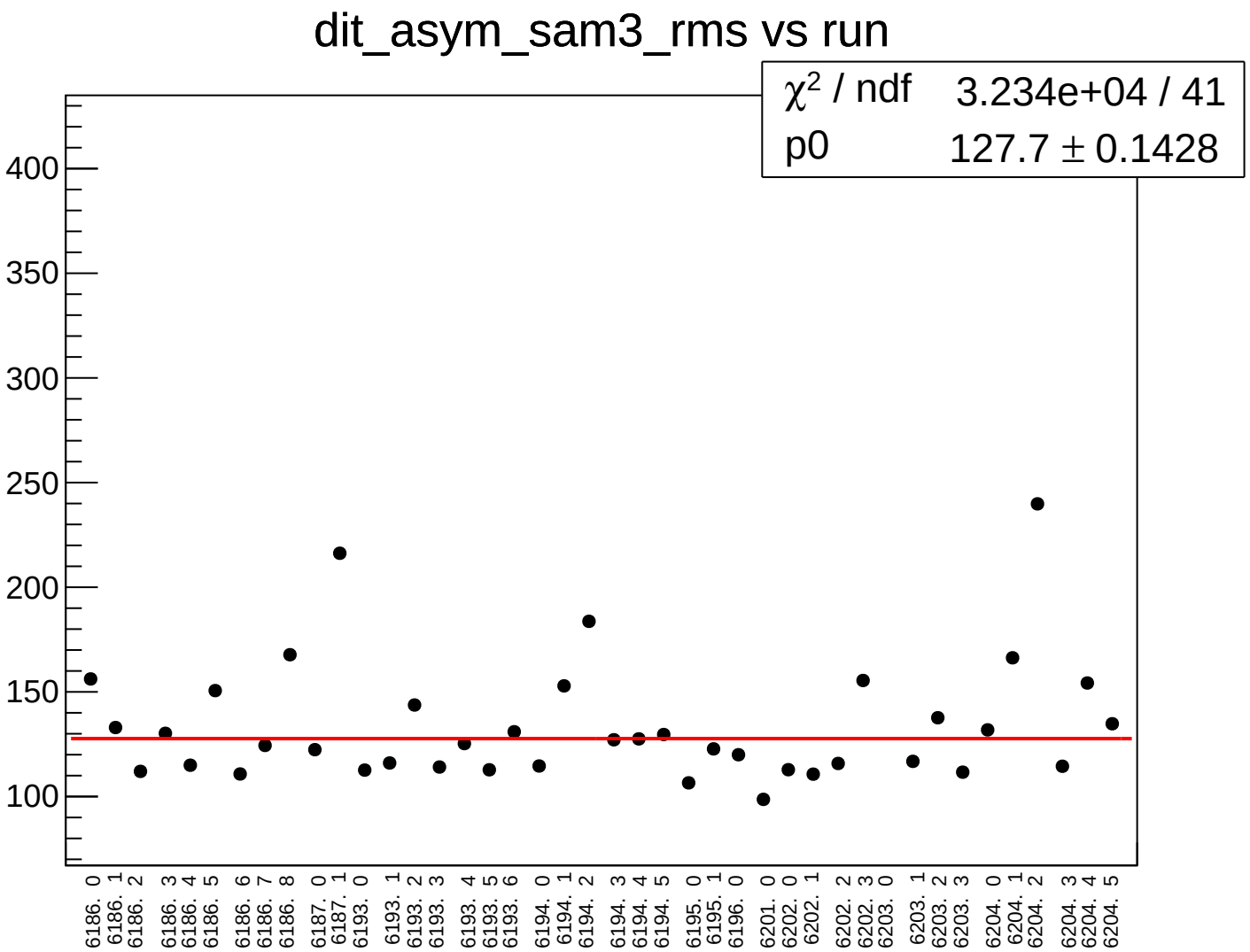
dit_asym_sam3_rms vs run
χ2 / ndf 3.234e+04 / 41
p0 127.7 ± 0.1428
400
350
300
250
200
150
100
6186. 0
6186. 1
6186. 2
6186. 3
6186. 4
6186. 5
6186. 6
6186. 7
6186. 8
6187. 0
6187. 1
6193. 0
6193. 1
6193. 2
6193. 3
6193. 4
6193. 5
6193. 6
6194. 0
6194. 1
6194. 2
6194. 3
6194. 4
6194. 5
6195. 0
6195. 1
6196. 0
6201. 0
6202. 0
6202. 1
6202. 2
6202. 3
6203. 0
6203. 1
6203. 2
6203. 3
6204. 0
6204. 1
6204. 2
6204. 3
6204. 4
6204. 5

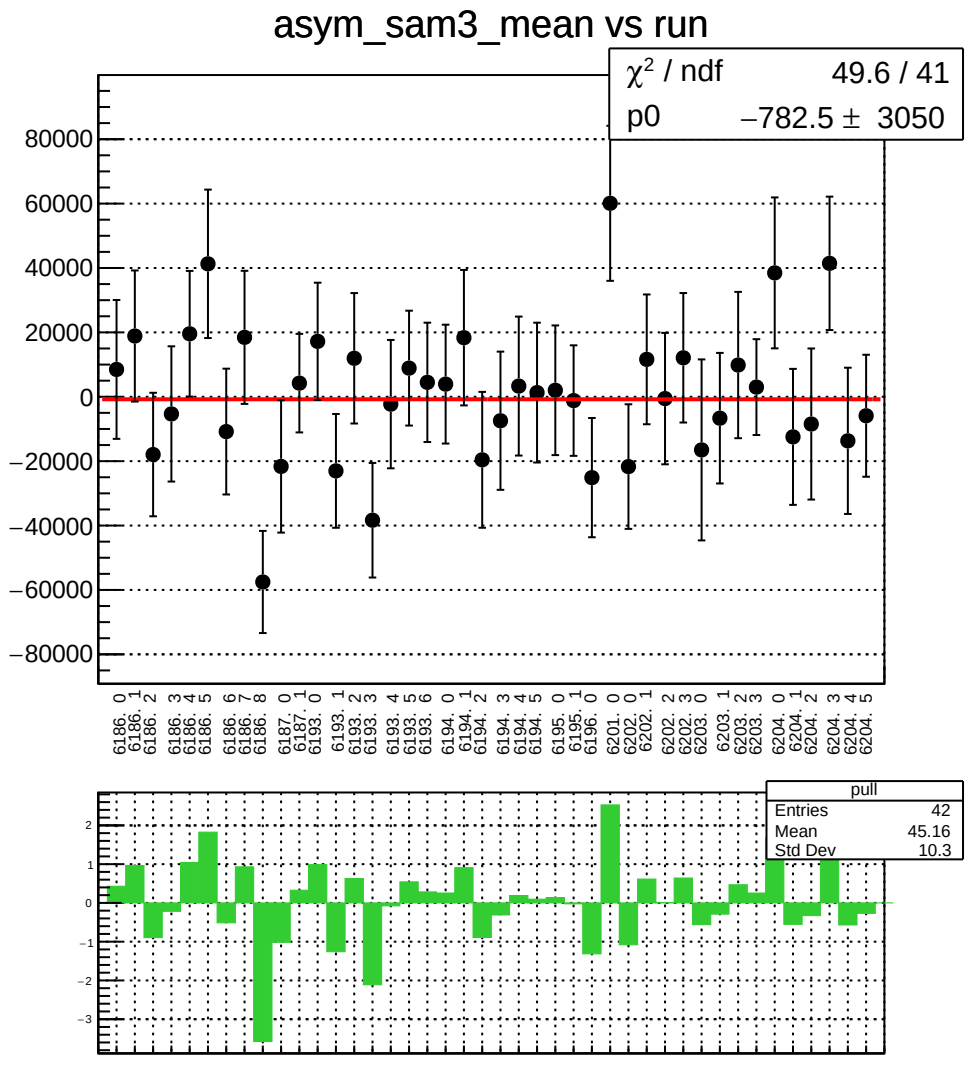
asym_sam3_mean vs run
χ² / ndf 49.6 / 41
p0 −782.5 ± 3050
80000
60000
40000
20000
0
−20000
−40000
−60000
−80000
6186. 0
6186. 1
6186. 2
6186. 3
6186. 4
6186. 5
6186. 6
6186. 7
6186. 8
6187. 0
6187. 1
6193. 0
6193. 1
6193. 2
6193. 3
6193. 4
6193. 5
6193. 6
6194. 0
6194. 1
6194. 2
6194. 3
6194. 4
6194. 5
6195. 0
6195. 1
6196. 0
6201. 0
6202. 0
6202. 1
6202. 2
6202. 3
6203. 0
6203. 1
6203. 2
6203. 3
6204. 0
6204. 1
6204. 2
6204. 3
6204. 4
6204. 5
pull
Entries 42
Mean 45.16
Std Dev 10.3
2
1
0
−1
−2
−3

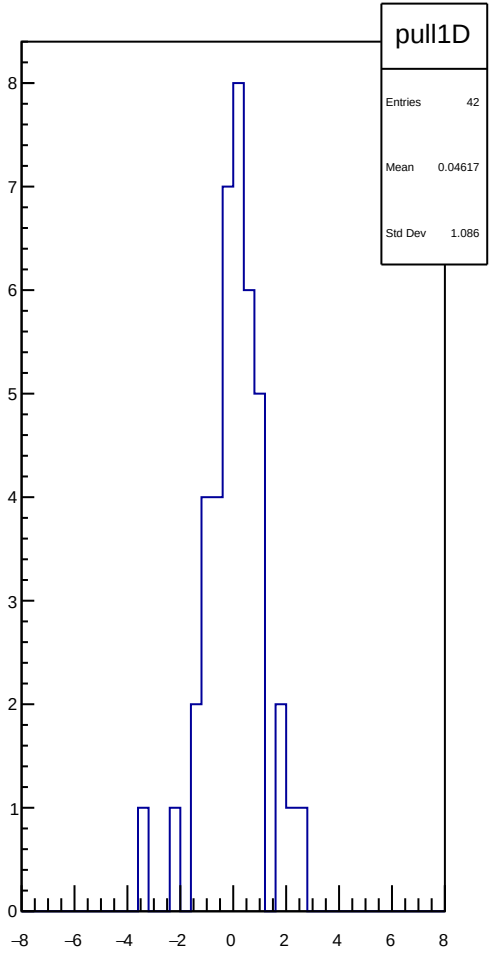
pull1D
Entries 42
Mean 0.04617
Std Dev 1.086
8
7
6
5
4
3
2
1
0
−8
−6
−4
−2
0
2
4
6
8

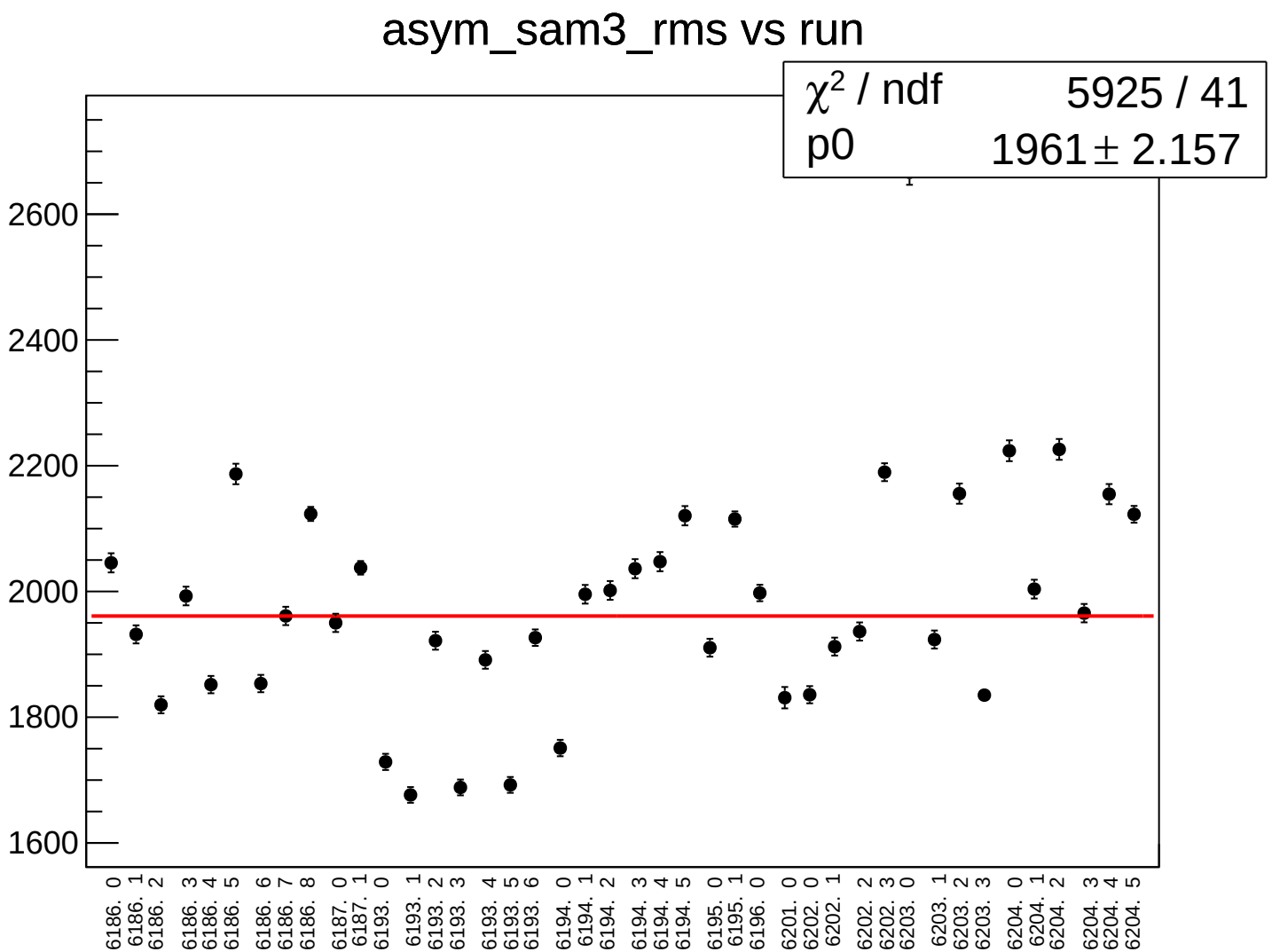
asym_sam3_rms vs run
χ2 / ndf 5925 / 41
p0 1961 ± 2.157
2600
2400
2200
2000
1800
1600
6186. 0
6186. 1
6186. 2
6186. 3
6186. 4
6186. 5
6186. 6
6186. 7
6186. 8
6187. 0
6187. 1
6193. 0
6193. 1
6193. 2
6193. 3
6193. 4
6193. 5
6193. 6
6194. 0
6194. 1
6194. 2
6194. 3
6194. 4
6194. 5
6195. 0
6195. 1
6196. 0
6201. 0
6202. 0
6202. 1
6202. 2
6202. 3
6203. 0
6203. 1
6203. 2
6203. 3
6204. 0
6204. 1
6204. 2
6204. 3
6204. 4
6204. 5

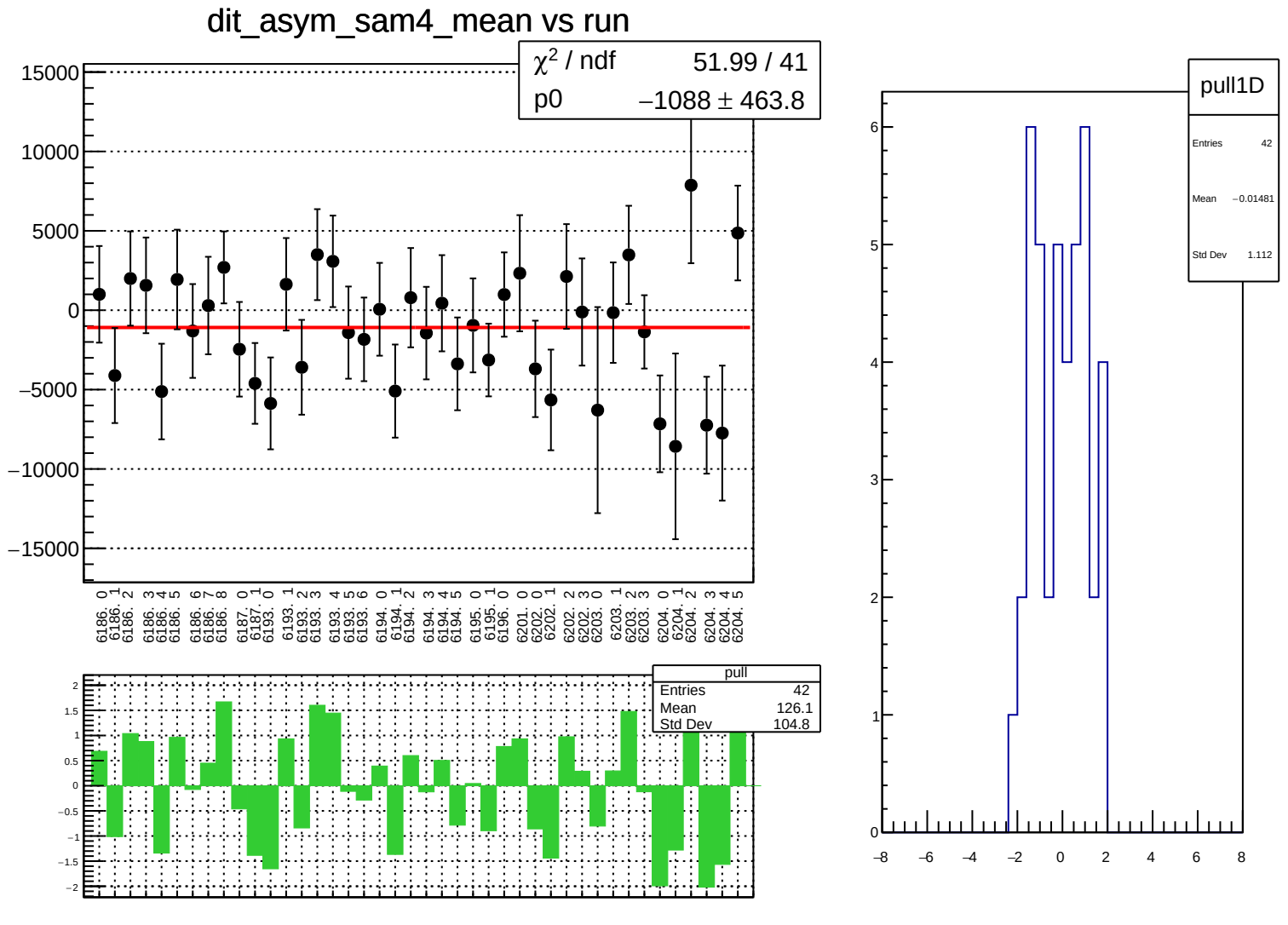
dit_asym_sam4_mean vs run
χ² / ndf 51.99 / 41
p0 −1088 ± 463.8
15000
10000
5000
0
−5000
−10000
−15000
6186. 0
6186. 1
6186. 2
6186. 3
6186. 4
6186. 5
6186. 6
6186. 7
6186. 8
6187. 0
6187. 1
6193. 0
6193. 1
6193. 2
6193. 3
6193. 4
6193. 5
6193. 6
6194. 0
6194. 1
6194. 2
6194. 3
6194. 4
6194. 5
6195. 0
6195. 1
6196. 0
6201. 0
6202. 0
6202. 1
6202. 2
6202. 3
6203. 0
6203. 1
6203. 2
6203. 3
6204. 0
6204. 1
6204. 2
6204. 3
6204. 4
6204. 5
pull
Entries 42
Mean 126.1
Std Dev 104.8
2
1.5
1
0.5
0
−0.5
−1
−1.5
−2
pull1D
Entries 42
Mean −0.01481
Std Dev 1.112
6
5
4
3
2
1
0
−8
−6
−4
−2
0
2
4
6
8

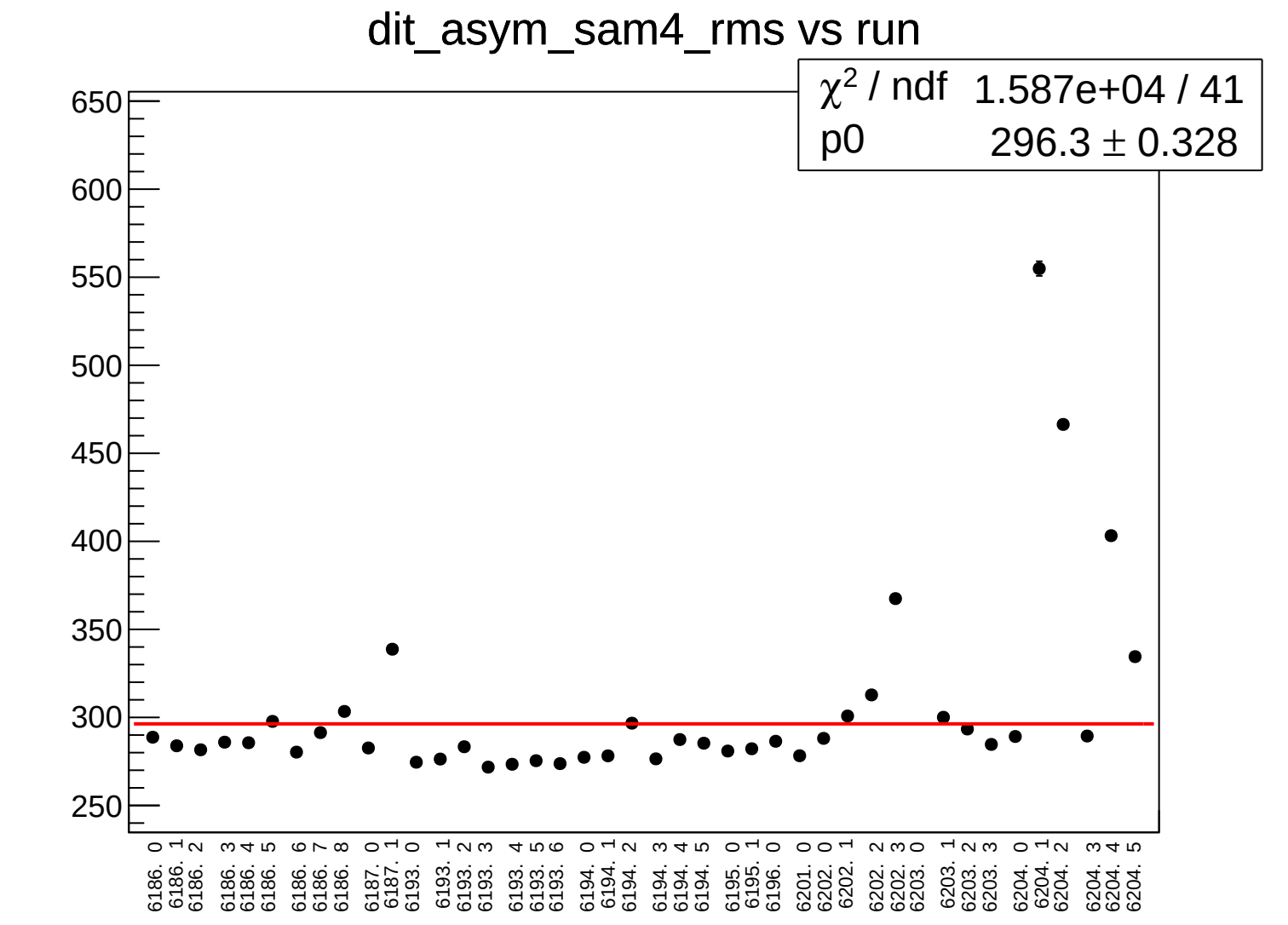
dit_asym_sam4_rms vs run
χ2 / ndf 1.587e+04 / 41
p0 296.3 ± 0.328
650
600
550
500
450
400
350
300
250
6186. 0
6186. 1
6186. 2
6186. 3
6186. 4
6186. 5
6186. 6
6186. 7
6186. 8
6187. 0
6187. 1
6193. 0
6193. 1
6193. 2
6193. 3
6193. 4
6193. 5
6193. 6
6194. 0
6194. 1
6194. 2
6194. 3
6194. 4
6194. 5
6195. 0
6195. 1
6196. 0
6201. 0
6202. 0
6202. 1
6202. 2
6202. 3
6203. 0
6203. 1
6203. 2
6203. 3
6204. 0
6204. 1
6204. 2
6204. 3
6204. 4
6204. 5

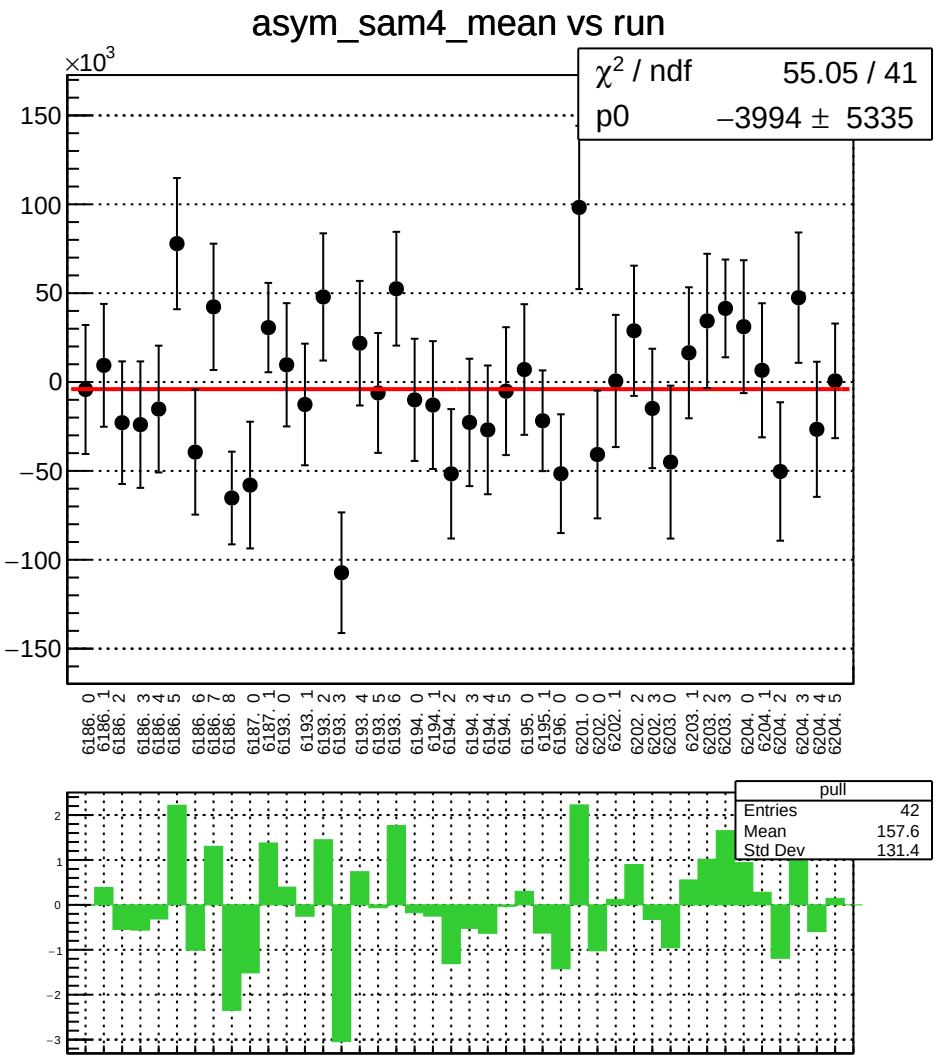
asym_sam4_mean vs run
×10^3
χ² / ndf 55.05 / 41
p0 −3994 ± 5335
150
100
50
0
−50
−100
−150
6186. 0
6186. 1
6186. 2
6186. 3
6186. 4
6186. 5
6186. 6
6186. 7
6186. 8
6187. 0
6187. 1
6193. 0
6193. 1
6193. 2
6193. 3
6193. 4
6193. 5
6193. 6
6194. 0
6194. 1
6194. 2
6194. 3
6194. 4
6194. 5
6195. 0
6195. 1
6196. 0
6201. 0
6202. 0
6202. 1
6202. 2
6202. 3
6203. 0
6203. 1
6203. 2
6203. 3
6204. 0
6204. 1
6204. 2
6204. 3
6204. 4
6204. 5
pull
Entries 42
Mean 157.6
Std Dev 131.4
2
1
0
−1
−2
−3

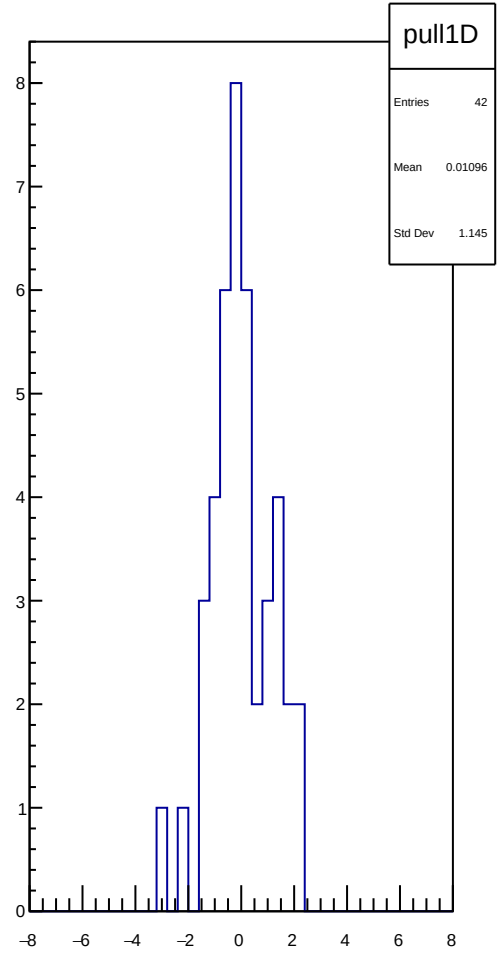
pull1D
Entries 42
Mean 0.01096
Std Dev 1.145
8
7
6
5
4
3
2
1
0
−8
−6
−4
−2
0
2
4
6
8

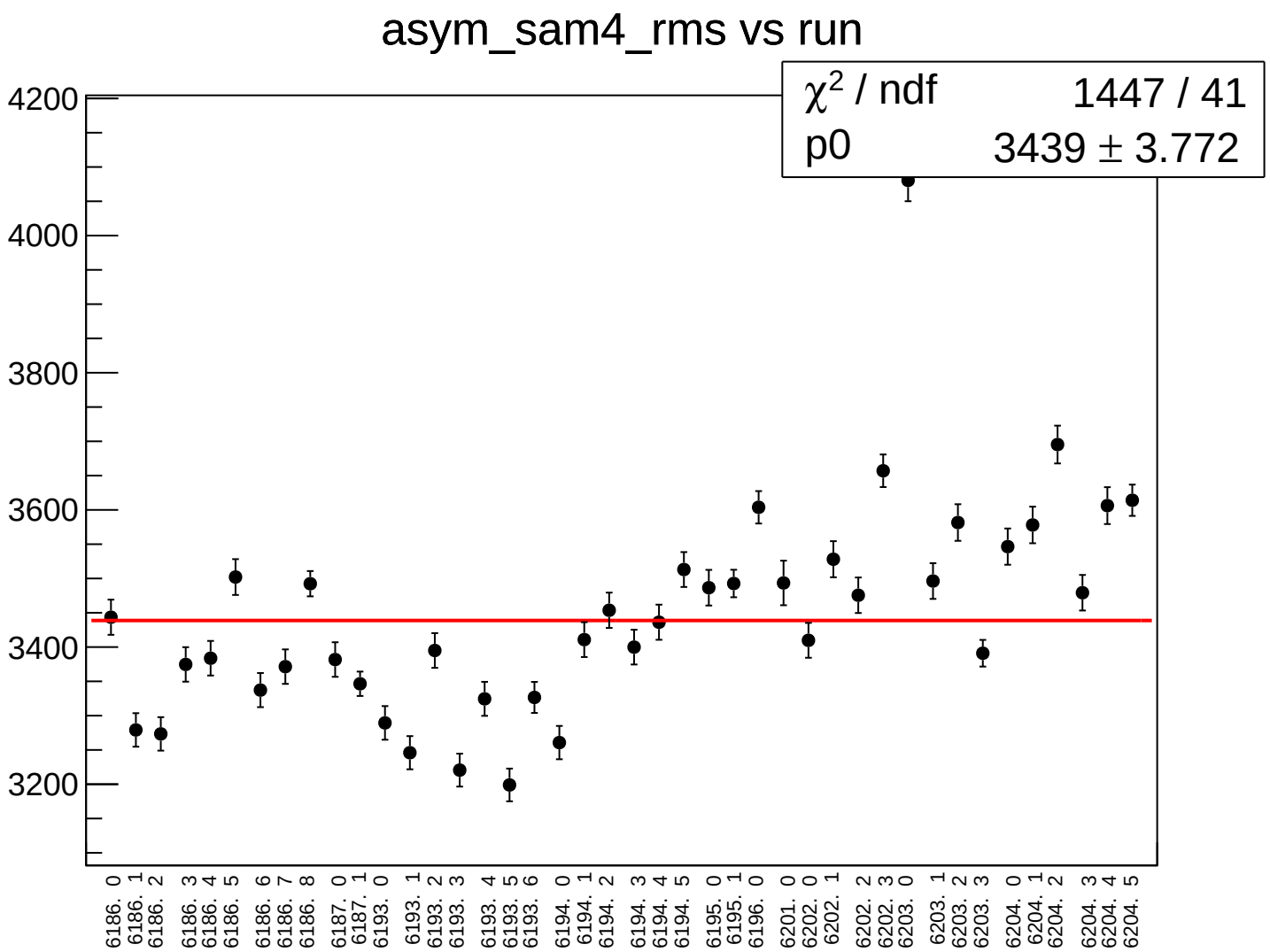
asym_sam4_rms vs run
χ2 / ndf 1447 / 41
p0 3439 ± 3.772
4200
4000
3800
3600
3400
3200
6186. 0
6186. 1
6186. 2
6186. 3
6186. 4
6186. 5
6186. 6
6186. 7
6186. 8
6187. 0
6187. 1
6193. 0
6193. 1
6193. 2
6193. 3
6193. 4
6193. 5
6193. 6
6194. 0
6194. 1
6194. 2
6194. 3
6194. 4
6194. 5
6195. 0
6195. 1
6196. 0
6201. 0
6202. 0
6202. 1
6202. 2
6202. 3
6203. 0
6203. 1
6203. 2
6203. 3
6204. 0
6204. 1
6204. 2
6204. 3
6204. 4
6204. 5

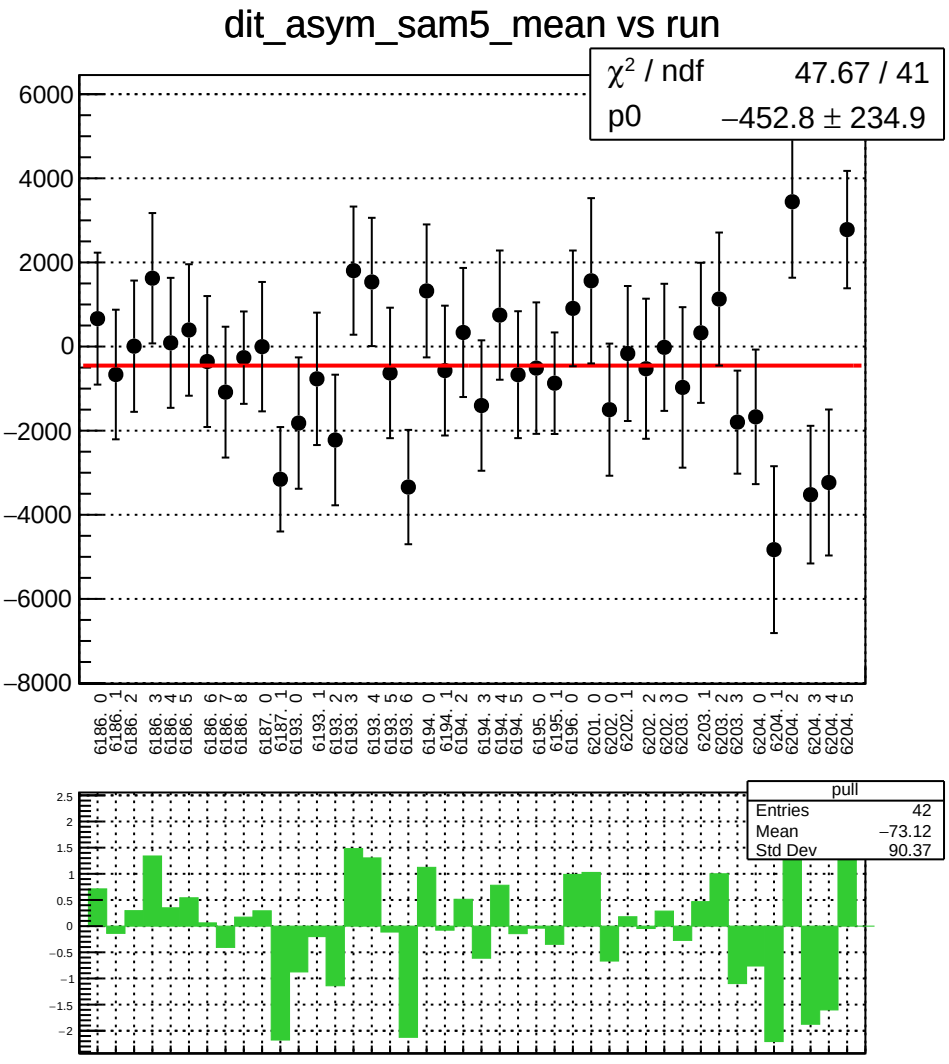
dit_asym_sam5_mean vs run
χ² / ndf 47.67 / 41
p0 −452.8 ± 234.9
6000
4000
2000
0
−2000
−4000
−6000
−8000
6186. 0
6186. 1
6186. 2
6186. 3
6186. 4
6186. 5
6186. 6
6186. 7
6186. 8
6187. 0
6187. 1
6193. 0
6193. 1
6193. 2
6193. 3
6193. 4
6193. 5
6193. 6
6194. 0
6194. 1
6194. 2
6194. 3
6194. 4
6194. 5
6195. 0
6195. 1
6196. 0
6201. 0
6202. 0
6202. 1
6202. 2
6202. 3
6203. 0
6203. 1
6203. 2
6203. 3
6204. 0
6204. 1
6204. 2
6204. 3
6204. 4
6204. 5
pull
Entries 42
Mean −73.12
Std Dev 90.37
2.5
2
1.5
1
0.5
0
−0.5
−1
−1.5
−2

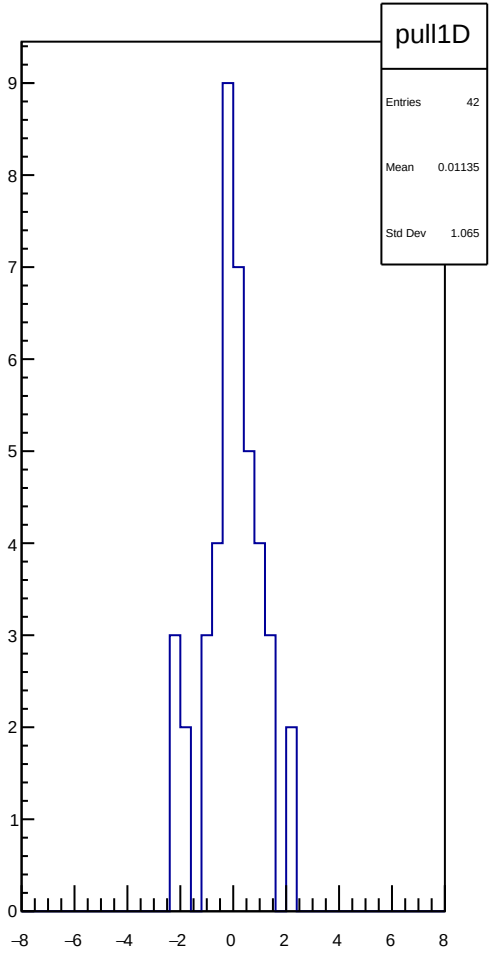
pull1D
Entries 42
Mean 0.01135
Std Dev 1.065
9
8
7
6
5
4
3
2
1
0
−8
−6
−4
−2
0
2
4
6
8

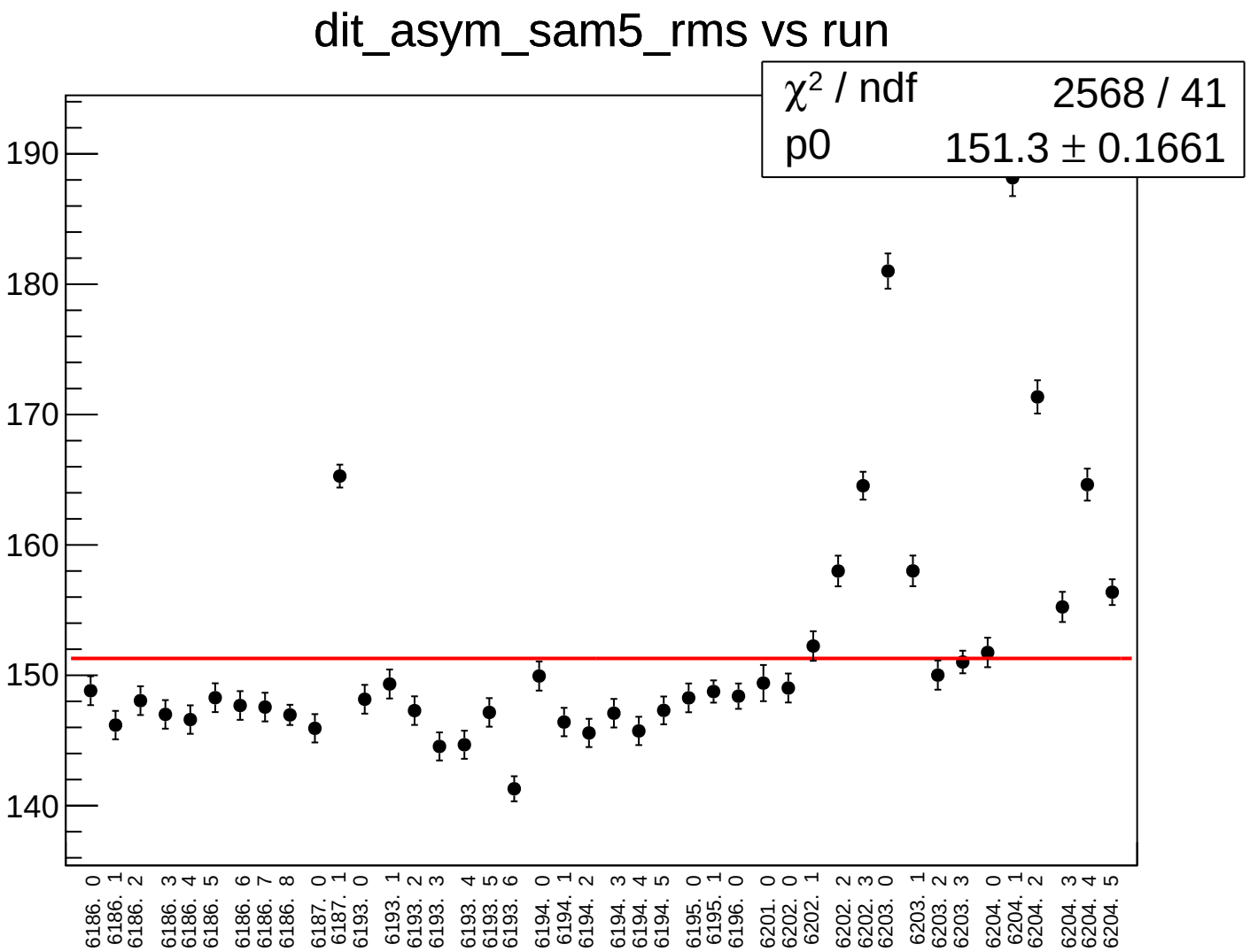
dit_asym_sam5_rms vs run
χ² / ndf 2568 / 41
p0 151.3 ± 0.1661
190
180
170
160
150
140
6186. 0
6186. 1
6186. 2
6186. 3
6186. 4
6186. 5
6186. 6
6186. 7
6186. 8
6187. 0
6187. 1
6193. 0
6193. 1
6193. 2
6193. 3
6193. 4
6193. 5
6193. 6
6194. 0
6194. 1
6194. 2
6194. 3
6194. 4
6194. 5
6195. 0
6195. 1
6196. 0
6201. 0
6202. 0
6202. 1
6202. 2
6202. 3
6203. 0
6203. 1
6203. 2
6203. 3
6204. 0
6204. 1
6204. 2
6204. 3
6204. 4
6204. 5

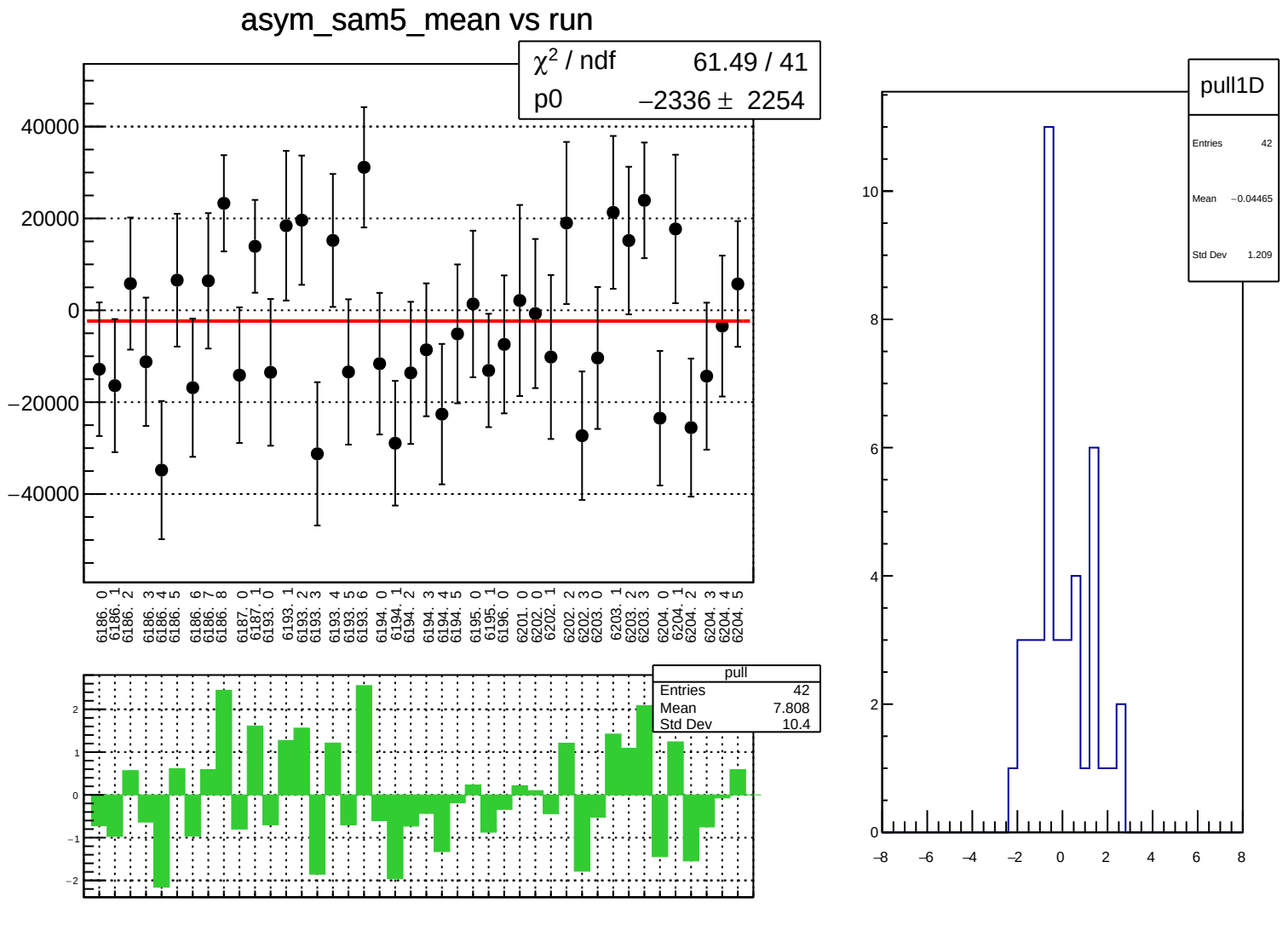
asym_sam5_mean vs run
χ² / ndf 61.49 / 41
p0 −2336 ± 2254
40000
20000
0
−20000
−40000
6186. 0
6186. 1
6186. 2
6186. 3
6186. 4
6186. 5
6186. 6
6186. 7
6186. 8
6187. 0
6187. 1
6193. 0
6193. 1
6193. 2
6193. 3
6193. 4
6193. 5
6193. 6
6194. 0
6194. 1
6194. 2
6194. 3
6194. 4
6194. 5
6195. 0
6195. 1
6196. 0
6201. 0
6202. 0
6202. 1
6202. 2
6202. 3
6203. 0
6203. 1
6203. 2
6203. 3
6204. 0
6204. 1
6204. 2
6204. 3
6204. 4
6204. 5
pull
Entries 42
Mean 7.808
Std Dev 10.4
2
1
0
−1
−2
pull1D
Entries 42
Mean −0.04465
Std Dev 1.209
10
8
6
4
2
0
−8
−6
−4
−2
0
2
4
6
8

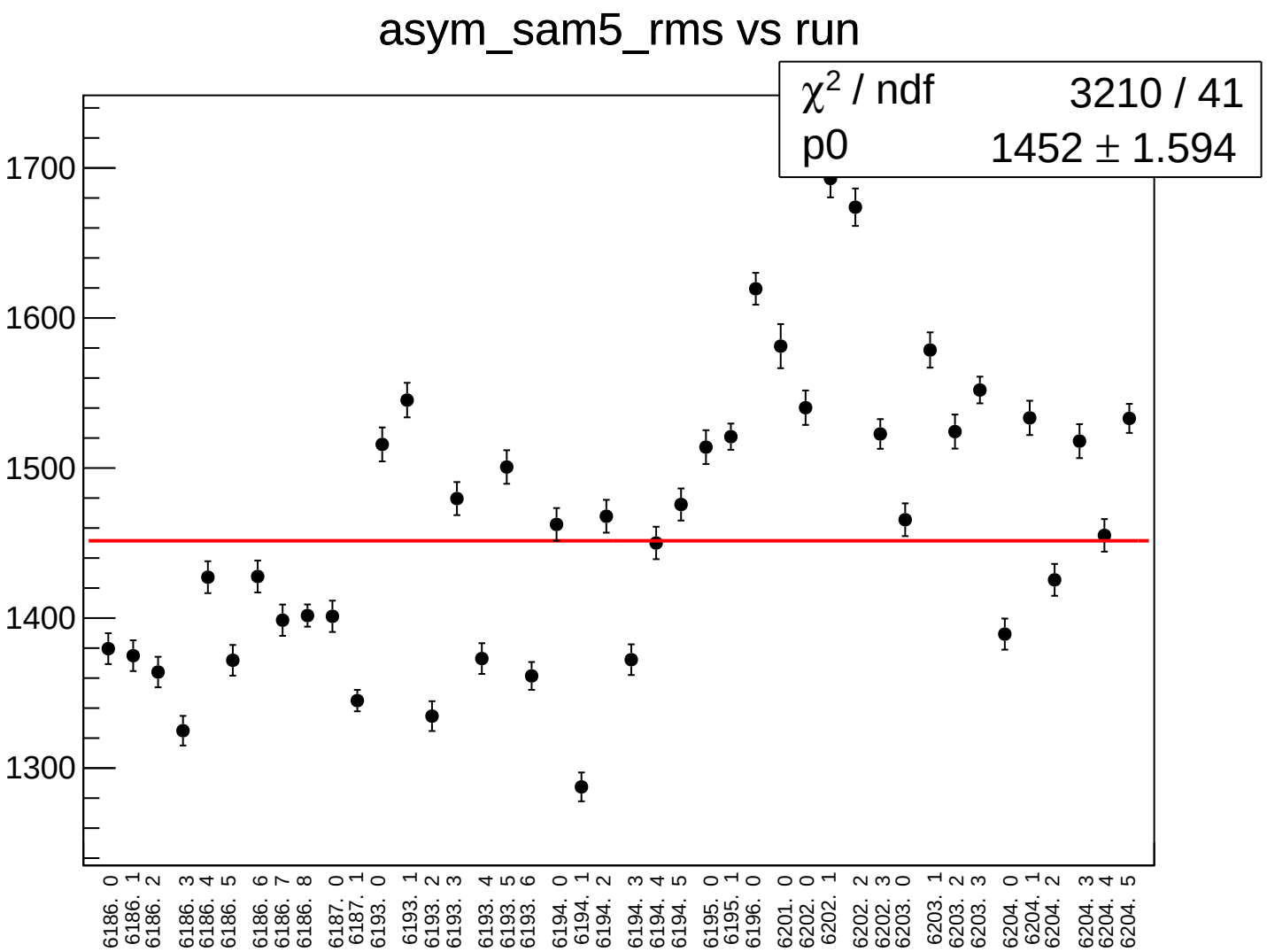
asym_sam5_rms vs run
χ2 / ndf 3210 / 41
p0 1452 ± 1.594
1700
1600
1500
1400
1300
6186. 0
6186. 1
6186. 2
6186. 3
6186. 4
6186. 5
6186. 6
6186. 7
6186. 8
6187. 0
6187. 1
6193. 0
6193. 1
6193. 2
6193. 3
6193. 4
6193. 5
6193. 6
6194. 0
6194. 1
6194. 2
6194. 3
6194. 4
6194. 5
6195. 0
6195. 1
6196. 0
6201. 0
6202. 0
6202. 1
6202. 2
6202. 3
6203. 0
6203. 1
6203. 2
6203. 3
6204. 0
6204. 1
6204. 2
6204. 3
6204. 4
6204. 5

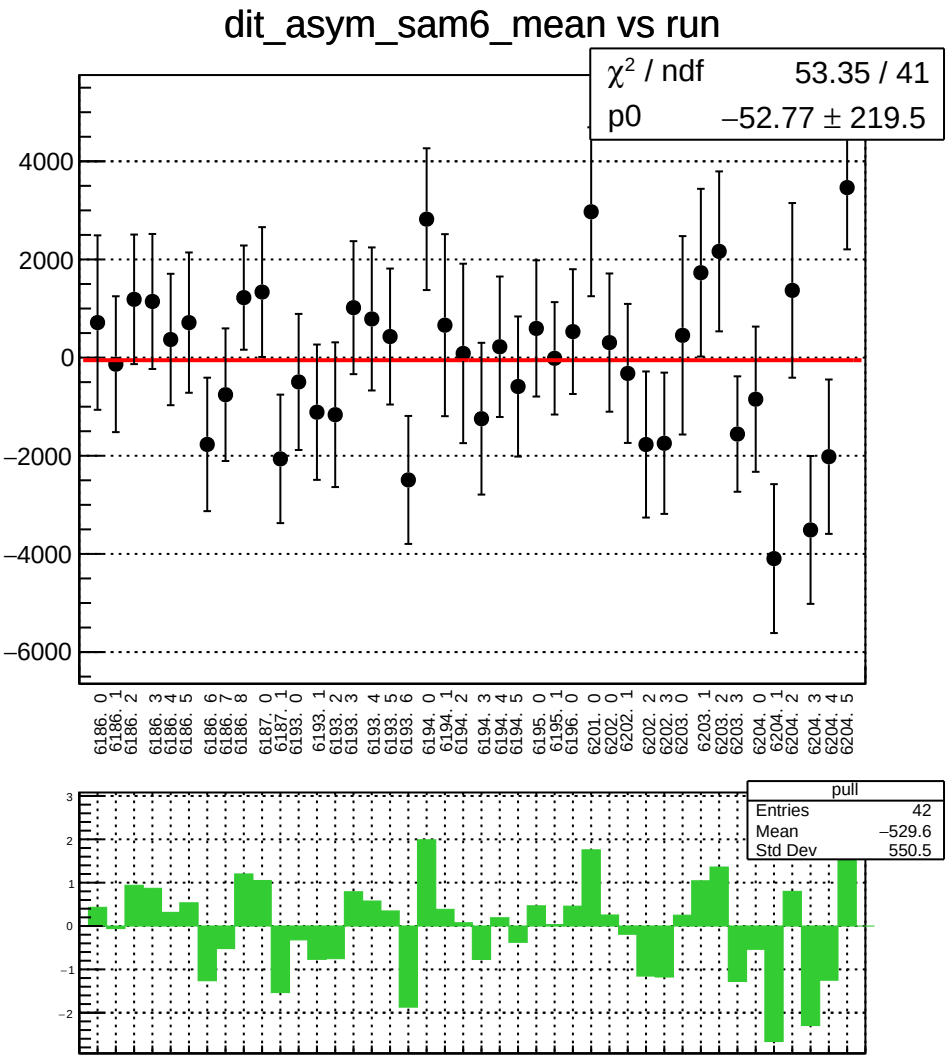
dit_asym_sam6_mean vs run
χ² / ndf 53.35 / 41
p0 −52.77 ± 219.5
4000
2000
0
−2000
−4000
−6000
6186. 0
6186. 1
6186. 2
6186. 3
6186. 4
6186. 5
6186. 6
6186. 7
6186. 8
6187. 0
6187. 1
6193. 0
6193. 1
6193. 2
6193. 3
6193. 4
6193. 5
6193. 6
6194. 0
6194. 1
6194. 2
6194. 3
6194. 4
6194. 5
6195. 0
6195. 1
6196. 0
6201. 0
6202. 0
6202. 1
6202. 2
6202. 3
6203. 0
6203. 1
6203. 2
6203. 3
6204. 0
6204. 1
6204. 2
6204. 3
6204. 4
6204. 5
pull
Entries 42
Mean −529.6
Std Dev 550.5
3
2
1
0
−1
−2

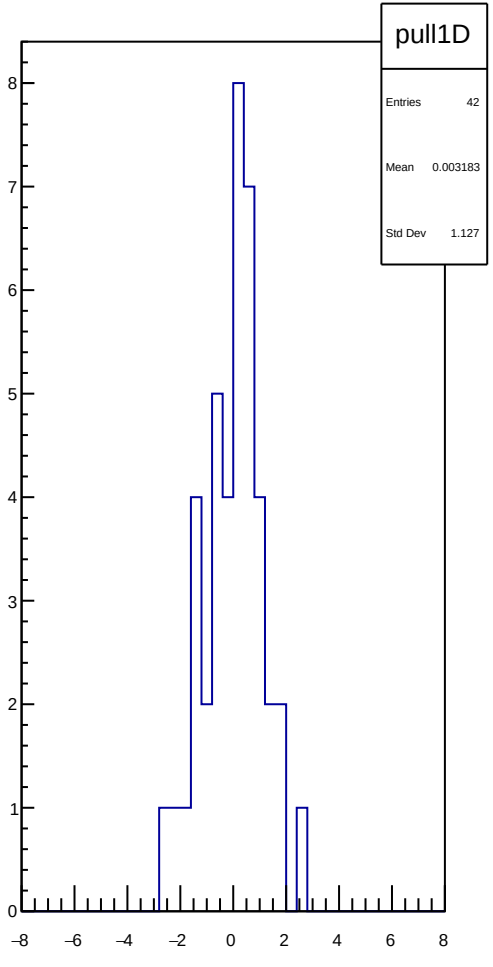
pull1D
Entries 42
Mean 0.003183
Std Dev 1.127
8
7
6
5
4
3
2
1
0
−8
−6
−4
−2
0
2
4
6
8

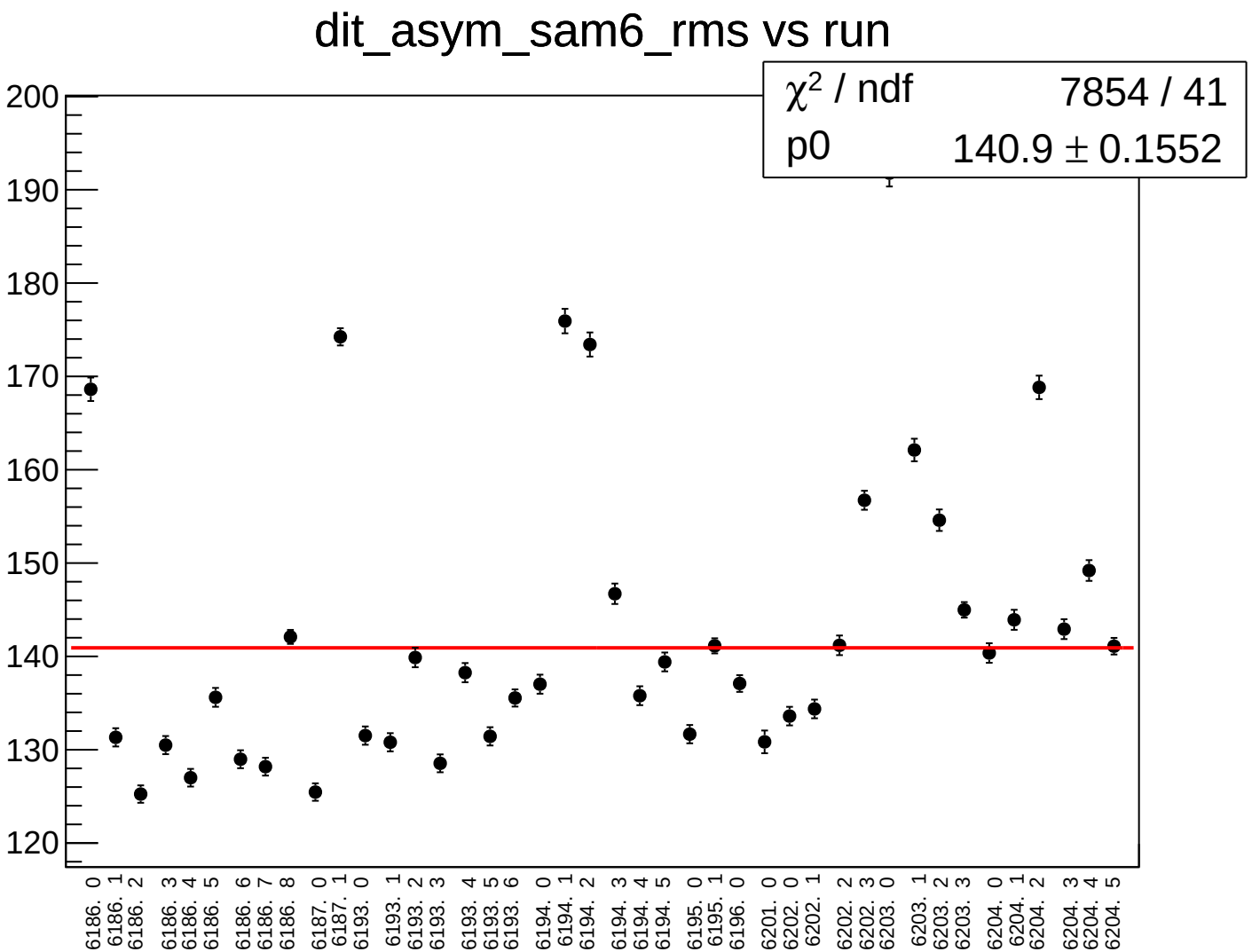
dit_asym_sam6_rms vs run
χ2 / ndf 7854 / 41
p0 140.9 ± 0.1552
200
190
180
170
160
150
140
130
120
6186. 0
6186. 1
6186. 2
6186. 3
6186. 4
6186. 5
6186. 6
6186. 7
6186. 8
6187. 0
6187. 1
6193. 0
6193. 1
6193. 2
6193. 3
6193. 4
6193. 5
6193. 6
6194. 0
6194. 1
6194. 2
6194. 3
6194. 4
6194. 5
6195. 0
6195. 1
6196. 0
6201. 0
6202. 0
6202. 1
6202. 2
6202. 3
6203. 0
6203. 1
6203. 2
6203. 3
6204. 0
6204. 1
6204. 2
6204. 3
6204. 4
6204. 5

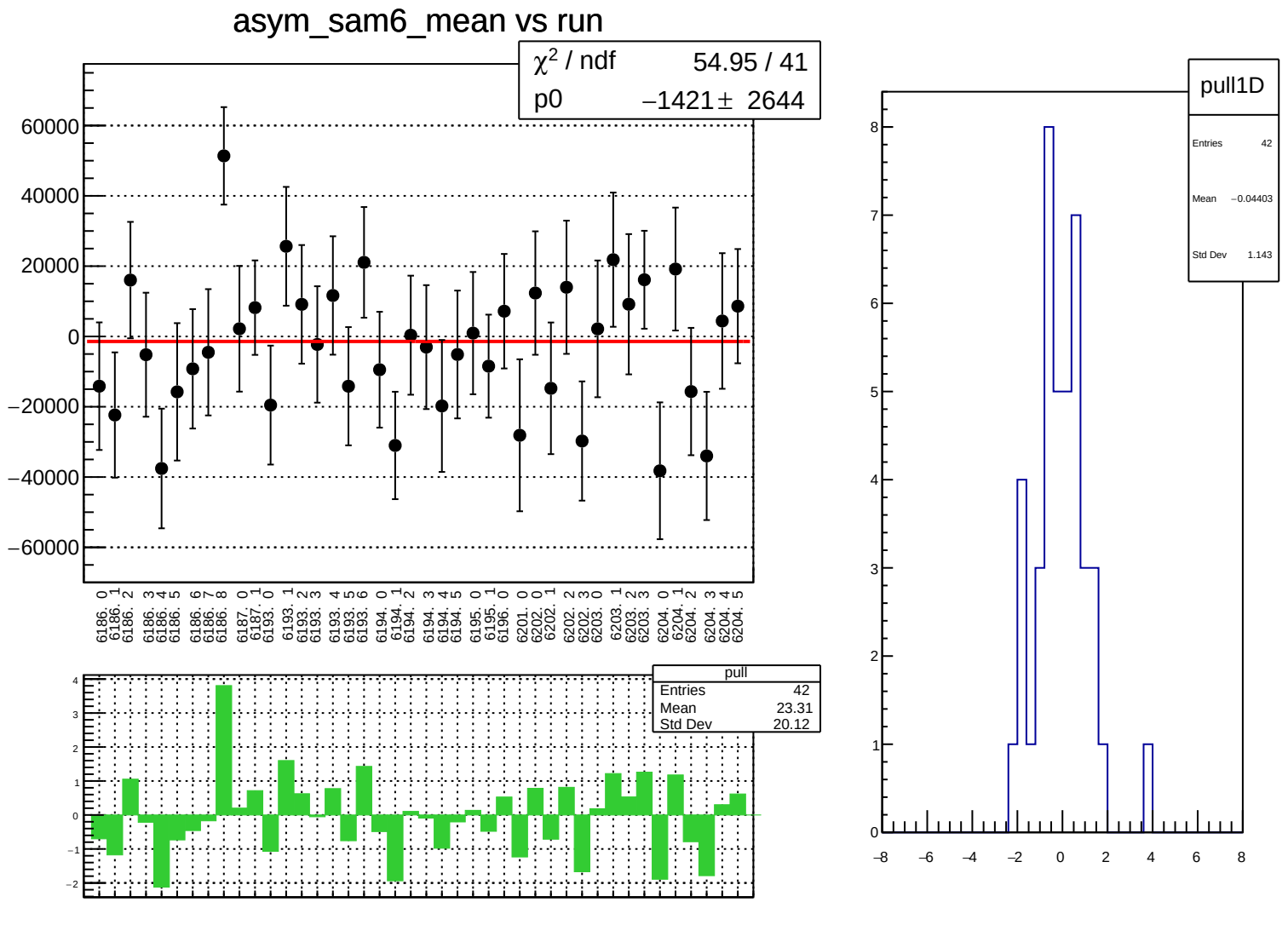
asym_sam6_mean vs run
χ² / ndf 54.95 / 41
p0 −1421 ± 2644
60000
40000
20000
0
−20000
−40000
−60000
6186. 0
6186. 1
6186. 2
6186. 3
6186. 4
6186. 5
6186. 6
6186. 7
6186. 8
6187. 0
6187. 1
6193. 0
6193. 1
6193. 2
6193. 3
6193. 4
6193. 5
6193. 6
6194. 0
6194. 1
6194. 2
6194. 3
6194. 4
6194. 5
6195. 0
6195. 1
6196. 0
6201. 0
6202. 0
6202. 1
6202. 2
6202. 3
6203. 0
6203. 1
6203. 2
6203. 3
6204. 0
6204. 1
6204. 2
6204. 3
6204. 4
6204. 5
pull
Entries 42
Mean 23.31
Std Dev 20.12
pull1D
Entries 42
Mean −0.04403
Std Dev 1.143

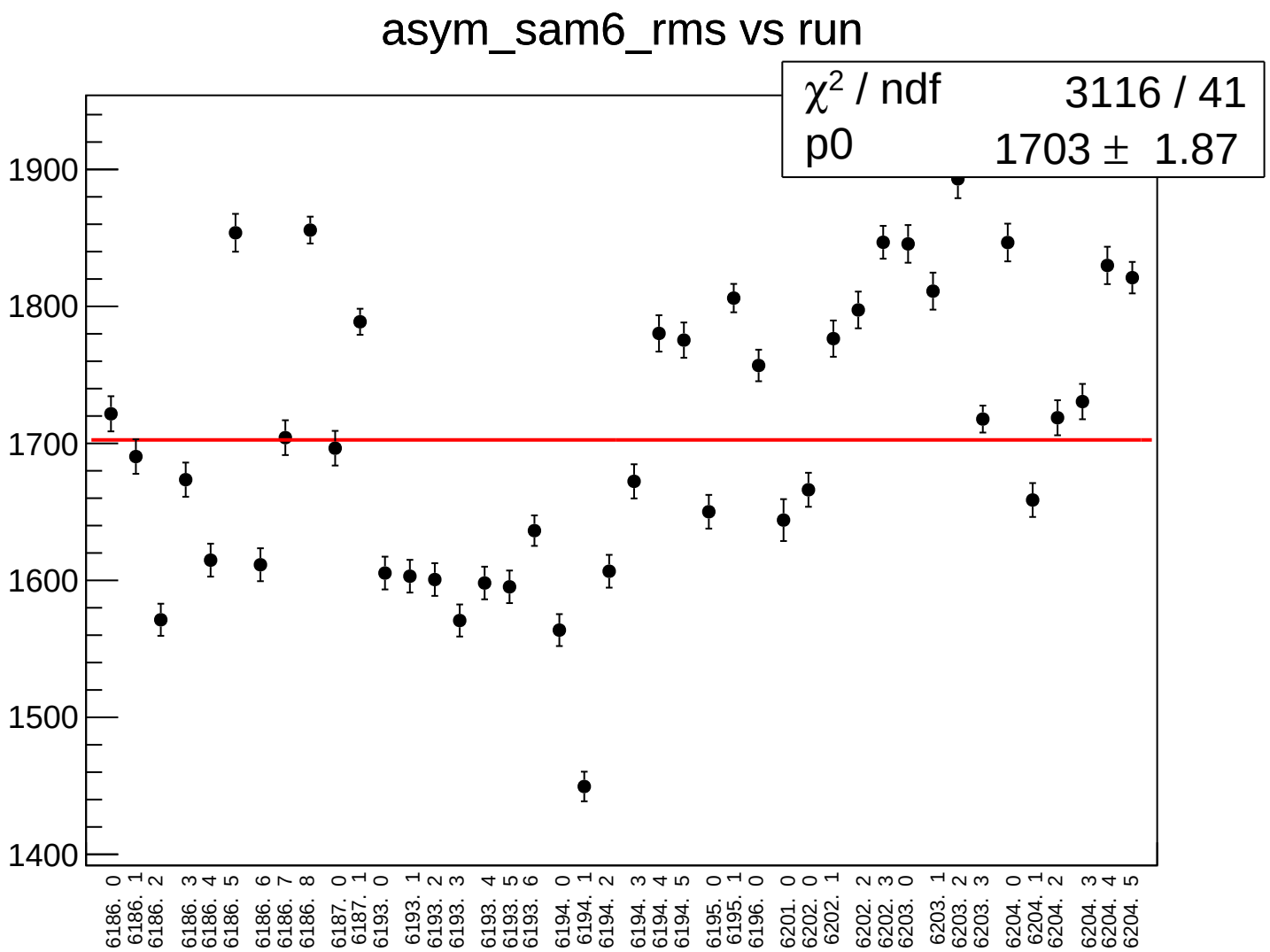
asym_sam6_rms vs run
χ² / ndf 3116 / 41
p0 1703 ± 1.87
1900
1800
1700
1600
1500
1400
6186. 0
6186. 1
6186. 2
6186. 3
6186. 4
6186. 5
6186. 6
6186. 7
6186. 8
6187. 0
6187. 1
6193. 0
6193. 1
6193. 2
6193. 3
6193. 4
6193. 5
6193. 6
6194. 0
6194. 1
6194. 2
6194. 3
6194. 4
6194. 5
6195. 0
6195. 1
6196. 0
6201. 0
6202. 0
6202. 1
6202. 2
6202. 3
6203. 0
6203. 1
6203. 2
6203. 3
6204. 0
6204. 1
6204. 2
6204. 3
6204. 4
6204. 5

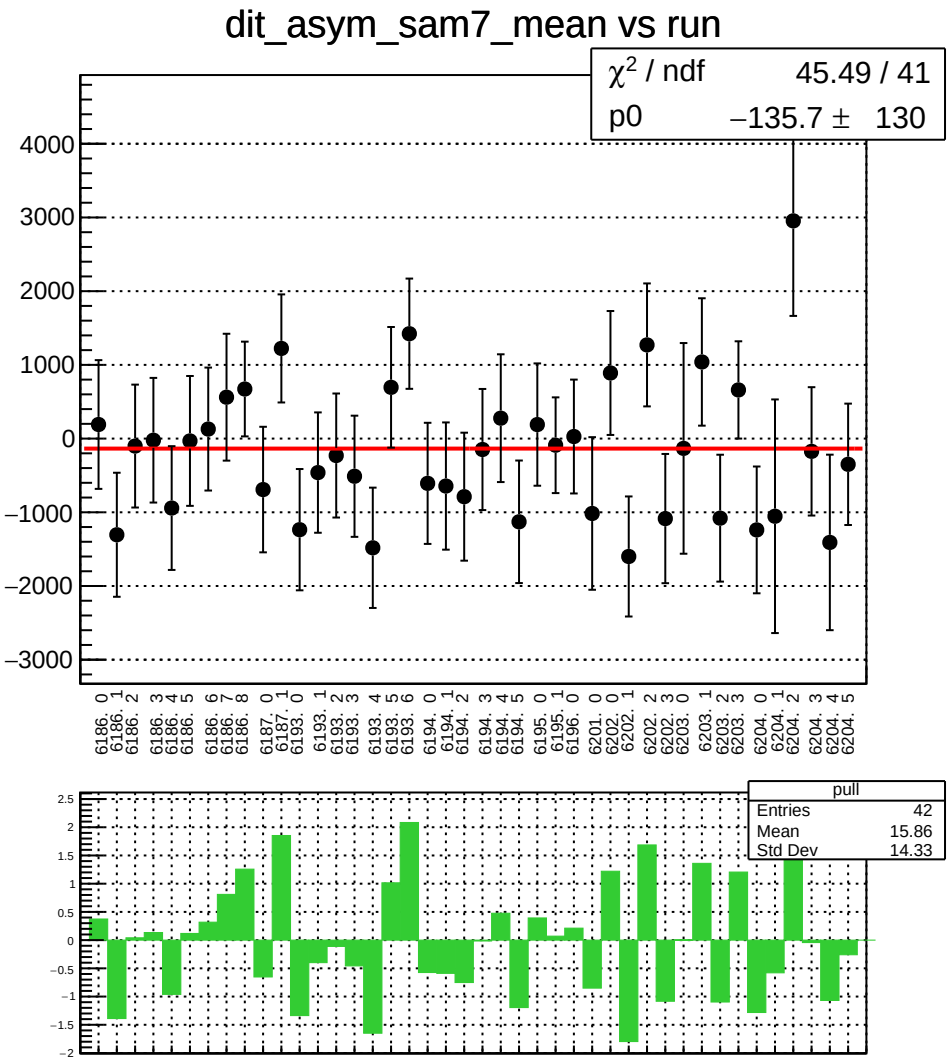
dit_asym_sam7_mean vs run
χ² / ndf 45.49 / 41
p0 −135.7 ± 130
4000
3000
2000
1000
0
−1000
−2000
−3000
6186. 0
6186. 1
6186. 2
6186. 3
6186. 4
6186. 5
6186. 6
6186. 7
6186. 8
6187. 0
6187. 1
6193. 0
6193. 1
6193. 2
6193. 3
6193. 4
6193. 5
6193. 6
6194. 0
6194. 1
6194. 2
6194. 3
6194. 4
6194. 5
6195. 0
6195. 1
6196. 0
6201. 0
6202. 0
6202. 1
6202. 2
6202. 3
6203. 0
6203. 1
6203. 2
6203. 3
6204. 0
6204. 1
6204. 2
6204. 3
6204. 4
6204. 5
pull
Entries 42
Mean 15.86
Std Dev 14.33
2.5
2
1.5
1
0.5
0
−0.5
−1
−1.5
−2

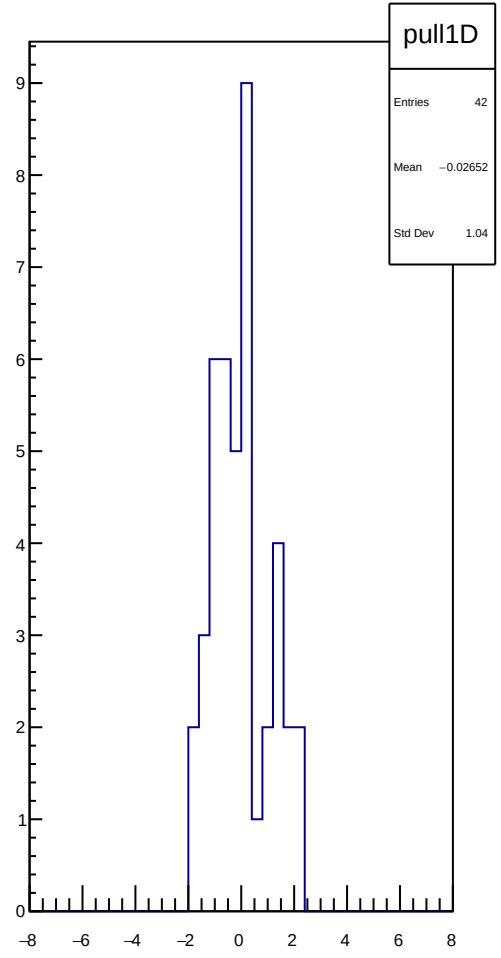
pull1D
Entries 42
Mean −0.02652
Std Dev 1.04
9
8
7
6
5
4
3
2
1
0
−8
−6
−4
−2
0
2
4
6
8

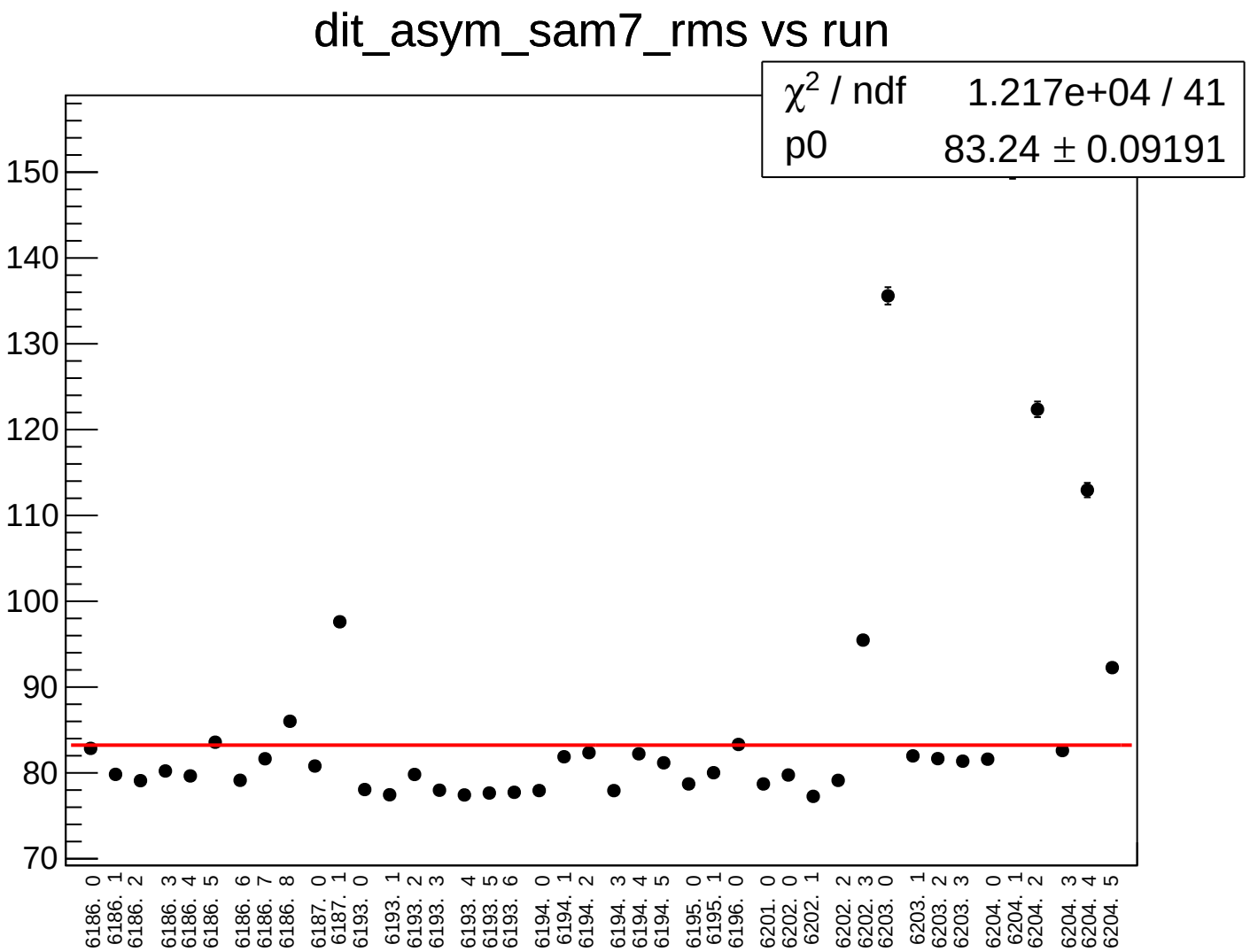
dit_asym_sam7_rms vs run
χ2 / ndf 1.217e+04 / 41
p0 83.24 ± 0.09191
150
140
130
120
110
100
90
80
70
6186. 0
6186. 1
6186. 2
6186. 3
6186. 4
6186. 5
6186. 6
6186. 7
6186. 8
6187. 0
6187. 1
6193. 0
6193. 1
6193. 2
6193. 3
6193. 4
6193. 5
6193. 6
6194. 0
6194. 1
6194. 2
6194. 3
6194. 4
6194. 5
6195. 0
6195. 1
6196. 0
6201. 0
6202. 0
6202. 1
6202. 2
6202. 3
6203. 0
6203. 1
6203. 2
6203. 3
6204. 0
6204. 1
6204. 2
6204. 3
6204. 4
6204. 5

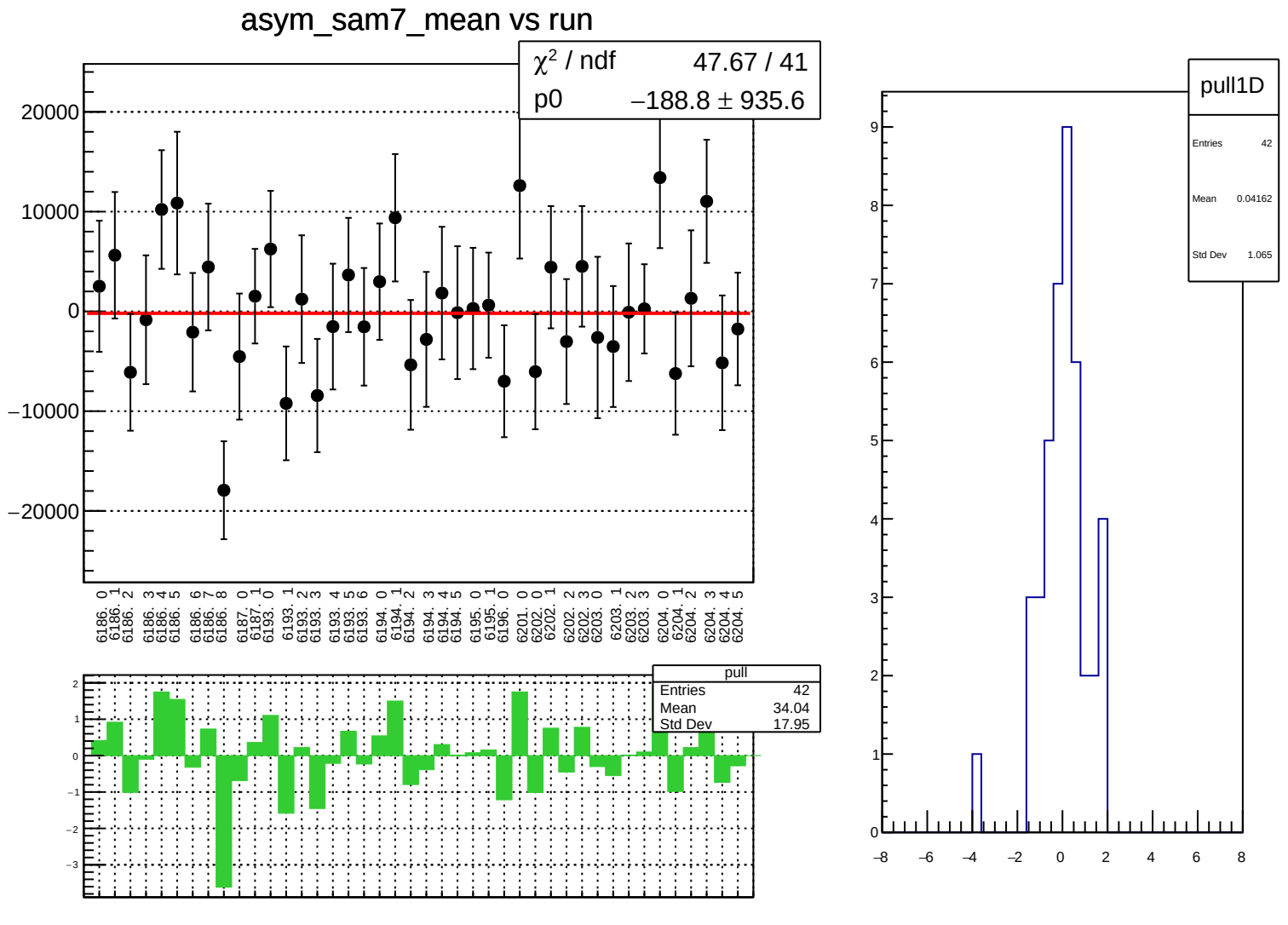
asym_sam7_mean vs run
χ² / ndf 47.67 / 41
p0 −188.8 ± 935.6
20000
10000
0
−10000
−20000
6186. 0
6186. 1
6186. 2
6186. 3
6186. 4
6186. 5
6186. 6
6186. 7
6186. 8
6187. 0
6187. 1
6193. 0
6193. 1
6193. 2
6193. 3
6193. 4
6193. 5
6193. 6
6194. 0
6194. 1
6194. 2
6194. 3
6194. 4
6194. 5
6195. 0
6195. 1
6196. 0
6201. 0
6202. 0
6202. 1
6202. 2
6202. 3
6203. 0
6203. 1
6203. 2
6203. 3
6204. 0
6204. 1
6204. 2
6204. 3
6204. 4
6204. 5
pull
Entries 42
Mean 34.04
Std Dev 17.95
pull1D
Entries 42
Mean 0.04162
Std Dev 1.065

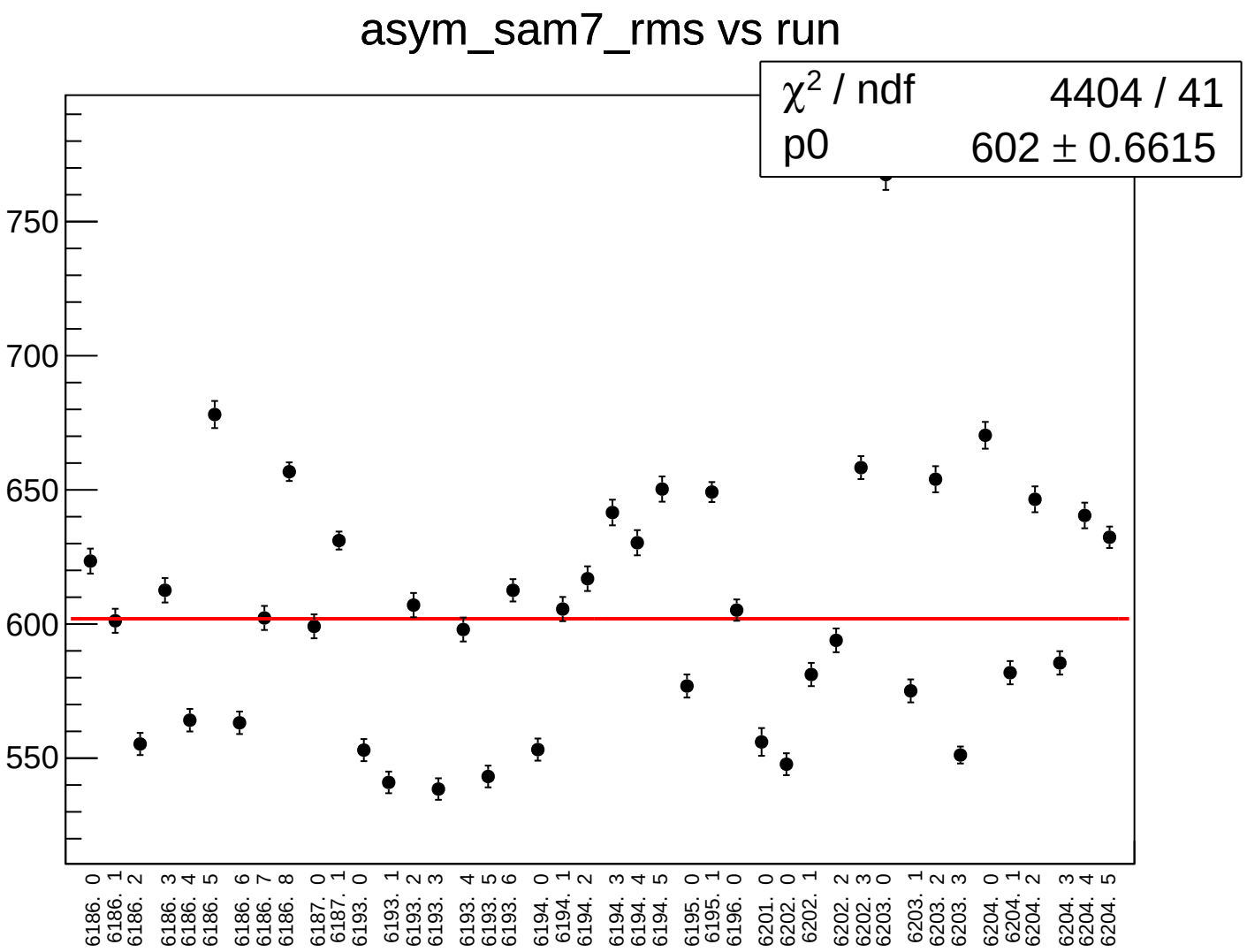
asym_sam7_rms vs run
χ2 / ndf 4404 / 41
p0 602 ± 0.6615
750
700
650
600
550
6186. 0
6186. 1
6186. 2
6186. 3
6186. 4
6186. 5
6186. 6
6186. 7
6186. 8
6187. 0
6187. 1
6193. 0
6193. 1
6193. 2
6193. 3
6193. 4
6193. 5
6193. 6
6194. 0
6194. 1
6194. 2
6194. 3
6194. 4
6194. 5
6195. 0
6195. 1
6196. 0
6201. 0
6202. 0
6202. 1
6202. 2
6202. 3
6203. 0
6203. 1
6203. 2
6203. 3
6204. 0
6204. 1
6204. 2
6204. 3
6204. 4
6204. 5

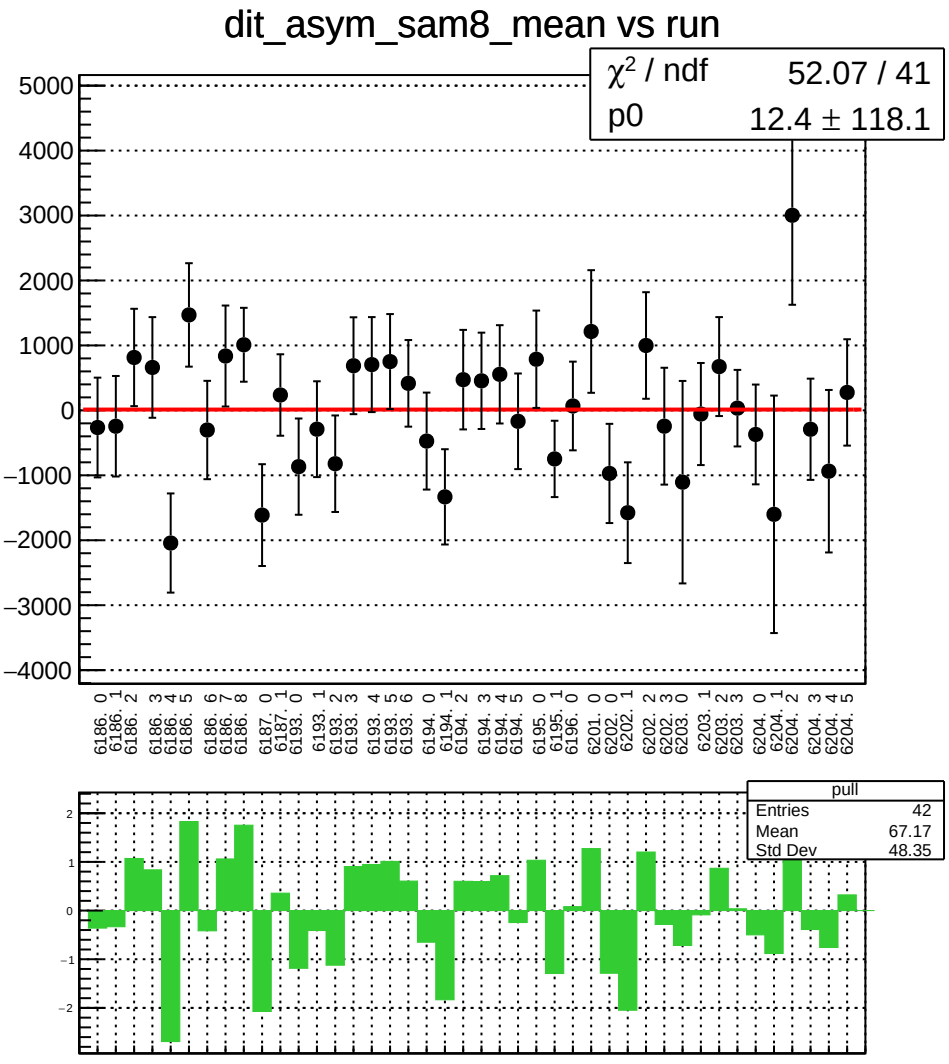
dit_asym_sam8_mean vs run
χ² / ndf 52.07 / 41
p0 12.4 ± 118.1
pull
Entries 42
Mean 67.17
Std Dev 48.35

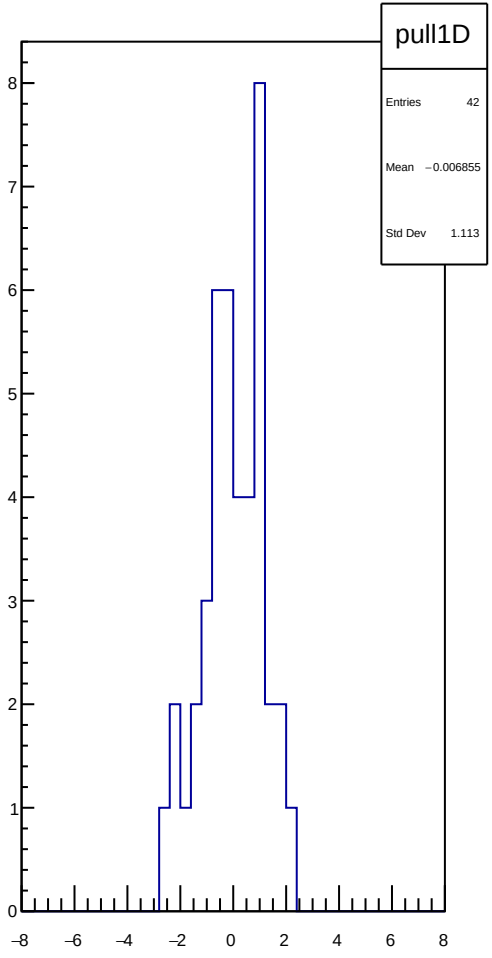
pull1D
Entries 42
Mean −0.006855
Std Dev 1.113

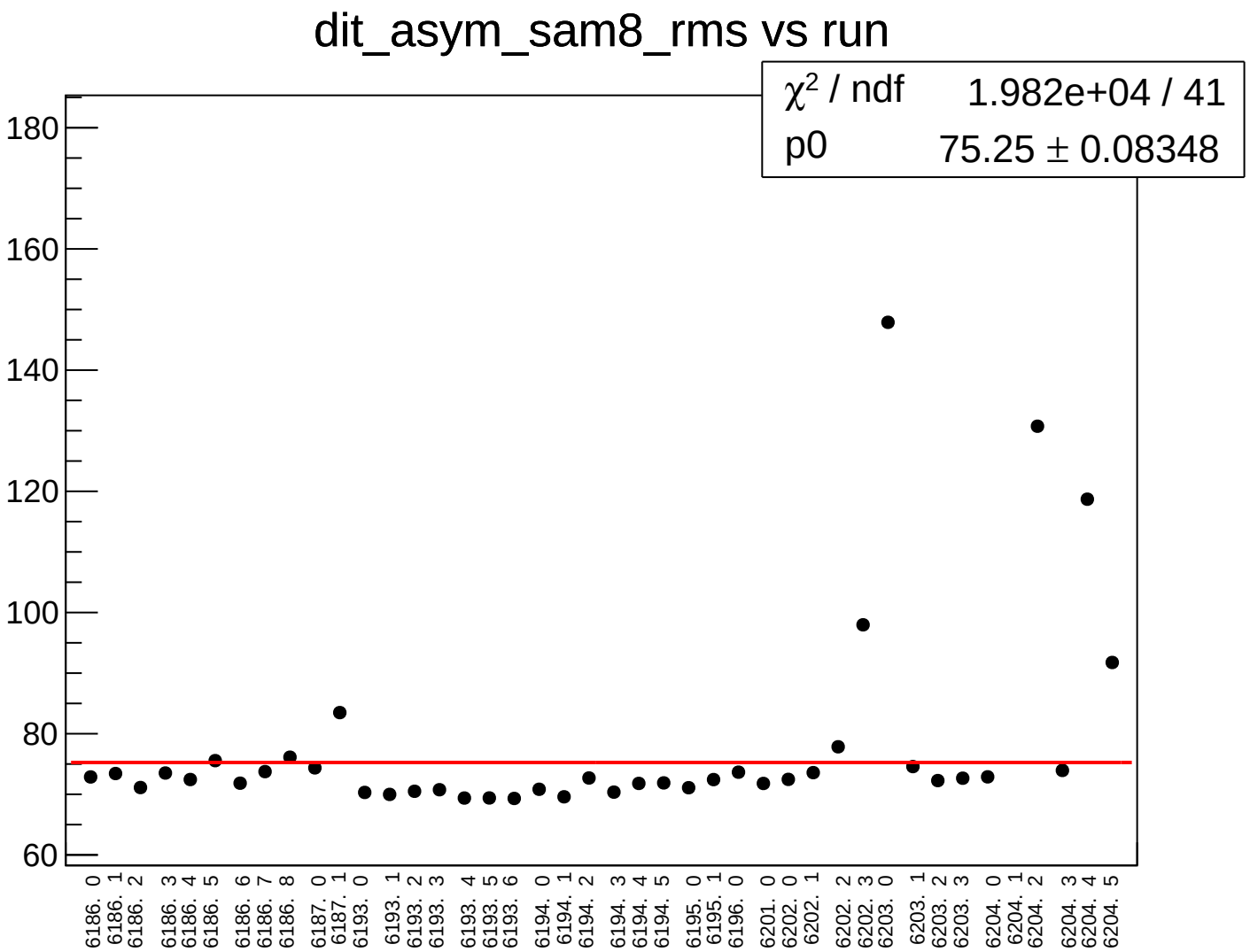
dit_asym_sam8_rms vs run
χ2 / ndf 1.982e+04 / 41
p0 75.25 ± 0.08348
180
160
140
120
100
80
60
6186. 0
6186. 1
6186. 2
6186. 3
6186. 4
6186. 5
6186. 6
6186. 7
6186. 8
6187. 0
6187. 1
6193. 0
6193. 1
6193. 2
6193. 3
6193. 4
6193. 5
6193. 6
6194. 0
6194. 1
6194. 2
6194. 3
6194. 4
6194. 5
6195. 0
6195. 1
6196. 0
6201. 0
6202. 0
6202. 1
6202. 2
6202. 3
6203. 0
6203. 1
6203. 2
6203. 3
6204. 0
6204. 1
6204. 2
6204. 3
6204. 4
6204. 5

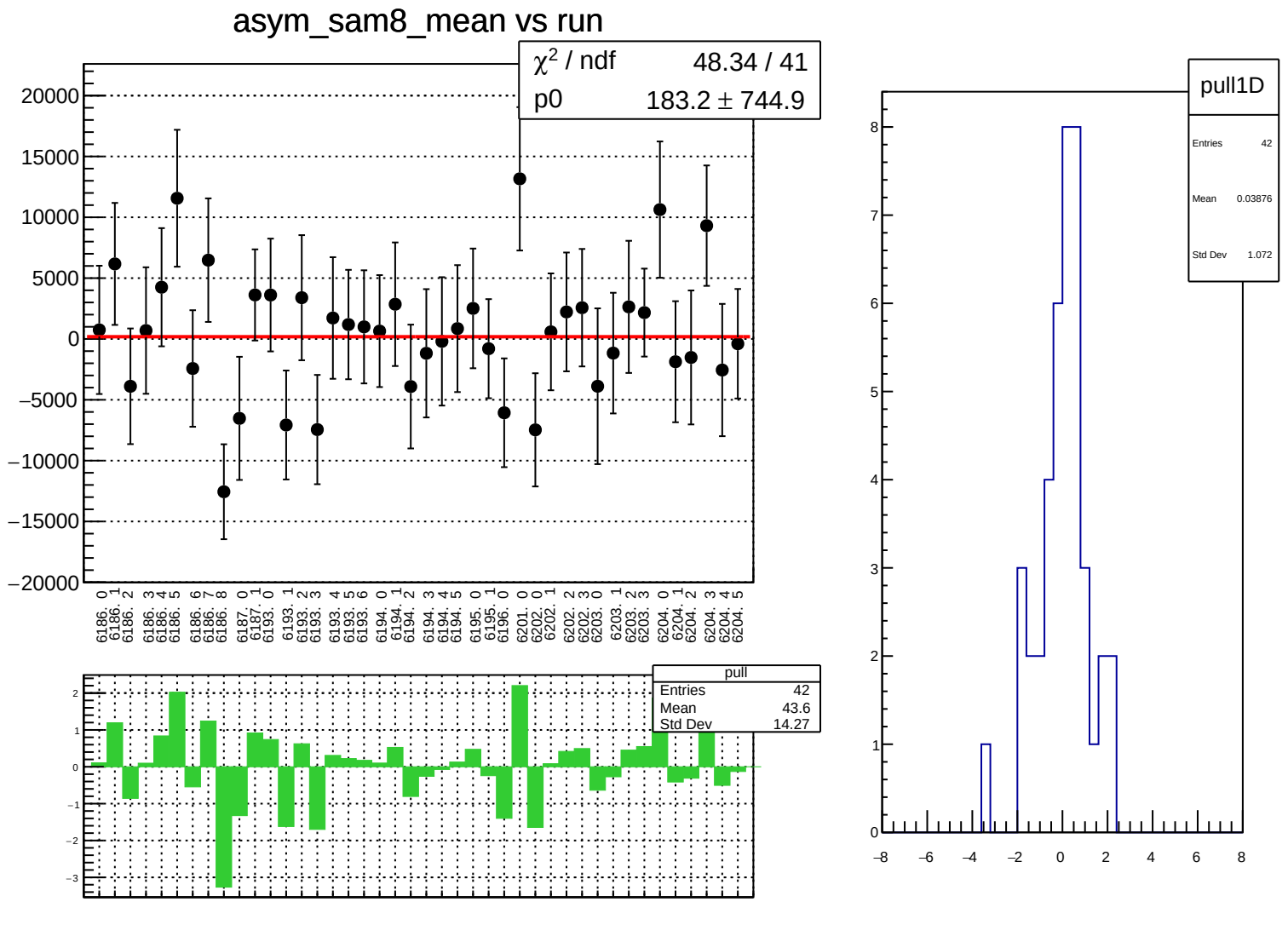
asym_sam8_mean vs run
χ² / ndf 48.34 / 41
p0 183.2 ± 744.9
20000
15000
10000
5000
0
−5000
−10000
−15000
−20000
6186. 0
6186. 1
6186. 2
6186. 3
6186. 4
6186. 5
6186. 6
6186. 7
6186. 8
6187. 0
6187. 1
6193. 0
6193. 1
6193. 2
6193. 3
6193. 4
6193. 5
6193. 6
6194. 0
6194. 1
6194. 2
6194. 3
6194. 4
6194. 5
6195. 0
6195. 1
6196. 0
6201. 0
6202. 0
6202. 1
6202. 2
6202. 3
6203. 0
6203. 1
6203. 2
6203. 3
6204. 0
6204. 1
6204. 2
6204. 3
6204. 4
6204. 5
pull
Entries 42
Mean 43.6
Std Dev 14.27
2
1
0
−1
−2
−3
pull1D
Entries 42
Mean 0.03876
Std Dev 1.072
8
7
6
5
4
3
2
1
0
−8
−6
−4
−2
0
2
4
6
8

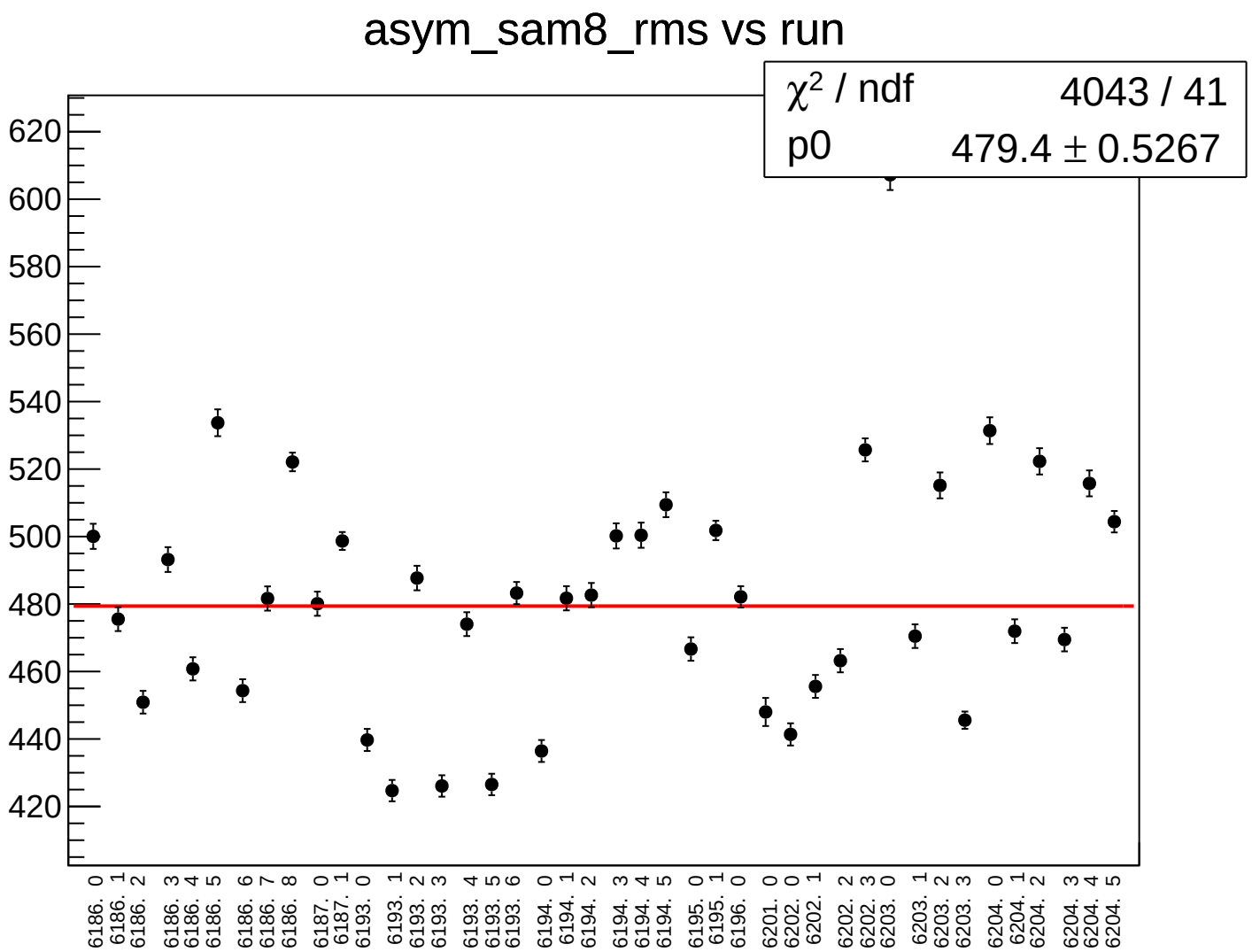
asym_sam8_rms vs run
χ2 / ndf 4043 / 41
p0 479.4 ± 0.5267
620
600
580
560
540
520
500
480
460
440
420
6186. 0
6186. 1
6186. 2
6186. 3
6186. 4
6186. 5
6186. 6
6186. 7
6186. 8
6187. 0
6187. 1
6193. 0
6193. 1
6193. 2
6193. 3
6193. 4
6193. 5
6193. 6
6194. 0
6194. 1
6194. 2
6194. 3
6194. 4
6194. 5
6195. 0
6195. 1
6196. 0
6201. 0
6202. 0
6202. 1
6202. 2
6202. 3
6203. 0
6203. 1
6203. 2
6203. 3
6204. 0
6204. 1
6204. 2
6204. 3
6204. 4
6204. 5

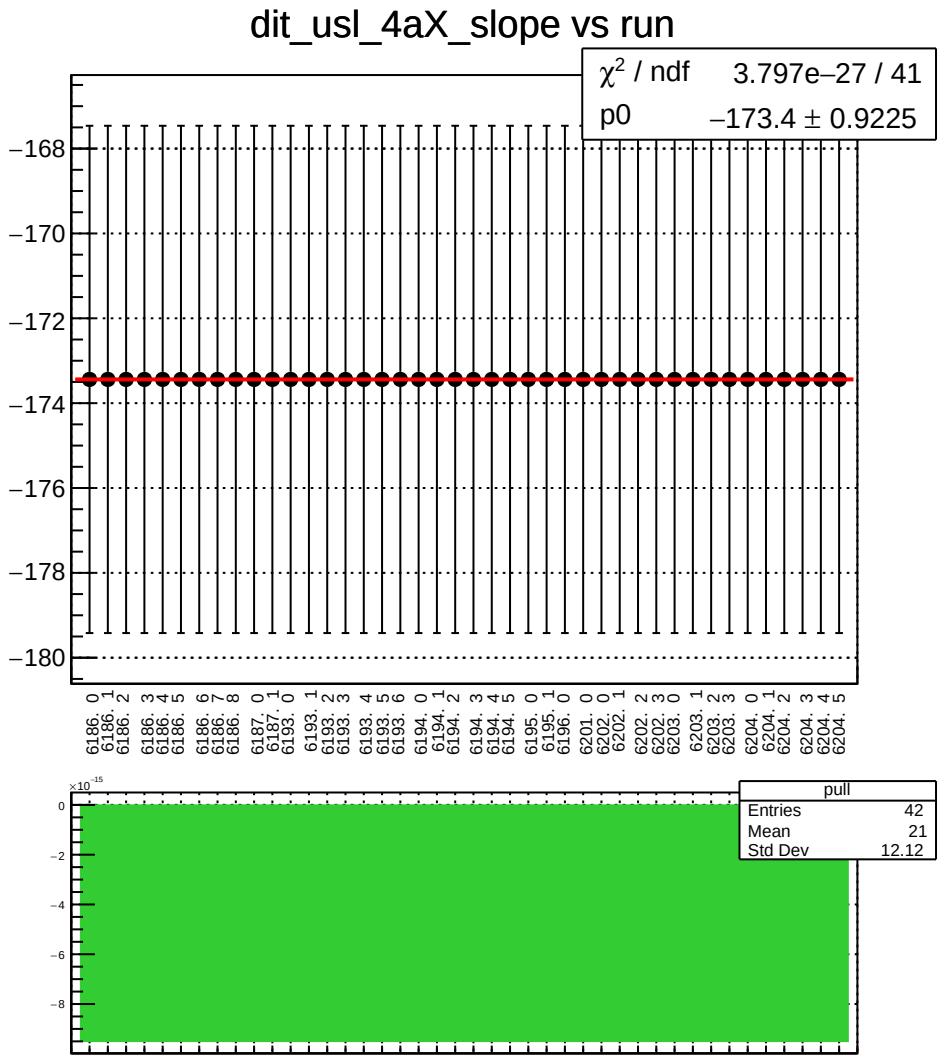
dit_usl_4aX_slope vs run
χ2 / ndf 3.797e–27 / 41
p0 –173.4 ± 0.9225
–168
–170
–172
–174
–176
–178
–180
6186. 0
6186. 1
6186. 2
6186. 3
6186. 4
6186. 5
6186. 6
6186. 7
6186. 8
6187. 0
6187. 1
6193. 0
6193. 1
6193. 2
6193. 3
6193. 4
6193. 5
6193. 6
6194. 0
6194. 1
6194. 2
6194. 3
6194. 4
6194. 5
6195. 0
6195. 1
6196. 0
6201. 0
6202. 0
6202. 1
6202. 2
6202. 3
6203. 0
6203. 1
6203. 2
6203. 3
6204. 0
6204. 1
6204. 2
6204. 3
6204. 4
6204. 5
×10−15
0
−2
−4
−6
−8
pull
Entries 42
Mean 21
Std Dev 12.12

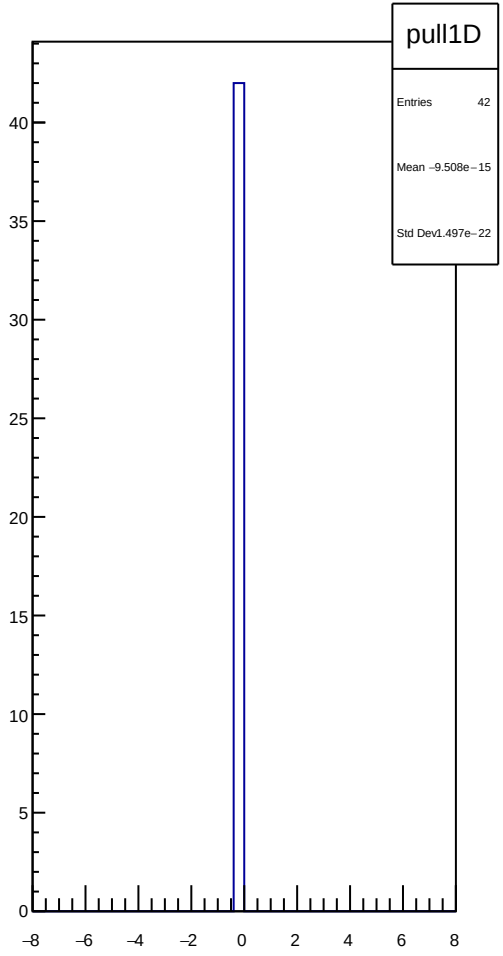
pull1D
Entries 42
Mean −9.508e−15
Std Dev1.497e−22
40
35
30
25
20
15
10
5
0
–8
–6
–4
–2
0
2
4
6
8

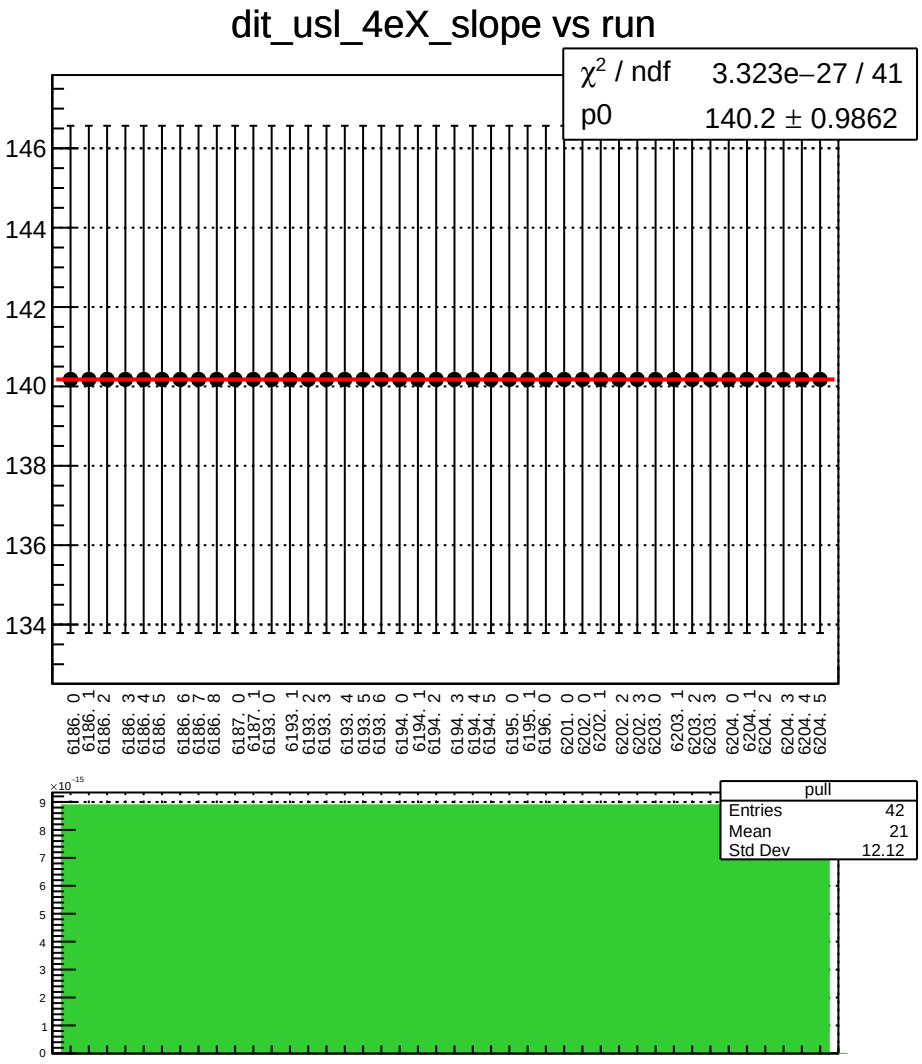
dit_usl_4eX_slope vs run
χ^2 / ndf 3.323e−27 / 41
p0 140.2 ± 0.9862
146
144
142
140
138
136
134
6186. 0
6186. 1
6186. 2
6186. 3
6186. 4
6186. 5
6186. 6
6186. 7
6186. 8
6187. 0
6187. 1
6193. 0
6193. 1
6193. 2
6193. 3
6193. 4
6193. 5
6193. 6
6194. 0
6194. 1
6194. 2
6194. 3
6194. 4
6194. 5
6195. 0
6195. 1
6196. 0
6201. 0
6202. 0
6202. 1
6202. 2
6202. 3
6203. 0
6203. 1
6203. 2
6203. 3
6204. 0
6204. 1
6204. 2
6204. 3
6204. 4
6204. 5
×10⁻¹⁵
pull
Entries 42
Mean 21
Std Dev 12.12

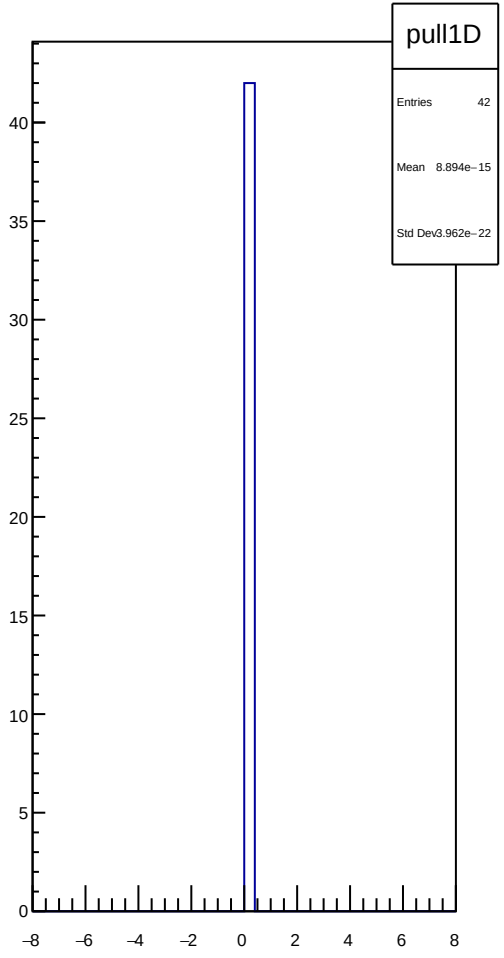
pull1D
Entries 42
Mean 8.894e−15
Std Dev 3.962e−22
40
35
30
25
20
15
10
5
0
−8
−6
−4
−2
0
2
4
6
8

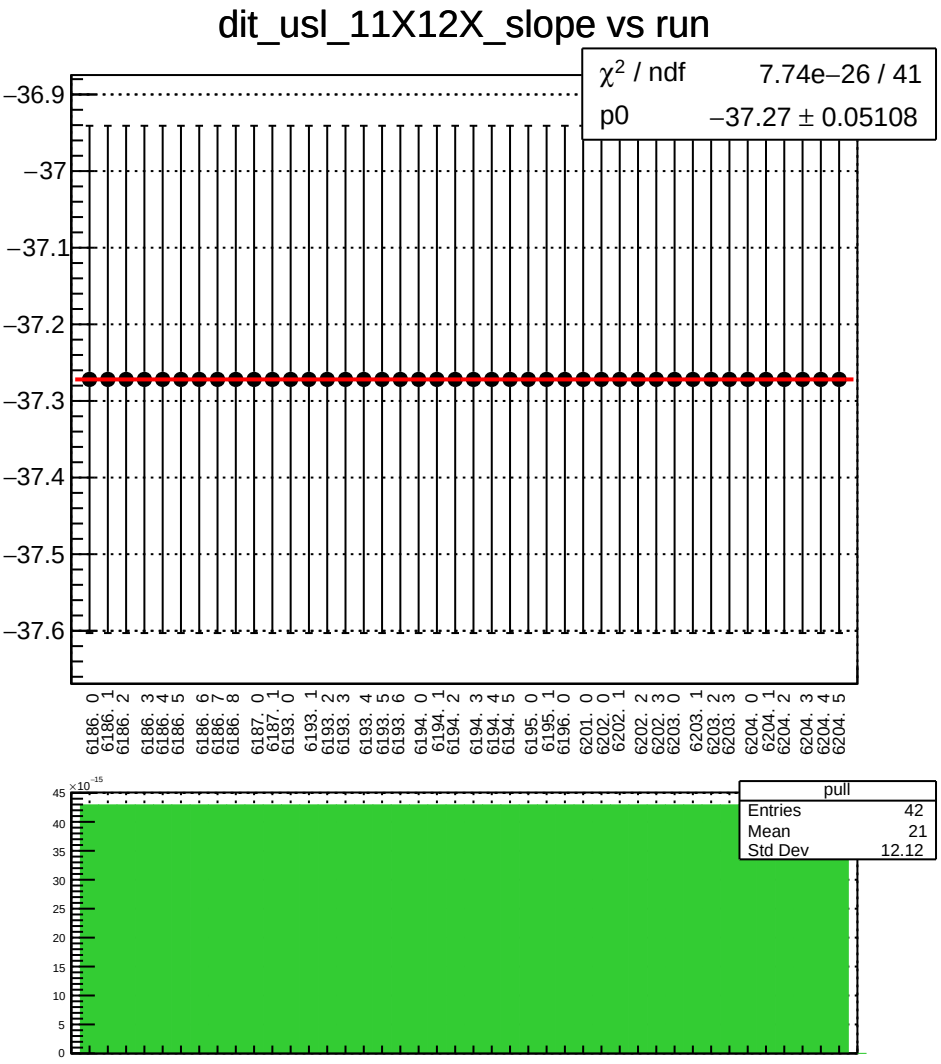
dit_usl_11X12X_slope vs run
χ² / ndf 7.74e−26 / 41
p0 −37.27 ± 0.05108
−36.9
−37
−37.1
−37.2
−37.3
−37.4
−37.5
−37.6
6186. 0
6186. 1
6186. 2
6186. 3
6186. 4
6186. 5
6186. 6
6186. 7
6186. 8
6187. 0
6187. 1
6193. 0
6193. 1
6193. 2
6193. 3
6193. 4
6193. 5
6193. 6
6194. 0
6194. 1
6194. 2
6194. 3
6194. 4
6194. 5
6195. 0
6195. 1
6196. 0
6201. 0
6202. 0
6202. 1
6202. 2
6202. 3
6203. 0
6203. 1
6203. 2
6203. 3
6204. 0
6204. 1
6204. 2
6204. 3
6204. 4
6204. 5
×10⁻¹⁵
45
40
35
30
25
20
15
10
5
0
pull
Entries 42
Mean 21
Std Dev 12.12

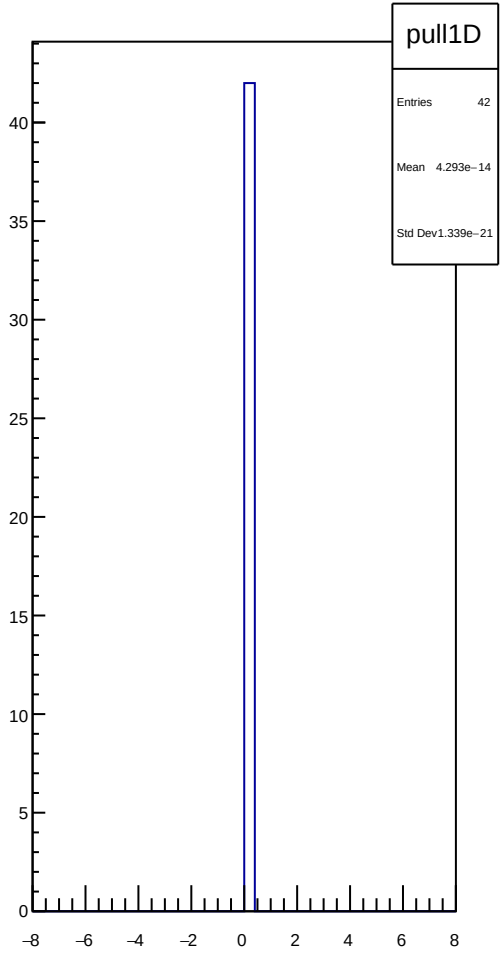
pull1D
Entries 42
Mean 4.293e−14
Std Dev 1.339e−21
40
35
30
25
20
15
10
5
0
−8
−6
−4
−2
0
2
4
6
8

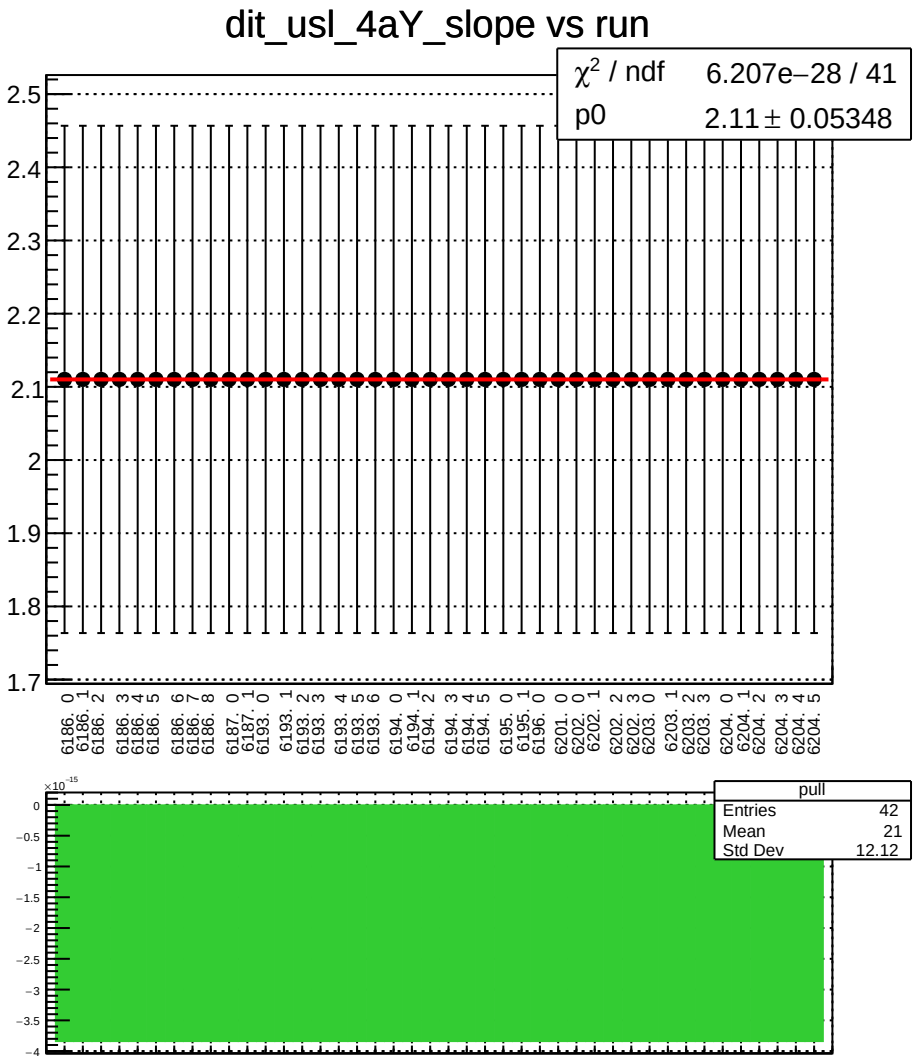
dit_usl_4aY_slope vs run
χ^2 / ndf 6.207e−28 / 41
p0 2.11 ± 0.05348
2.5
2.4
2.3
2.2
2.1
2
1.9
1.8
1.7
6186. 0
6186. 1
6186. 2
6186. 3
6186. 4
6186. 5
6186. 6
6186. 7
6186. 8
6187. 0
6187. 1
6193. 0
6193. 1
6193. 2
6193. 3
6193. 4
6193. 5
6193. 6
6194. 0
6194. 1
6194. 2
6194. 3
6194. 4
6194. 5
6195. 0
6195. 1
6196. 0
6201. 0
6202. 0
6202. 1
6202. 2
6202. 3
6203. 0
6203. 1
6203. 2
6203. 3
6204. 0
6204. 1
6204. 2
6204. 3
6204. 4
6204. 5
×10^−15
0
−0.5
−1
−1.5
−2
−2.5
−3
−3.5
−4
pull
Entries 42
Mean 21
Std Dev 12.12


pull1D
Entries 42
Mean −3.844e−15
Std Dev1.184e−22
40
35
30
25
20
15
10
5
0
−8
−6
−4
−2
0
2
4
6
8

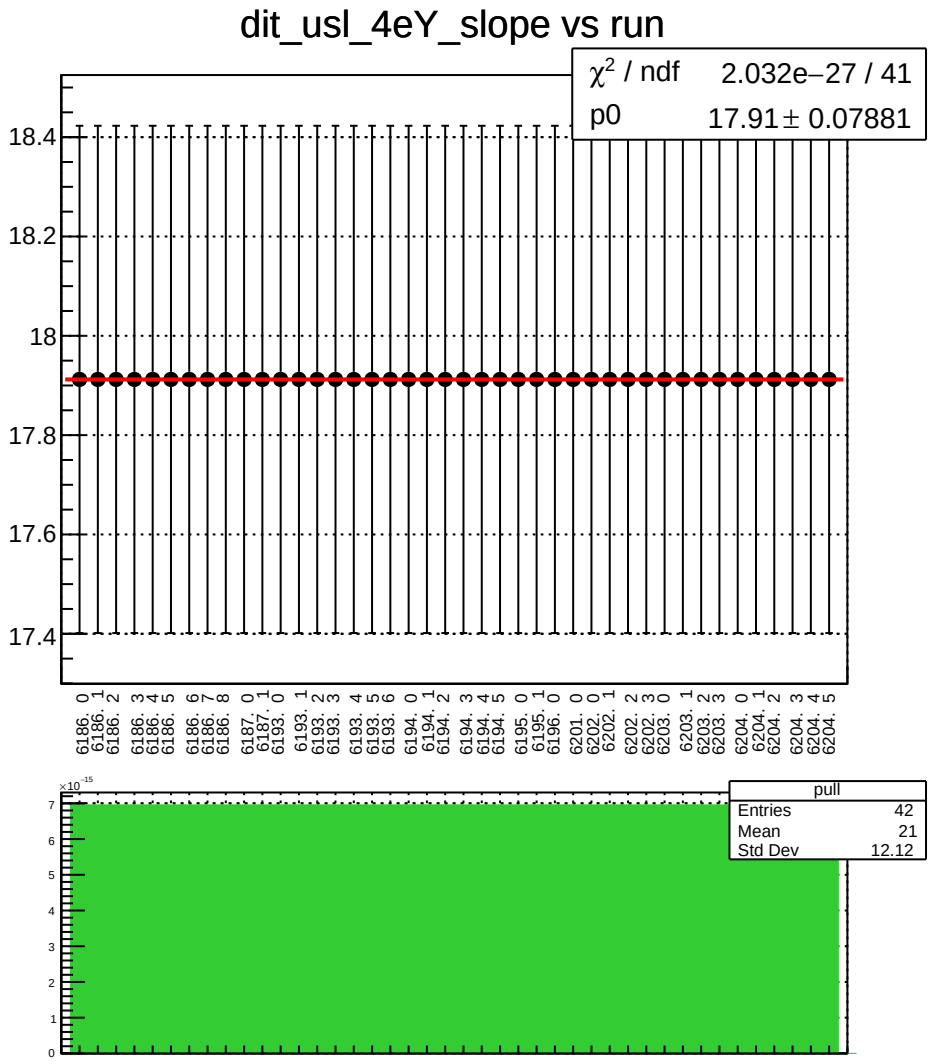
dit_usl_4eY_slope vs run
χ2 / ndf 2.032e−27 / 41
p0 17.91 ± 0.07881
18.4
18.2
18
17.8
17.6
17.4
6186. 0
6186. 1
6186. 2
6186. 3
6186. 4
6186. 5
6186. 6
6186. 7
6186. 8
6187. 0
6187. 1
6193. 0
6193. 1
6193. 2
6193. 3
6193. 4
6193. 5
6193. 6
6194. 0
6194. 1
6194. 2
6194. 3
6194. 4
6194. 5
6195. 0
6195. 1
6196. 0
6201. 0
6202. 0
6202. 1
6202. 2
6202. 3
6203. 0
6203. 1
6203. 2
6203. 3
6204. 0
6204. 1
6204. 2
6204. 3
6204. 4
6204. 5
×10−15
7
6
5
4
3
2
1
0
pull
Entries 42
Mean 21
Std Dev 12.12

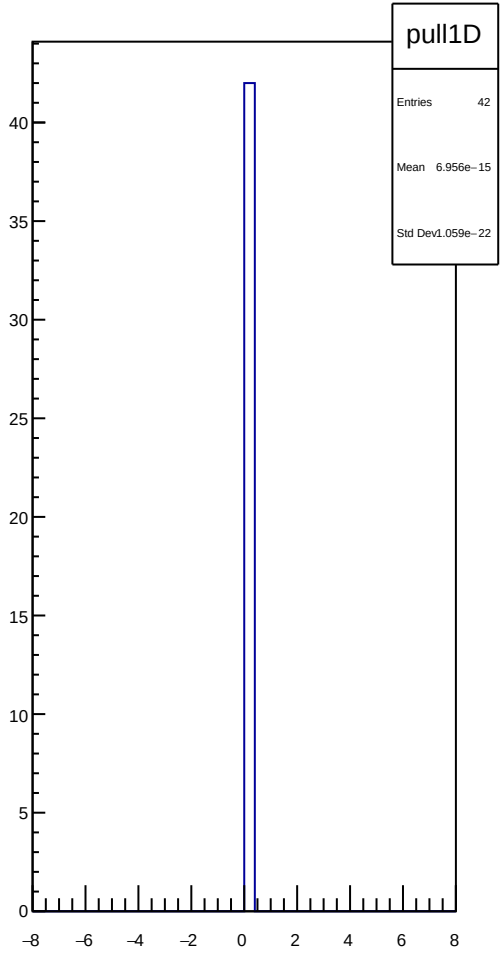
pull1D
Entries 42
Mean 6.956e−15
Std Dev1.059e−22
40
35
30
25
20
15
10
5
0
−8
−6
−4
−2
0
2
4
6
8

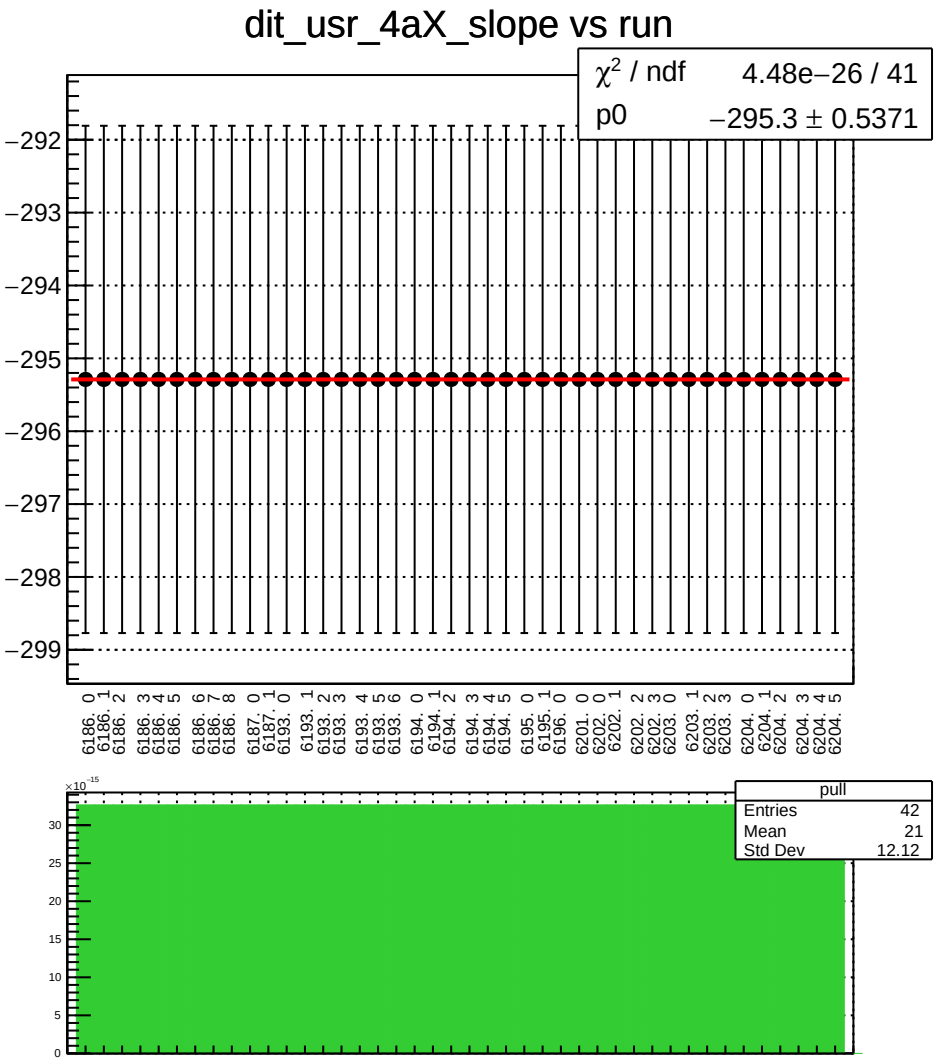
dit_usr_4aX_slope vs run
χ^2 / ndf 4.48e−26 / 41
p0 −295.3 ± 0.5371
−292
−293
−294
−295
−296
−297
−298
−299
6186. 0
6186. 1
6186. 2
6186. 3
6186. 4
6186. 5
6186. 6
6186. 7
6186. 8
6187. 0
6187. 1
6193. 0
6193. 1
6193. 2
6193. 3
6193. 4
6193. 5
6193. 6
6194. 0
6194. 1
6194. 2
6194. 3
6194. 4
6194. 5
6195. 0
6195. 1
6196. 0
6201. 0
6202. 0
6202. 1
6202. 2
6202. 3
6203. 0
6203. 1
6203. 2
6203. 3
6204. 0
6204. 1
6204. 2
6204. 3
6204. 4
6204. 5
×10^-15
pull
Entries 42
Mean 21
Std Dev 12.12
30
25
20
15
10
5
0

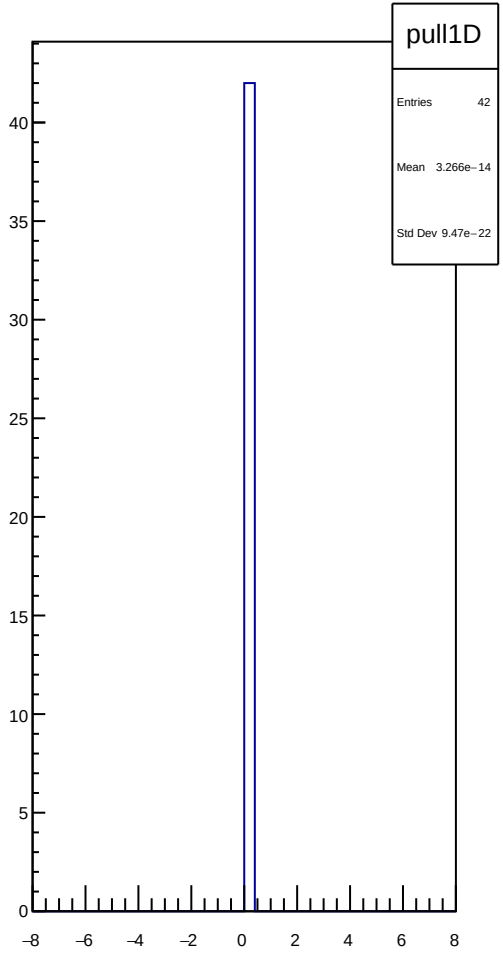
pull1D
Entries 42
Mean 3.266e−14
Std Dev 9.47e−22
40
35
30
25
20
15
10
5
0
−8
−6
−4
−2
0
2
4
6
8

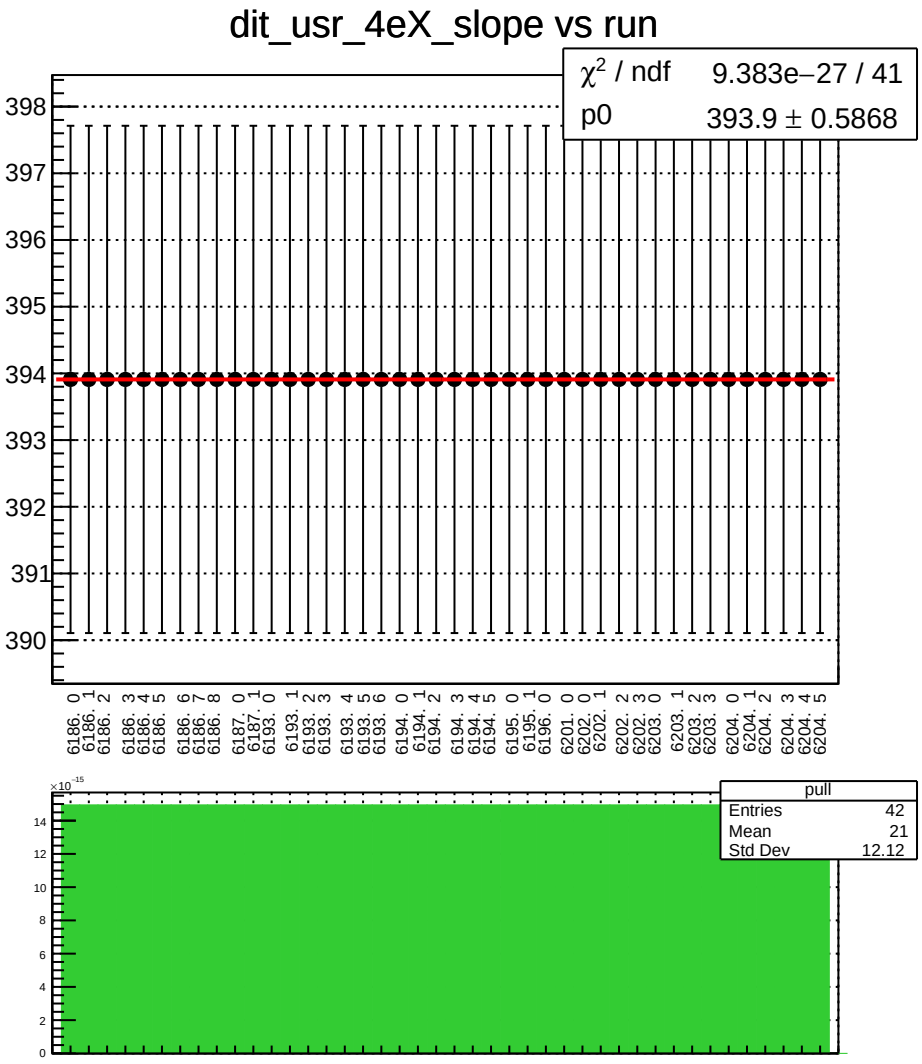
dit_usr_4eX_slope vs run
χ^2 / ndf 9.383e−27 / 41
p0 393.9 ± 0.5868
398
397
396
395
394
393
392
391
390
6186. 0
6186. 1
6186. 2
6186. 3
6186. 4
6186. 5
6186. 6
6186. 7
6186. 8
6187. 0
6187. 1
6193. 0
6193. 1
6193. 2
6193. 3
6193. 4
6193. 5
6193. 6
6194. 0
6194. 1
6194. 2
6194. 3
6194. 4
6194. 5
6195. 0
6195. 1
6196. 0
6201. 0
6202. 0
6202. 1
6202. 2
6202. 3
6203. 0
6203. 1
6203. 2
6203. 3
6204. 0
6204. 1
6204. 2
6204. 3
6204. 4
6204. 5
×10^-15
14
12
10
8
6
4
2
0
pull
Entries 42
Mean 21
Std Dev 12.12

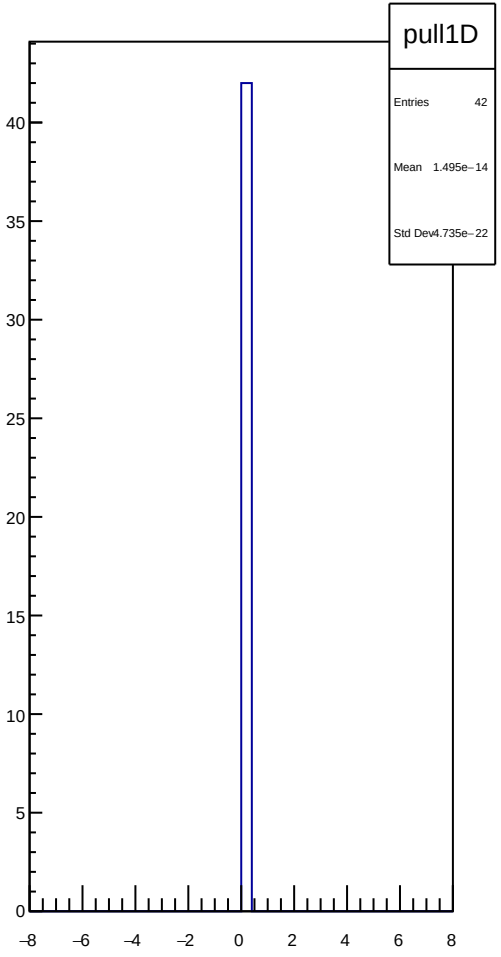
pull1D
Entries 42
Mean 1.495e−14
Std Dev4.735e−22
40
35
30
25
20
15
10
5
0
−8
−6
−4
−2
0
2
4
6
8

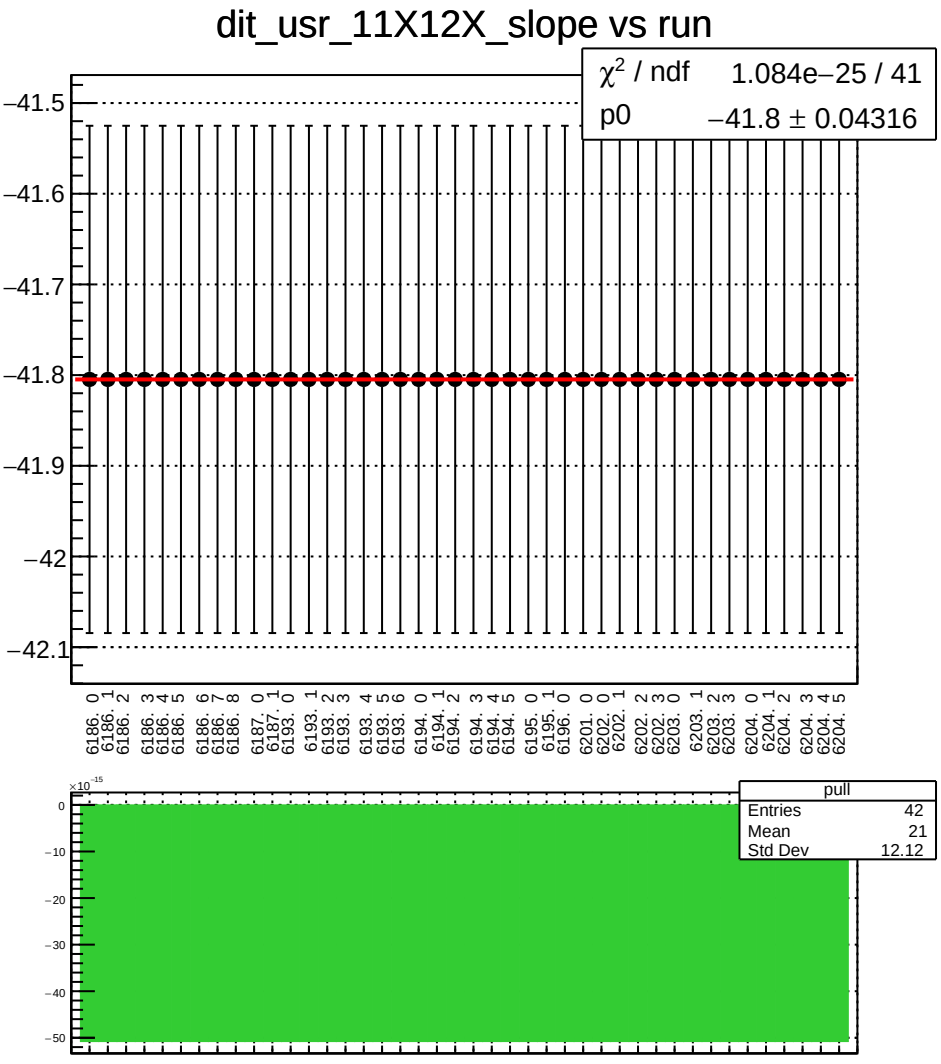
dit_usr_11X12X_slope vs run
χ^2 / ndf 1.084e−25 / 41
p0 −41.8 ± 0.04316
−41.5
−41.6
−41.7
−41.8
−41.9
−42
−42.1
6186. 0
6186. 1
6186. 2
6186. 3
6186. 4
6186. 5
6186. 6
6186. 7
6186. 8
6187. 0
6187. 1
6193. 0
6193. 1
6193. 2
6193. 3
6193. 4
6193. 5
6193. 6
6194. 0
6194. 1
6194. 2
6194. 3
6194. 4
6194. 5
6195. 0
6195. 1
6196. 0
6201. 0
6202. 0
6202. 1
6202. 2
6202. 3
6203. 0
6203. 1
6203. 2
6203. 3
6204. 0
6204. 1
6204. 2
6204. 3
6204. 4
6204. 5
×10^-15
0
−10
−20
−30
−40
−50
pull
Entries 42
Mean 21
Std Dev 12.12


pull1D
Entries 42
Mean −5.081e−14
Std Dev1.037e−21
40
35
30
25
20
15
10
5
0
−8
−6
−4
−2
0
2
4
6
8

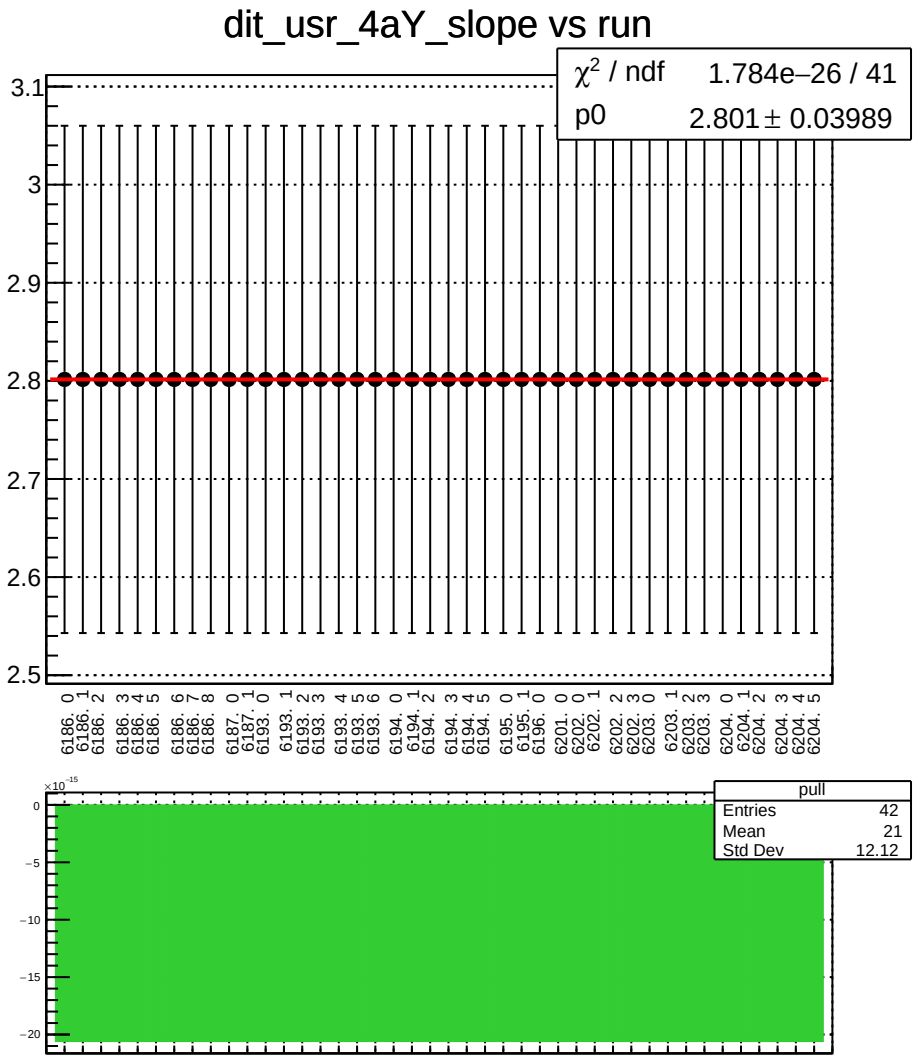
dit_usr_4aY_slope vs run
χ² / ndf 1.784e−26 / 41
p0 2.801 ± 0.03989
3.1
3
2.9
2.8
2.7
2.6
2.5
6186. 0
6186. 1
6186. 2
6186. 3
6186. 4
6186. 5
6186. 6
6186. 7
6186. 8
6187. 0
6187. 1
6193. 0
6193. 1
6193. 2
6193. 3
6193. 4
6193. 5
6193. 6
6194. 0
6194. 1
6194. 2
6194. 3
6194. 4
6194. 5
6195. 0
6195. 1
6196. 0
6201. 0
6202. 0
6202. 1
6202. 2
6202. 3
6203. 0
6203. 1
6203. 2
6203. 3
6204. 0
6204. 1
6204. 2
6204. 3
6204. 4
6204. 5
×10⁻¹⁵
0
−5
−10
−15
−20
pull
Entries 42
Mean 21
Std Dev 12.12

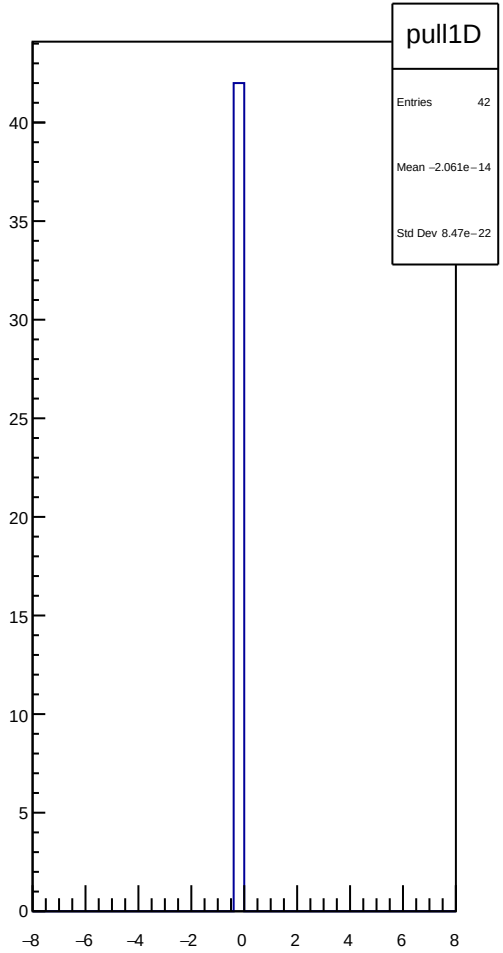
pull1D
Entries 42
Mean −2.061e−14
Std Dev 8.47e−22
40
35
30
25
20
15
10
5
0
−8
−6
−4
−2
0
2
4
6
8

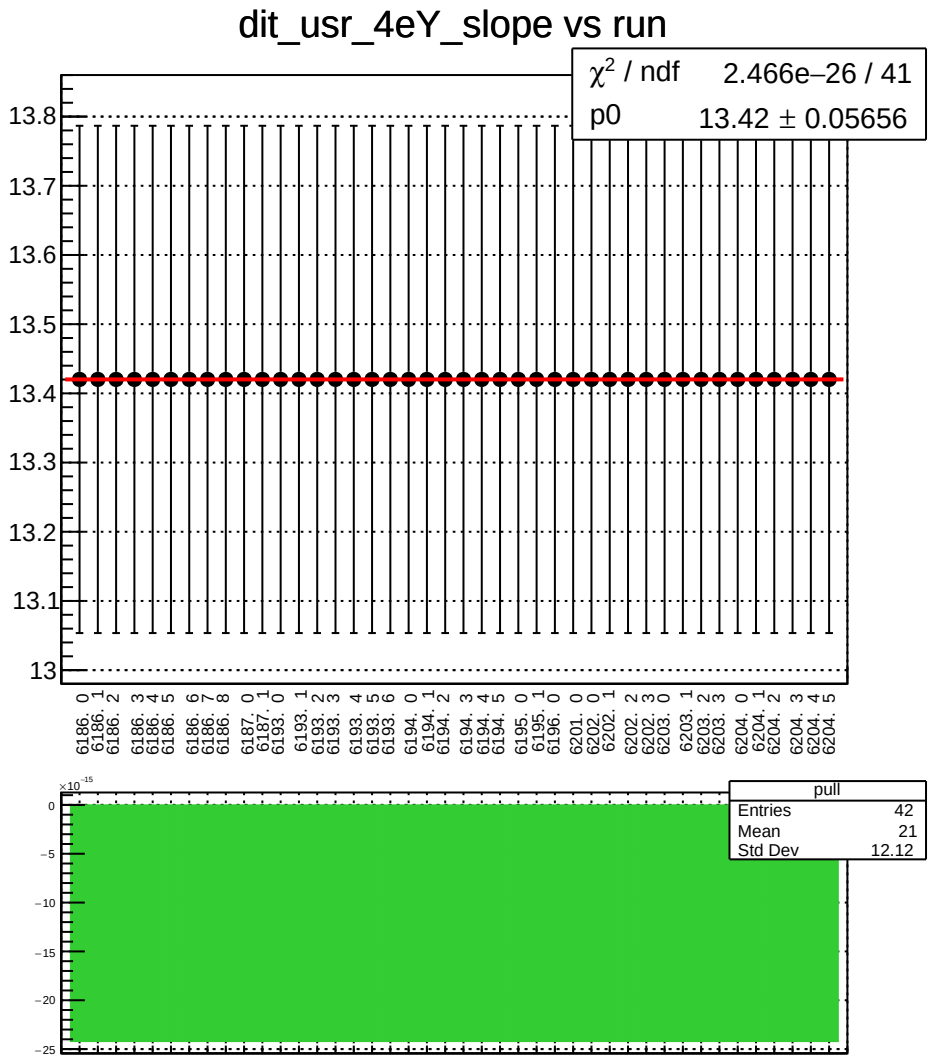
dit_usr_4eY_slope vs run
χ2 / ndf 2.466e−26 / 41
p0 13.42 ± 0.05656
13.8
13.7
13.6
13.5
13.4
13.3
13.2
13.1
13
6186. 0
6186. 1
6186. 2
6186. 3
6186. 4
6186. 5
6186. 6
6186. 7
6186. 8
6187. 0
6187. 1
6193. 0
6193. 1
6193. 2
6193. 3
6193. 4
6193. 5
6193. 6
6194. 0
6194. 1
6194. 2
6194. 3
6194. 4
6194. 5
6195. 0
6195. 1
6196. 0
6201. 0
6202. 0
6202. 1
6202. 2
6202. 3
6203. 0
6203. 1
6203. 2
6203. 3
6204. 0
6204. 1
6204. 2
6204. 3
6204. 4
6204. 5
×10−15
0
−5
−10
−15
−20
−25
pull
Entries 42
Mean 21
Std Dev 12.12

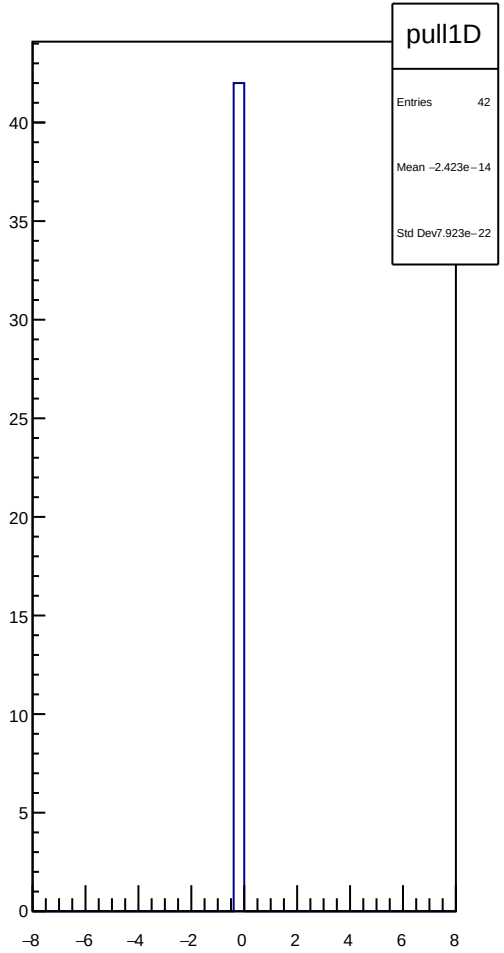
pull1D
Entries 42
Mean −2.423e−14
Std Dev7.923e−22
40
35
30
25
20
15
10
5
0
−8
−6
−4
−2
0
2
4
6
8

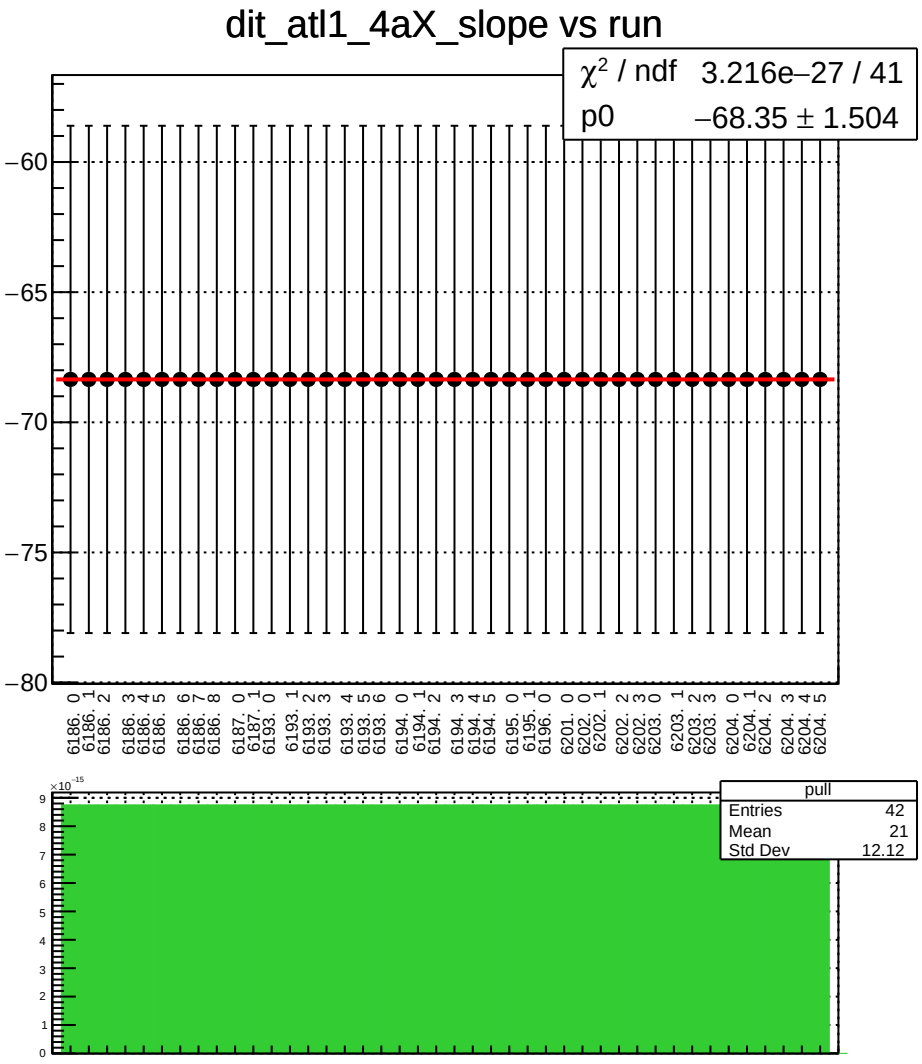
dit_atl1_4aX_slope vs run
χ^2 / ndf 3.216e−27 / 41
p0 −68.35 ± 1.504
−60
−65
−70
−75
−80
6186. 0
6186. 1
6186. 2
6186. 3
6186. 4
6186. 5
6186. 6
6186. 7
6186. 8
6187. 0
6187. 1
6193. 0
6193. 1
6193. 2
6193. 3
6193. 4
6193. 5
6193. 6
6194. 0
6194. 1
6194. 2
6194. 3
6194. 4
6194. 5
6195. 0
6195. 1
6196. 0
6201. 0
6202. 0
6202. 1
6202. 2
6202. 3
6203. 0
6203. 1
6203. 2
6203. 3
6204. 0
6204. 1
6204. 2
6204. 3
6204. 4
6204. 5
×10^-15
pull
Entries 42
Mean 21
Std Dev 12.12

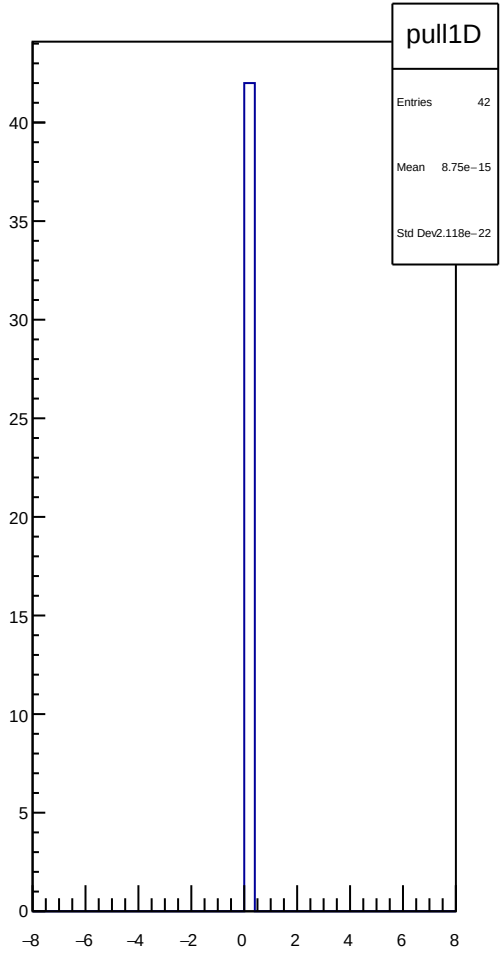
pull1D
Entries 42
Mean 8.75e−15
Std Dev 2.118e−22

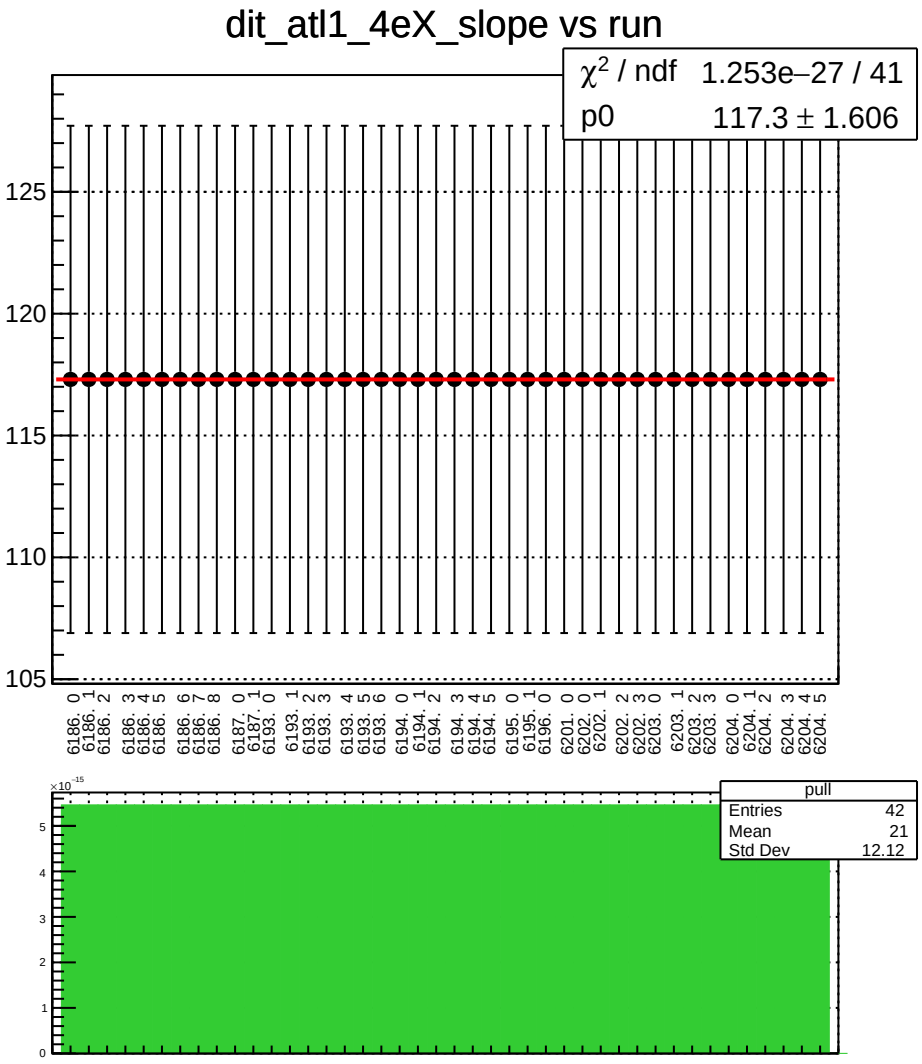
dit_atl1_4eX_slope vs run
χ^2 / ndf 1.253e−27 / 41
p0 117.3 ± 1.606
125
120
115
110
105
6186. 0
6186. 1
6186. 2
6186. 3
6186. 4
6186. 5
6186. 6
6186. 7
6186. 8
6187. 0
6187. 1
6193. 0
6193. 1
6193. 2
6193. 3
6193. 4
6193. 5
6193. 6
6194. 0
6194. 1
6194. 2
6194. 3
6194. 4
6194. 5
6195. 0
6195. 1
6196. 0
6201. 0
6202. 0
6202. 1
6202. 2
6202. 3
6203. 0
6203. 1
6203. 2
6203. 3
6204. 0
6204. 1
6204. 2
6204. 3
6204. 4
6204. 5
×10⁻¹⁵
5
4
3
2
1
0
pull
Entries 42
Mean 21
Std Dev 12.12

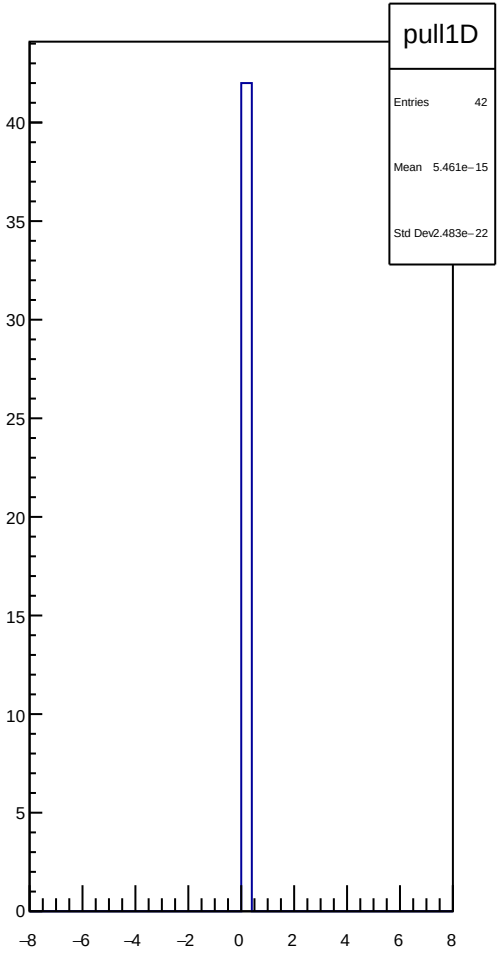
pull1D
Entries 42
Mean 5.461e−15
Std Dev 2.483e−22
40
35
30
25
20
15
10
5
0
−8
−6
−4
−2
0
2
4
6
8

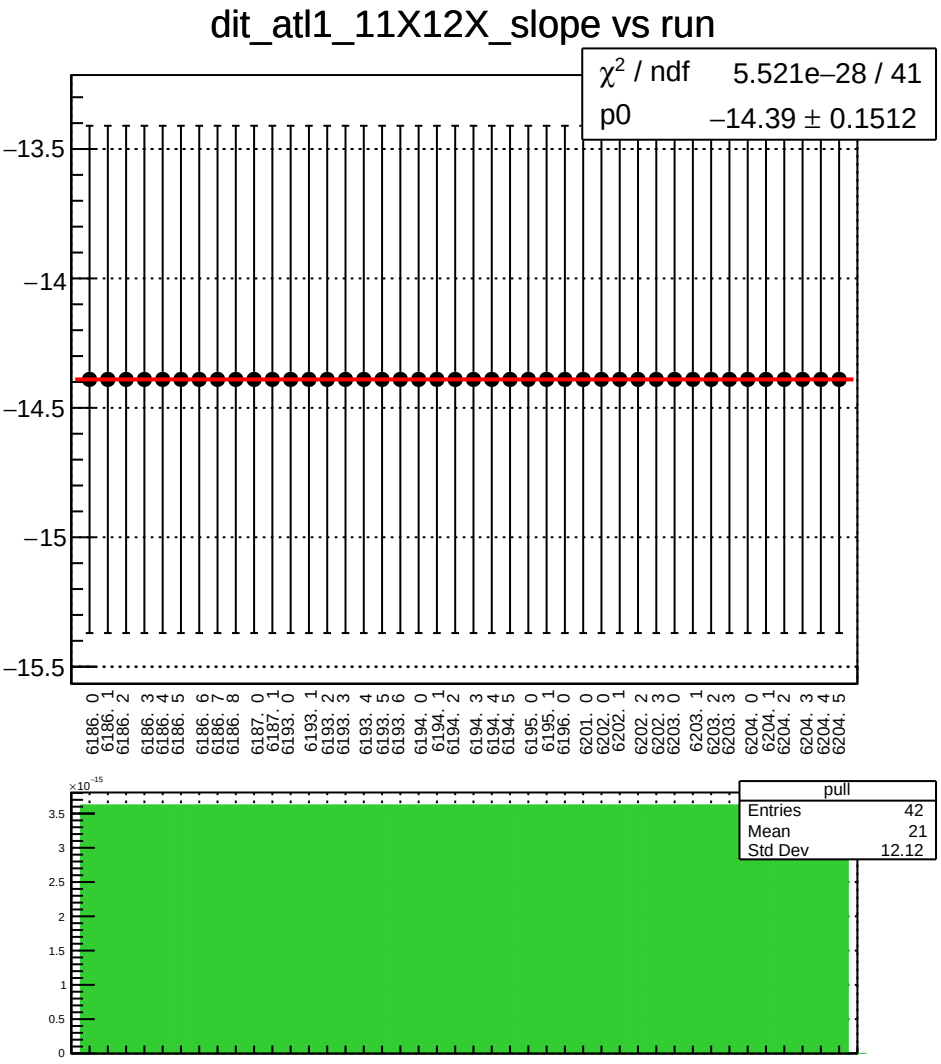
dit_atl1_11X12X_slope vs run
χ^2 / ndf 5.521e−28 / 41
p0 −14.39 ± 0.1512
−13.5
−14
−14.5
−15
−15.5
6186. 0
6186. 1
6186. 2
6186. 3
6186. 4
6186. 5
6186. 6
6186. 7
6186. 8
6187. 0
6187. 1
6193. 0
6193. 1
6193. 2
6193. 3
6193. 4
6193. 5
6193. 6
6194. 0
6194. 1
6194. 2
6194. 3
6194. 4
6194. 5
6195. 0
6195. 1
6196. 0
6201. 0
6202. 0
6202. 1
6202. 2
6202. 3
6203. 0
6203. 1
6203. 2
6203. 3
6204. 0
6204. 1
6204. 2
6204. 3
6204. 4
6204. 5
×10^-15
3.5
3
2.5
2
1.5
1
0.5
0
pull
Entries 42
Mean 21
Std Dev 12.12

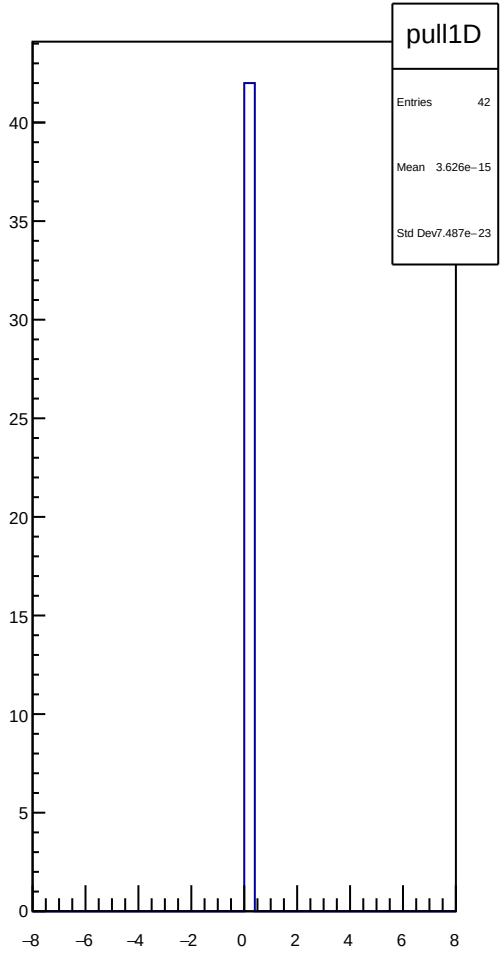
pull1D
Entries 42
Mean 3.626e−15
Std Dev7.487e−23
40
35
30
25
20
15
10
5
0
−8
−6
−4
−2
0
2
4
6
8

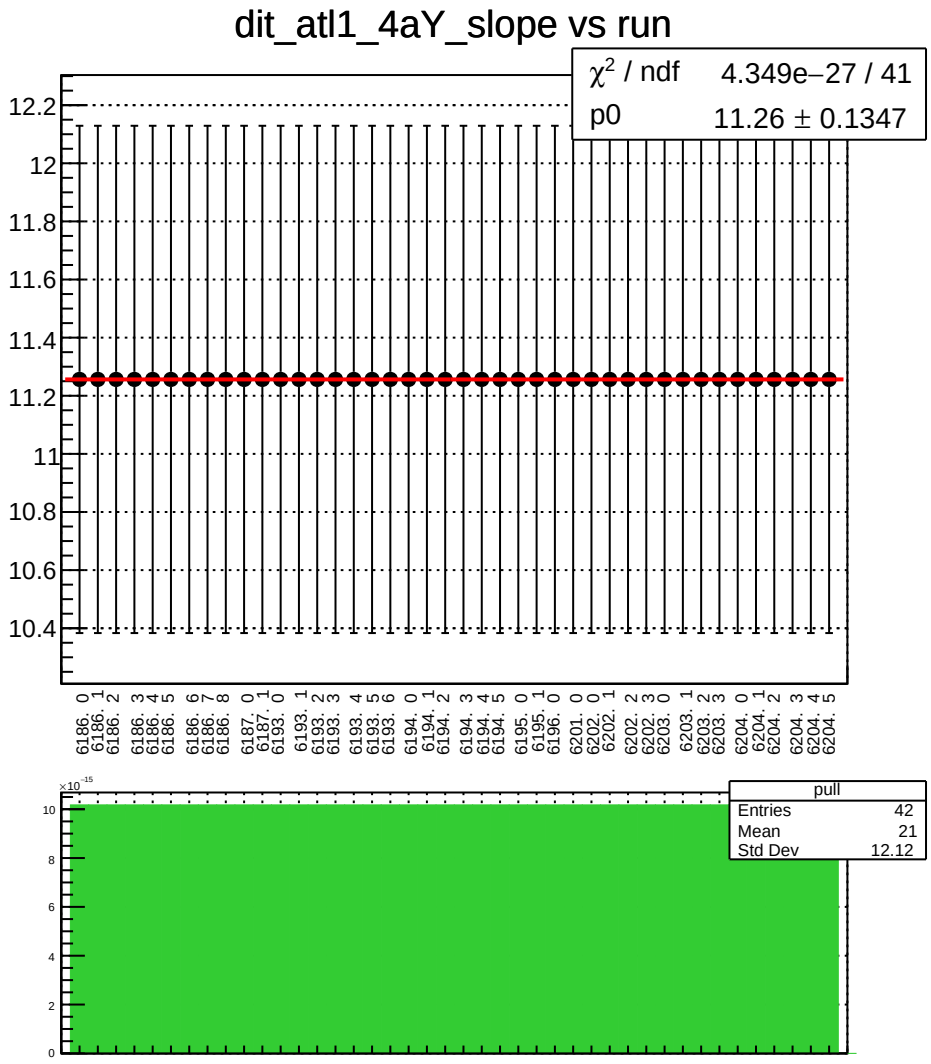
dit_atl1_4aY_slope vs run
χ² / ndf 4.349e−27 / 41
p0 11.26 ± 0.1347
12.2
12
11.8
11.6
11.4
11.2
11
10.8
10.6
10.4
6186. 0
6186. 1
6186. 2
6186. 3
6186. 4
6186. 5
6186. 6
6186. 7
6186. 8
6187. 0
6187. 1
6193. 0
6193. 1
6193. 2
6193. 3
6193. 4
6193. 5
6193. 6
6194. 0
6194. 1
6194. 2
6194. 3
6194. 4
6194. 5
6195. 0
6195. 1
6196. 0
6201. 0
6202. 0
6202. 1
6202. 2
6202. 3
6203. 0
6203. 1
6203. 2
6203. 3
6204. 0
6204. 1
6204. 2
6204. 3
6204. 4
6204. 5
×10⁻¹⁵
10
8
6
4
2
0
pull
Entries 42
Mean 21
Std Dev 12.12

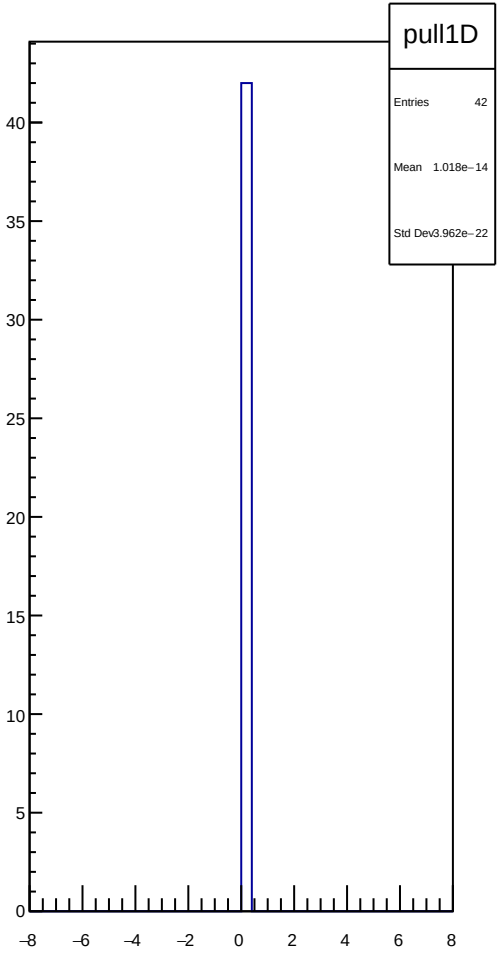
pull1D
Entries 42
Mean 1.018e−14
Std Dev 3.962e−22
40
35
30
25
20
15
10
5
0
−8
−6
−4
−2
0
2
4
6
8

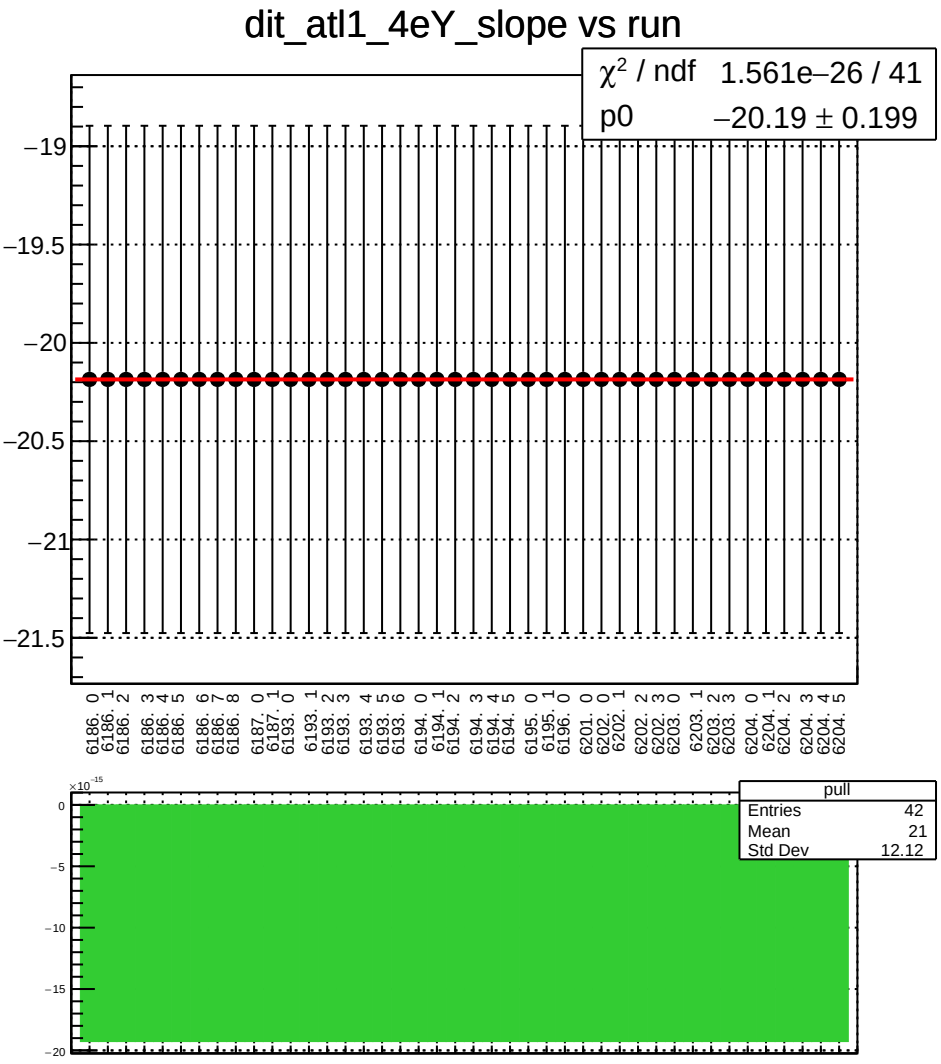
dit_atl1_4eY_slope vs run
χ^2 / ndf 1.561e−26 / 41
p0 −20.19 ± 0.199
−19
−19.5
−20
−20.5
−21
−21.5
6186. 0
6186. 1
6186. 2
6186. 3
6186. 4
6186. 5
6186. 6
6186. 7
6186. 8
6187. 0
6187. 1
6193. 0
6193. 1
6193. 2
6193. 3
6193. 4
6193. 5
6193. 6
6194. 0
6194. 1
6194. 2
6194. 3
6194. 4
6194. 5
6195. 0
6195. 1
6196. 0
6201. 0
6202. 0
6202. 1
6202. 2
6202. 3
6203. 0
6203. 1
6203. 2
6203. 3
6204. 0
6204. 1
6204. 2
6204. 3
6204. 4
6204. 5
×10⁻¹⁵
0
−5
−10
−15
−20
pull
Entries 42
Mean 21
Std Dev 12.12

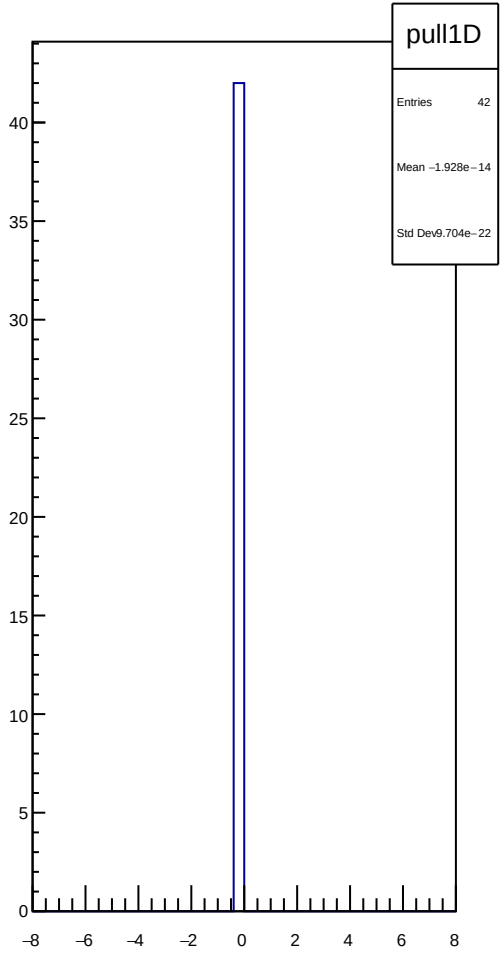
pull1D
Entries 42
Mean −1.928e−14
Std Dev 9.704e−22
40
35
30
25
20
15
10
5
0
−8
−6
−4
−2
0
2
4
6
8

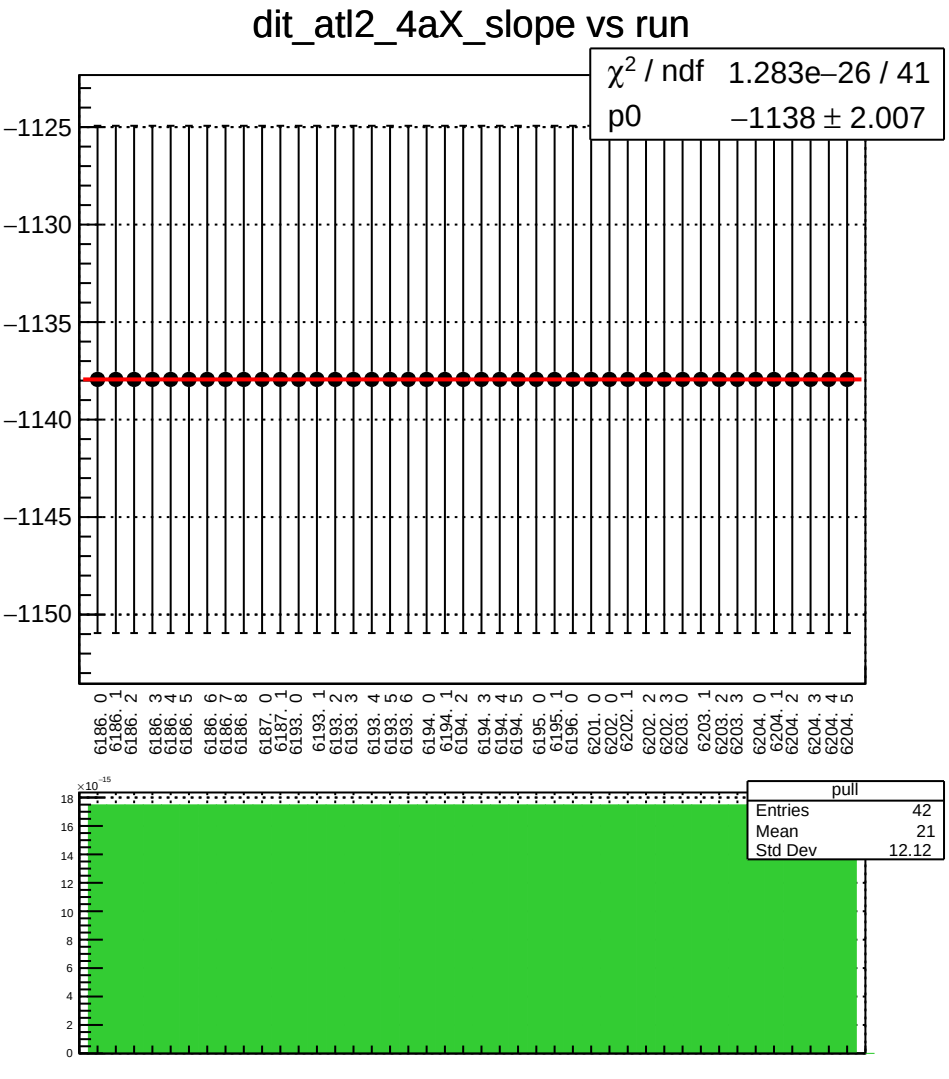
dit_atl2_4aX_slope vs run
χ^2 / ndf 1.283e−26 / 41
p0 −1138 ± 2.007
−1125
−1130
−1135
−1140
−1145
−1150
6186. 0
6186. 1
6186. 2
6186. 3
6186. 4
6186. 5
6186. 6
6186. 7
6186. 8
6187. 0
6187. 1
6193. 0
6193. 1
6193. 2
6193. 3
6193. 4
6193. 5
6193. 6
6194. 0
6194. 1
6194. 2
6194. 3
6194. 4
6194. 5
6195. 0
6195. 1
6196. 0
6201. 0
6202. 0
6202. 1
6202. 2
6202. 3
6203. 0
6203. 1
6203. 2
6203. 3
6204. 0
6204. 1
6204. 2
6204. 3
6204. 4
6204. 5
×10^-15
pull
Entries 42
Mean 21
Std Dev 12.12

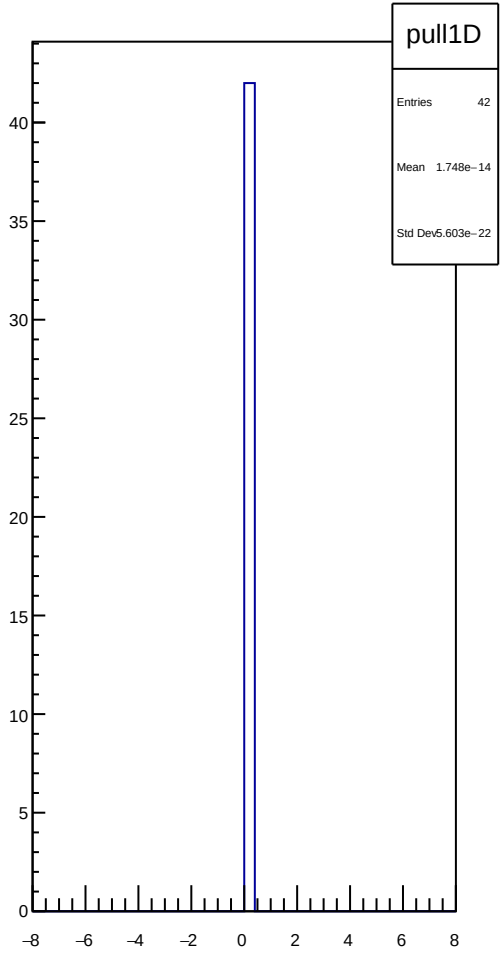
pull1D
Entries 42
Mean 1.748e−14
Std Dev 5.603e−22

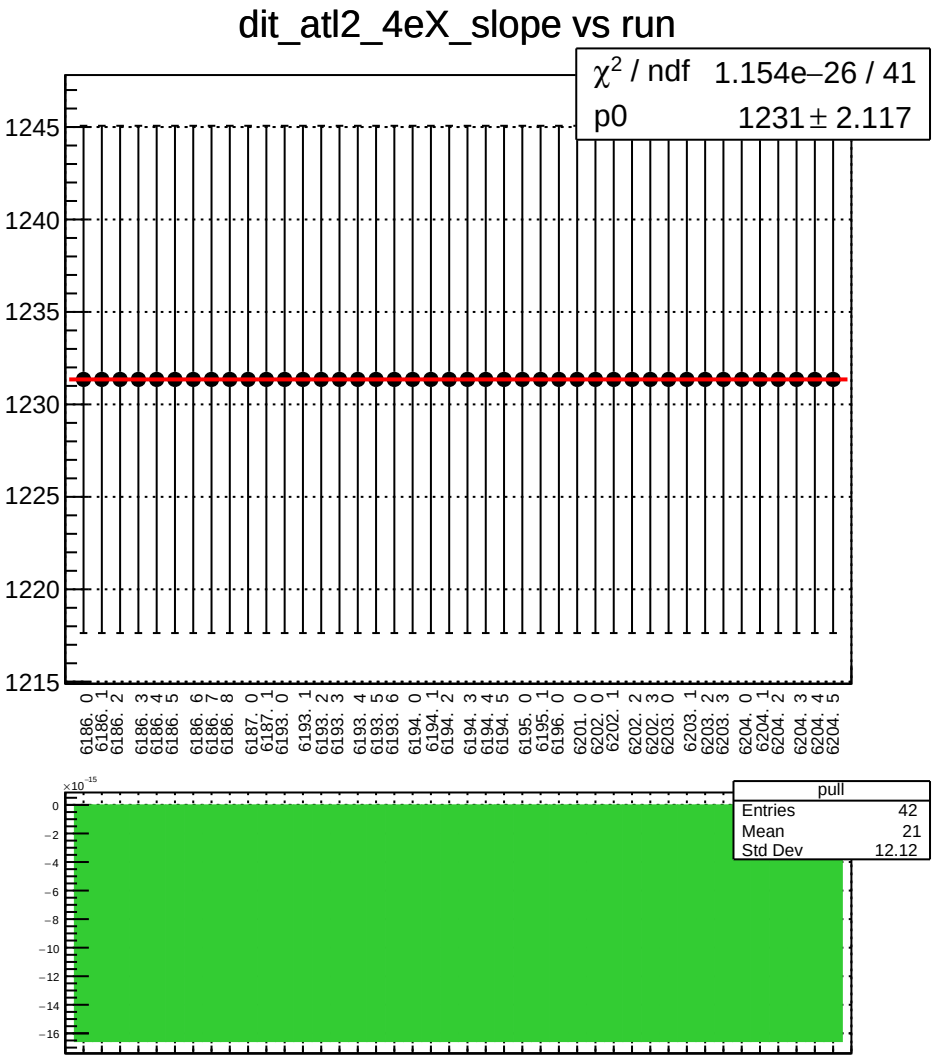
dit_atl2_4eX_slope vs run
χ^2 / ndf 1.154e−26 / 41
p0 1231 ± 2.117
1245
1240
1235
1230
1225
1220
1215
6186. 0
6186. 1
6186. 2
6186. 3
6186. 4
6186. 5
6186. 6
6186. 7
6186. 8
6187. 0
6187. 1
6193. 0
6193. 1
6193. 2
6193. 3
6193. 4
6193. 5
6193. 6
6194. 0
6194. 1
6194. 2
6194. 3
6194. 4
6194. 5
6195. 0
6195. 1
6196. 0
6201. 0
6202. 0
6202. 1
6202. 2
6202. 3
6203. 0
6203. 1
6203. 2
6203. 3
6204. 0
6204. 1
6204. 2
6204. 3
6204. 4
6204. 5
×10⁻¹⁵
0
−2
−4
−6
−8
−10
−12
−14
−16
pull
Entries 42
Mean 21
Std Dev 12.12


pull1D
Entries 42
Mean −1.658e−14
Std Dev7.635e−22
40
35
30
25
20
15
10
5
0
−8
−6
−4
−2
0
2
4
6
8

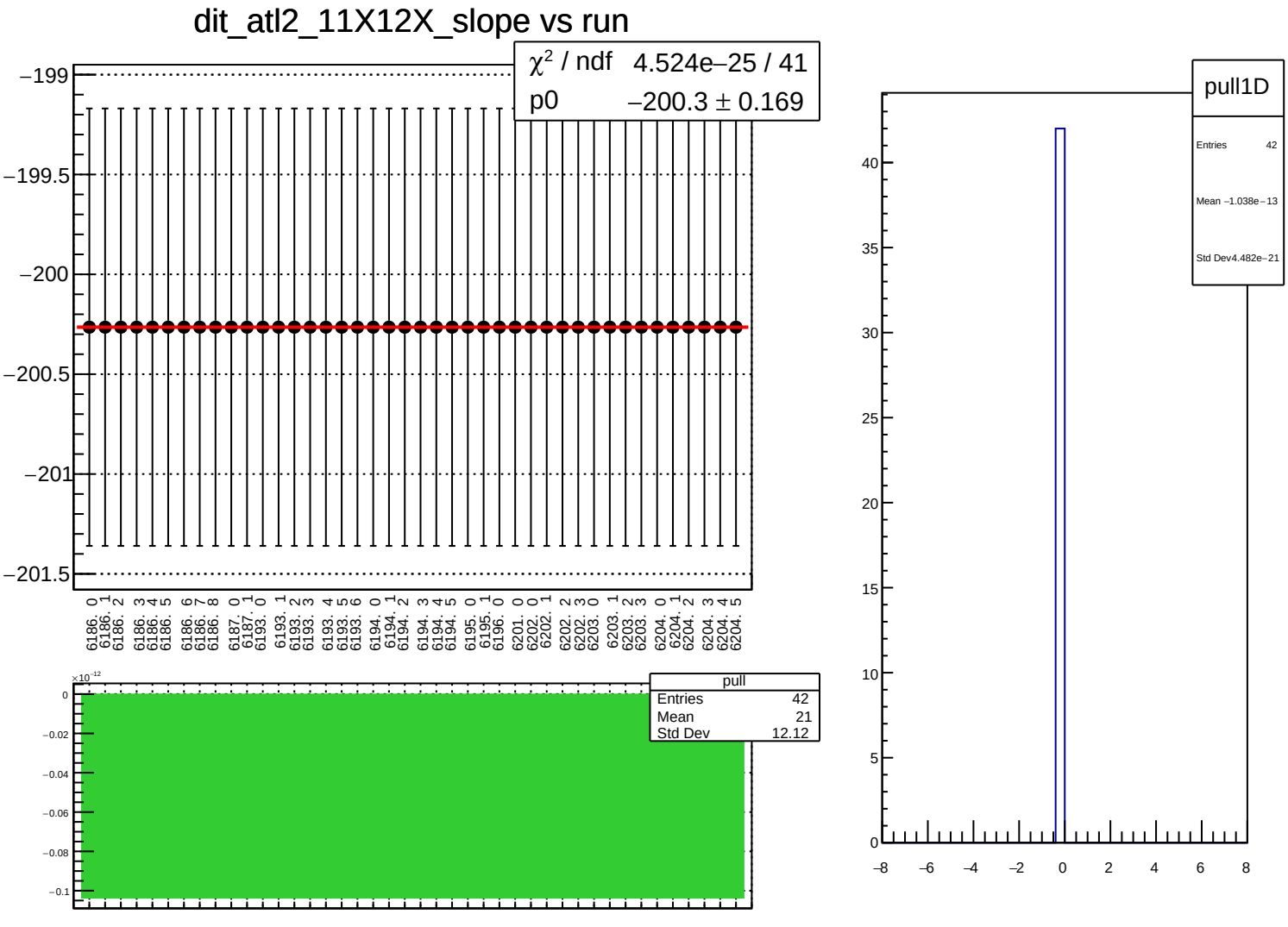
dit_atl2_11X12X_slope vs run
χ² / ndf 4.524e−25 / 41
p0 −200.3 ± 0.169
−199
−199.5
−200
−200.5
−201
−201.5
6186. 0
6186. 1
6186. 2
6186. 3
6186. 4
6186. 5
6186. 6
6186. 7
6186. 8
6187. 0
6187. 1
6193. 0
6193. 1
6193. 2
6193. 3
6193. 4
6193. 5
6193. 6
6194. 0
6194. 1
6194. 2
6194. 3
6194. 4
6194. 5
6195. 0
6195. 1
6196. 0
6201. 0
6202. 0
6202. 1
6202. 2
6202. 3
6203. 0
6203. 1
6203. 2
6203. 3
6204. 0
6204. 1
6204. 2
6204. 3
6204. 4
6204. 5
×10⁻¹²
0
−0.02
−0.04
−0.06
−0.08
−0.1
pull
Entries 42
Mean 21
Std Dev 12.12
pull1D
Entries 42
Mean −1.038e−13
Std Dev4.482e−21
40
35
30
25
20
15
10
5
0
−8
−6
−4
−2
0
2
4
6
8

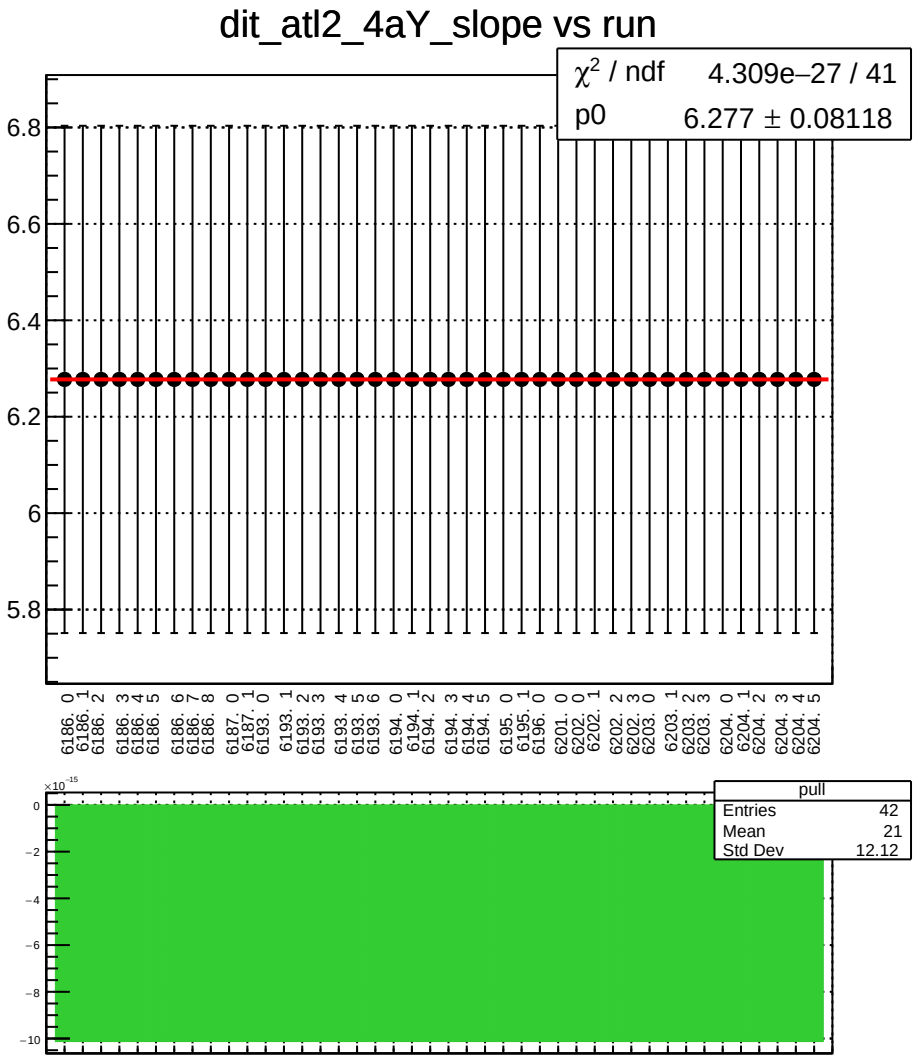
dit_atl2_4aY_slope vs run
χ² / ndf 4.309e−27 / 41
p0 6.277 ± 0.08118
6.8
6.6
6.4
6.2
6
5.8
6186. 0
6186. 1
6186. 2
6186. 3
6186. 4
6186. 5
6186. 6
6186. 7
6186. 8
6187. 0
6187. 1
6193. 0
6193. 1
6193. 2
6193. 3
6193. 4
6193. 5
6193. 6
6194. 0
6194. 1
6194. 2
6194. 3
6194. 4
6194. 5
6195. 0
6195. 1
6196. 0
6201. 0
6202. 0
6202. 1
6202. 2
6202. 3
6203. 0
6203. 1
6203. 2
6203. 3
6204. 0
6204. 1
6204. 2
6204. 3
6204. 4
6204. 5
×10⁻¹⁵
0
−2
−4
−6
−8
−10
pull
Entries 42
Mean 21
Std Dev 12.12

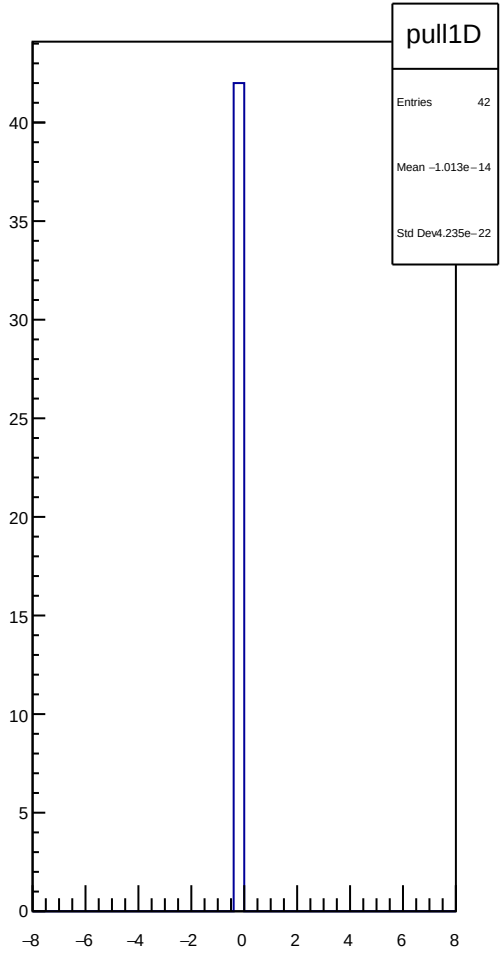
pull1D
Entries 42
Mean −1.013e−14
Std Dev4.235e−22
40
35
30
25
20
15
10
5
0
−8
−6
−4
−2
0
2
4
6
8

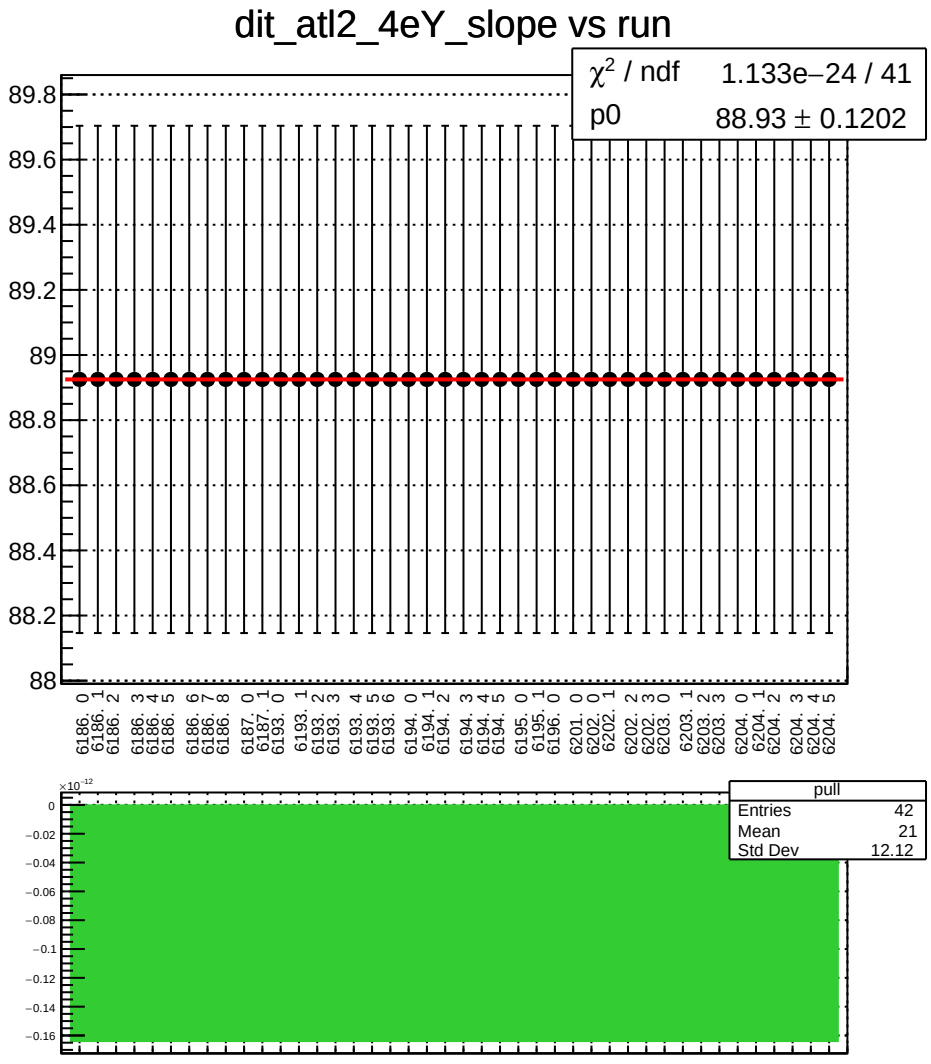
dit_atl2_4eY_slope vs run
χ^2 / ndf 1.133e−24 / 41
p0 88.93 ± 0.1202
89.8
89.6
89.4
89.2
89
88.8
88.6
88.4
88.2
88
6186. 0
6186. 1
6186. 2
6186. 3
6186. 4
6186. 5
6186. 6
6186. 7
6186. 8
6187. 0
6187. 1
6193. 0
6193. 1
6193. 2
6193. 3
6193. 4
6193. 5
6193. 6
6194. 0
6194. 1
6194. 2
6194. 3
6194. 4
6194. 5
6195. 0
6195. 1
6196. 0
6201. 0
6202. 0
6202. 1
6202. 2
6202. 3
6203. 0
6203. 1
6203. 2
6203. 3
6204. 0
6204. 1
6204. 2
6204. 3
6204. 4
6204. 5
pull
Entries 42
Mean 21
Std Dev 12.12
×10⁻¹²
0
−0.02
−0.04
−0.06
−0.08
−0.1
−0.12
−0.14
−0.16


pull1D
Entries 42
Mean −1.642e−13
Std Dev 7.576e−21
40
35
30
25
20
15
10
5
0
−8
−6
−4
−2
0
2
4
6
8

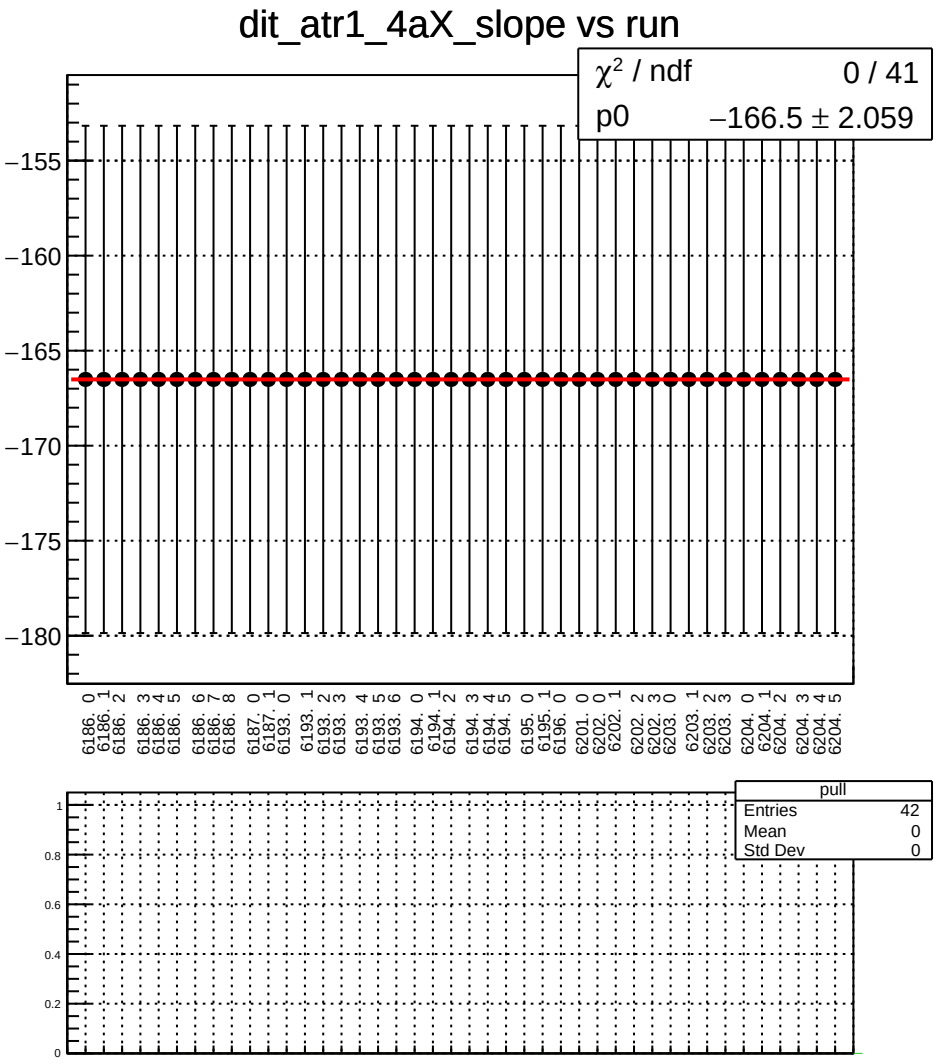
dit_atr1_4aX_slope vs run
χ² / ndf 0 / 41
p0 −166.5 ± 2.059
−155
−160
−165
−170
−175
−180
6186. 0
6186. 1
6186. 2
6186. 3
6186. 4
6186. 5
6186. 6
6186. 7
6186. 8
6187. 0
6187. 1
6193. 0
6193. 1
6193. 2
6193. 3
6193. 4
6193. 5
6193. 6
6194. 0
6194. 1
6194. 2
6194. 3
6194. 4
6194. 5
6195. 0
6195. 1
6196. 0
6201. 0
6202. 0
6202. 1
6202. 2
6202. 3
6203. 0
6203. 1
6203. 2
6203. 3
6204. 0
6204. 1
6204. 2
6204. 3
6204. 4
6204. 5
pull
Entries 42
Mean 0
Std Dev 0
1
0.8
0.6
0.4
0.2
0

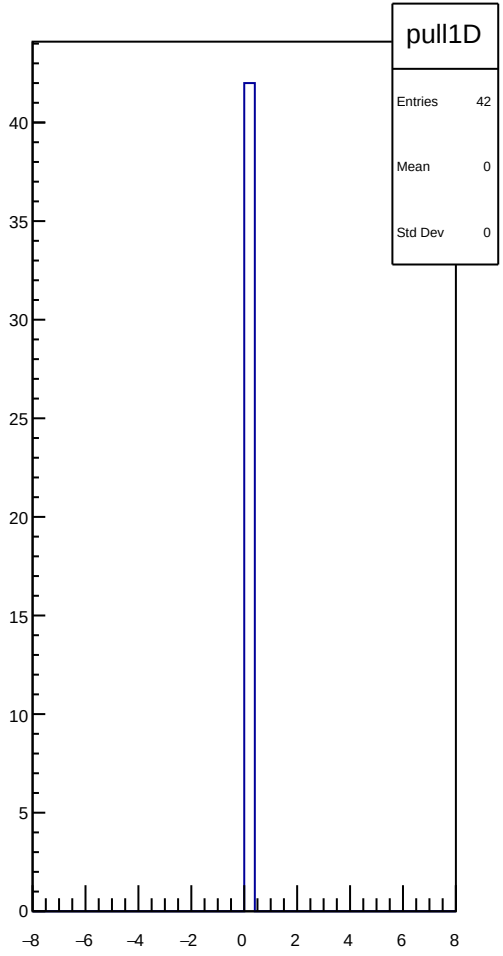
pull1D
Entries 42
Mean 0
Std Dev 0
40
35
30
25
20
15
10
5
0
−8
−6
−4
−2
0
2
4
6
8

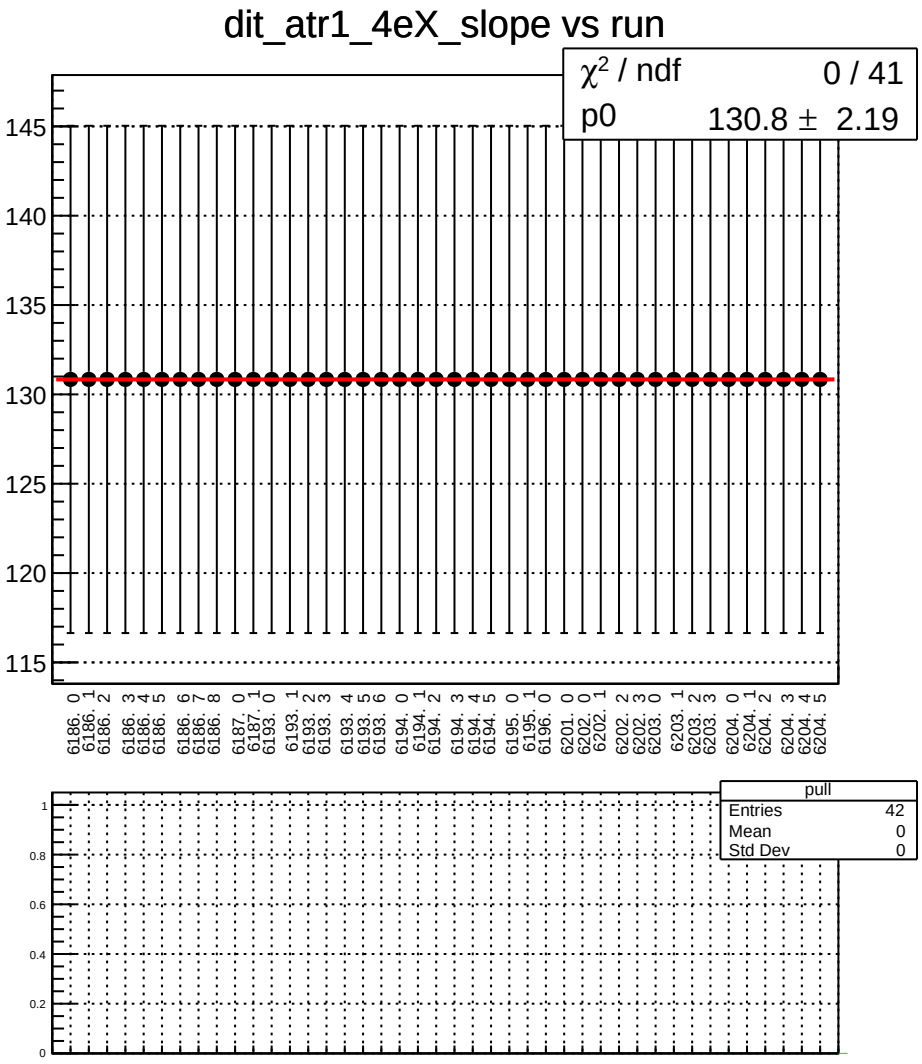
dit_atr1_4eX_slope vs run
χ^2 / ndf 0 / 41
p0 130.8 ± 2.19
145
140
135
130
125
120
115
6186. 0
6186. 1
6186. 2
6186. 3
6186. 4
6186. 5
6186. 6
6186. 7
6186. 8
6187. 0
6187. 1
6193. 0
6193. 1
6193. 2
6193. 3
6193. 4
6193. 5
6193. 6
6194. 0
6194. 1
6194. 2
6194. 3
6194. 4
6194. 5
6195. 0
6195. 1
6196. 0
6201. 0
6202. 0
6202. 1
6202. 2
6202. 3
6203. 0
6203. 1
6203. 2
6203. 3
6204. 0
6204. 1
6204. 2
6204. 3
6204. 4
6204. 5
pull
Entries 42
Mean 0
Std Dev 0
1
0.8
0.6
0.4
0.2
0

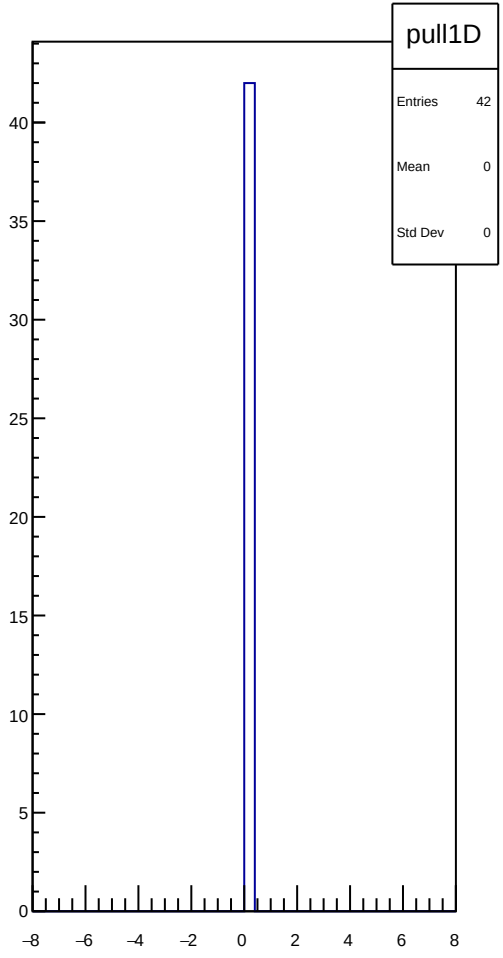
pull1D
Entries 42
Mean 0
Std Dev 0
40
35
30
25
20
15
10
5
0
–8
–6
–4
–2
0
2
4
6
8

dit_atr1_11X12X_slope vs run

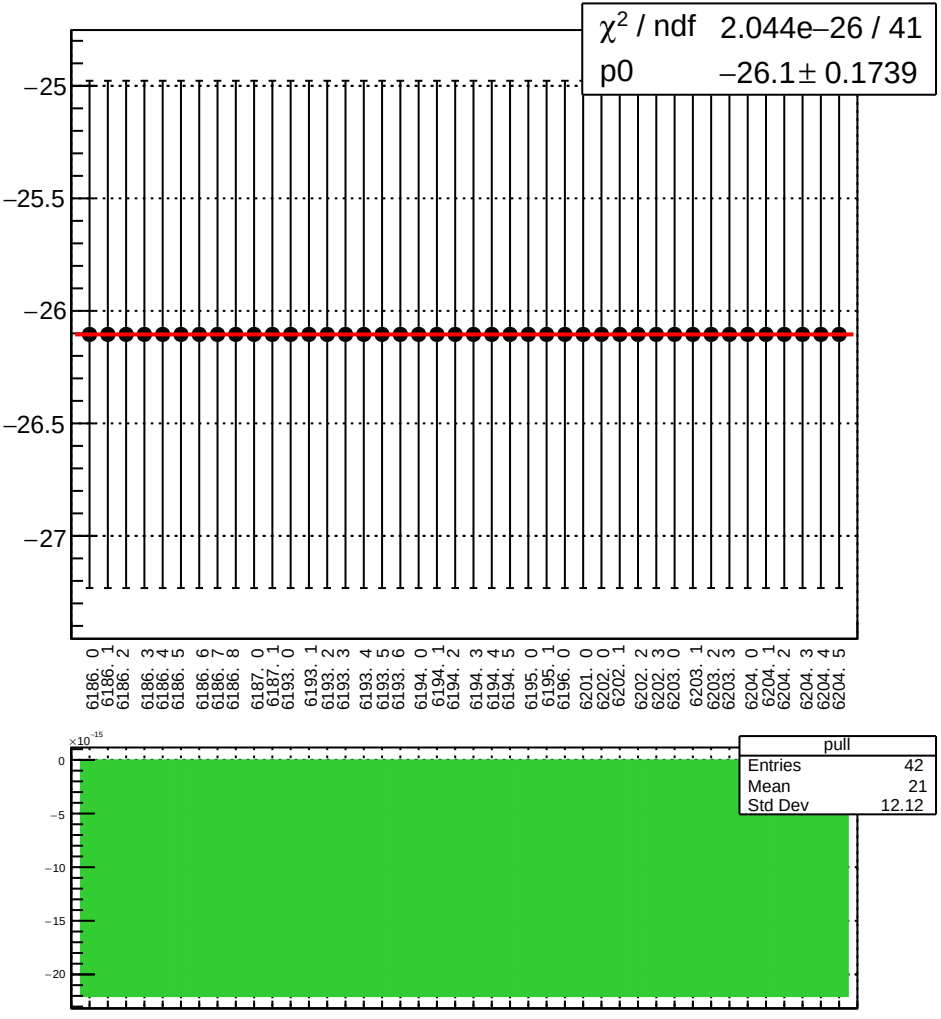



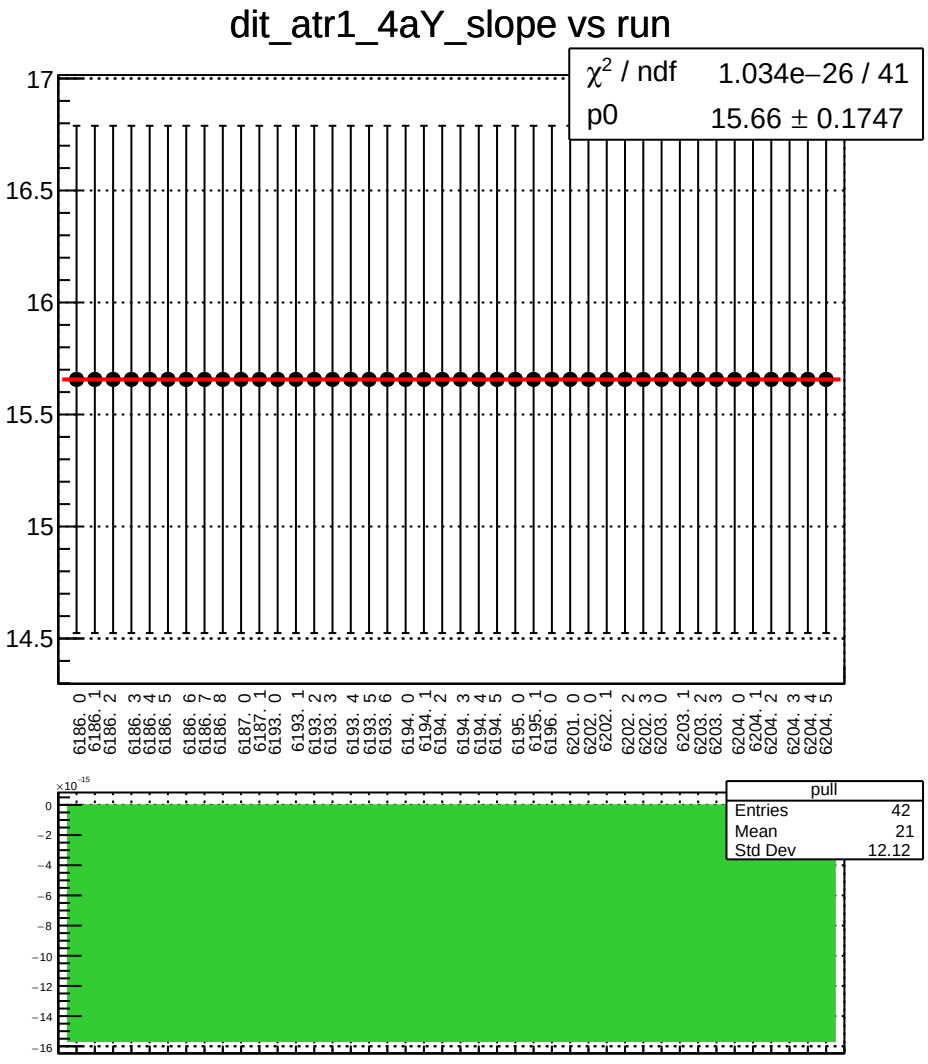
dit_atr1_4aY_slope vs run
χ² / ndf 1.034e−26 / 41
p0 15.66 ± 0.1747
17
16.5
16
15.5
15
14.5
6186. 0
6186. 1
6186. 2
6186. 3
6186. 4
6186. 5
6186. 6
6186. 7
6186. 8
6187. 0
6187. 1
6193. 0
6193. 1
6193. 2
6193. 3
6193. 4
6193. 5
6193. 6
6194. 0
6194. 1
6194. 2
6194. 3
6194. 4
6194. 5
6195. 0
6195. 1
6196. 0
6201. 0
6202. 0
6202. 1
6202. 2
6202. 3
6203. 0
6203. 1
6203. 2
6203. 3
6204. 0
6204. 1
6204. 2
6204. 3
6204. 4
6204. 5
×10⁻¹⁵
0
−2
−4
−6
−8
−10
−12
−14
−16
pull
Entries 42
Mean 21
Std Dev 12.12

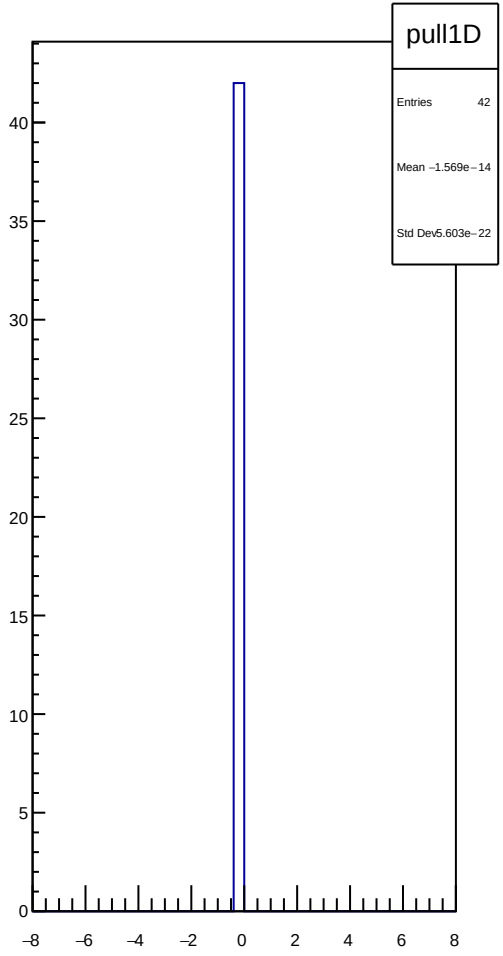
pull1D
Entries 42
Mean −1.569e−14
Std Dev5.603e−22
40
35
30
25
20
15
10
5
0
−8
−6
−4
−2
0
2
4
6
8

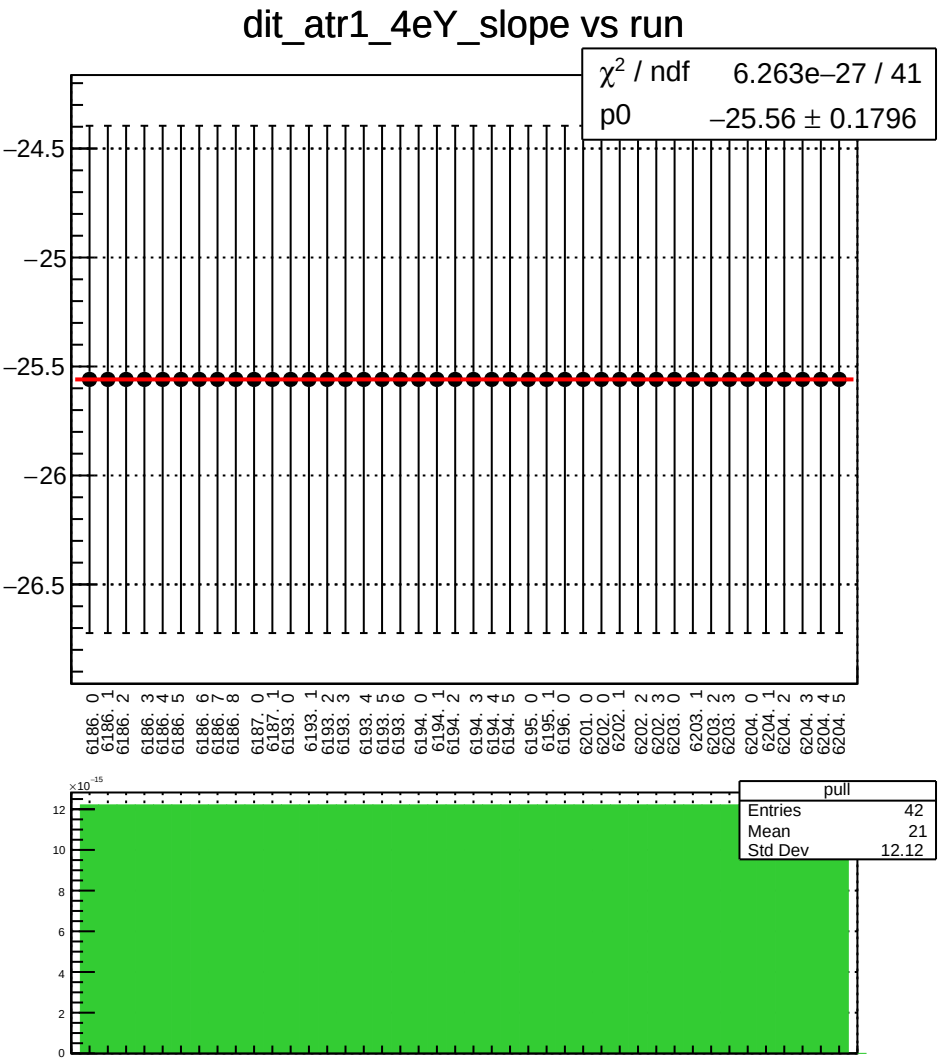
dit_atr1_4eY_slope vs run
χ² / ndf 6.263e−27 / 41
p0 −25.56 ± 0.1796
−24.5
−25
−25.5
−26
−26.5
6186. 0
6186. 1
6186. 2
6186. 3
6186. 4
6186. 5
6186. 6
6186. 7
6186. 8
6187. 0
6187. 1
6193. 0
6193. 1
6193. 2
6193. 3
6193. 4
6193. 5
6193. 6
6194. 0
6194. 1
6194. 2
6194. 3
6194. 4
6194. 5
6195. 0
6195. 1
6196. 0
6201. 0
6202. 0
6202. 1
6202. 2
6202. 3
6203. 0
6203. 1
6203. 2
6203. 3
6204. 0
6204. 1
6204. 2
6204. 3
6204. 4
6204. 5
×10⁻¹⁵
pull
Entries 42
Mean 21
Std Dev 12.12
pull1D
Entries 42
Mean 1.221e−14
Std Dev 3.962e−22

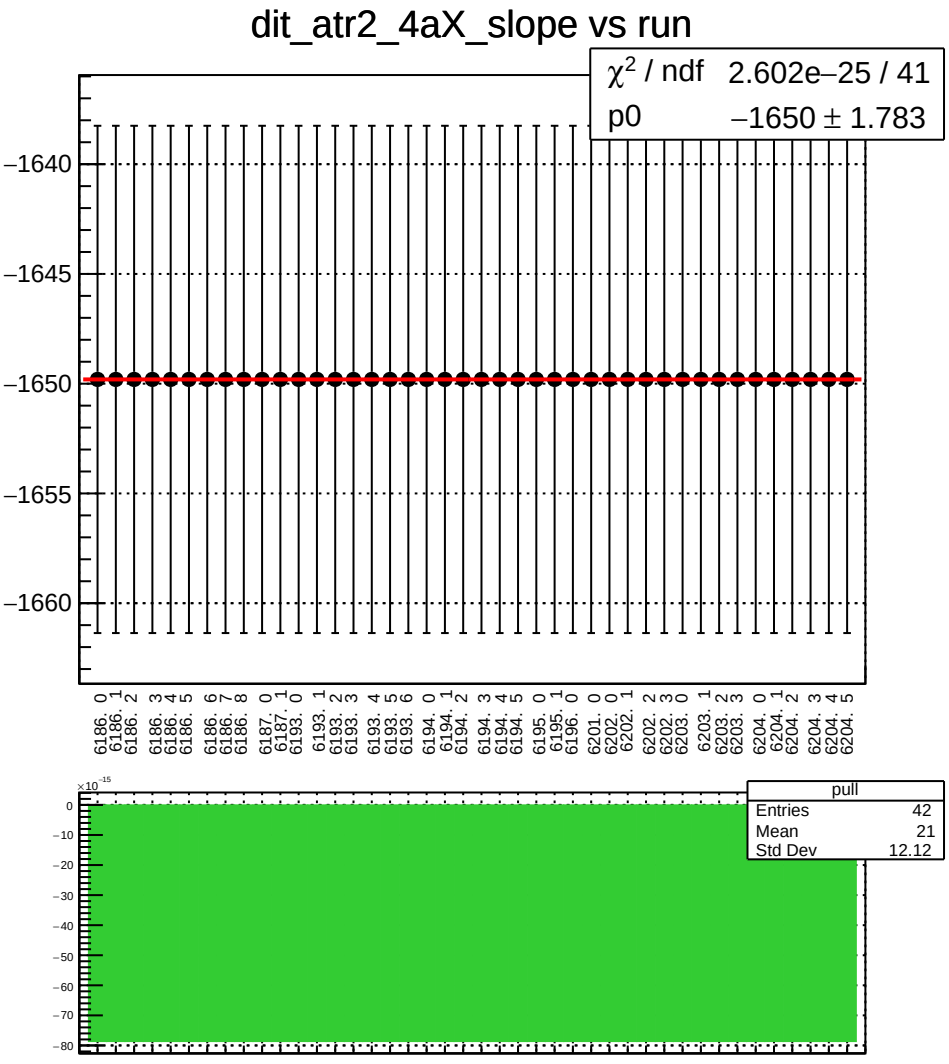
dit_atr2_4aX_slope vs run
χ^2 / ndf 2.602e−25 / 41
p0 −1650 ± 1.783
−1640
−1645
−1650
−1655
−1660
6186. 0
6186. 1
6186. 2
6186. 3
6186. 4
6186. 5
6186. 6
6186. 7
6186. 8
6187. 0
6187. 1
6193. 0
6193. 1
6193. 2
6193. 3
6193. 4
6193. 5
6193. 6
6194. 0
6194. 1
6194. 2
6194. 3
6194. 4
6194. 5
6195. 0
6195. 1
6196. 0
6201. 0
6202. 0
6202. 1
6202. 2
6202. 3
6203. 0
6203. 1
6203. 2
6203. 3
6204. 0
6204. 1
6204. 2
6204. 3
6204. 4
6204. 5
×10⁻¹⁵
0
−10
−20
−30
−40
−50
−60
−70
−80
pull
Entries 42
Mean 21
Std Dev 12.12


pull1D
Entries 42
Mean −7.871e−14
Std Dev3.169e−21
40
35
30
25
20
15
10
5
0
−8
−6
−4
−2
0
2
4
6
8

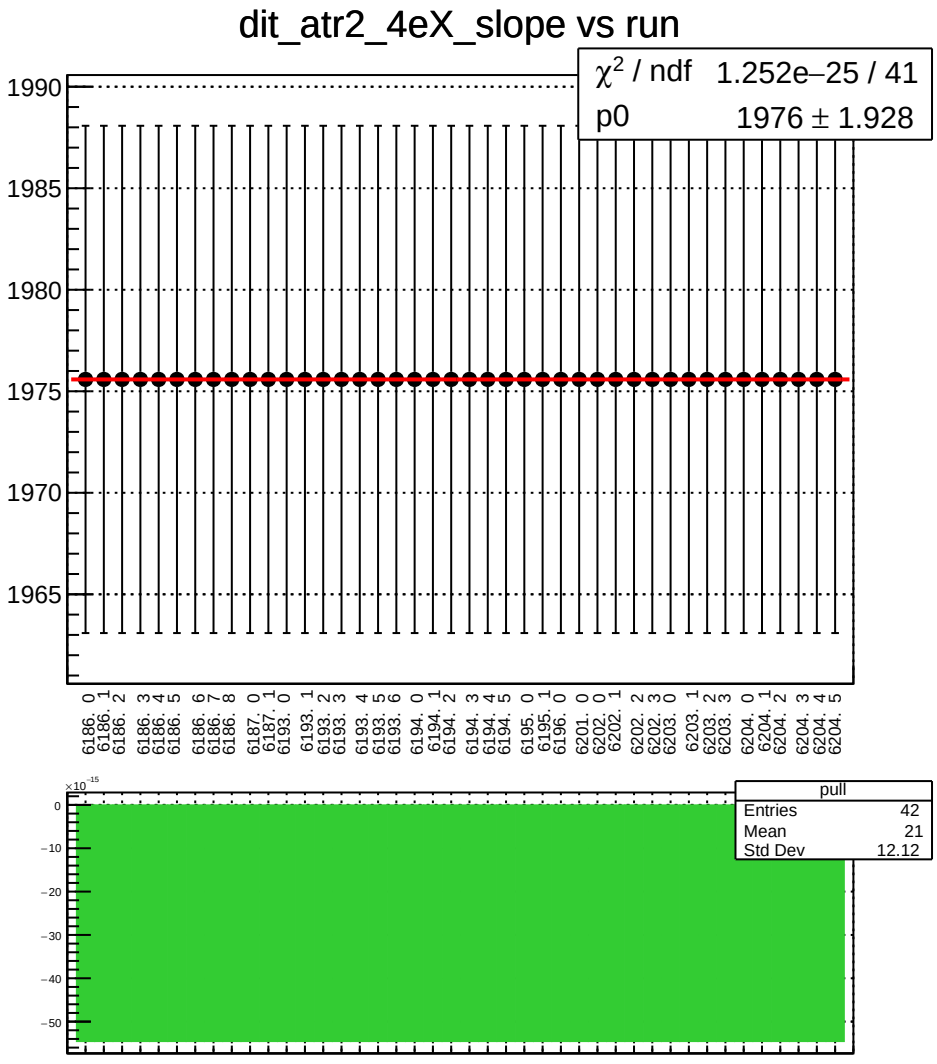
dit_atr2_4eX_slope vs run
χ2 / ndf 1.252e−25 / 41
p0 1976 ± 1.928
1990
1985
1980
1975
1970
1965
6186. 0
6186. 1
6186. 2
6186. 3
6186. 4
6186. 5
6186. 6
6186. 7
6186. 8
6187. 0
6187. 1
6193. 0
6193. 1
6193. 2
6193. 3
6193. 4
6193. 5
6193. 6
6194. 0
6194. 1
6194. 2
6194. 3
6194. 4
6194. 5
6195. 0
6195. 1
6196. 0
6201. 0
6202. 0
6202. 1
6202. 2
6202. 3
6203. 0
6203. 1
6203. 2
6203. 3
6204. 0
6204. 1
6204. 2
6204. 3
6204. 4
6204. 5
×10−15
0
−10
−20
−30
−40
−50
pull
Entries 42
Mean 21
Std Dev 12.12

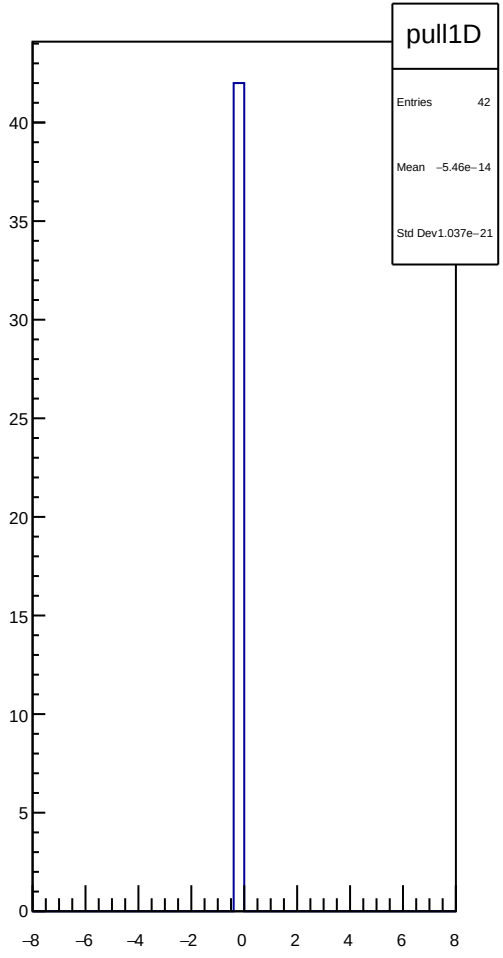
pull1D
Entries 42
Mean −5.46e−14
Std Dev1.037e−21
40
35
30
25
20
15
10
5
0
−8
−6
−4
−2
0
2
4
6
8

dit_atr2_11X12X_slope vs run

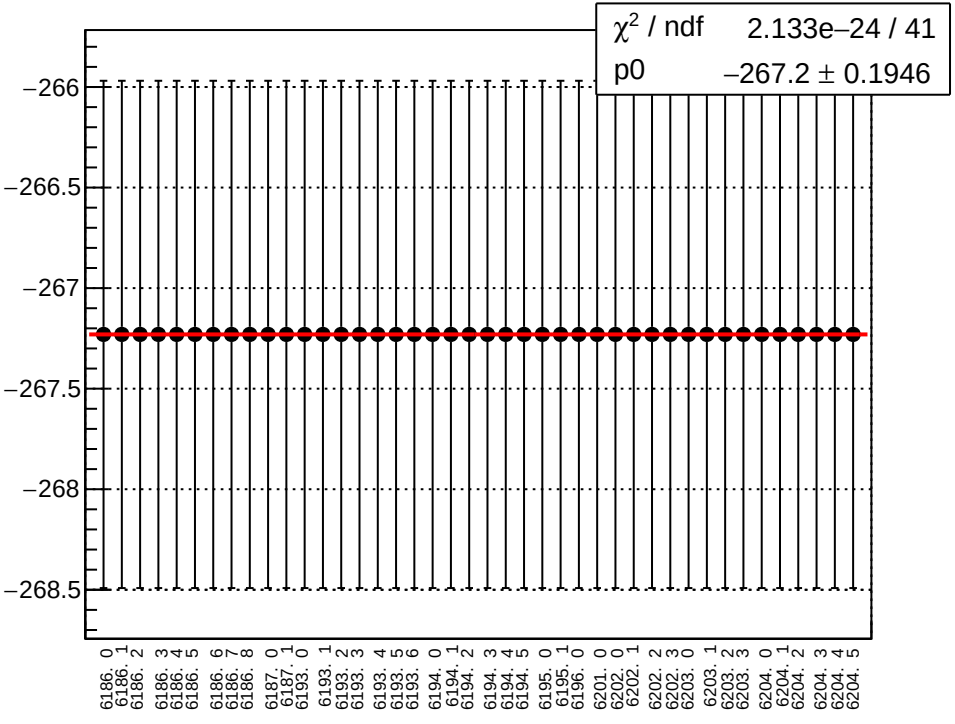



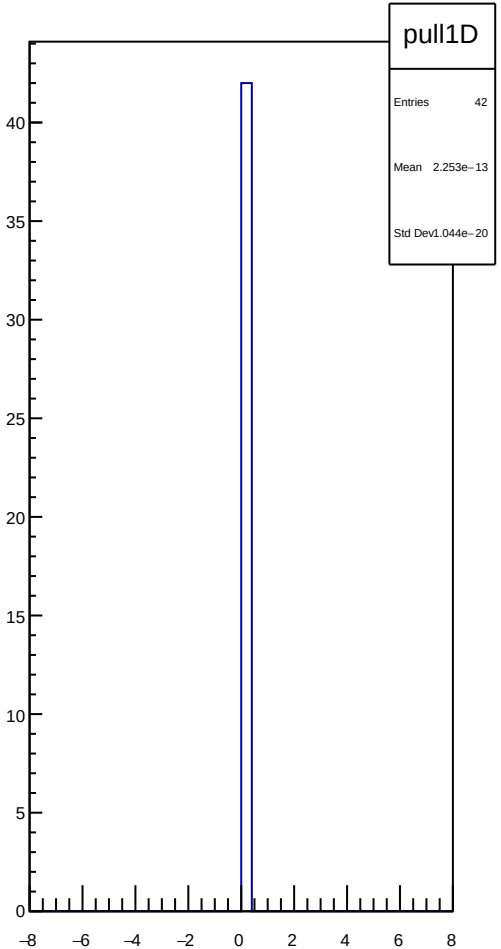

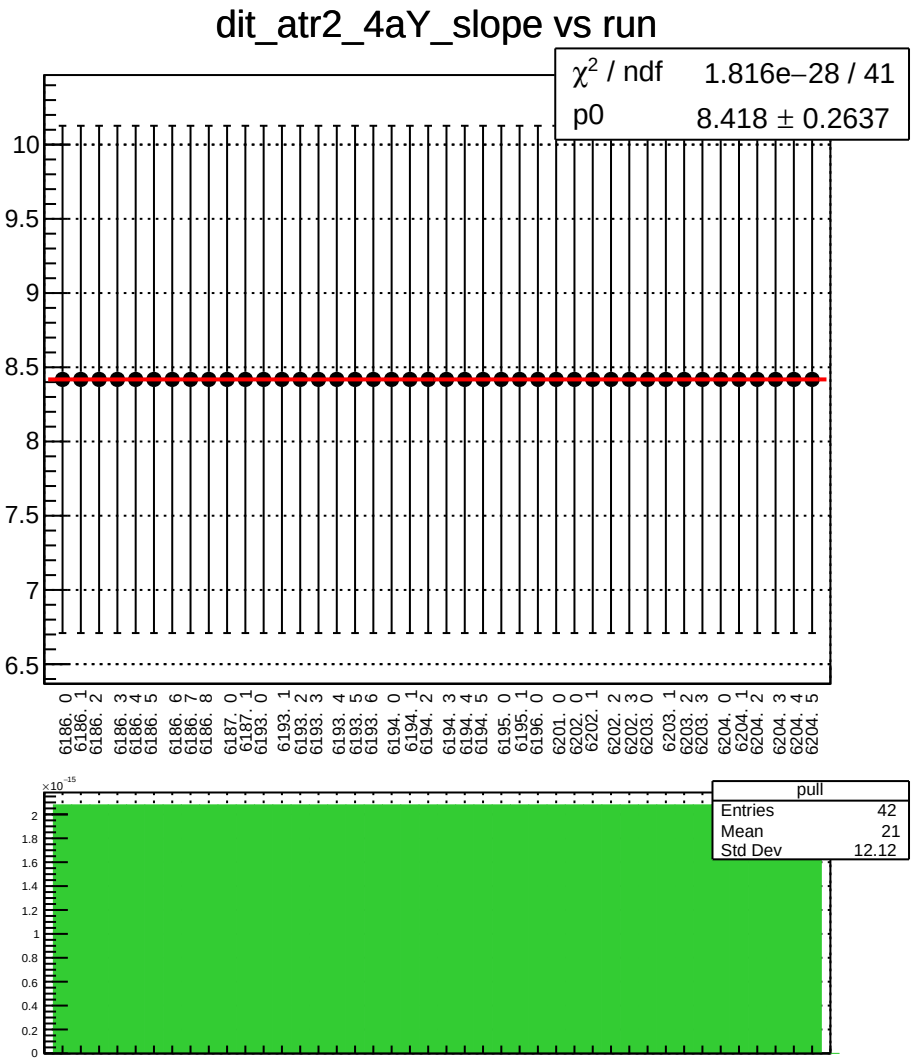
dit_atr2_4aY_slope vs run
χ2 / ndf 1.816e−28 / 41
p0 8.418 ± 0.2637
10
9.5
9
8.5
8
7.5
7
6.5
6186. 0
6186. 1
6186. 2
6186. 3
6186. 4
6186. 5
6186. 6
6186. 7
6186. 8
6187. 0
6187. 1
6193. 0
6193. 1
6193. 2
6193. 3
6193. 4
6193. 5
6193. 6
6194. 0
6194. 1
6194. 2
6194. 3
6194. 4
6194. 5
6195. 0
6195. 1
6196. 0
6201. 0
6202. 0
6202. 1
6202. 2
6202. 3
6203. 0
6203. 1
6203. 2
6203. 3
6204. 0
6204. 1
6204. 2
6204. 3
6204. 4
6204. 5
×10−15
2
1.8
1.6
1.4
1.2
1
0.8
0.6
0.4
0.2
0
pull
Entries 42
Mean 21
Std Dev 12.12

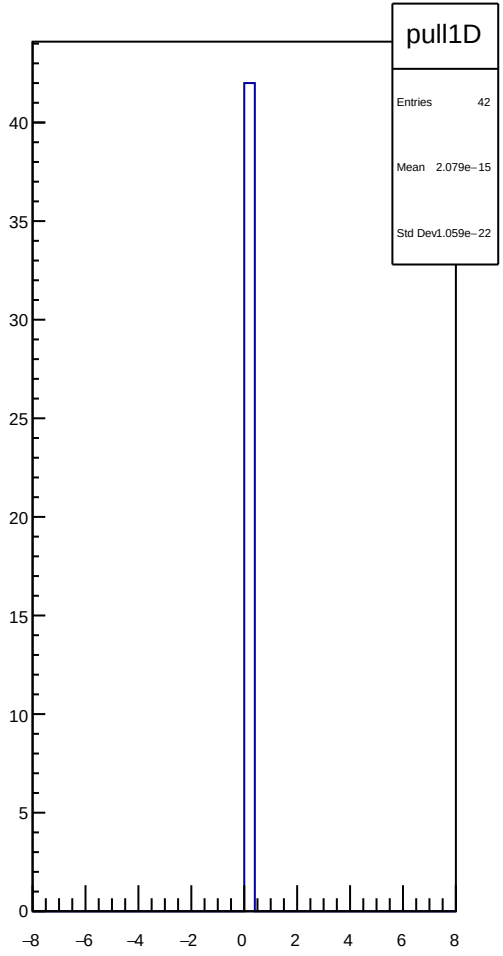
pull1D
Entries 42
Mean 2.079e−15
Std Dev1.059e−22
40
35
30
25
20
15
10
5
0
−8
−6
−4
−2
0
2
4
6
8

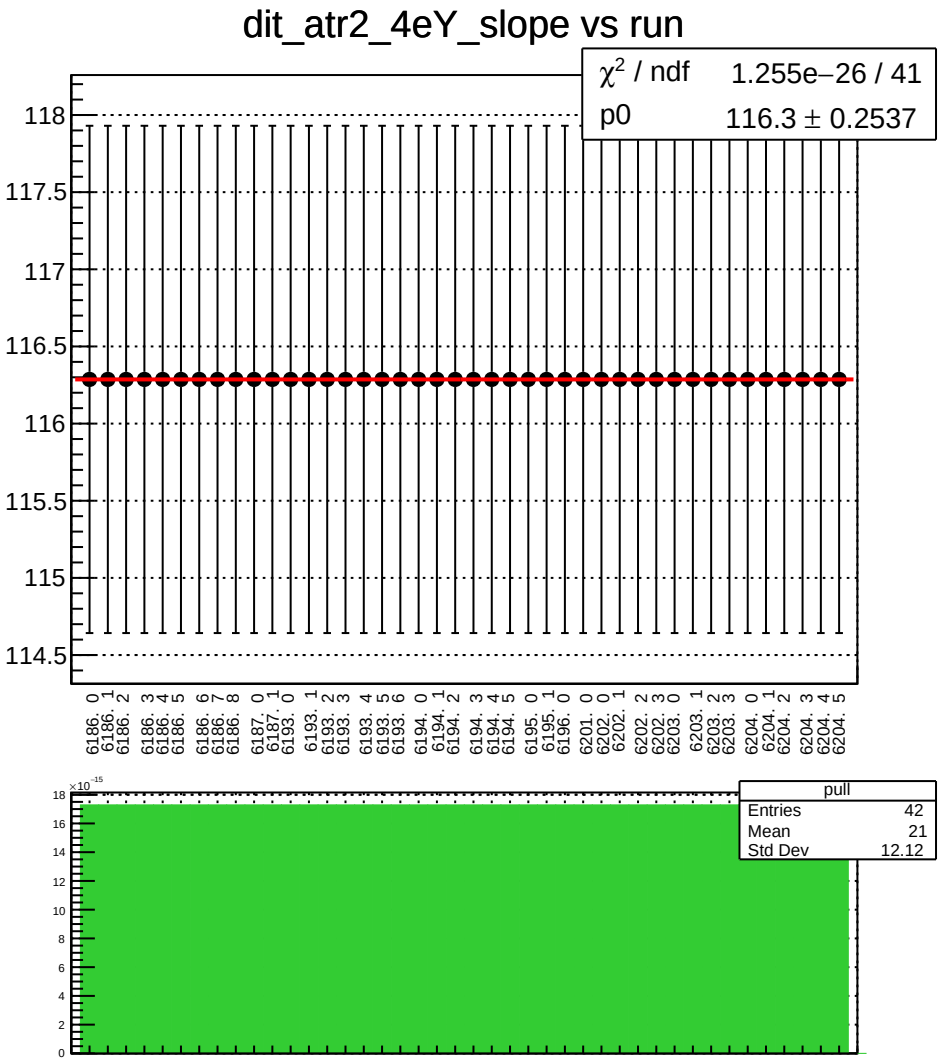
dit_atr2_4eY_slope vs run
χ2 / ndf 1.255e−26 / 41
p0 116.3 ± 0.2537
118
117.5
117
116.5
116
115.5
115
114.5
6186. 0
6186. 1
6186. 2
6186. 3
6186. 4
6186. 5
6186. 6
6186. 7
6186. 8
6187. 0
6187. 1
6193. 0
6193. 1
6193. 2
6193. 3
6193. 4
6193. 5
6193. 6
6194. 0
6194. 1
6194. 2
6194. 3
6194. 4
6194. 5
6195. 0
6195. 1
6196. 0
6201. 0
6202. 0
6202. 1
6202. 2
6202. 3
6203. 0
6203. 1
6203. 2
6203. 3
6204. 0
6204. 1
6204. 2
6204. 3
6204. 4
6204. 5
×10−15
18
16
14
12
10
8
6
4
2
0
pull
Entries 42
Mean 21
Std Dev 12.12

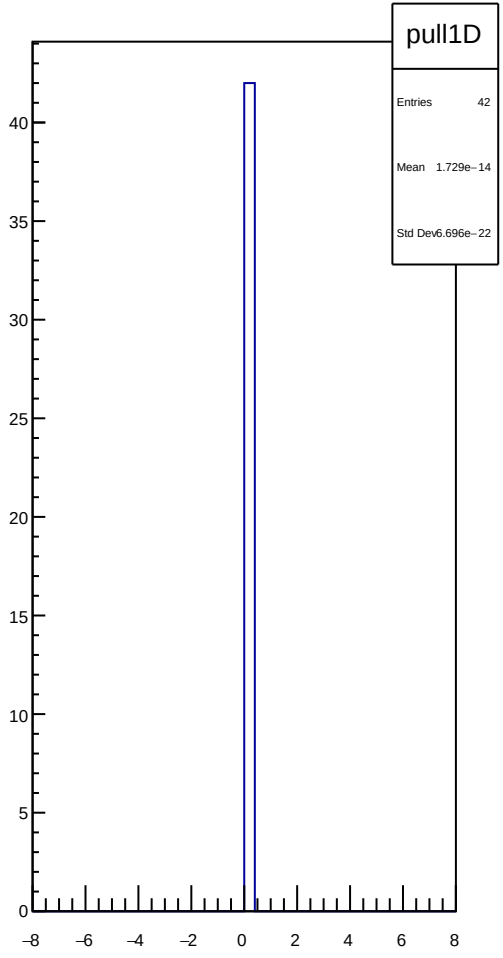
pull1D
Entries 42
Mean 1.729e−14
Std Dev 6.696e−22
40
35
30
25
20
15
10
5
0
−8
−6
−4
−2
0
2
4
6
8

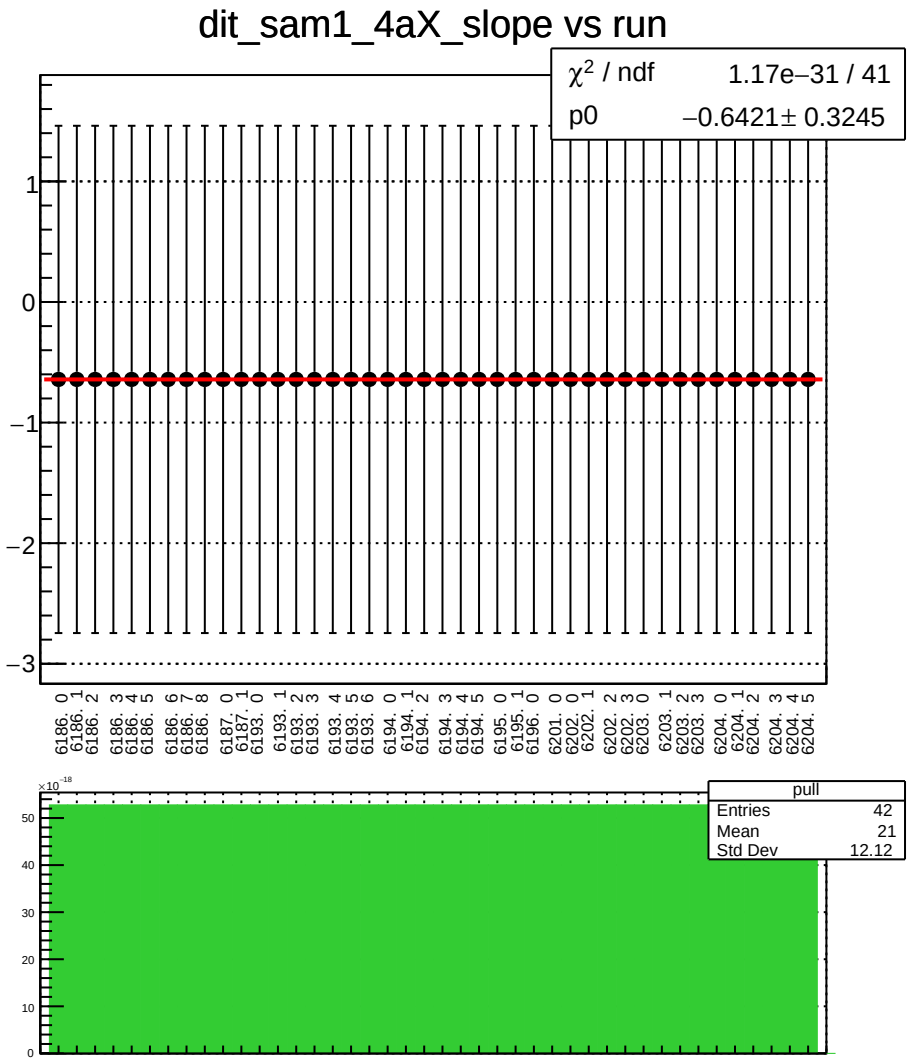
dit_sam1_4aX_slope vs run
χ^2 / ndf 1.17e−31 / 41
p0 −0.6421± 0.3245
1
0
−1
−2
−3
6186. 0
6186. 1
6186. 2
6186. 3
6186. 4
6186. 5
6186. 6
6186. 7
6186. 8
6187. 0
6187. 1
6193. 0
6193. 1
6193. 2
6193. 3
6193. 4
6193. 5
6193. 6
6194. 0
6194. 1
6194. 2
6194. 3
6194. 4
6194. 5
6195. 0
6195. 1
6196. 0
6201. 0
6202. 0
6202. 1
6202. 2
6202. 3
6203. 0
6203. 1
6203. 2
6203. 3
6204. 0
6204. 1
6204. 2
6204. 3
6204. 4
6204. 5
×10^-18
50
40
30
20
10
0
pull
Entries 42
Mean 21
Std Dev 12.12

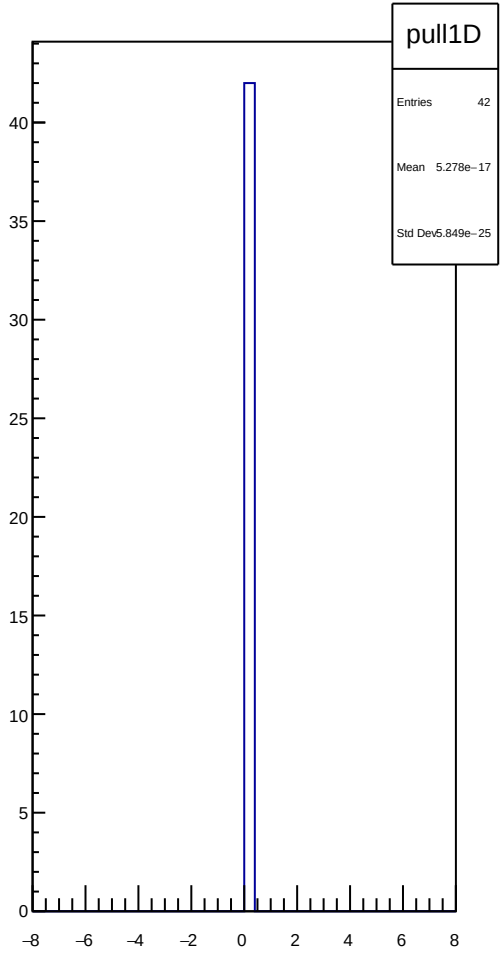
pull1D
Entries 42
Mean 5.278e−17
Std Dev 5.849e−25
40
35
30
25
20
15
10
5
0
−8
−6
−4
−2
0
2
4
6
8

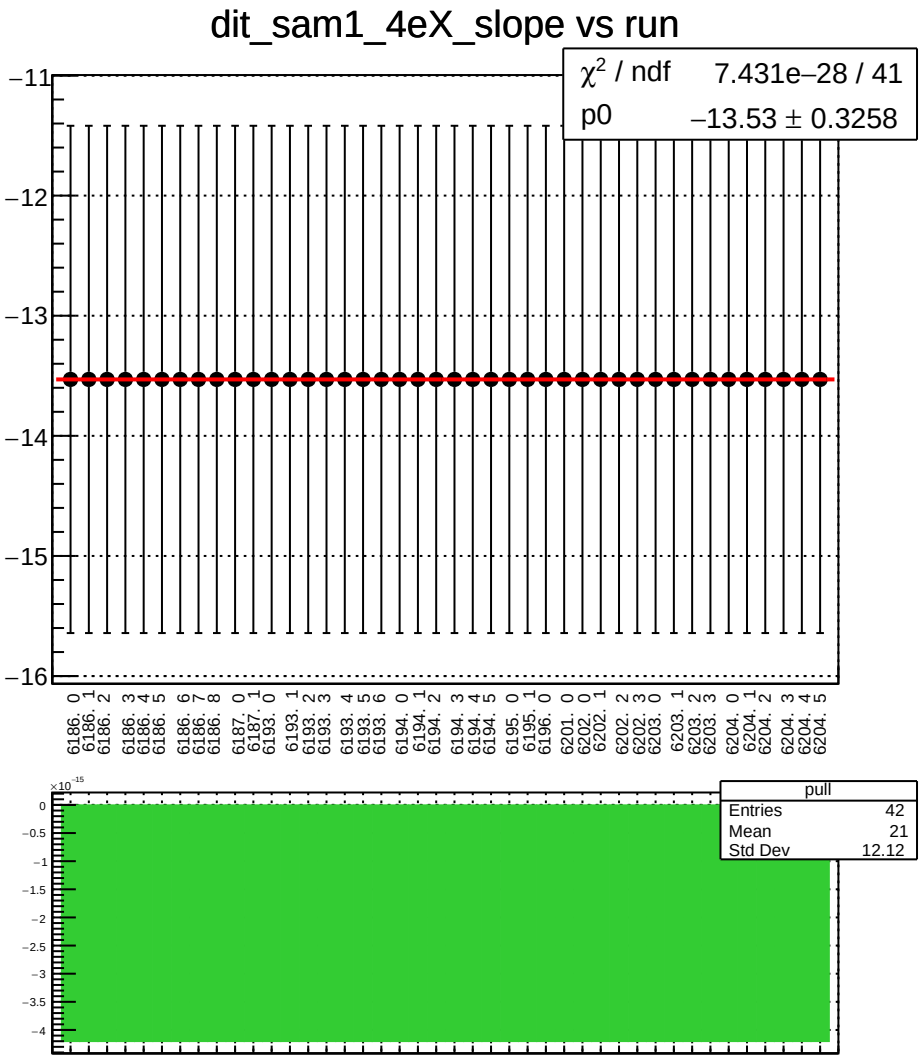
dit_sam1_4eX_slope vs run
χ^2 / ndf 7.431e−28 / 41
p0 −13.53 ± 0.3258
−11
−12
−13
−14
−15
−16
6186. 0
6186. 1
6186. 2
6186. 3
6186. 4
6186. 5
6186. 6
6186. 7
6186. 8
6187. 0
6187. 1
6193. 0
6193. 1
6193. 2
6193. 3
6193. 4
6193. 5
6193. 6
6194. 0
6194. 1
6194. 2
6194. 3
6194. 4
6194. 5
6195. 0
6195. 1
6196. 0
6201. 0
6202. 0
6202. 1
6202. 2
6202. 3
6203. 0
6203. 1
6203. 2
6203. 3
6204. 0
6204. 1
6204. 2
6204. 3
6204. 4
6204. 5
×10^-15
0
−0.5
−1
−1.5
−2
−2.5
−3
−3.5
−4
pull
Entries 42
Mean 21
Std Dev 12.12


pull1D
Entries 42
Mean −4.206e−15
Std Dev 9.169e−23
40
35
30
25
20
15
10
5
0
−8
−6
−4
−2
0
2
4
6
8

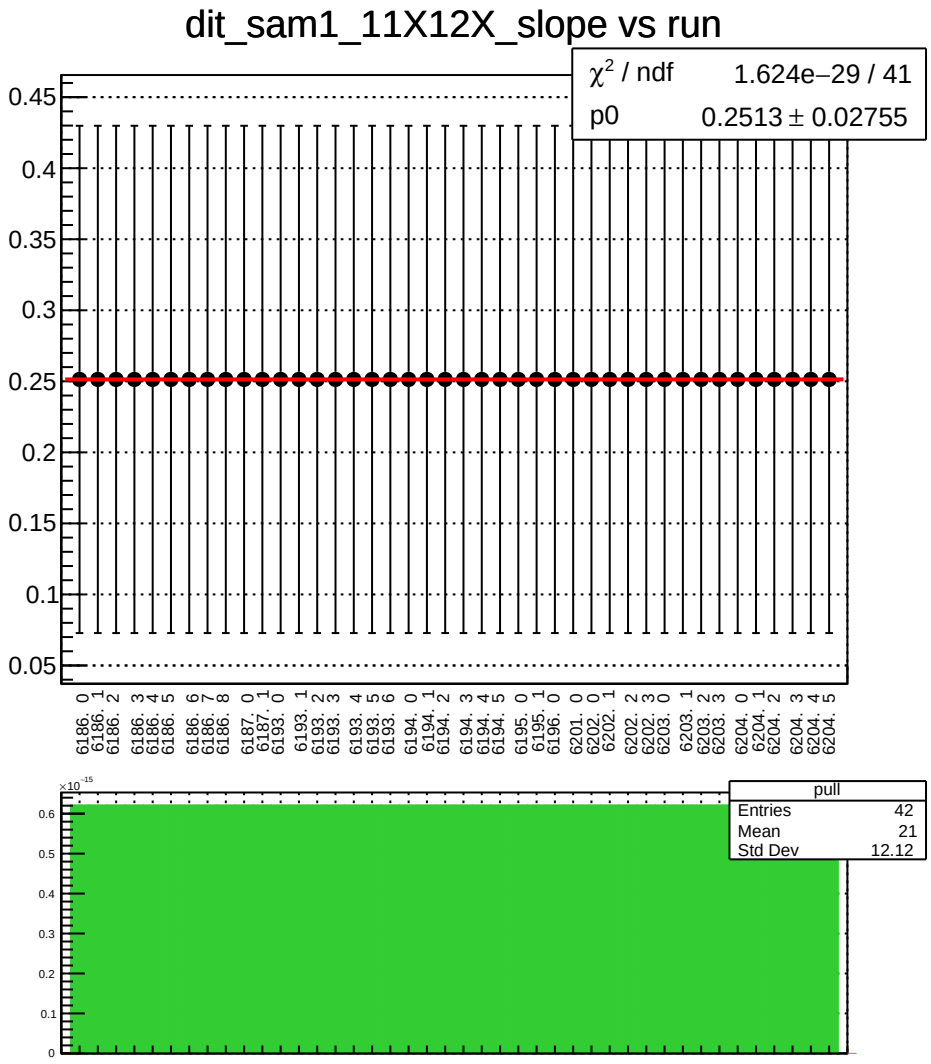
dit_sam1_11X12X_slope vs run
χ^2 / ndf 1.624e−29 / 41
p0 0.2513 ± 0.02755
0.45
0.4
0.35
0.3
0.25
0.2
0.15
0.1
0.05
6186. 0
6186. 1
6186. 2
6186. 3
6186. 4
6186. 5
6186. 6
6186. 7
6186. 8
6187. 0
6187. 1
6193. 0
6193. 1
6193. 2
6193. 3
6193. 4
6193. 5
6193. 6
6194. 0
6194. 1
6194. 2
6194. 3
6194. 4
6194. 5
6195. 0
6195. 1
6196. 0
6201. 0
6202. 0
6202. 1
6202. 2
6202. 3
6203. 0
6203. 1
6203. 2
6203. 3
6204. 0
6204. 1
6204. 2
6204. 3
6204. 4
6204. 5
$\times 10^{-15}$
0.6
0.5
0.4
0.3
0.2
0.1
0
pull
Entries 42
Mean 21
Std Dev 12.12

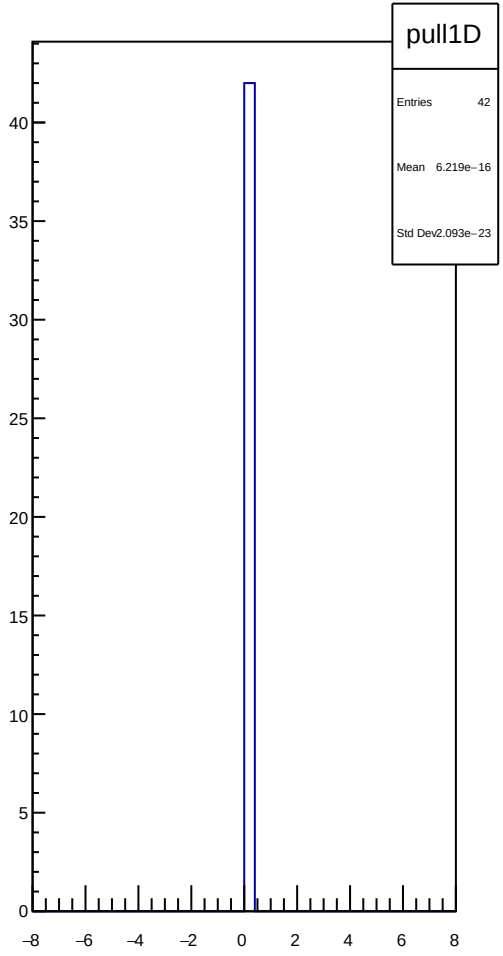
pull1D
Entries 42
Mean 6.219e−16
Std Dev 2.093e−23
40
35
30
25
20
15
10
5
0
−8
−6
−4
−2
0
2
4
6
8

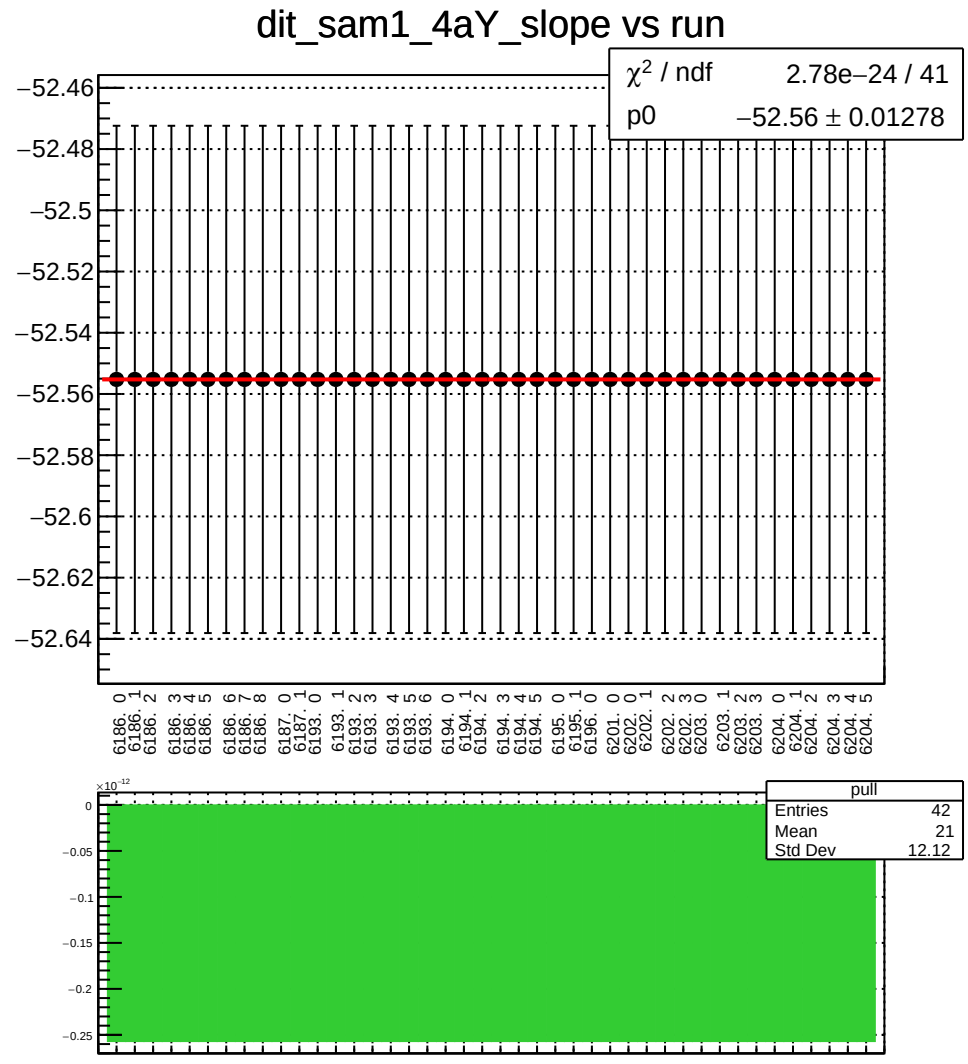
dit_sam1_4aY_slope vs run
χ² / ndf 2.78e−24 / 41
p0 −52.56 ± 0.01278
−52.46
−52.48
−52.5
−52.52
−52.54
−52.56
−52.58
−52.6
−52.62
−52.64
6186. 0
6186. 1
6186. 2
6186. 3
6186. 4
6186. 5
6186. 6
6186. 7
6186. 8
6187. 0
6187. 1
6193. 0
6193. 1
6193. 2
6193. 3
6193. 4
6193. 5
6193. 6
6194. 0
6194. 1
6194. 2
6194. 3
6194. 4
6194. 5
6195. 0
6195. 1
6196. 0
6201. 0
6202. 0
6202. 1
6202. 2
6202. 3
6203. 0
6203. 1
6203. 2
6203. 3
6204. 0
6204. 1
6204. 2
6204. 3
6204. 4
6204. 5
×10⁻¹²
0
−0.05
−0.1
−0.15
−0.2
−0.25
pull
Entries 42
Mean 21
Std Dev 12.12

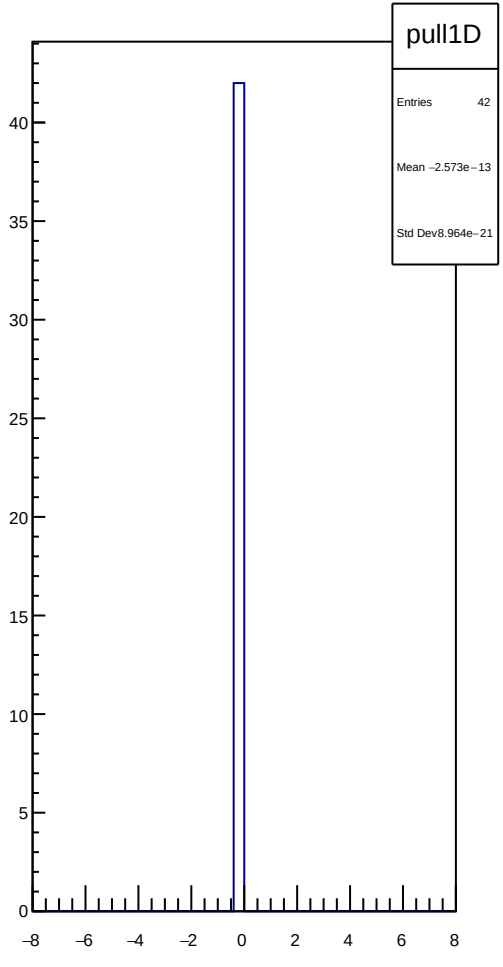
pull1D
Entries 42
Mean −2.573e−13
Std Dev8.964e−21
40
35
30
25
20
15
10
5
0
−8
−6
−4
−2
0
2
4
6
8

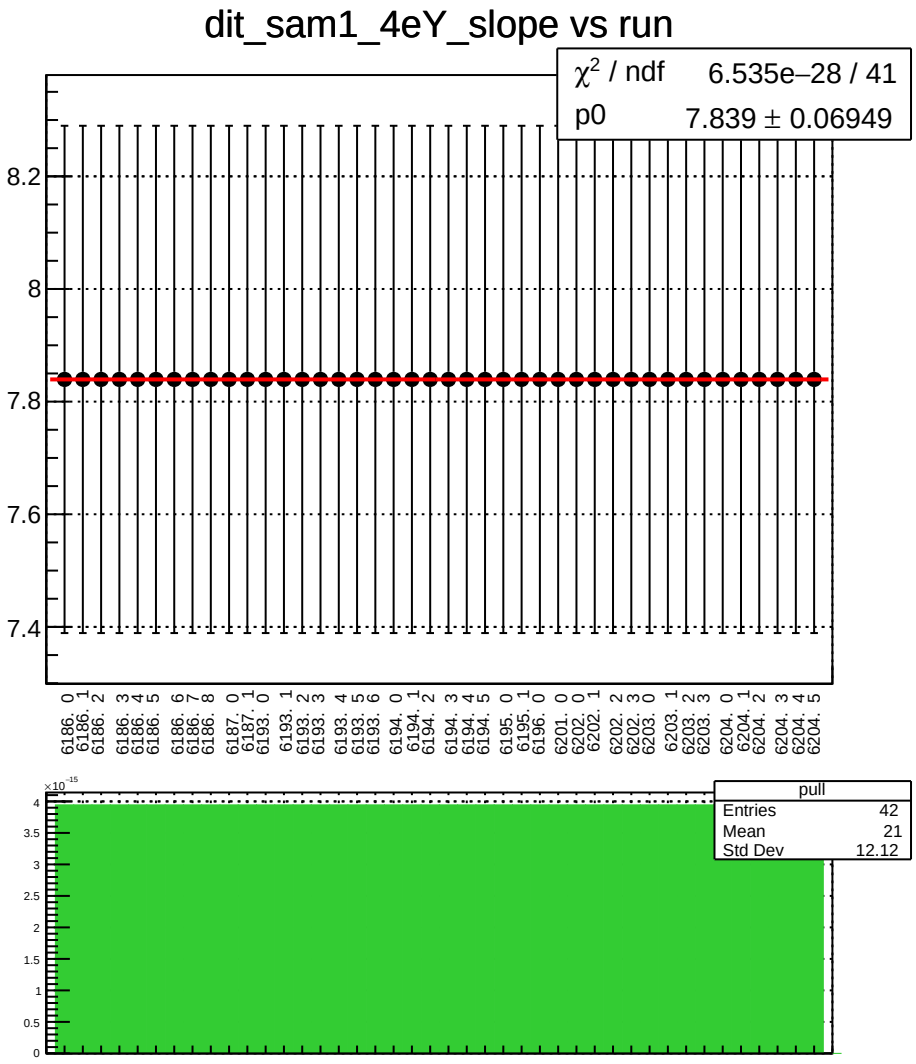
dit_sam1_4eY_slope vs run
χ^2 / ndf 6.535e−28 / 41
p0 7.839 ± 0.06949
8.2
8
7.8
7.6
7.4
6186. 0
6186. 1
6186. 2
6186. 3
6186. 4
6186. 5
6186. 6
6186. 7
6186. 8
6187. 0
6187. 1
6193. 0
6193. 1
6193. 2
6193. 3
6193. 4
6193. 5
6193. 6
6194. 0
6194. 1
6194. 2
6194. 3
6194. 4
6194. 5
6195. 0
6195. 1
6196. 0
6201. 0
6202. 0
6202. 1
6202. 2
6202. 3
6203. 0
6203. 1
6203. 2
6203. 3
6204. 0
6204. 1
6204. 2
6204. 3
6204. 4
6204. 5
×10^-15
4
3.5
3
2.5
2
1.5
1
0.5
0
pull
Entries 42
Mean 21
Std Dev 12.12

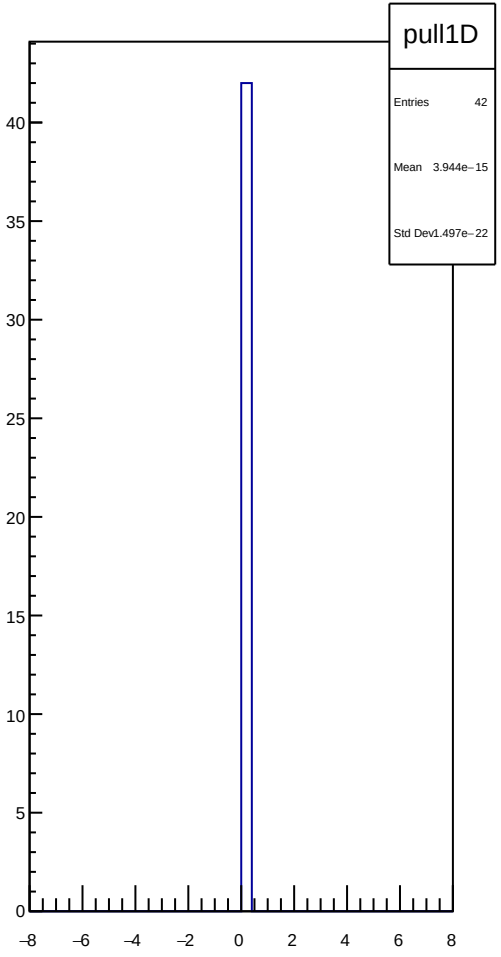
pull1D
Entries 42
Mean 3.944e−15
Std Dev1.497e−22
40
35
30
25
20
15
10
5
0
−8
−6
−4
−2
0
2
4
6
8

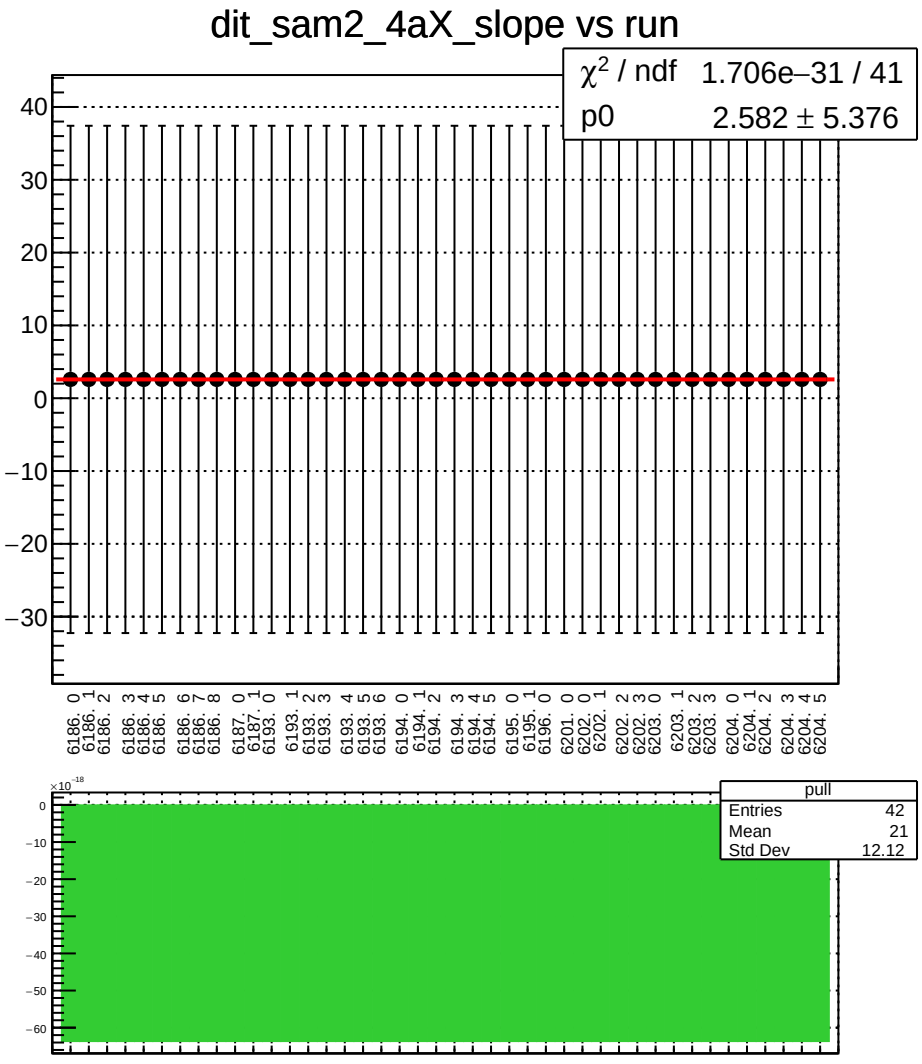
dit_sam2_4aX_slope vs run
χ^2 / ndf 1.706e−31 / 41
p0 2.582 ± 5.376
40
30
20
10
0
−10
−20
−30
6186. 0
6186. 1
6186. 2
6186. 3
6186. 4
6186. 5
6186. 6
6186. 7
6186. 8
6187. 0
6187. 1
6193. 0
6193. 1
6193. 2
6193. 3
6193. 4
6193. 5
6193. 6
6194. 0
6194. 1
6194. 2
6194. 3
6194. 4
6194. 5
6195. 0
6195. 1
6196. 0
6201. 0
6202. 0
6202. 1
6202. 2
6202. 3
6203. 0
6203. 1
6203. 2
6203. 3
6204. 0
6204. 1
6204. 2
6204. 3
6204. 4
6204. 5
×10^-18
0
−10
−20
−30
−40
−50
−60
pull
Entries 42
Mean 21
Std Dev 12.12

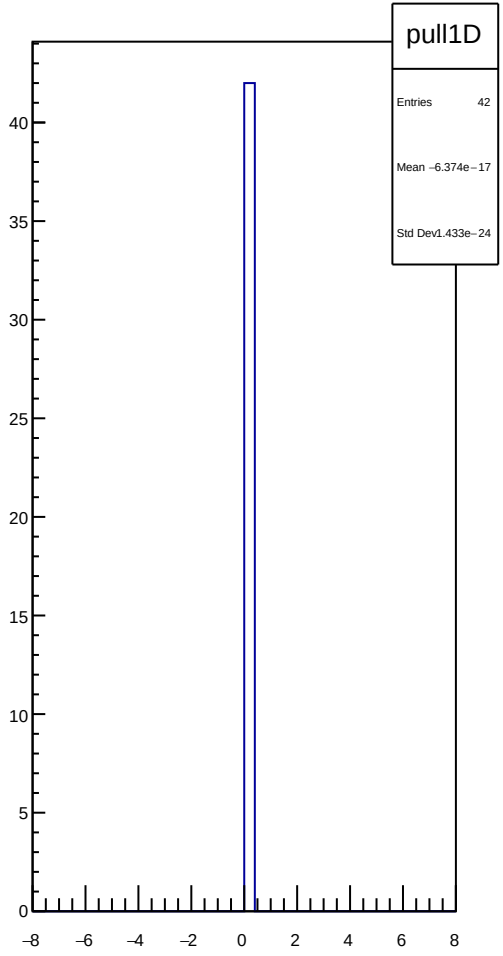
pull1D
Entries 42
Mean −6.374e−17
Std Dev1.433e−24
40
35
30
25
20
15
10
5
0
−8
−6
−4
−2
0
2
4
6
8

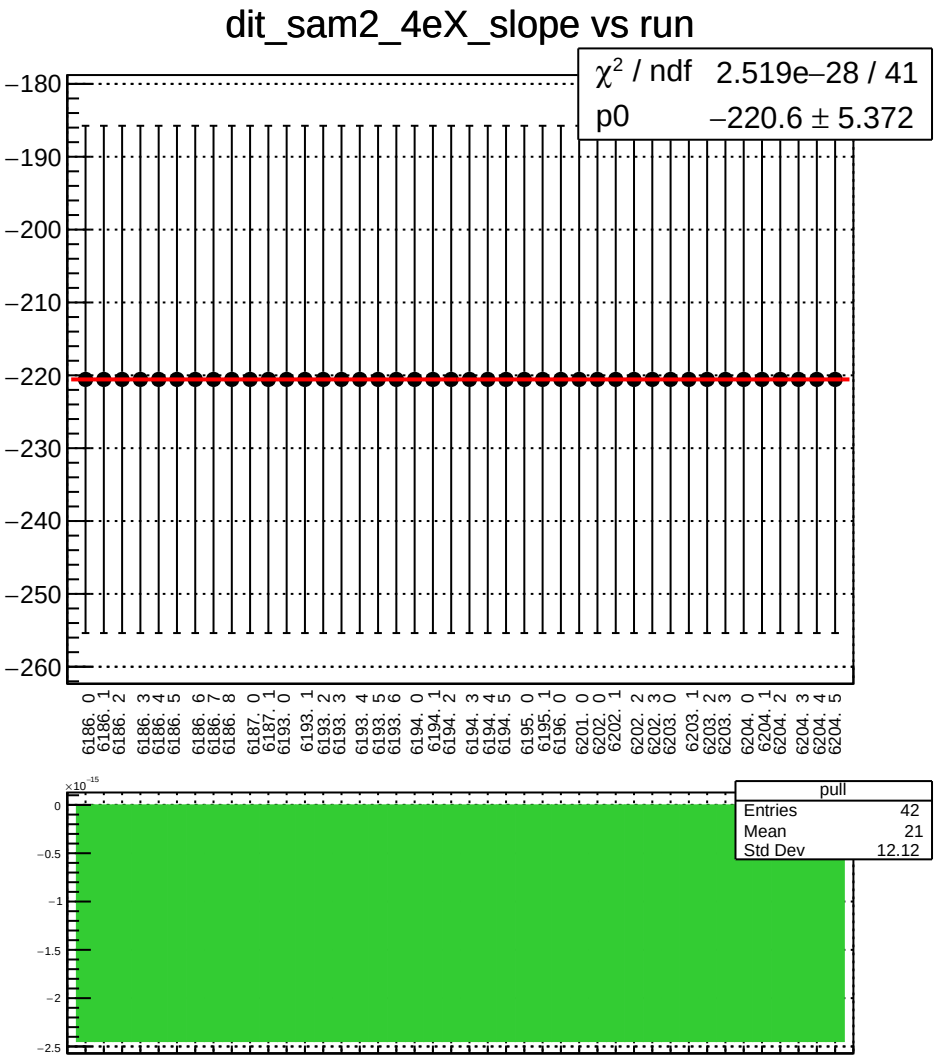
dit_sam2_4eX_slope vs run
χ^2 / ndf 2.519e−28 / 41
p0 −220.6 ± 5.372
−180
−190
−200
−210
−220
−230
−240
−250
−260
6186. 0
6186. 1
6186. 2
6186. 3
6186. 4
6186. 5
6186. 6
6186. 7
6186. 8
6187. 0
6187. 1
6193. 0
6193. 1
6193. 2
6193. 3
6193. 4
6193. 5
6193. 6
6194. 0
6194. 1
6194. 2
6194. 3
6194. 4
6194. 5
6195. 0
6195. 1
6196. 0
6201. 0
6202. 0
6202. 1
6202. 2
6202. 3
6203. 0
6203. 1
6203. 2
6203. 3
6204. 0
6204. 1
6204. 2
6204. 3
6204. 4
6204. 5
×10^-15
0
−0.5
−1
−1.5
−2
−2.5
pull
Entries 42
Mean 21
Std Dev 12.12


pull1D
Entries 42
Mean −2.449e−15
Std Dev 6.484e−23
40
35
30
25
20
15
10
5
0
−8
−6
−4
−2
0
2
4
6
8

dit_sam2_11X12X_slope vs run

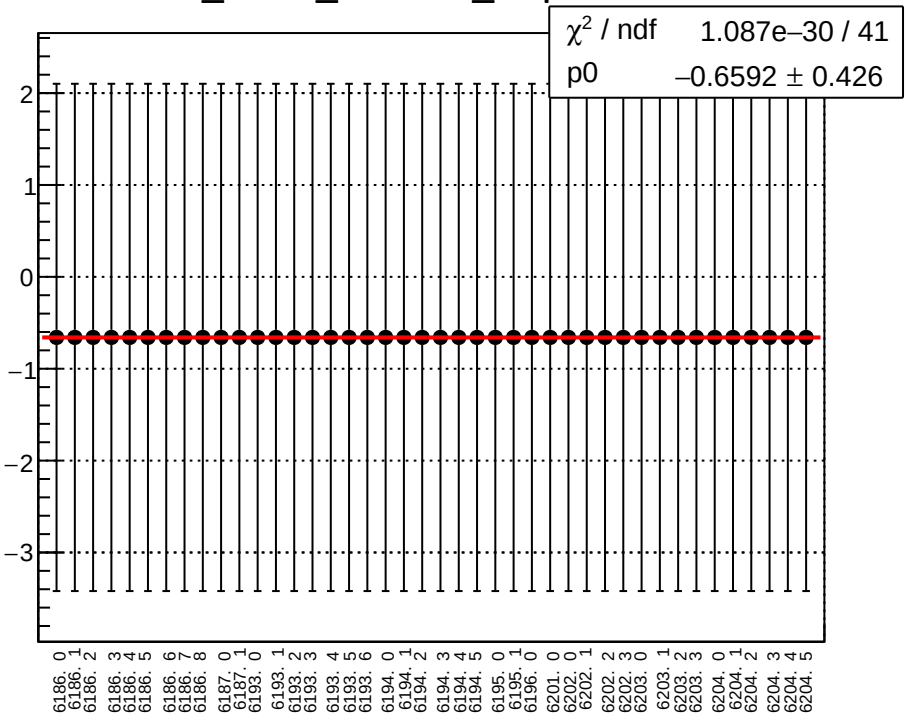



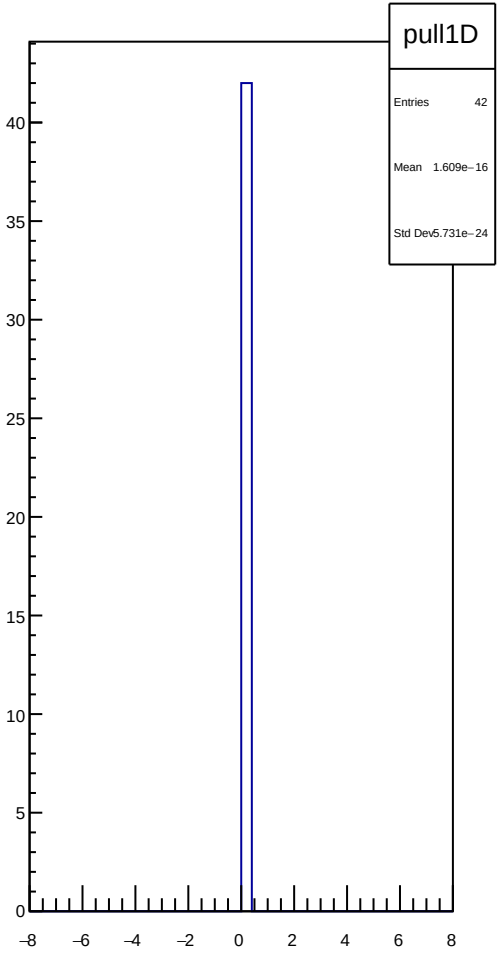

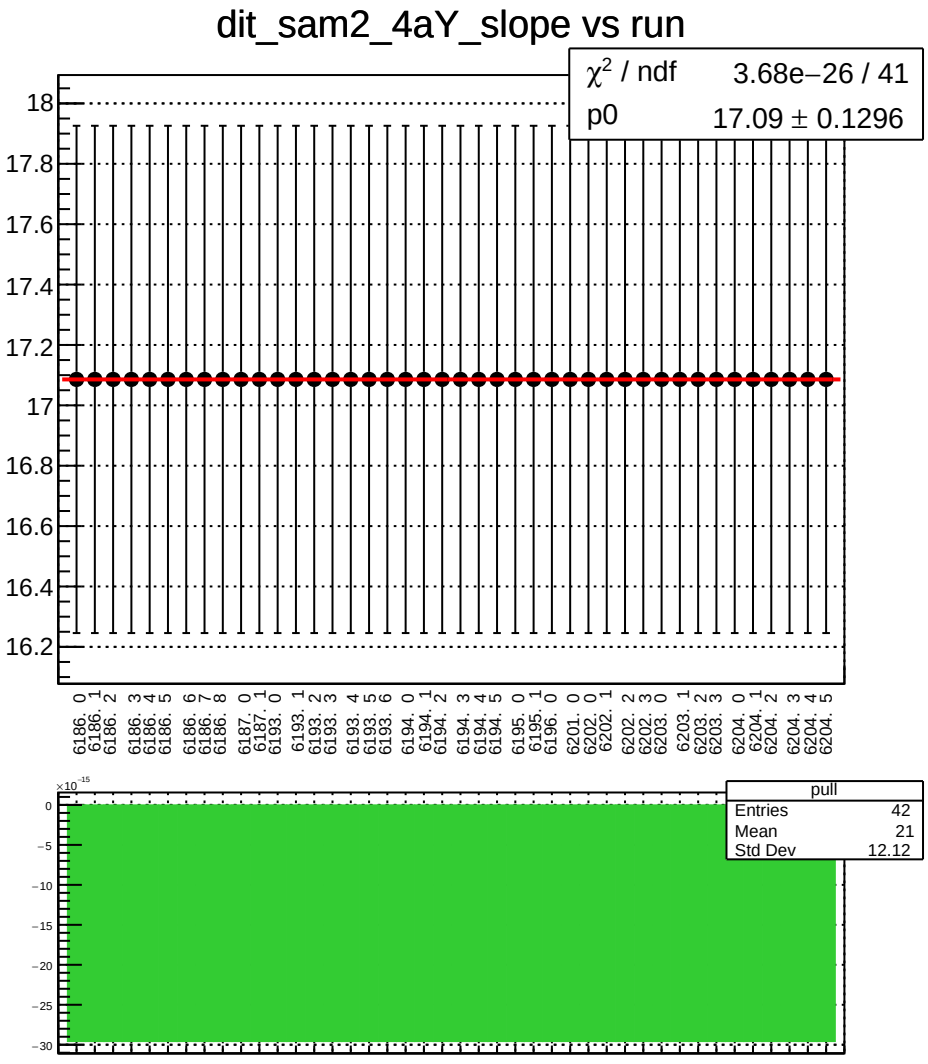
dit_sam2_4aY_slope vs run
χ^2 / ndf 3.68e−26 / 41
p0 17.09 ± 0.1296
18
17.8
17.6
17.4
17.2
17
16.8
16.6
16.4
16.2
6186. 0
6186. 1
6186. 2
6186. 3
6186. 4
6186. 5
6186. 6
6186. 7
6186. 8
6187. 0
6187. 1
6193. 0
6193. 1
6193. 2
6193. 3
6193. 4
6193. 5
6193. 6
6194. 0
6194. 1
6194. 2
6194. 3
6194. 4
6194. 5
6195. 0
6195. 1
6196. 0
6201. 0
6202. 0
6202. 1
6202. 2
6202. 3
6203. 0
6203. 1
6203. 2
6203. 3
6204. 0
6204. 1
6204. 2
6204. 3
6204. 4
6204. 5
×10^-15
0
−5
−10
−15
−20
−25
−30
pull
Entries 42
Mean 21
Std Dev 12.12


pull1D
Entries 42
Mean −2.96e−14
Std Dev1.198e−21
40
35
30
25
20
15
10
5
0
−8
−6
−4
−2
0
2
4
6
8

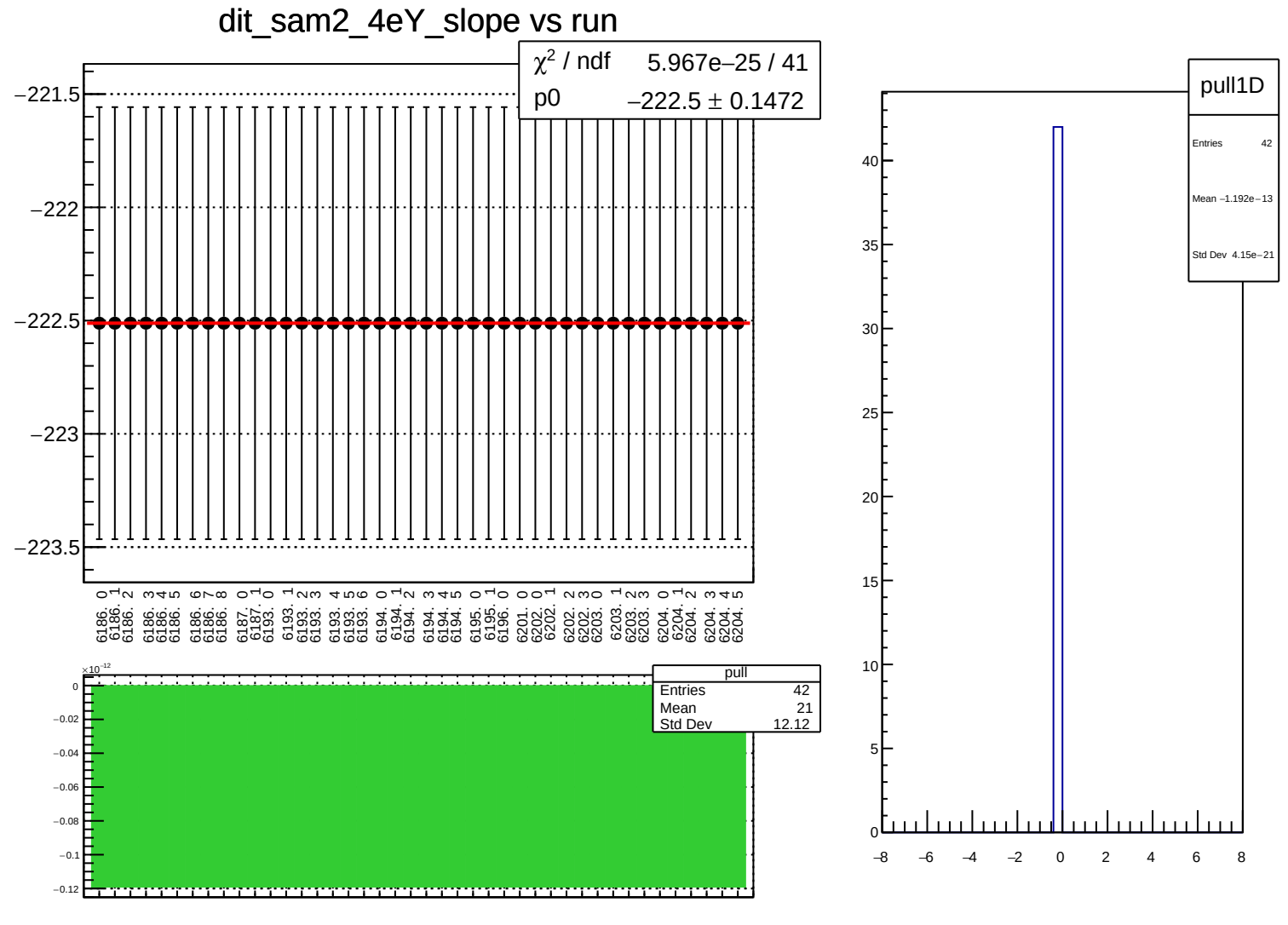
dit_sam2_4eY_slope vs run
χ² / ndf 5.967e−25 / 41
p0 −222.5 ± 0.1472
−221.5
−222
−222.5
−223
−223.5
6186. 0
6186. 1
6186. 2
6186. 3
6186. 4
6186. 5
6186. 6
6186. 7
6186. 8
6187. 0
6187. 1
6193. 0
6193. 1
6193. 2
6193. 3
6193. 4
6193. 5
6193. 6
6194. 0
6194. 1
6194. 2
6194. 3
6194. 4
6194. 5
6195. 0
6195. 1
6196. 0
6201. 0
6202. 0
6202. 1
6202. 2
6202. 3
6203. 0
6203. 1
6203. 2
6203. 3
6204. 0
6204. 1
6204. 2
6204. 3
6204. 4
6204. 5
×10⁻¹²
0
−0.02
−0.04
−0.06
−0.08
−0.1
−0.12
pull
Entries 42
Mean 21
Std Dev 12.12
pull1D
Entries 42
Mean −1.192e−13
Std Dev 4.15e−21
40
35
30
25
20
15
10
5
0
−8
−6
−4
−2
0
2
4
6
8

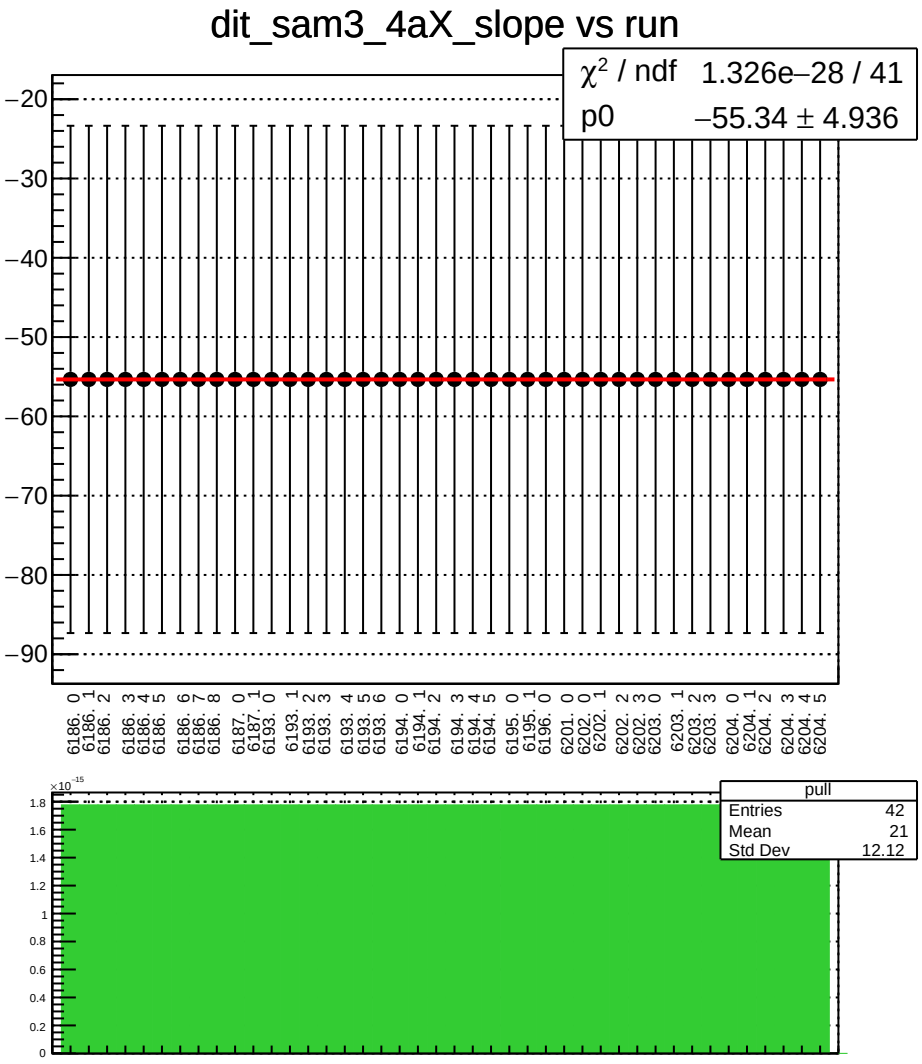
dit_sam3_4aX_slope vs run
χ² / ndf 1.326e−28 / 41
p0 −55.34 ± 4.936
−20
−30
−40
−50
−60
−70
−80
−90
6186. 0
6186. 1
6186. 2
6186. 3
6186. 4
6186. 5
6186. 6
6186. 7
6186. 8
6187. 0
6187. 1
6193. 0
6193. 1
6193. 2
6193. 3
6193. 4
6193. 5
6193. 6
6194. 0
6194. 1
6194. 2
6194. 3
6194. 4
6194. 5
6195. 0
6195. 1
6196. 0
6201. 0
6202. 0
6202. 1
6202. 2
6202. 3
6203. 0
6203. 1
6203. 2
6203. 3
6204. 0
6204. 1
6204. 2
6204. 3
6204. 4
6204. 5
×10⁻¹⁵
1.8
1.6
1.4
1.2
1
0.8
0.6
0.4
0.2
0
pull
Entries 42
Mean 21
Std Dev 12.12

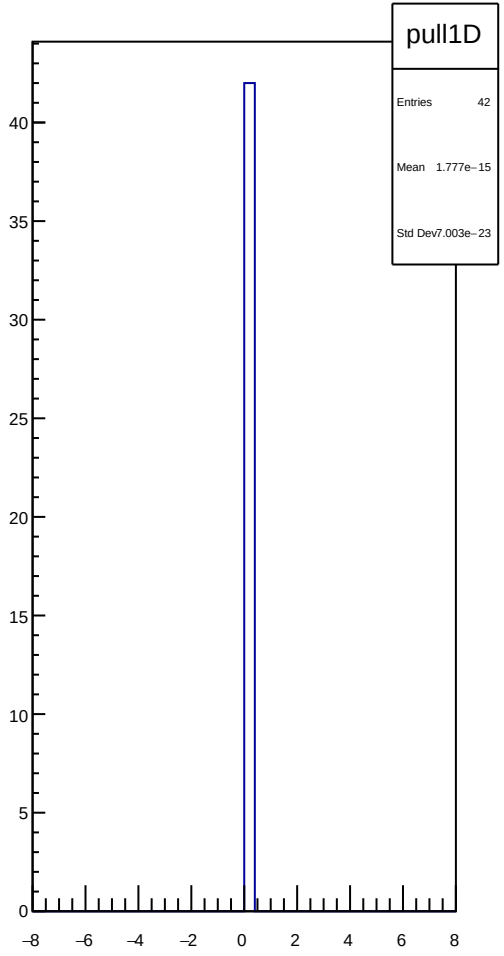
pull1D
Entries 42
Mean 1.777e−15
Std Dev7.003e−23
40
35
30
25
20
15
10
5
0
−8
−6
−4
−2
0
2
4
6
8

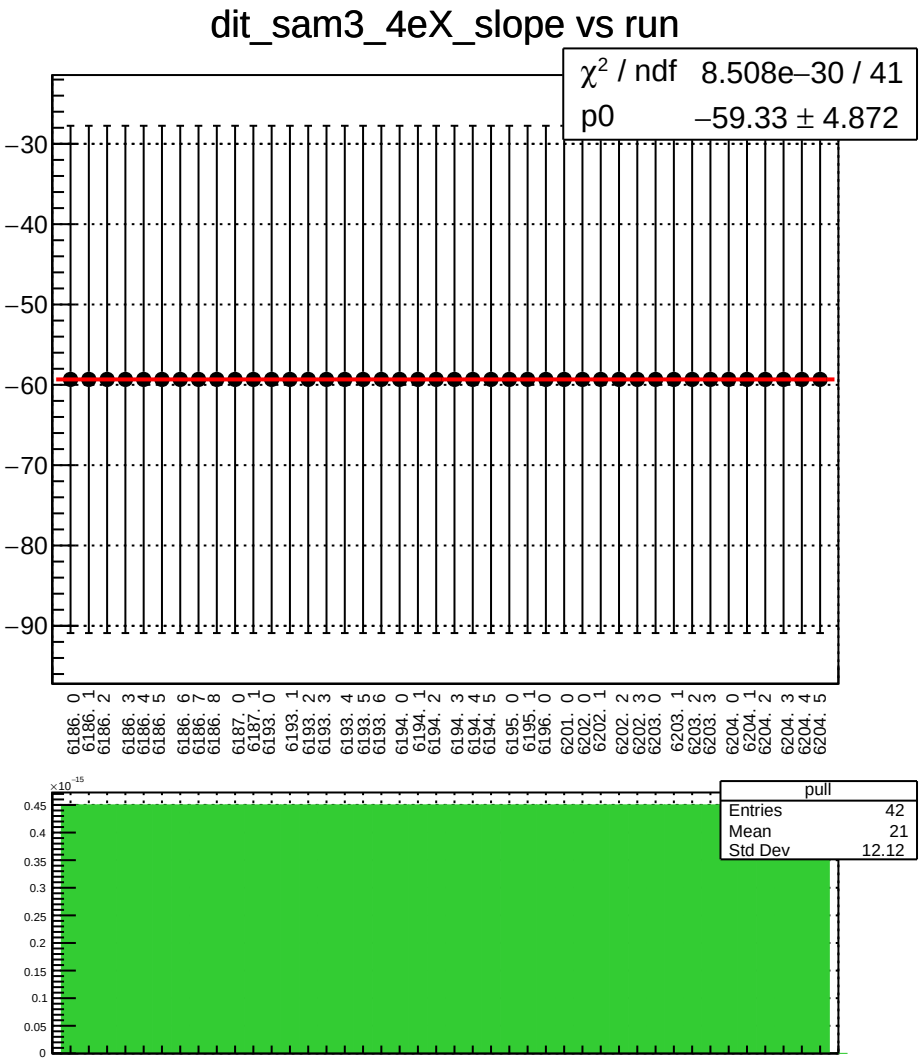
dit_sam3_4eX_slope vs run
χ² / ndf 8.508e−30 / 41
p0 −59.33 ± 4.872
−30
−40
−50
−60
−70
−80
−90
6186. 0
6186. 1
6186. 2
6186. 3
6186. 4
6186. 5
6186. 6
6186. 7
6186. 8
6187. 0
6187. 1
6193. 0
6193. 1
6193. 2
6193. 3
6193. 4
6193. 5
6193. 6
6194. 0
6194. 1
6194. 2
6194. 3
6194. 4
6194. 5
6195. 0
6195. 1
6196. 0
6201. 0
6202. 0
6202. 1
6202. 2
6202. 3
6203. 0
6203. 1
6203. 2
6203. 3
6204. 0
6204. 1
6204. 2
6204. 3
6204. 4
6204. 5
×10⁻¹⁵
0.45
0.4
0.35
0.3
0.25
0.2
0.15
0.1
0.05
0
pull
Entries 42
Mean 21
Std Dev 12.12

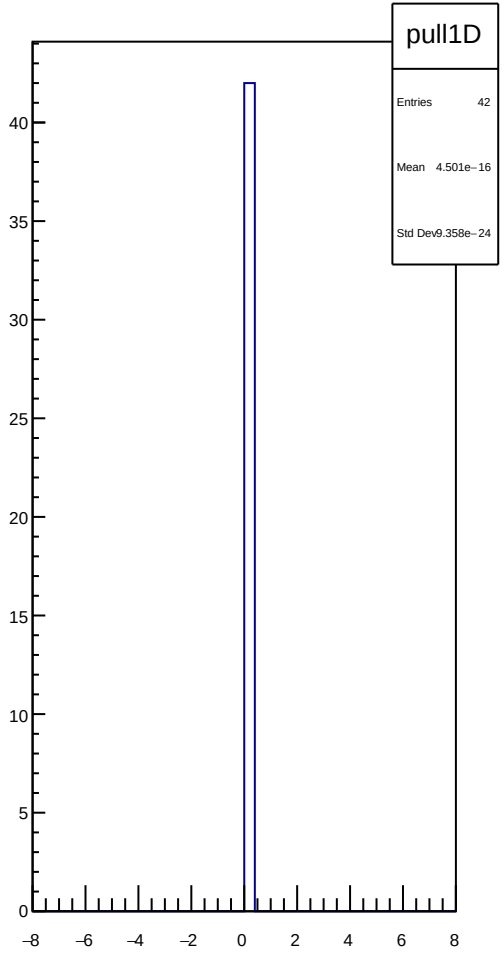
pull1D
Entries 42
Mean 4.501e−16
Std Dev 9.358e−24
40
35
30
25
20
15
10
5
0
−8
−6
−4
−2
0
2
4
6
8

dit_sam3_11X12X_slope vs run

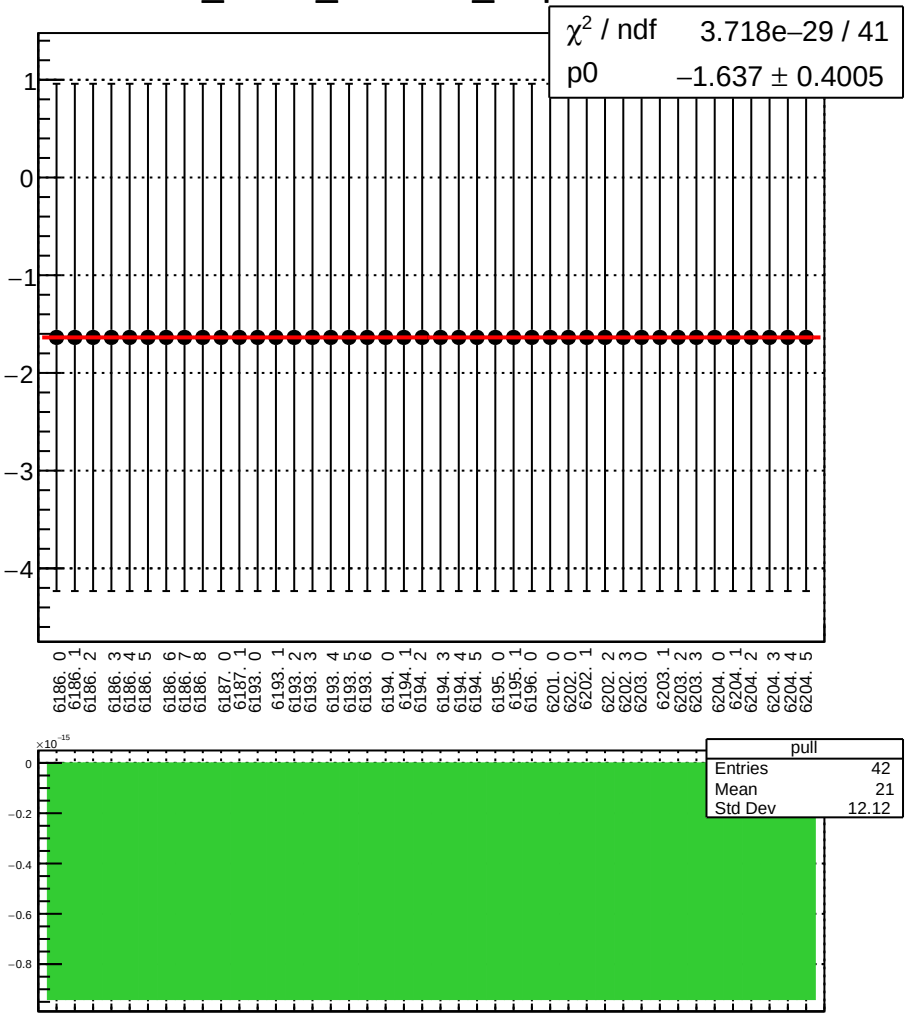

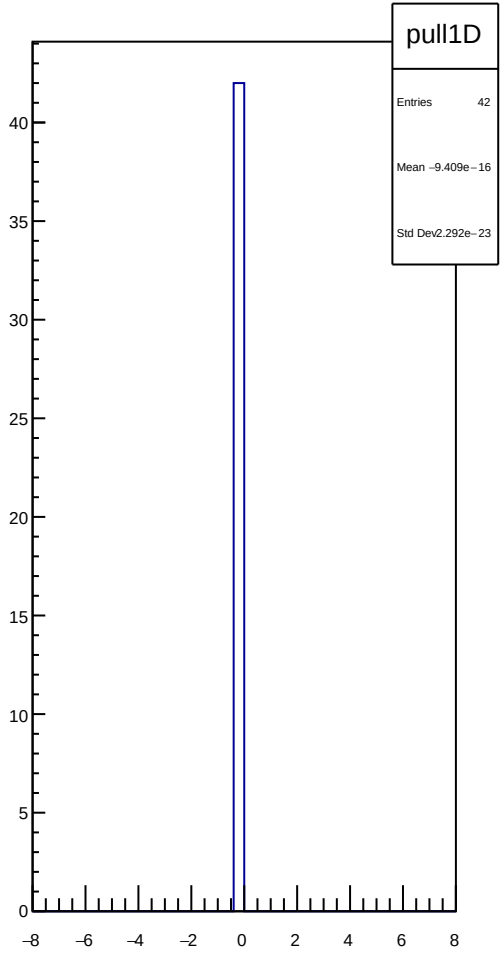

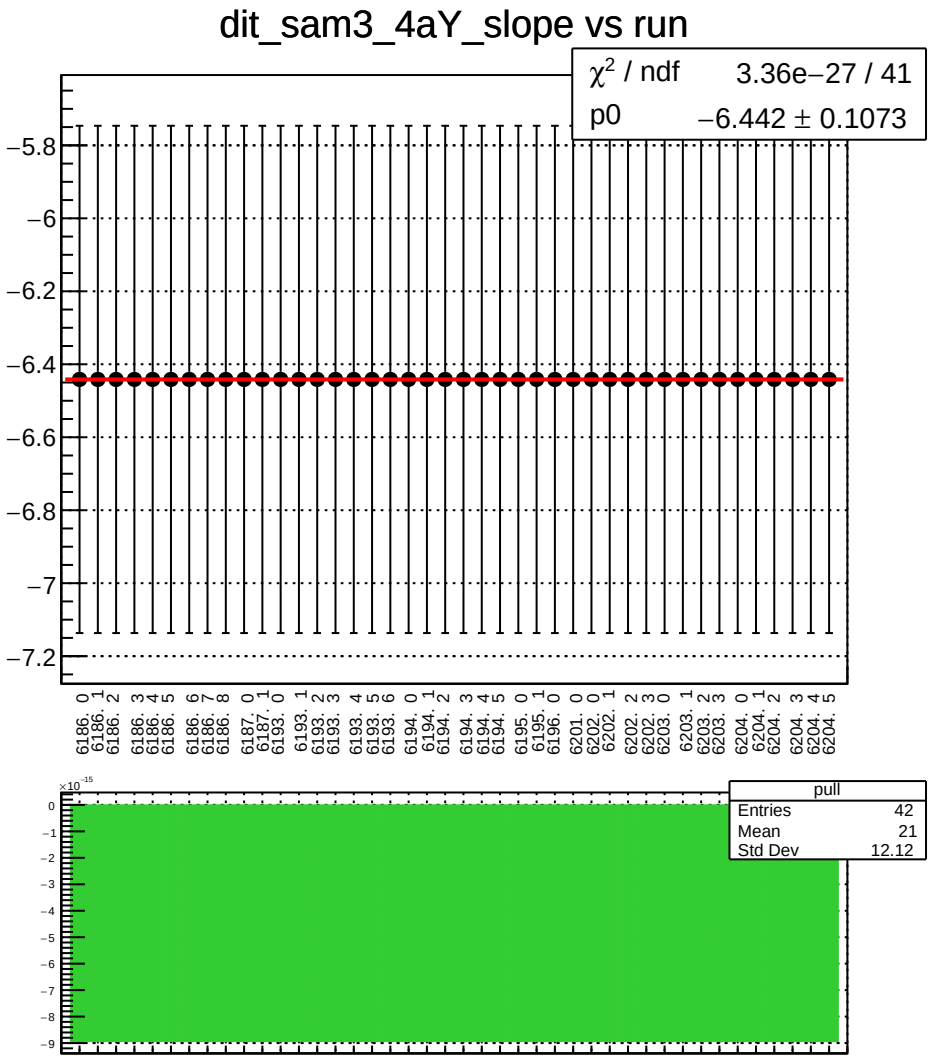
dit_sam3_4aY_slope vs run
χ^2 / ndf 3.36e−27 / 41
p0 −6.442 ± 0.1073
−5.8
−6
−6.2
−6.4
−6.6
−6.8
−7
−7.2
6186. 0
6186. 1
6186. 2
6186. 3
6186. 4
6186. 5
6186. 6
6186. 7
6186. 8
6187. 0
6187. 1
6193. 0
6193. 1
6193. 2
6193. 3
6193. 4
6193. 5
6193. 6
6194. 0
6194. 1
6194. 2
6194. 3
6194. 4
6194. 5
6195. 0
6195. 1
6196. 0
6201. 0
6202. 0
6202. 1
6202. 2
6202. 3
6203. 0
6203. 1
6203. 2
6203. 3
6204. 0
6204. 1
6204. 2
6204. 3
6204. 4
6204. 5
×10^-15
0
−1
−2
−3
−4
−5
−6
−7
−8
−9
pull
Entries 42
Mean 21
Std Dev 12.12


pull1D
Entries 42
Mean −8.944e−15
Std Dev3.668e−22
40
35
30
25
20
15
10
5
0
−8
−6
−4
−2
0
2
4
6
8

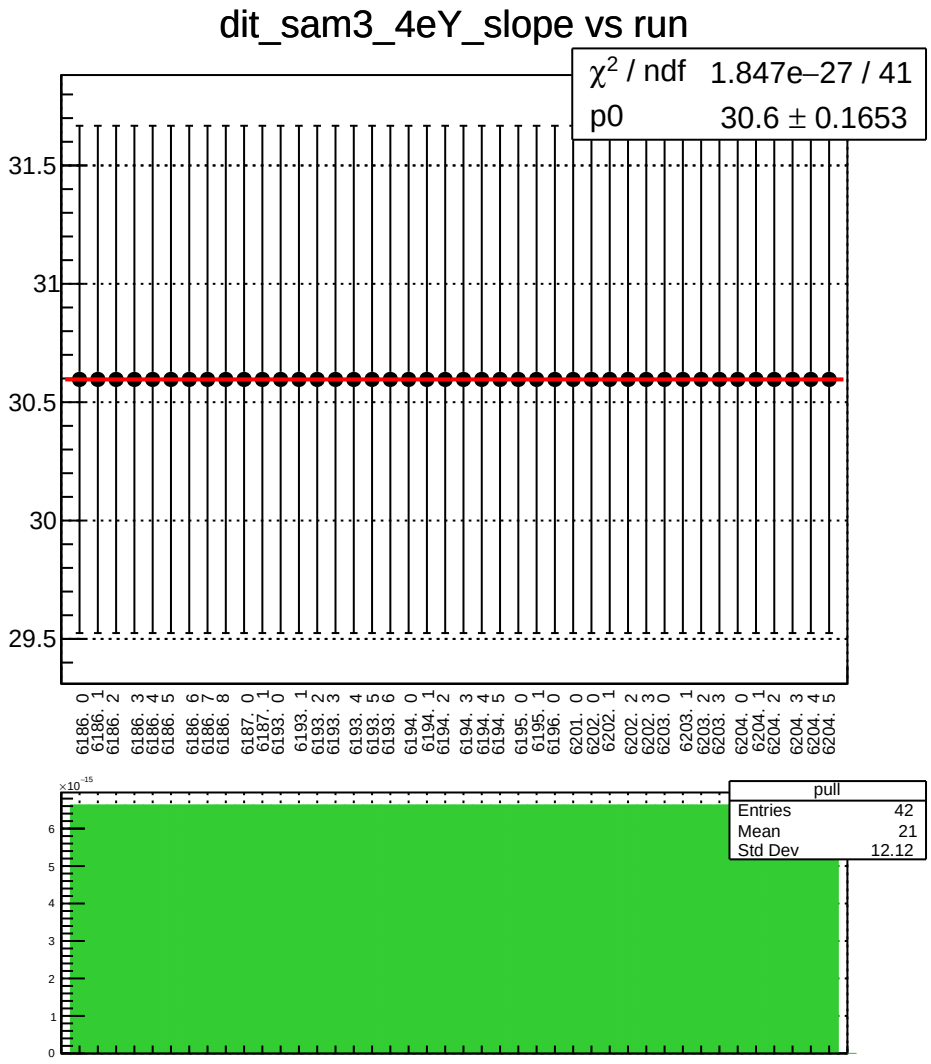
dit_sam3_4eY_slope vs run
χ2 / ndf 1.847e−27 / 41
p0 30.6 ± 0.1653
31.5
31
30.5
30
29.5
6186. 0
6186. 1
6186. 2
6186. 3
6186. 4
6186. 5
6186. 6
6186. 7
6186. 8
6187. 0
6187. 1
6193. 0
6193. 1
6193. 2
6193. 3
6193. 4
6193. 5
6193. 6
6194. 0
6194. 1
6194. 2
6194. 3
6194. 4
6194. 5
6195. 0
6195. 1
6196. 0
6201. 0
6202. 0
6202. 1
6202. 2
6202. 3
6203. 0
6203. 1
6203. 2
6203. 3
6204. 0
6204. 1
6204. 2
6204. 3
6204. 4
6204. 5
×10−15
6
5
4
3
2
1
0
pull
Entries 42
Mean 21
Std Dev 12.12

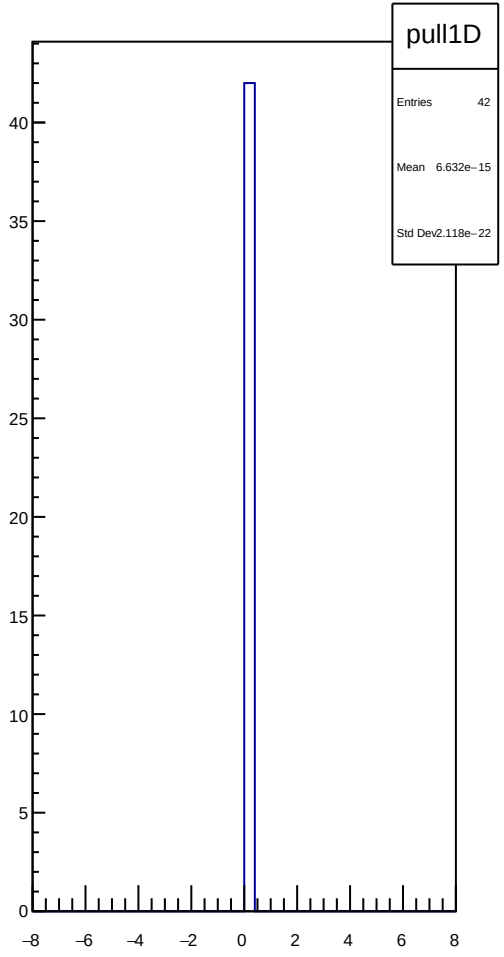
pull1D
Entries 42
Mean 6.632e−15
Std Dev 2.118e−22
40
35
30
25
20
15
10
5
0
−8
−6
−4
−2
0
2
4
6
8

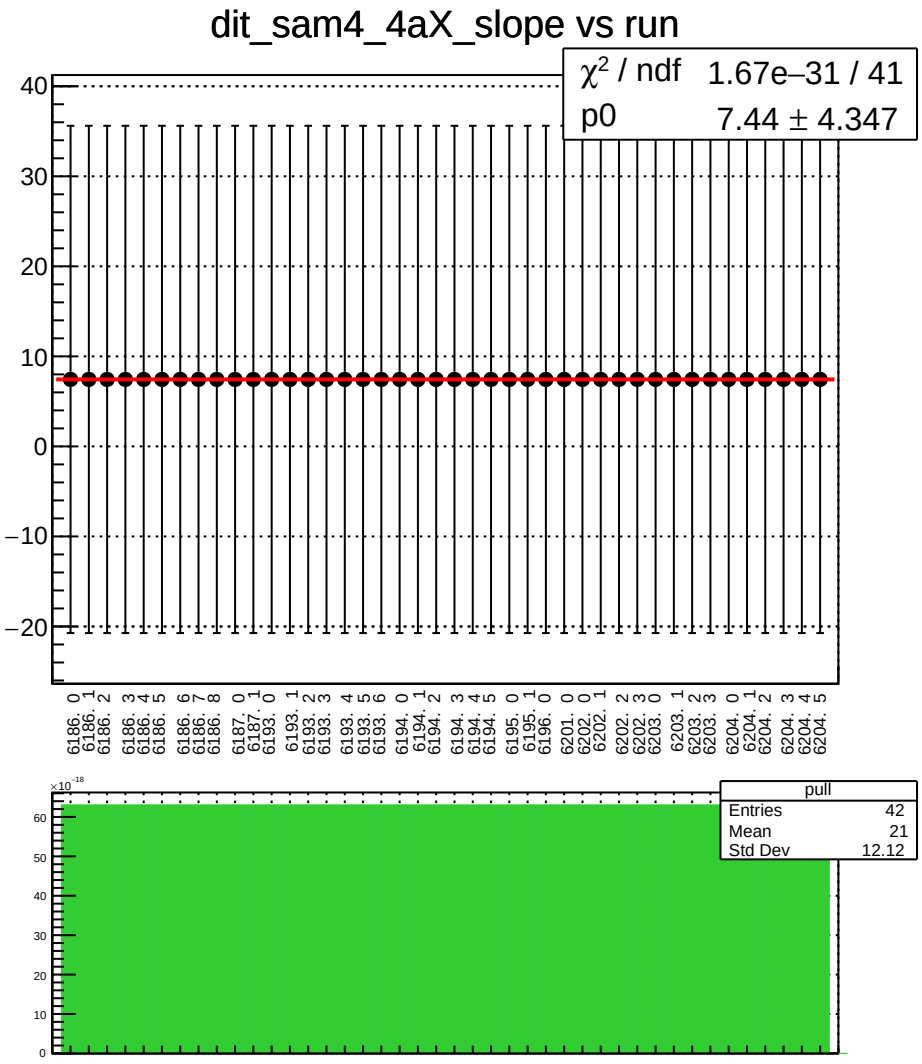
dit_sam4_4aX_slope vs run
χ² / ndf 1.67e−31 / 41
p0 7.44 ± 4.347
40
30
20
10
0
−10
−20
6186. 0
6186. 1
6186. 2
6186. 3
6186. 4
6186. 5
6186. 6
6186. 7
6186. 8
6187. 0
6187. 1
6193. 0
6193. 1
6193. 2
6193. 3
6193. 4
6193. 5
6193. 6
6194. 0
6194. 1
6194. 2
6194. 3
6194. 4
6194. 5
6195. 0
6195. 1
6196. 0
6201. 0
6202. 0
6202. 1
6202. 2
6202. 3
6203. 0
6203. 1
6203. 2
6203. 3
6204. 0
6204. 1
6204. 2
6204. 3
6204. 4
6204. 5
×10⁻¹⁸
60
50
40
30
20
10
0
pull
Entries 42
Mean 21
Std Dev 12.12

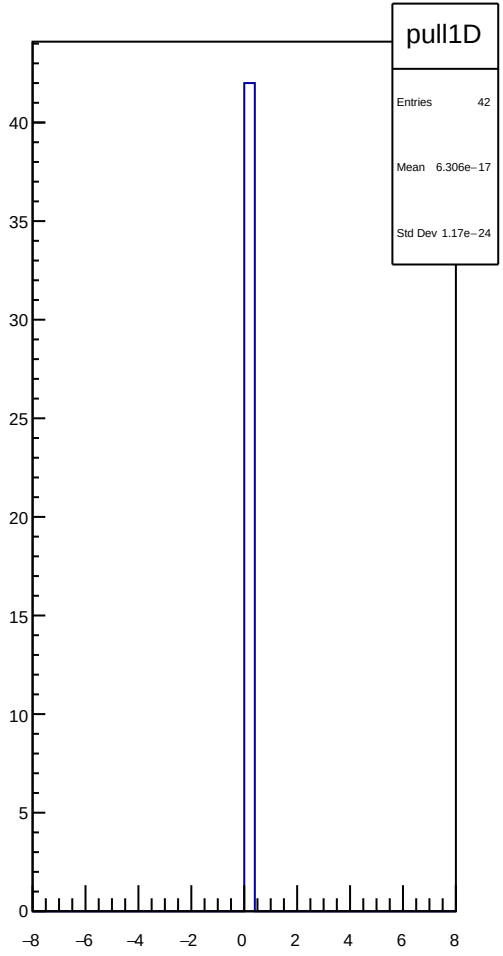
pull1D
Entries 42
Mean 6.306e−17
Std Dev 1.17e−24
40
35
30
25
20
15
10
5
0
−8
−6
−4
−2
0
2
4
6
8

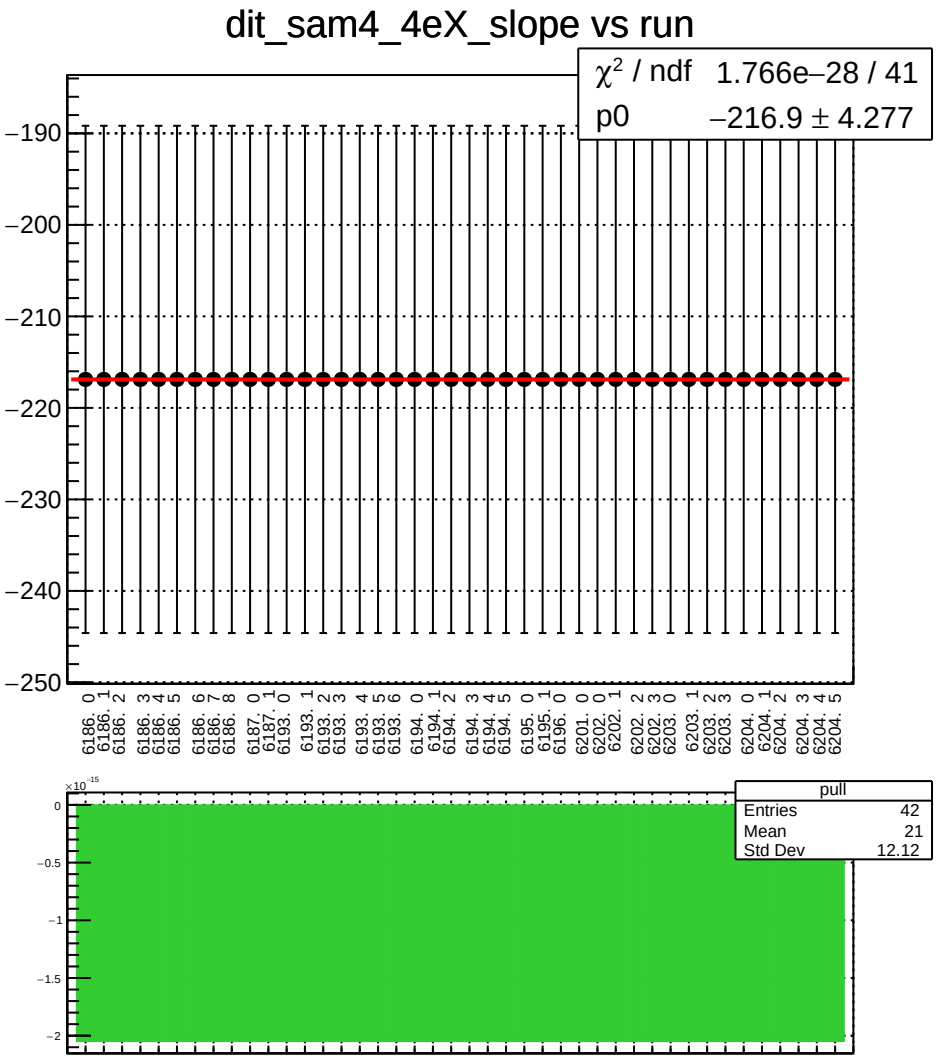
dit_sam4_4eX_slope vs run
χ² / ndf 1.766e−28 / 41
p0 −216.9 ± 4.277
−190
−200
−210
−220
−230
−240
−250
6186. 0
6186. 1
6186. 2
6186. 3
6186. 4
6186. 5
6186. 6
6186. 7
6186. 8
6187. 0
6187. 1
6193. 0
6193. 1
6193. 2
6193. 3
6193. 4
6193. 5
6193. 6
6194. 0
6194. 1
6194. 2
6194. 3
6194. 4
6194. 5
6195. 0
6195. 1
6196. 0
6201. 0
6202. 0
6202. 1
6202. 2
6202. 3
6203. 0
6203. 1
6203. 2
6203. 3
6204. 0
6204. 1
6204. 2
6204. 3
6204. 4
6204. 5
×10⁻¹⁵
0
−0.5
−1
−1.5
−2
pull
Entries 42
Mean 21
Std Dev 12.12

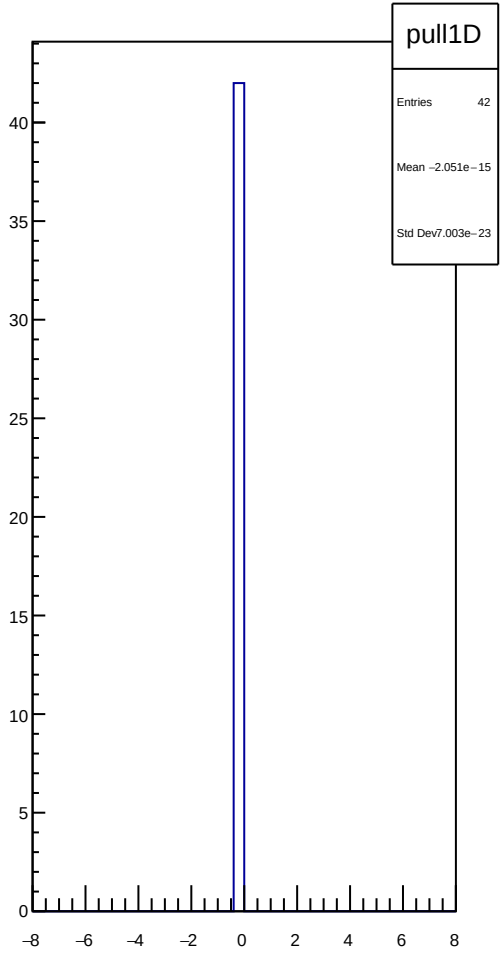
pull1D
Entries 42
Mean −2.051e−15
Std Dev7.003e−23
40
35
30
25
20
15
10
5
0
−8
−6
−4
−2
0
2
4
6
8

dit_sam4_11X12X_slope vs run

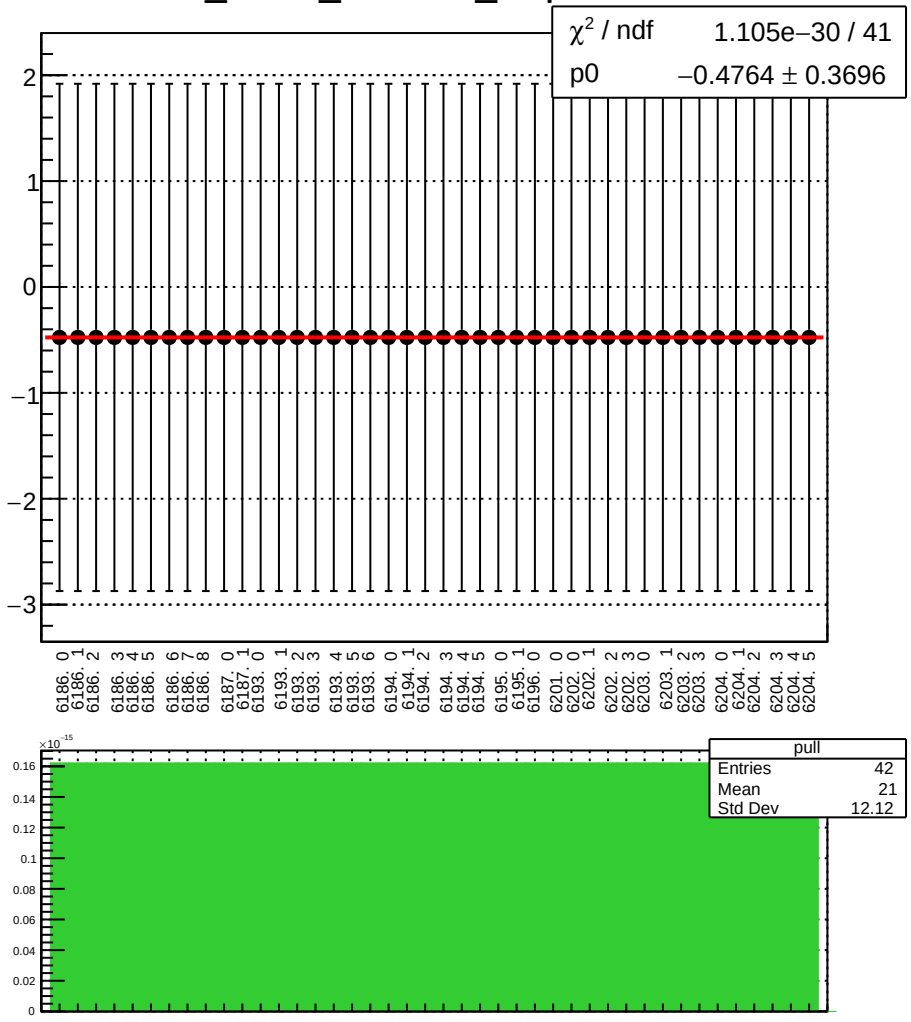

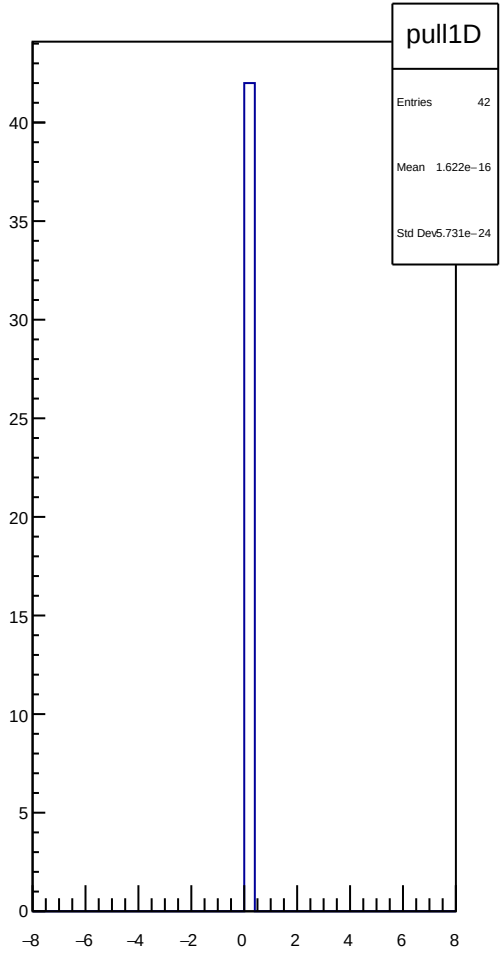

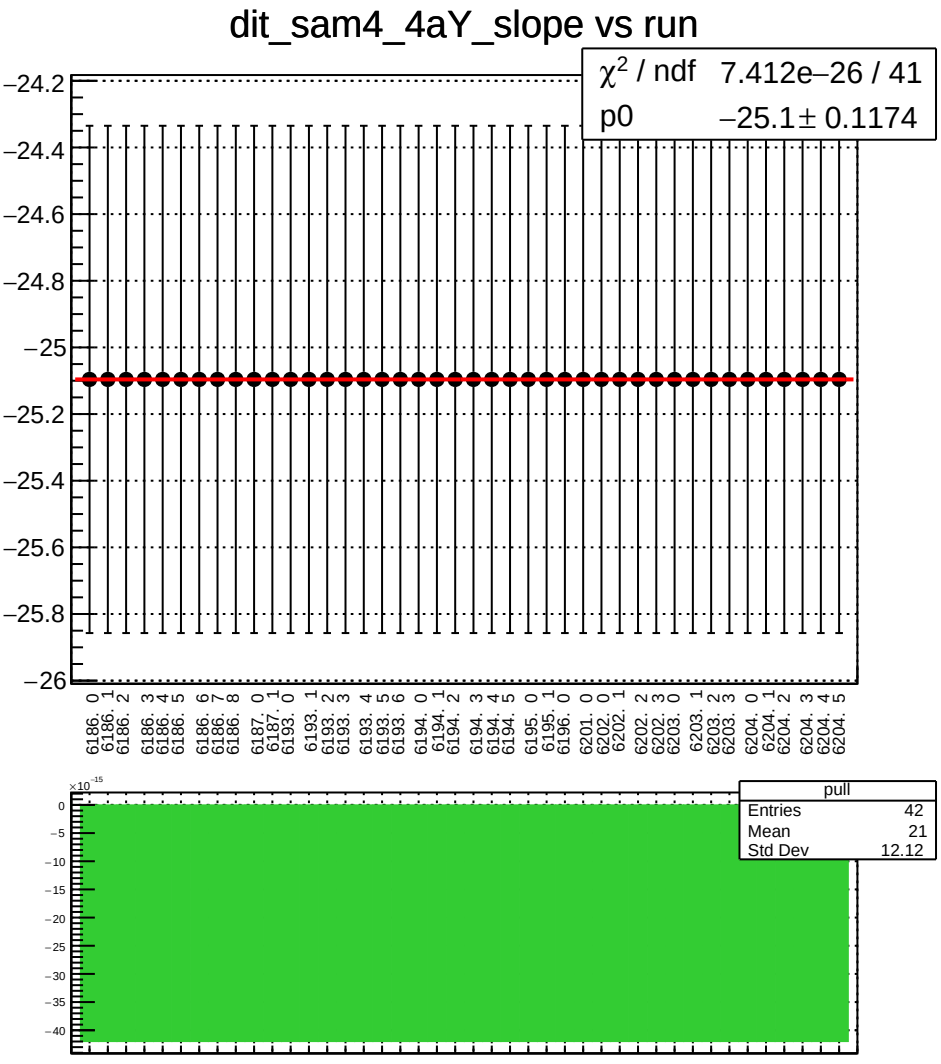
dit_sam4_4aY_slope vs run
χ2 / ndf 7.412e−26 / 41
p0 −25.1 ± 0.1174
−24.2
−24.4
−24.6
−24.8
−25
−25.2
−25.4
−25.6
−25.8
−26
6186. 0
6186. 1
6186. 2
6186. 3
6186. 4
6186. 5
6186. 6
6186. 7
6186. 8
6187. 0
6187. 1
6193. 0
6193. 1
6193. 2
6193. 3
6193. 4
6193. 5
6193. 6
6194. 0
6194. 1
6194. 2
6194. 3
6194. 4
6194. 5
6195. 0
6195. 1
6196. 0
6201. 0
6202. 0
6202. 1
6202. 2
6202. 3
6203. 0
6203. 1
6203. 2
6203. 3
6204. 0
6204. 1
6204. 2
6204. 3
6204. 4
6204. 5
×10−15
0
−5
−10
−15
−20
−25
−30
−35
−40
pull
Entries 42
Mean 21
Std Dev 12.12

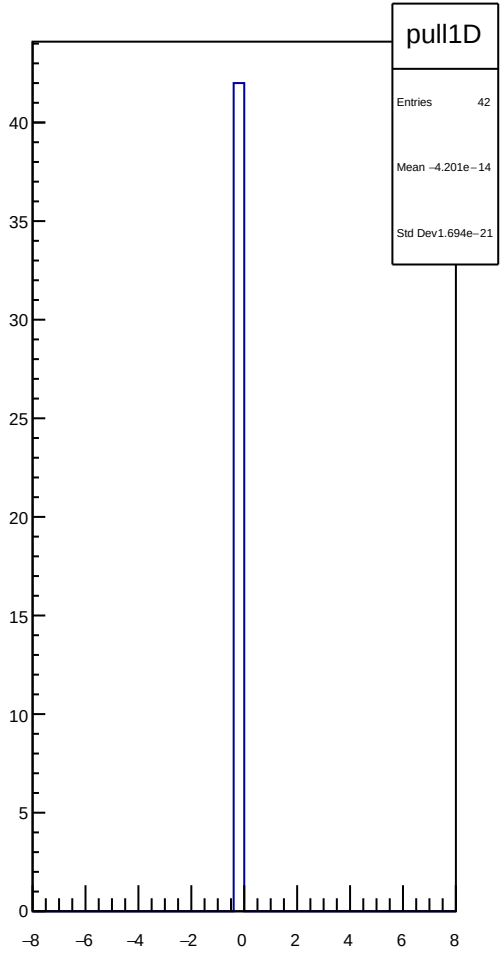
pull1D
Entries 42
Mean −4.201e−14
Std Dev1.694e−21
40
35
30
25
20
15
10
5
0
−8
−6
−4
−2
0
2
4
6
8

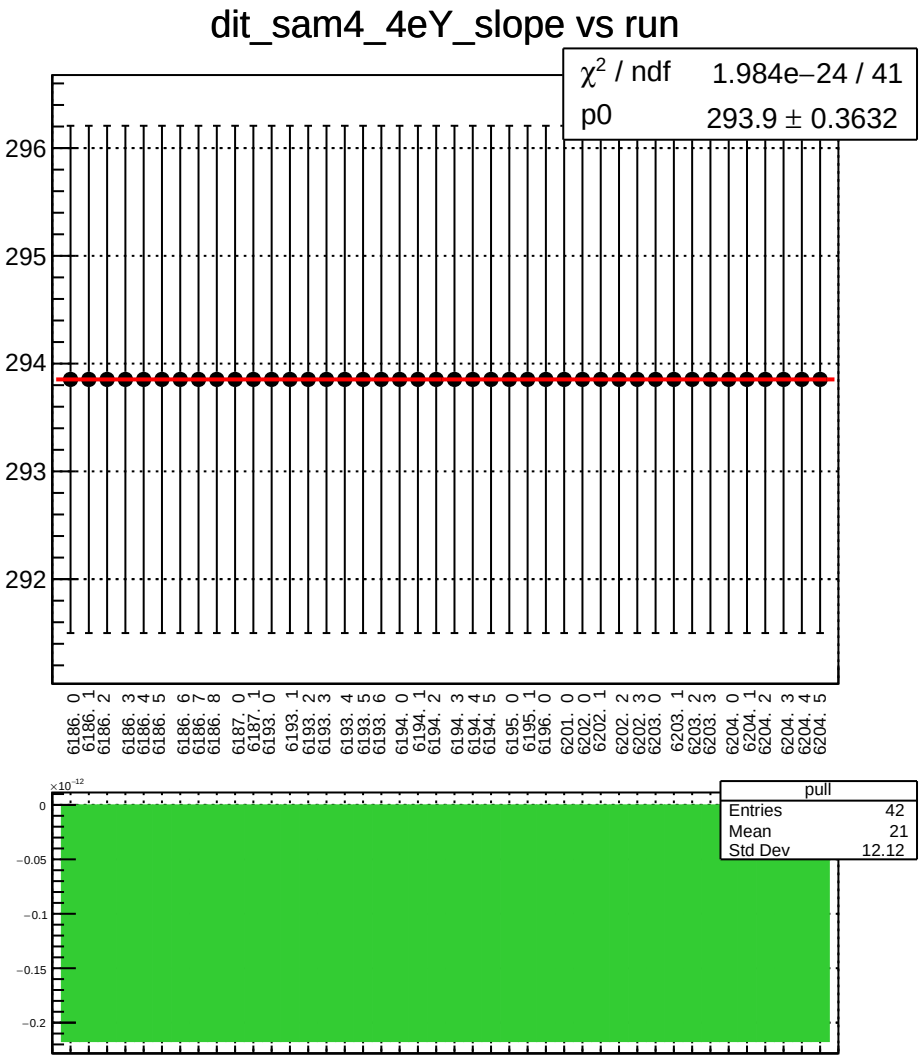
dit_sam4_4eY_slope vs run
χ2 / ndf 1.984e−24 / 41
p0 293.9 ± 0.3632
296
295
294
293
292
6186. 0
6186. 1
6186. 2
6186. 3
6186. 4
6186. 5
6186. 6
6186. 7
6186. 8
6187. 0
6187. 1
6193. 0
6193. 1
6193. 2
6193. 3
6193. 4
6193. 5
6193. 6
6194. 0
6194. 1
6194. 2
6194. 3
6194. 4
6194. 5
6195. 0
6195. 1
6196. 0
6201. 0
6202. 0
6202. 1
6202. 2
6202. 3
6203. 0
6203. 1
6203. 2
6203. 3
6204. 0
6204. 1
6204. 2
6204. 3
6204. 4
6204. 5
×10−12
0
−0.05
−0.1
−0.15
−0.2
pull
Entries 42
Mean 21
Std Dev 12.12

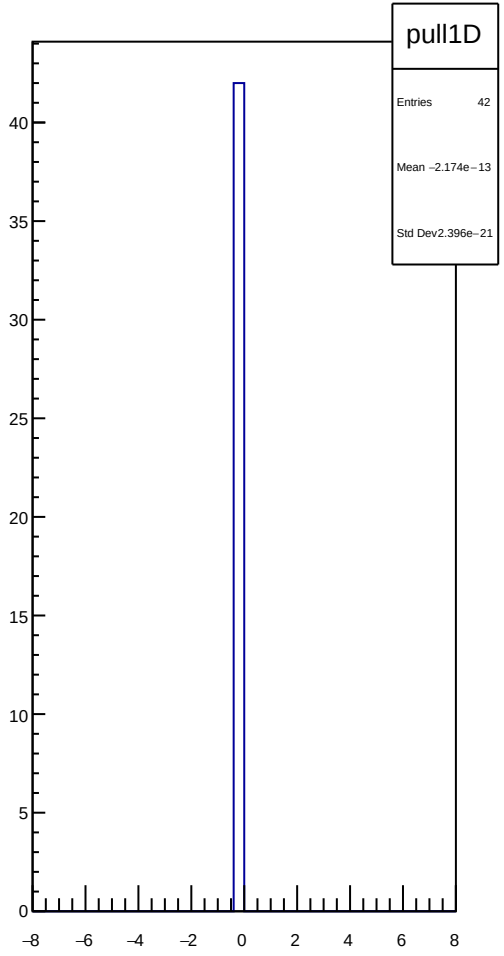
pull1D
Entries 42
Mean −2.174e−13
Std Dev2.396e−21
40
35
30
25
20
15
10
5
0
−8
−6
−4
−2
0
2
4
6
8

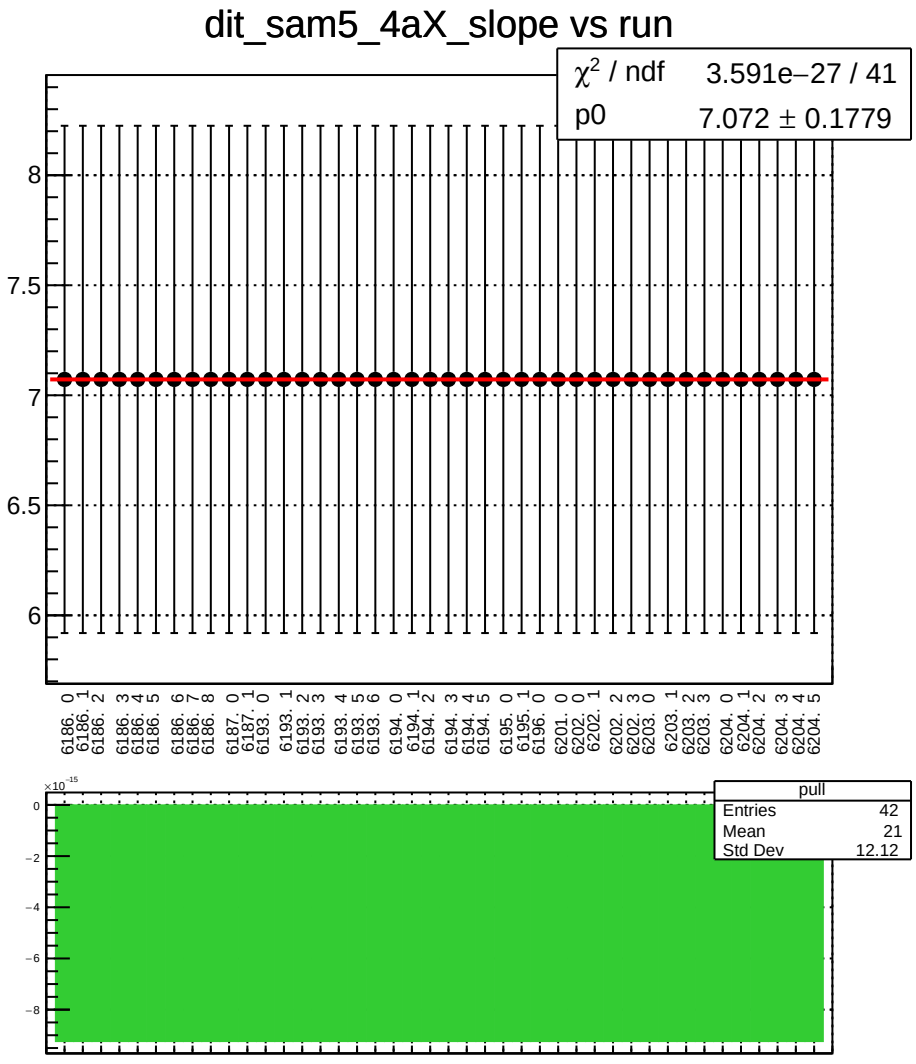
dit_sam5_4aX_slope vs run
χ^2 / ndf 3.591e−27 / 41
p0 7.072 ± 0.1779
8
7.5
7
6.5
6
6186. 0
6186. 1
6186. 2
6186. 3
6186. 4
6186. 5
6186. 6
6186. 7
6186. 8
6187. 0
6187. 1
6193. 0
6193. 1
6193. 2
6193. 3
6193. 4
6193. 5
6193. 6
6194. 0
6194. 1
6194. 2
6194. 3
6194. 4
6194. 5
6195. 0
6195. 1
6196. 0
6201. 0
6202. 0
6202. 1
6202. 2
6202. 3
6203. 0
6203. 1
6203. 2
6203. 3
6204. 0
6204. 1
6204. 2
6204. 3
6204. 4
6204. 5
×10^-15
0
−2
−4
−6
−8
pull
Entries 42
Mean 21
Std Dev 12.12


pull1D
Entries 42
Mean −9.247e−15
Std Dev 3.348e−22
40
35
30
25
20
15
10
5
0
−8
−6
−4
−2
0
2
4
6
8

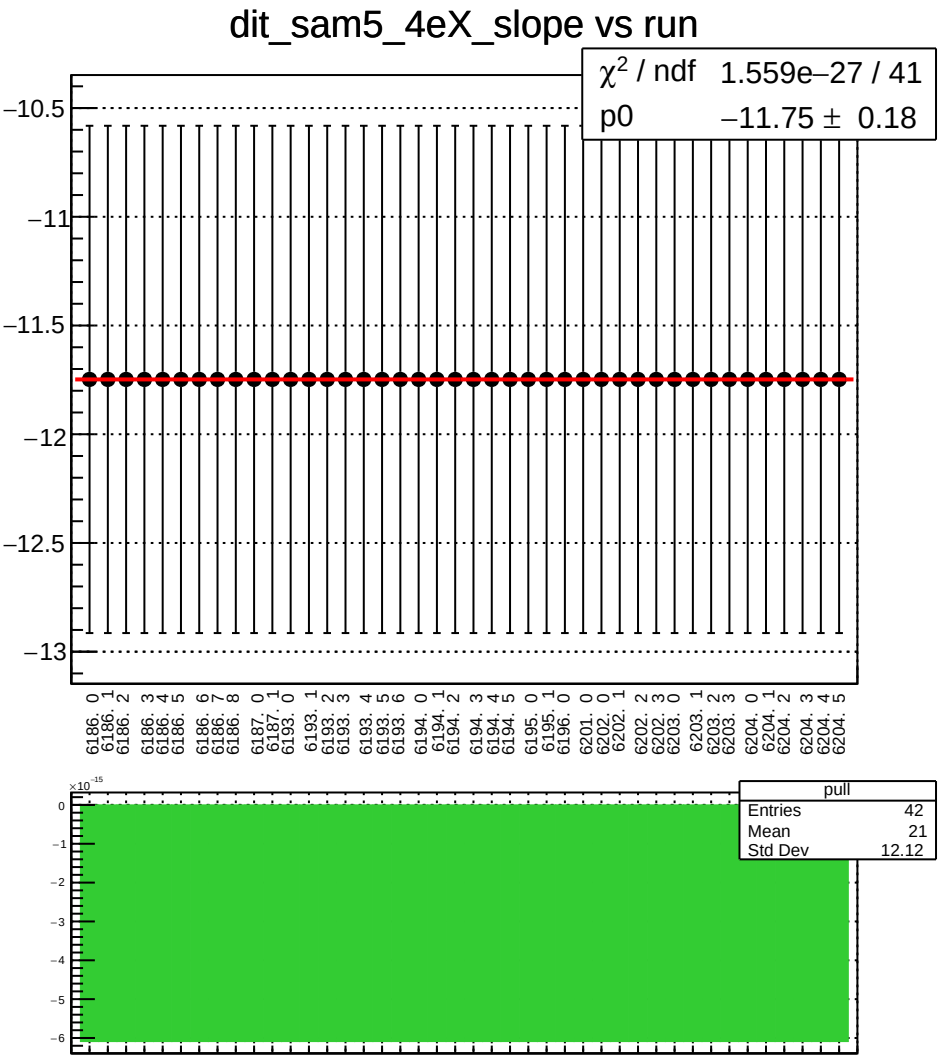
dit_sam5_4eX_slope vs run
χ² / ndf 1.559e−27 / 41
p0 −11.75 ± 0.18
−10.5
−11
−11.5
−12
−12.5
−13
6186. 0
6186. 1
6186. 2
6186. 3
6186. 4
6186. 5
6186. 6
6186. 7
6186. 8
6187. 0
6187. 1
6193. 0
6193. 1
6193. 2
6193. 3
6193. 4
6193. 5
6193. 6
6194. 0
6194. 1
6194. 2
6194. 3
6194. 4
6194. 5
6195. 0
6195. 1
6196. 0
6201. 0
6202. 0
6202. 1
6202. 2
6202. 3
6203. 0
6203. 1
6203. 2
6203. 3
6204. 0
6204. 1
6204. 2
6204. 3
6204. 4
6204. 5
×10⁻¹⁵
0
−1
−2
−3
−4
−5
−6
pull
Entries 42
Mean 21
Std Dev 12.12

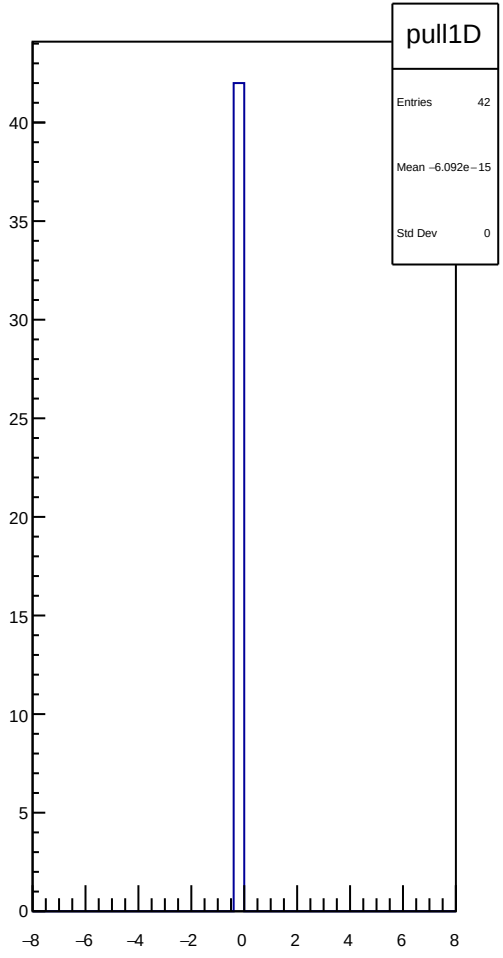
pull1D
Entries 42
Mean −6.092e−15
Std Dev 0
40
35
30
25
20
15
10
5
0
−8
−6
−4
−2
0
2
4
6
8

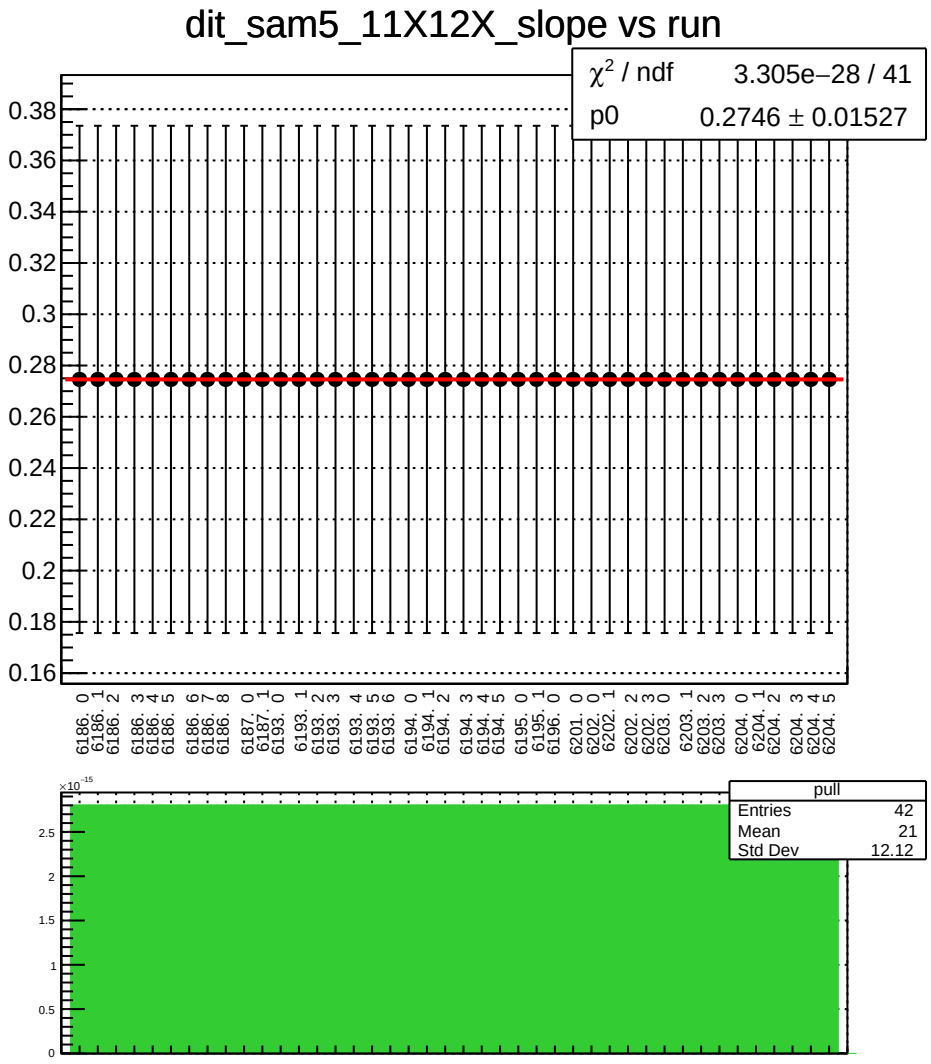
dit_sam5_11X12X_slope vs run
χ² / ndf 3.305e−28 / 41
p0 0.2746 ± 0.01527
0.38
0.36
0.34
0.32
0.3
0.28
0.26
0.24
0.22
0.2
0.18
0.16
6186. 0
6186. 1
6186. 2
6186. 3
6186. 4
6186. 5
6186. 6
6186. 7
6186. 8
6187. 0
6187. 1
6193. 0
6193. 1
6193. 2
6193. 3
6193. 4
6193. 5
6193. 6
6194. 0
6194. 1
6194. 2
6194. 3
6194. 4
6194. 5
6195. 0
6195. 1
6196. 0
6201. 0
6202. 0
6202. 1
6202. 2
6202. 3
6203. 0
6203. 1
6203. 2
6203. 3
6204. 0
6204. 1
6204. 2
6204. 3
6204. 4
6204. 5
×10⁻¹⁵
2.5
2
1.5
1
0.5
0
pull
Entries 42
Mean 21
Std Dev 12.12

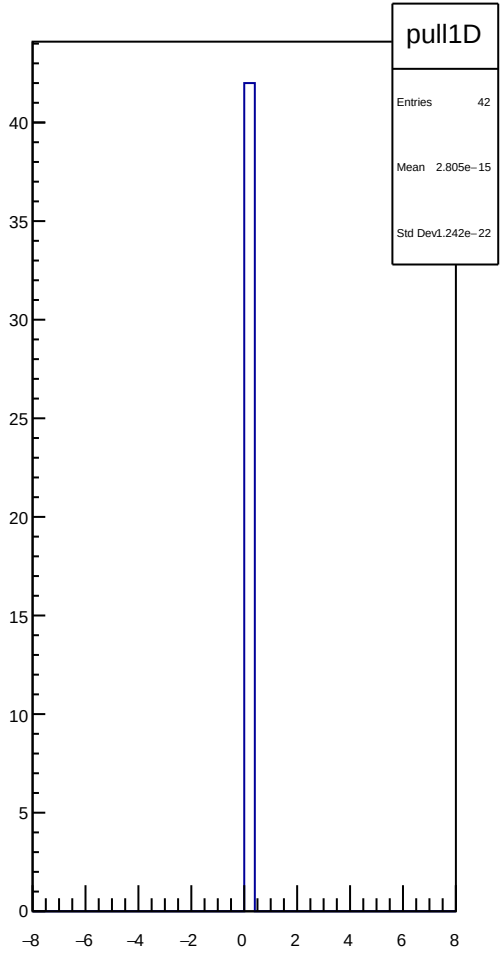
pull1D
Entries 42
Mean 2.805e−15
Std Dev 1.242e−22
40
35
30
25
20
15
10
5
0
−8
−6
−4
−2
0
2
4
6
8

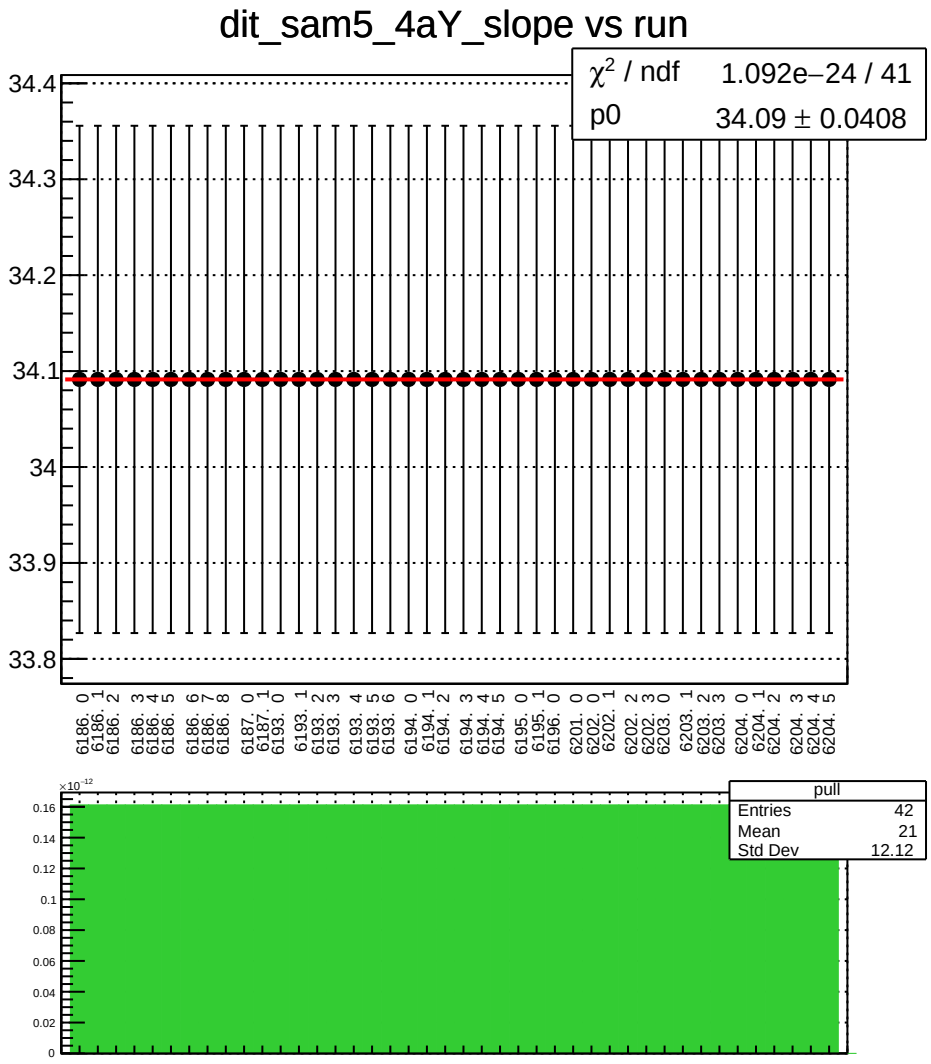
dit_sam5_4aY_slope vs run
χ^2 / ndf 1.092e−24 / 41
p0 34.09 ± 0.0408
34.4
34.3
34.2
34.1
34
33.9
33.8
6186. 0
6186. 1
6186. 2
6186. 3
6186. 4
6186. 5
6186. 6
6186. 7
6186. 8
6187. 0
6187. 1
6193. 0
6193. 1
6193. 2
6193. 3
6193. 4
6193. 5
6193. 6
6194. 0
6194. 1
6194. 2
6194. 3
6194. 4
6194. 5
6195. 0
6195. 1
6196. 0
6201. 0
6202. 0
6202. 1
6202. 2
6202. 3
6203. 0
6203. 1
6203. 2
6203. 3
6204. 0
6204. 1
6204. 2
6204. 3
6204. 4
6204. 5
×10^-12
0.16
0.14
0.12
0.1
0.08
0.06
0.04
0.02
0
pull
Entries 42
Mean 21
Std Dev 12.12

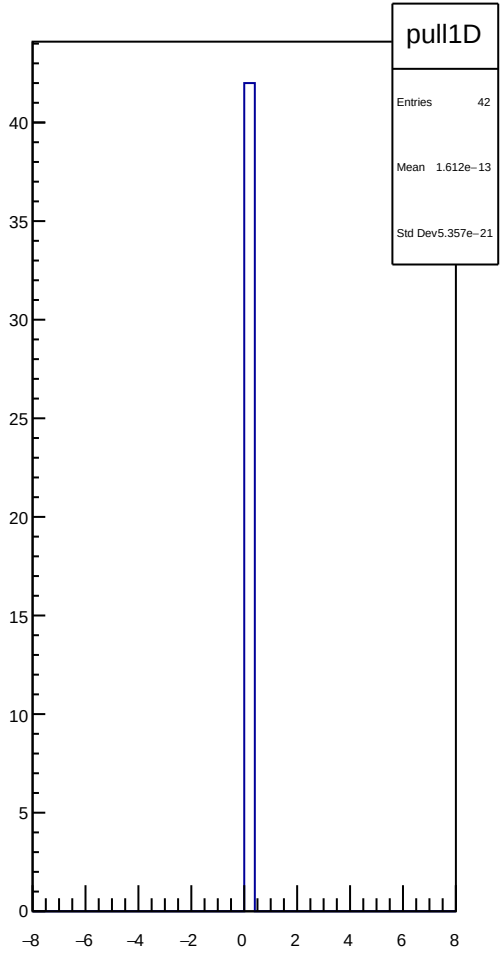
pull1D
Entries 42
Mean 1.612e−13
Std Dev5.357e−21
40
35
30
25
20
15
10
5
0
−8
−6
−4
−2
0
2
4
6
8

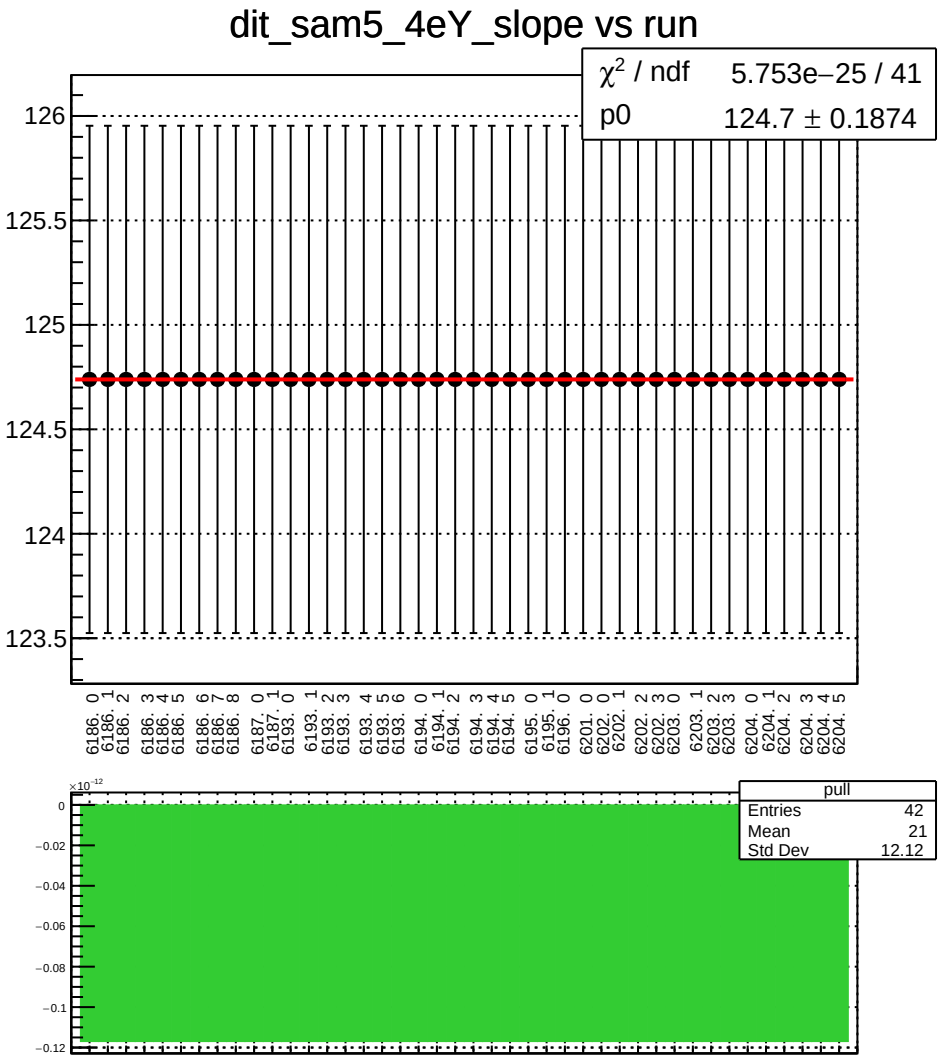
dit_sam5_4eY_slope vs run
χ^2 / ndf 5.753e−25 / 41
p0 124.7 ± 0.1874
126
125.5
125
124.5
124
123.5
6186. 0
6186. 1
6186. 2
6186. 3
6186. 4
6186. 5
6186. 6
6186. 7
6186. 8
6187. 0
6187. 1
6193. 0
6193. 1
6193. 2
6193. 3
6193. 4
6193. 5
6193. 6
6194. 0
6194. 1
6194. 2
6194. 3
6194. 4
6194. 5
6195. 0
6195. 1
6196. 0
6201. 0
6202. 0
6202. 1
6202. 2
6202. 3
6203. 0
6203. 1
6203. 2
6203. 3
6204. 0
6204. 1
6204. 2
6204. 3
6204. 4
6204. 5
×10⁻¹²
0
−0.02
−0.04
−0.06
−0.08
−0.1
−0.12
pull
Entries 42
Mean 21
Std Dev 12.12


pull1D
Entries 42
Mean −1.17e−13
Std Dev5.619e−21
40
35
30
25
20
15
10
5
0
−8
−6
−4
−2
0
2
4
6
8

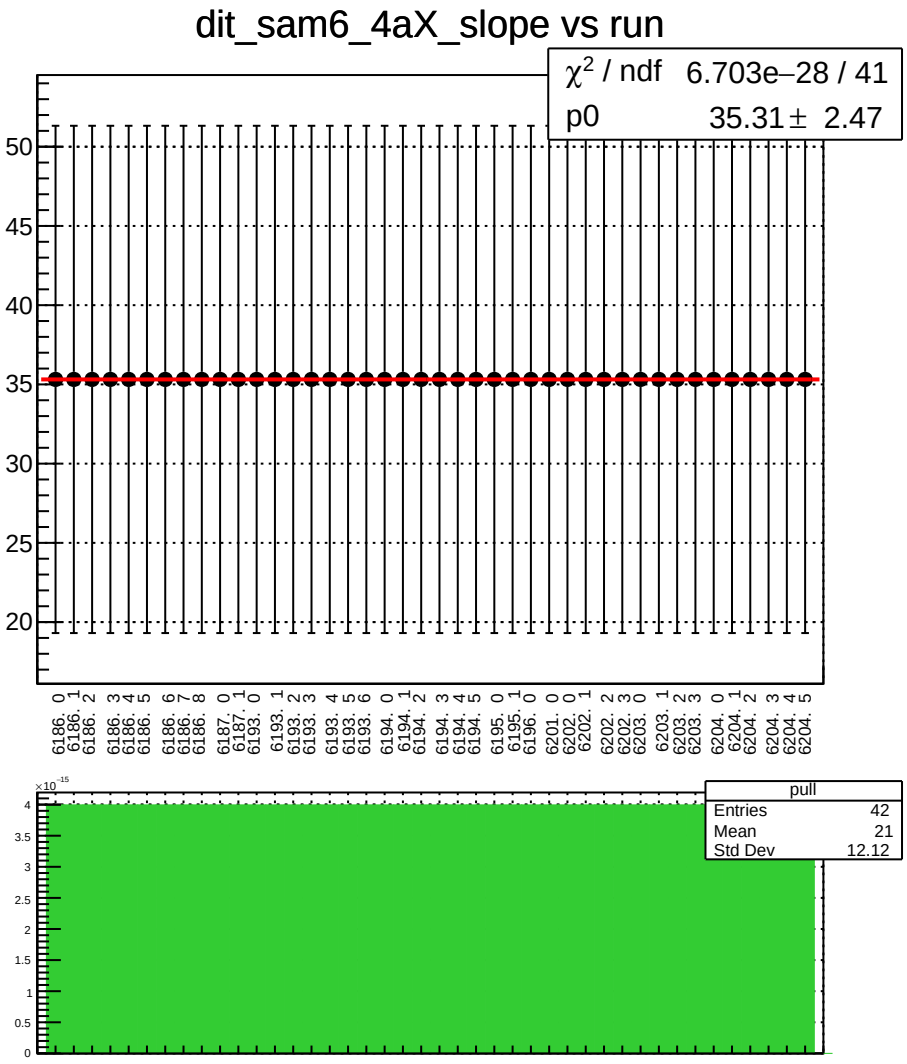
dit_sam6_4aX_slope vs run
χ2 / ndf 6.703e−28 / 41
p0 35.31 ± 2.47
50
45
40
35
30
25
20
6186. 0
6186. 1
6186. 2
6186. 3
6186. 4
6186. 5
6186. 6
6186. 7
6186. 8
6187. 0
6187. 1
6193. 0
6193. 1
6193. 2
6193. 3
6193. 4
6193. 5
6193. 6
6194. 0
6194. 1
6194. 2
6194. 3
6194. 4
6194. 5
6195. 0
6195. 1
6196. 0
6201. 0
6202. 0
6202. 1
6202. 2
6202. 3
6203. 0
6203. 1
6203. 2
6203. 3
6204. 0
6204. 1
6204. 2
6204. 3
6204. 4
6204. 5
×10−15
4
3.5
3
2.5
2
1.5
1
0.5
0
pull
Entries 42
Mean 21
Std Dev 12.12

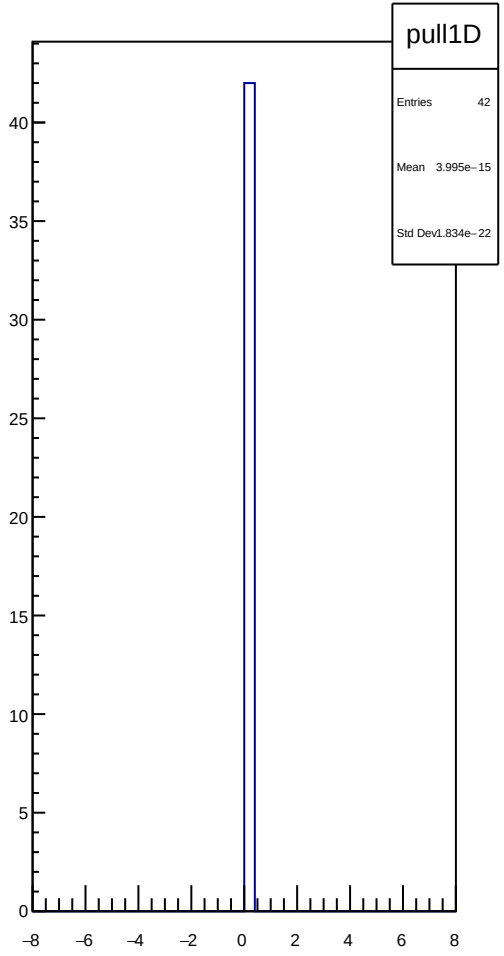
pull1D
Entries 42
Mean 3.995e−15
Std Dev1.834e−22
40
35
30
25
20
15
10
5
0
−8
−6
−4
−2
0
2
4
6
8

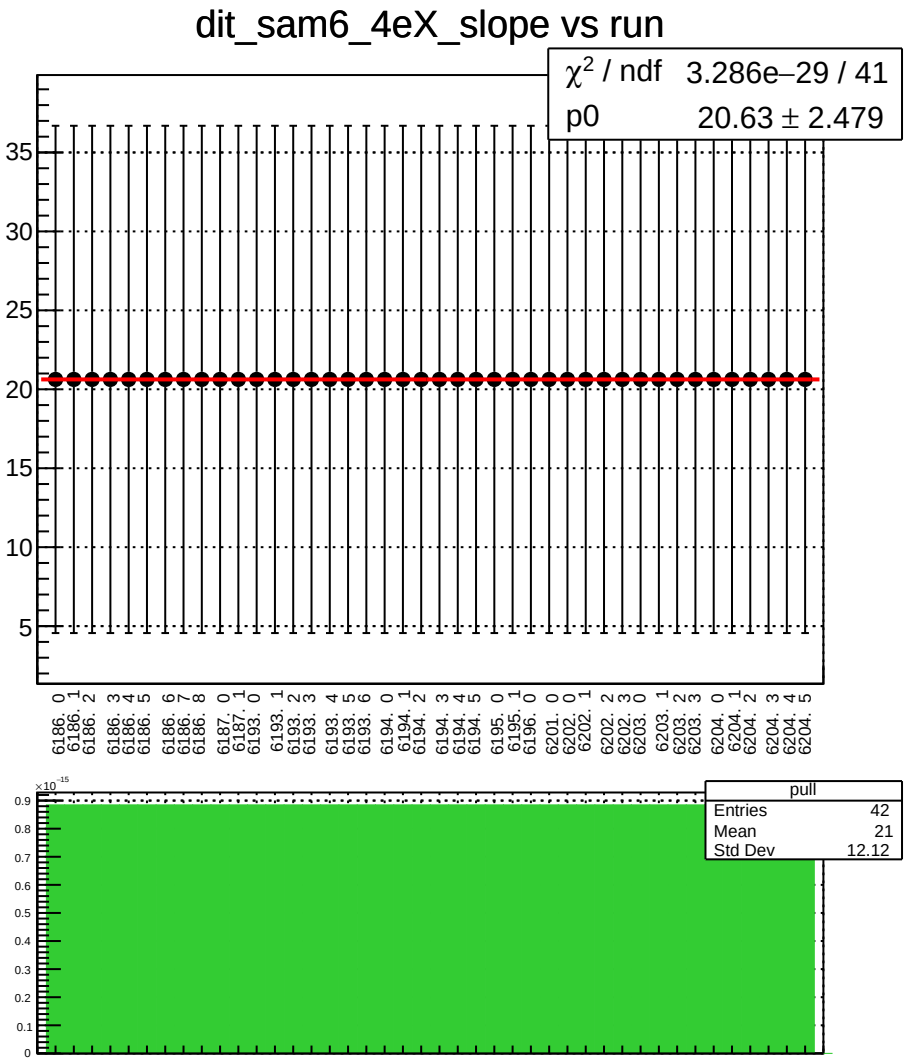
dit_sam6_4eX_slope vs run
χ^2 / ndf 3.286e−29 / 41
p0 20.63 ± 2.479
35
30
25
20
15
10
5
6186. 0
6186. 1
6186. 2
6186. 3
6186. 4
6186. 5
6186. 6
6186. 7
6186. 8
6187. 0
6187. 1
6193. 0
6193. 1
6193. 2
6193. 3
6193. 4
6193. 5
6193. 6
6194. 0
6194. 1
6194. 2
6194. 3
6194. 4
6194. 5
6195. 0
6195. 1
6196. 0
6201. 0
6202. 0
6202. 1
6202. 2
6202. 3
6203. 0
6203. 1
6203. 2
6203. 3
6204. 0
6204. 1
6204. 2
6204. 3
6204. 4
6204. 5
×10^-15
0.9
0.8
0.7
0.6
0.5
0.4
0.3
0.2
0.1
0
pull
Entries 42
Mean 21
Std Dev 12.12

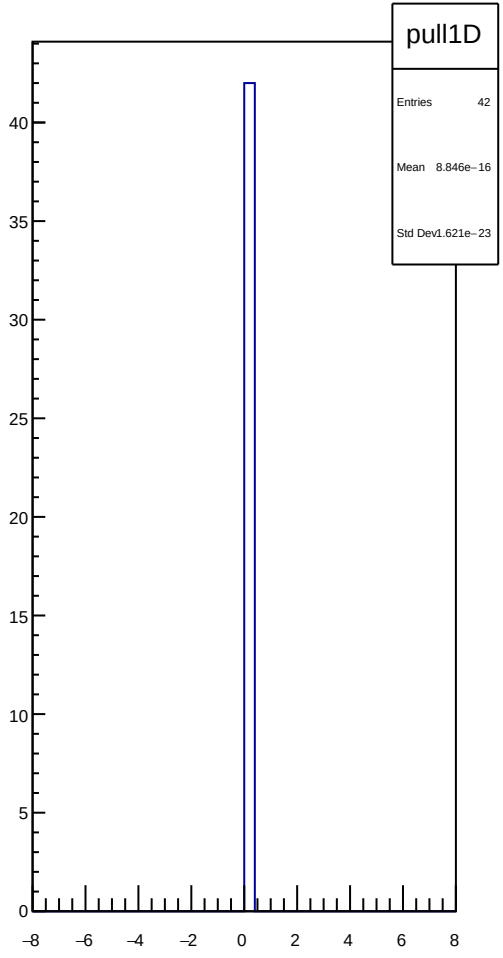
pull1D
Entries 42
Mean 8.846e−16
Std Dev 1.621e−23
40
35
30
25
20
15
10
5
0
−8
−6
−4
−2
0
2
4
6
8

dit_sam6_11X12X_slope vs run

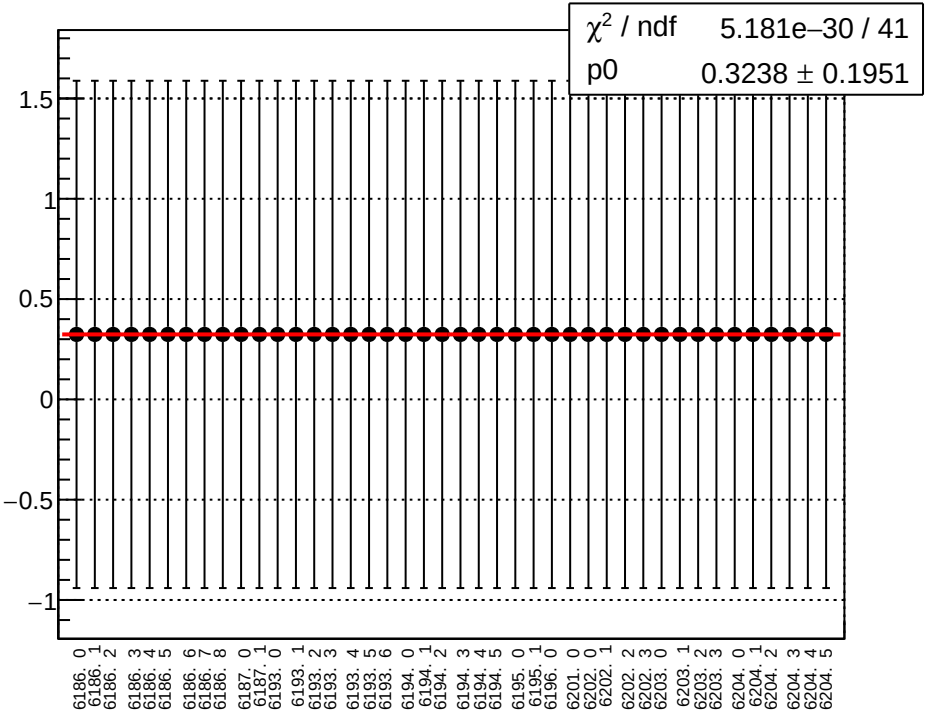

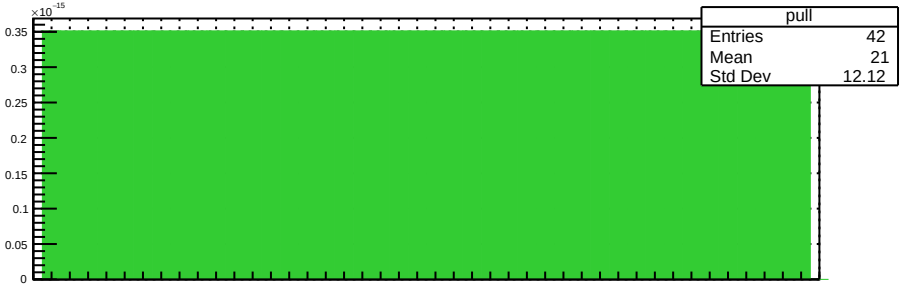

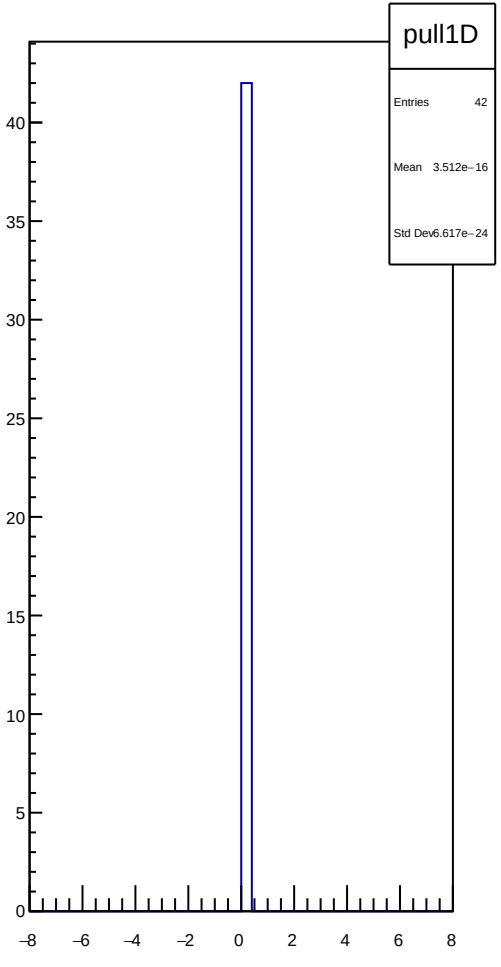

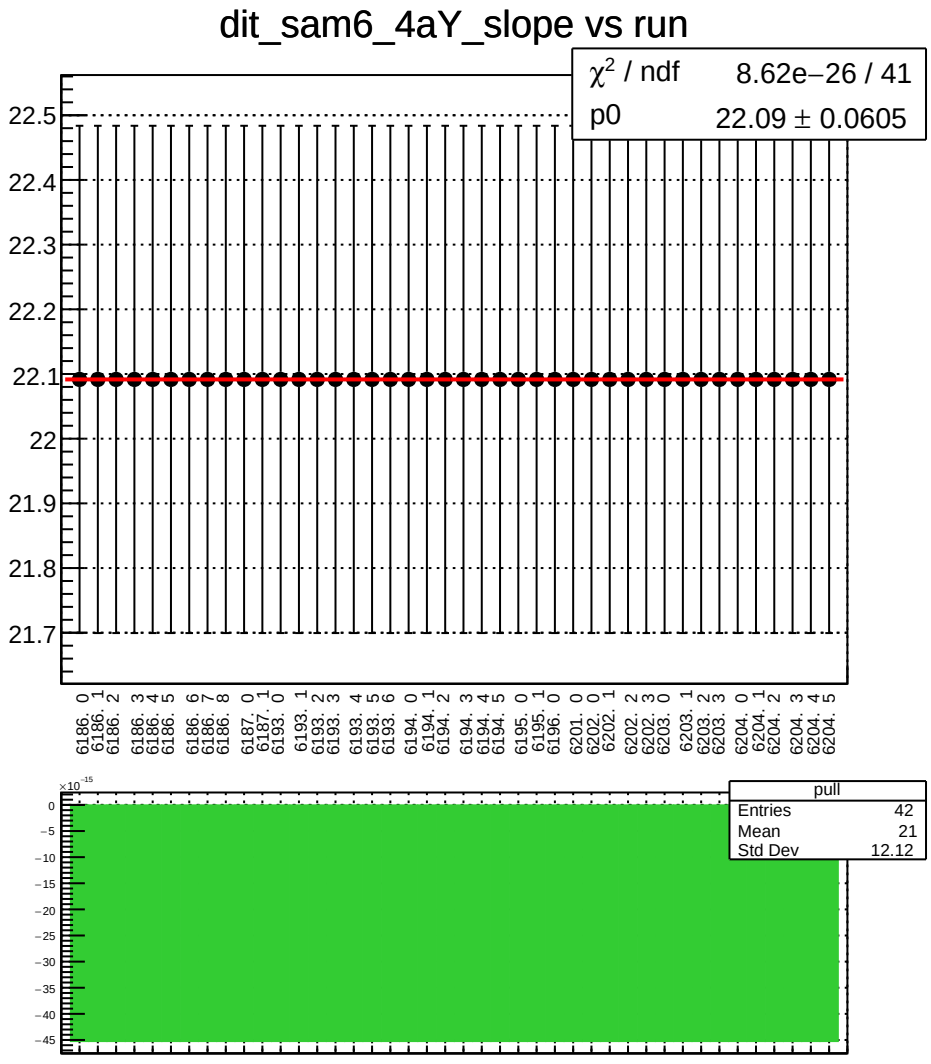
dit_sam6_4aY_slope vs run
χ² / ndf 8.62e−26 / 41
p0 22.09 ± 0.0605
22.5
22.4
22.3
22.2
22.1
22
21.9
21.8
21.7
6186. 0
6186. 1
6186. 2
6186. 3
6186. 4
6186. 5
6186. 6
6186. 7
6186. 8
6187. 0
6187. 1
6193. 0
6193. 1
6193. 2
6193. 3
6193. 4
6193. 5
6193. 6
6194. 0
6194. 1
6194. 2
6194. 3
6194. 4
6194. 5
6195. 0
6195. 1
6196. 0
6201. 0
6202. 0
6202. 1
6202. 2
6202. 3
6203. 0
6203. 1
6203. 2
6203. 3
6204. 0
6204. 1
6204. 2
6204. 3
6204. 4
6204. 5
×10⁻¹⁵
0
−5
−10
−15
−20
−25
−30
−35
−40
−45
pull
Entries 42
Mean 21
Std Dev 12.12

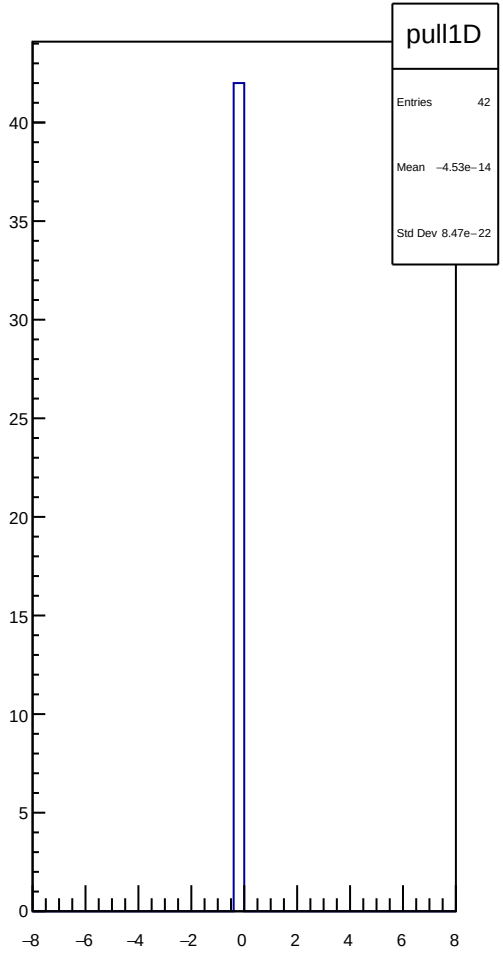
pull1D
Entries 42
Mean −4.53e−14
Std Dev 8.47e−22
40
35
30
25
20
15
10
5
0
−8
−6
−4
−2
0
2
4
6
8

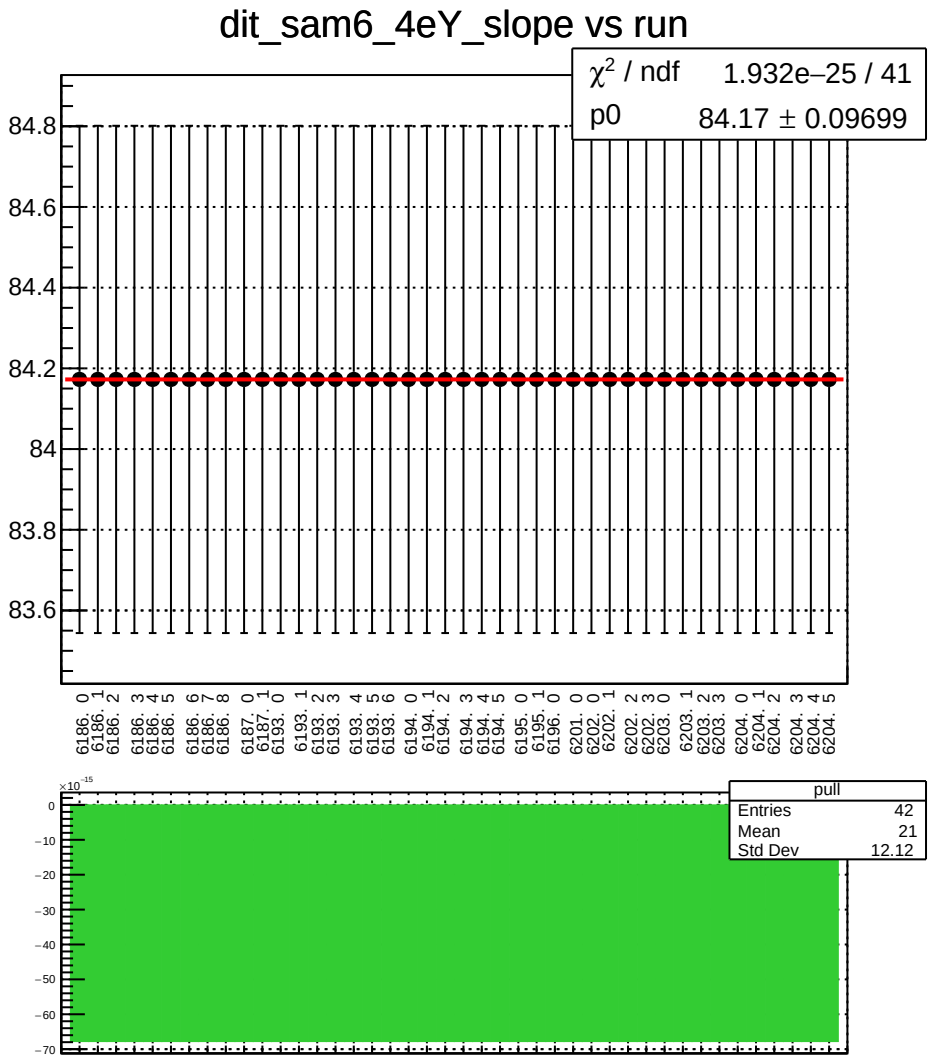
dit_sam6_4eY_slope vs run
χ² / ndf 1.932e−25 / 41
p0 84.17 ± 0.09699
84.8
84.6
84.4
84.2
84
83.8
83.6
6186. 0
6186. 1
6186. 2
6186. 3
6186. 4
6186. 5
6186. 6
6186. 7
6186. 8
6187. 0
6187. 1
6193. 0
6193. 1
6193. 2
6193. 3
6193. 4
6193. 5
6193. 6
6194. 0
6194. 1
6194. 2
6194. 3
6194. 4
6194. 5
6195. 0
6195. 1
6196. 0
6201. 0
6202. 0
6202. 1
6202. 2
6202. 3
6203. 0
6203. 1
6203. 2
6203. 3
6204. 0
6204. 1
6204. 2
6204. 3
6204. 4
6204. 5
×10⁻¹⁵
0
−10
−20
−30
−40
−50
−60
−70
pull
Entries 42
Mean 21
Std Dev 12.12

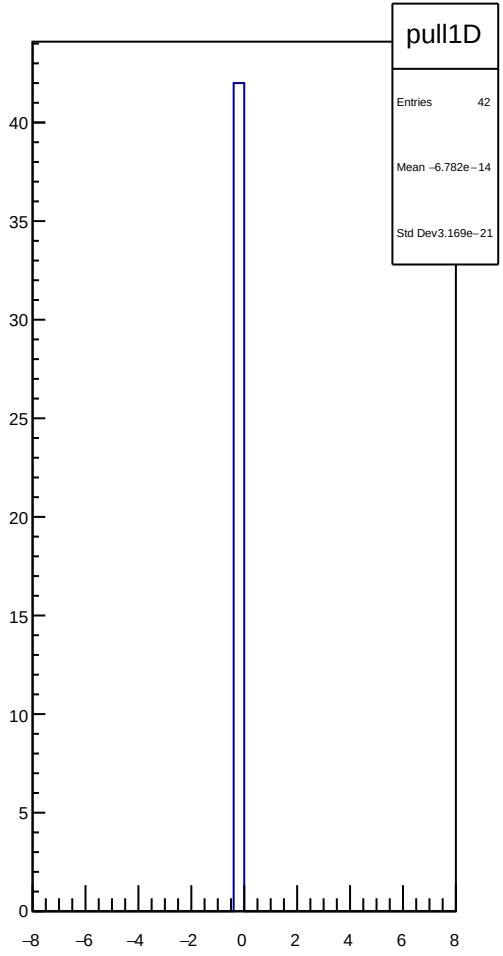
pull1D
Entries 42
Mean −6.782e−14
Std Dev3.169e−21
40
35
30
25
20
15
10
5
0
−8
−6
−4
−2
0
2
4
6
8

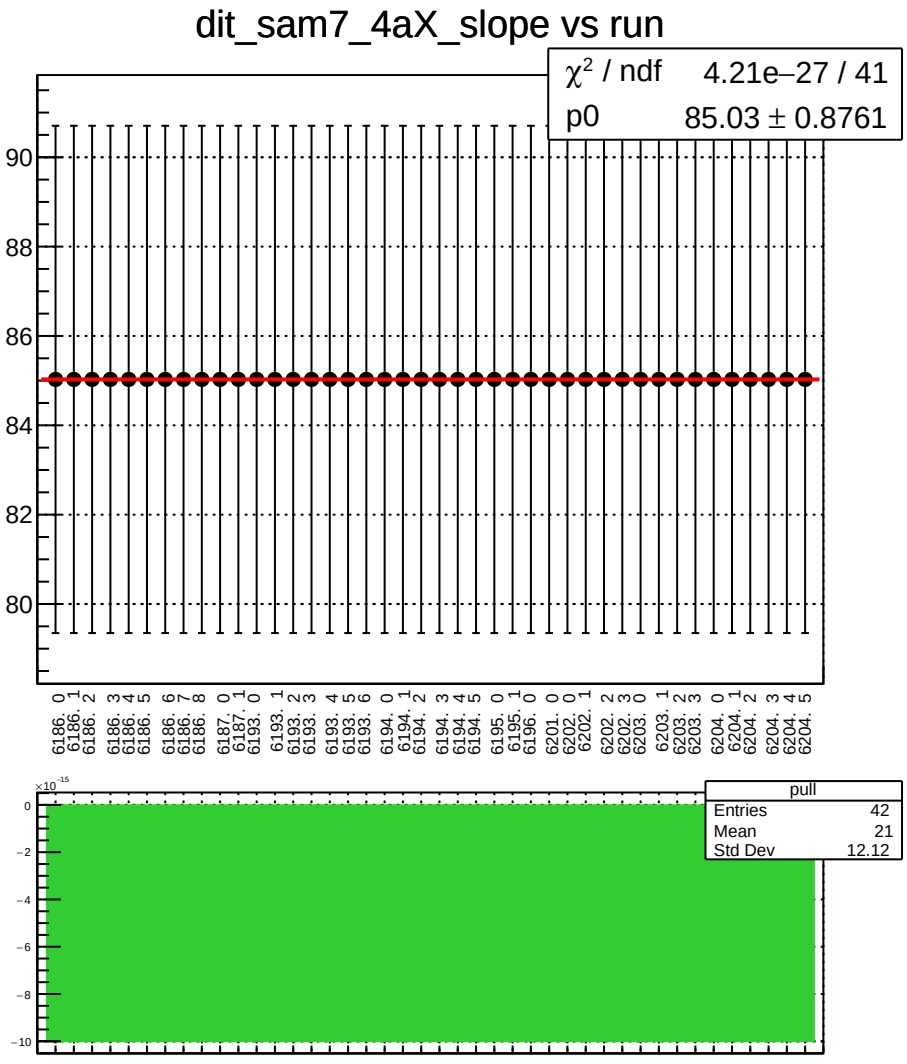
dit_sam7_4aX_slope vs run
χ² / ndf 4.21e−27 / 41
p0 85.03 ± 0.8761
90
88
86
84
82
80
6186. 0
6186. 1
6186. 2
6186. 3
6186. 4
6186. 5
6186. 6
6186. 7
6186. 8
6187. 0
6187. 1
6193. 0
6193. 1
6193. 2
6193. 3
6193. 4
6193. 5
6193. 6
6194. 0
6194. 1
6194. 2
6194. 3
6194. 4
6194. 5
6195. 0
6195. 1
6196. 0
6201. 0
6202. 0
6202. 1
6202. 2
6202. 3
6203. 0
6203. 1
6203. 2
6203. 3
6204. 0
6204. 1
6204. 2
6204. 3
6204. 4
6204. 5
×10⁻¹⁵
0
−2
−4
−6
−8
−10
pull
Entries 42
Mean 21
Std Dev 12.12


pull1D
Entries 42
Mean −1.001e−14
Std Dev4.615e−22
40
35
30
25
20
15
10
5
0
−8
−6
−4
−2
0
2
4
6
8

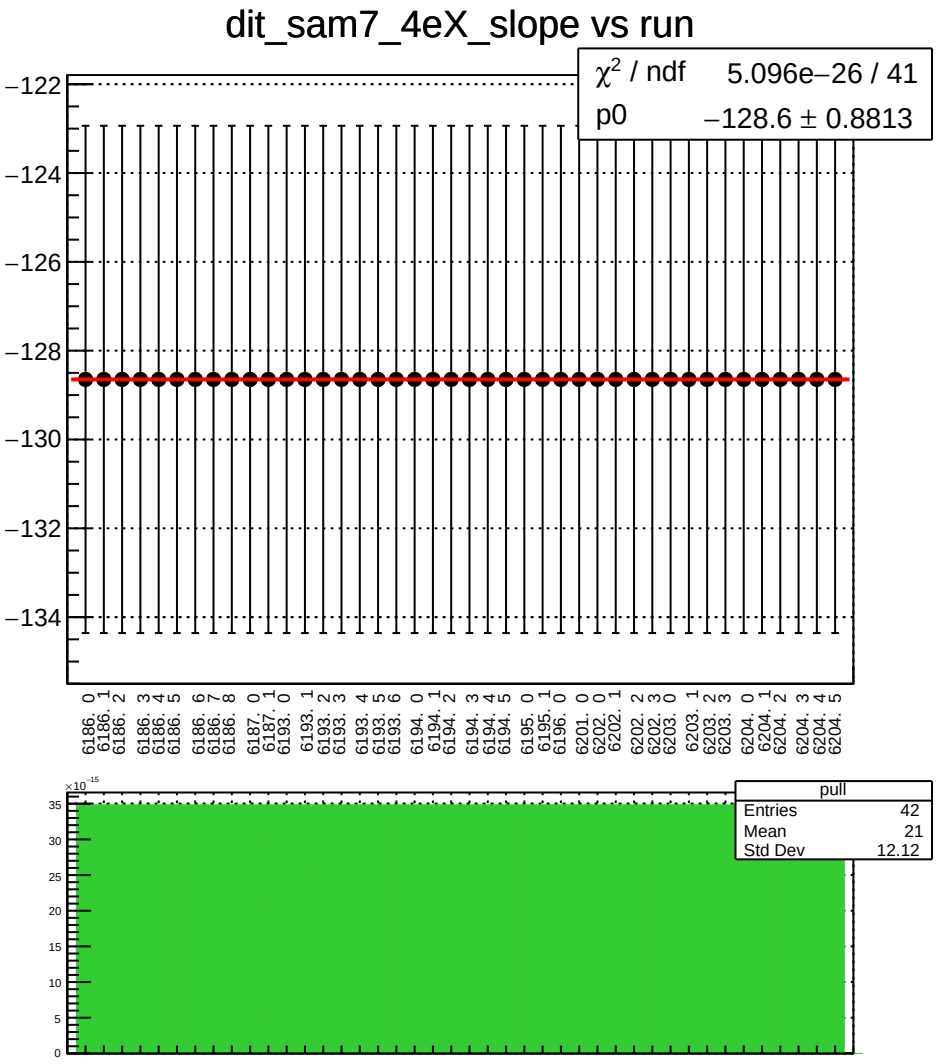
dit_sam7_4eX_slope vs run
χ² / ndf 5.096e−26 / 41
p0 −128.6 ± 0.8813
−122
−124
−126
−128
−130
−132
−134
6186. 0
6186. 1
6186. 2
6186. 3
6186. 4
6186. 5
6186. 6
6186. 7
6186. 8
6187. 0
6187. 1
6193. 0
6193. 1
6193. 2
6193. 3
6193. 4
6193. 5
6193. 6
6194. 0
6194. 1
6194. 2
6194. 3
6194. 4
6194. 5
6195. 0
6195. 1
6196. 0
6201. 0
6202. 0
6202. 1
6202. 2
6202. 3
6203. 0
6203. 1
6203. 2
6203. 3
6204. 0
6204. 1
6204. 2
6204. 3
6204. 4
6204. 5
×10⁻¹⁵
pull
Entries 42
Mean 21
Std Dev 12.12
35
30
25
20
15
10
5
0

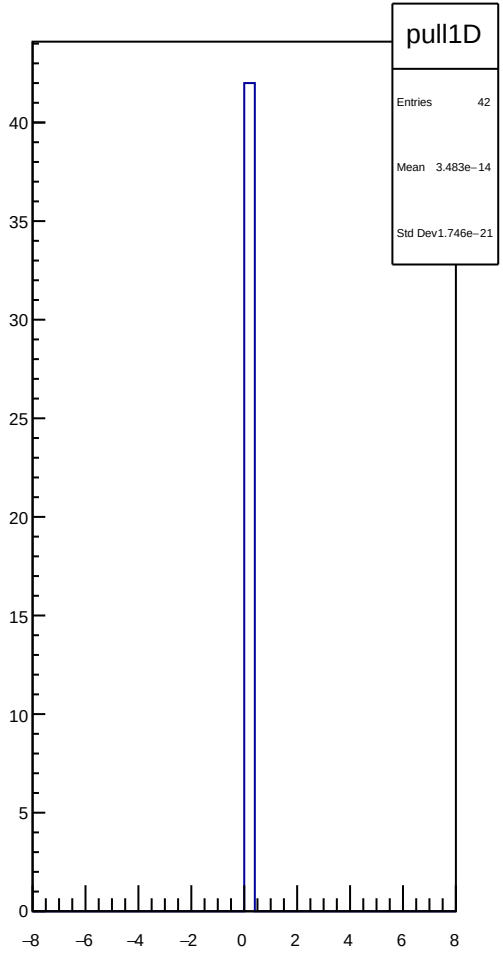
pull1D
Entries 42
Mean 3.483e−14
Std Dev 1.746e−21
40
35
30
25
20
15
10
5
0
−8
−6
−4
−2
0
2
4
6
8

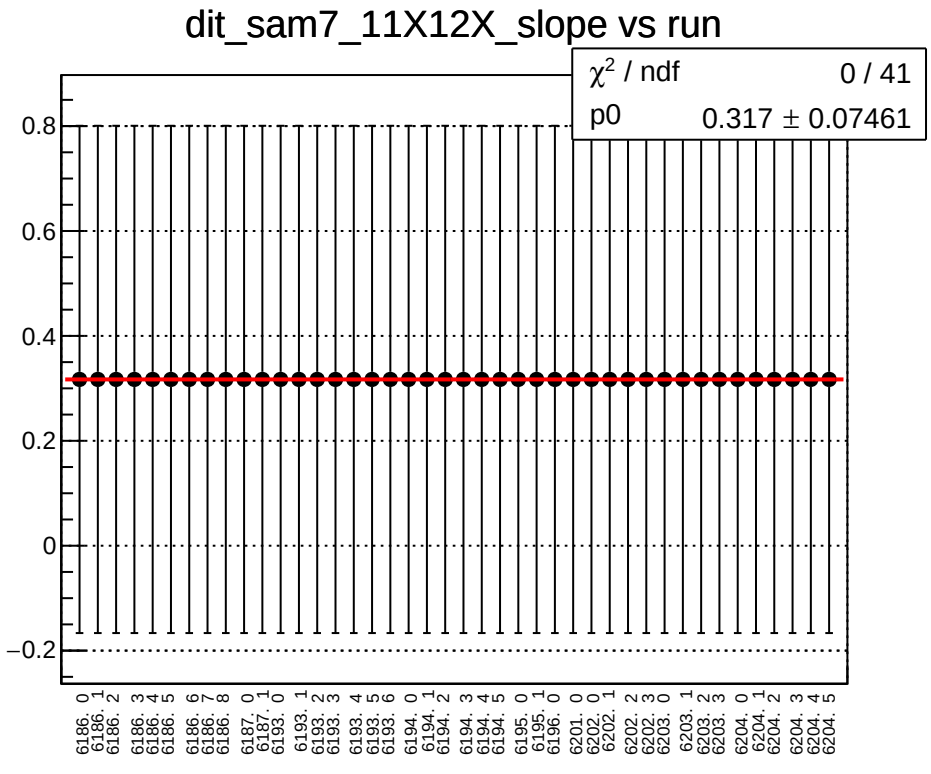
dit_sam7_11X12X_slope vs run
χ^2 / ndf 0 / 41
p0 0.317 ± 0.07461
0.8
0.6
0.4
0.2
0
−0.2
6186. 0
6186. 1
6186. 2
6186. 3
6186. 4
6186. 5
6186. 6
6186. 7
6186. 8
6187. 0
6187. 1
6193. 0
6193. 1
6193. 2
6193. 3
6193. 4
6193. 5
6193. 6
6194. 0
6194. 1
6194. 2
6194. 3
6194. 4
6194. 5
6195. 0
6195. 1
6196. 0
6201. 0
6202. 0
6202. 1
6202. 2
6202. 3
6203. 0
6203. 1
6203. 2
6203. 3
6204. 0
6204. 1
6204. 2
6204. 3
6204. 4
6204. 5


pull
Entries 42
Mean 0
Std Dev 0
1
0.8
0.6
0.4
0.2
0

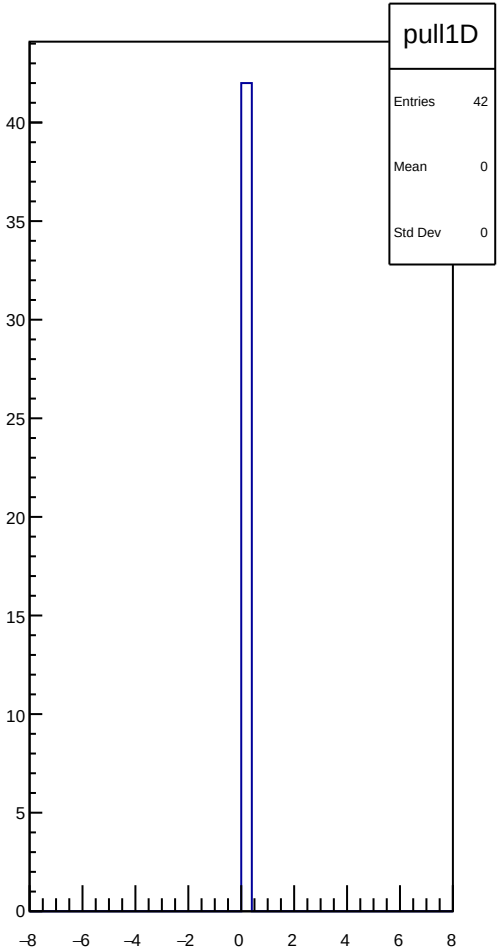
pull1D
Entries 42
Mean 0
Std Dev 0
40
35
30
25
20
15
10
5
0
−8
−6
−4
−2
0
2
4
6
8

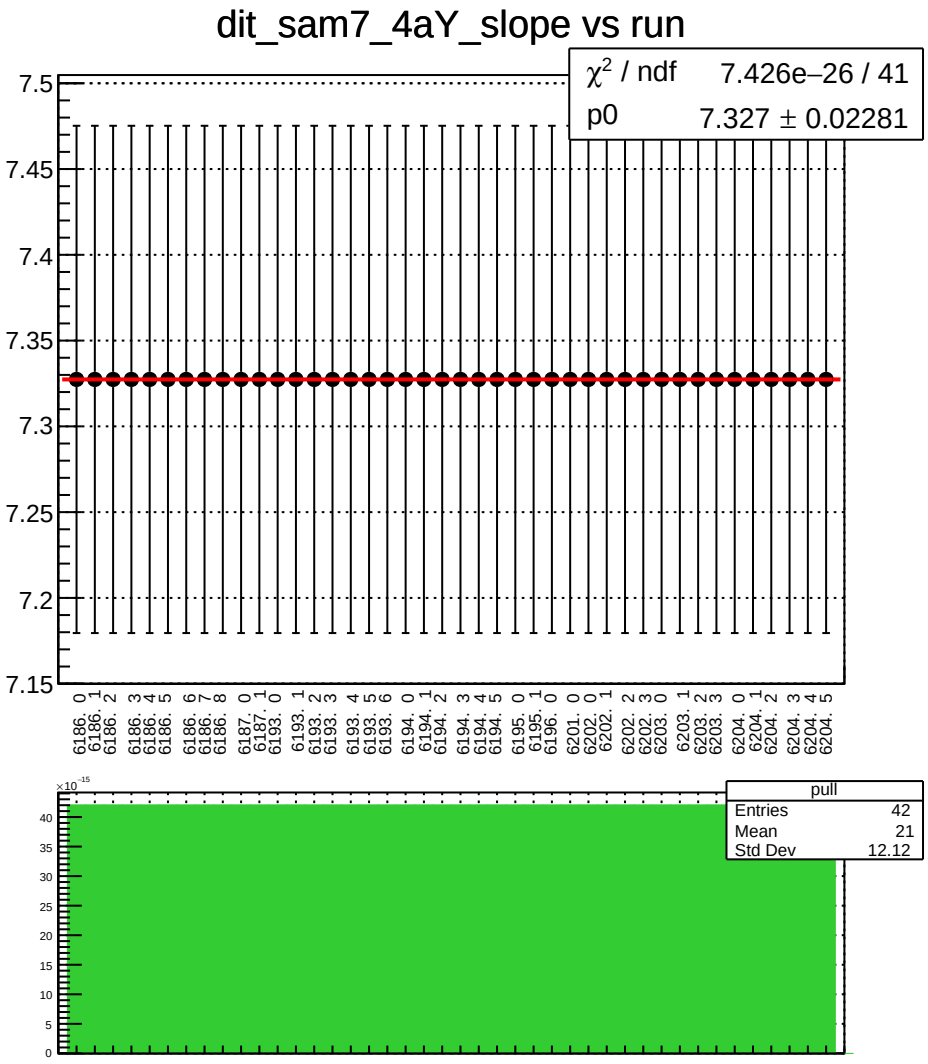
dit_sam7_4aY_slope vs run
χ² / ndf 7.426e−26 / 41
p0 7.327 ± 0.02281
7.5
7.45
7.4
7.35
7.3
7.25
7.2
7.15
6186. 0
6186. 1
6186. 2
6186. 3
6186. 4
6186. 5
6186. 6
6186. 7
6186. 8
6187. 0
6187. 1
6193. 0
6193. 1
6193. 2
6193. 3
6193. 4
6193. 5
6193. 6
6194. 0
6194. 1
6194. 2
6194. 3
6194. 4
6194. 5
6195. 0
6195. 1
6196. 0
6201. 0
6202. 0
6202. 1
6202. 2
6202. 3
6203. 0
6203. 1
6203. 2
6203. 3
6204. 0
6204. 1
6204. 2
6204. 3
6204. 4
6204. 5
×10⁻¹⁵
pull
Entries 42
Mean 21
Std Dev 12.12
40
35
30
25
20
15
10
5
0

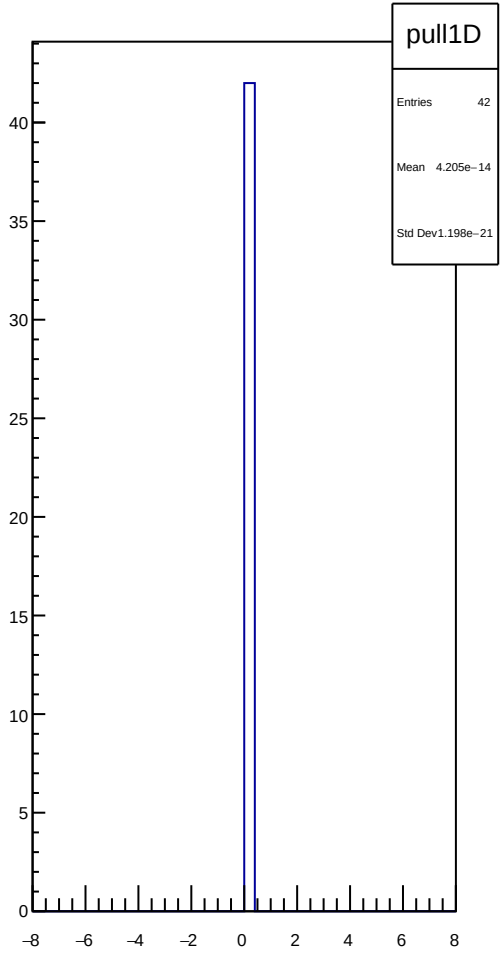
pull1D
Entries 42
Mean 4.205e−14
Std Dev1.198e−21
40
35
30
25
20
15
10
5
0
−8
−6
−4
−2
0
2
4
6
8

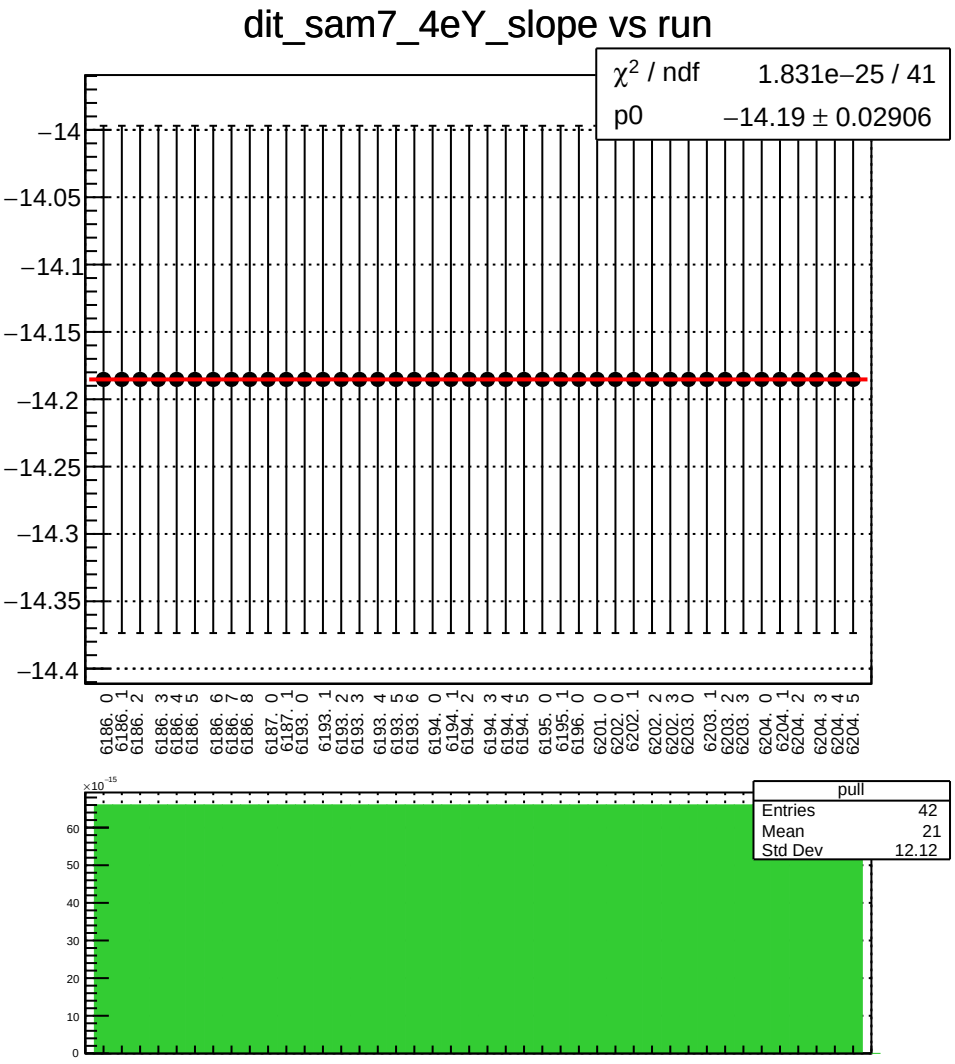
dit_sam7_4eY_slope vs run
χ2 / ndf 1.831e−25 / 41
p0 −14.19 ± 0.02906
−14
−14.05
−14.1
−14.15
−14.2
−14.25
−14.3
−14.35
−14.4
6186. 0
6186. 1
6186. 2
6186. 3
6186. 4
6186. 5
6186. 6
6186. 7
6186. 8
6187. 0
6187. 1
6193. 0
6193. 1
6193. 2
6193. 3
6193. 4
6193. 5
6193. 6
6194. 0
6194. 1
6194. 2
6194. 3
6194. 4
6194. 5
6195. 0
6195. 1
6196. 0
6201. 0
6202. 0
6202. 1
6202. 2
6202. 3
6203. 0
6203. 1
6203. 2
6203. 3
6204. 0
6204. 1
6204. 2
6204. 3
6204. 4
6204. 5
×10−15
pull
Entries 42
Mean 21
Std Dev 12.12
60
50
40
30
20
10
0

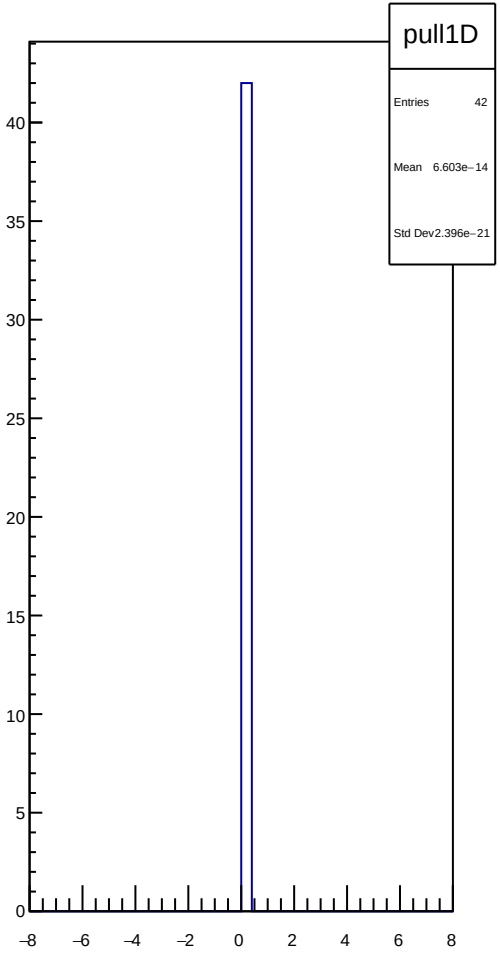
pull1D
Entries 42
Mean 6.603e−14
Std Dev2.396e−21
40
35
30
25
20
15
10
5
0
−8
−6
−4
−2
0
2
4
6
8

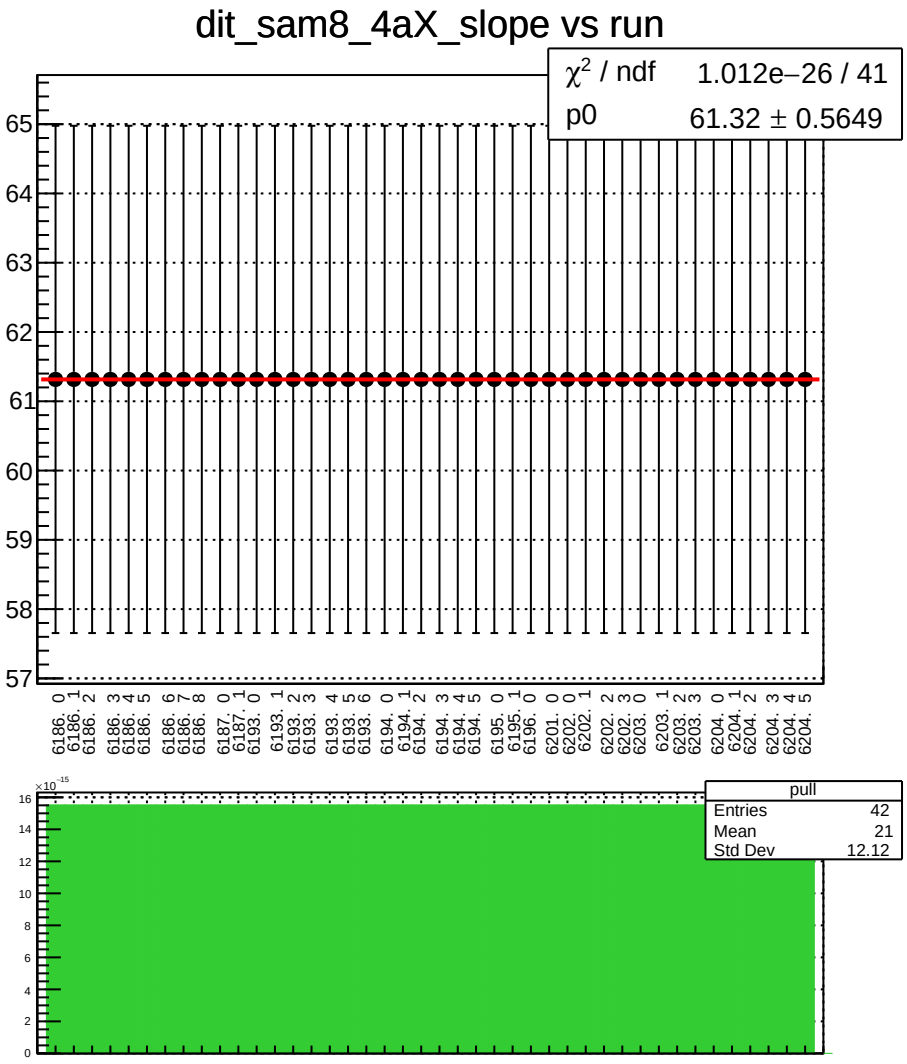
dit_sam8_4aX_slope vs run
χ2 / ndf 1.012e−26 / 41
p0 61.32 ± 0.5649
65
64
63
62
61
60
59
58
57
6186. 0
6186. 1
6186. 2
6186. 3
6186. 4
6186. 5
6186. 6
6186. 7
6186. 8
6187. 0
6187. 1
6193. 0
6193. 1
6193. 2
6193. 3
6193. 4
6193. 5
6193. 6
6194. 0
6194. 1
6194. 2
6194. 3
6194. 4
6194. 5
6195. 0
6195. 1
6196. 0
6201. 0
6202. 0
6202. 1
6202. 2
6202. 3
6203. 0
6203. 1
6203. 2
6203. 3
6204. 0
6204. 1
6204. 2
6204. 3
6204. 4
6204. 5
×10−15
16
14
12
10
8
6
4
2
0
pull
Entries 42
Mean 21
Std Dev 12.12

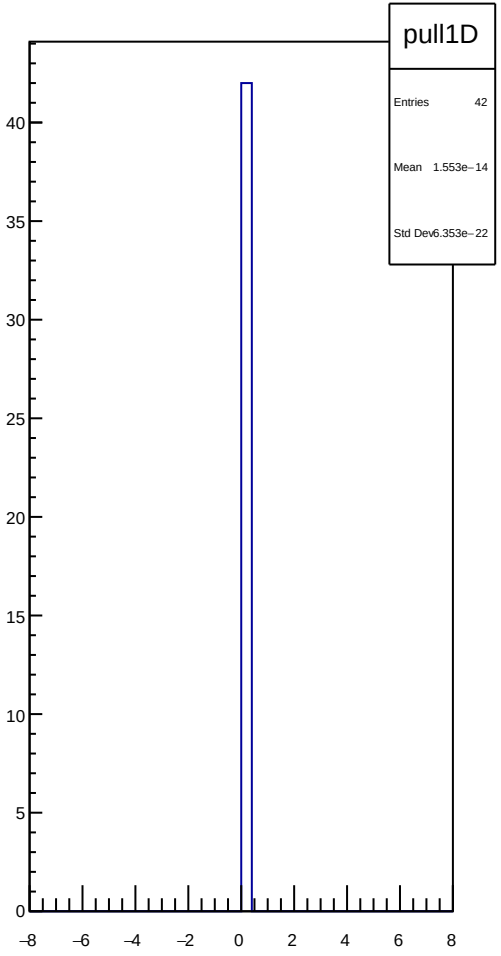
pull1D
Entries 42
Mean 1.553e−14
Std Dev 6.353e−22
40
35
30
25
20
15
10
5
0
−8
−6
−4
−2
0
2
4
6
8

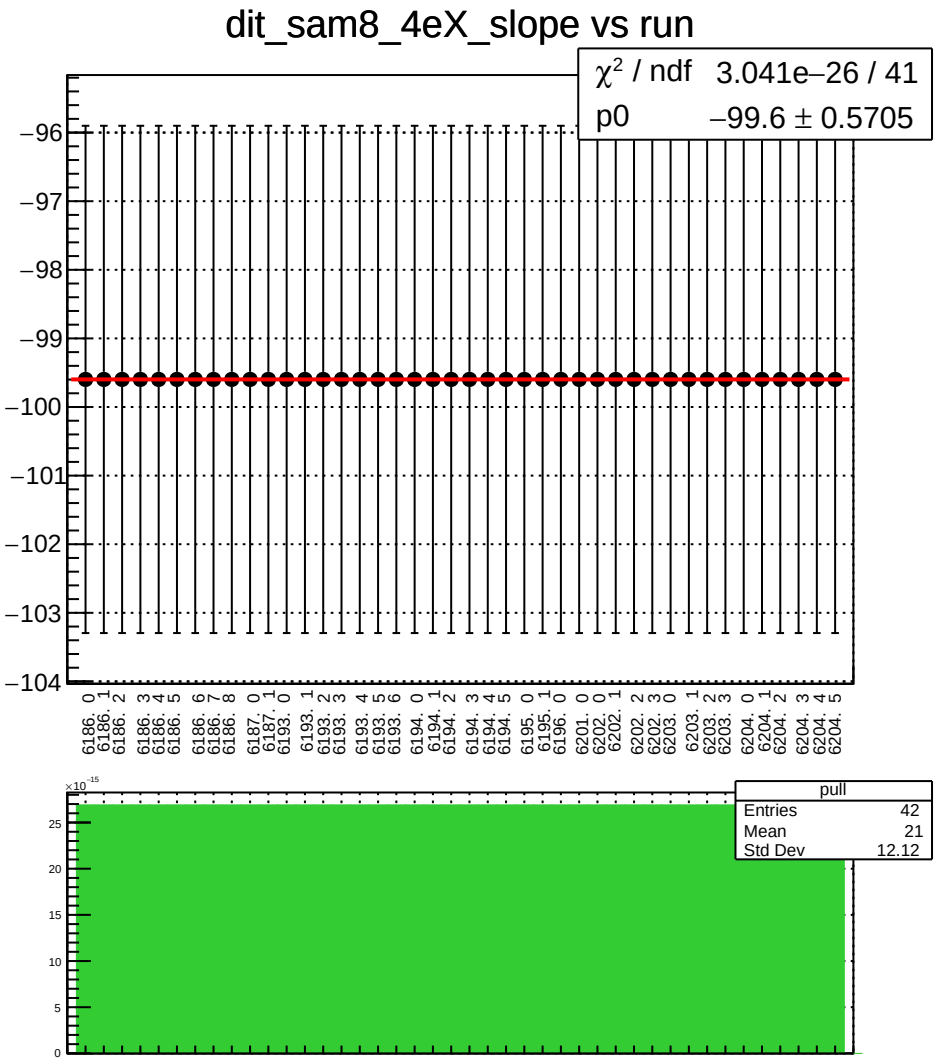
dit_sam8_4eX_slope vs run
χ² / ndf 3.041e−26 / 41
p0 −99.6 ± 0.5705
−96
−97
−98
−99
−100
−101
−102
−103
−104
6186. 0
6186. 1
6186. 2
6186. 3
6186. 4
6186. 5
6186. 6
6186. 7
6186. 8
6187. 0
6187. 1
6193. 0
6193. 1
6193. 2
6193. 3
6193. 4
6193. 5
6193. 6
6194. 0
6194. 1
6194. 2
6194. 3
6194. 4
6194. 5
6195. 0
6195. 1
6196. 0
6201. 0
6202. 0
6202. 1
6202. 2
6202. 3
6203. 0
6203. 1
6203. 2
6203. 3
6204. 0
6204. 1
6204. 2
6204. 3
6204. 4
6204. 5
×10⁻¹⁵
25
20
15
10
5
0
pull
Entries 42
Mean 21
Std Dev 12.12

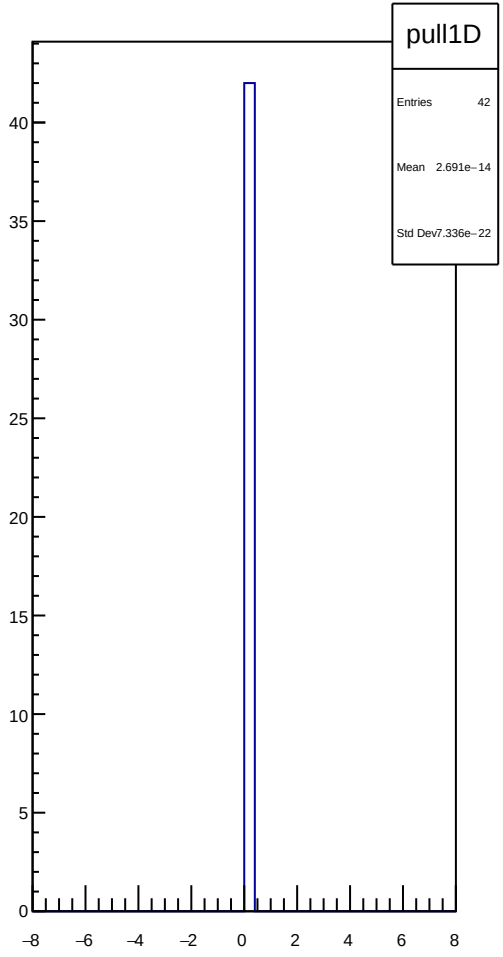
pull1D
Entries 42
Mean 2.691e−14
Std Dev 7.336e−22
40
35
30
25
20
15
10
5
0
−8
−6
−4
−2
0
2
4
6
8

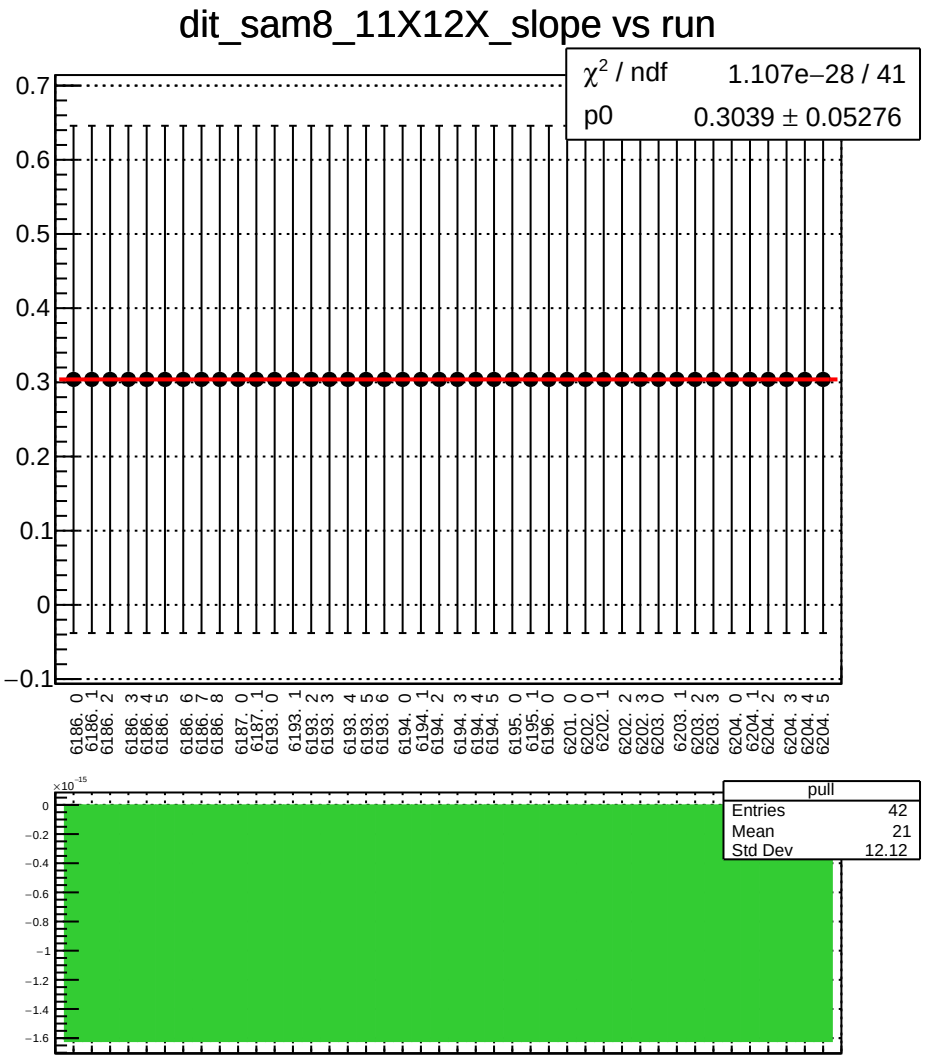
dit_sam8_11X12X_slope vs run
χ² / ndf 1.107e−28 / 41
p0 0.3039 ± 0.05276
0.7
0.6
0.5
0.4
0.3
0.2
0.1
0
−0.1
6186. 0
6186. 1
6186. 2
6186. 3
6186. 4
6186. 5
6186. 6
6186. 7
6186. 8
6187. 0
6187. 1
6193. 0
6193. 1
6193. 2
6193. 3
6193. 4
6193. 5
6193. 6
6194. 0
6194. 1
6194. 2
6194. 3
6194. 4
6194. 5
6195. 0
6195. 1
6196. 0
6201. 0
6202. 0
6202. 1
6202. 2
6202. 3
6203. 0
6203. 1
6203. 2
6203. 3
6204. 0
6204. 1
6204. 2
6204. 3
6204. 4
6204. 5
×10⁻¹⁵
0
−0.2
−0.4
−0.6
−0.8
−1
−1.2
−1.4
−1.6
pull
Entries 42
Mean 21
Std Dev 12.12


pull1D
Entries 42
Mean −1.623e−15
Std Dev 6.748e−23
40
35
30
25
20
15
10
5
0
−8
−6
−4
−2
0
2
4
6
8

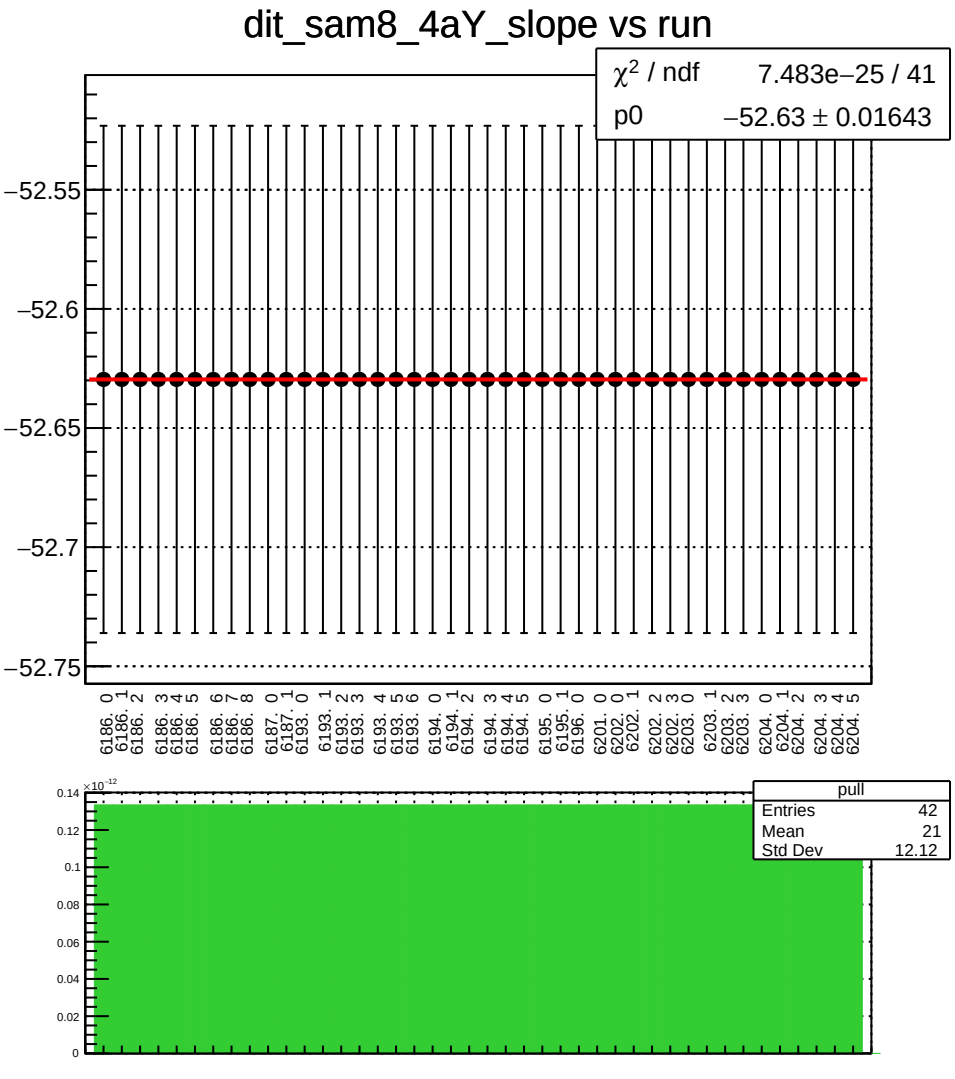
dit_sam8_4aY_slope vs run
χ2 / ndf 7.483e−25 / 41
p0 −52.63 ± 0.01643
−52.55
−52.6
−52.65
−52.7
−52.75
6186. 0
6186. 1
6186. 2
6186. 3
6186. 4
6186. 5
6186. 6
6186. 7
6186. 8
6187. 0
6187. 1
6193. 0
6193. 1
6193. 2
6193. 3
6193. 4
6193. 5
6193. 6
6194. 0
6194. 1
6194. 2
6194. 3
6194. 4
6194. 5
6195. 0
6195. 1
6196. 0
6201. 0
6202. 0
6202. 1
6202. 2
6202. 3
6203. 0
6203. 1
6203. 2
6203. 3
6204. 0
6204. 1
6204. 2
6204. 3
6204. 4
6204. 5
×10−12
0.14
0.12
0.1
0.08
0.06
0.04
0.02
0
pull
Entries 42
Mean 21
Std Dev 12.12

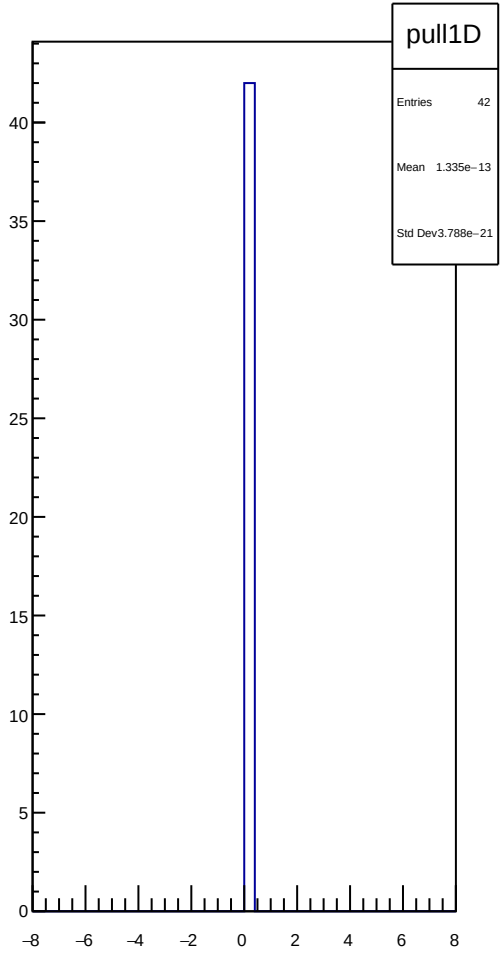
pull1D
Entries 42
Mean 1.335e−13
Std Dev3.788e−21
40
35
30
25
20
15
10
5
0
−8
−6
−4
−2
0
2
4
6
8

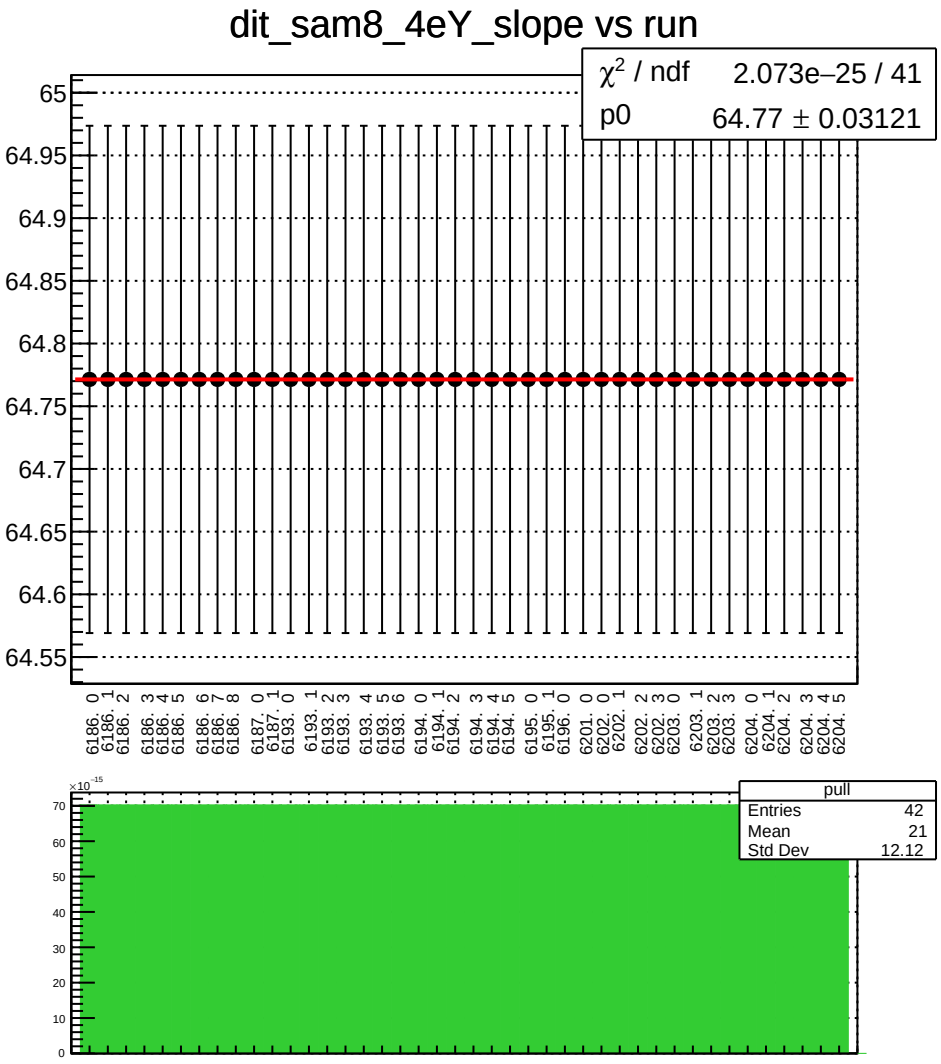
dit_sam8_4eY_slope vs run
χ² / ndf 2.073e−25 / 41
p0 64.77 ± 0.03121
65
64.95
64.9
64.85
64.8
64.75
64.7
64.65
64.6
64.55
6186. 0
6186. 1
6186. 2
6186. 3
6186. 4
6186. 5
6186. 6
6186. 7
6186. 8
6187. 0
6187. 1
6193. 0
6193. 1
6193. 2
6193. 3
6193. 4
6193. 5
6193. 6
6194. 0
6194. 1
6194. 2
6194. 3
6194. 4
6194. 5
6195. 0
6195. 1
6196. 0
6201. 0
6202. 0
6202. 1
6202. 2
6202. 3
6203. 0
6203. 1
6203. 2
6203. 3
6204. 0
6204. 1
6204. 2
6204. 3
6204. 4
6204. 5
×10⁻¹⁵
70
60
50
40
30
20
10
0
pull
Entries 42
Mean 21
Std Dev 12.12

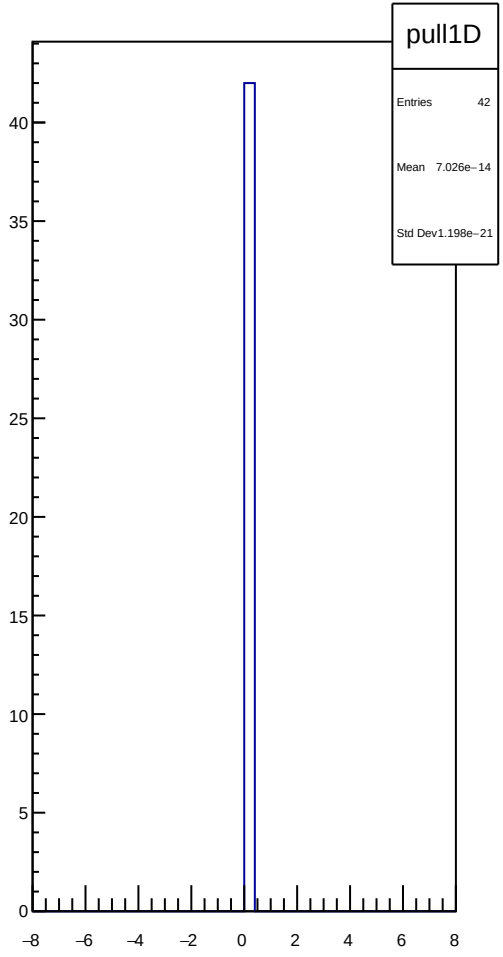
pull1D
Entries 42
Mean 7.026e−14
Std Dev 1.198e−21
40
35
30
25
20
15
10
5
0
−8
−6
−4
−2
0
2
4
6
8

dit_4aX_coil1_mean vs run

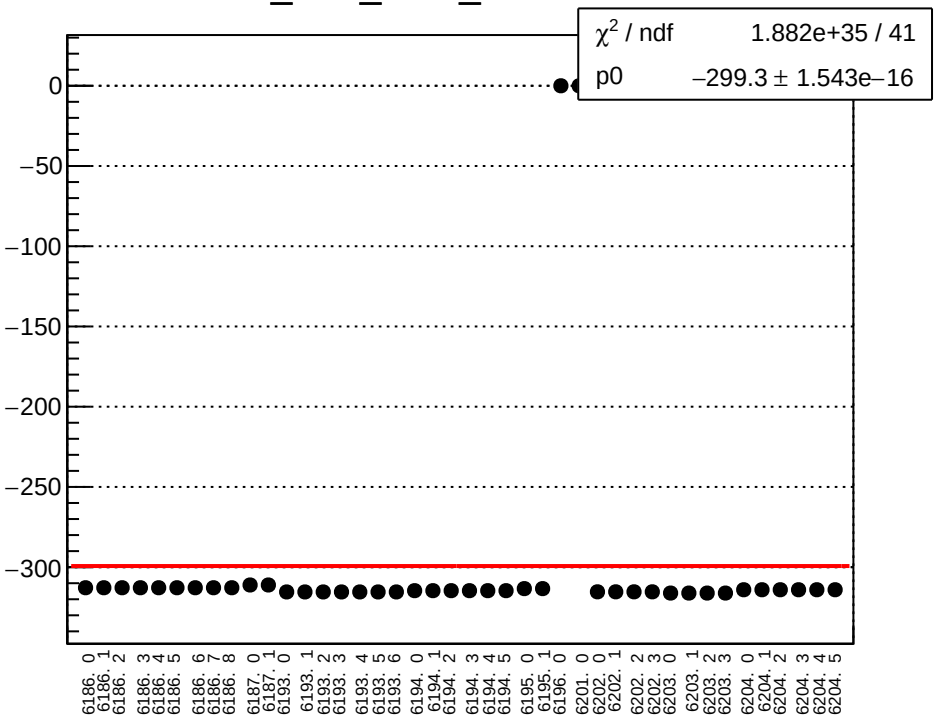

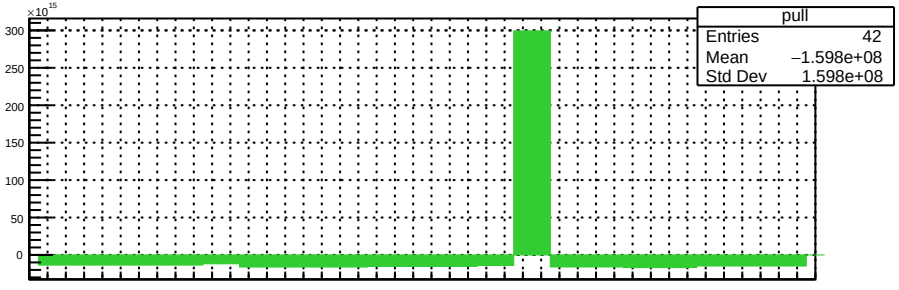

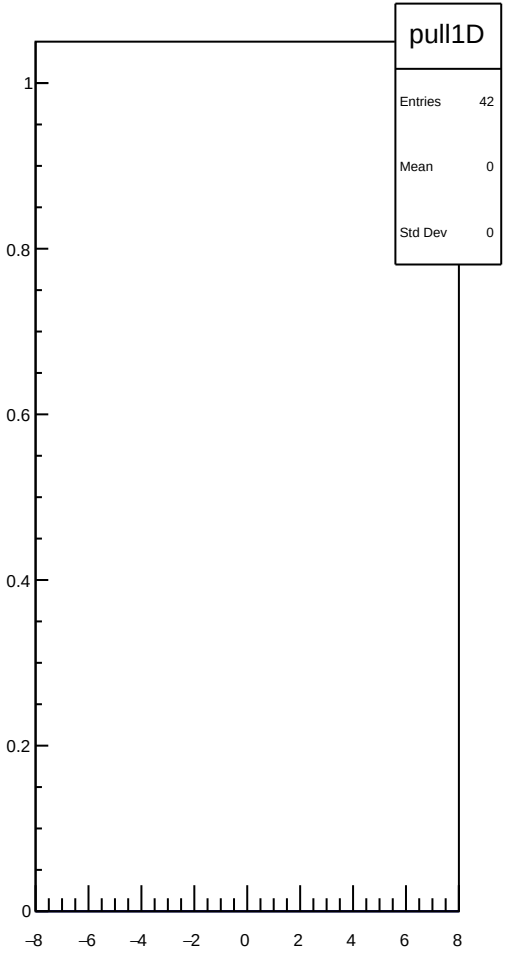

dit_4aX_coil1_err_mean vs run

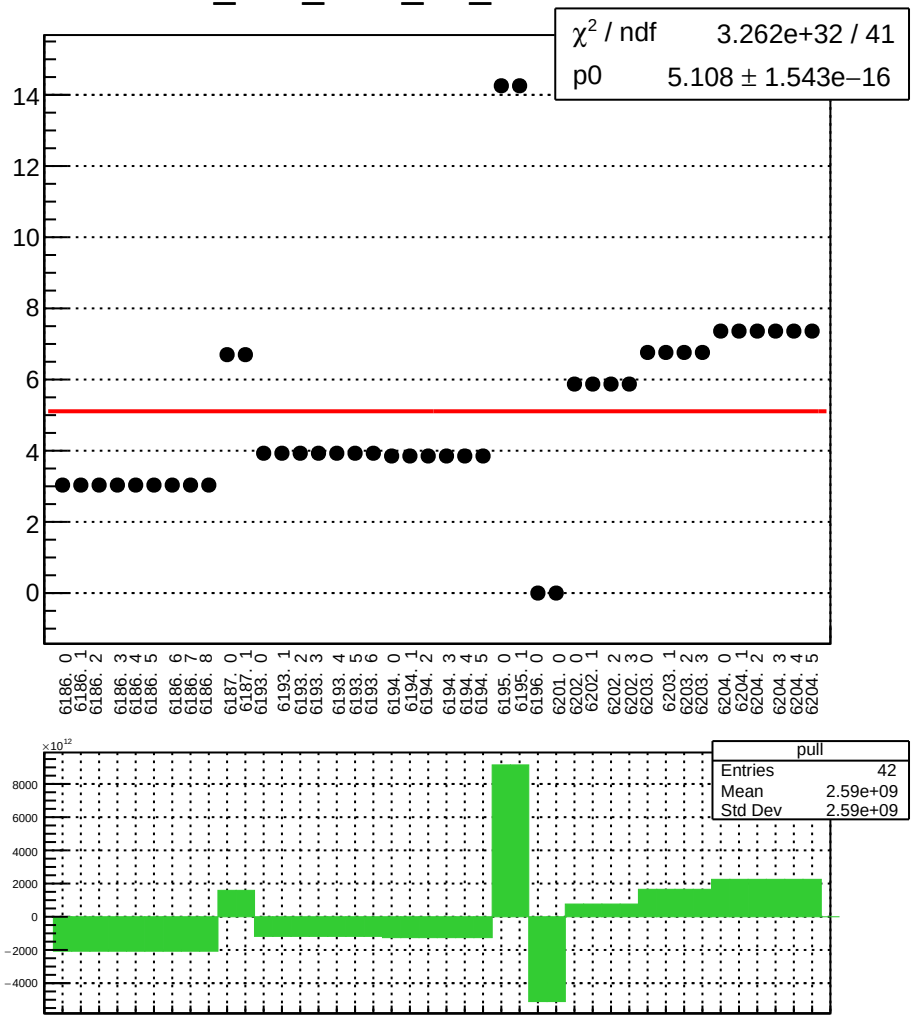

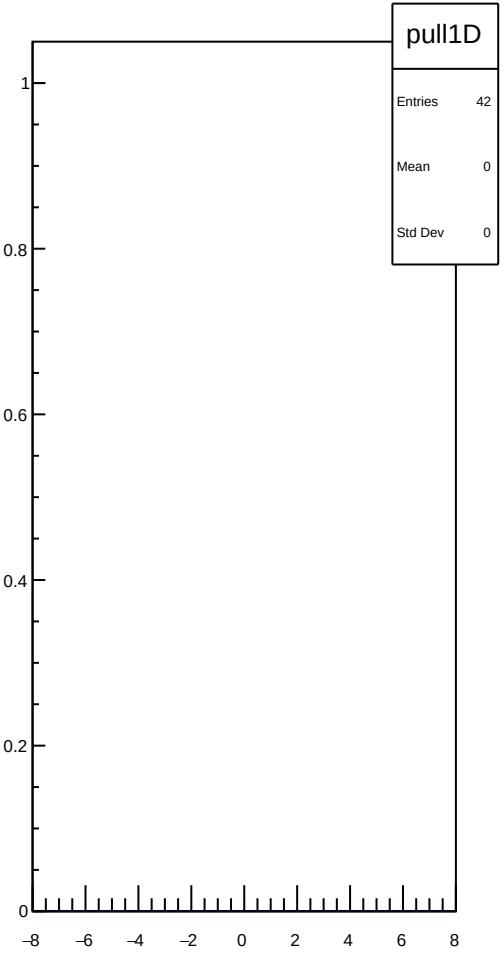

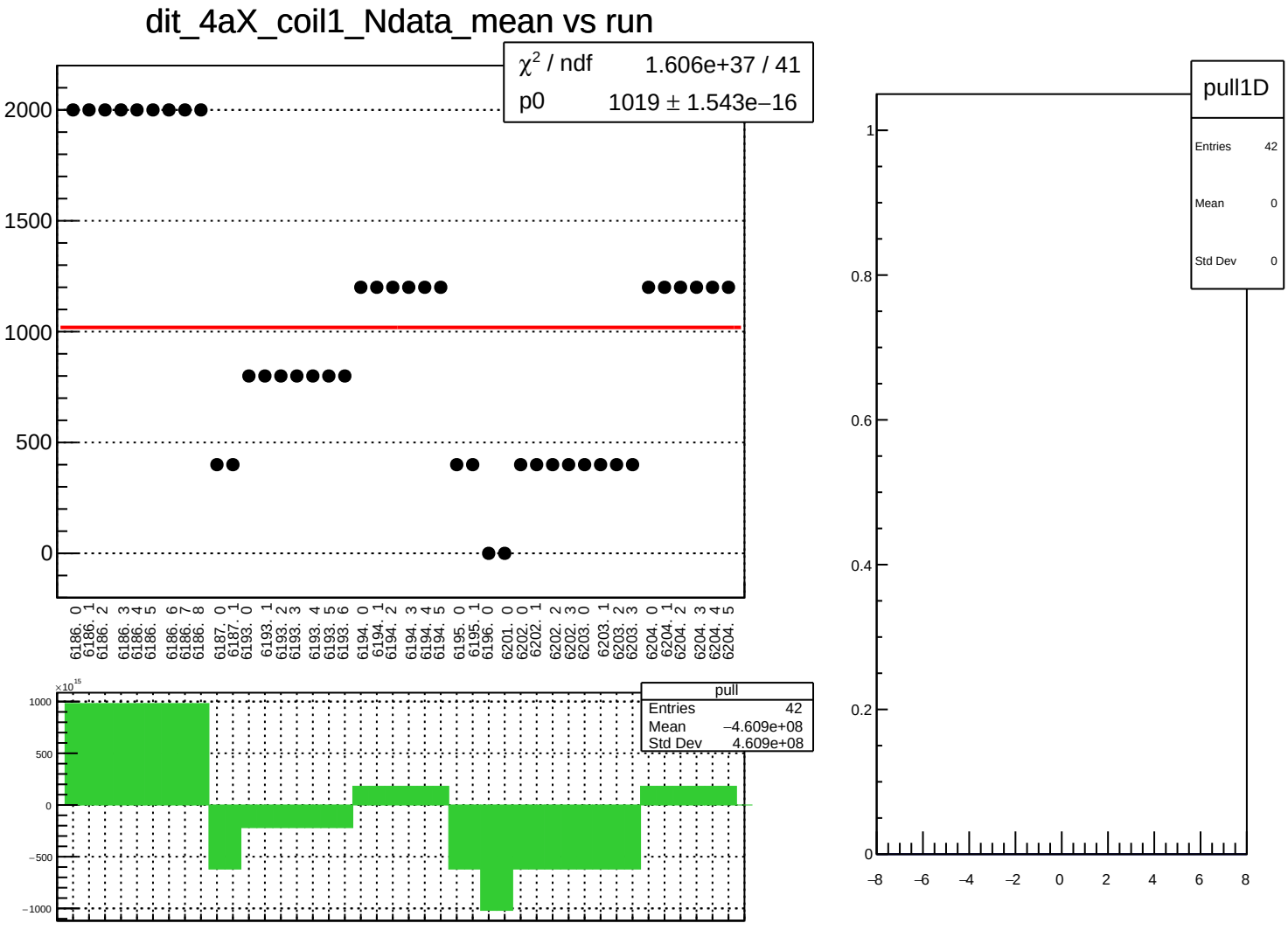
dit_4aX_coil1_Ndata_mean vs run
χ² / ndf 1.606e+37 / 41
p0 1019 ± 1.543e−16
2000
1500
1000
500
0
6186. 0
6186. 1
6186. 2
6186. 3
6186. 4
6186. 5
6186. 6
6186. 7
6186. 8
6187. 0
6187. 1
6193. 0
6193. 1
6193. 2
6193. 3
6193. 4
6193. 5
6193. 6
6194. 0
6194. 1
6194. 2
6194. 3
6194. 4
6194. 5
6195. 0
6195. 1
6196. 0
6201. 0
6202. 0
6202. 1
6202. 2
6202. 3
6203. 0
6203. 1
6203. 2
6203. 3
6204. 0
6204. 1
6204. 2
6204. 3
6204. 4
6204. 5
×10¹⁵
1000
500
0
−500
−1000
pull
Entries 42
Mean −4.609e+08
Std Dev 4.609e+08
pull1D
Entries 42
Mean 0
Std Dev 0
1
0.8
0.6
0.4
0.2
0
−8
−6
−4
−2
0
2
4
6
8

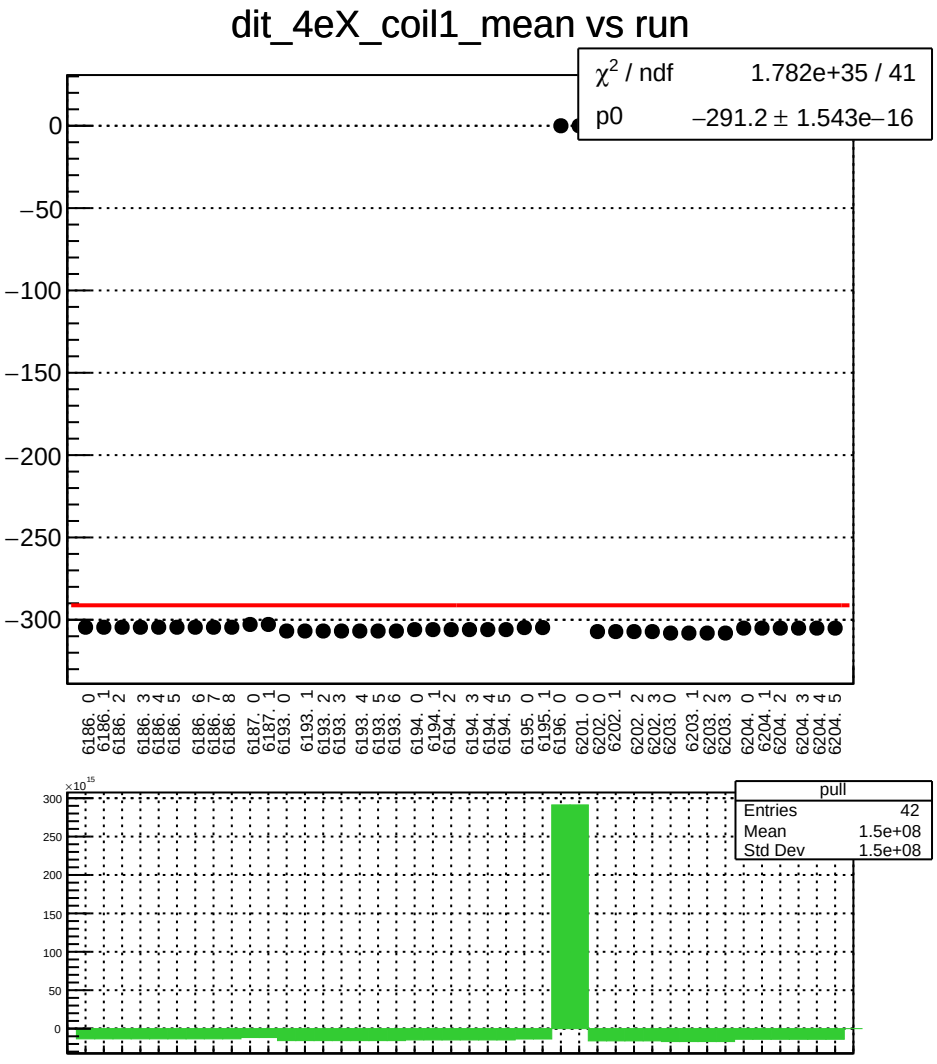
dit_4eX_coil1_mean vs run
χ2 / ndf 1.782e+35 / 41
p0 −291.2 ± 1.543e−16
0
−50
−100
−150
−200
−250
−300
6186. 0
6186. 1
6186. 2
6186. 3
6186. 4
6186. 5
6186. 6
6186. 7
6186. 8
6187. 0
6187. 1
6193. 0
6193. 1
6193. 2
6193. 3
6193. 4
6193. 5
6193. 6
6194. 0
6194. 1
6194. 2
6194. 3
6194. 4
6194. 5
6195. 0
6195. 1
6196. 0
6201. 0
6202. 0
6202. 1
6202. 2
6202. 3
6203. 0
6203. 1
6203. 2
6203. 3
6204. 0
6204. 1
6204. 2
6204. 3
6204. 4
6204. 5
×10^15
300
250
200
150
100
50
0
pull
Entries 42
Mean 1.5e+08
Std Dev 1.5e+08

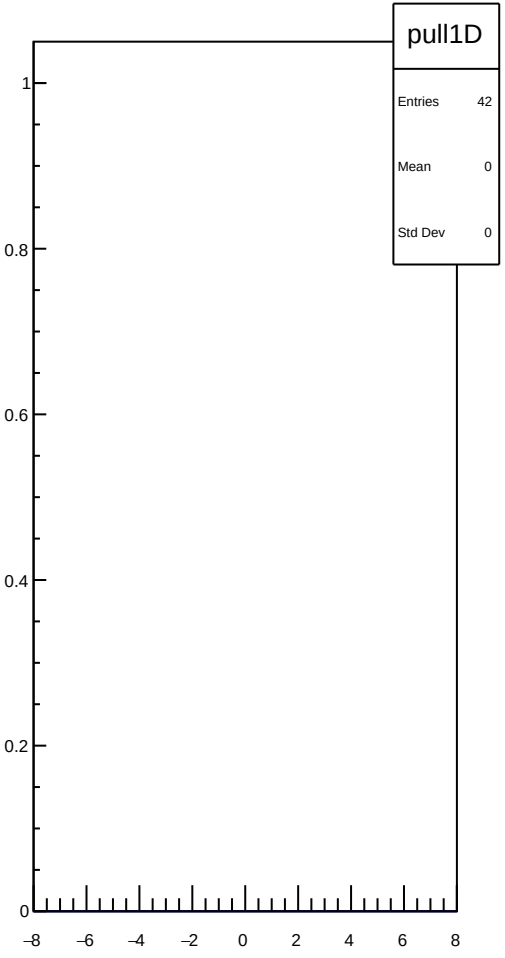
pull1D
Entries 42
Mean 0
Std Dev 0
1
0.8
0.6
0.4
0.2
0
−8
−6
−4
−2
0
2
4
6
8

dit_4eX_coil1_err_mean vs run

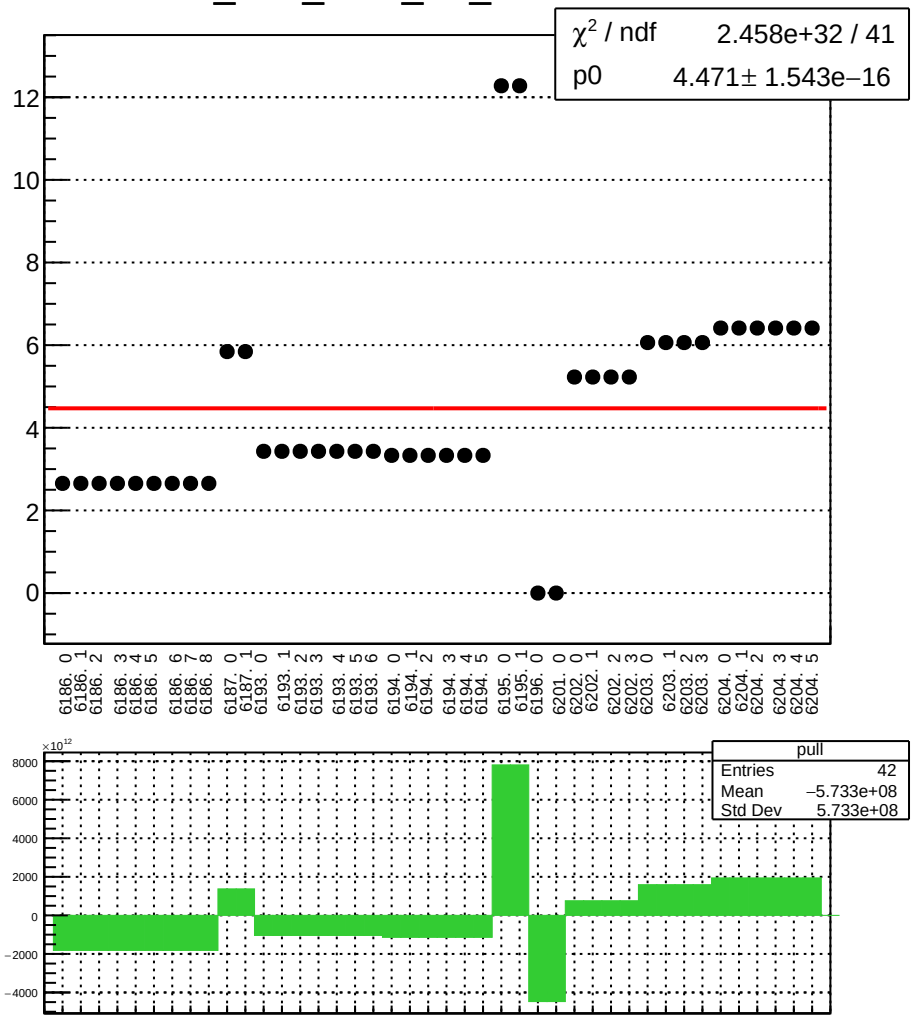

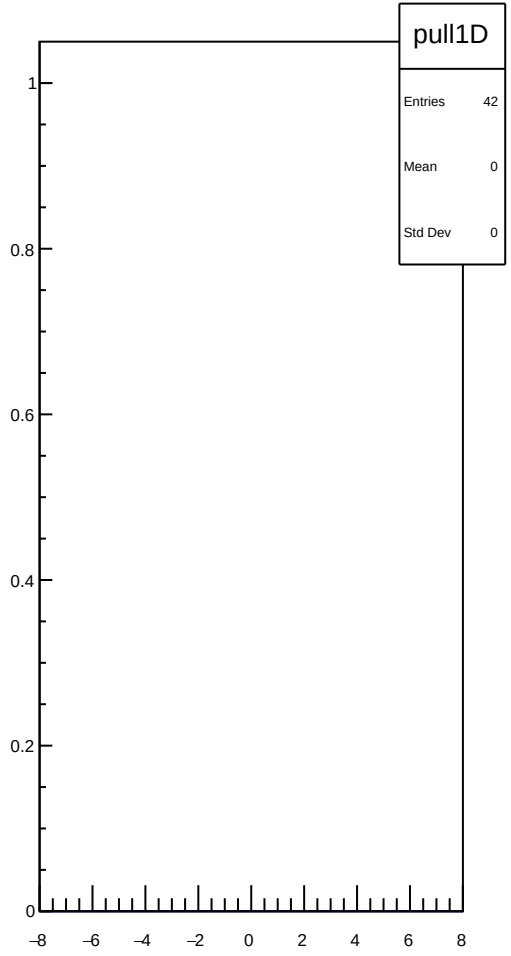

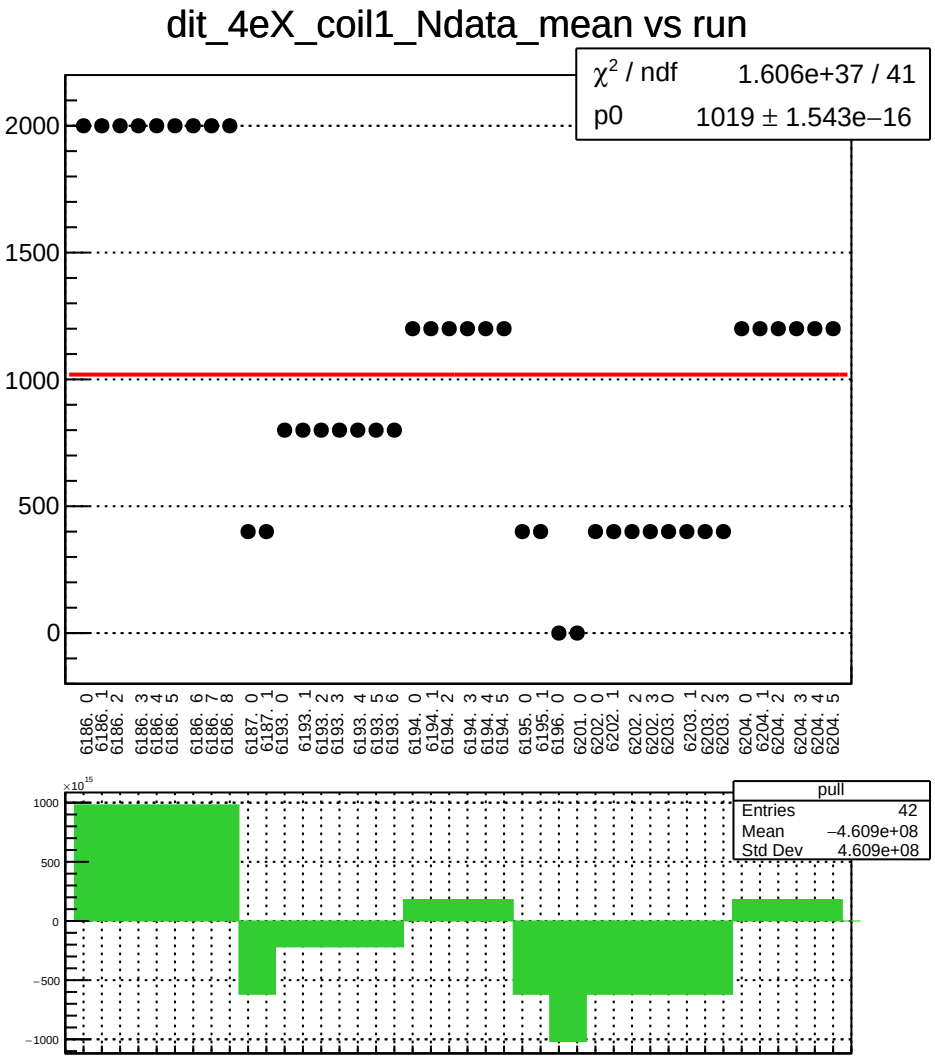
dit_4eX_coil1_Ndata_mean vs run
χ² / ndf 1.606e+37 / 41
p0 1019 ± 1.543e−16
2000
1500
1000
500
0
6186. 0
6186. 1
6186. 2
6186. 3
6186. 4
6186. 5
6186. 6
6186. 7
6186. 8
6187. 0
6187. 1
6193. 0
6193. 1
6193. 2
6193. 3
6193. 4
6193. 5
6193. 6
6194. 0
6194. 1
6194. 2
6194. 3
6194. 4
6194. 5
6195. 0
6195. 1
6196. 0
6201. 0
6202. 0
6202. 1
6202. 2
6202. 3
6203. 0
6203. 1
6203. 2
6203. 3
6204. 0
6204. 1
6204. 2
6204. 3
6204. 4
6204. 5
×10¹⁵
1000
500
0
−500
−1000
pull
Entries 42
Mean −4.609e+08
Std Dev 4.609e+08

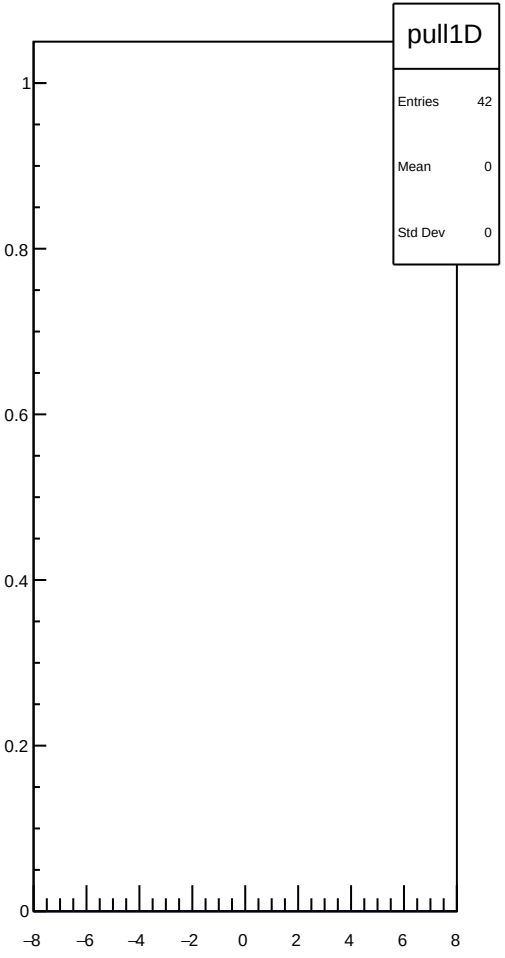
pull1D
Entries 42
Mean 0
Std Dev 0
1
0.8
0.6
0.4
0.2
0
−8
−6
−4
−2
0
2
4
6
8

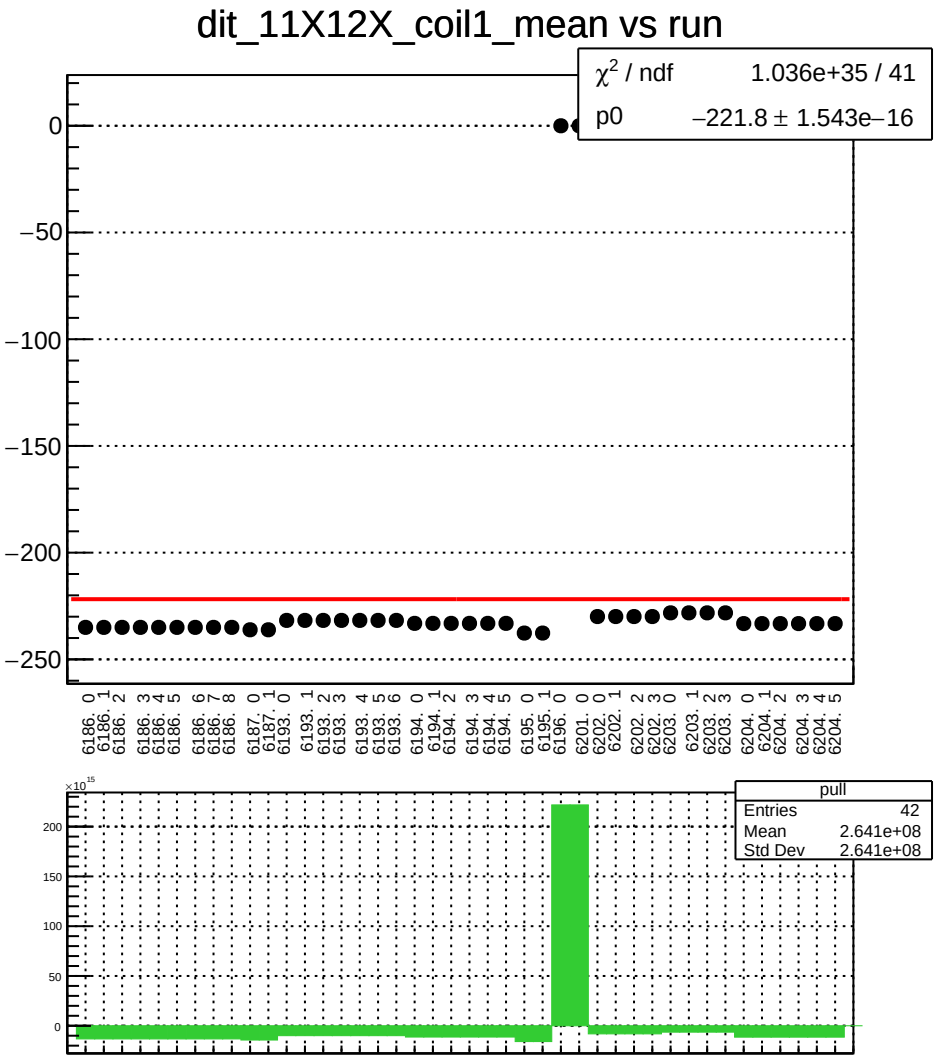
dit_11X12X_coil1_mean vs run
χ^2 / ndf 1.036e+35 / 41
p0 −221.8 ± 1.543e−16
0
−50
−100
−150
−200
−250
6186. 0
6186. 1
6186. 2
6186. 3
6186. 4
6186. 5
6186. 6
6186. 7
6186. 8
6187. 0
6187. 1
6193. 0
6193. 1
6193. 2
6193. 3
6193. 4
6193. 5
6193. 6
6194. 0
6194. 1
6194. 2
6194. 3
6194. 4
6194. 5
6195. 0
6195. 1
6196. 0
6201. 0
6202. 0
6202. 1
6202. 2
6202. 3
6203. 0
6203. 1
6203. 2
6203. 3
6204. 0
6204. 1
6204. 2
6204. 3
6204. 4
6204. 5
×10^15
200
150
100
50
0
pull
Entries 42
Mean 2.641e+08
Std Dev 2.641e+08

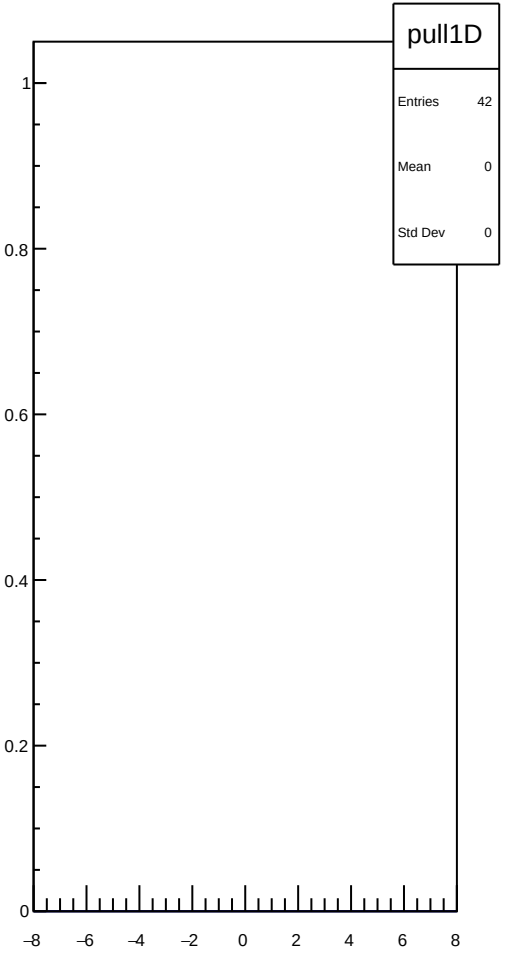
pull1D
Entries 42
Mean 0
Std Dev 0
1
0.8
0.6
0.4
0.2
0
−8
−6
−4
−2
0
2
4
6
8

dit_11X12X_coil1_err_mean vs run

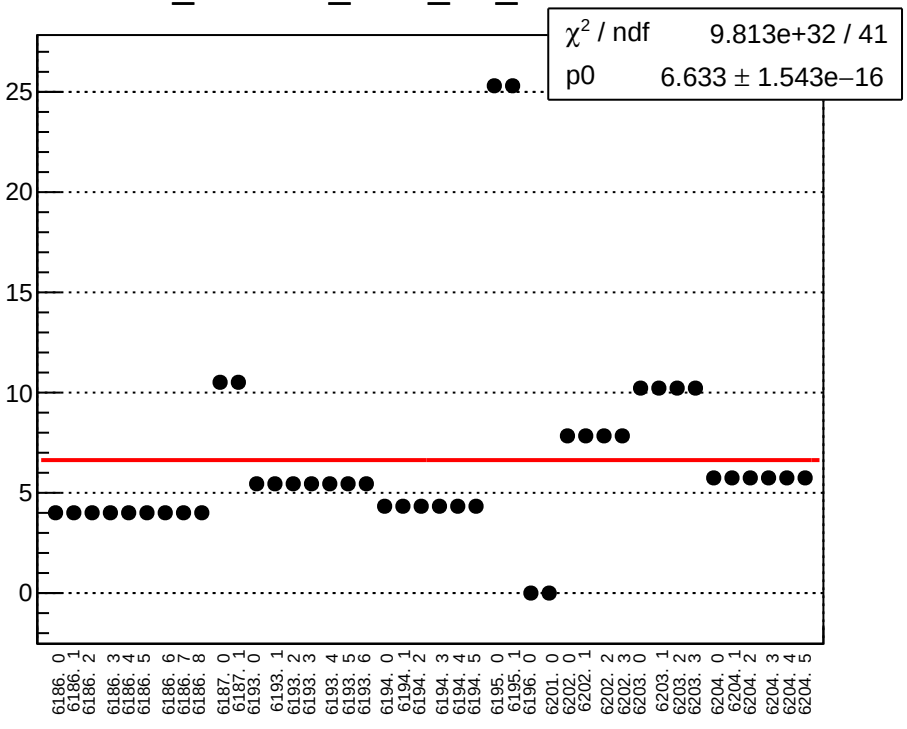

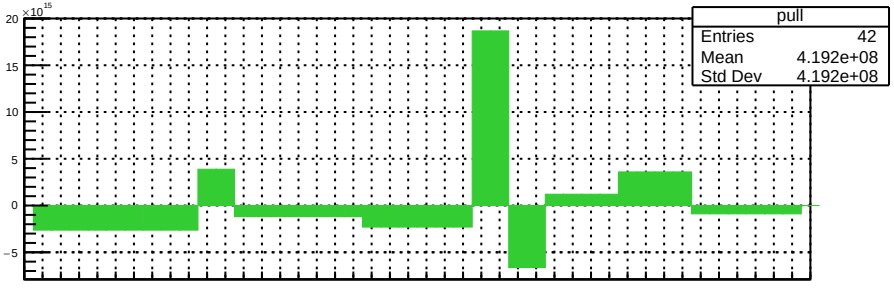

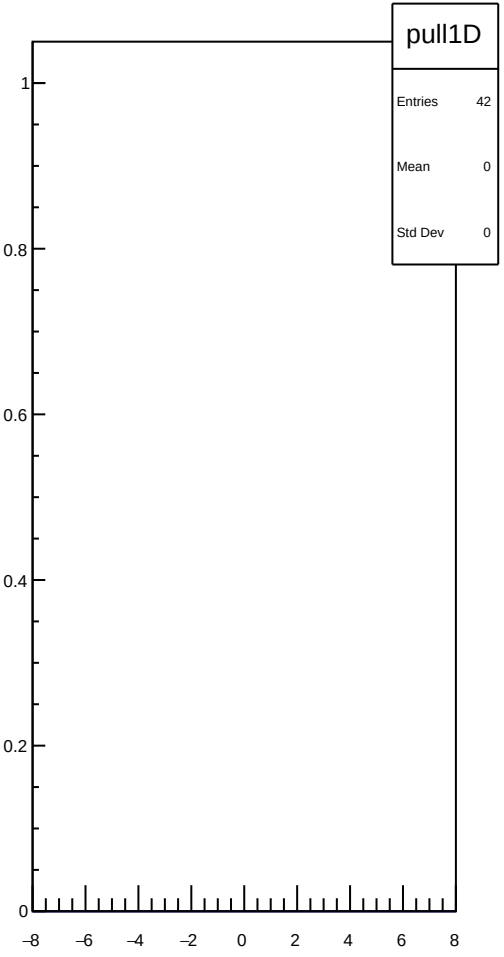

dit_11X12X_coil1_Ndata_mean vs run

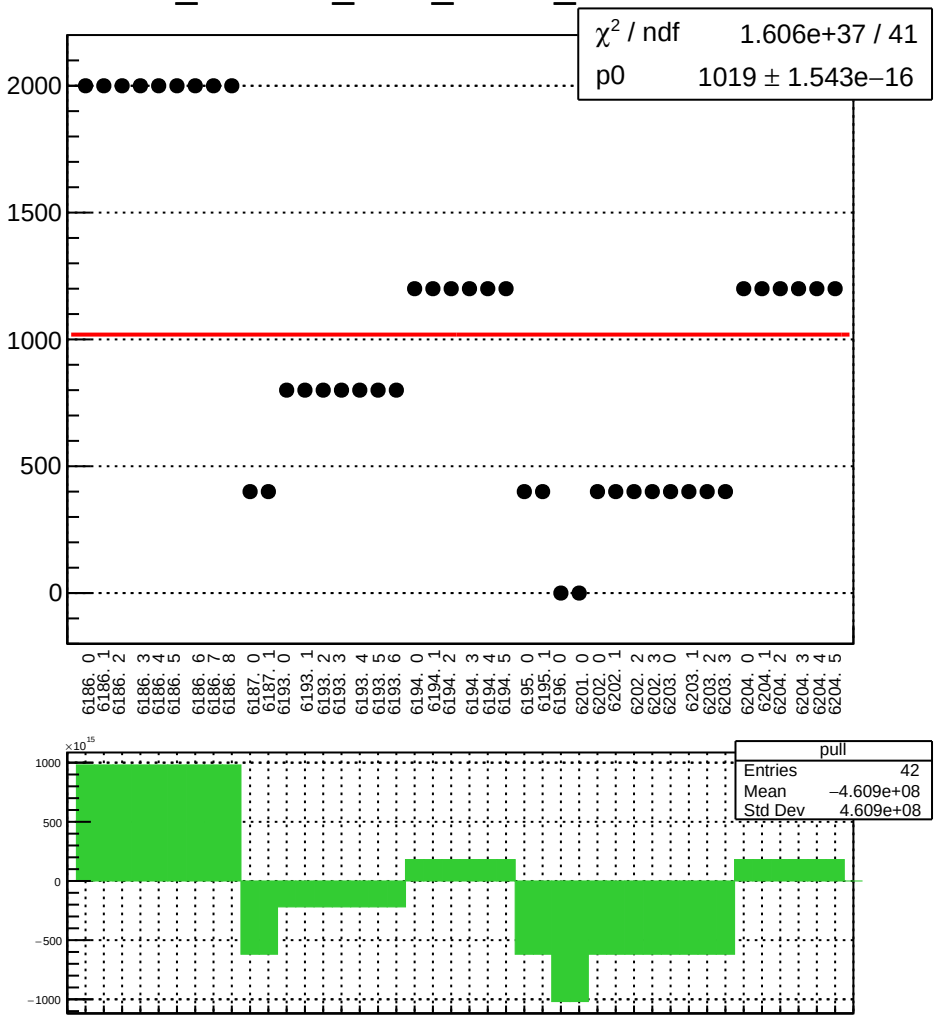

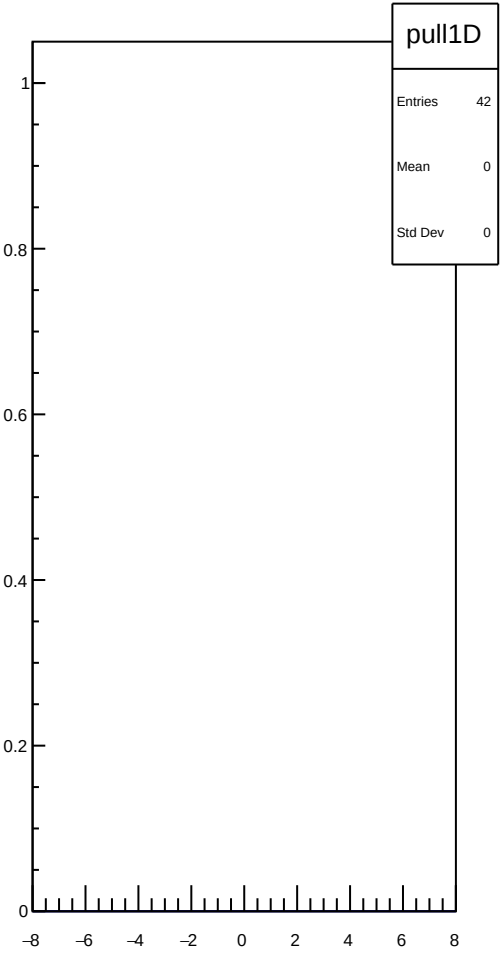

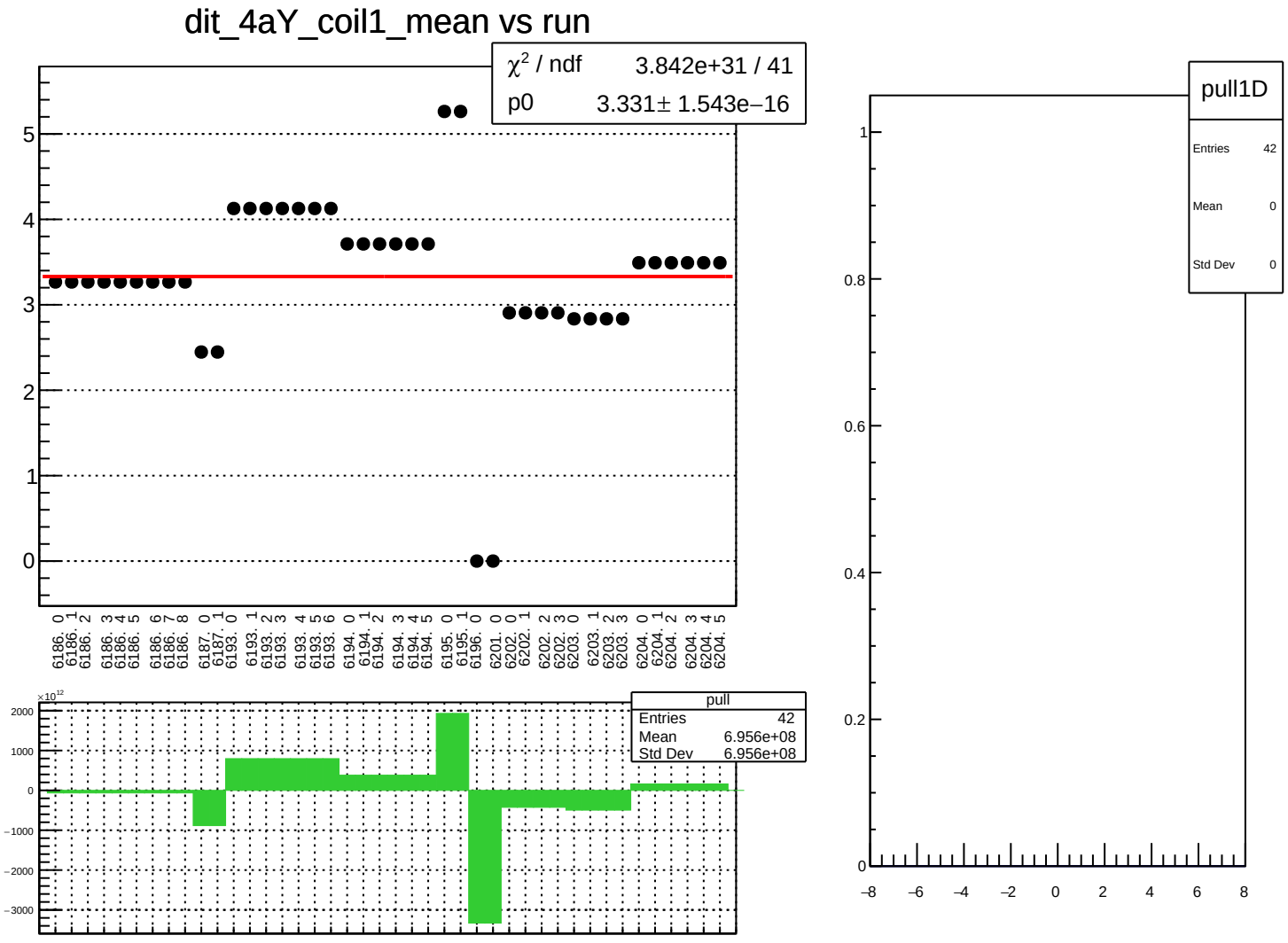
dit_4aY_coil1_mean vs run
χ² / ndf 3.842e+31 / 41
p0 3.331± 1.543e−16
pull
Entries 42
Mean 6.956e+08
Std Dev 6.956e+08
pull1D
Entries 42
Mean 0
Std Dev 0

dit_4aY_coil1_err_mean vs run

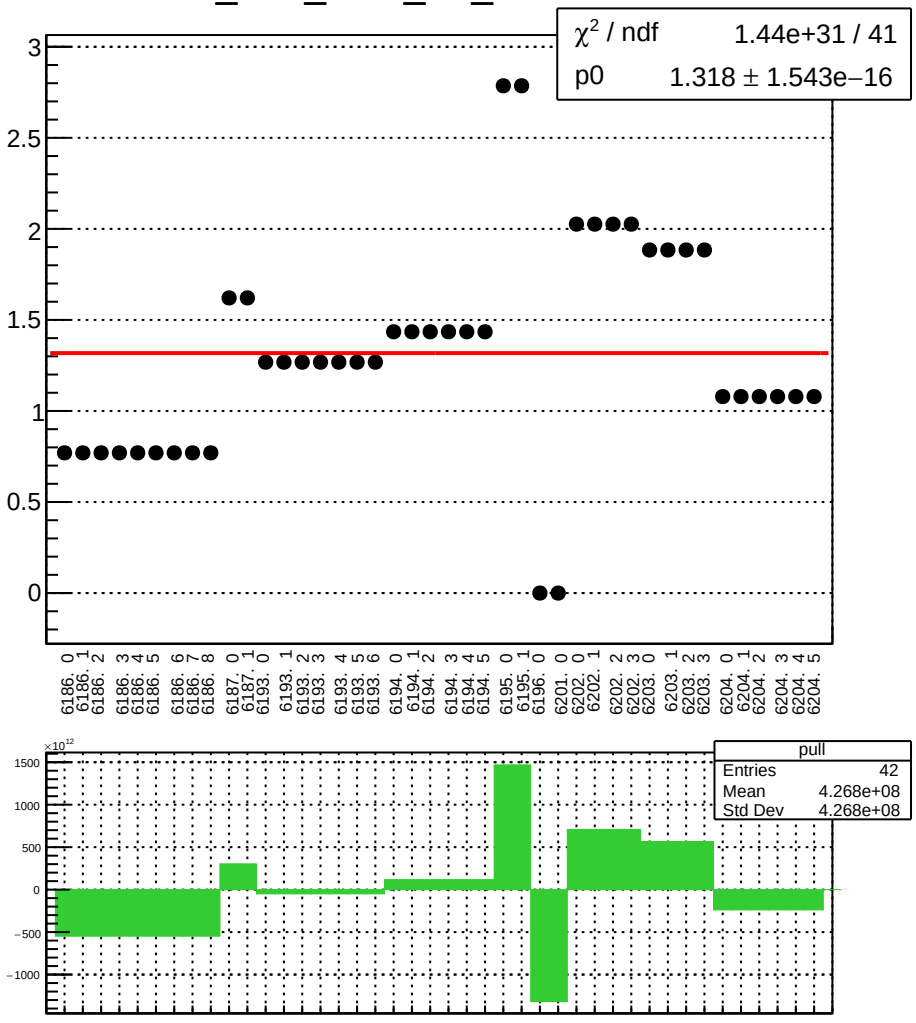

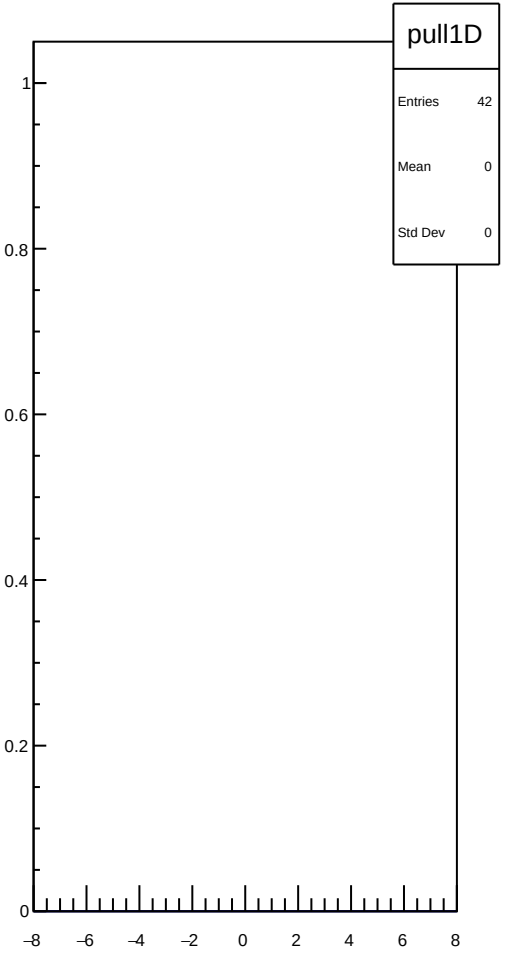

dit_4aY_coil1_Ndata_mean vs run

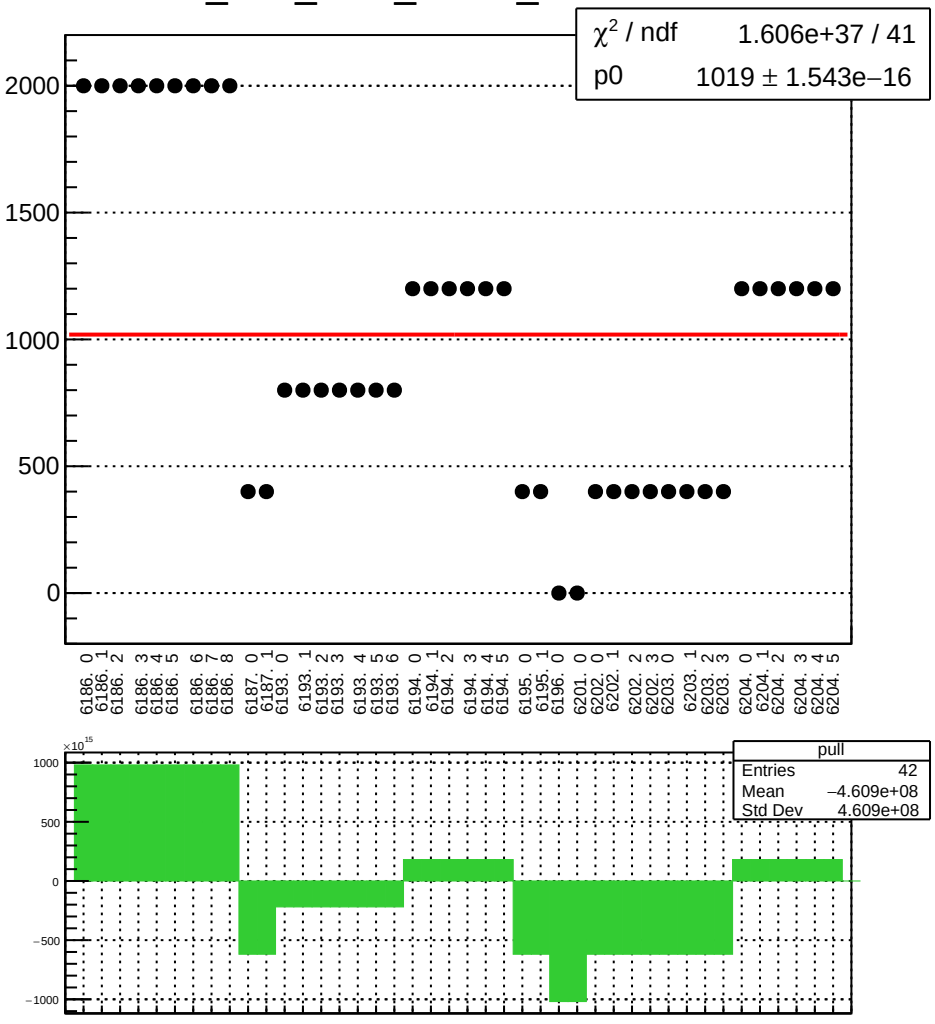

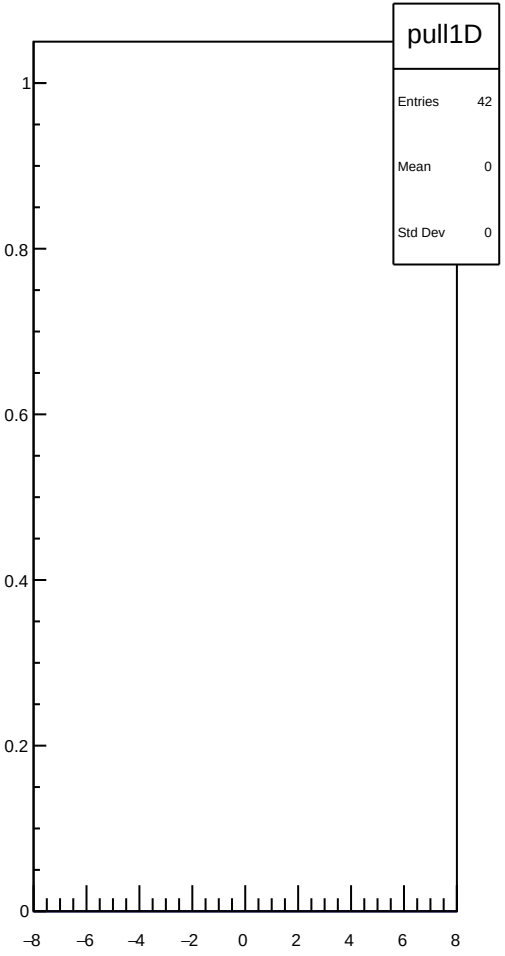

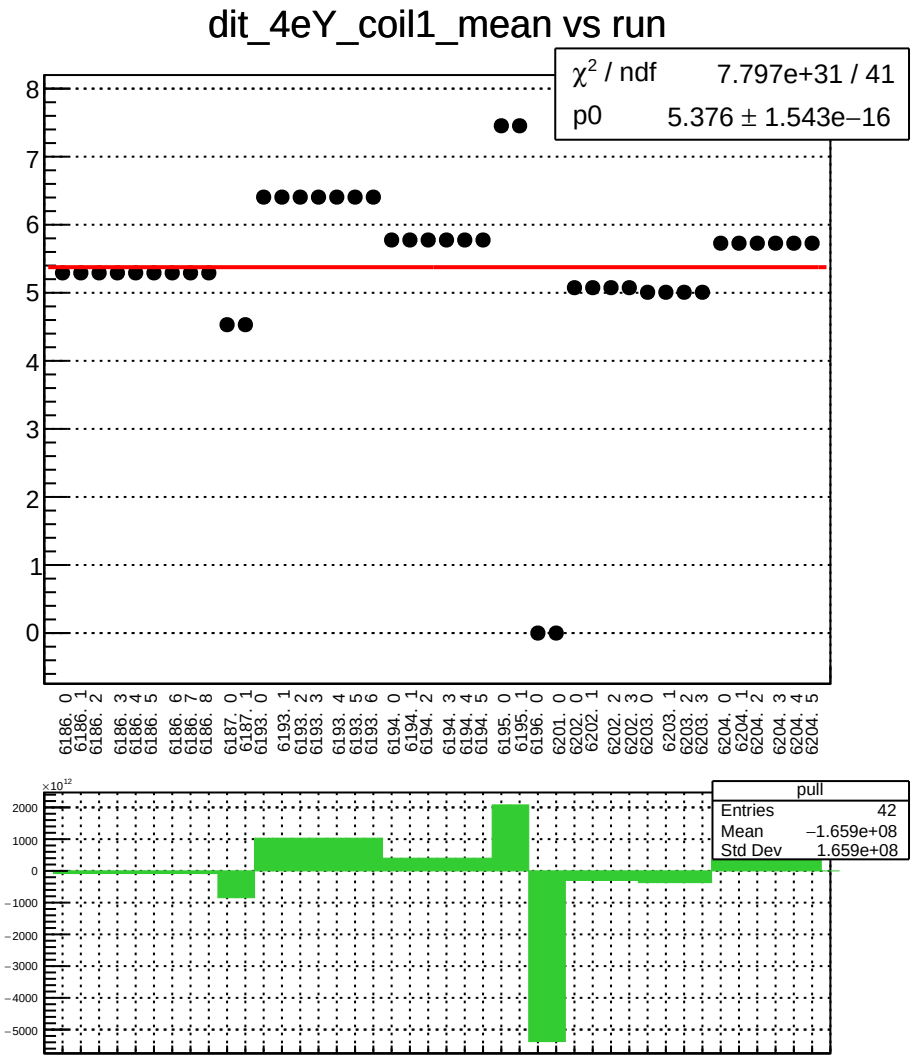
dit_4eY_coil1_mean vs run
χ² / ndf 7.797e+31 / 41
p0 5.376 ± 1.543e−16
6186. 0
6186. 1
6186. 2
6186. 3
6186. 4
6186. 5
6186. 6
6186. 7
6186. 8
6187. 0
6187. 1
6193. 0
6193. 1
6193. 2
6193. 3
6193. 4
6193. 5
6193. 6
6194. 0
6194. 1
6194. 2
6194. 3
6194. 4
6194. 5
6195. 0
6195. 1
6196. 0
6201. 0
6202. 0
6202. 1
6202. 2
6202. 3
6203. 0
6203. 1
6203. 2
6203. 3
6204. 0
6204. 1
6204. 2
6204. 3
6204. 4
6204. 5
×10¹²
pull
Entries 42
Mean −1.659e+08
Std Dev 1.659e+08

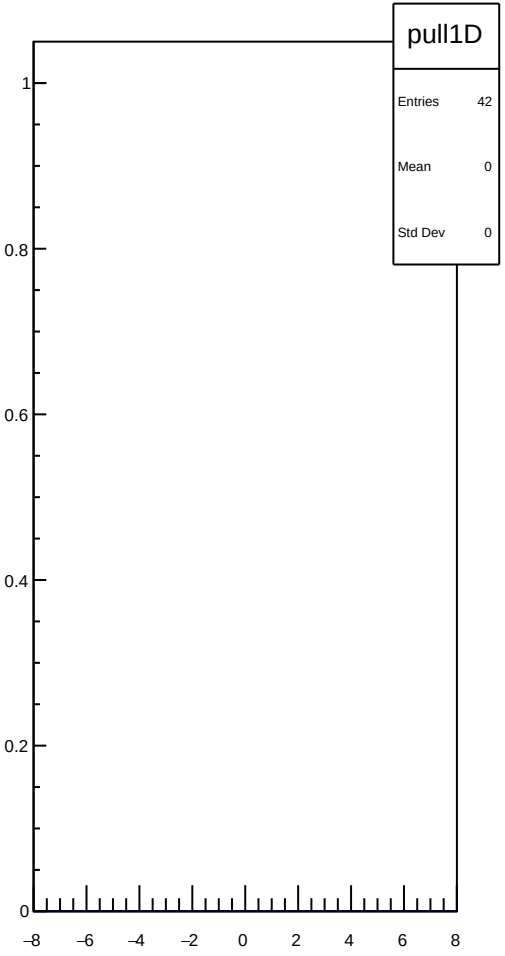
pull1D
Entries 42
Mean 0
Std Dev 0

dit_4eY_coil1_err_mean vs run

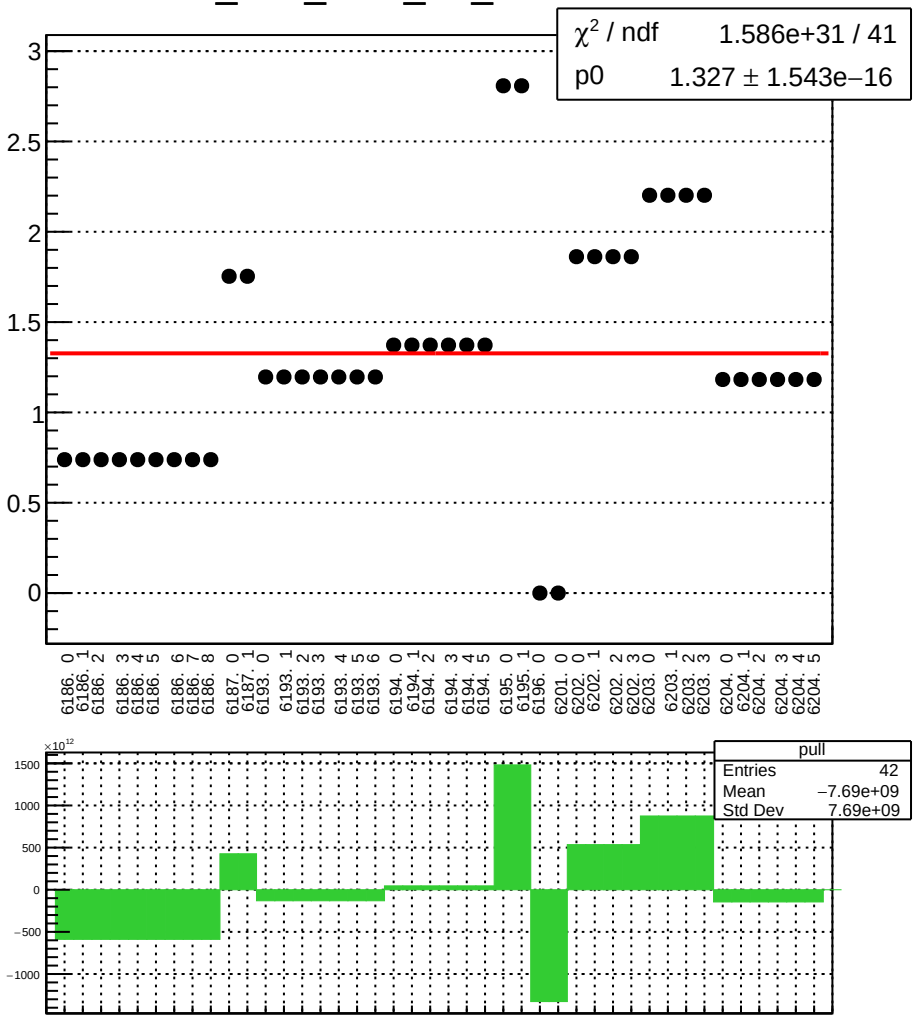

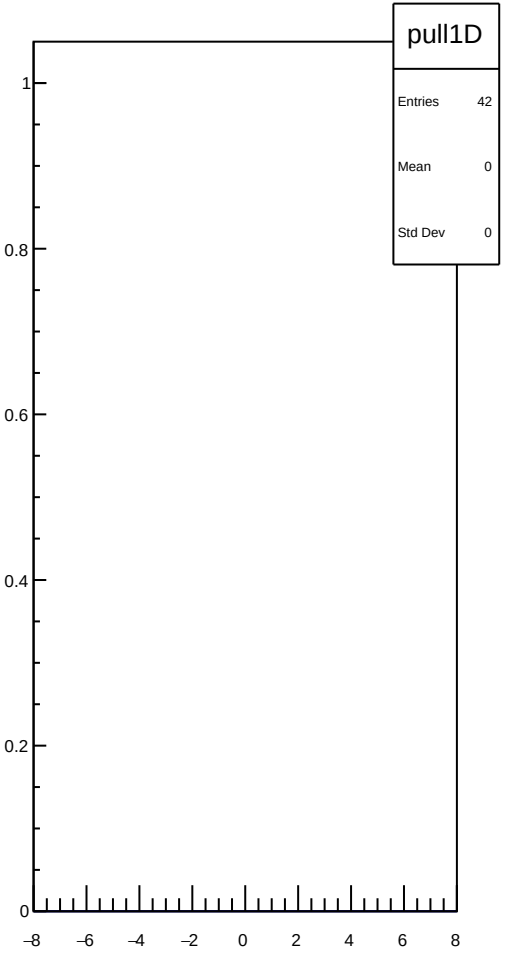

dit_4eY_coil1_Ndata_mean vs run

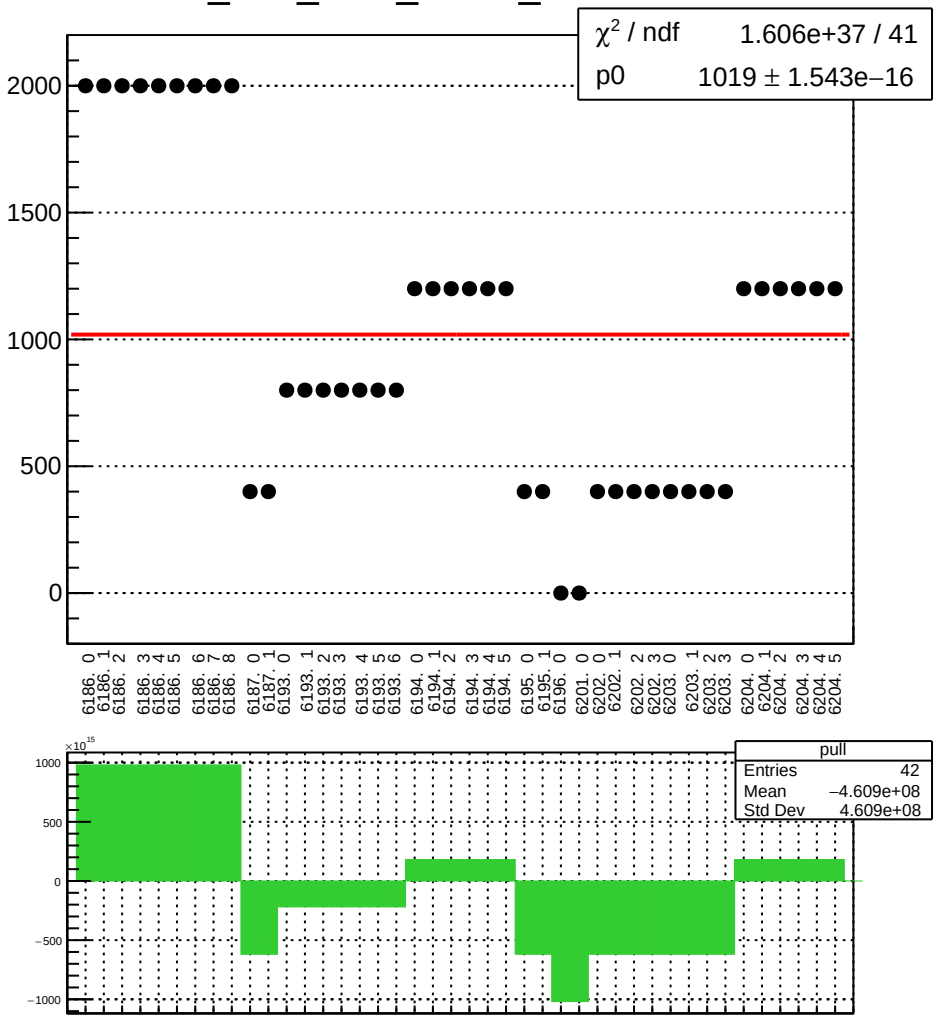

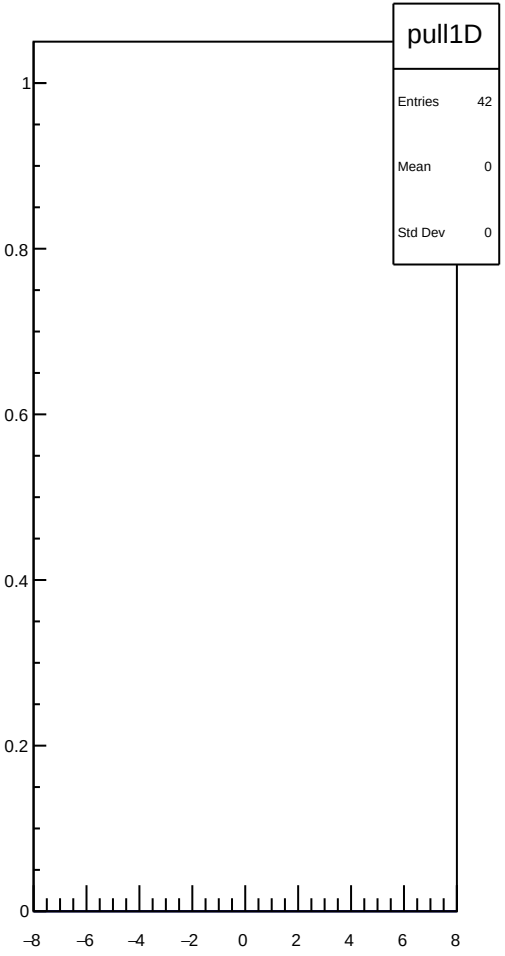

dit_usl_coil1_mean vs run

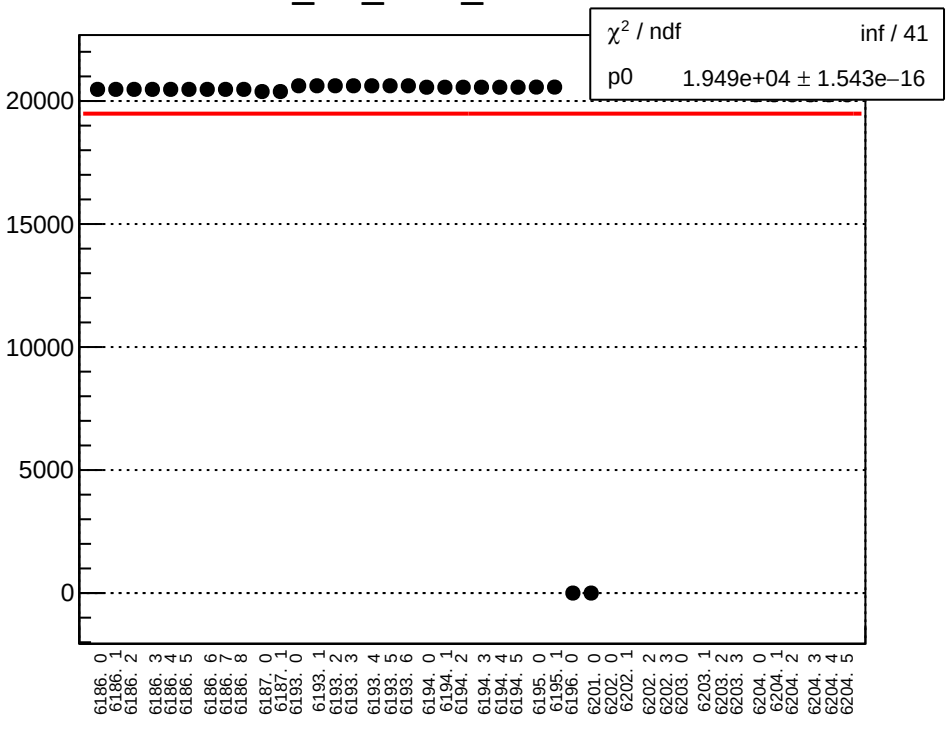

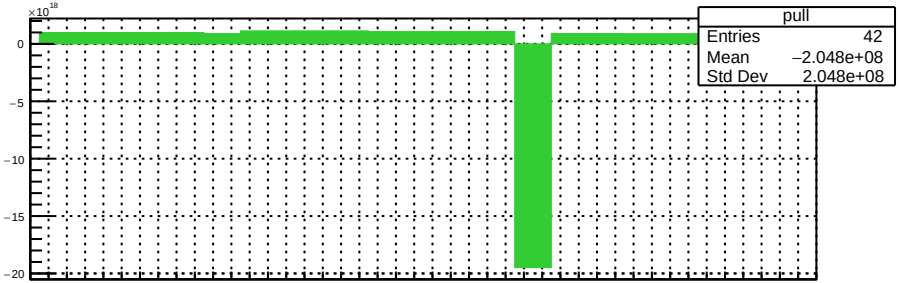

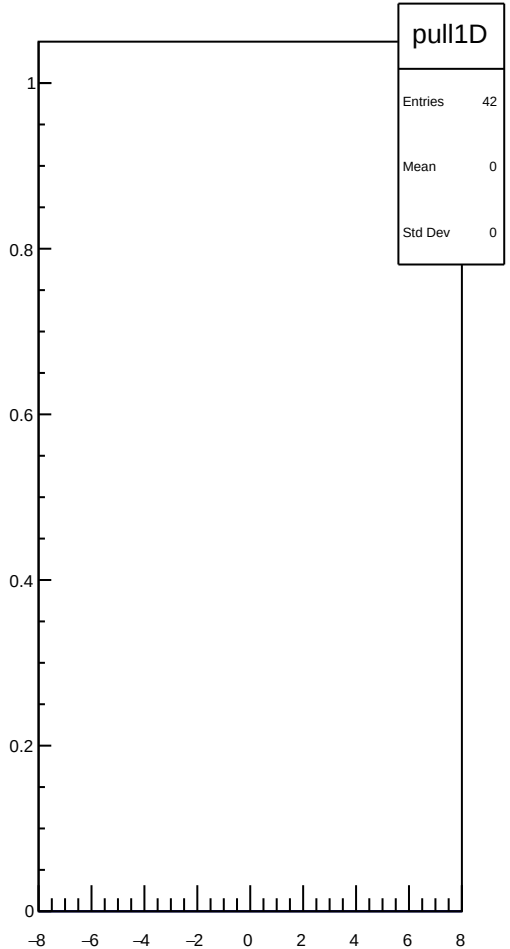

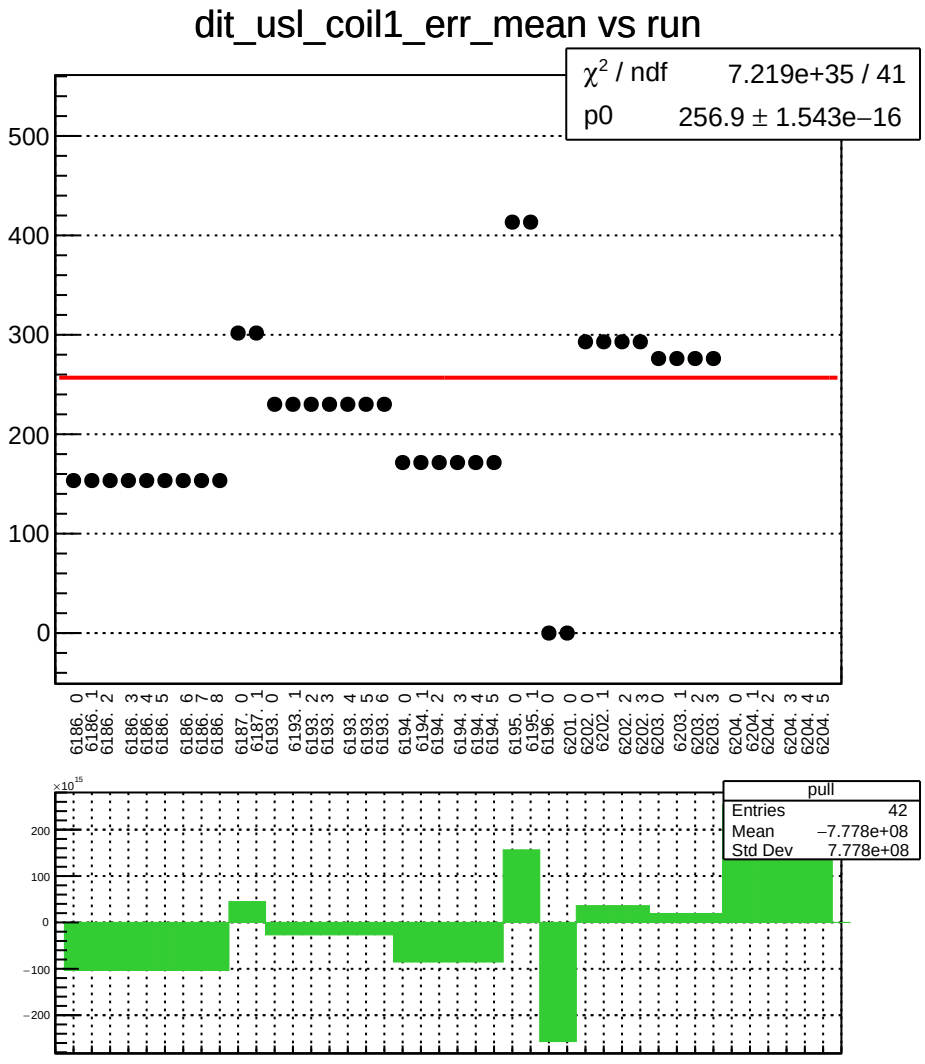
dit_usl_coil1_err_mean vs run
χ² / ndf 7.219e+35 / 41
p0 256.9 ± 1.543e−16
500
400
300
200
100
0
6186. 0
6186. 1
6186. 2
6186. 3
6186. 4
6186. 5
6186. 6
6186. 7
6186. 8
6187. 0
6187. 1
6193. 0
6193. 1
6193. 2
6193. 3
6193. 4
6193. 5
6193. 6
6194. 0
6194. 1
6194. 2
6194. 3
6194. 4
6194. 5
6195. 0
6195. 1
6196. 0
6201. 0
6202. 0
6202. 1
6202. 2
6202. 3
6203. 0
6203. 1
6203. 2
6203. 3
6204. 0
6204. 1
6204. 2
6204. 3
6204. 4
6204. 5
×10¹⁵
200
100
0
−100
−200
pull
Entries 42
Mean −7.778e+08
Std Dev 7.778e+08

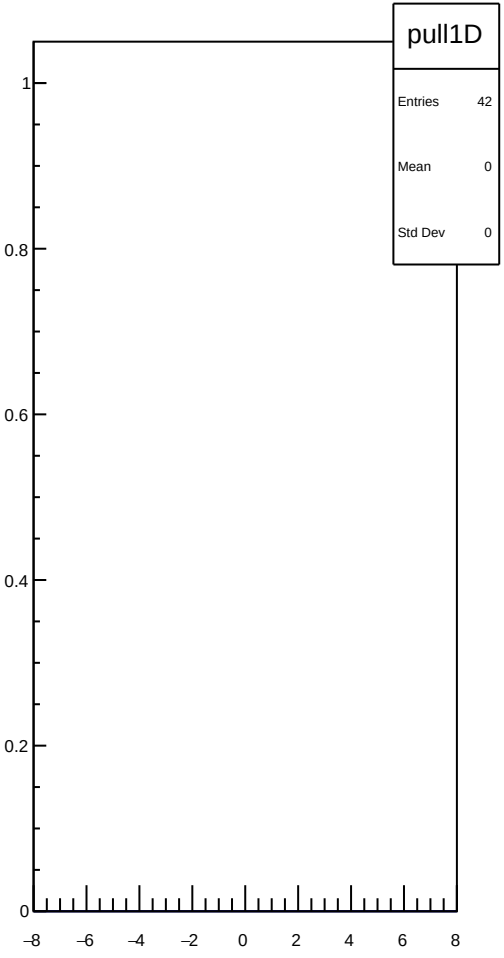
pull1D
Entries 42
Mean 0
Std Dev 0
1
0.8
0.6
0.4
0.2
0
−8
−6
−4
−2
0
2
4
6
8

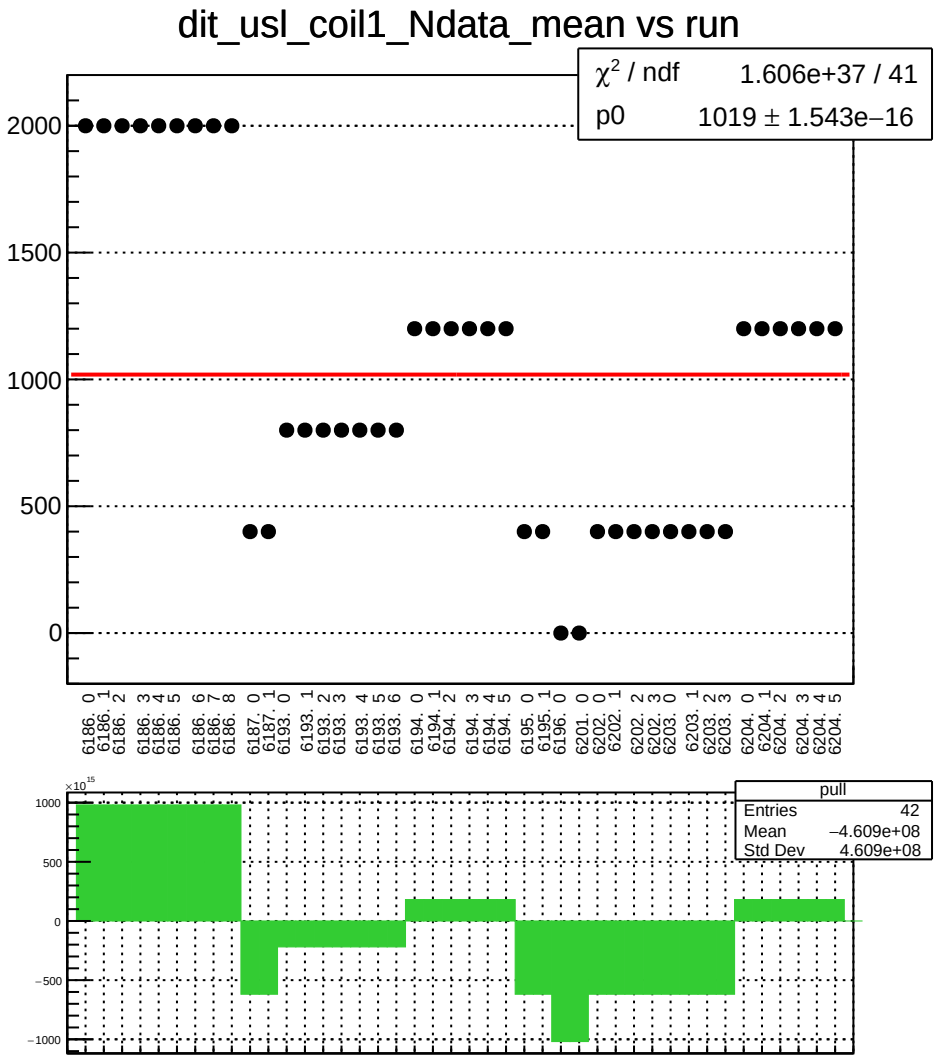
dit_usl_coil1_Ndata_mean vs run
χ² / ndf 1.606e+37 / 41
p0 1019 ± 1.543e−16
2000
1500
1000
500
0
6186. 0
6186. 1
6186. 2
6186. 3
6186. 4
6186. 5
6186. 6
6186. 7
6186. 8
6187. 0
6187. 1
6193. 0
6193. 1
6193. 2
6193. 3
6193. 4
6193. 5
6193. 6
6194. 0
6194. 1
6194. 2
6194. 3
6194. 4
6194. 5
6195. 0
6195. 1
6196. 0
6201. 0
6202. 0
6202. 1
6202. 2
6202. 3
6203. 0
6203. 1
6203. 2
6203. 3
6204. 0
6204. 1
6204. 2
6204. 3
6204. 4
6204. 5
×10¹⁵
1000
500
0
−500
−1000
pull
Entries 42
Mean −4.609e+08
Std Dev 4.609e+08

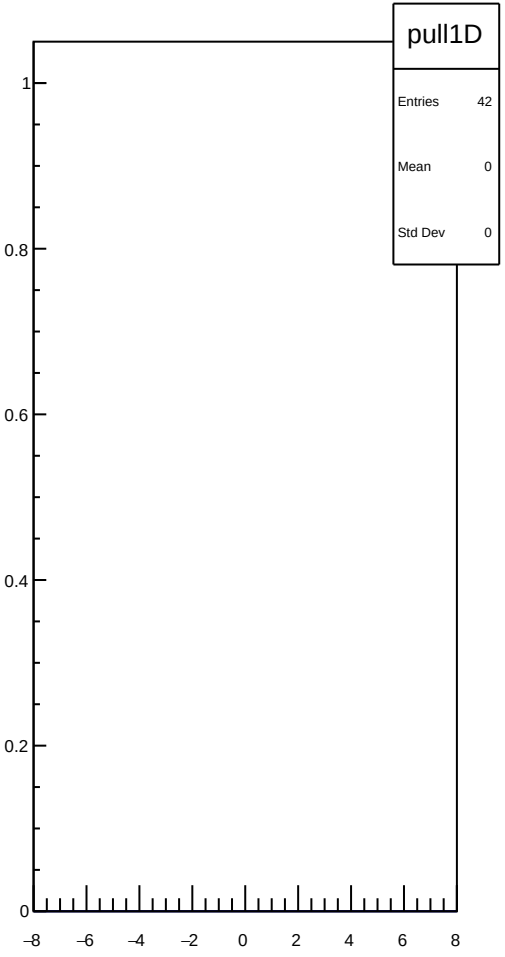
pull1D
Entries 42
Mean 0
Std Dev 0
1
0.8
0.6
0.4
0.2
0
−8
−6
−4
−2
0
2
4
6
8

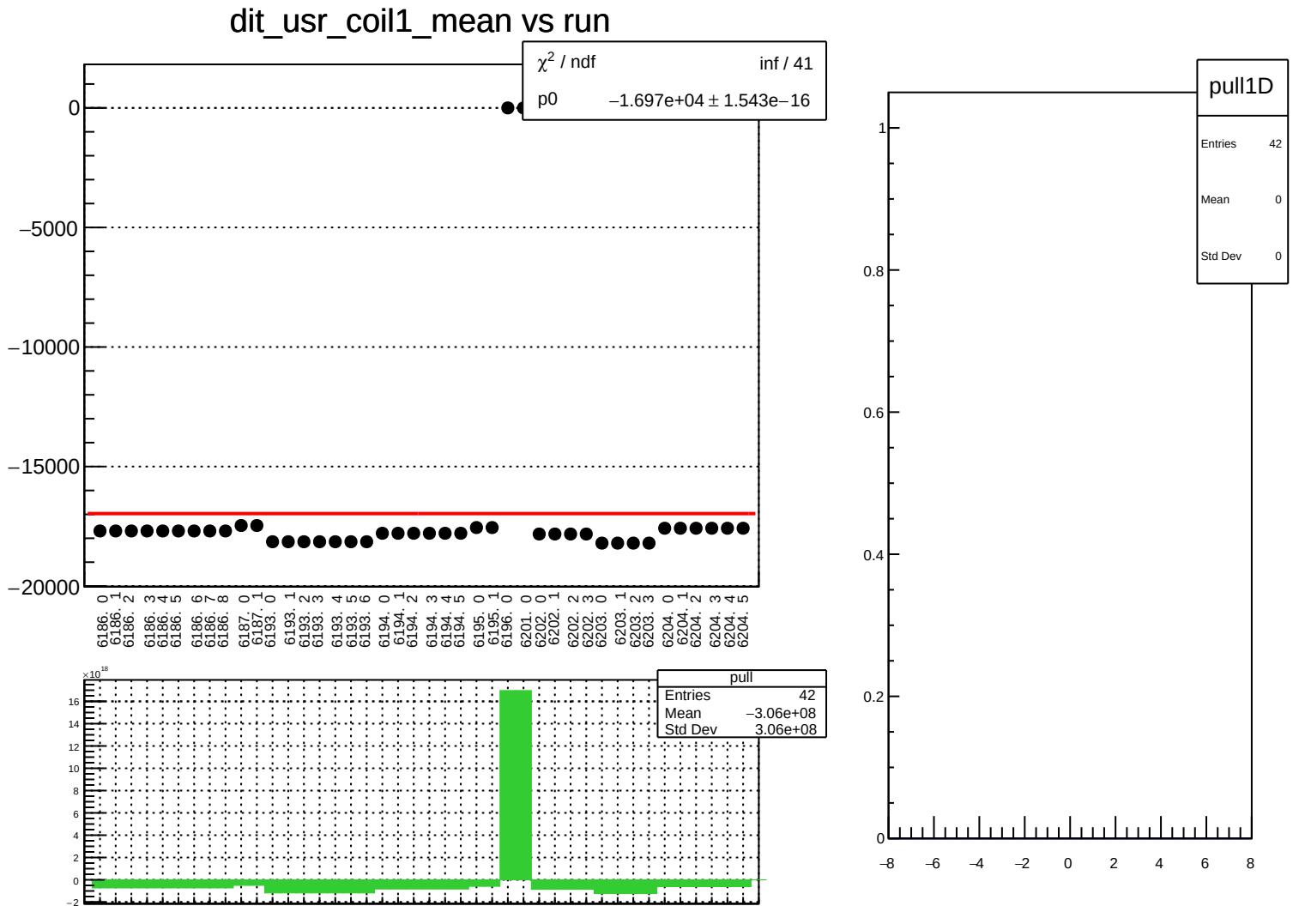
dit_usr_coil1_mean vs run
χ² / ndf inf / 41
p0 −1.697e+04 ± 1.543e−16
0
−5000
−10000
−15000
−20000
6186. 0
6186. 1
6186. 2
6186. 3
6186. 4
6186. 5
6186. 6
6186. 7
6186. 8
6187. 0
6187. 1
6193. 0
6193. 1
6193. 2
6193. 3
6193. 4
6193. 5
6193. 6
6194. 0
6194. 1
6194. 2
6194. 3
6194. 4
6194. 5
6195. 0
6195. 1
6196. 0
6201. 0
6202. 0
6202. 1
6202. 2
6202. 3
6203. 0
6203. 1
6203. 2
6203. 3
6204. 0
6204. 1
6204. 2
6204. 3
6204. 4
6204. 5
×10¹⁸
16
14
12
10
8
6
4
2
0
−2
pull
Entries 42
Mean −3.06e+08
Std Dev 3.06e+08
pull1D
Entries 42
Mean 0
Std Dev 0
1
0.8
0.6
0.4
0.2
0
−8
−6
−4
−2
0
2
4
6
8

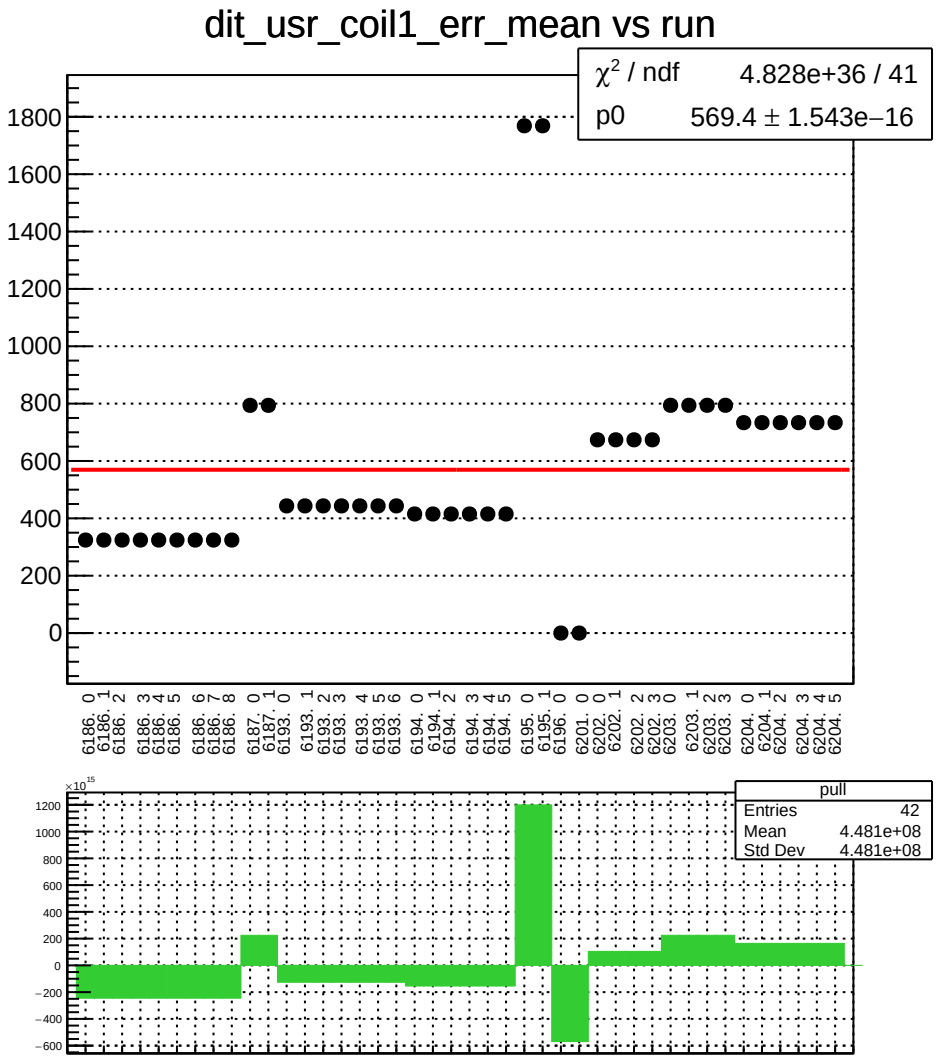
dit_usr_coil1_err_mean vs run
χ² / ndf 4.828e+36 / 41
p0 569.4 ± 1.543e−16
1800
1600
1400
1200
1000
800
600
400
200
0
6186. 0
6186. 1
6186. 2
6186. 3
6186. 4
6186. 5
6186. 6
6186. 7
6186. 8
6187. 0
6187. 1
6193. 0
6193. 1
6193. 2
6193. 3
6193. 4
6193. 5
6193. 6
6194. 0
6194. 1
6194. 2
6194. 3
6194. 4
6194. 5
6195. 0
6195. 1
6196. 0
6201. 0
6202. 0
6202. 1
6202. 2
6202. 3
6203. 0
6203. 1
6203. 2
6203. 3
6204. 0
6204. 1
6204. 2
6204. 3
6204. 4
6204. 5
×10¹⁵
1200
1000
800
600
400
200
0
−200
−400
−600
pull
Entries 42
Mean 4.481e+08
Std Dev 4.481e+08

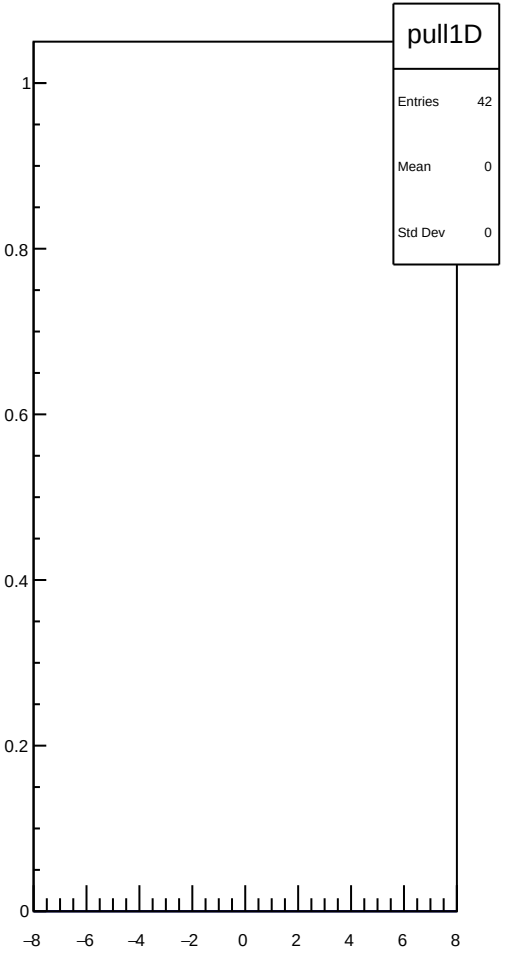
pull1D
Entries 42
Mean 0
Std Dev 0
1
0.8
0.6
0.4
0.2
0
−8
−6
−4
−2
0
2
4
6
8

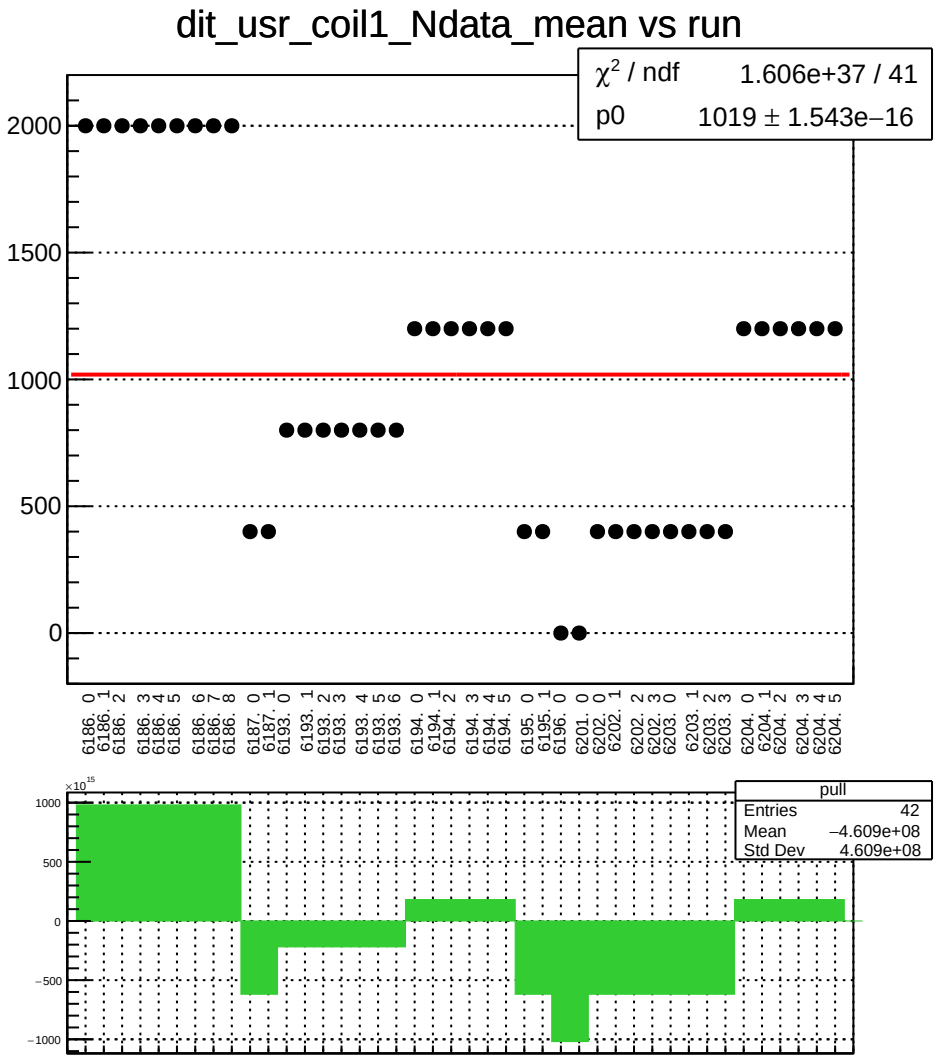
dit_usr_coil1_Ndata_mean vs run
χ² / ndf 1.606e+37 / 41
p0 1019 ± 1.543e−16
2000
1500
1000
500
0
6186. 0
6186. 1
6186. 2
6186. 3
6186. 4
6186. 5
6186. 6
6186. 7
6186. 8
6187. 0
6187. 1
6193. 0
6193. 1
6193. 2
6193. 3
6193. 4
6193. 5
6193. 6
6194. 0
6194. 1
6194. 2
6194. 3
6194. 4
6194. 5
6195. 0
6195. 1
6196. 0
6201. 0
6202. 0
6202. 1
6202. 2
6202. 3
6203. 0
6203. 1
6203. 2
6203. 3
6204. 0
6204. 1
6204. 2
6204. 3
6204. 4
6204. 5
×10¹⁵
1000
500
0
−500
−1000
pull
Entries 42
Mean −4.609e+08
Std Dev 4.609e+08

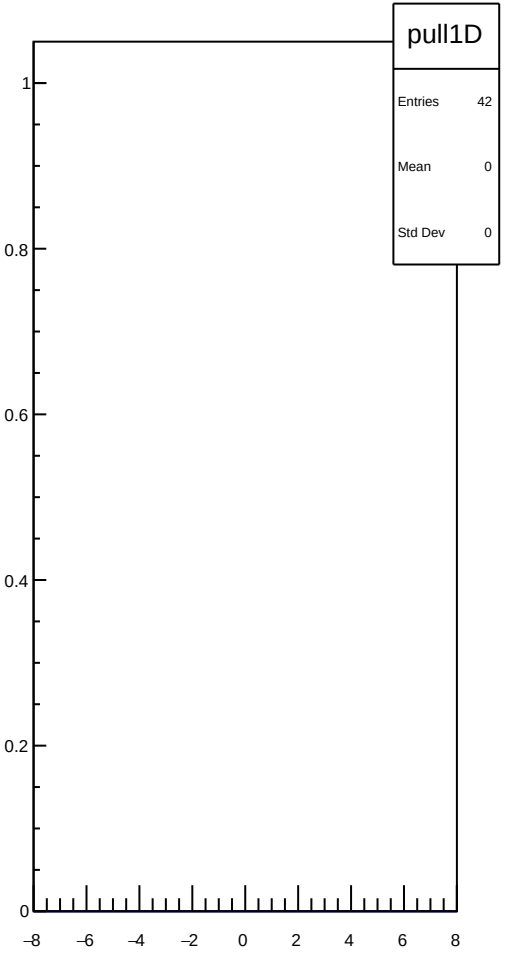
pull1D
Entries 42
Mean 0
Std Dev 0
1
0.8
0.6
0.4
0.2
0
−8
−6
−4
−2
0
2
4
6
8

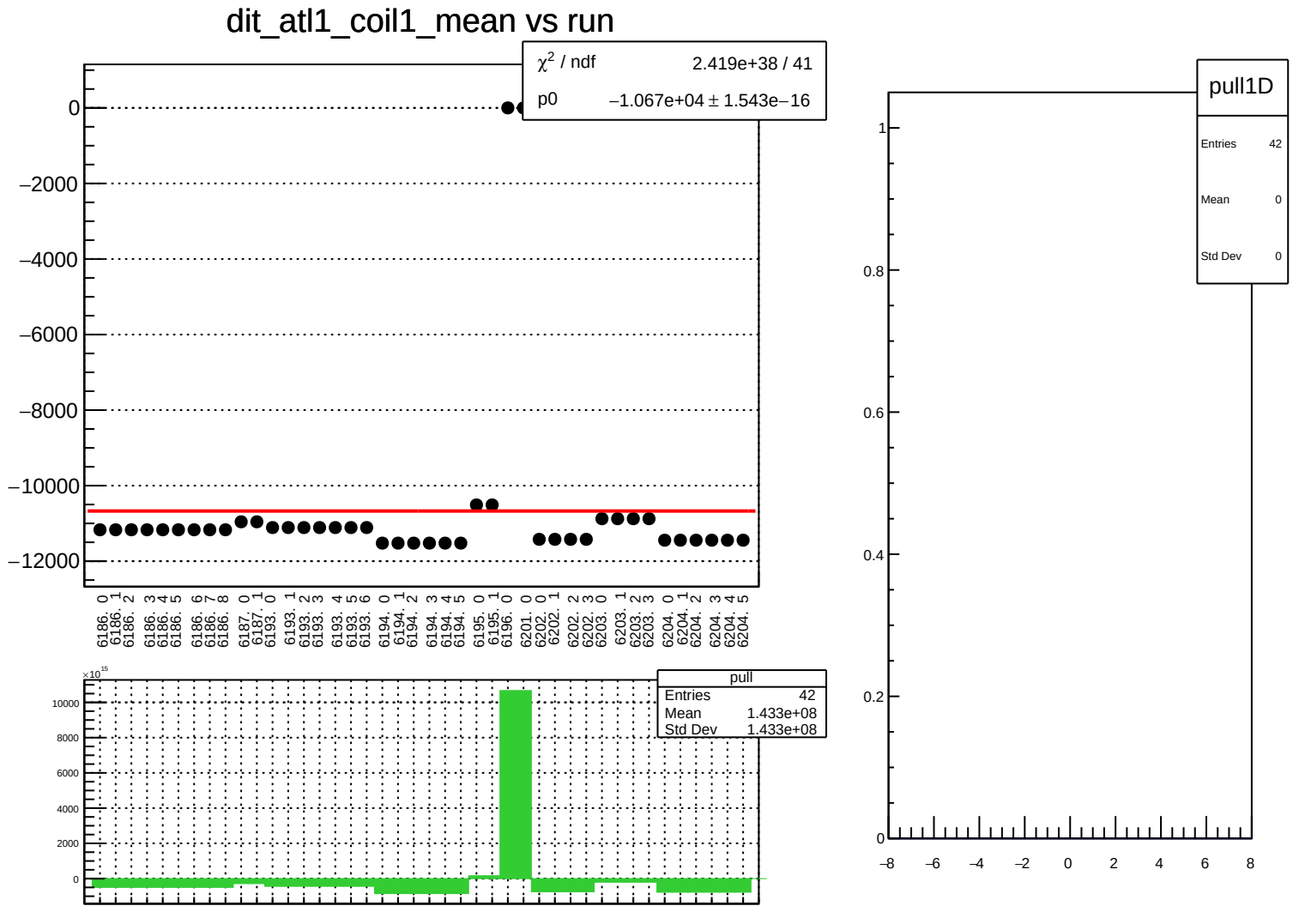
dit_atl1_coil1_mean vs run
χ2 / ndf 2.419e+38 / 41
p0 −1.067e+04 ± 1.543e−16
0
−2000
−4000
−6000
−8000
−10000
−12000
6186. 0
6186. 1
6186. 2
6186. 3
6186. 4
6186. 5
6186. 6
6186. 7
6186. 8
6187. 0
6187. 1
6193. 0
6193. 1
6193. 2
6193. 3
6193. 4
6193. 5
6193. 6
6194. 0
6194. 1
6194. 2
6194. 3
6194. 4
6194. 5
6195. 0
6195. 1
6196. 0
6201. 0
6202. 0
6202. 1
6202. 2
6202. 3
6203. 0
6203. 1
6203. 2
6203. 3
6204. 0
6204. 1
6204. 2
6204. 3
6204. 4
6204. 5
×10^15
10000
8000
6000
4000
2000
0
pull
Entries 42
Mean 1.433e+08
Std Dev 1.433e+08
pull1D
Entries 42
Mean 0
Std Dev 0
1
0.8
0.6
0.4
0.2
0
−8
−6
−4
−2
0
2
4
6
8

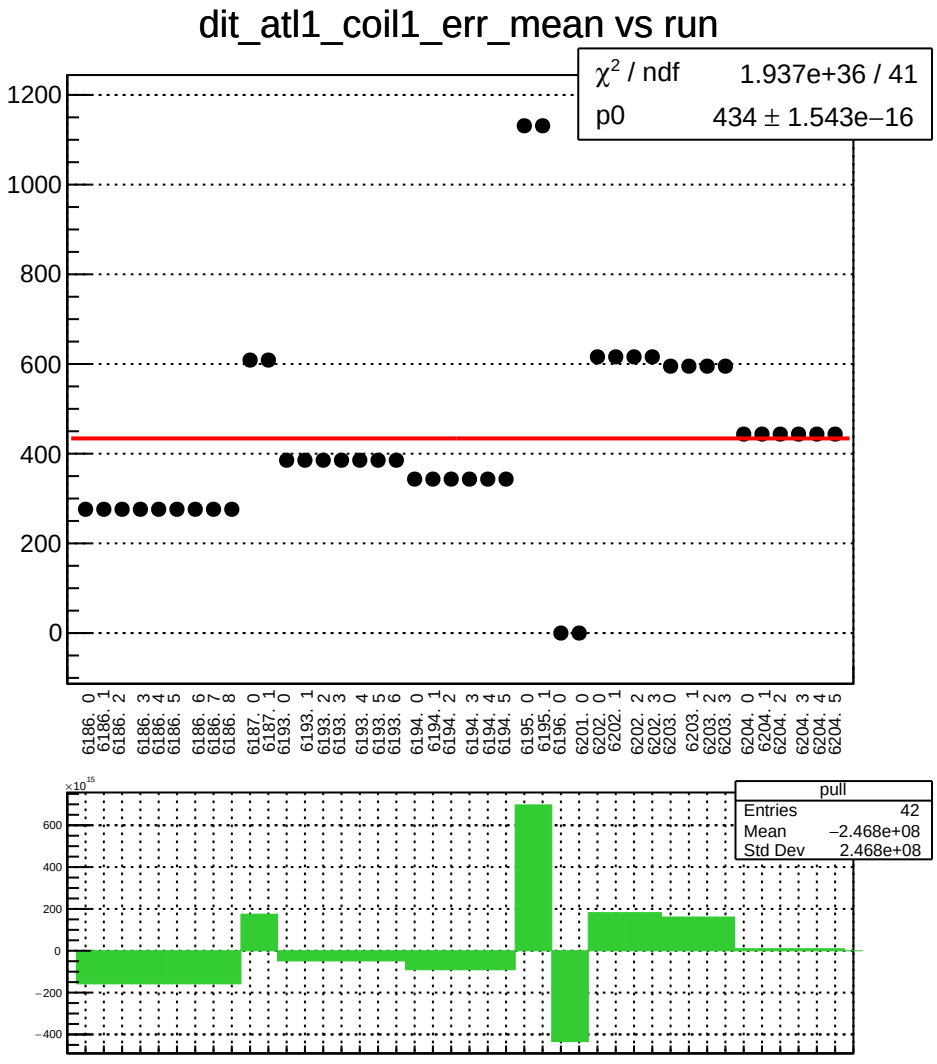
dit_atl1_coil1_err_mean vs run
χ² / ndf 1.937e+36 / 41
p0 434 ± 1.543e−16
1200
1000
800
600
400
200
0
6186. 0
6186. 1
6186. 2
6186. 3
6186. 4
6186. 5
6186. 6
6186. 7
6186. 8
6187. 0
6187. 1
6193. 0
6193. 1
6193. 2
6193. 3
6193. 4
6193. 5
6193. 6
6194. 0
6194. 1
6194. 2
6194. 3
6194. 4
6194. 5
6195. 0
6195. 1
6196. 0
6201. 0
6202. 0
6202. 1
6202. 2
6202. 3
6203. 0
6203. 1
6203. 2
6203. 3
6204. 0
6204. 1
6204. 2
6204. 3
6204. 4
6204. 5
×10¹⁵
600
400
200
0
−200
−400
pull
Entries 42
Mean −2.468e+08
Std Dev 2.468e+08

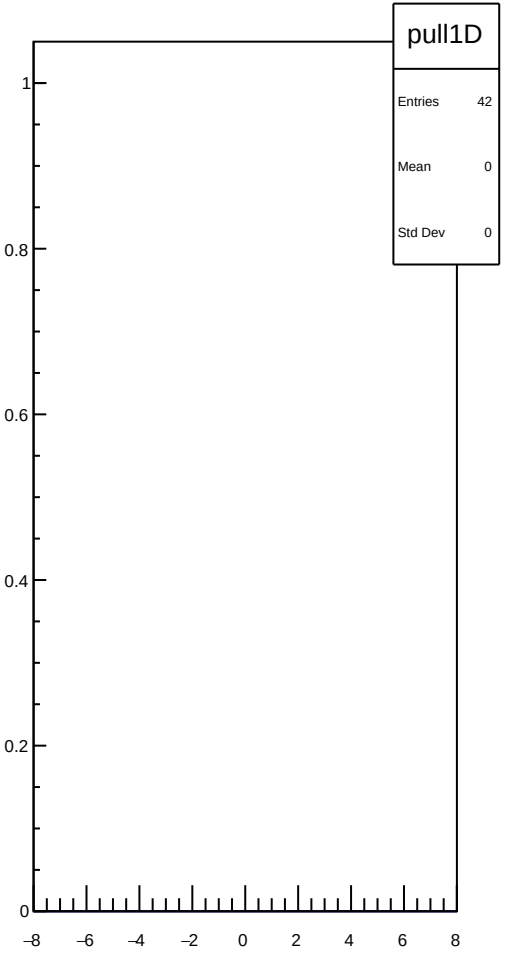
pull1D
Entries 42
Mean 0
Std Dev 0
1
0.8
0.6
0.4
0.2
0
−8
−6
−4
−2
0
2
4
6
8

dit_atl1_coil1_Ndata_mean vs run

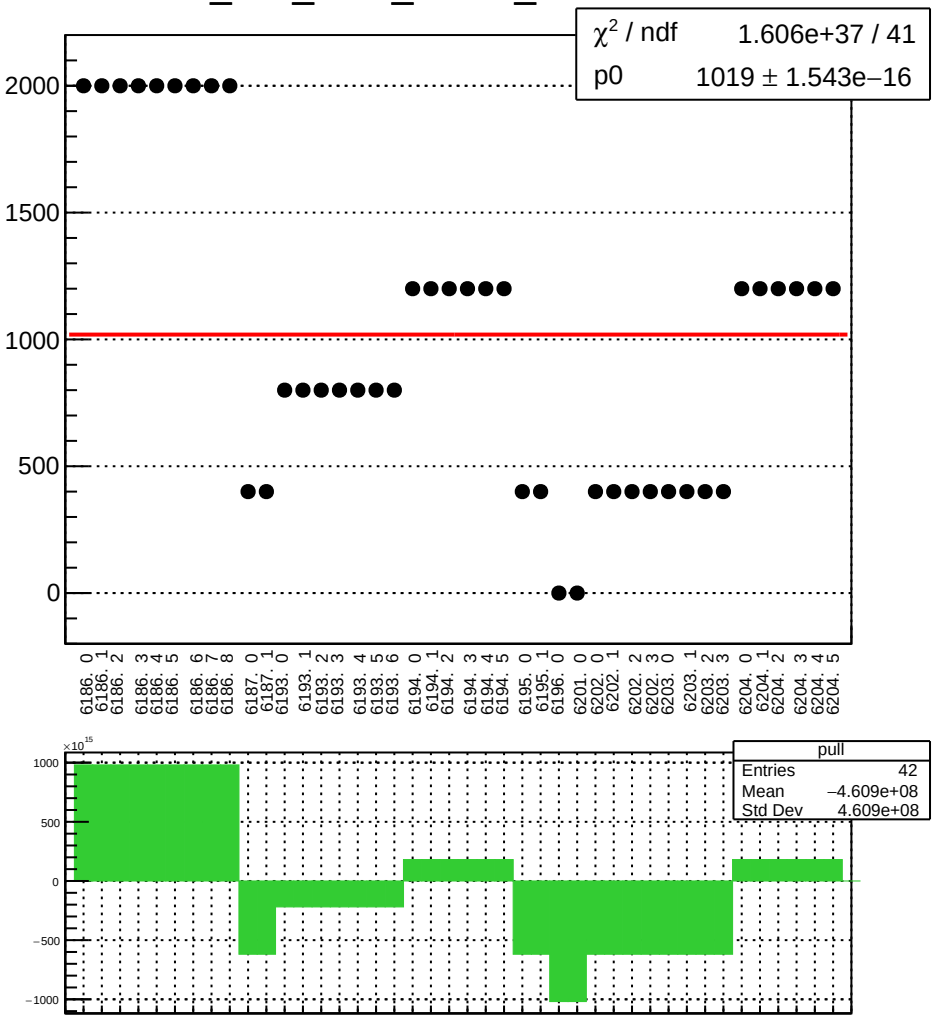

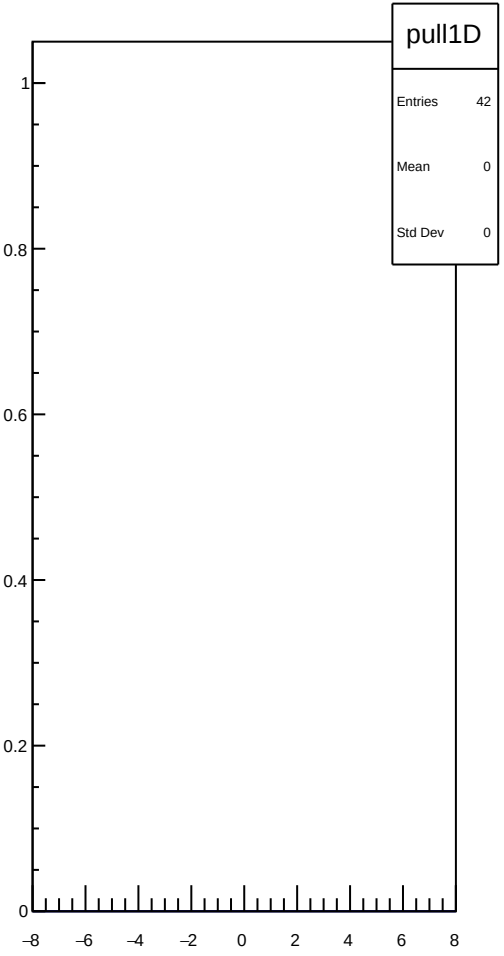

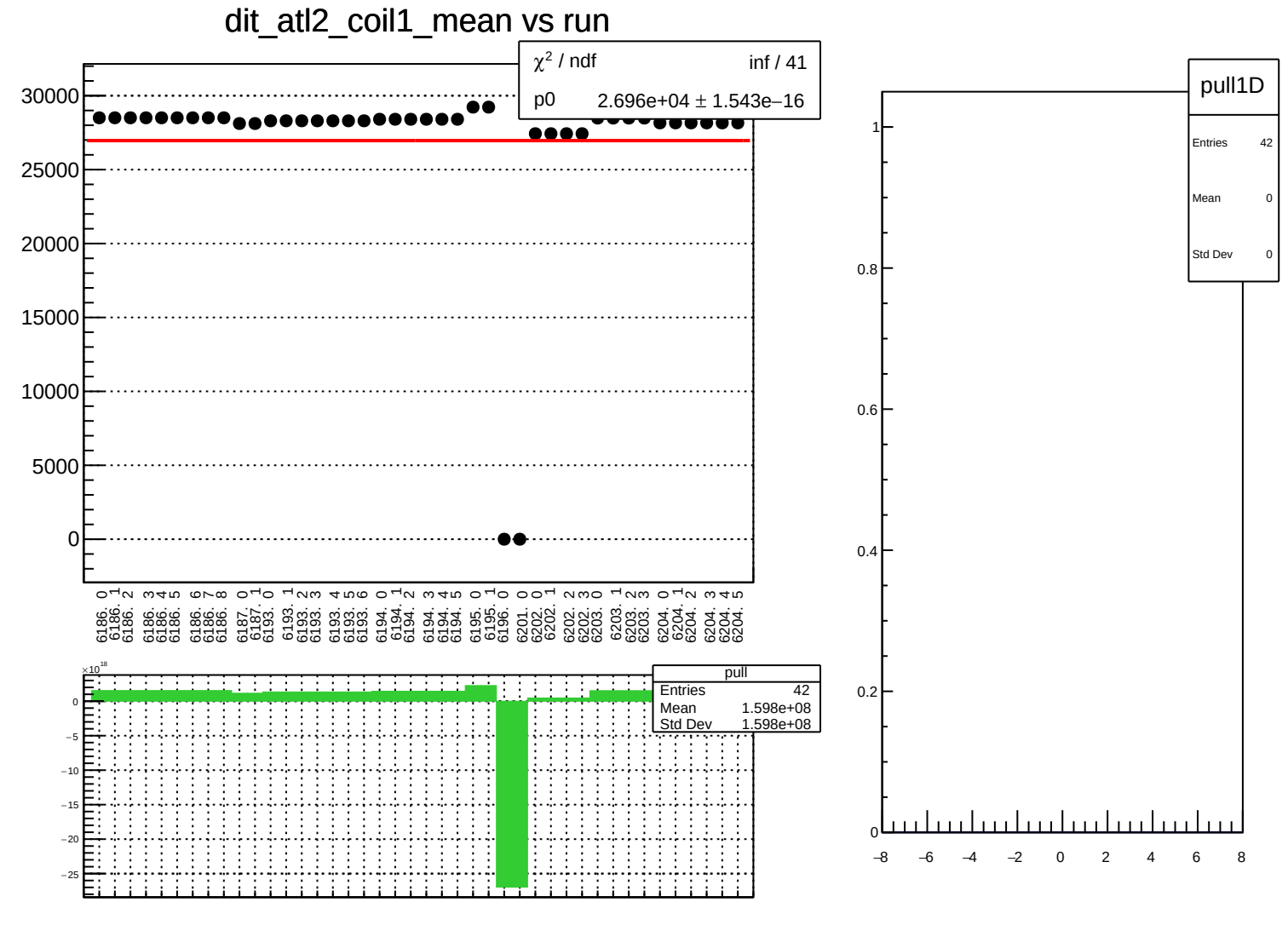
dit_atl2_coil1_mean vs run
χ² / ndf inf / 41
p0 2.696e+04 ± 1.543e−16
30000
25000
20000
15000
10000
5000
0
6186. 0
6186. 1
6186. 2
6186. 3
6186. 4
6186. 5
6186. 6
6186. 7
6186. 8
6187. 0
6187. 1
6193. 0
6193. 1
6193. 2
6193. 3
6193. 4
6193. 5
6193. 6
6194. 0
6194. 1
6194. 2
6194. 3
6194. 4
6194. 5
6195. 0
6195. 1
6196. 0
6201. 0
6202. 0
6202. 1
6202. 2
6202. 3
6203. 0
6203. 1
6203. 2
6203. 3
6204. 0
6204. 1
6204. 2
6204. 3
6204. 4
6204. 5
×10¹⁸
0
−5
−10
−15
−20
−25
pull
Entries 42
Mean 1.598e+08
Std Dev 1.598e+08
pull1D
Entries 42
Mean 0
Std Dev 0
1
0.8
0.6
0.4
0.2
0
−8
−6
−4
−2
0
2
4
6
8

dit_atl2_coil1_err_mean vs run

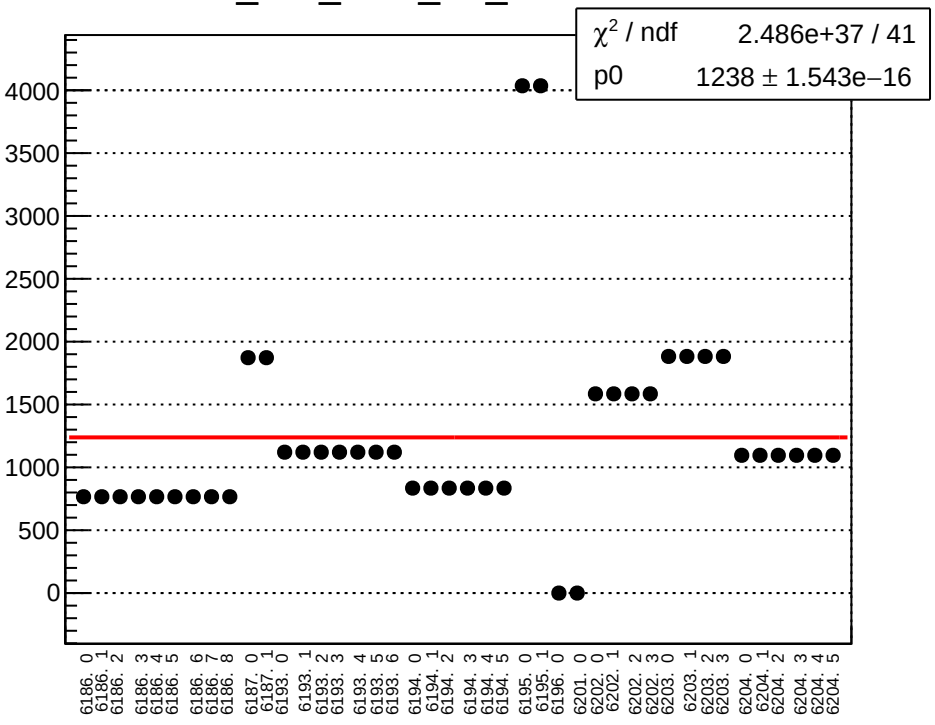

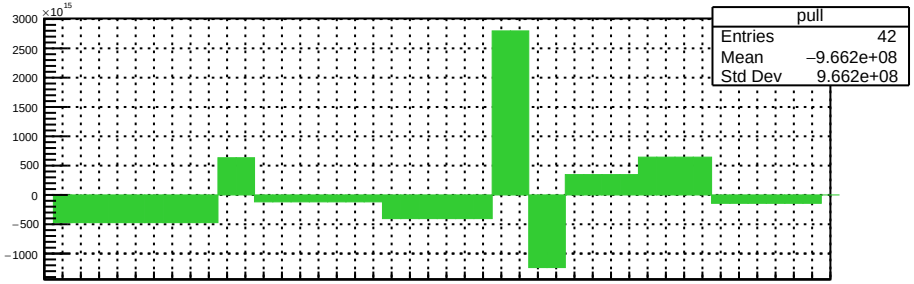

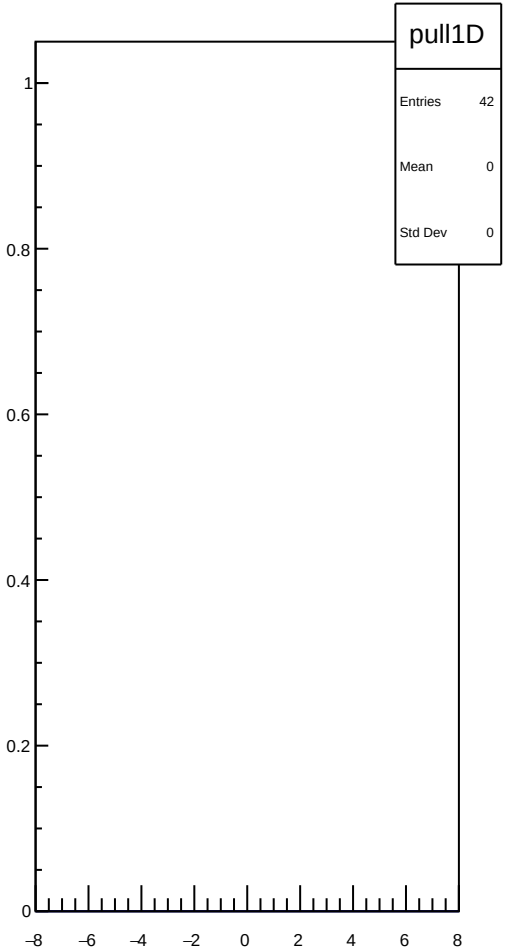

dit_atl2_coil1_Ndata_mean vs run

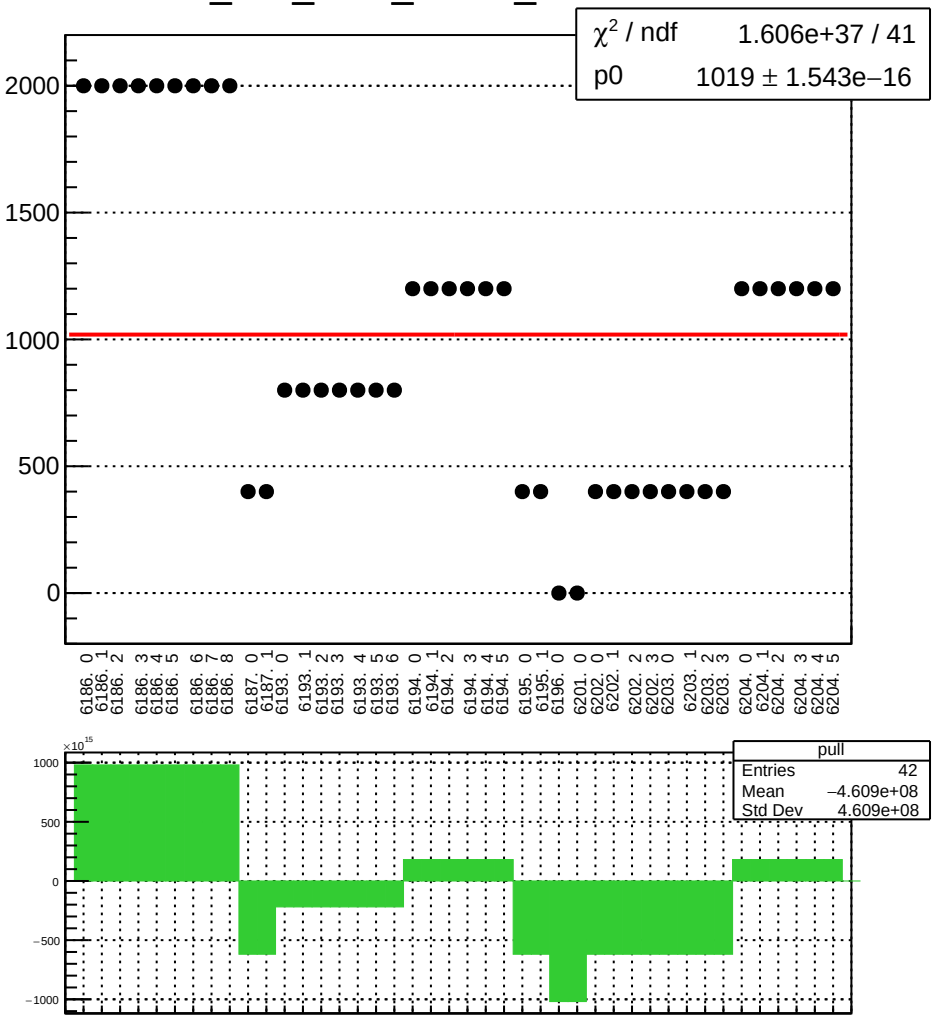

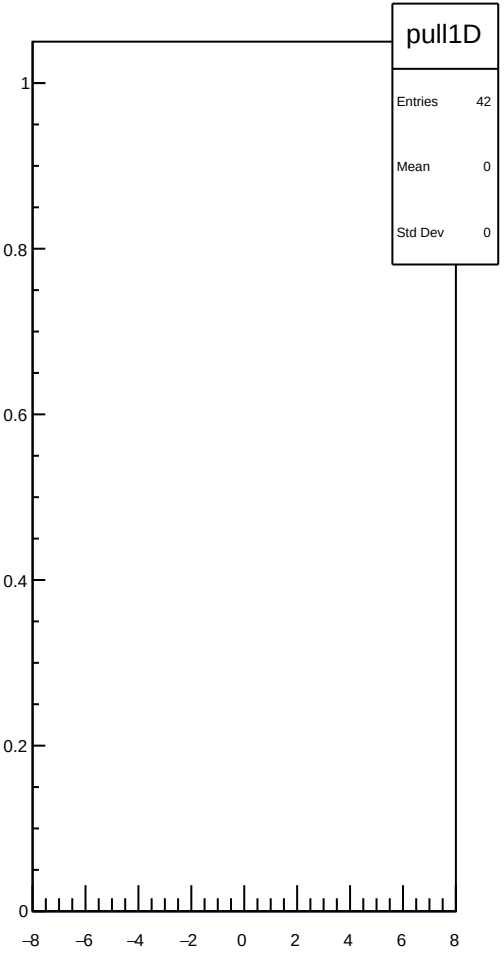

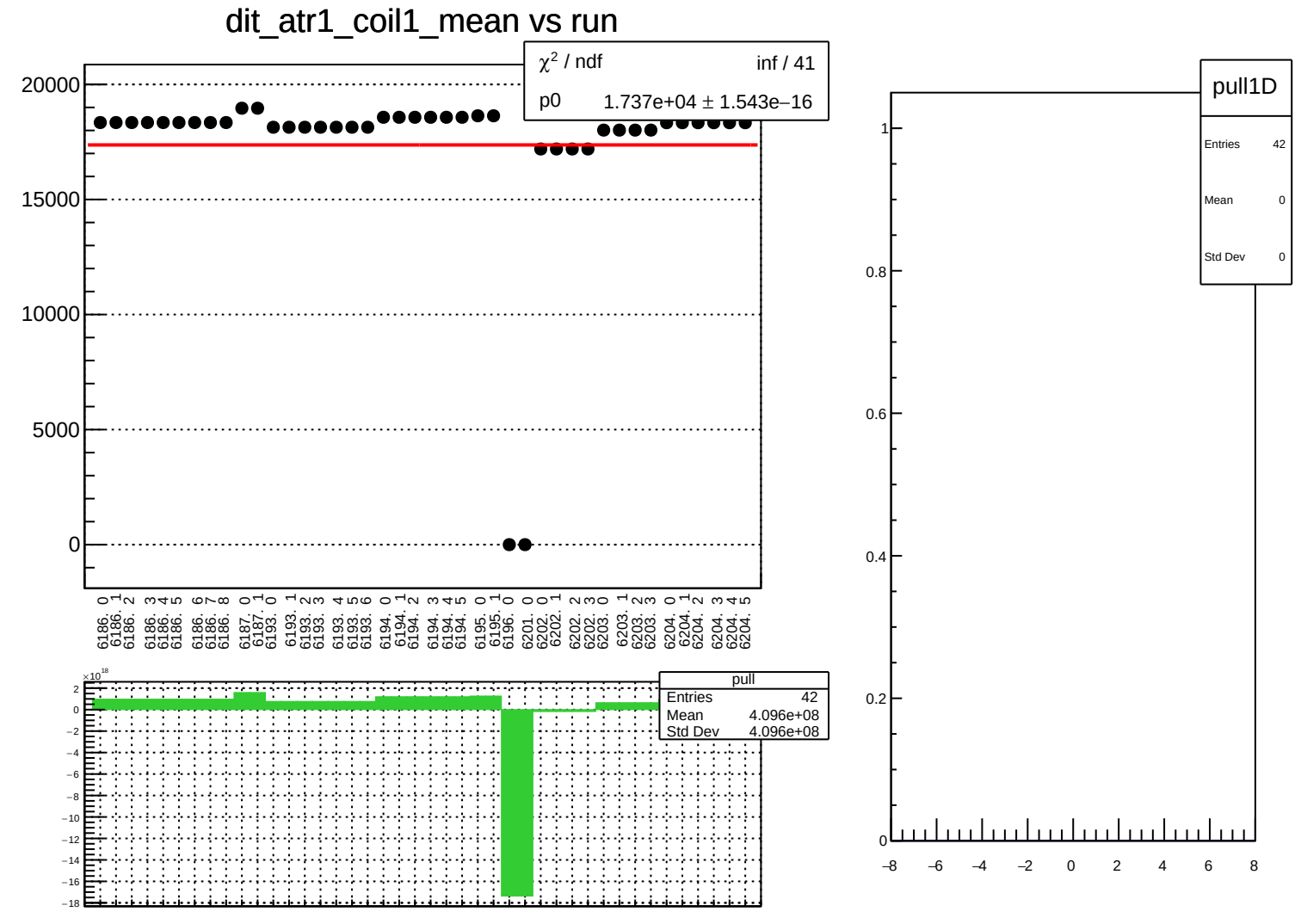
dit_atr1_coil1_mean vs run
χ² / ndf inf / 41
p0 1.737e+04 ± 1.543e−16
20000
15000
10000
5000
0
6186. 0
6186. 1
6186. 2
6186. 3
6186. 4
6186. 5
6186. 6
6186. 7
6186. 8
6187. 0
6187. 1
6193. 0
6193. 1
6193. 2
6193. 3
6193. 4
6193. 5
6193. 6
6194. 0
6194. 1
6194. 2
6194. 3
6194. 4
6194. 5
6195. 0
6195. 1
6196. 0
6201. 0
6202. 0
6202. 1
6202. 2
6202. 3
6203. 0
6203. 1
6203. 2
6203. 3
6204. 0
6204. 1
6204. 2
6204. 3
6204. 4
6204. 5
×10¹⁸
2
0
−2
−4
−6
−8
−10
−12
−14
−16
−18
pull
Entries 42
Mean 4.096e+08
Std Dev 4.096e+08
pull1D
Entries 42
Mean 0
Std Dev 0
1
0.8
0.6
0.4
0.2
0
−8
−6
−4
−2
0
2
4
6
8

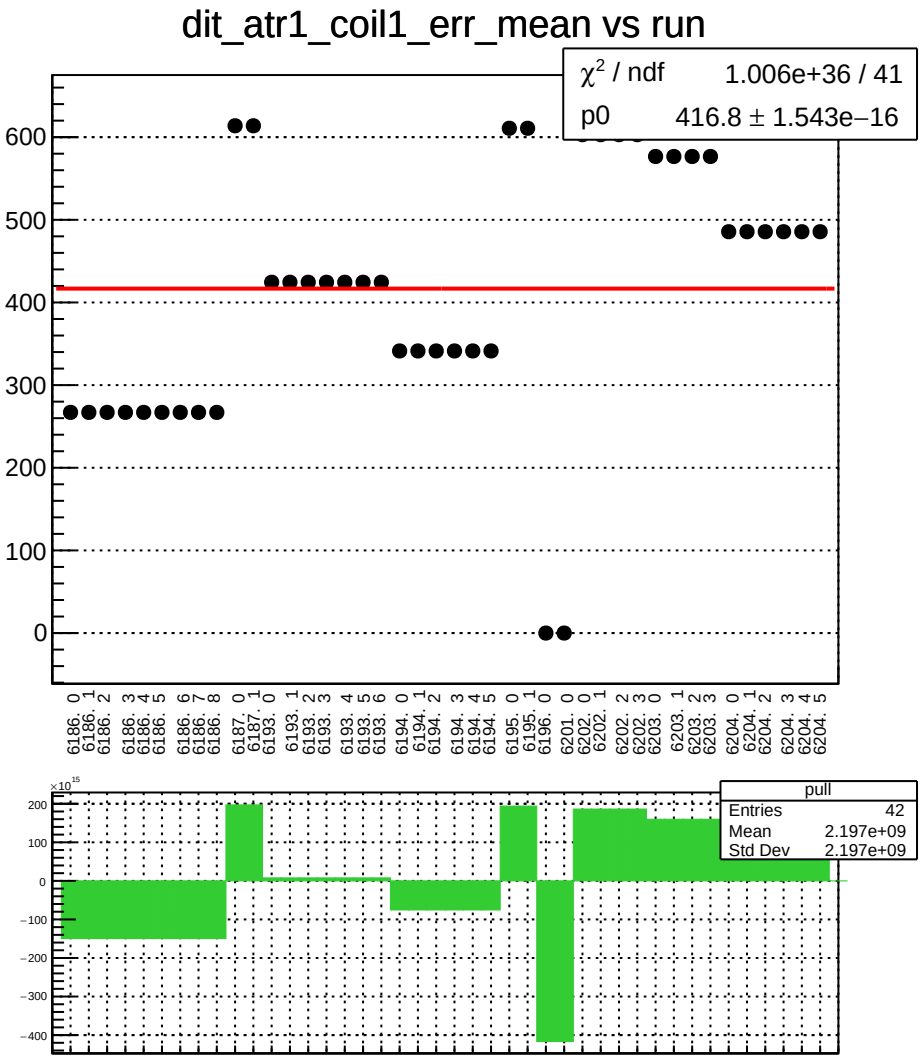
dit_atr1_coil1_err_mean vs run
χ² / ndf 1.006e+36 / 41
p0 416.8 ± 1.543e−16
600
500
400
300
200
100
0
6186. 0
6186. 1
6186. 2
6186. 3
6186. 4
6186. 5
6186. 6
6186. 7
6186. 8
6187. 0
6187. 1
6193. 0
6193. 1
6193. 2
6193. 3
6193. 4
6193. 5
6193. 6
6194. 0
6194. 1
6194. 2
6194. 3
6194. 4
6194. 5
6195. 0
6195. 1
6196. 0
6201. 0
6202. 0
6202. 1
6202. 2
6202. 3
6203. 0
6203. 1
6203. 2
6203. 3
6204. 0
6204. 1
6204. 2
6204. 3
6204. 4
6204. 5
×10¹⁵
200
100
0
−100
−200
−300
−400
pull
Entries 42
Mean 2.197e+09
Std Dev 2.197e+09

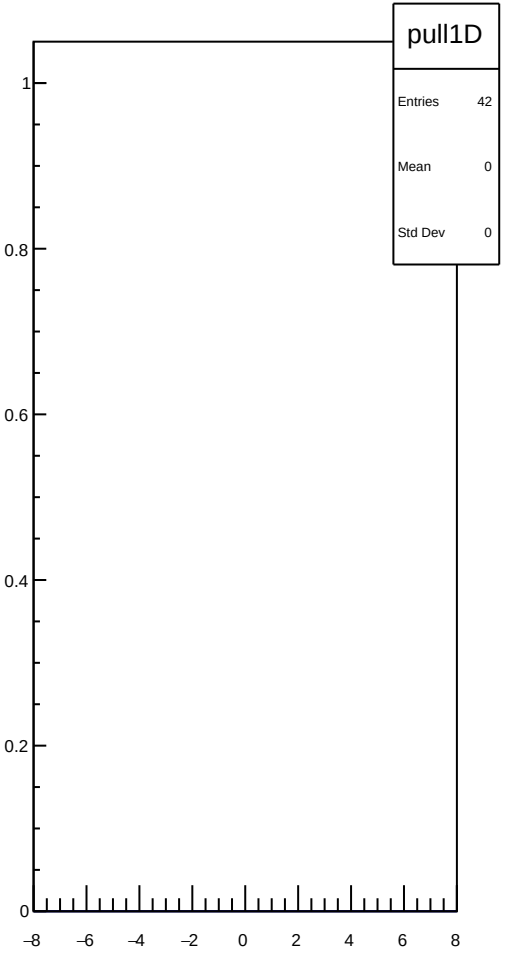
pull1D
Entries 42
Mean 0
Std Dev 0
1
0.8
0.6
0.4
0.2
0
−8
−6
−4
−2
0
2
4
6
8

dit_atr1_coil1_Ndata_mean vs run

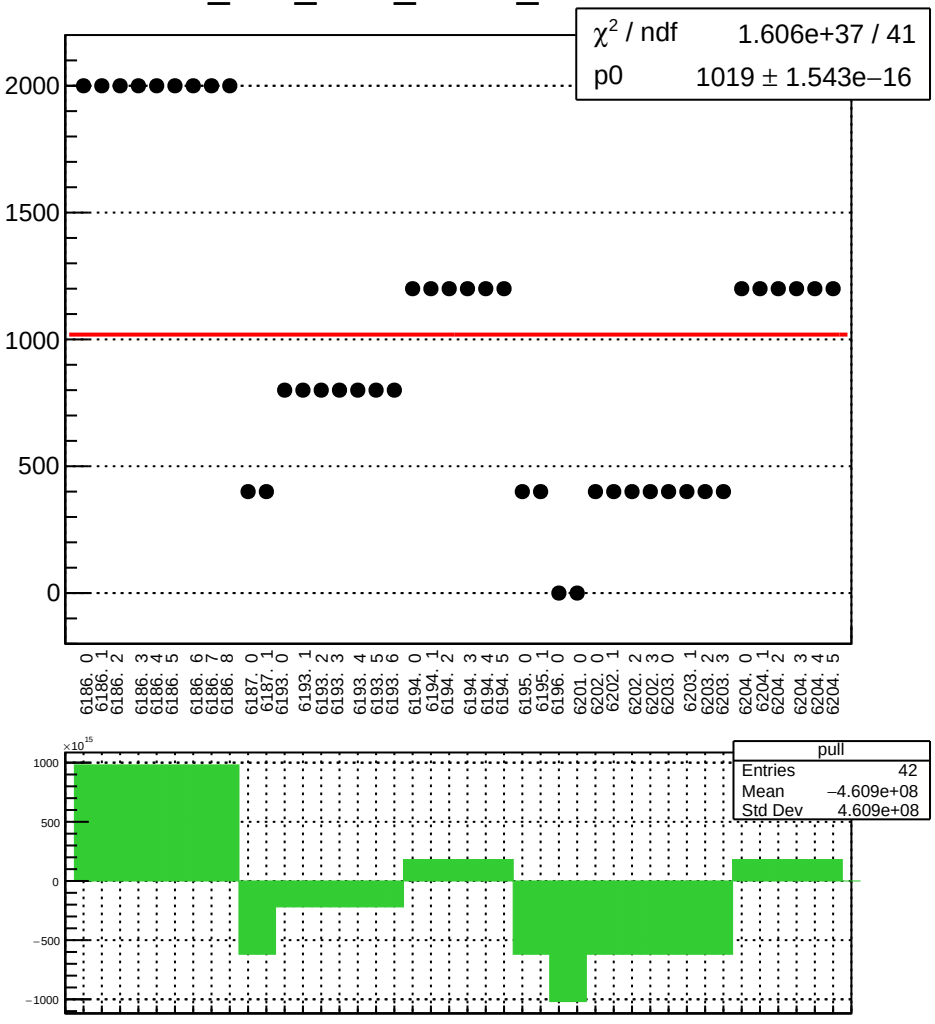

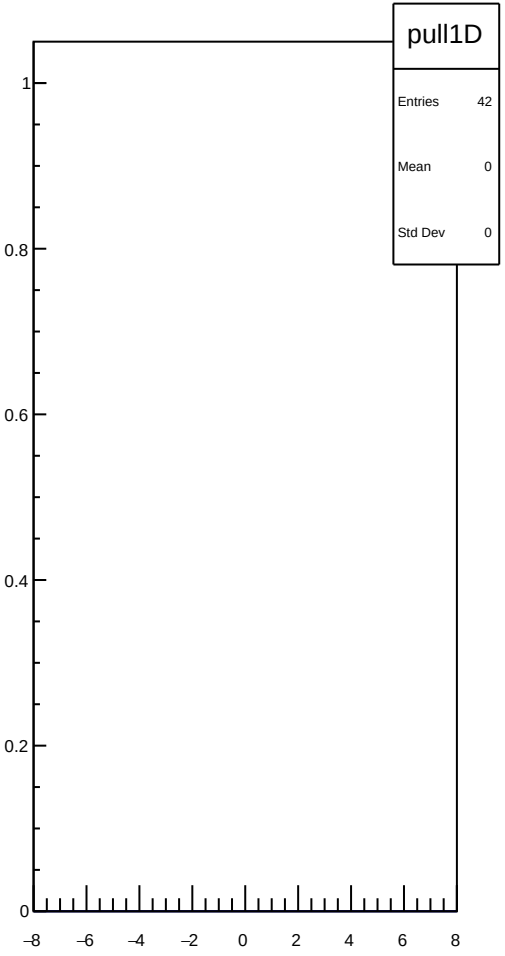

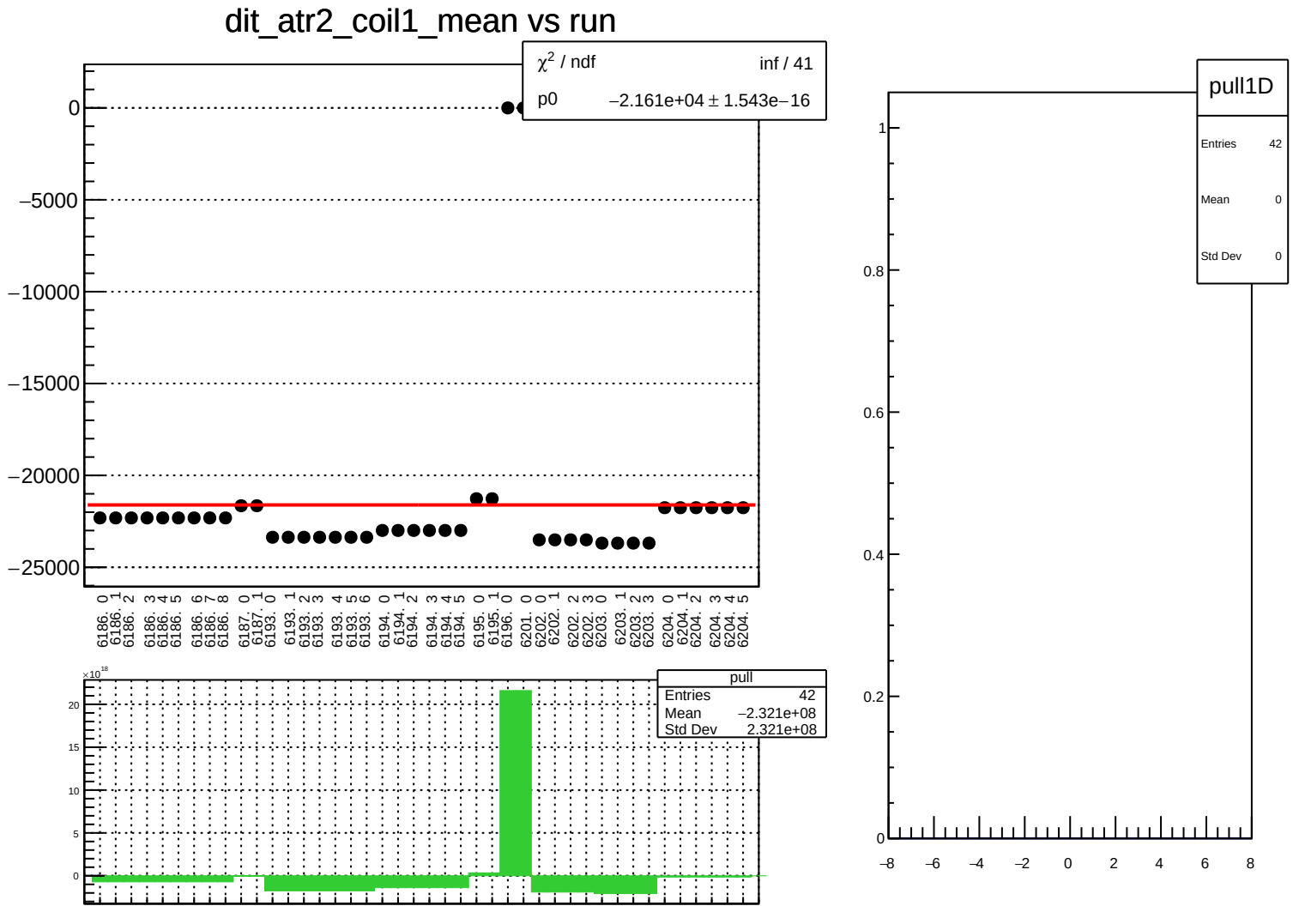
dit_atr2_coil1_mean vs run
χ² / ndf inf / 41
p0 −2.161e+04 ± 1.543e−16
0
−5000
−10000
−15000
−20000
−25000
6186. 0
6186. 1
6186. 2
6186. 3
6186. 4
6186. 5
6186. 6
6186. 7
6186. 8
6187. 0
6187. 1
6193. 0
6193. 1
6193. 2
6193. 3
6193. 4
6193. 5
6193. 6
6194. 0
6194. 1
6194. 2
6194. 3
6194. 4
6194. 5
6195. 0
6195. 1
6196. 0
6201. 0
6202. 0
6202. 1
6202. 2
6202. 3
6203. 0
6203. 1
6203. 2
6203. 3
6204. 0
6204. 1
6204. 2
6204. 3
6204. 4
6204. 5
×10¹⁸
20
15
10
5
0
pull
Entries 42
Mean −2.321e+08
Std Dev 2.321e+08
pull1D
Entries 42
Mean 0
Std Dev 0
1
0.8
0.6
0.4
0.2
0
−8
−6
−4
−2
0
2
4
6
8

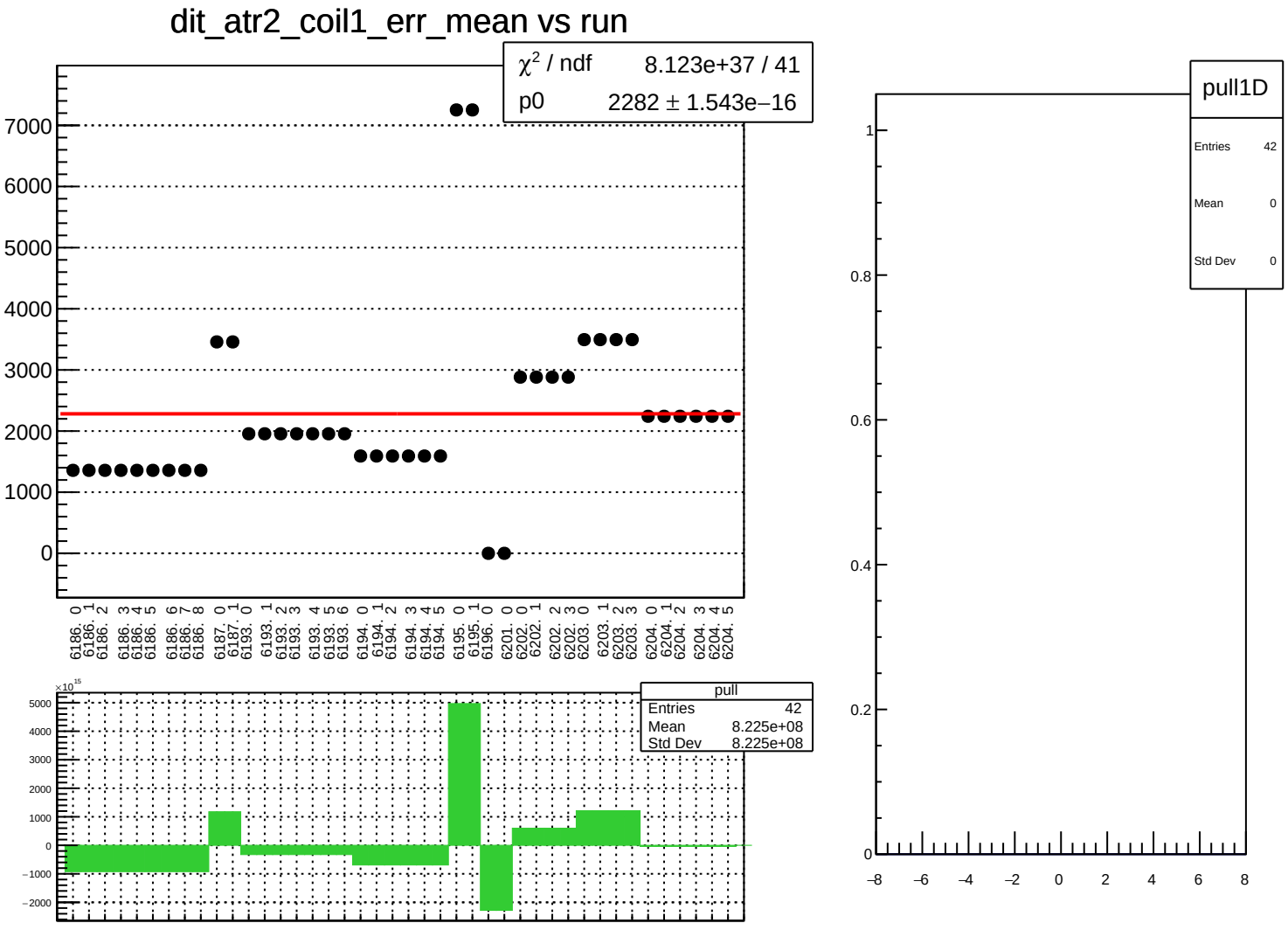
dit_atr2_coil1_err_mean vs run
χ² / ndf 8.123e+37 / 41
p0 2282 ± 1.543e−16
7000
6000
5000
4000
3000
2000
1000
0
6186. 0
6186. 1
6186. 2
6186. 3
6186. 4
6186. 5
6186. 6
6186. 7
6186. 8
6187. 0
6187. 1
6193. 0
6193. 1
6193. 2
6193. 3
6193. 4
6193. 5
6193. 6
6194. 0
6194. 1
6194. 2
6194. 3
6194. 4
6194. 5
6195. 0
6195. 1
6196. 0
6201. 0
6202. 0
6202. 1
6202. 2
6202. 3
6203. 0
6203. 1
6203. 2
6203. 3
6204. 0
6204. 1
6204. 2
6204. 3
6204. 4
6204. 5
×10¹⁵
5000
4000
3000
2000
1000
0
−1000
−2000
pull
Entries 42
Mean 8.225e+08
Std Dev 8.225e+08
pull1D
Entries 42
Mean 0
Std Dev 0
1
0.8
0.6
0.4
0.2
0
−8
−6
−4
−2
0
2
4
6
8

dit_atr2_coil1_Ndata_mean vs run

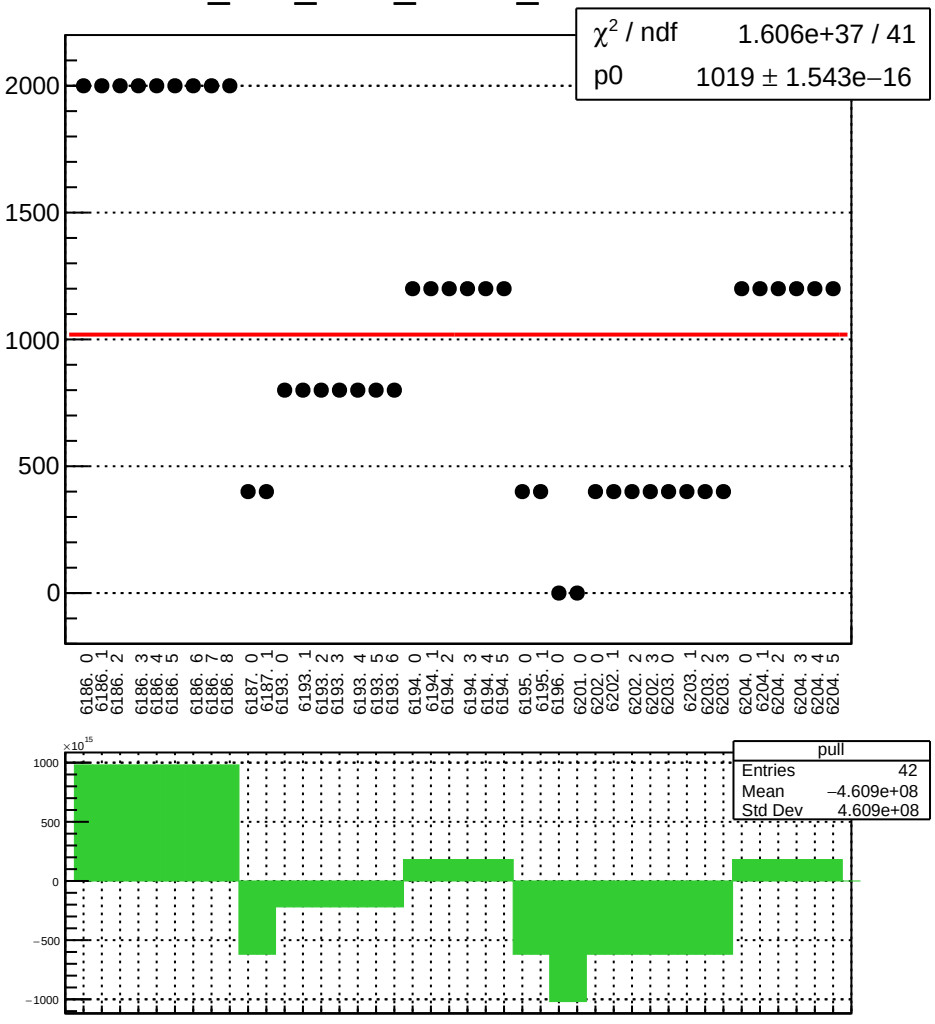

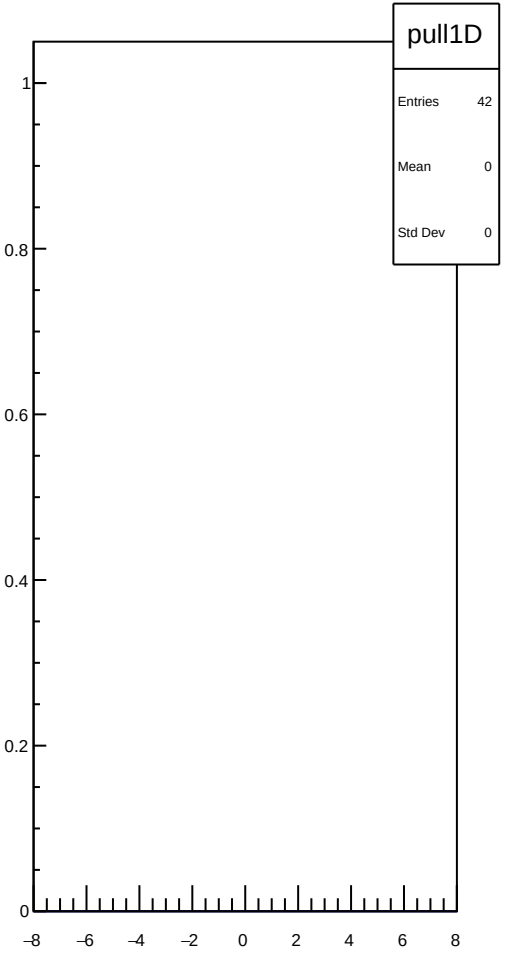

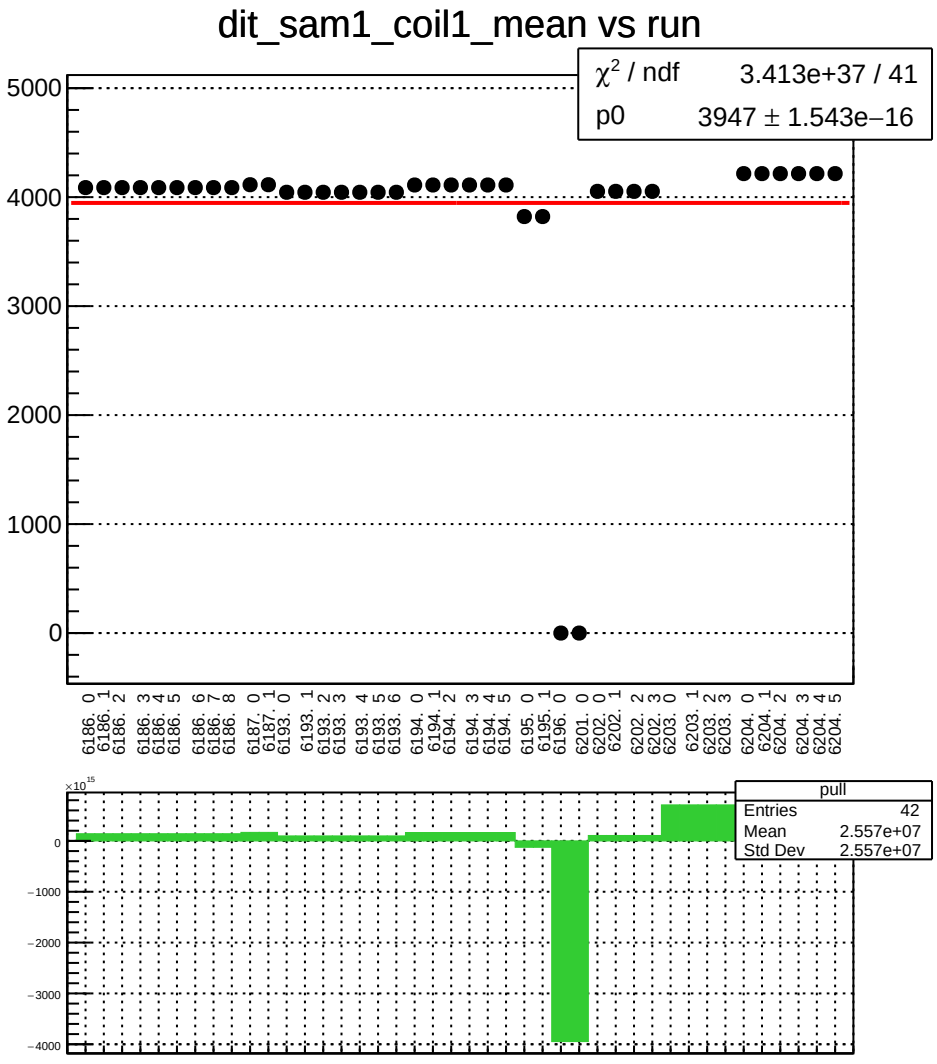
dit_sam1_coil1_mean vs run
χ² / ndf 3.413e+37 / 41
p0 3947 ± 1.543e−16
5000
4000
3000
2000
1000
0
6186. 0
6186. 1
6186. 2
6186. 3
6186. 4
6186. 5
6186. 6
6186. 7
6186. 8
6187. 0
6187. 1
6193. 0
6193. 1
6193. 2
6193. 3
6193. 4
6193. 5
6193. 6
6194. 0
6194. 1
6194. 2
6194. 3
6194. 4
6194. 5
6195. 0
6195. 1
6196. 0
6201. 0
6202. 0
6202. 1
6202. 2
6202. 3
6203. 0
6203. 1
6203. 2
6203. 3
6204. 0
6204. 1
6204. 2
6204. 3
6204. 4
6204. 5
×10¹⁵
0
−1000
−2000
−3000
−4000
pull
Entries 42
Mean 2.557e+07
Std Dev 2.557e+07

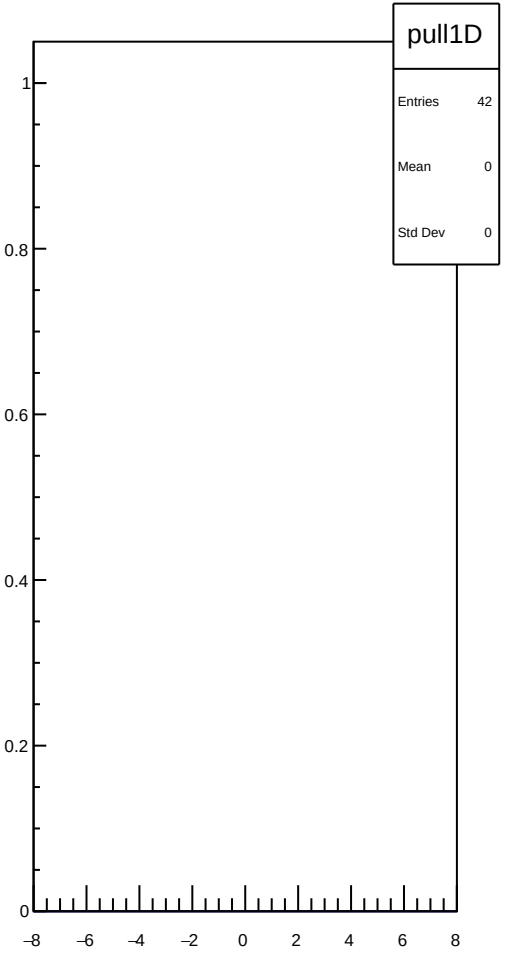
pull1D
Entries 42
Mean 0
Std Dev 0
1
0.8
0.6
0.4
0.2
0
−8
−6
−4
−2
0
2
4
6
8

dit_sam1_coil1_err_mean vs run

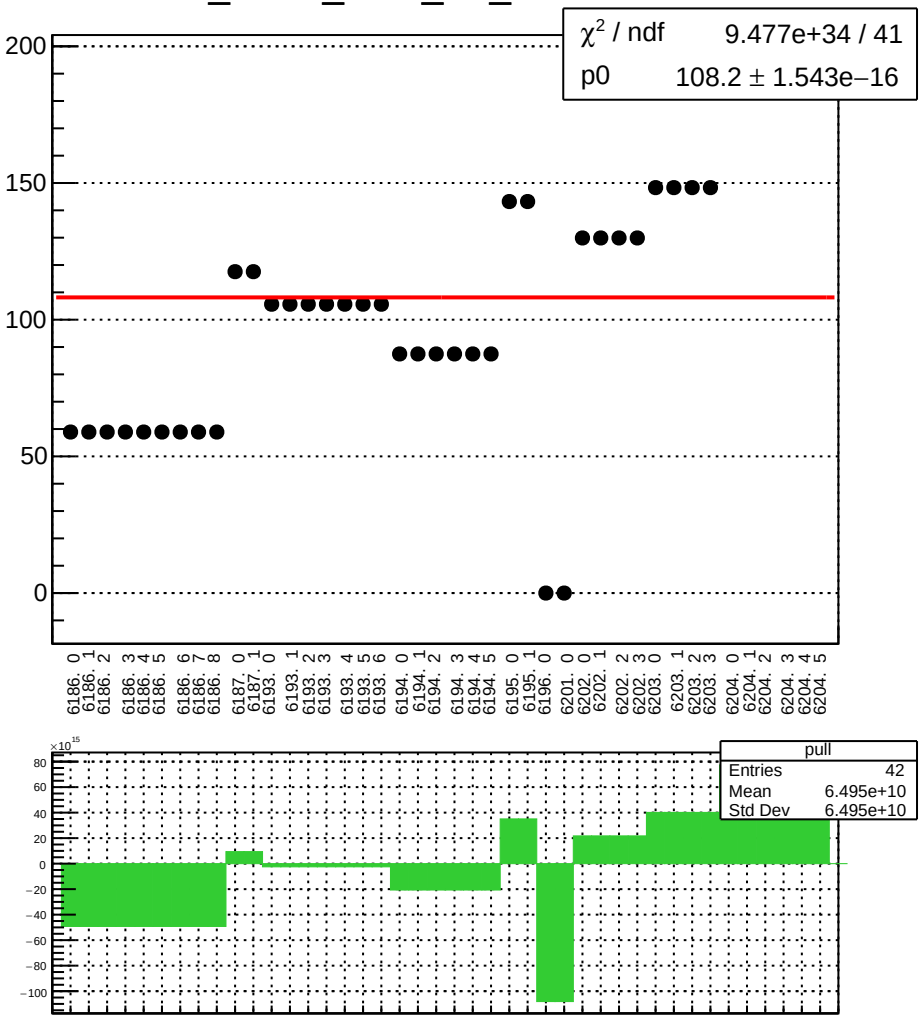

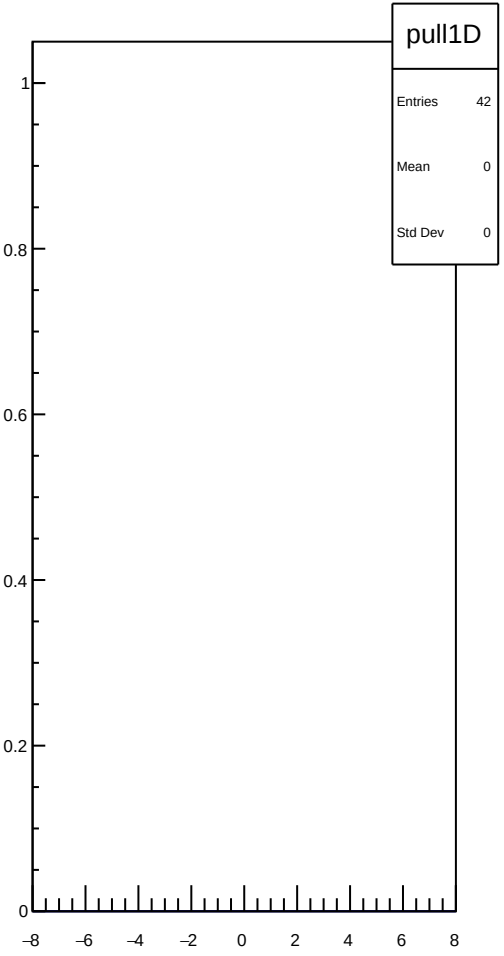

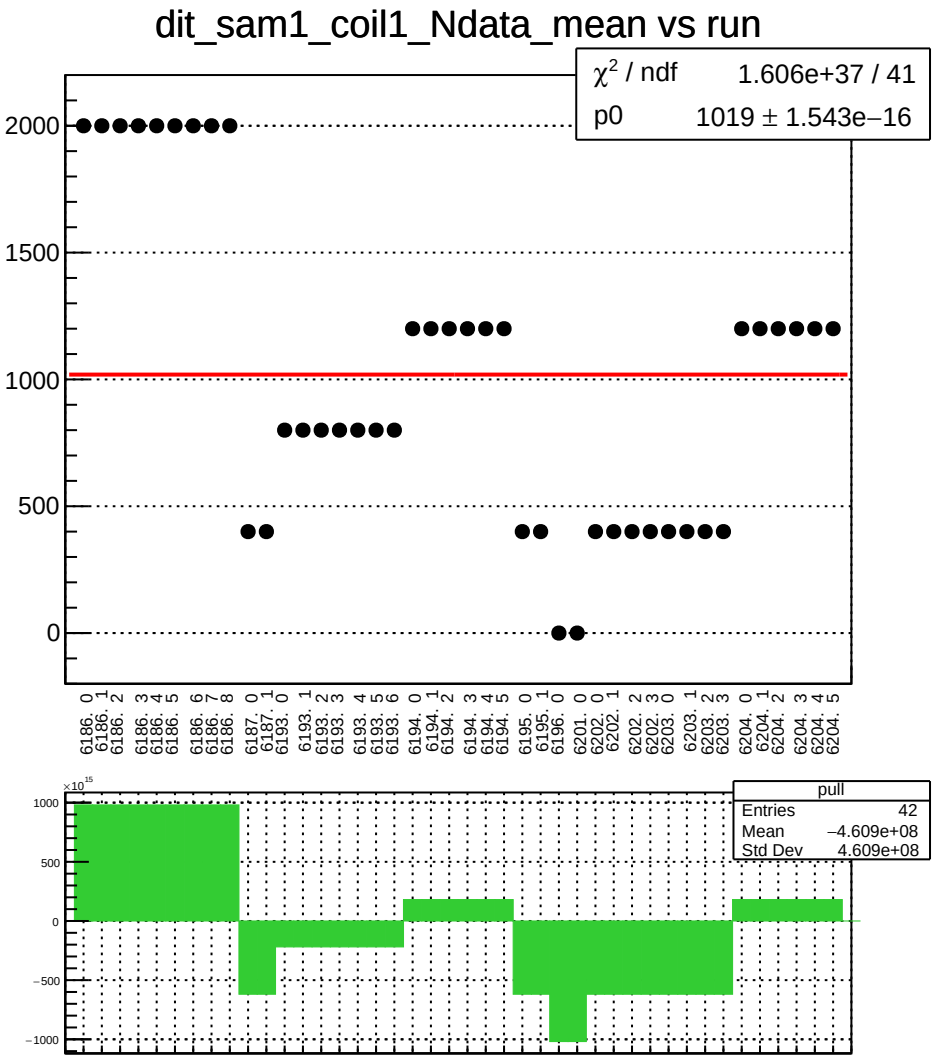
dit_sam1_coil1_Ndata_mean vs run
χ² / ndf 1.606e+37 / 41
p0 1019 ± 1.543e−16
2000
1500
1000
500
0
6186. 0
6186. 1
6186. 2
6186. 3
6186. 4
6186. 5
6186. 6
6186. 7
6186. 8
6187. 0
6187. 1
6193. 0
6193. 1
6193. 2
6193. 3
6193. 4
6193. 5
6193. 6
6194. 0
6194. 1
6194. 2
6194. 3
6194. 4
6194. 5
6195. 0
6195. 1
6196. 0
6201. 0
6202. 0
6202. 1
6202. 2
6202. 3
6203. 0
6203. 1
6203. 2
6203. 3
6204. 0
6204. 1
6204. 2
6204. 3
6204. 4
6204. 5
×10¹⁵
1000
500
0
−500
−1000
pull
Entries 42
Mean −4.609e+08
Std Dev 4.609e+08

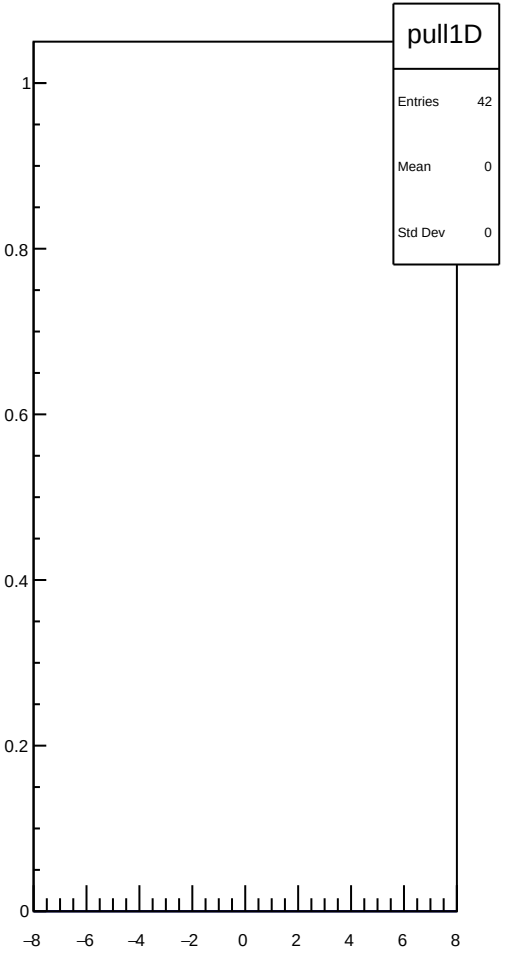
pull1D
Entries 42
Mean 0
Std Dev 0
1
0.8
0.6
0.4
0.2
0
−8
−6
−4
−2
0
2
4
6
8

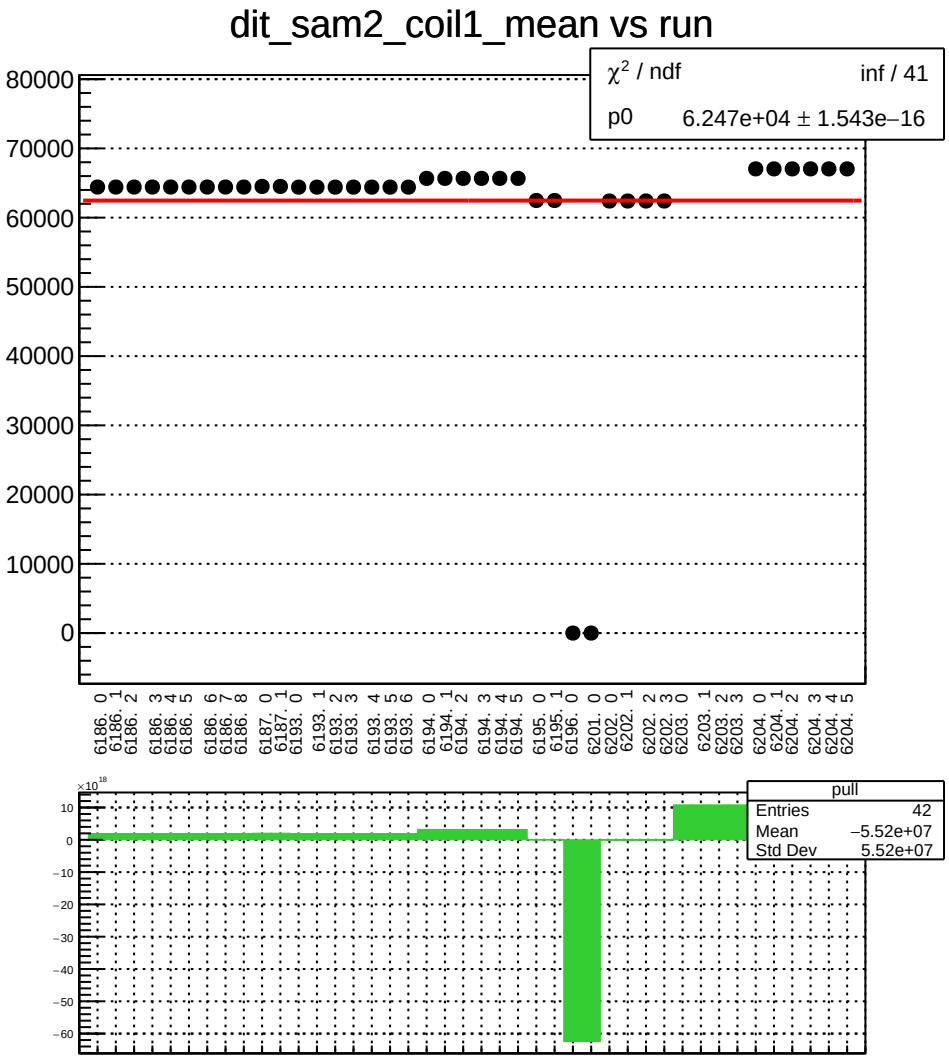
dit_sam2_coil1_mean vs run
χ² / ndf inf / 41
p0 6.247e+04 ± 1.543e−16
80000
70000
60000
50000
40000
30000
20000
10000
0
6186. 0
6186. 1
6186. 2
6186. 3
6186. 4
6186. 5
6186. 6
6186. 7
6186. 8
6187. 0
6187. 1
6193. 0
6193. 1
6193. 2
6193. 3
6193. 4
6193. 5
6193. 6
6194. 0
6194. 1
6194. 2
6194. 3
6194. 4
6194. 5
6195. 0
6195. 1
6196. 0
6201. 0
6202. 0
6202. 1
6202. 2
6202. 3
6203. 0
6203. 1
6203. 2
6203. 3
6204. 0
6204. 1
6204. 2
6204. 3
6204. 4
6204. 5
×10¹⁸
10
0
−10
−20
−30
−40
−50
−60
pull
Entries 42
Mean −5.52e+07
Std Dev 5.52e+07

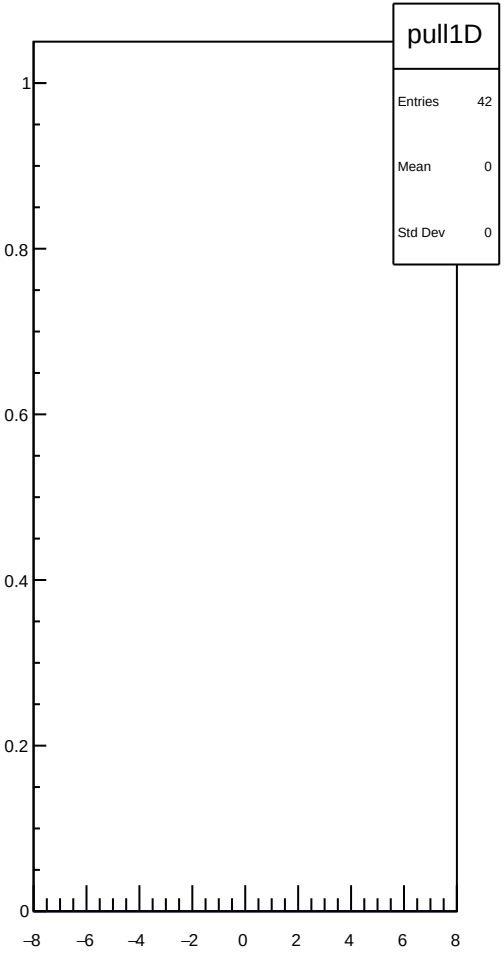
pull1D
Entries 42
Mean 0
Std Dev 0
1
0.8
0.6
0.4
0.2
0
−8
−6
−4
−2
0
2
4
6
8

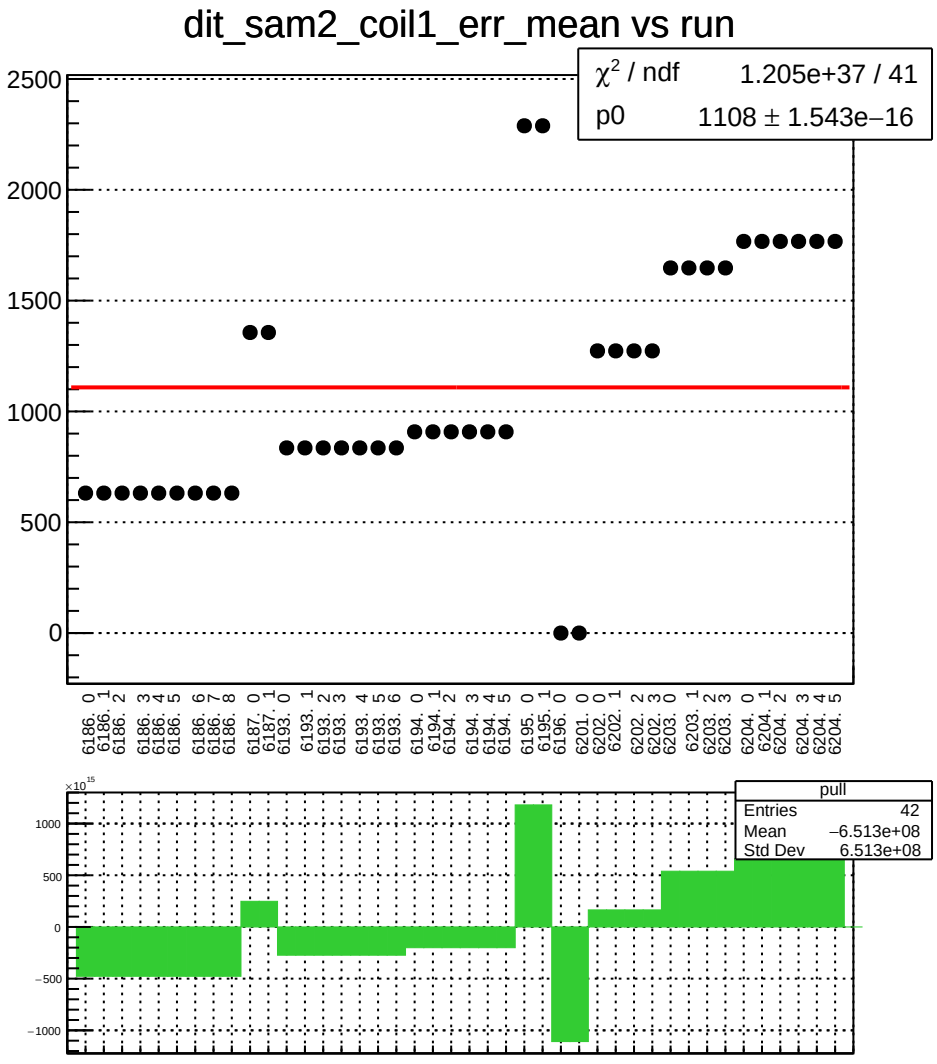
dit_sam2_coil1_err_mean vs run
χ² / ndf 1.205e+37 / 41
p0 1108 ± 1.543e−16
2500
2000
1500
1000
500
0
6186. 0
6186. 1
6186. 2
6186. 3
6186. 4
6186. 5
6186. 6
6186. 7
6186. 8
6187. 0
6187. 1
6193. 0
6193. 1
6193. 2
6193. 3
6193. 4
6193. 5
6193. 6
6194. 0
6194. 1
6194. 2
6194. 3
6194. 4
6194. 5
6195. 0
6195. 1
6196. 0
6201. 0
6202. 0
6202. 1
6202. 2
6202. 3
6203. 0
6203. 1
6203. 2
6203. 3
6204. 0
6204. 1
6204. 2
6204. 3
6204. 4
6204. 5
×10¹⁵
1000
500
0
−500
−1000
pull
Entries 42
Mean −6.513e+08
Std Dev 6.513e+08

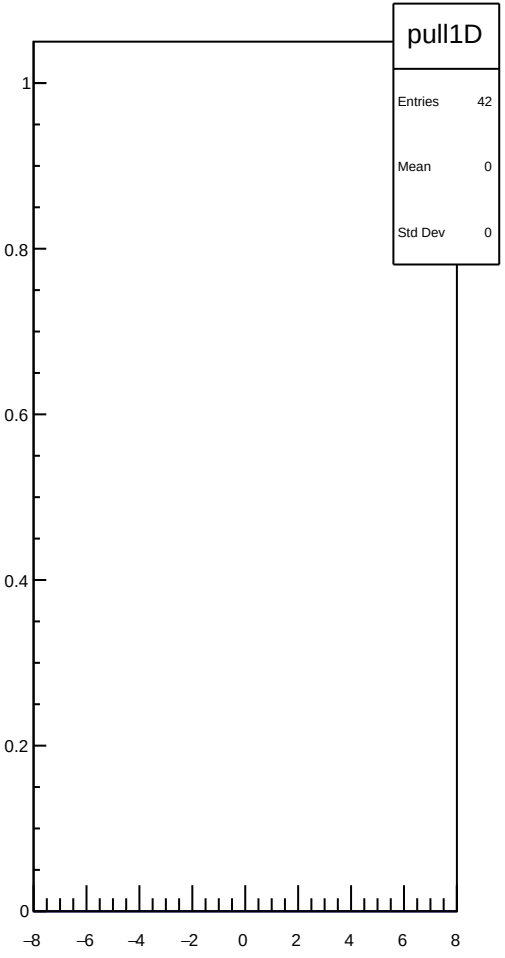
pull1D
Entries 42
Mean 0
Std Dev 0
1
0.8
0.6
0.4
0.2
0
−8
−6
−4
−2
0
2
4
6
8

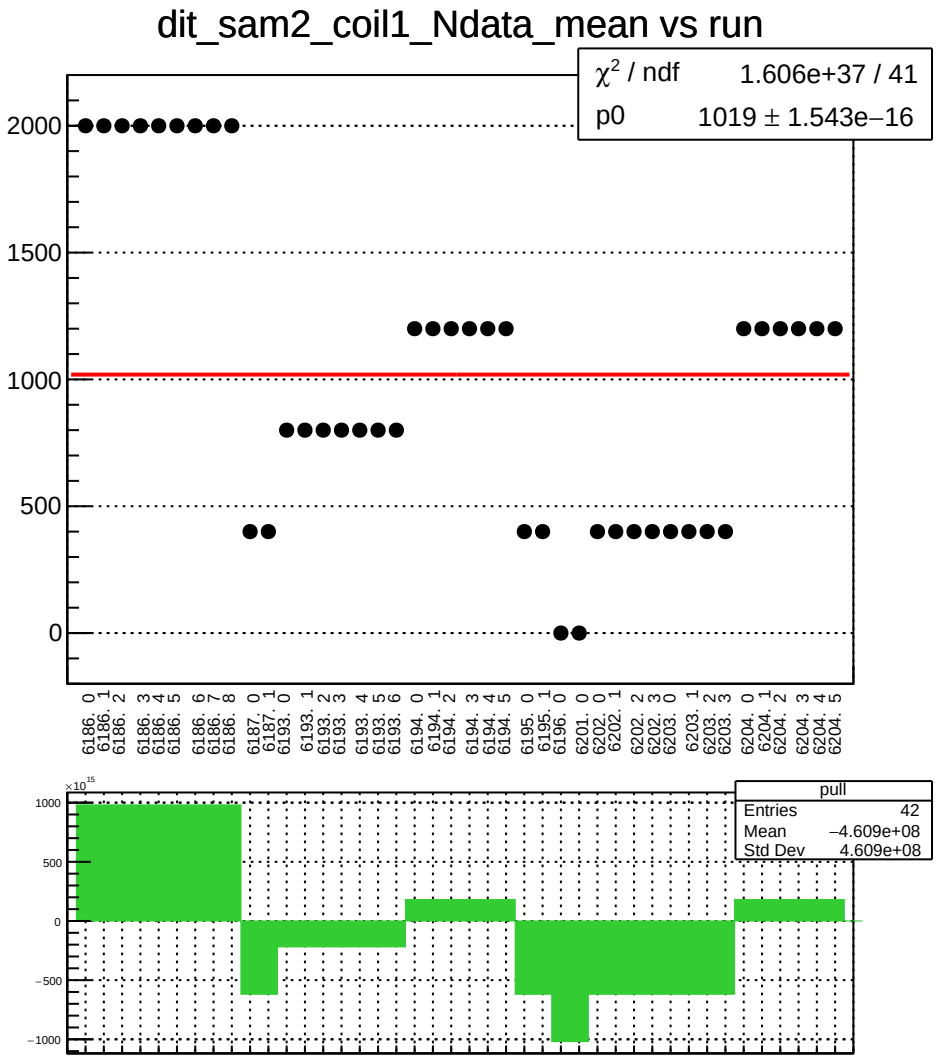
dit_sam2_coil1_Ndata_mean vs run
χ² / ndf 1.606e+37 / 41
p0 1019 ± 1.543e−16
2000
1500
1000
500
0
6186. 0
6186. 1
6186. 2
6186. 3
6186. 4
6186. 5
6186. 6
6186. 7
6186. 8
6187. 0
6187. 1
6193. 0
6193. 1
6193. 2
6193. 3
6193. 4
6193. 5
6193. 6
6194. 0
6194. 1
6194. 2
6194. 3
6194. 4
6194. 5
6195. 0
6195. 1
6196. 0
6201. 0
6202. 0
6202. 1
6202. 2
6202. 3
6203. 0
6203. 1
6203. 2
6203. 3
6204. 0
6204. 1
6204. 2
6204. 3
6204. 4
6204. 5
×10¹⁵
1000
500
0
−500
−1000
pull
Entries 42
Mean −4.609e+08
Std Dev 4.609e+08

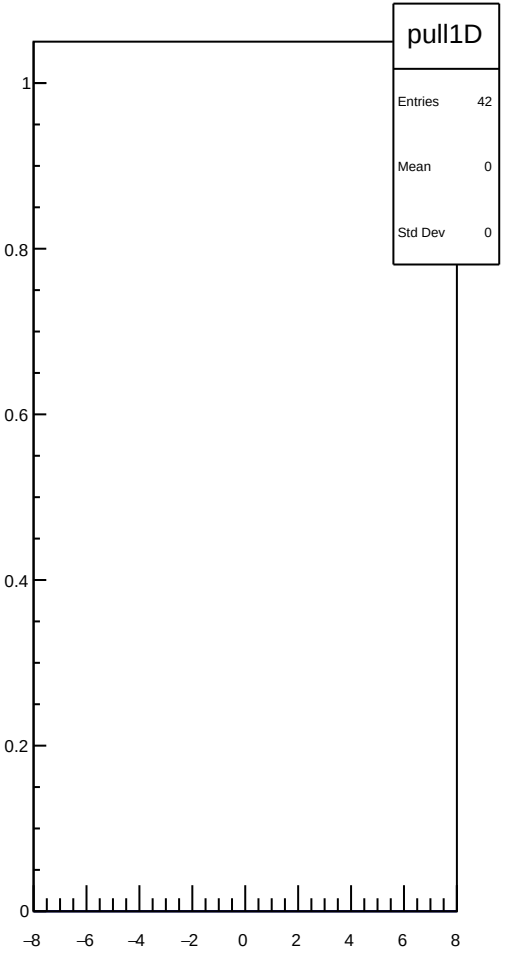
pull1D
Entries 42
Mean 0
Std Dev 0
1
0.8
0.6
0.4
0.2
0
−8
−6
−4
−2
0
2
4
6
8

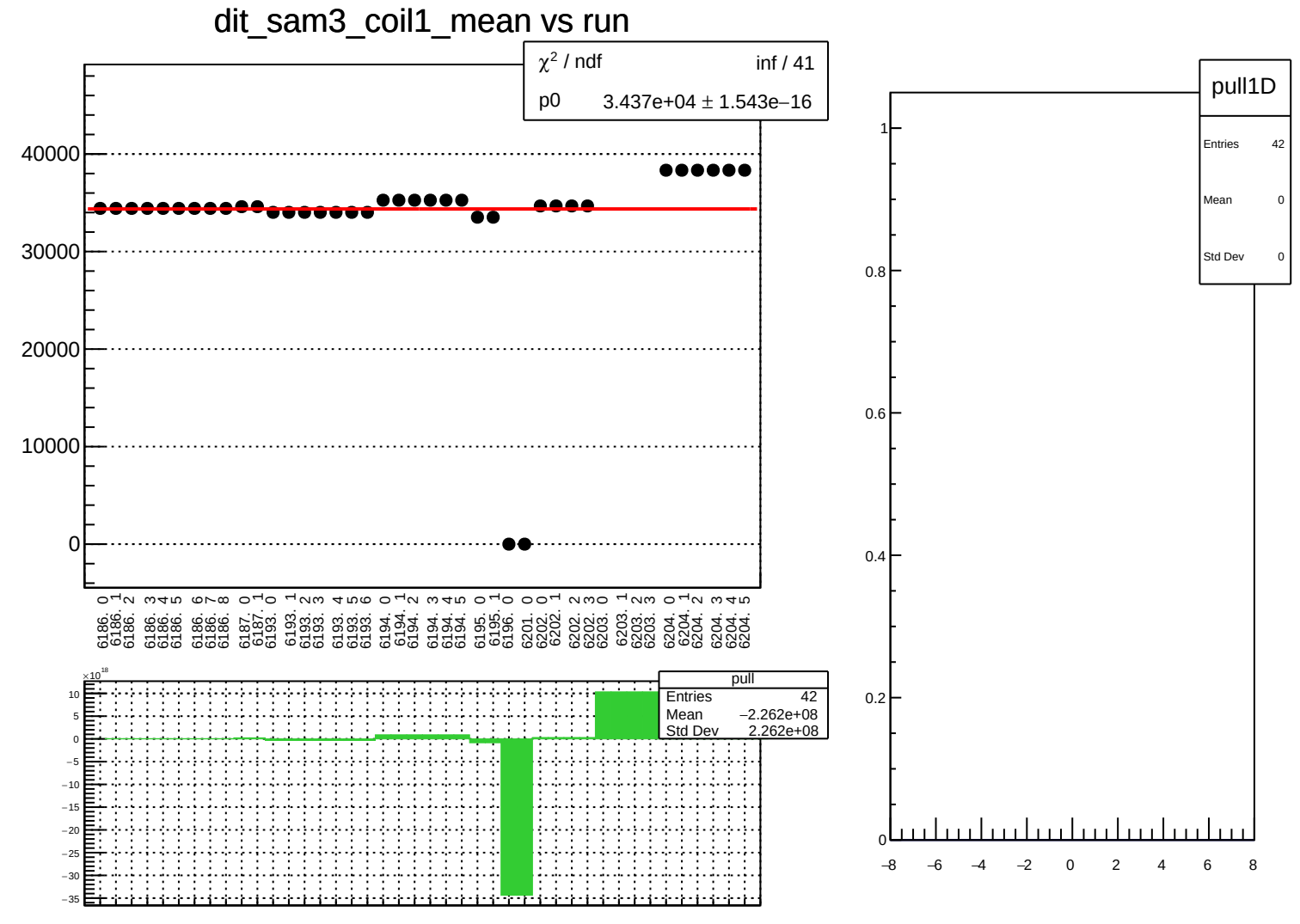
dit_sam3_coil1_mean vs run
χ² / ndf inf / 41
p0 3.437e+04 ± 1.543e−16
40000
30000
20000
10000
0
6186. 0
6186. 1
6186. 2
6186. 3
6186. 4
6186. 5
6186. 6
6186. 7
6186. 8
6187. 0
6187. 1
6193. 0
6193. 1
6193. 2
6193. 3
6193. 4
6193. 5
6193. 6
6194. 0
6194. 1
6194. 2
6194. 3
6194. 4
6194. 5
6195. 0
6195. 1
6196. 0
6201. 0
6202. 0
6202. 1
6202. 2
6202. 3
6203. 0
6203. 1
6203. 2
6203. 3
6204. 0
6204. 1
6204. 2
6204. 3
6204. 4
6204. 5
×10¹⁸
10
5
0
−5
−10
−15
−20
−25
−30
−35
pull
Entries 42
Mean −2.262e+08
Std Dev 2.262e+08
pull1D
Entries 42
Mean 0
Std Dev 0
1
0.8
0.6
0.4
0.2
0
−8
−6
−4
−2
0
2
4
6
8

dit_sam3_coil1_err_mean vs run

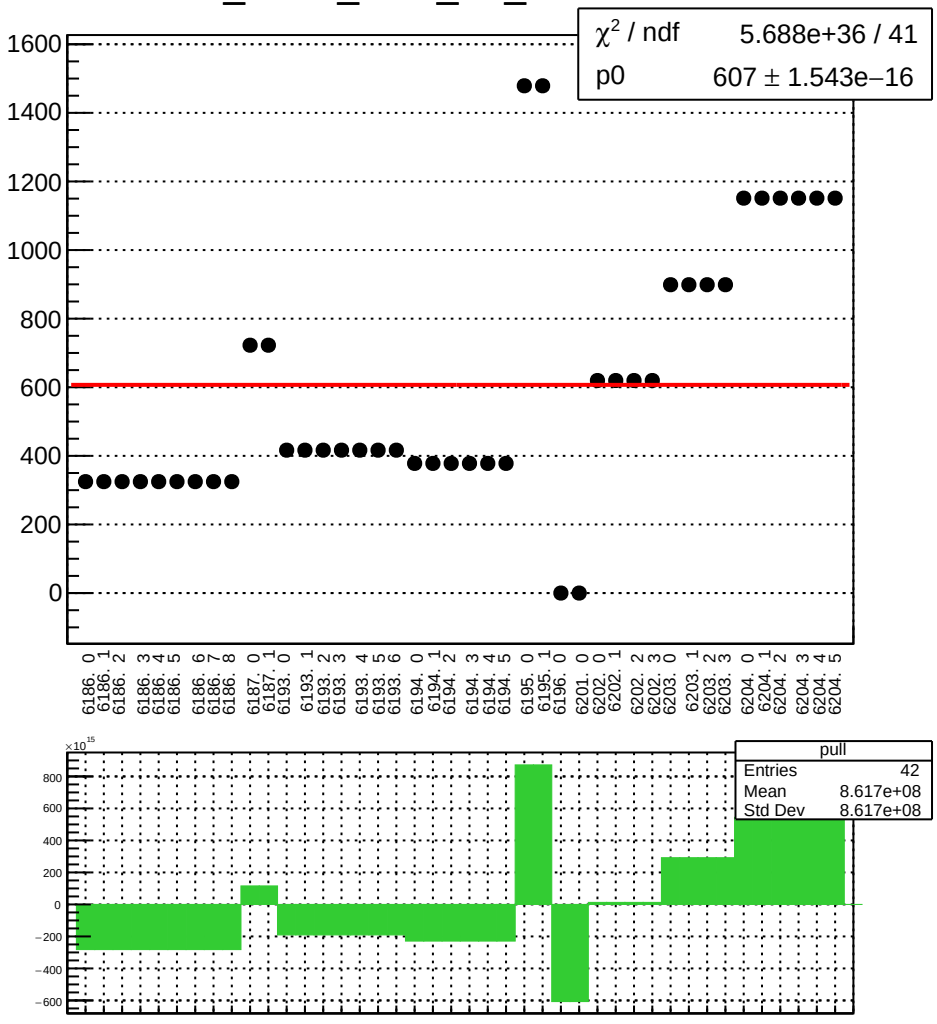

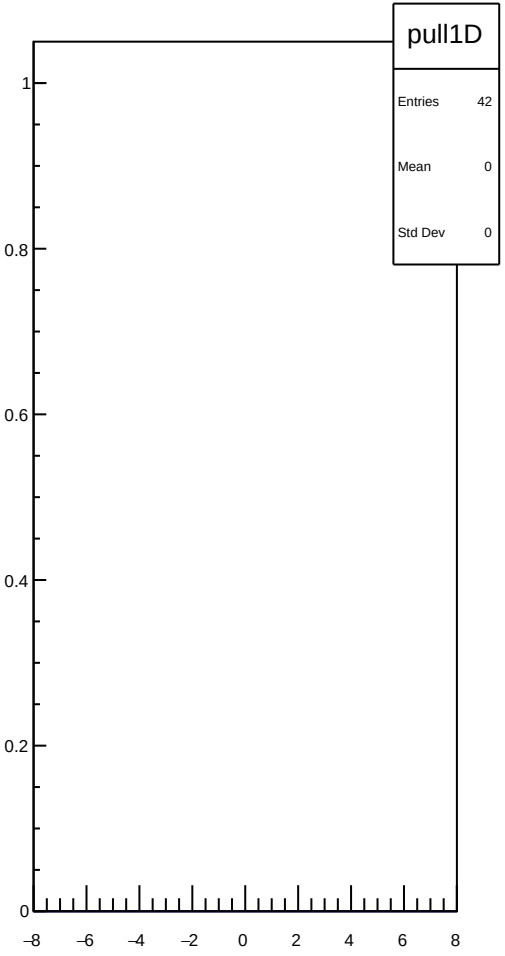

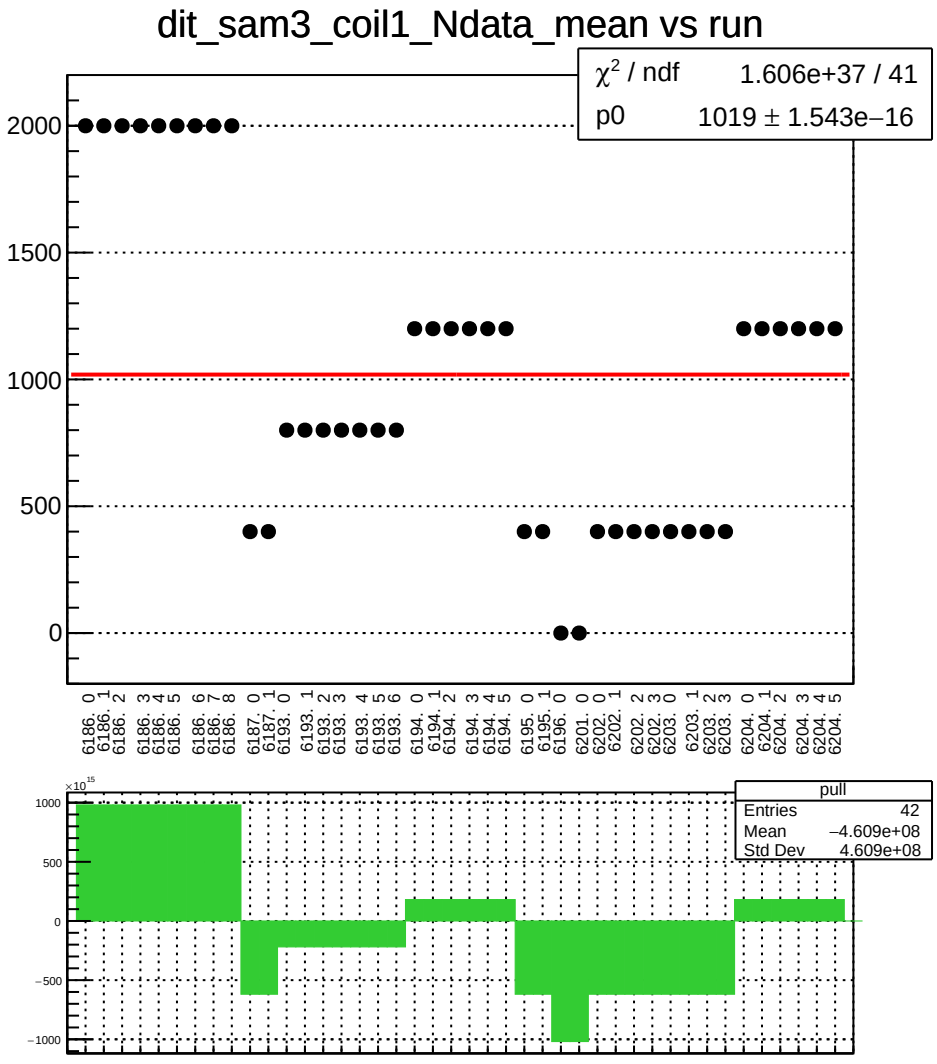
dit_sam3_coil1_Ndata_mean vs run
χ² / ndf 1.606e+37 / 41
p0 1019 ± 1.543e−16
2000
1500
1000
500
0
6186. 0
6186. 1
6186. 2
6186. 3
6186. 4
6186. 5
6186. 6
6186. 7
6186. 8
6187. 0
6187. 1
6193. 0
6193. 1
6193. 2
6193. 3
6193. 4
6193. 5
6193. 6
6194. 0
6194. 1
6194. 2
6194. 3
6194. 4
6194. 5
6195. 0
6195. 1
6196. 0
6201. 0
6202. 0
6202. 1
6202. 2
6202. 3
6203. 0
6203. 1
6203. 2
6203. 3
6204. 0
6204. 1
6204. 2
6204. 3
6204. 4
6204. 5
×10¹⁵
1000
500
0
−500
−1000
pull
Entries 42
Mean −4.609e+08
Std Dev 4.609e+08

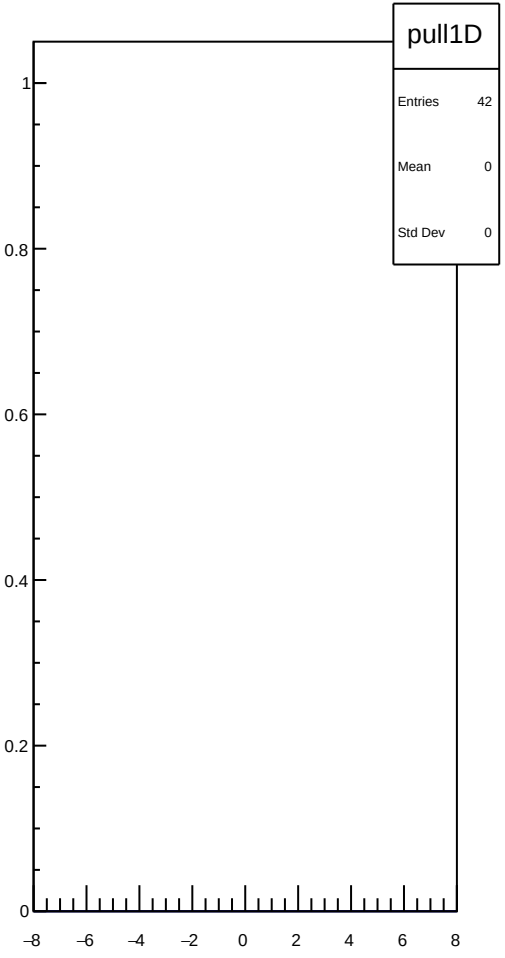
pull1D
Entries 42
Mean 0
Std Dev 0
1
0.8
0.6
0.4
0.2
0
−8
−6
−4
−2
0
2
4
6
8

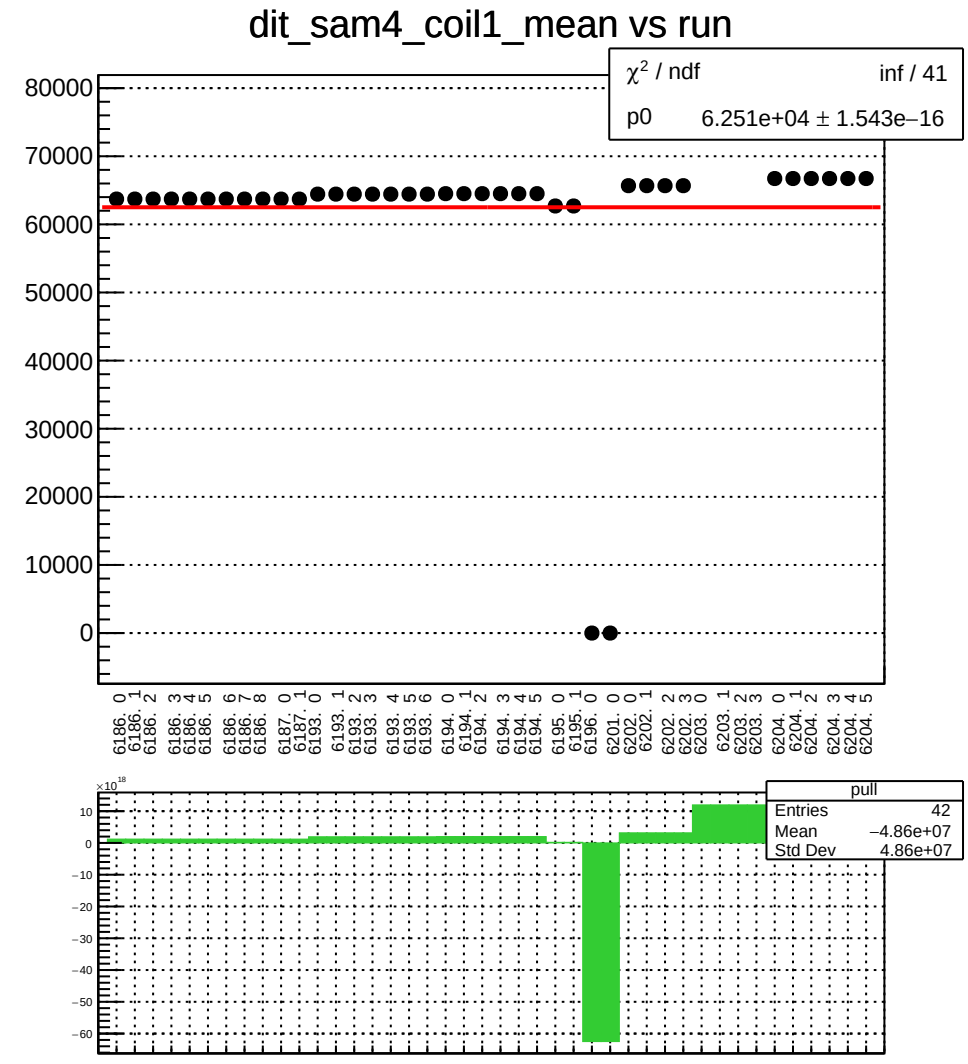
dit_sam4_coil1_mean vs run
χ² / ndf inf / 41
p0 6.251e+04 ± 1.543e−16
80000
70000
60000
50000
40000
30000
20000
10000
0
6186. 0
6186. 1
6186. 2
6186. 3
6186. 4
6186. 5
6186. 6
6186. 7
6186. 8
6187. 0
6187. 1
6193. 0
6193. 1
6193. 2
6193. 3
6193. 4
6193. 5
6193. 6
6194. 0
6194. 1
6194. 2
6194. 3
6194. 4
6194. 5
6195. 0
6195. 1
6196. 0
6201. 0
6202. 0
6202. 1
6202. 2
6202. 3
6203. 0
6203. 1
6203. 2
6203. 3
6204. 0
6204. 1
6204. 2
6204. 3
6204. 4
6204. 5
×10¹⁸
10
0
−10
−20
−30
−40
−50
−60
pull
Entries 42
Mean −4.86e+07
Std Dev 4.86e+07
pull1D
Entries 42
Mean 0
Std Dev 0
1
0.8
0.6
0.4
0.2
0
−8
−6
−4
−2
0
2
4
6
8

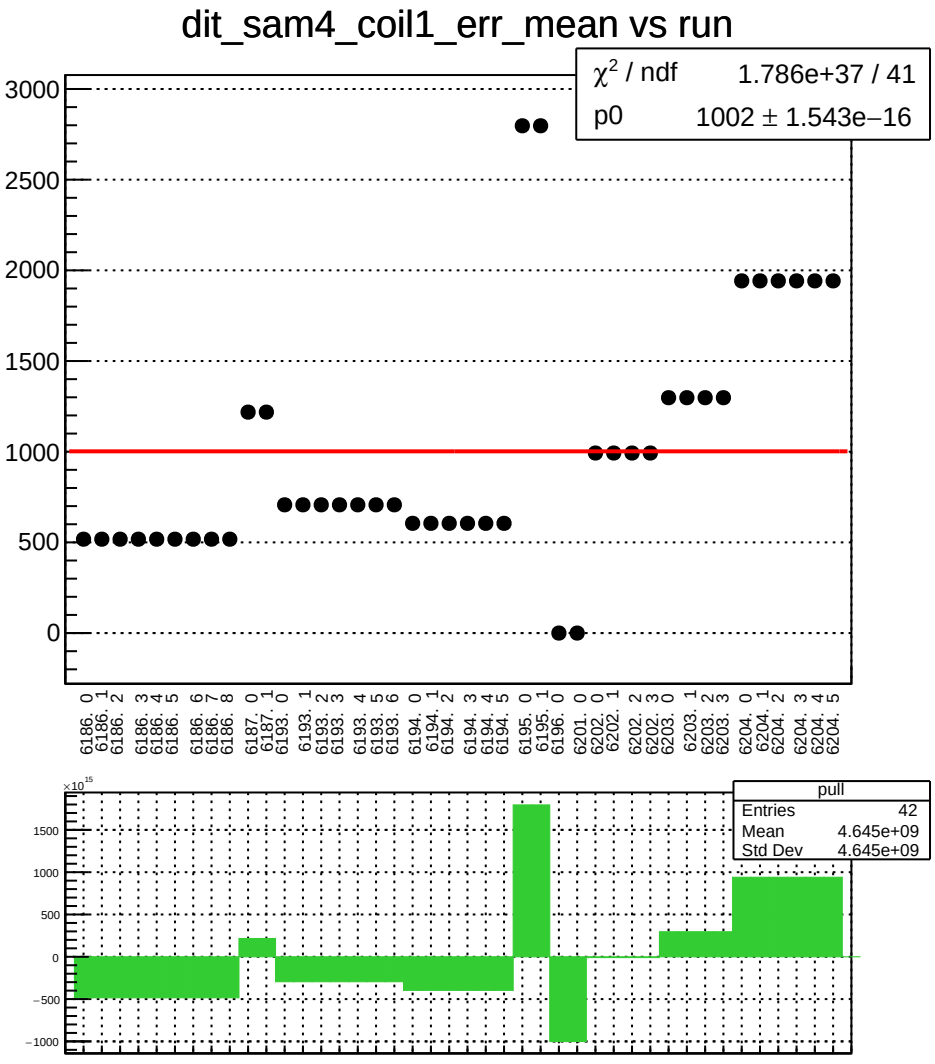
dit_sam4_coil1_err_mean vs run
χ² / ndf 1.786e+37 / 41
p0 1002 ± 1.543e−16
3000
2500
2000
1500
1000
500
0
6186. 0
6186. 1
6186. 2
6186. 3
6186. 4
6186. 5
6186. 6
6186. 7
6186. 8
6187. 0
6187. 1
6193. 0
6193. 1
6193. 2
6193. 3
6193. 4
6193. 5
6193. 6
6194. 0
6194. 1
6194. 2
6194. 3
6194. 4
6194. 5
6195. 0
6195. 1
6196. 0
6201. 0
6202. 0
6202. 1
6202. 2
6202. 3
6203. 0
6203. 1
6203. 2
6203. 3
6204. 0
6204. 1
6204. 2
6204. 3
6204. 4
6204. 5
×10¹⁵
1500
1000
500
0
−500
−1000
pull
Entries 42
Mean 4.645e+09
Std Dev 4.645e+09

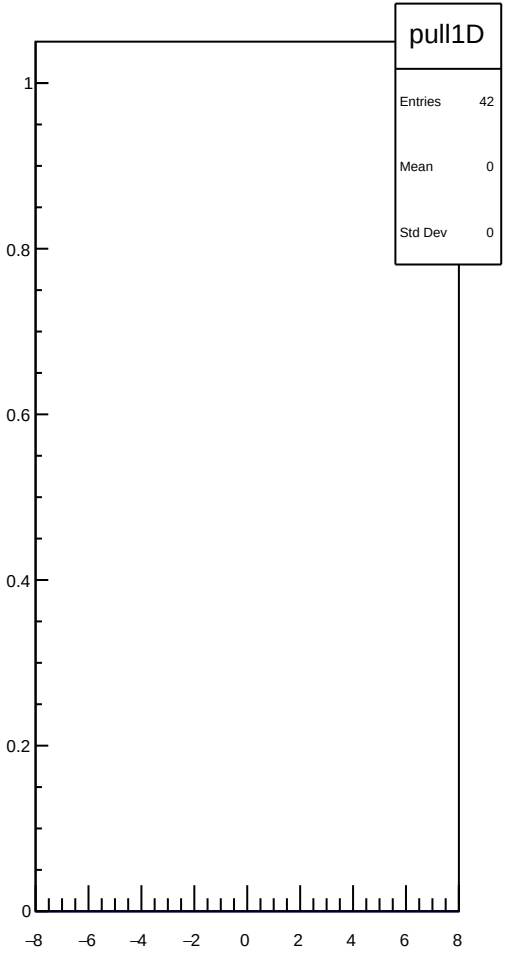
pull1D
Entries 42
Mean 0
Std Dev 0
1
0.8
0.6
0.4
0.2
0
−8
−6
−4
−2
0
2
4
6
8

dit_sam4_coil1_Ndata_mean vs run

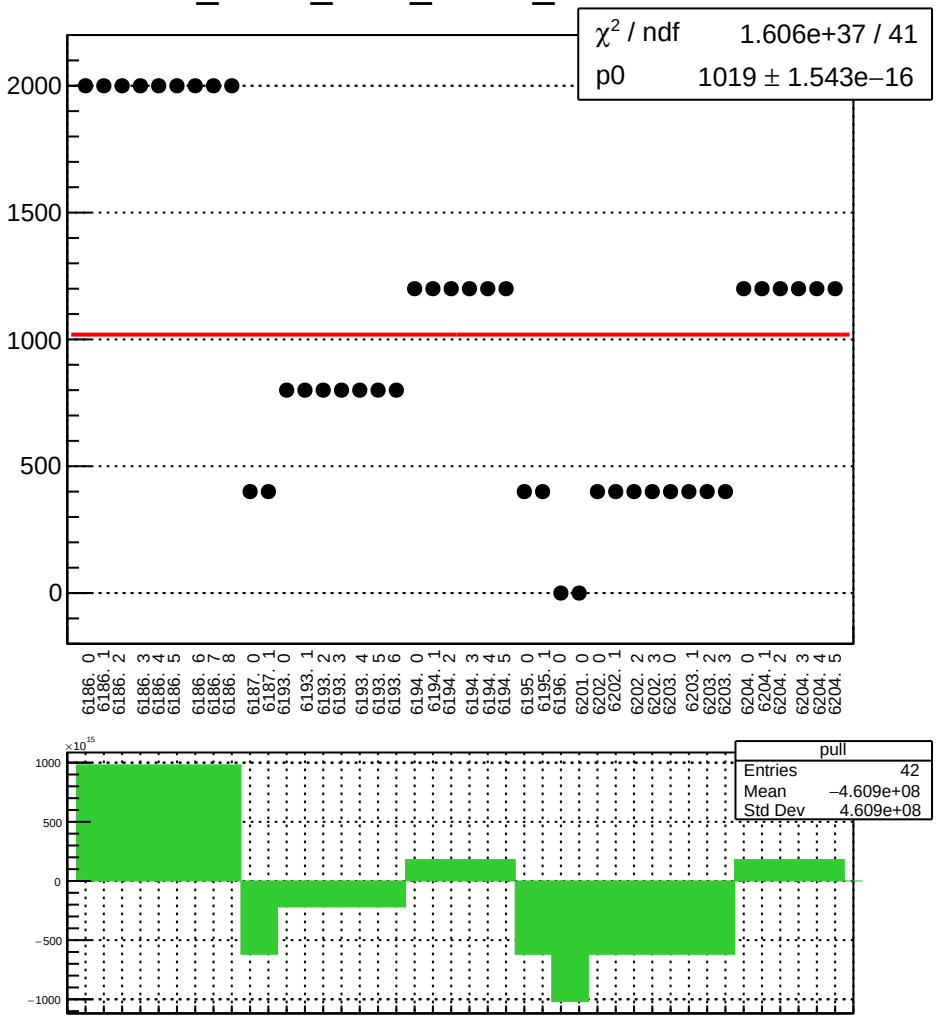

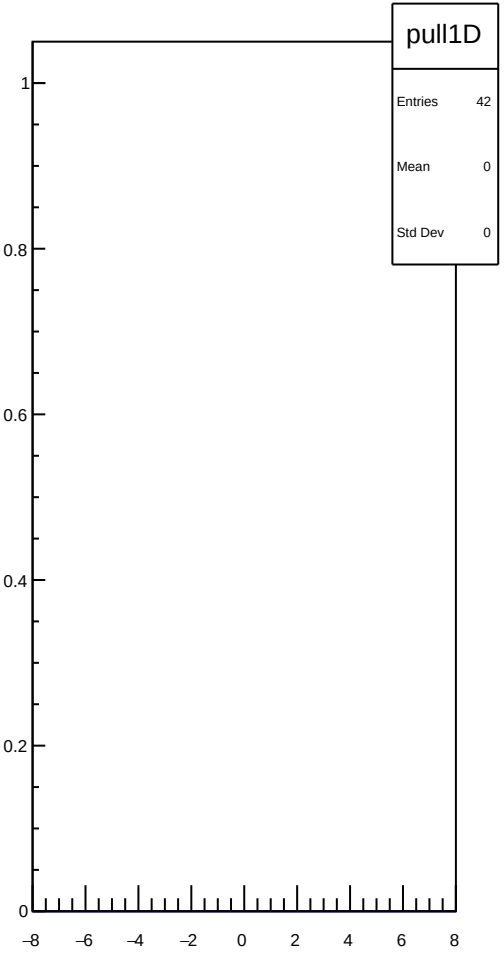

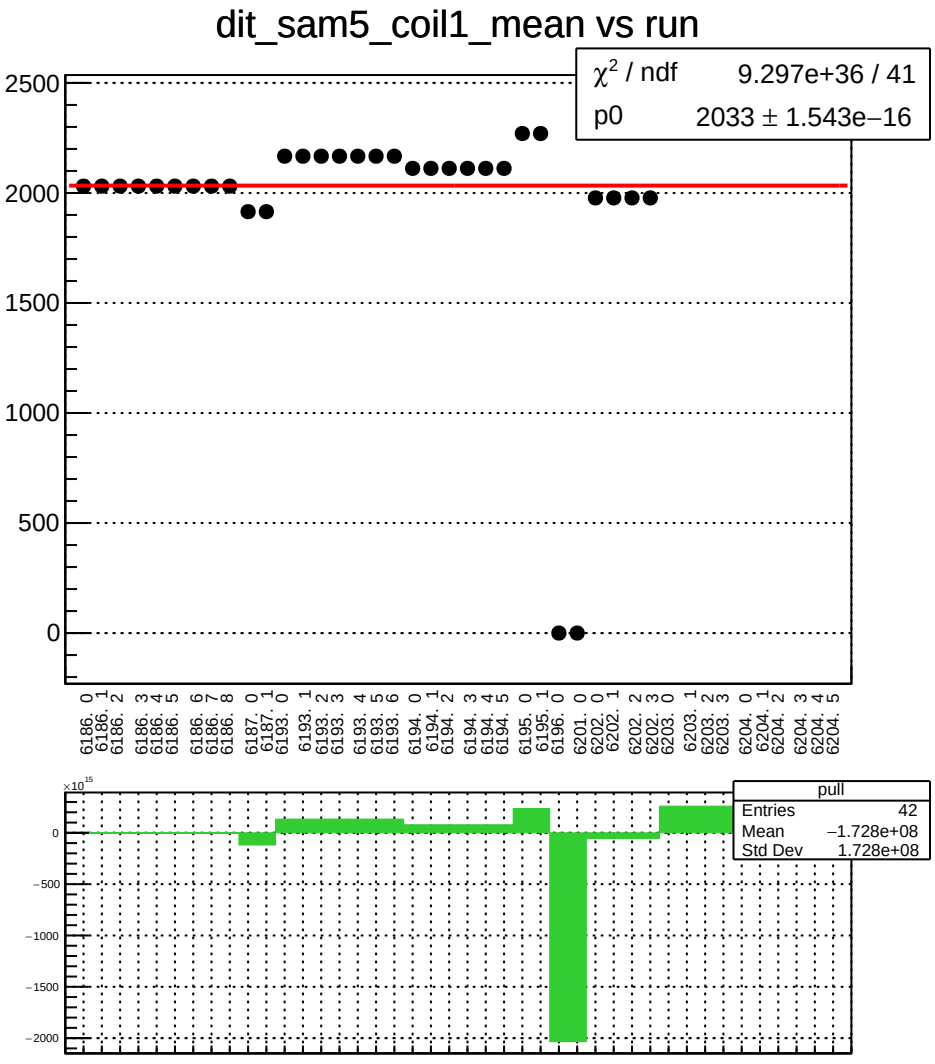
dit_sam5_coil1_mean vs run
χ^2 / ndf 9.297e+36 / 41
p0 2033 ± 1.543e−16
2500
2000
1500
1000
500
0
6186. 0
6186. 1
6186. 2
6186. 3
6186. 4
6186. 5
6186. 6
6186. 7
6186. 8
6187. 0
6187. 1
6193. 0
6193. 1
6193. 2
6193. 3
6193. 4
6193. 5
6193. 6
6194. 0
6194. 1
6194. 2
6194. 3
6194. 4
6194. 5
6195. 0
6195. 1
6196. 0
6201. 0
6202. 0
6202. 1
6202. 2
6202. 3
6203. 0
6203. 1
6203. 2
6203. 3
6204. 0
6204. 1
6204. 2
6204. 3
6204. 4
6204. 5
×10^15
0
−500
−1000
−1500
−2000
pull
Entries 42
Mean −1.728e+08
Std Dev 1.728e+08

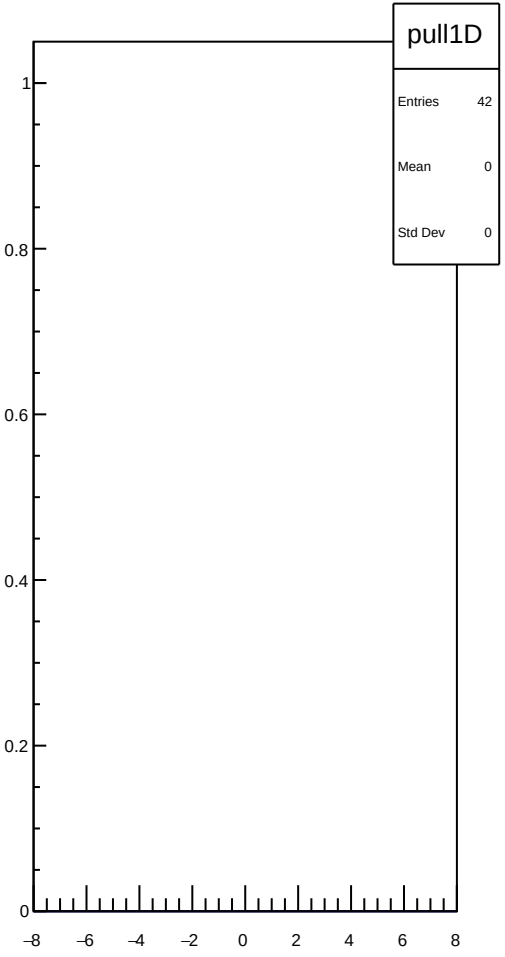
pull1D
Entries 42
Mean 0
Std Dev 0
1
0.8
0.6
0.4
0.2
0
−8
−6
−4
−2
0
2
4
6
8

dit_sam5_coil1_err_mean vs run

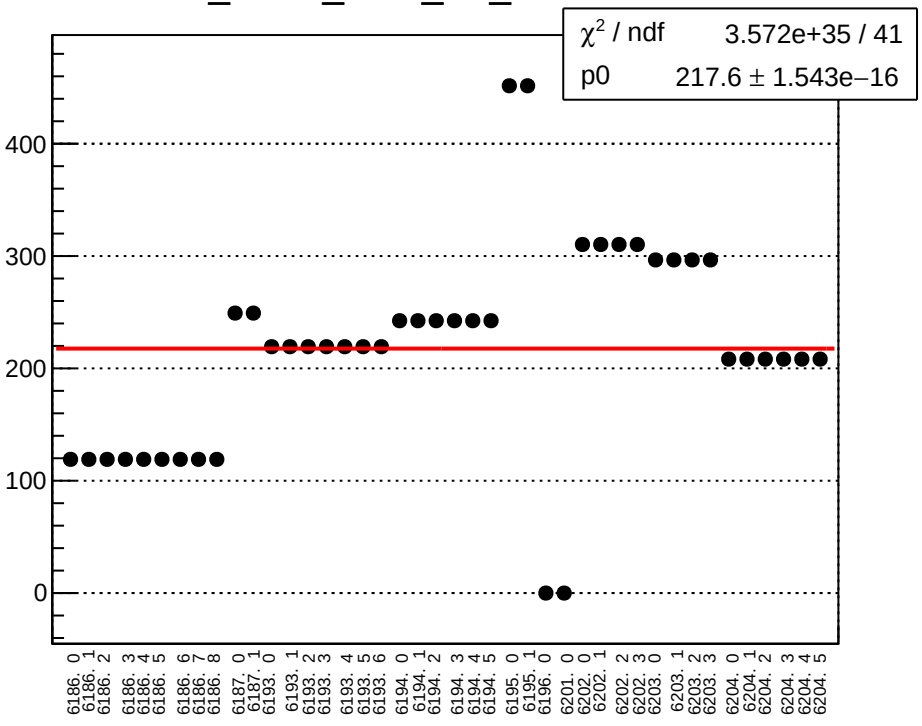

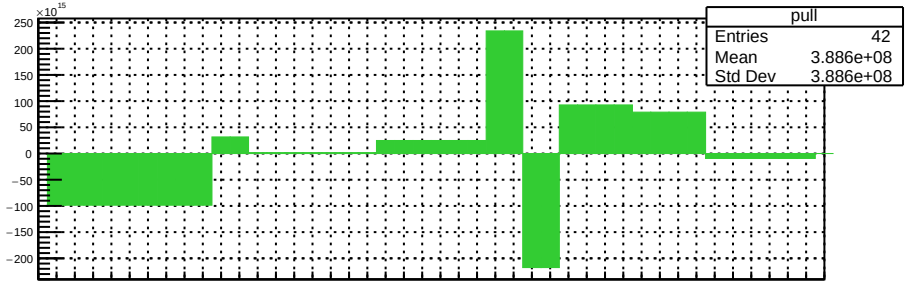

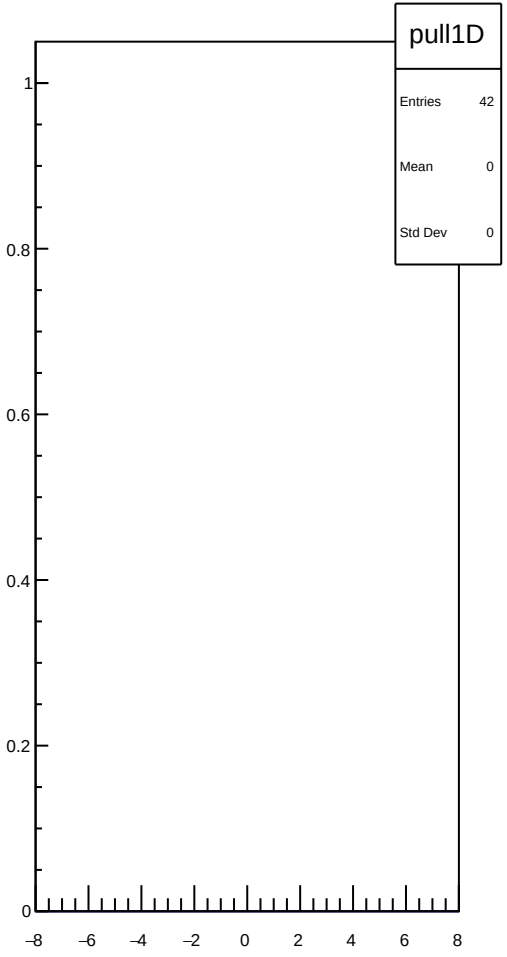

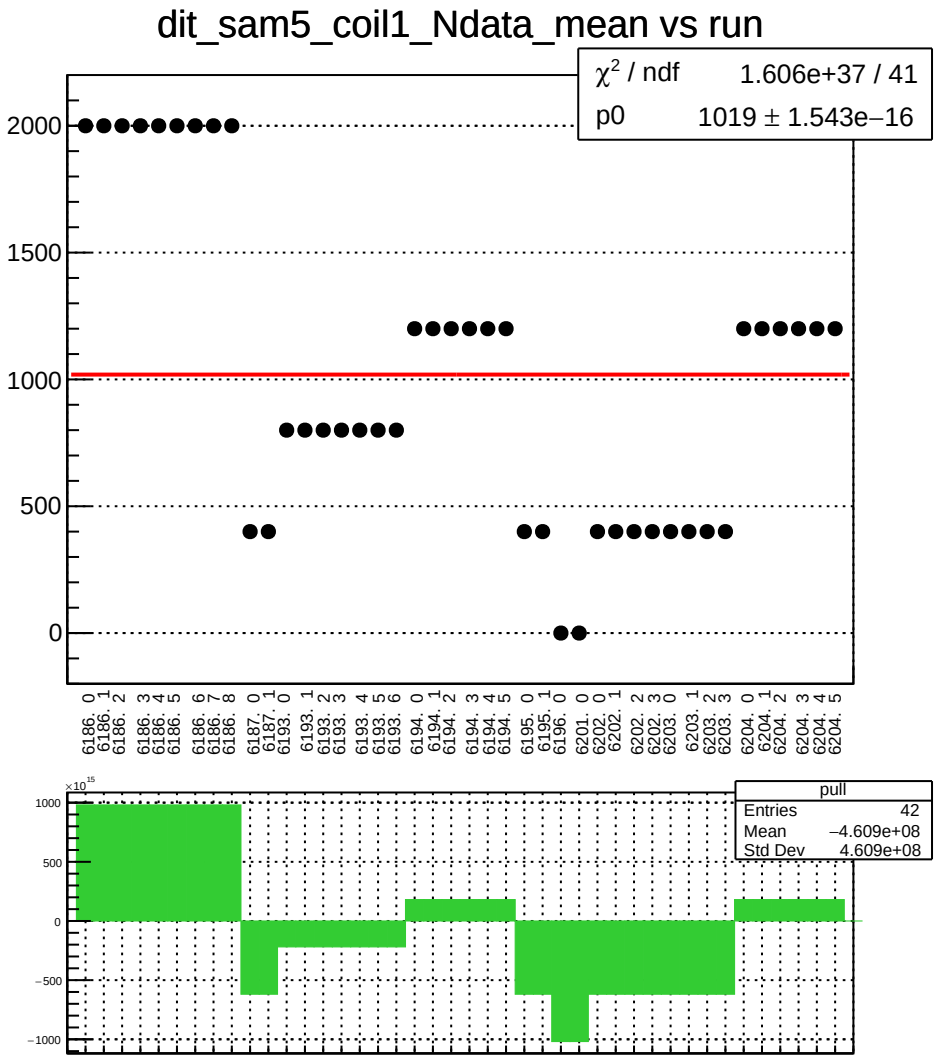
dit_sam5_coil1_Ndata_mean vs run
χ² / ndf 1.606e+37 / 41
p0 1019 ± 1.543e−16
2000
1500
1000
500
0
6186. 0
6186. 1
6186. 2
6186. 3
6186. 4
6186. 5
6186. 6
6186. 7
6186. 8
6187. 0
6187. 1
6193. 0
6193. 1
6193. 2
6193. 3
6193. 4
6193. 5
6193. 6
6194. 0
6194. 1
6194. 2
6194. 3
6194. 4
6194. 5
6195. 0
6195. 1
6196. 0
6201. 0
6202. 0
6202. 1
6202. 2
6202. 3
6203. 0
6203. 1
6203. 2
6203. 3
6204. 0
6204. 1
6204. 2
6204. 3
6204. 4
6204. 5
×10¹⁵
1000
500
0
−500
−1000
pull
Entries 42
Mean −4.609e+08
Std Dev 4.609e+08

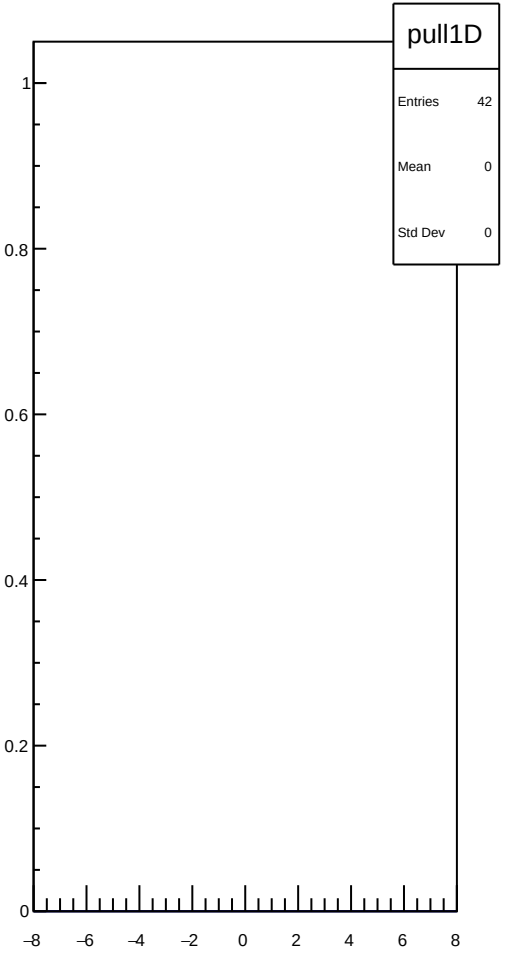
pull1D
Entries 42
Mean 0
Std Dev 0
1
0.8
0.6
0.4
0.2
0
−8
−6
−4
−2
0
2
4
6
8

dit_sam6_coil1_mean vs run

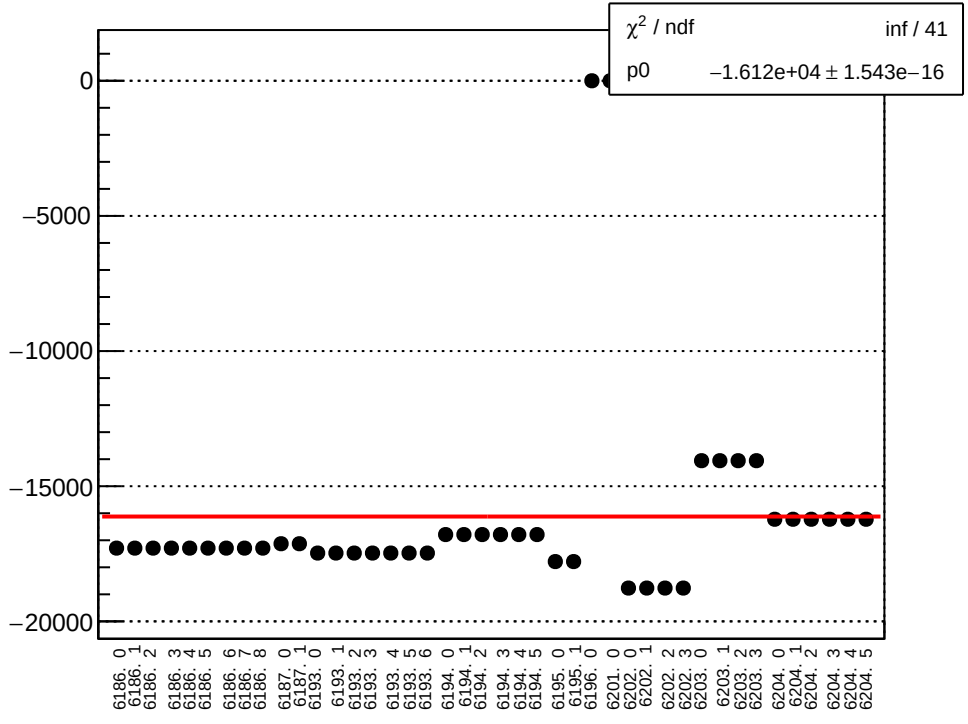

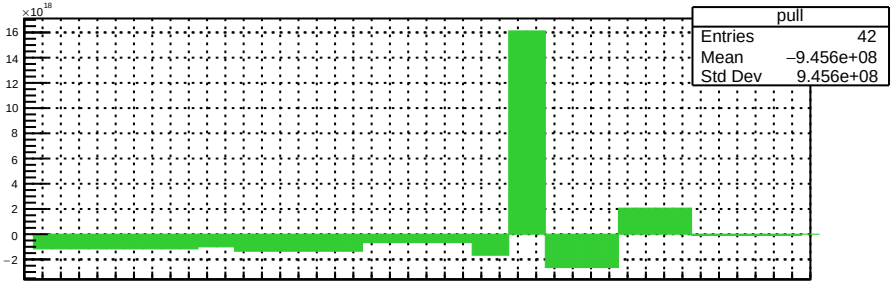

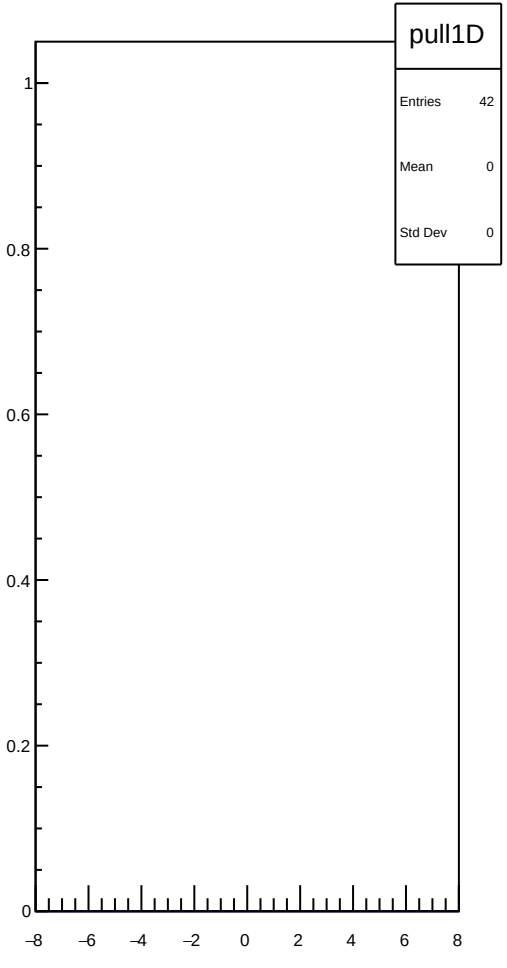

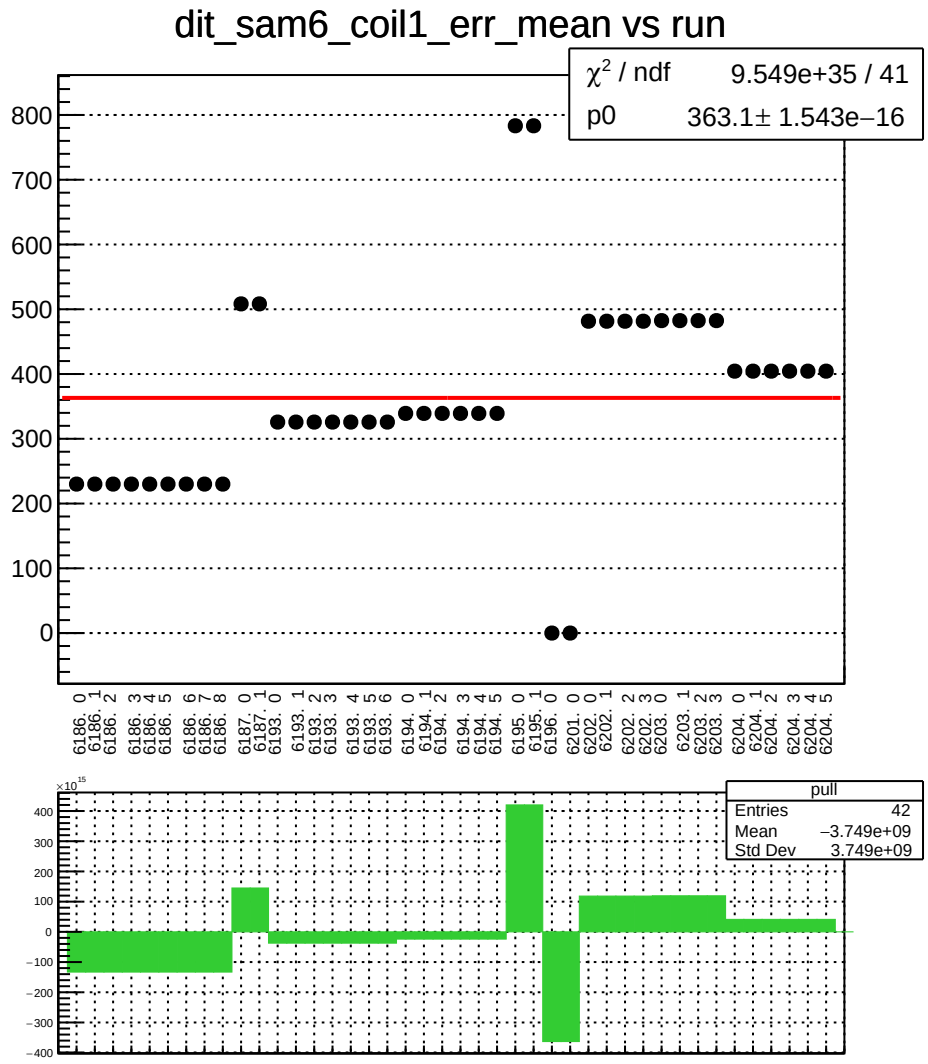
dit_sam6_coil1_err_mean vs run
χ² / ndf 9.549e+35 / 41
p0 363.1± 1.543e−16
800
700
600
500
400
300
200
100
0
6186. 0
6186. 1
6186. 2
6186. 3
6186. 4
6186. 5
6186. 6
6186. 7
6186. 8
6187. 0
6187. 1
6193. 0
6193. 1
6193. 2
6193. 3
6193. 4
6193. 5
6193. 6
6194. 0
6194. 1
6194. 2
6194. 3
6194. 4
6194. 5
6195. 0
6195. 1
6196. 0
6201. 0
6202. 0
6202. 1
6202. 2
6202. 3
6203. 0
6203. 1
6203. 2
6203. 3
6204. 0
6204. 1
6204. 2
6204. 3
6204. 4
6204. 5
×10¹⁵
400
300
200
100
0
−100
−200
−300
−400
pull
Entries 42
Mean −3.749e+09
Std Dev 3.749e+09

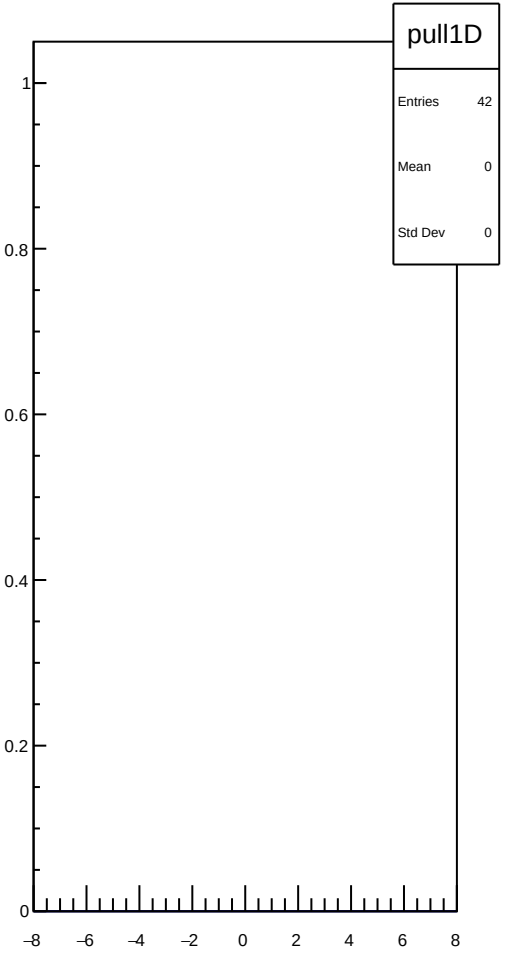
pull1D
Entries 42
Mean 0
Std Dev 0
1
0.8
0.6
0.4
0.2
0
−8
−6
−4
−2
0
2
4
6
8

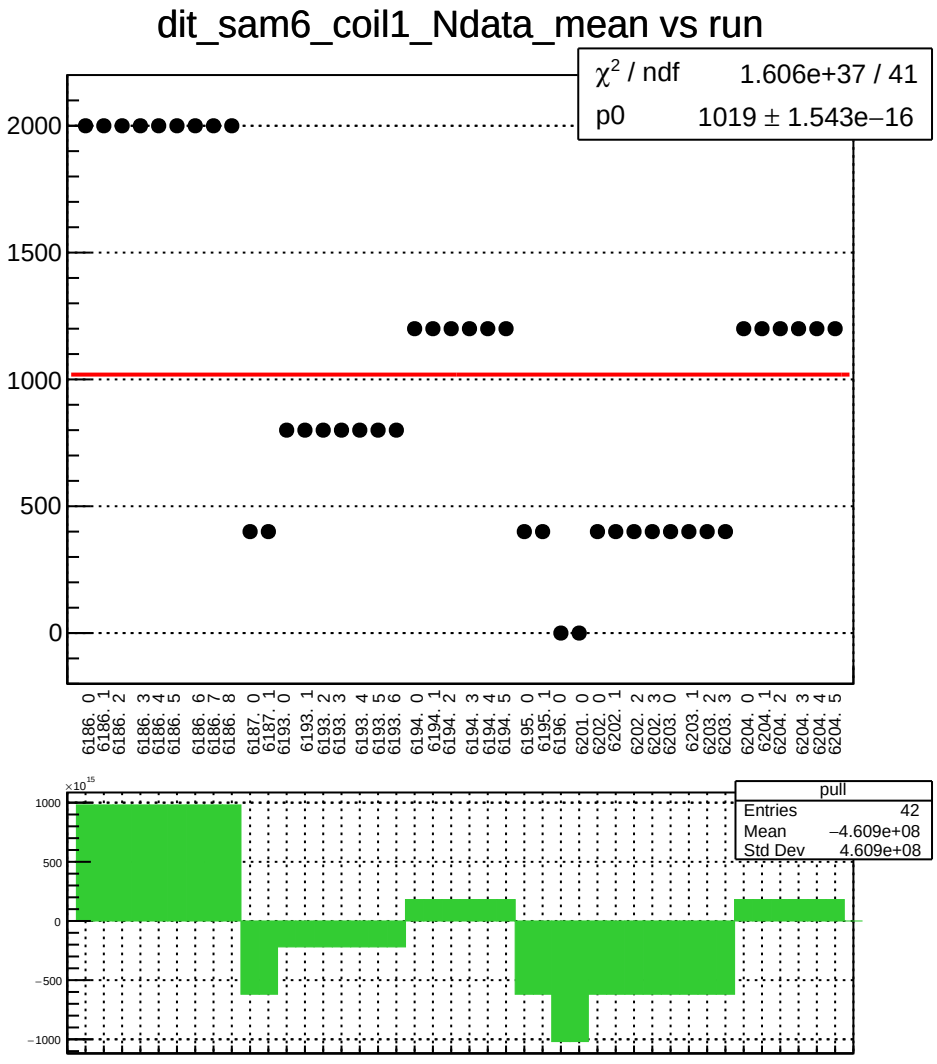
dit_sam6_coil1_Ndata_mean vs run
χ² / ndf 1.606e+37 / 41
p0 1019 ± 1.543e−16
2000
1500
1000
500
0
6186. 0
6186. 1
6186. 2
6186. 3
6186. 4
6186. 5
6186. 6
6186. 7
6186. 8
6187. 0
6187. 1
6193. 0
6193. 1
6193. 2
6193. 3
6193. 4
6193. 5
6193. 6
6194. 0
6194. 1
6194. 2
6194. 3
6194. 4
6194. 5
6195. 0
6195. 1
6196. 0
6201. 0
6202. 0
6202. 1
6202. 2
6202. 3
6203. 0
6203. 1
6203. 2
6203. 3
6204. 0
6204. 1
6204. 2
6204. 3
6204. 4
6204. 5
×10¹⁵
1000
500
0
−500
−1000
pull
Entries 42
Mean −4.609e+08
Std Dev 4.609e+08

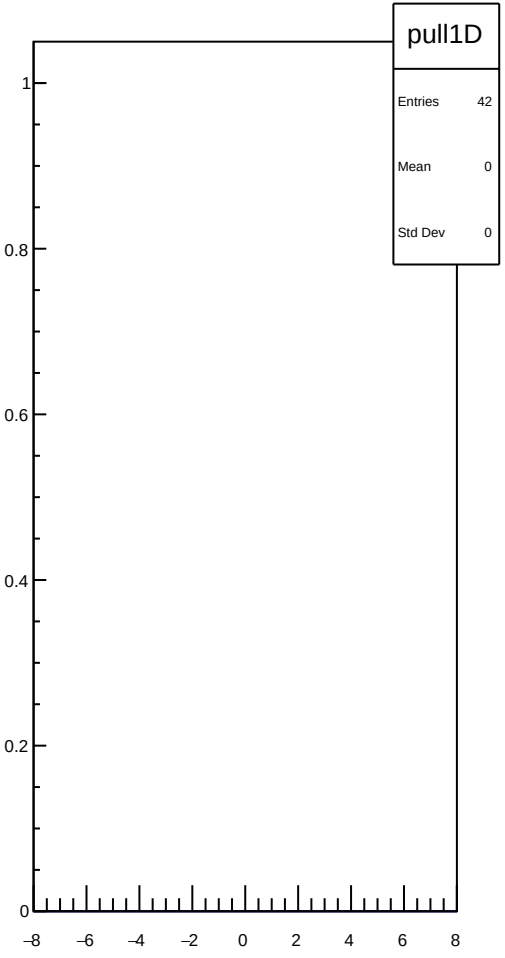
pull1D
Entries 42
Mean 0
Std Dev 0
1
0.8
0.6
0.4
0.2
0
−8
−6
−4
−2
0
2
4
6
8

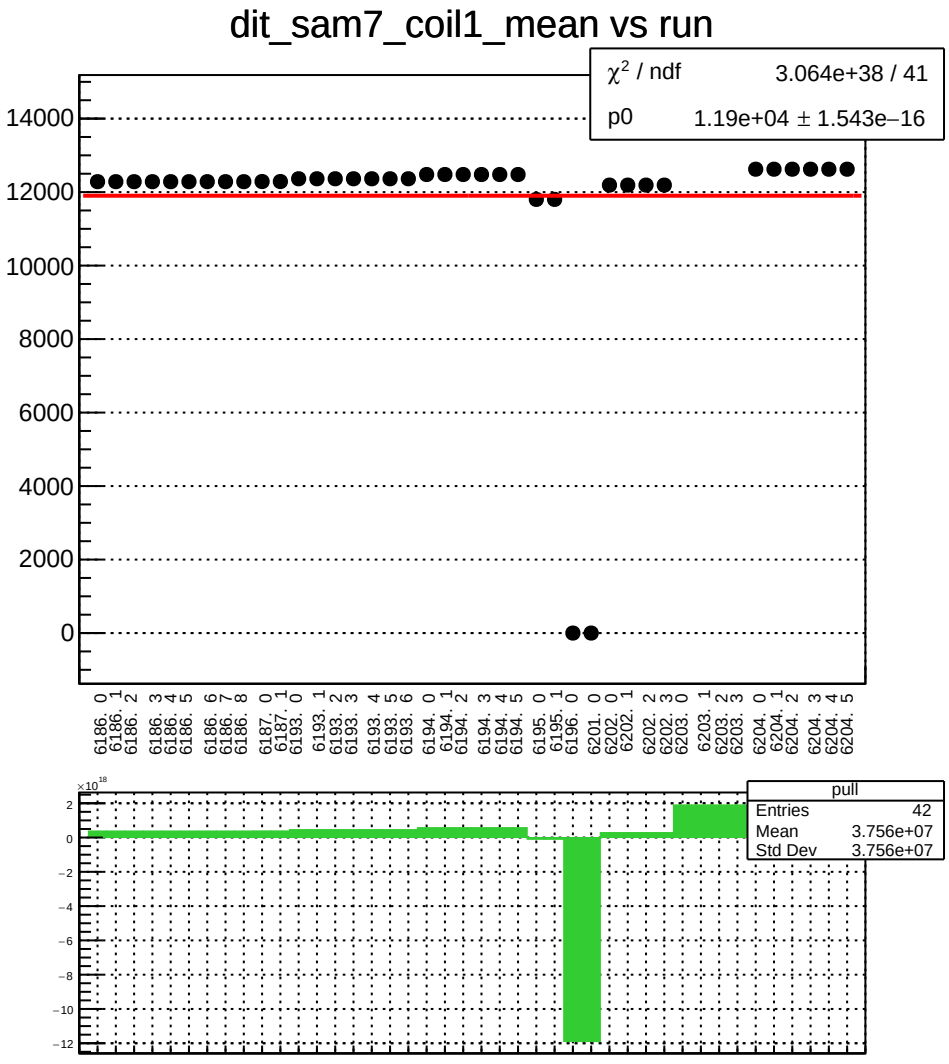
dit_sam7_coil1_mean vs run
χ² / ndf 3.064e+38 / 41
p0 1.19e+04 ± 1.543e−16
14000
12000
10000
8000
6000
4000
2000
0
6186. 0
6186. 1
6186. 2
6186. 3
6186. 4
6186. 5
6186. 6
6186. 7
6186. 8
6187. 0
6187. 1
6193. 0
6193. 1
6193. 2
6193. 3
6193. 4
6193. 5
6193. 6
6194. 0
6194. 1
6194. 2
6194. 3
6194. 4
6194. 5
6195. 0
6195. 1
6196. 0
6201. 0
6202. 0
6202. 1
6202. 2
6202. 3
6203. 0
6203. 1
6203. 2
6203. 3
6204. 0
6204. 1
6204. 2
6204. 3
6204. 4
6204. 5
×10¹⁸
2
0
−2
−4
−6
−8
−10
−12
pull
Entries 42
Mean 3.756e+07
Std Dev 3.756e+07

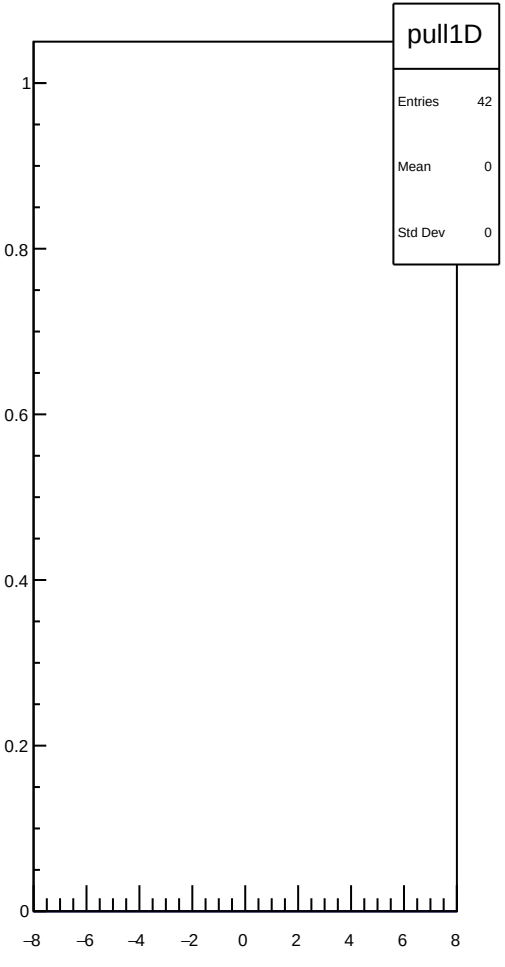
pull1D
Entries 42
Mean 0
Std Dev 0
1
0.8
0.6
0.4
0.2
0
−8
−6
−4
−2
0
2
4
6
8

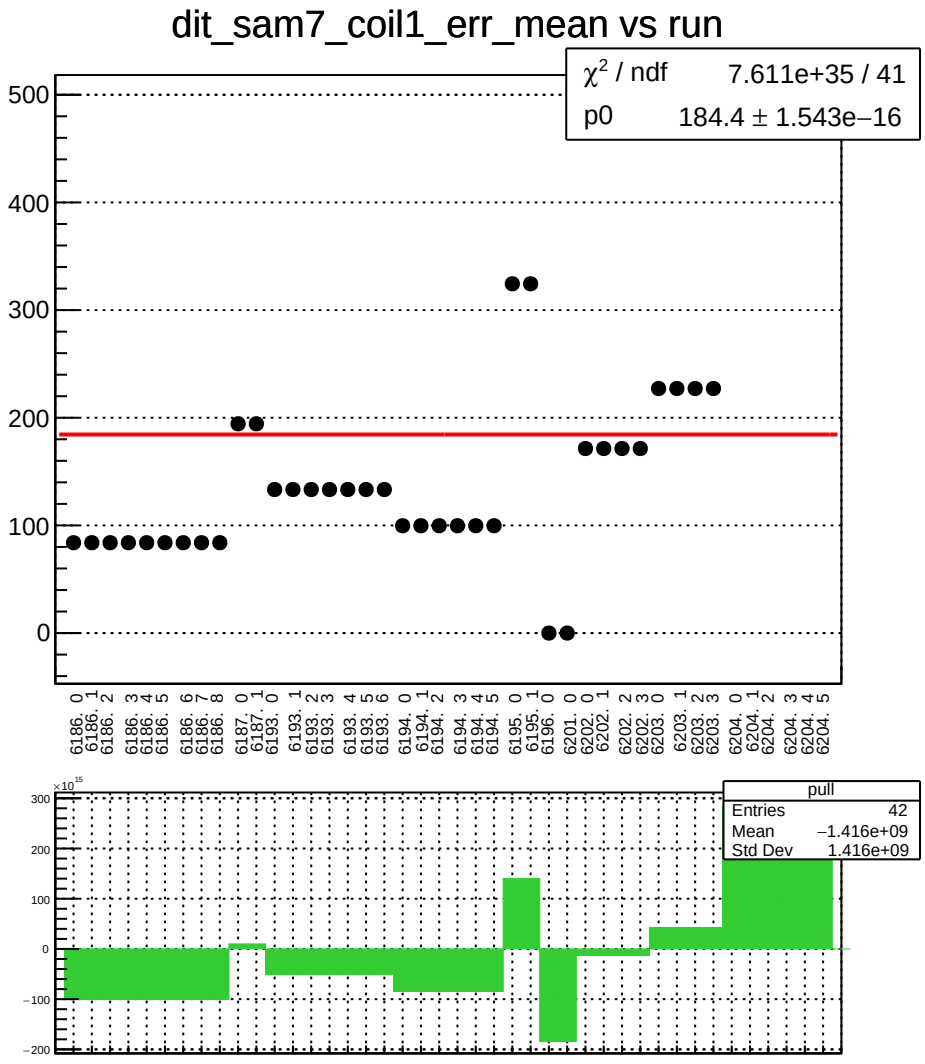
dit_sam7_coil1_err_mean vs run
χ² / ndf 7.611e+35 / 41
p0 184.4 ± 1.543e−16
500
400
300
200
100
0
6186. 0
6186. 1
6186. 2
6186. 3
6186. 4
6186. 5
6186. 6
6186. 7
6186. 8
6187. 0
6187. 1
6193. 0
6193. 1
6193. 2
6193. 3
6193. 4
6193. 5
6193. 6
6194. 0
6194. 1
6194. 2
6194. 3
6194. 4
6194. 5
6195. 0
6195. 1
6196. 0
6201. 0
6202. 0
6202. 1
6202. 2
6202. 3
6203. 0
6203. 1
6203. 2
6203. 3
6204. 0
6204. 1
6204. 2
6204. 3
6204. 4
6204. 5
×10¹⁵
300
200
100
0
−100
−200
pull
Entries 42
Mean −1.416e+09
Std Dev 1.416e+09

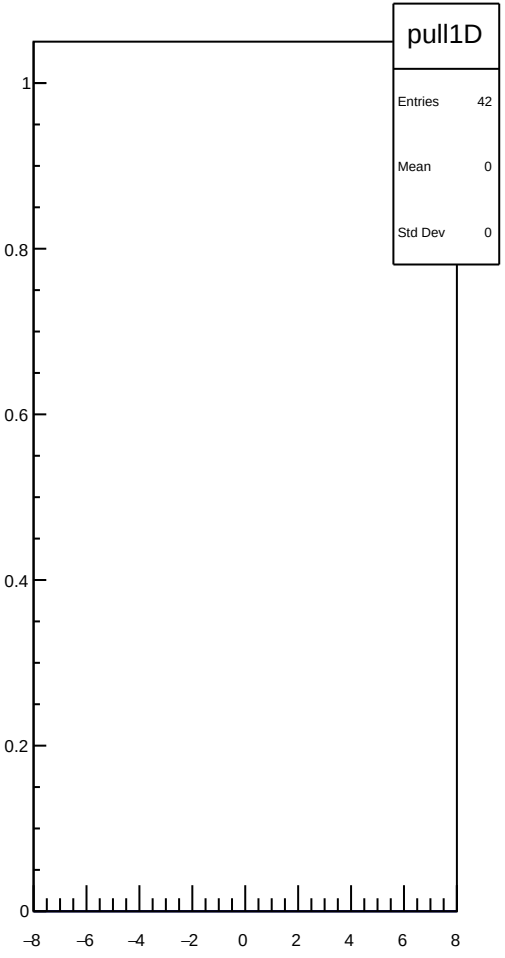
pull1D
Entries 42
Mean 0
Std Dev 0
1
0.8
0.6
0.4
0.2
0
−8
−6
−4
−2
0
2
4
6
8

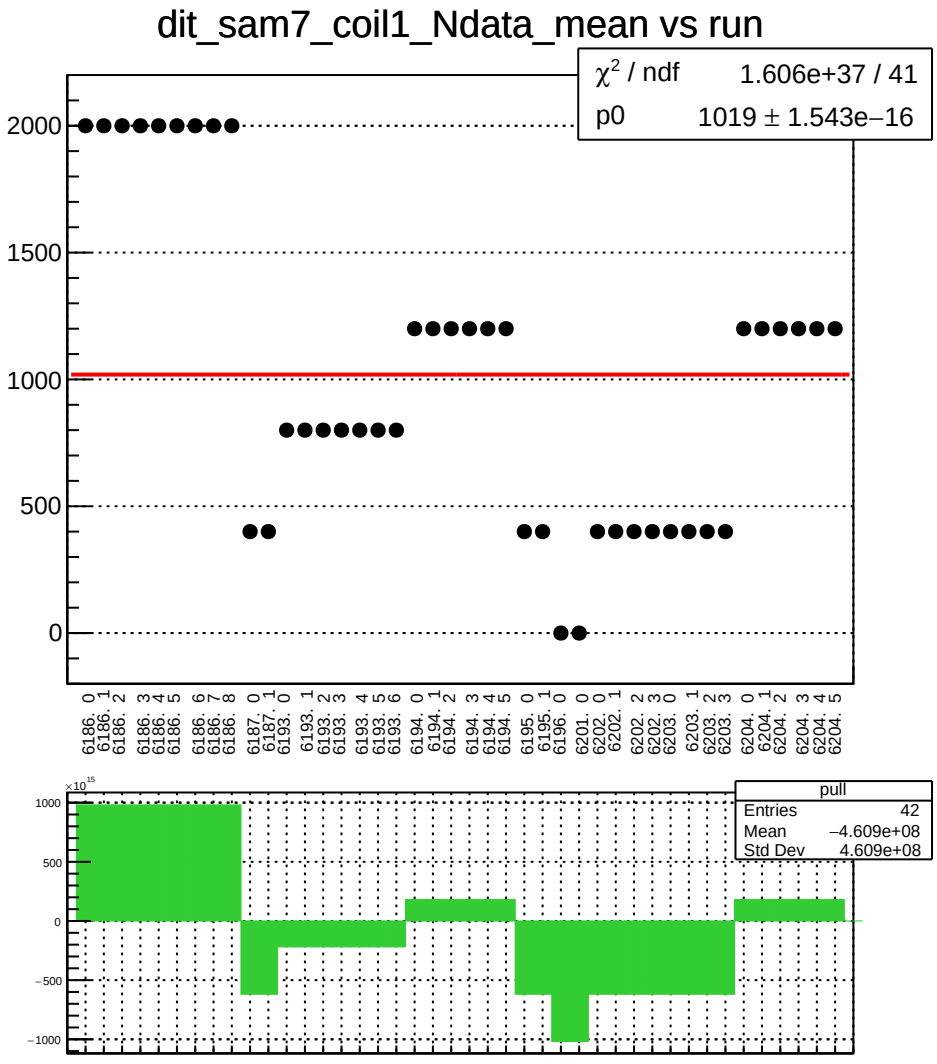
dit_sam7_coil1_Ndata_mean vs run
χ² / ndf 1.606e+37 / 41
p0 1019 ± 1.543e−16
2000
1500
1000
500
0
6186. 0
6186. 1
6186. 2
6186. 3
6186. 4
6186. 5
6186. 6
6186. 7
6186. 8
6187. 0
6187. 1
6193. 0
6193. 1
6193. 2
6193. 3
6193. 4
6193. 5
6193. 6
6194. 0
6194. 1
6194. 2
6194. 3
6194. 4
6194. 5
6195. 0
6195. 1
6196. 0
6201. 0
6202. 0
6202. 1
6202. 2
6202. 3
6203. 0
6203. 1
6203. 2
6203. 3
6204. 0
6204. 1
6204. 2
6204. 3
6204. 4
6204. 5
×10¹⁵
1000
500
0
−500
−1000
pull
Entries 42
Mean −4.609e+08
Std Dev 4.609e+08

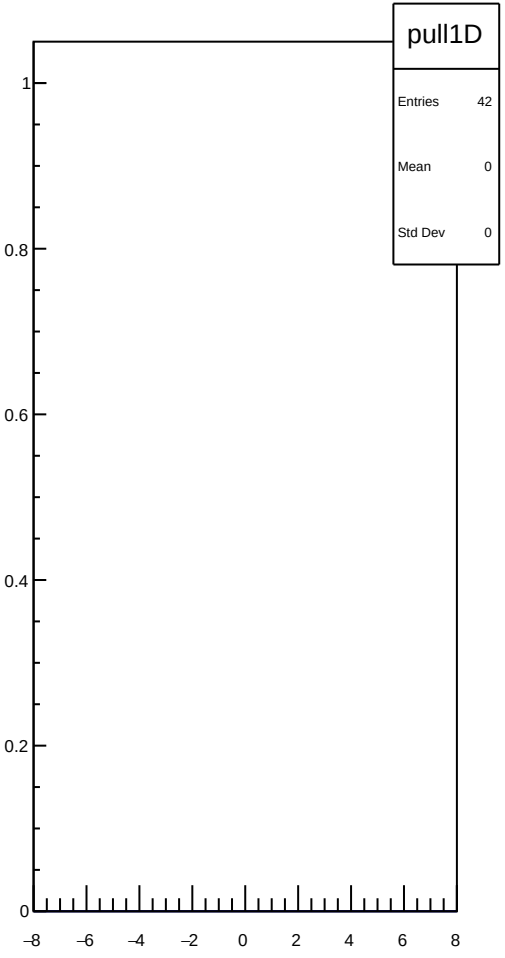
pull1D
Entries 42
Mean 0
Std Dev 0
1
0.8
0.6
0.4
0.2
0
−8
−6
−4
−2
0
2
4
6
8

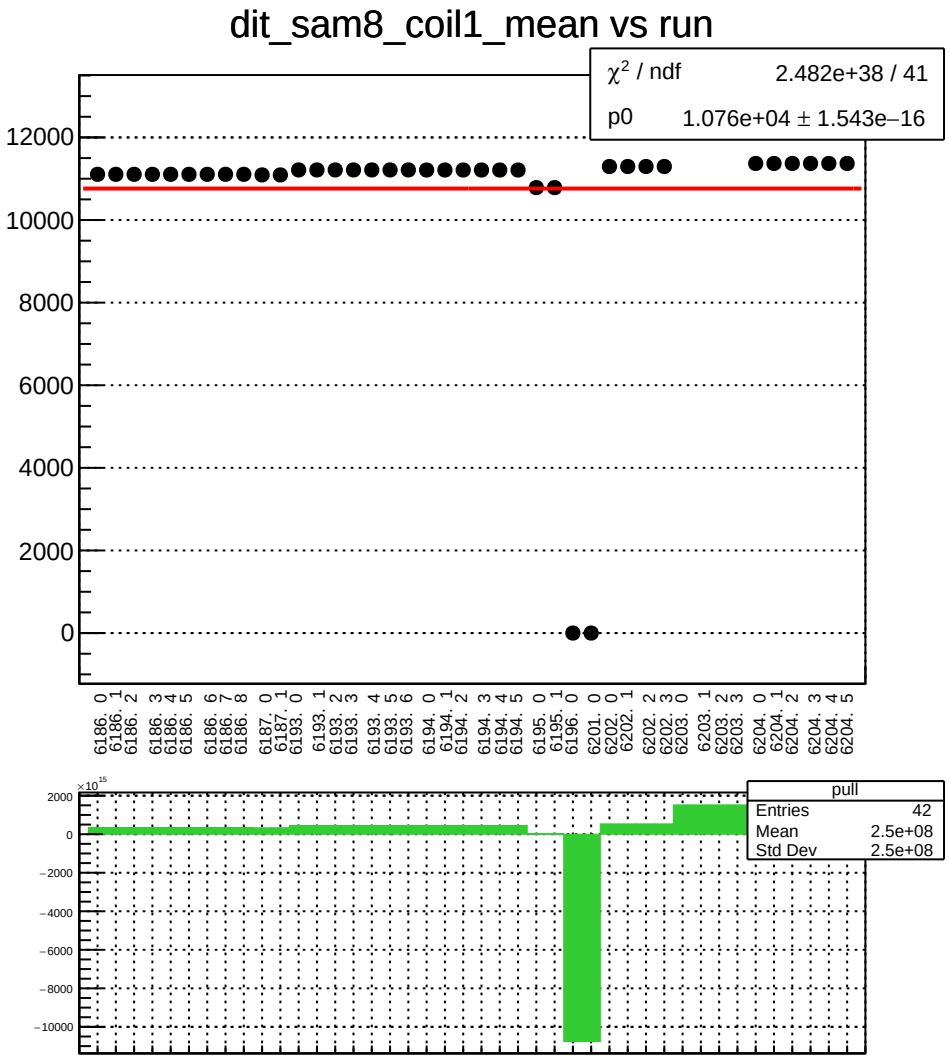
dit_sam8_coil1_mean vs run
χ² / ndf 2.482e+38 / 41
p0 1.076e+04 ± 1.543e−16
12000
10000
8000
6000
4000
2000
0
6186. 0
6186. 1
6186. 2
6186. 3
6186. 4
6186. 5
6186. 6
6186. 7
6186. 8
6187. 0
6187. 1
6193. 0
6193. 1
6193. 2
6193. 3
6193. 4
6193. 5
6193. 6
6194. 0
6194. 1
6194. 2
6194. 3
6194. 4
6194. 5
6195. 0
6195. 1
6196. 0
6201. 0
6202. 0
6202. 1
6202. 2
6202. 3
6203. 0
6203. 1
6203. 2
6203. 3
6204. 0
6204. 1
6204. 2
6204. 3
6204. 4
6204. 5
×10¹⁵
2000
0
−2000
−4000
−6000
−8000
−10000
pull
Entries 42
Mean 2.5e+08
Std Dev 2.5e+08

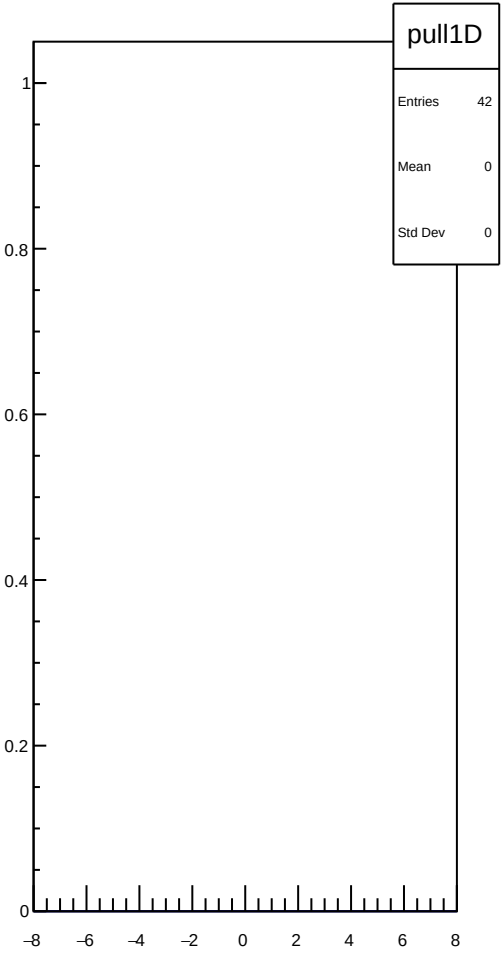
pull1D
Entries 42
Mean 0
Std Dev 0
1
0.8
0.6
0.4
0.2
0
−8
−6
−4
−2
0
2
4
6
8

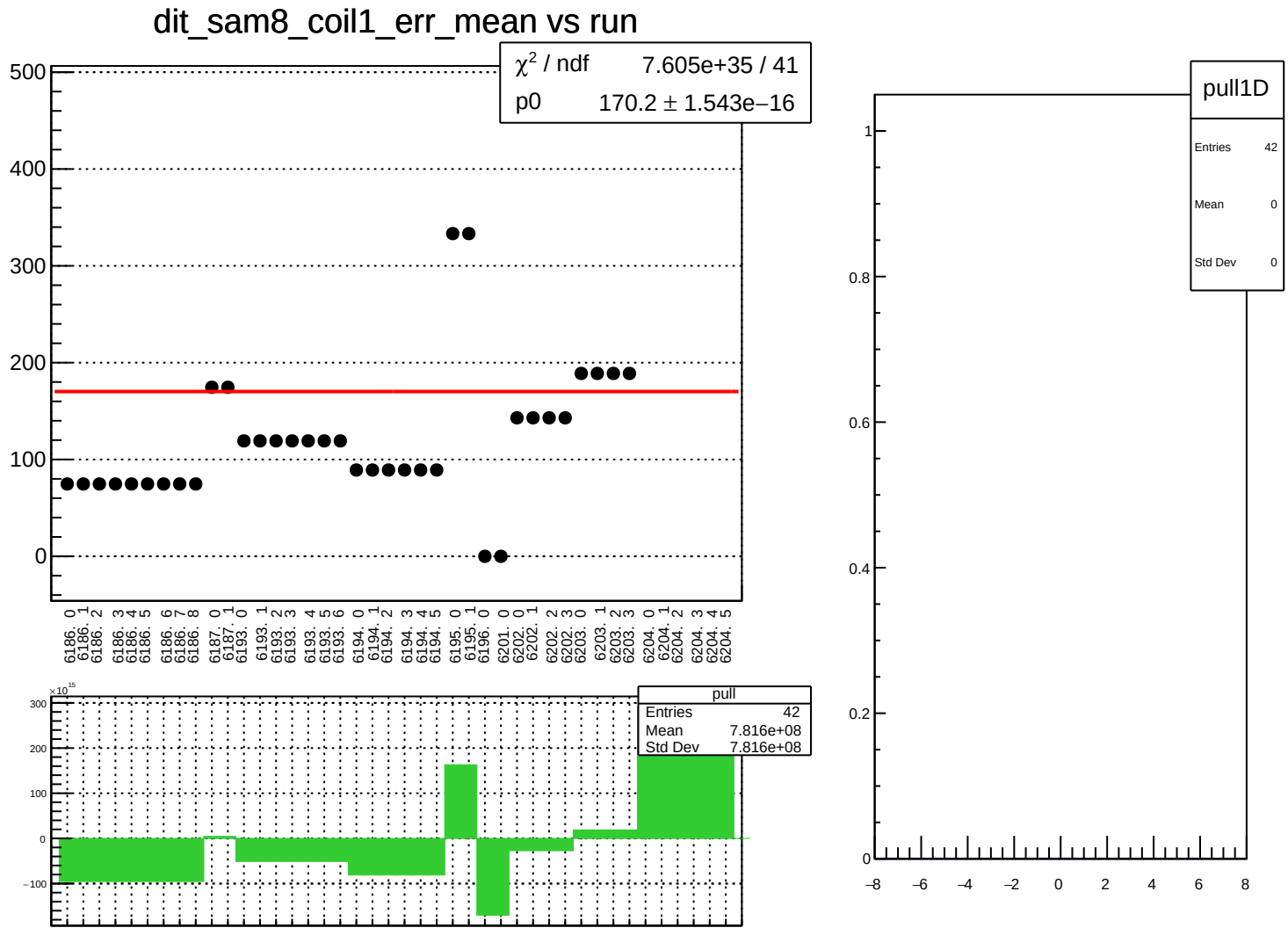
dit_sam8_coil1_err_mean vs run
χ² / ndf 7.605e+35 / 41
p0 170.2 ± 1.543e−16
500
400
300
200
100
0
6186. 0
6186. 1
6186. 2
6186. 3
6186. 4
6186. 5
6186. 6
6186. 7
6186. 8
6187. 0
6187. 1
6193. 0
6193. 1
6193. 2
6193. 3
6193. 4
6193. 5
6193. 6
6194. 0
6194. 1
6194. 2
6194. 3
6194. 4
6194. 5
6195. 0
6195. 1
6196. 0
6201. 0
6202. 0
6202. 1
6202. 2
6202. 3
6203. 0
6203. 1
6203. 2
6203. 3
6204. 0
6204. 1
6204. 2
6204. 3
6204. 4
6204. 5
×10¹⁵
300
200
100
0
−100
pull
Entries 42
Mean 7.816e+08
Std Dev 7.816e+08
pull1D
Entries 42
Mean 0
Std Dev 0
1
0.8
0.6
0.4
0.2
0
−8
−6
−4
−2
0
2
4
6
8

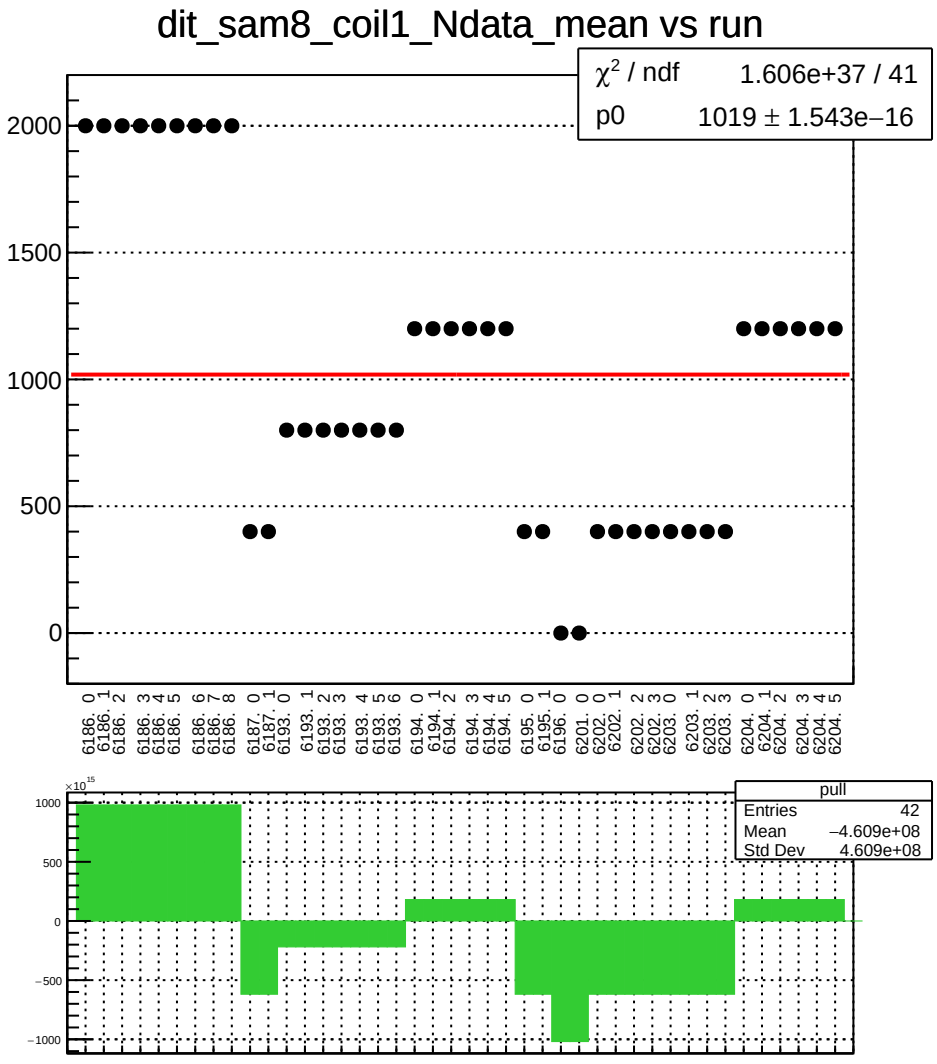
dit_sam8_coil1_Ndata_mean vs run
χ² / ndf 1.606e+37 / 41
p0 1019 ± 1.543e−16
2000
1500
1000
500
0
6186. 0
6186. 1
6186. 2
6186. 3
6186. 4
6186. 5
6186. 6
6186. 7
6186. 8
6187. 0
6187. 1
6193. 0
6193. 1
6193. 2
6193. 3
6193. 4
6193. 5
6193. 6
6194. 0
6194. 1
6194. 2
6194. 3
6194. 4
6194. 5
6195. 0
6195. 1
6196. 0
6201. 0
6202. 0
6202. 1
6202. 2
6202. 3
6203. 0
6203. 1
6203. 2
6203. 3
6204. 0
6204. 1
6204. 2
6204. 3
6204. 4
6204. 5
×10¹⁵
1000
500
0
−500
−1000
pull
Entries 42
Mean −4.609e+08
Std Dev 4.609e+08

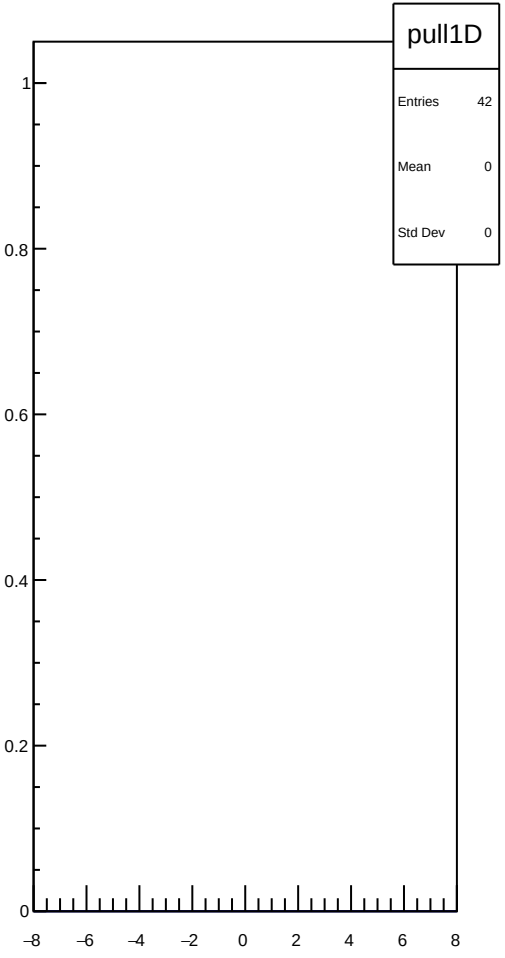
pull1D
Entries 42
Mean 0
Std Dev 0
1
0.8
0.6
0.4
0.2
0
−8
−6
−4
−2
0
2
4
6
8

dit_4aX_coil3_mean vs run

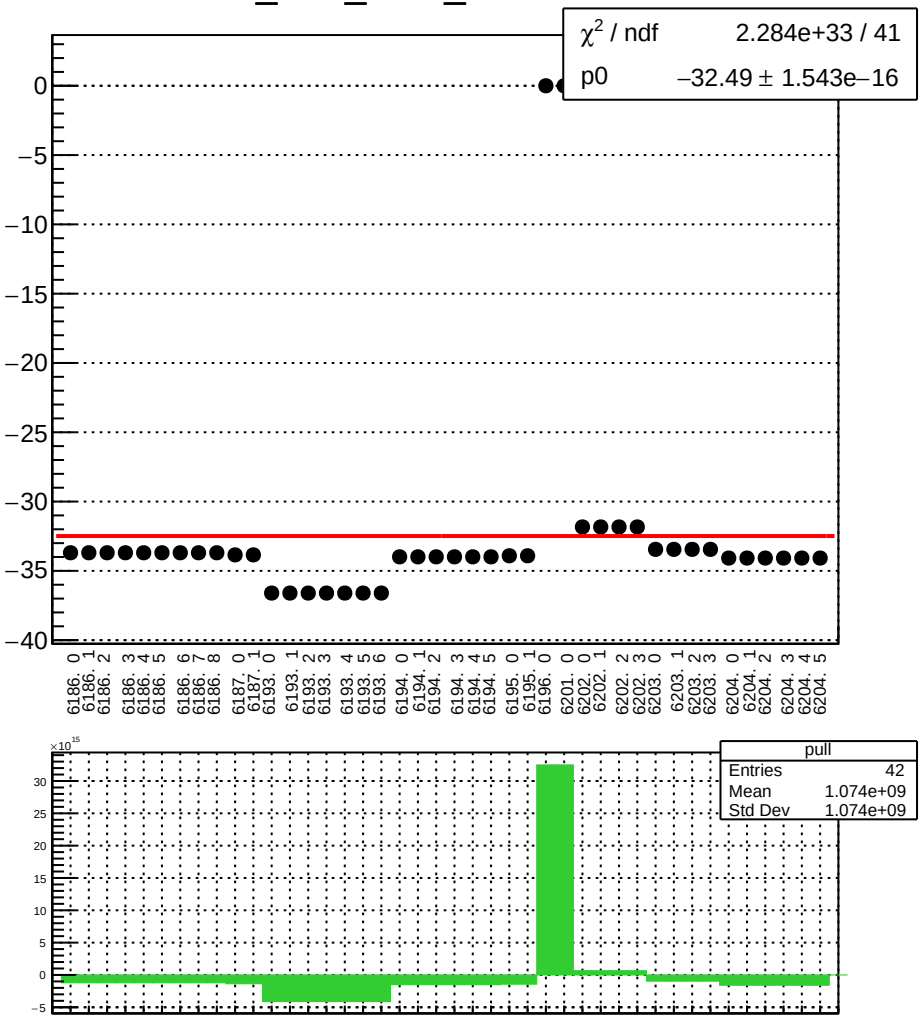

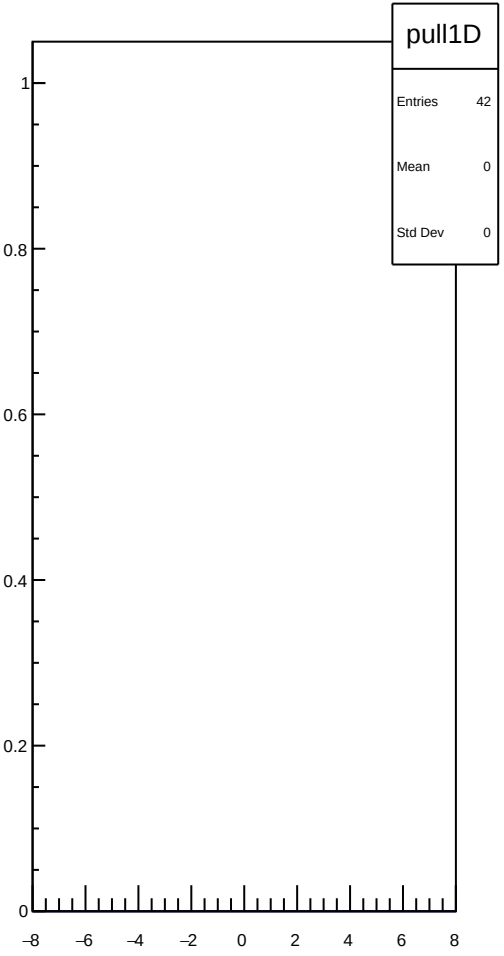

dit_4aX_coil3_err_mean vs run

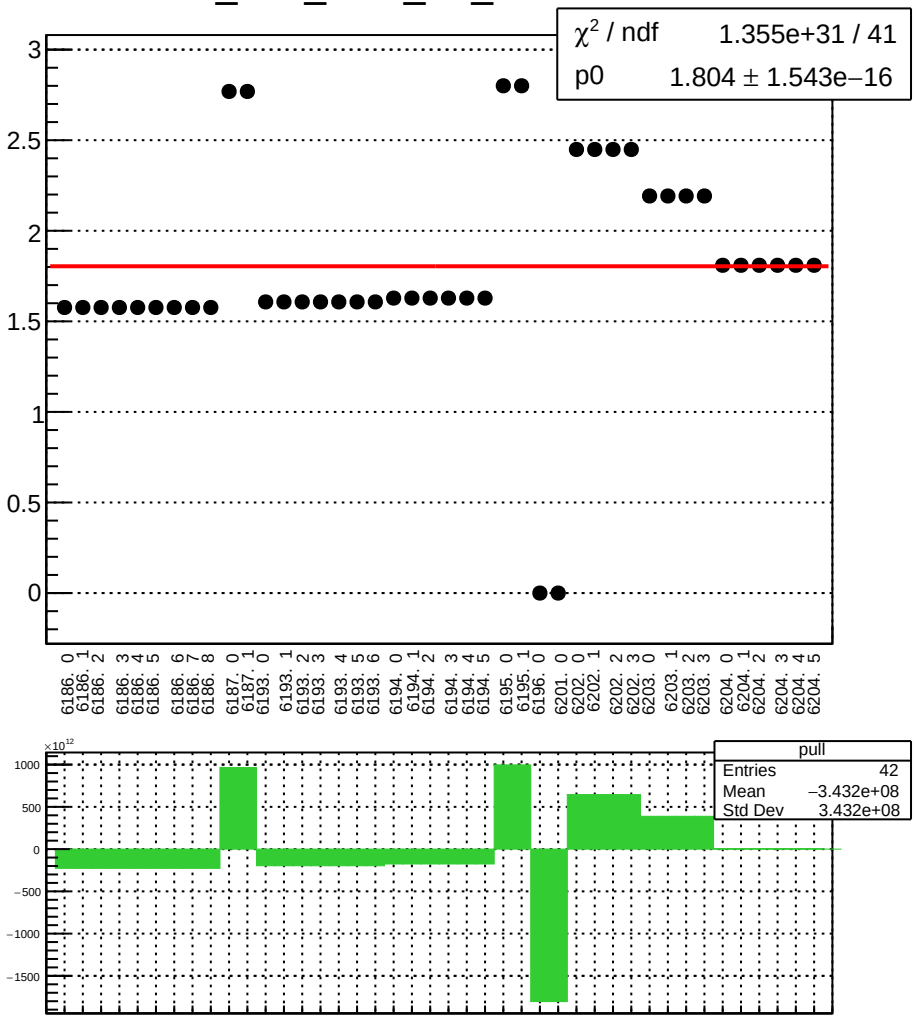

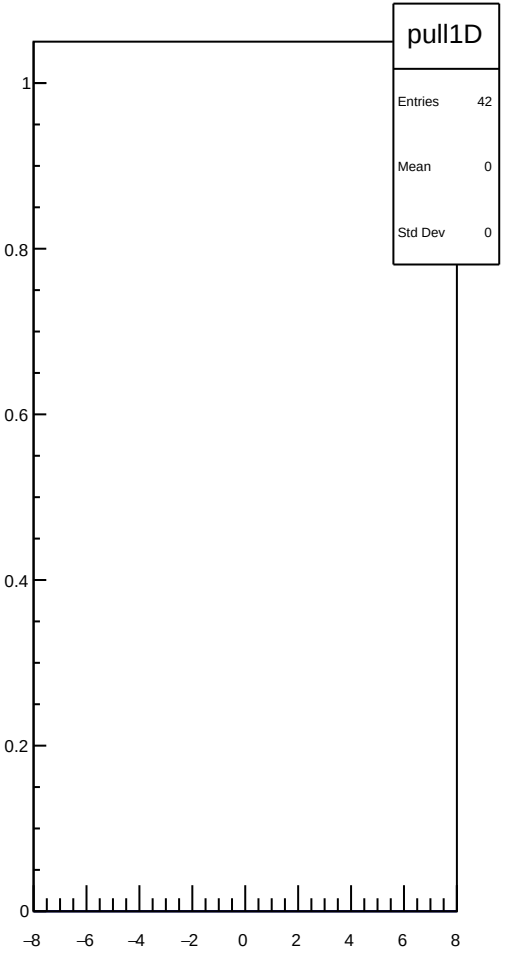

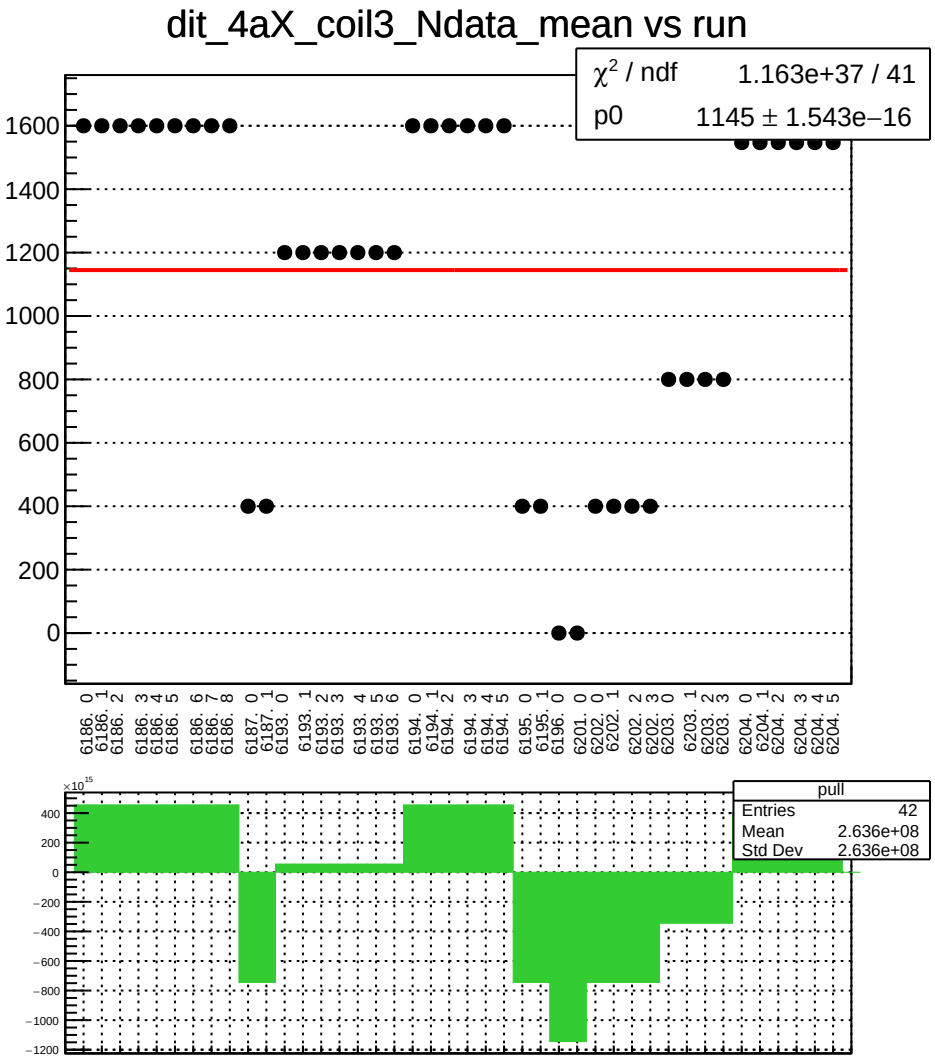
dit_4aX_coil3_Ndata_mean vs run
χ² / ndf 1.163e+37 / 41
p0 1145 ± 1.543e−16
1600
1400
1200
1000
800
600
400
200
0
6186. 0
6186. 1
6186. 2
6186. 3
6186. 4
6186. 5
6186. 6
6186. 7
6186. 8
6187. 0
6187. 1
6193. 0
6193. 1
6193. 2
6193. 3
6193. 4
6193. 5
6193. 6
6194. 0
6194. 1
6194. 2
6194. 3
6194. 4
6194. 5
6195. 0
6195. 1
6196. 0
6201. 0
6202. 0
6202. 1
6202. 2
6202. 3
6203. 0
6203. 1
6203. 2
6203. 3
6204. 0
6204. 1
6204. 2
6204. 3
6204. 4
6204. 5
×10¹⁵
400
200
0
−200
−400
−600
−800
−1000
−1200
pull
Entries 42
Mean 2.636e+08
Std Dev 2.636e+08

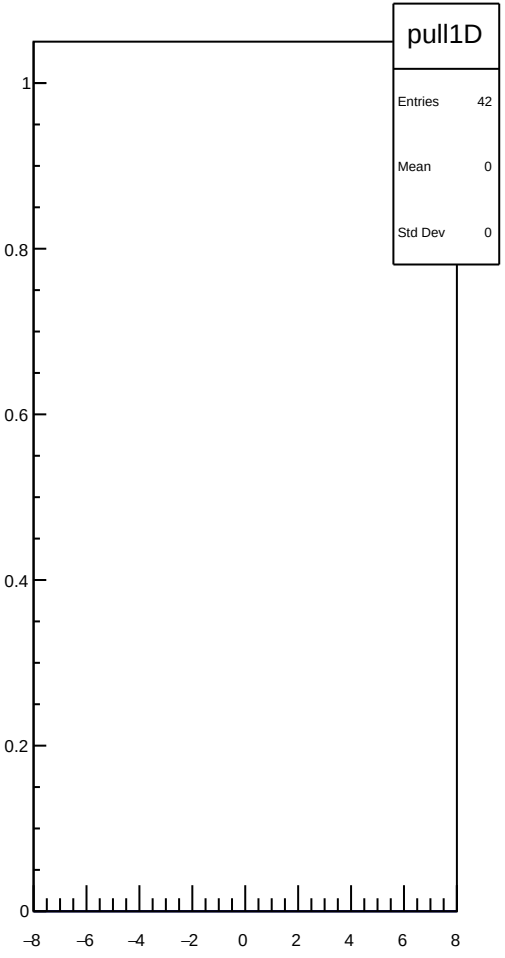
pull1D
Entries 42
Mean 0
Std Dev 0
1
0.8
0.6
0.4
0.2
0
−8
−6
−4
−2
0
2
4
6
8

dit_4eX_coil3_mean vs run

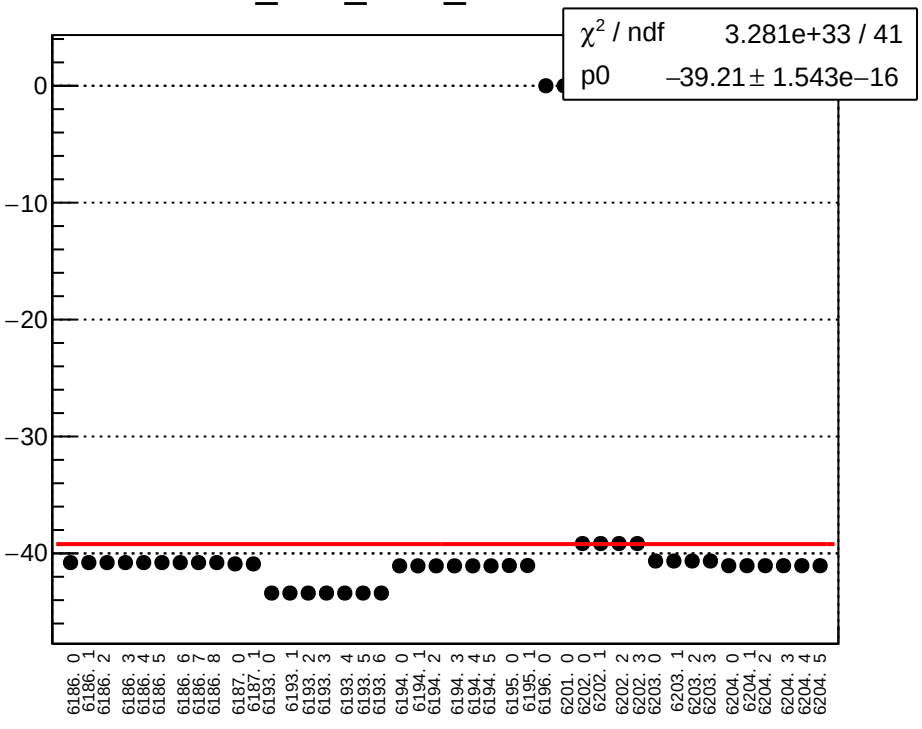

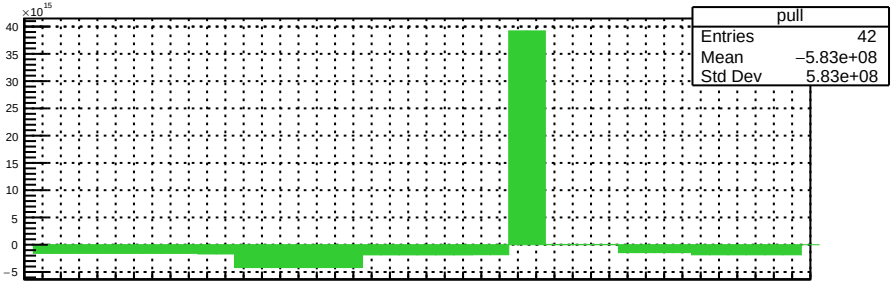

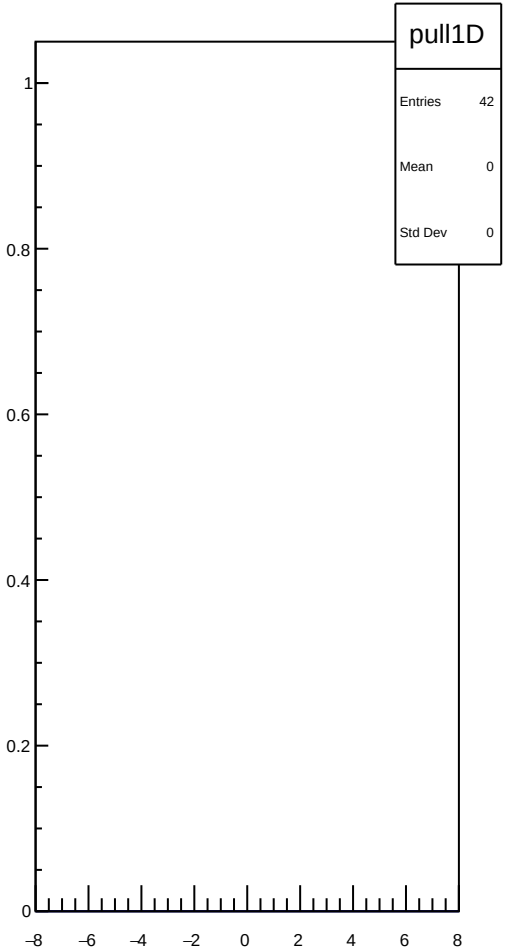

dit_4eX_coil3_err_mean vs run

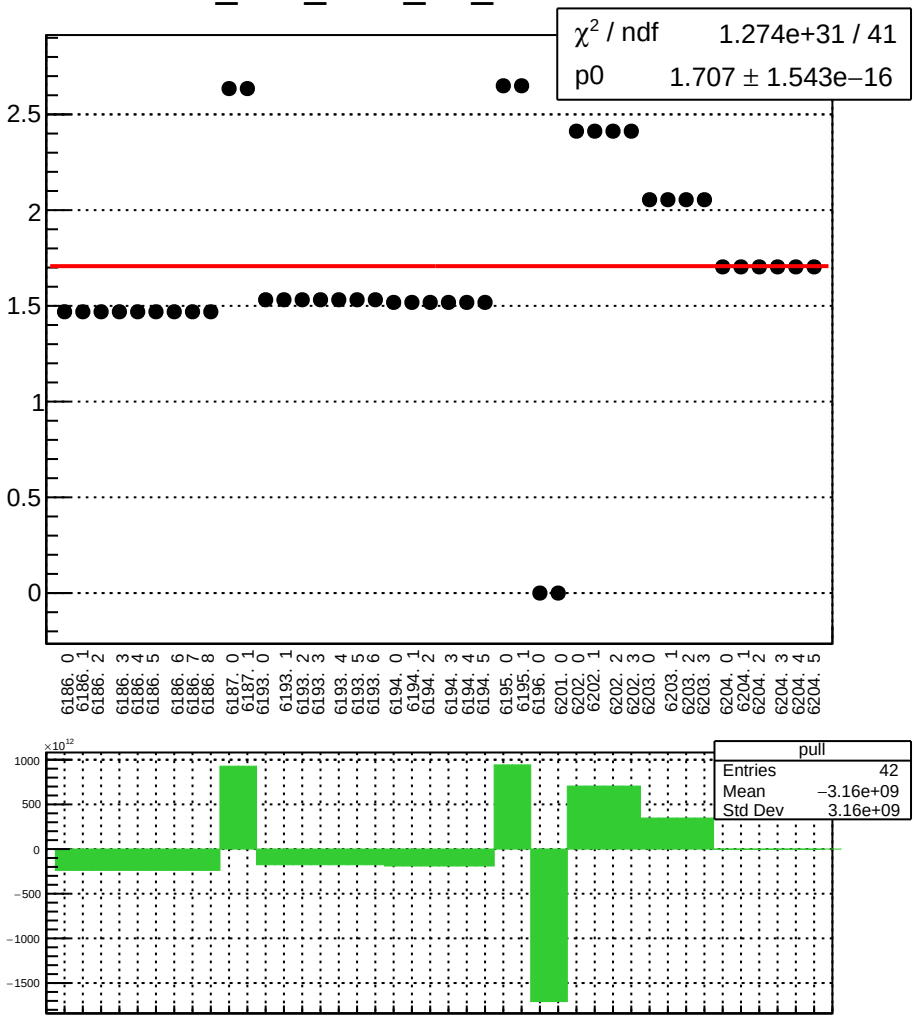

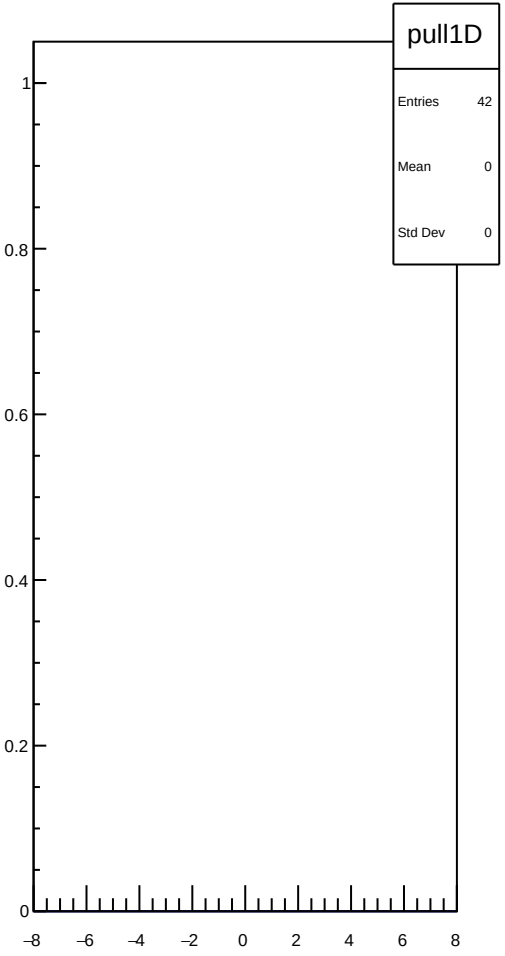

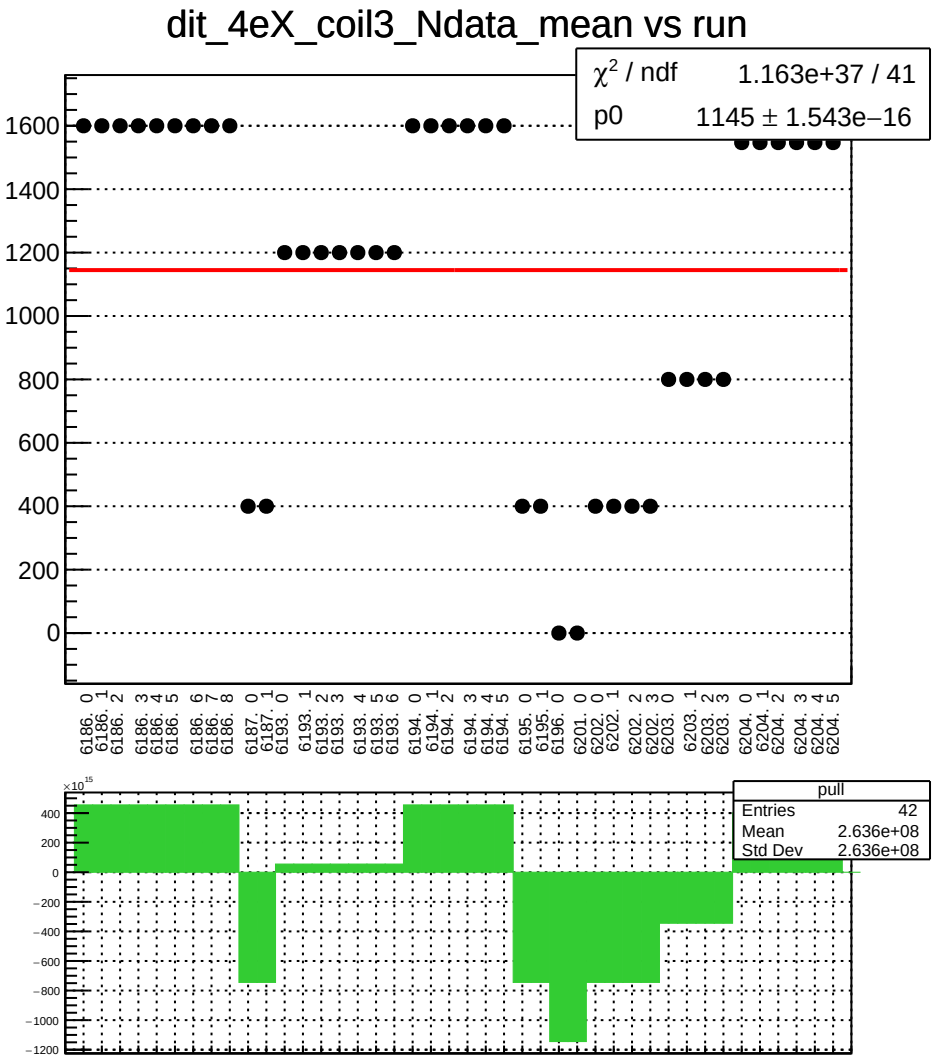
dit_4eX_coil3_Ndata_mean vs run
χ² / ndf 1.163e+37 / 41
p0 1145 ± 1.543e−16
1600
1400
1200
1000
800
600
400
200
0
6186. 0
6186. 1
6186. 2
6186. 3
6186. 4
6186. 5
6186. 6
6186. 7
6186. 8
6187. 0
6187. 1
6193. 0
6193. 1
6193. 2
6193. 3
6193. 4
6193. 5
6193. 6
6194. 0
6194. 1
6194. 2
6194. 3
6194. 4
6194. 5
6195. 0
6195. 1
6196. 0
6201. 0
6202. 0
6202. 1
6202. 2
6202. 3
6203. 0
6203. 1
6203. 2
6203. 3
6204. 0
6204. 1
6204. 2
6204. 3
6204. 4
6204. 5
×10¹⁵
400
200
0
−200
−400
−600
−800
−1000
−1200
pull
Entries 42
Mean 2.636e+08
Std Dev 2.636e+08

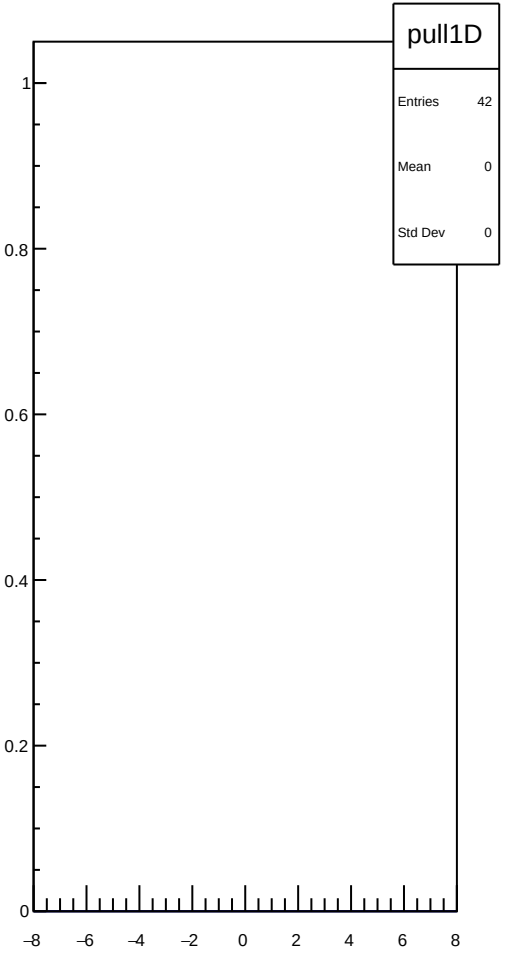
pull1D
Entries 42
Mean 0
Std Dev 0
1
0.8
0.6
0.4
0.2
0
−8
−6
−4
−2
0
2
4
6
8

dit_11X12X_coil3_mean vs run

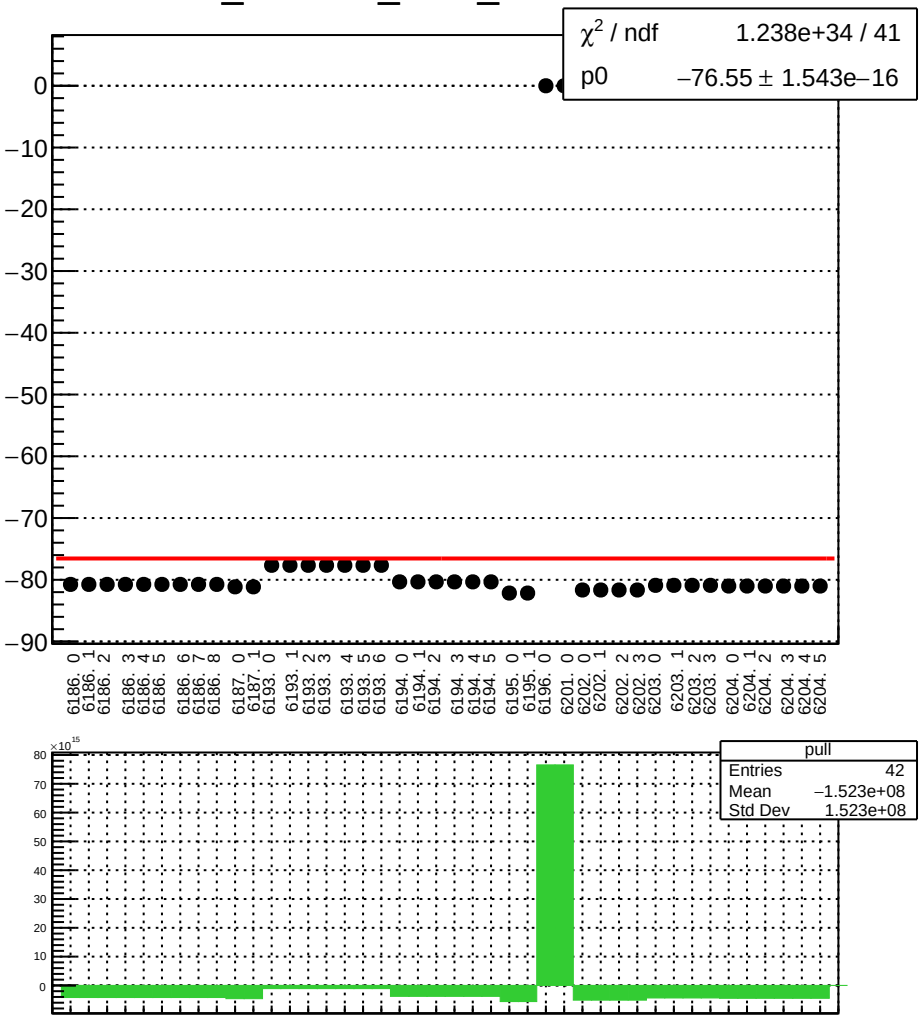

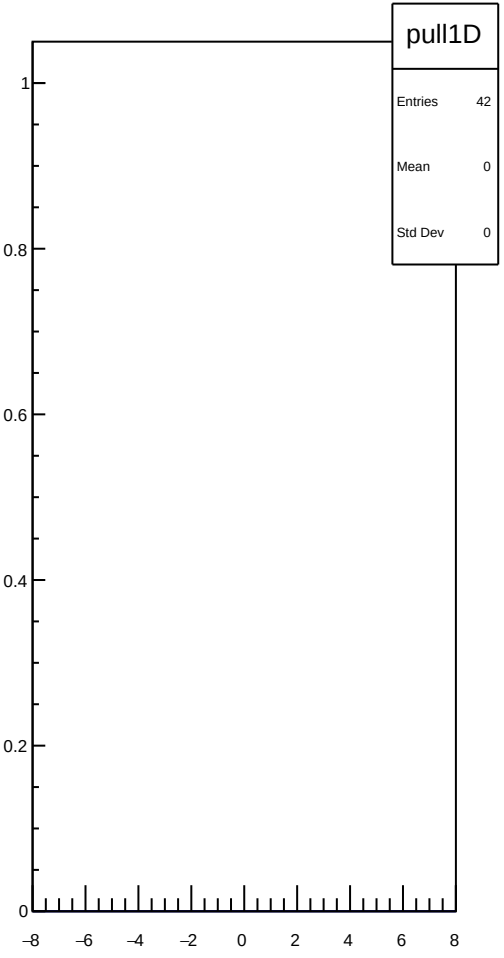

dit_11X12X_coil3_err_mean vs run

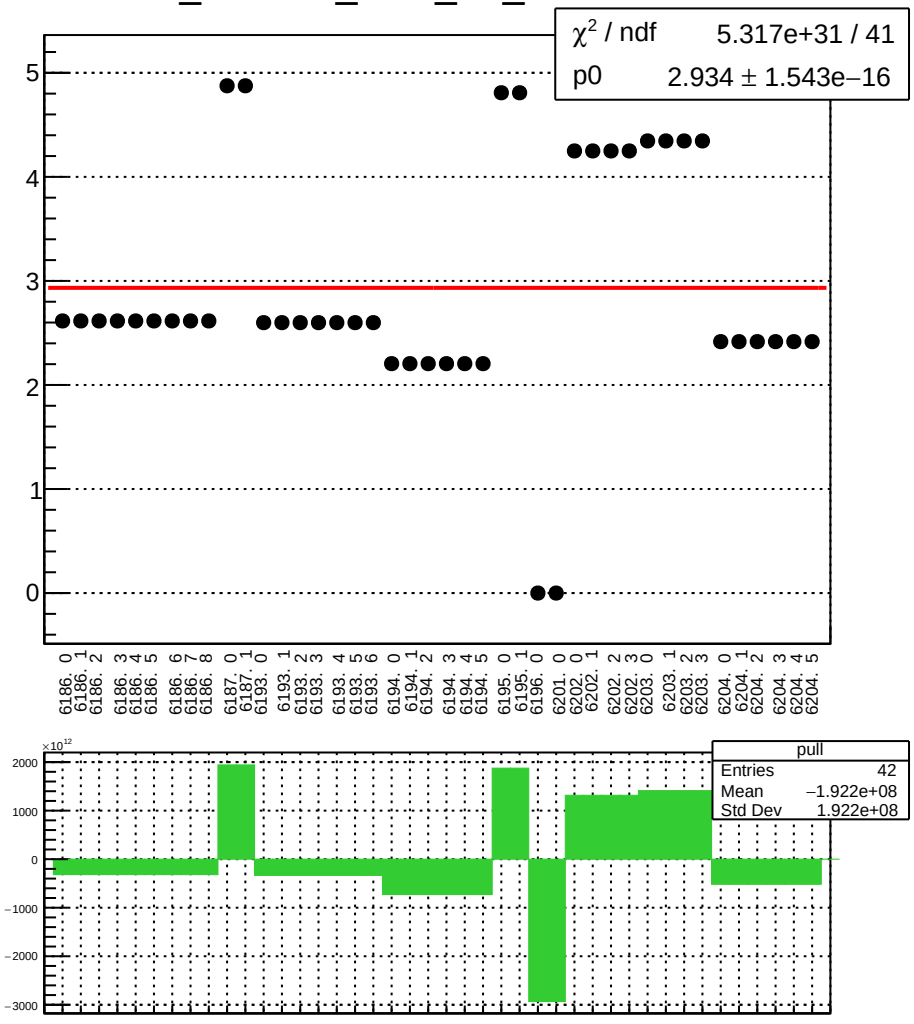

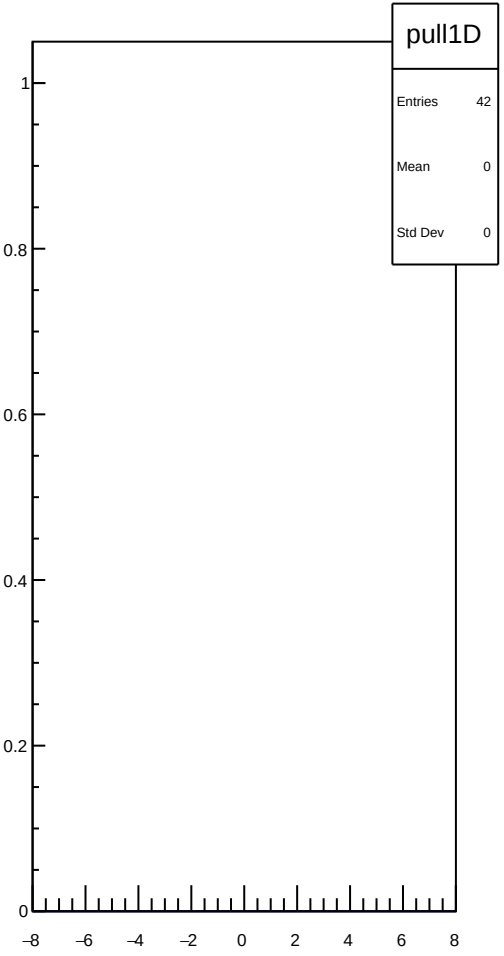

dit_11X12X_coil3_Ndata_mean vs run

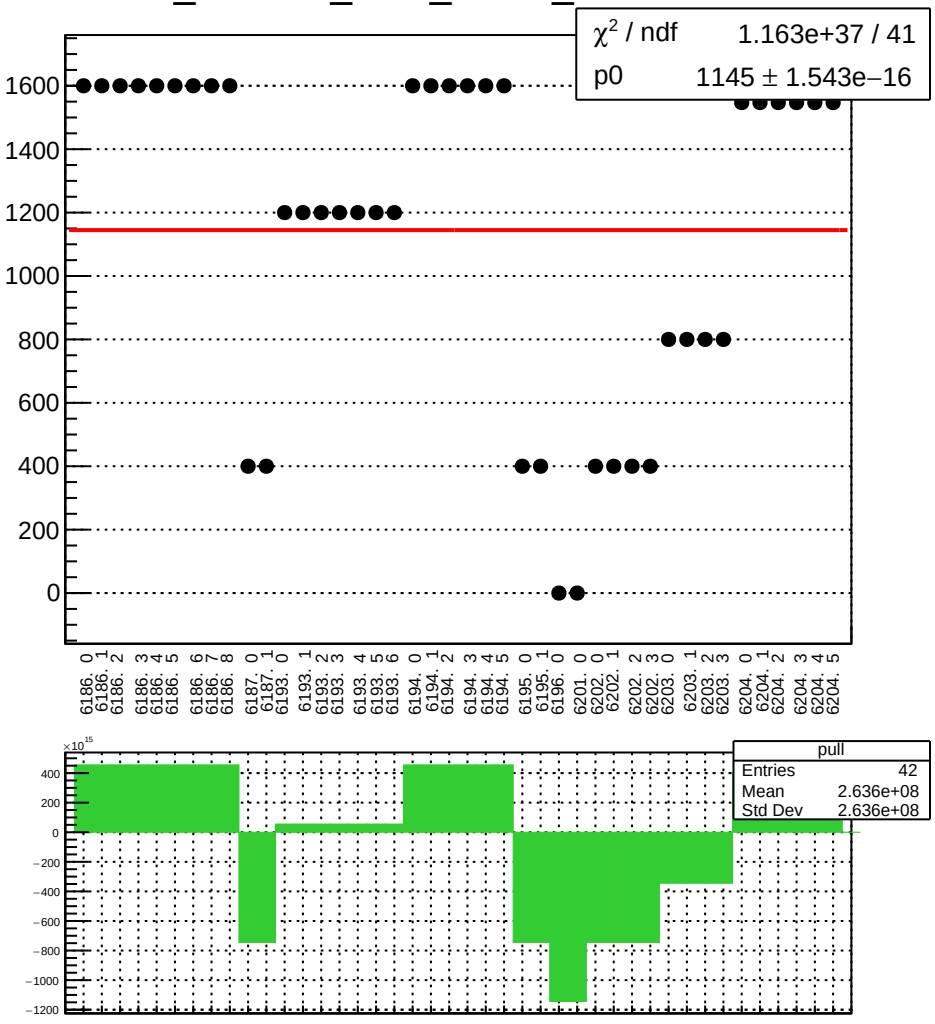

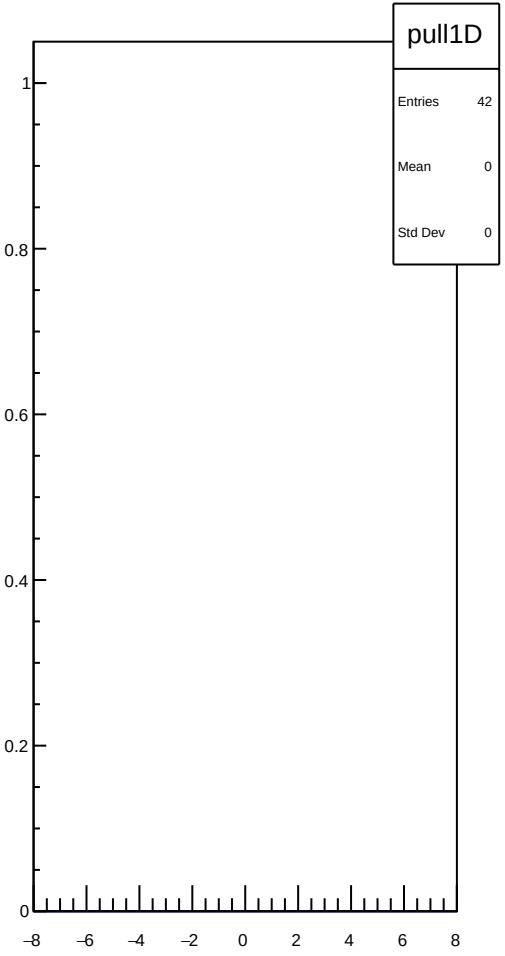

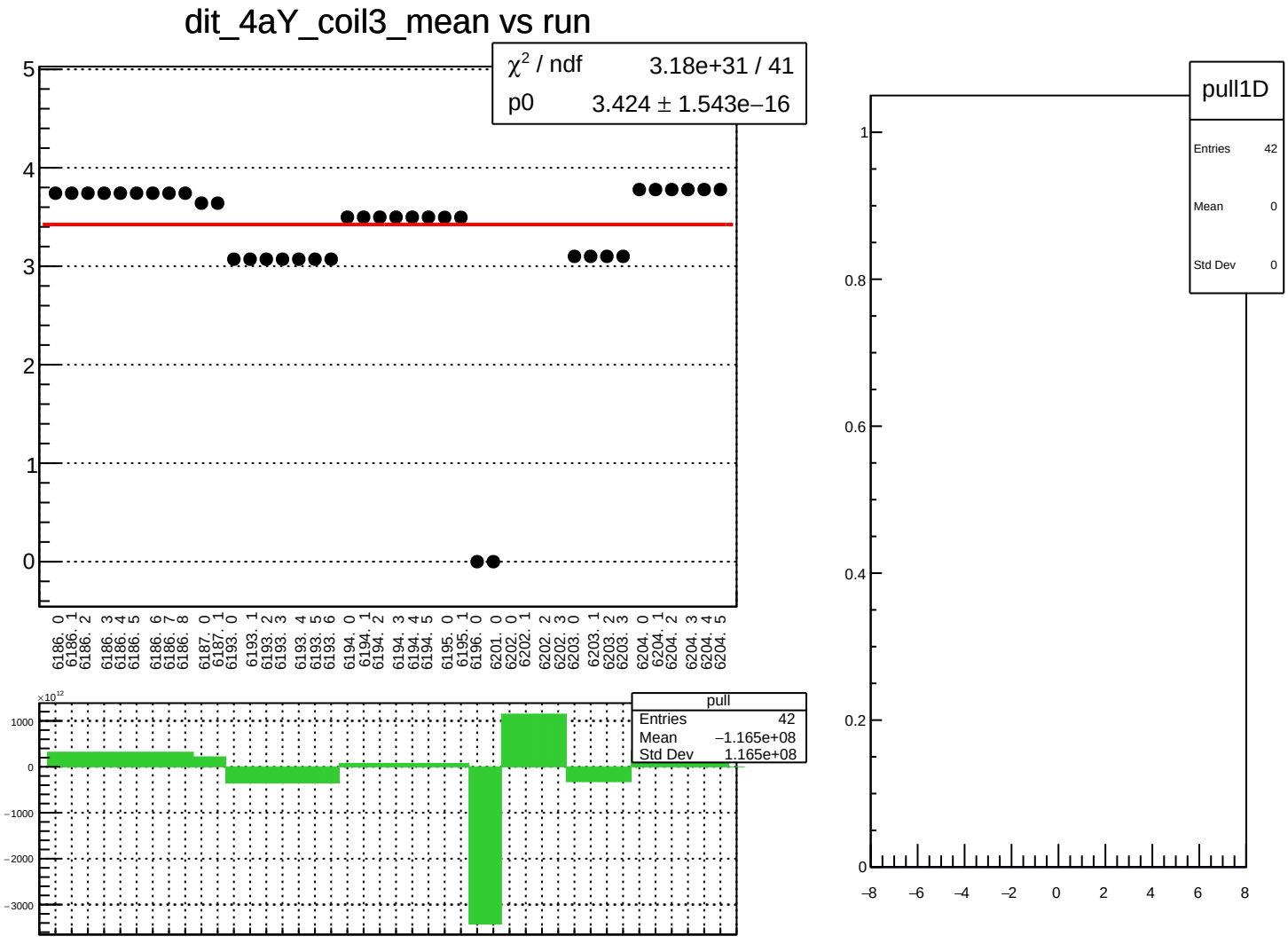
dit_4aY_coil3_mean vs run
χ² / ndf 3.18e+31 / 41
p0 3.424 ± 1.543e−16
5
4
3
2
1
0
6186. 0
6186. 1
6186. 2
6186. 3
6186. 4
6186. 5
6186. 6
6186. 7
6186. 8
6187. 0
6187. 1
6193. 0
6193. 1
6193. 2
6193. 3
6193. 4
6193. 5
6193. 6
6194. 0
6194. 1
6194. 2
6194. 3
6194. 4
6194. 5
6195. 0
6195. 1
6196. 0
6201. 0
6202. 0
6202. 1
6202. 2
6202. 3
6203. 0
6203. 1
6203. 2
6203. 3
6204. 0
6204. 1
6204. 2
6204. 3
6204. 4
6204. 5
×10¹²
1000
0
−1000
−2000
−3000
pull
Entries 42
Mean −1.165e+08
Std Dev 1.165e+08
pull1D
Entries 42
Mean 0
Std Dev 0
1
0.8
0.6
0.4
0.2
0
−8
−6
−4
−2
0
2
4
6
8

dit_4aY_coil3_err_mean vs run

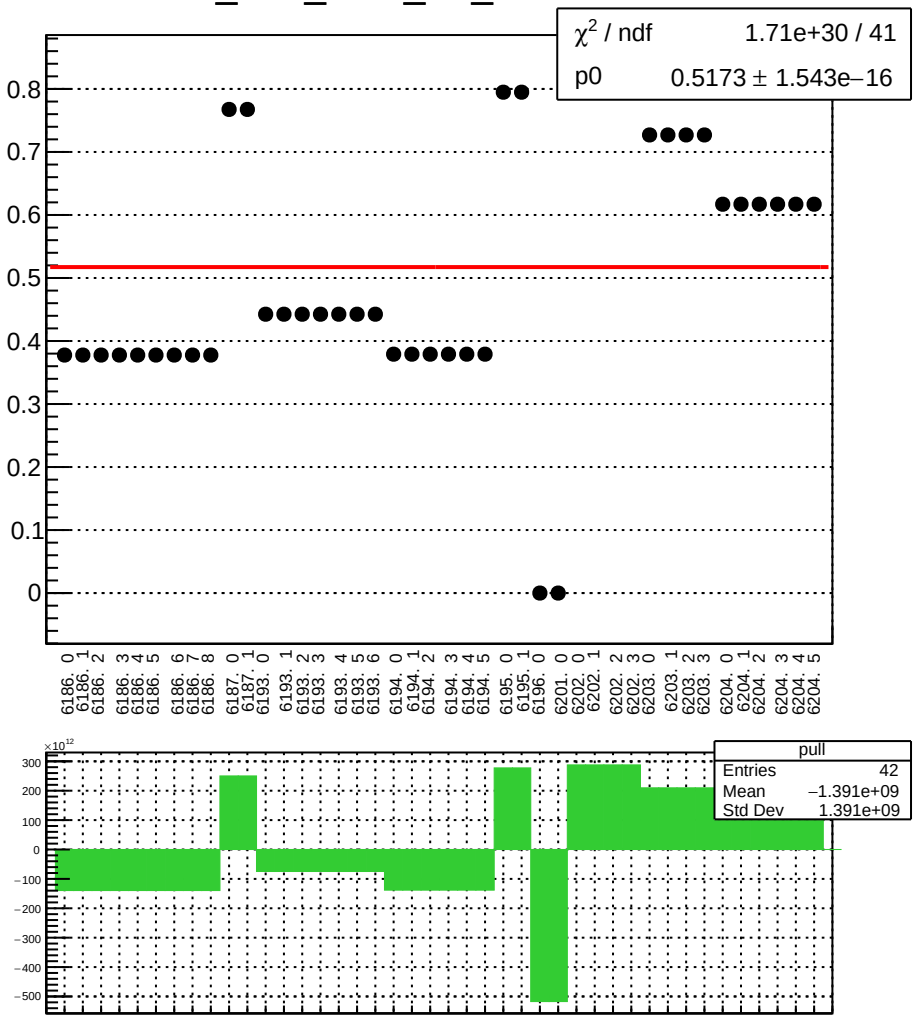

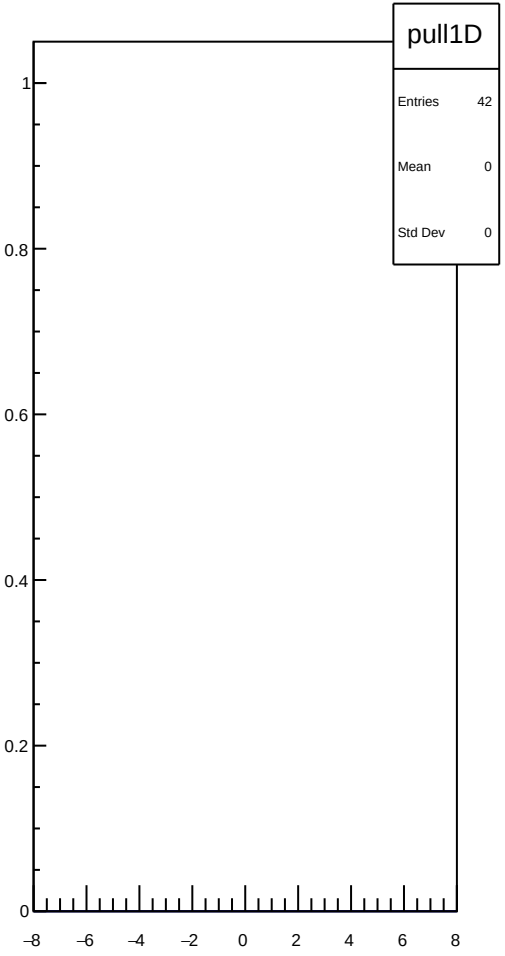

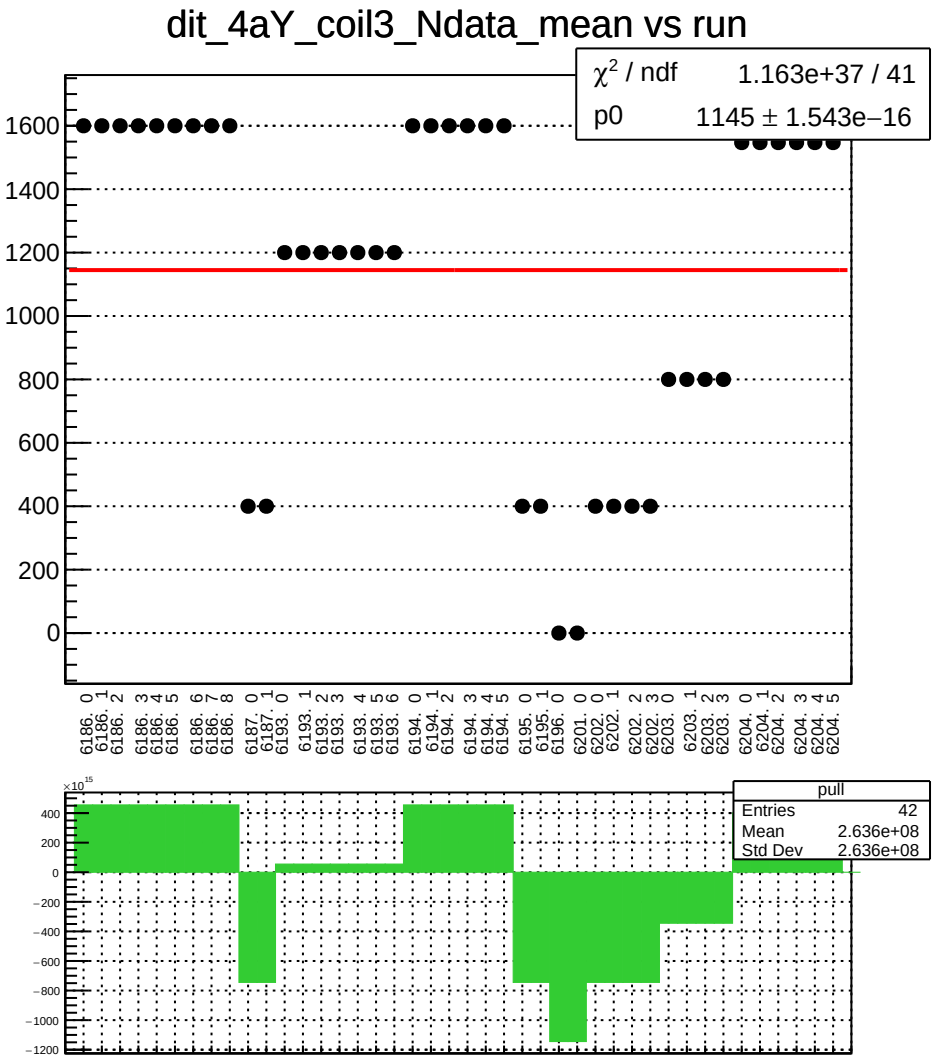
dit_4aY_coil3_Ndata_mean vs run
χ² / ndf 1.163e+37 / 41
p0 1145 ± 1.543e−16
1600
1400
1200
1000
800
600
400
200
0
6186. 0
6186. 1
6186. 2
6186. 3
6186. 4
6186. 5
6186. 6
6186. 7
6186. 8
6187. 0
6187. 1
6193. 0
6193. 1
6193. 2
6193. 3
6193. 4
6193. 5
6193. 6
6194. 0
6194. 1
6194. 2
6194. 3
6194. 4
6194. 5
6195. 0
6195. 1
6196. 0
6201. 0
6202. 0
6202. 1
6202. 2
6202. 3
6203. 0
6203. 1
6203. 2
6203. 3
6204. 0
6204. 1
6204. 2
6204. 3
6204. 4
6204. 5
×10¹⁵
400
200
0
−200
−400
−600
−800
−1000
−1200
pull
Entries 42
Mean 2.636e+08
Std Dev 2.636e+08

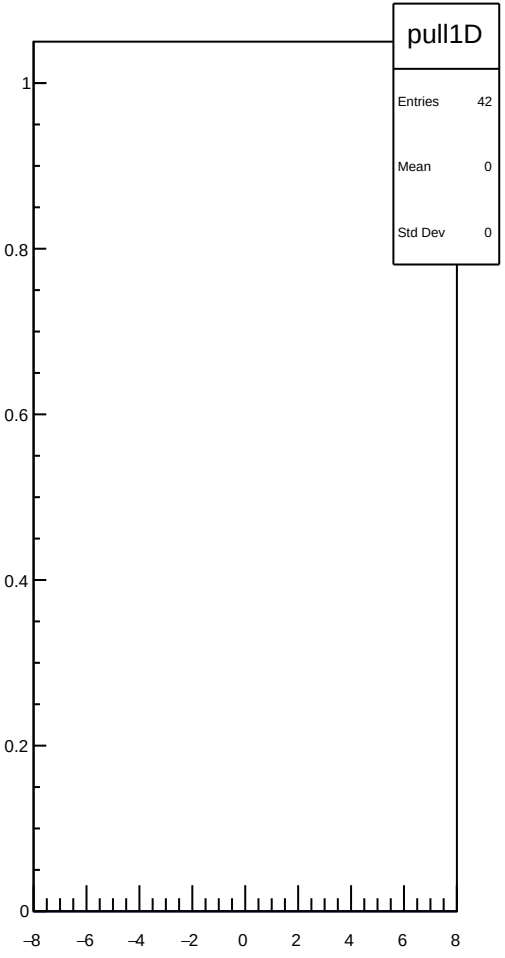
pull1D
Entries 42
Mean 0
Std Dev 0
1
0.8
0.6
0.4
0.2
0
−8
−6
−4
−2
0
2
4
6
8

dit_4eY_coil3_mean vs run

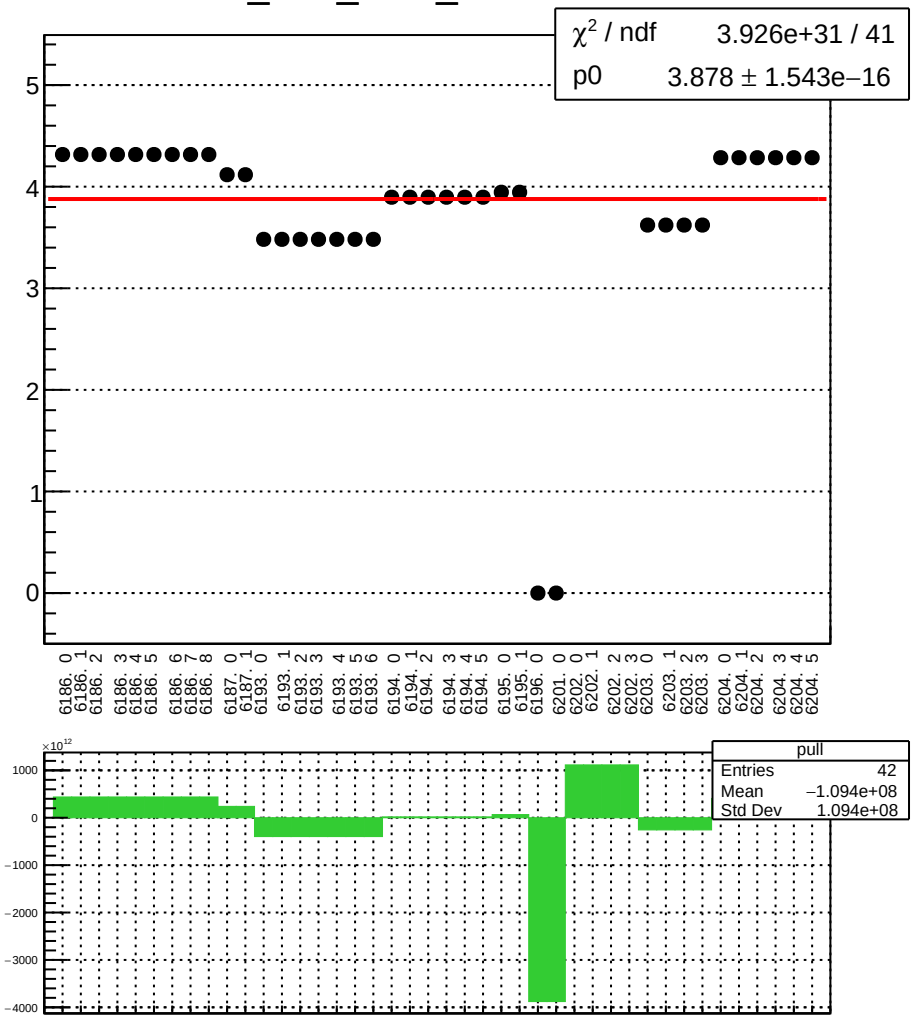

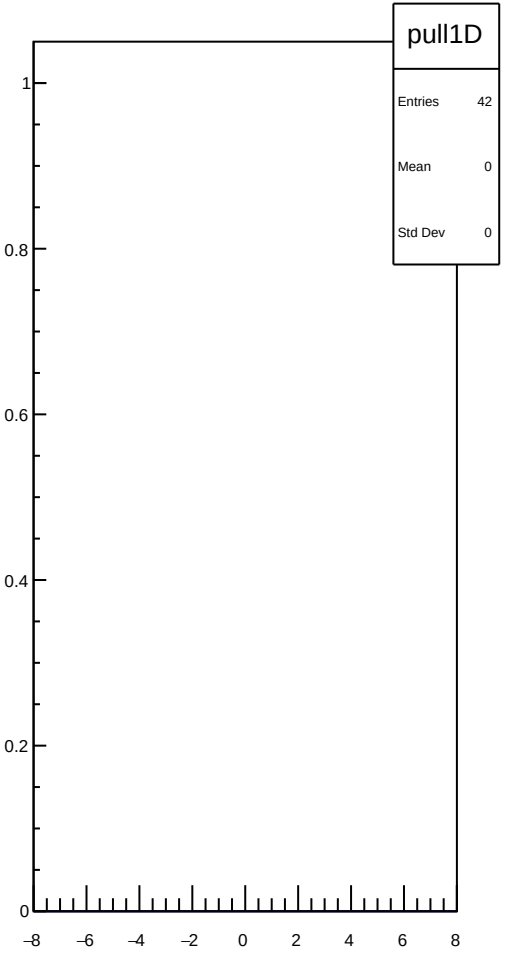

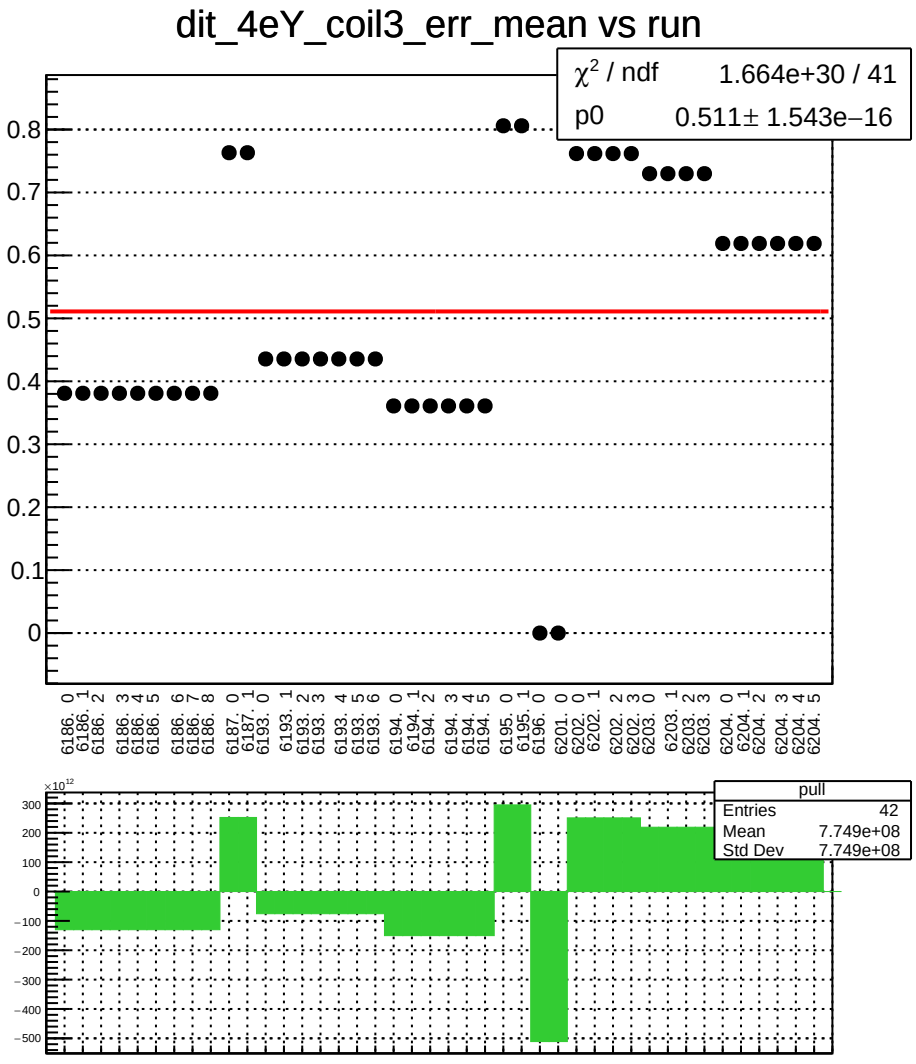
dit_4eY_coil3_err_mean vs run
χ² / ndf 1.664e+30 / 41
p0 0.511± 1.543e−16
0.8
0.7
0.6
0.5
0.4
0.3
0.2
0.1
0
6186. 0
6186. 1
6186. 2
6186. 3
6186. 4
6186. 5
6186. 6
6186. 7
6186. 8
6187. 0
6187. 1
6193. 0
6193. 1
6193. 2
6193. 3
6193. 4
6193. 5
6193. 6
6194. 0
6194. 1
6194. 2
6194. 3
6194. 4
6194. 5
6195. 0
6195. 1
6196. 0
6201. 0
6202. 0
6202. 1
6202. 2
6202. 3
6203. 0
6203. 1
6203. 2
6203. 3
6204. 0
6204. 1
6204. 2
6204. 3
6204. 4
6204. 5
×10¹²
300
200
100
0
−100
−200
−300
−400
−500
pull
Entries 42
Mean 7.749e+08
Std Dev 7.749e+08

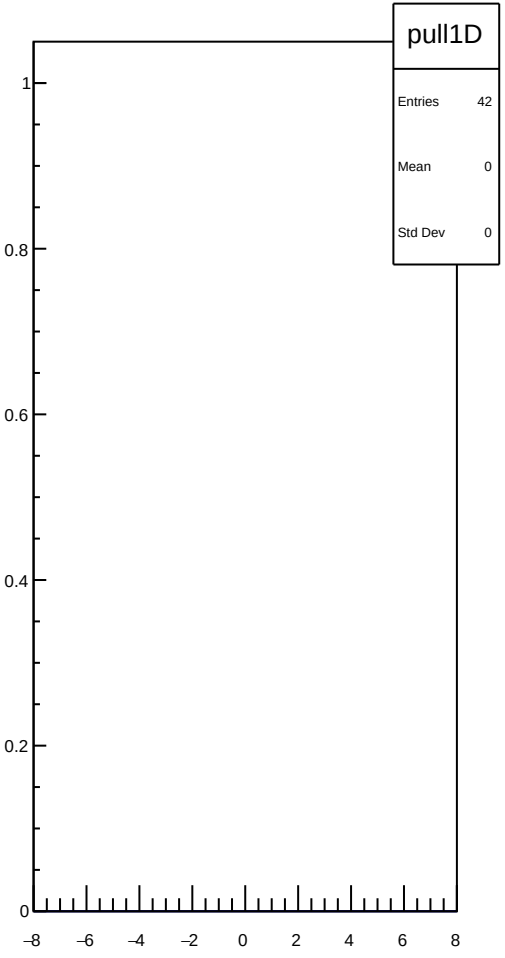
pull1D
Entries 42
Mean 0
Std Dev 0
1
0.8
0.6
0.4
0.2
0
−8
−6
−4
−2
0
2
4
6
8

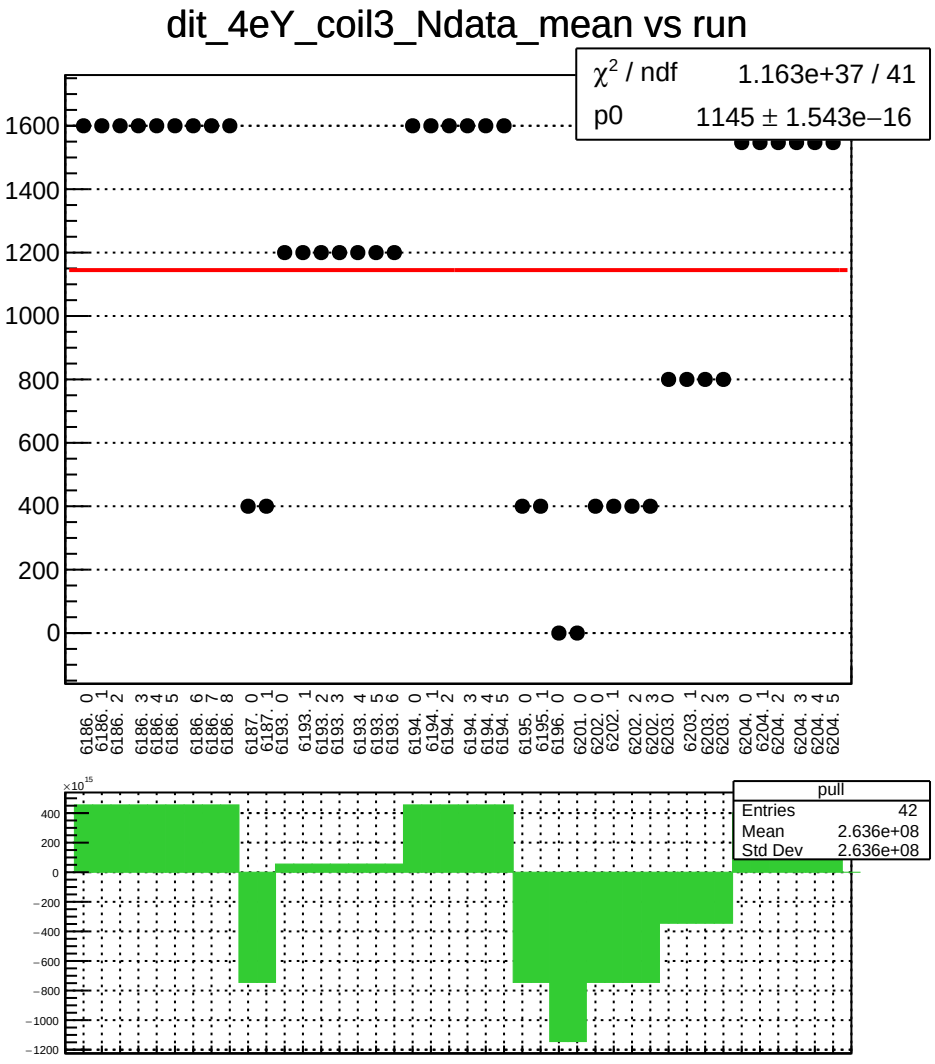
dit_4eY_coil3_Ndata_mean vs run
χ² / ndf 1.163e+37 / 41
p0 1145 ± 1.543e−16
1600
1400
1200
1000
800
600
400
200
0
6186. 0
6186. 1
6186. 2
6186. 3
6186. 4
6186. 5
6186. 6
6186. 7
6186. 8
6187. 0
6187. 1
6193. 0
6193. 1
6193. 2
6193. 3
6193. 4
6193. 5
6193. 6
6194. 0
6194. 1
6194. 2
6194. 3
6194. 4
6194. 5
6195. 0
6195. 1
6196. 0
6201. 0
6202. 0
6202. 1
6202. 2
6202. 3
6203. 0
6203. 1
6203. 2
6203. 3
6204. 0
6204. 1
6204. 2
6204. 3
6204. 4
6204. 5
×10¹⁵
400
200
0
−200
−400
−600
−800
−1000
−1200
pull
Entries 42
Mean 2.636e+08
Std Dev 2.636e+08

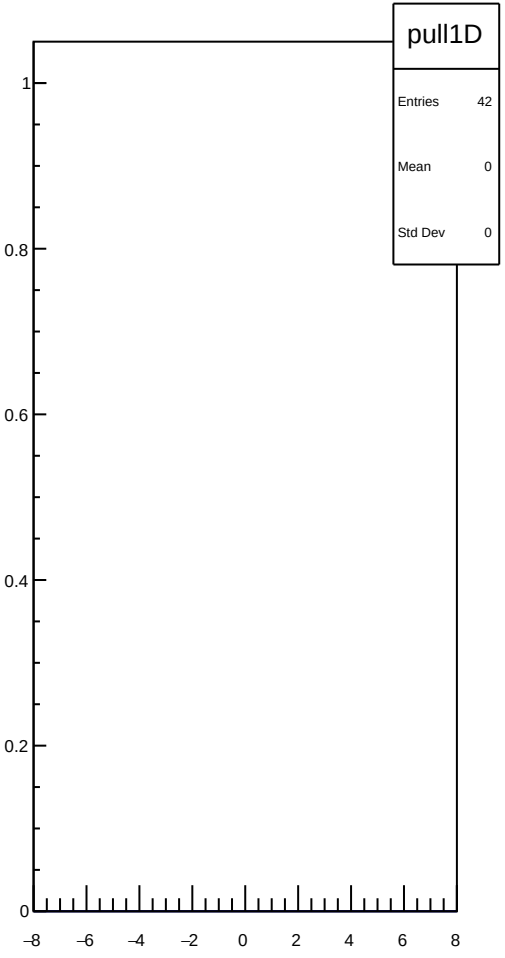
pull1D
Entries 42
Mean 0
Std Dev 0
1
0.8
0.6
0.4
0.2
0
−8
−6
−4
−2
0
2
4
6
8

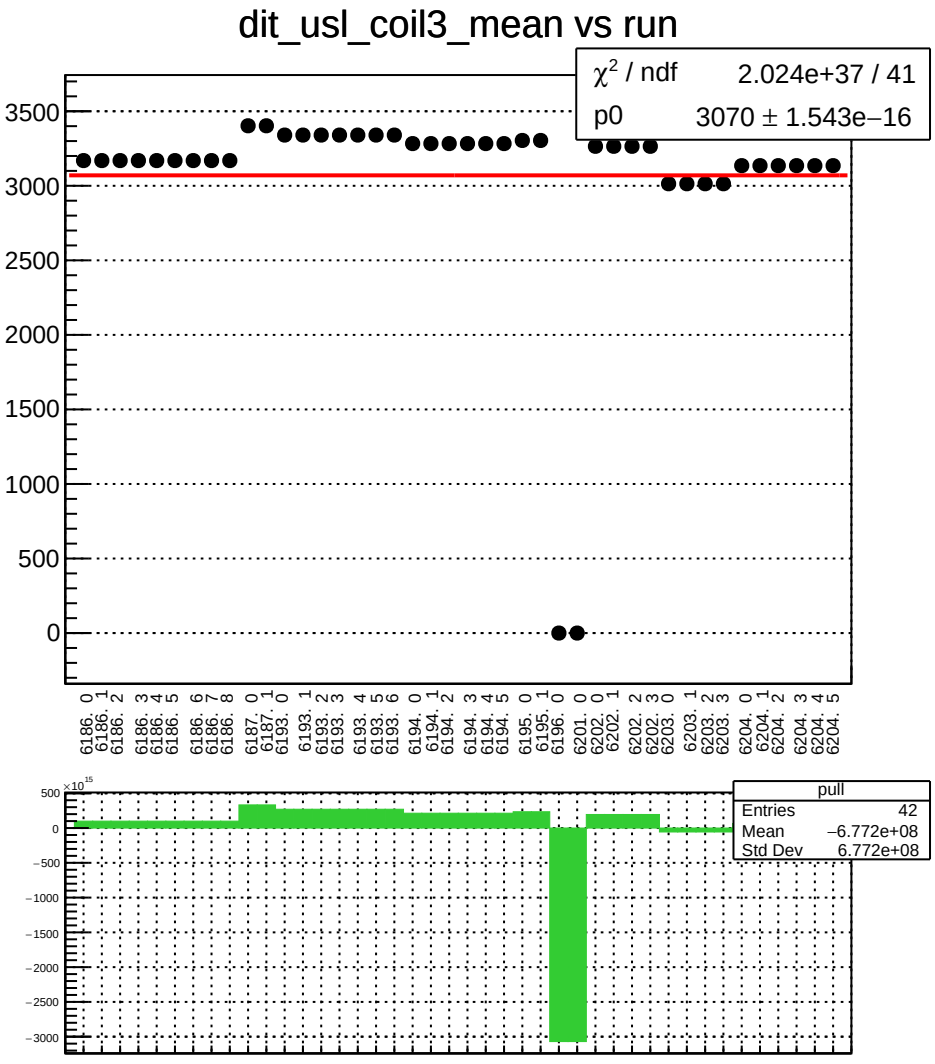
dit_usl_coil3_mean vs run
χ² / ndf 2.024e+37 / 41
p0 3070 ± 1.543e−16
3500
3000
2500
2000
1500
1000
500
0
6186. 0
6186. 1
6186. 2
6186. 3
6186. 4
6186. 5
6186. 6
6186. 7
6186. 8
6187. 0
6187. 1
6193. 0
6193. 1
6193. 2
6193. 3
6193. 4
6193. 5
6193. 6
6194. 0
6194. 1
6194. 2
6194. 3
6194. 4
6194. 5
6195. 0
6195. 1
6196. 0
6201. 0
6202. 0
6202. 1
6202. 2
6202. 3
6203. 0
6203. 1
6203. 2
6203. 3
6204. 0
6204. 1
6204. 2
6204. 3
6204. 4
6204. 5
×10¹⁵
500
0
−500
−1000
−1500
−2000
−2500
−3000
pull
Entries 42
Mean −6.772e+08
Std Dev 6.772e+08

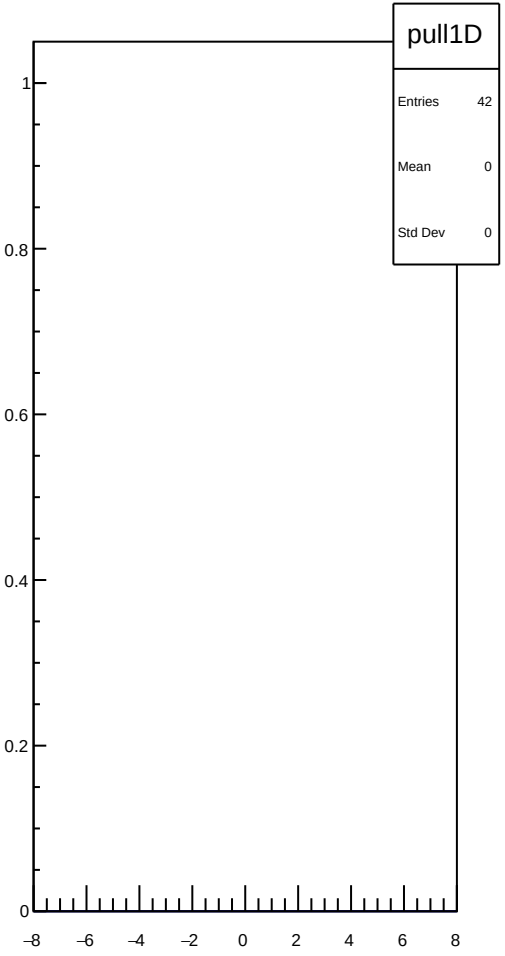
pull1D
Entries 42
Mean 0
Std Dev 0
1
0.8
0.6
0.4
0.2
0
−8
−6
−4
−2
0
2
4
6
8

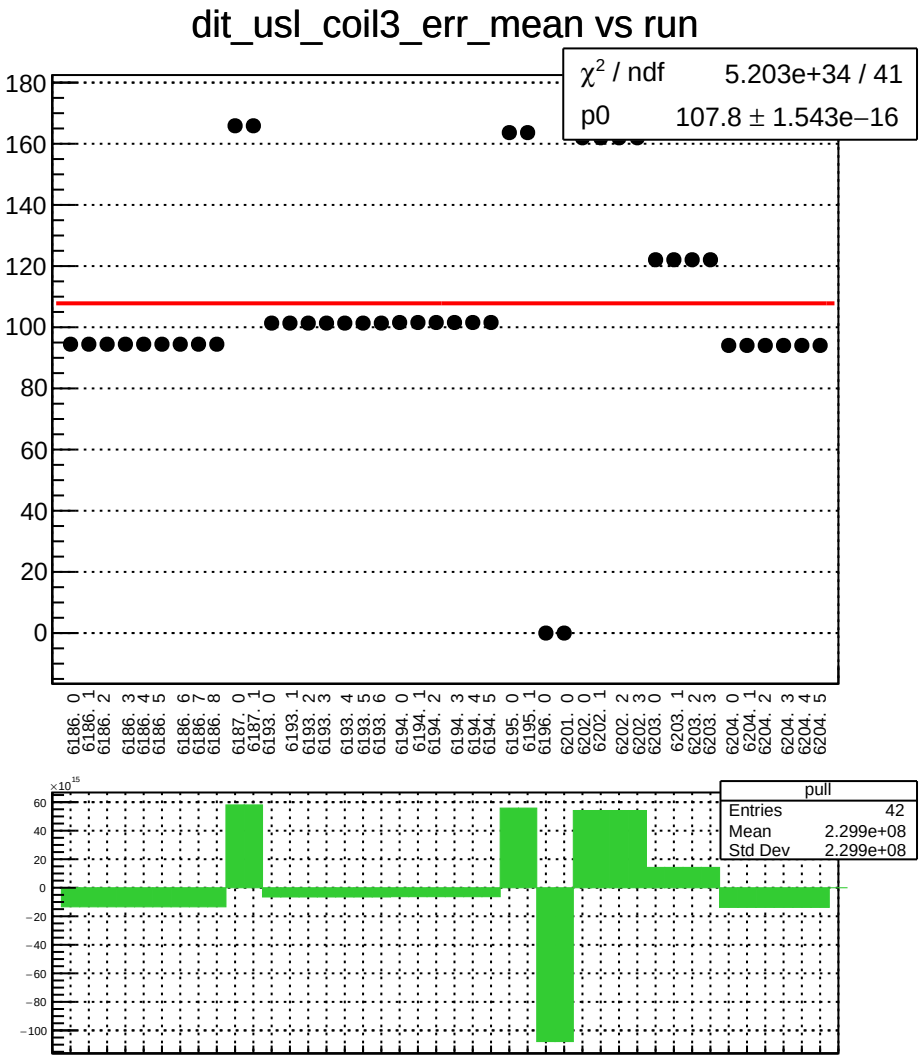
dit_usl_coil3_err_mean vs run
χ² / ndf 5.203e+34 / 41
p0 107.8 ± 1.543e−16
180
160
140
120
100
80
60
40
20
0
6186. 0
6186. 1
6186. 2
6186. 3
6186. 4
6186. 5
6186. 6
6186. 7
6186. 8
6187. 0
6187. 1
6193. 0
6193. 1
6193. 2
6193. 3
6193. 4
6193. 5
6193. 6
6194. 0
6194. 1
6194. 2
6194. 3
6194. 4
6194. 5
6195. 0
6195. 1
6196. 0
6201. 0
6202. 0
6202. 1
6202. 2
6202. 3
6203. 0
6203. 1
6203. 2
6203. 3
6204. 0
6204. 1
6204. 2
6204. 3
6204. 4
6204. 5
×10¹⁵
60
40
20
0
−20
−40
−60
−80
−100
pull
Entries 42
Mean 2.299e+08
Std Dev 2.299e+08

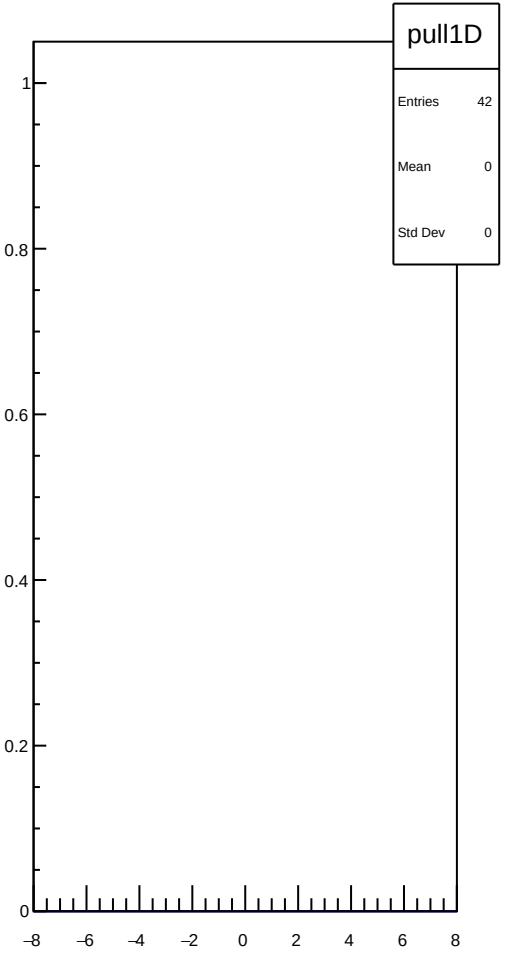
pull1D
Entries 42
Mean 0
Std Dev 0
1
0.8
0.6
0.4
0.2
0
−8
−6
−4
−2
0
2
4
6
8

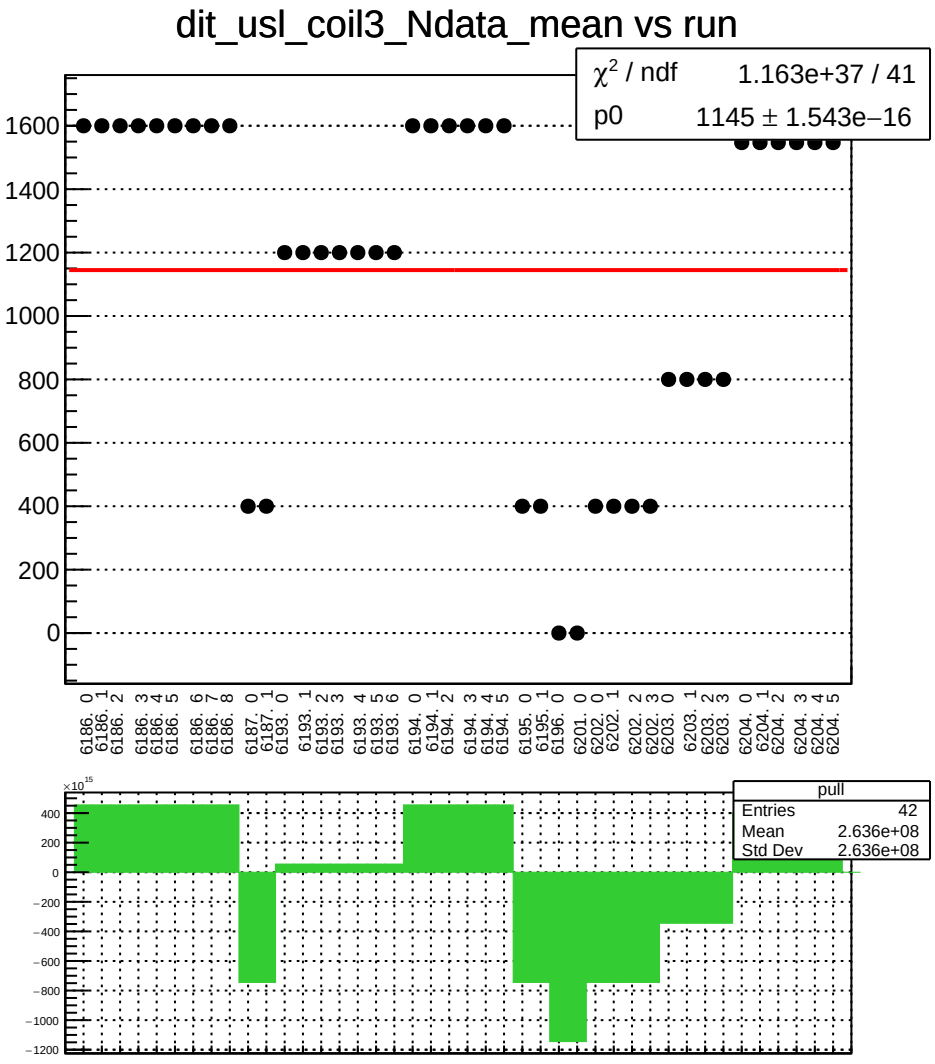
dit_usl_coil3_Ndata_mean vs run
χ² / ndf 1.163e+37 / 41
p0 1145 ± 1.543e−16
1600
1400
1200
1000
800
600
400
200
0
6186. 0
6186. 1
6186. 2
6186. 3
6186. 4
6186. 5
6186. 6
6186. 7
6186. 8
6187. 0
6187. 1
6193. 0
6193. 1
6193. 2
6193. 3
6193. 4
6193. 5
6193. 6
6194. 0
6194. 1
6194. 2
6194. 3
6194. 4
6194. 5
6195. 0
6195. 1
6196. 0
6201. 0
6202. 0
6202. 1
6202. 2
6202. 3
6203. 0
6203. 1
6203. 2
6203. 3
6204. 0
6204. 1
6204. 2
6204. 3
6204. 4
6204. 5
×10¹⁵
400
200
0
−200
−400
−600
−800
−1000
−1200
pull
Entries 42
Mean 2.636e+08
Std Dev 2.636e+08

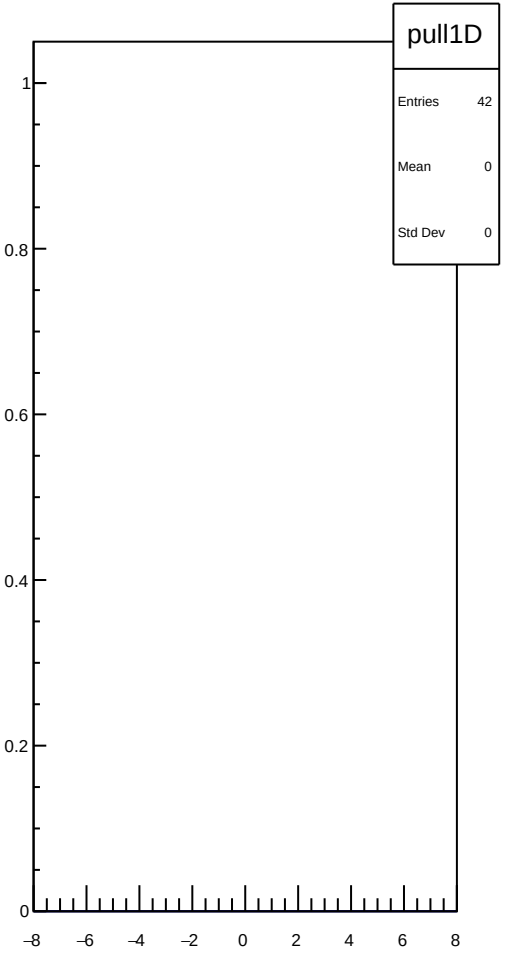
pull1D
Entries 42
Mean 0
Std Dev 0
1
0.8
0.6
0.4
0.2
0
−8
−6
−4
−2
0
2
4
6
8

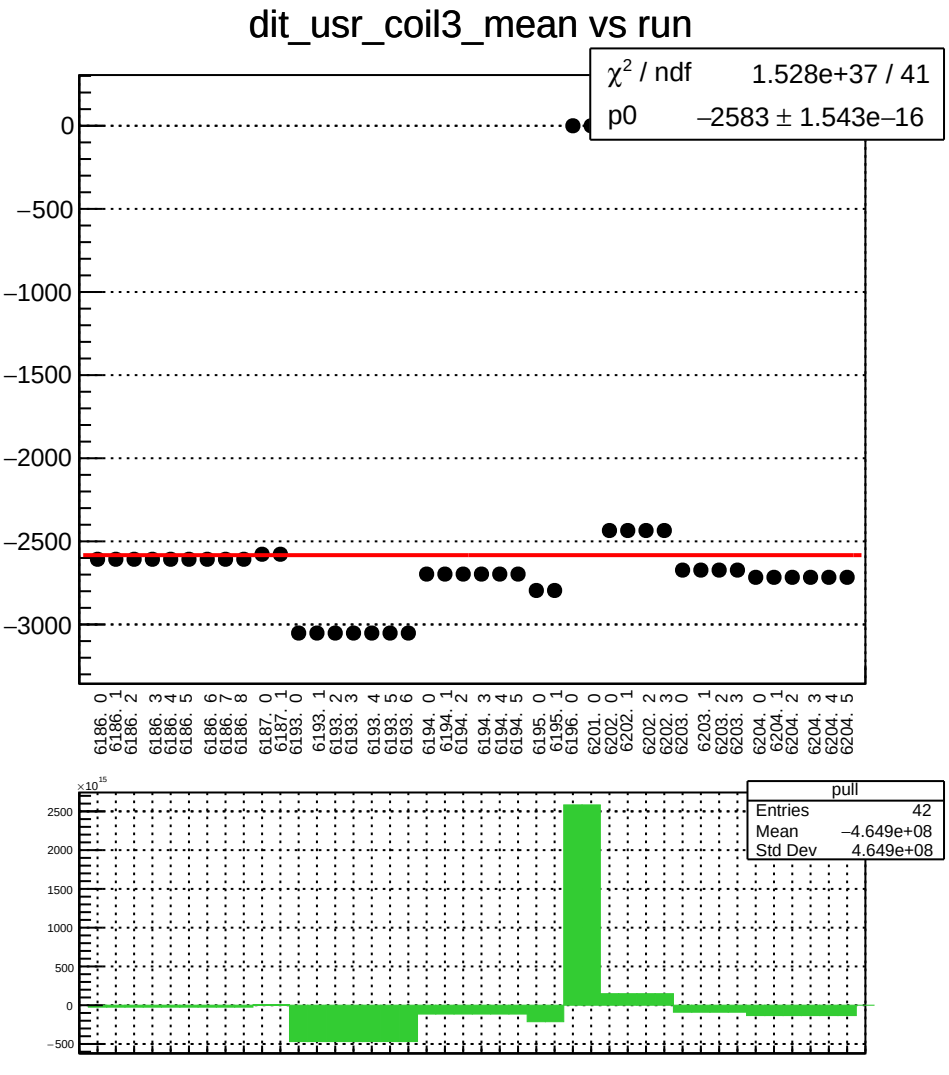
dit_usr_coil3_mean vs run
χ² / ndf 1.528e+37 / 41
p0 −2583 ± 1.543e−16
0
−500
−1000
−1500
−2000
−2500
−3000
6186. 0
6186. 1
6186. 2
6186. 3
6186. 4
6186. 5
6186. 6
6186. 7
6186. 8
6187. 0
6187. 1
6193. 0
6193. 1
6193. 2
6193. 3
6193. 4
6193. 5
6193. 6
6194. 0
6194. 1
6194. 2
6194. 3
6194. 4
6194. 5
6195. 0
6195. 1
6196. 0
6201. 0
6202. 0
6202. 1
6202. 2
6202. 3
6203. 0
6203. 1
6203. 2
6203. 3
6204. 0
6204. 1
6204. 2
6204. 3
6204. 4
6204. 5
×10¹⁵
2500
2000
1500
1000
500
0
−500
pull
Entries 42
Mean −4.649e+08
Std Dev 4.649e+08

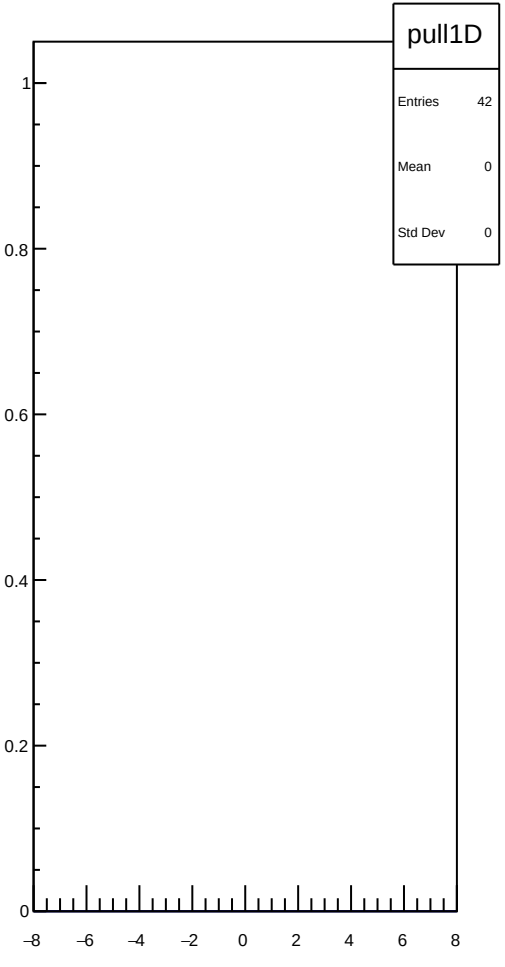
pull1D
Entries 42
Mean 0
Std Dev 0
1
0.8
0.6
0.4
0.2
0
−8
−6
−4
−2
0
2
4
6
8

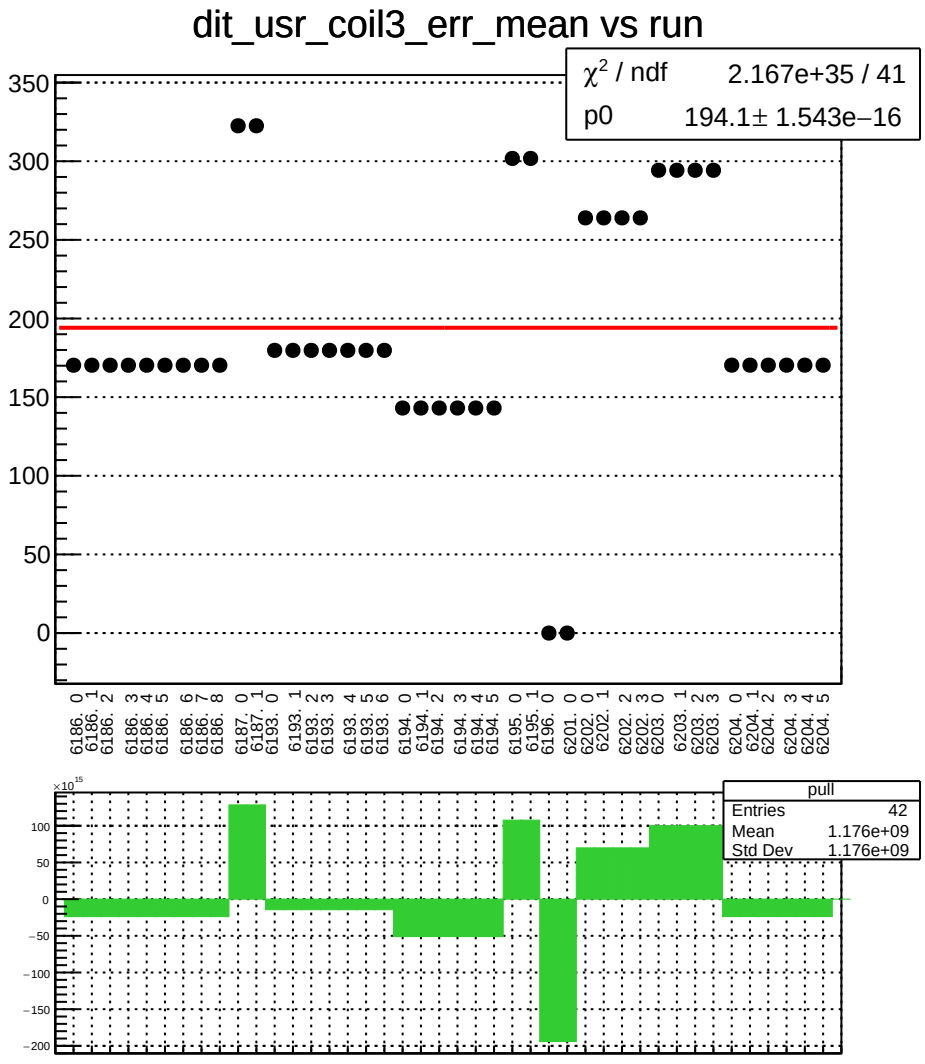
dit_usr_coil3_err_mean vs run
χ² / ndf 2.167e+35 / 41
p0 194.1± 1.543e−16
350
300
250
200
150
100
50
0
6186. 0
6186. 1
6186. 2
6186. 3
6186. 4
6186. 5
6186. 6
6186. 7
6186. 8
6187. 0
6187. 1
6193. 0
6193. 1
6193. 2
6193. 3
6193. 4
6193. 5
6193. 6
6194. 0
6194. 1
6194. 2
6194. 3
6194. 4
6194. 5
6195. 0
6195. 1
6196. 0
6201. 0
6202. 0
6202. 1
6202. 2
6202. 3
6203. 0
6203. 1
6203. 2
6203. 3
6204. 0
6204. 1
6204. 2
6204. 3
6204. 4
6204. 5
×10¹⁵
100
50
0
−50
−100
−150
−200
pull
Entries 42
Mean 1.176e+09
Std Dev 1.176e+09

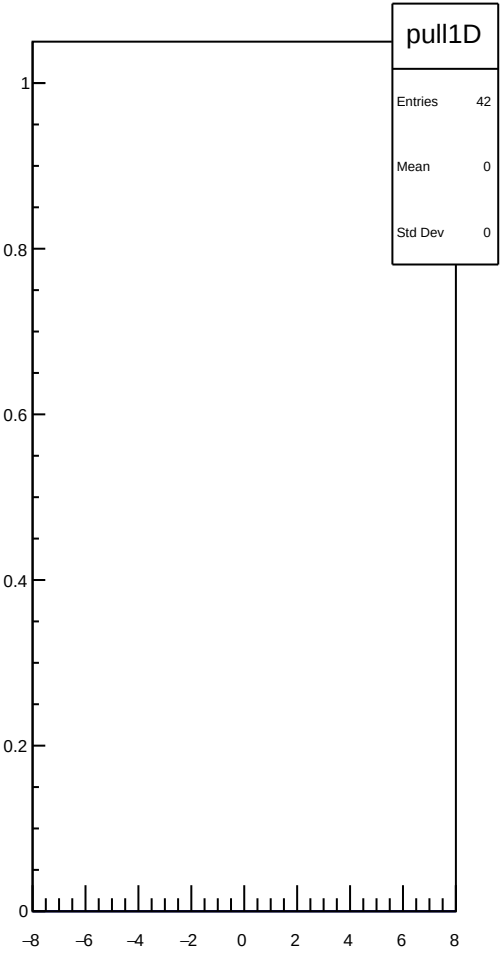
pull1D
Entries 42
Mean 0
Std Dev 0
1
0.8
0.6
0.4
0.2
0
−8
−6
−4
−2
0
2
4
6
8

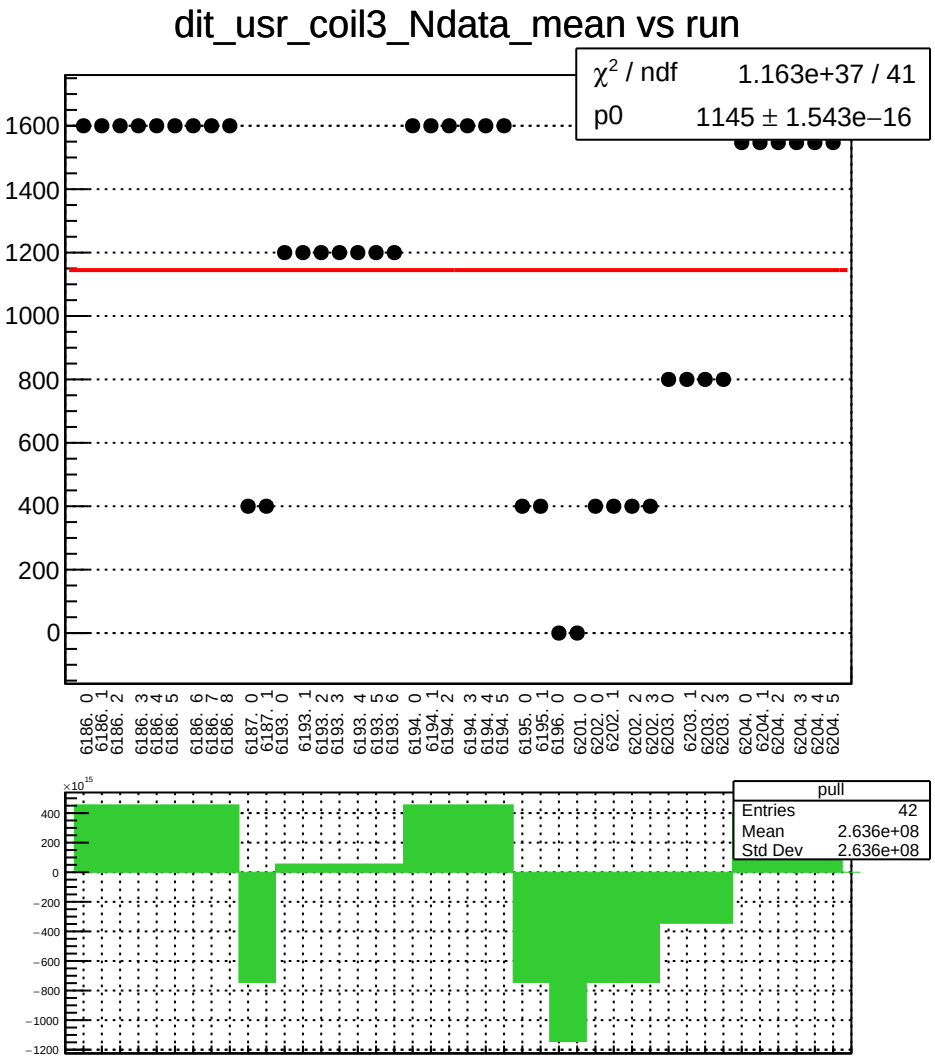
dit_usr_coil3_Ndata_mean vs run
χ² / ndf 1.163e+37 / 41
p0 1145 ± 1.543e−16
1600
1400
1200
1000
800
600
400
200
0
6186. 0
6186. 1
6186. 2
6186. 3
6186. 4
6186. 5
6186. 6
6186. 7
6186. 8
6187. 0
6187. 1
6193. 0
6193. 1
6193. 2
6193. 3
6193. 4
6193. 5
6193. 6
6194. 0
6194. 1
6194. 2
6194. 3
6194. 4
6194. 5
6195. 0
6195. 1
6196. 0
6201. 0
6202. 0
6202. 1
6202. 2
6202. 3
6203. 0
6203. 1
6203. 2
6203. 3
6204. 0
6204. 1
6204. 2
6204. 3
6204. 4
6204. 5
×10¹⁵
400
200
0
−200
−400
−600
−800
−1000
−1200
pull
Entries 42
Mean 2.636e+08
Std Dev 2.636e+08

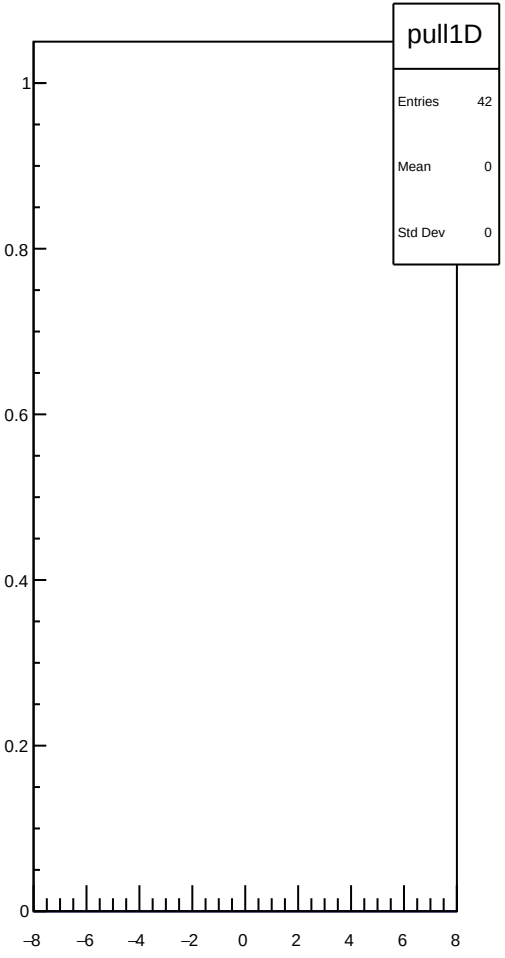
pull1D
Entries 42
Mean 0
Std Dev 0
1
0.8
0.6
0.4
0.2
0
−8
−6
−4
−2
0
2
4
6
8

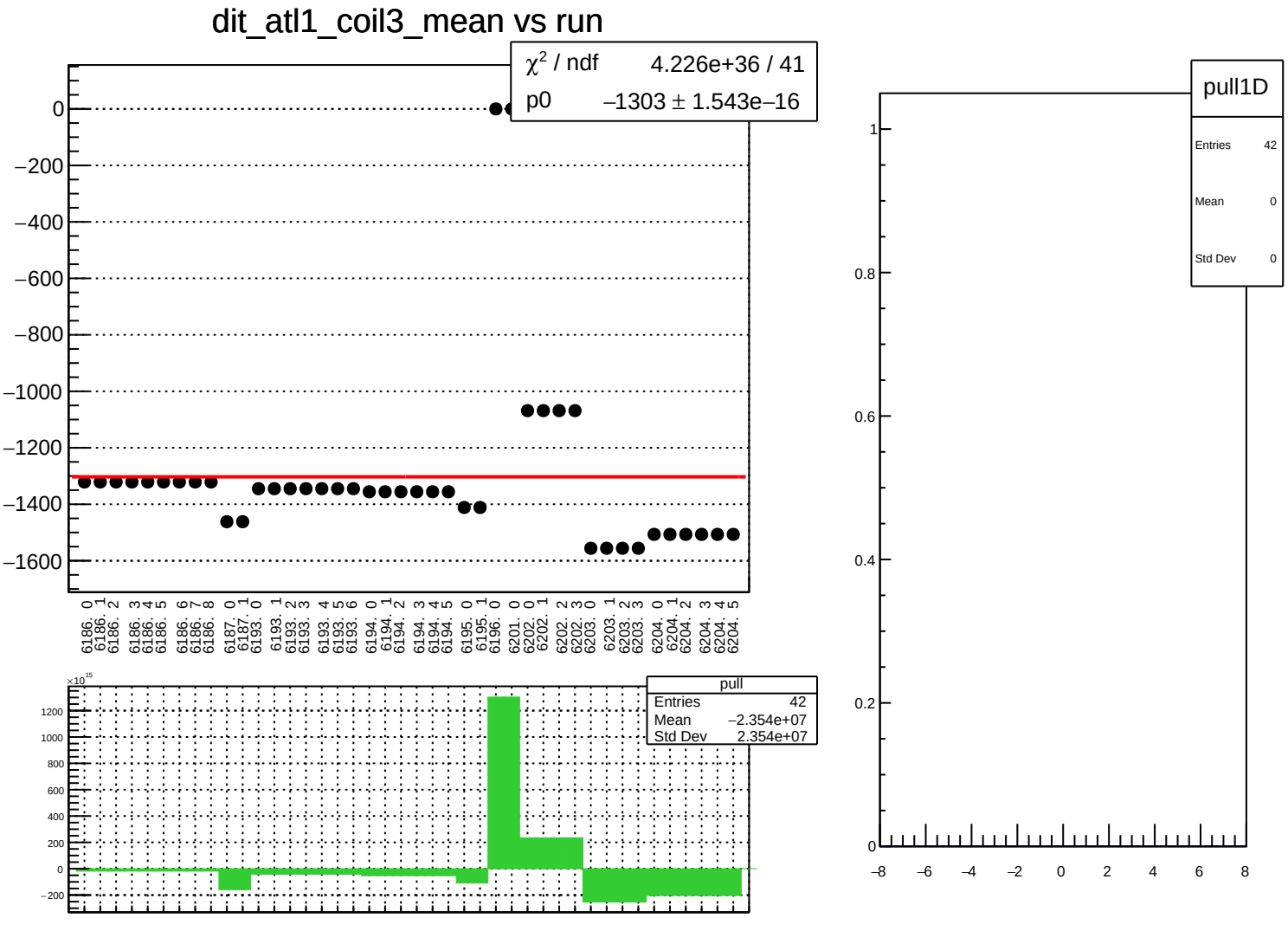
dit_atl1_coil3_mean vs run
χ² / ndf 4.226e+36 / 41
p0 −1303 ± 1.543e−16
0
−200
−400
−600
−800
−1000
−1200
−1400
−1600
6186. 0
6186. 1
6186. 2
6186. 3
6186. 4
6186. 5
6186. 6
6186. 7
6186. 8
6187. 0
6187. 1
6193. 0
6193. 1
6193. 2
6193. 3
6193. 4
6193. 5
6193. 6
6194. 0
6194. 1
6194. 2
6194. 3
6194. 4
6194. 5
6195. 0
6195. 1
6196. 0
6201. 0
6202. 0
6202. 1
6202. 2
6202. 3
6203. 0
6203. 1
6203. 2
6203. 3
6204. 0
6204. 1
6204. 2
6204. 3
6204. 4
6204. 5
×10^15
1200
1000
800
600
400
200
0
−200
pull
Entries 42
Mean −2.354e+07
Std Dev 2.354e+07
pull1D
Entries 42
Mean 0
Std Dev 0
1
0.8
0.6
0.4
0.2
0
−8
−6
−4
−2
0
2
4
6
8

dit_atl1_coil3_err_mean vs run

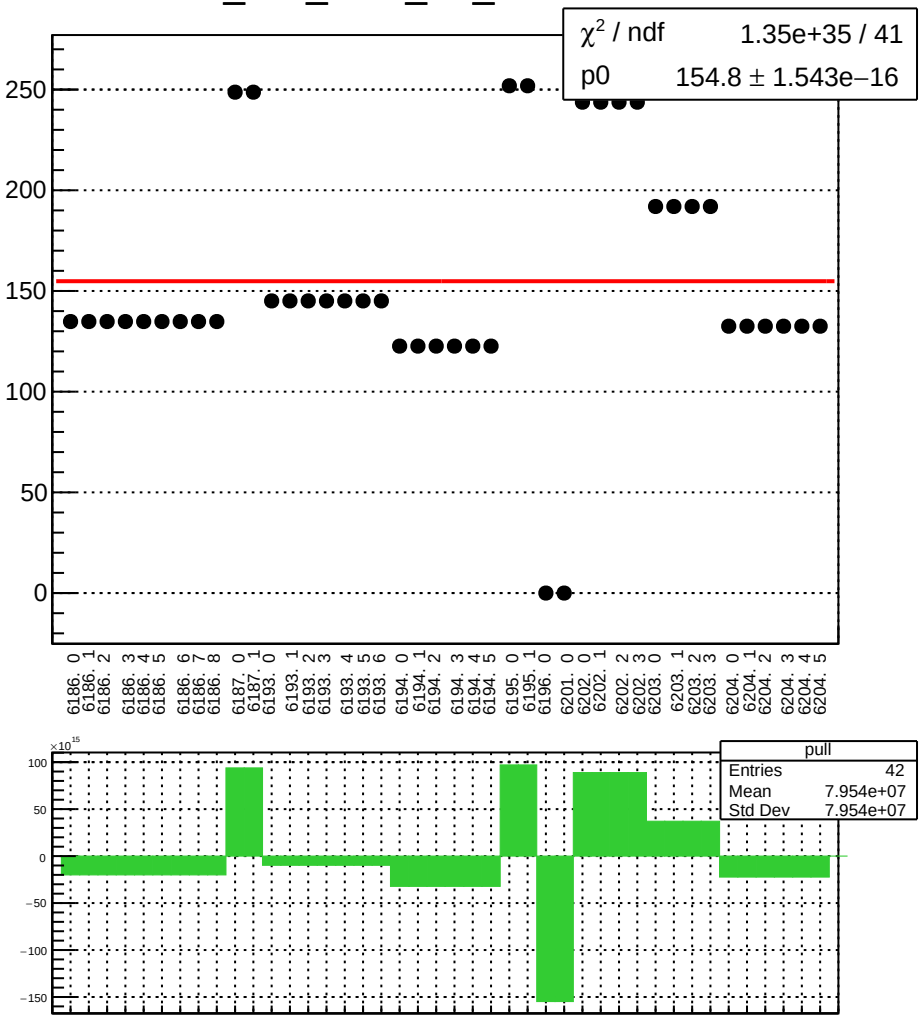

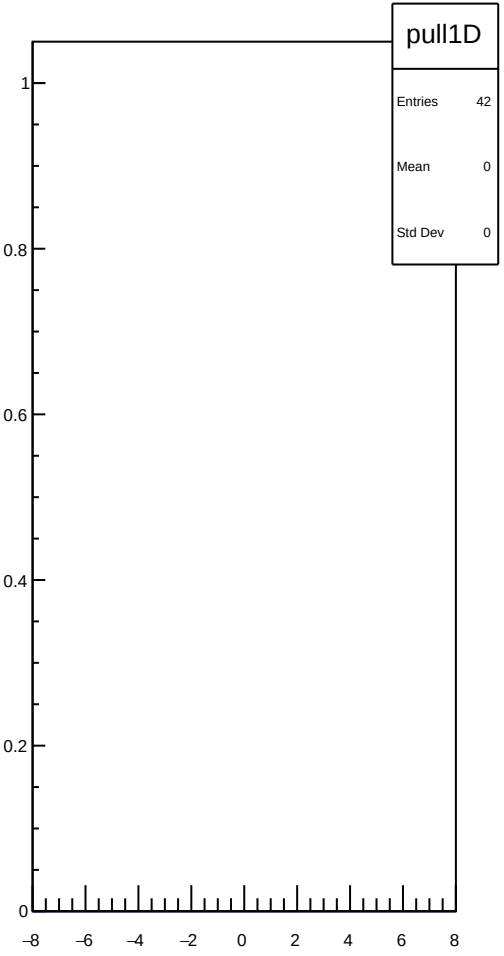

dit_atl1_coil3_Ndata_mean vs run

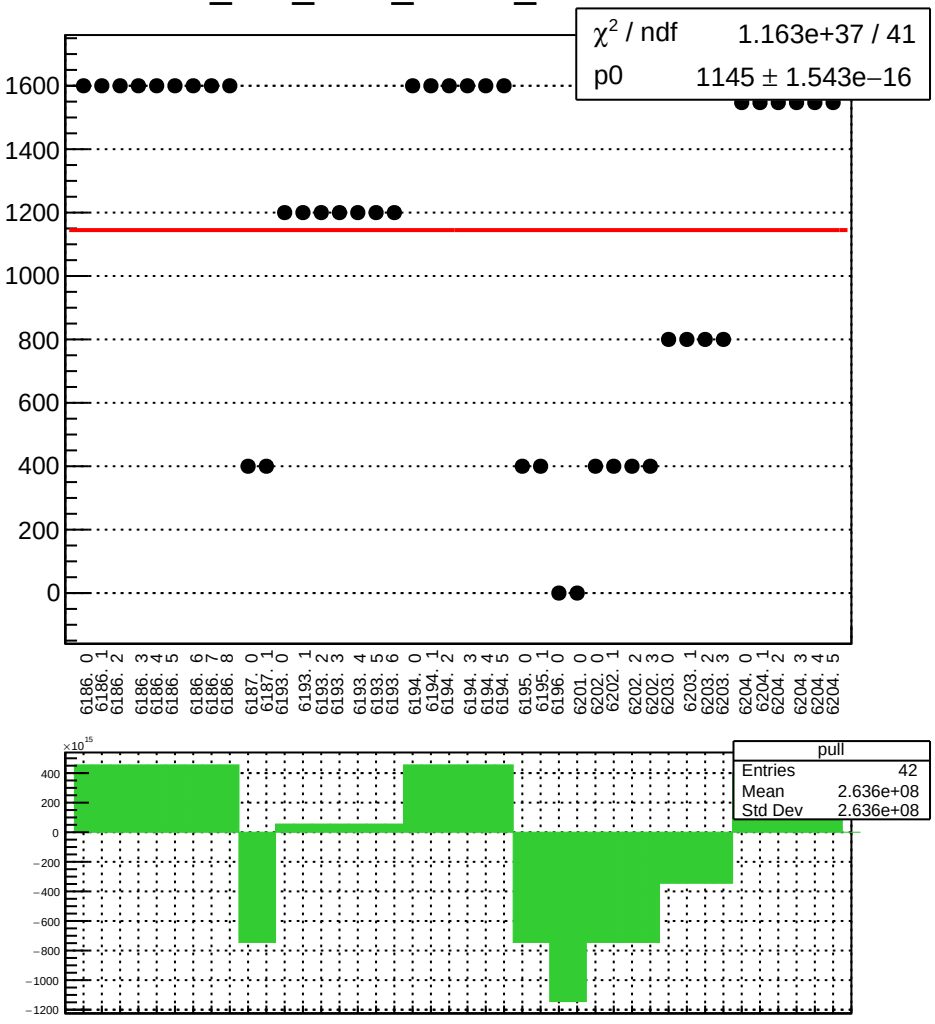

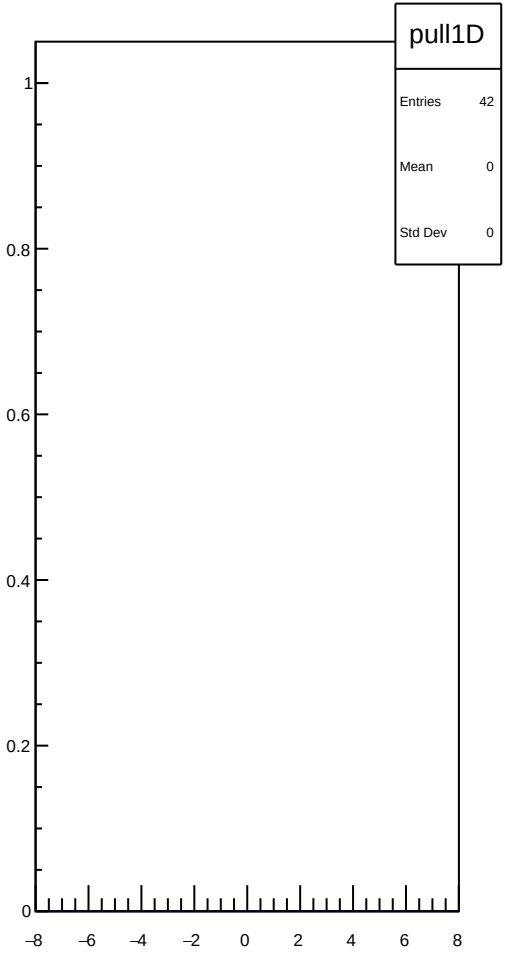

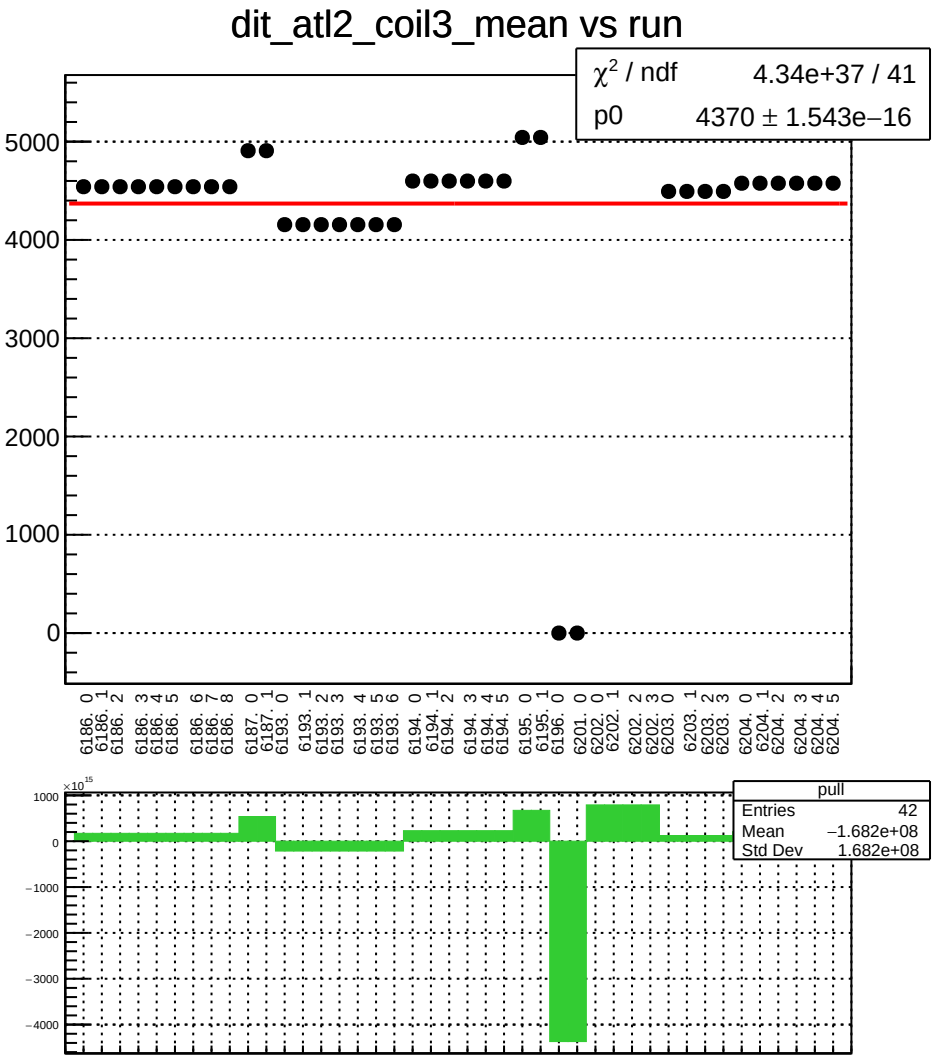
dit_atl2_coil3_mean vs run
χ² / ndf 4.34e+37 / 41
p0 4370 ± 1.543e−16
5000
4000
3000
2000
1000
0
6186. 0
6186. 1
6186. 2
6186. 3
6186. 4
6186. 5
6186. 6
6186. 7
6186. 8
6187. 0
6187. 1
6193. 0
6193. 1
6193. 2
6193. 3
6193. 4
6193. 5
6193. 6
6194. 0
6194. 1
6194. 2
6194. 3
6194. 4
6194. 5
6195. 0
6195. 1
6196. 0
6201. 0
6202. 0
6202. 1
6202. 2
6202. 3
6203. 0
6203. 1
6203. 2
6203. 3
6204. 0
6204. 1
6204. 2
6204. 3
6204. 4
6204. 5
×10¹⁵
1000
0
−1000
−2000
−3000
−4000
pull
Entries 42
Mean −1.682e+08
Std Dev 1.682e+08

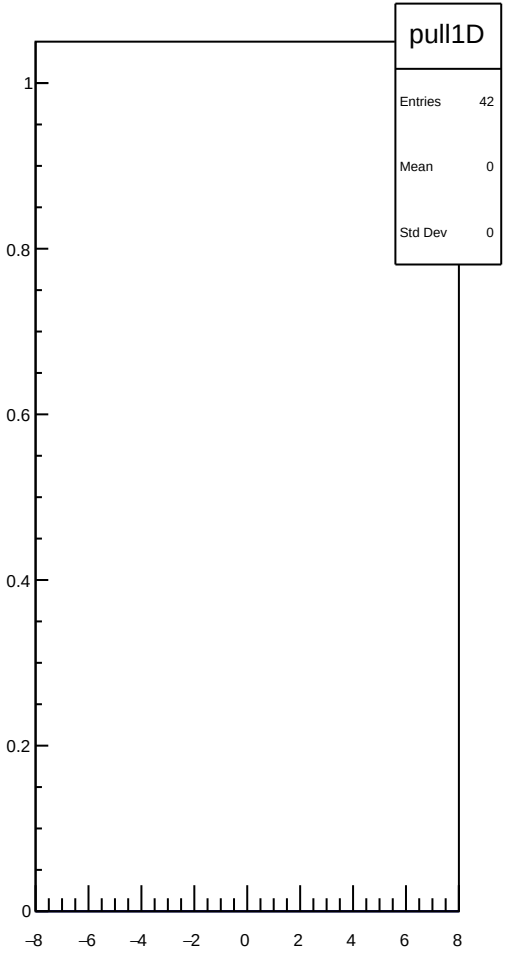
pull1D
Entries 42
Mean 0
Std Dev 0
1
0.8
0.6
0.4
0.2
0
−8
−6
−4
−2
0
2
4
6
8

dit_atl2_coil3_err_mean vs run

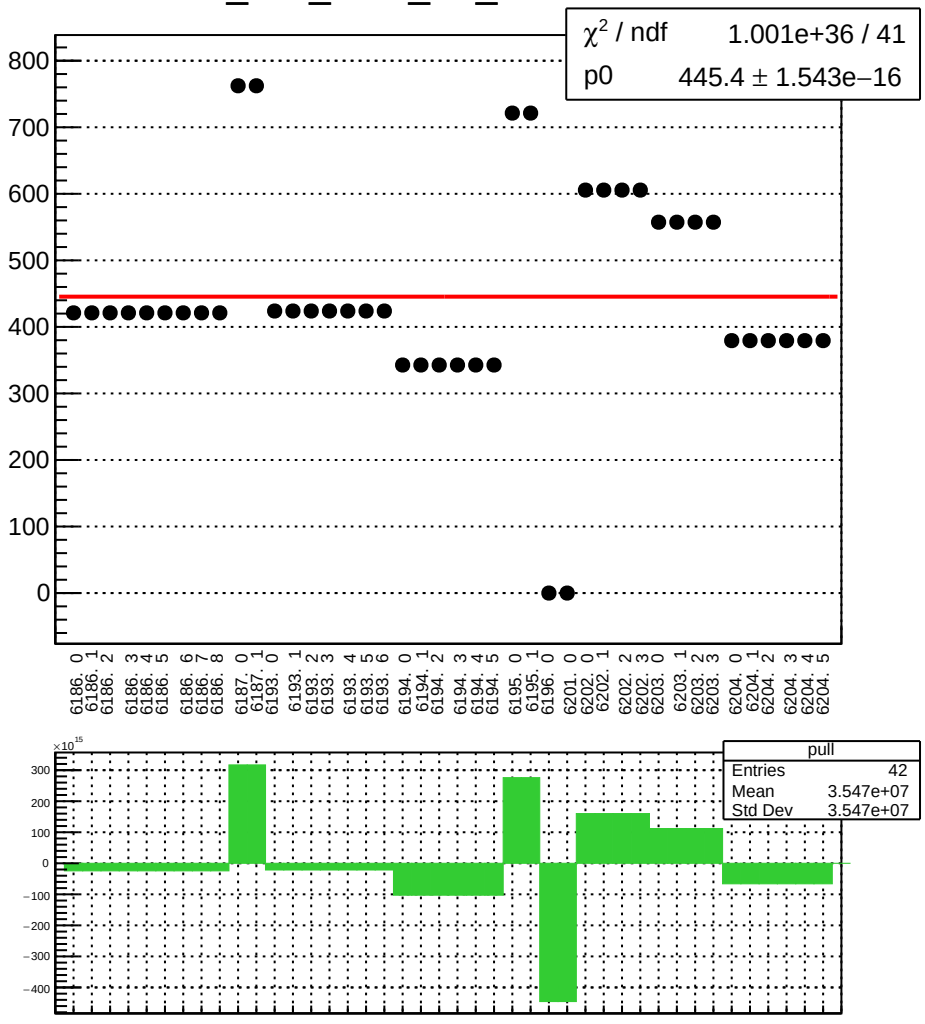

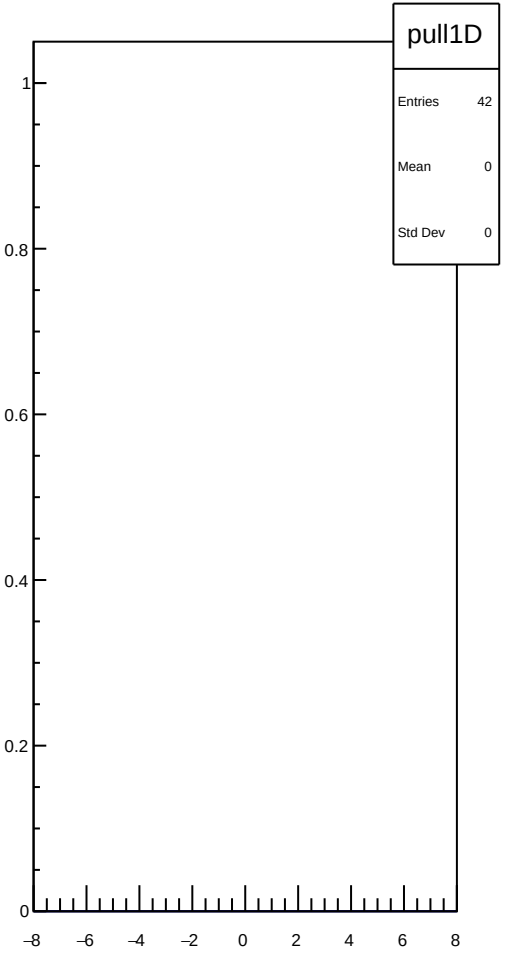

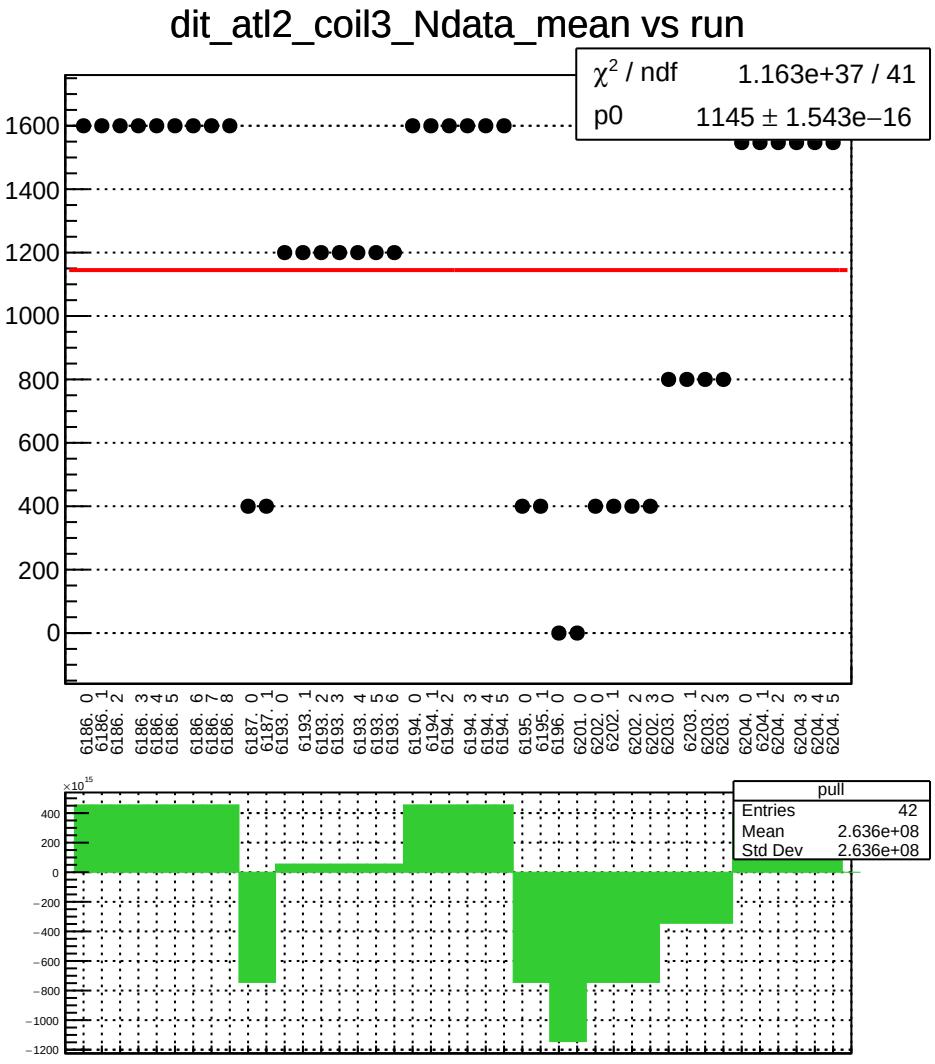
dit_atl2_coil3_Ndata_mean vs run
χ² / ndf 1.163e+37 / 41
p0 1145 ± 1.543e−16
1600
1400
1200
1000
800
600
400
200
0
6186. 0
6186. 1
6186. 2
6186. 3
6186. 4
6186. 5
6186. 6
6186. 7
6186. 8
6187. 0
6187. 1
6193. 0
6193. 1
6193. 2
6193. 3
6193. 4
6193. 5
6193. 6
6194. 0
6194. 1
6194. 2
6194. 3
6194. 4
6194. 5
6195. 0
6195. 1
6196. 0
6201. 0
6202. 0
6202. 1
6202. 2
6202. 3
6203. 0
6203. 1
6203. 2
6203. 3
6204. 0
6204. 1
6204. 2
6204. 3
6204. 4
6204. 5
×10¹⁵
400
200
0
−200
−400
−600
−800
−1000
−1200
pull
Entries 42
Mean 2.636e+08
Std Dev 2.636e+08

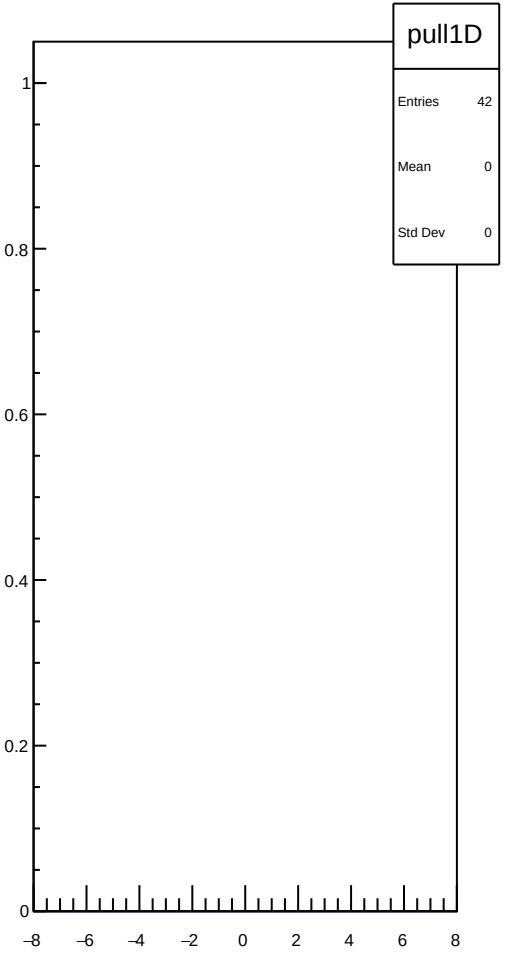
pull1D
Entries 42
Mean 0
Std Dev 0
1
0.8
0.6
0.4
0.2
0
−8
−6
−4
−2
0
2
4
6
8

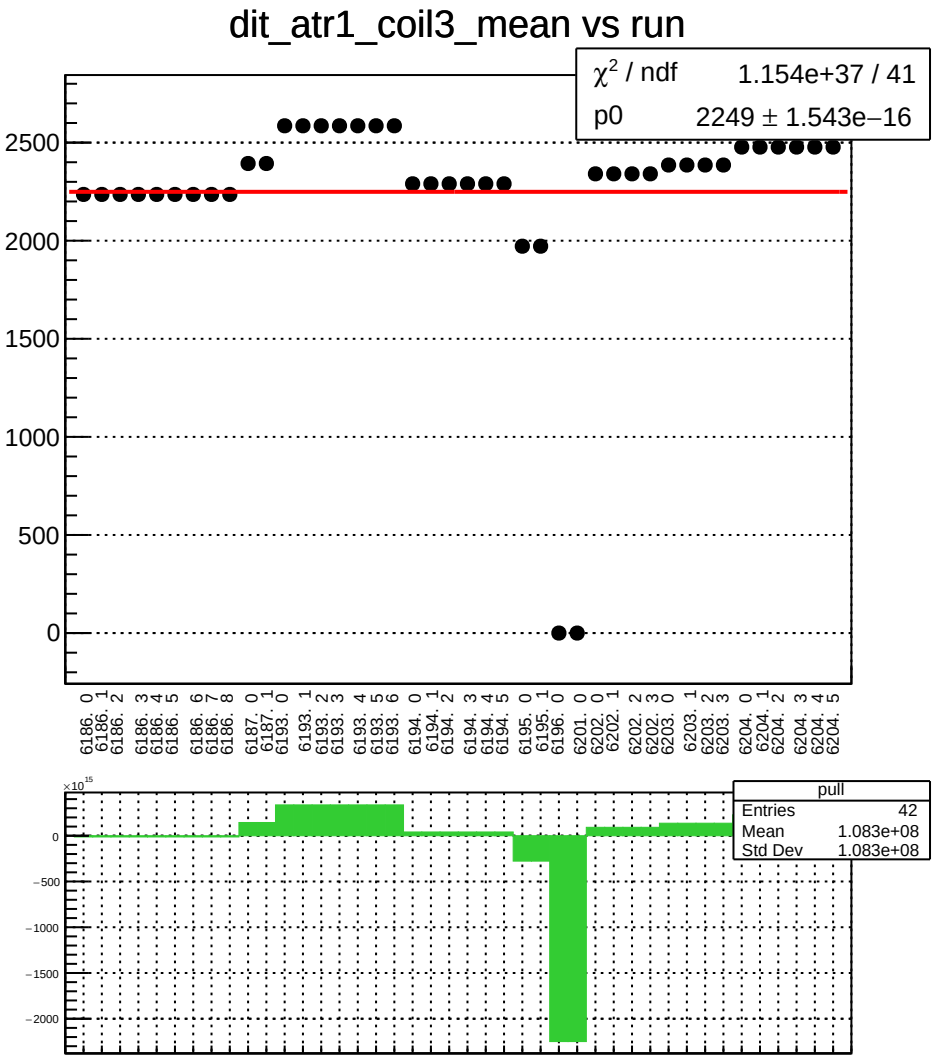
dit_atr1_coil3_mean vs run
χ² / ndf 1.154e+37 / 41
p0 2249 ± 1.543e−16
2500
2000
1500
1000
500
0
6186. 0
6186. 1
6186. 2
6186. 3
6186. 4
6186. 5
6186. 6
6186. 7
6186. 8
6187. 0
6187. 1
6193. 0
6193. 1
6193. 2
6193. 3
6193. 4
6193. 5
6193. 6
6194. 0
6194. 1
6194. 2
6194. 3
6194. 4
6194. 5
6195. 0
6195. 1
6196. 0
6201. 0
6202. 0
6202. 1
6202. 2
6202. 3
6203. 0
6203. 1
6203. 2
6203. 3
6204. 0
6204. 1
6204. 2
6204. 3
6204. 4
6204. 5
×10¹⁵
0
−500
−1000
−1500
−2000
pull
Entries 42
Mean 1.083e+08
Std Dev 1.083e+08

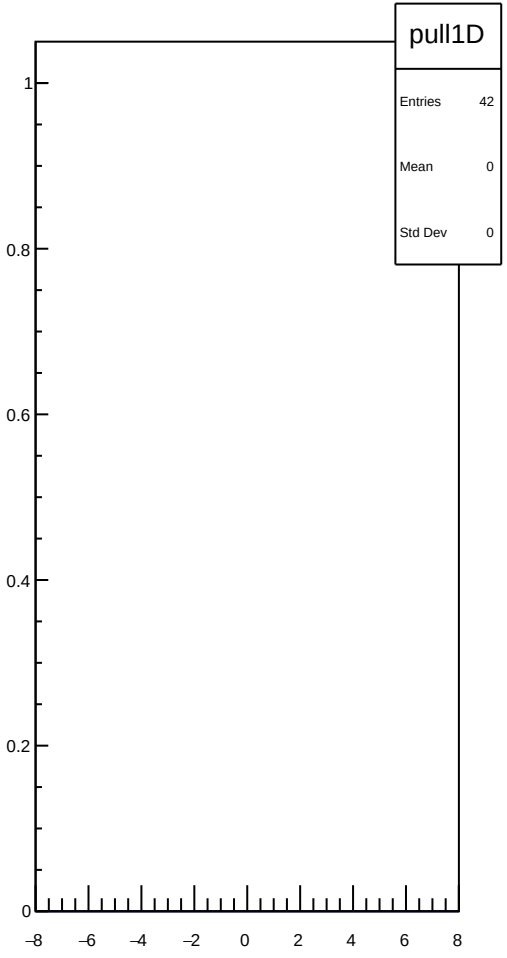
pull1D
Entries 42
Mean 0
Std Dev 0
1
0.8
0.6
0.4
0.2
0
−8
−6
−4
−2
0
2
4
6
8

dit_atr1_coil3_err_mean vs run

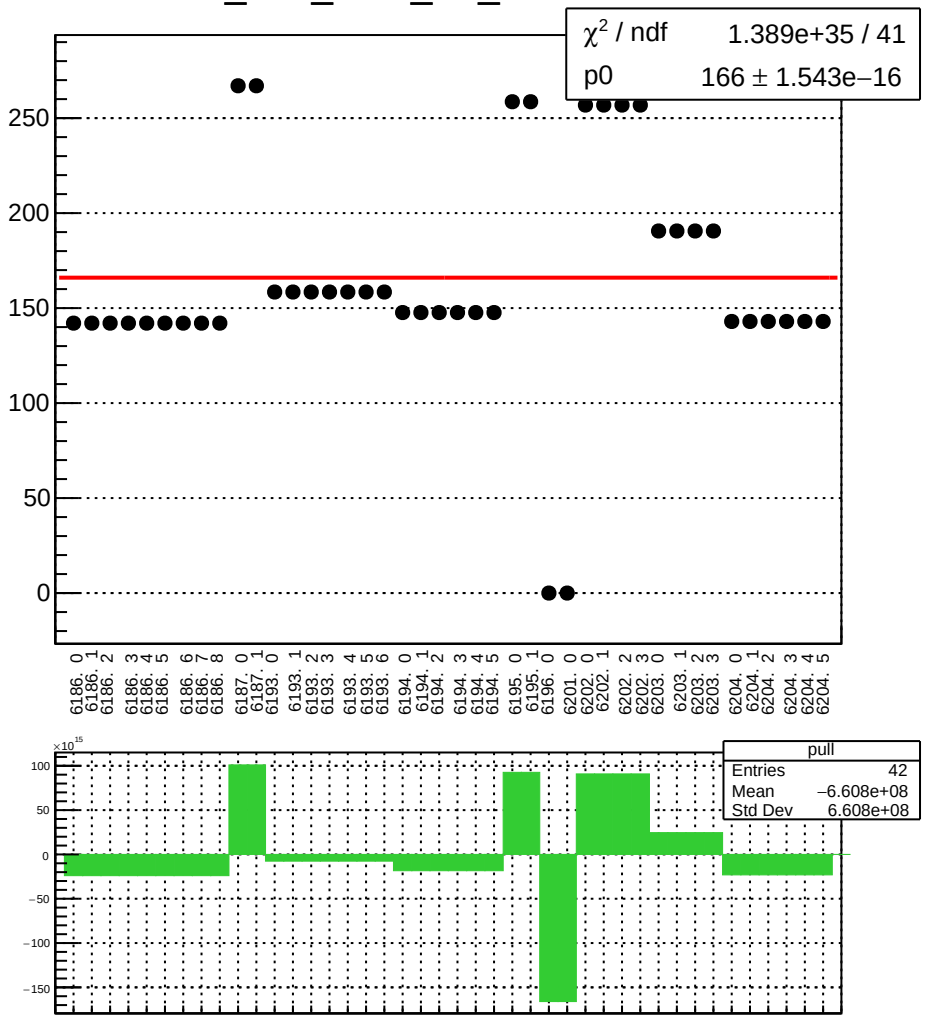

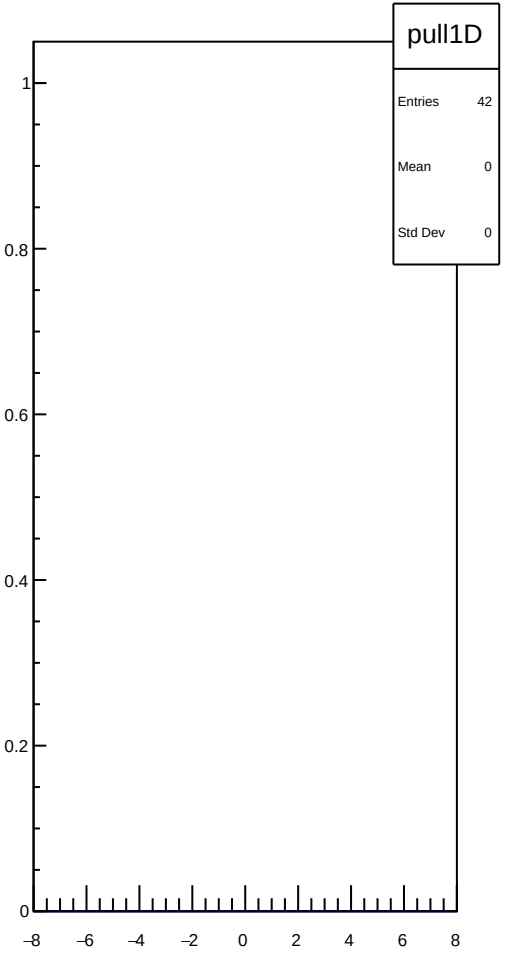

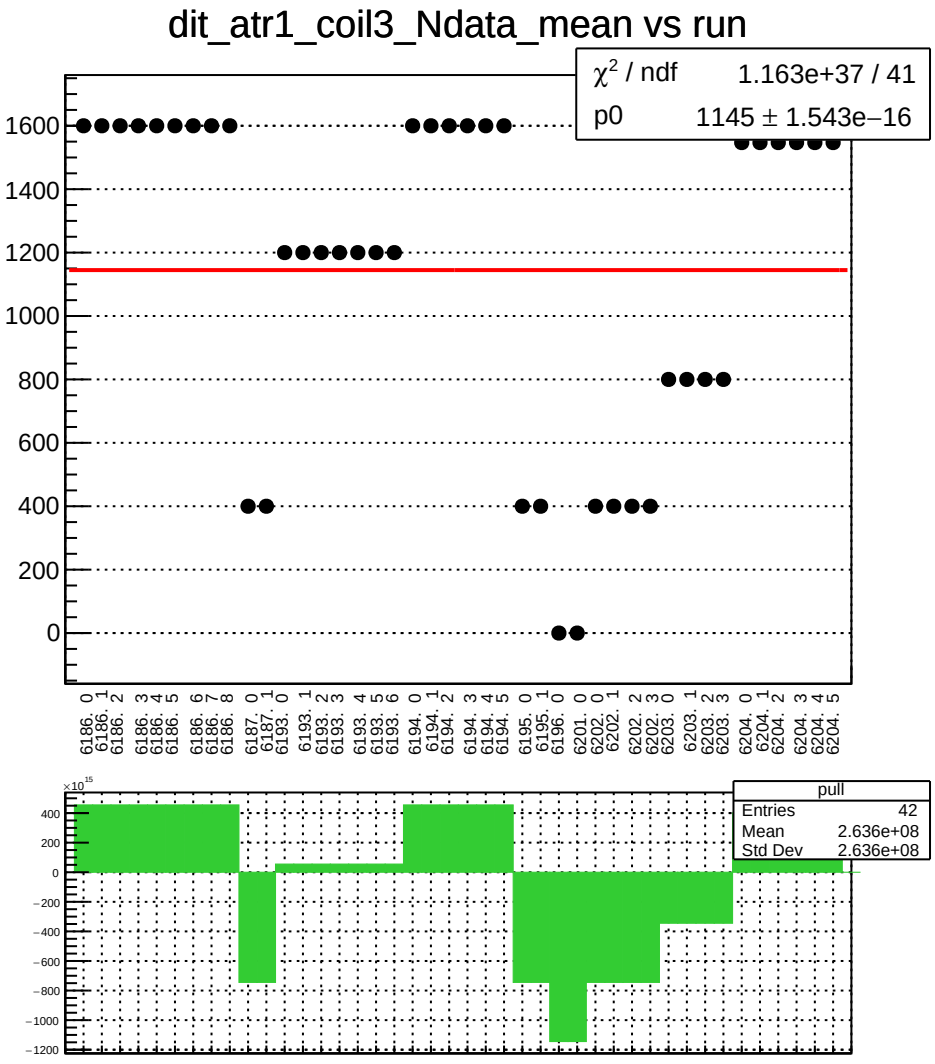
dit_atr1_coil3_Ndata_mean vs run
χ² / ndf 1.163e+37 / 41
p0 1145 ± 1.543e−16
1600
1400
1200
1000
800
600
400
200
0
6186. 0
6186. 1
6186. 2
6186. 3
6186. 4
6186. 5
6186. 6
6186. 7
6186. 8
6187. 0
6187. 1
6193. 0
6193. 1
6193. 2
6193. 3
6193. 4
6193. 5
6193. 6
6194. 0
6194. 1
6194. 2
6194. 3
6194. 4
6194. 5
6195. 0
6195. 1
6196. 0
6201. 0
6202. 0
6202. 1
6202. 2
6202. 3
6203. 0
6203. 1
6203. 2
6203. 3
6204. 0
6204. 1
6204. 2
6204. 3
6204. 4
6204. 5
×10¹⁵
400
200
0
−200
−400
−600
−800
−1000
−1200
pull
Entries 42
Mean 2.636e+08
Std Dev 2.636e+08

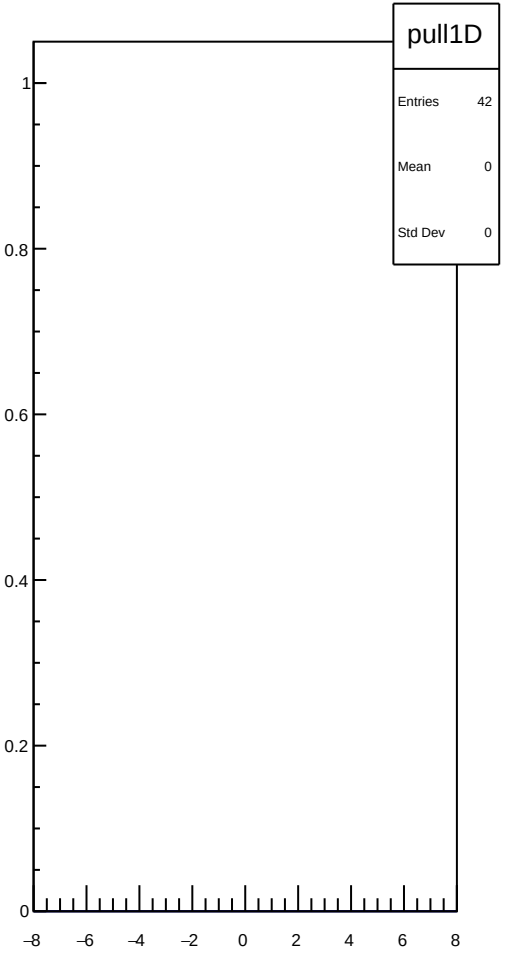
pull1D
Entries 42
Mean 0
Std Dev 0
1
0.8
0.6
0.4
0.2
0
−8
−6
−4
−2
0
2
4
6
8

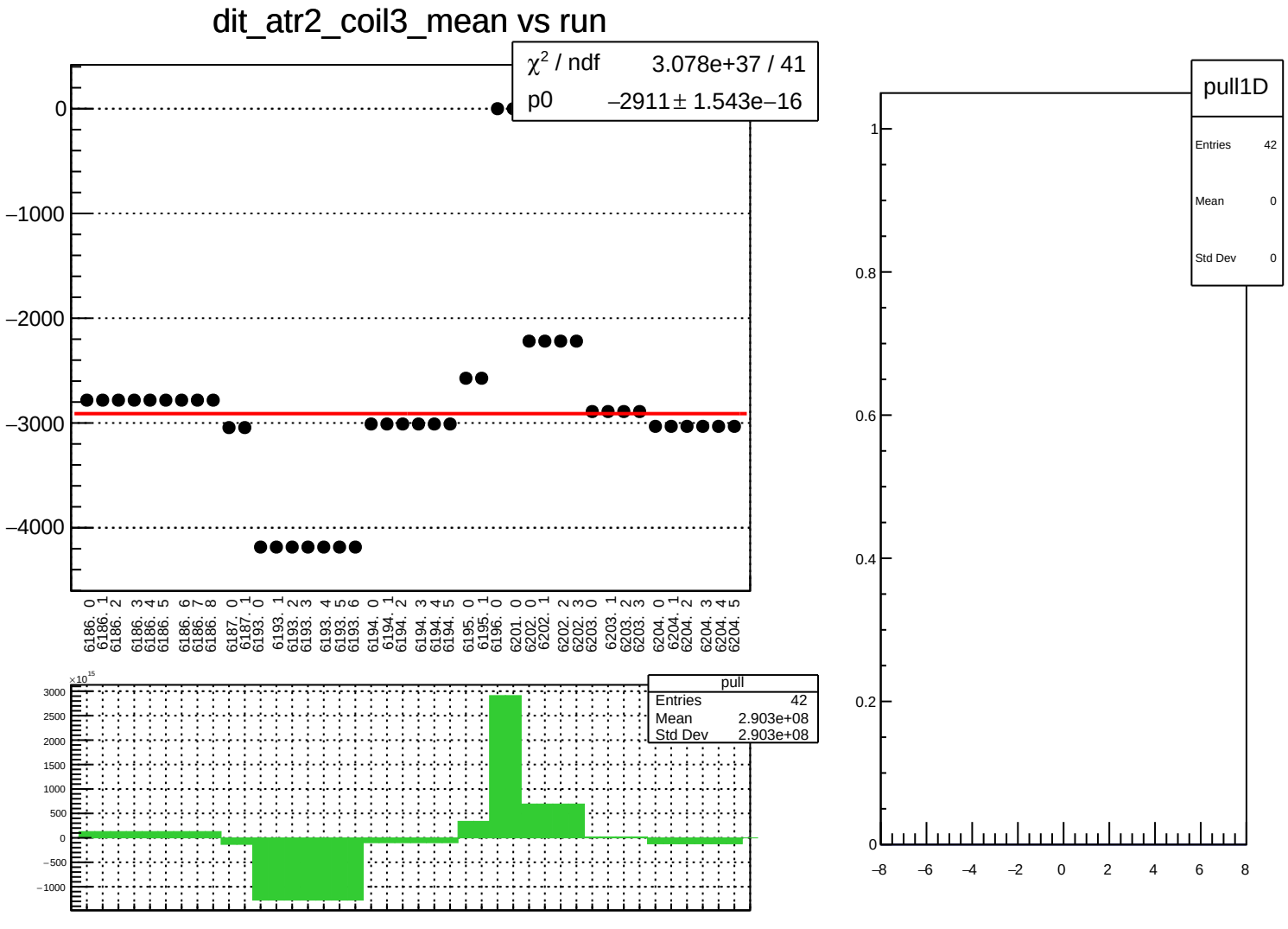
dit_atr2_coil3_mean vs run
χ² / ndf 3.078e+37 / 41
p0 −2911 ± 1.543e−16
0
−1000
−2000
−3000
−4000
6186. 0
6186. 1
6186. 2
6186. 3
6186. 4
6186. 5
6186. 6
6186. 7
6186. 8
6187. 0
6187. 1
6193. 0
6193. 1
6193. 2
6193. 3
6193. 4
6193. 5
6193. 6
6194. 0
6194. 1
6194. 2
6194. 3
6194. 4
6194. 5
6195. 0
6195. 1
6196. 0
6201. 0
6202. 0
6202. 1
6202. 2
6202. 3
6203. 0
6203. 1
6203. 2
6203. 3
6204. 0
6204. 1
6204. 2
6204. 3
6204. 4
6204. 5
×10¹⁵
3000
2500
2000
1500
1000
500
0
−500
−1000
pull
Entries 42
Mean 2.903e+08
Std Dev 2.903e+08
pull1D
Entries 42
Mean 0
Std Dev 0
1
0.8
0.6
0.4
0.2
0
−8
−6
−4
−2
0
2
4
6
8

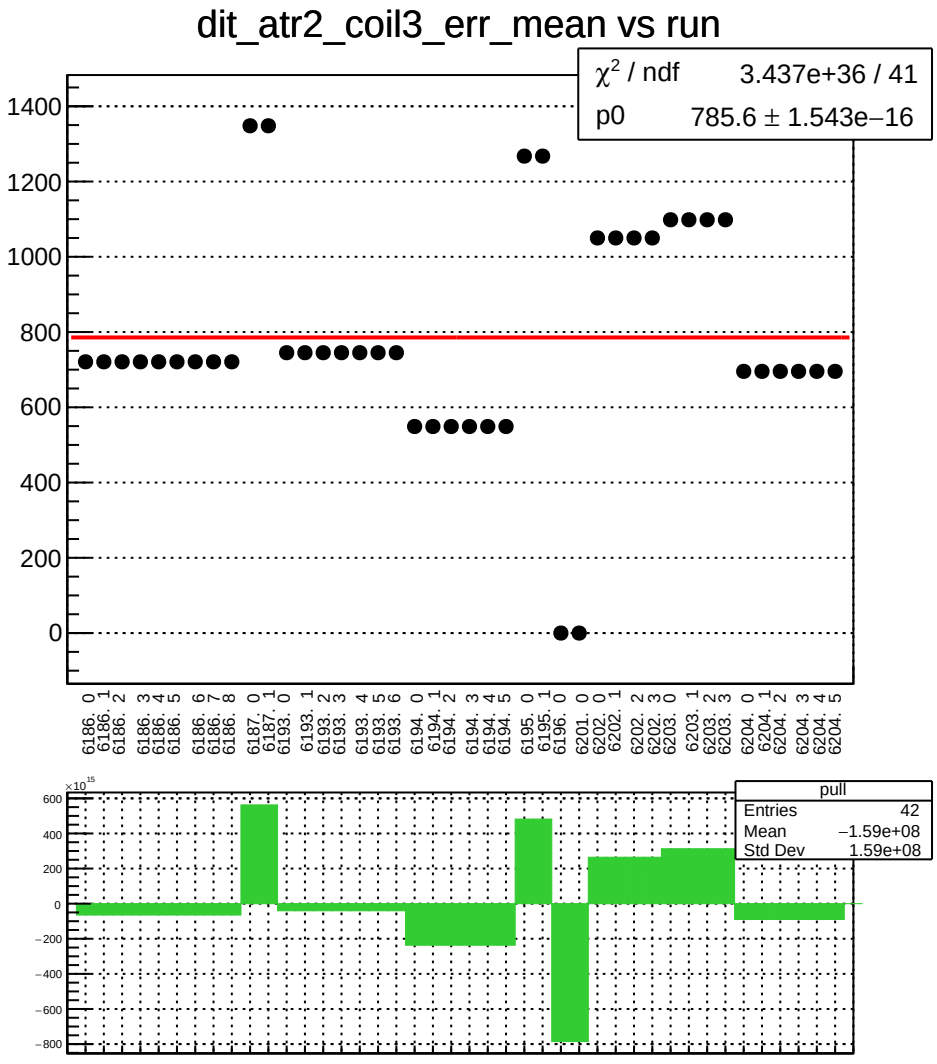
dit_atr2_coil3_err_mean vs run
χ² / ndf 3.437e+36 / 41
p0 785.6 ± 1.543e−16
1400
1200
1000
800
600
400
200
0
6186. 0
6186. 1
6186. 2
6186. 3
6186. 4
6186. 5
6186. 6
6186. 7
6186. 8
6187. 0
6187. 1
6193. 0
6193. 1
6193. 2
6193. 3
6193. 4
6193. 5
6193. 6
6194. 0
6194. 1
6194. 2
6194. 3
6194. 4
6194. 5
6195. 0
6195. 1
6196. 0
6201. 0
6202. 0
6202. 1
6202. 2
6202. 3
6203. 0
6203. 1
6203. 2
6203. 3
6204. 0
6204. 1
6204. 2
6204. 3
6204. 4
6204. 5
×10¹⁵
600
400
200
0
−200
−400
−600
−800
pull
Entries 42
Mean −1.59e+08
Std Dev 1.59e+08

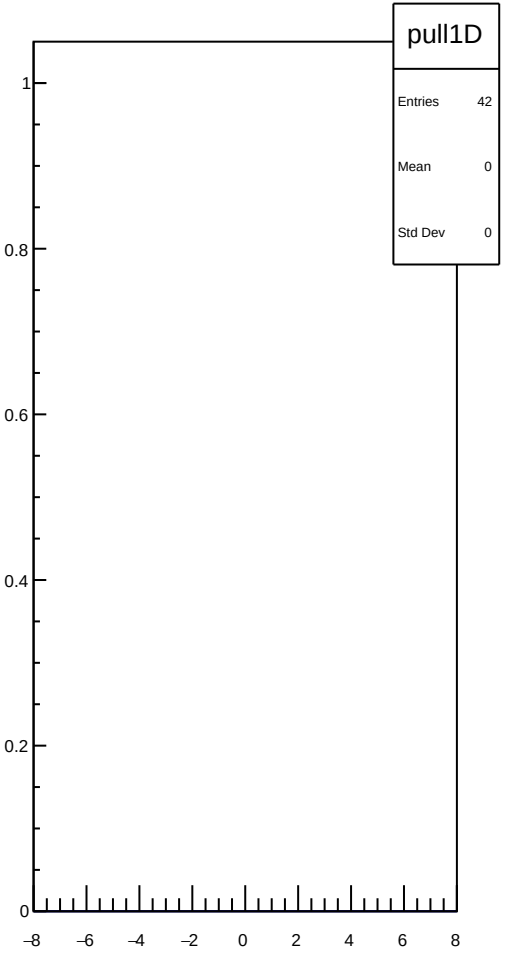
pull1D
Entries 42
Mean 0
Std Dev 0
1
0.8
0.6
0.4
0.2
0
−8
−6
−4
−2
0
2
4
6
8

dit_atr2_coil3_Ndata_mean vs run

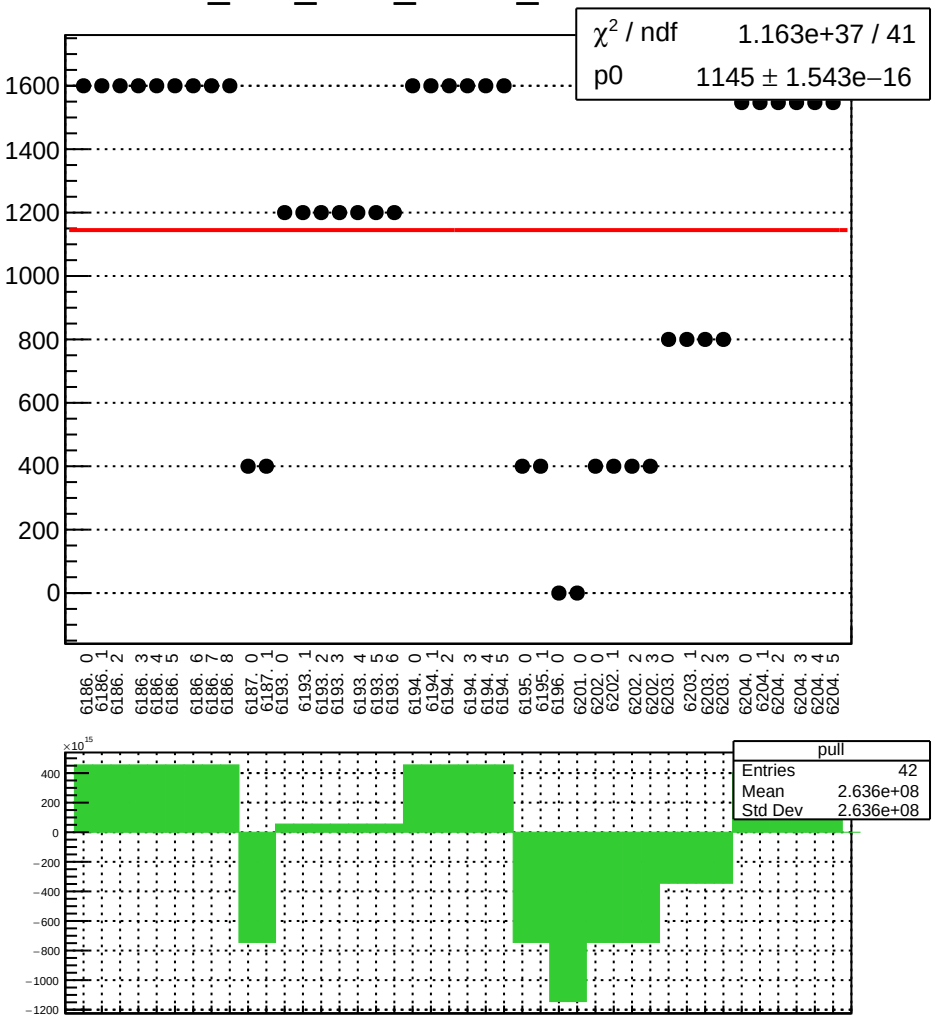

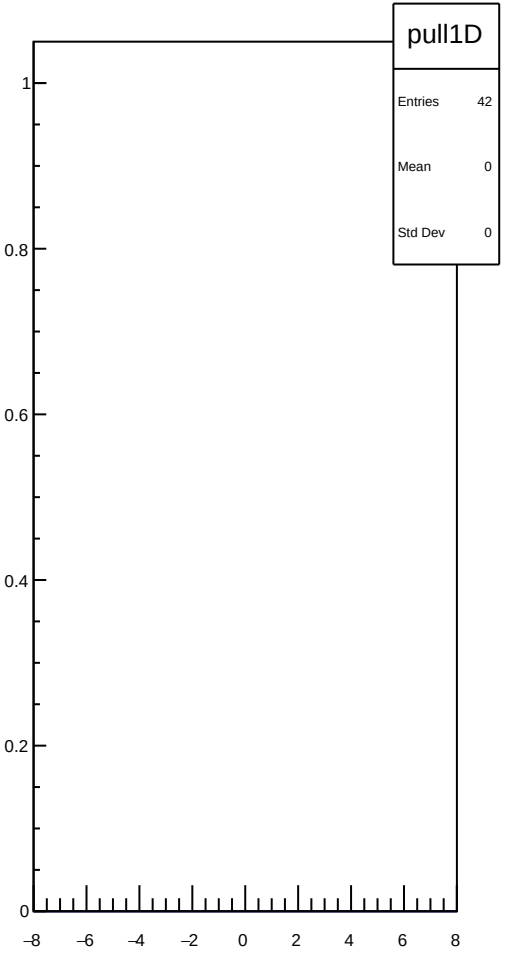

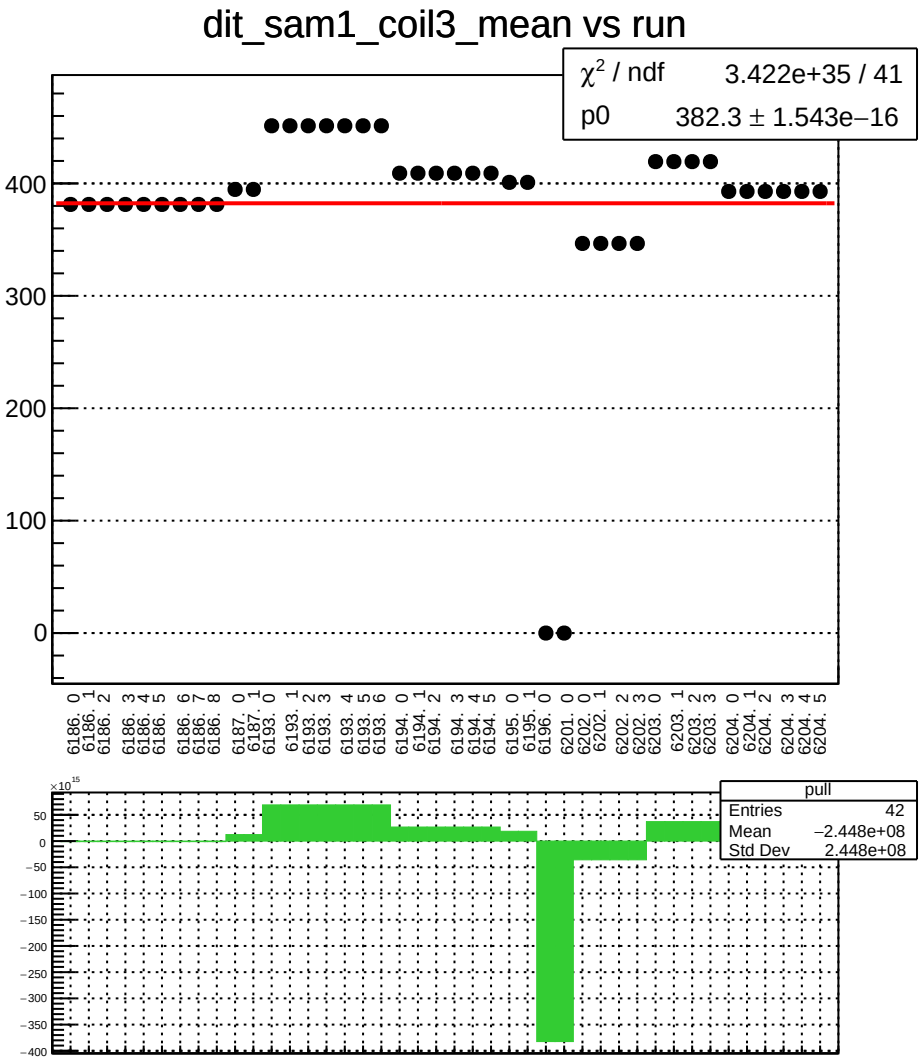
dit_sam1_coil3_mean vs run
χ² / ndf 3.422e+35 / 41
p0 382.3 ± 1.543e−16
400
300
200
100
0
6186. 0
6186. 1
6186. 2
6186. 3
6186. 4
6186. 5
6186. 6
6186. 7
6186. 8
6187. 0
6187. 1
6193. 0
6193. 1
6193. 2
6193. 3
6193. 4
6193. 5
6193. 6
6194. 0
6194. 1
6194. 2
6194. 3
6194. 4
6194. 5
6195. 0
6195. 1
6196. 0
6201. 0
6202. 0
6202. 1
6202. 2
6202. 3
6203. 0
6203. 1
6203. 2
6203. 3
6204. 0
6204. 1
6204. 2
6204. 3
6204. 4
6204. 5
×10¹⁵
50
0
−50
−100
−150
−200
−250
−300
−350
−400
pull
Entries 42
Mean −2.448e+08
Std Dev 2.448e+08

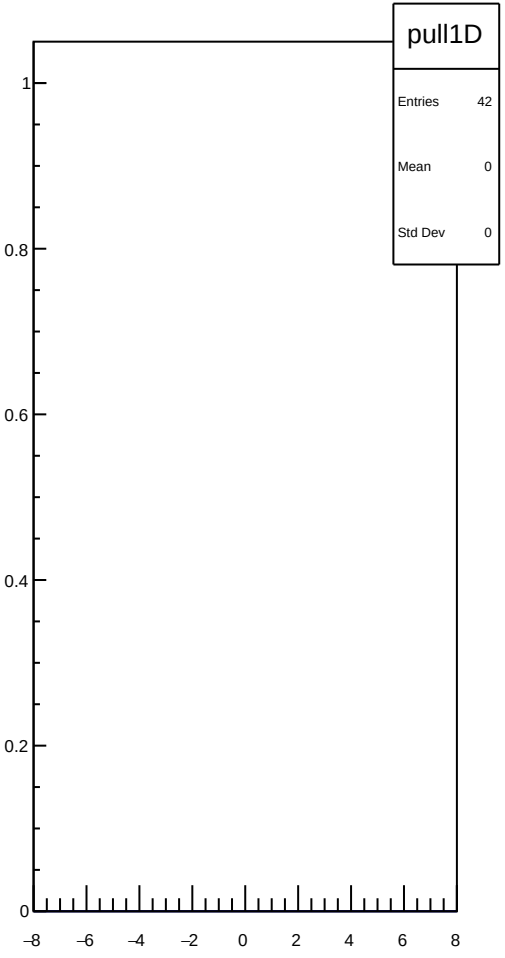
pull1D
Entries 42
Mean 0
Std Dev 0
1
0.8
0.6
0.4
0.2
0
−8
−6
−4
−2
0
2
4
6
8

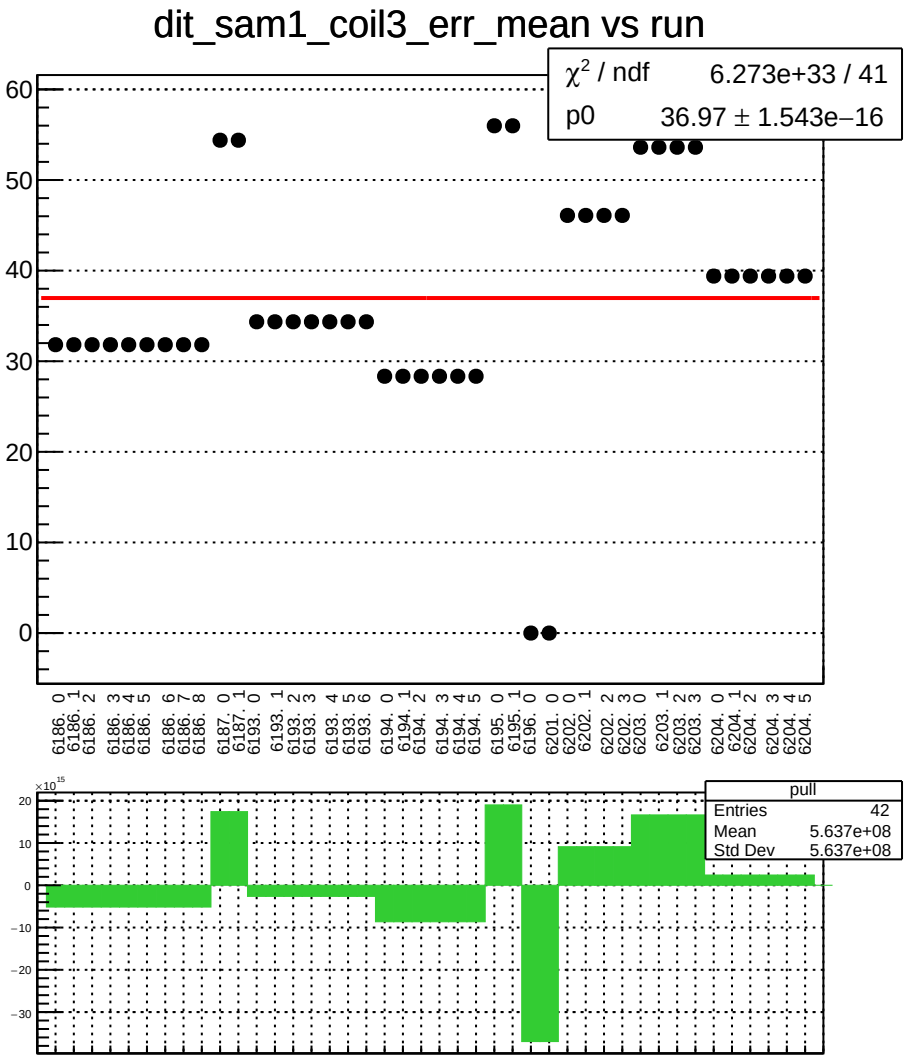
dit_sam1_coil3_err_mean vs run
χ² / ndf 6.273e+33 / 41
p0 36.97 ± 1.543e−16
pull
Entries 42
Mean 5.637e+08
Std Dev 5.637e+08

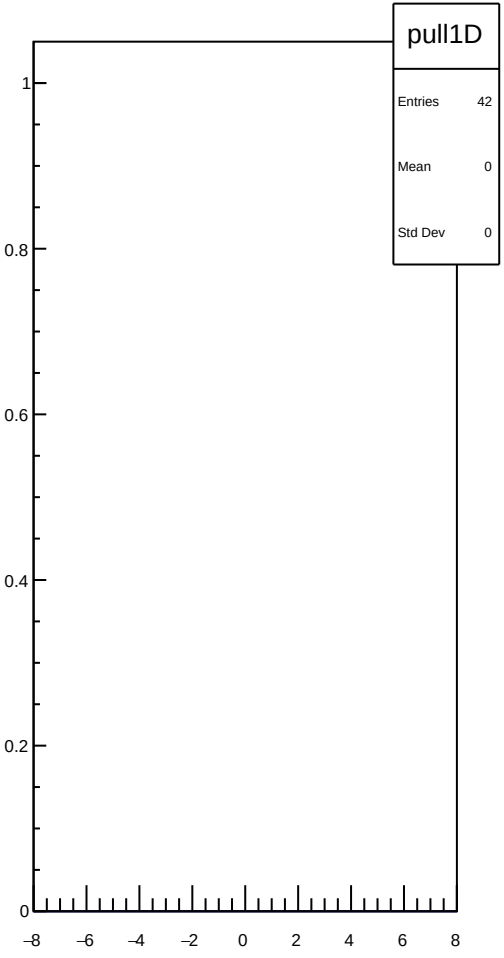
pull1D
Entries 42
Mean 0
Std Dev 0

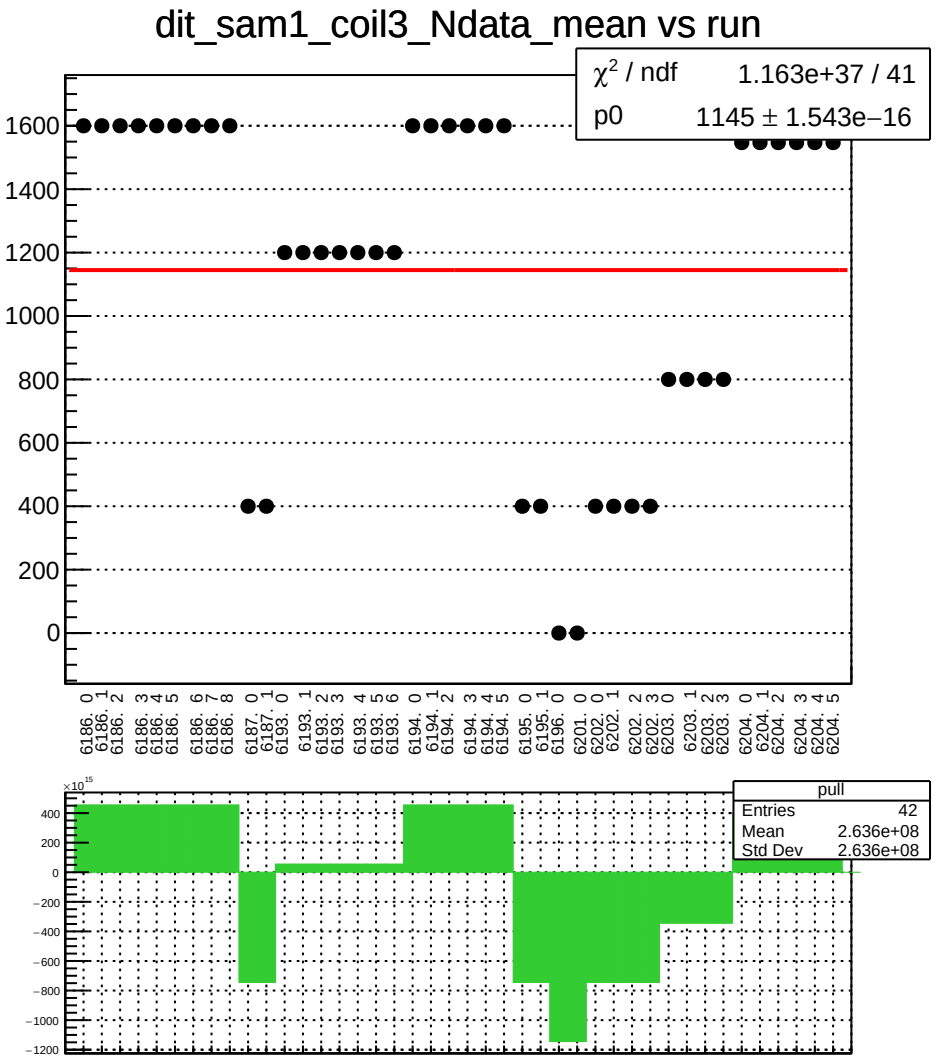
dit_sam1_coil3_Ndata_mean vs run
χ² / ndf 1.163e+37 / 41
p0 1145 ± 1.543e−16
1600
1400
1200
1000
800
600
400
200
0
6186. 0
6186. 1
6186. 2
6186. 3
6186. 4
6186. 5
6186. 6
6186. 7
6186. 8
6187. 0
6187. 1
6193. 0
6193. 1
6193. 2
6193. 3
6193. 4
6193. 5
6193. 6
6194. 0
6194. 1
6194. 2
6194. 3
6194. 4
6194. 5
6195. 0
6195. 1
6196. 0
6201. 0
6202. 0
6202. 1
6202. 2
6202. 3
6203. 0
6203. 1
6203. 2
6203. 3
6204. 0
6204. 1
6204. 2
6204. 3
6204. 4
6204. 5
×10¹⁵
400
200
0
−200
−400
−600
−800
−1000
−1200
pull
Entries 42
Mean 2.636e+08
Std Dev 2.636e+08

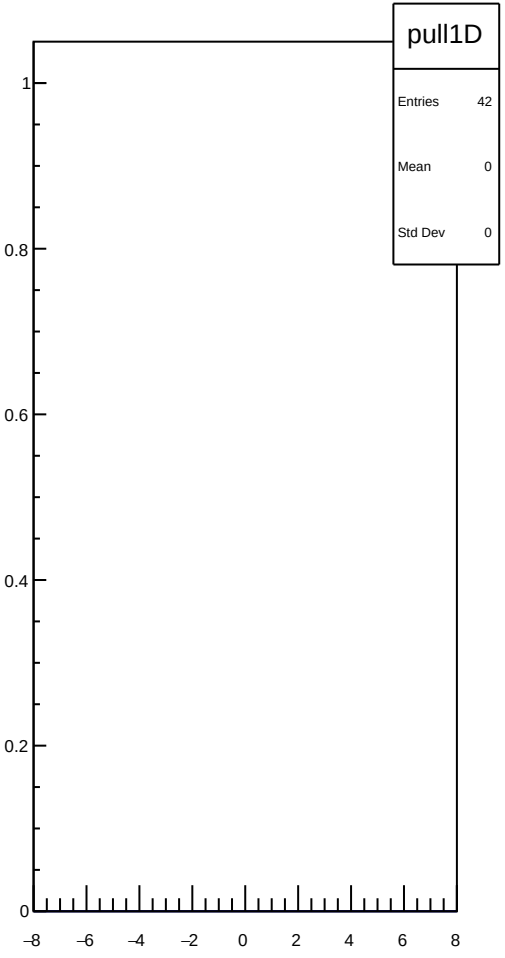
pull1D
Entries 42
Mean 0
Std Dev 0
1
0.8
0.6
0.4
0.2
0
−8
−6
−4
−2
0
2
4
6
8

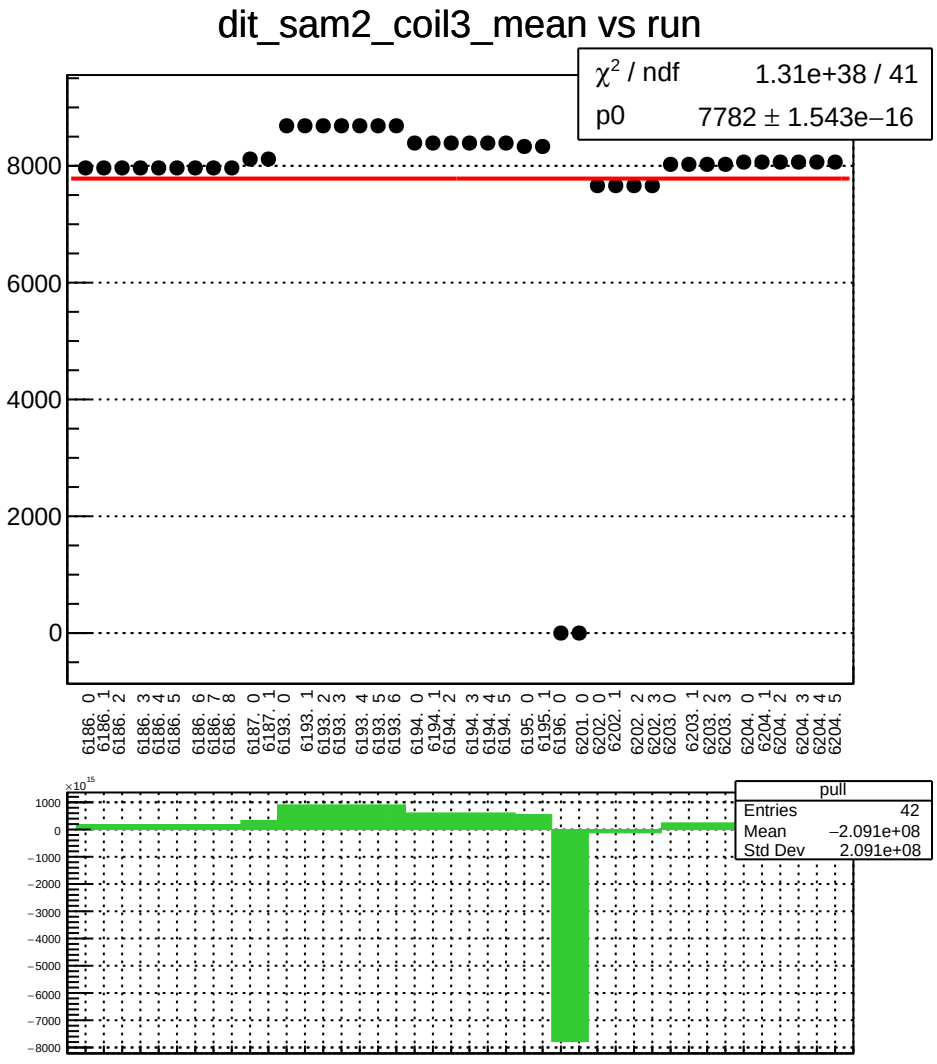
dit_sam2_coil3_mean vs run
χ² / ndf 1.31e+38 / 41
p0 7782 ± 1.543e−16
8000
6000
4000
2000
0
6186. 0
6186. 1
6186. 2
6186. 3
6186. 4
6186. 5
6186. 6
6186. 7
6186. 8
6187. 0
6187. 1
6193. 0
6193. 1
6193. 2
6193. 3
6193. 4
6193. 5
6193. 6
6194. 0
6194. 1
6194. 2
6194. 3
6194. 4
6194. 5
6195. 0
6195. 1
6196. 0
6201. 0
6202. 0
6202. 1
6202. 2
6202. 3
6203. 0
6203. 1
6203. 2
6203. 3
6204. 0
6204. 1
6204. 2
6204. 3
6204. 4
6204. 5
×10¹⁵
1000
0
−1000
−2000
−3000
−4000
−5000
−6000
−7000
−8000
pull
Entries 42
Mean −2.091e+08
Std Dev 2.091e+08

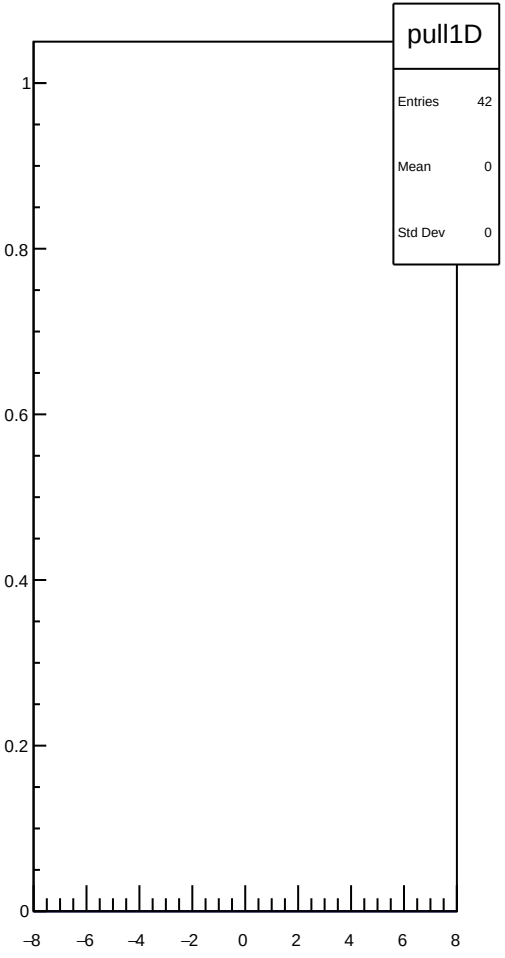
pull1D
Entries 42
Mean 0
Std Dev 0
1
0.8
0.6
0.4
0.2
0
−8
−6
−4
−2
0
2
4
6
8

dit_sam2_coil3_err_mean vs run

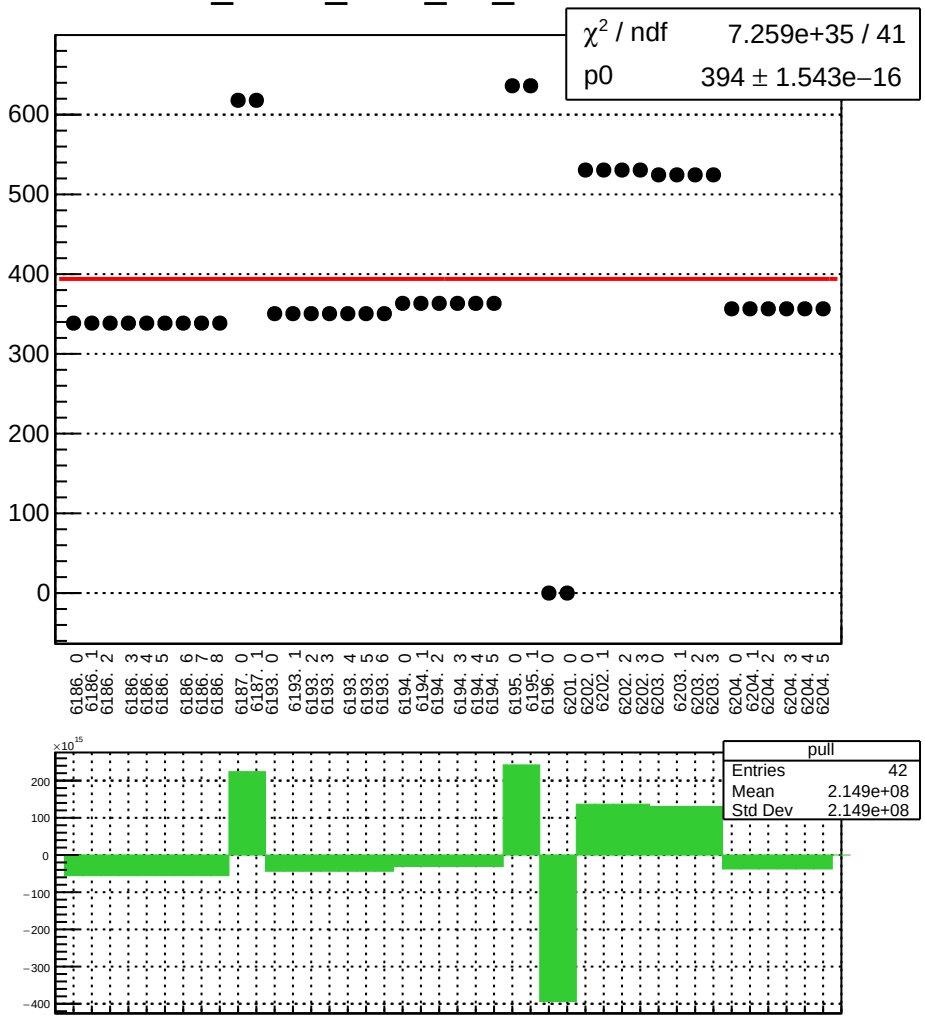

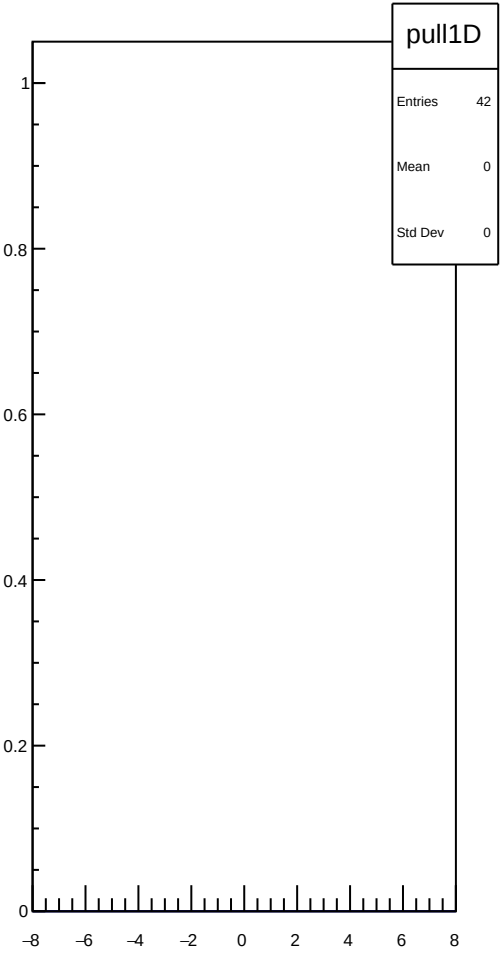

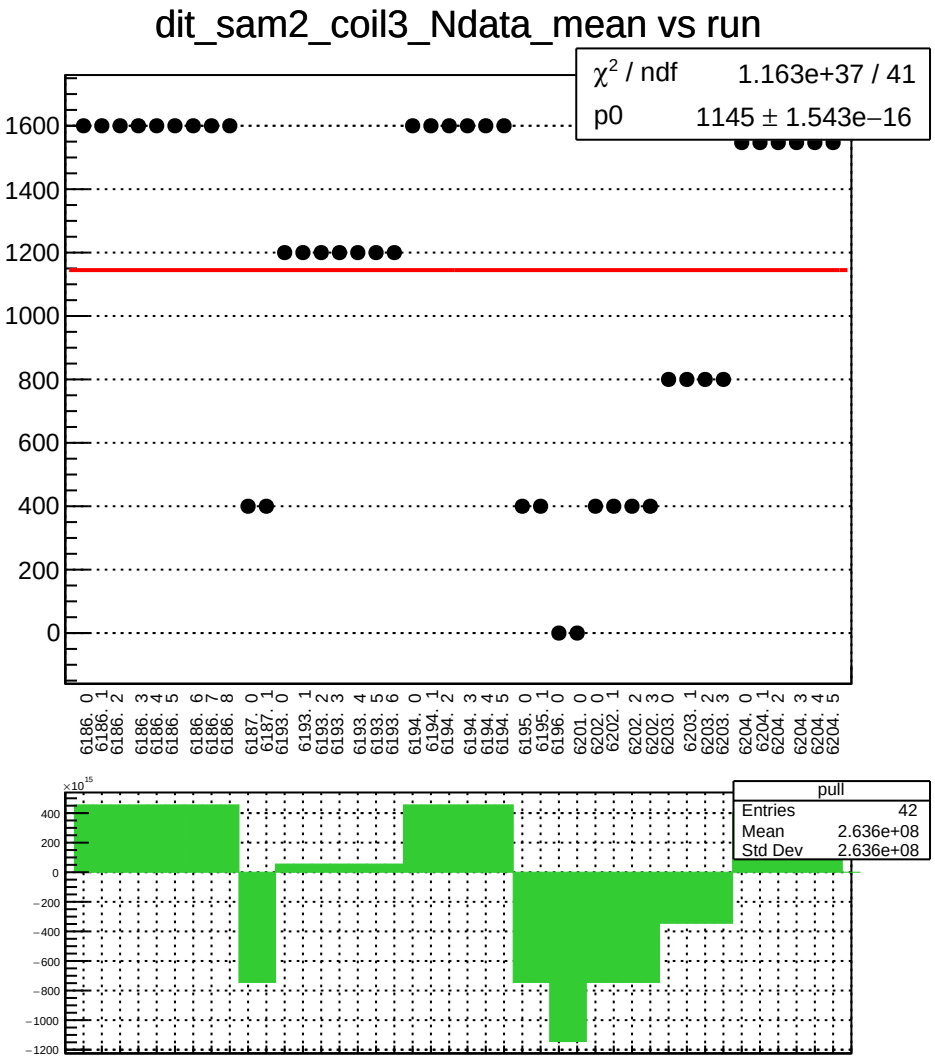
dit_sam2_coil3_Ndata_mean vs run
χ² / ndf 1.163e+37 / 41
p0 1145 ± 1.543e−16
1600
1400
1200
1000
800
600
400
200
0
6186. 0
6186. 1
6186. 2
6186. 3
6186. 4
6186. 5
6186. 6
6186. 7
6186. 8
6187. 0
6187. 1
6193. 0
6193. 1
6193. 2
6193. 3
6193. 4
6193. 5
6193. 6
6194. 0
6194. 1
6194. 2
6194. 3
6194. 4
6194. 5
6195. 0
6195. 1
6196. 0
6201. 0
6202. 0
6202. 1
6202. 2
6202. 3
6203. 0
6203. 1
6203. 2
6203. 3
6204. 0
6204. 1
6204. 2
6204. 3
6204. 4
6204. 5
×10¹⁵
400
200
0
−200
−400
−600
−800
−1000
−1200
pull
Entries 42
Mean 2.636e+08
Std Dev 2.636e+08

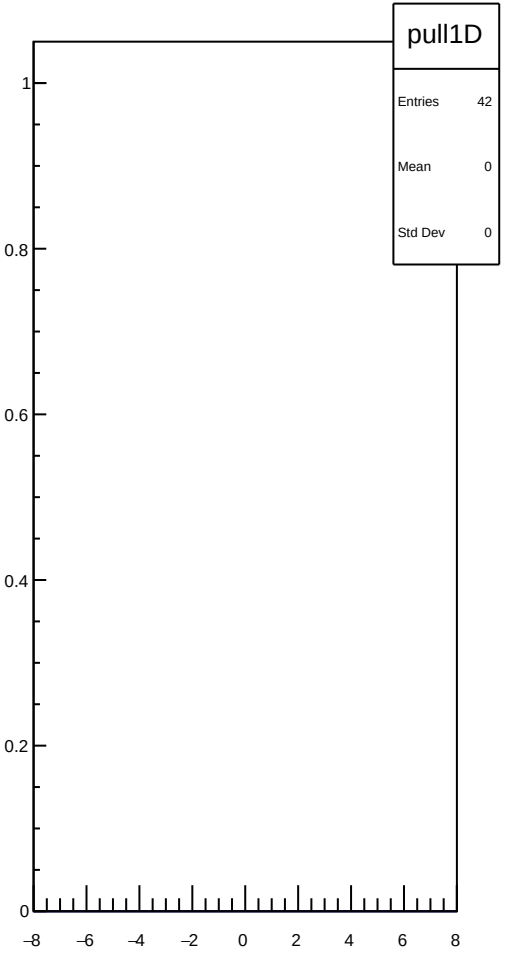
pull1D
Entries 42
Mean 0
Std Dev 0
1
0.8
0.6
0.4
0.2
0
−8
−6
−4
−2
0
2
4
6
8

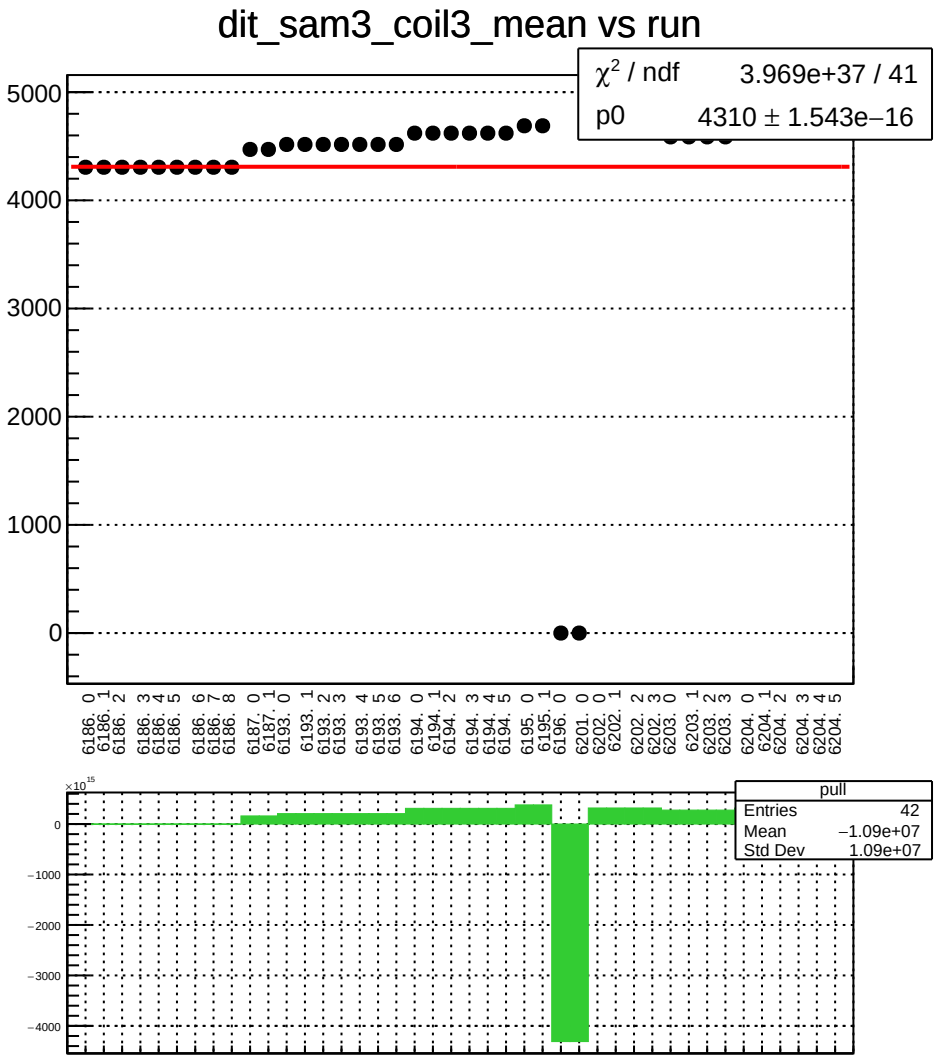
dit_sam3_coil3_mean vs run
χ² / ndf 3.969e+37 / 41
p0 4310 ± 1.543e−16
5000
4000
3000
2000
1000
0
6186. 0
6186. 1
6186. 2
6186. 3
6186. 4
6186. 5
6186. 6
6186. 7
6186. 8
6187. 0
6187. 1
6193. 0
6193. 1
6193. 2
6193. 3
6193. 4
6193. 5
6193. 6
6194. 0
6194. 1
6194. 2
6194. 3
6194. 4
6194. 5
6195. 0
6195. 1
6196. 0
6201. 0
6202. 0
6202. 1
6202. 2
6202. 3
6203. 0
6203. 1
6203. 2
6203. 3
6204. 0
6204. 1
6204. 2
6204. 3
6204. 4
6204. 5
×10¹⁵
0
−1000
−2000
−3000
−4000
pull
Entries 42
Mean −1.09e+07
Std Dev 1.09e+07

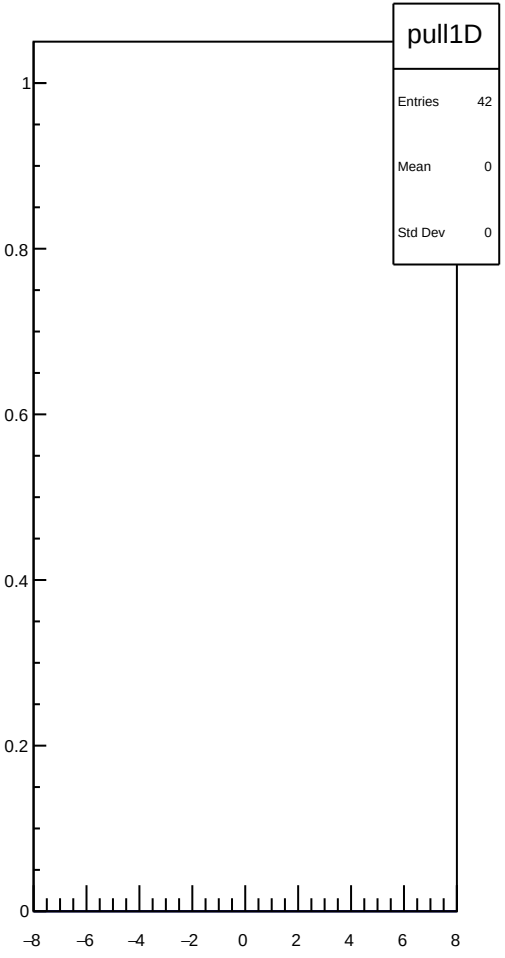
pull1D
Entries 42
Mean 0
Std Dev 0
1
0.8
0.6
0.4
0.2
0
−8
−6
−4
−2
0
2
4
6
8

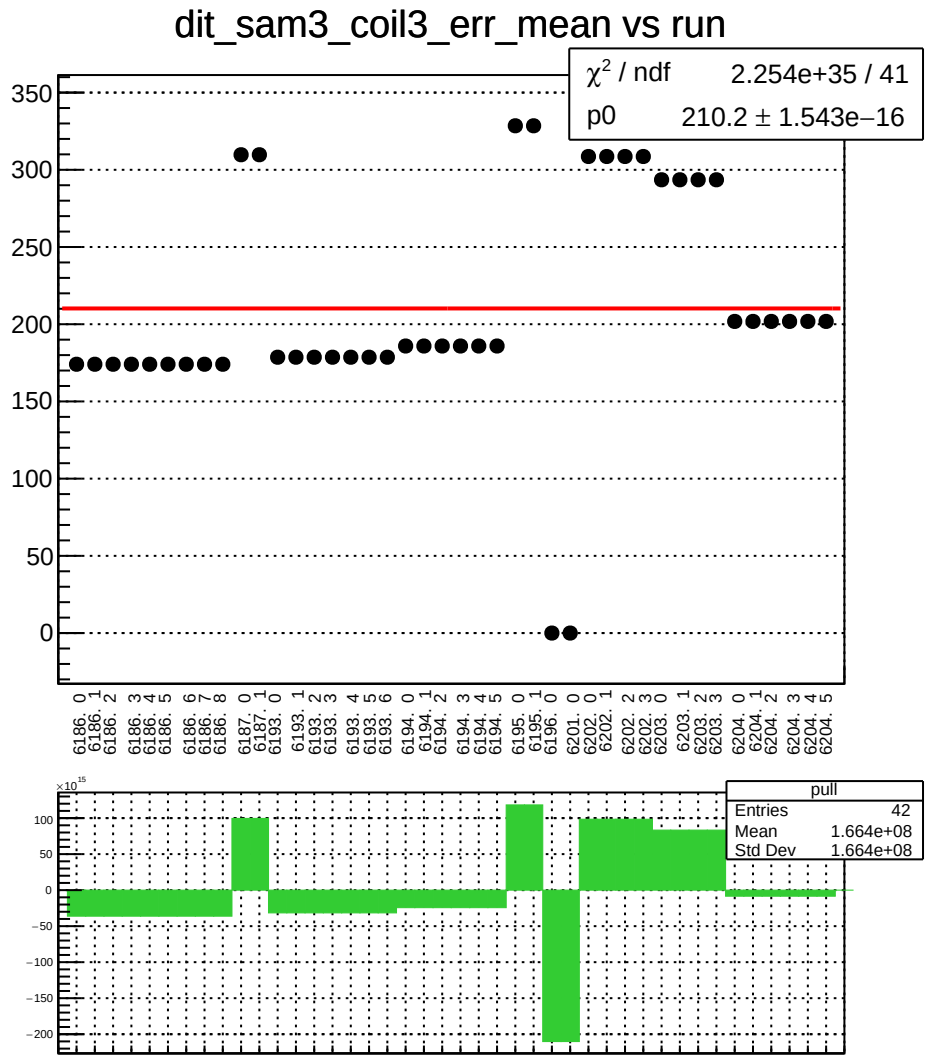
dit_sam3_coil3_err_mean vs run
χ² / ndf 2.254e+35 / 41
p0 210.2 ± 1.543e−16
350
300
250
200
150
100
50
0
6186. 0
6186. 1
6186. 2
6186. 3
6186. 4
6186. 5
6186. 6
6186. 7
6186. 8
6187. 0
6187. 1
6193. 0
6193. 1
6193. 2
6193. 3
6193. 4
6193. 5
6193. 6
6194. 0
6194. 1
6194. 2
6194. 3
6194. 4
6194. 5
6195. 0
6195. 1
6196. 0
6201. 0
6202. 0
6202. 1
6202. 2
6202. 3
6203. 0
6203. 1
6203. 2
6203. 3
6204. 0
6204. 1
6204. 2
6204. 3
6204. 4
6204. 5
×10¹⁵
100
50
0
−50
−100
−150
−200
pull
Entries 42
Mean 1.664e+08
Std Dev 1.664e+08

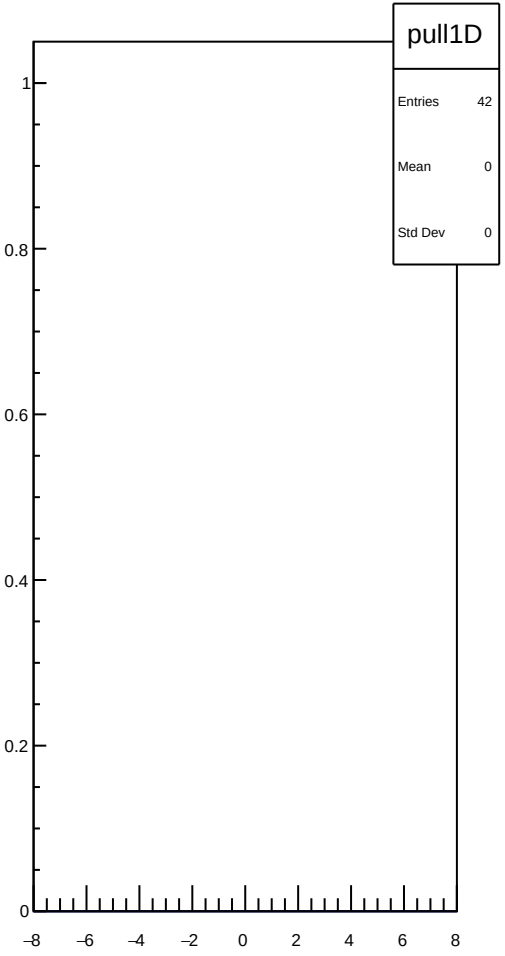
pull1D
Entries 42
Mean 0
Std Dev 0
1
0.8
0.6
0.4
0.2
0
−8
−6
−4
−2
0
2
4
6
8

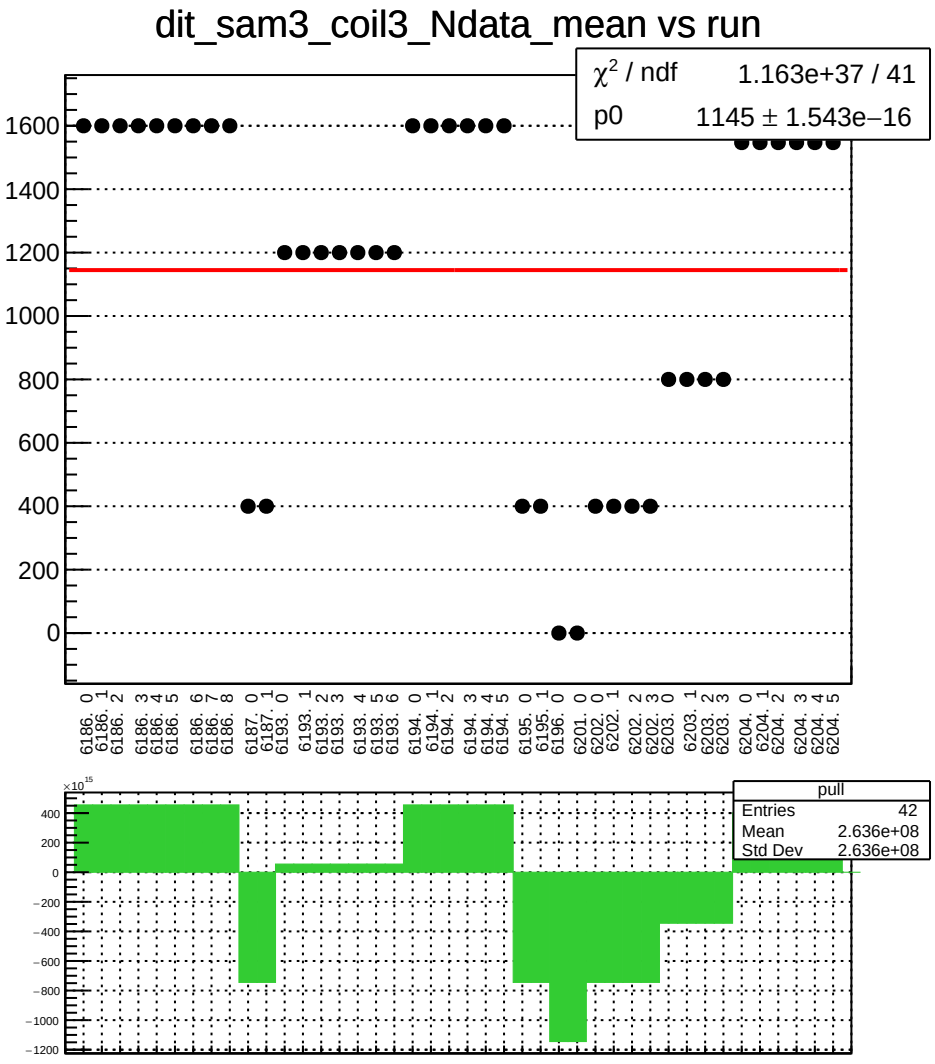
dit_sam3_coil3_Ndata_mean vs run
χ² / ndf 1.163e+37 / 41
p0 1145 ± 1.543e−16
1600
1400
1200
1000
800
600
400
200
0
6186. 0
6186. 1
6186. 2
6186. 3
6186. 4
6186. 5
6186. 6
6186. 7
6186. 8
6187. 0
6187. 1
6193. 0
6193. 1
6193. 2
6193. 3
6193. 4
6193. 5
6193. 6
6194. 0
6194. 1
6194. 2
6194. 3
6194. 4
6194. 5
6195. 0
6195. 1
6196. 0
6201. 0
6202. 0
6202. 1
6202. 2
6202. 3
6203. 0
6203. 1
6203. 2
6203. 3
6204. 0
6204. 1
6204. 2
6204. 3
6204. 4
6204. 5
×10¹⁵
400
200
0
−200
−400
−600
−800
−1000
−1200
pull
Entries 42
Mean 2.636e+08
Std Dev 2.636e+08

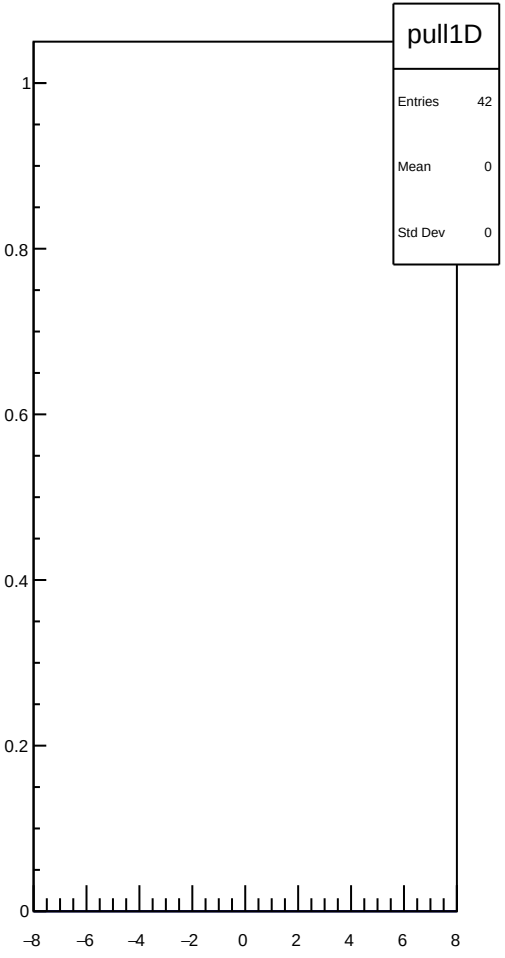
pull1D
Entries 42
Mean 0
Std Dev 0
1
0.8
0.6
0.4
0.2
0
−8
−6
−4
−2
0
2
4
6
8

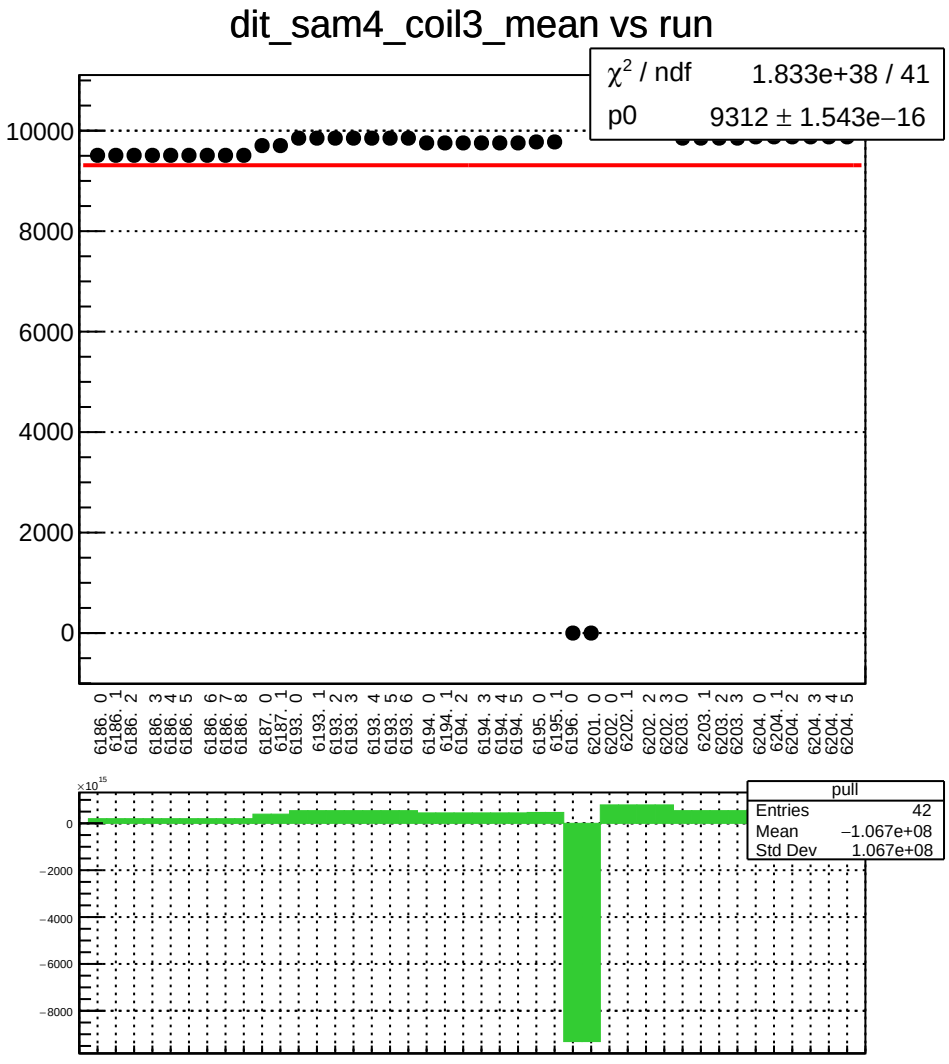
dit_sam4_coil3_mean vs run
χ² / ndf 1.833e+38 / 41
p0 9312 ± 1.543e−16
10000
8000
6000
4000
2000
0
6186. 0
6186. 1
6186. 2
6186. 3
6186. 4
6186. 5
6186. 6
6186. 7
6186. 8
6187. 0
6187. 1
6193. 0
6193. 1
6193. 2
6193. 3
6193. 4
6193. 5
6193. 6
6194. 0
6194. 1
6194. 2
6194. 3
6194. 4
6194. 5
6195. 0
6195. 1
6196. 0
6201. 0
6202. 0
6202. 1
6202. 2
6202. 3
6203. 0
6203. 1
6203. 2
6203. 3
6204. 0
6204. 1
6204. 2
6204. 3
6204. 4
6204. 5
×10¹⁵
0
−2000
−4000
−6000
−8000
pull
Entries 42
Mean −1.067e+08
Std Dev 1.067e+08

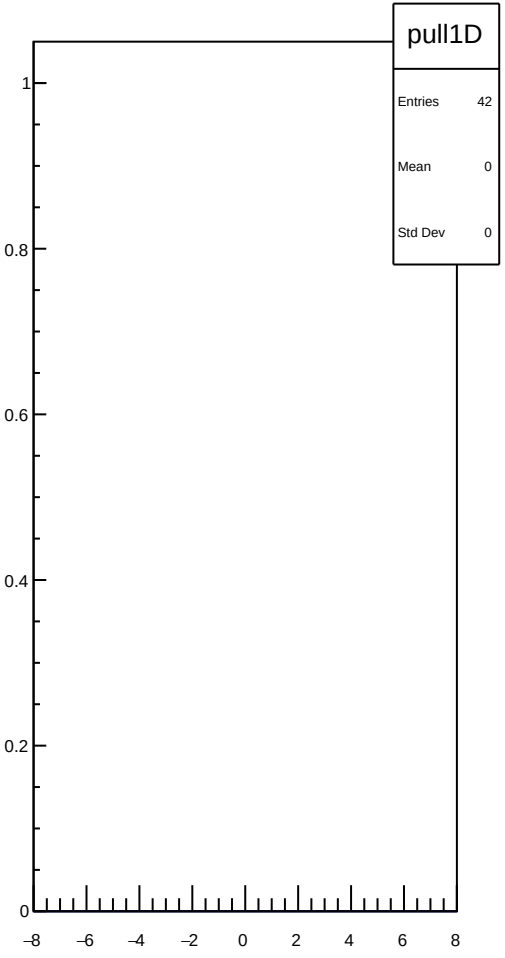
pull1D
Entries 42
Mean 0
Std Dev 0
1
0.8
0.6
0.4
0.2
0
−8
−6
−4
−2
0
2
4
6
8

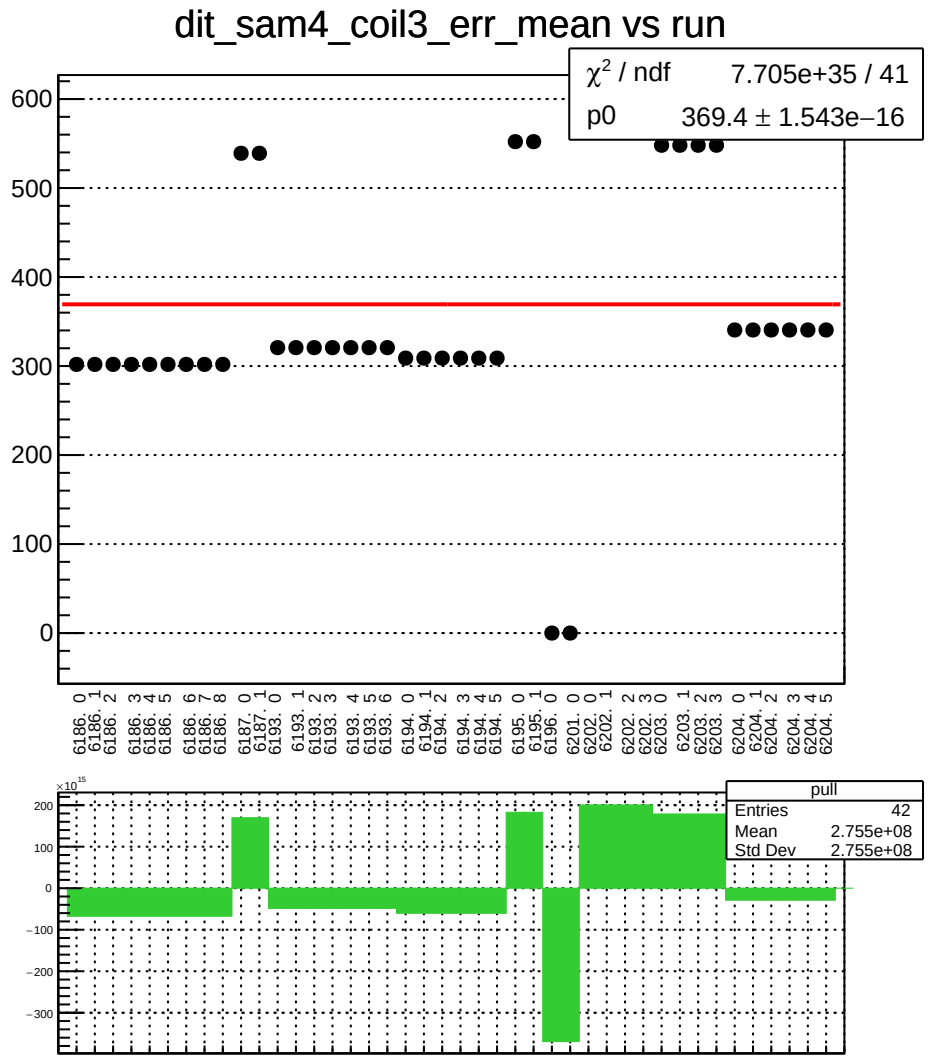
dit_sam4_coil3_err_mean vs run
χ² / ndf 7.705e+35 / 41
p0 369.4 ± 1.543e−16
600
500
400
300
200
100
0
6186. 0
6186. 1
6186. 2
6186. 3
6186. 4
6186. 5
6186. 6
6186. 7
6186. 8
6187. 0
6187. 1
6193. 0
6193. 1
6193. 2
6193. 3
6193. 4
6193. 5
6193. 6
6194. 0
6194. 1
6194. 2
6194. 3
6194. 4
6194. 5
6195. 0
6195. 1
6196. 0
6201. 0
6202. 0
6202. 1
6202. 2
6202. 3
6203. 0
6203. 1
6203. 2
6203. 3
6204. 0
6204. 1
6204. 2
6204. 3
6204. 4
6204. 5
×10¹⁵
200
100
0
−100
−200
−300
pull
Entries 42
Mean 2.755e+08
Std Dev 2.755e+08

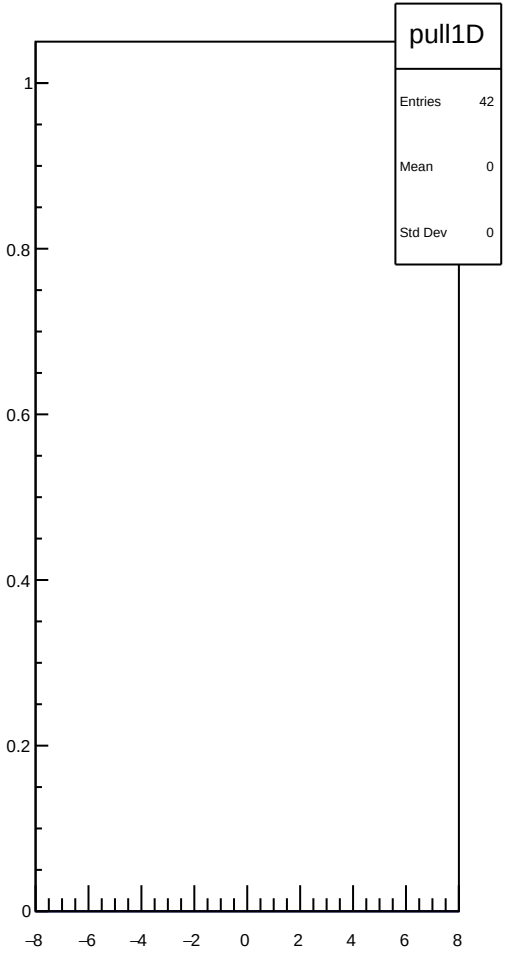
pull1D
Entries 42
Mean 0
Std Dev 0
1
0.8
0.6
0.4
0.2
0
−8
−6
−4
−2
0
2
4
6
8

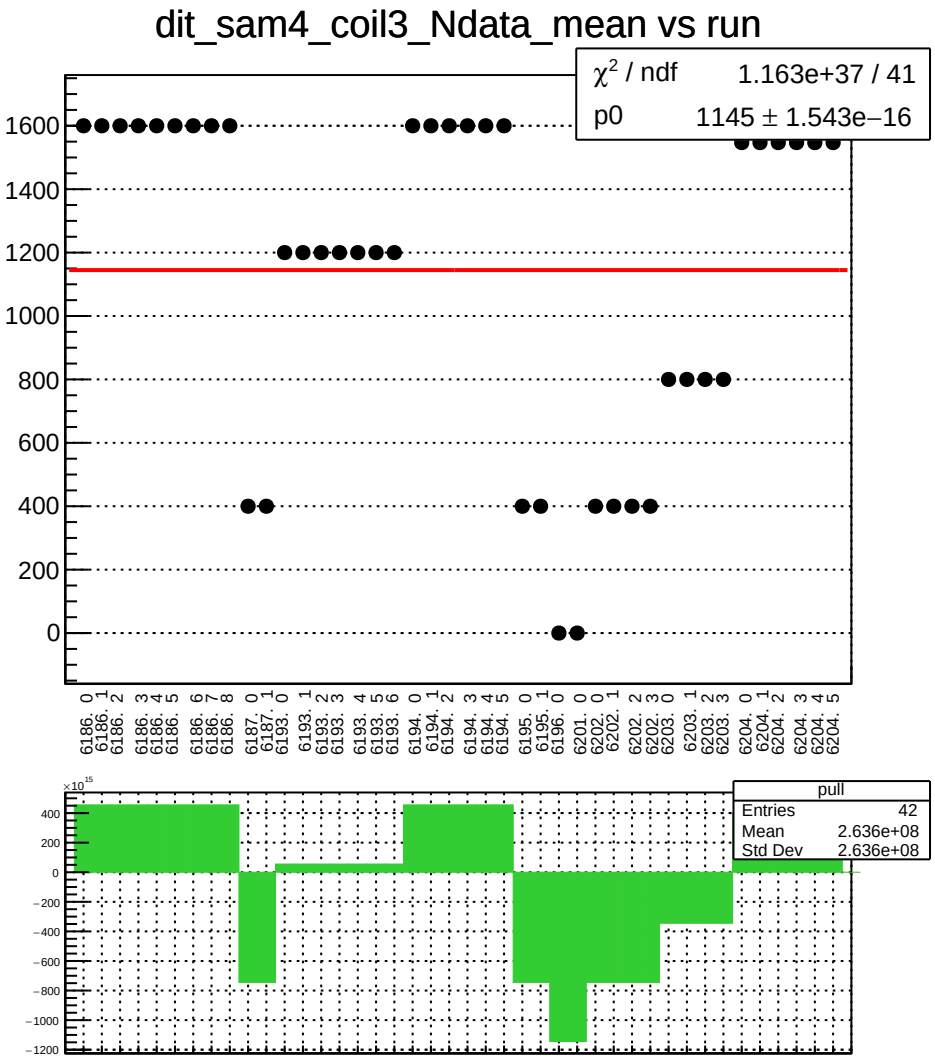
dit_sam4_coil3_Ndata_mean vs run
χ² / ndf 1.163e+37 / 41
p0 1145 ± 1.543e−16
1600
1400
1200
1000
800
600
400
200
0
6186. 0
6186. 1
6186. 2
6186. 3
6186. 4
6186. 5
6186. 6
6186. 7
6186. 8
6187. 0
6187. 1
6193. 0
6193. 1
6193. 2
6193. 3
6193. 4
6193. 5
6193. 6
6194. 0
6194. 1
6194. 2
6194. 3
6194. 4
6194. 5
6195. 0
6195. 1
6196. 0
6201. 0
6202. 0
6202. 1
6202. 2
6202. 3
6203. 0
6203. 1
6203. 2
6203. 3
6204. 0
6204. 1
6204. 2
6204. 3
6204. 4
6204. 5
×10¹⁵
400
200
0
−200
−400
−600
−800
−1000
−1200
pull
Entries 42
Mean 2.636e+08
Std Dev 2.636e+08

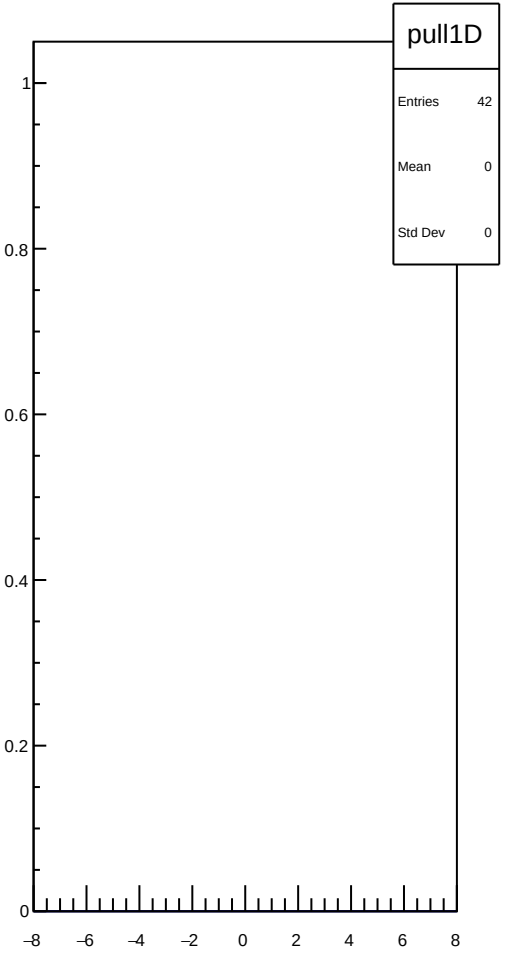
pull1D
Entries 42
Mean 0
Std Dev 0
1
0.8
0.6
0.4
0.2
0
−8
−6
−4
−2
0
2
4
6
8

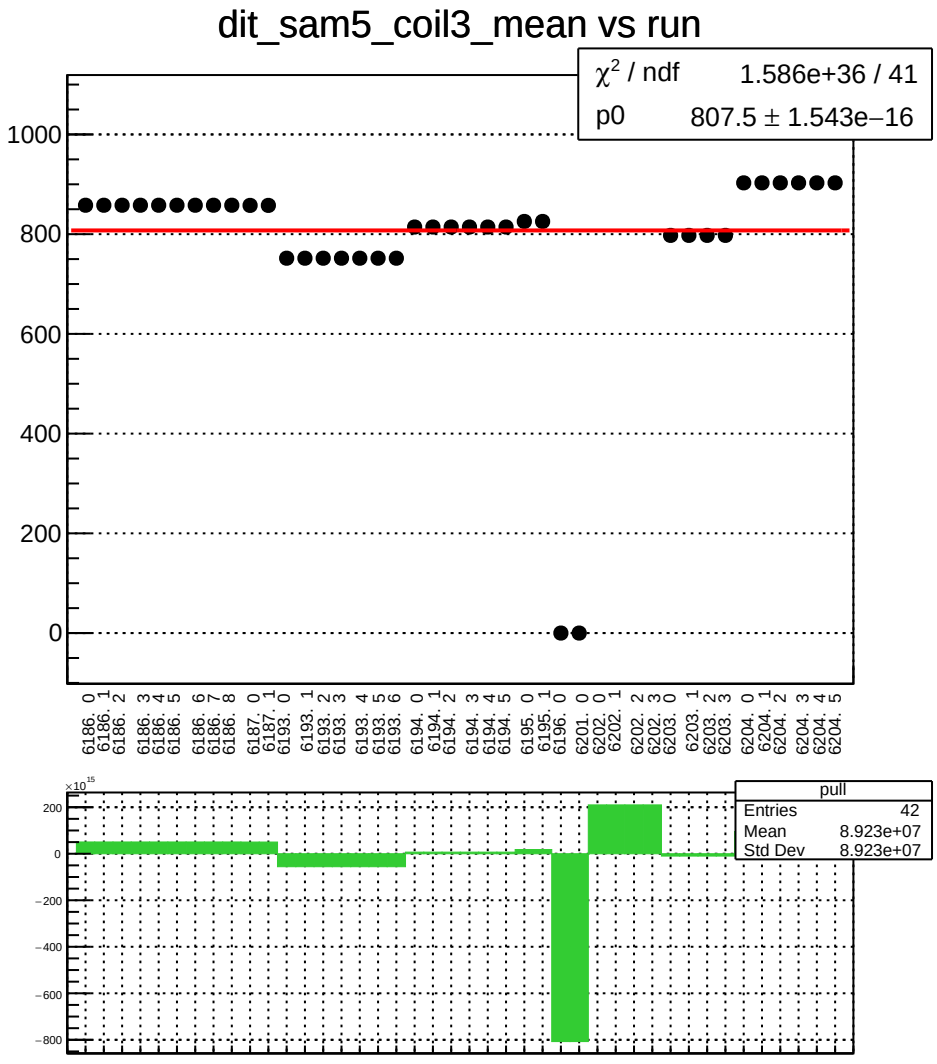
dit_sam5_coil3_mean vs run
χ² / ndf 1.586e+36 / 41
p0 807.5 ± 1.543e−16
1000
800
600
400
200
0
6186. 0
6186. 1
6186. 2
6186. 3
6186. 4
6186. 5
6186. 6
6186. 7
6186. 8
6187. 0
6187. 1
6193. 0
6193. 1
6193. 2
6193. 3
6193. 4
6193. 5
6193. 6
6194. 0
6194. 1
6194. 2
6194. 3
6194. 4
6194. 5
6195. 0
6195. 1
6196. 0
6201. 0
6202. 0
6202. 1
6202. 2
6202. 3
6203. 0
6203. 1
6203. 2
6203. 3
6204. 0
6204. 1
6204. 2
6204. 3
6204. 4
6204. 5
×10¹⁵
200
0
−200
−400
−600
−800
pull
Entries 42
Mean 8.923e+07
Std Dev 8.923e+07

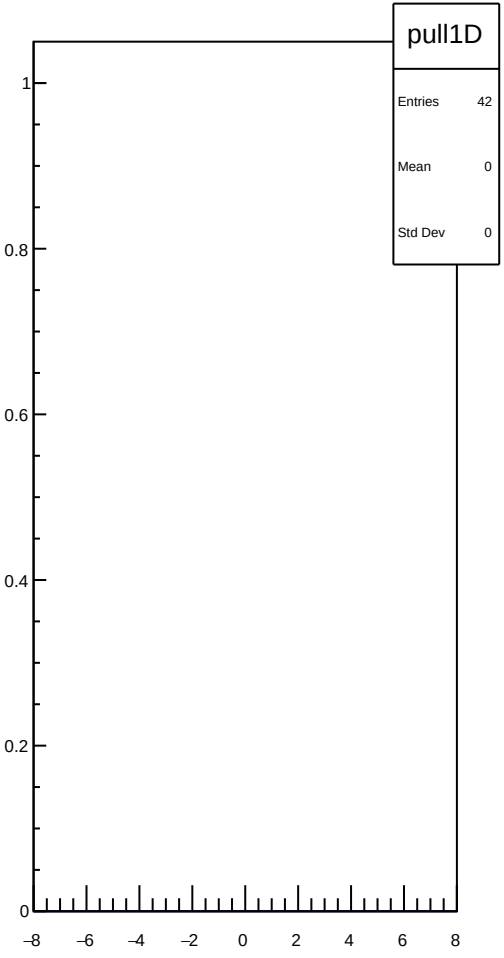
pull1D
Entries 42
Mean 0
Std Dev 0
1
0.8
0.6
0.4
0.2
0
−8
−6
−4
−2
0
2
4
6
8

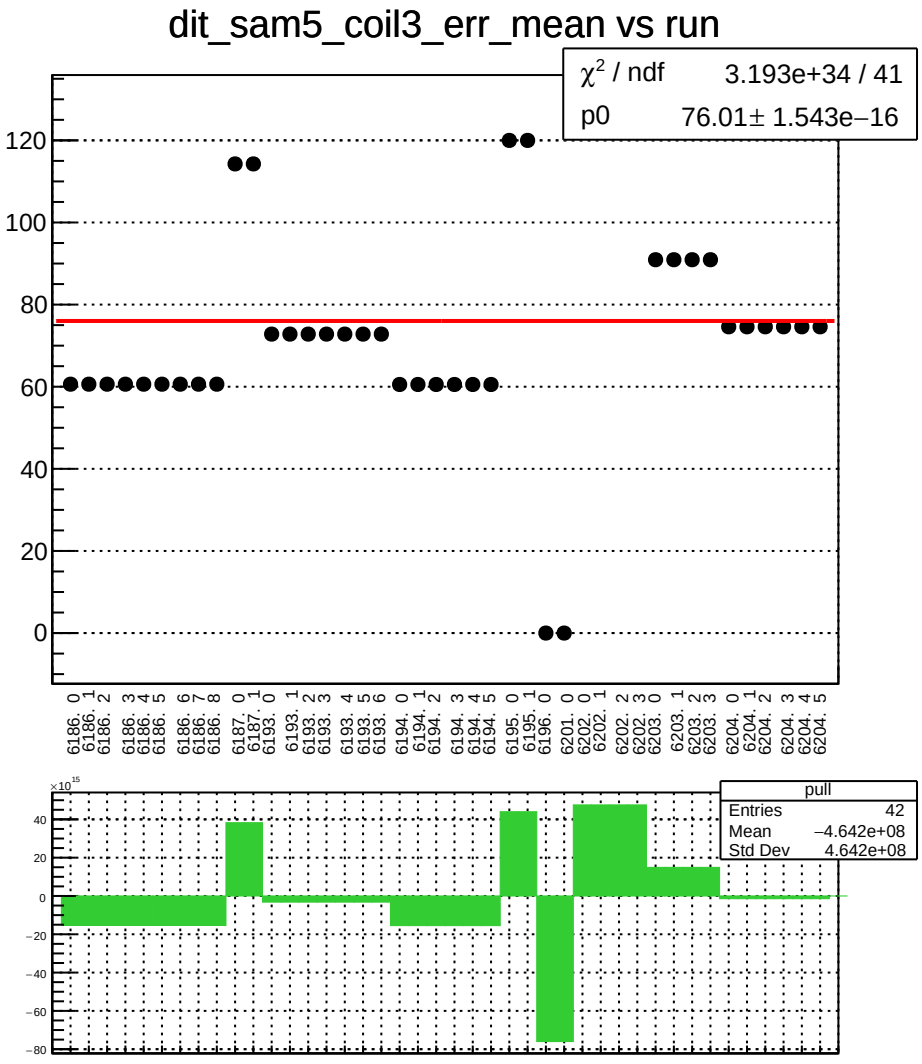
dit_sam5_coil3_err_mean vs run
χ² / ndf 3.193e+34 / 41
p0 76.01± 1.543e−16
120
100
80
60
40
20
0
6186. 0
6186. 1
6186. 2
6186. 3
6186. 4
6186. 5
6186. 6
6186. 7
6186. 8
6187. 0
6187. 1
6193. 0
6193. 1
6193. 2
6193. 3
6193. 4
6193. 5
6193. 6
6194. 0
6194. 1
6194. 2
6194. 3
6194. 4
6194. 5
6195. 0
6195. 1
6196. 0
6201. 0
6202. 0
6202. 1
6202. 2
6202. 3
6203. 0
6203. 1
6203. 2
6203. 3
6204. 0
6204. 1
6204. 2
6204. 3
6204. 4
6204. 5
×10¹⁵
40
20
0
−20
−40
−60
−80
pull
Entries 42
Mean −4.642e+08
Std Dev 4.642e+08

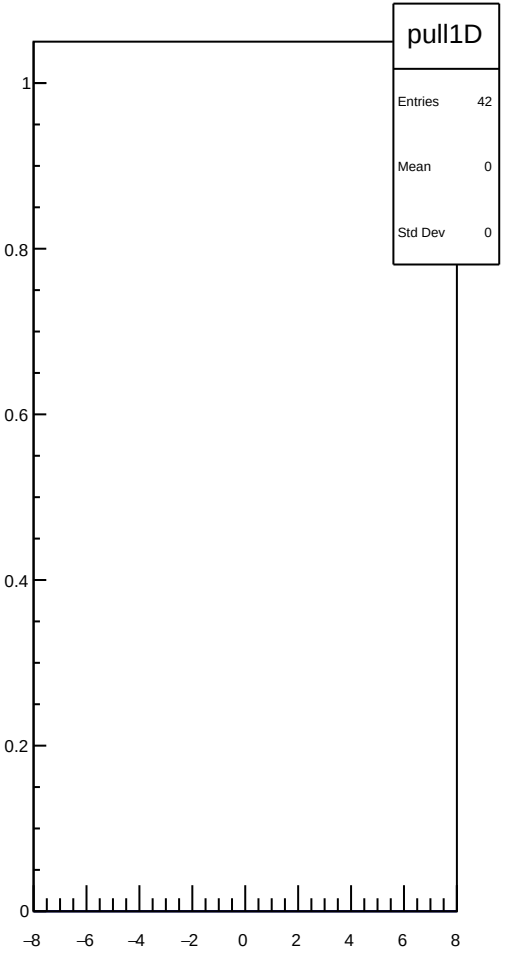
pull1D
Entries 42
Mean 0
Std Dev 0
1
0.8
0.6
0.4
0.2
0
−8
−6
−4
−2
0
2
4
6
8

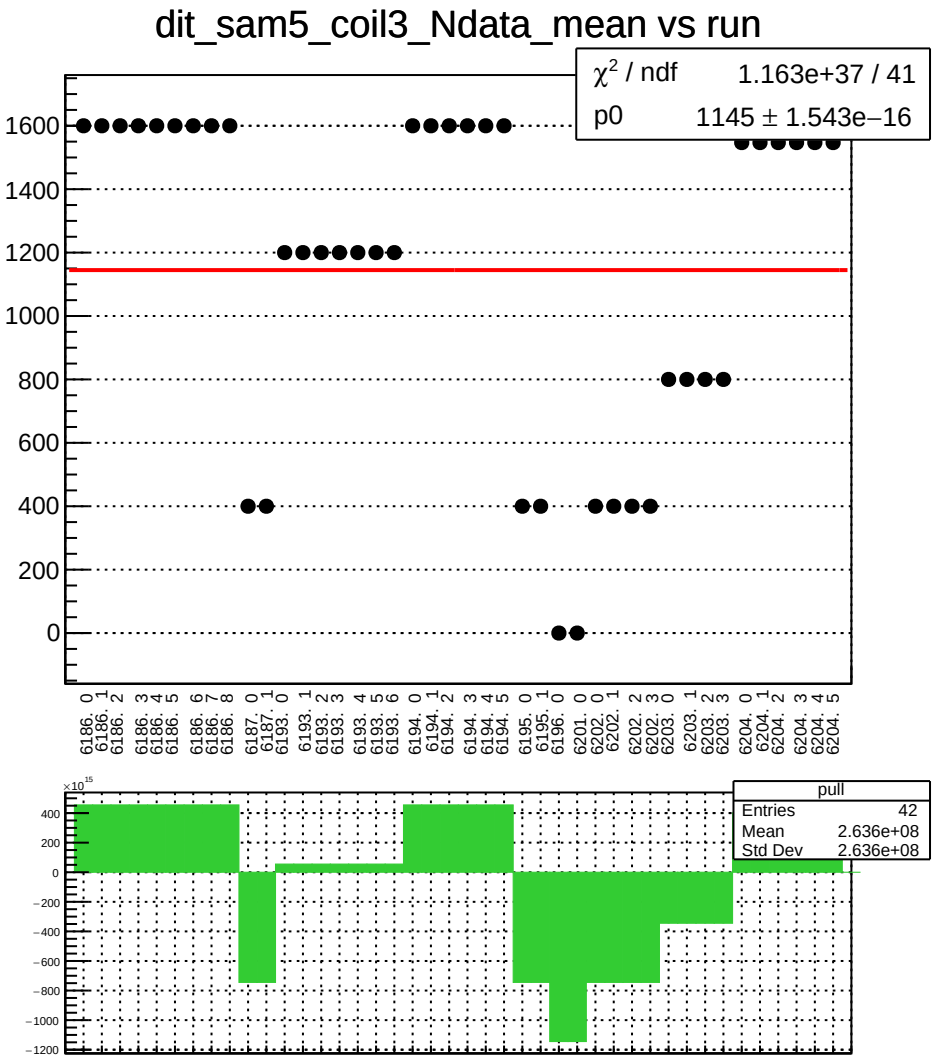
dit_sam5_coil3_Ndata_mean vs run
χ² / ndf 1.163e+37 / 41
p0 1145 ± 1.543e−16
1600
1400
1200
1000
800
600
400
200
0
6186. 0
6186. 1
6186. 2
6186. 3
6186. 4
6186. 5
6186. 6
6186. 7
6186. 8
6187. 0
6187. 1
6193. 0
6193. 1
6193. 2
6193. 3
6193. 4
6193. 5
6193. 6
6194. 0
6194. 1
6194. 2
6194. 3
6194. 4
6194. 5
6195. 0
6195. 1
6196. 0
6201. 0
6202. 0
6202. 1
6202. 2
6202. 3
6203. 0
6203. 1
6203. 2
6203. 3
6204. 0
6204. 1
6204. 2
6204. 3
6204. 4
6204. 5
×10¹⁵
400
200
0
−200
−400
−600
−800
−1000
−1200
pull
Entries 42
Mean 2.636e+08
Std Dev 2.636e+08

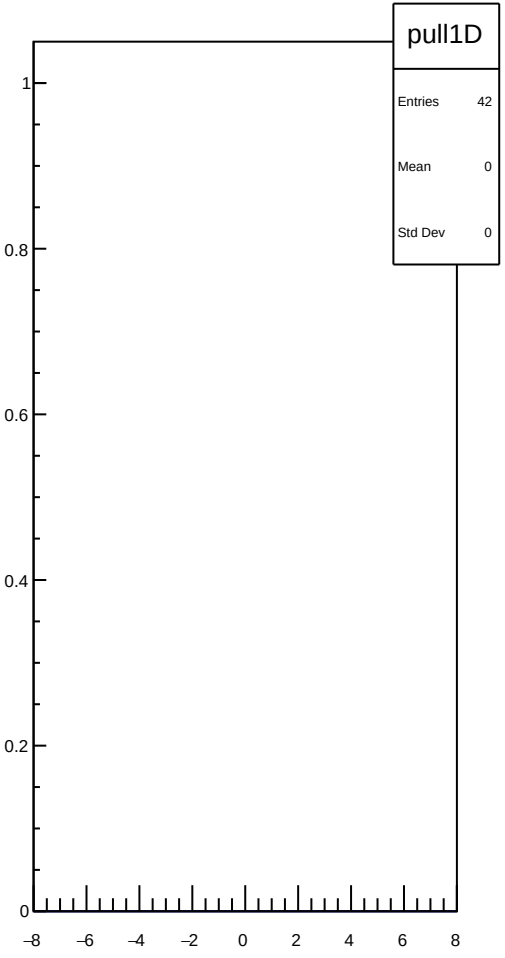
pull1D
Entries 42
Mean 0
Std Dev 0
1
0.8
0.6
0.4
0.2
0
−8
−6
−4
−2
0
2
4
6
8

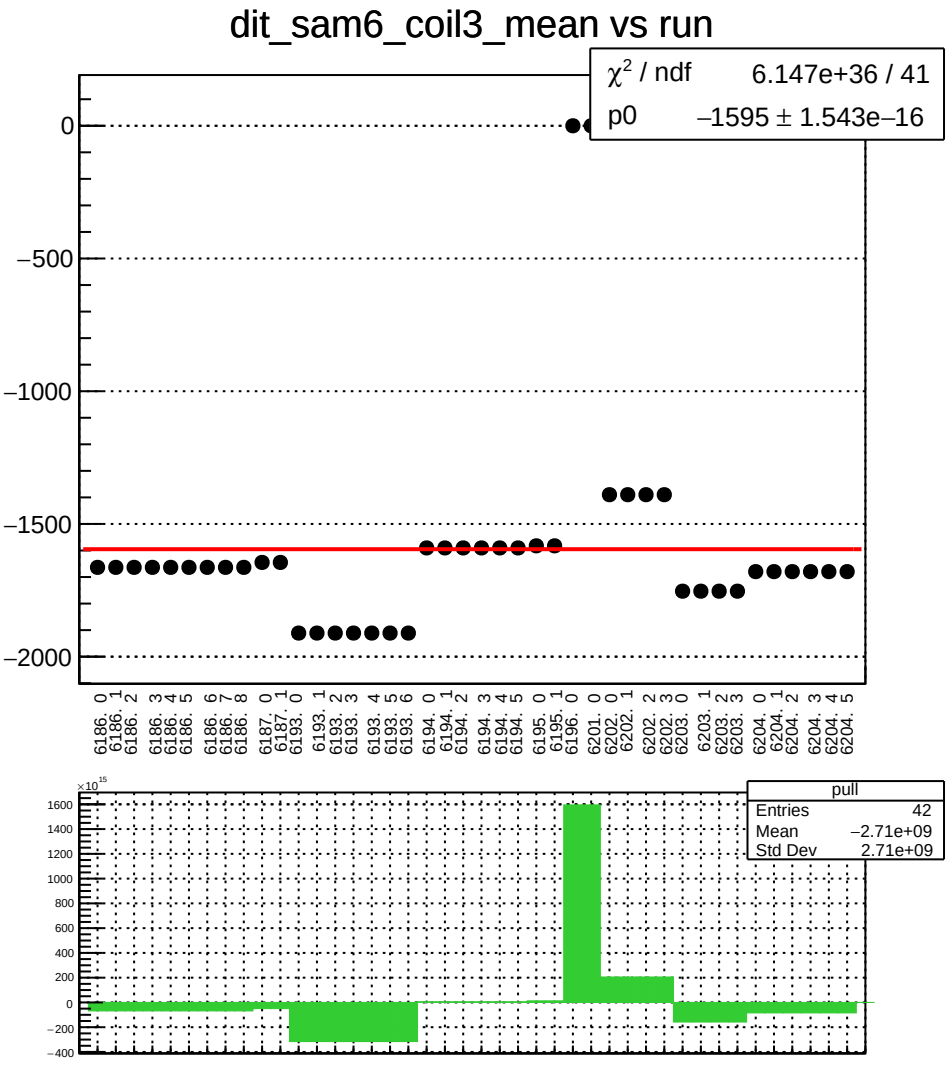
dit_sam6_coil3_mean vs run
χ² / ndf 6.147e+36 / 41
p0 −1595 ± 1.543e−16
0
−500
−1000
−1500
−2000
6186. 0
6186. 1
6186. 2
6186. 3
6186. 4
6186. 5
6186. 6
6186. 7
6186. 8
6187. 0
6187. 1
6193. 0
6193. 1
6193. 2
6193. 3
6193. 4
6193. 5
6193. 6
6194. 0
6194. 1
6194. 2
6194. 3
6194. 4
6194. 5
6195. 0
6195. 1
6196. 0
6201. 0
6202. 0
6202. 1
6202. 2
6202. 3
6203. 0
6203. 1
6203. 2
6203. 3
6204. 0
6204. 1
6204. 2
6204. 3
6204. 4
6204. 5
×10¹⁵
1600
1400
1200
1000
800
600
400
200
0
−200
−400
pull
Entries 42
Mean −2.71e+09
Std Dev 2.71e+09

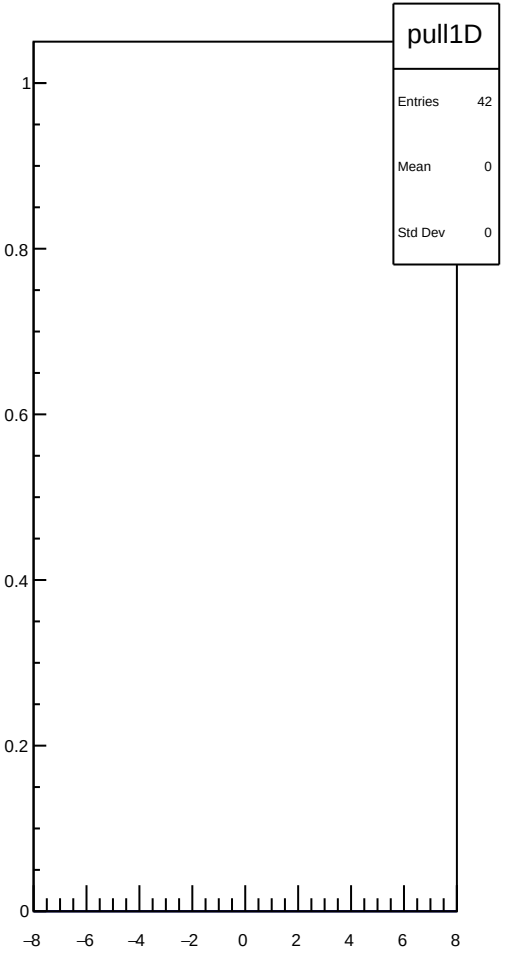
pull1D
Entries 42
Mean 0
Std Dev 0
1
0.8
0.6
0.4
0.2
0
−8
−6
−4
−2
0
2
4
6
8

dit_sam6_coil3_err_mean vs run

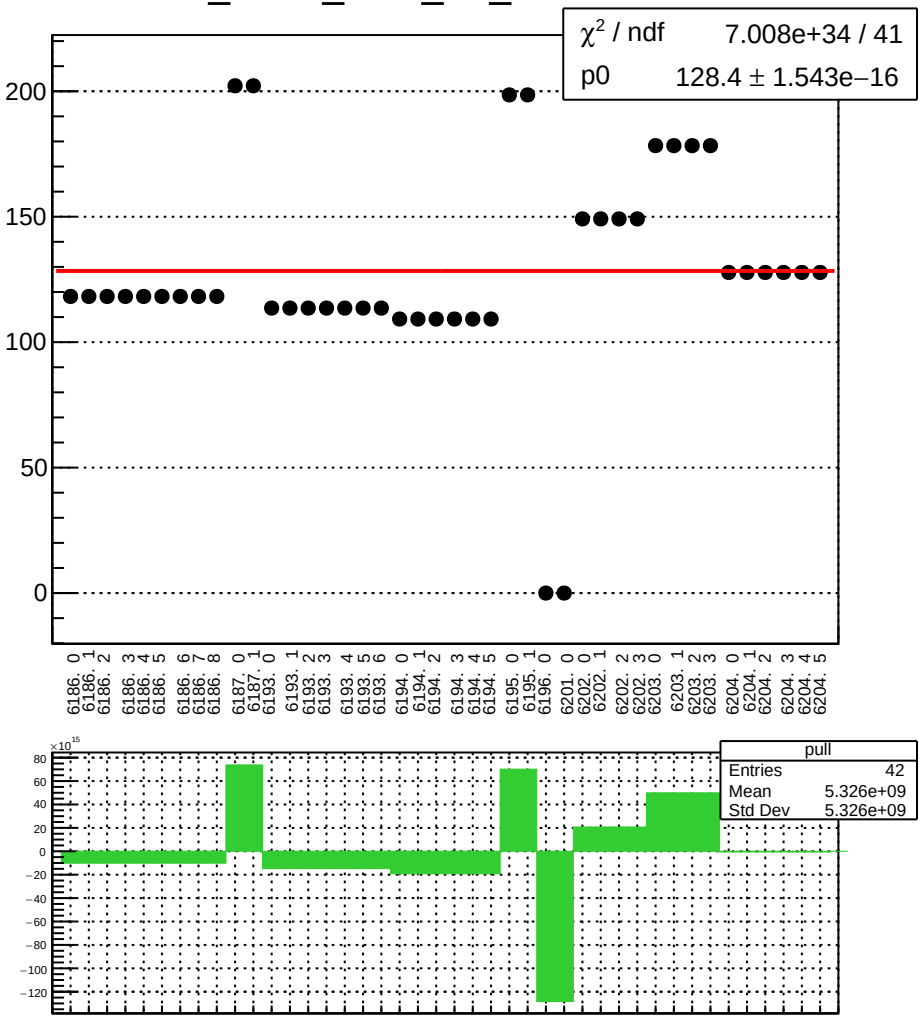

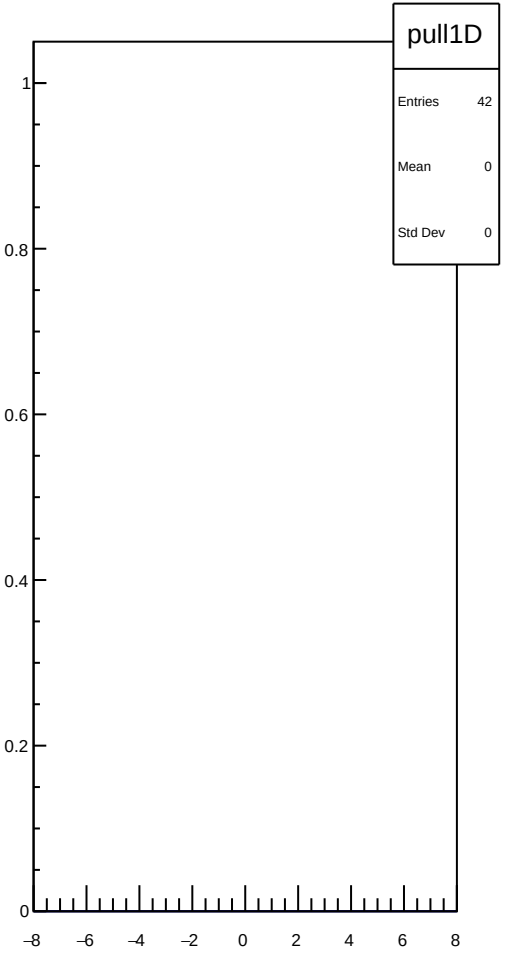

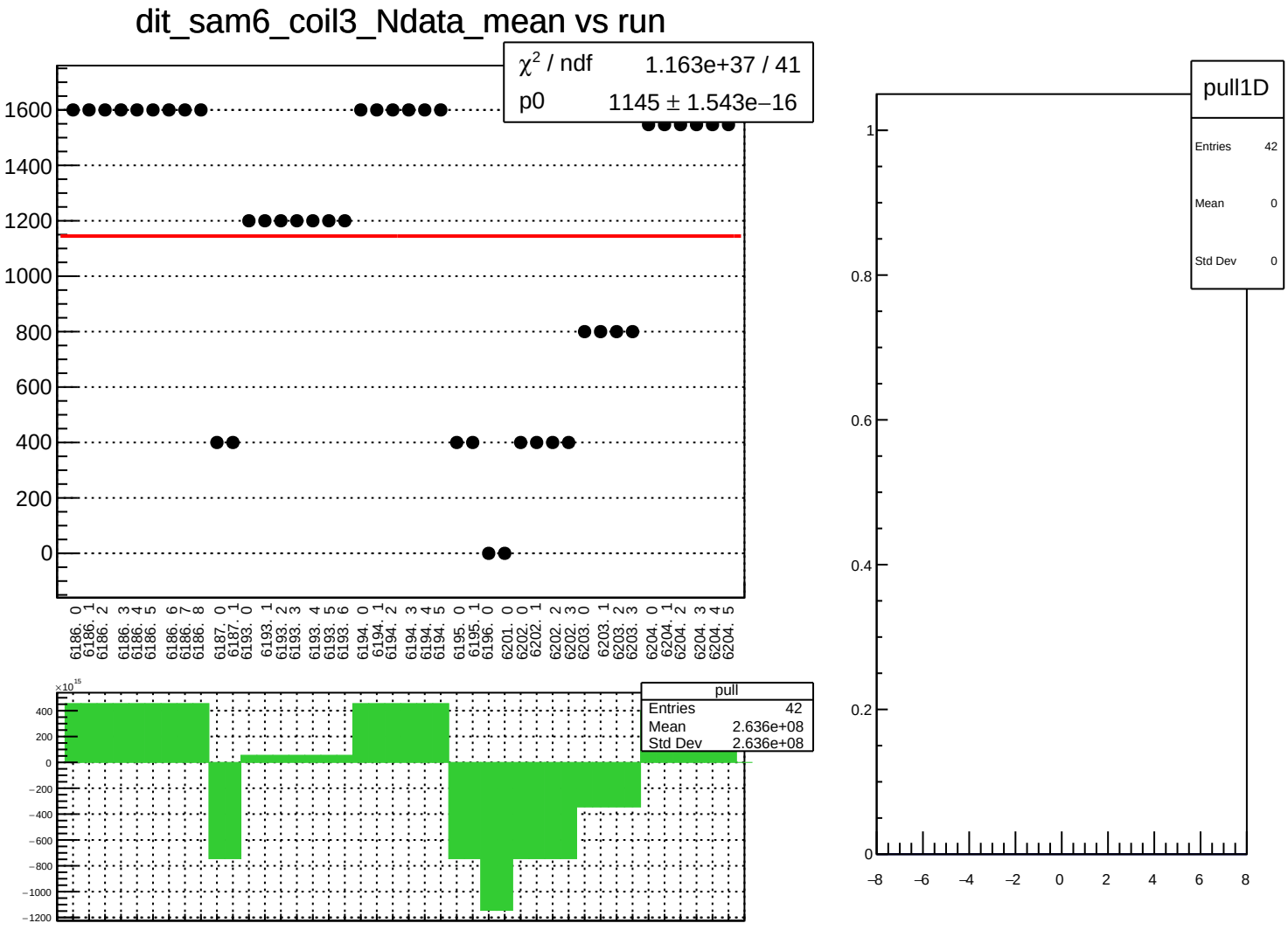
dit_sam6_coil3_Ndata_mean vs run
χ² / ndf 1.163e+37 / 41
p0 1145 ± 1.543e−16
1600
1400
1200
1000
800
600
400
200
0
6186. 0
6186. 1
6186. 2
6186. 3
6186. 4
6186. 5
6186. 6
6186. 7
6186. 8
6187. 0
6187. 1
6193. 0
6193. 1
6193. 2
6193. 3
6193. 4
6193. 5
6193. 6
6194. 0
6194. 1
6194. 2
6194. 3
6194. 4
6194. 5
6195. 0
6195. 1
6196. 0
6201. 0
6202. 0
6202. 1
6202. 2
6202. 3
6203. 0
6203. 1
6203. 2
6203. 3
6204. 0
6204. 1
6204. 2
6204. 3
6204. 4
6204. 5
×10¹⁵
400
200
0
−200
−400
−600
−800
−1000
−1200
pull
Entries 42
Mean 2.636e+08
Std Dev 2.636e+08
pull1D
Entries 42
Mean 0
Std Dev 0
1
0.8
0.6
0.4
0.2
0
−8
−6
−4
−2
0
2
4
6
8

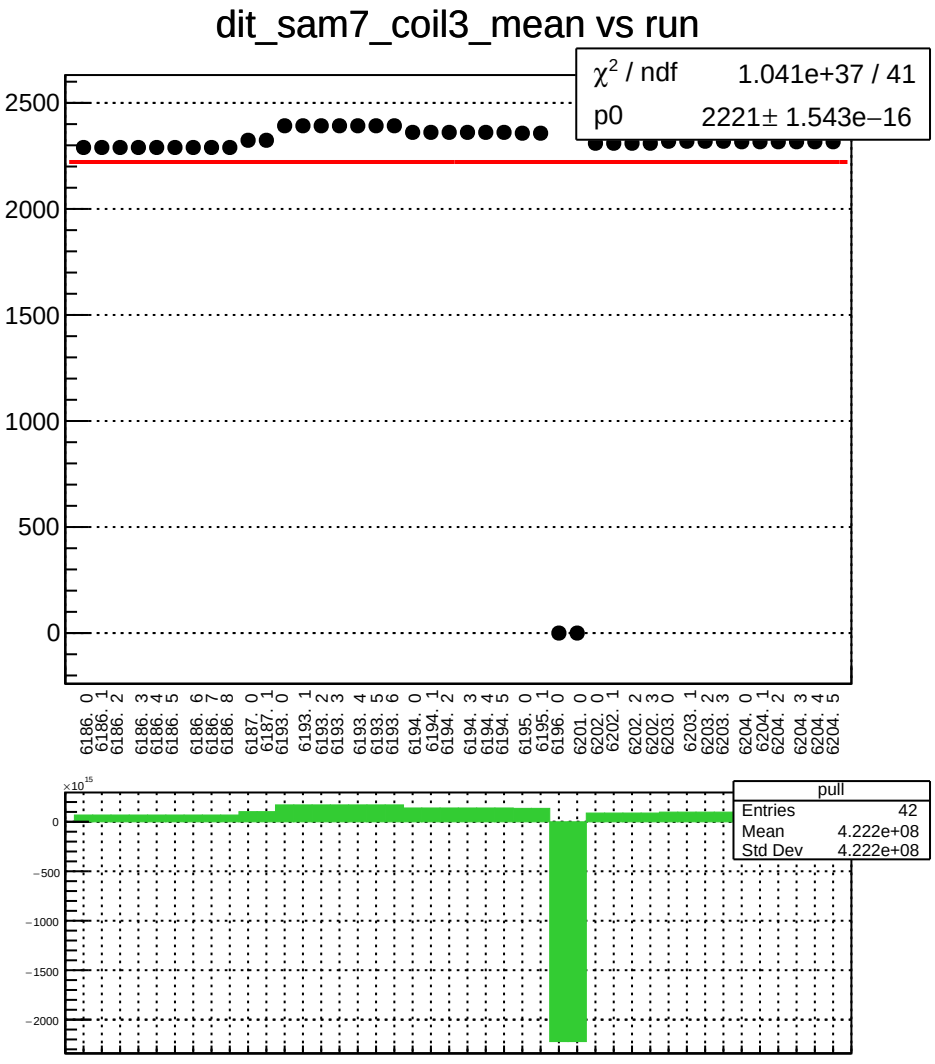
dit_sam7_coil3_mean vs run
χ² / ndf 1.041e+37 / 41
p0 2221± 1.543e−16
2500
2000
1500
1000
500
0
6186. 0
6186. 1
6186. 2
6186. 3
6186. 4
6186. 5
6186. 6
6186. 7
6186. 8
6187. 0
6187. 1
6193. 0
6193. 1
6193. 2
6193. 3
6193. 4
6193. 5
6193. 6
6194. 0
6194. 1
6194. 2
6194. 3
6194. 4
6194. 5
6195. 0
6195. 1
6196. 0
6201. 0
6202. 0
6202. 1
6202. 2
6202. 3
6203. 0
6203. 1
6203. 2
6203. 3
6204. 0
6204. 1
6204. 2
6204. 3
6204. 4
6204. 5
×10¹⁵
0
−500
−1000
−1500
−2000
pull
Entries 42
Mean 4.222e+08
Std Dev 4.222e+08

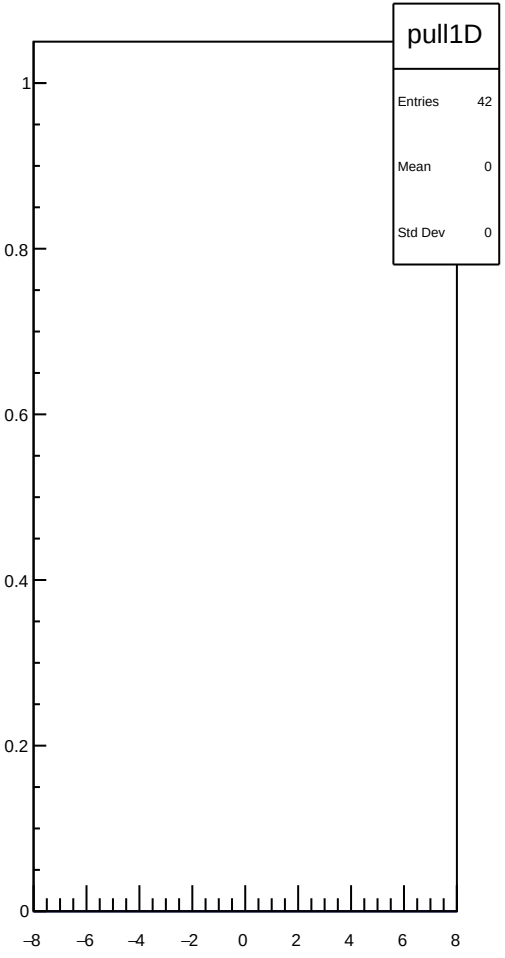
pull1D
Entries 42
Mean 0
Std Dev 0
1
0.8
0.6
0.4
0.2
0
−8
−6
−4
−2
0
2
4
6
8

dit_sam7_coil3_err_mean vs run

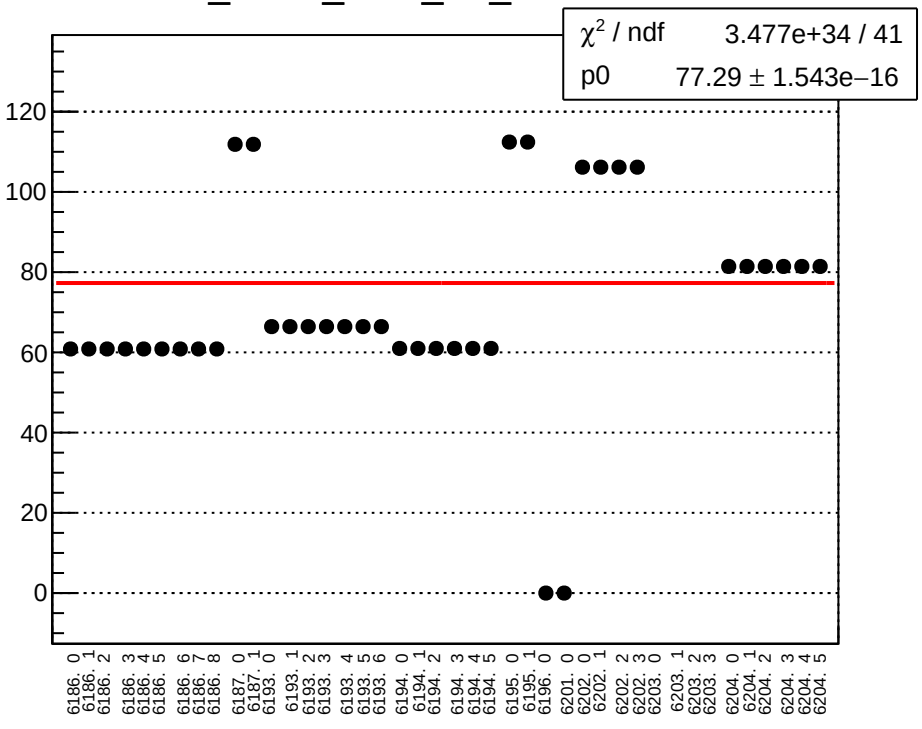

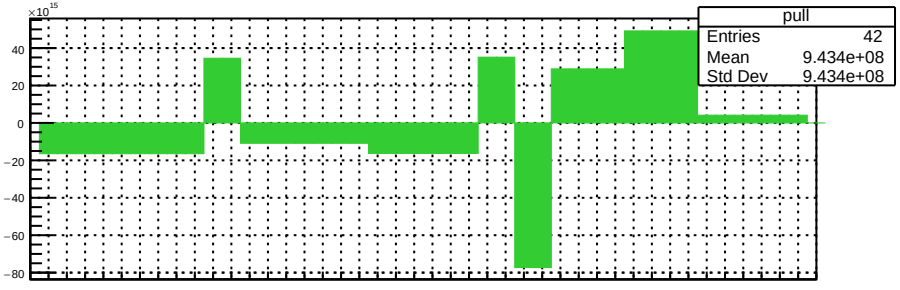

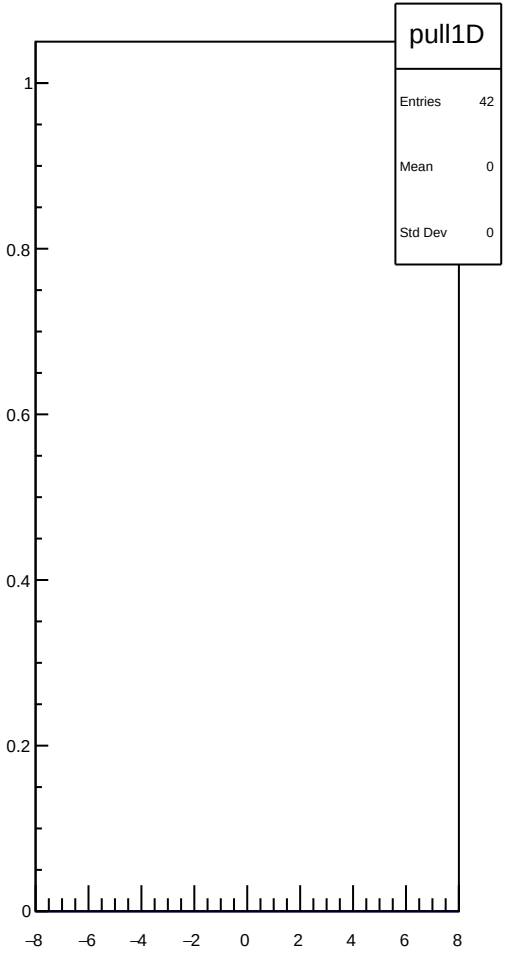

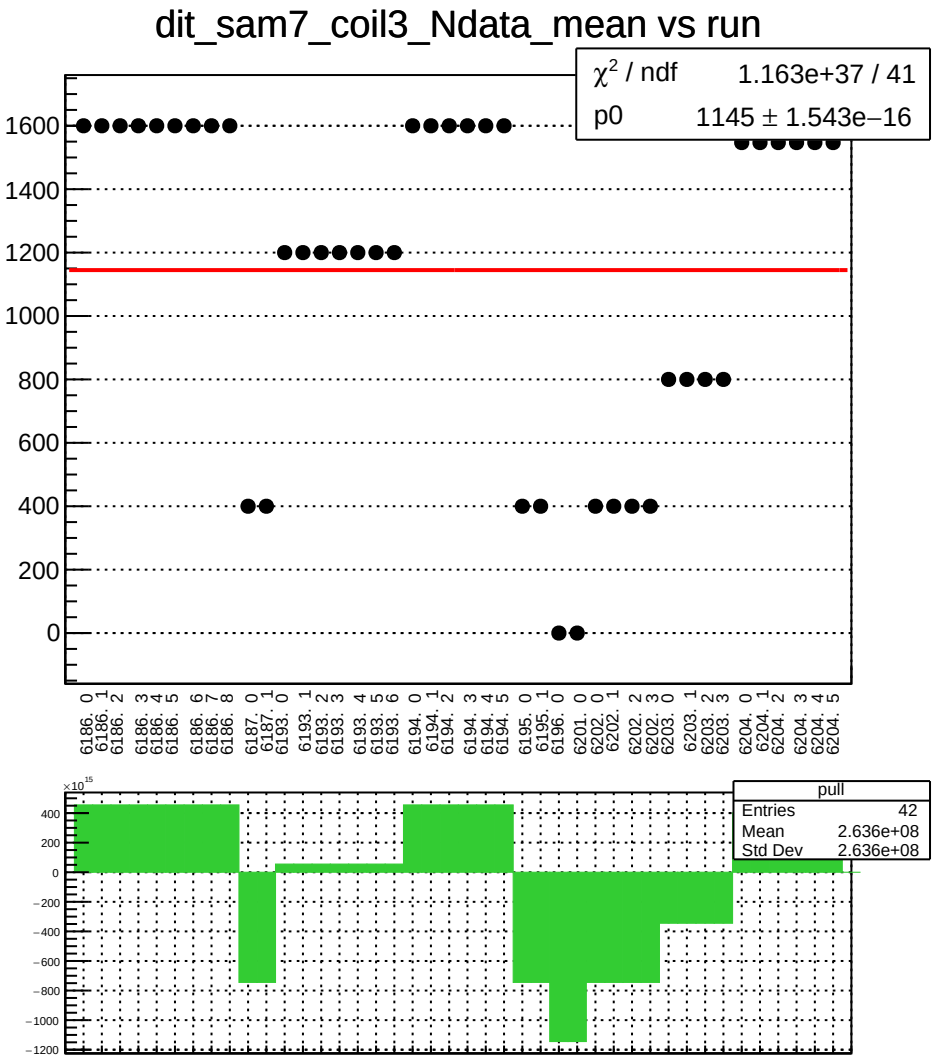
dit_sam7_coil3_Ndata_mean vs run
χ² / ndf 1.163e+37 / 41
p0 1145 ± 1.543e−16
1600
1400
1200
1000
800
600
400
200
0
6186. 0
6186. 1
6186. 2
6186. 3
6186. 4
6186. 5
6186. 6
6186. 7
6186. 8
6187. 0
6187. 1
6193. 0
6193. 1
6193. 2
6193. 3
6193. 4
6193. 5
6193. 6
6194. 0
6194. 1
6194. 2
6194. 3
6194. 4
6194. 5
6195. 0
6195. 1
6196. 0
6201. 0
6202. 0
6202. 1
6202. 2
6202. 3
6203. 0
6203. 1
6203. 2
6203. 3
6204. 0
6204. 1
6204. 2
6204. 3
6204. 4
6204. 5
×10¹⁵
400
200
0
−200
−400
−600
−800
−1000
−1200
pull
Entries 42
Mean 2.636e+08
Std Dev 2.636e+08

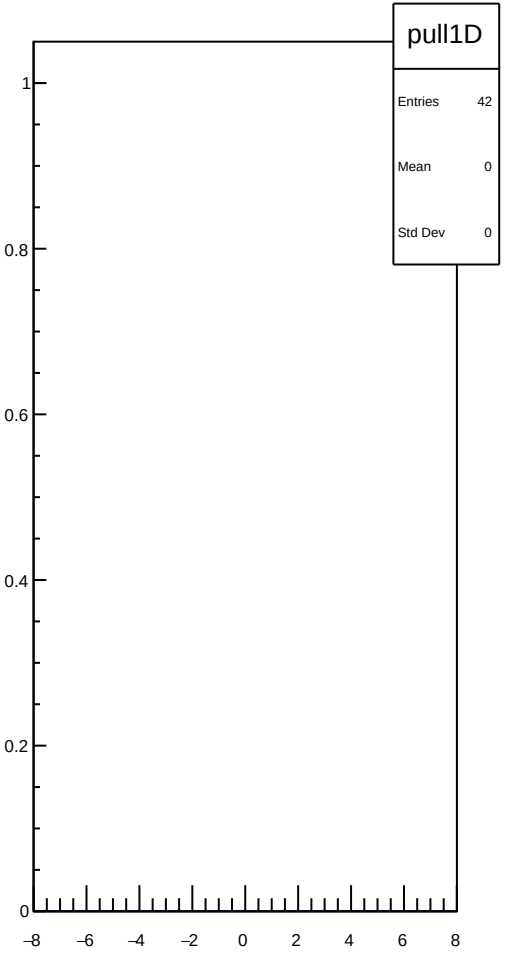
pull1D
Entries 42
Mean 0
Std Dev 0
1
0.8
0.6
0.4
0.2
0
−8
−6
−4
−2
0
2
4
6
8

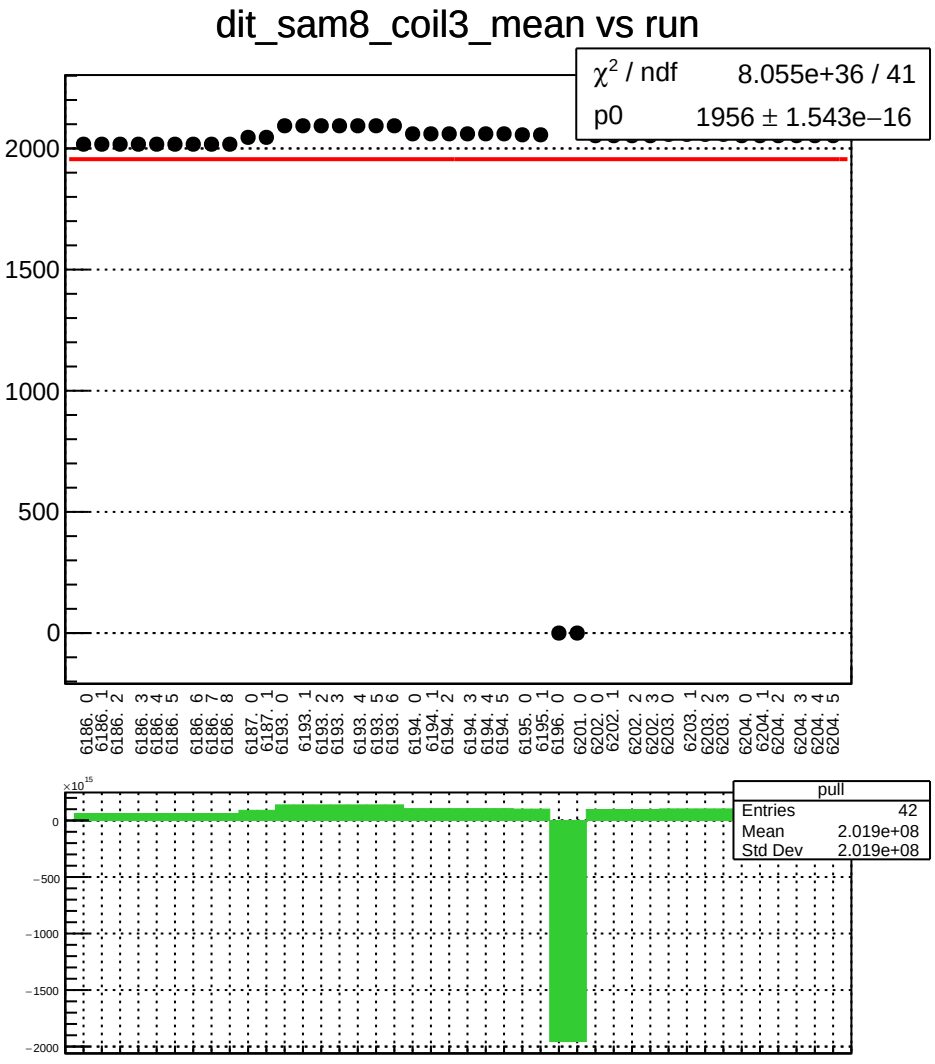
dit_sam8_coil3_mean vs run
χ² / ndf 8.055e+36 / 41
p0 1956 ± 1.543e−16
2000
1500
1000
500
0
6186. 0
6186. 1
6186. 2
6186. 3
6186. 4
6186. 5
6186. 6
6186. 7
6186. 8
6187. 0
6187. 1
6193. 0
6193. 1
6193. 2
6193. 3
6193. 4
6193. 5
6193. 6
6194. 0
6194. 1
6194. 2
6194. 3
6194. 4
6194. 5
6195. 0
6195. 1
6196. 0
6201. 0
6202. 0
6202. 1
6202. 2
6202. 3
6203. 0
6203. 1
6203. 2
6203. 3
6204. 0
6204. 1
6204. 2
6204. 3
6204. 4
6204. 5
×10¹⁵
0
−500
−1000
−1500
−2000
pull
Entries 42
Mean 2.019e+08
Std Dev 2.019e+08

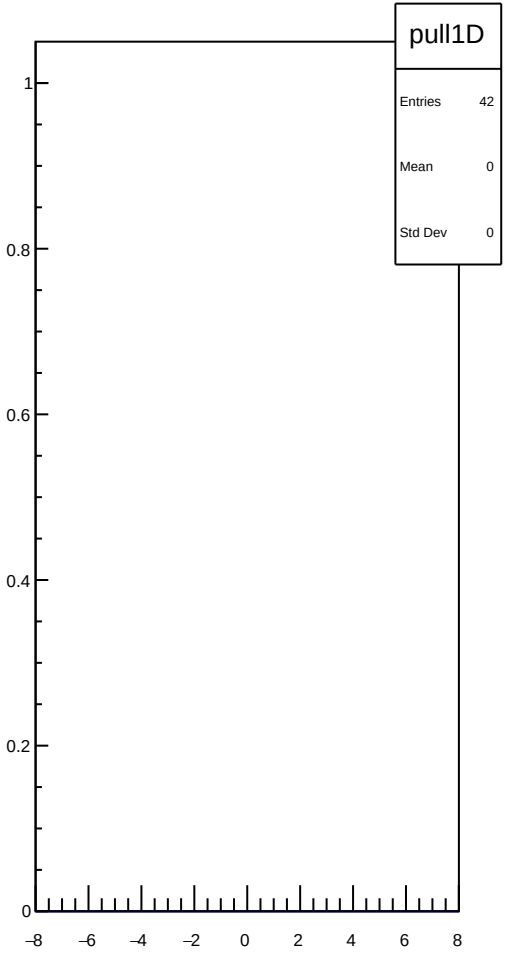
pull1D
Entries 42
Mean 0
Std Dev 0
1
0.8
0.6
0.4
0.2
0
−8
−6
−4
−2
0
2
4
6
8

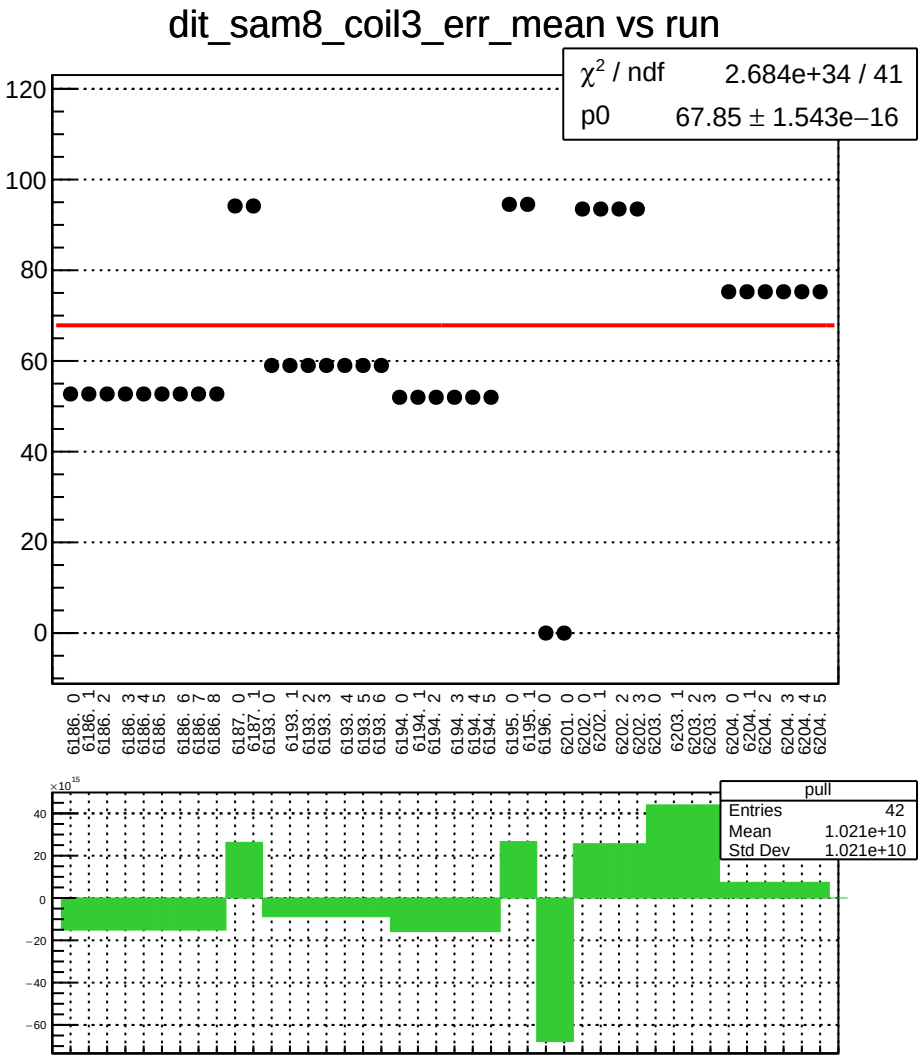
dit_sam8_coil3_err_mean vs run
χ² / ndf 2.684e+34 / 41
p0 67.85 ± 1.543e−16
120
100
80
60
40
20
0
6186. 0
6186. 1
6186. 2
6186. 3
6186. 4
6186. 5
6186. 6
6186. 7
6186. 8
6187. 0
6187. 1
6193. 0
6193. 1
6193. 2
6193. 3
6193. 4
6193. 5
6193. 6
6194. 0
6194. 1
6194. 2
6194. 3
6194. 4
6194. 5
6195. 0
6195. 1
6196. 0
6201. 0
6202. 0
6202. 1
6202. 2
6202. 3
6203. 0
6203. 1
6203. 2
6203. 3
6204. 0
6204. 1
6204. 2
6204. 3
6204. 4
6204. 5
×10¹⁵
40
20
0
−20
−40
−60
pull
Entries 42
Mean 1.021e+10
Std Dev 1.021e+10

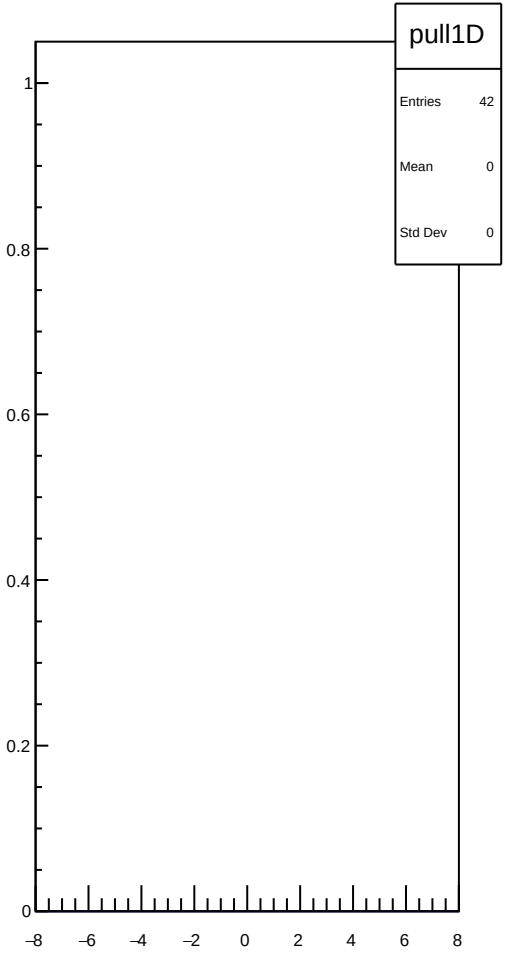
pull1D
Entries 42
Mean 0
Std Dev 0
1
0.8
0.6
0.4
0.2
0
−8
−6
−4
−2
0
2
4
6
8

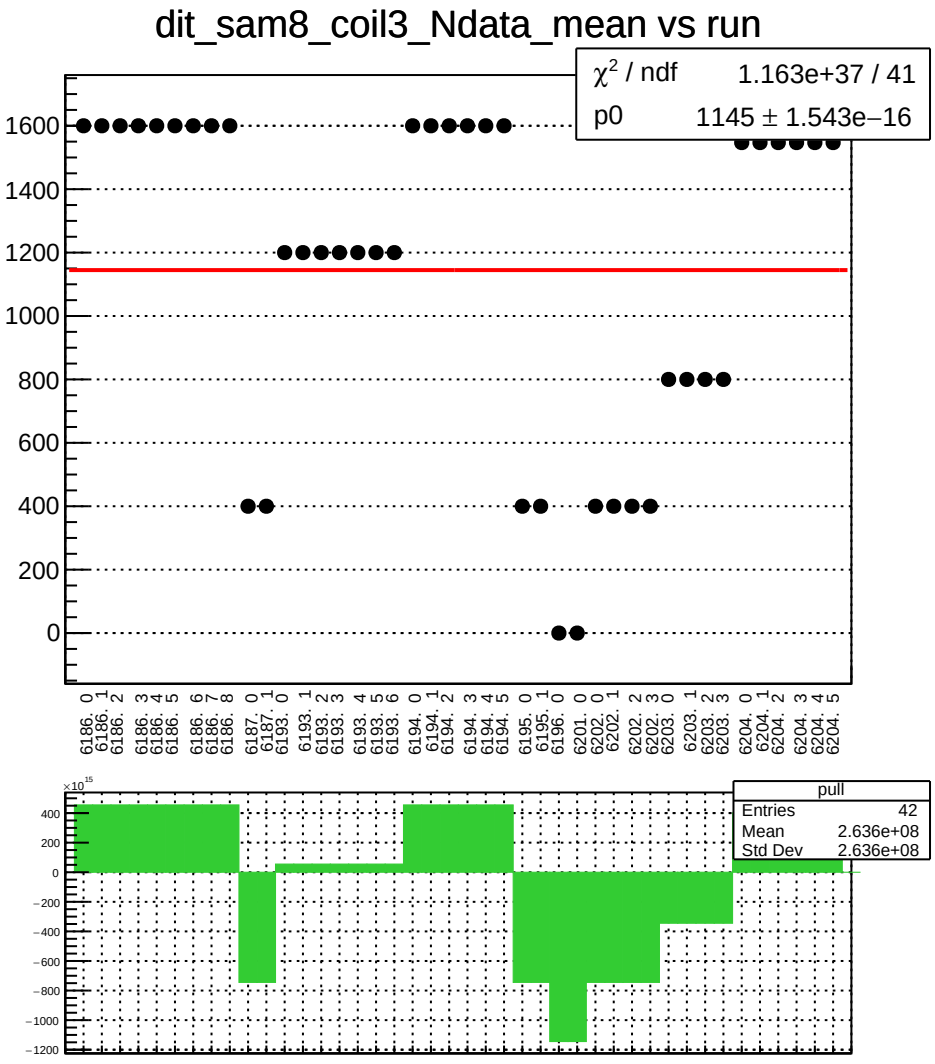
dit_sam8_coil3_Ndata_mean vs run
χ² / ndf 1.163e+37 / 41
p0 1145 ± 1.543e−16
1600
1400
1200
1000
800
600
400
200
0
6186. 0
6186. 1
6186. 2
6186. 3
6186. 4
6186. 5
6186. 6
6186. 7
6186. 8
6187. 0
6187. 1
6193. 0
6193. 1
6193. 2
6193. 3
6193. 4
6193. 5
6193. 6
6194. 0
6194. 1
6194. 2
6194. 3
6194. 4
6194. 5
6195. 0
6195. 1
6196. 0
6201. 0
6202. 0
6202. 1
6202. 2
6202. 3
6203. 0
6203. 1
6203. 2
6203. 3
6204. 0
6204. 1
6204. 2
6204. 3
6204. 4
6204. 5
×10¹⁵
400
200
0
−200
−400
−600
−800
−1000
−1200
pull
Entries 42
Mean 2.636e+08
Std Dev 2.636e+08

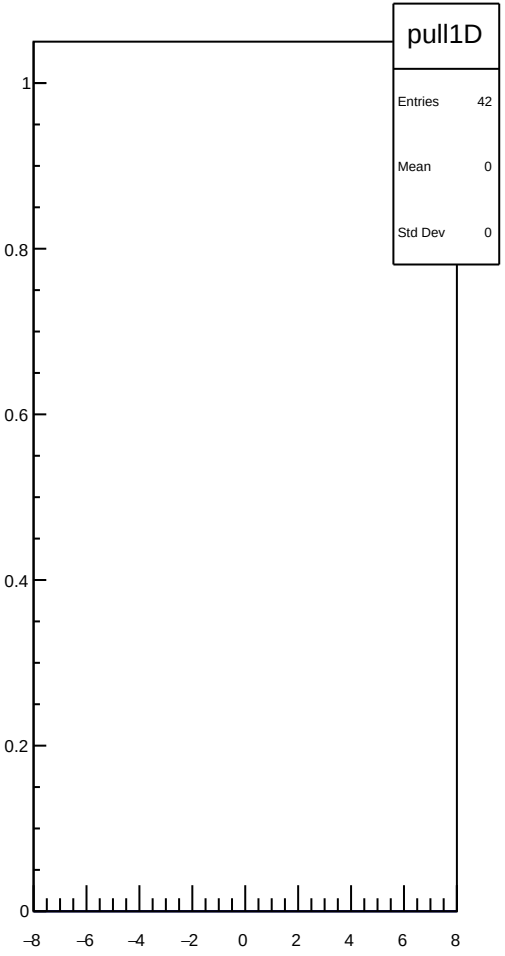
pull1D
Entries 42
Mean 0
Std Dev 0
1
0.8
0.6
0.4
0.2
0
−8
−6
−4
−2
0
2
4
6
8

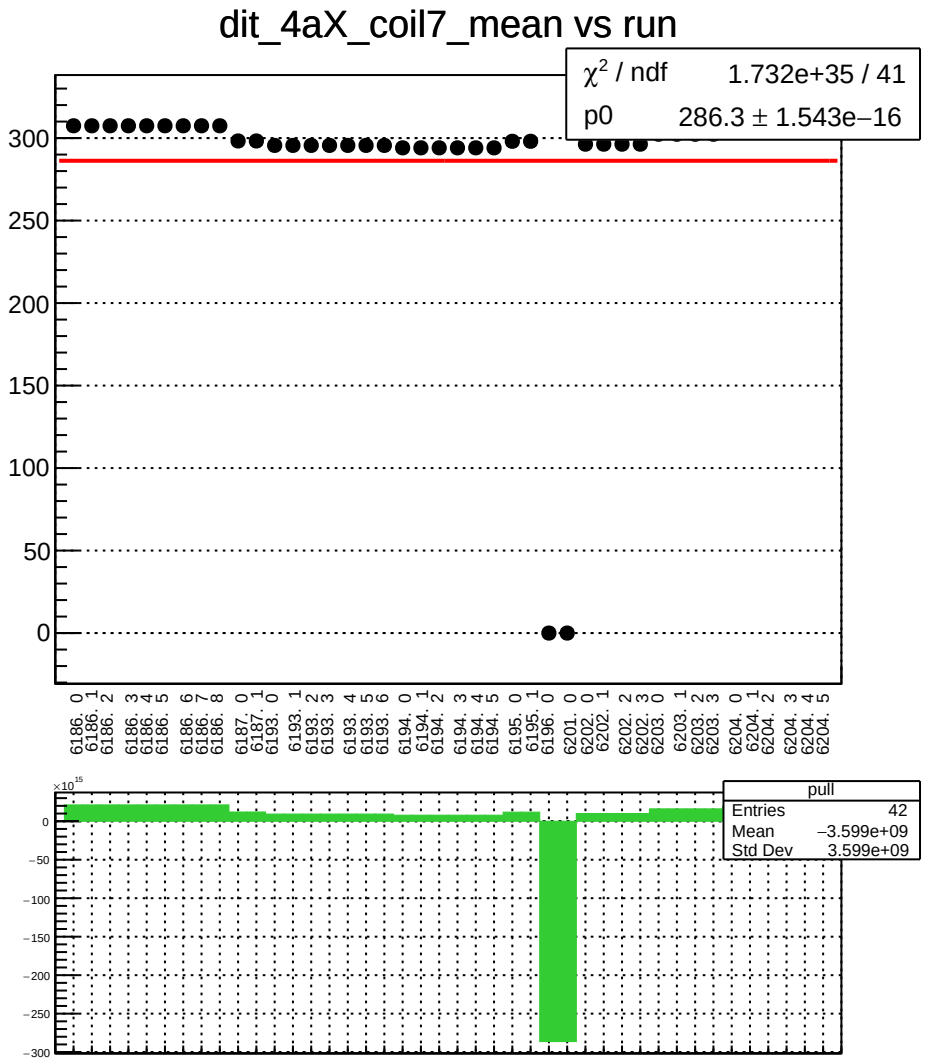
dit_4aX_coil7_mean vs run
χ² / ndf 1.732e+35 / 41
p0 286.3 ± 1.543e−16
pull
Entries 42
Mean −3.599e+09
Std Dev 3.599e+09

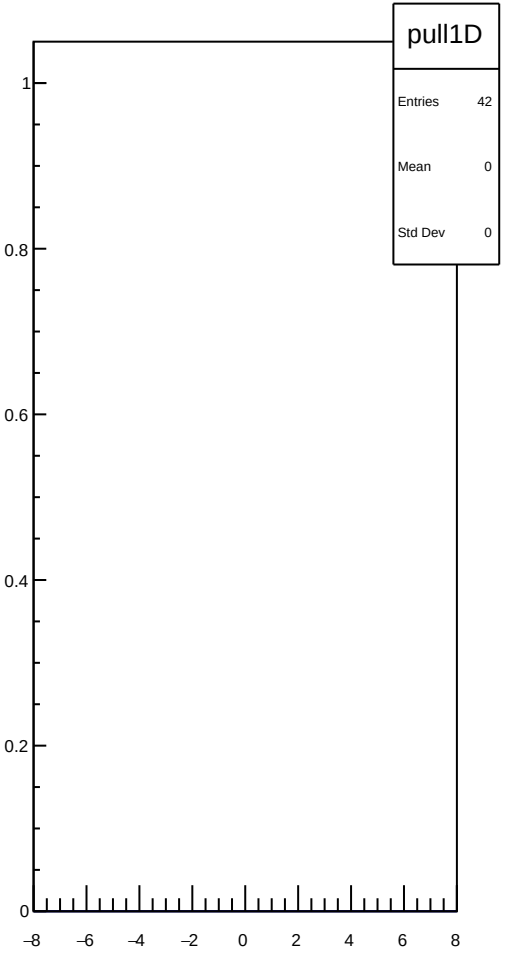
pull1D
Entries 42
Mean 0
Std Dev 0

dit_4aX_coil7_err_mean vs run

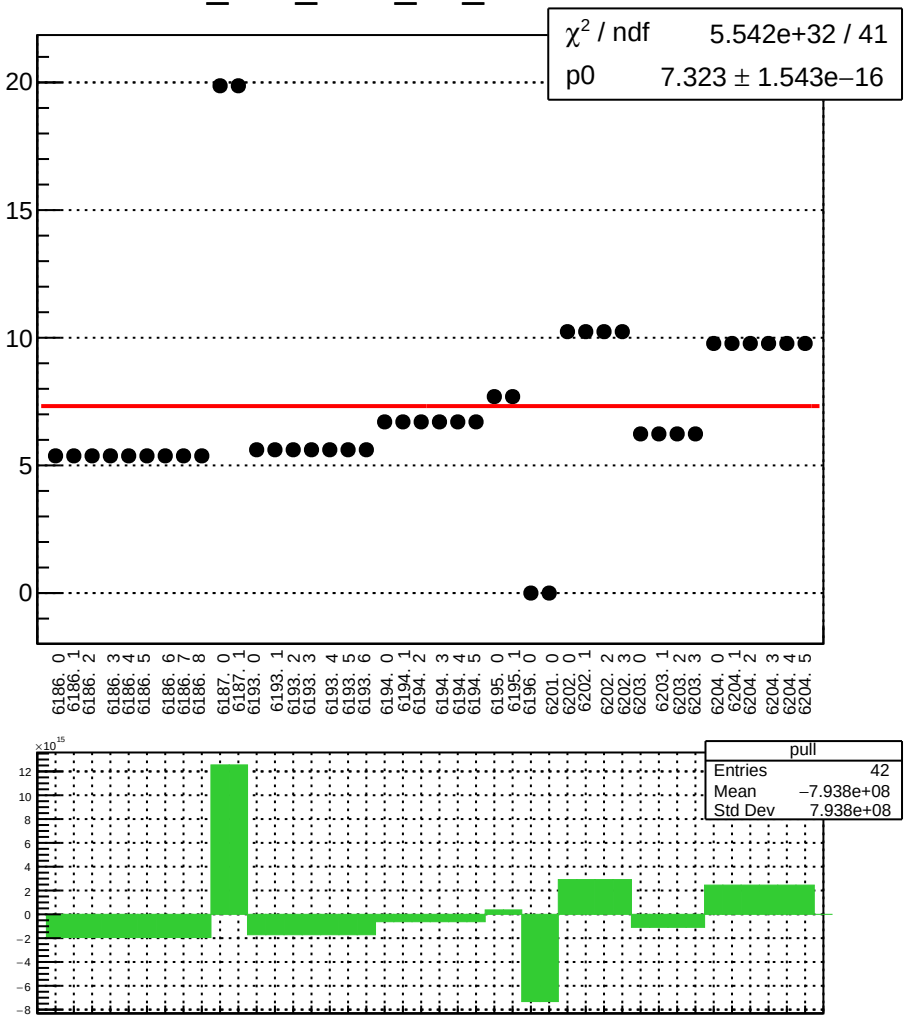

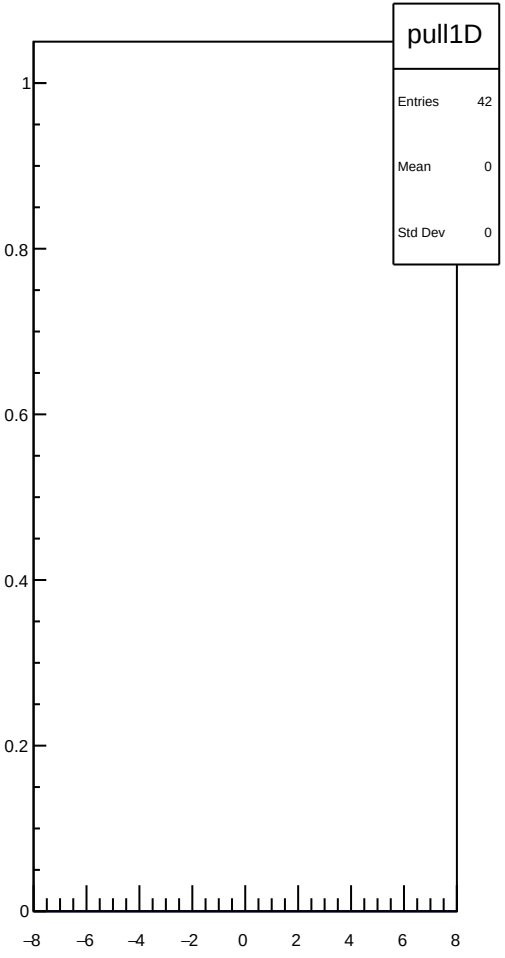

dit_4aX_coil7_Ndata_mean vs run

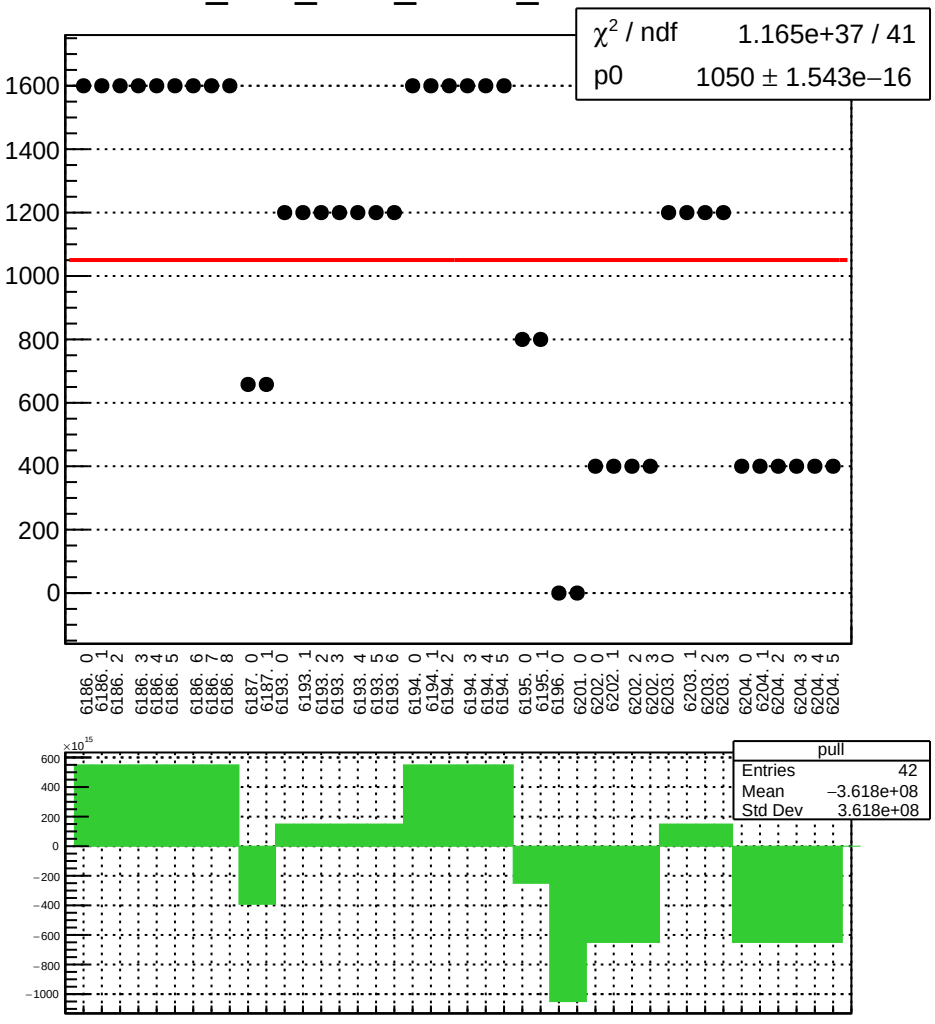

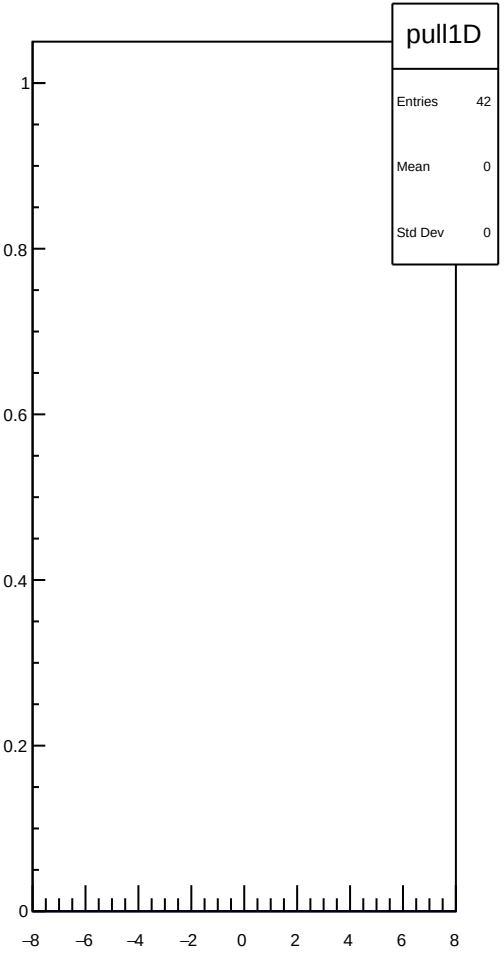

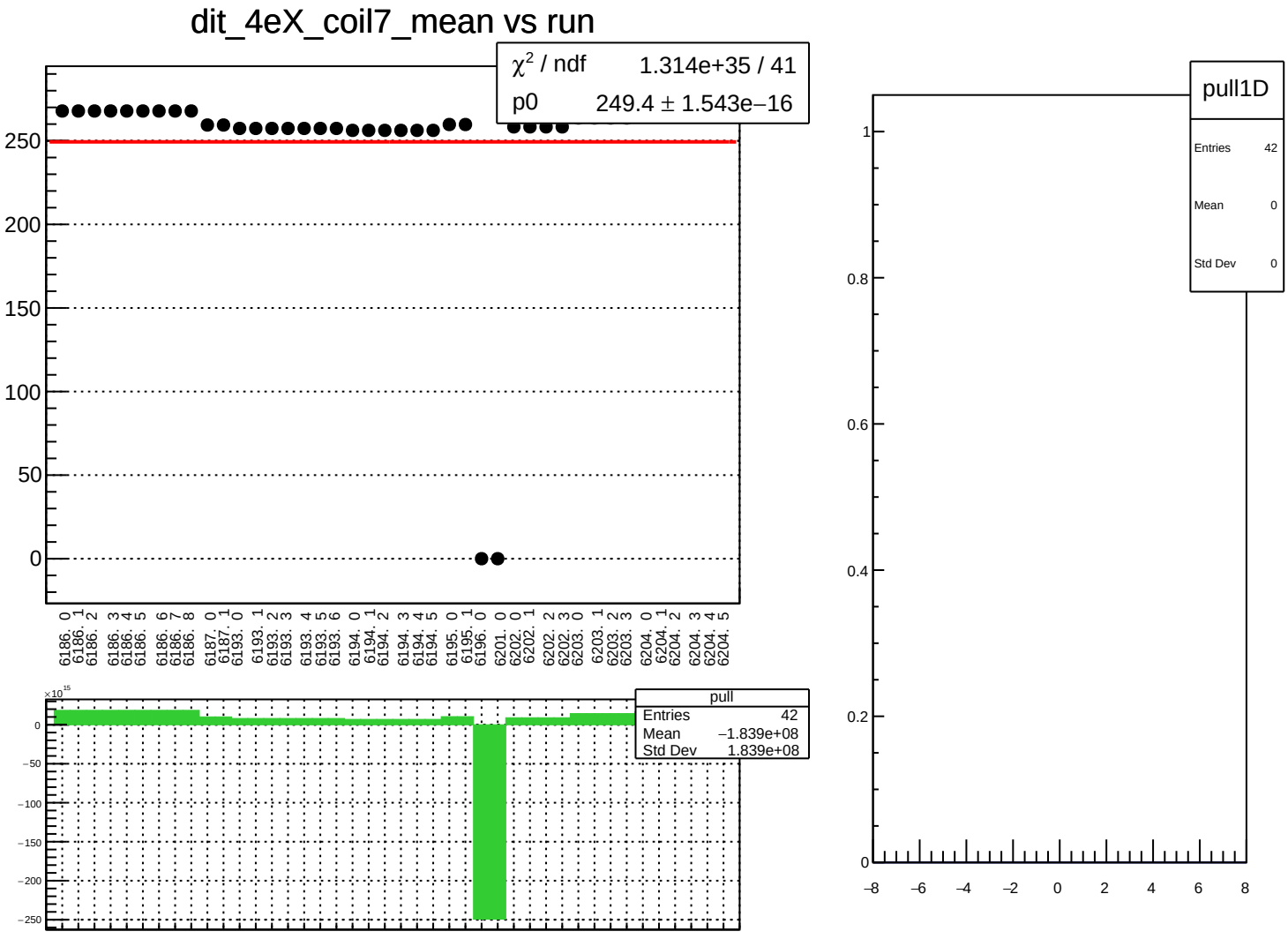
dit_4eX_coil7_mean vs run
χ² / ndf 1.314e+35 / 41
p0 249.4 ± 1.543e−16
250
200
150
100
50
0
6186. 0
6186. 1
6186. 2
6186. 3
6186. 4
6186. 5
6186. 6
6186. 7
6186. 8
6187. 0
6187. 1
6193. 0
6193. 1
6193. 2
6193. 3
6193. 4
6193. 5
6193. 6
6194. 0
6194. 1
6194. 2
6194. 3
6194. 4
6194. 5
6195. 0
6195. 1
6196. 0
6201. 0
6202. 0
6202. 1
6202. 2
6202. 3
6203. 0
6203. 1
6203. 2
6203. 3
6204. 0
6204. 1
6204. 2
6204. 3
6204. 4
6204. 5
×10¹⁵
0
−50
−100
−150
−200
−250
pull
Entries 42
Mean −1.839e+08
Std Dev 1.839e+08
pull1D
Entries 42
Mean 0
Std Dev 0
1
0.8
0.6
0.4
0.2
0
−8
−6
−4
−2
0
2
4
6
8

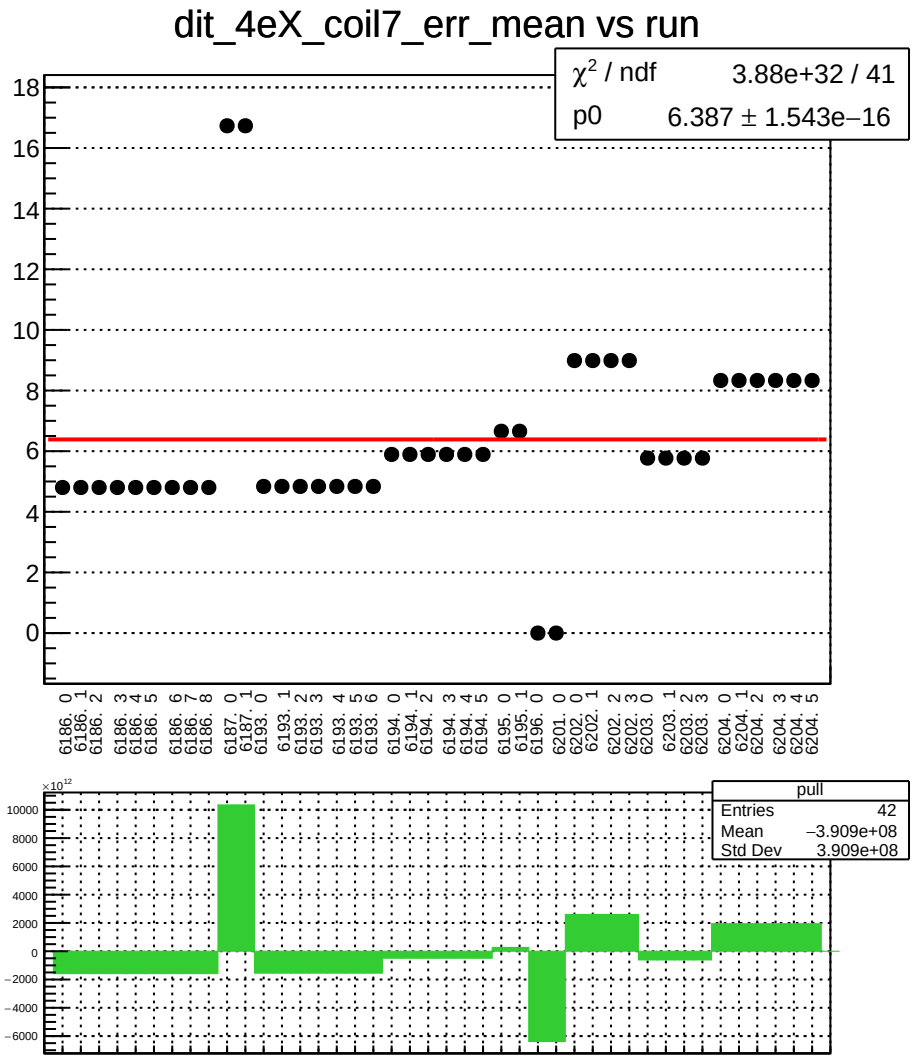
dit_4eX_coil7_err_mean vs run
χ² / ndf 3.88e+32 / 41
p0 6.387 ± 1.543e−16
18
16
14
12
10
8
6
4
2
0
6186. 0
6186. 1
6186. 2
6186. 3
6186. 4
6186. 5
6186. 6
6186. 7
6186. 8
6187. 0
6187. 1
6193. 0
6193. 1
6193. 2
6193. 3
6193. 4
6193. 5
6193. 6
6194. 0
6194. 1
6194. 2
6194. 3
6194. 4
6194. 5
6195. 0
6195. 1
6196. 0
6201. 0
6202. 0
6202. 1
6202. 2
6202. 3
6203. 0
6203. 1
6203. 2
6203. 3
6204. 0
6204. 1
6204. 2
6204. 3
6204. 4
6204. 5
×10¹²
10000
8000
6000
4000
2000
0
−2000
−4000
−6000
pull
Entries 42
Mean −3.909e+08
Std Dev 3.909e+08

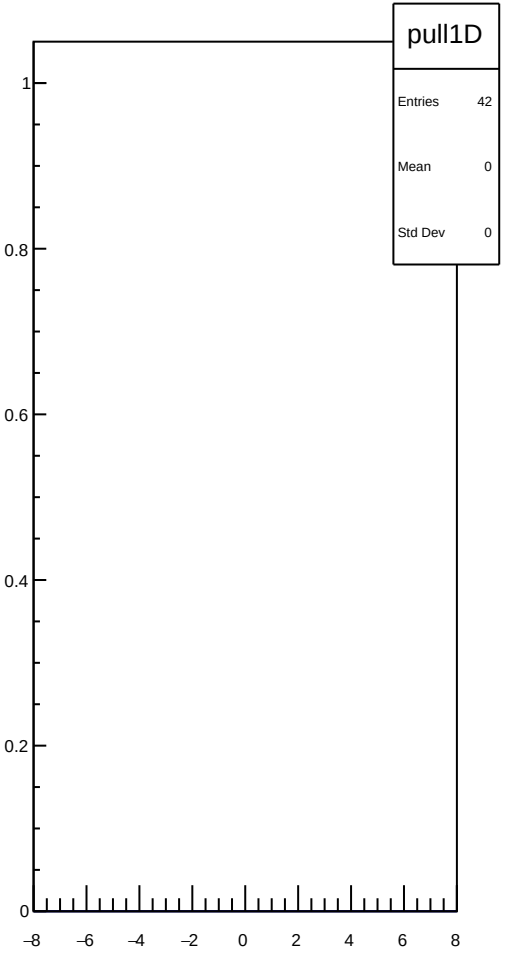
pull1D
Entries 42
Mean 0
Std Dev 0
1
0.8
0.6
0.4
0.2
0
−8
−6
−4
−2
0
2
4
6
8

dit_4eX_coil7_Ndata_mean vs run

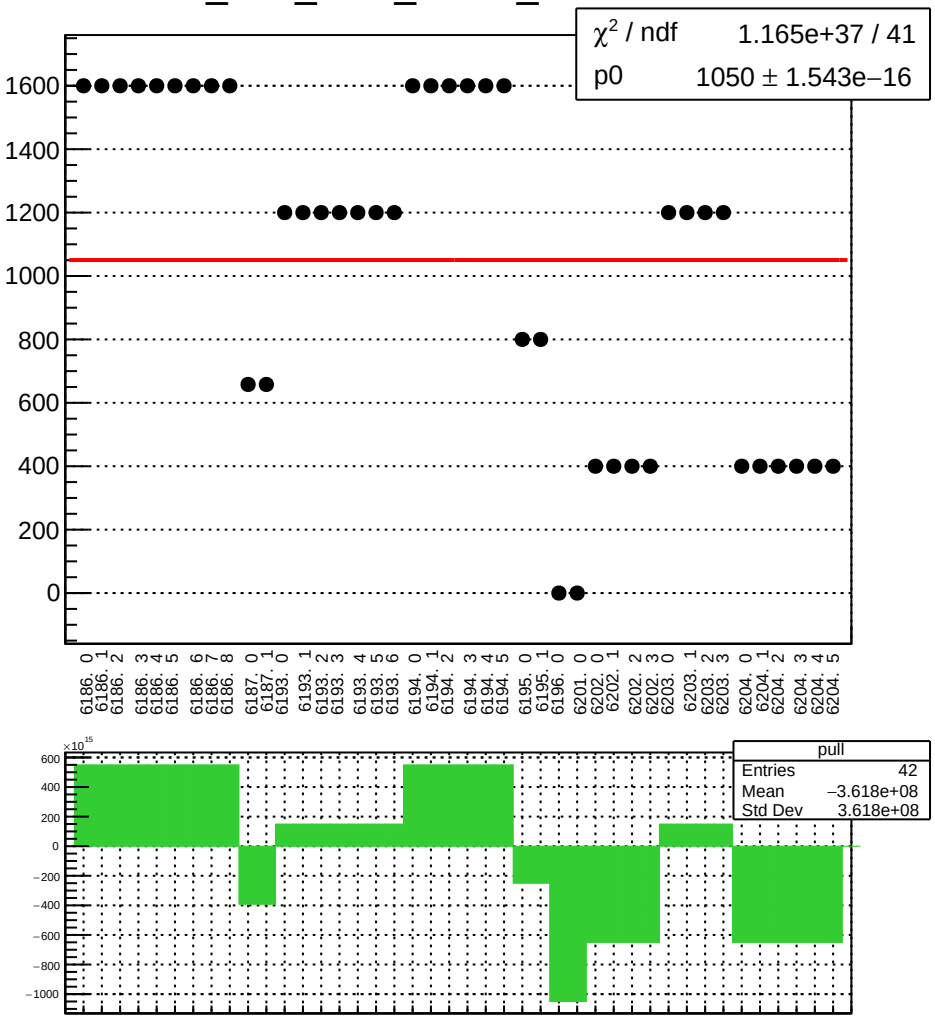

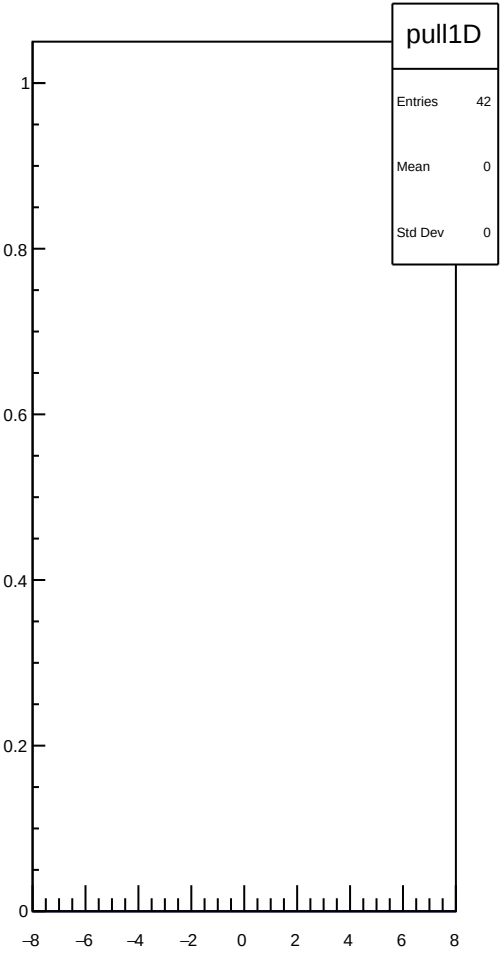

dit_11X12X_coil7_mean vs run

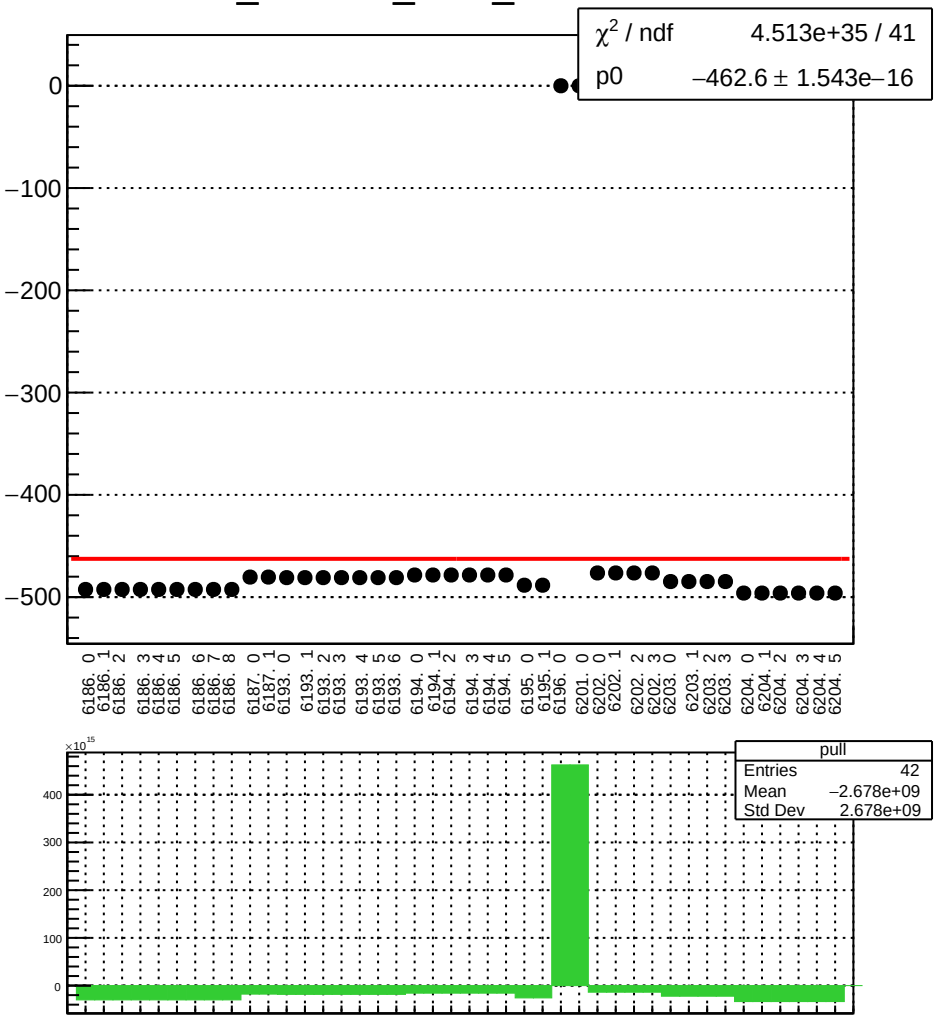

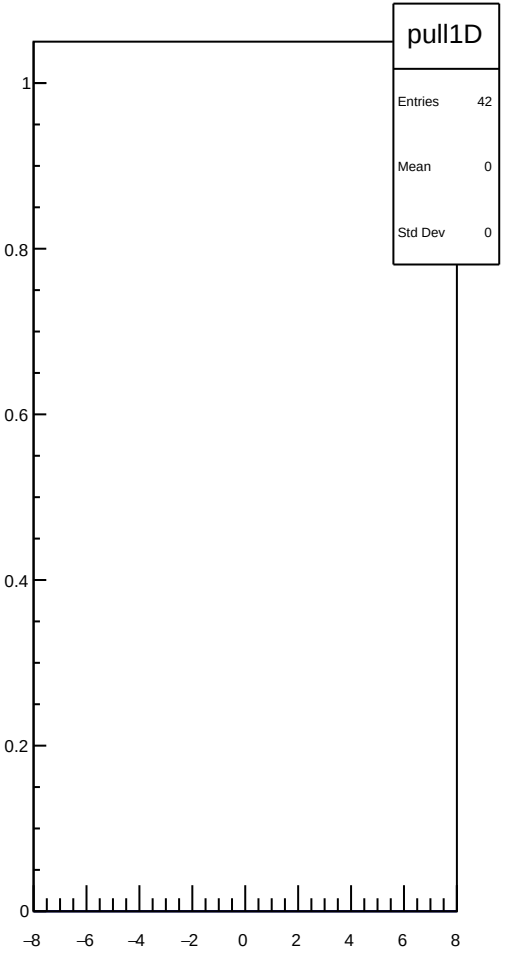

dit_11X12X_coil7_err_mean vs run

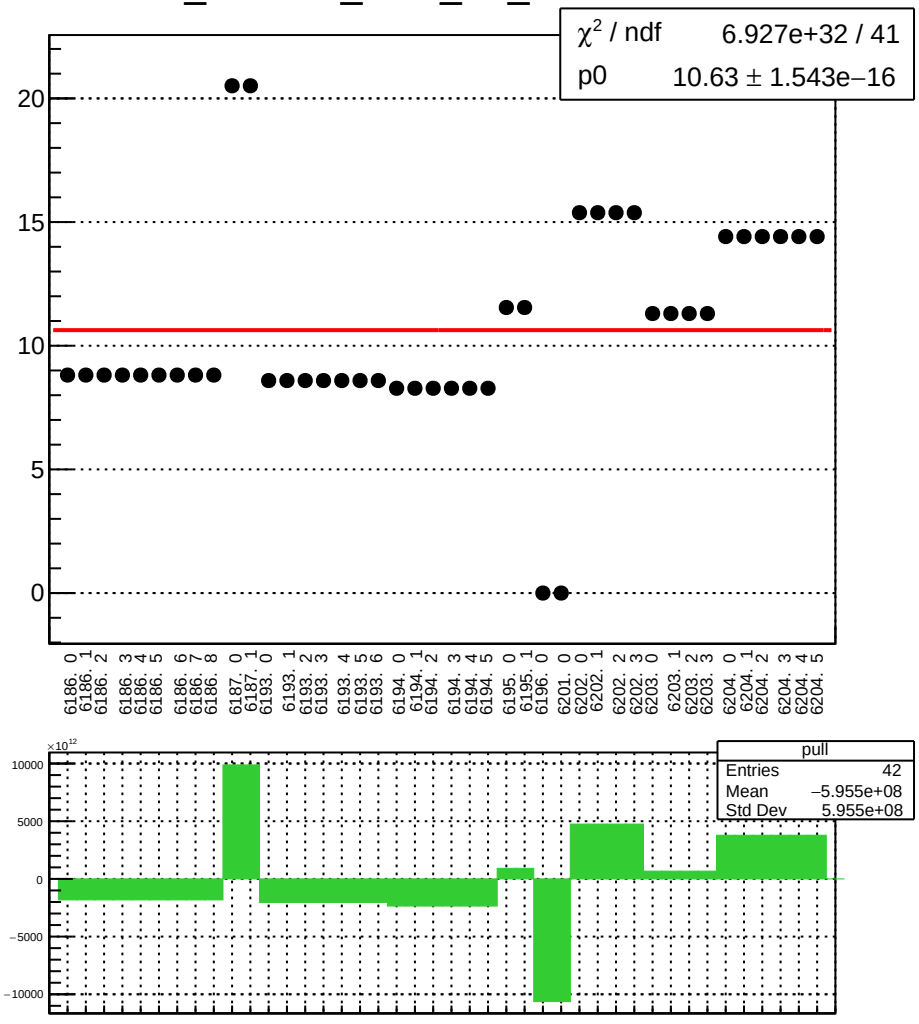

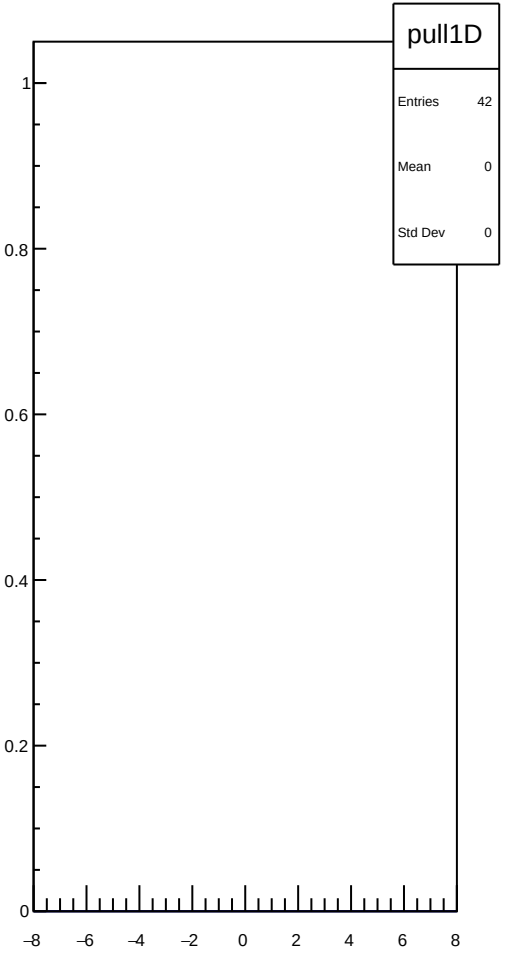

dit_11X12X_coil7_Ndata_mean vs run

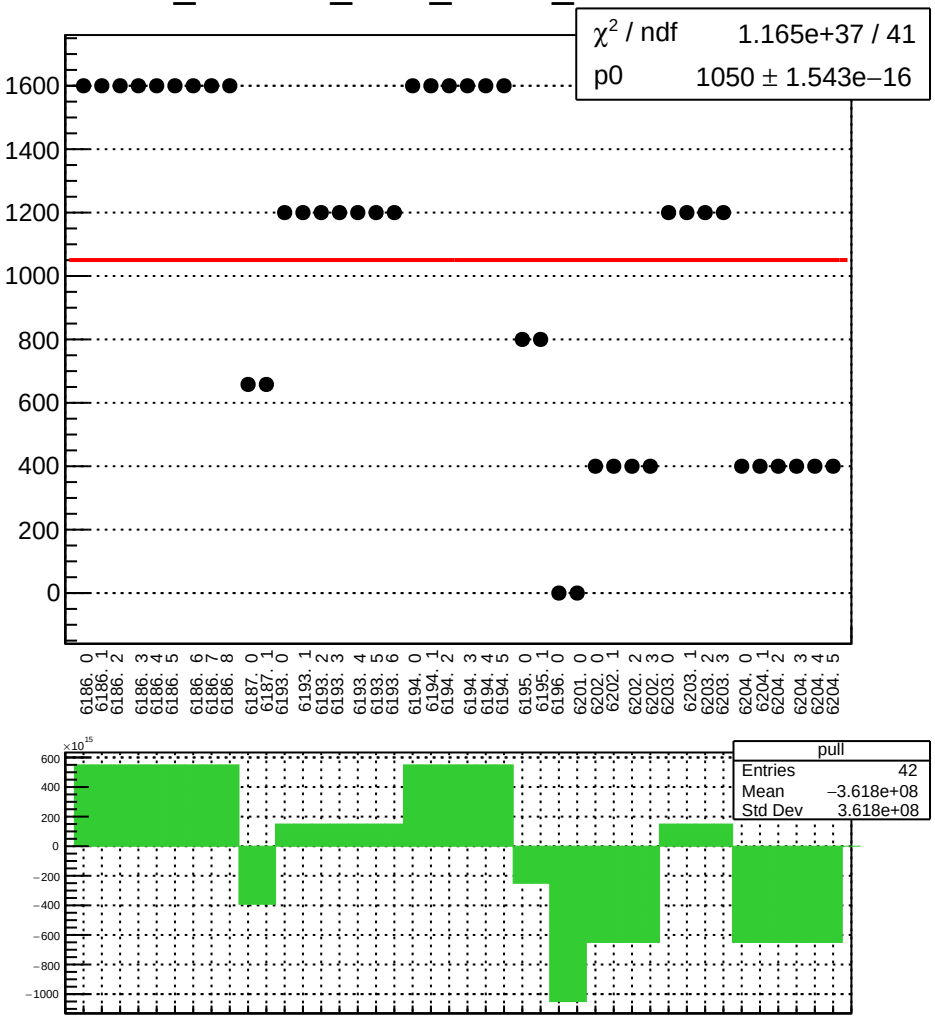

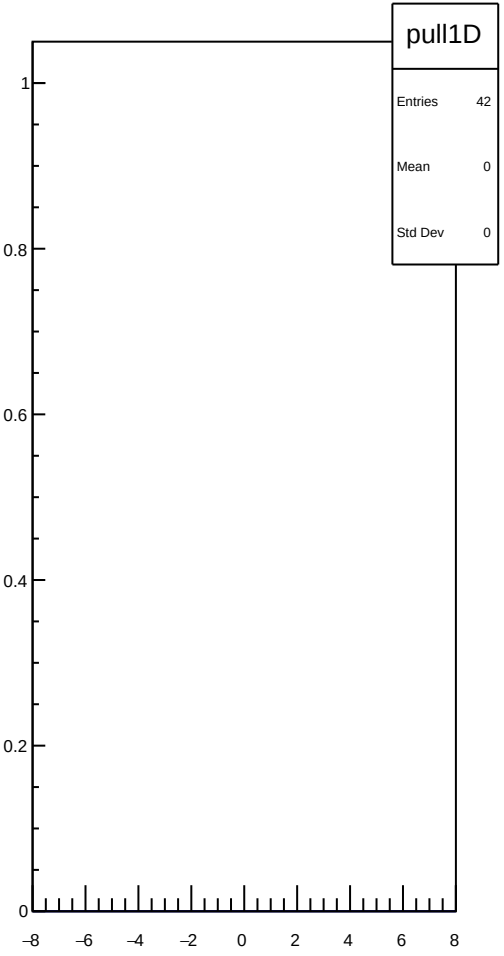

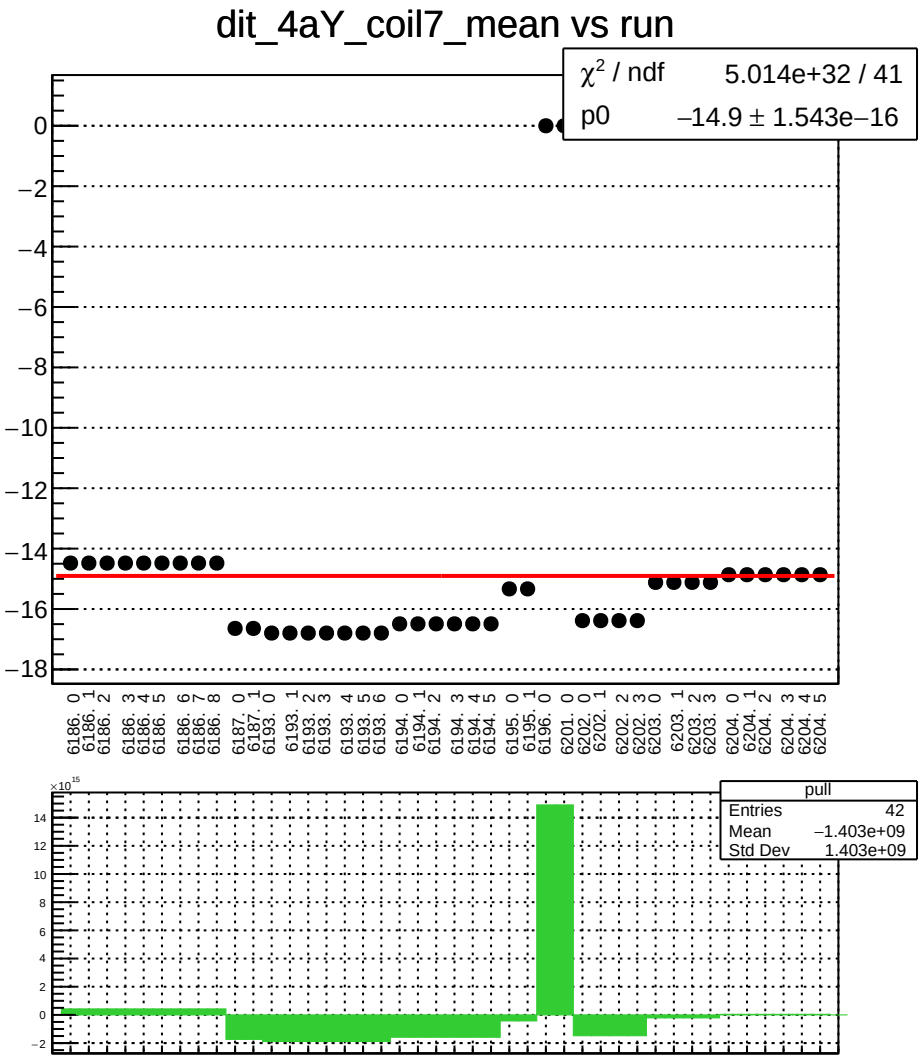
dit_4aY_coil7_mean vs run
χ^2 / ndf 5.014e+32 / 41
p0 −14.9 ± 1.543e−16
0
−2
−4
−6
−8
−10
−12
−14
−16
−18
6186. 0
6186. 1
6186. 2
6186. 3
6186. 4
6186. 5
6186. 6
6186. 7
6186. 8
6187. 0
6187. 1
6193. 0
6193. 1
6193. 2
6193. 3
6193. 4
6193. 5
6193. 6
6194. 0
6194. 1
6194. 2
6194. 3
6194. 4
6194. 5
6195. 0
6195. 1
6196. 0
6201. 0
6202. 0
6202. 1
6202. 2
6202. 3
6203. 0
6203. 1
6203. 2
6203. 3
6204. 0
6204. 1
6204. 2
6204. 3
6204. 4
6204. 5
×10^15
14
12
10
8
6
4
2
0
−2
pull
Entries 42
Mean −1.403e+09
Std Dev 1.403e+09

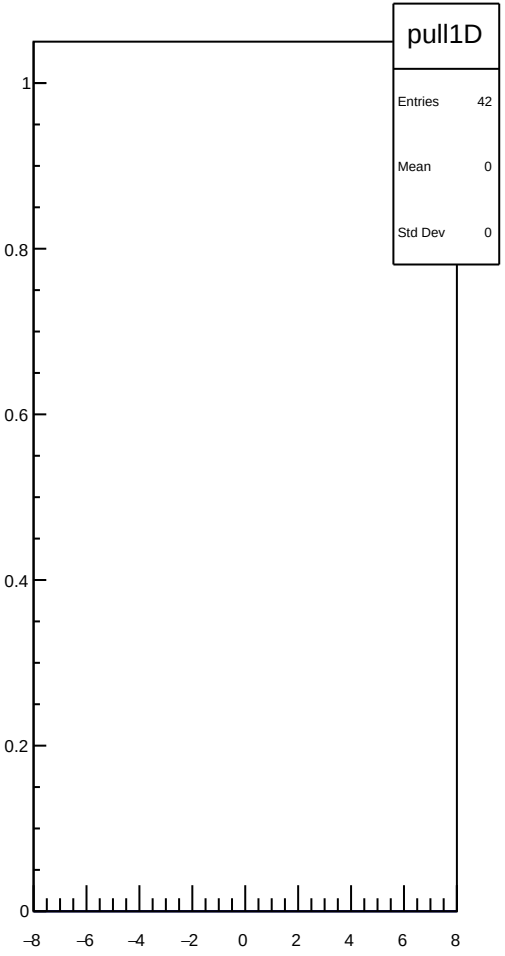
pull1D
Entries 42
Mean 0
Std Dev 0
1
0.8
0.6
0.4
0.2
0
−8
−6
−4
−2
0
2
4
6
8

dit_4aY_coil7_err_mean vs run

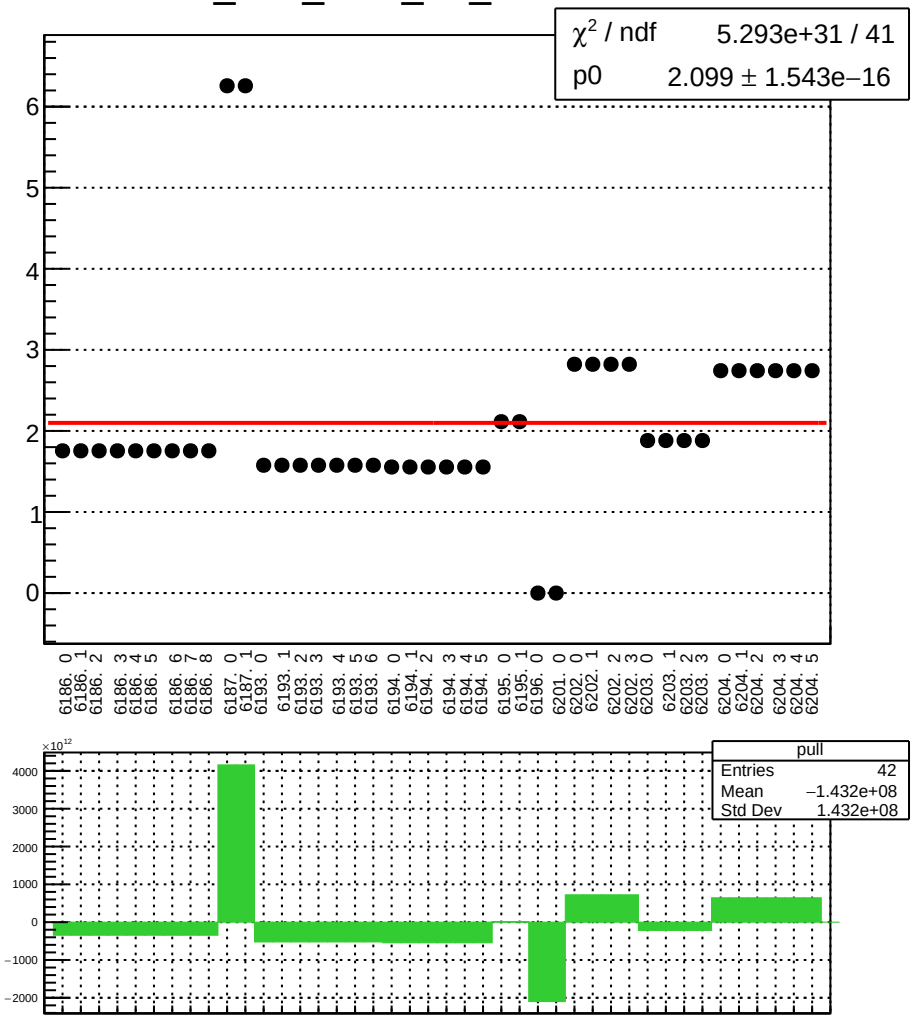

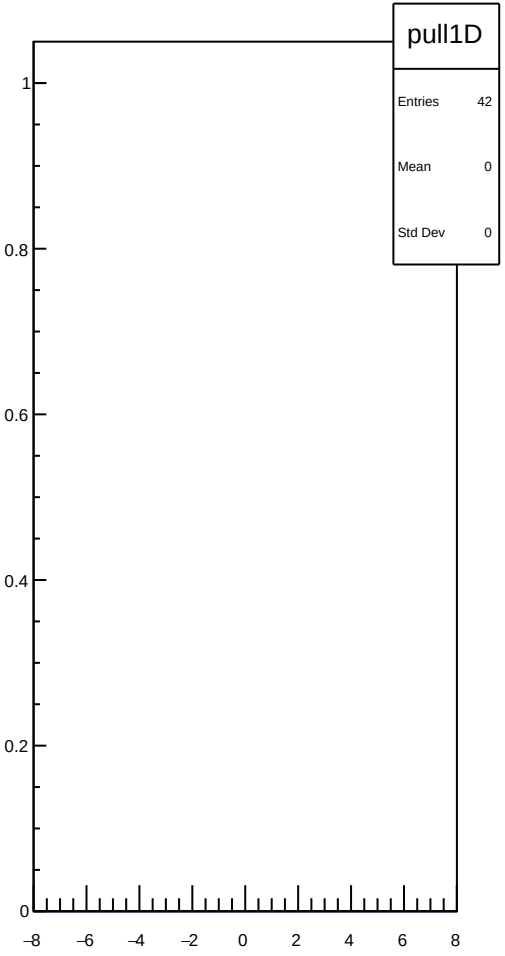

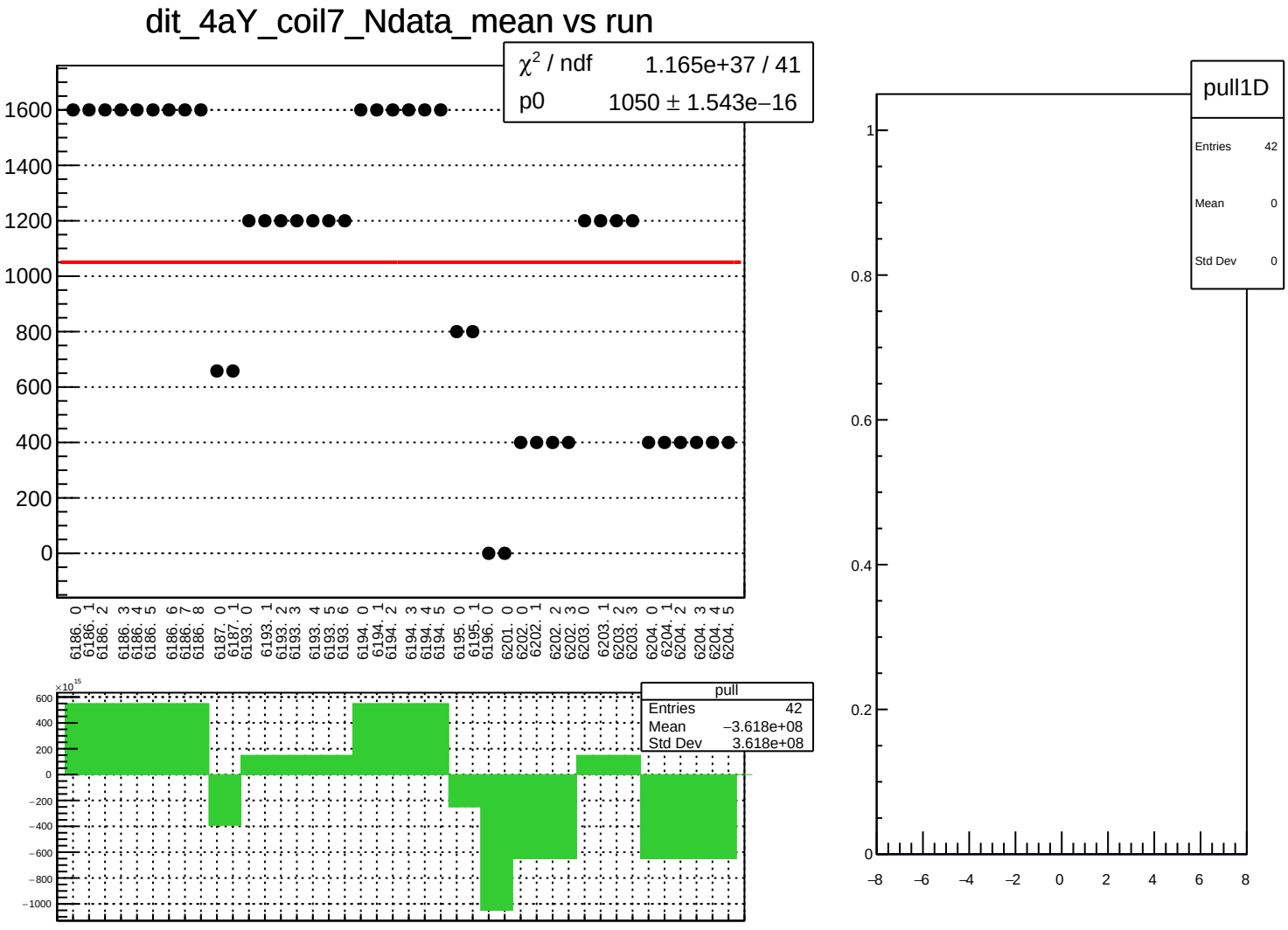
dit_4aY_coil7_Ndata_mean vs run
χ² / ndf 1.165e+37 / 41
p0 1050 ± 1.543e−16
1600
1400
1200
1000
800
600
400
200
0
6186. 0
6186. 1
6186. 2
6186. 3
6186. 4
6186. 5
6186. 6
6186. 7
6186. 8
6187. 0
6187. 1
6193. 0
6193. 1
6193. 2
6193. 3
6193. 4
6193. 5
6193. 6
6194. 0
6194. 1
6194. 2
6194. 3
6194. 4
6194. 5
6195. 0
6195. 1
6196. 0
6201. 0
6202. 0
6202. 1
6202. 2
6202. 3
6203. 0
6203. 1
6203. 2
6203. 3
6204. 0
6204. 1
6204. 2
6204. 3
6204. 4
6204. 5
×10¹⁵
600
400
200
0
−200
−400
−600
−800
−1000
pull
Entries 42
Mean −3.618e+08
Std Dev 3.618e+08
pull1D
Entries 42
Mean 0
Std Dev 0
1
0.8
0.6
0.4
0.2
0
−8
−6
−4
−2
0
2
4
6
8

dit_4eY_coil7_mean vs run

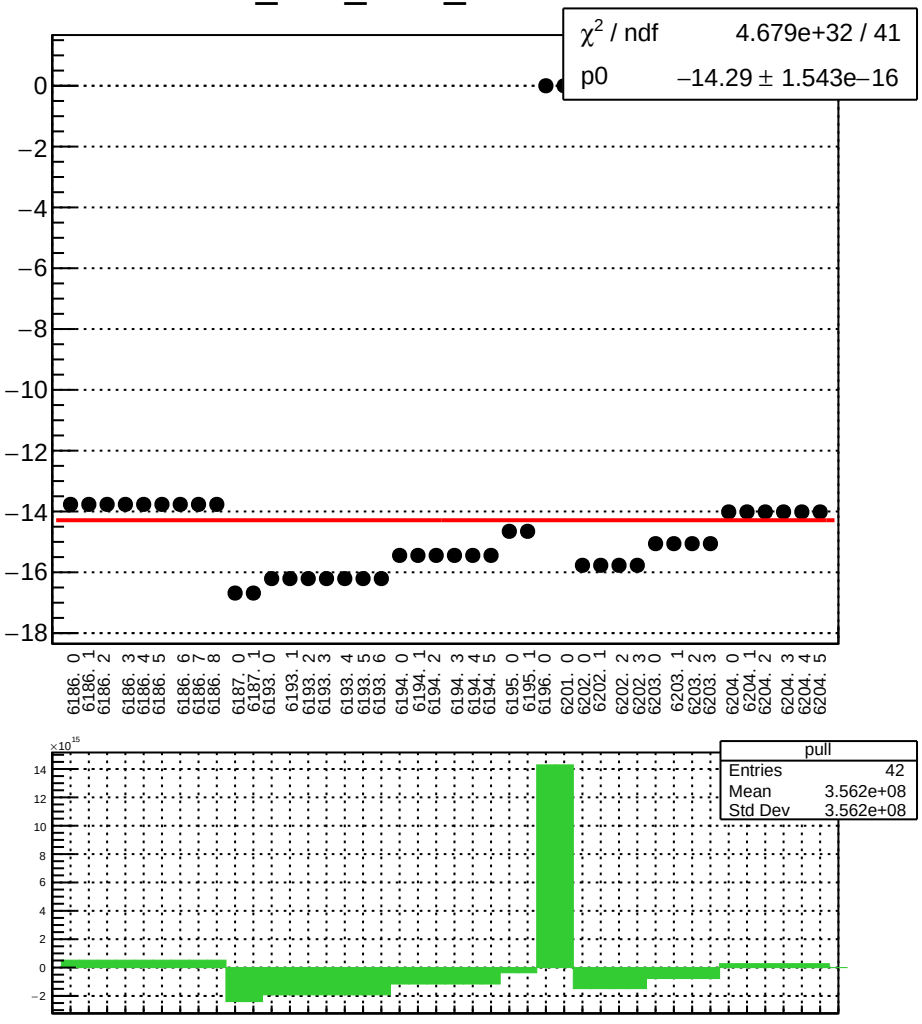

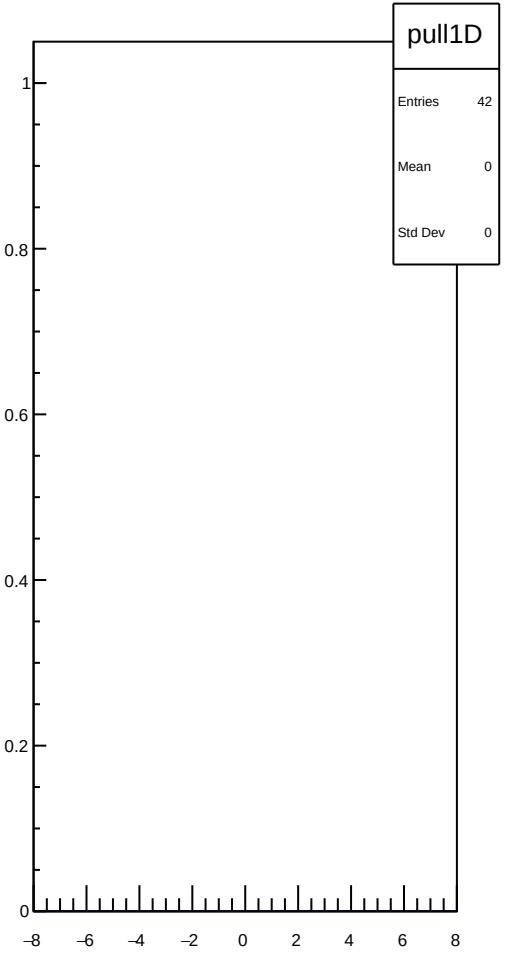

dit_4eY_coil7_err_mean vs run

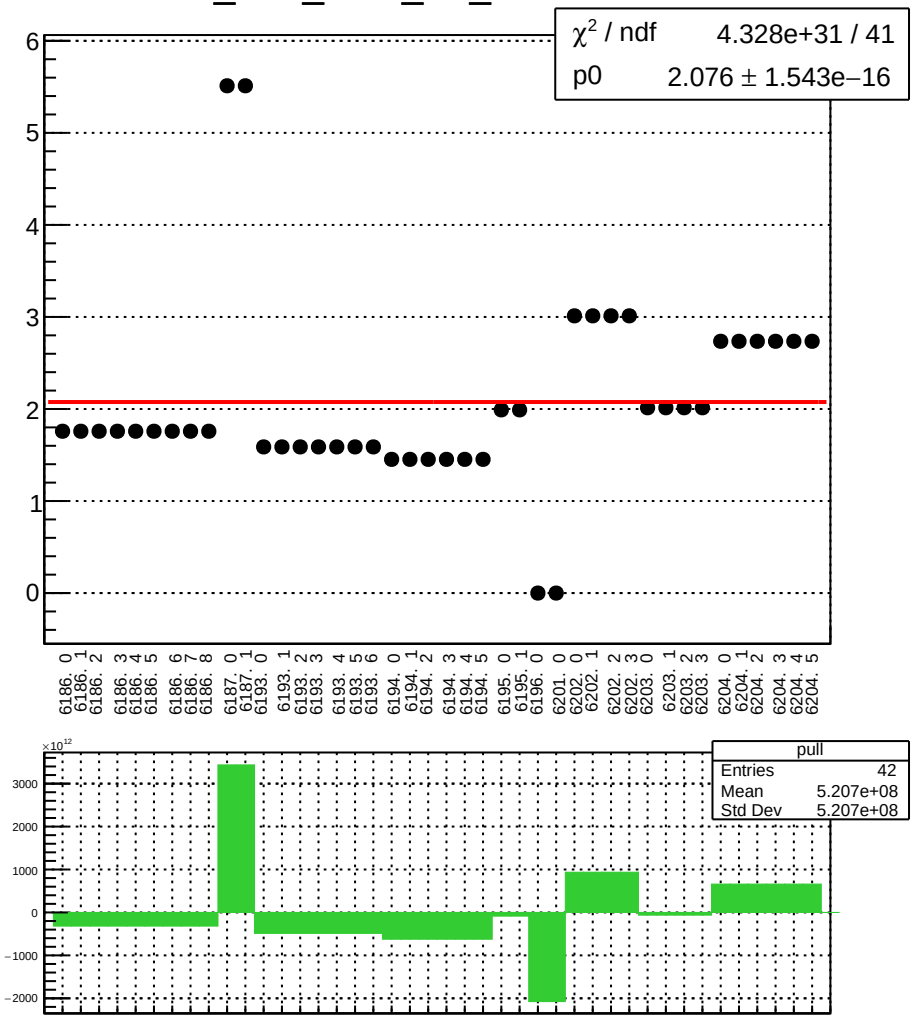

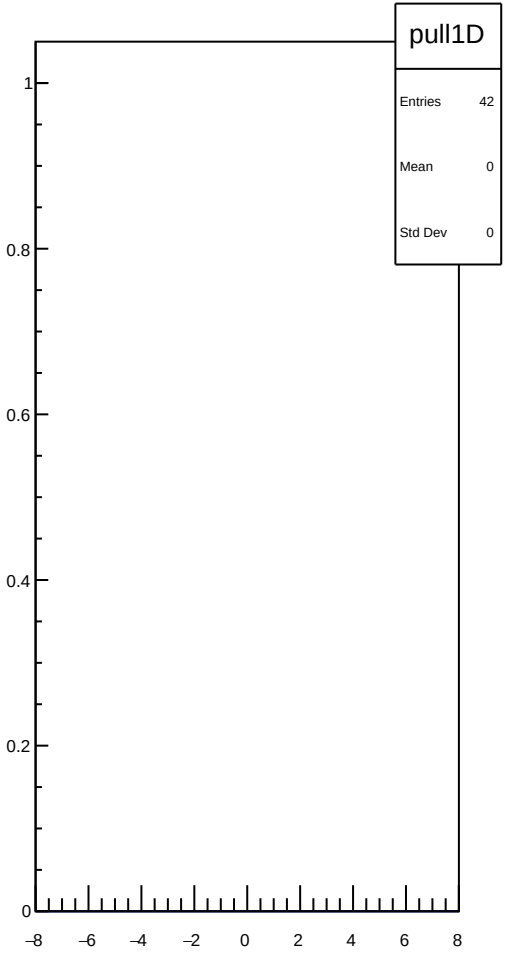

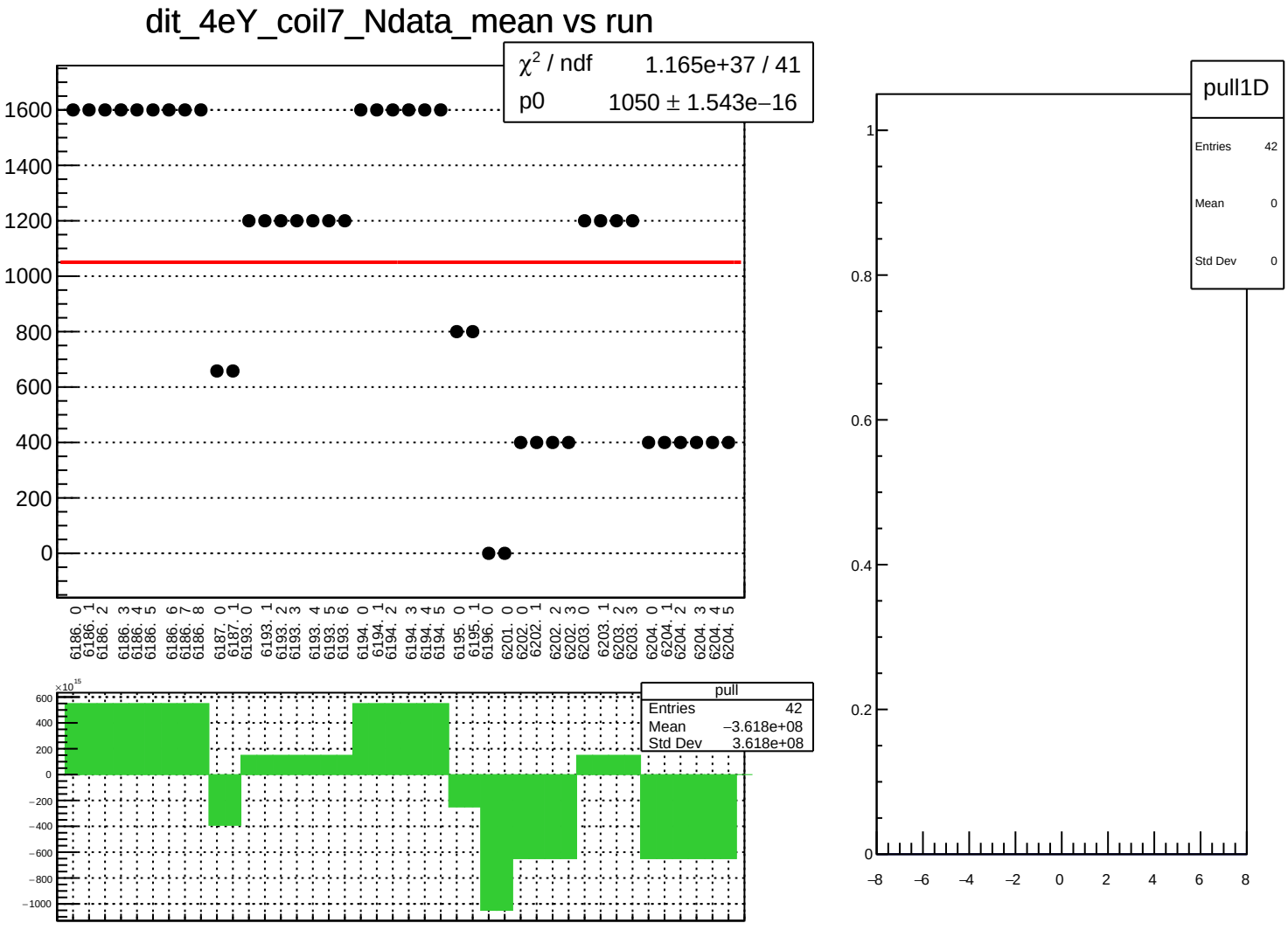
dit_4eY_coil7_Ndata_mean vs run
χ² / ndf 1.165e+37 / 41
p0 1050 ± 1.543e−16
1600
1400
1200
1000
800
600
400
200
0
6186. 0
6186. 1
6186. 2
6186. 3
6186. 4
6186. 5
6186. 6
6186. 7
6186. 8
6187. 0
6187. 1
6193. 0
6193. 1
6193. 2
6193. 3
6193. 4
6193. 5
6193. 6
6194. 0
6194. 1
6194. 2
6194. 3
6194. 4
6194. 5
6195. 0
6195. 1
6196. 0
6201. 0
6202. 0
6202. 1
6202. 2
6202. 3
6203. 0
6203. 1
6203. 2
6203. 3
6204. 0
6204. 1
6204. 2
6204. 3
6204. 4
6204. 5
×10¹⁵
600
400
200
0
−200
−400
−600
−800
−1000
pull
Entries 42
Mean −3.618e+08
Std Dev 3.618e+08
pull1D
Entries 42
Mean 0
Std Dev 0
1
0.8
0.6
0.4
0.2
0
−8
−6
−4
−2
0
2
4
6
8

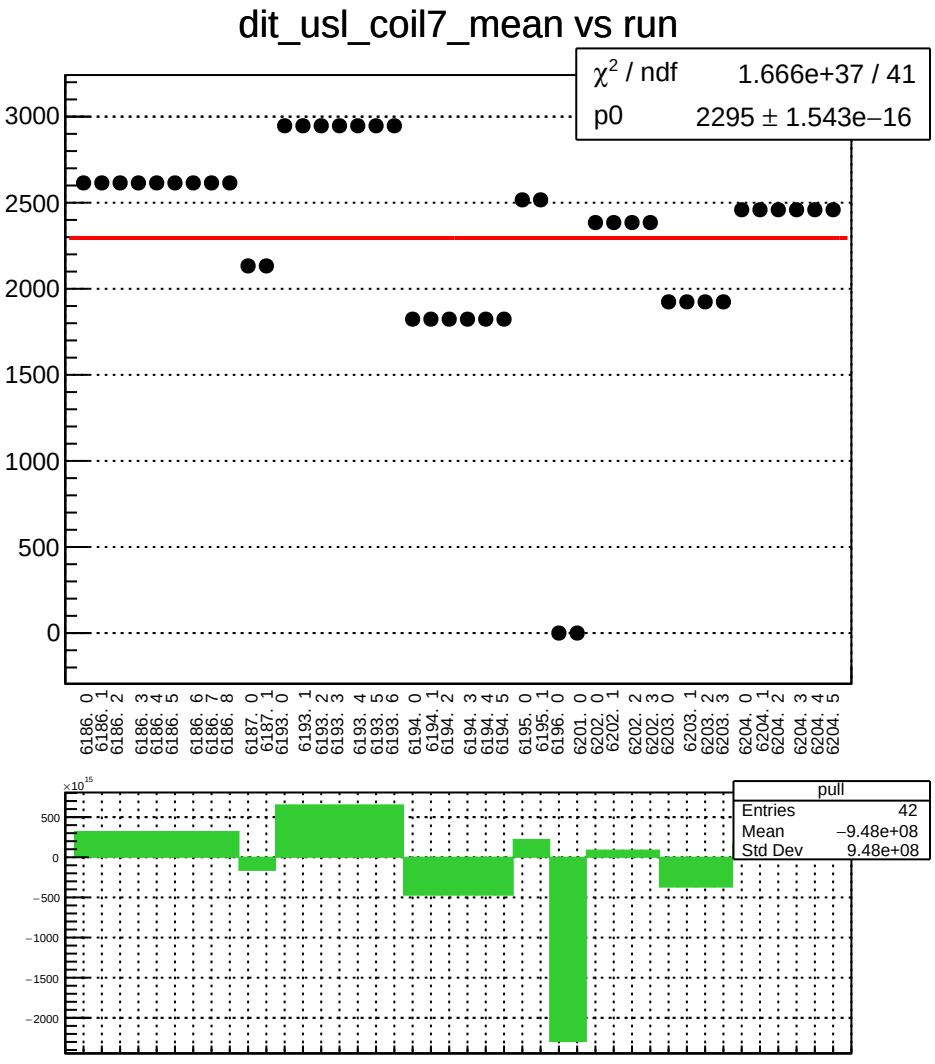
dit_usl_coil7_mean vs run
χ² / ndf 1.666e+37 / 41
p0 2295 ± 1.543e−16
3000
2500
2000
1500
1000
500
0
6186. 0
6186. 1
6186. 2
6186. 3
6186. 4
6186. 5
6186. 6
6186. 7
6186. 8
6187. 0
6187. 1
6193. 0
6193. 1
6193. 2
6193. 3
6193. 4
6193. 5
6193. 6
6194. 0
6194. 1
6194. 2
6194. 3
6194. 4
6194. 5
6195. 0
6195. 1
6196. 0
6201. 0
6202. 0
6202. 1
6202. 2
6202. 3
6203. 0
6203. 1
6203. 2
6203. 3
6204. 0
6204. 1
6204. 2
6204. 3
6204. 4
6204. 5
×10¹⁵
500
0
−500
−1000
−1500
−2000
pull
Entries 42
Mean −9.48e+08
Std Dev 9.48e+08

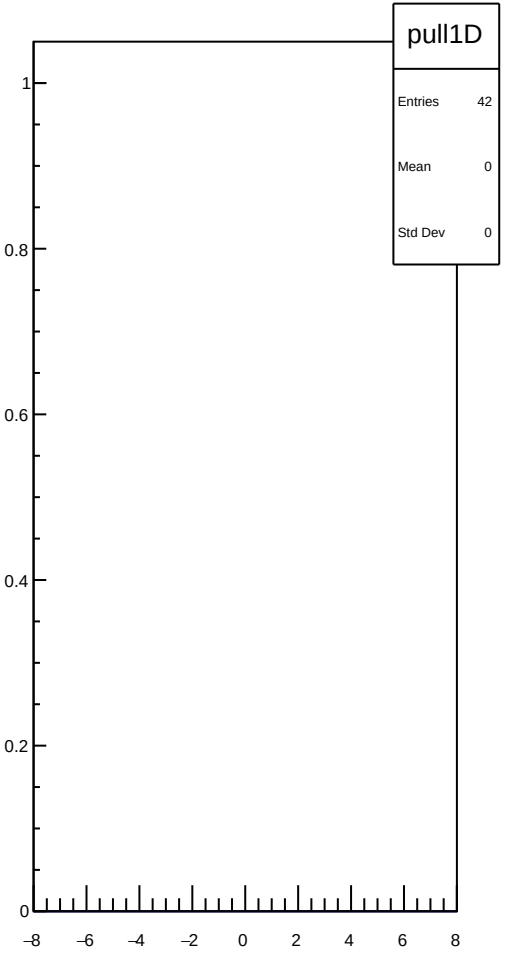
pull1D
Entries 42
Mean 0
Std Dev 0
1
0.8
0.6
0.4
0.2
0
−8
−6
−4
−2
0
2
4
6
8

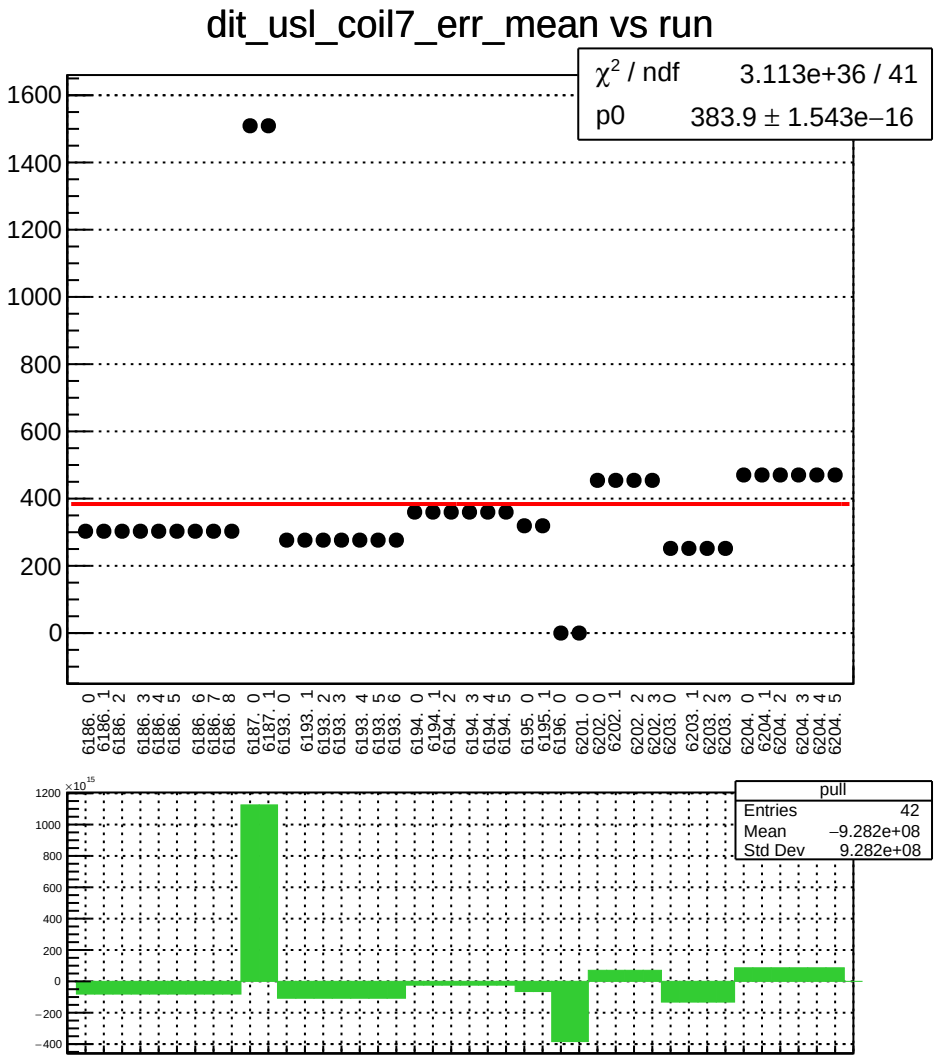
dit_usl_coil7_err_mean vs run
χ² / ndf 3.113e+36 / 41
p0 383.9 ± 1.543e−16
1600
1400
1200
1000
800
600
400
200
0
6186. 0
6186. 1
6186. 2
6186. 3
6186. 4
6186. 5
6186. 6
6186. 7
6186. 8
6187. 0
6187. 1
6193. 0
6193. 1
6193. 2
6193. 3
6193. 4
6193. 5
6193. 6
6194. 0
6194. 1
6194. 2
6194. 3
6194. 4
6194. 5
6195. 0
6195. 1
6196. 0
6201. 0
6202. 0
6202. 1
6202. 2
6202. 3
6203. 0
6203. 1
6203. 2
6203. 3
6204. 0
6204. 1
6204. 2
6204. 3
6204. 4
6204. 5
×10¹⁵
1200
1000
800
600
400
200
0
−200
−400
pull
Entries 42
Mean −9.282e+08
Std Dev 9.282e+08

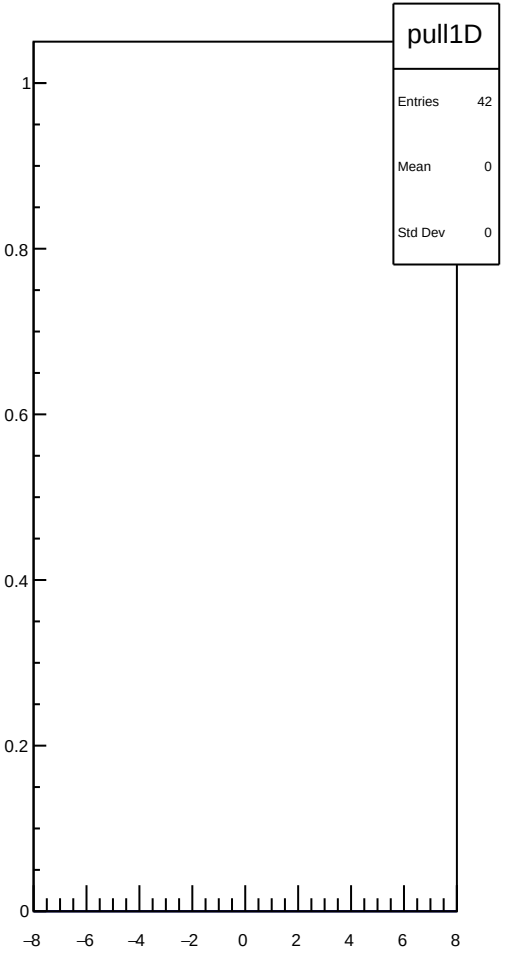
pull1D
Entries 42
Mean 0
Std Dev 0
1
0.8
0.6
0.4
0.2
0
−8
−6
−4
−2
0
2
4
6
8

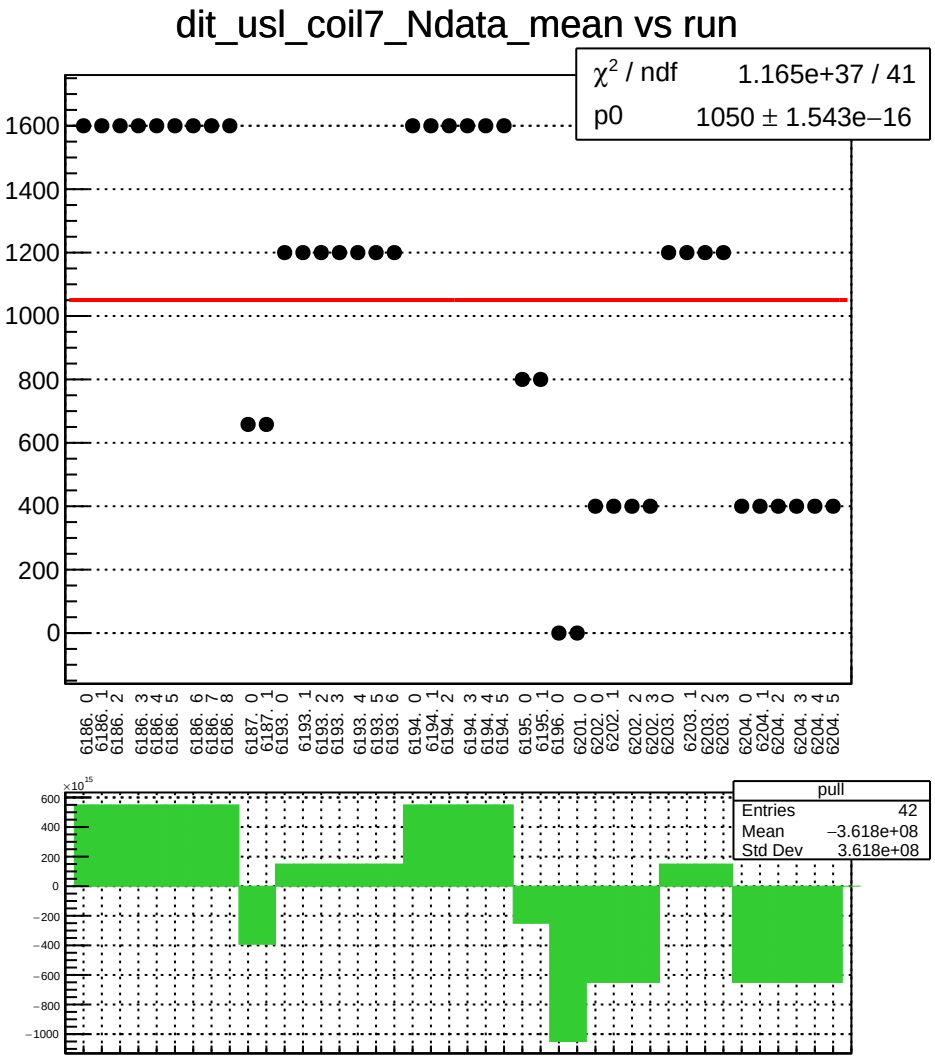
dit_usl_coil7_Ndata_mean vs run
χ² / ndf 1.165e+37 / 41
p0 1050 ± 1.543e−16
1600
1400
1200
1000
800
600
400
200
0
6186. 0
6186. 1
6186. 2
6186. 3
6186. 4
6186. 5
6186. 6
6186. 7
6186. 8
6187. 0
6187. 1
6193. 0
6193. 1
6193. 2
6193. 3
6193. 4
6193. 5
6193. 6
6194. 0
6194. 1
6194. 2
6194. 3
6194. 4
6194. 5
6195. 0
6195. 1
6196. 0
6201. 0
6202. 0
6202. 1
6202. 2
6202. 3
6203. 0
6203. 1
6203. 2
6203. 3
6204. 0
6204. 1
6204. 2
6204. 3
6204. 4
6204. 5
×10¹⁵
600
400
200
0
−200
−400
−600
−800
−1000
pull
Entries 42
Mean −3.618e+08
Std Dev 3.618e+08

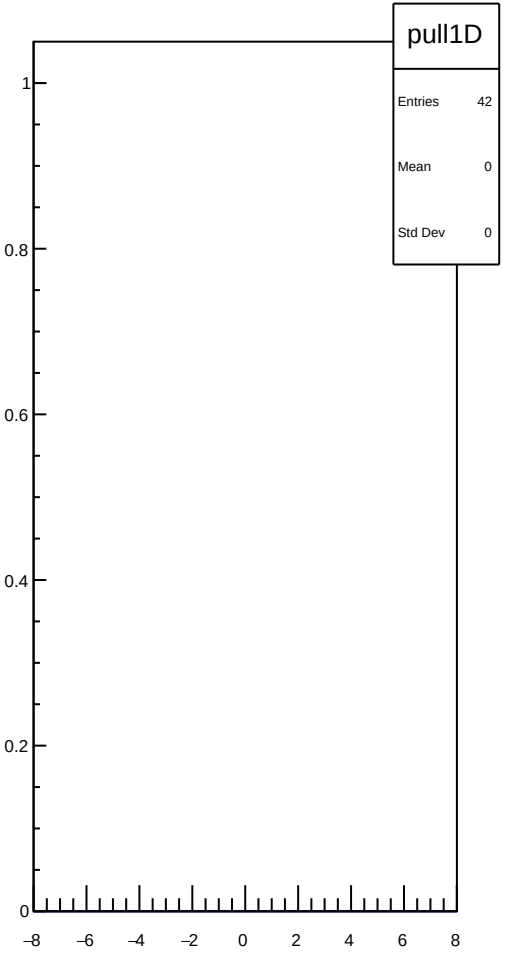
pull1D
Entries 42
Mean 0
Std Dev 0
1
0.8
0.6
0.4
0.2
0
−8
−6
−4
−2
0
2
4
6
8

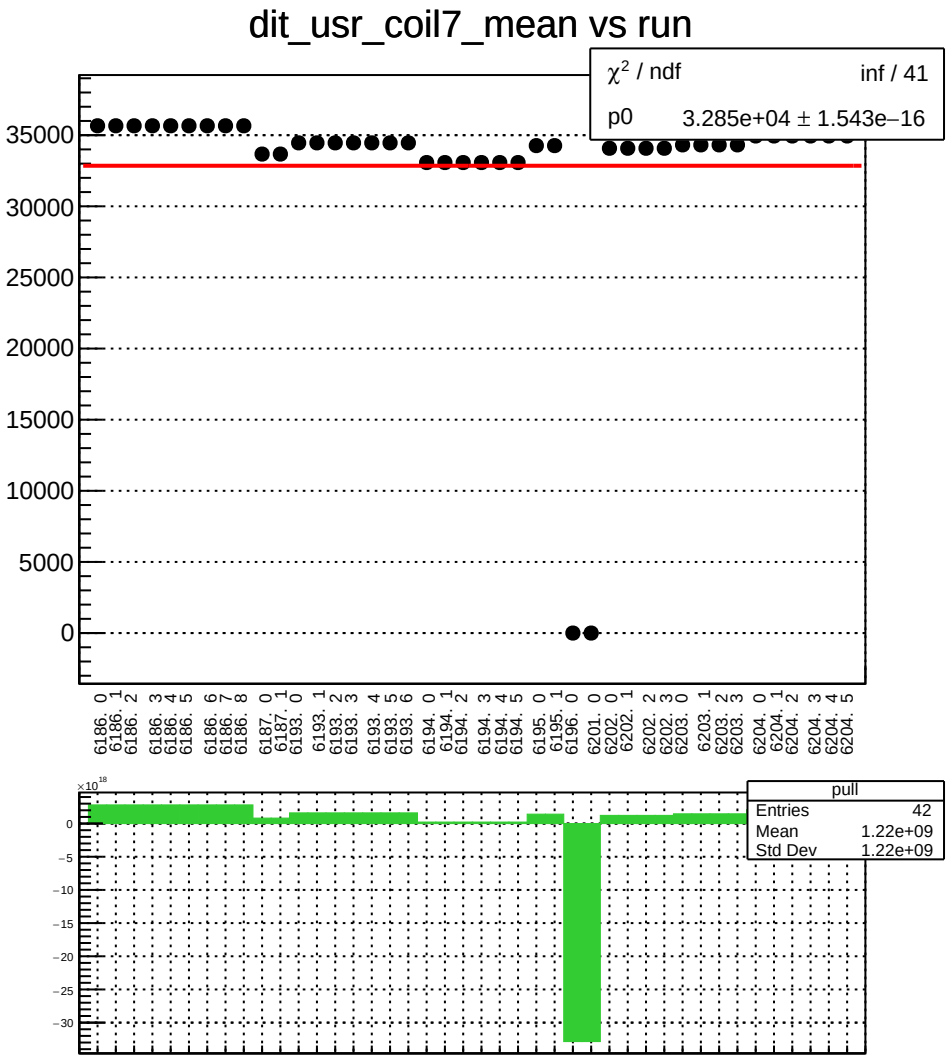
dit_usr_coil7_mean vs run
χ² / ndf inf / 41
p0 3.285e+04 ± 1.543e−16
35000
30000
25000
20000
15000
10000
5000
0
6186. 0
6186. 1
6186. 2
6186. 3
6186. 4
6186. 5
6186. 6
6186. 7
6186. 8
6187. 0
6187. 1
6193. 0
6193. 1
6193. 2
6193. 3
6193. 4
6193. 5
6193. 6
6194. 0
6194. 1
6194. 2
6194. 3
6194. 4
6194. 5
6195. 0
6195. 1
6196. 0
6201. 0
6202. 0
6202. 1
6202. 2
6202. 3
6203. 0
6203. 1
6203. 2
6203. 3
6204. 0
6204. 1
6204. 2
6204. 3
6204. 4
6204. 5
×10¹⁸
0
−5
−10
−15
−20
−25
−30
pull
Entries 42
Mean 1.22e+09
Std Dev 1.22e+09

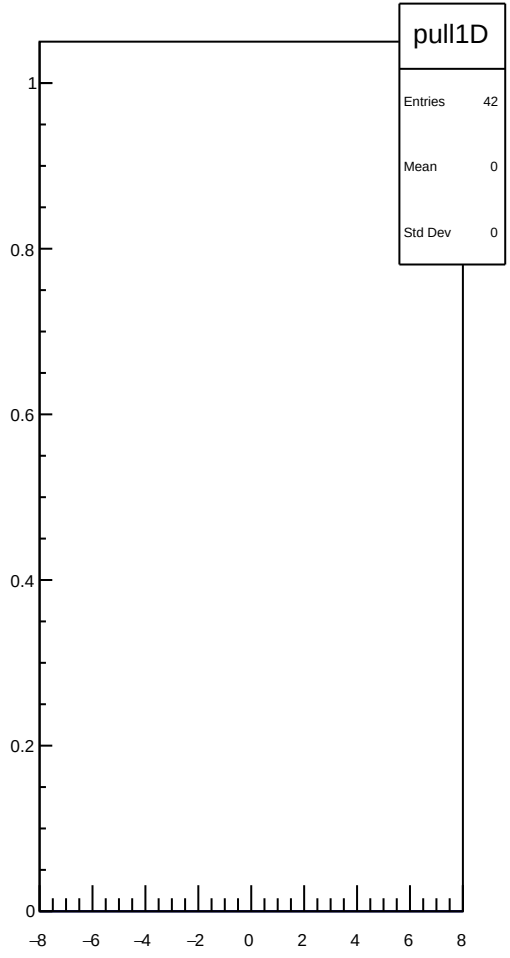
pull1D
Entries 42
Mean 0
Std Dev 0
1
0.8
0.6
0.4
0.2
0
−8
−6
−4
−2
0
2
4
6
8

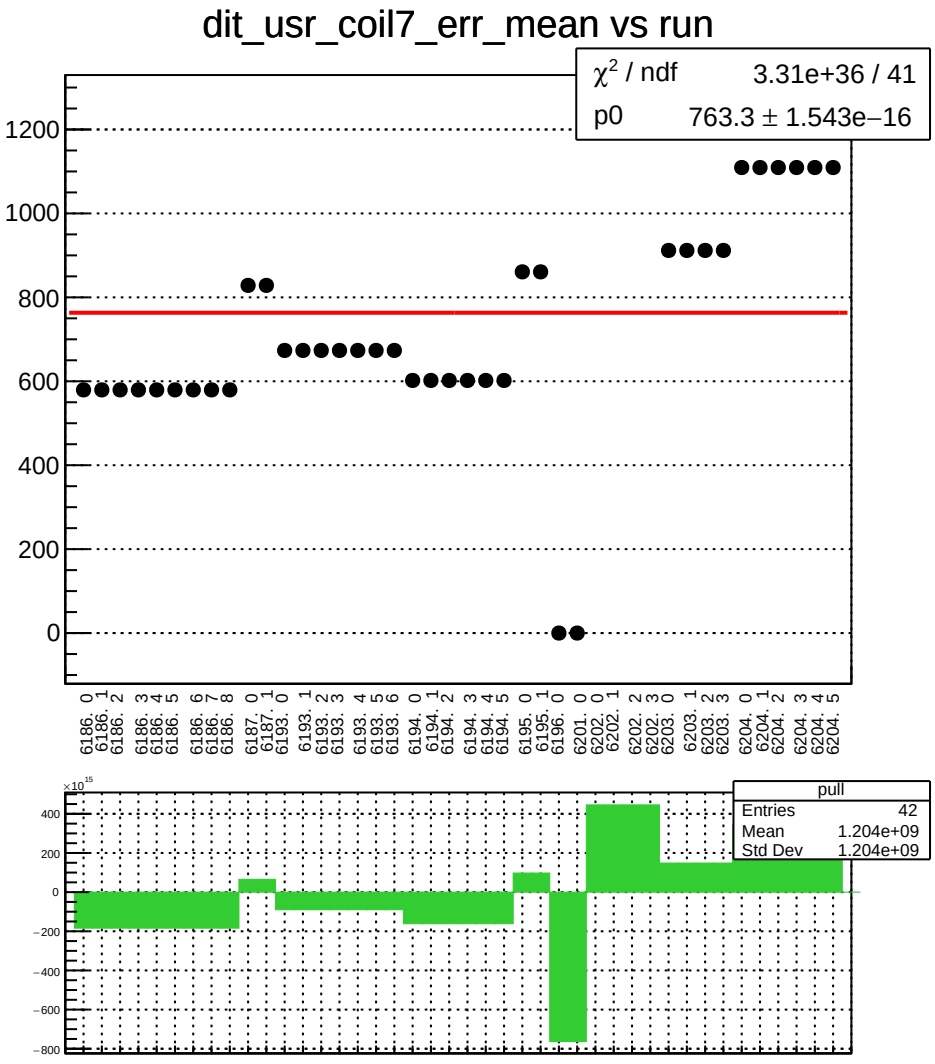
dit_usr_coil7_err_mean vs run
χ² / ndf 3.31e+36 / 41
p0 763.3 ± 1.543e−16
1200
1000
800
600
400
200
0
6186. 0
6186. 1
6186. 2
6186. 3
6186. 4
6186. 5
6186. 6
6186. 7
6186. 8
6187. 0
6187. 1
6193. 0
6193. 1
6193. 2
6193. 3
6193. 4
6193. 5
6193. 6
6194. 0
6194. 1
6194. 2
6194. 3
6194. 4
6194. 5
6195. 0
6195. 1
6196. 0
6201. 0
6202. 0
6202. 1
6202. 2
6202. 3
6203. 0
6203. 1
6203. 2
6203. 3
6204. 0
6204. 1
6204. 2
6204. 3
6204. 4
6204. 5
×10¹⁵
400
200
0
−200
−400
−600
−800
pull
Entries 42
Mean 1.204e+09
Std Dev 1.204e+09

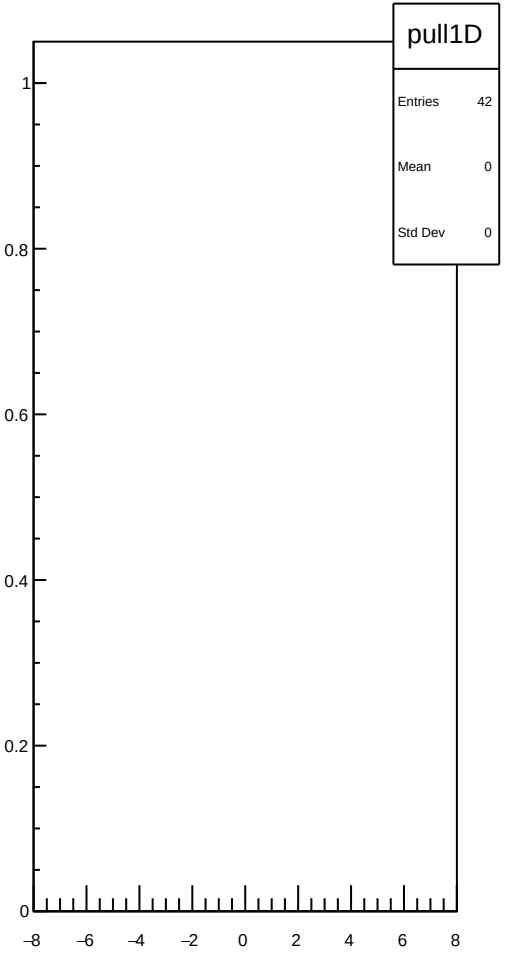
pull1D
Entries 42
Mean 0
Std Dev 0
1
0.8
0.6
0.4
0.2
0
−8
−6
−4
−2
0
2
4
6
8

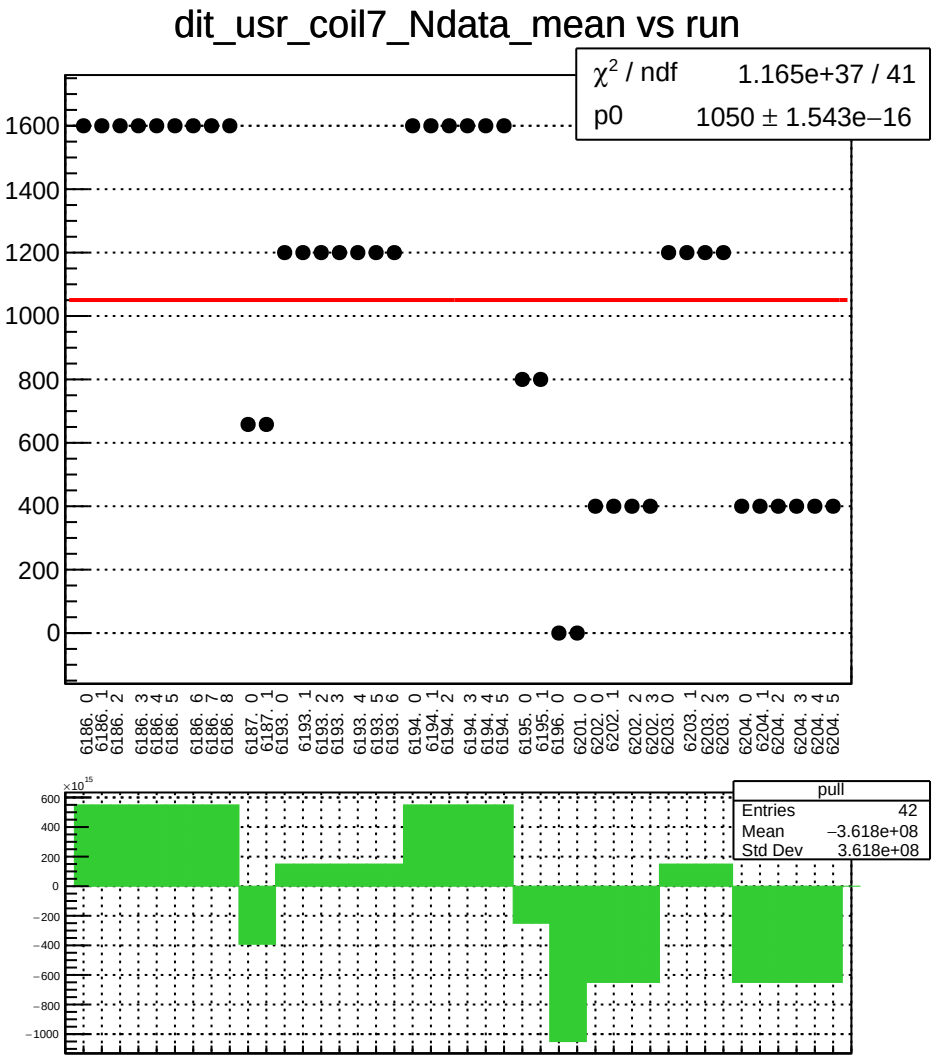
dit_usr_coil7_Ndata_mean vs run
χ² / ndf 1.165e+37 / 41
p0 1050 ± 1.543e−16
1600
1400
1200
1000
800
600
400
200
0
6186. 0
6186. 1
6186. 2
6186. 3
6186. 4
6186. 5
6186. 6
6186. 7
6186. 8
6187. 0
6187. 1
6193. 0
6193. 1
6193. 2
6193. 3
6193. 4
6193. 5
6193. 6
6194. 0
6194. 1
6194. 2
6194. 3
6194. 4
6194. 5
6195. 0
6195. 1
6196. 0
6201. 0
6202. 0
6202. 1
6202. 2
6202. 3
6203. 0
6203. 1
6203. 2
6203. 3
6204. 0
6204. 1
6204. 2
6204. 3
6204. 4
6204. 5
×10¹⁵
600
400
200
0
−200
−400
−600
−800
−1000
pull
Entries 42
Mean −3.618e+08
Std Dev 3.618e+08

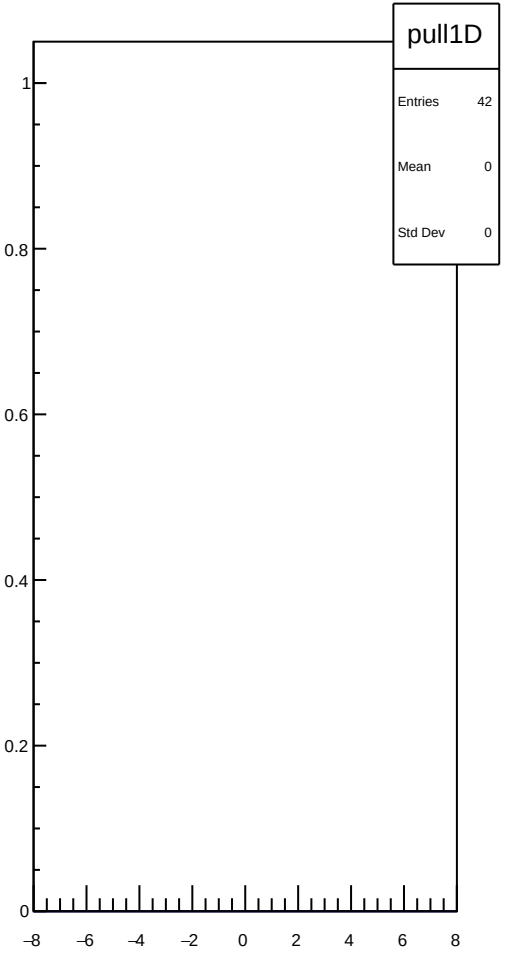
pull1D
Entries 42
Mean 0
Std Dev 0
1
0.8
0.6
0.4
0.2
0
−8
−6
−4
−2
0
2
4
6
8

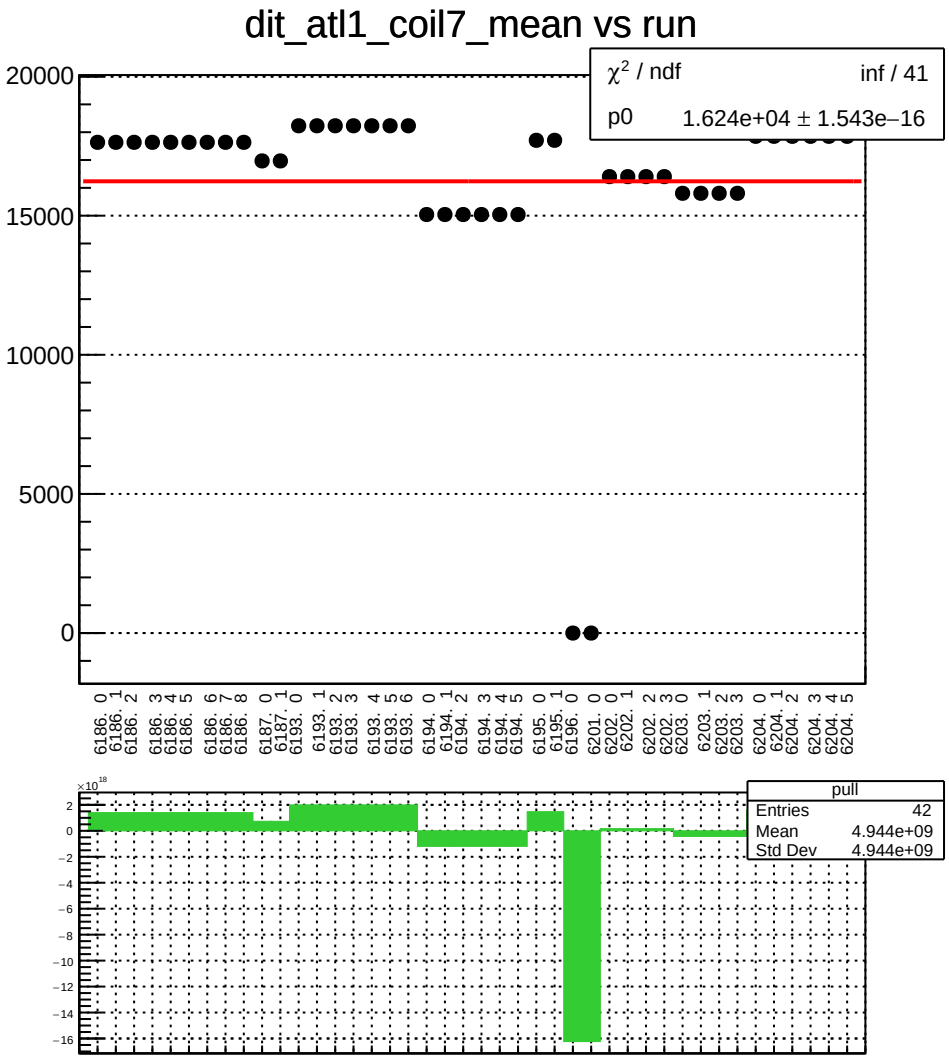
dit_atl1_coil7_mean vs run
χ² / ndf inf / 41
p0 1.624e+04 ± 1.543e−16
20000
15000
10000
5000
0
6186. 0
6186. 1
6186. 2
6186. 3
6186. 4
6186. 5
6186. 6
6186. 7
6186. 8
6187. 0
6187. 1
6193. 0
6193. 1
6193. 2
6193. 3
6193. 4
6193. 5
6193. 6
6194. 0
6194. 1
6194. 2
6194. 3
6194. 4
6194. 5
6195. 0
6195. 1
6196. 0
6201. 0
6202. 0
6202. 1
6202. 2
6202. 3
6203. 0
6203. 1
6203. 2
6203. 3
6204. 0
6204. 1
6204. 2
6204. 3
6204. 4
6204. 5
×10¹⁸
pull
Entries 42
Mean 4.944e+09
Std Dev 4.944e+09

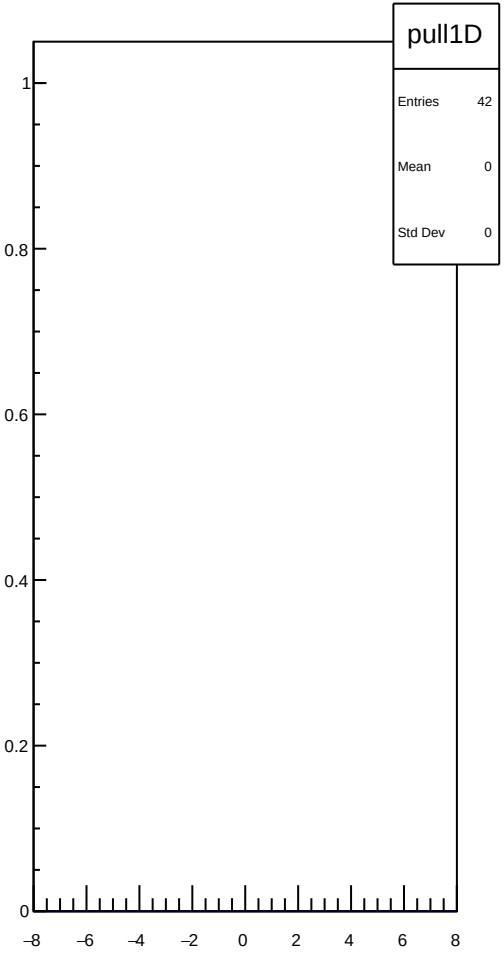
pull1D
Entries 42
Mean 0
Std Dev 0

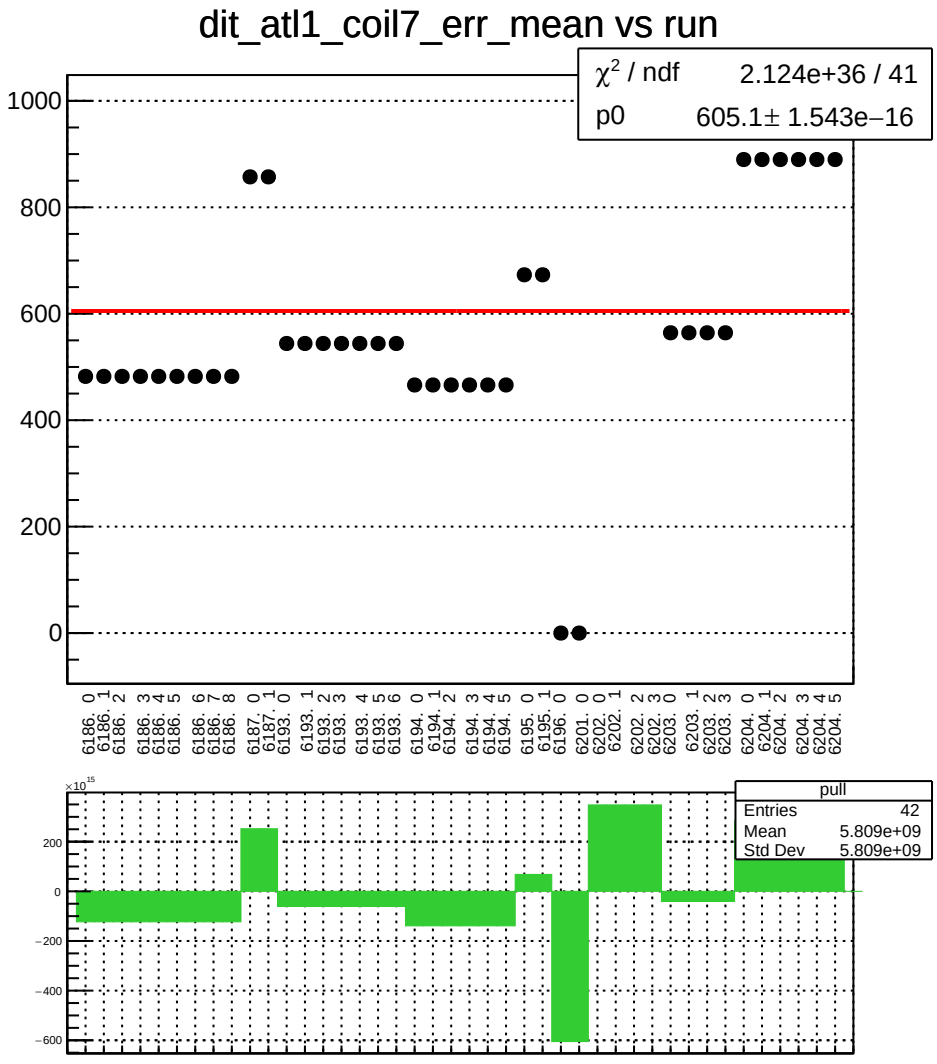
dit_atl1_coil7_err_mean vs run
χ² / ndf 2.124e+36 / 41
p0 605.1± 1.543e−16
1000
800
600
400
200
0
6186. 0
6186. 1
6186. 2
6186. 3
6186. 4
6186. 5
6186. 6
6186. 7
6186. 8
6187. 0
6187. 1
6193. 0
6193. 1
6193. 2
6193. 3
6193. 4
6193. 5
6193. 6
6194. 0
6194. 1
6194. 2
6194. 3
6194. 4
6194. 5
6195. 0
6195. 1
6196. 0
6201. 0
6202. 0
6202. 1
6202. 2
6202. 3
6203. 0
6203. 1
6203. 2
6203. 3
6204. 0
6204. 1
6204. 2
6204. 3
6204. 4
6204. 5
×10¹⁵
200
0
−200
−400
−600
pull
Entries 42
Mean 5.809e+09
Std Dev 5.809e+09

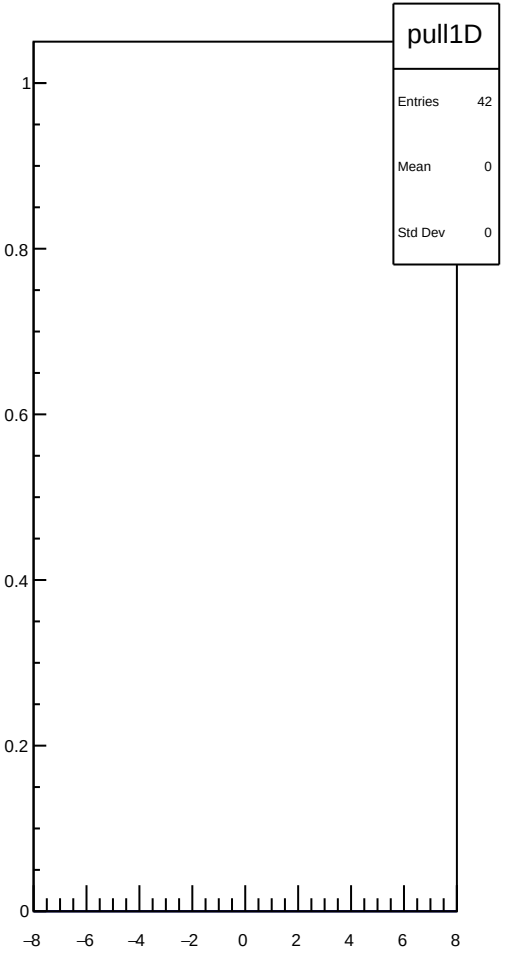
pull1D
Entries 42
Mean 0
Std Dev 0
1
0.8
0.6
0.4
0.2
0
−8
−6
−4
−2
0
2
4
6
8

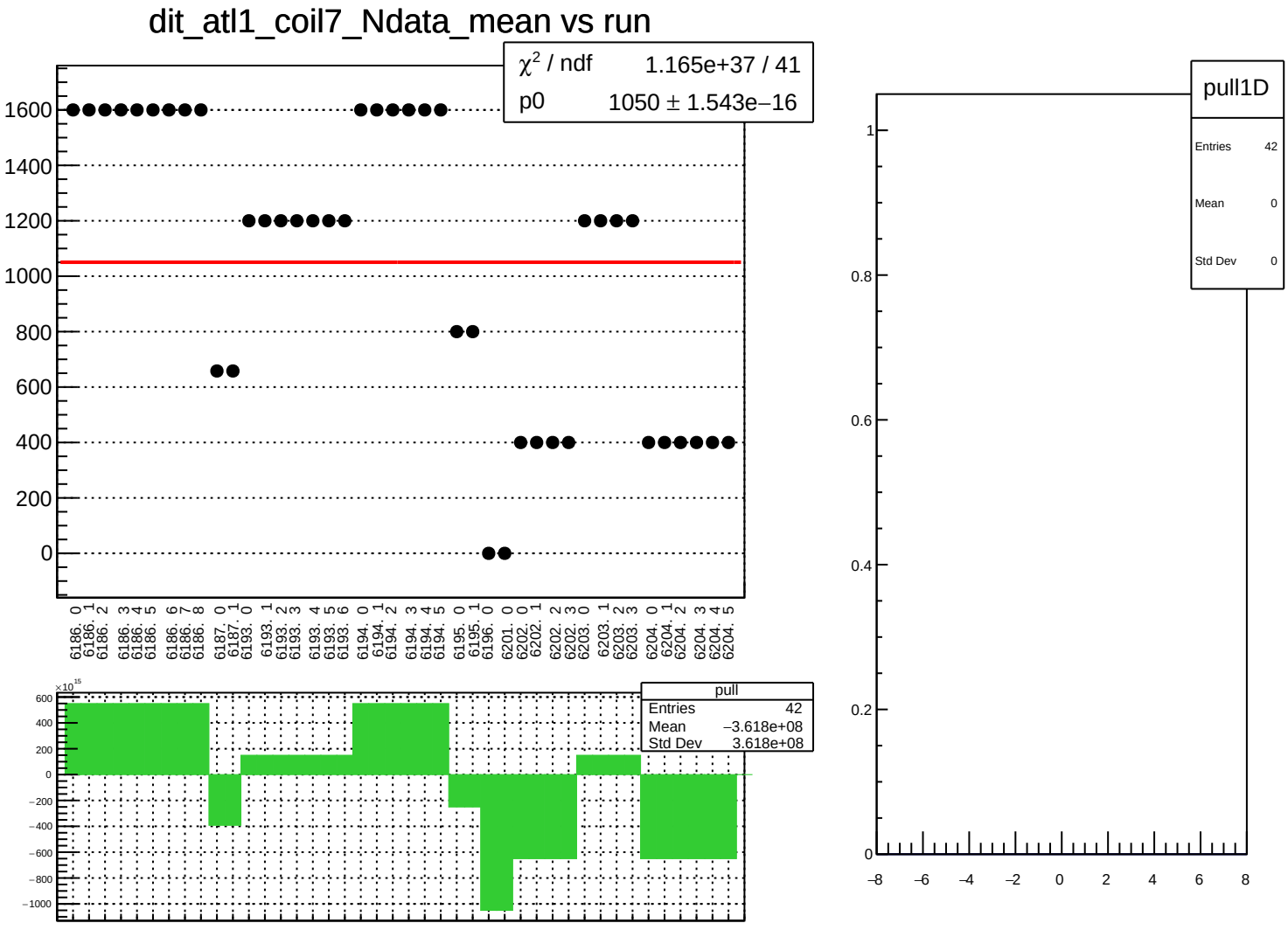
dit_atl1_coil7_Ndata_mean vs run
χ² / ndf 1.165e+37 / 41
p0 1050 ± 1.543e−16
1600
1400
1200
1000
800
600
400
200
0
6186. 0
6186. 1
6186. 2
6186. 3
6186. 4
6186. 5
6186. 6
6186. 7
6186. 8
6187. 0
6187. 1
6193. 0
6193. 1
6193. 2
6193. 3
6193. 4
6193. 5
6193. 6
6194. 0
6194. 1
6194. 2
6194. 3
6194. 4
6194. 5
6195. 0
6195. 1
6196. 0
6201. 0
6202. 0
6202. 1
6202. 2
6202. 3
6203. 0
6203. 1
6203. 2
6203. 3
6204. 0
6204. 1
6204. 2
6204. 3
6204. 4
6204. 5
×10¹⁵
600
400
200
0
−200
−400
−600
−800
−1000
pull
Entries 42
Mean −3.618e+08
Std Dev 3.618e+08
pull1D
Entries 42
Mean 0
Std Dev 0
1
0.8
0.6
0.4
0.2
0
−8
−6
−4
−2
0
2
4
6
8

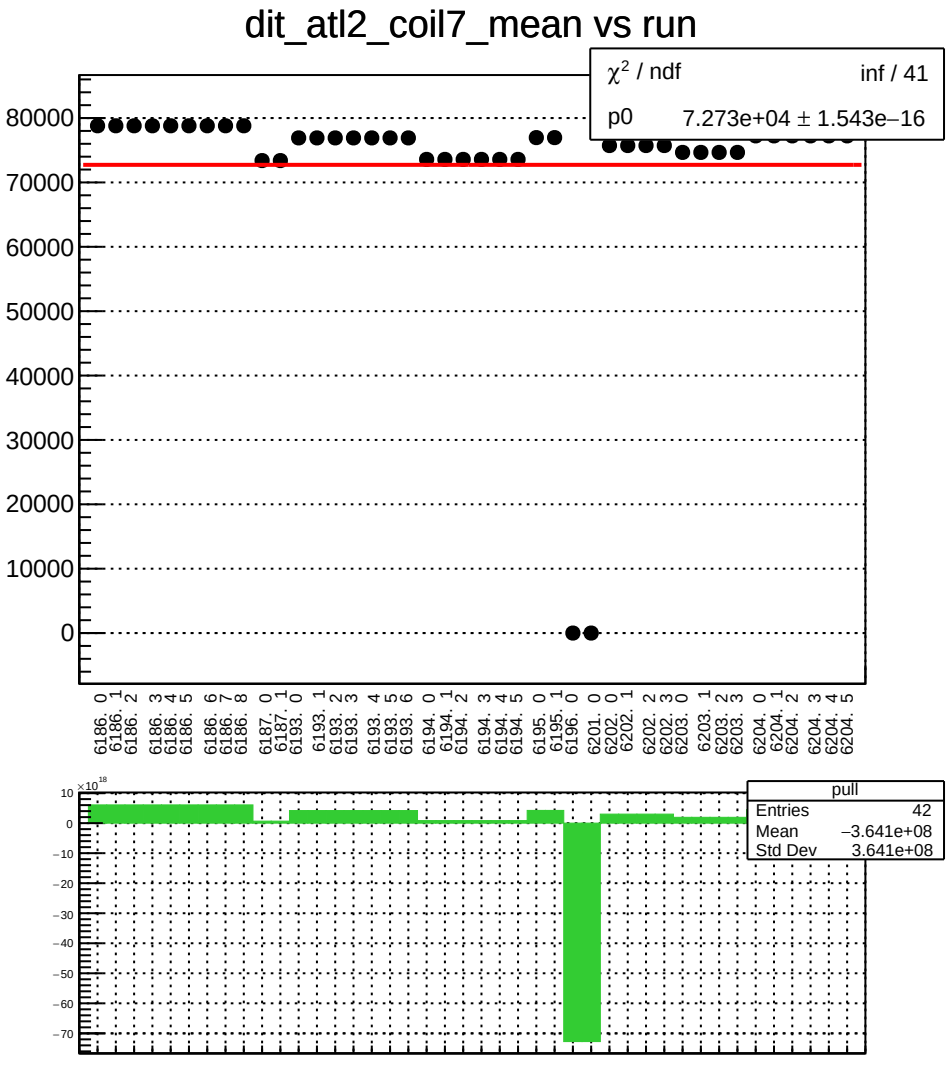
dit_atl2_coil7_mean vs run
χ² / ndf inf / 41
p0 7.273e+04 ± 1.543e−16
80000
70000
60000
50000
40000
30000
20000
10000
0
6186. 0
6186. 1
6186. 2
6186. 3
6186. 4
6186. 5
6186. 6
6186. 7
6186. 8
6187. 0
6187. 1
6193. 0
6193. 1
6193. 2
6193. 3
6193. 4
6193. 5
6193. 6
6194. 0
6194. 1
6194. 2
6194. 3
6194. 4
6194. 5
6195. 0
6195. 1
6196. 0
6201. 0
6202. 0
6202. 1
6202. 2
6202. 3
6203. 0
6203. 1
6203. 2
6203. 3
6204. 0
6204. 1
6204. 2
6204. 3
6204. 4
6204. 5
×10¹⁸
10
0
−10
−20
−30
−40
−50
−60
−70
pull
Entries 42
Mean −3.641e+08
Std Dev 3.641e+08
pull1D
Entries 42
Mean 0
Std Dev 0
1
0.8
0.6
0.4
0.2
0
−8
−6
−4
−2
0
2
4
6
8

dit_atl2_coil7_err_mean vs run

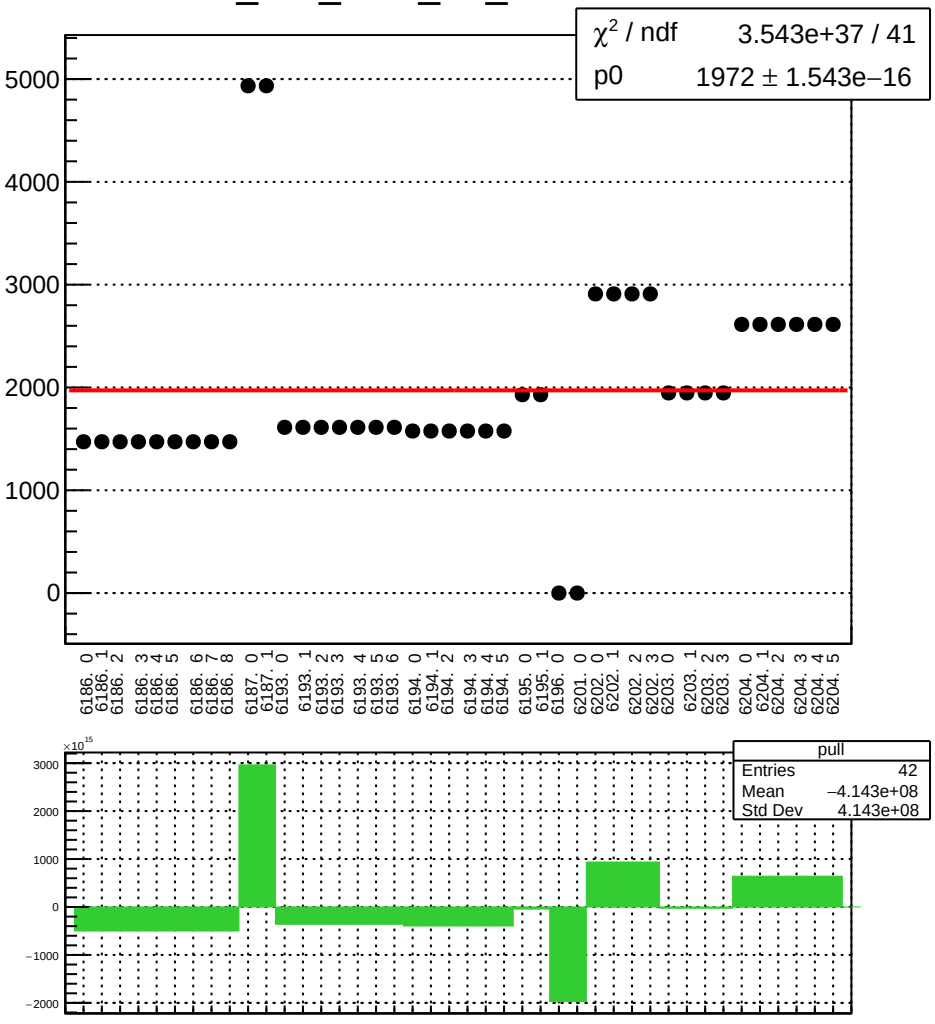

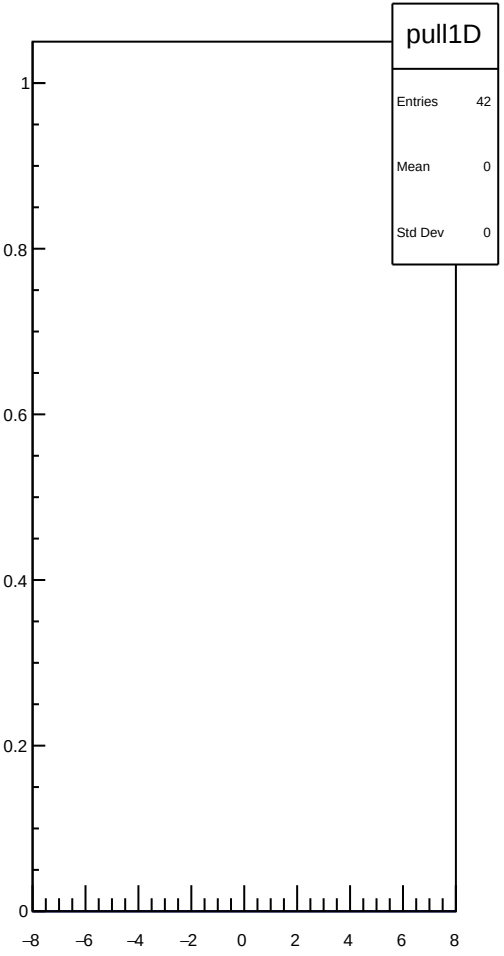

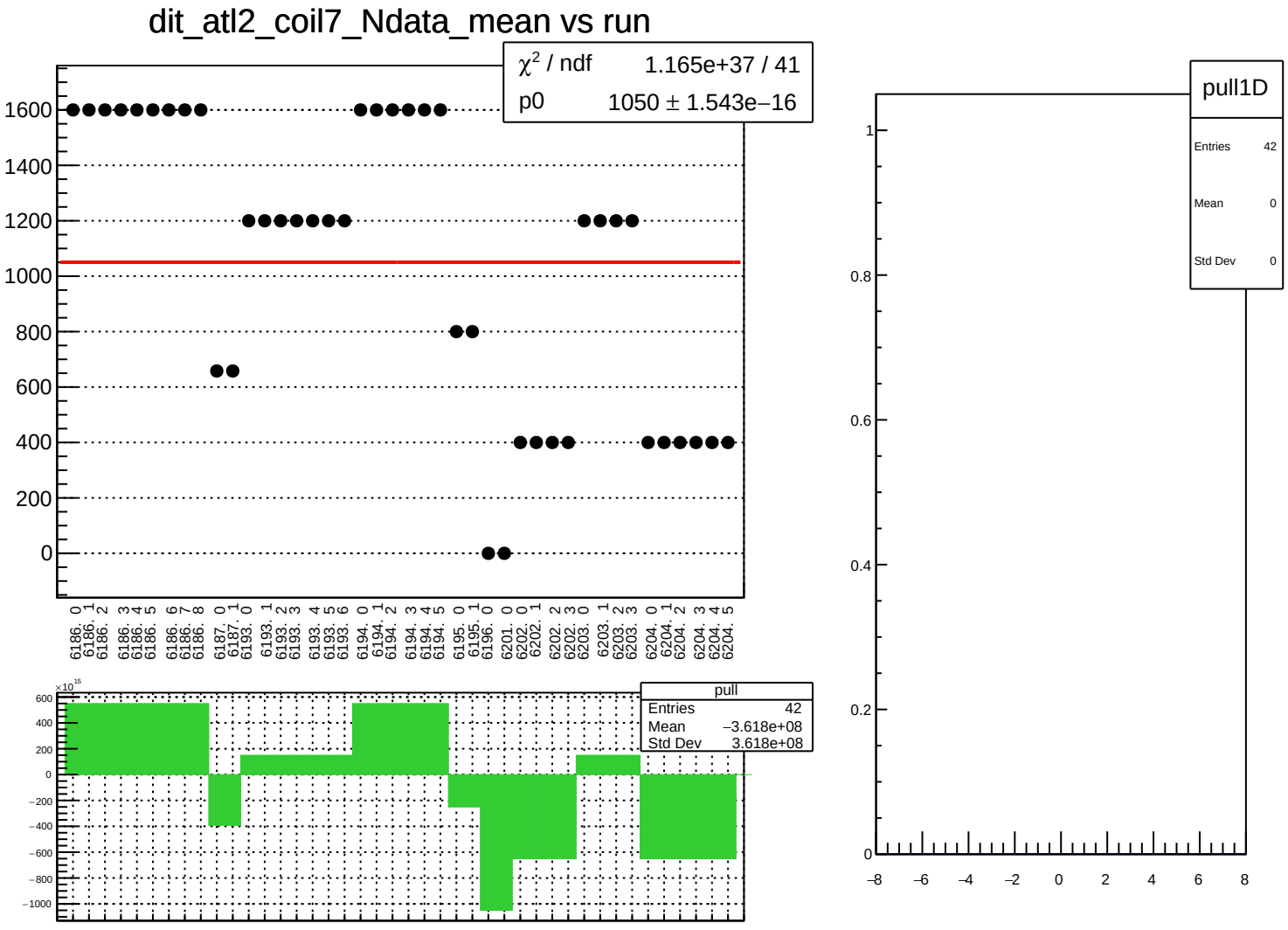
dit_atl2_coil7_Ndata_mean vs run
χ² / ndf 1.165e+37 / 41
p0 1050 ± 1.543e−16
1600
1400
1200
1000
800
600
400
200
0
6186. 0
6186. 1
6186. 2
6186. 3
6186. 4
6186. 5
6186. 6
6186. 7
6186. 8
6187. 0
6187. 1
6193. 0
6193. 1
6193. 2
6193. 3
6193. 4
6193. 5
6193. 6
6194. 0
6194. 1
6194. 2
6194. 3
6194. 4
6194. 5
6195. 0
6195. 1
6196. 0
6201. 0
6202. 0
6202. 1
6202. 2
6202. 3
6203. 0
6203. 1
6203. 2
6203. 3
6204. 0
6204. 1
6204. 2
6204. 3
6204. 4
6204. 5
×10¹⁵
600
400
200
0
−200
−400
−600
−800
−1000
pull
Entries 42
Mean −3.618e+08
Std Dev 3.618e+08
pull1D
Entries 42
Mean 0
Std Dev 0
1
0.8
0.6
0.4
0.2
0
−8
−6
−4
−2
0
2
4
6
8

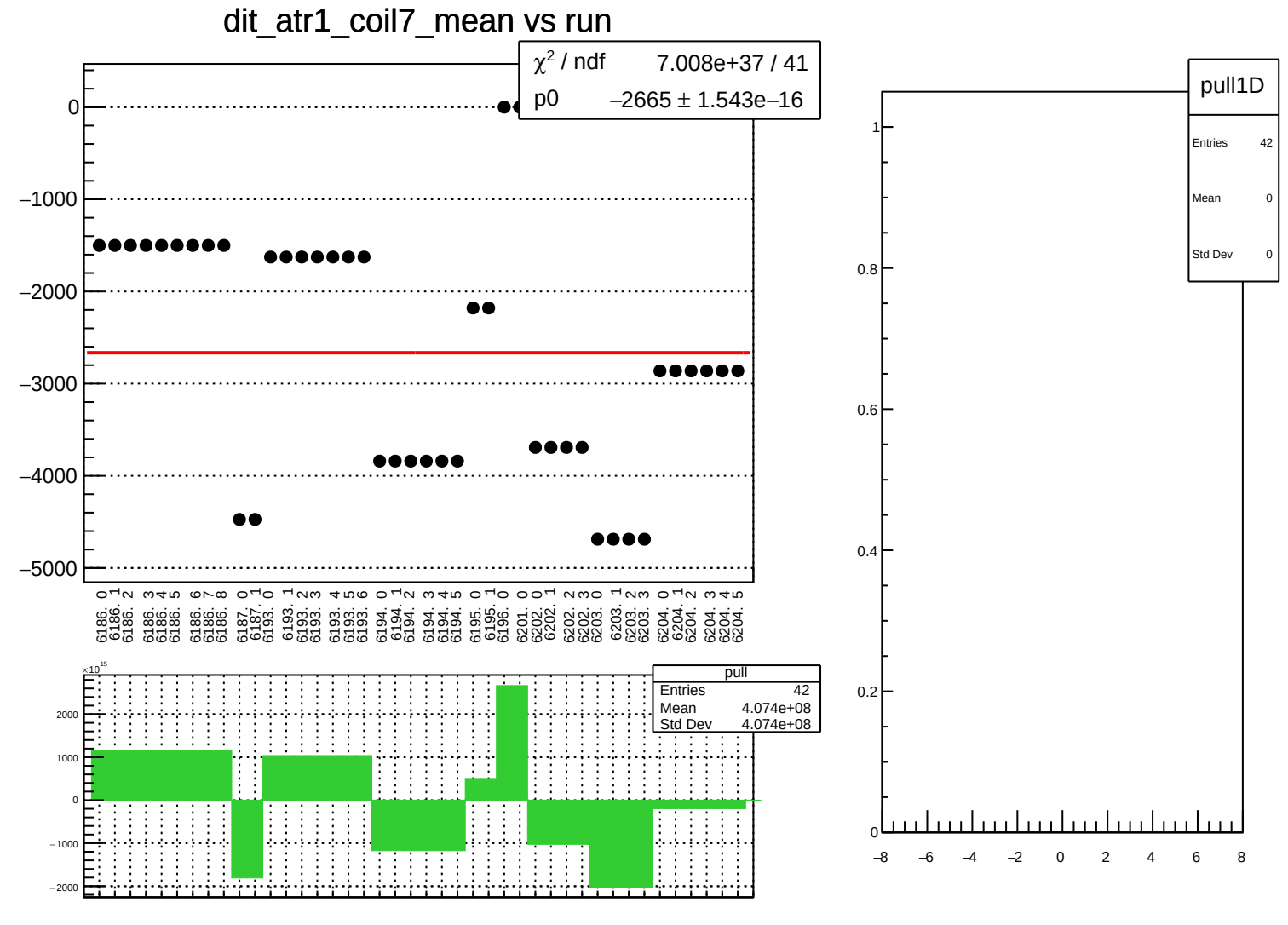
dit_atr1_coil7_mean vs run
χ² / ndf 7.008e+37 / 41
p0 −2665 ± 1.543e−16
0
−1000
−2000
−3000
−4000
−5000
6186. 0
6186. 1
6186. 2
6186. 3
6186. 4
6186. 5
6186. 6
6186. 7
6186. 8
6187. 0
6187. 1
6193. 0
6193. 1
6193. 2
6193. 3
6193. 4
6193. 5
6193. 6
6194. 0
6194. 1
6194. 2
6194. 3
6194. 4
6194. 5
6195. 0
6195. 1
6196. 0
6201. 0
6202. 0
6202. 1
6202. 2
6202. 3
6203. 0
6203. 1
6203. 2
6203. 3
6204. 0
6204. 1
6204. 2
6204. 3
6204. 4
6204. 5
×10¹⁵
2000
1000
0
−1000
−2000
pull
Entries 42
Mean 4.074e+08
Std Dev 4.074e+08
pull1D
Entries 42
Mean 0
Std Dev 0
1
0.8
0.6
0.4
0.2
0
−8
−6
−4
−2
0
2
4
6
8

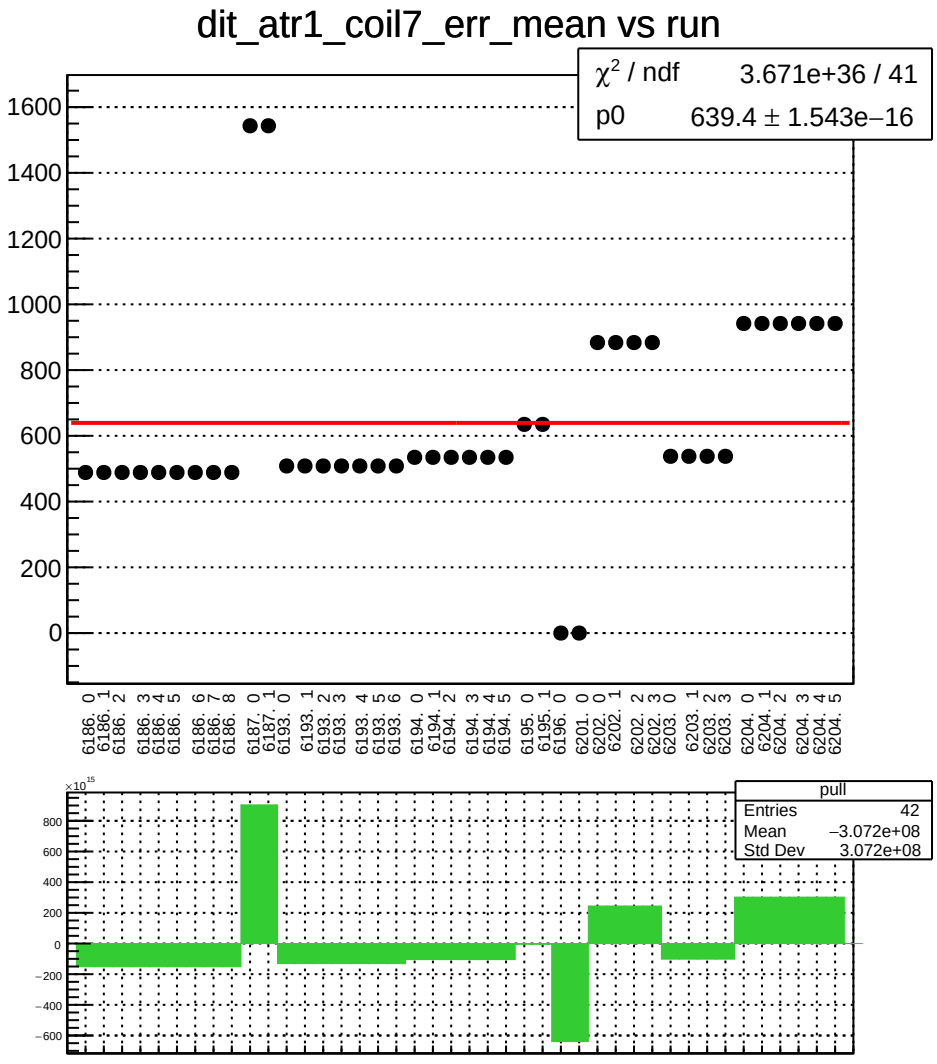
dit_atr1_coil7_err_mean vs run
χ² / ndf 3.671e+36 / 41
p0 639.4 ± 1.543e−16
1600
1400
1200
1000
800
600
400
200
0
6186. 0
6186. 1
6186. 2
6186. 3
6186. 4
6186. 5
6186. 6
6186. 7
6186. 8
6187. 0
6187. 1
6193. 0
6193. 1
6193. 2
6193. 3
6193. 4
6193. 5
6193. 6
6194. 0
6194. 1
6194. 2
6194. 3
6194. 4
6194. 5
6195. 0
6195. 1
6196. 0
6201. 0
6202. 0
6202. 1
6202. 2
6202. 3
6203. 0
6203. 1
6203. 2
6203. 3
6204. 0
6204. 1
6204. 2
6204. 3
6204. 4
6204. 5
×10¹⁵
800
600
400
200
0
−200
−400
−600
pull
Entries 42
Mean −3.072e+08
Std Dev 3.072e+08

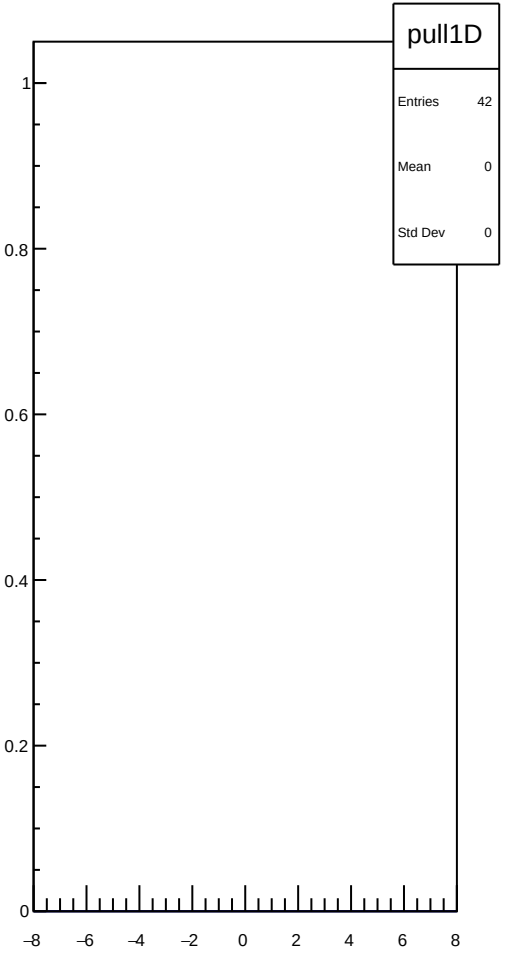
pull1D
Entries 42
Mean 0
Std Dev 0
1
0.8
0.6
0.4
0.2
0
−8
−6
−4
−2
0
2
4
6
8

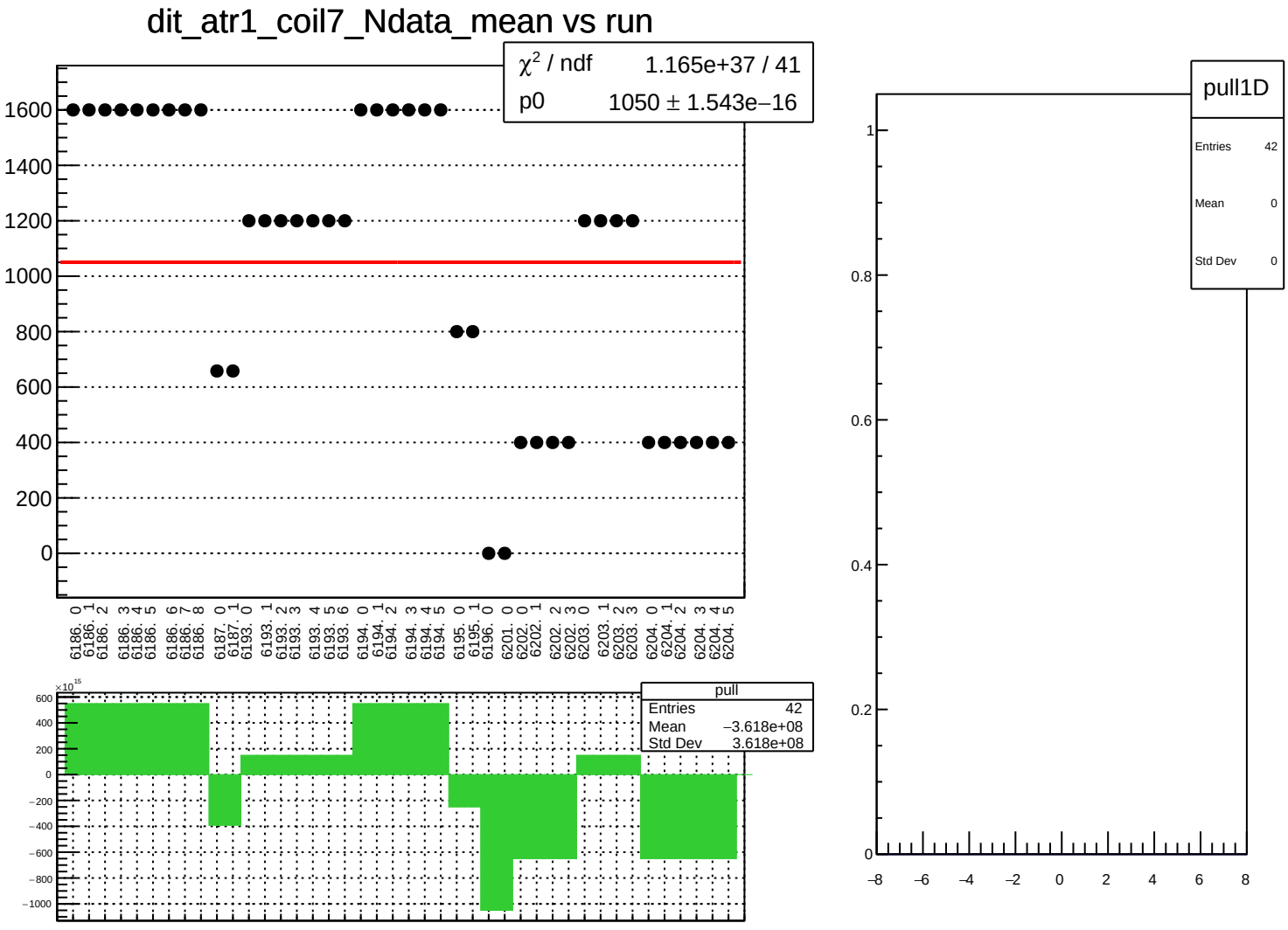
dit_atr1_coil7_Ndata_mean vs run
χ² / ndf 1.165e+37 / 41
p0 1050 ± 1.543e−16
1600
1400
1200
1000
800
600
400
200
0
6186. 0
6186. 1
6186. 2
6186. 3
6186. 4
6186. 5
6186. 6
6186. 7
6186. 8
6187. 0
6187. 1
6193. 0
6193. 1
6193. 2
6193. 3
6193. 4
6193. 5
6193. 6
6194. 0
6194. 1
6194. 2
6194. 3
6194. 4
6194. 5
6195. 0
6195. 1
6196. 0
6201. 0
6202. 0
6202. 1
6202. 2
6202. 3
6203. 0
6203. 1
6203. 2
6203. 3
6204. 0
6204. 1
6204. 2
6204. 3
6204. 4
6204. 5
×10¹⁵
600
400
200
0
−200
−400
−600
−800
−1000
pull
Entries 42
Mean −3.618e+08
Std Dev 3.618e+08
pull1D
Entries 42
Mean 0
Std Dev 0
1
0.8
0.6
0.4
0.2
0
−8
−6
−4
−2
0
2
4
6
8

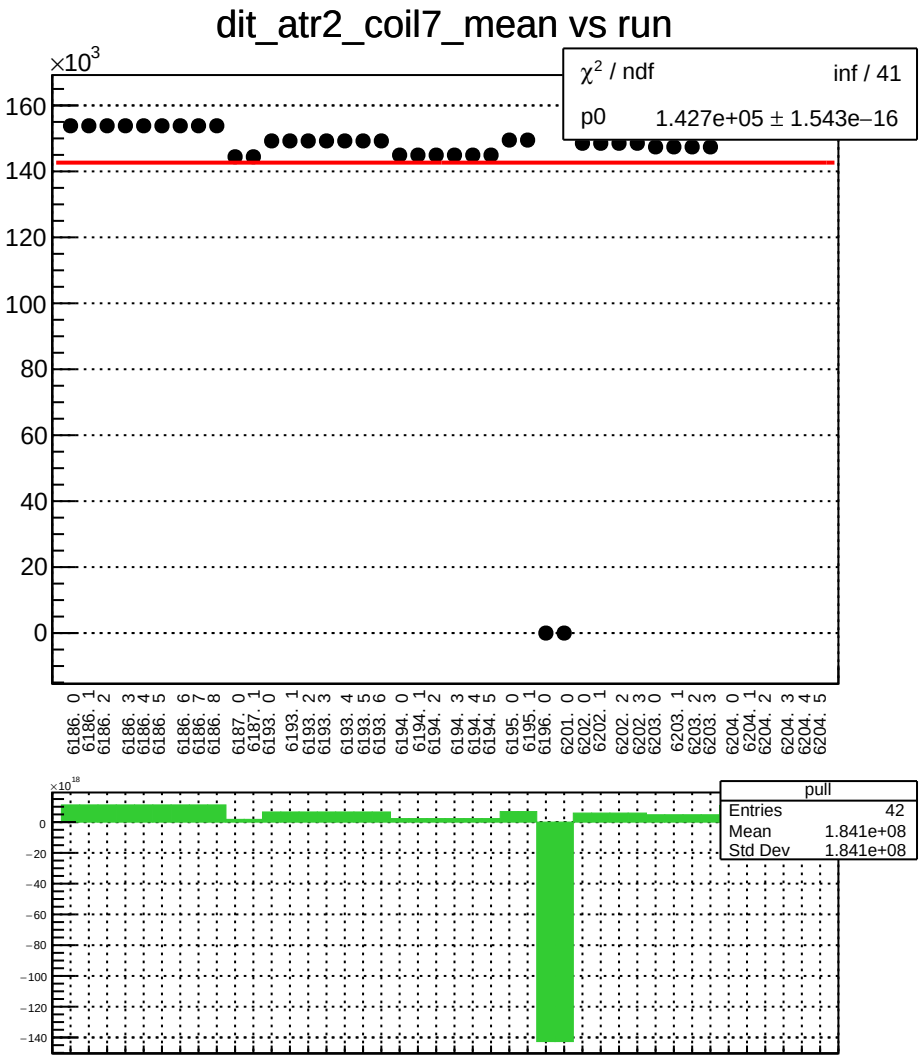
dit_atr2_coil7_mean vs run
×10^3
χ² / ndf inf / 41
p0 1.427e+05 ± 1.543e−16
160
140
120
100
80
60
40
20
0
6186. 0
6186. 1
6186. 2
6186. 3
6186. 4
6186. 5
6186. 6
6186. 7
6186. 8
6187. 0
6187. 1
6193. 0
6193. 1
6193. 2
6193. 3
6193. 4
6193. 5
6193. 6
6194. 0
6194. 1
6194. 2
6194. 3
6194. 4
6194. 5
6195. 0
6195. 1
6196. 0
6201. 0
6202. 0
6202. 1
6202. 2
6202. 3
6203. 0
6203. 1
6203. 2
6203. 3
6204. 0
6204. 1
6204. 2
6204. 3
6204. 4
6204. 5
×10^18
pull
Entries 42
Mean 1.841e+08
Std Dev 1.841e+08
0
−20
−40
−60
−80
−100
−120
−140

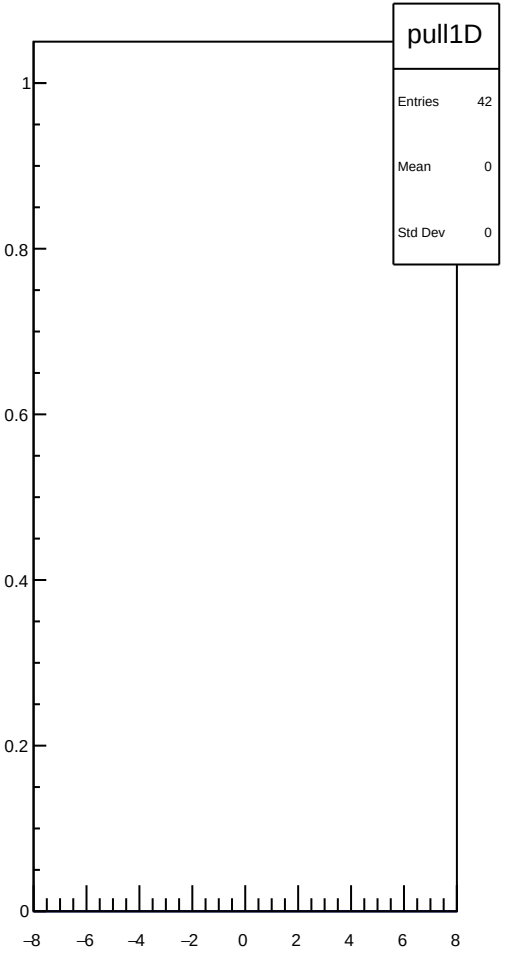
pull1D
Entries 42
Mean 0
Std Dev 0
1
0.8
0.6
0.4
0.2
0
−8
−6
−4
−2
0
2
4
6
8

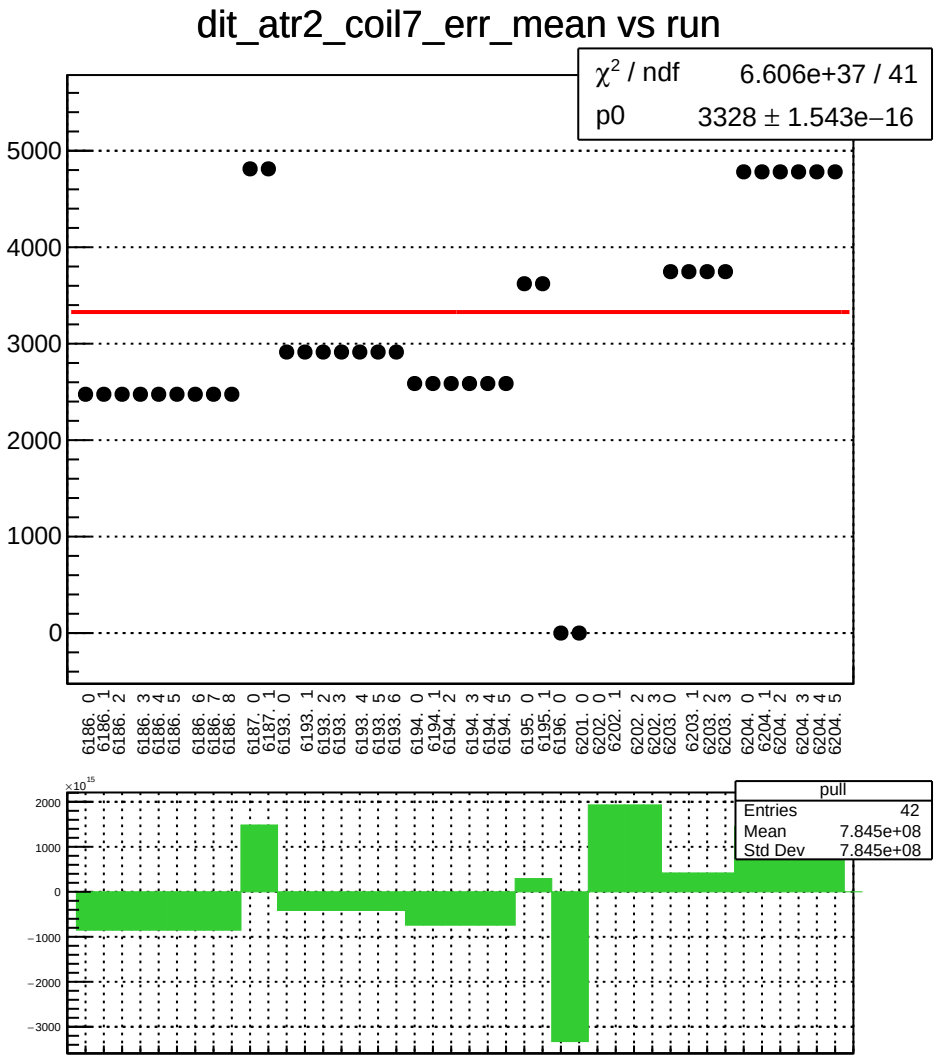
dit_atr2_coil7_err_mean vs run
χ² / ndf 6.606e+37 / 41
p0 3328 ± 1.543e−16
5000
4000
3000
2000
1000
0
6186. 0
6186. 1
6186. 2
6186. 3
6186. 4
6186. 5
6186. 6
6186. 7
6186. 8
6187. 0
6187. 1
6193. 0
6193. 1
6193. 2
6193. 3
6193. 4
6193. 5
6193. 6
6194. 0
6194. 1
6194. 2
6194. 3
6194. 4
6194. 5
6195. 0
6195. 1
6196. 0
6201. 0
6202. 0
6202. 1
6202. 2
6202. 3
6203. 0
6203. 1
6203. 2
6203. 3
6204. 0
6204. 1
6204. 2
6204. 3
6204. 4
6204. 5
×10¹⁵
2000
1000
0
−1000
−2000
−3000
pull
Entries 42
Mean 7.845e+08
Std Dev 7.845e+08

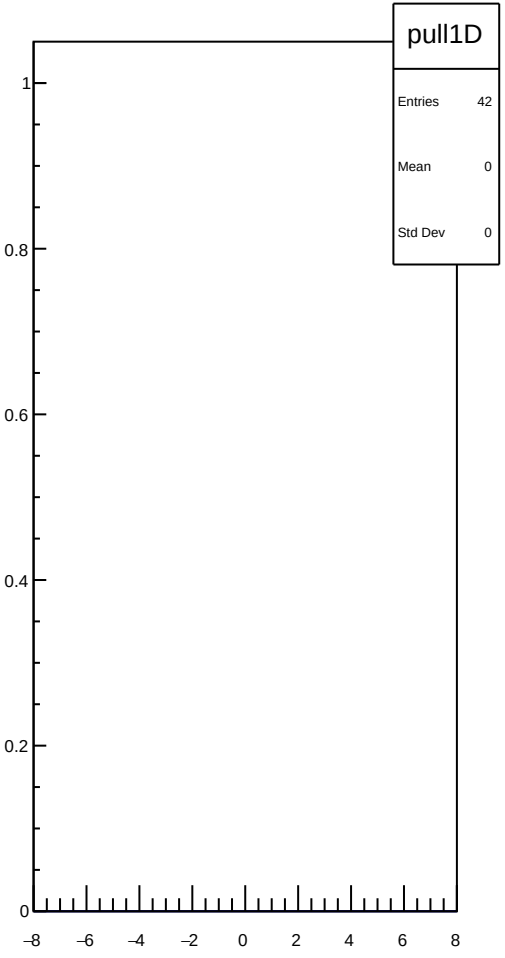
pull1D
Entries 42
Mean 0
Std Dev 0
1
0.8
0.6
0.4
0.2
0
−8
−6
−4
−2
0
2
4
6
8

dit_atr2_coil7_Ndata_mean vs run

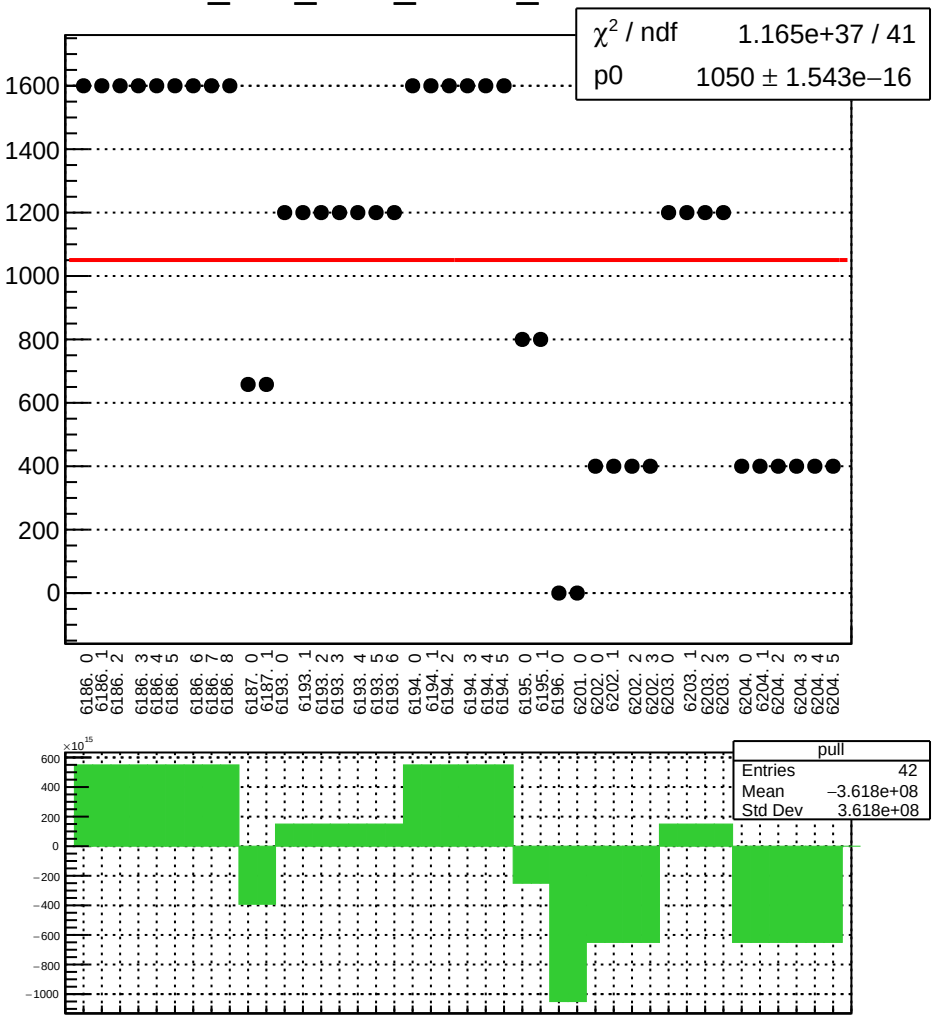

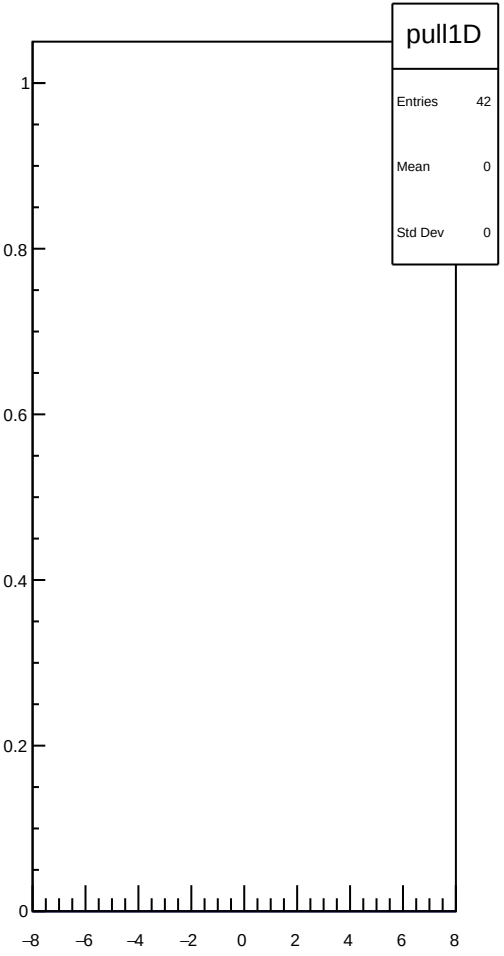

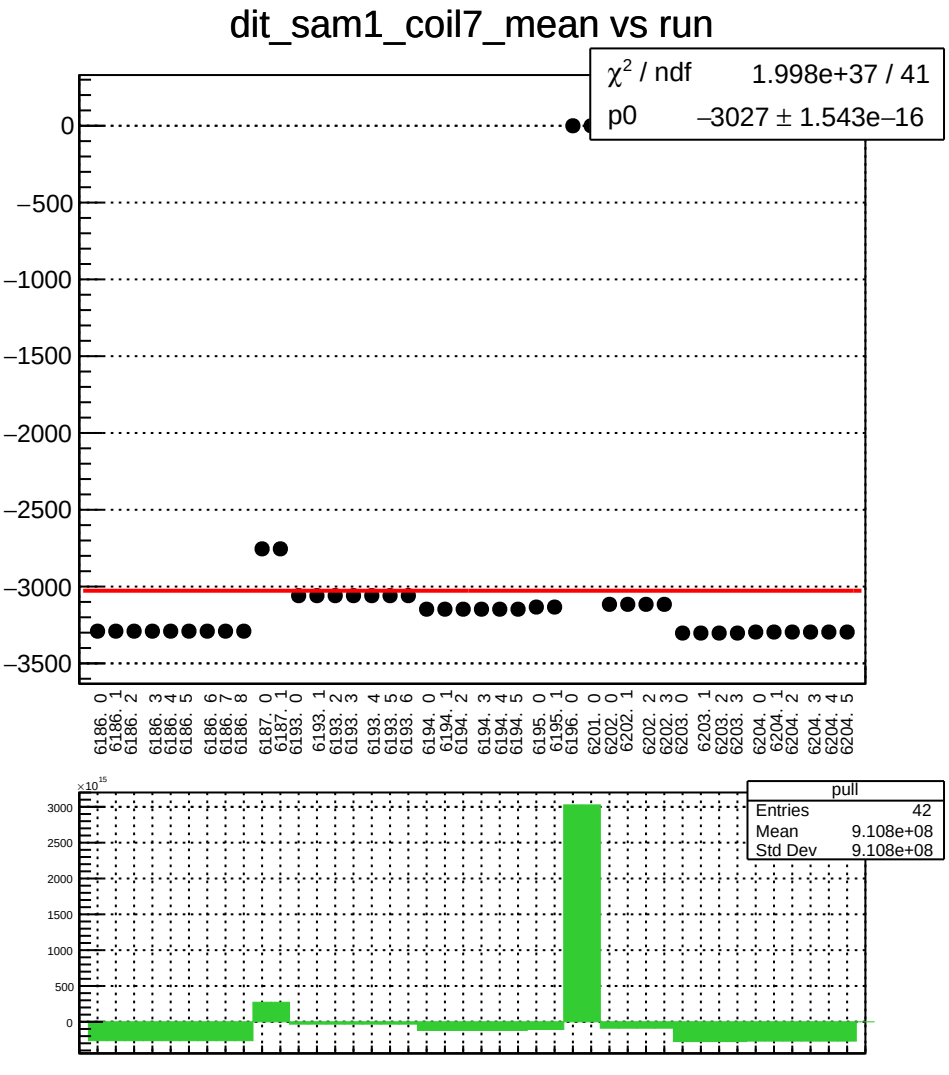
dit_sam1_coil7_mean vs run
χ² / ndf 1.998e+37 / 41
p0 –3027 ± 1.543e–16
0
–500
–1000
–1500
–2000
–2500
–3000
–3500
6186. 0
6186. 1
6186. 2
6186. 3
6186. 4
6186. 5
6186. 6
6186. 7
6186. 8
6187. 0
6187. 1
6193. 0
6193. 1
6193. 2
6193. 3
6193. 4
6193. 5
6193. 6
6194. 0
6194. 1
6194. 2
6194. 3
6194. 4
6194. 5
6195. 0
6195. 1
6196. 0
6201. 0
6202. 0
6202. 1
6202. 2
6202. 3
6203. 0
6203. 1
6203. 2
6203. 3
6204. 0
6204. 1
6204. 2
6204. 3
6204. 4
6204. 5
×10¹⁵
3000
2500
2000
1500
1000
500
0
pull
Entries 42
Mean 9.108e+08
Std Dev 9.108e+08

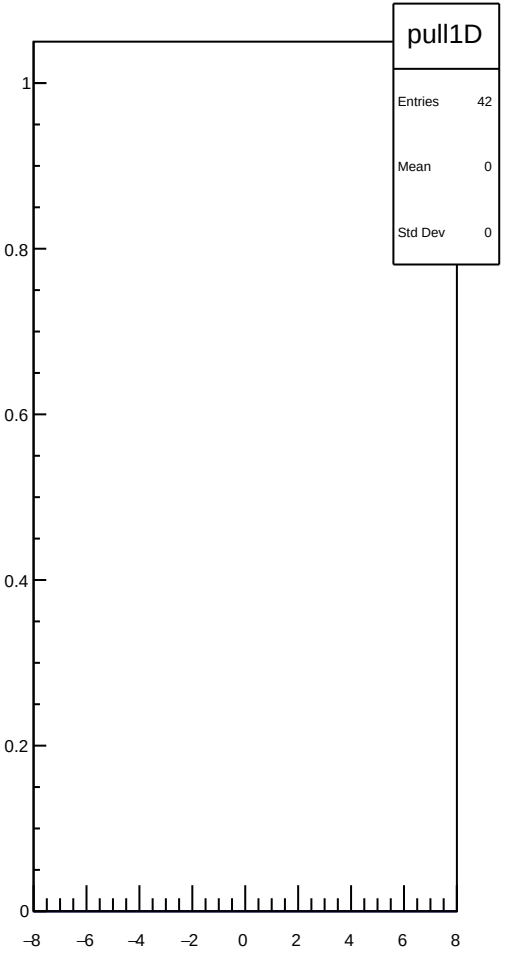
pull1D
Entries 42
Mean 0
Std Dev 0
1
0.8
0.6
0.4
0.2
0
–8
–6
–4
–2
0
2
4
6
8

dit_sam1_coil7_err_mean vs run

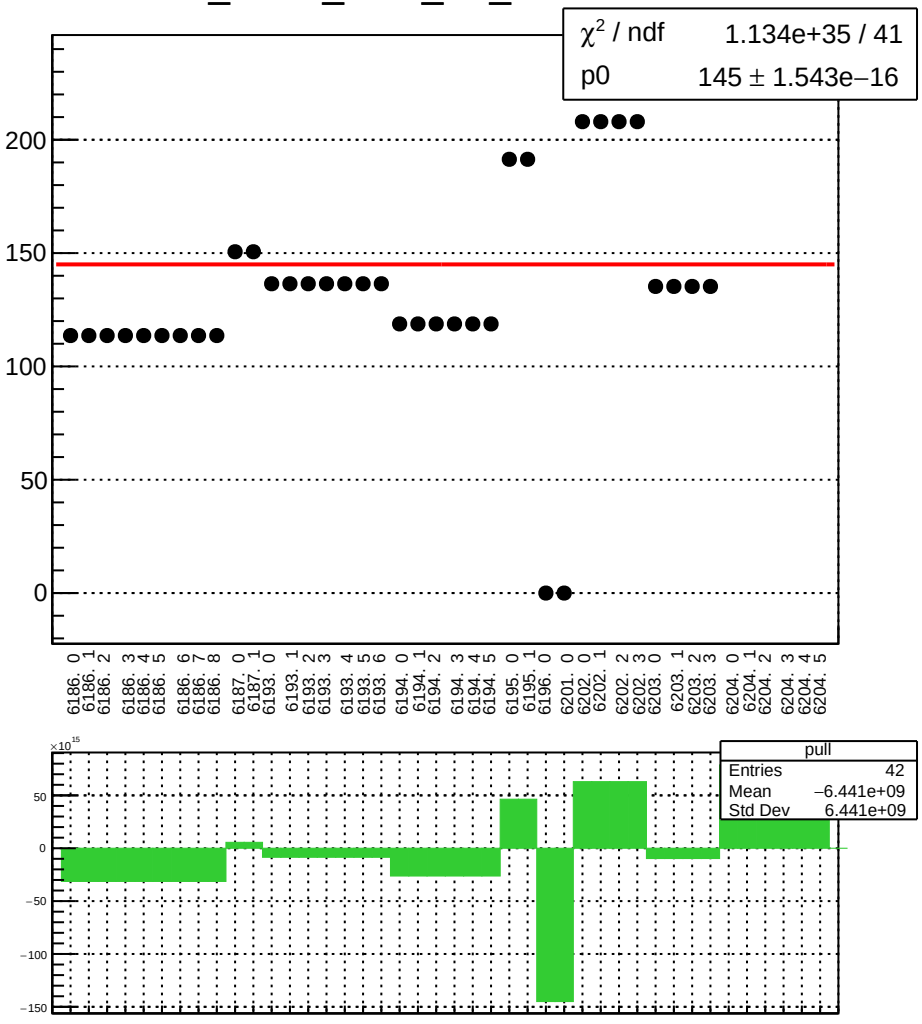

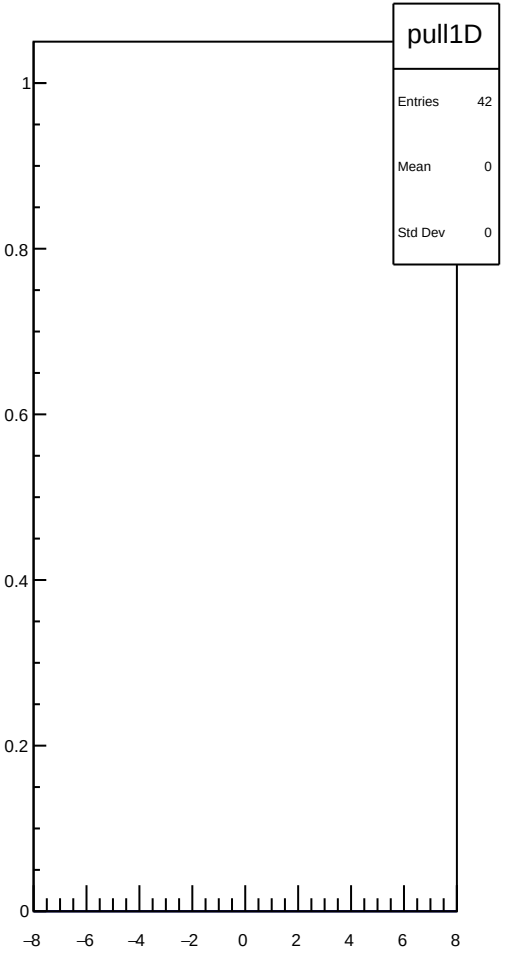

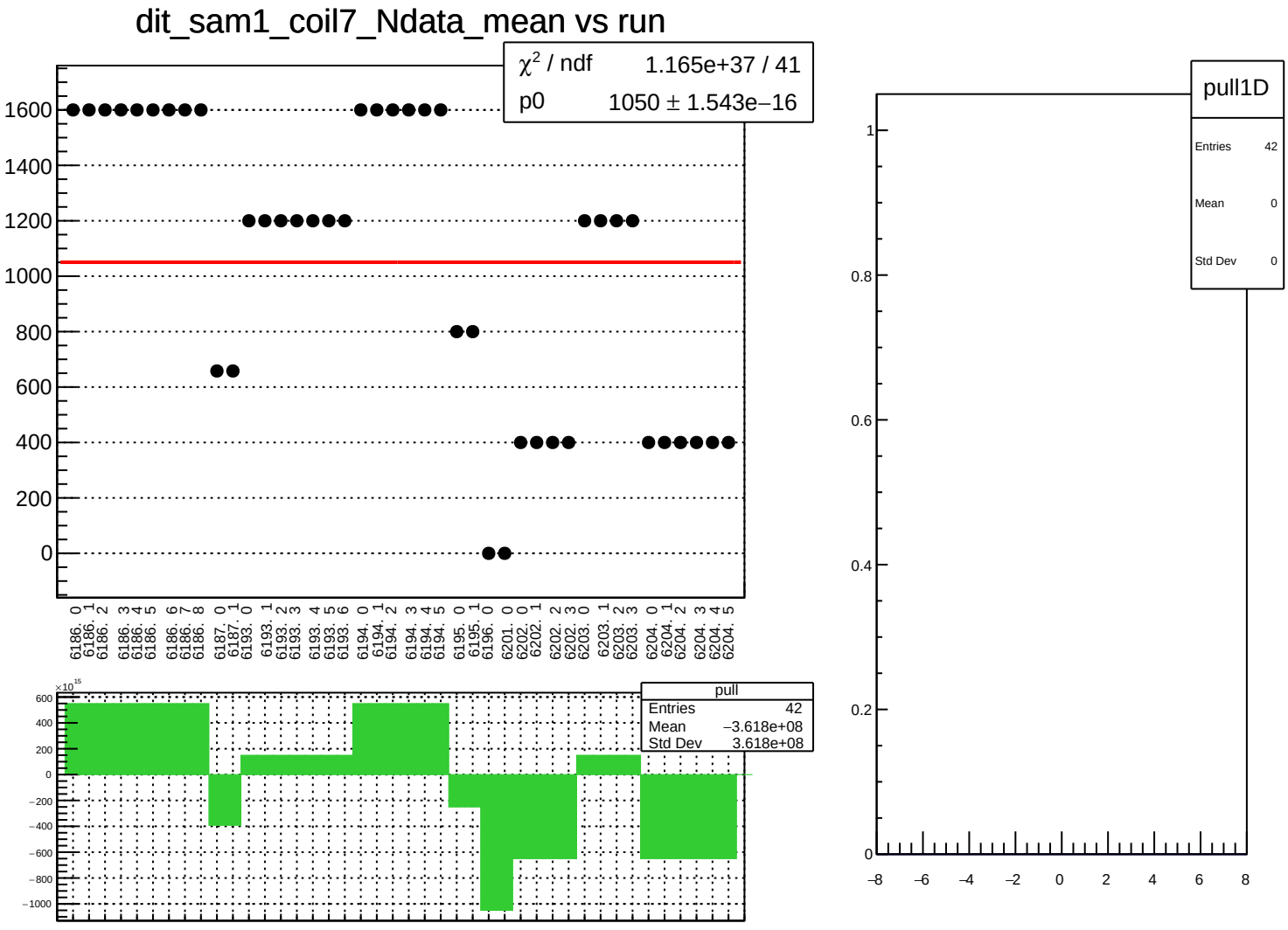
dit_sam1_coil7_Ndata_mean vs run
χ² / ndf 1.165e+37 / 41
p0 1050 ± 1.543e−16
1600
1400
1200
1000
800
600
400
200
0
6186. 0
6186. 1
6186. 2
6186. 3
6186. 4
6186. 5
6186. 6
6186. 7
6186. 8
6187. 0
6187. 1
6193. 0
6193. 1
6193. 2
6193. 3
6193. 4
6193. 5
6193. 6
6194. 0
6194. 1
6194. 2
6194. 3
6194. 4
6194. 5
6195. 0
6195. 1
6196. 0
6201. 0
6202. 0
6202. 1
6202. 2
6202. 3
6203. 0
6203. 1
6203. 2
6203. 3
6204. 0
6204. 1
6204. 2
6204. 3
6204. 4
6204. 5
×10¹⁵
600
400
200
0
−200
−400
−600
−800
−1000
pull
Entries 42
Mean −3.618e+08
Std Dev 3.618e+08
pull1D
Entries 42
Mean 0
Std Dev 0
1
0.8
0.6
0.4
0.2
0
−8
−6
−4
−2
0
2
4
6
8

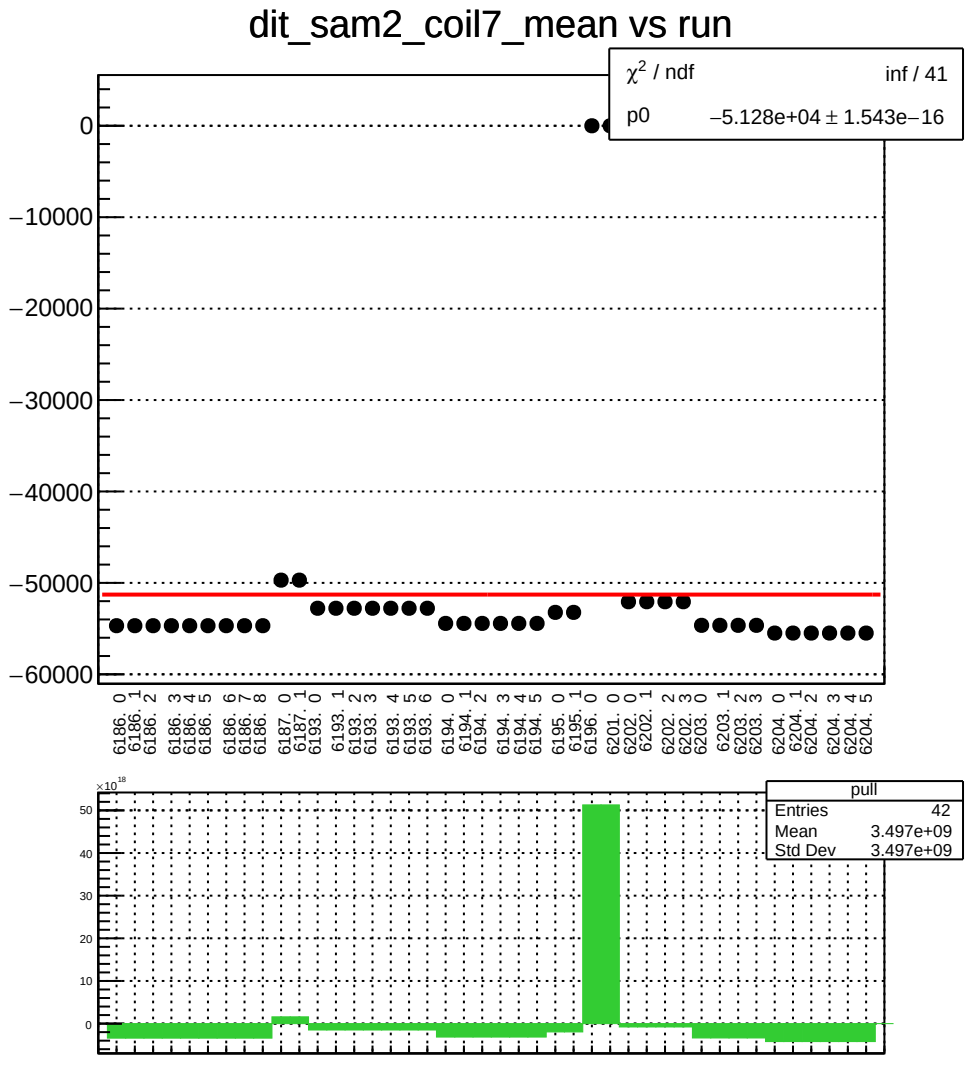
dit_sam2_coil7_mean vs run
χ2 / ndf inf / 41
p0 −5.128e+04 ± 1.543e−16
0
−10000
−20000
−30000
−40000
−50000
−60000
6186. 0
6186. 1
6186. 2
6186. 3
6186. 4
6186. 5
6186. 6
6186. 7
6186. 8
6187. 0
6187. 1
6193. 0
6193. 1
6193. 2
6193. 3
6193. 4
6193. 5
6193. 6
6194. 0
6194. 1
6194. 2
6194. 3
6194. 4
6194. 5
6195. 0
6195. 1
6196. 0
6201. 0
6202. 0
6202. 1
6202. 2
6202. 3
6203. 0
6203. 1
6203. 2
6203. 3
6204. 0
6204. 1
6204. 2
6204. 3
6204. 4
6204. 5
×10^18
50
40
30
20
10
0
pull
Entries 42
Mean 3.497e+09
Std Dev 3.497e+09

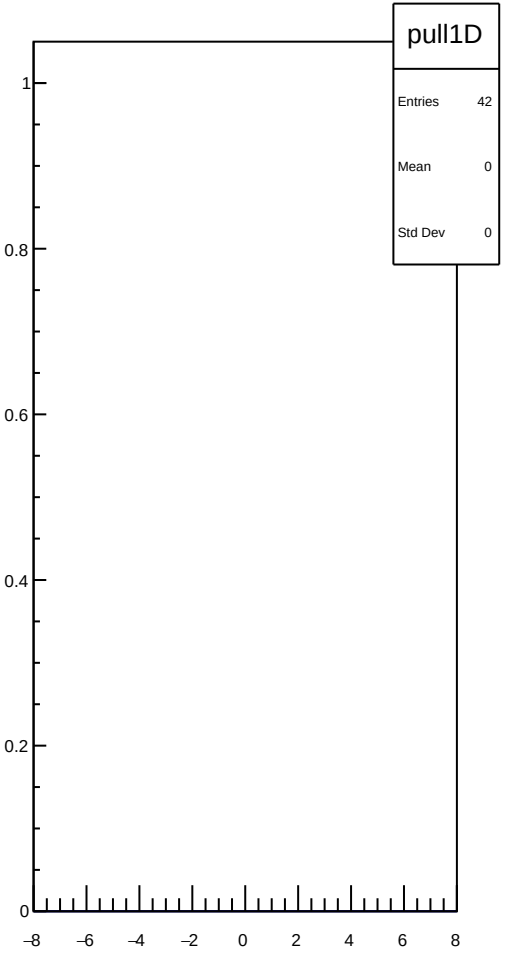
pull1D
Entries 42
Mean 0
Std Dev 0
1
0.8
0.6
0.4
0.2
0
−8
−6
−4
−2
0
2
4
6
8

dit_sam2_coil7_err_mean vs run

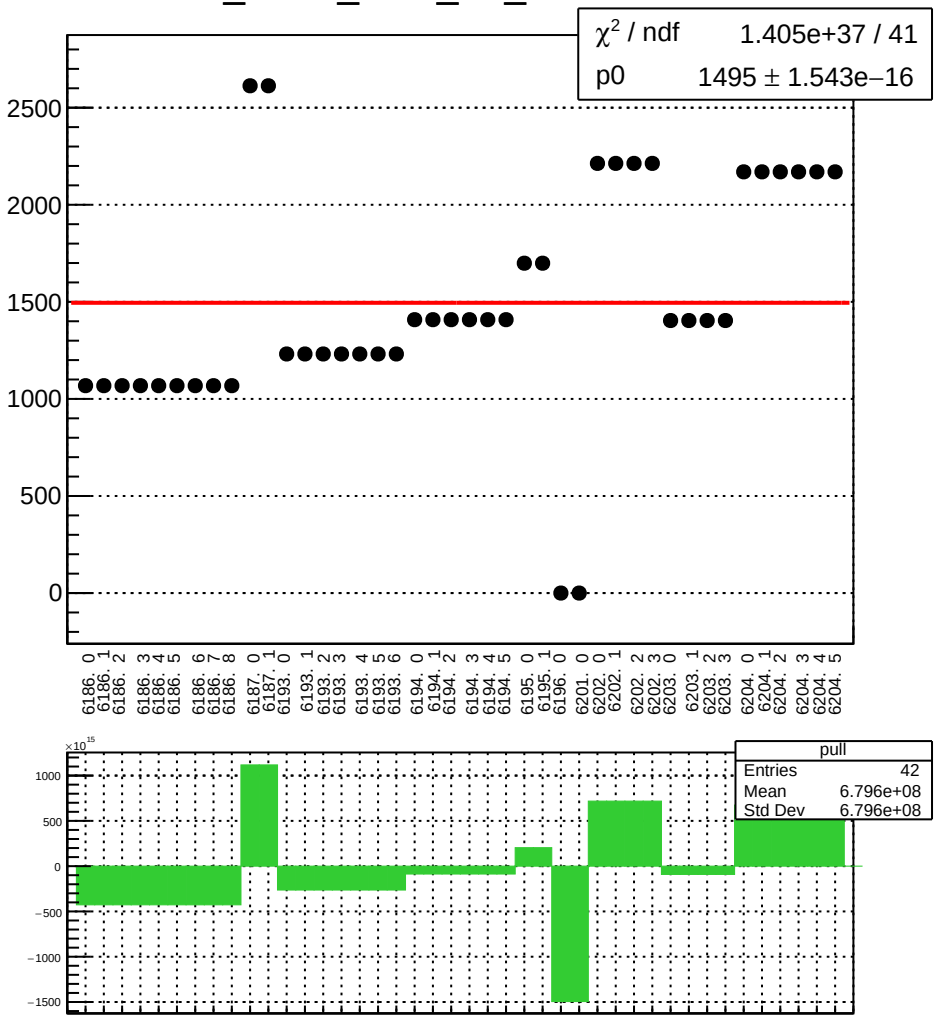

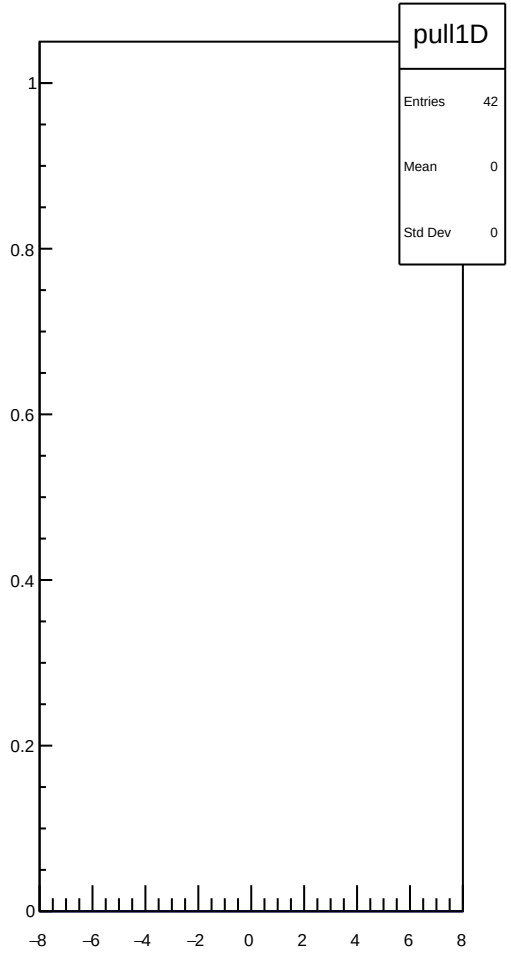

dit_sam2_coil7_Ndata_mean vs run

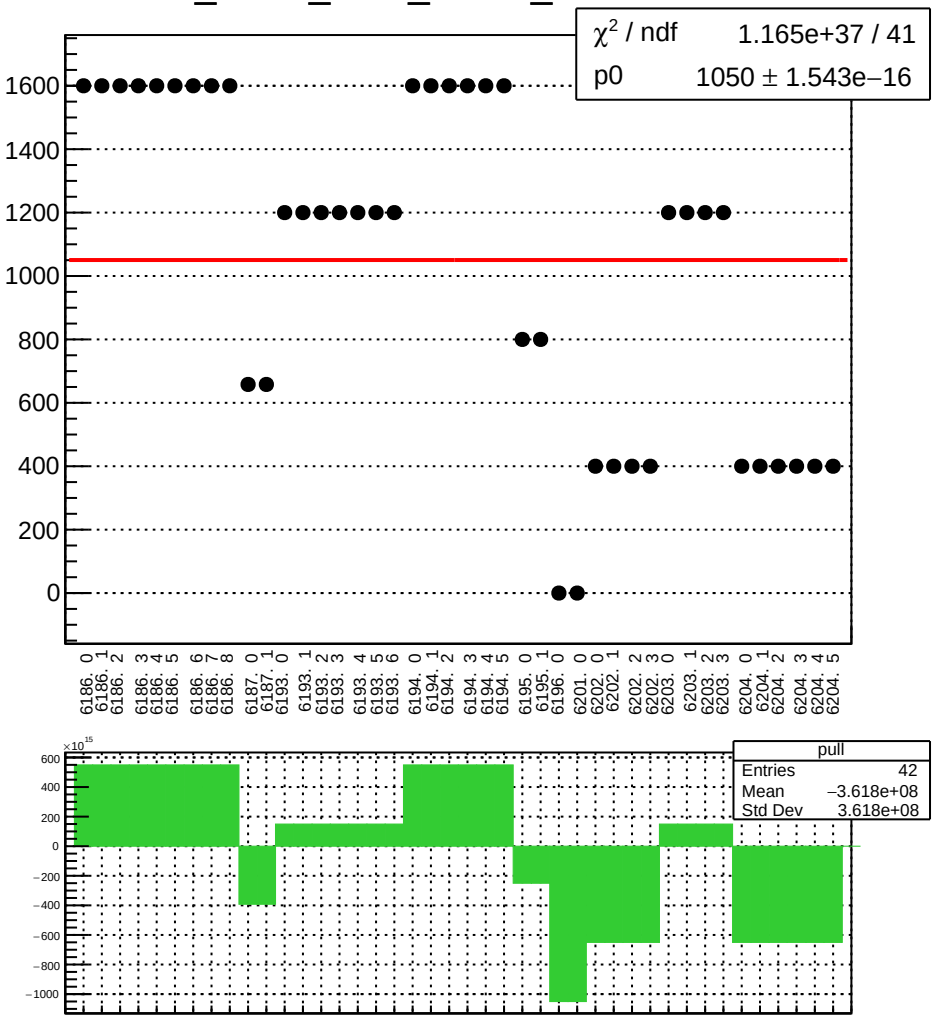

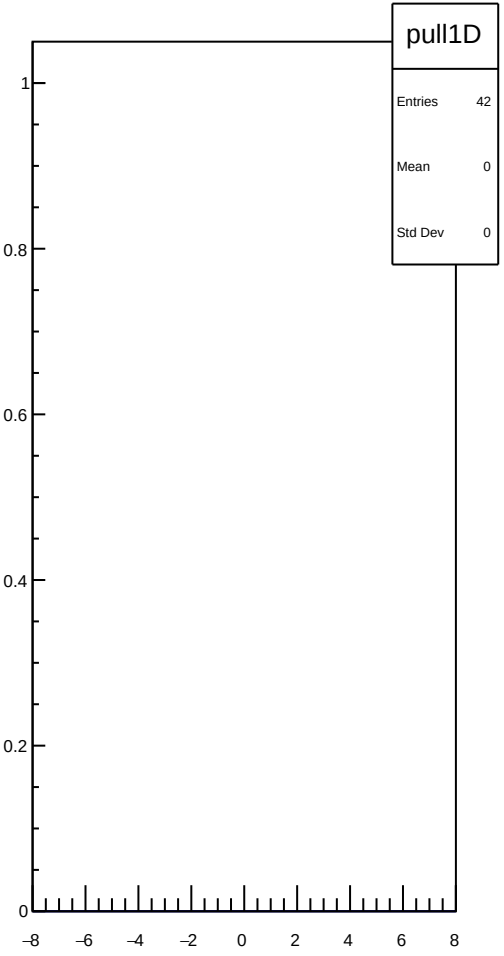

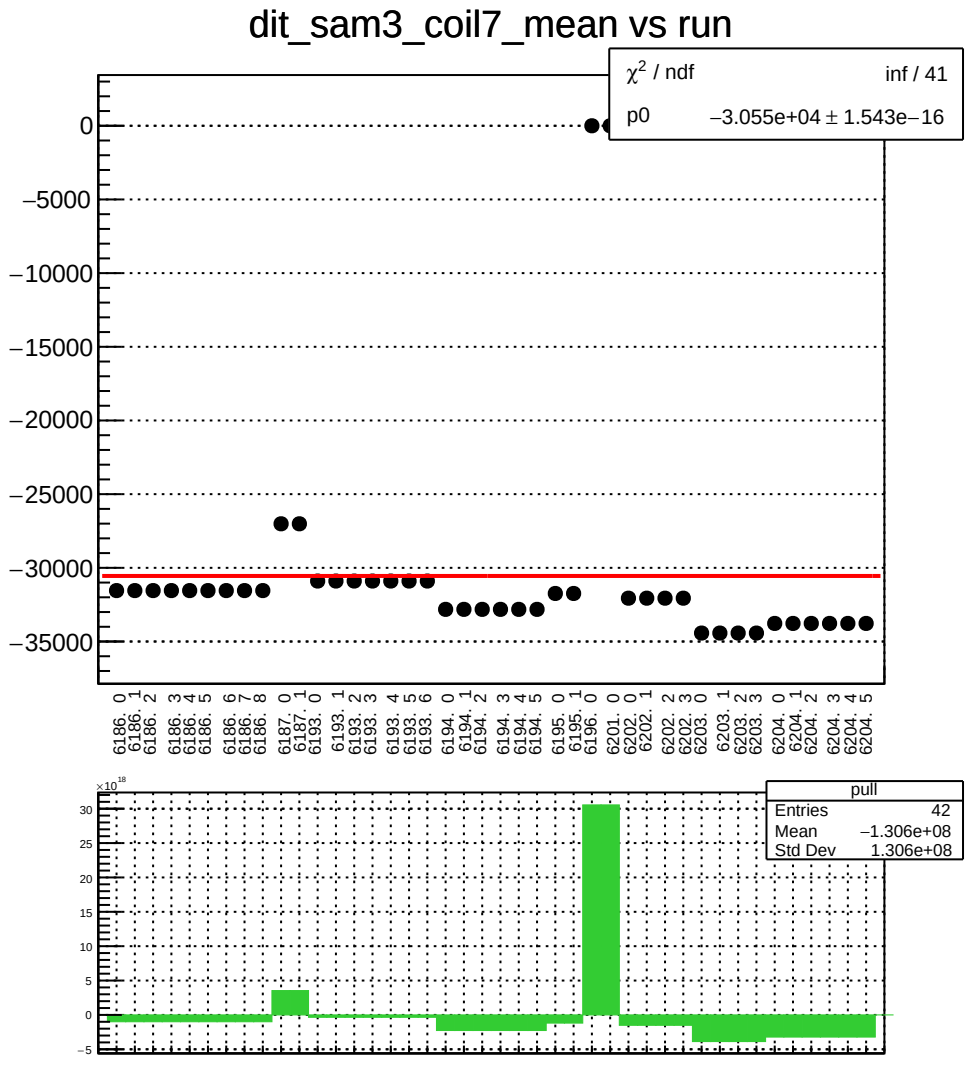
dit_sam3_coil7_mean vs run
χ² / ndf inf / 41
p0 −3.055e+04 ± 1.543e−16
0
−5000
−10000
−15000
−20000
−25000
−30000
−35000
6186. 0
6186. 1
6186. 2
6186. 3
6186. 4
6186. 5
6186. 6
6186. 7
6186. 8
6187. 0
6187. 1
6193. 0
6193. 1
6193. 2
6193. 3
6193. 4
6193. 5
6193. 6
6194. 0
6194. 1
6194. 2
6194. 3
6194. 4
6194. 5
6195. 0
6195. 1
6196. 0
6201. 0
6202. 0
6202. 1
6202. 2
6202. 3
6203. 0
6203. 1
6203. 2
6203. 3
6204. 0
6204. 1
6204. 2
6204. 3
6204. 4
6204. 5
×10¹⁸
30
25
20
15
10
5
0
−5
pull
Entries 42
Mean −1.306e+08
Std Dev 1.306e+08

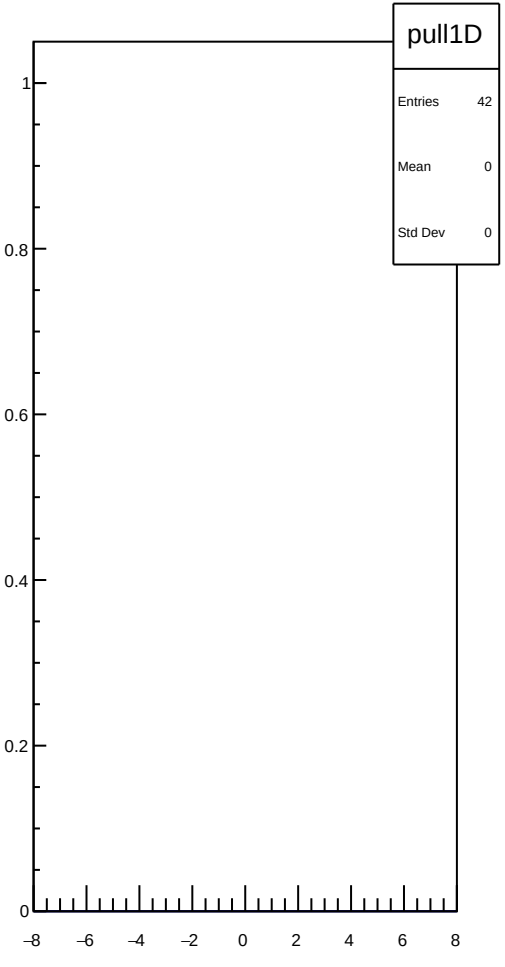
pull1D
Entries 42
Mean 0
Std Dev 0
1
0.8
0.6
0.4
0.2
0
−8
−6
−4
−2
0
2
4
6
8

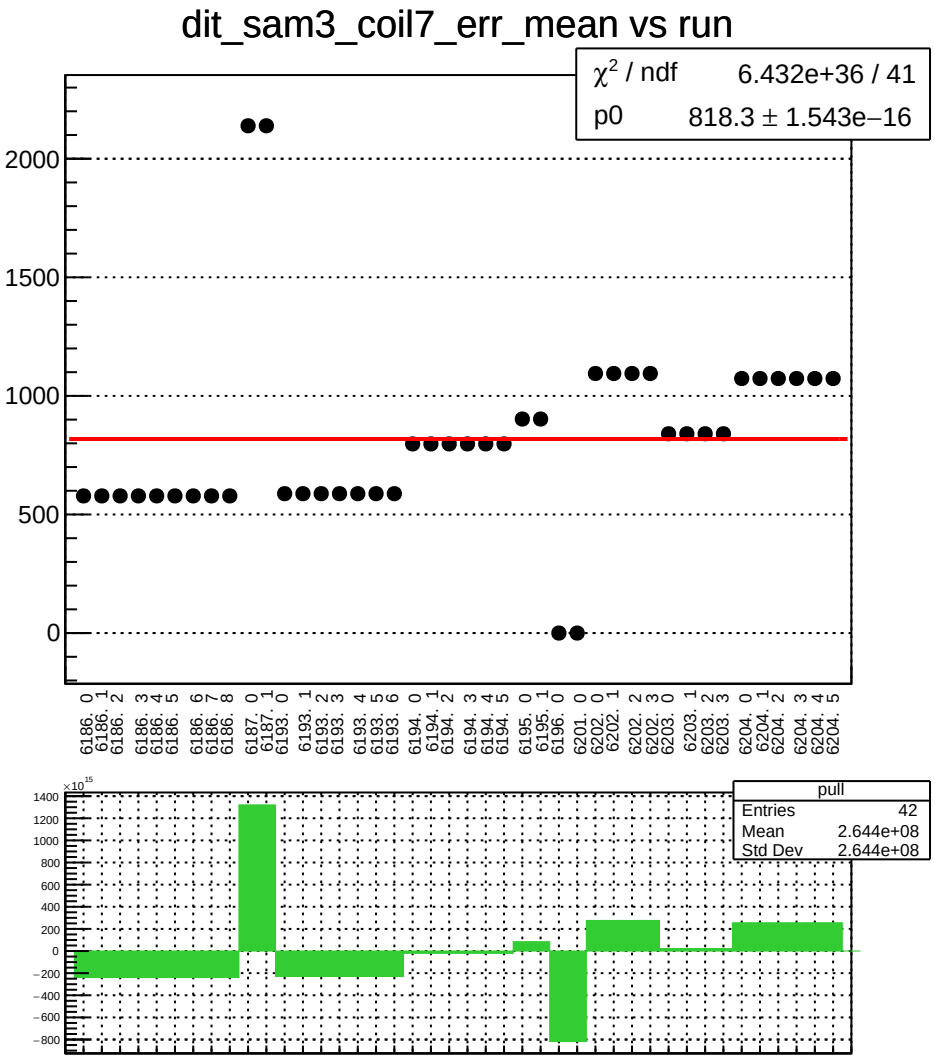
dit_sam3_coil7_err_mean vs run
χ² / ndf 6.432e+36 / 41
p0 818.3 ± 1.543e−16
2000
1500
1000
500
0
6186. 0
6186. 1
6186. 2
6186. 3
6186. 4
6186. 5
6186. 6
6186. 7
6186. 8
6187. 0
6187. 1
6193. 0
6193. 1
6193. 2
6193. 3
6193. 4
6193. 5
6193. 6
6194. 0
6194. 1
6194. 2
6194. 3
6194. 4
6194. 5
6195. 0
6195. 1
6196. 0
6201. 0
6202. 0
6202. 1
6202. 2
6202. 3
6203. 0
6203. 1
6203. 2
6203. 3
6204. 0
6204. 1
6204. 2
6204. 3
6204. 4
6204. 5
×10¹⁵
1400
1200
1000
800
600
400
200
0
−200
−400
−600
−800
pull
Entries 42
Mean 2.644e+08
Std Dev 2.644e+08

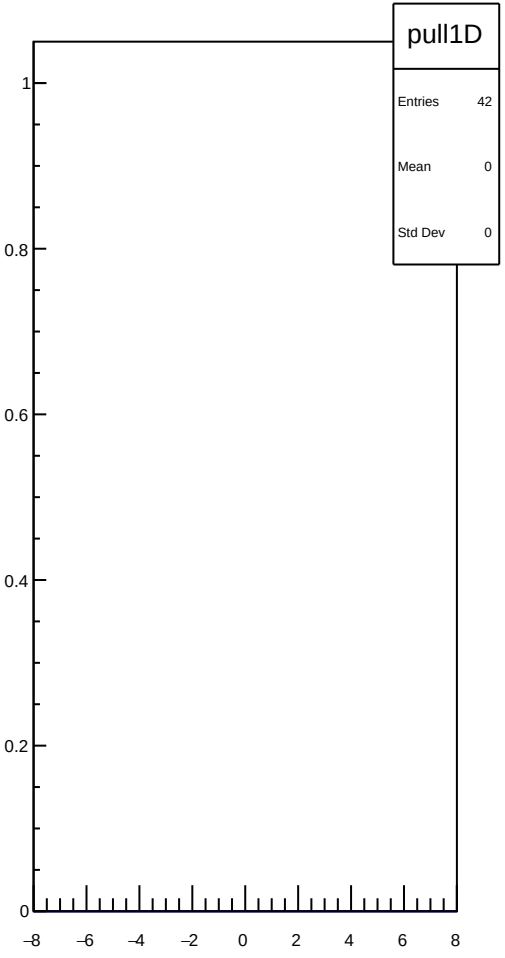
pull1D
Entries 42
Mean 0
Std Dev 0
1
0.8
0.6
0.4
0.2
0
−8
−6
−4
−2
0
2
4
6
8

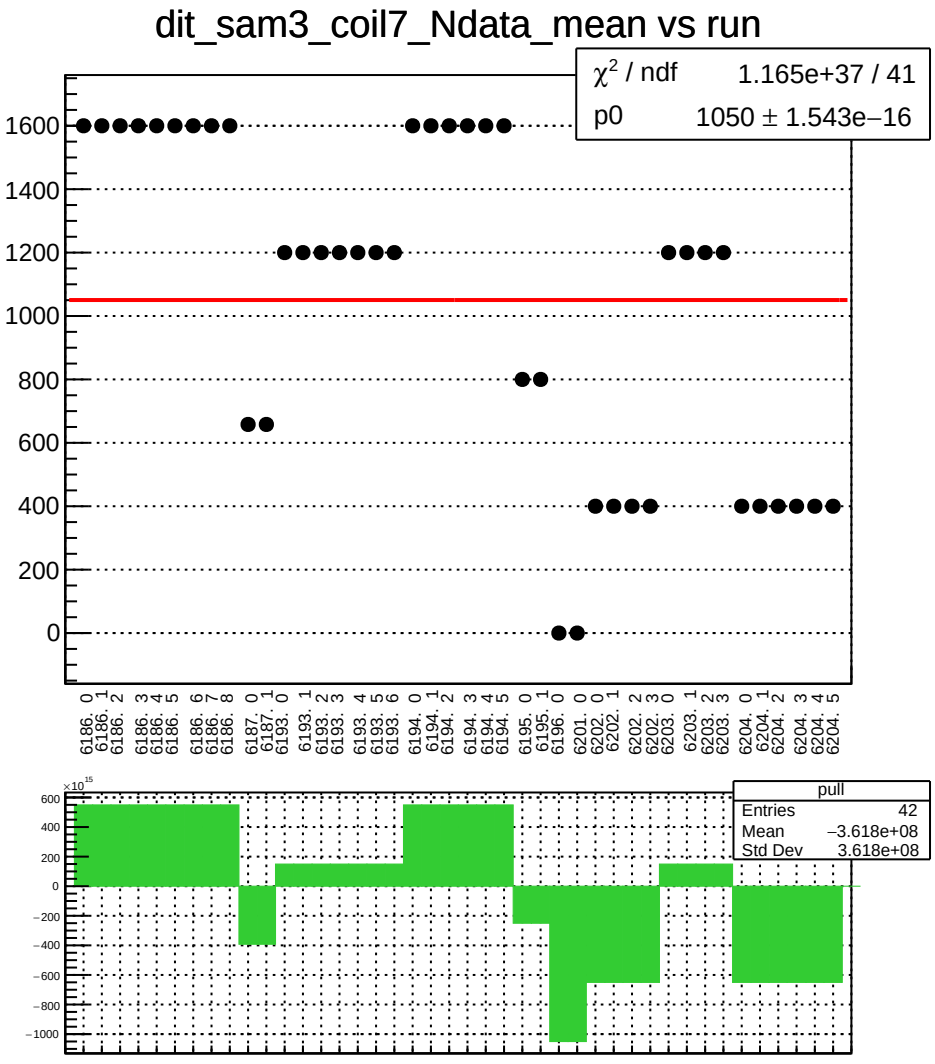
dit_sam3_coil7_Ndata_mean vs run
χ² / ndf 1.165e+37 / 41
p0 1050 ± 1.543e−16
1600
1400
1200
1000
800
600
400
200
0
6186. 0
6186. 1
6186. 2
6186. 3
6186. 4
6186. 5
6186. 6
6186. 7
6186. 8
6187. 0
6187. 1
6193. 0
6193. 1
6193. 2
6193. 3
6193. 4
6193. 5
6193. 6
6194. 0
6194. 1
6194. 2
6194. 3
6194. 4
6194. 5
6195. 0
6195. 1
6196. 0
6201. 0
6202. 0
6202. 1
6202. 2
6202. 3
6203. 0
6203. 1
6203. 2
6203. 3
6204. 0
6204. 1
6204. 2
6204. 3
6204. 4
6204. 5
×10¹⁵
600
400
200
0
−200
−400
−600
−800
−1000
pull
Entries 42
Mean −3.618e+08
Std Dev 3.618e+08

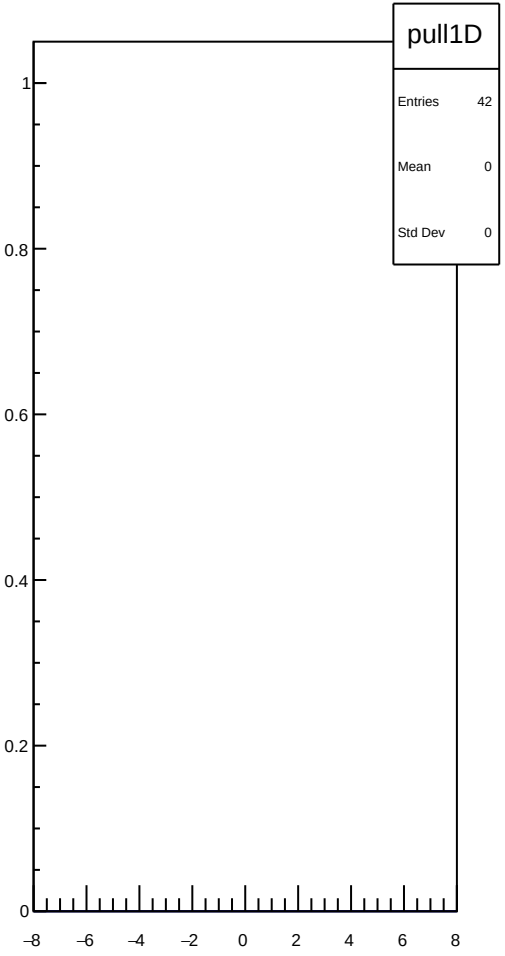
pull1D
Entries 42
Mean 0
Std Dev 0
1
0.8
0.6
0.4
0.2
0
−8
−6
−4
−2
0
2
4
6
8

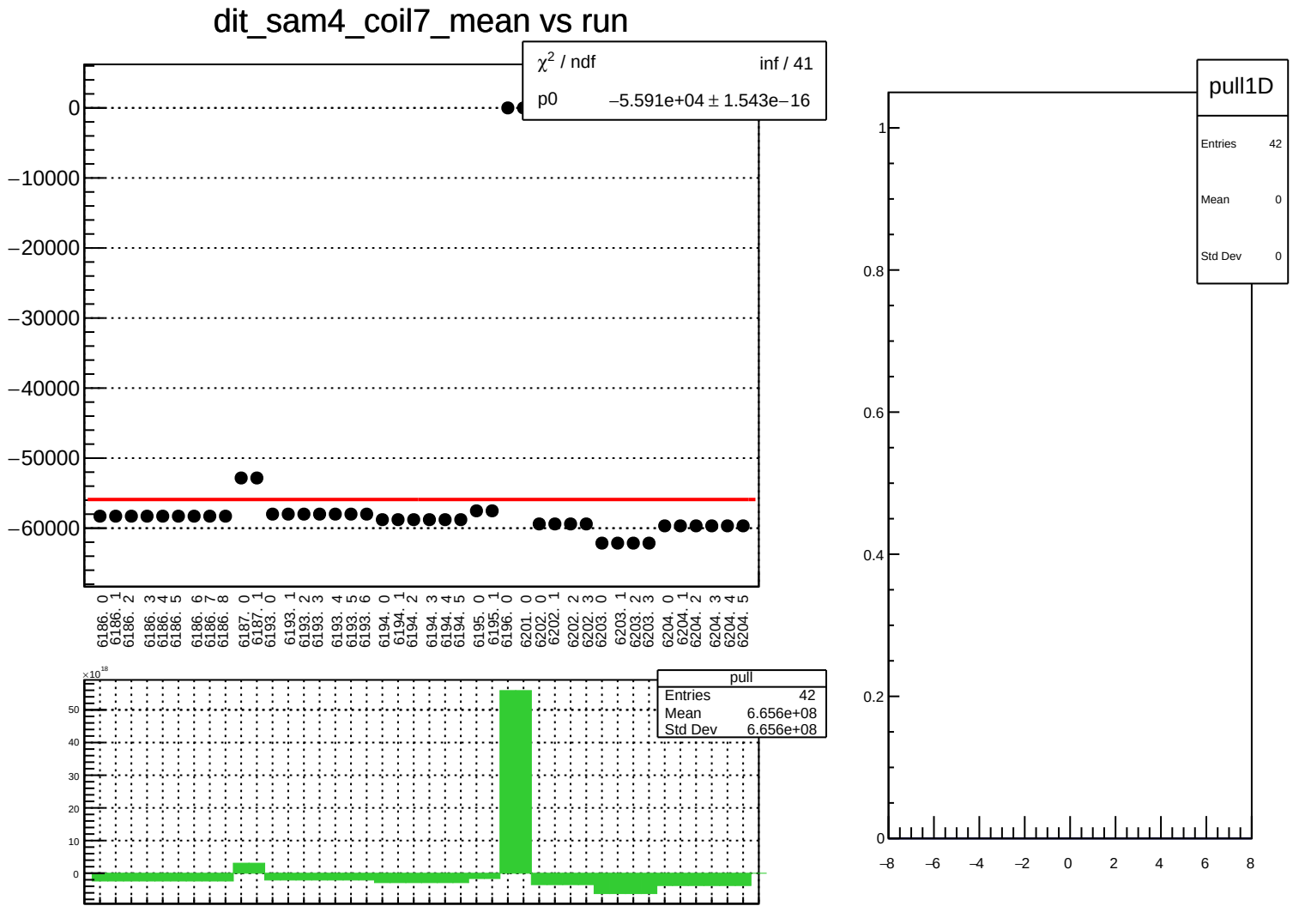
dit_sam4_coil7_mean vs run
χ2 / ndf inf / 41
p0 −5.591e+04 ± 1.543e−16
0
−10000
−20000
−30000
−40000
−50000
−60000
6186. 0
6186. 1
6186. 2
6186. 3
6186. 4
6186. 5
6186. 6
6186. 7
6186. 8
6187. 0
6187. 1
6193. 0
6193. 1
6193. 2
6193. 3
6193. 4
6193. 5
6193. 6
6194. 0
6194. 1
6194. 2
6194. 3
6194. 4
6194. 5
6195. 0
6195. 1
6196. 0
6201. 0
6202. 0
6202. 1
6202. 2
6202. 3
6203. 0
6203. 1
6203. 2
6203. 3
6204. 0
6204. 1
6204. 2
6204. 3
6204. 4
6204. 5
×10^18
50
40
30
20
10
0
pull
Entries 42
Mean 6.656e+08
Std Dev 6.656e+08
pull1D
Entries 42
Mean 0
Std Dev 0
1
0.8
0.6
0.4
0.2
0
−8
−6
−4
−2
0
2
4
6
8

dit_sam4_coil7_err_mean vs run

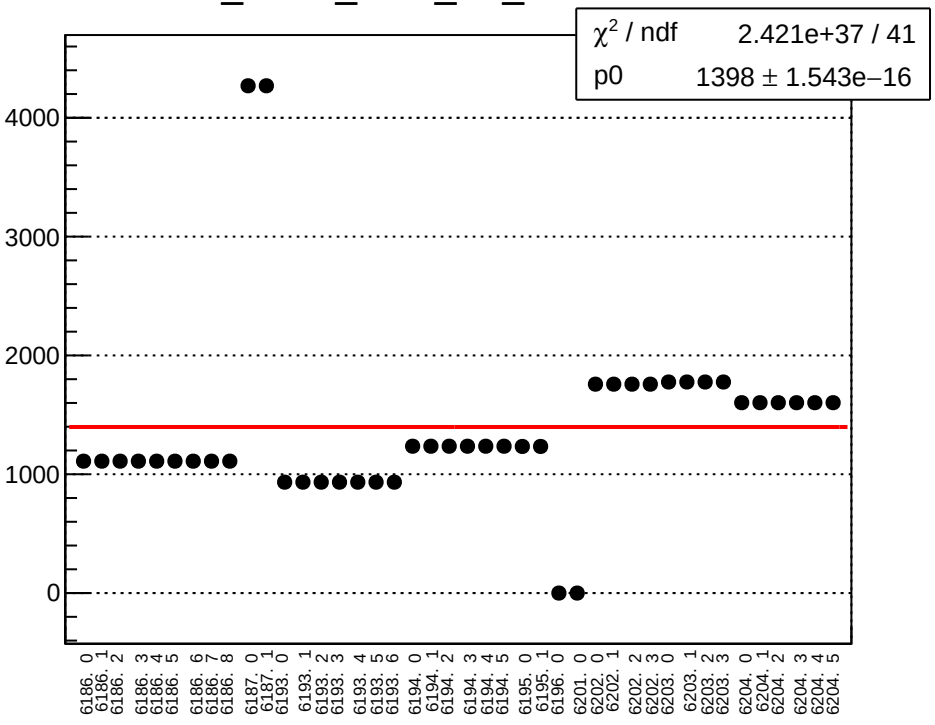

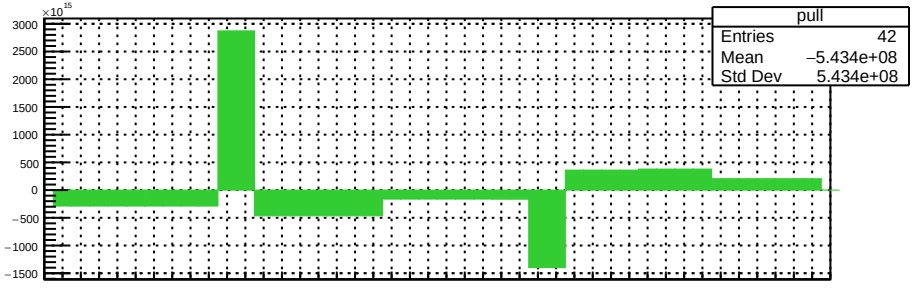

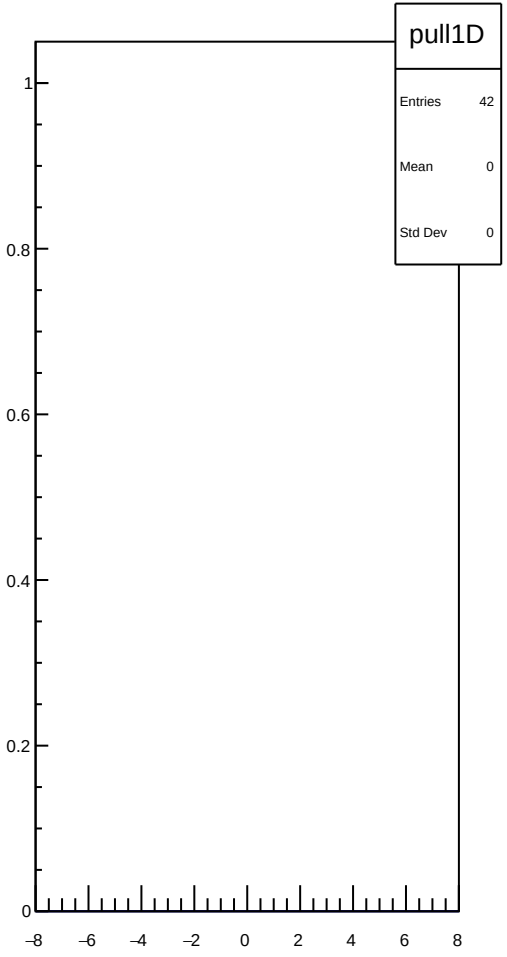

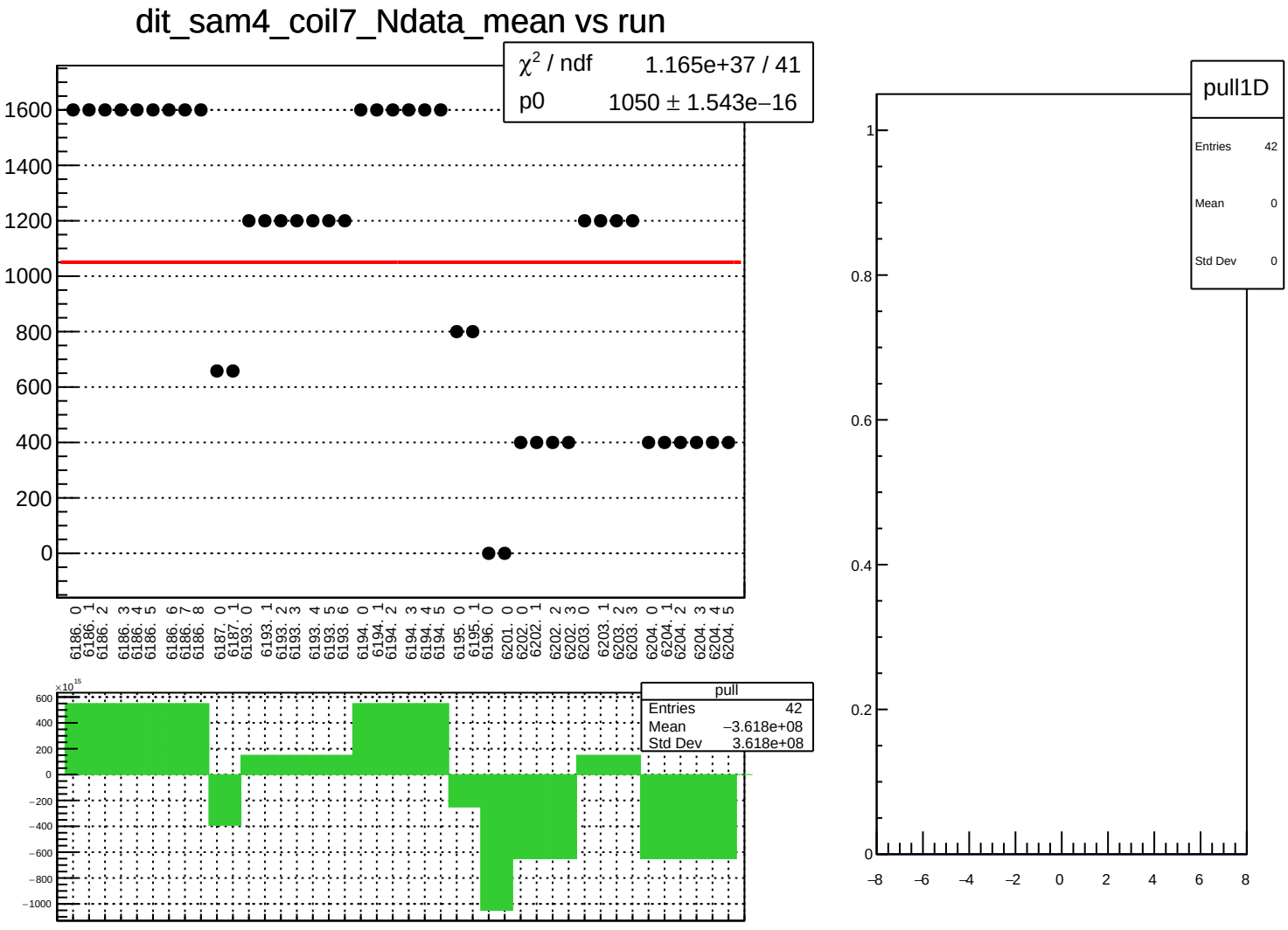
dit_sam4_coil7_Ndata_mean vs run
χ² / ndf 1.165e+37 / 41
p0 1050 ± 1.543e−16
1600
1400
1200
1000
800
600
400
200
0
6186. 0
6186. 1
6186. 2
6186. 3
6186. 4
6186. 5
6186. 6
6186. 7
6186. 8
6187. 0
6187. 1
6193. 0
6193. 1
6193. 2
6193. 3
6193. 4
6193. 5
6193. 6
6194. 0
6194. 1
6194. 2
6194. 3
6194. 4
6194. 5
6195. 0
6195. 1
6196. 0
6201. 0
6202. 0
6202. 1
6202. 2
6202. 3
6203. 0
6203. 1
6203. 2
6203. 3
6204. 0
6204. 1
6204. 2
6204. 3
6204. 4
6204. 5
×10^15
600
400
200
0
−200
−400
−600
−800
−1000
pull
Entries 42
Mean −3.618e+08
Std Dev 3.618e+08
pull1D
Entries 42
Mean 0
Std Dev 0
1
0.8
0.6
0.4
0.2
0
−8
−6
−4
−2
0
2
4
6
8

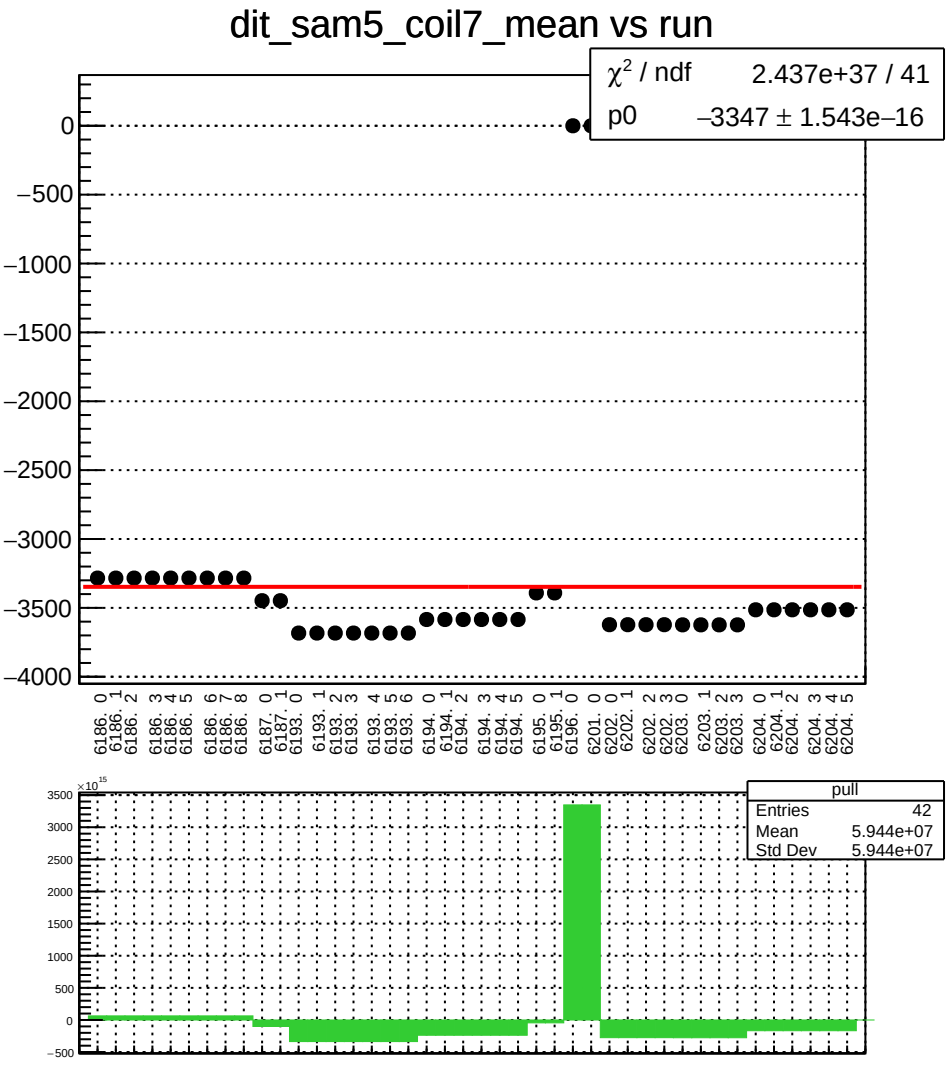
dit_sam5_coil7_mean vs run
χ² / ndf 2.437e+37 / 41
p0 −3347 ± 1.543e−16
0
−500
−1000
−1500
−2000
−2500
−3000
−3500
−4000
6186. 0
6186. 1
6186. 2
6186. 3
6186. 4
6186. 5
6186. 6
6186. 7
6186. 8
6187. 0
6187. 1
6193. 0
6193. 1
6193. 2
6193. 3
6193. 4
6193. 5
6193. 6
6194. 0
6194. 1
6194. 2
6194. 3
6194. 4
6194. 5
6195. 0
6195. 1
6196. 0
6201. 0
6202. 0
6202. 1
6202. 2
6202. 3
6203. 0
6203. 1
6203. 2
6203. 3
6204. 0
6204. 1
6204. 2
6204. 3
6204. 4
6204. 5
×10^15
3500
3000
2500
2000
1500
1000
500
0
−500
pull
Entries 42
Mean 5.944e+07
Std Dev 5.944e+07

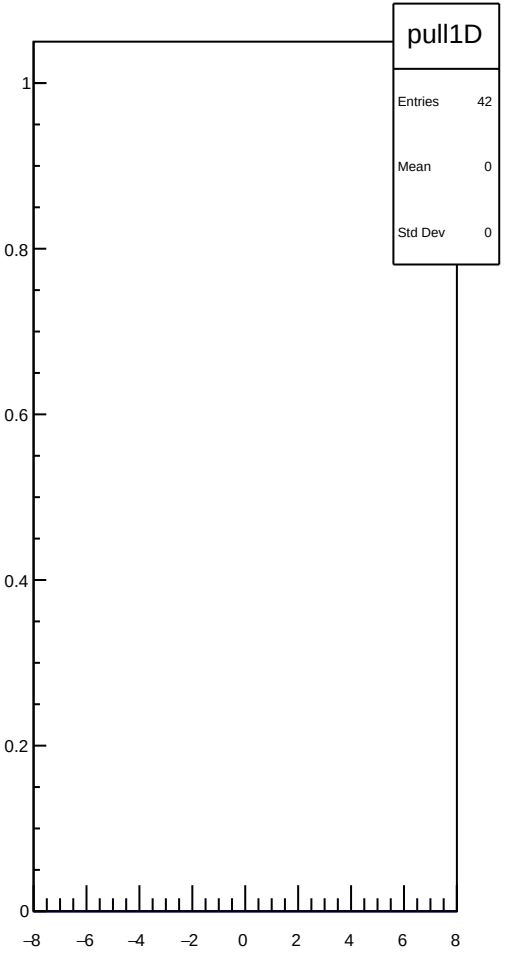
pull1D
Entries 42
Mean 0
Std Dev 0
1
0.8
0.6
0.4
0.2
0
−8
−6
−4
−2
0
2
4
6
8

dit_sam5_coil7_err_mean vs run

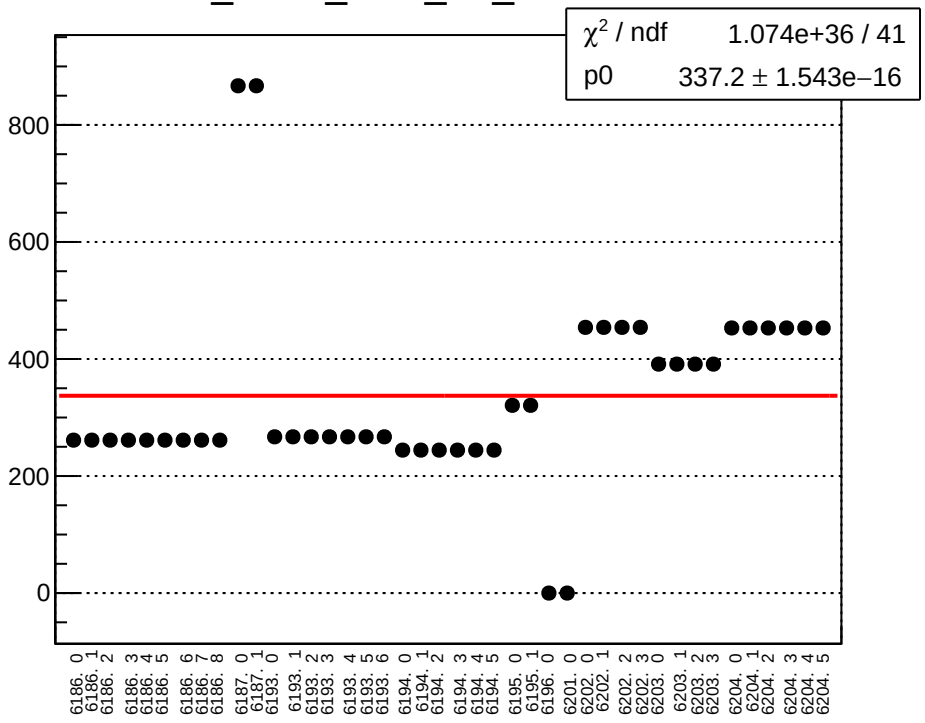

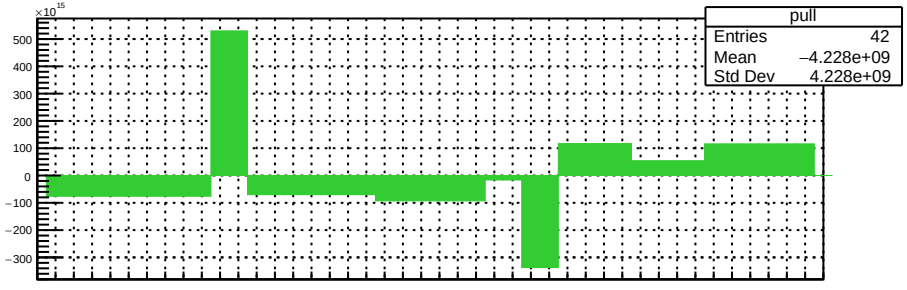

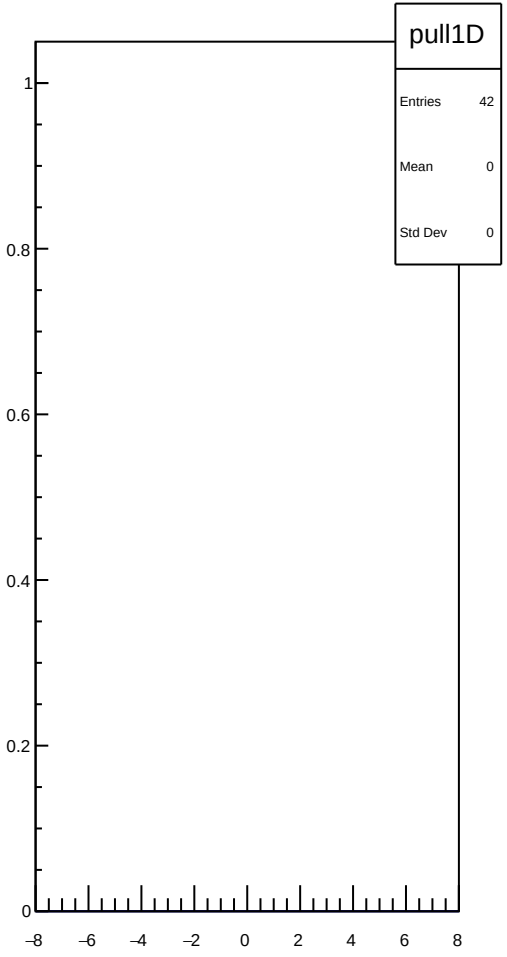

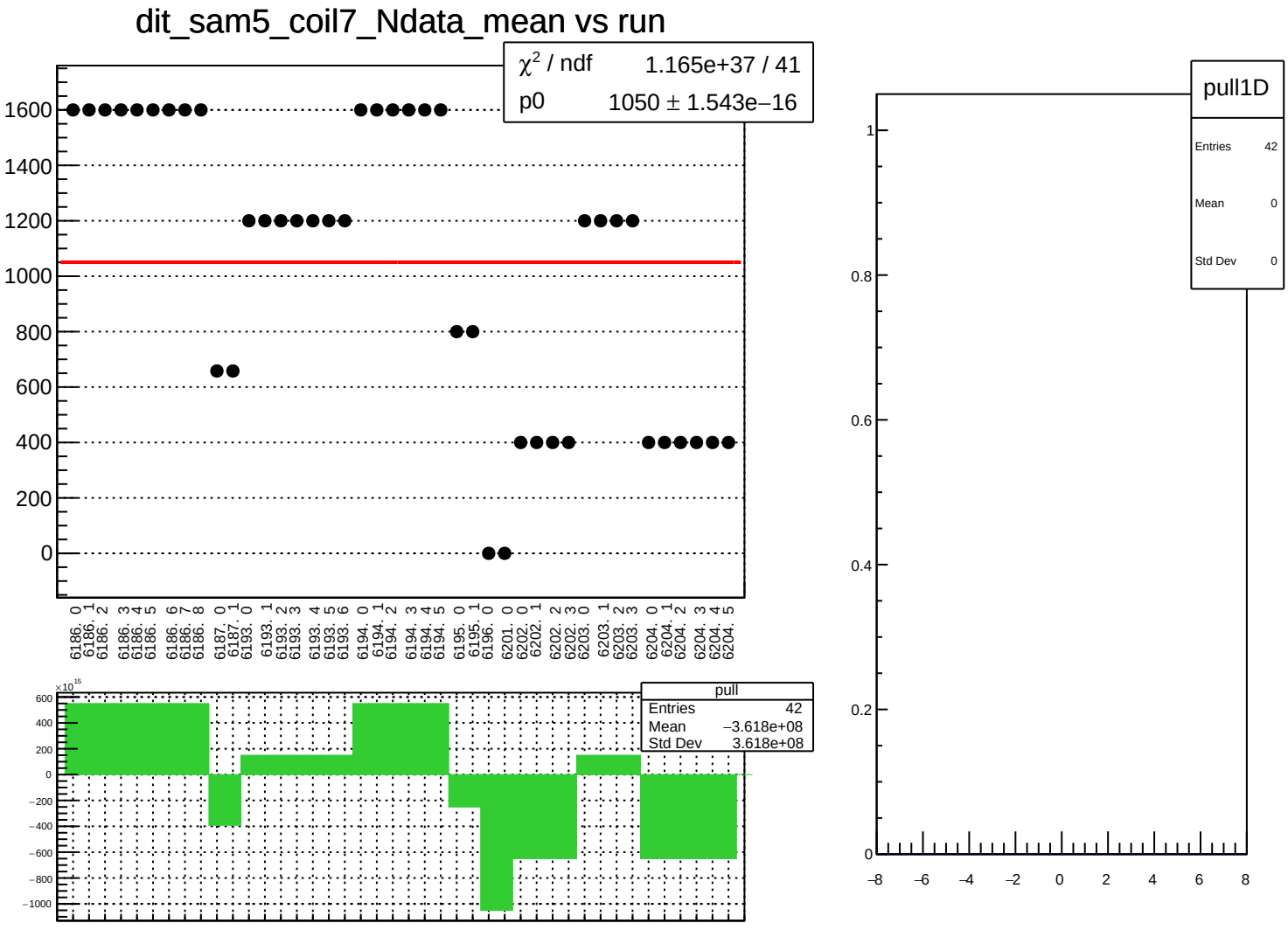
dit_sam5_coil7_Ndata_mean vs run
χ² / ndf 1.165e+37 / 41
p0 1050 ± 1.543e−16
1600
1400
1200
1000
800
600
400
200
0
6186. 0
6186. 1
6186. 2
6186. 3
6186. 4
6186. 5
6186. 6
6186. 7
6186. 8
6187. 0
6187. 1
6193. 0
6193. 1
6193. 2
6193. 3
6193. 4
6193. 5
6193. 6
6194. 0
6194. 1
6194. 2
6194. 3
6194. 4
6194. 5
6195. 0
6195. 1
6196. 0
6201. 0
6202. 0
6202. 1
6202. 2
6202. 3
6203. 0
6203. 1
6203. 2
6203. 3
6204. 0
6204. 1
6204. 2
6204. 3
6204. 4
6204. 5
×10¹⁵
600
400
200
0
−200
−400
−600
−800
−1000
pull
Entries 42
Mean −3.618e+08
Std Dev 3.618e+08
pull1D
Entries 42
Mean 0
Std Dev 0
1
0.8
0.6
0.4
0.2
0
−8
−6
−4
−2
0
2
4
6
8

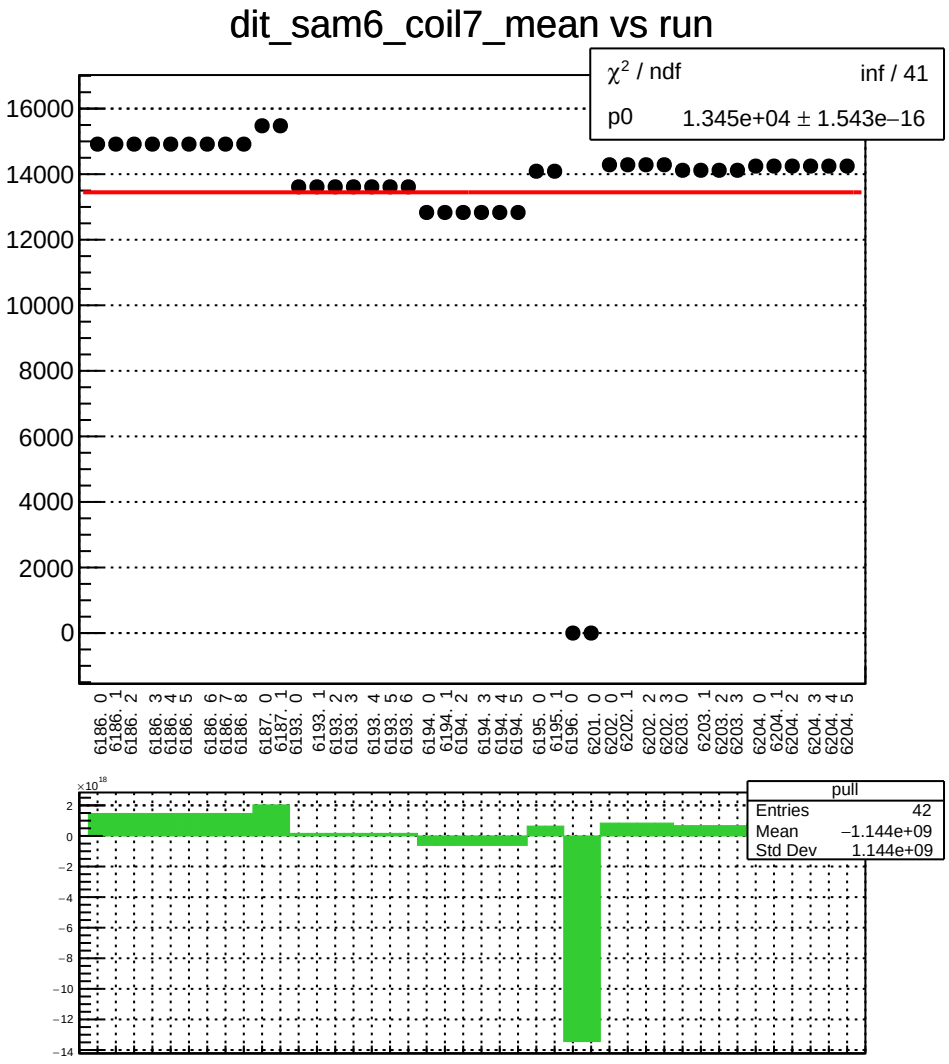
dit_sam6_coil7_mean vs run
χ² / ndf inf / 41
p0 1.345e+04 ± 1.543e−16
16000
14000
12000
10000
8000
6000
4000
2000
0
6186. 0
6186. 1
6186. 2
6186. 3
6186. 4
6186. 5
6186. 6
6186. 7
6186. 8
6187. 0
6187. 1
6193. 0
6193. 1
6193. 2
6193. 3
6193. 4
6193. 5
6193. 6
6194. 0
6194. 1
6194. 2
6194. 3
6194. 4
6194. 5
6195. 0
6195. 1
6196. 0
6201. 0
6202. 0
6202. 1
6202. 2
6202. 3
6203. 0
6203. 1
6203. 2
6203. 3
6204. 0
6204. 1
6204. 2
6204. 3
6204. 4
6204. 5
×10¹⁸
2
0
−2
−4
−6
−8
−10
−12
−14
pull
Entries 42
Mean −1.144e+09
Std Dev 1.144e+09

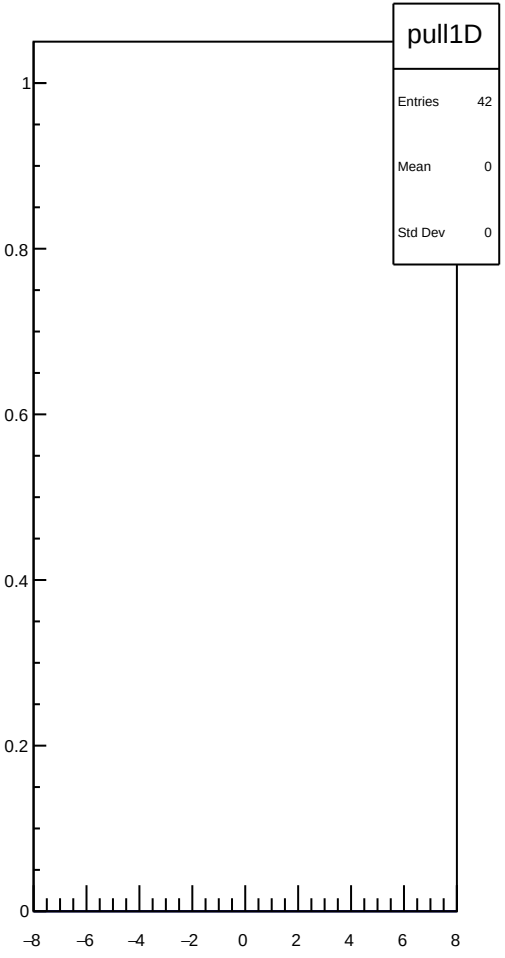
pull1D
Entries 42
Mean 0
Std Dev 0
1
0.8
0.6
0.4
0.2
0
−8
−6
−4
−2
0
2
4
6
8

dit_sam6_coil7_err_mean vs run

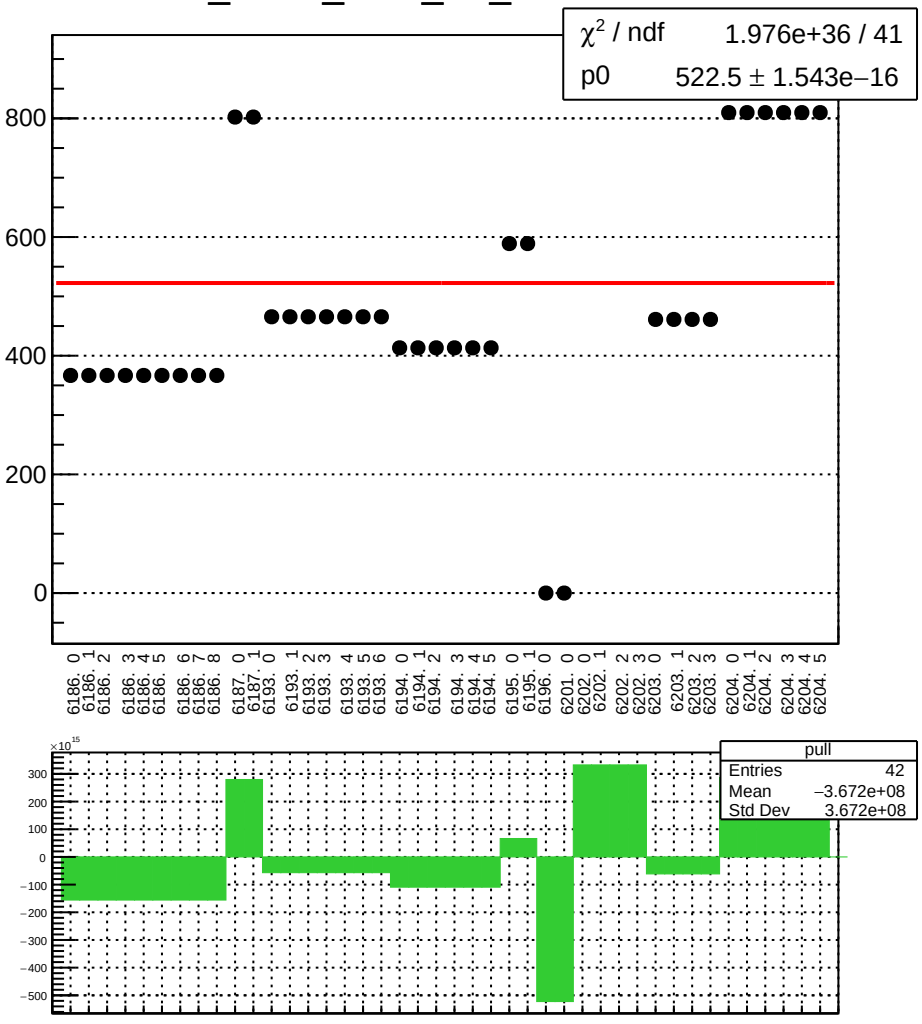

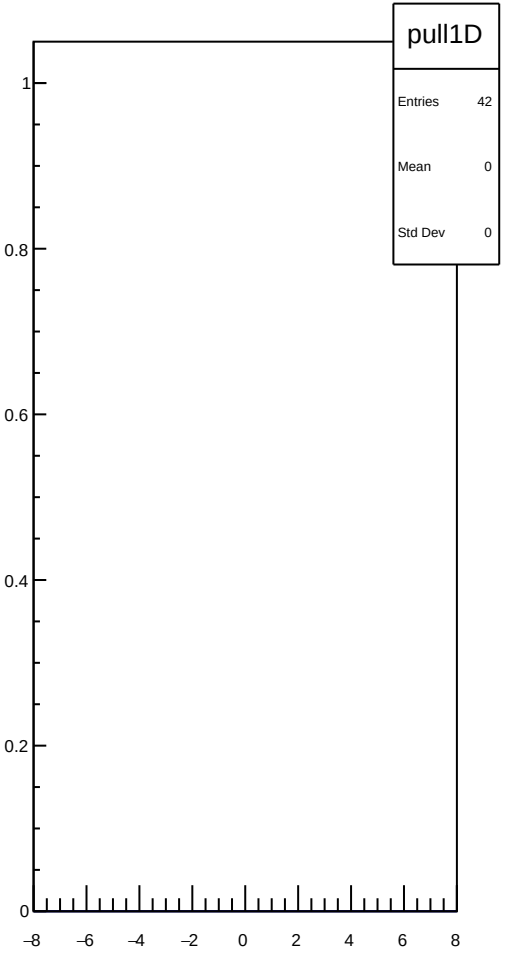

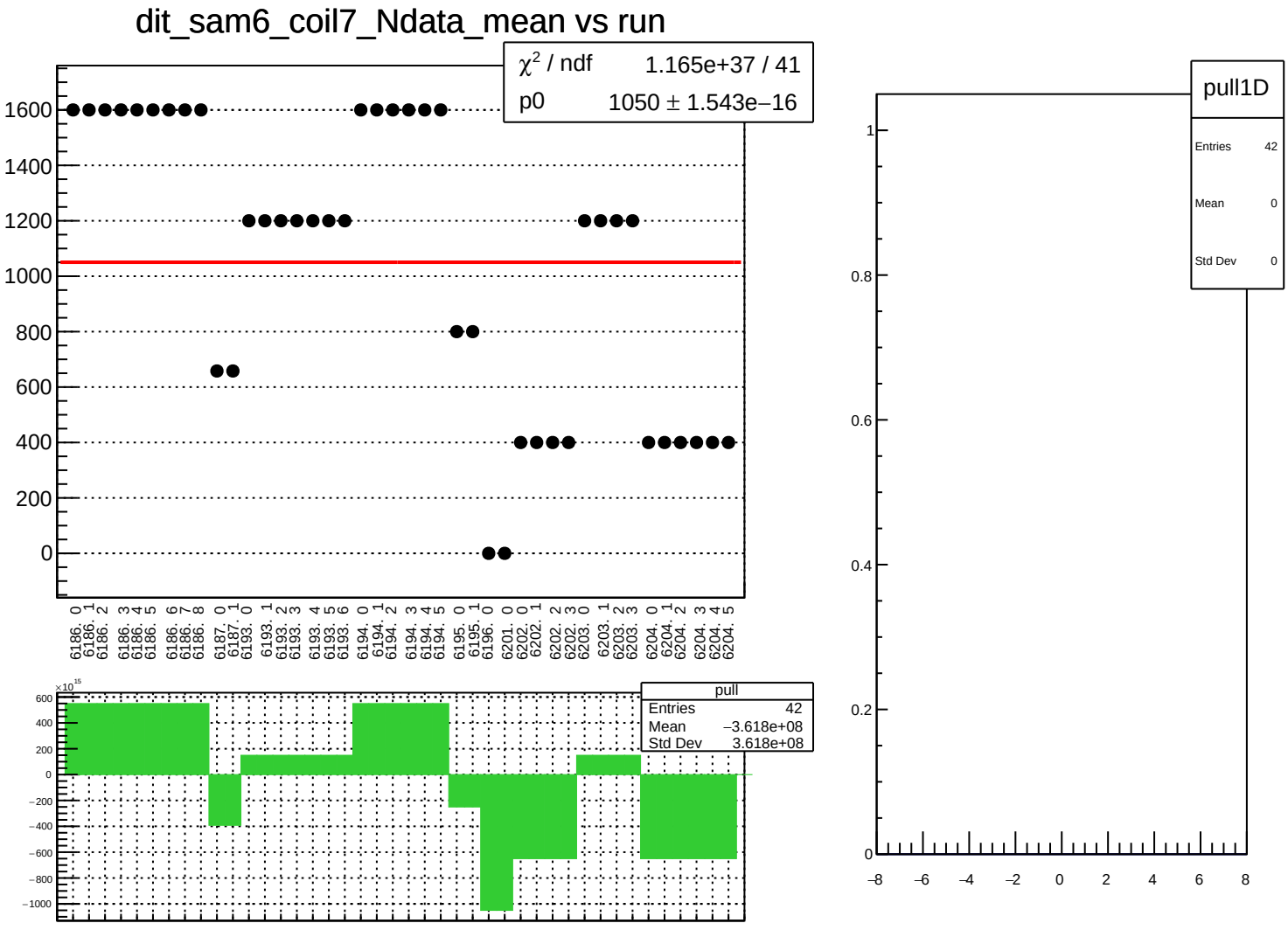
dit_sam6_coil7_Ndata_mean vs run
χ² / ndf 1.165e+37 / 41
p0 1050 ± 1.543e−16
1600
1400
1200
1000
800
600
400
200
0
6186. 0
6186. 1
6186. 2
6186. 3
6186. 4
6186. 5
6186. 6
6186. 7
6186. 8
6187. 0
6187. 1
6193. 0
6193. 1
6193. 2
6193. 3
6193. 4
6193. 5
6193. 6
6194. 0
6194. 1
6194. 2
6194. 3
6194. 4
6194. 5
6195. 0
6195. 1
6196. 0
6201. 0
6202. 0
6202. 1
6202. 2
6202. 3
6203. 0
6203. 1
6203. 2
6203. 3
6204. 0
6204. 1
6204. 2
6204. 3
6204. 4
6204. 5
×10¹⁵
600
400
200
0
−200
−400
−600
−800
−1000
pull
Entries 42
Mean −3.618e+08
Std Dev 3.618e+08
pull1D
Entries 42
Mean 0
Std Dev 0
1
0.8
0.6
0.4
0.2
0
−8
−6
−4
−2
0
2
4
6
8

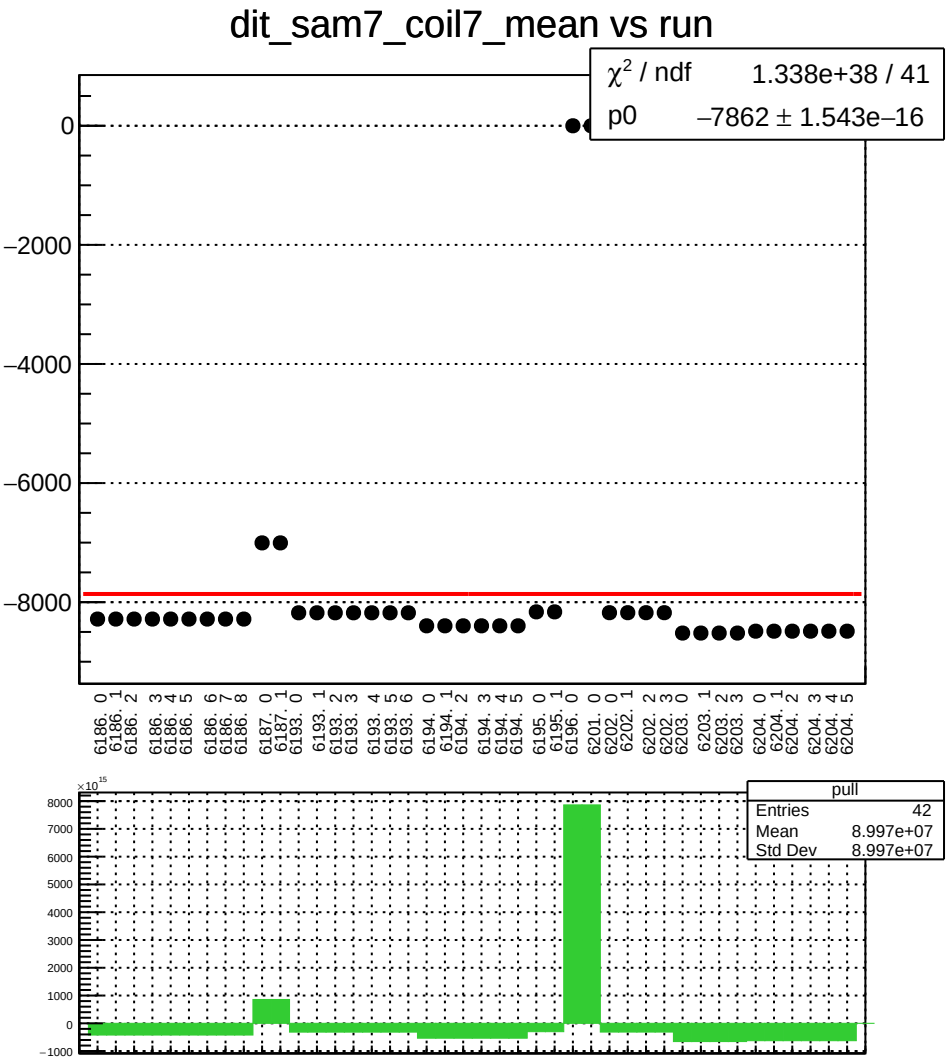
dit_sam7_coil7_mean vs run
χ² / ndf 1.338e+38 / 41
p0 −7862 ± 1.543e−16
0
−2000
−4000
−6000
−8000
6186. 0
6186. 1
6186. 2
6186. 3
6186. 4
6186. 5
6186. 6
6186. 7
6186. 8
6187. 0
6187. 1
6193. 0
6193. 1
6193. 2
6193. 3
6193. 4
6193. 5
6193. 6
6194. 0
6194. 1
6194. 2
6194. 3
6194. 4
6194. 5
6195. 0
6195. 1
6196. 0
6201. 0
6202. 0
6202. 1
6202. 2
6202. 3
6203. 0
6203. 1
6203. 2
6203. 3
6204. 0
6204. 1
6204. 2
6204. 3
6204. 4
6204. 5
×10¹⁵
8000
7000
6000
5000
4000
3000
2000
1000
0
−1000
pull
Entries 42
Mean 8.997e+07
Std Dev 8.997e+07

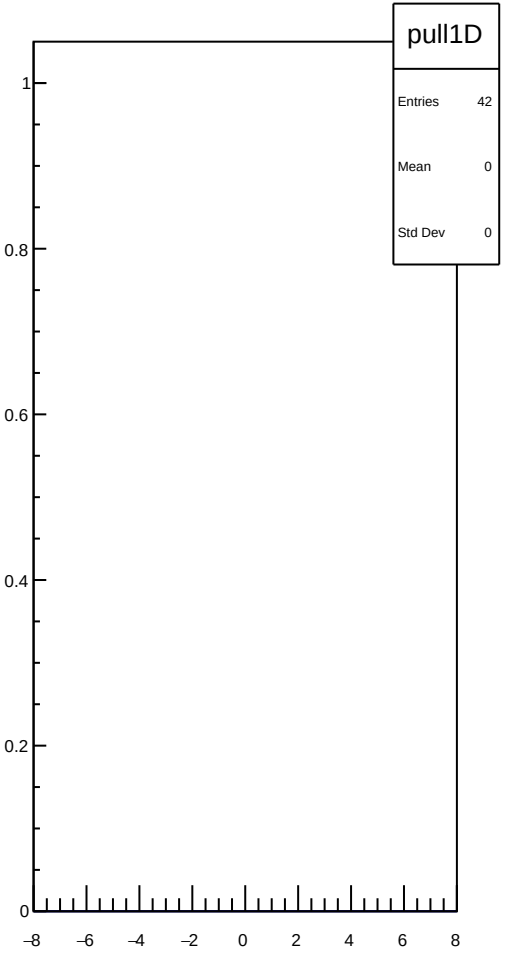
pull1D
Entries 42
Mean 0
Std Dev 0
1
0.8
0.6
0.4
0.2
0
−8
−6
−4
−2
0
2
4
6
8

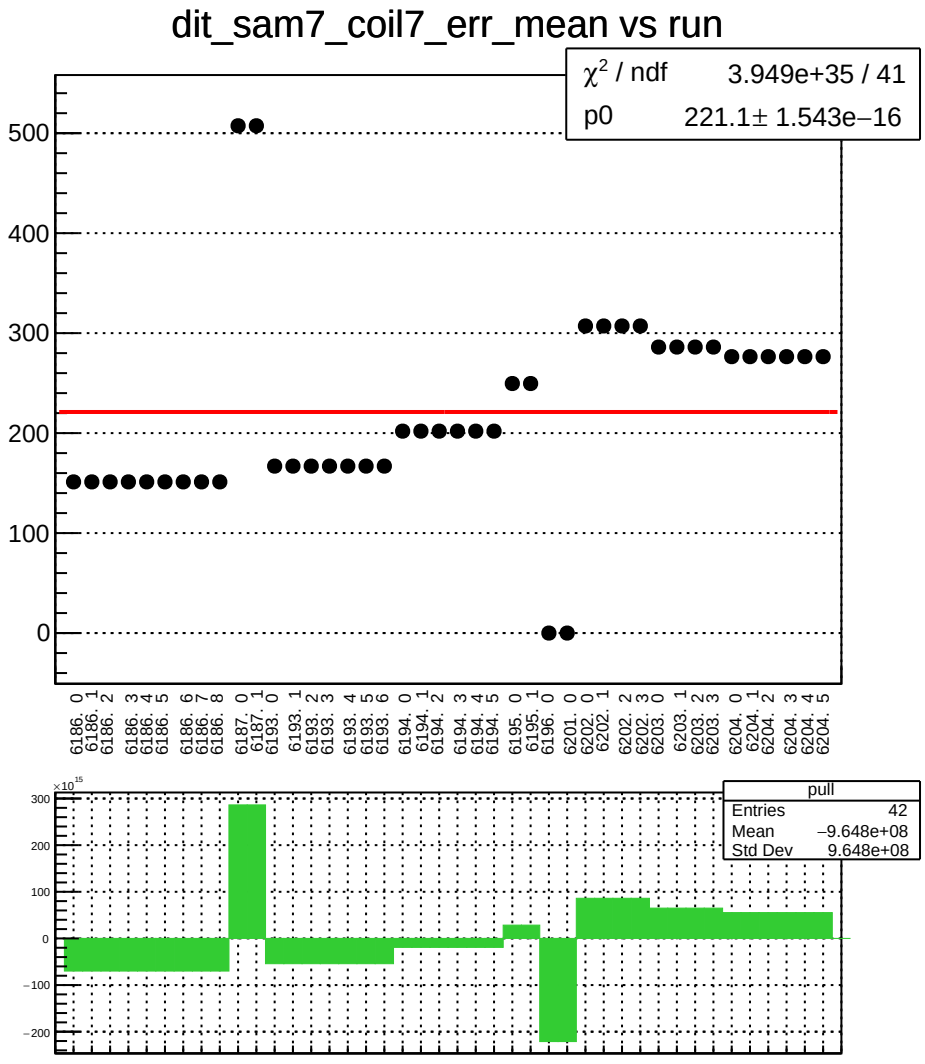
dit_sam7_coil7_err_mean vs run
χ² / ndf 3.949e+35 / 41
p0 221.1± 1.543e−16
500
400
300
200
100
0
6186. 0
6186. 1
6186. 2
6186. 3
6186. 4
6186. 5
6186. 6
6186. 7
6186. 8
6187. 0
6187. 1
6193. 0
6193. 1
6193. 2
6193. 3
6193. 4
6193. 5
6193. 6
6194. 0
6194. 1
6194. 2
6194. 3
6194. 4
6194. 5
6195. 0
6195. 1
6196. 0
6201. 0
6202. 0
6202. 1
6202. 2
6202. 3
6203. 0
6203. 1
6203. 2
6203. 3
6204. 0
6204. 1
6204. 2
6204. 3
6204. 4
6204. 5
×10¹⁵
300
200
100
0
−100
−200
pull
Entries 42
Mean −9.648e+08
Std Dev 9.648e+08

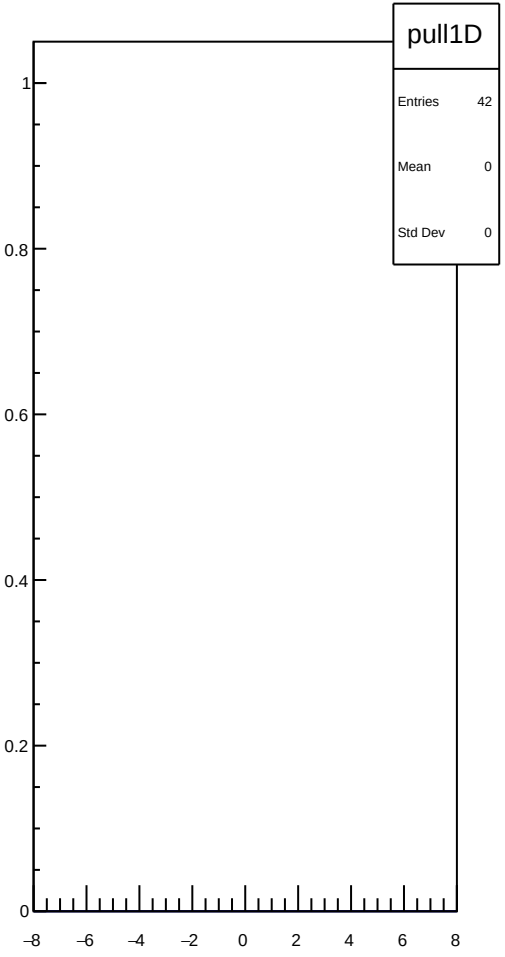
pull1D
Entries 42
Mean 0
Std Dev 0
1
0.8
0.6
0.4
0.2
0
−8
−6
−4
−2
0
2
4
6
8

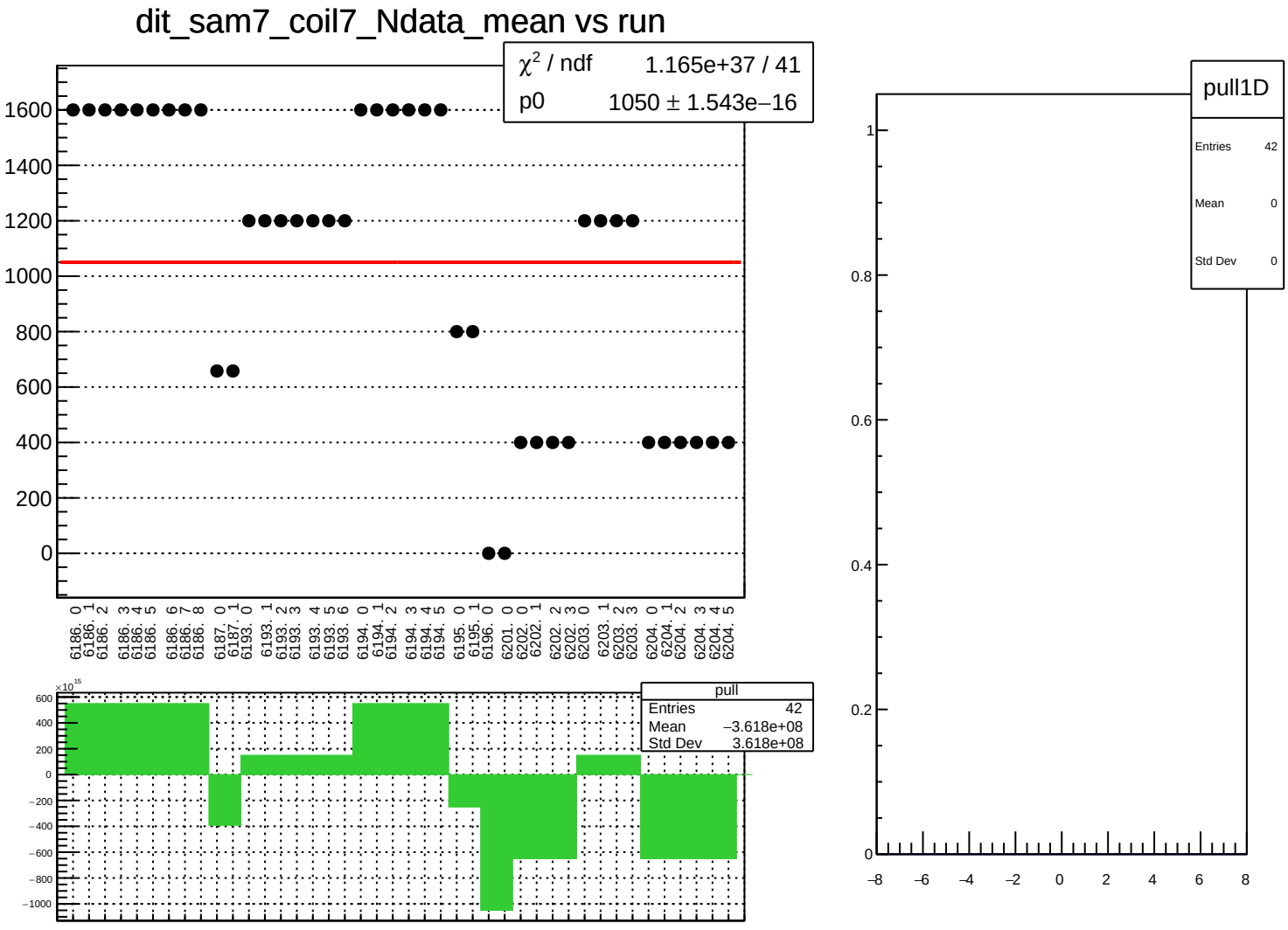
dit_sam7_coil7_Ndata_mean vs run
χ² / ndf 1.165e+37 / 41
p0 1050 ± 1.543e−16
1600
1400
1200
1000
800
600
400
200
0
6186. 0
6186. 1
6186. 2
6186. 3
6186. 4
6186. 5
6186. 6
6186. 7
6186. 8
6187. 0
6187. 1
6193. 0
6193. 1
6193. 2
6193. 3
6193. 4
6193. 5
6193. 6
6194. 0
6194. 1
6194. 2
6194. 3
6194. 4
6194. 5
6195. 0
6195. 1
6196. 0
6201. 0
6202. 0
6202. 1
6202. 2
6202. 3
6203. 0
6203. 1
6203. 2
6203. 3
6204. 0
6204. 1
6204. 2
6204. 3
6204. 4
6204. 5
×10¹⁵
600
400
200
0
−200
−400
−600
−800
−1000
pull
Entries 42
Mean −3.618e+08
Std Dev 3.618e+08
pull1D
Entries 42
Mean 0
Std Dev 0
1
0.8
0.6
0.4
0.2
0
−8
−6
−4
−2
0
2
4
6
8

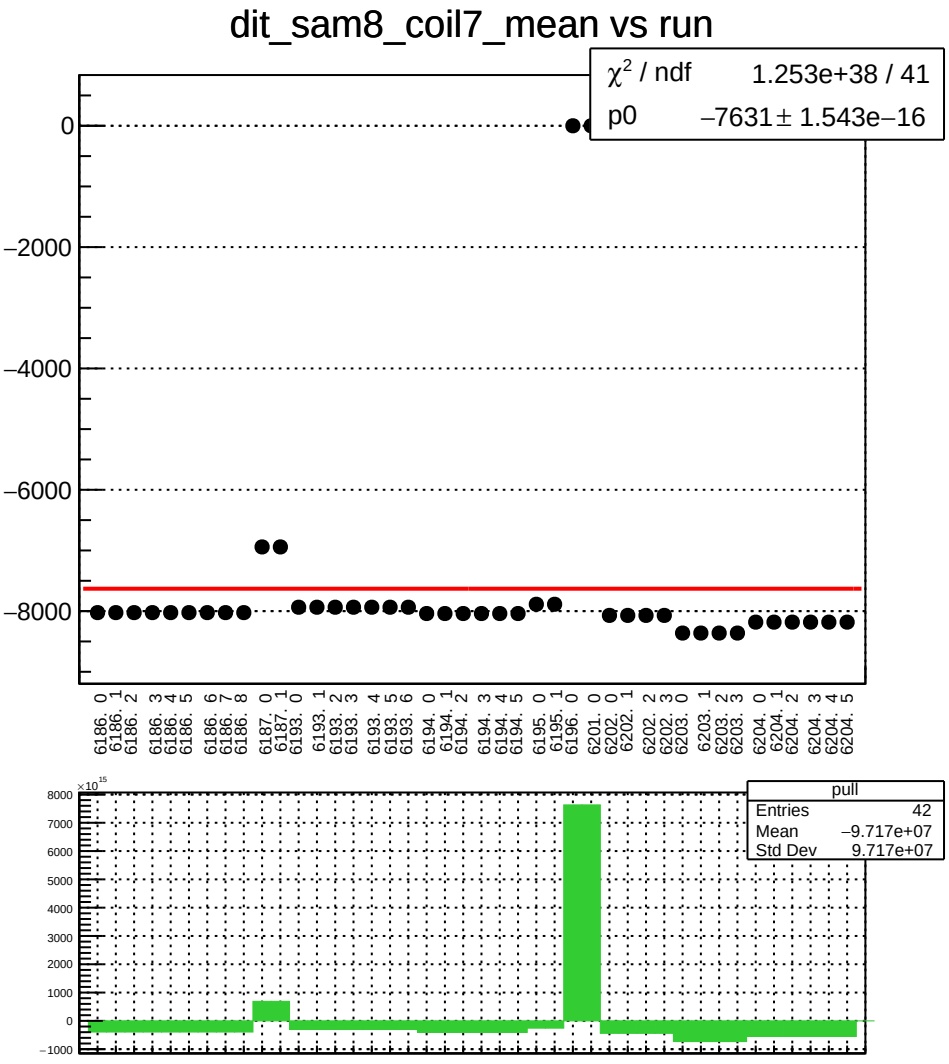
dit_sam8_coil7_mean vs run
χ² / ndf 1.253e+38 / 41
p0 −7631 ± 1.543e−16
0
−2000
−4000
−6000
−8000
6186. 0
6186. 1
6186. 2
6186. 3
6186. 4
6186. 5
6186. 6
6186. 7
6186. 8
6187. 0
6187. 1
6193. 0
6193. 1
6193. 2
6193. 3
6193. 4
6193. 5
6193. 6
6194. 0
6194. 1
6194. 2
6194. 3
6194. 4
6194. 5
6195. 0
6195. 1
6196. 0
6201. 0
6202. 0
6202. 1
6202. 2
6202. 3
6203. 0
6203. 1
6203. 2
6203. 3
6204. 0
6204. 1
6204. 2
6204. 3
6204. 4
6204. 5
×10¹⁵
8000
7000
6000
5000
4000
3000
2000
1000
0
−1000
pull
Entries 42
Mean −9.717e+07
Std Dev 9.717e+07

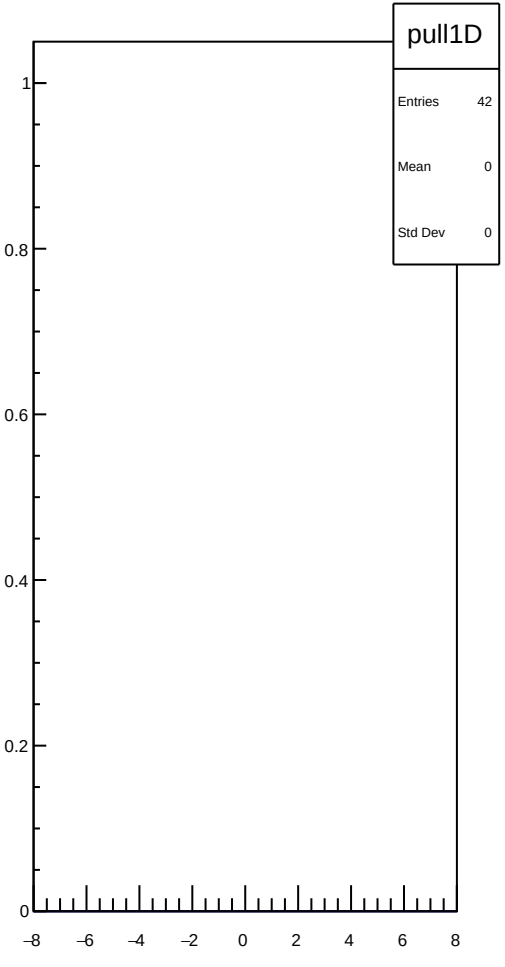
pull1D
Entries 42
Mean 0
Std Dev 0
1
0.8
0.6
0.4
0.2
0
−8
−6
−4
−2
0
2
4
6
8

dit_sam8_coil7_err_mean vs run

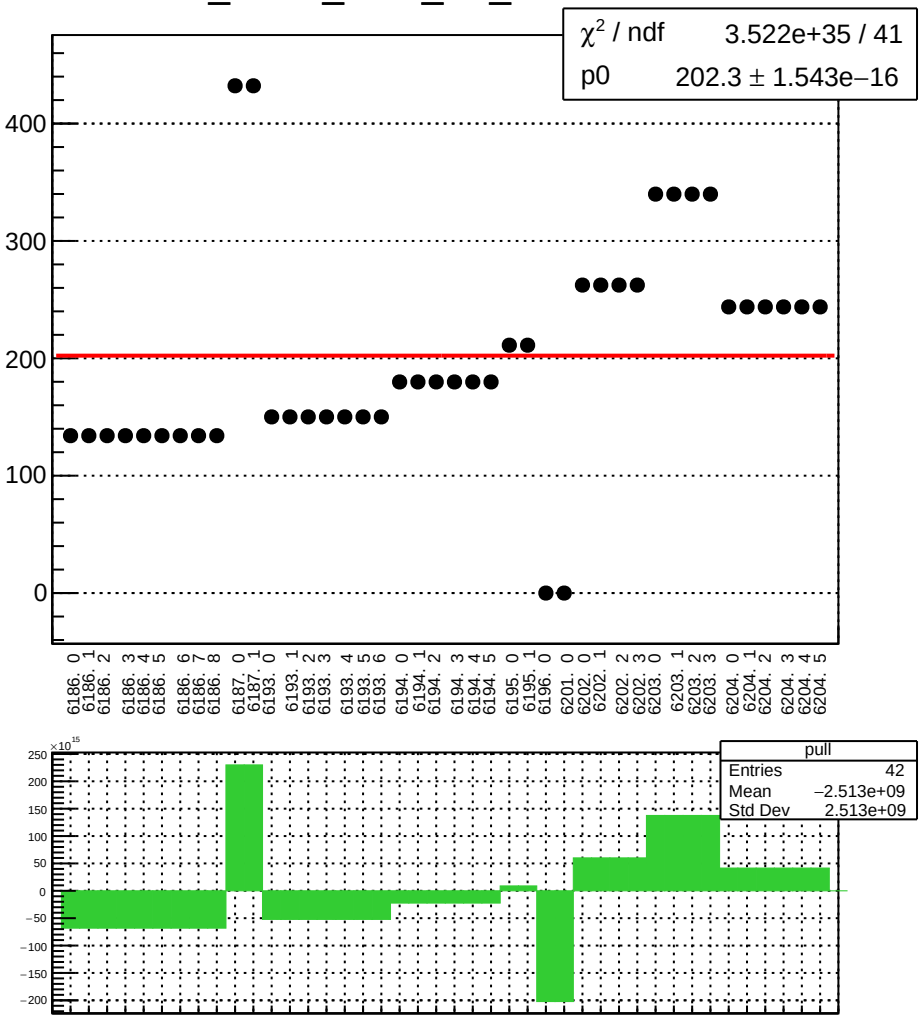

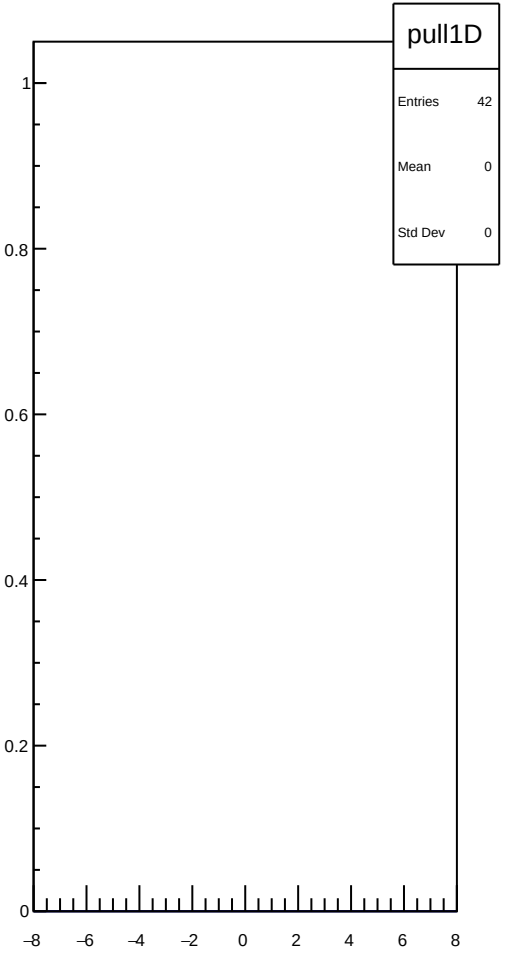

dit_sam8_coil7_Ndata_mean vs run

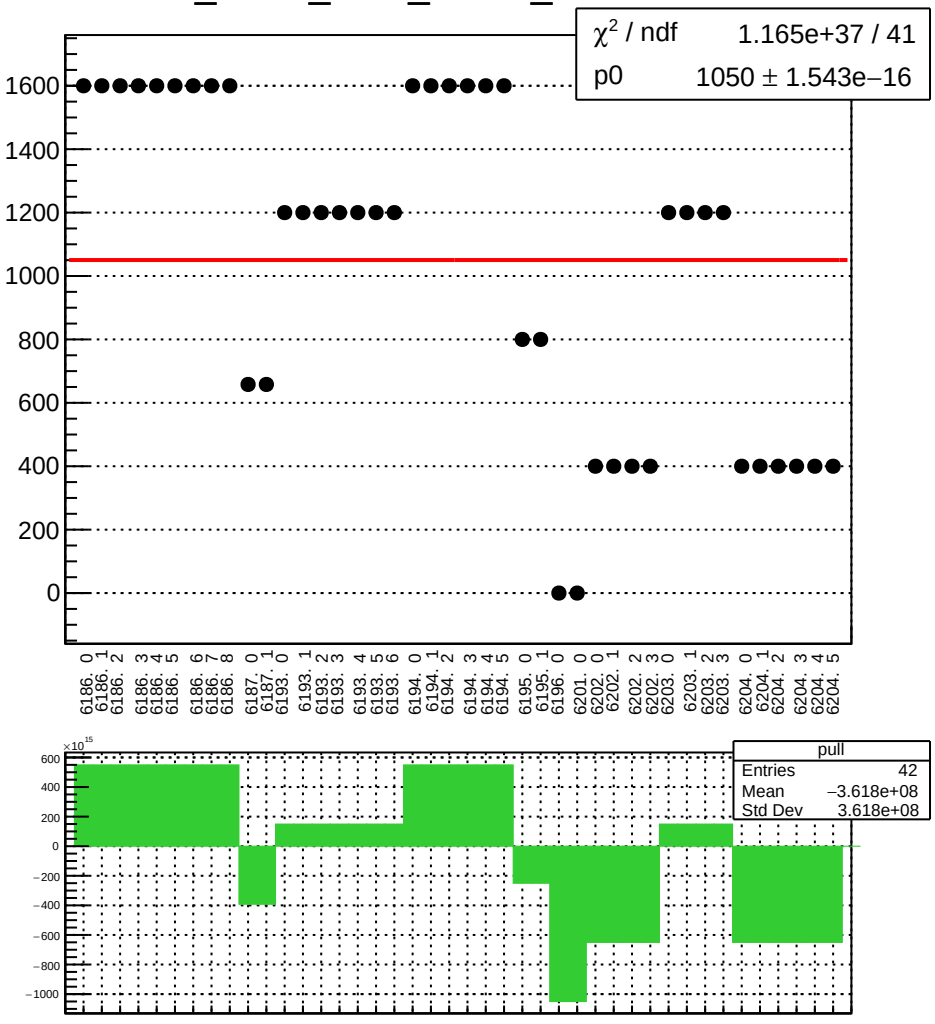

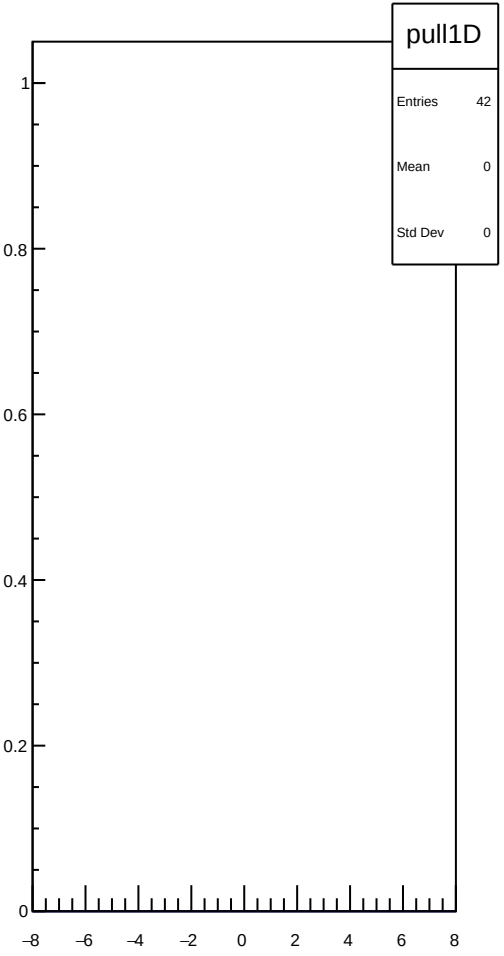

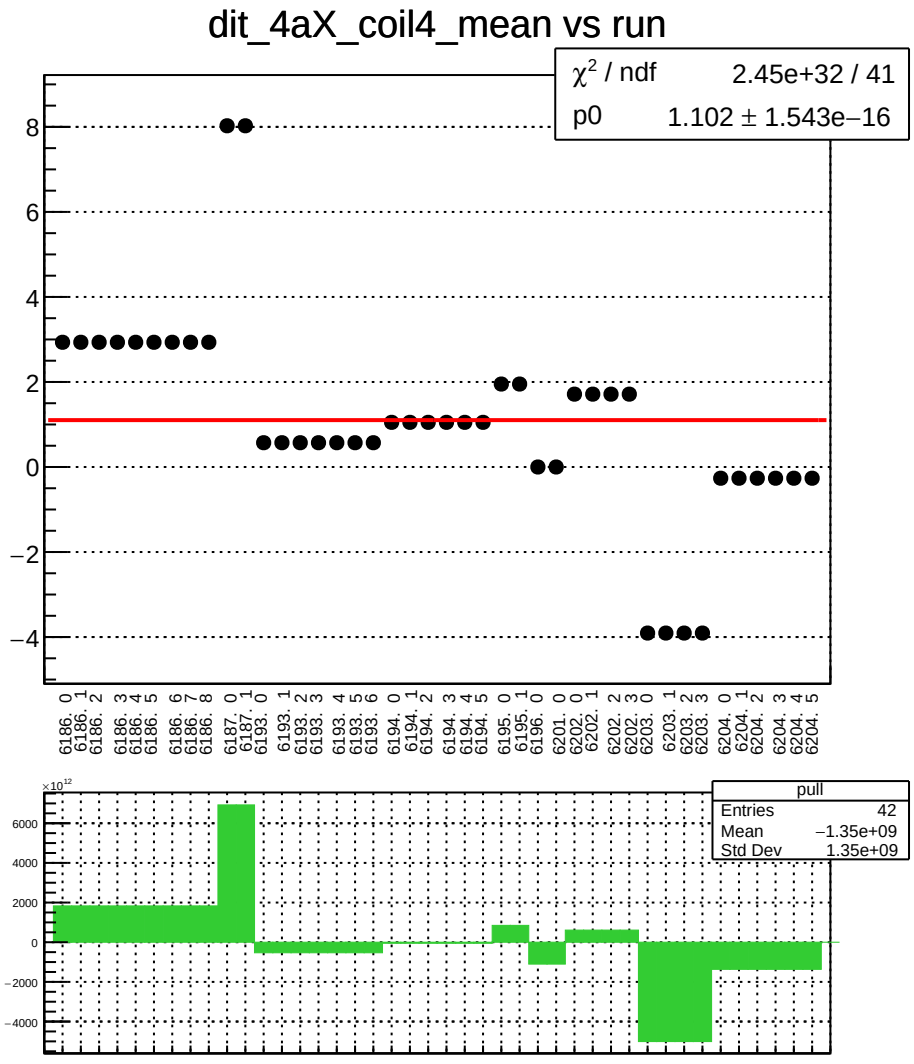
dit_4aX_coil4_mean vs run
χ² / ndf 2.45e+32 / 41
p0 1.102 ± 1.543e−16
8
6
4
2
0
−2
−4
6186. 0
6186. 1
6186. 2
6186. 3
6186. 4
6186. 5
6186. 6
6186. 7
6186. 8
6187. 0
6187. 1
6193. 0
6193. 1
6193. 2
6193. 3
6193. 4
6193. 5
6193. 6
6194. 0
6194. 1
6194. 2
6194. 3
6194. 4
6194. 5
6195. 0
6195. 1
6196. 0
6201. 0
6202. 0
6202. 1
6202. 2
6202. 3
6203. 0
6203. 1
6203. 2
6203. 3
6204. 0
6204. 1
6204. 2
6204. 3
6204. 4
6204. 5
×10¹²
6000
4000
2000
0
−2000
−4000
pull
Entries 42
Mean −1.35e+09
Std Dev 1.35e+09

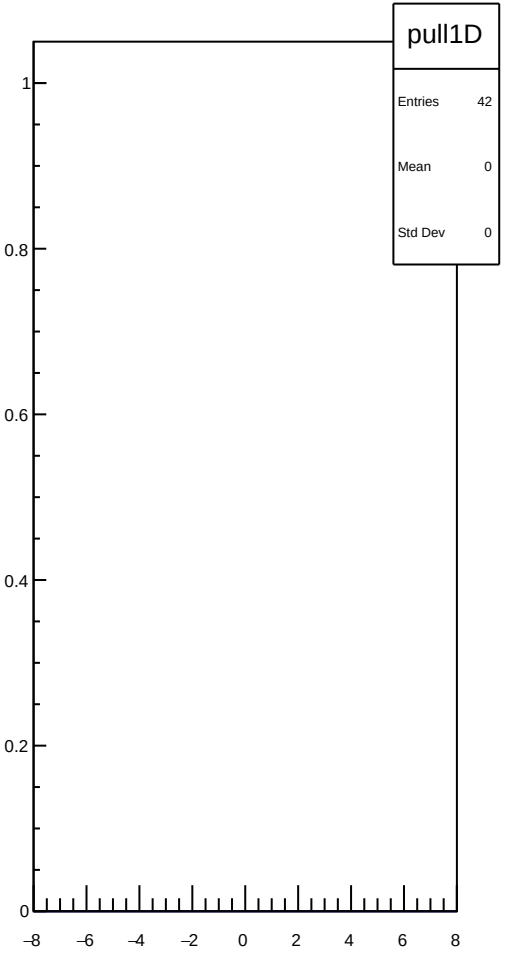
pull1D
Entries 42
Mean 0
Std Dev 0
1
0.8
0.6
0.4
0.2
0
−8
−6
−4
−2
0
2
4
6
8

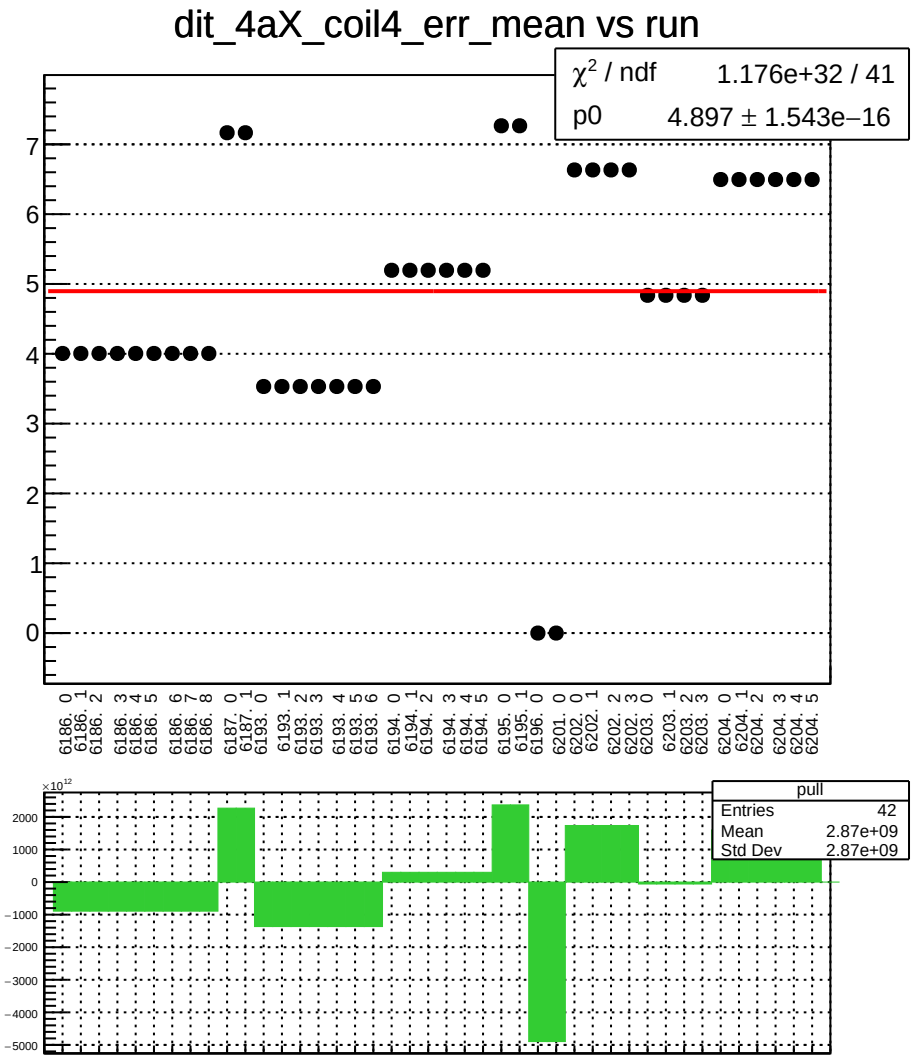
dit_4aX_coil4_err_mean vs run
χ² / ndf 1.176e+32 / 41
p0 4.897 ± 1.543e−16
pull
Entries 42
Mean 2.87e+09
Std Dev 2.87e+09

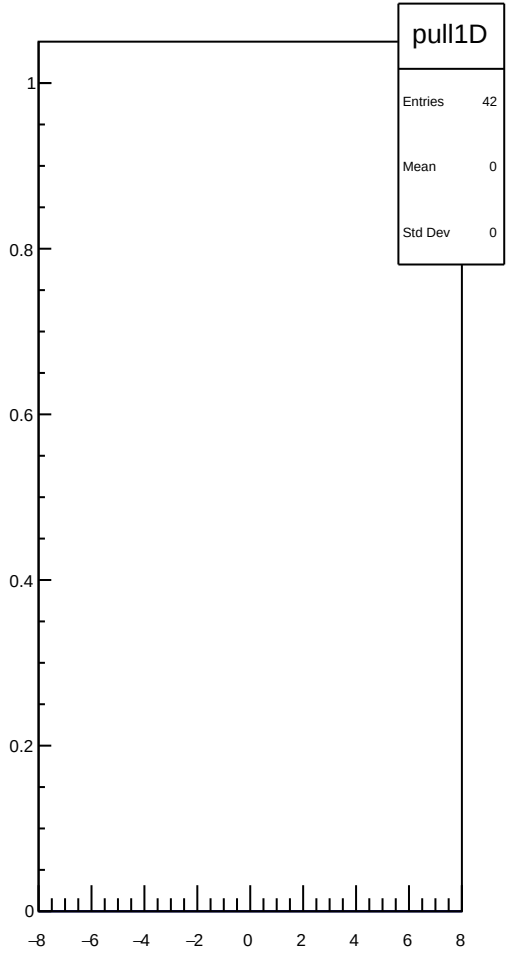
pull1D
Entries 42
Mean 0
Std Dev 0

dit_4aX_coil4_Ndata_mean vs run

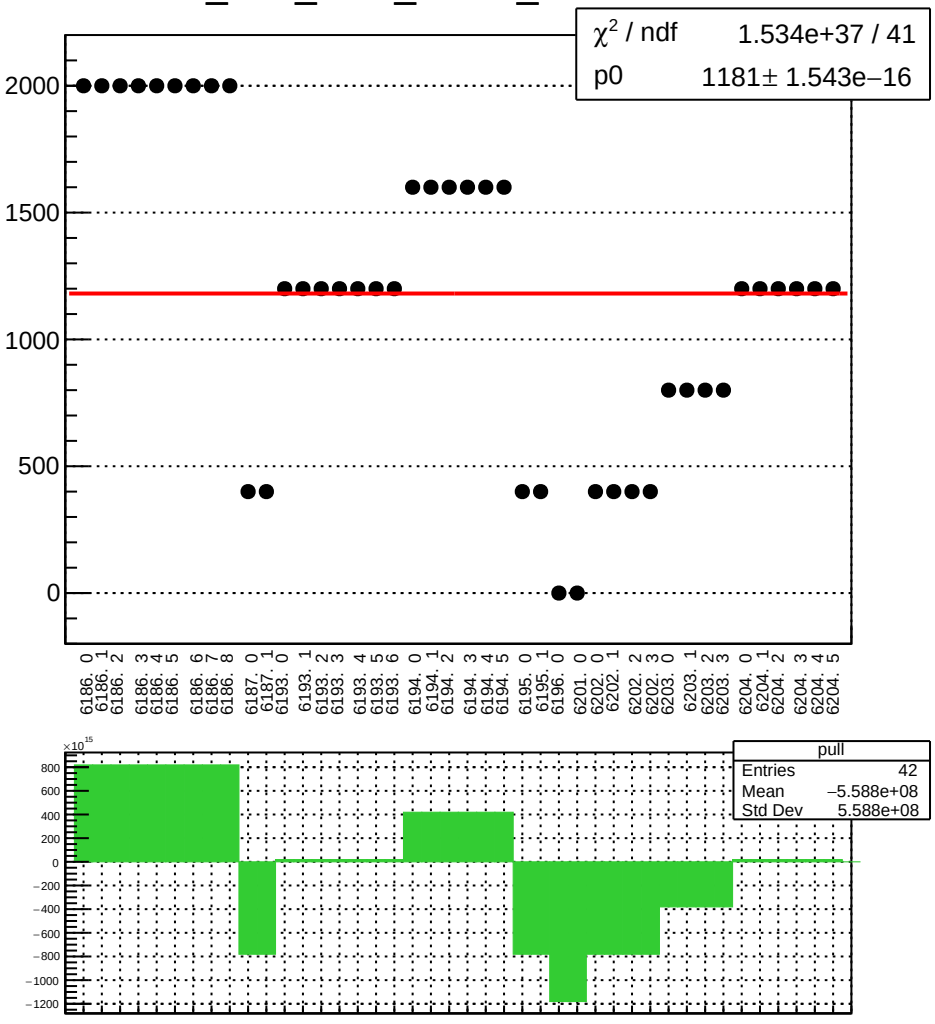

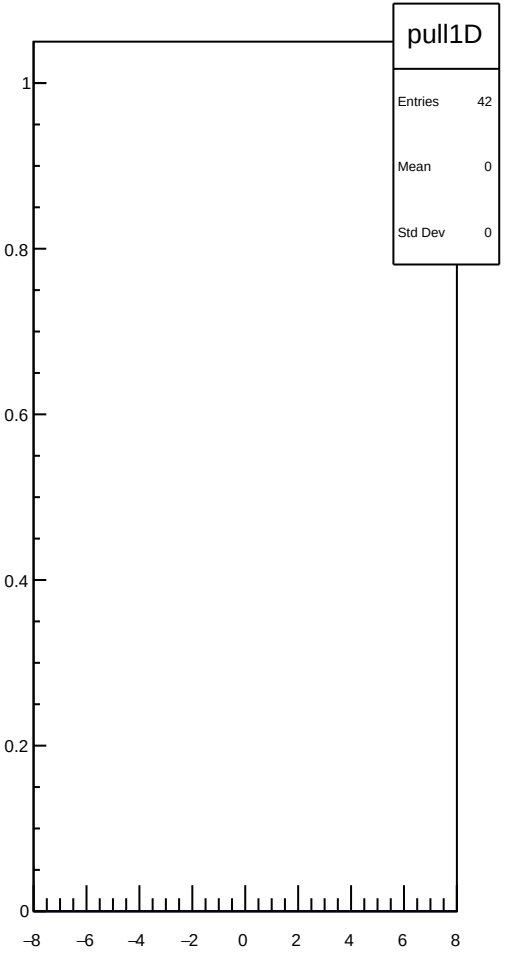

dit_4eX_coil4_mean vs run

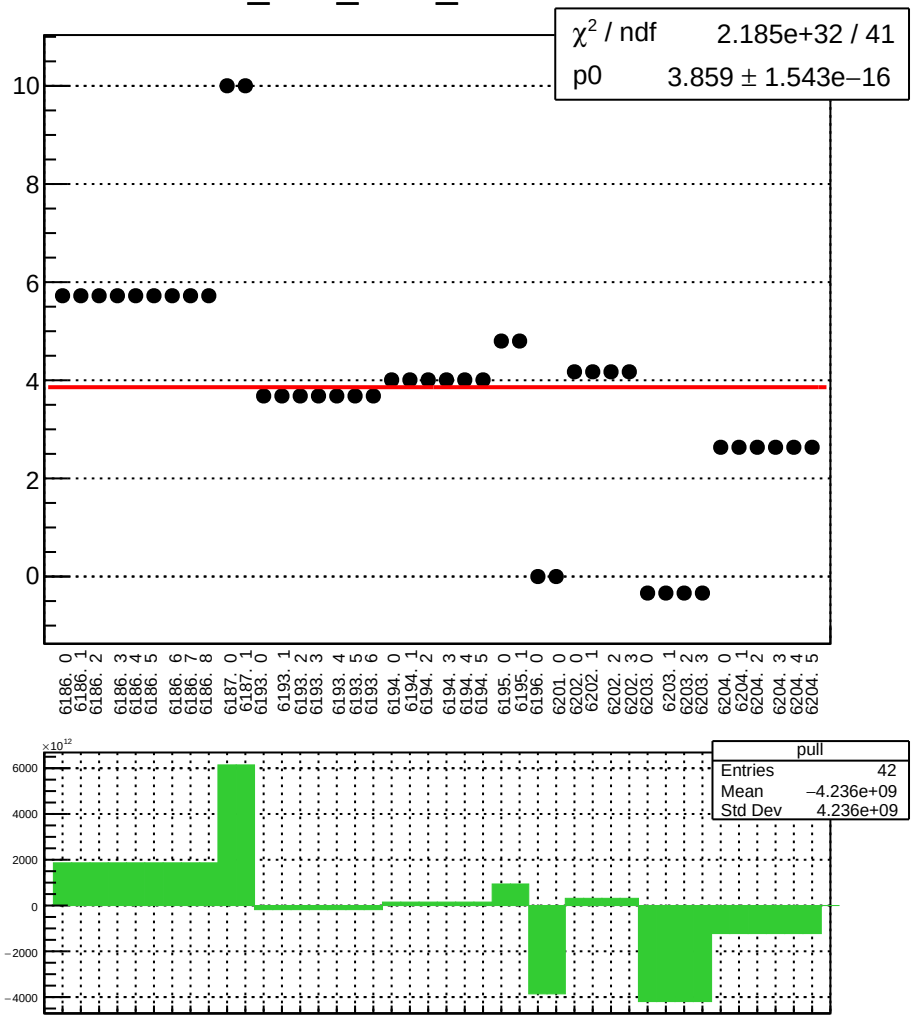

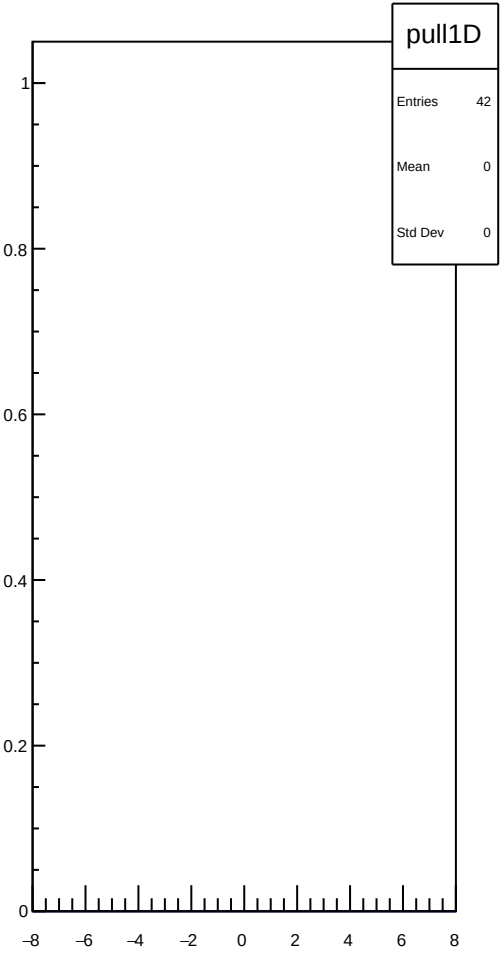

dit_4eX_coil4_err_mean vs run

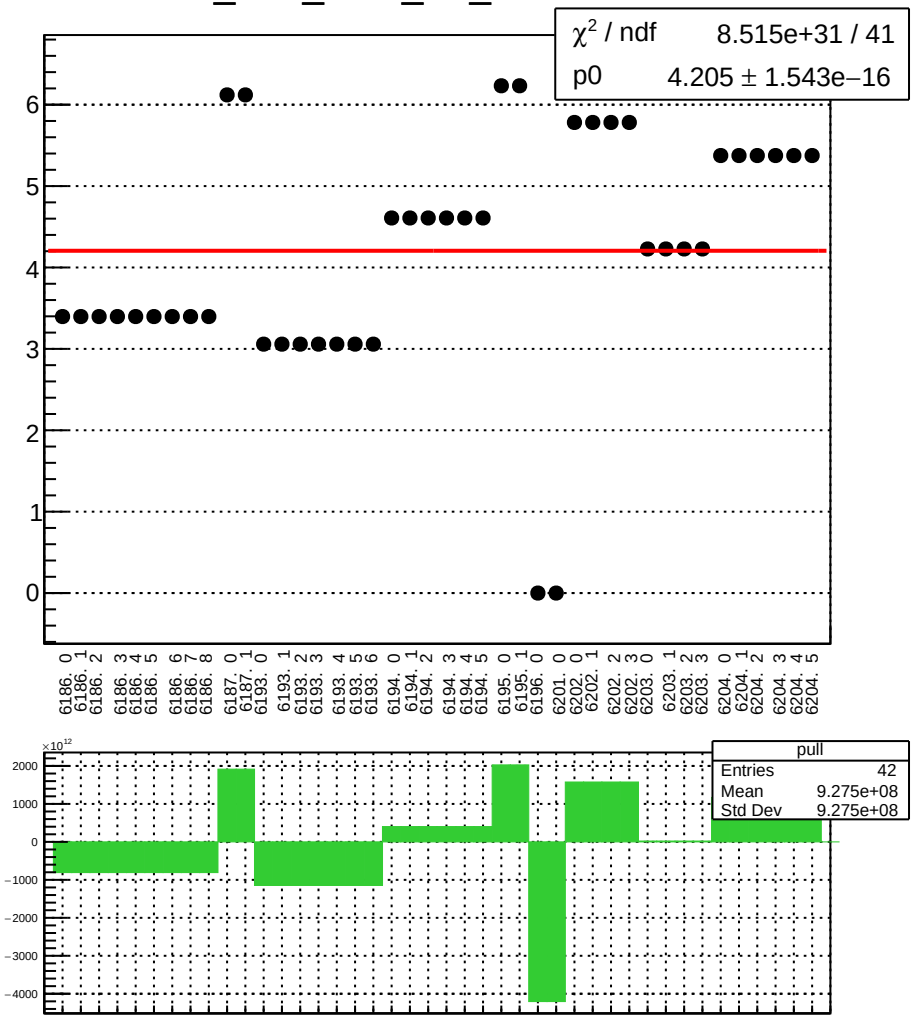

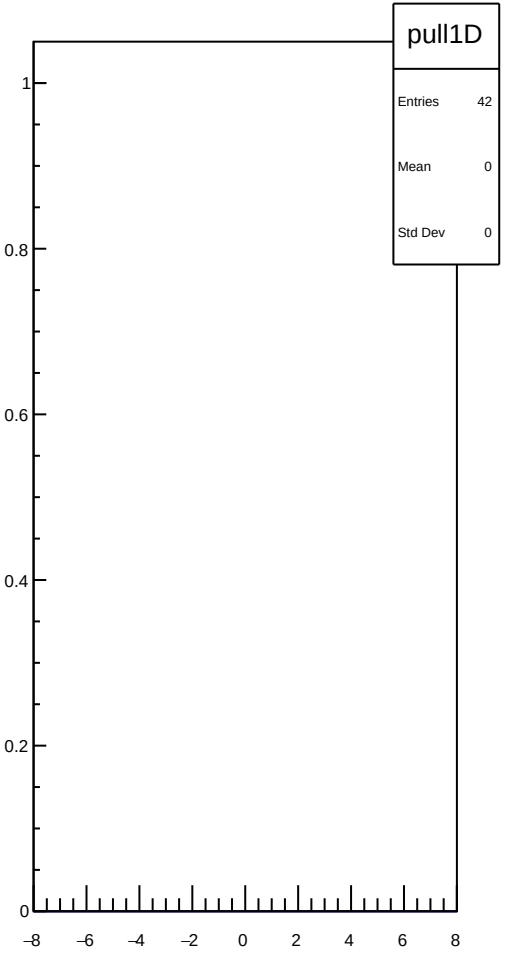

dit_4eX_coil4_Ndata_mean vs run

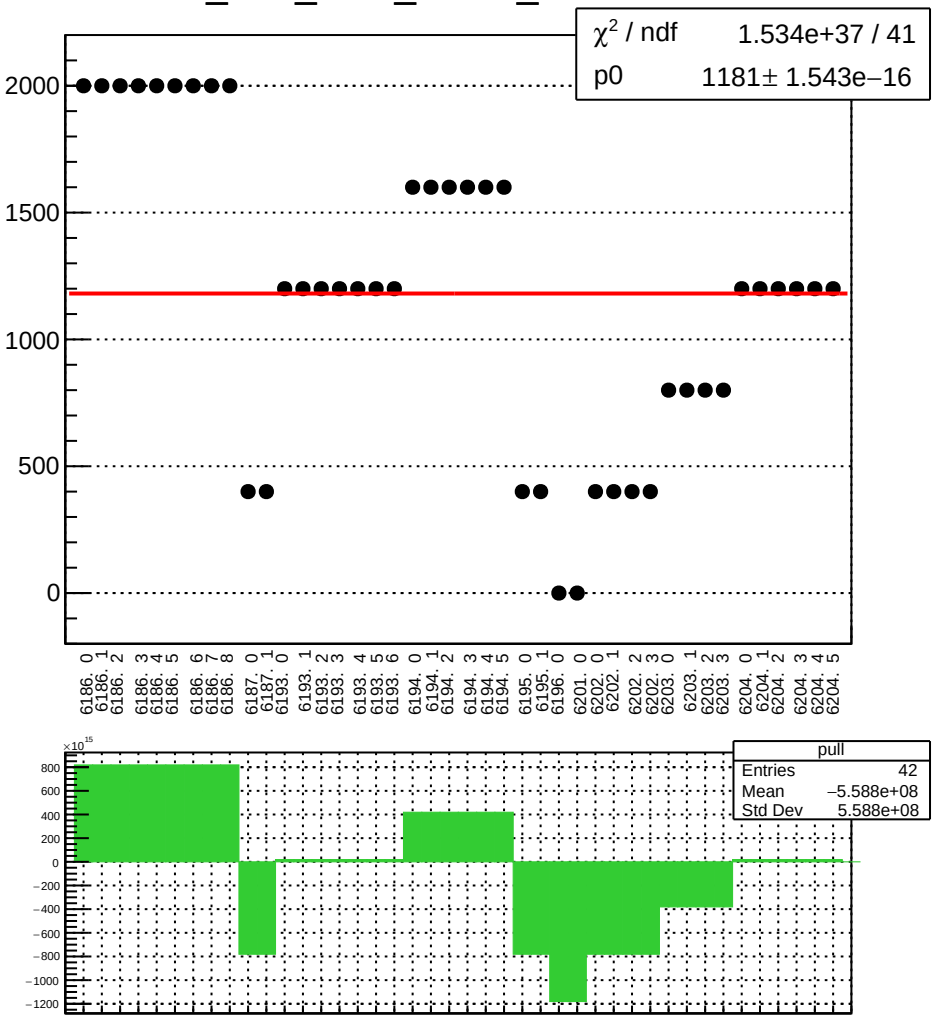

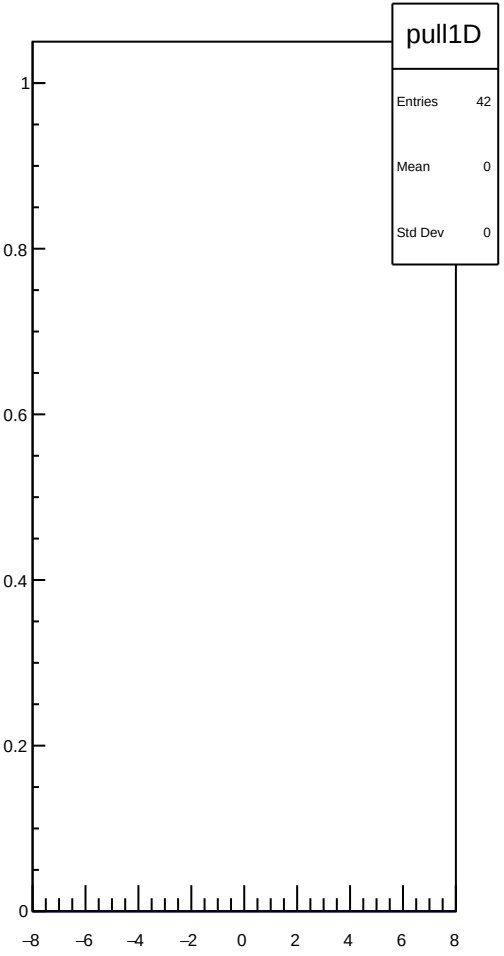

dit_11X12X_coil4_mean vs run

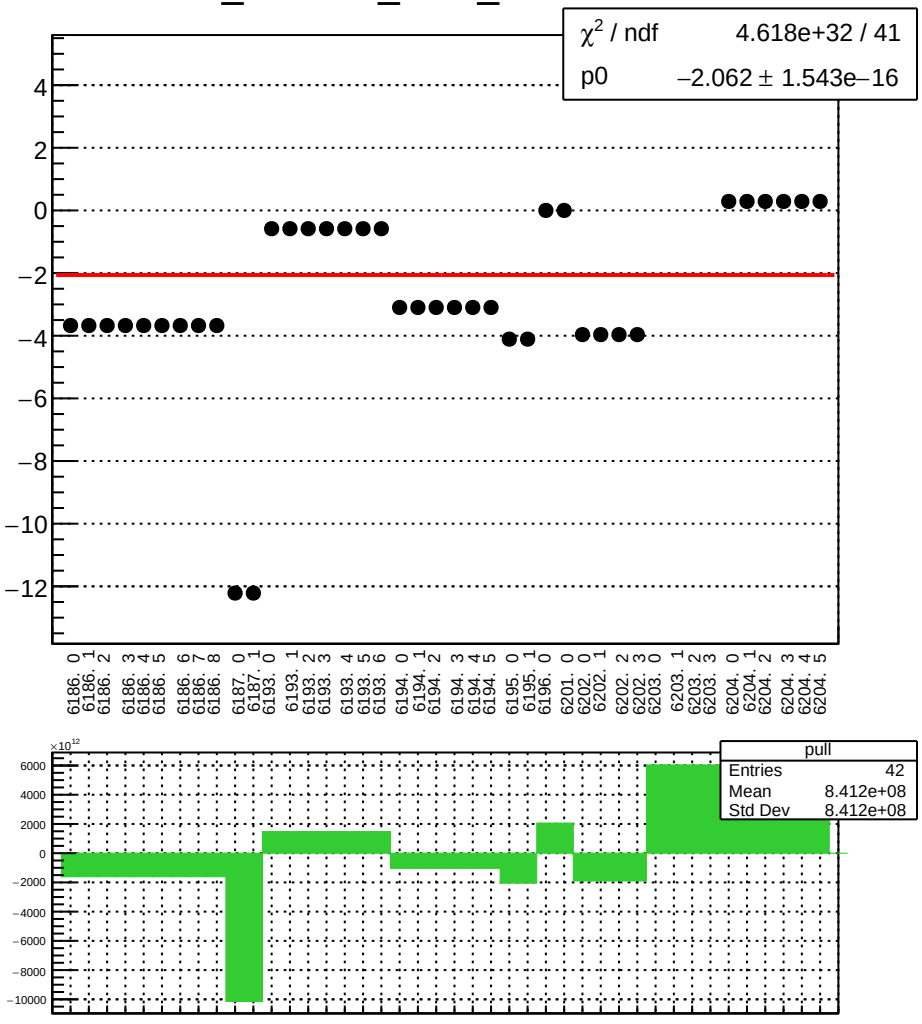

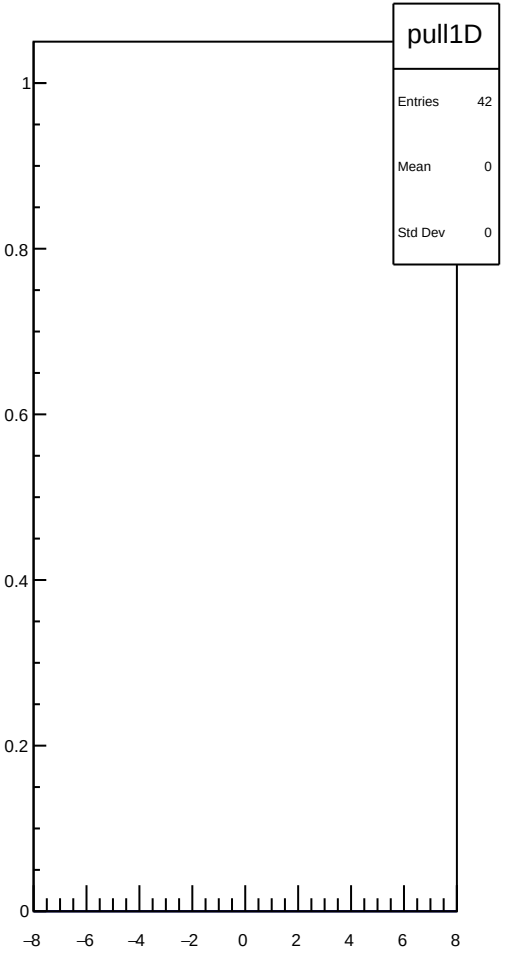

dit_11X12X_coil4_err_mean vs run

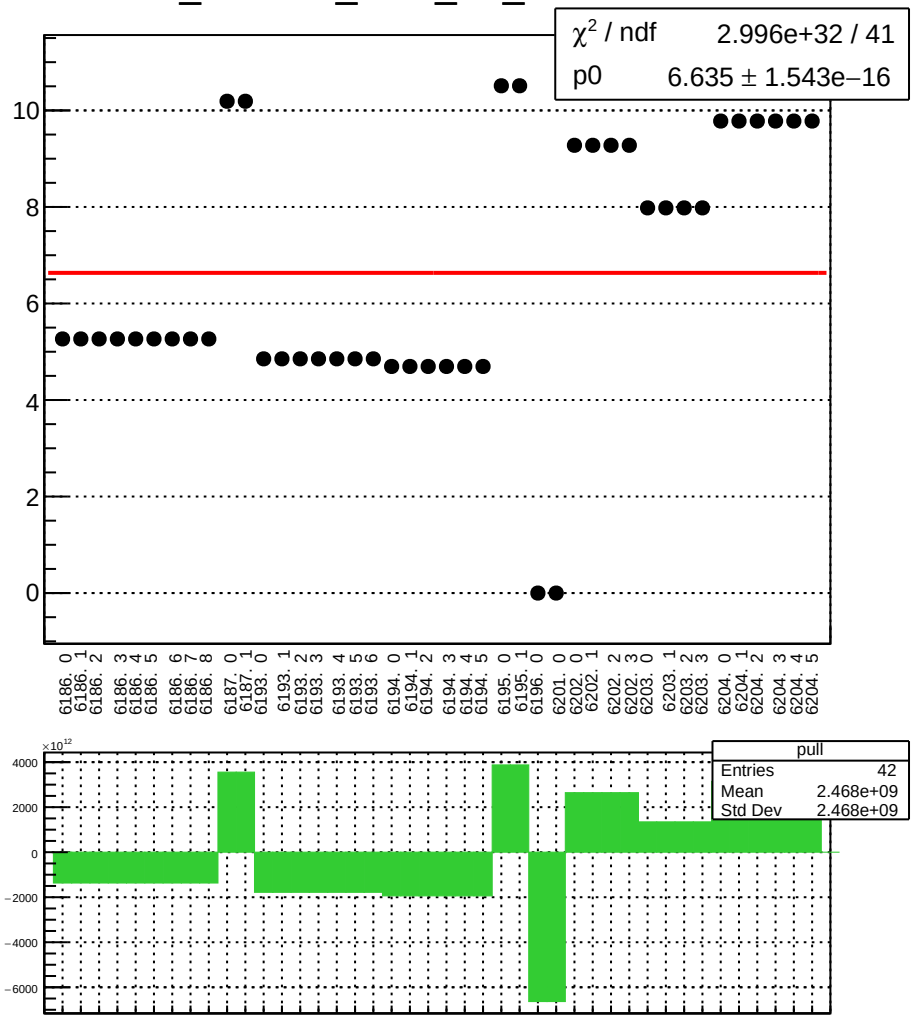

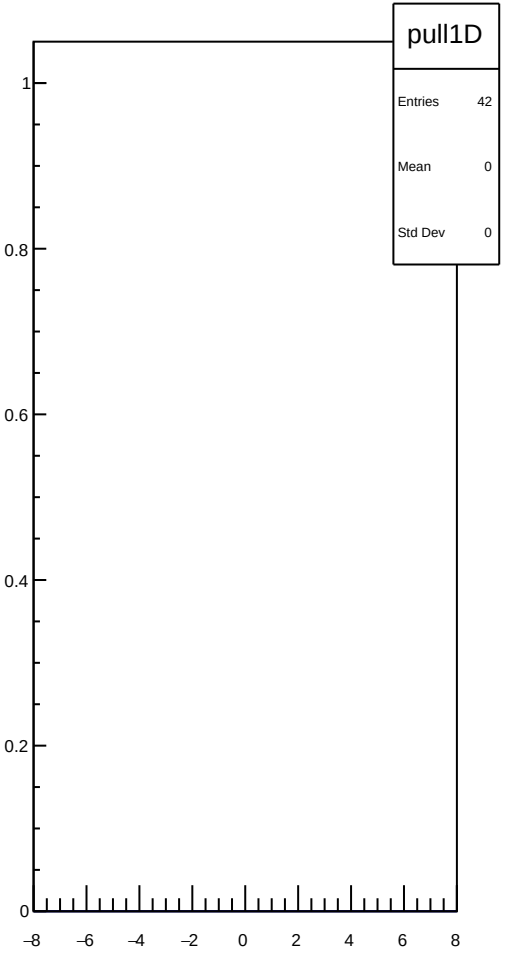

dit_11X12X_coil4_Ndata_mean vs run

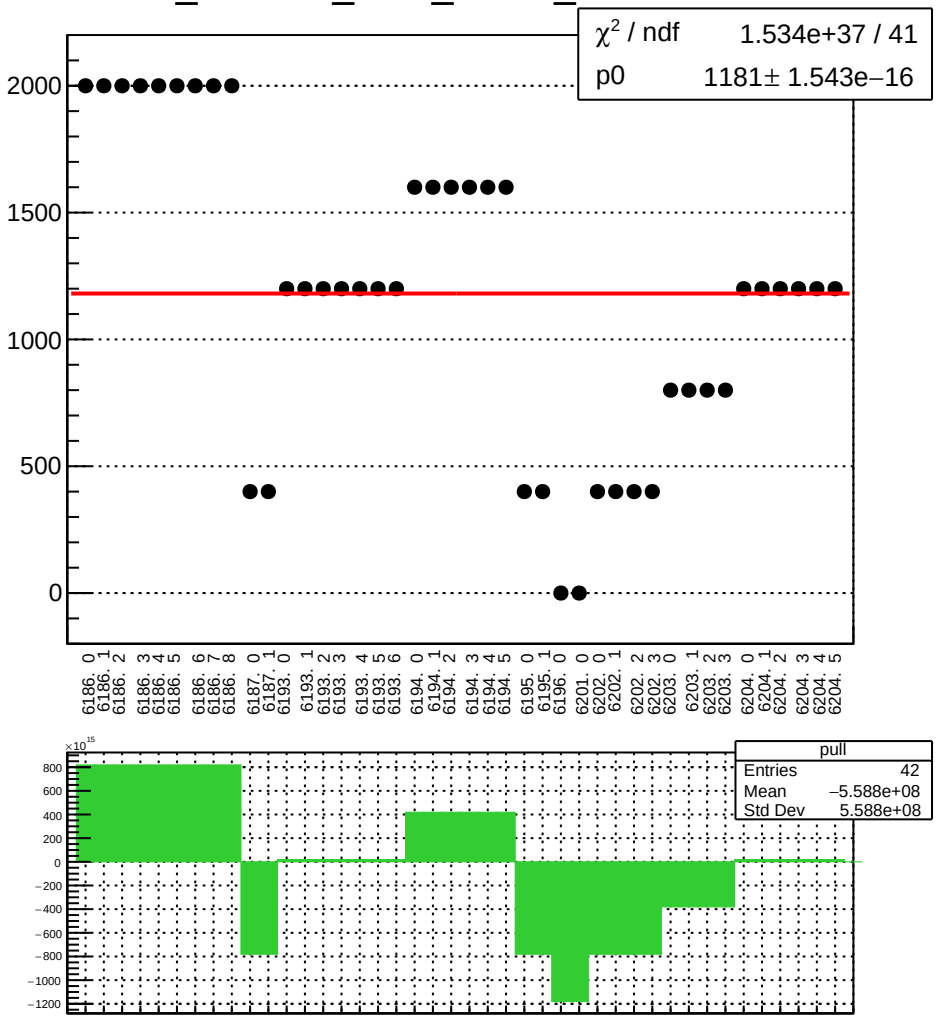

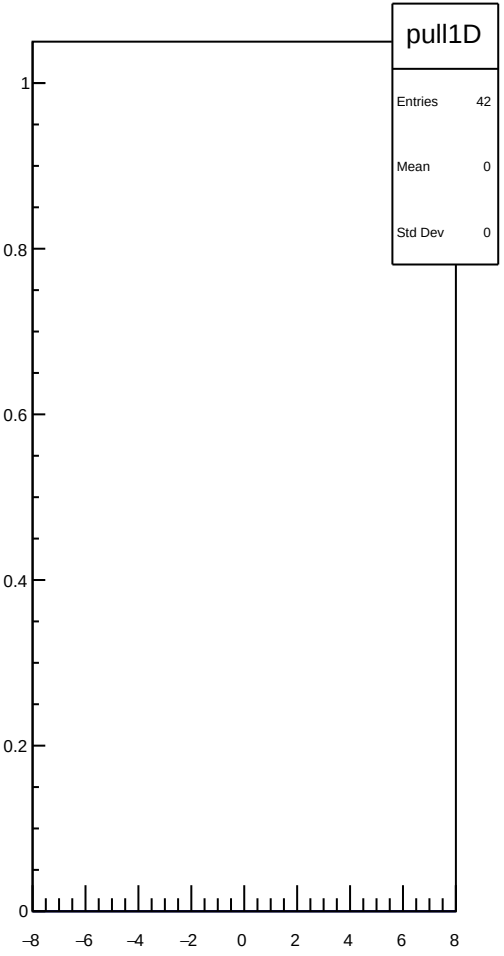

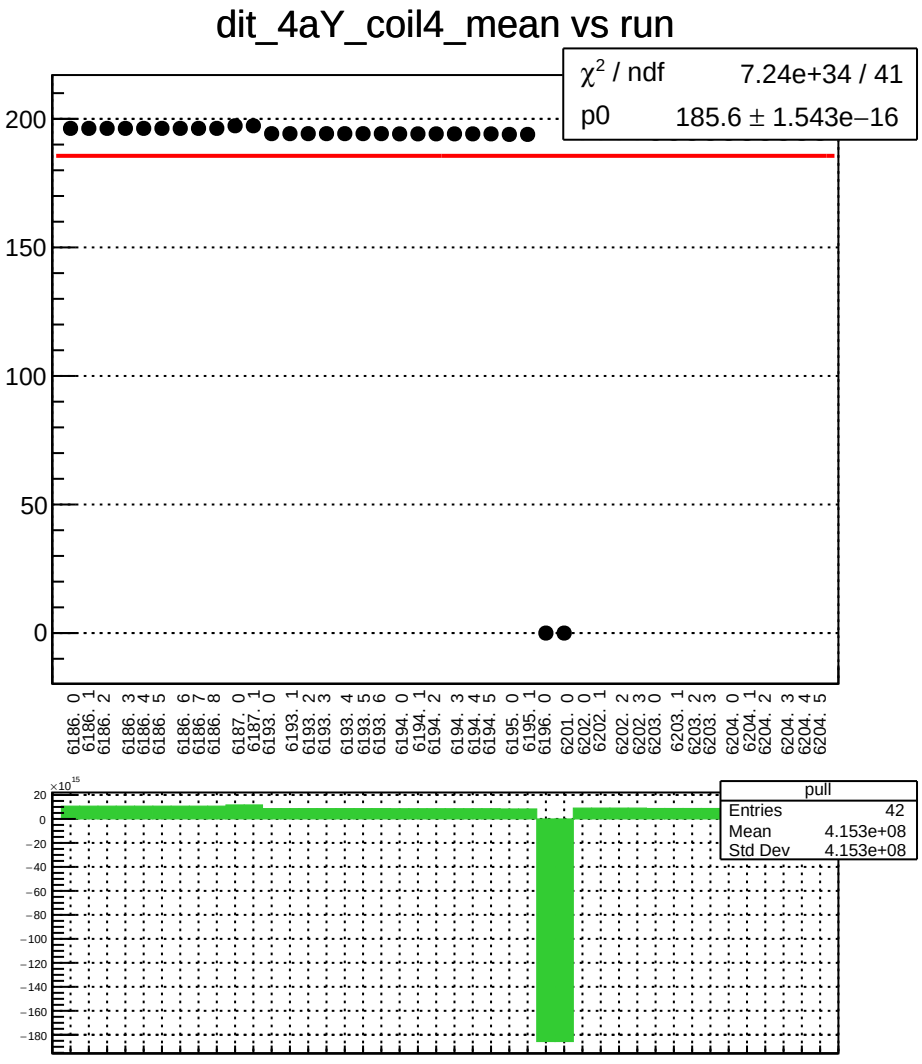
dit_4aY_coil4_mean vs run
χ² / ndf 7.24e+34 / 41
p0 185.6 ± 1.543e−16
200
150
100
50
0
6186. 0
6186. 1
6186. 2
6186. 3
6186. 4
6186. 5
6186. 6
6186. 7
6186. 8
6187. 0
6187. 1
6193. 0
6193. 1
6193. 2
6193. 3
6193. 4
6193. 5
6193. 6
6194. 0
6194. 1
6194. 2
6194. 3
6194. 4
6194. 5
6195. 0
6195. 1
6196. 0
6201. 0
6202. 0
6202. 1
6202. 2
6202. 3
6203. 0
6203. 1
6203. 2
6203. 3
6204. 0
6204. 1
6204. 2
6204. 3
6204. 4
6204. 5
×10¹⁵
20
0
−20
−40
−60
−80
−100
−120
−140
−160
−180
pull
Entries 42
Mean 4.153e+08
Std Dev 4.153e+08

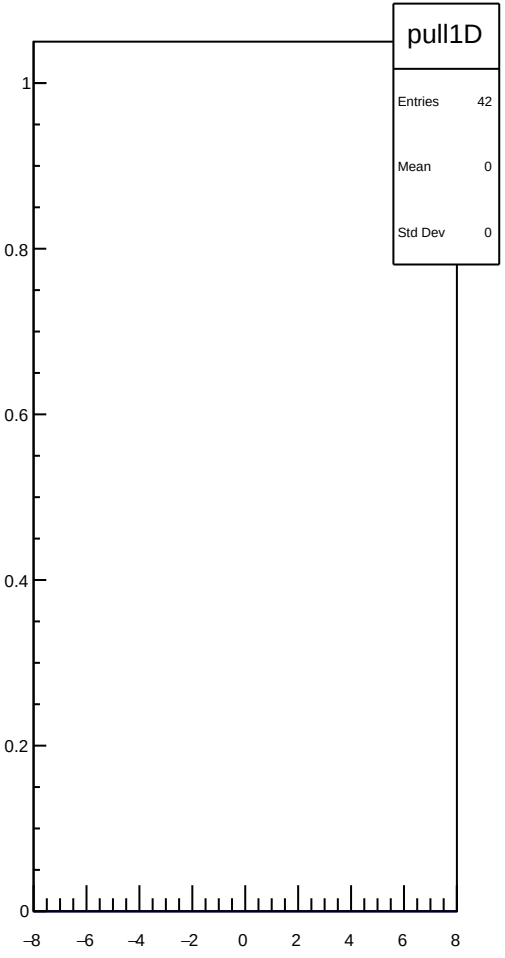
pull1D
Entries 42
Mean 0
Std Dev 0
1
0.8
0.6
0.4
0.2
0
−8
−6
−4
−2
0
2
4
6
8

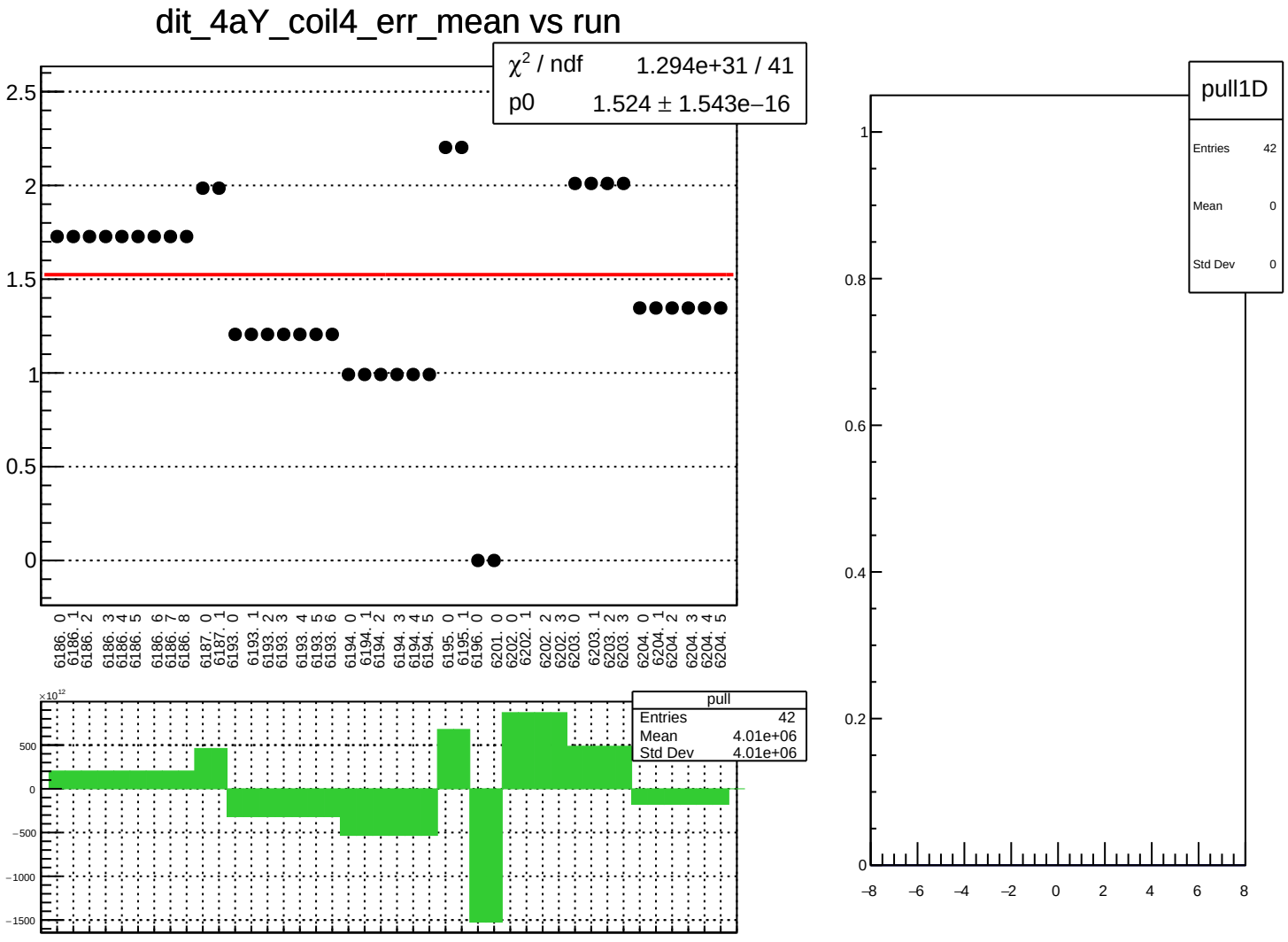
dit_4aY_coil4_err_mean vs run
χ² / ndf 1.294e+31 / 41
p0 1.524 ± 1.543e−16
2.5
2
1.5
1
0.5
0
6186. 0
6186. 1
6186. 2
6186. 3
6186. 4
6186. 5
6186. 6
6186. 7
6186. 8
6187. 0
6187. 1
6193. 0
6193. 1
6193. 2
6193. 3
6193. 4
6193. 5
6193. 6
6194. 0
6194. 1
6194. 2
6194. 3
6194. 4
6194. 5
6195. 0
6195. 1
6196. 0
6201. 0
6202. 0
6202. 1
6202. 2
6202. 3
6203. 0
6203. 1
6203. 2
6203. 3
6204. 0
6204. 1
6204. 2
6204. 3
6204. 4
6204. 5
×10¹²
500
0
−500
−1000
−1500
pull
Entries 42
Mean 4.01e+06
Std Dev 4.01e+06
pull1D
Entries 42
Mean 0
Std Dev 0
1
0.8
0.6
0.4
0.2
0
−8
−6
−4
−2
0
2
4
6
8

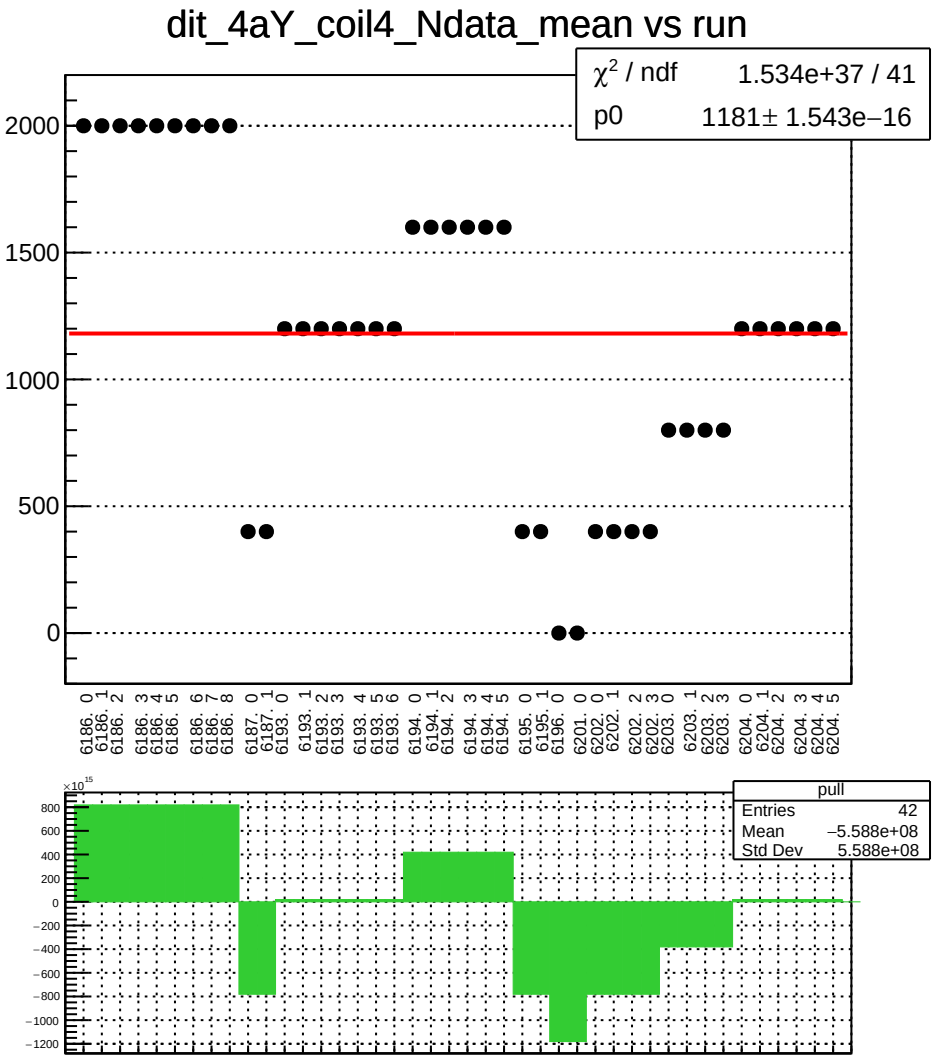
dit_4aY_coil4_Ndata_mean vs run
χ² / ndf 1.534e+37 / 41
p0 1181± 1.543e−16
2000
1500
1000
500
0
6186. 0
6186. 1
6186. 2
6186. 3
6186. 4
6186. 5
6186. 6
6186. 7
6186. 8
6187. 0
6187. 1
6193. 0
6193. 1
6193. 2
6193. 3
6193. 4
6193. 5
6193. 6
6194. 0
6194. 1
6194. 2
6194. 3
6194. 4
6194. 5
6195. 0
6195. 1
6196. 0
6201. 0
6202. 0
6202. 1
6202. 2
6202. 3
6203. 0
6203. 1
6203. 2
6203. 3
6204. 0
6204. 1
6204. 2
6204. 3
6204. 4
6204. 5
×10¹⁵
800
600
400
200
0
−200
−400
−600
−800
−1000
−1200
pull
Entries 42
Mean −5.588e+08
Std Dev 5.588e+08

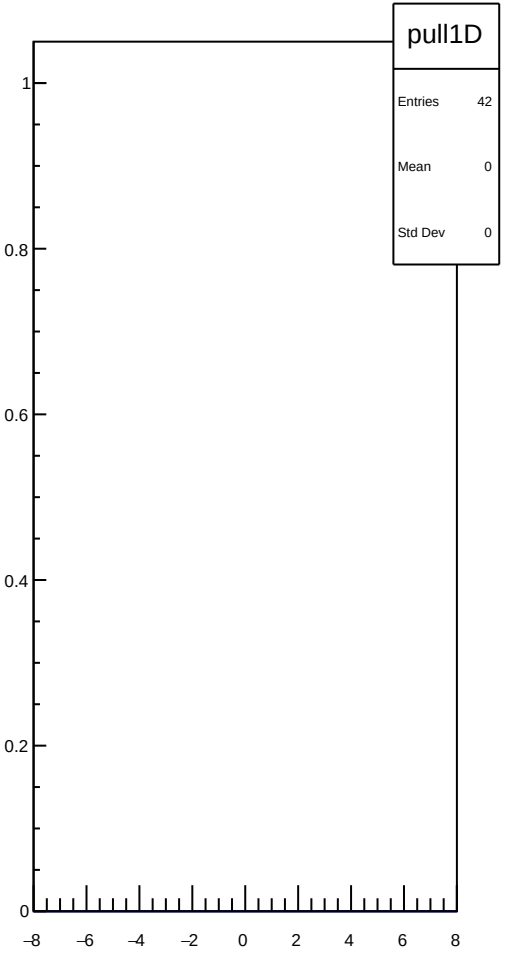
pull1D
Entries 42
Mean 0
Std Dev 0
1
0.8
0.6
0.4
0.2
0
−8
−6
−4
−2
0
2
4
6
8

dit_4eY_coil4_mean vs run

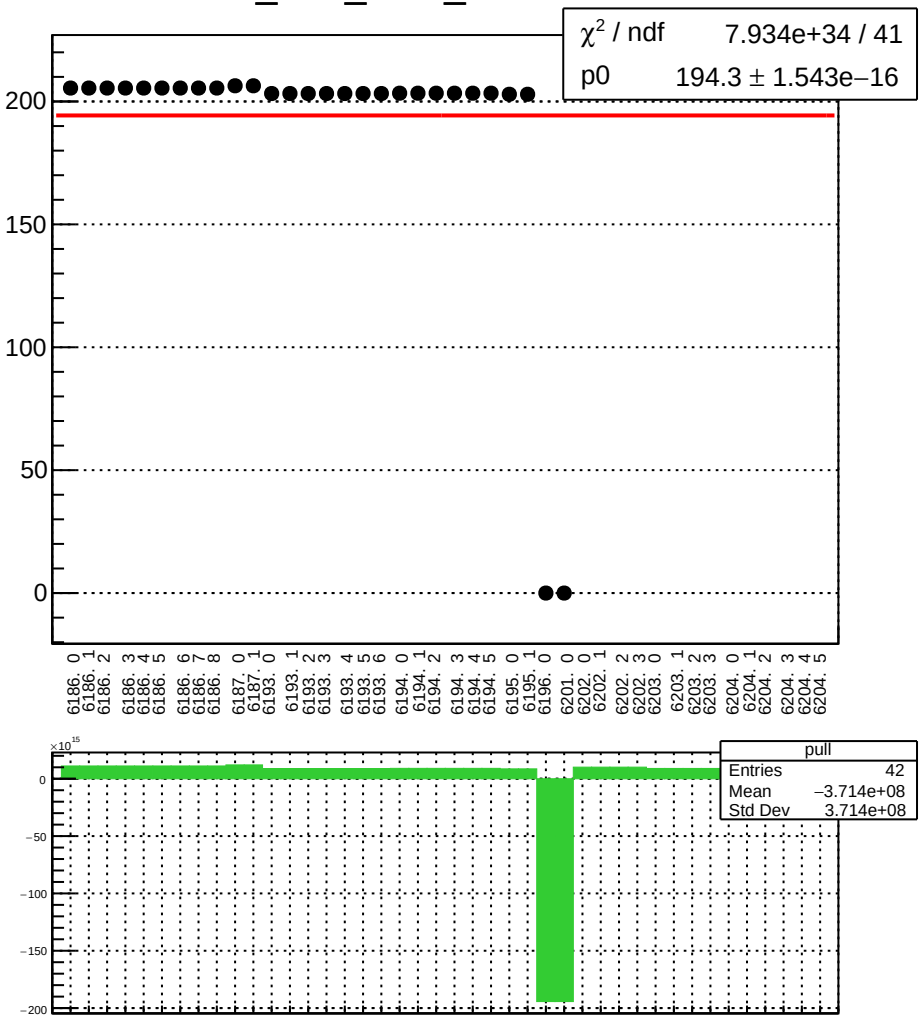

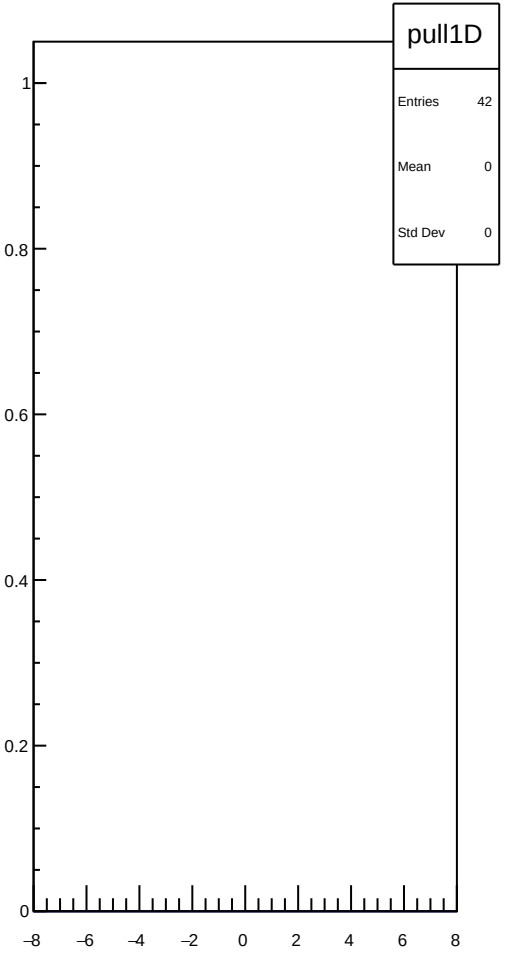

dit_4eY_coil4_err_mean vs run

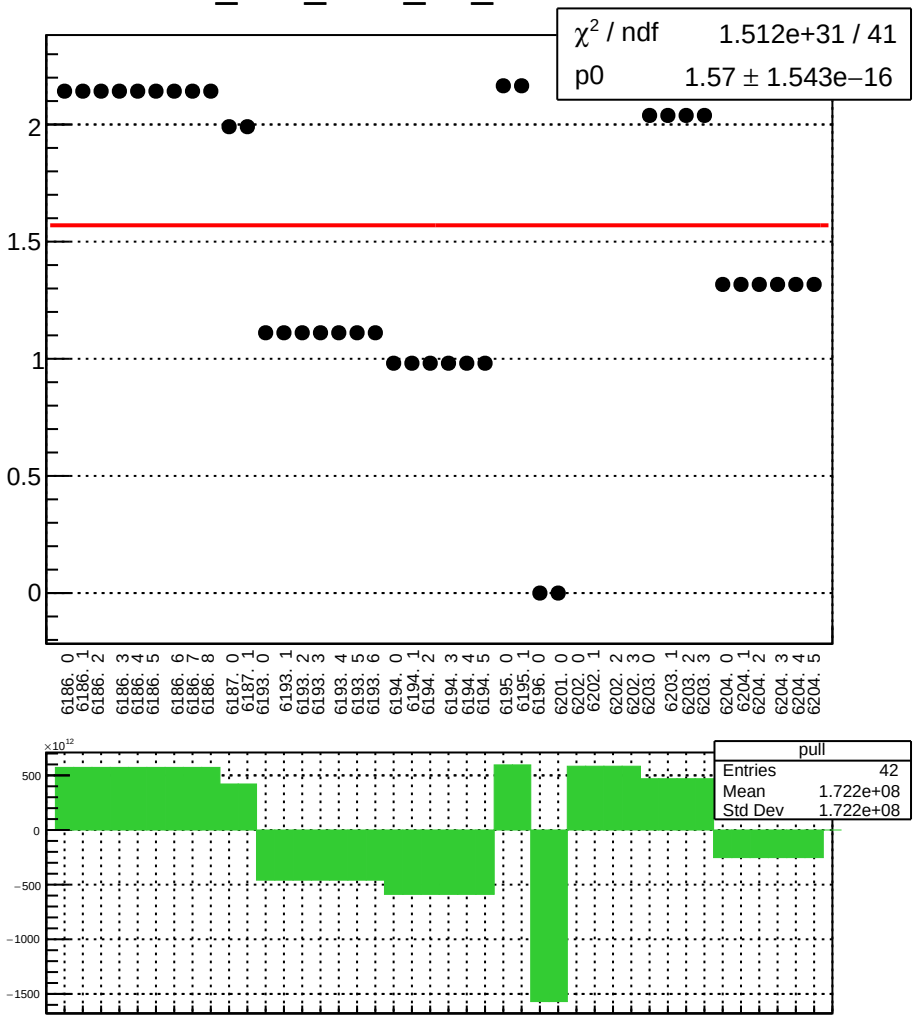

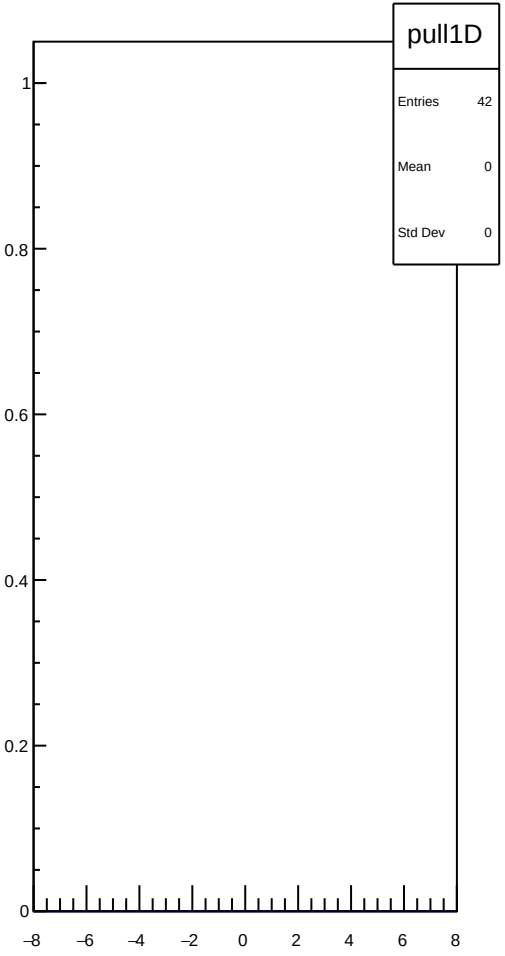

dit_4eY_coil4_Ndata_mean vs run

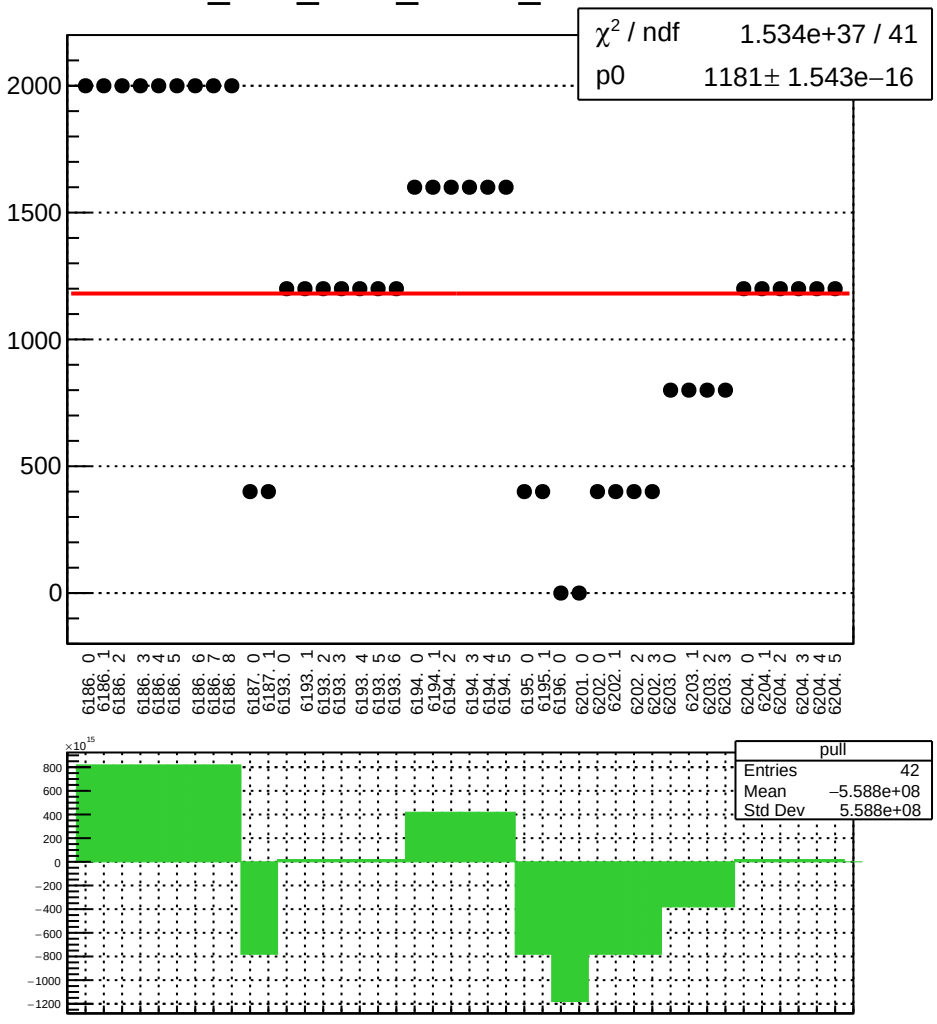

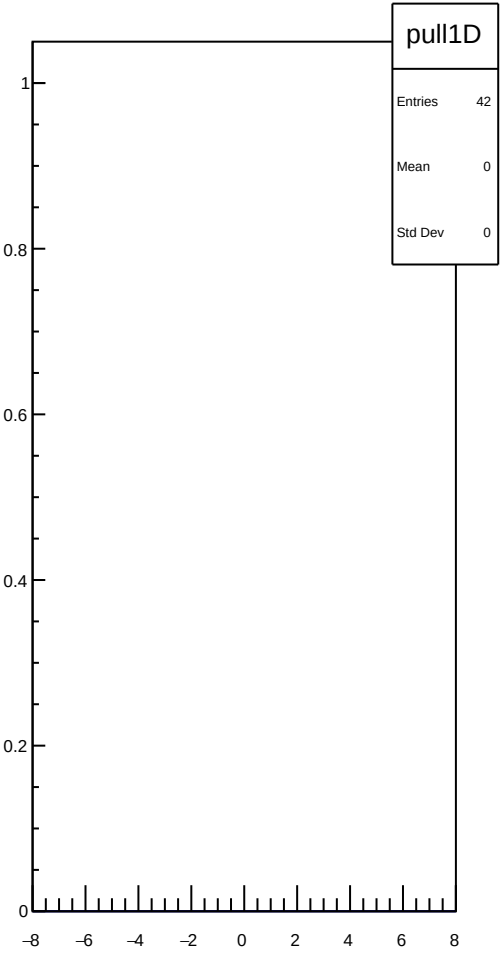

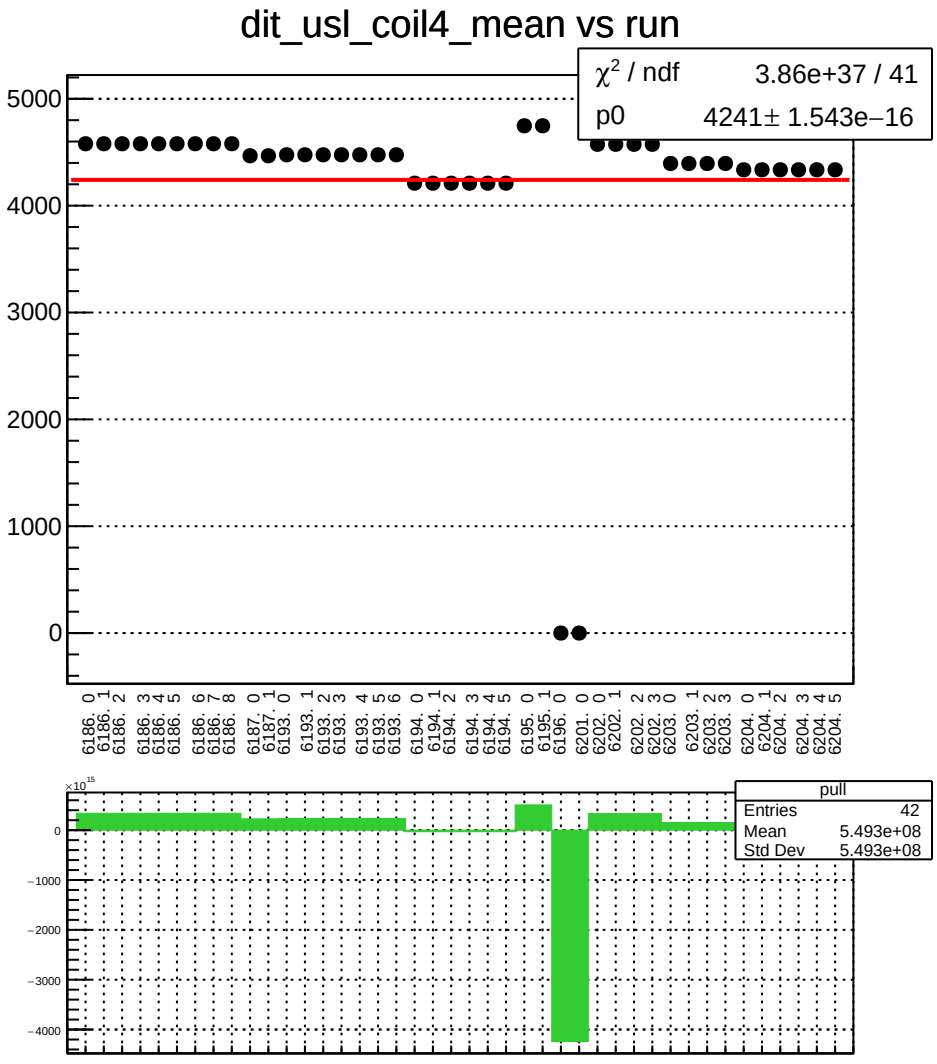
dit_usl_coil4_mean vs run
χ² / ndf 3.86e+37 / 41
p0 4241± 1.543e−16
5000
4000
3000
2000
1000
0
6186. 0
6186. 1
6186. 2
6186. 3
6186. 4
6186. 5
6186. 6
6186. 7
6186. 8
6187. 0
6187. 1
6193. 0
6193. 1
6193. 2
6193. 3
6193. 4
6193. 5
6193. 6
6194. 0
6194. 1
6194. 2
6194. 3
6194. 4
6194. 5
6195. 0
6195. 1
6196. 0
6201. 0
6202. 0
6202. 1
6202. 2
6202. 3
6203. 0
6203. 1
6203. 2
6203. 3
6204. 0
6204. 1
6204. 2
6204. 3
6204. 4
6204. 5
×10¹⁵
0
−1000
−2000
−3000
−4000
pull
Entries 42
Mean 5.493e+08
Std Dev 5.493e+08

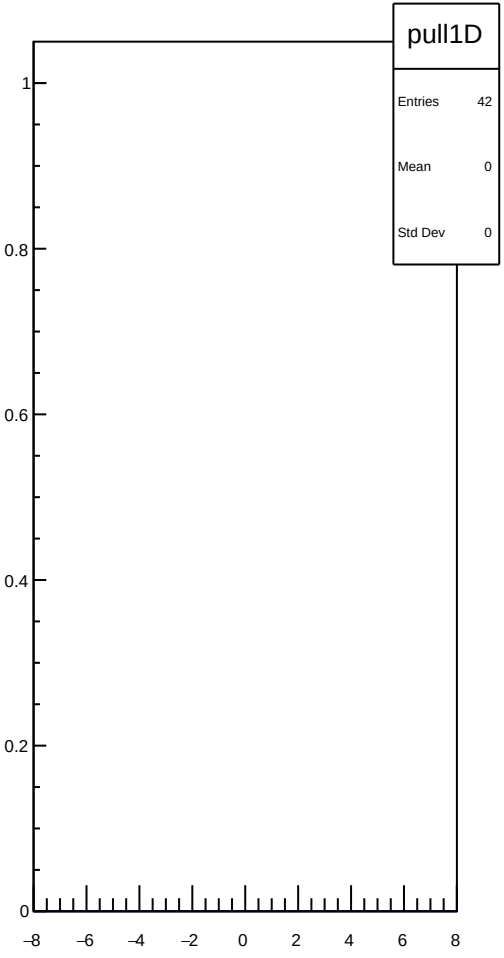
pull1D
Entries 42
Mean 0
Std Dev 0
1
0.8
0.6
0.4
0.2
0
−8
−6
−4
−2
0
2
4
6
8

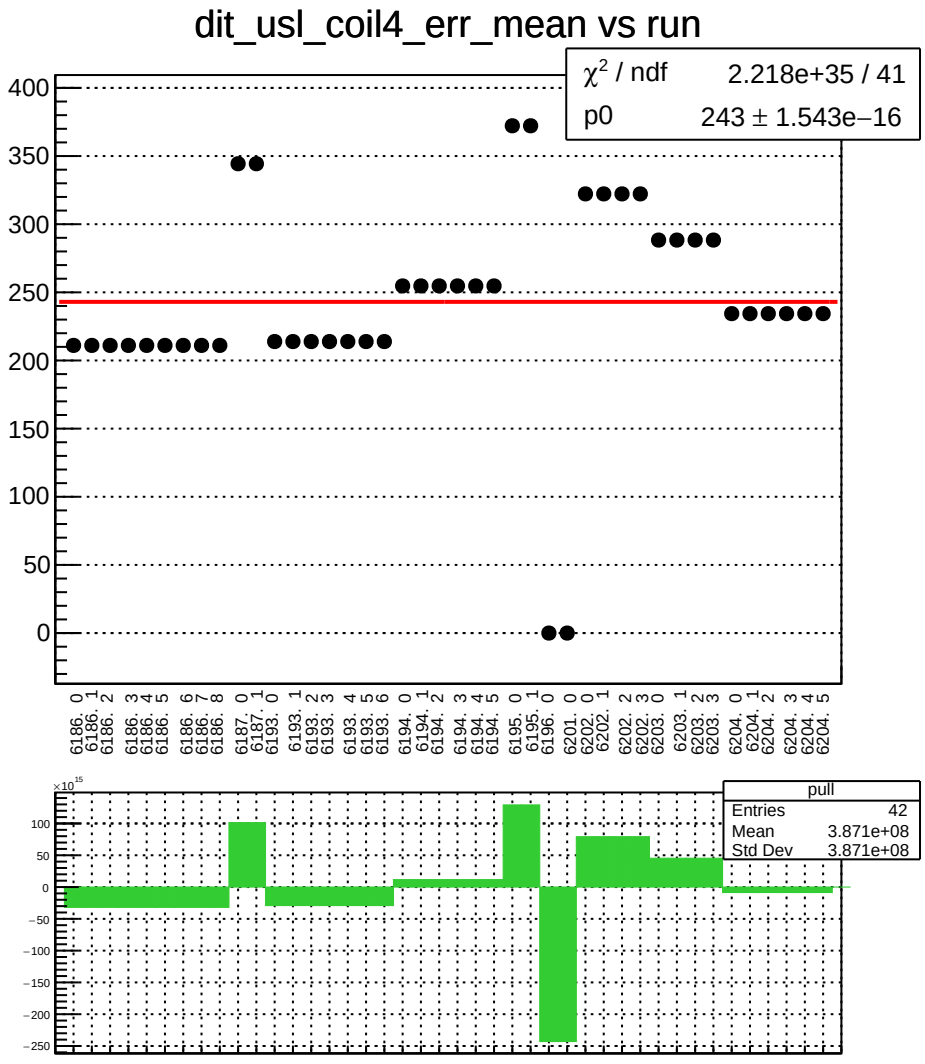
dit_usl_coil4_err_mean vs run
χ² / ndf 2.218e+35 / 41
p0 243 ± 1.543e−16
400
350
300
250
200
150
100
50
0
6186. 0
6186. 1
6186. 2
6186. 3
6186. 4
6186. 5
6186. 6
6186. 7
6186. 8
6187. 0
6187. 1
6193. 0
6193. 1
6193. 2
6193. 3
6193. 4
6193. 5
6193. 6
6194. 0
6194. 1
6194. 2
6194. 3
6194. 4
6194. 5
6195. 0
6195. 1
6196. 0
6201. 0
6202. 0
6202. 1
6202. 2
6202. 3
6203. 0
6203. 1
6203. 2
6203. 3
6204. 0
6204. 1
6204. 2
6204. 3
6204. 4
6204. 5
×10¹⁵
100
50
0
−50
−100
−150
−200
−250
pull
Entries 42
Mean 3.871e+08
Std Dev 3.871e+08

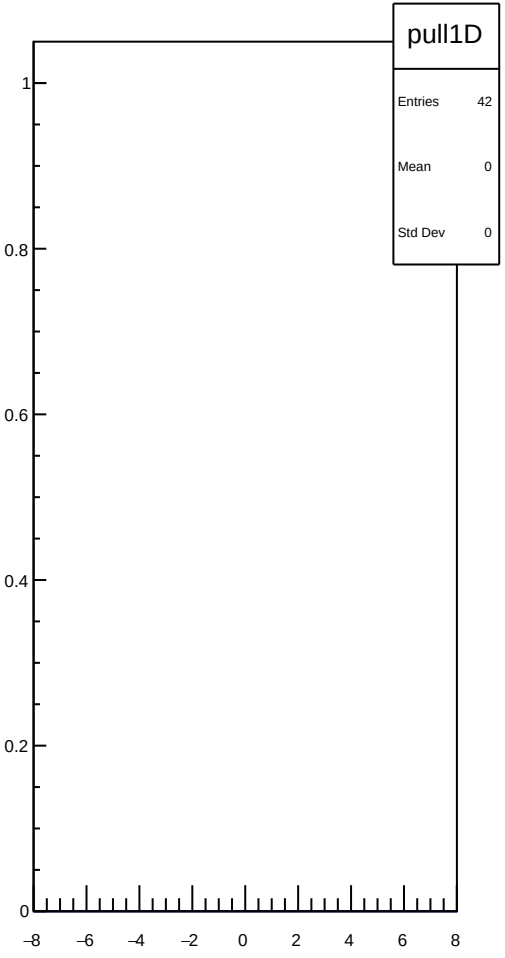
pull1D
Entries 42
Mean 0
Std Dev 0
1
0.8
0.6
0.4
0.2
0
−8
−6
−4
−2
0
2
4
6
8

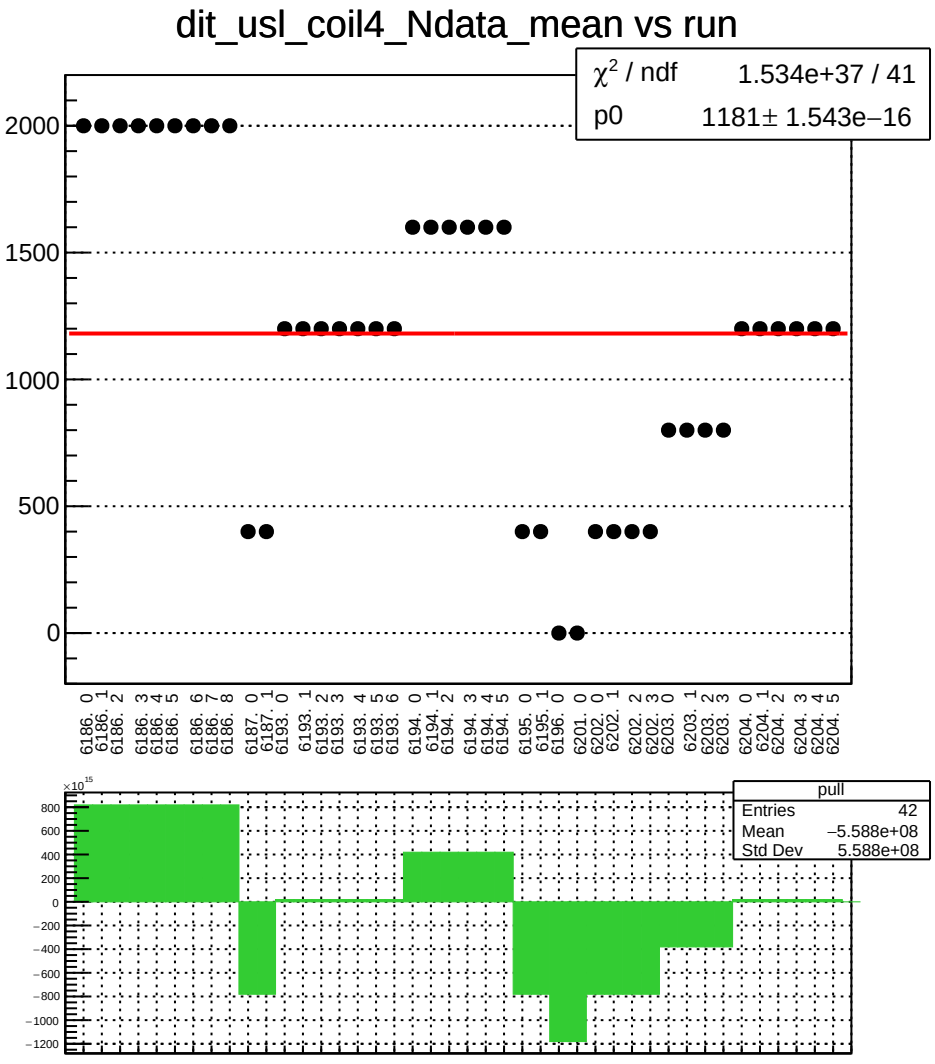
dit_usl_coil4_Ndata_mean vs run
χ² / ndf 1.534e+37 / 41
p0 1181± 1.543e−16
2000
1500
1000
500
0
6186. 0
6186. 1
6186. 2
6186. 3
6186. 4
6186. 5
6186. 6
6186. 7
6186. 8
6187. 0
6187. 1
6193. 0
6193. 1
6193. 2
6193. 3
6193. 4
6193. 5
6193. 6
6194. 0
6194. 1
6194. 2
6194. 3
6194. 4
6194. 5
6195. 0
6195. 1
6196. 0
6201. 0
6202. 0
6202. 1
6202. 2
6202. 3
6203. 0
6203. 1
6203. 2
6203. 3
6204. 0
6204. 1
6204. 2
6204. 3
6204. 4
6204. 5
×10¹⁵
800
600
400
200
0
−200
−400
−600
−800
−1000
−1200
pull
Entries 42
Mean −5.588e+08
Std Dev 5.588e+08

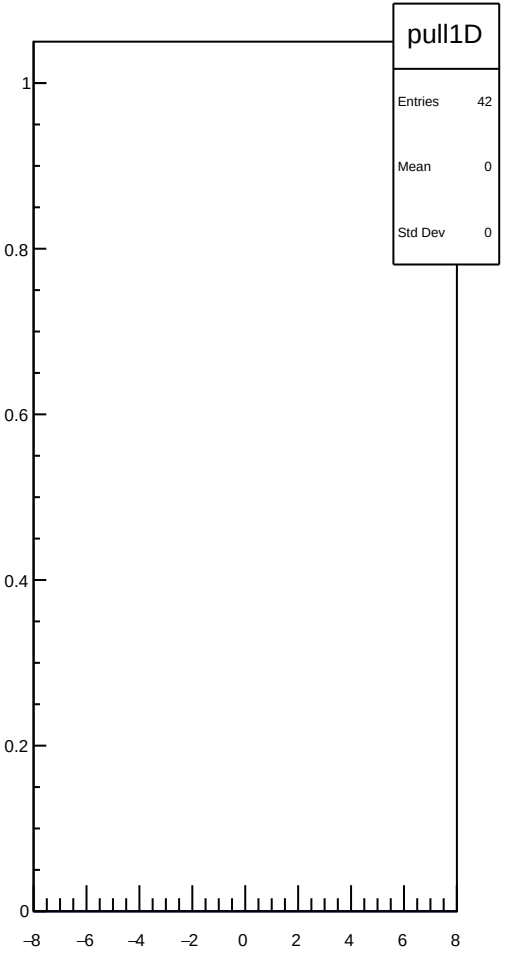
pull1D
Entries 42
Mean 0
Std Dev 0
1
0.8
0.6
0.4
0.2
0
−8
−6
−4
−2
0
2
4
6
8

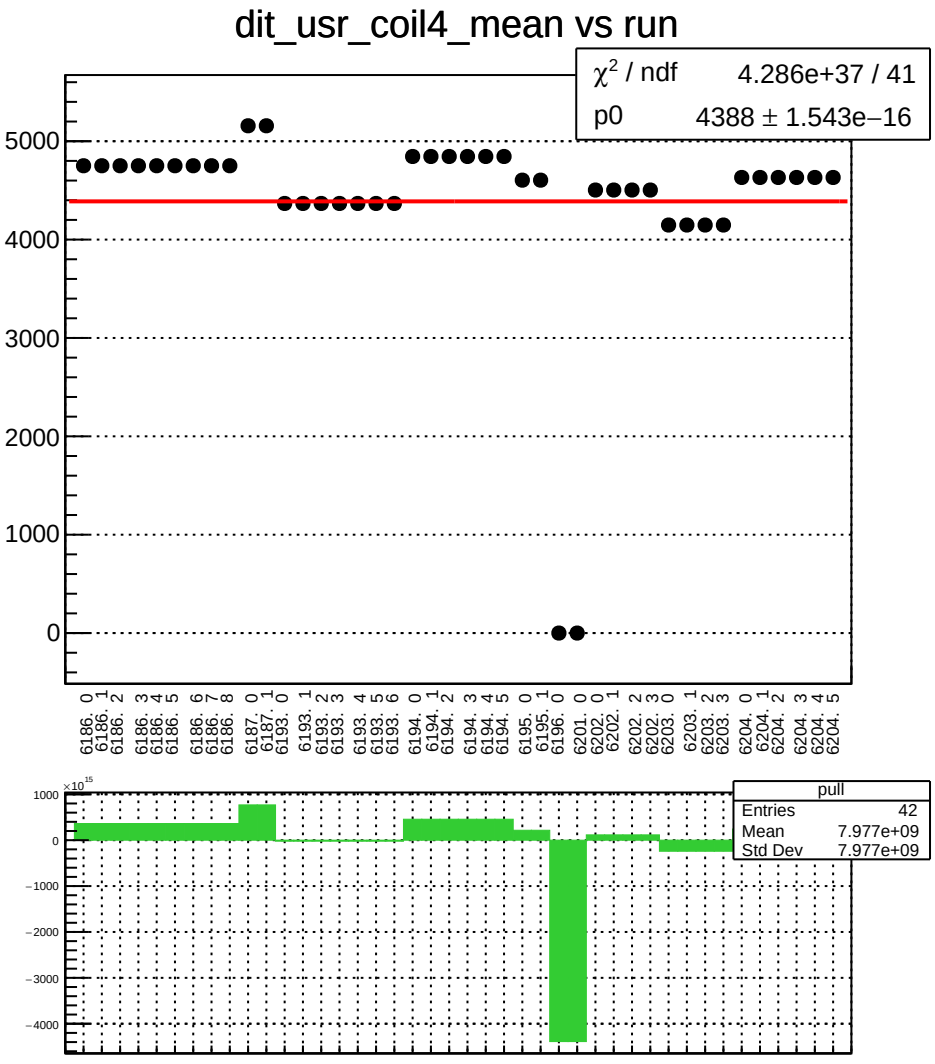
dit_usr_coil4_mean vs run
χ² / ndf 4.286e+37 / 41
p0 4388 ± 1.543e−16
5000
4000
3000
2000
1000
0
6186. 0
6186. 1
6186. 2
6186. 3
6186. 4
6186. 5
6186. 6
6186. 7
6186. 8
6187. 0
6187. 1
6193. 0
6193. 1
6193. 2
6193. 3
6193. 4
6193. 5
6193. 6
6194. 0
6194. 1
6194. 2
6194. 3
6194. 4
6194. 5
6195. 0
6195. 1
6196. 0
6201. 0
6202. 0
6202. 1
6202. 2
6202. 3
6203. 0
6203. 1
6203. 2
6203. 3
6204. 0
6204. 1
6204. 2
6204. 3
6204. 4
6204. 5
×10¹⁵
1000
0
−1000
−2000
−3000
−4000
pull
Entries 42
Mean 7.977e+09
Std Dev 7.977e+09

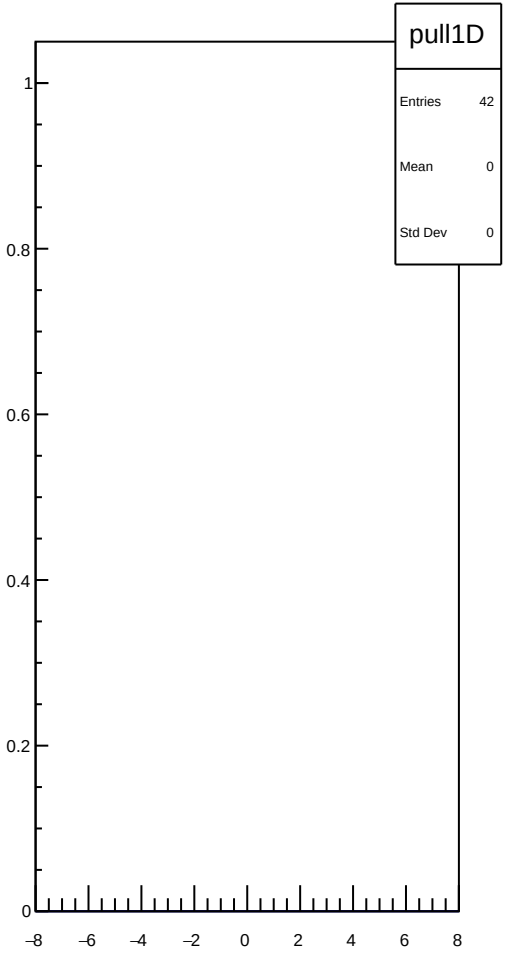
pull1D
Entries 42
Mean 0
Std Dev 0
1
0.8
0.6
0.4
0.2
0
−8
−6
−4
−2
0
2
4
6
8

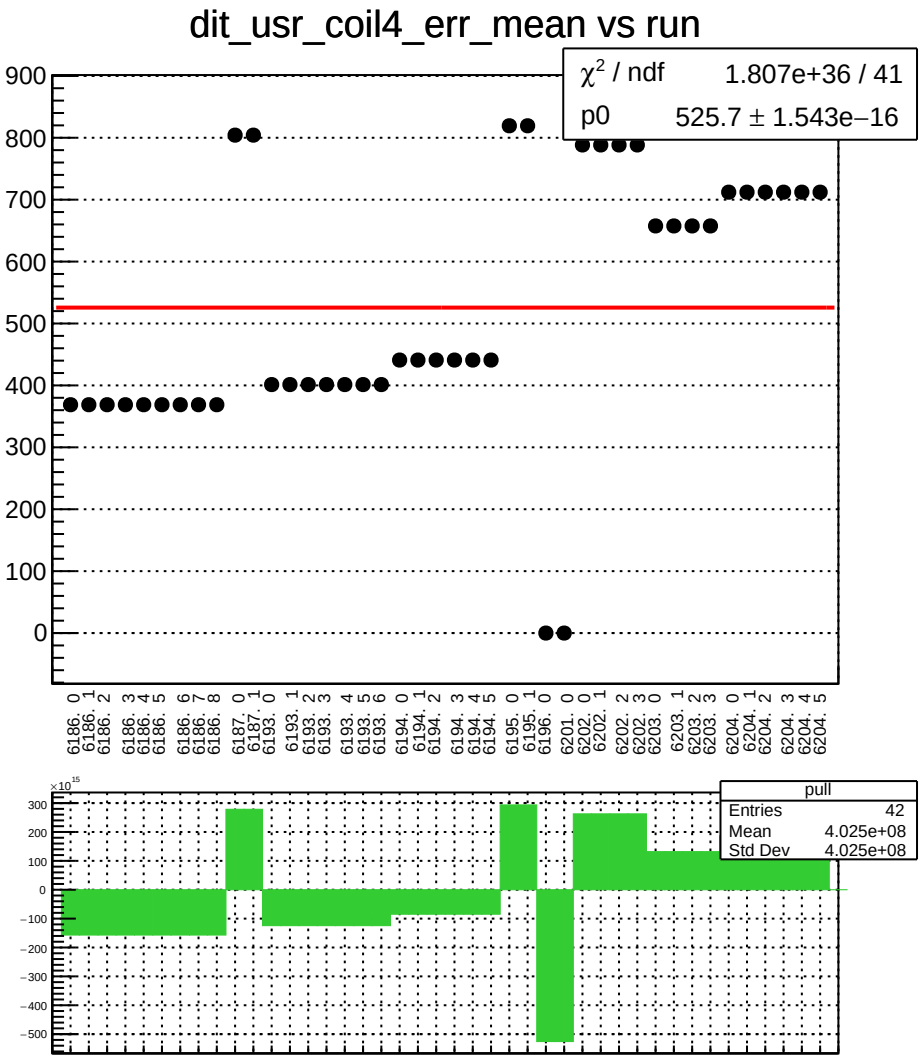
dit_usr_coil4_err_mean vs run
χ² / ndf 1.807e+36 / 41
p0 525.7 ± 1.543e−16
900
800
700
600
500
400
300
200
100
0
6186. 0
6186. 1
6186. 2
6186. 3
6186. 4
6186. 5
6186. 6
6186. 7
6186. 8
6187. 0
6187. 1
6193. 0
6193. 1
6193. 2
6193. 3
6193. 4
6193. 5
6193. 6
6194. 0
6194. 1
6194. 2
6194. 3
6194. 4
6194. 5
6195. 0
6195. 1
6196. 0
6201. 0
6202. 0
6202. 1
6202. 2
6202. 3
6203. 0
6203. 1
6203. 2
6203. 3
6204. 0
6204. 1
6204. 2
6204. 3
6204. 4
6204. 5
×10¹⁵
300
200
100
0
−100
−200
−300
−400
−500
pull
Entries 42
Mean 4.025e+08
Std Dev 4.025e+08

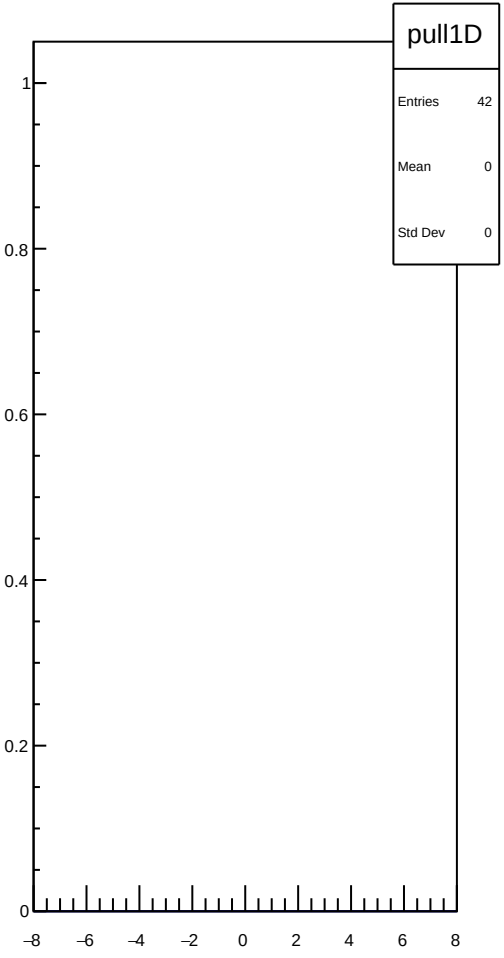
pull1D
Entries 42
Mean 0
Std Dev 0
1
0.8
0.6
0.4
0.2
0
−8
−6
−4
−2
0
2
4
6
8

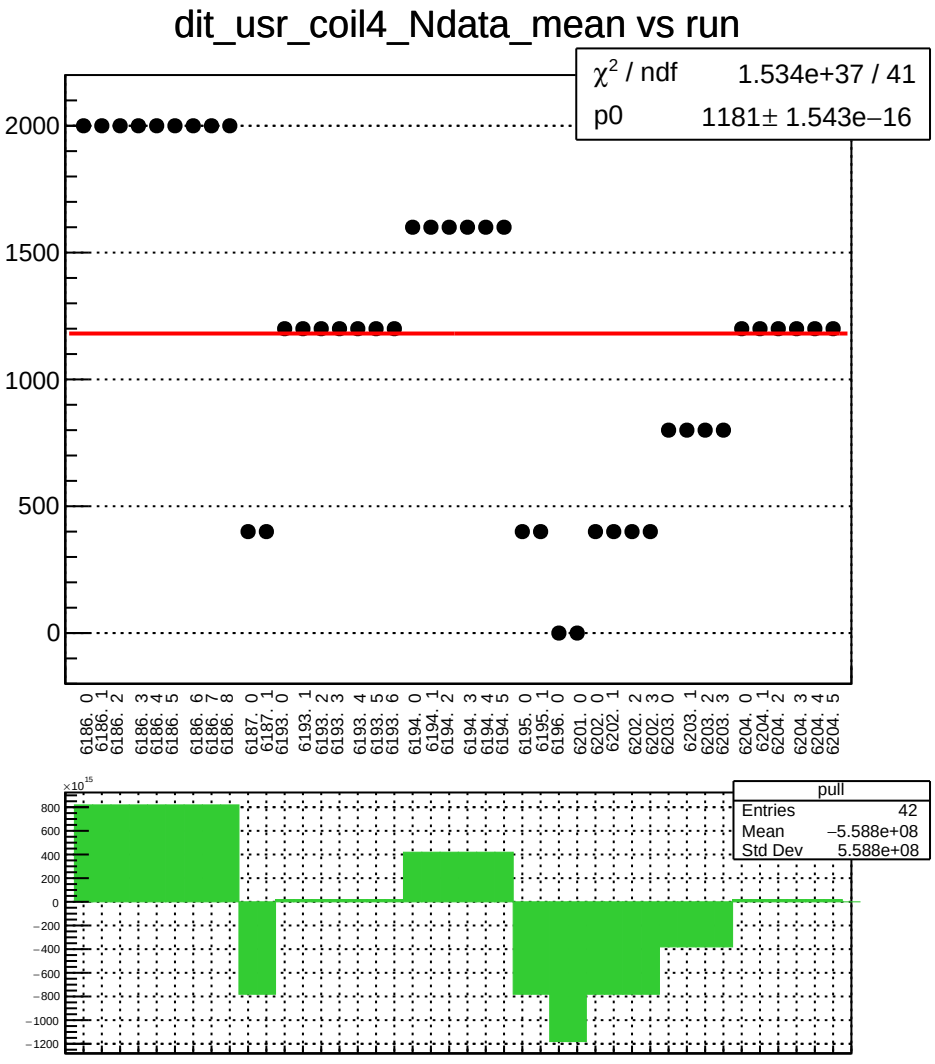
dit_usr_coil4_Ndata_mean vs run
χ² / ndf 1.534e+37 / 41
p0 1181± 1.543e−16
2000
1500
1000
500
0
6186. 0
6186. 1
6186. 2
6186. 3
6186. 4
6186. 5
6186. 6
6186. 7
6186. 8
6187. 0
6187. 1
6193. 0
6193. 1
6193. 2
6193. 3
6193. 4
6193. 5
6193. 6
6194. 0
6194. 1
6194. 2
6194. 3
6194. 4
6194. 5
6195. 0
6195. 1
6196. 0
6201. 0
6202. 0
6202. 1
6202. 2
6202. 3
6203. 0
6203. 1
6203. 2
6203. 3
6204. 0
6204. 1
6204. 2
6204. 3
6204. 4
6204. 5
×10¹⁵
800
600
400
200
0
−200
−400
−600
−800
−1000
−1200
pull
Entries 42
Mean −5.588e+08
Std Dev 5.588e+08

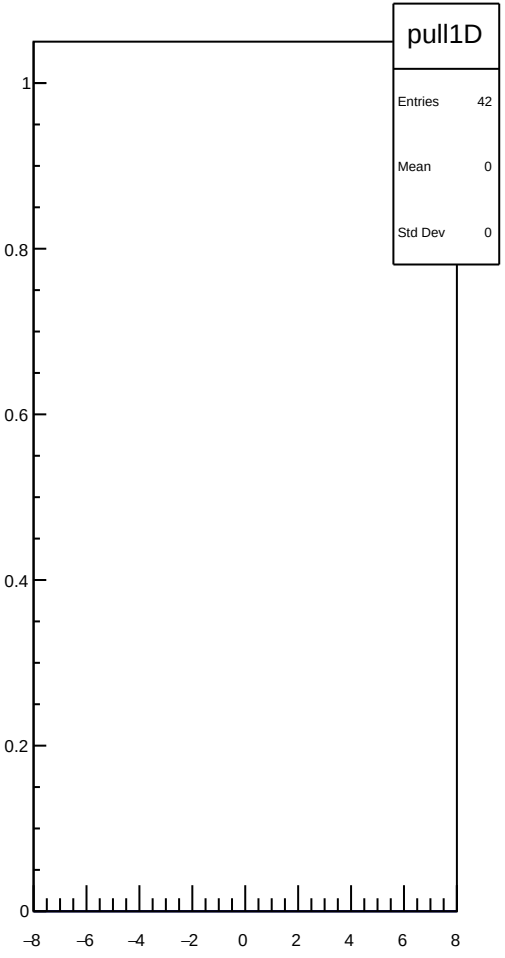
pull1D
Entries 42
Mean 0
Std Dev 0
1
0.8
0.6
0.4
0.2
0
−8
−6
−4
−2
0
2
4
6
8

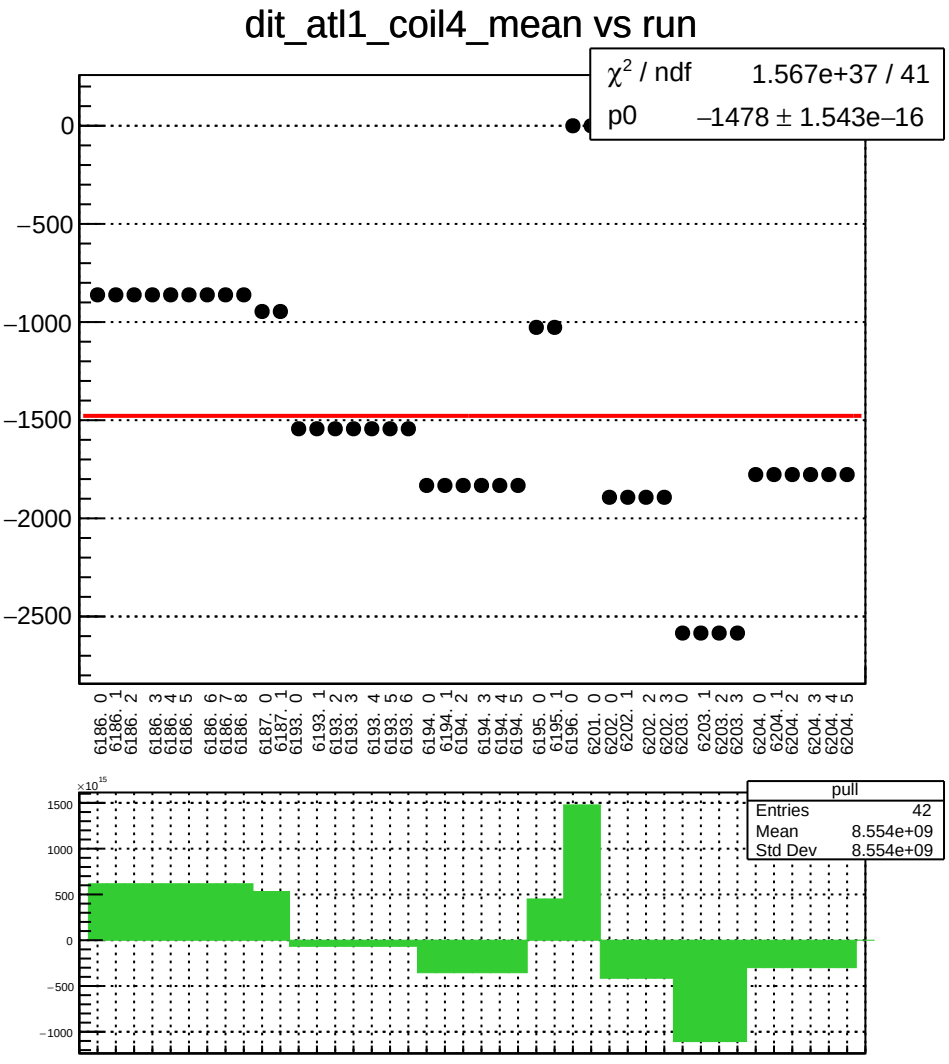
dit_atl1_coil4_mean vs run
χ² / ndf 1.567e+37 / 41
p0 −1478 ± 1.543e−16
0
−500
−1000
−1500
−2000
−2500
6186. 0
6186. 1
6186. 2
6186. 3
6186. 4
6186. 5
6186. 6
6186. 7
6186. 8
6187. 0
6187. 1
6193. 0
6193. 1
6193. 2
6193. 3
6193. 4
6193. 5
6193. 6
6194. 0
6194. 1
6194. 2
6194. 3
6194. 4
6194. 5
6195. 0
6195. 1
6196. 0
6201. 0
6202. 0
6202. 1
6202. 2
6202. 3
6203. 0
6203. 1
6203. 2
6203. 3
6204. 0
6204. 1
6204. 2
6204. 3
6204. 4
6204. 5
×10¹⁵
1500
1000
500
0
−500
−1000
pull
Entries 42
Mean 8.554e+09
Std Dev 8.554e+09

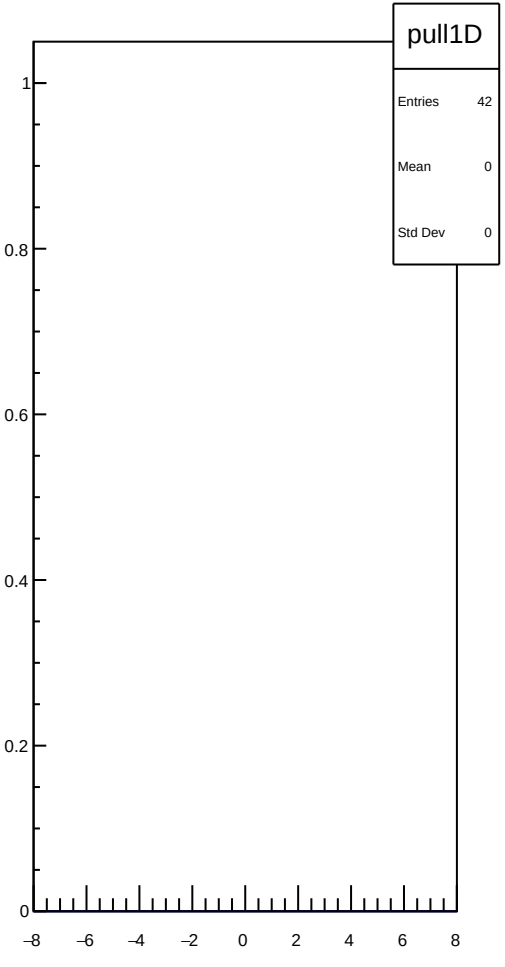
pull1D
Entries 42
Mean 0
Std Dev 0
1
0.8
0.6
0.4
0.2
0
−8
−6
−4
−2
0
2
4
6
8

dit_atl1_coil4_err_mean vs run

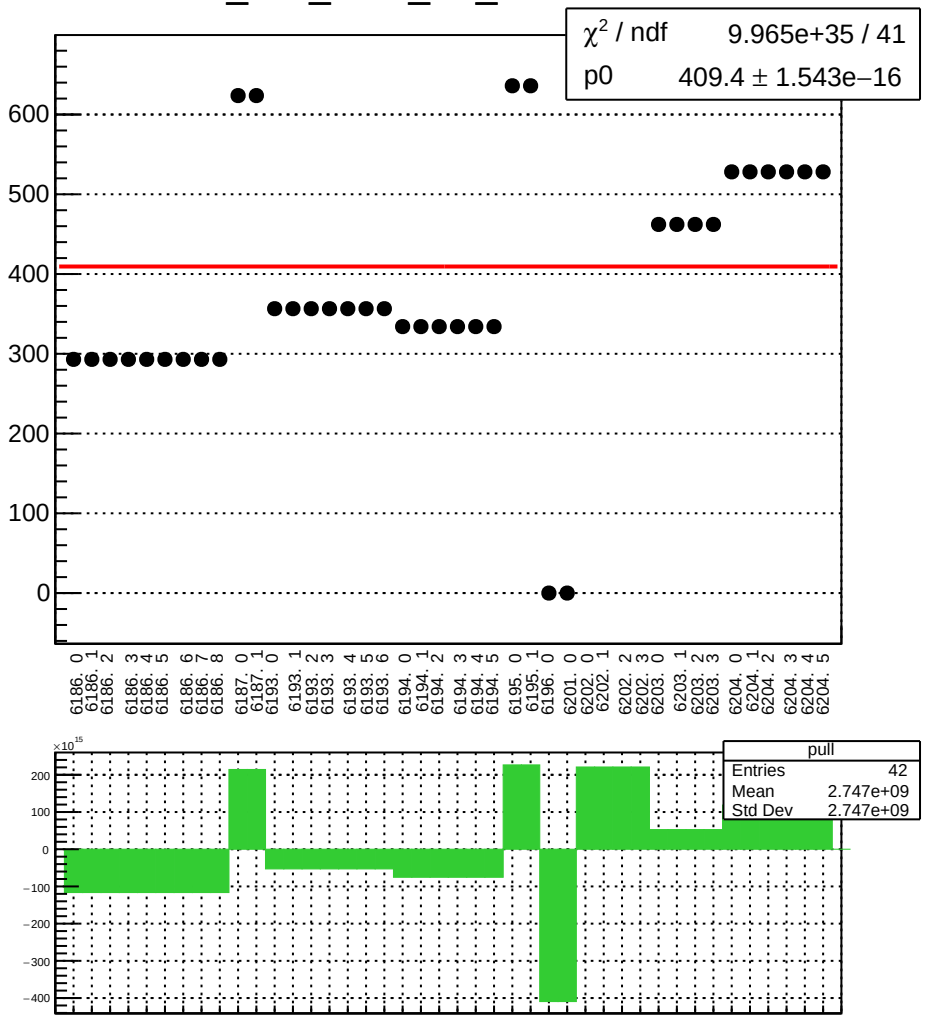

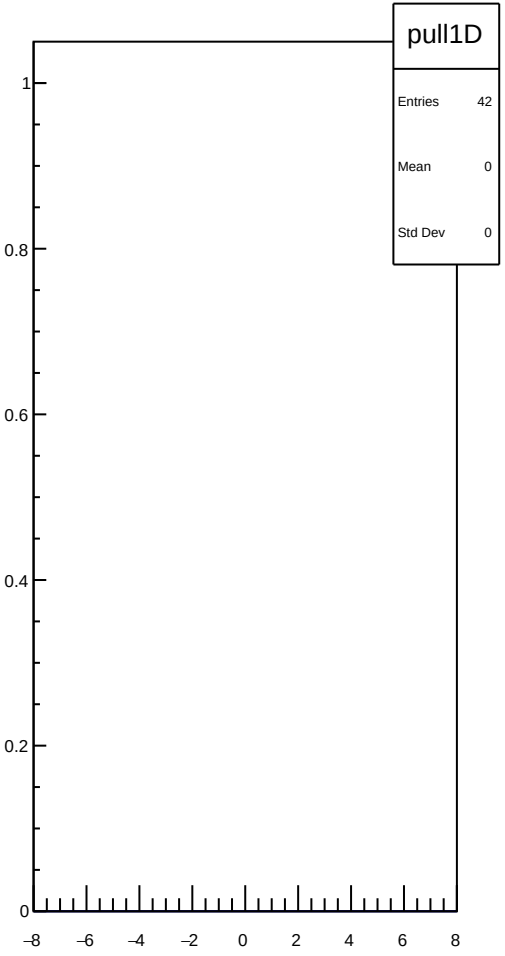

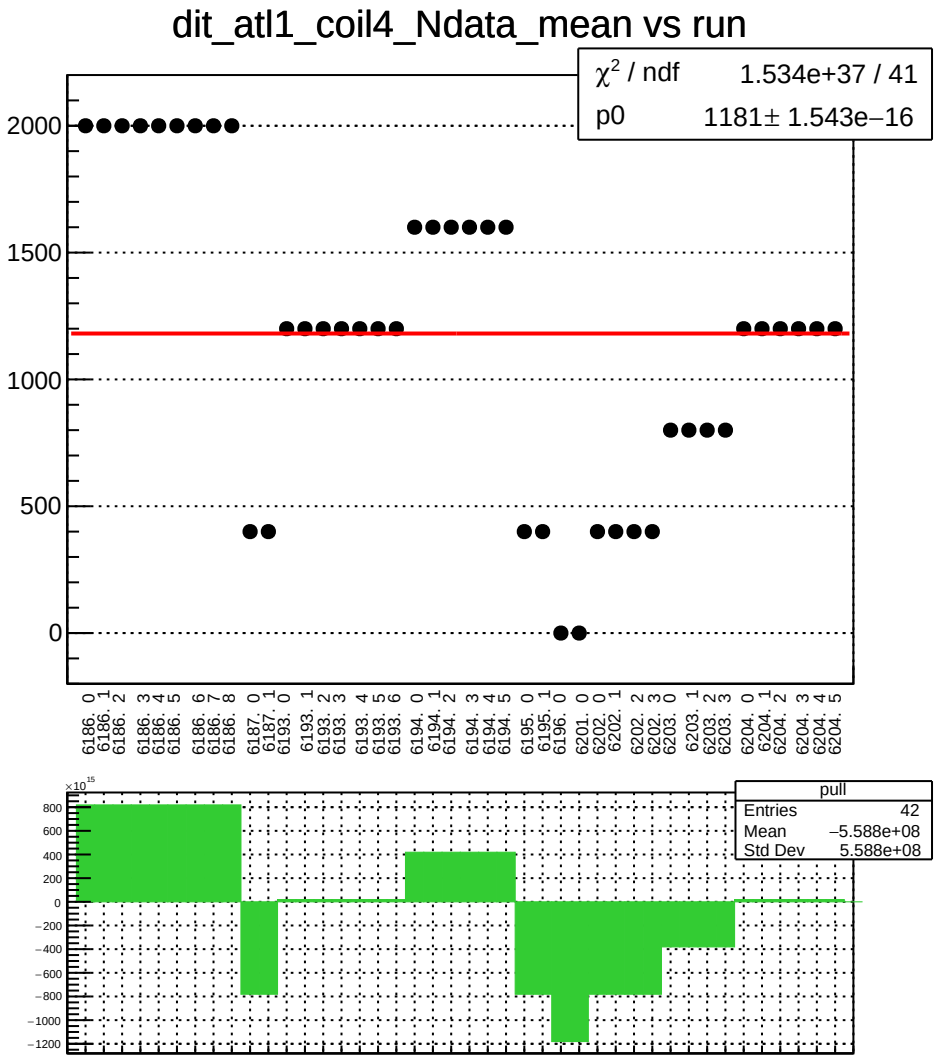
dit_atl1_coil4_Ndata_mean vs run
χ² / ndf 1.534e+37 / 41
p0 1181± 1.543e−16
2000
1500
1000
500
0
6186. 0
6186. 1
6186. 2
6186. 3
6186. 4
6186. 5
6186. 6
6186. 7
6186. 8
6187. 0
6187. 1
6193. 0
6193. 1
6193. 2
6193. 3
6193. 4
6193. 5
6193. 6
6194. 0
6194. 1
6194. 2
6194. 3
6194. 4
6194. 5
6195. 0
6195. 1
6196. 0
6201. 0
6202. 0
6202. 1
6202. 2
6202. 3
6203. 0
6203. 1
6203. 2
6203. 3
6204. 0
6204. 1
6204. 2
6204. 3
6204. 4
6204. 5
×10¹⁵
800
600
400
200
0
−200
−400
−600
−800
−1000
−1200
pull
Entries 42
Mean −5.588e+08
Std Dev 5.588e+08

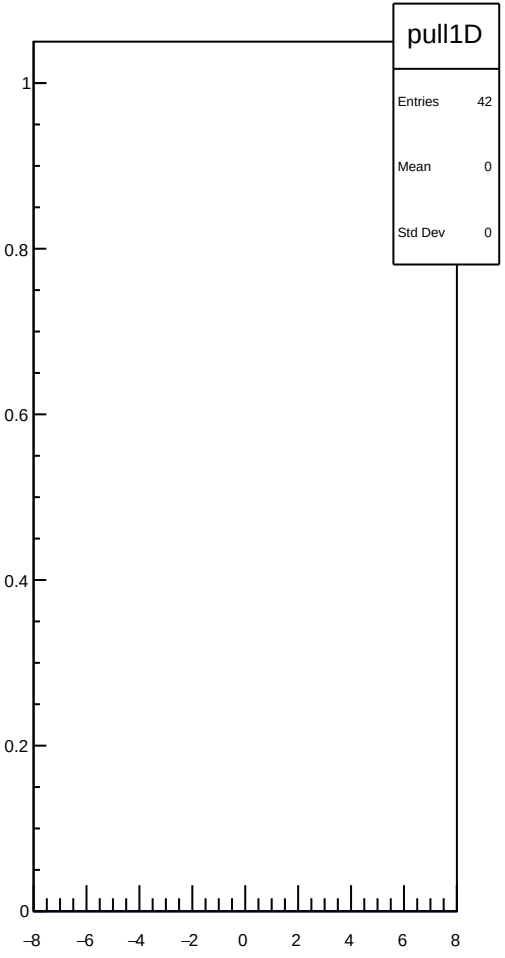
pull1D
Entries 42
Mean 0
Std Dev 0
1
0.8
0.6
0.4
0.2
0
−8
−6
−4
−2
0
2
4
6
8

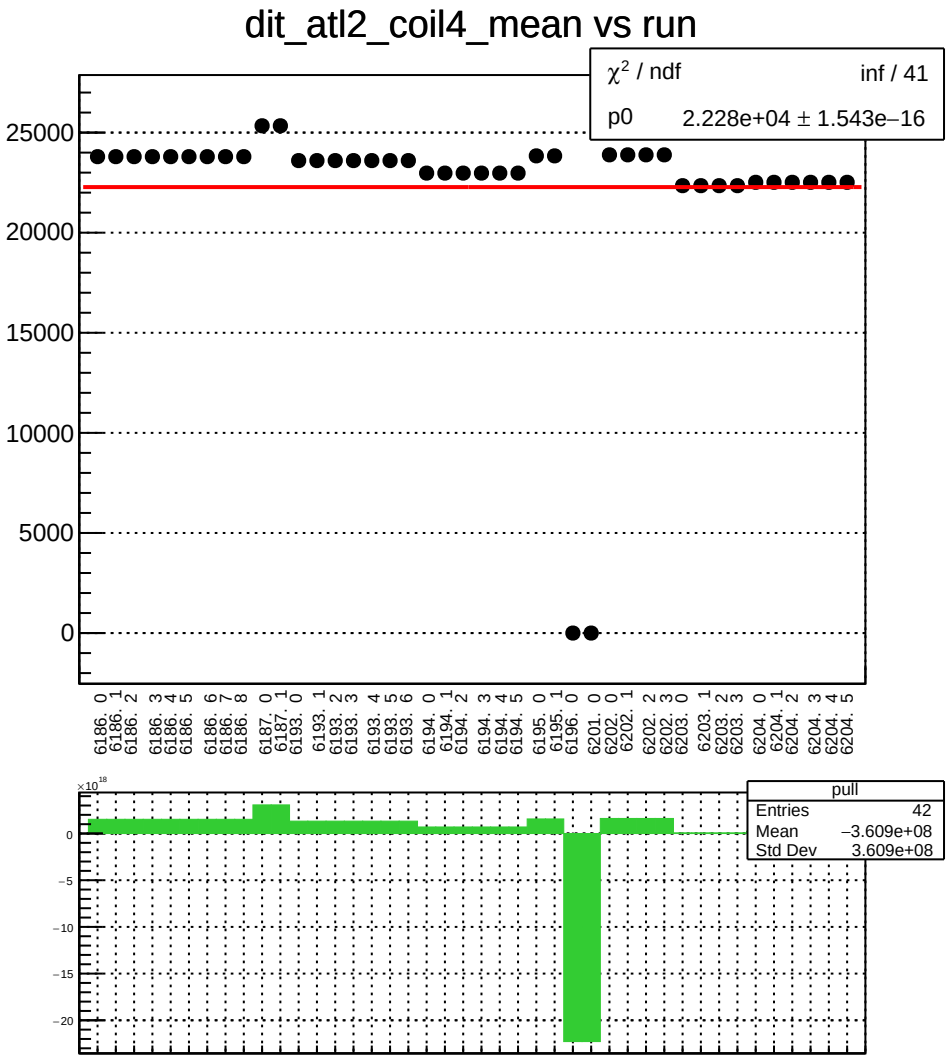
dit_atl2_coil4_mean vs run
χ² / ndf inf / 41
p0 2.228e+04 ± 1.543e−16
25000
20000
15000
10000
5000
0
6186. 0
6186. 1
6186. 2
6186. 3
6186. 4
6186. 5
6186. 6
6186. 7
6186. 8
6187. 0
6187. 1
6193. 0
6193. 1
6193. 2
6193. 3
6193. 4
6193. 5
6193. 6
6194. 0
6194. 1
6194. 2
6194. 3
6194. 4
6194. 5
6195. 0
6195. 1
6196. 0
6201. 0
6202. 0
6202. 1
6202. 2
6202. 3
6203. 0
6203. 1
6203. 2
6203. 3
6204. 0
6204. 1
6204. 2
6204. 3
6204. 4
6204. 5
×10¹⁸
0
−5
−10
−15
−20
pull
Entries 42
Mean −3.609e+08
Std Dev 3.609e+08

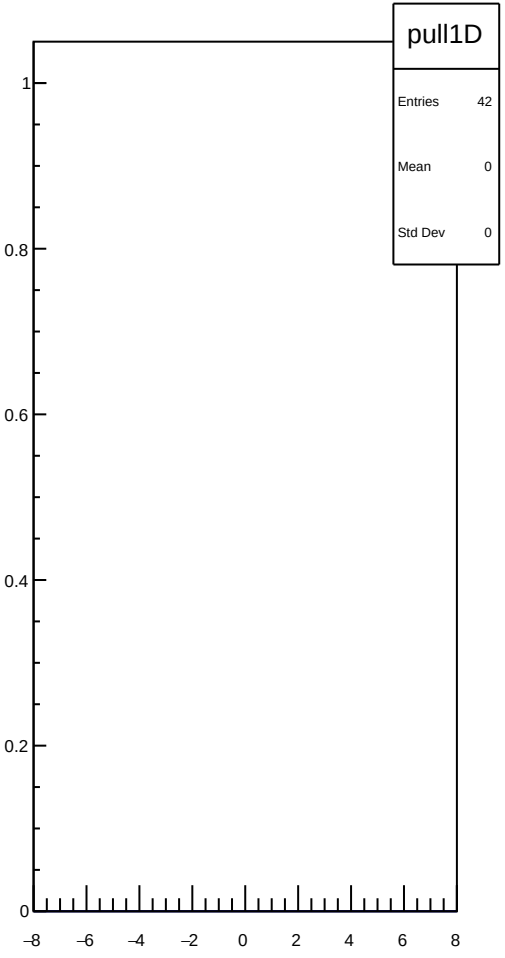
pull1D
Entries 42
Mean 0
Std Dev 0
1
0.8
0.6
0.4
0.2
0
−8
−6
−4
−2
0
2
4
6
8

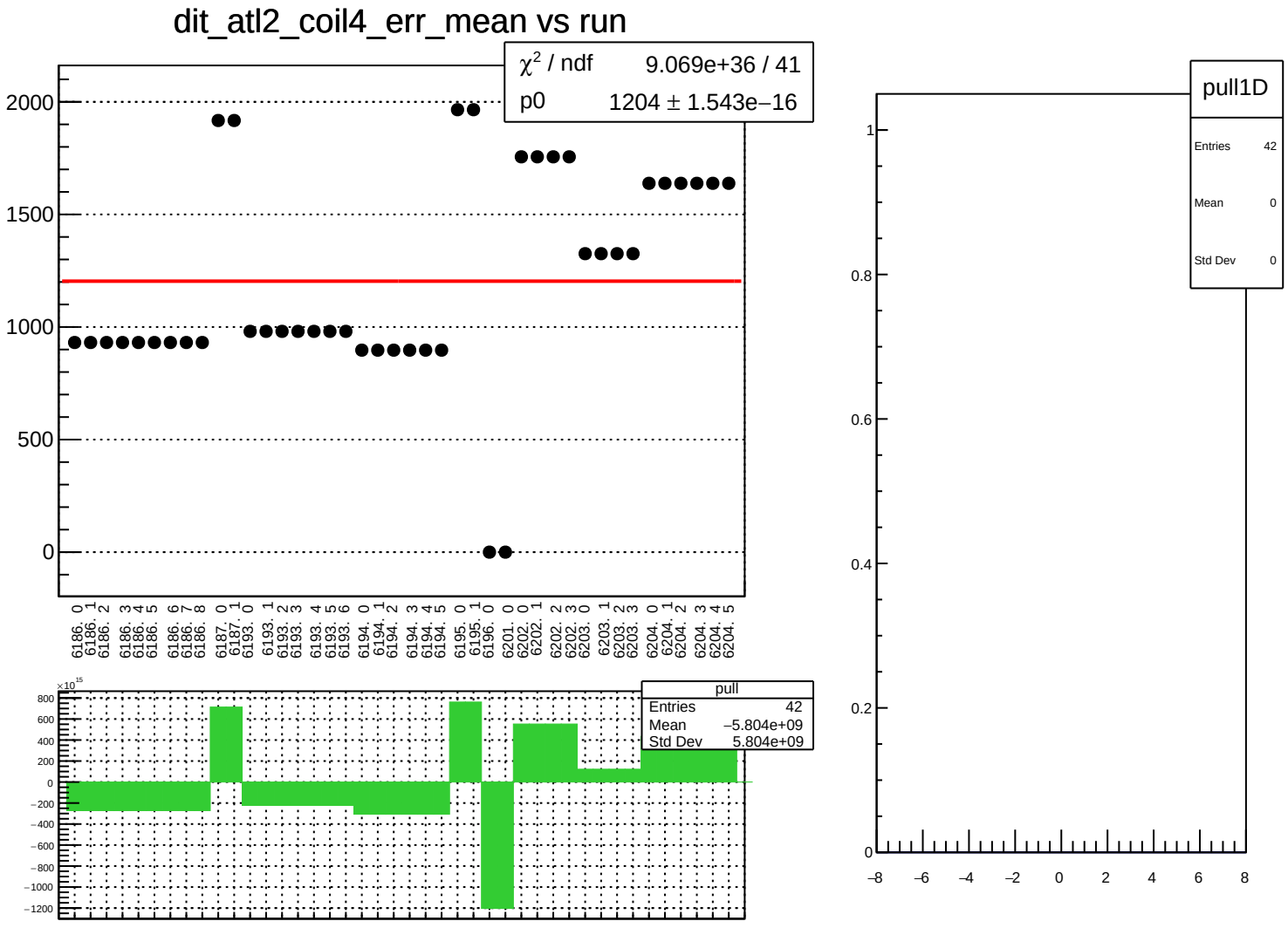
dit_atl2_coil4_err_mean vs run
χ² / ndf 9.069e+36 / 41
p0 1204 ± 1.543e−16
2000
1500
1000
500
0
6186. 0
6186. 1
6186. 2
6186. 3
6186. 4
6186. 5
6186. 6
6186. 7
6186. 8
6187. 0
6187. 1
6193. 0
6193. 1
6193. 2
6193. 3
6193. 4
6193. 5
6193. 6
6194. 0
6194. 1
6194. 2
6194. 3
6194. 4
6194. 5
6195. 0
6195. 1
6196. 0
6201. 0
6202. 0
6202. 1
6202. 2
6202. 3
6203. 0
6203. 1
6203. 2
6203. 3
6204. 0
6204. 1
6204. 2
6204. 3
6204. 4
6204. 5
×10¹⁵
800
600
400
200
0
−200
−400
−600
−800
−1000
−1200
pull
Entries 42
Mean −5.804e+09
Std Dev 5.804e+09
pull1D
Entries 42
Mean 0
Std Dev 0
1
0.8
0.6
0.4
0.2
0
−8
−6
−4
−2
0
2
4
6
8

dit_atl2_coil4_Ndata_mean vs run

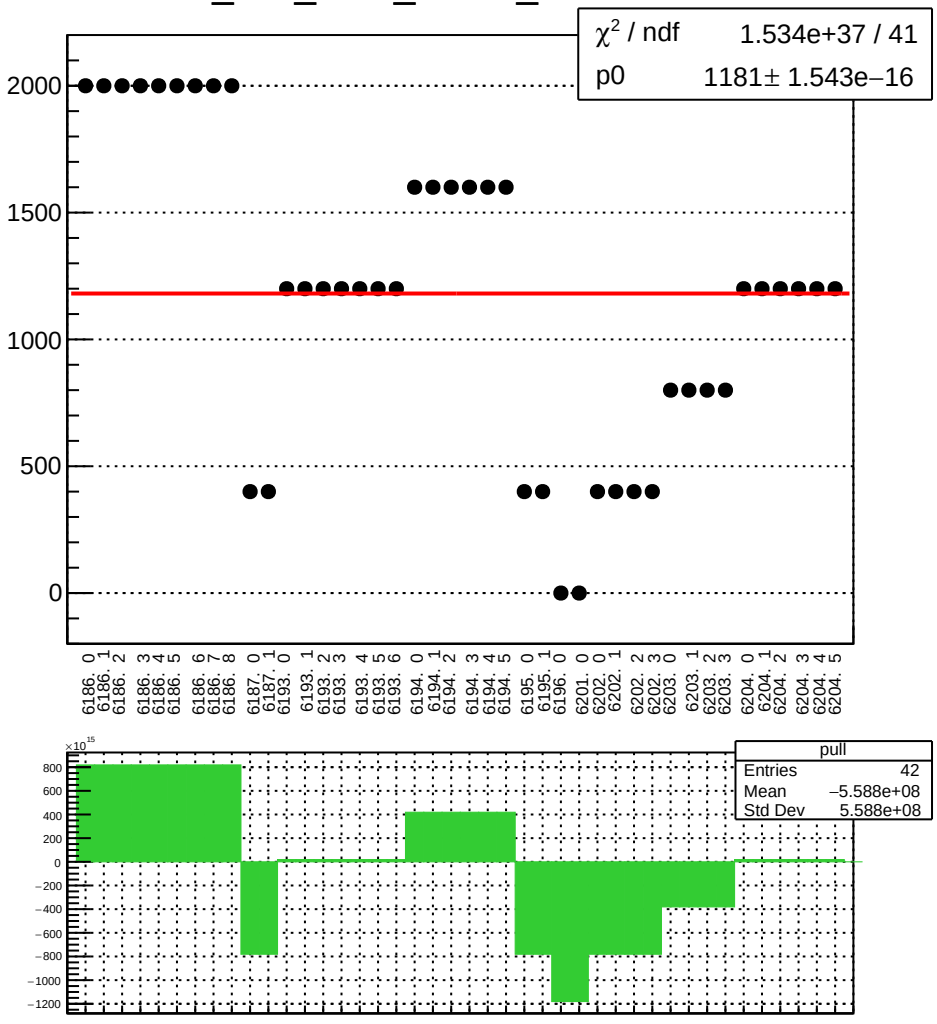

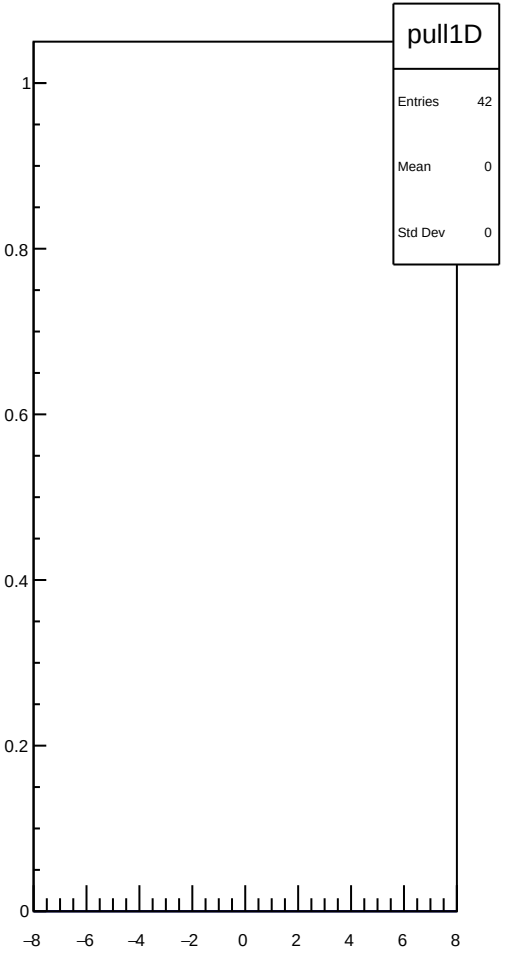

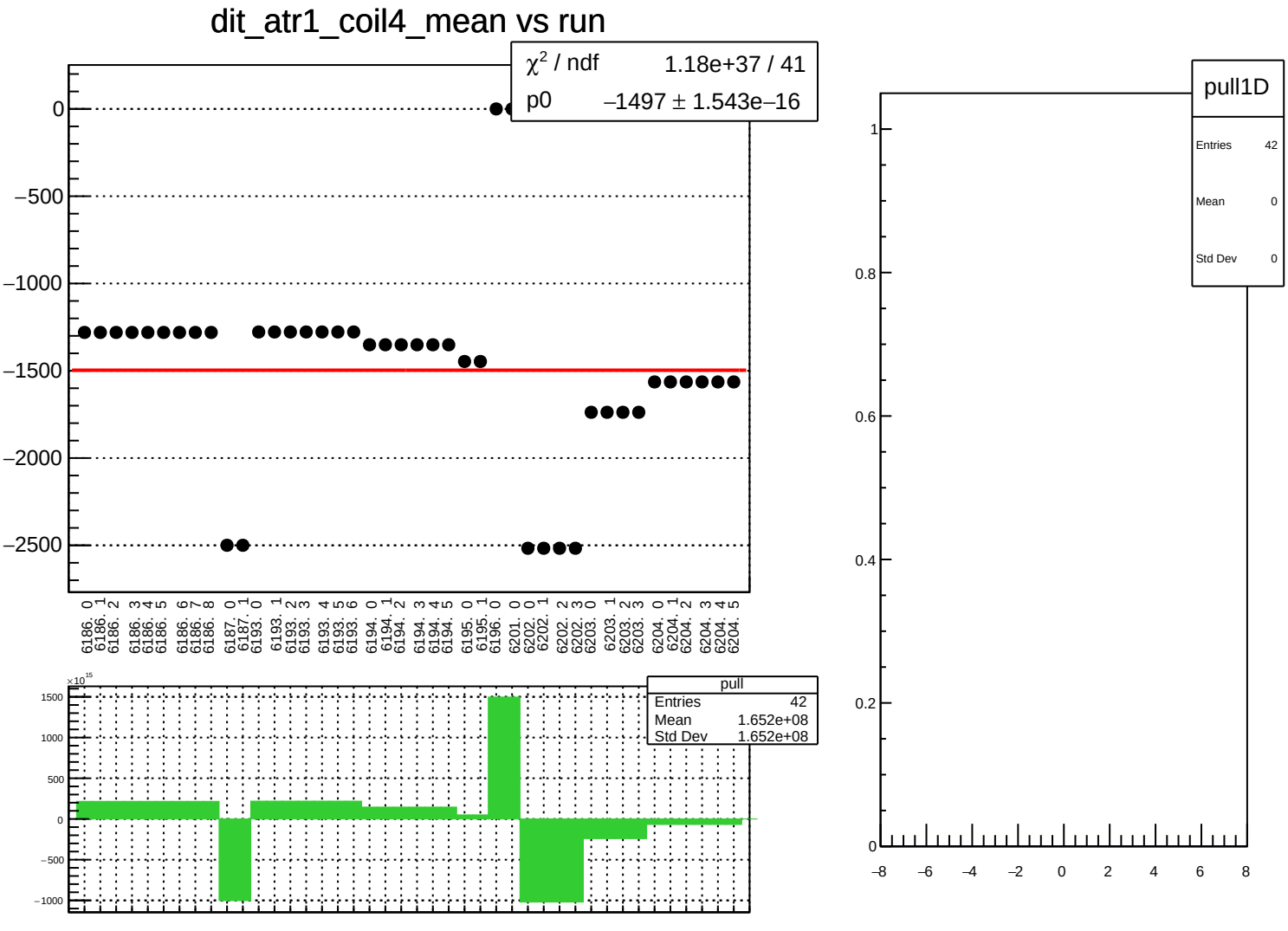
dit_atr1_coil4_mean vs run
χ² / ndf 1.18e+37 / 41
p0 –1497 ± 1.543e–16
0
–500
–1000
–1500
–2000
–2500
6186. 0
6186. 1
6186. 2
6186. 3
6186. 4
6186. 5
6186. 6
6186. 7
6186. 8
6187. 0
6187. 1
6193. 0
6193. 1
6193. 2
6193. 3
6193. 4
6193. 5
6193. 6
6194. 0
6194. 1
6194. 2
6194. 3
6194. 4
6194. 5
6195. 0
6195. 1
6196. 0
6201. 0
6202. 0
6202. 1
6202. 2
6202. 3
6203. 0
6203. 1
6203. 2
6203. 3
6204. 0
6204. 1
6204. 2
6204. 3
6204. 4
6204. 5
×10¹⁵
1500
1000
500
0
−500
−1000
pull
Entries 42
Mean 1.652e+08
Std Dev 1.652e+08
pull1D
Entries 42
Mean 0
Std Dev 0
1
0.8
0.6
0.4
0.2
0
–8
–6
–4
–2
0
2
4
6
8

dit_atr1_coil4_err_mean vs run

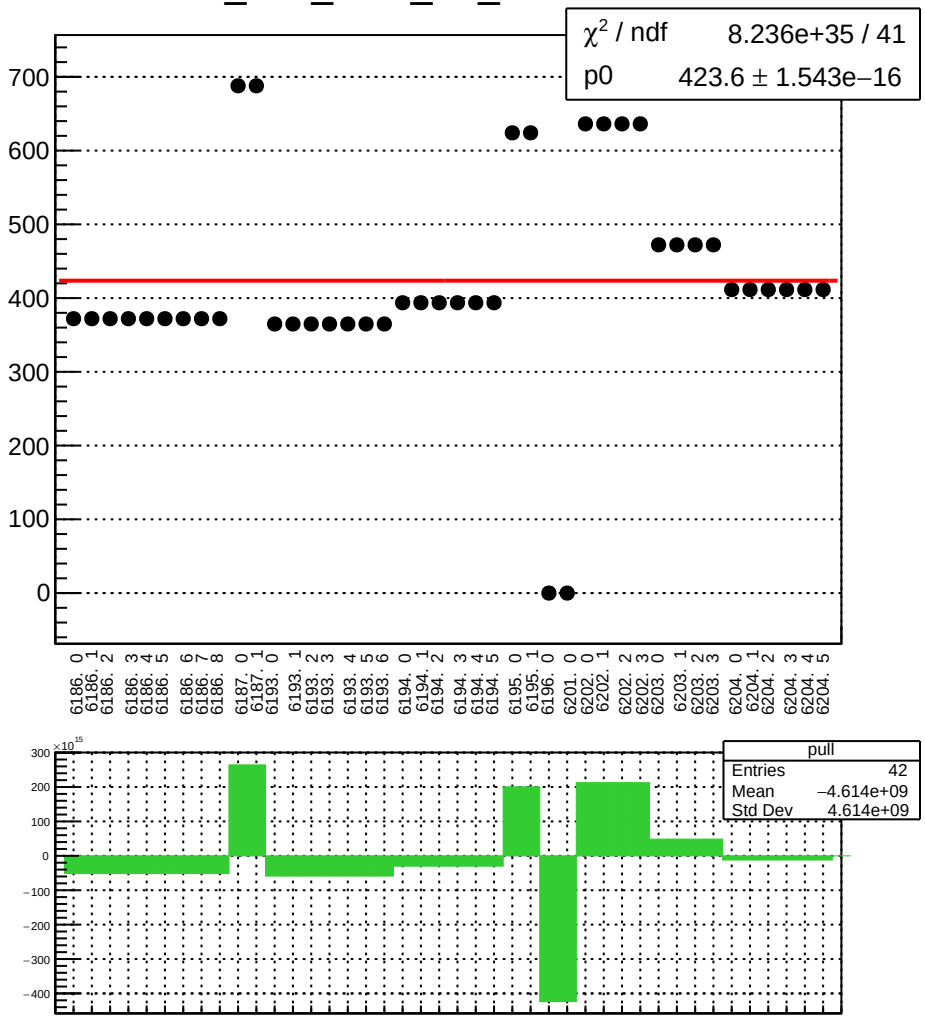

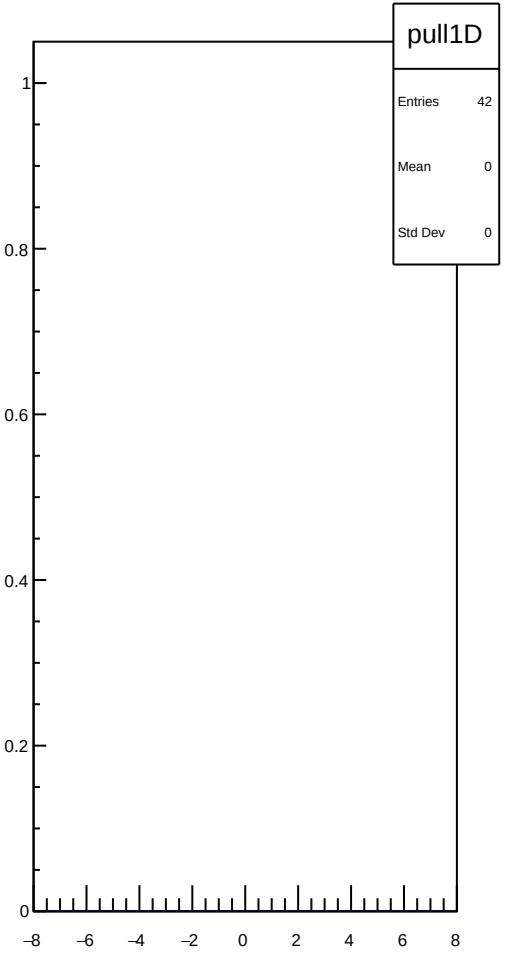

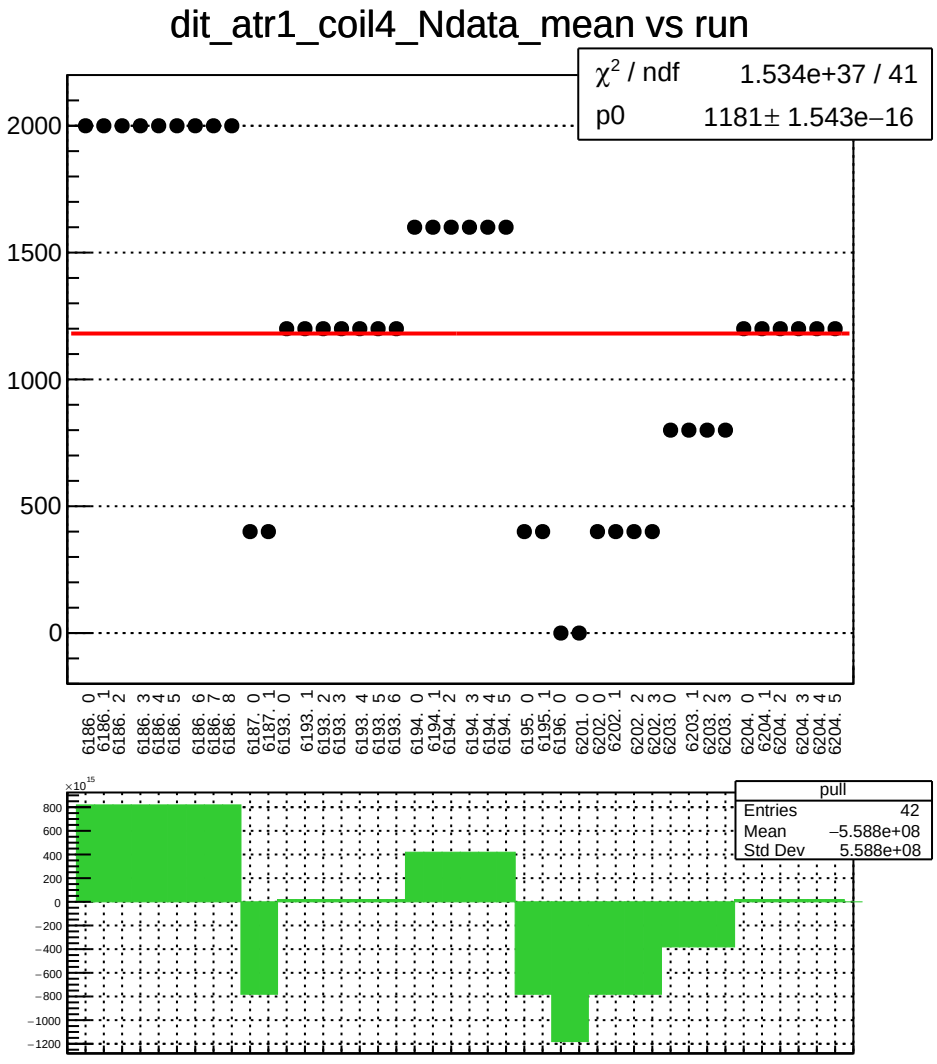
dit_atr1_coil4_Ndata_mean vs run
χ² / ndf 1.534e+37 / 41
p0 1181± 1.543e−16
2000
1500
1000
500
0
6186. 0
6186. 1
6186. 2
6186. 3
6186. 4
6186. 5
6186. 6
6186. 7
6186. 8
6187. 0
6187. 1
6193. 0
6193. 1
6193. 2
6193. 3
6193. 4
6193. 5
6193. 6
6194. 0
6194. 1
6194. 2
6194. 3
6194. 4
6194. 5
6195. 0
6195. 1
6196. 0
6201. 0
6202. 0
6202. 1
6202. 2
6202. 3
6203. 0
6203. 1
6203. 2
6203. 3
6204. 0
6204. 1
6204. 2
6204. 3
6204. 4
6204. 5
×10¹⁵
800
600
400
200
0
−200
−400
−600
−800
−1000
−1200
pull
Entries 42
Mean −5.588e+08
Std Dev 5.588e+08

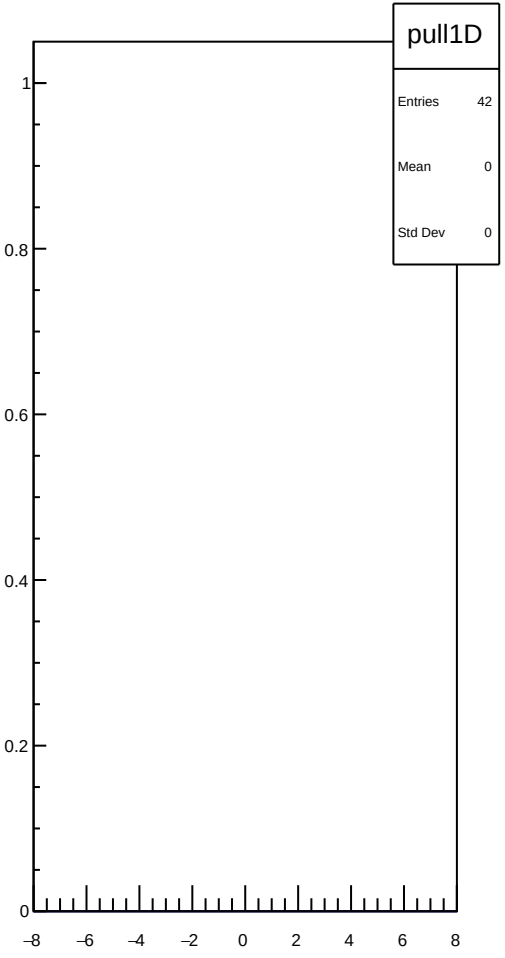
pull1D
Entries 42
Mean 0
Std Dev 0
1
0.8
0.6
0.4
0.2
0
−8
−6
−4
−2
0
2
4
6
8

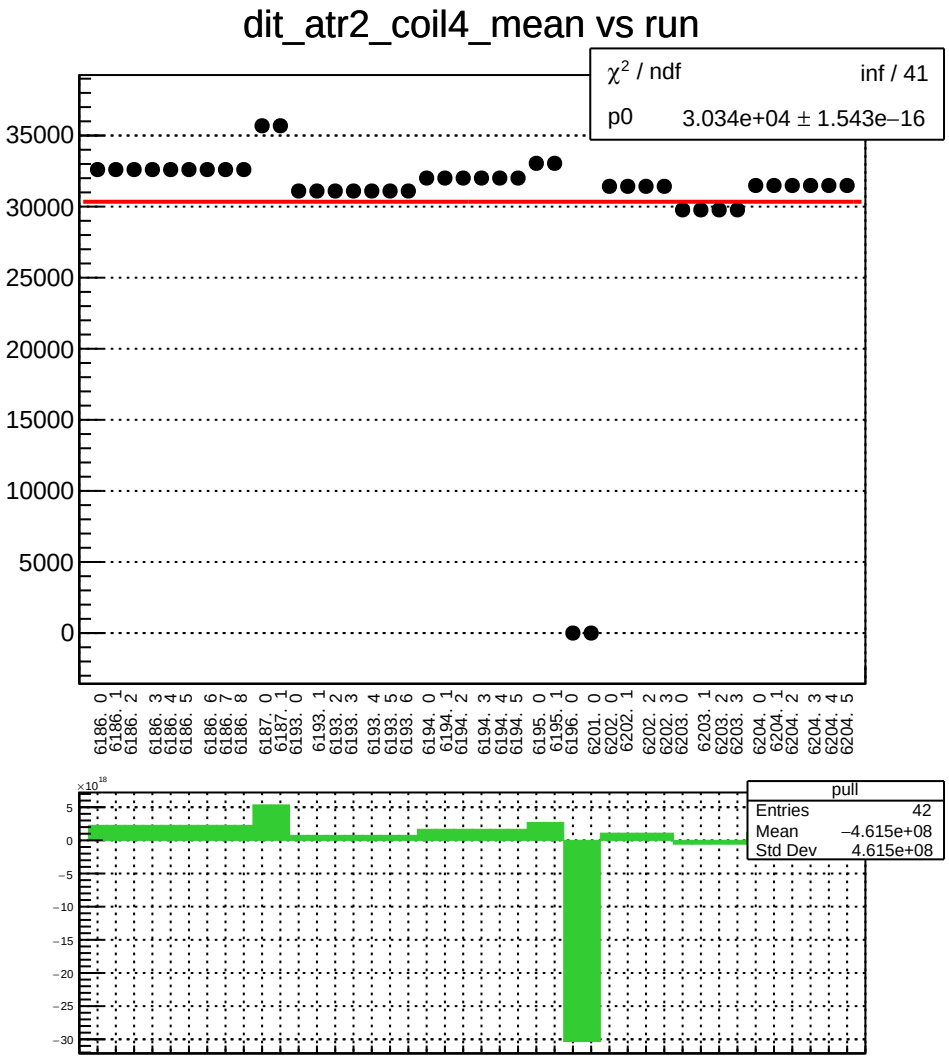
dit_atr2_coil4_mean vs run
χ² / ndf inf / 41
p0 3.034e+04 ± 1.543e−16
35000
30000
25000
20000
15000
10000
5000
0
6186. 0
6186. 1
6186. 2
6186. 3
6186. 4
6186. 5
6186. 6
6186. 7
6186. 8
6187. 0
6187. 1
6193. 0
6193. 1
6193. 2
6193. 3
6193. 4
6193. 5
6193. 6
6194. 0
6194. 1
6194. 2
6194. 3
6194. 4
6194. 5
6195. 0
6195. 1
6196. 0
6201. 0
6202. 0
6202. 1
6202. 2
6202. 3
6203. 0
6203. 1
6203. 2
6203. 3
6204. 0
6204. 1
6204. 2
6204. 3
6204. 4
6204. 5
×10¹⁸
5
0
−5
−10
−15
−20
−25
−30
pull
Entries 42
Mean −4.615e+08
Std Dev 4.615e+08

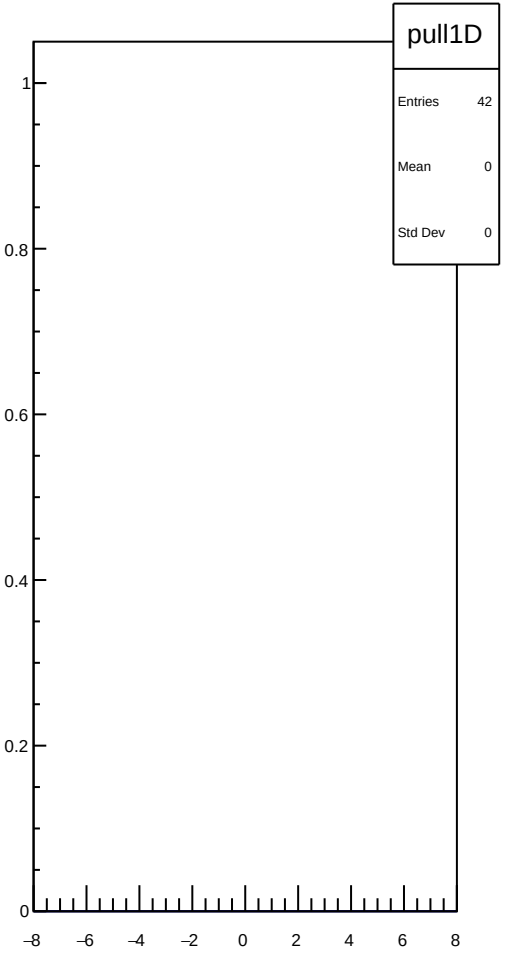
pull1D
Entries 42
Mean 0
Std Dev 0
1
0.8
0.6
0.4
0.2
0
−8
−6
−4
−2
0
2
4
6
8

dit_atr2_coil4_err_mean vs run

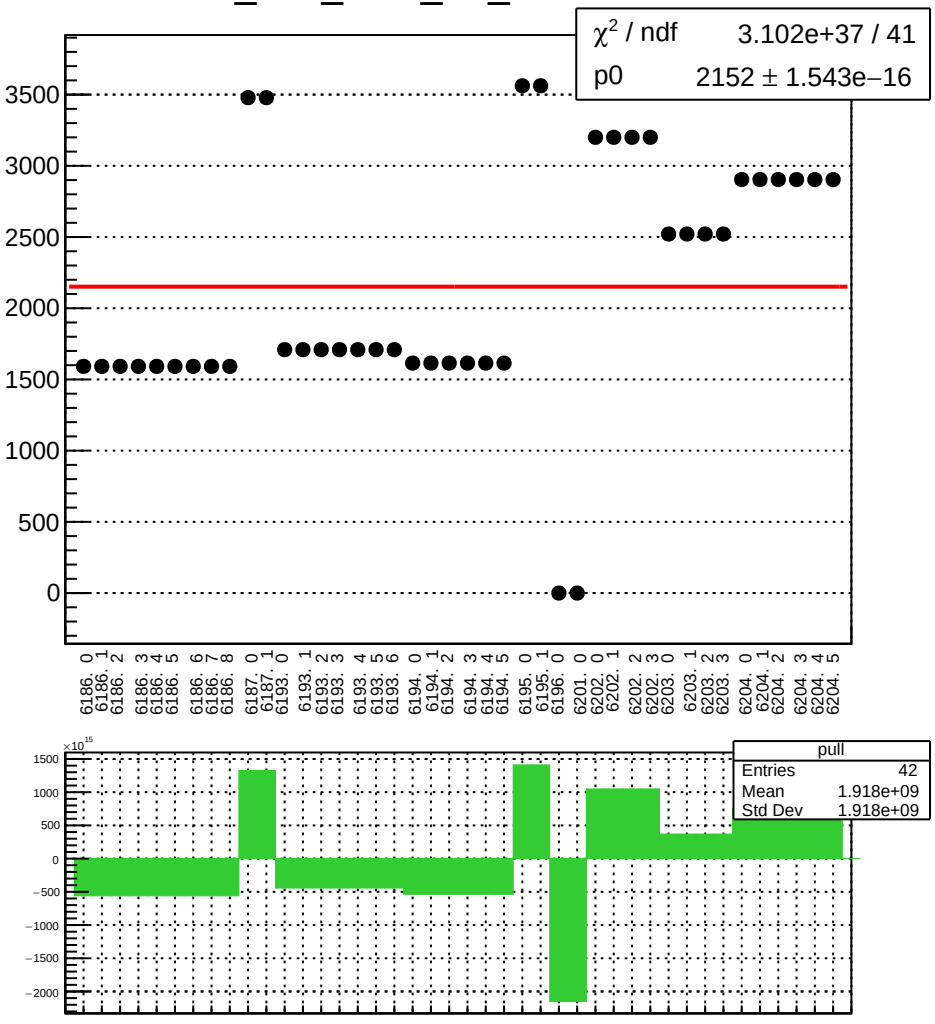

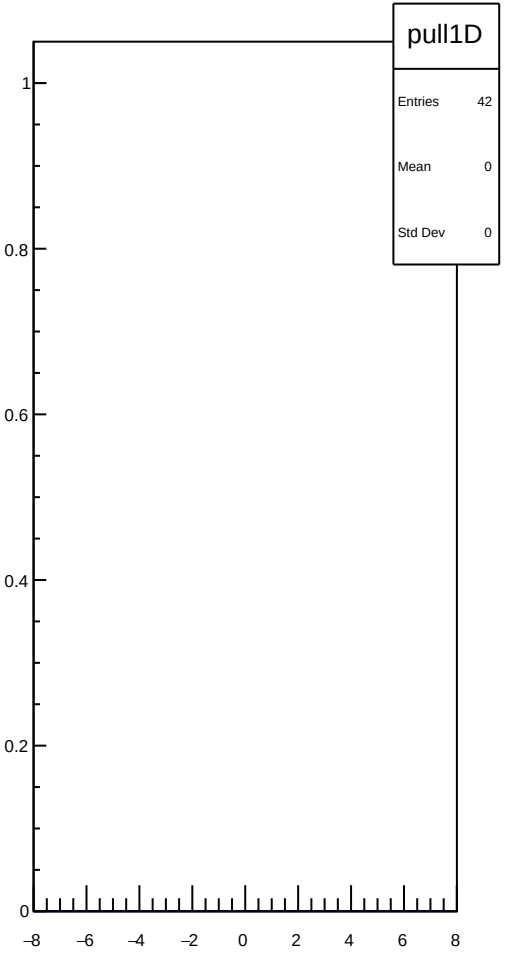

dit_atr2_coil4_Ndata_mean vs run

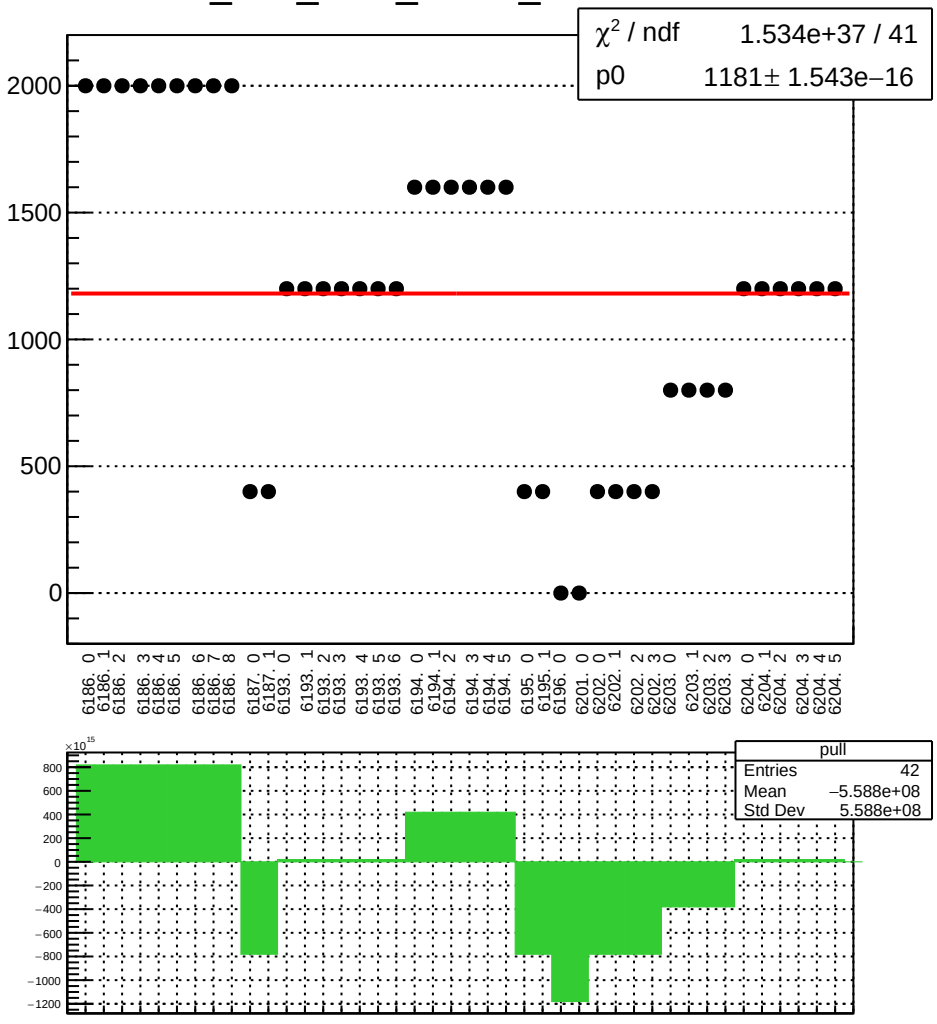

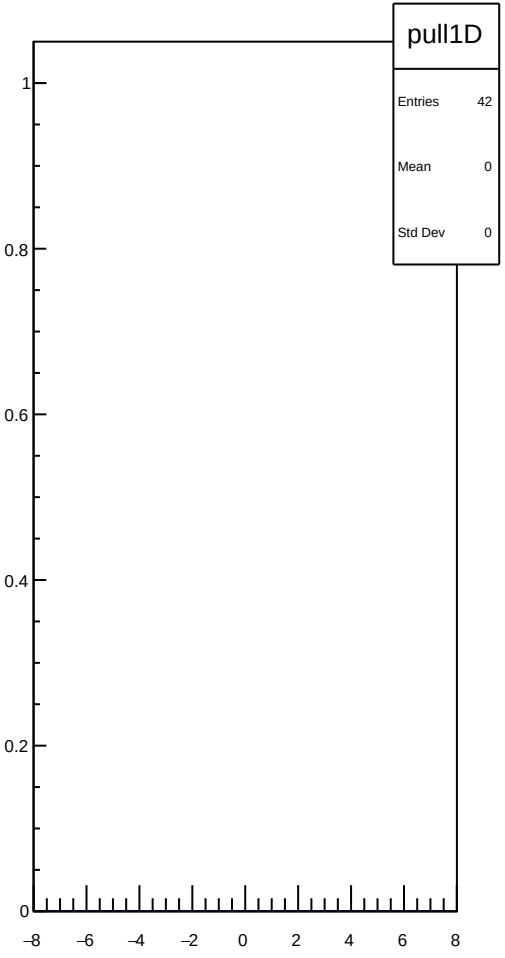

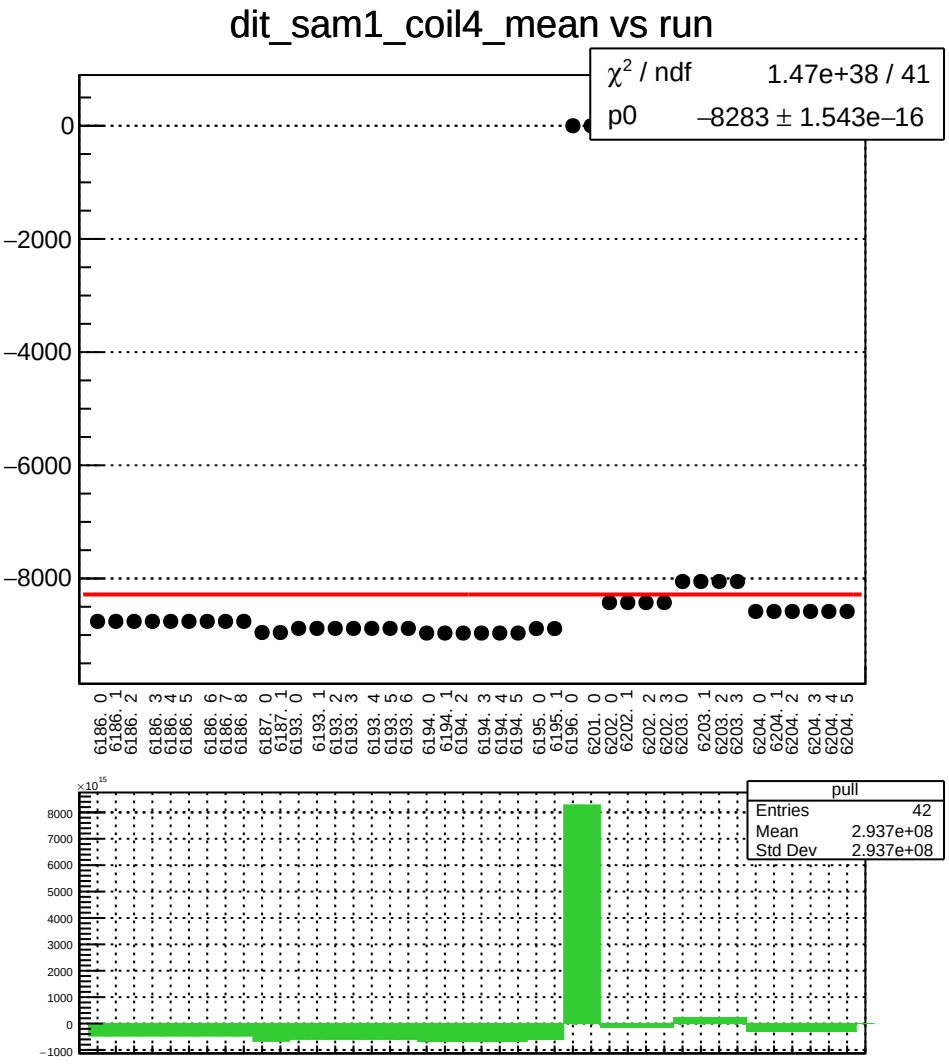
dit_sam1_coil4_mean vs run
χ² / ndf 1.47e+38 / 41
p0 –8283 ± 1.543e–16
0
–2000
–4000
–6000
–8000
6186. 0
6186. 1
6186. 2
6186. 3
6186. 4
6186. 5
6186. 6
6186. 7
6186. 8
6187. 0
6187. 1
6193. 0
6193. 1
6193. 2
6193. 3
6193. 4
6193. 5
6193. 6
6194. 0
6194. 1
6194. 2
6194. 3
6194. 4
6194. 5
6195. 0
6195. 1
6196. 0
6201. 0
6202. 0
6202. 1
6202. 2
6202. 3
6203. 0
6203. 1
6203. 2
6203. 3
6204. 0
6204. 1
6204. 2
6204. 3
6204. 4
6204. 5
×10¹⁵
8000
7000
6000
5000
4000
3000
2000
1000
0
–1000
pull
Entries 42
Mean 2.937e+08
Std Dev 2.937e+08

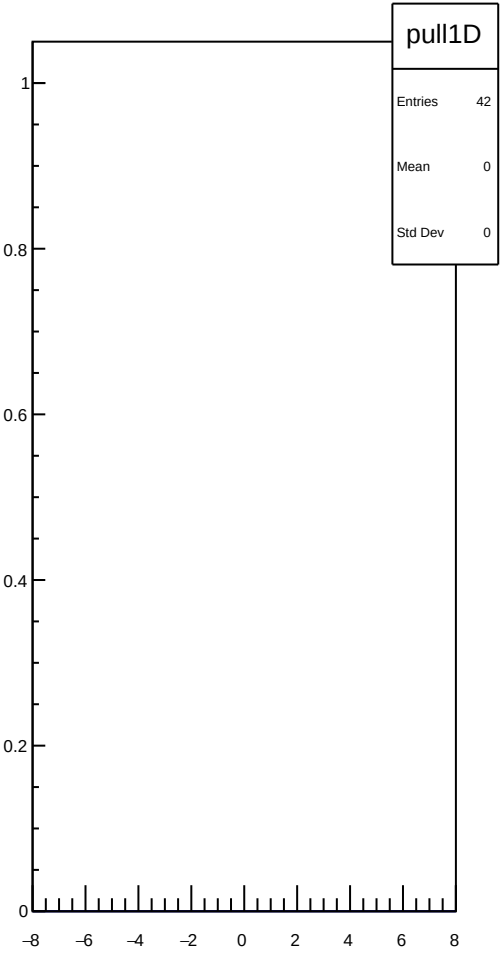
pull1D
Entries 42
Mean 0
Std Dev 0
1
0.8
0.6
0.4
0.2
0
–8
–6
–4
–2
0
2
4
6
8

dit_sam1_coil4_err_mean vs run

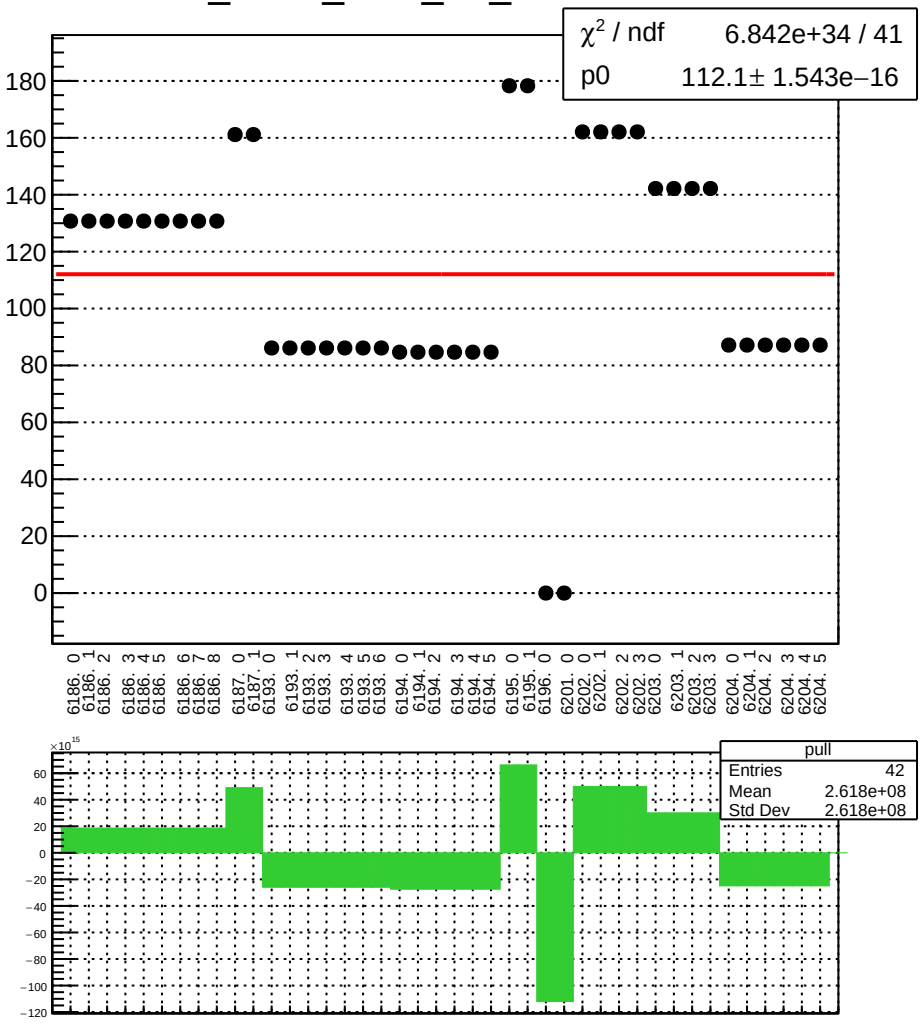

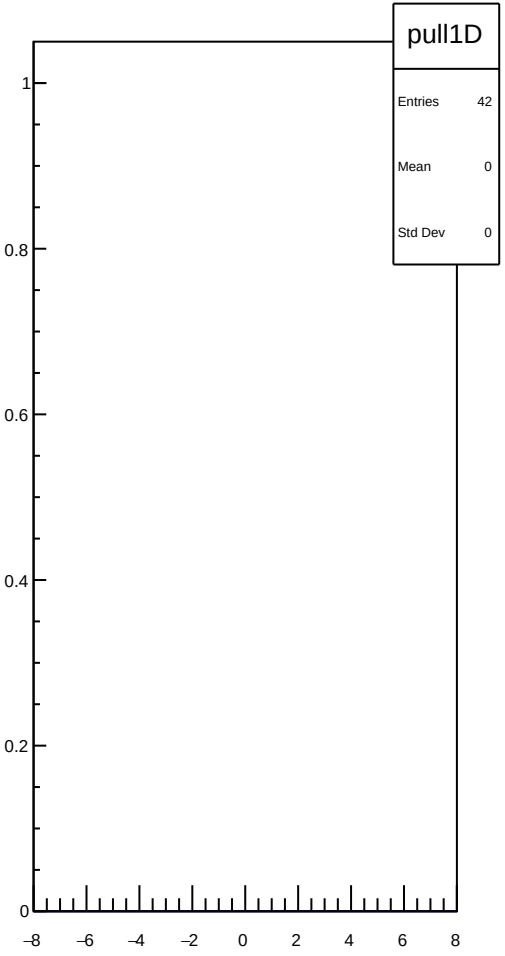

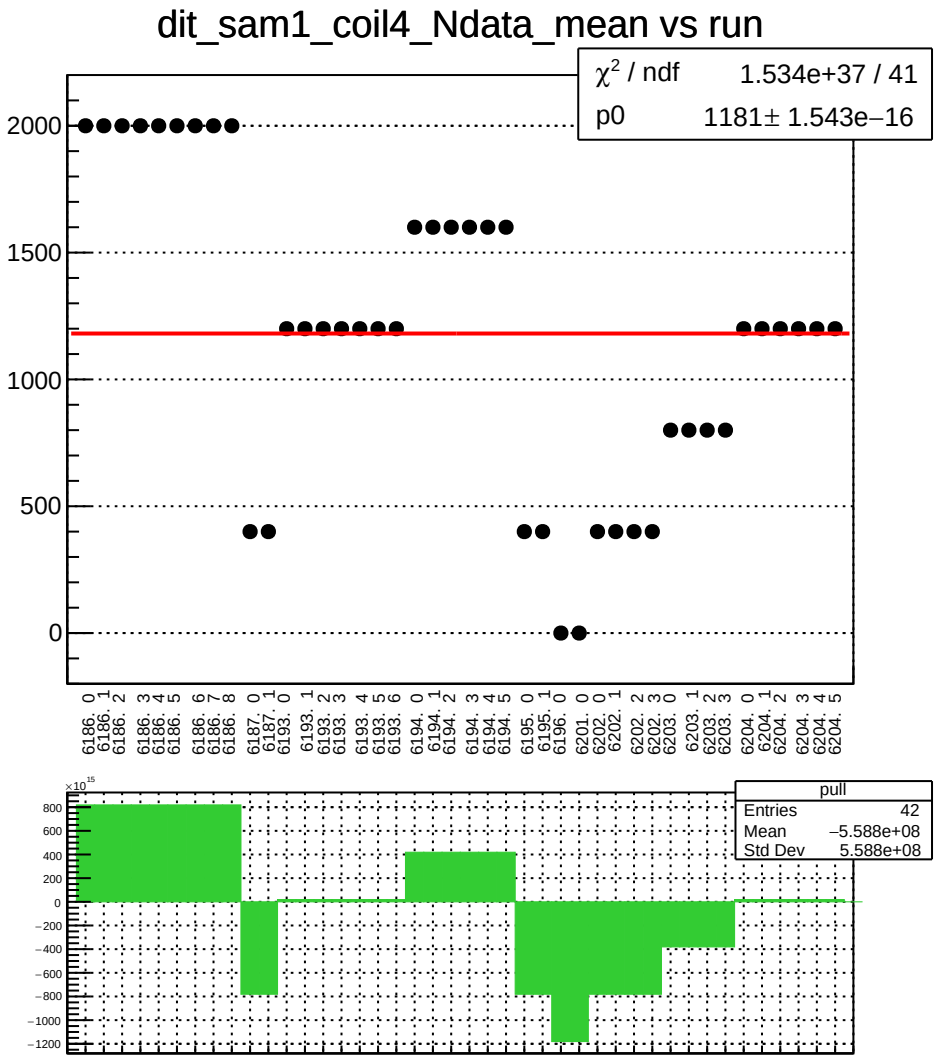
dit_sam1_coil4_Ndata_mean vs run
χ² / ndf 1.534e+37 / 41
p0 1181± 1.543e−16
2000
1500
1000
500
0
6186. 0
6186. 1
6186. 2
6186. 3
6186. 4
6186. 5
6186. 6
6186. 7
6186. 8
6187. 0
6187. 1
6193. 0
6193. 1
6193. 2
6193. 3
6193. 4
6193. 5
6193. 6
6194. 0
6194. 1
6194. 2
6194. 3
6194. 4
6194. 5
6195. 0
6195. 1
6196. 0
6201. 0
6202. 0
6202. 1
6202. 2
6202. 3
6203. 0
6203. 1
6203. 2
6203. 3
6204. 0
6204. 1
6204. 2
6204. 3
6204. 4
6204. 5
×10¹⁵
800
600
400
200
0
−200
−400
−600
−800
−1000
−1200
pull
Entries 42
Mean −5.588e+08
Std Dev 5.588e+08

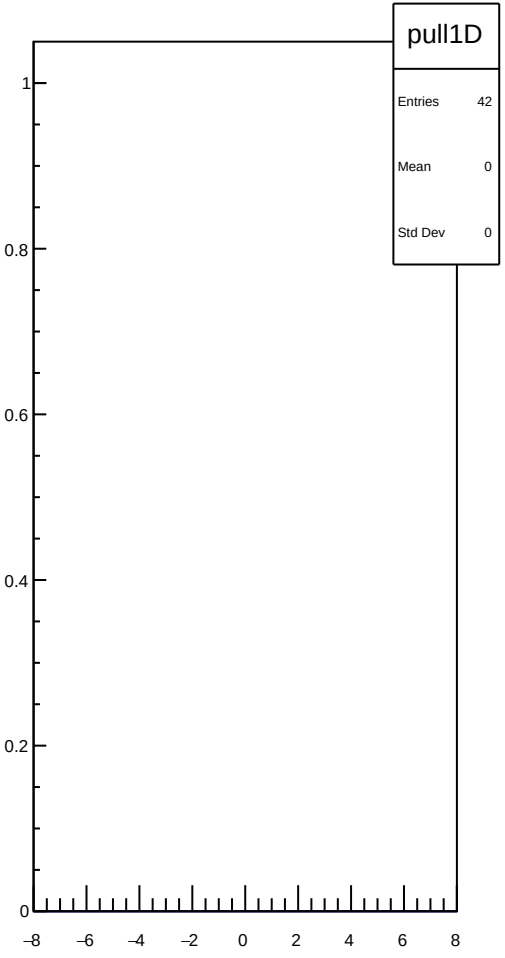
pull1D
Entries 42
Mean 0
Std Dev 0
1
0.8
0.6
0.4
0.2
0
−8
−6
−4
−2
0
2
4
6
8

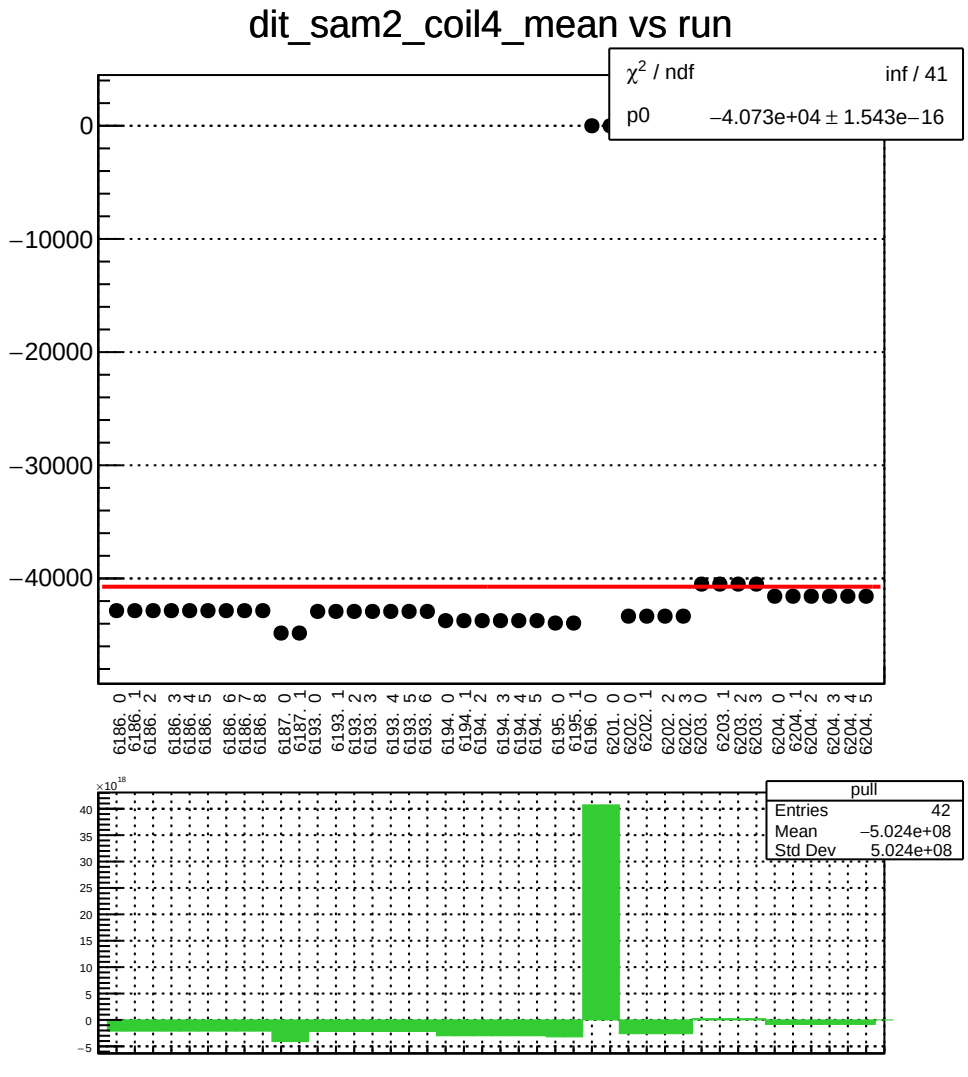
dit_sam2_coil4_mean vs run
χ² / ndf inf / 41
p0 −4.073e+04 ± 1.543e−16
0
−10000
−20000
−30000
−40000
6186. 0
6186. 1
6186. 2
6186. 3
6186. 4
6186. 5
6186. 6
6186. 7
6186. 8
6187. 0
6187. 1
6193. 0
6193. 1
6193. 2
6193. 3
6193. 4
6193. 5
6193. 6
6194. 0
6194. 1
6194. 2
6194. 3
6194. 4
6194. 5
6195. 0
6195. 1
6196. 0
6201. 0
6202. 0
6202. 1
6202. 2
6202. 3
6203. 0
6203. 1
6203. 2
6203. 3
6204. 0
6204. 1
6204. 2
6204. 3
6204. 4
6204. 5
×10¹⁸
40
35
30
25
20
15
10
5
0
−5
pull
Entries 42
Mean −5.024e+08
Std Dev 5.024e+08

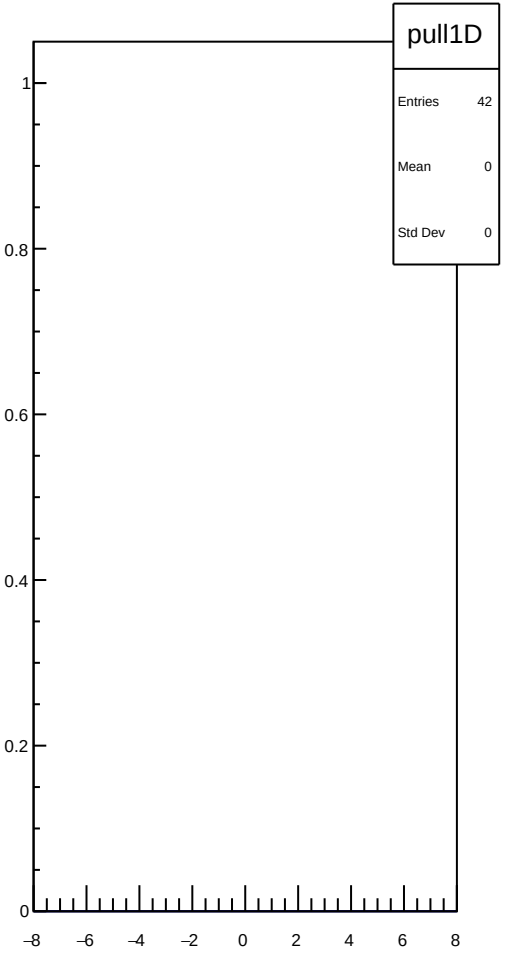
pull1D
Entries 42
Mean 0
Std Dev 0
1
0.8
0.6
0.4
0.2
0
−8
−6
−4
−2
0
2
4
6
8

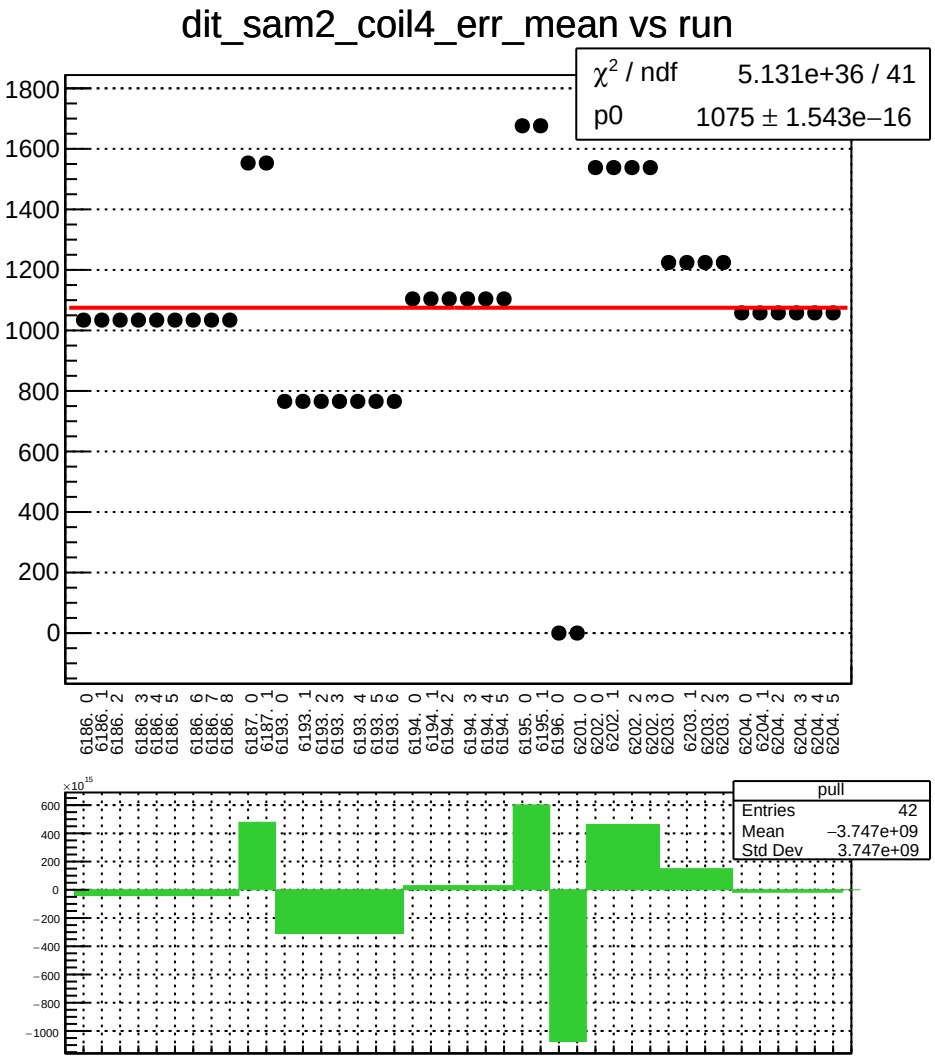
dit_sam2_coil4_err_mean vs run
χ² / ndf 5.131e+36 / 41
p0 1075 ± 1.543e−16
1800
1600
1400
1200
1000
800
600
400
200
0
6186. 0
6186. 1
6186. 2
6186. 3
6186. 4
6186. 5
6186. 6
6186. 7
6186. 8
6187. 0
6187. 1
6193. 0
6193. 1
6193. 2
6193. 3
6193. 4
6193. 5
6193. 6
6194. 0
6194. 1
6194. 2
6194. 3
6194. 4
6194. 5
6195. 0
6195. 1
6196. 0
6201. 0
6202. 0
6202. 1
6202. 2
6202. 3
6203. 0
6203. 1
6203. 2
6203. 3
6204. 0
6204. 1
6204. 2
6204. 3
6204. 4
6204. 5
×10¹⁵
600
400
200
0
−200
−400
−600
−800
−1000
pull
Entries 42
Mean −3.747e+09
Std Dev 3.747e+09

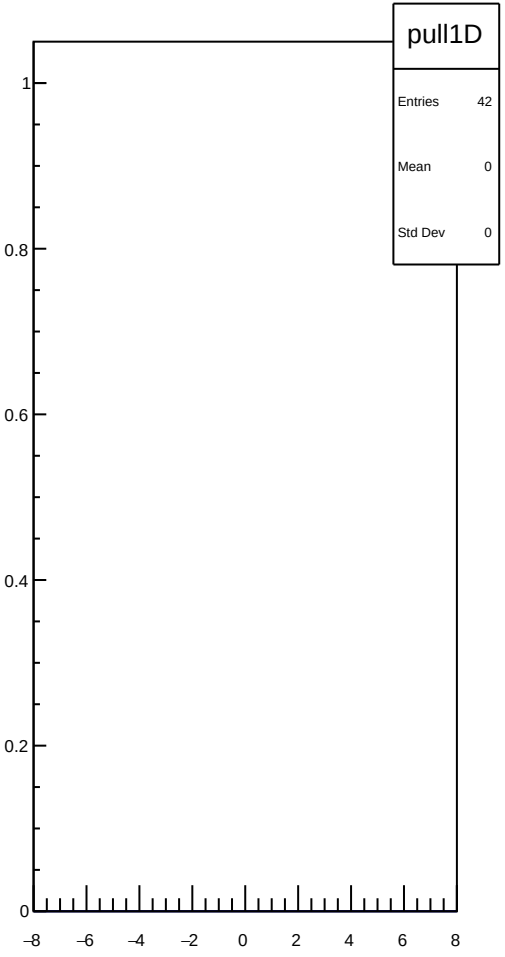
pull1D
Entries 42
Mean 0
Std Dev 0
1
0.8
0.6
0.4
0.2
0
−8
−6
−4
−2
0
2
4
6
8

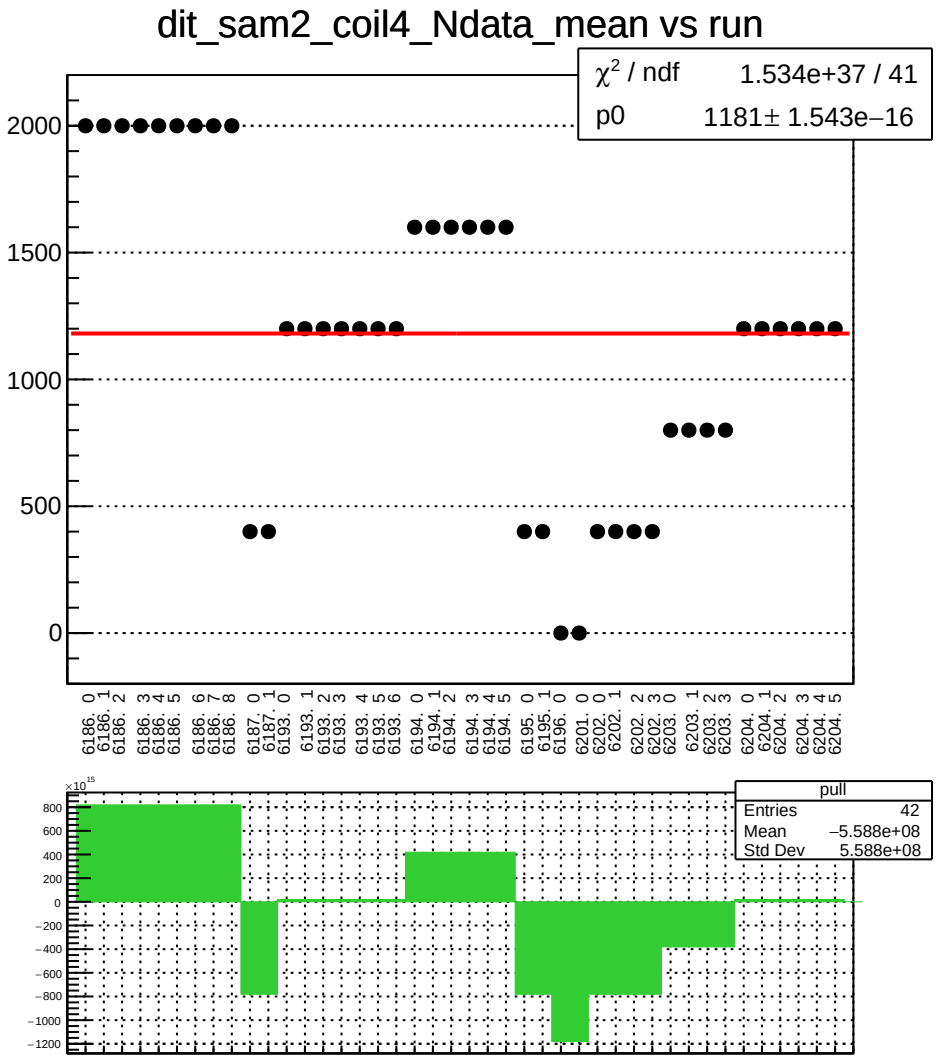
dit_sam2_coil4_Ndata_mean vs run
χ² / ndf 1.534e+37 / 41
p0 1181± 1.543e−16
2000
1500
1000
500
0
6186. 0
6186. 1
6186. 2
6186. 3
6186. 4
6186. 5
6186. 6
6186. 7
6186. 8
6187. 0
6187. 1
6193. 0
6193. 1
6193. 2
6193. 3
6193. 4
6193. 5
6193. 6
6194. 0
6194. 1
6194. 2
6194. 3
6194. 4
6194. 5
6195. 0
6195. 1
6196. 0
6201. 0
6202. 0
6202. 1
6202. 2
6202. 3
6203. 0
6203. 1
6203. 2
6203. 3
6204. 0
6204. 1
6204. 2
6204. 3
6204. 4
6204. 5
×10¹⁵
800
600
400
200
0
−200
−400
−600
−800
−1000
−1200
pull
Entries 42
Mean −5.588e+08
Std Dev 5.588e+08

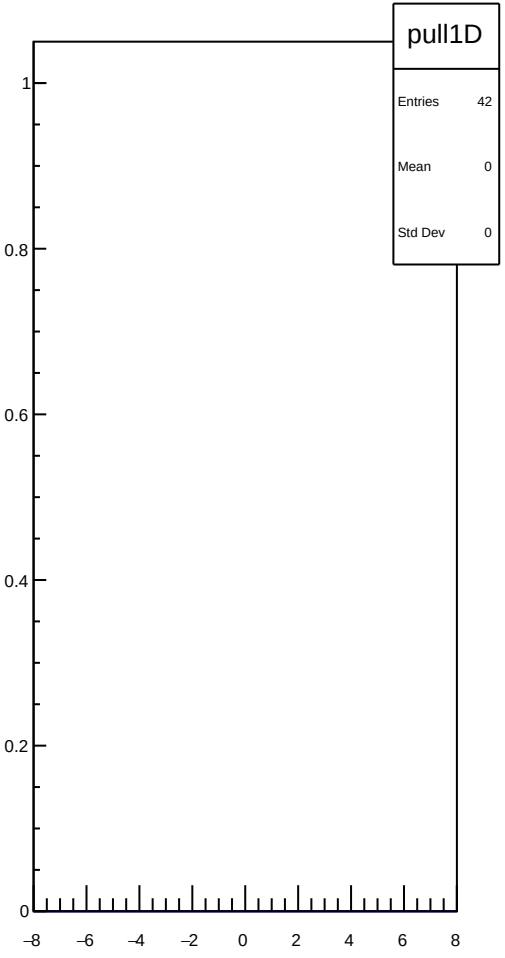
pull1D
Entries 42
Mean 0
Std Dev 0
1
0.8
0.6
0.4
0.2
0
−8
−6
−4
−2
0
2
4
6
8

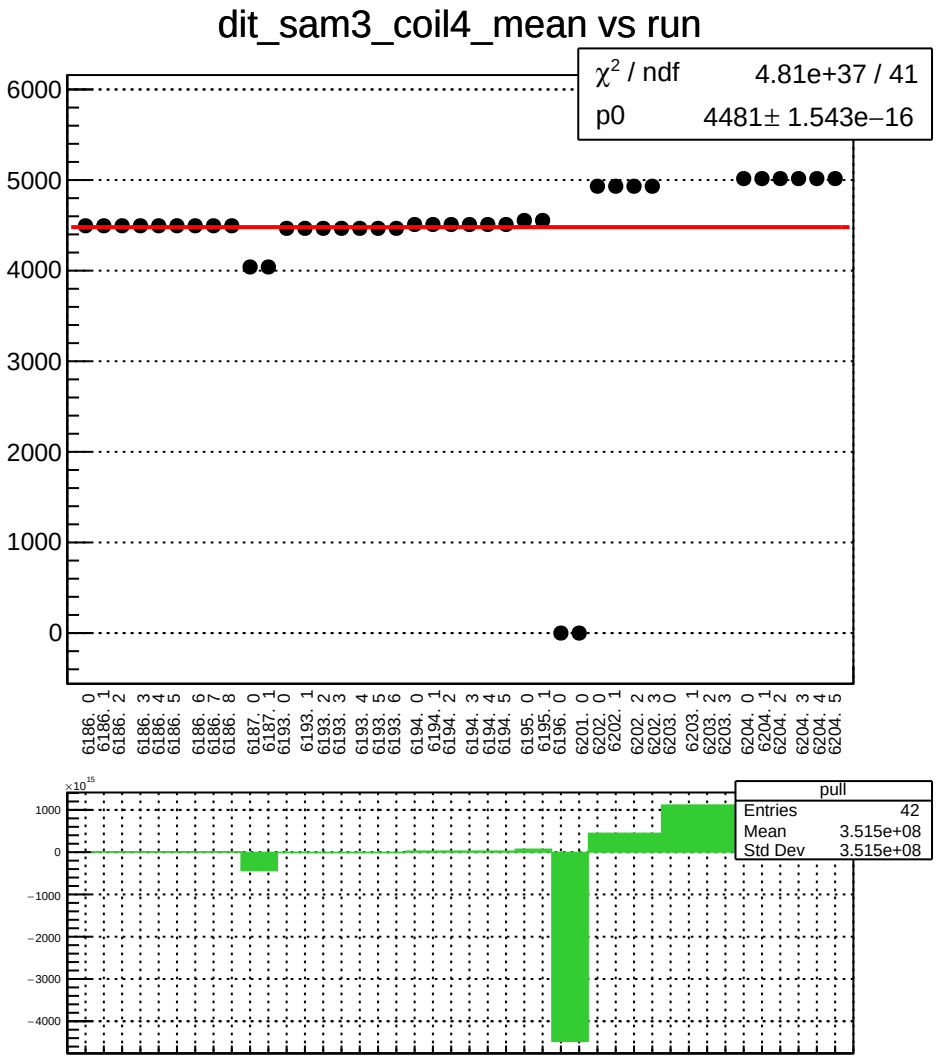
dit_sam3_coil4_mean vs run
χ² / ndf 4.81e+37 / 41
p0 4481± 1.543e−16
6000
5000
4000
3000
2000
1000
0
6186. 0
6186. 1
6186. 2
6186. 3
6186. 4
6186. 5
6186. 6
6186. 7
6186. 8
6187. 0
6187. 1
6193. 0
6193. 1
6193. 2
6193. 3
6193. 4
6193. 5
6193. 6
6194. 0
6194. 1
6194. 2
6194. 3
6194. 4
6194. 5
6195. 0
6195. 1
6196. 0
6201. 0
6202. 0
6202. 1
6202. 2
6202. 3
6203. 0
6203. 1
6203. 2
6203. 3
6204. 0
6204. 1
6204. 2
6204. 3
6204. 4
6204. 5
×10¹⁵
1000
0
−1000
−2000
−3000
−4000
pull
Entries 42
Mean 3.515e+08
Std Dev 3.515e+08

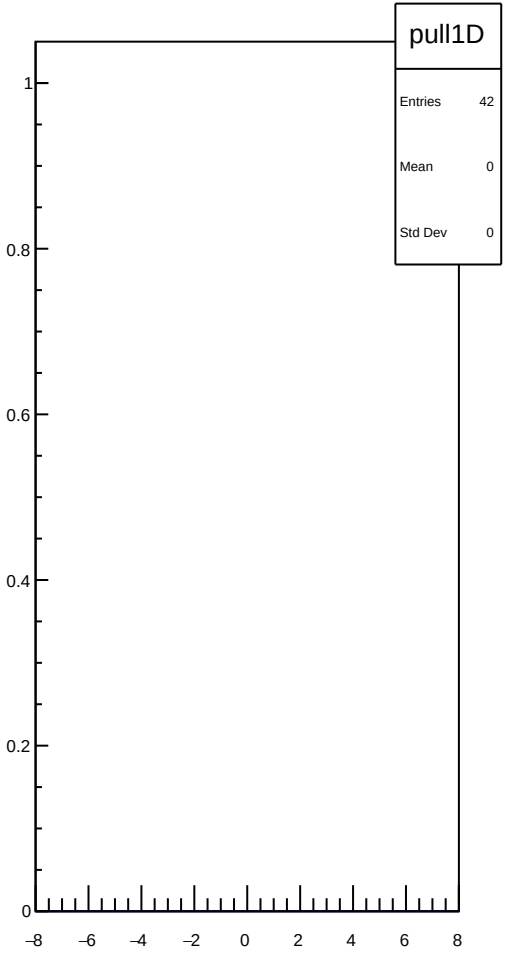
pull1D
Entries 42
Mean 0
Std Dev 0
1
0.8
0.6
0.4
0.2
0
−8
−6
−4
−2
0
2
4
6
8

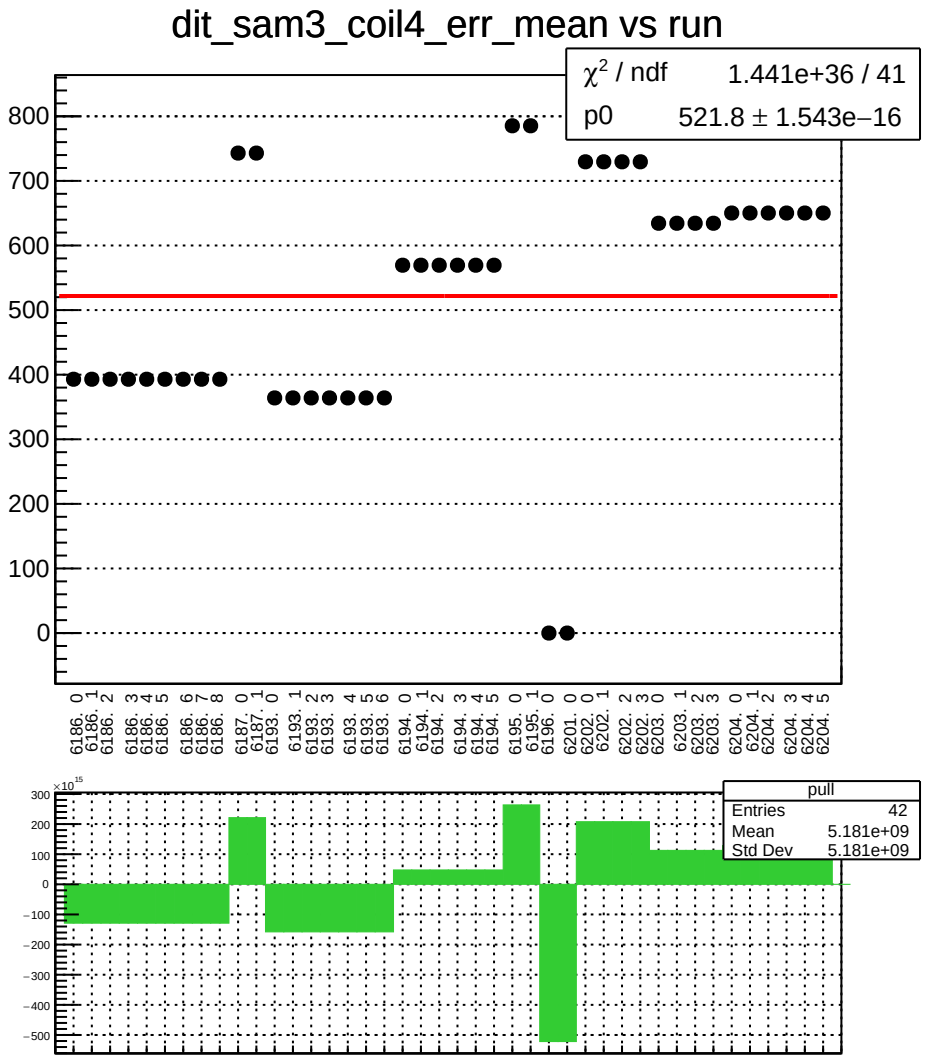
dit_sam3_coil4_err_mean vs run
χ² / ndf 1.441e+36 / 41
p0 521.8 ± 1.543e−16
800
700
600
500
400
300
200
100
0
6186. 0
6186. 1
6186. 2
6186. 3
6186. 4
6186. 5
6186. 6
6186. 7
6186. 8
6187. 0
6187. 1
6193. 0
6193. 1
6193. 2
6193. 3
6193. 4
6193. 5
6193. 6
6194. 0
6194. 1
6194. 2
6194. 3
6194. 4
6194. 5
6195. 0
6195. 1
6196. 0
6201. 0
6202. 0
6202. 1
6202. 2
6202. 3
6203. 0
6203. 1
6203. 2
6203. 3
6204. 0
6204. 1
6204. 2
6204. 3
6204. 4
6204. 5
×10¹⁵
300
200
100
0
−100
−200
−300
−400
−500
pull
Entries 42
Mean 5.181e+09
Std Dev 5.181e+09

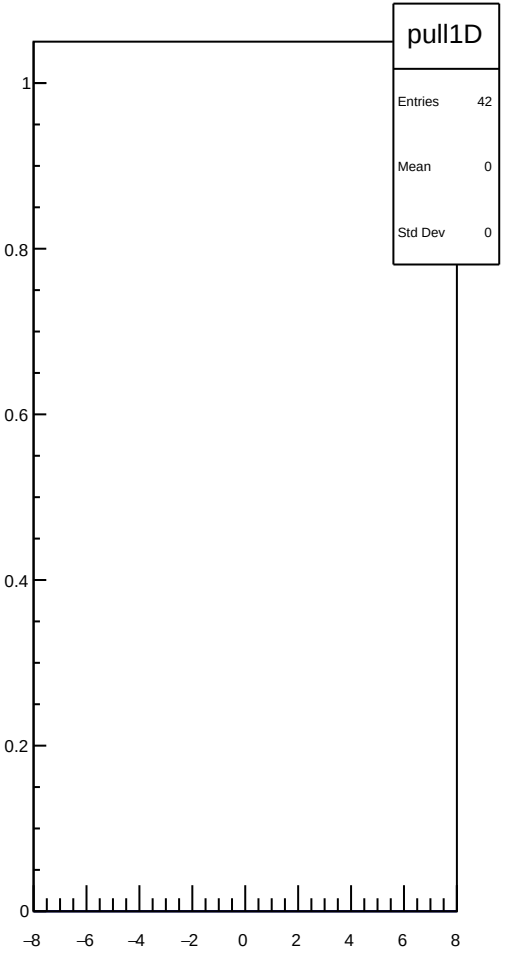
pull1D
Entries 42
Mean 0
Std Dev 0
1
0.8
0.6
0.4
0.2
0
−8
−6
−4
−2
0
2
4
6
8

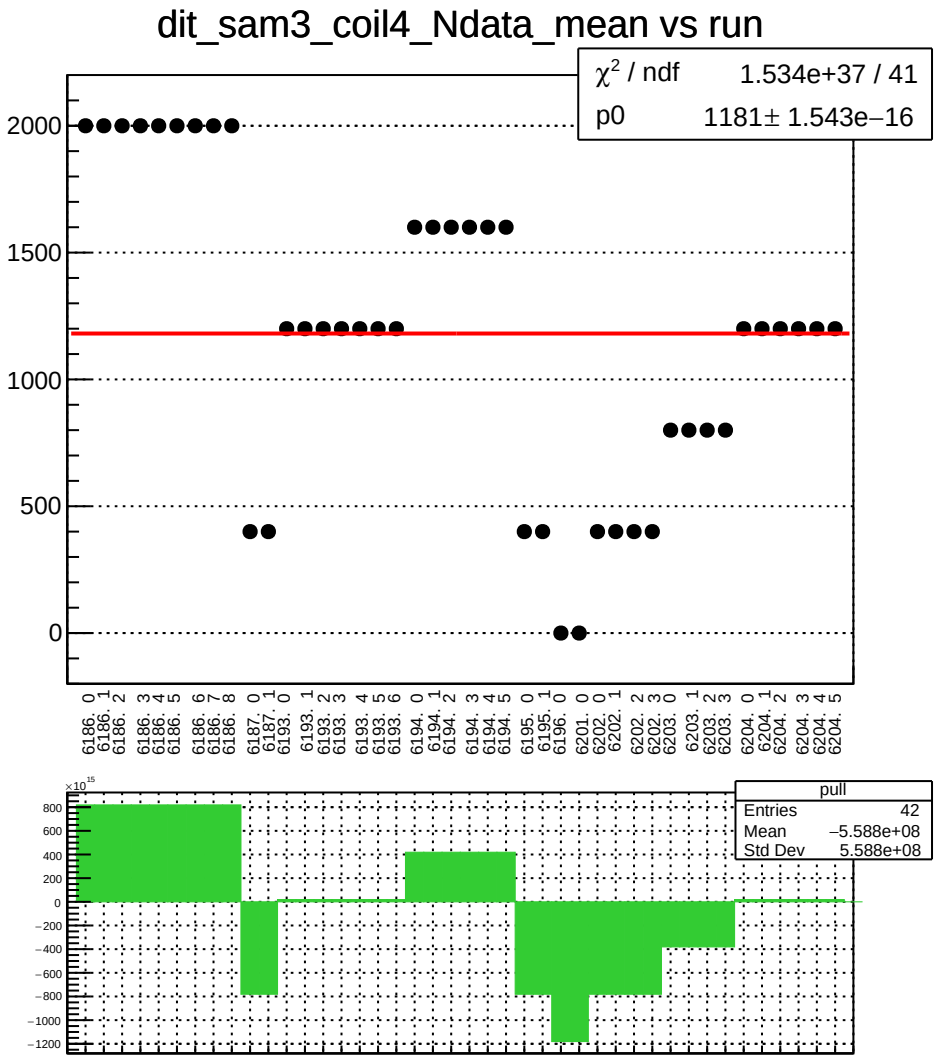
dit_sam3_coil4_Ndata_mean vs run
χ² / ndf 1.534e+37 / 41
p0 1181± 1.543e−16
2000
1500
1000
500
0
6186. 0
6186. 1
6186. 2
6186. 3
6186. 4
6186. 5
6186. 6
6186. 7
6186. 8
6187. 0
6187. 1
6193. 0
6193. 1
6193. 2
6193. 3
6193. 4
6193. 5
6193. 6
6194. 0
6194. 1
6194. 2
6194. 3
6194. 4
6194. 5
6195. 0
6195. 1
6196. 0
6201. 0
6202. 0
6202. 1
6202. 2
6202. 3
6203. 0
6203. 1
6203. 2
6203. 3
6204. 0
6204. 1
6204. 2
6204. 3
6204. 4
6204. 5
×10¹⁵
800
600
400
200
0
−200
−400
−600
−800
−1000
−1200
pull
Entries 42
Mean −5.588e+08
Std Dev 5.588e+08

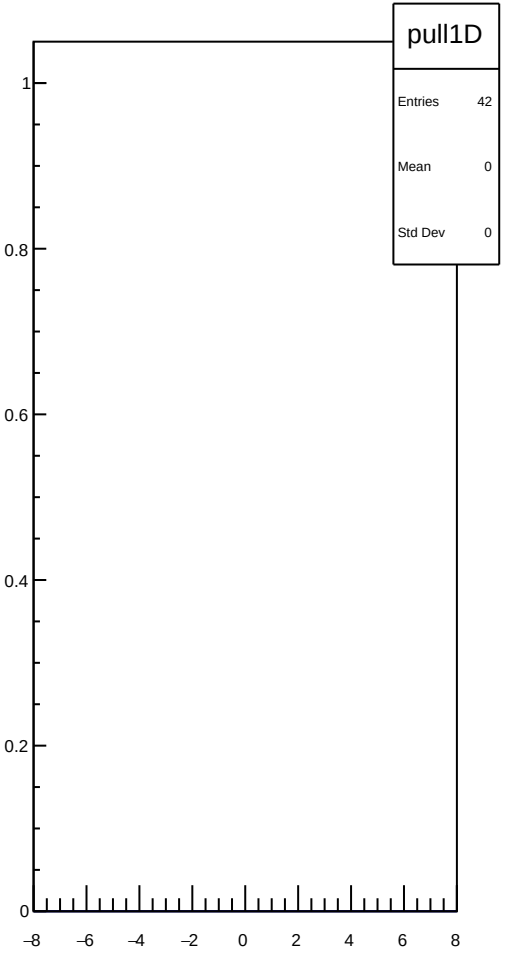
pull1D
Entries 42
Mean 0
Std Dev 0
1
0.8
0.6
0.4
0.2
0
−8
−6
−4
−2
0
2
4
6
8

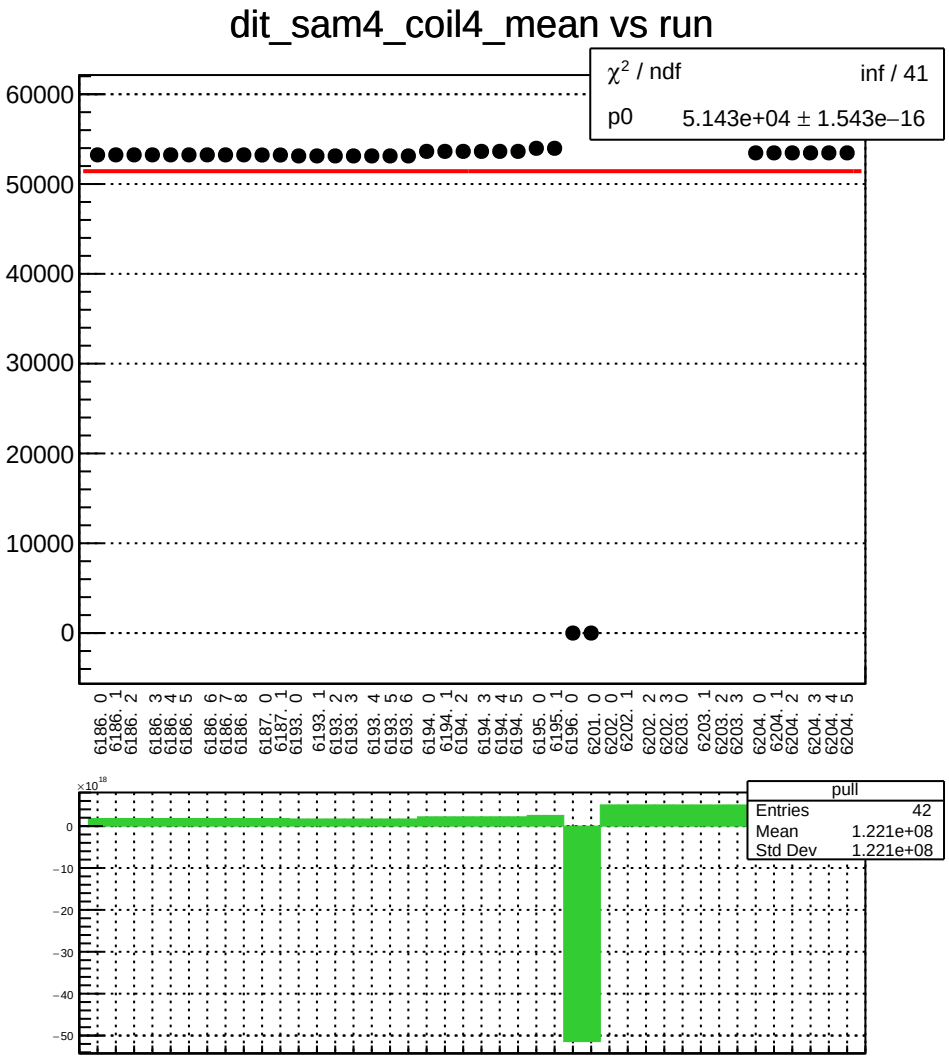
dit_sam4_coil4_mean vs run
χ² / ndf inf / 41
p0 5.143e+04 ± 1.543e−16
60000
50000
40000
30000
20000
10000
0
6186. 0
6186. 1
6186. 2
6186. 3
6186. 4
6186. 5
6186. 6
6186. 7
6186. 8
6187. 0
6187. 1
6193. 0
6193. 1
6193. 2
6193. 3
6193. 4
6193. 5
6193. 6
6194. 0
6194. 1
6194. 2
6194. 3
6194. 4
6194. 5
6195. 0
6195. 1
6196. 0
6201. 0
6202. 0
6202. 1
6202. 2
6202. 3
6203. 0
6203. 1
6203. 2
6203. 3
6204. 0
6204. 1
6204. 2
6204. 3
6204. 4
6204. 5
×10¹⁸
0
−10
−20
−30
−40
−50
pull
Entries 42
Mean 1.221e+08
Std Dev 1.221e+08

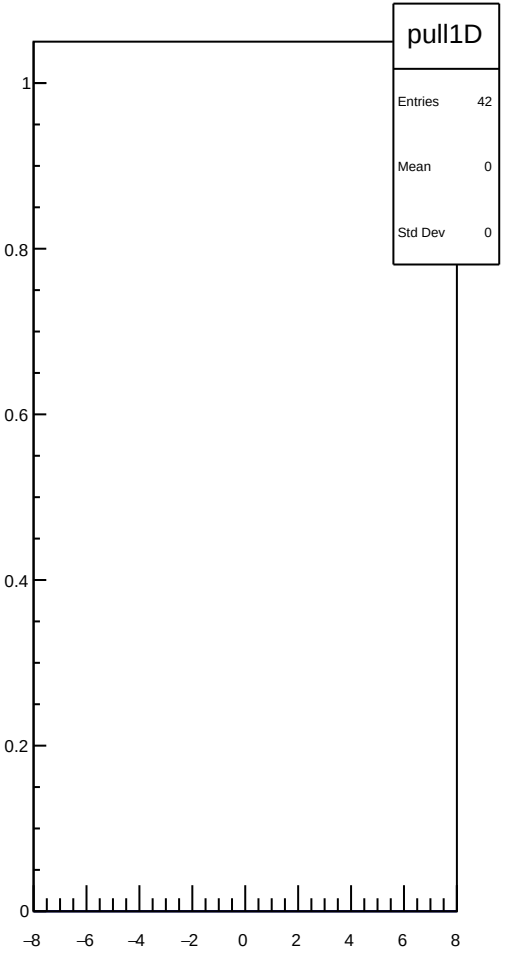
pull1D
Entries 42
Mean 0
Std Dev 0
1
0.8
0.6
0.4
0.2
0
−8
−6
−4
−2
0
2
4
6
8

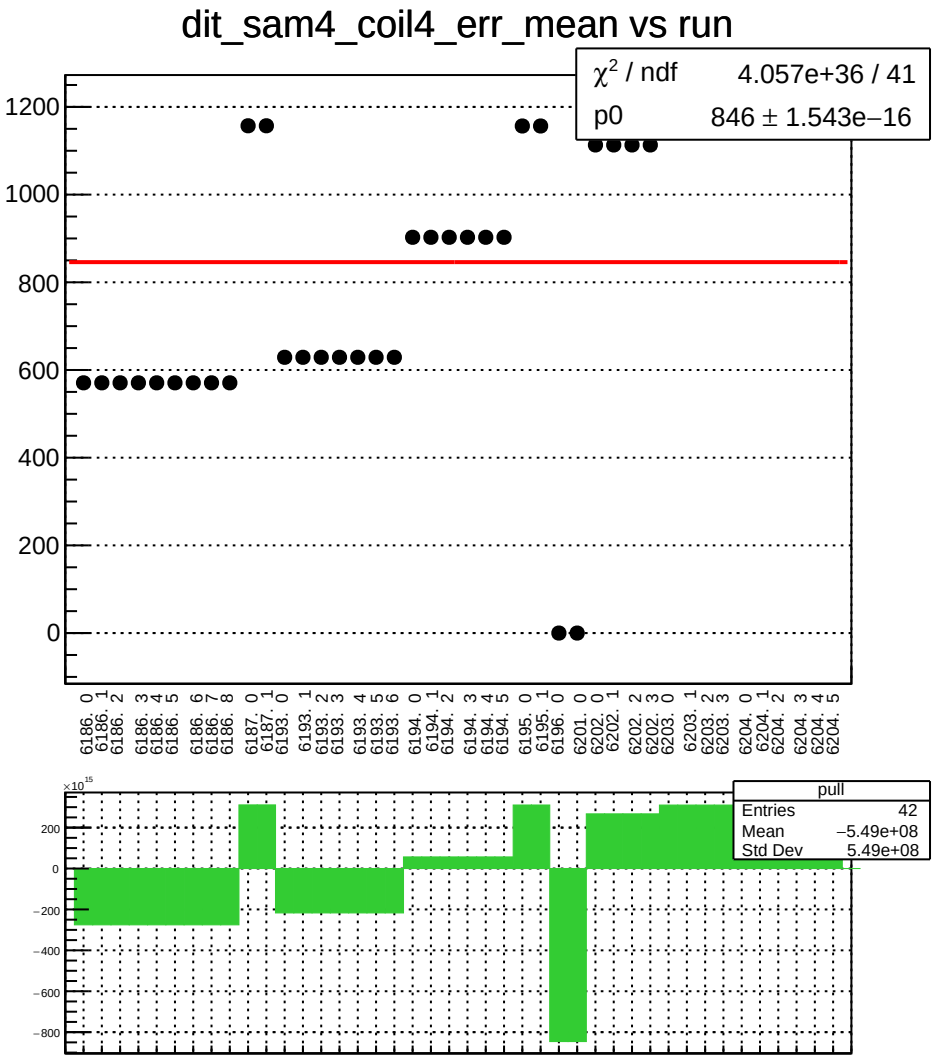
dit_sam4_coil4_err_mean vs run
χ² / ndf 4.057e+36 / 41
p0 846 ± 1.543e−16
1200
1000
800
600
400
200
0
6186. 0
6186. 1
6186. 2
6186. 3
6186. 4
6186. 5
6186. 6
6186. 7
6186. 8
6187. 0
6187. 1
6193. 0
6193. 1
6193. 2
6193. 3
6193. 4
6193. 5
6193. 6
6194. 0
6194. 1
6194. 2
6194. 3
6194. 4
6194. 5
6195. 0
6195. 1
6196. 0
6201. 0
6202. 0
6202. 1
6202. 2
6202. 3
6203. 0
6203. 1
6203. 2
6203. 3
6204. 0
6204. 1
6204. 2
6204. 3
6204. 4
6204. 5
×10¹⁵
200
0
−200
−400
−600
−800
pull
Entries 42
Mean −5.49e+08
Std Dev 5.49e+08

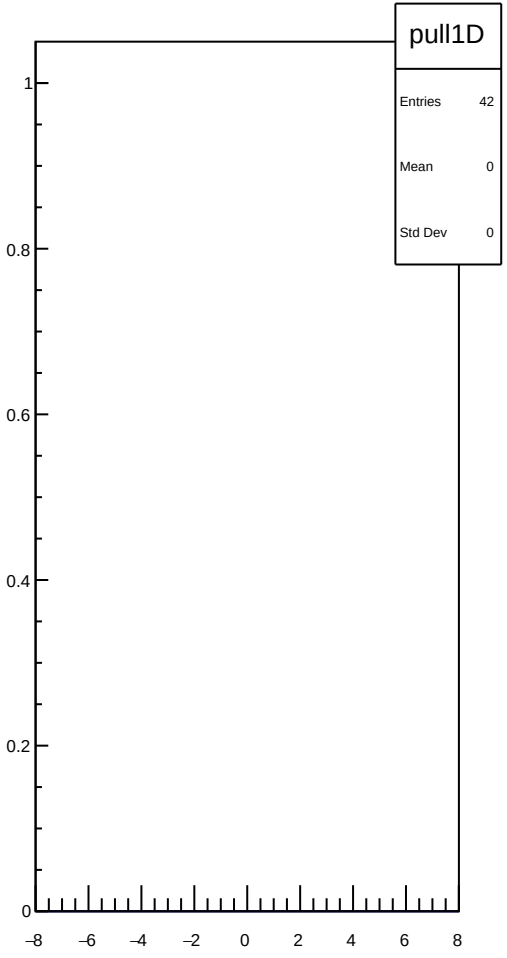
pull1D
Entries 42
Mean 0
Std Dev 0
1
0.8
0.6
0.4
0.2
0
−8
−6
−4
−2
0
2
4
6
8

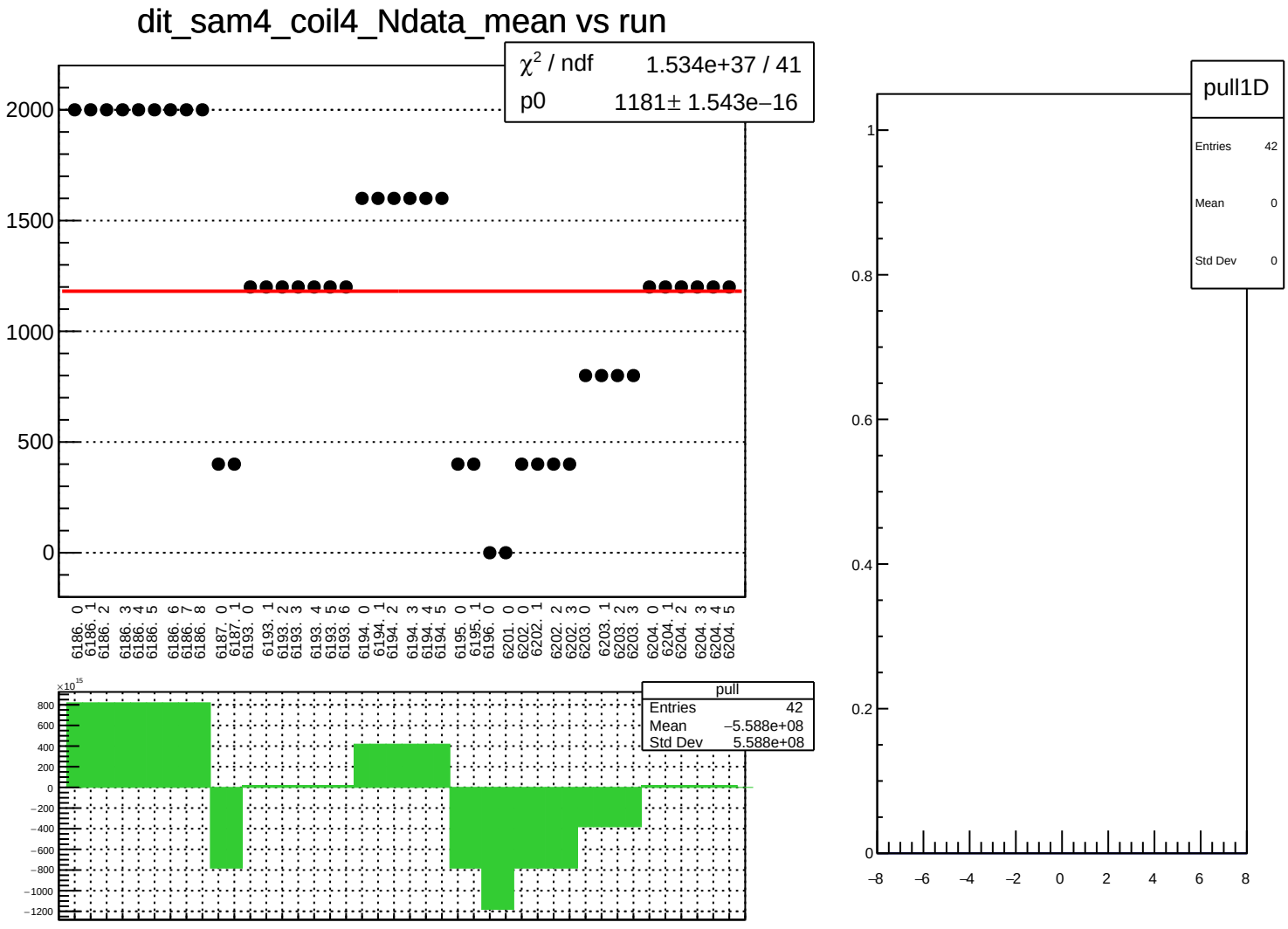
dit_sam4_coil4_Ndata_mean vs run
χ² / ndf 1.534e+37 / 41
p0 1181± 1.543e−16
2000
1500
1000
500
0
6186. 0
6186. 1
6186. 2
6186. 3
6186. 4
6186. 5
6186. 6
6186. 7
6186. 8
6187. 0
6187. 1
6193. 0
6193. 1
6193. 2
6193. 3
6193. 4
6193. 5
6193. 6
6194. 0
6194. 1
6194. 2
6194. 3
6194. 4
6194. 5
6195. 0
6195. 1
6196. 0
6201. 0
6202. 0
6202. 1
6202. 2
6202. 3
6203. 0
6203. 1
6203. 2
6203. 3
6204. 0
6204. 1
6204. 2
6204. 3
6204. 4
6204. 5
×10¹⁵
800
600
400
200
0
−200
−400
−600
−800
−1000
−1200
pull
Entries 42
Mean −5.588e+08
Std Dev 5.588e+08
pull1D
Entries 42
Mean 0
Std Dev 0
1
0.8
0.6
0.4
0.2
0
−8
−6
−4
−2
0
2
4
6
8

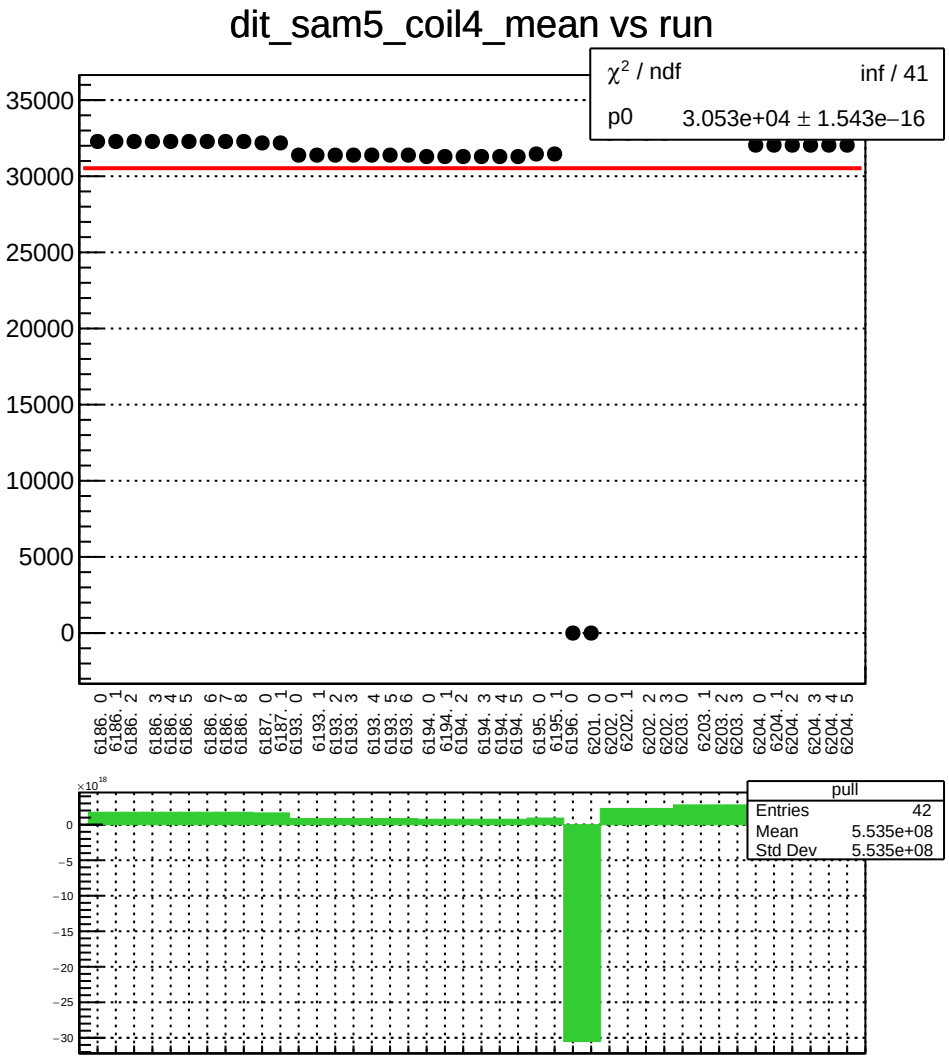
dit_sam5_coil4_mean vs run
χ² / ndf inf / 41
p0 3.053e+04 ± 1.543e−16
35000
30000
25000
20000
15000
10000
5000
0
6186. 0
6186. 1
6186. 2
6186. 3
6186. 4
6186. 5
6186. 6
6186. 7
6186. 8
6187. 0
6187. 1
6193. 0
6193. 1
6193. 2
6193. 3
6193. 4
6193. 5
6193. 6
6194. 0
6194. 1
6194. 2
6194. 3
6194. 4
6194. 5
6195. 0
6195. 1
6196. 0
6201. 0
6202. 0
6202. 1
6202. 2
6202. 3
6203. 0
6203. 1
6203. 2
6203. 3
6204. 0
6204. 1
6204. 2
6204. 3
6204. 4
6204. 5
×10¹⁸
0
−5
−10
−15
−20
−25
−30
pull
Entries 42
Mean 5.535e+08
Std Dev 5.535e+08

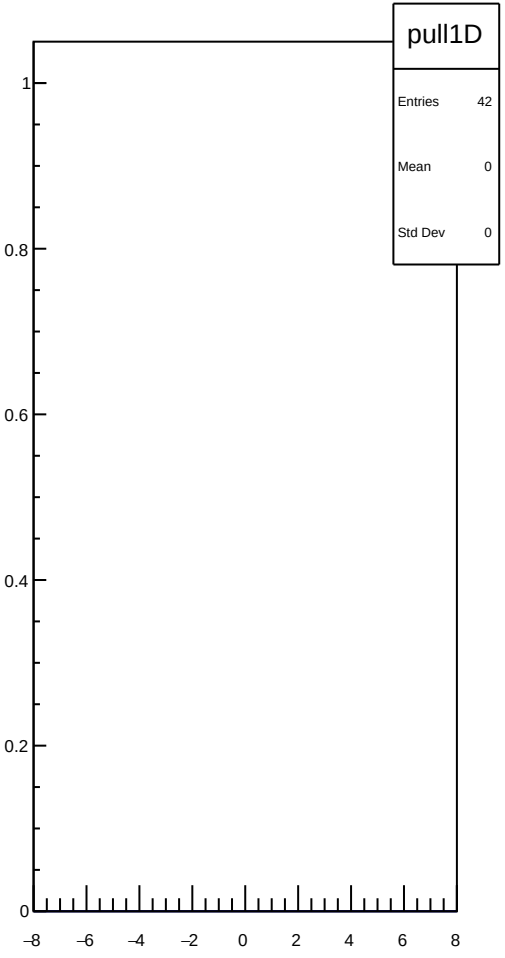
pull1D
Entries 42
Mean 0
Std Dev 0
1
0.8
0.6
0.4
0.2
0
−8
−6
−4
−2
0
2
4
6
8

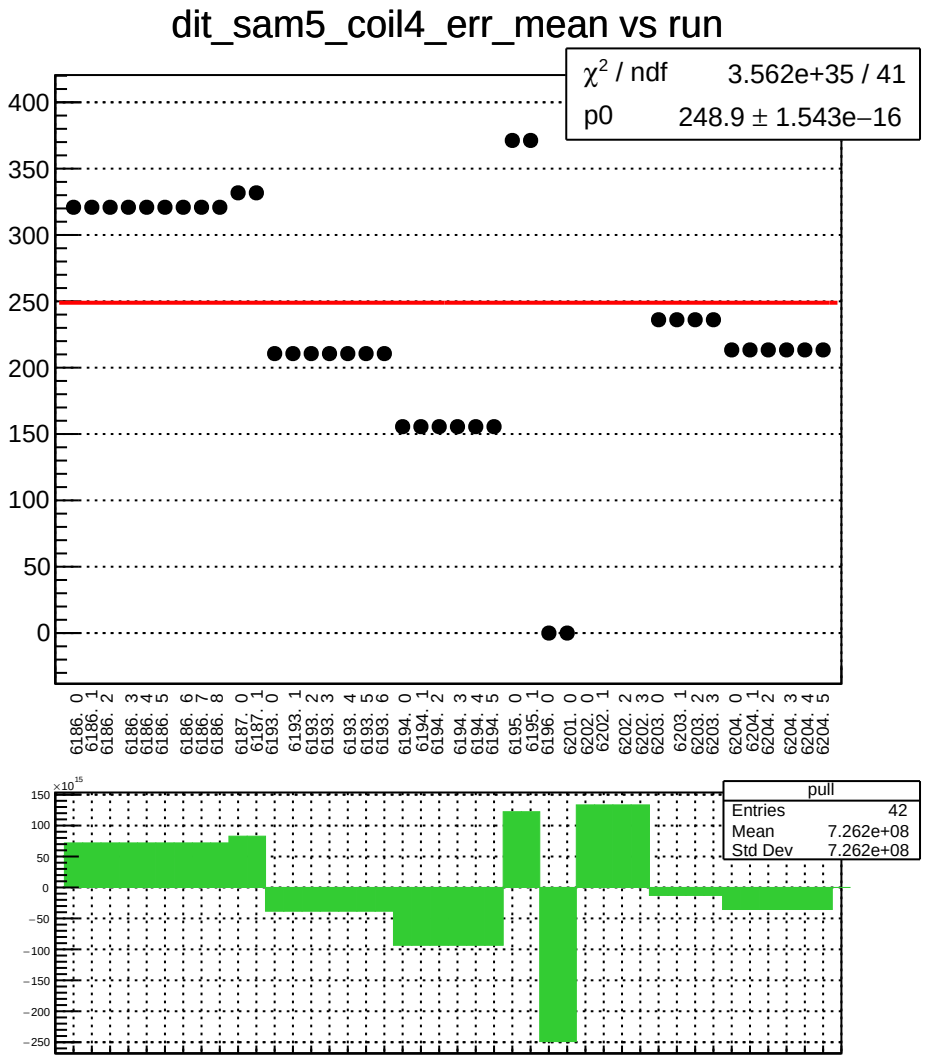
dit_sam5_coil4_err_mean vs run
χ² / ndf 3.562e+35 / 41
p0 248.9 ± 1.543e−16
400
350
300
250
200
150
100
50
0
6186. 0
6186. 1
6186. 2
6186. 3
6186. 4
6186. 5
6186. 6
6186. 7
6186. 8
6187. 0
6187. 1
6193. 0
6193. 1
6193. 2
6193. 3
6193. 4
6193. 5
6193. 6
6194. 0
6194. 1
6194. 2
6194. 3
6194. 4
6194. 5
6195. 0
6195. 1
6196. 0
6201. 0
6202. 0
6202. 1
6202. 2
6202. 3
6203. 0
6203. 1
6203. 2
6203. 3
6204. 0
6204. 1
6204. 2
6204. 3
6204. 4
6204. 5
×10¹⁵
150
100
50
0
−50
−100
−150
−200
−250
pull
Entries 42
Mean 7.262e+08
Std Dev 7.262e+08

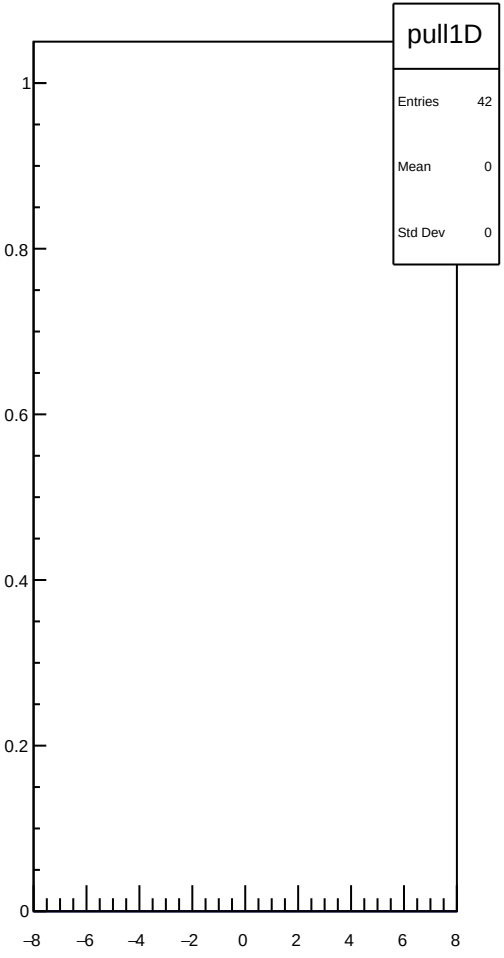
pull1D
Entries 42
Mean 0
Std Dev 0
1
0.8
0.6
0.4
0.2
0
−8
−6
−4
−2
0
2
4
6
8

dit_sam5_coil4_Ndata_mean vs run

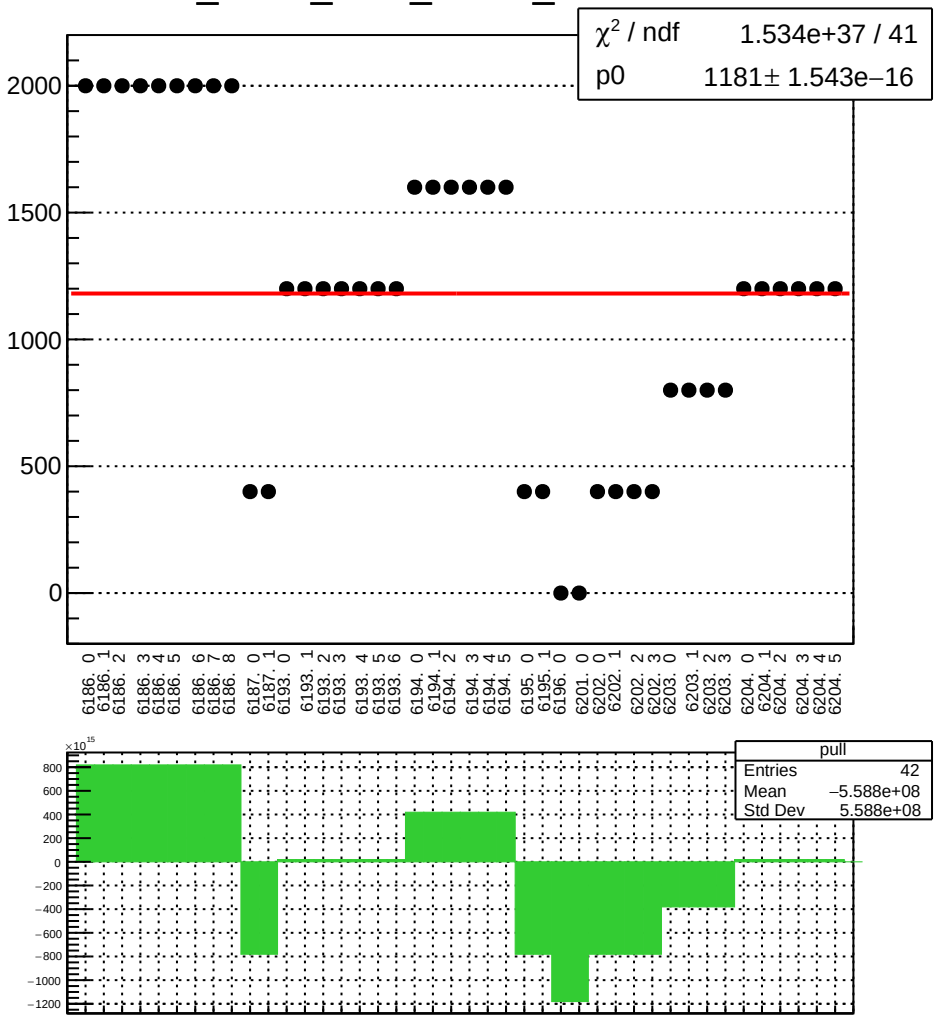

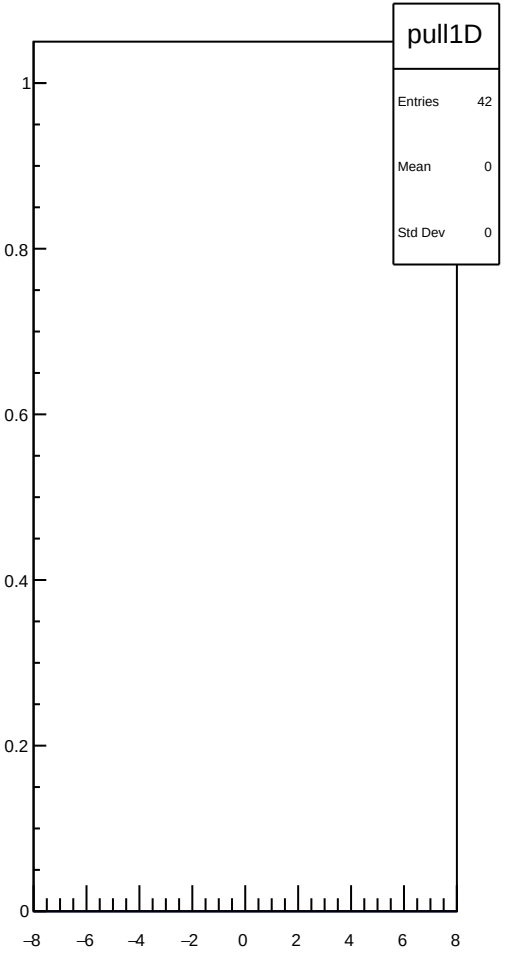

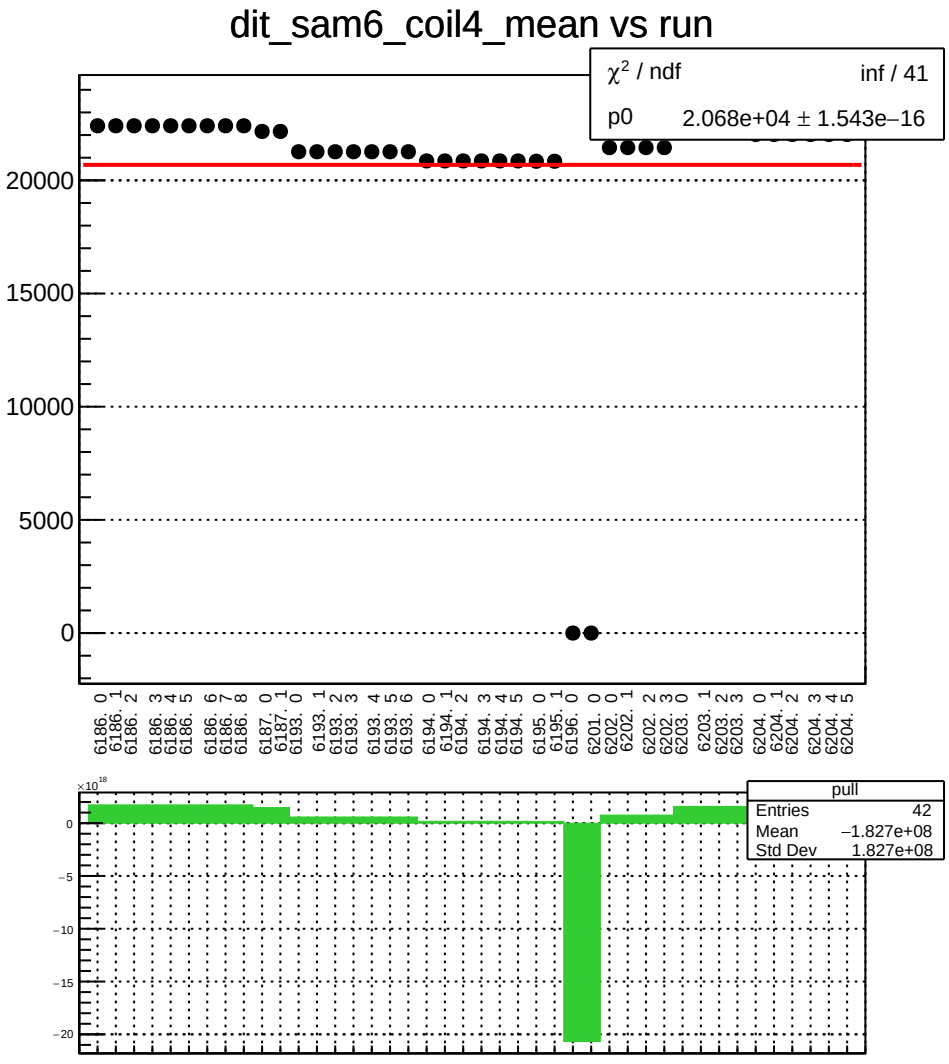
dit_sam6_coil4_mean vs run
χ² / ndf inf / 41
p0 2.068e+04 ± 1.543e−16
20000
15000
10000
5000
0
6186. 0
6186. 1
6186. 2
6186. 3
6186. 4
6186. 5
6186. 6
6186. 7
6186. 8
6187. 0
6187. 1
6193. 0
6193. 1
6193. 2
6193. 3
6193. 4
6193. 5
6193. 6
6194. 0
6194. 1
6194. 2
6194. 3
6194. 4
6194. 5
6195. 0
6195. 1
6196. 0
6201. 0
6202. 0
6202. 1
6202. 2
6202. 3
6203. 0
6203. 1
6203. 2
6203. 3
6204. 0
6204. 1
6204. 2
6204. 3
6204. 4
6204. 5
×10¹⁸
0
−5
−10
−15
−20
pull
Entries 42
Mean −1.827e+08
Std Dev 1.827e+08

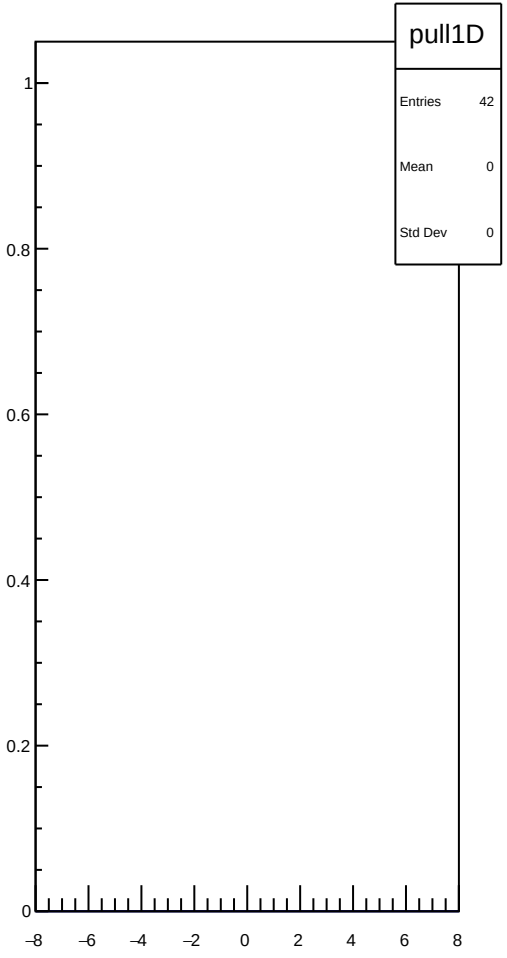
pull1D
Entries 42
Mean 0
Std Dev 0
1
0.8
0.6
0.4
0.2
0
−8
−6
−4
−2
0
2
4
6
8

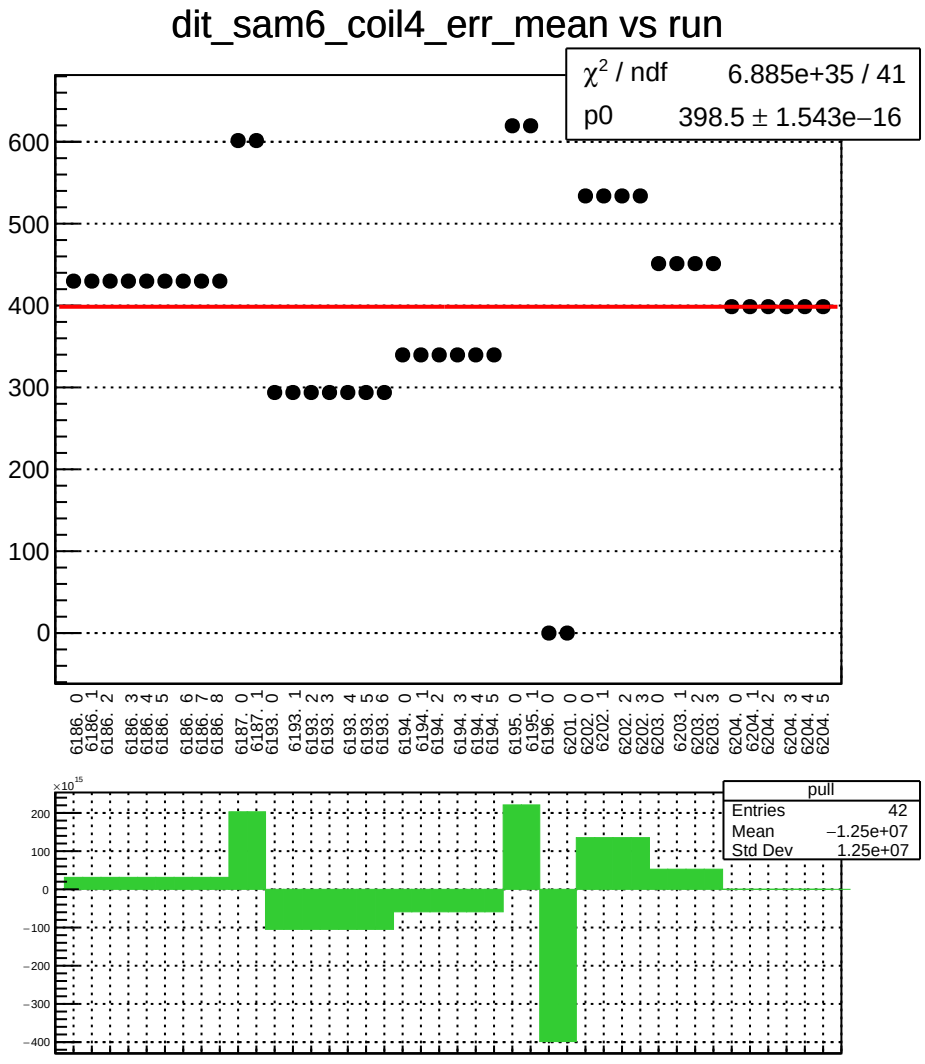
dit_sam6_coil4_err_mean vs run
χ² / ndf 6.885e+35 / 41
p0 398.5 ± 1.543e−16
600
500
400
300
200
100
0
6186. 0
6186. 1
6186. 2
6186. 3
6186. 4
6186. 5
6186. 6
6186. 7
6186. 8
6187. 0
6187. 1
6193. 0
6193. 1
6193. 2
6193. 3
6193. 4
6193. 5
6193. 6
6194. 0
6194. 1
6194. 2
6194. 3
6194. 4
6194. 5
6195. 0
6195. 1
6196. 0
6201. 0
6202. 0
6202. 1
6202. 2
6202. 3
6203. 0
6203. 1
6203. 2
6203. 3
6204. 0
6204. 1
6204. 2
6204. 3
6204. 4
6204. 5
×10¹⁵
200
100
0
−100
−200
−300
−400
pull
Entries 42
Mean −1.25e+07
Std Dev 1.25e+07

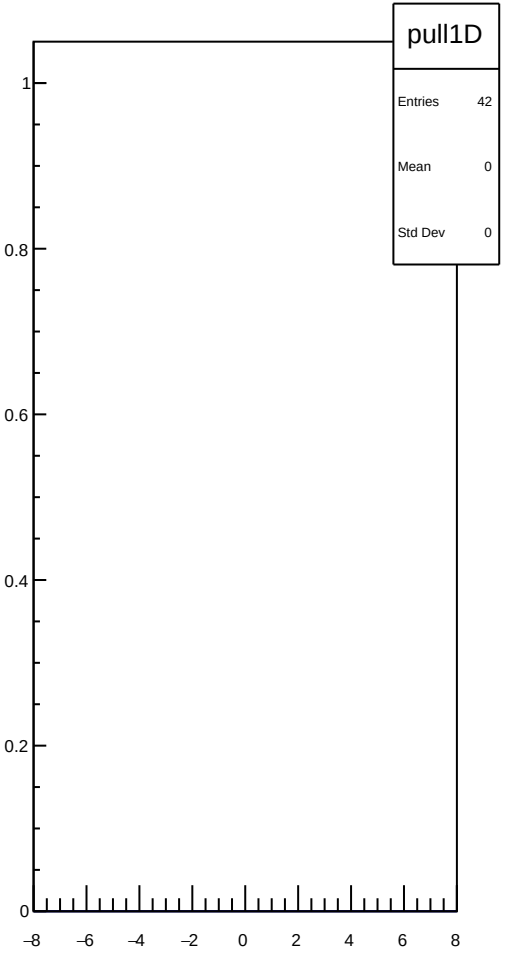
pull1D
Entries 42
Mean 0
Std Dev 0
1
0.8
0.6
0.4
0.2
0
−8
−6
−4
−2
0
2
4
6
8

dit_sam6_coil4_Ndata_mean vs run

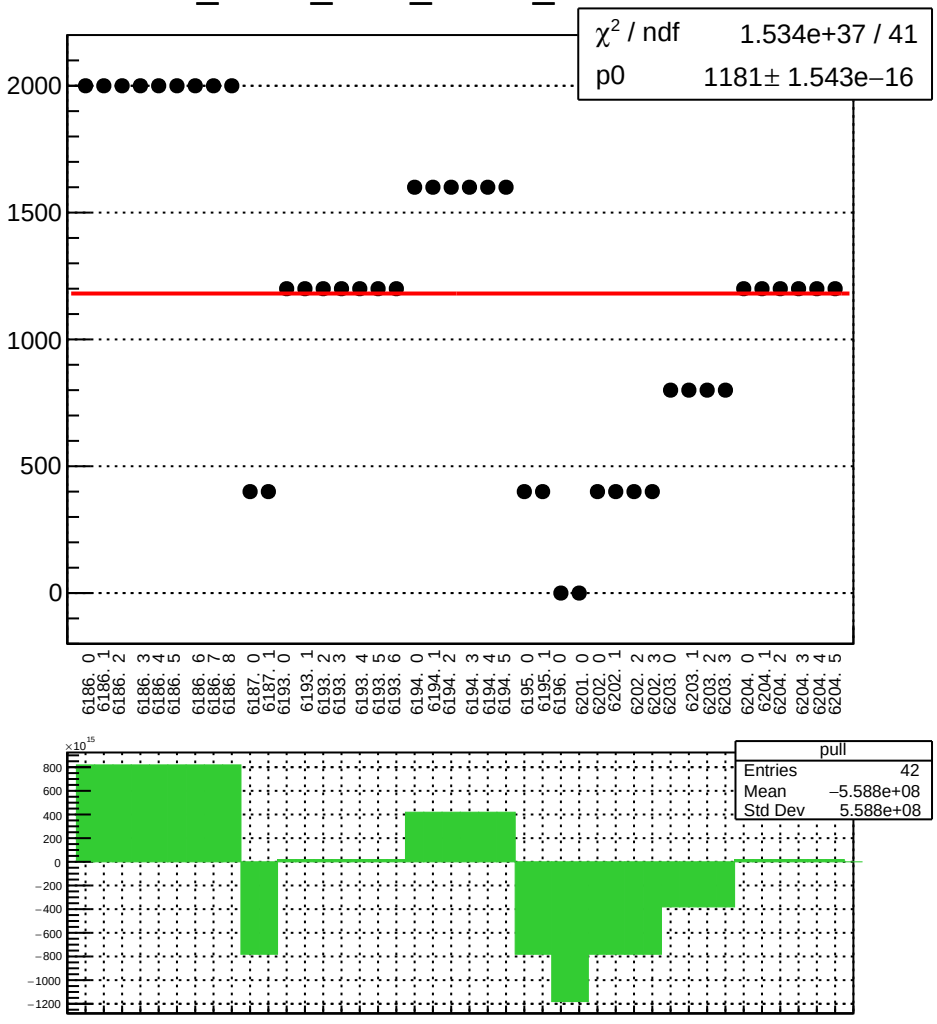

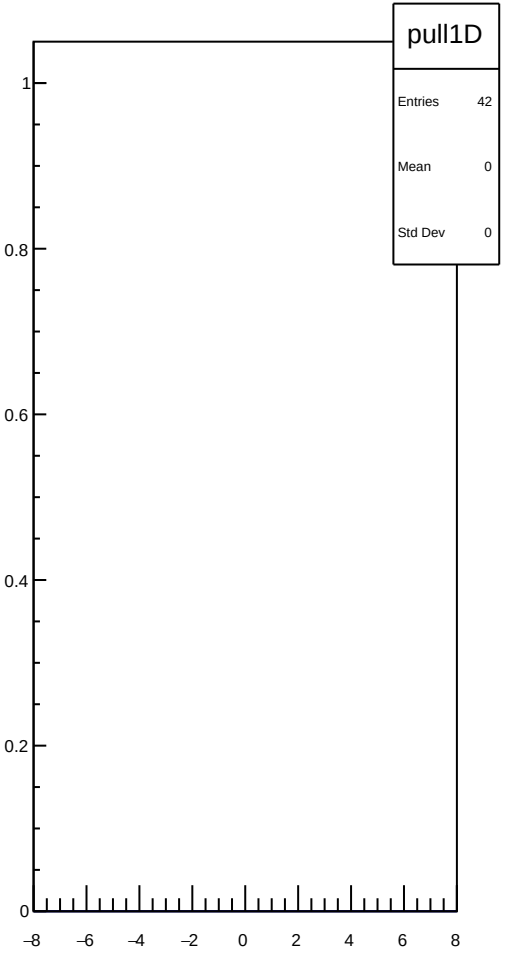

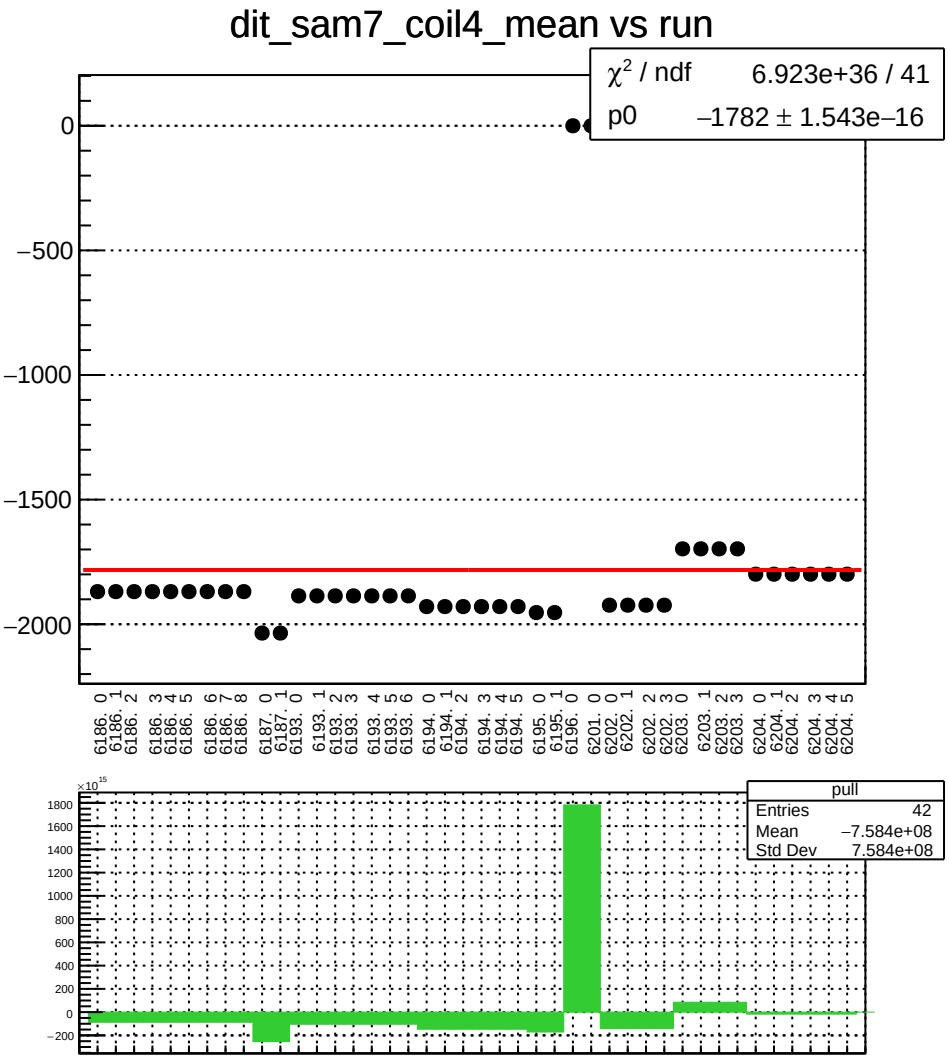
dit_sam7_coil4_mean vs run
χ² / ndf 6.923e+36 / 41
p0 –1782 ± 1.543e–16
0
–500
–1000
–1500
–2000
6186. 0
6186. 1
6186. 2
6186. 3
6186. 4
6186. 5
6186. 6
6186. 7
6186. 8
6187. 0
6187. 1
6193. 0
6193. 1
6193. 2
6193. 3
6193. 4
6193. 5
6193. 6
6194. 0
6194. 1
6194. 2
6194. 3
6194. 4
6194. 5
6195. 0
6195. 1
6196. 0
6201. 0
6202. 0
6202. 1
6202. 2
6202. 3
6203. 0
6203. 1
6203. 2
6203. 3
6204. 0
6204. 1
6204. 2
6204. 3
6204. 4
6204. 5
×10¹⁵
1800
1600
1400
1200
1000
800
600
400
200
0
–200
pull
Entries 42
Mean –7.584e+08
Std Dev 7.584e+08

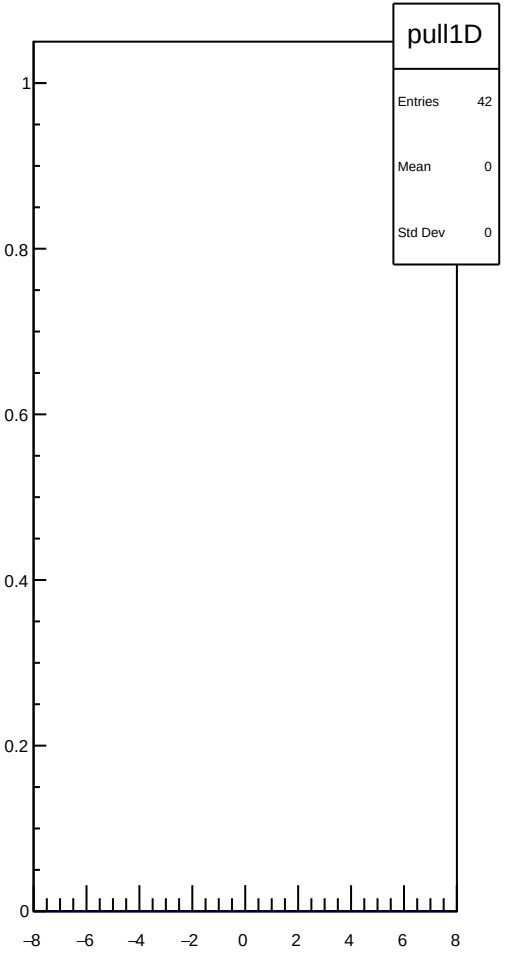
pull1D
Entries 42
Mean 0
Std Dev 0
1
0.8
0.6
0.4
0.2
0
–8
–6
–4
–2
0
2
4
6
8

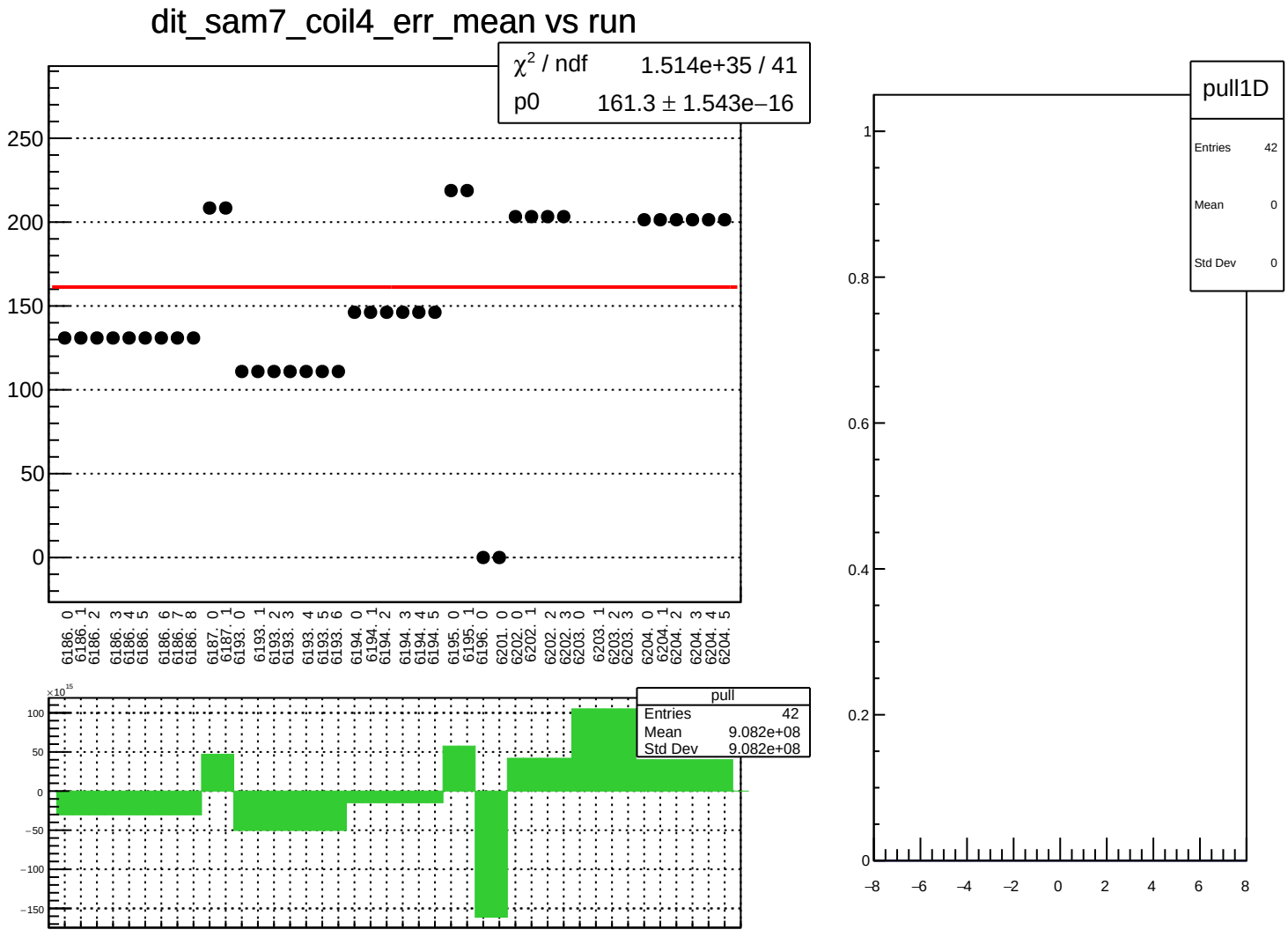
dit_sam7_coil4_err_mean vs run
χ² / ndf 1.514e+35 / 41
p0 161.3 ± 1.543e−16
250
200
150
100
50
0
6186. 0
6186. 1
6186. 2
6186. 3
6186. 4
6186. 5
6186. 6
6186. 7
6186. 8
6187. 0
6187. 1
6193. 0
6193. 1
6193. 2
6193. 3
6193. 4
6193. 5
6193. 6
6194. 0
6194. 1
6194. 2
6194. 3
6194. 4
6194. 5
6195. 0
6195. 1
6196. 0
6201. 0
6202. 0
6202. 1
6202. 2
6202. 3
6203. 0
6203. 1
6203. 2
6203. 3
6204. 0
6204. 1
6204. 2
6204. 3
6204. 4
6204. 5
×10¹⁵
100
50
0
−50
−100
−150
pull
Entries 42
Mean 9.082e+08
Std Dev 9.082e+08
pull1D
Entries 42
Mean 0
Std Dev 0
1
0.8
0.6
0.4
0.2
0
−8
−6
−4
−2
0
2
4
6
8

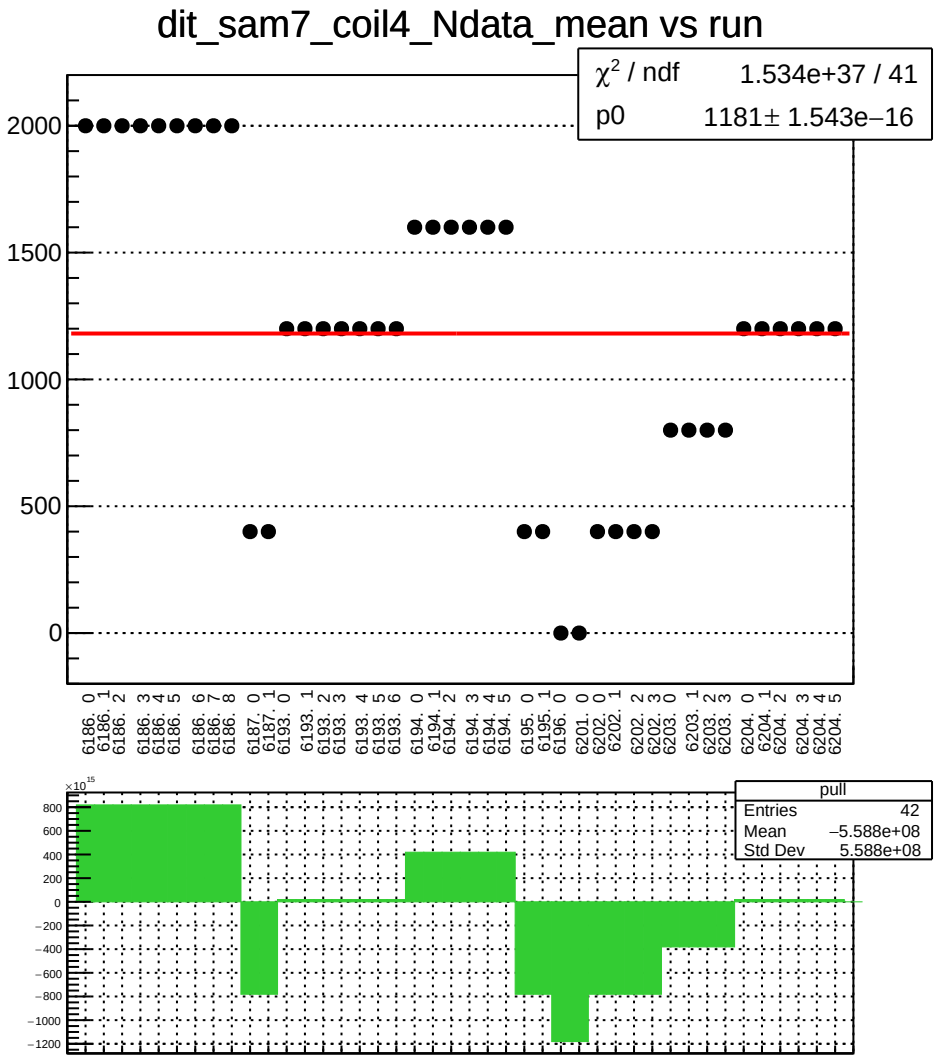
dit_sam7_coil4_Ndata_mean vs run
χ² / ndf 1.534e+37 / 41
p0 1181± 1.543e−16
2000
1500
1000
500
0
6186. 0
6186. 1
6186. 2
6186. 3
6186. 4
6186. 5
6186. 6
6186. 7
6186. 8
6187. 0
6187. 1
6193. 0
6193. 1
6193. 2
6193. 3
6193. 4
6193. 5
6193. 6
6194. 0
6194. 1
6194. 2
6194. 3
6194. 4
6194. 5
6195. 0
6195. 1
6196. 0
6201. 0
6202. 0
6202. 1
6202. 2
6202. 3
6203. 0
6203. 1
6203. 2
6203. 3
6204. 0
6204. 1
6204. 2
6204. 3
6204. 4
6204. 5
×10¹⁵
800
600
400
200
0
−200
−400
−600
−800
−1000
−1200
pull
Entries 42
Mean −5.588e+08
Std Dev 5.588e+08

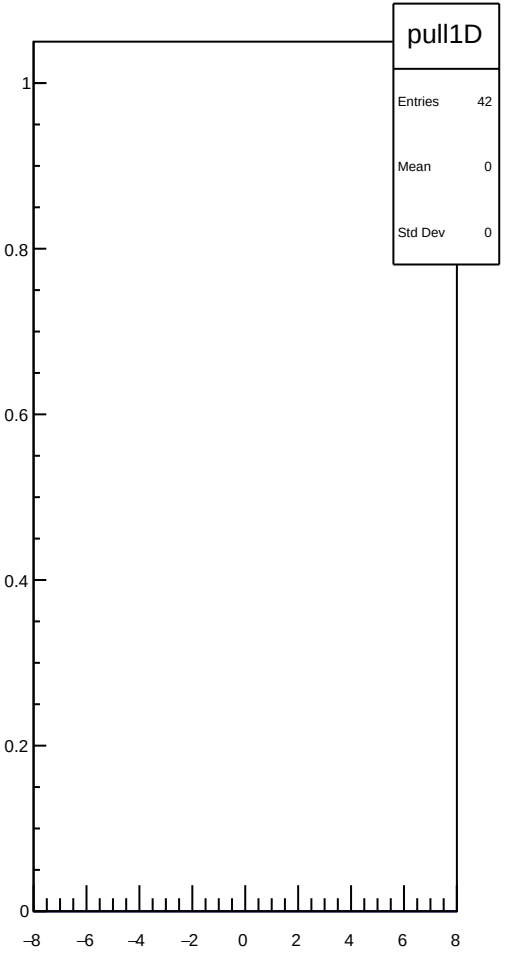
pull1D
Entries 42
Mean 0
Std Dev 0
1
0.8
0.6
0.4
0.2
0
−8
−6
−4
−2
0
2
4
6
8

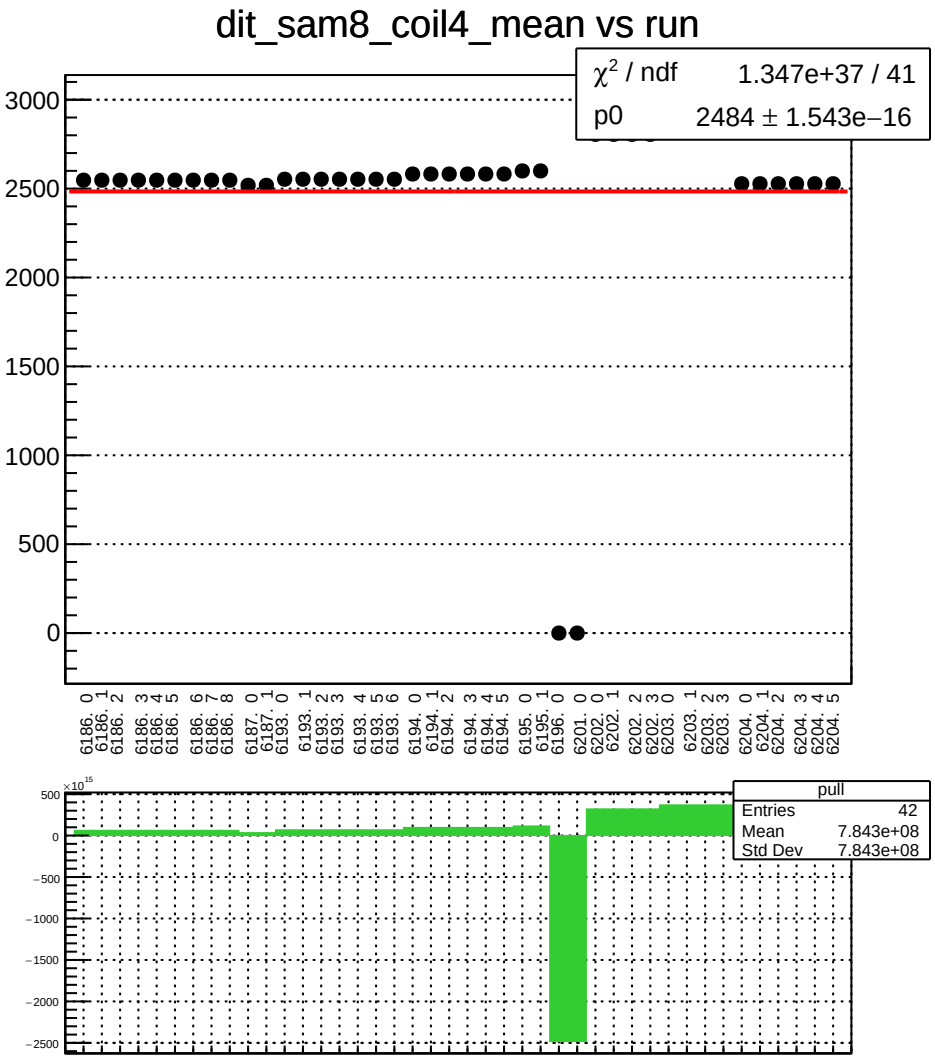
dit_sam8_coil4_mean vs run
χ² / ndf 1.347e+37 / 41
p0 2484 ± 1.543e−16
3000
2500
2000
1500
1000
500
0
6186. 0
6186. 1
6186. 2
6186. 3
6186. 4
6186. 5
6186. 6
6186. 7
6186. 8
6187. 0
6187. 1
6193. 0
6193. 1
6193. 2
6193. 3
6193. 4
6193. 5
6193. 6
6194. 0
6194. 1
6194. 2
6194. 3
6194. 4
6194. 5
6195. 0
6195. 1
6196. 0
6201. 0
6202. 0
6202. 1
6202. 2
6202. 3
6203. 0
6203. 1
6203. 2
6203. 3
6204. 0
6204. 1
6204. 2
6204. 3
6204. 4
6204. 5
×10¹⁵
500
0
−500
−1000
−1500
−2000
−2500
pull
Entries 42
Mean 7.843e+08
Std Dev 7.843e+08

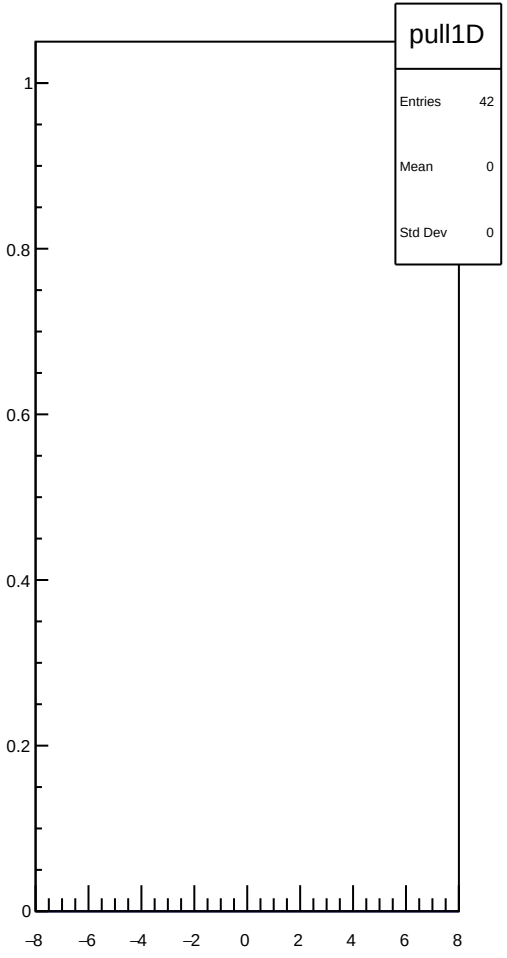
pull1D
Entries 42
Mean 0
Std Dev 0
1
0.8
0.6
0.4
0.2
0
−8
−6
−4
−2
0
2
4
6
8

dit_sam8_coil4_err_mean vs run

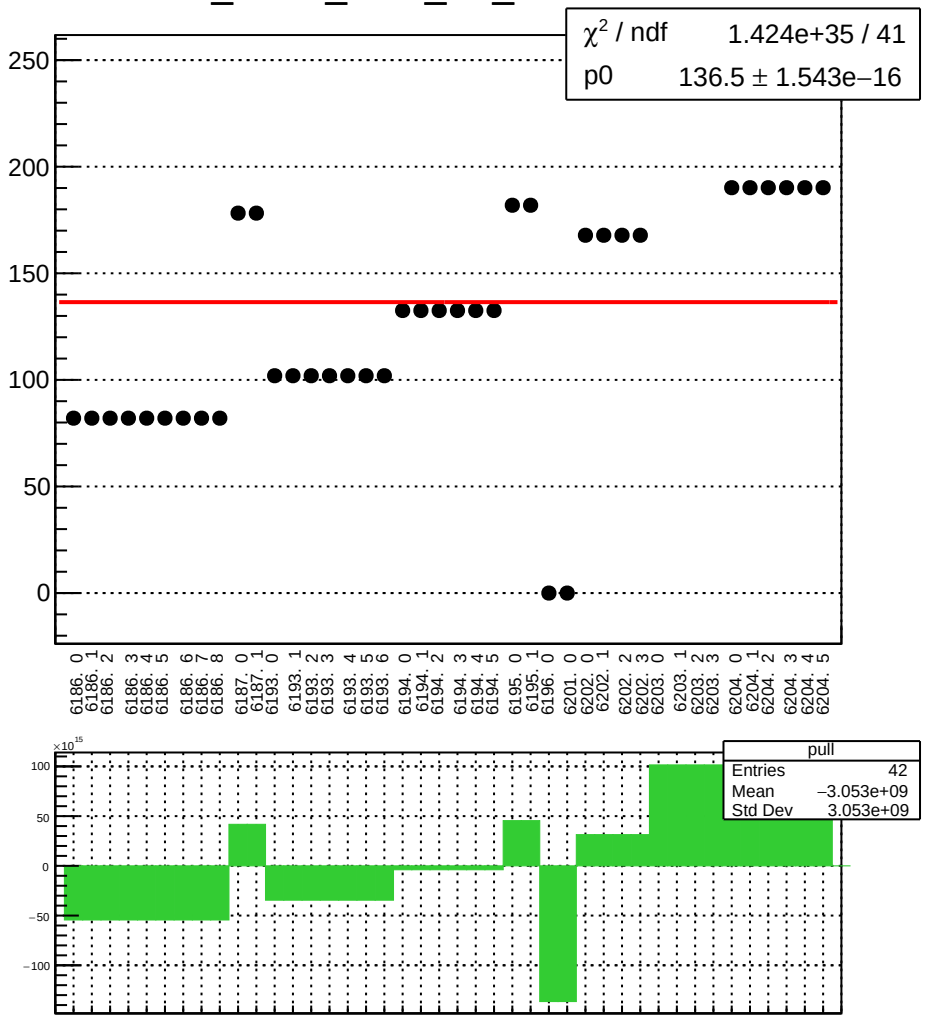

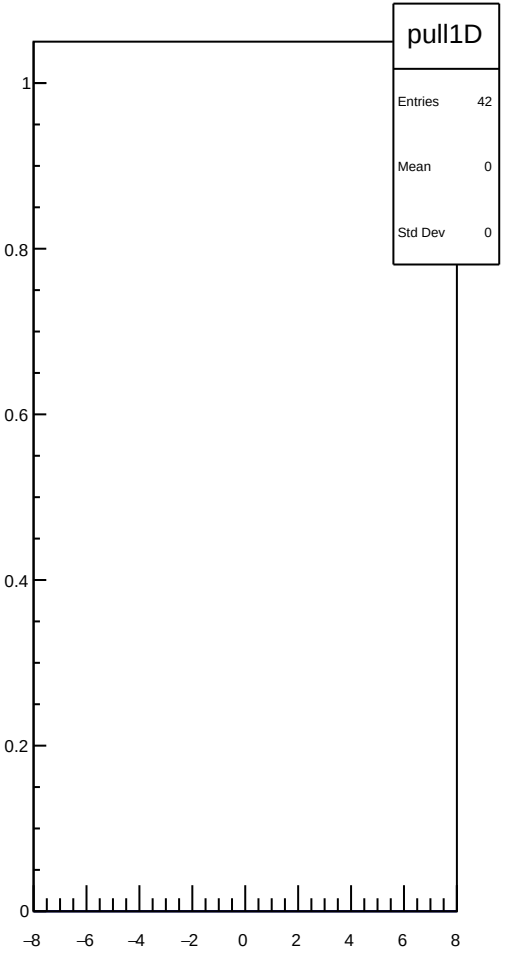

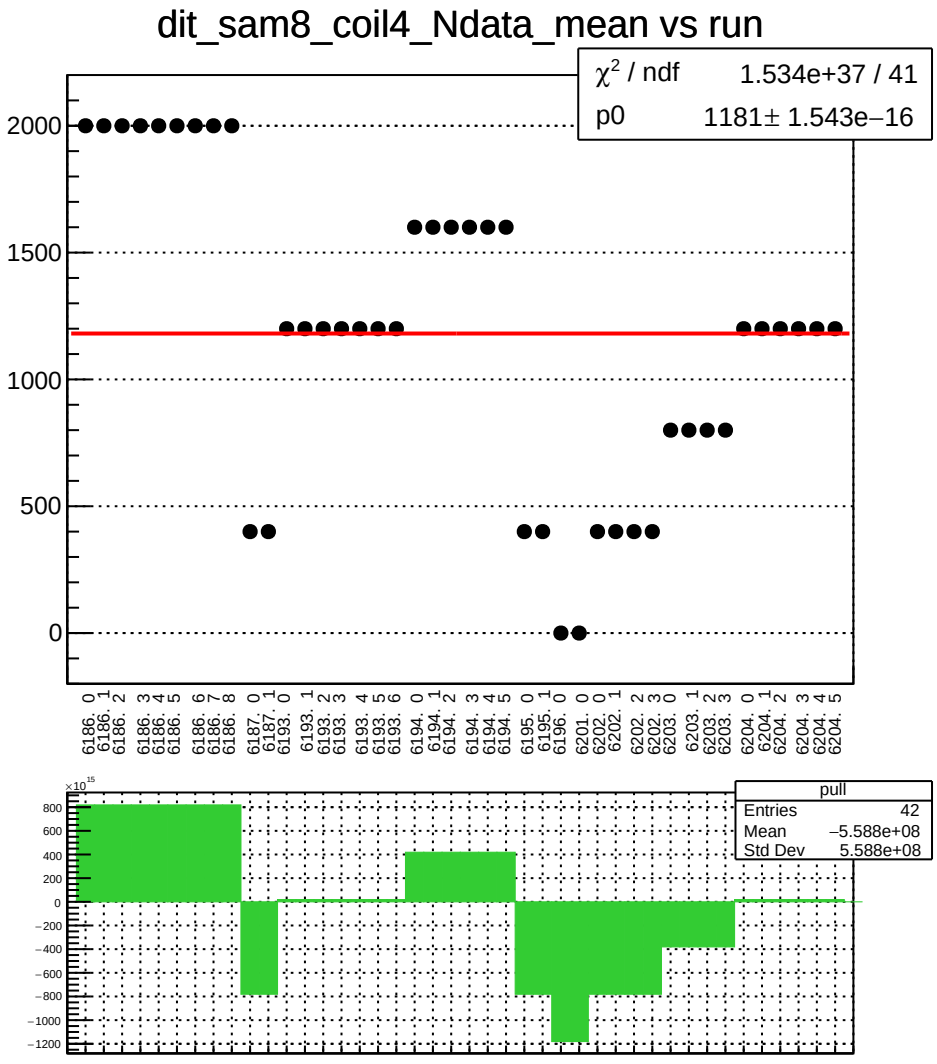
dit_sam8_coil4_Ndata_mean vs run
χ² / ndf 1.534e+37 / 41
p0 1181± 1.543e−16
2000
1500
1000
500
0
6186. 0
6186. 1
6186. 2
6186. 3
6186. 4
6186. 5
6186. 6
6186. 7
6186. 8
6187. 0
6187. 1
6193. 0
6193. 1
6193. 2
6193. 3
6193. 4
6193. 5
6193. 6
6194. 0
6194. 1
6194. 2
6194. 3
6194. 4
6194. 5
6195. 0
6195. 1
6196. 0
6201. 0
6202. 0
6202. 1
6202. 2
6202. 3
6203. 0
6203. 1
6203. 2
6203. 3
6204. 0
6204. 1
6204. 2
6204. 3
6204. 4
6204. 5
×10¹⁵
800
600
400
200
0
−200
−400
−600
−800
−1000
−1200
pull
Entries 42
Mean −5.588e+08
Std Dev 5.588e+08

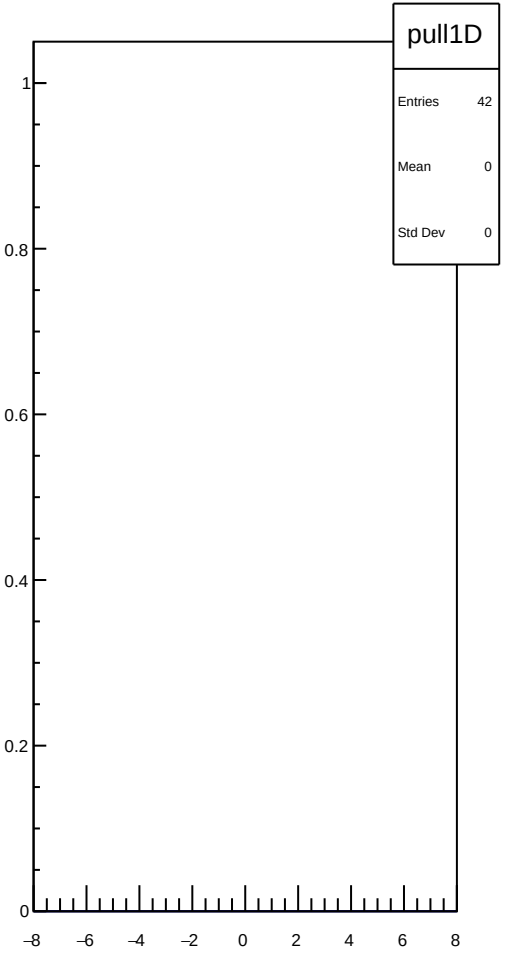
pull1D
Entries 42
Mean 0
Std Dev 0
1
0.8
0.6
0.4
0.2
0
−8
−6
−4
−2
0
2
4
6
8

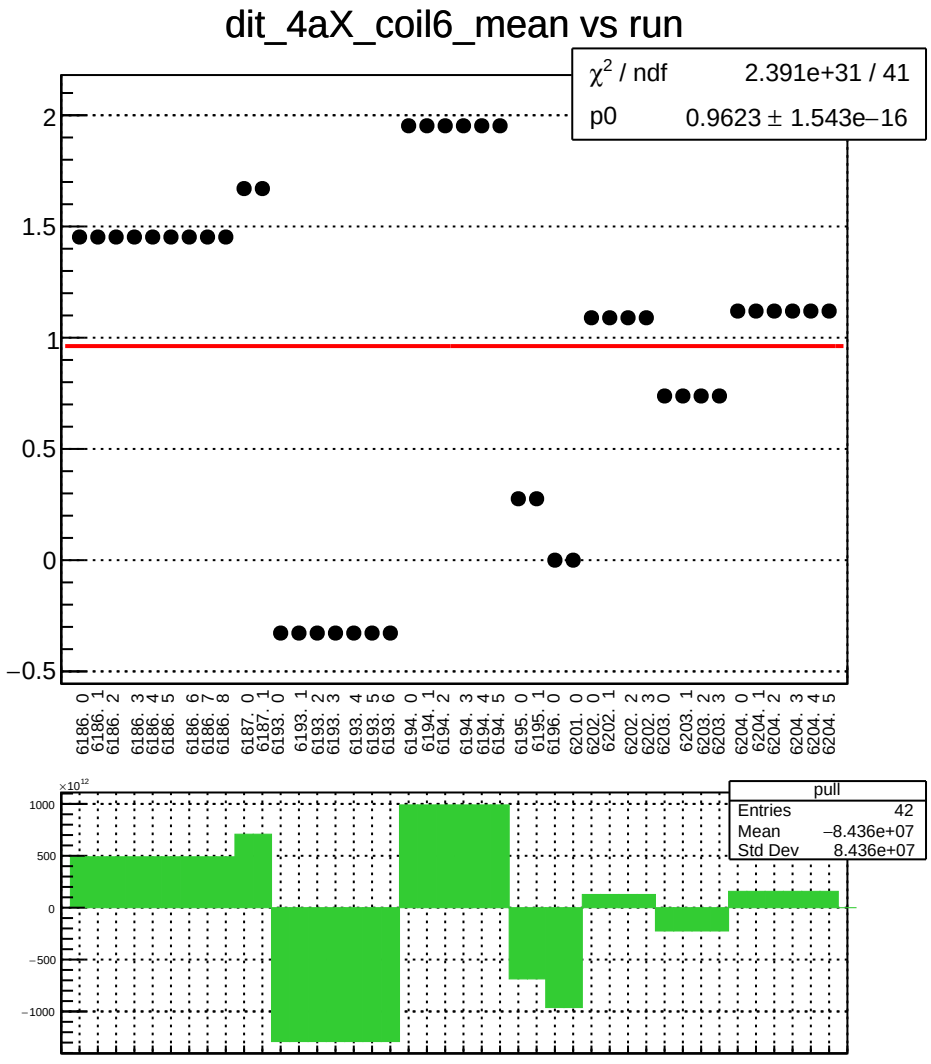
dit_4aX_coil6_mean vs run
χ² / ndf 2.391e+31 / 41
p0 0.9623 ± 1.543e−16
2
1.5
1
0.5
0
−0.5
6186. 0
6186. 1
6186. 2
6186. 3
6186. 4
6186. 5
6186. 6
6186. 7
6186. 8
6187. 0
6187. 1
6193. 0
6193. 1
6193. 2
6193. 3
6193. 4
6193. 5
6193. 6
6194. 0
6194. 1
6194. 2
6194. 3
6194. 4
6194. 5
6195. 0
6195. 1
6196. 0
6201. 0
6202. 0
6202. 1
6202. 2
6202. 3
6203. 0
6203. 1
6203. 2
6203. 3
6204. 0
6204. 1
6204. 2
6204. 3
6204. 4
6204. 5
×10¹²
1000
500
0
−500
−1000
pull
Entries 42
Mean −8.436e+07
Std Dev 8.436e+07

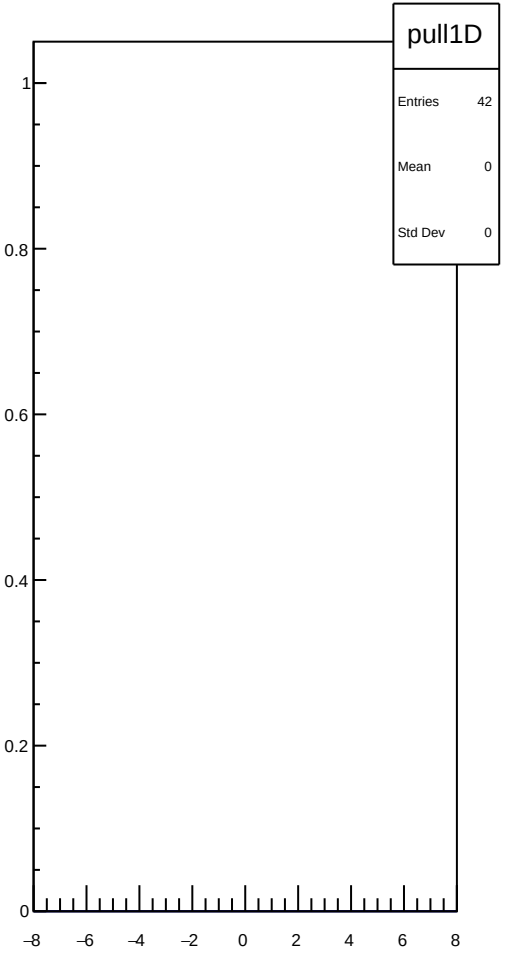
pull1D
Entries 42
Mean 0
Std Dev 0
1
0.8
0.6
0.4
0.2
0
−8
−6
−4
−2
0
2
4
6
8

dit_4aX_coil6_err_mean vs run

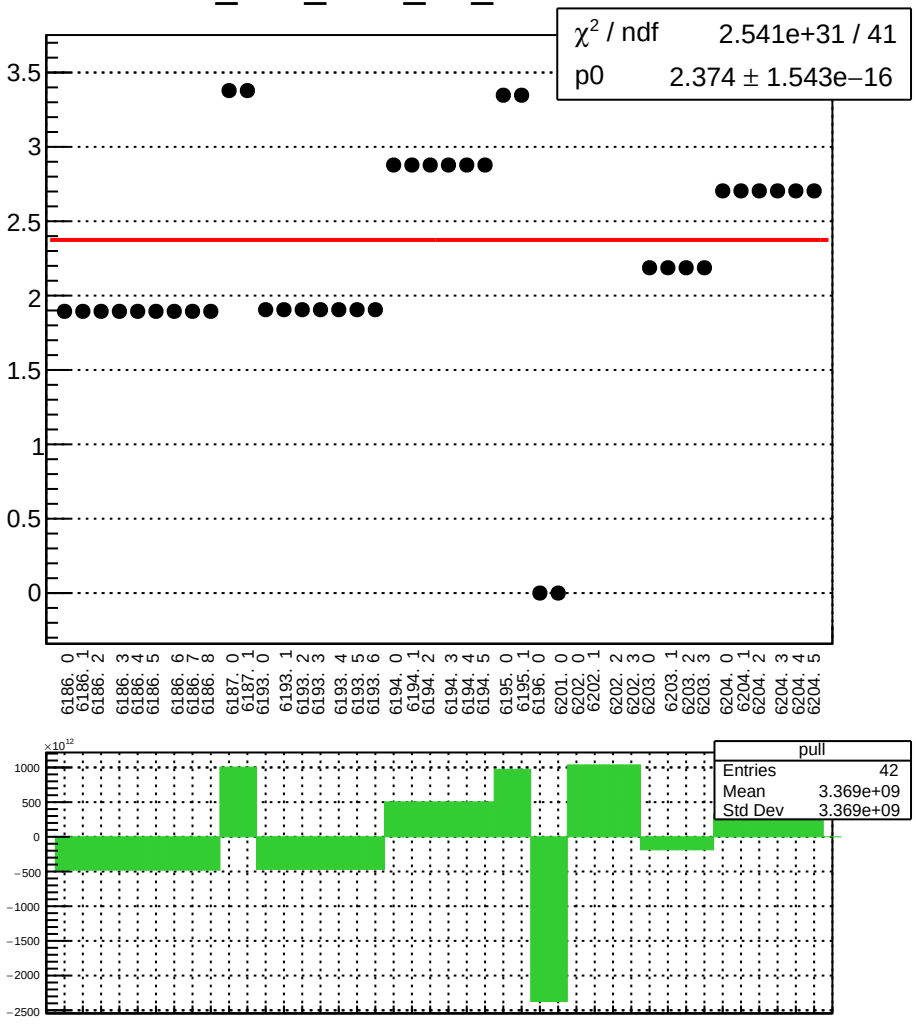

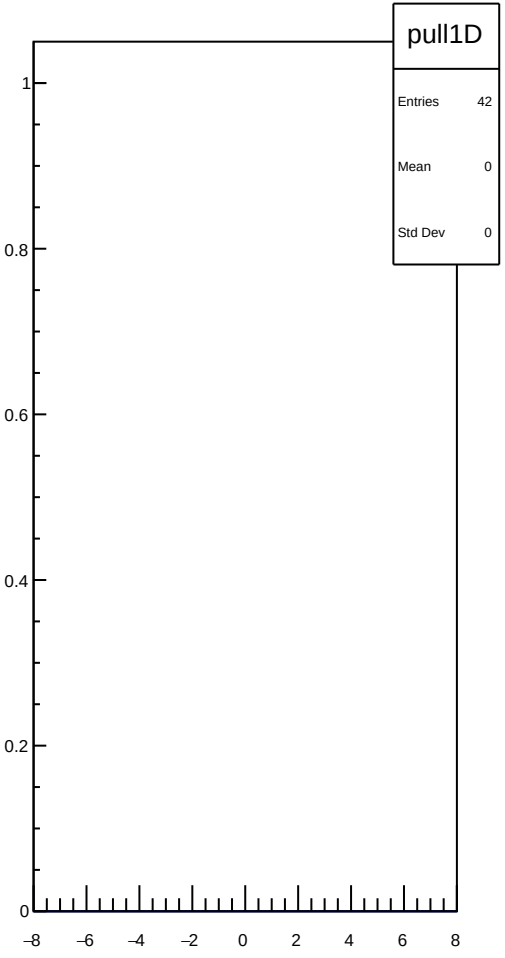

dit_4aX_coil6_Ndata_mean vs run

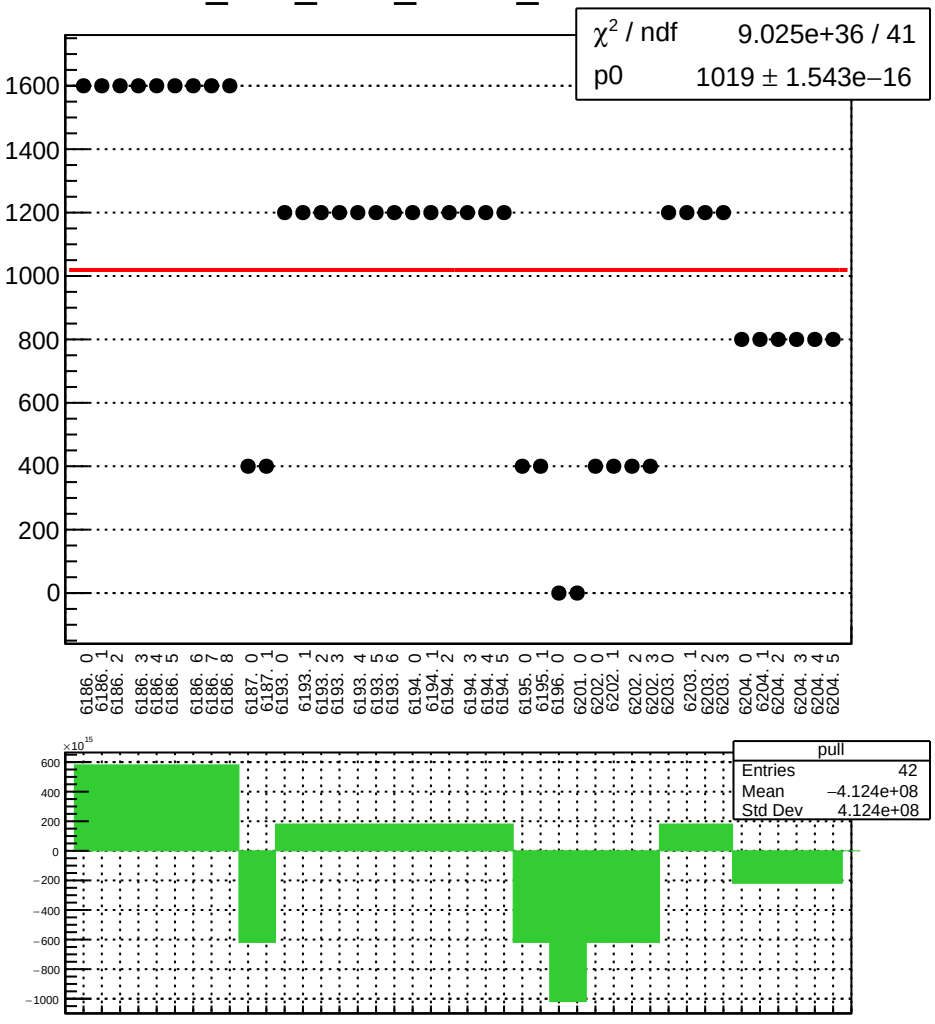

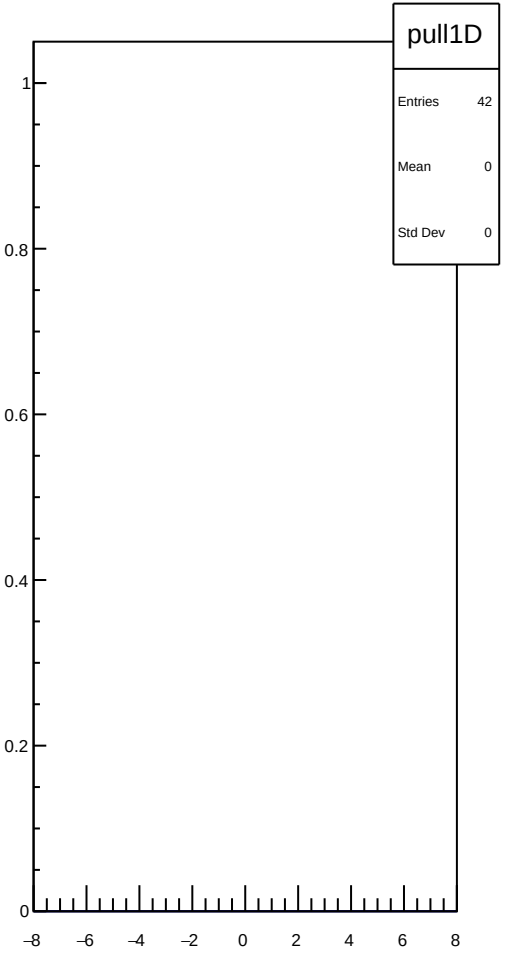

dit_4eX_coil6_mean vs run

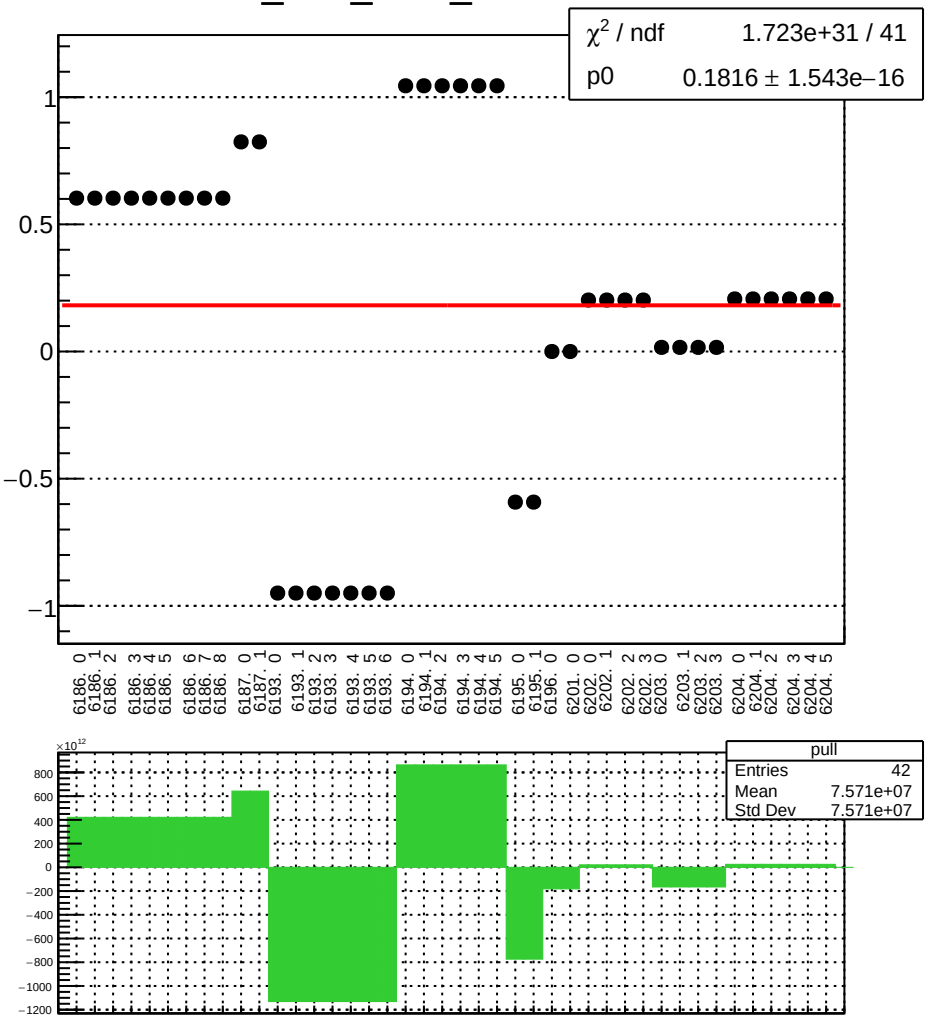

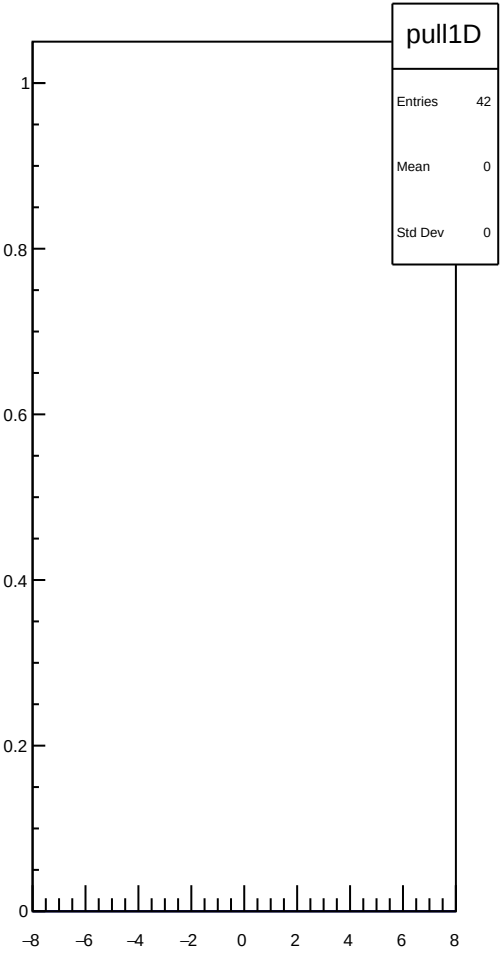

dit_4eX_coil6_err_mean vs run

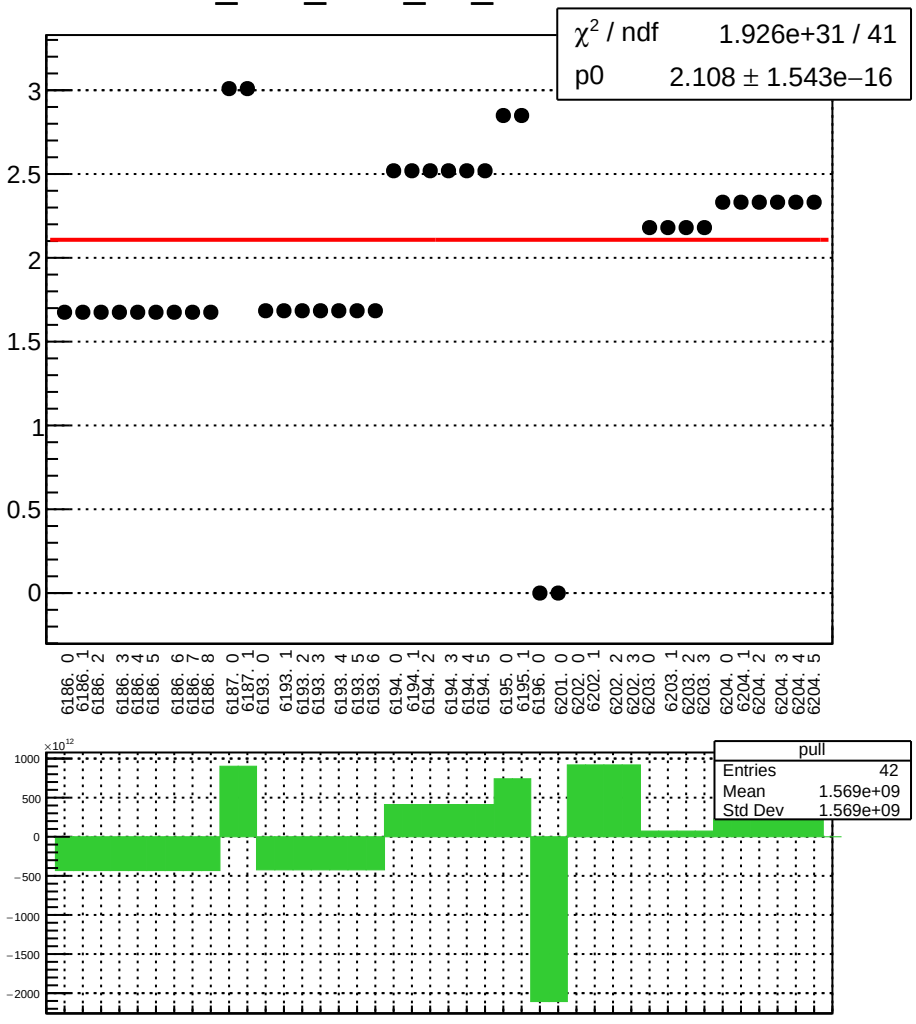

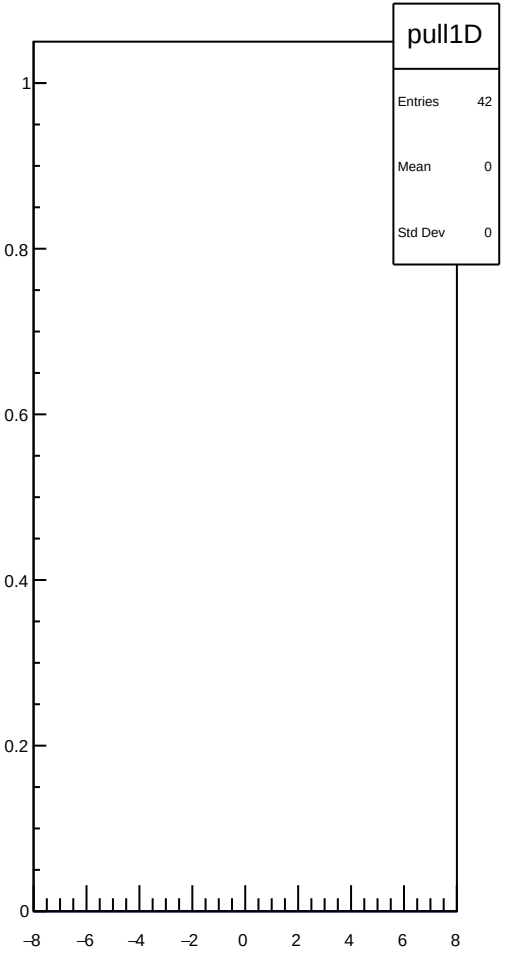

dit_4eX_coil6_Ndata_mean vs run

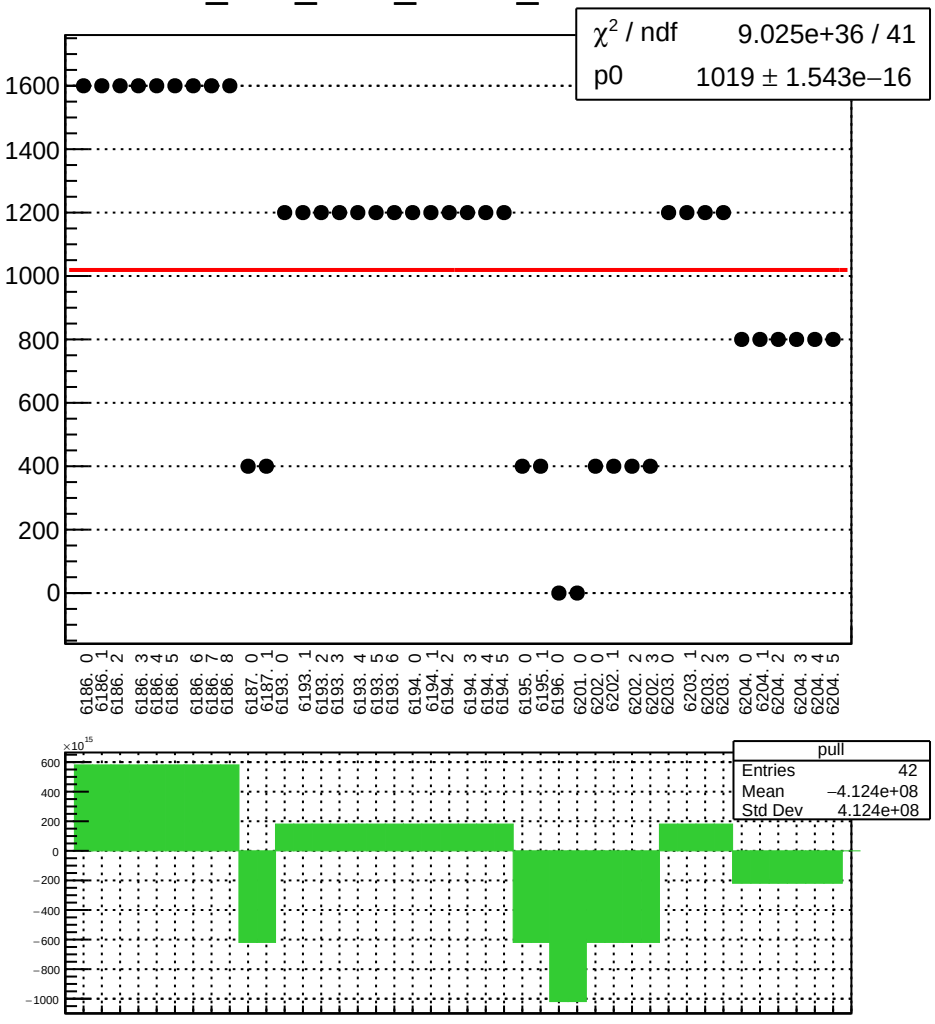

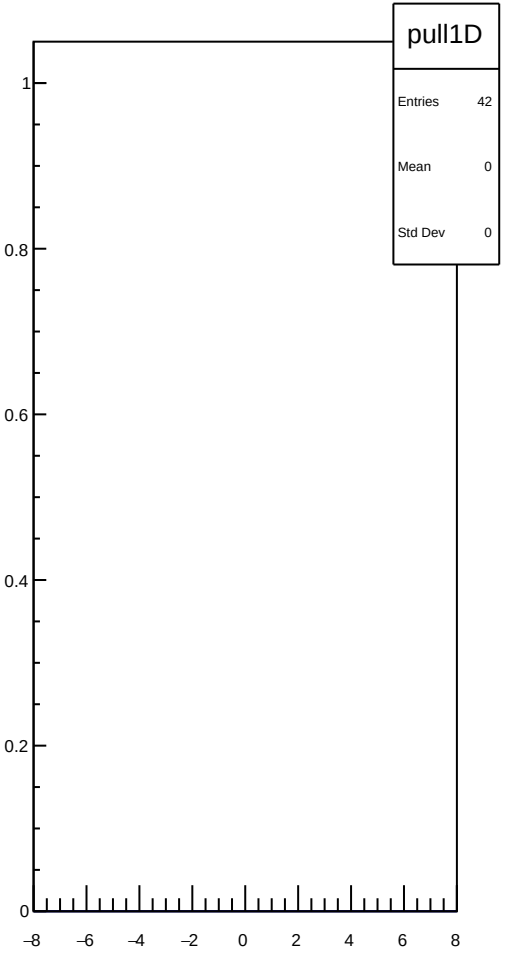

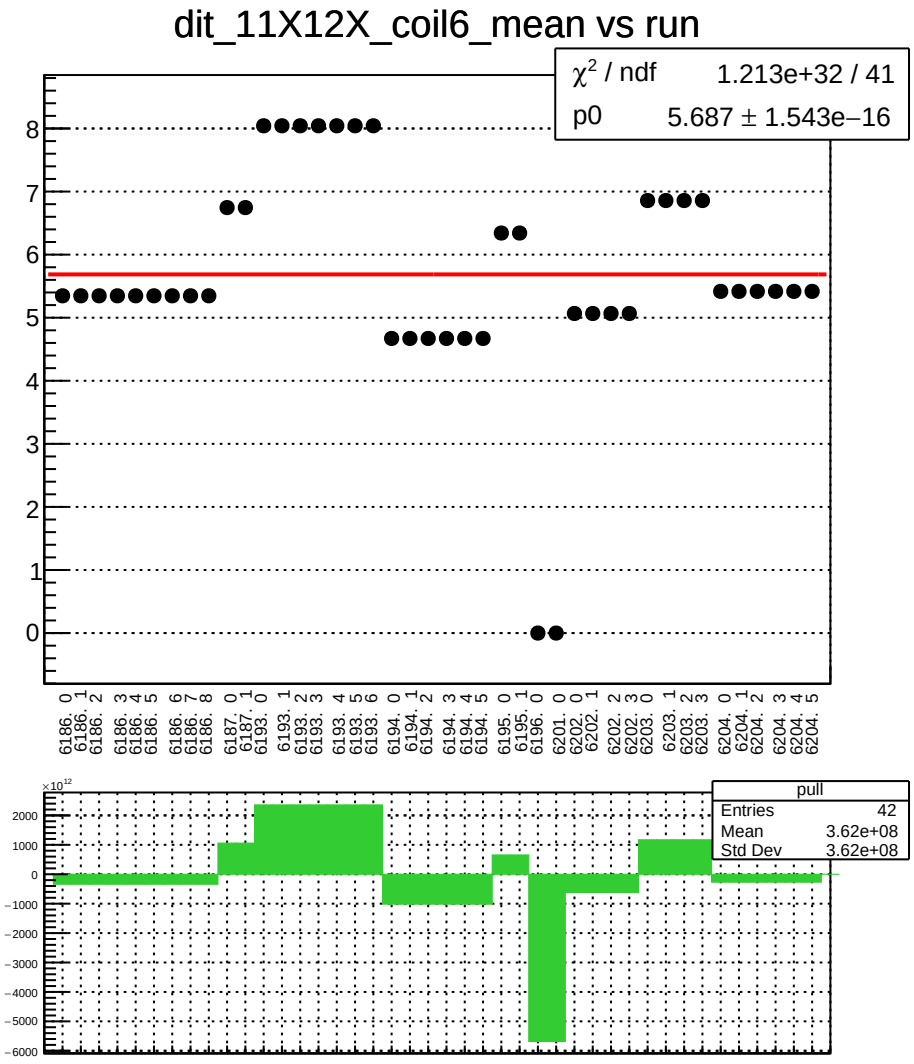
dit_11X12X_coil6_mean vs run
χ² / ndf 1.213e+32 / 41
p0 5.687 ± 1.543e−16
6186. 0
6186. 1
6186. 2
6186. 3
6186. 4
6186. 5
6186. 6
6186. 7
6186. 8
6187. 0
6187. 1
6193. 0
6193. 1
6193. 2
6193. 3
6193. 4
6193. 5
6193. 6
6194. 0
6194. 1
6194. 2
6194. 3
6194. 4
6194. 5
6195. 0
6195. 1
6196. 0
6201. 0
6202. 0
6202. 1
6202. 2
6202. 3
6203. 0
6203. 1
6203. 2
6203. 3
6204. 0
6204. 1
6204. 2
6204. 3
6204. 4
6204. 5
×10¹²
pull
Entries 42
Mean 3.62e+08
Std Dev 3.62e+08

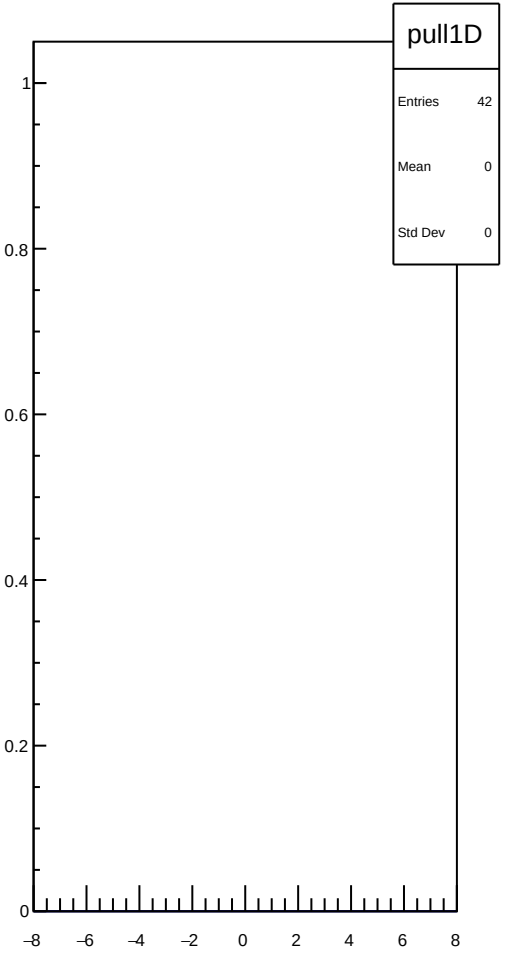
pull1D
Entries 42
Mean 0
Std Dev 0

dit_11X12X_coil6_err_mean vs run

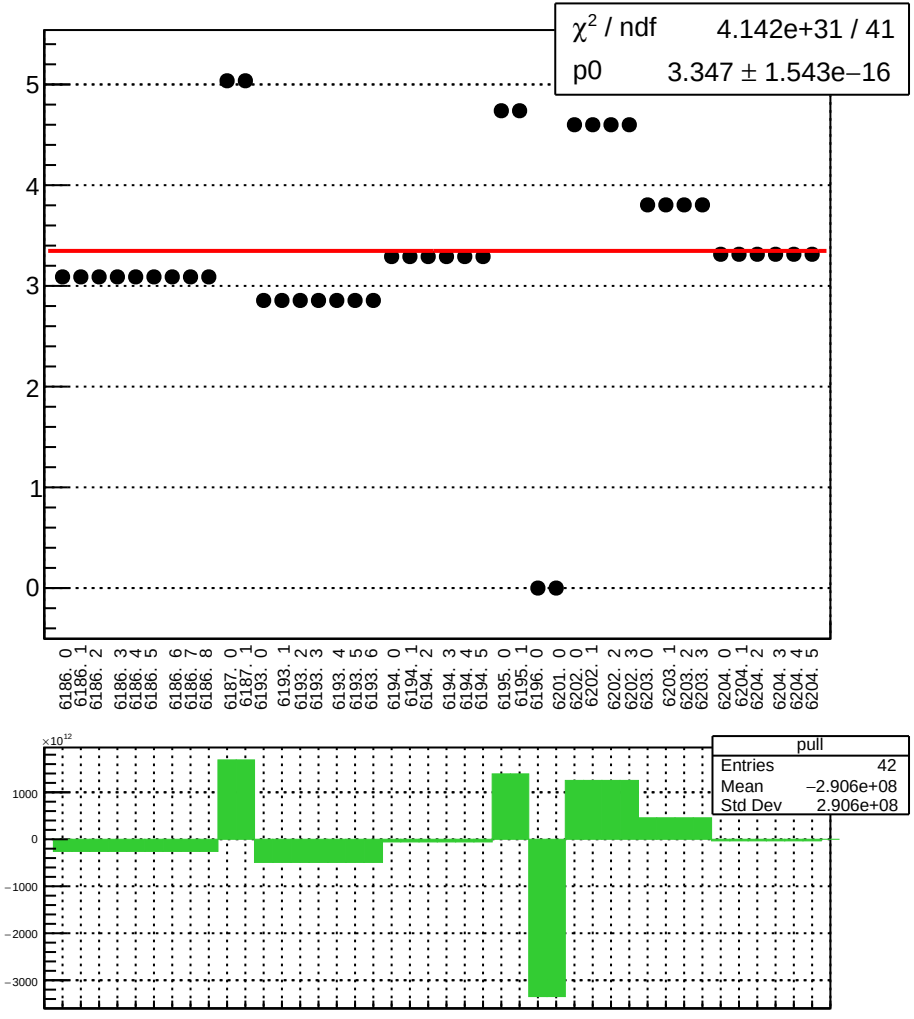

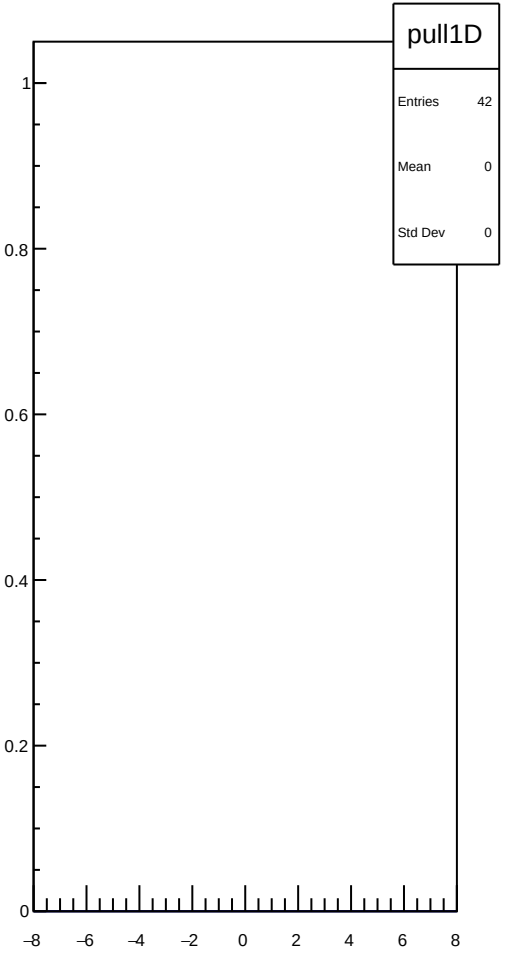

dit_11X12X_coil6_Ndata_mean vs run

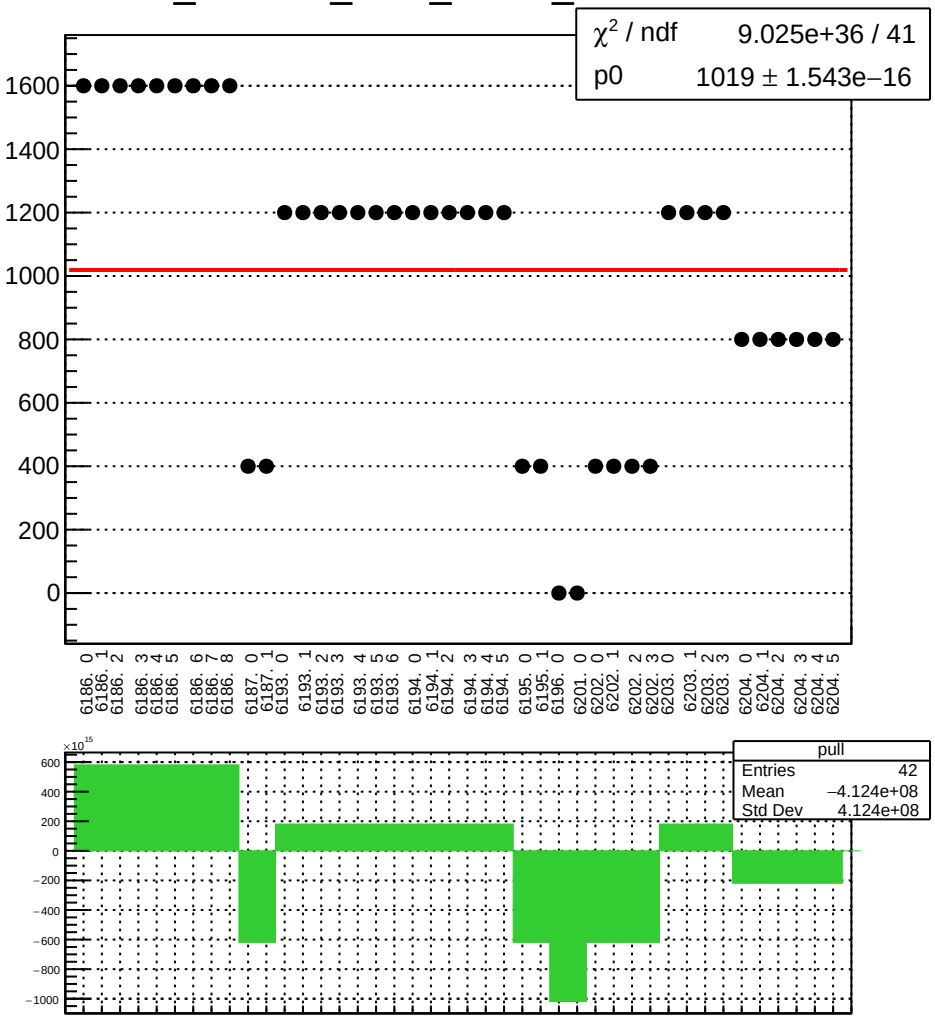

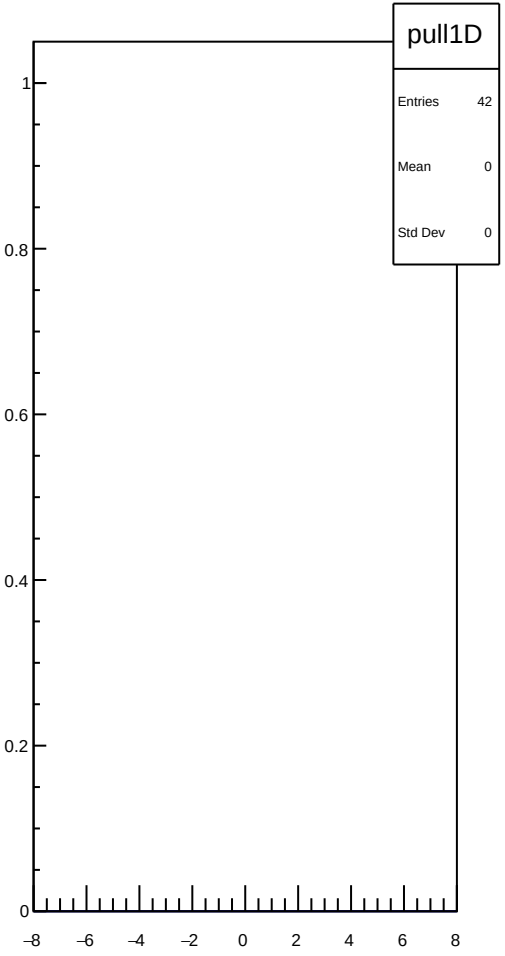

dit_4aY_coil6_mean vs run

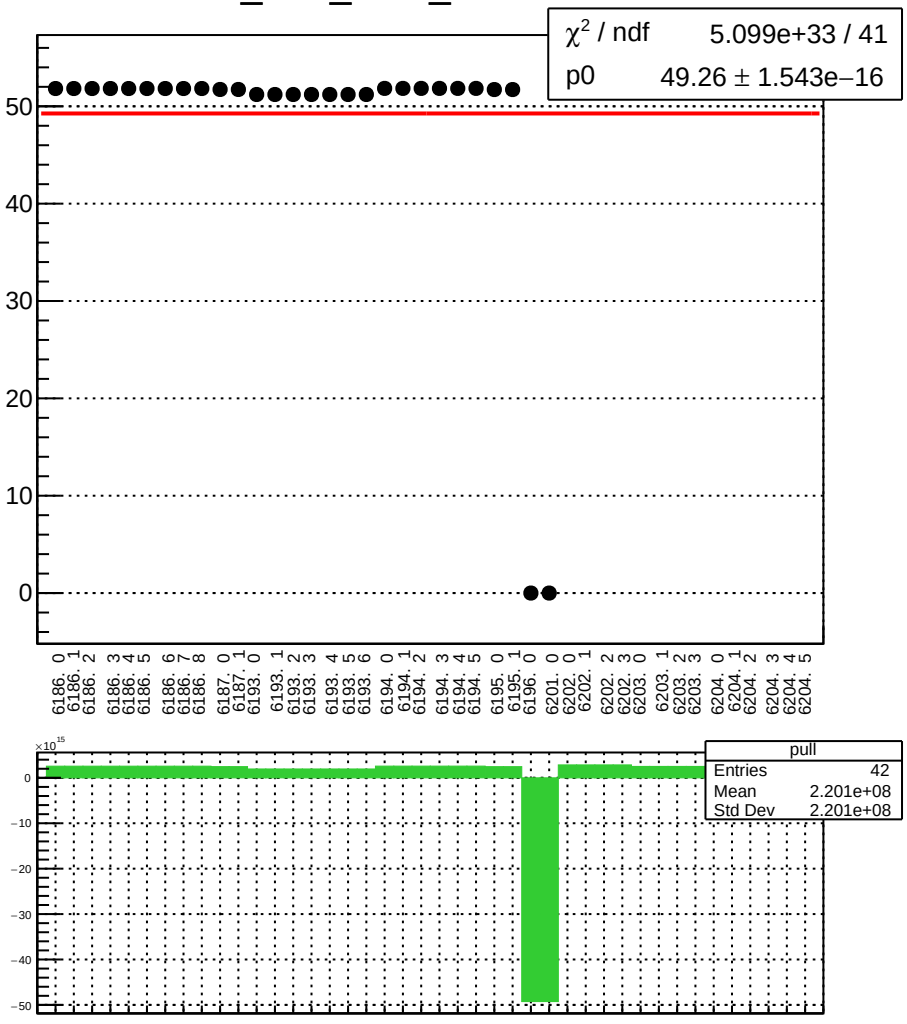

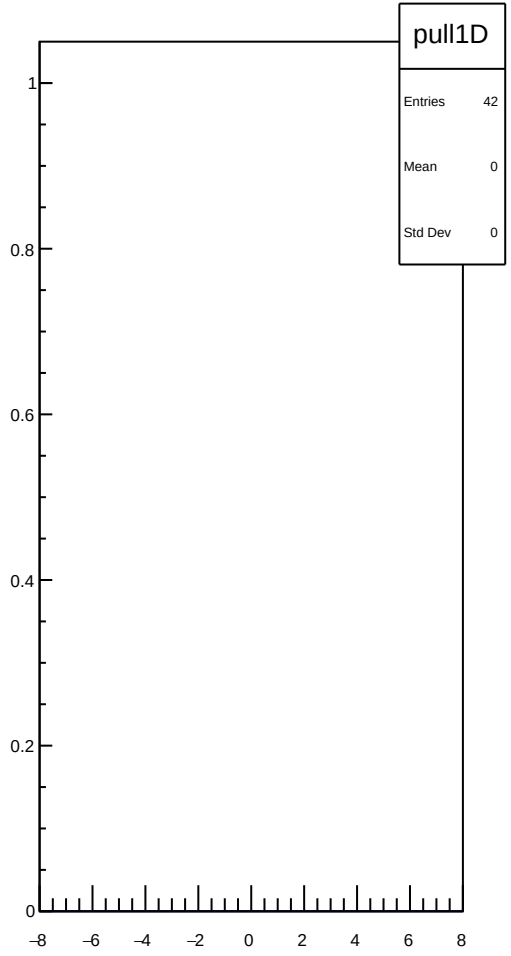

dit_4aY_coil6_err_mean vs run

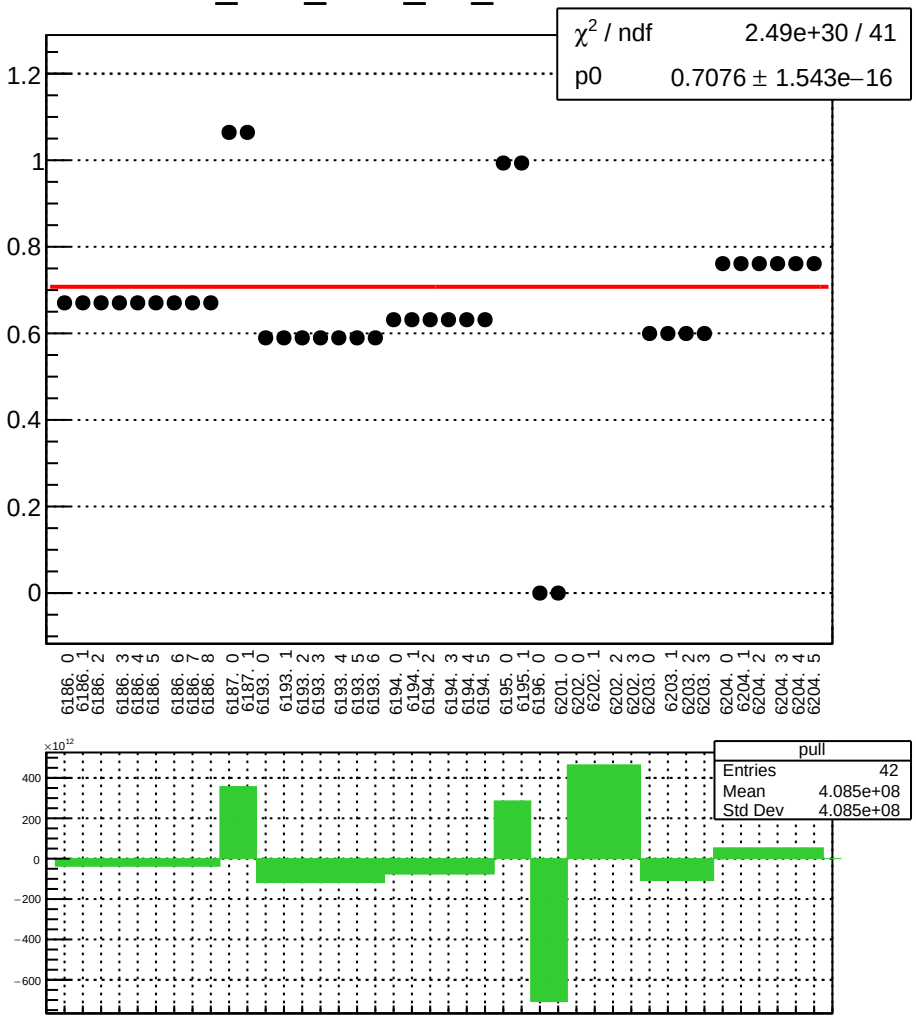

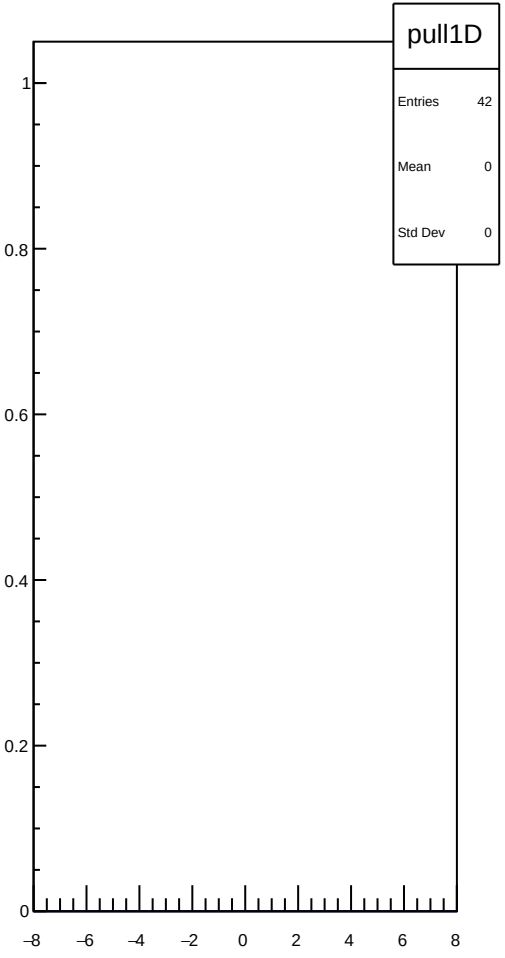

dit_4aY_coil6_Ndata_mean vs run

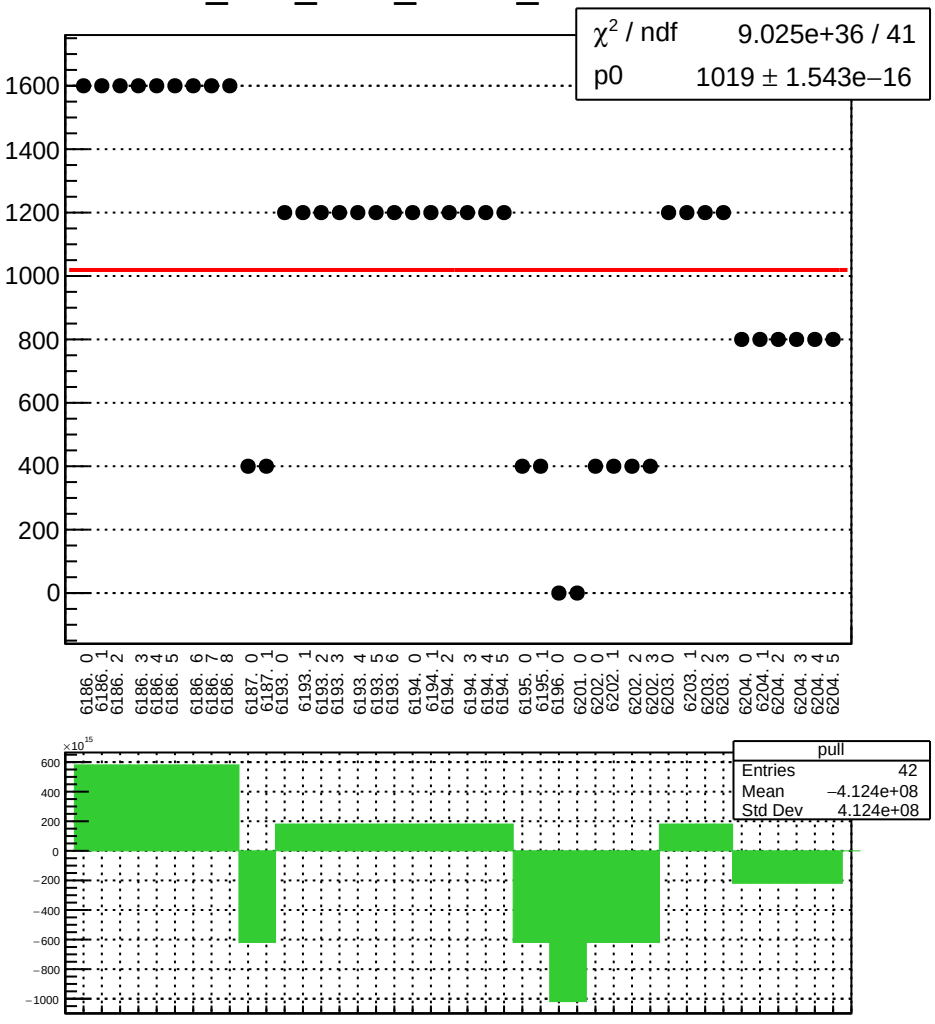

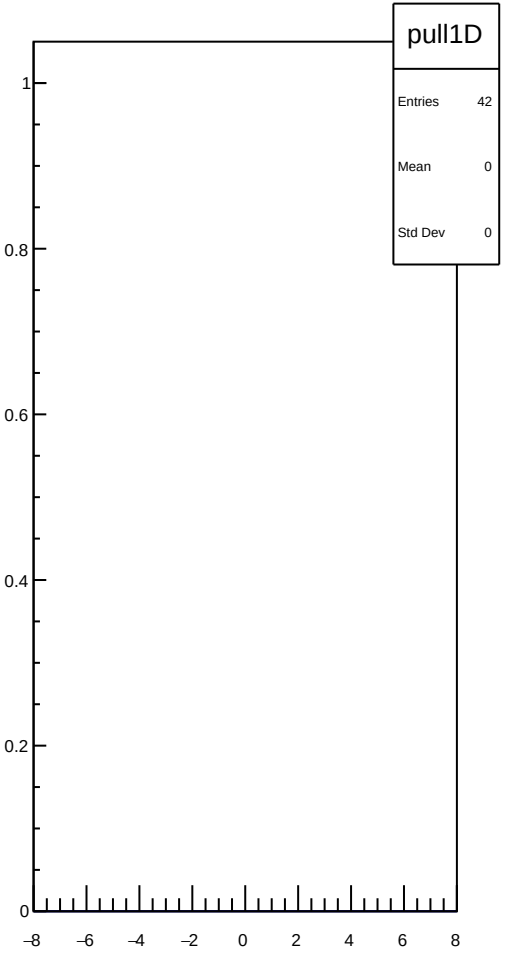

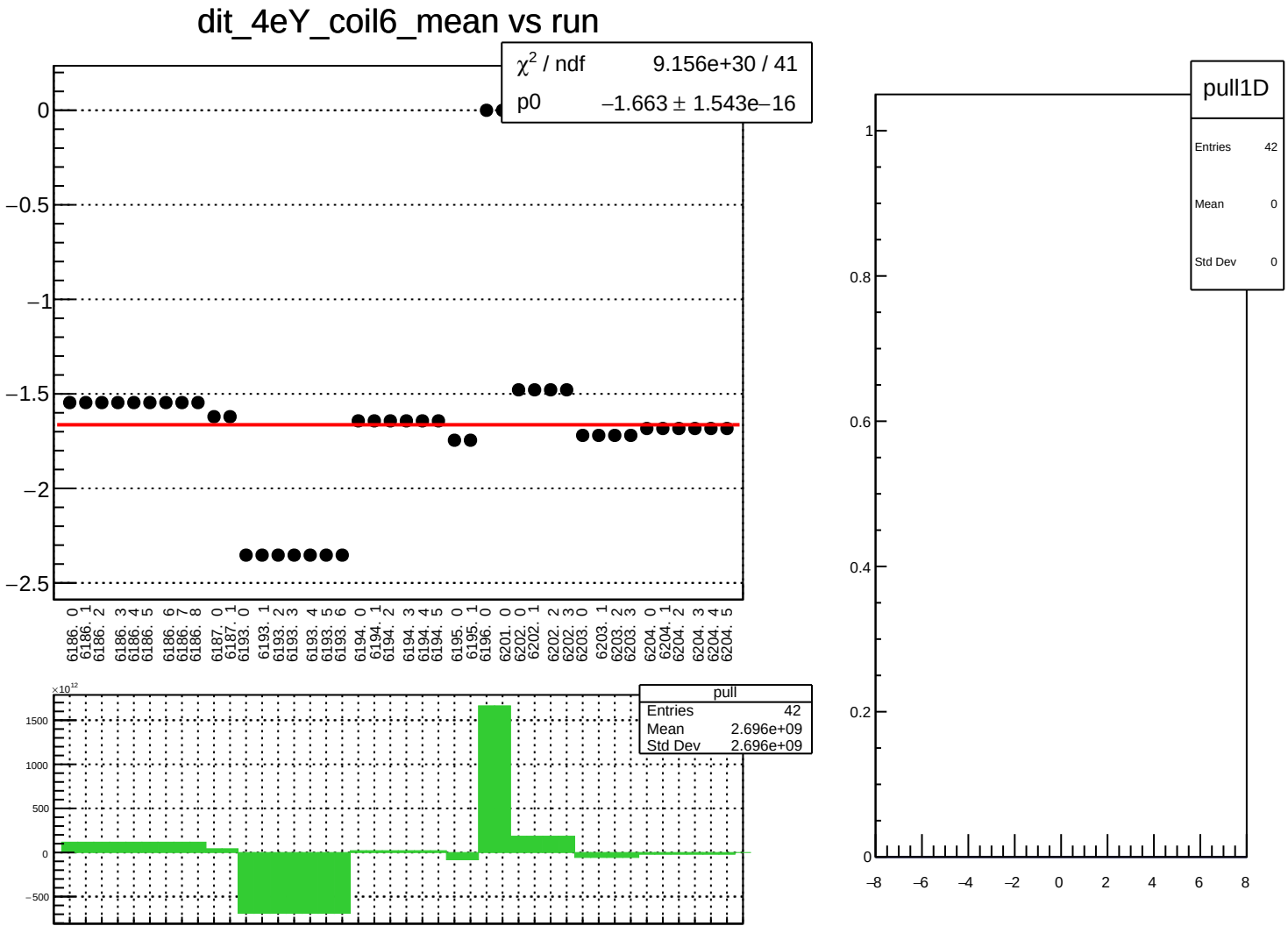
dit_4eY_coil6_mean vs run
χ² / ndf 9.156e+30 / 41
p0 −1.663 ± 1.543e−16
0
−0.5
−1
−1.5
−2
−2.5
6186. 0
6186. 1
6186. 2
6186. 3
6186. 4
6186. 5
6186. 6
6186. 7
6186. 8
6187. 0
6187. 1
6193. 0
6193. 1
6193. 2
6193. 3
6193. 4
6193. 5
6193. 6
6194. 0
6194. 1
6194. 2
6194. 3
6194. 4
6194. 5
6195. 0
6195. 1
6196. 0
6201. 0
6202. 0
6202. 1
6202. 2
6202. 3
6203. 0
6203. 1
6203. 2
6203. 3
6204. 0
6204. 1
6204. 2
6204. 3
6204. 4
6204. 5
×10¹²
1500
1000
500
0
−500
pull
Entries 42
Mean 2.696e+09
Std Dev 2.696e+09
pull1D
Entries 42
Mean 0
Std Dev 0
1
0.8
0.6
0.4
0.2
0
−8
−6
−4
−2
0
2
4
6
8

dit_4eY_coil6_err_mean vs run

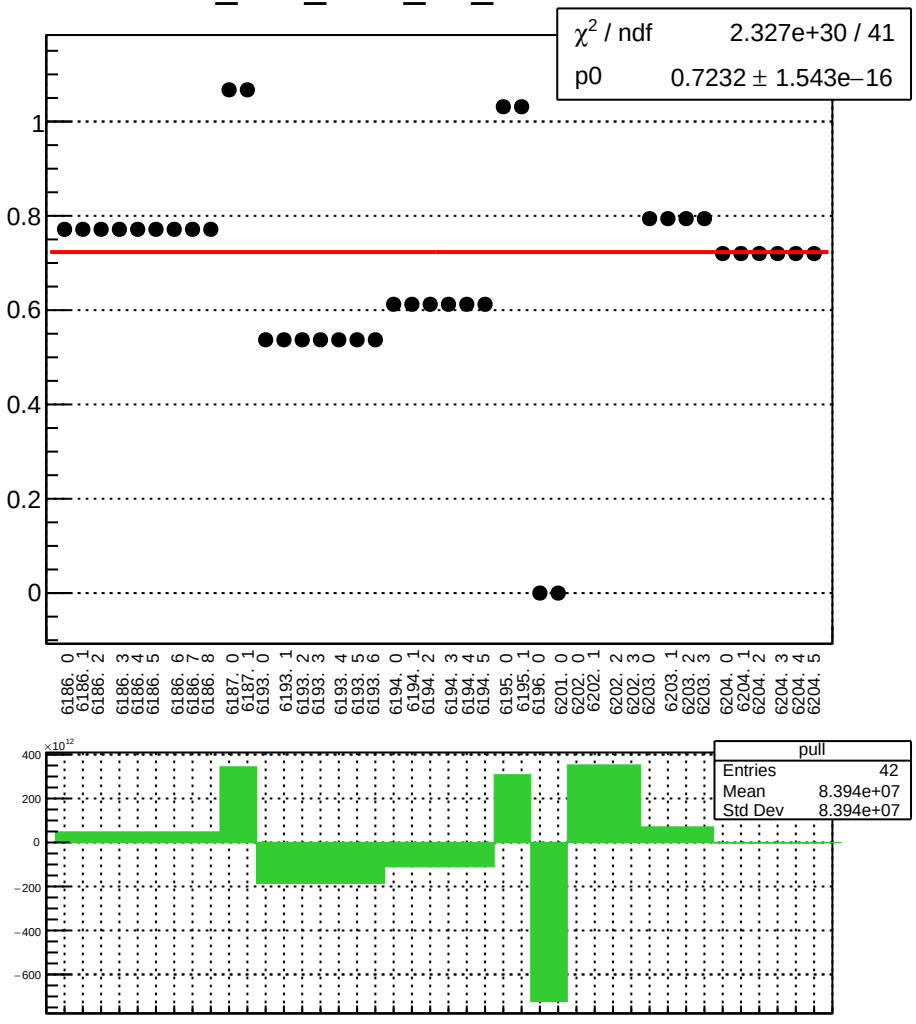

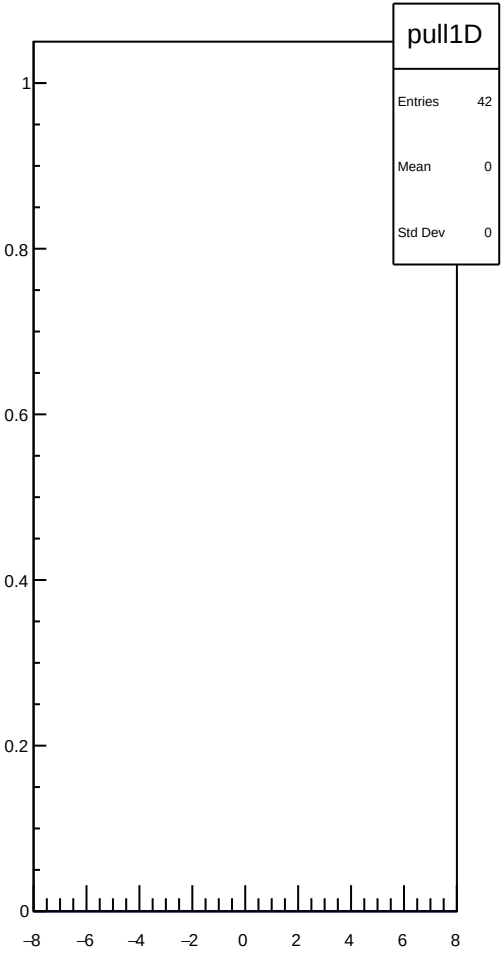

dit_4eY_coil6_Ndata_mean vs run

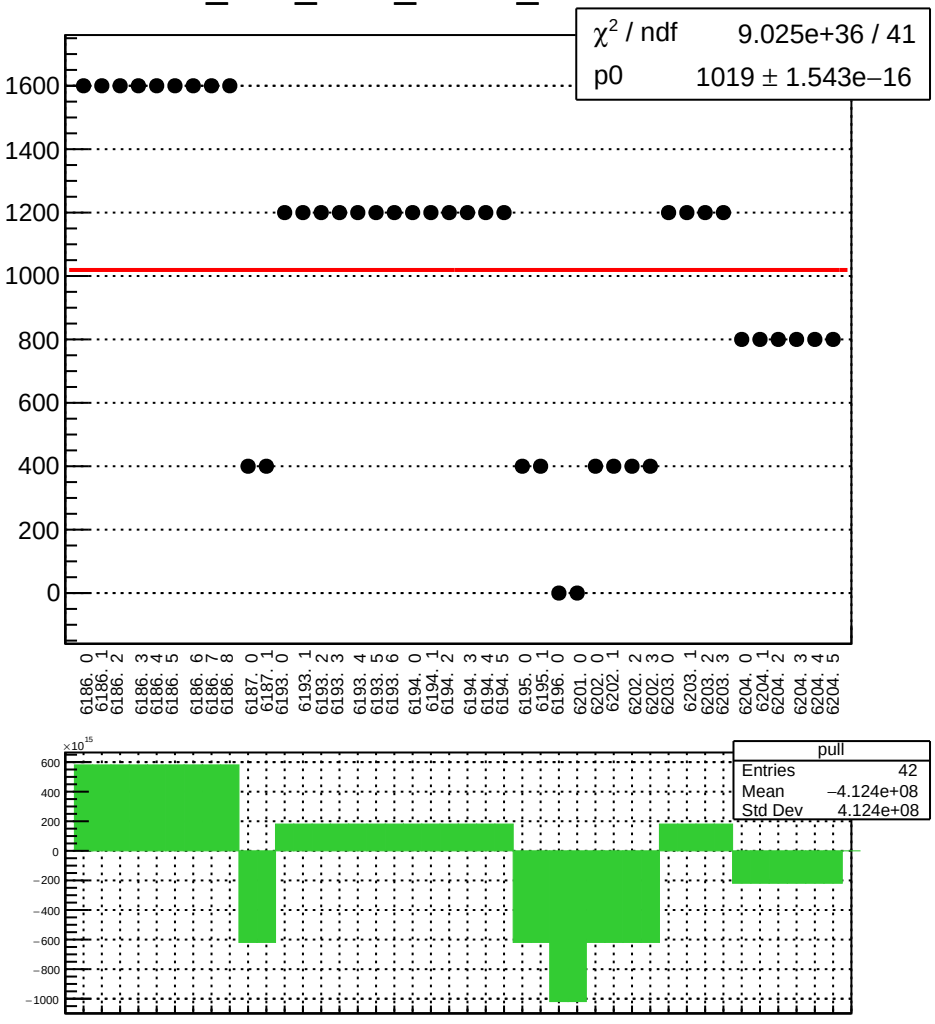

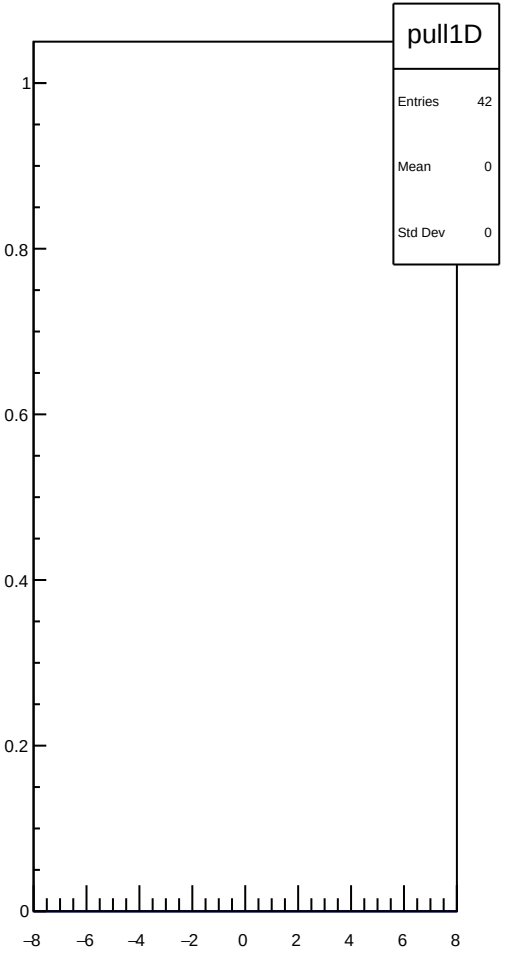

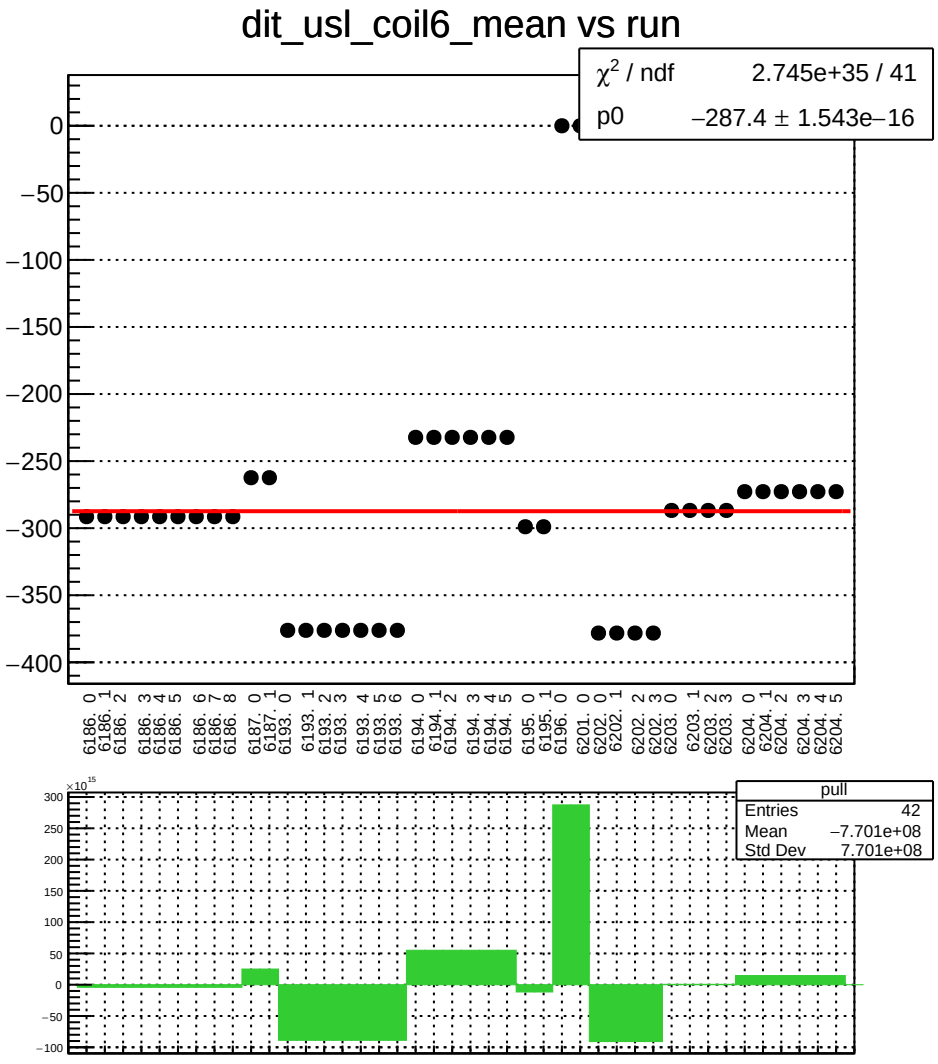
dit_usl_coil6_mean vs run
χ² / ndf 2.745e+35 / 41
p0 −287.4 ± 1.543e−16
0
−50
−100
−150
−200
−250
−300
−350
−400
6186. 0
6186. 1
6186. 2
6186. 3
6186. 4
6186. 5
6186. 6
6186. 7
6186. 8
6187. 0
6187. 1
6193. 0
6193. 1
6193. 2
6193. 3
6193. 4
6193. 5
6193. 6
6194. 0
6194. 1
6194. 2
6194. 3
6194. 4
6194. 5
6195. 0
6195. 1
6196. 0
6201. 0
6202. 0
6202. 1
6202. 2
6202. 3
6203. 0
6203. 1
6203. 2
6203. 3
6204. 0
6204. 1
6204. 2
6204. 3
6204. 4
6204. 5
×10¹⁵
300
250
200
150
100
50
0
−50
−100
pull
Entries 42
Mean −7.701e+08
Std Dev 7.701e+08

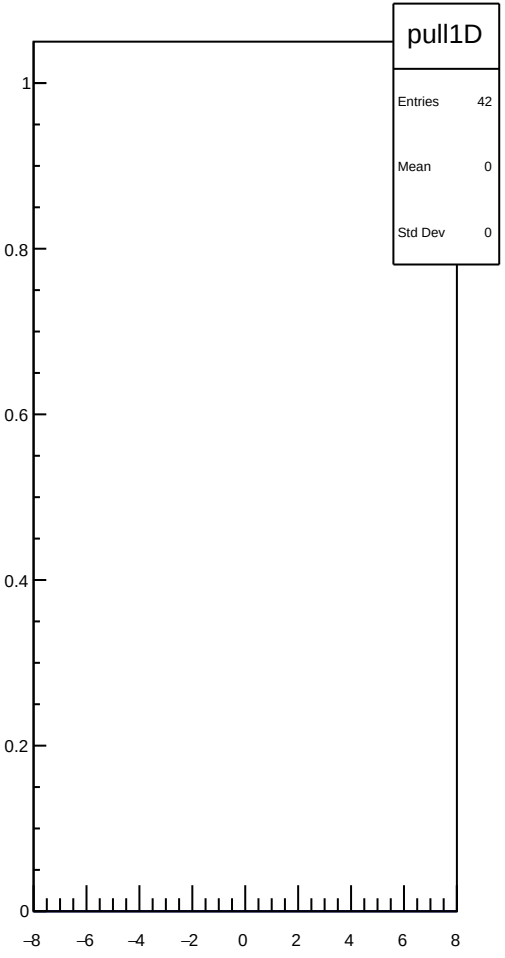
pull1D
Entries 42
Mean 0
Std Dev 0
1
0.8
0.6
0.4
0.2
0
−8
−6
−4
−2
0
2
4
6
8

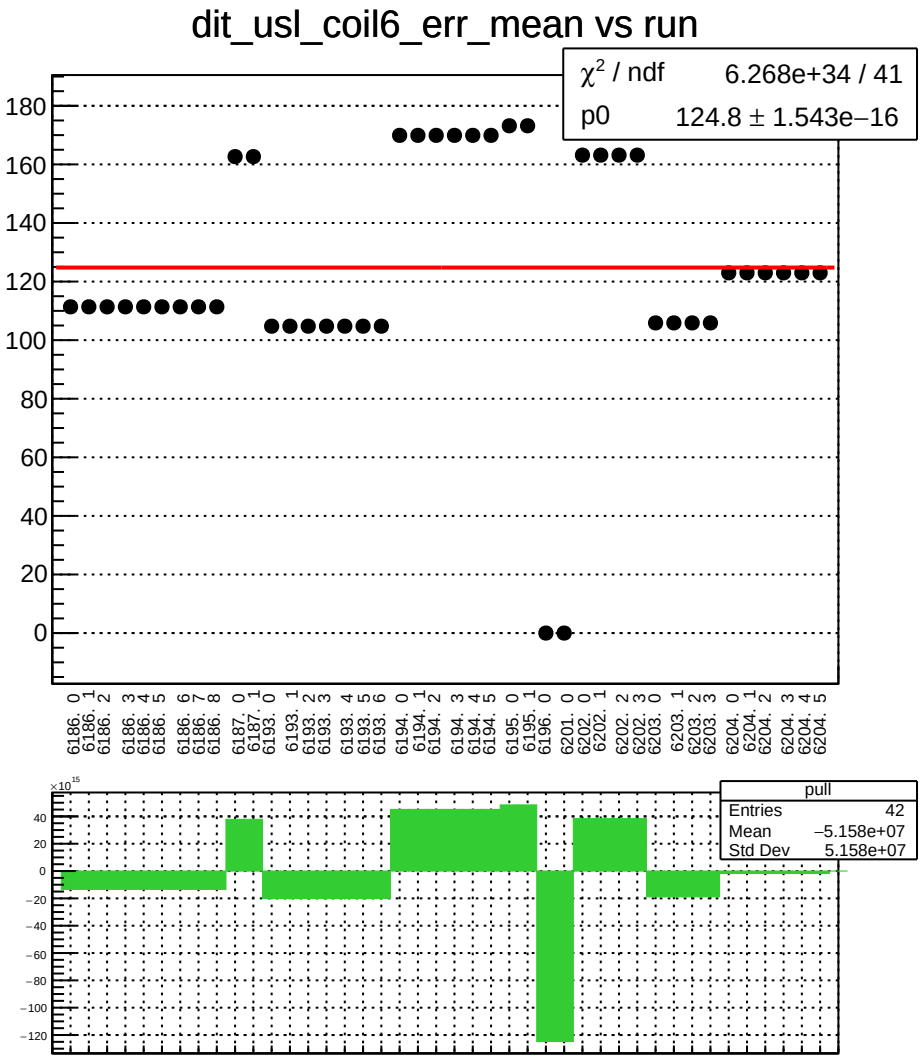
dit_usl_coil6_err_mean vs run
χ² / ndf 6.268e+34 / 41
p0 124.8 ± 1.543e−16
180
160
140
120
100
80
60
40
20
0
6186. 0
6186. 1
6186. 2
6186. 3
6186. 4
6186. 5
6186. 6
6186. 7
6186. 8
6187. 0
6187. 1
6193. 0
6193. 1
6193. 2
6193. 3
6193. 4
6193. 5
6193. 6
6194. 0
6194. 1
6194. 2
6194. 3
6194. 4
6194. 5
6195. 0
6195. 1
6196. 0
6201. 0
6202. 0
6202. 1
6202. 2
6202. 3
6203. 0
6203. 1
6203. 2
6203. 3
6204. 0
6204. 1
6204. 2
6204. 3
6204. 4
6204. 5
×10¹⁵
40
20
0
−20
−40
−60
−80
−100
−120
pull
Entries 42
Mean −5.158e+07
Std Dev 5.158e+07

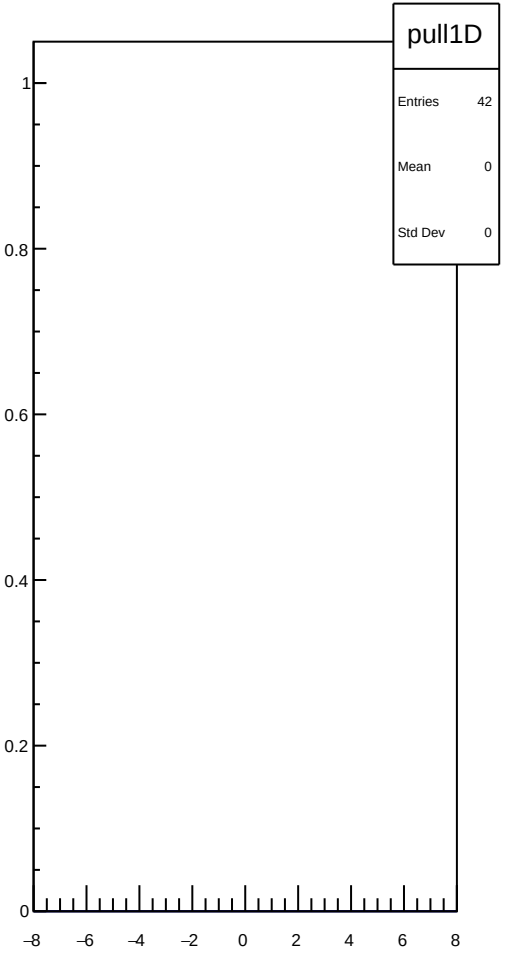
pull1D
Entries 42
Mean 0
Std Dev 0
1
0.8
0.6
0.4
0.2
0
−8
−6
−4
−2
0
2
4
6
8

dit_usl_coil6_Ndata_mean vs run

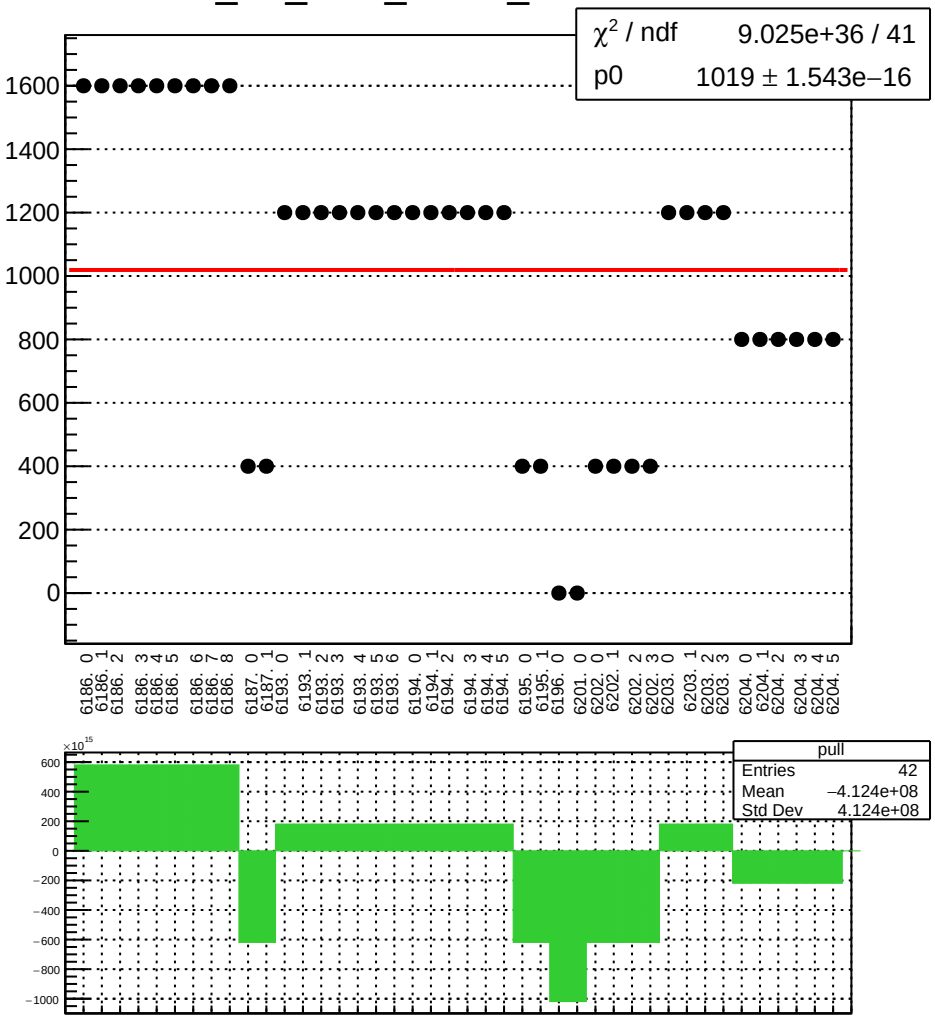

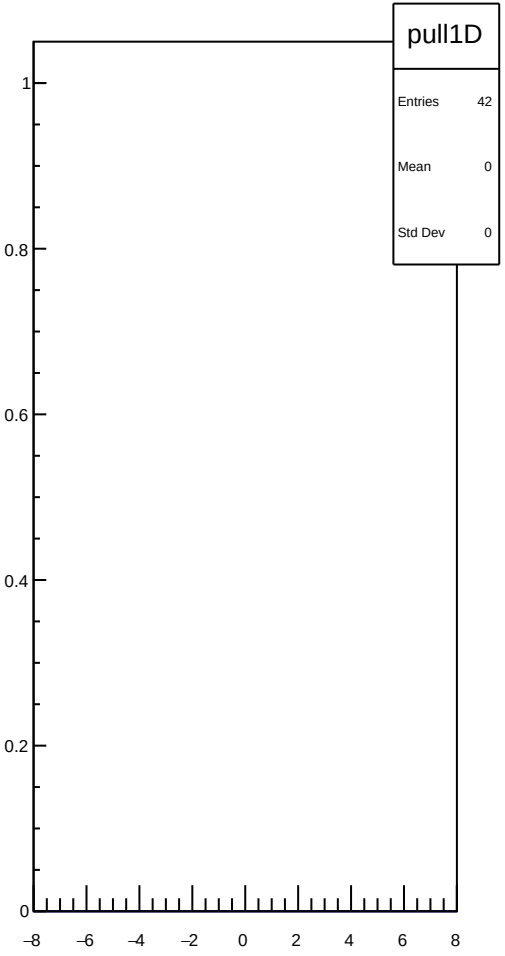

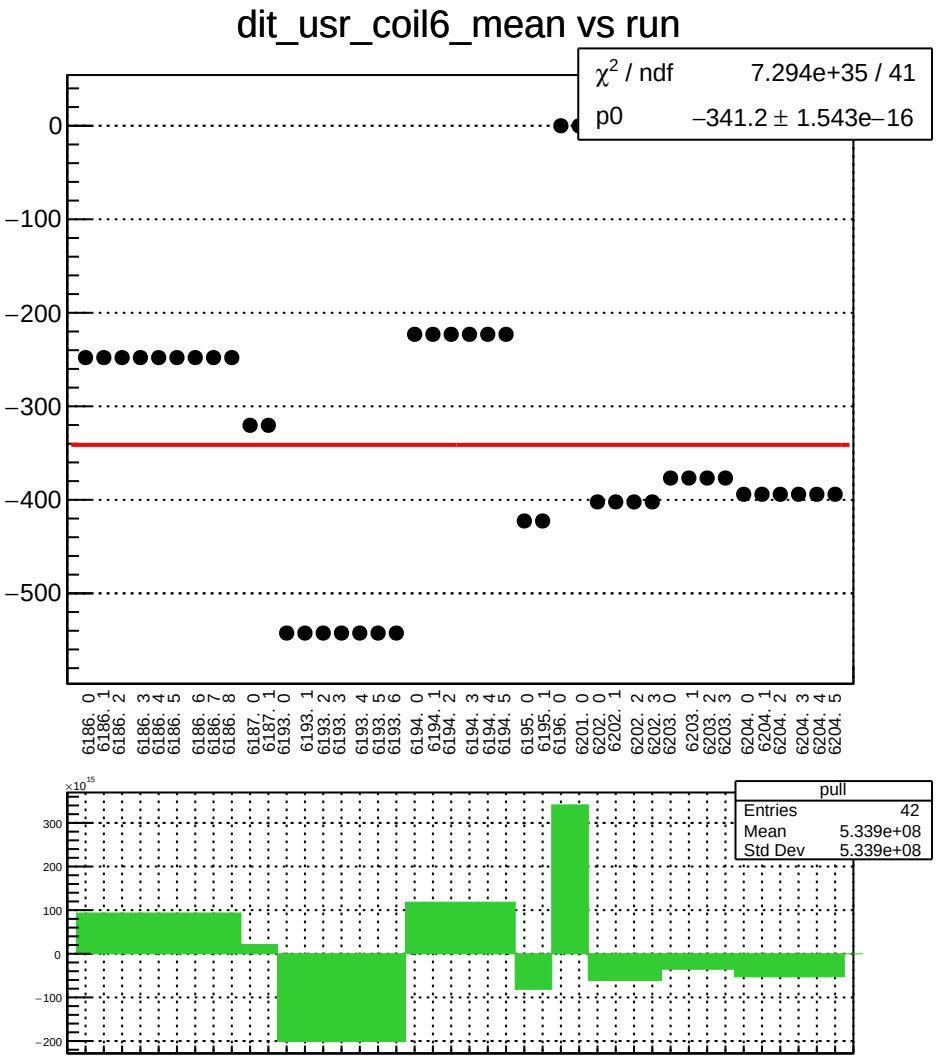
dit_usr_coil6_mean vs run
χ2 / ndf 7.294e+35 / 41
p0 −341.2 ± 1.543e−16
0
−100
−200
−300
−400
−500
6186. 0
6186. 1
6186. 2
6186. 3
6186. 4
6186. 5
6186. 6
6186. 7
6186. 8
6187. 0
6187. 1
6193. 0
6193. 1
6193. 2
6193. 3
6193. 4
6193. 5
6193. 6
6194. 0
6194. 1
6194. 2
6194. 3
6194. 4
6194. 5
6195. 0
6195. 1
6196. 0
6201. 0
6202. 0
6202. 1
6202. 2
6202. 3
6203. 0
6203. 1
6203. 2
6203. 3
6204. 0
6204. 1
6204. 2
6204. 3
6204. 4
6204. 5
×10^15
300
200
100
0
−100
−200
pull
Entries 42
Mean 5.339e+08
Std Dev 5.339e+08

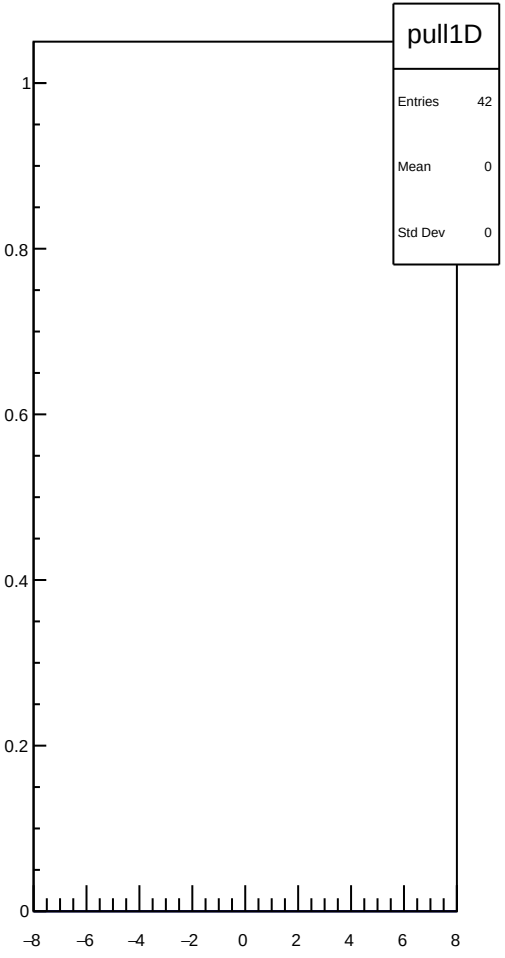
pull1D
Entries 42
Mean 0
Std Dev 0
1
0.8
0.6
0.4
0.2
0
−8
−6
−4
−2
0
2
4
6
8

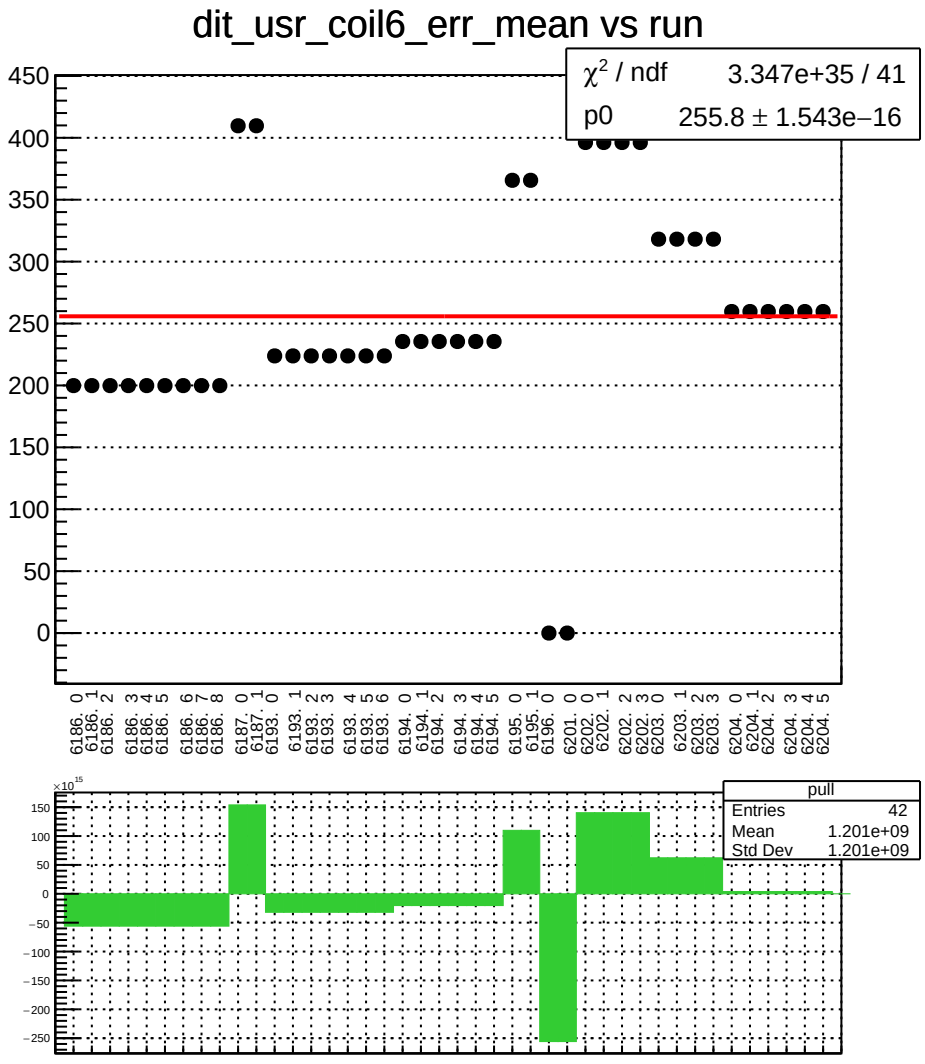
dit_usr_coil6_err_mean vs run
χ² / ndf 3.347e+35 / 41
p0 255.8 ± 1.543e−16
450
400
350
300
250
200
150
100
50
0
6186. 0
6186. 1
6186. 2
6186. 3
6186. 4
6186. 5
6186. 6
6186. 7
6186. 8
6187. 0
6187. 1
6193. 0
6193. 1
6193. 2
6193. 3
6193. 4
6193. 5
6193. 6
6194. 0
6194. 1
6194. 2
6194. 3
6194. 4
6194. 5
6195. 0
6195. 1
6196. 0
6201. 0
6202. 0
6202. 1
6202. 2
6202. 3
6203. 0
6203. 1
6203. 2
6203. 3
6204. 0
6204. 1
6204. 2
6204. 3
6204. 4
6204. 5
×10¹⁵
150
100
50
0
−50
−100
−150
−200
−250
pull
Entries 42
Mean 1.201e+09
Std Dev 1.201e+09

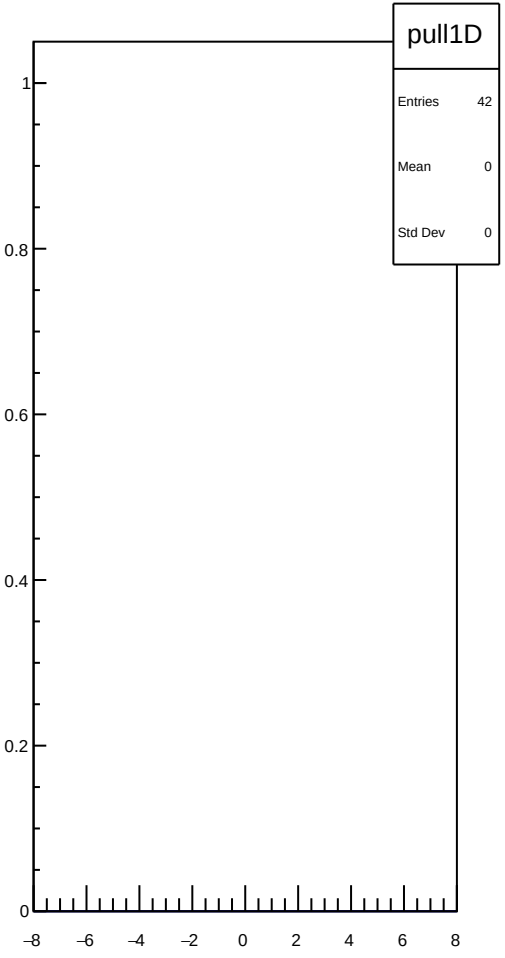
pull1D
Entries 42
Mean 0
Std Dev 0
1
0.8
0.6
0.4
0.2
0
−8
−6
−4
−2
0
2
4
6
8

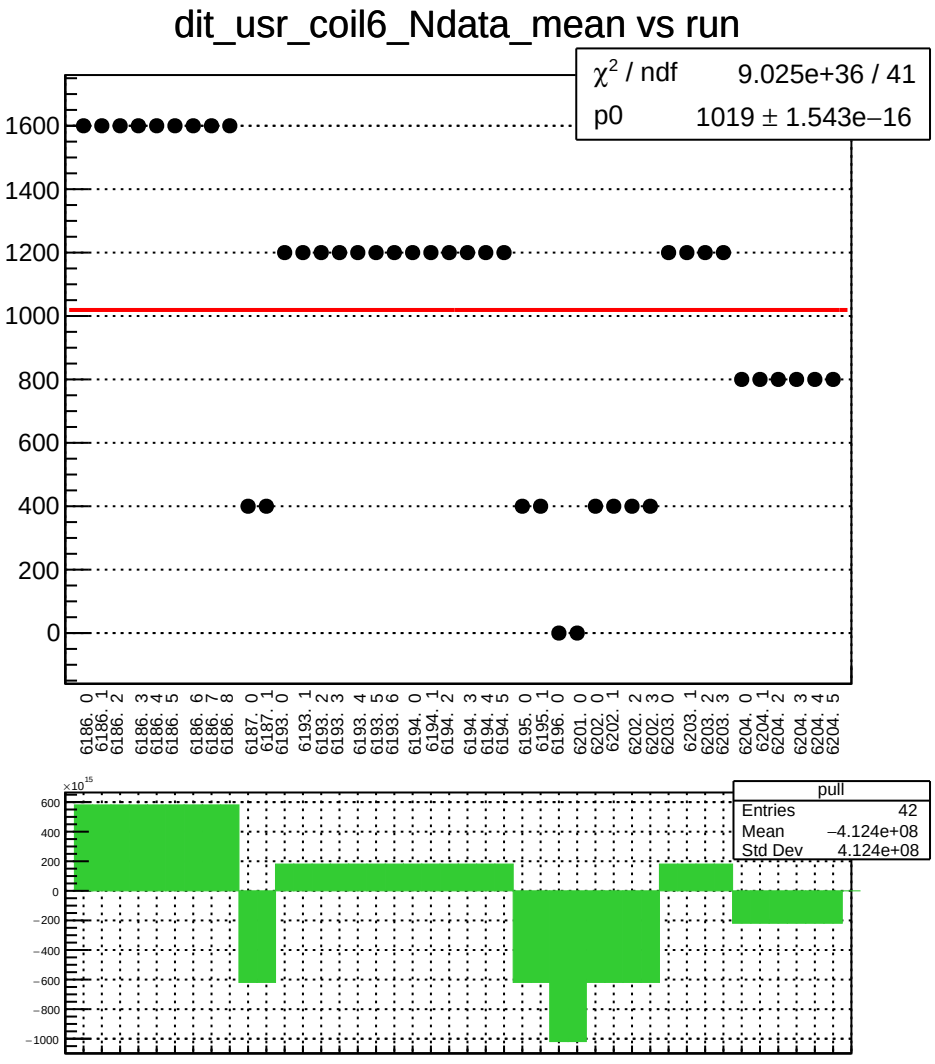
dit_usr_coil6_Ndata_mean vs run
χ² / ndf 9.025e+36 / 41
p0 1019 ± 1.543e−16
1600
1400
1200
1000
800
600
400
200
0
6186. 0
6186. 1
6186. 2
6186. 3
6186. 4
6186. 5
6186. 6
6186. 7
6186. 8
6187. 0
6187. 1
6193. 0
6193. 1
6193. 2
6193. 3
6193. 4
6193. 5
6193. 6
6194. 0
6194. 1
6194. 2
6194. 3
6194. 4
6194. 5
6195. 0
6195. 1
6196. 0
6201. 0
6202. 0
6202. 1
6202. 2
6202. 3
6203. 0
6203. 1
6203. 2
6203. 3
6204. 0
6204. 1
6204. 2
6204. 3
6204. 4
6204. 5
×10¹⁵
600
400
200
0
−200
−400
−600
−800
−1000
pull
Entries 42
Mean −4.124e+08
Std Dev 4.124e+08

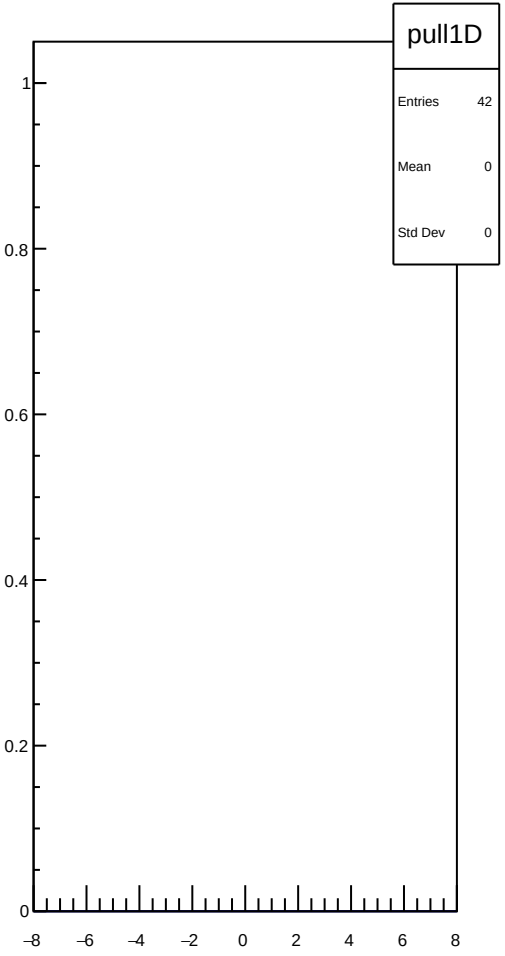
pull1D
Entries 42
Mean 0
Std Dev 0
1
0.8
0.6
0.4
0.2
0
−8
−6
−4
−2
0
2
4
6
8

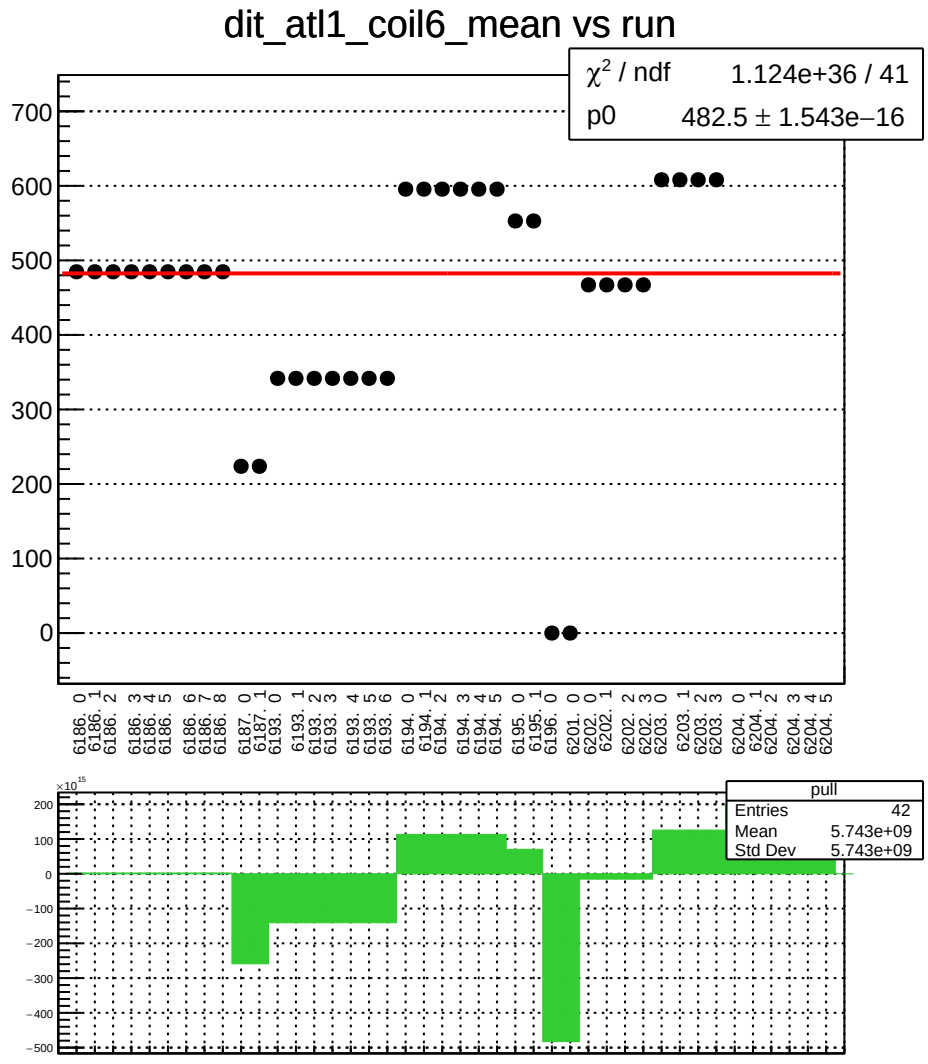
dit_atl1_coil6_mean vs run
χ² / ndf 1.124e+36 / 41
p0 482.5 ± 1.543e−16
700
600
500
400
300
200
100
0
6186. 0
6186. 1
6186. 2
6186. 3
6186. 4
6186. 5
6186. 6
6186. 7
6186. 8
6187. 0
6187. 1
6193. 0
6193. 1
6193. 2
6193. 3
6193. 4
6193. 5
6193. 6
6194. 0
6194. 1
6194. 2
6194. 3
6194. 4
6194. 5
6195. 0
6195. 1
6196. 0
6201. 0
6202. 0
6202. 1
6202. 2
6202. 3
6203. 0
6203. 1
6203. 2
6203. 3
6204. 0
6204. 1
6204. 2
6204. 3
6204. 4
6204. 5
×10¹⁵
200
100
0
−100
−200
−300
−400
−500
pull
Entries 42
Mean 5.743e+09
Std Dev 5.743e+09

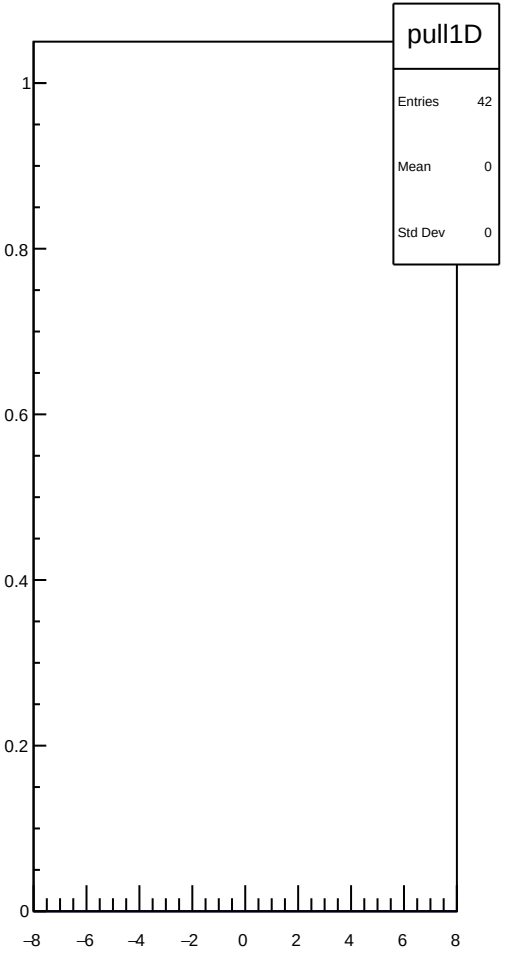
pull1D
Entries 42
Mean 0
Std Dev 0
1
0.8
0.6
0.4
0.2
0
−8
−6
−4
−2
0
2
4
6
8

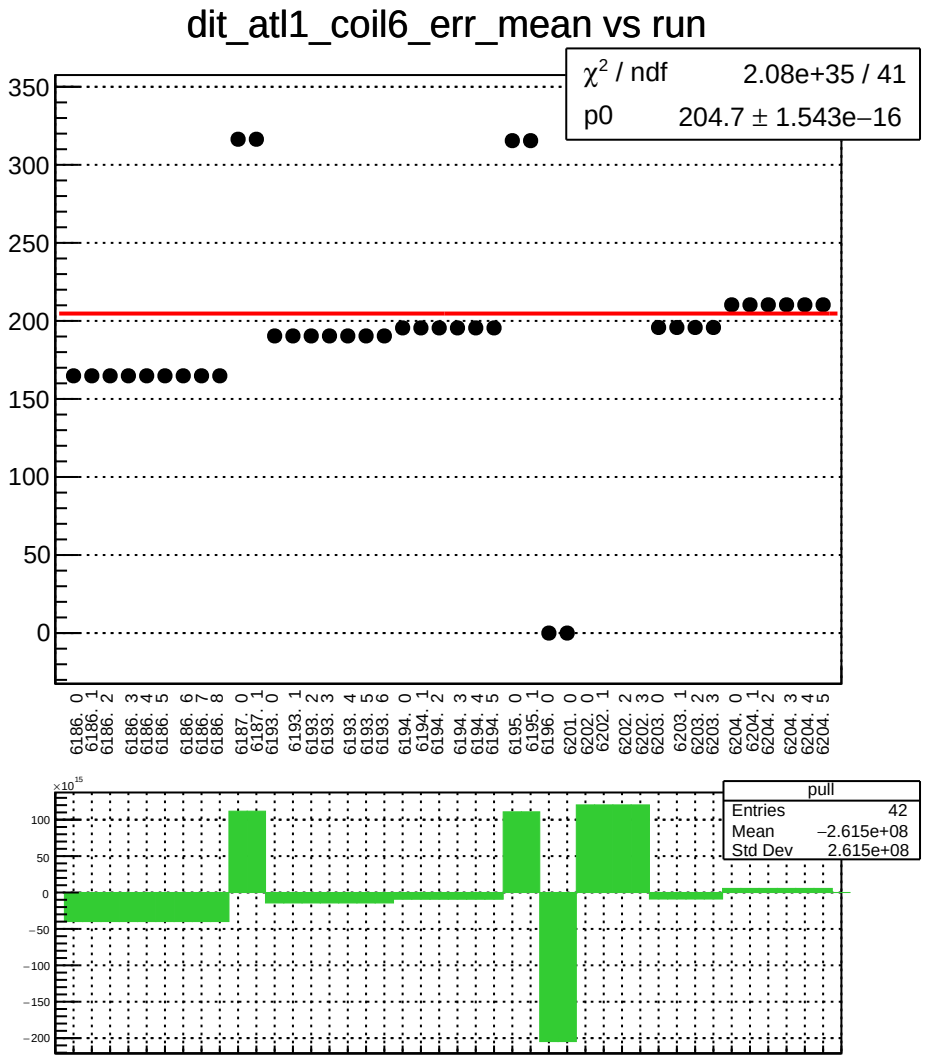
dit_atl1_coil6_err_mean vs run
χ² / ndf 2.08e+35 / 41
p0 204.7 ± 1.543e−16
350
300
250
200
150
100
50
0
6186. 0
6186. 1
6186. 2
6186. 3
6186. 4
6186. 5
6186. 6
6186. 7
6186. 8
6187. 0
6187. 1
6193. 0
6193. 1
6193. 2
6193. 3
6193. 4
6193. 5
6193. 6
6194. 0
6194. 1
6194. 2
6194. 3
6194. 4
6194. 5
6195. 0
6195. 1
6196. 0
6201. 0
6202. 0
6202. 1
6202. 2
6202. 3
6203. 0
6203. 1
6203. 2
6203. 3
6204. 0
6204. 1
6204. 2
6204. 3
6204. 4
6204. 5
×10¹⁵
100
50
0
−50
−100
−150
−200
pull
Entries 42
Mean −2.615e+08
Std Dev 2.615e+08

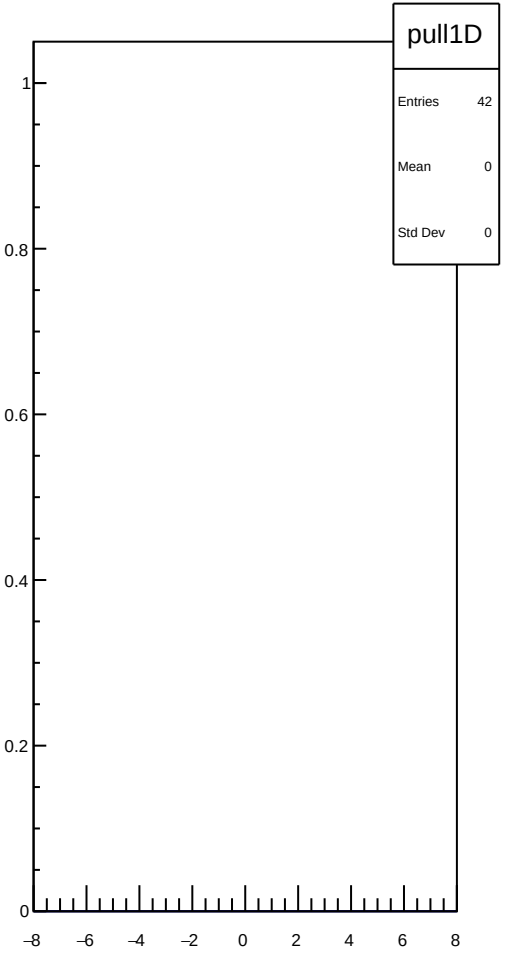
pull1D
Entries 42
Mean 0
Std Dev 0
1
0.8
0.6
0.4
0.2
0
−8
−6
−4
−2
0
2
4
6
8

dit_atl1_coil6_Ndata_mean vs run

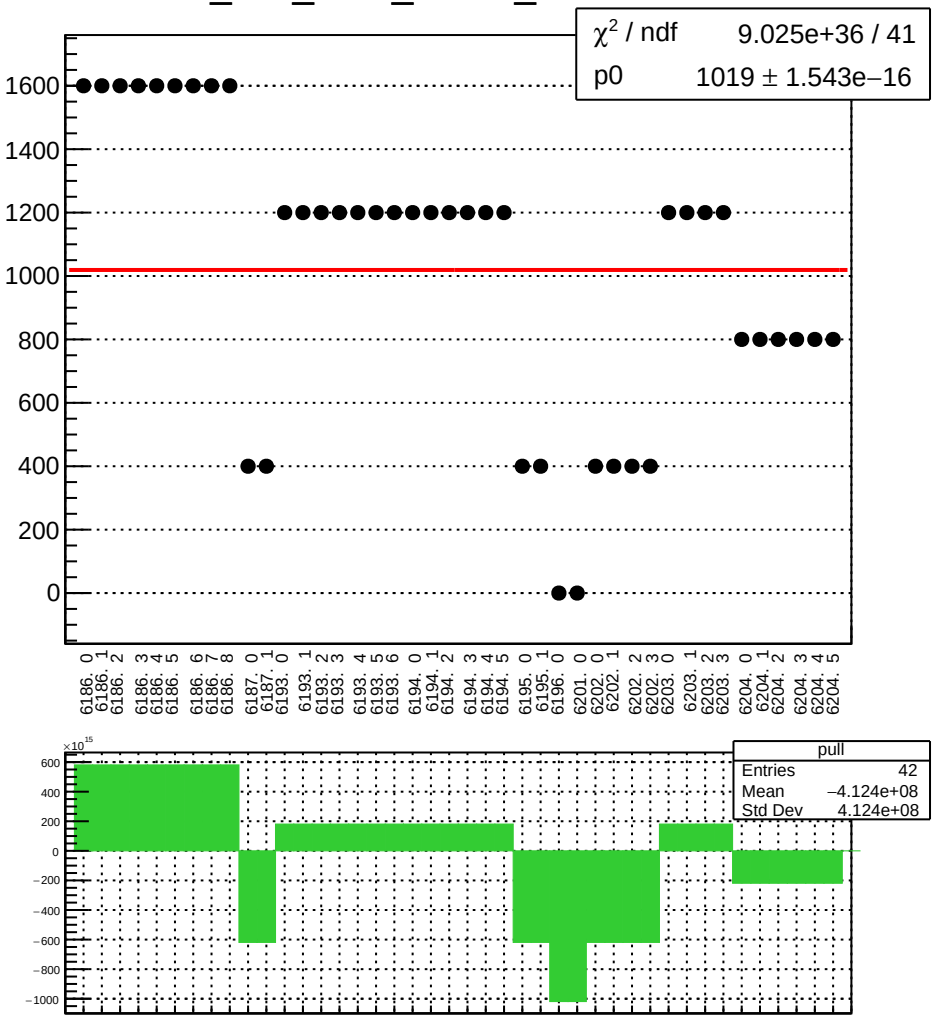

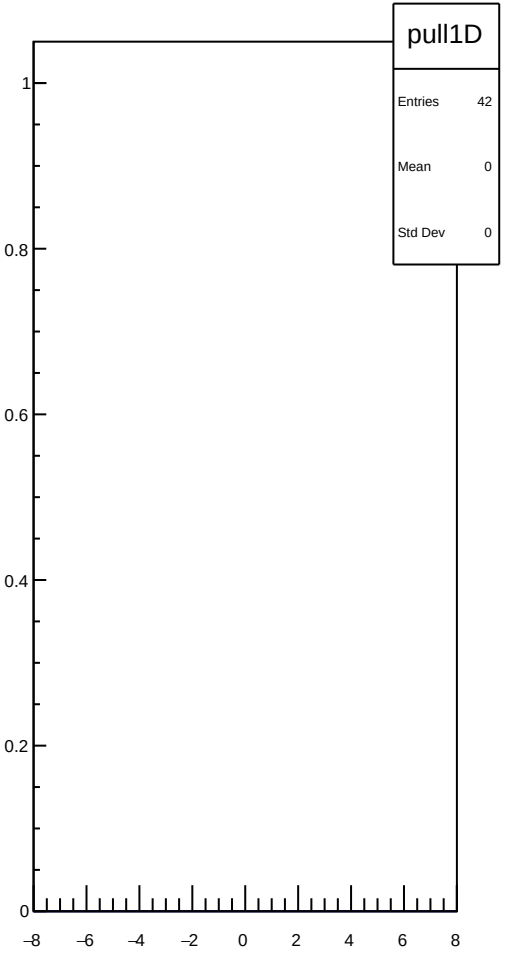

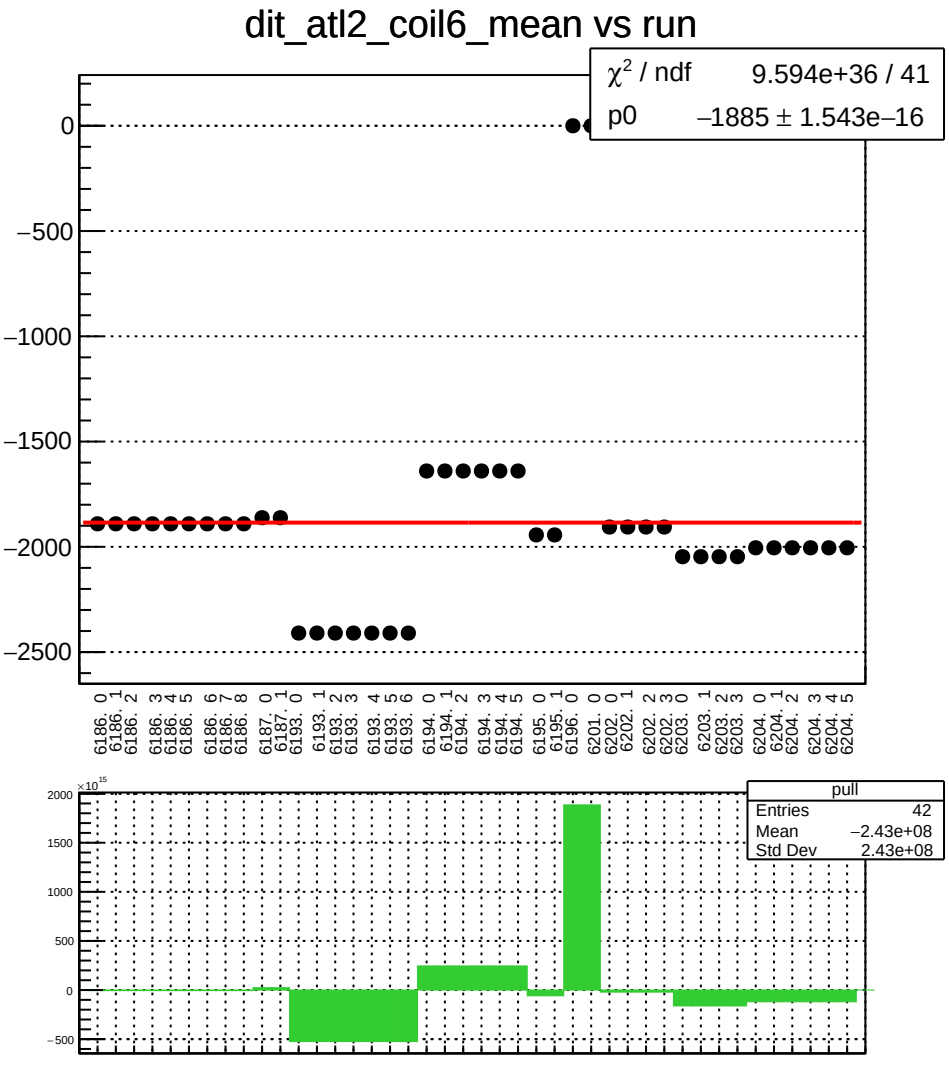
dit_atl2_coil6_mean vs run
χ² / ndf 9.594e+36 / 41
p0 −1885 ± 1.543e−16
0
−500
−1000
−1500
−2000
−2500
6186. 0
6186. 1
6186. 2
6186. 3
6186. 4
6186. 5
6186. 6
6186. 7
6186. 8
6187. 0
6187. 1
6193. 0
6193. 1
6193. 2
6193. 3
6193. 4
6193. 5
6193. 6
6194. 0
6194. 1
6194. 2
6194. 3
6194. 4
6194. 5
6195. 0
6195. 1
6196. 0
6201. 0
6202. 0
6202. 1
6202. 2
6202. 3
6203. 0
6203. 1
6203. 2
6203. 3
6204. 0
6204. 1
6204. 2
6204. 3
6204. 4
6204. 5
×10¹⁵
2000
1500
1000
500
0
−500
pull
Entries 42
Mean −2.43e+08
Std Dev 2.43e+08

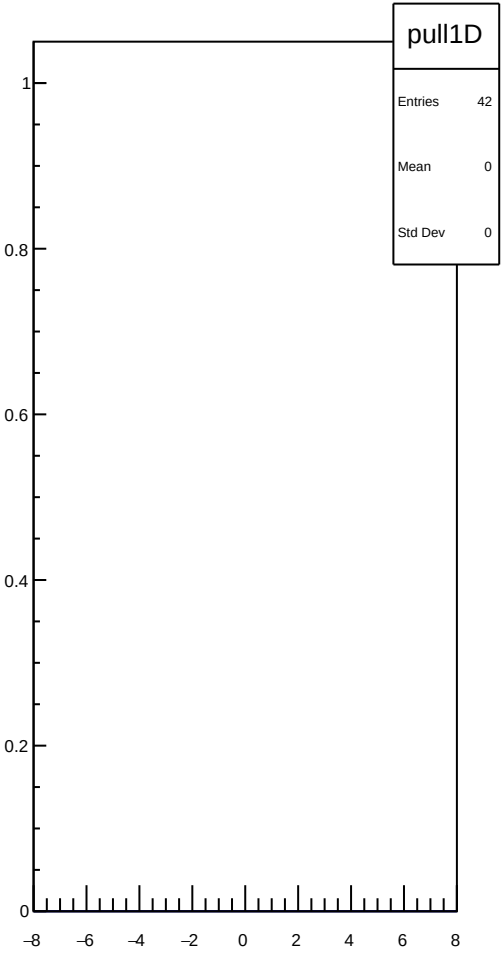
pull1D
Entries 42
Mean 0
Std Dev 0
1
0.8
0.6
0.4
0.2
0
−8
−6
−4
−2
0
2
4
6
8

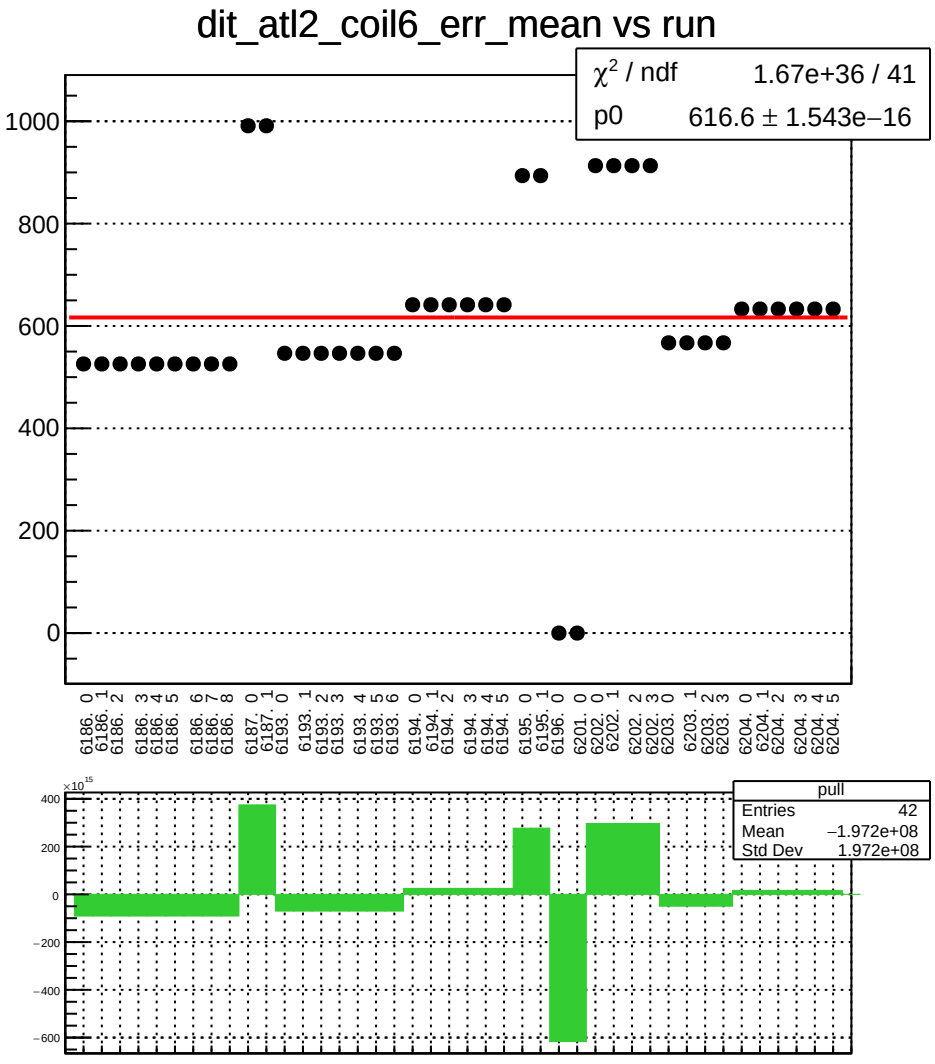
dit_atl2_coil6_err_mean vs run
χ² / ndf 1.67e+36 / 41
p0 616.6 ± 1.543e−16
1000
800
600
400
200
0
6186. 0
6186. 1
6186. 2
6186. 3
6186. 4
6186. 5
6186. 6
6186. 7
6186. 8
6187. 0
6187. 1
6193. 0
6193. 1
6193. 2
6193. 3
6193. 4
6193. 5
6193. 6
6194. 0
6194. 1
6194. 2
6194. 3
6194. 4
6194. 5
6195. 0
6195. 1
6196. 0
6201. 0
6202. 0
6202. 1
6202. 2
6202. 3
6203. 0
6203. 1
6203. 2
6203. 3
6204. 0
6204. 1
6204. 2
6204. 3
6204. 4
6204. 5
×10¹⁵
400
200
0
−200
−400
−600
pull
Entries 42
Mean −1.972e+08
Std Dev 1.972e+08

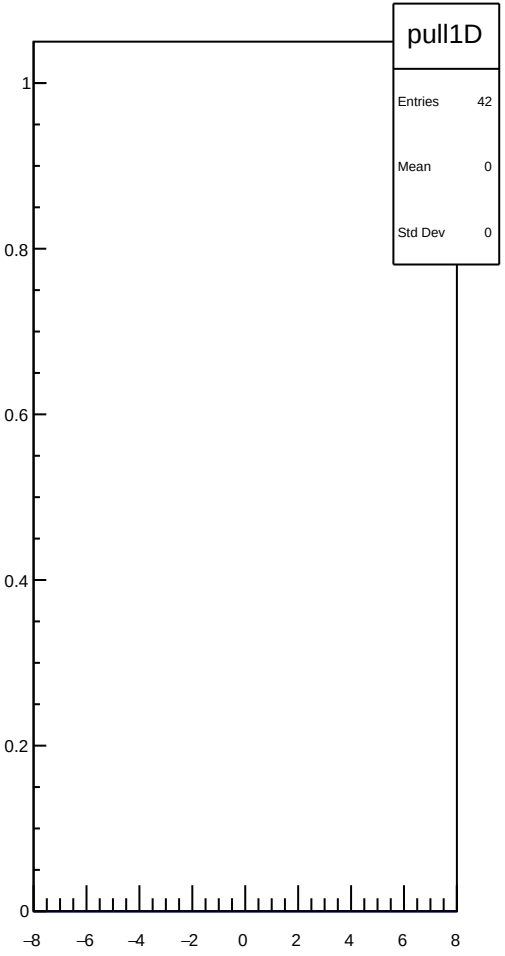
pull1D
Entries 42
Mean 0
Std Dev 0
1
0.8
0.6
0.4
0.2
0
−8
−6
−4
−2
0
2
4
6
8

dit_atl2_coil6_Ndata_mean vs run

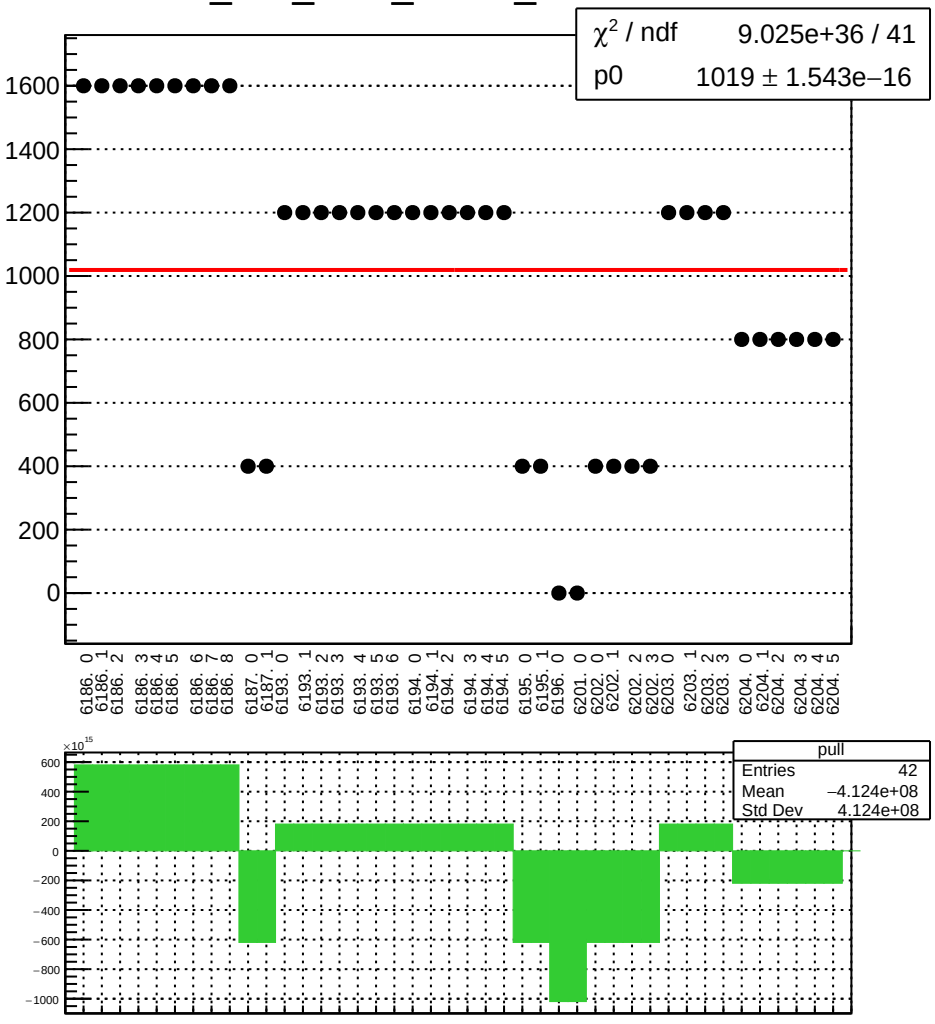

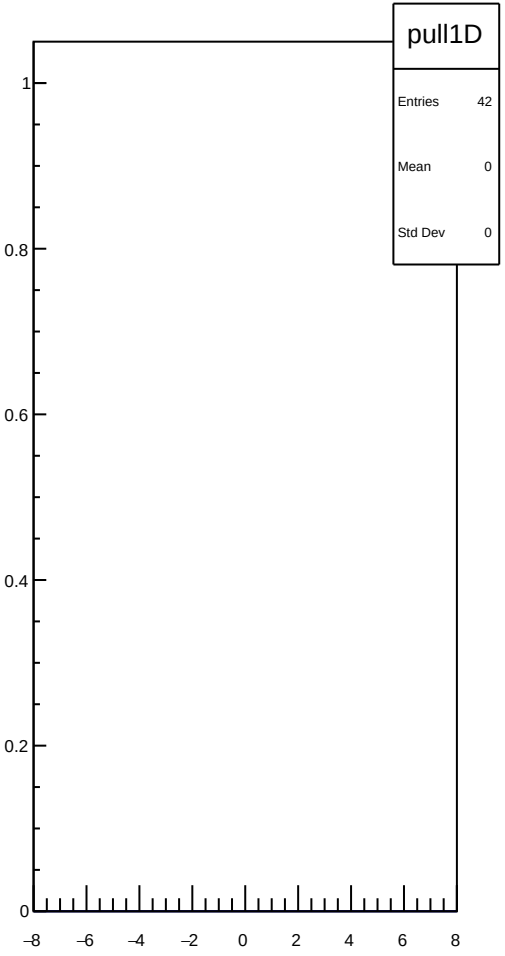

dit_atr1_coil6_mean vs run

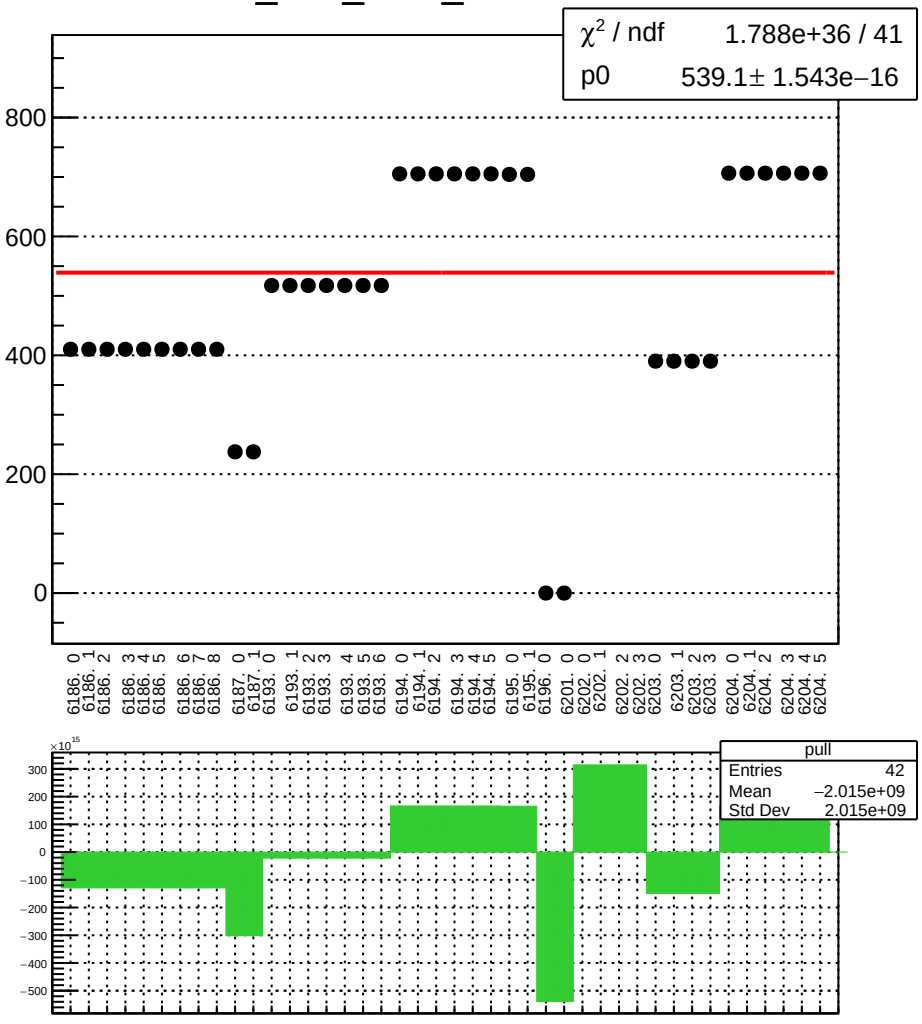

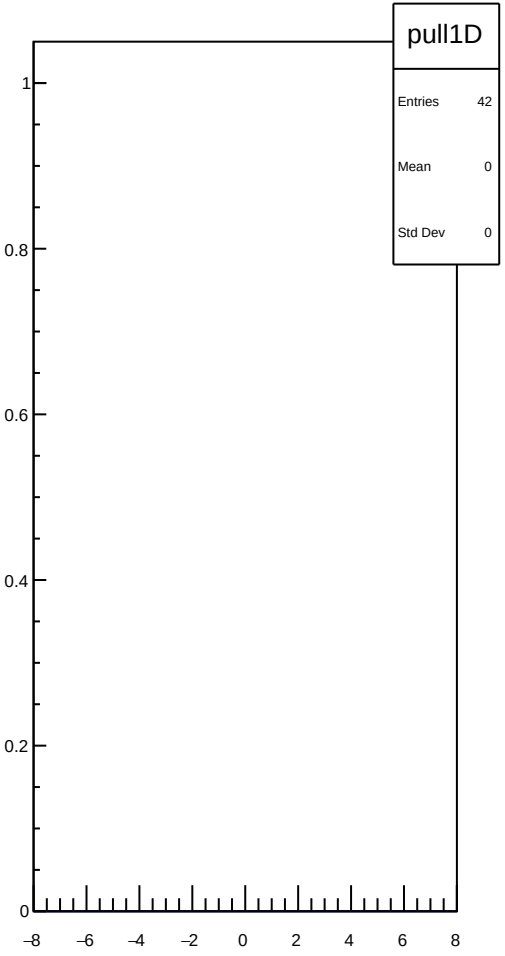

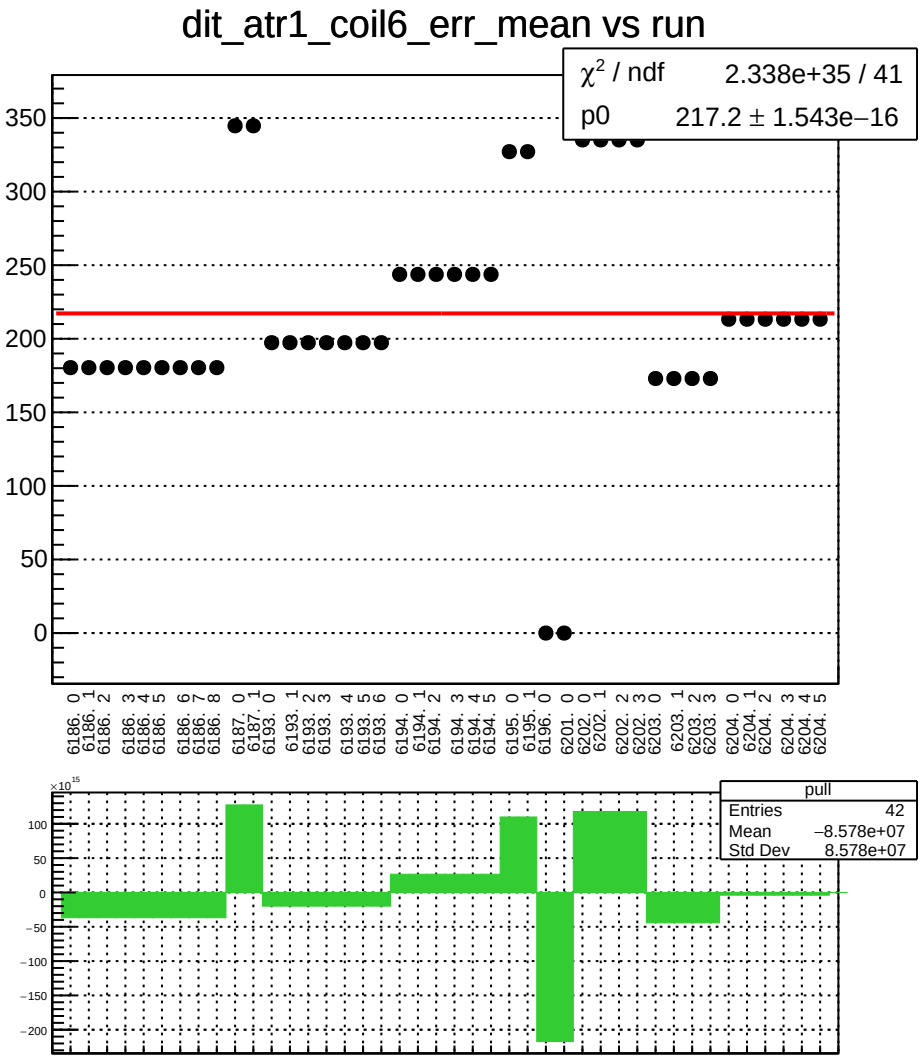
dit_atr1_coil6_err_mean vs run
χ² / ndf 2.338e+35 / 41
p0 217.2 ± 1.543e−16
350
300
250
200
150
100
50
0
6186. 0
6186. 1
6186. 2
6186. 3
6186. 4
6186. 5
6186. 6
6186. 7
6186. 8
6187. 0
6187. 1
6193. 0
6193. 1
6193. 2
6193. 3
6193. 4
6193. 5
6193. 6
6194. 0
6194. 1
6194. 2
6194. 3
6194. 4
6194. 5
6195. 0
6195. 1
6196. 0
6201. 0
6202. 0
6202. 1
6202. 2
6202. 3
6203. 0
6203. 1
6203. 2
6203. 3
6204. 0
6204. 1
6204. 2
6204. 3
6204. 4
6204. 5
×10¹⁵
100
50
0
−50
−100
−150
−200
pull
Entries 42
Mean −8.578e+07
Std Dev 8.578e+07

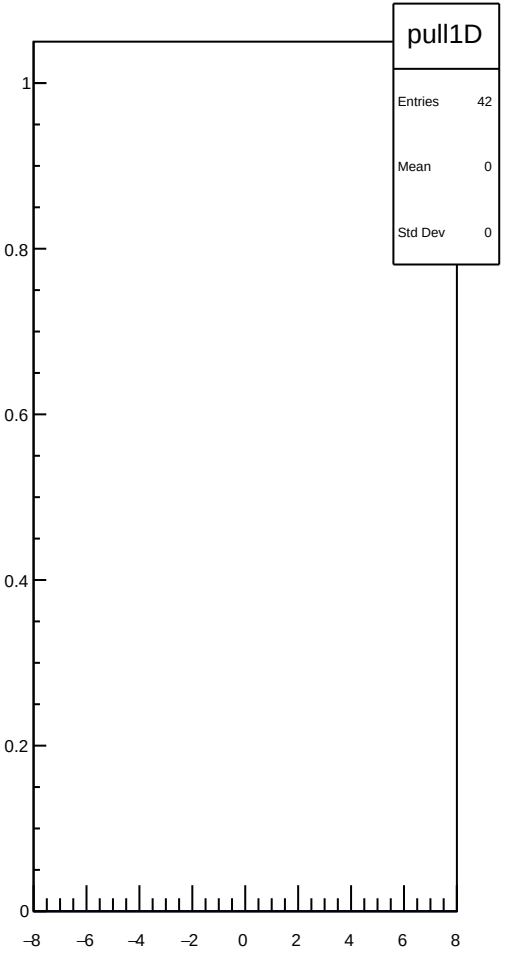
pull1D
Entries 42
Mean 0
Std Dev 0
1
0.8
0.6
0.4
0.2
0
−8
−6
−4
−2
0
2
4
6
8

dit_atr1_coil6_Ndata_mean vs run

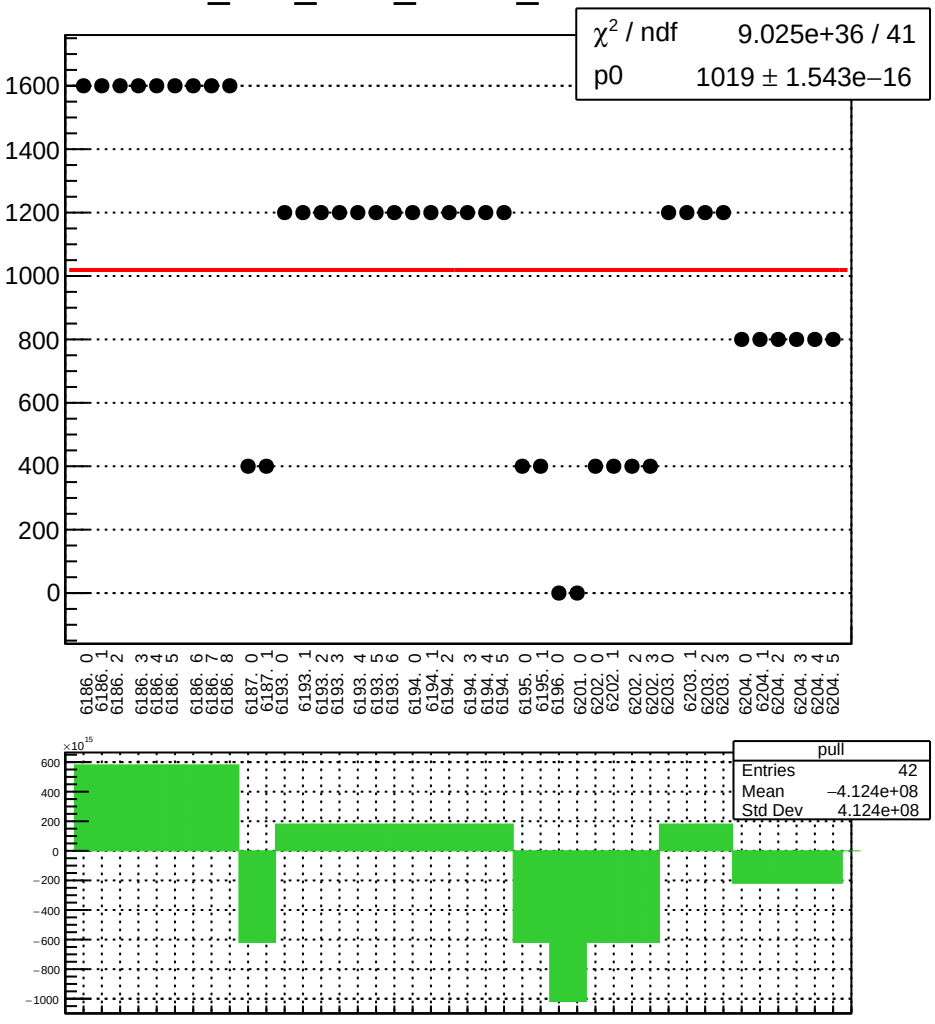

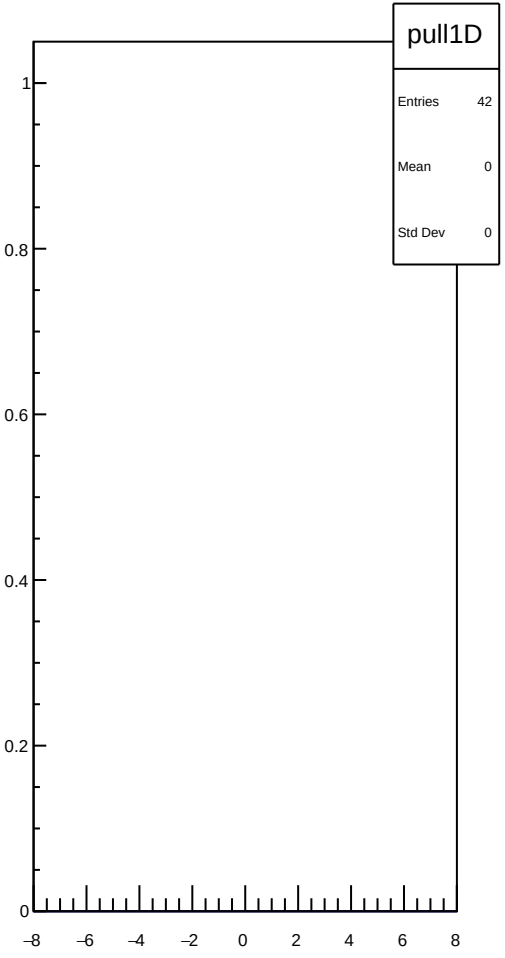

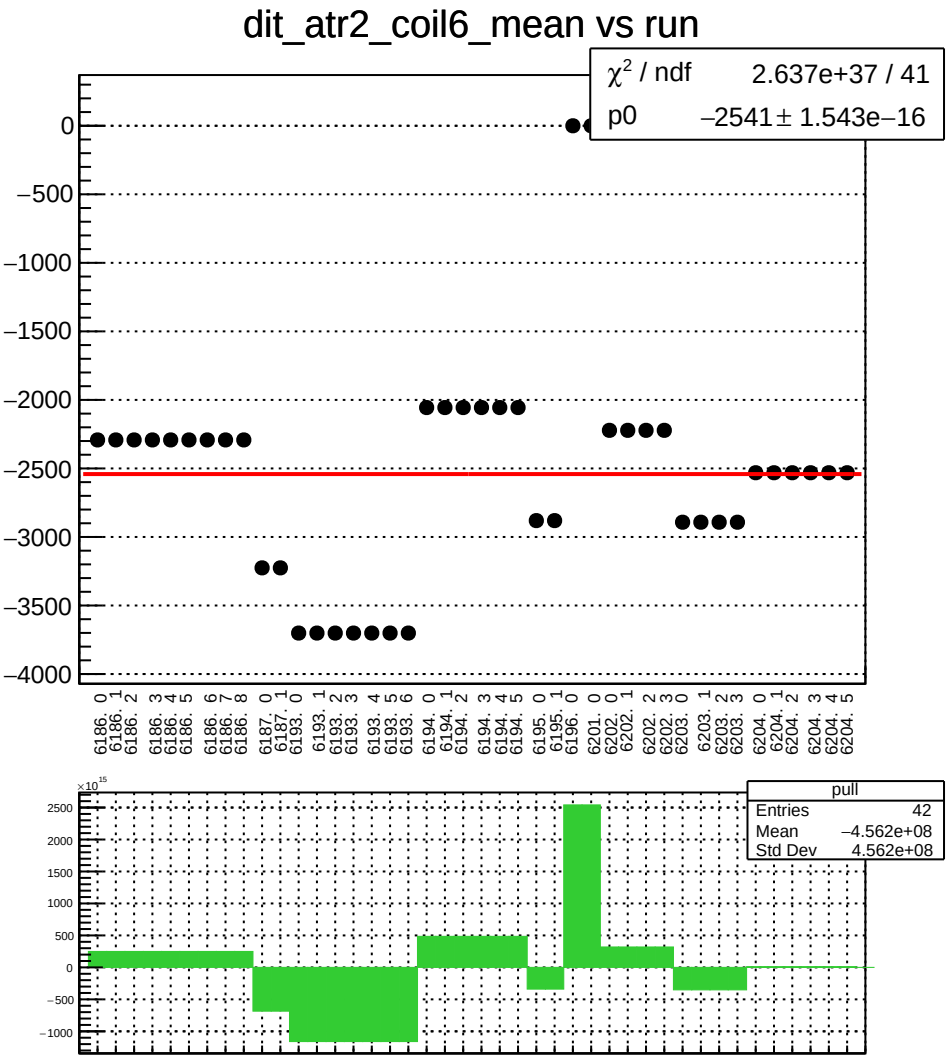
dit_atr2_coil6_mean vs run
χ² / ndf 2.637e+37 / 41
p0 −2541 ± 1.543e−16
0
−500
−1000
−1500
−2000
−2500
−3000
−3500
−4000
6186. 0
6186. 1
6186. 2
6186. 3
6186. 4
6186. 5
6186. 6
6186. 7
6186. 8
6187. 0
6187. 1
6193. 0
6193. 1
6193. 2
6193. 3
6193. 4
6193. 5
6193. 6
6194. 0
6194. 1
6194. 2
6194. 3
6194. 4
6194. 5
6195. 0
6195. 1
6196. 0
6201. 0
6202. 0
6202. 1
6202. 2
6202. 3
6203. 0
6203. 1
6203. 2
6203. 3
6204. 0
6204. 1
6204. 2
6204. 3
6204. 4
6204. 5
×10¹⁵
2500
2000
1500
1000
500
0
−500
−1000
pull
Entries 42
Mean −4.562e+08
Std Dev 4.562e+08

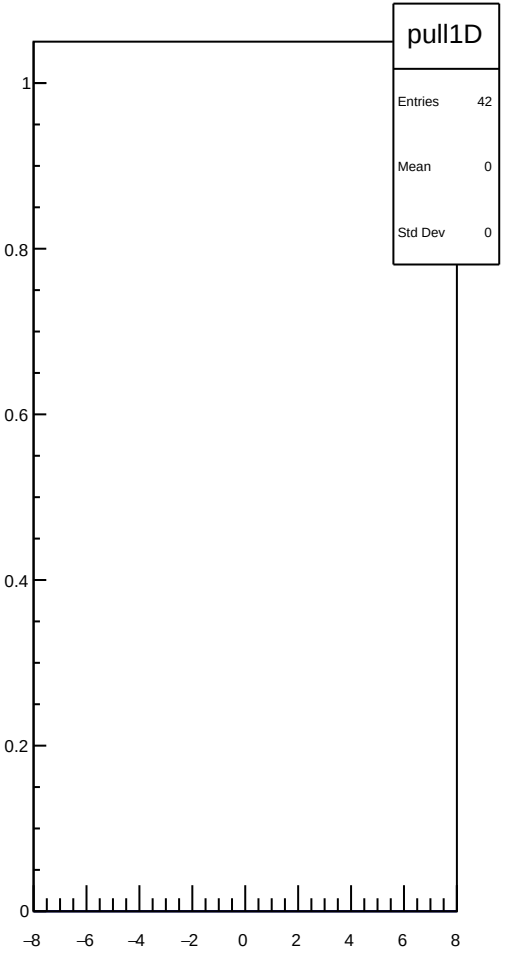
pull1D
Entries 42
Mean 0
Std Dev 0
1
0.8
0.6
0.4
0.2
0
−8
−6
−4
−2
0
2
4
6
8

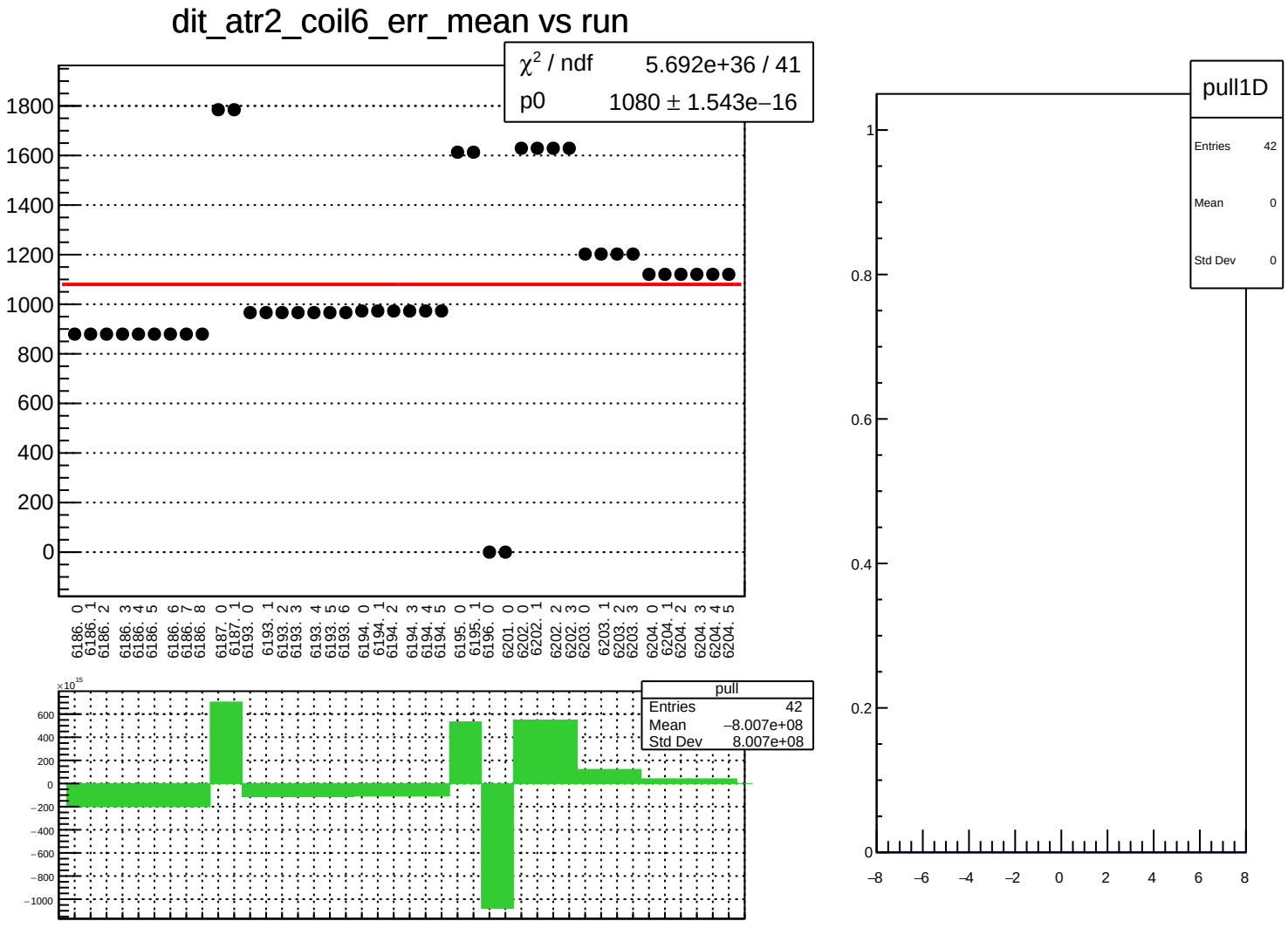
dit_atr2_coil6_err_mean vs run
χ² / ndf 5.692e+36 / 41
p0 1080 ± 1.543e−16
1800
1600
1400
1200
1000
800
600
400
200
0
6186. 0
6186. 1
6186. 2
6186. 3
6186. 4
6186. 5
6186. 6
6186. 7
6186. 8
6187. 0
6187. 1
6193. 0
6193. 1
6193. 2
6193. 3
6193. 4
6193. 5
6193. 6
6194. 0
6194. 1
6194. 2
6194. 3
6194. 4
6194. 5
6195. 0
6195. 1
6196. 0
6201. 0
6202. 0
6202. 1
6202. 2
6202. 3
6203. 0
6203. 1
6203. 2
6203. 3
6204. 0
6204. 1
6204. 2
6204. 3
6204. 4
6204. 5
×10¹⁵
600
400
200
0
−200
−400
−600
−800
−1000
pull
Entries 42
Mean −8.007e+08
Std Dev 8.007e+08
pull1D
Entries 42
Mean 0
Std Dev 0
1
0.8
0.6
0.4
0.2
0
−8
−6
−4
−2
0
2
4
6
8

dit_atr2_coil6_Ndata_mean vs run

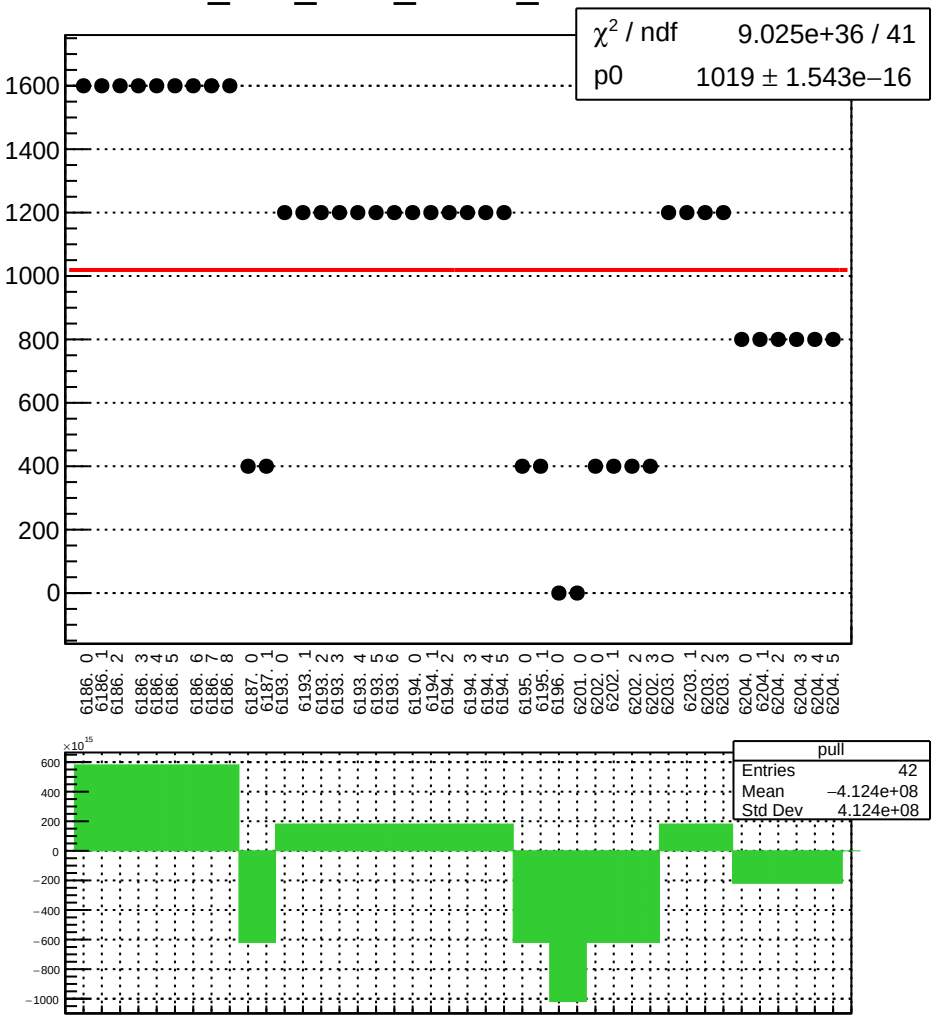

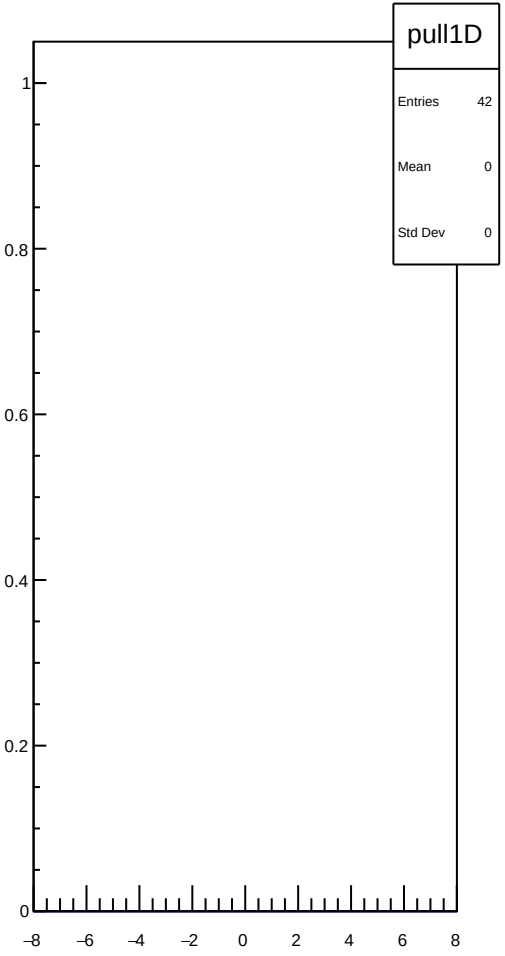

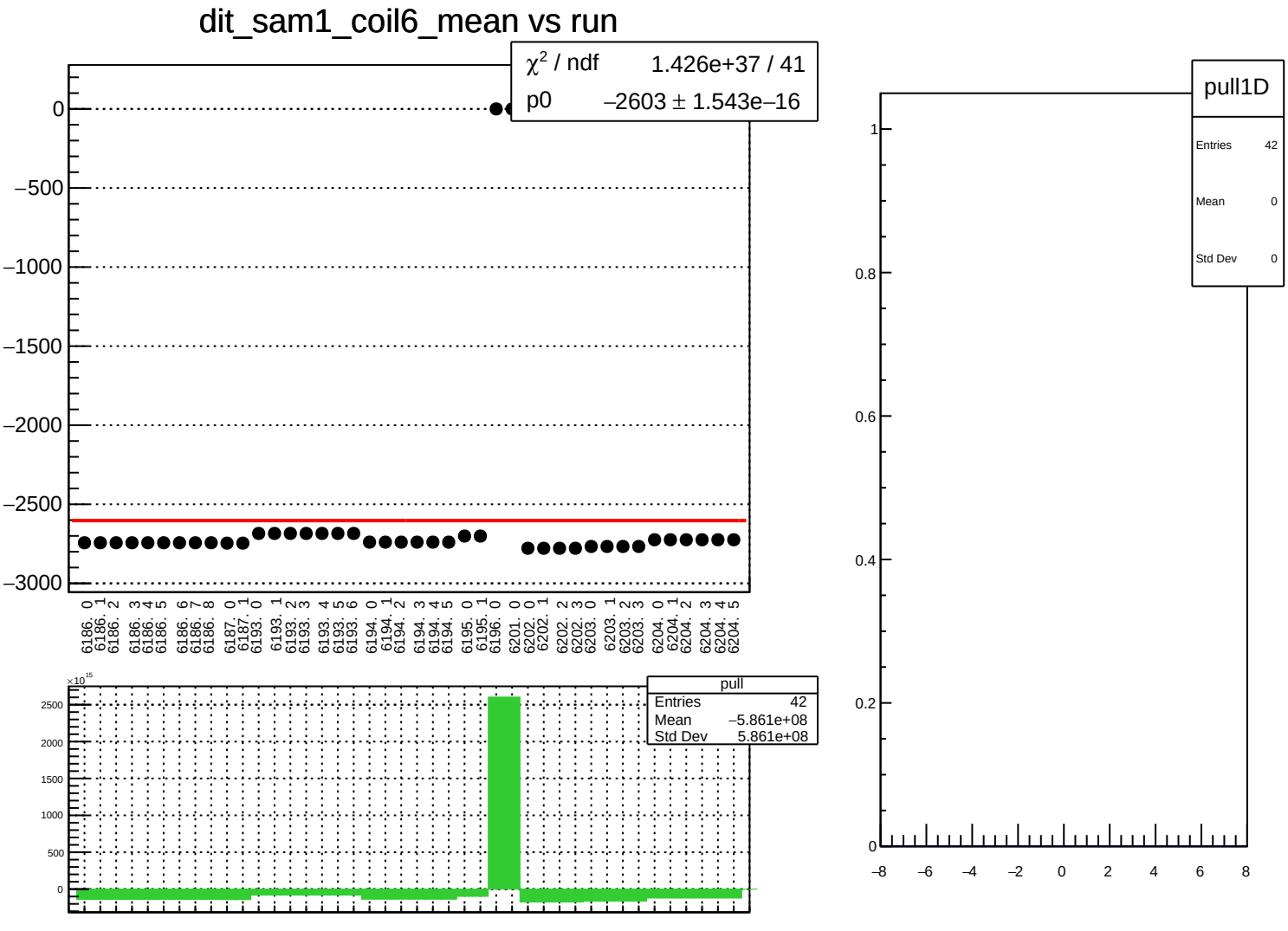
dit_sam1_coil6_mean vs run
χ² / ndf 1.426e+37 / 41
p0 −2603 ± 1.543e−16
0
−500
−1000
−1500
−2000
−2500
−3000
6186. 0
6186. 1
6186. 2
6186. 3
6186. 4
6186. 5
6186. 6
6186. 7
6186. 8
6187. 0
6187. 1
6193. 0
6193. 1
6193. 2
6193. 3
6193. 4
6193. 5
6193. 6
6194. 0
6194. 1
6194. 2
6194. 3
6194. 4
6194. 5
6195. 0
6195. 1
6196. 0
6201. 0
6202. 0
6202. 1
6202. 2
6202. 3
6203. 0
6203. 1
6203. 2
6203. 3
6204. 0
6204. 1
6204. 2
6204. 3
6204. 4
6204. 5
×10¹⁵
2500
2000
1500
1000
500
0
pull
Entries 42
Mean −5.861e+08
Std Dev 5.861e+08
pull1D
Entries 42
Mean 0
Std Dev 0
1
0.8
0.6
0.4
0.2
0
−8
−6
−4
−2
0
2
4
6
8

dit_sam1_coil6_err_mean vs run

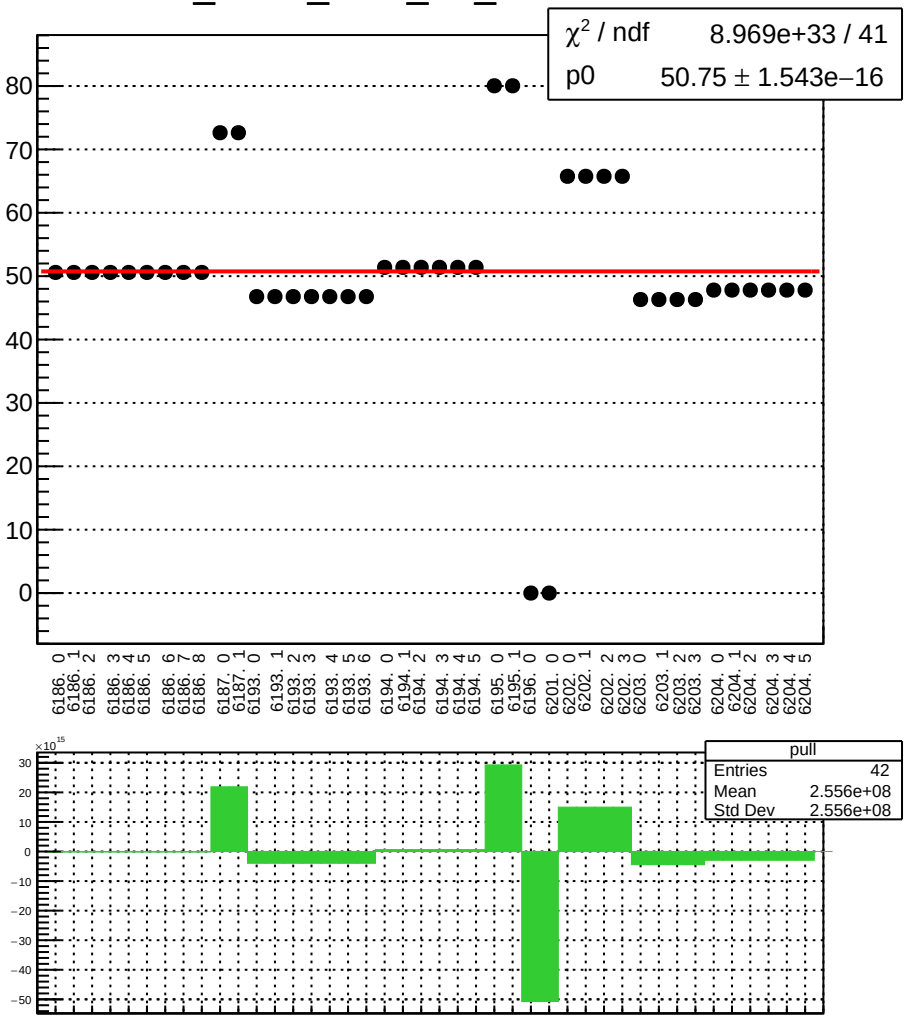

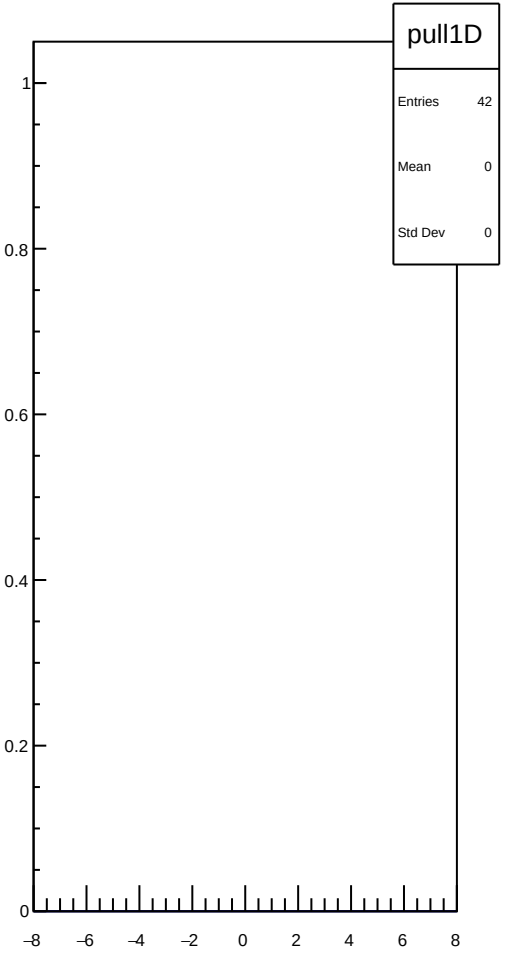

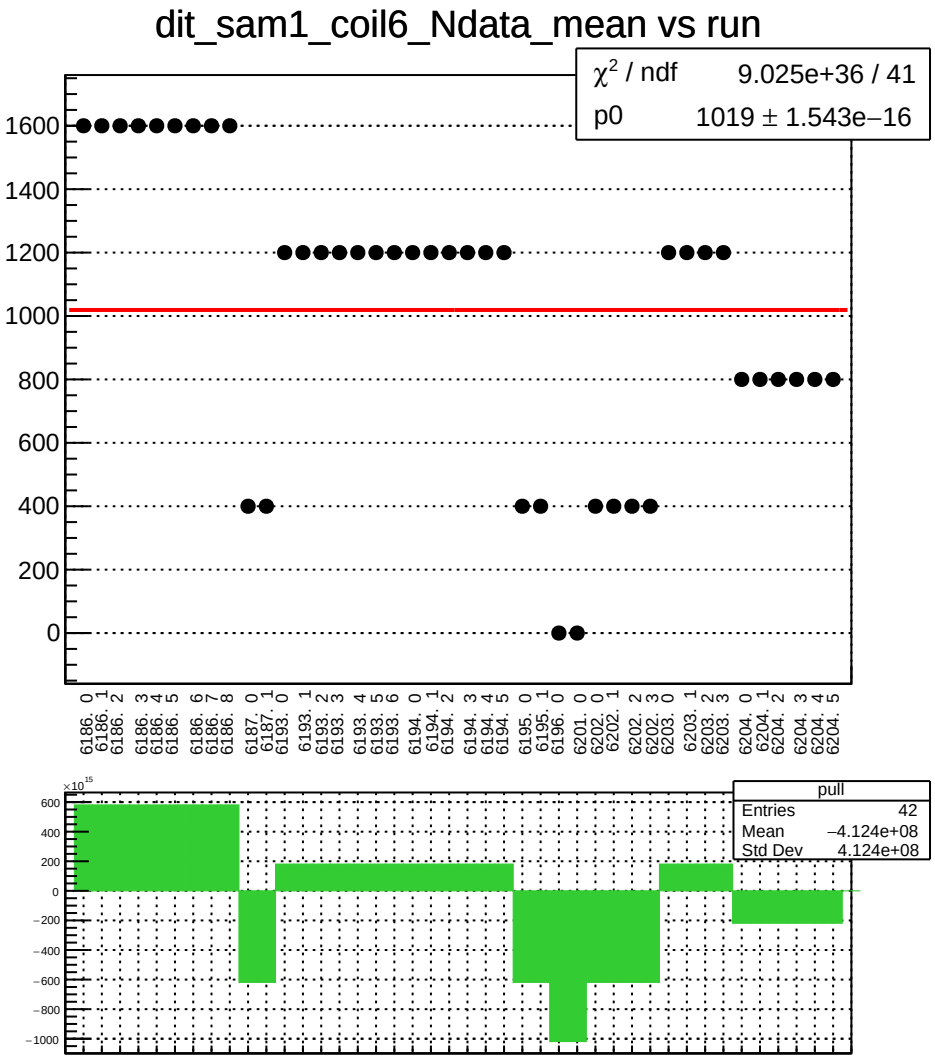
dit_sam1_coil6_Ndata_mean vs run
χ² / ndf 9.025e+36 / 41
p0 1019 ± 1.543e−16
1600
1400
1200
1000
800
600
400
200
0
6186. 0
6186. 1
6186. 2
6186. 3
6186. 4
6186. 5
6186. 6
6186. 7
6186. 8
6187. 0
6187. 1
6193. 0
6193. 1
6193. 2
6193. 3
6193. 4
6193. 5
6193. 6
6194. 0
6194. 1
6194. 2
6194. 3
6194. 4
6194. 5
6195. 0
6195. 1
6196. 0
6201. 0
6202. 0
6202. 1
6202. 2
6202. 3
6203. 0
6203. 1
6203. 2
6203. 3
6204. 0
6204. 1
6204. 2
6204. 3
6204. 4
6204. 5
×10^15
600
400
200
0
−200
−400
−600
−800
−1000
pull
Entries 42
Mean −4.124e+08
Std Dev 4.124e+08

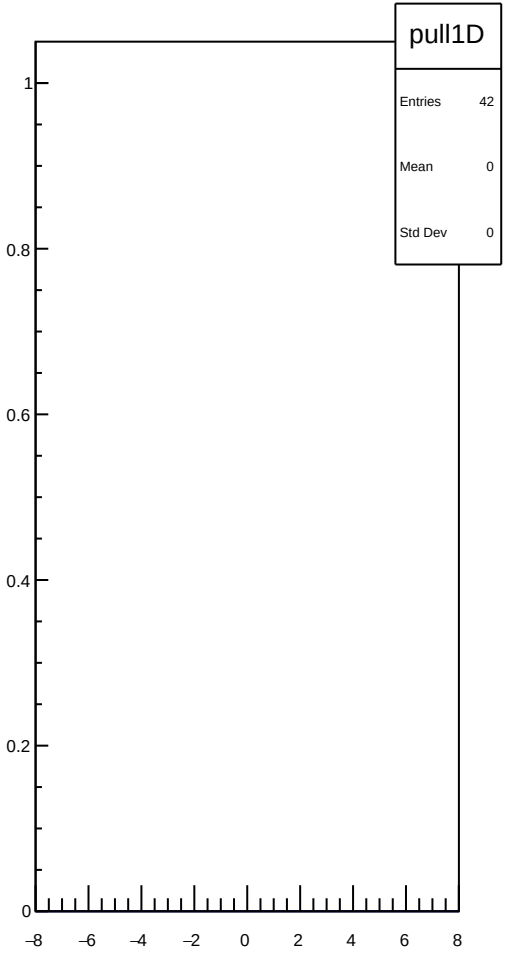
pull1D
Entries 42
Mean 0
Std Dev 0
1
0.8
0.6
0.4
0.2
0
−8
−6
−4
−2
0
2
4
6
8

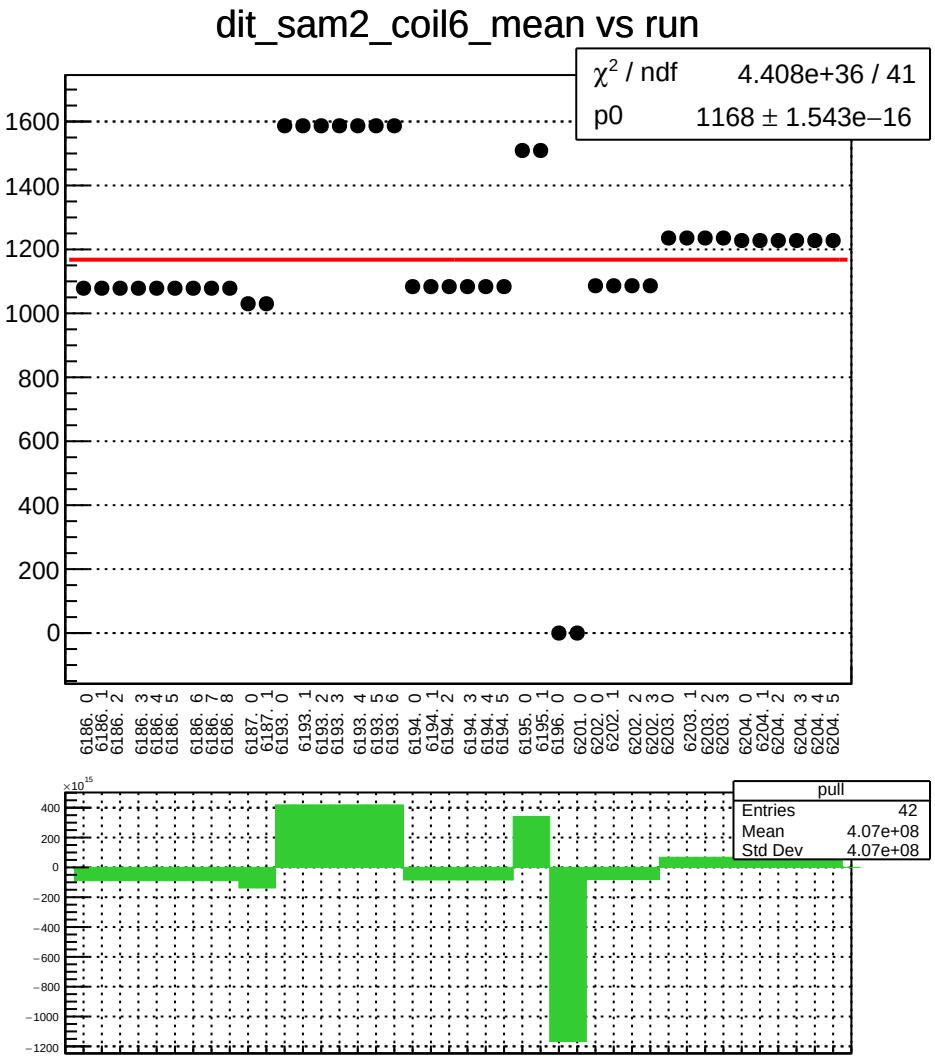
dit_sam2_coil6_mean vs run
χ² / ndf 4.408e+36 / 41
p0 1168 ± 1.543e−16
1600
1400
1200
1000
800
600
400
200
0
6186. 0
6186. 1
6186. 2
6186. 3
6186. 4
6186. 5
6186. 6
6186. 7
6186. 8
6187. 0
6187. 1
6193. 0
6193. 1
6193. 2
6193. 3
6193. 4
6193. 5
6193. 6
6194. 0
6194. 1
6194. 2
6194. 3
6194. 4
6194. 5
6195. 0
6195. 1
6196. 0
6201. 0
6202. 0
6202. 1
6202. 2
6202. 3
6203. 0
6203. 1
6203. 2
6203. 3
6204. 0
6204. 1
6204. 2
6204. 3
6204. 4
6204. 5
×10¹⁵
400
200
0
−200
−400
−600
−800
−1000
−1200
pull
Entries 42
Mean 4.07e+08
Std Dev 4.07e+08

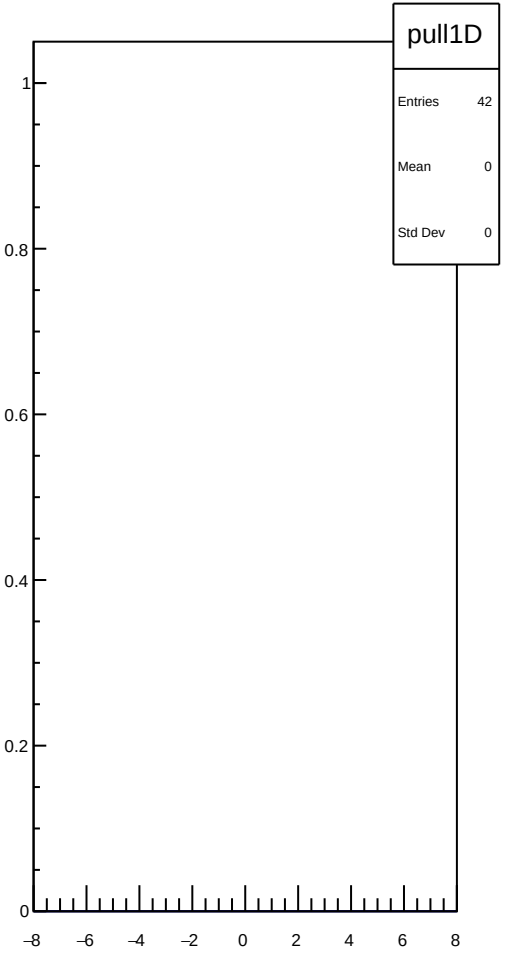
pull1D
Entries 42
Mean 0
Std Dev 0
1
0.8
0.6
0.4
0.2
0
−8
−6
−4
−2
0
2
4
6
8

dit_sam2_coil6_err_mean vs run

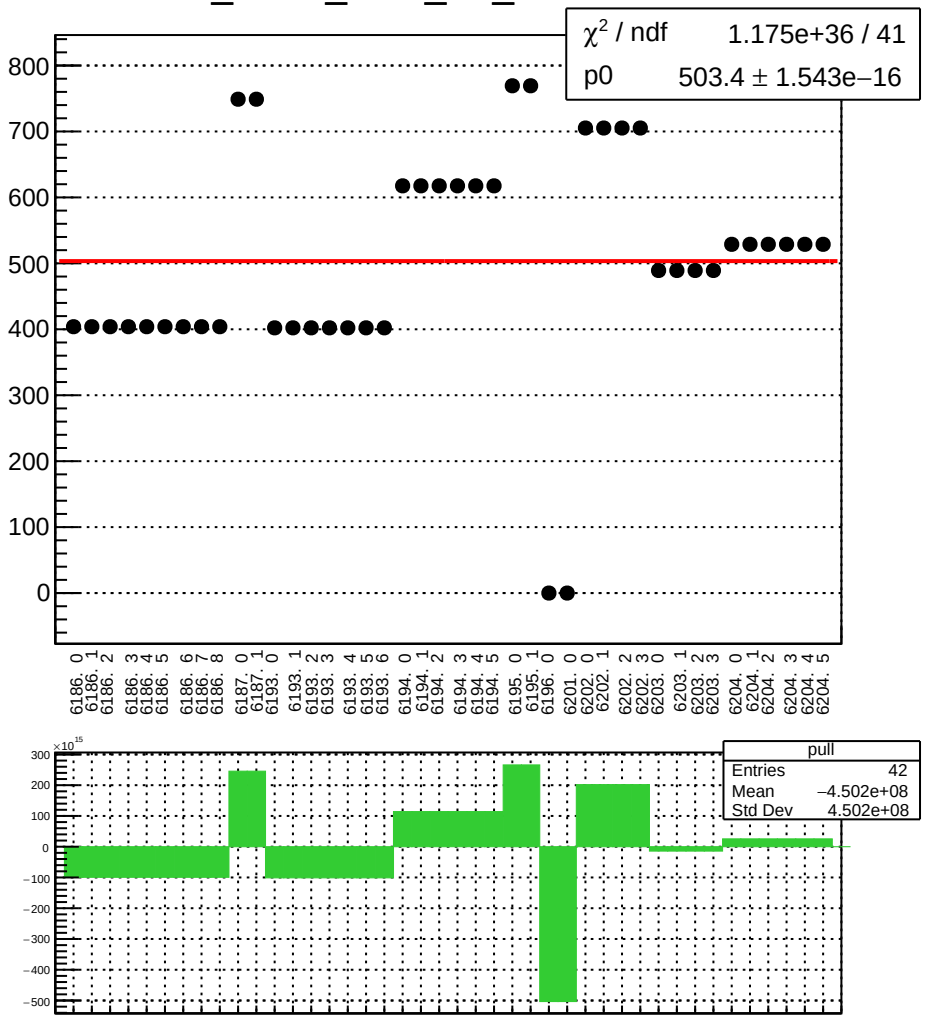

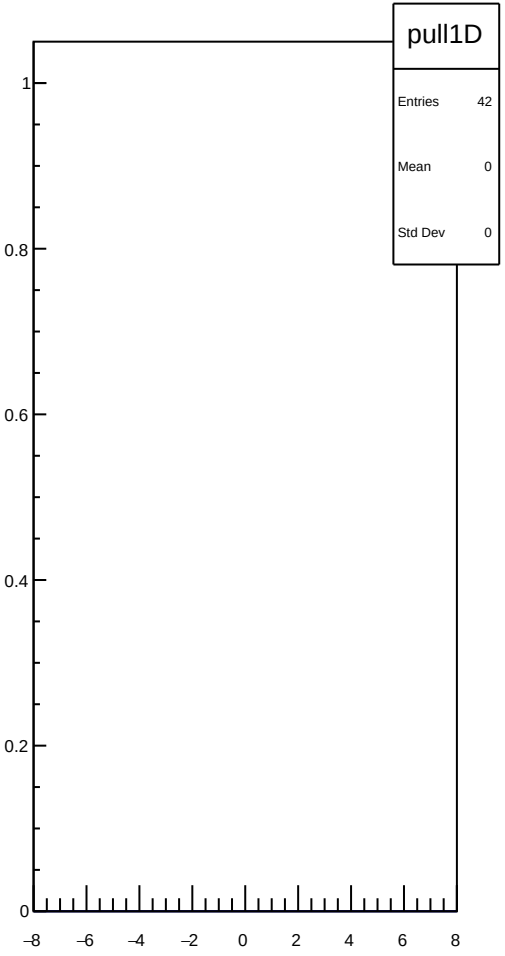

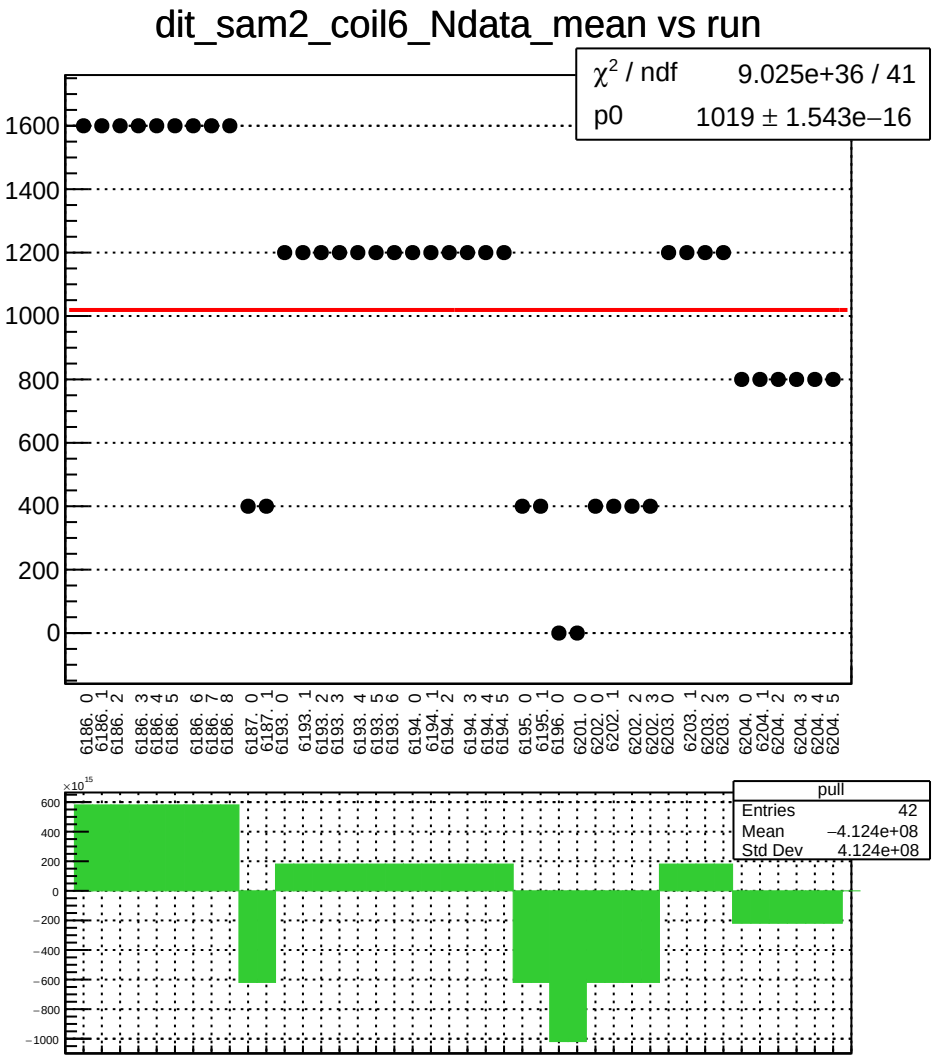
dit_sam2_coil6_Ndata_mean vs run
χ² / ndf 9.025e+36 / 41
p0 1019 ± 1.543e−16
1600
1400
1200
1000
800
600
400
200
0
6186. 0
6186. 1
6186. 2
6186. 3
6186. 4
6186. 5
6186. 6
6186. 7
6186. 8
6187. 0
6187. 1
6193. 0
6193. 1
6193. 2
6193. 3
6193. 4
6193. 5
6193. 6
6194. 0
6194. 1
6194. 2
6194. 3
6194. 4
6194. 5
6195. 0
6195. 1
6196. 0
6201. 0
6202. 0
6202. 1
6202. 2
6202. 3
6203. 0
6203. 1
6203. 2
6203. 3
6204. 0
6204. 1
6204. 2
6204. 3
6204. 4
6204. 5
×10¹⁵
600
400
200
0
−200
−400
−600
−800
−1000
pull
Entries 42
Mean −4.124e+08
Std Dev 4.124e+08

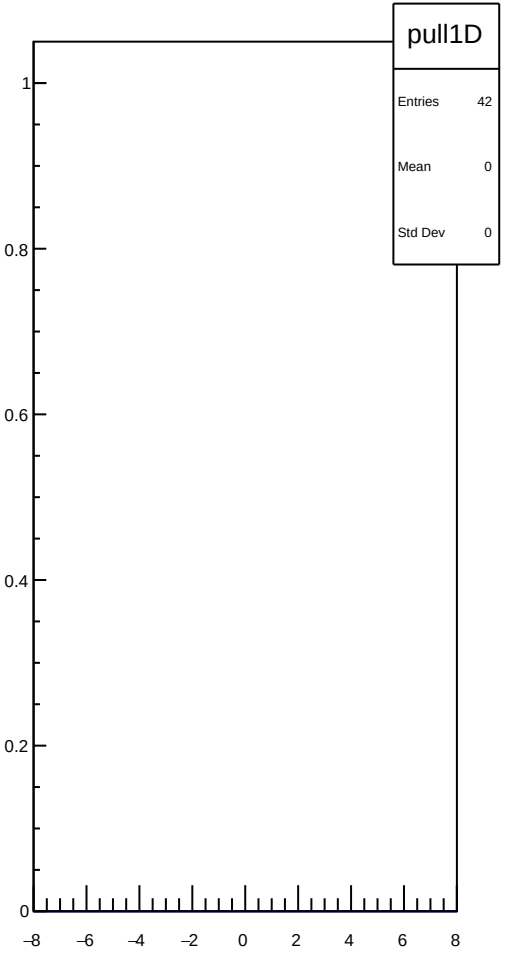
pull1D
Entries 42
Mean 0
Std Dev 0
1
0.8
0.6
0.4
0.2
0
−8
−6
−4
−2
0
2
4
6
8

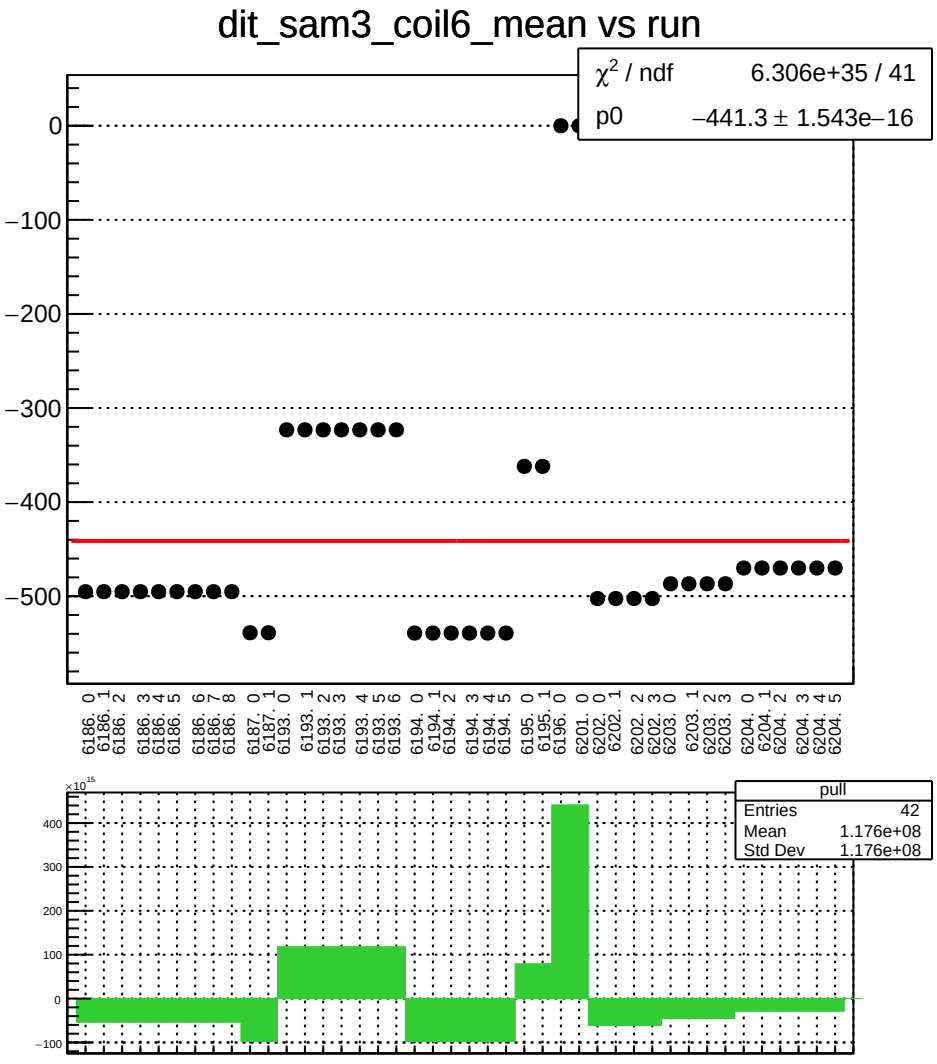
dit_sam3_coil6_mean vs run
χ² / ndf 6.306e+35 / 41
p0 −441.3 ± 1.543e−16
0
−100
−200
−300
−400
−500
6186. 0
6186. 1
6186. 2
6186. 3
6186. 4
6186. 5
6186. 6
6186. 7
6186. 8
6187. 0
6187. 1
6193. 0
6193. 1
6193. 2
6193. 3
6193. 4
6193. 5
6193. 6
6194. 0
6194. 1
6194. 2
6194. 3
6194. 4
6194. 5
6195. 0
6195. 1
6196. 0
6201. 0
6202. 0
6202. 1
6202. 2
6202. 3
6203. 0
6203. 1
6203. 2
6203. 3
6204. 0
6204. 1
6204. 2
6204. 3
6204. 4
6204. 5
×10¹⁵
400
300
200
100
0
−100
pull
Entries 42
Mean 1.176e+08
Std Dev 1.176e+08

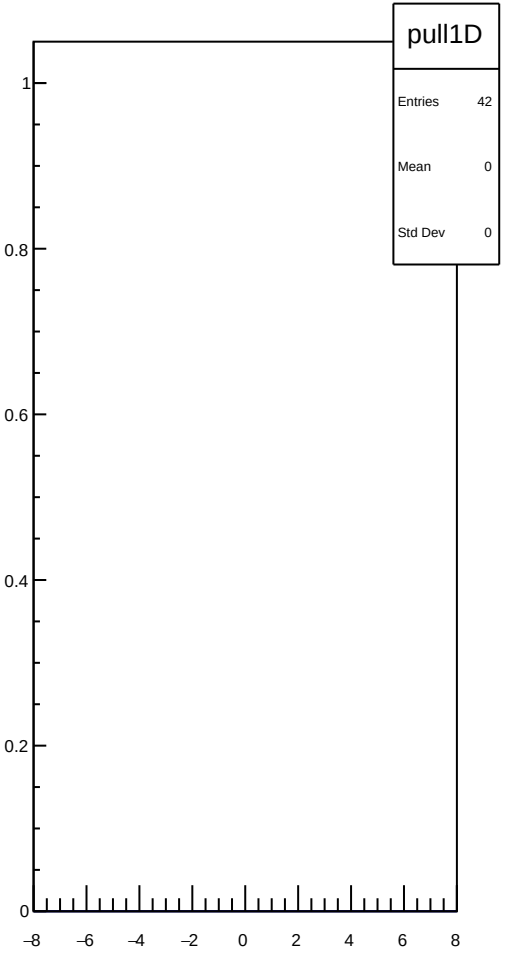
pull1D
Entries 42
Mean 0
Std Dev 0
1
0.8
0.6
0.4
0.2
0
−8
−6
−4
−2
0
2
4
6
8

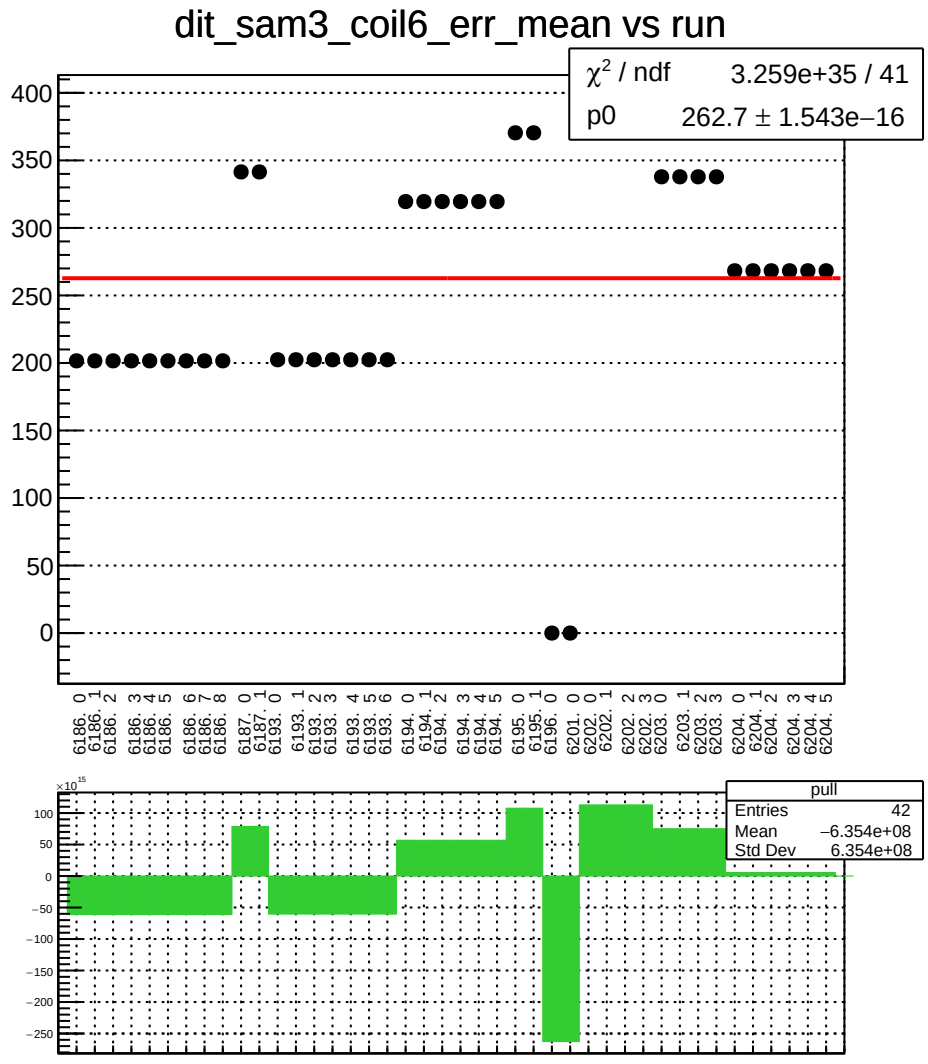
dit_sam3_coil6_err_mean vs run
χ² / ndf 3.259e+35 / 41
p0 262.7 ± 1.543e−16
400
350
300
250
200
150
100
50
0
6186. 0
6186. 1
6186. 2
6186. 3
6186. 4
6186. 5
6186. 6
6186. 7
6186. 8
6187. 0
6187. 1
6193. 0
6193. 1
6193. 2
6193. 3
6193. 4
6193. 5
6193. 6
6194. 0
6194. 1
6194. 2
6194. 3
6194. 4
6194. 5
6195. 0
6195. 1
6196. 0
6201. 0
6202. 0
6202. 1
6202. 2
6202. 3
6203. 0
6203. 1
6203. 2
6203. 3
6204. 0
6204. 1
6204. 2
6204. 3
6204. 4
6204. 5
×10¹⁵
100
50
0
−50
−100
−150
−200
−250
pull
Entries 42
Mean −6.354e+08
Std Dev 6.354e+08

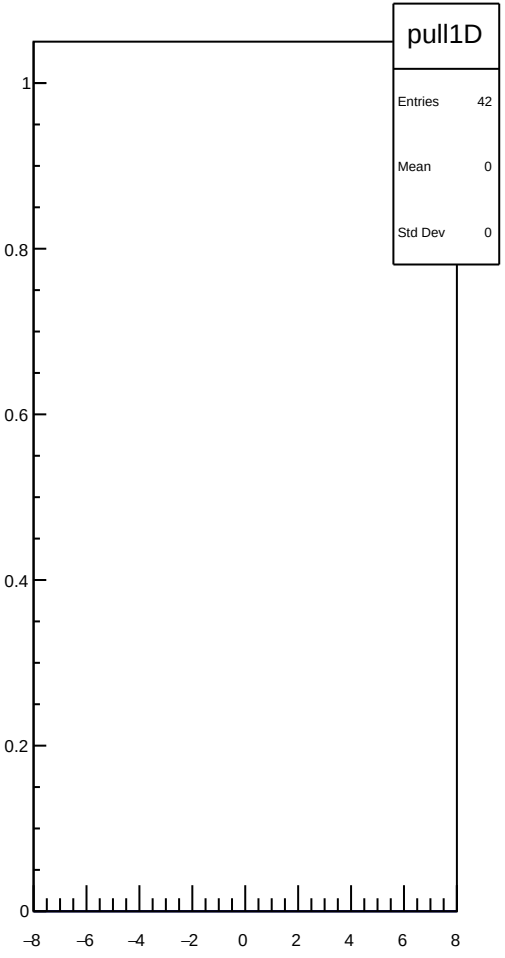
pull1D
Entries 42
Mean 0
Std Dev 0
1
0.8
0.6
0.4
0.2
0
−8
−6
−4
−2
0
2
4
6
8

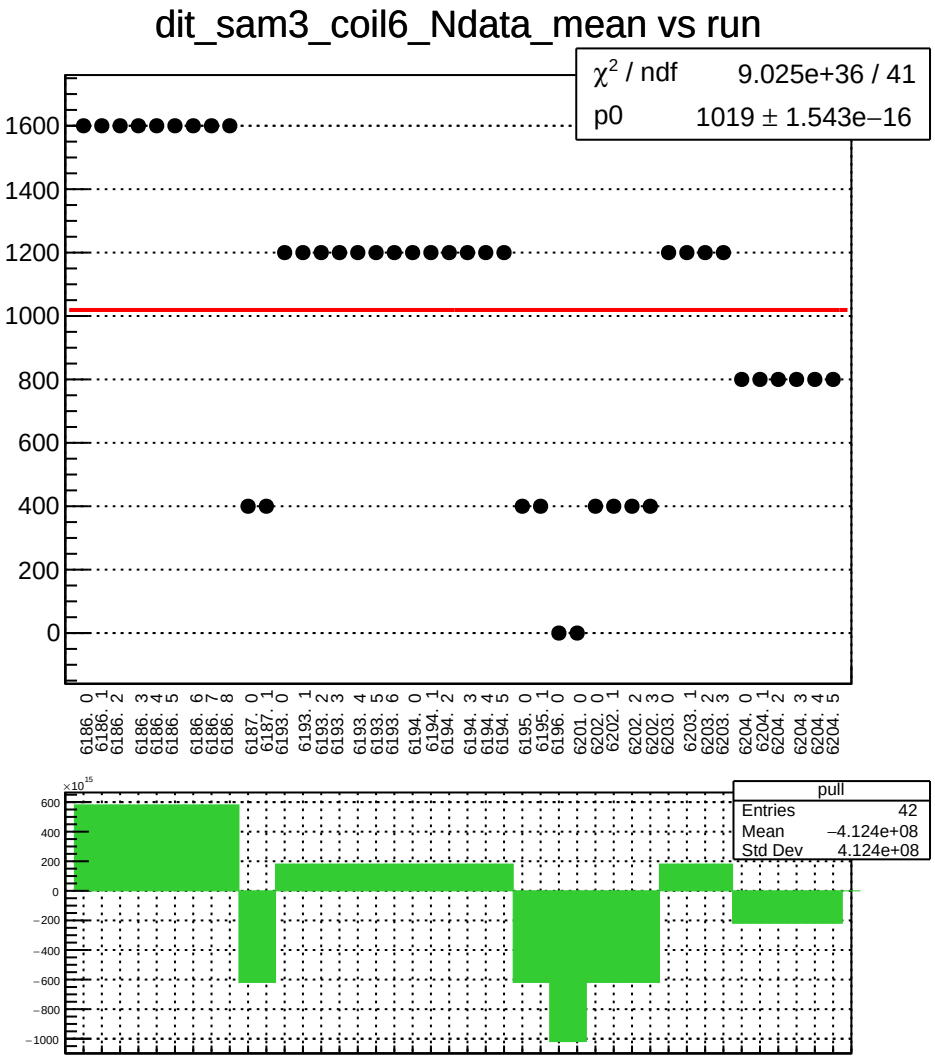
dit_sam3_coil6_Ndata_mean vs run
χ² / ndf 9.025e+36 / 41
p0 1019 ± 1.543e−16
1600
1400
1200
1000
800
600
400
200
0
6186. 0
6186. 1
6186. 2
6186. 3
6186. 4
6186. 5
6186. 6
6186. 7
6186. 8
6187. 0
6187. 1
6193. 0
6193. 1
6193. 2
6193. 3
6193. 4
6193. 5
6193. 6
6194. 0
6194. 1
6194. 2
6194. 3
6194. 4
6194. 5
6195. 0
6195. 1
6196. 0
6201. 0
6202. 0
6202. 1
6202. 2
6202. 3
6203. 0
6203. 1
6203. 2
6203. 3
6204. 0
6204. 1
6204. 2
6204. 3
6204. 4
6204. 5
×10¹⁵
600
400
200
0
−200
−400
−600
−800
−1000
pull
Entries 42
Mean −4.124e+08
Std Dev 4.124e+08

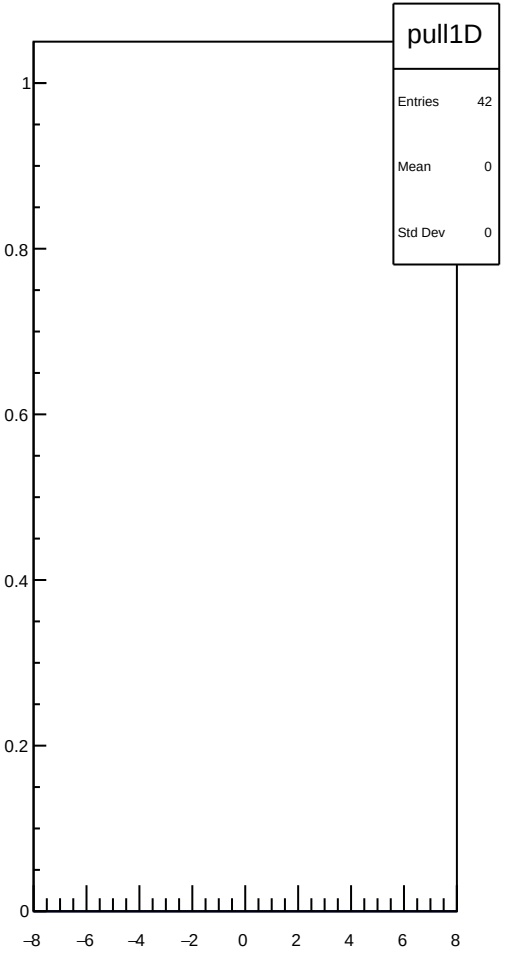
pull1D
Entries 42
Mean 0
Std Dev 0
1
0.8
0.6
0.4
0.2
0
−8
−6
−4
−2
0
2
4
6
8

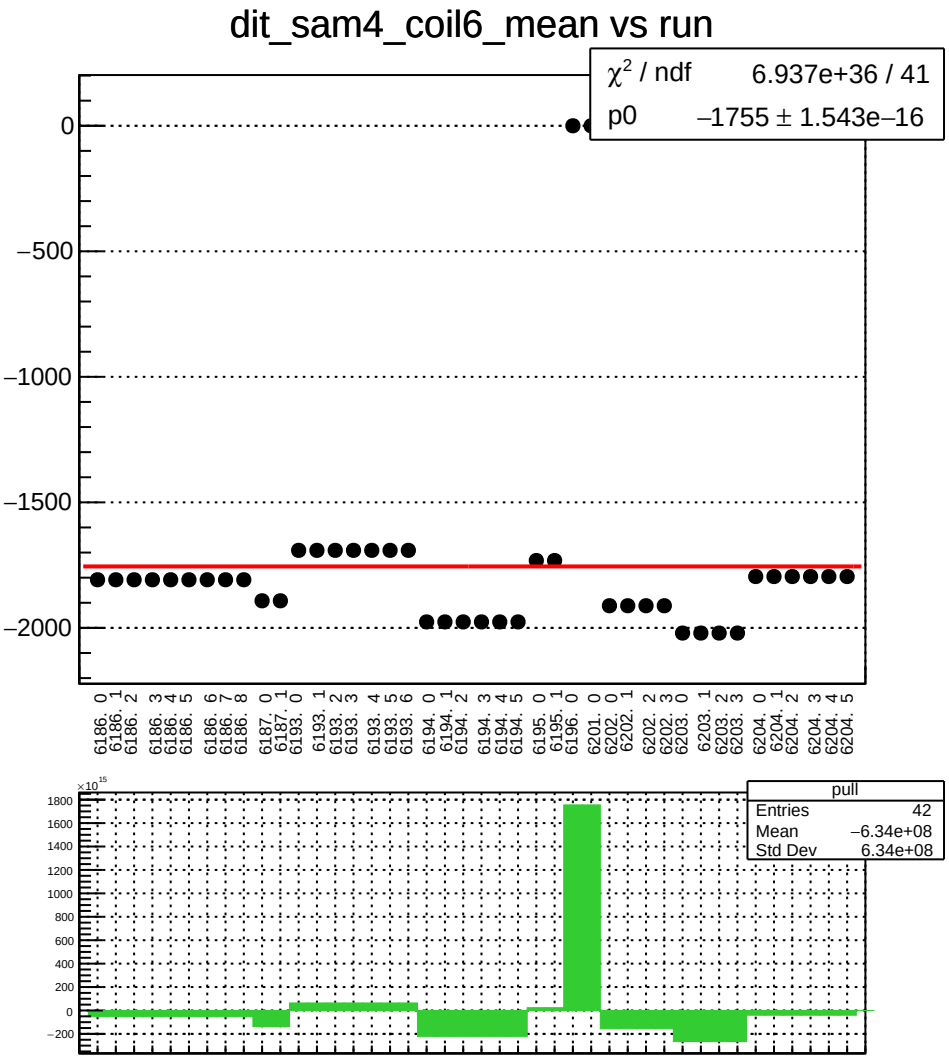
dit_sam4_coil6_mean vs run
χ² / ndf 6.937e+36 / 41
p0 −1755 ± 1.543e−16
0
−500
−1000
−1500
−2000
6186. 0
6186. 1
6186. 2
6186. 3
6186. 4
6186. 5
6186. 6
6186. 7
6186. 8
6187. 0
6187. 1
6193. 0
6193. 1
6193. 2
6193. 3
6193. 4
6193. 5
6193. 6
6194. 0
6194. 1
6194. 2
6194. 3
6194. 4
6194. 5
6195. 0
6195. 1
6196. 0
6201. 0
6202. 0
6202. 1
6202. 2
6202. 3
6203. 0
6203. 1
6203. 2
6203. 3
6204. 0
6204. 1
6204. 2
6204. 3
6204. 4
6204. 5
×10¹⁵
1800
1600
1400
1200
1000
800
600
400
200
0
−200
pull
Entries 42
Mean −6.34e+08
Std Dev 6.34e+08

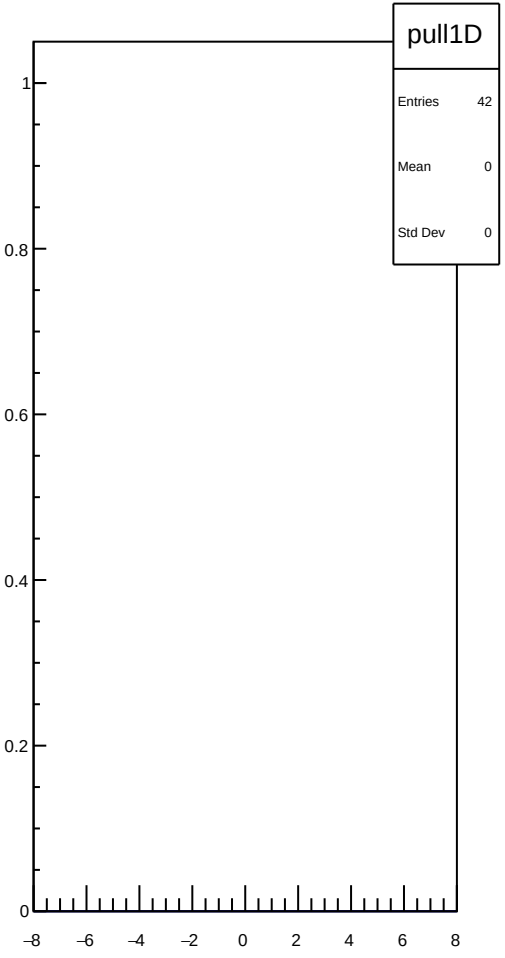
pull1D
Entries 42
Mean 0
Std Dev 0
1
0.8
0.6
0.4
0.2
0
−8
−6
−4
−2
0
2
4
6
8

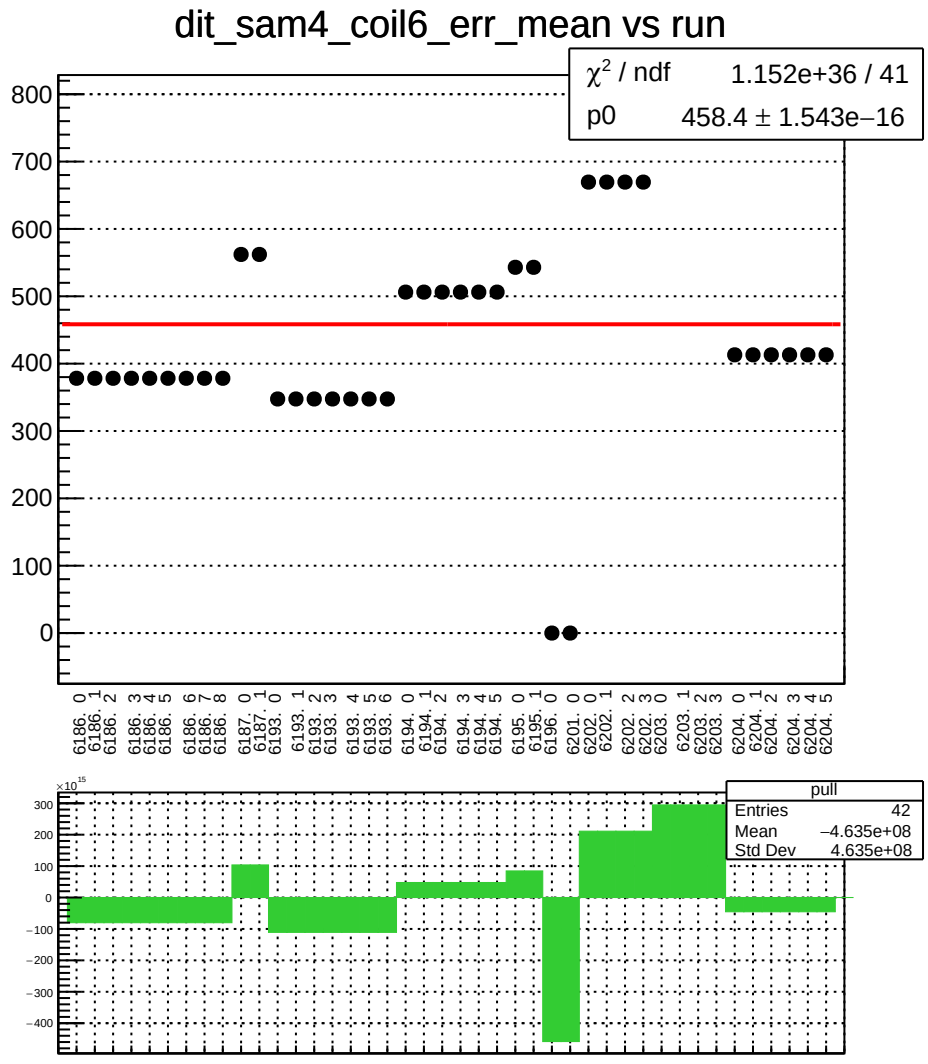
dit_sam4_coil6_err_mean vs run
χ² / ndf 1.152e+36 / 41
p0 458.4 ± 1.543e−16
800
700
600
500
400
300
200
100
0
6186. 0
6186. 1
6186. 2
6186. 3
6186. 4
6186. 5
6186. 6
6186. 7
6186. 8
6187. 0
6187. 1
6193. 0
6193. 1
6193. 2
6193. 3
6193. 4
6193. 5
6193. 6
6194. 0
6194. 1
6194. 2
6194. 3
6194. 4
6194. 5
6195. 0
6195. 1
6196. 0
6201. 0
6202. 0
6202. 1
6202. 2
6202. 3
6203. 0
6203. 1
6203. 2
6203. 3
6204. 0
6204. 1
6204. 2
6204. 3
6204. 4
6204. 5
×10¹⁵
300
200
100
0
−100
−200
−300
−400
pull
Entries 42
Mean −4.635e+08
Std Dev 4.635e+08

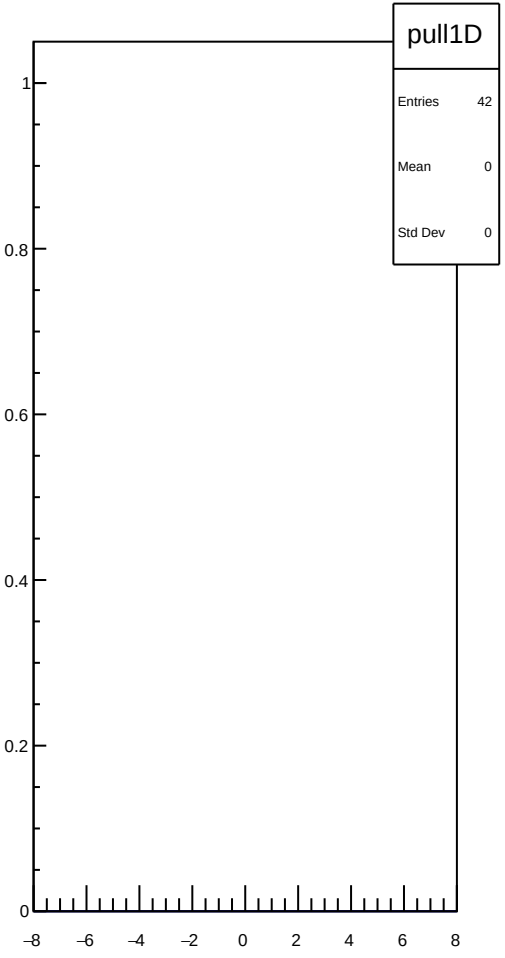
pull1D
Entries 42
Mean 0
Std Dev 0
1
0.8
0.6
0.4
0.2
0
−8
−6
−4
−2
0
2
4
6
8

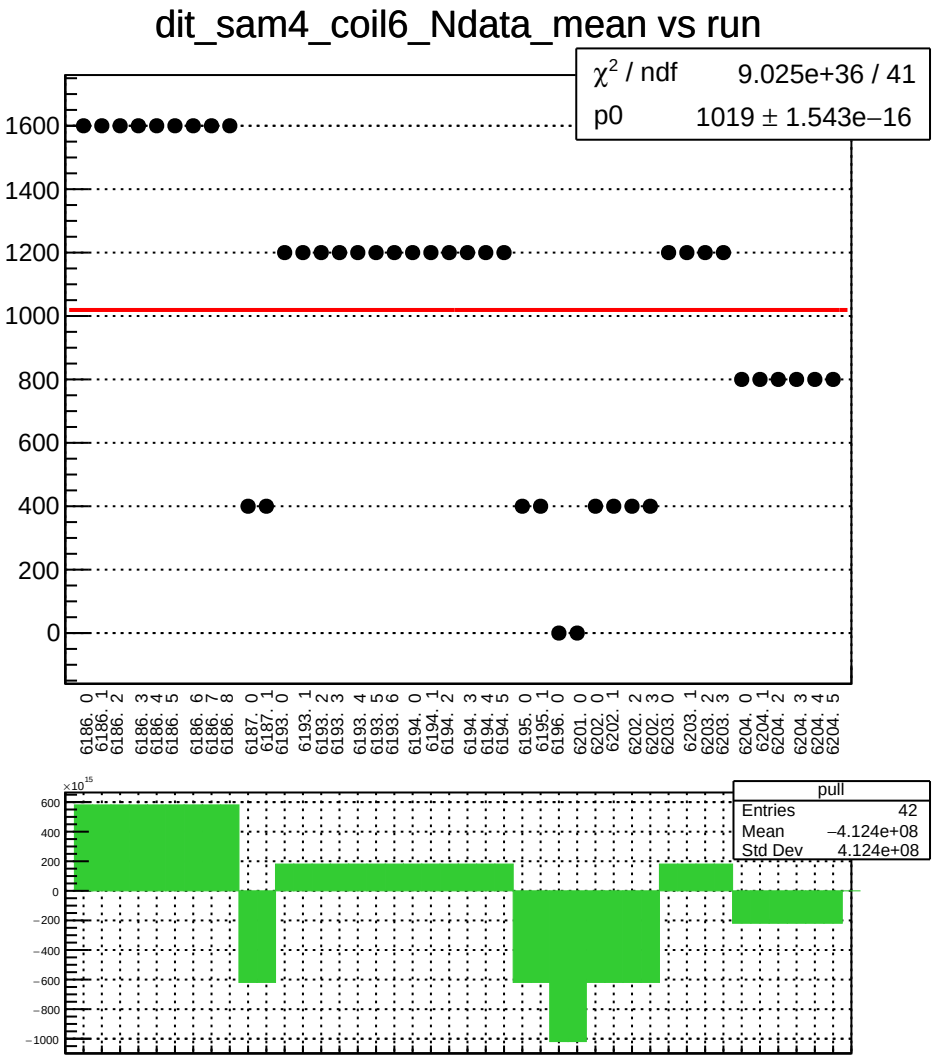
dit_sam4_coil6_Ndata_mean vs run
χ² / ndf 9.025e+36 / 41
p0 1019 ± 1.543e−16
1600
1400
1200
1000
800
600
400
200
0
6186. 0
6186. 1
6186. 2
6186. 3
6186. 4
6186. 5
6186. 6
6186. 7
6186. 8
6187. 0
6187. 1
6193. 0
6193. 1
6193. 2
6193. 3
6193. 4
6193. 5
6193. 6
6194. 0
6194. 1
6194. 2
6194. 3
6194. 4
6194. 5
6195. 0
6195. 1
6196. 0
6201. 0
6202. 0
6202. 1
6202. 2
6202. 3
6203. 0
6203. 1
6203. 2
6203. 3
6204. 0
6204. 1
6204. 2
6204. 3
6204. 4
6204. 5
×10¹⁵
600
400
200
0
−200
−400
−600
−800
−1000
pull
Entries 42
Mean −4.124e+08
Std Dev 4.124e+08

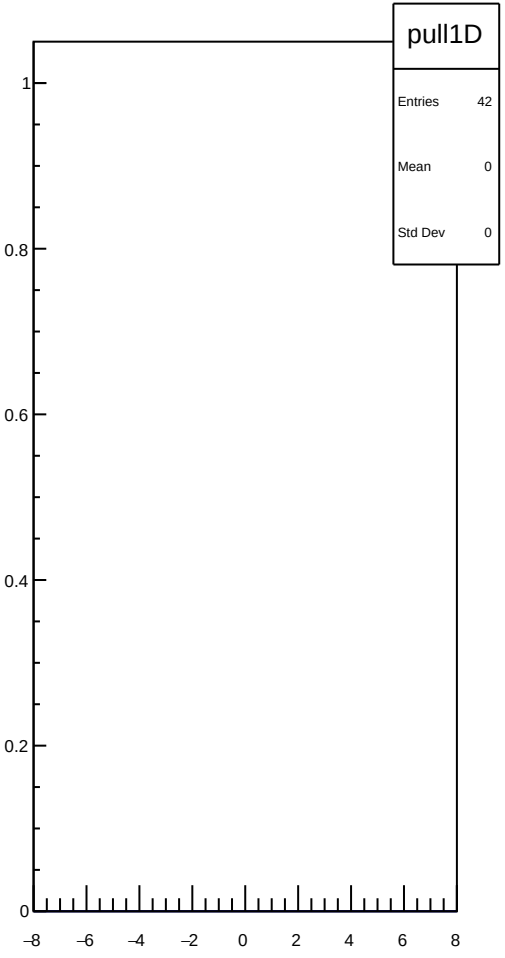
pull1D
Entries 42
Mean 0
Std Dev 0
1
0.8
0.6
0.4
0.2
0
−8
−6
−4
−2
0
2
4
6
8

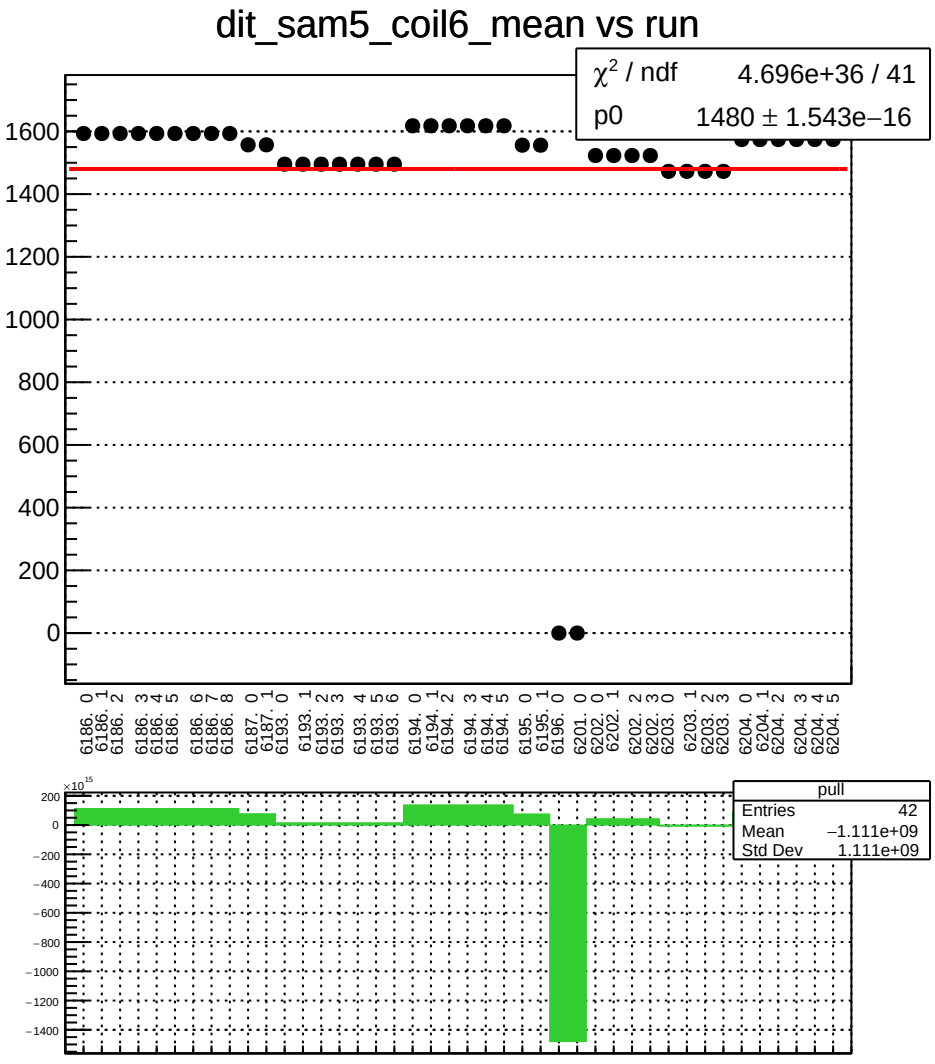
dit_sam5_coil6_mean vs run
χ² / ndf 4.696e+36 / 41
p0 1480 ± 1.543e−16
1600
1400
1200
1000
800
600
400
200
0
6186. 0
6186. 1
6186. 2
6186. 3
6186. 4
6186. 5
6186. 6
6186. 7
6186. 8
6187. 0
6187. 1
6193. 0
6193. 1
6193. 2
6193. 3
6193. 4
6193. 5
6193. 6
6194. 0
6194. 1
6194. 2
6194. 3
6194. 4
6194. 5
6195. 0
6195. 1
6196. 0
6201. 0
6202. 0
6202. 1
6202. 2
6202. 3
6203. 0
6203. 1
6203. 2
6203. 3
6204. 0
6204. 1
6204. 2
6204. 3
6204. 4
6204. 5
×10¹⁵
200
0
−200
−400
−600
−800
−1000
−1200
−1400
pull
Entries 42
Mean −1.111e+09
Std Dev 1.111e+09

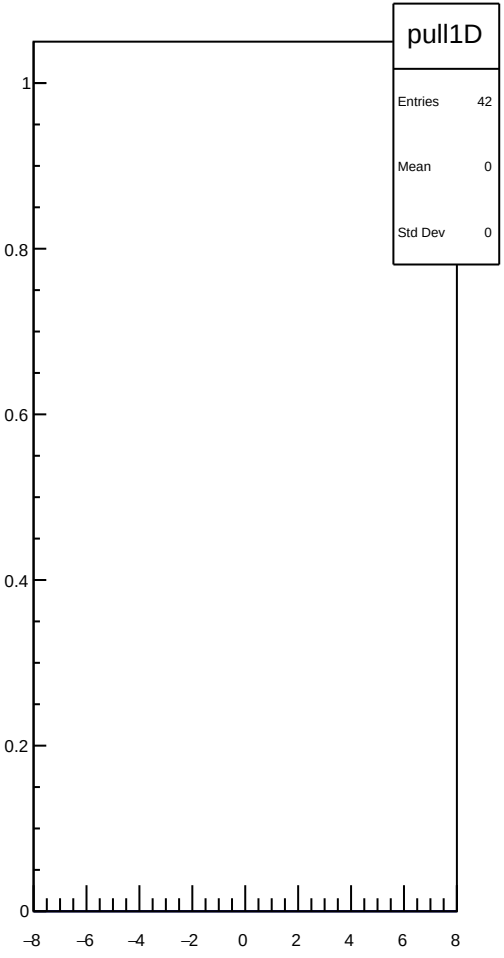
pull1D
Entries 42
Mean 0
Std Dev 0
1
0.8
0.6
0.4
0.2
0
−8
−6
−4
−2
0
2
4
6
8

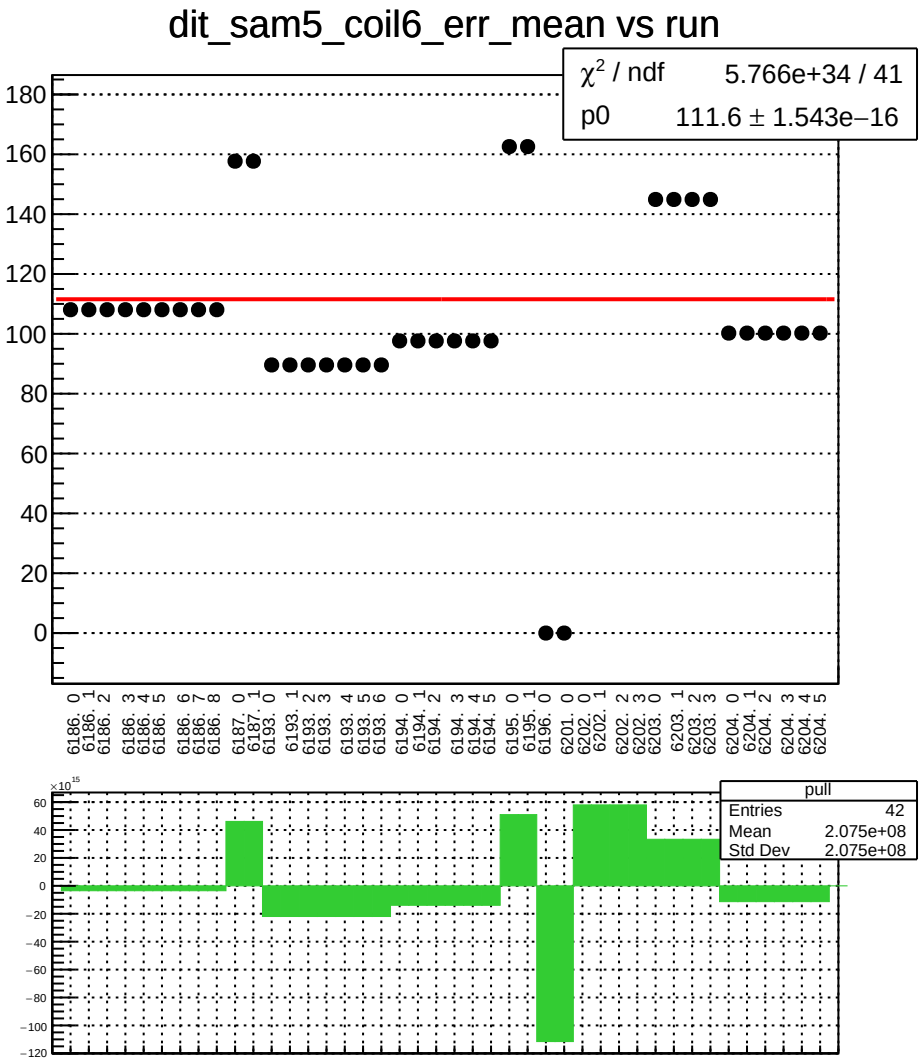
dit_sam5_coil6_err_mean vs run
χ² / ndf 5.766e+34 / 41
p0 111.6 ± 1.543e−16
pull
Entries 42
Mean 2.075e+08
Std Dev 2.075e+08

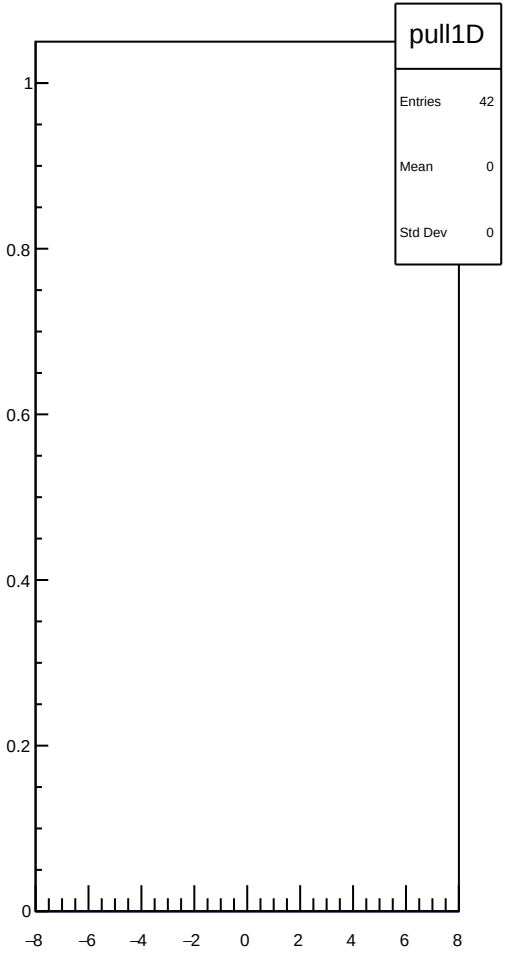
pull1D
Entries 42
Mean 0
Std Dev 0

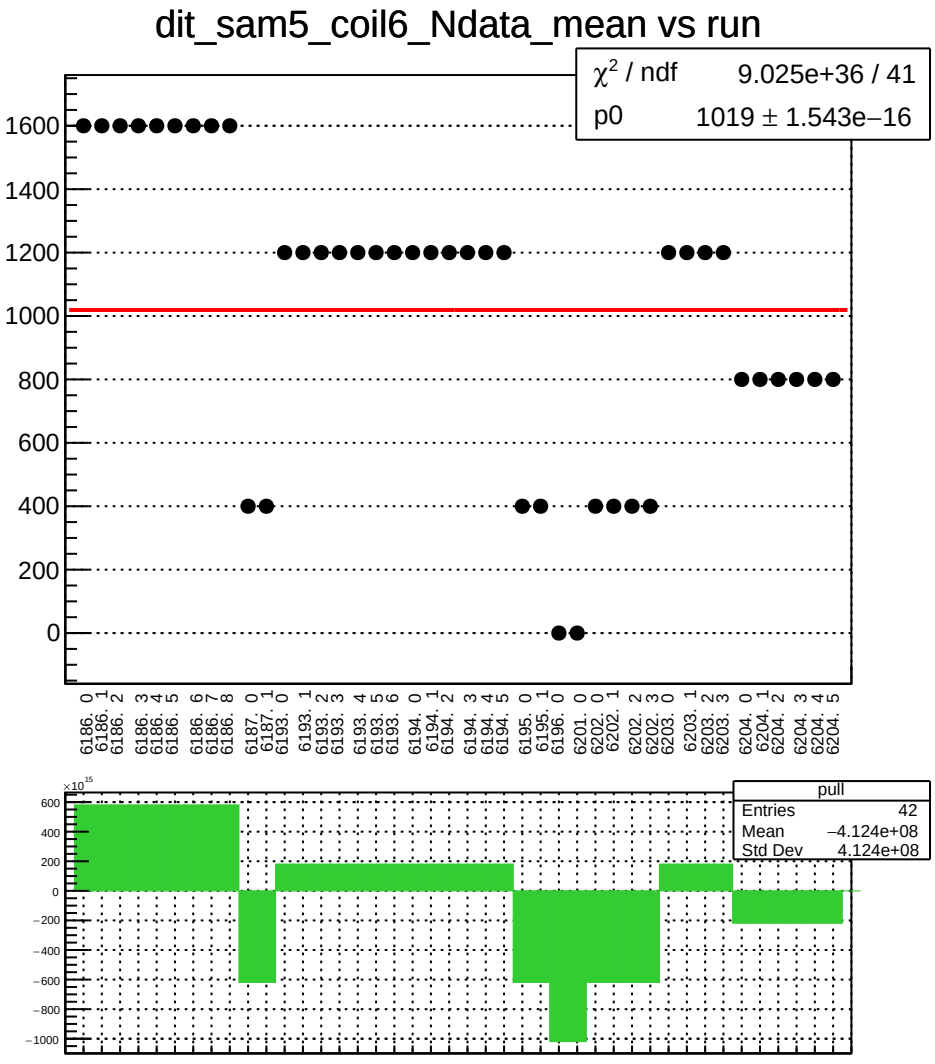
dit_sam5_coil6_Ndata_mean vs run
χ² / ndf 9.025e+36 / 41
p0 1019 ± 1.543e−16
1600
1400
1200
1000
800
600
400
200
0
6186. 0
6186. 1
6186. 2
6186. 3
6186. 4
6186. 5
6186. 6
6186. 7
6186. 8
6187. 0
6187. 1
6193. 0
6193. 1
6193. 2
6193. 3
6193. 4
6193. 5
6193. 6
6194. 0
6194. 1
6194. 2
6194. 3
6194. 4
6194. 5
6195. 0
6195. 1
6196. 0
6201. 0
6202. 0
6202. 1
6202. 2
6202. 3
6203. 0
6203. 1
6203. 2
6203. 3
6204. 0
6204. 1
6204. 2
6204. 3
6204. 4
6204. 5
×10¹⁵
600
400
200
0
−200
−400
−600
−800
−1000
pull
Entries 42
Mean −4.124e+08
Std Dev 4.124e+08

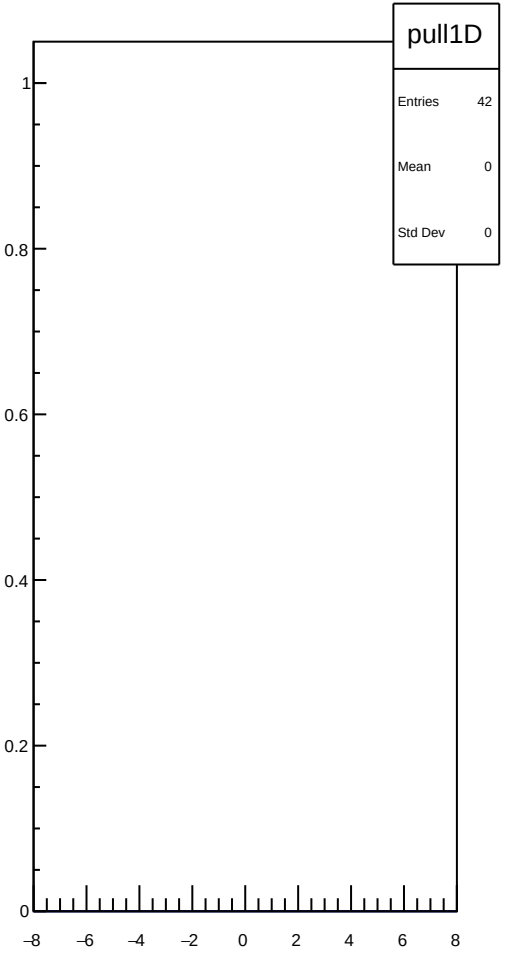
pull1D
Entries 42
Mean 0
Std Dev 0
1
0.8
0.6
0.4
0.2
0
−8
−6
−4
−2
0
2
4
6
8

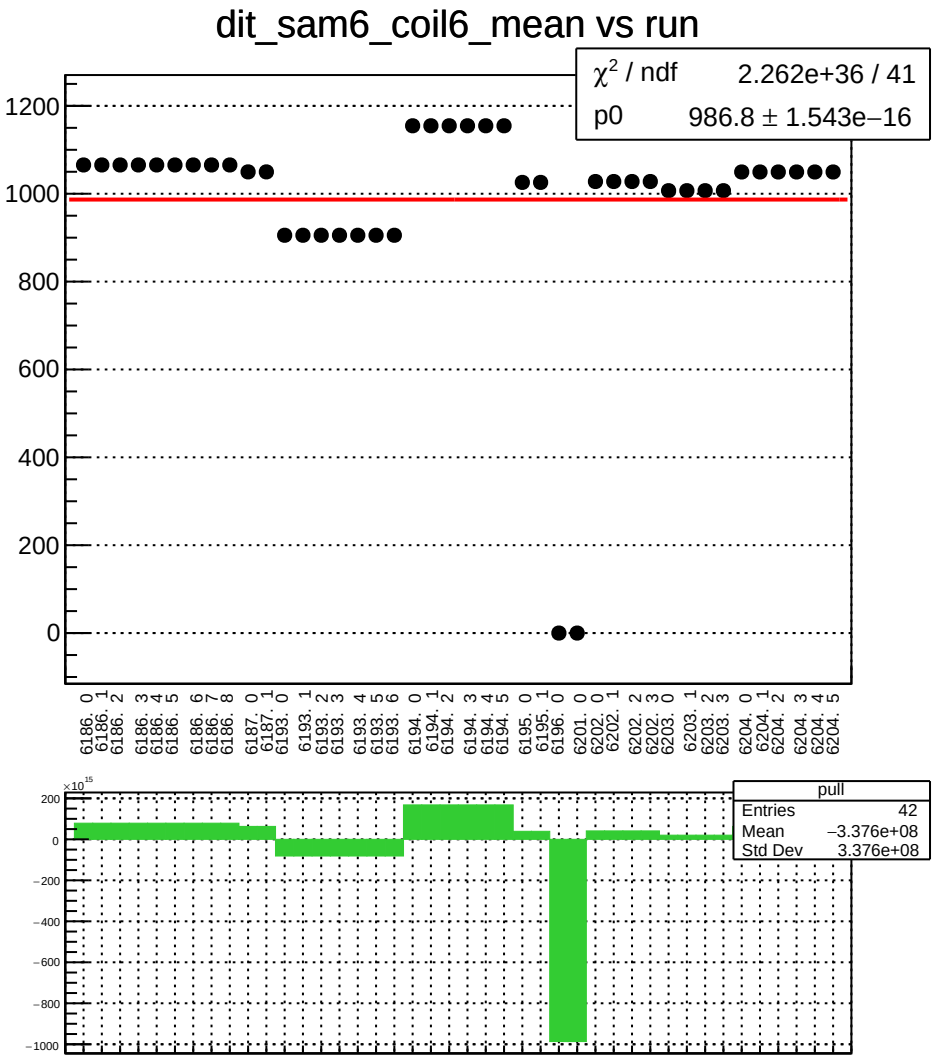
dit_sam6_coil6_mean vs run
χ² / ndf 2.262e+36 / 41
p0 986.8 ± 1.543e−16
1200
1000
800
600
400
200
0
6186. 0
6186. 1
6186. 2
6186. 3
6186. 4
6186. 5
6186. 6
6186. 7
6186. 8
6187. 0
6187. 1
6193. 0
6193. 1
6193. 2
6193. 3
6193. 4
6193. 5
6193. 6
6194. 0
6194. 1
6194. 2
6194. 3
6194. 4
6194. 5
6195. 0
6195. 1
6196. 0
6201. 0
6202. 0
6202. 1
6202. 2
6202. 3
6203. 0
6203. 1
6203. 2
6203. 3
6204. 0
6204. 1
6204. 2
6204. 3
6204. 4
6204. 5
×10¹⁵
200
0
−200
−400
−600
−800
−1000
pull
Entries 42
Mean −3.376e+08
Std Dev 3.376e+08

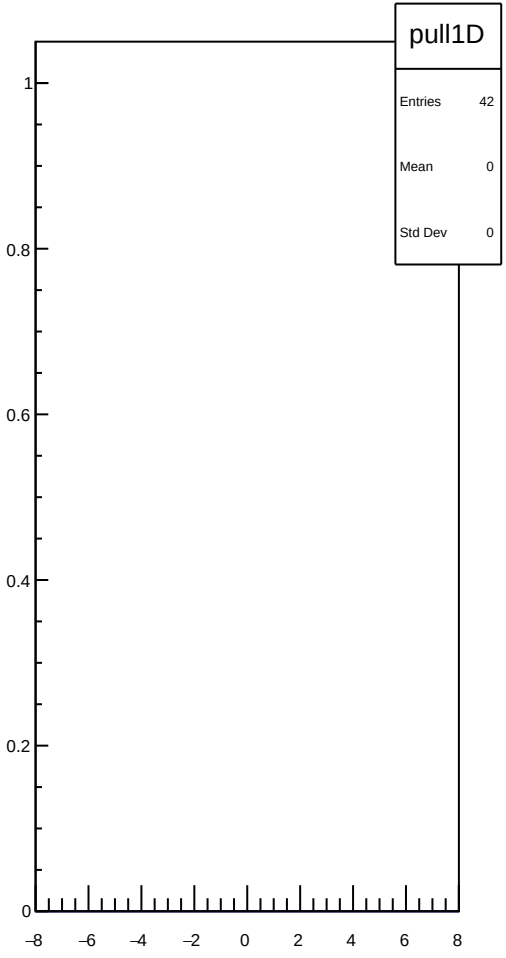
pull1D
Entries 42
Mean 0
Std Dev 0
1
0.8
0.6
0.4
0.2
0
−8
−6
−4
−2
0
2
4
6
8

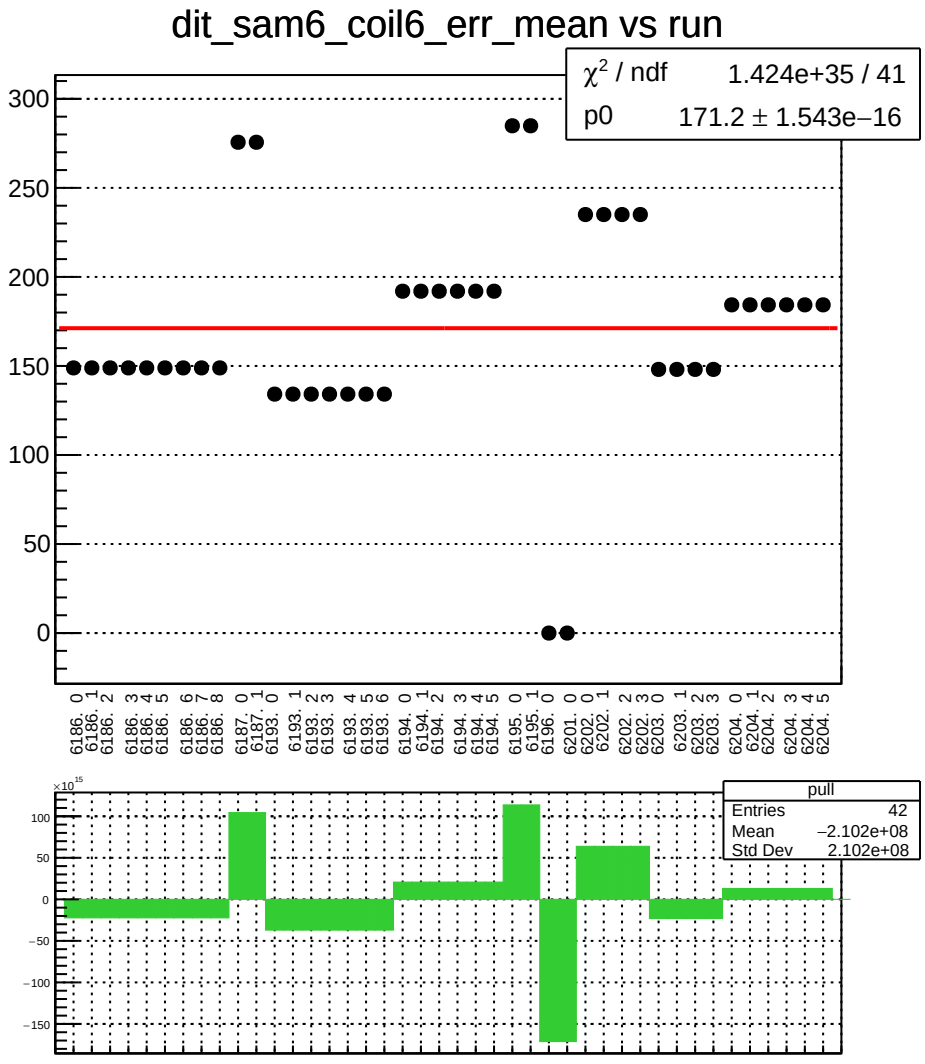
dit_sam6_coil6_err_mean vs run
χ² / ndf 1.424e+35 / 41
p0 171.2 ± 1.543e−16
300
250
200
150
100
50
0
6186. 0
6186. 1
6186. 2
6186. 3
6186. 4
6186. 5
6186. 6
6186. 7
6186. 8
6187. 0
6187. 1
6193. 0
6193. 1
6193. 2
6193. 3
6193. 4
6193. 5
6193. 6
6194. 0
6194. 1
6194. 2
6194. 3
6194. 4
6194. 5
6195. 0
6195. 1
6196. 0
6201. 0
6202. 0
6202. 1
6202. 2
6202. 3
6203. 0
6203. 1
6203. 2
6203. 3
6204. 0
6204. 1
6204. 2
6204. 3
6204. 4
6204. 5
×10¹⁵
100
50
0
−50
−100
−150
pull
Entries 42
Mean −2.102e+08
Std Dev 2.102e+08

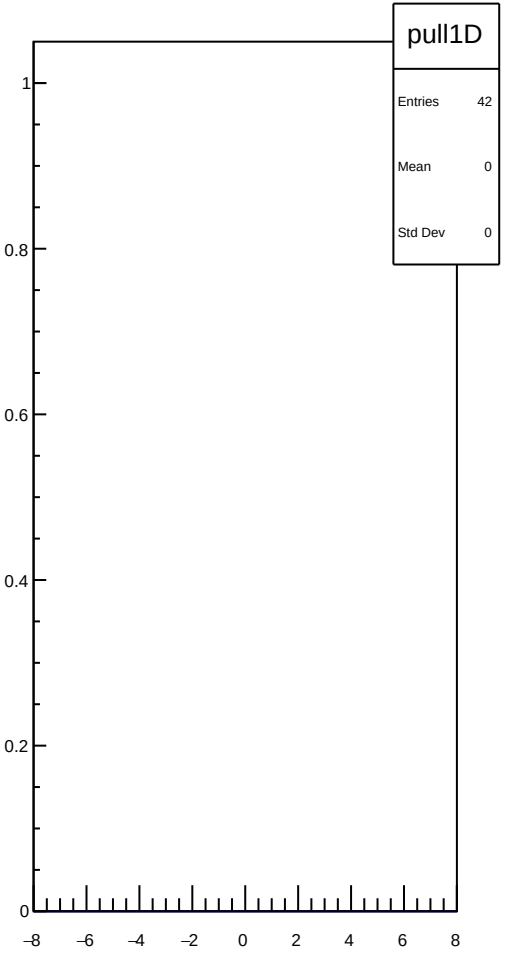
pull1D
Entries 42
Mean 0
Std Dev 0
1
0.8
0.6
0.4
0.2
0
−8
−6
−4
−2
0
2
4
6
8

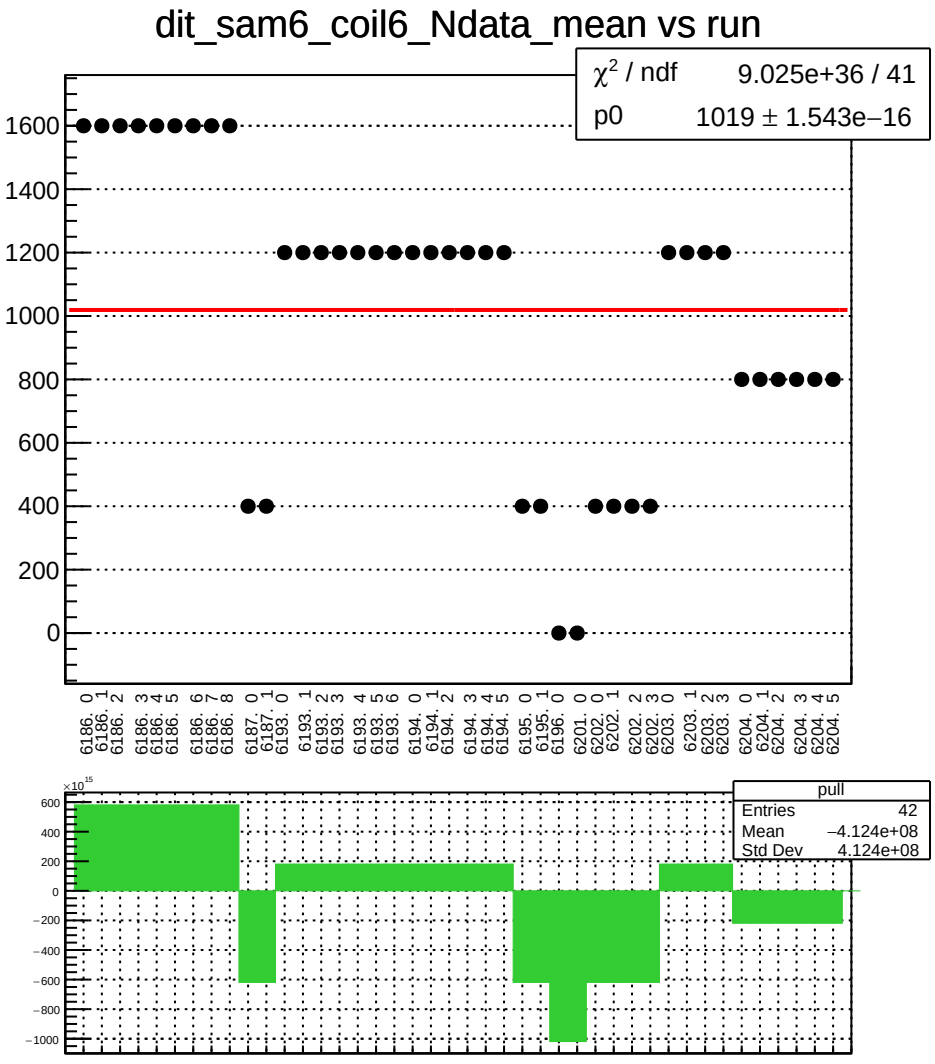
dit_sam6_coil6_Ndata_mean vs run
χ² / ndf 9.025e+36 / 41
p0 1019 ± 1.543e−16
1600
1400
1200
1000
800
600
400
200
0
6186. 0
6186. 1
6186. 2
6186. 3
6186. 4
6186. 5
6186. 6
6186. 7
6186. 8
6187. 0
6187. 1
6193. 0
6193. 1
6193. 2
6193. 3
6193. 4
6193. 5
6193. 6
6194. 0
6194. 1
6194. 2
6194. 3
6194. 4
6194. 5
6195. 0
6195. 1
6196. 0
6201. 0
6202. 0
6202. 1
6202. 2
6202. 3
6203. 0
6203. 1
6203. 2
6203. 3
6204. 0
6204. 1
6204. 2
6204. 3
6204. 4
6204. 5
×10¹⁵
600
400
200
0
−200
−400
−600
−800
−1000
pull
Entries 42
Mean −4.124e+08
Std Dev 4.124e+08

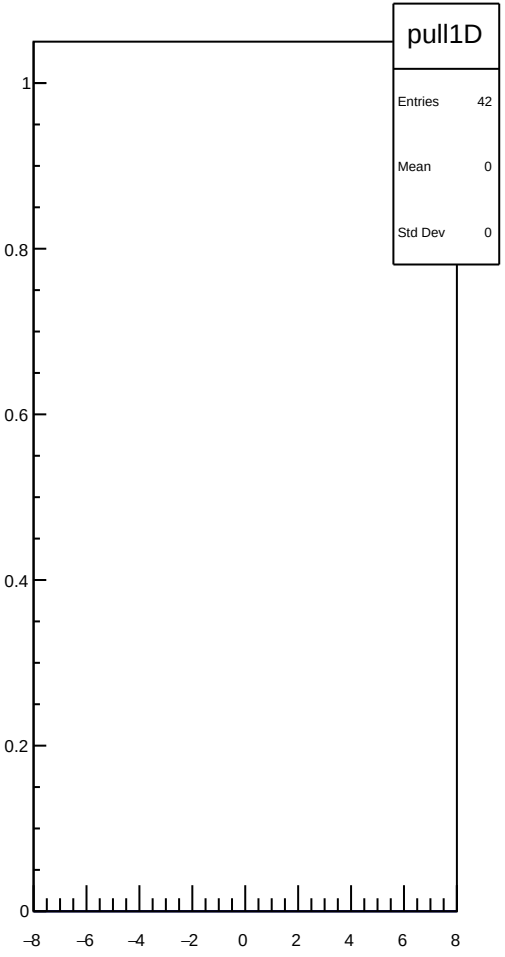
pull1D
Entries 42
Mean 0
Std Dev 0
1
0.8
0.6
0.4
0.2
0
−8
−6
−4
−2
0
2
4
6
8

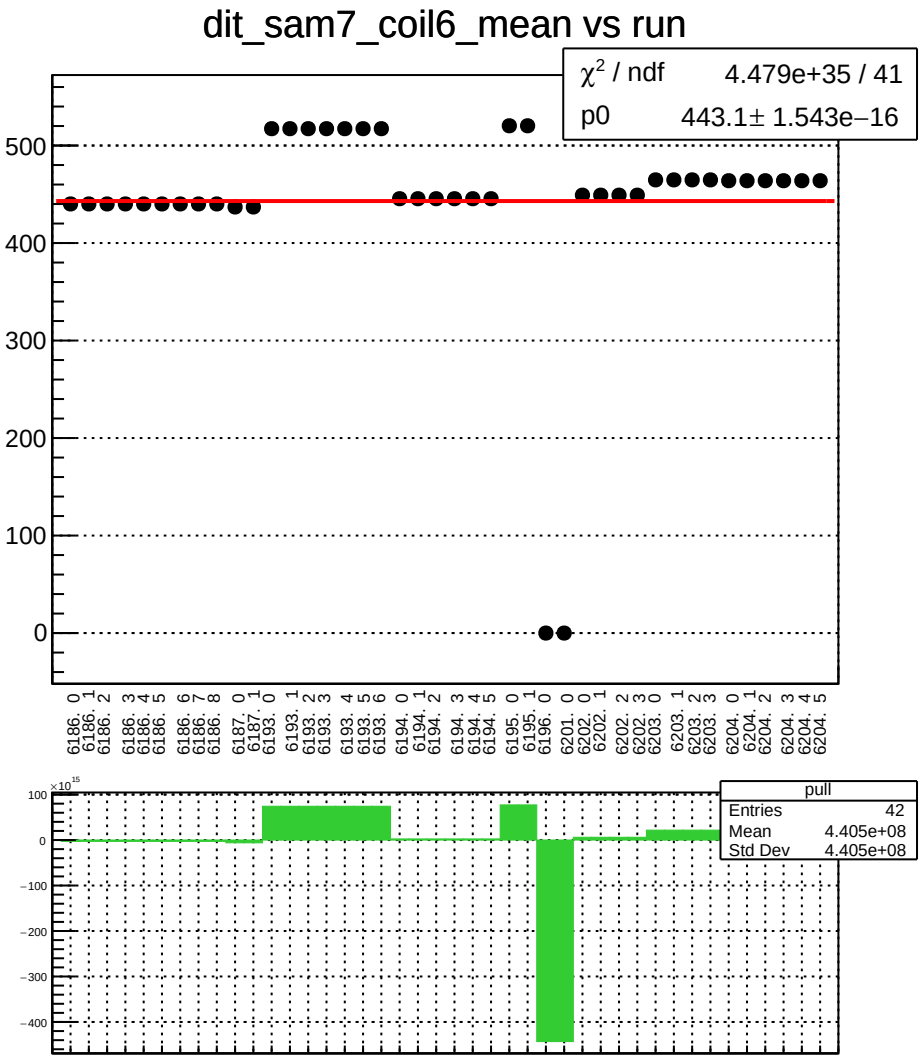
dit_sam7_coil6_mean vs run
χ^2 / ndf 4.479e+35 / 41
p0 443.1± 1.543e−16
500
400
300
200
100
0
6186. 0
6186. 1
6186. 2
6186. 3
6186. 4
6186. 5
6186. 6
6186. 7
6186. 8
6187. 0
6187. 1
6193. 0
6193. 1
6193. 2
6193. 3
6193. 4
6193. 5
6193. 6
6194. 0
6194. 1
6194. 2
6194. 3
6194. 4
6194. 5
6195. 0
6195. 1
6196. 0
6201. 0
6202. 0
6202. 1
6202. 2
6202. 3
6203. 0
6203. 1
6203. 2
6203. 3
6204. 0
6204. 1
6204. 2
6204. 3
6204. 4
6204. 5
×10^15
100
0
−100
−200
−300
−400
pull
Entries 42
Mean 4.405e+08
Std Dev 4.405e+08

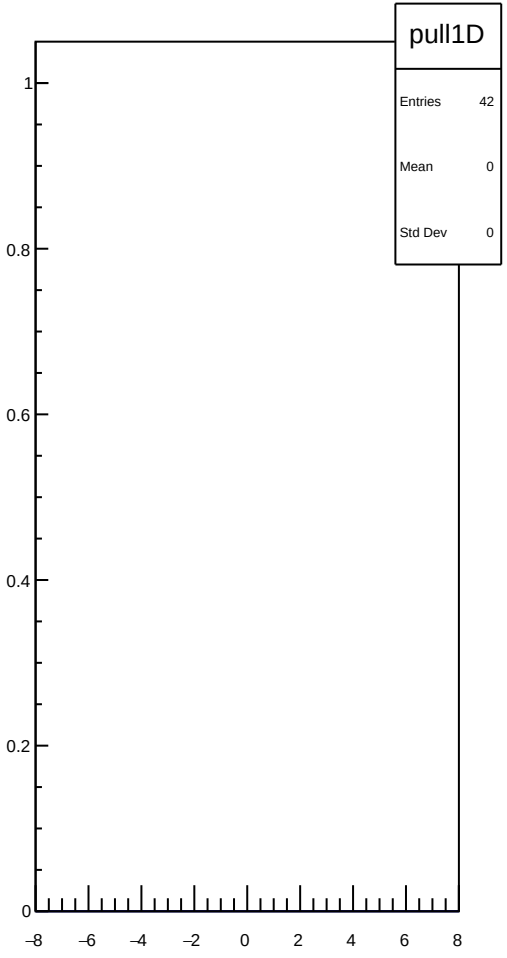
pull1D
Entries 42
Mean 0
Std Dev 0
1
0.8
0.6
0.4
0.2
0
−8
−6
−4
−2
0
2
4
6
8

dit_sam7_coil6_err_mean vs run

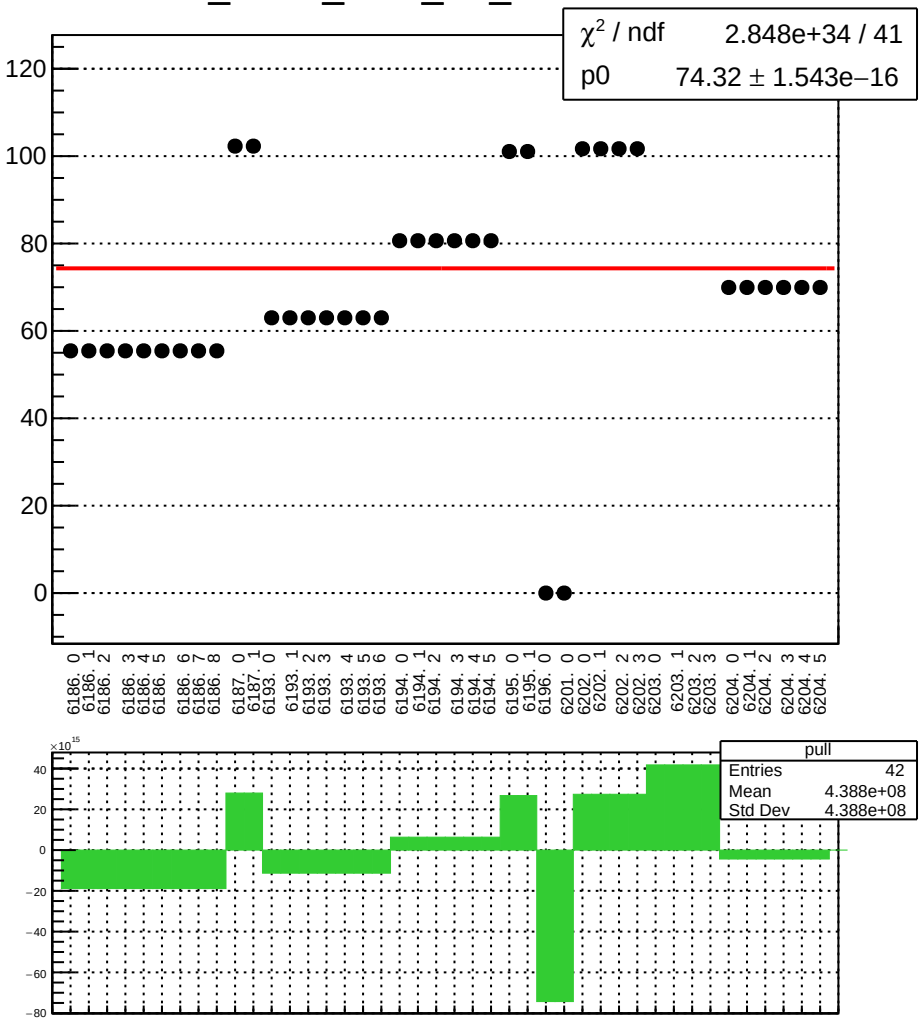

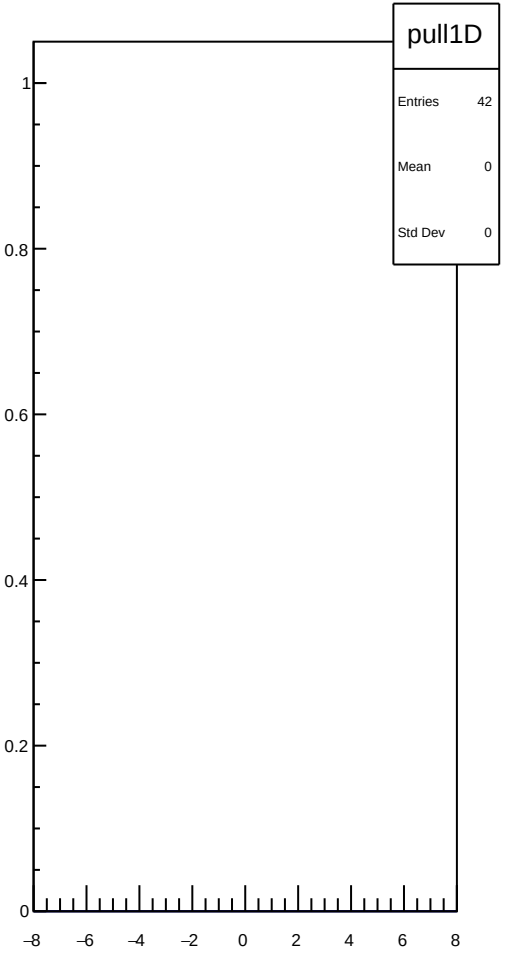

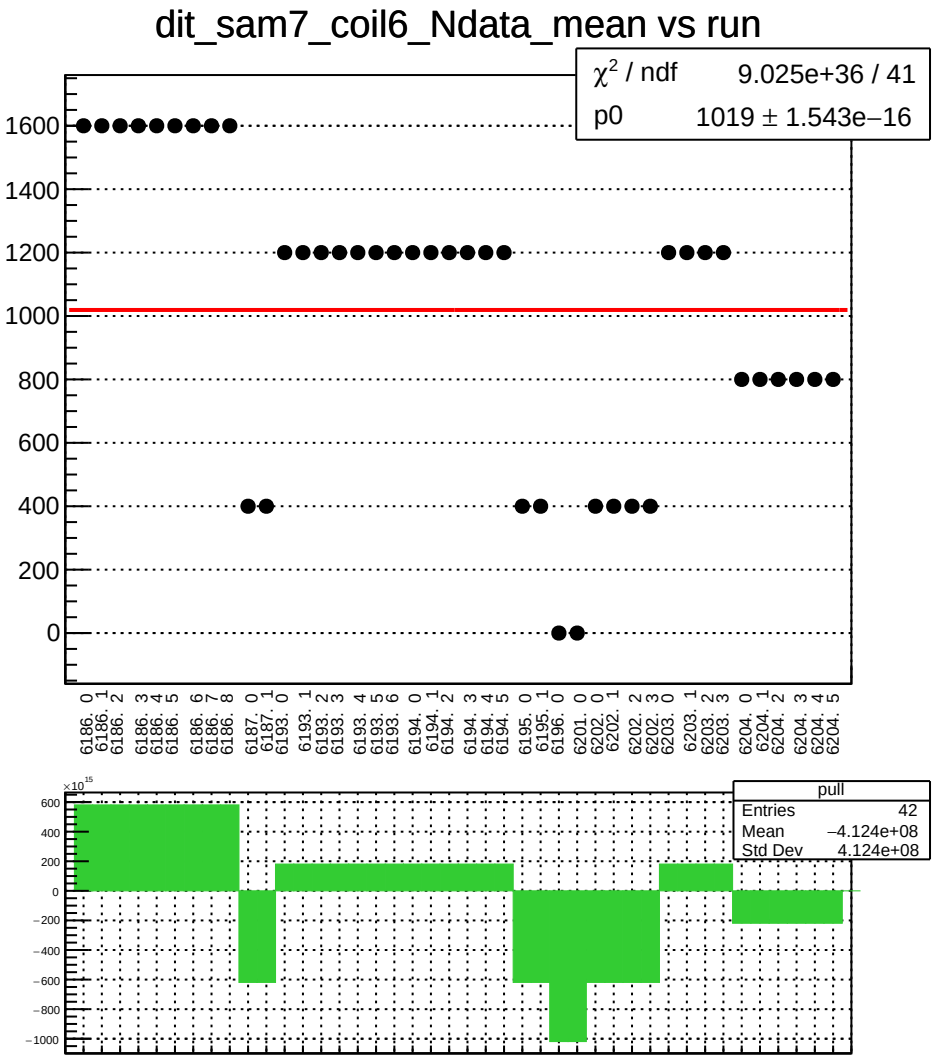
dit_sam7_coil6_Ndata_mean vs run
χ² / ndf 9.025e+36 / 41
p0 1019 ± 1.543e−16
1600
1400
1200
1000
800
600
400
200
0
6186. 0
6186. 1
6186. 2
6186. 3
6186. 4
6186. 5
6186. 6
6186. 7
6186. 8
6187. 0
6187. 1
6193. 0
6193. 1
6193. 2
6193. 3
6193. 4
6193. 5
6193. 6
6194. 0
6194. 1
6194. 2
6194. 3
6194. 4
6194. 5
6195. 0
6195. 1
6196. 0
6201. 0
6202. 0
6202. 1
6202. 2
6202. 3
6203. 0
6203. 1
6203. 2
6203. 3
6204. 0
6204. 1
6204. 2
6204. 3
6204. 4
6204. 5
×10¹⁵
600
400
200
0
−200
−400
−600
−800
−1000
pull
Entries 42
Mean −4.124e+08
Std Dev 4.124e+08

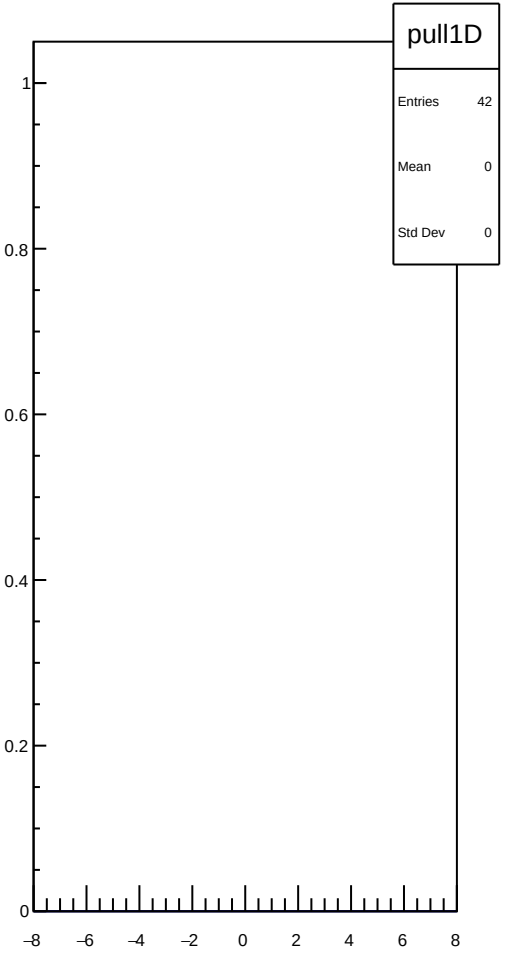
pull1D
Entries 42
Mean 0
Std Dev 0
1
0.8
0.6
0.4
0.2
0
−8
−6
−4
−2
0
2
4
6
8

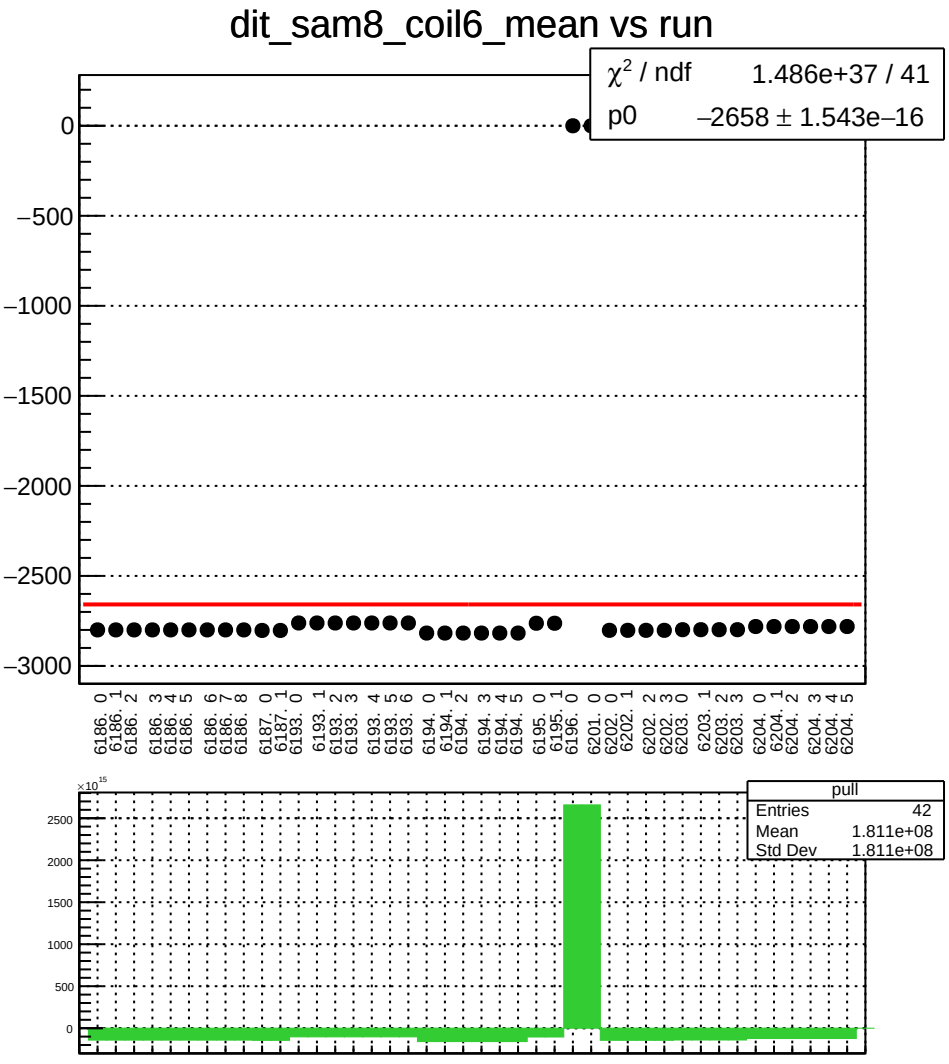
dit_sam8_coil6_mean vs run
χ² / ndf 1.486e+37 / 41
p0 −2658 ± 1.543e−16
0
−500
−1000
−1500
−2000
−2500
−3000
6186. 0
6186. 1
6186. 2
6186. 3
6186. 4
6186. 5
6186. 6
6186. 7
6186. 8
6187. 0
6187. 1
6193. 0
6193. 1
6193. 2
6193. 3
6193. 4
6193. 5
6193. 6
6194. 0
6194. 1
6194. 2
6194. 3
6194. 4
6194. 5
6195. 0
6195. 1
6196. 0
6201. 0
6202. 0
6202. 1
6202. 2
6202. 3
6203. 0
6203. 1
6203. 2
6203. 3
6204. 0
6204. 1
6204. 2
6204. 3
6204. 4
6204. 5
×10^15
2500
2000
1500
1000
500
0
pull
Entries 42
Mean 1.811e+08
Std Dev 1.811e+08

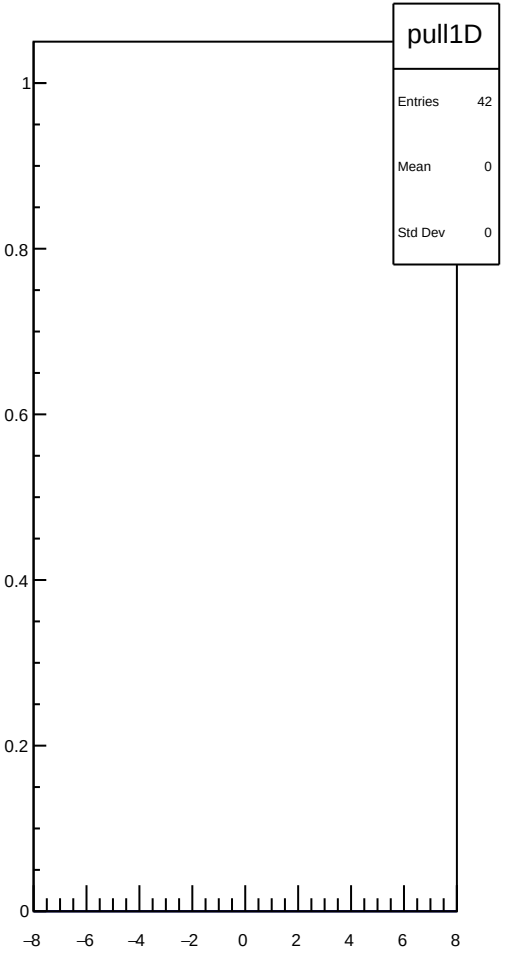
pull1D
Entries 42
Mean 0
Std Dev 0
1
0.8
0.6
0.4
0.2
0
−8
−6
−4
−2
0
2
4
6
8

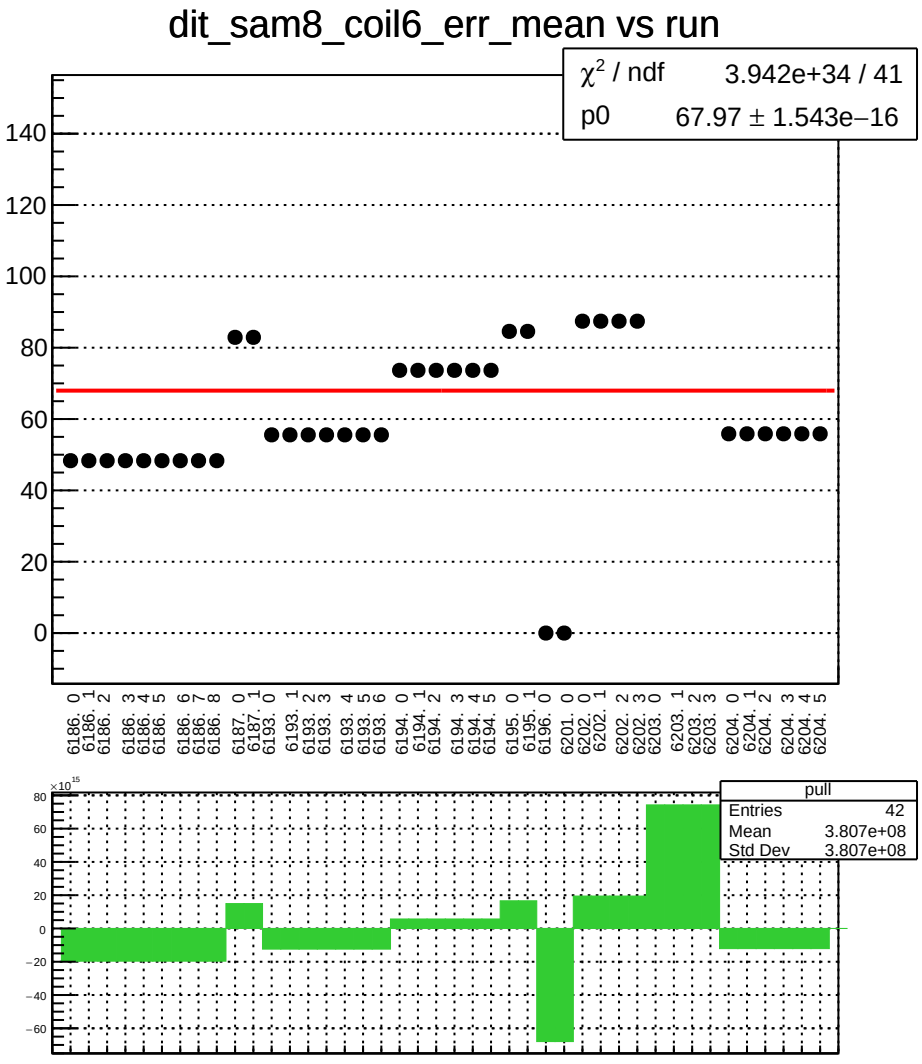
dit_sam8_coil6_err_mean vs run
χ² / ndf 3.942e+34 / 41
p0 67.97 ± 1.543e−16
140
120
100
80
60
40
20
0
6186. 0
6186. 1
6186. 2
6186. 3
6186. 4
6186. 5
6186. 6
6186. 7
6186. 8
6187. 0
6187. 1
6193. 0
6193. 1
6193. 2
6193. 3
6193. 4
6193. 5
6193. 6
6194. 0
6194. 1
6194. 2
6194. 3
6194. 4
6194. 5
6195. 0
6195. 1
6196. 0
6201. 0
6202. 0
6202. 1
6202. 2
6202. 3
6203. 0
6203. 1
6203. 2
6203. 3
6204. 0
6204. 1
6204. 2
6204. 3
6204. 4
6204. 5
×10¹⁵
80
60
40
20
0
−20
−40
−60
pull
Entries 42
Mean 3.807e+08
Std Dev 3.807e+08

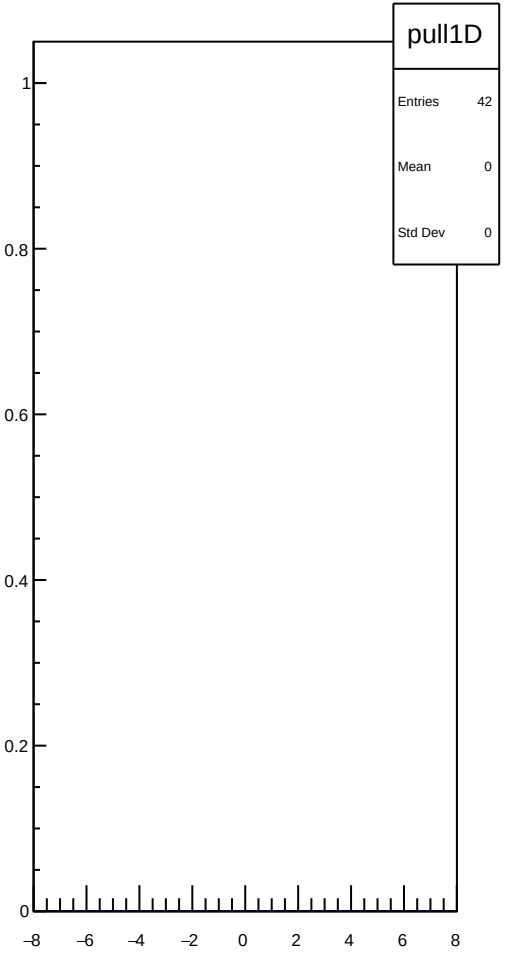
pull1D
Entries 42
Mean 0
Std Dev 0
1
0.8
0.6
0.4
0.2
0
−8
−6
−4
−2
0
2
4
6
8

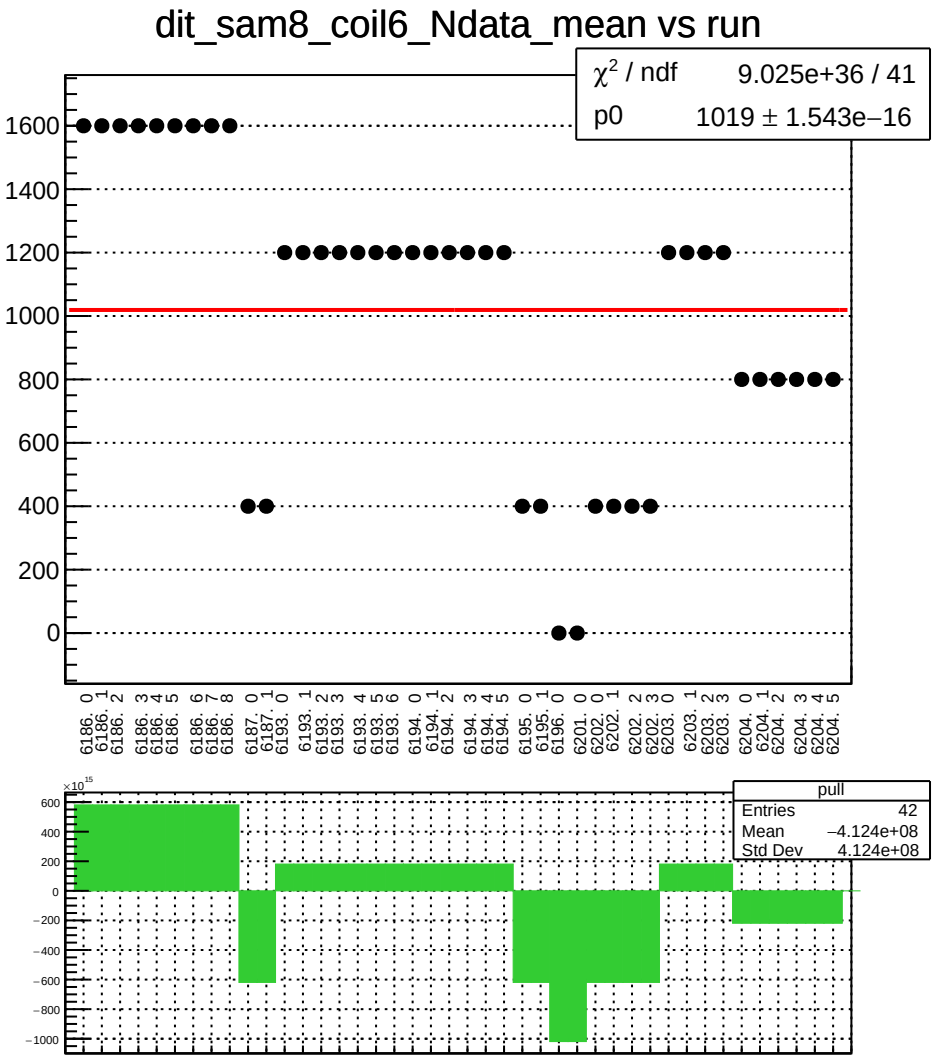
dit_sam8_coil6_Ndata_mean vs run
χ² / ndf 9.025e+36 / 41
p0 1019 ± 1.543e−16
1600
1400
1200
1000
800
600
400
200
0
6186. 0
6186. 1
6186. 2
6186. 3
6186. 4
6186. 5
6186. 6
6186. 7
6186. 8
6187. 0
6187. 1
6193. 0
6193. 1
6193. 2
6193. 3
6193. 4
6193. 5
6193. 6
6194. 0
6194. 1
6194. 2
6194. 3
6194. 4
6194. 5
6195. 0
6195. 1
6196. 0
6201. 0
6202. 0
6202. 1
6202. 2
6202. 3
6203. 0
6203. 1
6203. 2
6203. 3
6204. 0
6204. 1
6204. 2
6204. 3
6204. 4
6204. 5
×10¹⁵
600
400
200
0
−200
−400
−600
−800
−1000
pull
Entries 42
Mean −4.124e+08
Std Dev 4.124e+08

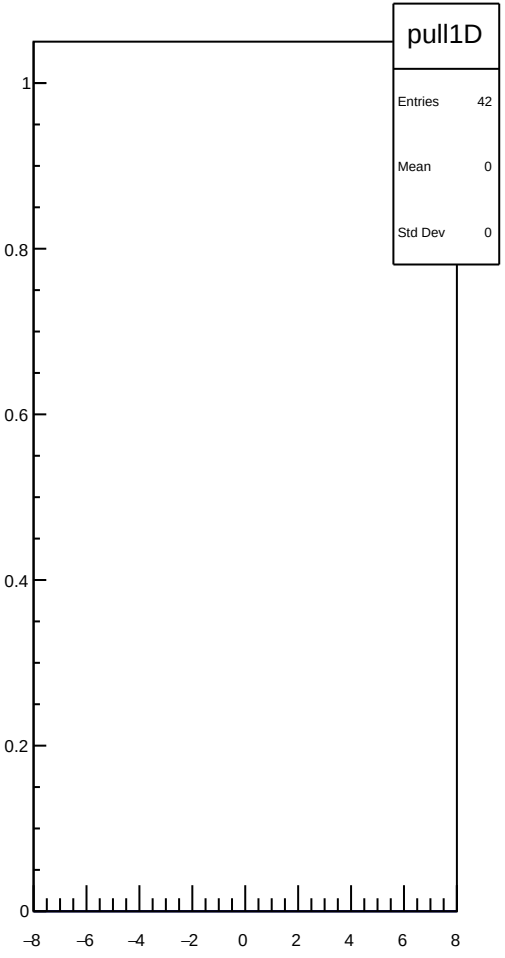
pull1D
Entries 42
Mean 0
Std Dev 0
1
0.8
0.6
0.4
0.2
0
−8
−6
−4
−2
0
2
4
6
8

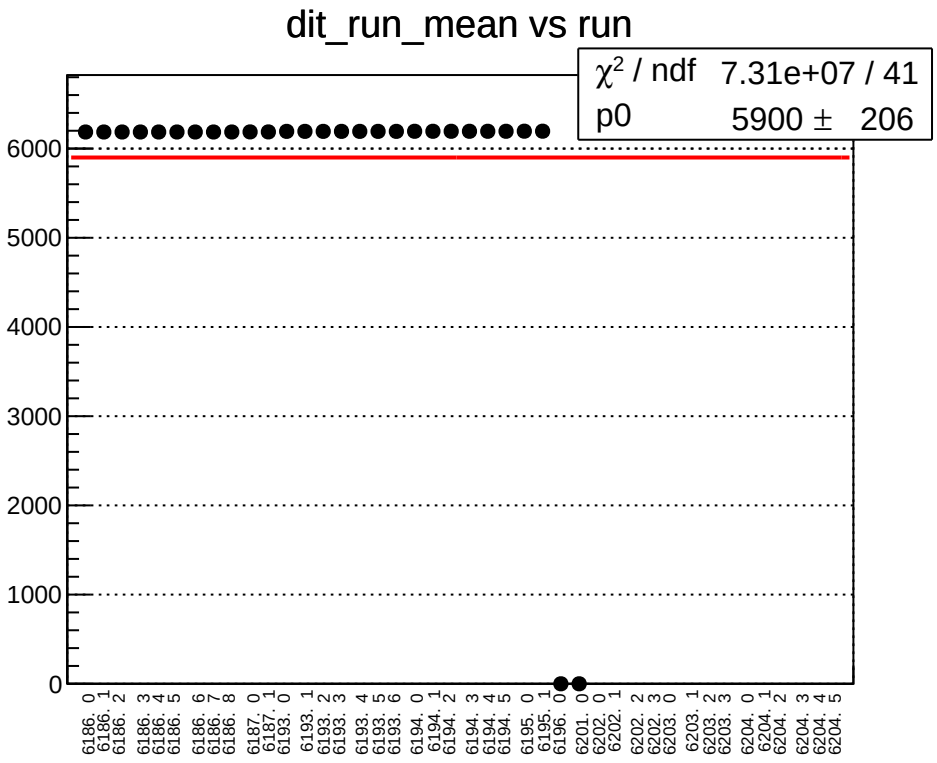
dit_run_mean vs run
χ² / ndf 7.31e+07 / 41
p0 5900 ± 206
6000
5000
4000
3000
2000
1000
0
6186. 0
6186. 1
6186. 2
6186. 3
6186. 4
6186. 5
6186. 6
6186. 7
6186. 8
6187. 0
6187. 1
6193. 0
6193. 1
6193. 2
6193. 3
6193. 4
6193. 5
6193. 6
6194. 0
6194. 1
6194. 2
6194. 3
6194. 4
6194. 5
6195. 0
6195. 1
6196. 0
6201. 0
6202. 0
6202. 1
6202. 2
6202. 3
6203. 0
6203. 1
6203. 2
6203. 3
6204. 0
6204. 1
6204. 2
6204. 3
6204. 4
6204. 5

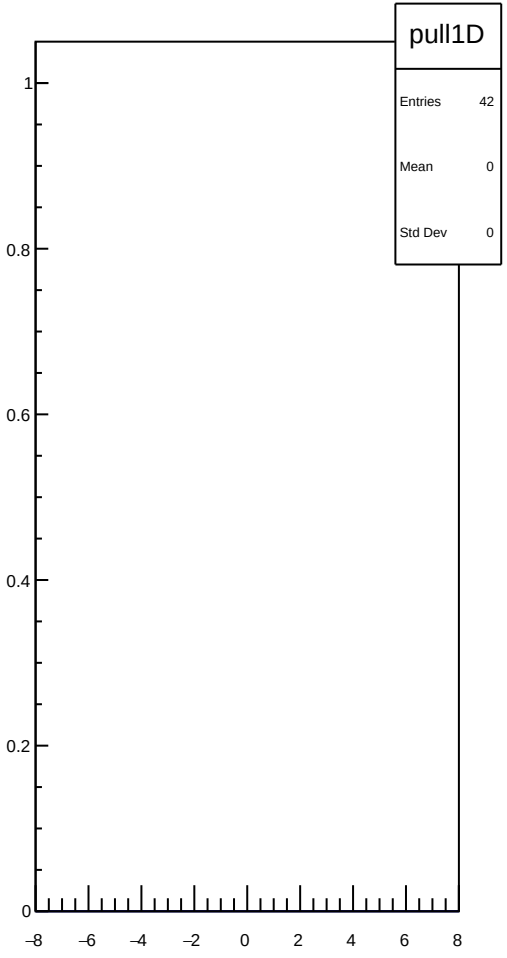
pull1D
Entries 42
Mean 0
Std Dev 0
1
0.8
0.6
0.4
0.2
0
–8
–6
–4
–2
0
2
4
6
8

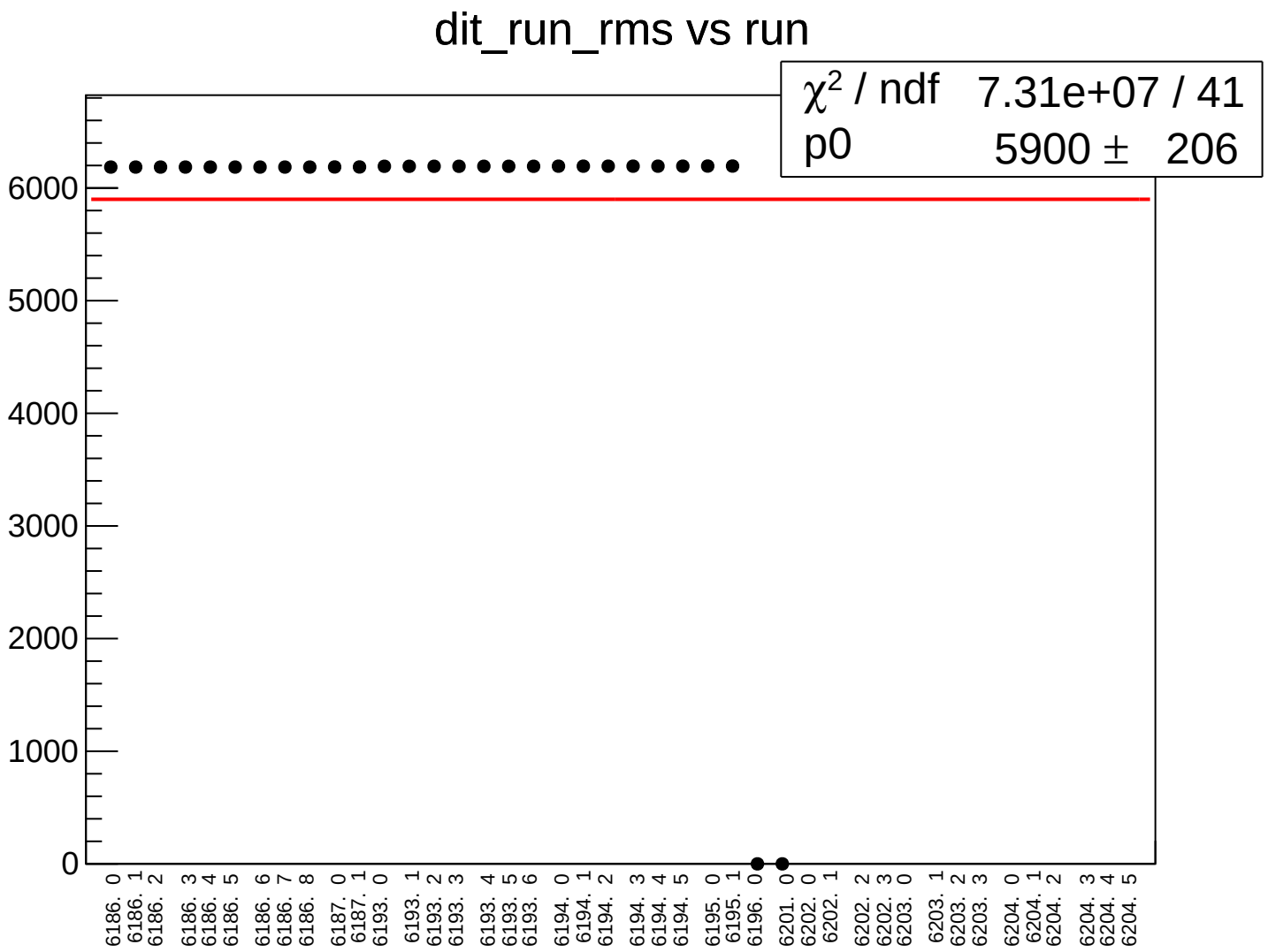
dit_run_rms vs run
χ² / ndf 7.31e+07 / 41
p0 5900 ± 206
6000
5000
4000
3000
2000
1000
0
6186. 0
6186. 1
6186. 2
6186. 3
6186. 4
6186. 5
6186. 6
6186. 7
6186. 8
6187. 0
6187. 1
6193. 0
6193. 1
6193. 2
6193. 3
6193. 4
6193. 5
6193. 6
6194. 0
6194. 1
6194. 2
6194. 3
6194. 4
6194. 5
6195. 0
6195. 1
6196. 0
6201. 0
6202. 0
6202. 1
6202. 2
6202. 3
6203. 0
6203. 1
6203. 2
6203. 3
6204. 0
6204. 1
6204. 2
6204. 3
6204. 4
6204. 5

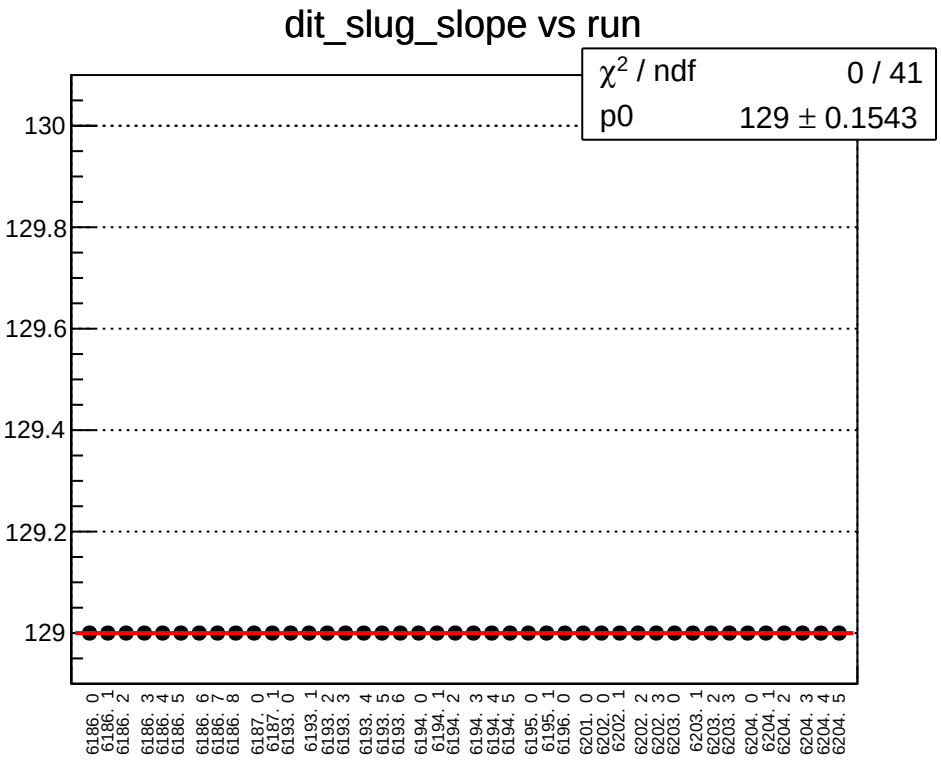
dit_slug_slope vs run
χ2 / ndf 0 / 41
p0 129 ± 0.1543
130
129.8
129.6
129.4
129.2
129
6186. 0
6186. 1
6186. 2
6186. 3
6186. 4
6186. 5
6186. 6
6186. 7
6186. 8
6187. 0
6187. 1
6193. 0
6193. 1
6193. 2
6193. 3
6193. 4
6193. 5
6193. 6
6194. 0
6194. 1
6194. 2
6194. 3
6194. 4
6194. 5
6195. 0
6195. 1
6196. 0
6201. 0
6202. 0
6202. 1
6202. 2
6202. 3
6203. 0
6203. 1
6203. 2
6203. 3
6204. 0
6204. 1
6204. 2
6204. 3
6204. 4
6204. 5

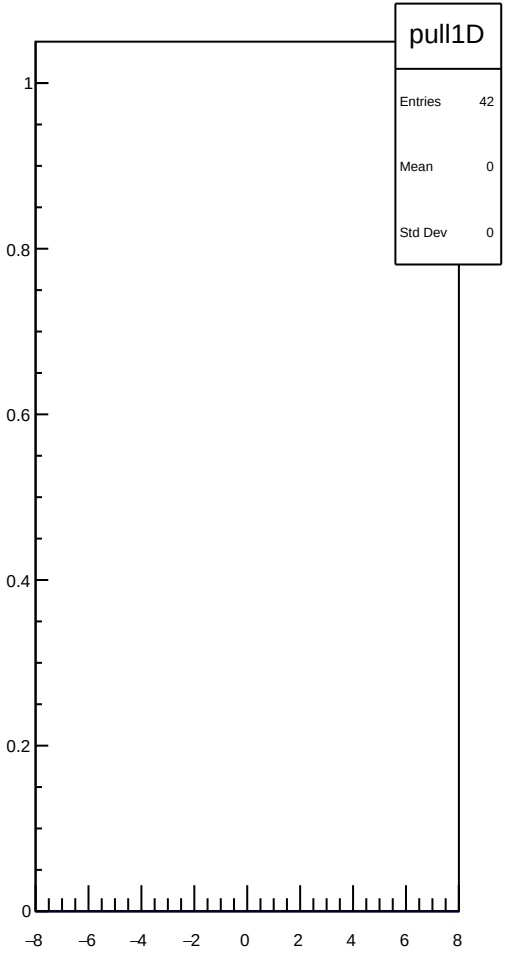
pull1D
Entries 42
Mean 0
Std Dev 0
1
0.8
0.6
0.4
0.2
0
–8
–6
–4
–2
0
2
4
6
8

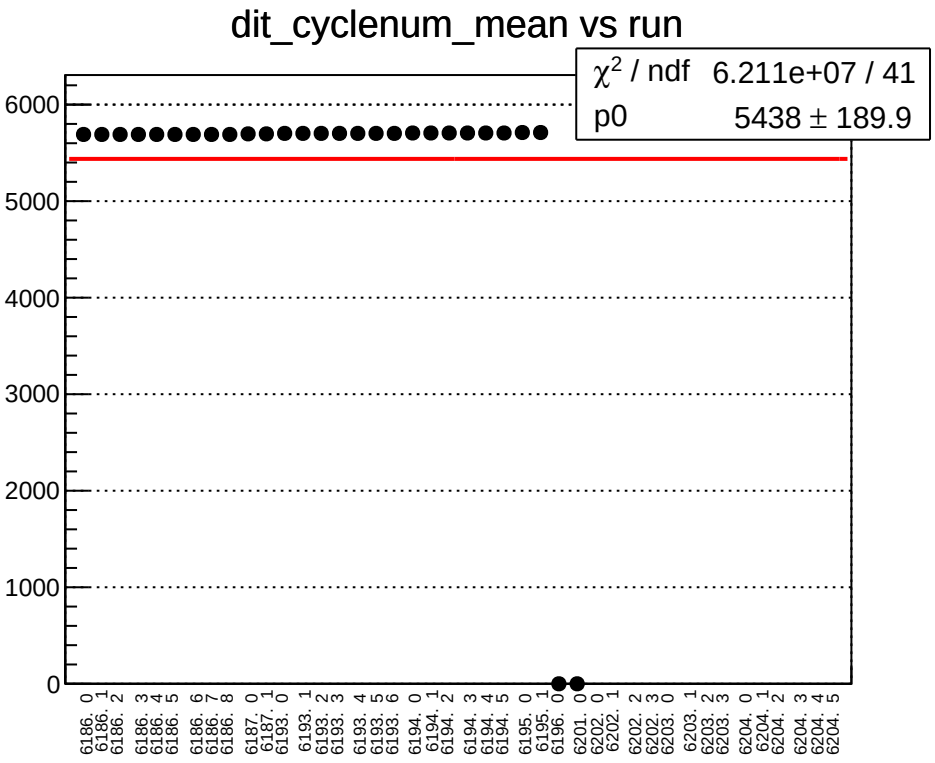
dit_cyclenum_mean vs run
χ^2 / ndf 6.211e+07 / 41
p0 5438 ± 189.9
6000
5000
4000
3000
2000
1000
0
6186. 0
6186. 1
6186. 2
6186. 3
6186. 4
6186. 5
6186. 6
6186. 7
6186. 8
6187. 0
6187. 1
6193. 0
6193. 1
6193. 2
6193. 3
6193. 4
6193. 5
6193. 6
6194. 0
6194. 1
6194. 2
6194. 3
6194. 4
6194. 5
6195. 0
6195. 1
6196. 0
6201. 0
6202. 0
6202. 1
6202. 2
6202. 3
6203. 0
6203. 1
6203. 2
6203. 3
6204. 0
6204. 1
6204. 2
6204. 3
6204. 4
6204. 5

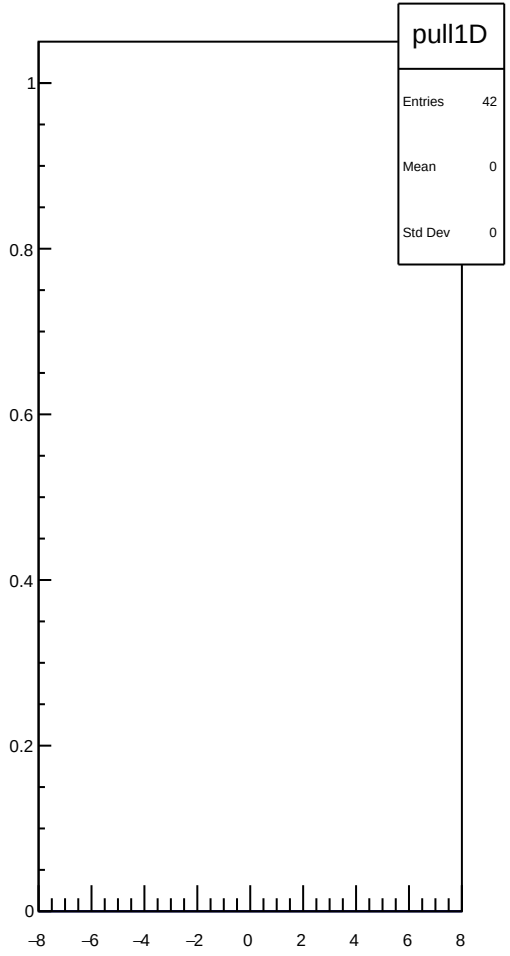
pull1D
Entries 42
Mean 0
Std Dev 0
1
0.8
0.6
0.4
0.2
0
–8
–6
–4
–2
0
2
4
6
8

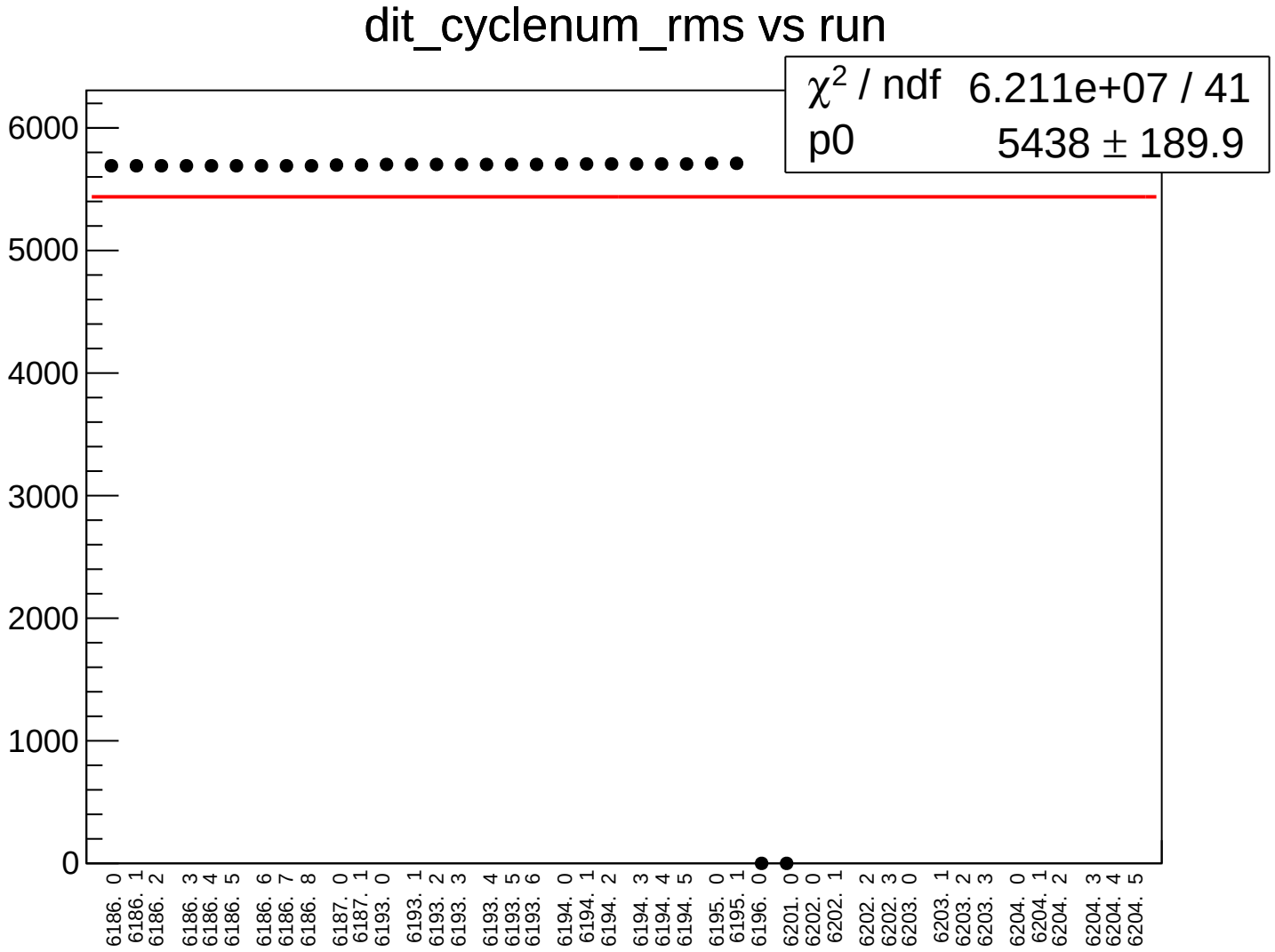
dit_cyclenum_rms vs run
χ2 / ndf 6.211e+07 / 41
p0 5438 ± 189.9
6000
5000
4000
3000
2000
1000
0
6186. 0
6186. 1
6186. 2
6186. 3
6186. 4
6186. 5
6186. 6
6186. 7
6186. 8
6187. 0
6187. 1
6193. 0
6193. 1
6193. 2
6193. 3
6193. 4
6193. 5
6193. 6
6194. 0
6194. 1
6194. 2
6194. 3
6194. 4
6194. 5
6195. 0
6195. 1
6196. 0
6201. 0
6202. 0
6202. 1
6202. 2
6202. 3
6203. 0
6203. 1
6203. 2
6203. 3
6204. 0
6204. 1
6204. 2
6204. 3
6204. 4
6204. 5

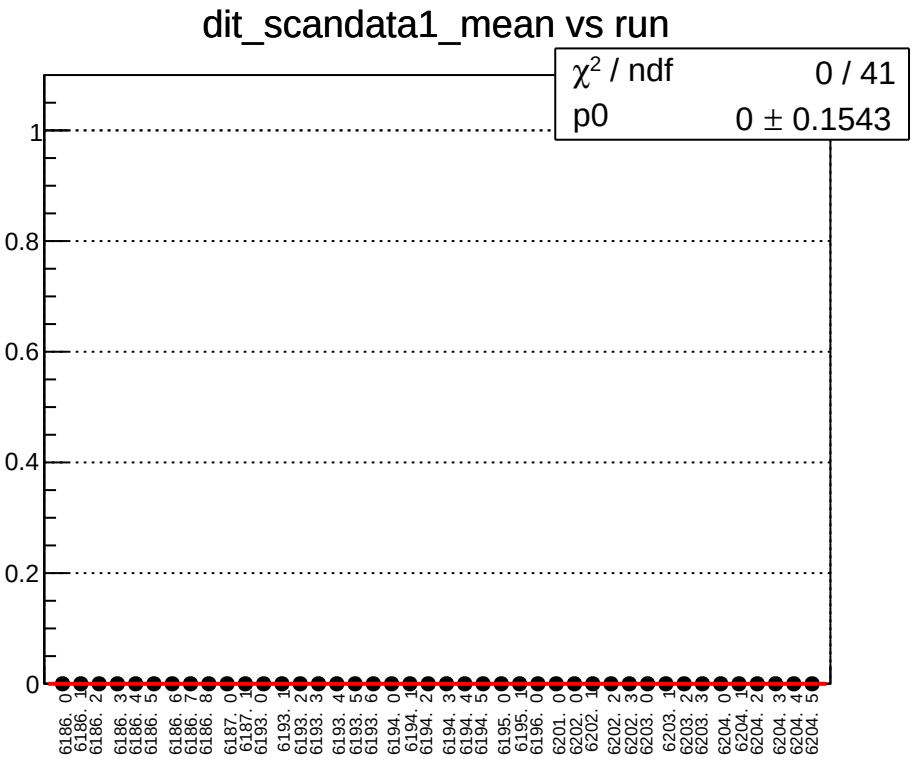
dit_scandata1_mean vs run
χ² / ndf 0 / 41
p0 0 ± 0.1543
1
0.8
0.6
0.4
0.2
0
6186. 0
6186. 1
6186. 2
6186. 3
6186. 4
6186. 5
6186. 6
6186. 7
6186. 8
6187. 0
6187. 1
6193. 0
6193. 1
6193. 2
6193. 3
6193. 4
6193. 5
6193. 6
6194. 0
6194. 1
6194. 2
6194. 3
6194. 4
6194. 5
6195. 0
6195. 1
6196. 0
6201. 0
6202. 0
6202. 1
6202. 2
6202. 3
6203. 0
6203. 1
6203. 2
6203. 3
6204. 0
6204. 1
6204. 2
6204. 3
6204. 4
6204. 5

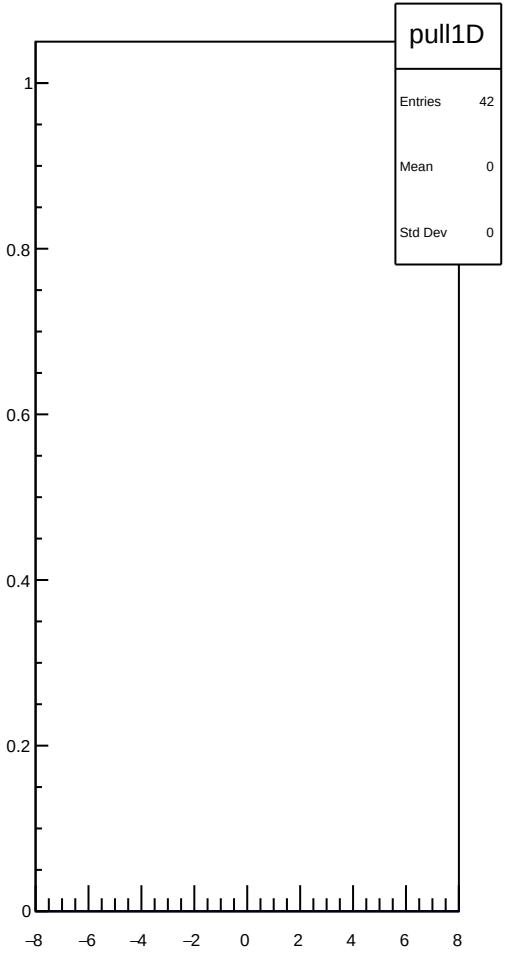
pull1D
Entries 42
Mean 0
Std Dev 0
1
0.8
0.6
0.4
0.2
0
–8
–6
–4
–2
0
2
4
6
8

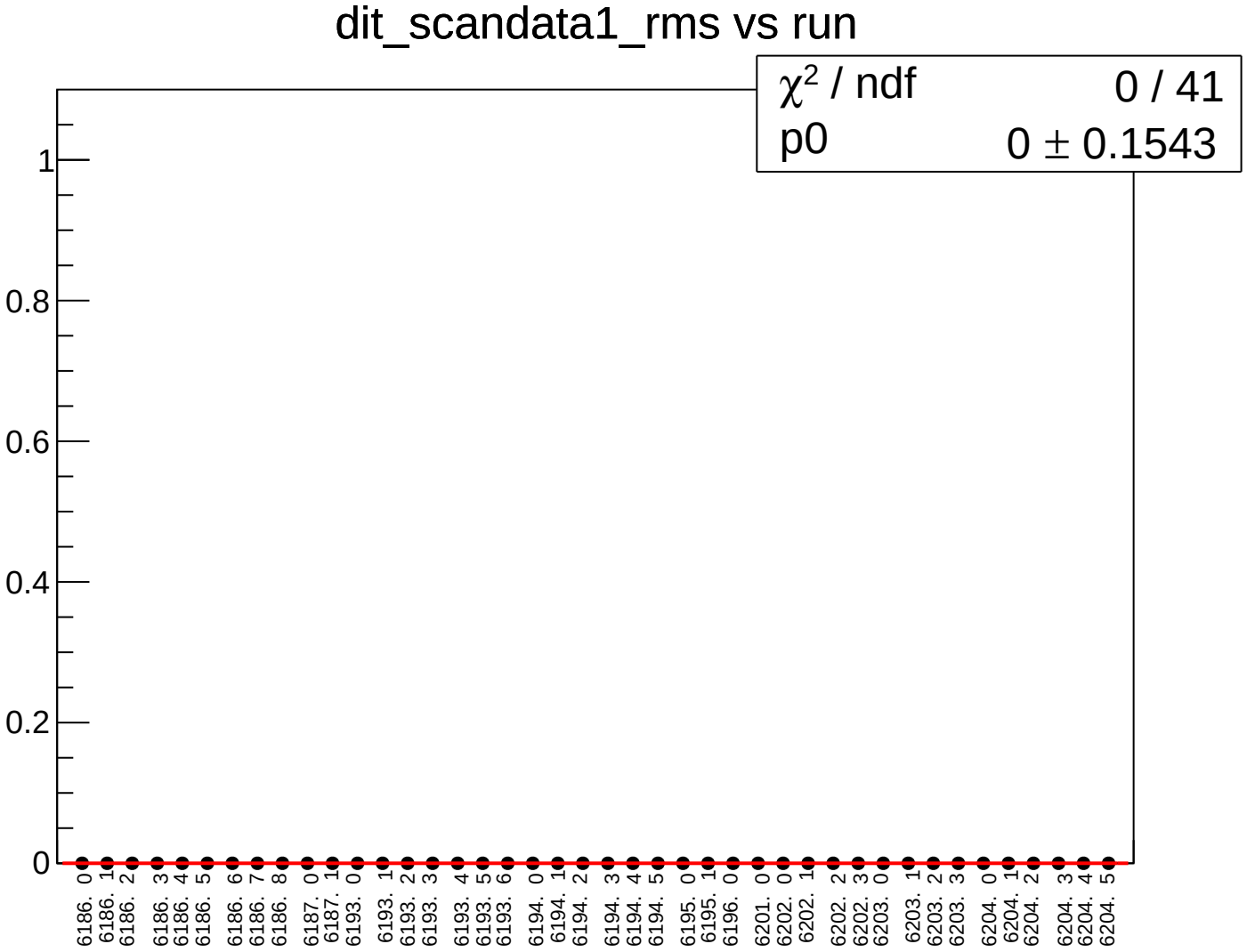
dit_scandata1_rms vs run
χ2 / ndf 0 / 41
p0 0 ± 0.1543
1
0.8
0.6
0.4
0.2
0
6186. 0
6186. 1
6186. 2
6186. 3
6186. 4
6186. 5
6186. 6
6186. 7
6186. 8
6187. 0
6187. 1
6193. 0
6193. 1
6193. 2
6193. 3
6193. 4
6193. 5
6193. 6
6194. 0
6194. 1
6194. 2
6194. 3
6194. 4
6194. 5
6195. 0
6195. 1
6196. 0
6201. 0
6202. 0
6202. 1
6202. 2
6202. 3
6203. 0
6203. 1
6203. 2
6203. 3
6204. 0
6204. 1
6204. 2
6204. 3
6204. 4
6204. 5

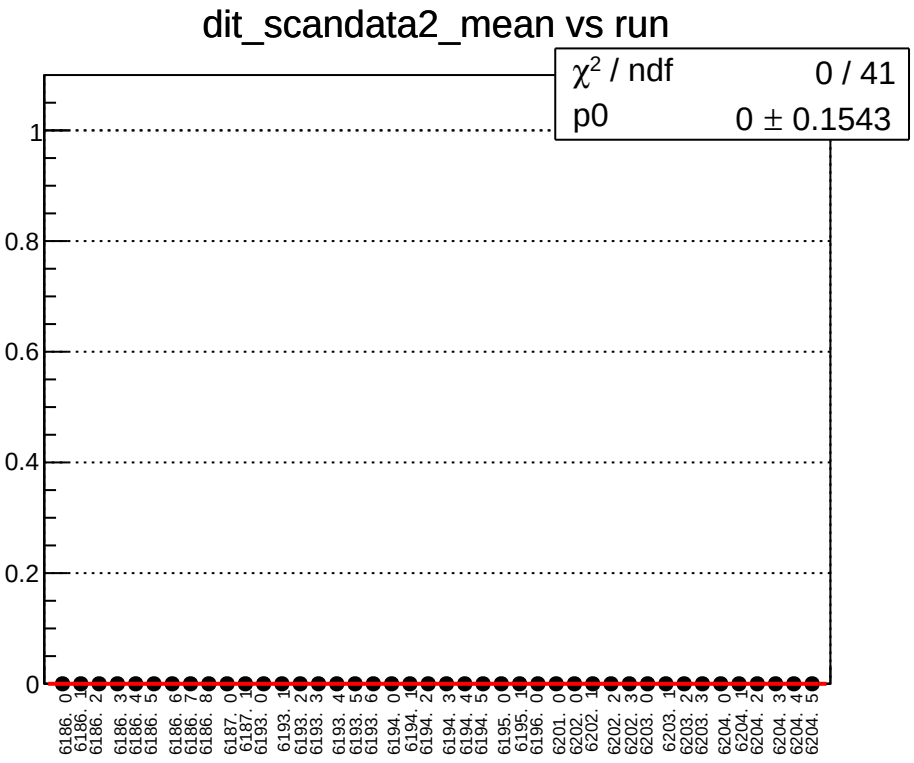
dit_scandata2_mean vs run
χ2 / ndf 0 / 41
p0 0 ± 0.1543
1
0.8
0.6
0.4
0.2
0
6186. 0
6186. 1
6186. 2
6186. 3
6186. 4
6186. 5
6186. 6
6186. 7
6186. 8
6187. 0
6187. 1
6193. 0
6193. 1
6193. 2
6193. 3
6193. 4
6193. 5
6193. 6
6194. 0
6194. 1
6194. 2
6194. 3
6194. 4
6194. 5
6195. 0
6195. 1
6196. 0
6201. 0
6202. 0
6202. 1
6202. 2
6202. 3
6203. 0
6203. 1
6203. 2
6203. 3
6204. 0
6204. 1
6204. 2
6204. 3
6204. 4
6204. 5

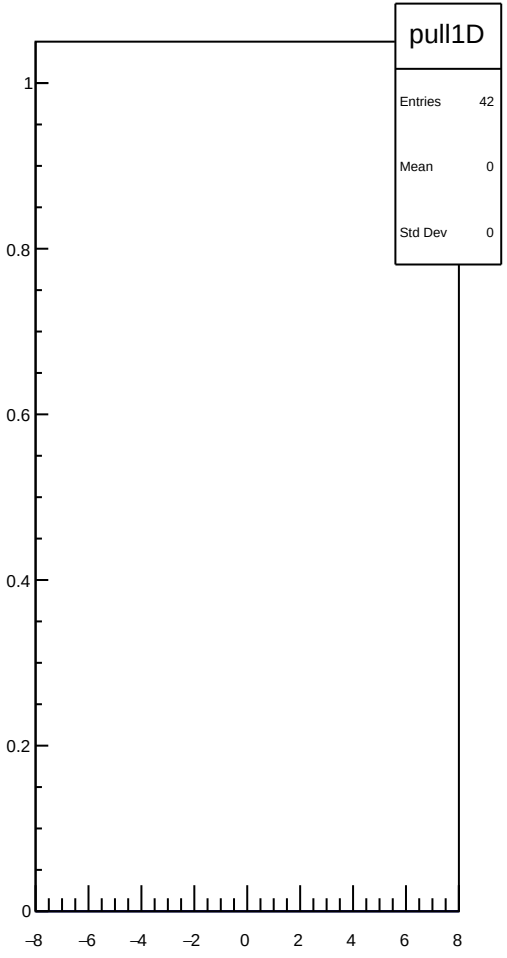
pull1D
Entries 42
Mean 0
Std Dev 0
1
0.8
0.6
0.4
0.2
0
−8
−6
−4
−2
0
2
4
6
8

dit_scandata2_rms vs run

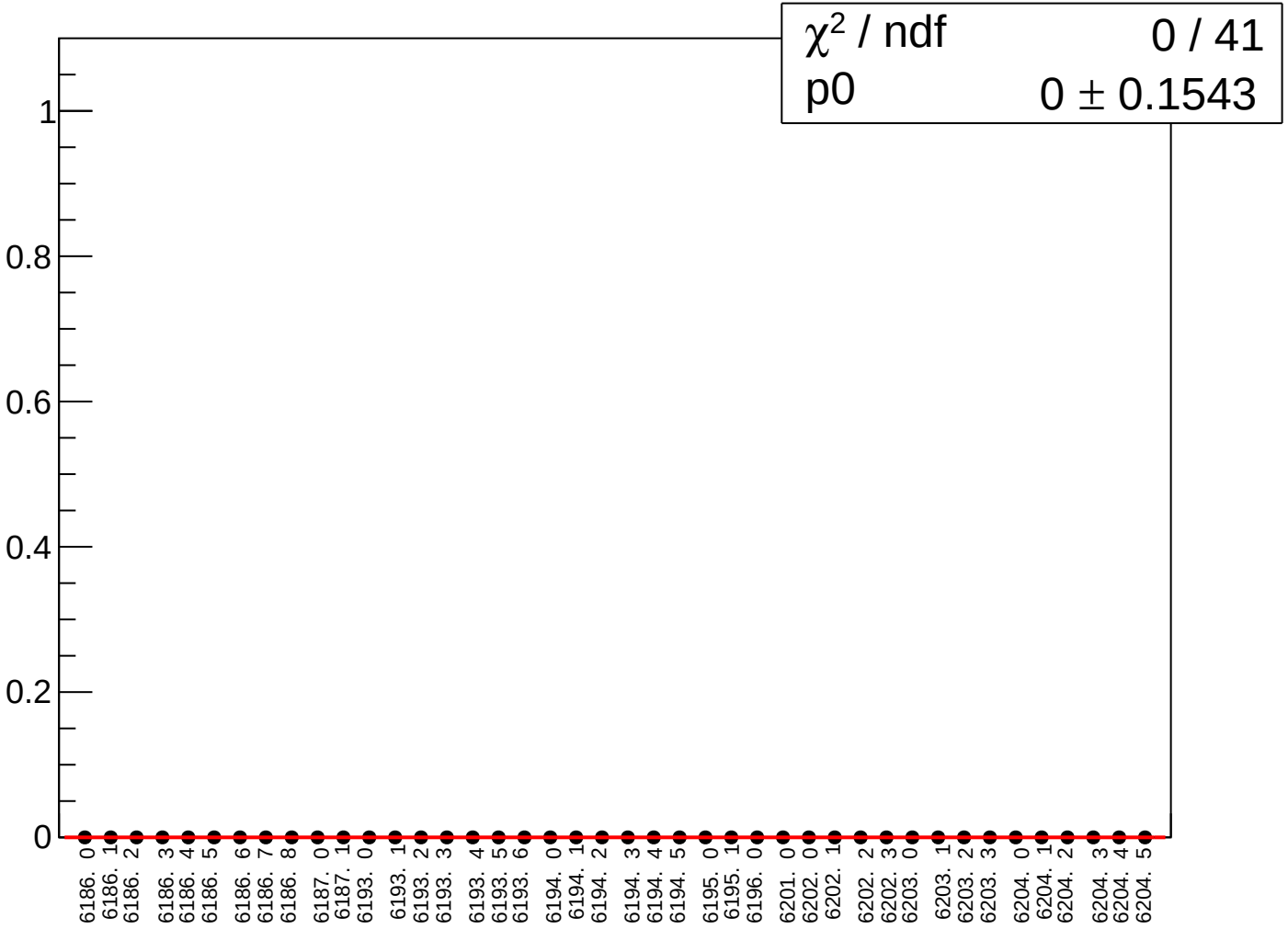

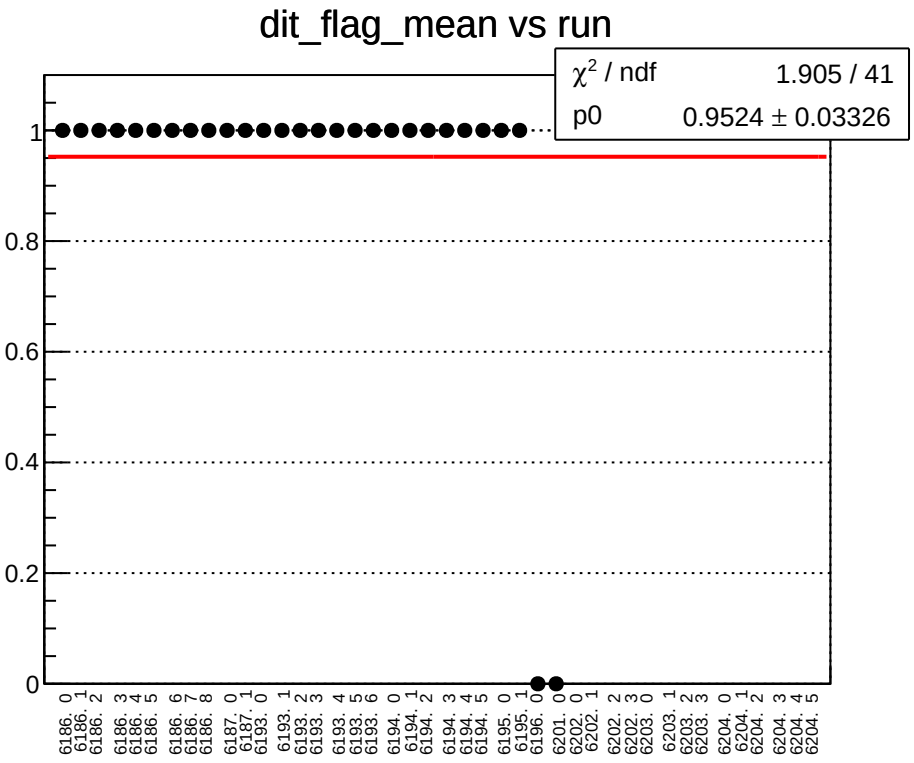
dit_flag_mean vs run
χ^2 / ndf 1.905 / 41
p0 0.9524 ± 0.03326
1
0.8
0.6
0.4
0.2
0
6186. 0
6186. 1
6186. 2
6186. 3
6186. 4
6186. 5
6186. 6
6186. 7
6186. 8
6187. 0
6187. 1
6193. 0
6193. 1
6193. 2
6193. 3
6193. 4
6193. 5
6193. 6
6194. 0
6194. 1
6194. 2
6194. 3
6194. 4
6194. 5
6195. 0
6195. 1
6196. 0
6201. 0
6202. 0
6202. 1
6202. 2
6202. 3
6203. 0
6203. 1
6203. 2
6203. 3
6204. 0
6204. 1
6204. 2
6204. 3
6204. 4
6204. 5

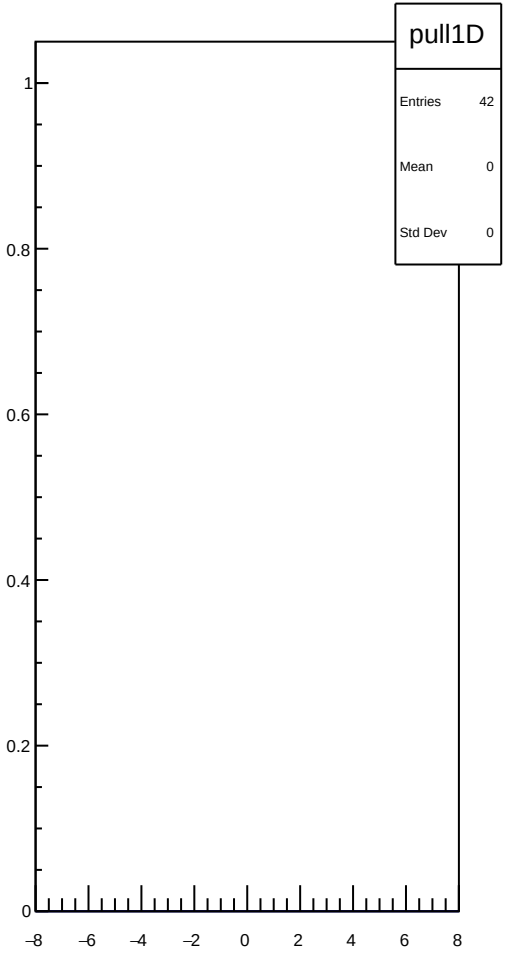
pull1D
Entries 42
Mean 0
Std Dev 0
1
0.8
0.6
0.4
0.2
0
–8
–6
–4
–2
0
2
4
6
8

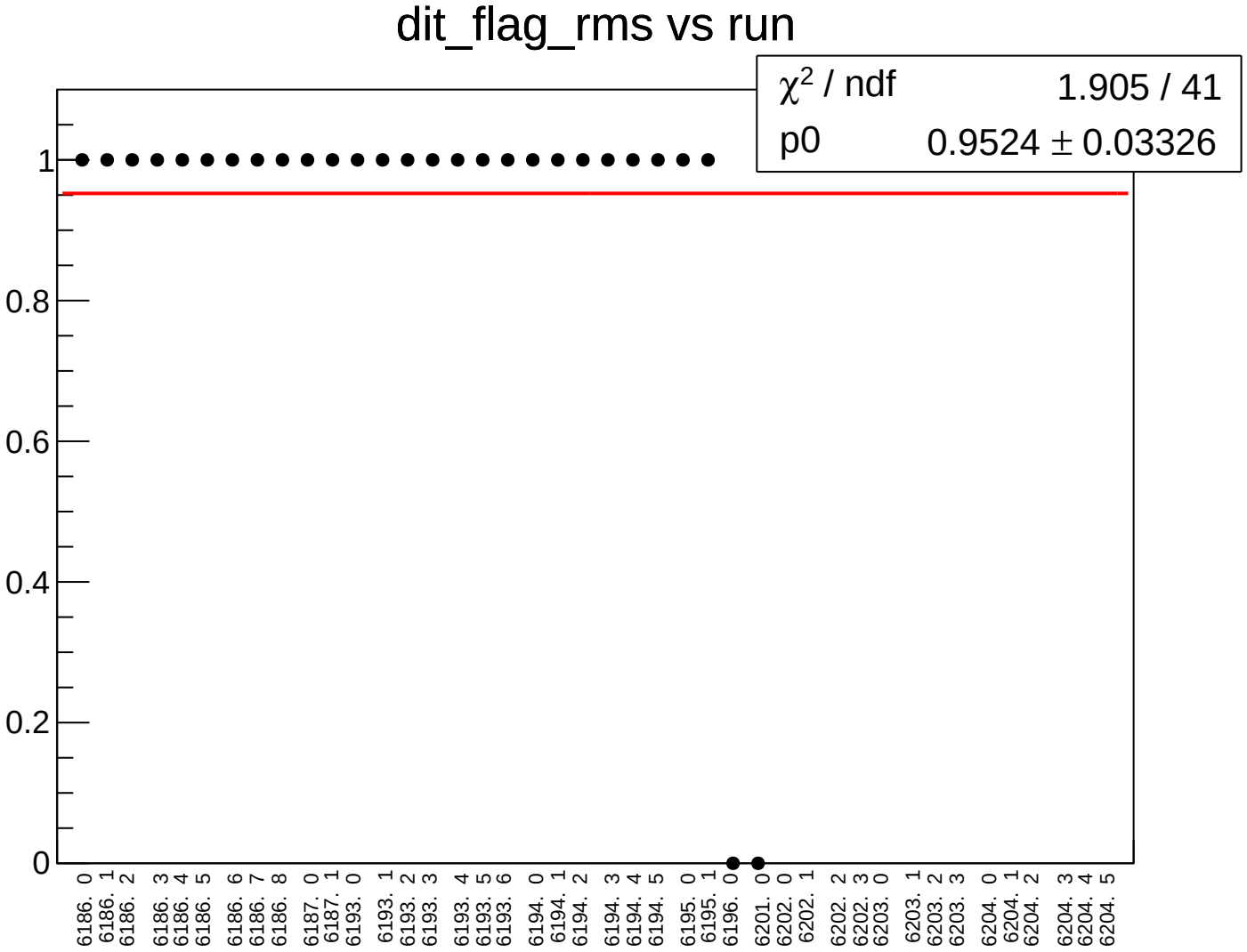
dit_flag_rms vs run
χ2 / ndf 1.905 / 41
p0 0.9524 ± 0.03326
1
0.8
0.6
0.4
0.2
0
6186. 0
6186. 1
6186. 2
6186. 3
6186. 4
6186. 5
6186. 6
6186. 7
6186. 8
6187. 0
6187. 1
6193. 0
6193. 1
6193. 2
6193. 3
6193. 4
6193. 5
6193. 6
6194. 0
6194. 1
6194. 2
6194. 3
6194. 4
6194. 5
6195. 0
6195. 1
6196. 0
6201. 0
6202. 0
6202. 1
6202. 2
6202. 3
6203. 0
6203. 1
6203. 2
6203. 3
6204. 0
6204. 1
6204. 2
6204. 3
6204. 4
6204. 5

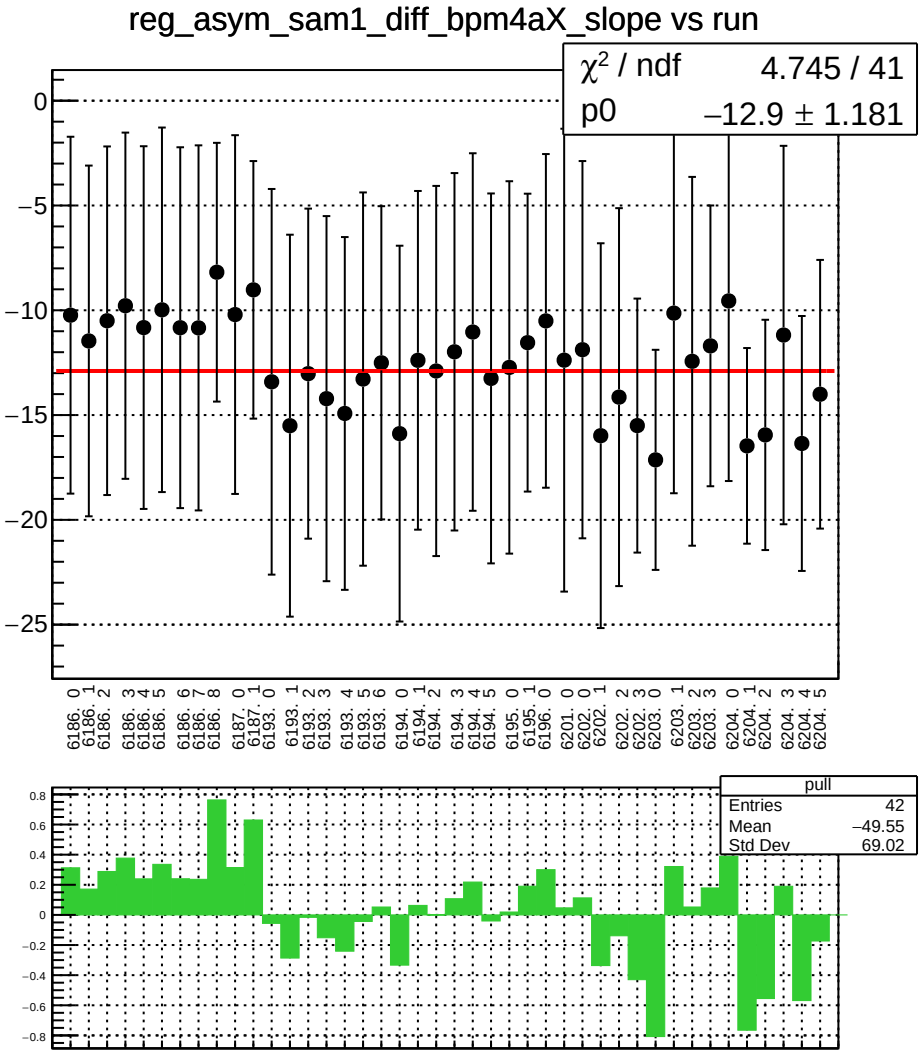
reg_asym_sam1_diff_bpm4aX_slope vs run
χ² / ndf 4.745 / 41
p0 −12.9 ± 1.181
pull
Entries 42
Mean −49.55
Std Dev 69.02

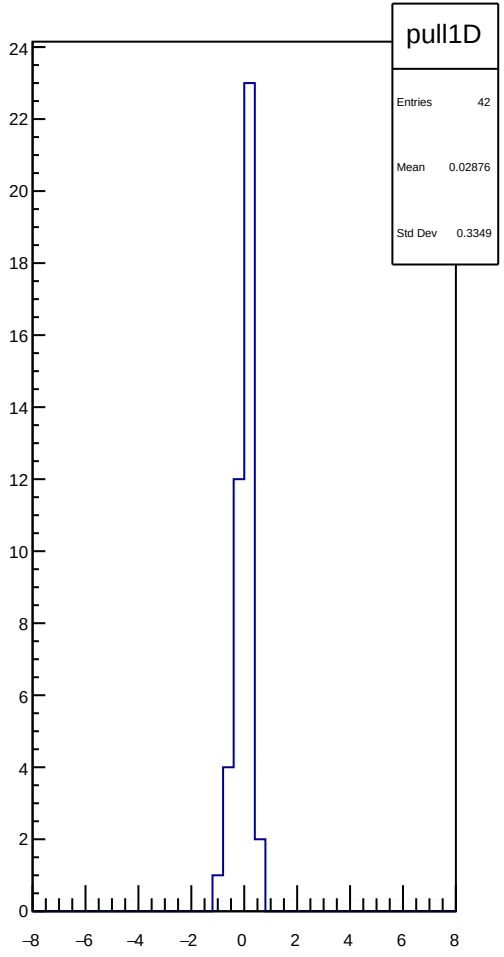
pull1D
Entries 42
Mean 0.02876
Std Dev 0.3349

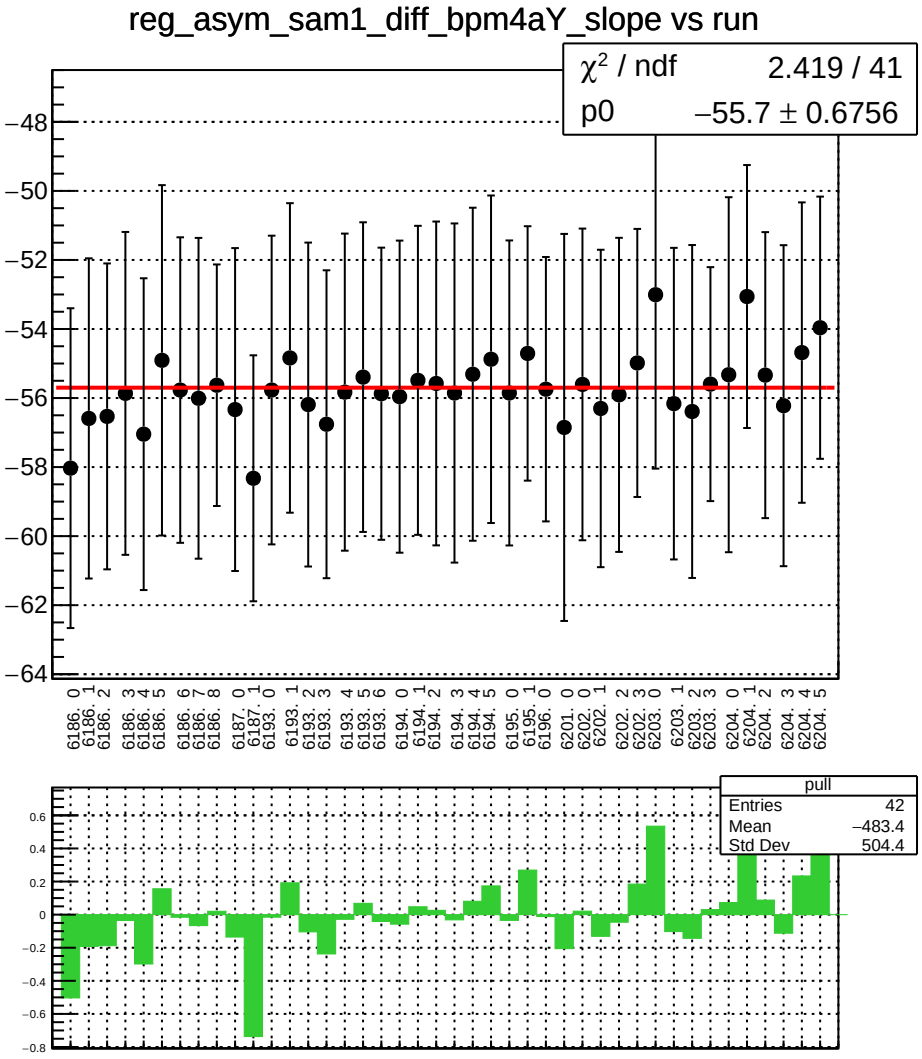
reg_asym_sam1_diff_bpm4aY_slope vs run
χ² / ndf 2.419 / 41
p0 −55.7 ± 0.6756
pull
Entries 42
Mean −483.4
Std Dev 504.4

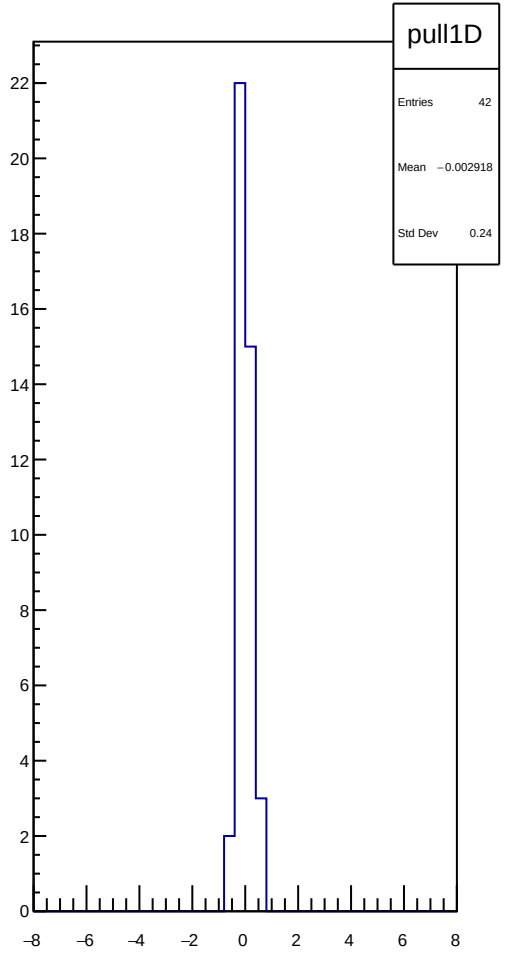
pull1D
Entries 42
Mean −0.002918
Std Dev 0.24

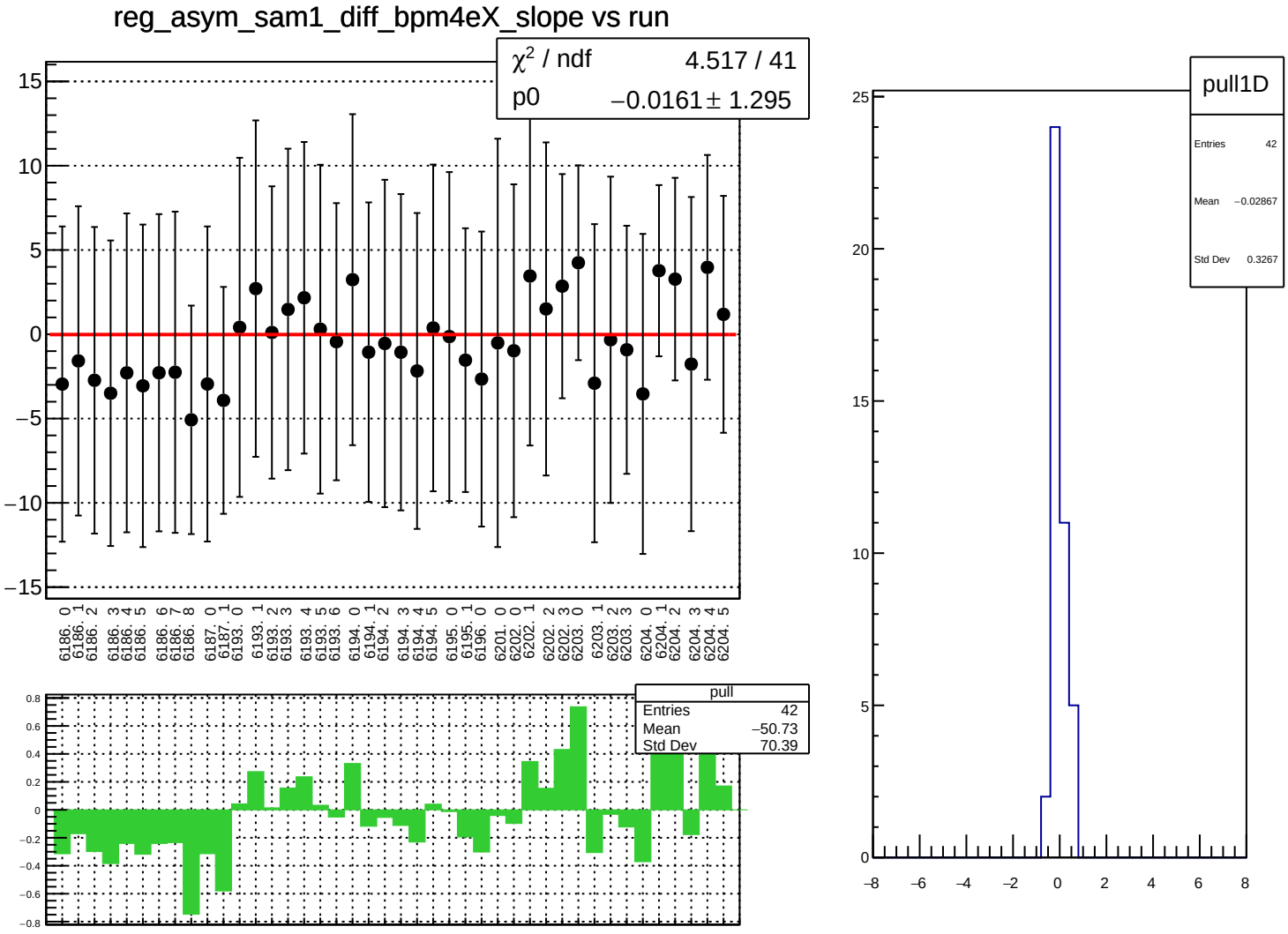
reg_asym_sam1_diff_bpm4eX_slope vs run
χ² / ndf 4.517 / 41
p0 −0.0161 ± 1.295
15
10
5
0
−5
−10
−15
6186. 0
6186. 1
6186. 2
6186. 3
6186. 4
6186. 5
6186. 6
6186. 7
6186. 8
6187. 0
6187. 1
6193. 0
6193. 1
6193. 2
6193. 3
6193. 4
6193. 5
6193. 6
6194. 0
6194. 1
6194. 2
6194. 3
6194. 4
6194. 5
6195. 0
6195. 1
6196. 0
6201. 0
6202. 0
6202. 1
6202. 2
6202. 3
6203. 0
6203. 1
6203. 2
6203. 3
6204. 0
6204. 1
6204. 2
6204. 3
6204. 4
6204. 5
pull
Entries 42
Mean −50.73
Std Dev 70.39
0.8
0.6
0.4
0.2
0
−0.2
−0.4
−0.6
−0.8
pull1D
Entries 42
Mean −0.02867
Std Dev 0.3267
25
20
15
10
5
0
−8
−6
−4
−2
0
2
4
6
8

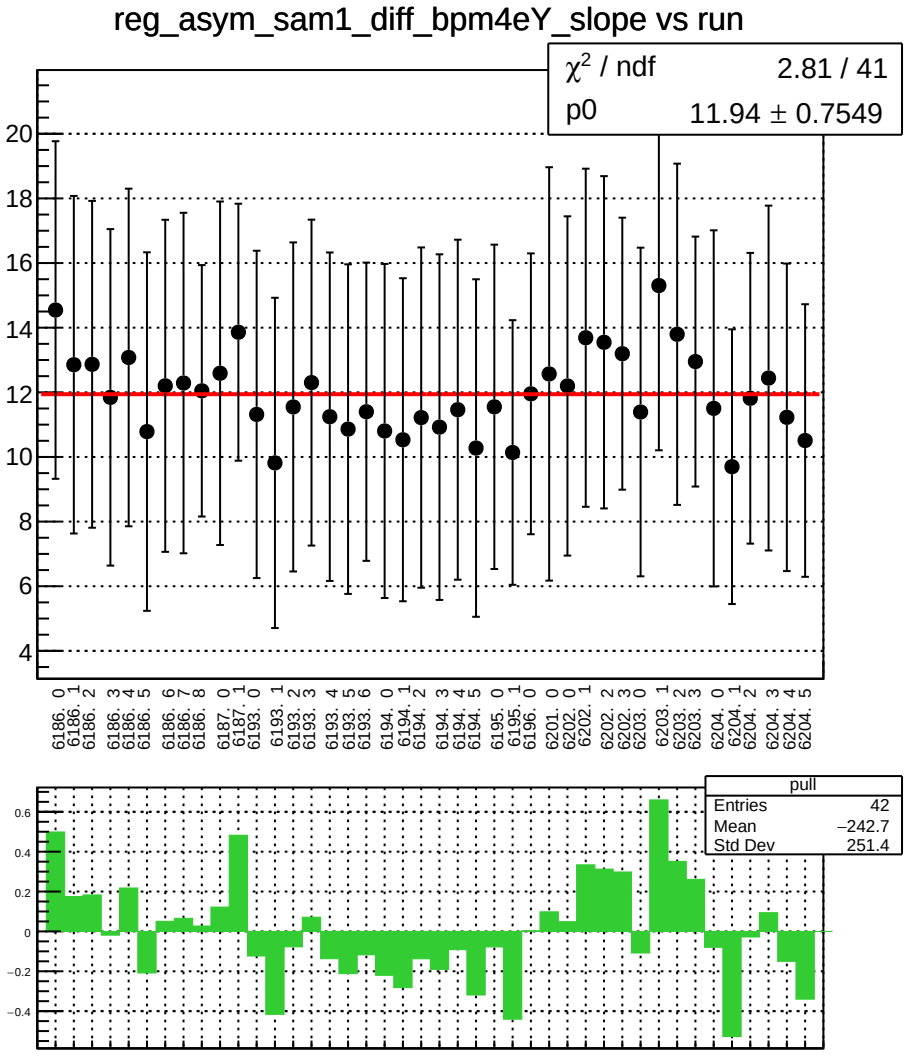
reg_asym_sam1_diff_bpm4eY_slope vs run
χ² / ndf 2.81 / 41
p0 11.94 ± 0.7549
pull
Entries 42
Mean −242.7
Std Dev 251.4

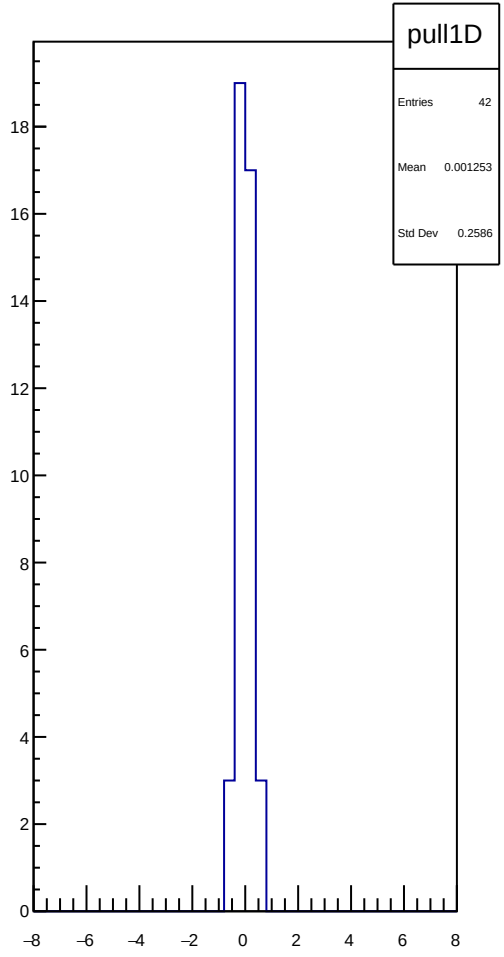
pull1D
Entries 42
Mean 0.001253
Std Dev 0.2586

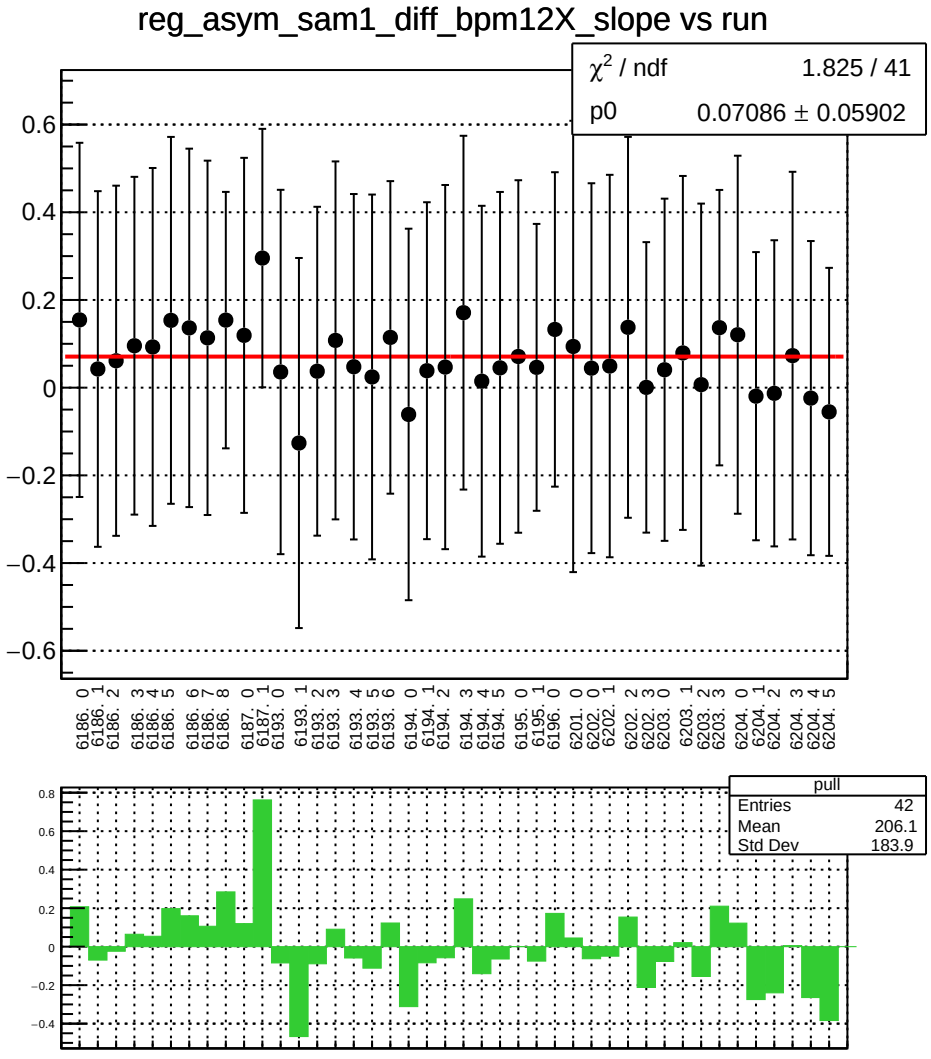
reg_asym_sam1_diff_bpm12X_slope vs run
χ^2 / ndf 1.825 / 41
p0 0.07086 ± 0.05902
pull
Entries 42
Mean 206.1
Std Dev 183.9

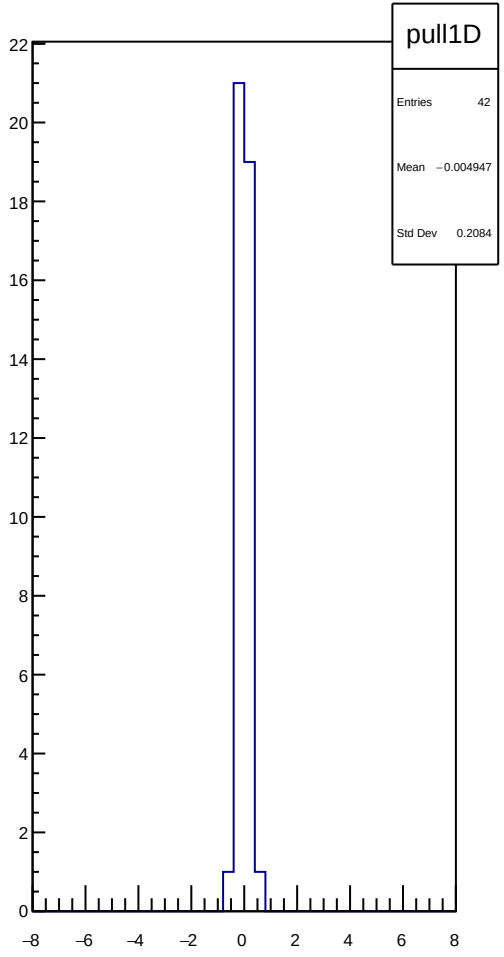
pull1D
Entries 42
Mean −0.004947
Std Dev 0.2084

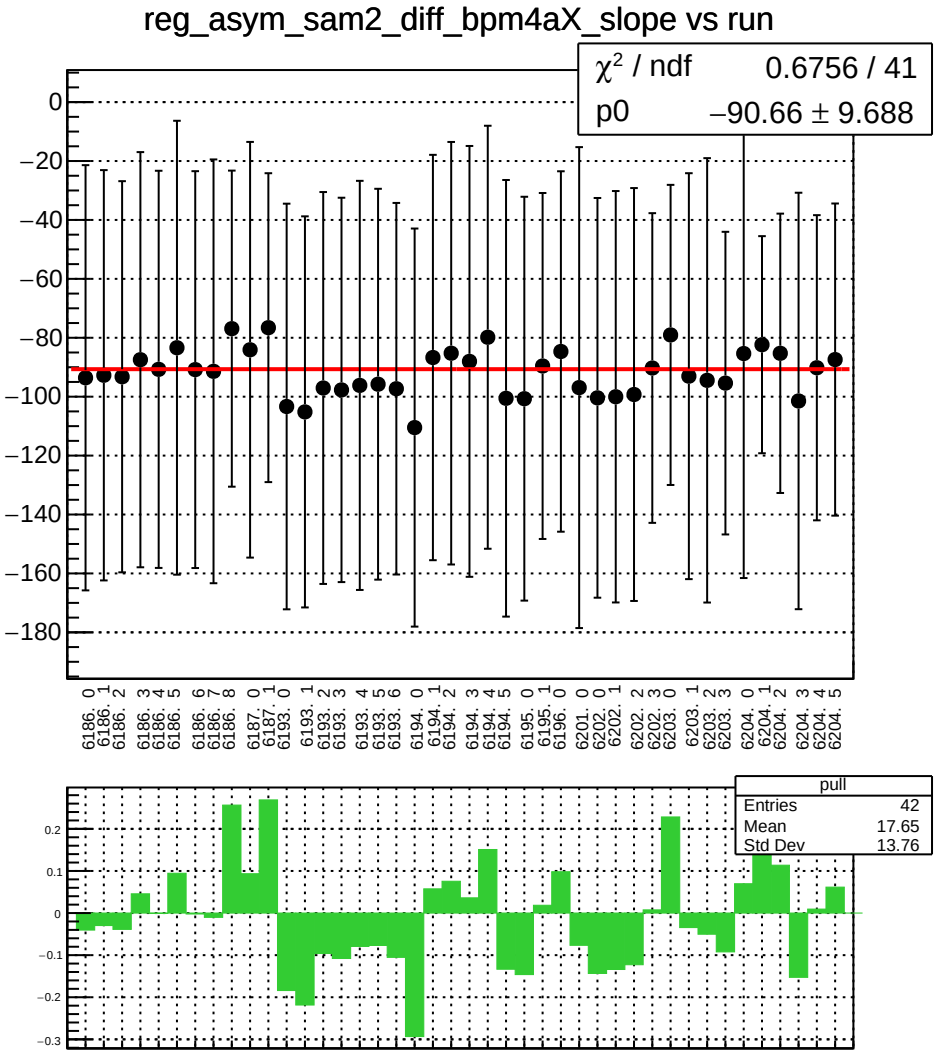
reg_asym_sam2_diff_bpm4aX_slope vs run
χ^2 / ndf 0.6756 / 41
p0 −90.66 ± 9.688
0
−20
−40
−60
−80
−100
−120
−140
−160
−180
6186. 0
6186. 1
6186. 2
6186. 3
6186. 4
6186. 5
6186. 6
6186. 7
6186. 8
6187. 0
6187. 1
6193. 0
6193. 1
6193. 2
6193. 3
6193. 4
6193. 5
6193. 6
6194. 0
6194. 1
6194. 2
6194. 3
6194. 4
6194. 5
6195. 0
6195. 1
6196. 0
6201. 0
6202. 0
6202. 1
6202. 2
6202. 3
6203. 0
6203. 1
6203. 2
6203. 3
6204. 0
6204. 1
6204. 2
6204. 3
6204. 4
6204. 5
pull
Entries 42
Mean 17.65
Std Dev 13.76
0.2
0.1
0
−0.1
−0.2
−0.3

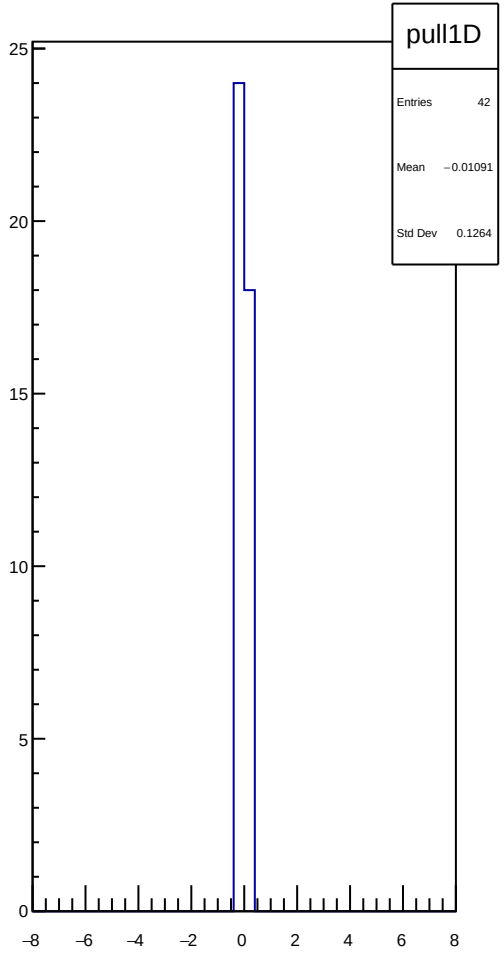
pull1D
Entries 42
Mean −0.01091
Std Dev 0.1264
25
20
15
10
5
0
−8
−6
−4
−2
0
2
4
6
8

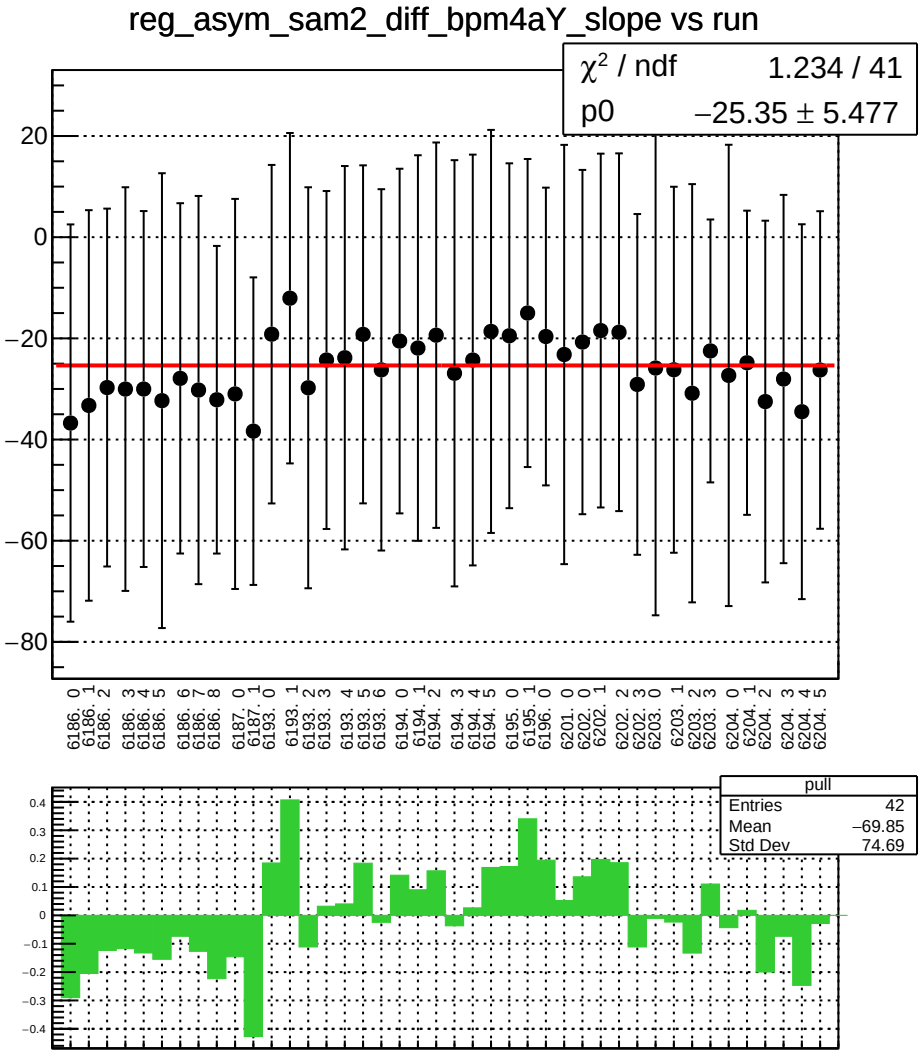
reg_asym_sam2_diff_bpm4aY_slope vs run
χ² / ndf 1.234 / 41
p0 −25.35 ± 5.477
20
0
−20
−40
−60
−80
6186. 0
6186. 1
6186. 2
6186. 3
6186. 4
6186. 5
6186. 6
6186. 7
6186. 8
6187. 0
6187. 1
6193. 0
6193. 1
6193. 2
6193. 3
6193. 4
6193. 5
6193. 6
6194. 0
6194. 1
6194. 2
6194. 3
6194. 4
6194. 5
6195. 0
6195. 1
6196. 0
6201. 0
6202. 0
6202. 1
6202. 2
6202. 3
6203. 0
6203. 1
6203. 2
6203. 3
6204. 0
6204. 1
6204. 2
6204. 3
6204. 4
6204. 5
pull
Entries 42
Mean −69.85
Std Dev 74.69
0.4
0.3
0.2
0.1
0
−0.1
−0.2
−0.3
−0.4

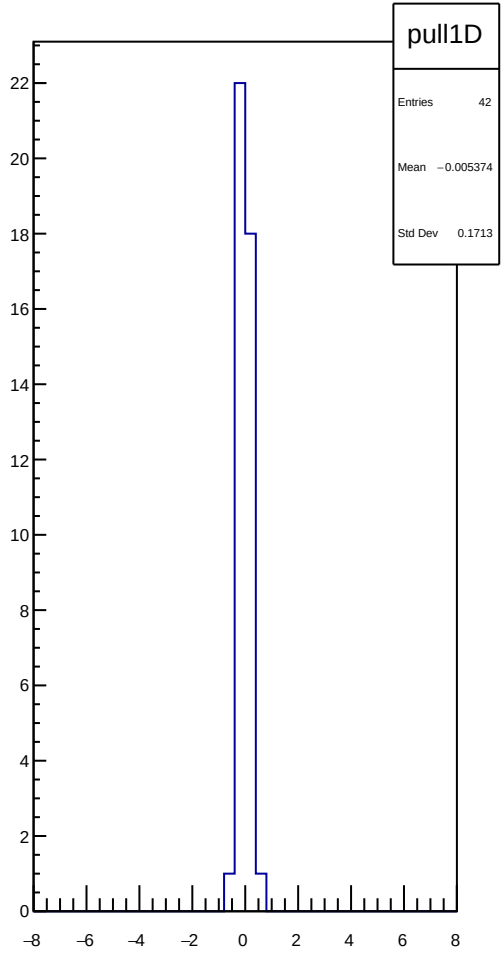
pull1D
Entries 42
Mean −0.005374
Std Dev 0.1713
22
20
18
16
14
12
10
8
6
4
2
0
−8
−6
−4
−2
0
2
4
6
8

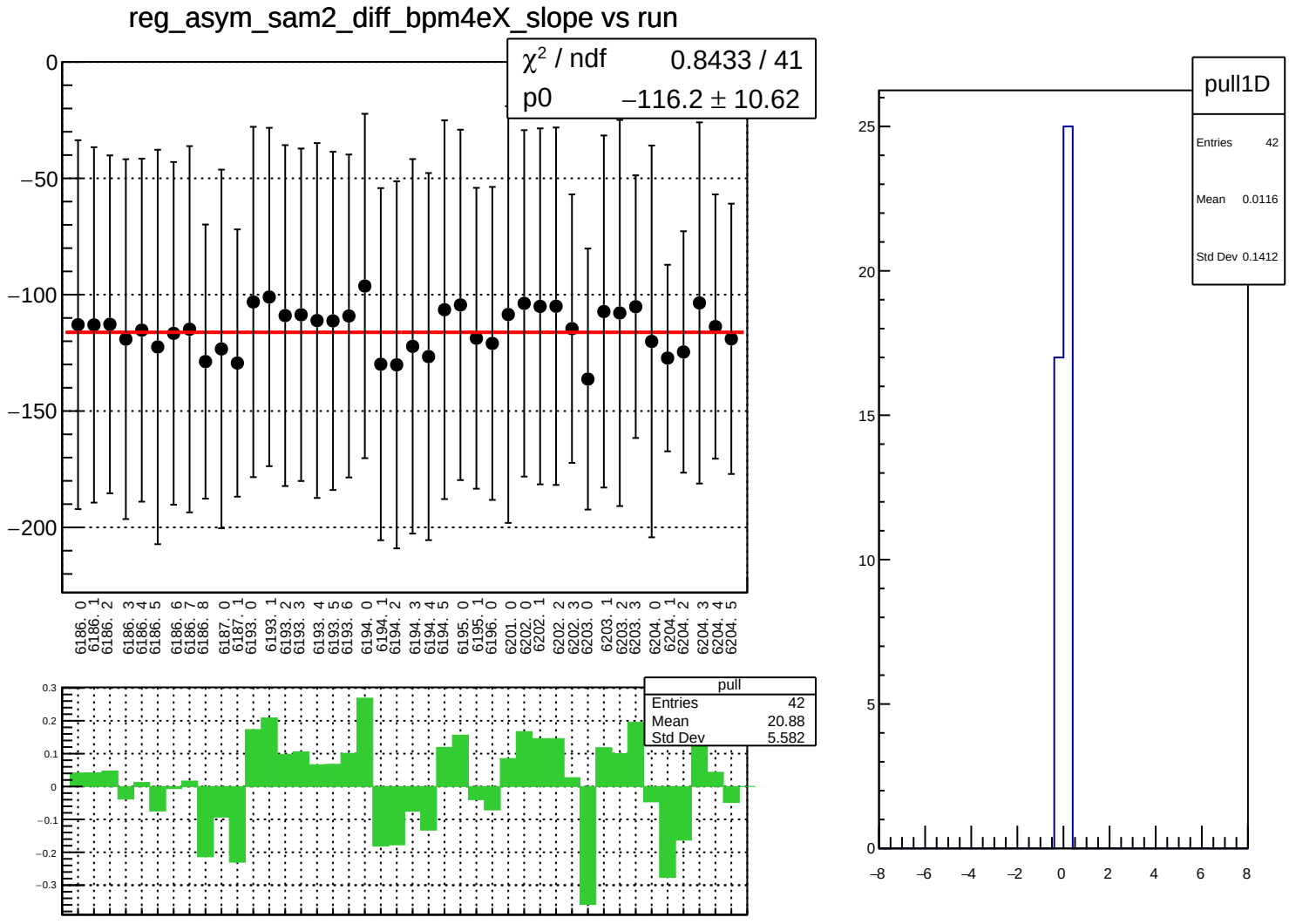
reg_asym_sam2_diff_bpm4eX_slope vs run
χ² / ndf 0.8433 / 41
p0 −116.2 ± 10.62
0
−50
−100
−150
−200
6186. 0
6186. 1
6186. 2
6186. 3
6186. 4
6186. 5
6186. 6
6186. 7
6186. 8
6187. 0
6187. 1
6193. 0
6193. 1
6193. 2
6193. 3
6193. 4
6193. 5
6193. 6
6194. 0
6194. 1
6194. 2
6194. 3
6194. 4
6194. 5
6195. 0
6195. 1
6196. 0
6201. 0
6202. 0
6202. 1
6202. 2
6202. 3
6203. 0
6203. 1
6203. 2
6203. 3
6204. 0
6204. 1
6204. 2
6204. 3
6204. 4
6204. 5
pull
Entries 42
Mean 20.88
Std Dev 5.582
0.3
0.2
0.1
0
−0.1
−0.2
−0.3
pull1D
Entries 42
Mean 0.0116
Std Dev 0.1412
25
20
15
10
5
0
−8
−6
−4
−2
0
2
4
6
8

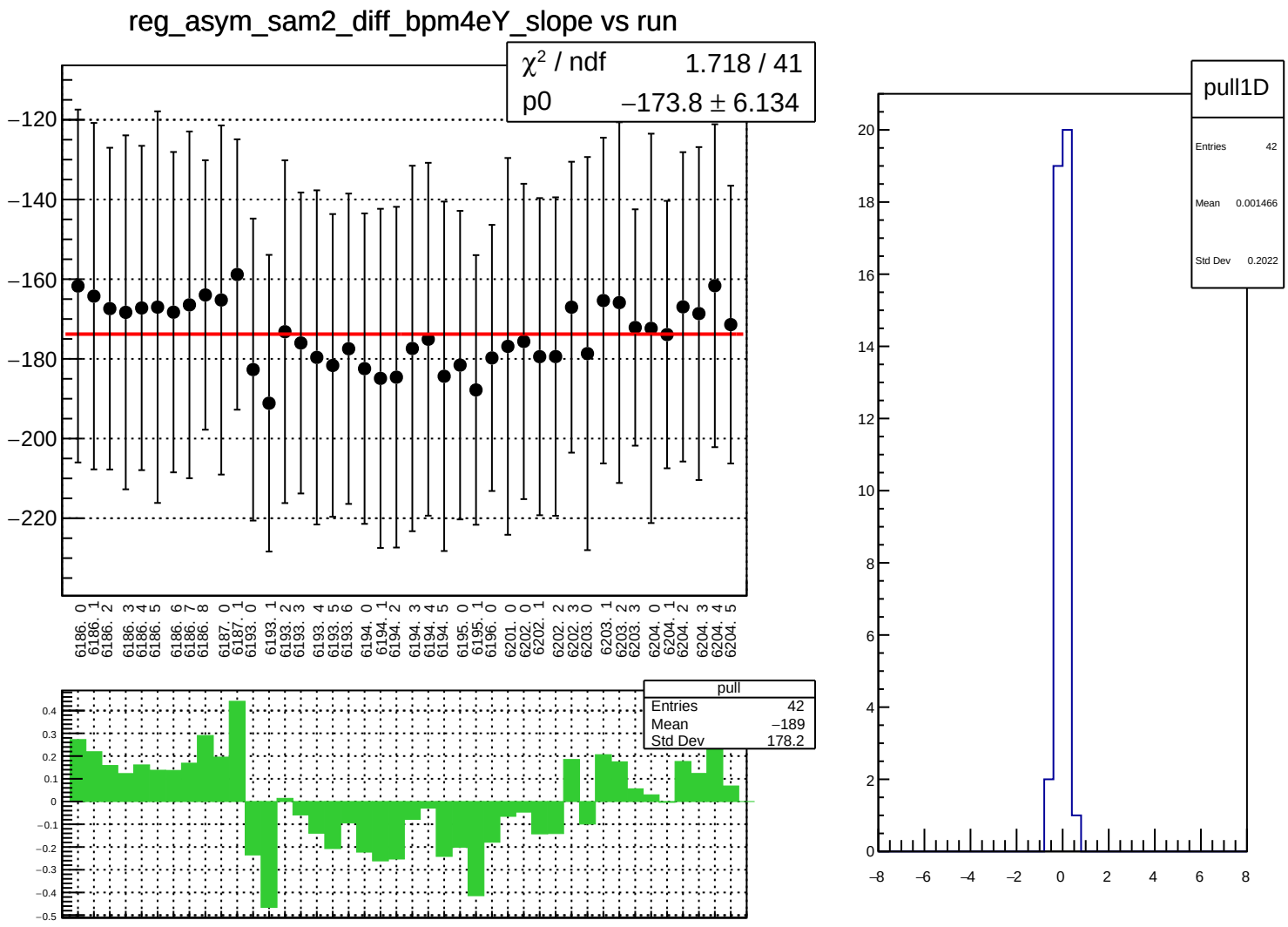
reg_asym_sam2_diff_bpm4eY_slope vs run
χ² / ndf 1.718 / 41
p0 −173.8 ± 6.134
−120
−140
−160
−180
−200
−220
6186. 0
6186. 1
6186. 2
6186. 3
6186. 4
6186. 5
6186. 6
6186. 7
6186. 8
6187. 0
6187. 1
6193. 0
6193. 1
6193. 2
6193. 3
6193. 4
6193. 5
6193. 6
6194. 0
6194. 1
6194. 2
6194. 3
6194. 4
6194. 5
6195. 0
6195. 1
6196. 0
6201. 0
6202. 0
6202. 1
6202. 2
6202. 3
6203. 0
6203. 1
6203. 2
6203. 3
6204. 0
6204. 1
6204. 2
6204. 3
6204. 4
6204. 5
pull
Entries 42
Mean −189
Std Dev 178.2
0.4
0.3
0.2
0.1
0
−0.1
−0.2
−0.3
−0.4
−0.5
pull1D
Entries 42
Mean 0.001466
Std Dev 0.2022
20
18
16
14
12
10
8
6
4
2
0
−8
−6
−4
−2
0
2
4
6
8

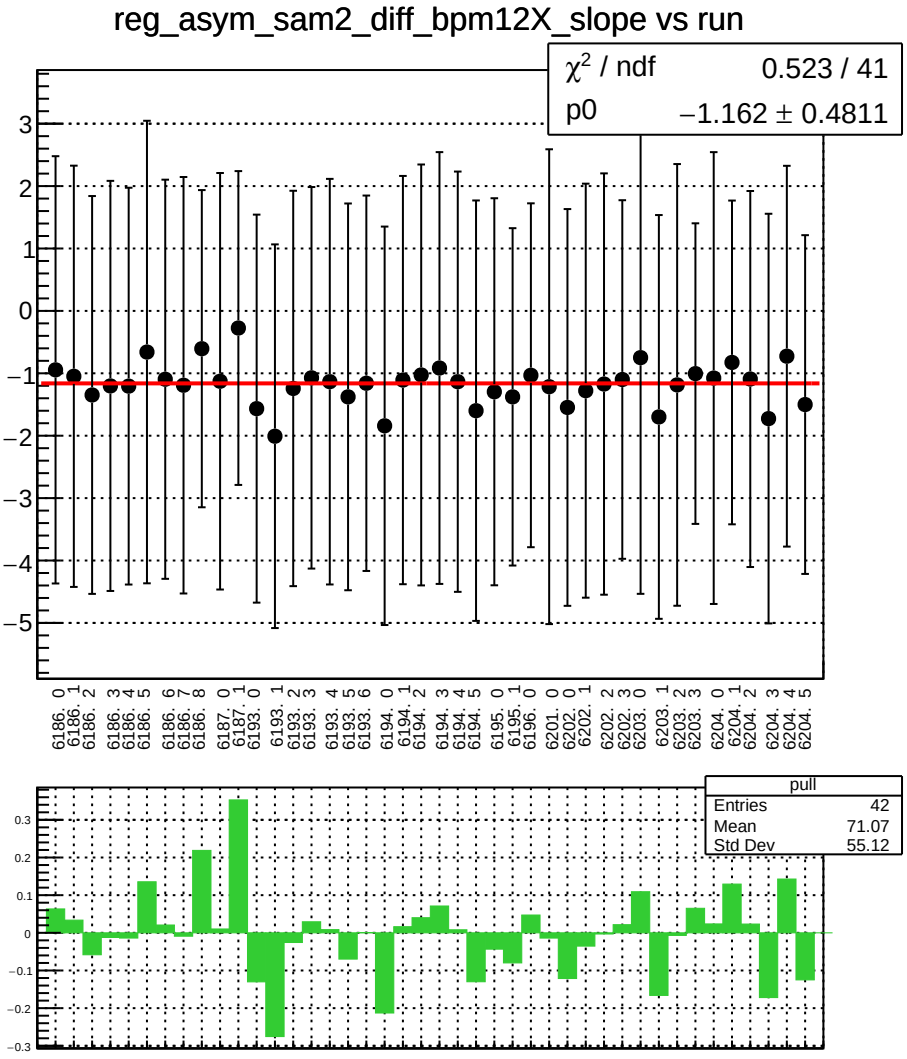
reg_asym_sam2_diff_bpm12X_slope vs run
χ² / ndf 0.523 / 41
p0 −1.162 ± 0.4811
pull
Entries 42
Mean 71.07
Std Dev 55.12

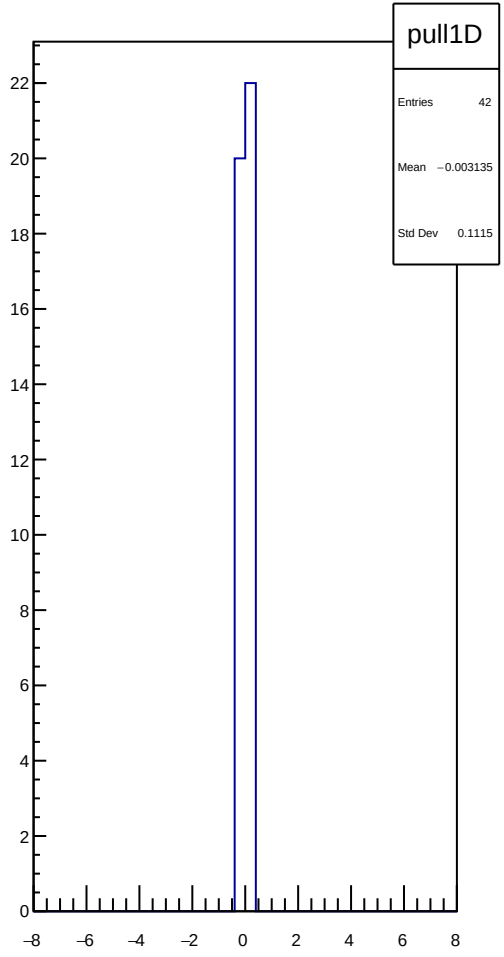
pull1D
Entries 42
Mean −0.003135
Std Dev 0.1115

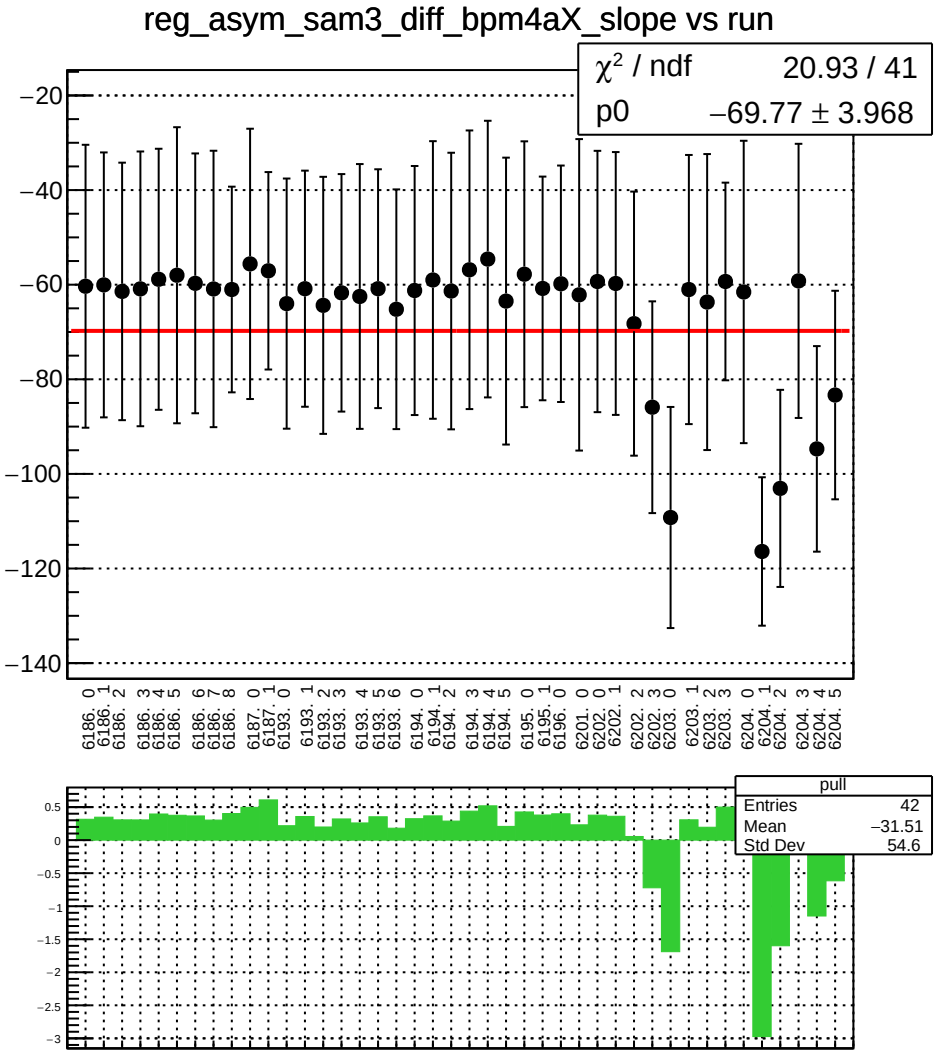
reg_asym_sam3_diff_bpm4aX_slope vs run
χ² / ndf 20.93 / 41
p0 −69.77 ± 3.968
pull
Entries 42
Mean −31.51
Std Dev 54.6

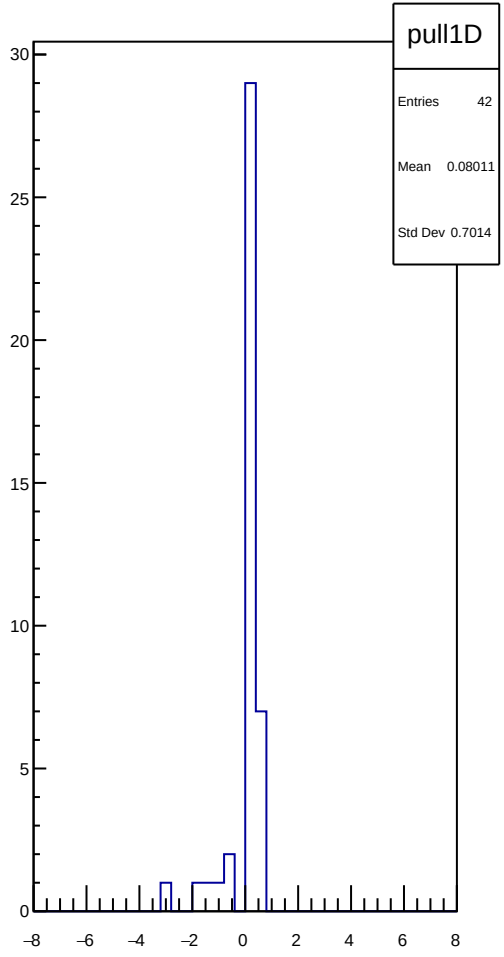
pull1D
Entries 42
Mean 0.08011
Std Dev 0.7014

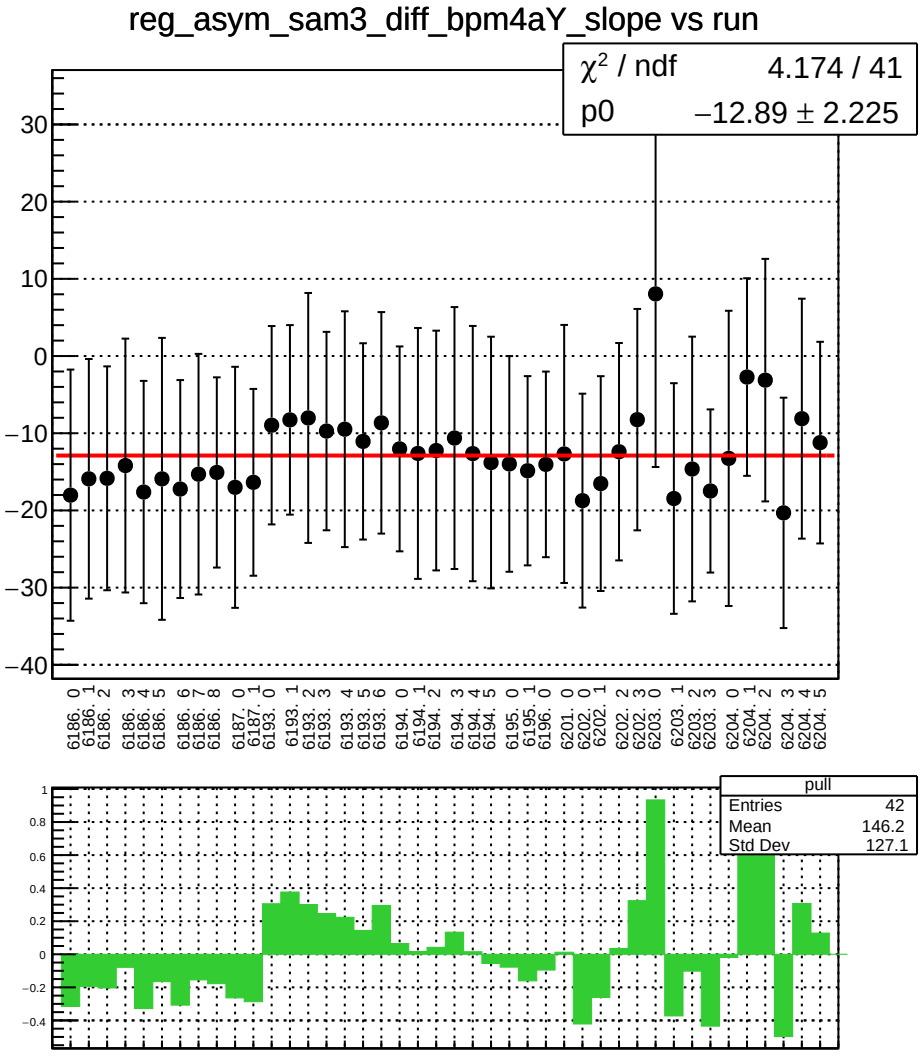
reg_asym_sam3_diff_bpm4aY_slope vs run
χ² / ndf 4.174 / 41
p0 −12.89 ± 2.225
pull
Entries 42
Mean 146.2
Std Dev 127.1

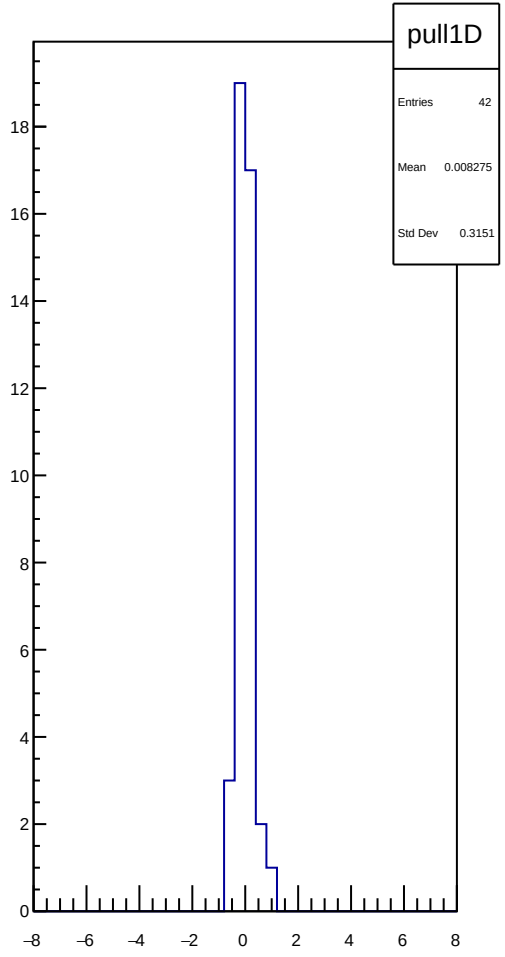
pull1D
Entries 42
Mean 0.008275
Std Dev 0.3151

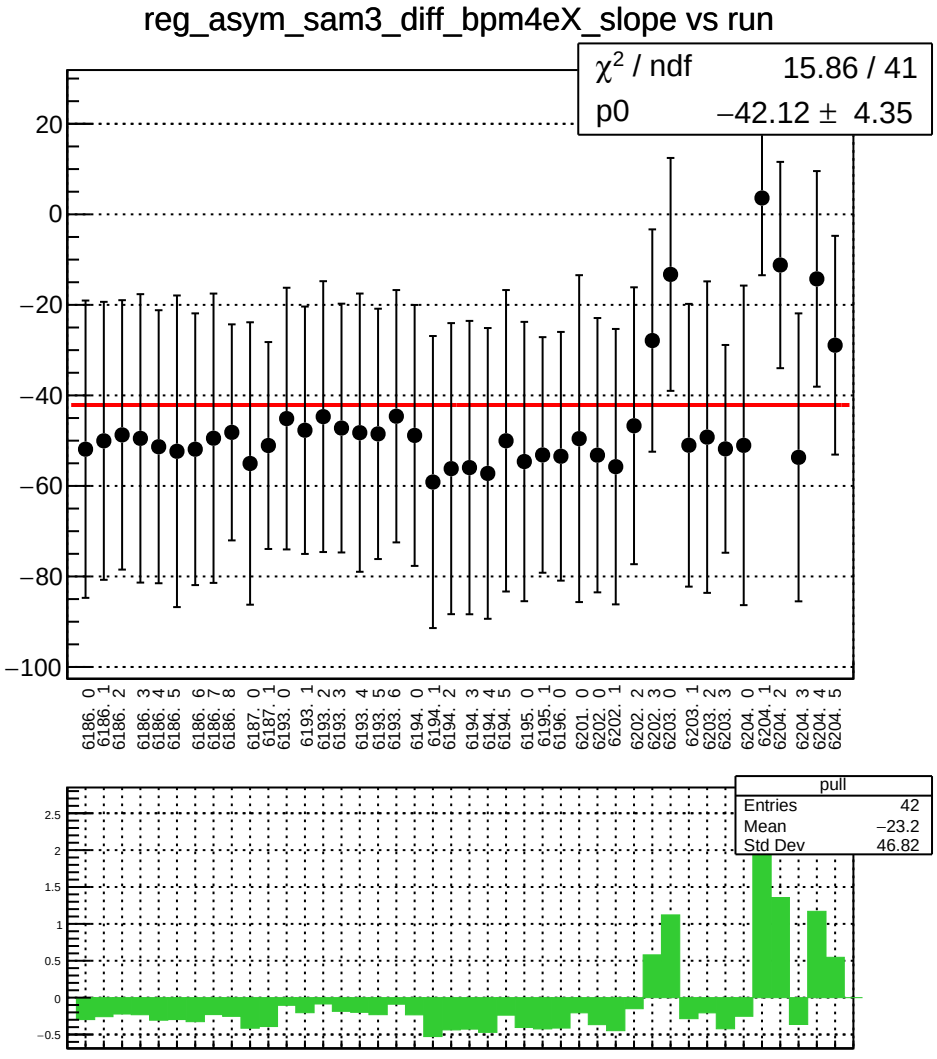
reg_asym_sam3_diff_bpm4eX_slope vs run
χ2 / ndf 15.86 / 41
p0 −42.12 ± 4.35
20
0
−20
−40
−60
−80
−100
6186. 0
6186. 1
6186. 2
6186. 3
6186. 4
6186. 5
6186. 6
6186. 7
6186. 8
6187. 0
6187. 1
6193. 0
6193. 1
6193. 2
6193. 3
6193. 4
6193. 5
6193. 6
6194. 0
6194. 1
6194. 2
6194. 3
6194. 4
6194. 5
6195. 0
6195. 1
6196. 0
6201. 0
6202. 0
6202. 1
6202. 2
6202. 3
6203. 0
6203. 1
6203. 2
6203. 3
6204. 0
6204. 1
6204. 2
6204. 3
6204. 4
6204. 5
pull
Entries 42
Mean −23.2
Std Dev 46.82
2.5
2
1.5
1
0.5
0
−0.5

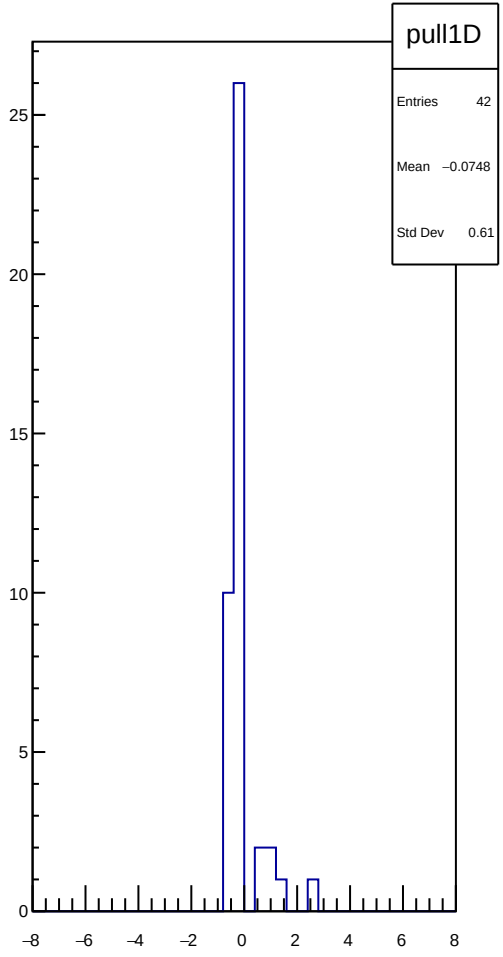
pull1D
Entries 42
Mean −0.0748
Std Dev 0.61
25
20
15
10
5
0
−8
−6
−4
−2
0
2
4
6
8

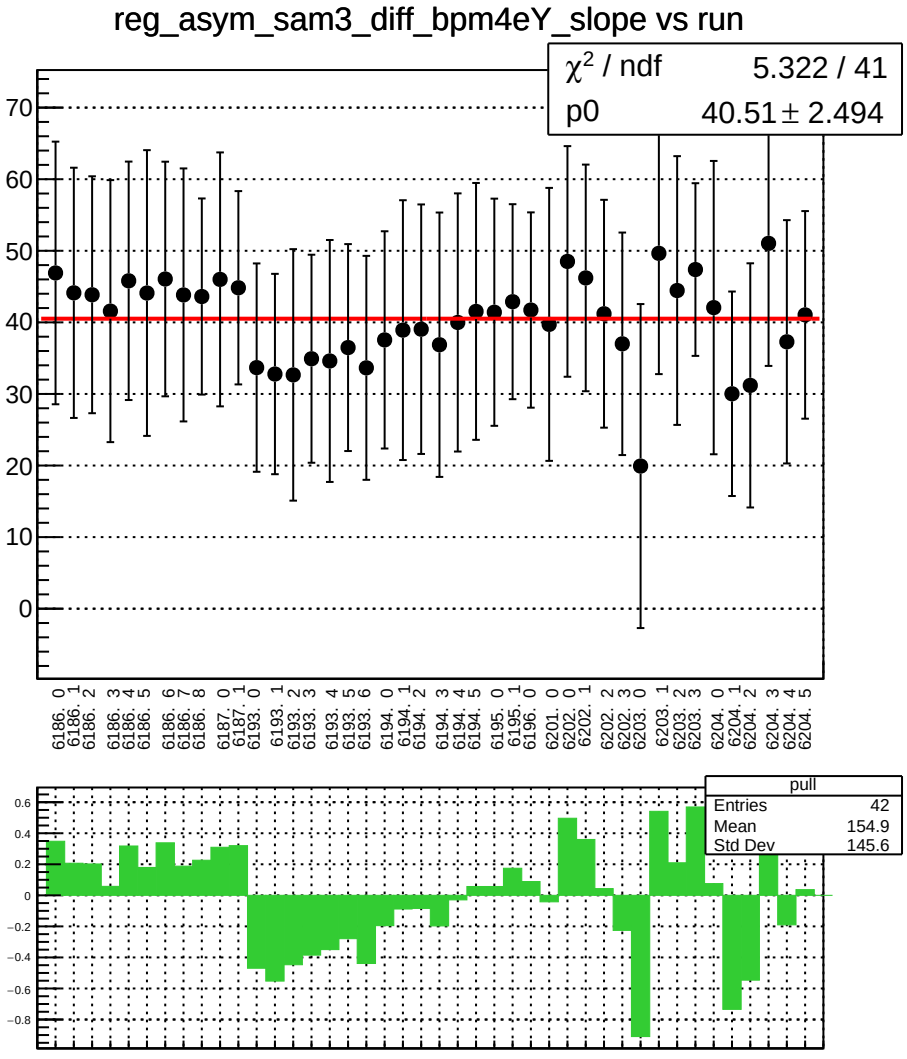
reg_asym_sam3_diff_bpm4eY_slope vs run
χ^2 / ndf 5.322 / 41
p0 40.51 ± 2.494
pull
Entries 42
Mean 154.9
Std Dev 145.6

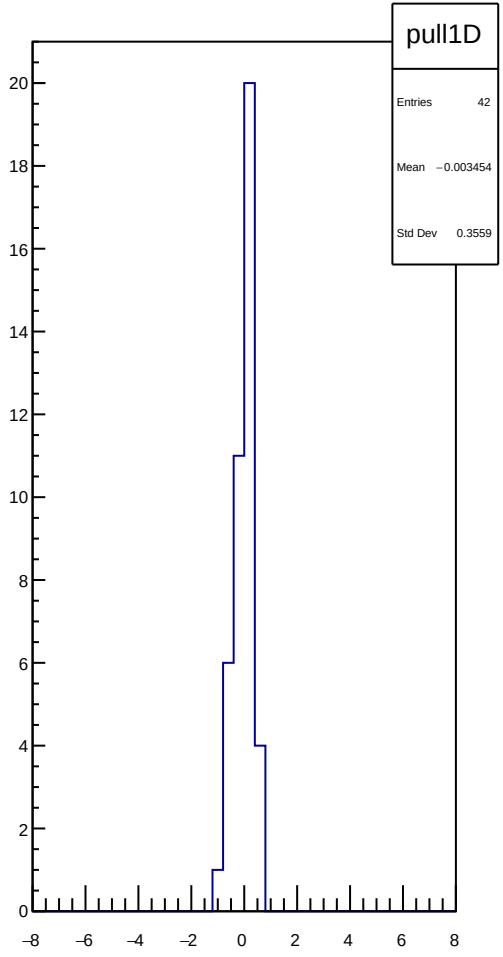
pull1D
Entries 42
Mean −0.003454
Std Dev 0.3559

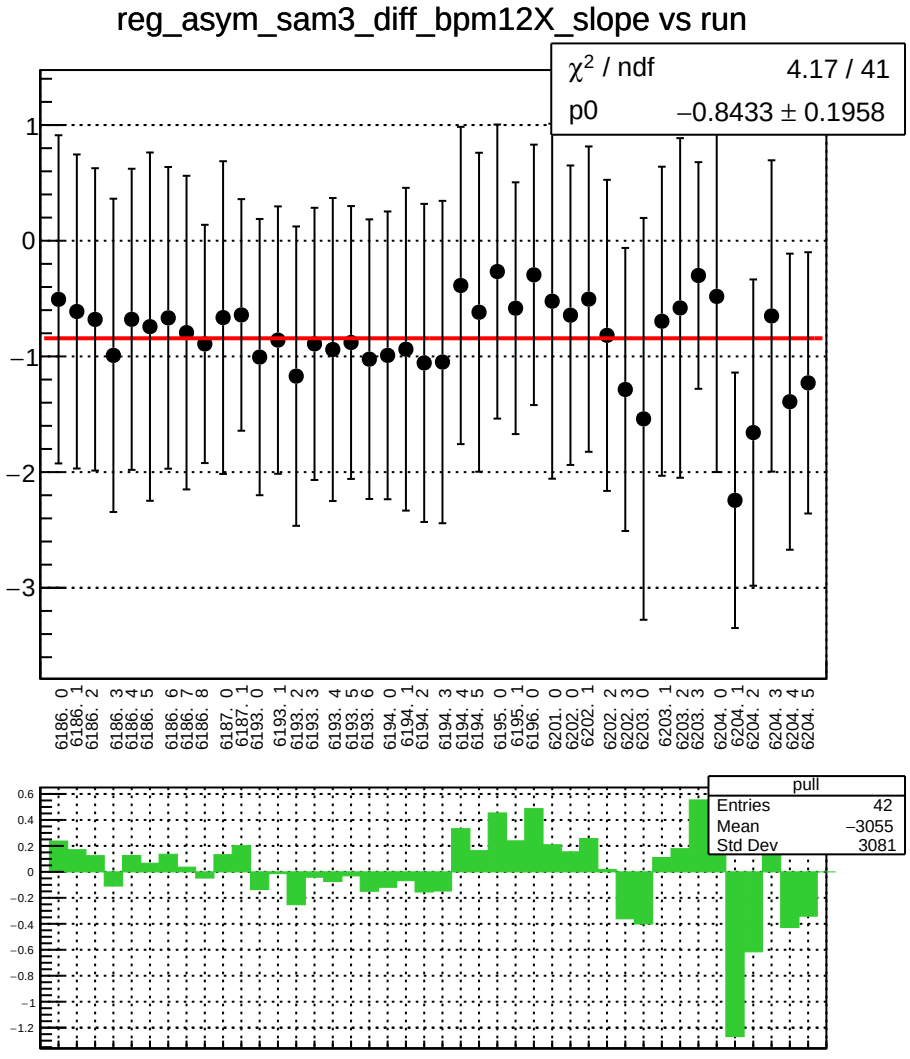
reg_asym_sam3_diff_bpm12X_slope vs run
χ² / ndf 4.17 / 41
p0 −0.8433 ± 0.1958
pull
Entries 42
Mean −3055
Std Dev 3081

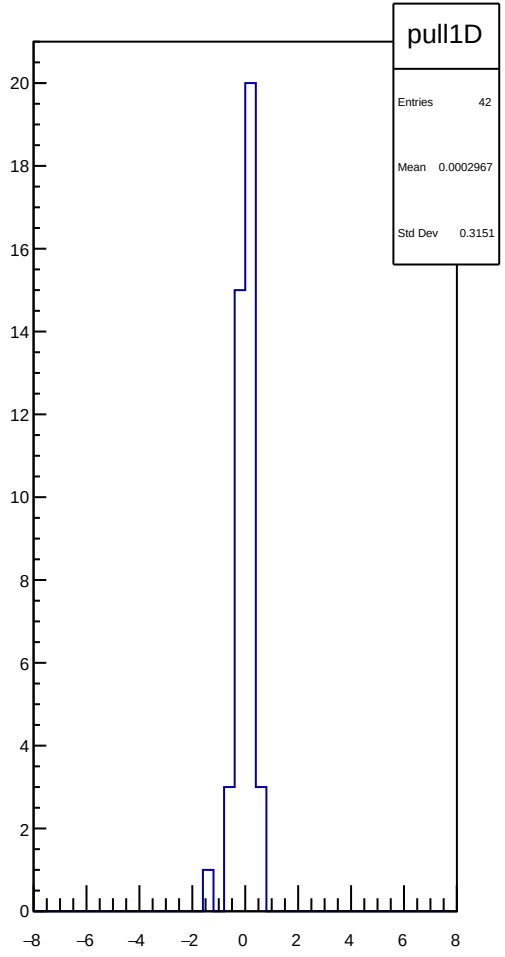
pull1D
Entries 42
Mean 0.0002967
Std Dev 0.3151

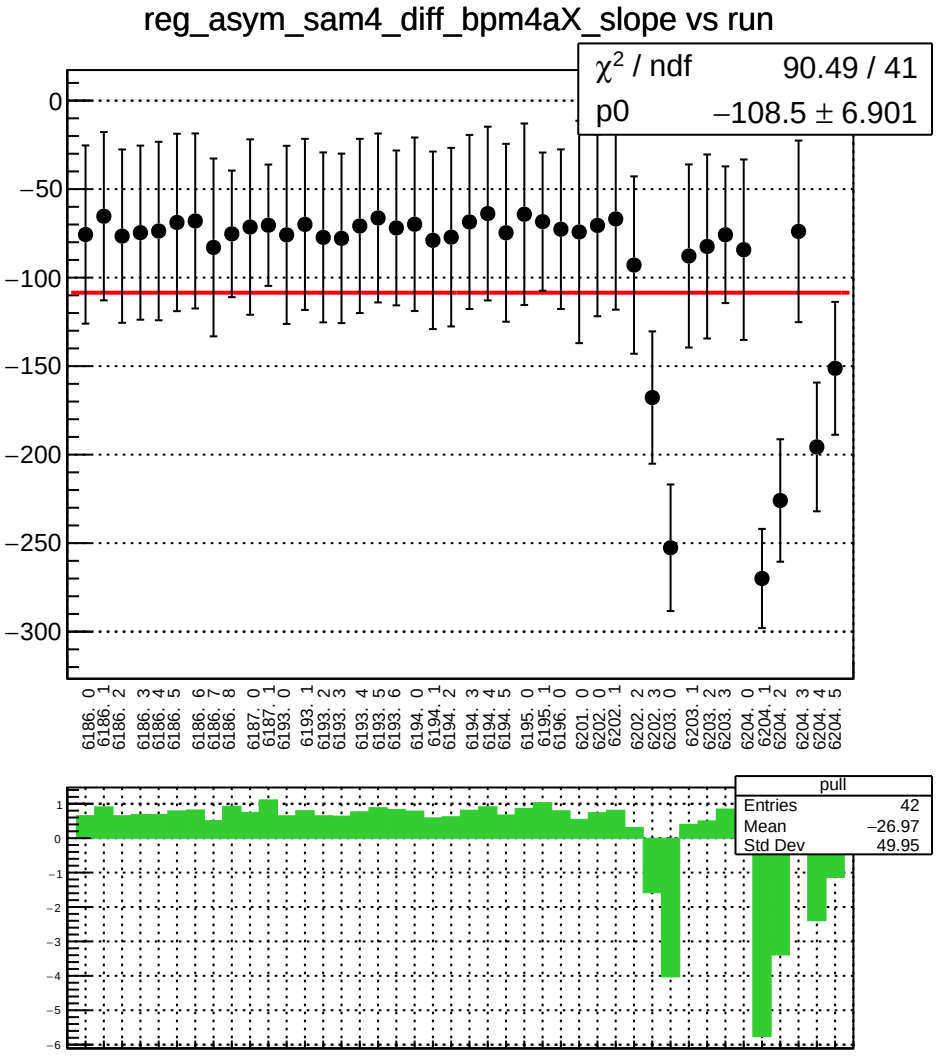
reg_asym_sam4_diff_bpm4aX_slope vs run
χ² / ndf 90.49 / 41
p0 −108.5 ± 6.901
0
−50
−100
−150
−200
−250
−300
6186. 0
6186. 1
6186. 2
6186. 3
6186. 4
6186. 5
6186. 6
6186. 7
6186. 8
6187. 0
6187. 1
6193. 0
6193. 1
6193. 2
6193. 3
6193. 4
6193. 5
6193. 6
6194. 0
6194. 1
6194. 2
6194. 3
6194. 4
6194. 5
6195. 0
6195. 1
6196. 0
6201. 0
6202. 0
6202. 1
6202. 2
6202. 3
6203. 0
6203. 1
6203. 2
6203. 3
6204. 0
6204. 1
6204. 2
6204. 3
6204. 4
6204. 5
pull
Entries 42
Mean −26.97
Std Dev 49.95
1
0
−1
−2
−3
−4
−5
−6

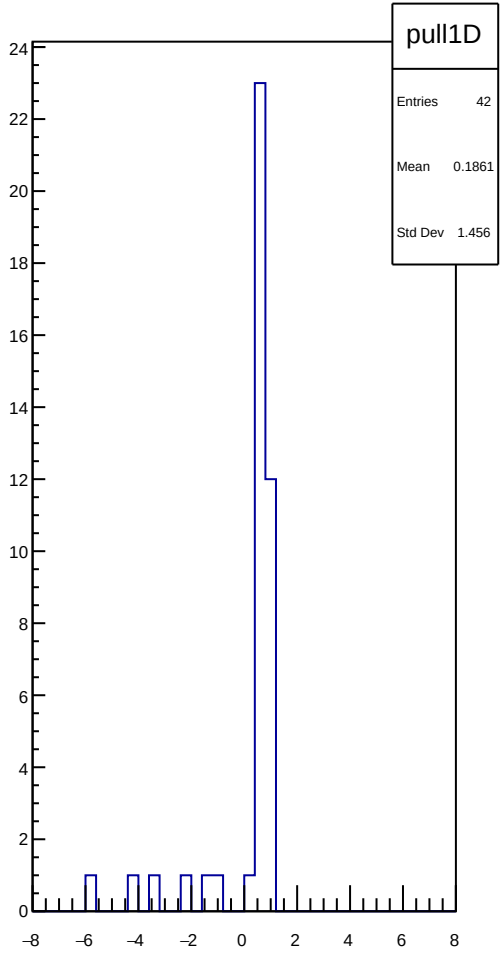
pull1D
Entries 42
Mean 0.1861
Std Dev 1.456
24
22
20
18
16
14
12
10
8
6
4
2
0
−8
−6
−4
−2
0
2
4
6
8

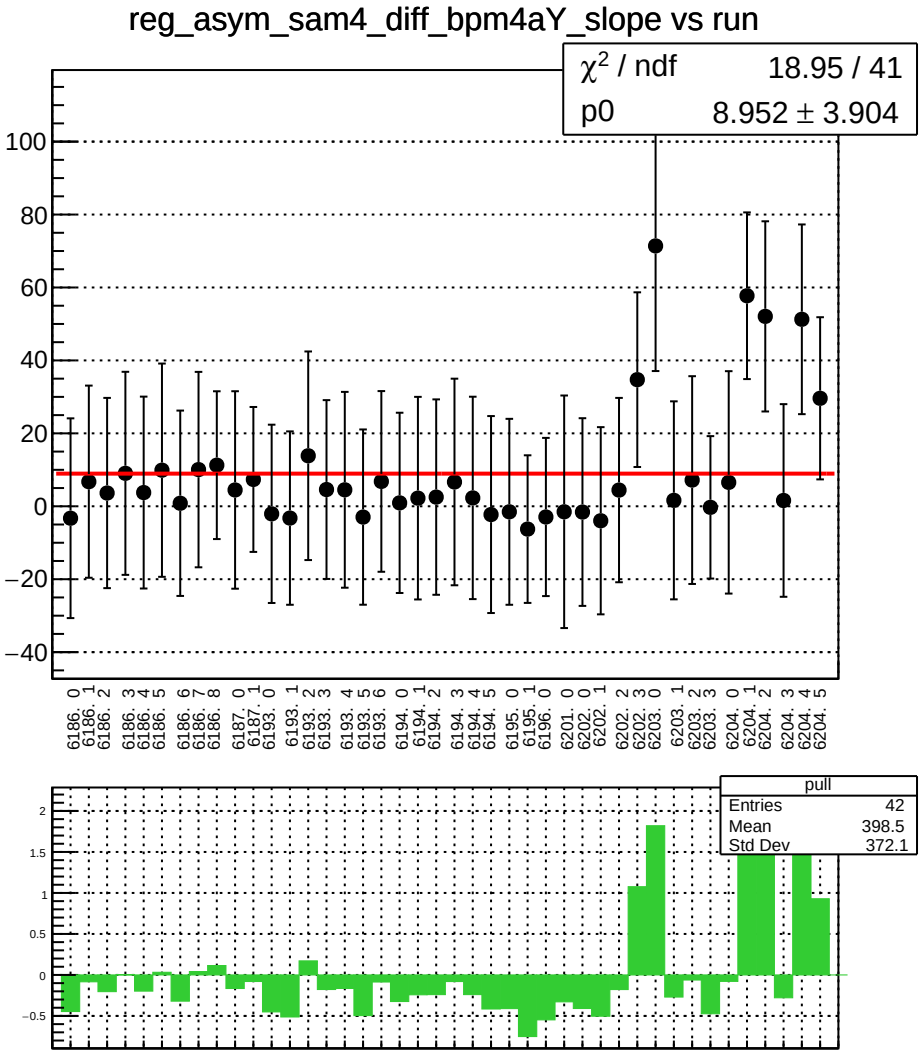
reg_asym_sam4_diff_bpm4aY_slope vs run
χ2 / ndf 18.95 / 41
p0 8.952 ± 3.904
pull
Entries 42
Mean 398.5
Std Dev 372.1

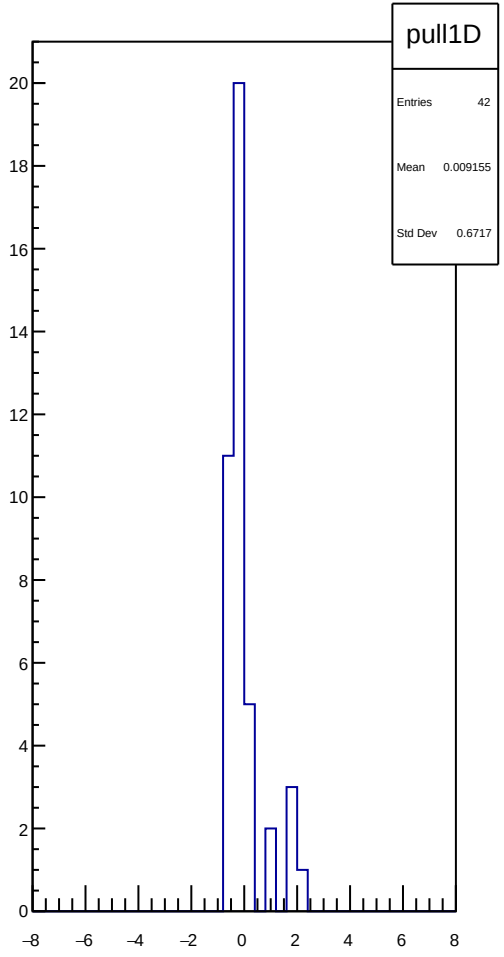
pull1D
Entries 42
Mean 0.009155
Std Dev 0.6717

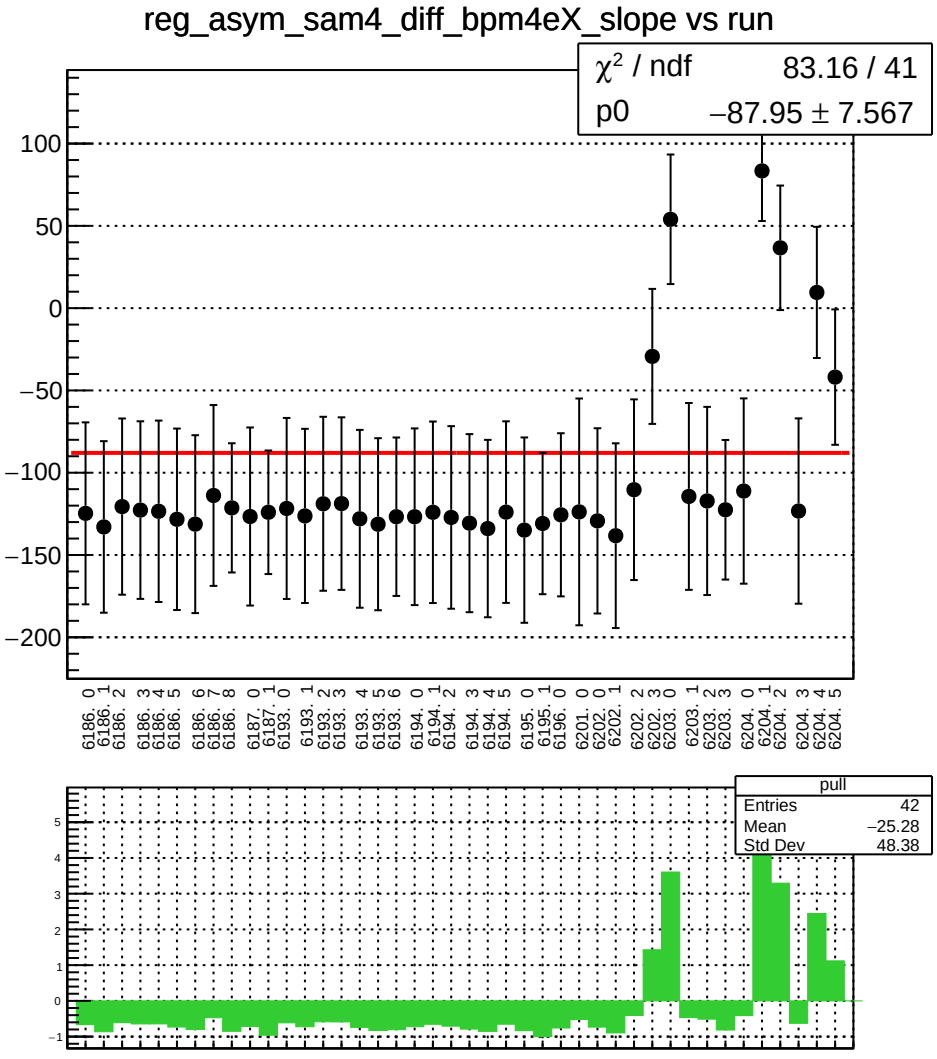
reg_asym_sam4_diff_bpm4eX_slope vs run
χ² / ndf 83.16 / 41
p0 −87.95 ± 7.567
100
50
0
−50
−100
−150
−200
6186. 0
6186. 1
6186. 2
6186. 3
6186. 4
6186. 5
6186. 6
6186. 7
6186. 8
6187. 0
6187. 1
6193. 0
6193. 1
6193. 2
6193. 3
6193. 4
6193. 5
6193. 6
6194. 0
6194. 1
6194. 2
6194. 3
6194. 4
6194. 5
6195. 0
6195. 1
6196. 0
6201. 0
6202. 0
6202. 1
6202. 2
6202. 3
6203. 0
6203. 1
6203. 2
6203. 3
6204. 0
6204. 1
6204. 2
6204. 3
6204. 4
6204. 5
pull
Entries 42
Mean −25.28
Std Dev 48.38
5
4
3
2
1
0
−1

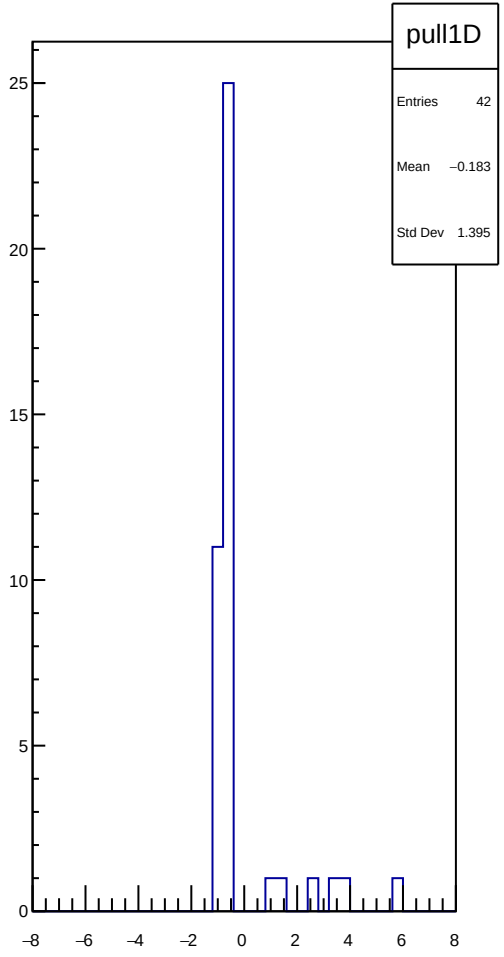
pull1D
Entries 42
Mean −0.183
Std Dev 1.395
25
20
15
10
5
0
−8
−6
−4
−2
0
2
4
6
8

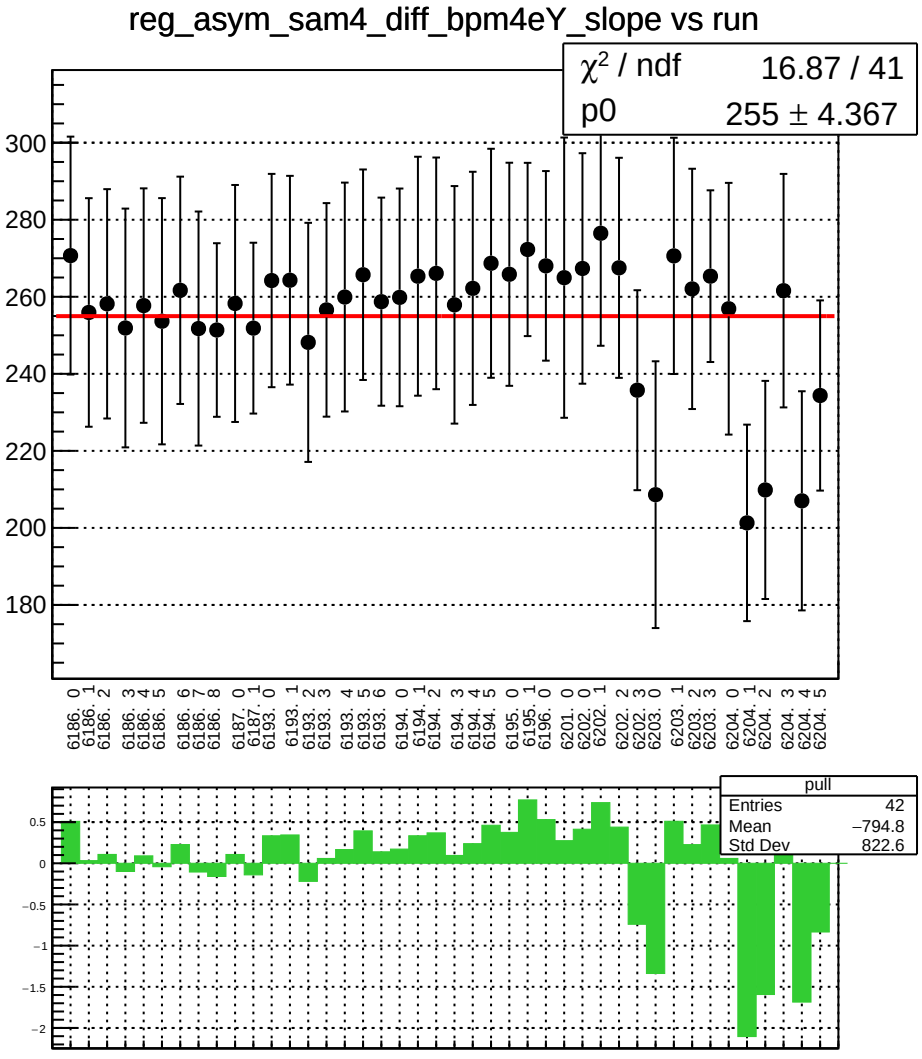
reg_asym_sam4_diff_bpm4eY_slope vs run
χ² / ndf 16.87 / 41
p0 255 ± 4.367
300
280
260
240
220
200
180
6186. 0
6186. 1
6186. 2
6186. 3
6186. 4
6186. 5
6186. 6
6186. 7
6186. 8
6187. 0
6187. 1
6193. 0
6193. 1
6193. 2
6193. 3
6193. 4
6193. 5
6193. 6
6194. 0
6194. 1
6194. 2
6194. 3
6194. 4
6194. 5
6195. 0
6195. 1
6196. 0
6201. 0
6202. 0
6202. 1
6202. 2
6202. 3
6203. 0
6203. 1
6203. 2
6203. 3
6204. 0
6204. 1
6204. 2
6204. 3
6204. 4
6204. 5
pull
Entries 42
Mean −794.8
Std Dev 822.6
0.5
0
−0.5
−1
−1.5
−2

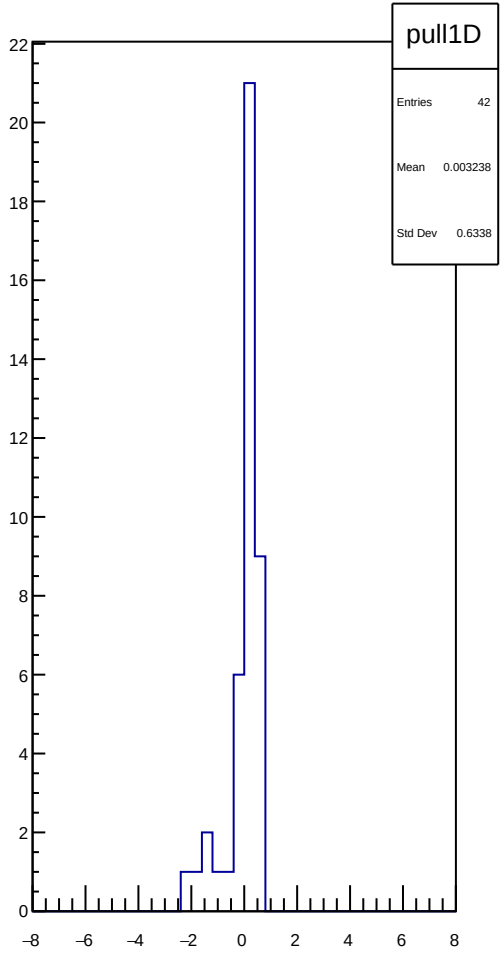
pull1D
Entries 42
Mean 0.003238
Std Dev 0.6338
22
20
18
16
14
12
10
8
6
4
2
0
−8
−6
−4
−2
0
2
4
6
8

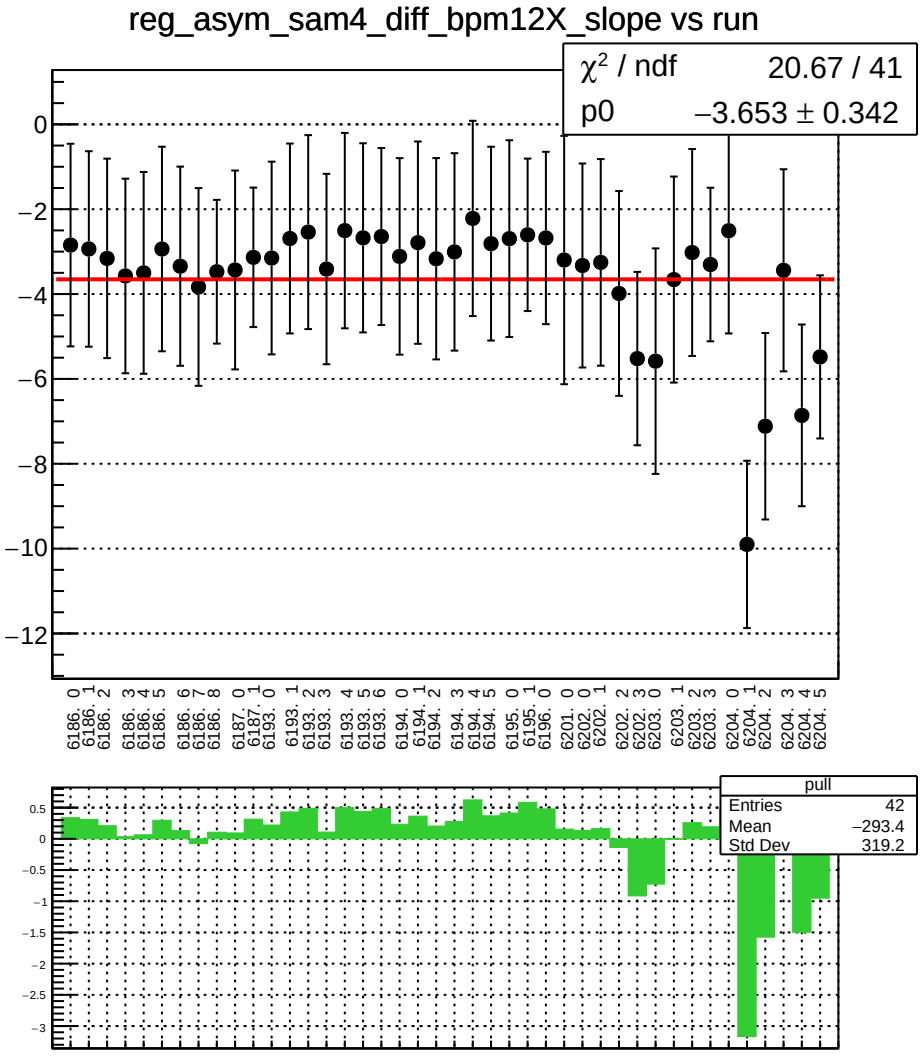
reg_asym_sam4_diff_bpm12X_slope vs run
χ² / ndf 20.67 / 41
p0 −3.653 ± 0.342
pull
Entries 42
Mean −293.4
Std Dev 319.2

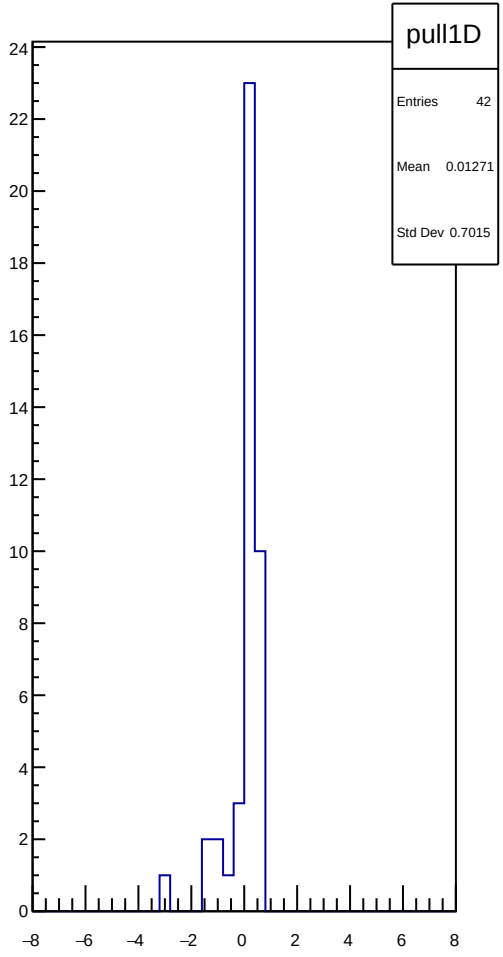
pull1D
Entries 42
Mean 0.01271
Std Dev 0.7015

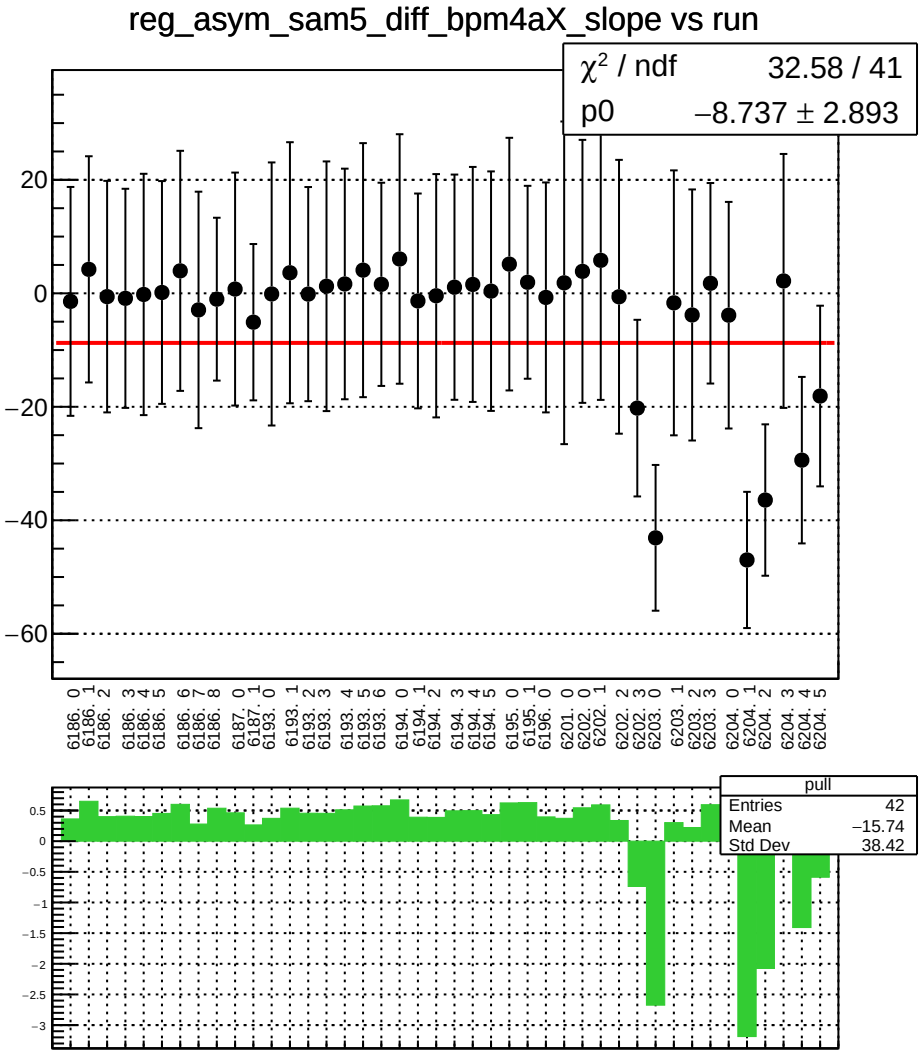
reg_asym_sam5_diff_bpm4aX_slope vs run
χ² / ndf 32.58 / 41
p0 −8.737 ± 2.893
20
0
−20
−40
−60
6186. 0
6186. 1
6186. 2
6186. 3
6186. 4
6186. 5
6186. 6
6186. 7
6186. 8
6187. 0
6187. 1
6193. 0
6193. 1
6193. 2
6193. 3
6193. 4
6193. 5
6193. 6
6194. 0
6194. 1
6194. 2
6194. 3
6194. 4
6194. 5
6195. 0
6195. 1
6196. 0
6201. 0
6202. 0
6202. 1
6202. 2
6202. 3
6203. 0
6203. 1
6203. 2
6203. 3
6204. 0
6204. 1
6204. 2
6204. 3
6204. 4
6204. 5
pull
Entries 42
Mean −15.74
Std Dev 38.42
0.5
0
−0.5
−1
−1.5
−2
−2.5
−3

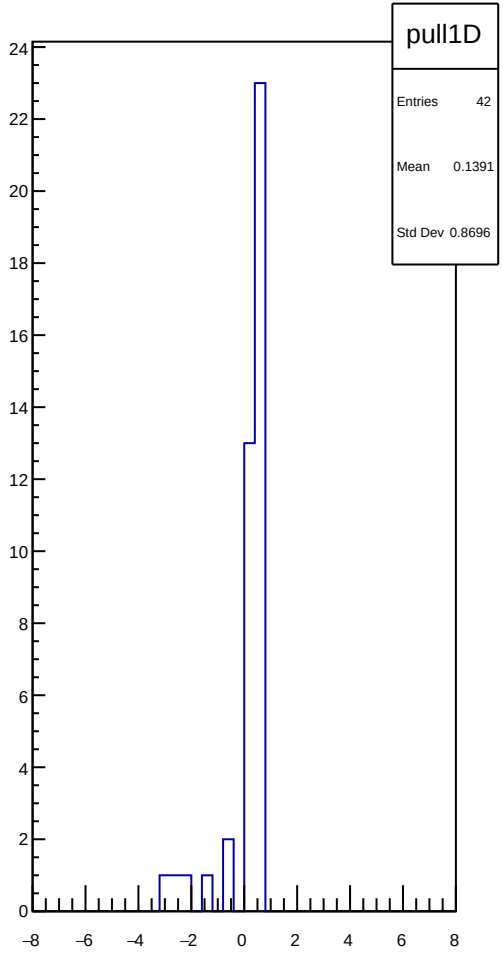
pull1D
Entries 42
Mean 0.1391
Std Dev 0.8696
24
22
20
18
16
14
12
10
8
6
4
2
0
−8
−6
−4
−2
0
2
4
6
8

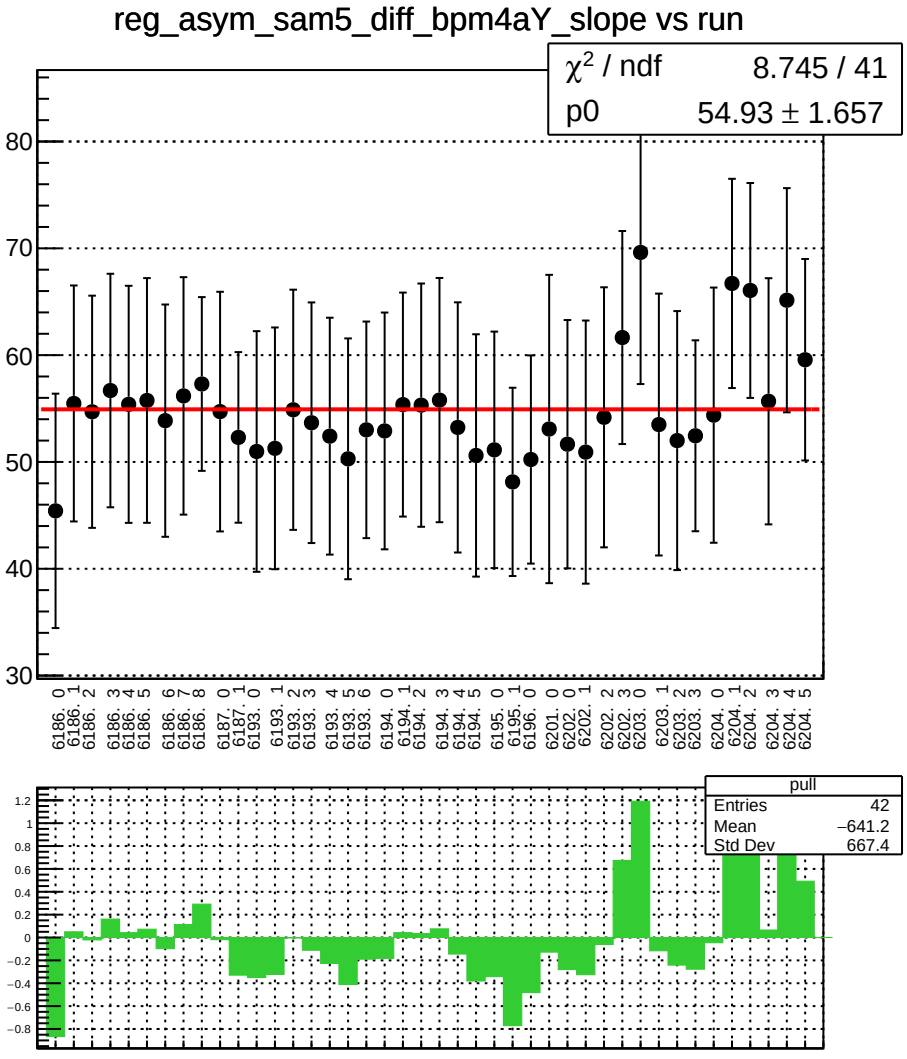
reg_asym_sam5_diff_bpm4aY_slope vs run
χ2 / ndf 8.745 / 41
p0 54.93 ± 1.657
80
70
60
50
40
30
6186. 0
6186. 1
6186. 2
6186. 3
6186. 4
6186. 5
6186. 6
6186. 7
6186. 8
6187. 0
6187. 1
6193. 0
6193. 1
6193. 2
6193. 3
6193. 4
6193. 5
6193. 6
6194. 0
6194. 1
6194. 2
6194. 3
6194. 4
6194. 5
6195. 0
6195. 1
6196. 0
6201. 0
6202. 0
6202. 1
6202. 2
6202. 3
6203. 0
6203. 1
6203. 2
6203. 3
6204. 0
6204. 1
6204. 2
6204. 3
6204. 4
6204. 5
pull
Entries 42
Mean −641.2
Std Dev 667.4
1.2
1
0.8
0.6
0.4
0.2
0
−0.2
−0.4
−0.6
−0.8

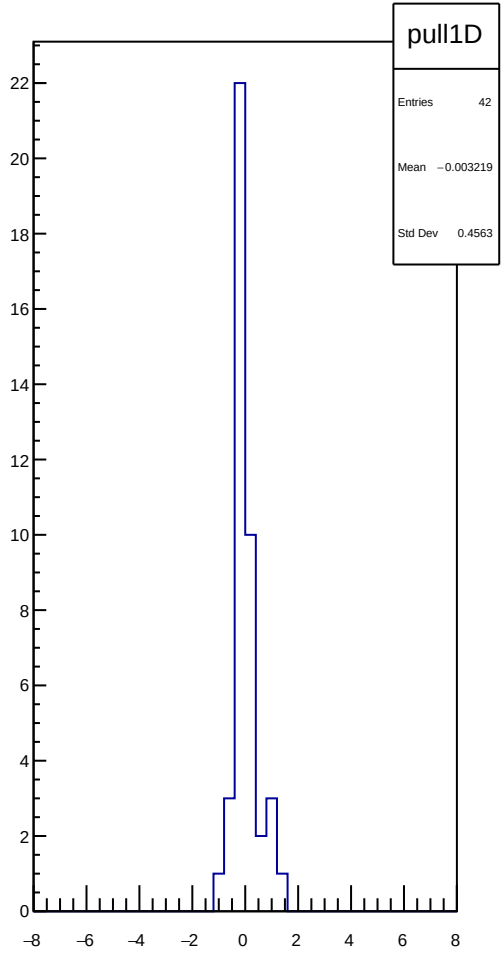
pull1D
Entries 42
Mean −0.003219
Std Dev 0.4563
22
20
18
16
14
12
10
8
6
4
2
0
−8
−6
−4
−2
0
2
4
6
8

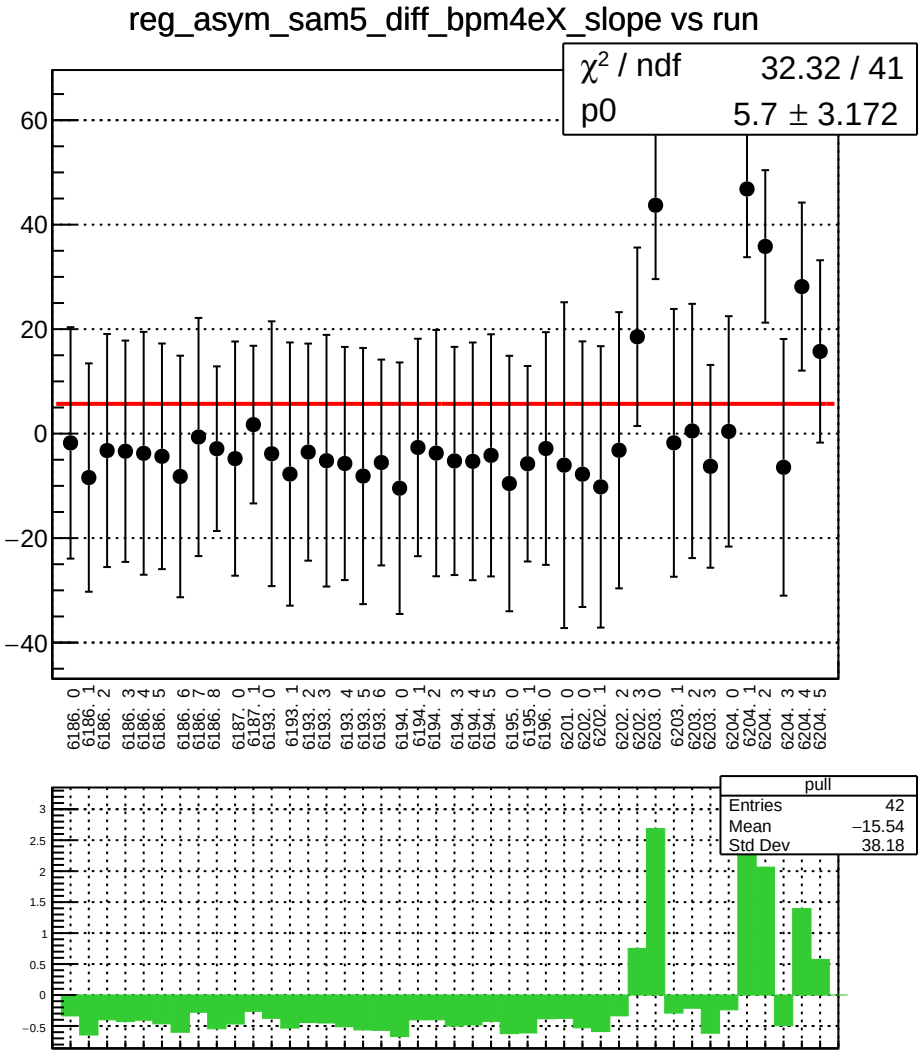
reg_asym_sam5_diff_bpm4eX_slope vs run
χ² / ndf 32.32 / 41
p0 5.7 ± 3.172
pull
Entries 42
Mean −15.54
Std Dev 38.18

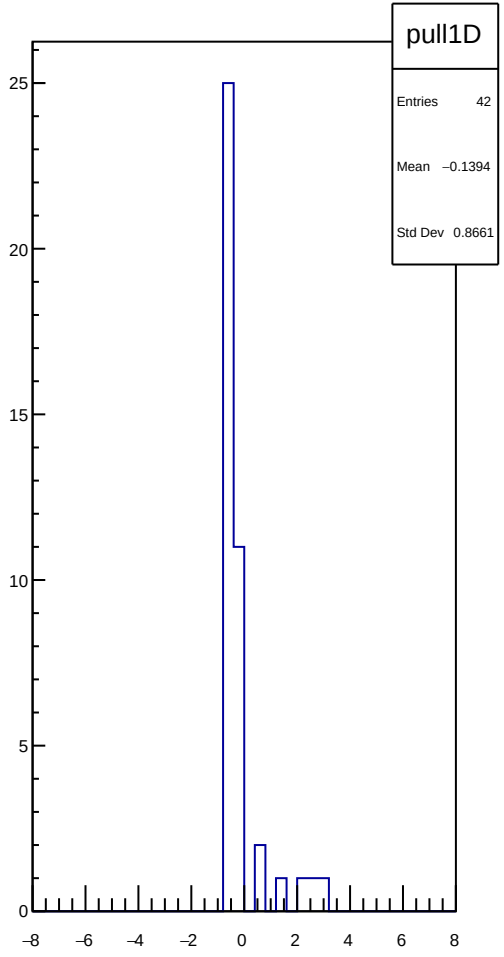
pull1D
Entries 42
Mean −0.1394
Std Dev 0.8661

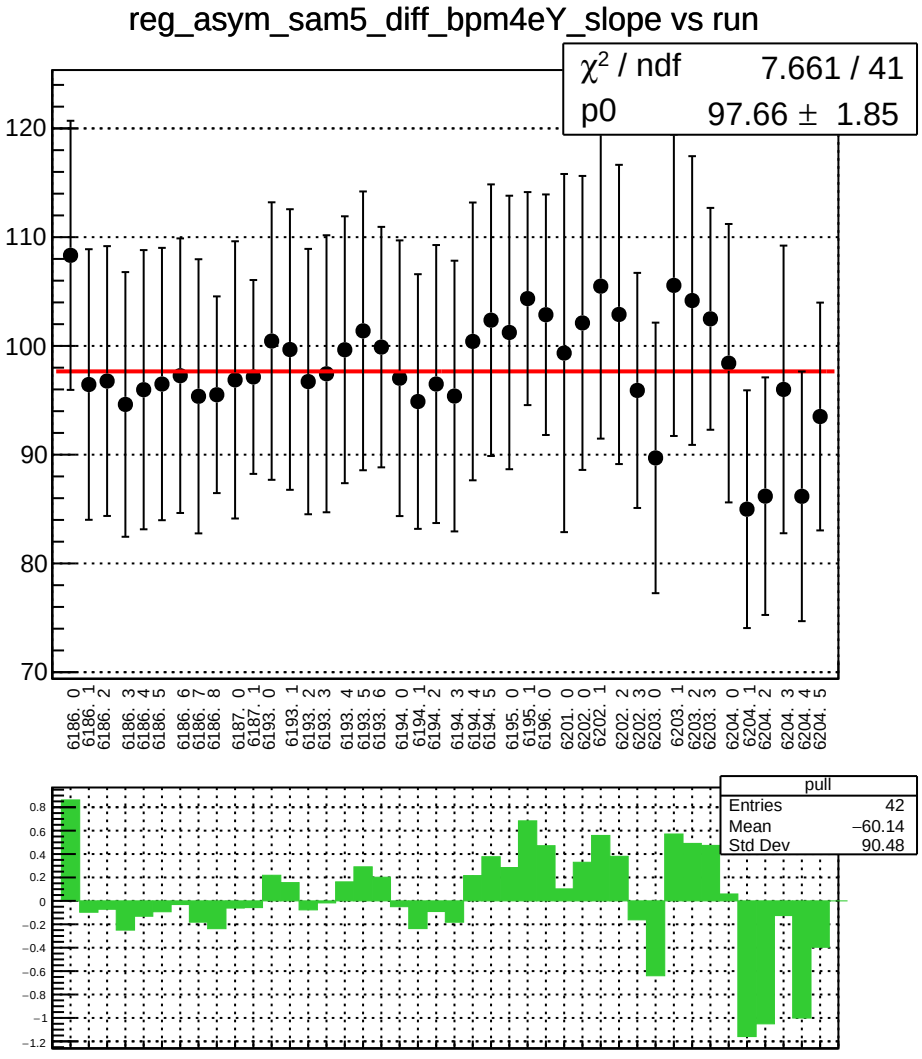
reg_asym_sam5_diff_bpm4eY_slope vs run
χ2 / ndf 7.661 / 41
p0 97.66 ± 1.85
120
110
100
90
80
70
6186. 0
6186. 1
6186. 2
6186. 3
6186. 4
6186. 5
6186. 6
6186. 7
6186. 8
6187. 0
6187. 1
6193. 0
6193. 1
6193. 2
6193. 3
6193. 4
6193. 5
6193. 6
6194. 0
6194. 1
6194. 2
6194. 3
6194. 4
6194. 5
6195. 0
6195. 1
6196. 0
6201. 0
6202. 0
6202. 1
6202. 2
6202. 3
6203. 0
6203. 1
6203. 2
6203. 3
6204. 0
6204. 1
6204. 2
6204. 3
6204. 4
6204. 5
pull
Entries 42
Mean −60.14
Std Dev 90.48
0.8
0.6
0.4
0.2
0
−0.2
−0.4
−0.6
−0.8
−1
−1.2

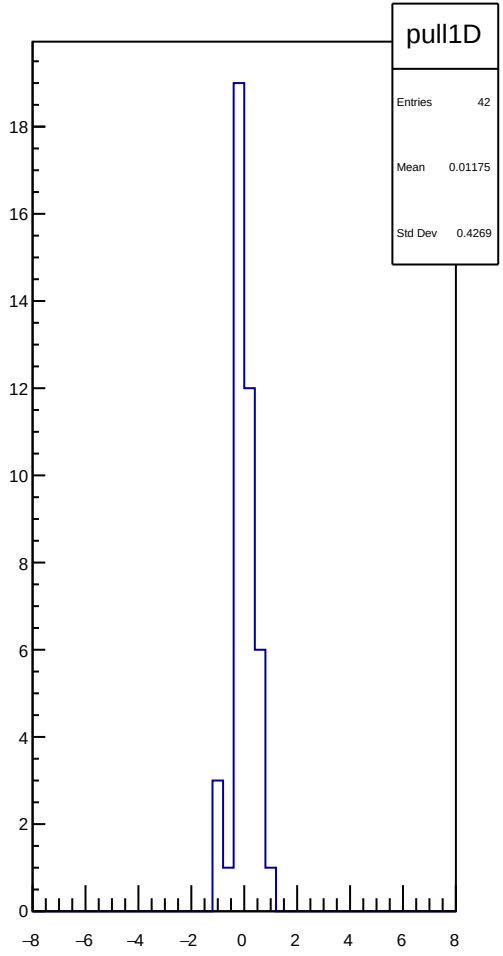
pull1D
Entries 42
Mean 0.01175
Std Dev 0.4269
18
16
14
12
10
8
6
4
2
0
−8
−6
−4
−2
0
2
4
6
8

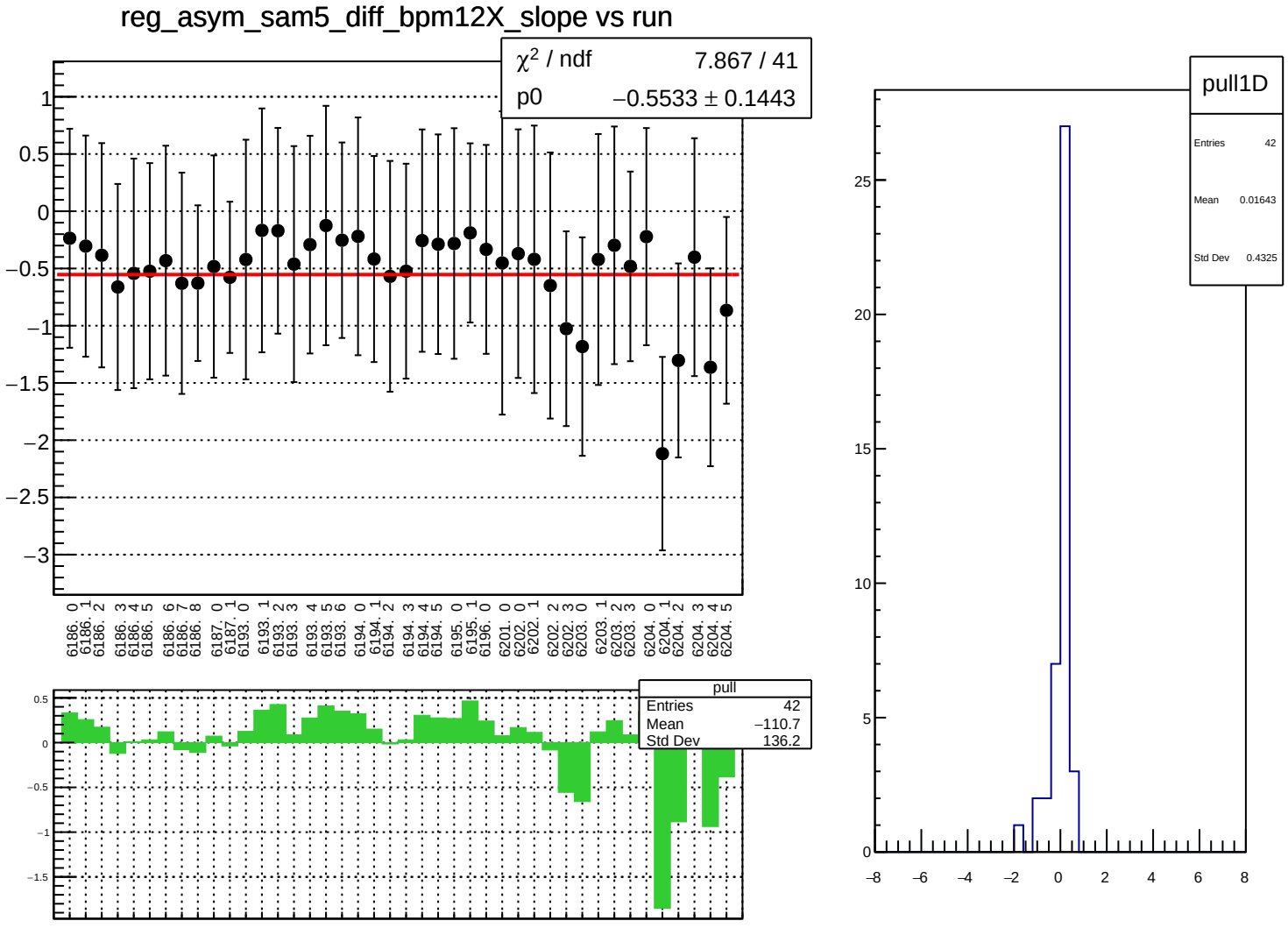
reg_asym_sam5_diff_bpm12X_slope vs run
χ² / ndf 7.867 / 41
p0 −0.5533 ± 0.1443
pull
Entries 42
Mean −110.7
Std Dev 136.2
pull1D
Entries 42
Mean 0.01643
Std Dev 0.4325

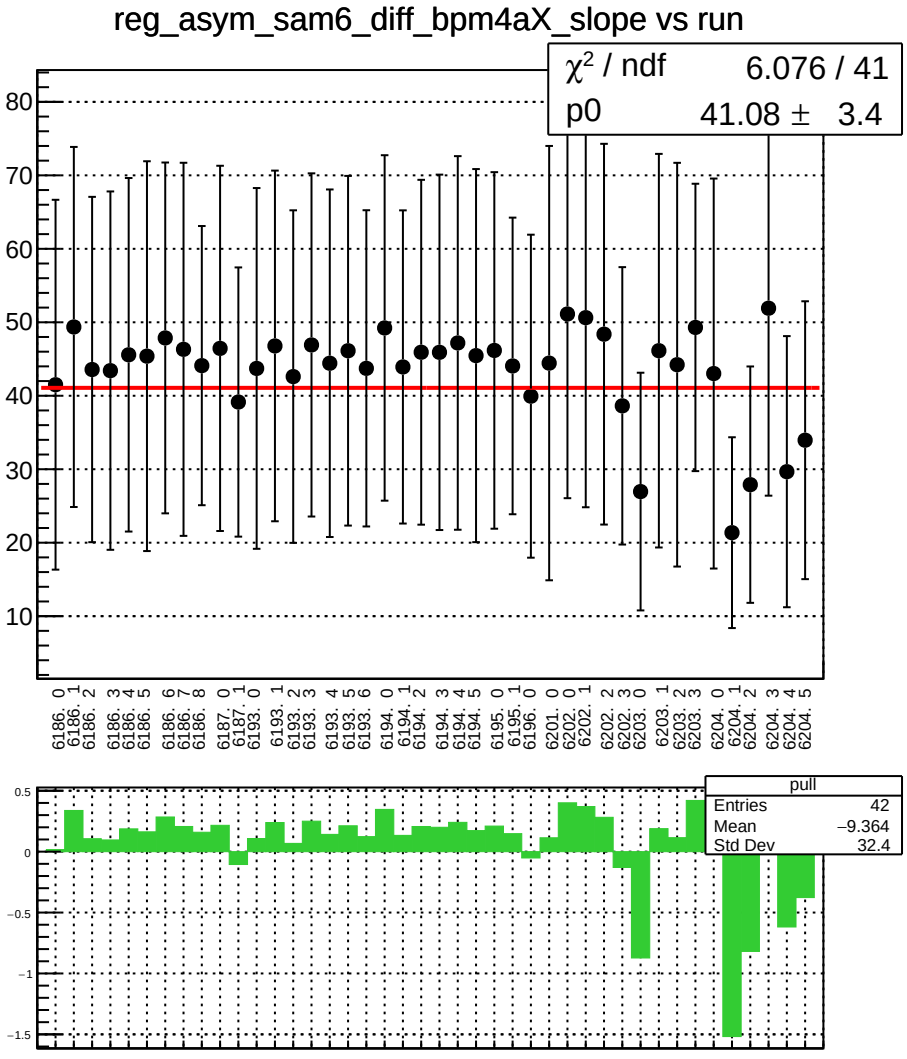
reg_asym_sam6_diff_bpm4aX_slope vs run
χ² / ndf 6.076 / 41
p0 41.08 ± 3.4
pull
Entries 42
Mean −9.364
Std Dev 32.4

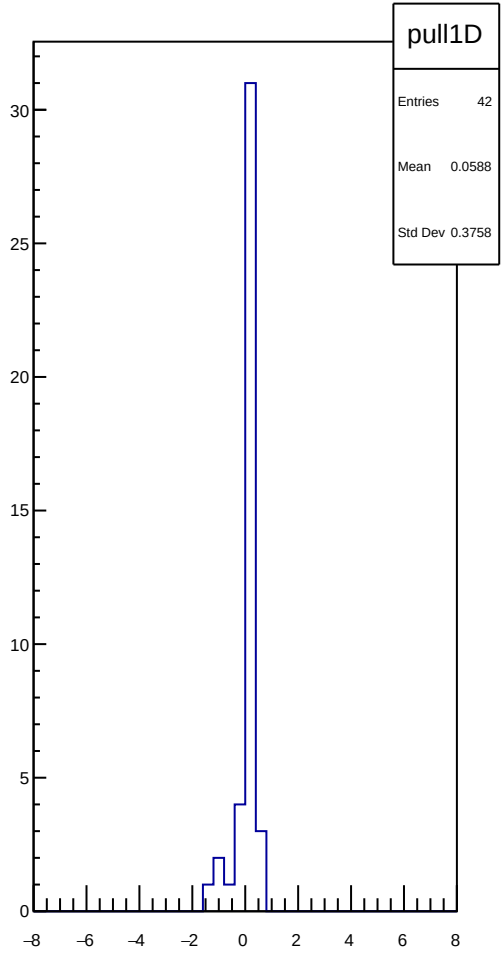
pull1D
Entries 42
Mean 0.0588
Std Dev 0.3758

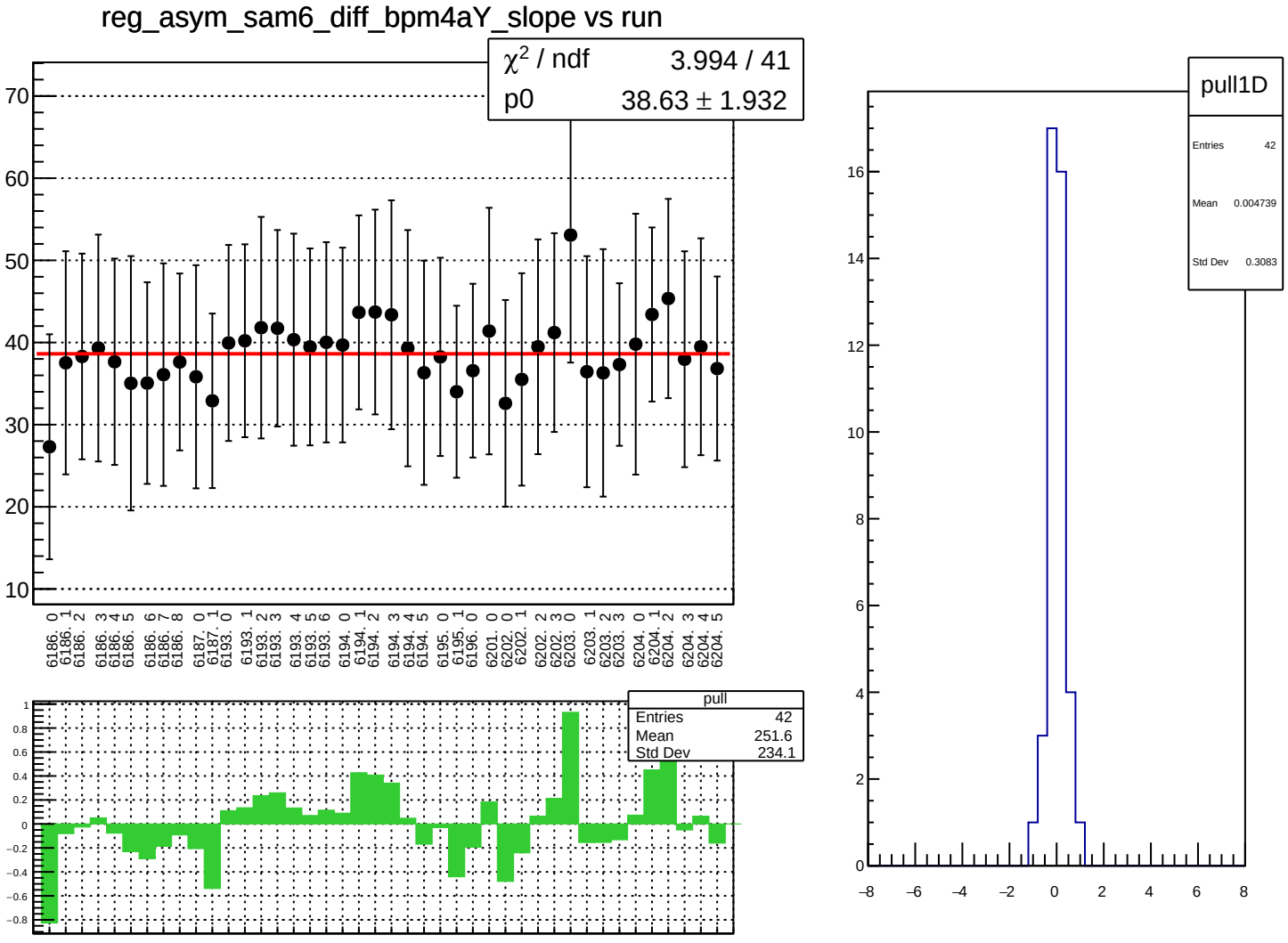
reg_asym_sam6_diff_bpm4aY_slope vs run
χ2 / ndf 3.994 / 41
p0 38.63 ± 1.932
70
60
50
40
30
20
10
6186. 0
6186. 1
6186. 2
6186. 3
6186. 4
6186. 5
6186. 6
6186. 7
6186. 8
6187. 0
6187. 1
6193. 0
6193. 1
6193. 2
6193. 3
6193. 4
6193. 5
6193. 6
6194. 0
6194. 1
6194. 2
6194. 3
6194. 4
6194. 5
6195. 0
6195. 1
6196. 0
6201. 0
6202. 0
6202. 1
6202. 2
6202. 3
6203. 0
6203. 1
6203. 2
6203. 3
6204. 0
6204. 1
6204. 2
6204. 3
6204. 4
6204. 5
pull
Entries 42
Mean 251.6
Std Dev 234.1
1
0.8
0.6
0.4
0.2
0
−0.2
−0.4
−0.6
−0.8
pull1D
Entries 42
Mean 0.004739
Std Dev 0.3083
16
14
12
10
8
6
4
2
0
−8
−6
−4
−2
0
2
4
6
8

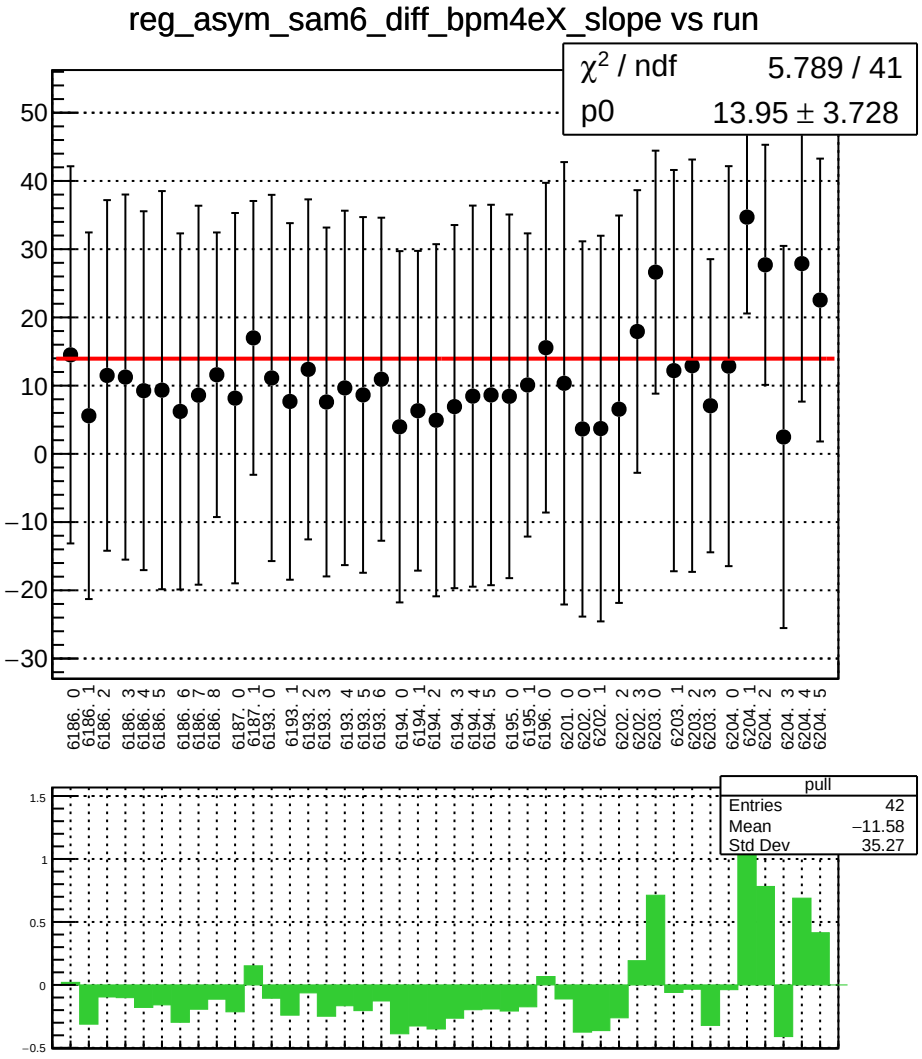
reg_asym_sam6_diff_bpm4eX_slope vs run
χ^2 / ndf 5.789 / 41
p0 13.95 ± 3.728
pull
Entries 42
Mean −11.58
Std Dev 35.27


pull1D
Entries 42
Mean −0.05677
Std Dev 0.3669

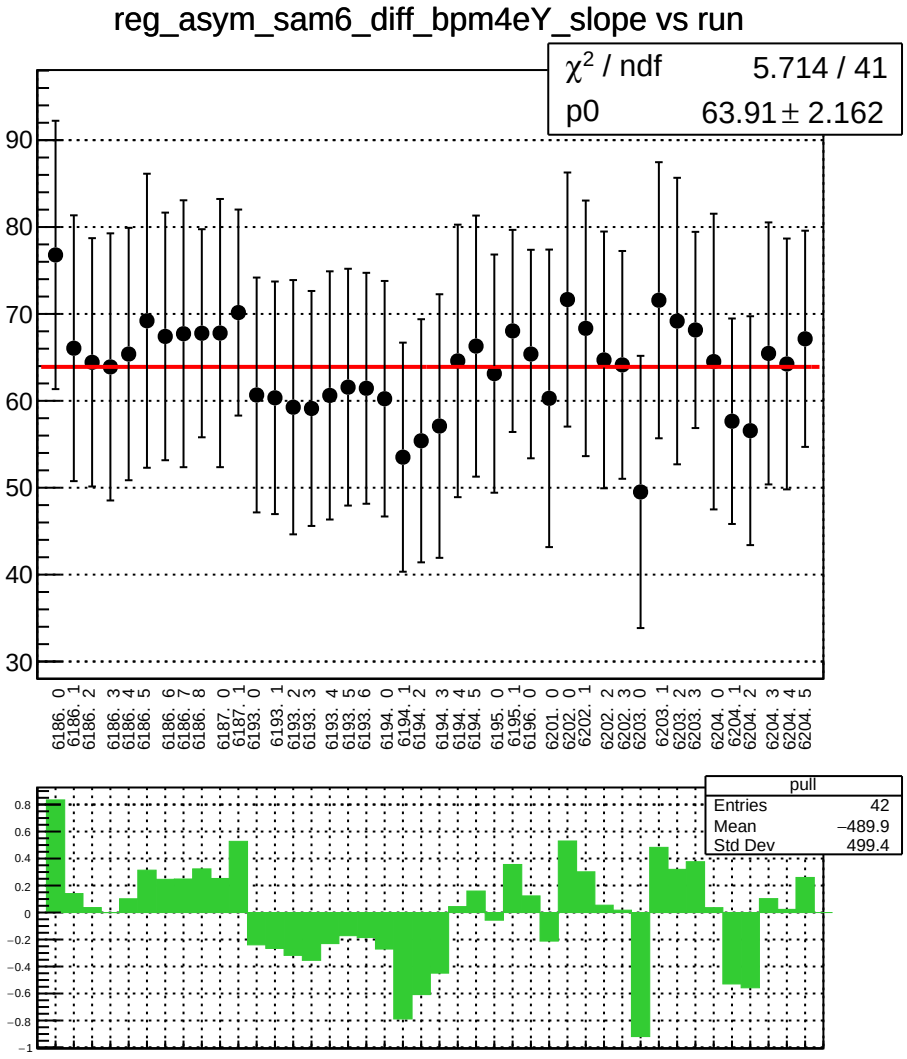
reg_asym_sam6_diff_bpm4eY_slope vs run
χ2 / ndf 5.714 / 41
p0 63.91 ± 2.162
pull
Entries 42
Mean −489.9
Std Dev 499.4

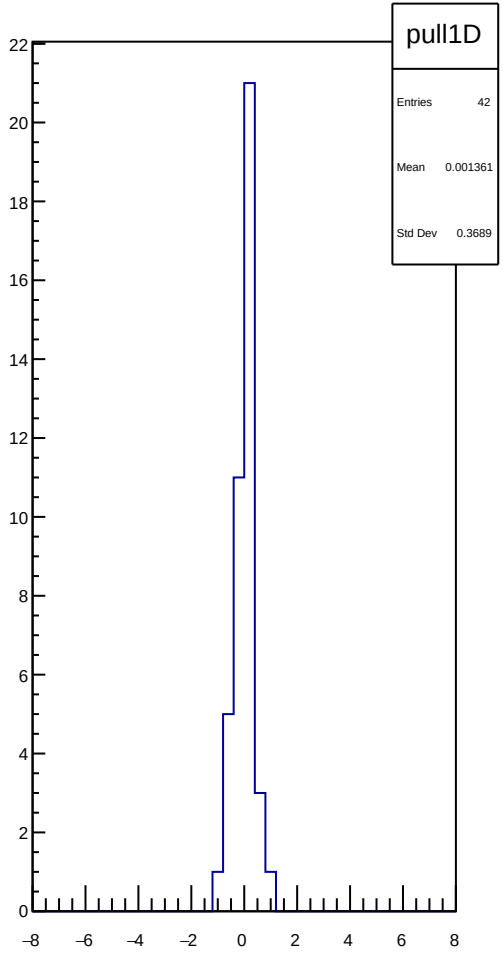
pull1D
Entries 42
Mean 0.001361
Std Dev 0.3689

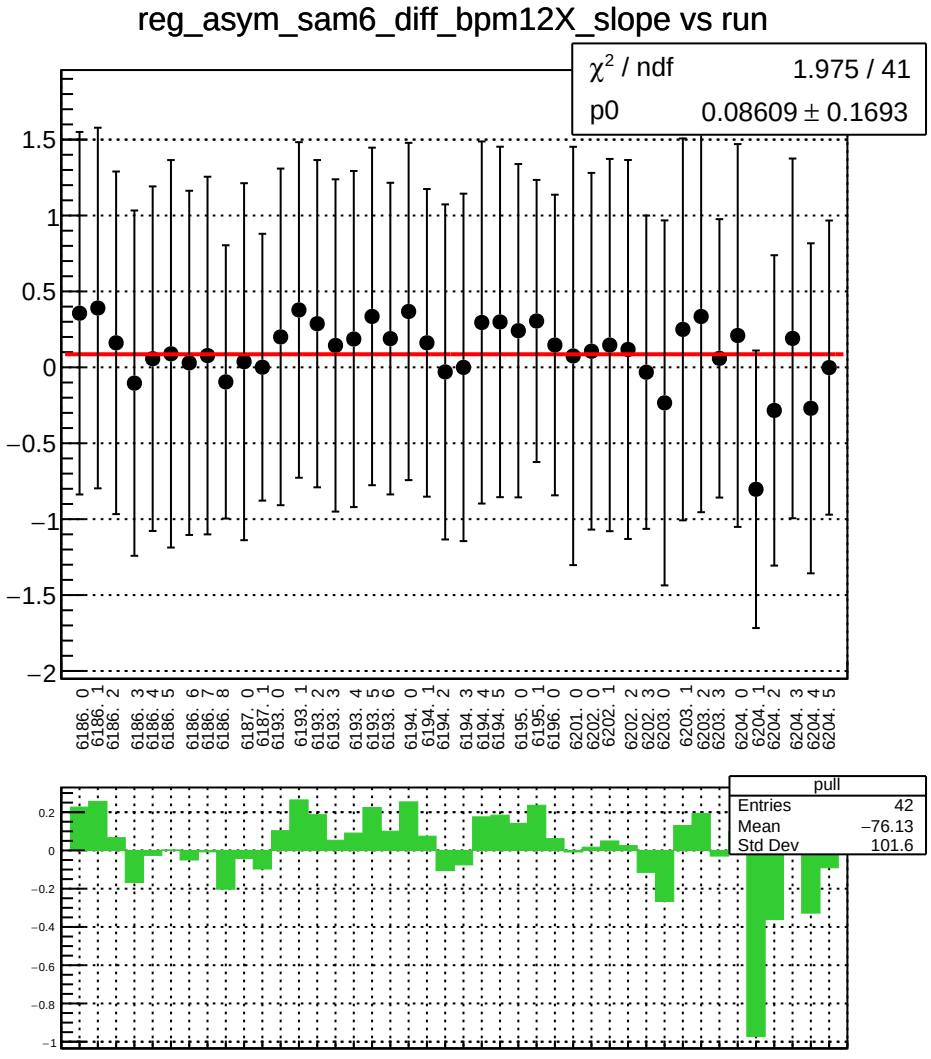
reg_asym_sam6_diff_bpm12X_slope vs run
χ^2 / ndf 1.975 / 41
p0 0.08609 ± 0.1693
pull
Entries 42
Mean −76.13
Std Dev 101.6

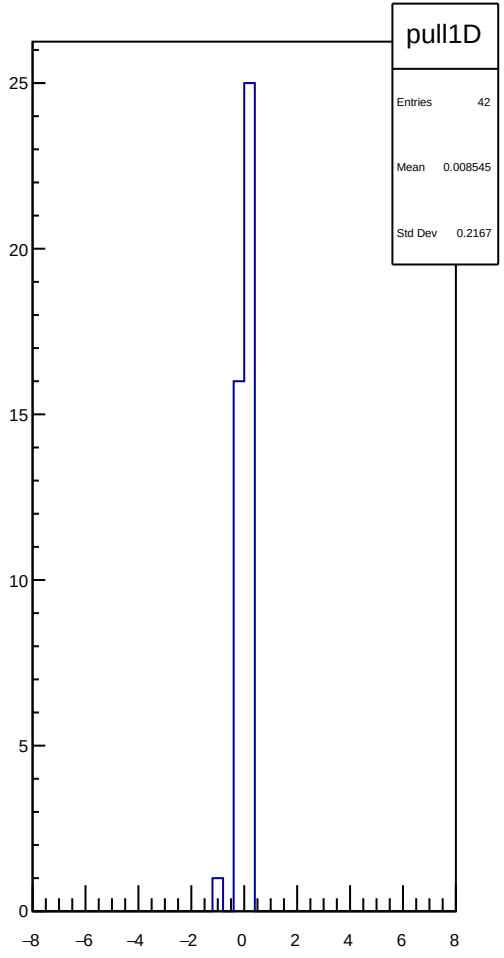
pull1D
Entries 42
Mean 0.008545
Std Dev 0.2167

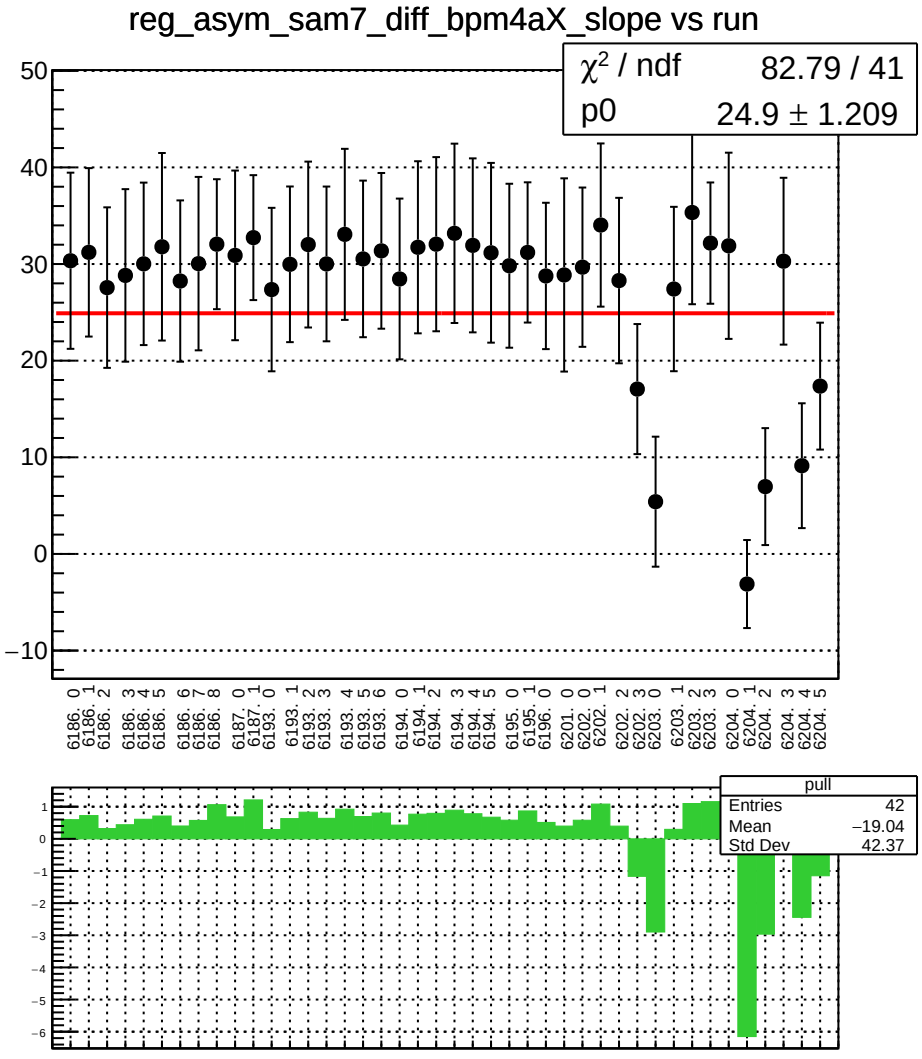
reg_asym_sam7_diff_bpm4aX_slope vs run
χ² / ndf 82.79 / 41
p0 24.9 ± 1.209
pull
Entries 42
Mean −19.04
Std Dev 42.37

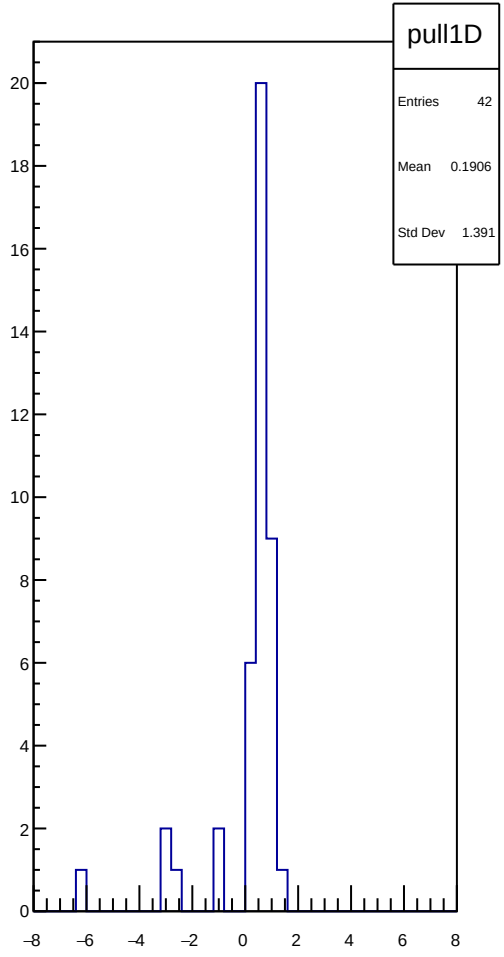
pull1D
Entries 42
Mean 0.1906
Std Dev 1.391

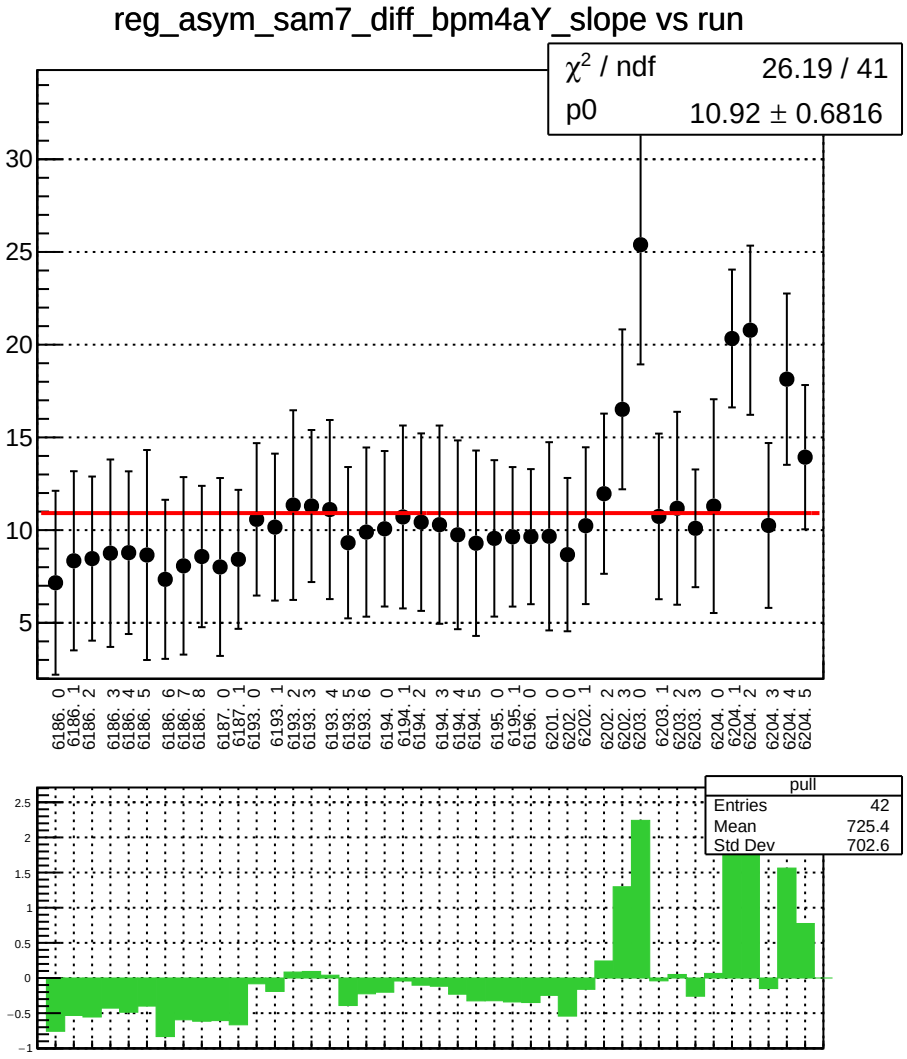
reg_asym_sam7_diff_bpm4aY_slope vs run
χ² / ndf 26.19 / 41
p0 10.92 ± 0.6816
pull
Entries 42
Mean 725.4
Std Dev 702.6

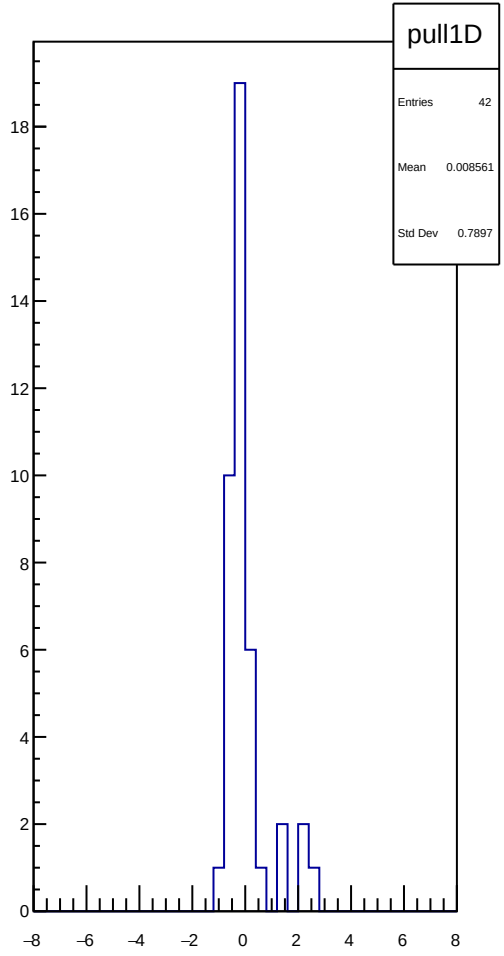
pull1D
Entries 42
Mean 0.008561
Std Dev 0.7897

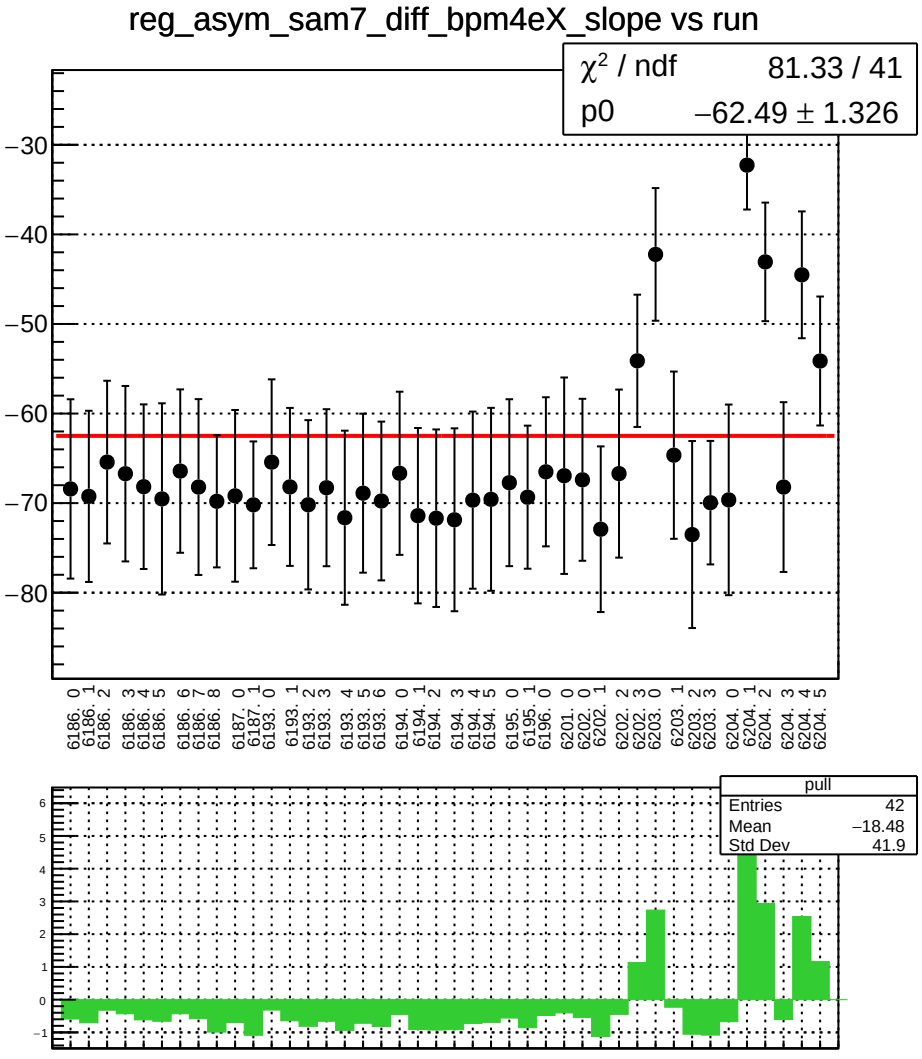
reg_asym_sam7_diff_bpm4eX_slope vs run
χ² / ndf 81.33 / 41
p0 −62.49 ± 1.326
−30
−40
−50
−60
−70
−80
6186. 0
6186. 1
6186. 2
6186. 3
6186. 4
6186. 5
6186. 6
6186. 7
6186. 8
6187. 0
6187. 1
6193. 0
6193. 1
6193. 2
6193. 3
6193. 4
6193. 5
6193. 6
6194. 0
6194. 1
6194. 2
6194. 3
6194. 4
6194. 5
6195. 0
6195. 1
6196. 0
6201. 0
6202. 0
6202. 1
6202. 2
6202. 3
6203. 0
6203. 1
6203. 2
6203. 3
6204. 0
6204. 1
6204. 2
6204. 3
6204. 4
6204. 5
pull
Entries 42
Mean −18.48
Std Dev 41.9
6
5
4
3
2
1
0
−1

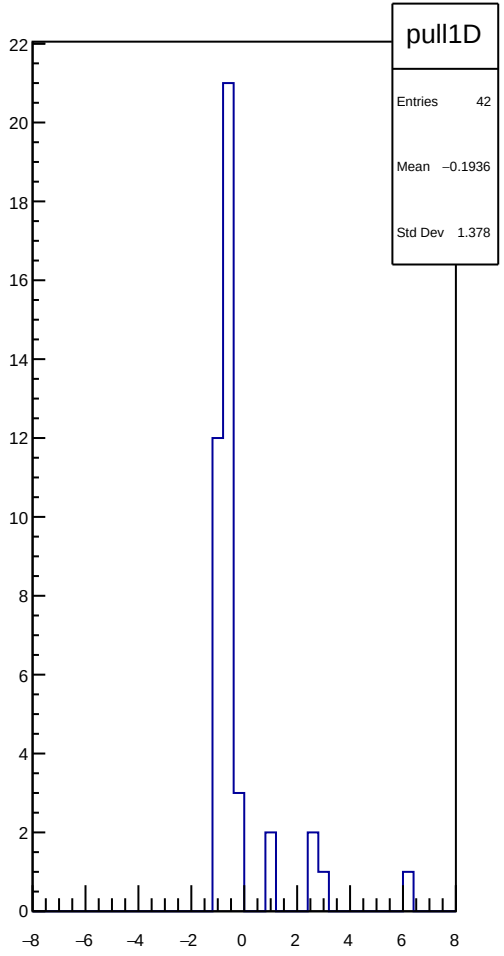
pull1D
Entries 42
Mean −0.1936
Std Dev 1.378
22
20
18
16
14
12
10
8
6
4
2
0
−8
−6
−4
−2
0
2
4
6
8

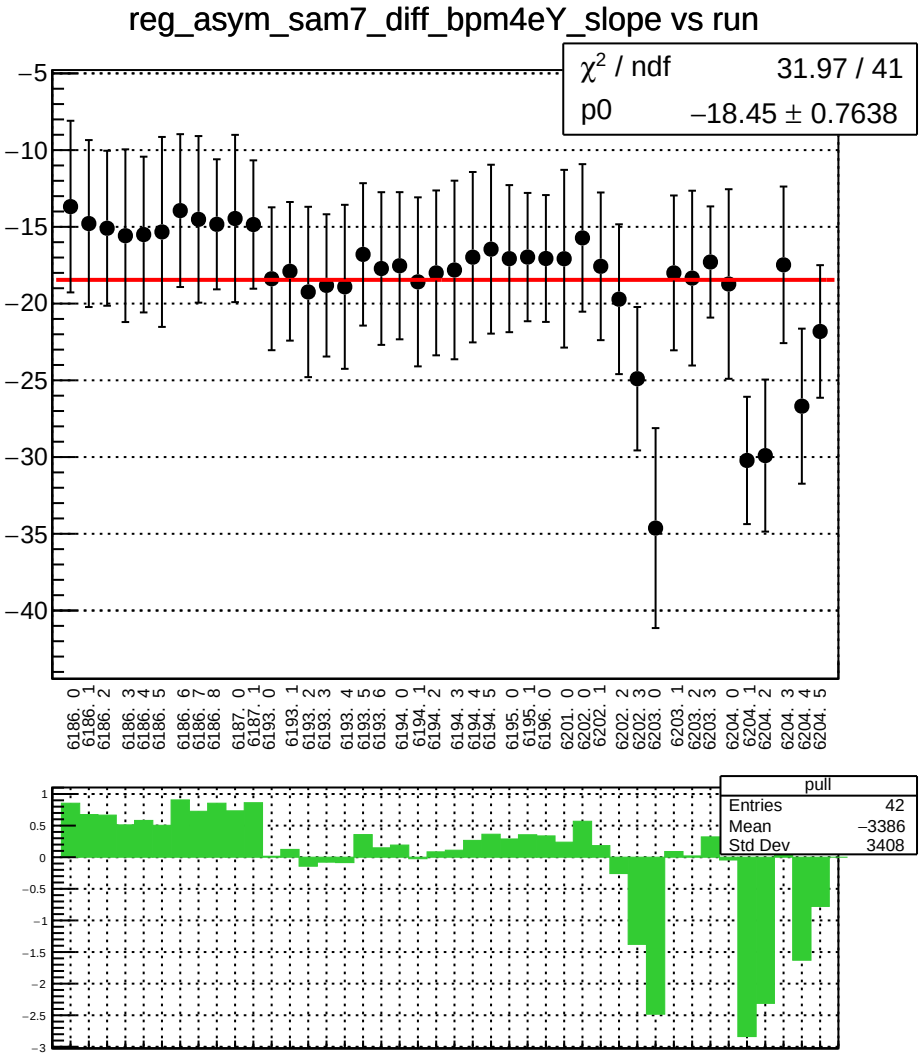
reg_asym_sam7_diff_bpm4eY_slope vs run
χ^2 / ndf 31.97 / 41
p0 −18.45 ± 0.7638
pull
Entries 42
Mean −3386
Std Dev 3408

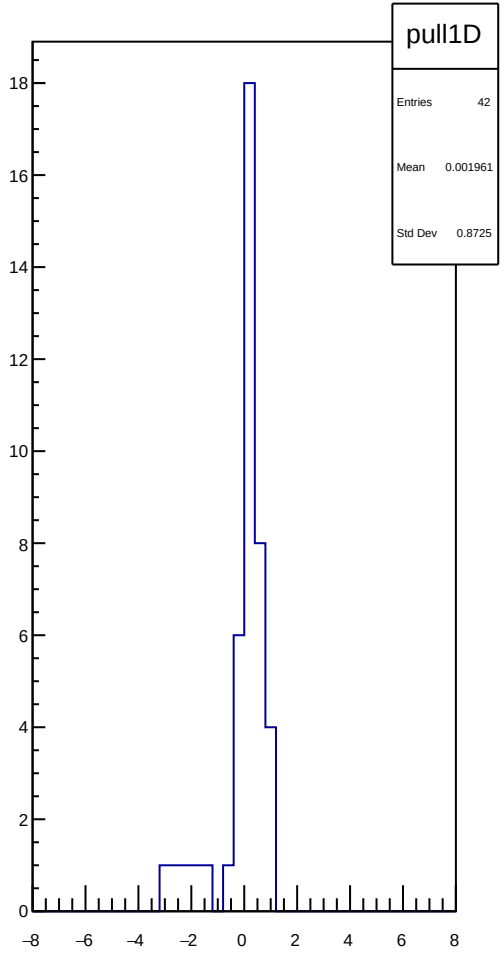
pull1D
Entries 42
Mean 0.001961
Std Dev 0.8725

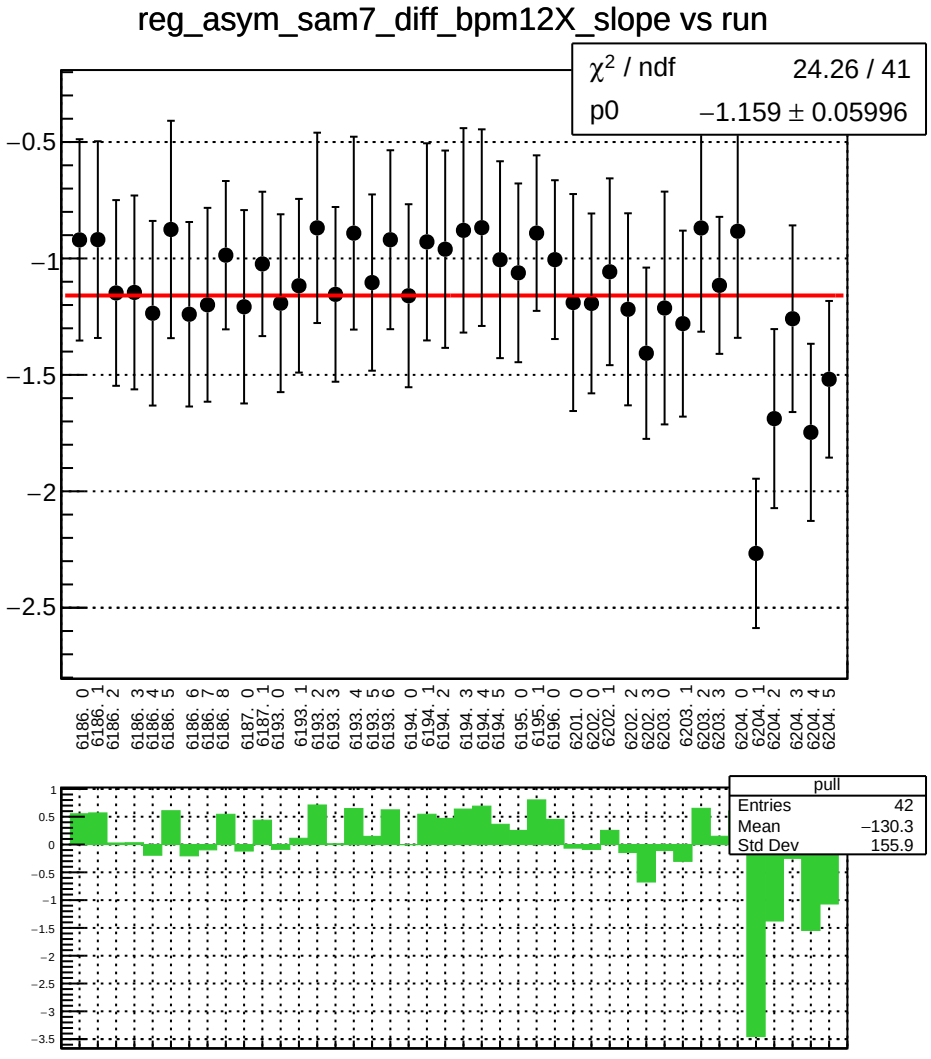
reg_asym_sam7_diff_bpm12X_slope vs run
χ² / ndf 24.26 / 41
p0 −1.159 ± 0.05996
pull
Entries 42
Mean −130.3
Std Dev 155.9

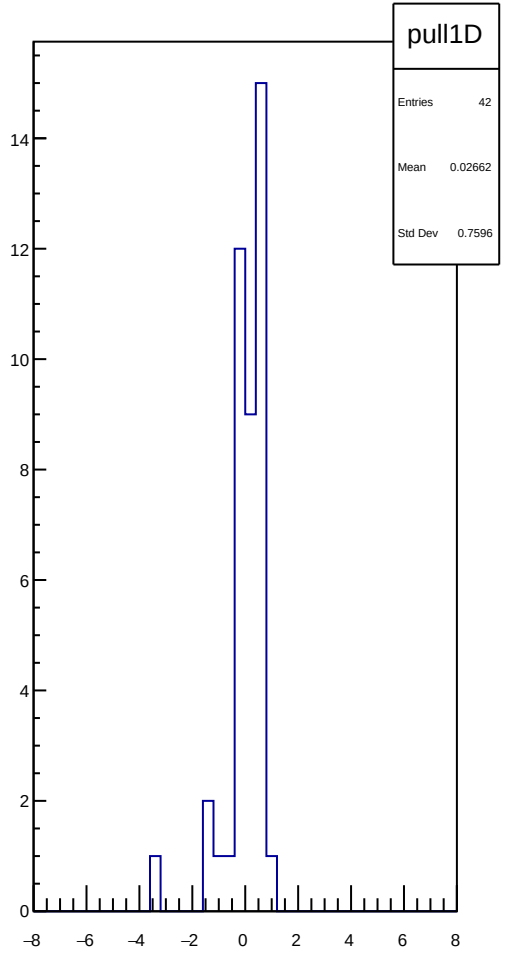
pull1D
Entries 42
Mean 0.02662
Std Dev 0.7596

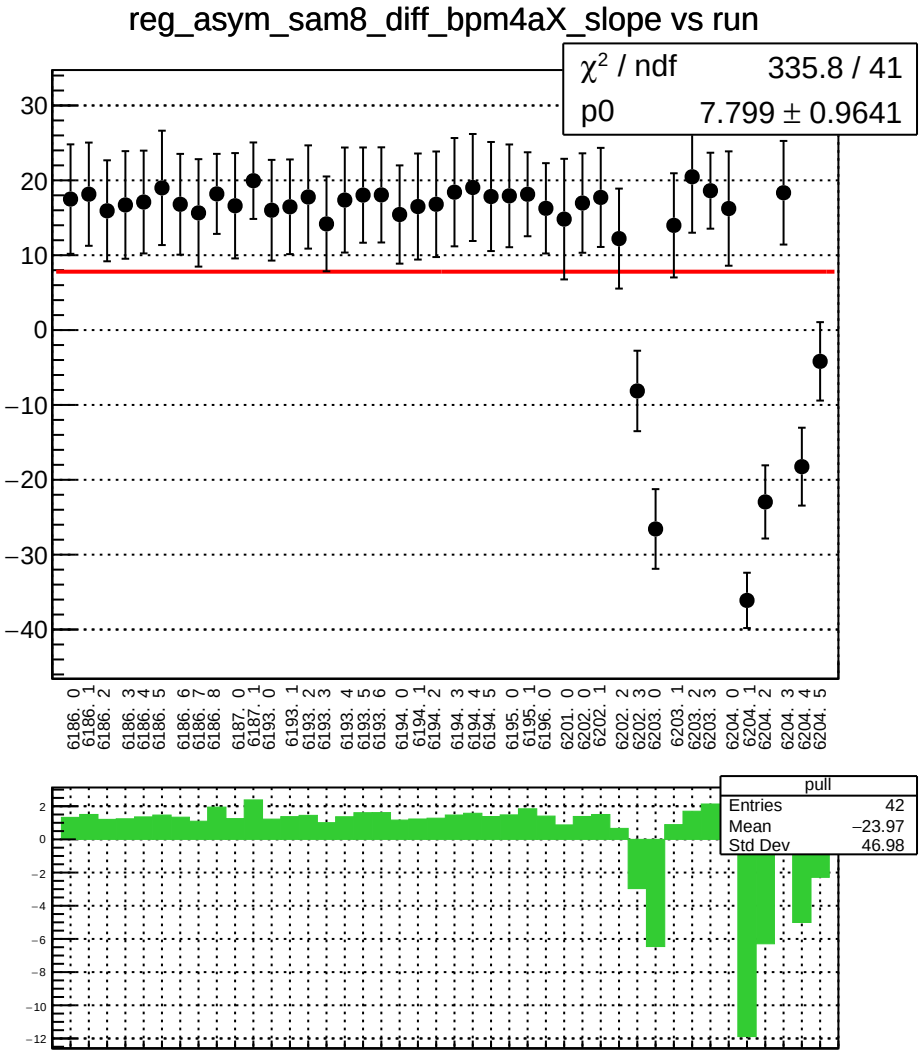
reg_asym_sam8_diff_bpm4aX_slope vs run
χ² / ndf 335.8 / 41
p0 7.799 ± 0.9641
pull
Entries 42
Mean −23.97
Std Dev 46.98

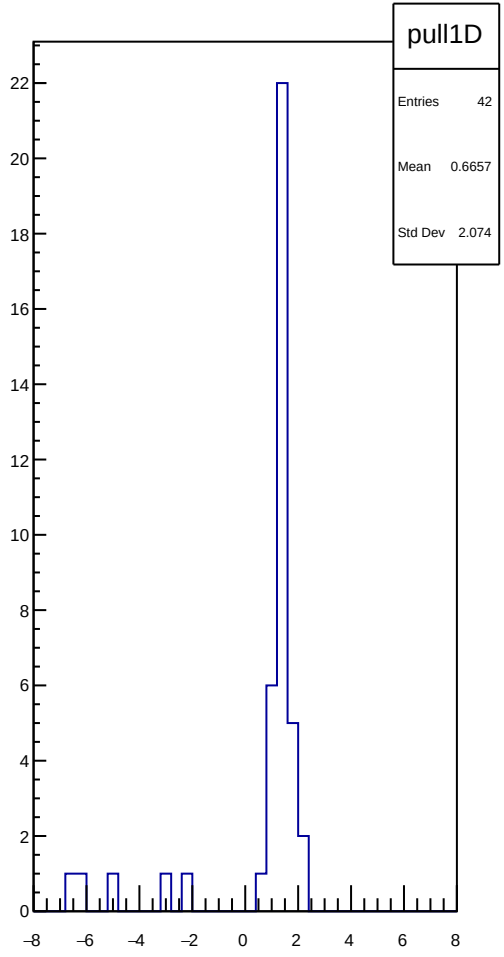
pull1D
Entries 42
Mean 0.6657
Std Dev 2.074

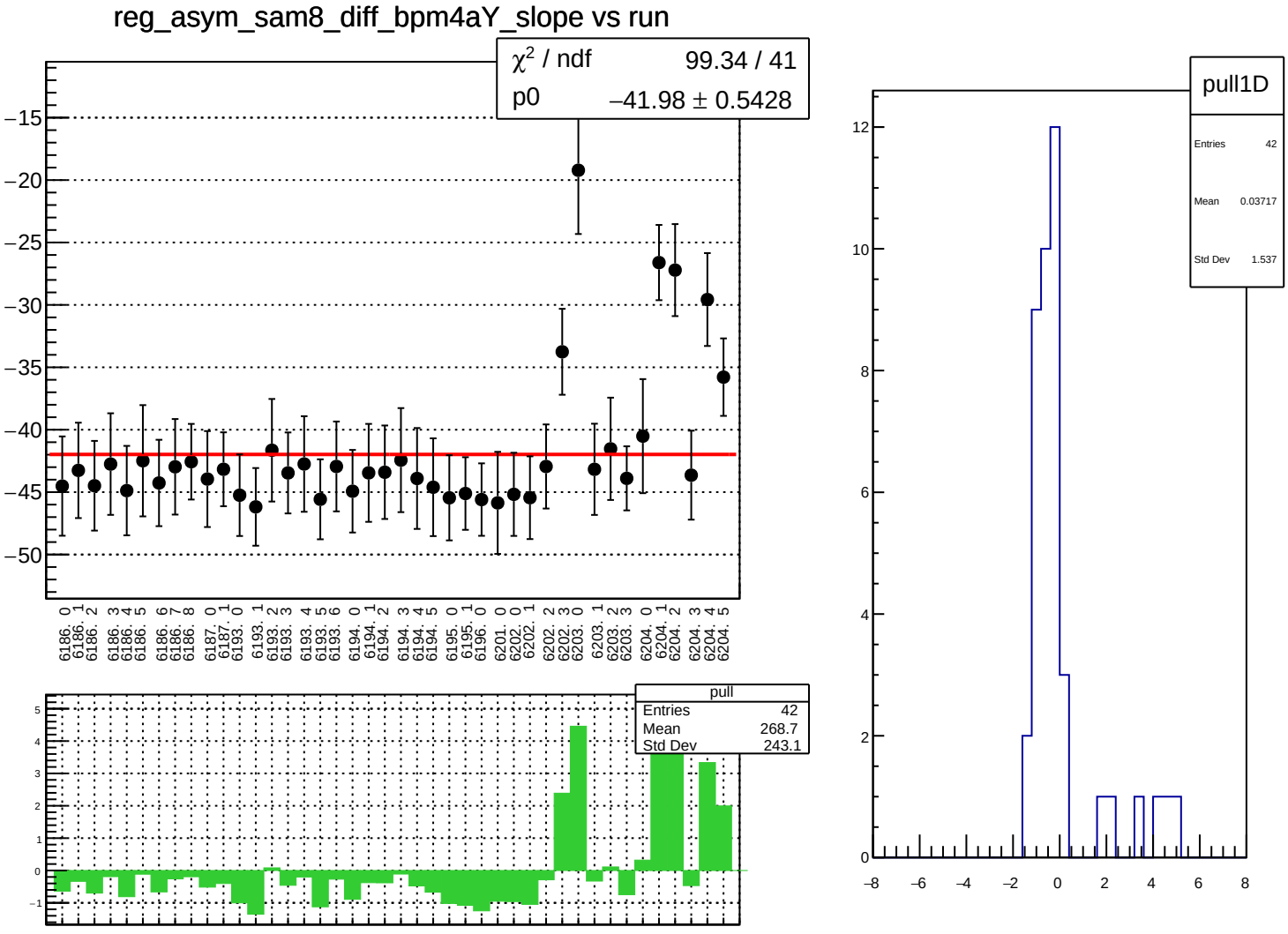
reg_asym_sam8_diff_bpm4aY_slope vs run
χ² / ndf 99.34 / 41
p0 −41.98 ± 0.5428
−15
−20
−25
−30
−35
−40
−45
−50
6186. 0
6186. 1
6186. 2
6186. 3
6186. 4
6186. 5
6186. 6
6186. 7
6186. 8
6187. 0
6187. 1
6193. 0
6193. 1
6193. 2
6193. 3
6193. 4
6193. 5
6193. 6
6194. 0
6194. 1
6194. 2
6194. 3
6194. 4
6194. 5
6195. 0
6195. 1
6196. 0
6201. 0
6202. 0
6202. 1
6202. 2
6202. 3
6203. 0
6203. 1
6203. 2
6203. 3
6204. 0
6204. 1
6204. 2
6204. 3
6204. 4
6204. 5
pull
Entries 42
Mean 268.7
Std Dev 243.1
pull1D
Entries 42
Mean 0.03717
Std Dev 1.537

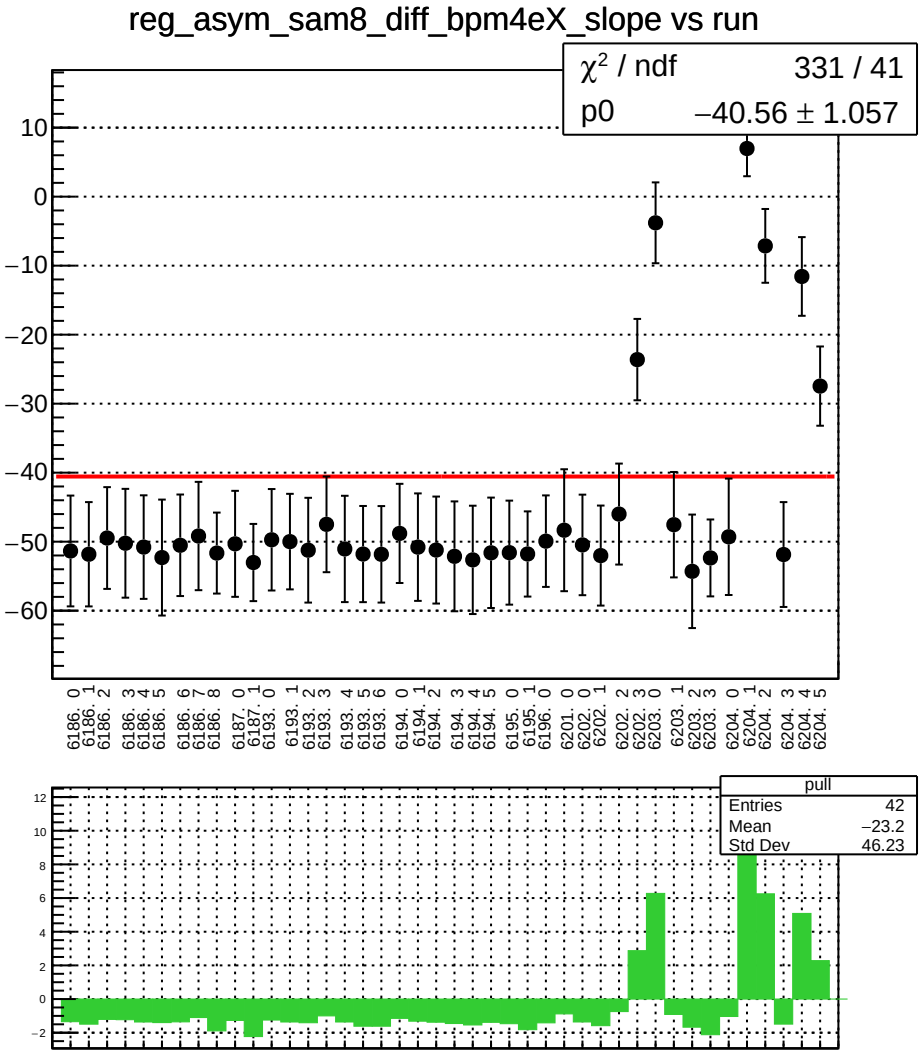
reg_asym_sam8_diff_bpm4eX_slope vs run
χ² / ndf 331 / 41
p0 −40.56 ± 1.057
10
0
−10
−20
−30
−40
−50
−60
6186. 0
6186. 1
6186. 2
6186. 3
6186. 4
6186. 5
6186. 6
6186. 7
6186. 8
6187. 0
6187. 1
6193. 0
6193. 1
6193. 2
6193. 3
6193. 4
6193. 5
6193. 6
6194. 0
6194. 1
6194. 2
6194. 3
6194. 4
6194. 5
6195. 0
6195. 1
6196. 0
6201. 0
6202. 0
6202. 1
6202. 2
6202. 3
6203. 0
6203. 1
6203. 2
6203. 3
6204. 0
6204. 1
6204. 2
6204. 3
6204. 4
6204. 5
pull
Entries 42
Mean −23.2
Std Dev 46.23
12
10
8
6
4
2
0
−2

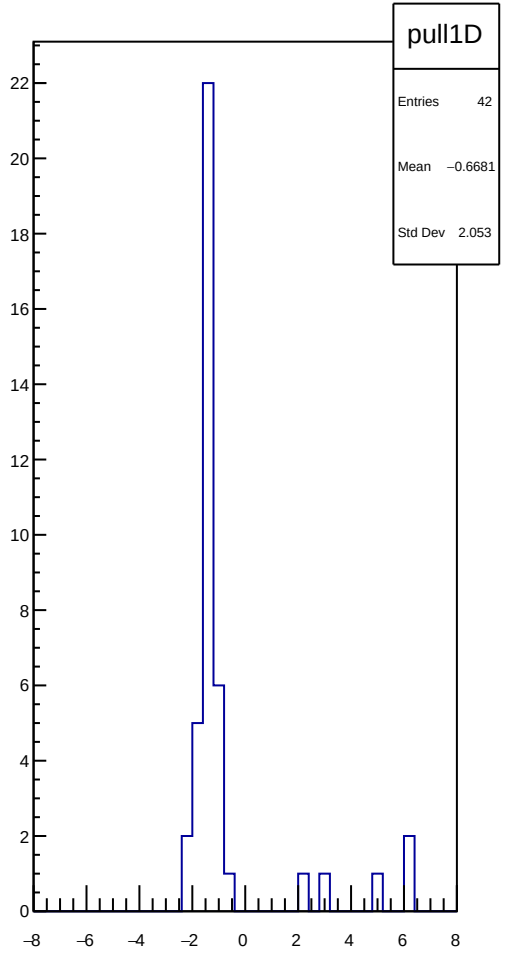
pull1D
Entries 42
Mean −0.6681
Std Dev 2.053
22
20
18
16
14
12
10
8
6
4
2
0
−8
−6
−4
−2
0
2
4
6
8

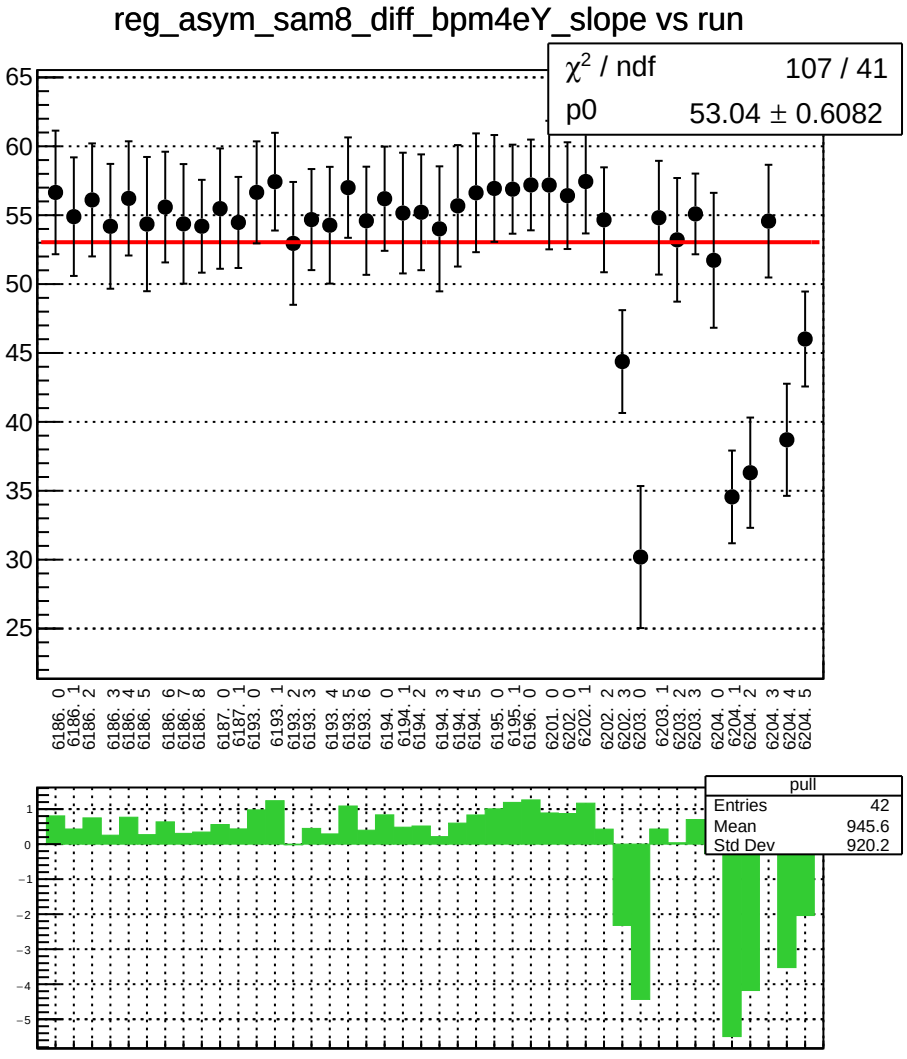
reg_asym_sam8_diff_bpm4eY_slope vs run
χ² / ndf 107 / 41
p0 53.04 ± 0.6082
pull
Entries 42
Mean 945.6
Std Dev 920.2

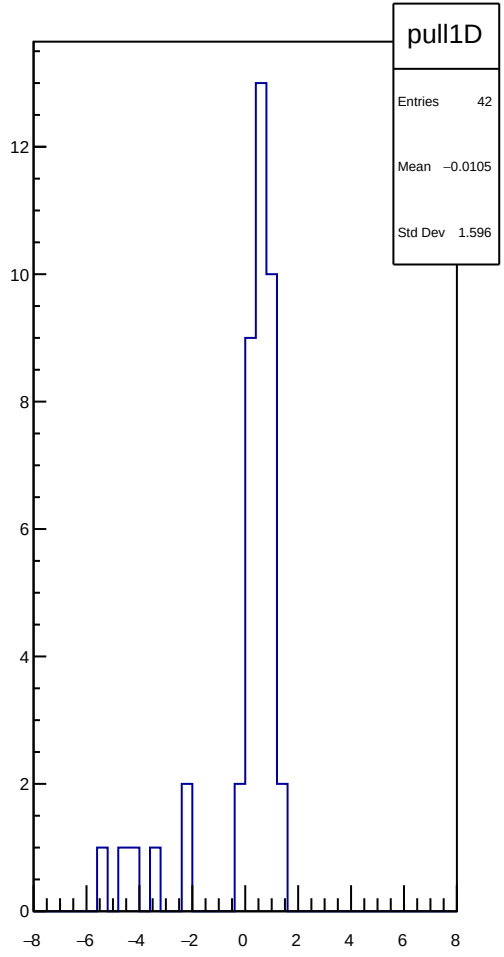
pull1D
Entries 42
Mean −0.0105
Std Dev 1.596

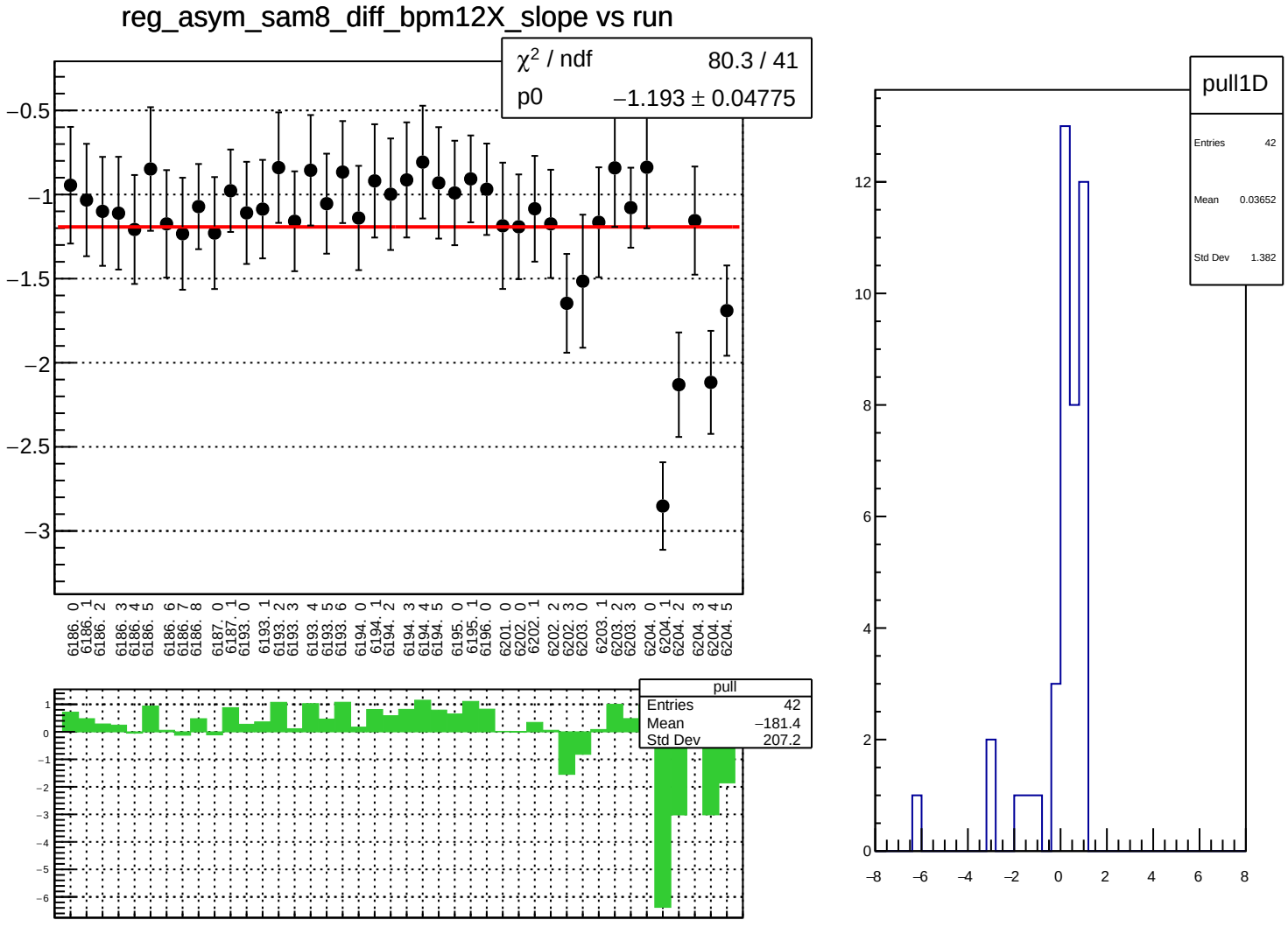
reg_asym_sam8_diff_bpm12X_slope vs run
χ2 / ndf 80.3 / 41
p0 −1.193 ± 0.04775
pull
Entries 42
Mean −181.4
Std Dev 207.2
pull1D
Entries 42
Mean 0.03652
Std Dev 1.382

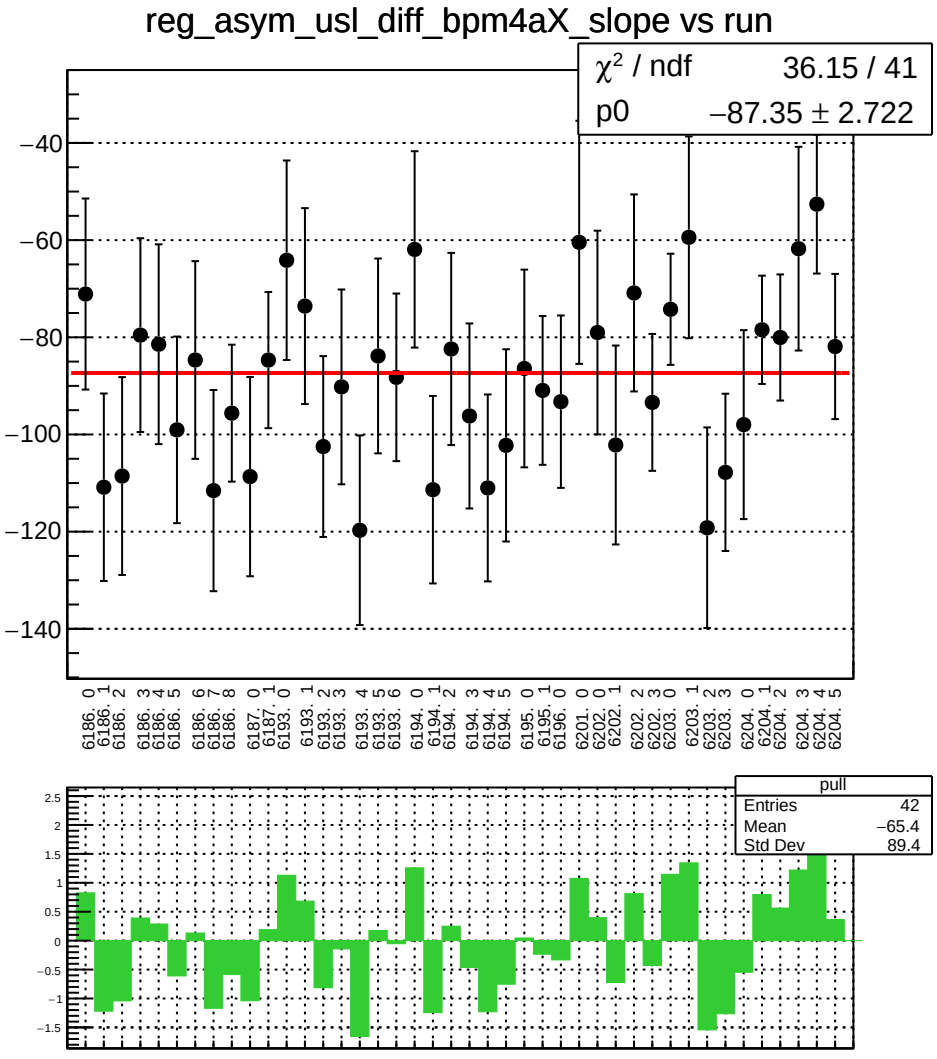
reg_asym_usl_diff_bpm4aX_slope vs run
χ² / ndf 36.15 / 41
p0 −87.35 ± 2.722
−40
−60
−80
−100
−120
−140
6186. 0
6186. 1
6186. 2
6186. 3
6186. 4
6186. 5
6186. 6
6186. 7
6186. 8
6187. 0
6187. 1
6193. 0
6193. 1
6193. 2
6193. 3
6193. 4
6193. 5
6193. 6
6194. 0
6194. 1
6194. 2
6194. 3
6194. 4
6194. 5
6195. 0
6195. 1
6196. 0
6201. 0
6202. 0
6202. 1
6202. 2
6202. 3
6203. 0
6203. 1
6203. 2
6203. 3
6204. 0
6204. 1
6204. 2
6204. 3
6204. 4
6204. 5
pull
Entries 42
Mean −65.4
Std Dev 89.4
2.5
2
1.5
1
0.5
0
−0.5
−1
−1.5

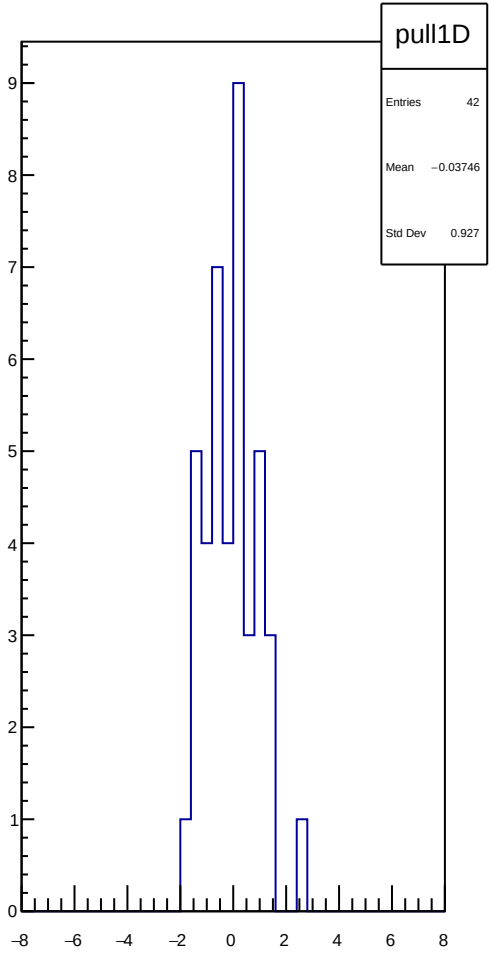
pull1D
Entries 42
Mean −0.03746
Std Dev 0.927
9
8
7
6
5
4
3
2
1
0
−8
−6
−4
−2
0
2
4
6
8

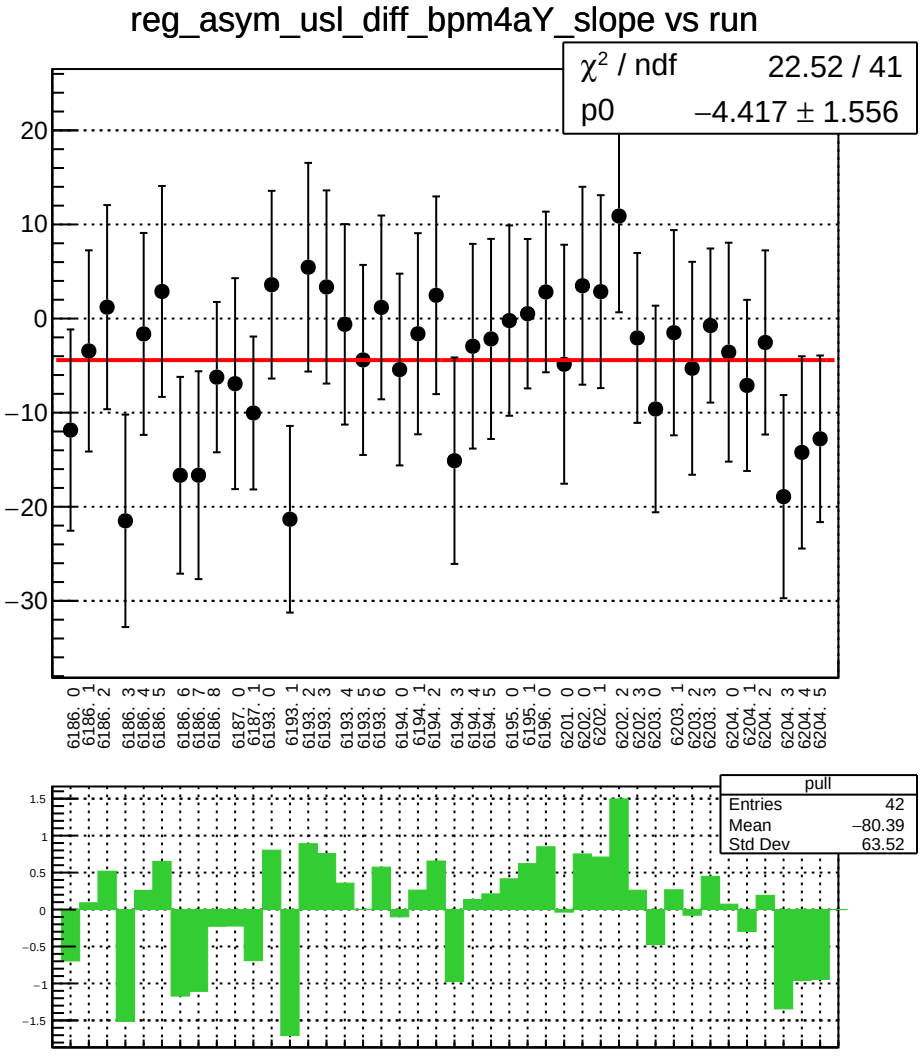
reg_asym_usl_diff_bpm4aY_slope vs run
χ² / ndf 22.52 / 41
p0 −4.417 ± 1.556
20
10
0
−10
−20
−30
6186. 0
6186. 1
6186. 2
6186. 3
6186. 4
6186. 5
6186. 6
6186. 7
6186. 8
6187. 0
6187. 1
6193. 0
6193. 1
6193. 2
6193. 3
6193. 4
6193. 5
6193. 6
6194. 0
6194. 1
6194. 2
6194. 3
6194. 4
6194. 5
6195. 0
6195. 1
6196. 0
6201. 0
6202. 0
6202. 1
6202. 2
6202. 3
6203. 0
6203. 1
6203. 2
6203. 3
6204. 0
6204. 1
6204. 2
6204. 3
6204. 4
6204. 5
pull
Entries 42
Mean −80.39
Std Dev 63.52
1.5
1
0.5
0
−0.5
−1
−1.5

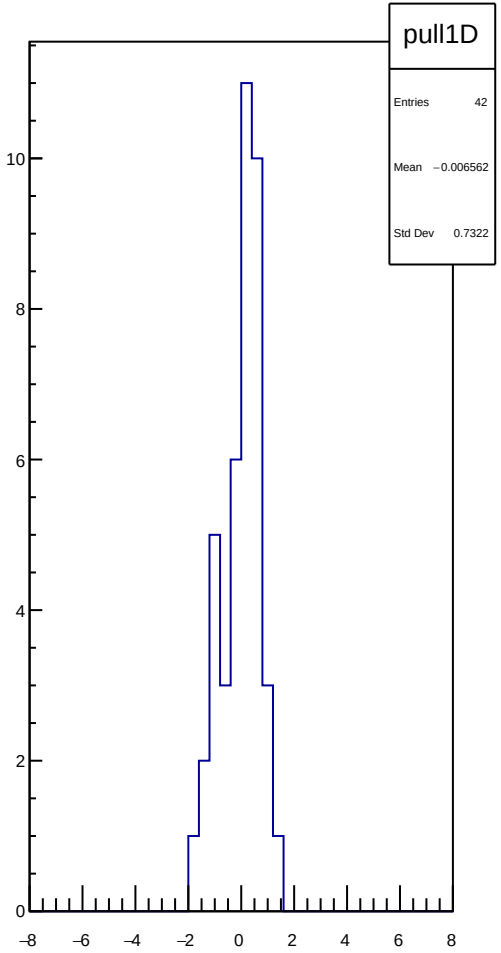
pull1D
Entries 42
Mean −0.006562
Std Dev 0.7322
10
8
6
4
2
0
−8
−6
−4
−2
0
2
4
6
8

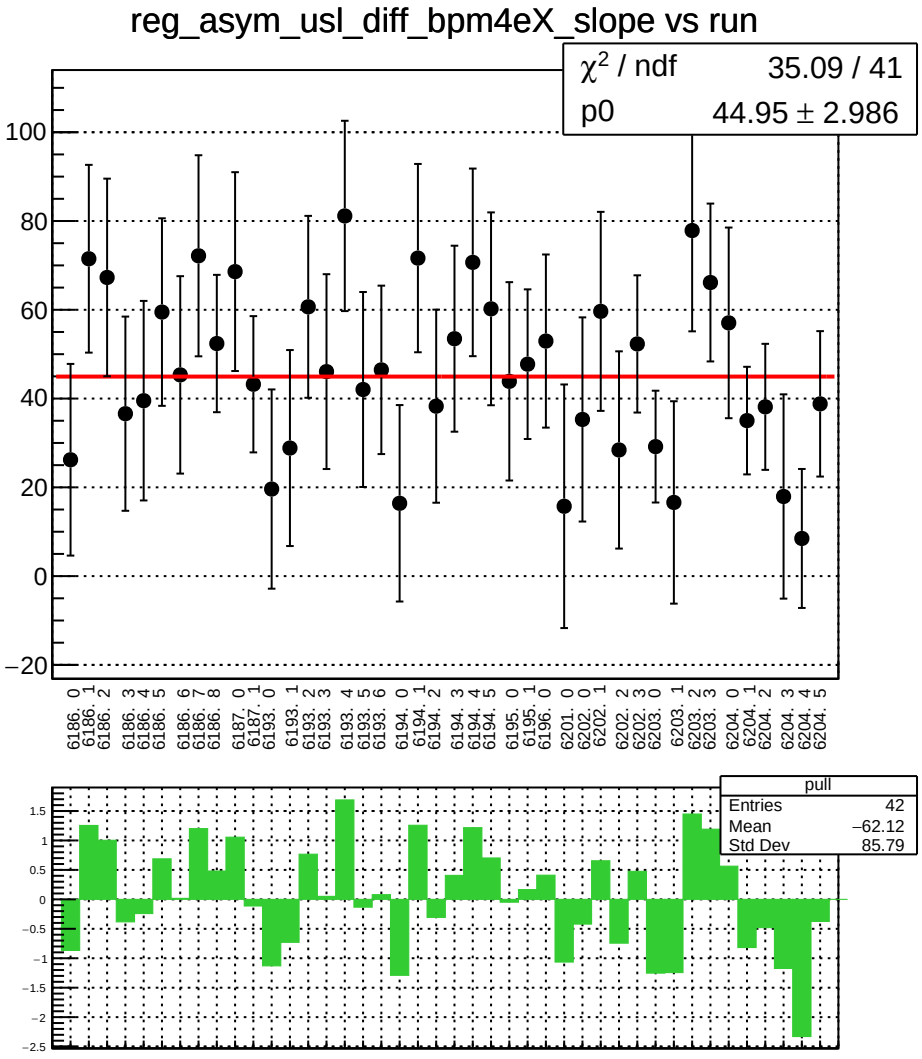
reg_asym_usl_diff_bpm4eX_slope vs run
χ² / ndf 35.09 / 41
p0 44.95 ± 2.986
pull
Entries 42
Mean −62.12
Std Dev 85.79

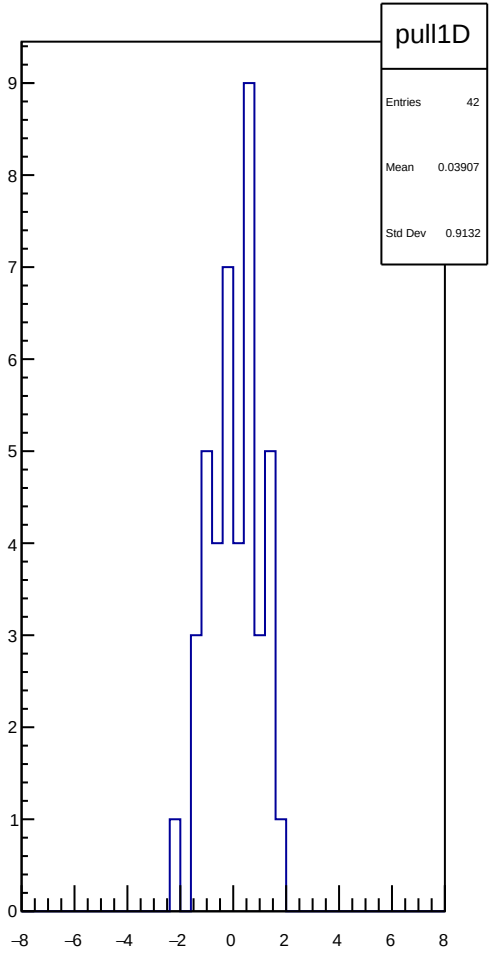
pull1D
Entries 42
Mean 0.03907
Std Dev 0.9132

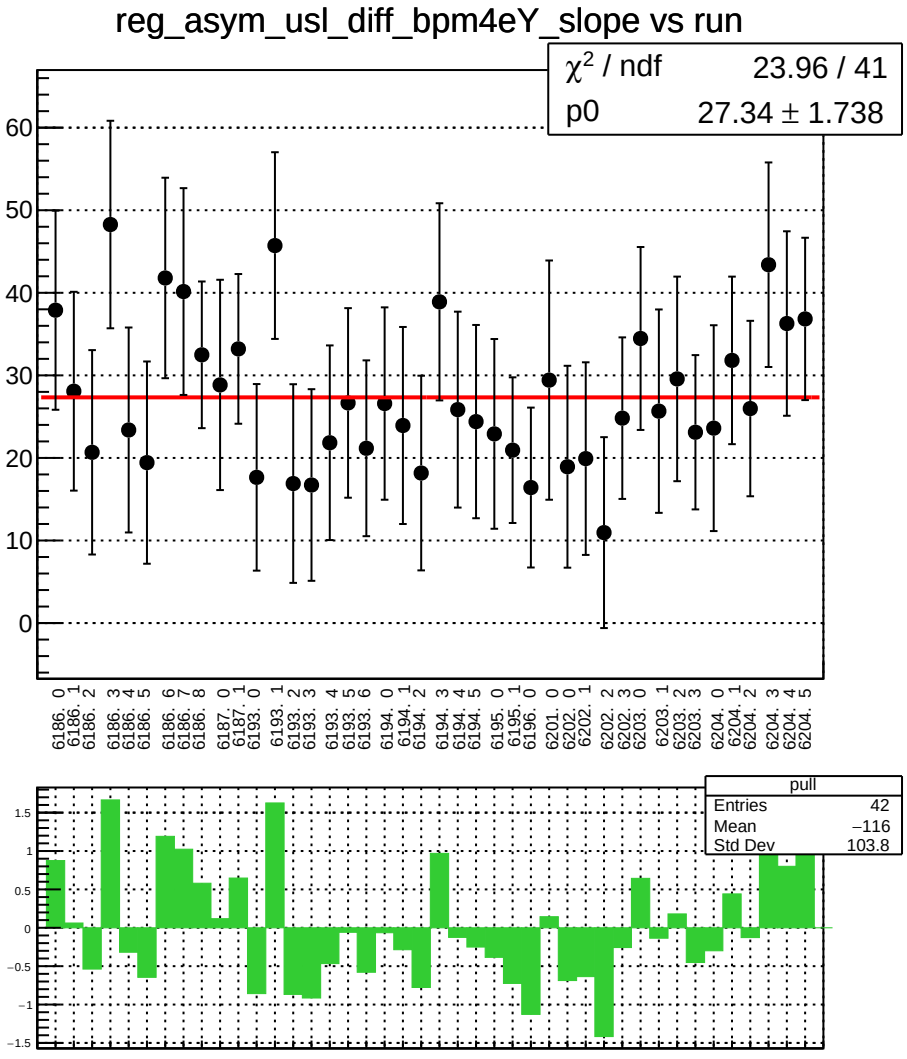
reg_asym_usl_diff_bpm4eY_slope vs run
χ² / ndf 23.96 / 41
p0 27.34 ± 1.738
pull
Entries 42
Mean −116
Std Dev 103.8

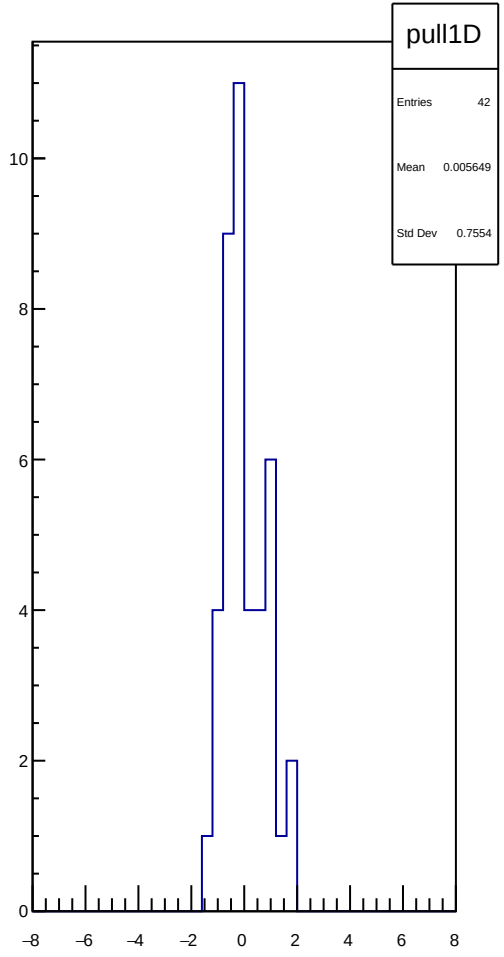
pull1D
Entries 42
Mean 0.005649
Std Dev 0.7554

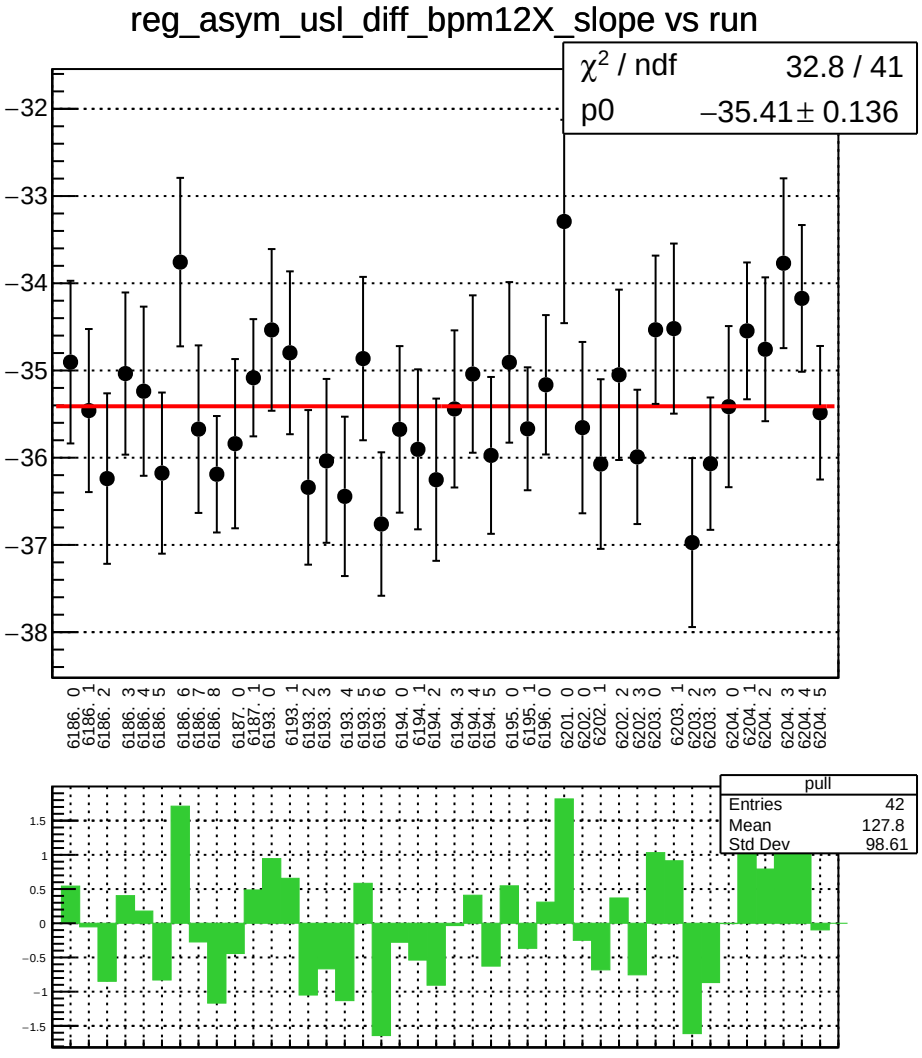
reg_asym_usl_diff_bpm12X_slope vs run
χ² / ndf 32.8 / 41
p0 −35.41 ± 0.136
−32
−33
−34
−35
−36
−37
−38
6186. 0
6186. 1
6186. 2
6186. 3
6186. 4
6186. 5
6186. 6
6186. 7
6186. 8
6187. 0
6187. 1
6193. 0
6193. 1
6193. 2
6193. 3
6193. 4
6193. 5
6193. 6
6194. 0
6194. 1
6194. 2
6194. 3
6194. 4
6194. 5
6195. 0
6195. 1
6196. 0
6201. 0
6202. 0
6202. 1
6202. 2
6202. 3
6203. 0
6203. 1
6203. 2
6203. 3
6204. 0
6204. 1
6204. 2
6204. 3
6204. 4
6204. 5
pull
Entries 42
Mean 127.8
Std Dev 98.61
1.5
1
0.5
0
−0.5
−1
−1.5

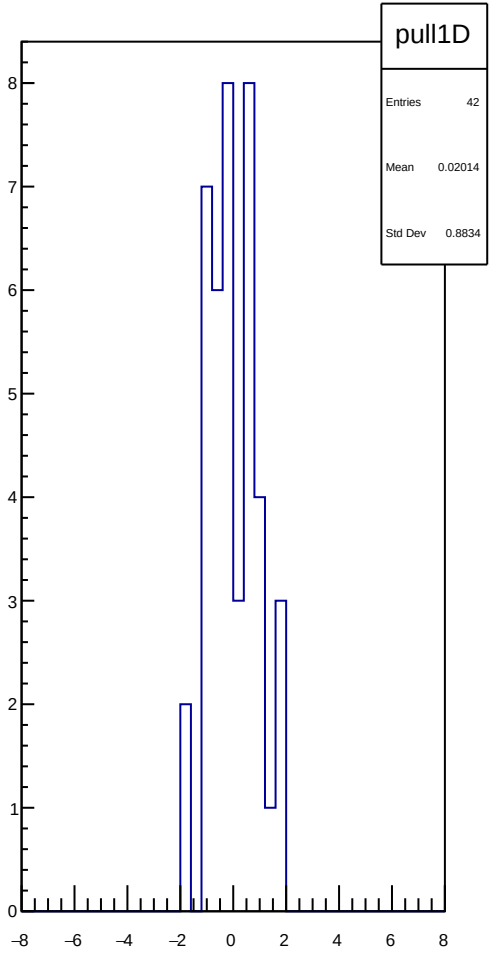
pull1D
Entries 42
Mean 0.02014
Std Dev 0.8834
8
7
6
5
4
3
2
1
0
−8
−6
−4
−2
0
2
4
6
8

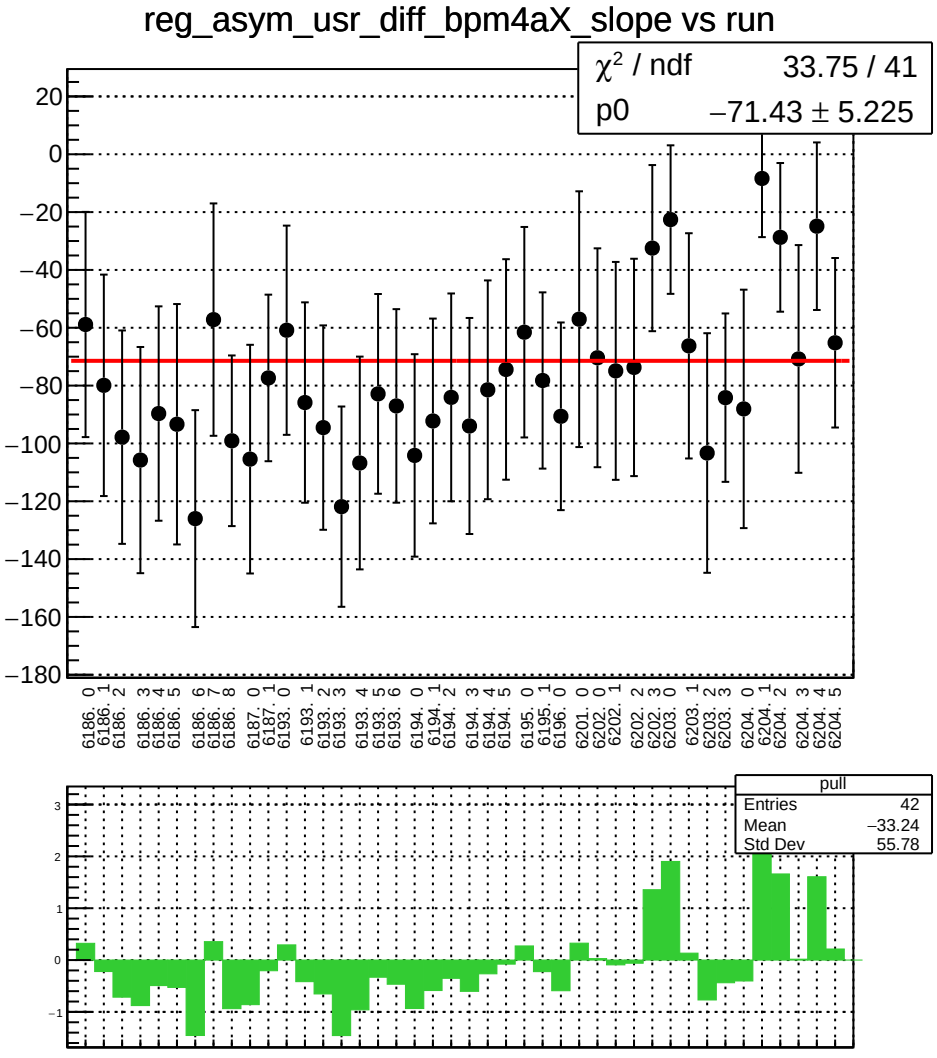
reg_asym_usr_diff_bpm4aX_slope vs run
χ² / ndf 33.75 / 41
p0 −71.43 ± 5.225
20
0
−20
−40
−60
−80
−100
−120
−140
−160
−180
6186. 0
6186. 1
6186. 2
6186. 3
6186. 4
6186. 5
6186. 6
6186. 7
6186. 8
6187. 0
6187. 1
6193. 0
6193. 1
6193. 2
6193. 3
6193. 4
6193. 5
6193. 6
6194. 0
6194. 1
6194. 2
6194. 3
6194. 4
6194. 5
6195. 0
6195. 1
6196. 0
6201. 0
6202. 0
6202. 1
6202. 2
6202. 3
6203. 0
6203. 1
6203. 2
6203. 3
6204. 0
6204. 1
6204. 2
6204. 3
6204. 4
6204. 5
pull
Entries 42
Mean −33.24
Std Dev 55.78
3
2
1
0
−1

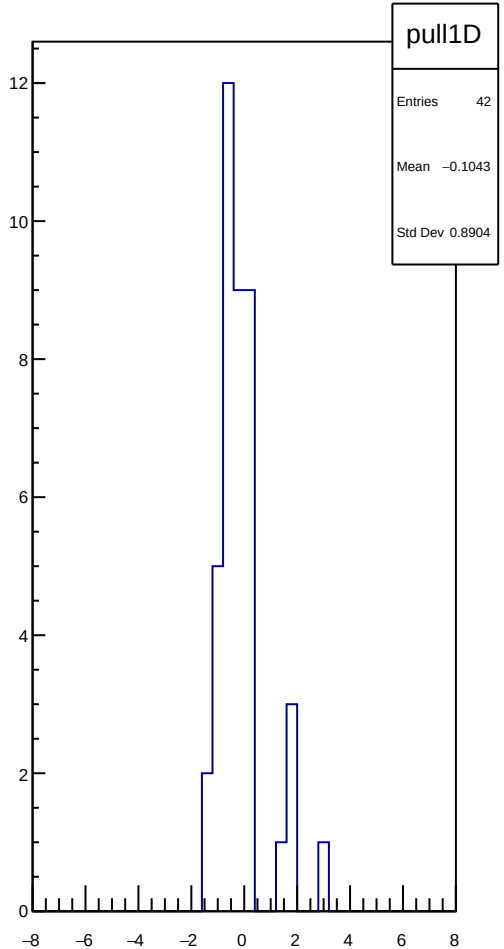
pull1D
Entries 42
Mean −0.1043
Std Dev 0.8904
12
10
8
6
4
2
0
−8
−6
−4
−2
0
2
4
6
8

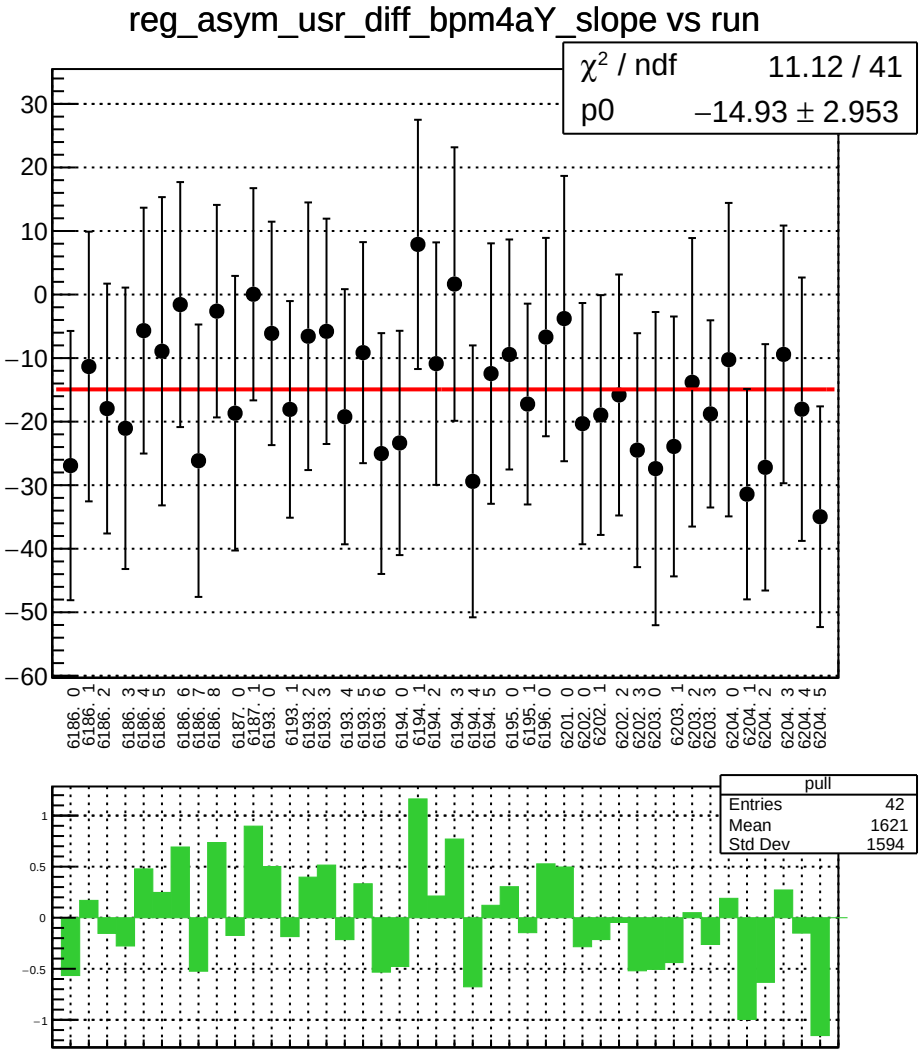
reg_asym_usr_diff_bpm4aY_slope vs run
χ² / ndf 11.12 / 41
p0 −14.93 ± 2.953
30
20
10
0
−10
−20
−30
−40
−50
−60
6186. 0
6186. 1
6186. 2
6186. 3
6186. 4
6186. 5
6186. 6
6186. 7
6186. 8
6187. 0
6187. 1
6193. 0
6193. 1
6193. 2
6193. 3
6193. 4
6193. 5
6193. 6
6194. 0
6194. 1
6194. 2
6194. 3
6194. 4
6194. 5
6195. 0
6195. 1
6196. 0
6201. 0
6202. 0
6202. 1
6202. 2
6202. 3
6203. 0
6203. 1
6203. 2
6203. 3
6204. 0
6204. 1
6204. 2
6204. 3
6204. 4
6204. 5
pull
Entries 42
Mean 1621
Std Dev 1594
1
0.5
0
−0.5
−1

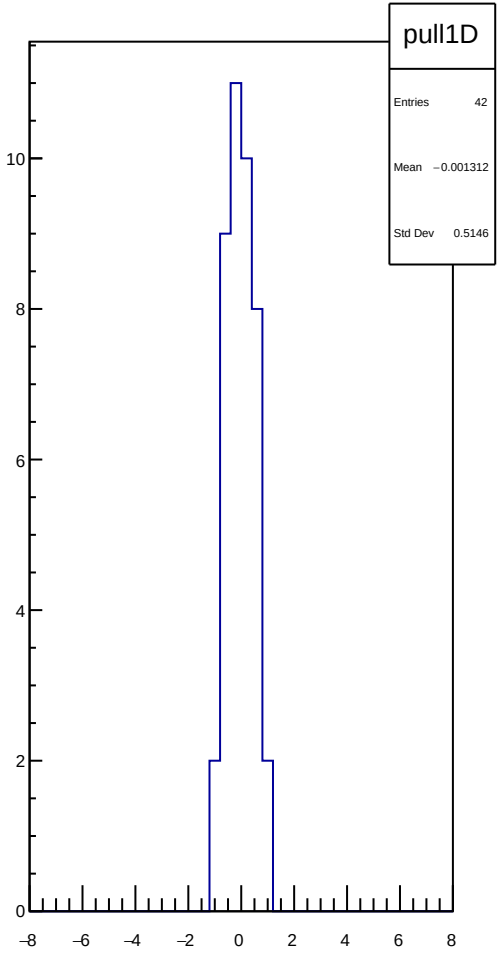
pull1D
Entries 42
Mean −0.001312
Std Dev 0.5146
10
8
6
4
2
0
−8
−6
−4
−2
0
2
4
6
8

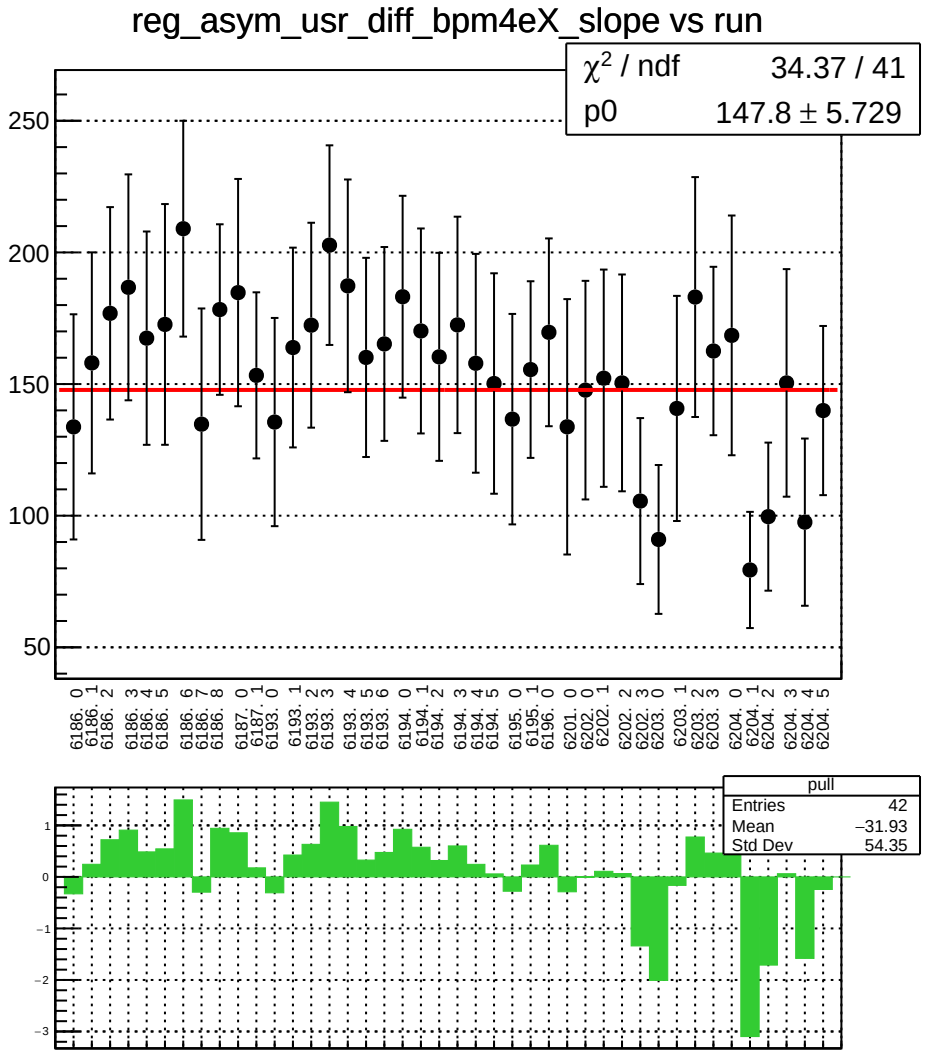
reg_asym_usr_diff_bpm4eX_slope vs run
χ2 / ndf 34.37 / 41
p0 147.8 ± 5.729
250
200
150
100
50
6186. 0
6186. 1
6186. 2
6186. 3
6186. 4
6186. 5
6186. 6
6186. 7
6186. 8
6187. 0
6187. 1
6193. 0
6193. 1
6193. 2
6193. 3
6193. 4
6193. 5
6193. 6
6194. 0
6194. 1
6194. 2
6194. 3
6194. 4
6194. 5
6195. 0
6195. 1
6196. 0
6201. 0
6202. 0
6202. 1
6202. 2
6202. 3
6203. 0
6203. 1
6203. 2
6203. 3
6204. 0
6204. 1
6204. 2
6204. 3
6204. 4
6204. 5
pull
Entries 42
Mean −31.93
Std Dev 54.35
1
0
−1
−2
−3

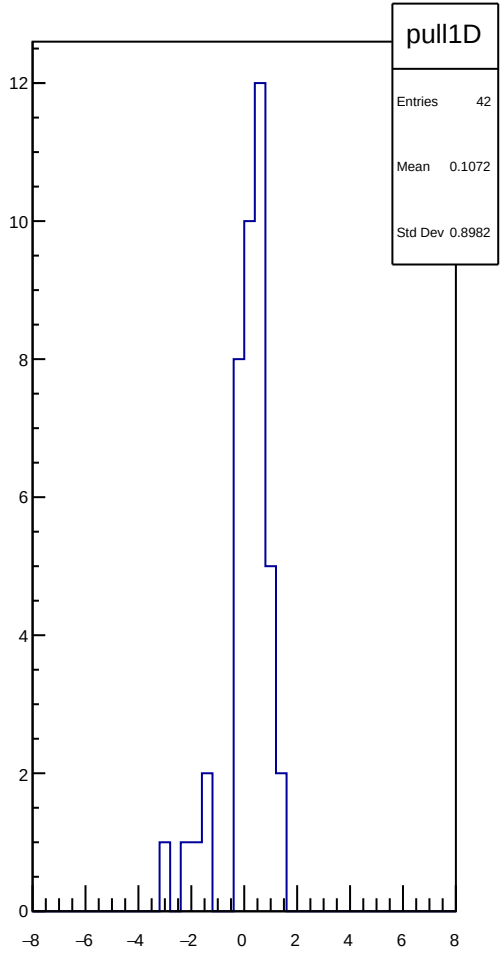
pull1D
Entries 42
Mean 0.1072
Std Dev 0.8982
12
10
8
6
4
2
0
−8
−6
−4
−2
0
2
4
6
8

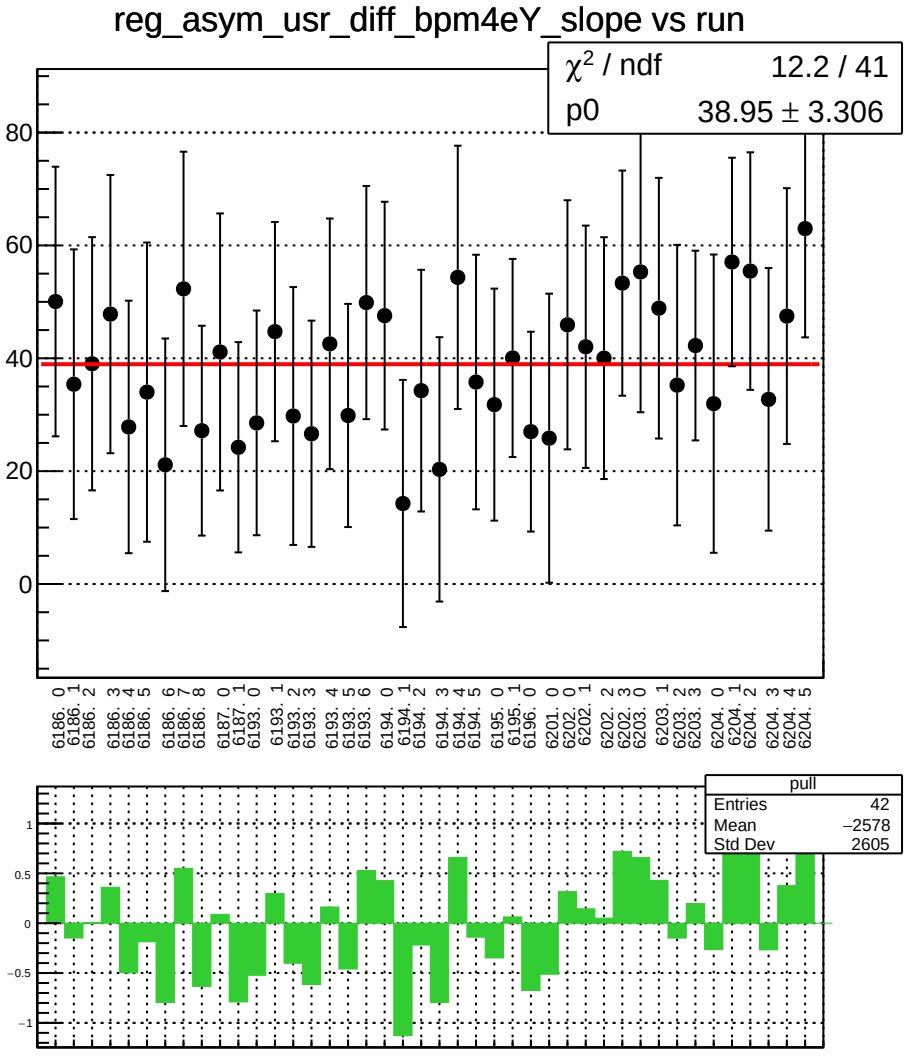
reg_asym_usr_diff_bpm4eY_slope vs run
χ² / ndf 12.2 / 41
p0 38.95 ± 3.306
80
60
40
20
0
6186. 0
6186. 1
6186. 2
6186. 3
6186. 4
6186. 5
6186. 6
6186. 7
6186. 8
6187. 0
6187. 1
6193. 0
6193. 1
6193. 2
6193. 3
6193. 4
6193. 5
6193. 6
6194. 0
6194. 1
6194. 2
6194. 3
6194. 4
6194. 5
6195. 0
6195. 1
6196. 0
6201. 0
6202. 0
6202. 1
6202. 2
6202. 3
6203. 0
6203. 1
6203. 2
6203. 3
6204. 0
6204. 1
6204. 2
6204. 3
6204. 4
6204. 5
pull
Entries 42
Mean −2578
Std Dev 2605
1
0.5
0
−0.5
−1

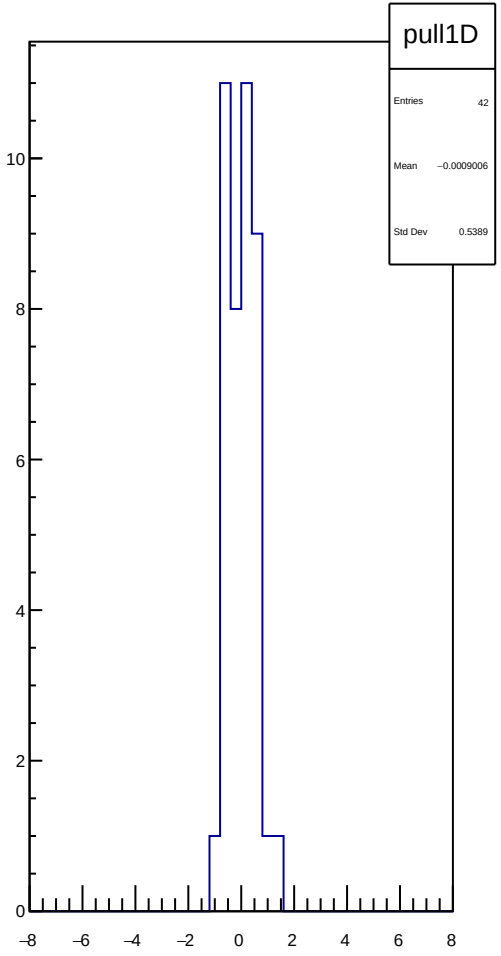
pull1D
Entries 42
Mean −0.0009006
Std Dev 0.5389
10
8
6
4
2
0
−8
−6
−4
−2
0
2
4
6
8

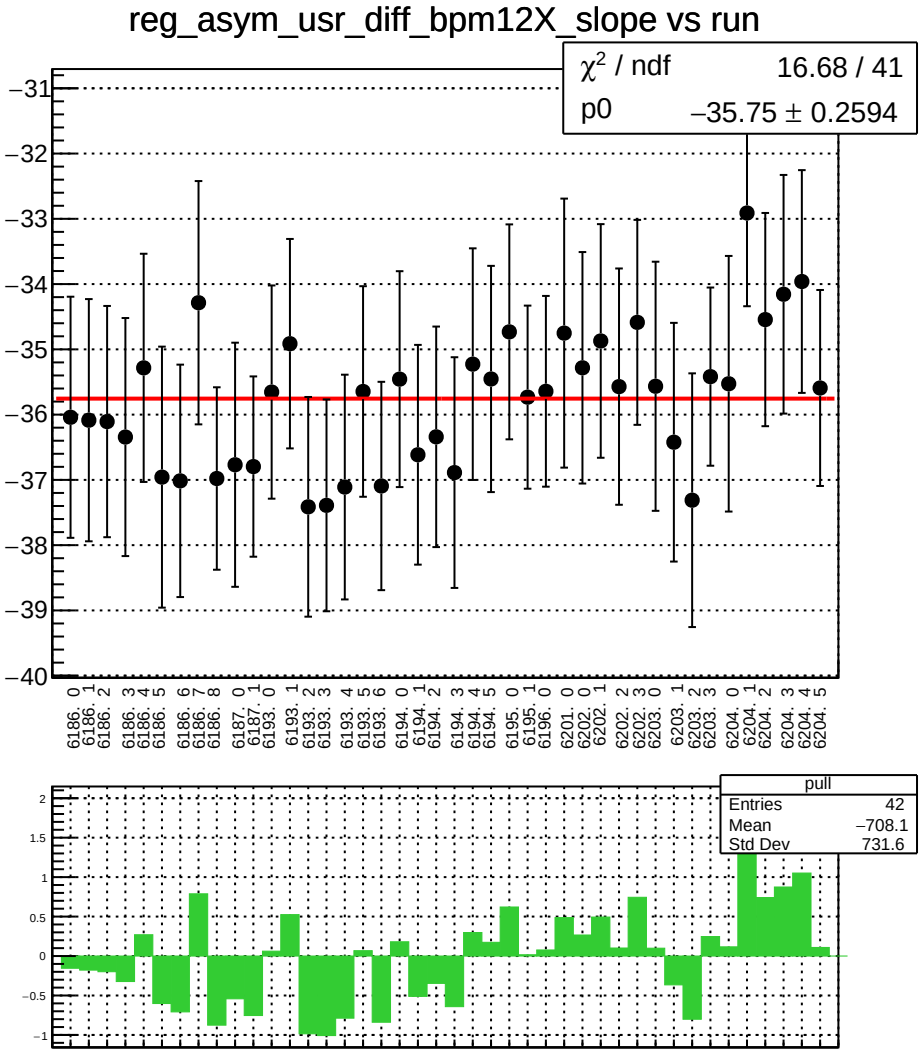
reg_asym_usr_diff_bpm12X_slope vs run
χ² / ndf 16.68 / 41
p0 −35.75 ± 0.2594
pull
Entries 42
Mean −708.1
Std Dev 731.6

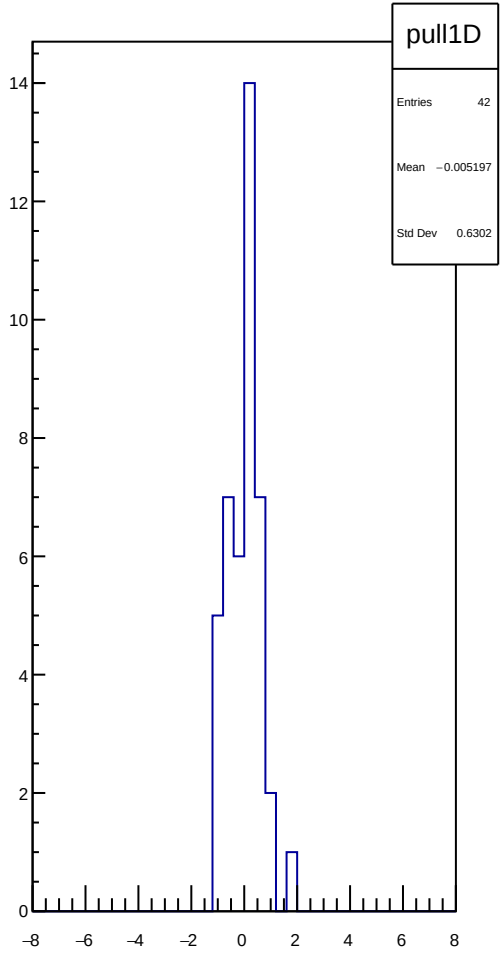
pull1D
Entries 42
Mean −0.005197
Std Dev 0.6302

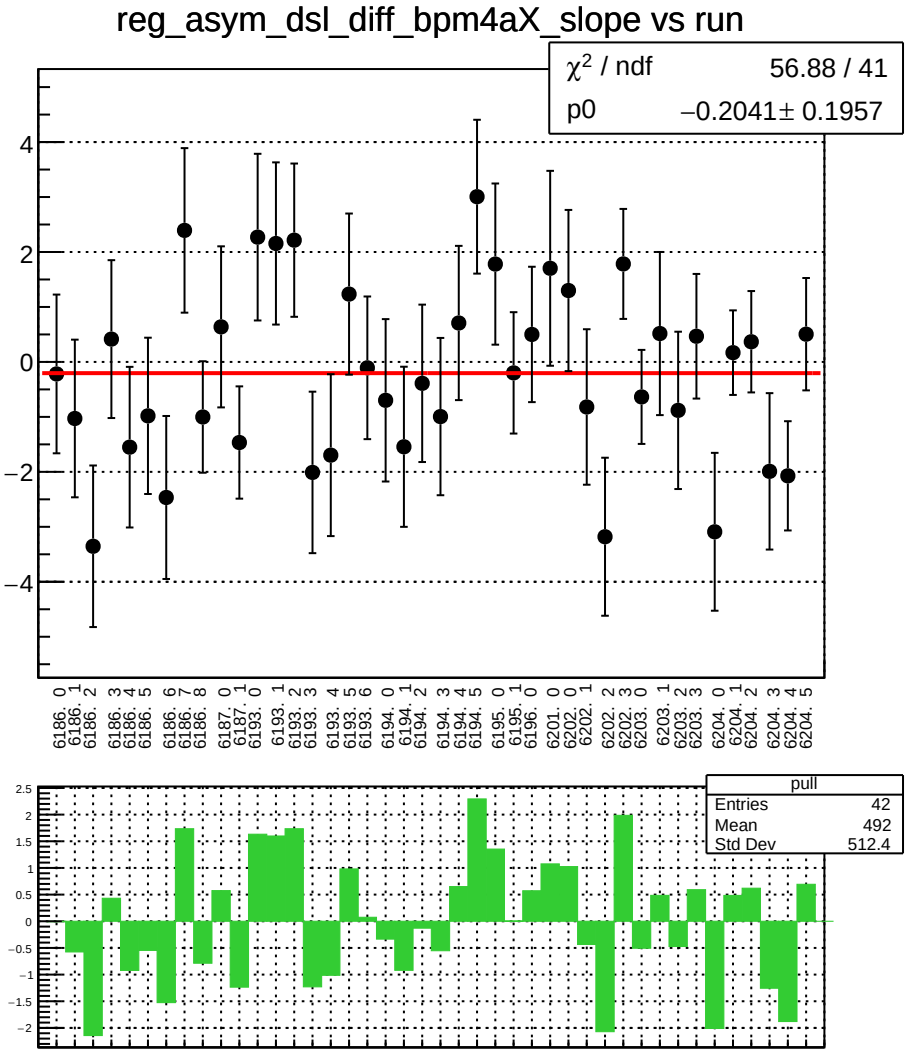
reg_asym_dsl_diff_bpm4aX_slope vs run
χ² / ndf 56.88 / 41
p0 −0.2041± 0.1957
4
2
0
−2
−4
6186. 0
6186. 1
6186. 2
6186. 3
6186. 4
6186. 5
6186. 6
6186. 7
6186. 8
6187. 0
6187. 1
6193. 0
6193. 1
6193. 2
6193. 3
6193. 4
6193. 5
6193. 6
6194. 0
6194. 1
6194. 2
6194. 3
6194. 4
6194. 5
6195. 0
6195. 1
6196. 0
6201. 0
6202. 0
6202. 1
6202. 2
6202. 3
6203. 0
6203. 1
6203. 2
6203. 3
6204. 0
6204. 1
6204. 2
6204. 3
6204. 4
6204. 5
pull
Entries 42
Mean 492
Std Dev 512.4
2.5
2
1.5
1
0.5
0
−0.5
−1
−1.5
−2

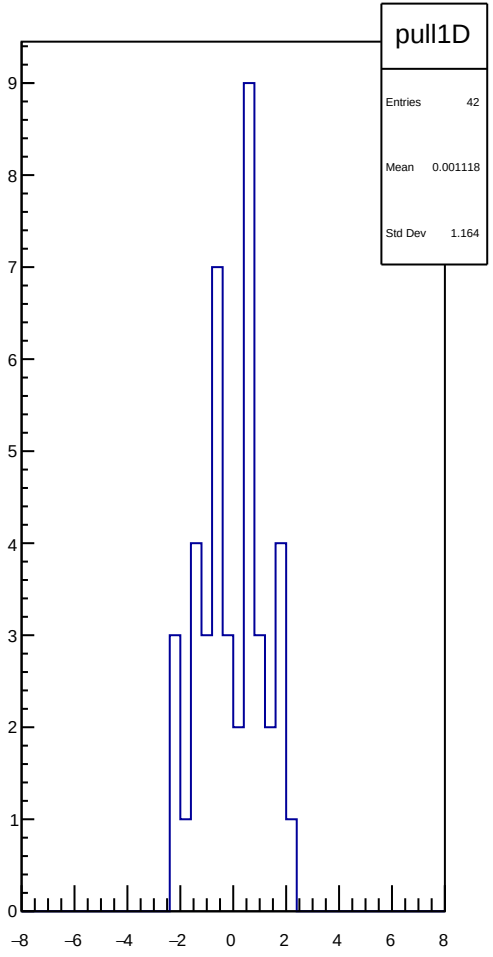
pull1D
Entries 42
Mean 0.001118
Std Dev 1.164
9
8
7
6
5
4
3
2
1
0
−8
−6
−4
−2
0
2
4
6
8

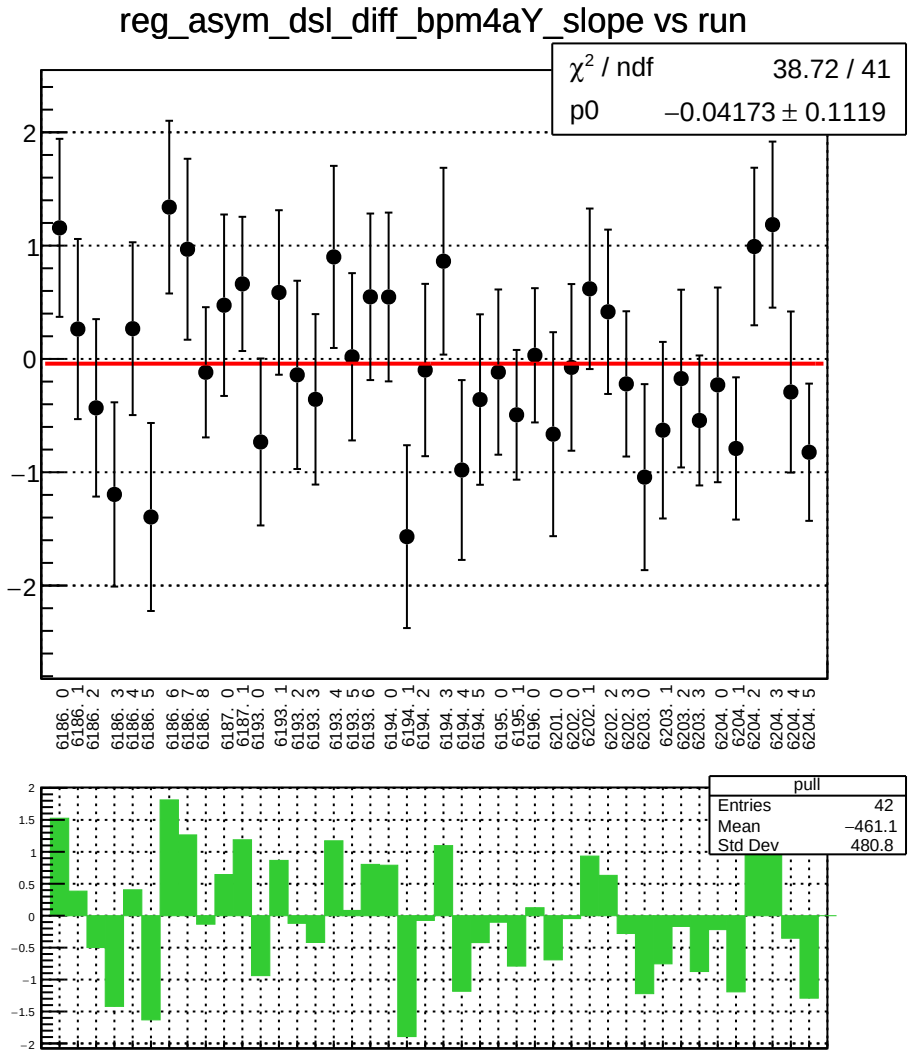
reg_asym_dsl_diff_bpm4aY_slope vs run
χ² / ndf 38.72 / 41
p0 −0.04173 ± 0.1119
pull
Entries 42
Mean −461.1
Std Dev 480.8

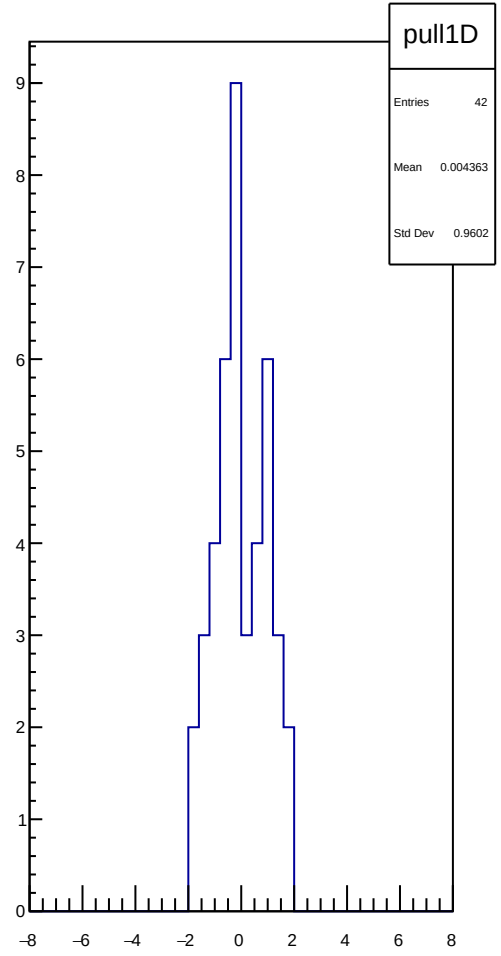
pull1D
Entries 42
Mean 0.004363
Std Dev 0.9602

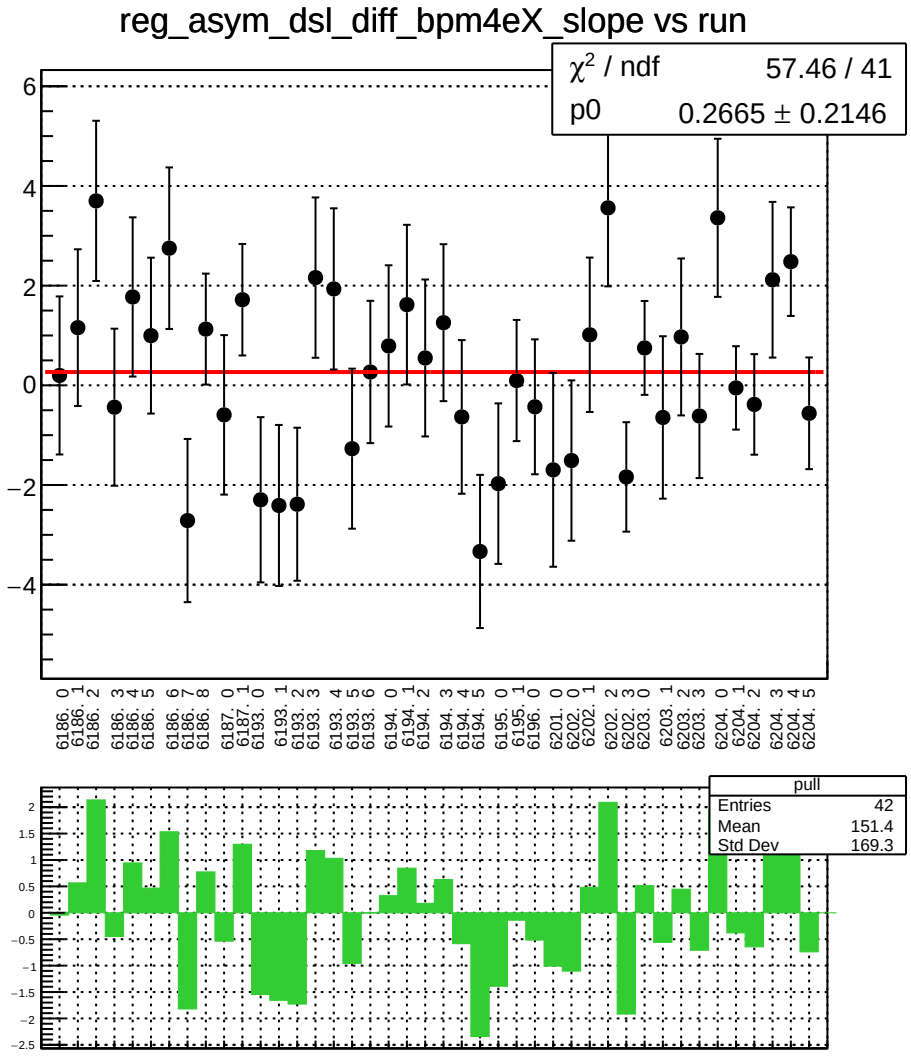
reg_asym_dsl_diff_bpm4eX_slope vs run
χ² / ndf 57.46 / 41
p0 0.2665 ± 0.2146
6186. 0
6186. 1
6186. 2
6186. 3
6186. 4
6186. 5
6186. 6
6186. 7
6186. 8
6187. 0
6187. 1
6193. 0
6193. 1
6193. 2
6193. 3
6193. 4
6193. 5
6193. 6
6194. 0
6194. 1
6194. 2
6194. 3
6194. 4
6194. 5
6195. 0
6195. 1
6196. 0
6201. 0
6202. 0
6202. 1
6202. 2
6202. 3
6203. 0
6203. 1
6203. 2
6203. 3
6204. 0
6204. 1
6204. 2
6204. 3
6204. 4
6204. 5
pull
Entries 42
Mean 151.4
Std Dev 169.3

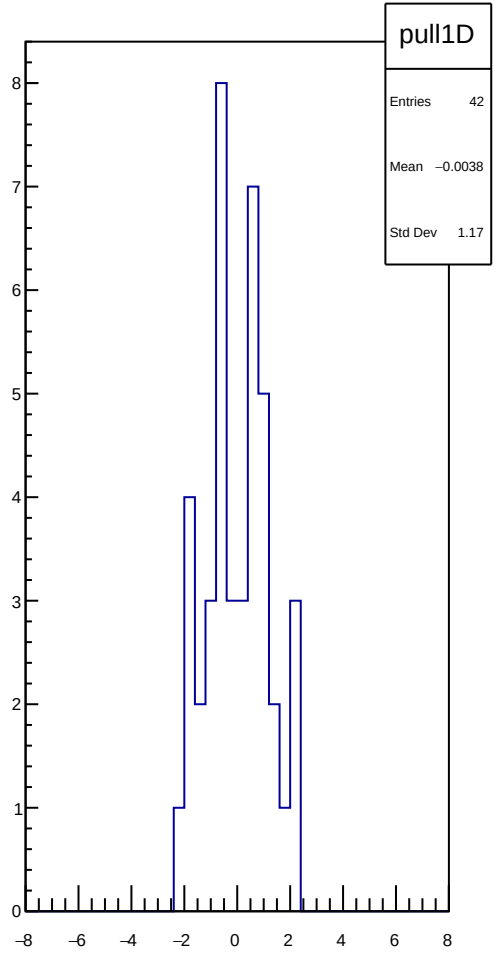
pull1D
Entries 42
Mean −0.0038
Std Dev 1.17

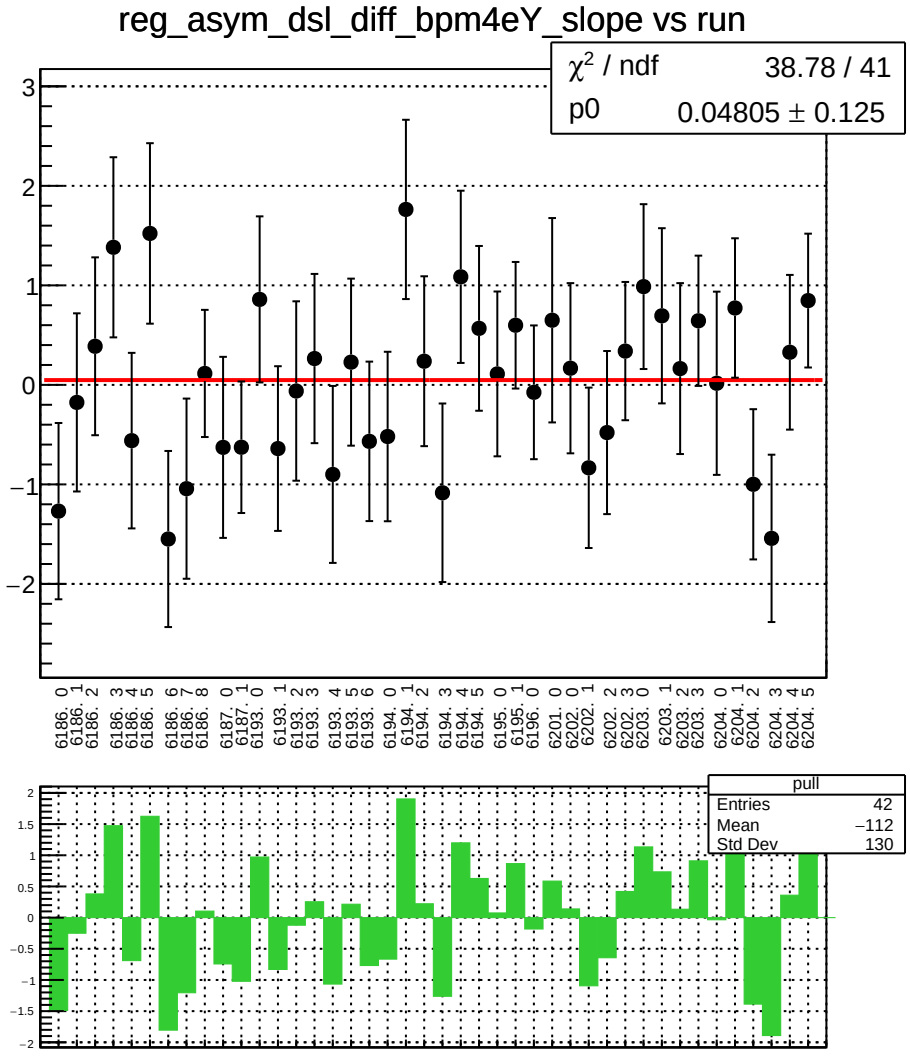
reg_asym_dsl_diff_bpm4eY_slope vs run
χ² / ndf 38.78 / 41
p0 0.04805 ± 0.125
pull
Entries 42
Mean −112
Std Dev 130

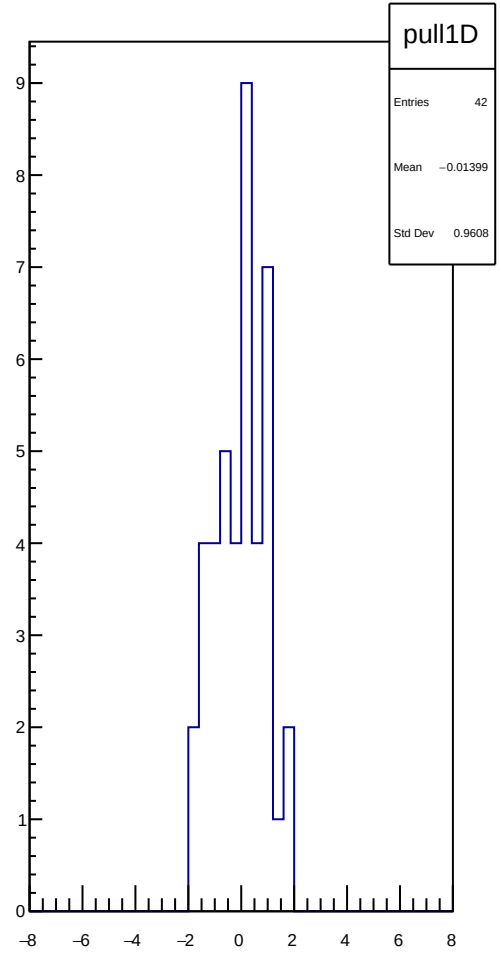
pull1D
Entries 42
Mean −0.01399
Std Dev 0.9608

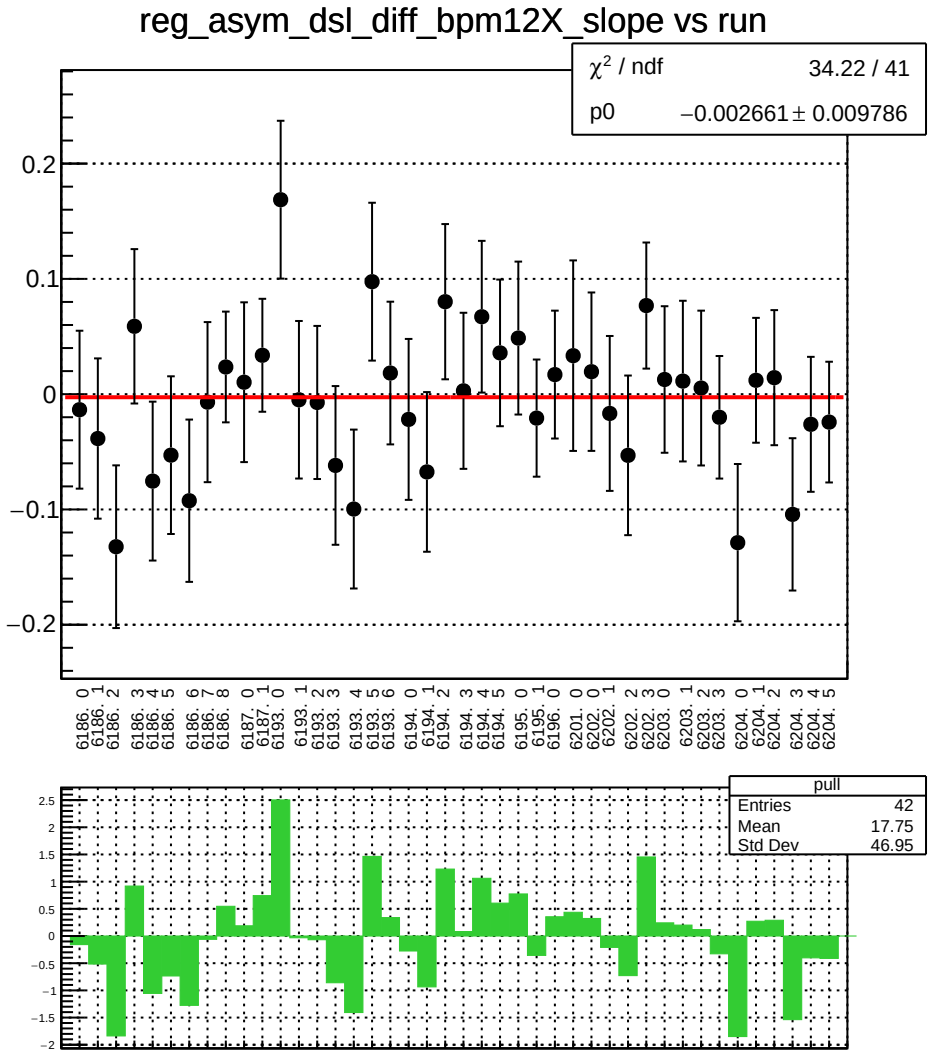
reg_asym_dsl_diff_bpm12X_slope vs run
χ² / ndf 34.22 / 41
p0 −0.002661 ± 0.009786
0.2
0.1
0
−0.1
−0.2
6186. 0
6186. 1
6186. 2
6186. 3
6186. 4
6186. 5
6186. 6
6186. 7
6186. 8
6187. 0
6187. 1
6193. 0
6193. 1
6193. 2
6193. 3
6193. 4
6193. 5
6193. 6
6194. 0
6194. 1
6194. 2
6194. 3
6194. 4
6194. 5
6195. 0
6195. 1
6196. 0
6201. 0
6202. 0
6202. 1
6202. 2
6202. 3
6203. 0
6203. 1
6203. 2
6203. 3
6204. 0
6204. 1
6204. 2
6204. 3
6204. 4
6204. 5
pull
Entries 42
Mean 17.75
Std Dev 46.95
2.5
2
1.5
1
0.5
0
−0.5
−1
−1.5
−2

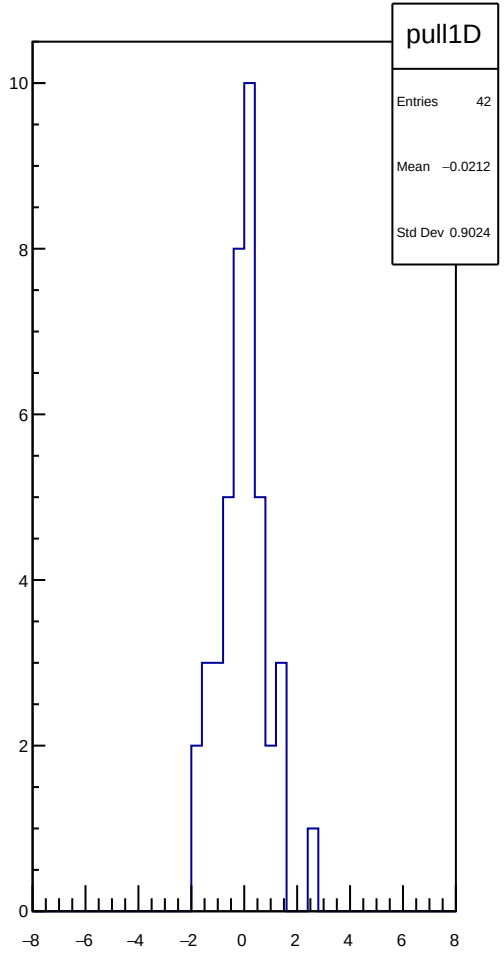
pull1D
Entries 42
Mean −0.0212
Std Dev 0.9024
10
8
6
4
2
0
−8
−6
−4
−2
0
2
4
6
8

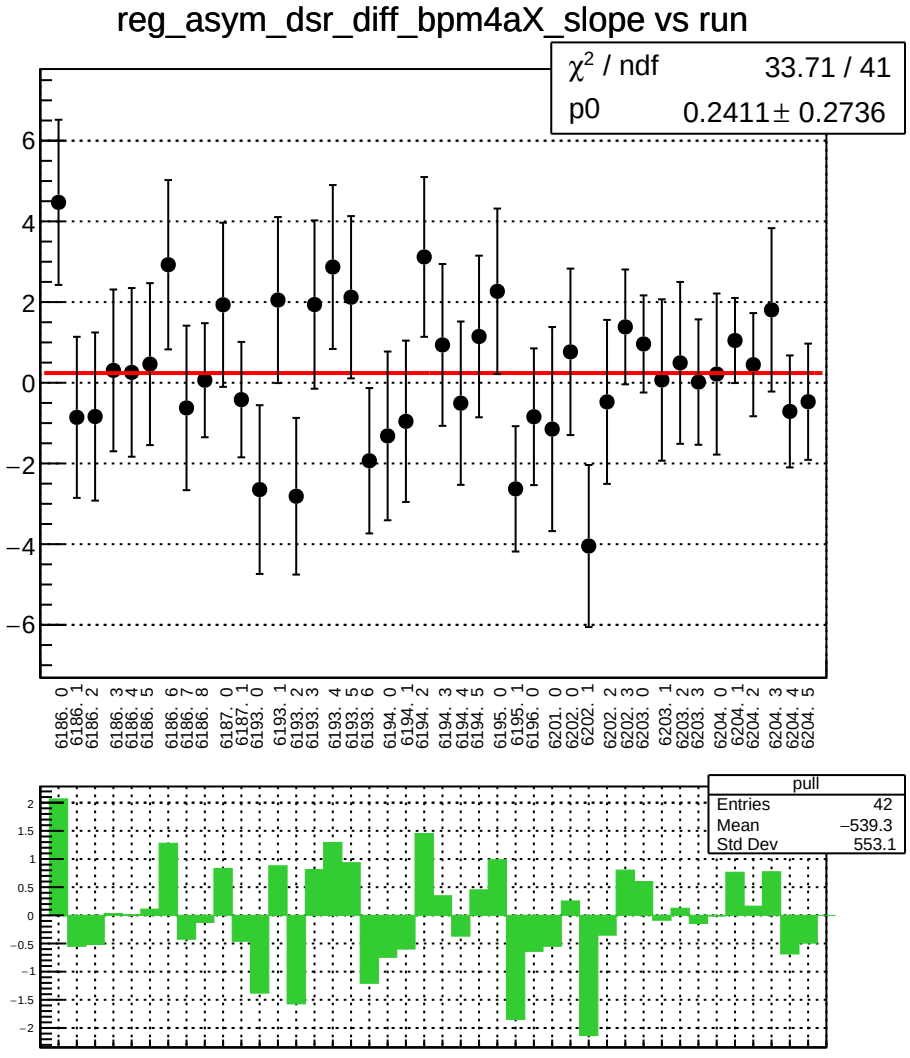
reg_asym_dsr_diff_bpm4aX_slope vs run
χ² / ndf 33.71 / 41
p0 0.2411 ± 0.2736
6186. 0
6186. 1
6186. 2
6186. 3
6186. 4
6186. 5
6186. 6
6186. 7
6186. 8
6187. 0
6187. 1
6193. 0
6193. 1
6193. 2
6193. 3
6193. 4
6193. 5
6193. 6
6194. 0
6194. 1
6194. 2
6194. 3
6194. 4
6194. 5
6195. 0
6195. 1
6196. 0
6201. 0
6202. 0
6202. 1
6202. 2
6202. 3
6203. 0
6203. 1
6203. 2
6203. 3
6204. 0
6204. 1
6204. 2
6204. 3
6204. 4
6204. 5
pull
Entries 42
Mean −539.3
Std Dev 553.1

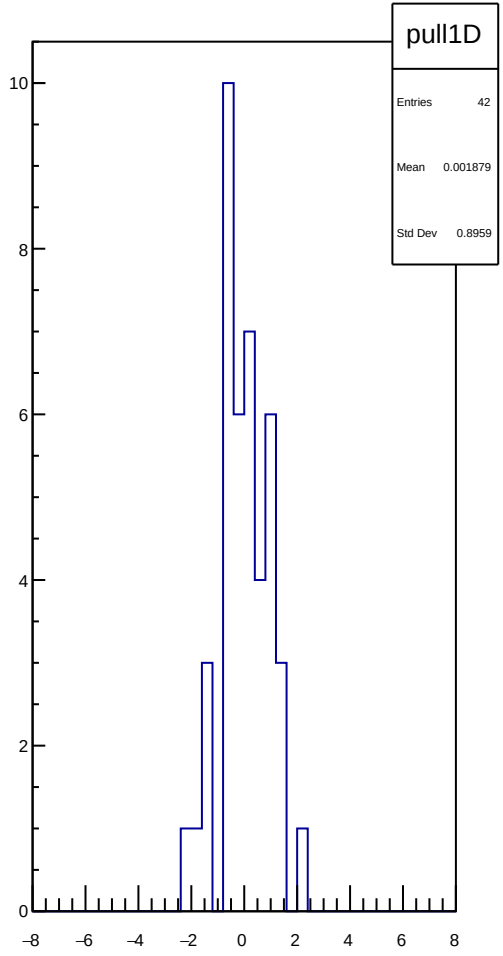
pull1D
Entries 42
Mean 0.001879
Std Dev 0.8959

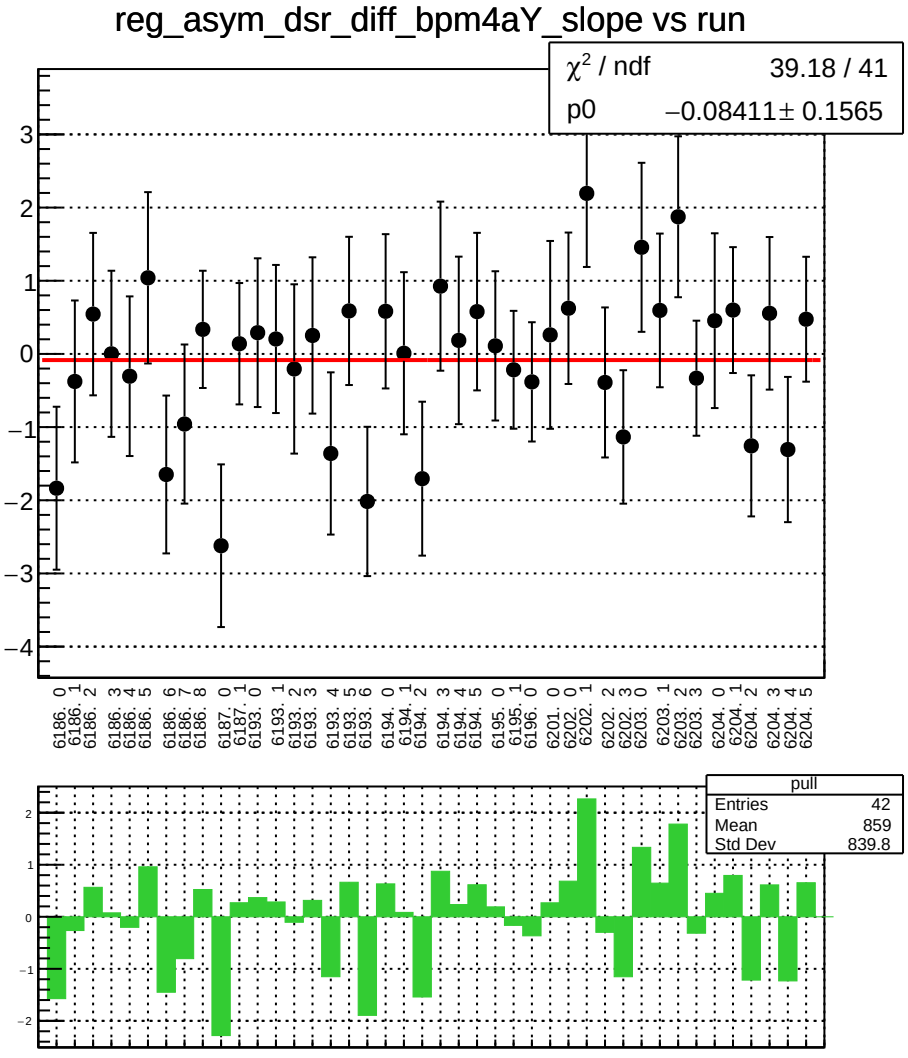
reg_asym_dsr_diff_bpm4aY_slope vs run
χ² / ndf 39.18 / 41
p0 −0.08411 ± 0.1565
pull
Entries 42
Mean 859
Std Dev 839.8

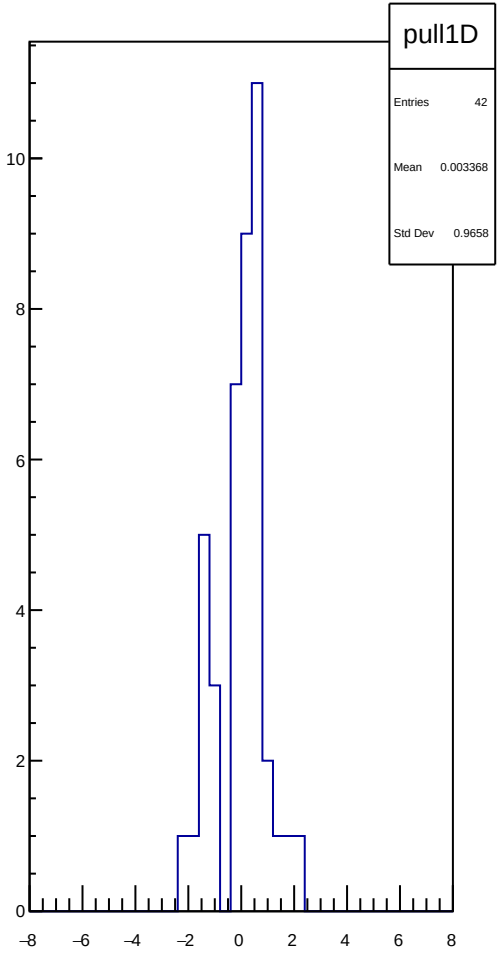
pull1D
Entries 42
Mean 0.003368
Std Dev 0.9658

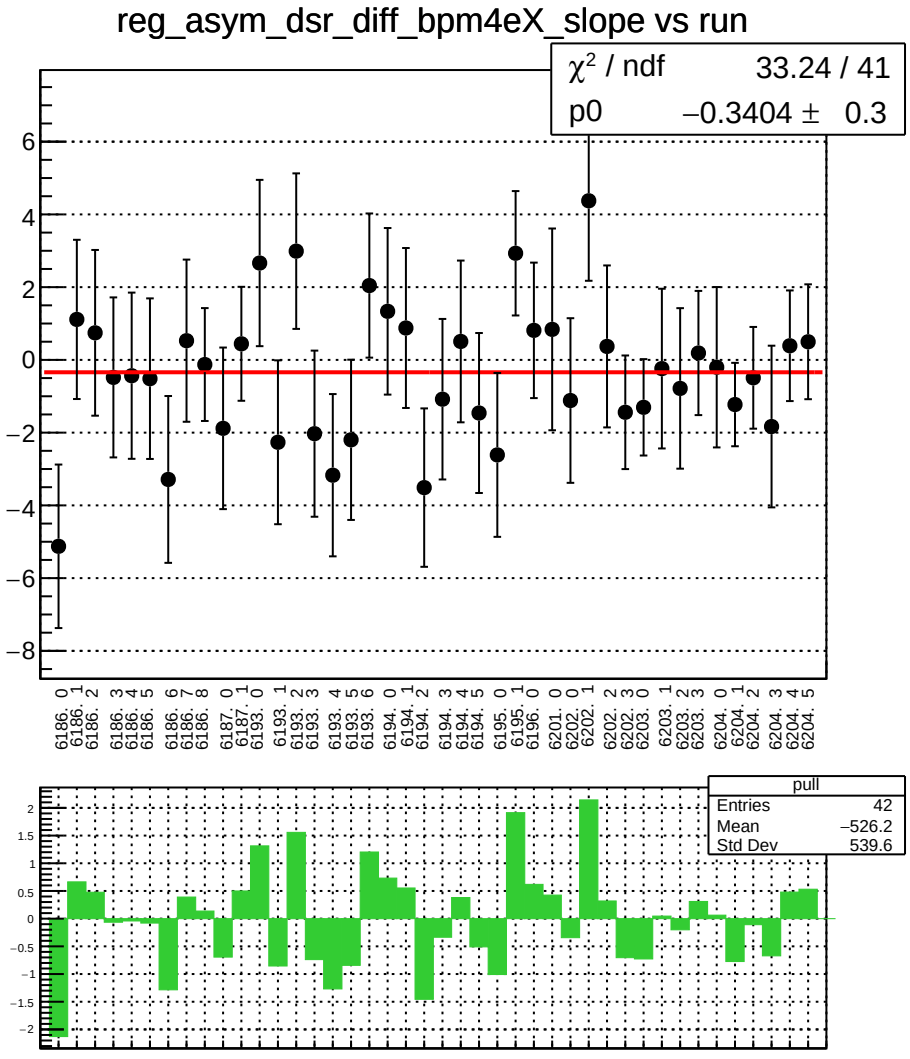
reg_asym_dsr_diff_bpm4eX_slope vs run
χ² / ndf 33.24 / 41
p0 −0.3404 ± 0.3
pull
Entries 42
Mean −526.2
Std Dev 539.6

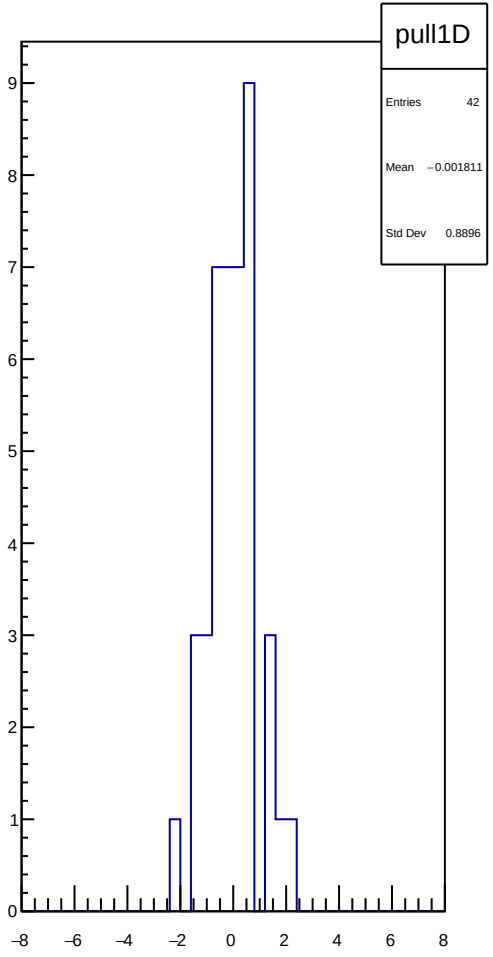
pull1D
Entries 42
Mean −0.001811
Std Dev 0.8896

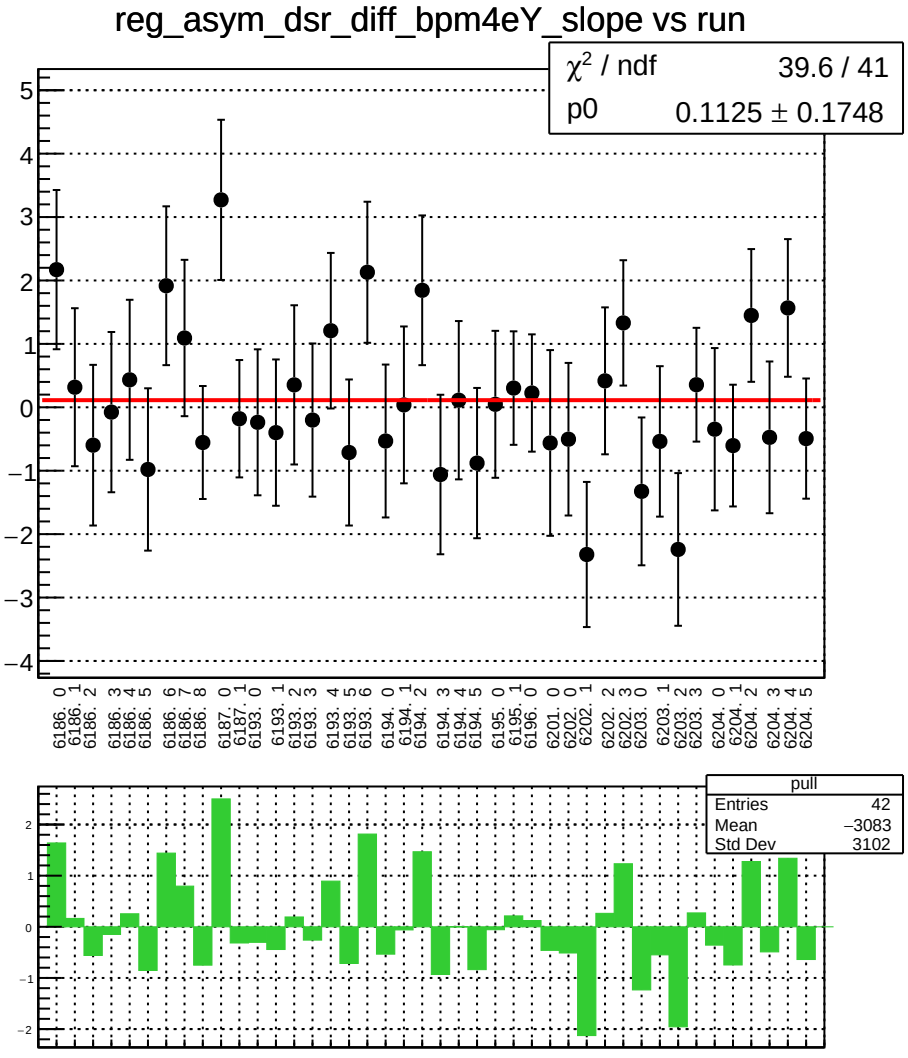
reg_asym_dsr_diff_bpm4eY_slope vs run
χ^2 / ndf 39.6 / 41
p0 0.1125 ± 0.1748
pull
Entries 42
Mean −3083
Std Dev 3102

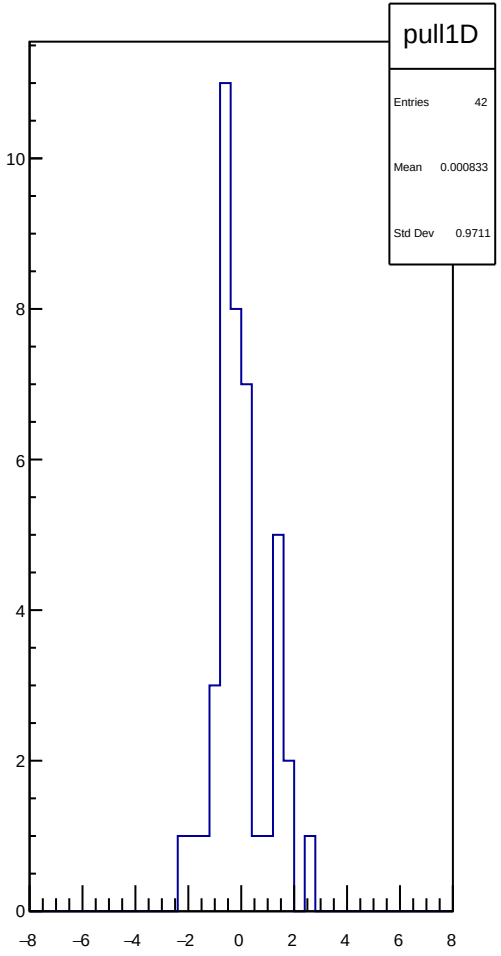
pull1D
Entries 42
Mean 0.000833
Std Dev 0.9711

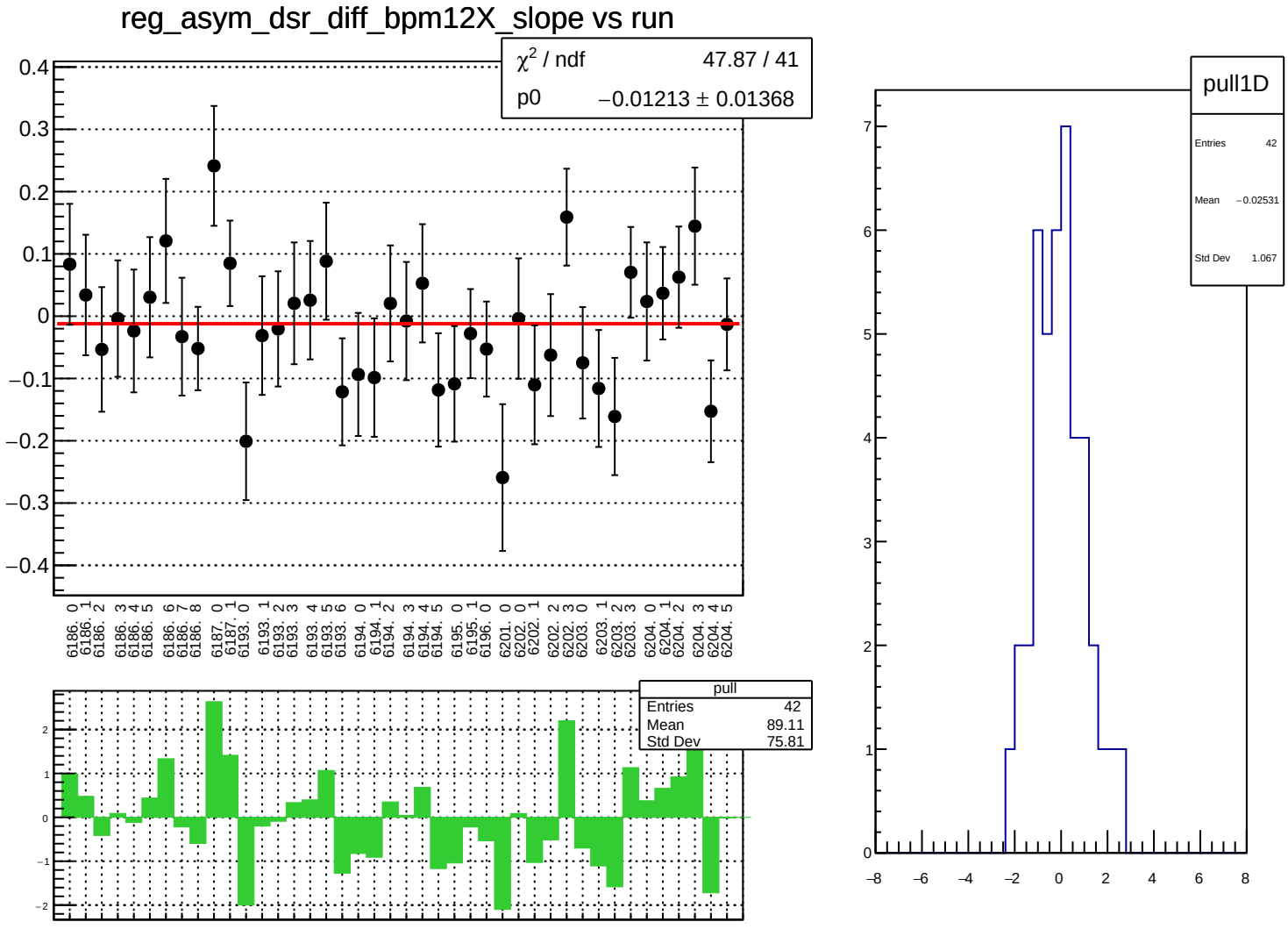
reg_asym_dsr_diff_bpm12X_slope vs run
χ² / ndf 47.87 / 41
p0 −0.01213 ± 0.01368
pull
Entries 42
Mean 89.11
Std Dev 75.81
pull1D
Entries 42
Mean −0.02531
Std Dev 1.067

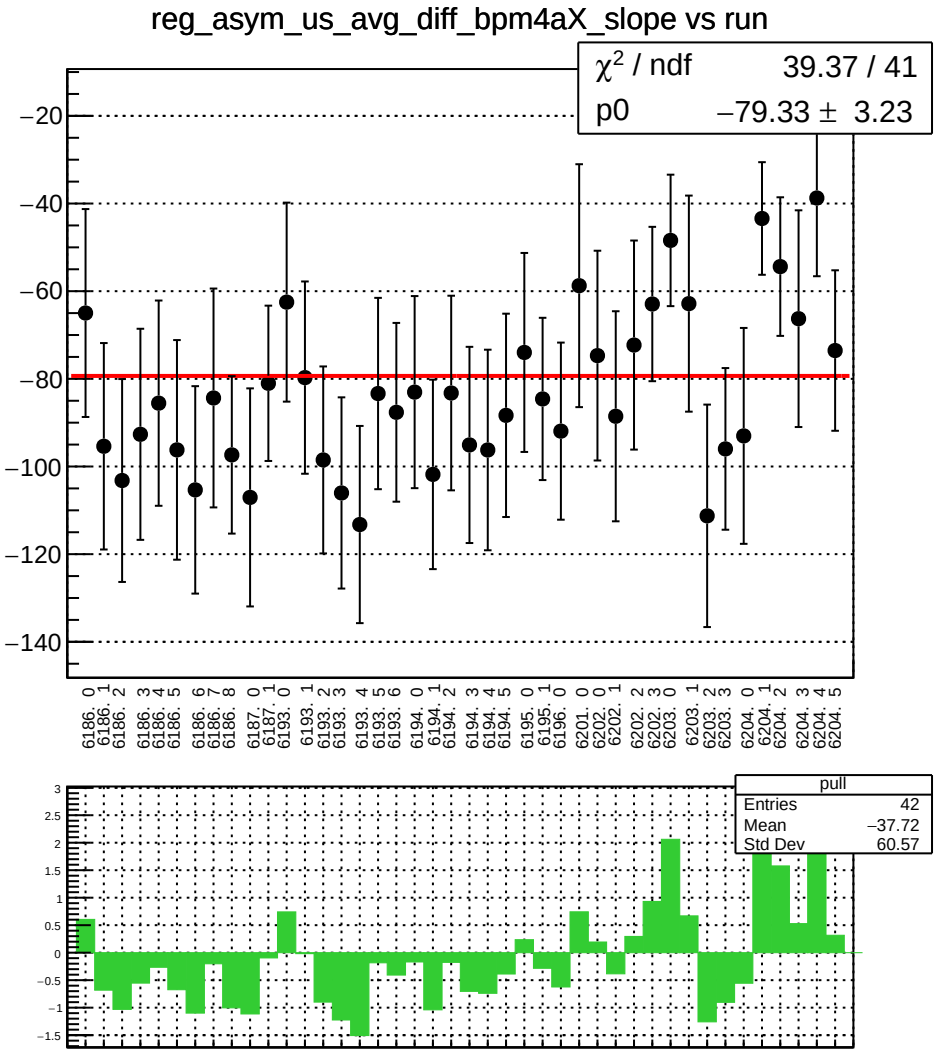
reg_asym_us_avg_diff_bpm4aX_slope vs run
χ² / ndf 39.37 / 41
p0 −79.33 ± 3.23
pull
Entries 42
Mean −37.72
Std Dev 60.57

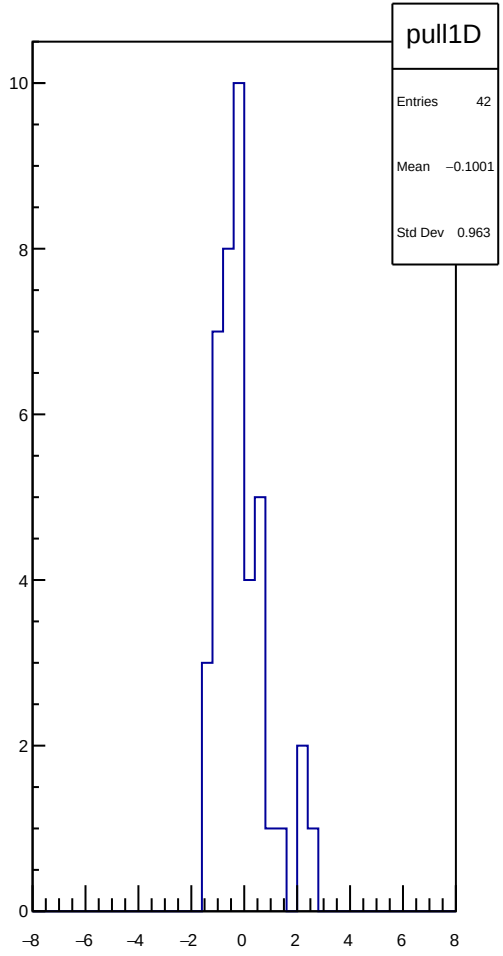
pull1D
Entries 42
Mean −0.1001
Std Dev 0.963

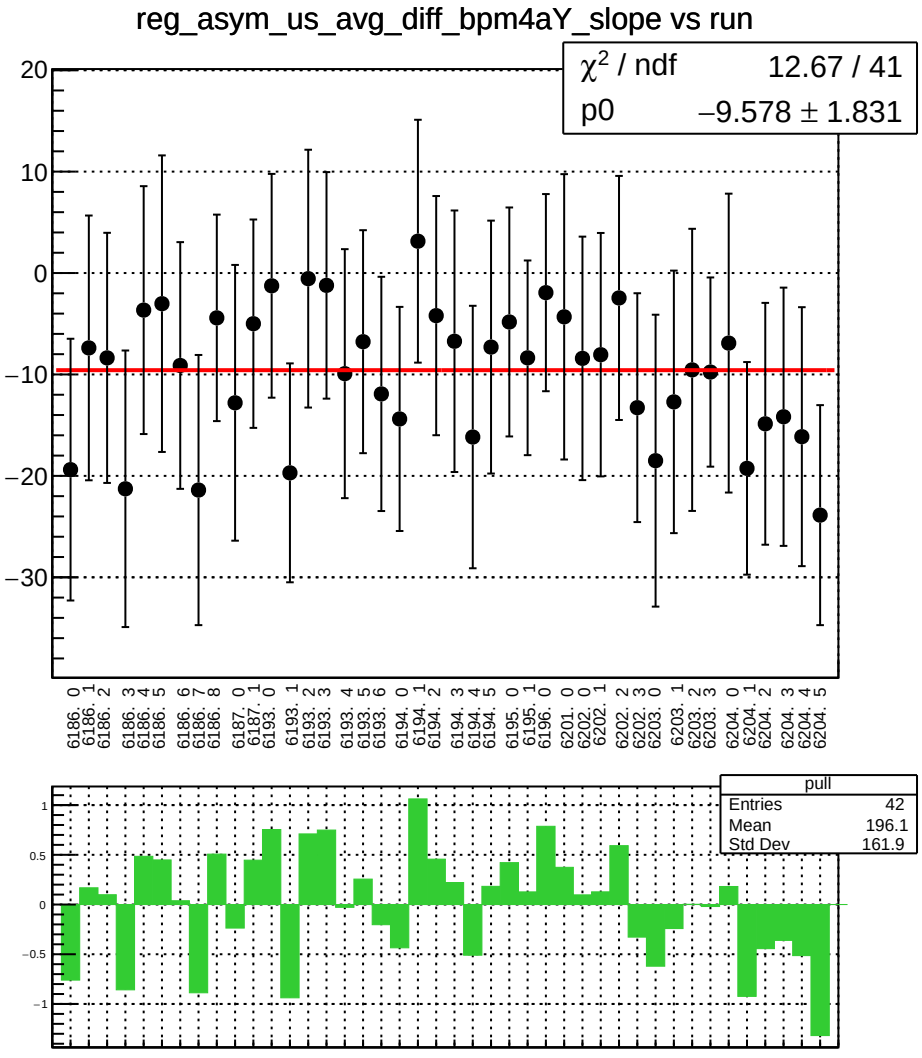
reg_asym_us_avg_diff_bpm4aY_slope vs run
χ² / ndf 12.67 / 41
p0 −9.578 ± 1.831
20
10
0
−10
−20
−30
6186. 0
6186. 1
6186. 2
6186. 3
6186. 4
6186. 5
6186. 6
6186. 7
6186. 8
6187. 0
6187. 1
6193. 0
6193. 1
6193. 2
6193. 3
6193. 4
6193. 5
6193. 6
6194. 0
6194. 1
6194. 2
6194. 3
6194. 4
6194. 5
6195. 0
6195. 1
6196. 0
6201. 0
6202. 0
6202. 1
6202. 2
6202. 3
6203. 0
6203. 1
6203. 2
6203. 3
6204. 0
6204. 1
6204. 2
6204. 3
6204. 4
6204. 5
pull
Entries 42
Mean 196.1
Std Dev 161.9
1
0.5
0
−0.5
−1

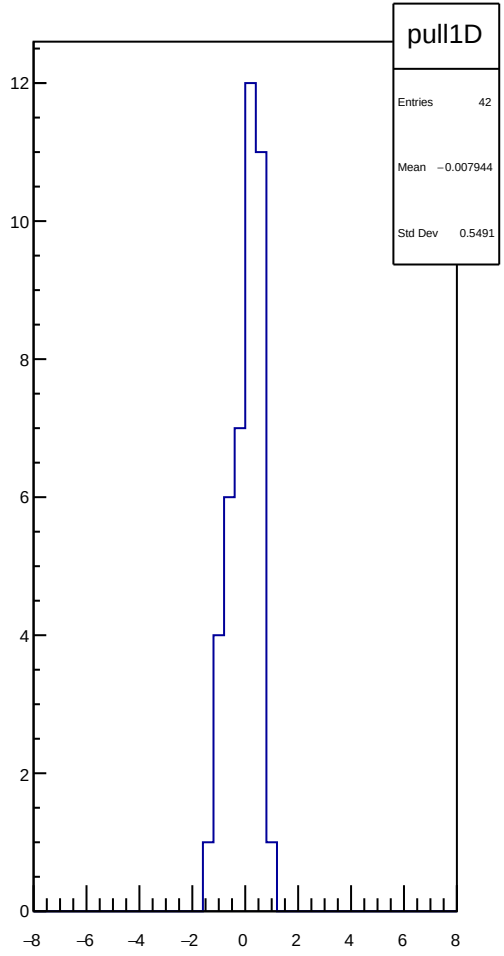
pull1D
Entries 42
Mean −0.007944
Std Dev 0.5491
12
10
8
6
4
2
0
−8
−6
−4
−2
0
2
4
6
8

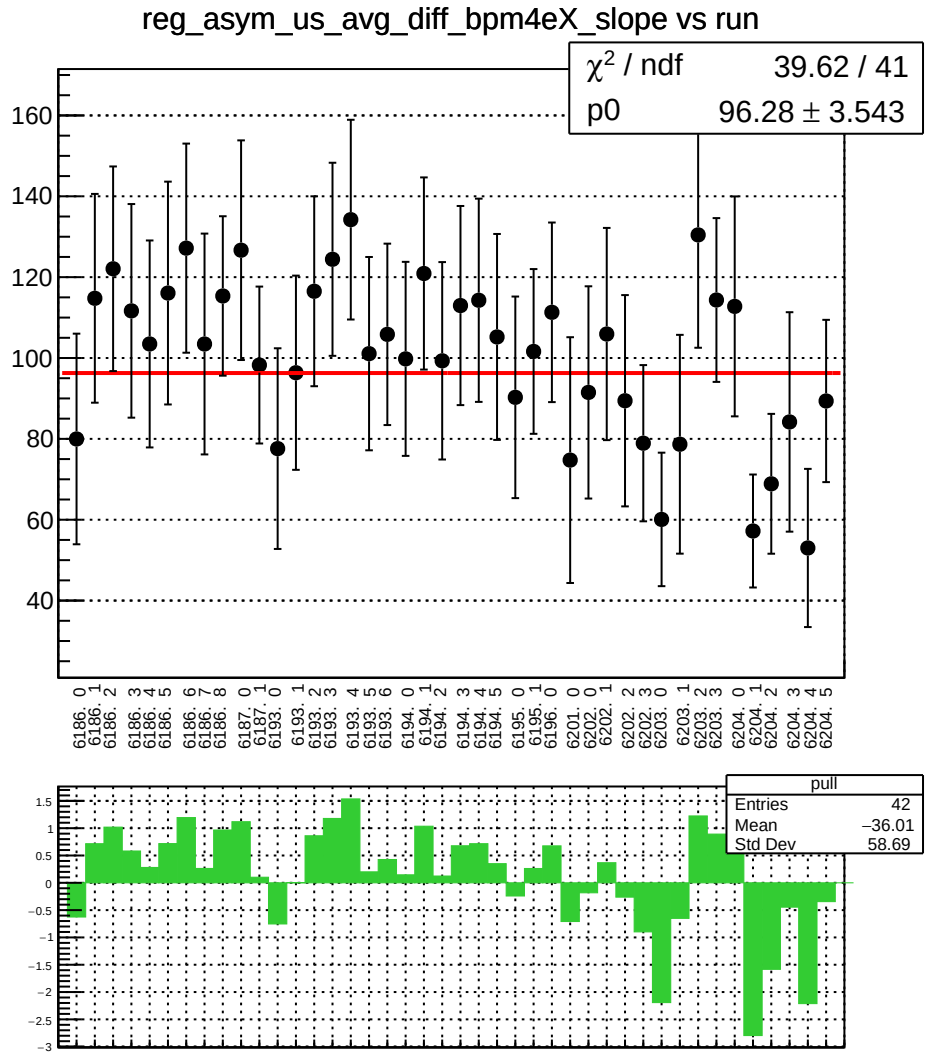
reg_asym_us_avg_diff_bpm4eX_slope vs run
χ² / ndf 39.62 / 41
p0 96.28 ± 3.543
160
140
120
100
80
60
40
6186. 0
6186. 1
6186. 2
6186. 3
6186. 4
6186. 5
6186. 6
6186. 7
6186. 8
6187. 0
6187. 1
6193. 0
6193. 1
6193. 2
6193. 3
6193. 4
6193. 5
6193. 6
6194. 0
6194. 1
6194. 2
6194. 3
6194. 4
6194. 5
6195. 0
6195. 1
6196. 0
6201. 0
6202. 0
6202. 1
6202. 2
6202. 3
6203. 0
6203. 1
6203. 2
6203. 3
6204. 0
6204. 1
6204. 2
6204. 3
6204. 4
6204. 5
pull
Entries 42
Mean −36.01
Std Dev 58.69
1.5
1
0.5
0
−0.5
−1
−1.5
−2
−2.5
−3

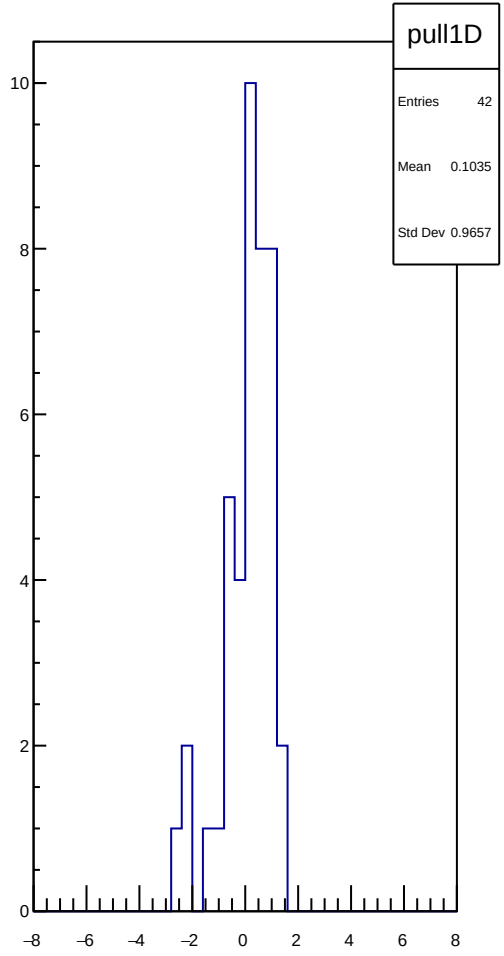
pull1D
Entries 42
Mean 0.1035
Std Dev 0.9657
10
8
6
4
2
0
−8
−6
−4
−2
0
2
4
6
8

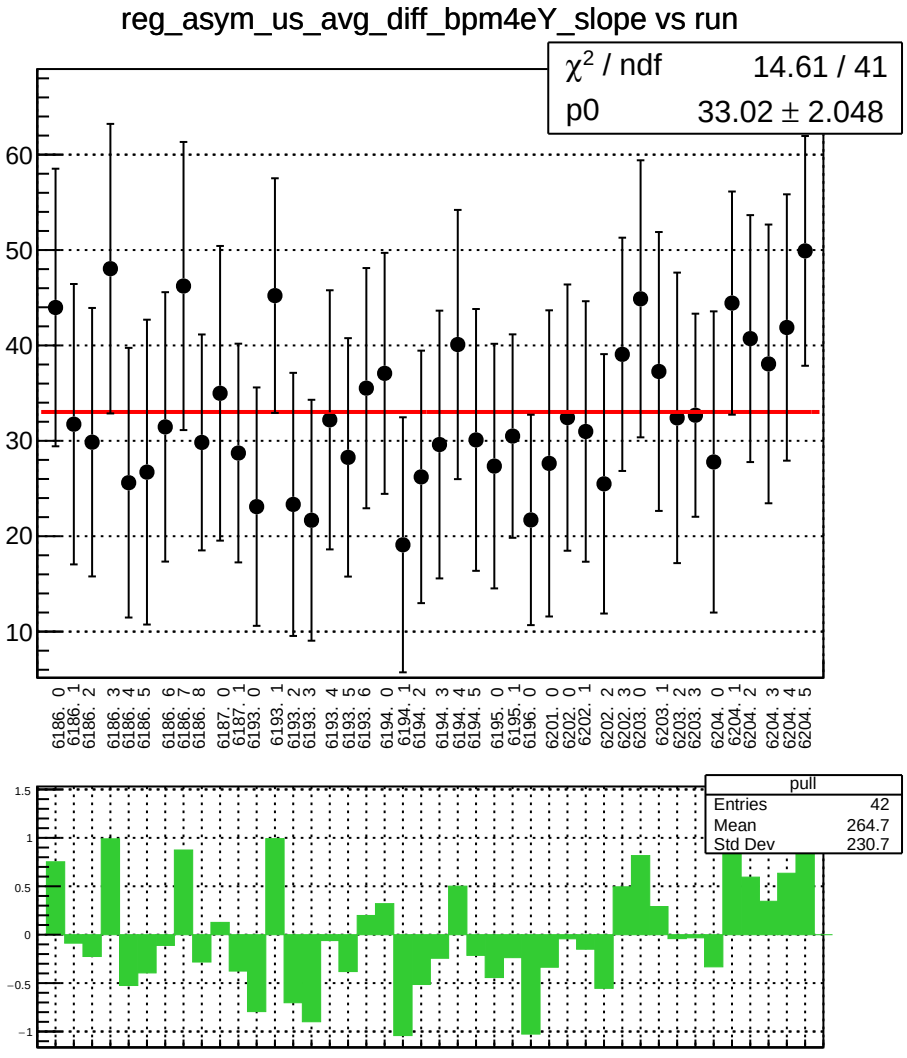
reg_asym_us_avg_diff_bpm4eY_slope vs run
χ2 / ndf 14.61 / 41
p0 33.02 ± 2.048
pull
Entries 42
Mean 264.7
Std Dev 230.7

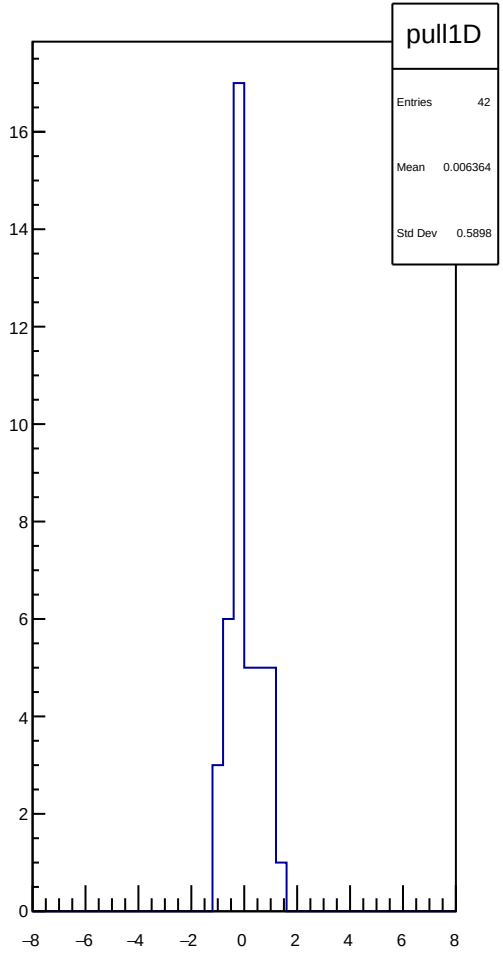
pull1D
Entries 42
Mean 0.006364
Std Dev 0.5898

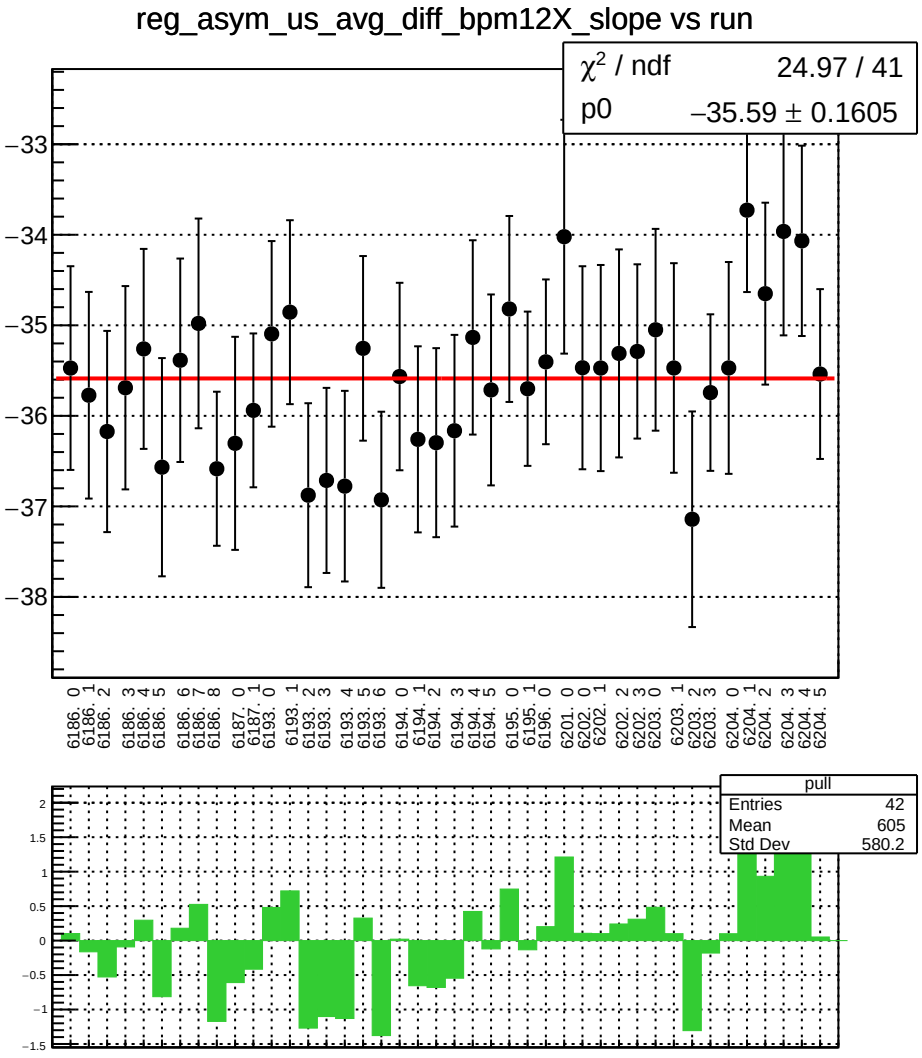
reg_asym_us_avg_diff_bpm12X_slope vs run
χ² / ndf 24.97 / 41
p0 −35.59 ± 0.1605
−33
−34
−35
−36
−37
−38
6186. 0
6186. 1
6186. 2
6186. 3
6186. 4
6186. 5
6186. 6
6186. 7
6186. 8
6187. 0
6187. 1
6193. 0
6193. 1
6193. 2
6193. 3
6193. 4
6193. 5
6193. 6
6194. 0
6194. 1
6194. 2
6194. 3
6194. 4
6194. 5
6195. 0
6195. 1
6196. 0
6201. 0
6202. 0
6202. 1
6202. 2
6202. 3
6203. 0
6203. 1
6203. 2
6203. 3
6204. 0
6204. 1
6204. 2
6204. 3
6204. 4
6204. 5
pull
Entries 42
Mean 605
Std Dev 580.2
2
1.5
1
0.5
0
−0.5
−1
−1.5

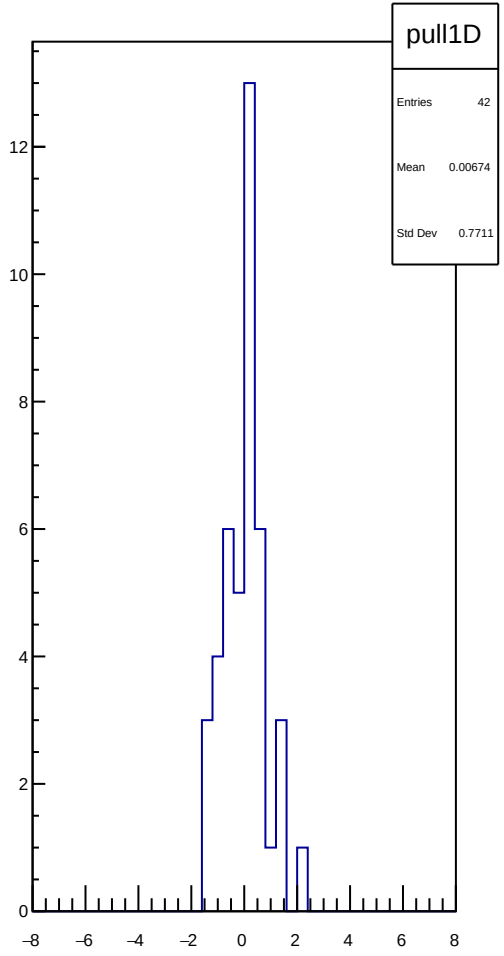
pull1D
Entries 42
Mean 0.00674
Std Dev 0.7711
12
10
8
6
4
2
0
−8
−6
−4
−2
0
2
4
6
8

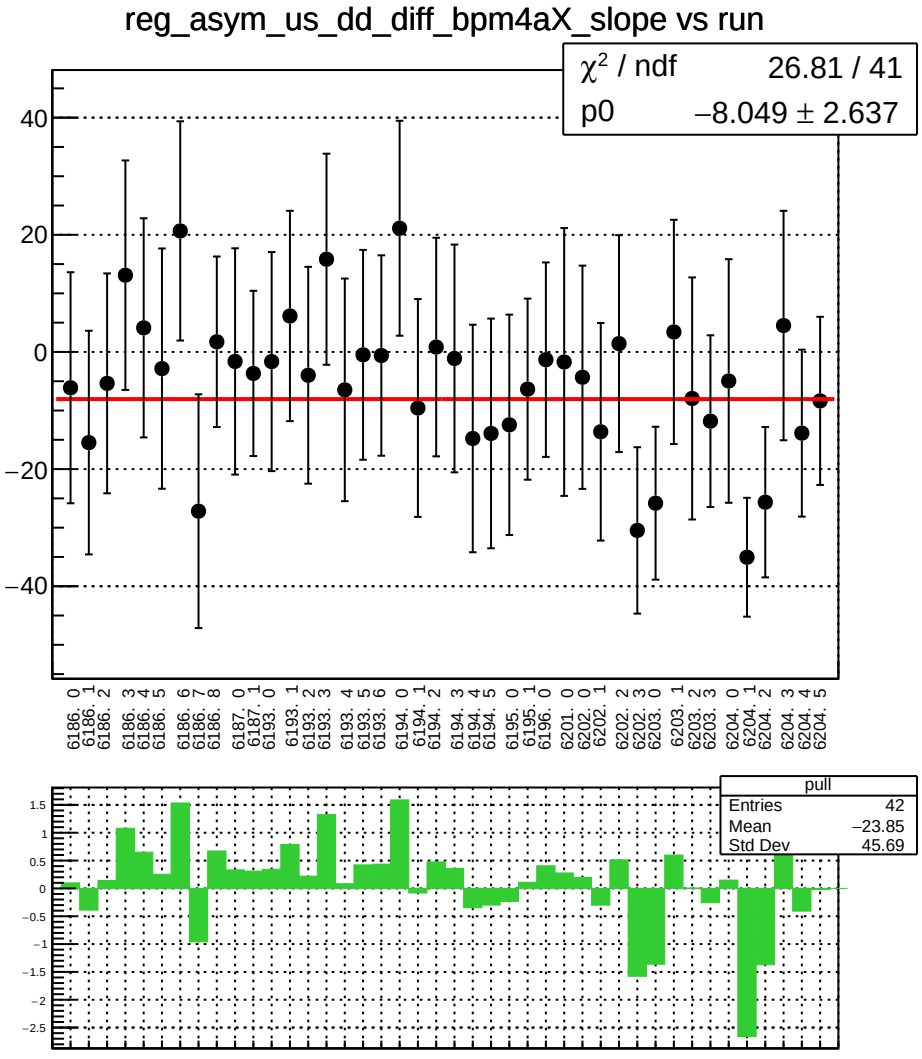
reg_asym_us_dd_diff_bpm4aX_slope vs run
χ² / ndf 26.81 / 41
p0 −8.049 ± 2.637
40
20
0
−20
−40
6186. 0
6186. 1
6186. 2
6186. 3
6186. 4
6186. 5
6186. 6
6186. 7
6186. 8
6187. 0
6187. 1
6193. 0
6193. 1
6193. 2
6193. 3
6193. 4
6193. 5
6193. 6
6194. 0
6194. 1
6194. 2
6194. 3
6194. 4
6194. 5
6195. 0
6195. 1
6196. 0
6201. 0
6202. 0
6202. 1
6202. 2
6202. 3
6203. 0
6203. 1
6203. 2
6203. 3
6204. 0
6204. 1
6204. 2
6204. 3
6204. 4
6204. 5
pull
Entries 42
Mean −23.85
Std Dev 45.69
1.5
1
0.5
0
−0.5
−1
−1.5
−2
−2.5

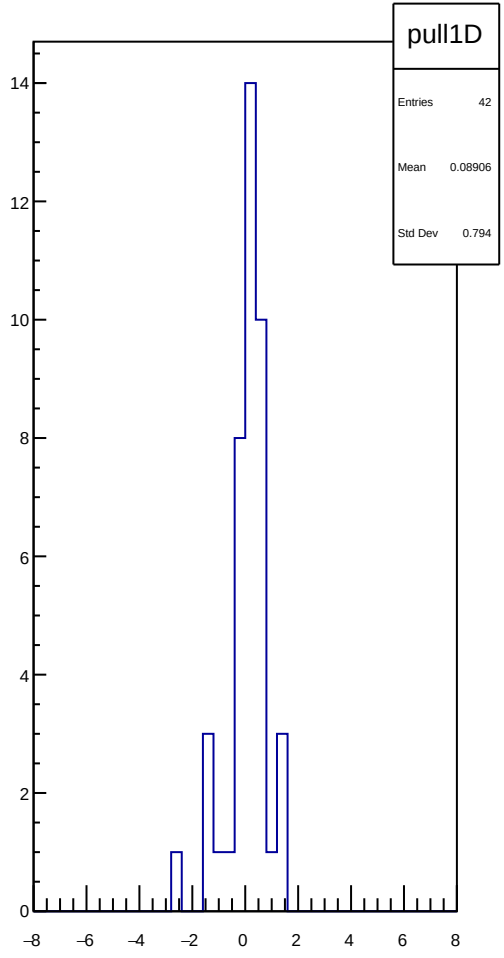
pull1D
Entries 42
Mean 0.08906
Std Dev 0.794
14
12
10
8
6
4
2
0
−8
−6
−4
−2
0
2
4
6
8

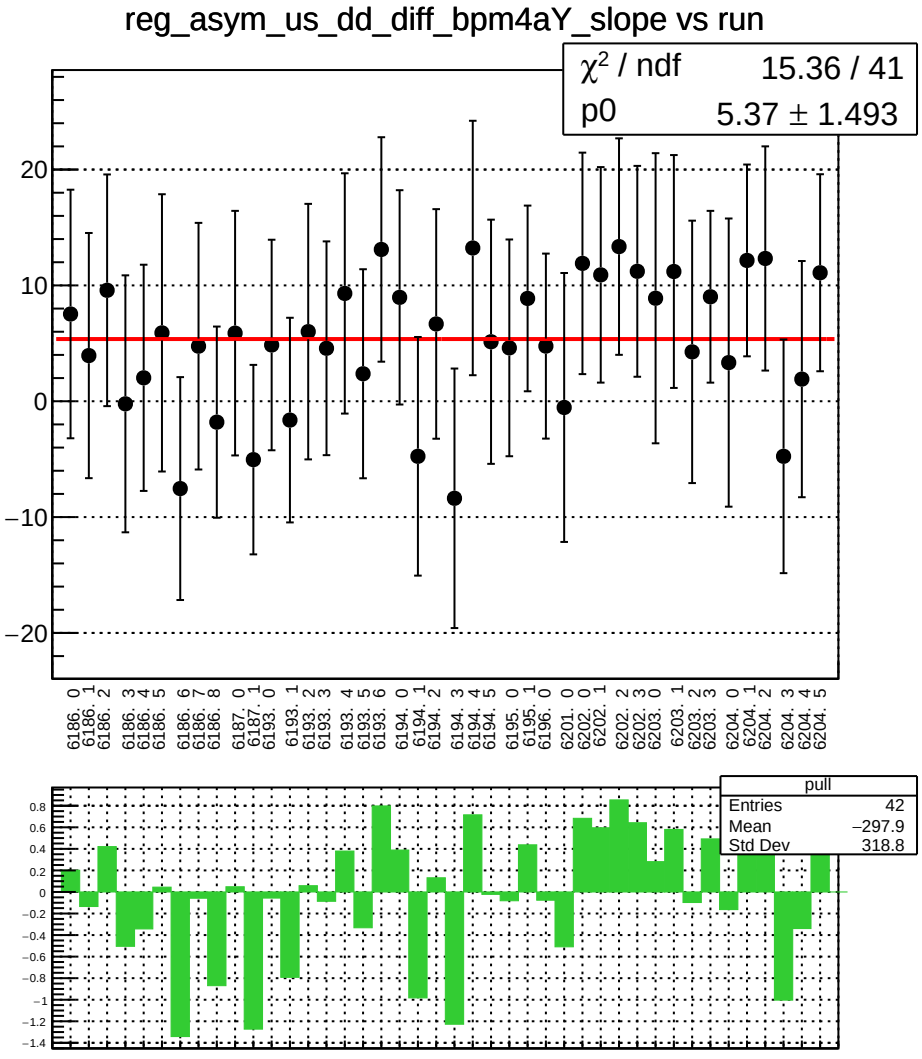
reg_asym_us_dd_diff_bpm4aY_slope vs run
χ² / ndf 15.36 / 41
p0 5.37 ± 1.493
pull
Entries 42
Mean −297.9
Std Dev 318.8

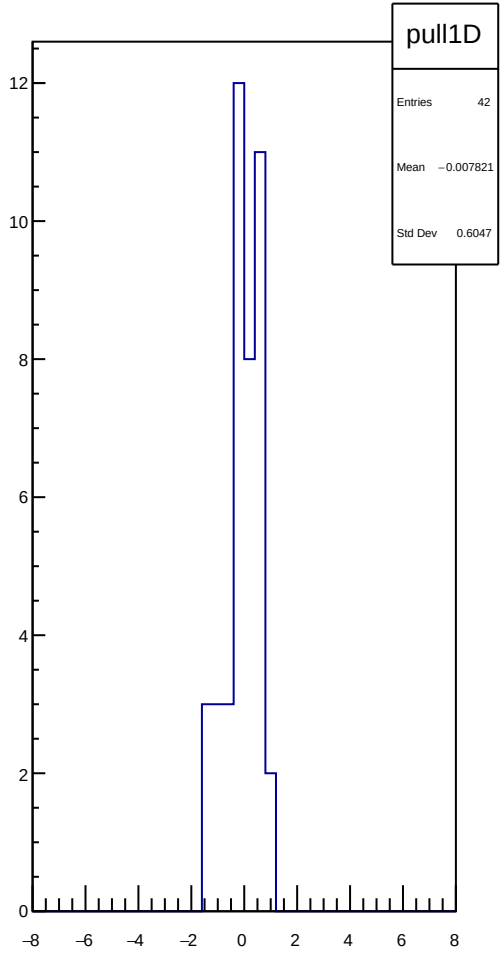
pull1D
Entries 42
Mean −0.007821
Std Dev 0.6047

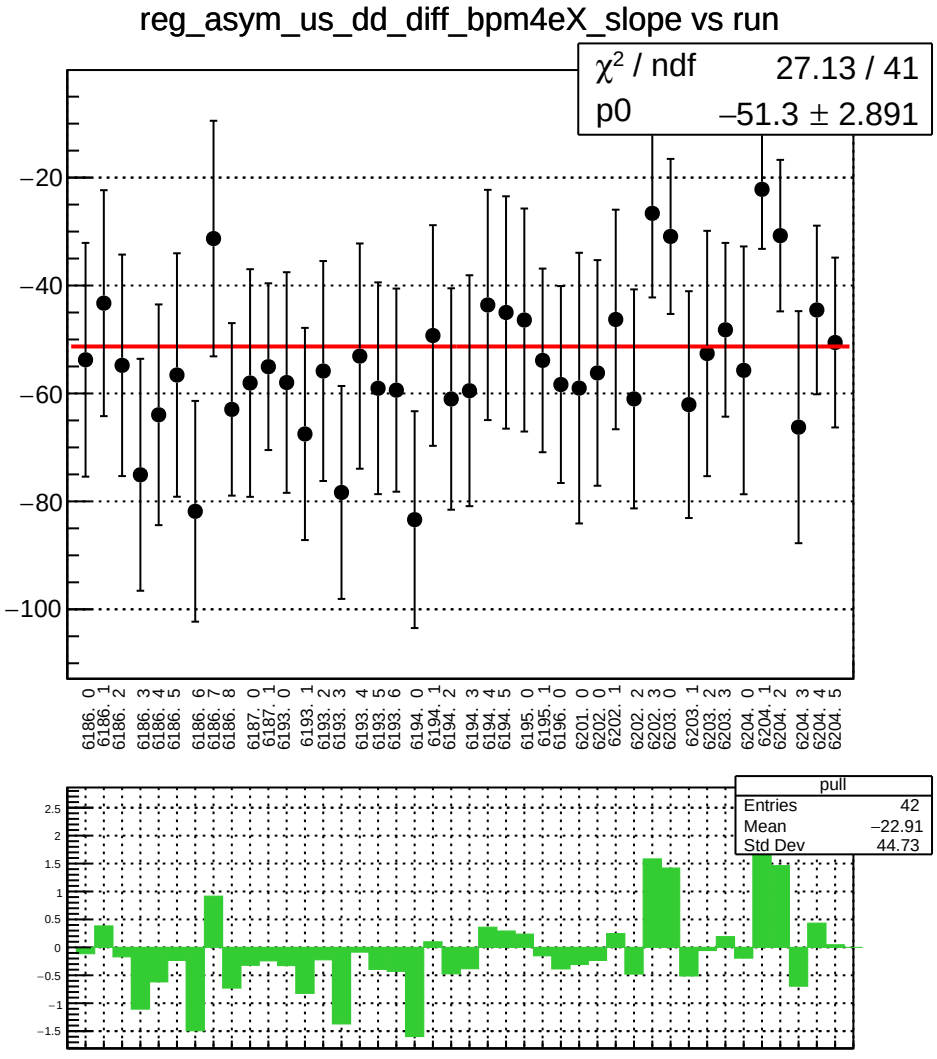
reg_asym_us_dd_diff_bpm4eX_slope vs run
χ² / ndf 27.13 / 41
p0 −51.3 ± 2.891
−20
−40
−60
−80
−100
6186. 0
6186. 1
6186. 2
6186. 3
6186. 4
6186. 5
6186. 6
6186. 7
6186. 8
6187. 0
6187. 1
6193. 0
6193. 1
6193. 2
6193. 3
6193. 4
6193. 5
6193. 6
6194. 0
6194. 1
6194. 2
6194. 3
6194. 4
6194. 5
6195. 0
6195. 1
6196. 0
6201. 0
6202. 0
6202. 1
6202. 2
6202. 3
6203. 0
6203. 1
6203. 2
6203. 3
6204. 0
6204. 1
6204. 2
6204. 3
6204. 4
6204. 5
pull
Entries 42
Mean −22.91
Std Dev 44.73
2.5
2
1.5
1
0.5
0
−0.5
−1
−1.5

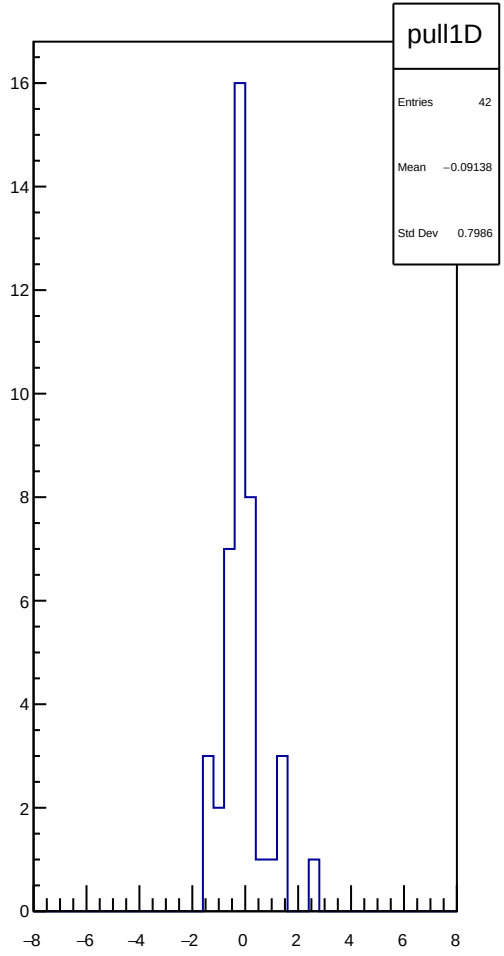
pull1D
Entries 42
Mean −0.09138
Std Dev 0.7986
16
14
12
10
8
6
4
2
0
−8
−6
−4
−2
0
2
4
6
8

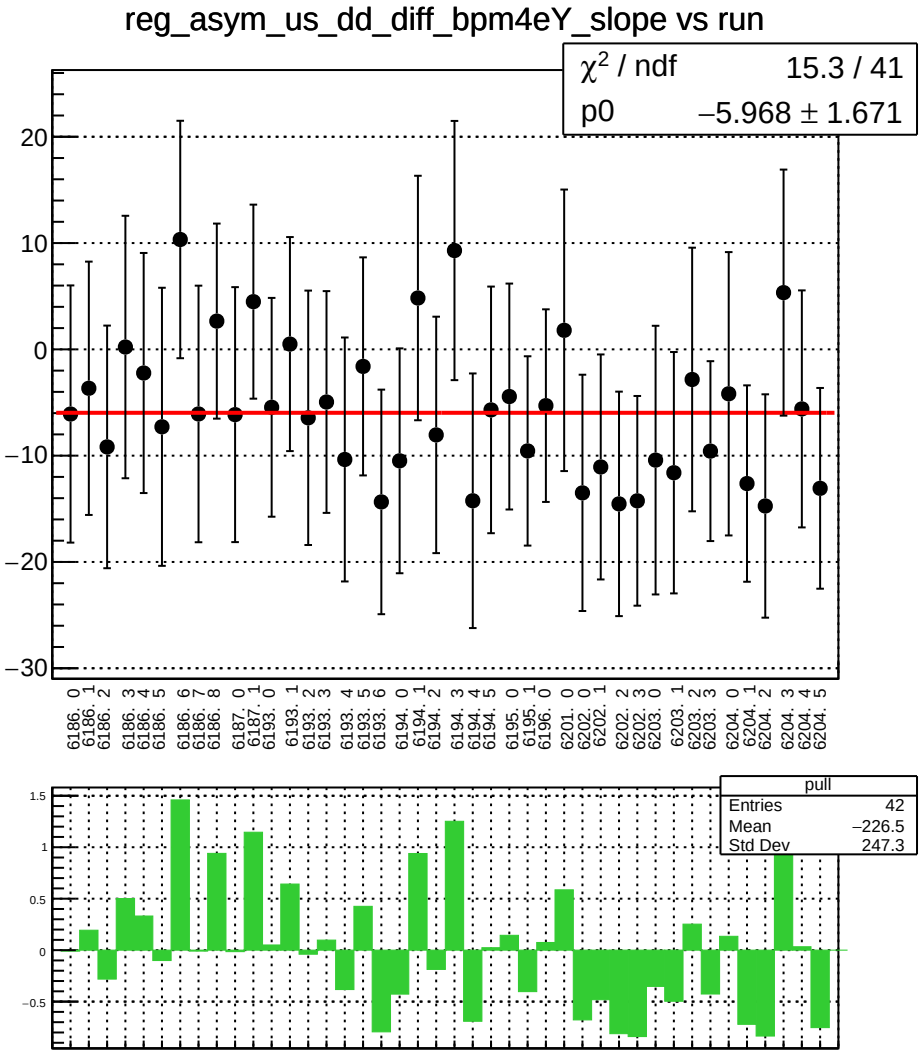
reg_asym_us_dd_diff_bpm4eY_slope vs run
χ2 / ndf 15.3 / 41
p0 −5.968 ± 1.671
20
10
0
−10
−20
−30
6186. 0
6186. 1
6186. 2
6186. 3
6186. 4
6186. 5
6186. 6
6186. 7
6186. 8
6187. 0
6187. 1
6193. 0
6193. 1
6193. 2
6193. 3
6193. 4
6193. 5
6193. 6
6194. 0
6194. 1
6194. 2
6194. 3
6194. 4
6194. 5
6195. 0
6195. 1
6196. 0
6201. 0
6202. 0
6202. 1
6202. 2
6202. 3
6203. 0
6203. 1
6203. 2
6203. 3
6204. 0
6204. 1
6204. 2
6204. 3
6204. 4
6204. 5
pull
Entries 42
Mean −226.5
Std Dev 247.3
1.5
1
0.5
0
−0.5

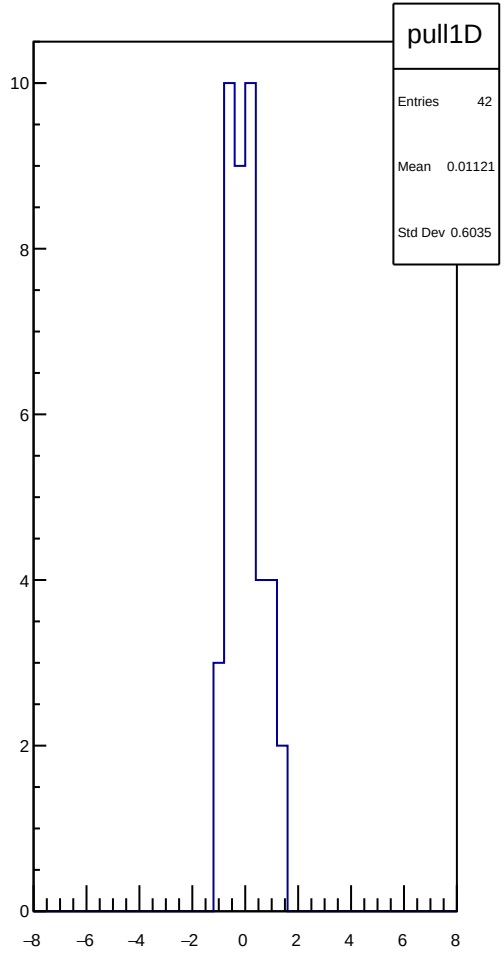
pull1D
Entries 42
Mean 0.01121
Std Dev 0.6035
10
8
6
4
2
0
−8
−6
−4
−2
0
2
4
6
8

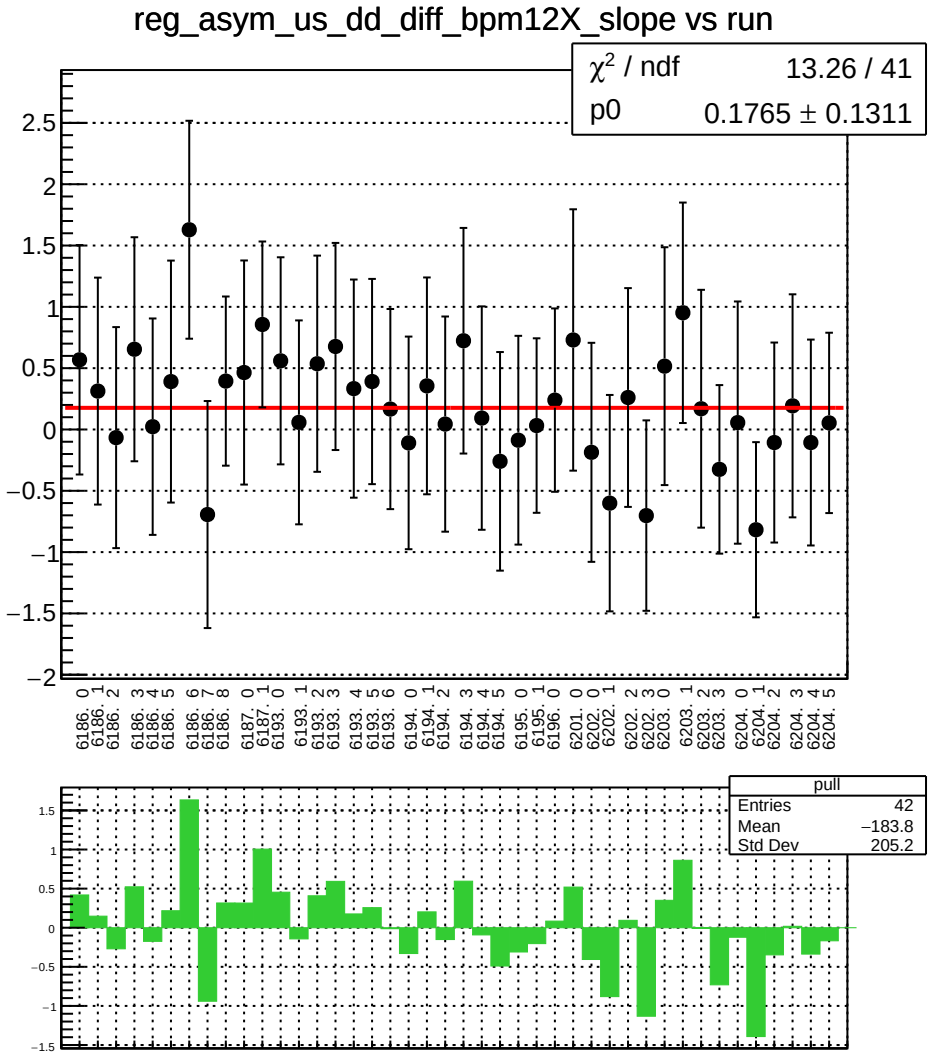
reg_asym_us_dd_diff_bpm12X_slope vs run
χ² / ndf 13.26 / 41
p0 0.1765 ± 0.1311
pull
Entries 42
Mean −183.8
Std Dev 205.2

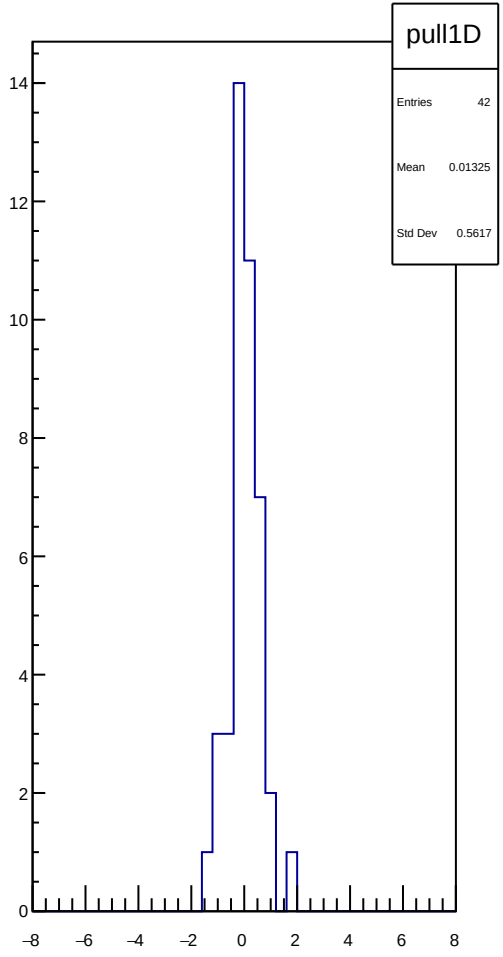
pull1D
Entries 42
Mean 0.01325
Std Dev 0.5617

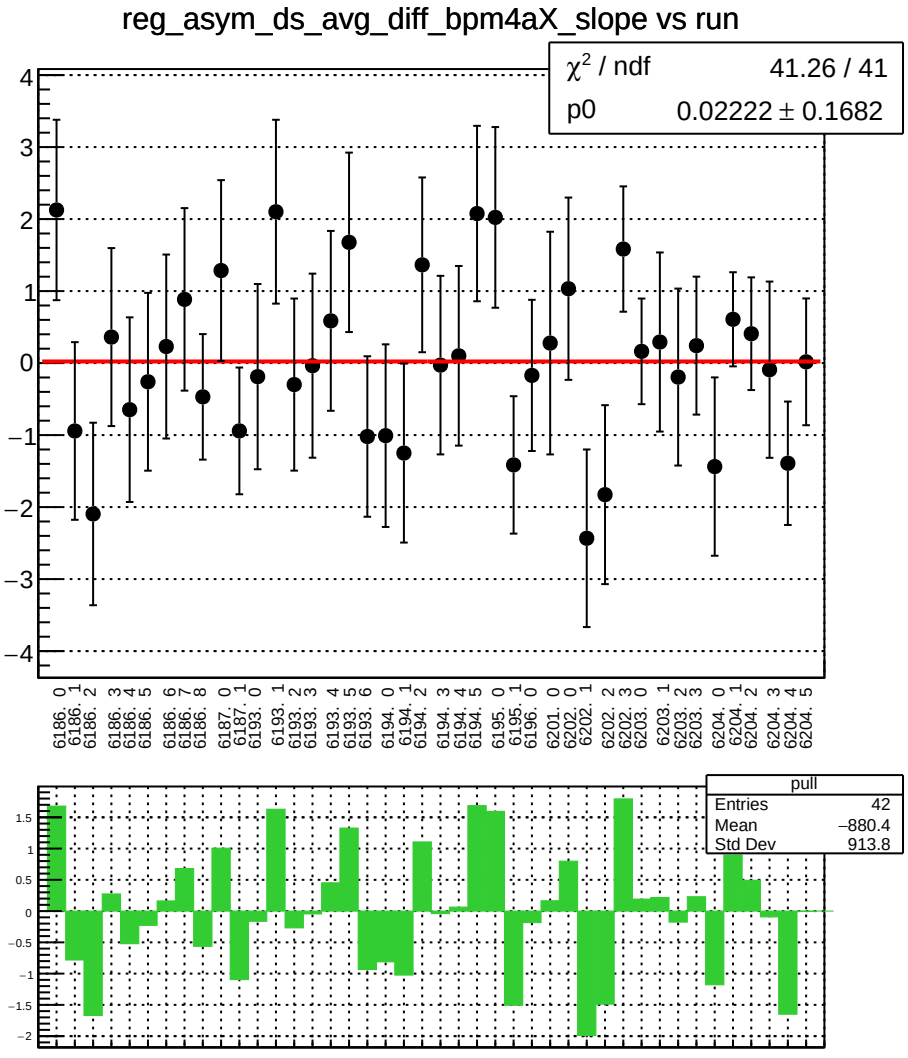
reg_asym_ds_avg_diff_bpm4aX_slope vs run
χ² / ndf 41.26 / 41
p0 0.02222 ± 0.1682
pull
Entries 42
Mean −880.4
Std Dev 913.8

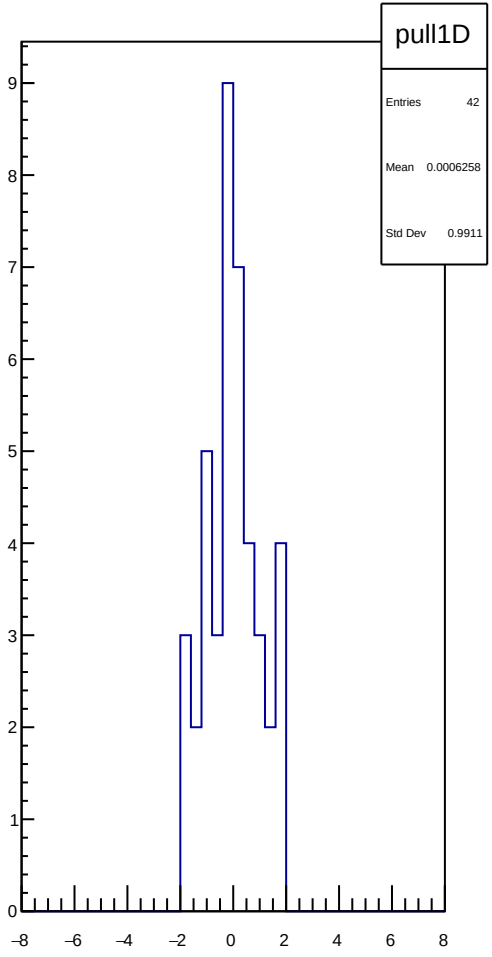
pull1D
Entries 42
Mean 0.0006258
Std Dev 0.9911

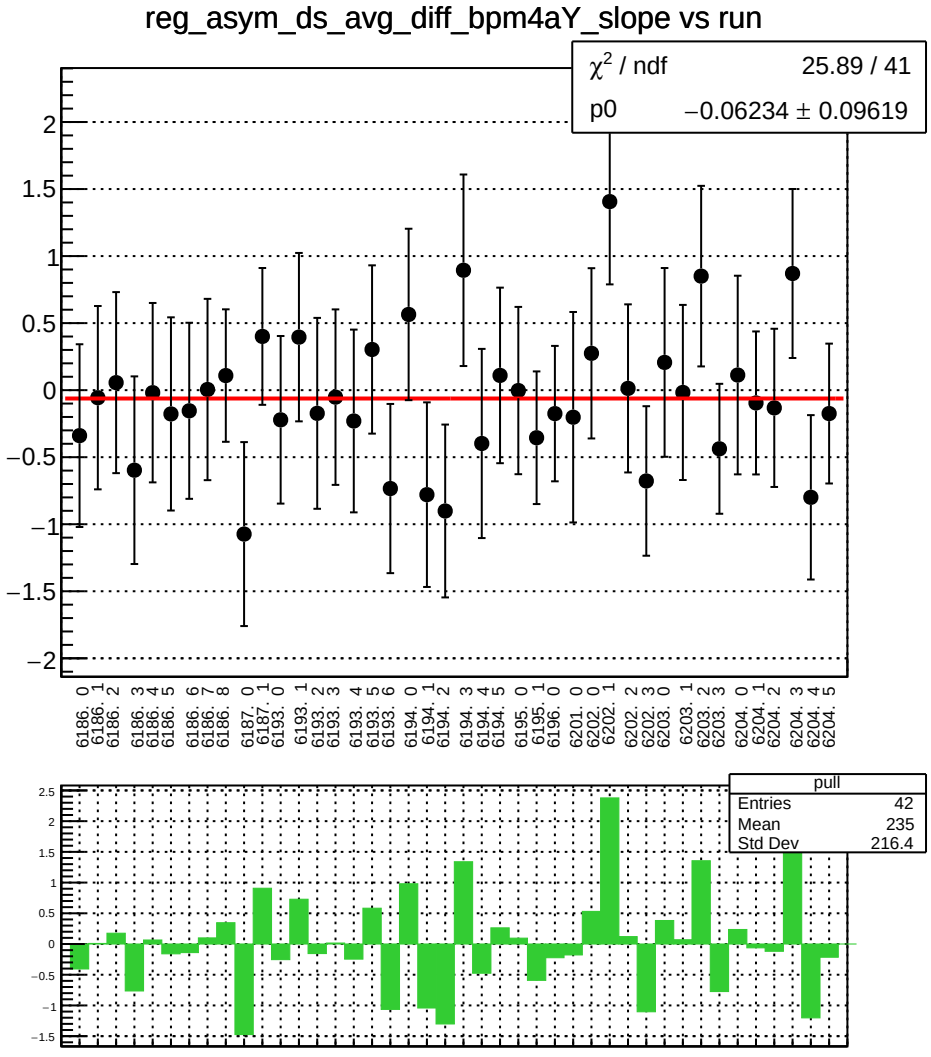
reg_asym_ds_avg_diff_bpm4aY_slope vs run
χ2 / ndf 25.89 / 41
p0 −0.06234 ± 0.09619
pull
Entries 42
Mean 235
Std Dev 216.4

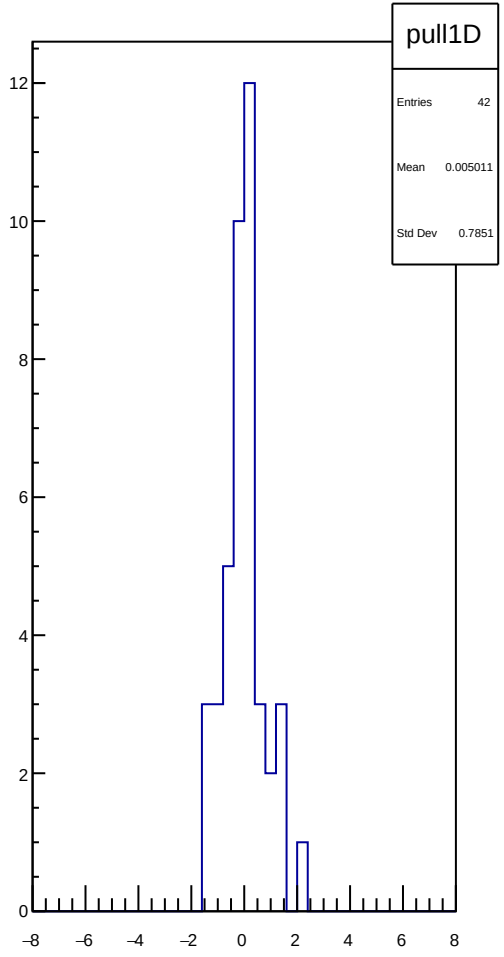
pull1D
Entries 42
Mean 0.005011
Std Dev 0.7851

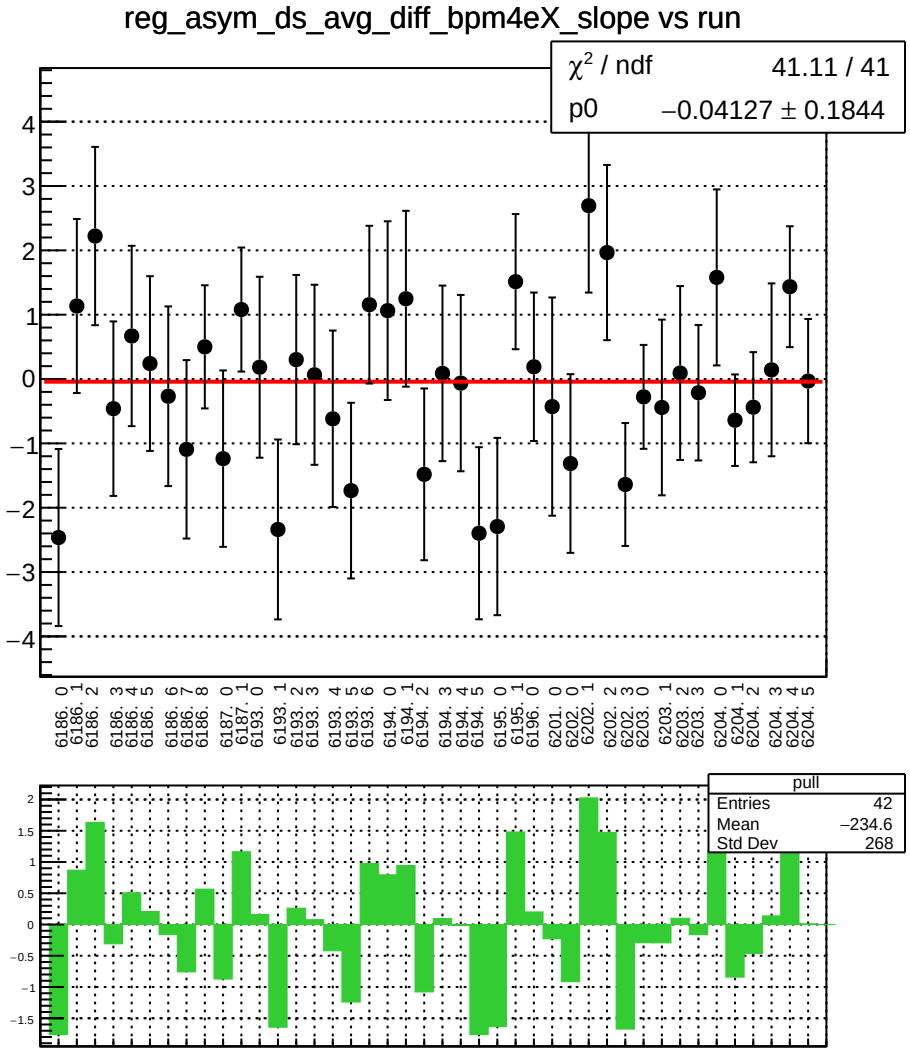
reg_asym_ds_avg_diff_bpm4eX_slope vs run
χ² / ndf 41.11 / 41
p0 −0.04127 ± 0.1844
pull
Entries 42
Mean −234.6
Std Dev 268

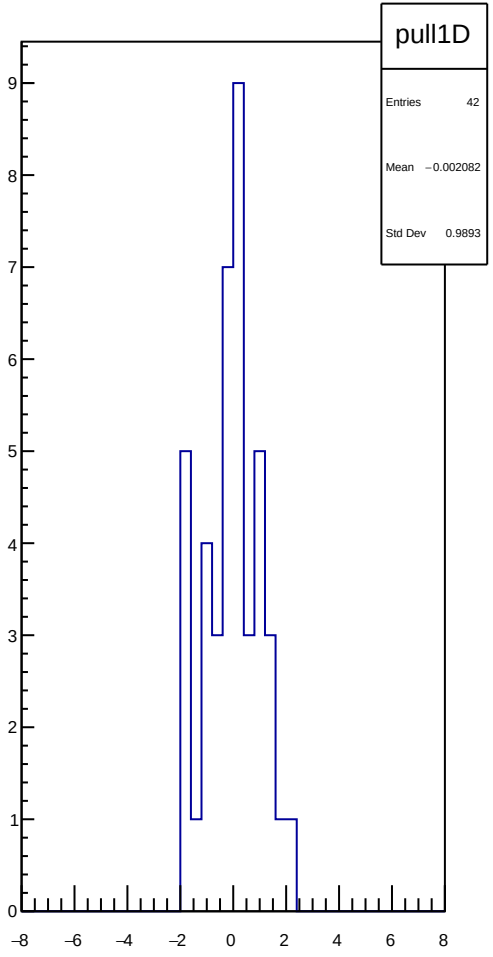
pull1D
Entries 42
Mean −0.002082
Std Dev 0.9893

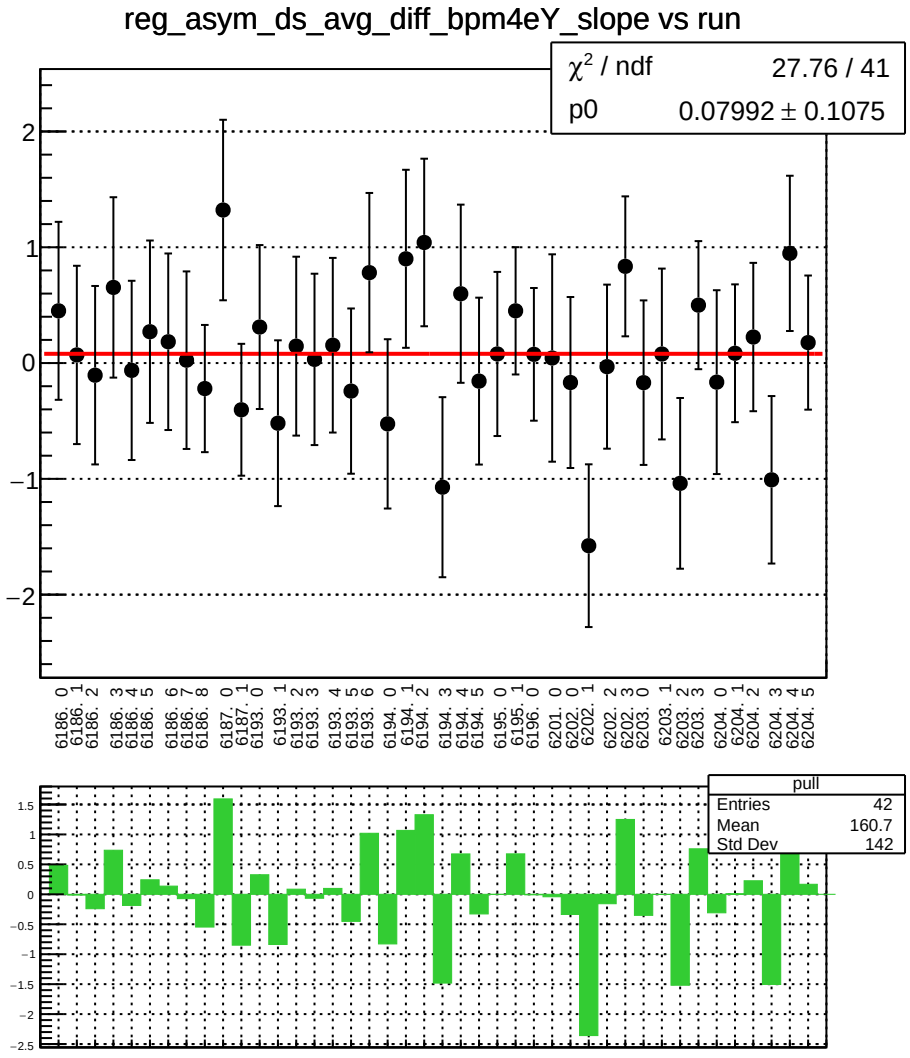
reg_asym_ds_avg_diff_bpm4eY_slope vs run
χ² / ndf 27.76 / 41
p0 0.07992 ± 0.1075
pull
Entries 42
Mean 160.7
Std Dev 142

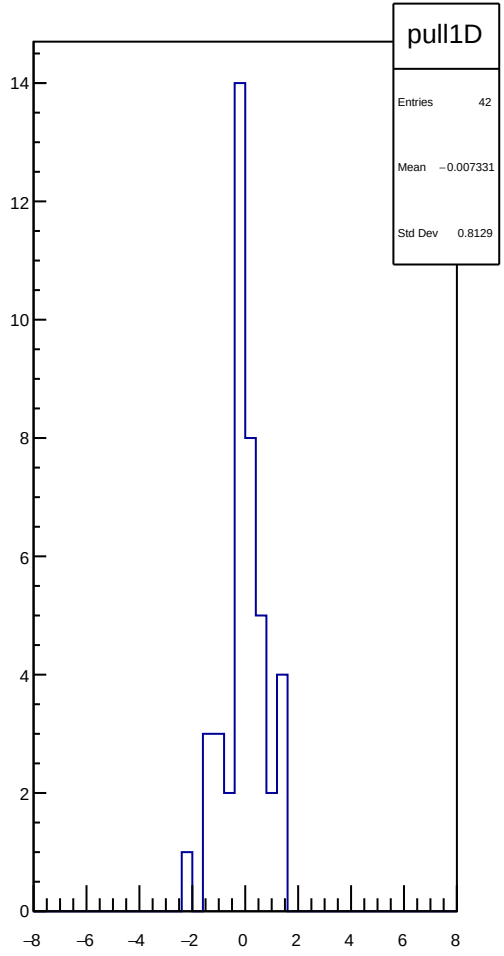
pull1D
Entries 42
Mean −0.007331
Std Dev 0.8129

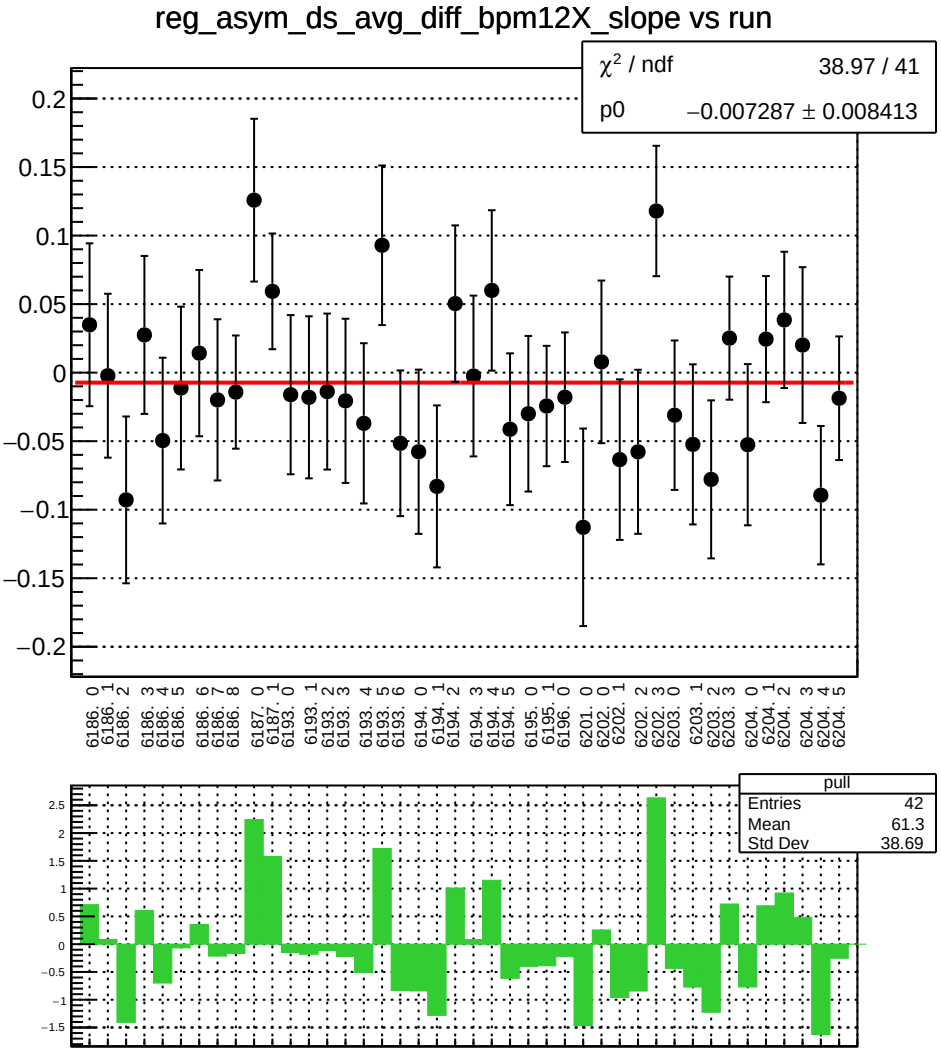
reg_asym_ds_avg_diff_bpm12X_slope vs run
χ² / ndf 38.97 / 41
p0 −0.007287 ± 0.008413
0.2
0.15
0.1
0.05
0
−0.05
−0.1
−0.15
−0.2
6186. 0
6186. 1
6186. 2
6186. 3
6186. 4
6186. 5
6186. 6
6186. 7
6186. 8
6187. 0
6187. 1
6193. 0
6193. 1
6193. 2
6193. 3
6193. 4
6193. 5
6193. 6
6194. 0
6194. 1
6194. 2
6194. 3
6194. 4
6194. 5
6195. 0
6195. 1
6196. 0
6201. 0
6202. 0
6202. 1
6202. 2
6202. 3
6203. 0
6203. 1
6203. 2
6203. 3
6204. 0
6204. 1
6204. 2
6204. 3
6204. 4
6204. 5
pull
Entries 42
Mean 61.3
Std Dev 38.69
2.5
2
1.5
1
0.5
0
−0.5
−1
−1.5

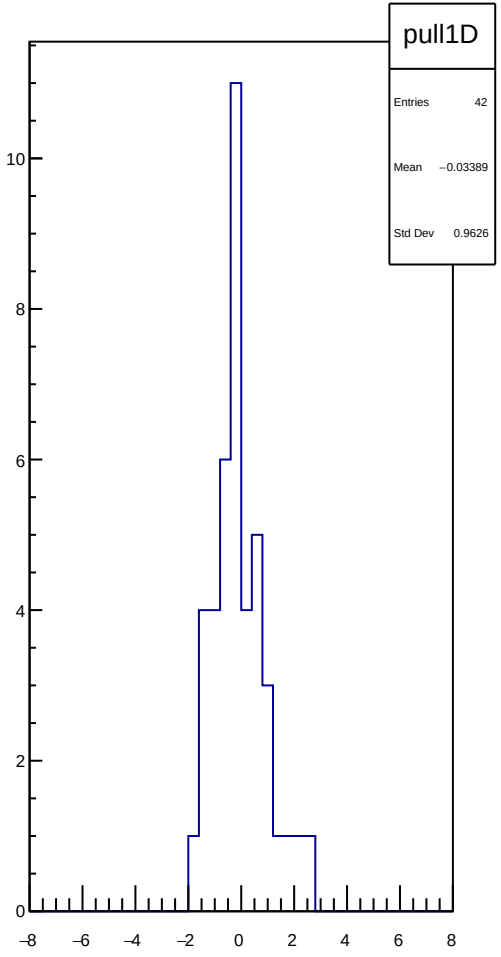
pull1D
Entries 42
Mean −0.03389
Std Dev 0.9626
10
8
6
4
2
0
−8
−6
−4
−2
0
2
4
6
8

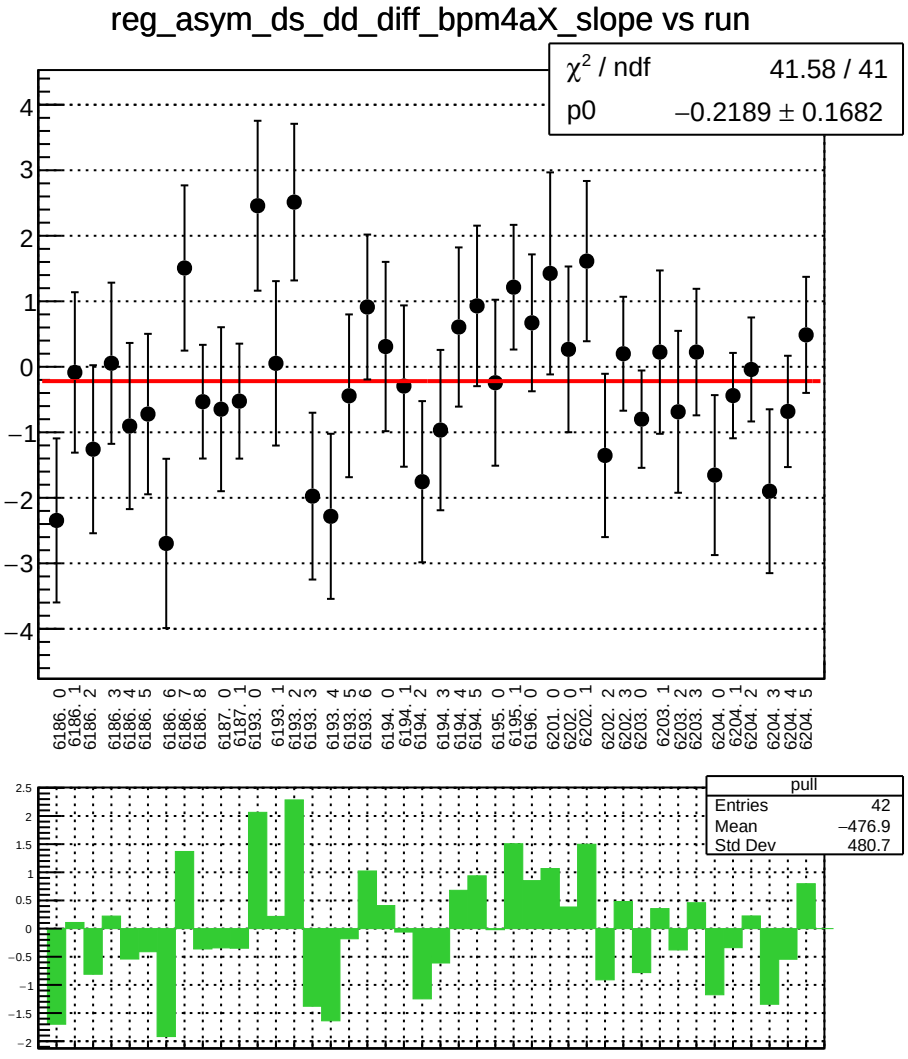
reg_asym_ds_dd_diff_bpm4aX_slope vs run
χ² / ndf 41.58 / 41
p0 −0.2189 ± 0.1682
pull
Entries 42
Mean −476.9
Std Dev 480.7

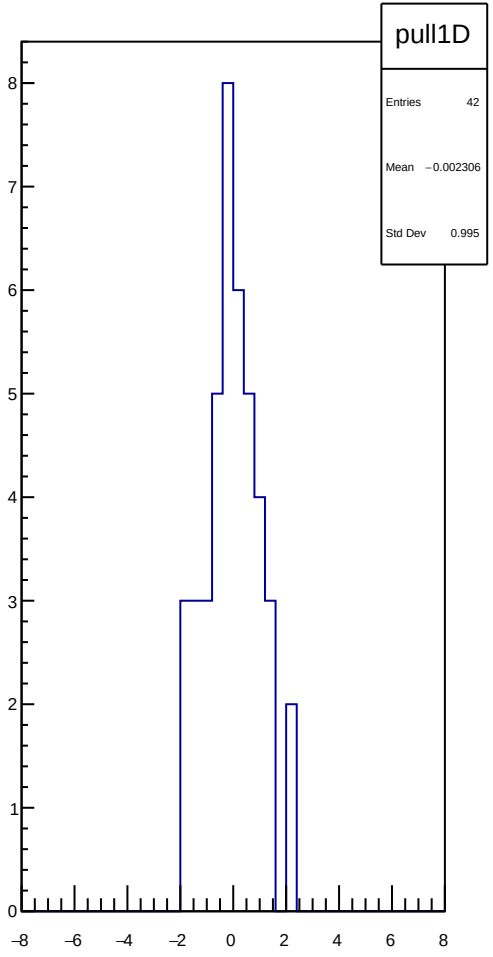
pull1D
Entries 42
Mean −0.002306
Std Dev 0.995

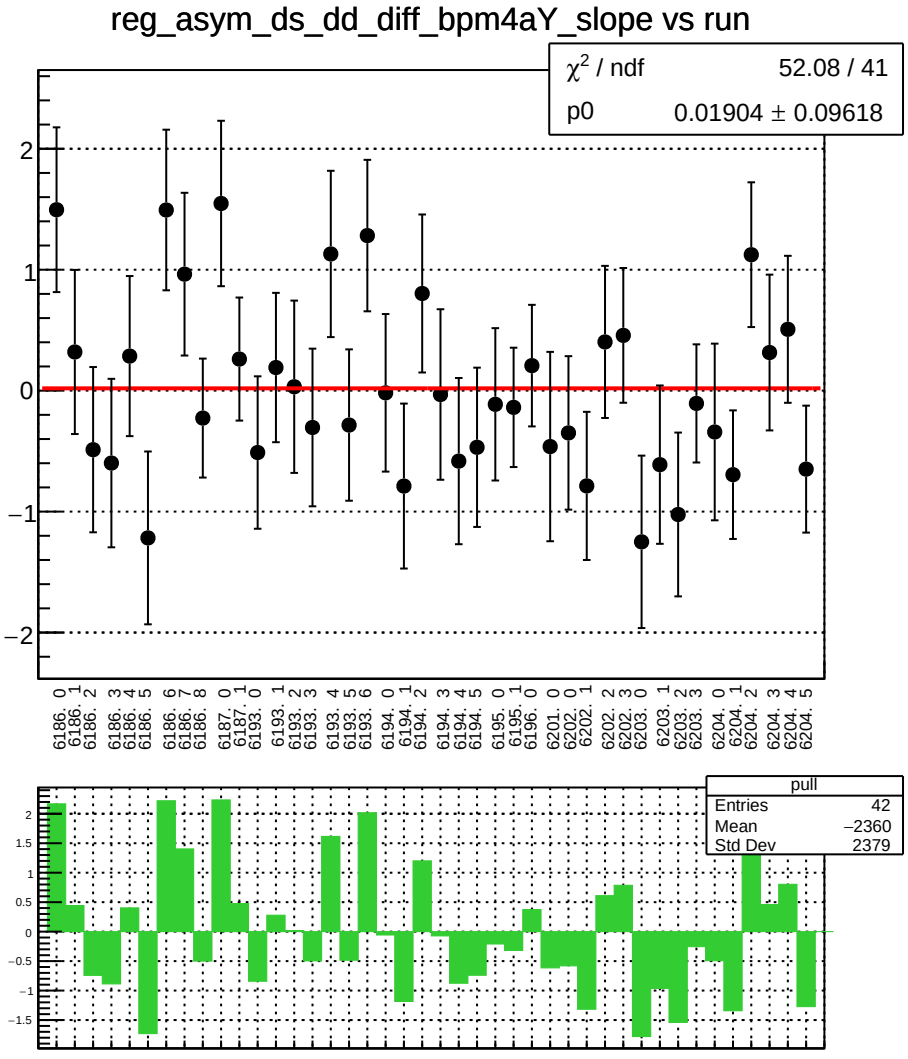
reg_asym_ds_dd_diff_bpm4aY_slope vs run
χ2 / ndf 52.08 / 41
p0 0.01904 ± 0.09618
6186. 0
6186. 1
6186. 2
6186. 3
6186. 4
6186. 5
6186. 6
6186. 7
6186. 8
6187. 0
6187. 1
6193. 0
6193. 1
6193. 2
6193. 3
6193. 4
6193. 5
6193. 6
6194. 0
6194. 1
6194. 2
6194. 3
6194. 4
6194. 5
6195. 0
6195. 1
6196. 0
6201. 0
6202. 0
6202. 1
6202. 2
6202. 3
6203. 0
6203. 1
6203. 2
6203. 3
6204. 0
6204. 1
6204. 2
6204. 3
6204. 4
6204. 5
pull
Entries 42
Mean −2360
Std Dev 2379

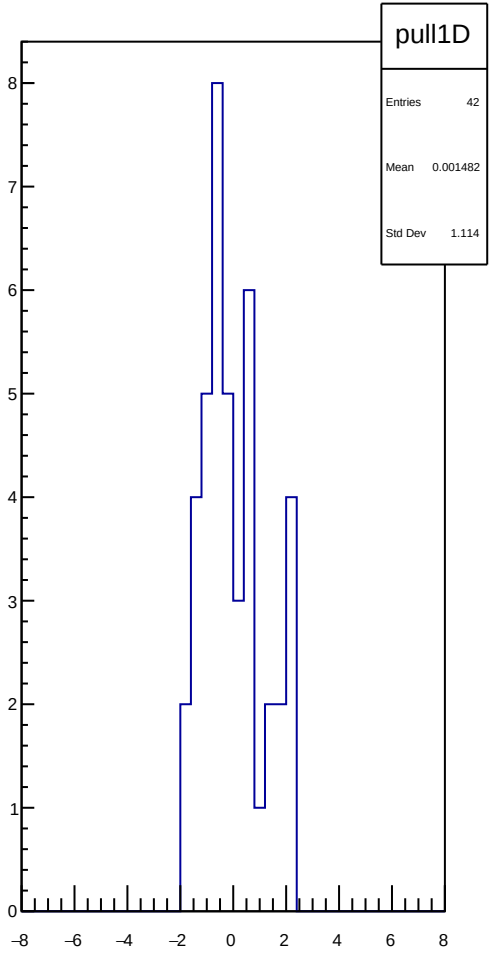
pull1D
Entries 42
Mean 0.001482
Std Dev 1.114

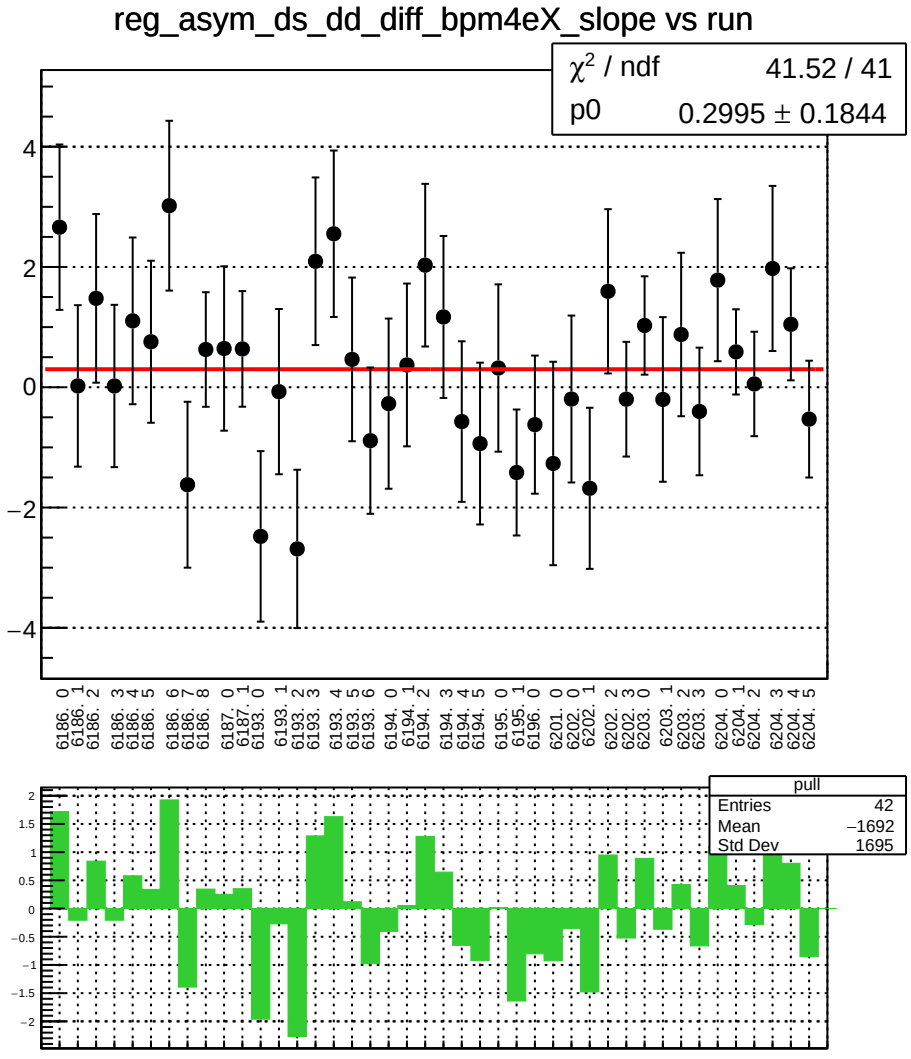
reg_asym_ds_dd_diff_bpm4eX_slope vs run
χ² / ndf 41.52 / 41
p0 0.2995 ± 0.1844
pull
Entries 42
Mean −1692
Std Dev 1695

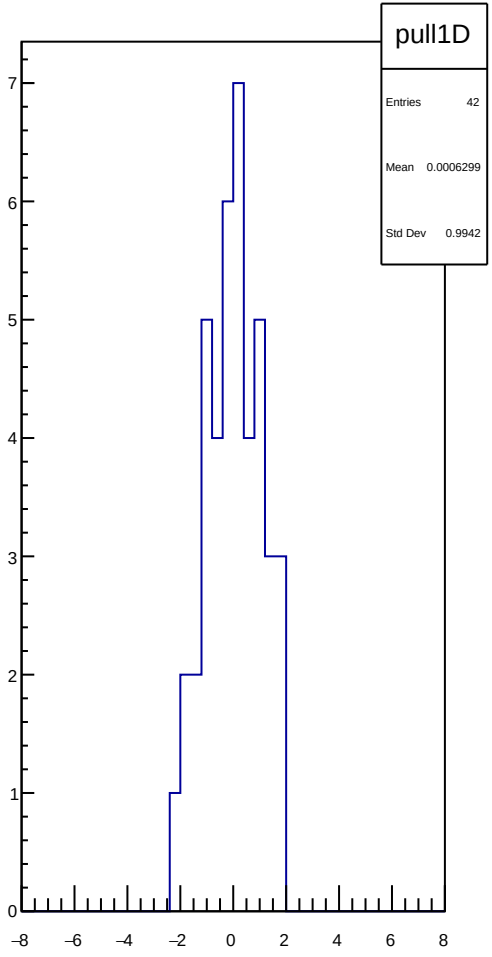
pull1D
Entries 42
Mean 0.0006299
Std Dev 0.9942

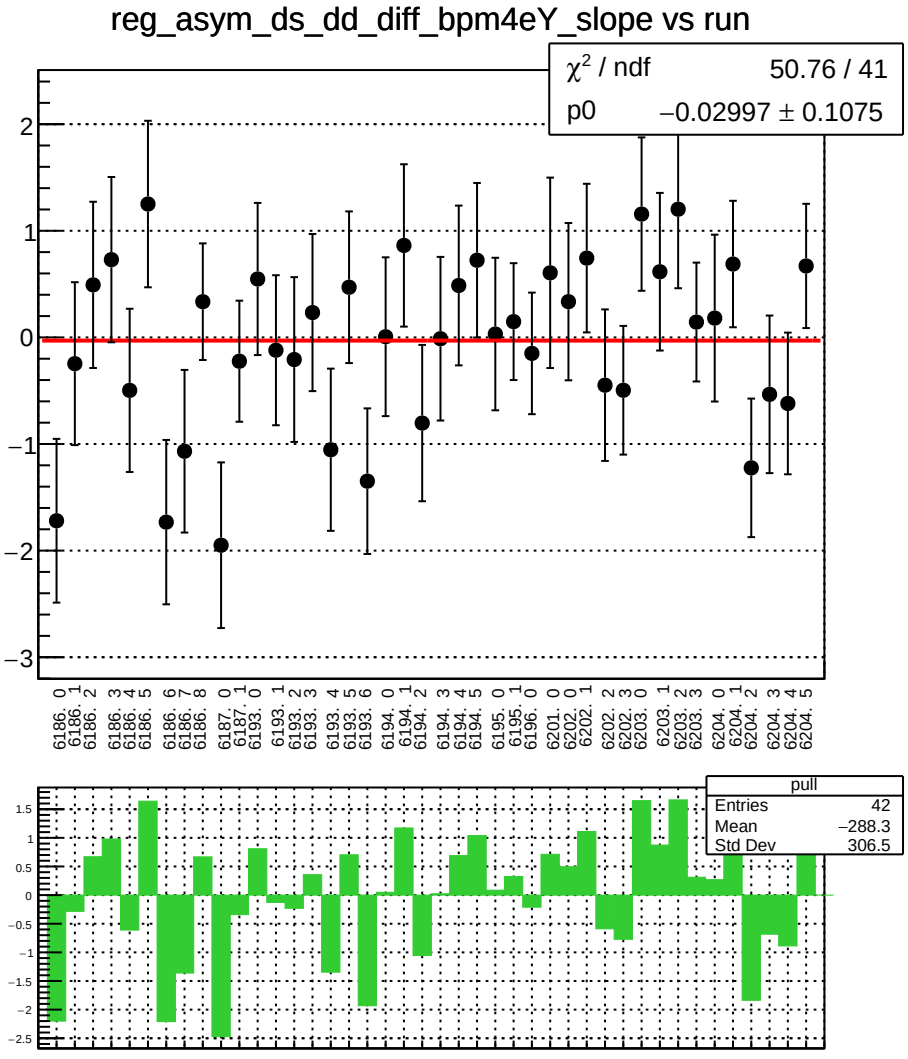
reg_asym_ds_dd_diff_bpm4eY_slope vs run
χ² / ndf 50.76 / 41
p0 −0.02997 ± 0.1075
pull
Entries 42
Mean −288.3
Std Dev 306.5

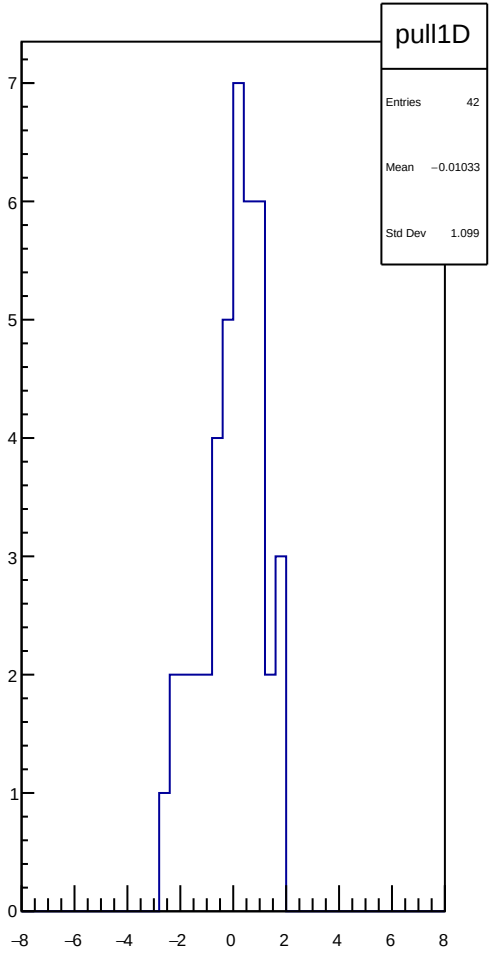
pull1D
Entries 42
Mean −0.01033
Std Dev 1.099

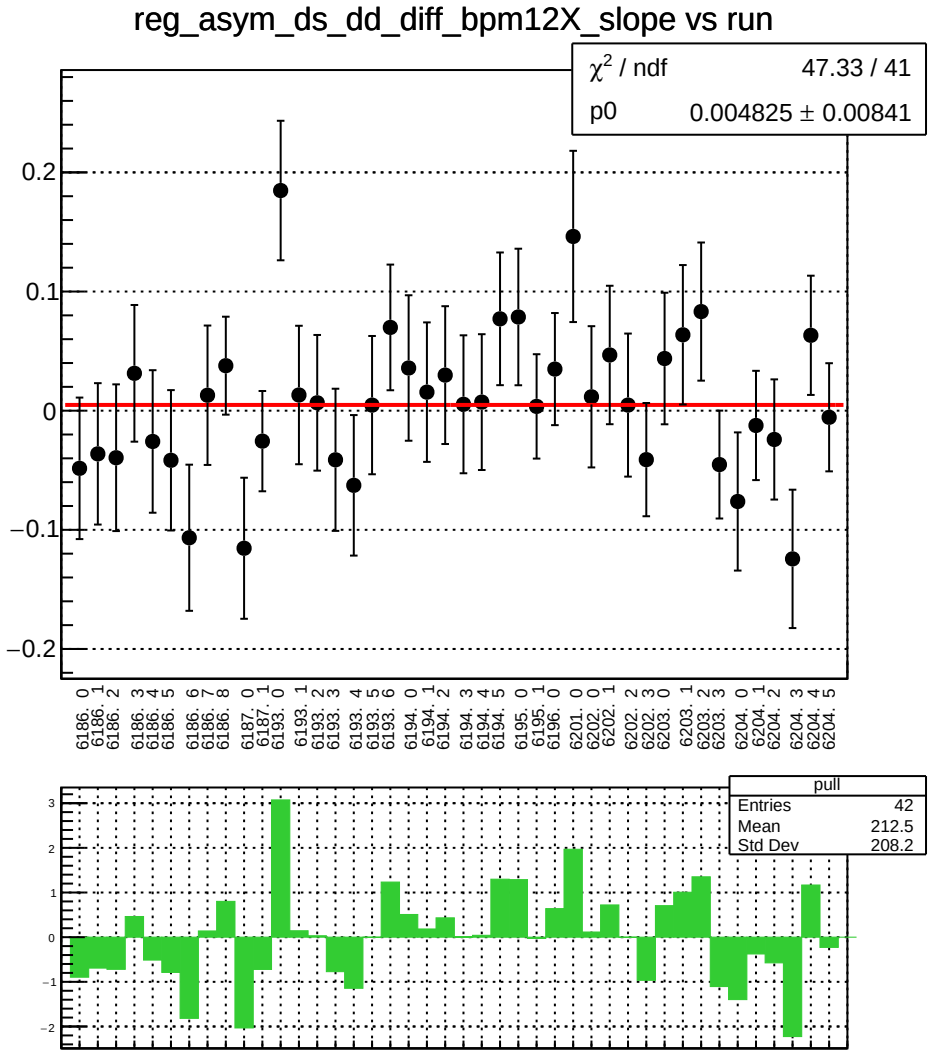
reg_asym_ds_dd_diff_bpm12X_slope vs run
χ² / ndf 47.33 / 41
p0 0.004825 ± 0.00841
0.2
0.1
0
−0.1
−0.2
6186. 0
6186. 1
6186. 2
6186. 3
6186. 4
6186. 5
6186. 6
6186. 7
6186. 8
6187. 0
6187. 1
6193. 0
6193. 1
6193. 2
6193. 3
6193. 4
6193. 5
6193. 6
6194. 0
6194. 1
6194. 2
6194. 3
6194. 4
6194. 5
6195. 0
6195. 1
6196. 0
6201. 0
6202. 0
6202. 1
6202. 2
6202. 3
6203. 0
6203. 1
6203. 2
6203. 3
6204. 0
6204. 1
6204. 2
6204. 3
6204. 4
6204. 5
pull
Entries 42
Mean 212.5
Std Dev 208.2
3
2
1
0
−1
−2

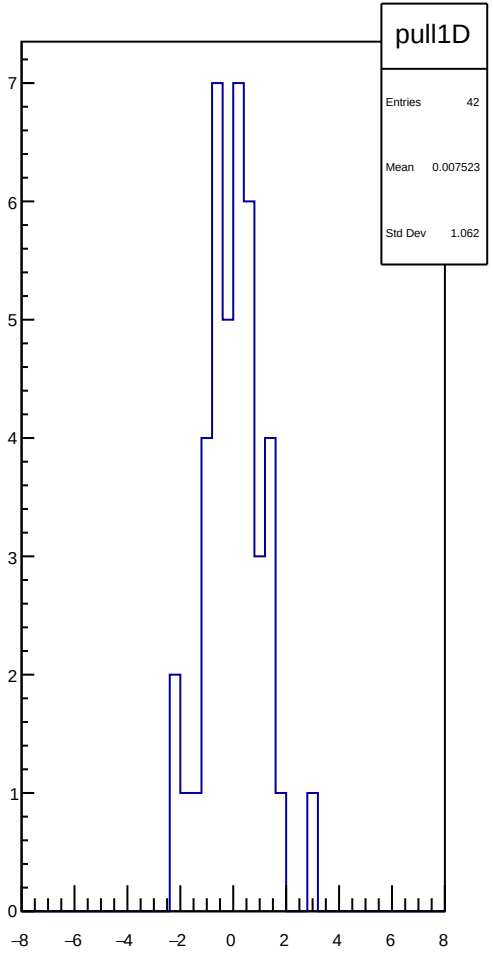
pull1D
Entries 42
Mean 0.007523
Std Dev 1.062
7
6
5
4
3
2
1
0
−8
−6
−4
−2
0
2
4
6
8

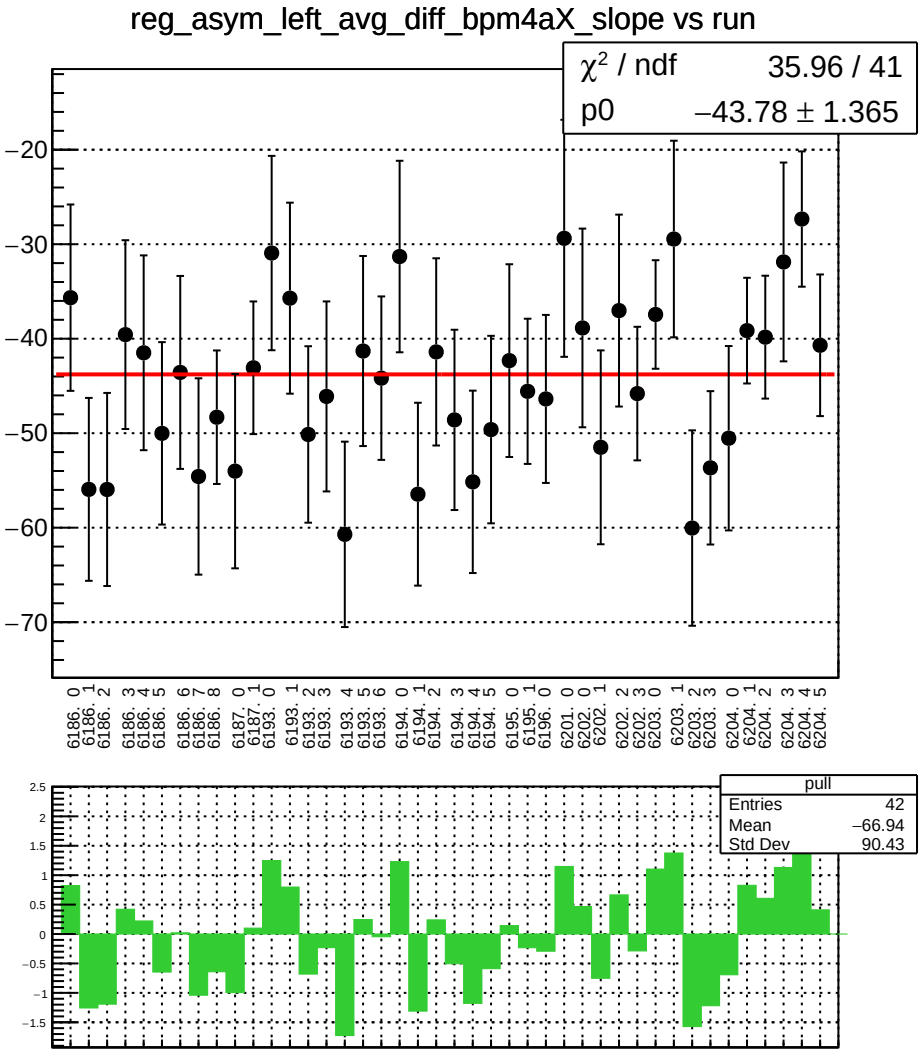
reg_asym_left_avg_diff_bpm4aX_slope vs run
χ² / ndf 35.96 / 41
p0 −43.78 ± 1.365
−20
−30
−40
−50
−60
−70
6186. 0
6186. 1
6186. 2
6186. 3
6186. 4
6186. 5
6186. 6
6186. 7
6186. 8
6187. 0
6187. 1
6193. 0
6193. 1
6193. 2
6193. 3
6193. 4
6193. 5
6193. 6
6194. 0
6194. 1
6194. 2
6194. 3
6194. 4
6194. 5
6195. 0
6195. 1
6196. 0
6201. 0
6202. 0
6202. 1
6202. 2
6202. 3
6203. 0
6203. 1
6203. 2
6203. 3
6204. 0
6204. 1
6204. 2
6204. 3
6204. 4
6204. 5
pull
Entries 42
Mean −66.94
Std Dev 90.43
2.5
2
1.5
1
0.5
0
−0.5
−1
−1.5

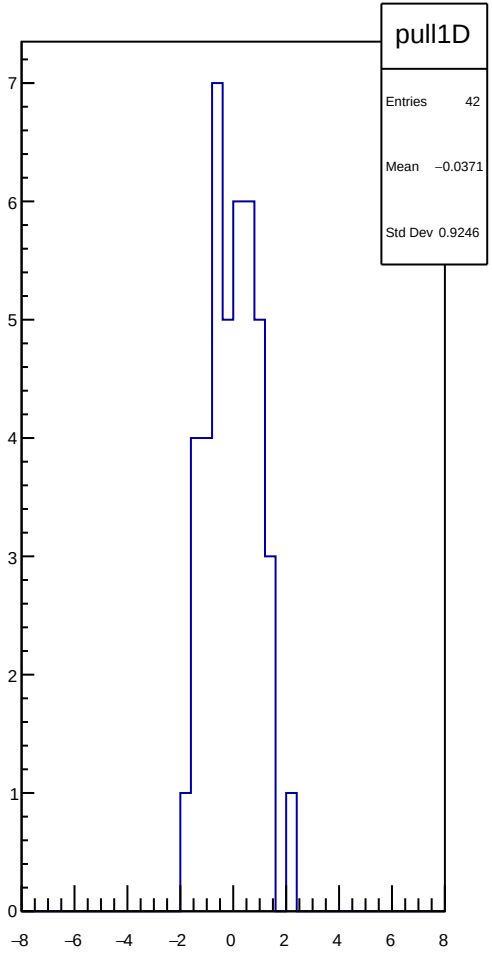
pull1D
Entries 42
Mean −0.0371
Std Dev 0.9246
7
6
5
4
3
2
1
0
−8
−6
−4
−2
0
2
4
6
8

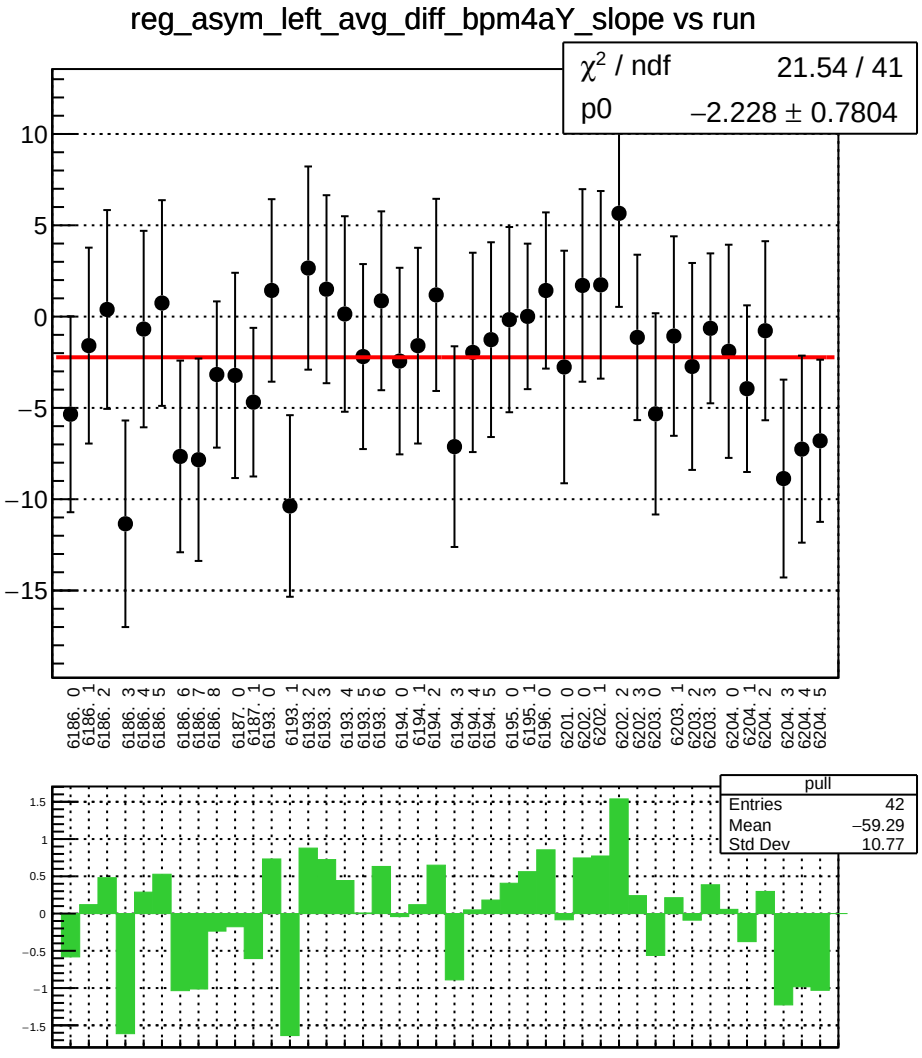
reg_asym_left_avg_diff_bpm4aY_slope vs run
χ² / ndf 21.54 / 41
p0 −2.228 ± 0.7804
pull
Entries 42
Mean −59.29
Std Dev 10.77

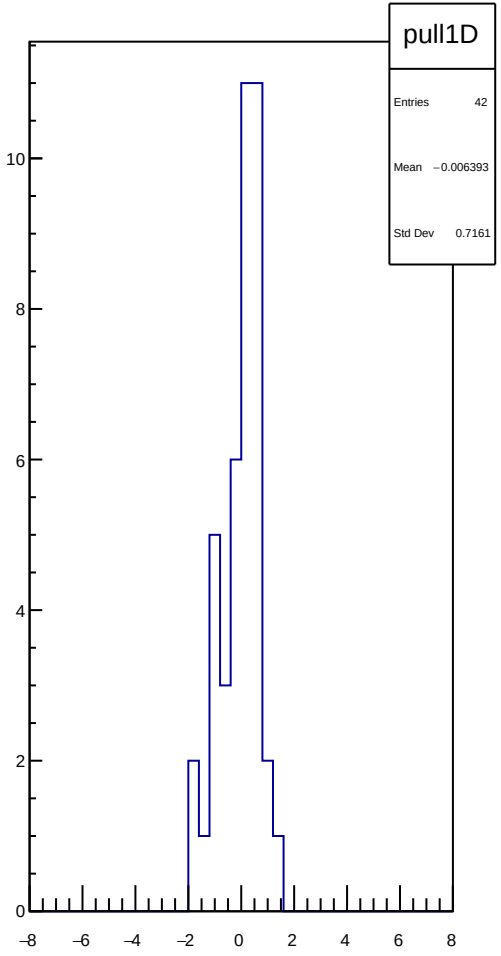
pull1D
Entries 42
Mean −0.006393
Std Dev 0.7161

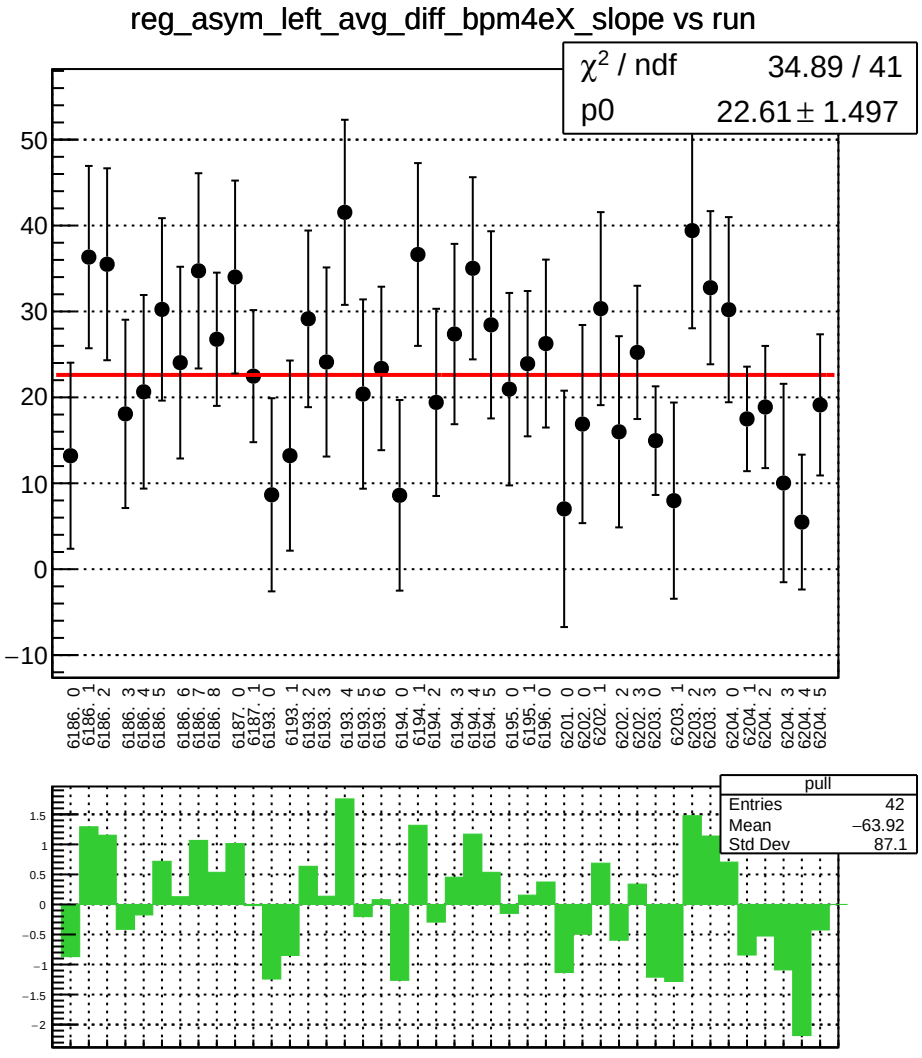
reg_asym_left_avg_diff_bpm4eX_slope vs run
χ² / ndf 34.89 / 41
p0 22.61 ± 1.497
pull
Entries 42
Mean −63.92
Std Dev 87.1

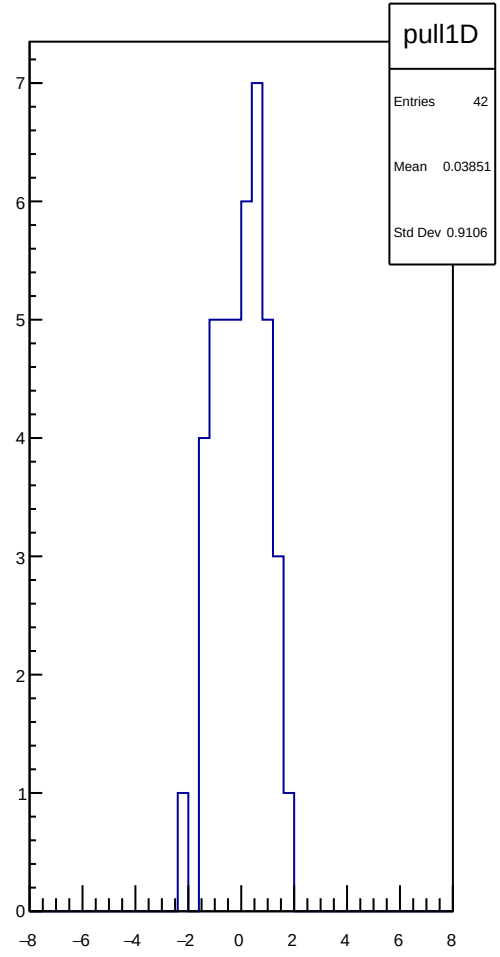
pull1D
Entries 42
Mean 0.03851
Std Dev 0.9106

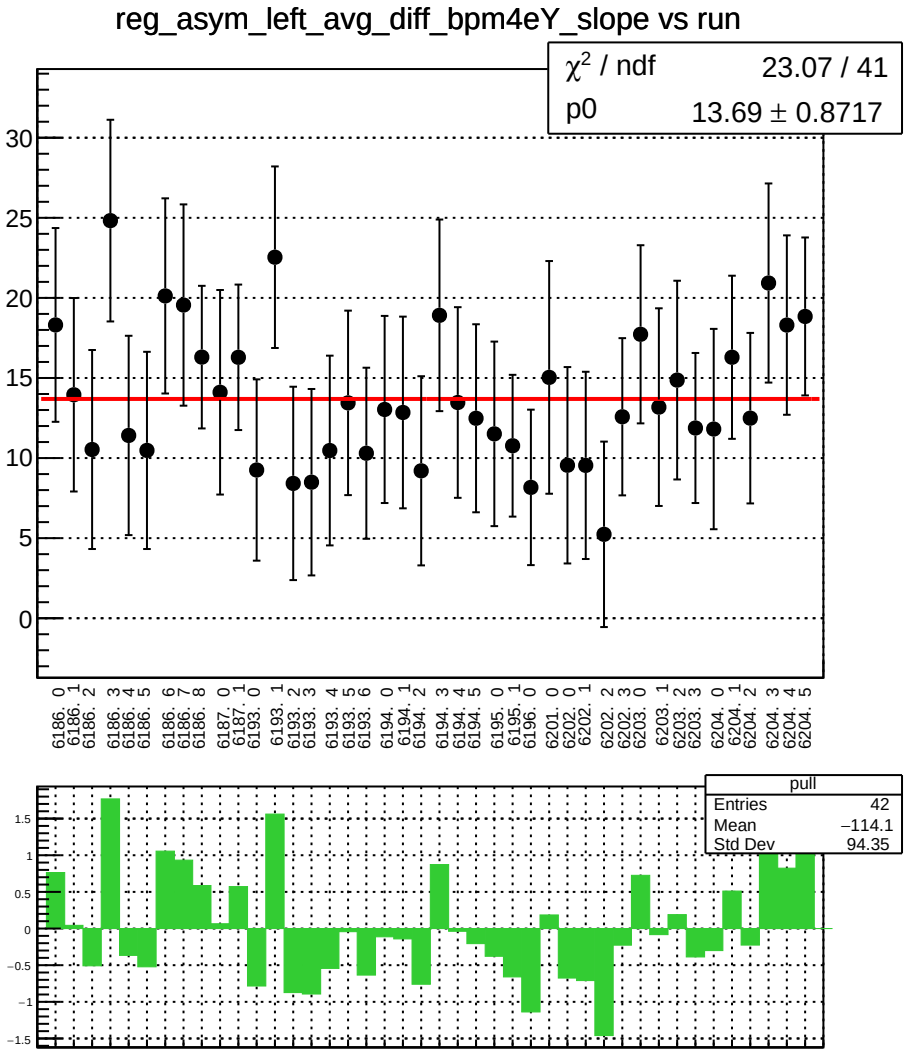
reg_asym_left_avg_diff_bpm4eY_slope vs run
χ^2 / ndf 23.07 / 41
p0 13.69 ± 0.8717
pull
Entries 42
Mean −114.1
Std Dev 94.35

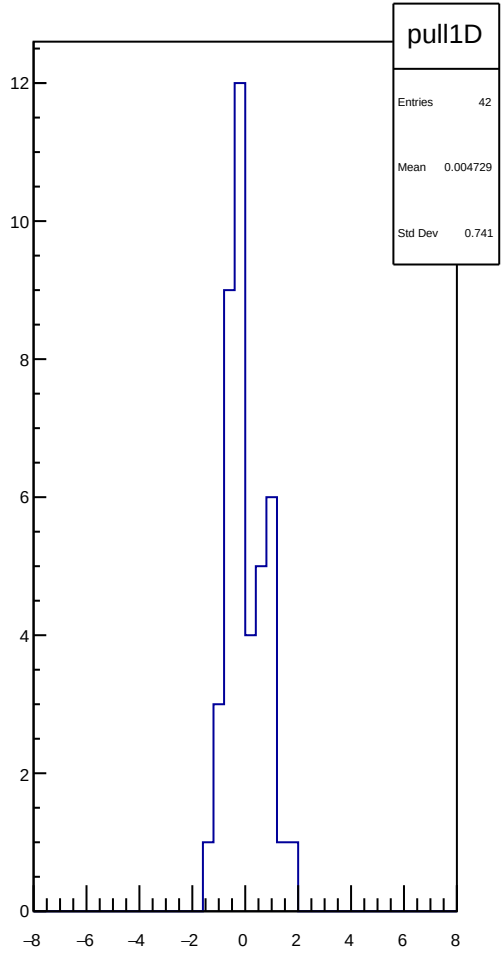
pull1D
Entries 42
Mean 0.004729
Std Dev 0.741

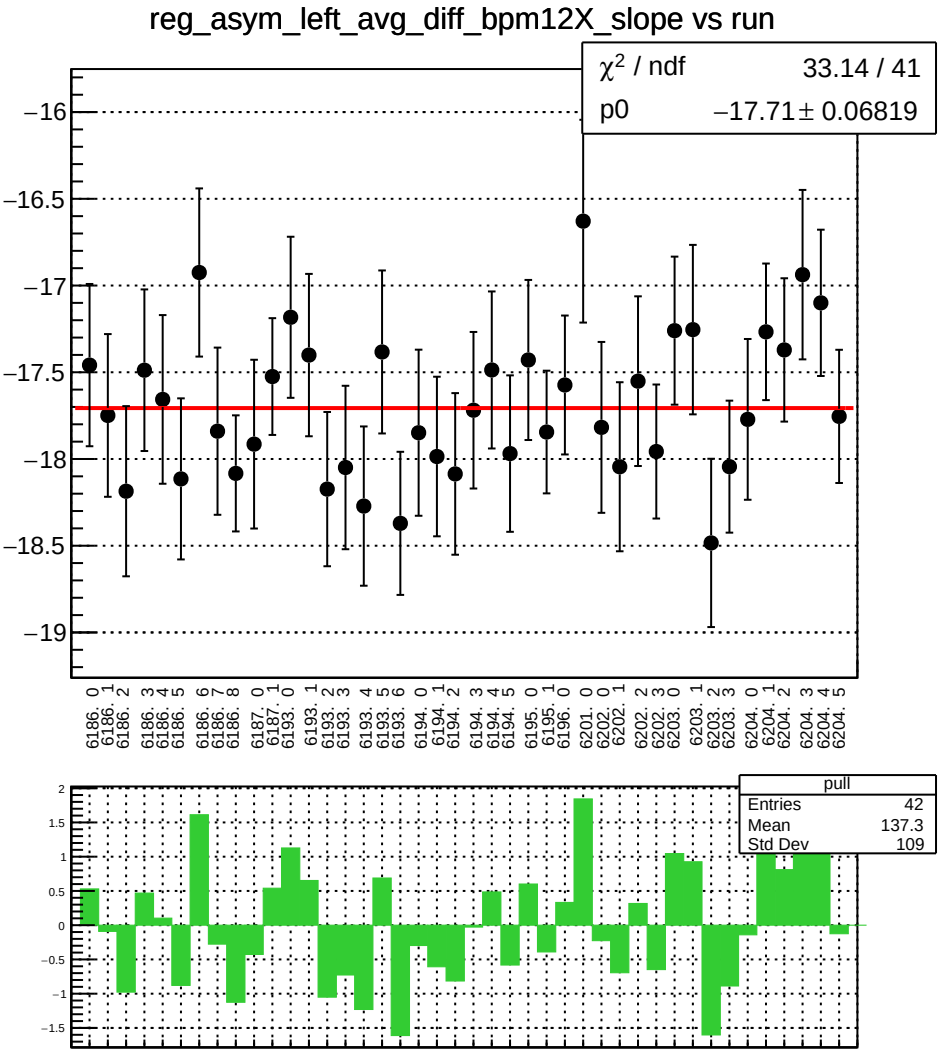
reg_asym_left_avg_diff_bpm12X_slope vs run
χ² / ndf 33.14 / 41
p0 −17.71 ± 0.06819
pull
Entries 42
Mean 137.3
Std Dev 109

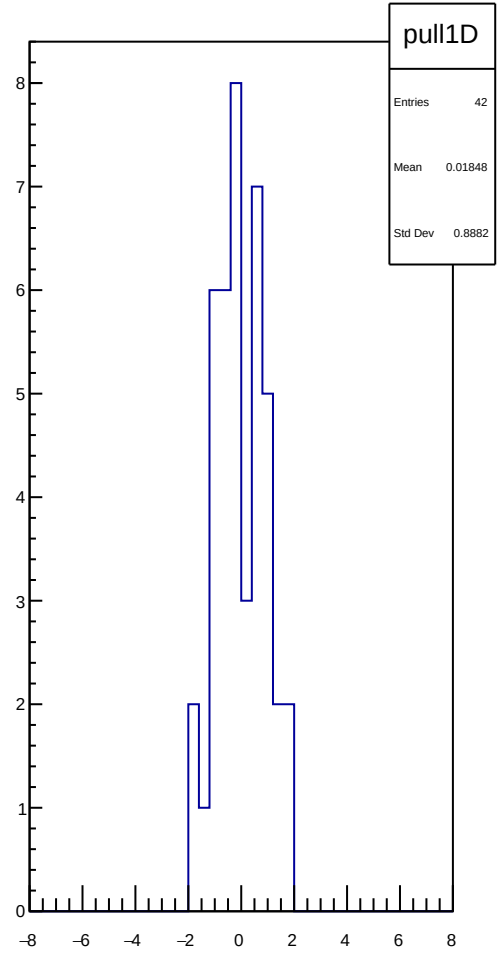
pull1D
Entries 42
Mean 0.01848
Std Dev 0.8882

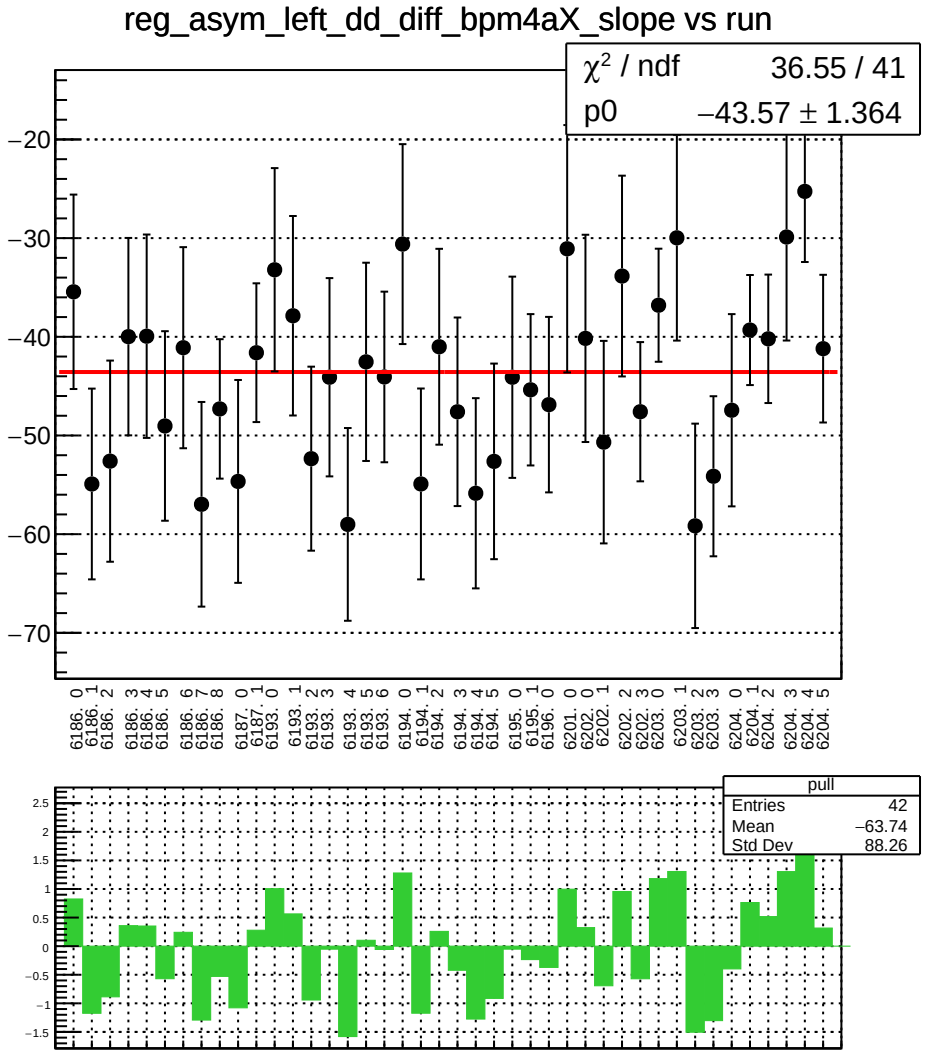
reg_asym_left_dd_diff_bpm4aX_slope vs run
χ² / ndf 36.55 / 41
p0 −43.57 ± 1.364
pull
Entries 42
Mean −63.74
Std Dev 88.26

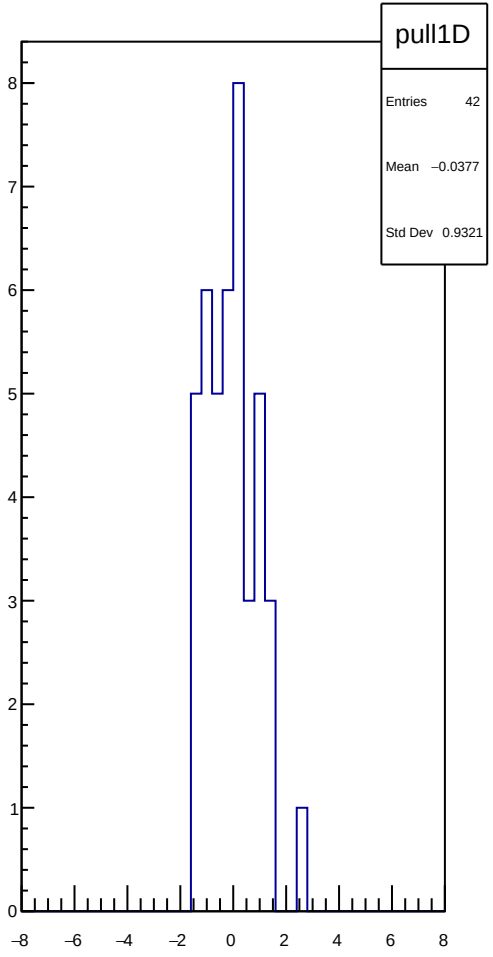
pull1D
Entries 42
Mean −0.0377
Std Dev 0.9321

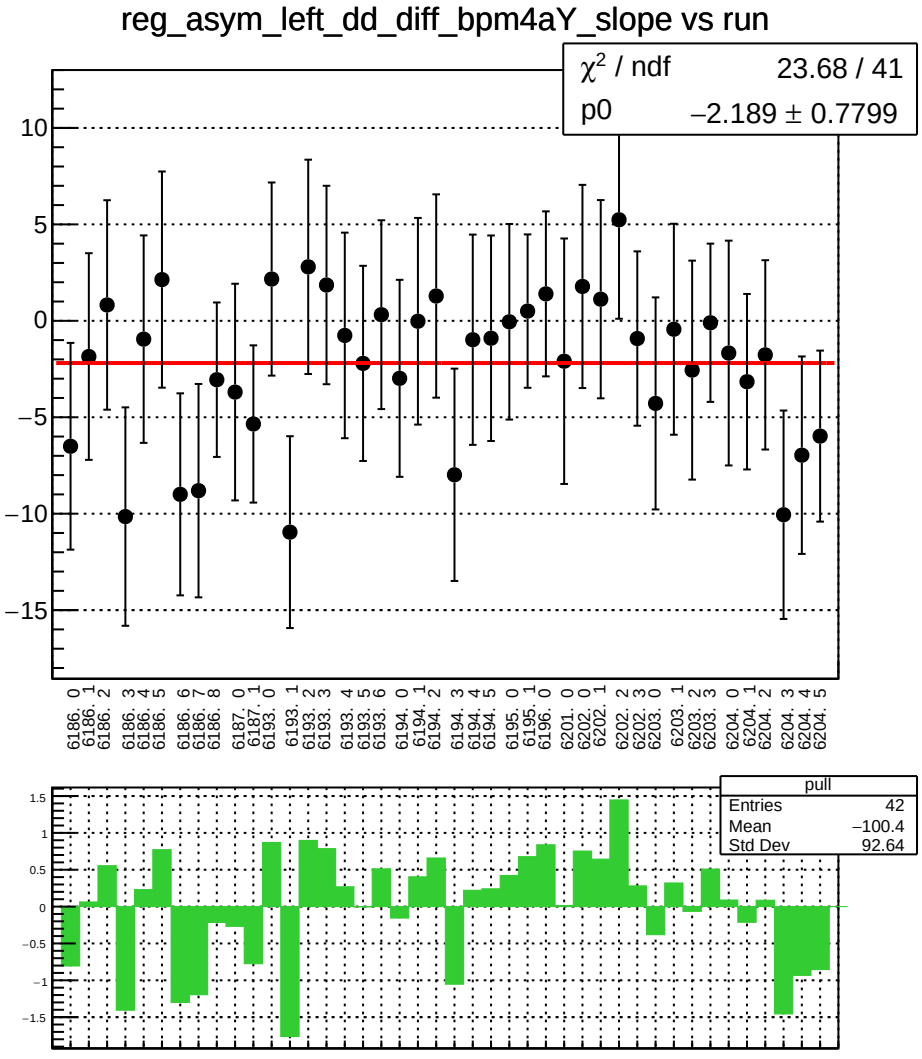
reg_asym_left_dd_diff_bpm4aY_slope vs run
χ² / ndf 23.68 / 41
p0 −2.189 ± 0.7799
10
5
0
−5
−10
−15
6186. 0
6186. 1
6186. 2
6186. 3
6186. 4
6186. 5
6186. 6
6186. 7
6186. 8
6187. 0
6187. 1
6193. 0
6193. 1
6193. 2
6193. 3
6193. 4
6193. 5
6193. 6
6194. 0
6194. 1
6194. 2
6194. 3
6194. 4
6194. 5
6195. 0
6195. 1
6196. 0
6201. 0
6202. 0
6202. 1
6202. 2
6202. 3
6203. 0
6203. 1
6203. 2
6203. 3
6204. 0
6204. 1
6204. 2
6204. 3
6204. 4
6204. 5
pull
Entries 42
Mean −100.4
Std Dev 92.64
1.5
1
0.5
0
−0.5
−1
−1.5

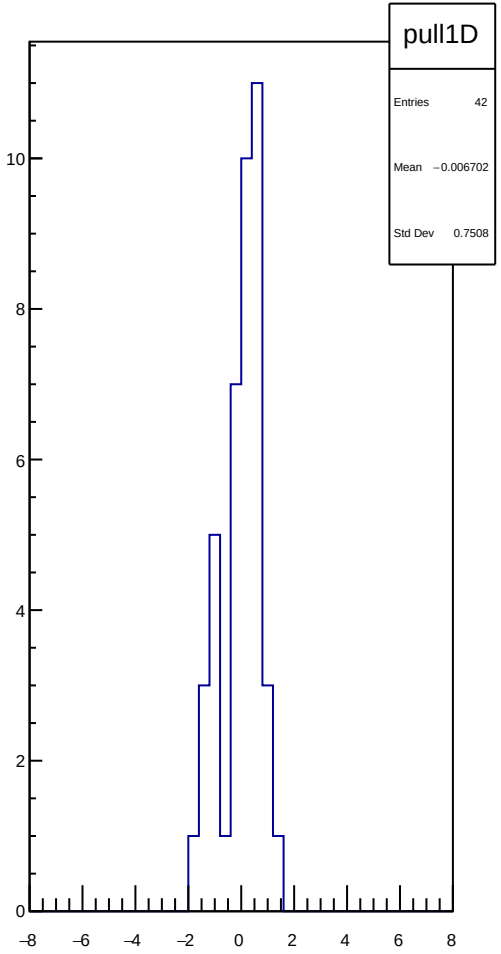
pull1D
Entries 42
Mean −0.006702
Std Dev 0.7508
10
8
6
4
2
0
−8
−6
−4
−2
0
2
4
6
8

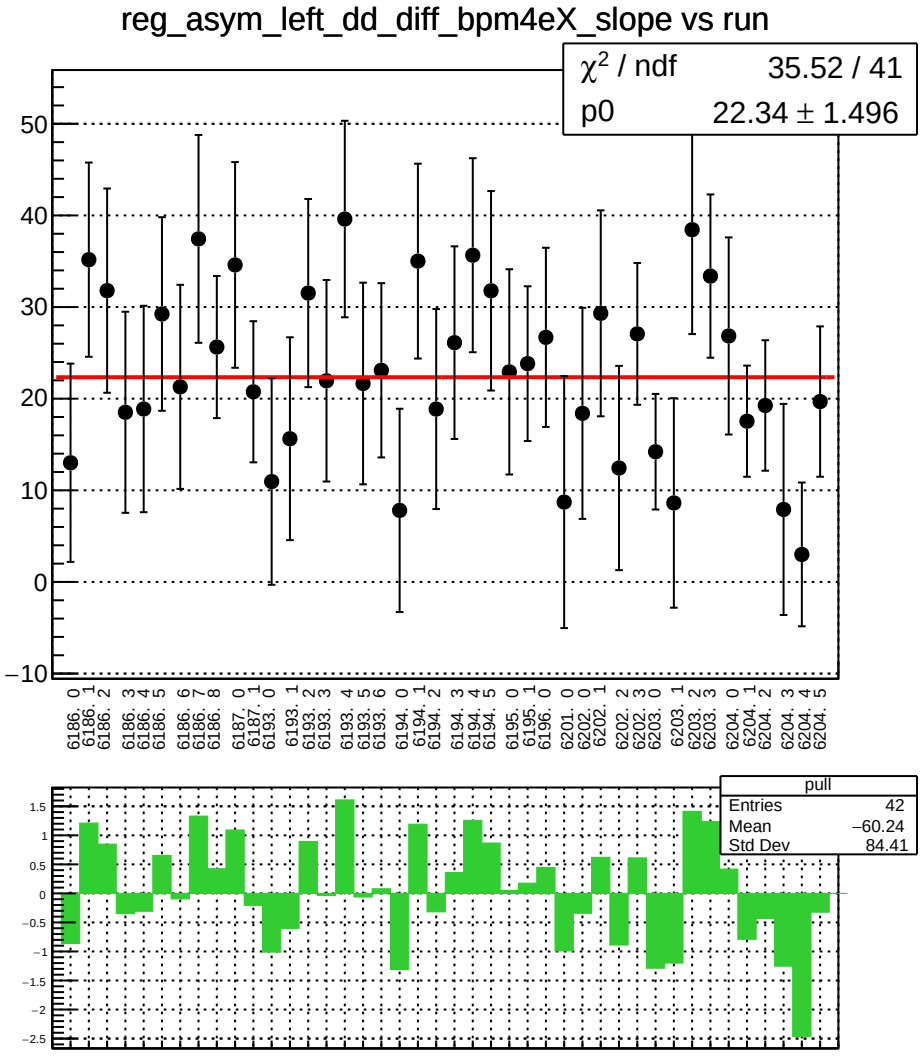
reg_asym_left_dd_diff_bpm4eX_slope vs run
χ² / ndf 35.52 / 41
p0 22.34 ± 1.496
pull
Entries 42
Mean −60.24
Std Dev 84.41

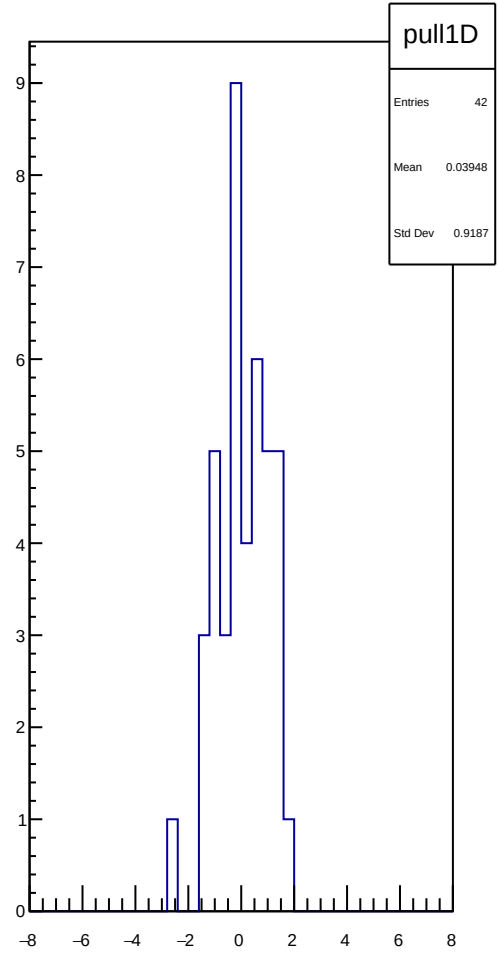
pull1D
Entries 42
Mean 0.03948
Std Dev 0.9187

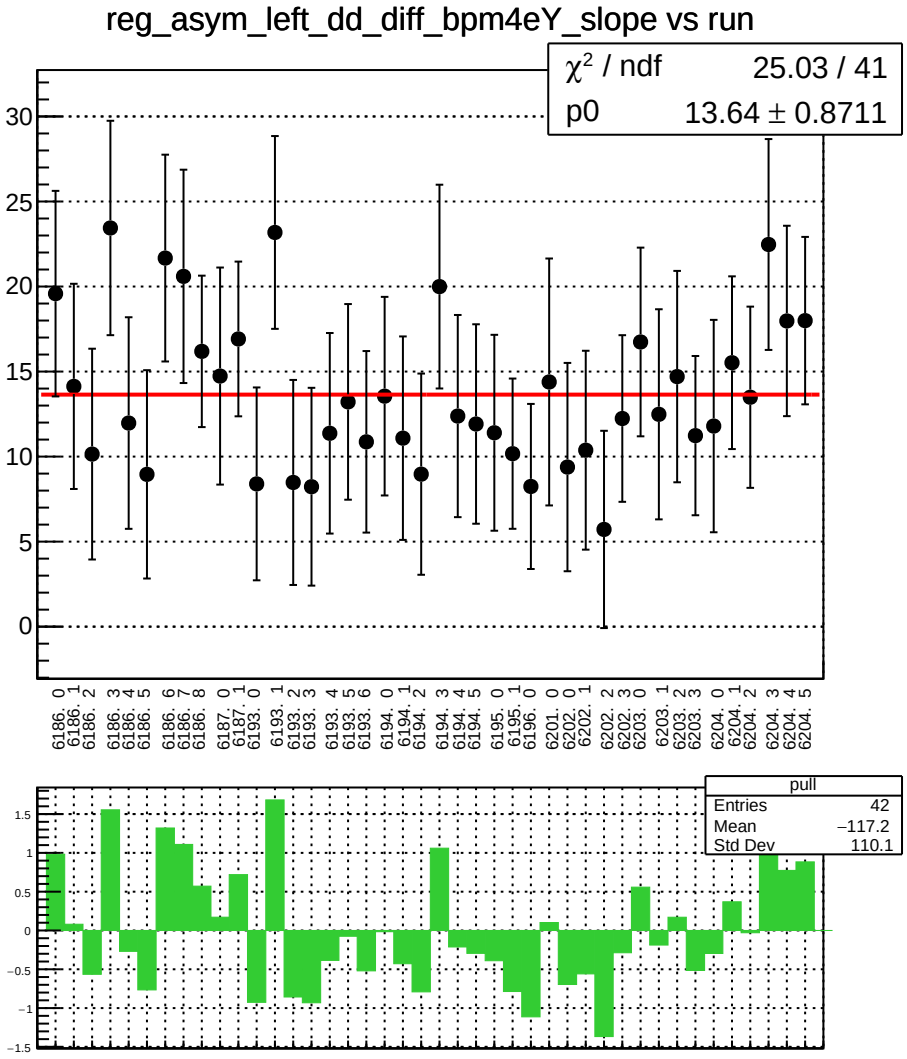
reg_asym_left_dd_diff_bpm4eY_slope vs run
χ² / ndf 25.03 / 41
p0 13.64 ± 0.8711
pull
Entries 42
Mean −117.2
Std Dev 110.1

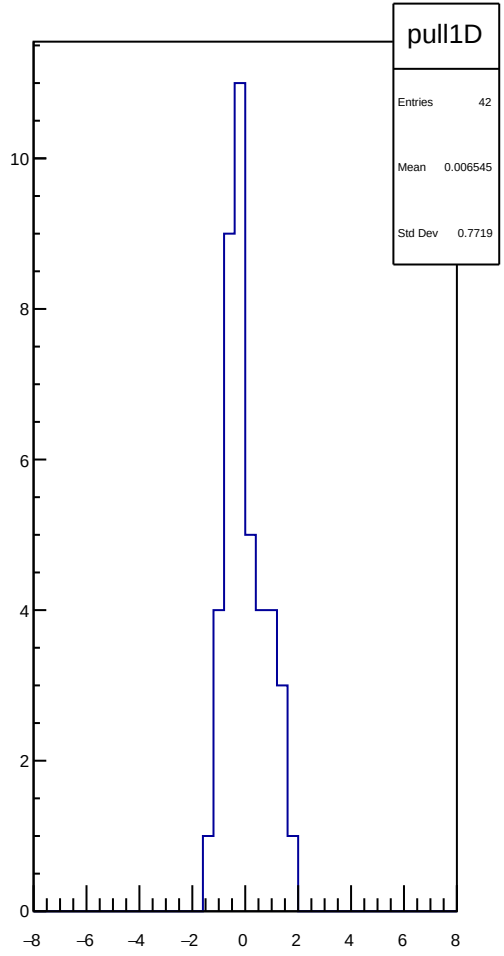
pull1D
Entries 42
Mean 0.006545
Std Dev 0.7719

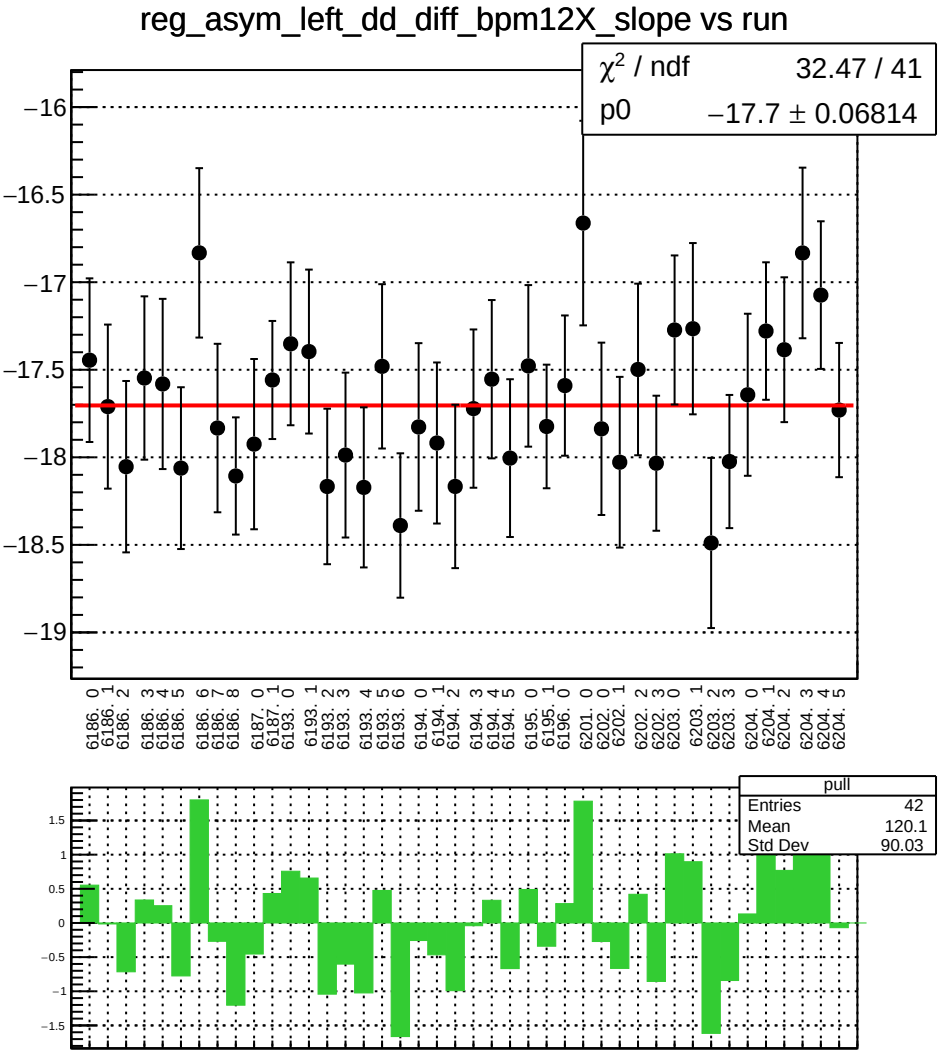
reg_asym_left_dd_diff_bpm12X_slope vs run
χ² / ndf 32.47 / 41
p0 −17.7 ± 0.06814
−16
−16.5
−17
−17.5
−18
−18.5
−19
6186. 0
6186. 1
6186. 2
6186. 3
6186. 4
6186. 5
6186. 6
6186. 7
6186. 8
6187. 0
6187. 1
6193. 0
6193. 1
6193. 2
6193. 3
6193. 4
6193. 5
6193. 6
6194. 0
6194. 1
6194. 2
6194. 3
6194. 4
6194. 5
6195. 0
6195. 1
6196. 0
6201. 0
6202. 0
6202. 1
6202. 2
6202. 3
6203. 0
6203. 1
6203. 2
6203. 3
6204. 0
6204. 1
6204. 2
6204. 3
6204. 4
6204. 5
pull
Entries 42
Mean 120.1
Std Dev 90.03
1.5
1
0.5
0
−0.5
−1
−1.5

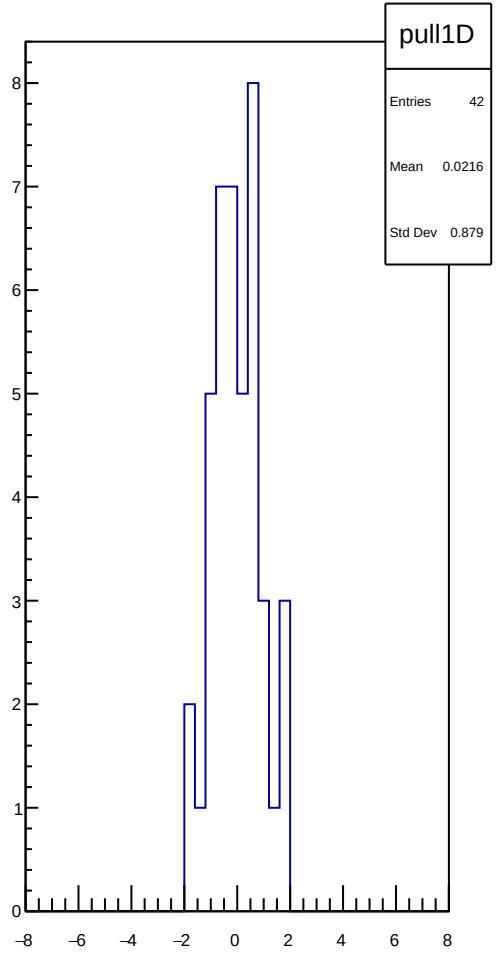
pull1D
Entries 42
Mean 0.0216
Std Dev 0.879
8
7
6
5
4
3
2
1
0
−8
−6
−4
−2
0
2
4
6
8

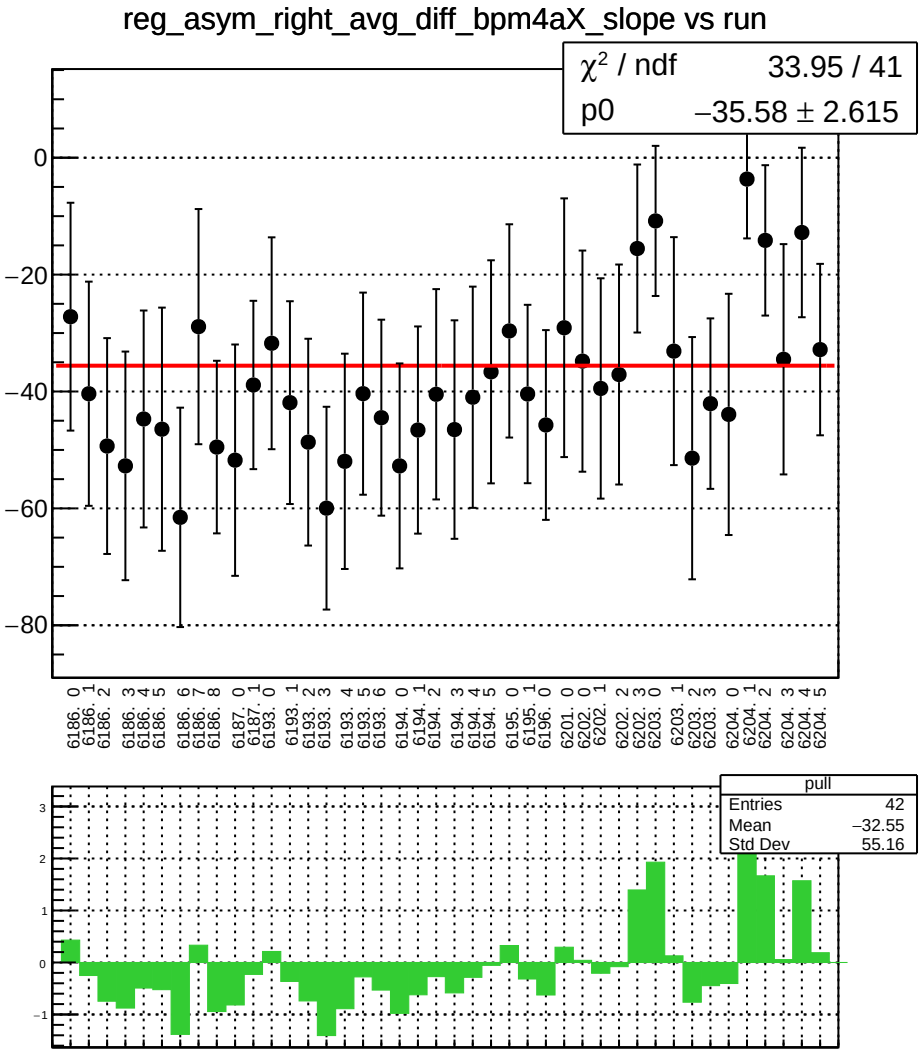
reg_asym_right_avg_diff_bpm4aX_slope vs run
χ² / ndf 33.95 / 41
p0 −35.58 ± 2.615
0
−20
−40
−60
−80
6186. 0
6186. 1
6186. 2
6186. 3
6186. 4
6186. 5
6186. 6
6186. 7
6186. 8
6187. 0
6187. 1
6193. 0
6193. 1
6193. 2
6193. 3
6193. 4
6193. 5
6193. 6
6194. 0
6194. 1
6194. 2
6194. 3
6194. 4
6194. 5
6195. 0
6195. 1
6196. 0
6201. 0
6202. 0
6202. 1
6202. 2
6202. 3
6203. 0
6203. 1
6203. 2
6203. 3
6204. 0
6204. 1
6204. 2
6204. 3
6204. 4
6204. 5
pull
Entries 42
Mean −32.55
Std Dev 55.16
3
2
1
0
−1

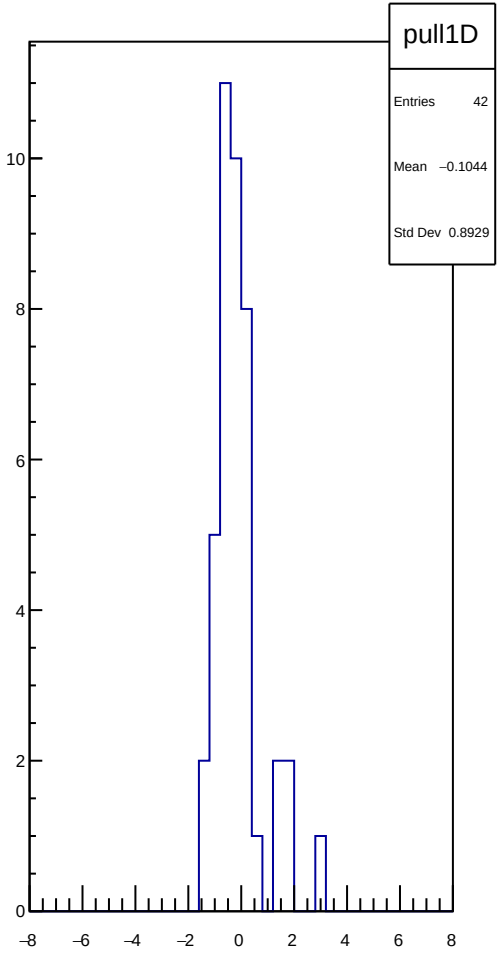
pull1D
Entries 42
Mean −0.1044
Std Dev 0.8929
10
8
6
4
2
0
−8
−6
−4
−2
0
2
4
6
8

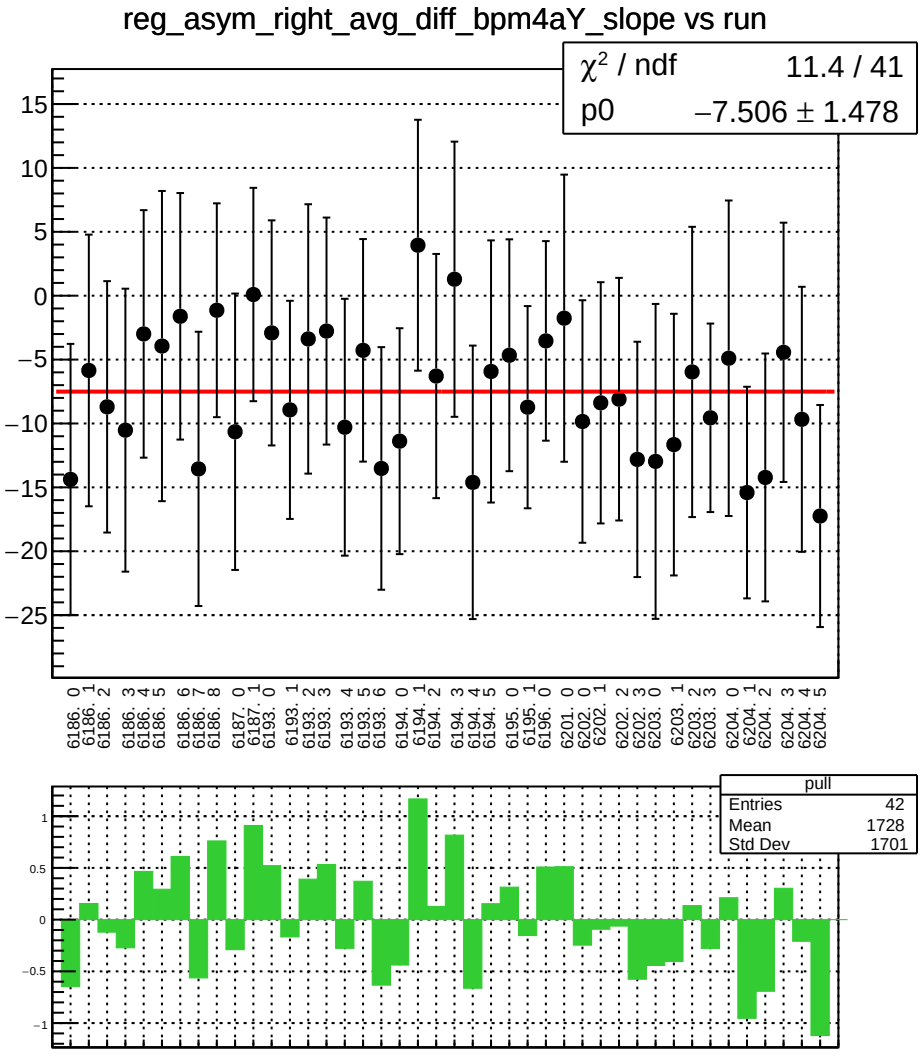
reg_asym_right_avg_diff_bpm4aY_slope vs run
χ² / ndf 11.4 / 41
p0 −7.506 ± 1.478
15
10
5
0
−5
−10
−15
−20
−25
6186. 0
6186. 1
6186. 2
6186. 3
6186. 4
6186. 5
6186. 6
6186. 7
6186. 8
6187. 0
6187. 1
6193. 0
6193. 1
6193. 2
6193. 3
6193. 4
6193. 5
6193. 6
6194. 0
6194. 1
6194. 2
6194. 3
6194. 4
6194. 5
6195. 0
6195. 1
6196. 0
6201. 0
6202. 0
6202. 1
6202. 2
6202. 3
6203. 0
6203. 1
6203. 2
6203. 3
6204. 0
6204. 1
6204. 2
6204. 3
6204. 4
6204. 5
pull
Entries 42
Mean 1728
Std Dev 1701
1
0.5
0
−0.5
−1

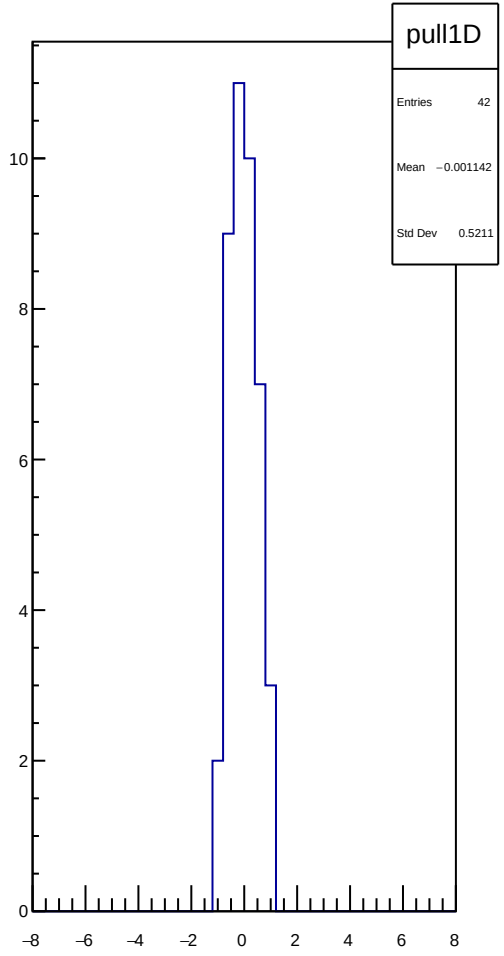
pull1D
Entries 42
Mean −0.001142
Std Dev 0.5211
10
8
6
4
2
0
−8
−6
−4
−2
0
2
4
6
8

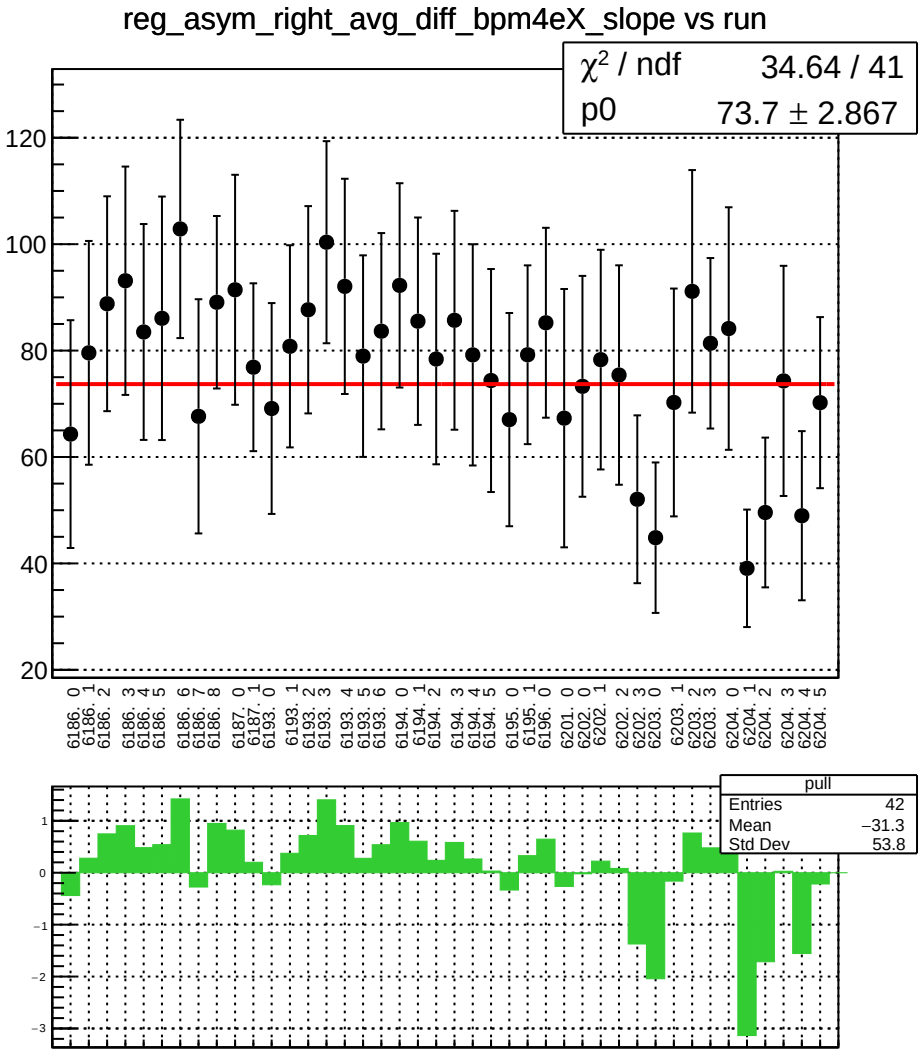
reg_asym_right_avg_diff_bpm4eX_slope vs run
χ² / ndf 34.64 / 41
p0 73.7 ± 2.867
120
100
80
60
40
20
6186. 0
6186. 1
6186. 2
6186. 3
6186. 4
6186. 5
6186. 6
6186. 7
6186. 8
6187. 0
6187. 1
6193. 0
6193. 1
6193. 2
6193. 3
6193. 4
6193. 5
6193. 6
6194. 0
6194. 1
6194. 2
6194. 3
6194. 4
6194. 5
6195. 0
6195. 1
6196. 0
6201. 0
6202. 0
6202. 1
6202. 2
6202. 3
6203. 0
6203. 1
6203. 2
6203. 3
6204. 0
6204. 1
6204. 2
6204. 3
6204. 4
6204. 5
pull
Entries 42
Mean −31.3
Std Dev 53.8
1
0
−1
−2
−3

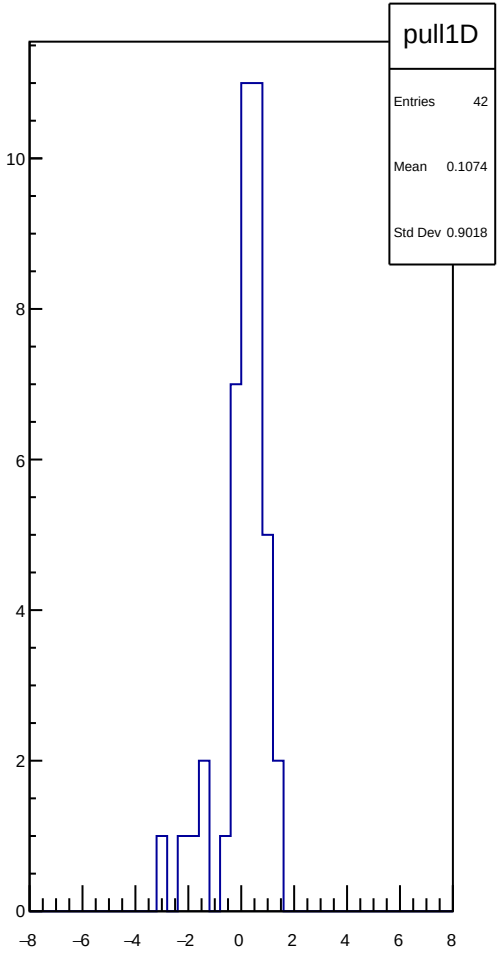
pull1D
Entries 42
Mean 0.1074
Std Dev 0.9018
10
8
6
4
2
0
−8
−6
−4
−2
0
2
4
6
8

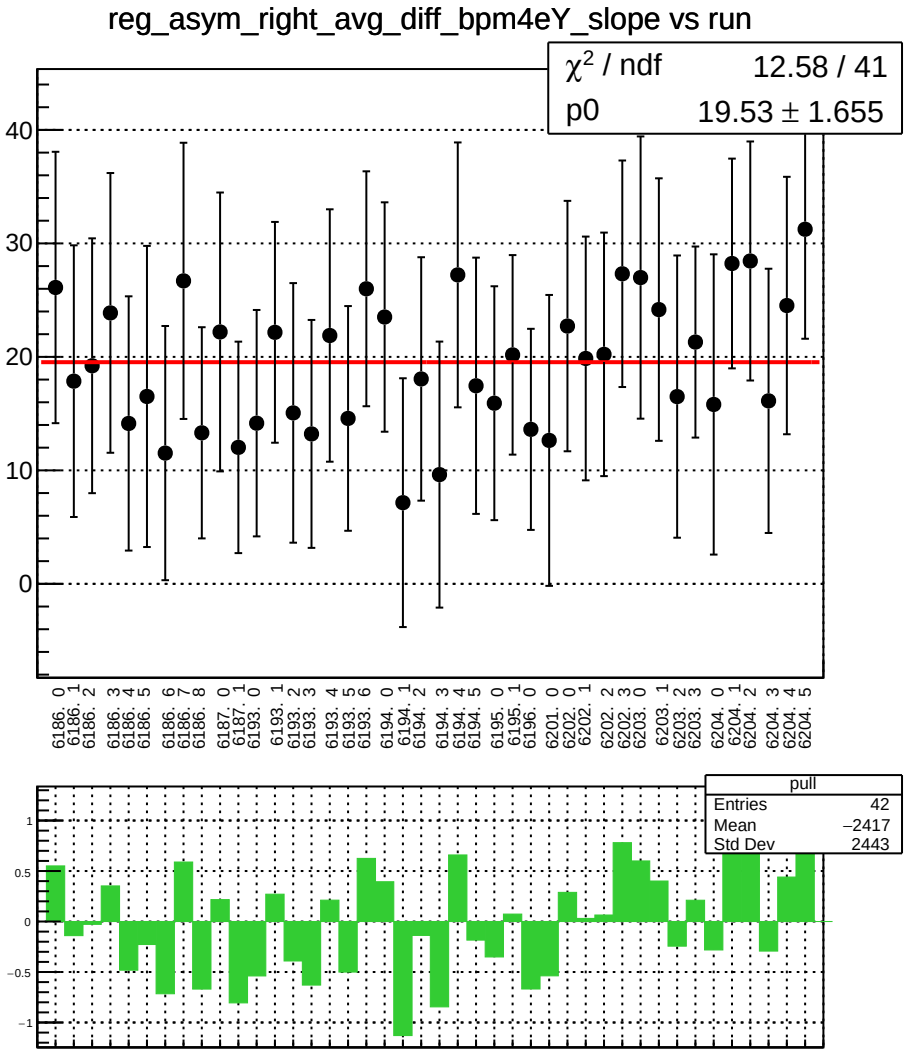
reg_asym_right_avg_diff_bpm4eY_slope vs run
χ² / ndf 12.58 / 41
p0 19.53 ± 1.655
40
30
20
10
0
6186. 0
6186. 1
6186. 2
6186. 3
6186. 4
6186. 5
6186. 6
6186. 7
6186. 8
6187. 0
6187. 1
6193. 0
6193. 1
6193. 2
6193. 3
6193. 4
6193. 5
6193. 6
6194. 0
6194. 1
6194. 2
6194. 3
6194. 4
6194. 5
6195. 0
6195. 1
6196. 0
6201. 0
6202. 0
6202. 1
6202. 2
6202. 3
6203. 0
6203. 1
6203. 2
6203. 3
6204. 0
6204. 1
6204. 2
6204. 3
6204. 4
6204. 5
pull
Entries 42
Mean −2417
Std Dev 2443
1
0.5
0
−0.5
−1

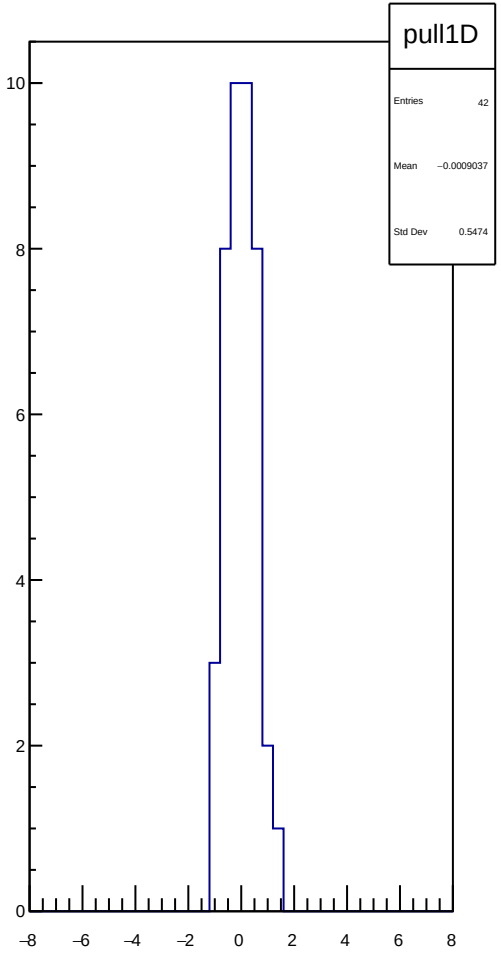
pull1D
Entries 42
Mean −0.0009037
Std Dev 0.5474
10
8
6
4
2
0
−8
−6
−4
−2
0
2
4
6
8

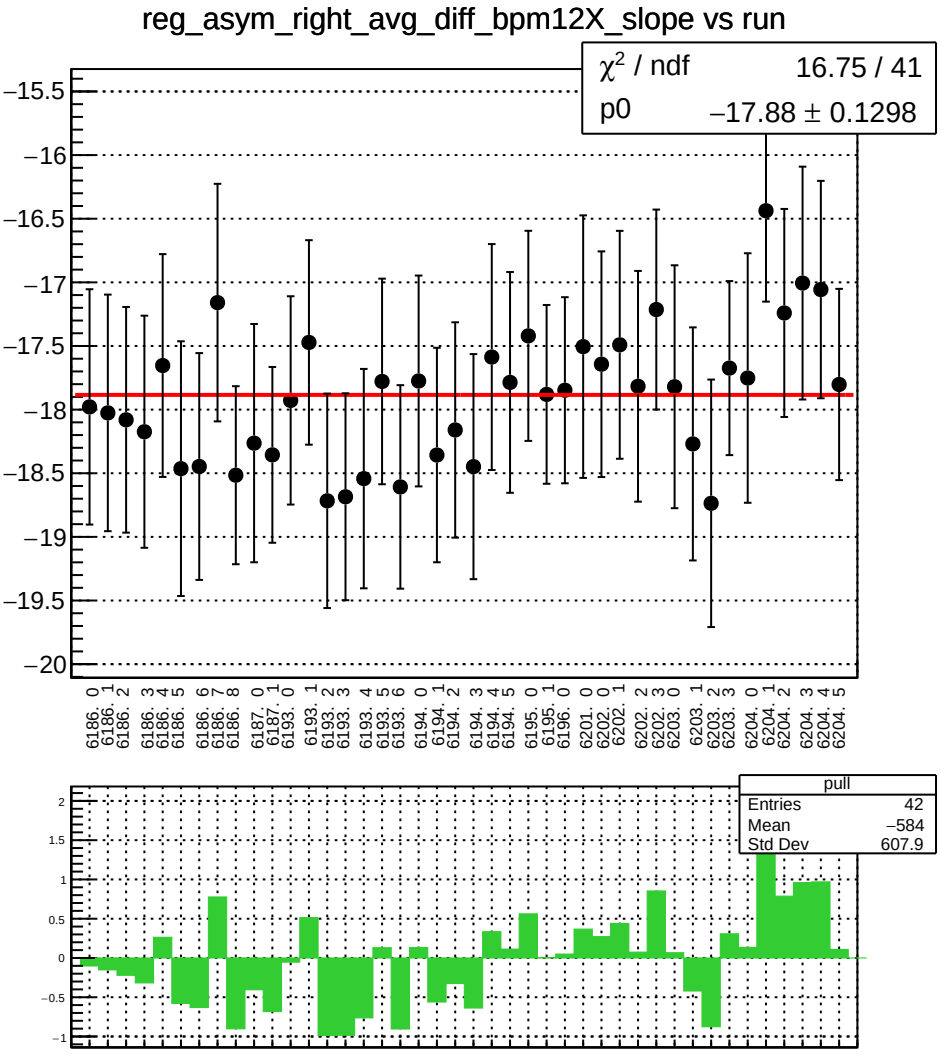
reg_asym_right_avg_diff_bpm12X_slope vs run
χ² / ndf 16.75 / 41
p0 −17.88 ± 0.1298
−15.5
−16
−16.5
−17
−17.5
−18
−18.5
−19
−19.5
−20
6186. 0
6186. 1
6186. 2
6186. 3
6186. 4
6186. 5
6186. 6
6186. 7
6186. 8
6187. 0
6187. 1
6193. 0
6193. 1
6193. 2
6193. 3
6193. 4
6193. 5
6193. 6
6194. 0
6194. 1
6194. 2
6194. 3
6194. 4
6194. 5
6195. 0
6195. 1
6196. 0
6201. 0
6202. 0
6202. 1
6202. 2
6202. 3
6203. 0
6203. 1
6203. 2
6203. 3
6204. 0
6204. 1
6204. 2
6204. 3
6204. 4
6204. 5
pull
Entries 42
Mean −584
Std Dev 607.9
2
1.5
1
0.5
0
−0.5
−1

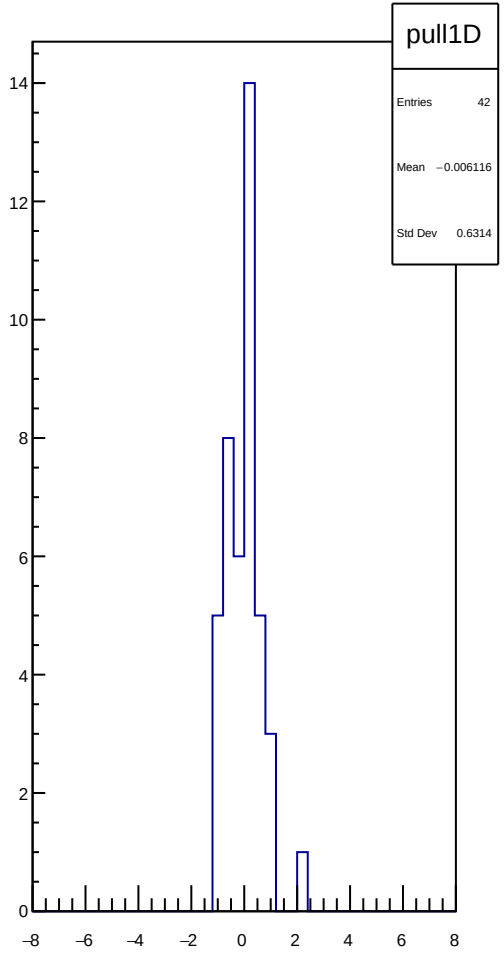
pull1D
Entries 42
Mean −0.006116
Std Dev 0.6314
14
12
10
8
6
4
2
0
−8
−6
−4
−2
0
2
4
6
8

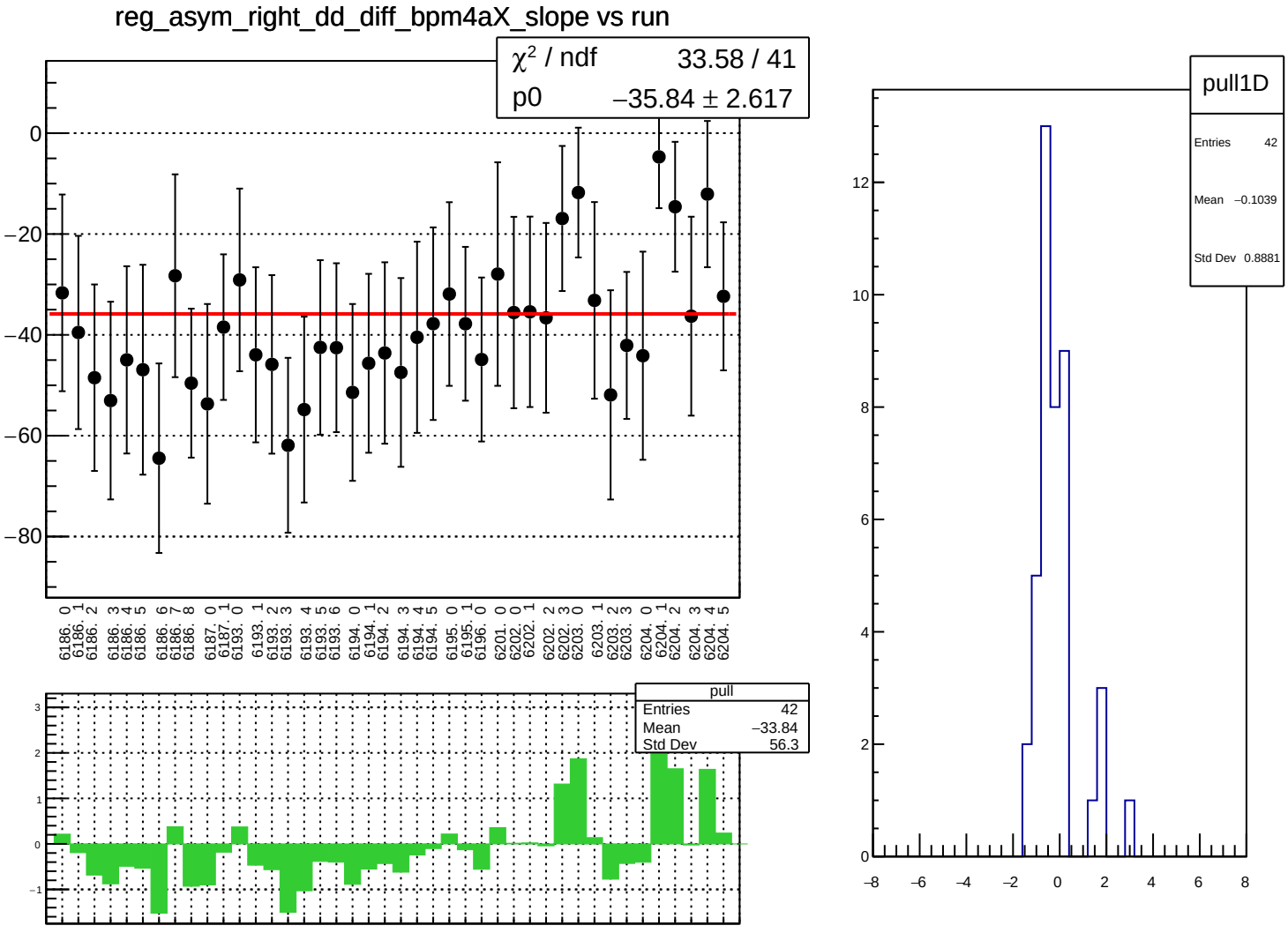
reg_asym_right_dd_diff_bpm4aX_slope vs run
χ² / ndf 33.58 / 41
p0 −35.84 ± 2.617
0
−20
−40
−60
−80
6186. 0
6186. 1
6186. 2
6186. 3
6186. 4
6186. 5
6186. 6
6186. 7
6186. 8
6187. 0
6187. 1
6193. 0
6193. 1
6193. 2
6193. 3
6193. 4
6193. 5
6193. 6
6194. 0
6194. 1
6194. 2
6194. 3
6194. 4
6194. 5
6195. 0
6195. 1
6196. 0
6201. 0
6202. 0
6202. 1
6202. 2
6202. 3
6203. 0
6203. 1
6203. 2
6203. 3
6204. 0
6204. 1
6204. 2
6204. 3
6204. 4
6204. 5
pull
Entries 42
Mean −33.84
Std Dev 56.3
3
2
1
0
−1
pull1D
Entries 42
Mean −0.1039
Std Dev 0.8881
12
10
8
6
4
2
0
−8
−6
−4
−2
0
2
4
6
8

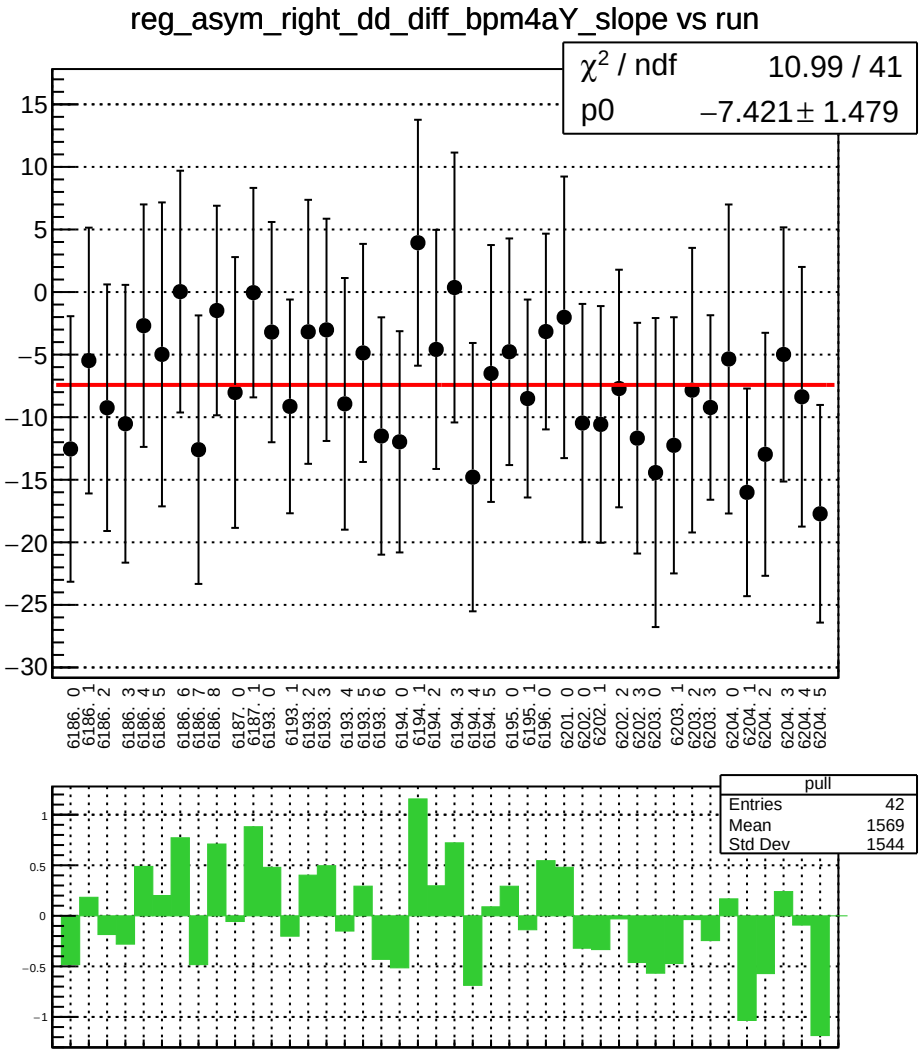
reg_asym_right_dd_diff_bpm4aY_slope vs run
χ² / ndf 10.99 / 41
p0 −7.421 ± 1.479
15
10
5
0
−5
−10
−15
−20
−25
−30
6186. 0
6186. 1
6186. 2
6186. 3
6186. 4
6186. 5
6186. 6
6186. 7
6186. 8
6187. 0
6187. 1
6193. 0
6193. 1
6193. 2
6193. 3
6193. 4
6193. 5
6193. 6
6194. 0
6194. 1
6194. 2
6194. 3
6194. 4
6194. 5
6195. 0
6195. 1
6196. 0
6201. 0
6202. 0
6202. 1
6202. 2
6202. 3
6203. 0
6203. 1
6203. 2
6203. 3
6204. 0
6204. 1
6204. 2
6204. 3
6204. 4
6204. 5
pull
Entries 42
Mean 1569
Std Dev 1544
1
0.5
0
−0.5
−1

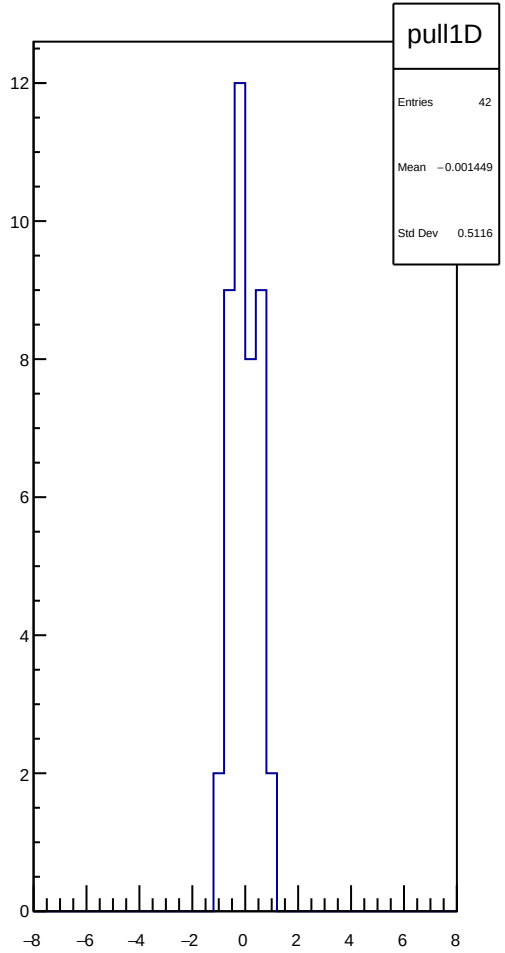
pull1D
Entries 42
Mean −0.001449
Std Dev 0.5116
12
10
8
6
4
2
0
−8
−6
−4
−2
0
2
4
6
8

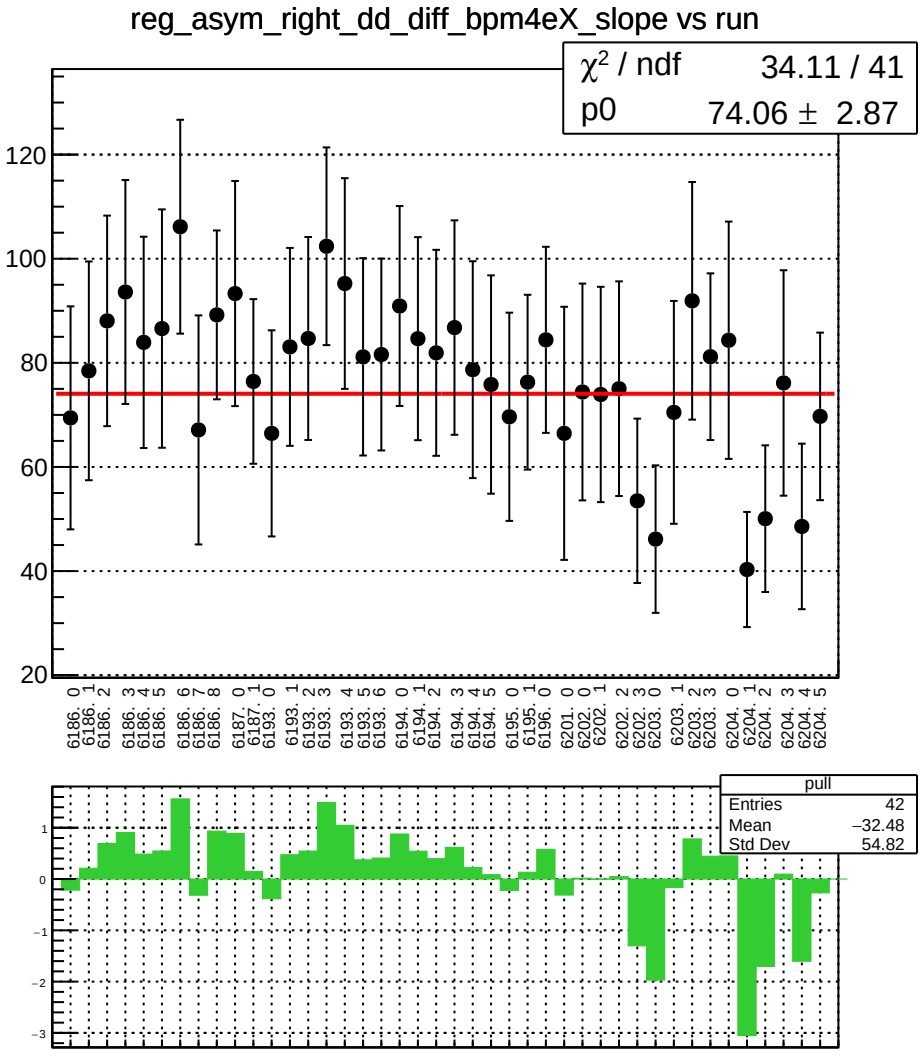
reg_asym_right_dd_diff_bpm4eX_slope vs run
χ² / ndf 34.11 / 41
p0 74.06 ± 2.87
120
100
80
60
40
20
6186. 0
6186. 1
6186. 2
6186. 3
6186. 4
6186. 5
6186. 6
6186. 7
6186. 8
6187. 0
6187. 1
6193. 0
6193. 1
6193. 2
6193. 3
6193. 4
6193. 5
6193. 6
6194. 0
6194. 1
6194. 2
6194. 3
6194. 4
6194. 5
6195. 0
6195. 1
6196. 0
6201. 0
6202. 0
6202. 1
6202. 2
6202. 3
6203. 0
6203. 1
6203. 2
6203. 3
6204. 0
6204. 1
6204. 2
6204. 3
6204. 4
6204. 5
pull
Entries 42
Mean −32.48
Std Dev 54.82
1
0
−1
−2
−3

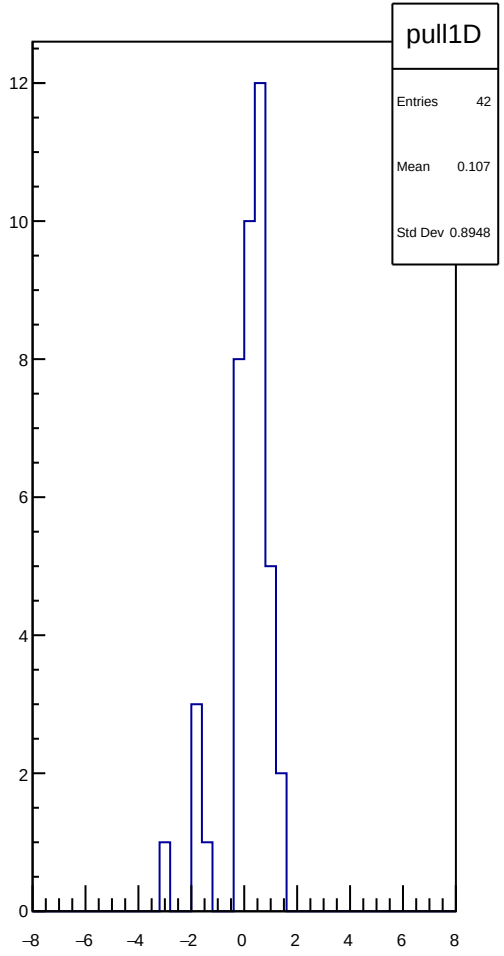
pull1D
Entries 42
Mean 0.107
Std Dev 0.8948
12
10
8
6
4
2
0
−8
−6
−4
−2
0
2
4
6
8

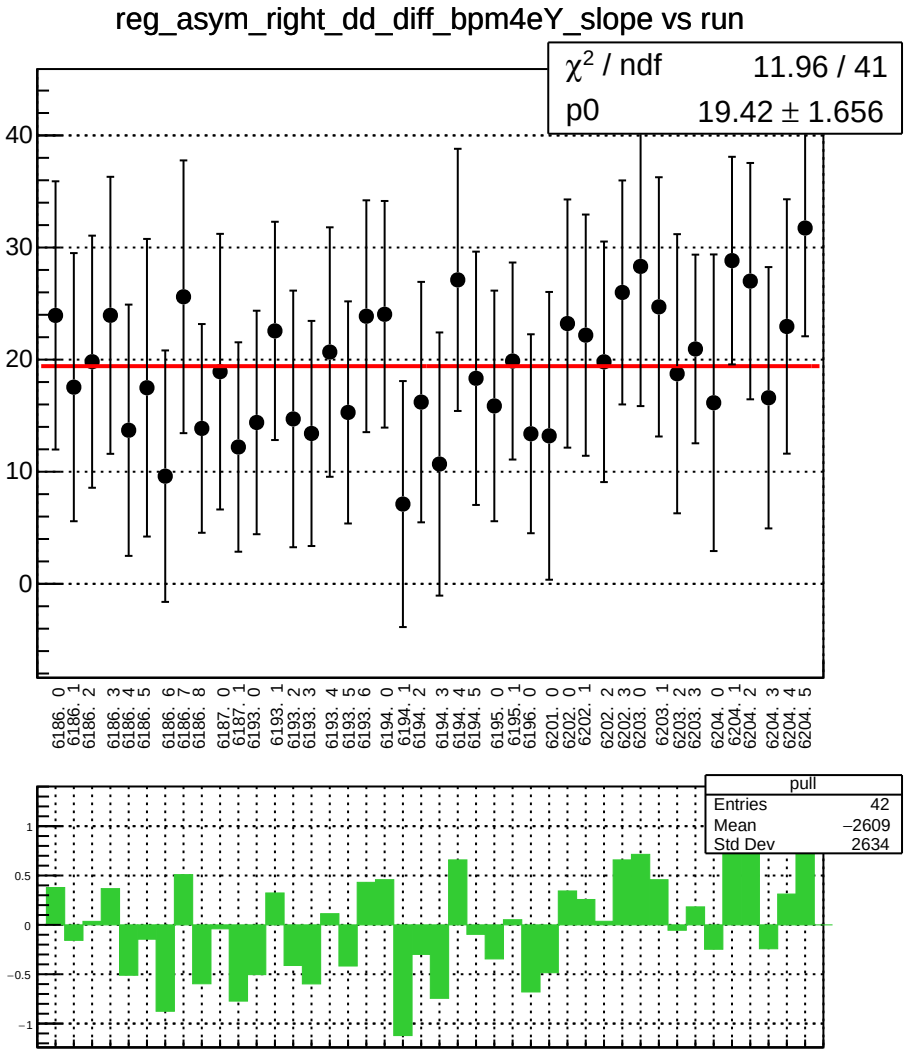
reg_asym_right_dd_diff_bpm4eY_slope vs run
χ^2 / ndf 11.96 / 41
p0 19.42 ± 1.656
40
30
20
10
0
6186. 0
6186. 1
6186. 2
6186. 3
6186. 4
6186. 5
6186. 6
6186. 7
6186. 8
6187. 0
6187. 1
6193. 0
6193. 1
6193. 2
6193. 3
6193. 4
6193. 5
6193. 6
6194. 0
6194. 1
6194. 2
6194. 3
6194. 4
6194. 5
6195. 0
6195. 1
6196. 0
6201. 0
6202. 0
6202. 1
6202. 2
6202. 3
6203. 0
6203. 1
6203. 2
6203. 3
6204. 0
6204. 1
6204. 2
6204. 3
6204. 4
6204. 5
pull
Entries 42
Mean −2609
Std Dev 2634
1
0.5
0
−0.5
−1

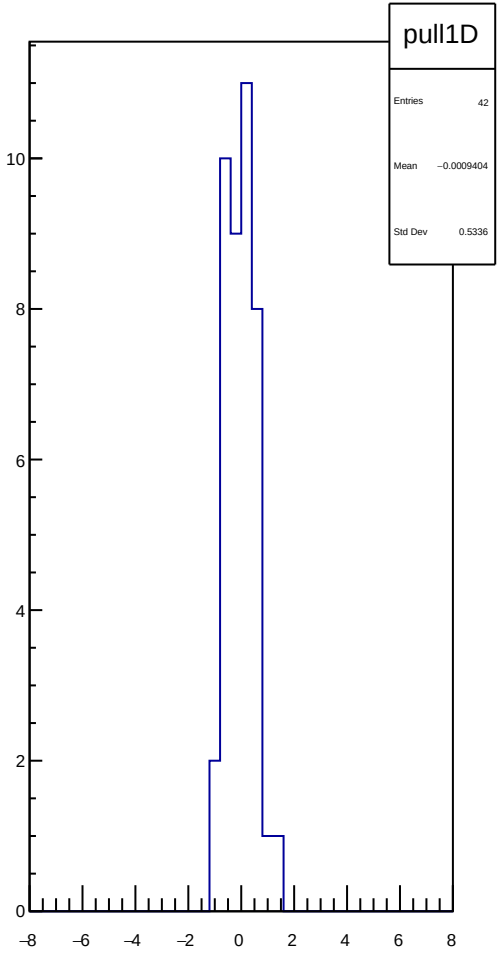
pull1D
Entries 42
Mean −0.0009404
Std Dev 0.5336
10
8
6
4
2
0
−8
−6
−4
−2
0
2
4
6
8

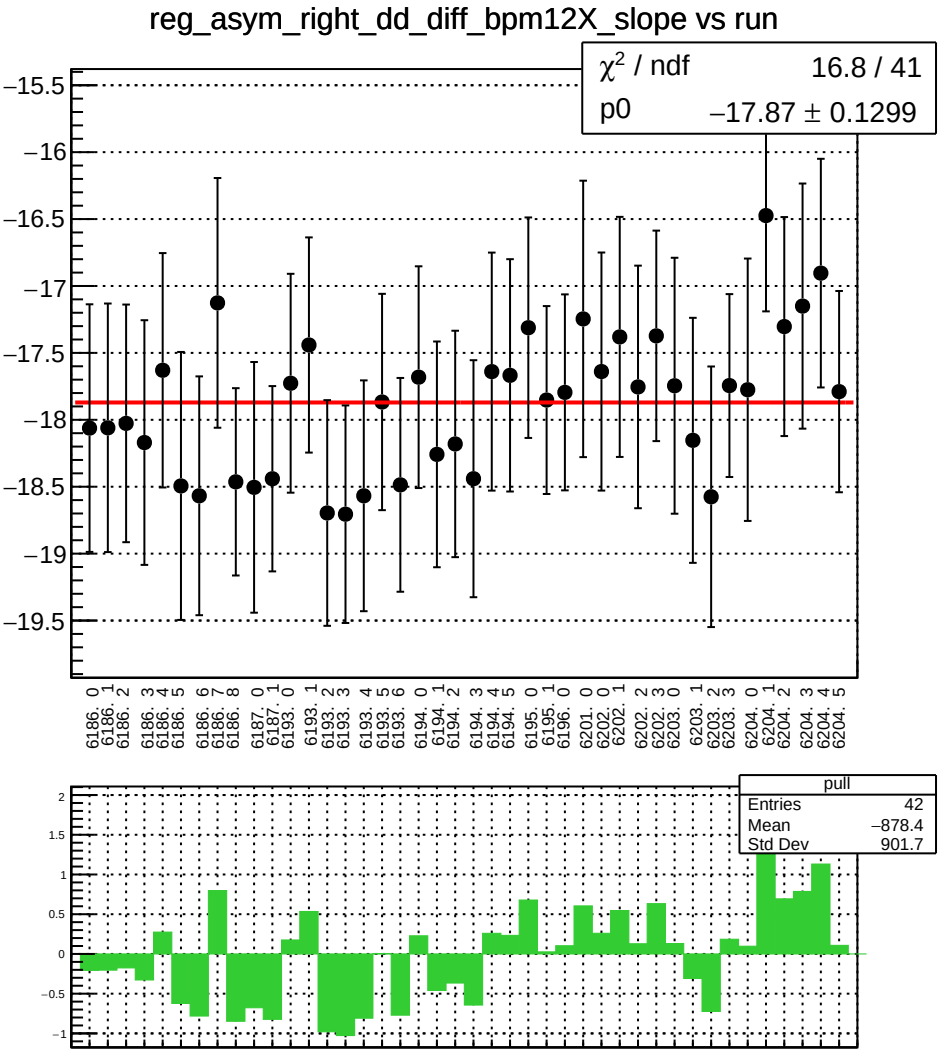
reg_asym_right_dd_diff_bpm12X_slope vs run
χ² / ndf 16.8 / 41
p0 −17.87 ± 0.1299
−15.5
−16
−16.5
−17
−17.5
−18
−18.5
−19
−19.5
6186. 0
6186. 1
6186. 2
6186. 3
6186. 4
6186. 5
6186. 6
6186. 7
6186. 8
6187. 0
6187. 1
6193. 0
6193. 1
6193. 2
6193. 3
6193. 4
6193. 5
6193. 6
6194. 0
6194. 1
6194. 2
6194. 3
6194. 4
6194. 5
6195. 0
6195. 1
6196. 0
6201. 0
6202. 0
6202. 1
6202. 2
6202. 3
6203. 0
6203. 1
6203. 2
6203. 3
6204. 0
6204. 1
6204. 2
6204. 3
6204. 4
6204. 5
pull
Entries 42
Mean −878.4
Std Dev 901.7
2
1.5
1
0.5
0
−0.5
−1

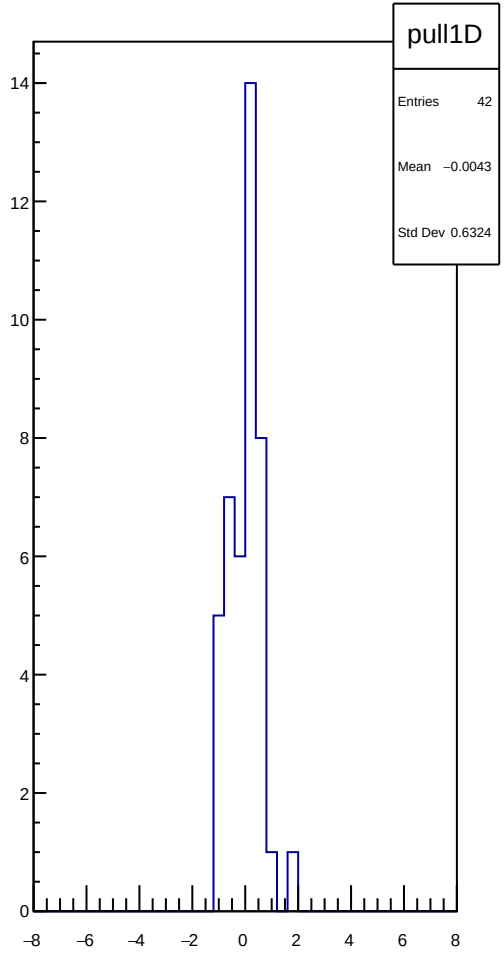
pull1D
Entries 42
Mean −0.0043
Std Dev 0.6324
14
12
10
8
6
4
2
0
−8
−6
−4
−2
0
2
4
6
8

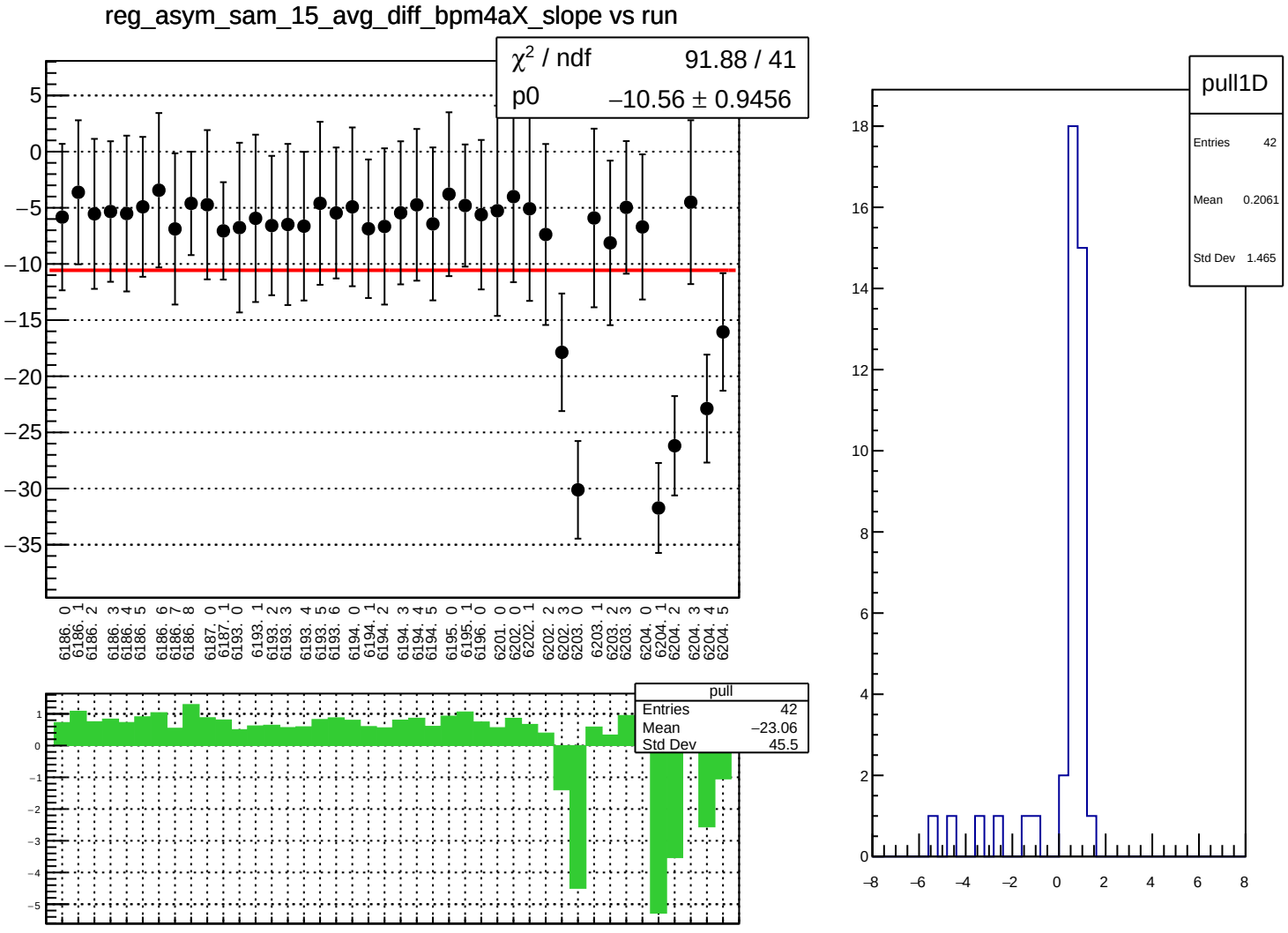
reg_asym_sam_15_avg_diff_bpm4aX_slope vs run
χ² / ndf 91.88 / 41
p0 −10.56 ± 0.9456
pull
Entries 42
Mean −23.06
Std Dev 45.5
pull1D
Entries 42
Mean 0.2061
Std Dev 1.465

reg_asym_sam_15_avg_diff_bpm4aY_slope vs run

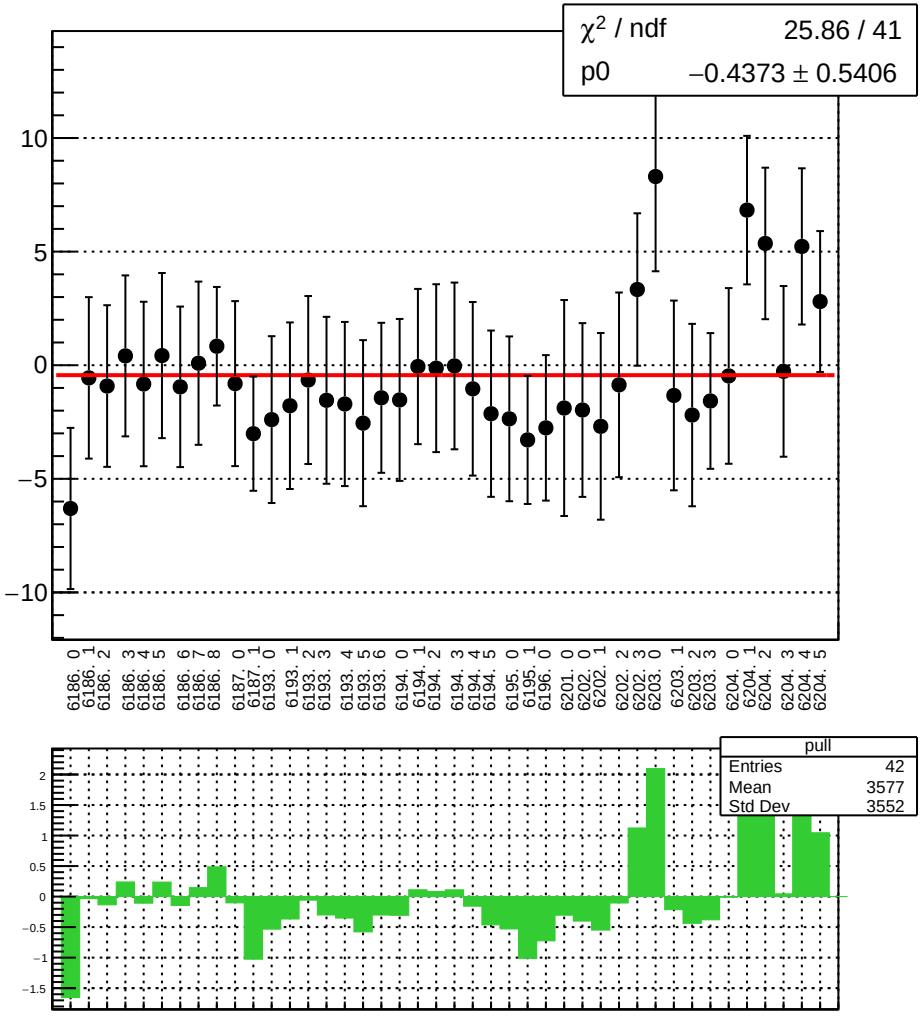

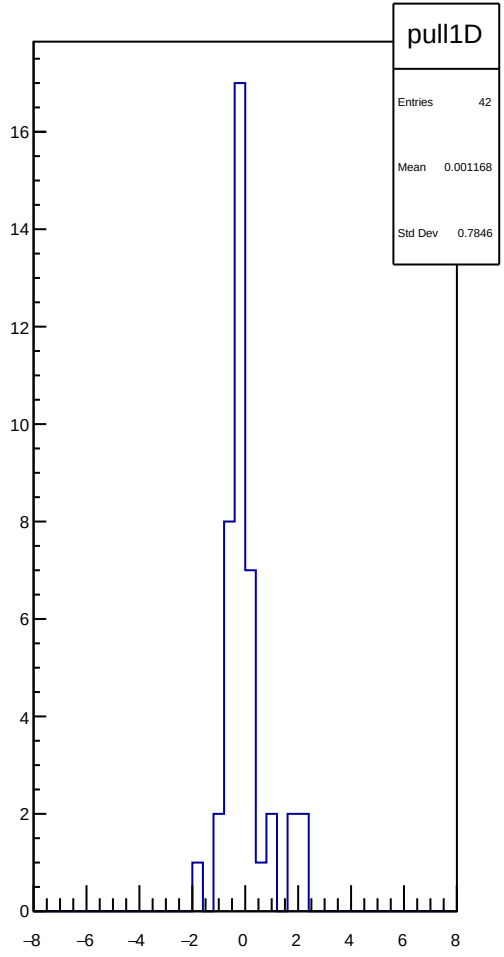

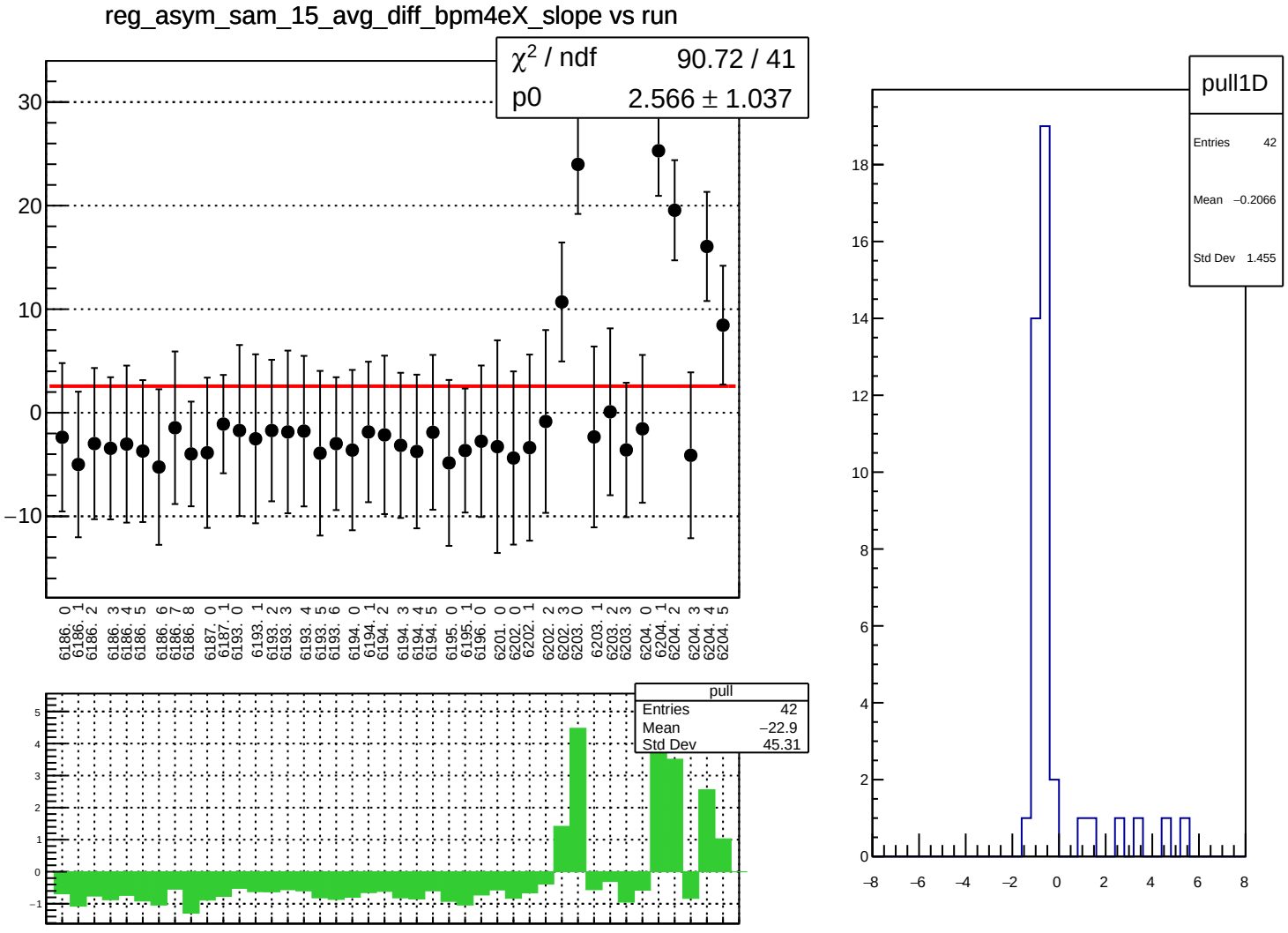
reg_asym_sam_15_avg_diff_bpm4eX_slope vs run
χ² / ndf 90.72 / 41
p0 2.566 ± 1.037
pull
Entries 42
Mean −22.9
Std Dev 45.31
pull1D
Entries 42
Mean −0.2066
Std Dev 1.455

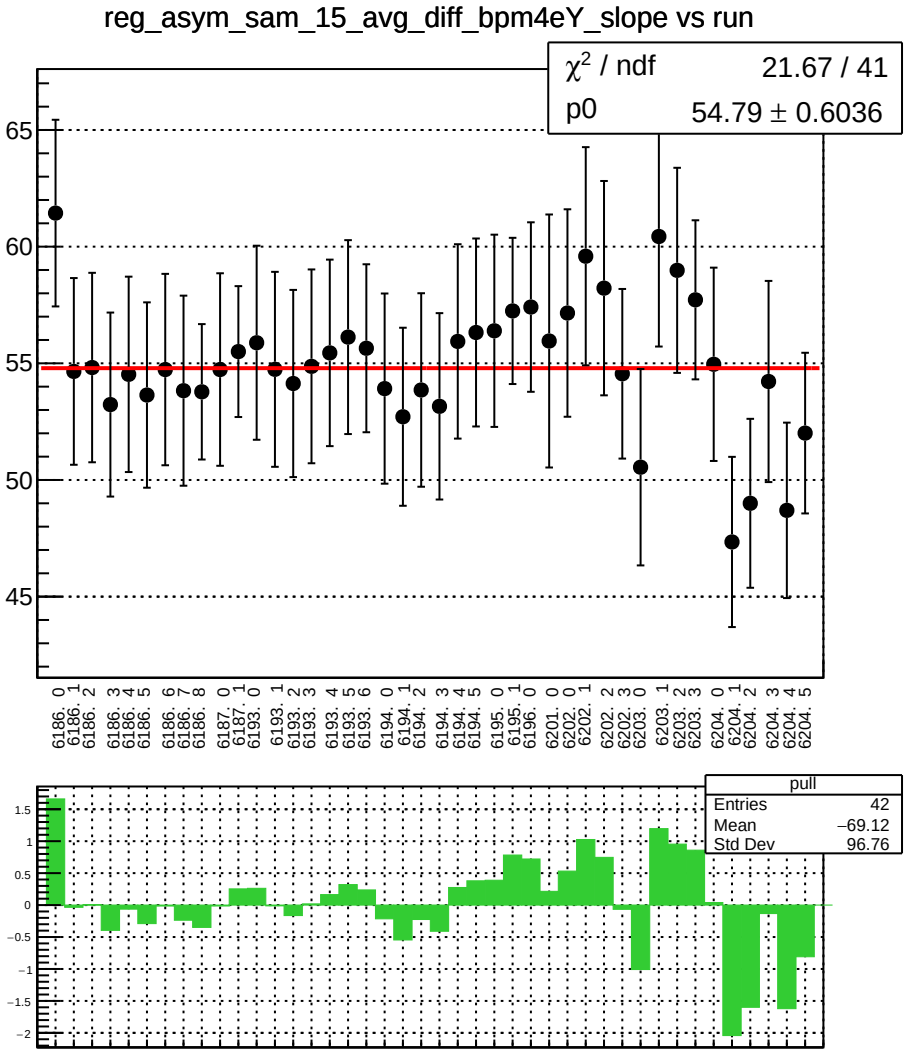
reg_asym_sam_15_avg_diff_bpm4eY_slope vs run
χ² / ndf 21.67 / 41
p0 54.79 ± 0.6036
65
60
55
50
45
6186. 0
6186. 1
6186. 2
6186. 3
6186. 4
6186. 5
6186. 6
6186. 7
6186. 8
6187. 0
6187. 1
6193. 0
6193. 1
6193. 2
6193. 3
6193. 4
6193. 5
6193. 6
6194. 0
6194. 1
6194. 2
6194. 3
6194. 4
6194. 5
6195. 0
6195. 1
6196. 0
6201. 0
6202. 0
6202. 1
6202. 2
6202. 3
6203. 0
6203. 1
6203. 2
6203. 3
6204. 0
6204. 1
6204. 2
6204. 3
6204. 4
6204. 5
pull
Entries 42
Mean −69.12
Std Dev 96.76
1.5
1
0.5
0
−0.5
−1
−1.5
−2

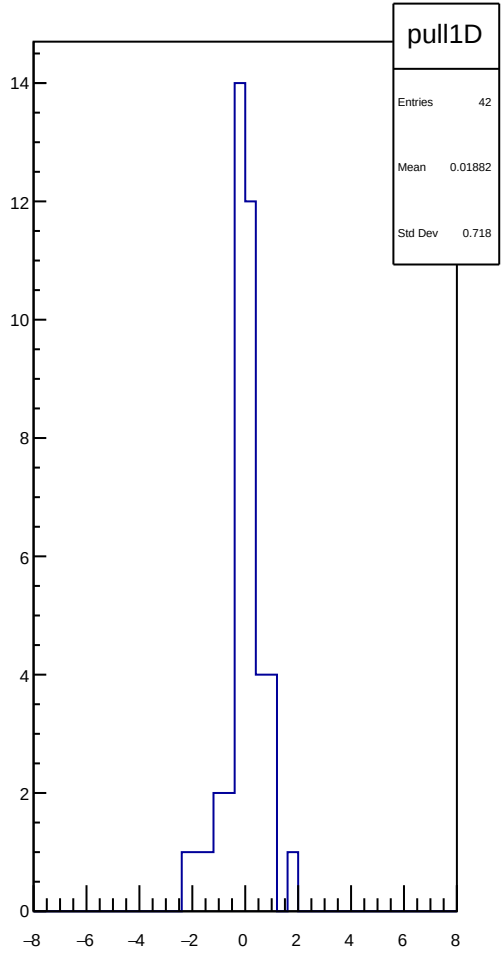
pull1D
Entries 42
Mean 0.01882
Std Dev 0.718
14
12
10
8
6
4
2
0
−8
−6
−4
−2
0
2
4
6
8

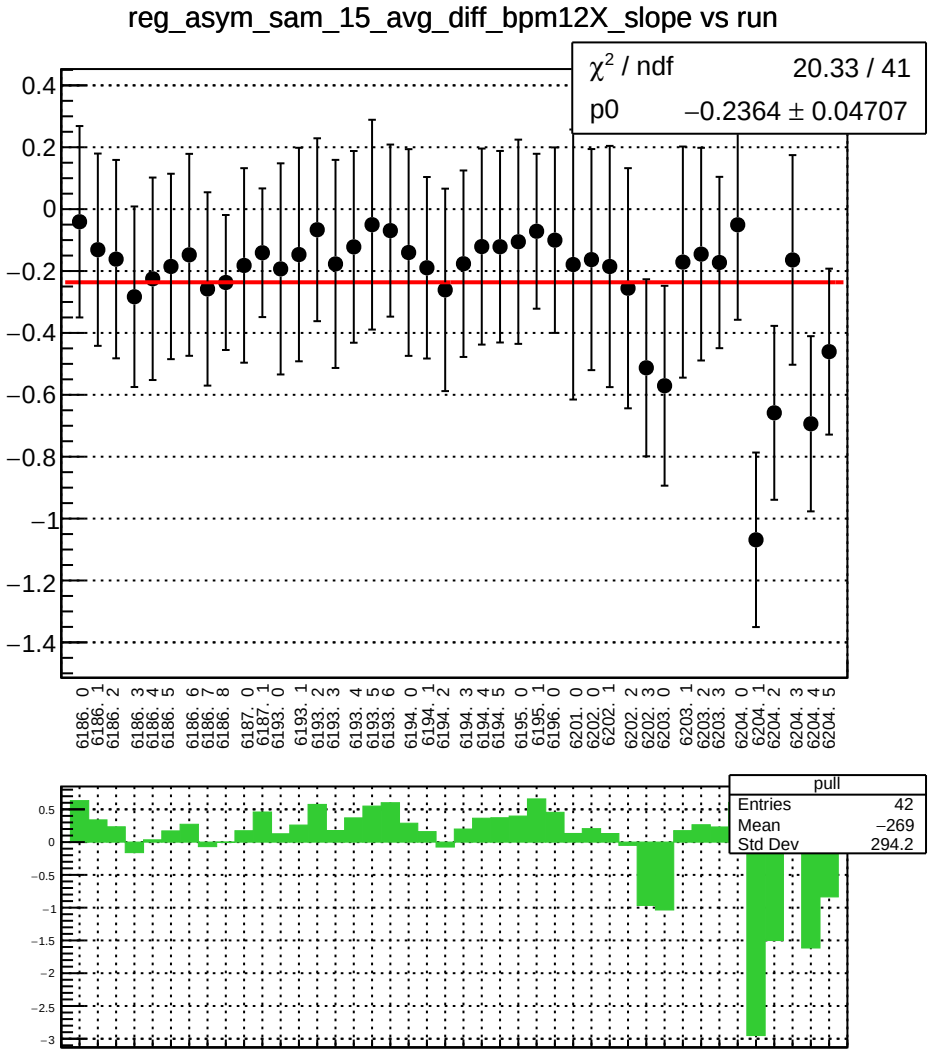
reg_asym_sam_15_avg_diff_bpm12X_slope vs run
χ² / ndf 20.33 / 41
p0 −0.2364 ± 0.04707
0.4
0.2
0
−0.2
−0.4
−0.6
−0.8
−1
−1.2
−1.4
6186. 0
6186. 1
6186. 2
6186. 3
6186. 4
6186. 5
6186. 6
6186. 7
6186. 8
6187. 0
6187. 1
6193. 0
6193. 1
6193. 2
6193. 3
6193. 4
6193. 5
6193. 6
6194. 0
6194. 1
6194. 2
6194. 3
6194. 4
6194. 5
6195. 0
6195. 1
6196. 0
6201. 0
6202. 0
6202. 1
6202. 2
6202. 3
6203. 0
6203. 1
6203. 2
6203. 3
6204. 0
6204. 1
6204. 2
6204. 3
6204. 4
6204. 5
pull
Entries 42
Mean −269
Std Dev 294.2
0.5
0
−0.5
−1
−1.5
−2
−2.5
−3

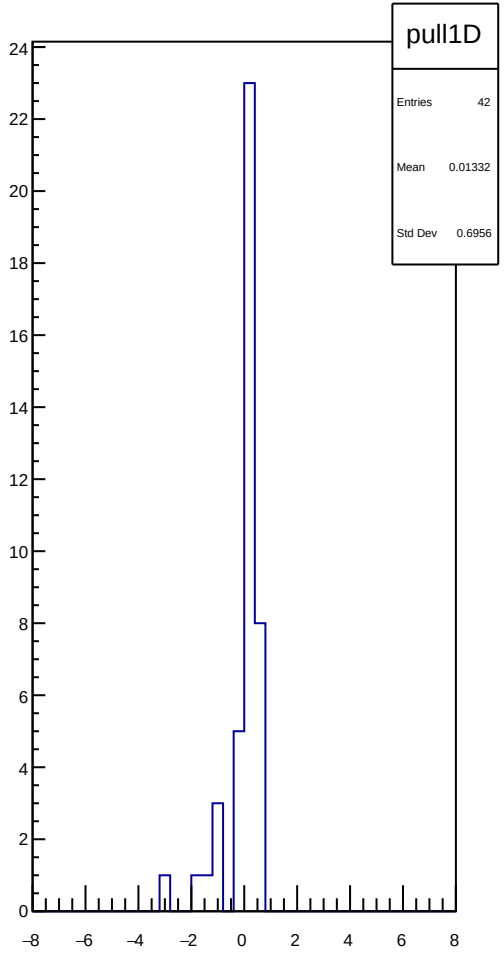
pull1D
Entries 42
Mean 0.01332
Std Dev 0.6956
24
22
20
18
16
14
12
10
8
6
4
2
0
−8
−6
−4
−2
0
2
4
6
8

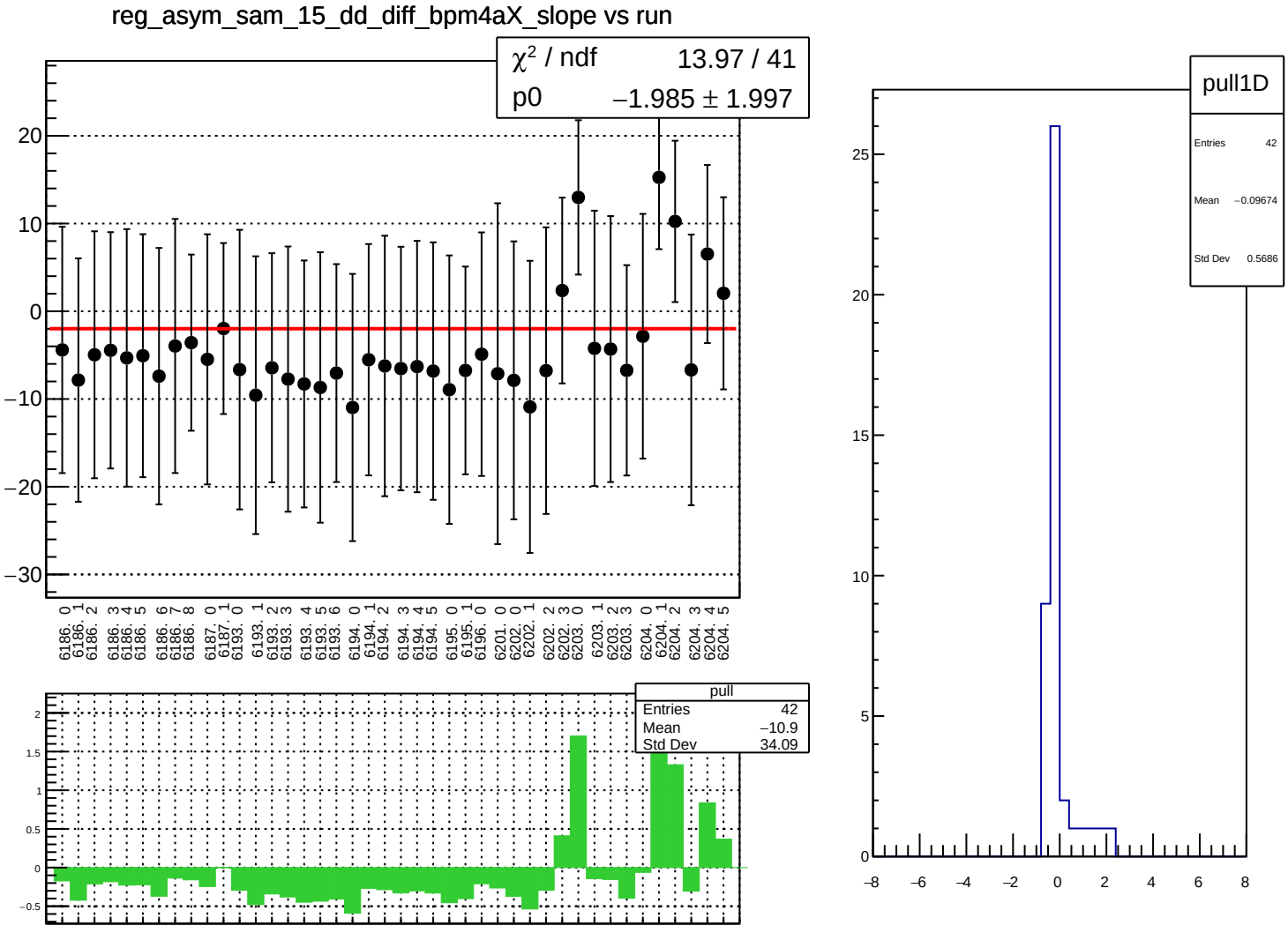
reg_asym_sam_15_dd_diff_bpm4aX_slope vs run
χ² / ndf 13.97 / 41
p0 −1.985 ± 1.997
20
10
0
−10
−20
−30
6186. 0
6186. 1
6186. 2
6186. 3
6186. 4
6186. 5
6186. 6
6186. 7
6186. 8
6187. 0
6187. 1
6193. 0
6193. 1
6193. 2
6193. 3
6193. 4
6193. 5
6193. 6
6194. 0
6194. 1
6194. 2
6194. 3
6194. 4
6194. 5
6195. 0
6195. 1
6196. 0
6201. 0
6202. 0
6202. 1
6202. 2
6202. 3
6203. 0
6203. 1
6203. 2
6203. 3
6204. 0
6204. 1
6204. 2
6204. 3
6204. 4
6204. 5
pull
Entries 42
Mean −10.9
Std Dev 34.09
2
1.5
1
0.5
0
−0.5
pull1D
Entries 42
Mean −0.09674
Std Dev 0.5686
25
20
15
10
5
0
−8
−6
−4
−2
0
2
4
6
8

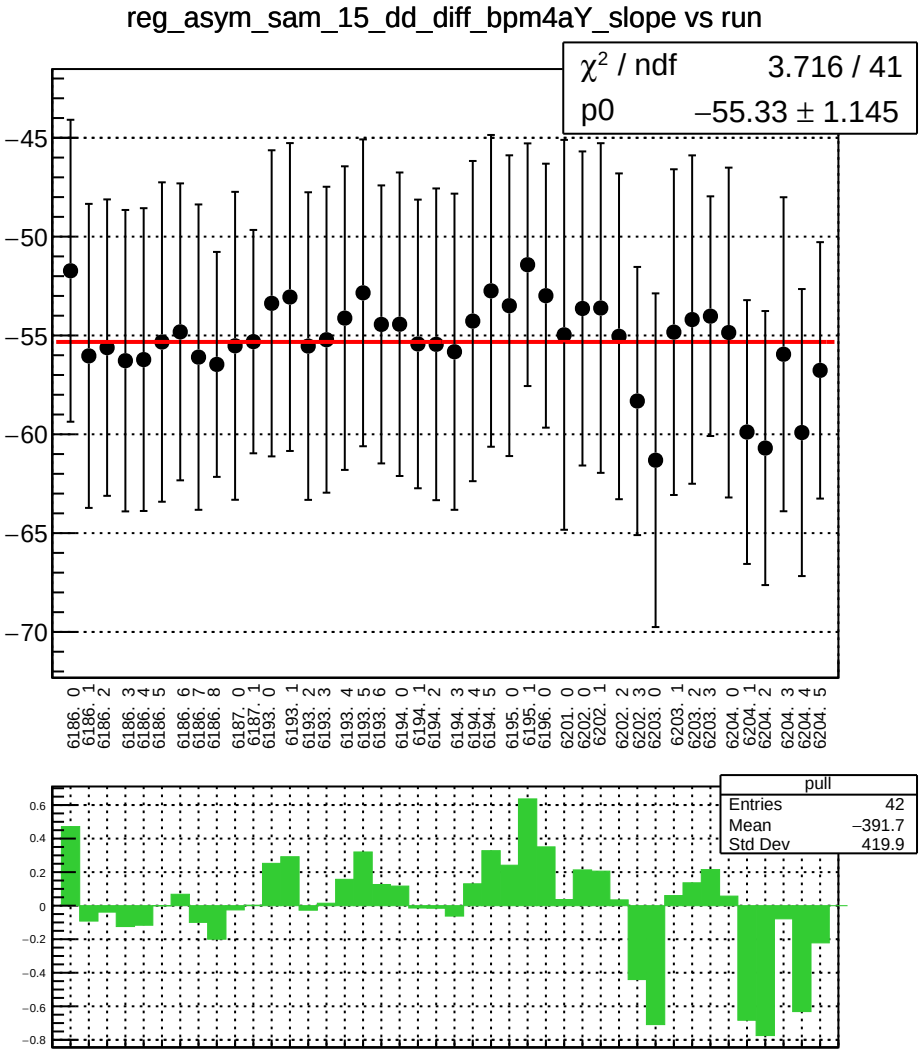
reg_asym_sam_15_dd_diff_bpm4aY_slope vs run
χ² / ndf 3.716 / 41
p0 −55.33 ± 1.145
−45
−50
−55
−60
−65
−70
6186. 0
6186. 1
6186. 2
6186. 3
6186. 4
6186. 5
6186. 6
6186. 7
6186. 8
6187. 0
6187. 1
6193. 0
6193. 1
6193. 2
6193. 3
6193. 4
6193. 5
6193. 6
6194. 0
6194. 1
6194. 2
6194. 3
6194. 4
6194. 5
6195. 0
6195. 1
6196. 0
6201. 0
6202. 0
6202. 1
6202. 2
6202. 3
6203. 0
6203. 1
6203. 2
6203. 3
6204. 0
6204. 1
6204. 2
6204. 3
6204. 4
6204. 5
pull
Entries 42
Mean −391.7
Std Dev 419.9
0.6
0.4
0.2
0
−0.2
−0.4
−0.6
−0.8

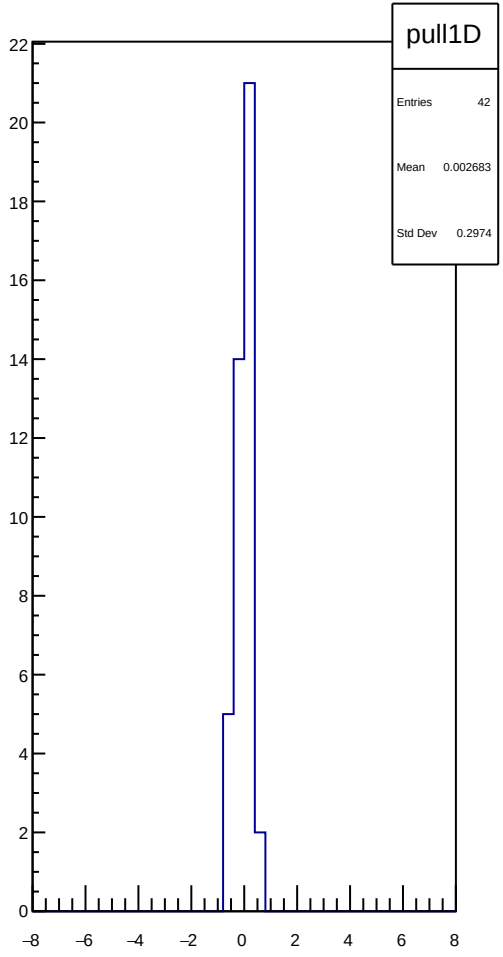
pull1D
Entries 42
Mean 0.002683
Std Dev 0.2974
22
20
18
16
14
12
10
8
6
4
2
0
−8
−6
−4
−2
0
2
4
6
8

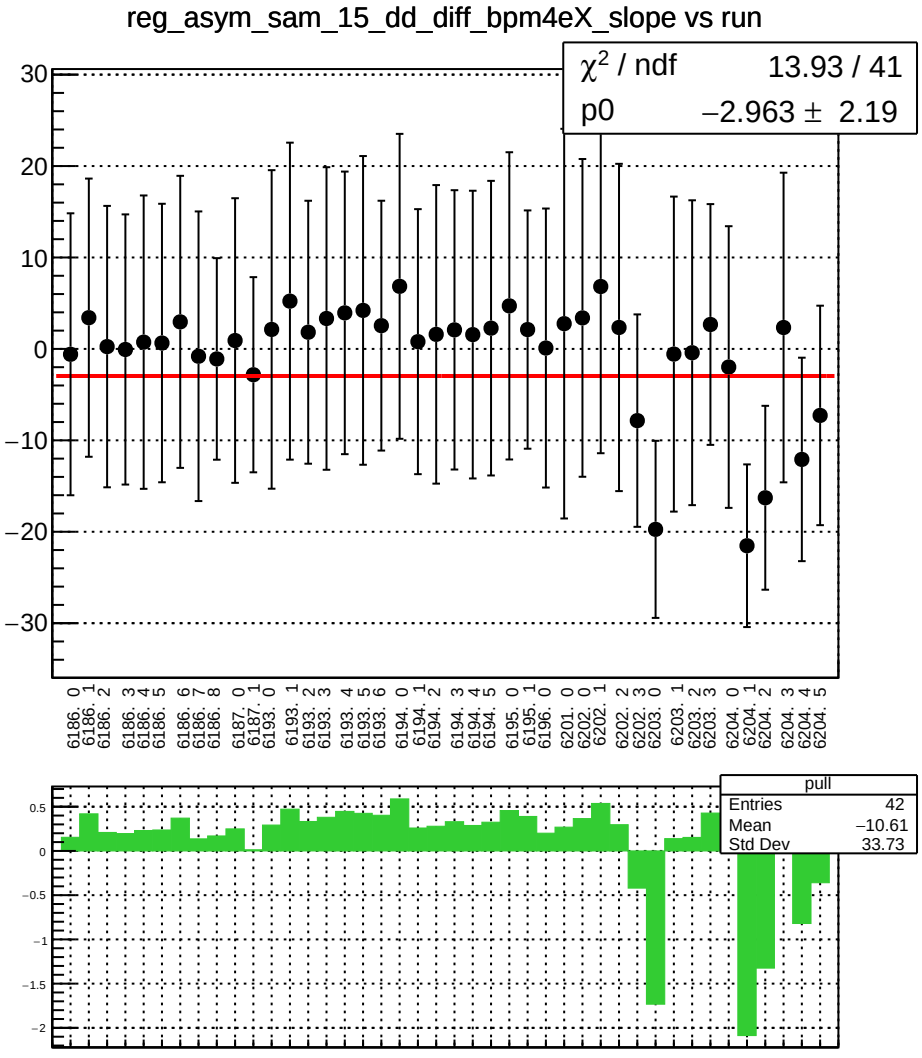
reg_asym_sam_15_dd_diff_bpm4eX_slope vs run
χ² / ndf 13.93 / 41
p0 −2.963 ± 2.19
pull
Entries 42
Mean −10.61
Std Dev 33.73

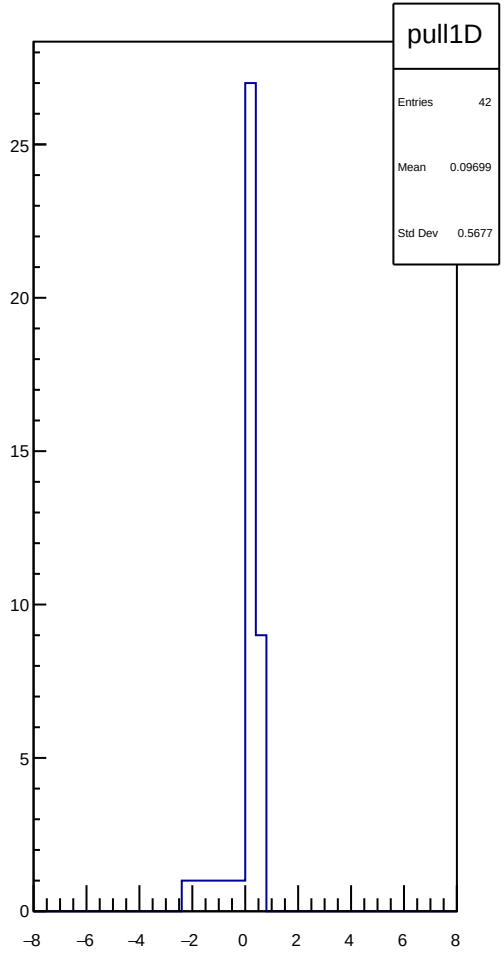
pull1D
Entries 42
Mean 0.09699
Std Dev 0.5677

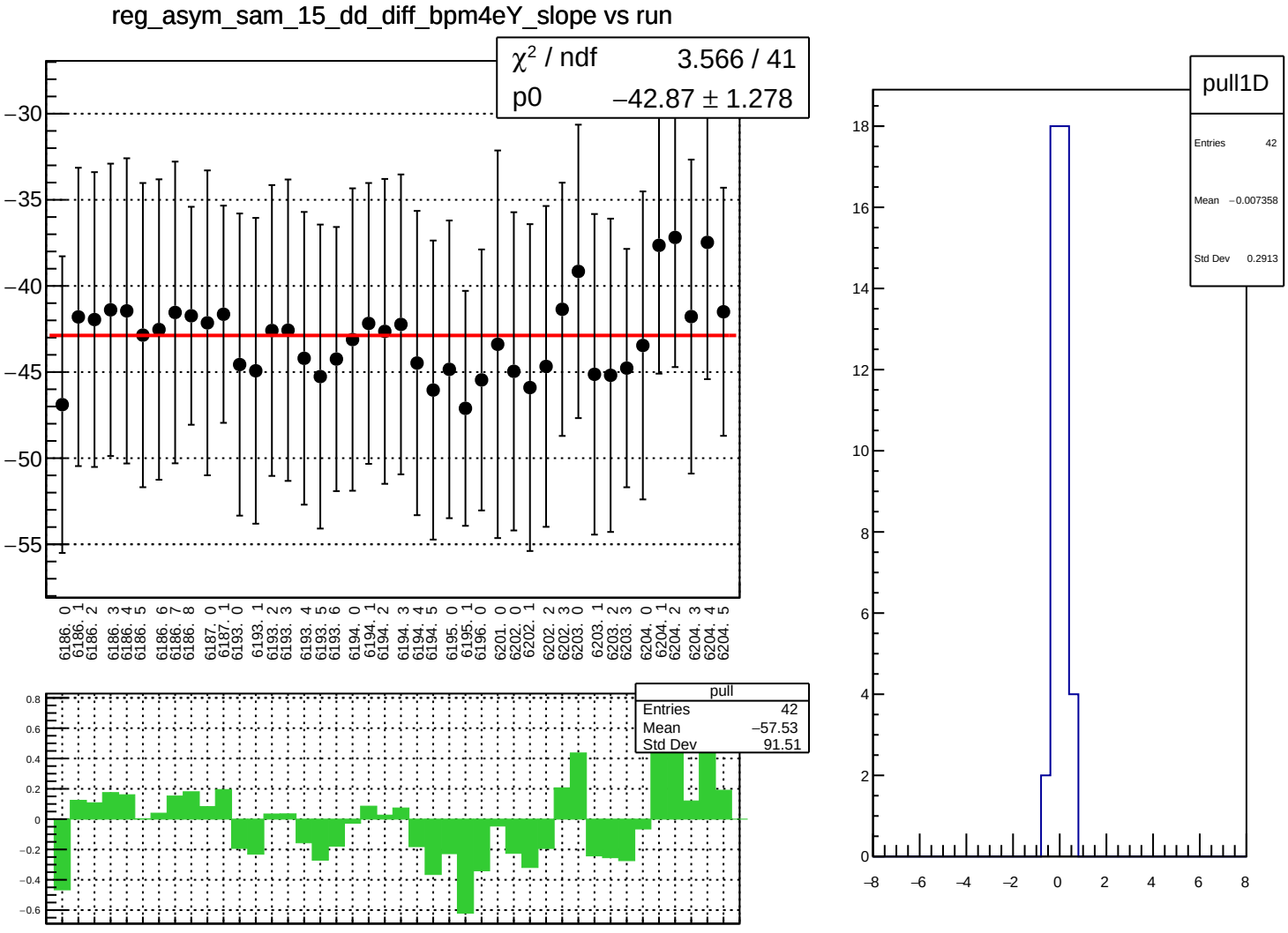
reg_asym_sam_15_dd_diff_bpm4eY_slope vs run
χ² / ndf 3.566 / 41
p0 −42.87 ± 1.278
−30
−35
−40
−45
−50
−55
6186. 0
6186. 1
6186. 2
6186. 3
6186. 4
6186. 5
6186. 6
6186. 7
6186. 8
6187. 0
6187. 1
6193. 0
6193. 1
6193. 2
6193. 3
6193. 4
6193. 5
6193. 6
6194. 0
6194. 1
6194. 2
6194. 3
6194. 4
6194. 5
6195. 0
6195. 1
6196. 0
6201. 0
6202. 0
6202. 1
6202. 2
6202. 3
6203. 0
6203. 1
6203. 2
6203. 3
6204. 0
6204. 1
6204. 2
6204. 3
6204. 4
6204. 5
pull
Entries 42
Mean −57.53
Std Dev 91.51
0.8
0.6
0.4
0.2
0
−0.2
−0.4
−0.6
pull1D
Entries 42
Mean −0.007358
Std Dev 0.2913
18
16
14
12
10
8
6
4
2
0
−8
−6
−4
−2
0
2
4
6
8

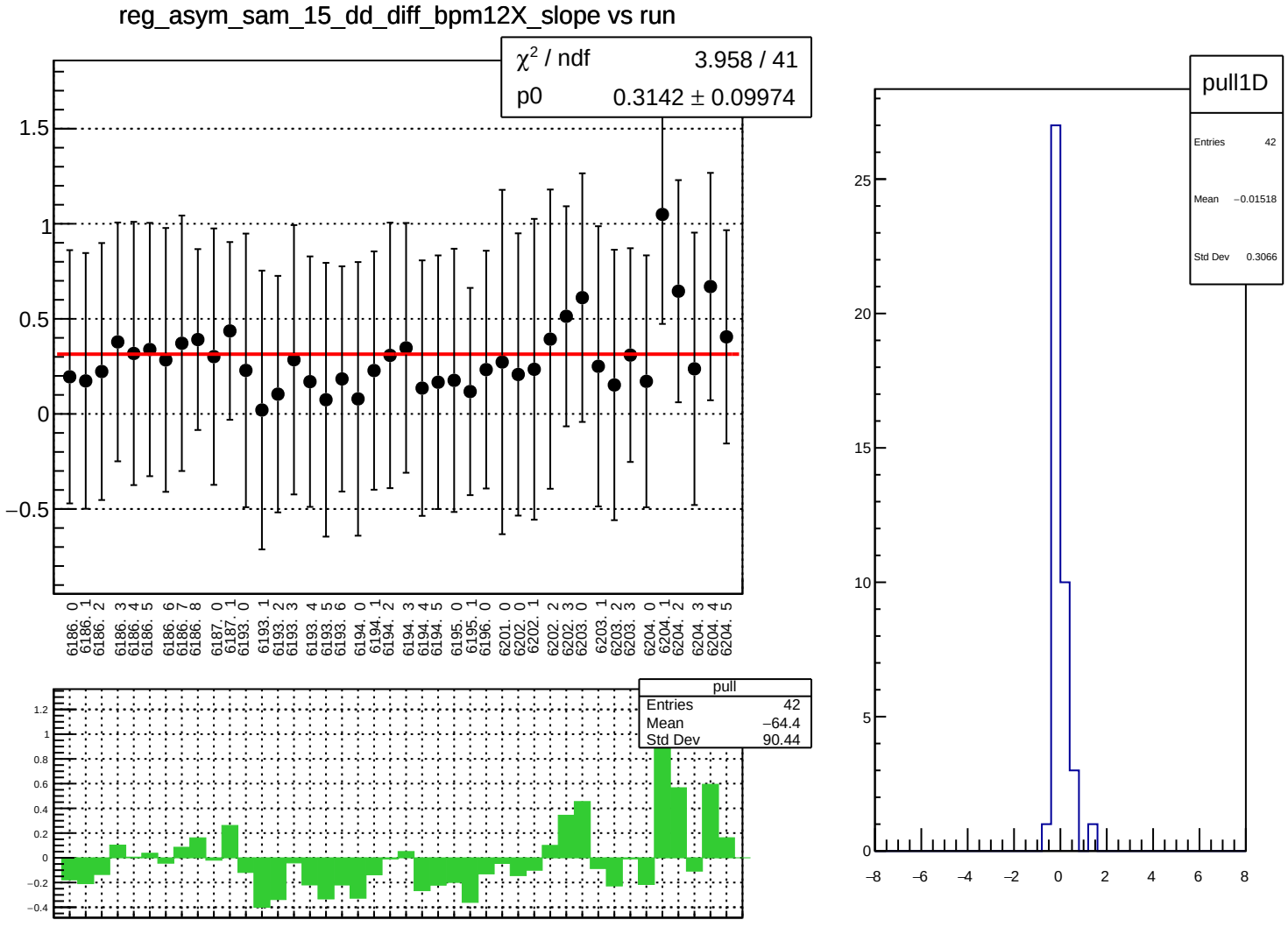
reg_asym_sam_15_dd_diff_bpm12X_slope vs run
χ² / ndf 3.958 / 41
p0 0.3142 ± 0.09974
1.5
1
0.5
0
−0.5
6186. 0
6186. 1
6186. 2
6186. 3
6186. 4
6186. 5
6186. 6
6186. 7
6186. 8
6187. 0
6187. 1
6193. 0
6193. 1
6193. 2
6193. 3
6193. 4
6193. 5
6193. 6
6194. 0
6194. 1
6194. 2
6194. 3
6194. 4
6194. 5
6195. 0
6195. 1
6196. 0
6201. 0
6202. 0
6202. 1
6202. 2
6202. 3
6203. 0
6203. 1
6203. 2
6203. 3
6204. 0
6204. 1
6204. 2
6204. 3
6204. 4
6204. 5
pull
Entries 42
Mean −64.4
Std Dev 90.44
1.2
1
0.8
0.6
0.4
0.2
0
−0.2
−0.4
pull1D
Entries 42
Mean −0.01518
Std Dev 0.3066
25
20
15
10
5
0
−8
−6
−4
−2
0
2
4
6
8

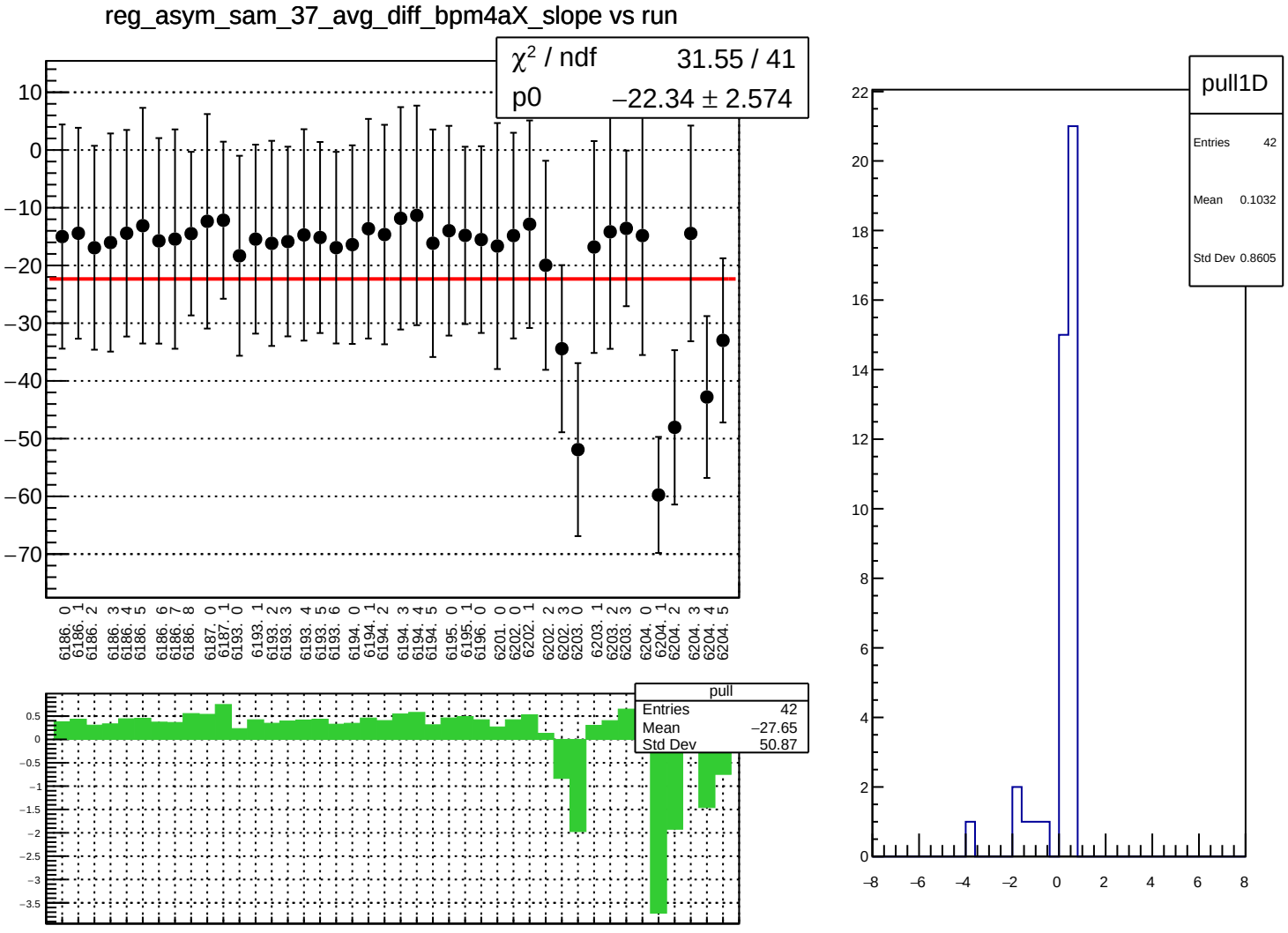
reg_asym_sam_37_avg_diff_bpm4aX_slope vs run
χ² / ndf 31.55 / 41
p0 −22.34 ± 2.574
pull
Entries 42
Mean −27.65
Std Dev 50.87
pull1D
Entries 42
Mean 0.1032
Std Dev 0.8605

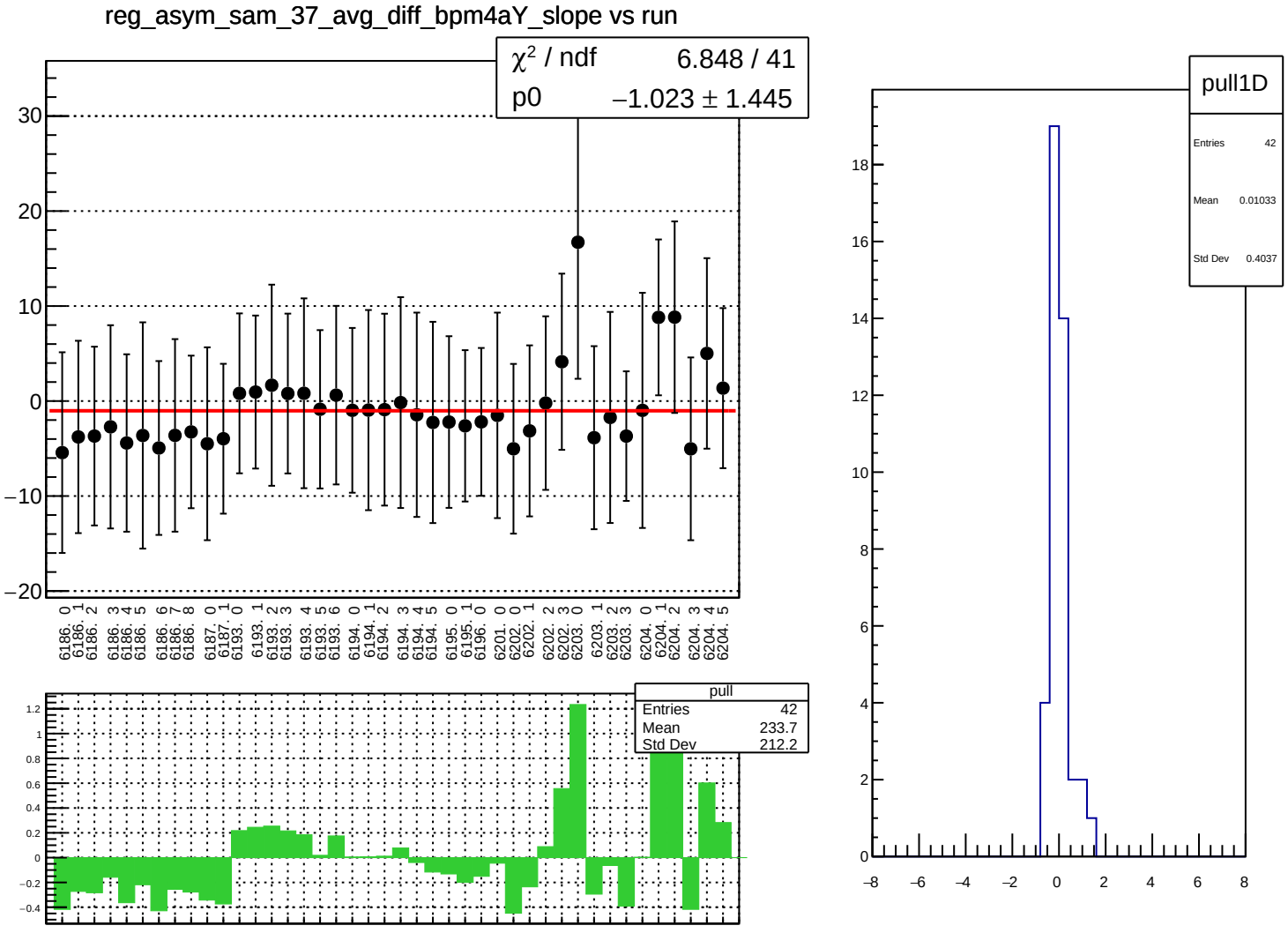
reg_asym_sam_37_avg_diff_bpm4aY_slope vs run
χ² / ndf 6.848 / 41
p0 −1.023 ± 1.445
30
20
10
0
−10
−20
6186. 0
6186. 1
6186. 2
6186. 3
6186. 4
6186. 5
6186. 6
6186. 7
6186. 8
6187. 0
6187. 1
6193. 0
6193. 1
6193. 2
6193. 3
6193. 4
6193. 5
6193. 6
6194. 0
6194. 1
6194. 2
6194. 3
6194. 4
6194. 5
6195. 0
6195. 1
6196. 0
6201. 0
6202. 0
6202. 1
6202. 2
6202. 3
6203. 0
6203. 1
6203. 2
6203. 3
6204. 0
6204. 1
6204. 2
6204. 3
6204. 4
6204. 5
pull
Entries 42
Mean 233.7
Std Dev 212.2
1.2
1
0.8
0.6
0.4
0.2
0
−0.2
−0.4
pull1D
Entries 42
Mean 0.01033
Std Dev 0.4037
18
16
14
12
10
8
6
4
2
0
−8
−6
−4
−2
0
2
4
6
8

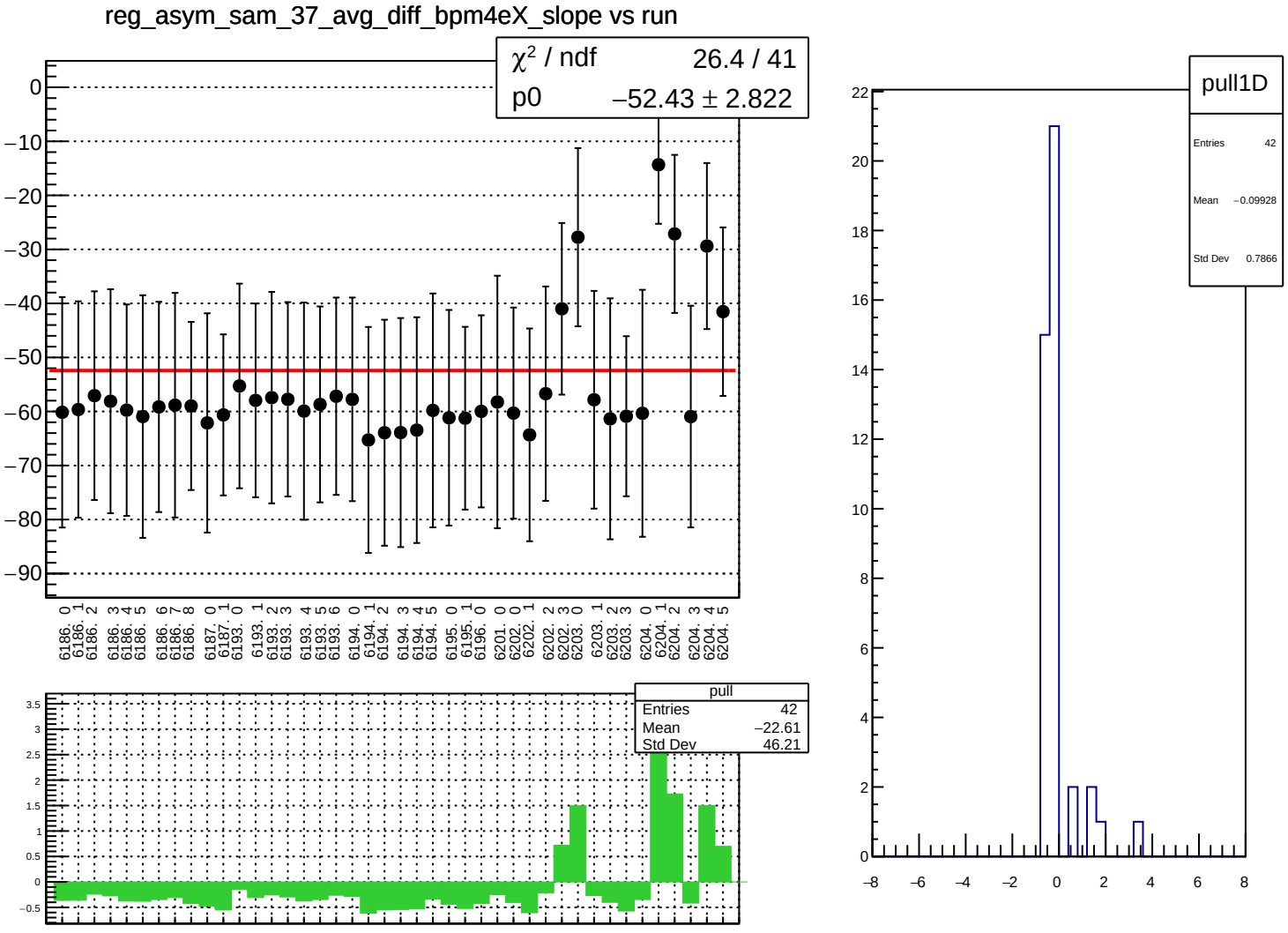
reg_asym_sam_37_avg_diff_bpm4eX_slope vs run
χ² / ndf 26.4 / 41
p0 −52.43 ± 2.822
0
−10
−20
−30
−40
−50
−60
−70
−80
−90
6186. 0
6186. 1
6186. 2
6186. 3
6186. 4
6186. 5
6186. 6
6186. 7
6186. 8
6187. 0
6187. 1
6193. 0
6193. 1
6193. 2
6193. 3
6193. 4
6193. 5
6193. 6
6194. 0
6194. 1
6194. 2
6194. 3
6194. 4
6194. 5
6195. 0
6195. 1
6196. 0
6201. 0
6202. 0
6202. 1
6202. 2
6202. 3
6203. 0
6203. 1
6203. 2
6203. 3
6204. 0
6204. 1
6204. 2
6204. 3
6204. 4
6204. 5
pull
Entries 42
Mean −22.61
Std Dev 46.21
3.5
3
2.5
2
1.5
1
0.5
0
−0.5
pull1D
Entries 42
Mean −0.09928
Std Dev 0.7866
22
20
18
16
14
12
10
8
6
4
2
0
−8
−6
−4
−2
0
2
4
6
8

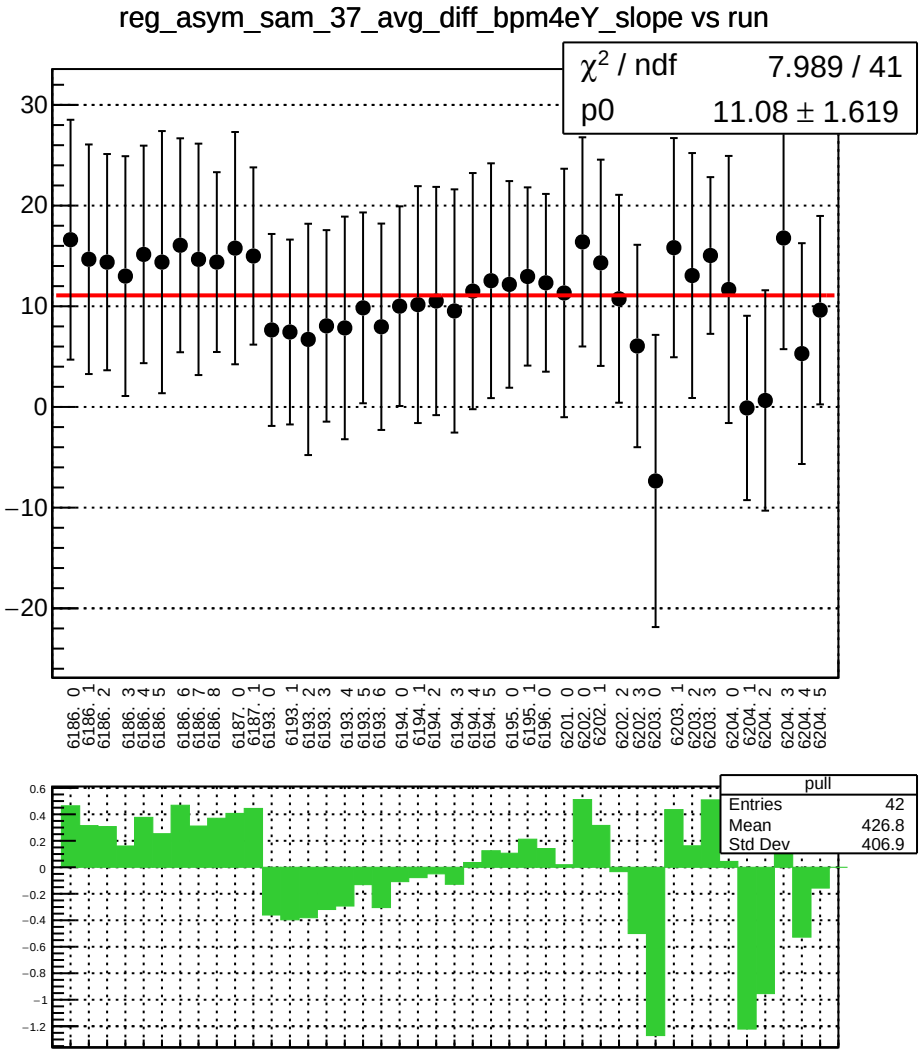
reg_asym_sam_37_avg_diff_bpm4eY_slope vs run
χ² / ndf 7.989 / 41
p0 11.08 ± 1.619
30
20
10
0
−10
−20
6186. 0
6186. 1
6186. 2
6186. 3
6186. 4
6186. 5
6186. 6
6186. 7
6186. 8
6187. 0
6187. 1
6193. 0
6193. 1
6193. 2
6193. 3
6193. 4
6193. 5
6193. 6
6194. 0
6194. 1
6194. 2
6194. 3
6194. 4
6194. 5
6195. 0
6195. 1
6196. 0
6201. 0
6202. 0
6202. 1
6202. 2
6202. 3
6203. 0
6203. 1
6203. 2
6203. 3
6204. 0
6204. 1
6204. 2
6204. 3
6204. 4
6204. 5
pull
Entries 42
Mean 426.8
Std Dev 406.9
0.6
0.4
0.2
0
−0.2
−0.4
−0.6
−0.8
−1
−1.2

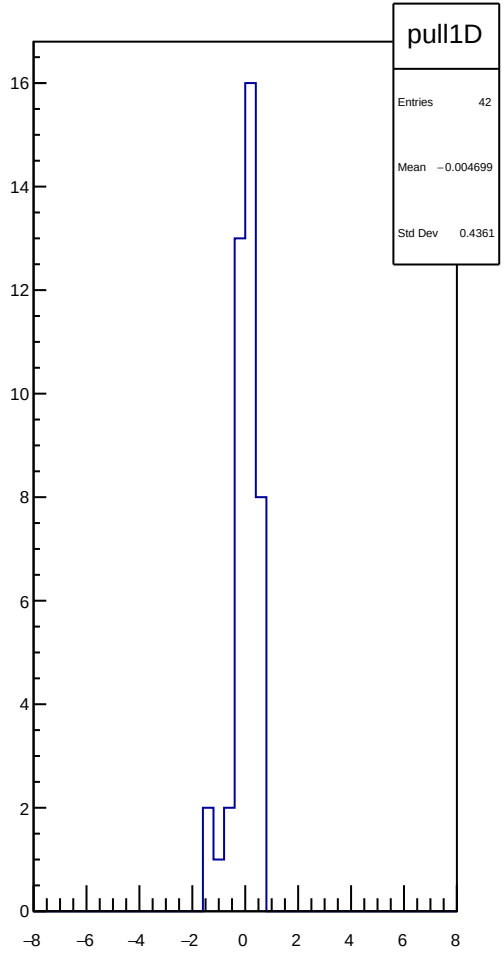
pull1D
Entries 42
Mean −0.004699
Std Dev 0.4361
16
14
12
10
8
6
4
2
0
−8
−6
−4
−2
0
2
4
6
8

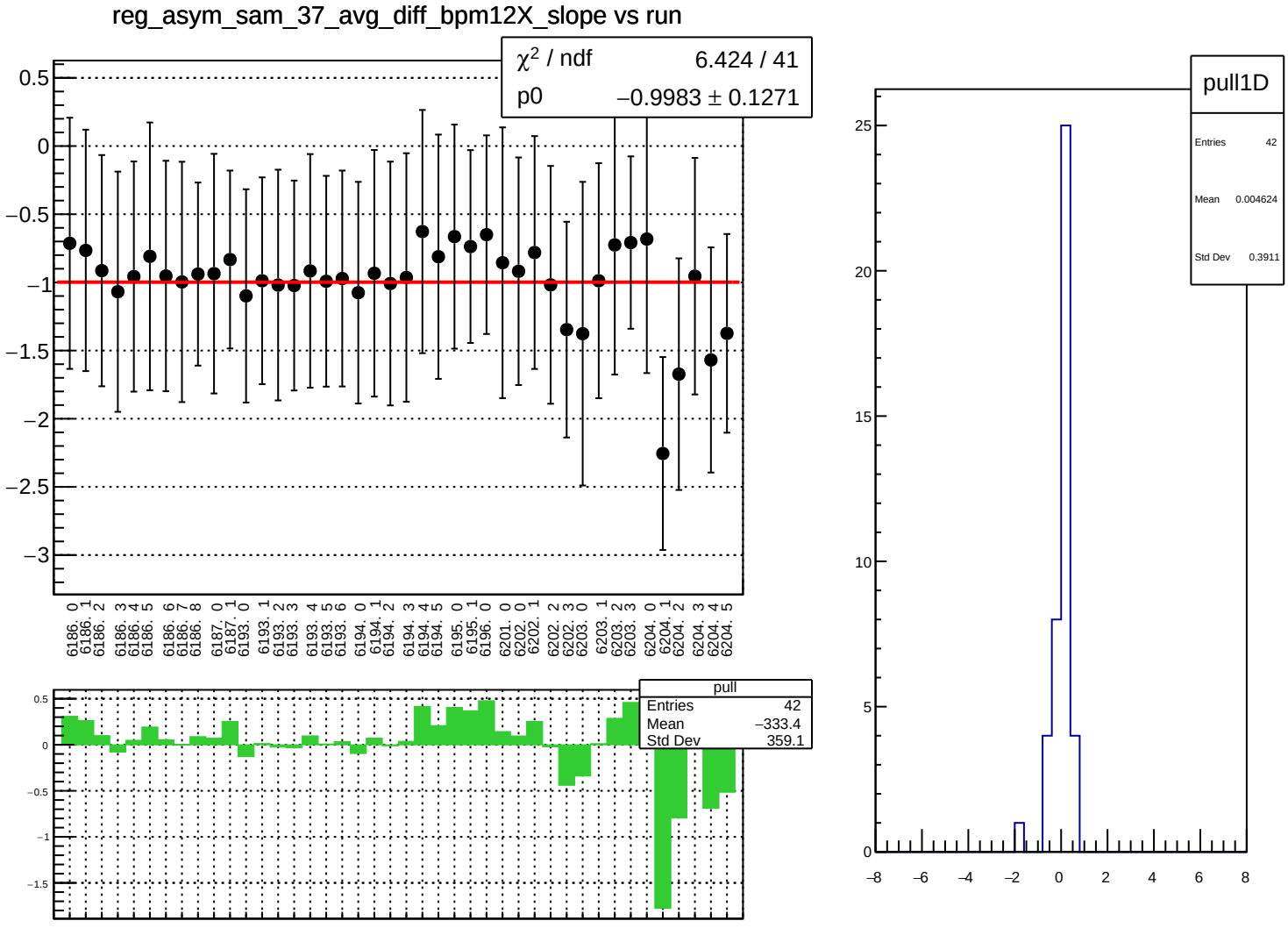
reg_asym_sam_37_avg_diff_bpm12X_slope vs run
χ² / ndf 6.424 / 41
p0 −0.9983 ± 0.1271
pull
Entries 42
Mean −333.4
Std Dev 359.1
pull1D
Entries 42
Mean 0.004624
Std Dev 0.3911

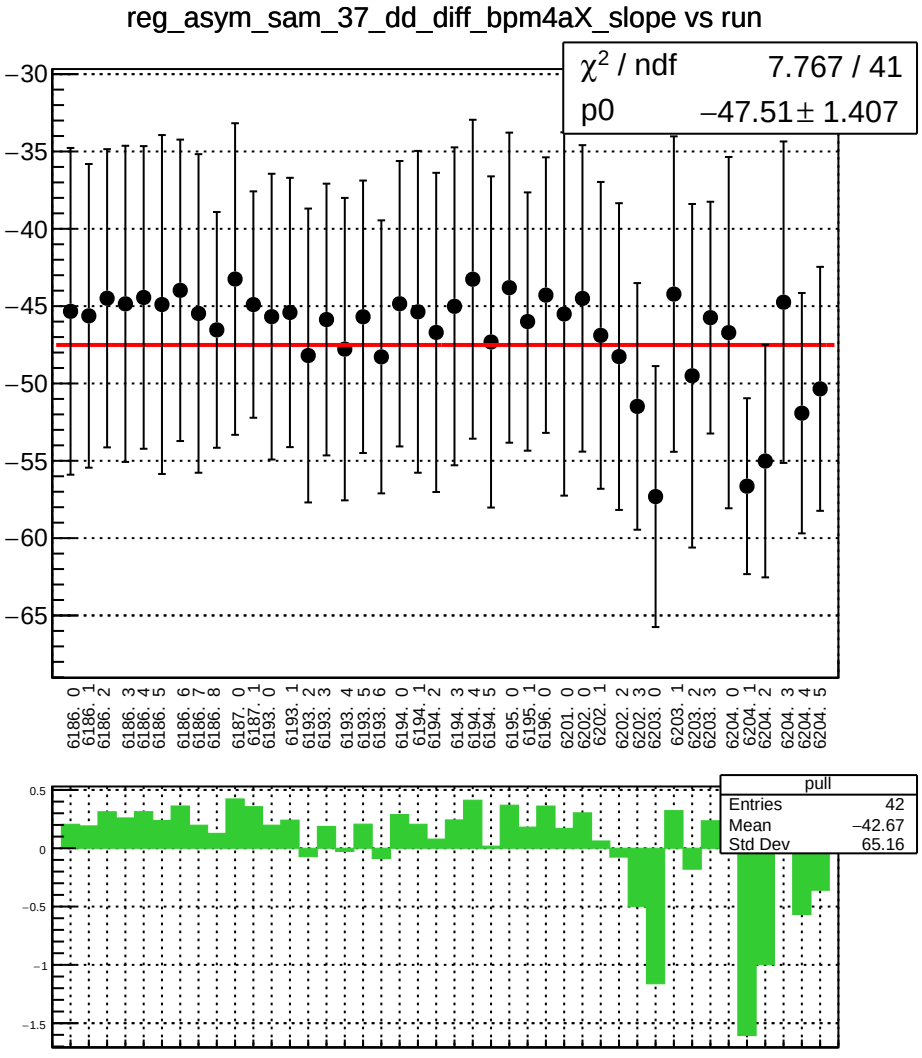
reg_asym_sam_37_dd_diff_bpm4aX_slope vs run
χ² / ndf 7.767 / 41
p0 −47.51 ± 1.407
pull
Entries 42
Mean −42.67
Std Dev 65.16

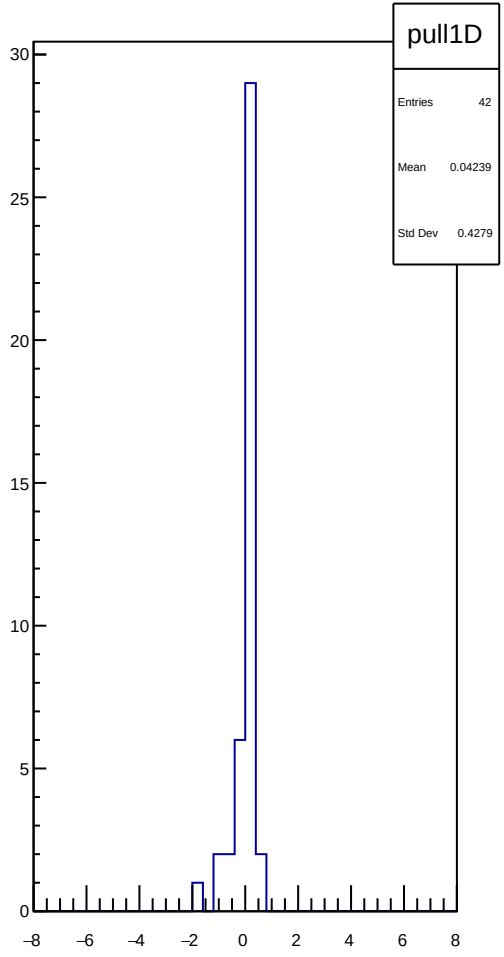
pull1D
Entries 42
Mean 0.04239
Std Dev 0.4279

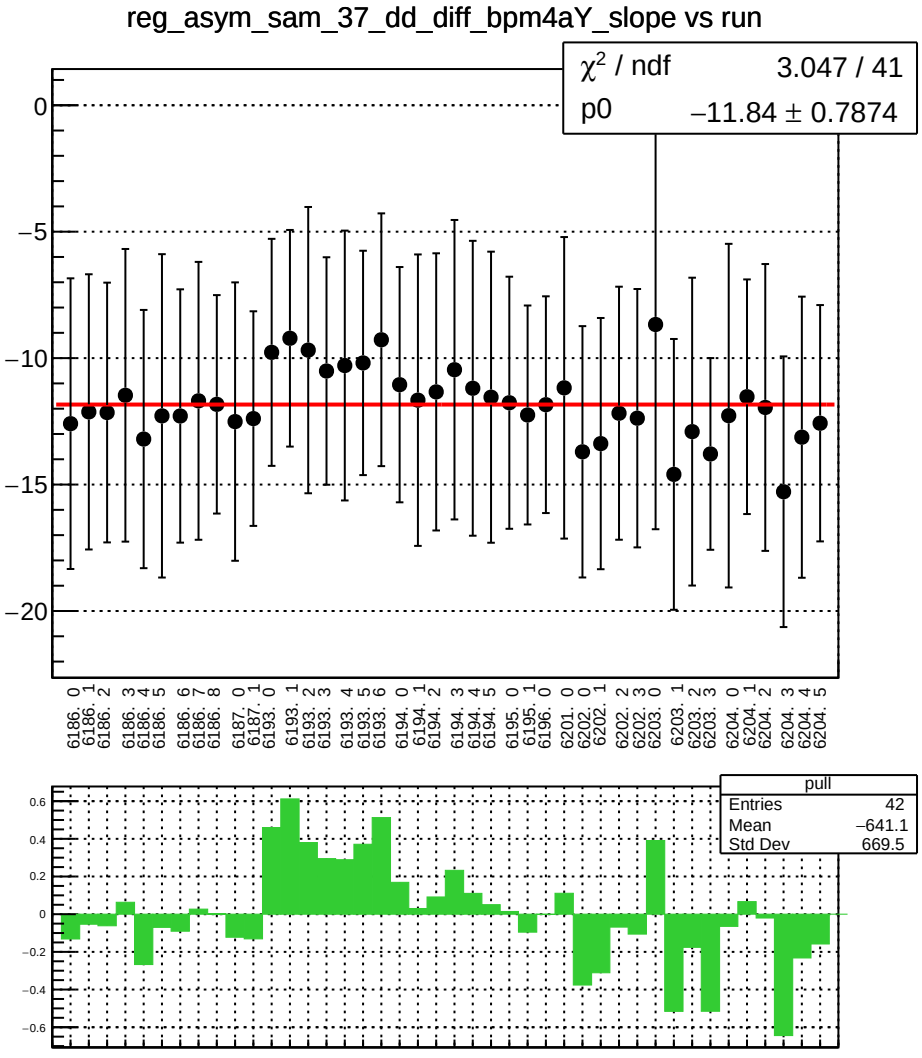
reg_asym_sam_37_dd_diff_bpm4aY_slope vs run
χ² / ndf 3.047 / 41
p0 −11.84 ± 0.7874
pull
Entries 42
Mean −641.1
Std Dev 669.5

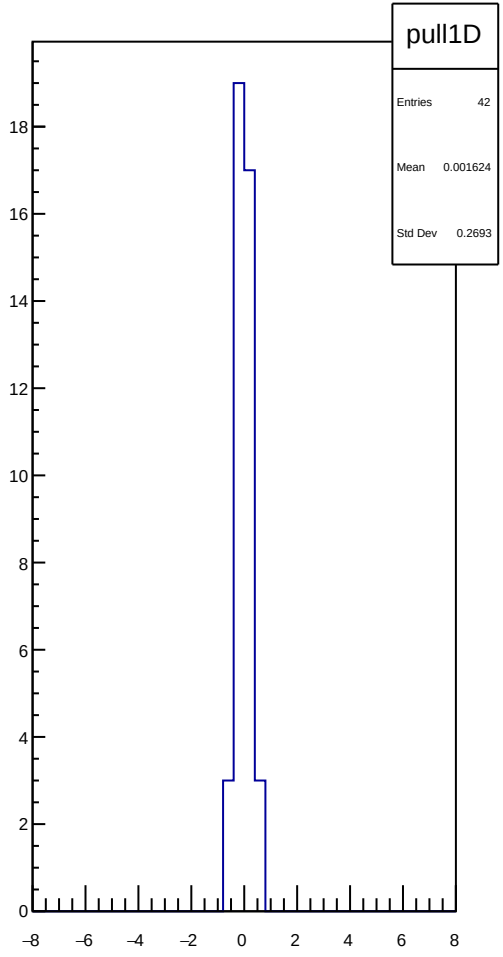
pull1D
Entries 42
Mean 0.001624
Std Dev 0.2693

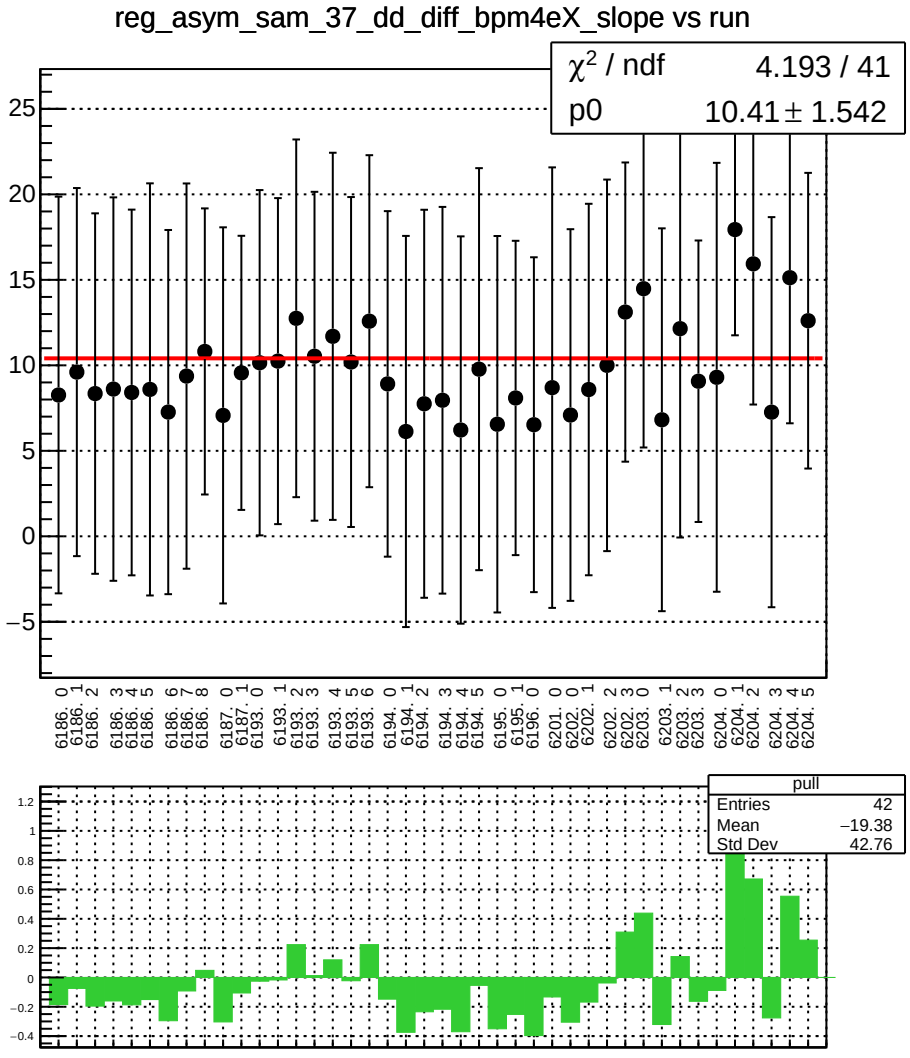
reg_asym_sam_37_dd_diff_bpm4eX_slope vs run
χ2 / ndf 4.193 / 41
p0 10.41 ± 1.542
pull
Entries 42
Mean −19.38
Std Dev 42.76

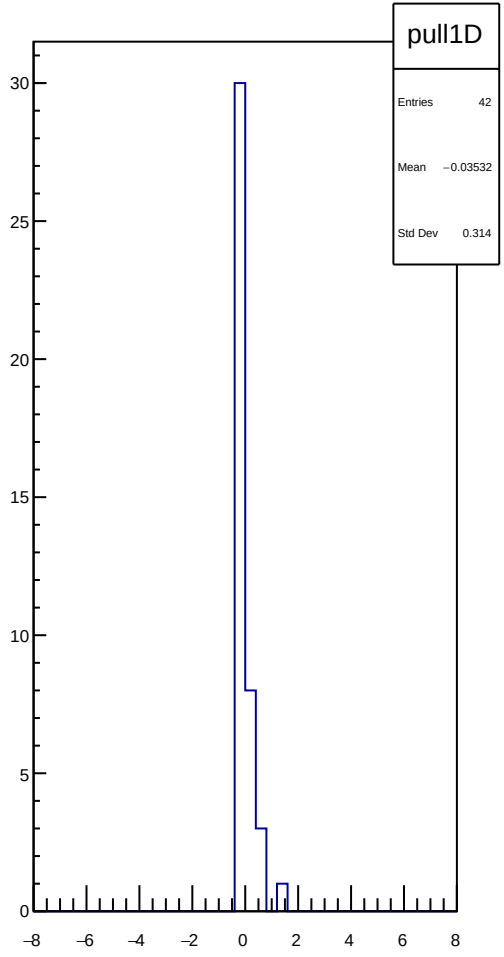
pull1D
Entries 42
Mean −0.03532
Std Dev 0.314

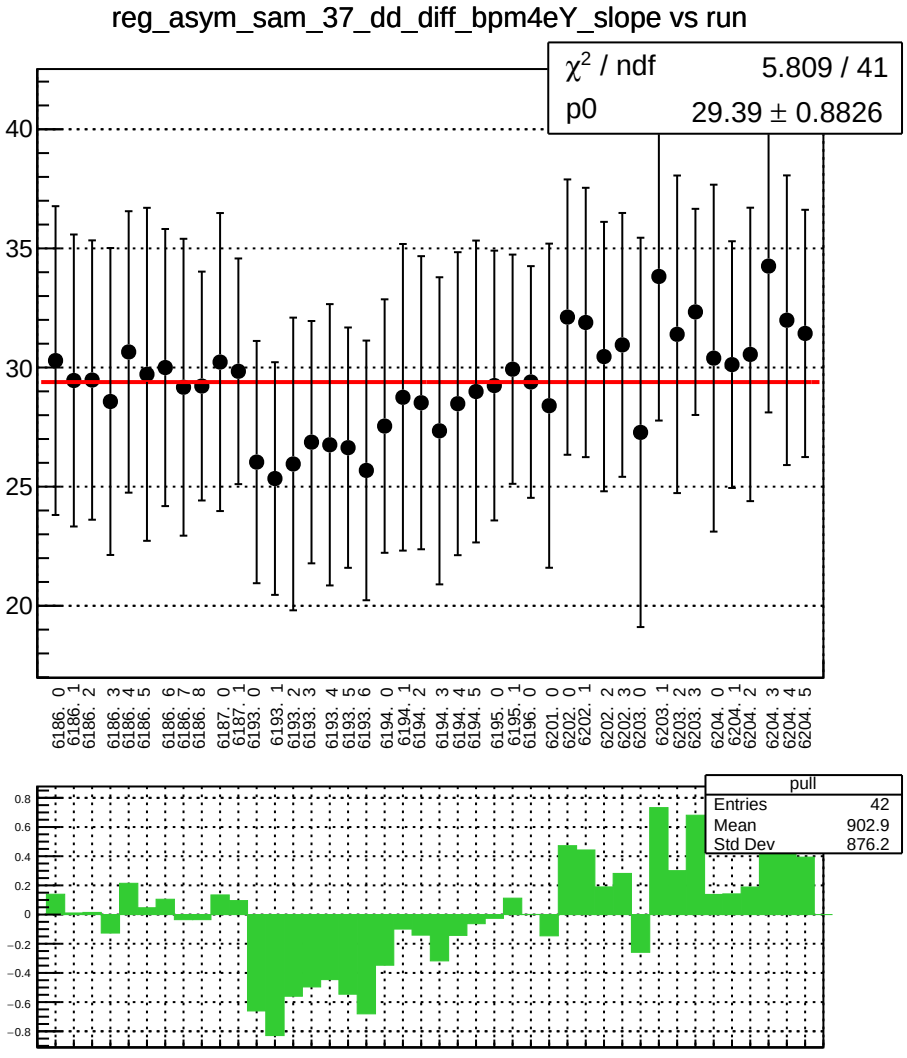
reg_asym_sam_37_dd_diff_bpm4eY_slope vs run
χ2 / ndf 5.809 / 41
p0 29.39 ± 0.8826
pull
Entries 42
Mean 902.9
Std Dev 876.2

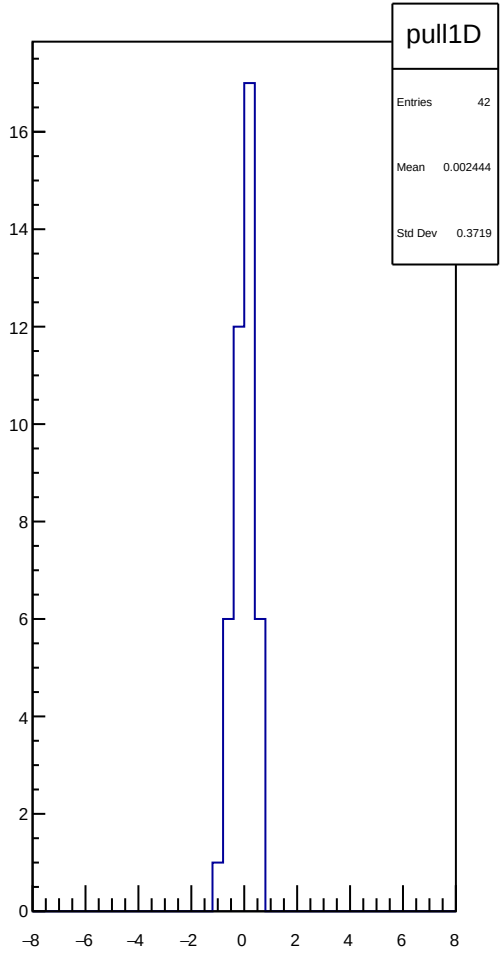
pull1D
Entries 42
Mean 0.002444
Std Dev 0.3719

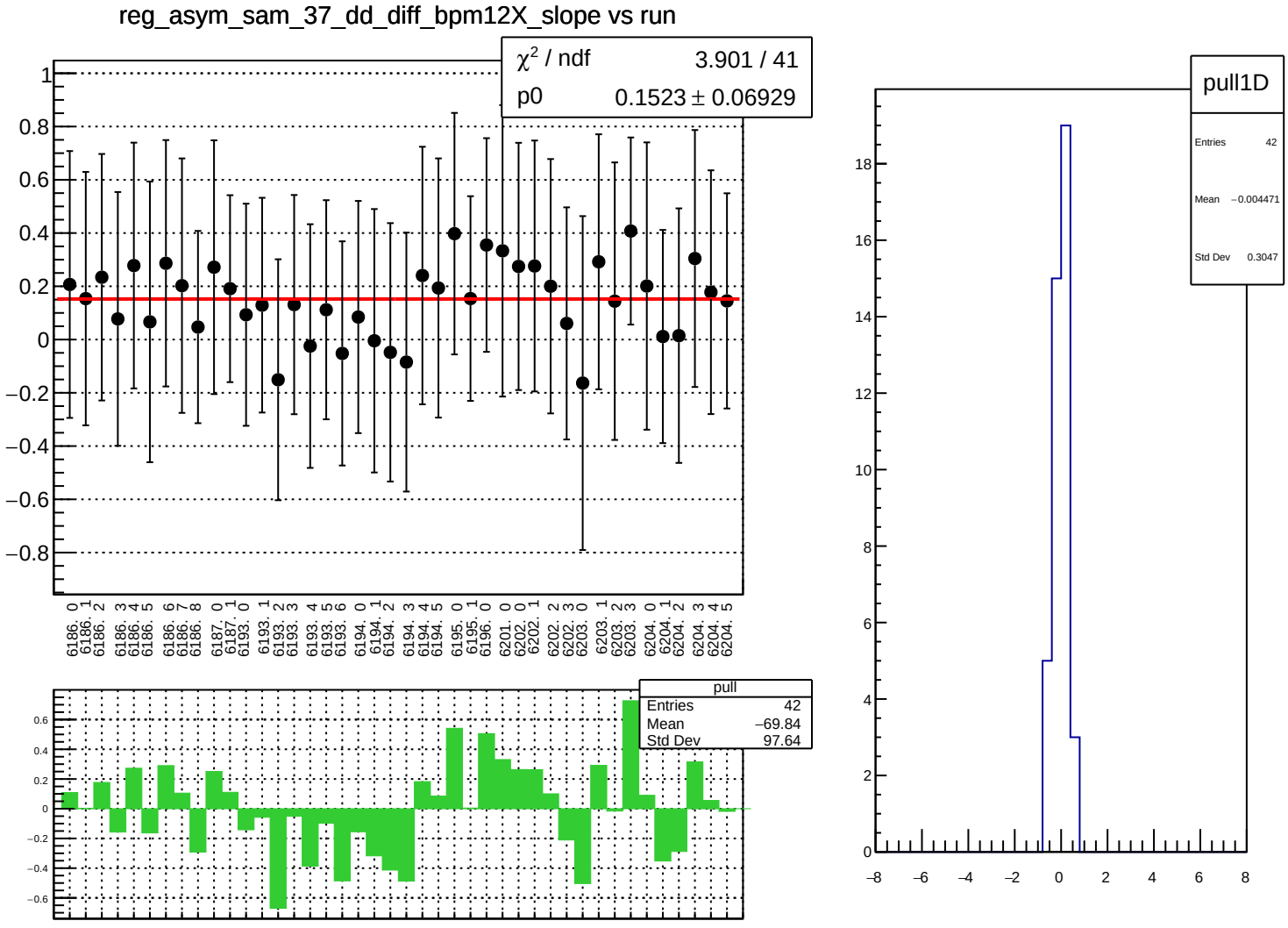
reg_asym_sam_37_dd_diff_bpm12X_slope vs run
χ² / ndf 3.901 / 41
p0 0.1523 ± 0.06929
pull
Entries 42
Mean −69.84
Std Dev 97.64
pull1D
Entries 42
Mean −0.004471
Std Dev 0.3047

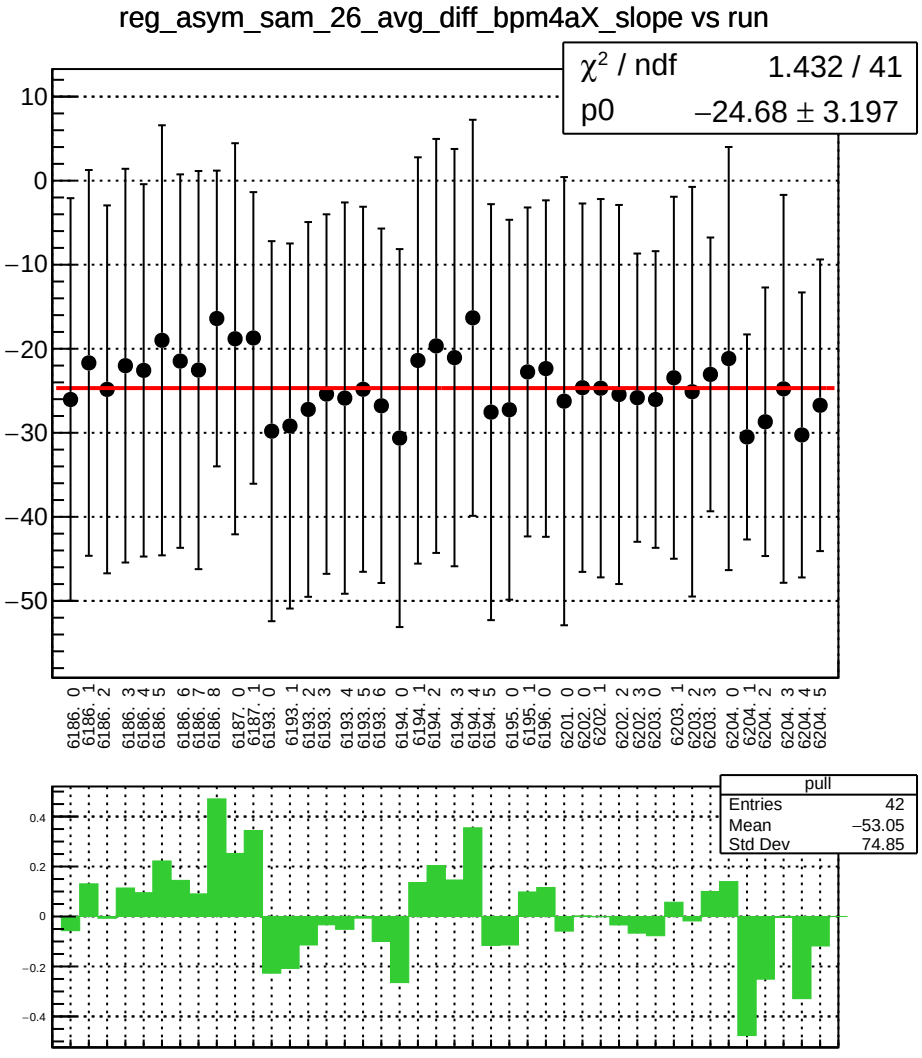
reg_asym_sam_26_avg_diff_bpm4aX_slope vs run
χ² / ndf 1.432 / 41
p0 −24.68 ± 3.197
pull
Entries 42
Mean −53.05
Std Dev 74.85

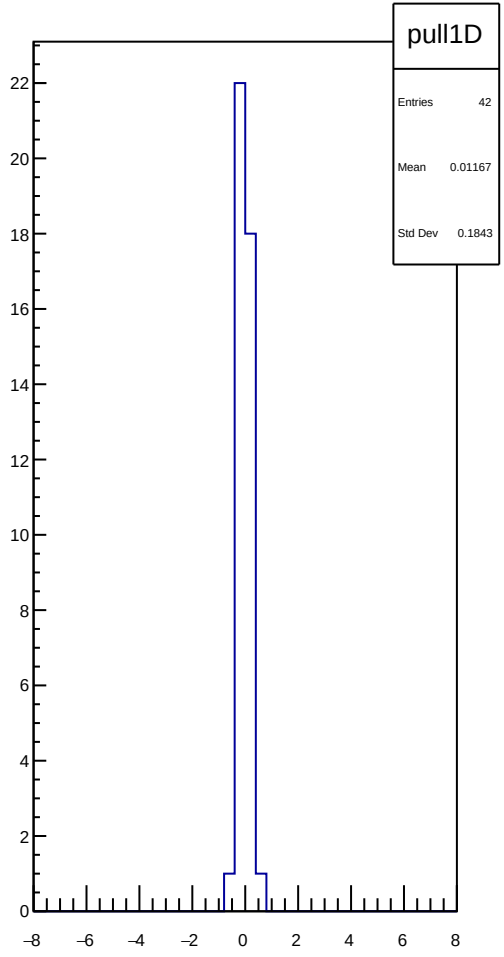
pull1D
Entries 42
Mean 0.01167
Std Dev 0.1843

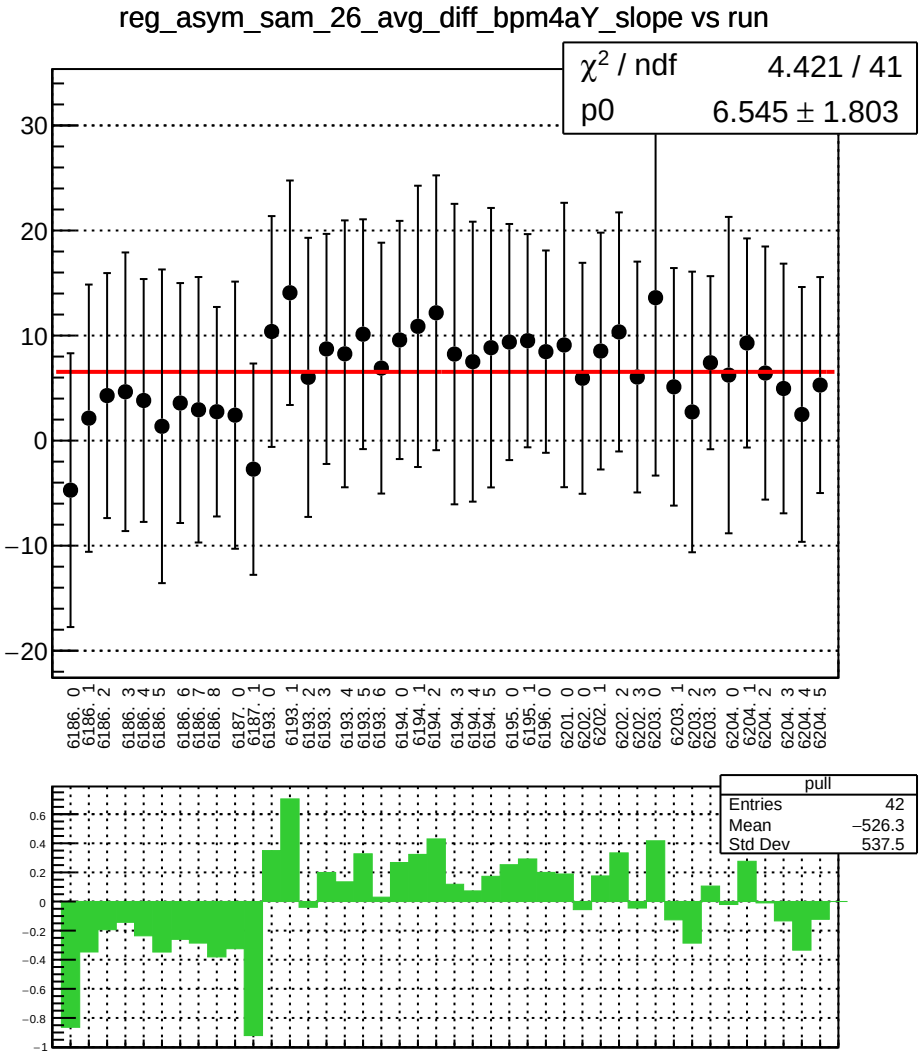
reg_asym_sam_26_avg_diff_bpm4aY_slope vs run
χ^2 / ndf 4.421 / 41
p0 6.545 ± 1.803
pull
Entries 42
Mean −526.3
Std Dev 537.5

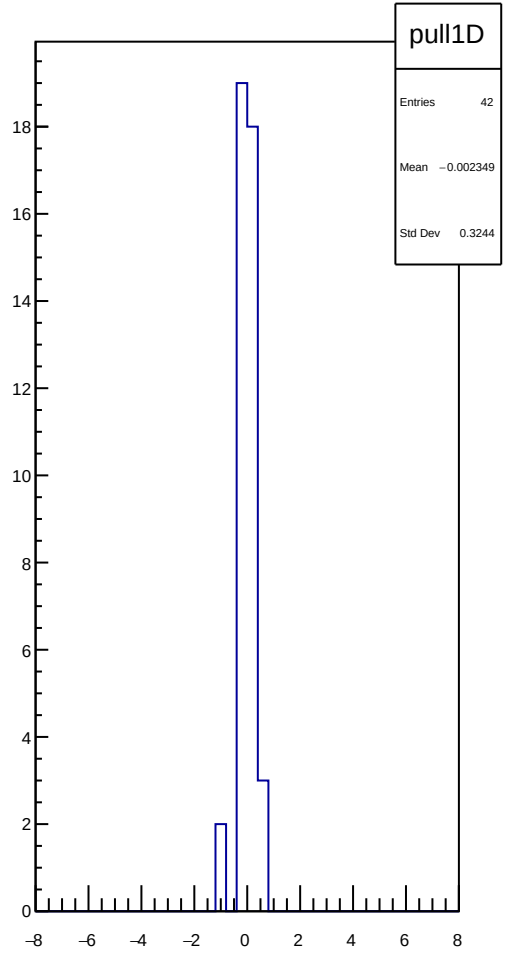
pull1D
Entries 42
Mean −0.002349
Std Dev 0.3244

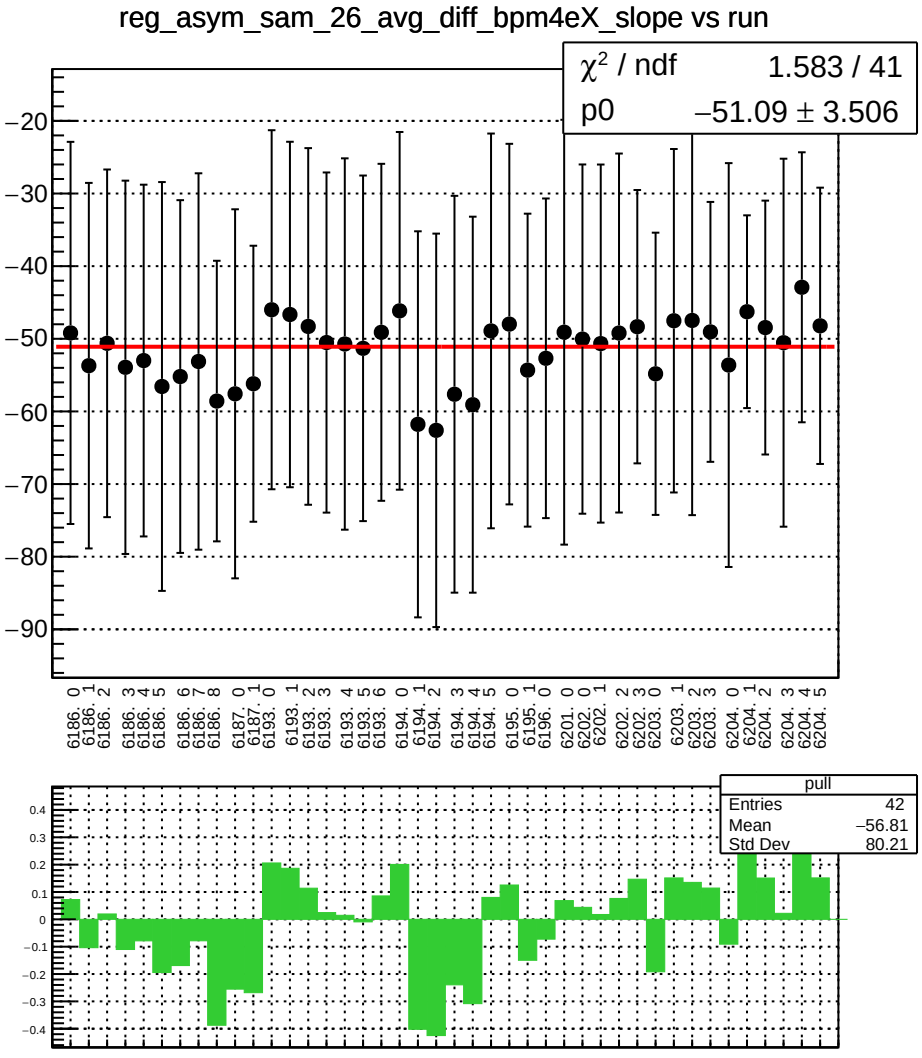
reg_asym_sam_26_avg_diff_bpm4eX_slope vs run
χ² / ndf 1.583 / 41
p0 −51.09 ± 3.506
pull
Entries 42
Mean −56.81
Std Dev 80.21

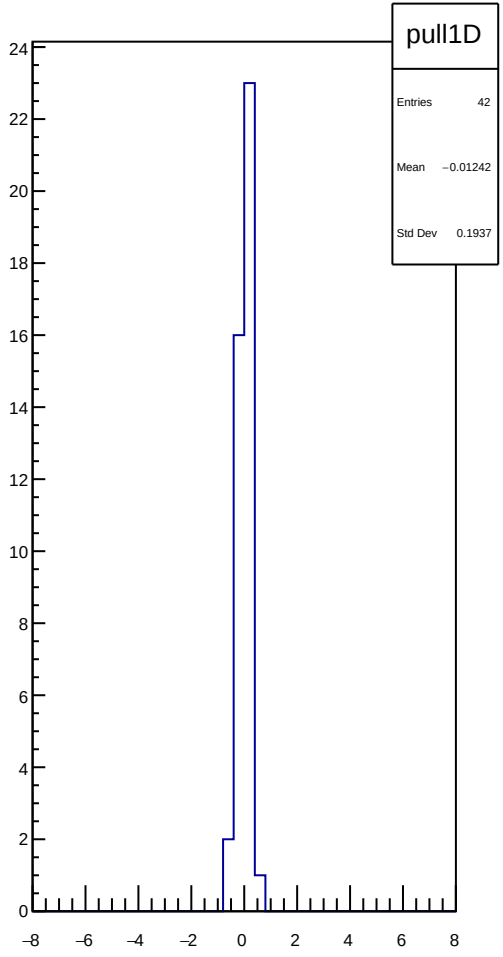
pull1D
Entries 42
Mean −0.01242
Std Dev 0.1937

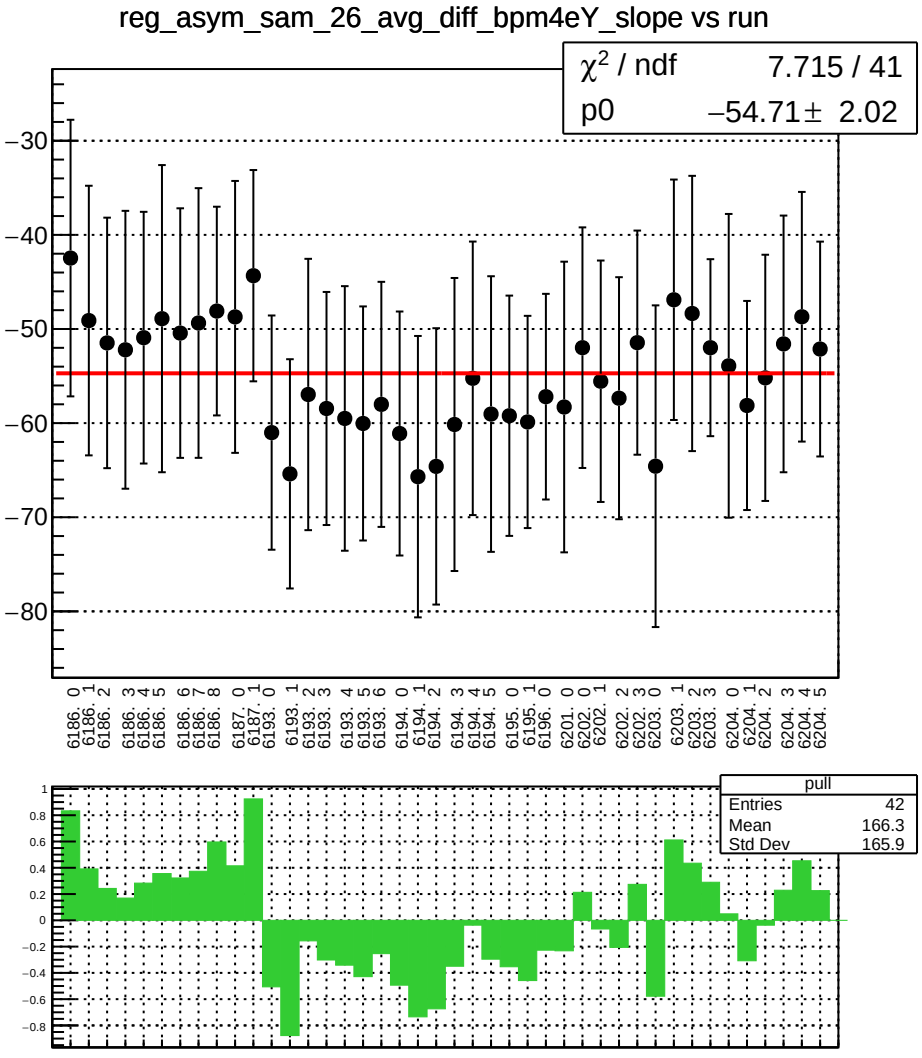
reg_asym_sam_26_avg_diff_bpm4eY_slope vs run
χ2 / ndf 7.715 / 41
p0 −54.71 ± 2.02
−30
−40
−50
−60
−70
−80
6186. 0
6186. 1
6186. 2
6186. 3
6186. 4
6186. 5
6186. 6
6186. 7
6186. 8
6187. 0
6187. 1
6193. 0
6193. 1
6193. 2
6193. 3
6193. 4
6193. 5
6193. 6
6194. 0
6194. 1
6194. 2
6194. 3
6194. 4
6194. 5
6195. 0
6195. 1
6196. 0
6201. 0
6202. 0
6202. 1
6202. 2
6202. 3
6203. 0
6203. 1
6203. 2
6203. 3
6204. 0
6204. 1
6204. 2
6204. 3
6204. 4
6204. 5
pull
Entries 42
Mean 166.3
Std Dev 165.9
1
0.8
0.6
0.4
0.2
0
−0.2
−0.4
−0.6
−0.8

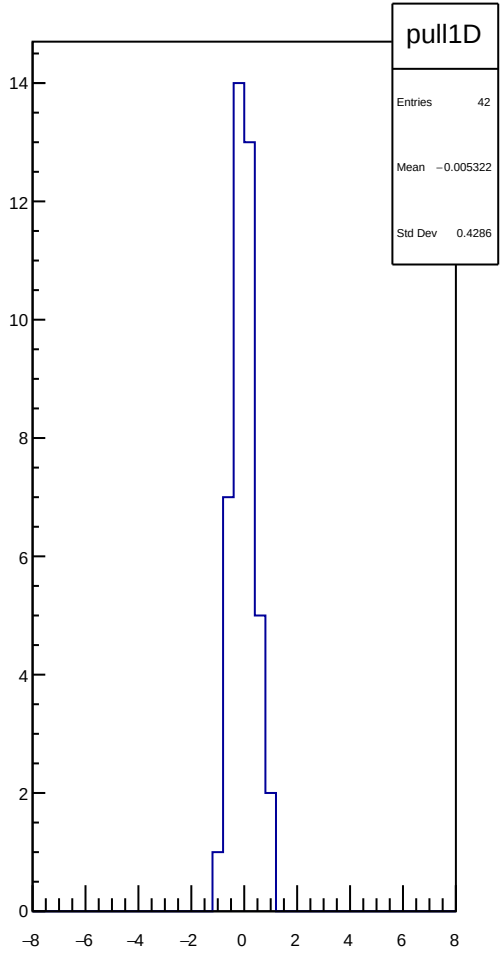
pull1D
Entries 42
Mean −0.005322
Std Dev 0.4286
14
12
10
8
6
4
2
0
−8
−6
−4
−2
0
2
4
6
8

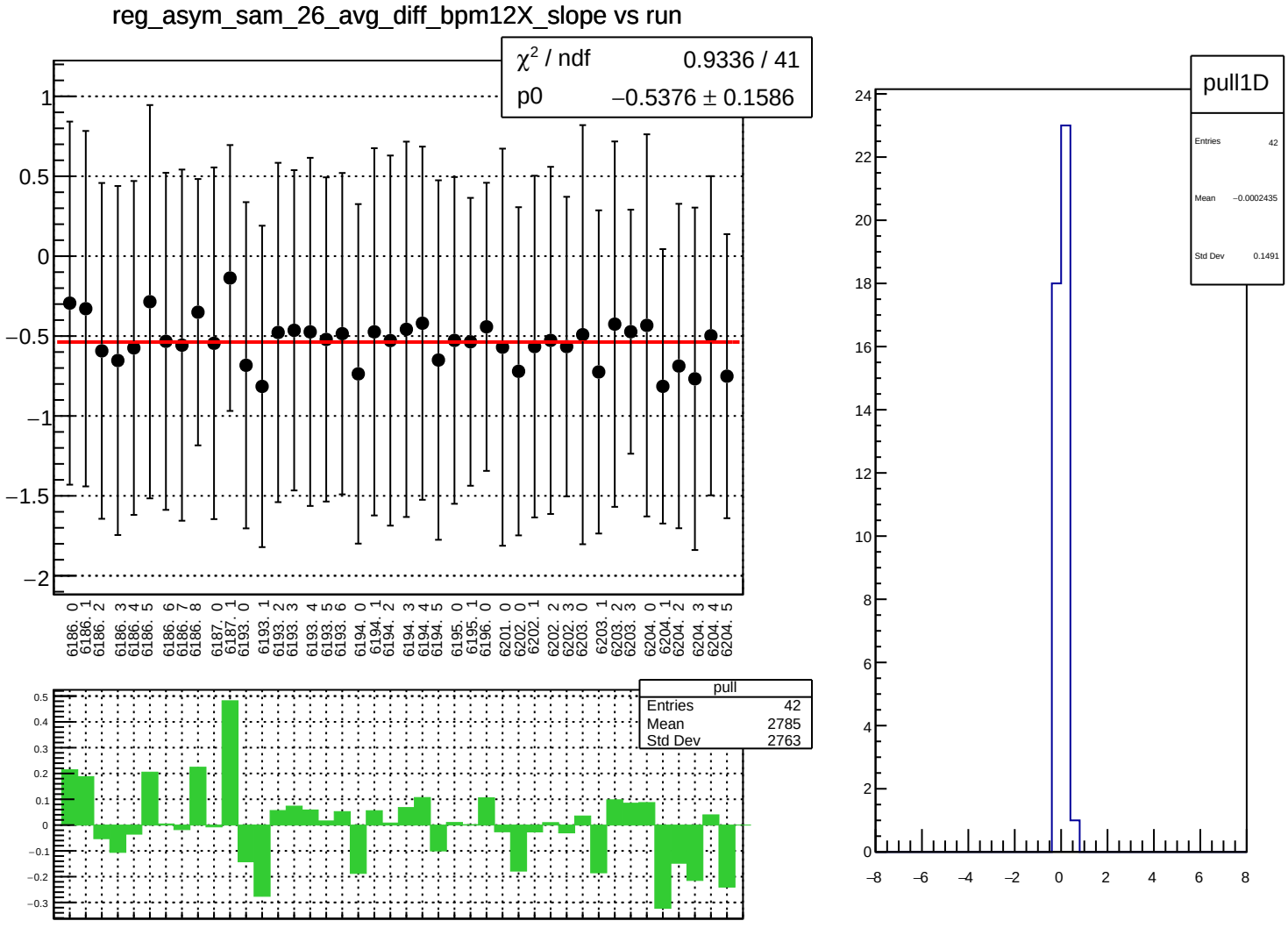
reg_asym_sam_26_avg_diff_bpm12X_slope vs run
χ² / ndf 0.9336 / 41
p0 −0.5376 ± 0.1586
pull
Entries 42
Mean 2785
Std Dev 2763
pull1D
Entries 42
Mean −0.0002435
Std Dev 0.1491

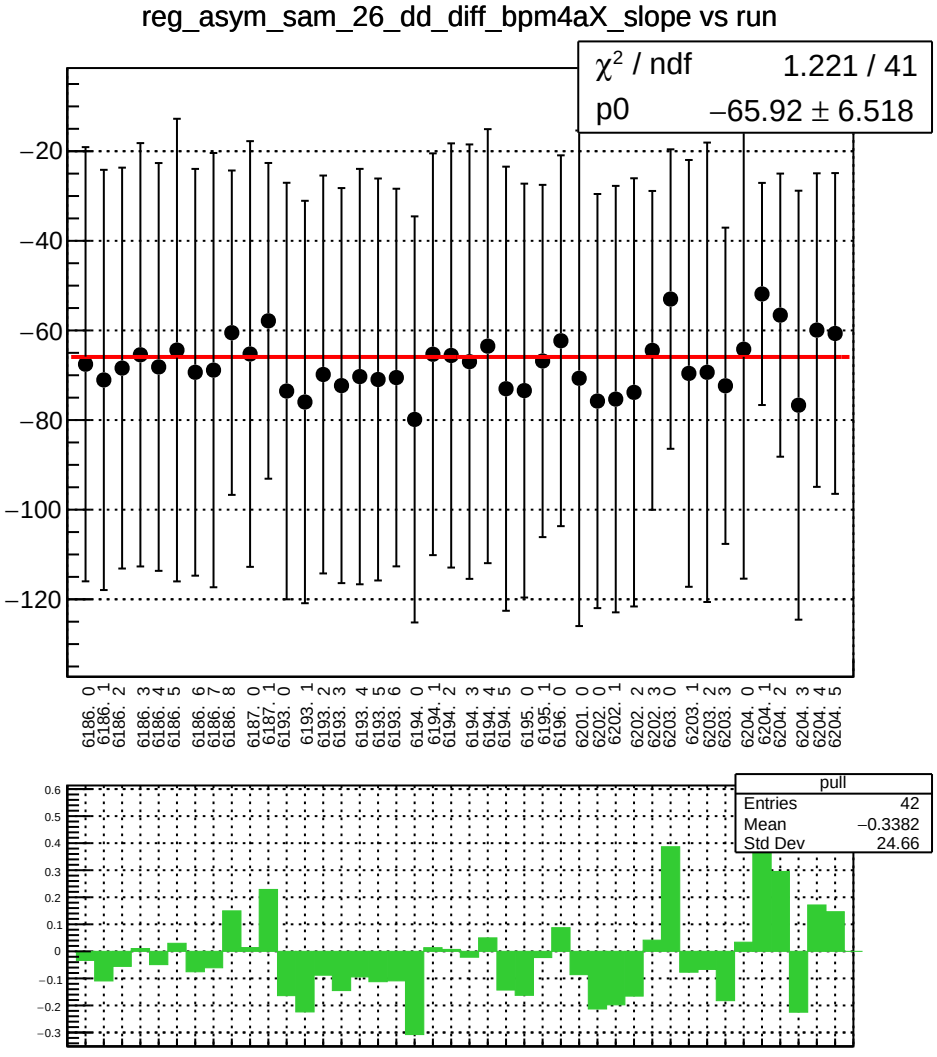
reg_asym_sam_26_dd_diff_bpm4aX_slope vs run
χ² / ndf 1.221 / 41
p0 −65.92 ± 6.518
−20
−40
−60
−80
−100
−120
6186. 0
6186. 1
6186. 2
6186. 3
6186. 4
6186. 5
6186. 6
6186. 7
6186. 8
6187. 0
6187. 1
6193. 0
6193. 1
6193. 2
6193. 3
6193. 4
6193. 5
6193. 6
6194. 0
6194. 1
6194. 2
6194. 3
6194. 4
6194. 5
6195. 0
6195. 1
6196. 0
6201. 0
6202. 0
6202. 1
6202. 2
6202. 3
6203. 0
6203. 1
6203. 2
6203. 3
6204. 0
6204. 1
6204. 2
6204. 3
6204. 4
6204. 5
pull
Entries 42
Mean −0.3382
Std Dev 24.66
0.6
0.5
0.4
0.3
0.2
0.1
0
−0.1
−0.2
−0.3

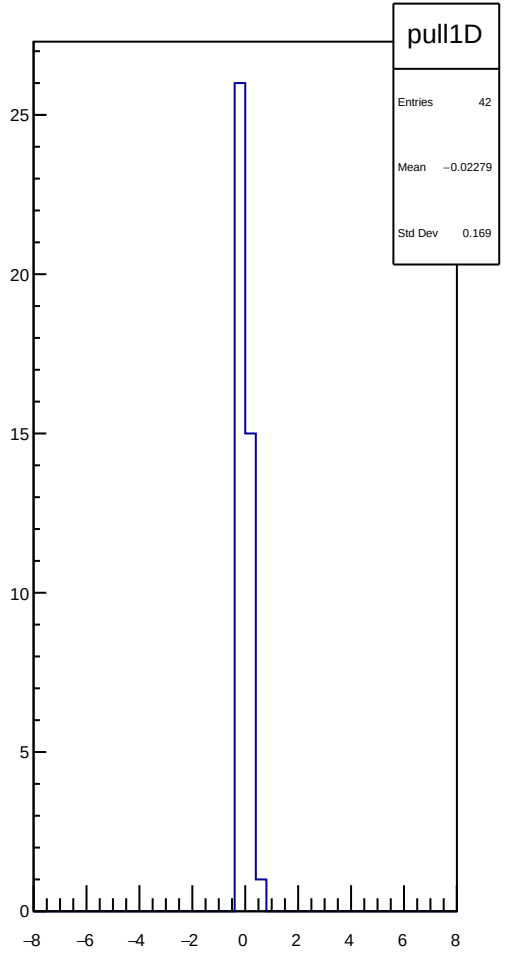
pull1D
Entries 42
Mean −0.02279
Std Dev 0.169
25
20
15
10
5
0
−8
−6
−4
−2
0
2
4
6
8

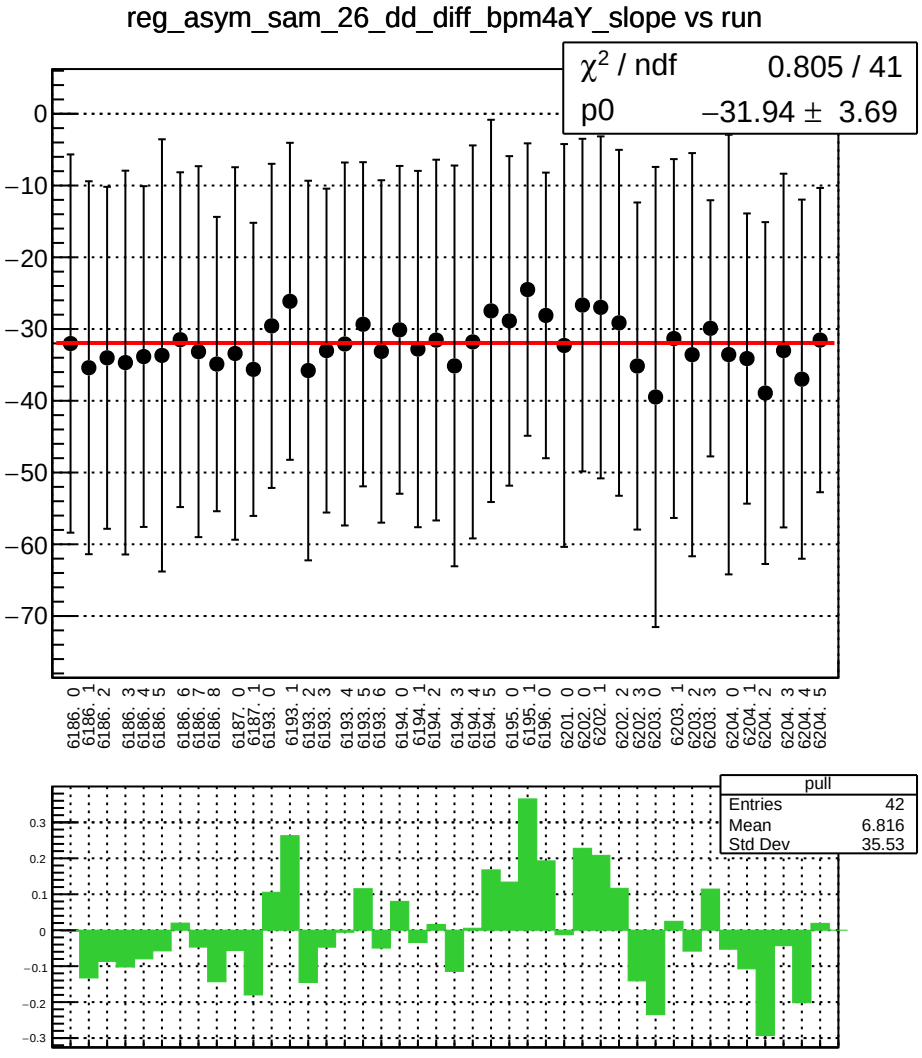
reg_asym_sam_26_dd_diff_bpm4aY_slope vs run
χ² / ndf 0.805 / 41
p0 −31.94 ± 3.69
0
−10
−20
−30
−40
−50
−60
−70
6186. 0
6186. 1
6186. 2
6186. 3
6186. 4
6186. 5
6186. 6
6186. 7
6186. 8
6187. 0
6187. 1
6193. 0
6193. 1
6193. 2
6193. 3
6193. 4
6193. 5
6193. 6
6194. 0
6194. 1
6194. 2
6194. 3
6194. 4
6194. 5
6195. 0
6195. 1
6196. 0
6201. 0
6202. 0
6202. 1
6202. 2
6202. 3
6203. 0
6203. 1
6203. 2
6203. 3
6204. 0
6204. 1
6204. 2
6204. 3
6204. 4
6204. 5
pull
Entries 42
Mean 6.816
Std Dev 35.53
0.3
0.2
0.1
0
−0.1
−0.2
−0.3

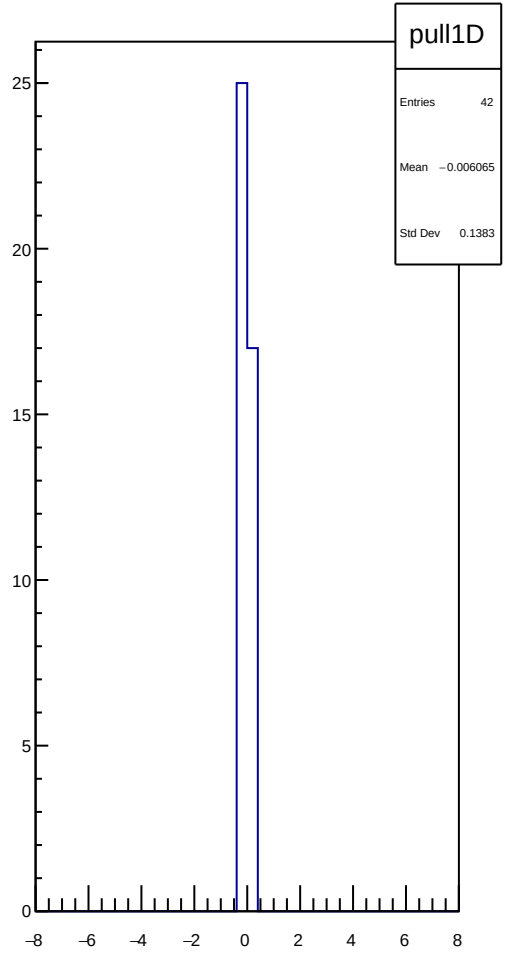
pull1D
Entries 42
Mean −0.006065
Std Dev 0.1383
25
20
15
10
5
0
−8
−6
−4
−2
0
2
4
6
8

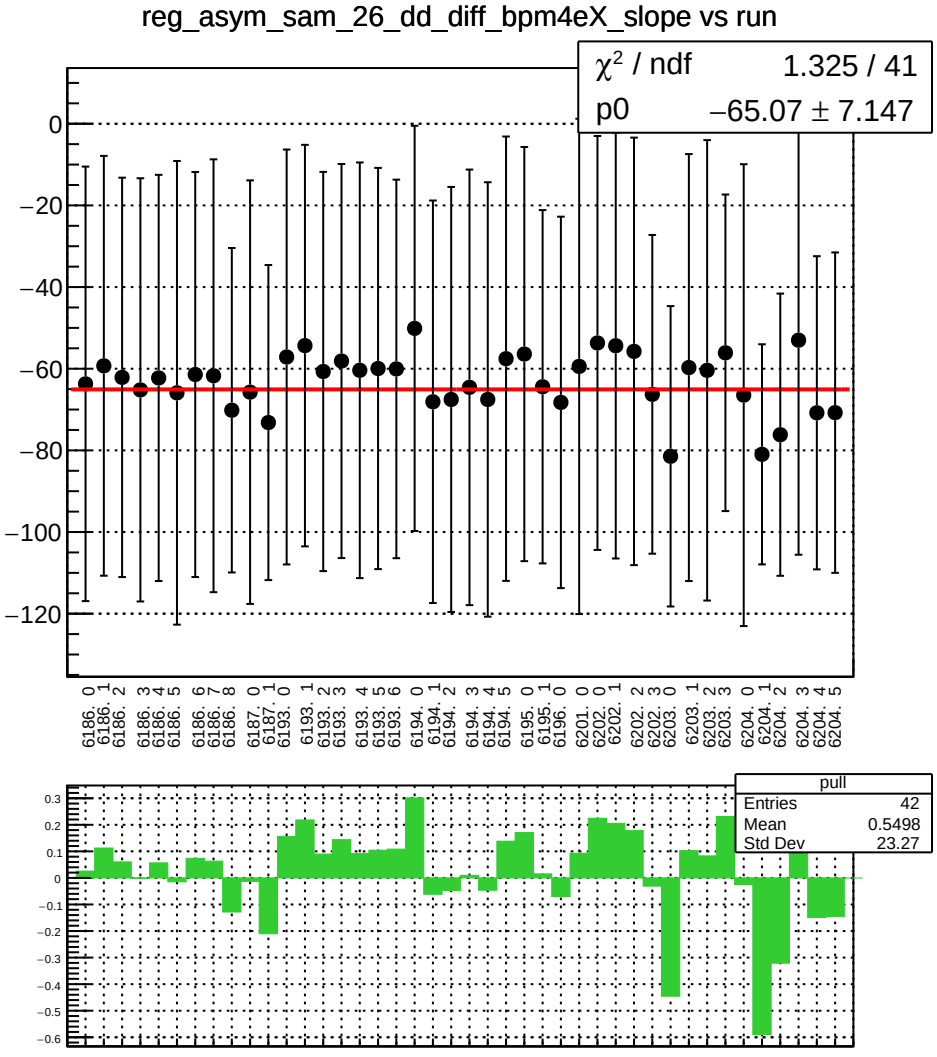
reg_asym_sam_26_dd_diff_bpm4eX_slope vs run
χ² / ndf 1.325 / 41
p0 −65.07 ± 7.147
0
−20
−40
−60
−80
−100
−120
6186. 0
6186. 1
6186. 2
6186. 3
6186. 4
6186. 5
6186. 6
6186. 7
6186. 8
6187. 0
6187. 1
6193. 0
6193. 1
6193. 2
6193. 3
6193. 4
6193. 5
6193. 6
6194. 0
6194. 1
6194. 2
6194. 3
6194. 4
6194. 5
6195. 0
6195. 1
6196. 0
6201. 0
6202. 0
6202. 1
6202. 2
6202. 3
6203. 0
6203. 1
6203. 2
6203. 3
6204. 0
6204. 1
6204. 2
6204. 3
6204. 4
6204. 5
pull
Entries 42
Mean 0.5498
Std Dev 23.27
0.3
0.2
0.1
0
−0.1
−0.2
−0.3
−0.4
−0.5
−0.6

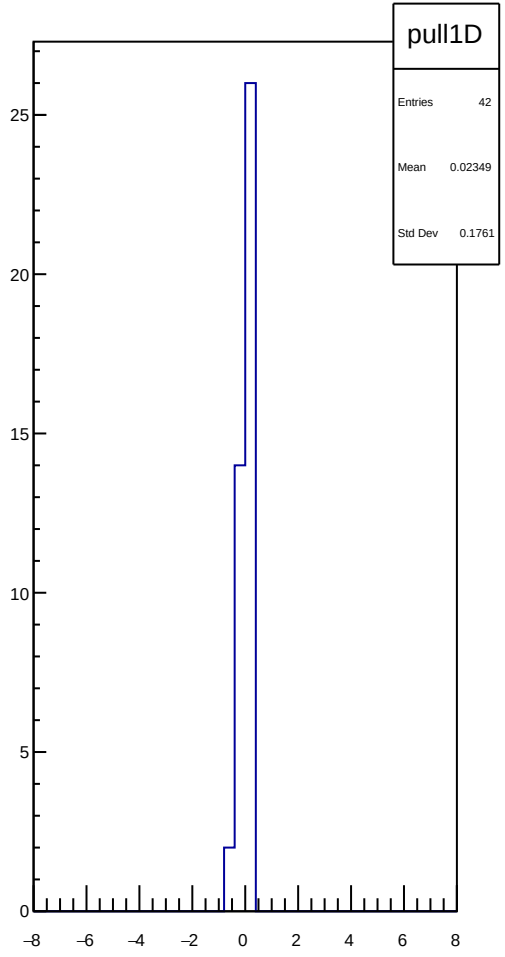
pull1D
Entries 42
Mean 0.02349
Std Dev 0.1761
25
20
15
10
5
0
−8
−6
−4
−2
0
2
4
6
8

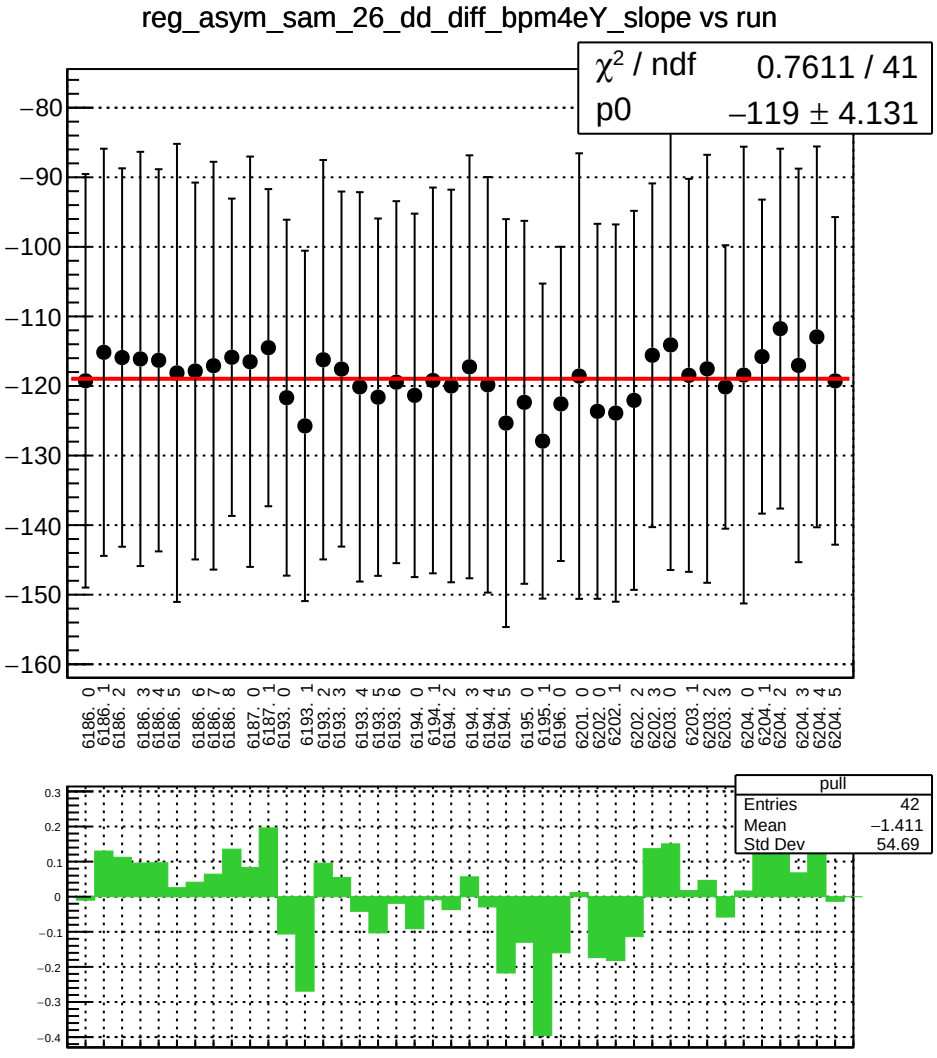
reg_asym_sam_26_dd_diff_bpm4eY_slope vs run
χ² / ndf 0.7611 / 41
p0 −119 ± 4.131
pull
Entries 42
Mean −1.411
Std Dev 54.69

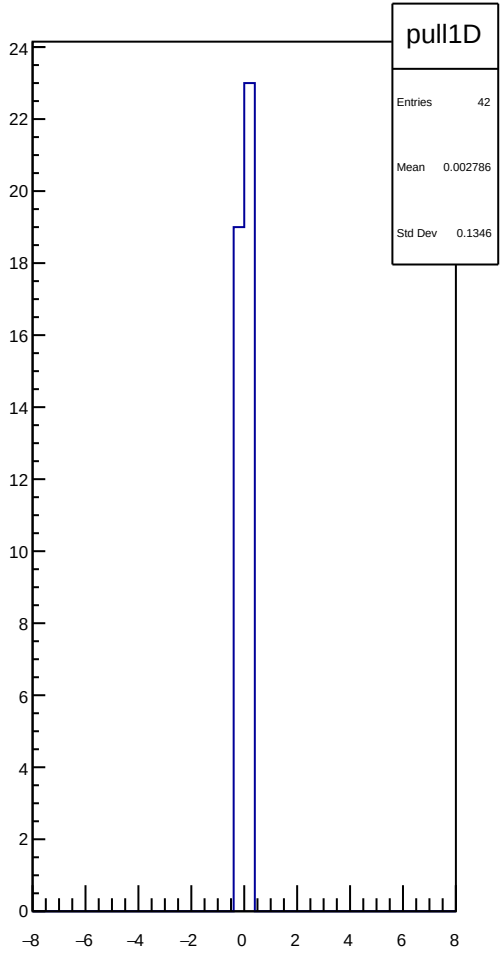
pull1D
Entries 42
Mean 0.002786
Std Dev 0.1346

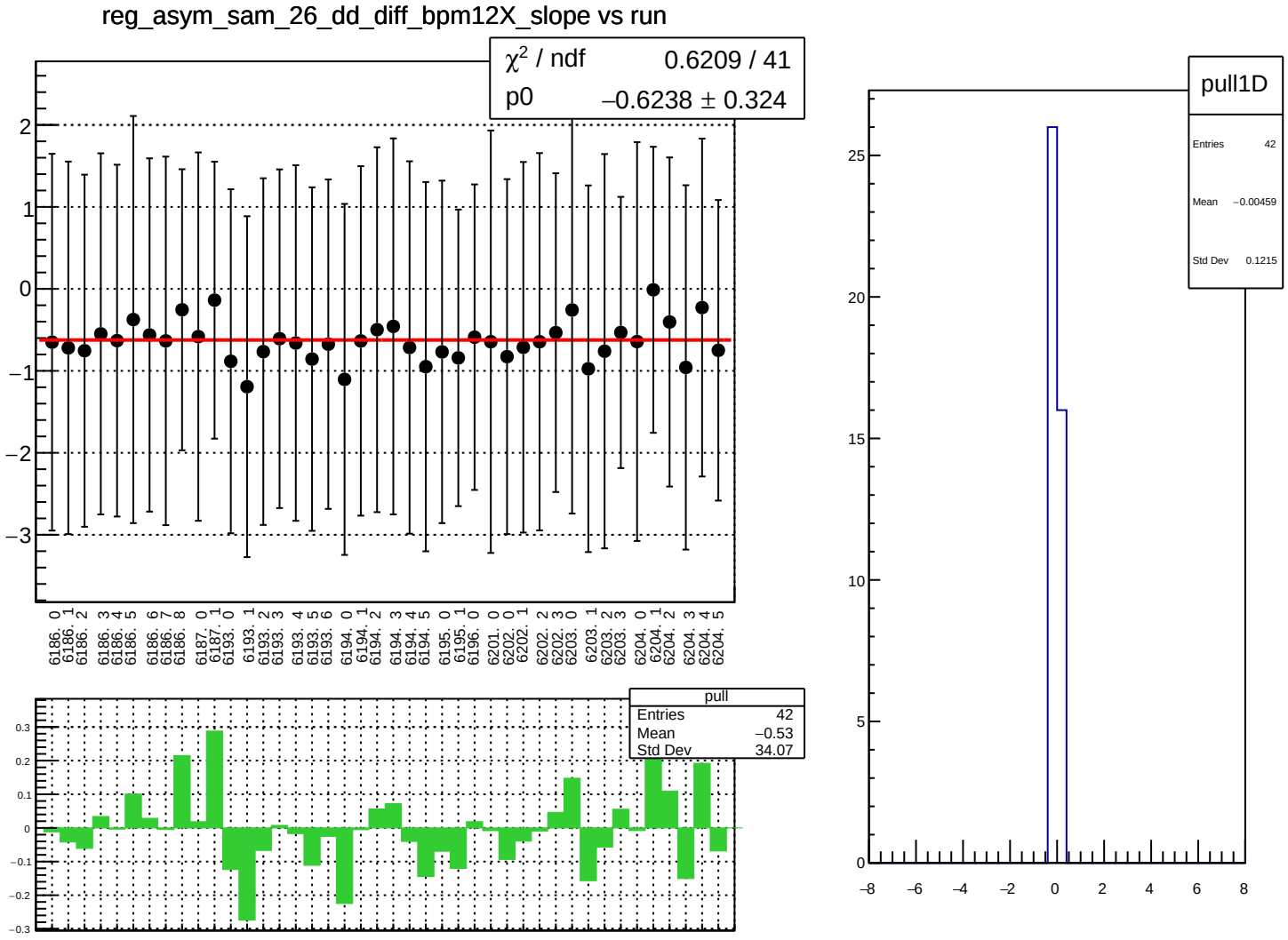
reg_asym_sam_26_dd_diff_bpm12X_slope vs run
χ² / ndf 0.6209 / 41
p0 −0.6238 ± 0.324
pull
Entries 42
Mean −0.53
Std Dev 34.07
pull1D
Entries 42
Mean −0.00459
Std Dev 0.1215

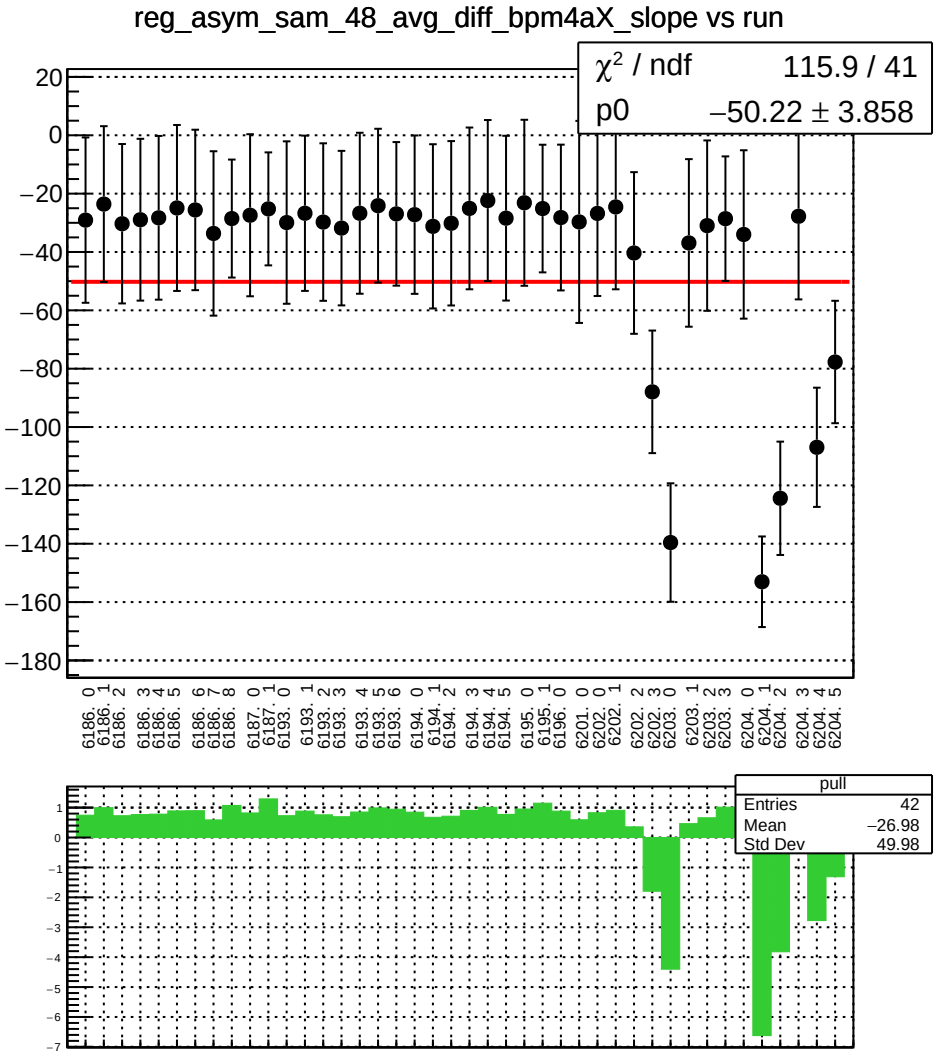
reg_asym_sam_48_avg_diff_bpm4aX_slope vs run
χ² / ndf 115.9 / 41
p0 −50.22 ± 3.858
pull
Entries 42
Mean −26.98
Std Dev 49.98

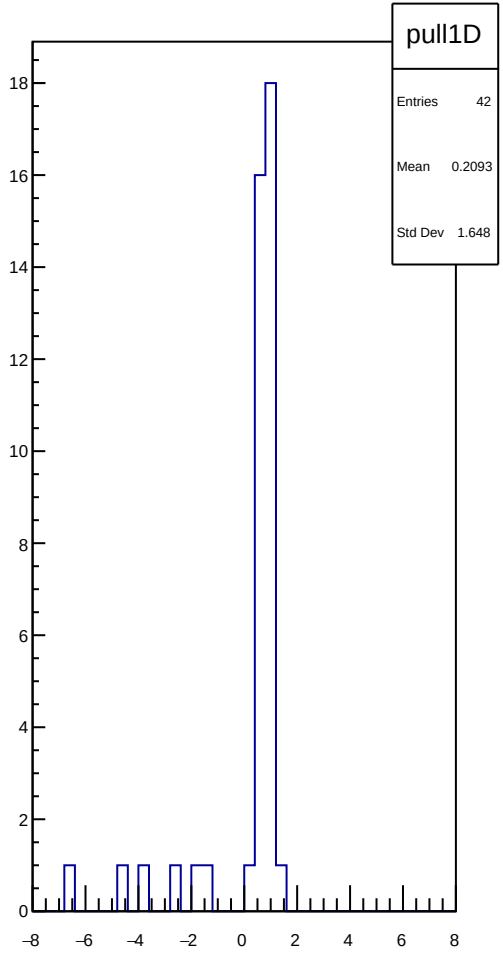
pull1D
Entries 42
Mean 0.2093
Std Dev 1.648

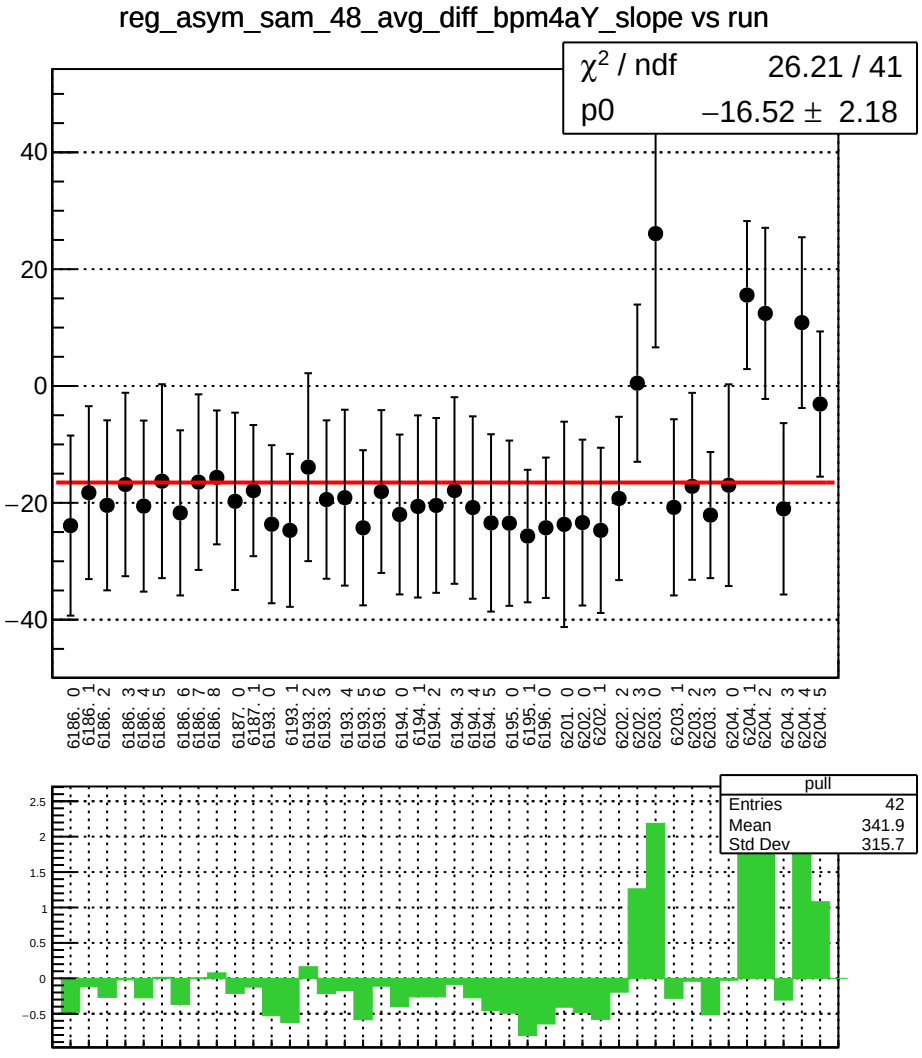
reg_asym_sam_48_avg_diff_bpm4aY_slope vs run
χ² / ndf 26.21 / 41
p0 −16.52 ± 2.18
40
20
0
−20
−40
6186. 0
6186. 1
6186. 2
6186. 3
6186. 4
6186. 5
6186. 6
6186. 7
6186. 8
6187. 0
6187. 1
6193. 0
6193. 1
6193. 2
6193. 3
6193. 4
6193. 5
6193. 6
6194. 0
6194. 1
6194. 2
6194. 3
6194. 4
6194. 5
6195. 0
6195. 1
6196. 0
6201. 0
6202. 0
6202. 1
6202. 2
6202. 3
6203. 0
6203. 1
6203. 2
6203. 3
6204. 0
6204. 1
6204. 2
6204. 3
6204. 4
6204. 5
pull
Entries 42
Mean 341.9
Std Dev 315.7
2.5
2
1.5
1
0.5
0
−0.5

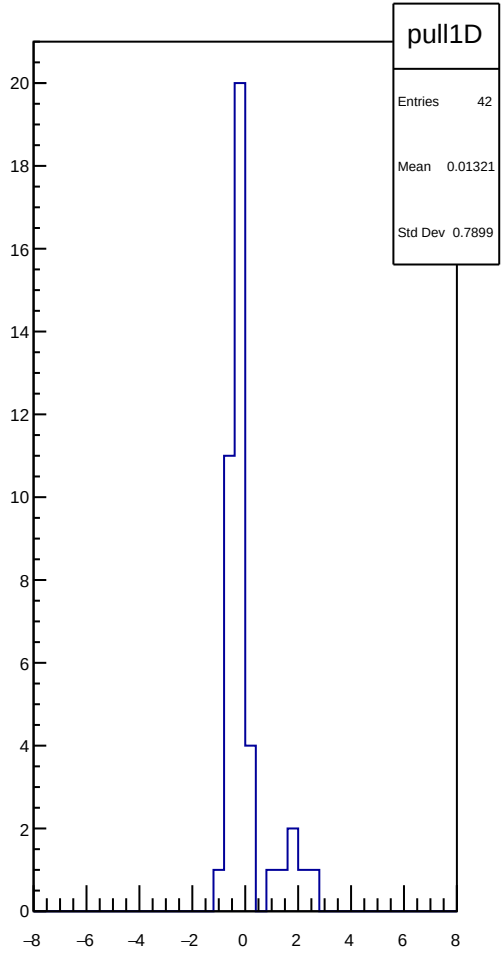
pull1D
Entries 42
Mean 0.01321
Std Dev 0.7899
20
18
16
14
12
10
8
6
4
2
0
−8
−6
−4
−2
0
2
4
6
8

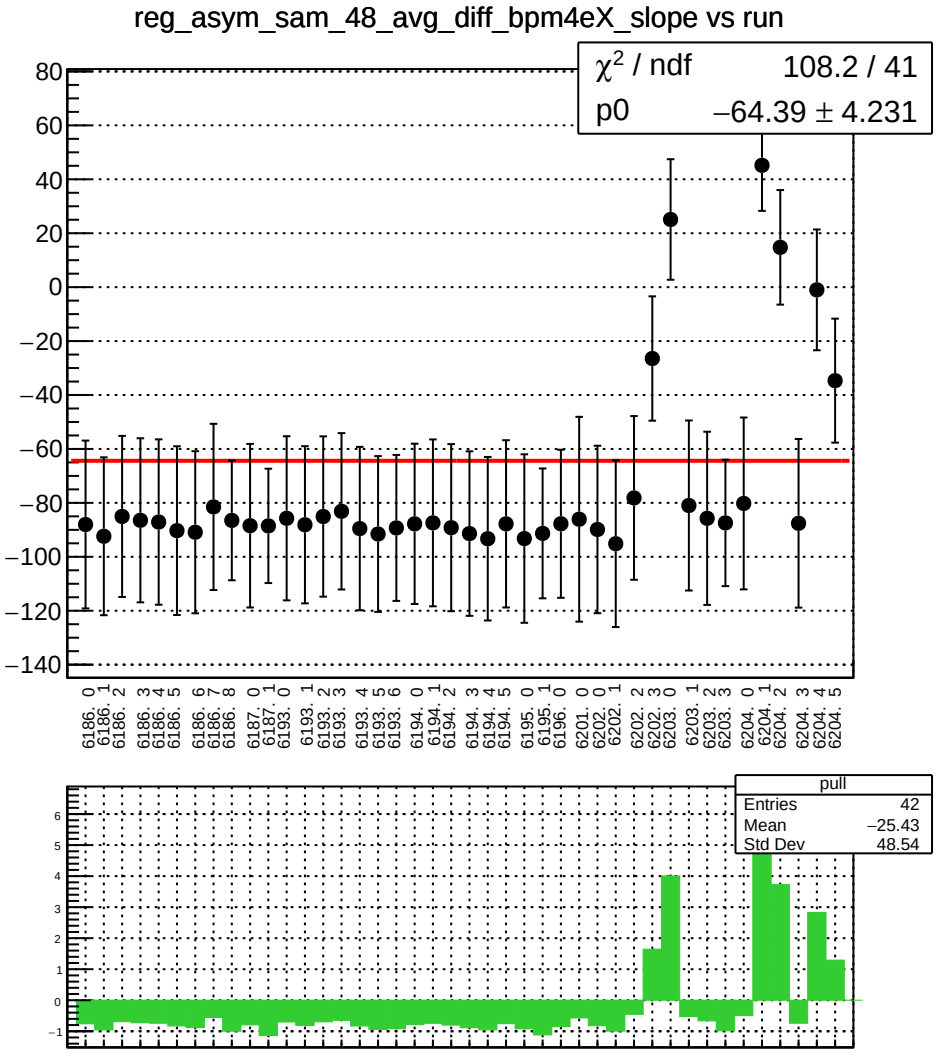
reg_asym_sam_48_avg_diff_bpm4eX_slope vs run
χ² / ndf 108.2 / 41
p0 −64.39 ± 4.231
80
60
40
20
0
−20
−40
−60
−80
−100
−120
−140
6186. 0
6186. 1
6186. 2
6186. 3
6186. 4
6186. 5
6186. 6
6186. 7
6186. 8
6187. 0
6187. 1
6193. 0
6193. 1
6193. 2
6193. 3
6193. 4
6193. 5
6193. 6
6194. 0
6194. 1
6194. 2
6194. 3
6194. 4
6194. 5
6195. 0
6195. 1
6196. 0
6201. 0
6202. 0
6202. 1
6202. 2
6202. 3
6203. 0
6203. 1
6203. 2
6203. 3
6204. 0
6204. 1
6204. 2
6204. 3
6204. 4
6204. 5
pull
Entries 42
Mean −25.43
Std Dev 48.54
6
5
4
3
2
1
0
−1

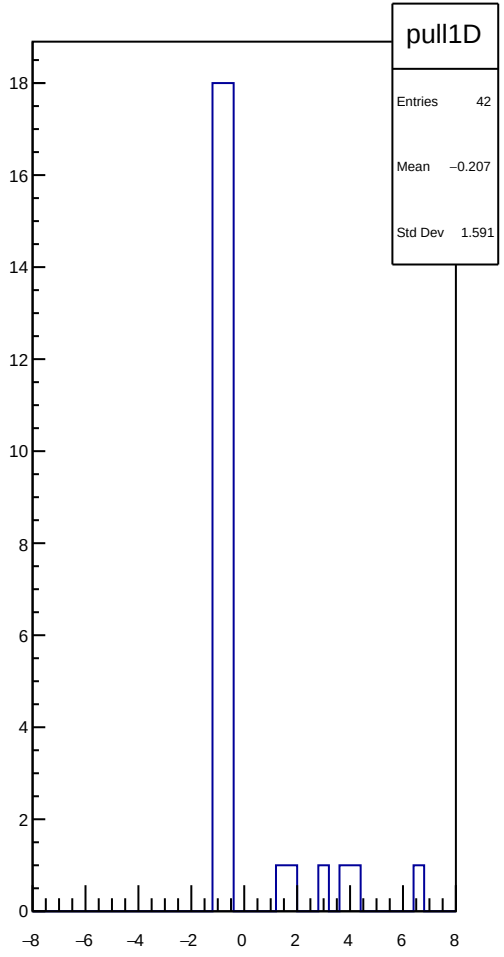
pull1D
Entries 42
Mean −0.207
Std Dev 1.591
18
16
14
12
10
8
6
4
2
0
−8
−6
−4
−2
0
2
4
6
8

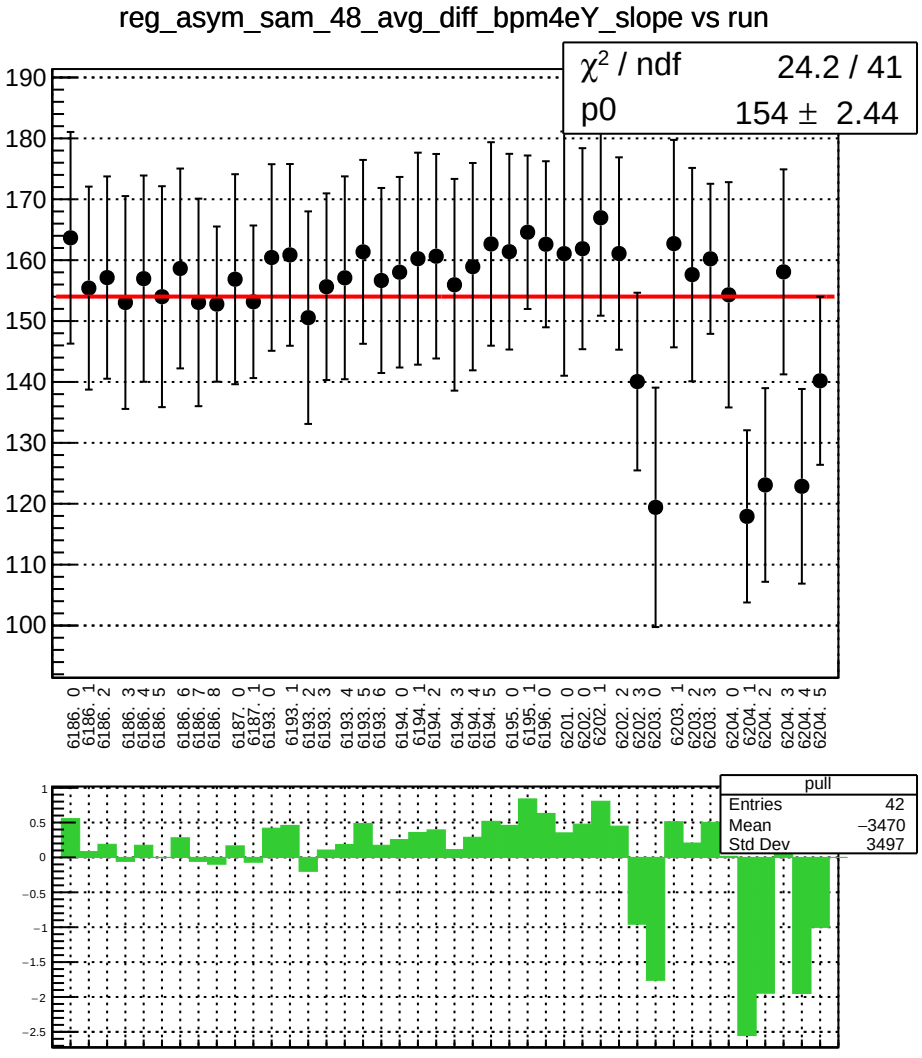
reg_asym_sam_48_avg_diff_bpm4eY_slope vs run
χ² / ndf 24.2 / 41
p0 154 ± 2.44
190
180
170
160
150
140
130
120
110
100
6186. 0
6186. 1
6186. 2
6186. 3
6186. 4
6186. 5
6186. 6
6186. 7
6186. 8
6187. 0
6187. 1
6193. 0
6193. 1
6193. 2
6193. 3
6193. 4
6193. 5
6193. 6
6194. 0
6194. 1
6194. 2
6194. 3
6194. 4
6194. 5
6195. 0
6195. 1
6196. 0
6201. 0
6202. 0
6202. 1
6202. 2
6202. 3
6203. 0
6203. 1
6203. 2
6203. 3
6204. 0
6204. 1
6204. 2
6204. 3
6204. 4
6204. 5
pull
Entries 42
Mean −3470
Std Dev 3497
1
0.5
0
−0.5
−1
−1.5
−2
−2.5

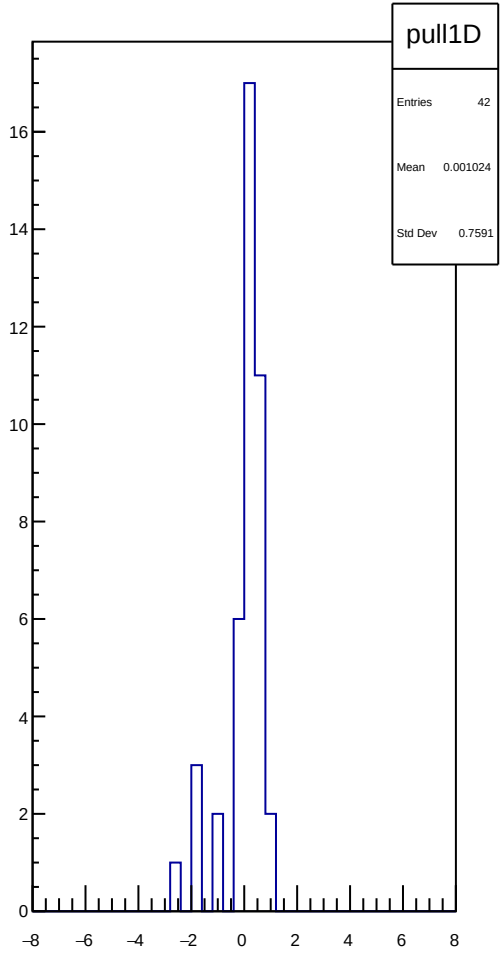
pull1D
Entries 42
Mean 0.001024
Std Dev 0.7591
16
14
12
10
8
6
4
2
0
−8
−6
−4
−2
0
2
4
6
8

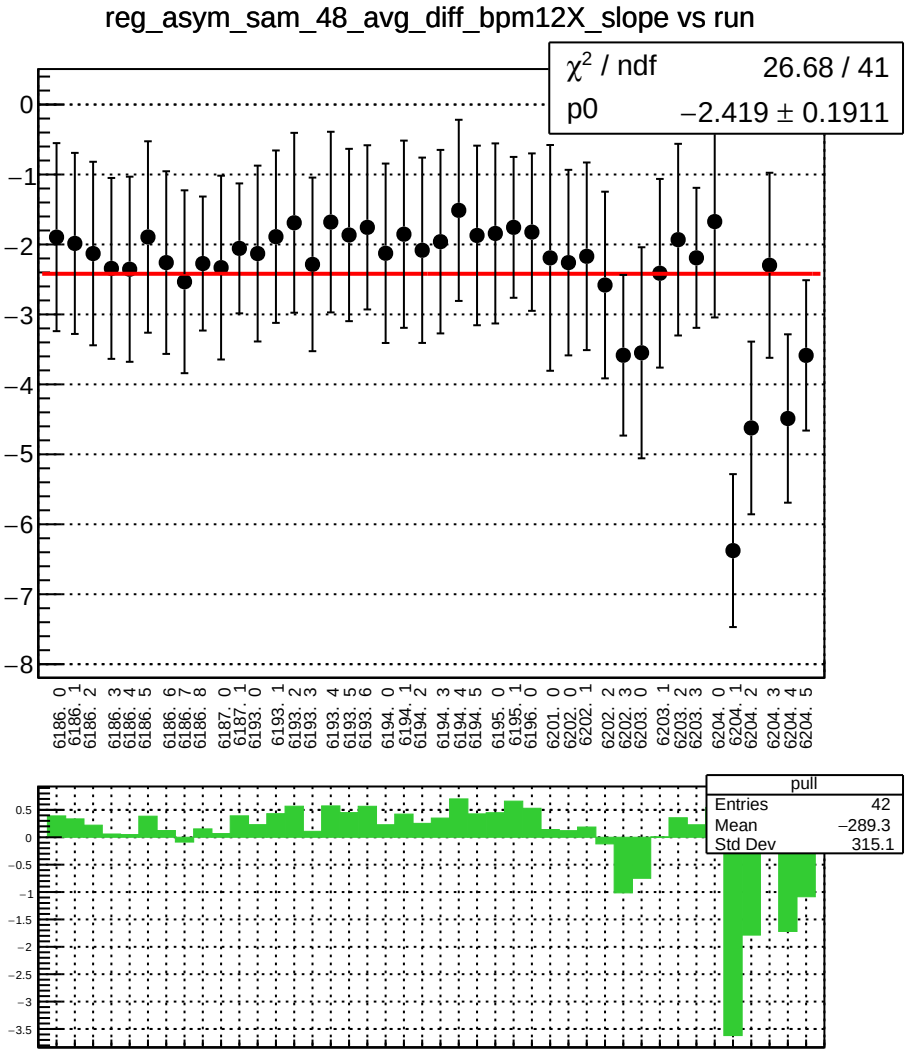
reg_asym_sam_48_avg_diff_bpm12X_slope vs run
χ² / ndf 26.68 / 41
p0 −2.419 ± 0.1911
pull
Entries 42
Mean −289.3
Std Dev 315.1

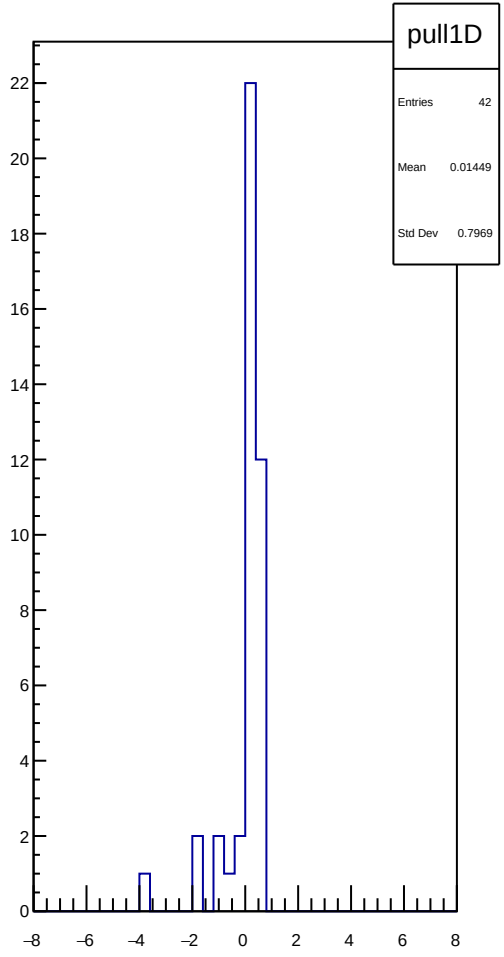
pull1D
Entries 42
Mean 0.01449
Std Dev 0.7969

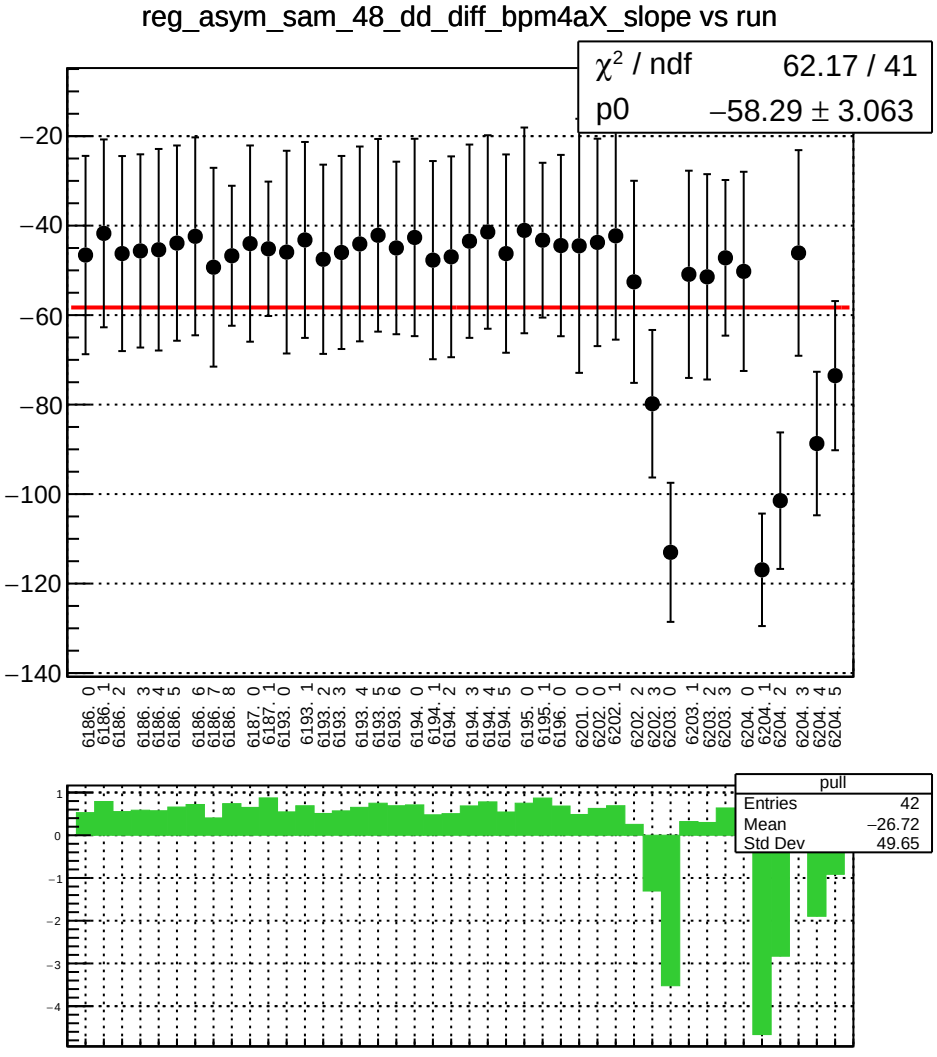
reg_asym_sam_48_dd_diff_bpm4aX_slope vs run
χ² / ndf 62.17 / 41
p0 −58.29 ± 3.063
−20
−40
−60
−80
−100
−120
−140
6186. 0
6186. 1
6186. 2
6186. 3
6186. 4
6186. 5
6186. 6
6186. 7
6186. 8
6187. 0
6187. 1
6193. 0
6193. 1
6193. 2
6193. 3
6193. 4
6193. 5
6193. 6
6194. 0
6194. 1
6194. 2
6194. 3
6194. 4
6194. 5
6195. 0
6195. 1
6196. 0
6201. 0
6202. 0
6202. 1
6202. 2
6202. 3
6203. 0
6203. 1
6203. 2
6203. 3
6204. 0
6204. 1
6204. 2
6204. 3
6204. 4
6204. 5
pull
Entries 42
Mean −26.72
Std Dev 49.65
1
0
−1
−2
−3
−4

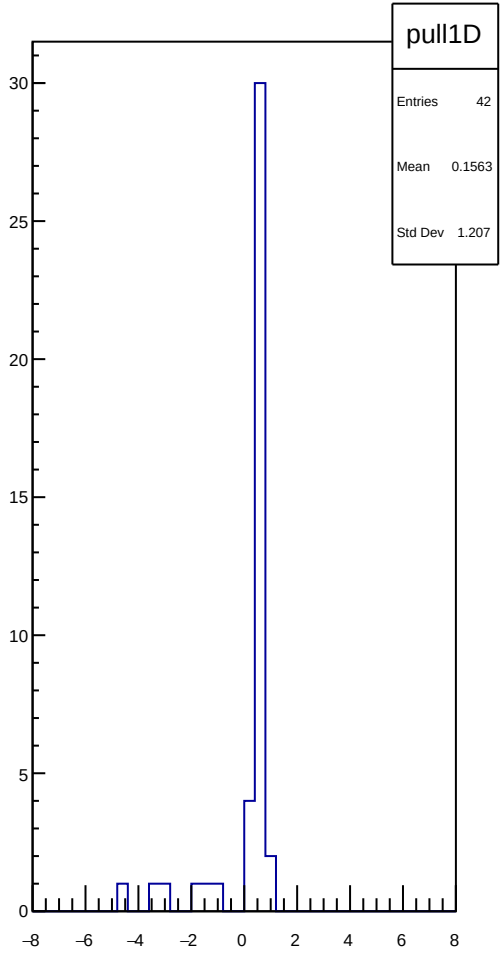
pull1D
Entries 42
Mean 0.1563
Std Dev 1.207
30
25
20
15
10
5
0
−8
−6
−4
−2
0
2
4
6
8

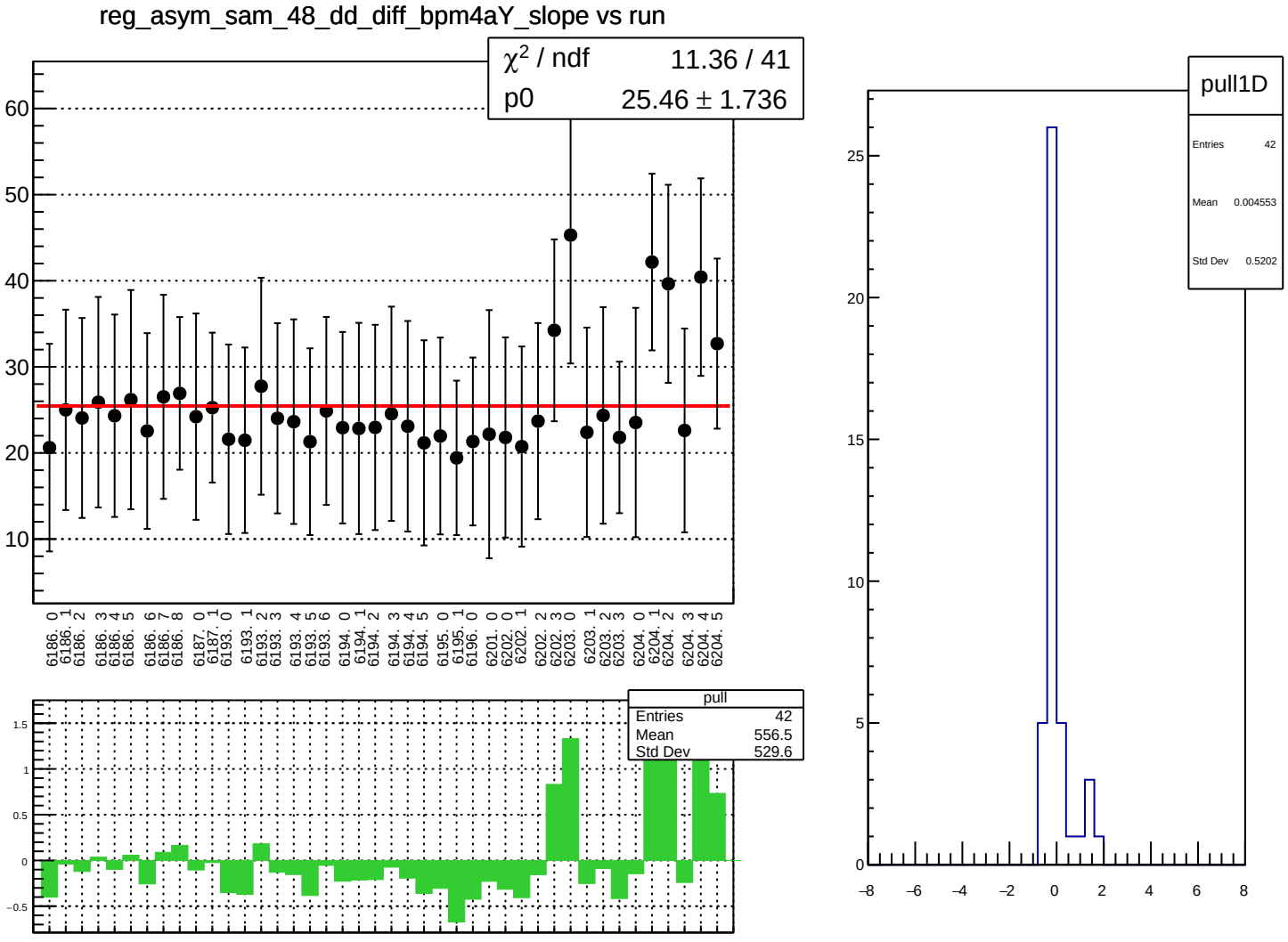
reg_asym_sam_48_dd_diff_bpm4aY_slope vs run
χ2 / ndf 11.36 / 41
p0 25.46 ± 1.736
pull
Entries 42
Mean 556.5
Std Dev 529.6
pull1D
Entries 42
Mean 0.004553
Std Dev 0.5202

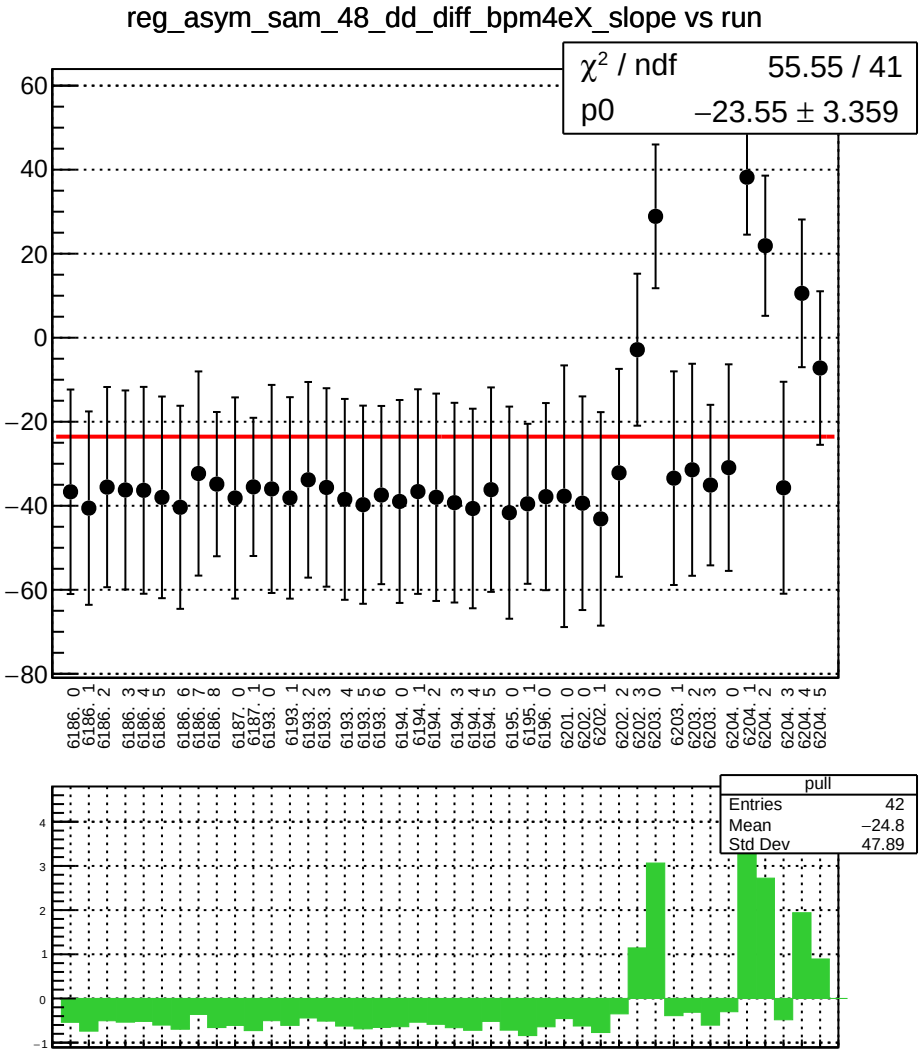
reg_asym_sam_48_dd_diff_bpm4eX_slope vs run
χ² / ndf 55.55 / 41
p0 −23.55 ± 3.359
pull
Entries 42
Mean −24.8
Std Dev 47.89

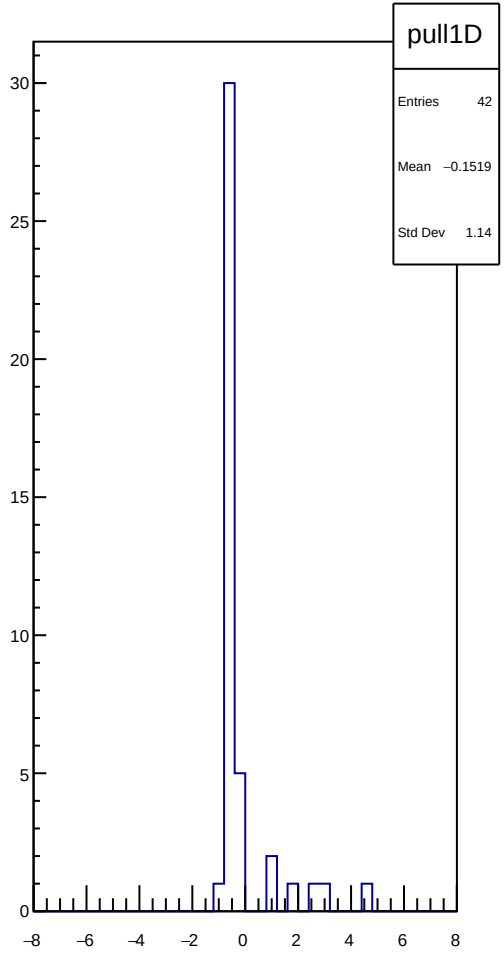
pull1D
Entries 42
Mean −0.1519
Std Dev 1.14

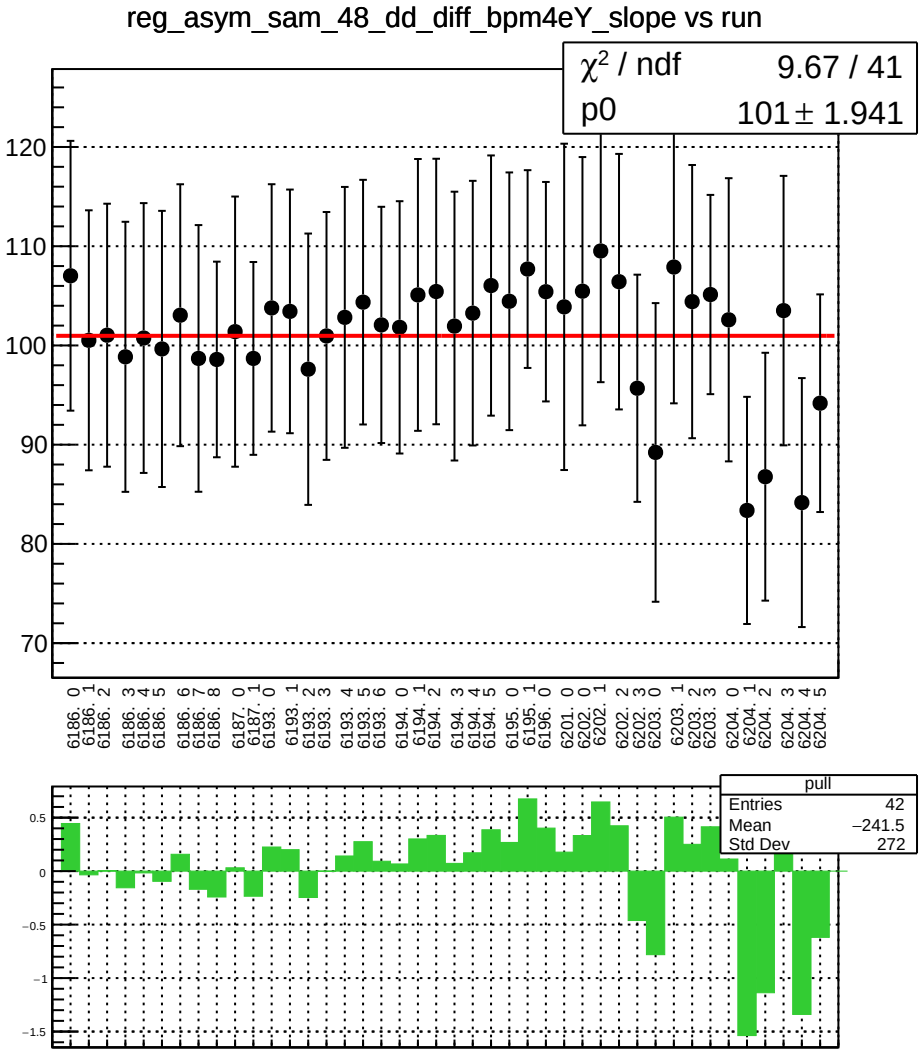
reg_asym_sam_48_dd_diff_bpm4eY_slope vs run
χ² / ndf 9.67 / 41
p0 101 ± 1.941
120
110
100
90
80
70
6186. 0
6186. 1
6186. 2
6186. 3
6186. 4
6186. 5
6186. 6
6186. 7
6186. 8
6187. 0
6187. 1
6193. 0
6193. 1
6193. 2
6193. 3
6193. 4
6193. 5
6193. 6
6194. 0
6194. 1
6194. 2
6194. 3
6194. 4
6194. 5
6195. 0
6195. 1
6196. 0
6201. 0
6202. 0
6202. 1
6202. 2
6202. 3
6203. 0
6203. 1
6203. 2
6203. 3
6204. 0
6204. 1
6204. 2
6204. 3
6204. 4
6204. 5
pull
Entries 42
Mean −241.5
Std Dev 272
0.5
0
−0.5
−1
−1.5

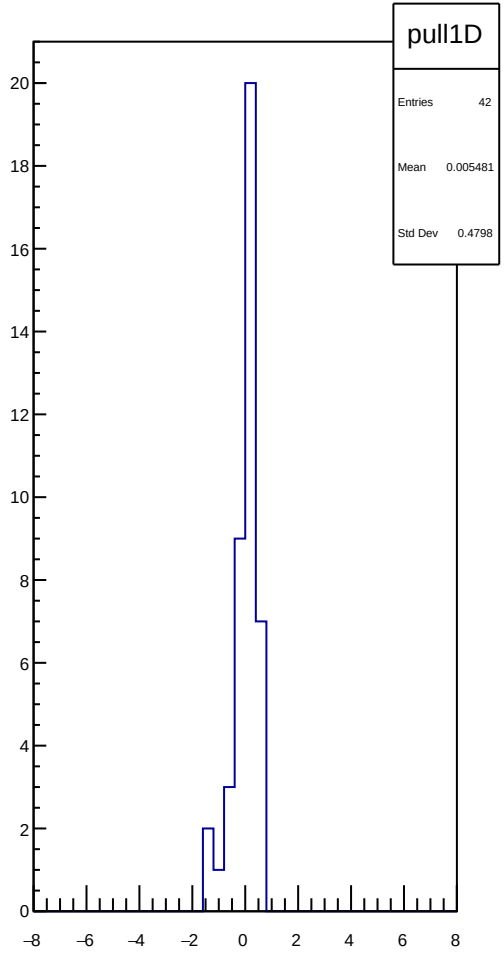
pull1D
Entries 42
Mean 0.005481
Std Dev 0.4798
20
18
16
14
12
10
8
6
4
2
0
−8
−6
−4
−2
0
2
4
6
8

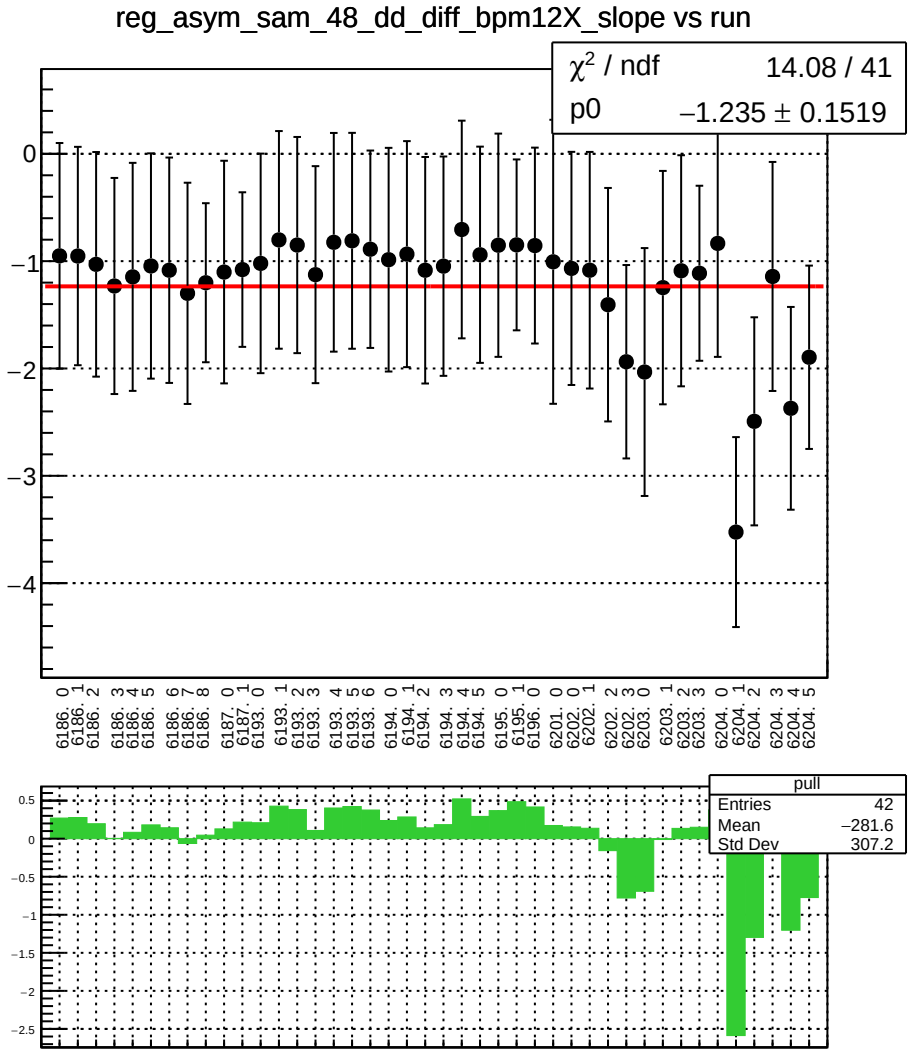
reg_asym_sam_48_dd_diff_bpm12X_slope vs run
χ² / ndf 14.08 / 41
p0 −1.235 ± 0.1519
0
−1
−2
−3
−4
6186. 0
6186. 1
6186. 2
6186. 3
6186. 4
6186. 5
6186. 6
6186. 7
6186. 8
6187. 0
6187. 1
6193. 0
6193. 1
6193. 2
6193. 3
6193. 4
6193. 5
6193. 6
6194. 0
6194. 1
6194. 2
6194. 3
6194. 4
6194. 5
6195. 0
6195. 1
6196. 0
6201. 0
6202. 0
6202. 1
6202. 2
6202. 3
6203. 0
6203. 1
6203. 2
6203. 3
6204. 0
6204. 1
6204. 2
6204. 3
6204. 4
6204. 5
pull
Entries 42
Mean −281.6
Std Dev 307.2
0.5
0
−0.5
−1
−1.5
−2
−2.5

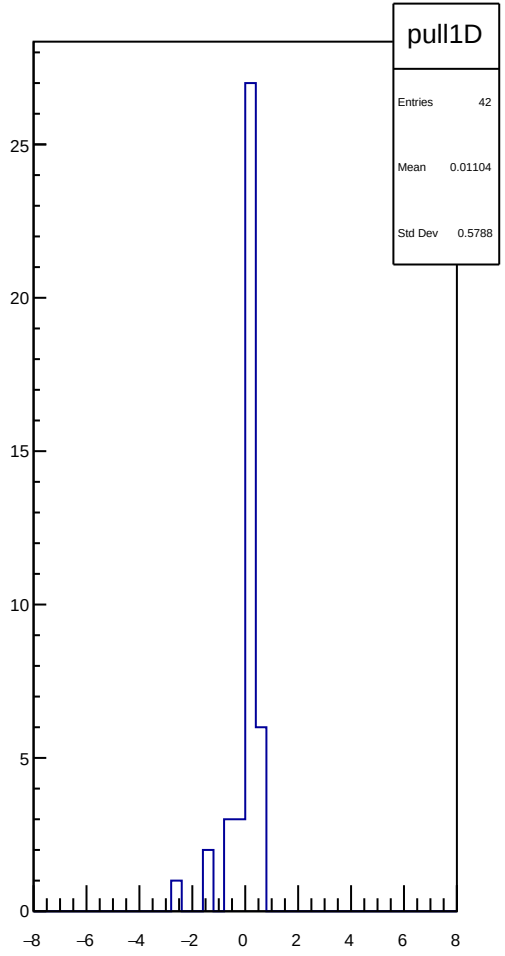
pull1D
Entries 42
Mean 0.01104
Std Dev 0.5788
25
20
15
10
5
0
−8
−6
−4
−2
0
2
4
6
8

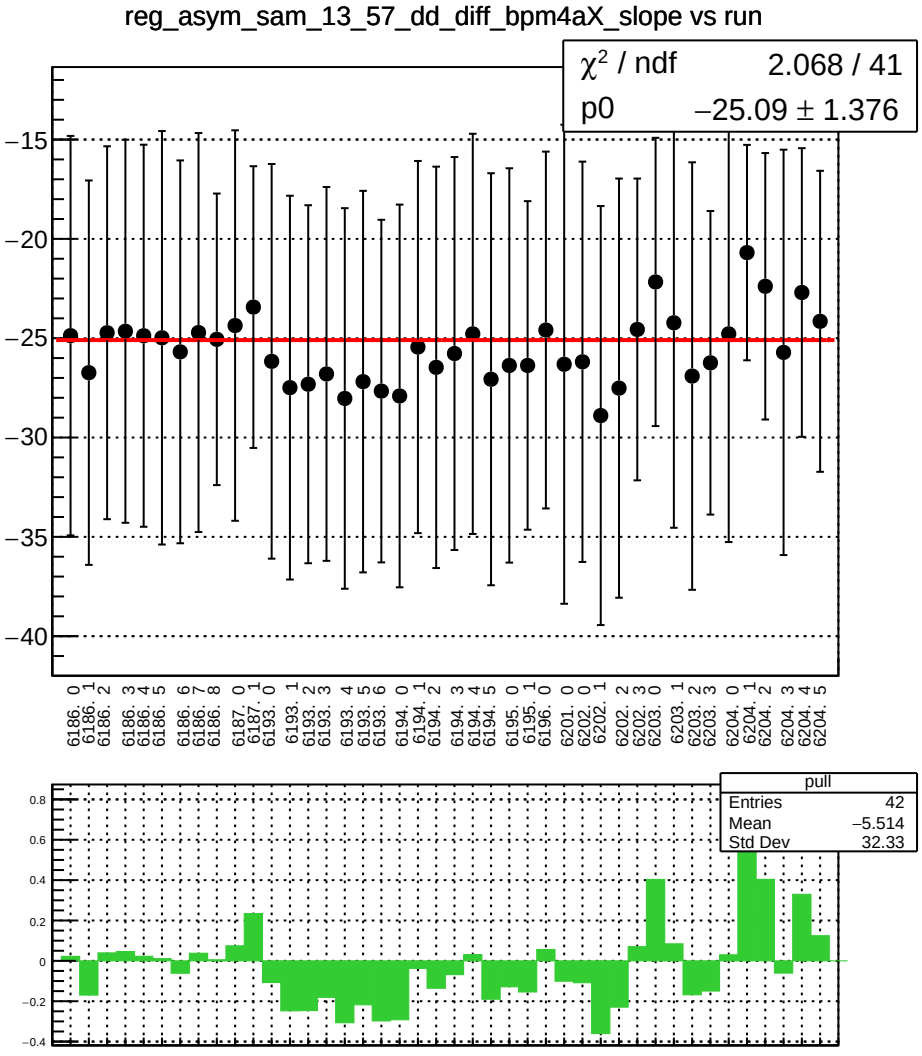
reg_asym_sam_13_57_dd_diff_bpm4aX_slope vs run
χ² / ndf 2.068 / 41
p0 −25.09 ± 1.376
pull
Entries 42
Mean −5.514
Std Dev 32.33

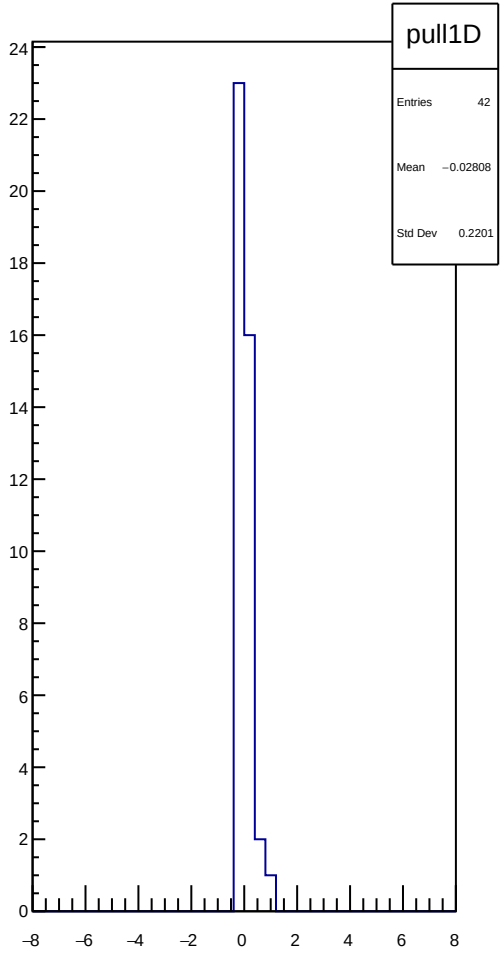
pull1D
Entries 42
Mean −0.02808
Std Dev 0.2201

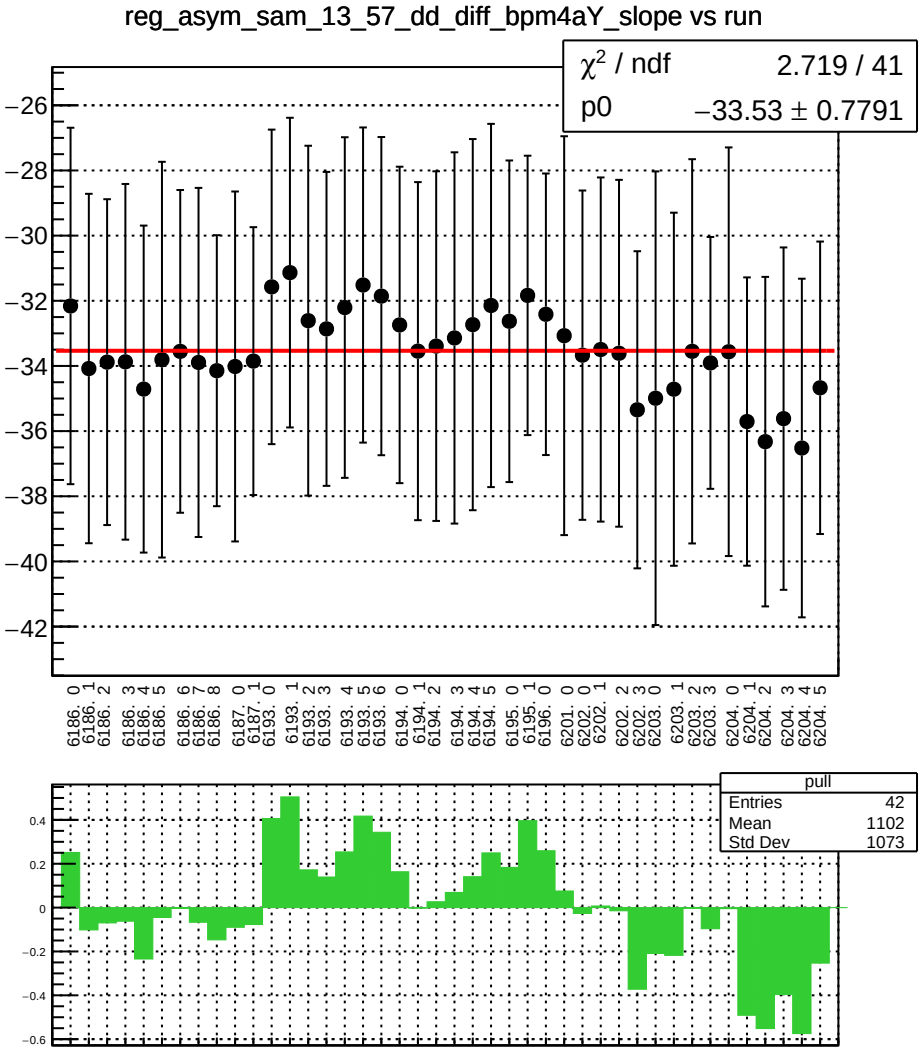
reg_asym_sam_13_57_dd_diff_bpm4aY_slope vs run
χ² / ndf 2.719 / 41
p0 −33.53 ± 0.7791
pull
Entries 42
Mean 1102
Std Dev 1073

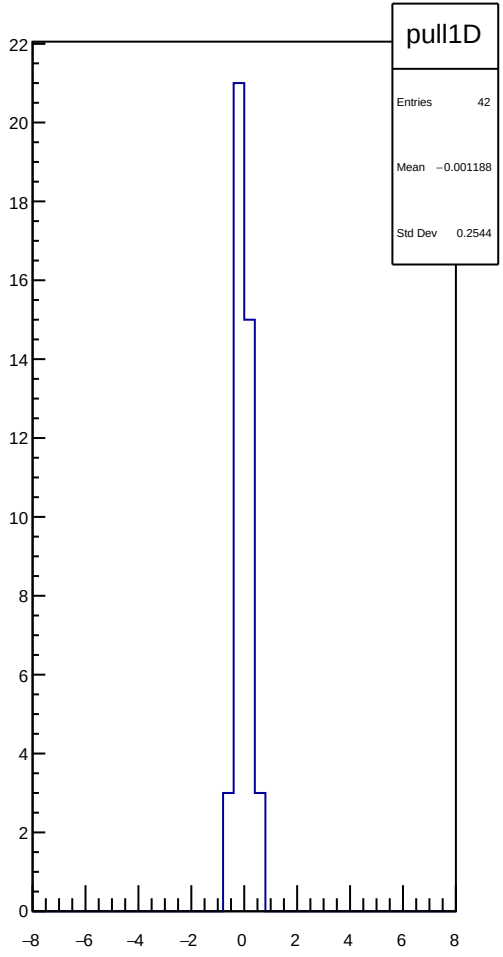
pull1D
Entries 42
Mean −0.001188
Std Dev 0.2544

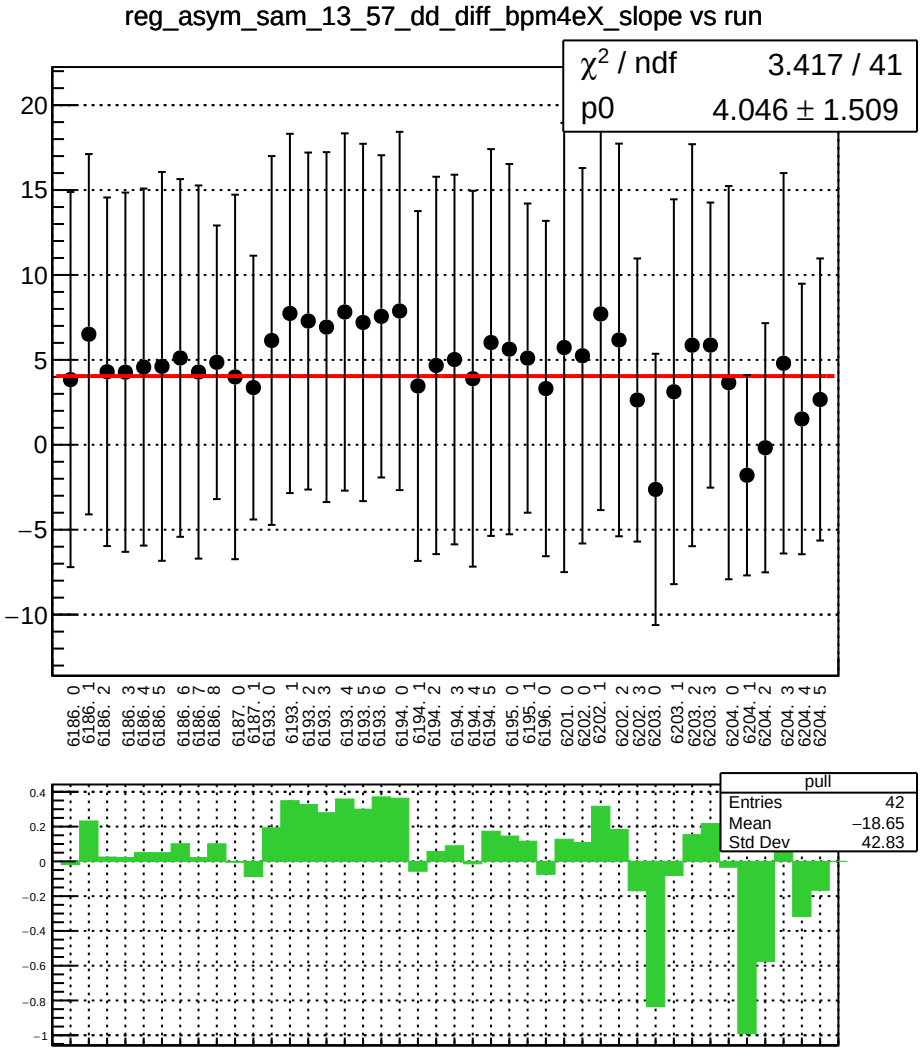
reg_asym_sam_13_57_dd_diff_bpm4eX_slope vs run
χ² / ndf 3.417 / 41
p0 4.046 ± 1.509
pull
Entries 42
Mean −18.65
Std Dev 42.83

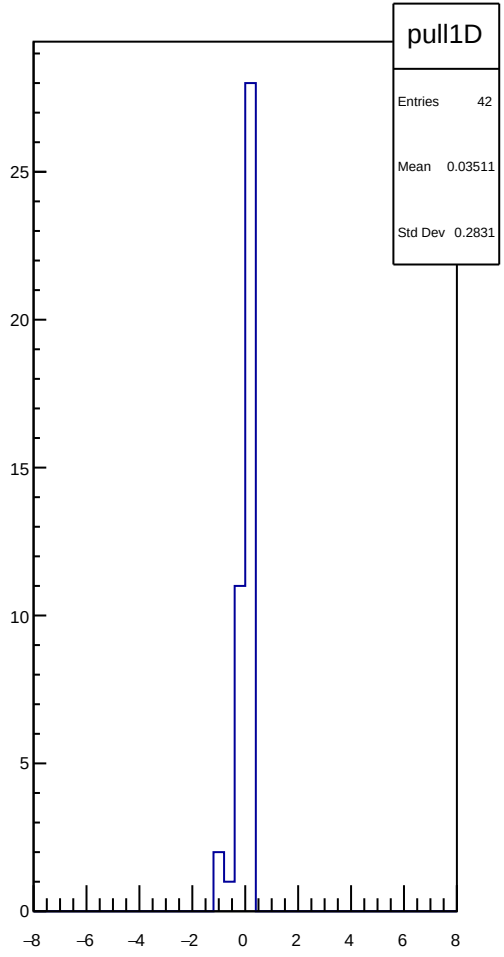
pull1D
Entries 42
Mean 0.03511
Std Dev 0.2831

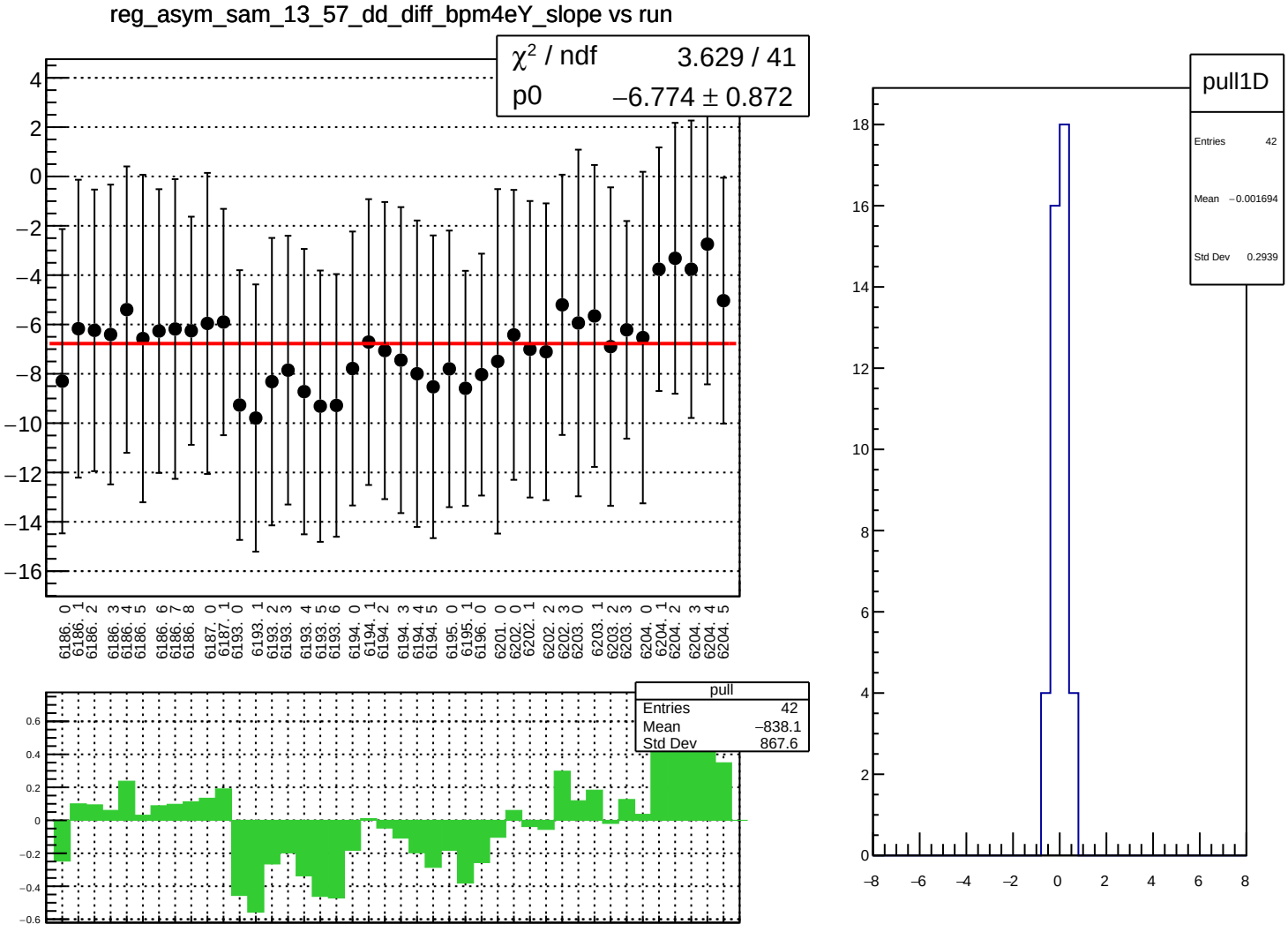
reg_asym_sam_13_57_dd_diff_bpm4eY_slope vs run
χ² / ndf 3.629 / 41
p0 −6.774 ± 0.872
pull
Entries 42
Mean −838.1
Std Dev 867.6
pull1D
Entries 42
Mean −0.001694
Std Dev 0.2939

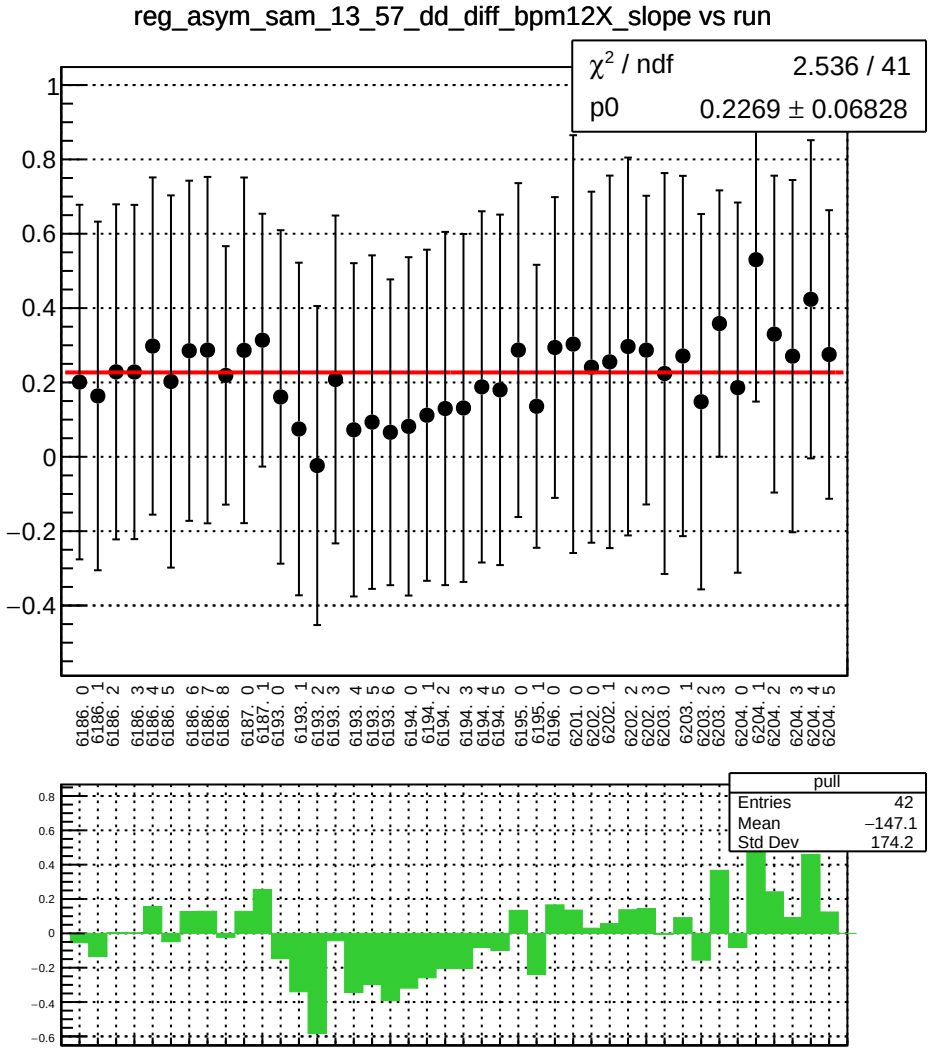
reg_asym_sam_13_57_dd_diff_bpm12X_slope vs run
χ² / ndf 2.536 / 41
p0 0.2269 ± 0.06828
pull
Entries 42
Mean −147.1
Std Dev 174.2

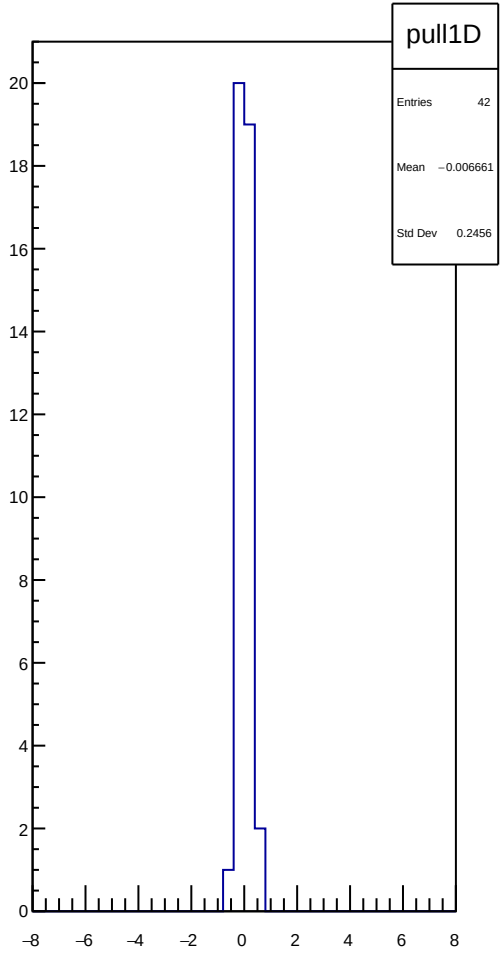
pull1D
Entries 42
Mean −0.006661
Std Dev 0.2456

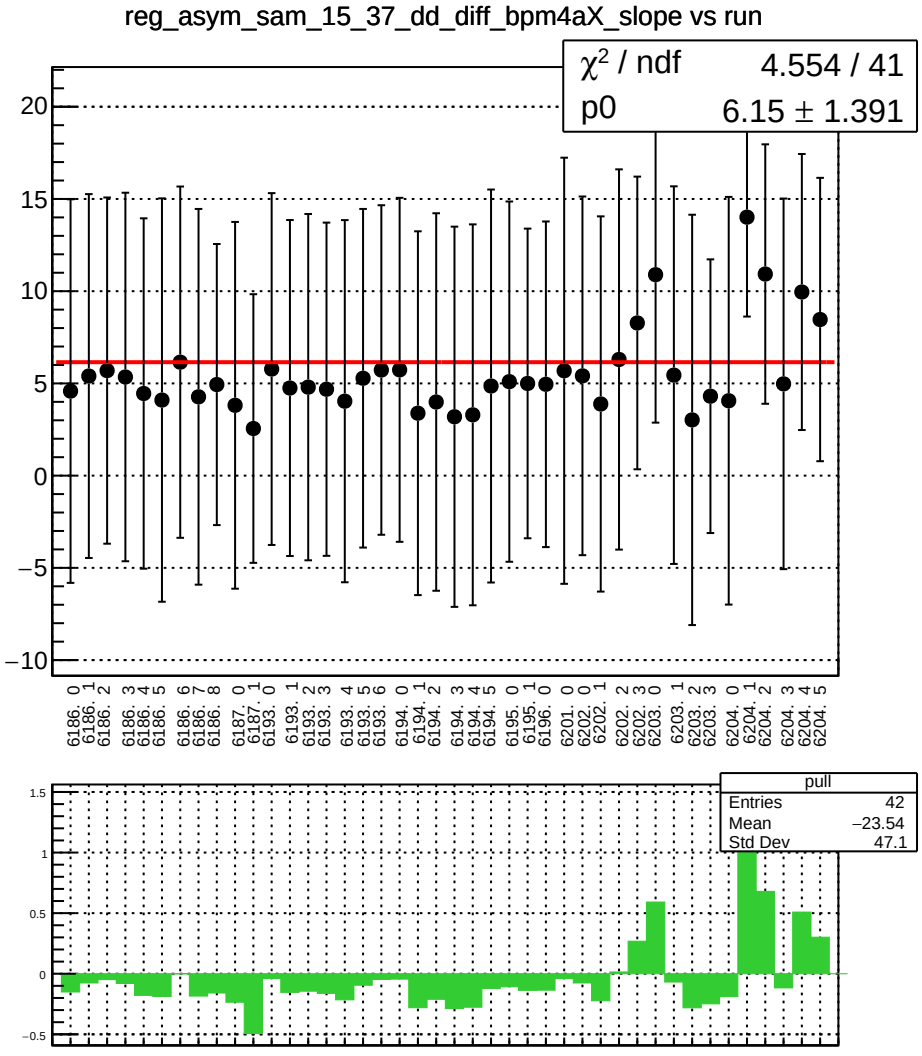
reg_asym_sam_15_37_dd_diff_bpm4aX_slope vs run
χ² / ndf 4.554 / 41
p0 6.15 ± 1.391
pull
Entries 42
Mean −23.54
Std Dev 47.1

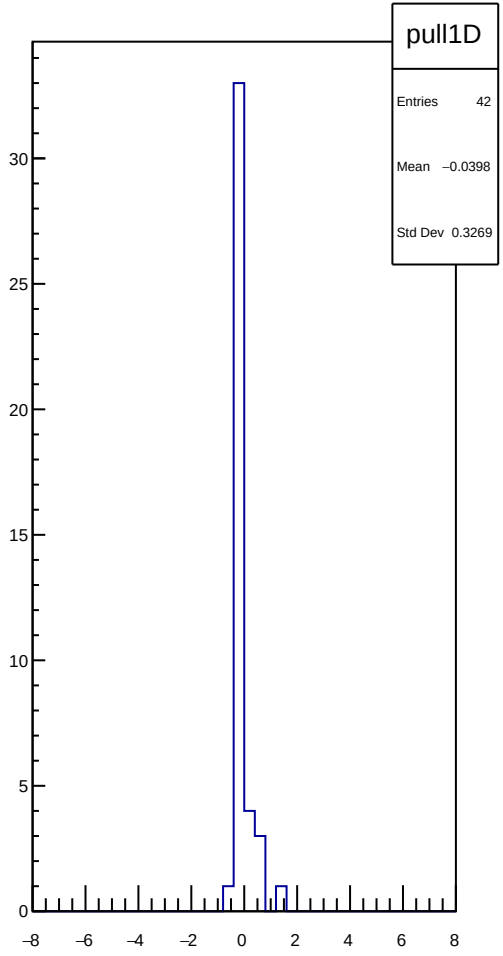
pull1D
Entries 42
Mean −0.0398
Std Dev 0.3269

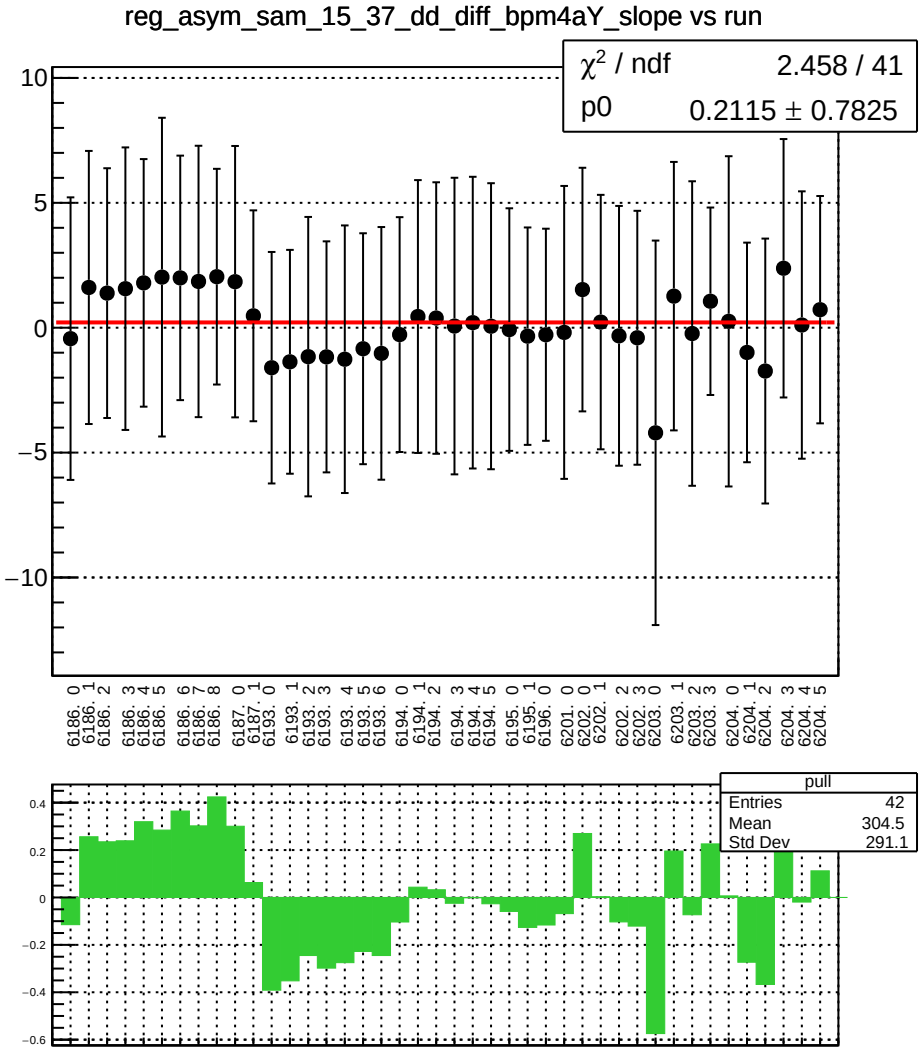
reg_asym_sam_15_37_dd_diff_bpm4aY_slope vs run
χ² / ndf 2.458 / 41
p0 0.2115 ± 0.7825
pull
Entries 42
Mean 304.5
Std Dev 291.1

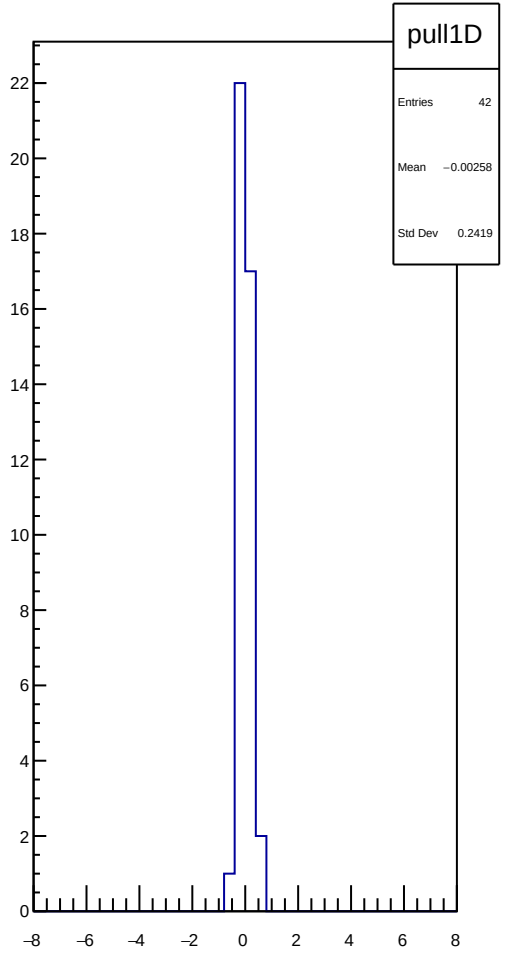
pull1D
Entries 42
Mean −0.00258
Std Dev 0.2419

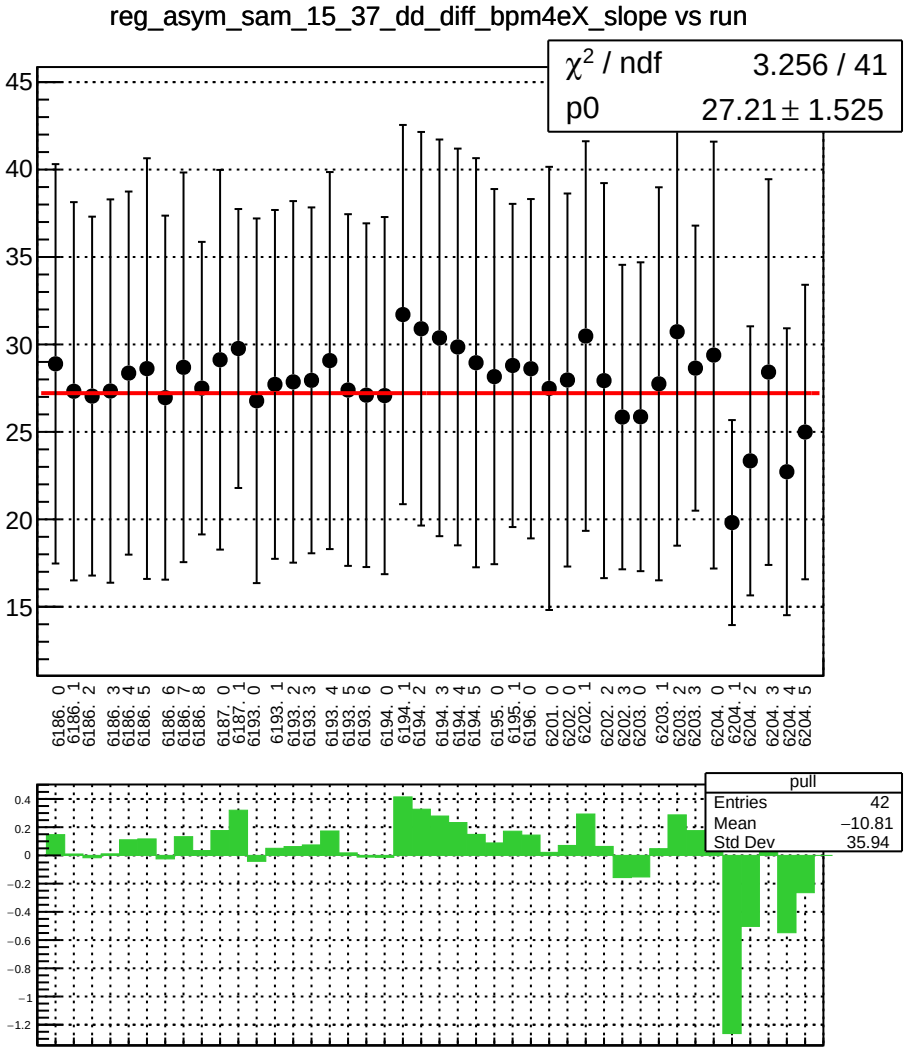
reg_asym_sam_15_37_dd_diff_bpm4eX_slope vs run
χ2 / ndf 3.256 / 41
p0 27.21 ± 1.525
pull
Entries 42
Mean −10.81
Std Dev 35.94

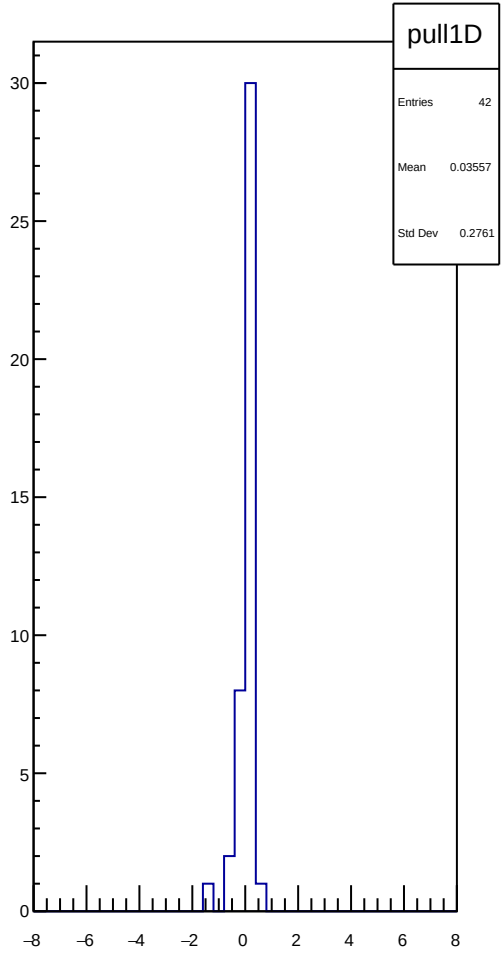
pull1D
Entries 42
Mean 0.03557
Std Dev 0.2761

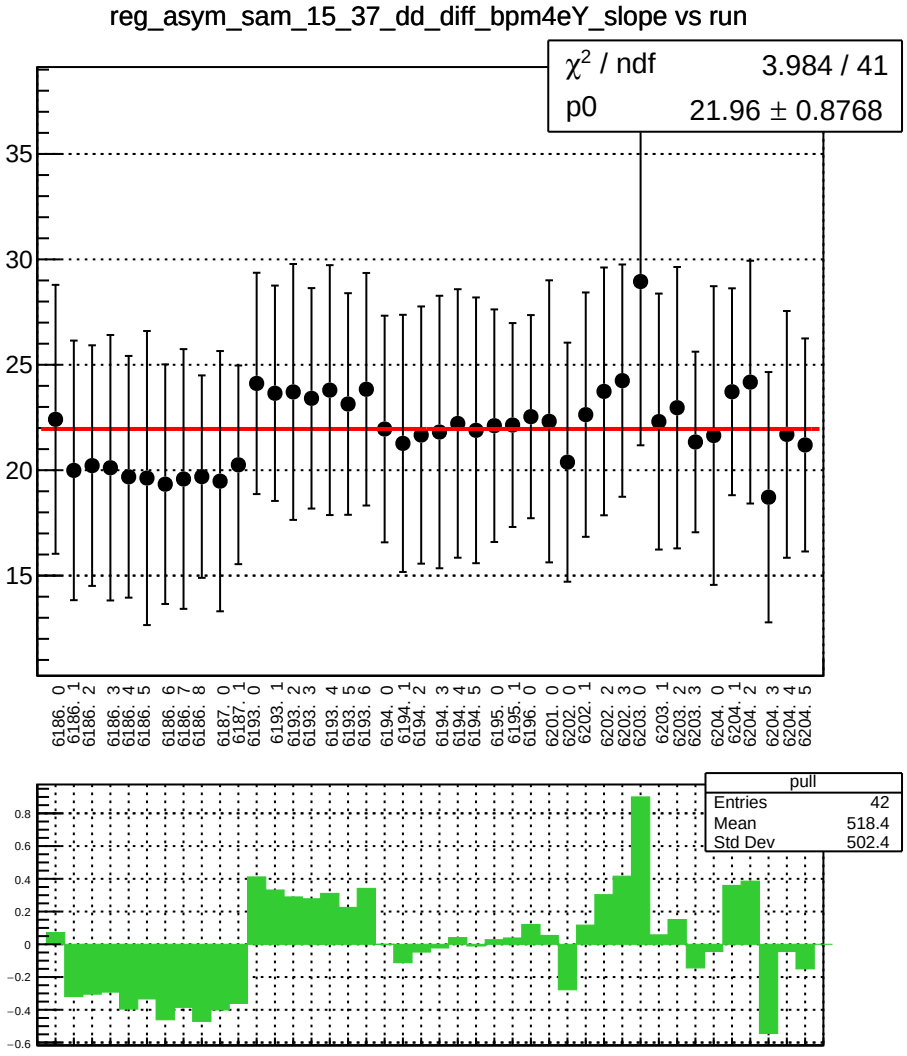
reg_asym_sam_15_37_dd_diff_bpm4eY_slope vs run
χ² / ndf 3.984 / 41
p0 21.96 ± 0.8768
35
30
25
20
15
6186. 0
6186. 1
6186. 2
6186. 3
6186. 4
6186. 5
6186. 6
6186. 7
6186. 8
6187. 0
6187. 1
6193. 0
6193. 1
6193. 2
6193. 3
6193. 4
6193. 5
6193. 6
6194. 0
6194. 1
6194. 2
6194. 3
6194. 4
6194. 5
6195. 0
6195. 1
6196. 0
6201. 0
6202. 0
6202. 1
6202. 2
6202. 3
6203. 0
6203. 1
6203. 2
6203. 3
6204. 0
6204. 1
6204. 2
6204. 3
6204. 4
6204. 5
pull
Entries 42
Mean 518.4
Std Dev 502.4
0.8
0.6
0.4
0.2
0
−0.2
−0.4
−0.6

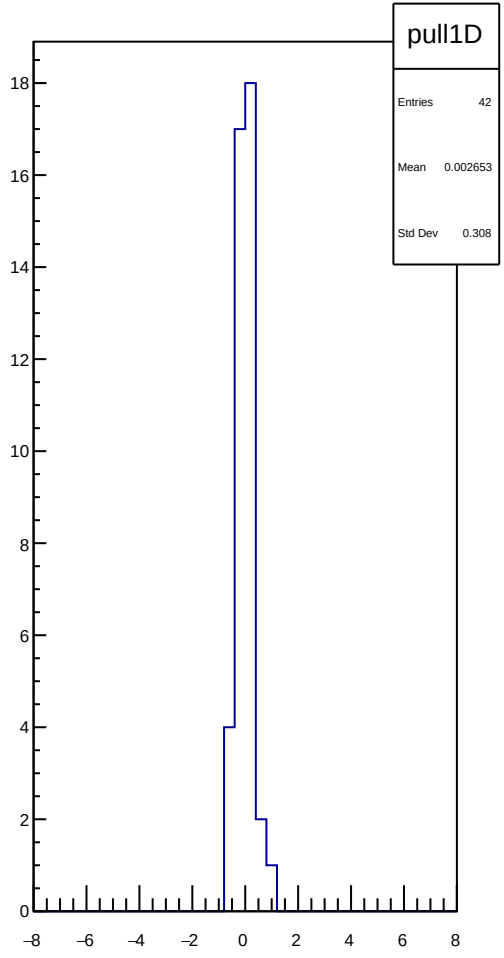
pull1D
Entries 42
Mean 0.002653
Std Dev 0.308
18
16
14
12
10
8
6
4
2
0
−8
−6
−4
−2
0
2
4
6
8

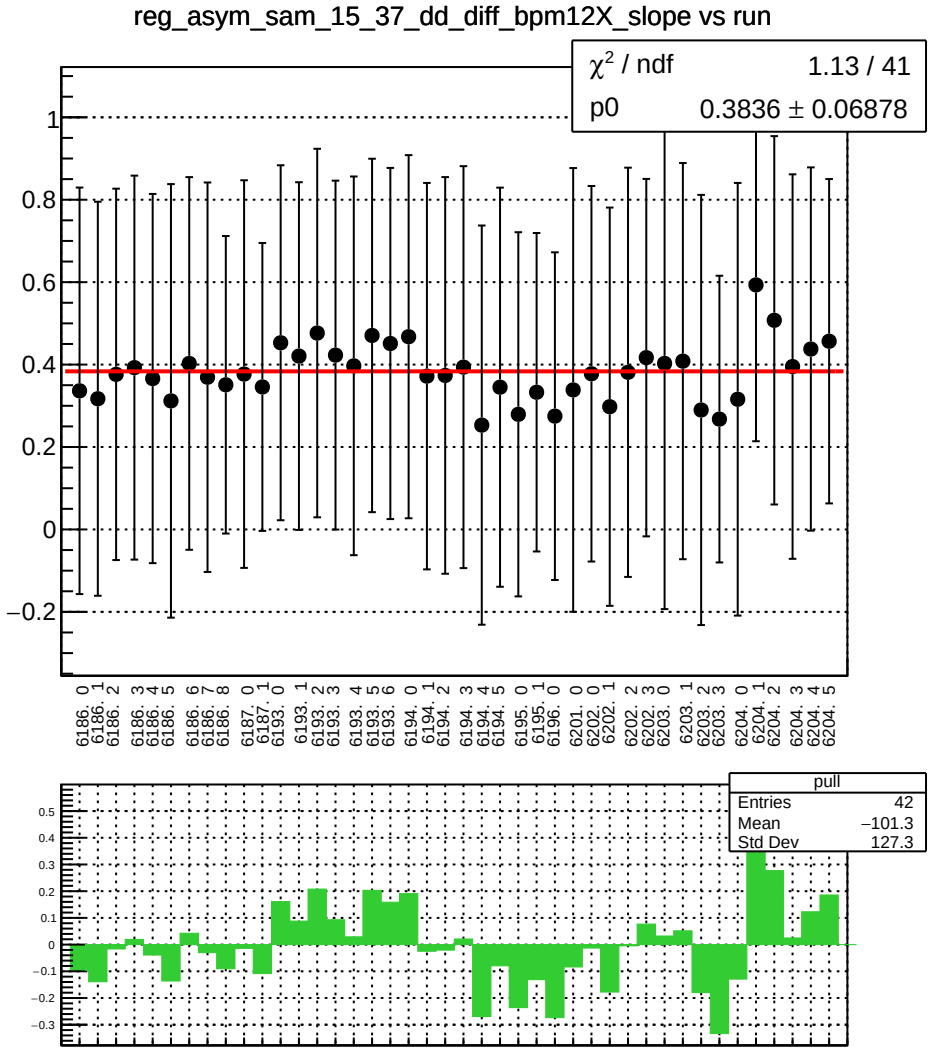
reg_asym_sam_15_37_dd_diff_bpm12X_slope vs run
χ² / ndf 1.13 / 41
p0 0.3836 ± 0.06878
pull
Entries 42
Mean −101.3
Std Dev 127.3

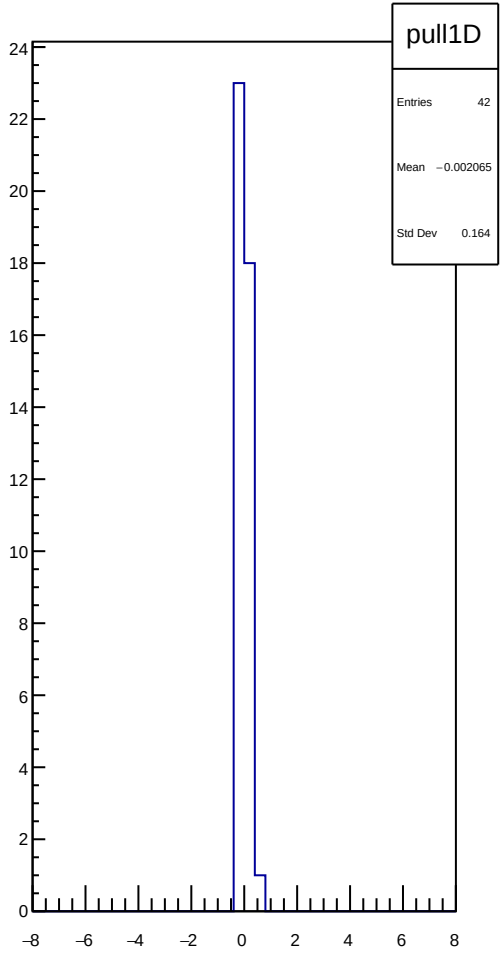
pull1D
Entries 42
Mean −0.002065
Std Dev 0.164

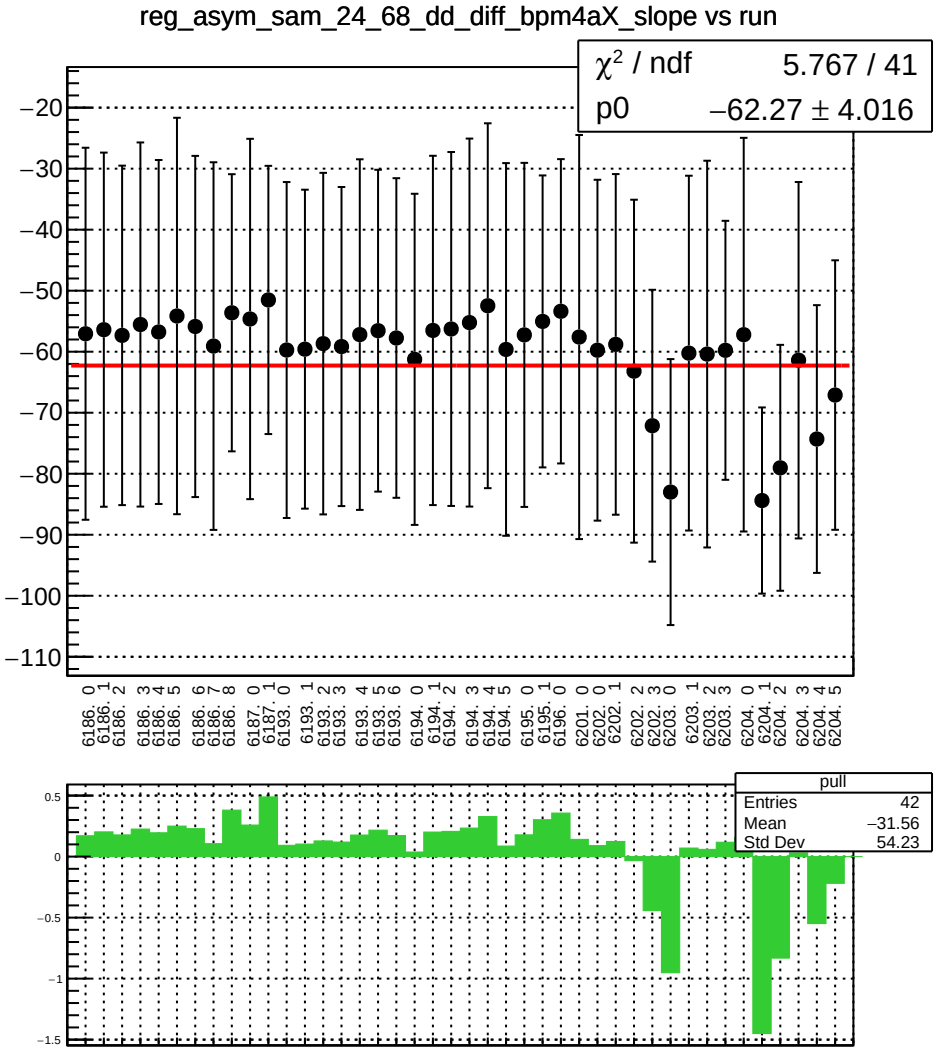
reg_asym_sam_24_68_dd_diff_bpm4aX_slope vs run
χ² / ndf 5.767 / 41
p0 −62.27 ± 4.016
pull
Entries 42
Mean −31.56
Std Dev 54.23

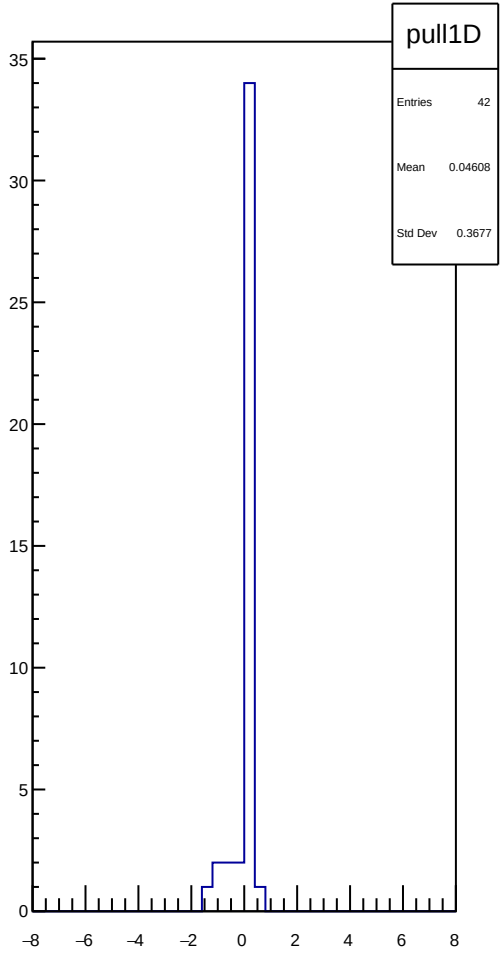
pull1D
Entries 42
Mean 0.04608
Std Dev 0.3677

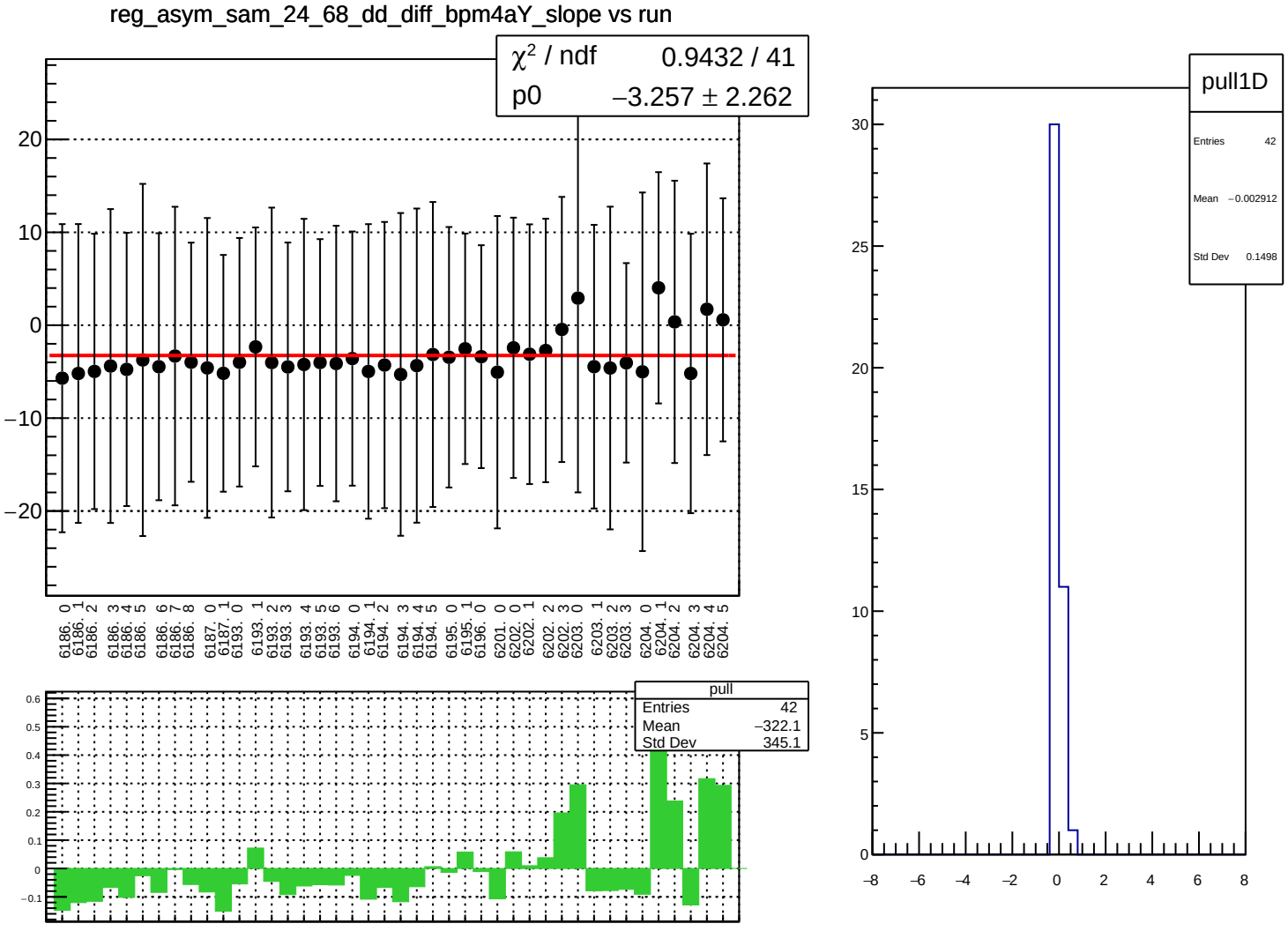
reg_asym_sam_24_68_dd_diff_bpm4aY_slope vs run
χ² / ndf 0.9432 / 41
p0 −3.257 ± 2.262
20
10
0
−10
−20
6186. 0
6186. 1
6186. 2
6186. 3
6186. 4
6186. 5
6186. 6
6186. 7
6186. 8
6187. 0
6187. 1
6193. 0
6193. 1
6193. 2
6193. 3
6193. 4
6193. 5
6193. 6
6194. 0
6194. 1
6194. 2
6194. 3
6194. 4
6194. 5
6195. 0
6195. 1
6196. 0
6201. 0
6202. 0
6202. 1
6202. 2
6202. 3
6203. 0
6203. 1
6203. 2
6203. 3
6204. 0
6204. 1
6204. 2
6204. 3
6204. 4
6204. 5
pull
Entries 42
Mean −322.1
Std Dev 345.1
0.6
0.5
0.4
0.3
0.2
0.1
0
−0.1
pull1D
Entries 42
Mean −0.002912
Std Dev 0.1498
30
25
20
15
10
5
0
−8
−6
−4
−2
0
2
4
6
8

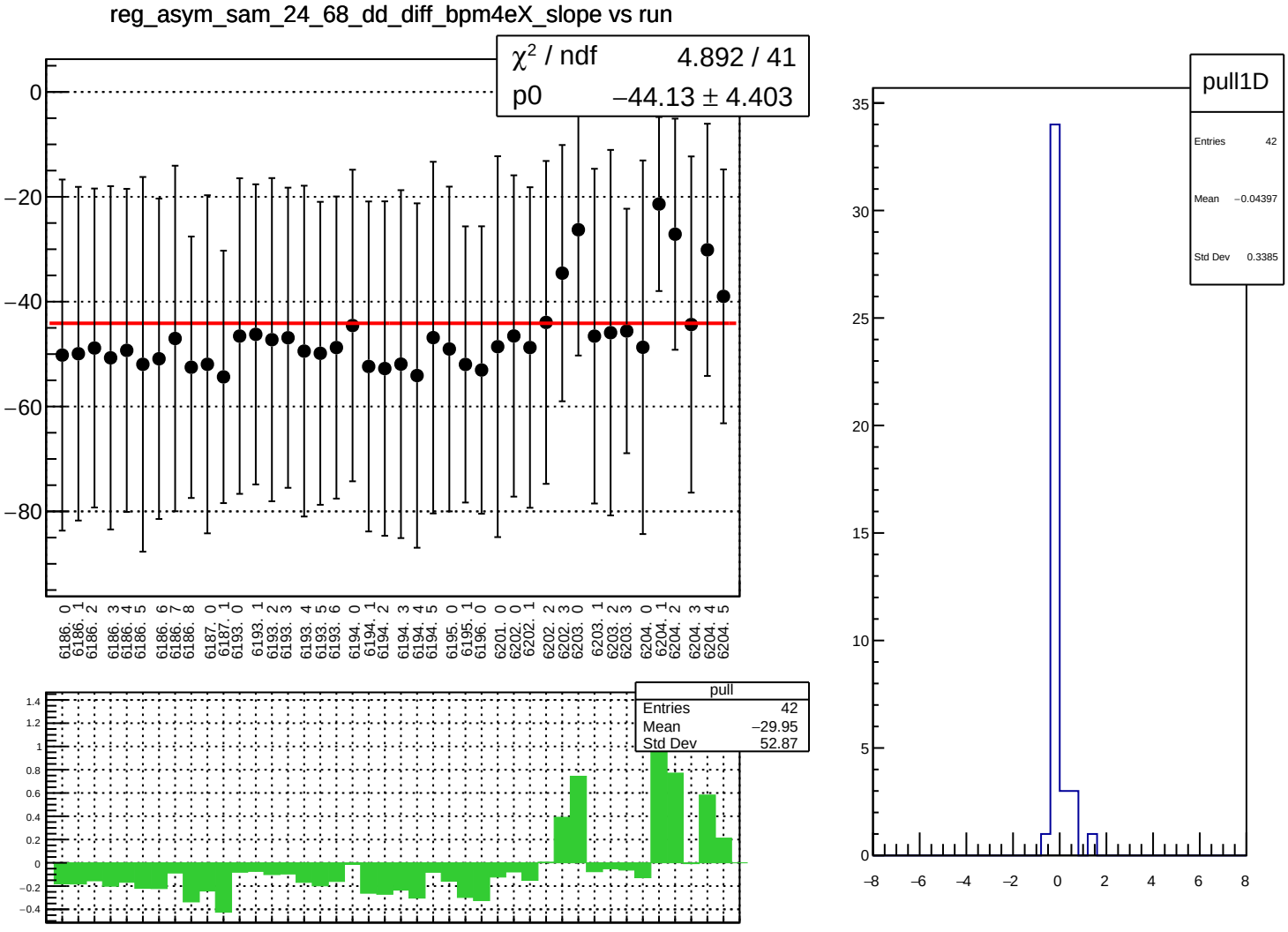
reg_asym_sam_24_68_dd_diff_bpm4eX_slope vs run
χ² / ndf 4.892 / 41
p0 −44.13 ± 4.403
0
−20
−40
−60
−80
6186. 0
6186. 1
6186. 2
6186. 3
6186. 4
6186. 5
6186. 6
6186. 7
6186. 8
6187. 0
6187. 1
6193. 0
6193. 1
6193. 2
6193. 3
6193. 4
6193. 5
6193. 6
6194. 0
6194. 1
6194. 2
6194. 3
6194. 4
6194. 5
6195. 0
6195. 1
6196. 0
6201. 0
6202. 0
6202. 1
6202. 2
6202. 3
6203. 0
6203. 1
6203. 2
6203. 3
6204. 0
6204. 1
6204. 2
6204. 3
6204. 4
6204. 5
pull
Entries 42
Mean −29.95
Std Dev 52.87
1.4
1.2
1
0.8
0.6
0.4
0.2
0
−0.2
−0.4
pull1D
Entries 42
Mean −0.04397
Std Dev 0.3385
35
30
25
20
15
10
5
0
−8
−6
−4
−2
0
2
4
6
8

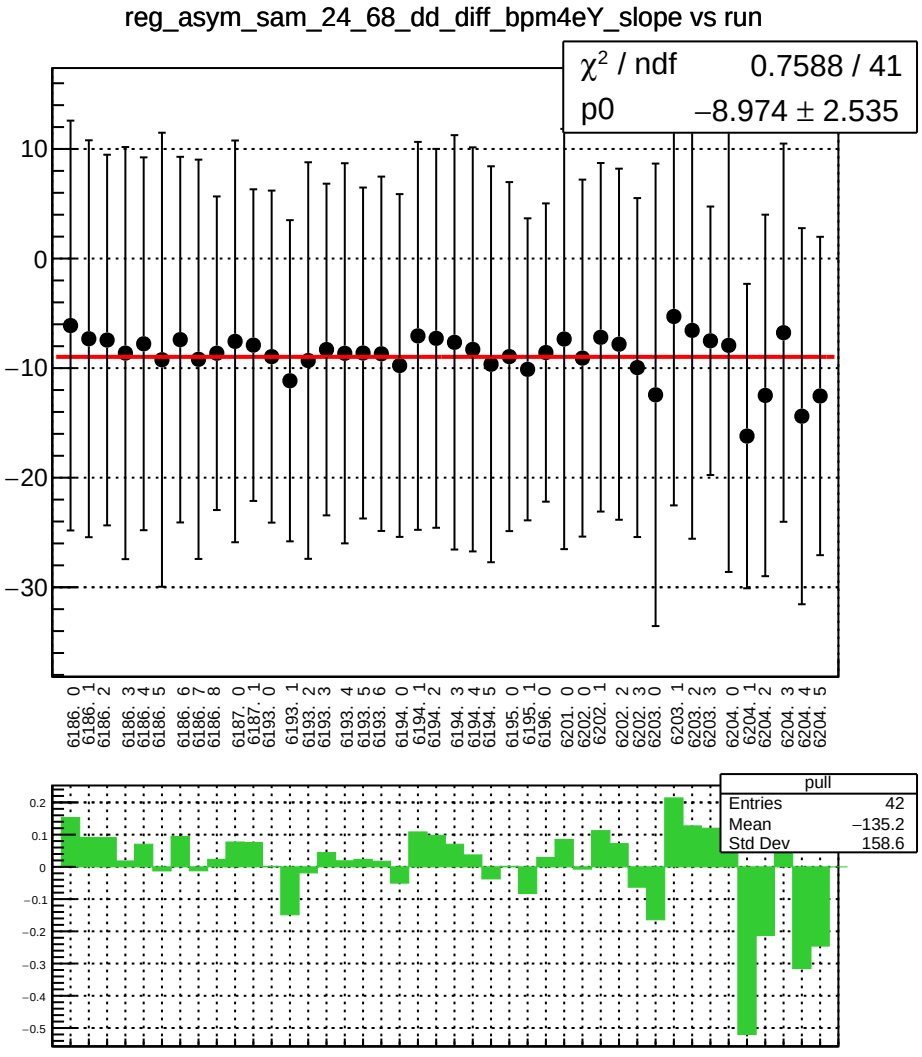
reg_asym_sam_24_68_dd_diff_bpm4eY_slope vs run
χ² / ndf 0.7588 / 41
p0 −8.974 ± 2.535
10
0
−10
−20
−30
6186. 0
6186. 1
6186. 2
6186. 3
6186. 4
6186. 5
6186. 6
6186. 7
6186. 8
6187. 0
6187. 1
6193. 0
6193. 1
6193. 2
6193. 3
6193. 4
6193. 5
6193. 6
6194. 0
6194. 1
6194. 2
6194. 3
6194. 4
6194. 5
6195. 0
6195. 1
6196. 0
6201. 0
6202. 0
6202. 1
6202. 2
6202. 3
6203. 0
6203. 1
6203. 2
6203. 3
6204. 0
6204. 1
6204. 2
6204. 3
6204. 4
6204. 5
pull
Entries 42
Mean −135.2
Std Dev 158.6
0.2
0.1
0
−0.1
−0.2
−0.3
−0.4
−0.5

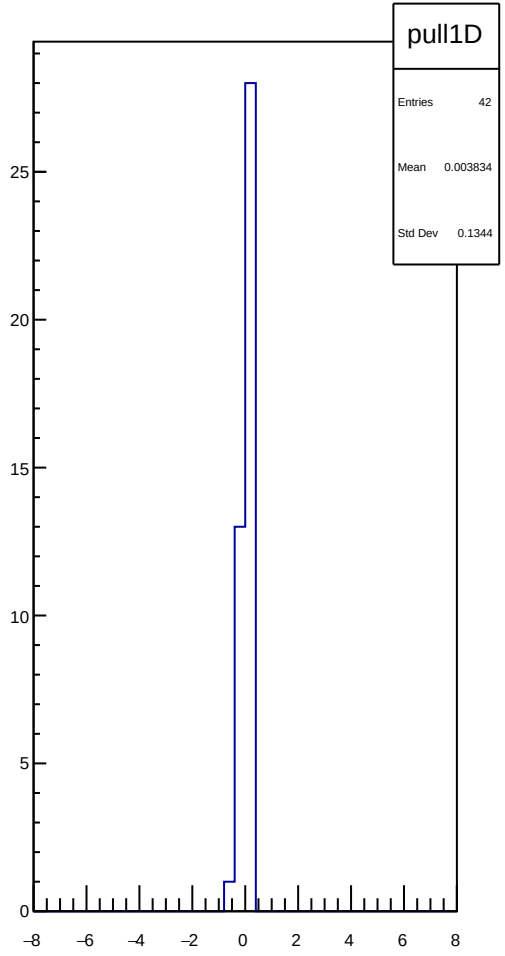
pull1D
Entries 42
Mean 0.003834
Std Dev 0.1344
25
20
15
10
5
0
−8
−6
−4
−2
0
2
4
6
8

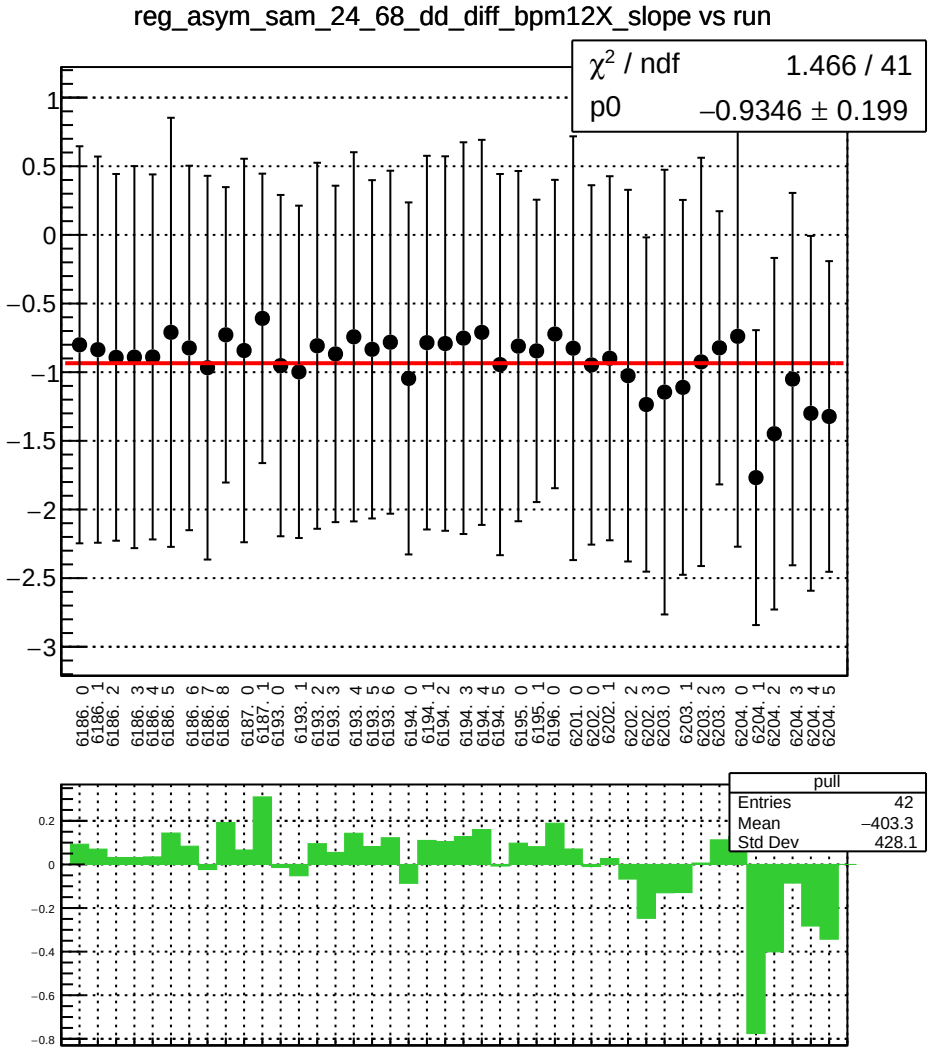
reg_asym_sam_24_68_dd_diff_bpm12X_slope vs run
χ² / ndf 1.466 / 41
p0 −0.9346 ± 0.199
pull
Entries 42
Mean −403.3
Std Dev 428.1

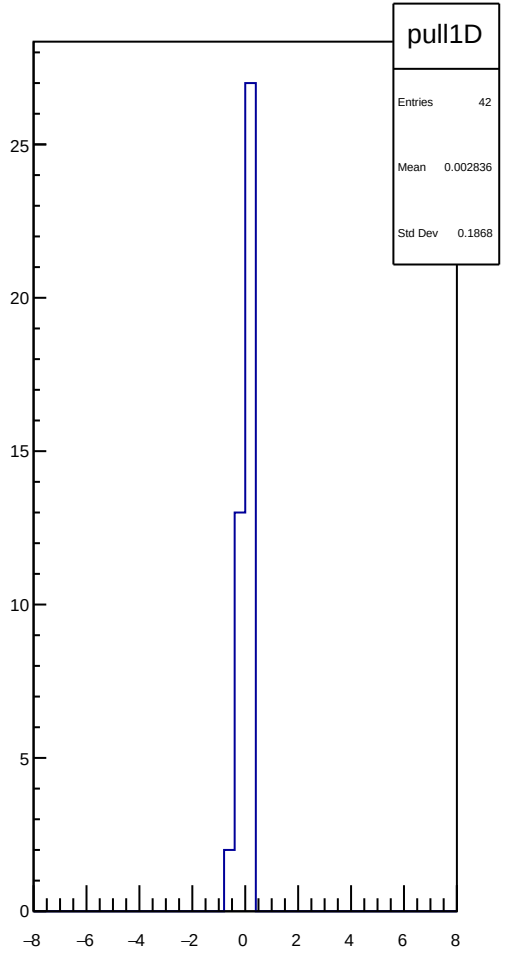
pull1D
Entries 42
Mean 0.002836
Std Dev 0.1868

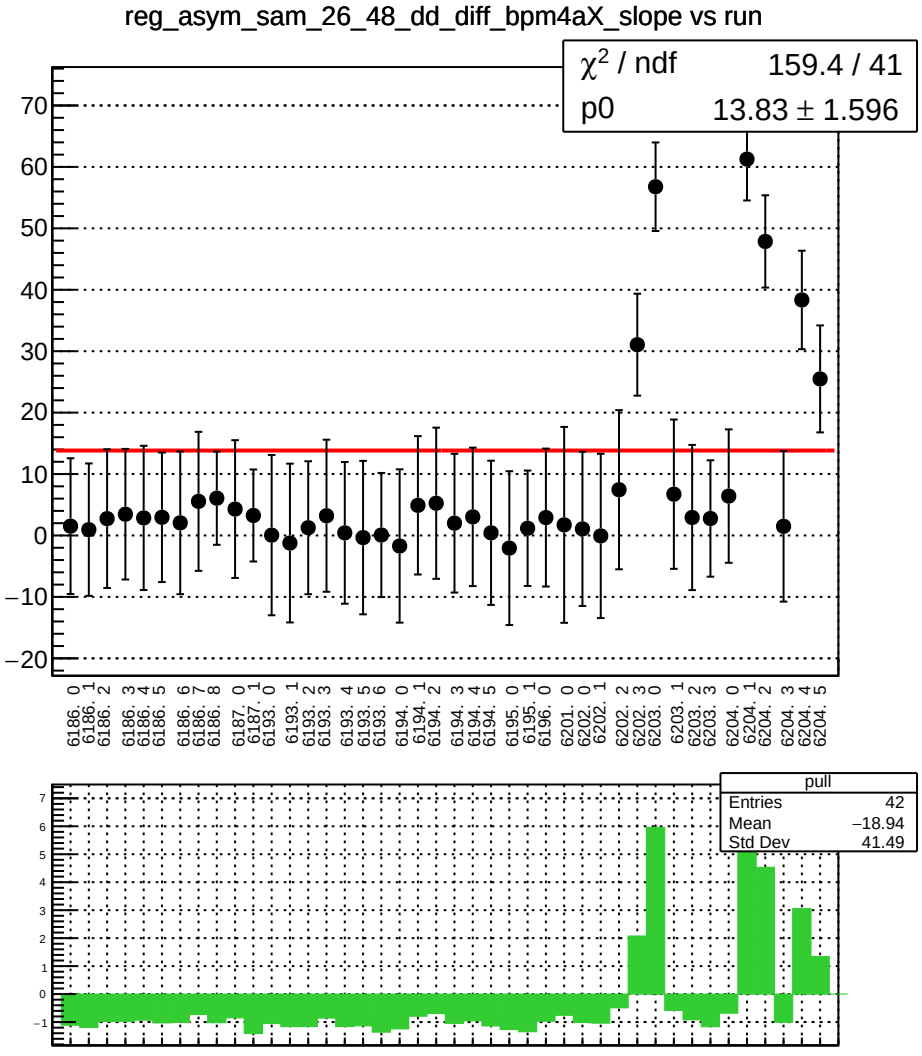
reg_asym_sam_26_48_dd_diff_bpm4aX_slope vs run
χ² / ndf 159.4 / 41
p0 13.83 ± 1.596
pull
Entries 42
Mean −18.94
Std Dev 41.49

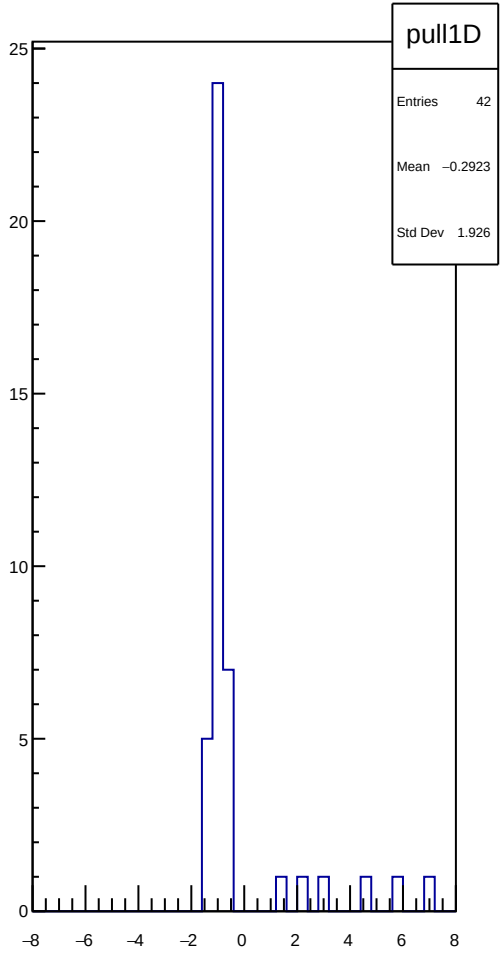
pull1D
Entries 42
Mean −0.2923
Std Dev 1.926

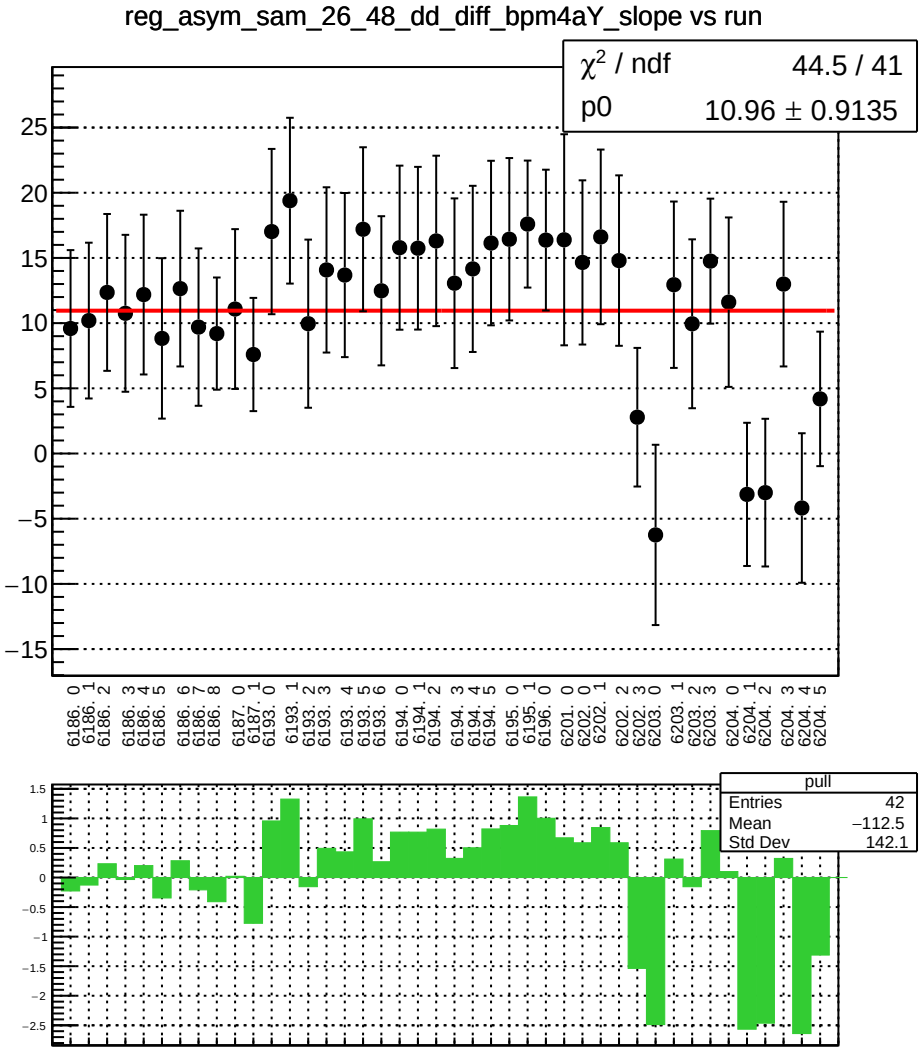
reg_asym_sam_26_48_dd_diff_bpm4aY_slope vs run
χ² / ndf 44.5 / 41
p0 10.96 ± 0.9135
pull
Entries 42
Mean −112.5
Std Dev 142.1

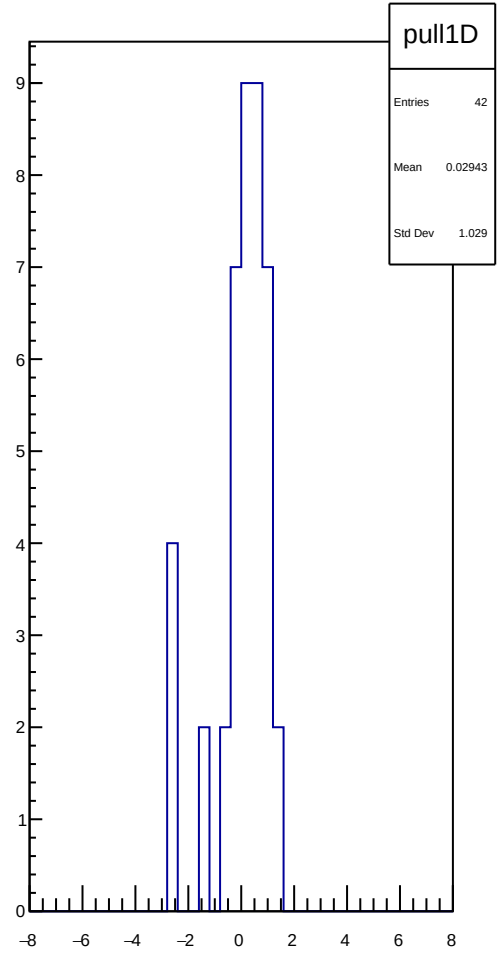
pull1D
Entries 42
Mean 0.02943
Std Dev 1.029

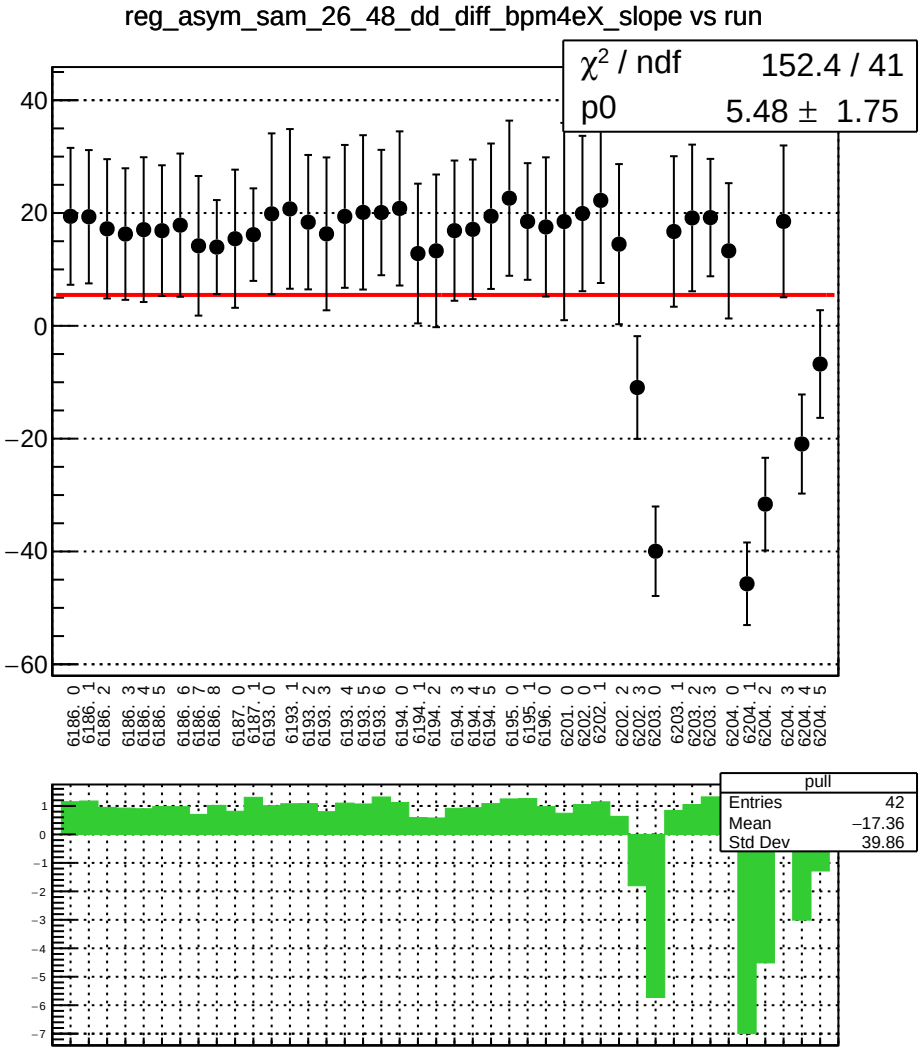
reg_asym_sam_26_48_dd_diff_bpm4eX_slope vs run
χ² / ndf 152.4 / 41
p0 5.48 ± 1.75
pull
Entries 42
Mean −17.36
Std Dev 39.86

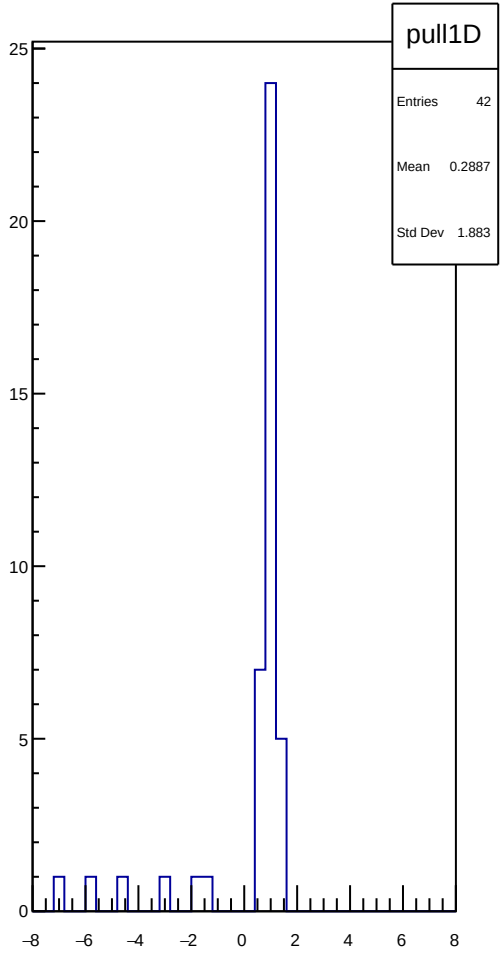
pull1D
Entries 42
Mean 0.2887
Std Dev 1.883

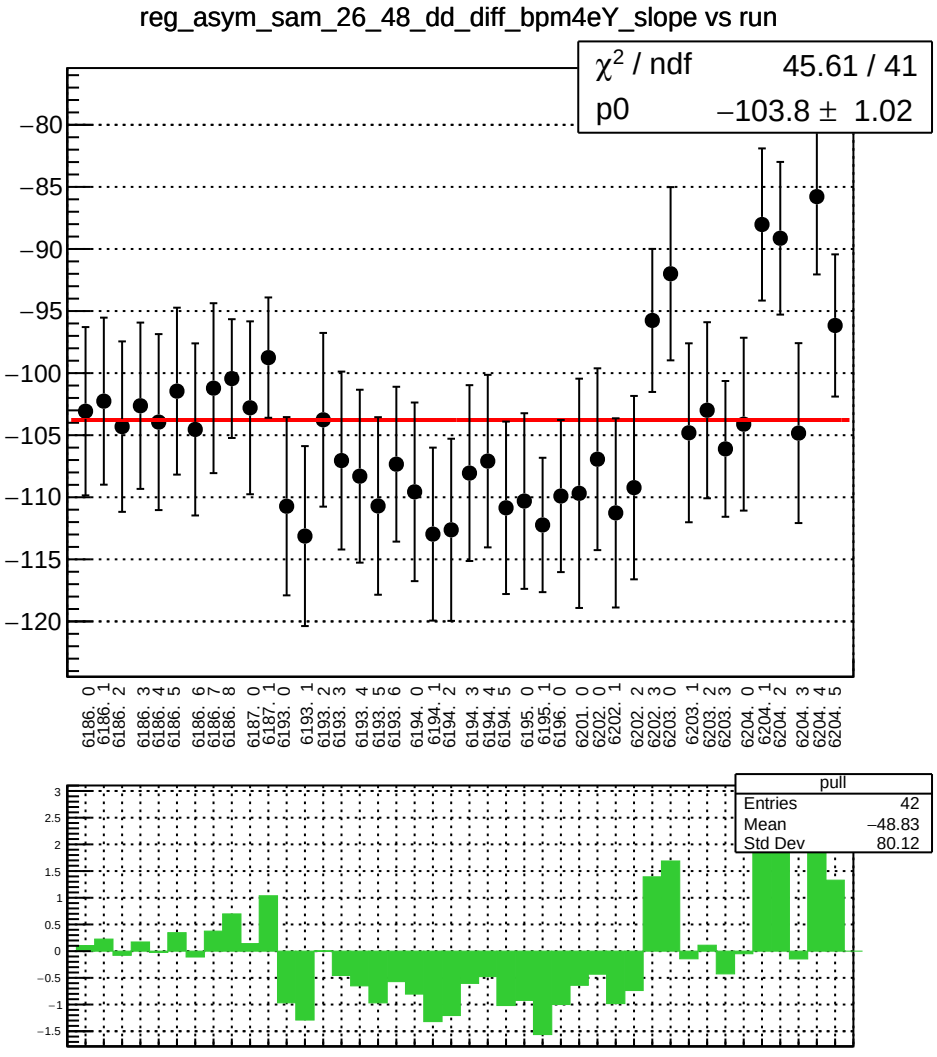
reg_asym_sam_26_48_dd_diff_bpm4eY_slope vs run
χ² / ndf 45.61 / 41
p0 −103.8 ± 1.02
pull
Entries 42
Mean −48.83
Std Dev 80.12

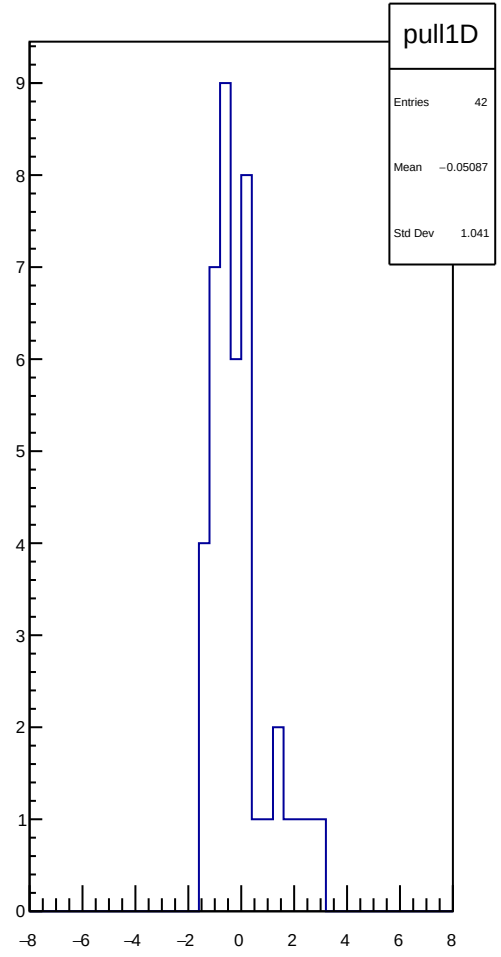
pull1D
Entries 42
Mean −0.05087
Std Dev 1.041

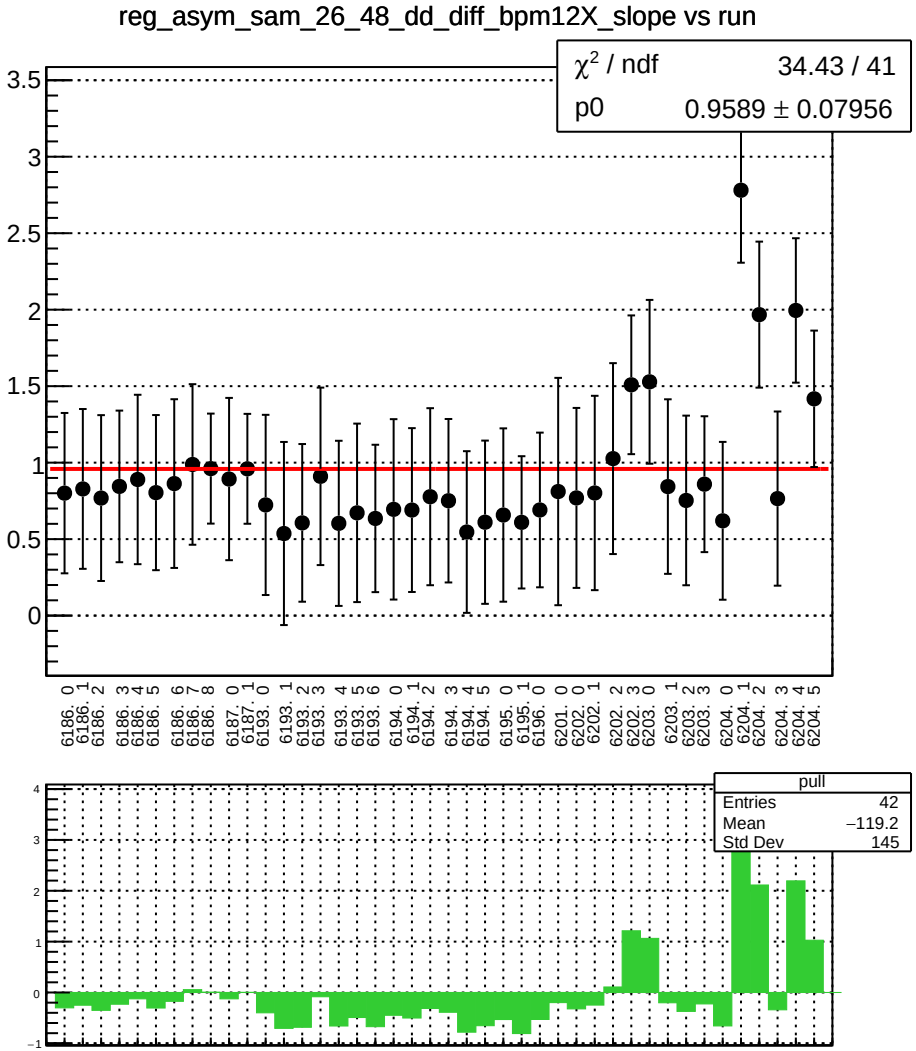
reg_asym_sam_26_48_dd_diff_bpm12X_slope vs run
χ² / ndf 34.43 / 41
p0 0.9589 ± 0.07956
pull
Entries 42
Mean −119.2
Std Dev 145

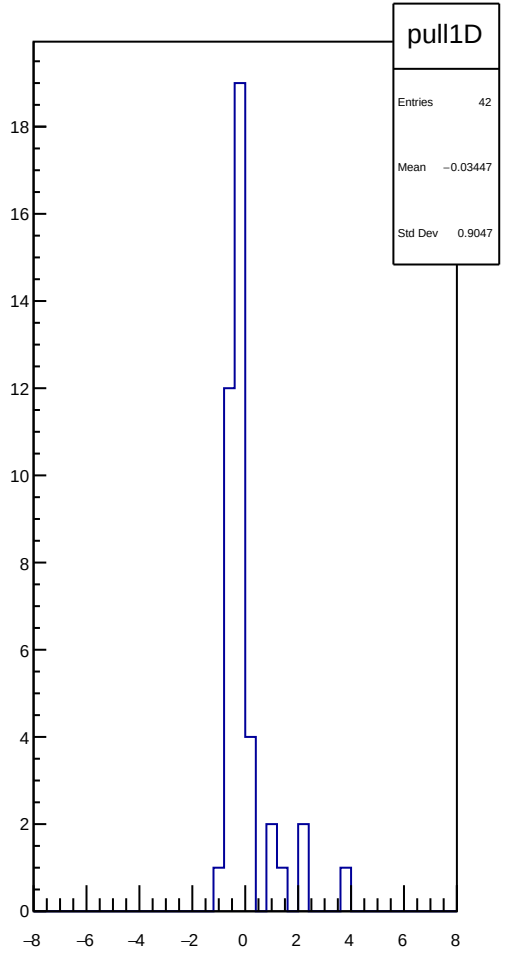
pull1D
Entries 42
Mean −0.03447
Std Dev 0.9047

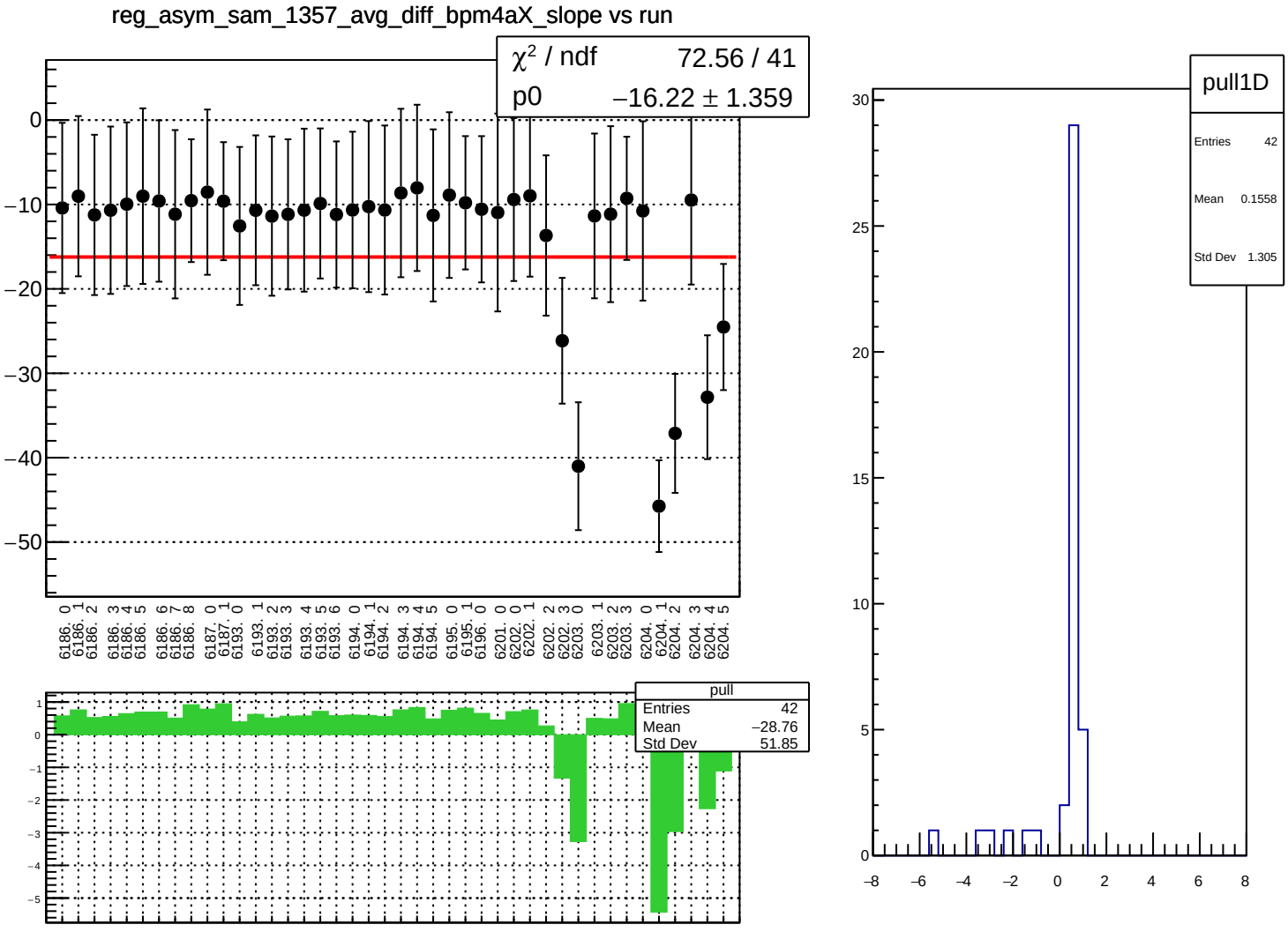
reg_asym_sam_1357_avg_diff_bpm4aX_slope vs run
χ² / ndf 72.56 / 41
p0 −16.22 ± 1.359
0
−10
−20
−30
−40
−50
6186. 0
6186. 1
6186. 2
6186. 3
6186. 4
6186. 5
6186. 6
6186. 7
6186. 8
6187. 0
6187. 1
6193. 0
6193. 1
6193. 2
6193. 3
6193. 4
6193. 5
6193. 6
6194. 0
6194. 1
6194. 2
6194. 3
6194. 4
6194. 5
6195. 0
6195. 1
6196. 0
6201. 0
6202. 0
6202. 1
6202. 2
6202. 3
6203. 0
6203. 1
6203. 2
6203. 3
6204. 0
6204. 1
6204. 2
6204. 3
6204. 4
6204. 5
pull
Entries 42
Mean −28.76
Std Dev 51.85
1
0
−1
−2
−3
−4
−5
pull1D
Entries 42
Mean 0.1558
Std Dev 1.305
30
25
20
15
10
5
0
−8
−6
−4
−2
0
2
4
6
8

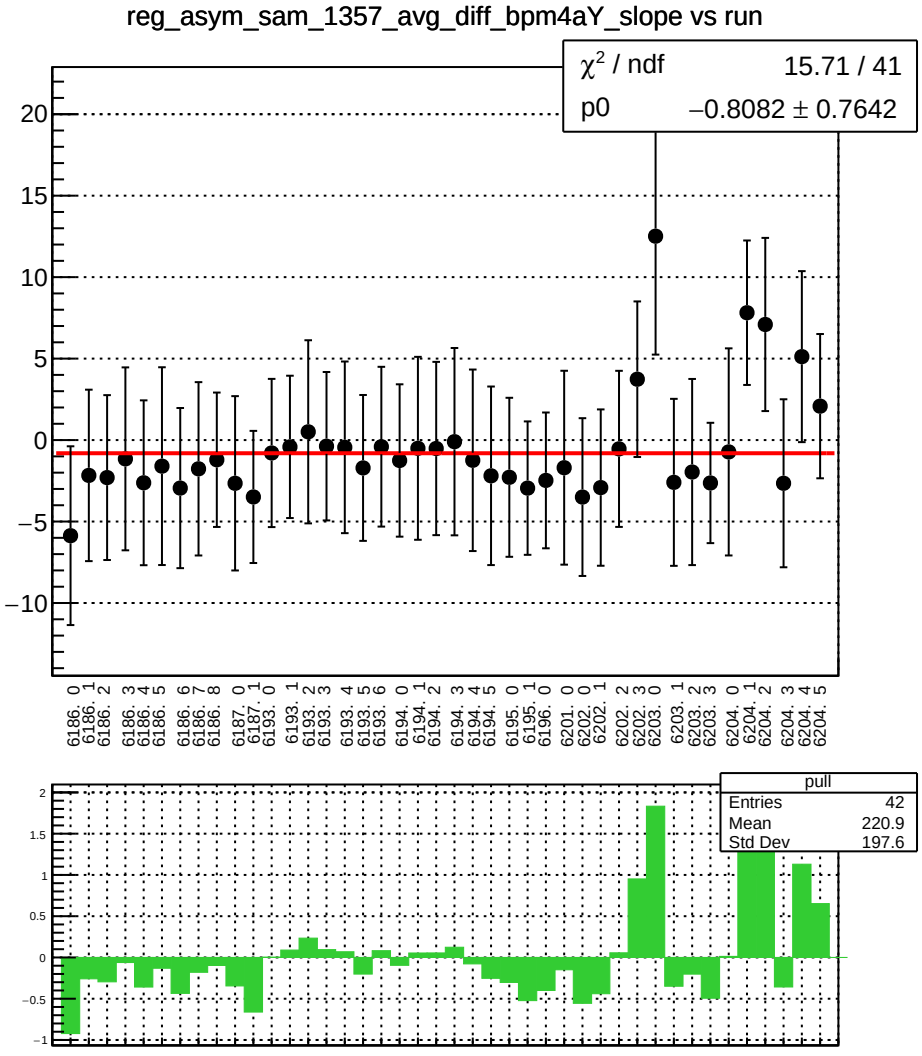
reg_asym_sam_1357_avg_diff_bpm4aY_slope vs run
χ² / ndf 15.71 / 41
p0 −0.8082 ± 0.7642
pull
Entries 42
Mean 220.9
Std Dev 197.6

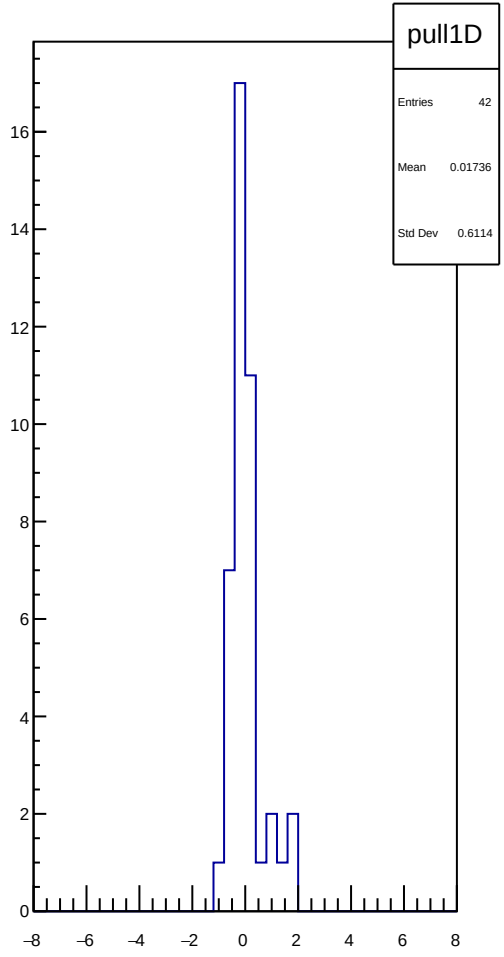
pull1D
Entries 42
Mean 0.01736
Std Dev 0.6114

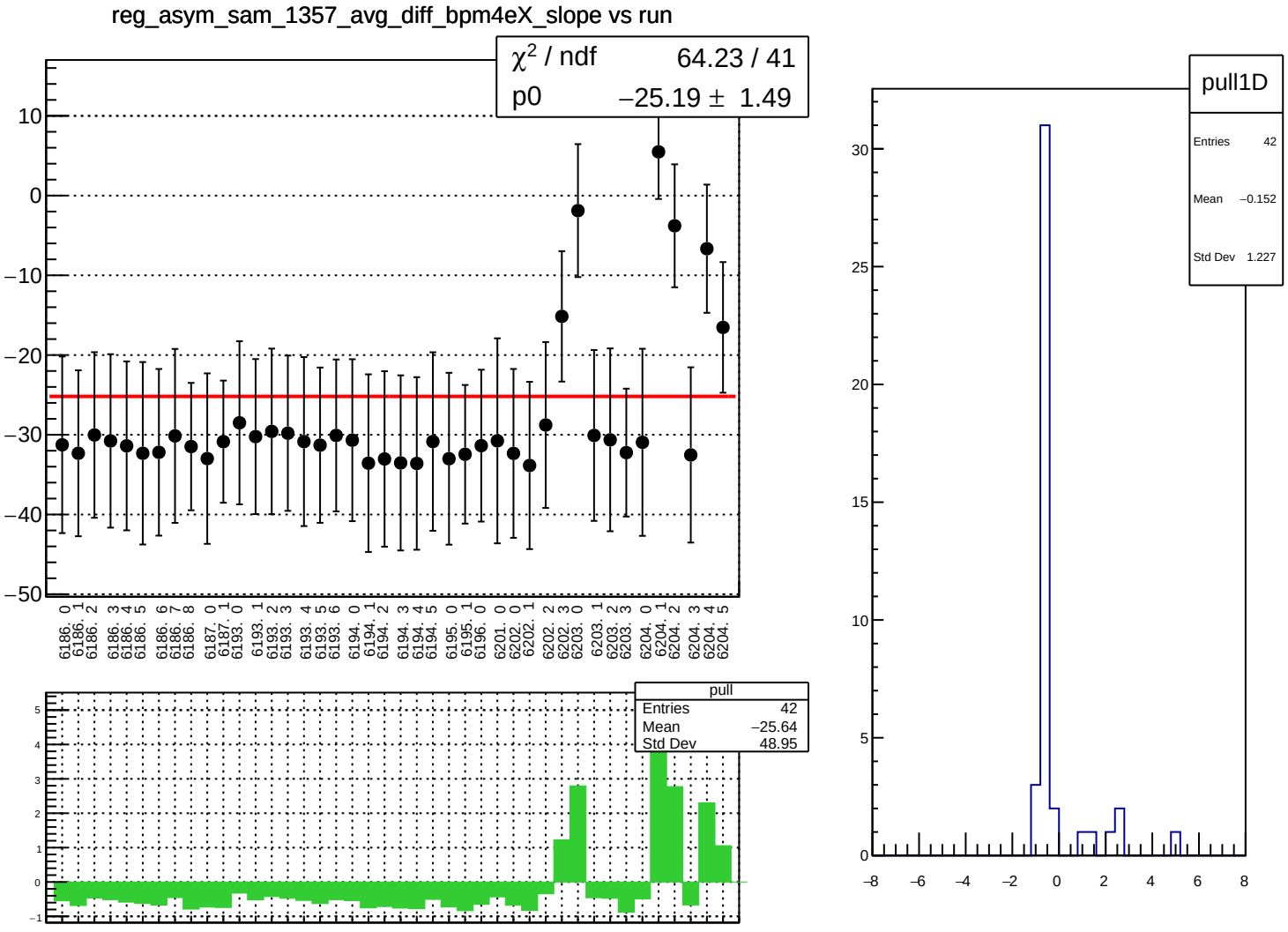
reg_asym_sam_1357_avg_diff_bpm4eX_slope vs run
χ² / ndf 64.23 / 41
p0 −25.19 ± 1.49
10
0
−10
−20
−30
−40
−50
6186. 0
6186. 1
6186. 2
6186. 3
6186. 4
6186. 5
6186. 6
6186. 7
6186. 8
6187. 0
6187. 1
6193. 0
6193. 1
6193. 2
6193. 3
6193. 4
6193. 5
6193. 6
6194. 0
6194. 1
6194. 2
6194. 3
6194. 4
6194. 5
6195. 0
6195. 1
6196. 0
6201. 0
6202. 0
6202. 1
6202. 2
6202. 3
6203. 0
6203. 1
6203. 2
6203. 3
6204. 0
6204. 1
6204. 2
6204. 3
6204. 4
6204. 5
pull
Entries 42
Mean −25.64
Std Dev 48.95
5
4
3
2
1
0
−1
pull1D
Entries 42
Mean −0.152
Std Dev 1.227
30
25
20
15
10
5
0
−8
−6
−4
−2
0
2
4
6
8

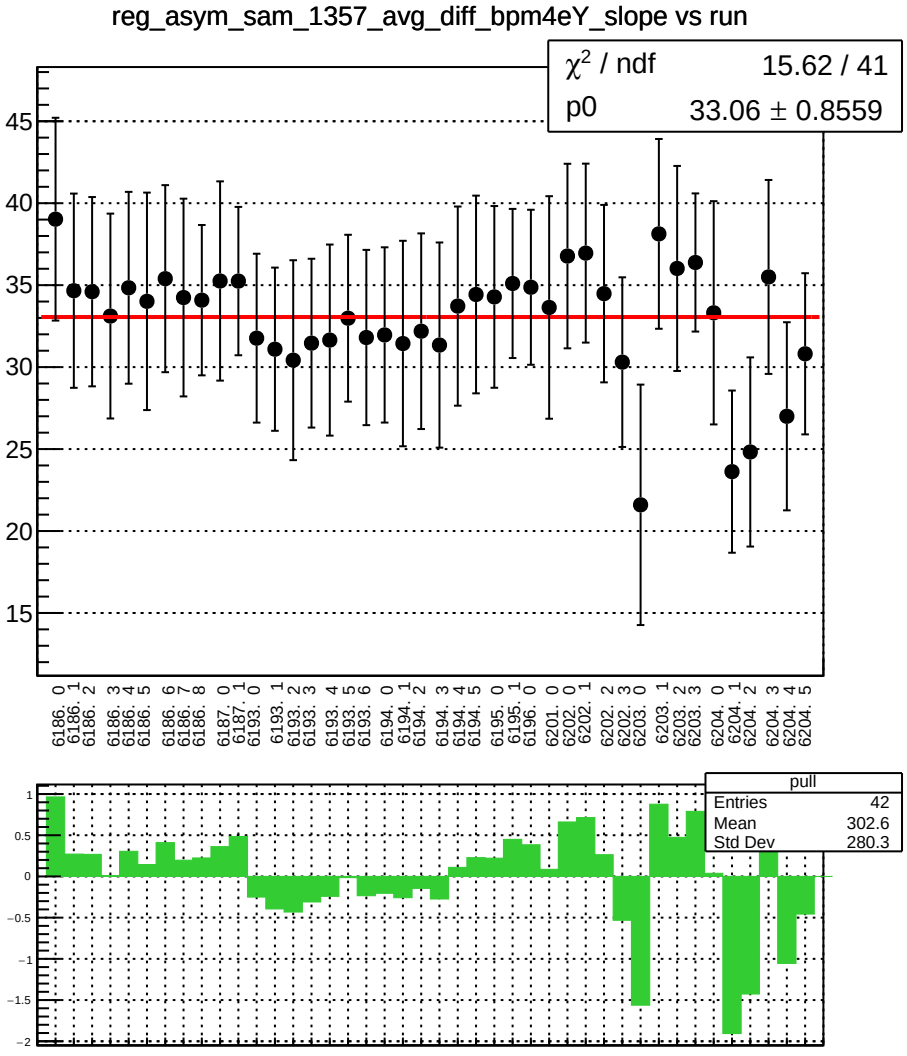
reg_asym_sam_1357_avg_diff_bpm4eY_slope vs run
χ² / ndf 15.62 / 41
p0 33.06 ± 0.8559
pull
Entries 42
Mean 302.6
Std Dev 280.3

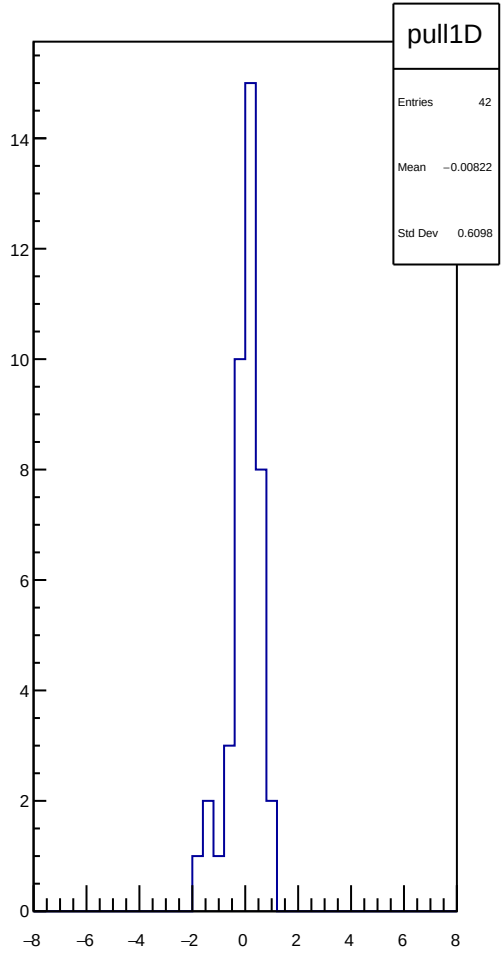
pull1D
Entries 42
Mean −0.00822
Std Dev 0.6098

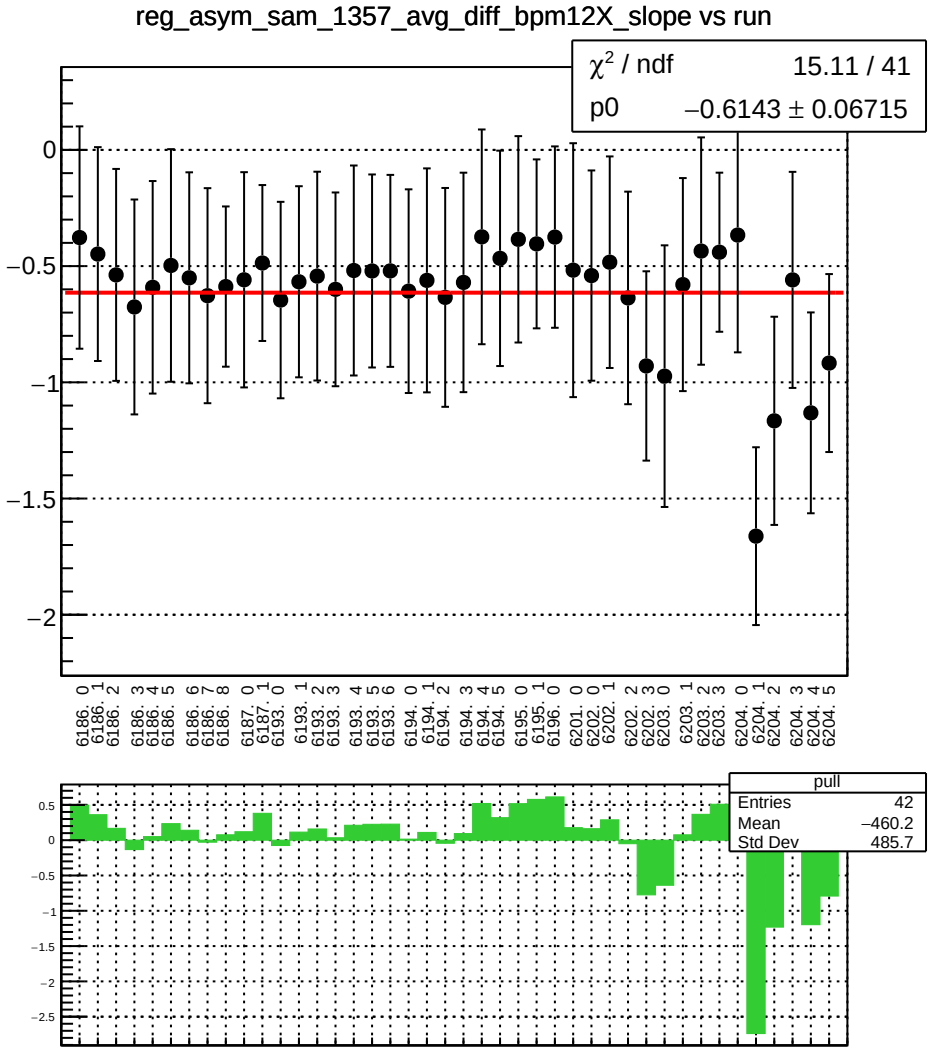
reg_asym_sam_1357_avg_diff_bpm12X_slope vs run
χ² / ndf 15.11 / 41
p0 −0.6143 ± 0.06715
0
−0.5
−1
−1.5
−2
6186. 0
6186. 1
6186. 2
6186. 3
6186. 4
6186. 5
6186. 6
6186. 7
6186. 8
6187. 0
6187. 1
6193. 0
6193. 1
6193. 2
6193. 3
6193. 4
6193. 5
6193. 6
6194. 0
6194. 1
6194. 2
6194. 3
6194. 4
6194. 5
6195. 0
6195. 1
6196. 0
6201. 0
6202. 0
6202. 1
6202. 2
6202. 3
6203. 0
6203. 1
6203. 2
6203. 3
6204. 0
6204. 1
6204. 2
6204. 3
6204. 4
6204. 5
pull
Entries 42
Mean −460.2
Std Dev 485.7
0.5
0
−0.5
−1
−1.5
−2
−2.5

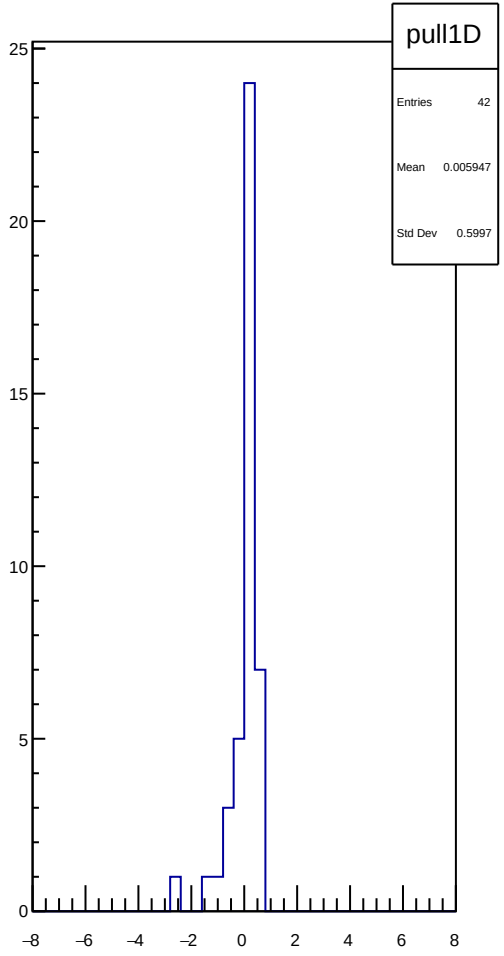
pull1D
Entries 42
Mean 0.005947
Std Dev 0.5997
25
20
15
10
5
0
−8
−6
−4
−2
0
2
4
6
8

reg_asym_sam_2468_avg_diff_bpm4aX_slope vs run

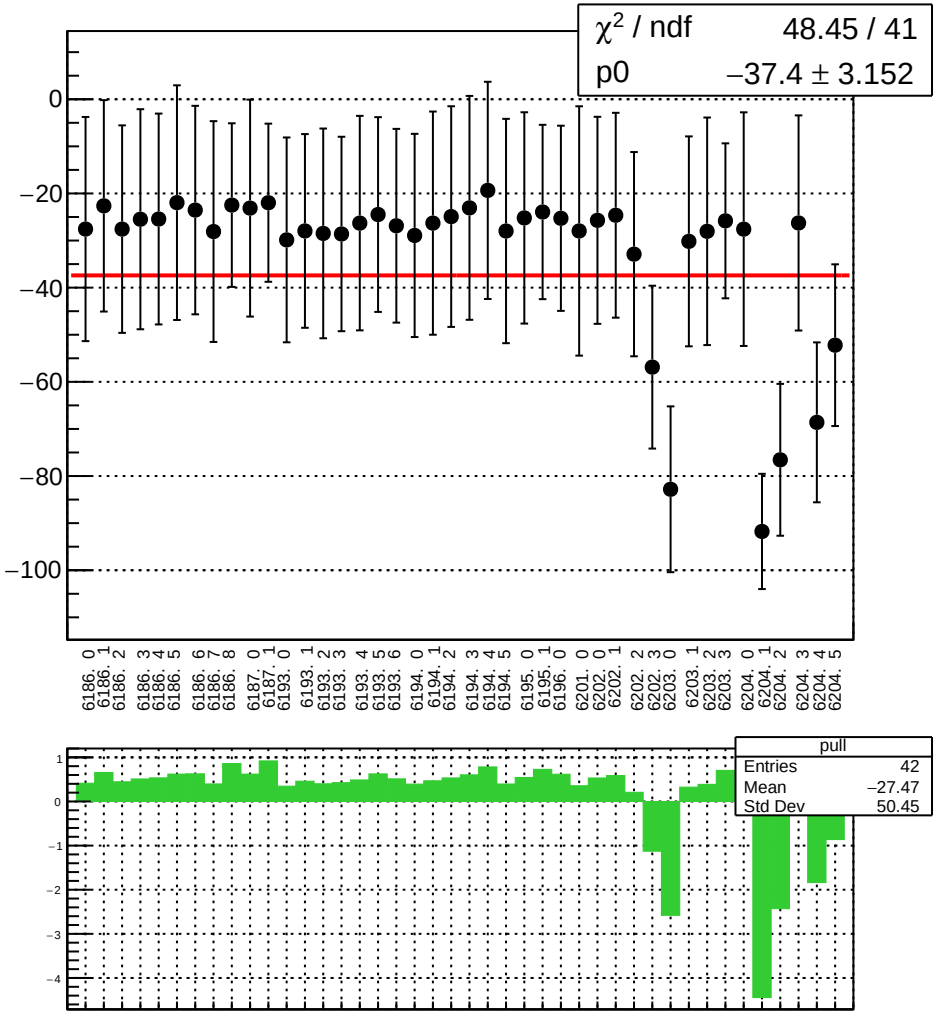

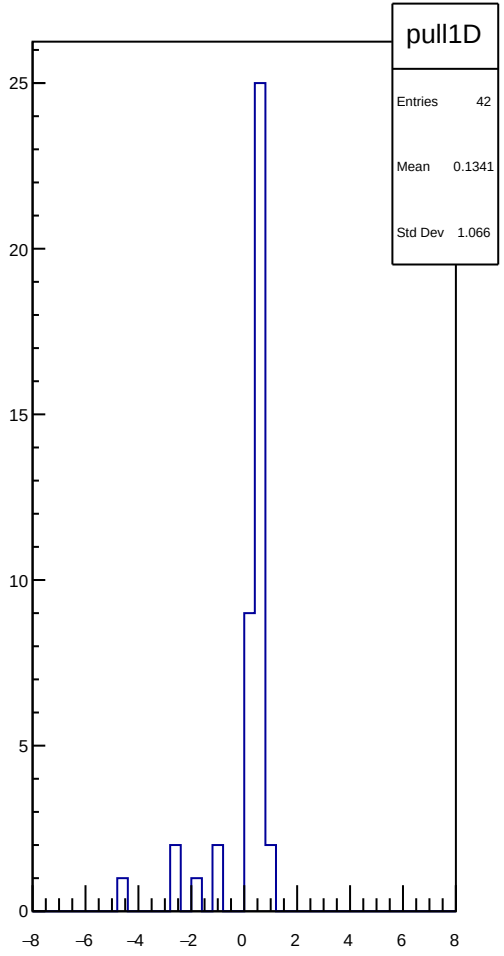

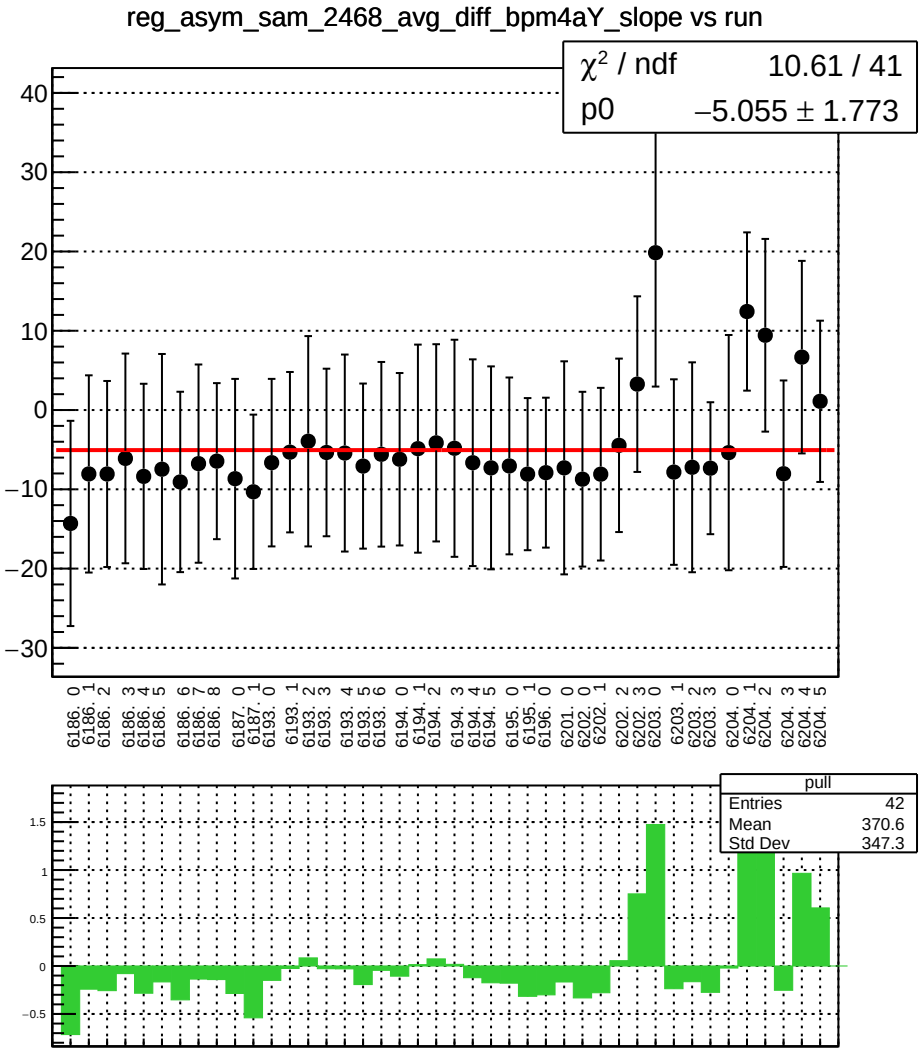
reg_asym_sam_2468_avg_diff_bpm4aY_slope vs run
χ² / ndf 10.61 / 41
p0 −5.055 ± 1.773
pull
Entries 42
Mean 370.6
Std Dev 347.3


pull1D
Entries 42
Mean 0.009193
Std Dev 0.5025

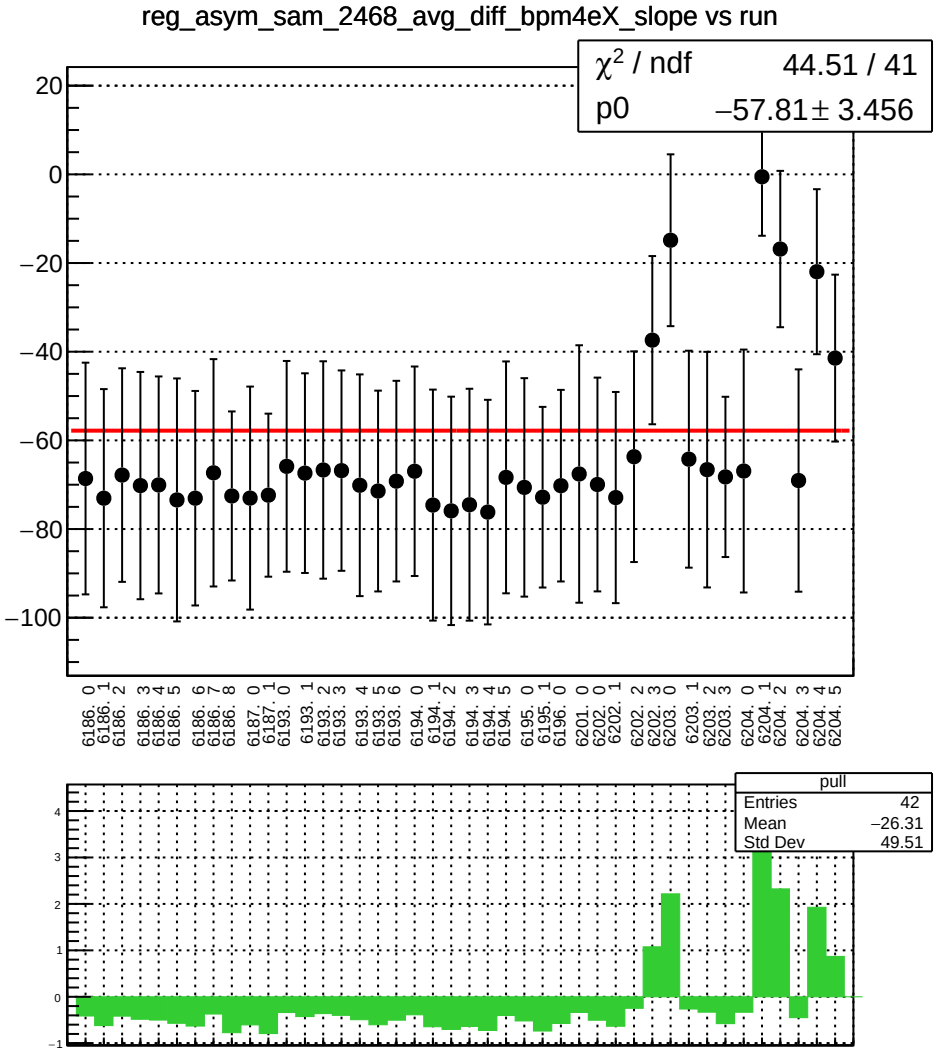
reg_asym_sam_2468_avg_diff_bpm4eX_slope vs run
χ² / ndf 44.51 / 41
p0 −57.81 ± 3.456
20
0
−20
−40
−60
−80
−100
6186. 0
6186. 1
6186. 2
6186. 3
6186. 4
6186. 5
6186. 6
6186. 7
6186. 8
6187. 0
6187. 1
6193. 0
6193. 1
6193. 2
6193. 3
6193. 4
6193. 5
6193. 6
6194. 0
6194. 1
6194. 2
6194. 3
6194. 4
6194. 5
6195. 0
6195. 1
6196. 0
6201. 0
6202. 0
6202. 1
6202. 2
6202. 3
6203. 0
6203. 1
6203. 2
6203. 3
6204. 0
6204. 1
6204. 2
6204. 3
6204. 4
6204. 5
pull
Entries 42
Mean −26.31
Std Dev 49.51
4
3
2
1
0
−1

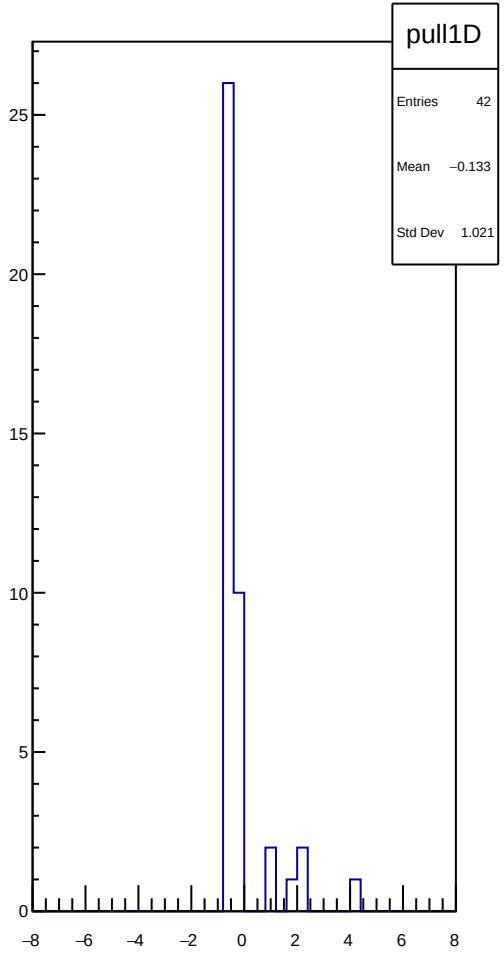
pull1D
Entries 42
Mean −0.133
Std Dev 1.021
25
20
15
10
5
0
−8
−6
−4
−2
0
2
4
6
8

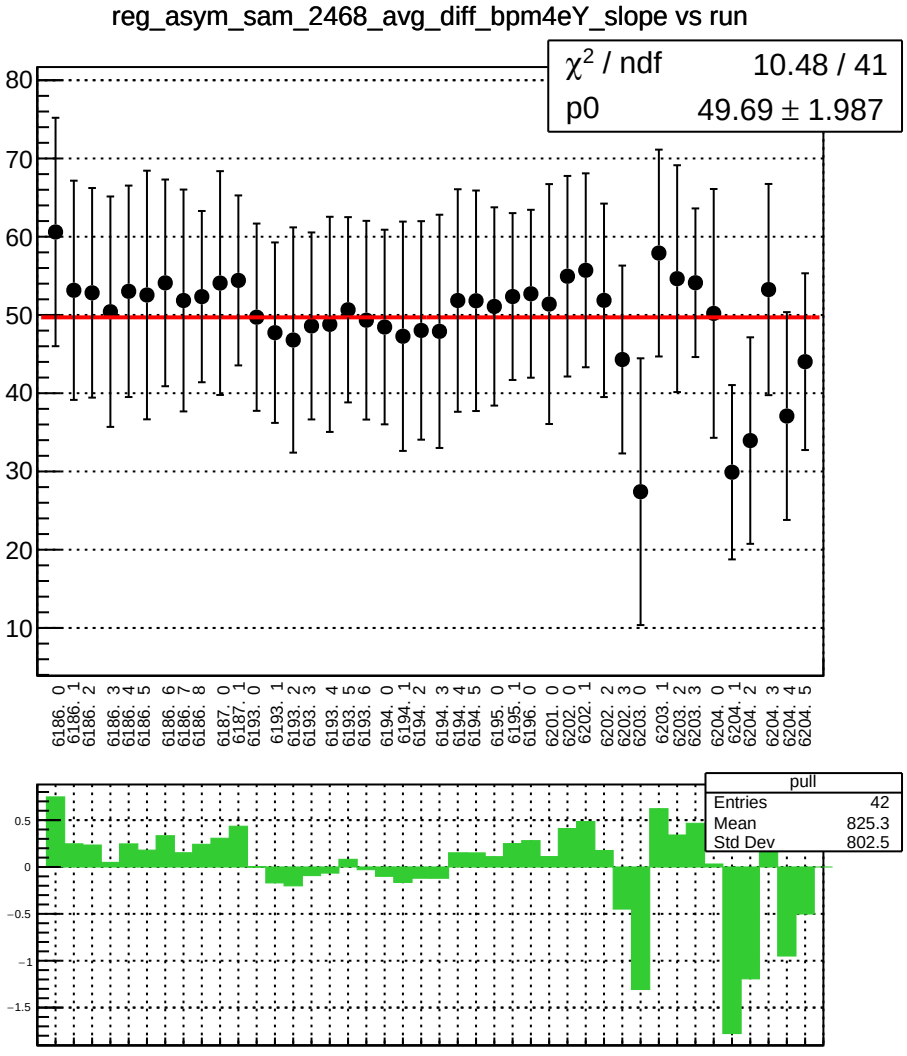
reg_asym_sam_2468_avg_diff_bpm4eY_slope vs run
χ² / ndf 10.48 / 41
p0 49.69 ± 1.987
pull
Entries 42
Mean 825.3
Std Dev 802.5

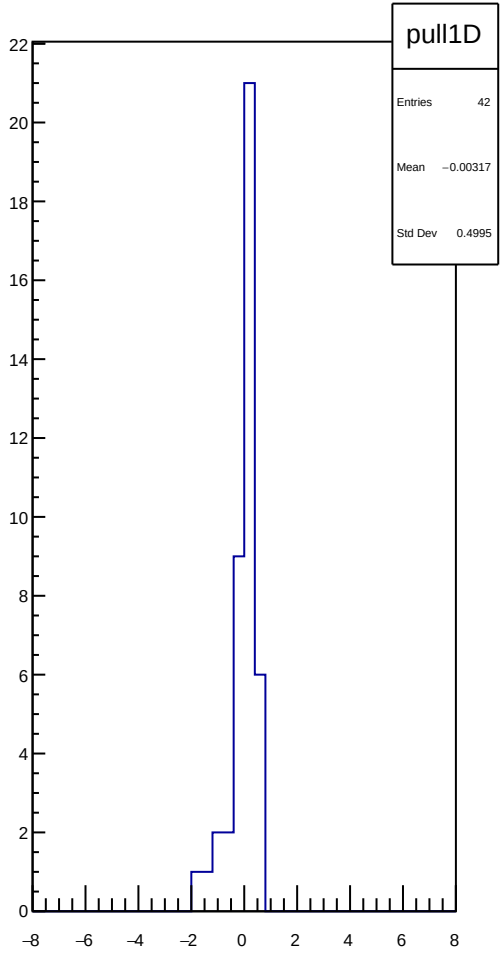
pull1D
Entries 42
Mean −0.00317
Std Dev 0.4995

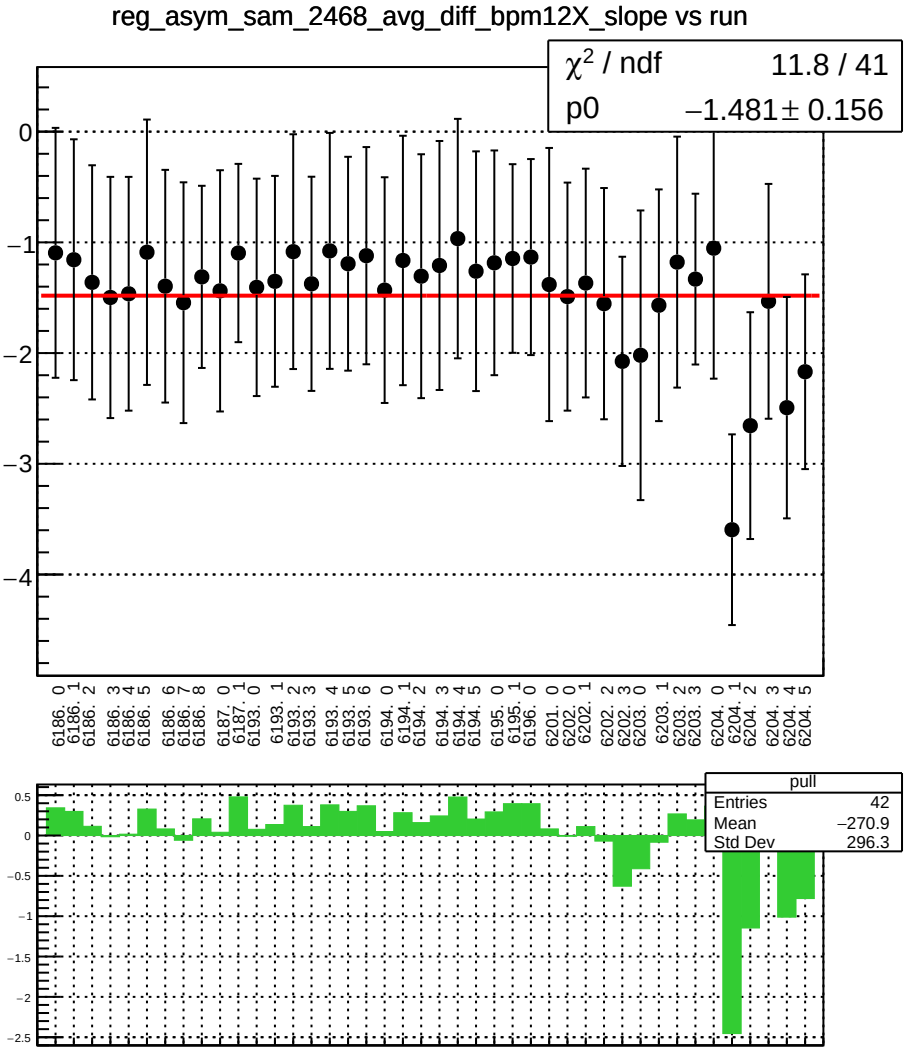
reg_asym_sam_2468_avg_diff_bpm12X_slope vs run
χ^2 / ndf 11.8 / 41
p0 −1.481 ± 0.156
0
−1
−2
−3
−4
6186. 0
6186. 1
6186. 2
6186. 3
6186. 4
6186. 5
6186. 6
6186. 7
6186. 8
6187. 0
6187. 1
6193. 0
6193. 1
6193. 2
6193. 3
6193. 4
6193. 5
6193. 6
6194. 0
6194. 1
6194. 2
6194. 3
6194. 4
6194. 5
6195. 0
6195. 1
6196. 0
6201. 0
6202. 0
6202. 1
6202. 2
6202. 3
6203. 0
6203. 1
6203. 2
6203. 3
6204. 0
6204. 1
6204. 2
6204. 3
6204. 4
6204. 5
pull
Entries 42
Mean −270.9
Std Dev 296.3
0.5
0
−0.5
−1
−1.5
−2
−2.5

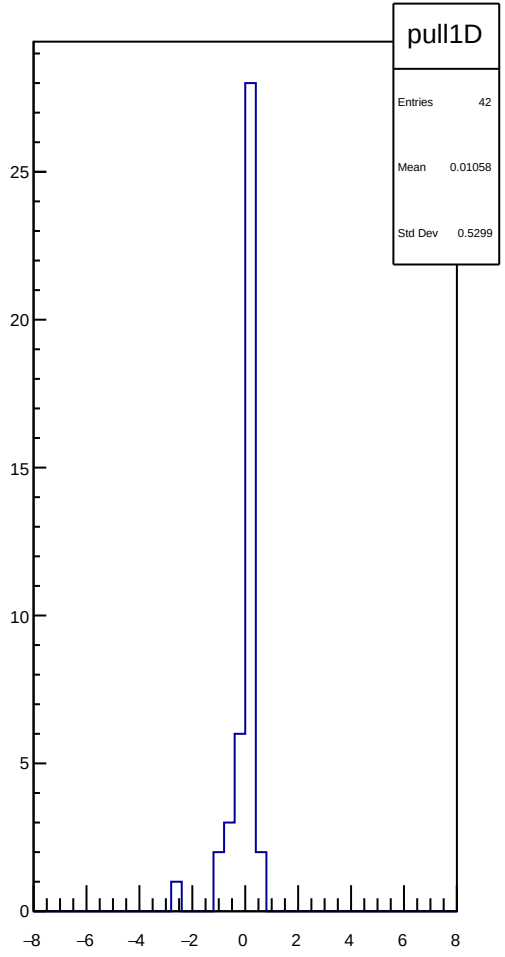
pull1D
Entries 42
Mean 0.01058
Std Dev 0.5299
25
20
15
10
5
0
−8
−6
−4
−2
0
2
4
6
8

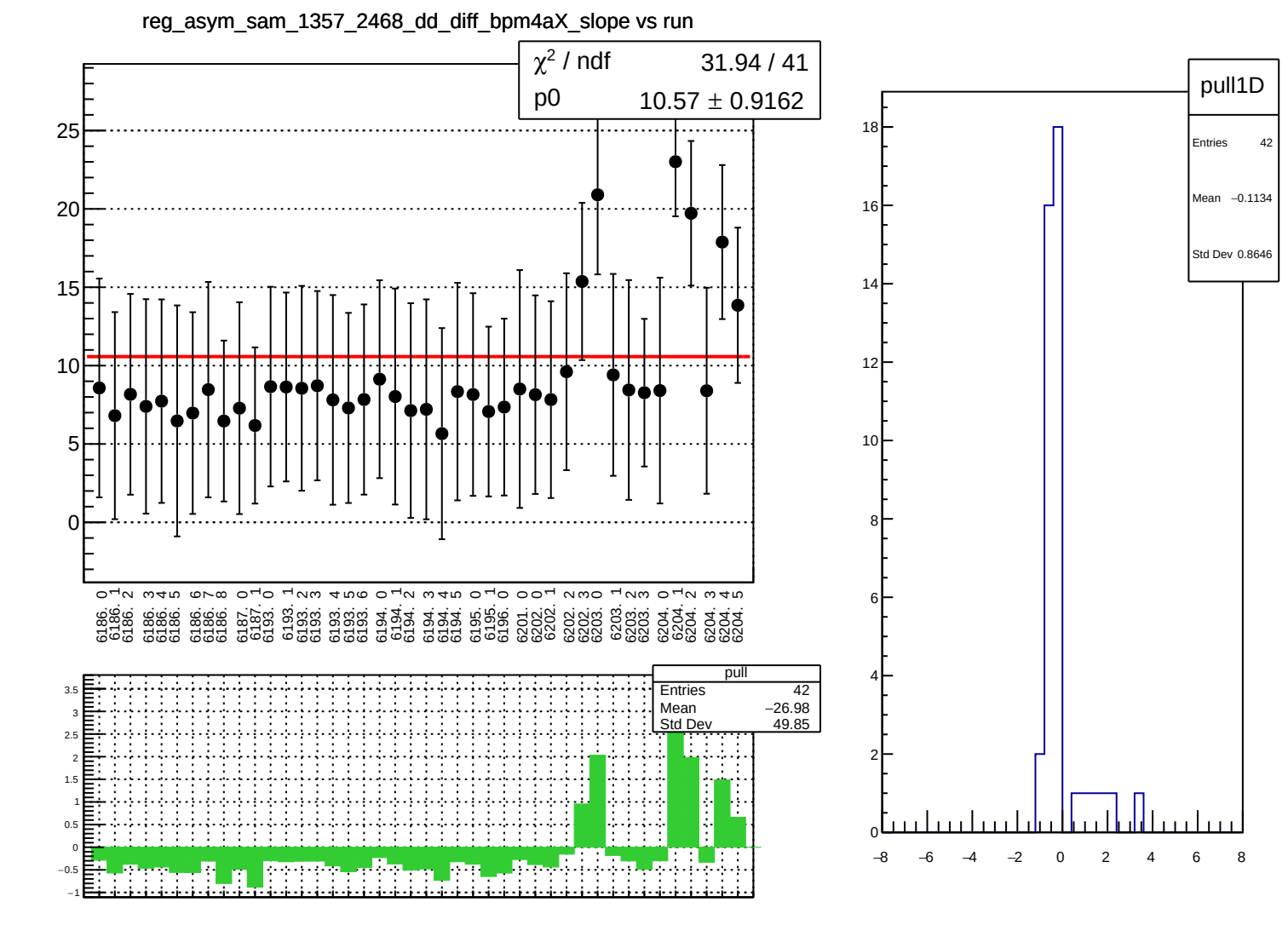
reg_asym_sam_1357_2468_dd_diff_bpm4aX_slope vs run
χ² / ndf 31.94 / 41
p0 10.57 ± 0.9162
6186. 0
6186. 1
6186. 2
6186. 3
6186. 4
6186. 5
6186. 6
6186. 7
6186. 8
6187. 0
6187. 1
6193. 0
6193. 1
6193. 2
6193. 3
6193. 4
6193. 5
6193. 6
6194. 0
6194. 1
6194. 2
6194. 3
6194. 4
6194. 5
6195. 0
6195. 1
6196. 0
6201. 0
6202. 0
6202. 1
6202. 2
6202. 3
6203. 0
6203. 1
6203. 2
6203. 3
6204. 0
6204. 1
6204. 2
6204. 3
6204. 4
6204. 5
pull
Entries 42
Mean −26.98
Std Dev 49.85
pull1D
Entries 42
Mean −0.1134
Std Dev 0.8646

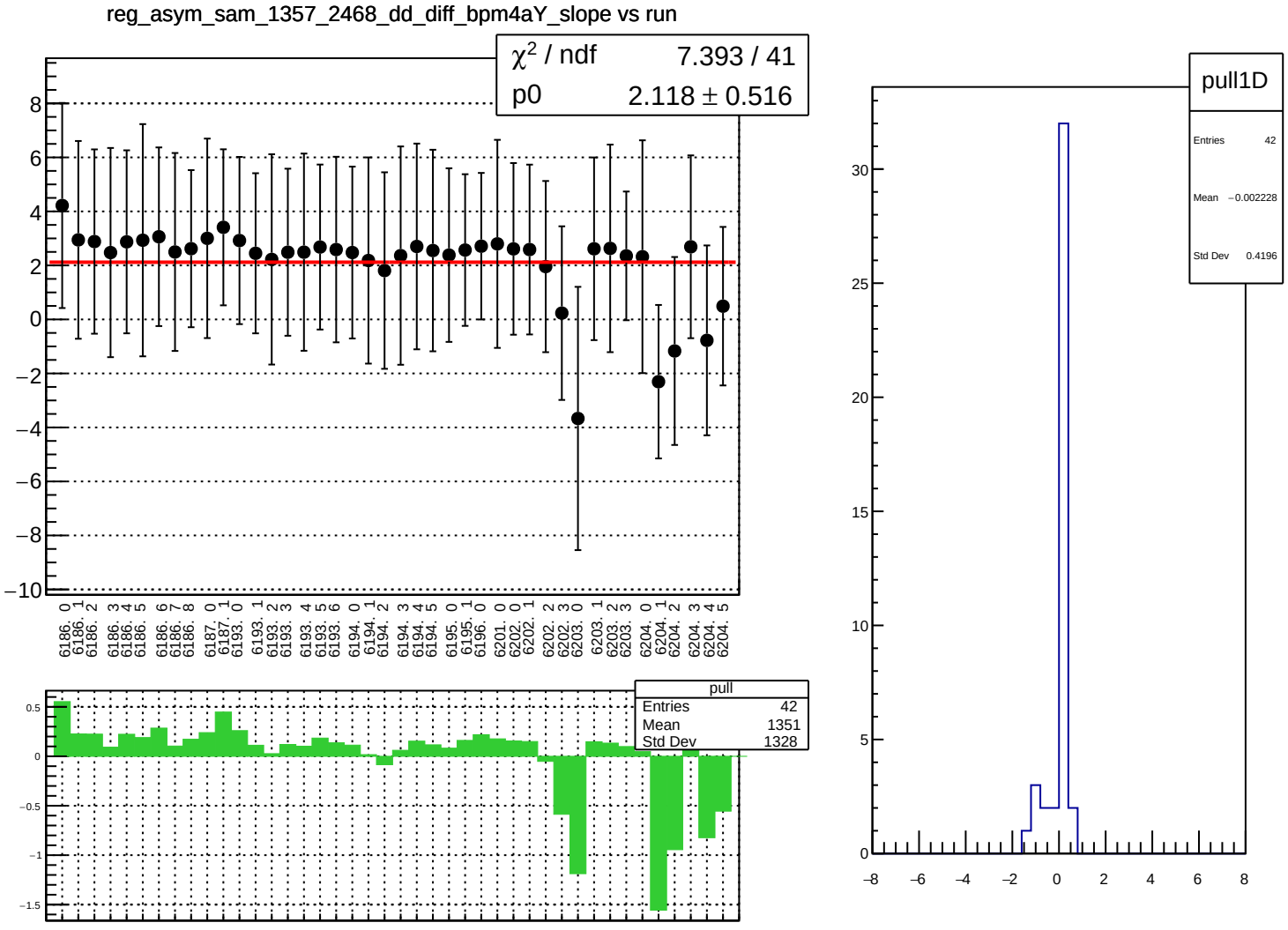
reg_asym_sam_1357_2468_dd_diff_bpm4aY_slope vs run
χ² / ndf 7.393 / 41
p0 2.118 ± 0.516
pull
Entries 42
Mean 1351
Std Dev 1328
pull1D
Entries 42
Mean −0.002228
Std Dev 0.4196

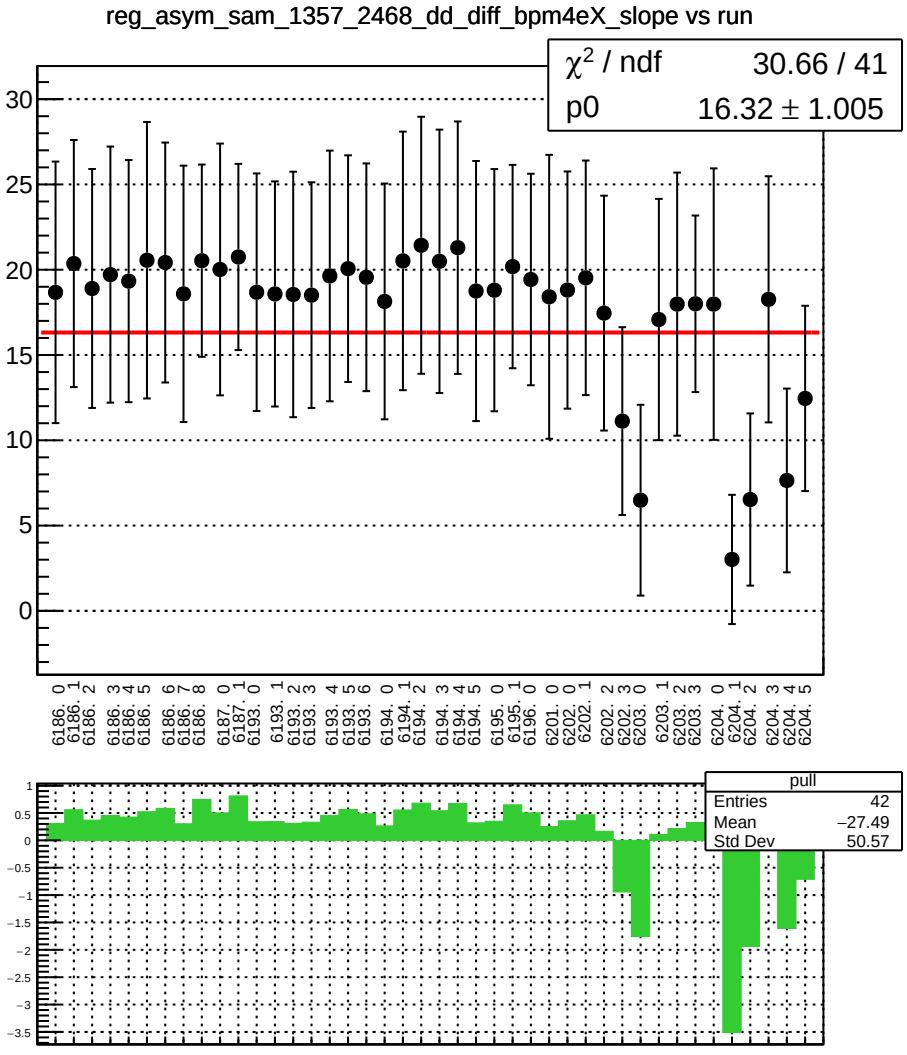
reg_asym_sam_1357_2468_dd_diff_bpm4eX_slope vs run
χ^2 / ndf 30.66 / 41
p0 16.32 ± 1.005
pull
Entries 42
Mean −27.49
Std Dev 50.57

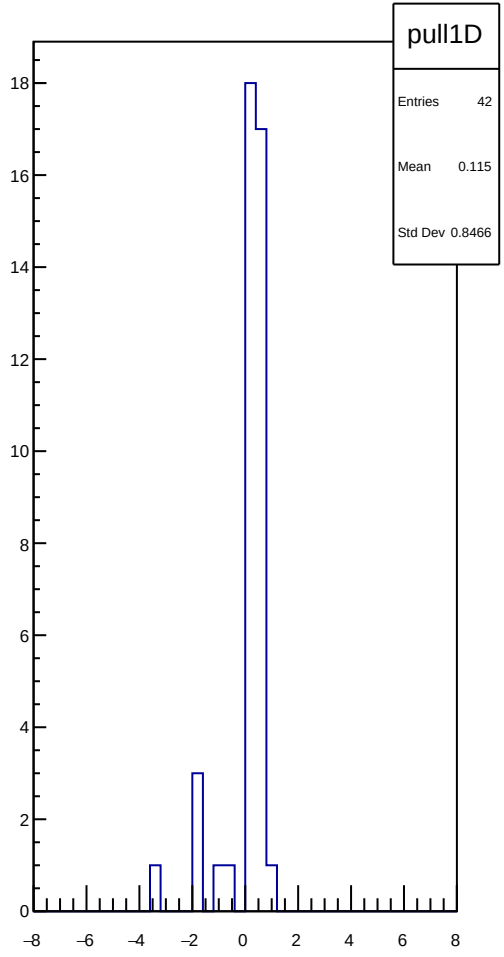
pull1D
Entries 42
Mean 0.115
Std Dev 0.8466

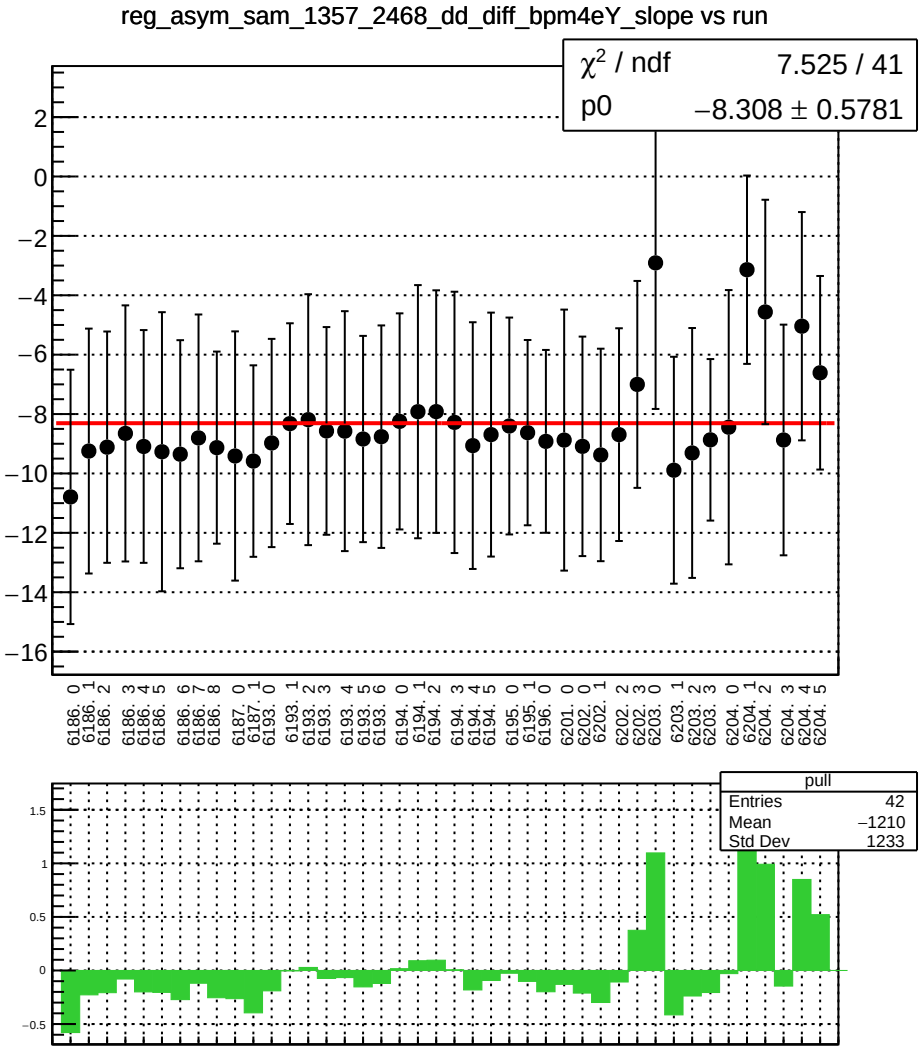
reg_asym_sam_1357_2468_dd_diff_bpm4eY_slope vs run
χ^2 / ndf 7.525 / 41
p0 −8.308 ± 0.5781
pull
Entries 42
Mean −1210
Std Dev 1233


pull1D
Entries 42
Mean −0.00218
Std Dev 0.4233

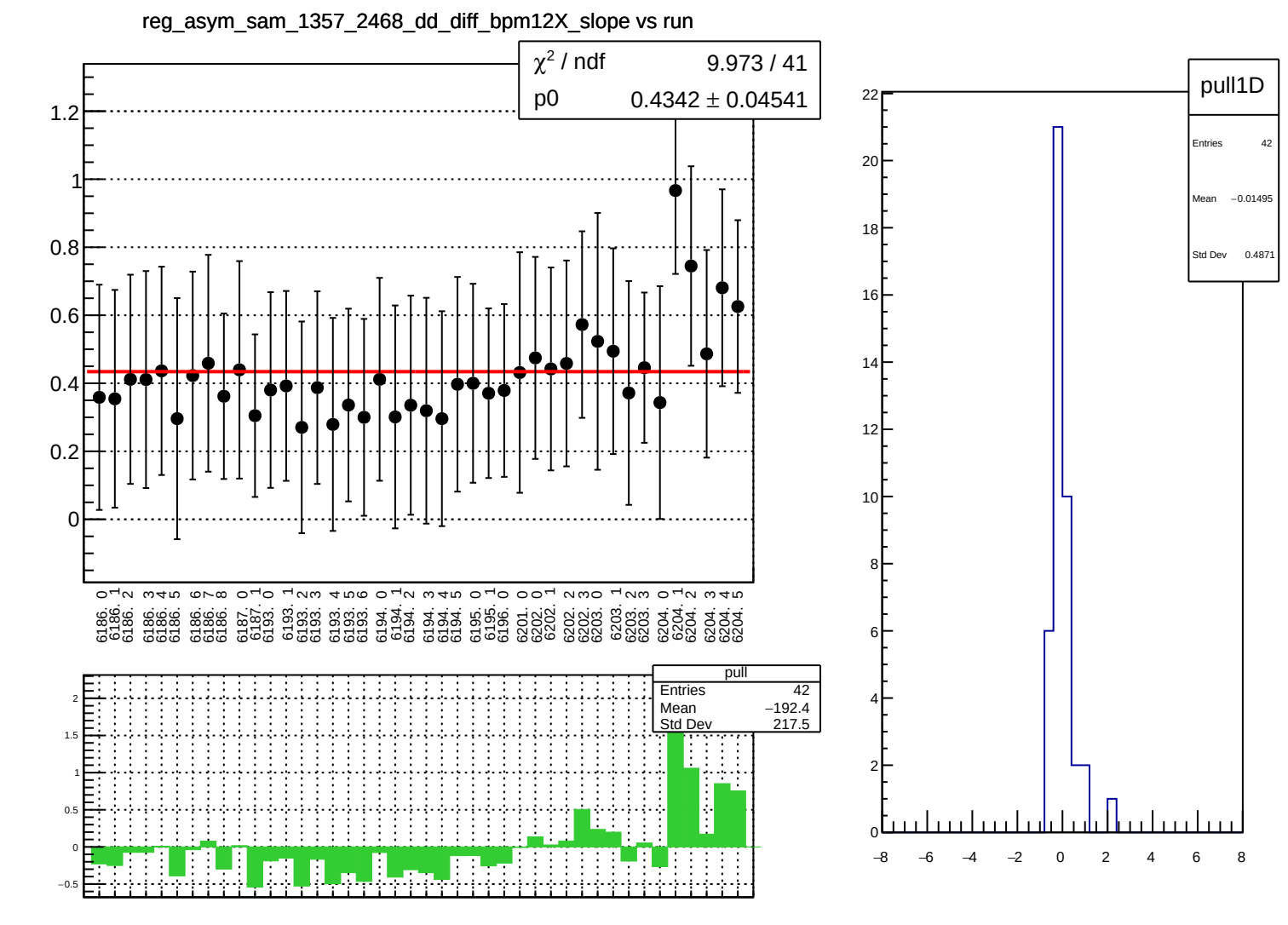
reg_asym_sam_1357_2468_dd_diff_bpm12X_slope vs run
χ² / ndf 9.973 / 41
p0 0.4342 ± 0.04541
pull
Entries 42
Mean −192.4
Std Dev 217.5
pull1D
Entries 42
Mean −0.01495
Std Dev 0.4871

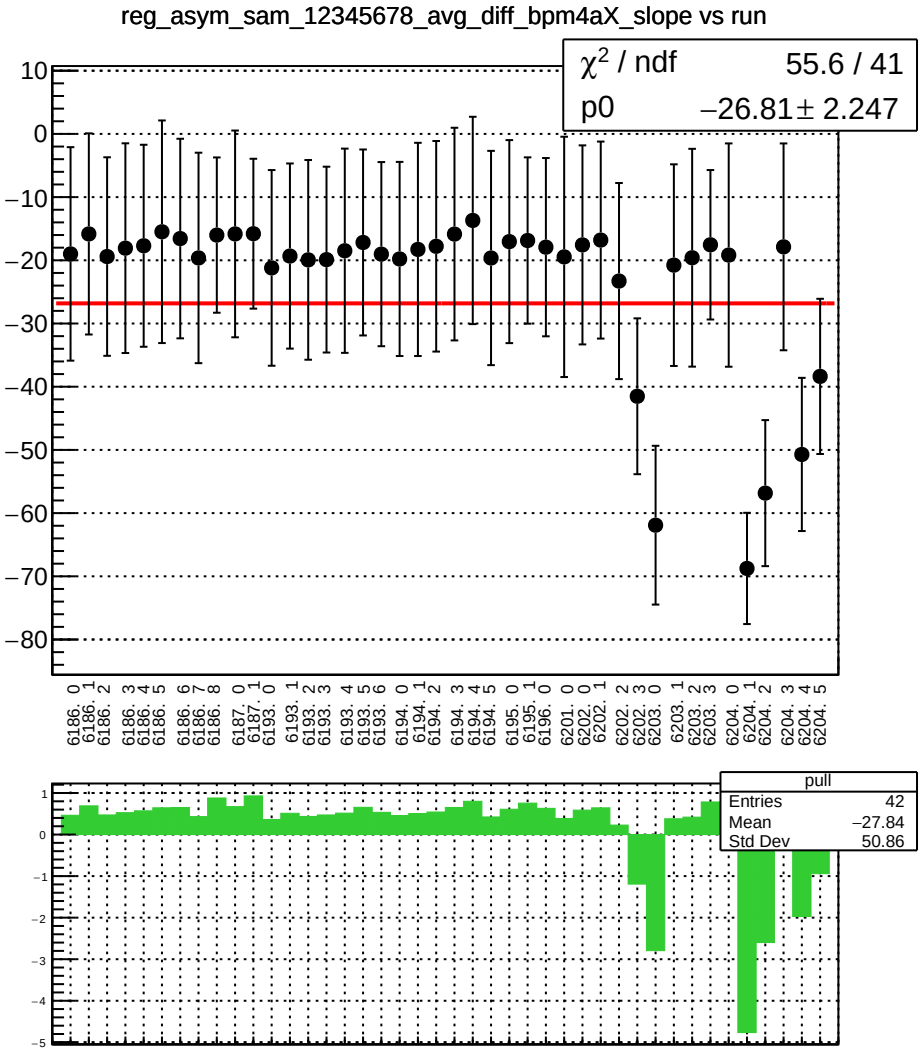
reg_asym_sam_12345678_avg_diff_bpm4aX_slope vs run
χ² / ndf 55.6 / 41
p0 −26.81 ± 2.247
pull
Entries 42
Mean −27.84
Std Dev 50.86

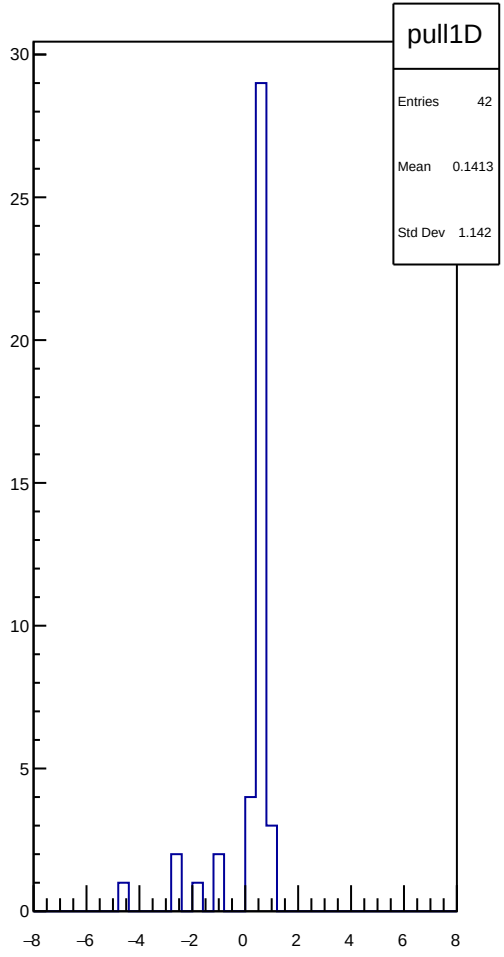
pull1D
Entries 42
Mean 0.1413
Std Dev 1.142

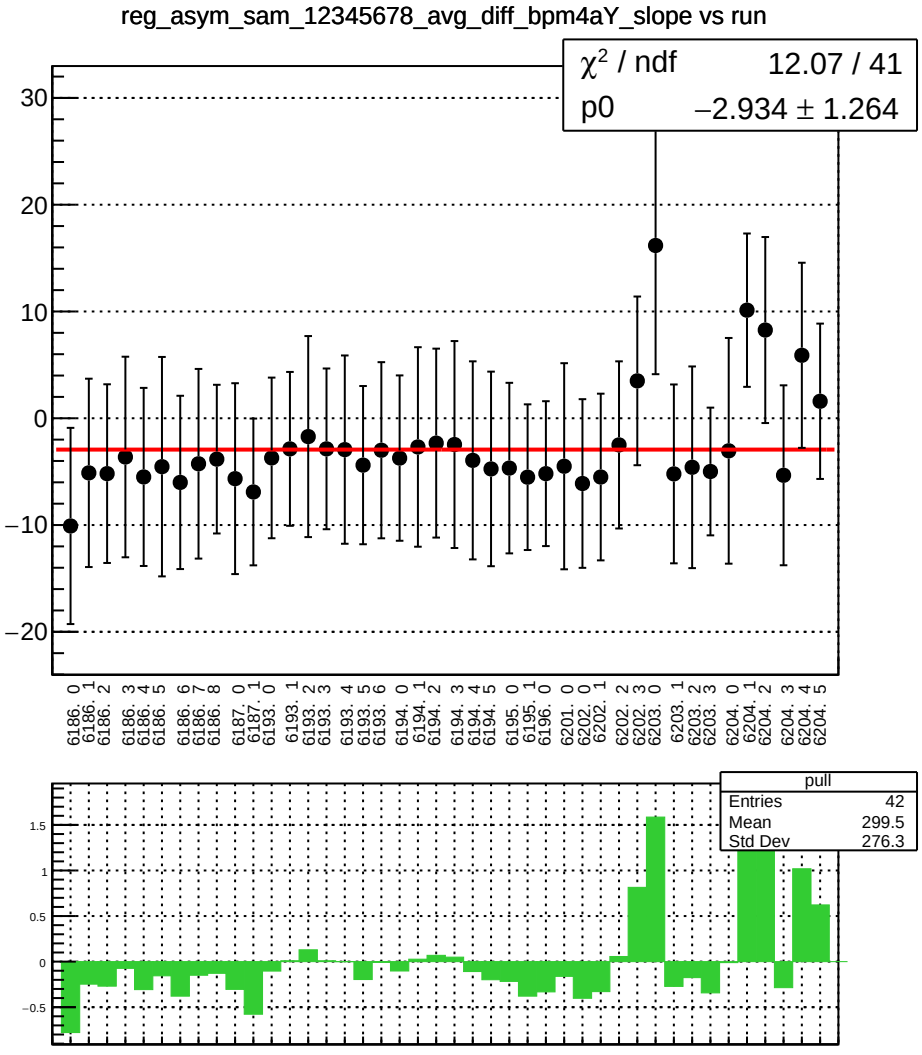
reg_asym_sam_12345678_avg_diff_bpm4aY_slope vs run
χ² / ndf 12.07 / 41
p0 −2.934 ± 1.264
30
20
10
0
−10
−20
6186. 0
6186. 1
6186. 2
6186. 3
6186. 4
6186. 5
6186. 6
6186. 7
6186. 8
6187. 0
6187. 1
6193. 0
6193. 1
6193. 2
6193. 3
6193. 4
6193. 5
6193. 6
6194. 0
6194. 1
6194. 2
6194. 3
6194. 4
6194. 5
6195. 0
6195. 1
6196. 0
6201. 0
6202. 0
6202. 1
6202. 2
6202. 3
6203. 0
6203. 1
6203. 2
6203. 3
6204. 0
6204. 1
6204. 2
6204. 3
6204. 4
6204. 5
pull
Entries 42
Mean 299.5
Std Dev 276.3
1.5
1
0.5
0
−0.5

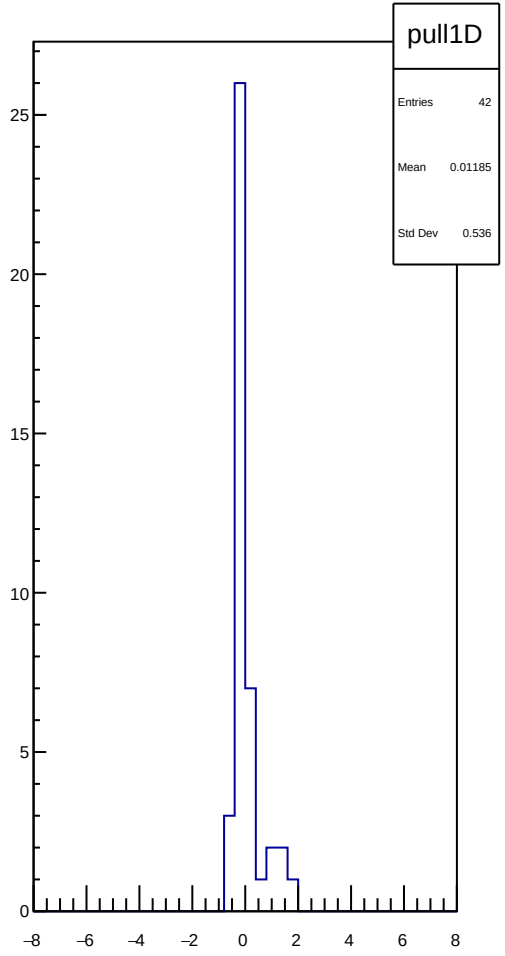
pull1D
Entries 42
Mean 0.01185
Std Dev 0.536
25
20
15
10
5
0
−8
−6
−4
−2
0
2
4
6
8

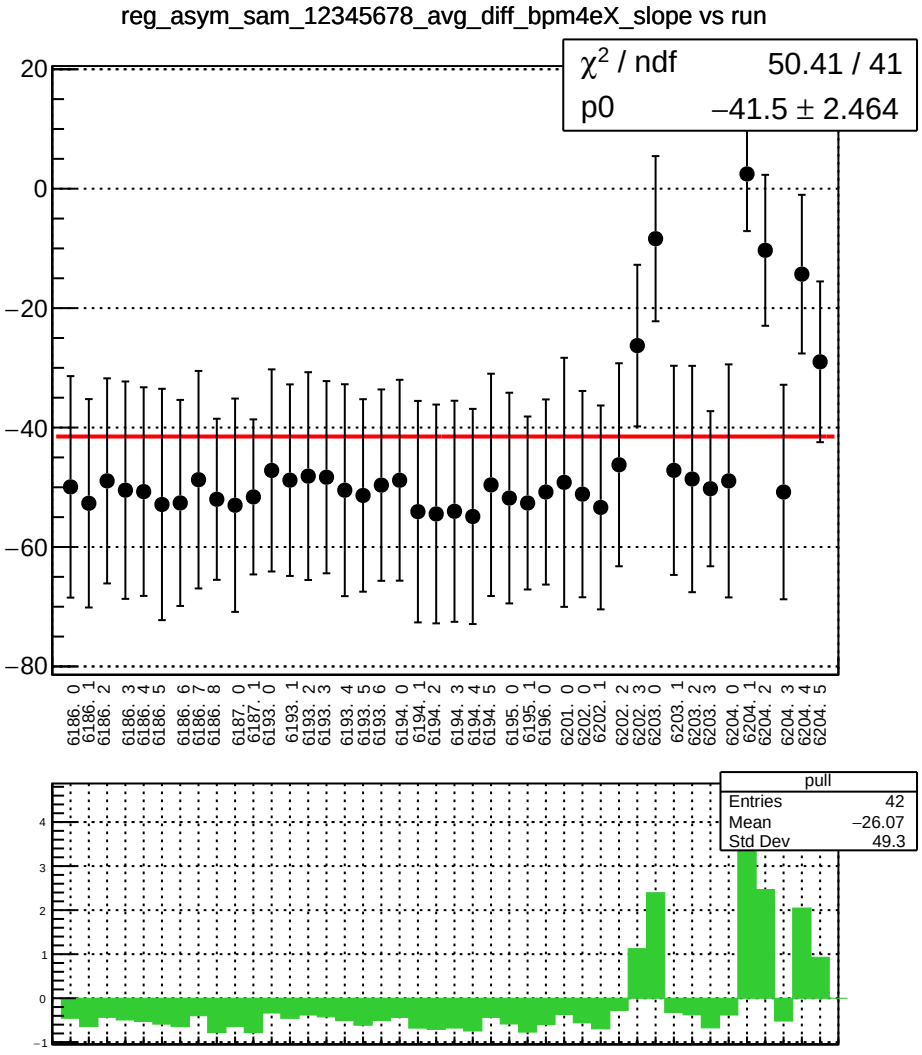
reg_asym_sam_12345678_avg_diff_bpm4eX_slope vs run
χ² / ndf 50.41 / 41
p0 −41.5 ± 2.464
20
0
−20
−40
−60
−80
6186. 0
6186. 1
6186. 2
6186. 3
6186. 4
6186. 5
6186. 6
6186. 7
6186. 8
6187. 0
6187. 1
6193. 0
6193. 1
6193. 2
6193. 3
6193. 4
6193. 5
6193. 6
6194. 0
6194. 1
6194. 2
6194. 3
6194. 4
6194. 5
6195. 0
6195. 1
6196. 0
6201. 0
6202. 0
6202. 1
6202. 2
6202. 3
6203. 0
6203. 1
6203. 2
6203. 3
6204. 0
6204. 1
6204. 2
6204. 3
6204. 4
6204. 5
pull
Entries 42
Mean −26.07
Std Dev 49.3
4
3
2
1
0
−1

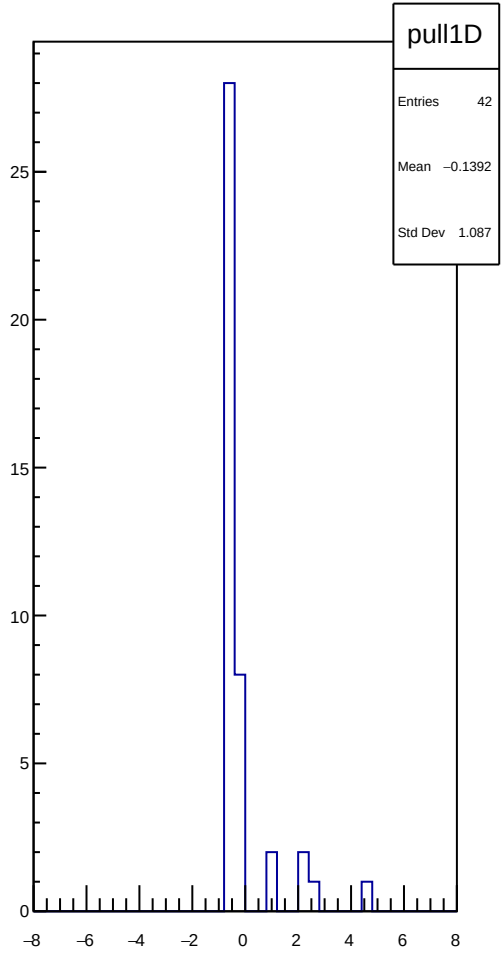
pull1D
Entries 42
Mean −0.1392
Std Dev 1.087
25
20
15
10
5
0
−8
−6
−4
−2
0
2
4
6
8

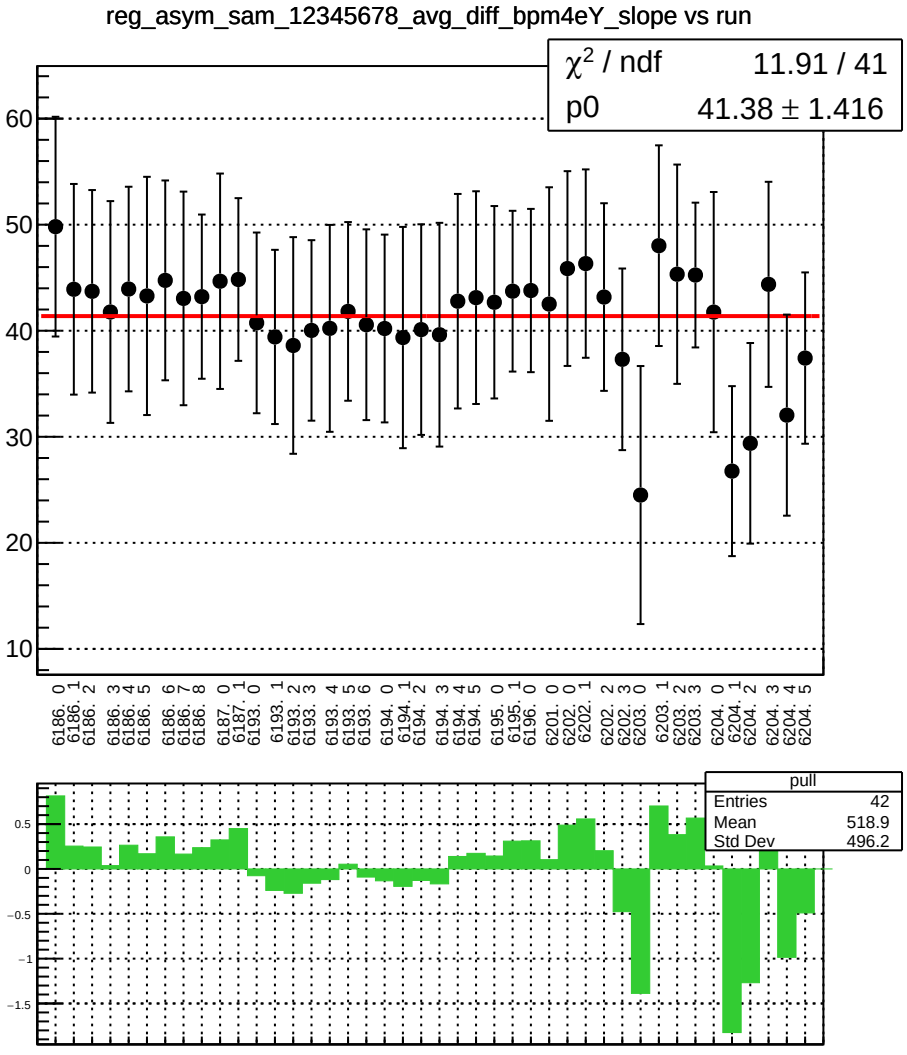
reg_asym_sam_12345678_avg_diff_bpm4eY_slope vs run
χ² / ndf 11.91 / 41
p0 41.38 ± 1.416
pull
Entries 42
Mean 518.9
Std Dev 496.2

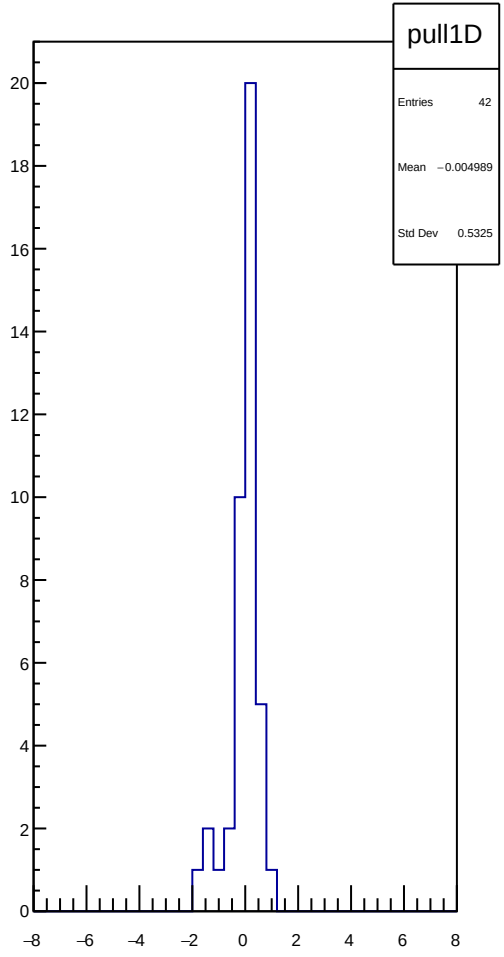
pull1D
Entries 42
Mean −0.004989
Std Dev 0.5325

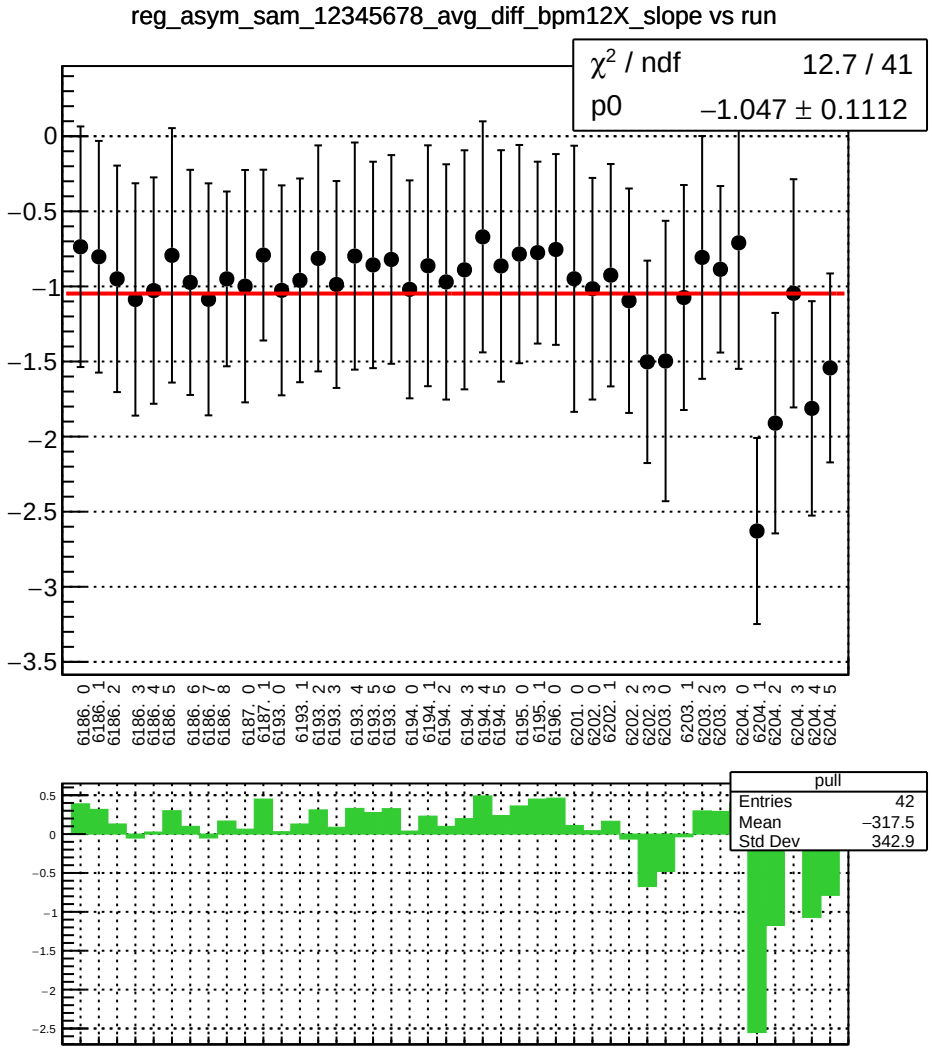
reg_asym_sam_12345678_avg_diff_bpm12X_slope vs run
χ² / ndf 12.7 / 41
p0 −1.047 ± 0.1112
pull
Entries 42
Mean −317.5
Std Dev 342.9

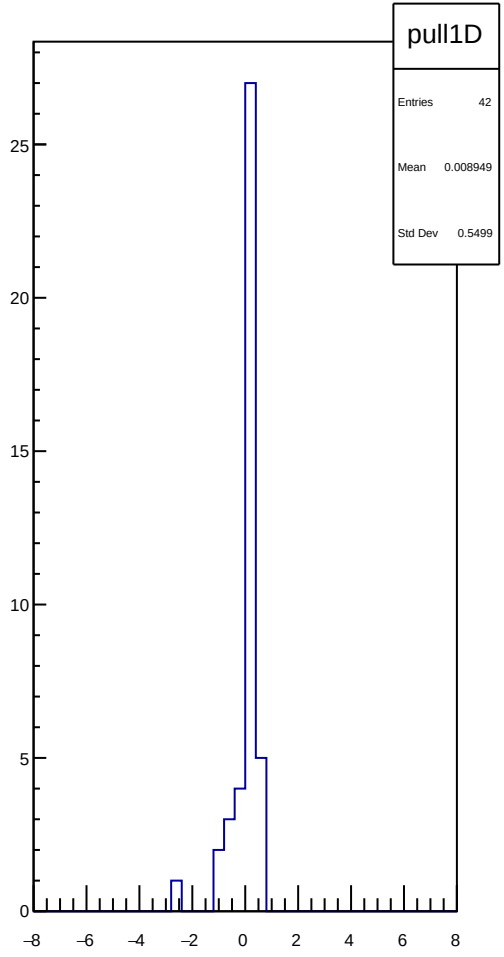
pull1D
Entries 42
Mean 0.008949
Std Dev 0.5499

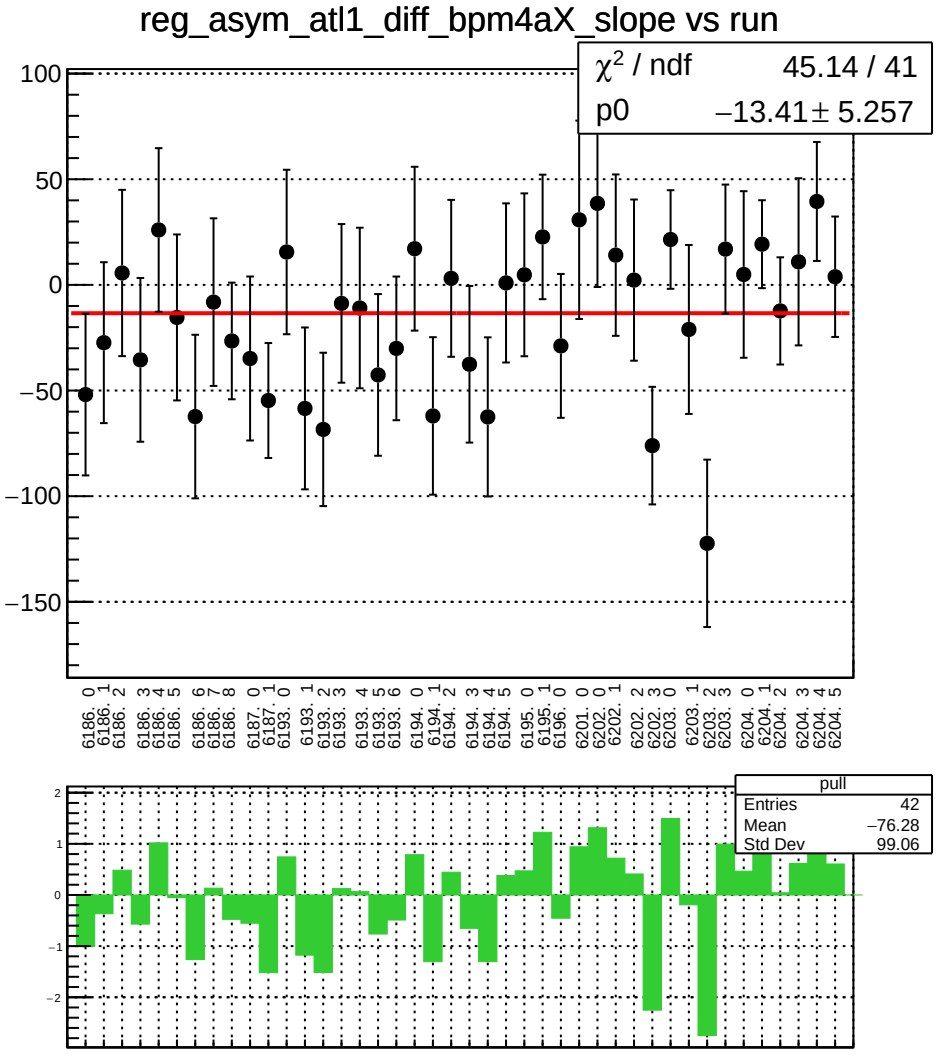
reg_asym_atl1_diff_bpm4aX_slope vs run
χ² / ndf 45.14 / 41
p0 −13.41 ± 5.257
100
50
0
−50
−100
−150
6186. 0
6186. 1
6186. 2
6186. 3
6186. 4
6186. 5
6186. 6
6186. 7
6186. 8
6187. 0
6187. 1
6193. 0
6193. 1
6193. 2
6193. 3
6193. 4
6193. 5
6193. 6
6194. 0
6194. 1
6194. 2
6194. 3
6194. 4
6194. 5
6195. 0
6195. 1
6196. 0
6201. 0
6202. 0
6202. 1
6202. 2
6202. 3
6203. 0
6203. 1
6203. 2
6203. 3
6204. 0
6204. 1
6204. 2
6204. 3
6204. 4
6204. 5
pull
Entries 42
Mean −76.28
Std Dev 99.06
2
1
0
−1
−2

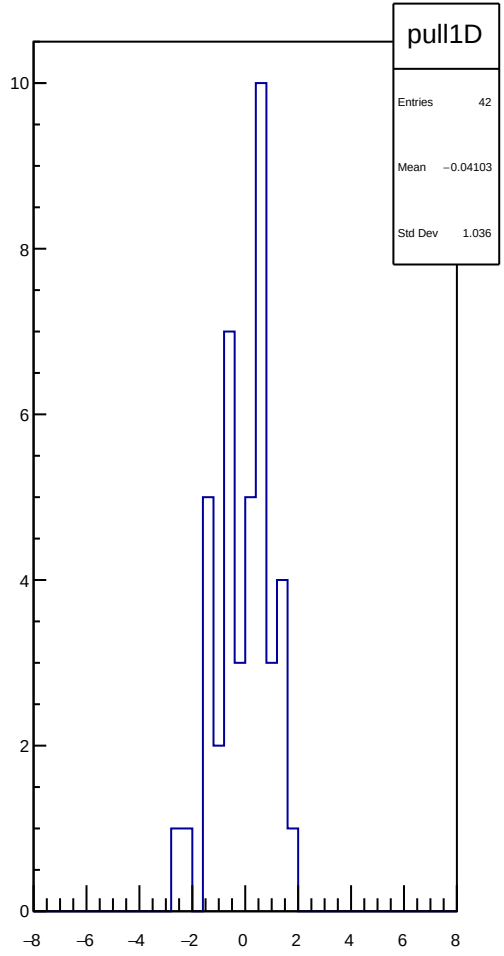
pull1D
Entries 42
Mean −0.04103
Std Dev 1.036
10
8
6
4
2
0
−8
−6
−4
−2
0
2
4
6
8

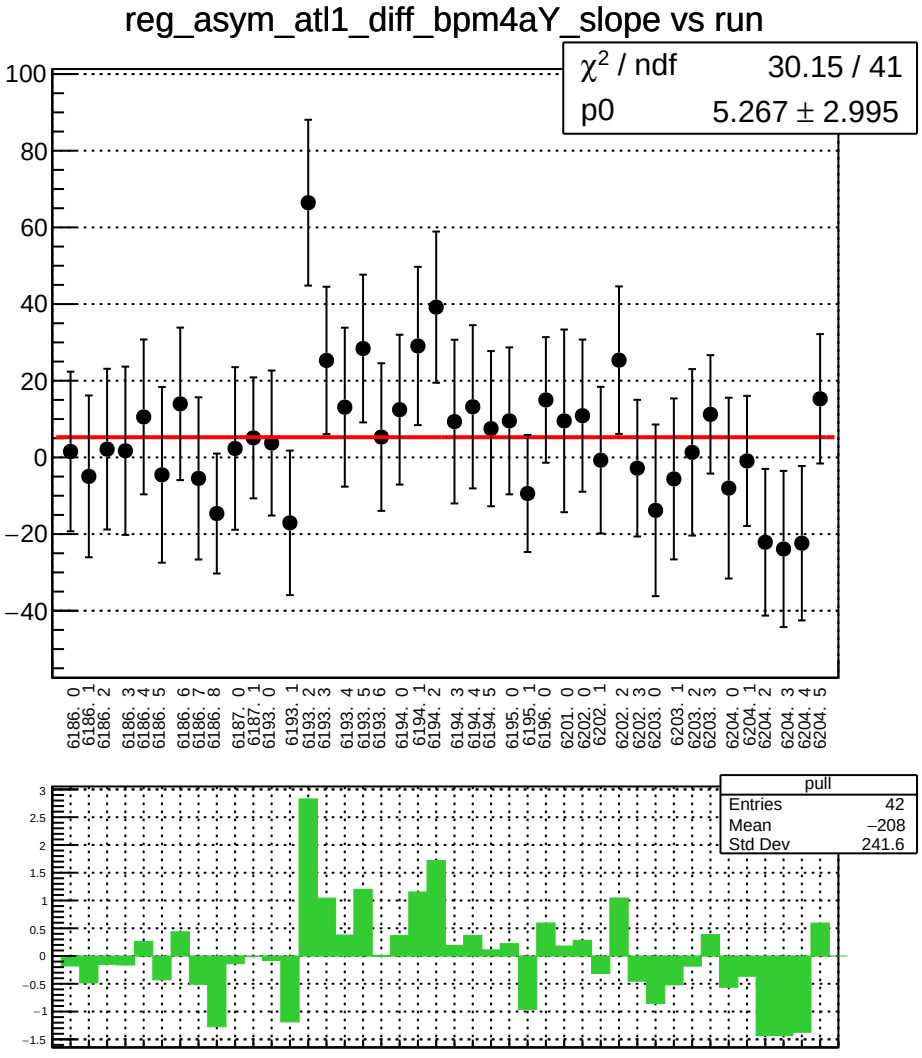
reg_asym_atl1_diff_bpm4aY_slope vs run
χ² / ndf 30.15 / 41
p0 5.267 ± 2.995
pull
Entries 42
Mean −208
Std Dev 241.6

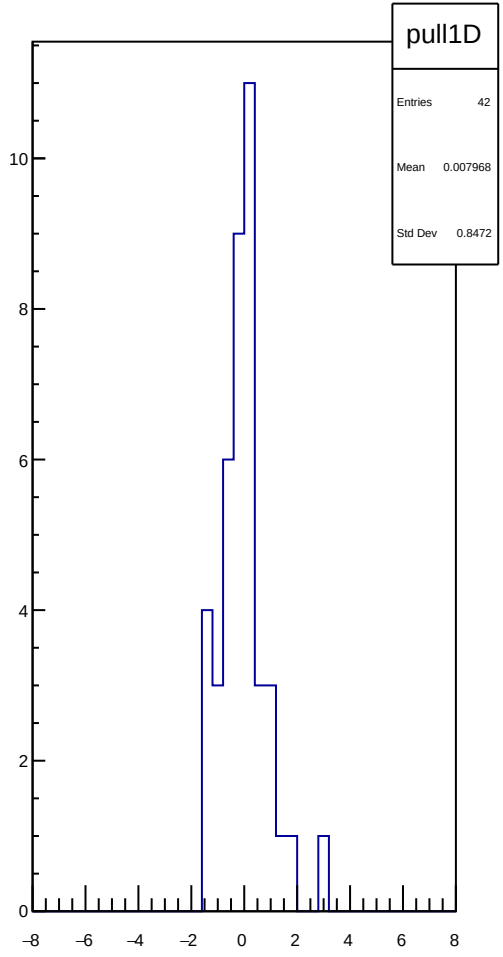
pull1D
Entries 42
Mean 0.007968
Std Dev 0.8472

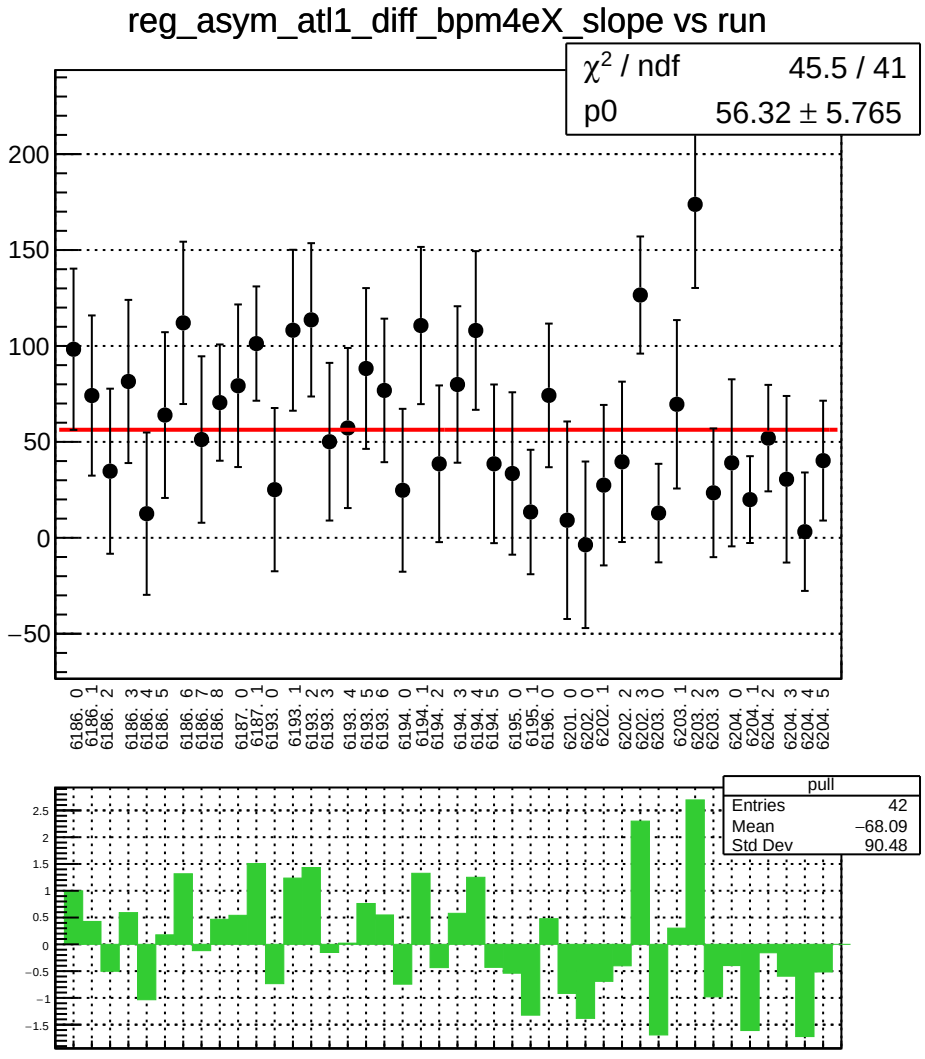
reg_asym_atl1_diff_bpm4eX_slope vs run
χ² / ndf 45.5 / 41
p0 56.32 ± 5.765
200
150
100
50
0
−50
6186. 0
6186. 1
6186. 2
6186. 3
6186. 4
6186. 5
6186. 6
6186. 7
6186. 8
6187. 0
6187. 1
6193. 0
6193. 1
6193. 2
6193. 3
6193. 4
6193. 5
6193. 6
6194. 0
6194. 1
6194. 2
6194. 3
6194. 4
6194. 5
6195. 0
6195. 1
6196. 0
6201. 0
6202. 0
6202. 1
6202. 2
6202. 3
6203. 0
6203. 1
6203. 2
6203. 3
6204. 0
6204. 1
6204. 2
6204. 3
6204. 4
6204. 5
pull
Entries 42
Mean −68.09
Std Dev 90.48
2.5
2
1.5
1
0.5
0
−0.5
−1
−1.5

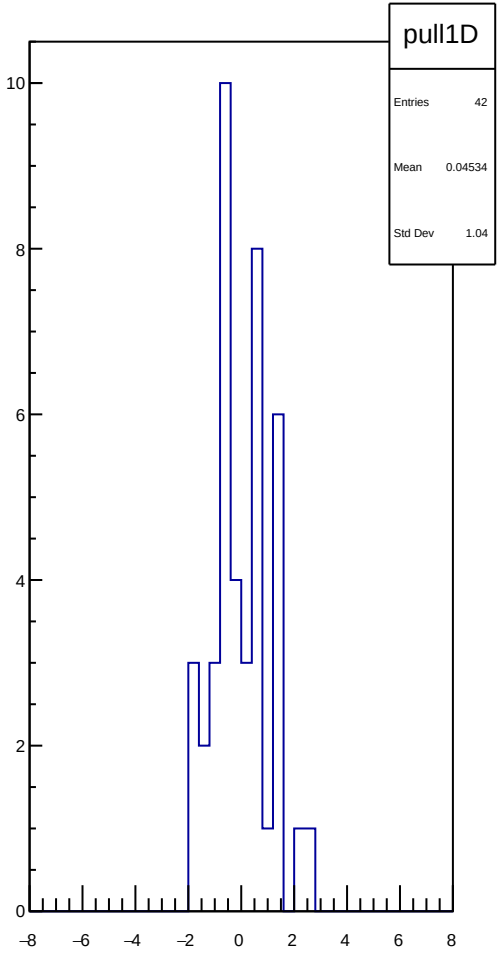
pull1D
Entries 42
Mean 0.04534
Std Dev 1.04
10
8
6
4
2
0
−8
−6
−4
−2
0
2
4
6
8

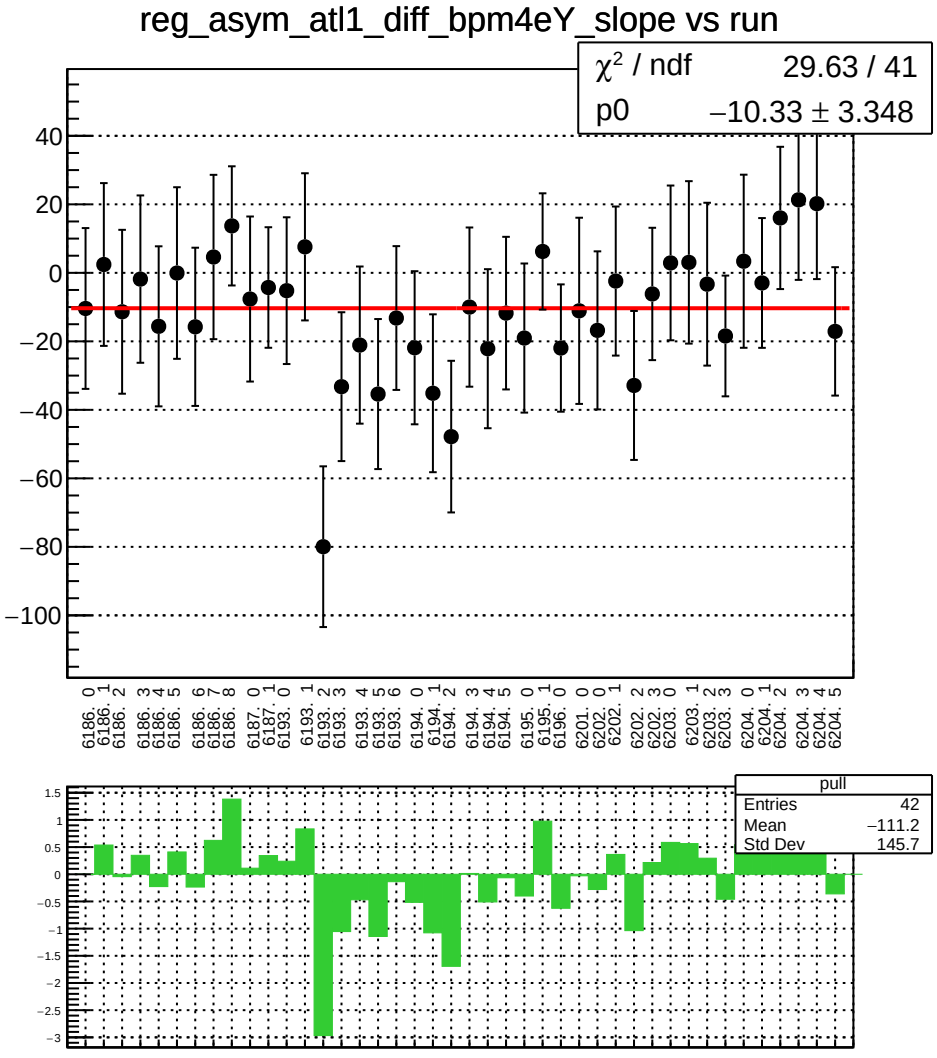
reg_asym_atl1_diff_bpm4eY_slope vs run
χ² / ndf 29.63 / 41
p0 −10.33 ± 3.348
pull
Entries 42
Mean −111.2
Std Dev 145.7

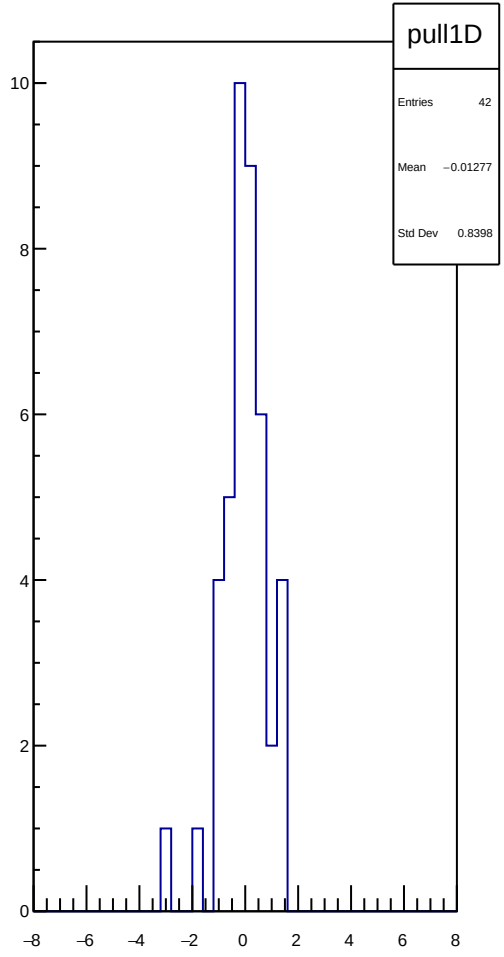
pull1D
Entries 42
Mean −0.01277
Std Dev 0.8398

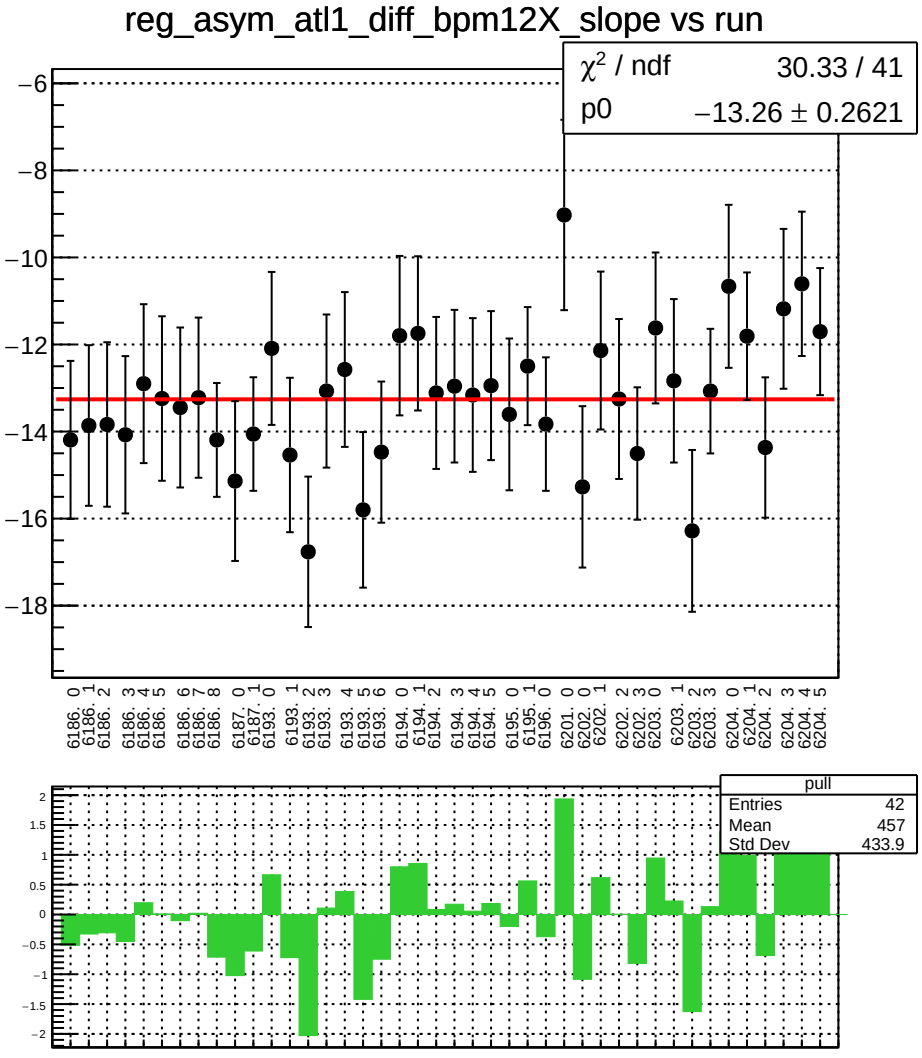
reg_asym_atl1_diff_bpm12X_slope vs run
χ² / ndf 30.33 / 41
p0 −13.26 ± 0.2621
pull
Entries 42
Mean 457
Std Dev 433.9

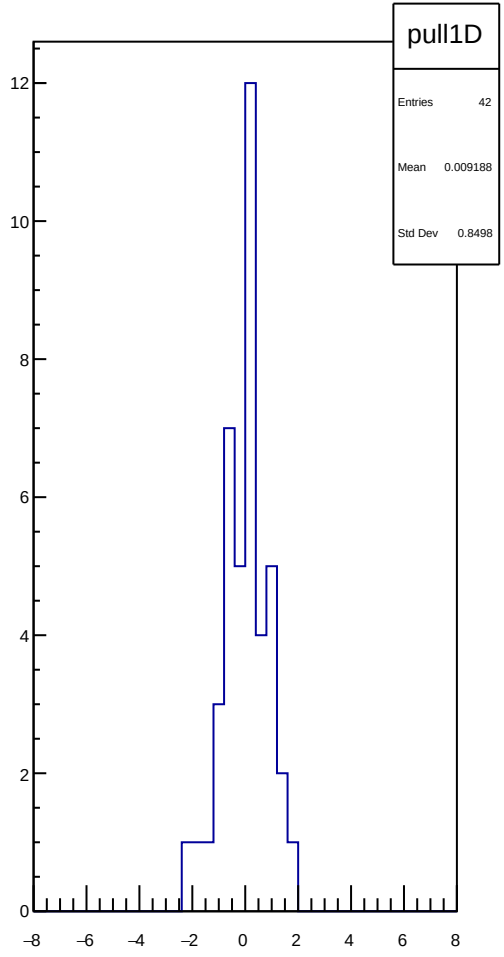
pull1D
Entries 42
Mean 0.009188
Std Dev 0.8498

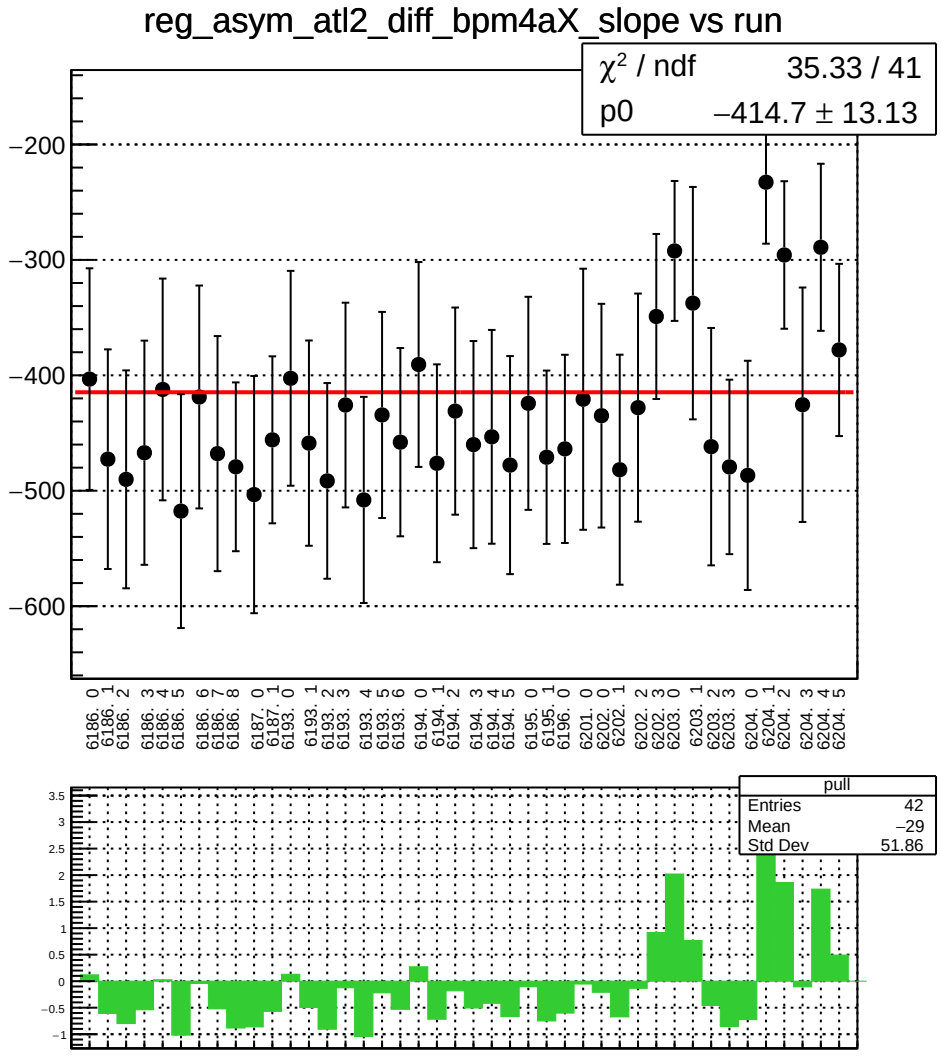
reg_asym_atl2_diff_bpm4aX_slope vs run
χ² / ndf 35.33 / 41
p0 −414.7 ± 13.13
−200
−300
−400
−500
−600
6186. 0
6186. 1
6186. 2
6186. 3
6186. 4
6186. 5
6186. 6
6186. 7
6186. 8
6187. 0
6187. 1
6193. 0
6193. 1
6193. 2
6193. 3
6193. 4
6193. 5
6193. 6
6194. 0
6194. 1
6194. 2
6194. 3
6194. 4
6194. 5
6195. 0
6195. 1
6196. 0
6201. 0
6202. 0
6202. 1
6202. 2
6202. 3
6203. 0
6203. 1
6203. 2
6203. 3
6204. 0
6204. 1
6204. 2
6204. 3
6204. 4
6204. 5
pull
Entries 42
Mean −29
Std Dev 51.86
3.5
3
2.5
2
1.5
1
0.5
0
−0.5
−1

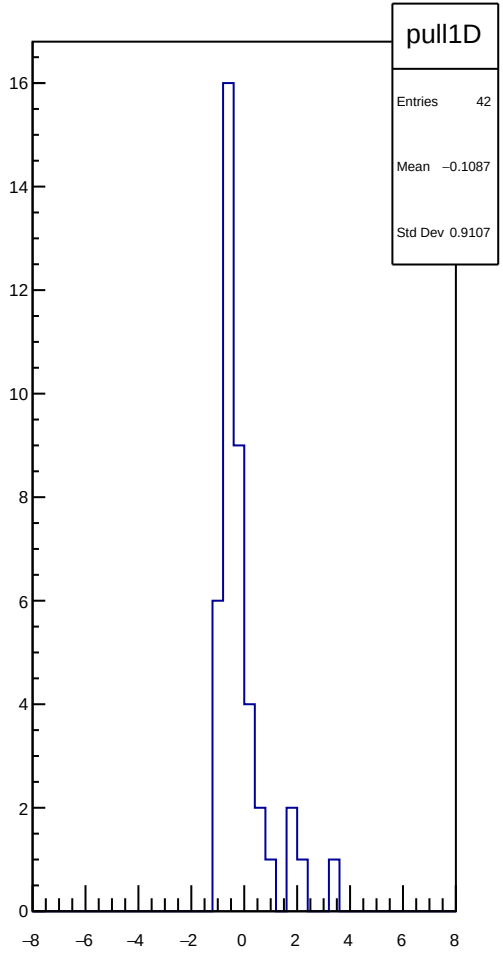
pull1D
Entries 42
Mean −0.1087
Std Dev 0.9107
16
14
12
10
8
6
4
2
0
−8
−6
−4
−2
0
2
4
6
8

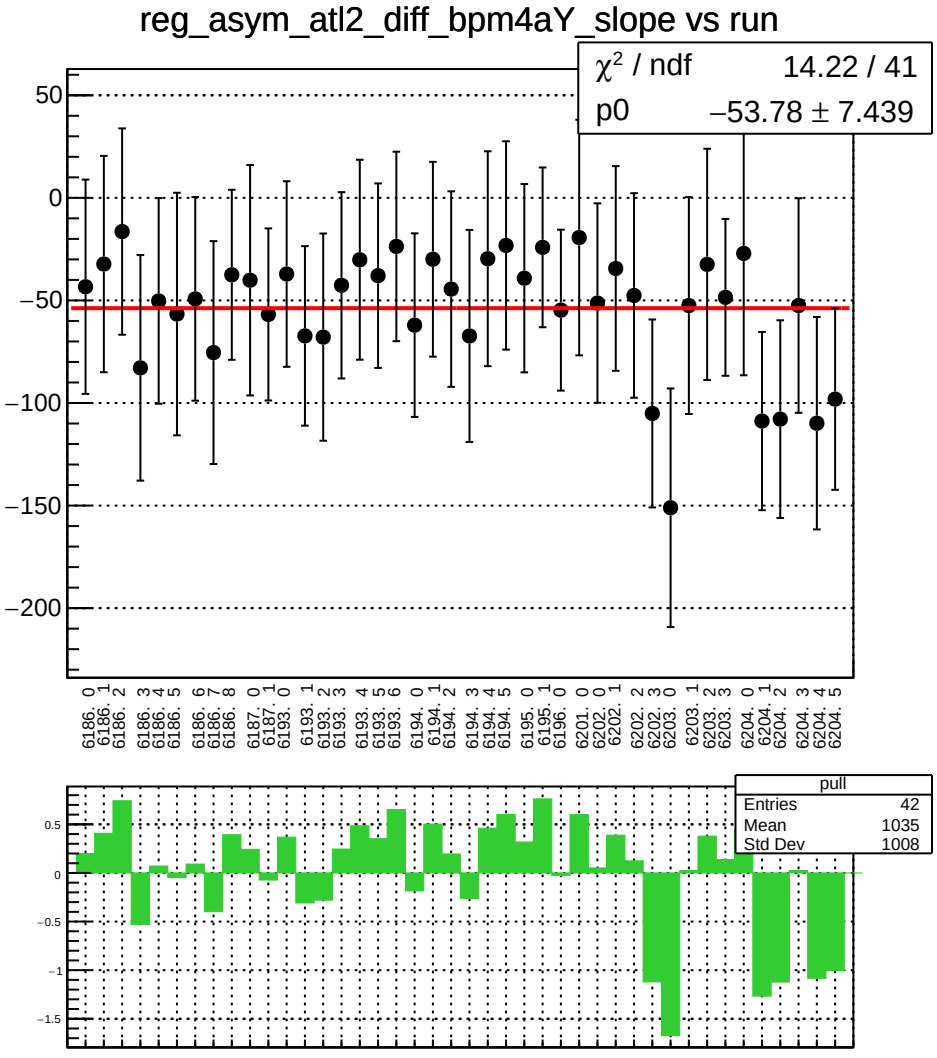
reg_asym_atl2_diff_bpm4aY_slope vs run
χ² / ndf 14.22 / 41
p0 −53.78 ± 7.439
50
0
−50
−100
−150
−200
6186. 0
6186. 1
6186. 2
6186. 3
6186. 4
6186. 5
6186. 6
6186. 7
6186. 8
6187. 0
6187. 1
6193. 0
6193. 1
6193. 2
6193. 3
6193. 4
6193. 5
6193. 6
6194. 0
6194. 1
6194. 2
6194. 3
6194. 4
6194. 5
6195. 0
6195. 1
6196. 0
6201. 0
6202. 0
6202. 1
6202. 2
6202. 3
6203. 0
6203. 1
6203. 2
6203. 3
6204. 0
6204. 1
6204. 2
6204. 3
6204. 4
6204. 5
pull
Entries 42
Mean 1035
Std Dev 1008
0.5
0
−0.5
−1
−1.5

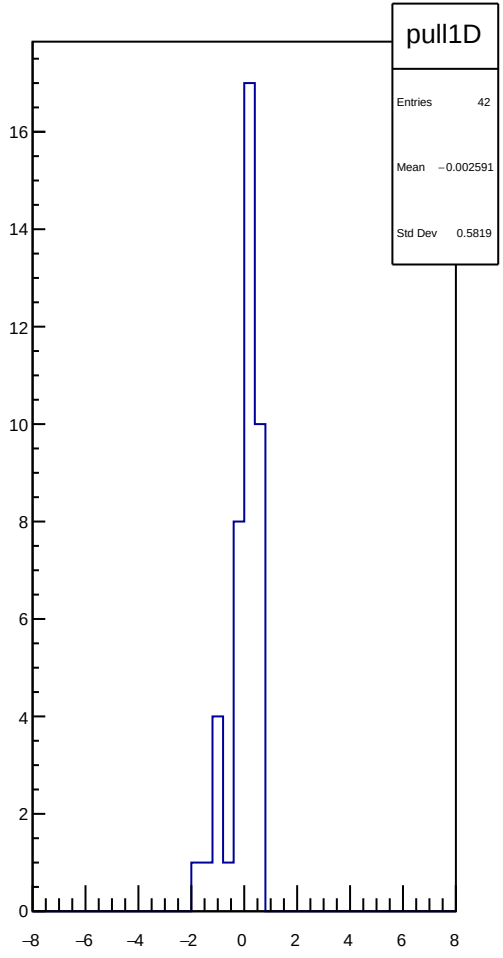
pull1D
Entries 42
Mean −0.002591
Std Dev 0.5819
16
14
12
10
8
6
4
2
0
−8
−6
−4
−2
0
2
4
6
8

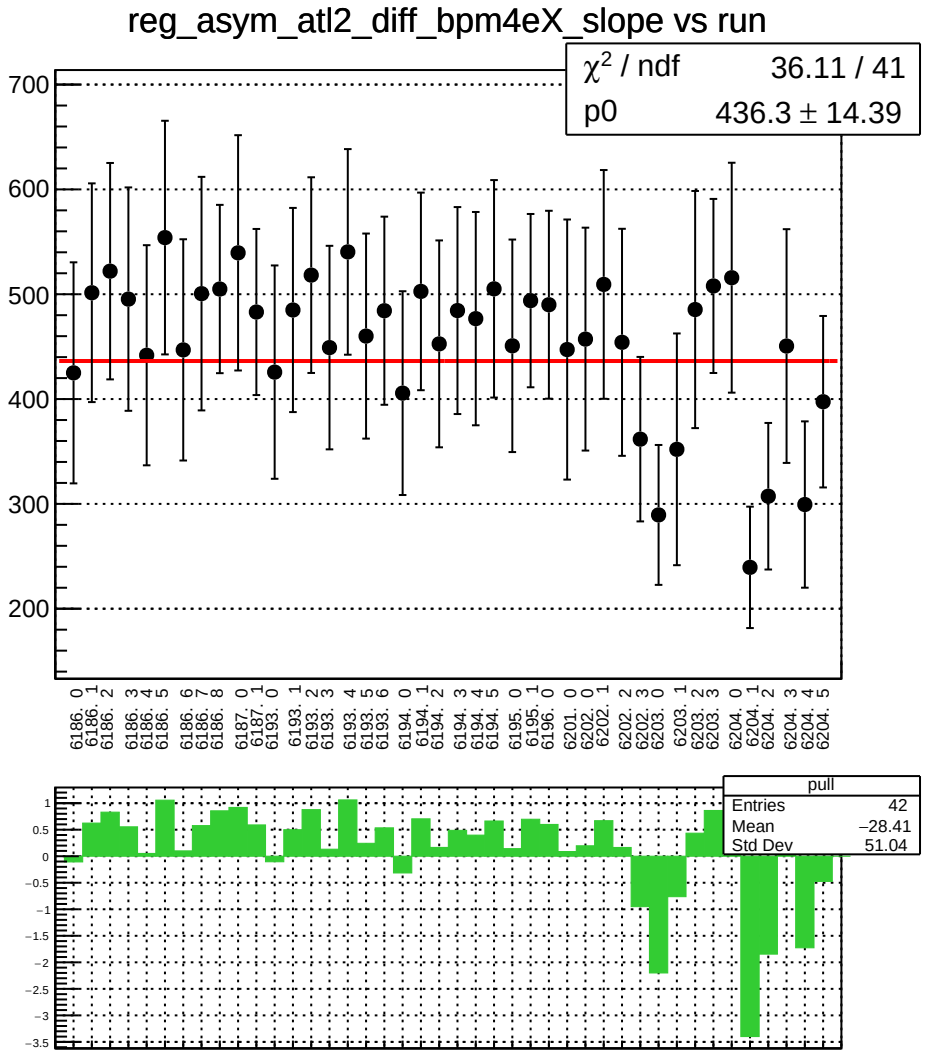
reg_asym_atl2_diff_bpm4eX_slope vs run
χ² / ndf 36.11 / 41
p0 436.3 ± 14.39
700
600
500
400
300
200
6186. 0
6186. 1
6186. 2
6186. 3
6186. 4
6186. 5
6186. 6
6186. 7
6186. 8
6187. 0
6187. 1
6193. 0
6193. 1
6193. 2
6193. 3
6193. 4
6193. 5
6193. 6
6194. 0
6194. 1
6194. 2
6194. 3
6194. 4
6194. 5
6195. 0
6195. 1
6196. 0
6201. 0
6202. 0
6202. 1
6202. 2
6202. 3
6203. 0
6203. 1
6203. 2
6203. 3
6204. 0
6204. 1
6204. 2
6204. 3
6204. 4
6204. 5
pull
Entries 42
Mean −28.41
Std Dev 51.04
1
0.5
0
−0.5
−1
−1.5
−2
−2.5
−3
−3.5

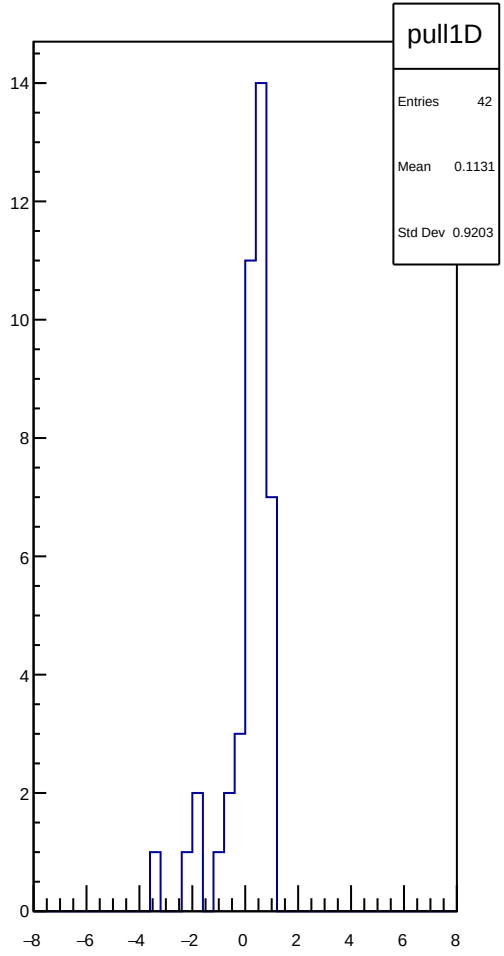
pull1D
Entries 42
Mean 0.1131
Std Dev 0.9203
14
12
10
8
6
4
2
0
−8
−6
−4
−2
0
2
4
6
8

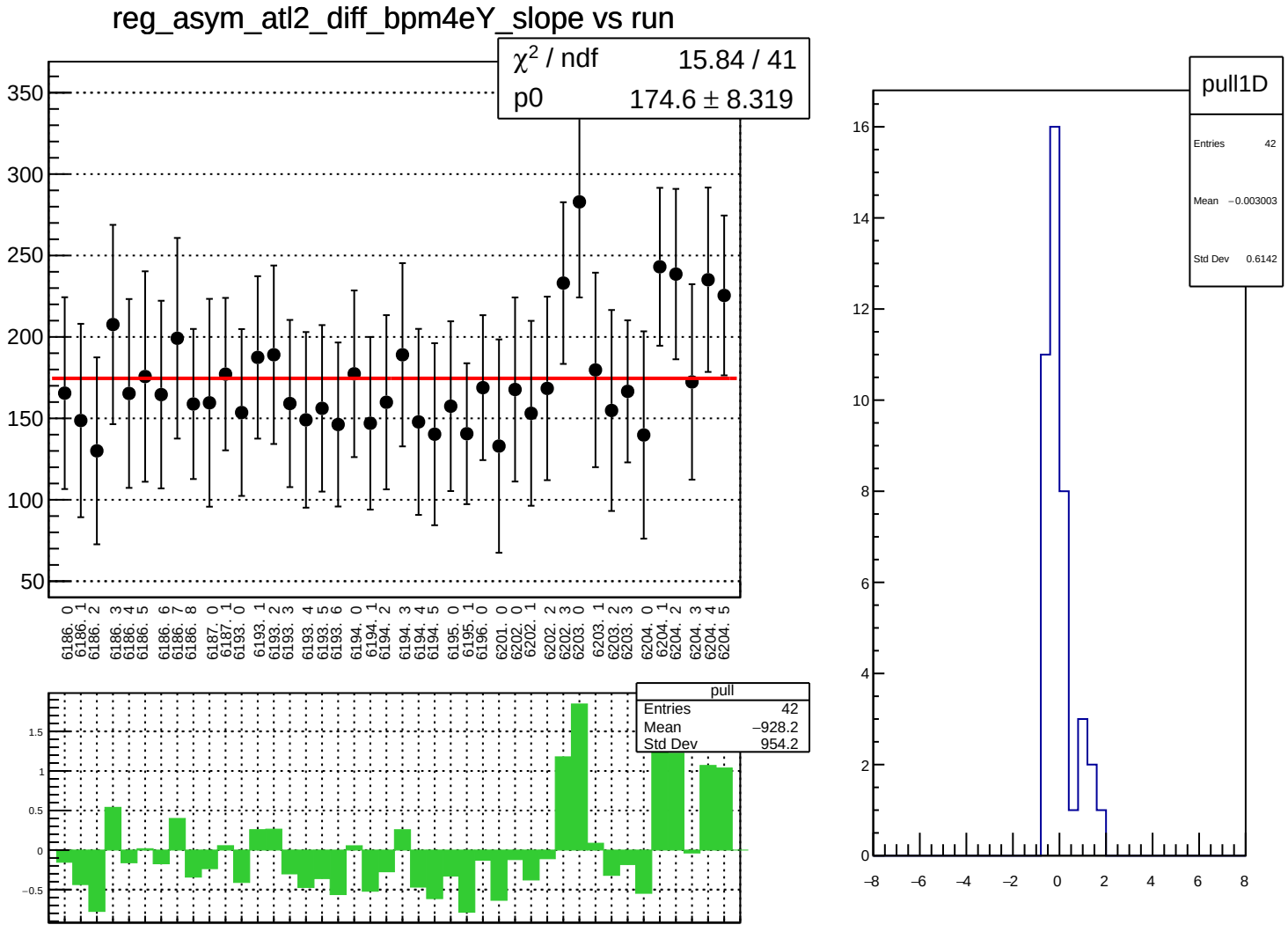
reg_asym_atl2_diff_bpm4eY_slope vs run
χ² / ndf 15.84 / 41
p0 174.6 ± 8.319
350
300
250
200
150
100
50
6186. 0
6186. 1
6186. 2
6186. 3
6186. 4
6186. 5
6186. 6
6186. 7
6186. 8
6187. 0
6187. 1
6193. 0
6193. 1
6193. 2
6193. 3
6193. 4
6193. 5
6193. 6
6194. 0
6194. 1
6194. 2
6194. 3
6194. 4
6194. 5
6195. 0
6195. 1
6196. 0
6201. 0
6202. 0
6202. 1
6202. 2
6202. 3
6203. 0
6203. 1
6203. 2
6203. 3
6204. 0
6204. 1
6204. 2
6204. 3
6204. 4
6204. 5
pull
Entries 42
Mean −928.2
Std Dev 954.2
1.5
1
0.5
0
−0.5
pull1D
Entries 42
Mean −0.003003
Std Dev 0.6142
16
14
12
10
8
6
4
2
0
−8
−6
−4
−2
0
2
4
6
8

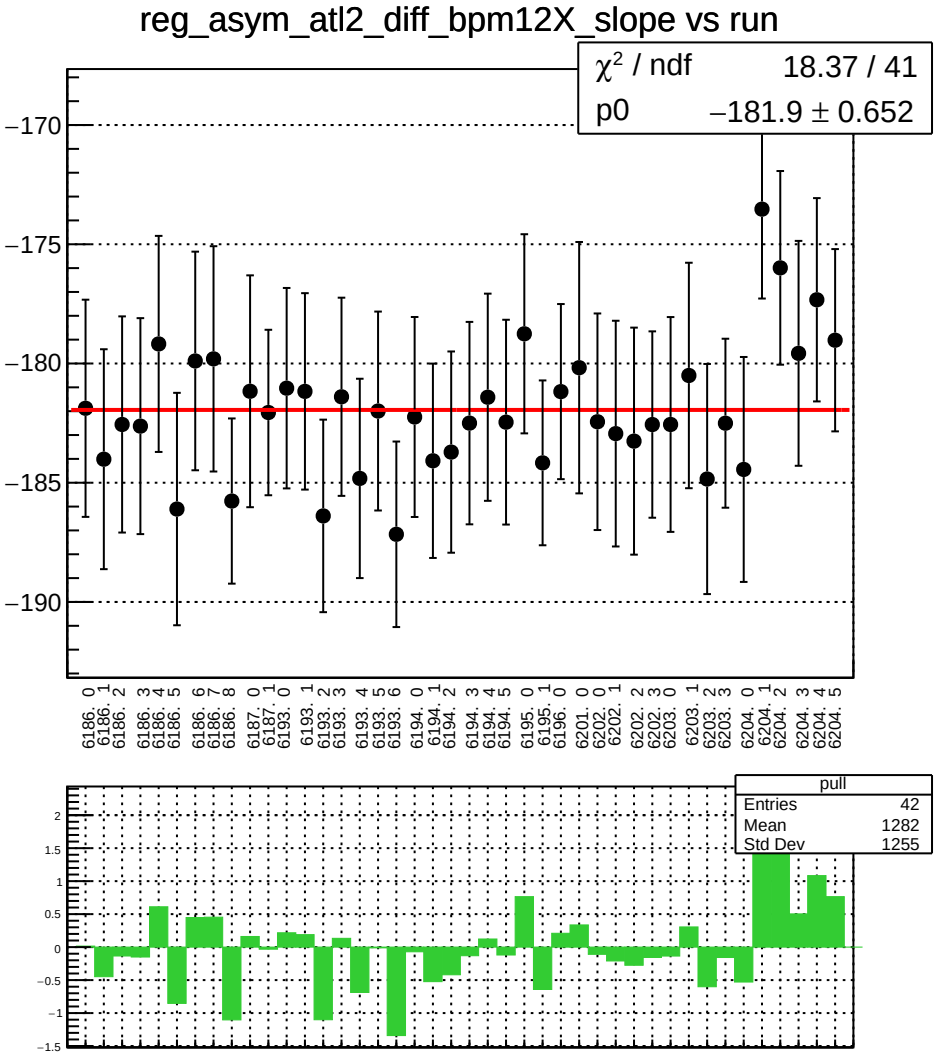
reg_asym_atl2_diff_bpm12X_slope vs run
χ² / ndf 18.37 / 41
p0 −181.9 ± 0.652
−170
−175
−180
−185
−190
6186. 0
6186. 1
6186. 2
6186. 3
6186. 4
6186. 5
6186. 6
6186. 7
6186. 8
6187. 0
6187. 1
6193. 0
6193. 1
6193. 2
6193. 3
6193. 4
6193. 5
6193. 6
6194. 0
6194. 1
6194. 2
6194. 3
6194. 4
6194. 5
6195. 0
6195. 1
6196. 0
6201. 0
6202. 0
6202. 1
6202. 2
6202. 3
6203. 0
6203. 1
6203. 2
6203. 3
6204. 0
6204. 1
6204. 2
6204. 3
6204. 4
6204. 5
pull
Entries 42
Mean 1282
Std Dev 1255
2
1.5
1
0.5
0
−0.5
−1
−1.5

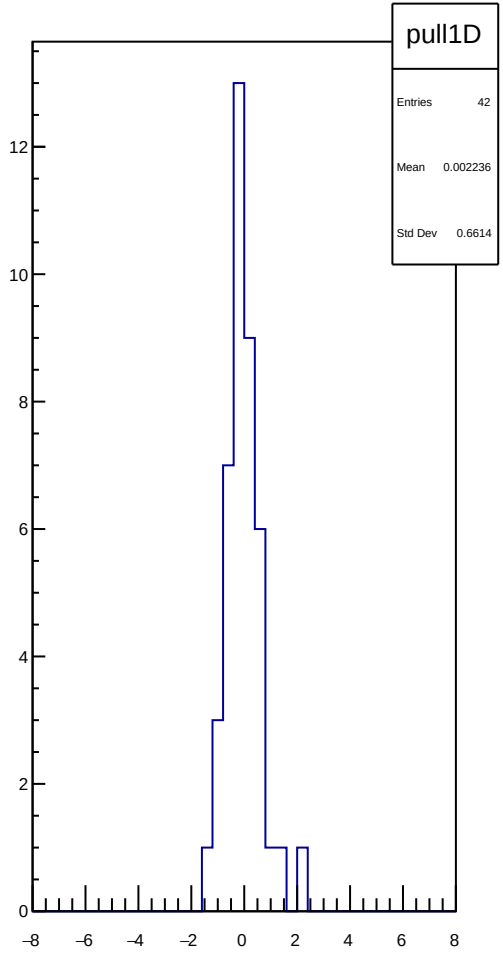
pull1D
Entries 42
Mean 0.002236
Std Dev 0.6614
12
10
8
6
4
2
0
−8
−6
−4
−2
0
2
4
6
8

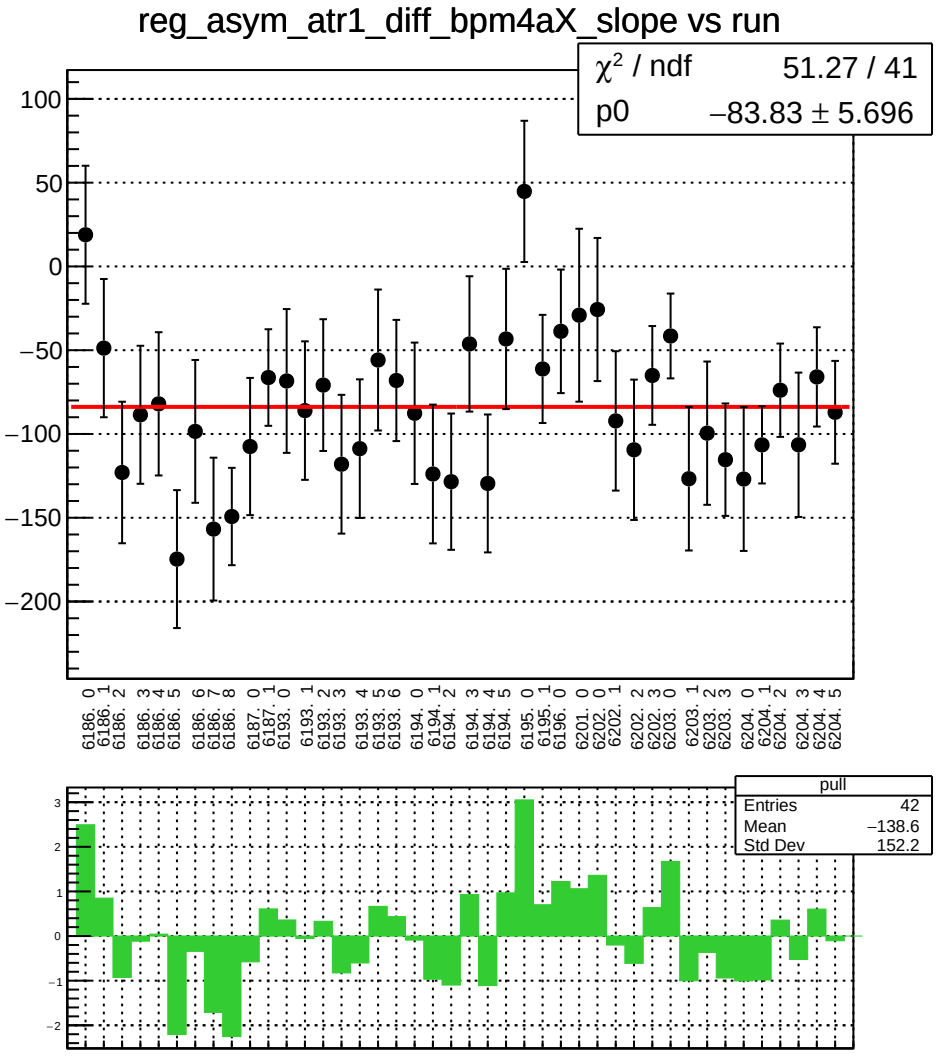
reg_asym_atr1_diff_bpm4aX_slope vs run
χ² / ndf 51.27 / 41
p0 −83.83 ± 5.696
100
50
0
−50
−100
−150
−200
6186. 0
6186. 1
6186. 2
6186. 3
6186. 4
6186. 5
6186. 6
6186. 7
6186. 8
6187. 0
6187. 1
6193. 0
6193. 1
6193. 2
6193. 3
6193. 4
6193. 5
6193. 6
6194. 0
6194. 1
6194. 2
6194. 3
6194. 4
6194. 5
6195. 0
6195. 1
6196. 0
6201. 0
6202. 0
6202. 1
6202. 2
6202. 3
6203. 0
6203. 1
6203. 2
6203. 3
6204. 0
6204. 1
6204. 2
6204. 3
6204. 4
6204. 5
pull
Entries 42
Mean −138.6
Std Dev 152.2
3
2
1
0
−1
−2

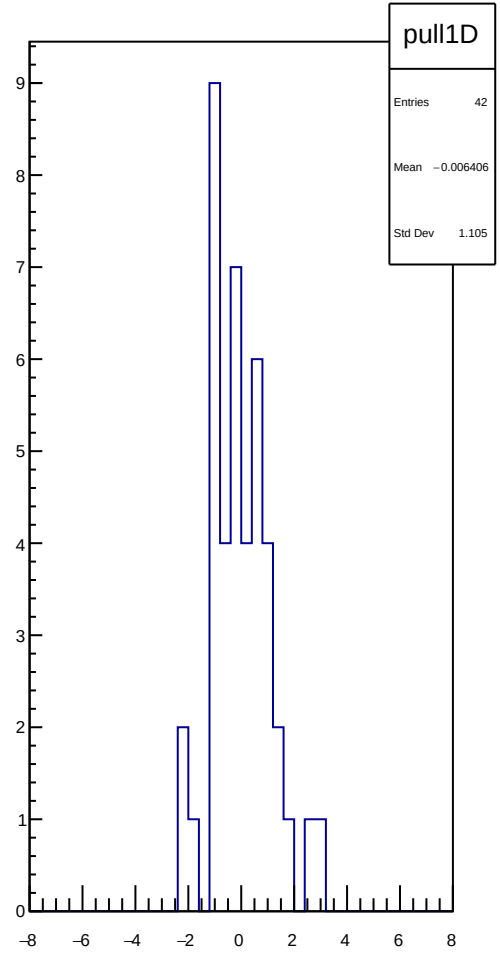
pull1D
Entries 42
Mean −0.006406
Std Dev 1.105
9
8
7
6
5
4
3
2
1
0
−8
−6
−4
−2
0
2
4
6
8

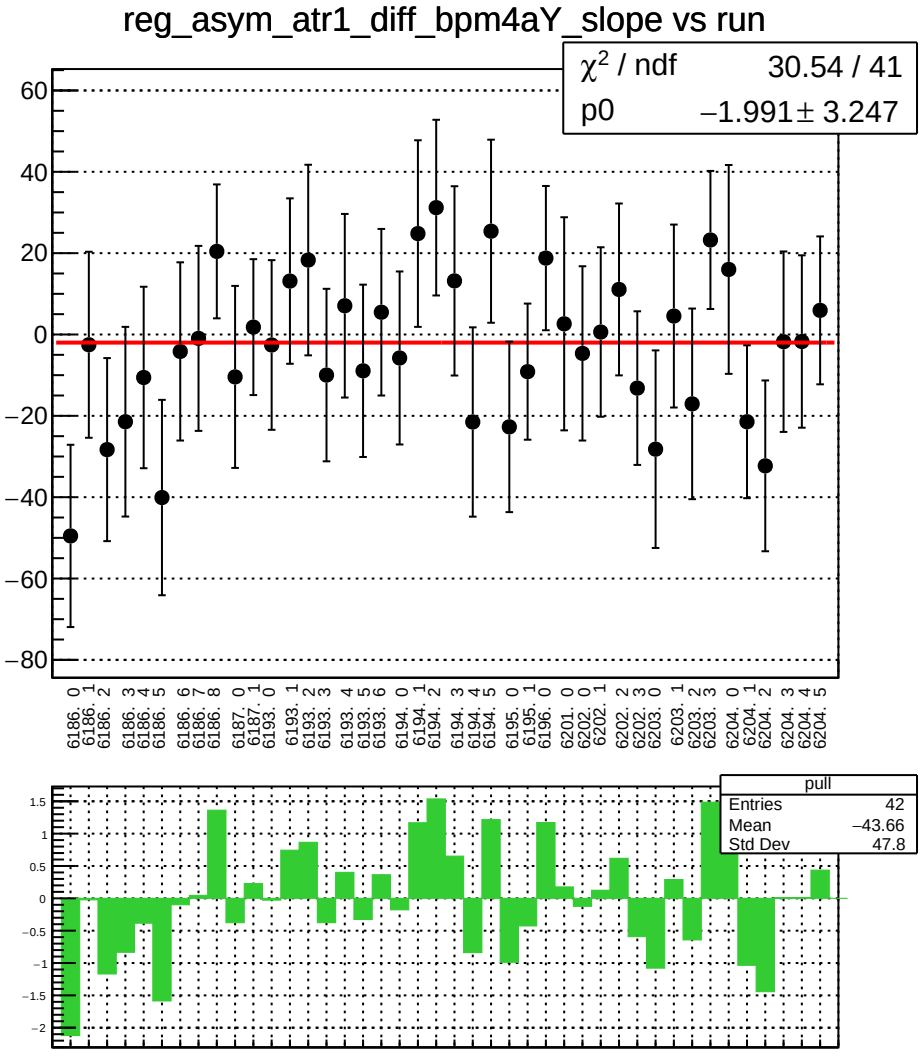
reg_asym_atr1_diff_bpm4aY_slope vs run
χ² / ndf 30.54 / 41
p0 −1.991 ± 3.247
pull
Entries 42
Mean −43.66
Std Dev 47.8

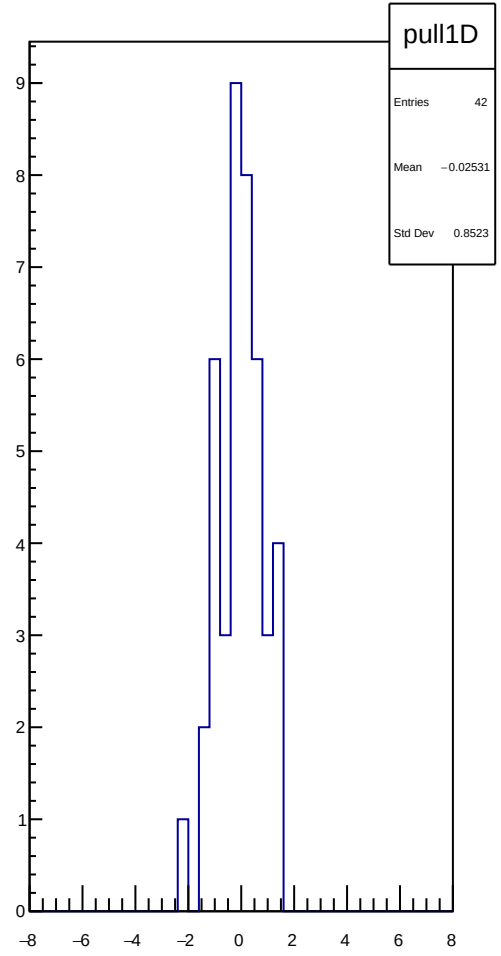
pull1D
Entries 42
Mean −0.02531
Std Dev 0.8523

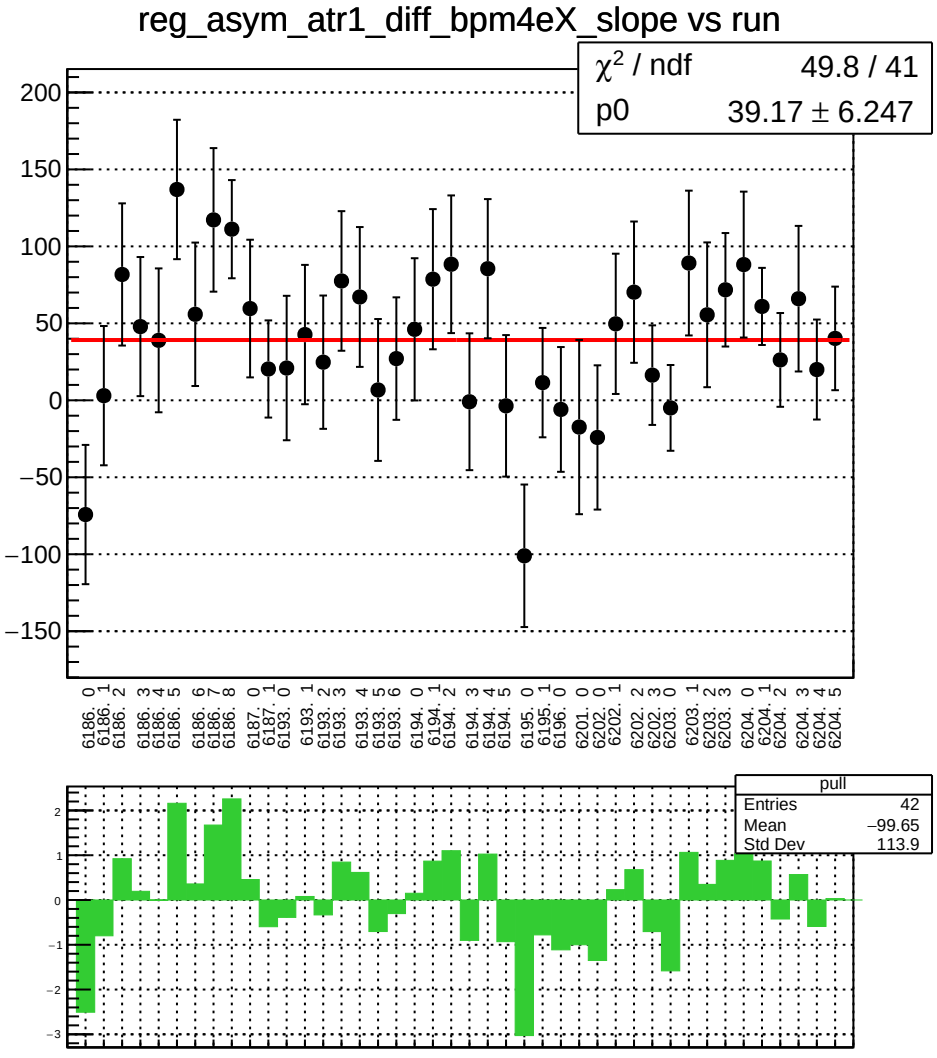
reg_asym_atr1_diff_bpm4eX_slope vs run
χ² / ndf 49.8 / 41
p0 39.17 ± 6.247
pull
Entries 42
Mean −99.65
Std Dev 113.9

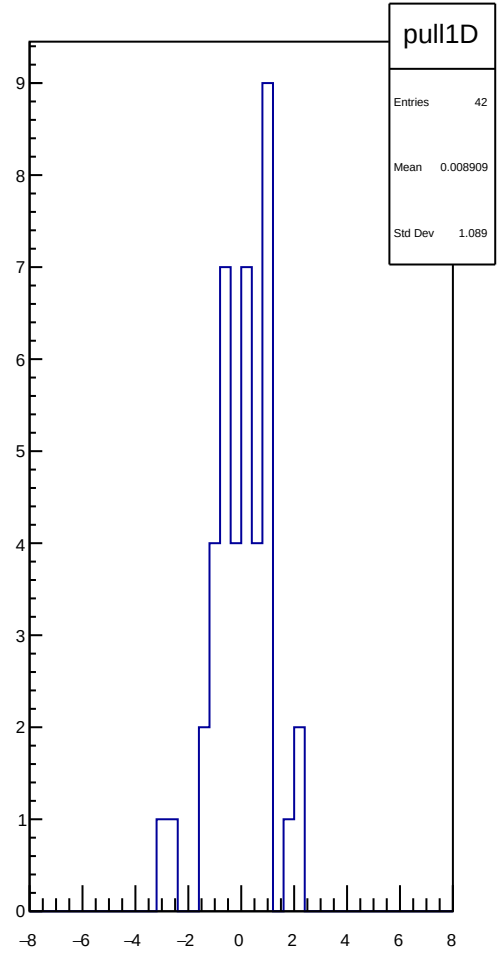
pull1D
Entries 42
Mean 0.008909
Std Dev 1.089

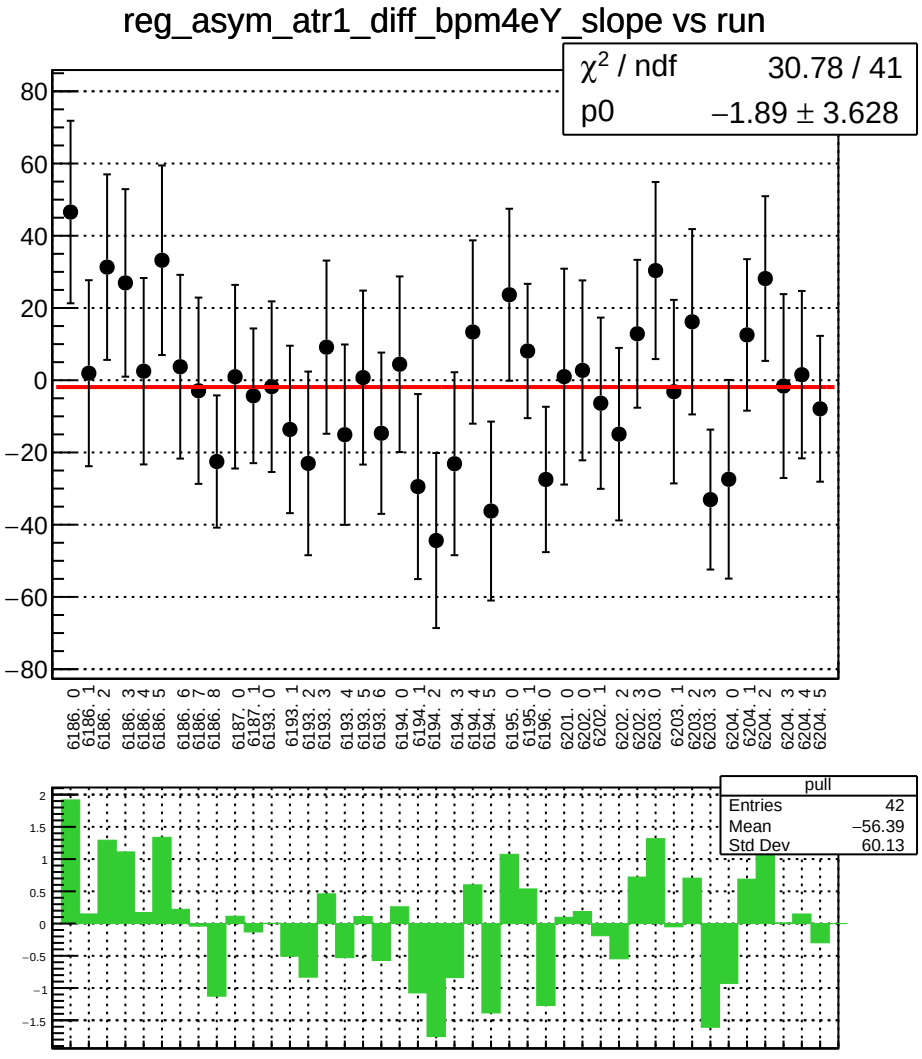
reg_asym_atr1_diff_bpm4eY_slope vs run
χ² / ndf 30.78 / 41
p0 −1.89 ± 3.628
80
60
40
20
0
−20
−40
−60
−80
6186. 0
6186. 1
6186. 2
6186. 3
6186. 4
6186. 5
6186. 6
6186. 7
6186. 8
6187. 0
6187. 1
6193. 0
6193. 1
6193. 2
6193. 3
6193. 4
6193. 5
6193. 6
6194. 0
6194. 1
6194. 2
6194. 3
6194. 4
6194. 5
6195. 0
6195. 1
6196. 0
6201. 0
6202. 0
6202. 1
6202. 2
6202. 3
6203. 0
6203. 1
6203. 2
6203. 3
6204. 0
6204. 1
6204. 2
6204. 3
6204. 4
6204. 5
pull
Entries 42
Mean −56.39
Std Dev 60.13
2
1.5
1
0.5
0
−0.5
−1
−1.5

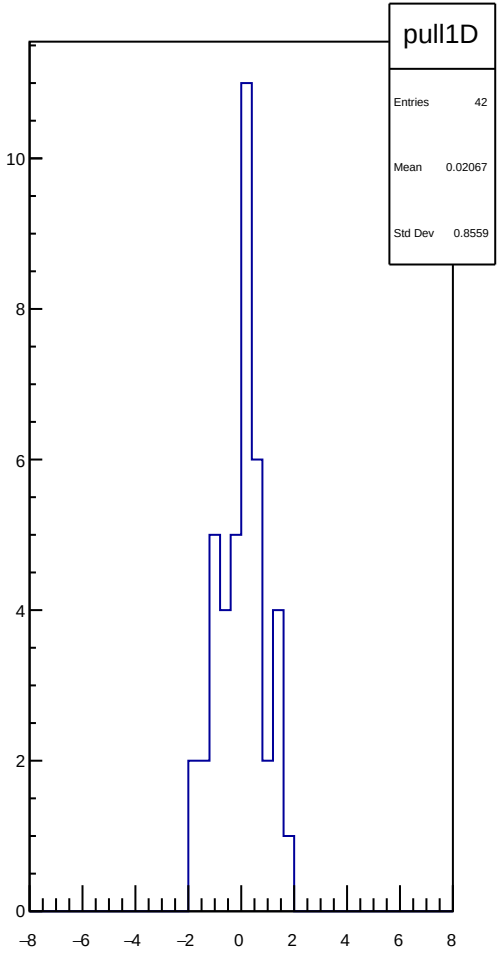
pull1D
Entries 42
Mean 0.02067
Std Dev 0.8559
10
8
6
4
2
0
−8
−6
−4
−2
0
2
4
6
8

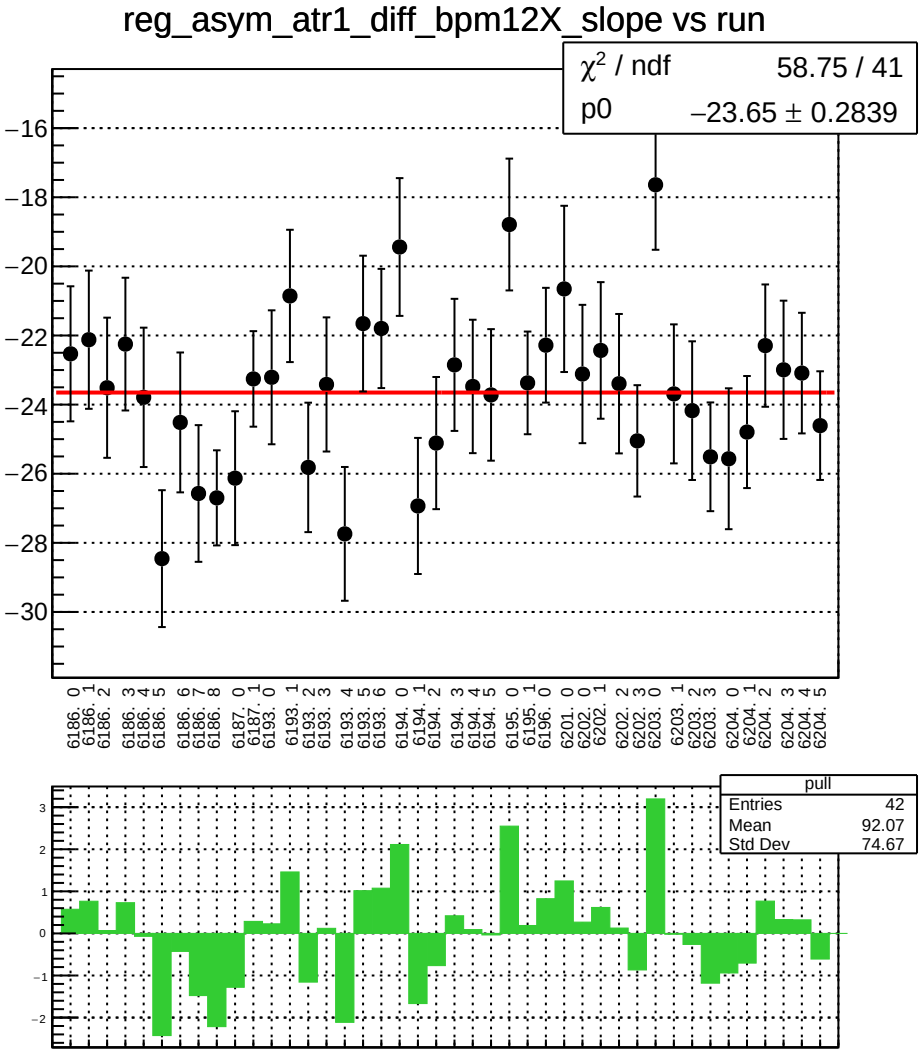
reg_asym_atr1_diff_bpm12X_slope vs run
χ² / ndf 58.75 / 41
p0 −23.65 ± 0.2839
pull
Entries 42
Mean 92.07
Std Dev 74.67

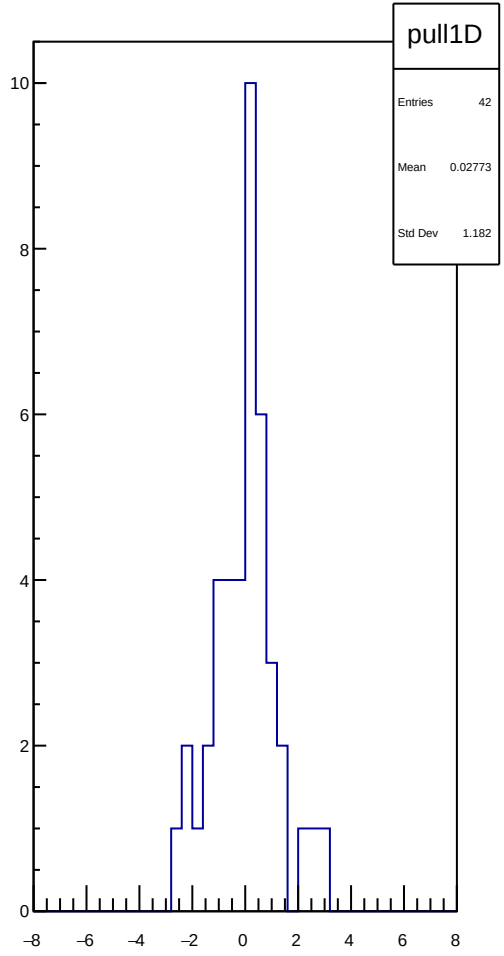
pull1D
Entries 42
Mean 0.02773
Std Dev 1.182

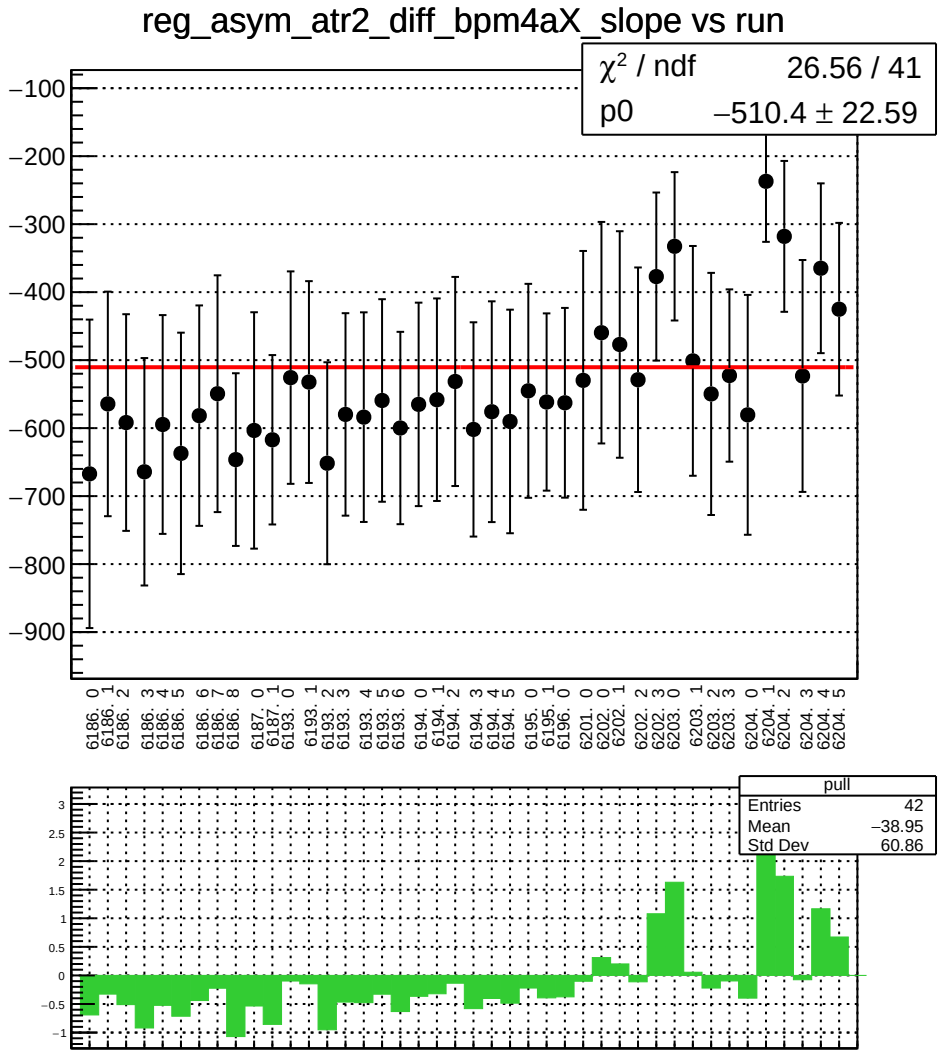
reg_asym_atr2_diff_bpm4aX_slope vs run
χ² / ndf 26.56 / 41
p0 −510.4 ± 22.59
pull
Entries 42
Mean −38.95
Std Dev 60.86

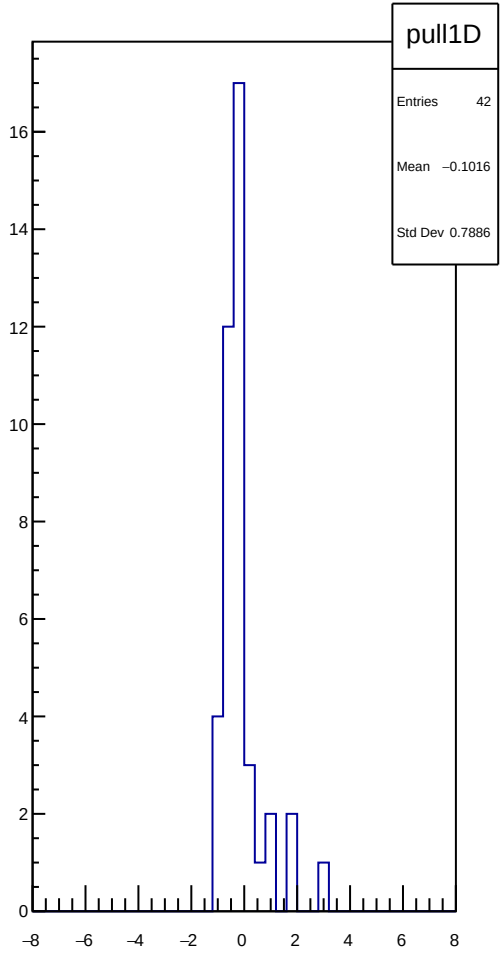
pull1D
Entries 42
Mean −0.1016
Std Dev 0.7886

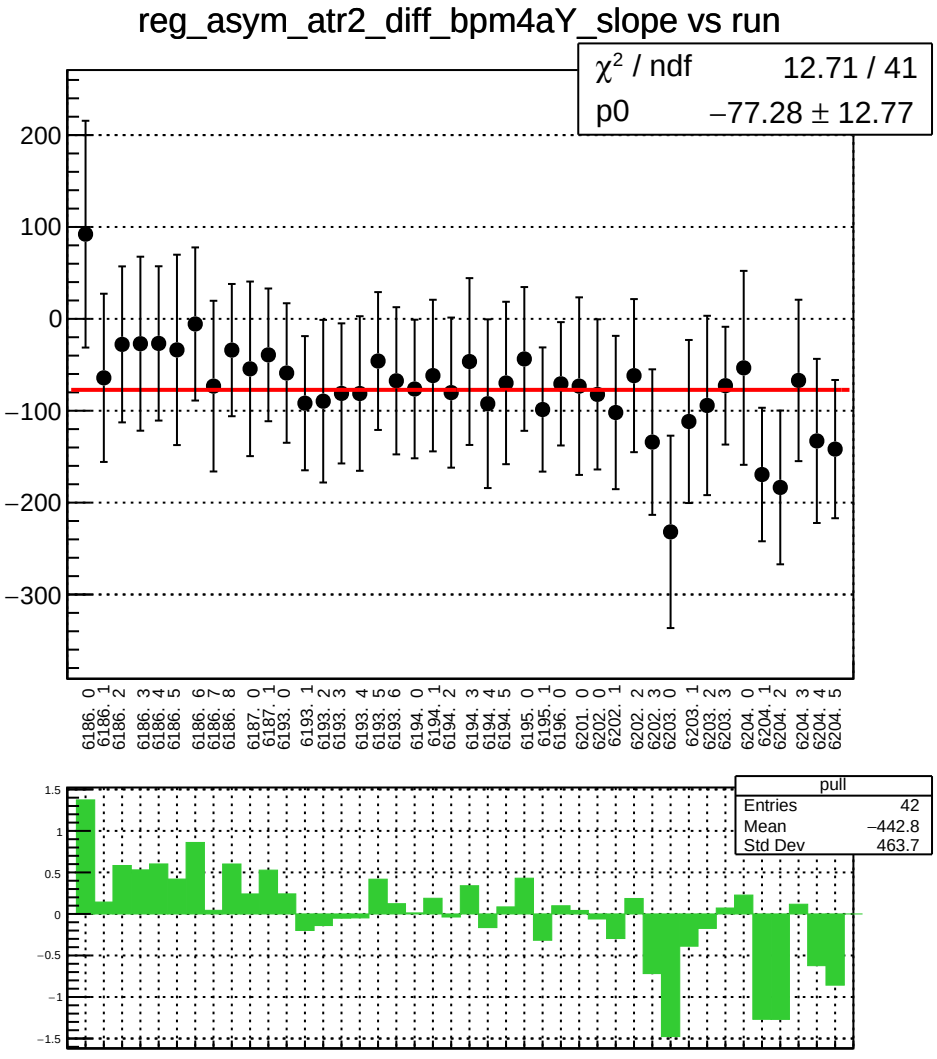
reg_asym_atr2_diff_bpm4aY_slope vs run
χ² / ndf 12.71 / 41
p0 −77.28 ± 12.77
200
100
0
−100
−200
−300
6186. 0
6186. 1
6186. 2
6186. 3
6186. 4
6186. 5
6186. 6
6186. 7
6186. 8
6187. 0
6187. 1
6193. 0
6193. 1
6193. 2
6193. 3
6193. 4
6193. 5
6193. 6
6194. 0
6194. 1
6194. 2
6194. 3
6194. 4
6194. 5
6195. 0
6195. 1
6196. 0
6201. 0
6202. 0
6202. 1
6202. 2
6202. 3
6203. 0
6203. 1
6203. 2
6203. 3
6204. 0
6204. 1
6204. 2
6204. 3
6204. 4
6204. 5
pull
Entries 42
Mean −442.8
Std Dev 463.7
1.5
1
0.5
0
−0.5
−1
−1.5

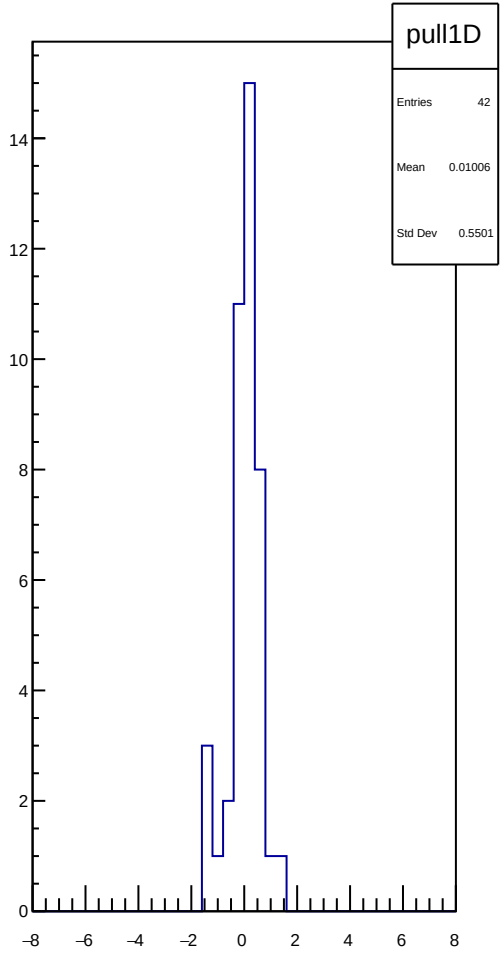
pull1D
Entries 42
Mean 0.01006
Std Dev 0.5501
14
12
10
8
6
4
2
0
−8
−6
−4
−2
0
2
4
6
8

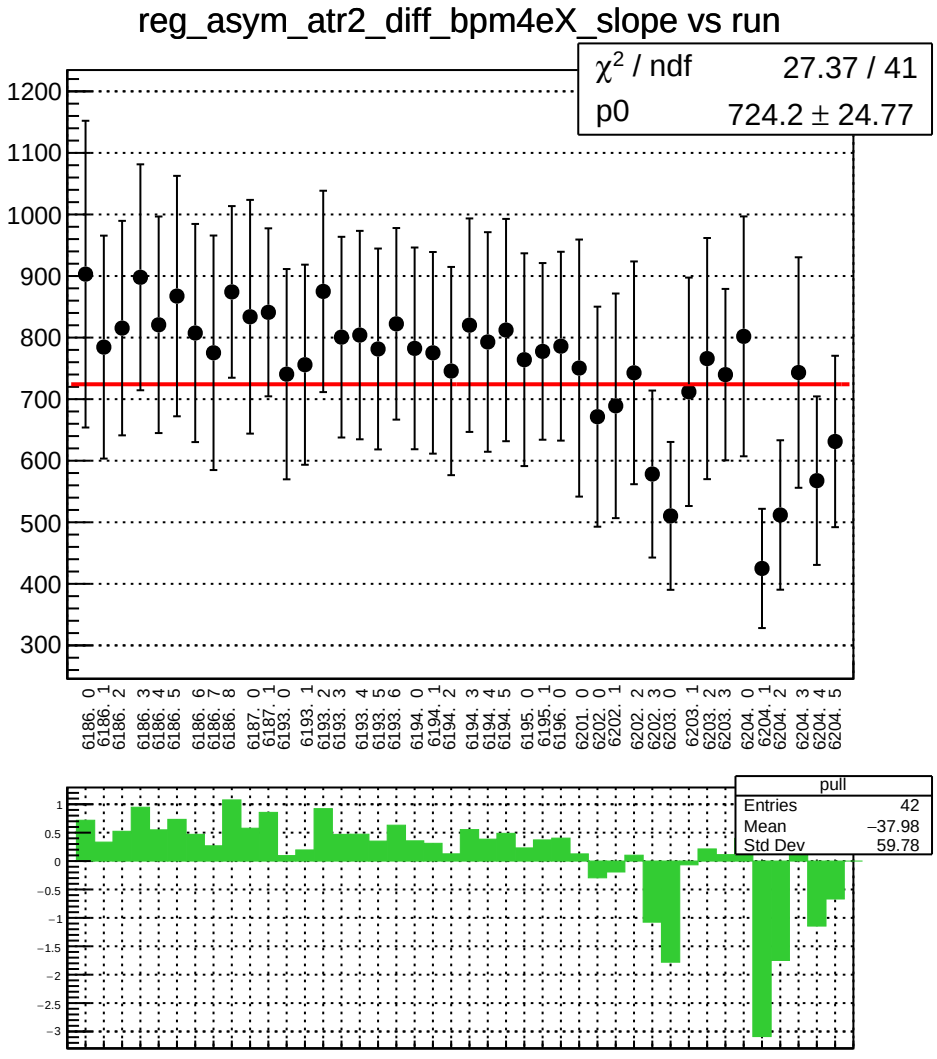
reg_asym_atr2_diff_bpm4eX_slope vs run
χ² / ndf 27.37 / 41
p0 724.2 ± 24.77
1200
1100
1000
900
800
700
600
500
400
300
6186. 0
6186. 1
6186. 2
6186. 3
6186. 4
6186. 5
6186. 6
6186. 7
6186. 8
6187. 0
6187. 1
6193. 0
6193. 1
6193. 2
6193. 3
6193. 4
6193. 5
6193. 6
6194. 0
6194. 1
6194. 2
6194. 3
6194. 4
6194. 5
6195. 0
6195. 1
6196. 0
6201. 0
6202. 0
6202. 1
6202. 2
6202. 3
6203. 0
6203. 1
6203. 2
6203. 3
6204. 0
6204. 1
6204. 2
6204. 3
6204. 4
6204. 5
pull
Entries 42
Mean −37.98
Std Dev 59.78
1
0.5
0
−0.5
−1
−1.5
−2
−2.5
−3

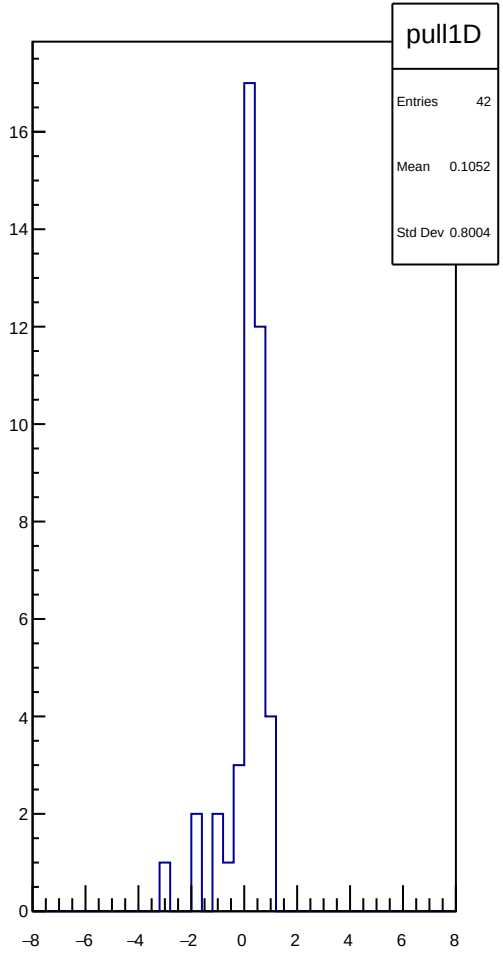
pull1D
Entries 42
Mean 0.1052
Std Dev 0.8004
16
14
12
10
8
6
4
2
0
−8
−6
−4
−2
0
2
4
6
8

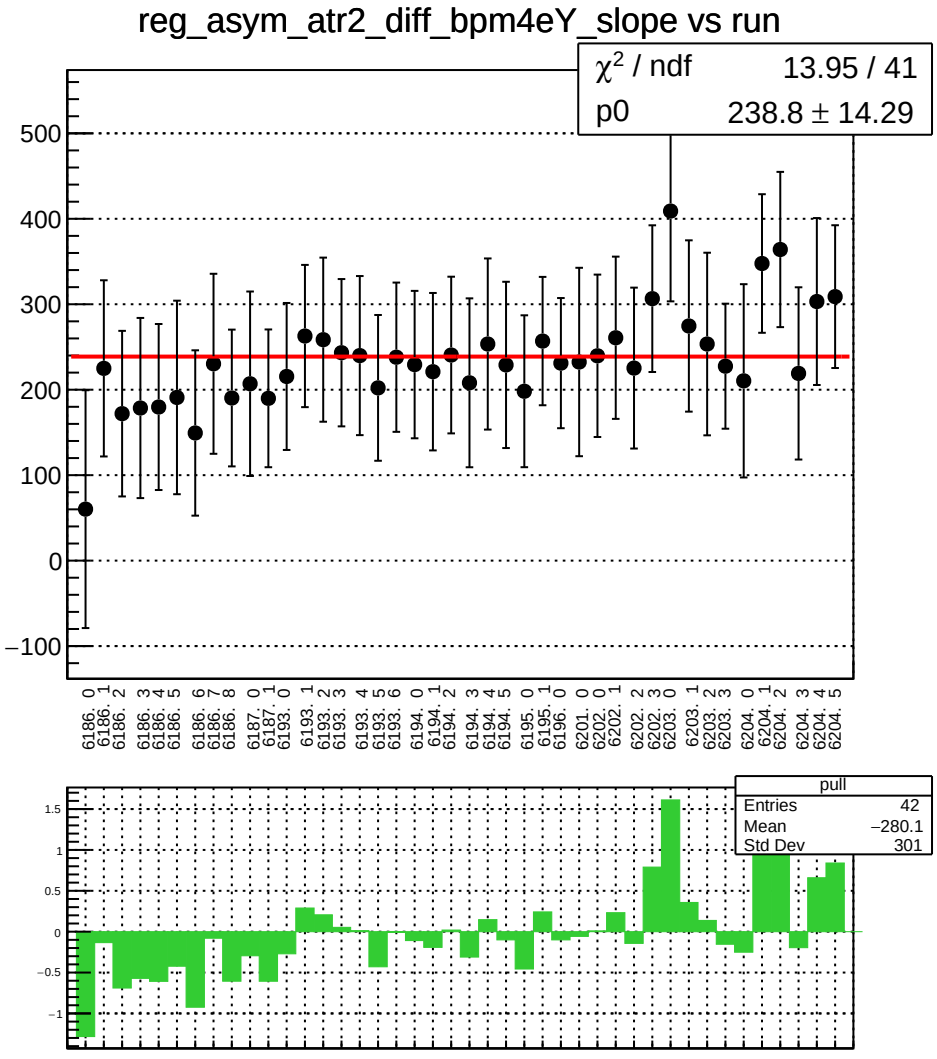
reg_asym_atr2_diff_bpm4eY_slope vs run
χ² / ndf 13.95 / 41
p0 238.8 ± 14.29
500
400
300
200
100
0
−100
6186. 0
6186. 1
6186. 2
6186. 3
6186. 4
6186. 5
6186. 6
6186. 7
6186. 8
6187. 0
6187. 1
6193. 0
6193. 1
6193. 2
6193. 3
6193. 4
6193. 5
6193. 6
6194. 0
6194. 1
6194. 2
6194. 3
6194. 4
6194. 5
6195. 0
6195. 1
6196. 0
6201. 0
6202. 0
6202. 1
6202. 2
6202. 3
6203. 0
6203. 1
6203. 2
6203. 3
6204. 0
6204. 1
6204. 2
6204. 3
6204. 4
6204. 5
pull
Entries 42
Mean −280.1
Std Dev 301
1.5
1
0.5
0
−0.5
−1

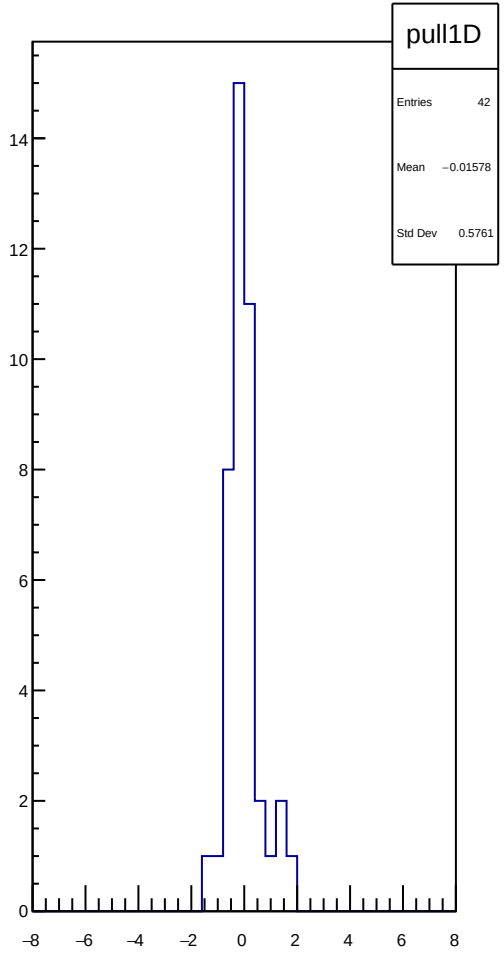
pull1D
Entries 42
Mean −0.01578
Std Dev 0.5761
14
12
10
8
6
4
2
0
−8
−6
−4
−2
0
2
4
6
8

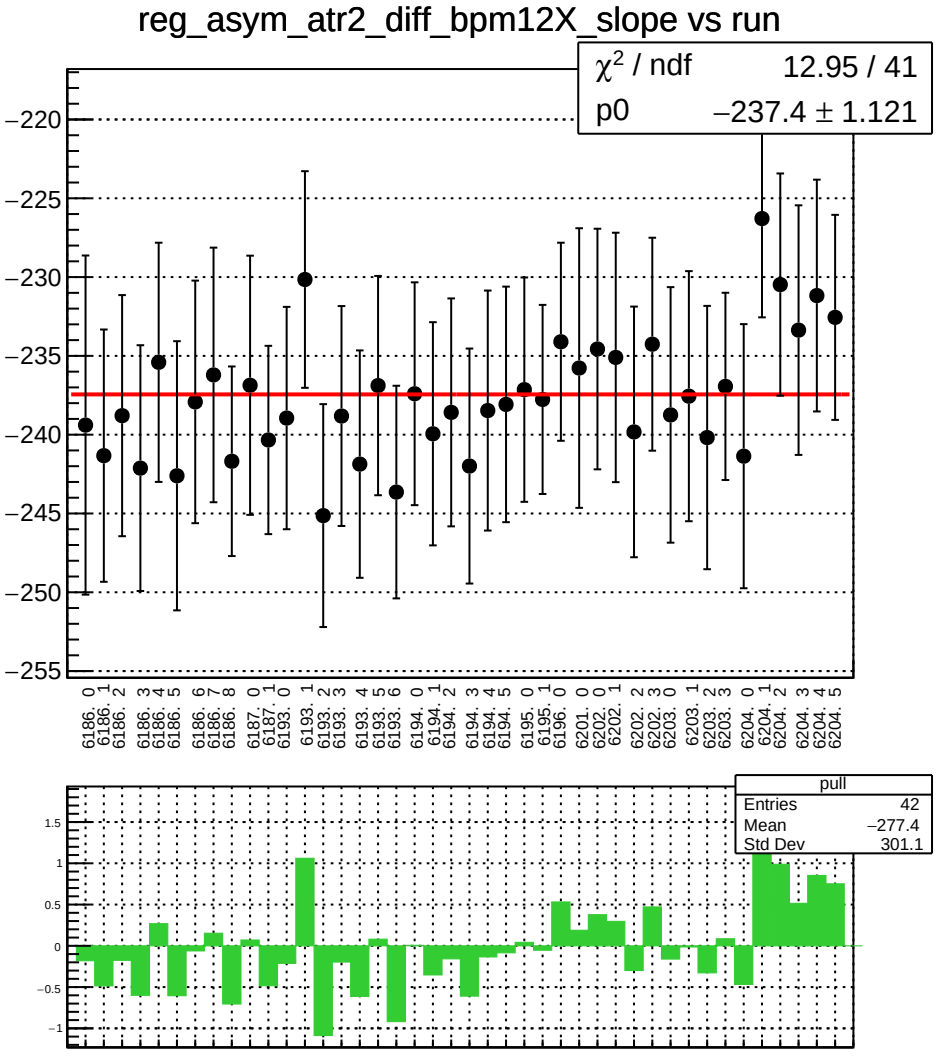
reg_asym_atr2_diff_bpm12X_slope vs run
χ² / ndf 12.95 / 41
p0 −237.4 ± 1.121
−220
−225
−230
−235
−240
−245
−250
−255
6186. 0
6186. 1
6186. 2
6186. 3
6186. 4
6186. 5
6186. 6
6186. 7
6186. 8
6187. 0
6187. 1
6193. 0
6193. 1
6193. 2
6193. 3
6193. 4
6193. 5
6193. 6
6194. 0
6194. 1
6194. 2
6194. 3
6194. 4
6194. 5
6195. 0
6195. 1
6196. 0
6201. 0
6202. 0
6202. 1
6202. 2
6202. 3
6203. 0
6203. 1
6203. 2
6203. 3
6204. 0
6204. 1
6204. 2
6204. 3
6204. 4
6204. 5
pull
Entries 42
Mean −277.4
Std Dev 301.1
1.5
1
0.5
0
−0.5
−1

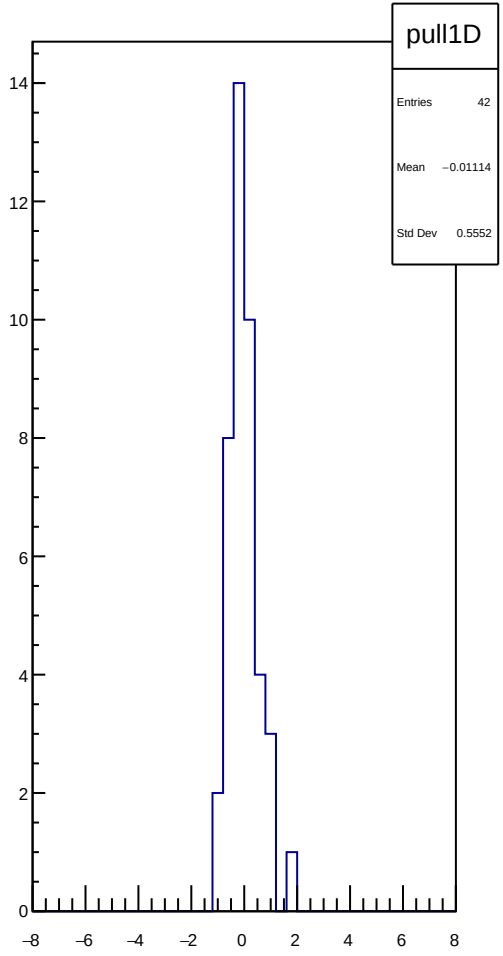
pull1D
Entries 42
Mean −0.01114
Std Dev 0.5552
14
12
10
8
6
4
2
0
−8
−6
−4
−2
0
2
4
6
8

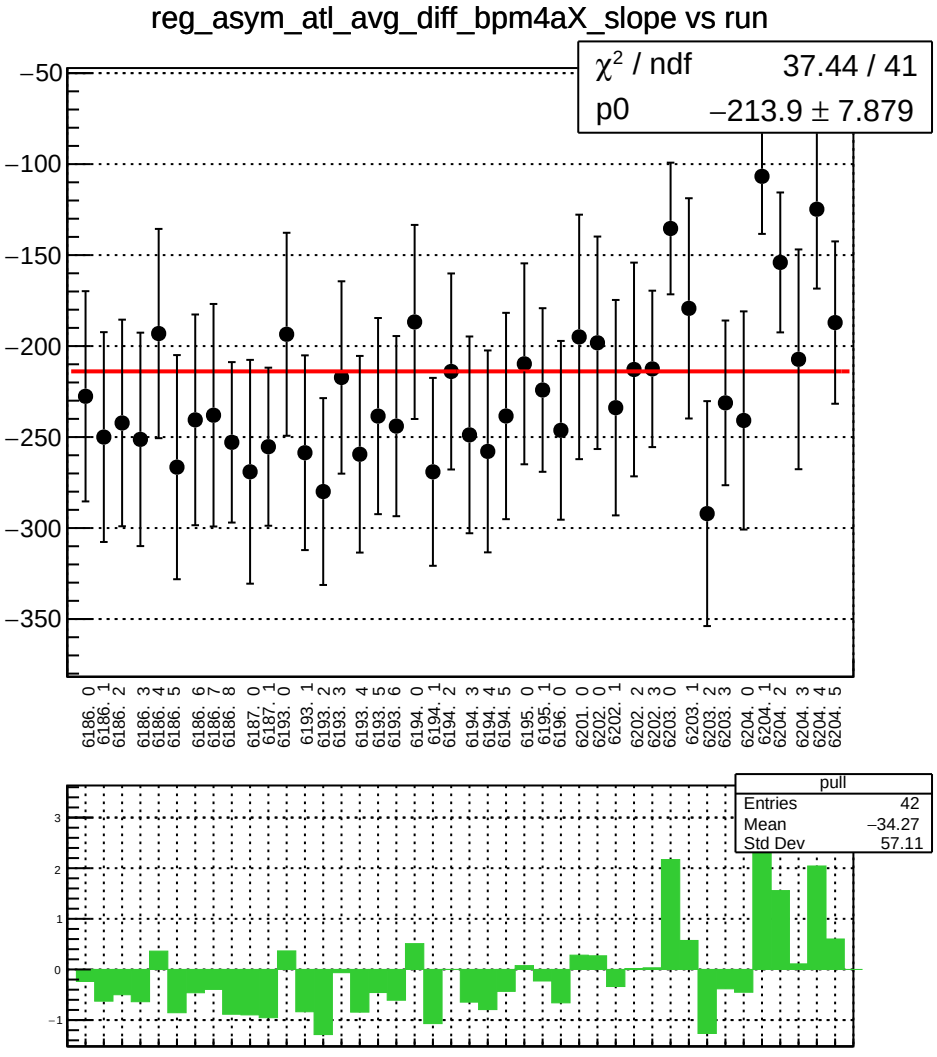
reg_asym_atl_avg_diff_bpm4aX_slope vs run
χ² / ndf 37.44 / 41
p0 −213.9 ± 7.879
−50
−100
−150
−200
−250
−300
−350
6186. 0
6186. 1
6186. 2
6186. 3
6186. 4
6186. 5
6186. 6
6186. 7
6186. 8
6187. 0
6187. 1
6193. 0
6193. 1
6193. 2
6193. 3
6193. 4
6193. 5
6193. 6
6194. 0
6194. 1
6194. 2
6194. 3
6194. 4
6194. 5
6195. 0
6195. 1
6196. 0
6201. 0
6202. 0
6202. 1
6202. 2
6202. 3
6203. 0
6203. 1
6203. 2
6203. 3
6204. 0
6204. 1
6204. 2
6204. 3
6204. 4
6204. 5
pull
Entries 42
Mean −34.27
Std Dev 57.11
3
2
1
0
−1

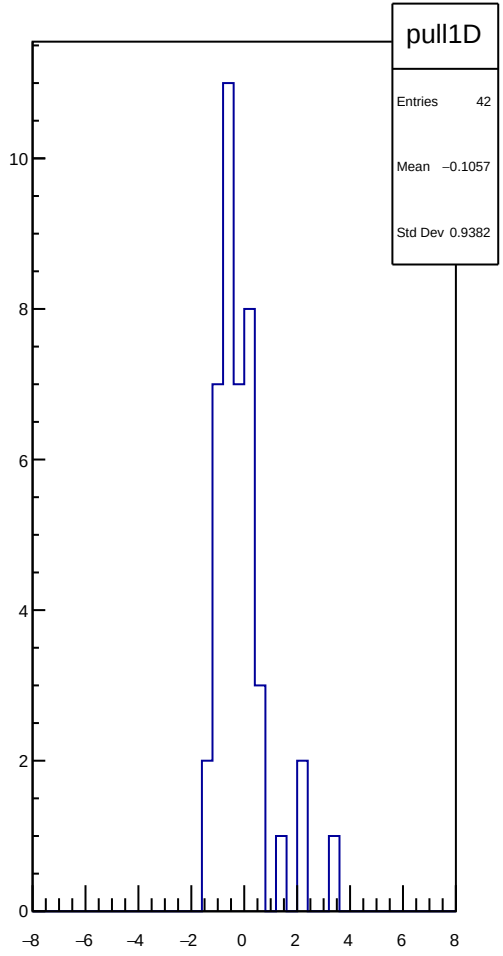
pull1D
Entries 42
Mean −0.1057
Std Dev 0.9382
10
8
6
4
2
0
−8
−6
−4
−2
0
2
4
6
8

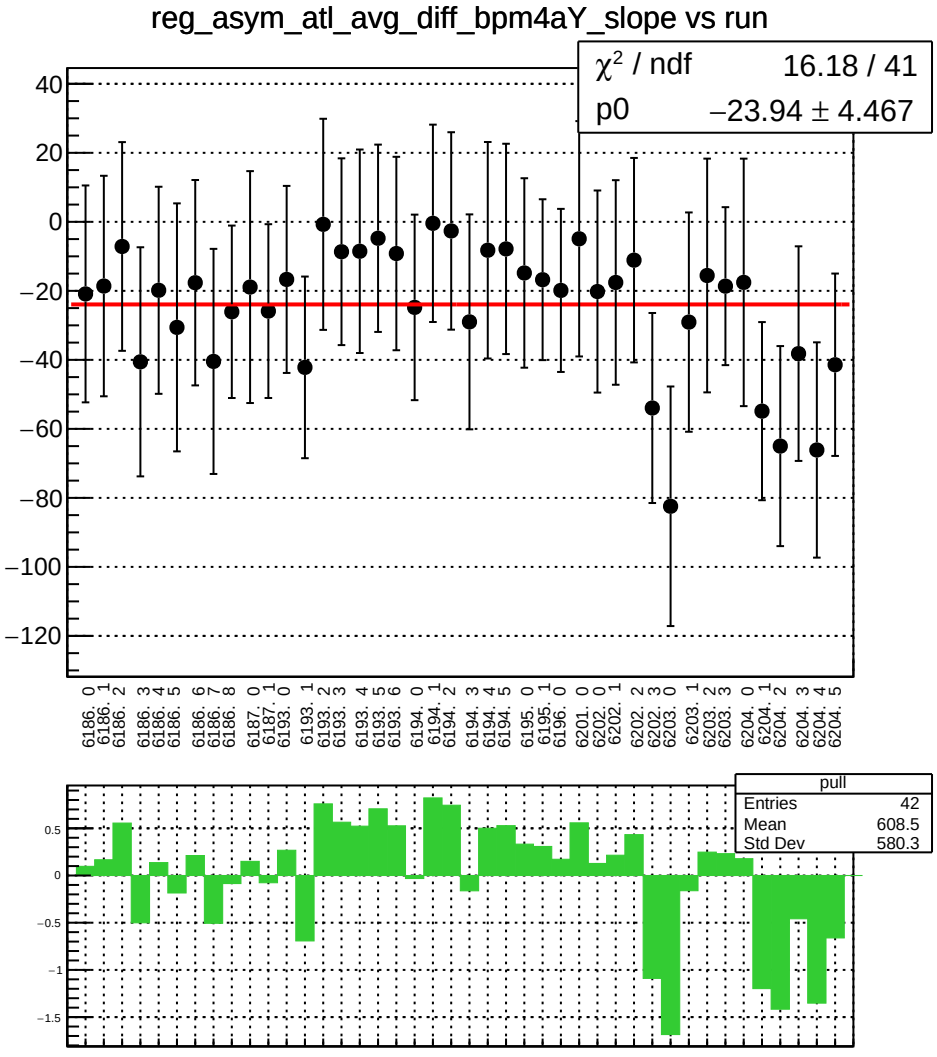
reg_asym_atl_avg_diff_bpm4aY_slope vs run
χ² / ndf 16.18 / 41
p0 −23.94 ± 4.467
40
20
0
−20
−40
−60
−80
−100
−120
6186. 0
6186. 1
6186. 2
6186. 3
6186. 4
6186. 5
6186. 6
6186. 7
6186. 8
6187. 0
6187. 1
6193. 0
6193. 1
6193. 2
6193. 3
6193. 4
6193. 5
6193. 6
6194. 0
6194. 1
6194. 2
6194. 3
6194. 4
6194. 5
6195. 0
6195. 1
6196. 0
6201. 0
6202. 0
6202. 1
6202. 2
6202. 3
6203. 0
6203. 1
6203. 2
6203. 3
6204. 0
6204. 1
6204. 2
6204. 3
6204. 4
6204. 5
pull
Entries 42
Mean 608.5
Std Dev 580.3
0.5
0
−0.5
−1
−1.5

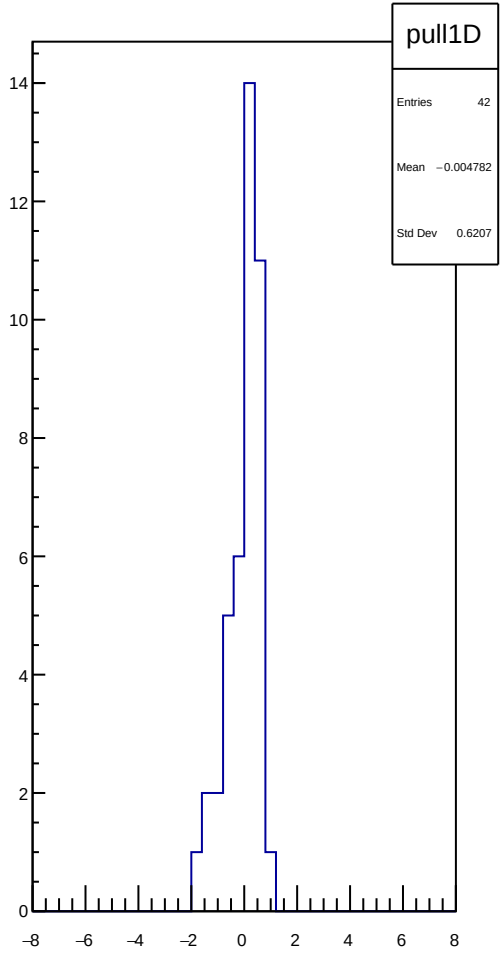
pull1D
Entries 42
Mean −0.004782
Std Dev 0.6207
14
12
10
8
6
4
2
0
−8
−6
−4
−2
0
2
4
6
8

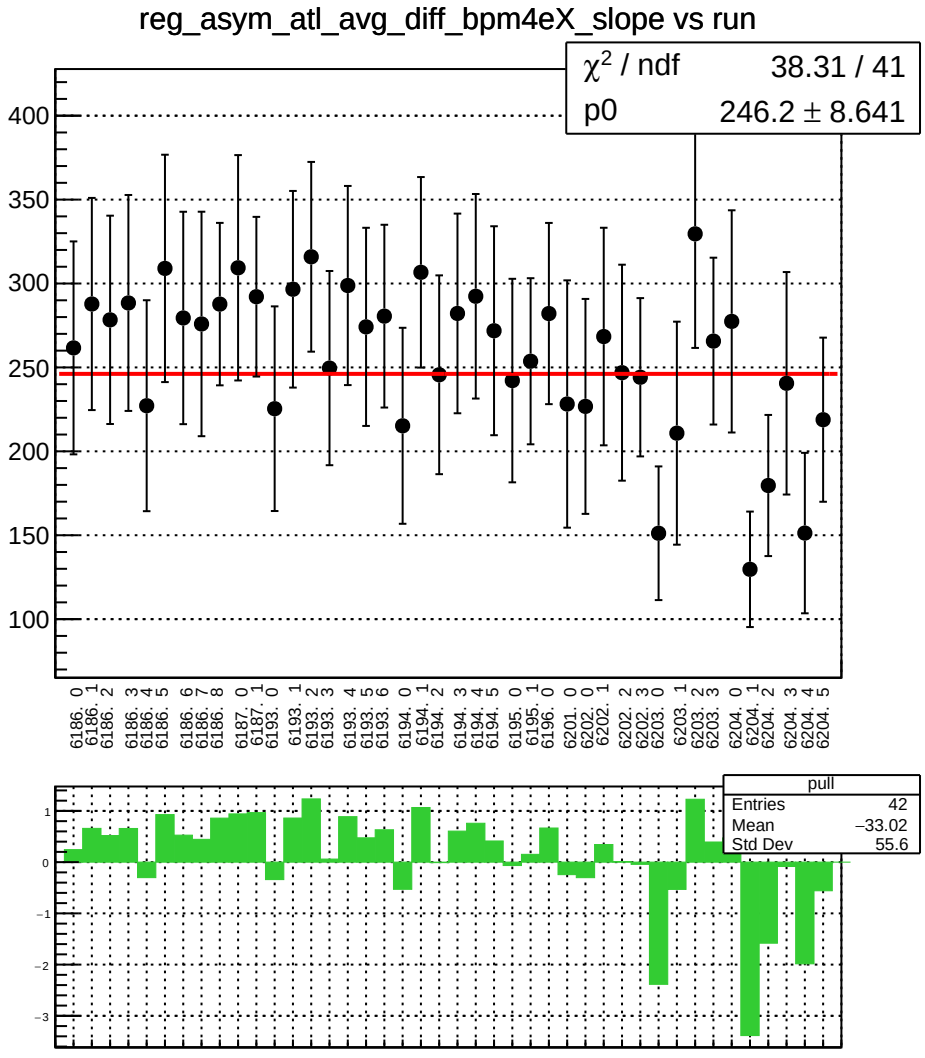
reg_asym_atl_avg_diff_bpm4eX_slope vs run
χ2 / ndf 38.31 / 41
p0 246.2 ± 8.641
400
350
300
250
200
150
100
6186. 0
6186. 1
6186. 2
6186. 3
6186. 4
6186. 5
6186. 6
6186. 7
6186. 8
6187. 0
6187. 1
6193. 0
6193. 1
6193. 2
6193. 3
6193. 4
6193. 5
6193. 6
6194. 0
6194. 1
6194. 2
6194. 3
6194. 4
6194. 5
6195. 0
6195. 1
6196. 0
6201. 0
6202. 0
6202. 1
6202. 2
6202. 3
6203. 0
6203. 1
6203. 2
6203. 3
6204. 0
6204. 1
6204. 2
6204. 3
6204. 4
6204. 5
pull
Entries 42
Mean −33.02
Std Dev 55.6
1
0
−1
−2
−3

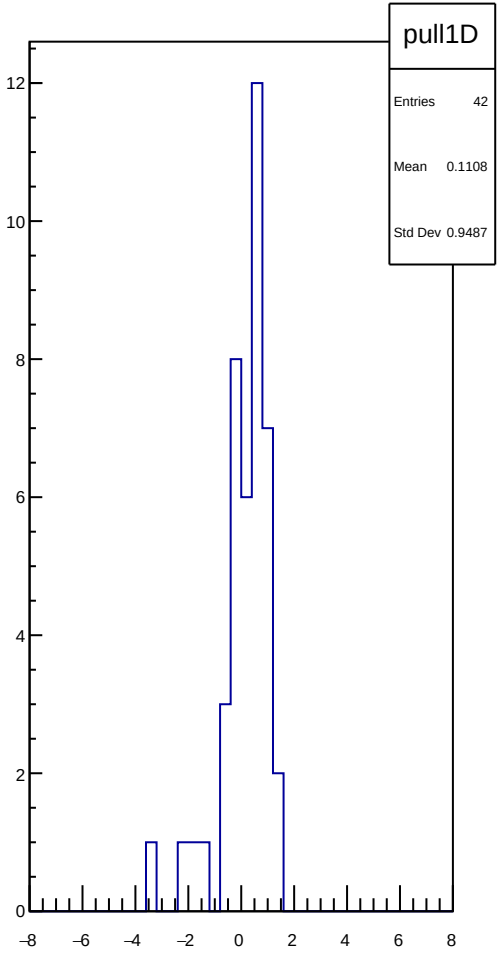
pull1D
Entries 42
Mean 0.1108
Std Dev 0.9487
12
10
8
6
4
2
0
−8
−6
−4
−2
0
2
4
6
8

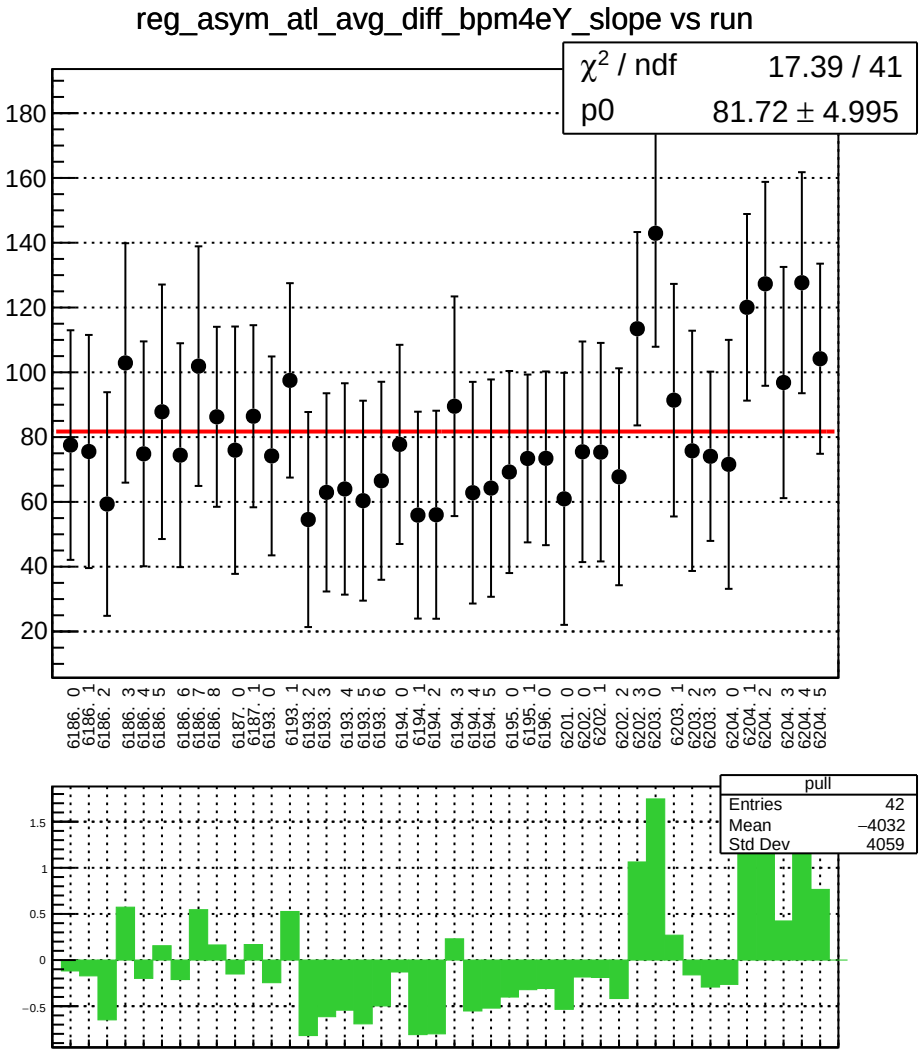
reg_asym_atl_avg_diff_bpm4eY_slope vs run
χ2 / ndf 17.39 / 41
p0 81.72 ± 4.995
pull
Entries 42
Mean −4032
Std Dev 4059

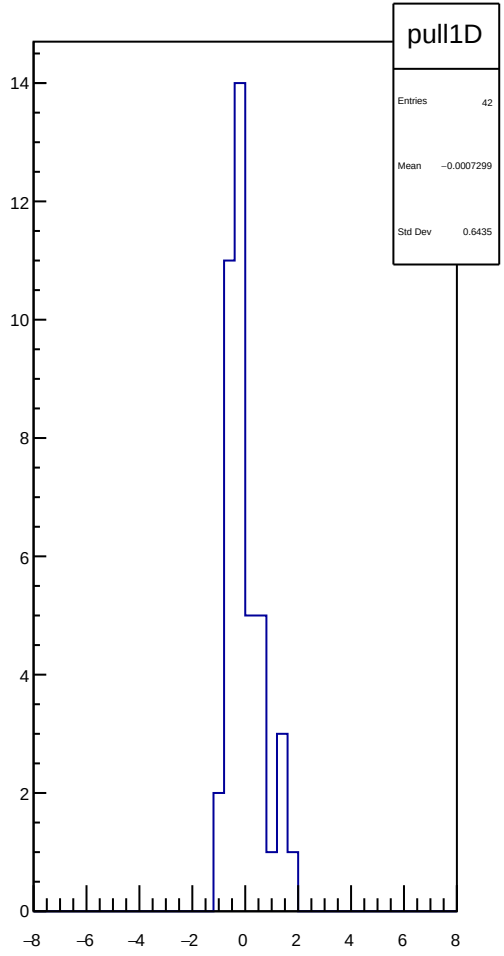
pull1D
Entries 42
Mean −0.0007299
Std Dev 0.6435

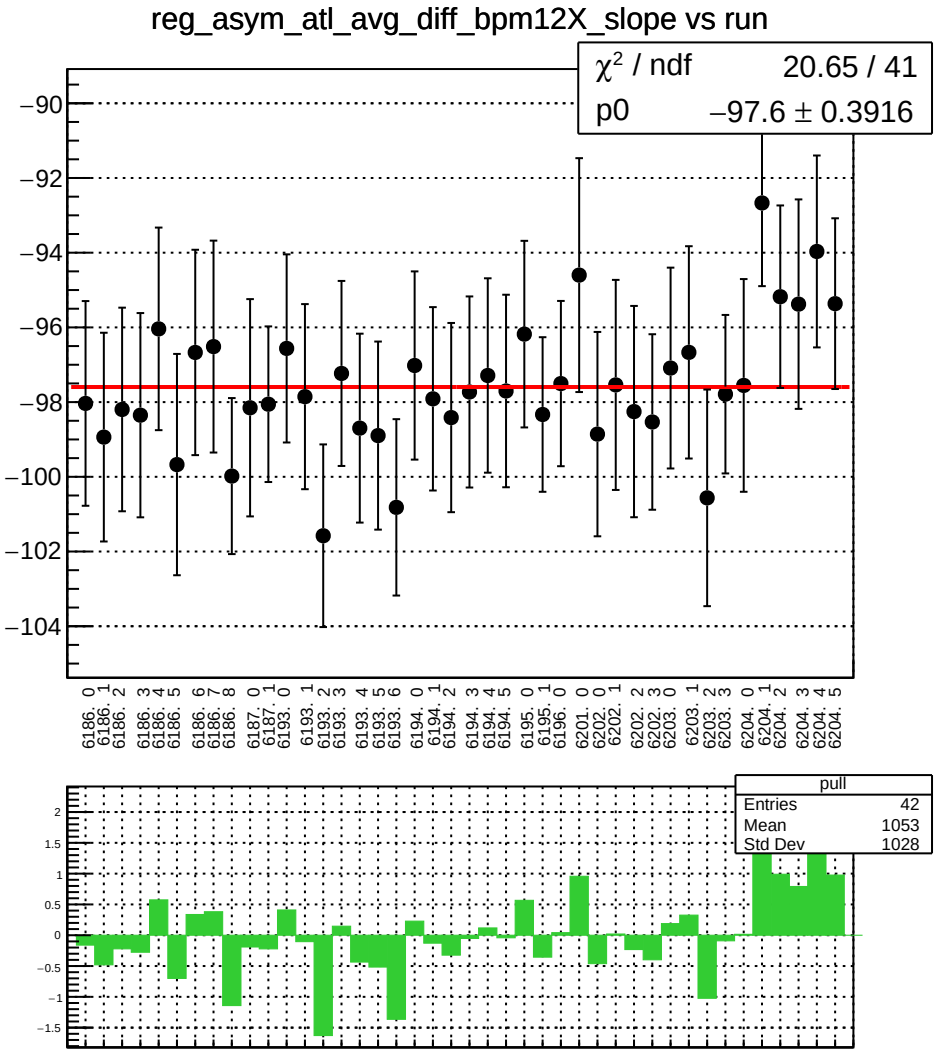
reg_asym_atl_avg_diff_bpm12X_slope vs run
χ² / ndf 20.65 / 41
p0 −97.6 ± 0.3916
pull
Entries 42
Mean 1053
Std Dev 1028

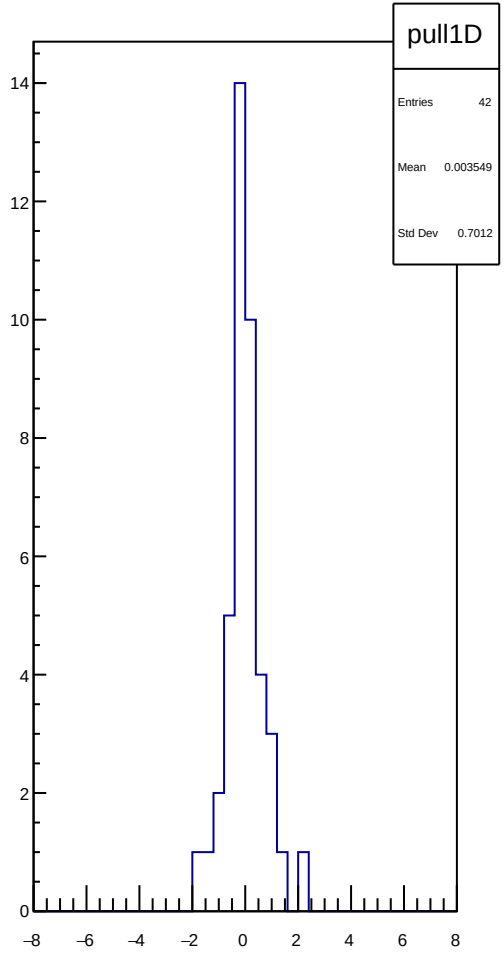
pull1D
Entries 42
Mean 0.003549
Std Dev 0.7012

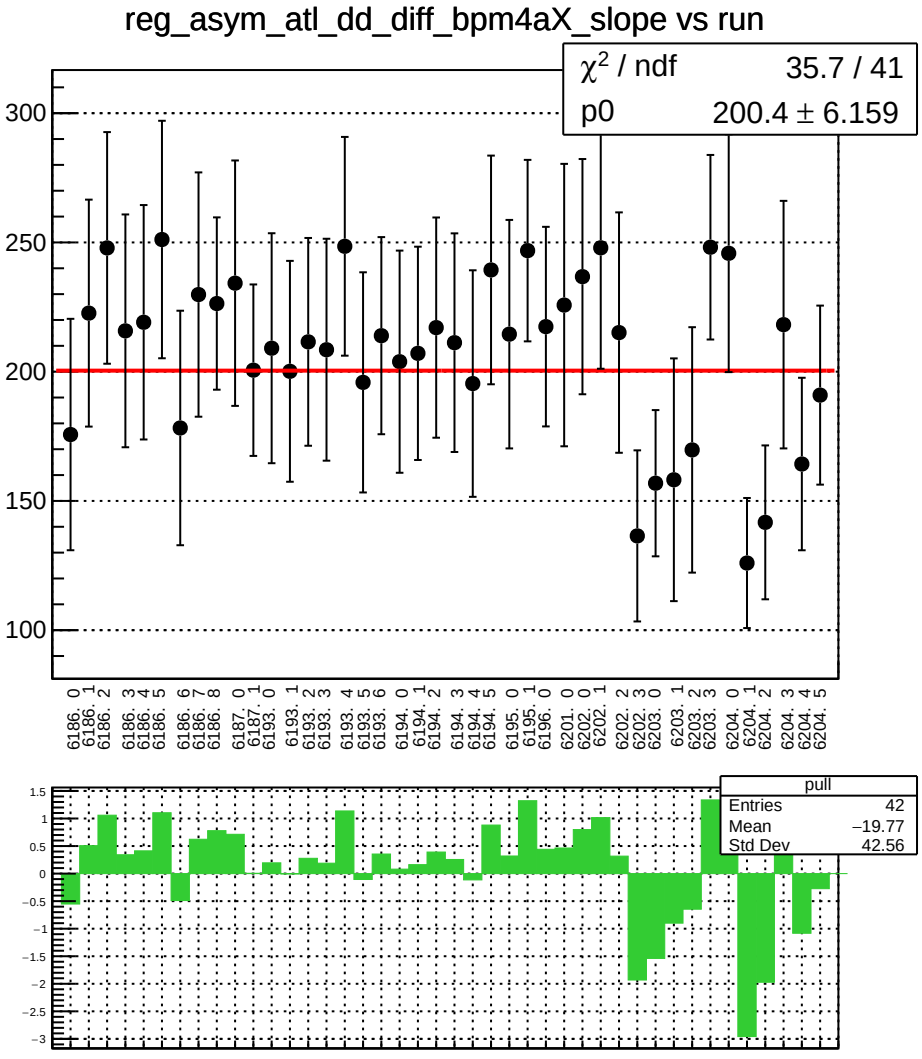
reg_asym_atl_dd_diff_bpm4aX_slope vs run
χ2 / ndf 35.7 / 41
p0 200.4 ± 6.159
300
250
200
150
100
6186. 0
6186. 1
6186. 2
6186. 3
6186. 4
6186. 5
6186. 6
6186. 7
6186. 8
6187. 0
6187. 1
6193. 0
6193. 1
6193. 2
6193. 3
6193. 4
6193. 5
6193. 6
6194. 0
6194. 1
6194. 2
6194. 3
6194. 4
6194. 5
6195. 0
6195. 1
6196. 0
6201. 0
6202. 0
6202. 1
6202. 2
6202. 3
6203. 0
6203. 1
6203. 2
6203. 3
6204. 0
6204. 1
6204. 2
6204. 3
6204. 4
6204. 5
pull
Entries 42
Mean −19.77
Std Dev 42.56
1.5
1
0.5
0
−0.5
−1
−1.5
−2
−2.5
−3

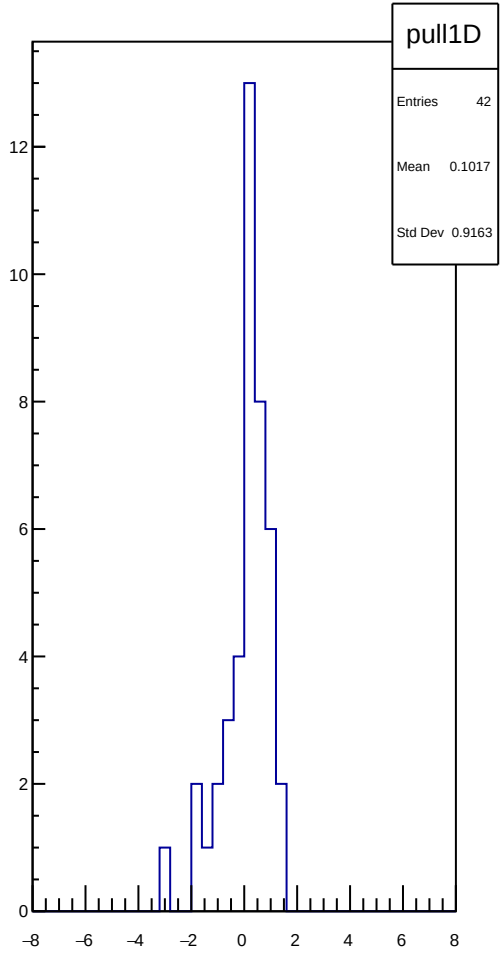
pull1D
Entries 42
Mean 0.1017
Std Dev 0.9163
12
10
8
6
4
2
0
−8
−6
−4
−2
0
2
4
6
8

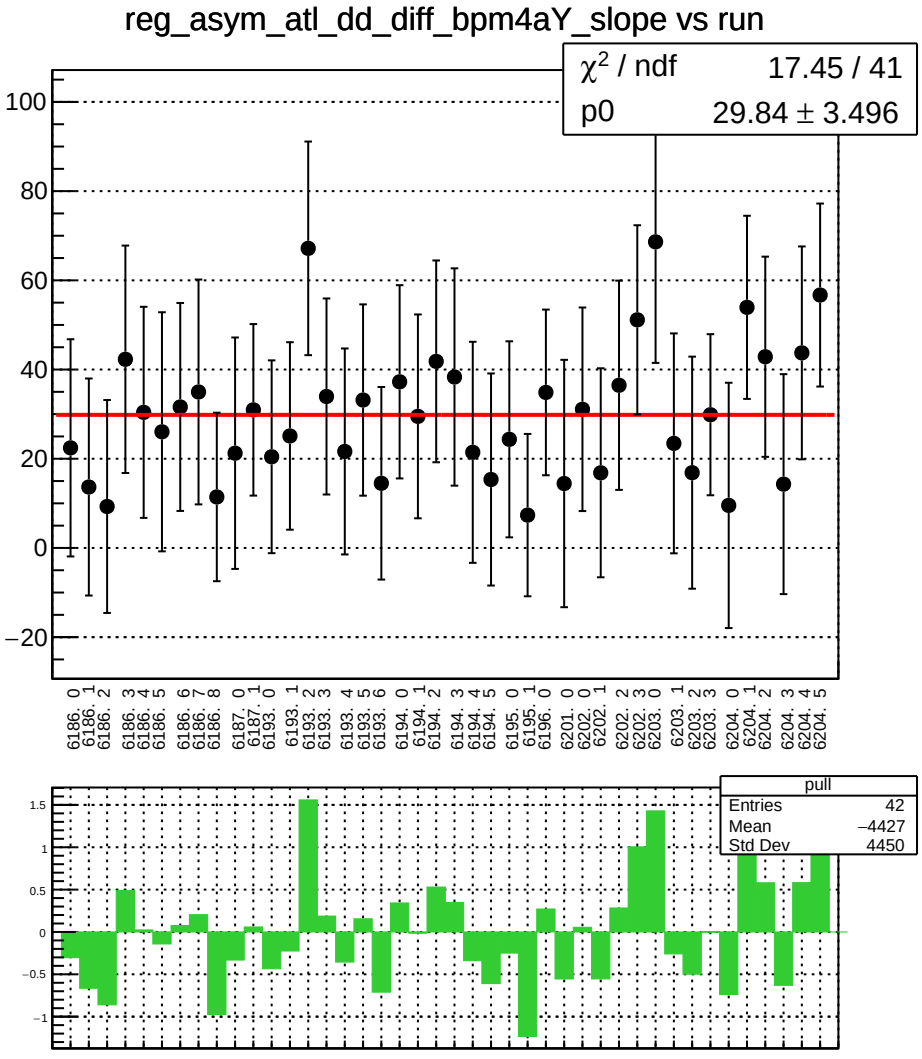
reg_asym_atl_dd_diff_bpm4aY_slope vs run
χ² / ndf 17.45 / 41
p0 29.84 ± 3.496
100
80
60
40
20
0
−20
6186. 0
6186. 1
6186. 2
6186. 3
6186. 4
6186. 5
6186. 6
6186. 7
6186. 8
6187. 0
6187. 1
6193. 0
6193. 1
6193. 2
6193. 3
6193. 4
6193. 5
6193. 6
6194. 0
6194. 1
6194. 2
6194. 3
6194. 4
6194. 5
6195. 0
6195. 1
6196. 0
6201. 0
6202. 0
6202. 1
6202. 2
6202. 3
6203. 0
6203. 1
6203. 2
6203. 3
6204. 0
6204. 1
6204. 2
6204. 3
6204. 4
6204. 5
pull
Entries 42
Mean −4427
Std Dev 4450
1.5
1
0.5
0
−0.5
−1

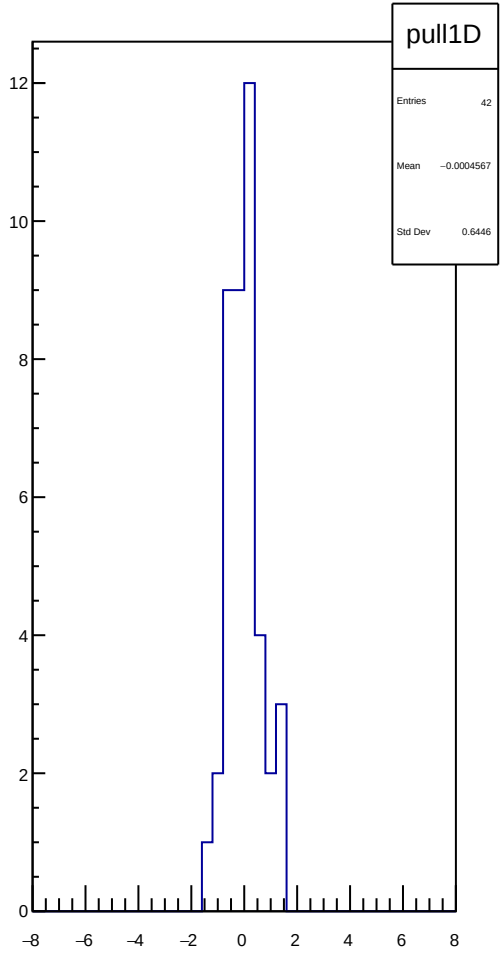
pull1D
Entries 42
Mean −0.0004567
Std Dev 0.6446
12
10
8
6
4
2
0
−8
−6
−4
−2
0
2
4
6
8

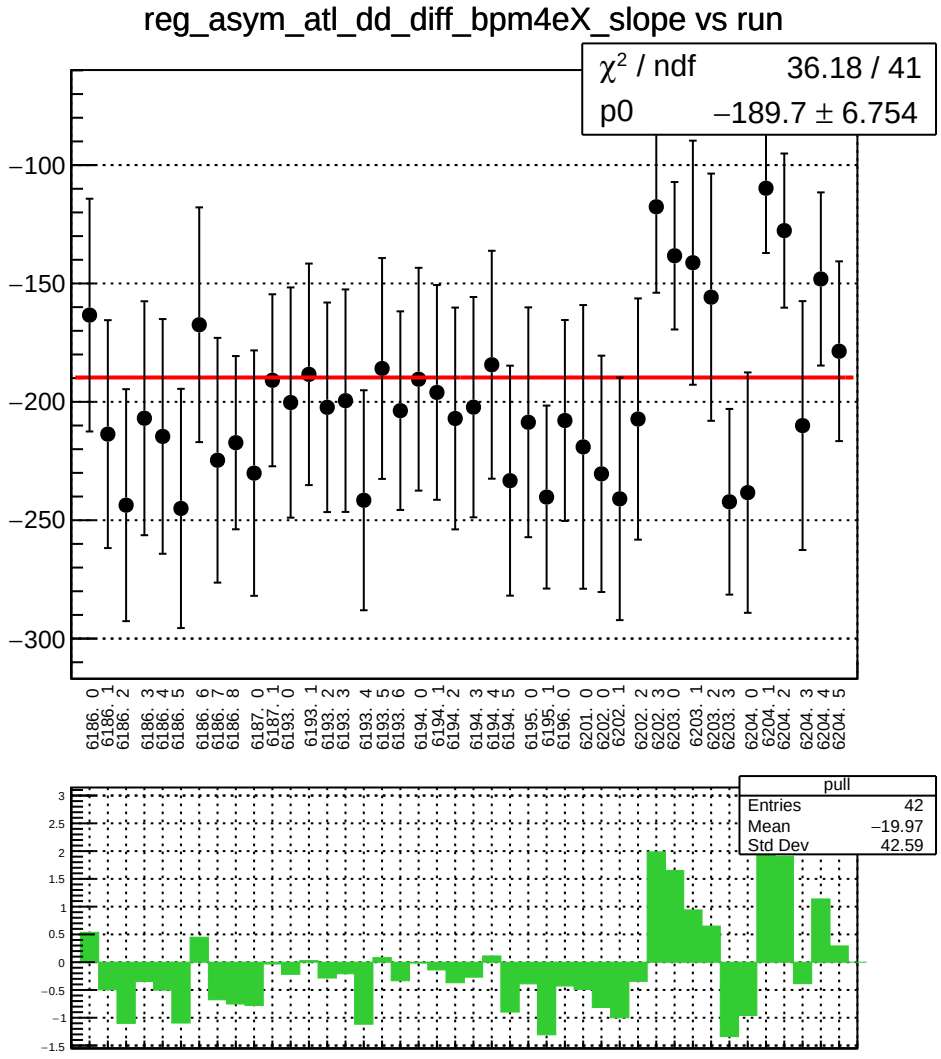
reg_asym_atl_dd_diff_bpm4eX_slope vs run
χ² / ndf 36.18 / 41
p0 −189.7 ± 6.754
−100
−150
−200
−250
−300
6186. 0
6186. 1
6186. 2
6186. 3
6186. 4
6186. 5
6186. 6
6186. 7
6186. 8
6187. 0
6187. 1
6193. 0
6193. 1
6193. 2
6193. 3
6193. 4
6193. 5
6193. 6
6194. 0
6194. 1
6194. 2
6194. 3
6194. 4
6194. 5
6195. 0
6195. 1
6196. 0
6201. 0
6202. 0
6202. 1
6202. 2
6202. 3
6203. 0
6203. 1
6203. 2
6203. 3
6204. 0
6204. 1
6204. 2
6204. 3
6204. 4
6204. 5
pull
Entries 42
Mean −19.97
Std Dev 42.59
3
2.5
2
1.5
1
0.5
0
−0.5
−1
−1.5

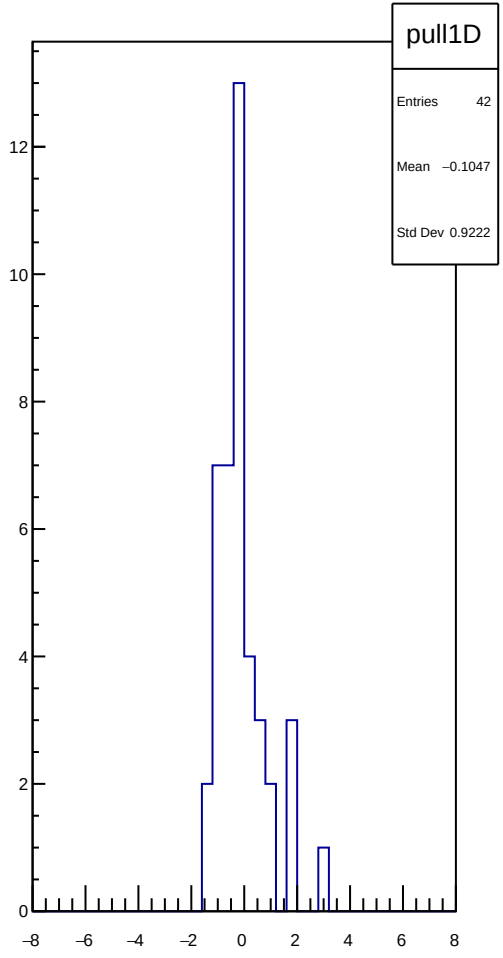
pull1D
Entries 42
Mean −0.1047
Std Dev 0.9222
12
10
8
6
4
2
0
−8
−6
−4
−2
0
2
4
6
8

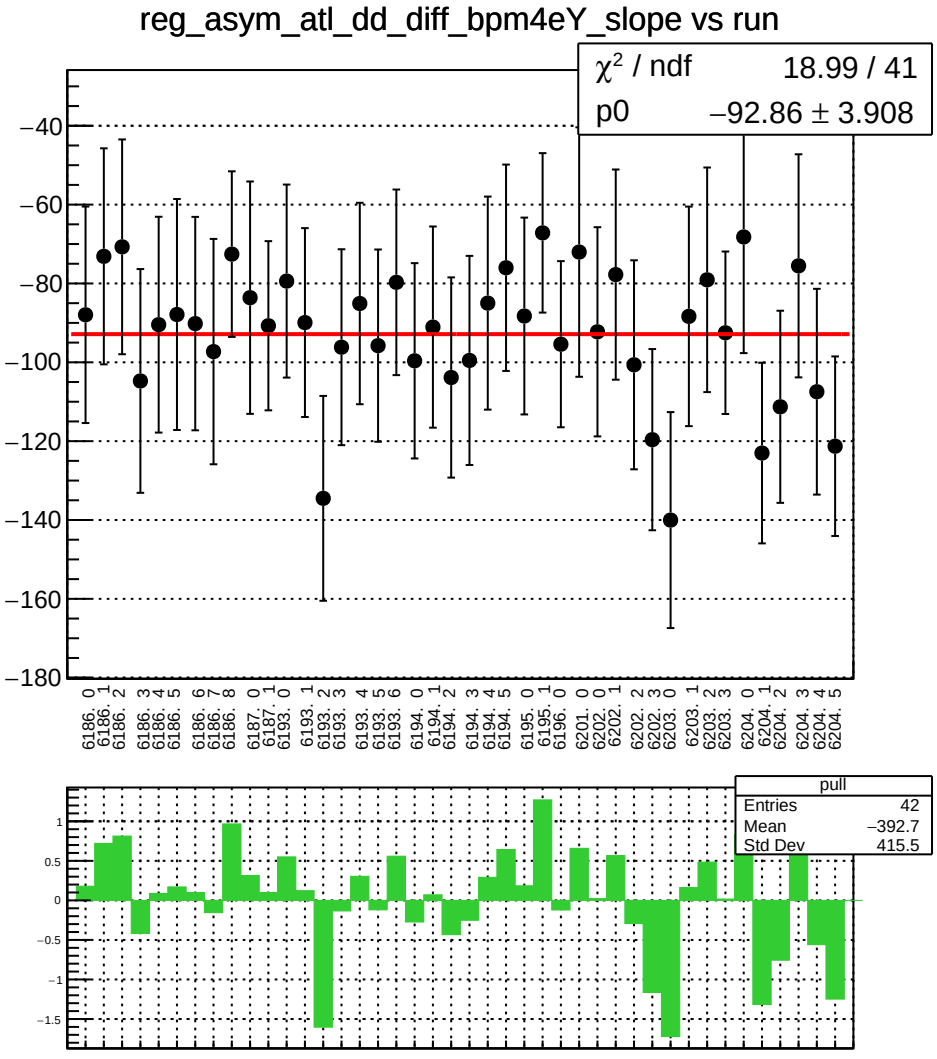
reg_asym_atl_dd_diff_bpm4eY_slope vs run
χ² / ndf 18.99 / 41
p0 −92.86 ± 3.908
−40
−60
−80
−100
−120
−140
−160
−180
6186. 0
6186. 1
6186. 2
6186. 3
6186. 4
6186. 5
6186. 6
6186. 7
6186. 8
6187. 0
6187. 1
6193. 0
6193. 1
6193. 2
6193. 3
6193. 4
6193. 5
6193. 6
6194. 0
6194. 1
6194. 2
6194. 3
6194. 4
6194. 5
6195. 0
6195. 1
6196. 0
6201. 0
6202. 0
6202. 1
6202. 2
6202. 3
6203. 0
6203. 1
6203. 2
6203. 3
6204. 0
6204. 1
6204. 2
6204. 3
6204. 4
6204. 5
pull
Entries 42
Mean −392.7
Std Dev 415.5
1
0.5
0
−0.5
−1
−1.5

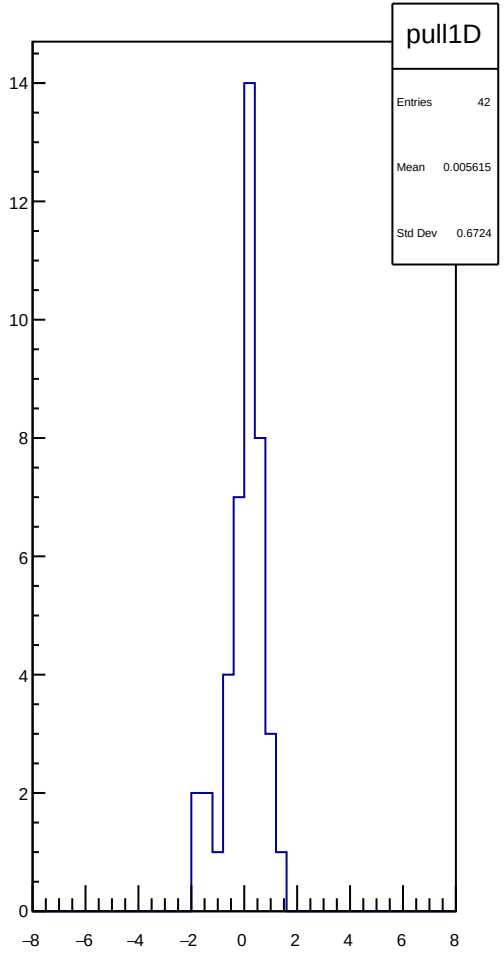
pull1D
Entries 42
Mean 0.005615
Std Dev 0.6724
14
12
10
8
6
4
2
0
−8
−6
−4
−2
0
2
4
6
8

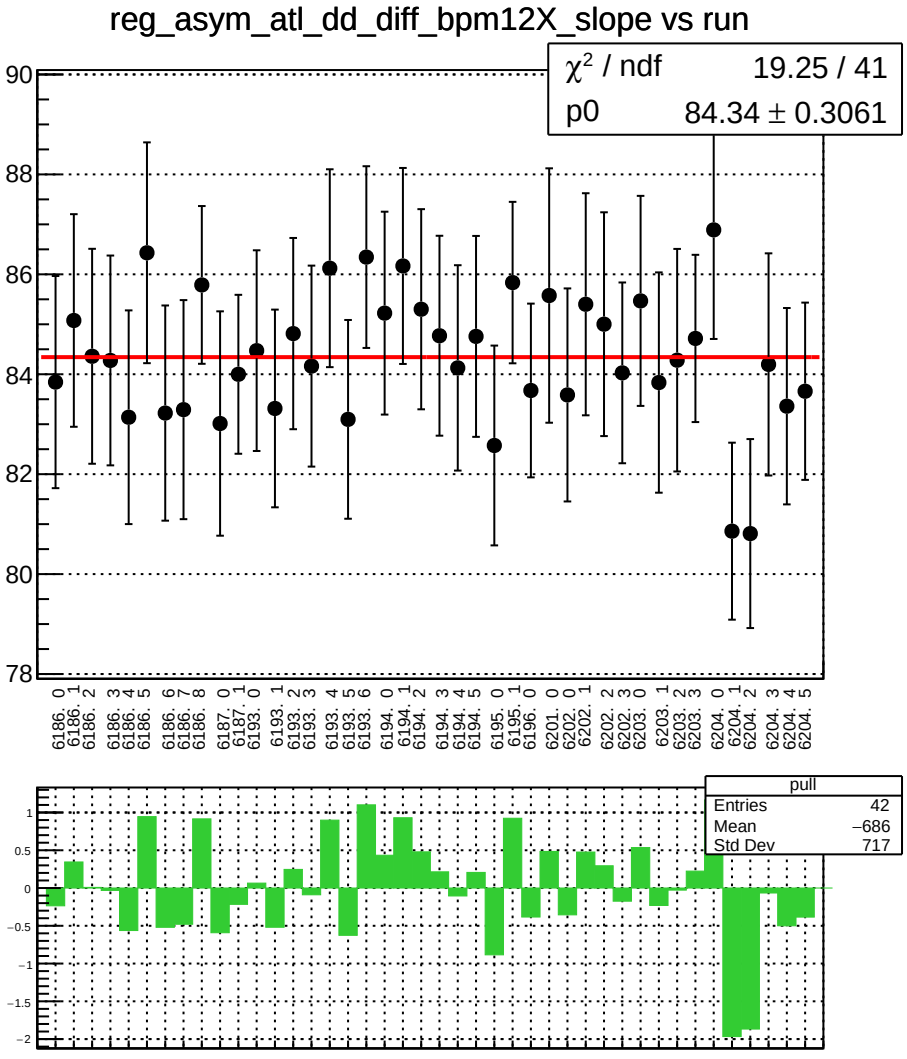
reg_asym_atl_dd_diff_bpm12X_slope vs run
χ² / ndf 19.25 / 41
p0 84.34 ± 0.3061
90
88
86
84
82
80
78
6186. 0
6186. 1
6186. 2
6186. 3
6186. 4
6186. 5
6186. 6
6186. 7
6186. 8
6187. 0
6187. 1
6193. 0
6193. 1
6193. 2
6193. 3
6193. 4
6193. 5
6193. 6
6194. 0
6194. 1
6194. 2
6194. 3
6194. 4
6194. 5
6195. 0
6195. 1
6196. 0
6201. 0
6202. 0
6202. 1
6202. 2
6202. 3
6203. 0
6203. 1
6203. 2
6203. 3
6204. 0
6204. 1
6204. 2
6204. 3
6204. 4
6204. 5
pull
Entries 42
Mean −686
Std Dev 717
1
0.5
0
−0.5
−1
−1.5
−2

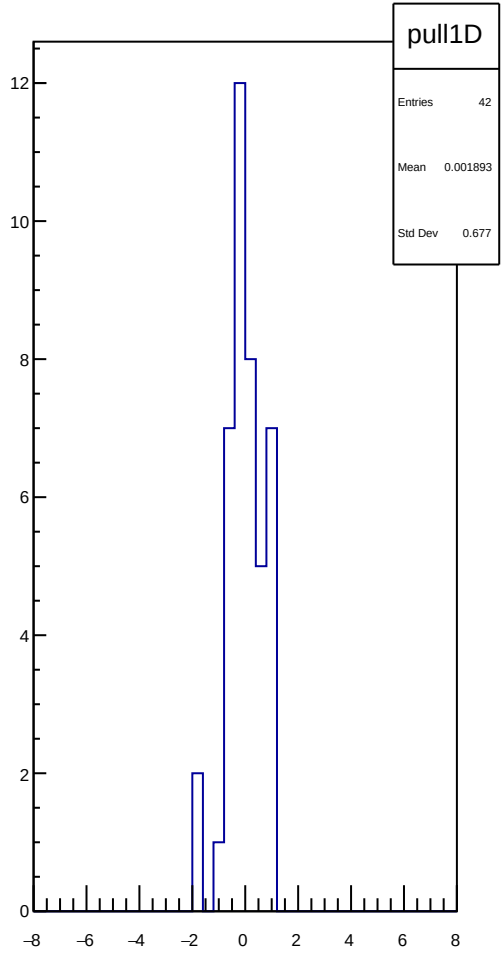
pull1D
Entries 42
Mean 0.001893
Std Dev 0.677
12
10
8
6
4
2
0
−8
−6
−4
−2
0
2
4
6
8

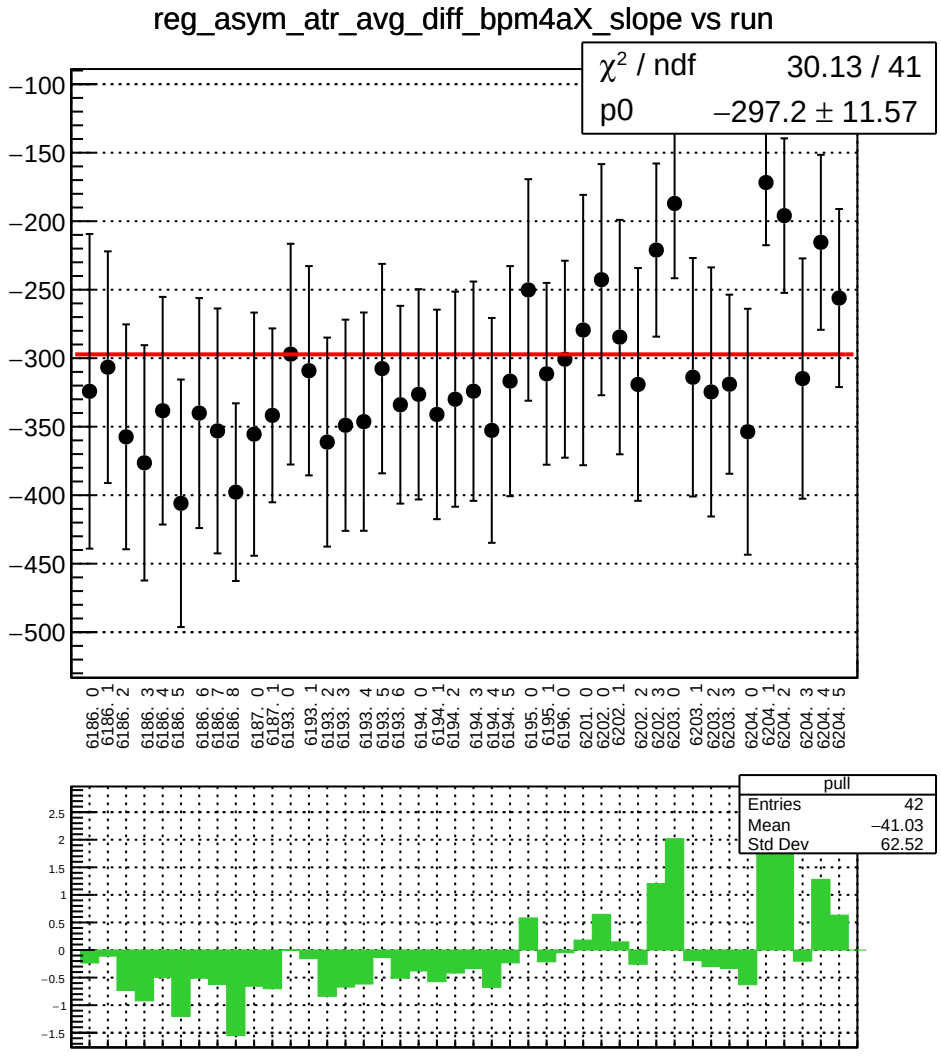
reg_asym_atr_avg_diff_bpm4aX_slope vs run
χ² / ndf 30.13 / 41
p0 −297.2 ± 11.57
−100
−150
−200
−250
−300
−350
−400
−450
−500
6186. 0
6186. 1
6186. 2
6186. 3
6186. 4
6186. 5
6186. 6
6186. 7
6186. 8
6187. 0
6187. 1
6193. 0
6193. 1
6193. 2
6193. 3
6193. 4
6193. 5
6193. 6
6194. 0
6194. 1
6194. 2
6194. 3
6194. 4
6194. 5
6195. 0
6195. 1
6196. 0
6201. 0
6202. 0
6202. 1
6202. 2
6202. 3
6203. 0
6203. 1
6203. 2
6203. 3
6204. 0
6204. 1
6204. 2
6204. 3
6204. 4
6204. 5
pull
Entries 42
Mean −41.03
Std Dev 62.52
2.5
2
1.5
1
0.5
0
−0.5
−1
−1.5

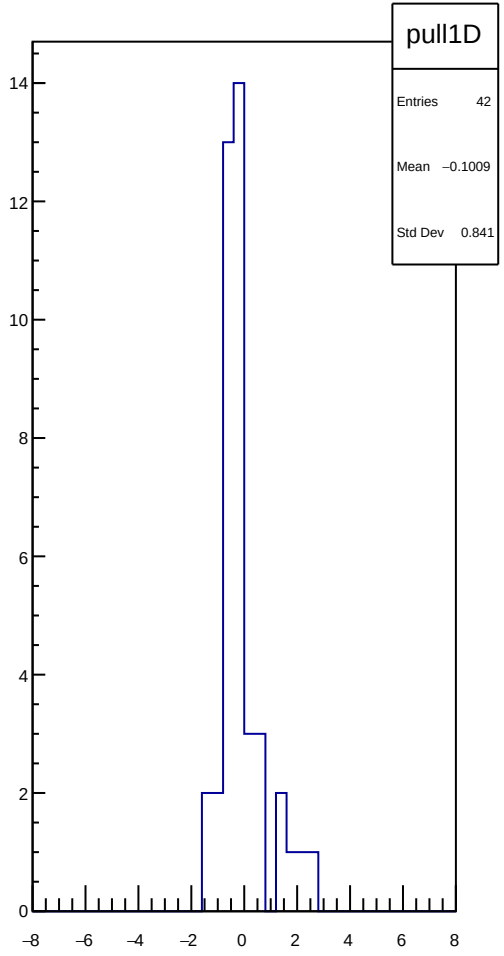
pull1D
Entries 42
Mean −0.1009
Std Dev 0.841
14
12
10
8
6
4
2
0
−8
−6
−4
−2
0
2
4
6
8

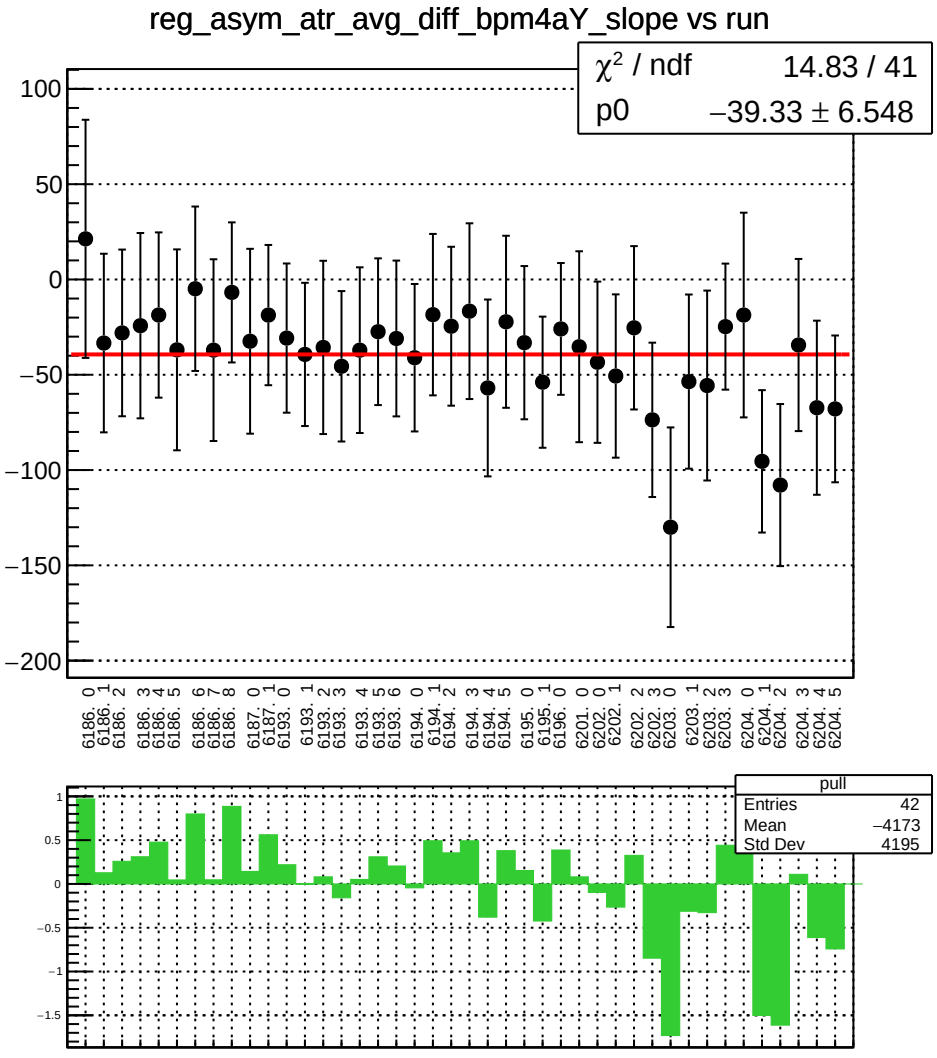
reg_asym_atr_avg_diff_bpm4aY_slope vs run
χ² / ndf 14.83 / 41
p0 −39.33 ± 6.548
100
50
0
−50
−100
−150
−200
6186. 0
6186. 1
6186. 2
6186. 3
6186. 4
6186. 5
6186. 6
6186. 7
6186. 8
6187. 0
6187. 1
6193. 0
6193. 1
6193. 2
6193. 3
6193. 4
6193. 5
6193. 6
6194. 0
6194. 1
6194. 2
6194. 3
6194. 4
6194. 5
6195. 0
6195. 1
6196. 0
6201. 0
6202. 0
6202. 1
6202. 2
6202. 3
6203. 0
6203. 1
6203. 2
6203. 3
6204. 0
6204. 1
6204. 2
6204. 3
6204. 4
6204. 5
pull
Entries 42
Mean −4173
Std Dev 4195
1
0.5
0
−0.5
−1
−1.5

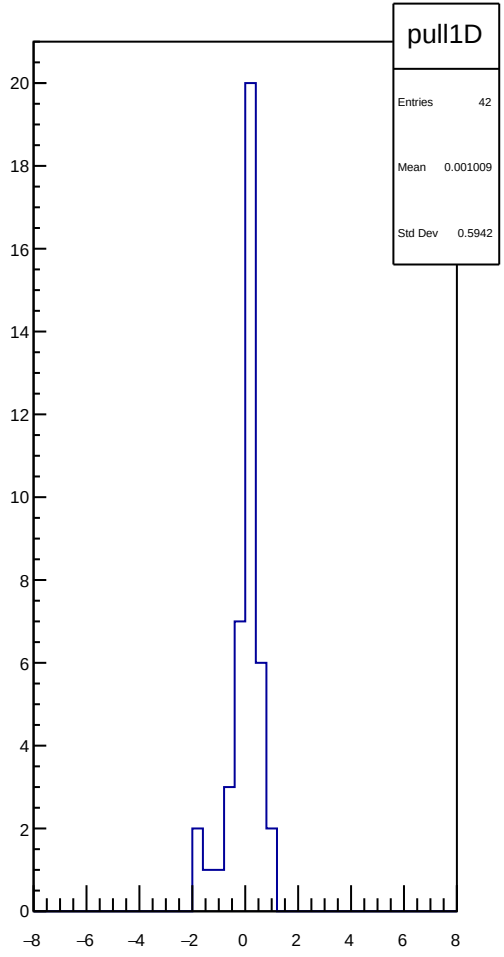
pull1D
Entries 42
Mean 0.001009
Std Dev 0.5942
20
18
16
14
12
10
8
6
4
2
0
−8
−6
−4
−2
0
2
4
6
8

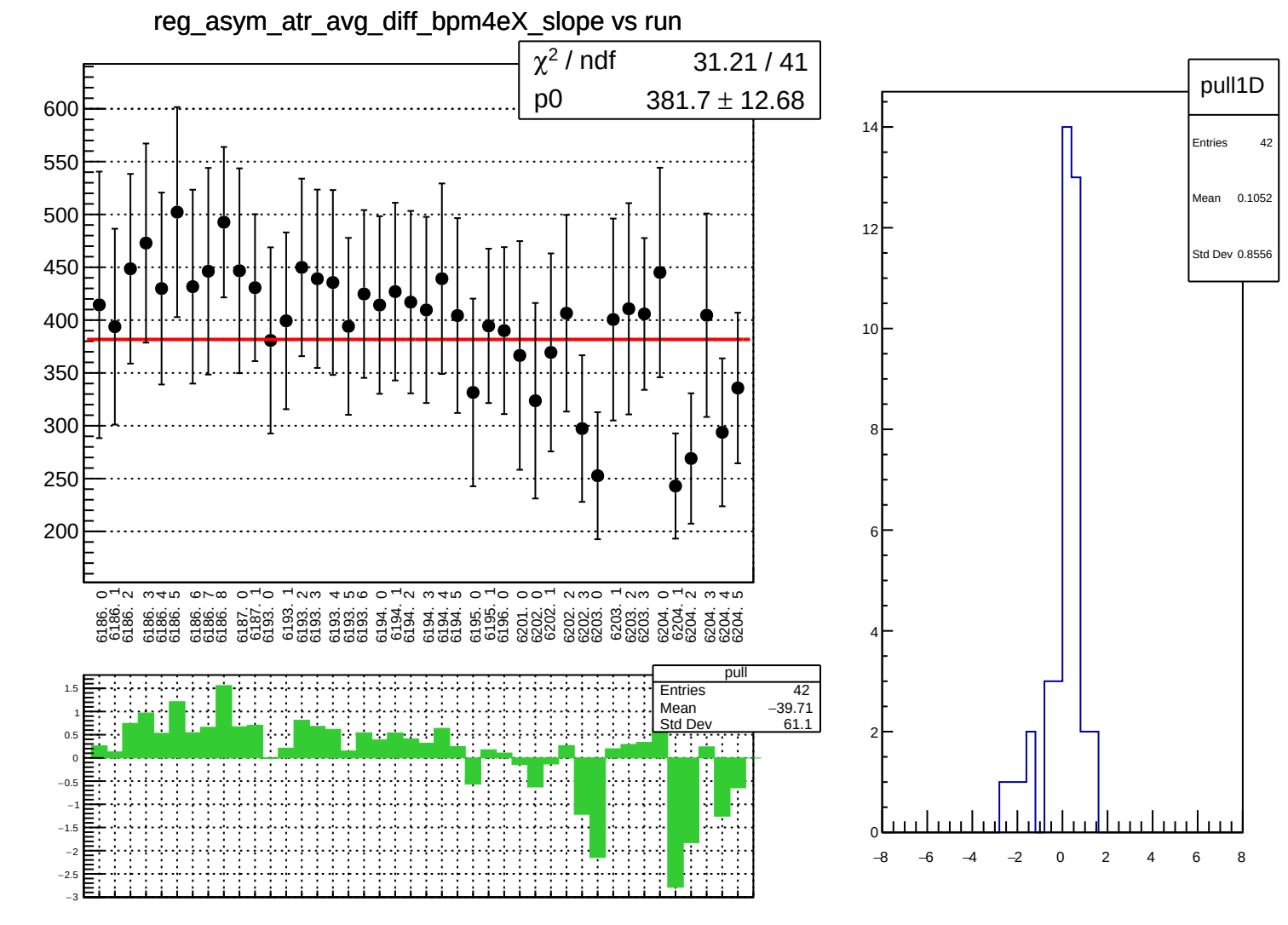
reg_asym_atr_avg_diff_bpm4eX_slope vs run
χ2 / ndf 31.21 / 41
p0 381.7 ± 12.68
600
550
500
450
400
350
300
250
200
6186. 0
6186. 1
6186. 2
6186. 3
6186. 4
6186. 5
6186. 6
6186. 7
6186. 8
6187. 0
6187. 1
6193. 0
6193. 1
6193. 2
6193. 3
6193. 4
6193. 5
6193. 6
6194. 0
6194. 1
6194. 2
6194. 3
6194. 4
6194. 5
6195. 0
6195. 1
6196. 0
6201. 0
6202. 0
6202. 1
6202. 2
6202. 3
6203. 0
6203. 1
6203. 2
6203. 3
6204. 0
6204. 1
6204. 2
6204. 3
6204. 4
6204. 5
pull
Entries 42
Mean −39.71
Std Dev 61.1
1.5
1
0.5
0
−0.5
−1
−1.5
−2
−2.5
−3
pull1D
Entries 42
Mean 0.1052
Std Dev 0.8556
14
12
10
8
6
4
2
0
−8
−6
−4
−2
0
2
4
6
8

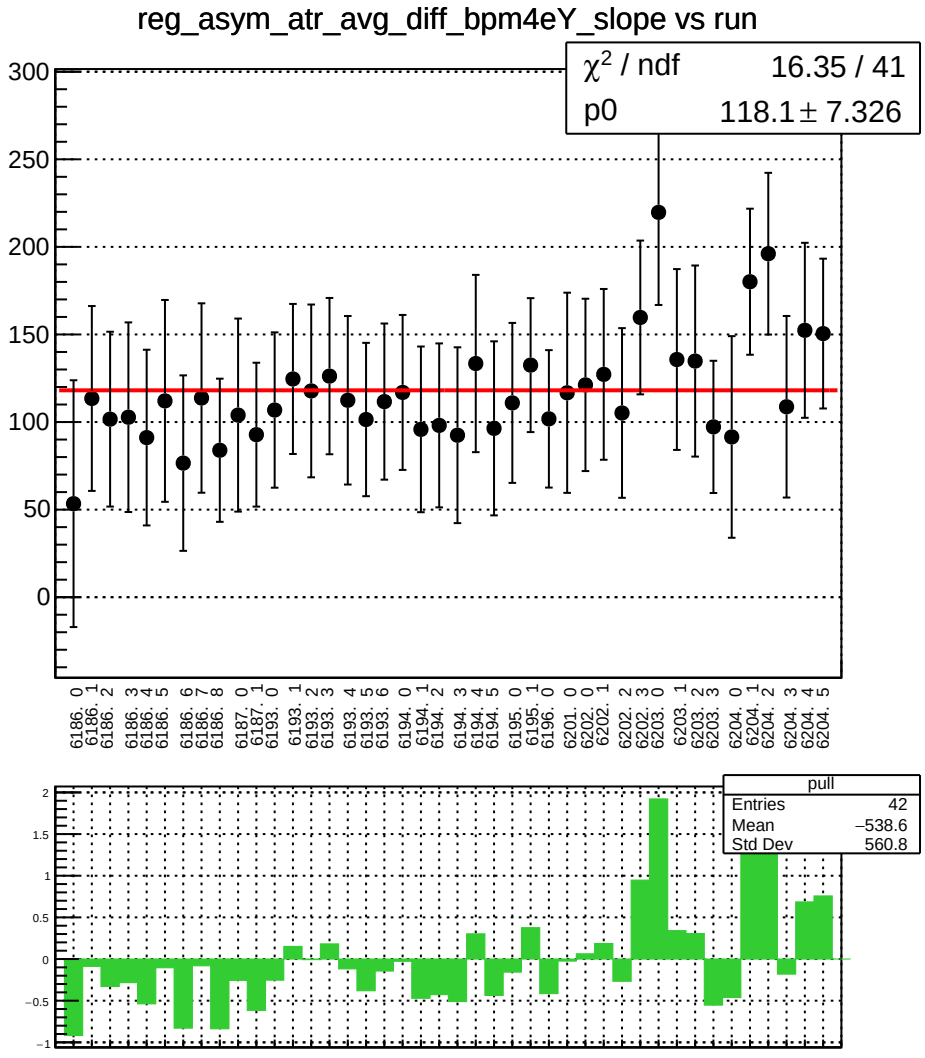
reg_asym_atr_avg_diff_bpm4eY_slope vs run
χ² / ndf 16.35 / 41
p0 118.1 ± 7.326
pull
Entries 42
Mean −538.6
Std Dev 560.8

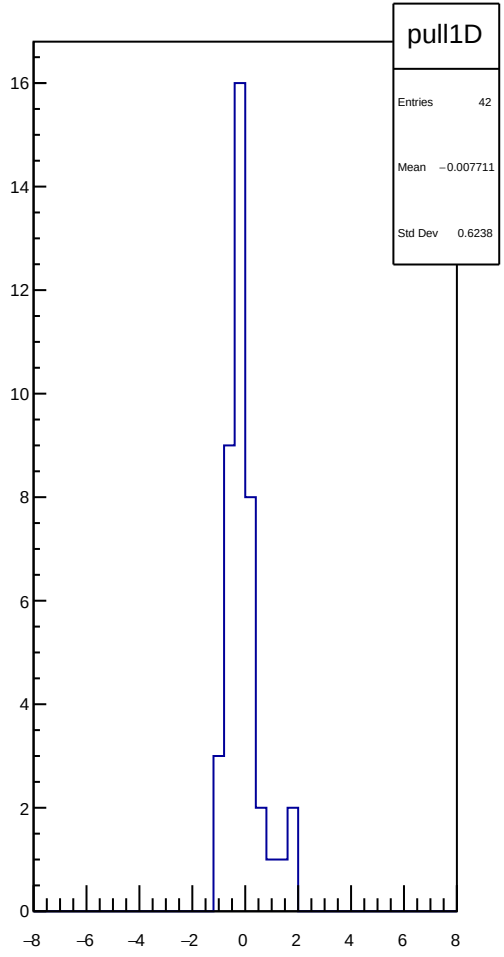
pull1D
Entries 42
Mean −0.007711
Std Dev 0.6238

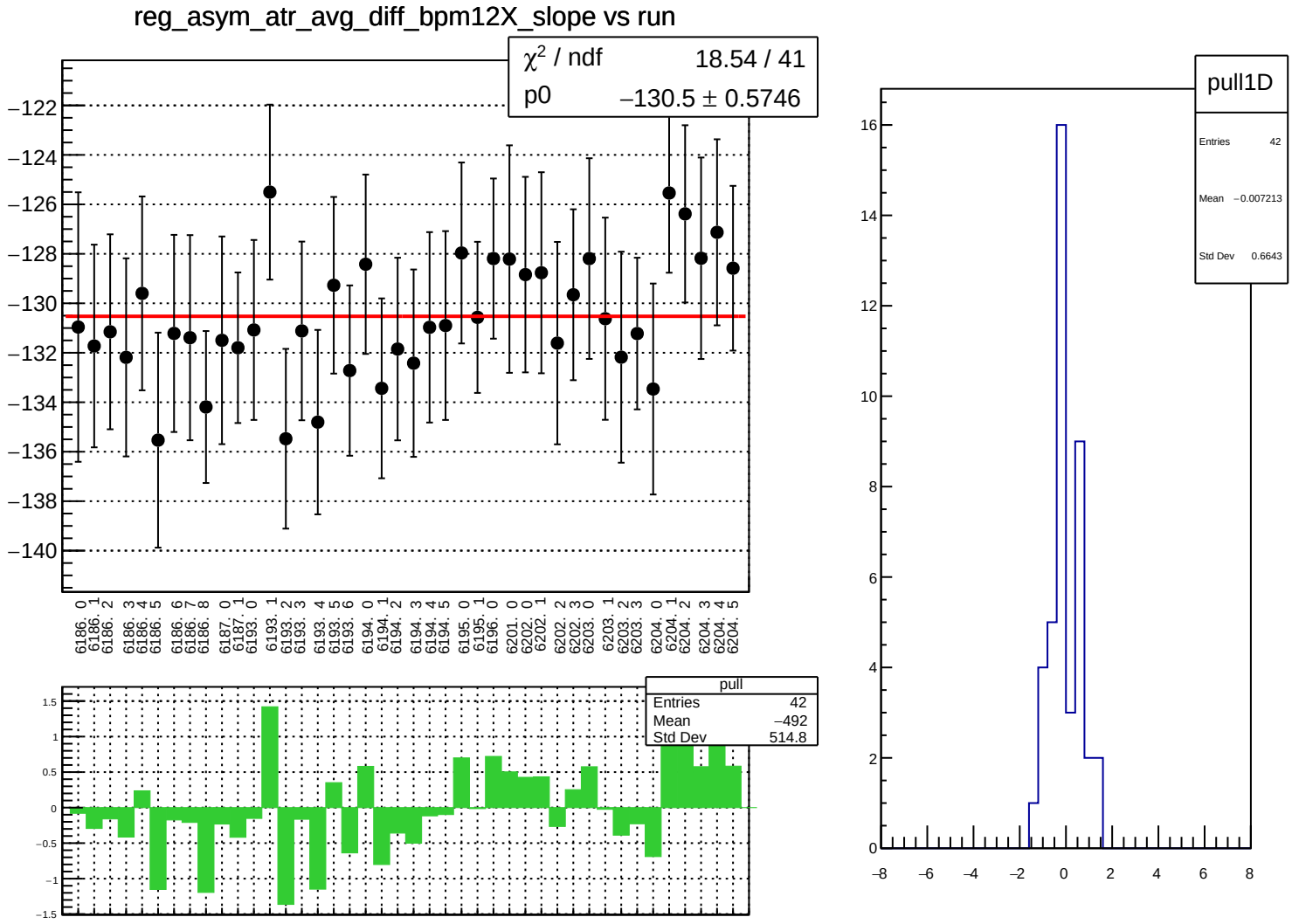
reg_asym_atr_avg_diff_bpm12X_slope vs run
χ² / ndf 18.54 / 41
p0 −130.5 ± 0.5746
−122
−124
−126
−128
−130
−132
−134
−136
−138
−140
6186. 0
6186. 1
6186. 2
6186. 3
6186. 4
6186. 5
6186. 6
6186. 7
6186. 8
6187. 0
6187. 1
6193. 0
6193. 1
6193. 2
6193. 3
6193. 4
6193. 5
6193. 6
6194. 0
6194. 1
6194. 2
6194. 3
6194. 4
6194. 5
6195. 0
6195. 1
6196. 0
6201. 0
6202. 0
6202. 1
6202. 2
6202. 3
6203. 0
6203. 1
6203. 2
6203. 3
6204. 0
6204. 1
6204. 2
6204. 3
6204. 4
6204. 5
pull
Entries 42
Mean −492
Std Dev 514.8
1.5
1
0.5
0
−0.5
−1
−1.5
pull1D
Entries 42
Mean −0.007213
Std Dev 0.6643
16
14
12
10
8
6
4
2
0
−8
−6
−4
−2
0
2
4
6
8

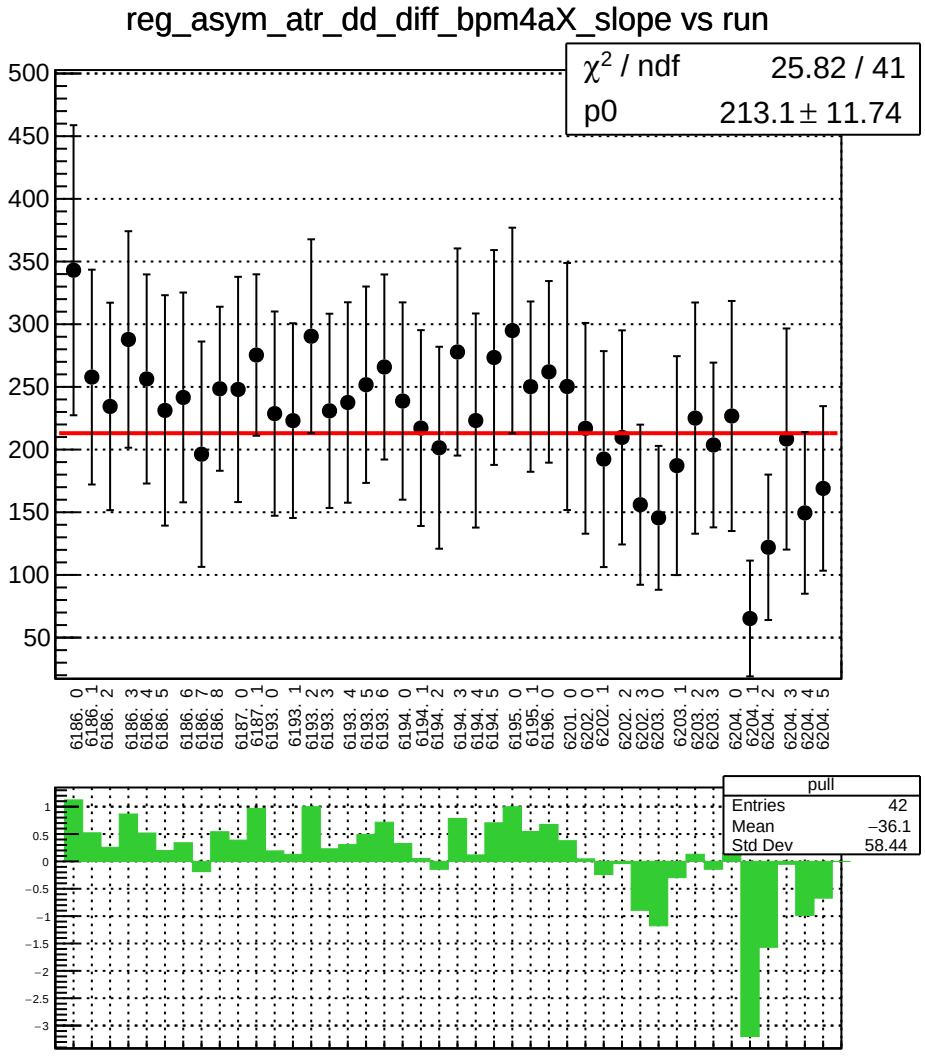
reg_asym_atr_dd_diff_bpm4aX_slope vs run
χ^2 / ndf 25.82 / 41
p0 213.1 ± 11.74
pull
Entries 42
Mean −36.1
Std Dev 58.44

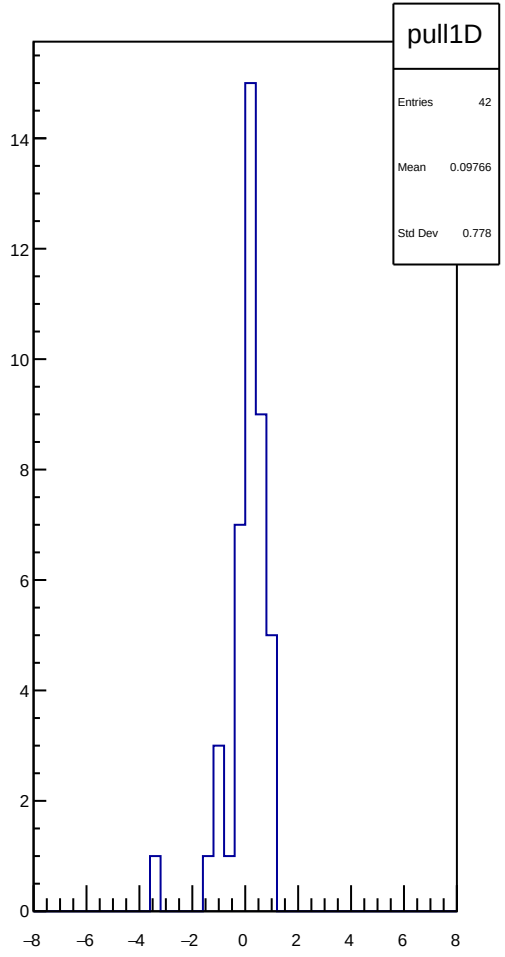
pull1D
Entries 42
Mean 0.09766
Std Dev 0.778

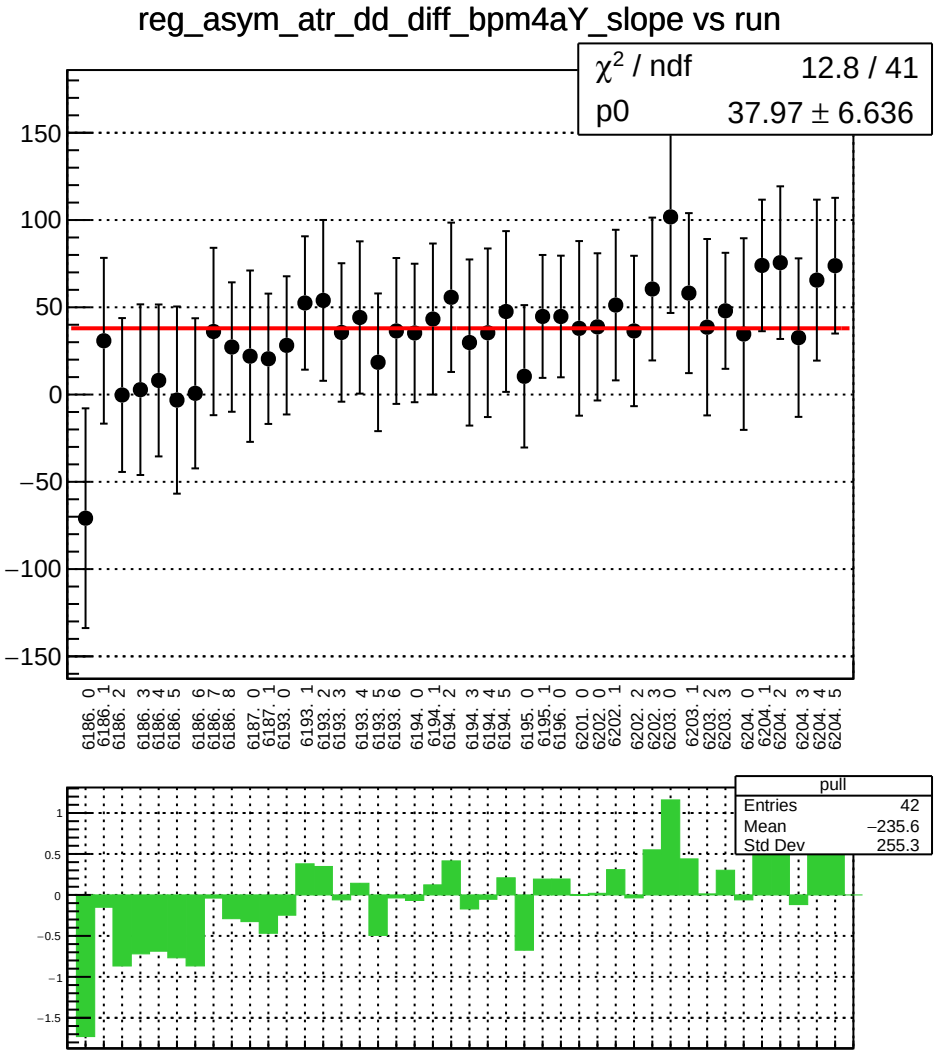
reg_asym_atr_dd_diff_bpm4aY_slope vs run
χ² / ndf 12.8 / 41
p0 37.97 ± 6.636
150
100
50
0
−50
−100
−150
6186. 0
6186. 1
6186. 2
6186. 3
6186. 4
6186. 5
6186. 6
6186. 7
6186. 8
6187. 0
6187. 1
6193. 0
6193. 1
6193. 2
6193. 3
6193. 4
6193. 5
6193. 6
6194. 0
6194. 1
6194. 2
6194. 3
6194. 4
6194. 5
6195. 0
6195. 1
6196. 0
6201. 0
6202. 0
6202. 1
6202. 2
6202. 3
6203. 0
6203. 1
6203. 2
6203. 3
6204. 0
6204. 1
6204. 2
6204. 3
6204. 4
6204. 5
pull
Entries 42
Mean −235.6
Std Dev 255.3
1
0.5
0
−0.5
−1
−1.5

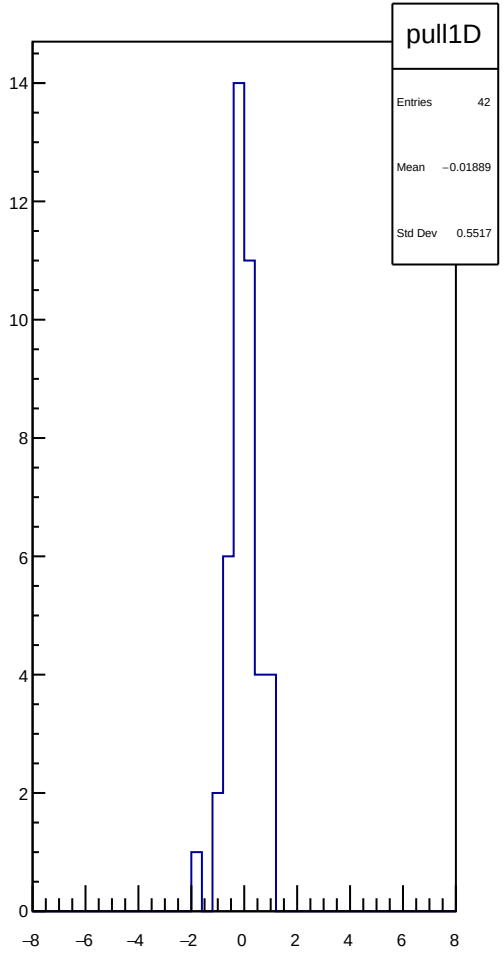
pull1D
Entries 42
Mean −0.01889
Std Dev 0.5517
14
12
10
8
6
4
2
0
−8
−6
−4
−2
0
2
4
6
8

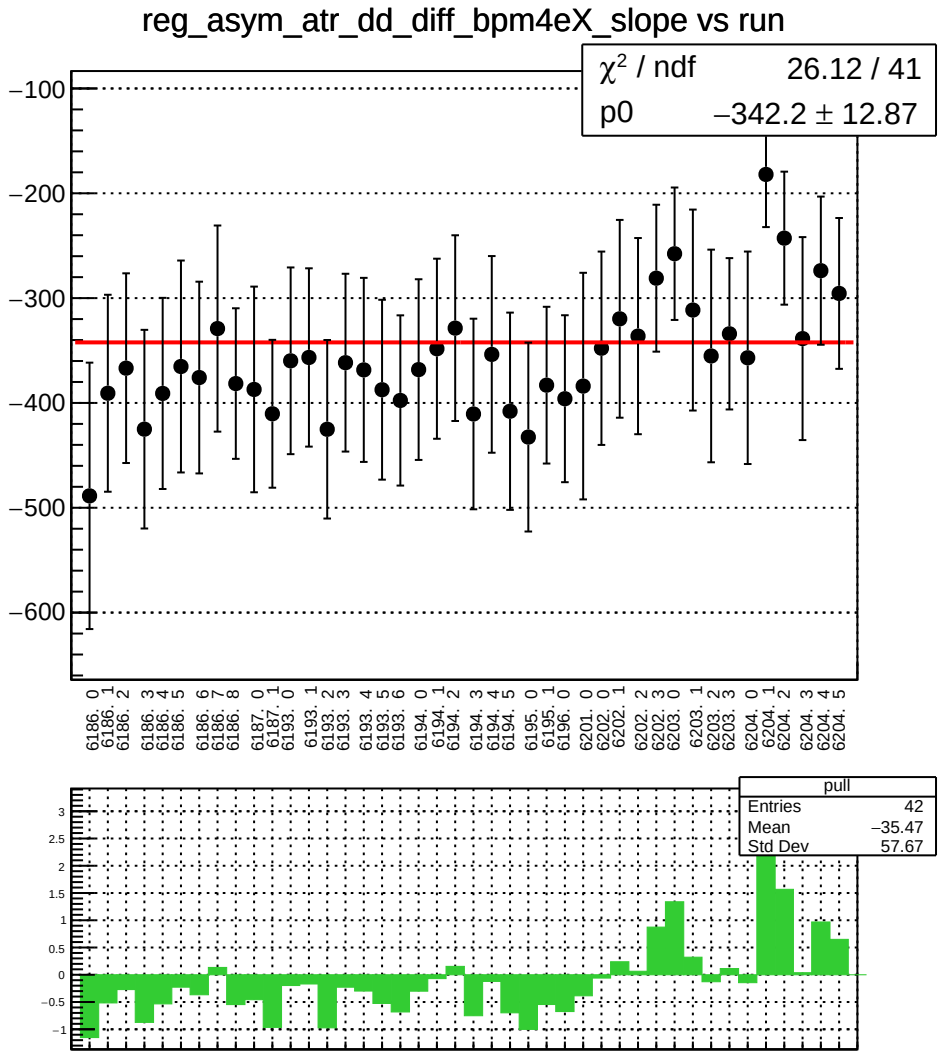
reg_asym_atr_dd_diff_bpm4eX_slope vs run
χ² / ndf 26.12 / 41
p0 −342.2 ± 12.87
−100
−200
−300
−400
−500
−600
6186. 0
6186. 1
6186. 2
6186. 3
6186. 4
6186. 5
6186. 6
6186. 7
6186. 8
6187. 0
6187. 1
6193. 0
6193. 1
6193. 2
6193. 3
6193. 4
6193. 5
6193. 6
6194. 0
6194. 1
6194. 2
6194. 3
6194. 4
6194. 5
6195. 0
6195. 1
6196. 0
6201. 0
6202. 0
6202. 1
6202. 2
6202. 3
6203. 0
6203. 1
6203. 2
6203. 3
6204. 0
6204. 1
6204. 2
6204. 3
6204. 4
6204. 5
pull
Entries 42
Mean −35.47
Std Dev 57.67
3
2.5
2
1.5
1
0.5
0
−0.5
−1

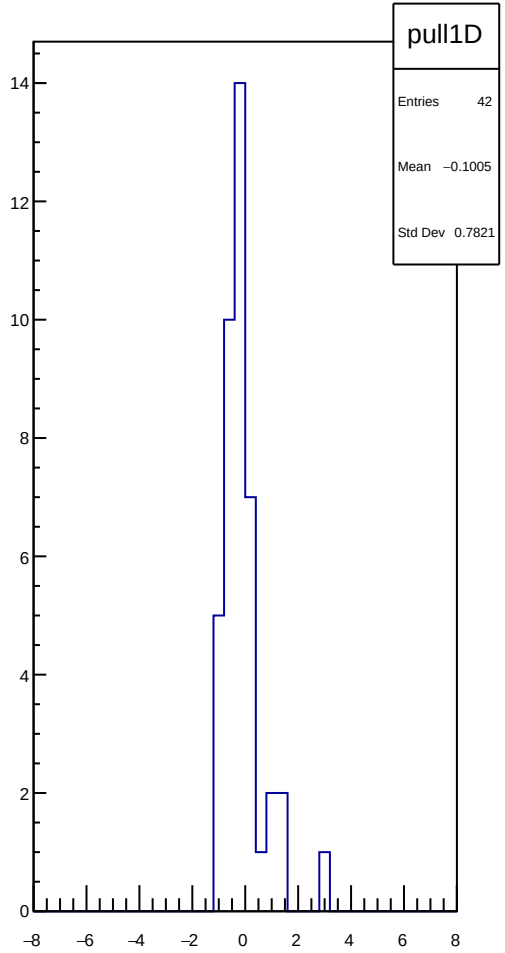
pull1D
Entries 42
Mean −0.1005
Std Dev 0.7821
14
12
10
8
6
4
2
0
−8
−6
−4
−2
0
2
4
6
8

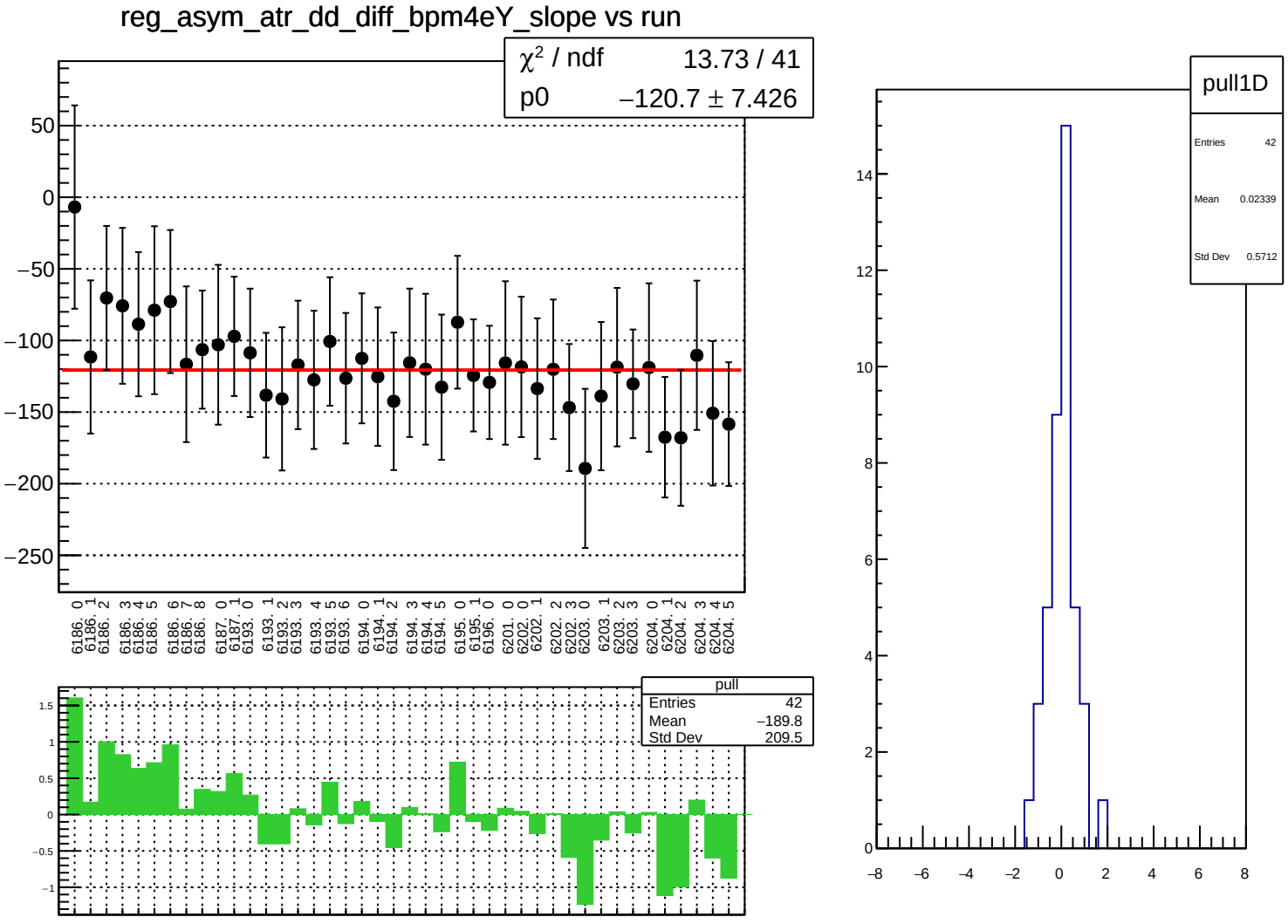
reg_asym_atr_dd_diff_bpm4eY_slope vs run
χ² / ndf 13.73 / 41
p0 −120.7 ± 7.426
50
0
−50
−100
−150
−200
−250
6186. 0
6186. 1
6186. 2
6186. 3
6186. 4
6186. 5
6186. 6
6186. 7
6186. 8
6187. 0
6187. 1
6193. 0
6193. 1
6193. 2
6193. 3
6193. 4
6193. 5
6193. 6
6194. 0
6194. 1
6194. 2
6194. 3
6194. 4
6194. 5
6195. 0
6195. 1
6196. 0
6201. 0
6202. 0
6202. 1
6202. 2
6202. 3
6203. 0
6203. 1
6203. 2
6203. 3
6204. 0
6204. 1
6204. 2
6204. 3
6204. 4
6204. 5
pull
Entries 42
Mean −189.8
Std Dev 209.5
1.5
1
0.5
0
−0.5
−1
pull1D
Entries 42
Mean 0.02339
Std Dev 0.5712
14
12
10
8
6
4
2
0
−8
−6
−4
−2
0
2
4
6
8

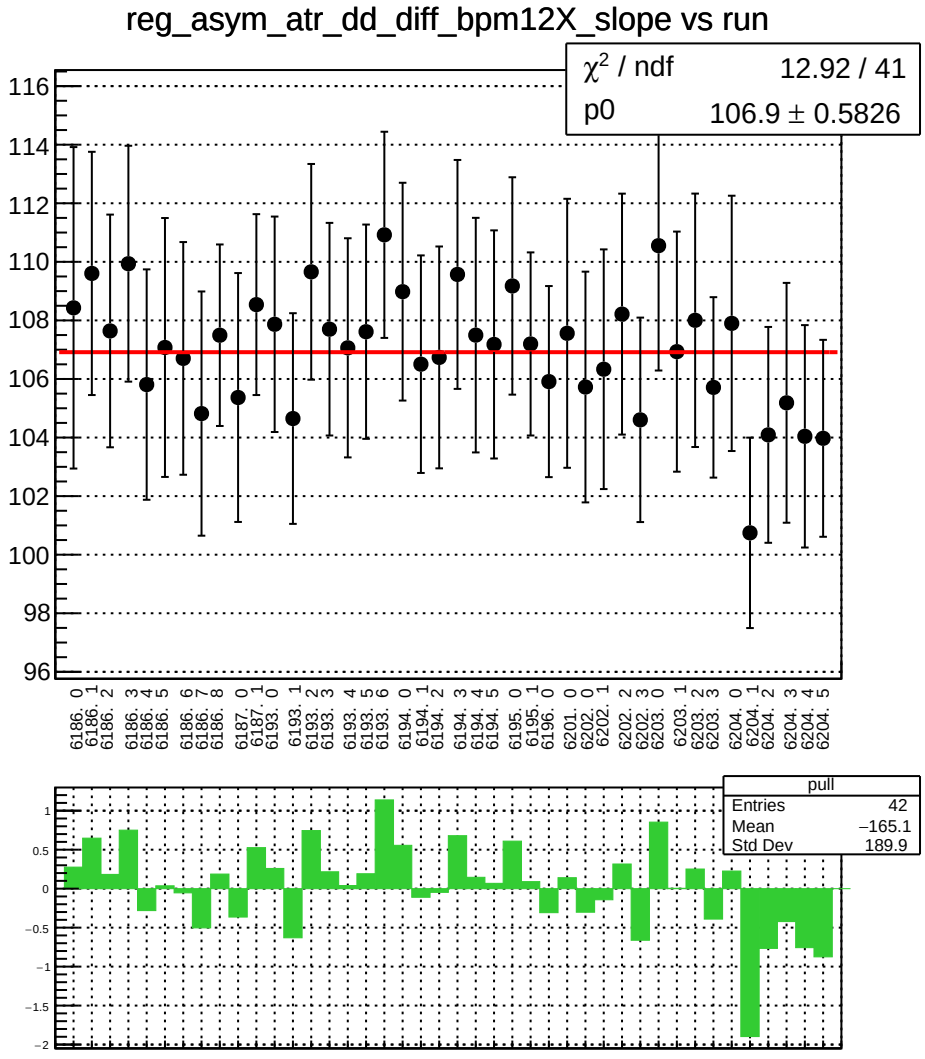
reg_asym_atr_dd_diff_bpm12X_slope vs run
χ² / ndf 12.92 / 41
p0 106.9 ± 0.5826
116
114
112
110
108
106
104
102
100
98
96
6186. 0
6186. 1
6186. 2
6186. 3
6186. 4
6186. 5
6186. 6
6186. 7
6186. 8
6187. 0
6187. 1
6193. 0
6193. 1
6193. 2
6193. 3
6193. 4
6193. 5
6193. 6
6194. 0
6194. 1
6194. 2
6194. 3
6194. 4
6194. 5
6195. 0
6195. 1
6196. 0
6201. 0
6202. 0
6202. 1
6202. 2
6202. 3
6203. 0
6203. 1
6203. 2
6203. 3
6204. 0
6204. 1
6204. 2
6204. 3
6204. 4
6204. 5
pull
Entries 42
Mean −165.1
Std Dev 189.9
1
0.5
0
−0.5
−1
−1.5
−2

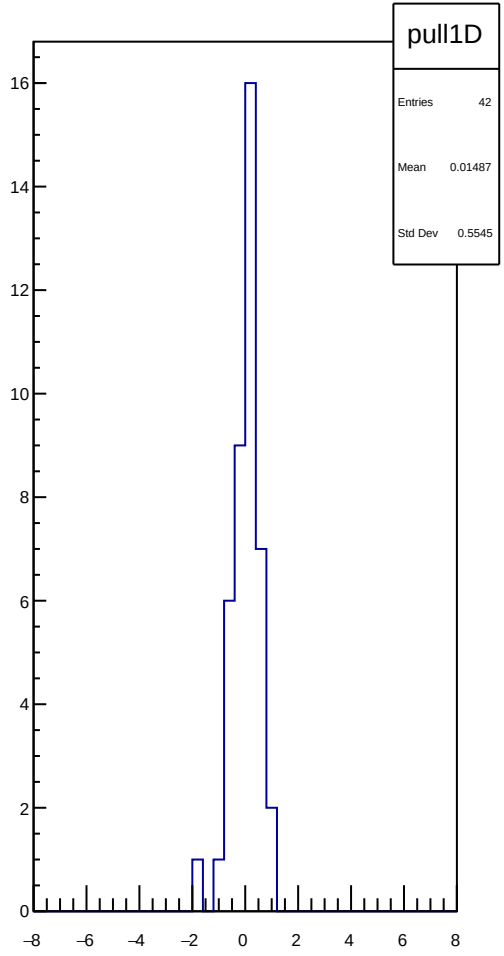
pull1D
Entries 42
Mean 0.01487
Std Dev 0.5545
16
14
12
10
8
6
4
2
0
−8
−6
−4
−2
0
2
4
6
8

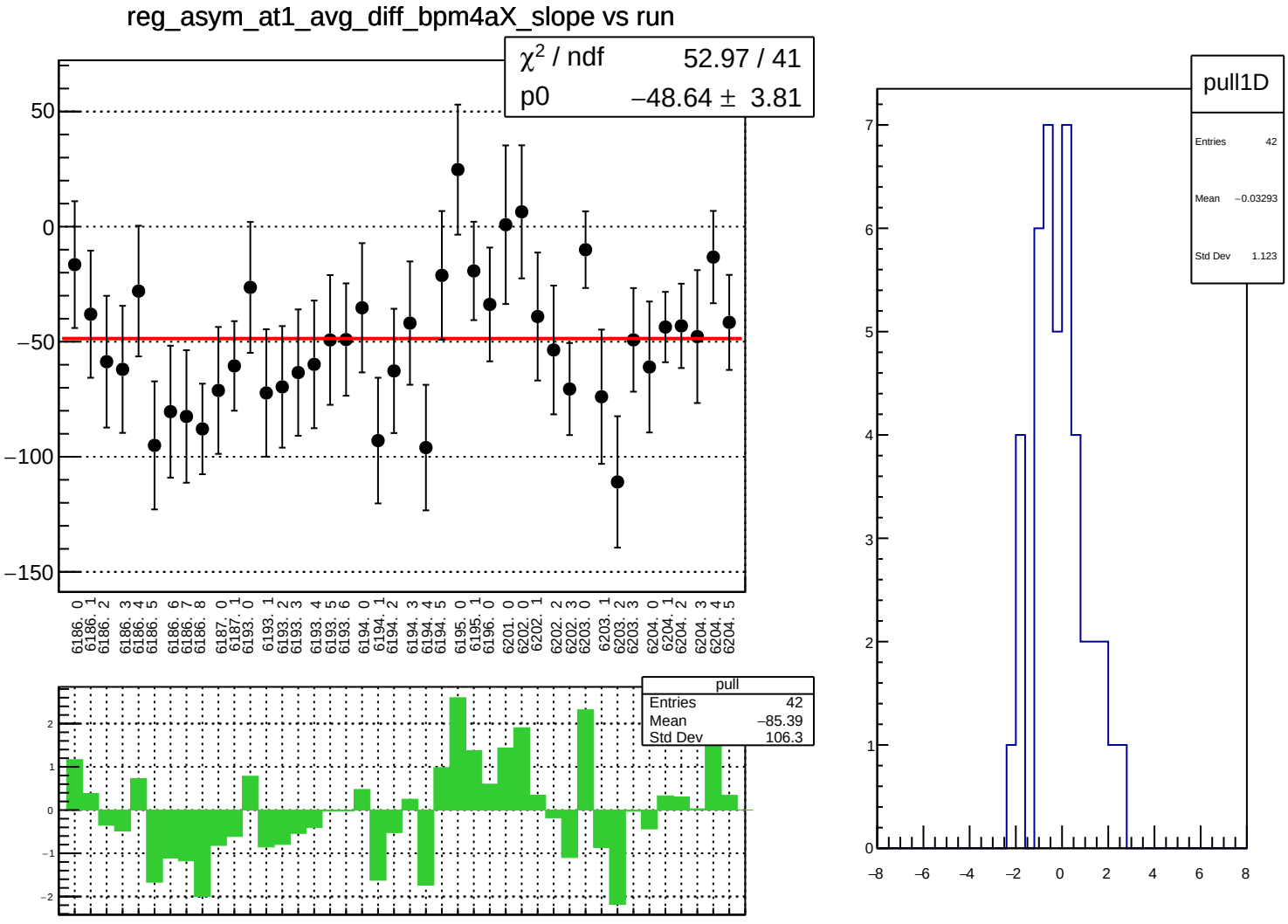
reg_asym_at1_avg_diff_bpm4aX_slope vs run
χ2 / ndf 52.97 / 41
p0 −48.64 ± 3.81
50
0
−50
−100
−150
6186. 0
6186. 1
6186. 2
6186. 3
6186. 4
6186. 5
6186. 6
6186. 7
6186. 8
6187. 0
6187. 1
6193. 0
6193. 1
6193. 2
6193. 3
6193. 4
6193. 5
6193. 6
6194. 0
6194. 1
6194. 2
6194. 3
6194. 4
6194. 5
6195. 0
6195. 1
6196. 0
6201. 0
6202. 0
6202. 1
6202. 2
6202. 3
6203. 0
6203. 1
6203. 2
6203. 3
6204. 0
6204. 1
6204. 2
6204. 3
6204. 4
6204. 5
pull
Entries 42
Mean −85.39
Std Dev 106.3
2
1
0
−1
−2
pull1D
Entries 42
Mean −0.03293
Std Dev 1.123
7
6
5
4
3
2
1
0
−8
−6
−4
−2
0
2
4
6
8

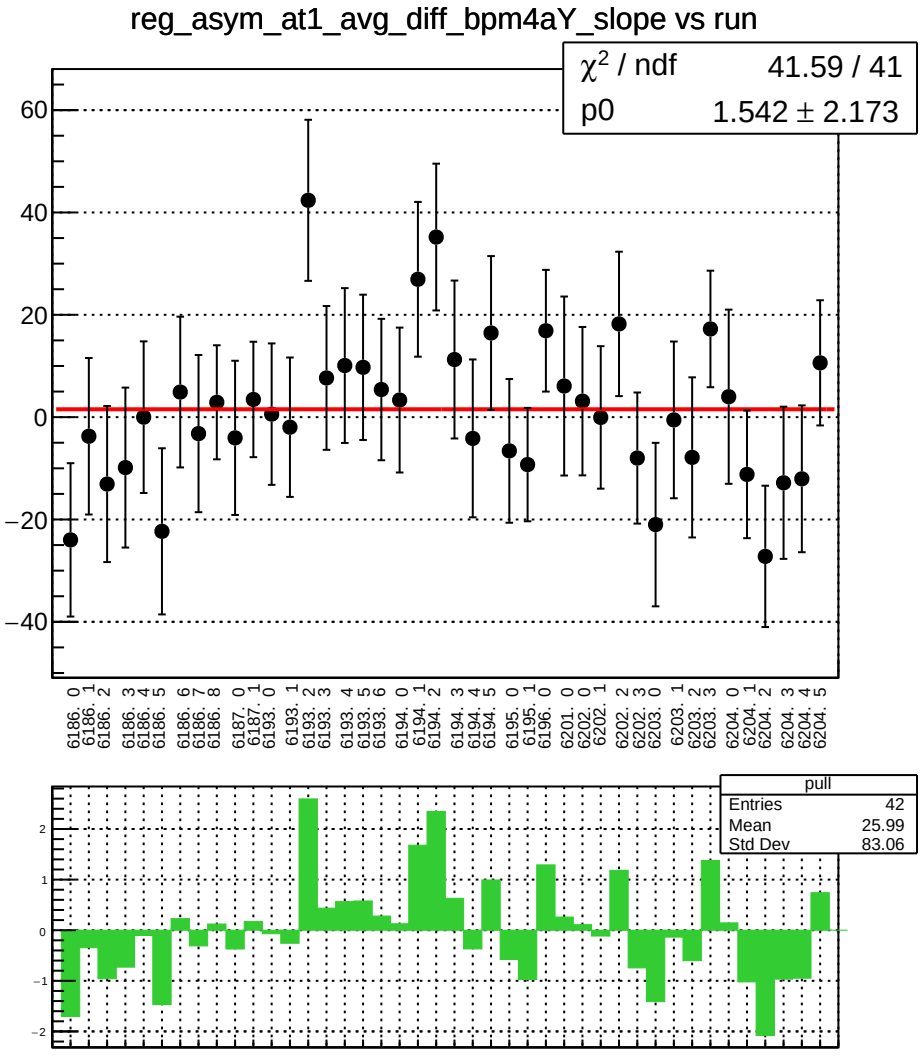
reg_asym_at1_avg_diff_bpm4aY_slope vs run
χ² / ndf 41.59 / 41
p0 1.542 ± 2.173
pull
Entries 42
Mean 25.99
Std Dev 83.06

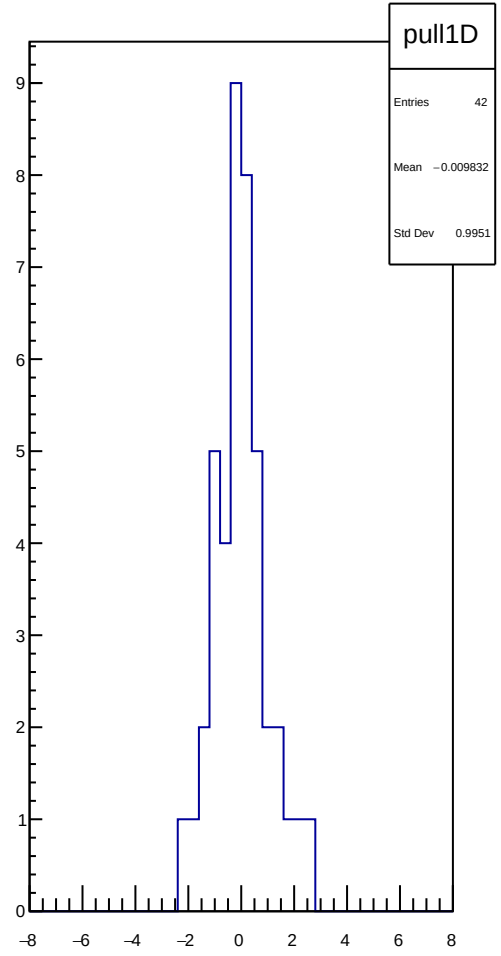
pull1D
Entries 42
Mean −0.009832
Std Dev 0.9951

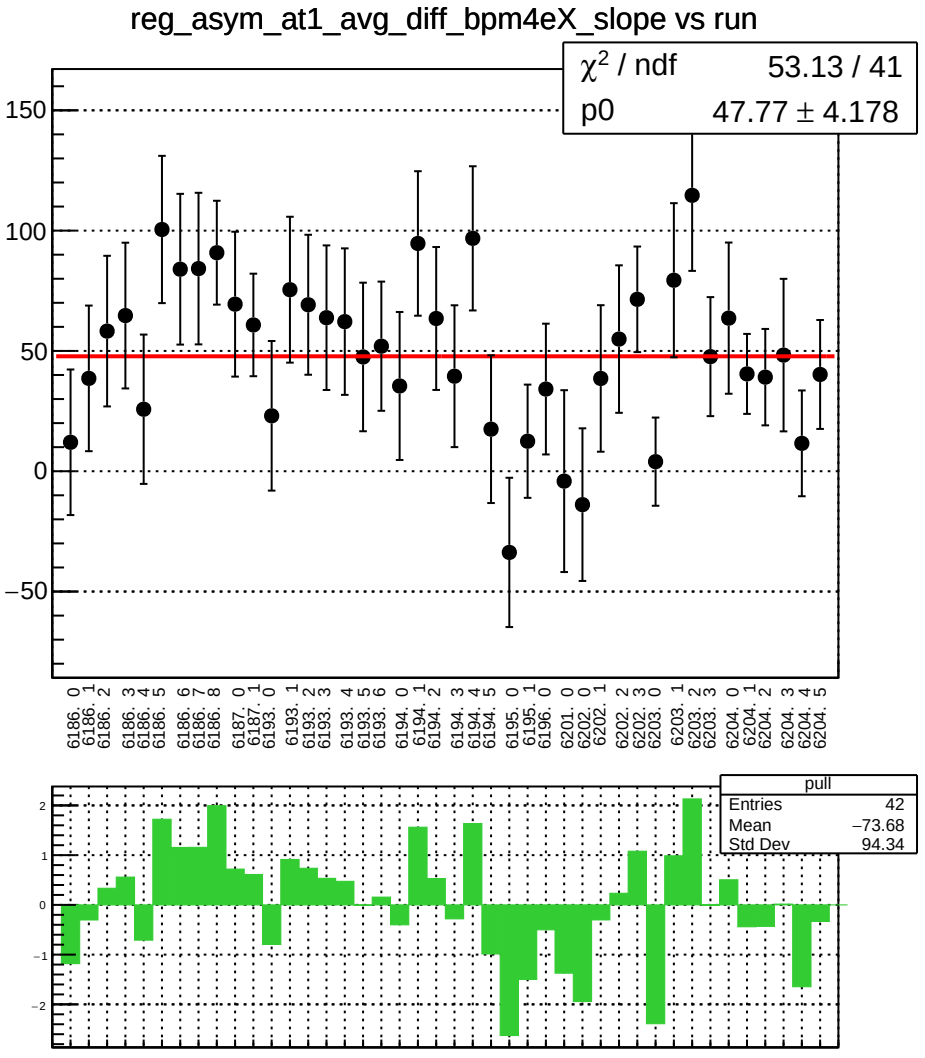
reg_asym_at1_avg_diff_bpm4eX_slope vs run
χ2 / ndf 53.13 / 41
p0 47.77 ± 4.178
150
100
50
0
−50
6186. 0
6186. 1
6186. 2
6186. 3
6186. 4
6186. 5
6186. 6
6186. 7
6186. 8
6187. 0
6187. 1
6193. 0
6193. 1
6193. 2
6193. 3
6193. 4
6193. 5
6193. 6
6194. 0
6194. 1
6194. 2
6194. 3
6194. 4
6194. 5
6195. 0
6195. 1
6196. 0
6201. 0
6202. 0
6202. 1
6202. 2
6202. 3
6203. 0
6203. 1
6203. 2
6203. 3
6204. 0
6204. 1
6204. 2
6204. 3
6204. 4
6204. 5
pull
Entries 42
Mean −73.68
Std Dev 94.34
2
1
0
−1
−2

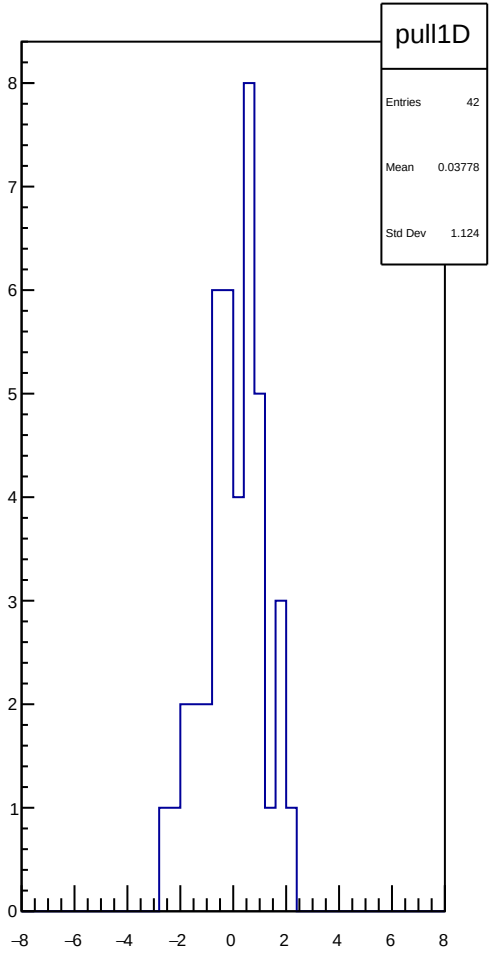
pull1D
Entries 42
Mean 0.03778
Std Dev 1.124
8
7
6
5
4
3
2
1
0
−8
−6
−4
−2
0
2
4
6
8

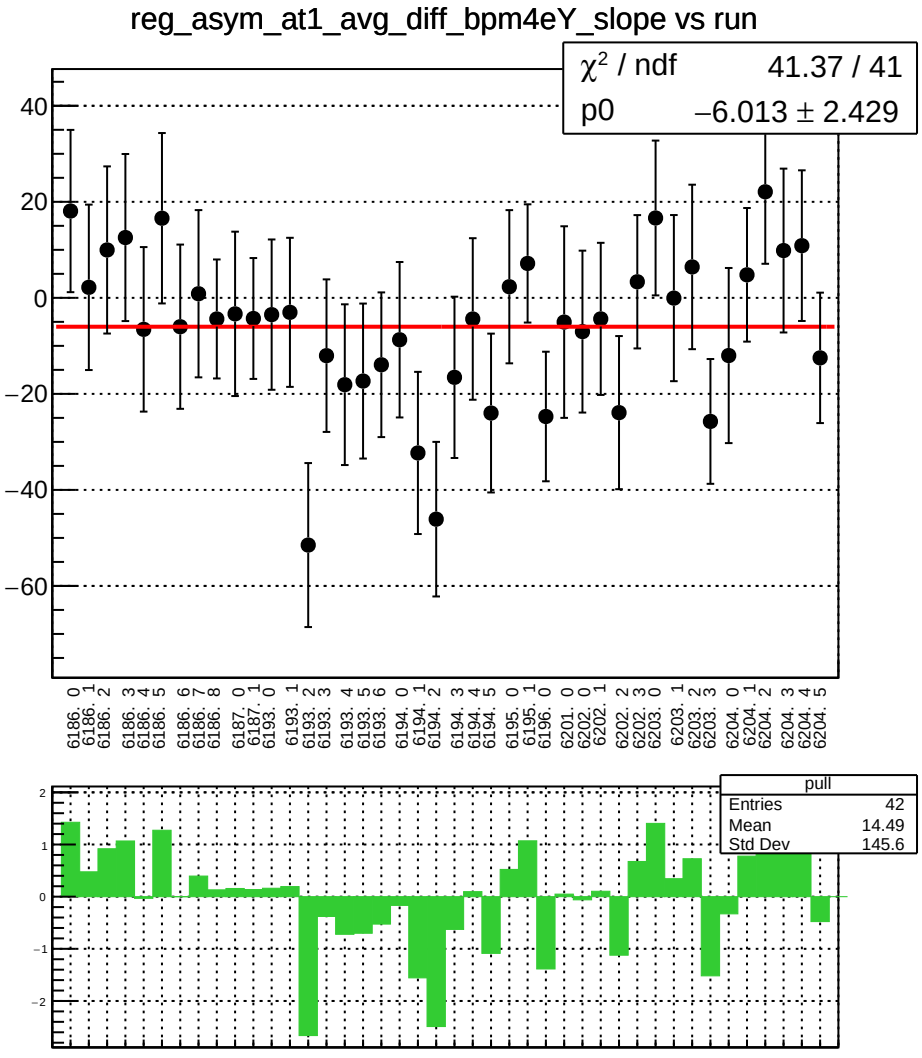
reg_asym_at1_avg_diff_bpm4eY_slope vs run
χ² / ndf 41.37 / 41
p0 −6.013 ± 2.429
40
20
0
−20
−40
−60
6186. 0
6186. 1
6186. 2
6186. 3
6186. 4
6186. 5
6186. 6
6186. 7
6186. 8
6187. 0
6187. 1
6193. 0
6193. 1
6193. 2
6193. 3
6193. 4
6193. 5
6193. 6
6194. 0
6194. 1
6194. 2
6194. 3
6194. 4
6194. 5
6195. 0
6195. 1
6196. 0
6201. 0
6202. 0
6202. 1
6202. 2
6202. 3
6203. 0
6203. 1
6203. 2
6203. 3
6204. 0
6204. 1
6204. 2
6204. 3
6204. 4
6204. 5
pull
Entries 42
Mean 14.49
Std Dev 145.6
2
1
0
−1
−2

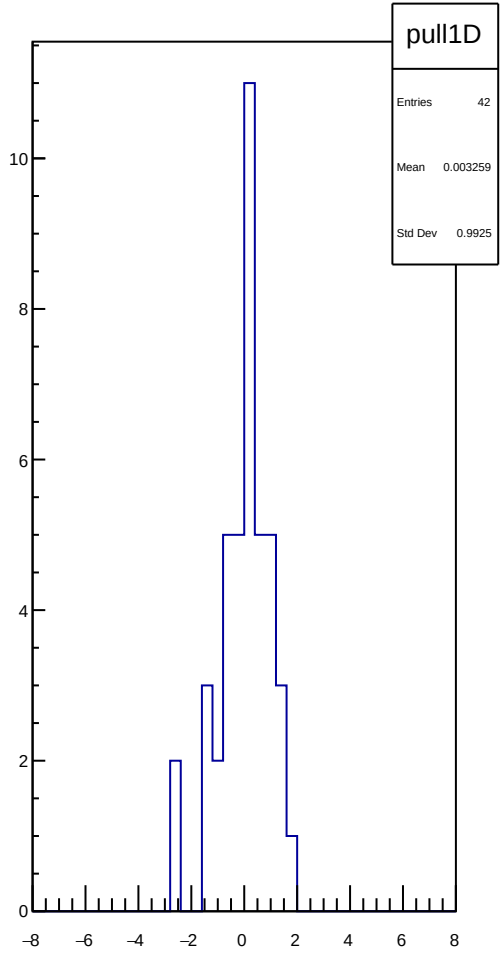
pull1D
Entries 42
Mean 0.003259
Std Dev 0.9925
10
8
6
4
2
0
−8
−6
−4
−2
0
2
4
6
8

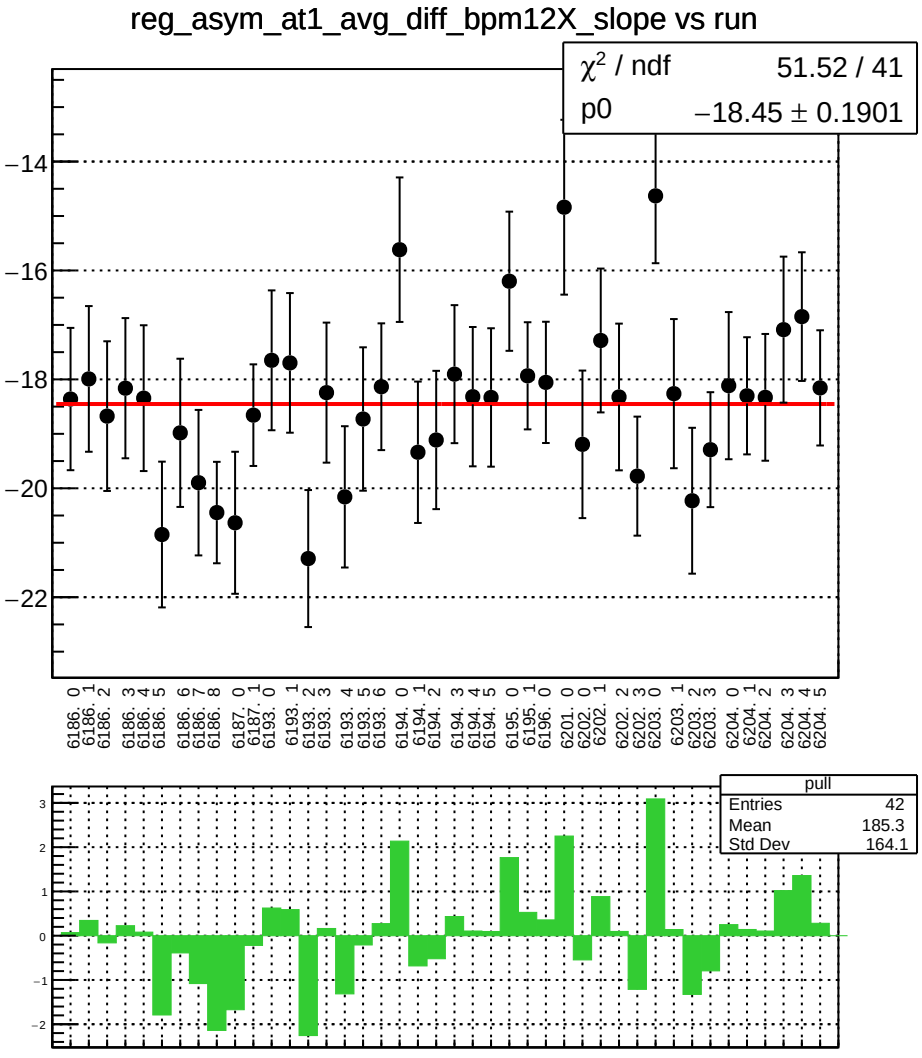
reg_asym_at1_avg_diff_bpm12X_slope vs run
χ² / ndf 51.52 / 41
p0 −18.45 ± 0.1901
−14
−16
−18
−20
−22
6186. 0
6186. 1
6186. 2
6186. 3
6186. 4
6186. 5
6186. 6
6186. 7
6186. 8
6187. 0
6187. 1
6193. 0
6193. 1
6193. 2
6193. 3
6193. 4
6193. 5
6193. 6
6194. 0
6194. 1
6194. 2
6194. 3
6194. 4
6194. 5
6195. 0
6195. 1
6196. 0
6201. 0
6202. 0
6202. 1
6202. 2
6202. 3
6203. 0
6203. 1
6203. 2
6203. 3
6204. 0
6204. 1
6204. 2
6204. 3
6204. 4
6204. 5
pull
Entries 42
Mean 185.3
Std Dev 164.1
3
2
1
0
−1
−2

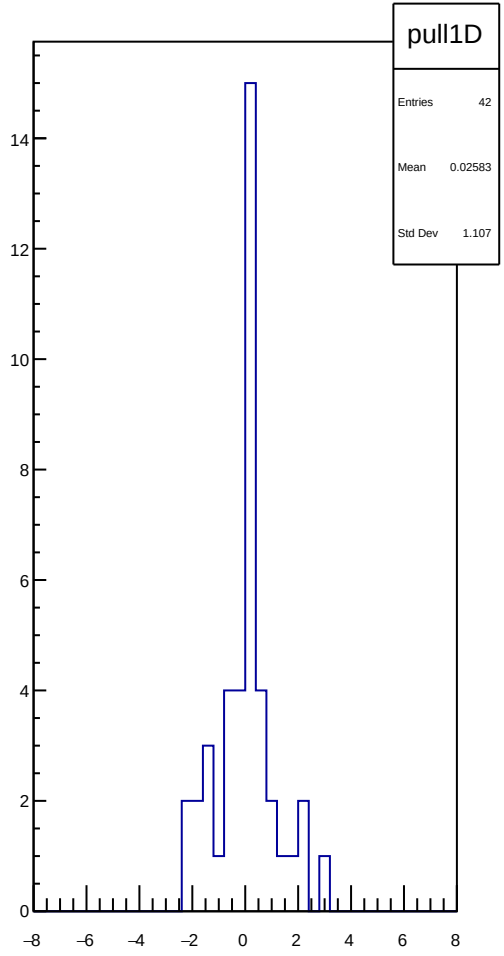
pull1D
Entries 42
Mean 0.02583
Std Dev 1.107
14
12
10
8
6
4
2
0
−8
−6
−4
−2
0
2
4
6
8

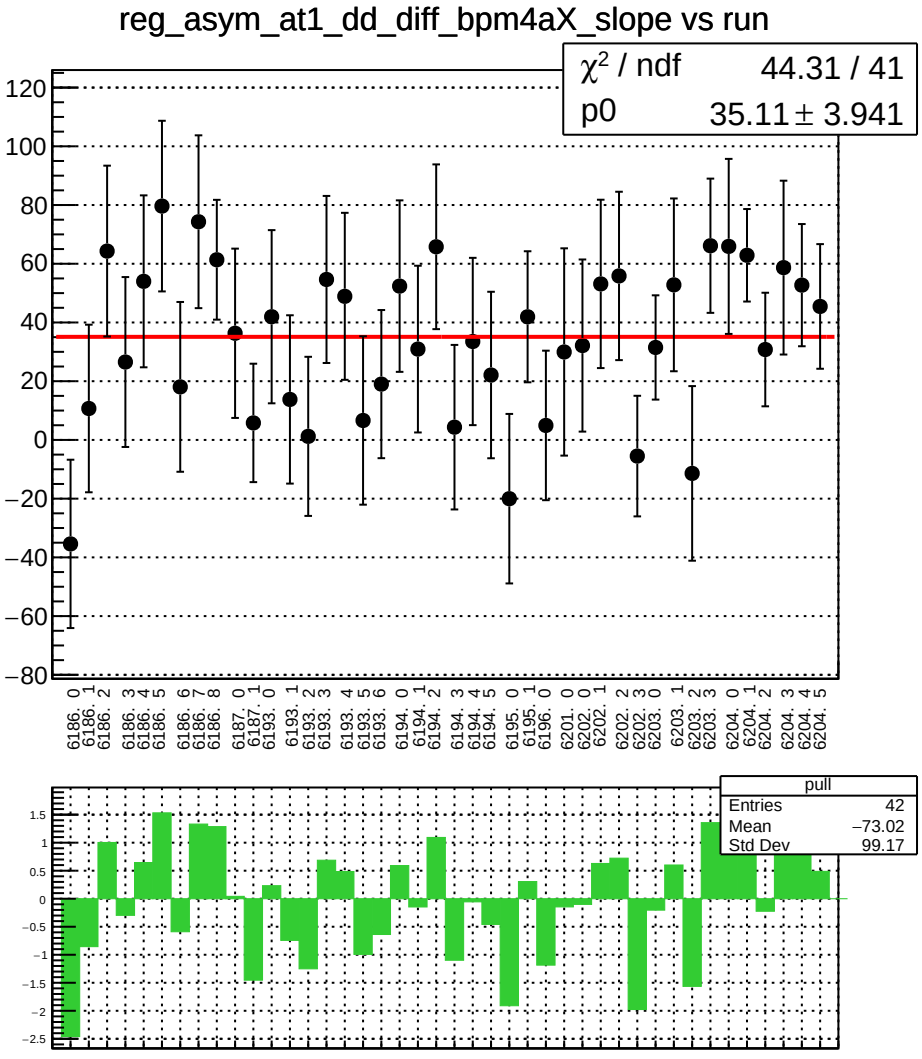
reg_asym_at1_dd_diff_bpm4aX_slope vs run
χ² / ndf 44.31 / 41
p0 35.11 ± 3.941
120
100
80
60
40
20
0
−20
−40
−60
−80
6186. 0
6186. 1
6186. 2
6186. 3
6186. 4
6186. 5
6186. 6
6186. 7
6186. 8
6187. 0
6187. 1
6193. 0
6193. 1
6193. 2
6193. 3
6193. 4
6193. 5
6193. 6
6194. 0
6194. 1
6194. 2
6194. 3
6194. 4
6194. 5
6195. 0
6195. 1
6196. 0
6201. 0
6202. 0
6202. 1
6202. 2
6202. 3
6203. 0
6203. 1
6203. 2
6203. 3
6204. 0
6204. 1
6204. 2
6204. 3
6204. 4
6204. 5
pull
Entries 42
Mean −73.02
Std Dev 99.17
1.5
1
0.5
0
−0.5
−1
−1.5
−2
−2.5

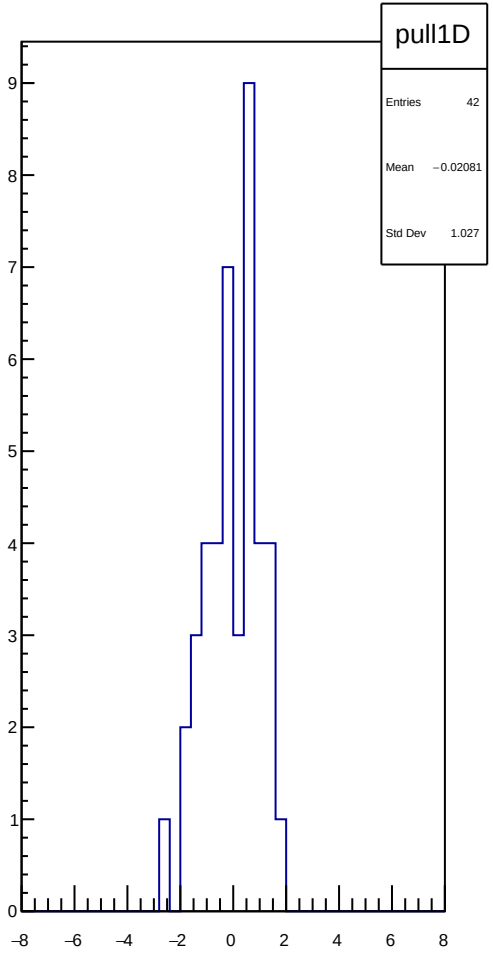
pull1D
Entries 42
Mean −0.02081
Std Dev 1.027
9
8
7
6
5
4
3
2
1
0
−8
−6
−4
−2
0
2
4
6
8

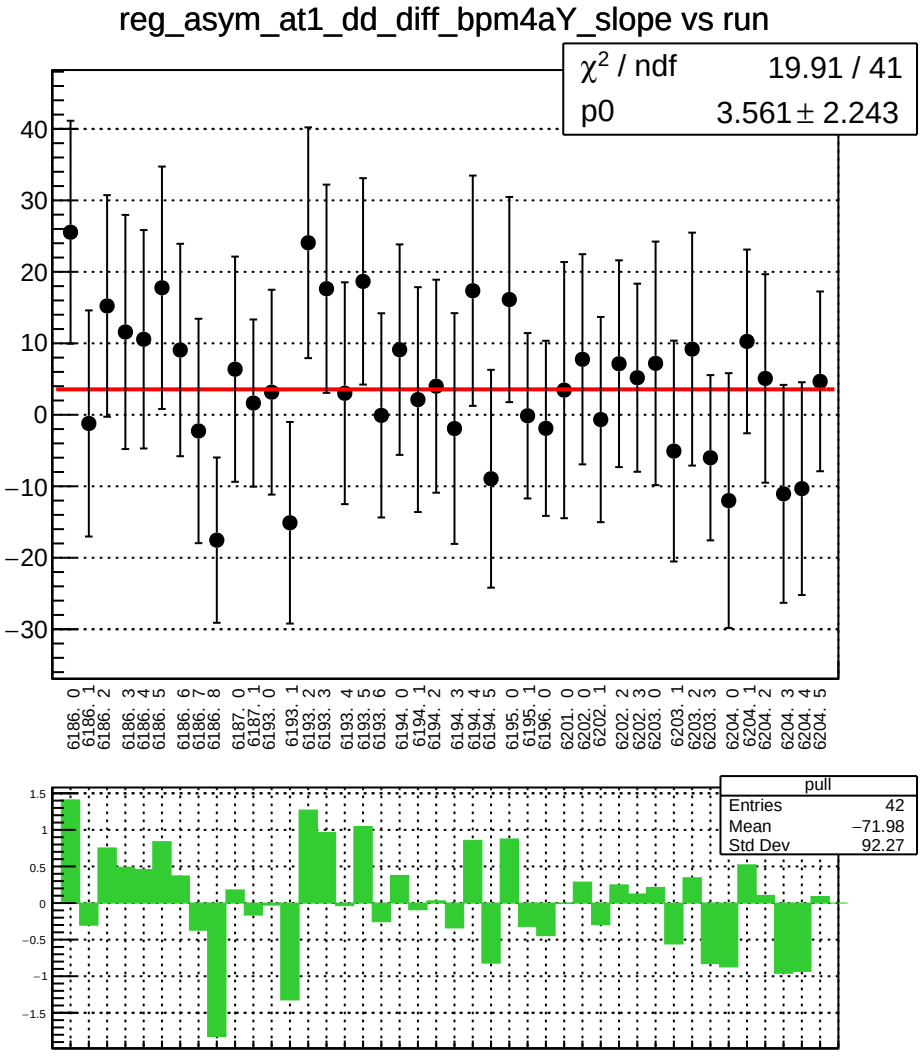
reg_asym_at1_dd_diff_bpm4aY_slope vs run
χ2 / ndf 19.91 / 41
p0 3.561 ± 2.243
40
30
20
10
0
−10
−20
−30
6186. 0
6186. 1
6186. 2
6186. 3
6186. 4
6186. 5
6186. 6
6186. 7
6186. 8
6187. 0
6187. 1
6193. 0
6193. 1
6193. 2
6193. 3
6193. 4
6193. 5
6193. 6
6194. 0
6194. 1
6194. 2
6194. 3
6194. 4
6194. 5
6195. 0
6195. 1
6196. 0
6201. 0
6202. 0
6202. 1
6202. 2
6202. 3
6203. 0
6203. 1
6203. 2
6203. 3
6204. 0
6204. 1
6204. 2
6204. 3
6204. 4
6204. 5
pull
Entries 42
Mean −71.98
Std Dev 92.27
1.5
1
0.5
0
−0.5
−1
−1.5

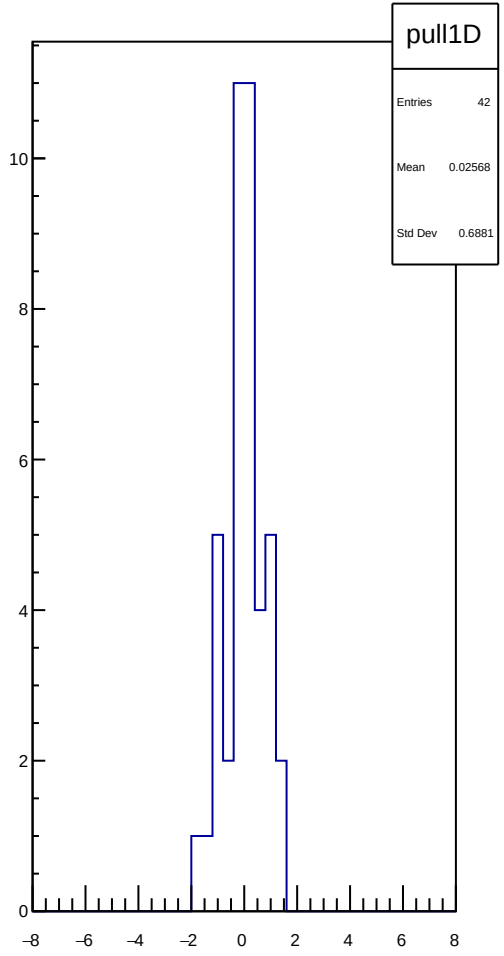
pull1D
Entries 42
Mean 0.02568
Std Dev 0.6881
10
8
6
4
2
0
−8
−6
−4
−2
0
2
4
6
8

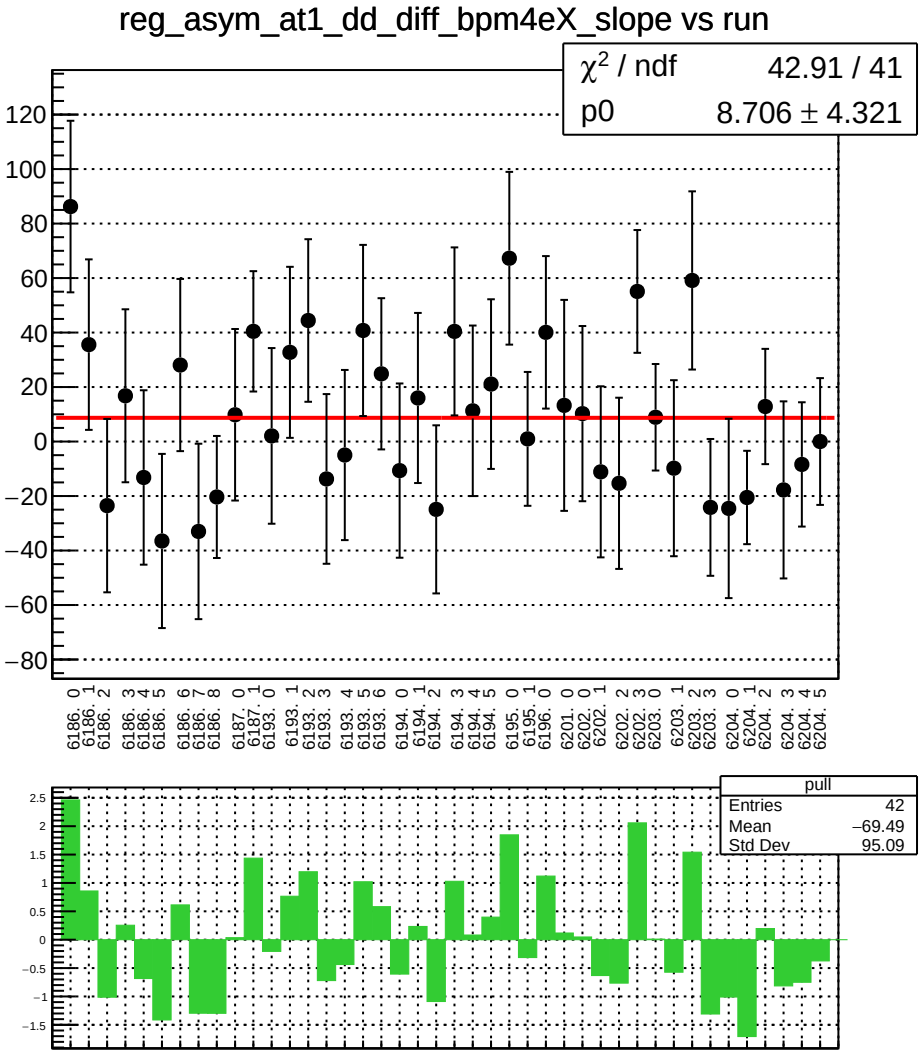
reg_asym_at1_dd_diff_bpm4eX_slope vs run
χ² / ndf 42.91 / 41
p0 8.706 ± 4.321
120
100
80
60
40
20
0
−20
−40
−60
−80
6186. 0
6186. 1
6186. 2
6186. 3
6186. 4
6186. 5
6186. 6
6186. 7
6186. 8
6187. 0
6187. 1
6193. 0
6193. 1
6193. 2
6193. 3
6193. 4
6193. 5
6193. 6
6194. 0
6194. 1
6194. 2
6194. 3
6194. 4
6194. 5
6195. 0
6195. 1
6196. 0
6201. 0
6202. 0
6202. 1
6202. 2
6202. 3
6203. 0
6203. 1
6203. 2
6203. 3
6204. 0
6204. 1
6204. 2
6204. 3
6204. 4
6204. 5
pull
Entries 42
Mean −69.49
Std Dev 95.09
2.5
2
1.5
1
0.5
0
−0.5
−1
−1.5

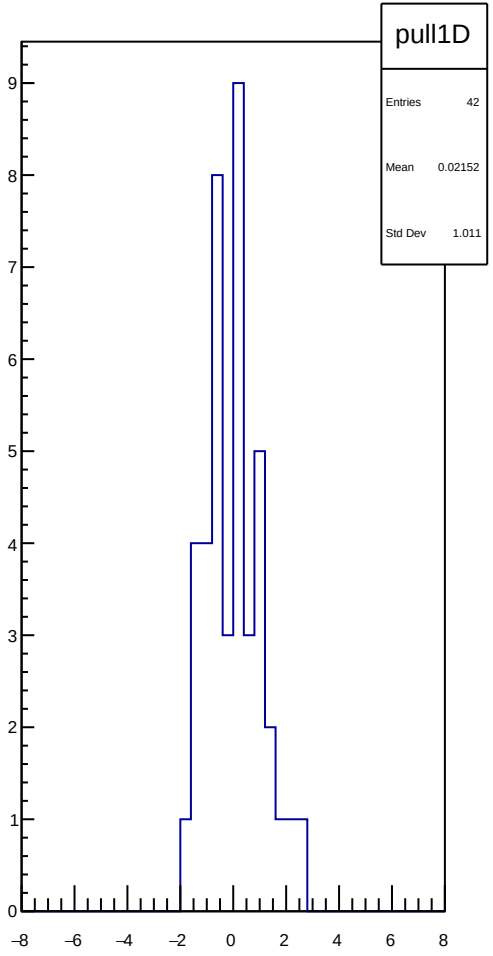
pull1D
Entries 42
Mean 0.02152
Std Dev 1.011
9
8
7
6
5
4
3
2
1
0
−8
−6
−4
−2
0
2
4
6
8

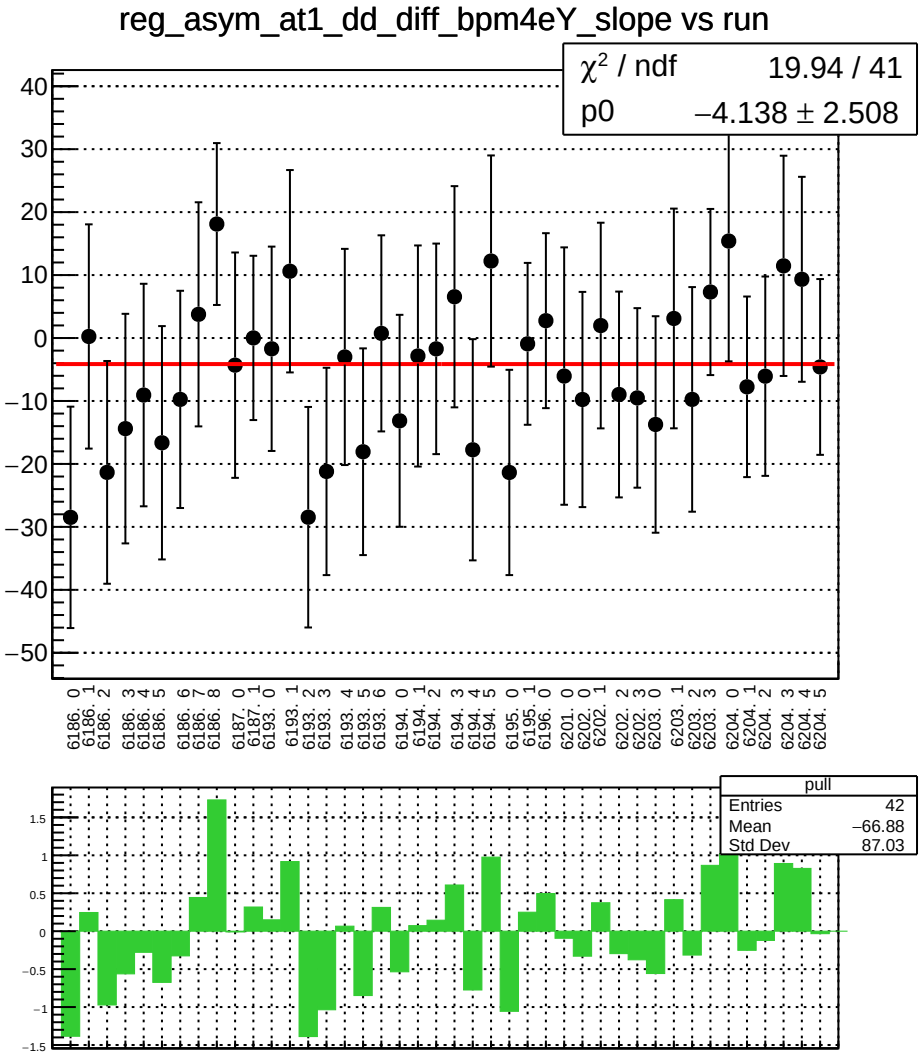
reg_asym_at1_dd_diff_bpm4eY_slope vs run
χ² / ndf 19.94 / 41
p0 −4.138 ± 2.508
pull
Entries 42
Mean −66.88
Std Dev 87.03

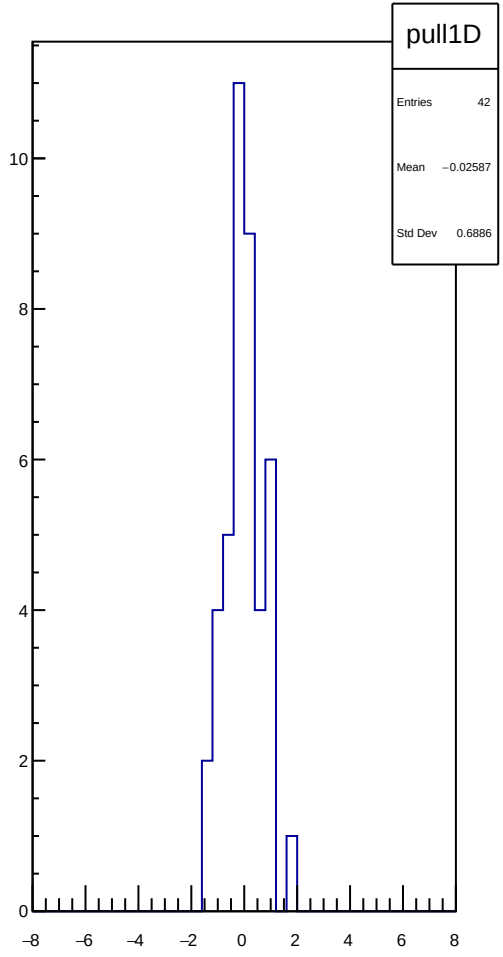
pull1D
Entries 42
Mean −0.02587
Std Dev 0.6886

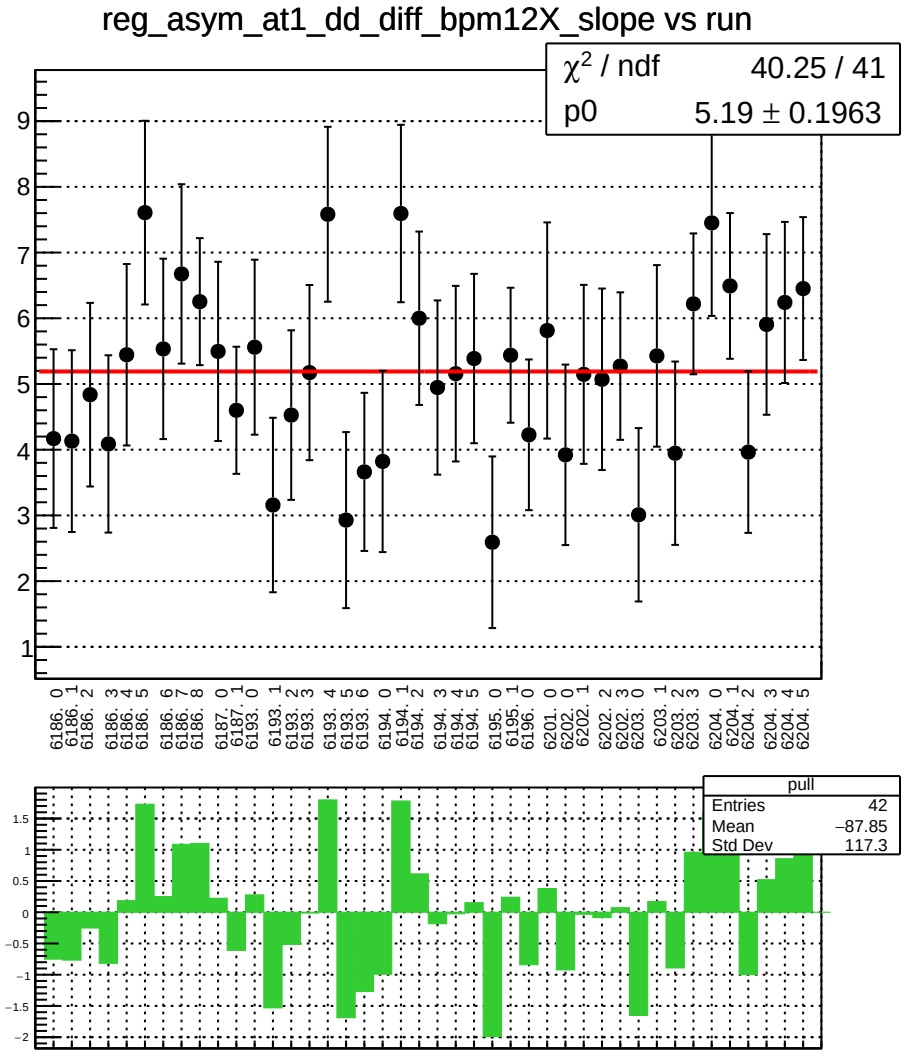
reg_asym_at1_dd_diff_bpm12X_slope vs run
χ² / ndf 40.25 / 41
p0 5.19 ± 0.1963
6186. 0
6186. 1
6186. 2
6186. 3
6186. 4
6186. 5
6186. 6
6186. 7
6186. 8
6187. 0
6187. 1
6193. 0
6193. 1
6193. 2
6193. 3
6193. 4
6193. 5
6193. 6
6194. 0
6194. 1
6194. 2
6194. 3
6194. 4
6194. 5
6195. 0
6195. 1
6196. 0
6201. 0
6202. 0
6202. 1
6202. 2
6202. 3
6203. 0
6203. 1
6203. 2
6203. 3
6204. 0
6204. 1
6204. 2
6204. 3
6204. 4
6204. 5
pull
Entries 42
Mean −87.85
Std Dev 117.3

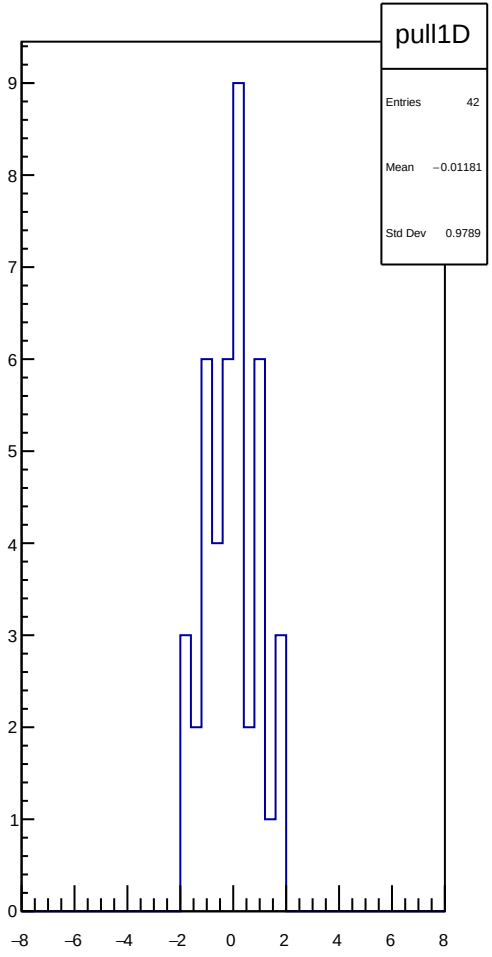
pull1D
Entries 42
Mean −0.01181
Std Dev 0.9789

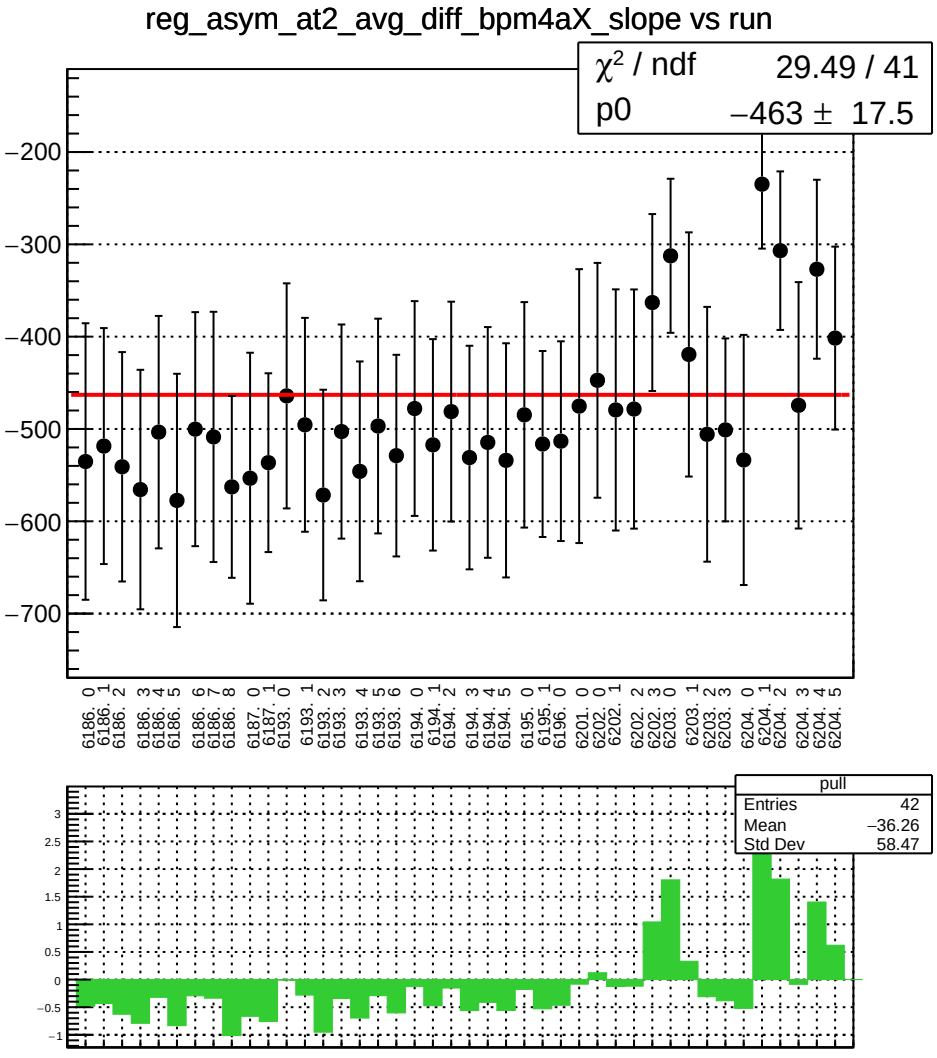
reg_asym_at2_avg_diff_bpm4aX_slope vs run
χ² / ndf 29.49 / 41
p0 −463 ± 17.5
−200
−300
−400
−500
−600
−700
6186. 0
6186. 1
6186. 2
6186. 3
6186. 4
6186. 5
6186. 6
6186. 7
6186. 8
6187. 0
6187. 1
6193. 0
6193. 1
6193. 2
6193. 3
6193. 4
6193. 5
6193. 6
6194. 0
6194. 1
6194. 2
6194. 3
6194. 4
6194. 5
6195. 0
6195. 1
6196. 0
6201. 0
6202. 0
6202. 1
6202. 2
6202. 3
6203. 0
6203. 1
6203. 2
6203. 3
6204. 0
6204. 1
6204. 2
6204. 3
6204. 4
6204. 5
pull
Entries 42
Mean −36.26
Std Dev 58.47
3
2.5
2
1.5
1
0.5
0
−0.5
−1

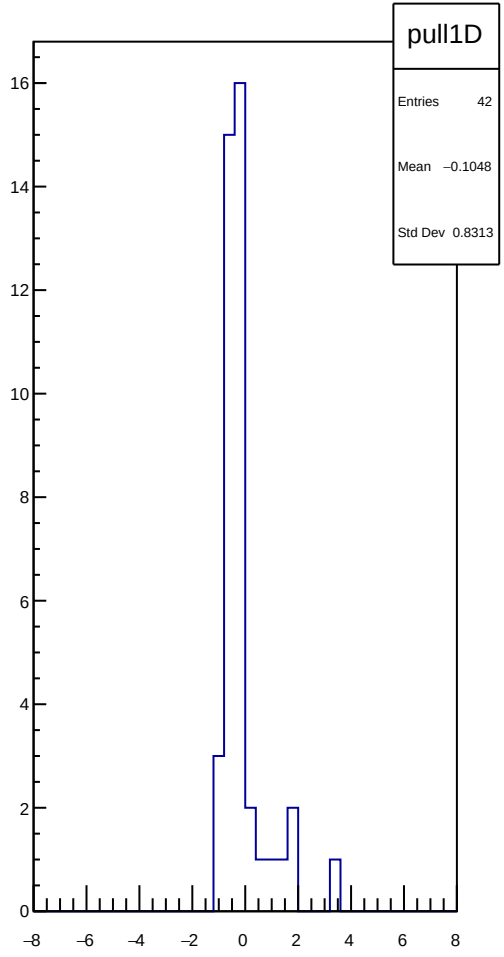
pull1D
Entries 42
Mean −0.1048
Std Dev 0.8313
16
14
12
10
8
6
4
2
0
−8
−6
−4
−2
0
2
4
6
8

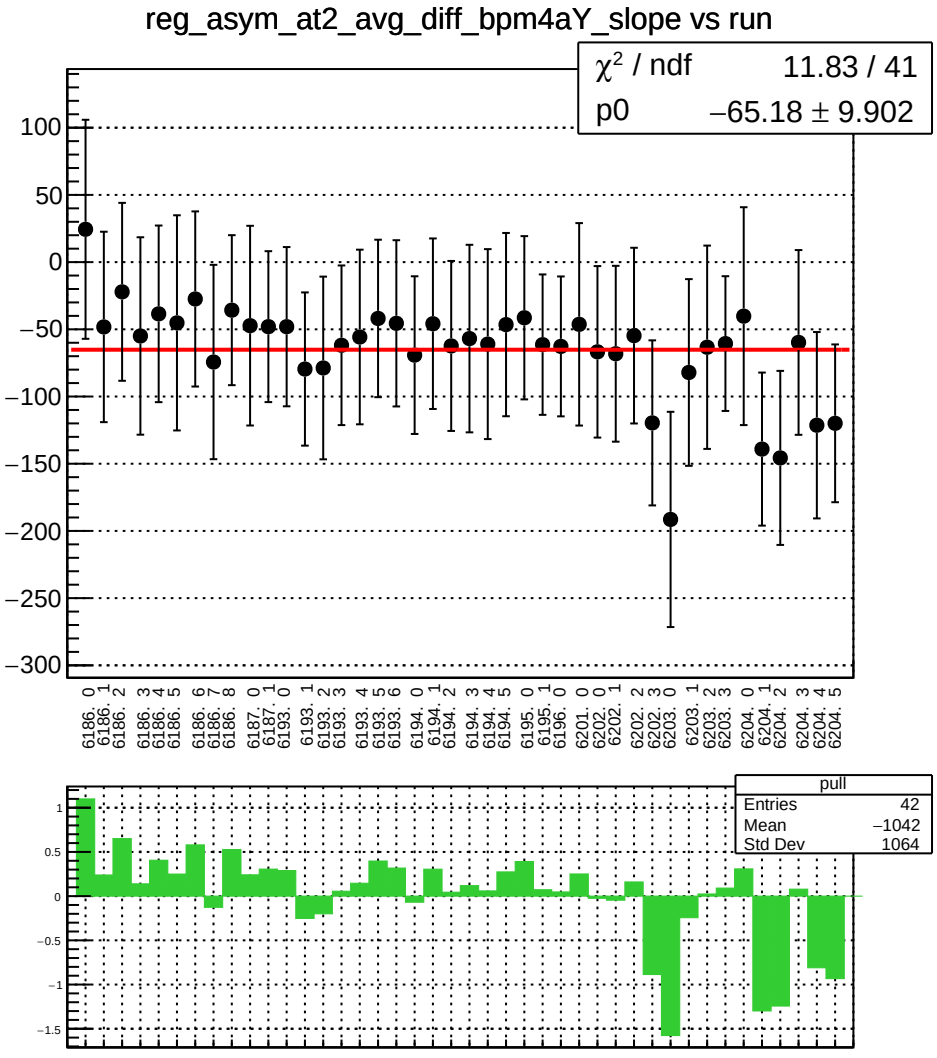
reg_asym_at2_avg_diff_bpm4aY_slope vs run
χ² / ndf 11.83 / 41
p0 −65.18 ± 9.902
100
50
0
−50
−100
−150
−200
−250
−300
6186. 0
6186. 1
6186. 2
6186. 3
6186. 4
6186. 5
6186. 6
6186. 7
6186. 8
6187. 0
6187. 1
6193. 0
6193. 1
6193. 2
6193. 3
6193. 4
6193. 5
6193. 6
6194. 0
6194. 1
6194. 2
6194. 3
6194. 4
6194. 5
6195. 0
6195. 1
6196. 0
6201. 0
6202. 0
6202. 1
6202. 2
6202. 3
6203. 0
6203. 1
6203. 2
6203. 3
6204. 0
6204. 1
6204. 2
6204. 3
6204. 4
6204. 5
pull
Entries 42
Mean −1042
Std Dev 1064
1
0.5
0
−0.5
−1
−1.5

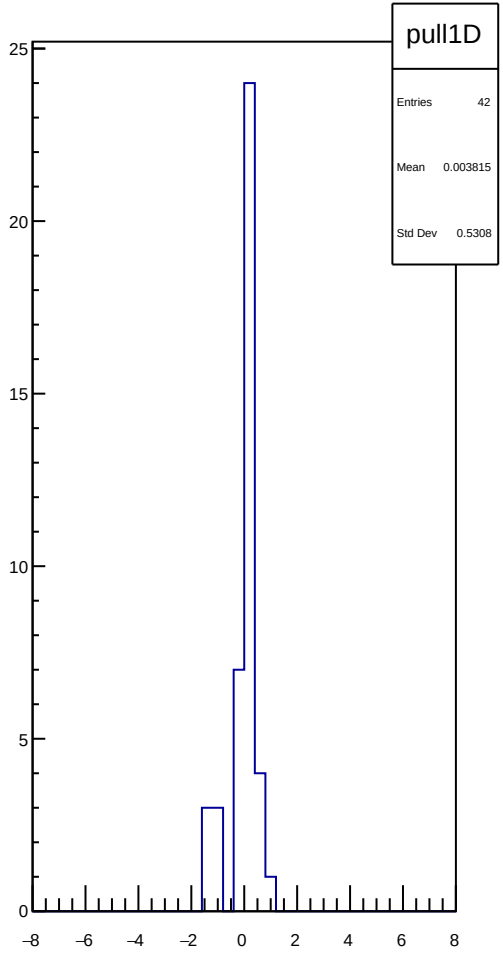
pull1D
Entries 42
Mean 0.003815
Std Dev 0.5308
25
20
15
10
5
0
−8
−6
−4
−2
0
2
4
6
8

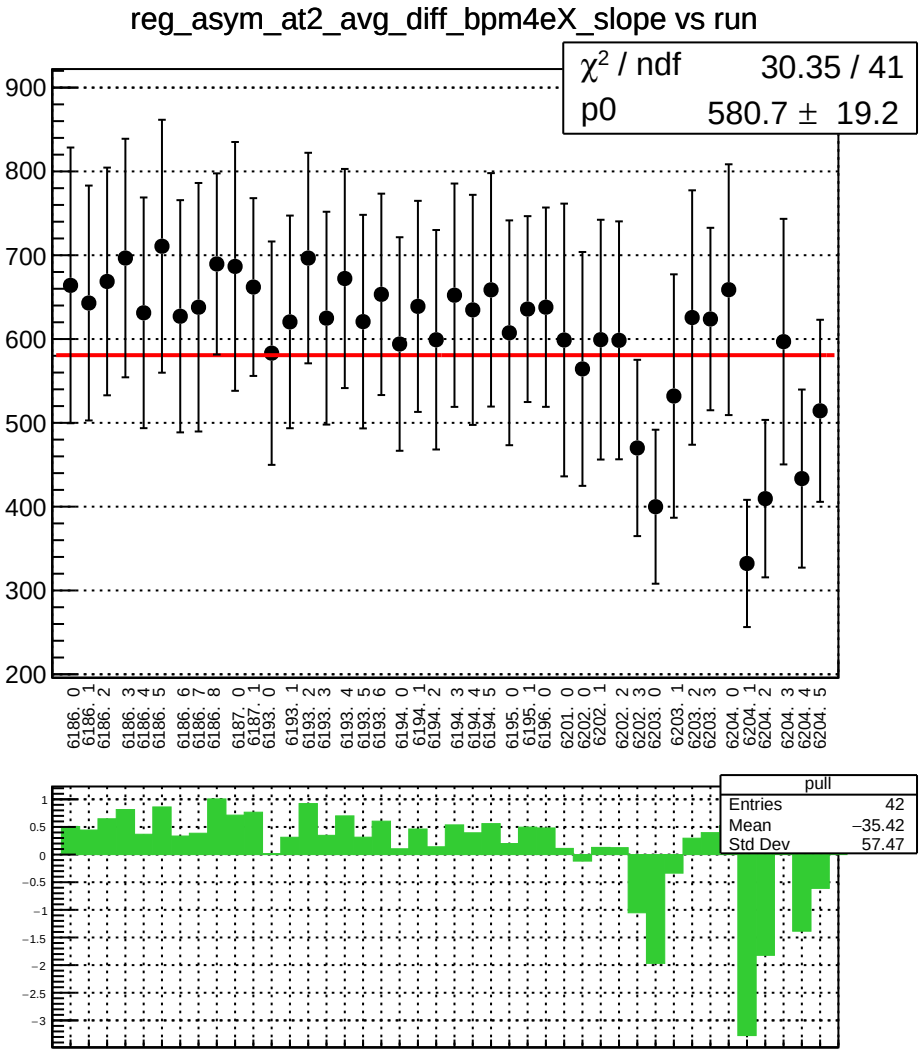
reg_asym_at2_avg_diff_bpm4eX_slope vs run
χ² / ndf 30.35 / 41
p0 580.7 ± 19.2
900
800
700
600
500
400
300
200
6186. 0
6186. 1
6186. 2
6186. 3
6186. 4
6186. 5
6186. 6
6186. 7
6186. 8
6187. 0
6187. 1
6193. 0
6193. 1
6193. 2
6193. 3
6193. 4
6193. 5
6193. 6
6194. 0
6194. 1
6194. 2
6194. 3
6194. 4
6194. 5
6195. 0
6195. 1
6196. 0
6201. 0
6202. 0
6202. 1
6202. 2
6202. 3
6203. 0
6203. 1
6203. 2
6203. 3
6204. 0
6204. 1
6204. 2
6204. 3
6204. 4
6204. 5
pull
Entries 42
Mean −35.42
Std Dev 57.47
1
0.5
0
−0.5
−1
−1.5
−2
−2.5
−3

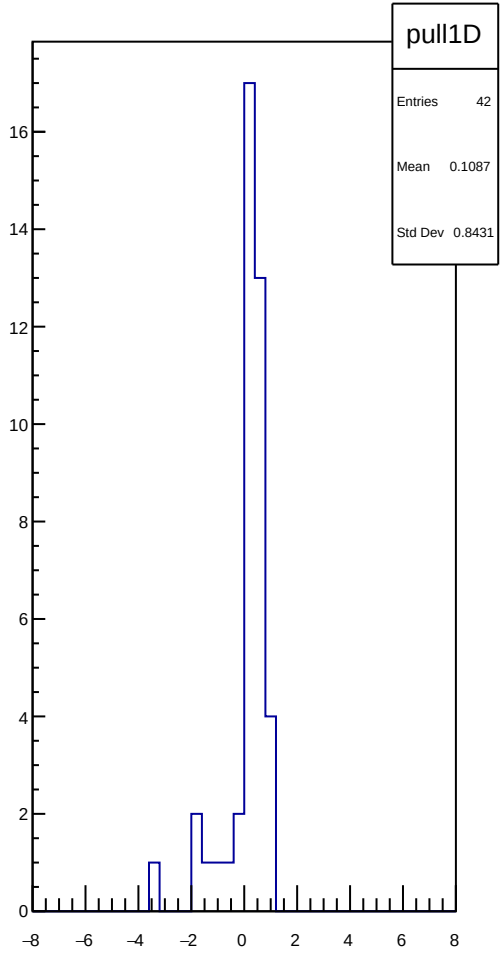
pull1D
Entries 42
Mean 0.1087
Std Dev 0.8431
16
14
12
10
8
6
4
2
0
−8
−6
−4
−2
0
2
4
6
8

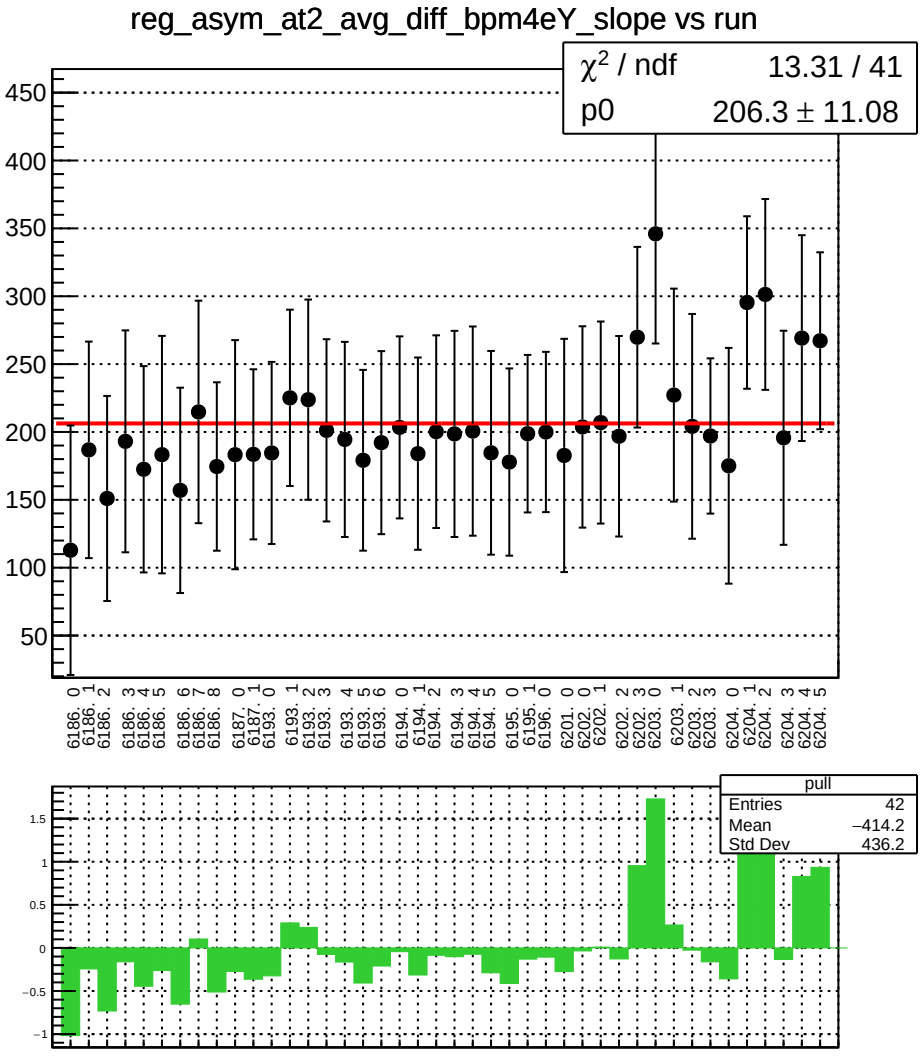
reg_asym_at2_avg_diff_bpm4eY_slope vs run
χ² / ndf 13.31 / 41
p0 206.3 ± 11.08
450
400
350
300
250
200
150
100
50
6186. 0
6186. 1
6186. 2
6186. 3
6186. 4
6186. 5
6186. 6
6186. 7
6186. 8
6187. 0
6187. 1
6193. 0
6193. 1
6193. 2
6193. 3
6193. 4
6193. 5
6193. 6
6194. 0
6194. 1
6194. 2
6194. 3
6194. 4
6194. 5
6195. 0
6195. 1
6196. 0
6201. 0
6202. 0
6202. 1
6202. 2
6202. 3
6203. 0
6203. 1
6203. 2
6203. 3
6204. 0
6204. 1
6204. 2
6204. 3
6204. 4
6204. 5
pull
Entries 42
Mean −414.2
Std Dev 436.2
1.5
1
0.5
0
−0.5
−1

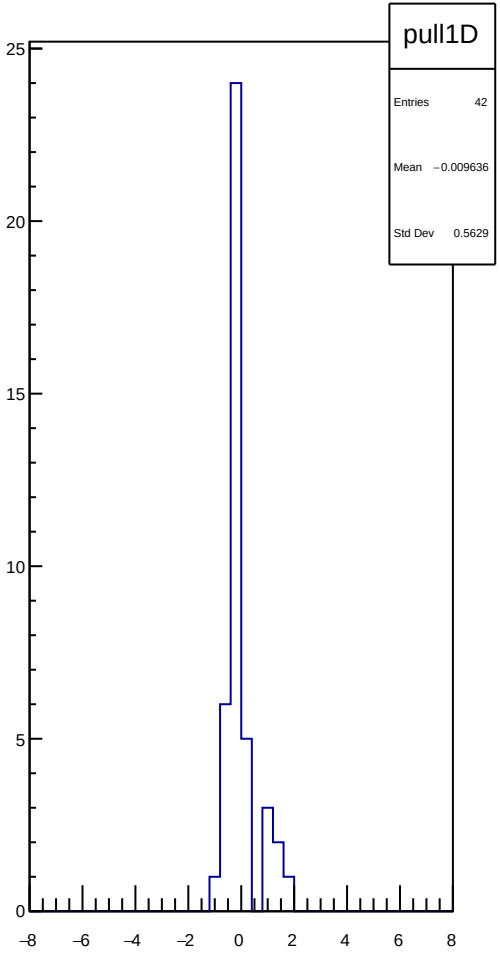
pull1D
Entries 42
Mean −0.009636
Std Dev 0.5629
25
20
15
10
5
0
−8
−6
−4
−2
0
2
4
6
8

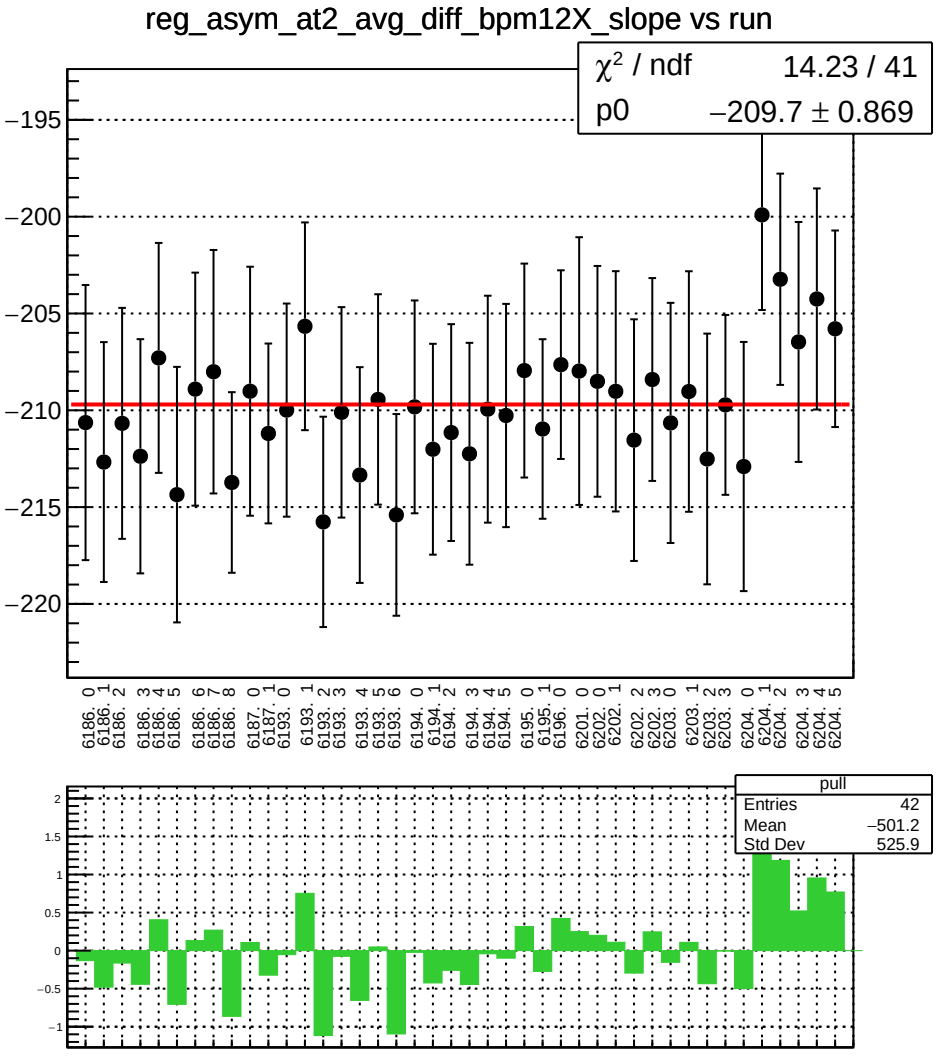
reg_asym_at2_avg_diff_bpm12X_slope vs run
χ² / ndf 14.23 / 41
p0 −209.7 ± 0.869
−195
−200
−205
−210
−215
−220
6186. 0
6186. 1
6186. 2
6186. 3
6186. 4
6186. 5
6186. 6
6186. 7
6186. 8
6187. 0
6187. 1
6193. 0
6193. 1
6193. 2
6193. 3
6193. 4
6193. 5
6193. 6
6194. 0
6194. 1
6194. 2
6194. 3
6194. 4
6194. 5
6195. 0
6195. 1
6196. 0
6201. 0
6202. 0
6202. 1
6202. 2
6202. 3
6203. 0
6203. 1
6203. 2
6203. 3
6204. 0
6204. 1
6204. 2
6204. 3
6204. 4
6204. 5
pull
Entries 42
Mean −501.2
Std Dev 525.9
2
1.5
1
0.5
0
−0.5
−1

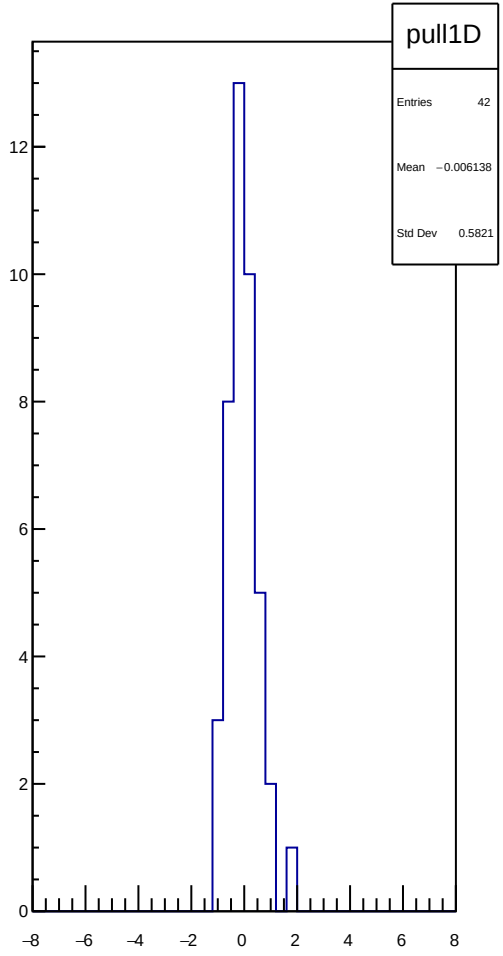
pull1D
Entries 42
Mean −0.006138
Std Dev 0.5821
12
10
8
6
4
2
0
−8
−6
−4
−2
0
2
4
6
8

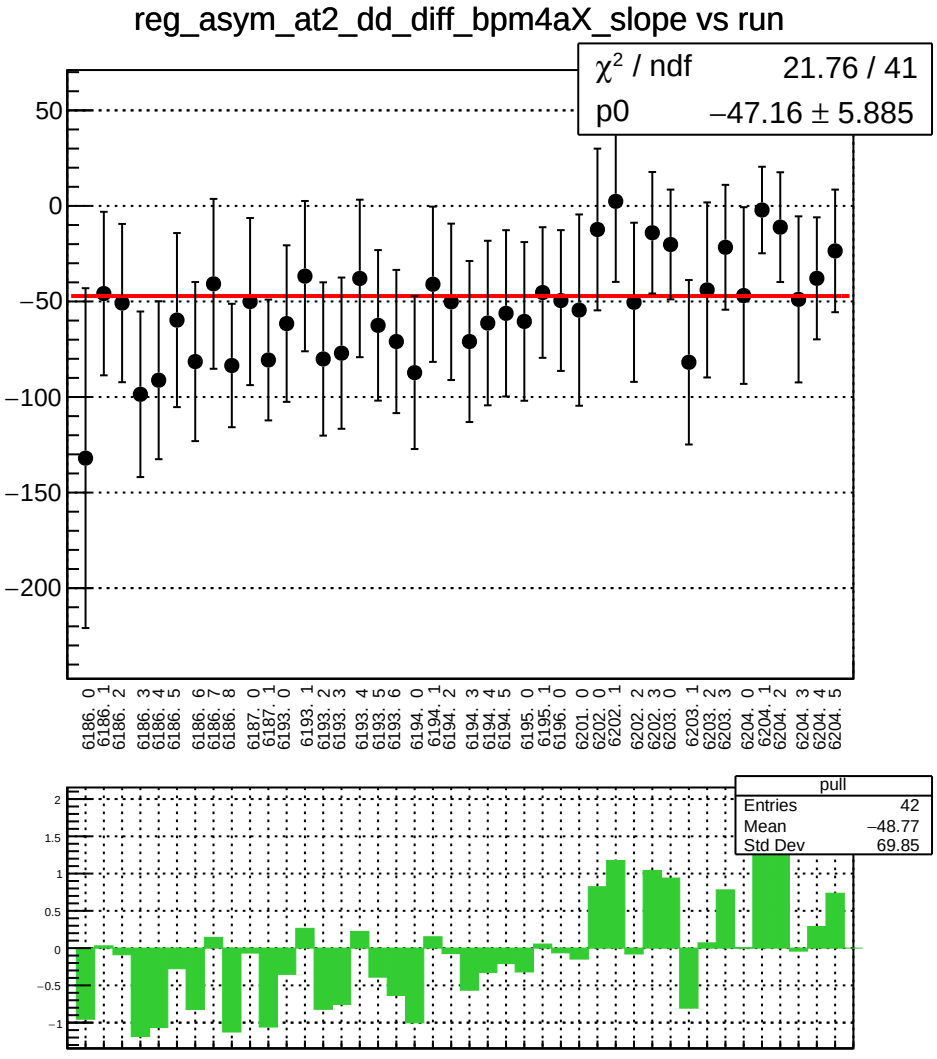
reg_asym_at2_dd_diff_bpm4aX_slope vs run
χ² / ndf 21.76 / 41
p0 −47.16 ± 5.885
50
0
−50
−100
−150
−200
6186. 0
6186. 1
6186. 2
6186. 3
6186. 4
6186. 5
6186. 6
6186. 7
6186. 8
6187. 0
6187. 1
6193. 0
6193. 1
6193. 2
6193. 3
6193. 4
6193. 5
6193. 6
6194. 0
6194. 1
6194. 2
6194. 3
6194. 4
6194. 5
6195. 0
6195. 1
6196. 0
6201. 0
6202. 0
6202. 1
6202. 2
6202. 3
6203. 0
6203. 1
6203. 2
6203. 3
6204. 0
6204. 1
6204. 2
6204. 3
6204. 4
6204. 5
pull
Entries 42
Mean −48.77
Std Dev 69.85
2
1.5
1
0.5
0
−0.5
−1

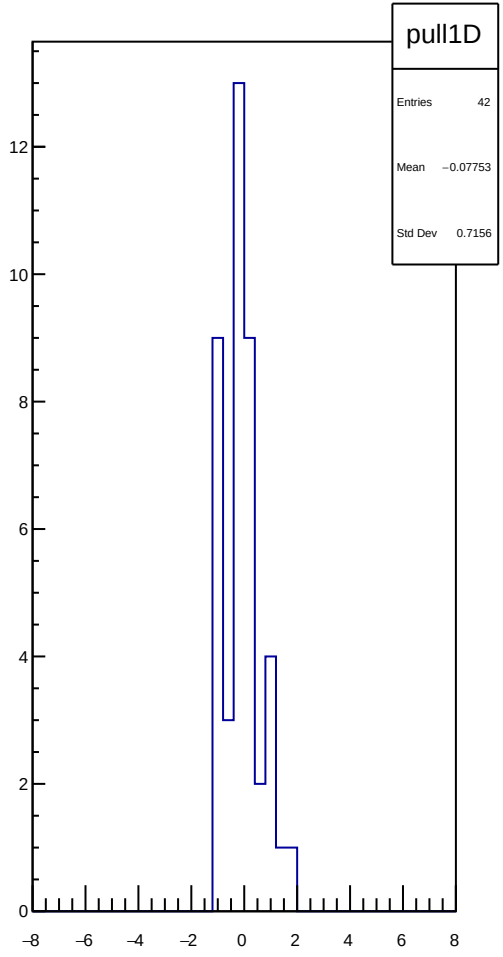
pull1D
Entries 42
Mean −0.07753
Std Dev 0.7156
12
10
8
6
4
2
0
−8
−6
−4
−2
0
2
4
6
8

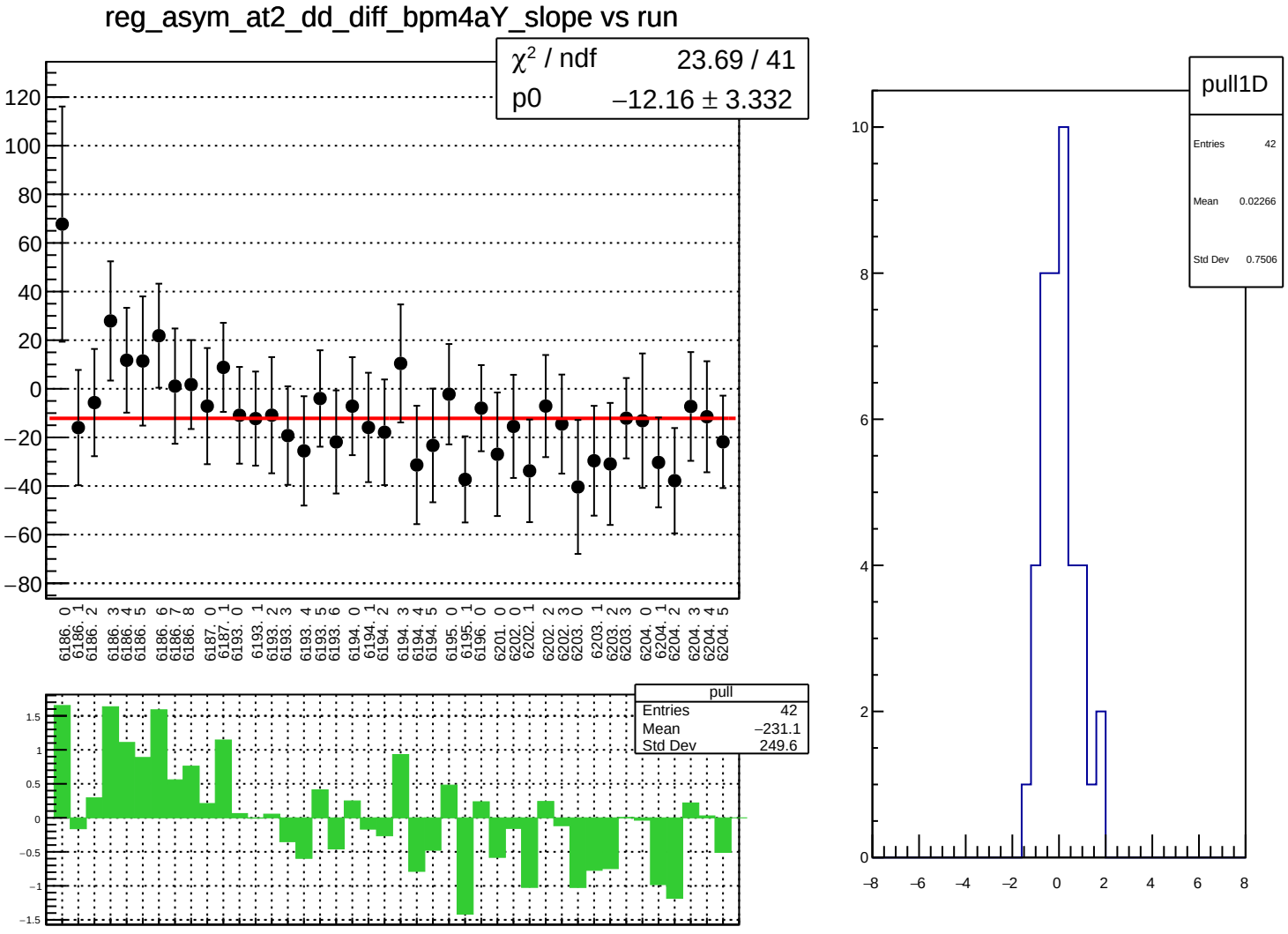
reg_asym_at2_dd_diff_bpm4aY_slope vs run
χ² / ndf 23.69 / 41
p0 −12.16 ± 3.332
120
100
80
60
40
20
0
−20
−40
−60
−80
6186. 0
6186. 1
6186. 2
6186. 3
6186. 4
6186. 5
6186. 6
6186. 7
6186. 8
6187. 0
6187. 1
6193. 0
6193. 1
6193. 2
6193. 3
6193. 4
6193. 5
6193. 6
6194. 0
6194. 1
6194. 2
6194. 3
6194. 4
6194. 5
6195. 0
6195. 1
6196. 0
6201. 0
6202. 0
6202. 1
6202. 2
6202. 3
6203. 0
6203. 1
6203. 2
6203. 3
6204. 0
6204. 1
6204. 2
6204. 3
6204. 4
6204. 5
pull
Entries 42
Mean −231.1
Std Dev 249.6
1.5
1
0.5
0
−0.5
−1
−1.5
pull1D
Entries 42
Mean 0.02266
Std Dev 0.7506
10
8
6
4
2
0
−8
−6
−4
−2
0
2
4
6
8

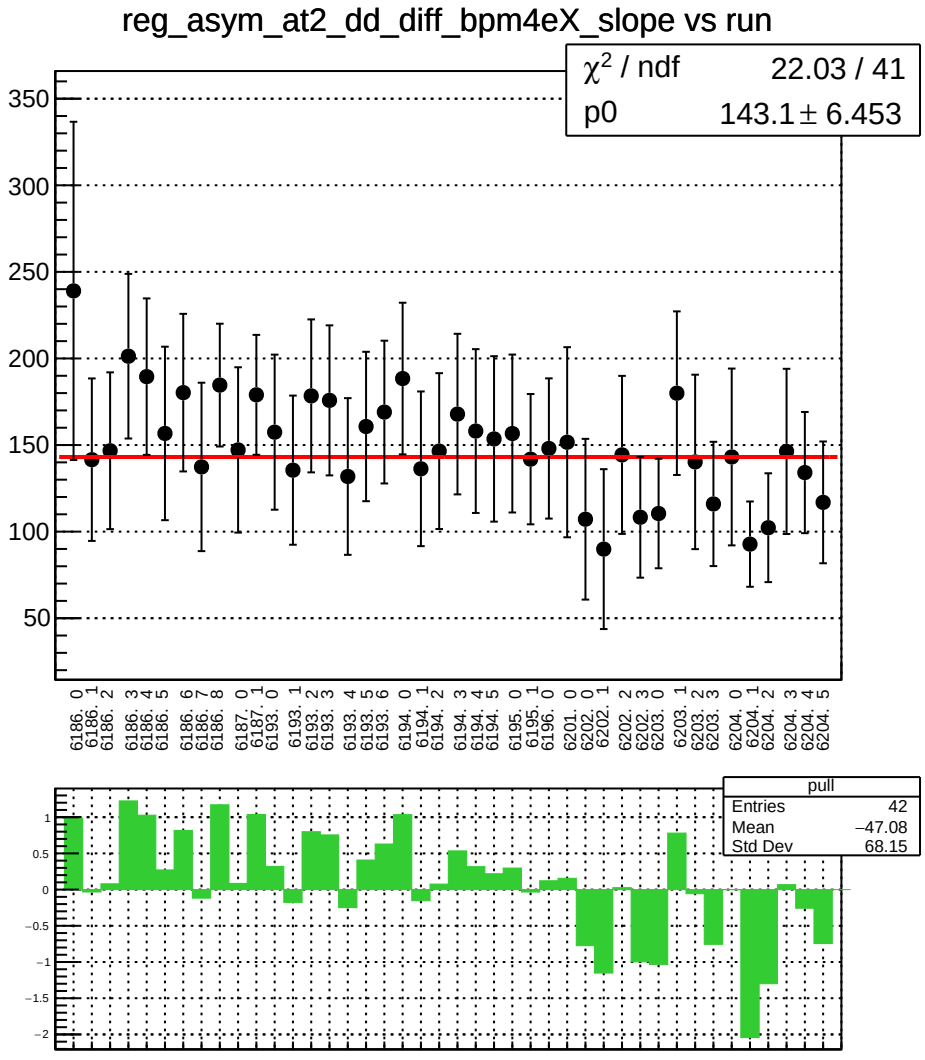
reg_asym_at2_dd_diff_bpm4eX_slope vs run
χ² / ndf 22.03 / 41
p0 143.1 ± 6.453
350
300
250
200
150
100
50
6186. 0
6186. 1
6186. 2
6186. 3
6186. 4
6186. 5
6186. 6
6186. 7
6186. 8
6187. 0
6187. 1
6193. 0
6193. 1
6193. 2
6193. 3
6193. 4
6193. 5
6193. 6
6194. 0
6194. 1
6194. 2
6194. 3
6194. 4
6194. 5
6195. 0
6195. 1
6196. 0
6201. 0
6202. 0
6202. 1
6202. 2
6202. 3
6203. 0
6203. 1
6203. 2
6203. 3
6204. 0
6204. 1
6204. 2
6204. 3
6204. 4
6204. 5
pull
Entries 42
Mean −47.08
Std Dev 68.15
1
0.5
0
−0.5
−1
−1.5
−2

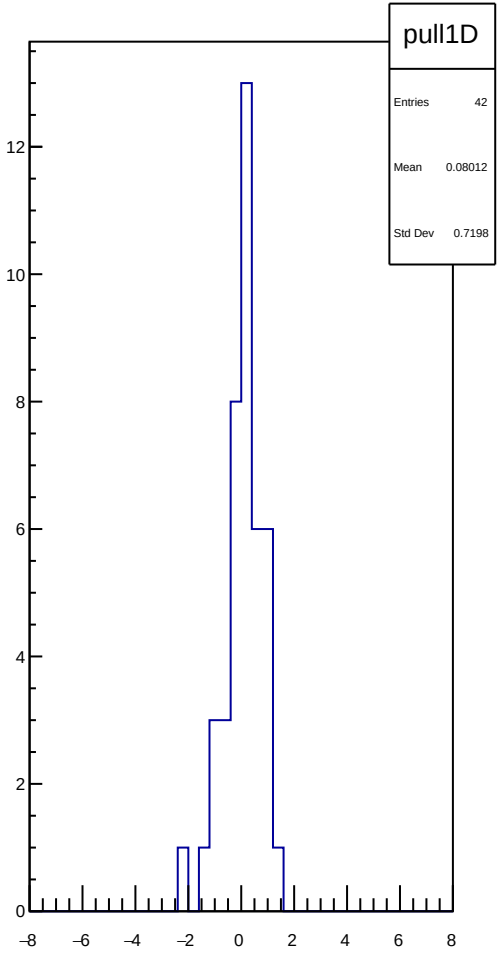
pull1D
Entries 42
Mean 0.08012
Std Dev 0.7198
12
10
8
6
4
2
0
−8
−6
−4
−2
0
2
4
6
8

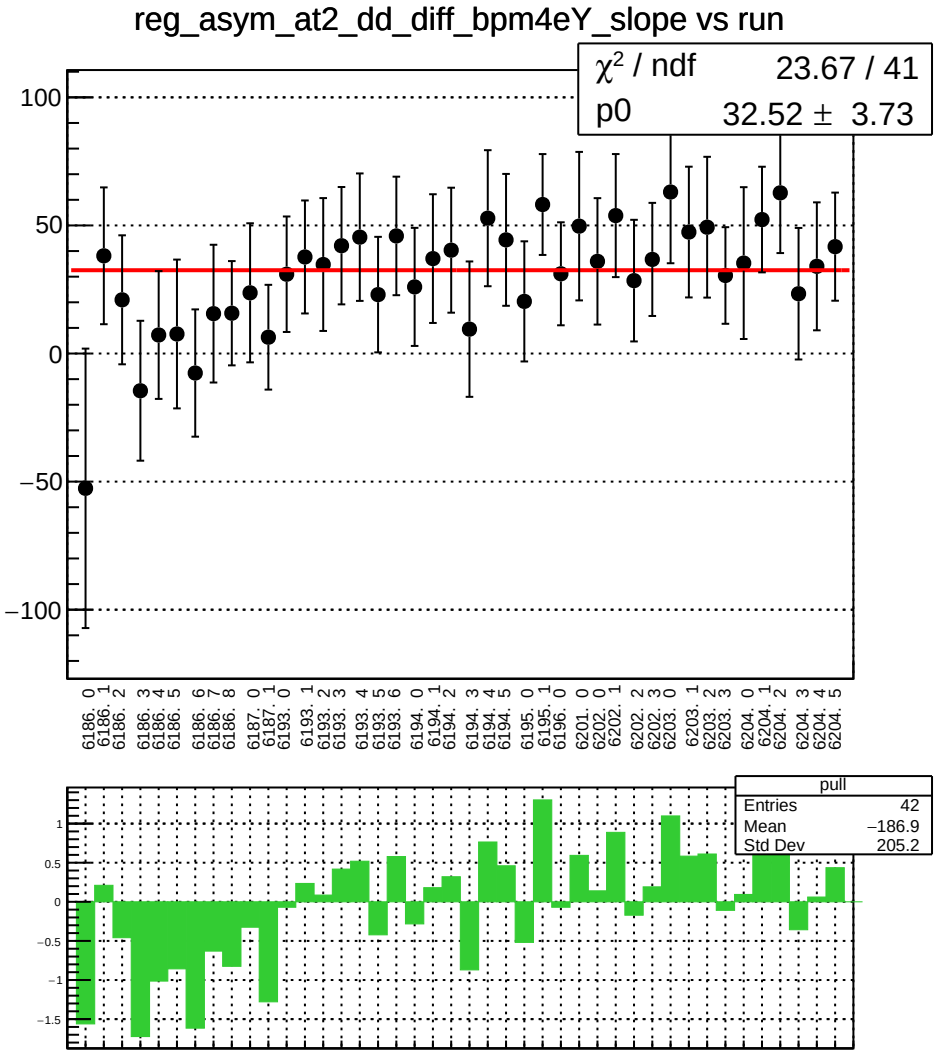
reg_asym_at2_dd_diff_bpm4eY_slope vs run
χ² / ndf 23.67 / 41
p0 32.52 ± 3.73
100
50
0
−50
−100
6186. 0
6186. 1
6186. 2
6186. 3
6186. 4
6186. 5
6186. 6
6186. 7
6186. 8
6187. 0
6187. 1
6193. 0
6193. 1
6193. 2
6193. 3
6193. 4
6193. 5
6193. 6
6194. 0
6194. 1
6194. 2
6194. 3
6194. 4
6194. 5
6195. 0
6195. 1
6196. 0
6201. 0
6202. 0
6202. 1
6202. 2
6202. 3
6203. 0
6203. 1
6203. 2
6203. 3
6204. 0
6204. 1
6204. 2
6204. 3
6204. 4
6204. 5
pull
Entries 42
Mean −186.9
Std Dev 205.2
1
0.5
0
−0.5
−1
−1.5

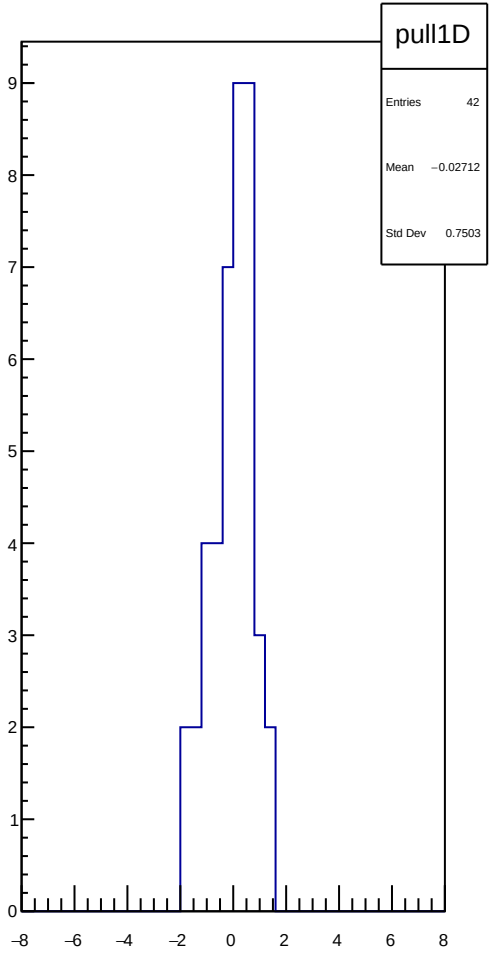
pull1D
Entries 42
Mean −0.02712
Std Dev 0.7503
9
8
7
6
5
4
3
2
1
0
−8
−6
−4
−2
0
2
4
6
8

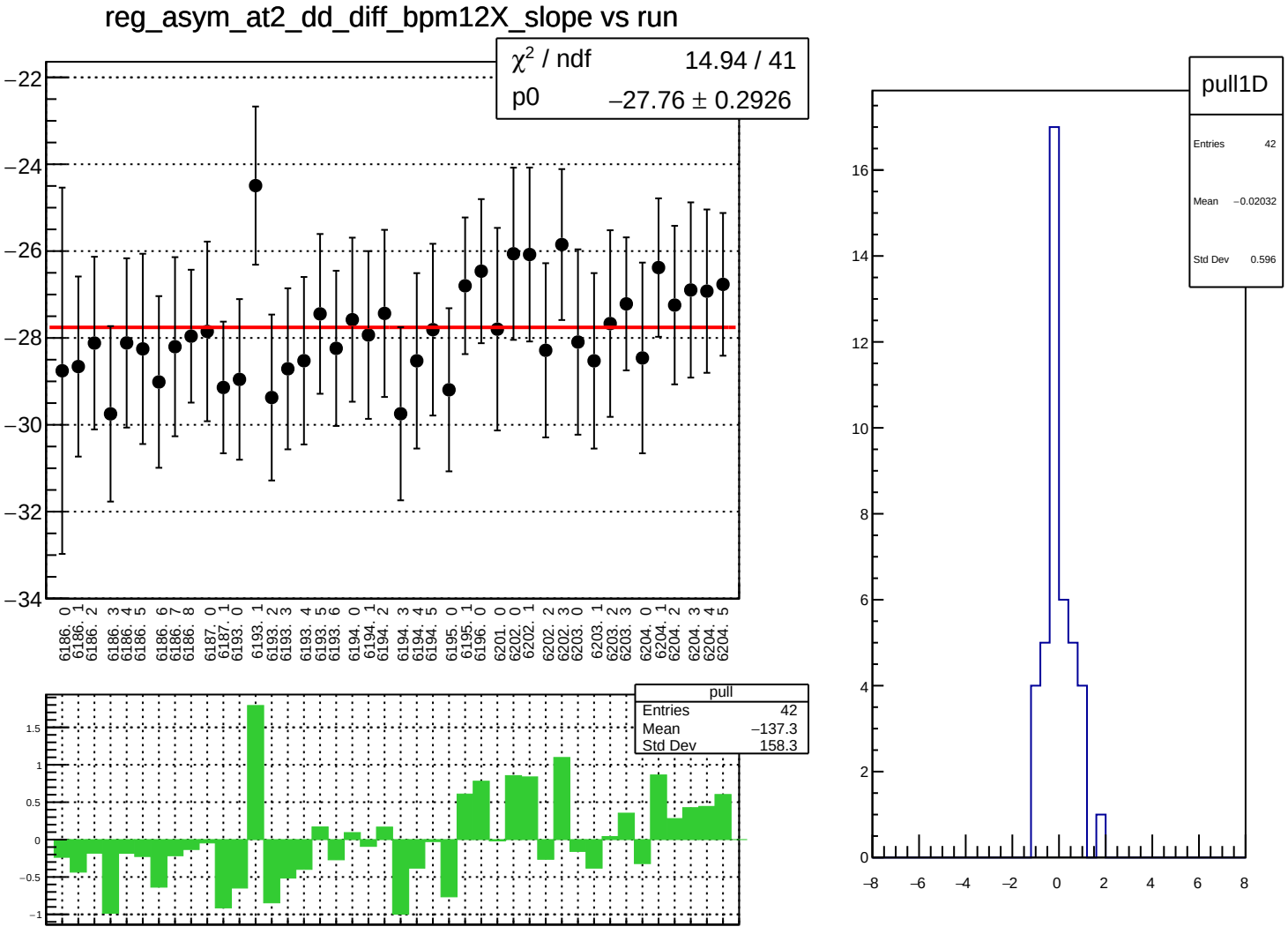
reg_asym_at2_dd_diff_bpm12X_slope vs run
χ² / ndf 14.94 / 41
p0 −27.76 ± 0.2926
pull
Entries 42
Mean −137.3
Std Dev 158.3
pull1D
Entries 42
Mean −0.02032
Std Dev 0.596

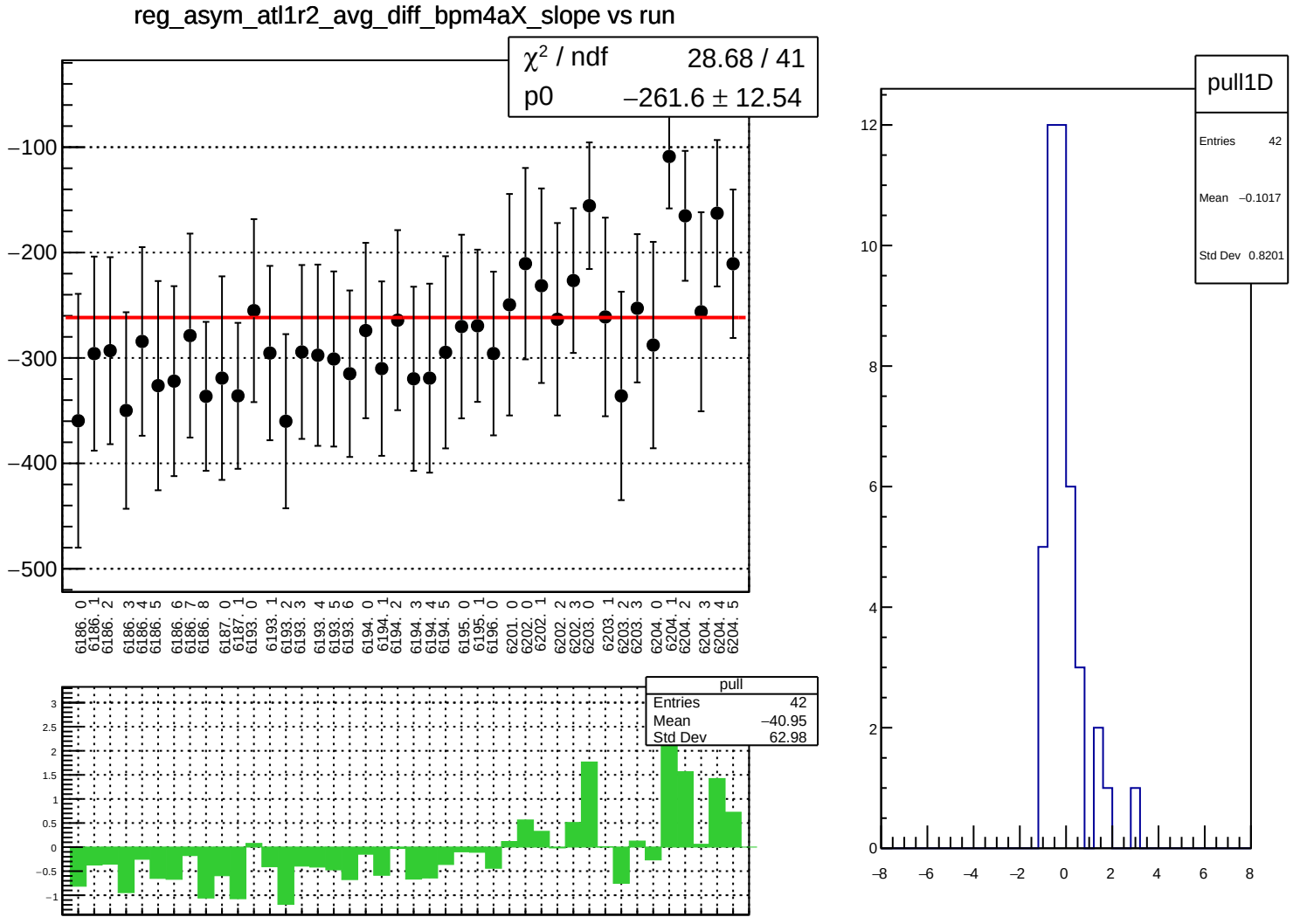
reg_asym_atl1r2_avg_diff_bpm4aX_slope vs run
χ² / ndf 28.68 / 41
p0 −261.6 ± 12.54
−100
−200
−300
−400
−500
6186. 0
6186. 1
6186. 2
6186. 3
6186. 4
6186. 5
6186. 6
6186. 7
6186. 8
6187. 0
6187. 1
6193. 0
6193. 1
6193. 2
6193. 3
6193. 4
6193. 5
6193. 6
6194. 0
6194. 1
6194. 2
6194. 3
6194. 4
6194. 5
6195. 0
6195. 1
6196. 0
6201. 0
6202. 0
6202. 1
6202. 2
6202. 3
6203. 0
6203. 1
6203. 2
6203. 3
6204. 0
6204. 1
6204. 2
6204. 3
6204. 4
6204. 5
pull
Entries 42
Mean −40.95
Std Dev 62.98
pull1D
Entries 42
Mean −0.1017
Std Dev 0.8201

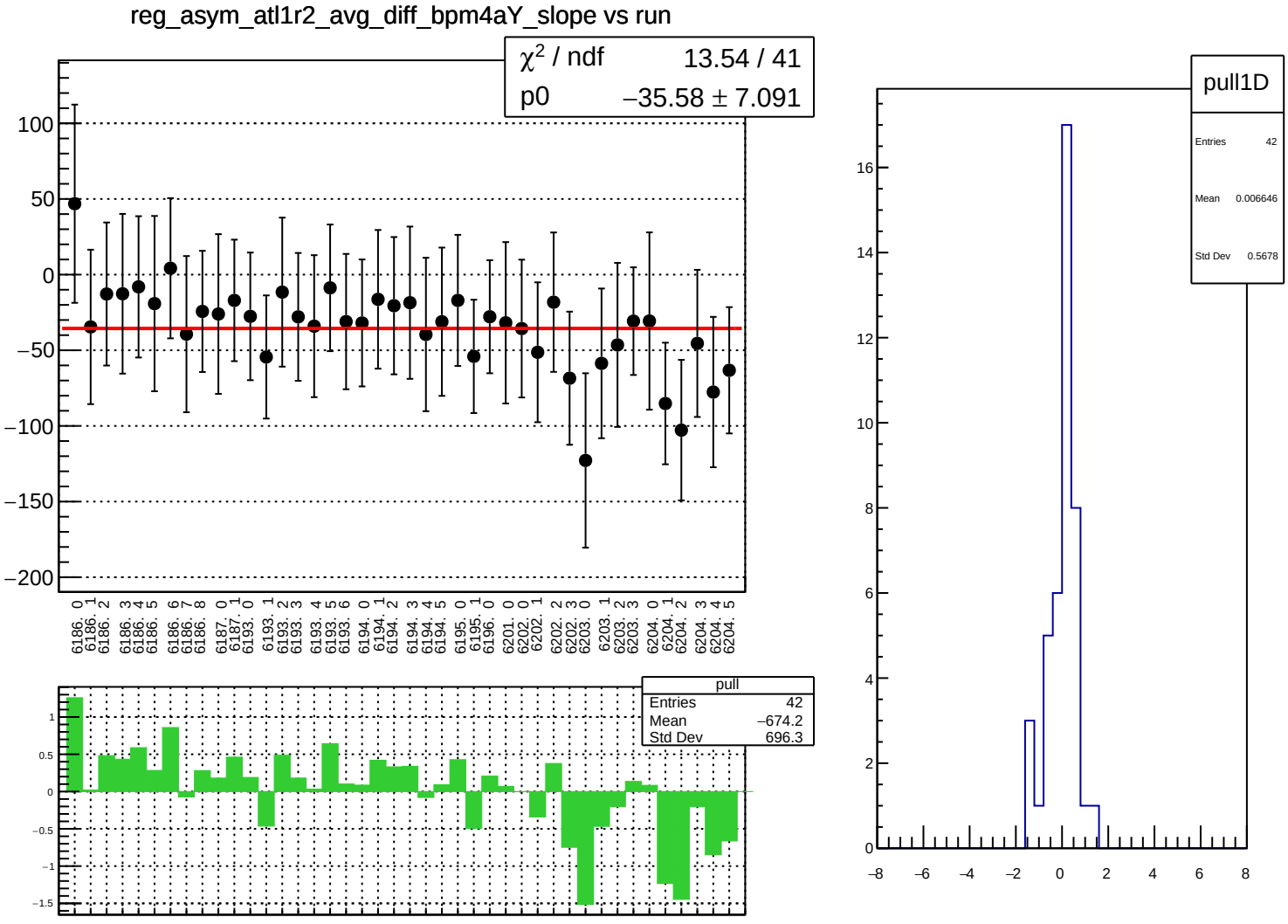
reg_asym_atl1r2_avg_diff_bpm4aY_slope vs run
χ² / ndf 13.54 / 41
p0 −35.58 ± 7.091
100
50
0
−50
−100
−150
−200
6186. 0
6186. 1
6186. 2
6186. 3
6186. 4
6186. 5
6186. 6
6186. 7
6186. 8
6187. 0
6187. 1
6193. 0
6193. 1
6193. 2
6193. 3
6193. 4
6193. 5
6193. 6
6194. 0
6194. 1
6194. 2
6194. 3
6194. 4
6194. 5
6195. 0
6195. 1
6196. 0
6201. 0
6202. 0
6202. 1
6202. 2
6202. 3
6203. 0
6203. 1
6203. 2
6203. 3
6204. 0
6204. 1
6204. 2
6204. 3
6204. 4
6204. 5
pull
Entries 42
Mean −674.2
Std Dev 696.3
1
0.5
0
−0.5
−1
−1.5
pull1D
Entries 42
Mean 0.006646
Std Dev 0.5678
16
14
12
10
8
6
4
2
0
−8
−6
−4
−2
0
2
4
6
8

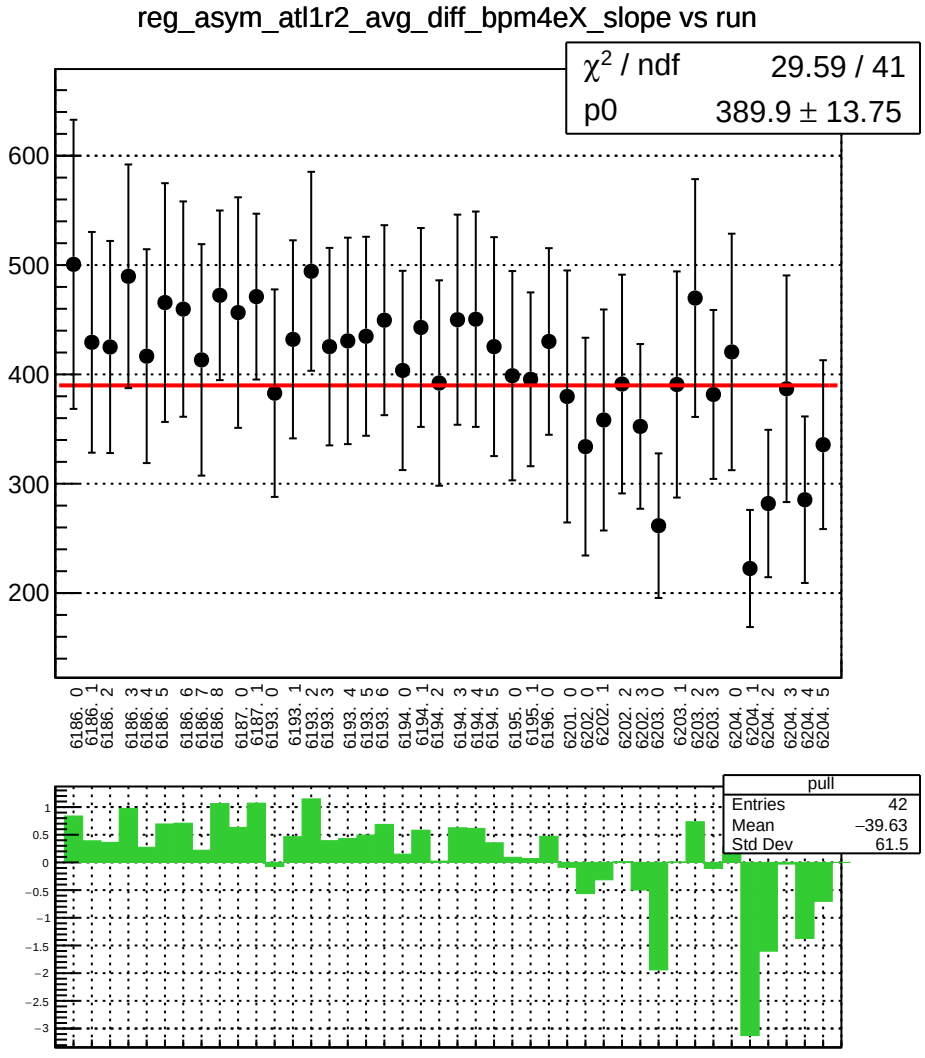
reg_asym_atl1r2_avg_diff_bpm4eX_slope vs run
χ2 / ndf 29.59 / 41
p0 389.9 ± 13.75
600
500
400
300
200
6186. 0
6186. 1
6186. 2
6186. 3
6186. 4
6186. 5
6186. 6
6186. 7
6186. 8
6187. 0
6187. 1
6193. 0
6193. 1
6193. 2
6193. 3
6193. 4
6193. 5
6193. 6
6194. 0
6194. 1
6194. 2
6194. 3
6194. 4
6194. 5
6195. 0
6195. 1
6196. 0
6201. 0
6202. 0
6202. 1
6202. 2
6202. 3
6203. 0
6203. 1
6203. 2
6203. 3
6204. 0
6204. 1
6204. 2
6204. 3
6204. 4
6204. 5
pull
Entries 42
Mean −39.63
Std Dev 61.5
1
0.5
0
−0.5
−1
−1.5
−2
−2.5
−3

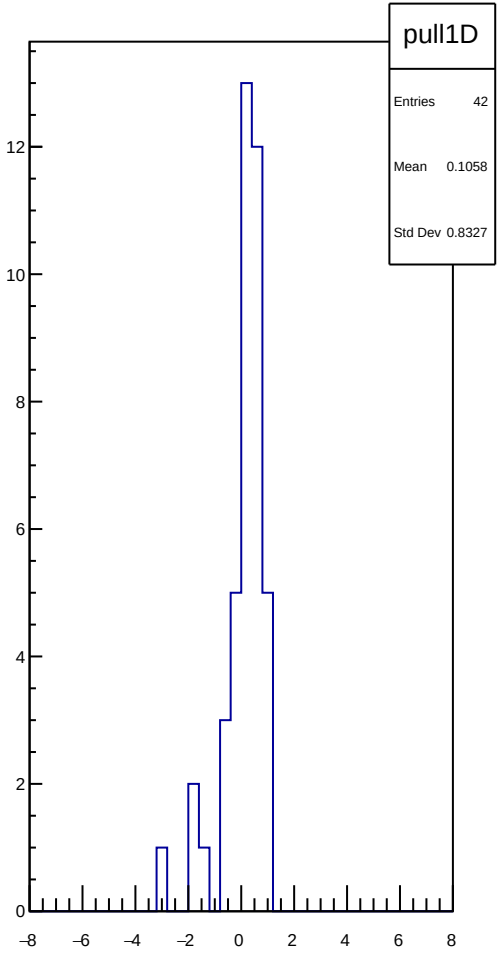
pull1D
Entries 42
Mean 0.1058
Std Dev 0.8327
12
10
8
6
4
2
0
−8
−6
−4
−2
0
2
4
6
8

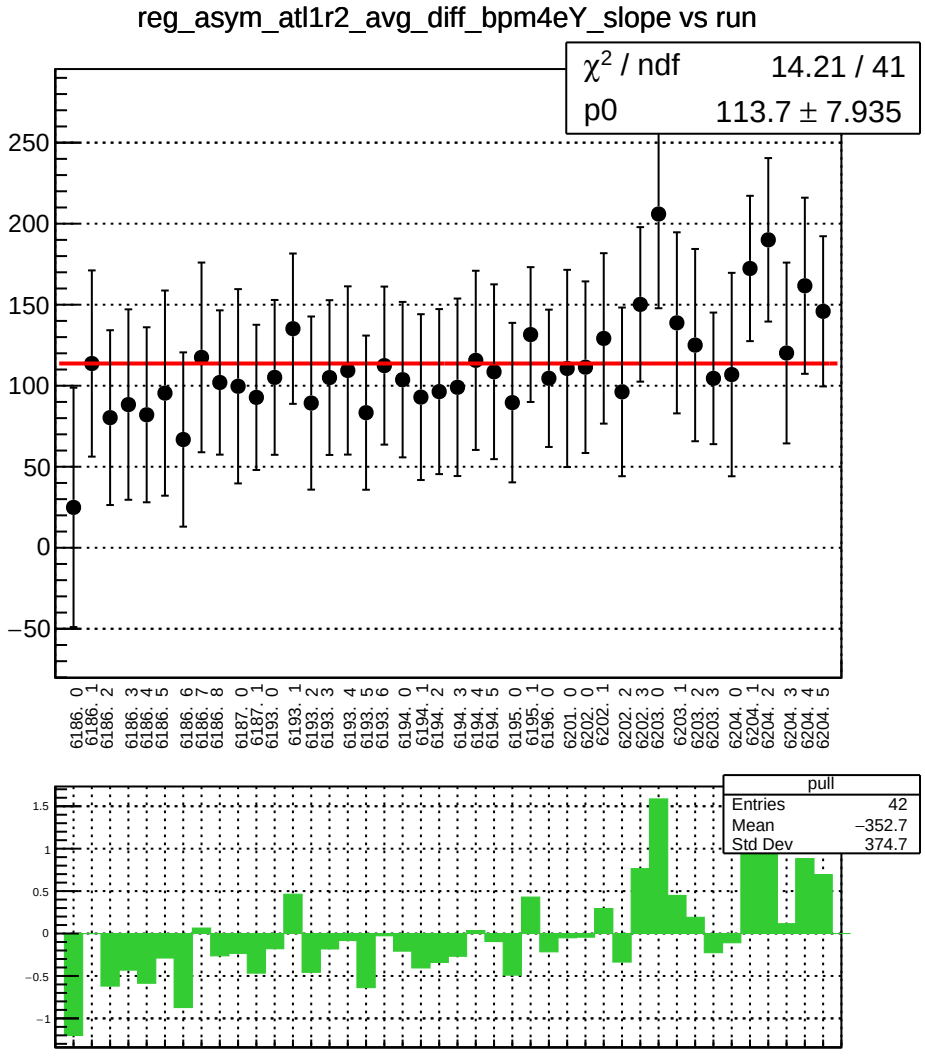
reg_asym_atl1r2_avg_diff_bpm4eY_slope vs run
χ² / ndf 14.21 / 41
p0 113.7 ± 7.935
250
200
150
100
50
0
−50
6186. 0
6186. 1
6186. 2
6186. 3
6186. 4
6186. 5
6186. 6
6186. 7
6186. 8
6187. 0
6187. 1
6193. 0
6193. 1
6193. 2
6193. 3
6193. 4
6193. 5
6193. 6
6194. 0
6194. 1
6194. 2
6194. 3
6194. 4
6194. 5
6195. 0
6195. 1
6196. 0
6201. 0
6202. 0
6202. 1
6202. 2
6202. 3
6203. 0
6203. 1
6203. 2
6203. 3
6204. 0
6204. 1
6204. 2
6204. 3
6204. 4
6204. 5
pull
Entries 42
Mean −352.7
Std Dev 374.7
1.5
1
0.5
0
−0.5
−1

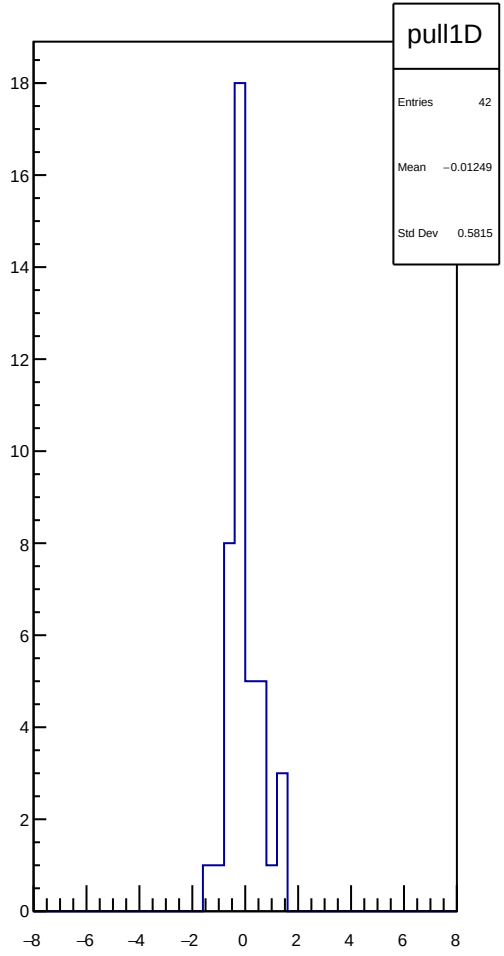
pull1D
Entries 42
Mean −0.01249
Std Dev 0.5815
18
16
14
12
10
8
6
4
2
0
−8
−6
−4
−2
0
2
4
6
8

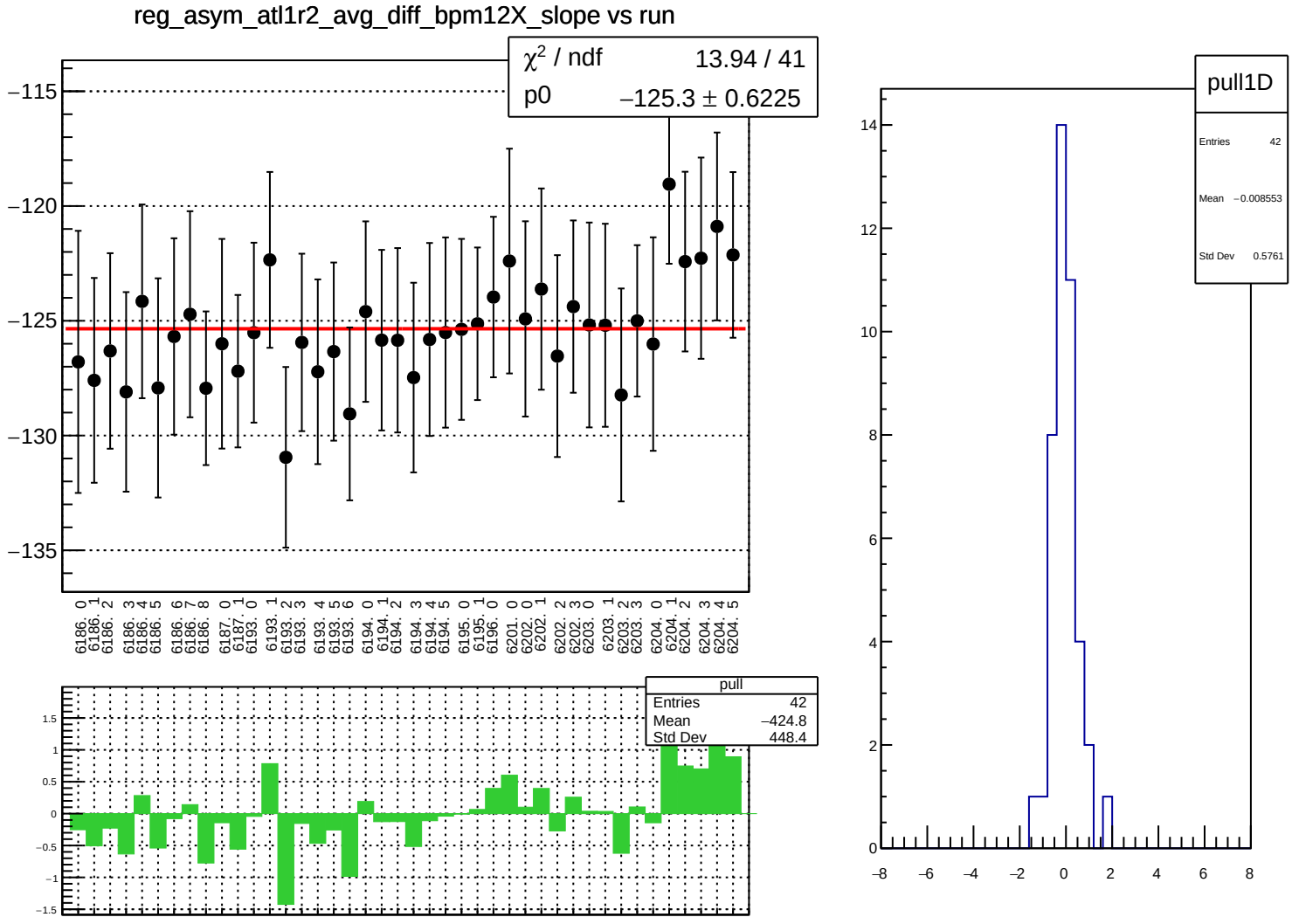
reg_asym_atl1r2_avg_diff_bpm12X_slope vs run
χ² / ndf 13.94 / 41
p0 −125.3 ± 0.6225
−115
−120
−125
−130
−135
6186. 0
6186. 1
6186. 2
6186. 3
6186. 4
6186. 5
6186. 6
6186. 7
6186. 8
6187. 0
6187. 1
6193. 0
6193. 1
6193. 2
6193. 3
6193. 4
6193. 5
6193. 6
6194. 0
6194. 1
6194. 2
6194. 3
6194. 4
6194. 5
6195. 0
6195. 1
6196. 0
6201. 0
6202. 0
6202. 1
6202. 2
6202. 3
6203. 0
6203. 1
6203. 2
6203. 3
6204. 0
6204. 1
6204. 2
6204. 3
6204. 4
6204. 5
pull
Entries 42
Mean −424.8
Std Dev 448.4
1.5
1
0.5
0
−0.5
−1
−1.5
pull1D
Entries 42
Mean −0.008553
Std Dev 0.5761
14
12
10
8
6
4
2
0
−8
−6
−4
−2
0
2
4
6
8

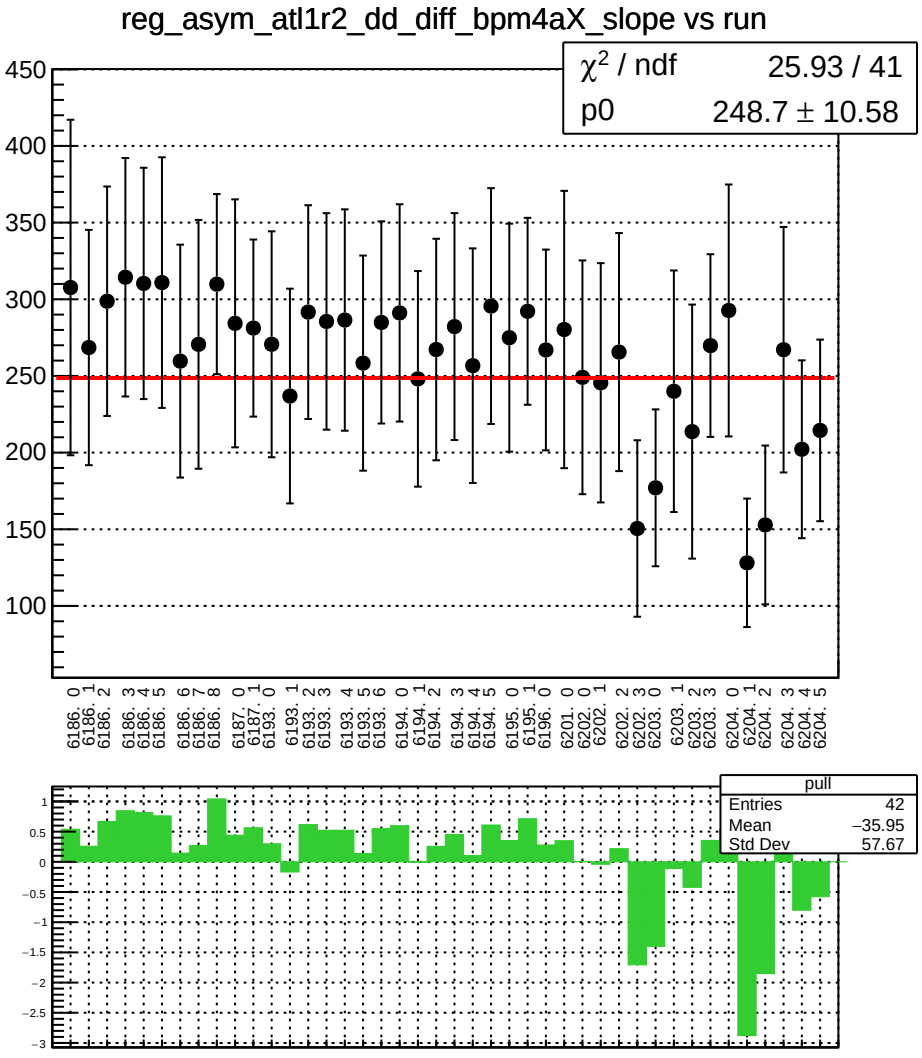
reg_asym_atl1r2_dd_diff_bpm4aX_slope vs run
χ2 / ndf 25.93 / 41
p0 248.7 ± 10.58
450
400
350
300
250
200
150
100
6186. 0
6186. 1
6186. 2
6186. 3
6186. 4
6186. 5
6186. 6
6186. 7
6186. 8
6187. 0
6187. 1
6193. 0
6193. 1
6193. 2
6193. 3
6193. 4
6193. 5
6193. 6
6194. 0
6194. 1
6194. 2
6194. 3
6194. 4
6194. 5
6195. 0
6195. 1
6196. 0
6201. 0
6202. 0
6202. 1
6202. 2
6202. 3
6203. 0
6203. 1
6203. 2
6203. 3
6204. 0
6204. 1
6204. 2
6204. 3
6204. 4
6204. 5
pull
Entries 42
Mean −35.95
Std Dev 57.67
1
0.5
0
−0.5
−1
−1.5
−2
−2.5
−3

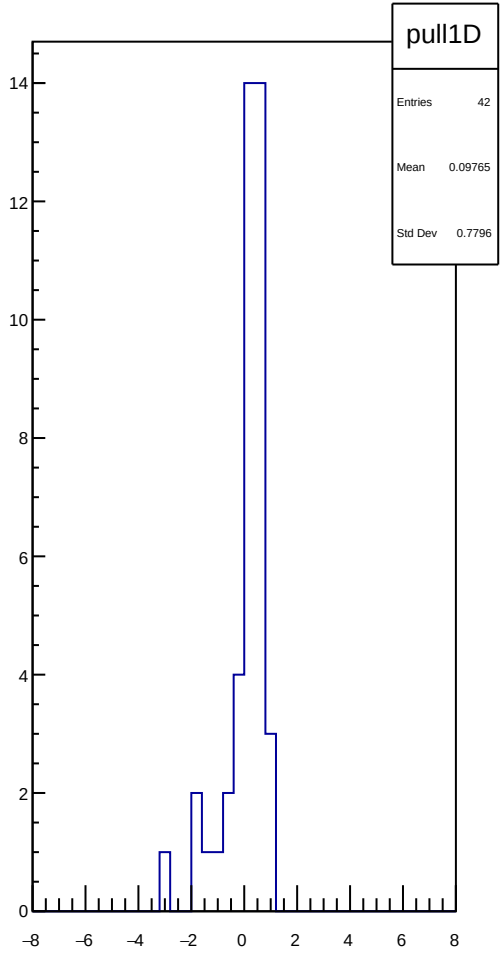
pull1D
Entries 42
Mean 0.09765
Std Dev 0.7796
14
12
10
8
6
4
2
0
−8
−6
−4
−2
0
2
4
6
8

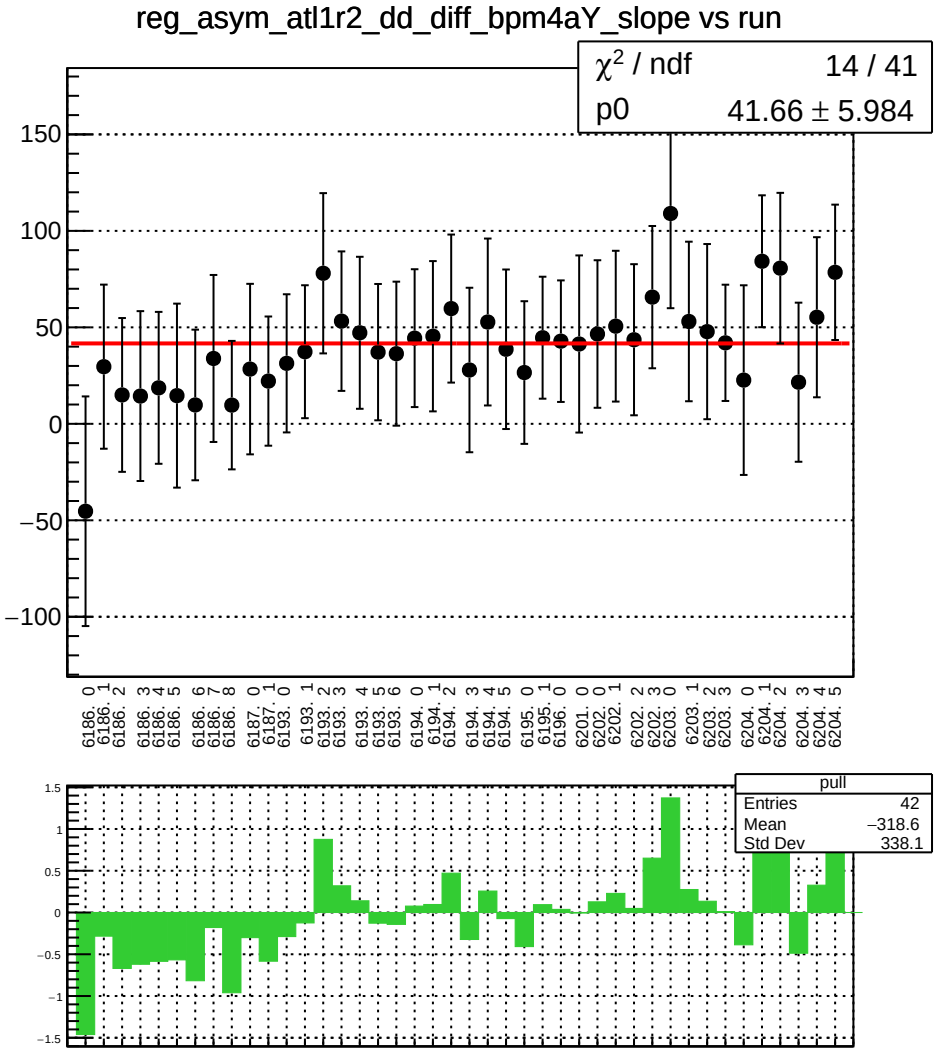
reg_asym_atl1r2_dd_diff_bpm4aY_slope vs run
χ² / ndf 14 / 41
p0 41.66 ± 5.984
150
100
50
0
−50
−100
6186. 0
6186. 1
6186. 2
6186. 3
6186. 4
6186. 5
6186. 6
6186. 7
6186. 8
6187. 0
6187. 1
6193. 0
6193. 1
6193. 2
6193. 3
6193. 4
6193. 5
6193. 6
6194. 0
6194. 1
6194. 2
6194. 3
6194. 4
6194. 5
6195. 0
6195. 1
6196. 0
6201. 0
6202. 0
6202. 1
6202. 2
6202. 3
6203. 0
6203. 1
6203. 2
6203. 3
6204. 0
6204. 1
6204. 2
6204. 3
6204. 4
6204. 5
pull
Entries 42
Mean −318.6
Std Dev 338.1
1.5
1
0.5
0
−0.5
−1
−1.5

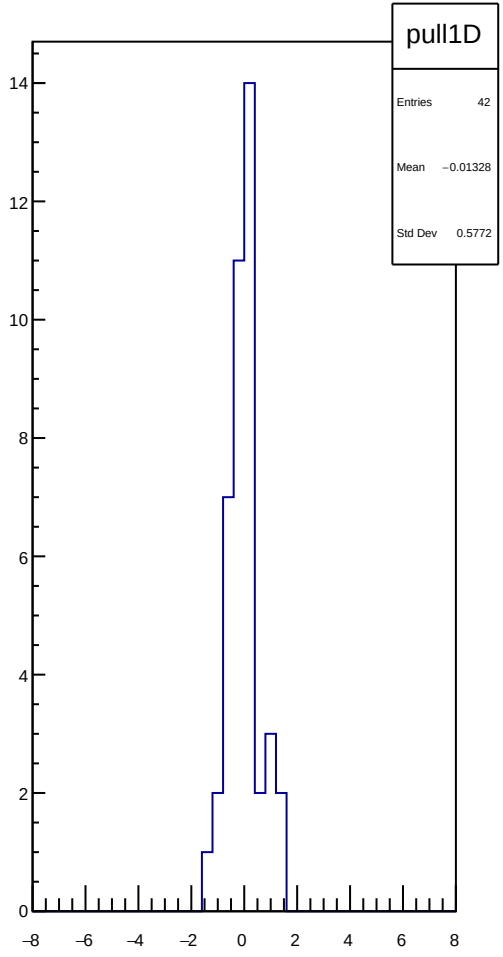
pull1D
Entries 42
Mean −0.01328
Std Dev 0.5772
14
12
10
8
6
4
2
0
−8
−6
−4
−2
0
2
4
6
8

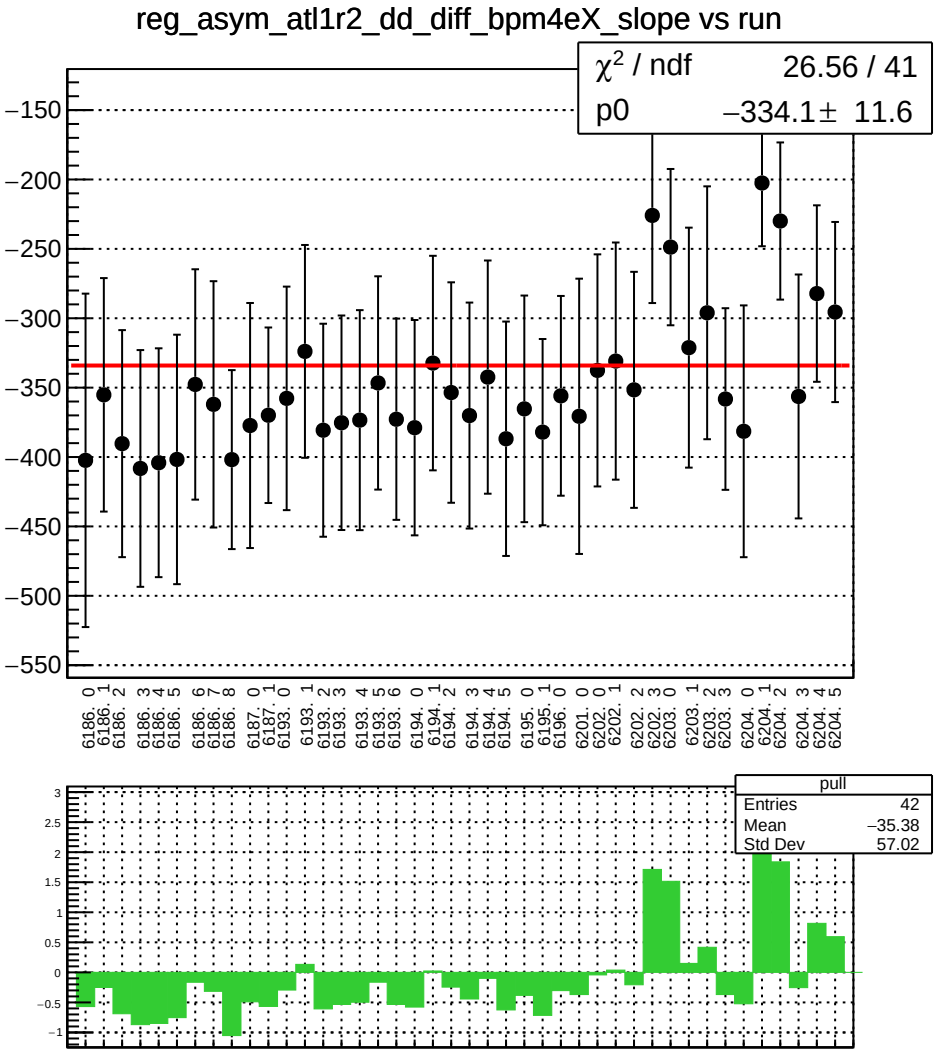
reg_asym_atl1r2_dd_diff_bpm4eX_slope vs run
χ2 / ndf 26.56 / 41
p0 −334.1± 11.6
pull
Entries 42
Mean −35.38
Std Dev 57.02

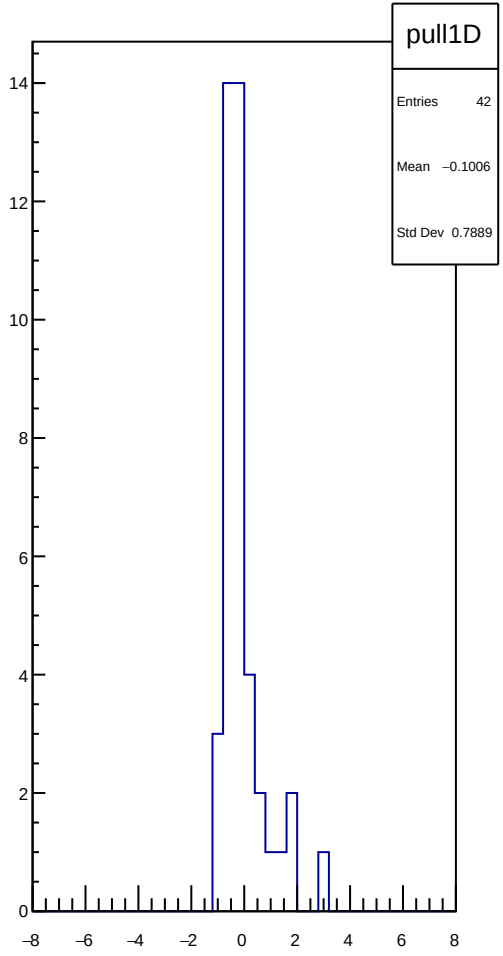
pull1D
Entries 42
Mean −0.1006
Std Dev 0.7889

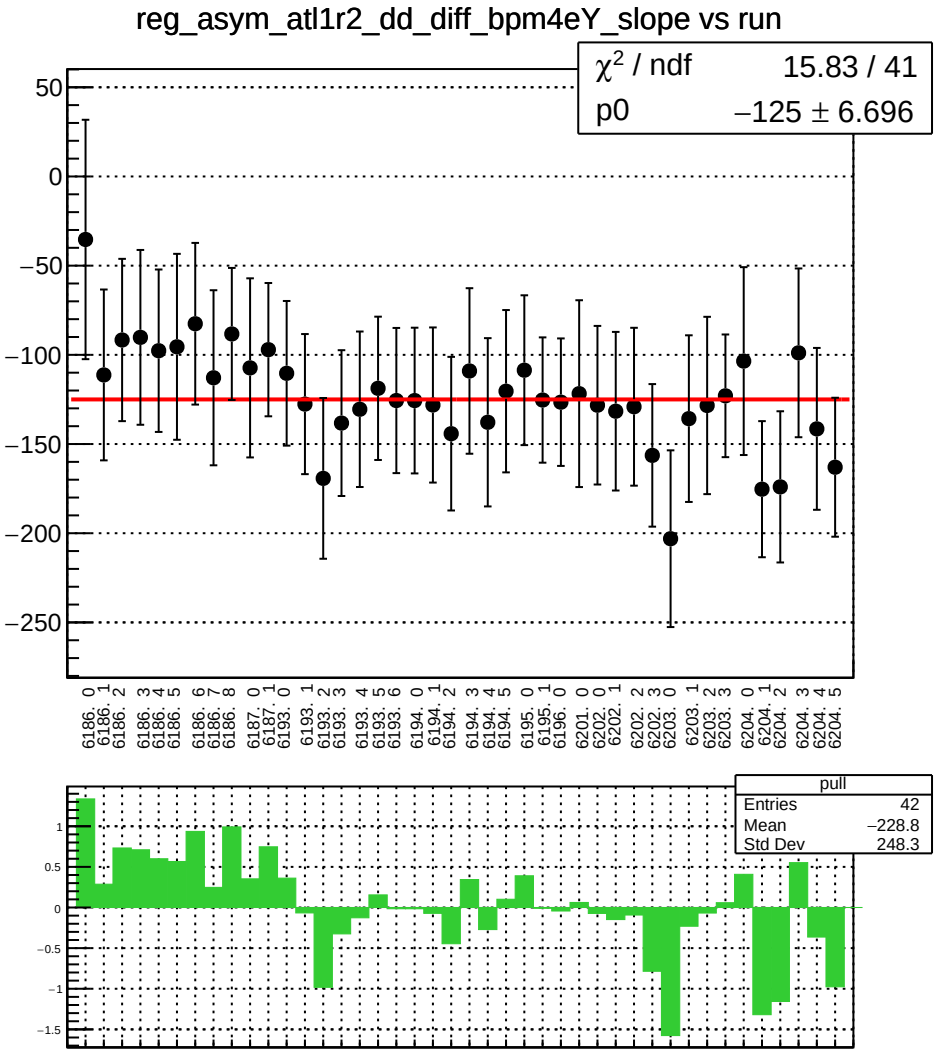
reg_asym_atl1r2_dd_diff_bpm4eY_slope vs run
χ² / ndf 15.83 / 41
p0 −125 ± 6.696
50
0
−50
−100
−150
−200
−250
6186. 0
6186. 1
6186. 2
6186. 3
6186. 4
6186. 5
6186. 6
6186. 7
6186. 8
6187. 0
6187. 1
6193. 0
6193. 1
6193. 2
6193. 3
6193. 4
6193. 5
6193. 6
6194. 0
6194. 1
6194. 2
6194. 3
6194. 4
6194. 5
6195. 0
6195. 1
6196. 0
6201. 0
6202. 0
6202. 1
6202. 2
6202. 3
6203. 0
6203. 1
6203. 2
6203. 3
6204. 0
6204. 1
6204. 2
6204. 3
6204. 4
6204. 5
pull
Entries 42
Mean −228.8
Std Dev 248.3
1
0.5
0
−0.5
−1
−1.5

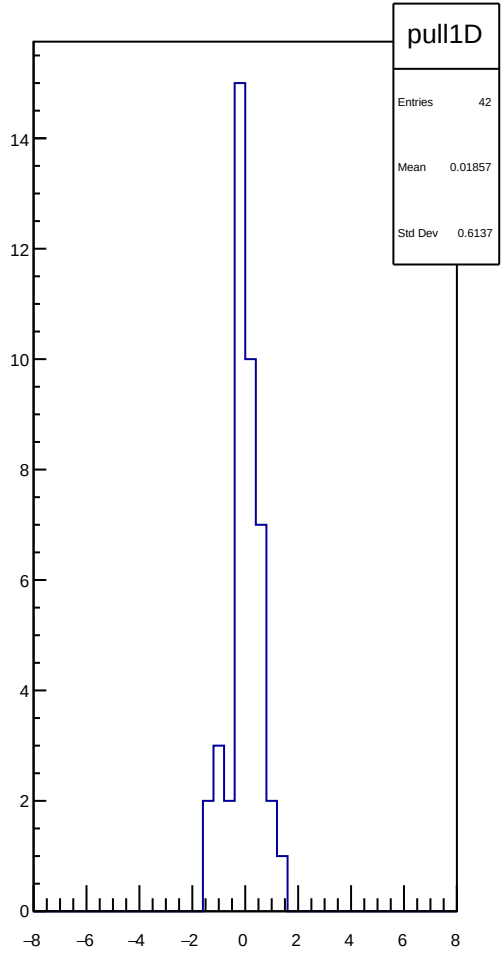
pull1D
Entries 42
Mean 0.01857
Std Dev 0.6137
14
12
10
8
6
4
2
0
−8
−6
−4
−2
0
2
4
6
8

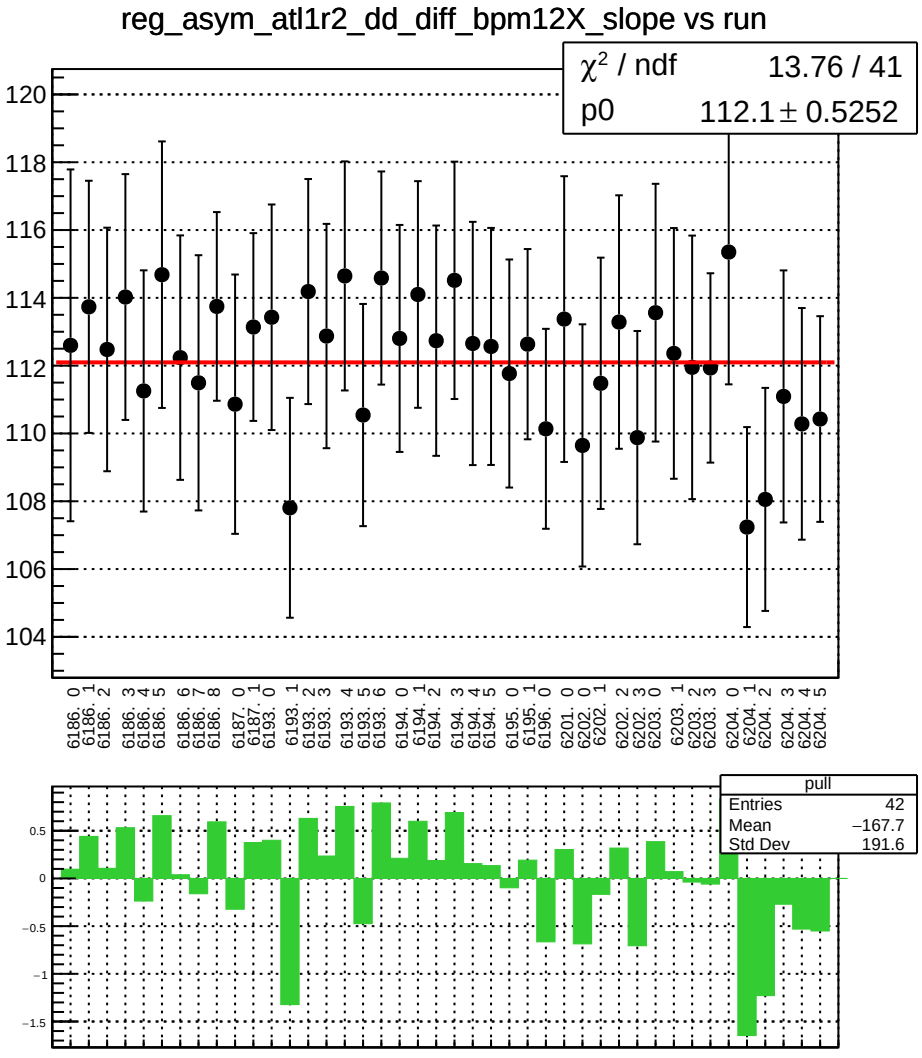
reg_asym_atl1r2_dd_diff_bpm12X_slope vs run
χ² / ndf 13.76 / 41
p0 112.1 ± 0.5252
120
118
116
114
112
110
108
106
104
6186. 0
6186. 1
6186. 2
6186. 3
6186. 4
6186. 5
6186. 6
6186. 7
6186. 8
6187. 0
6187. 1
6193. 0
6193. 1
6193. 2
6193. 3
6193. 4
6193. 5
6193. 6
6194. 0
6194. 1
6194. 2
6194. 3
6194. 4
6194. 5
6195. 0
6195. 1
6196. 0
6201. 0
6202. 0
6202. 1
6202. 2
6202. 3
6203. 0
6203. 1
6203. 2
6203. 3
6204. 0
6204. 1
6204. 2
6204. 3
6204. 4
6204. 5
pull
Entries 42
Mean −167.7
Std Dev 191.6
0.5
0
−0.5
−1
−1.5

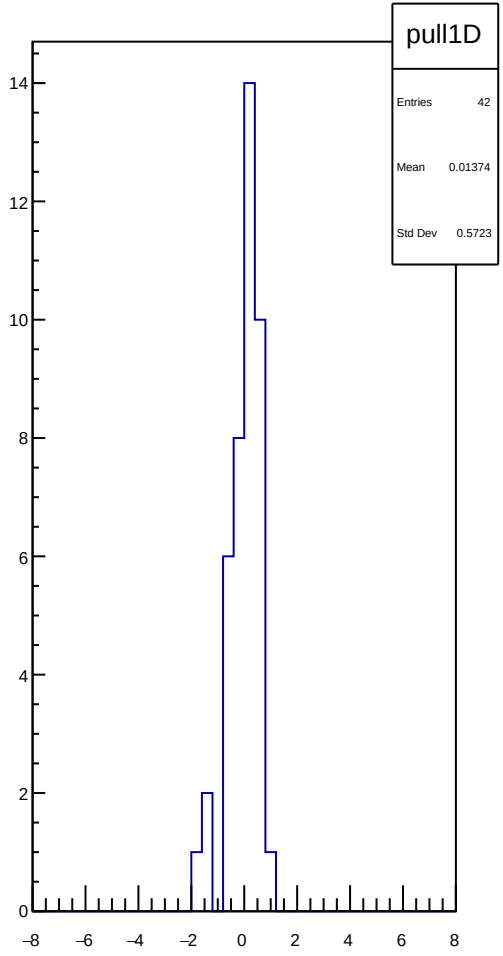
pull1D
Entries 42
Mean 0.01374
Std Dev 0.5723
14
12
10
8
6
4
2
0
−8
−6
−4
−2
0
2
4
6
8

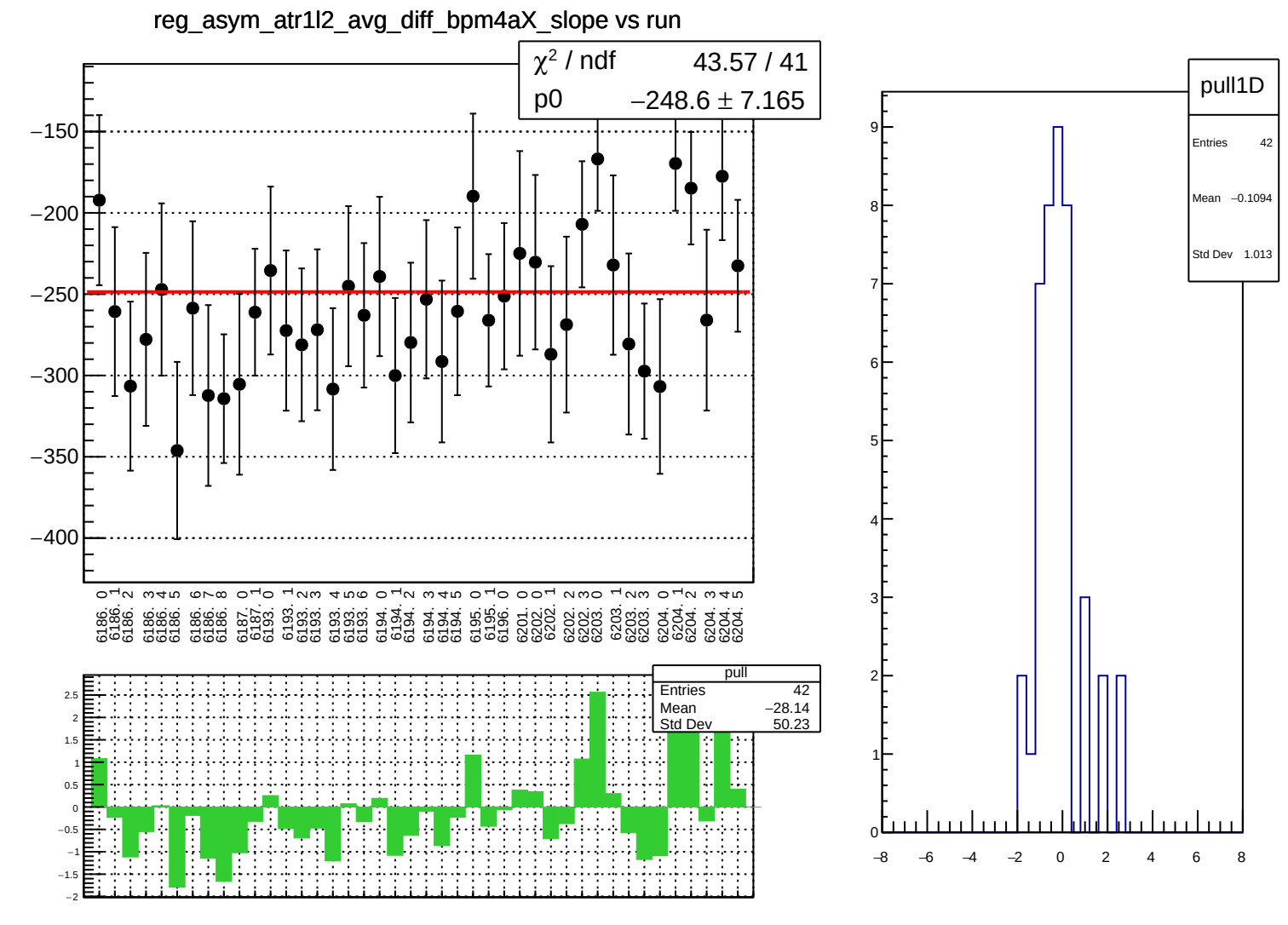
reg_asym_atr1l2_avg_diff_bpm4aX_slope vs run
χ² / ndf 43.57 / 41
p0 −248.6 ± 7.165
−150
−200
−250
−300
−350
−400
6186. 0
6186. 1
6186. 2
6186. 3
6186. 4
6186. 5
6186. 6
6186. 7
6186. 8
6187. 0
6187. 1
6193. 0
6193. 1
6193. 2
6193. 3
6193. 4
6193. 5
6193. 6
6194. 0
6194. 1
6194. 2
6194. 3
6194. 4
6194. 5
6195. 0
6195. 1
6196. 0
6201. 0
6202. 0
6202. 1
6202. 2
6202. 3
6203. 0
6203. 1
6203. 2
6203. 3
6204. 0
6204. 1
6204. 2
6204. 3
6204. 4
6204. 5
pull
Entries 42
Mean −28.14
Std Dev 50.23
2.5
2
1.5
1
0.5
0
−0.5
−1
−1.5
−2
pull1D
Entries 42
Mean −0.1094
Std Dev 1.013
9
8
7
6
5
4
3
2
1
0
−8
−6
−4
−2
0
2
4
6
8

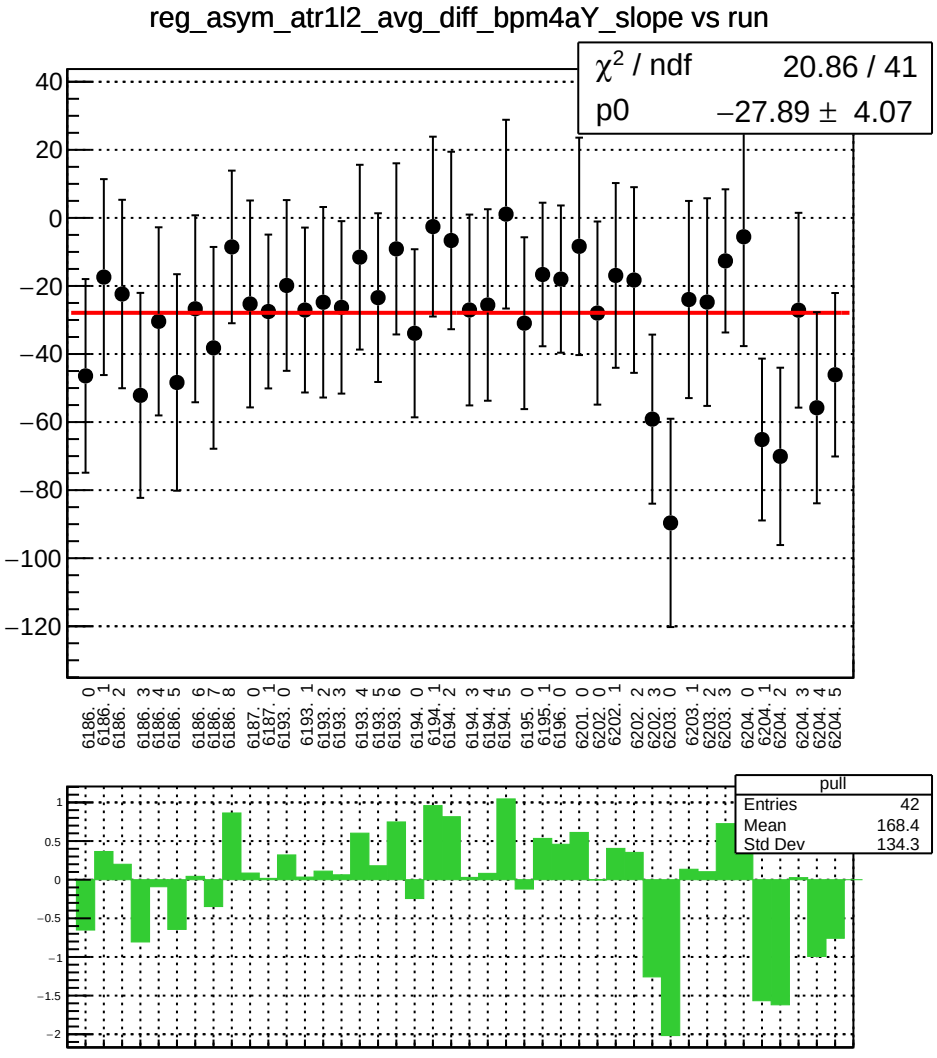
reg_asym_atr1l2_avg_diff_bpm4aY_slope vs run
χ² / ndf 20.86 / 41
p0 −27.89 ± 4.07
pull
Entries 42
Mean 168.4
Std Dev 134.3

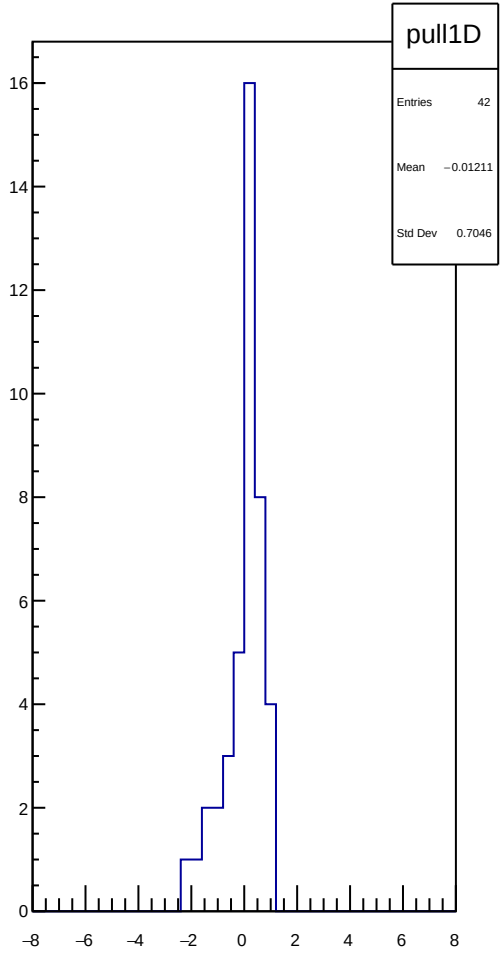
pull1D
Entries 42
Mean −0.01211
Std Dev 0.7046

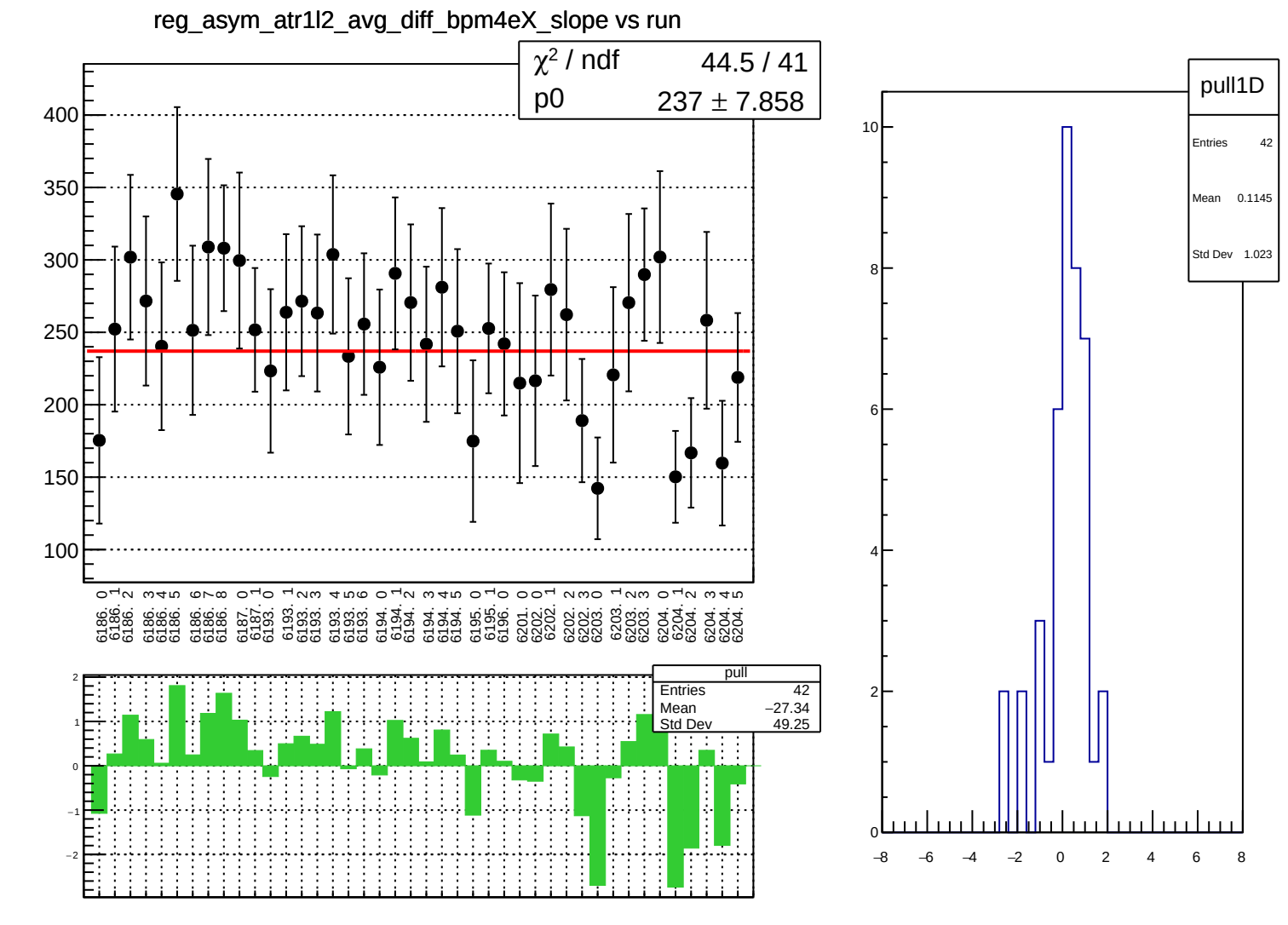
reg_asym_atr1l2_avg_diff_bpm4eX_slope vs run
χ² / ndf 44.5 / 41
p0 237 ± 7.858
400
350
300
250
200
150
100
6186. 0
6186. 1
6186. 2
6186. 3
6186. 4
6186. 5
6186. 6
6186. 7
6186. 8
6187. 0
6187. 1
6193. 0
6193. 1
6193. 2
6193. 3
6193. 4
6193. 5
6193. 6
6194. 0
6194. 1
6194. 2
6194. 3
6194. 4
6194. 5
6195. 0
6195. 1
6196. 0
6201. 0
6202. 0
6202. 1
6202. 2
6202. 3
6203. 0
6203. 1
6203. 2
6203. 3
6204. 0
6204. 1
6204. 2
6204. 3
6204. 4
6204. 5
pull
Entries 42
Mean −27.34
Std Dev 49.25
2
1
0
−1
−2
pull1D
Entries 42
Mean 0.1145
Std Dev 1.023
10
8
6
4
2
0
−8
−6
−4
−2
0
2
4
6
8

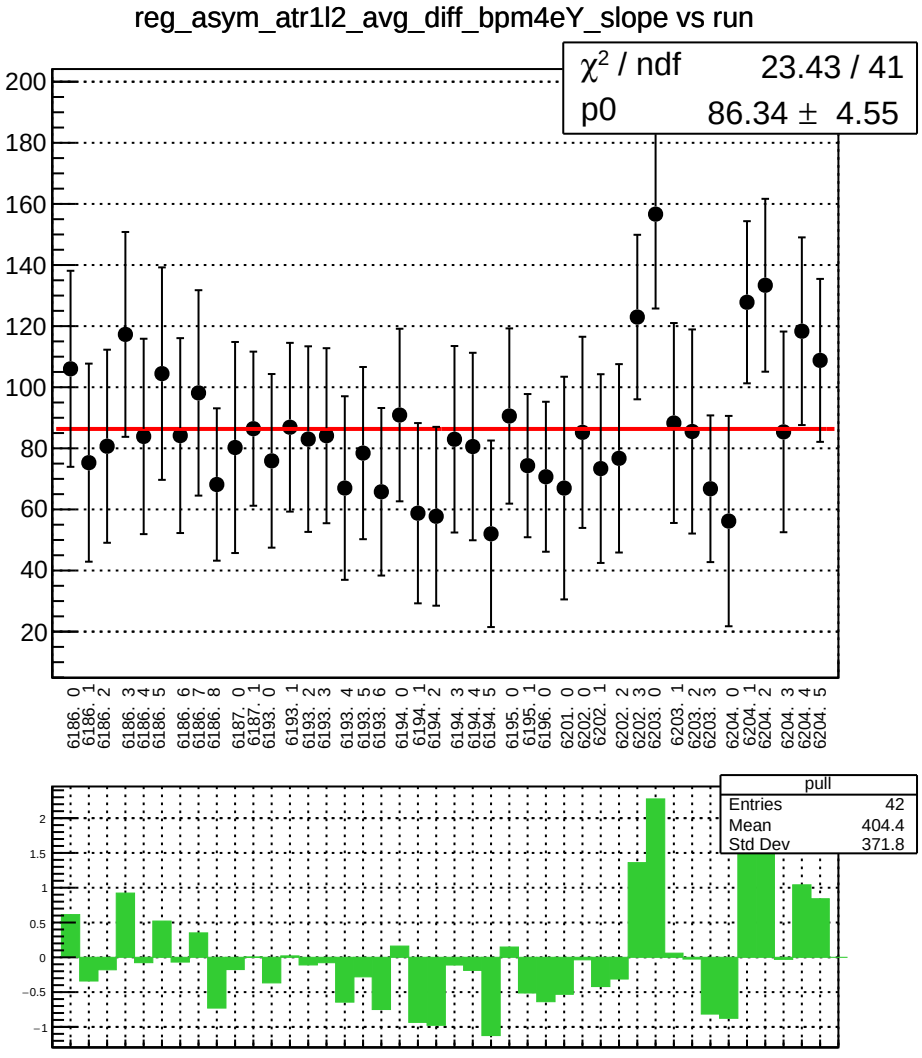
reg_asym_atr1l2_avg_diff_bpm4eY_slope vs run
χ² / ndf 23.43 / 41
p0 86.34 ± 4.55
pull
Entries 42
Mean 404.4
Std Dev 371.8

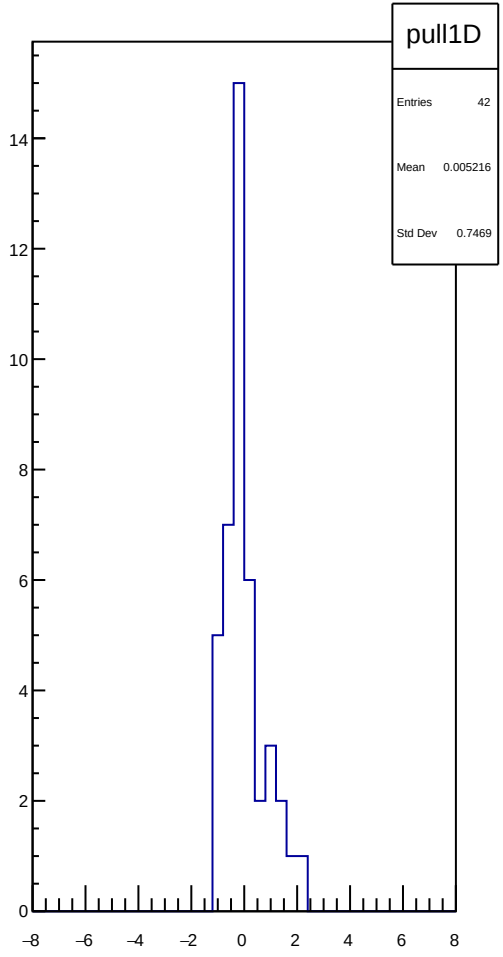
pull1D
Entries 42
Mean 0.005216
Std Dev 0.7469

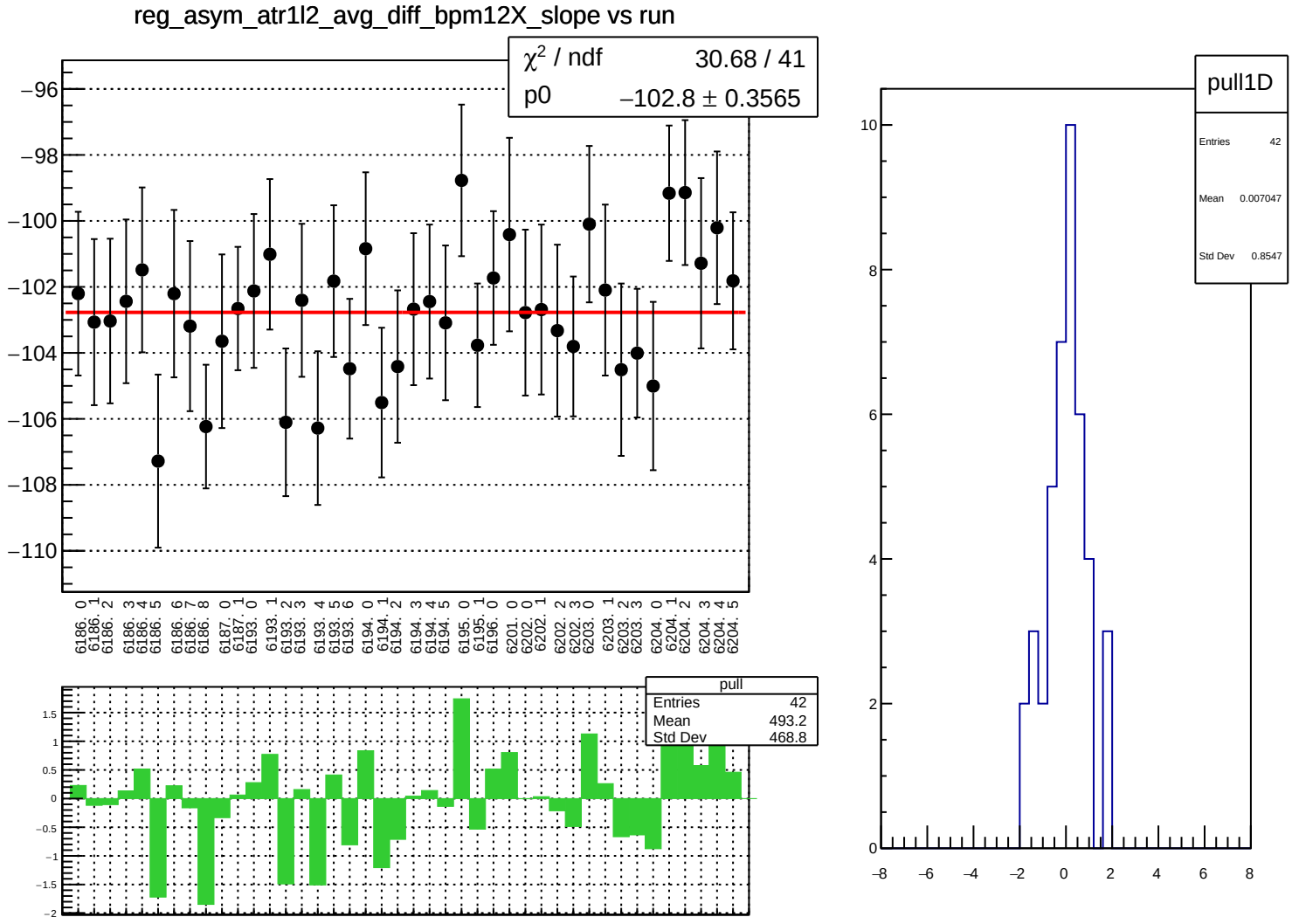
reg_asym_atr1l2_avg_diff_bpm12X_slope vs run
χ² / ndf 30.68 / 41
p0 −102.8 ± 0.3565
pull
Entries 42
Mean 493.2
Std Dev 468.8
pull1D
Entries 42
Mean 0.007047
Std Dev 0.8547

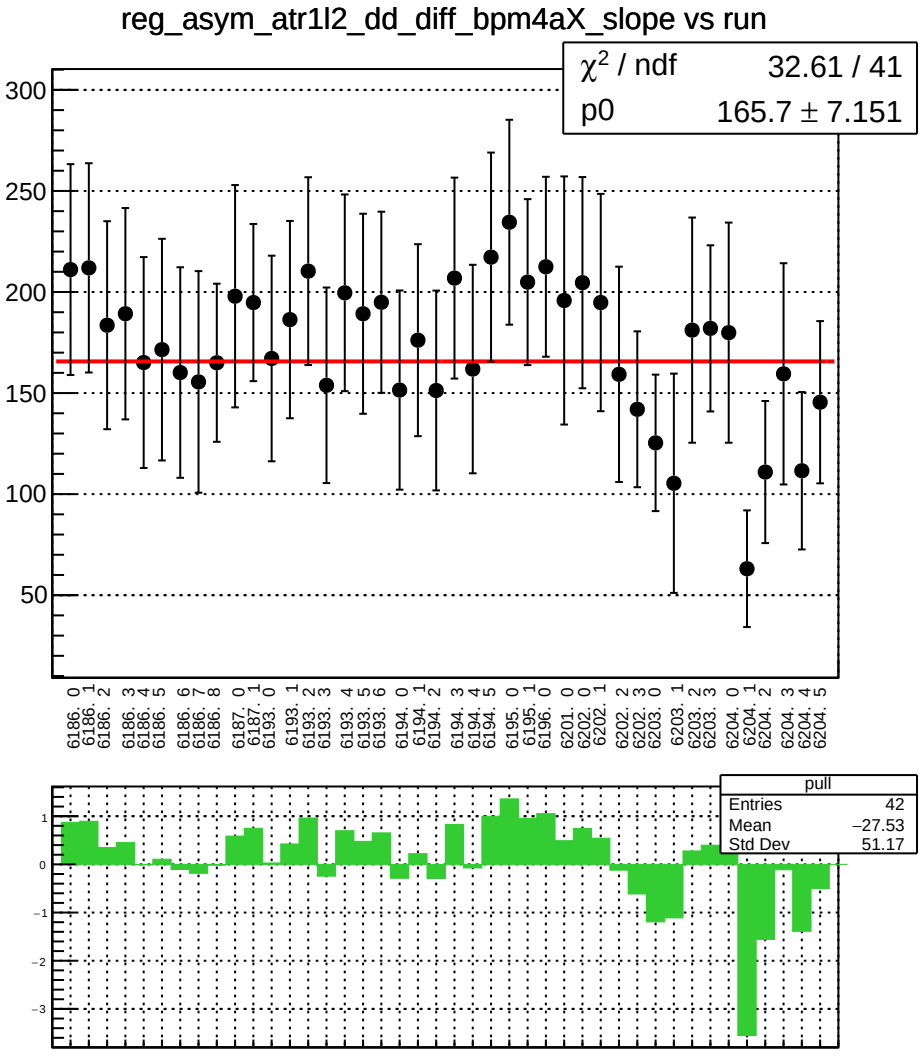
reg_asym_atr1l2_dd_diff_bpm4aX_slope vs run
χ² / ndf 32.61 / 41
p0 165.7 ± 7.151
300
250
200
150
100
50
6186. 0
6186. 1
6186. 2
6186. 3
6186. 4
6186. 5
6186. 6
6186. 7
6186. 8
6187. 0
6187. 1
6193. 0
6193. 1
6193. 2
6193. 3
6193. 4
6193. 5
6193. 6
6194. 0
6194. 1
6194. 2
6194. 3
6194. 4
6194. 5
6195. 0
6195. 1
6196. 0
6201. 0
6202. 0
6202. 1
6202. 2
6202. 3
6203. 0
6203. 1
6203. 2
6203. 3
6204. 0
6204. 1
6204. 2
6204. 3
6204. 4
6204. 5
pull
Entries 42
Mean −27.53
Std Dev 51.17
1
0
−1
−2
−3

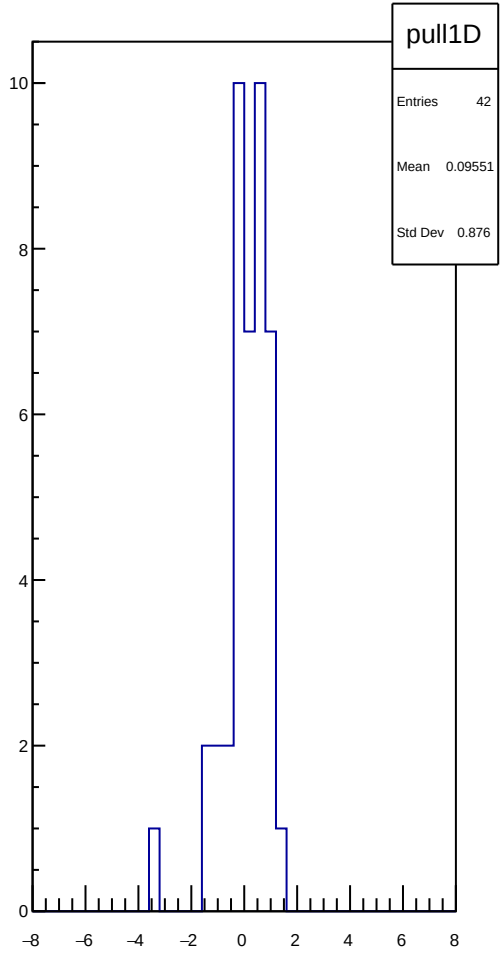
pull1D
Entries 42
Mean 0.09551
Std Dev 0.876
10
8
6
4
2
0
−8
−6
−4
−2
0
2
4
6
8

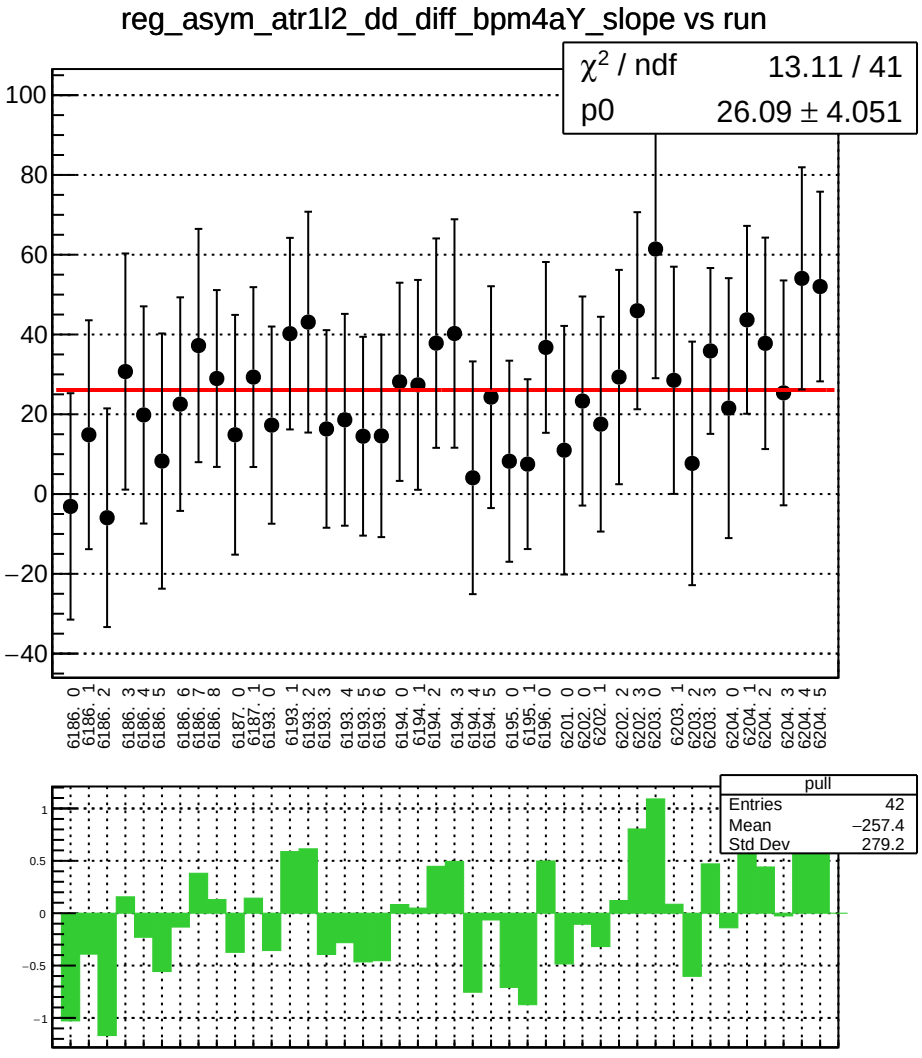
reg_asym_atr1l2_dd_diff_bpm4aY_slope vs run
χ² / ndf 13.11 / 41
p0 26.09 ± 4.051
pull
Entries 42
Mean −257.4
Std Dev 279.2

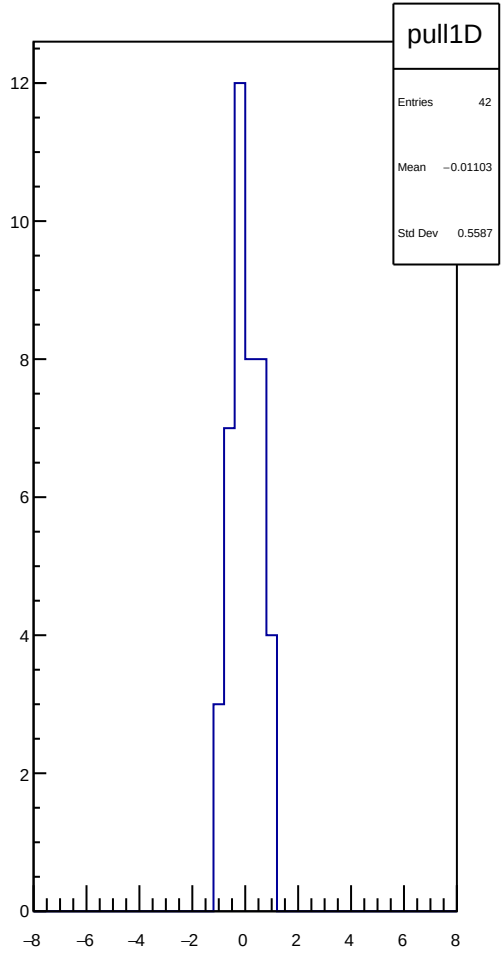
pull1D
Entries 42
Mean −0.01103
Std Dev 0.5587

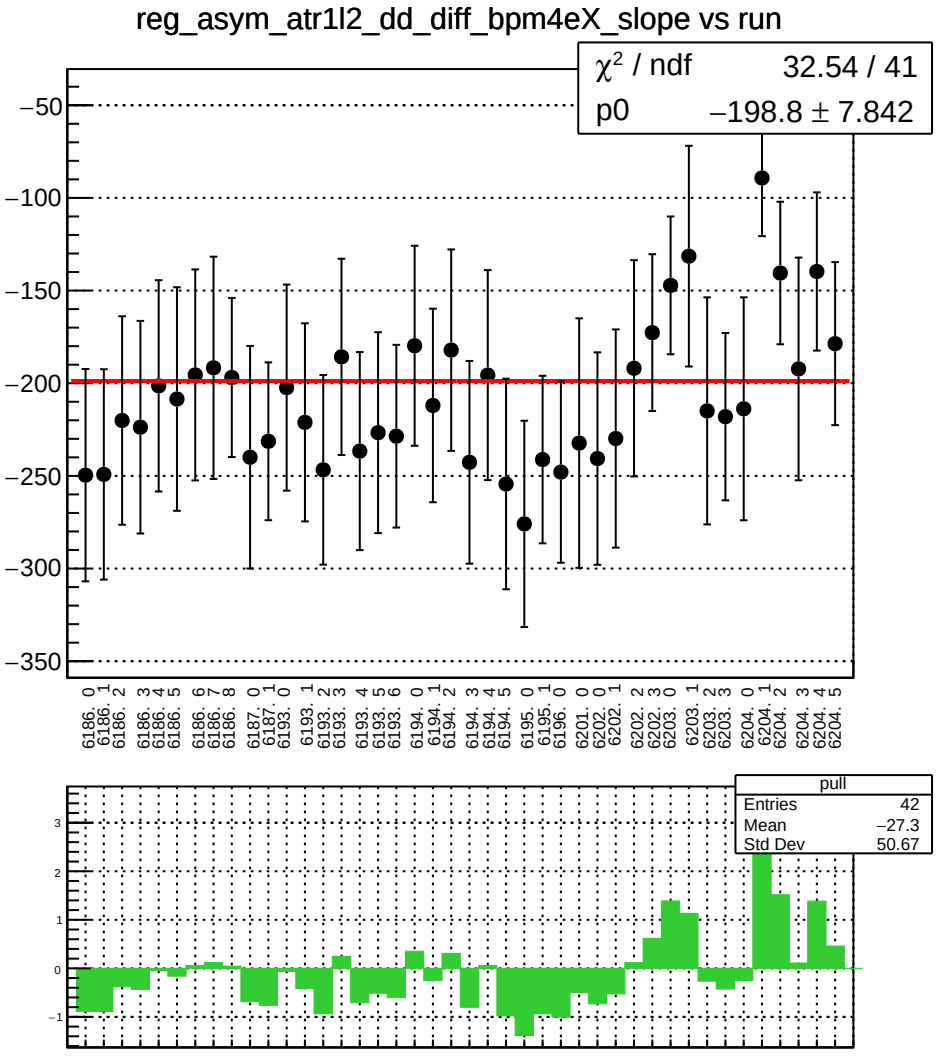
reg_asym_atr1l2_dd_diff_bpm4eX_slope vs run
χ² / ndf 32.54 / 41
p0 −198.8 ± 7.842
−50
−100
−150
−200
−250
−300
−350
6186. 0
6186. 1
6186. 2
6186. 3
6186. 4
6186. 5
6186. 6
6186. 7
6186. 8
6187. 0
6187. 1
6193. 0
6193. 1
6193. 2
6193. 3
6193. 4
6193. 5
6193. 6
6194. 0
6194. 1
6194. 2
6194. 3
6194. 4
6194. 5
6195. 0
6195. 1
6196. 0
6201. 0
6202. 0
6202. 1
6202. 2
6202. 3
6203. 0
6203. 1
6203. 2
6203. 3
6204. 0
6204. 1
6204. 2
6204. 3
6204. 4
6204. 5
pull
Entries 42
Mean −27.3
Std Dev 50.67
3
2
1
0
−1

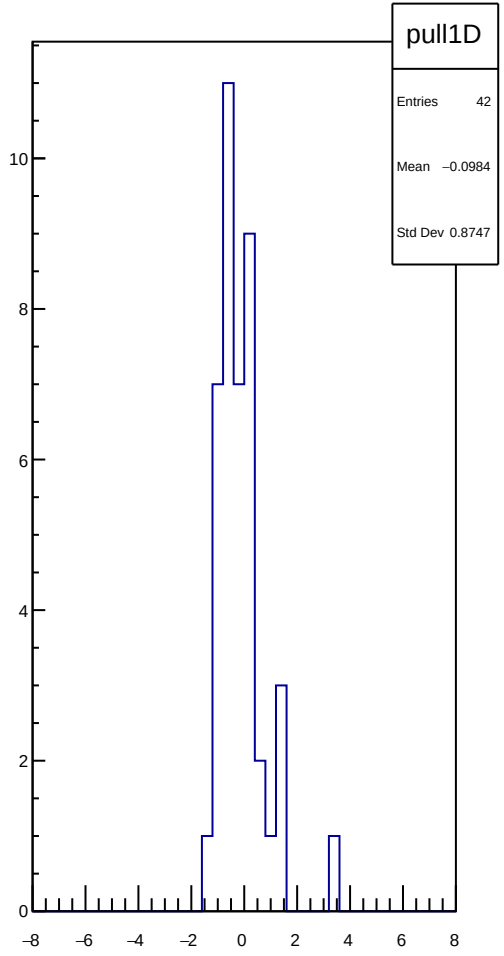
pull1D
Entries 42
Mean −0.0984
Std Dev 0.8747
10
8
6
4
2
0
−8
−6
−4
−2
0
2
4
6
8

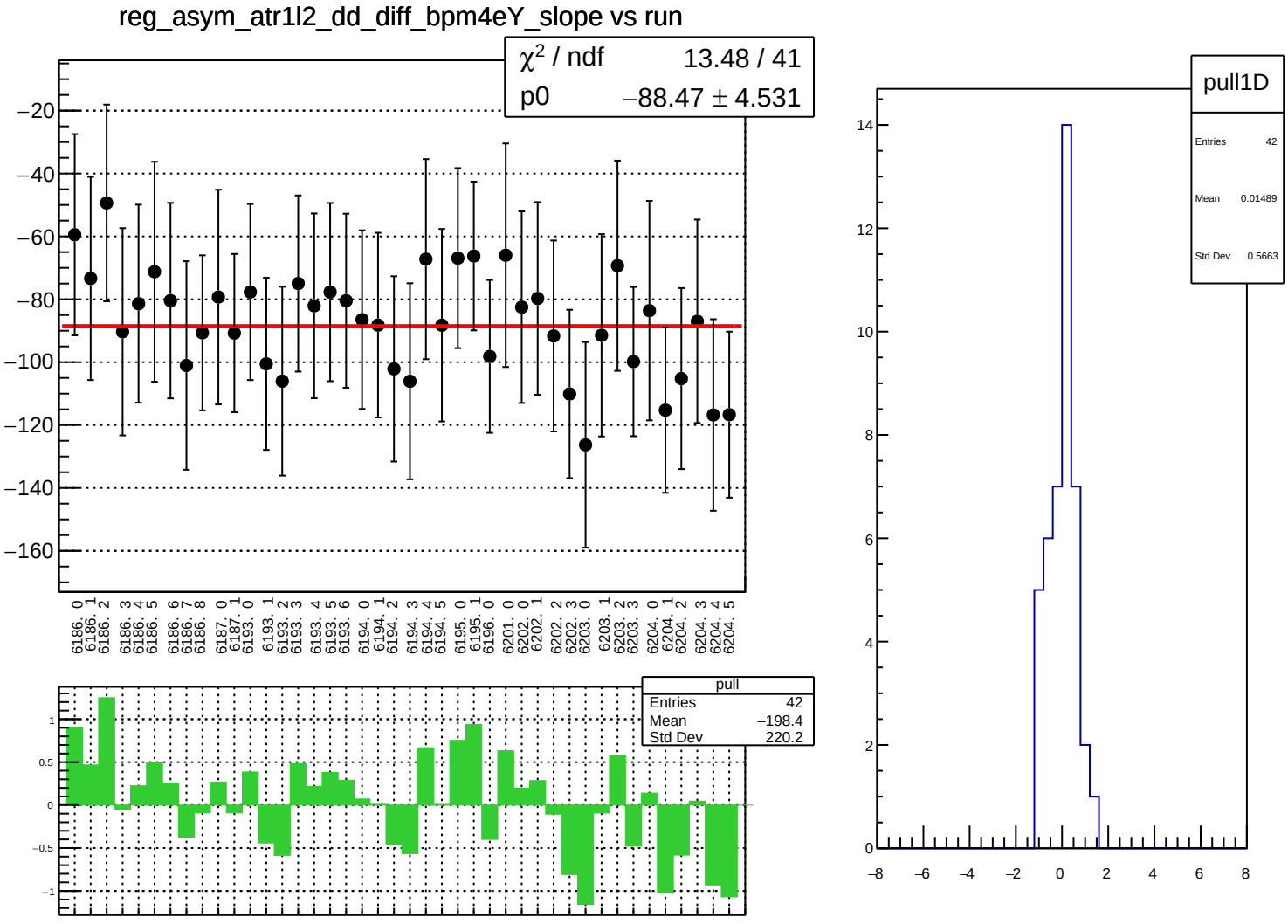
reg_asym_atr1l2_dd_diff_bpm4eY_slope vs run
χ² / ndf 13.48 / 41
p0 −88.47 ± 4.531
−20
−40
−60
−80
−100
−120
−140
−160
6186. 0
6186. 1
6186. 2
6186. 3
6186. 4
6186. 5
6186. 6
6186. 7
6186. 8
6187. 0
6187. 1
6193. 0
6193. 1
6193. 2
6193. 3
6193. 4
6193. 5
6193. 6
6194. 0
6194. 1
6194. 2
6194. 3
6194. 4
6194. 5
6195. 0
6195. 1
6196. 0
6201. 0
6202. 0
6202. 1
6202. 2
6202. 3
6203. 0
6203. 1
6203. 2
6203. 3
6204. 0
6204. 1
6204. 2
6204. 3
6204. 4
6204. 5
pull
Entries 42
Mean −198.4
Std Dev 220.2
1
0.5
0
−0.5
−1
pull1D
Entries 42
Mean 0.01489
Std Dev 0.5663
14
12
10
8
6
4
2
0
−8
−6
−4
−2
0
2
4
6
8

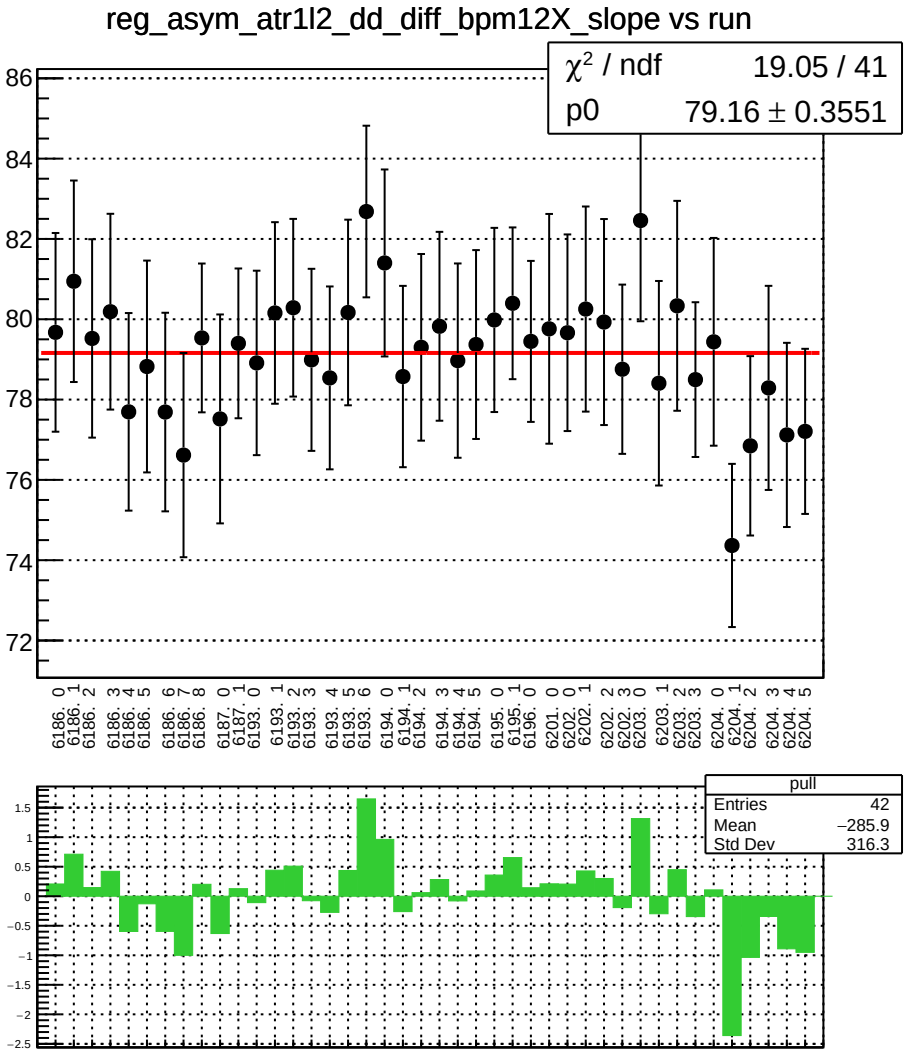
reg_asym_atr1l2_dd_diff_bpm12X_slope vs run
χ² / ndf 19.05 / 41
p0 79.16 ± 0.3551
86
84
82
80
78
76
74
72
6186. 0
6186. 1
6186. 2
6186. 3
6186. 4
6186. 5
6186. 6
6186. 7
6186. 8
6187. 0
6187. 1
6193. 0
6193. 1
6193. 2
6193. 3
6193. 4
6193. 5
6193. 6
6194. 0
6194. 1
6194. 2
6194. 3
6194. 4
6194. 5
6195. 0
6195. 1
6196. 0
6201. 0
6202. 0
6202. 1
6202. 2
6202. 3
6203. 0
6203. 1
6203. 2
6203. 3
6204. 0
6204. 1
6204. 2
6204. 3
6204. 4
6204. 5
pull
Entries 42
Mean −285.9
Std Dev 316.3
1.5
1
0.5
0
−0.5
−1
−1.5
−2
−2.5

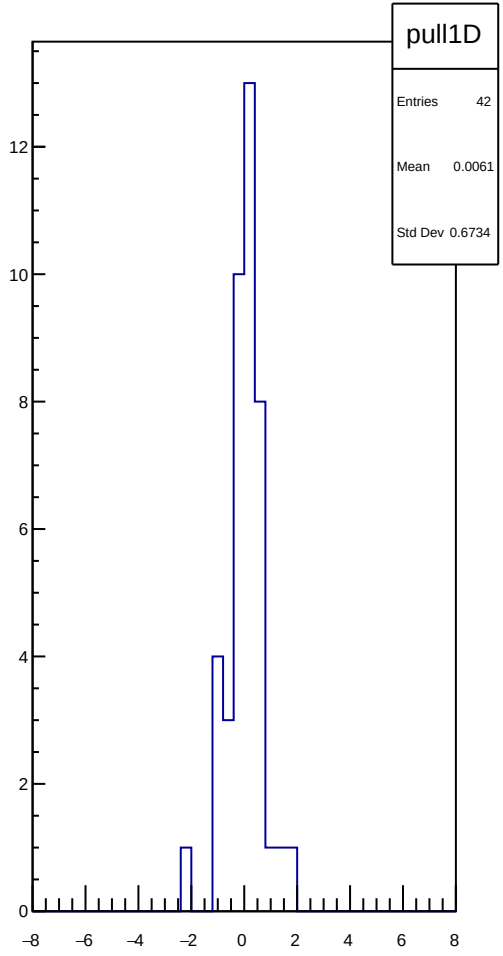
pull1D
Entries 42
Mean 0.0061
Std Dev 0.6734
12
10
8
6
4
2
0
−8
−6
−4
−2
0
2
4
6
8

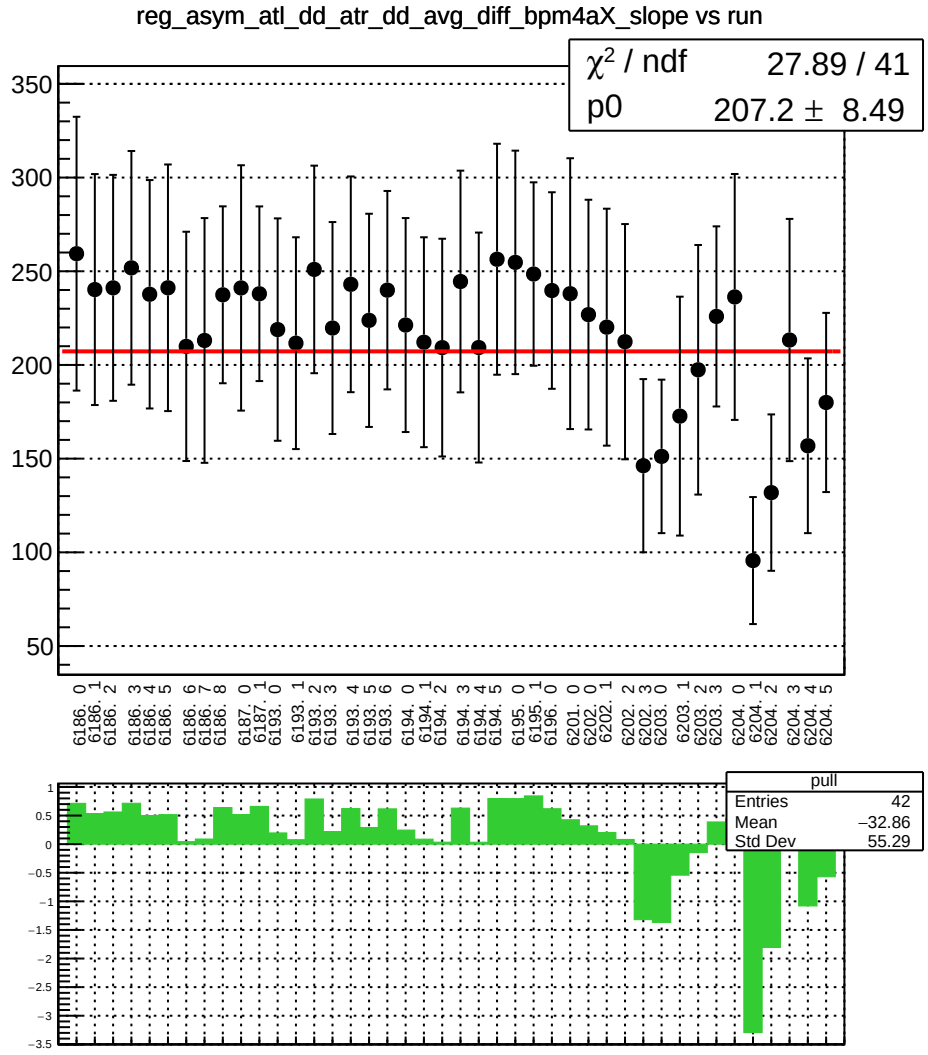
reg_asym_atl_dd_atr_dd_avg_diff_bpm4aX_slope vs run
χ² / ndf 27.89 / 41
p0 207.2 ± 8.49
pull
Entries 42
Mean −32.86
Std Dev 55.29

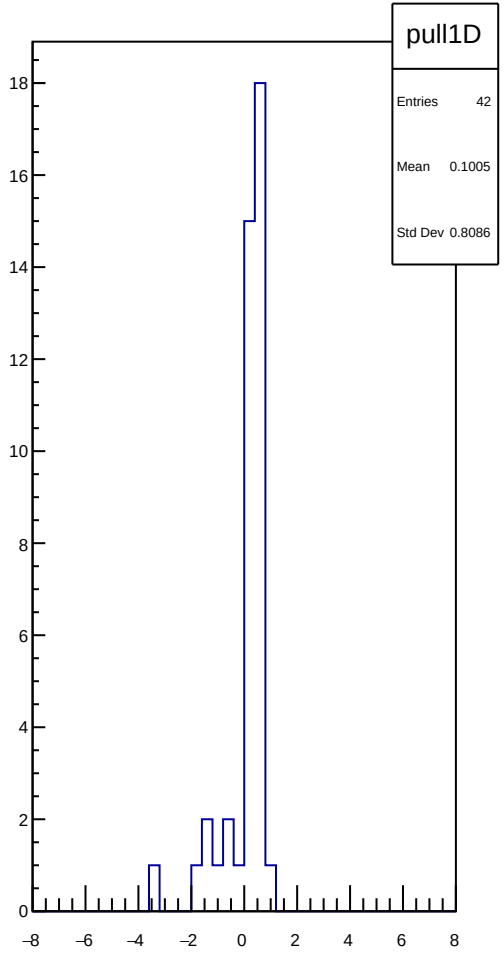
pull1D
Entries 42
Mean 0.1005
Std Dev 0.8086

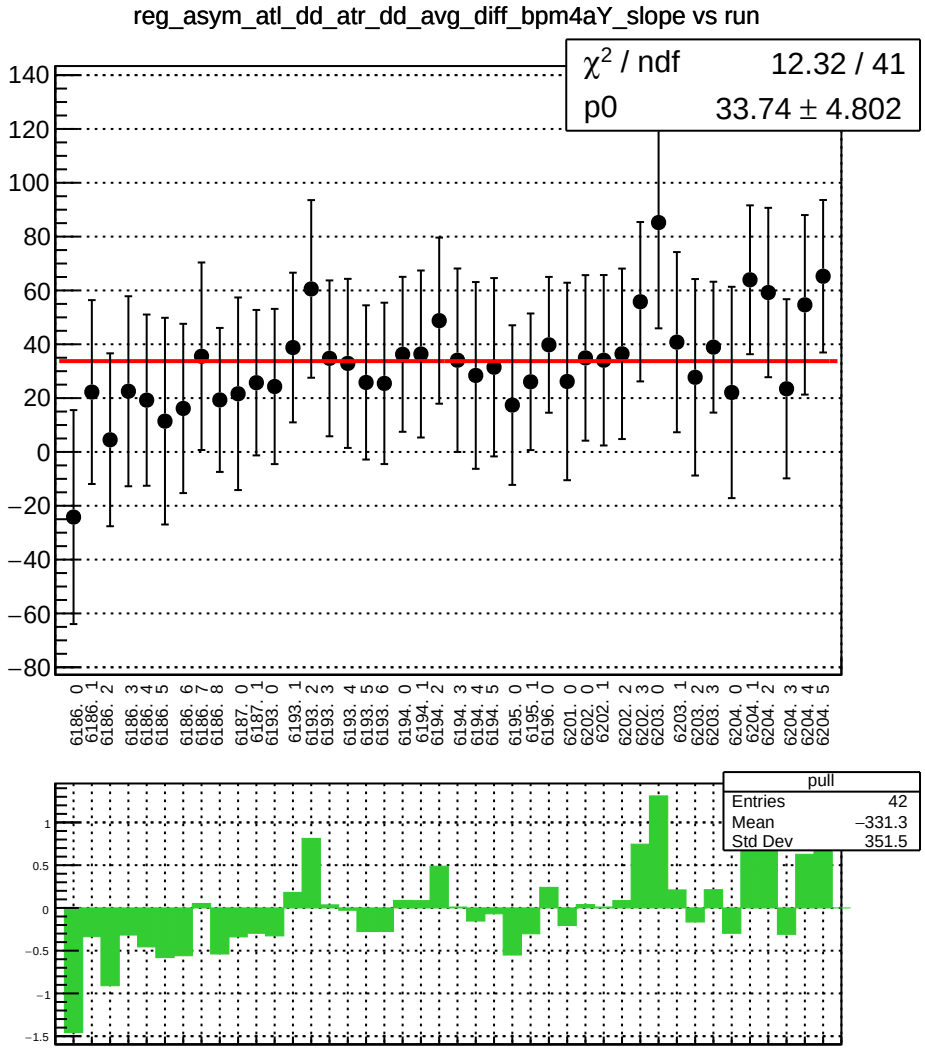
reg_asym_atl_dd_atr_dd_avg_diff_bpm4aY_slope vs run
χ² / ndf 12.32 / 41
p0 33.74 ± 4.802
140
120
100
80
60
40
20
0
−20
−40
−60
−80
6186. 0
6186. 1
6186. 2
6186. 3
6186. 4
6186. 5
6186. 6
6186. 7
6186. 8
6187. 0
6187. 1
6193. 0
6193. 1
6193. 2
6193. 3
6193. 4
6193. 5
6193. 6
6194. 0
6194. 1
6194. 2
6194. 3
6194. 4
6194. 5
6195. 0
6195. 1
6196. 0
6201. 0
6202. 0
6202. 1
6202. 2
6202. 3
6203. 0
6203. 1
6203. 2
6203. 3
6204. 0
6204. 1
6204. 2
6204. 3
6204. 4
6204. 5
pull
Entries 42
Mean −331.3
Std Dev 351.5
1
0.5
0
−0.5
−1
−1.5

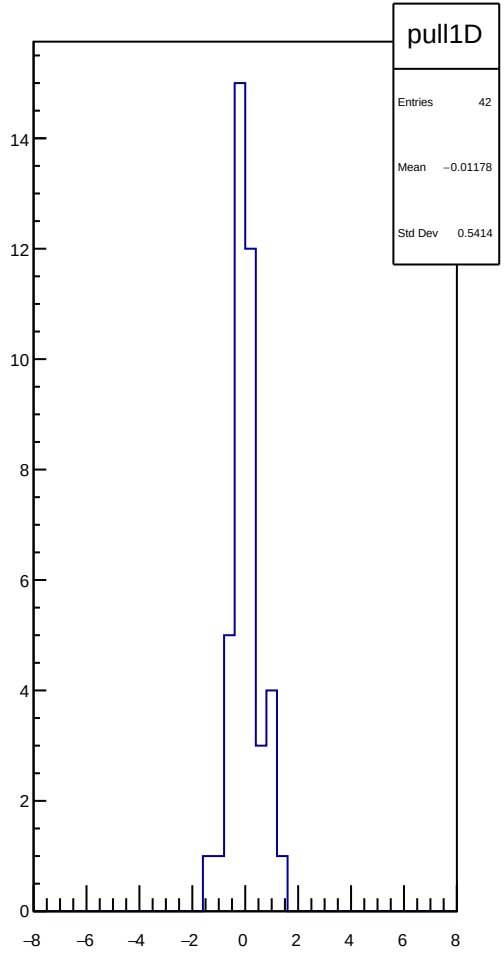
pull1D
Entries 42
Mean −0.01178
Std Dev 0.5414
14
12
10
8
6
4
2
0
−8
−6
−4
−2
0
2
4
6
8

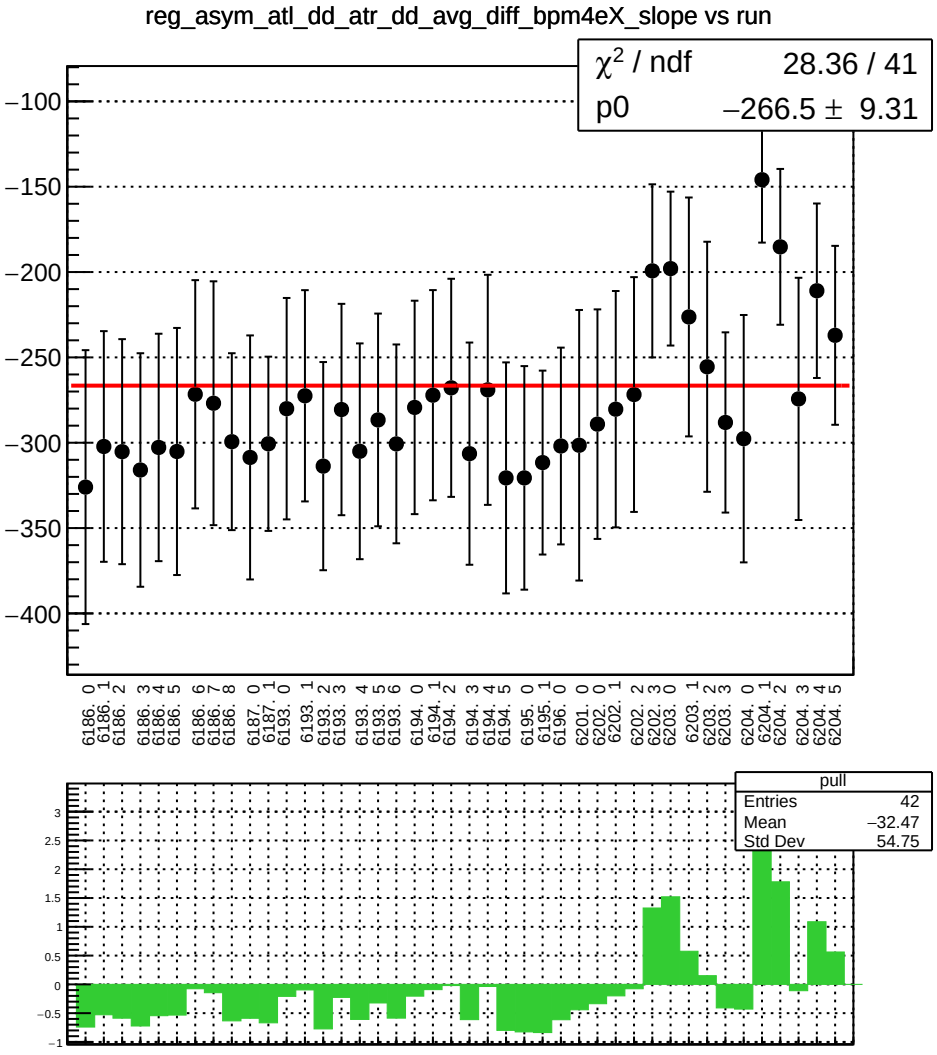
reg_asym_atl_dd_atr_dd_avg_diff_bpm4eX_slope vs run
χ2 / ndf 28.36 / 41
p0 −266.5 ± 9.31
−100
−150
−200
−250
−300
−350
−400
6186. 0
6186. 1
6186. 2
6186. 3
6186. 4
6186. 5
6186. 6
6186. 7
6186. 8
6187. 0
6187. 1
6193. 0
6193. 1
6193. 2
6193. 3
6193. 4
6193. 5
6193. 6
6194. 0
6194. 1
6194. 2
6194. 3
6194. 4
6194. 5
6195. 0
6195. 1
6196. 0
6201. 0
6202. 0
6202. 1
6202. 2
6202. 3
6203. 0
6203. 1
6203. 2
6203. 3
6204. 0
6204. 1
6204. 2
6204. 3
6204. 4
6204. 5
pull
Entries 42
Mean −32.47
Std Dev 54.75
3
2.5
2
1.5
1
0.5
0
−0.5
−1

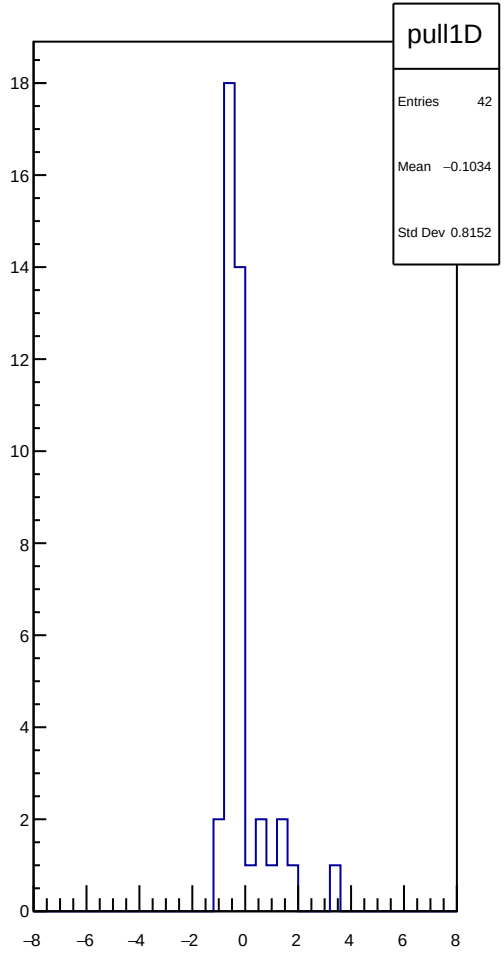
pull1D
Entries 42
Mean −0.1034
Std Dev 0.8152
18
16
14
12
10
8
6
4
2
0
−8
−6
−4
−2
0
2
4
6
8

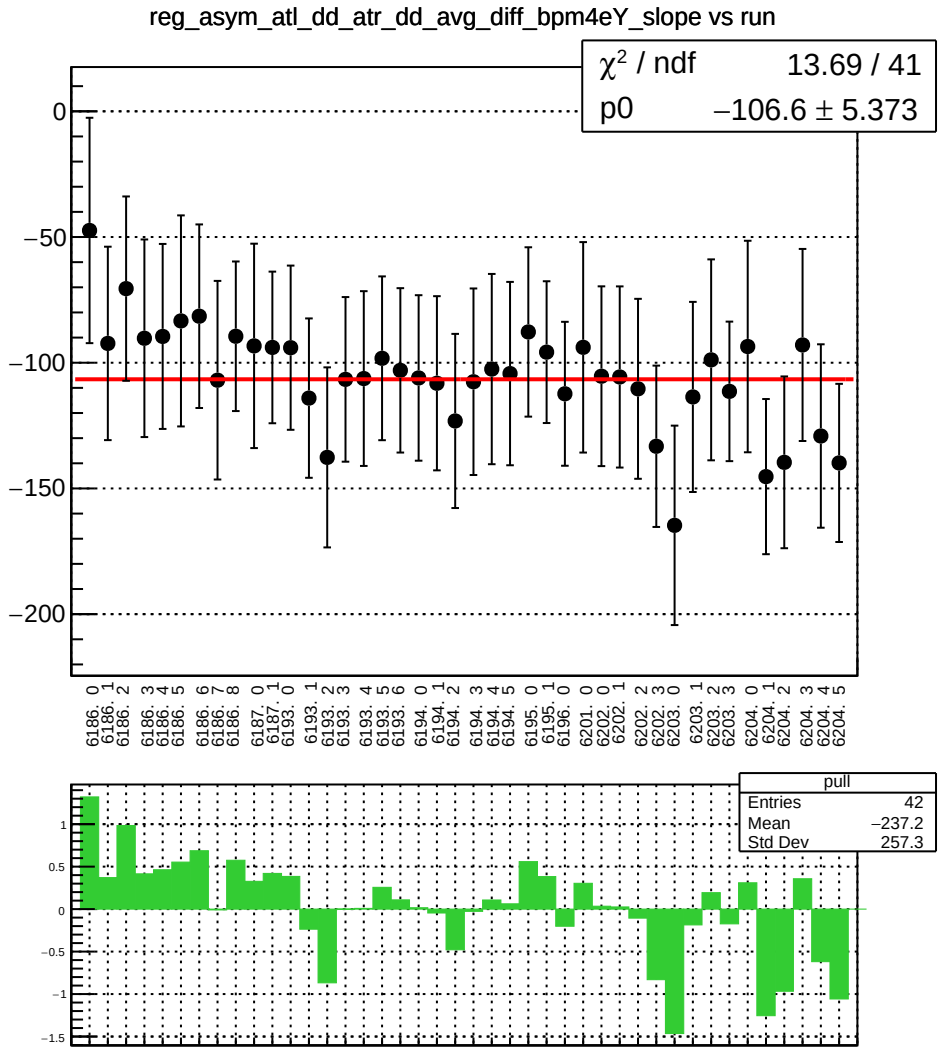
reg_asym_atl_dd_atr_dd_avg_diff_bpm4eY_slope vs run
χ² / ndf 13.69 / 41
p0 −106.6 ± 5.373
0
−50
−100
−150
−200
6186. 0
6186. 1
6186. 2
6186. 3
6186. 4
6186. 5
6186. 6
6186. 7
6186. 8
6187. 0
6187. 1
6193. 0
6193. 1
6193. 2
6193. 3
6193. 4
6193. 5
6193. 6
6194. 0
6194. 1
6194. 2
6194. 3
6194. 4
6194. 5
6195. 0
6195. 1
6196. 0
6201. 0
6202. 0
6202. 1
6202. 2
6202. 3
6203. 0
6203. 1
6203. 2
6203. 3
6204. 0
6204. 1
6204. 2
6204. 3
6204. 4
6204. 5
pull
Entries 42
Mean −237.2
Std Dev 257.3
1
0.5
0
−0.5
−1
−1.5

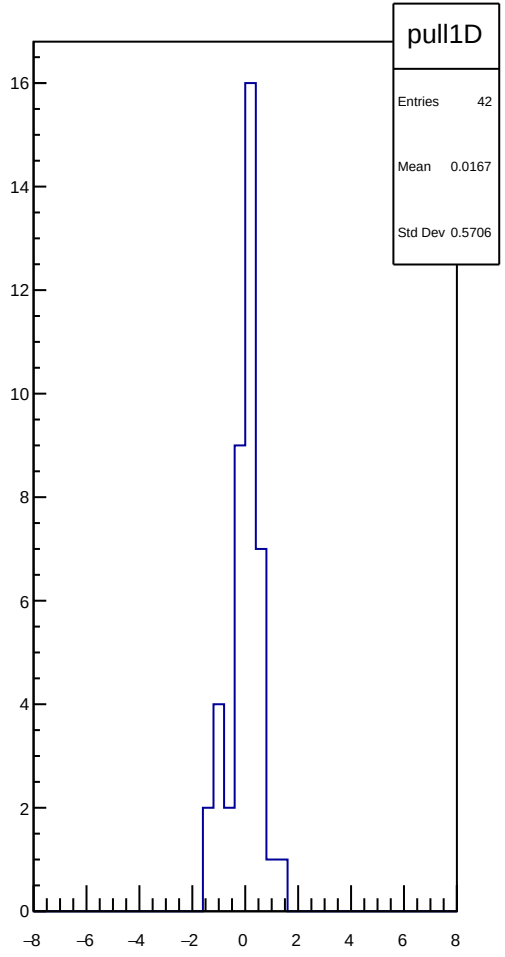
pull1D
Entries 42
Mean 0.0167
Std Dev 0.5706
16
14
12
10
8
6
4
2
0
−8
−6
−4
−2
0
2
4
6
8

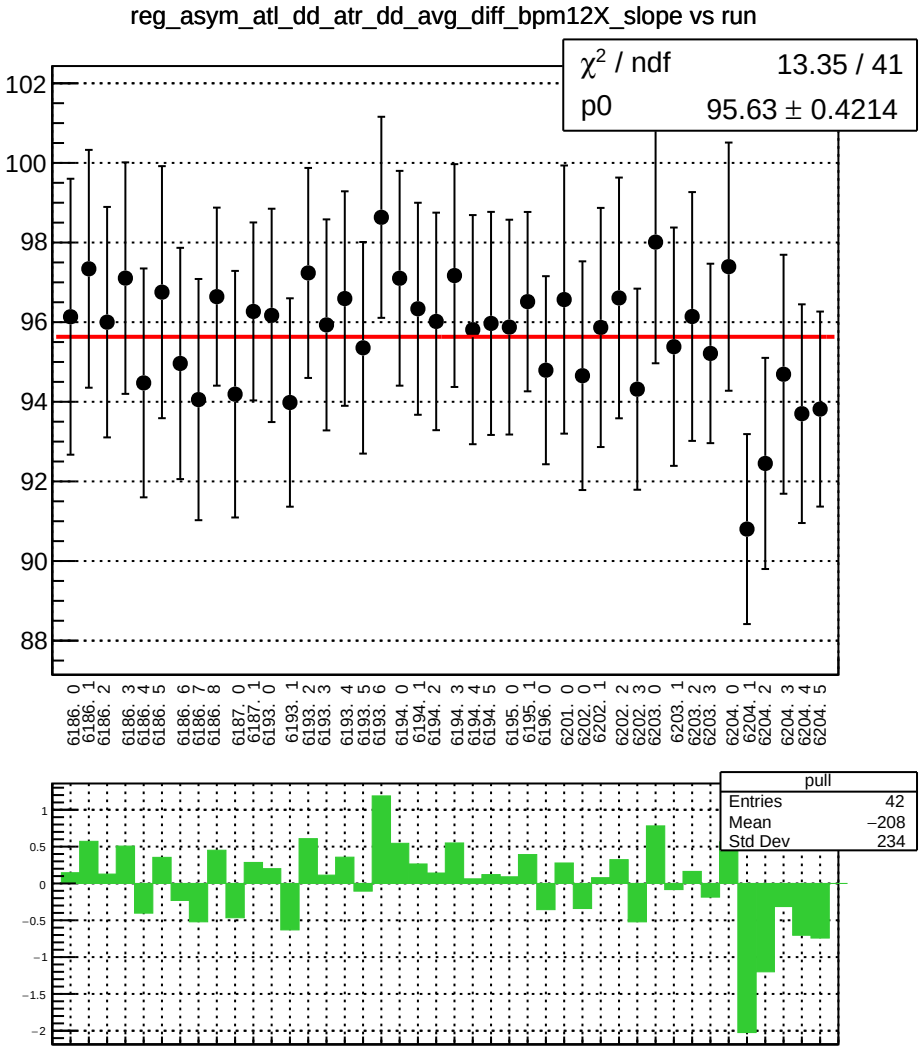
reg_asym_atl_dd_atr_dd_avg_diff_bpm12X_slope vs run
χ² / ndf 13.35 / 41
p0 95.63 ± 0.4214
102
100
98
96
94
92
90
88
6186. 0
6186. 1
6186. 2
6186. 3
6186. 4
6186. 5
6186. 6
6186. 7
6186. 8
6187. 0
6187. 1
6193. 0
6193. 1
6193. 2
6193. 3
6193. 4
6193. 5
6193. 6
6194. 0
6194. 1
6194. 2
6194. 3
6194. 4
6194. 5
6195. 0
6195. 1
6196. 0
6201. 0
6202. 0
6202. 1
6202. 2
6202. 3
6203. 0
6203. 1
6203. 2
6203. 3
6204. 0
6204. 1
6204. 2
6204. 3
6204. 4
6204. 5
pull
Entries 42
Mean −208
Std Dev 234
1
0.5
0
−0.5
−1
−1.5
−2

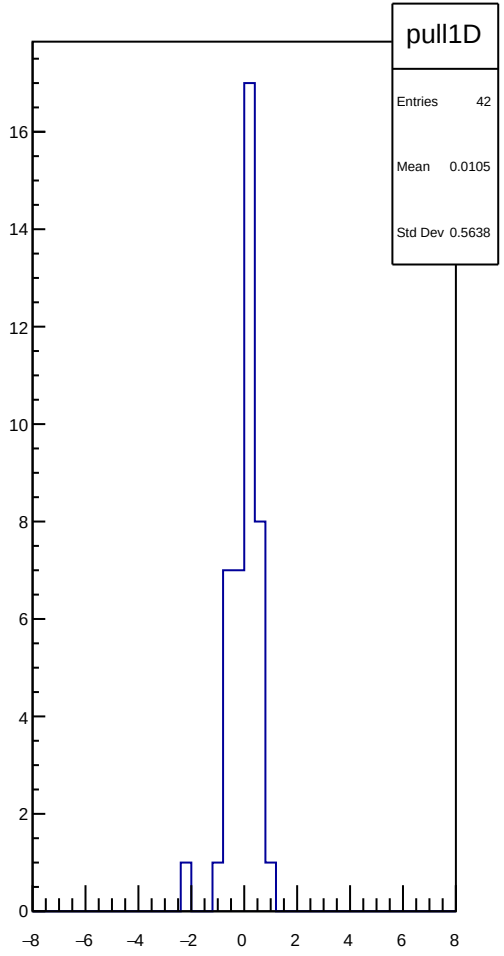
pull1D
Entries 42
Mean 0.0105
Std Dev 0.5638
16
14
12
10
8
6
4
2
0
−8
−6
−4
−2
0
2
4
6
8

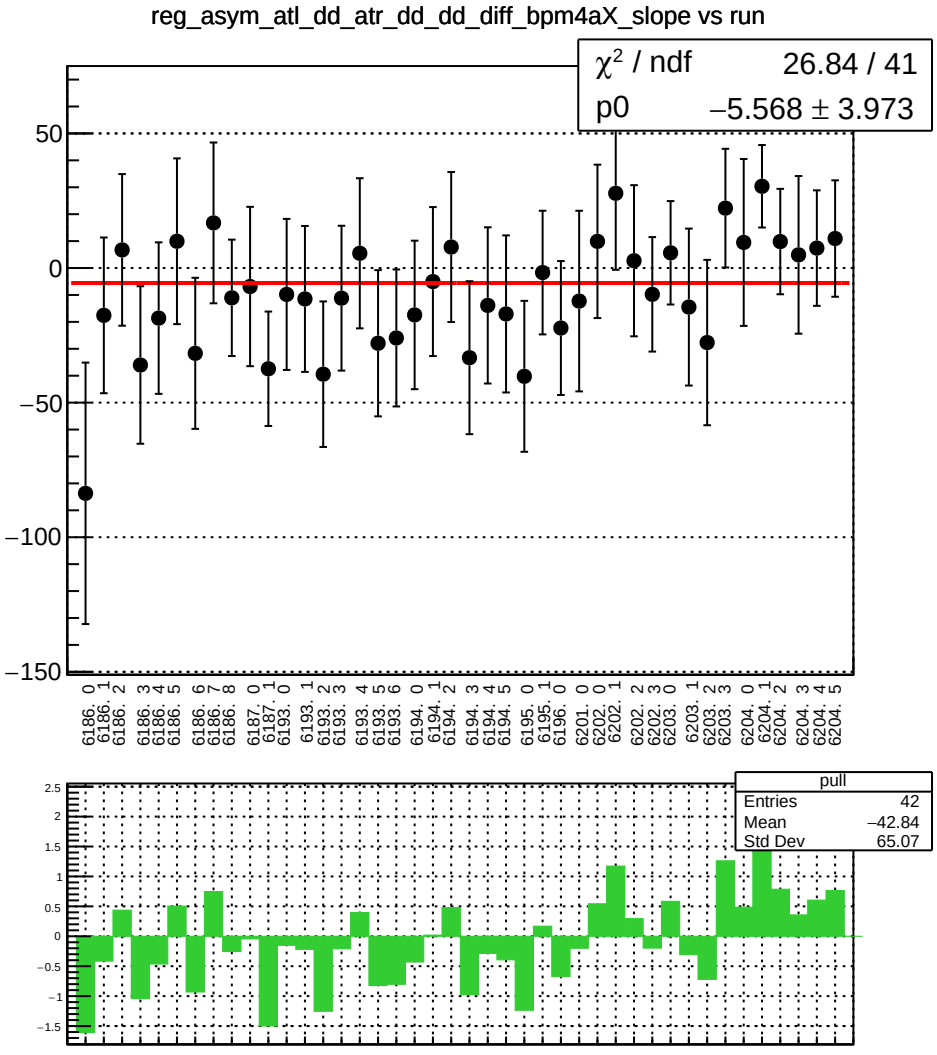
reg_asym_atl_dd_atr_dd_dd_diff_bpm4aX_slope vs run
χ² / ndf 26.84 / 41
p0 −5.568 ± 3.973
50
0
−50
−100
−150
6186. 0
6186. 1
6186. 2
6186. 3
6186. 4
6186. 5
6186. 6
6186. 7
6186. 8
6187. 0
6187. 1
6193. 0
6193. 1
6193. 2
6193. 3
6193. 4
6193. 5
6193. 6
6194. 0
6194. 1
6194. 2
6194. 3
6194. 4
6194. 5
6195. 0
6195. 1
6196. 0
6201. 0
6202. 0
6202. 1
6202. 2
6202. 3
6203. 0
6203. 1
6203. 2
6203. 3
6204. 0
6204. 1
6204. 2
6204. 3
6204. 4
6204. 5
pull
Entries 42
Mean −42.84
Std Dev 65.07
2.5
2
1.5
1
0.5
0
−0.5
−1
−1.5

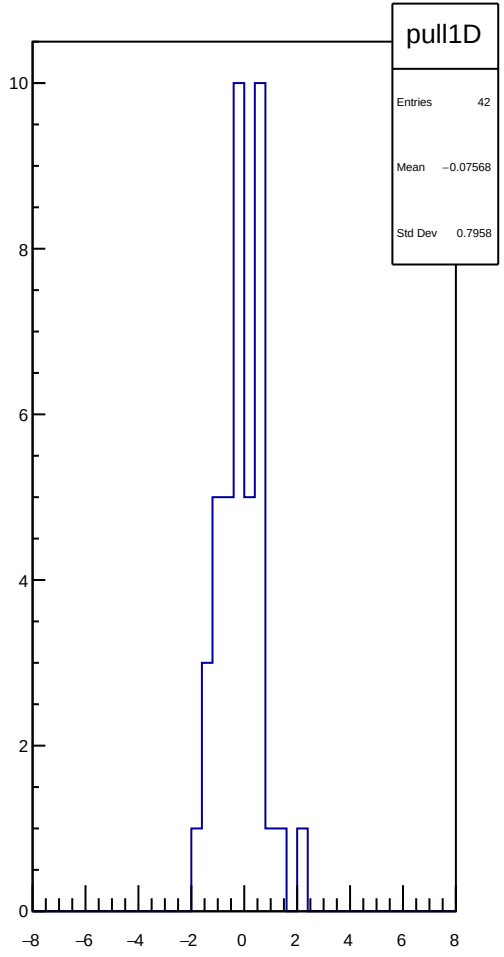
pull1D
Entries 42
Mean −0.07568
Std Dev 0.7958
10
8
6
4
2
0
−8
−6
−4
−2
0
2
4
6
8

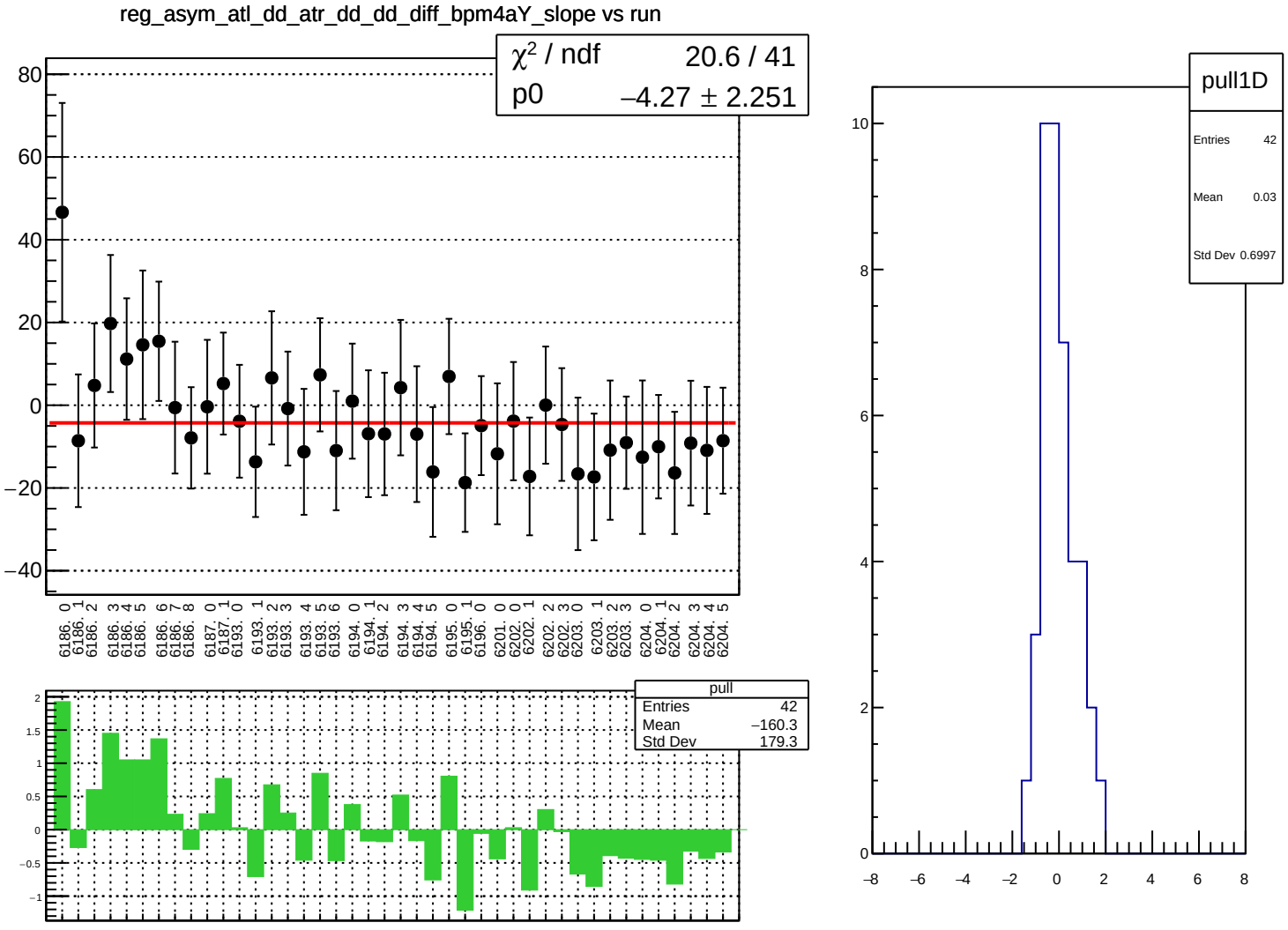
reg_asym_atl_dd_atr_dd_dd_diff_bpm4aY_slope vs run
χ² / ndf 20.6 / 41
p0 −4.27 ± 2.251
pull
Entries 42
Mean −160.3
Std Dev 179.3
pull1D
Entries 42
Mean 0.03
Std Dev 0.6997

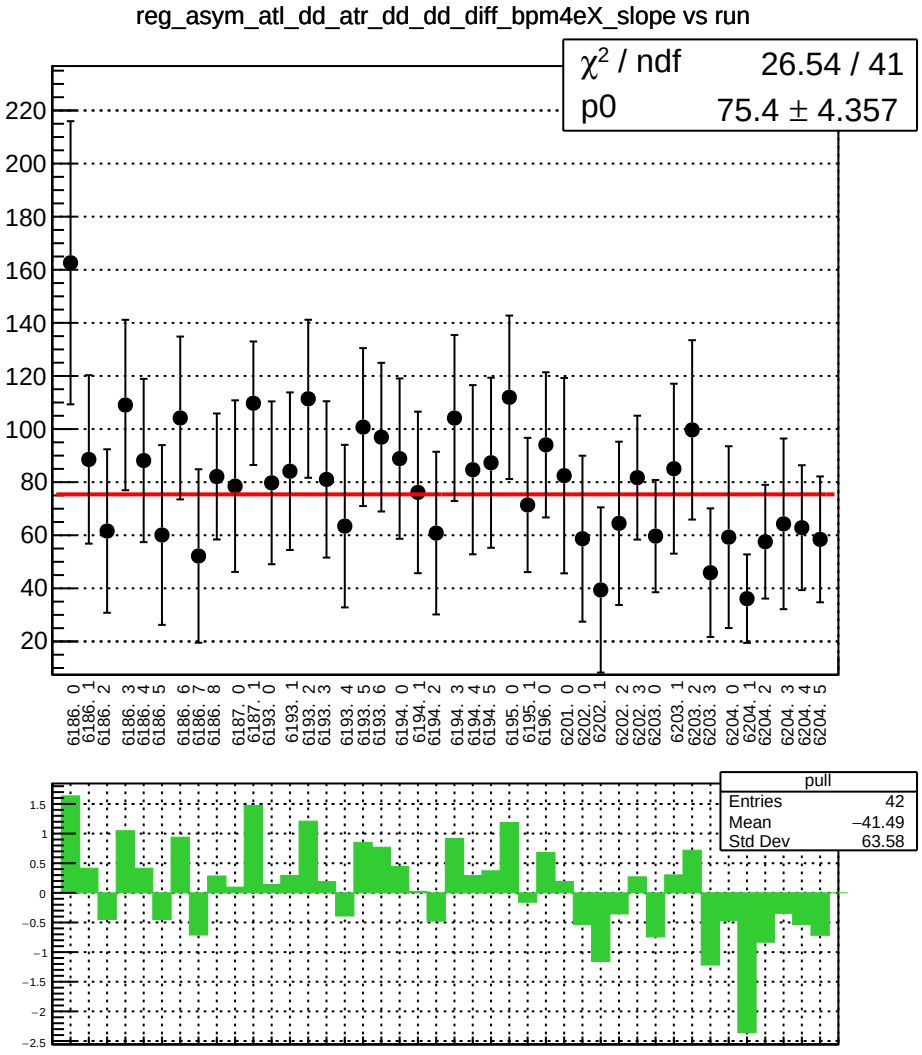
reg_asym_atl_dd_atr_dd_dd_diff_bpm4eX_slope vs run
χ² / ndf 26.54 / 41
p0 75.4 ± 4.357
pull
Entries 42
Mean −41.49
Std Dev 63.58

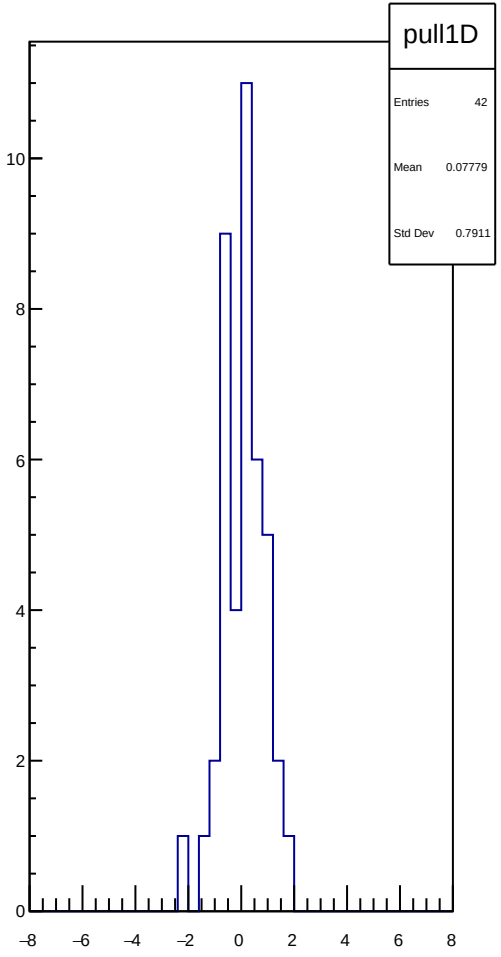
pull1D
Entries 42
Mean 0.07779
Std Dev 0.7911

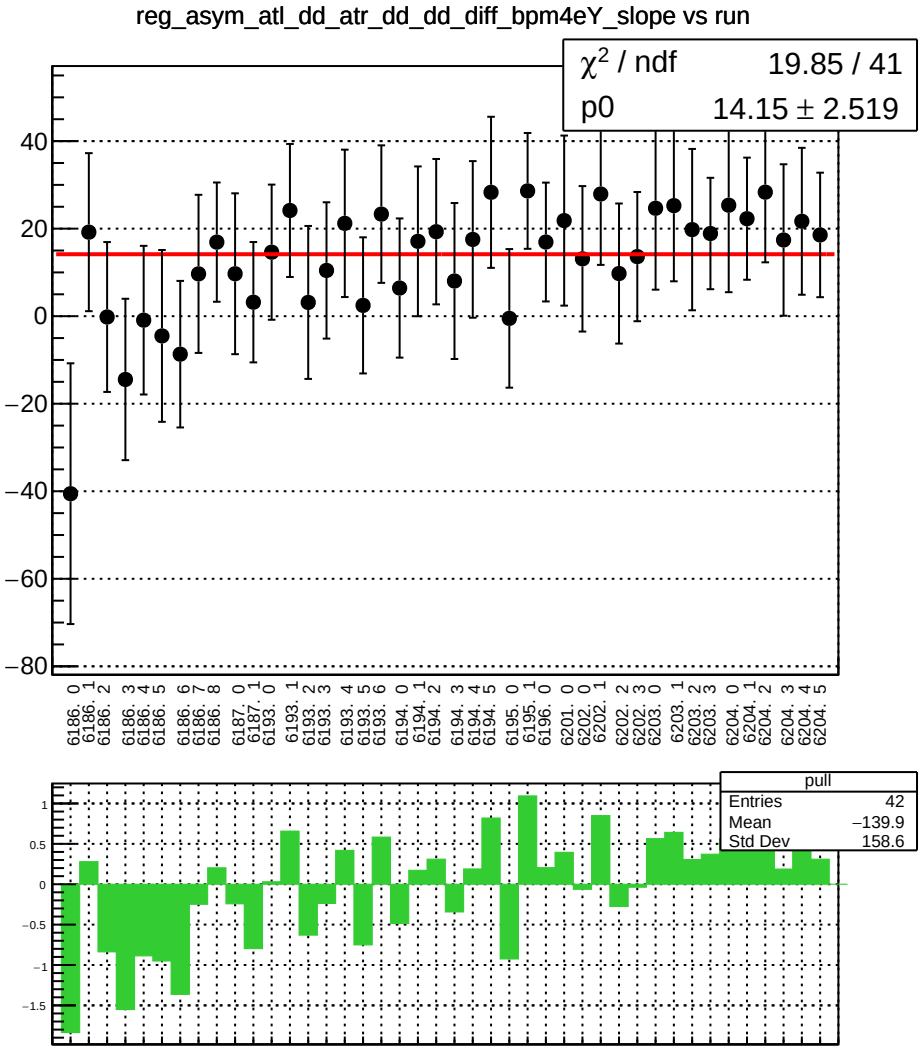
reg_asym_atl_dd_atr_dd_dd_diff_bpm4eY_slope vs run
χ2 / ndf 19.85 / 41
p0 14.15 ± 2.519
pull
Entries 42
Mean −139.9
Std Dev 158.6

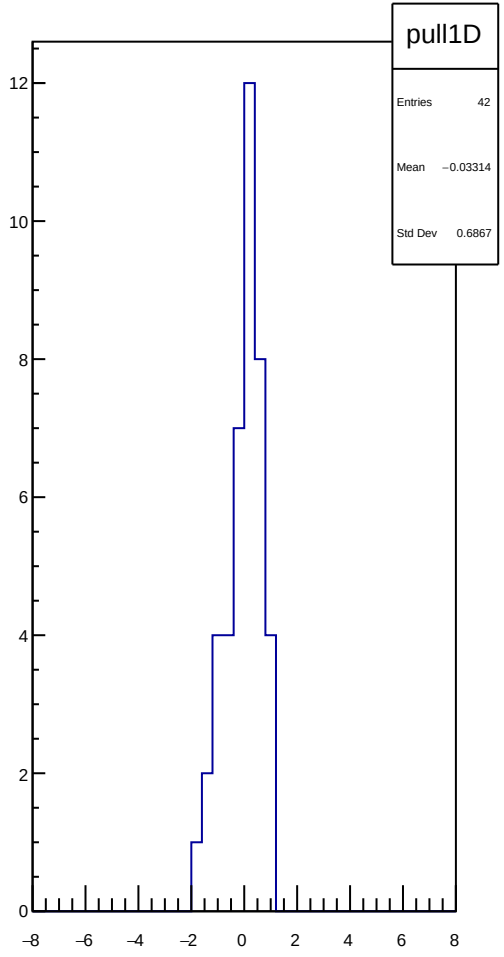
pull1D
Entries 42
Mean −0.03314
Std Dev 0.6867

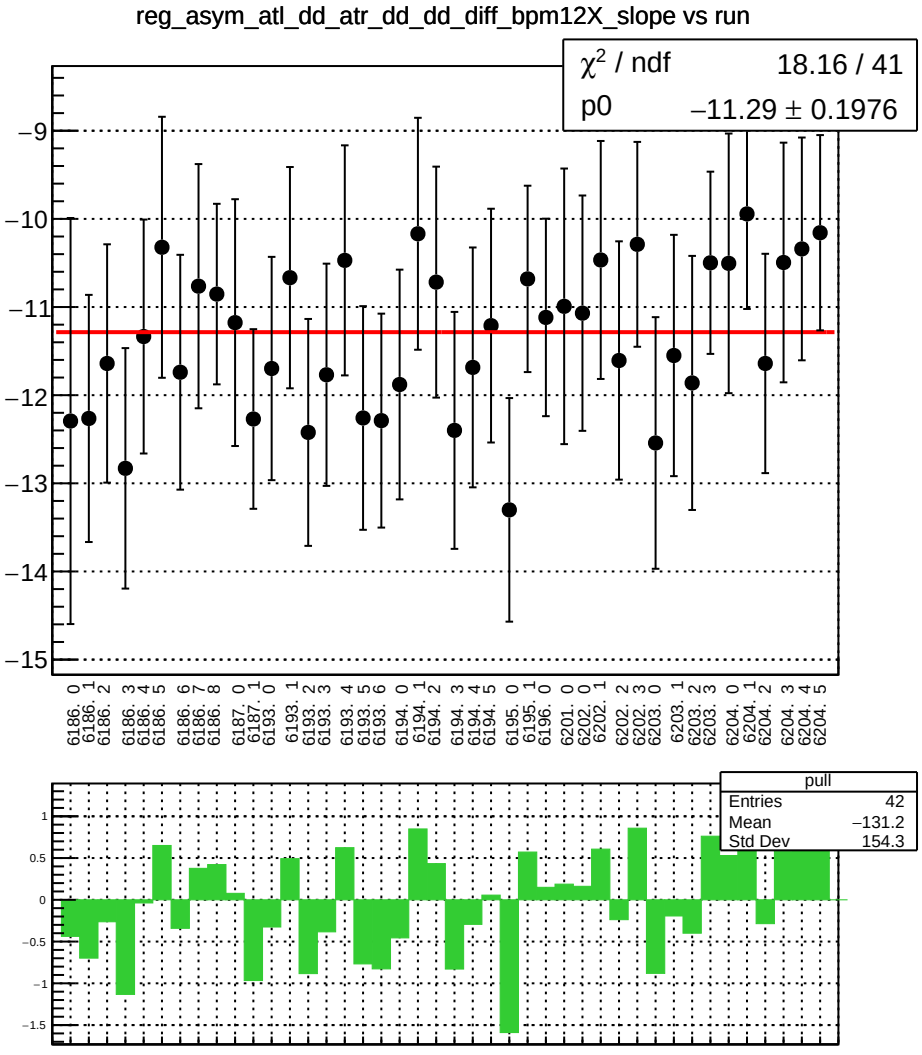
reg_asym_atl_dd_atr_dd_dd_diff_bpm12X_slope vs run
χ² / ndf 18.16 / 41
p0 −11.29 ± 0.1976
pull
Entries 42
Mean −131.2
Std Dev 154.3

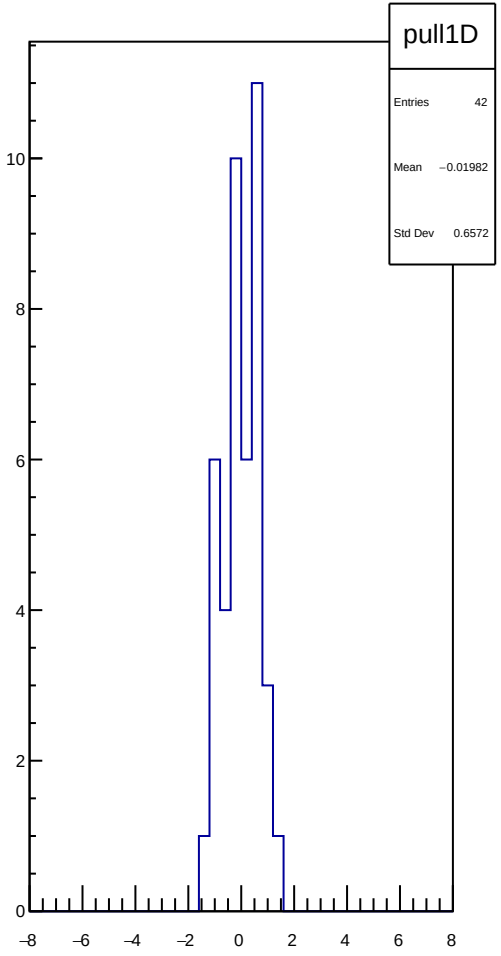
pull1D
Entries 42
Mean −0.01982
Std Dev 0.6572

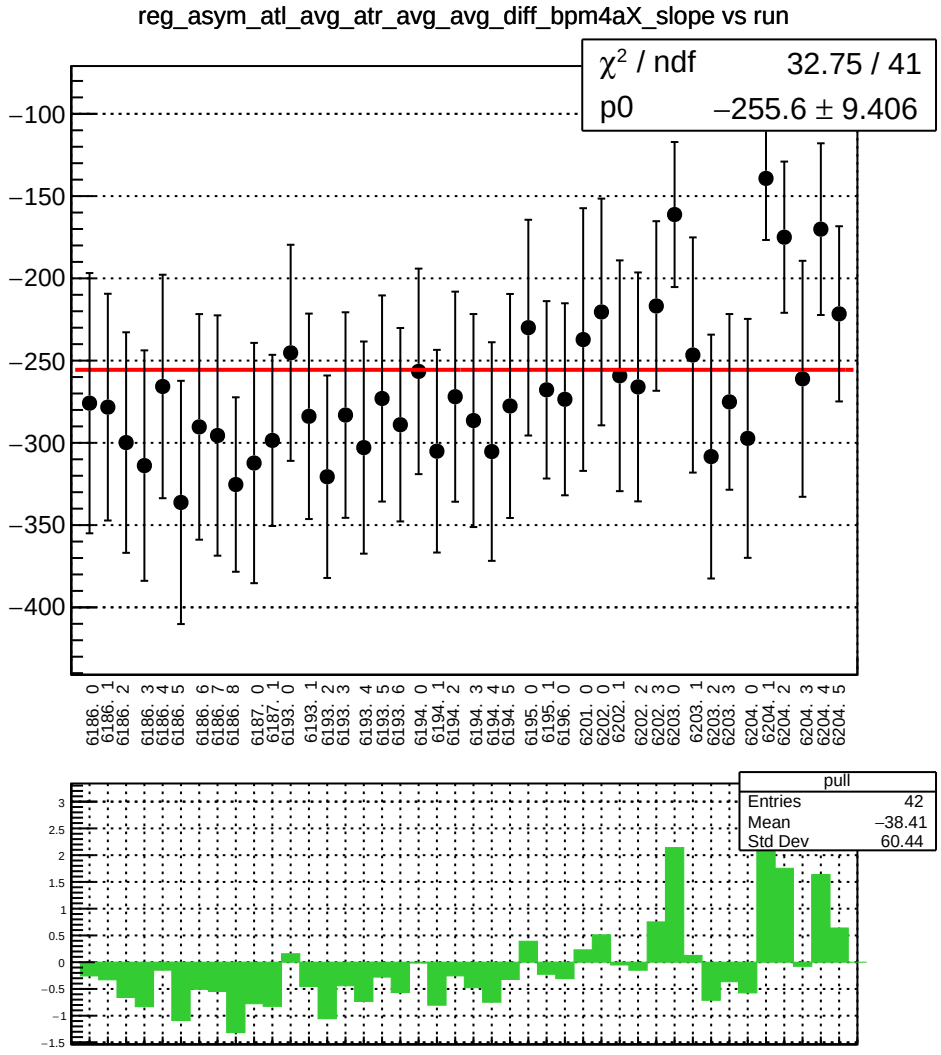
reg_asym_atl_avg_atr_avg_avg_diff_bpm4aX_slope vs run
χ² / ndf 32.75 / 41
p0 −255.6 ± 9.406
−100
−150
−200
−250
−300
−350
−400
6186. 0
6186. 1
6186. 2
6186. 3
6186. 4
6186. 5
6186. 6
6186. 7
6186. 8
6187. 0
6187. 1
6193. 0
6193. 1
6193. 2
6193. 3
6193. 4
6193. 5
6193. 6
6194. 0
6194. 1
6194. 2
6194. 3
6194. 4
6194. 5
6195. 0
6195. 1
6196. 0
6201. 0
6202. 0
6202. 1
6202. 2
6202. 3
6203. 0
6203. 1
6203. 2
6203. 3
6204. 0
6204. 1
6204. 2
6204. 3
6204. 4
6204. 5
pull
Entries 42
Mean −38.41
Std Dev 60.44
3
2.5
2
1.5
1
0.5
0
−0.5
−1
−1.5

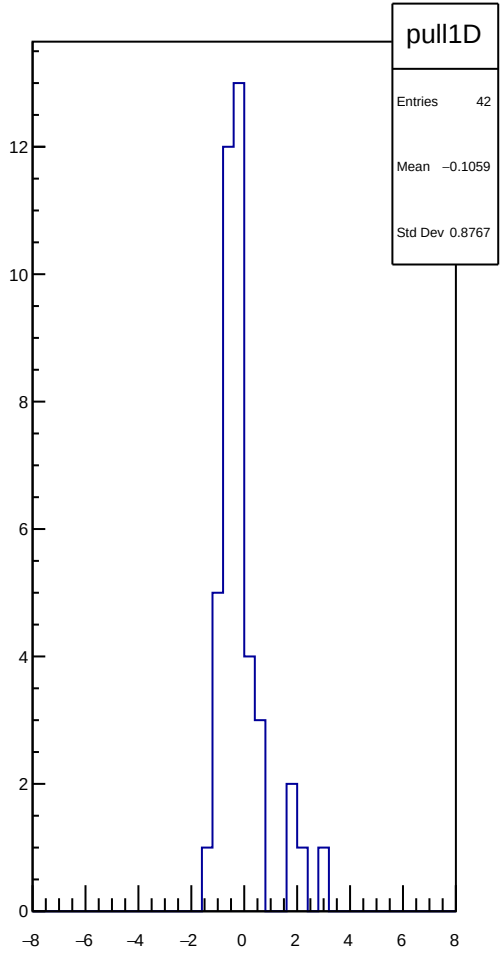
pull1D
Entries 42
Mean −0.1059
Std Dev 0.8767
12
10
8
6
4
2
0
−8
−6
−4
−2
0
2
4
6
8

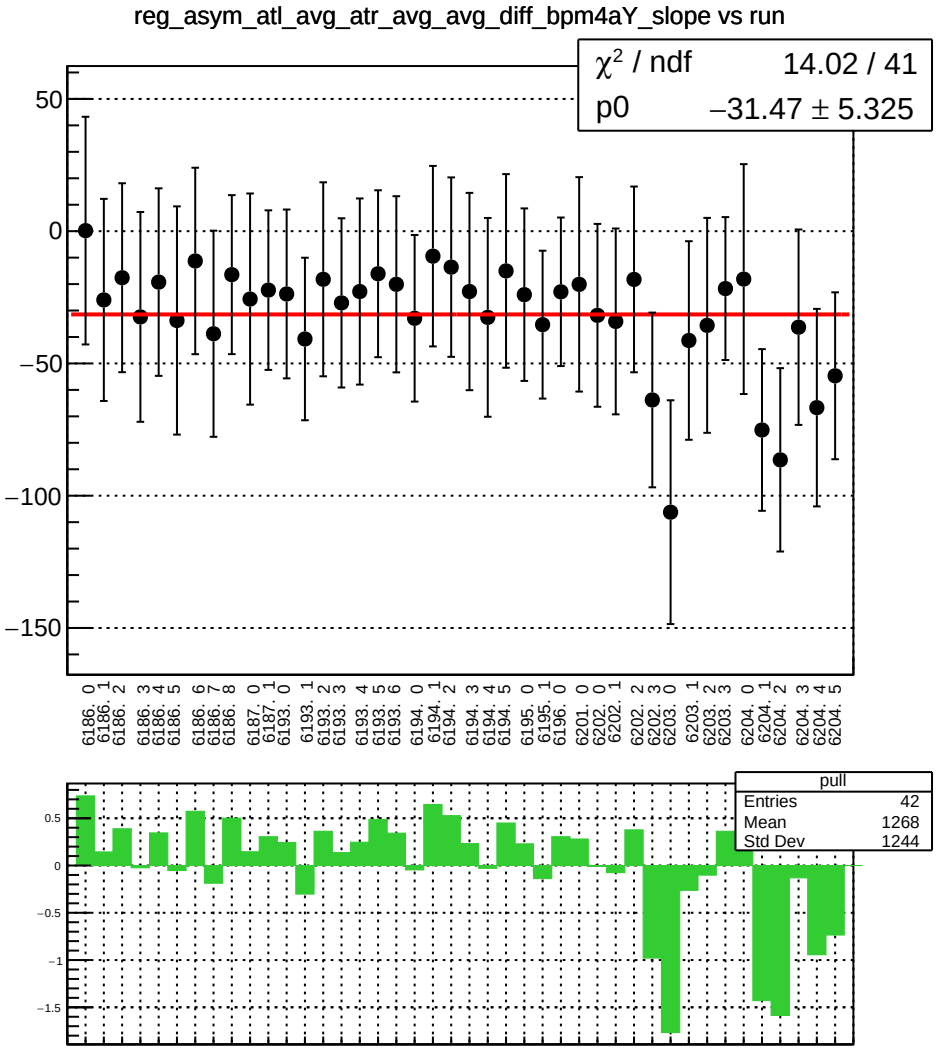
reg_asym_atl_avg_atr_avg_avg_diff_bpm4aY_slope vs run
χ² / ndf 14.02 / 41
p0 −31.47 ± 5.325
50
0
−50
−100
−150
6186. 0
6186. 1
6186. 2
6186. 3
6186. 4
6186. 5
6186. 6
6186. 7
6186. 8
6187. 0
6187. 1
6193. 0
6193. 1
6193. 2
6193. 3
6193. 4
6193. 5
6193. 6
6194. 0
6194. 1
6194. 2
6194. 3
6194. 4
6194. 5
6195. 0
6195. 1
6196. 0
6201. 0
6202. 0
6202. 1
6202. 2
6202. 3
6203. 0
6203. 1
6203. 2
6203. 3
6204. 0
6204. 1
6204. 2
6204. 3
6204. 4
6204. 5
pull
Entries 42
Mean 1268
Std Dev 1244
0.5
0
−0.5
−1
−1.5

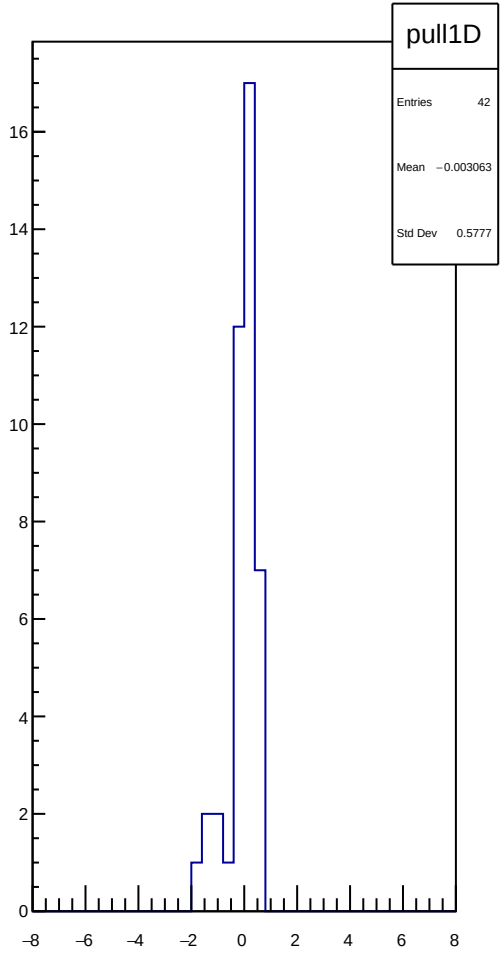
pull1D
Entries 42
Mean −0.003063
Std Dev 0.5777
16
14
12
10
8
6
4
2
0
−8
−6
−4
−2
0
2
4
6
8

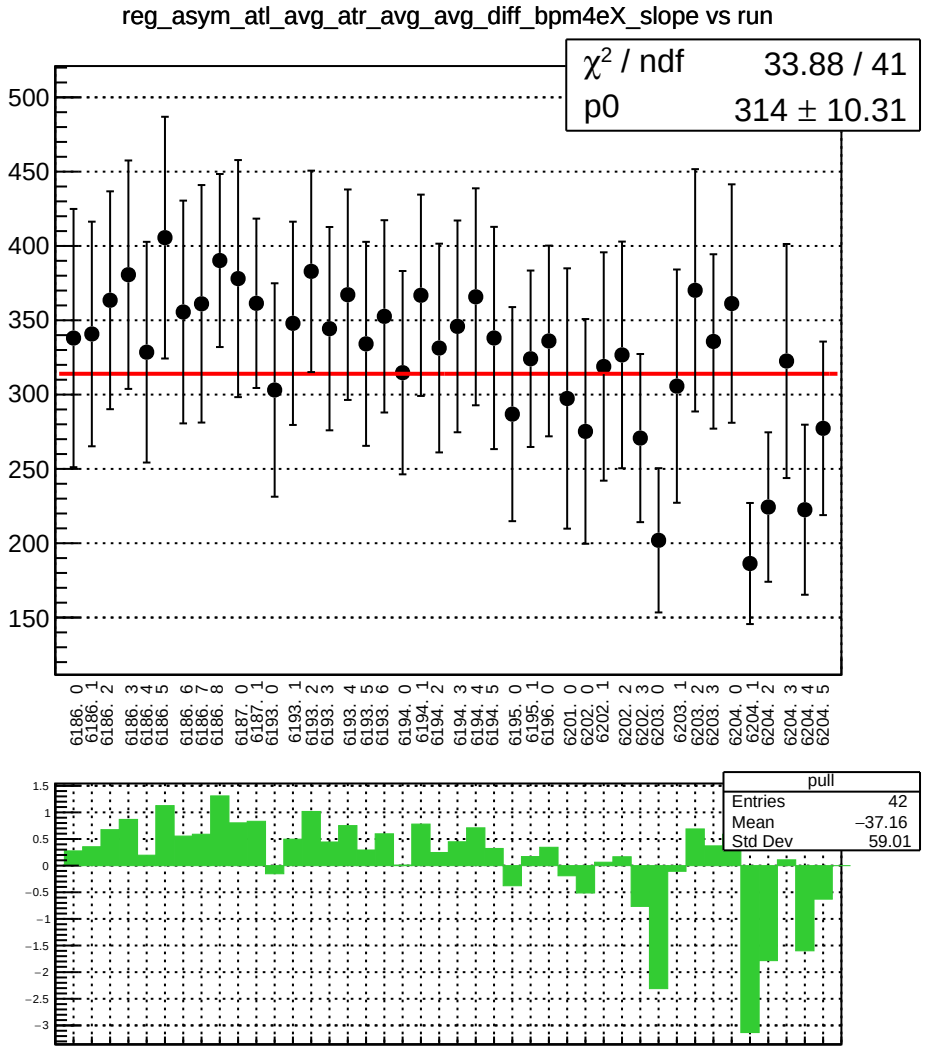
reg_asym_atl_avg_atr_avg_avg_diff_bpm4eX_slope vs run
χ² / ndf 33.88 / 41
p0 314 ± 10.31
500
450
400
350
300
250
200
150
6186. 0
6186. 1
6186. 2
6186. 3
6186. 4
6186. 5
6186. 6
6186. 7
6186. 8
6187. 0
6187. 1
6193. 0
6193. 1
6193. 2
6193. 3
6193. 4
6193. 5
6193. 6
6194. 0
6194. 1
6194. 2
6194. 3
6194. 4
6194. 5
6195. 0
6195. 1
6196. 0
6201. 0
6202. 0
6202. 1
6202. 2
6202. 3
6203. 0
6203. 1
6203. 2
6203. 3
6204. 0
6204. 1
6204. 2
6204. 3
6204. 4
6204. 5
pull
Entries 42
Mean −37.16
Std Dev 59.01
1.5
1
0.5
0
−0.5
−1
−1.5
−2
−2.5
−3

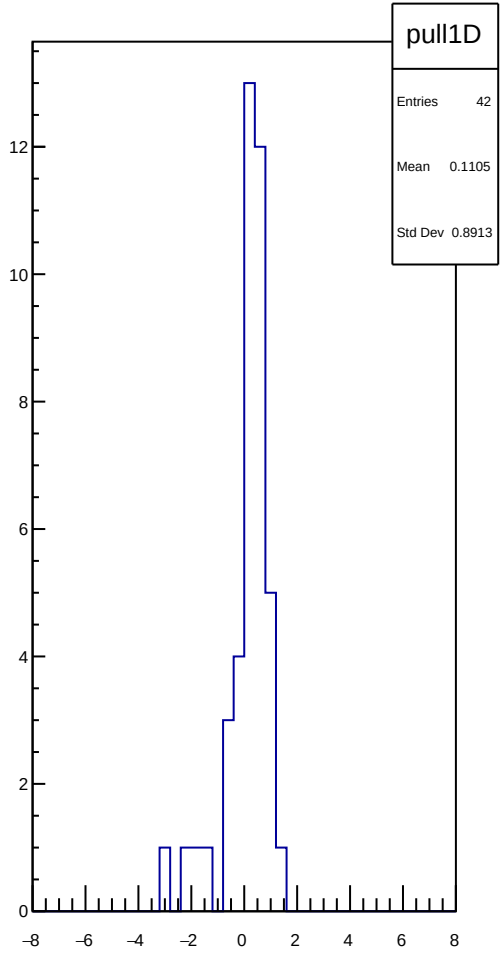
pull1D
Entries 42
Mean 0.1105
Std Dev 0.8913
12
10
8
6
4
2
0
−8
−6
−4
−2
0
2
4
6
8

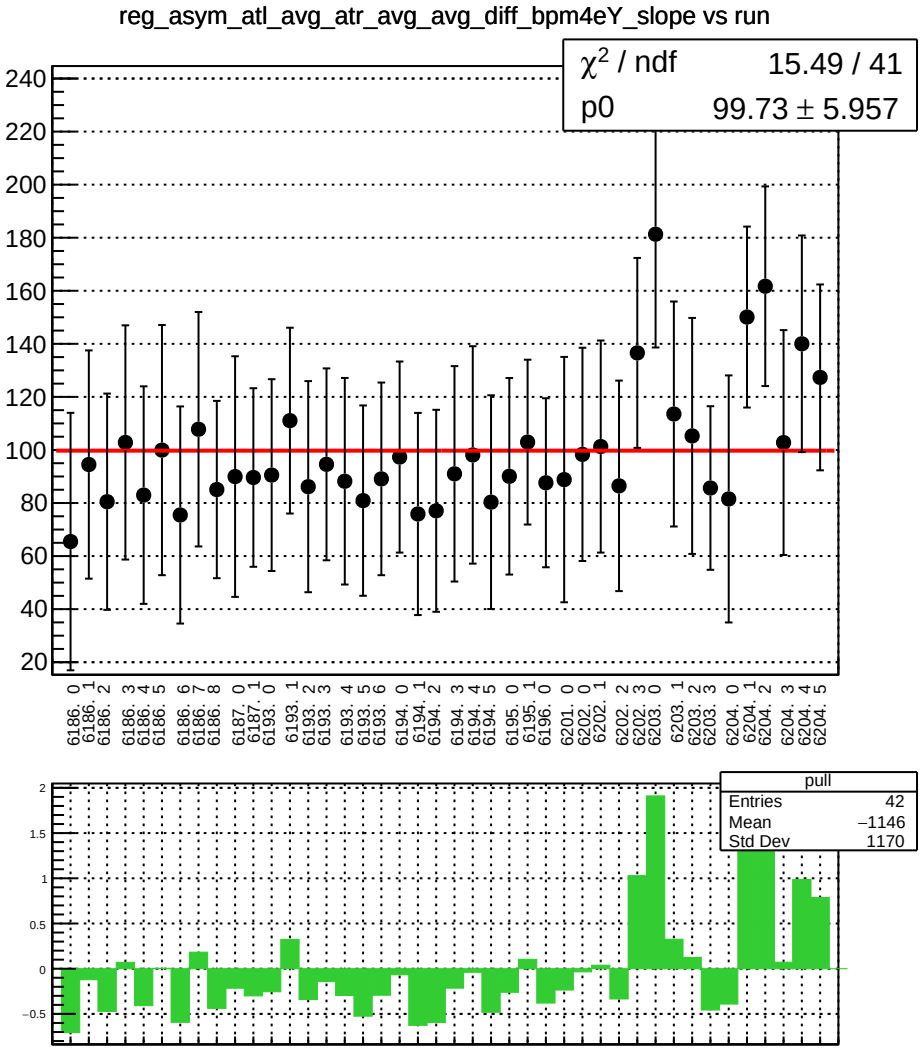
reg_asym_atl_avg_atr_avg_avg_diff_bpm4eY_slope vs run
χ² / ndf 15.49 / 41
p0 99.73 ± 5.957
240
220
200
180
160
140
120
100
80
60
40
20
6186. 0
6186. 1
6186. 2
6186. 3
6186. 4
6186. 5
6186. 6
6186. 7
6186. 8
6187. 0
6187. 1
6193. 0
6193. 1
6193. 2
6193. 3
6193. 4
6193. 5
6193. 6
6194. 0
6194. 1
6194. 2
6194. 3
6194. 4
6194. 5
6195. 0
6195. 1
6196. 0
6201. 0
6202. 0
6202. 1
6202. 2
6202. 3
6203. 0
6203. 1
6203. 2
6203. 3
6204. 0
6204. 1
6204. 2
6204. 3
6204. 4
6204. 5
pull
Entries 42
Mean −1146
Std Dev 1170
2
1.5
1
0.5
0
−0.5

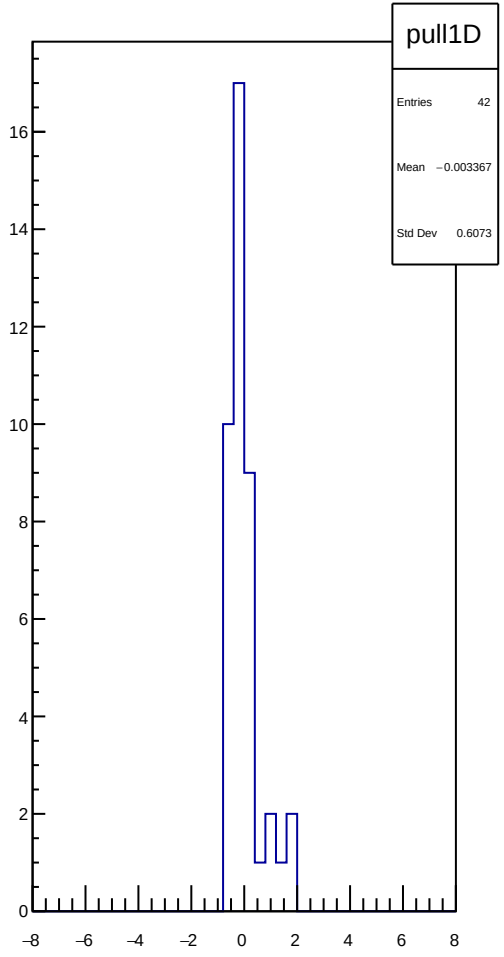
pull1D
Entries 42
Mean −0.003367
Std Dev 0.6073
16
14
12
10
8
6
4
2
0
−8
−6
−4
−2
0
2
4
6
8

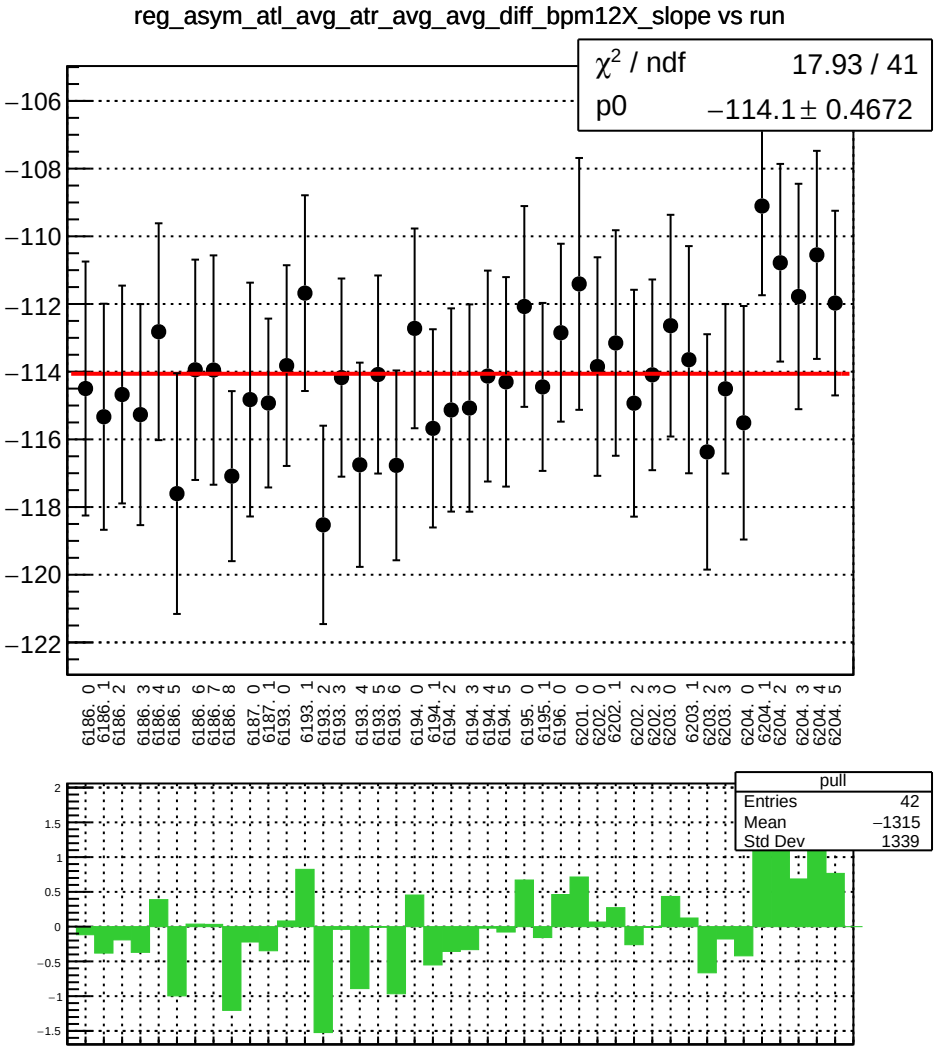
reg_asym_atl_avg_atr_avg_avg_diff_bpm12X_slope vs run
χ² / ndf 17.93 / 41
p0 −114.1 ± 0.4672
−106
−108
−110
−112
−114
−116
−118
−120
−122
6186. 0
6186. 1
6186. 2
6186. 3
6186. 4
6186. 5
6186. 6
6186. 7
6186. 8
6187. 0
6187. 1
6193. 0
6193. 1
6193. 2
6193. 3
6193. 4
6193. 5
6193. 6
6194. 0
6194. 1
6194. 2
6194. 3
6194. 4
6194. 5
6195. 0
6195. 1
6196. 0
6201. 0
6202. 0
6202. 1
6202. 2
6202. 3
6203. 0
6203. 1
6203. 2
6203. 3
6204. 0
6204. 1
6204. 2
6204. 3
6204. 4
6204. 5
pull
Entries 42
Mean −1315
Std Dev 1339
2
1.5
1
0.5
0
−0.5
−1
−1.5

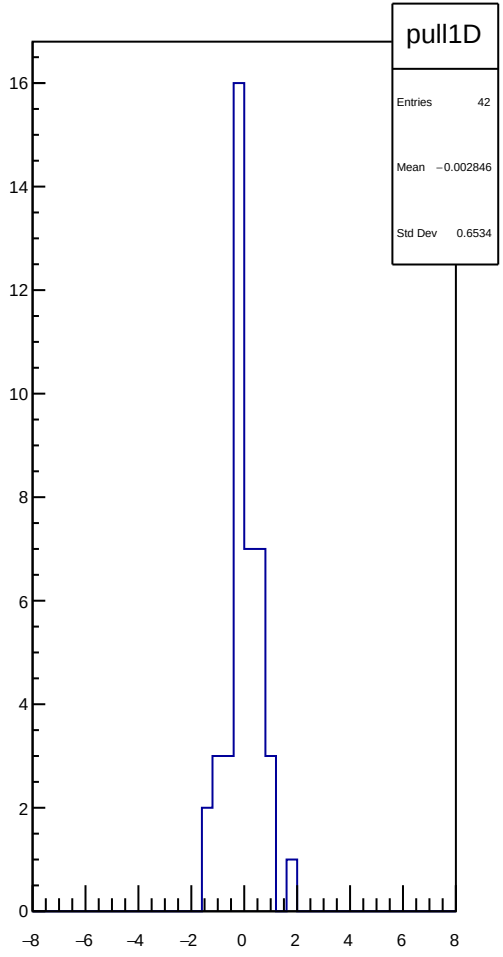
pull1D
Entries 42
Mean −0.002846
Std Dev 0.6534
16
14
12
10
8
6
4
2
0
−8
−6
−4
−2
0
2
4
6
8

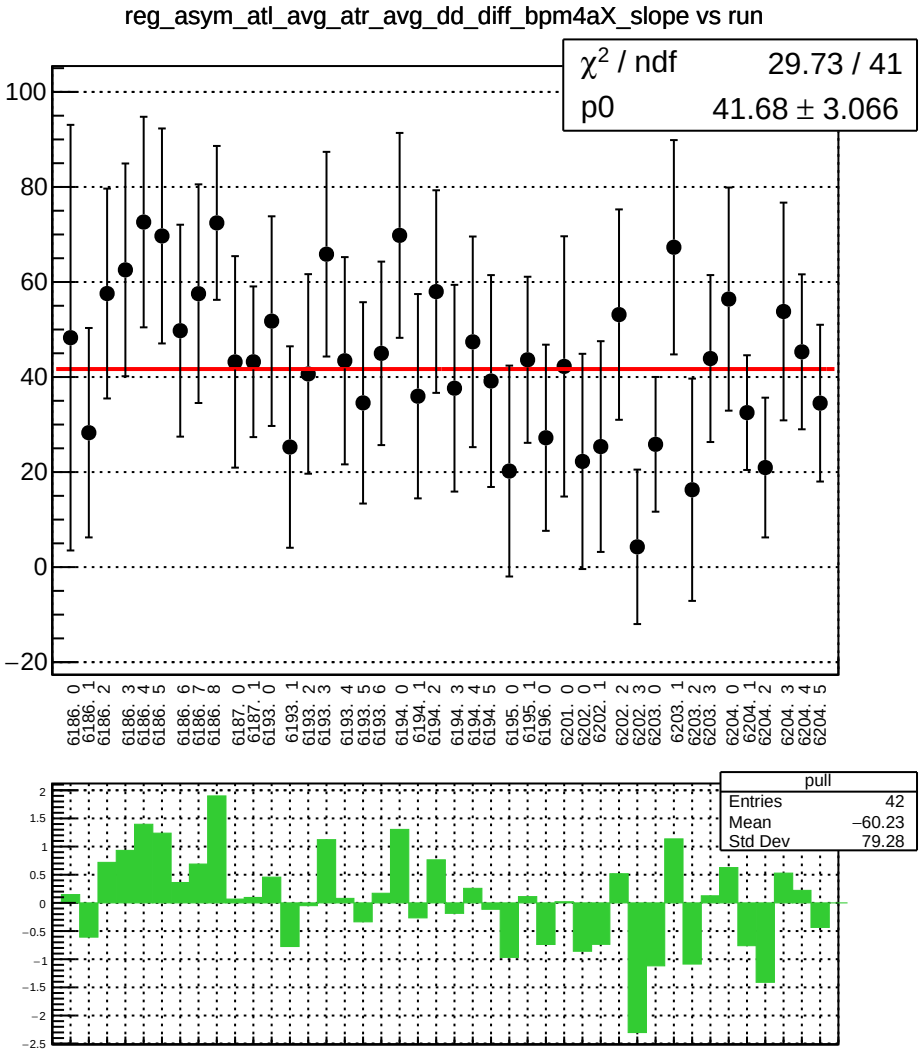
reg_asym_atl_avg_atr_avg_dd_diff_bpm4aX_slope vs run
χ² / ndf 29.73 / 41
p0 41.68 ± 3.066
pull
Entries 42
Mean −60.23
Std Dev 79.28

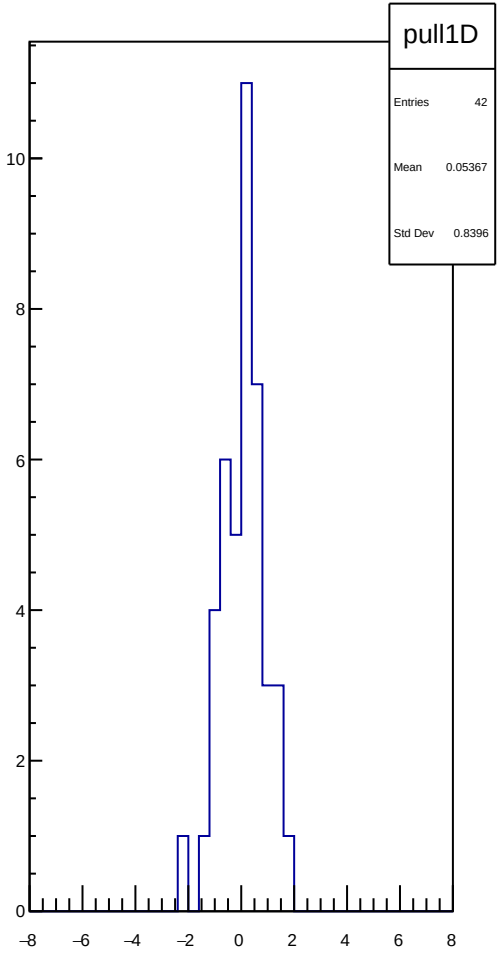
pull1D
Entries 42
Mean 0.05367
Std Dev 0.8396

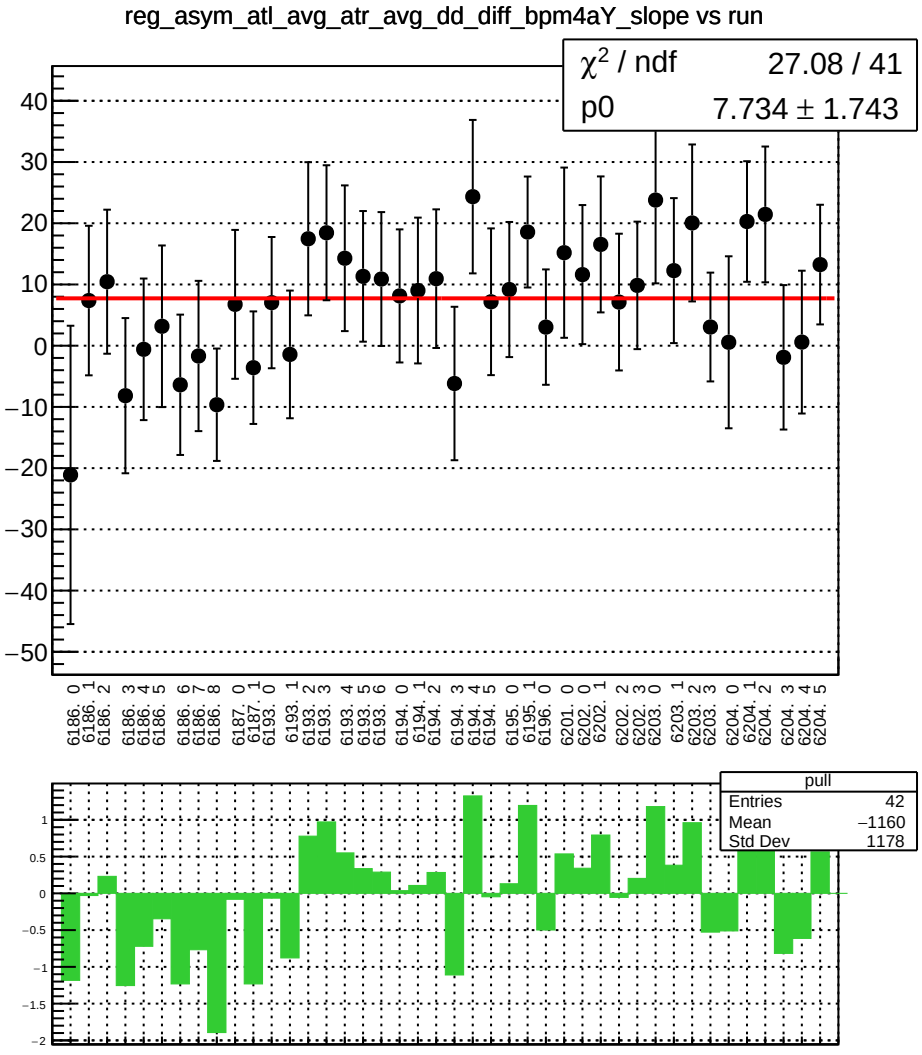
reg_asym_atl_avg_atr_avg_dd_diff_bpm4aY_slope vs run
χ² / ndf 27.08 / 41
p0 7.734 ± 1.743
pull
Entries 42
Mean −1160
Std Dev 1178

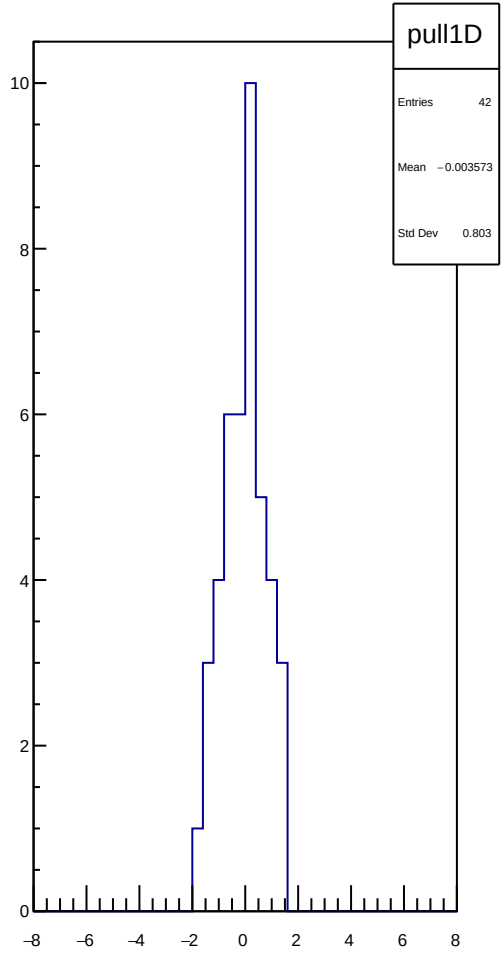
pull1D
Entries 42
Mean −0.003573
Std Dev 0.803

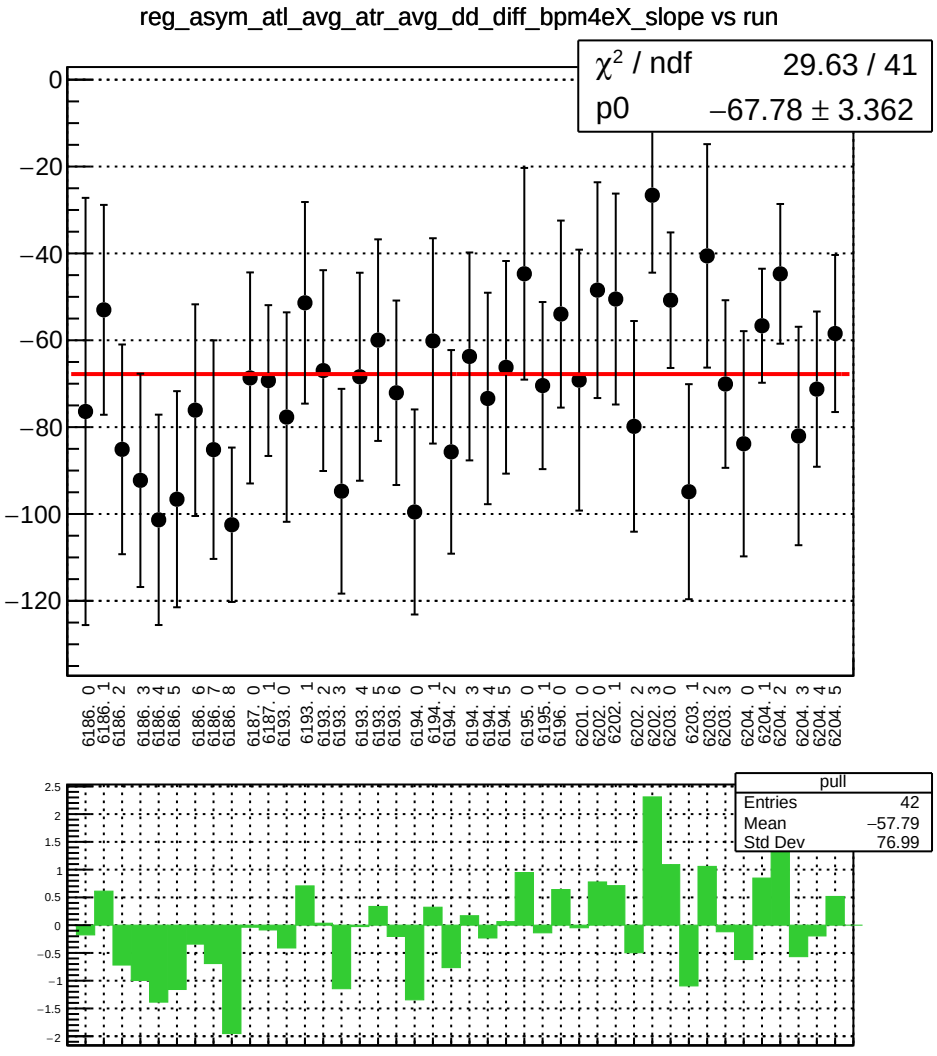
reg_asym_atl_avg_atr_avg_dd_diff_bpm4eX_slope vs run
χ² / ndf 29.63 / 41
p0 −67.78 ± 3.362
pull
Entries 42
Mean −57.79
Std Dev 76.99

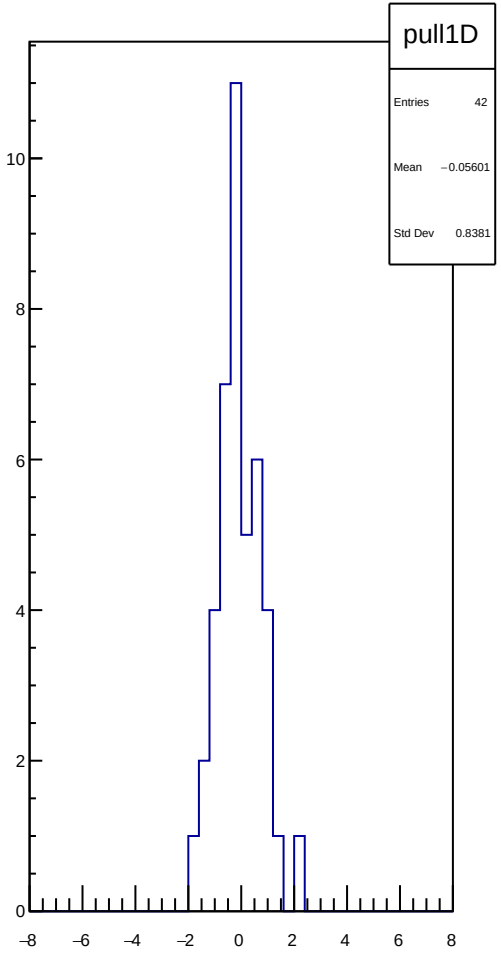
pull1D
Entries 42
Mean −0.05601
Std Dev 0.8381

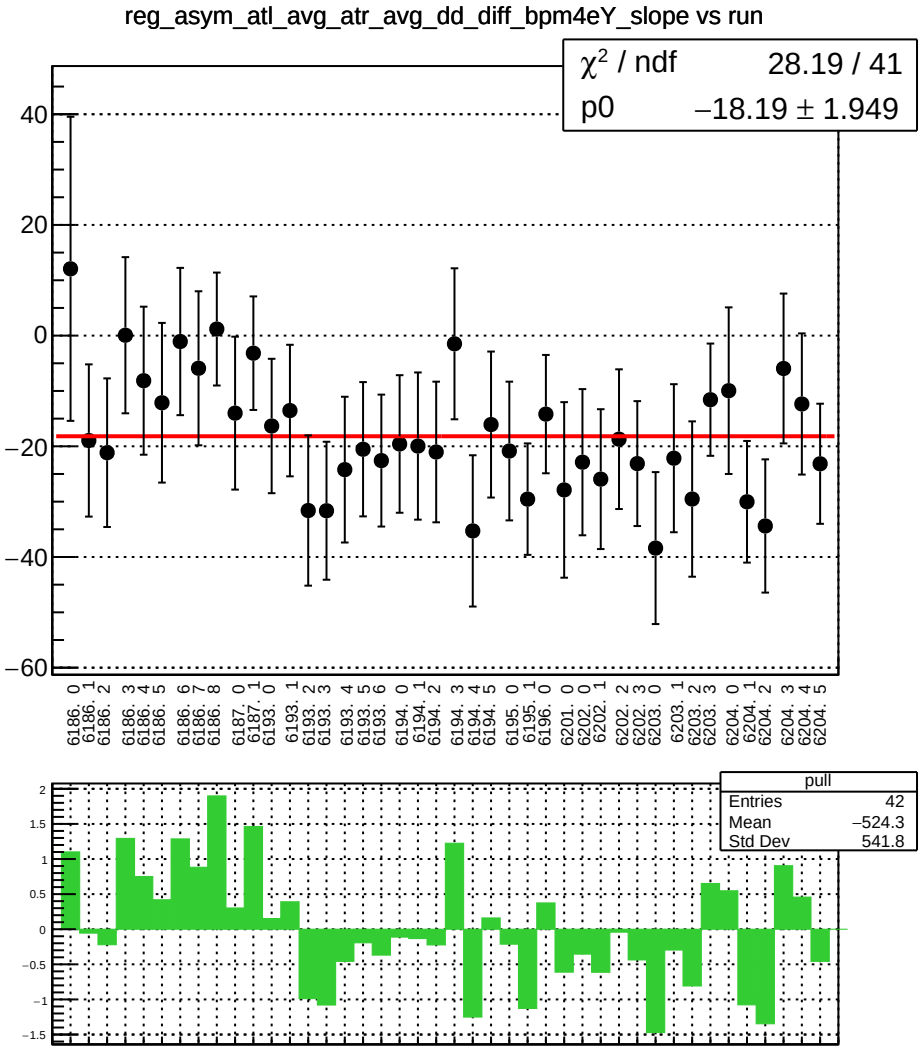
reg_asym_atl_avg_atr_avg_dd_diff_bpm4eY_slope vs run
χ² / ndf 28.19 / 41
p0 −18.19 ± 1.949
40
20
0
−20
−40
−60
6186. 0
6186. 1
6186. 2
6186. 3
6186. 4
6186. 5
6186. 6
6186. 7
6186. 8
6187. 0
6187. 1
6193. 0
6193. 1
6193. 2
6193. 3
6193. 4
6193. 5
6193. 6
6194. 0
6194. 1
6194. 2
6194. 3
6194. 4
6194. 5
6195. 0
6195. 1
6196. 0
6201. 0
6202. 0
6202. 1
6202. 2
6202. 3
6203. 0
6203. 1
6203. 2
6203. 3
6204. 0
6204. 1
6204. 2
6204. 3
6204. 4
6204. 5
pull
Entries 42
Mean −524.3
Std Dev 541.8
2
1.5
1
0.5
0
−0.5
−1
−1.5

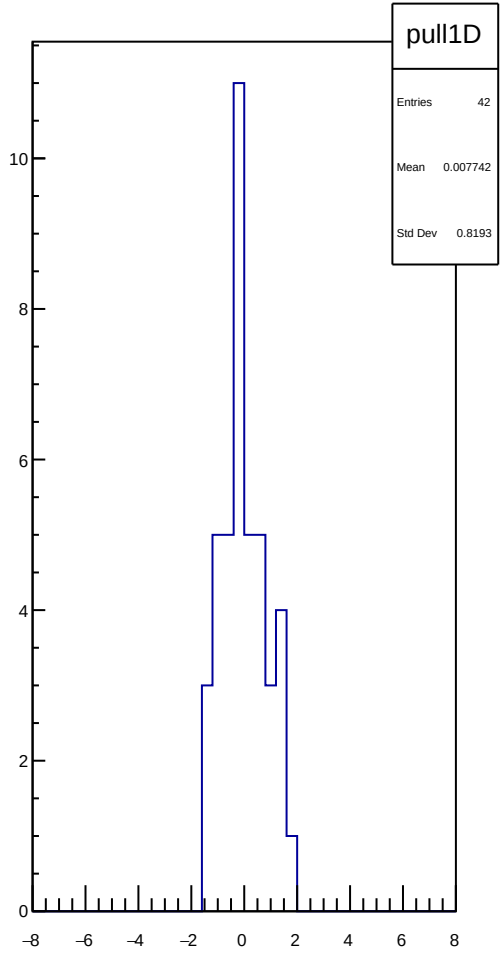
pull1D
Entries 42
Mean 0.007742
Std Dev 0.8193
10
8
6
4
2
0
−8
−6
−4
−2
0
2
4
6
8

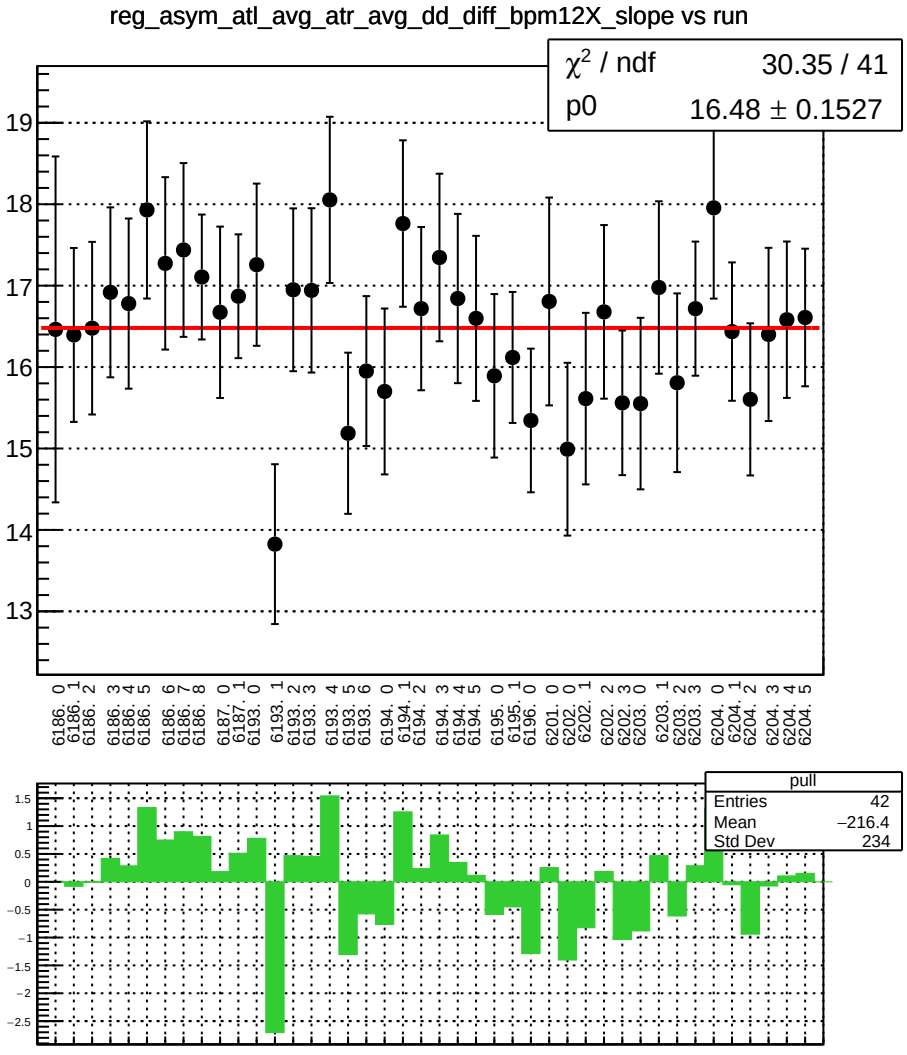
reg_asym_atl_avg_atr_avg_dd_diff_bpm12X_slope vs run
χ² / ndf 30.35 / 41
p0 16.48 ± 0.1527
pull
Entries 42
Mean −216.4
Std Dev 234

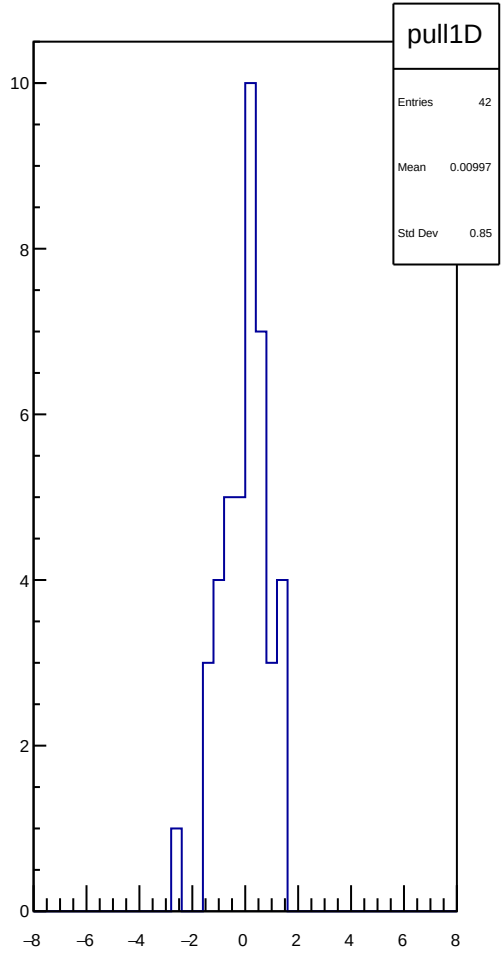
pull1D
Entries 42
Mean 0.00997
Std Dev 0.85

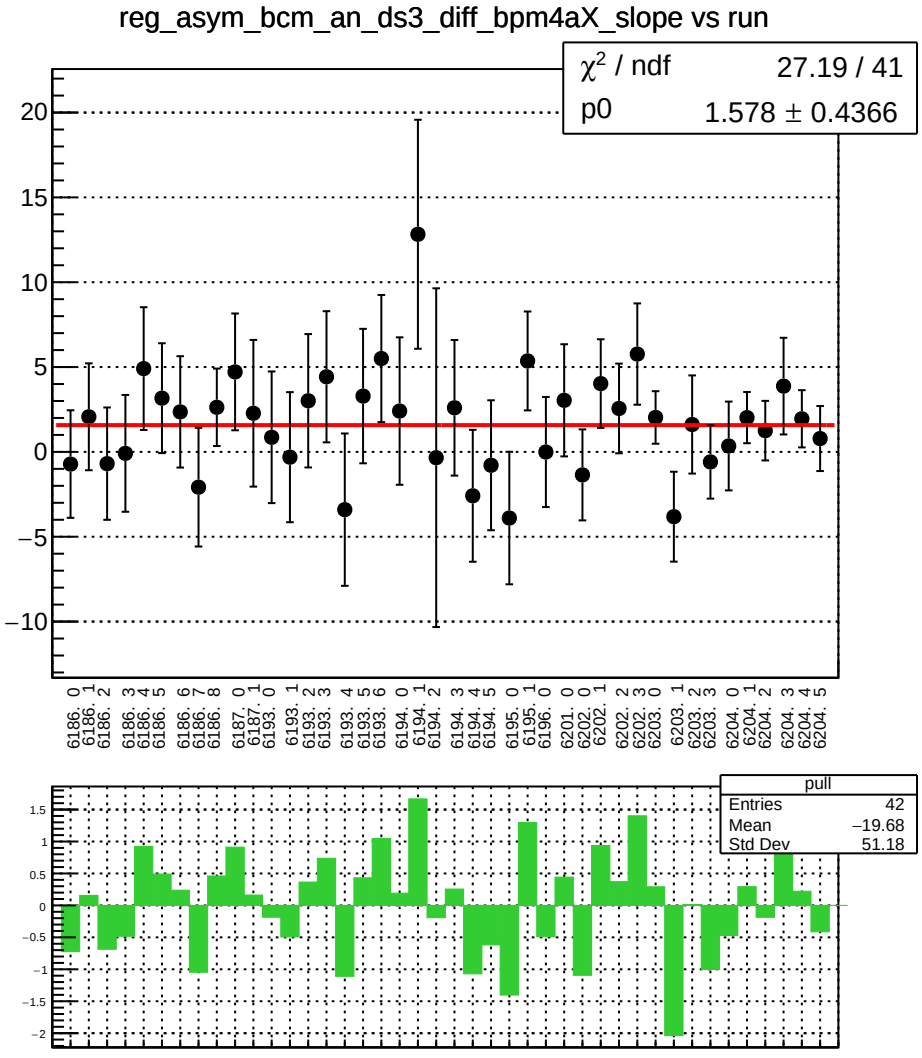
reg_asym_bcm_an_ds3_diff_bpm4aX_slope vs run
χ² / ndf 27.19 / 41
p0 1.578 ± 0.4366
pull
Entries 42
Mean −19.68
Std Dev 51.18

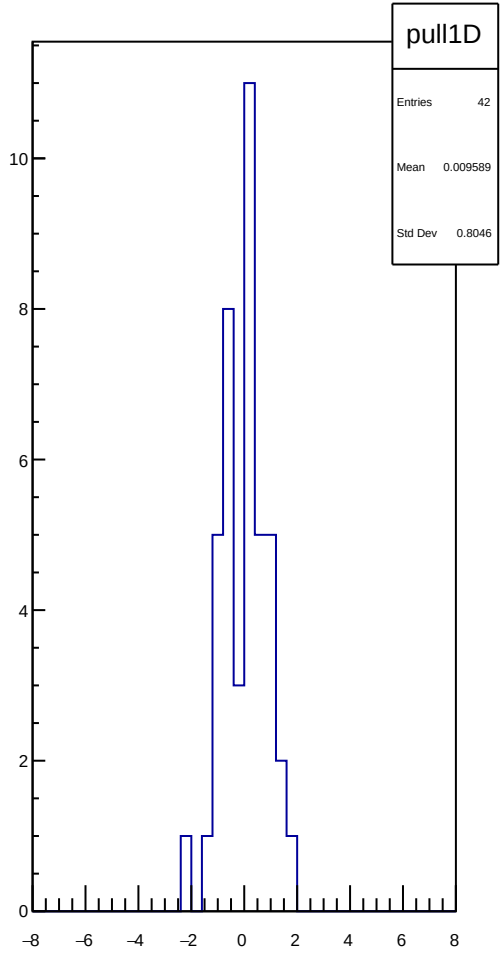
pull1D
Entries 42
Mean 0.009589
Std Dev 0.8046

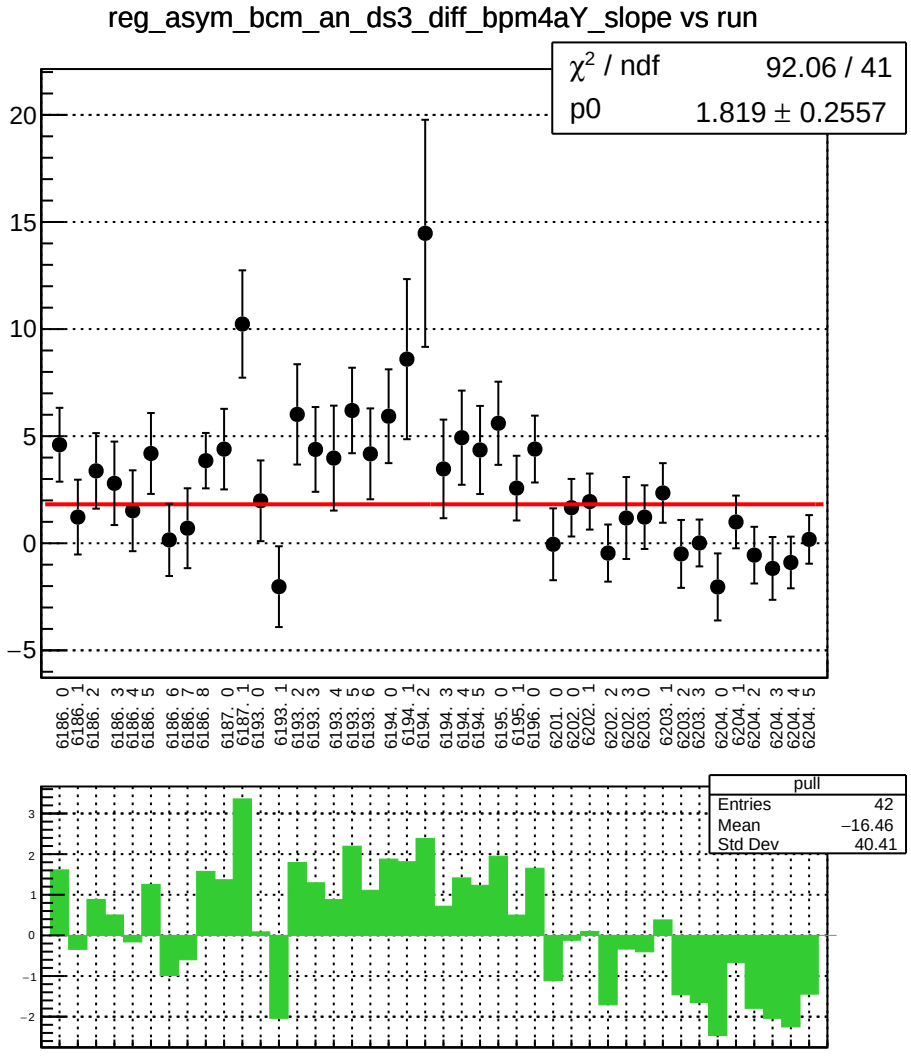
reg_asym_bcm_an_ds3_diff_bpm4aY_slope vs run
χ² / ndf 92.06 / 41
p0 1.819 ± 0.2557
pull
Entries 42
Mean −16.46
Std Dev 40.41

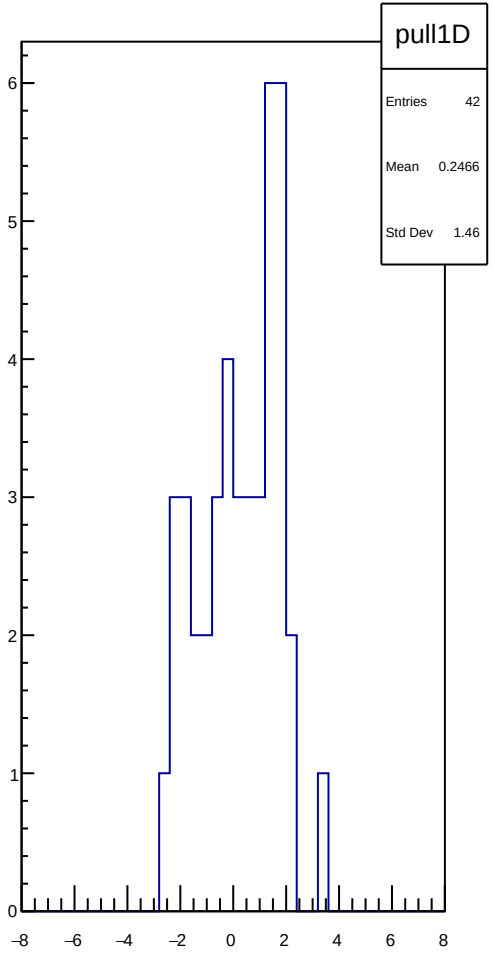
pull1D
Entries 42
Mean 0.2466
Std Dev 1.46

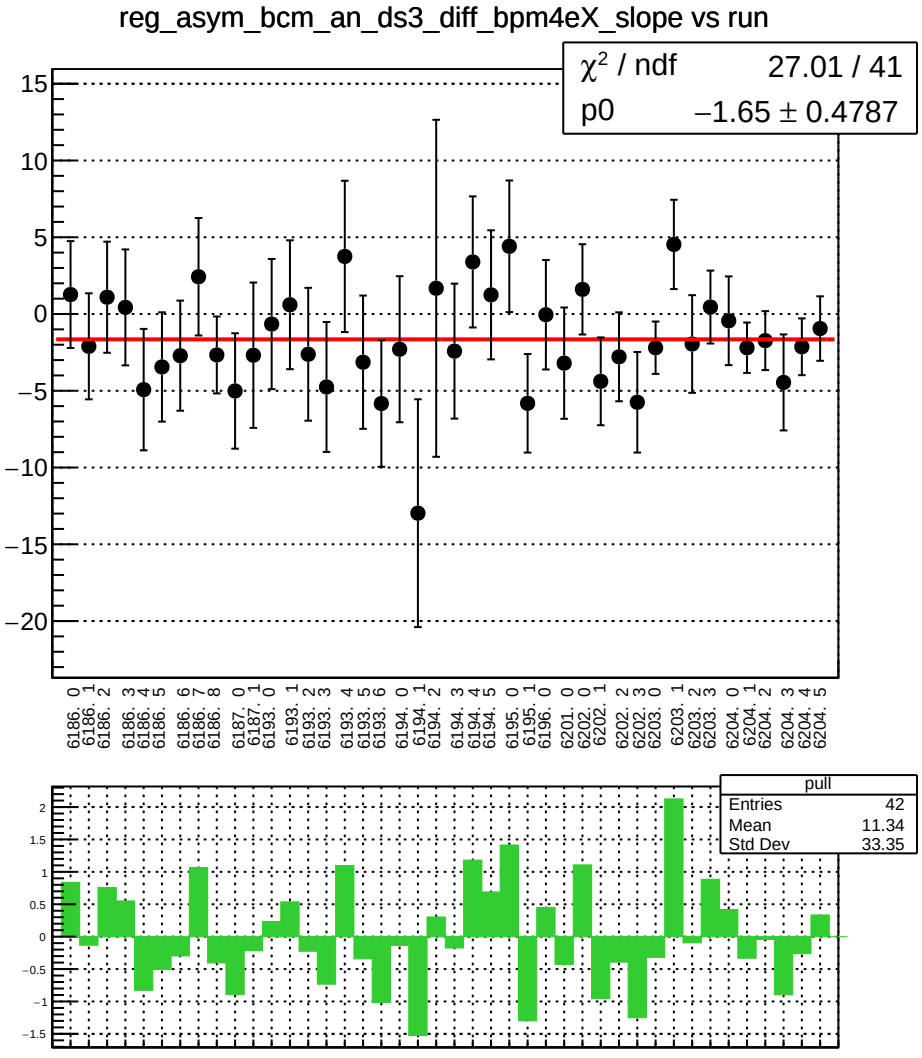
reg_asym_bcm_an_ds3_diff_bpm4eX_slope vs run
χ² / ndf 27.01 / 41
p0 −1.65 ± 0.4787
15
10
5
0
−5
−10
−15
−20
6186. 0
6186. 1
6186. 2
6186. 3
6186. 4
6186. 5
6186. 6
6186. 7
6186. 8
6187. 0
6187. 1
6193. 0
6193. 1
6193. 2
6193. 3
6193. 4
6193. 5
6193. 6
6194. 0
6194. 1
6194. 2
6194. 3
6194. 4
6194. 5
6195. 0
6195. 1
6196. 0
6201. 0
6202. 0
6202. 1
6202. 2
6202. 3
6203. 0
6203. 1
6203. 2
6203. 3
6204. 0
6204. 1
6204. 2
6204. 3
6204. 4
6204. 5
pull
Entries 42
Mean 11.34
Std Dev 33.35
2
1.5
1
0.5
0
−0.5
−1
−1.5

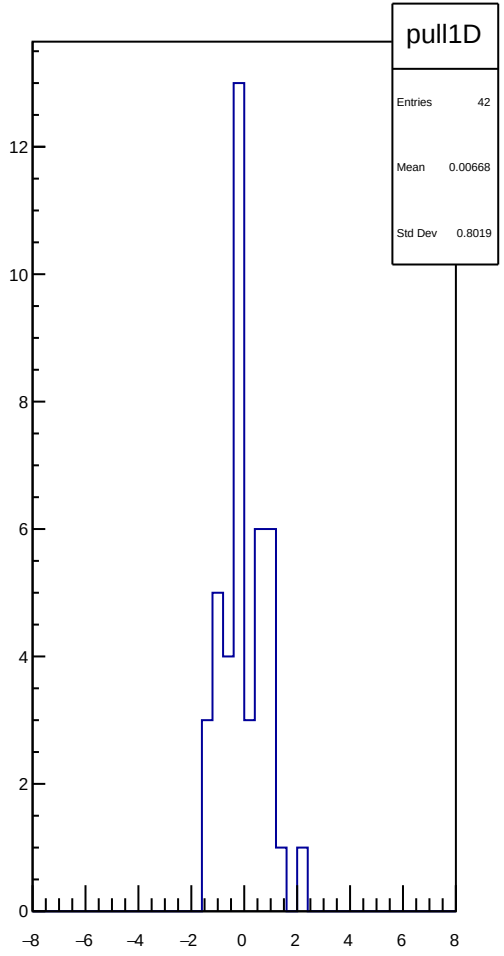
pull1D
Entries 42
Mean 0.00668
Std Dev 0.8019
12
10
8
6
4
2
0
−8
−6
−4
−2
0
2
4
6
8

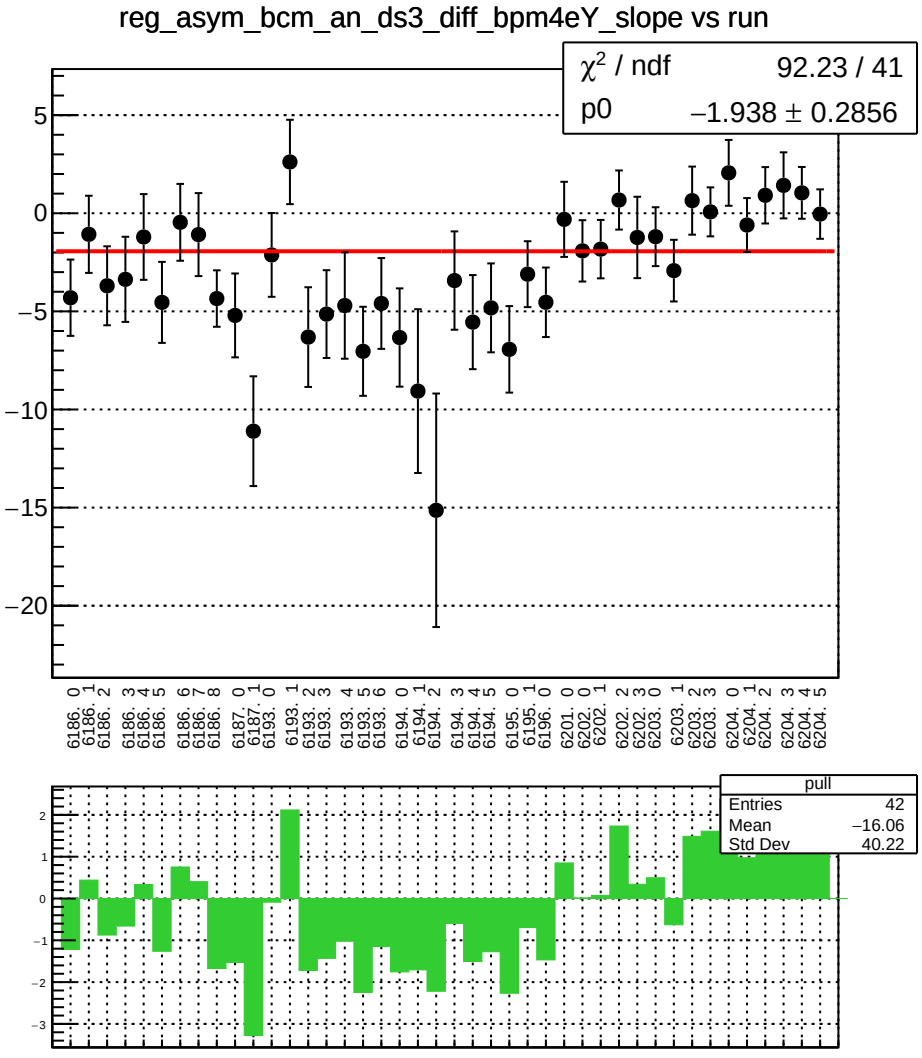
reg_asym_bcm_an_ds3_diff_bpm4eY_slope vs run
χ² / ndf 92.23 / 41
p0 −1.938 ± 0.2856
pull
Entries 42
Mean −16.06
Std Dev 40.22

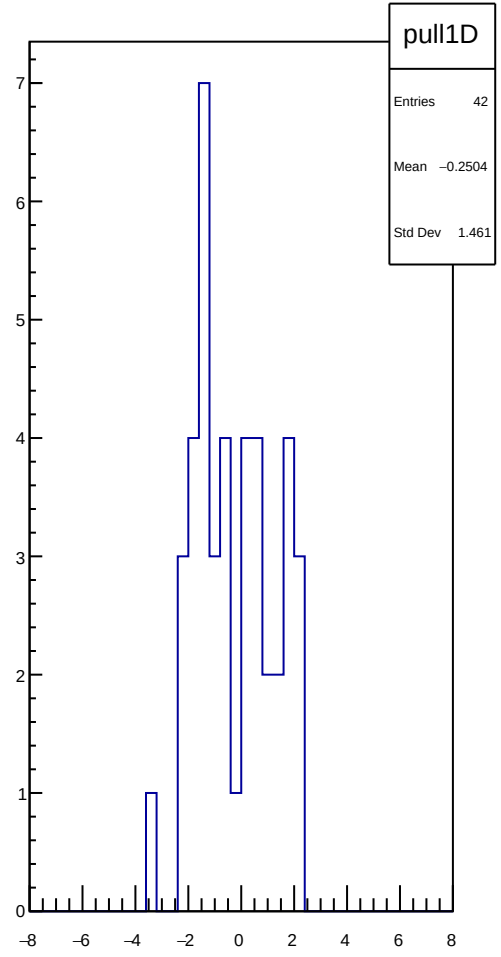
pull1D
Entries 42
Mean −0.2504
Std Dev 1.461

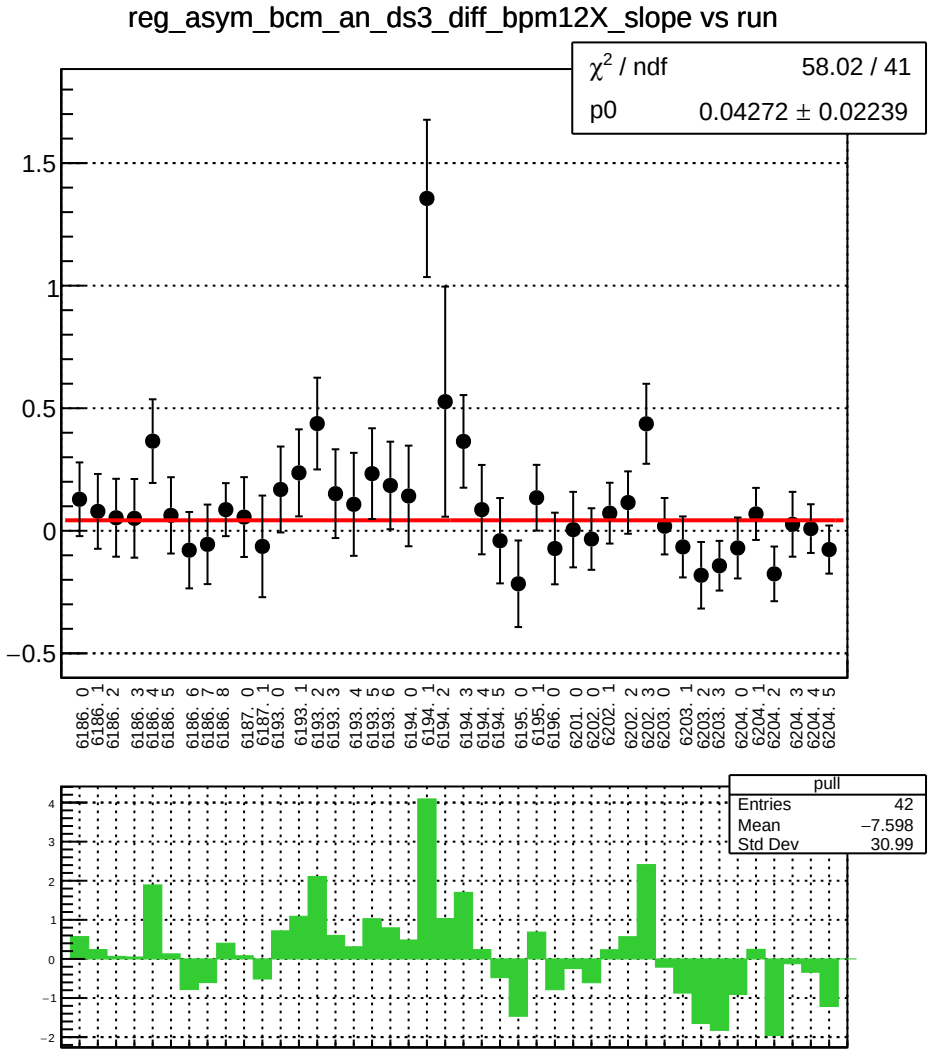
reg_asym_bcm_an_ds3_diff_bpm12X_slope vs run
χ² / ndf 58.02 / 41
p0 0.04272 ± 0.02239
1.5
1
0.5
0
−0.5
6186. 0
6186. 1
6186. 2
6186. 3
6186. 4
6186. 5
6186. 6
6186. 7
6186. 8
6187. 0
6187. 1
6193. 0
6193. 1
6193. 2
6193. 3
6193. 4
6193. 5
6193. 6
6194. 0
6194. 1
6194. 2
6194. 3
6194. 4
6194. 5
6195. 0
6195. 1
6196. 0
6201. 0
6202. 0
6202. 1
6202. 2
6202. 3
6203. 0
6203. 1
6203. 2
6203. 3
6204. 0
6204. 1
6204. 2
6204. 3
6204. 4
6204. 5
pull
Entries 42
Mean −7.598
Std Dev 30.99
4
3
2
1
0
−1
−2

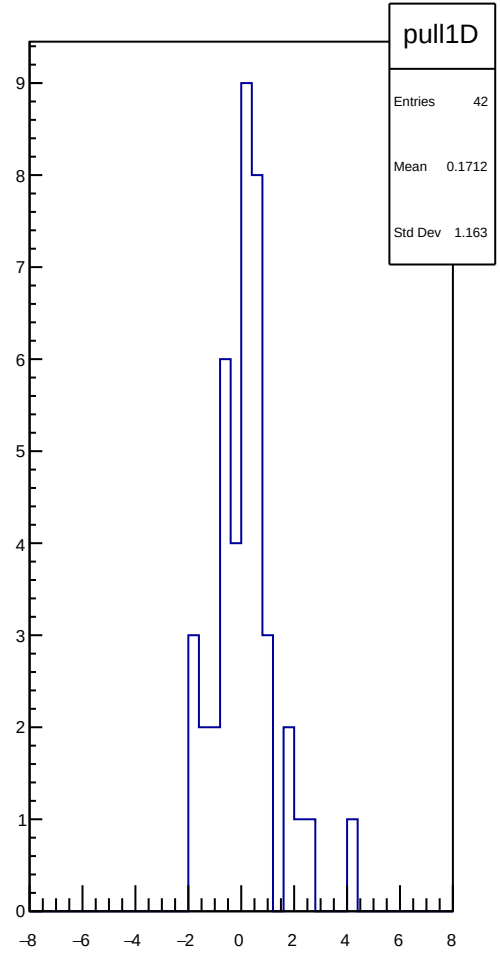
pull1D
Entries 42
Mean 0.1712
Std Dev 1.163
9
8
7
6
5
4
3
2
1
0
−8
−6
−4
−2
0
2
4
6
8

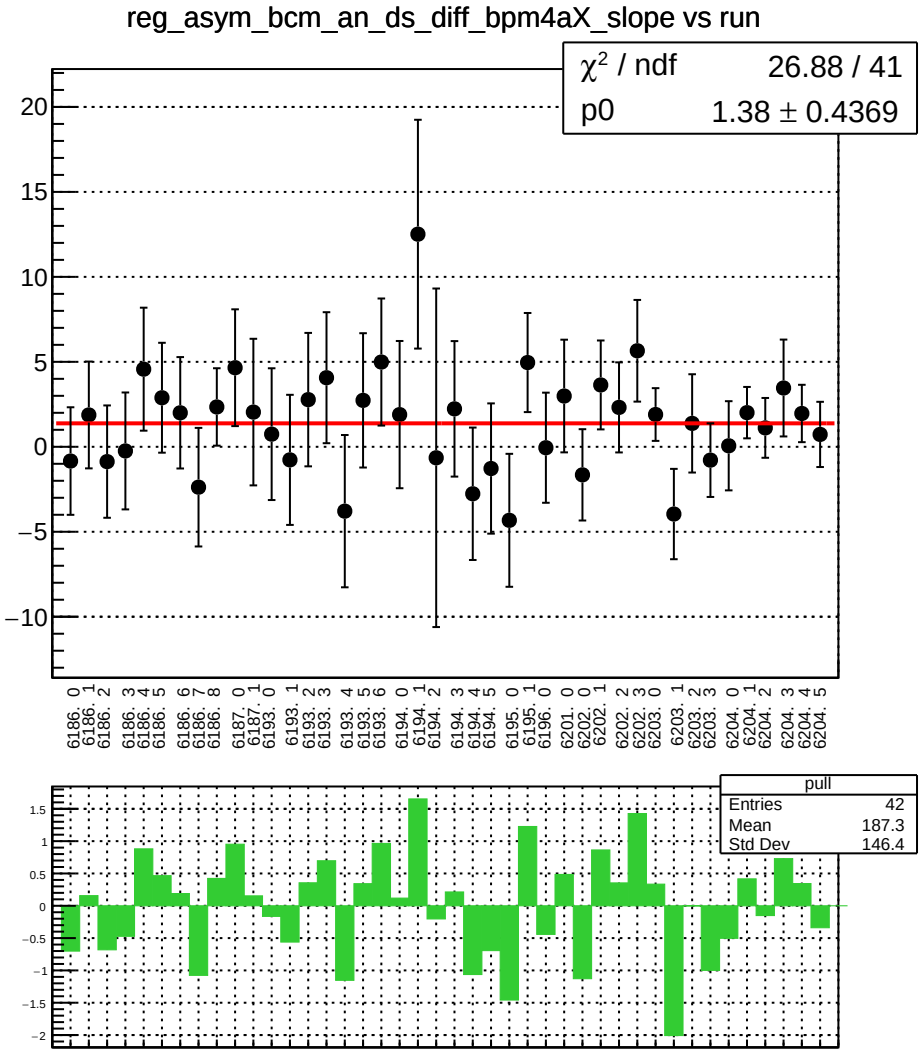
reg_asym_bcm_an_ds_diff_bpm4aX_slope vs run
χ² / ndf 26.88 / 41
p0 1.38 ± 0.4369
pull
Entries 42
Mean 187.3
Std Dev 146.4

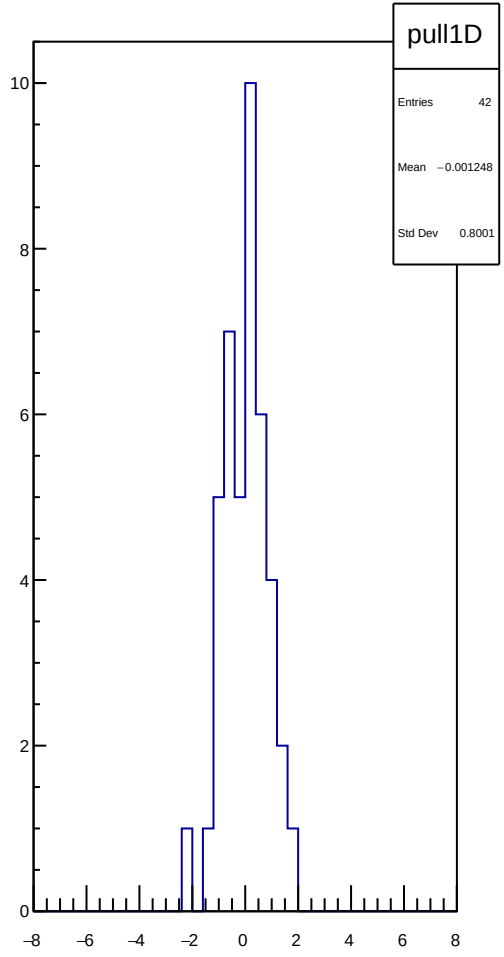
pull1D
Entries 42
Mean −0.001248
Std Dev 0.8001

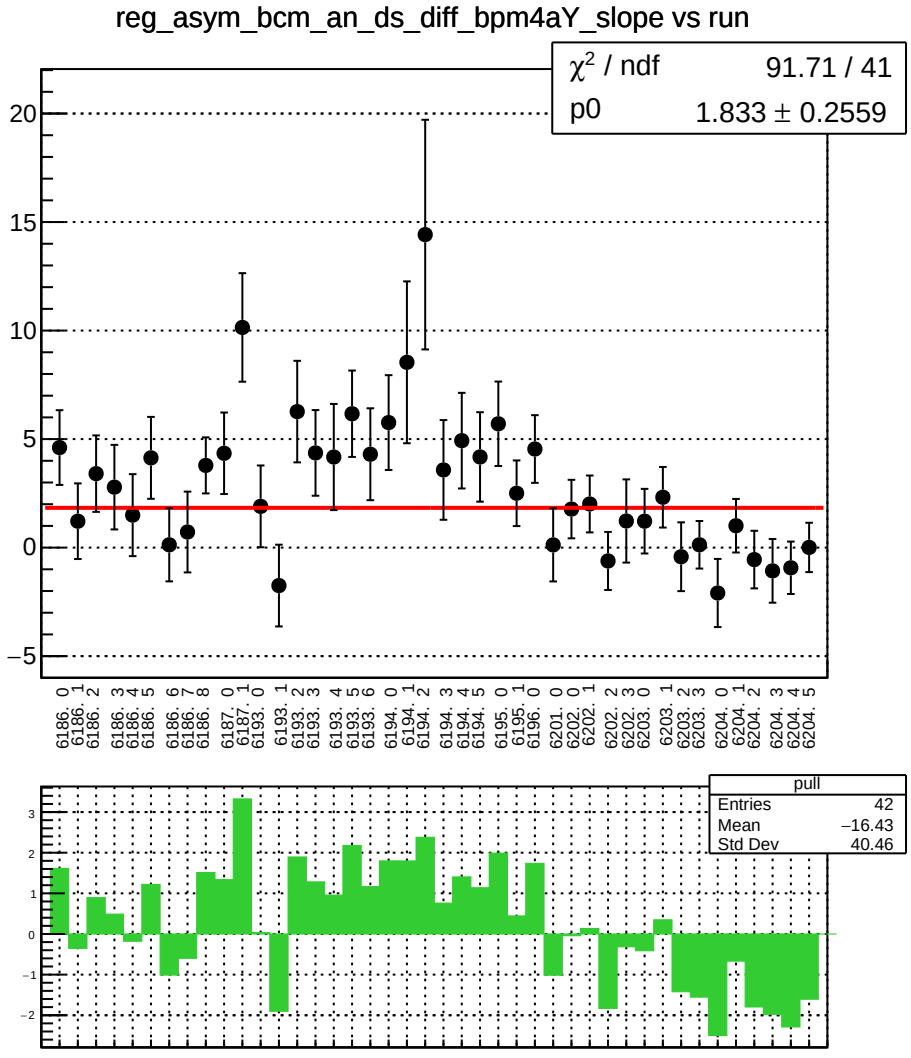
reg_asym_bcm_an_ds_diff_bpm4aY_slope vs run
χ² / ndf 91.71 / 41
p0 1.833 ± 0.2559
pull
Entries 42
Mean −16.43
Std Dev 40.46

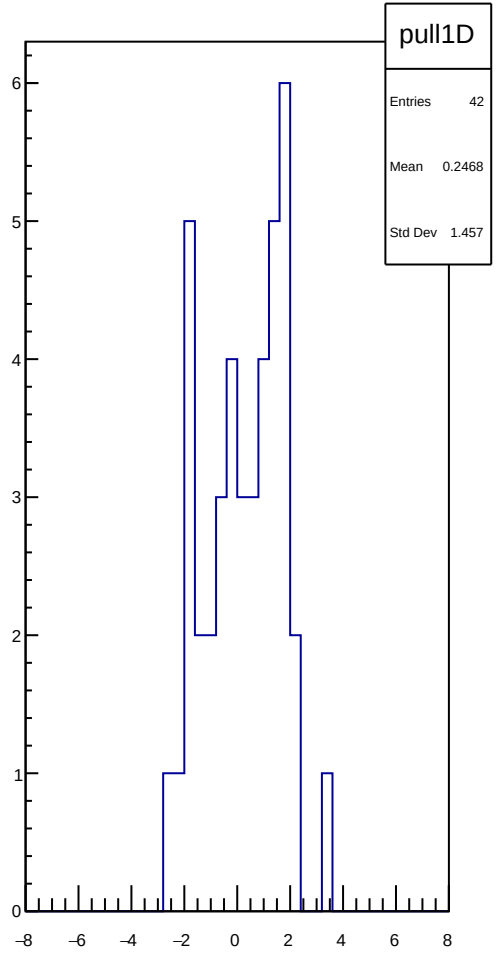
pull1D
Entries 42
Mean 0.2468
Std Dev 1.457

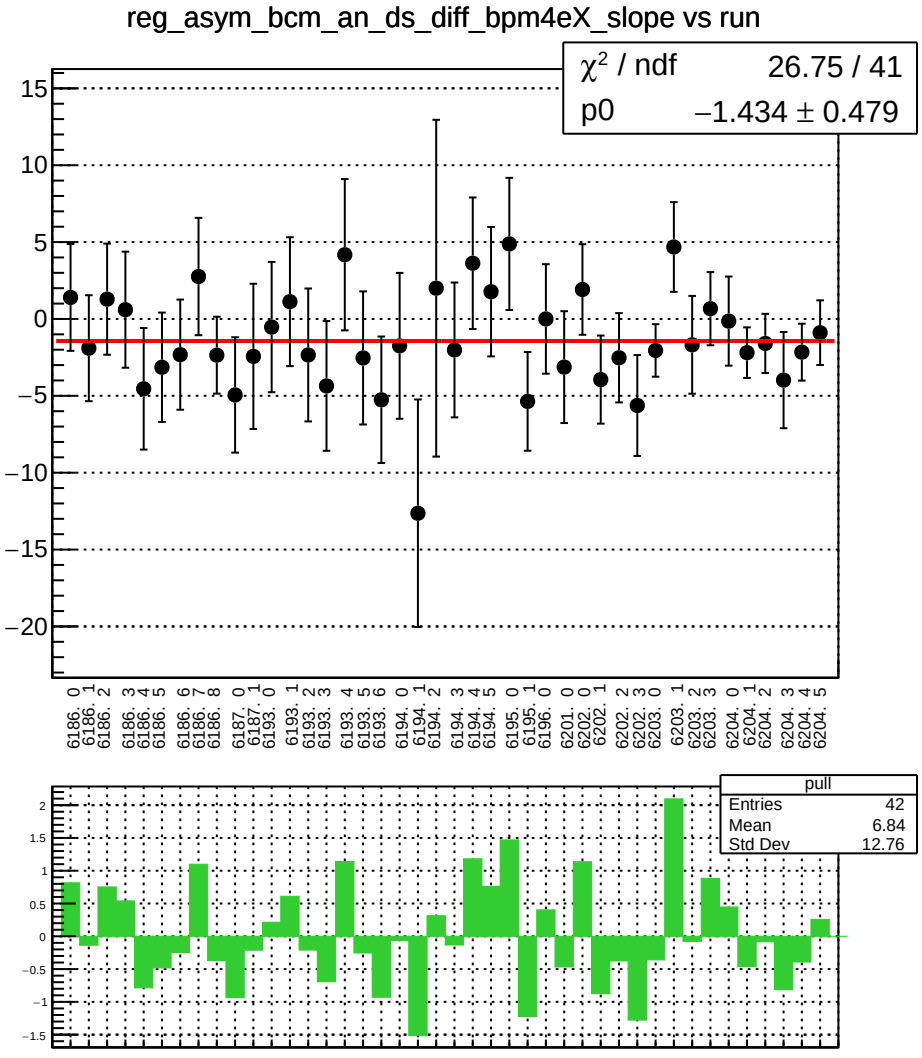
reg_asym_bcm_an_ds_diff_bpm4eX_slope vs run
χ² / ndf 26.75 / 41
p0 −1.434 ± 0.479
pull
Entries 42
Mean 6.84
Std Dev 12.76

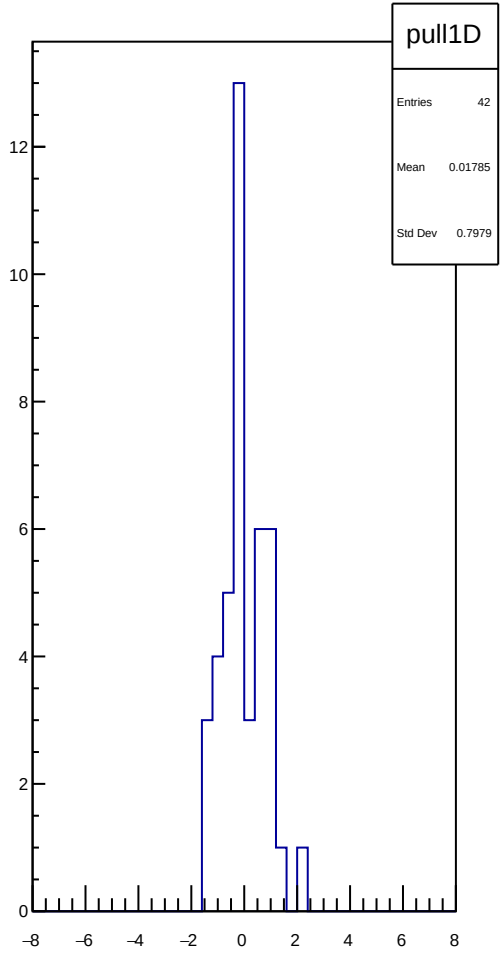
pull1D
Entries 42
Mean 0.01785
Std Dev 0.7979

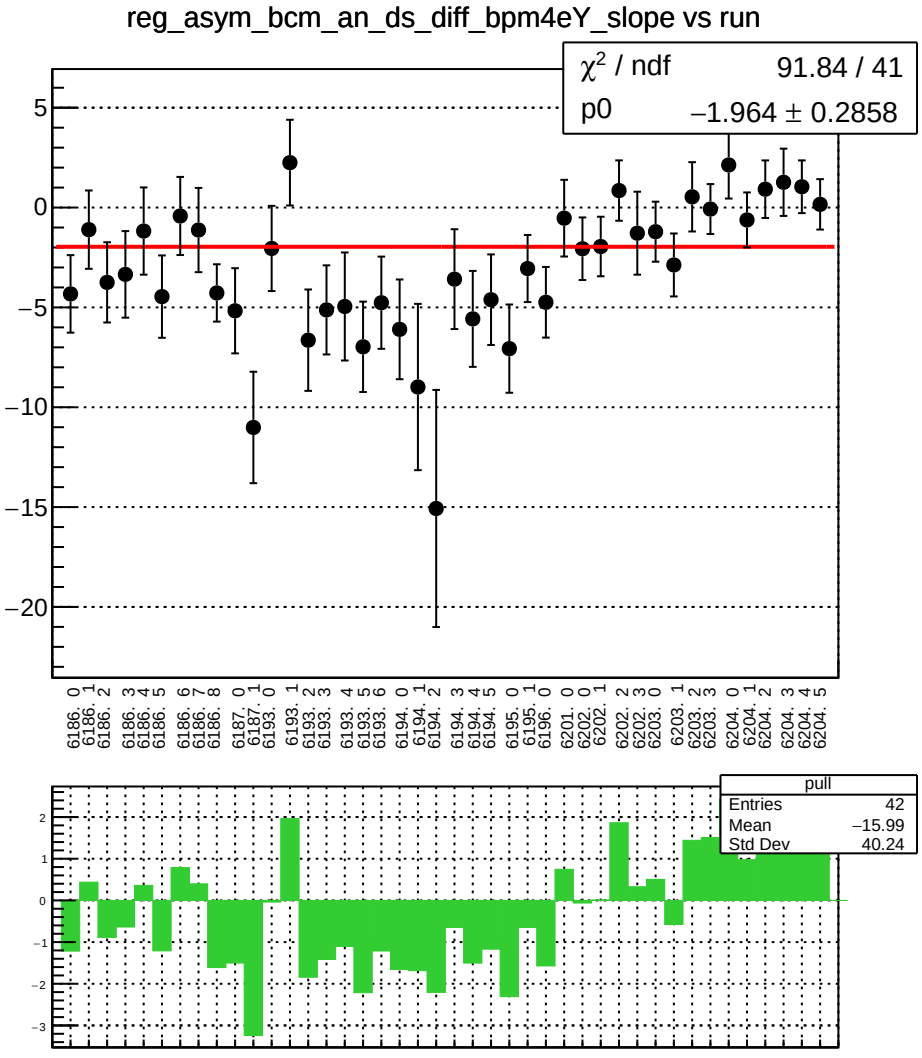
reg_asym_bcm_an_ds_diff_bpm4eY_slope vs run
χ² / ndf 91.84 / 41
p0 −1.964 ± 0.2858
pull
Entries 42
Mean −15.99
Std Dev 40.24

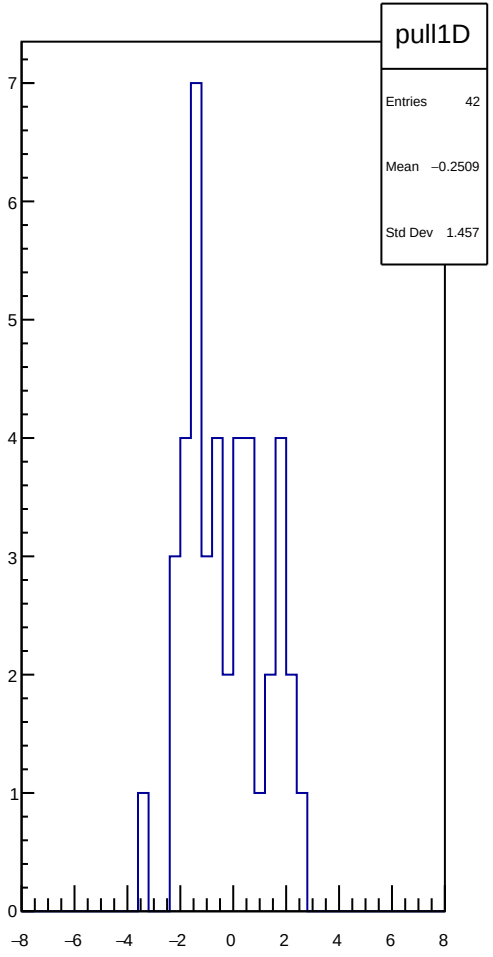
pull1D
Entries 42
Mean −0.2509
Std Dev 1.457

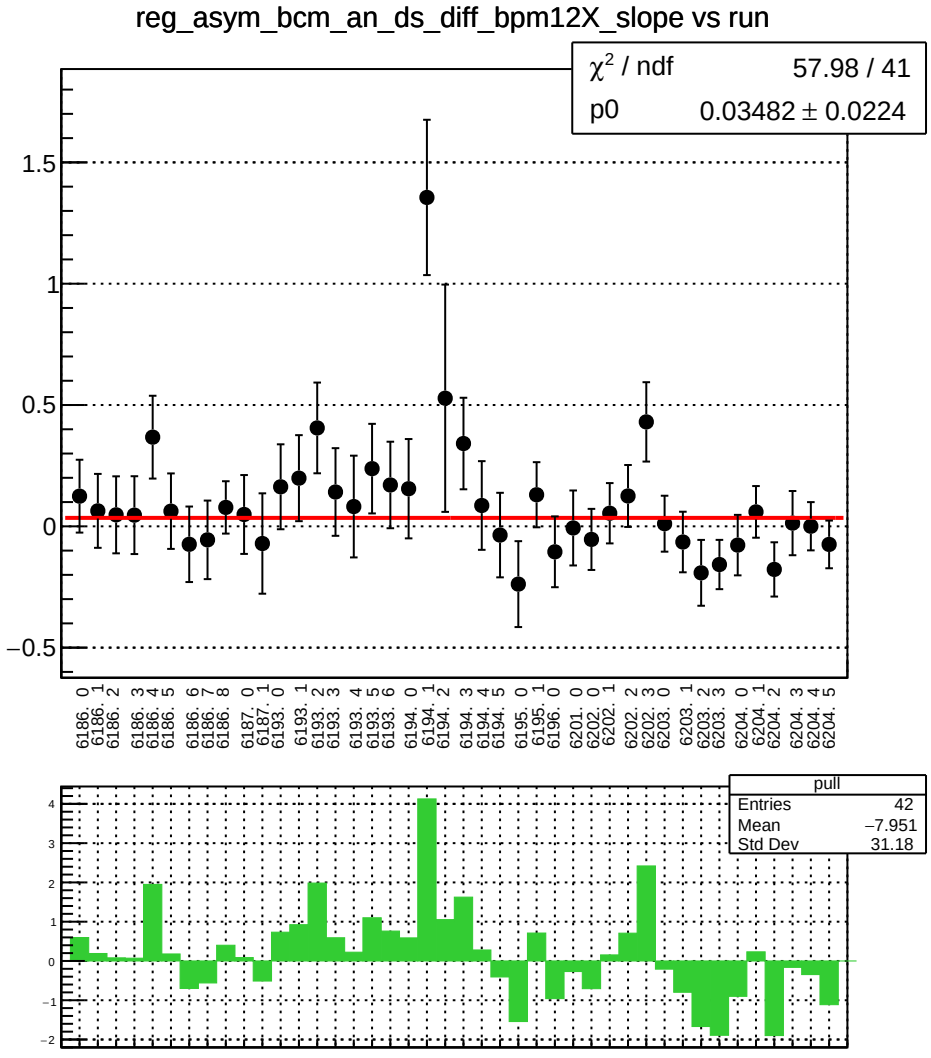
reg_asym_bcm_an_ds_diff_bpm12X_slope vs run
χ² / ndf 57.98 / 41
p0 0.03482 ± 0.0224
1.5
1
0.5
0
−0.5
6186. 0
6186. 1
6186. 2
6186. 3
6186. 4
6186. 5
6186. 6
6186. 7
6186. 8
6187. 0
6187. 1
6193. 0
6193. 1
6193. 2
6193. 3
6193. 4
6193. 5
6193. 6
6194. 0
6194. 1
6194. 2
6194. 3
6194. 4
6194. 5
6195. 0
6195. 1
6196. 0
6201. 0
6202. 0
6202. 1
6202. 2
6202. 3
6203. 0
6203. 1
6203. 2
6203. 3
6204. 0
6204. 1
6204. 2
6204. 3
6204. 4
6204. 5
pull
Entries 42
Mean −7.951
Std Dev 31.18
4
3
2
1
0
−1
−2

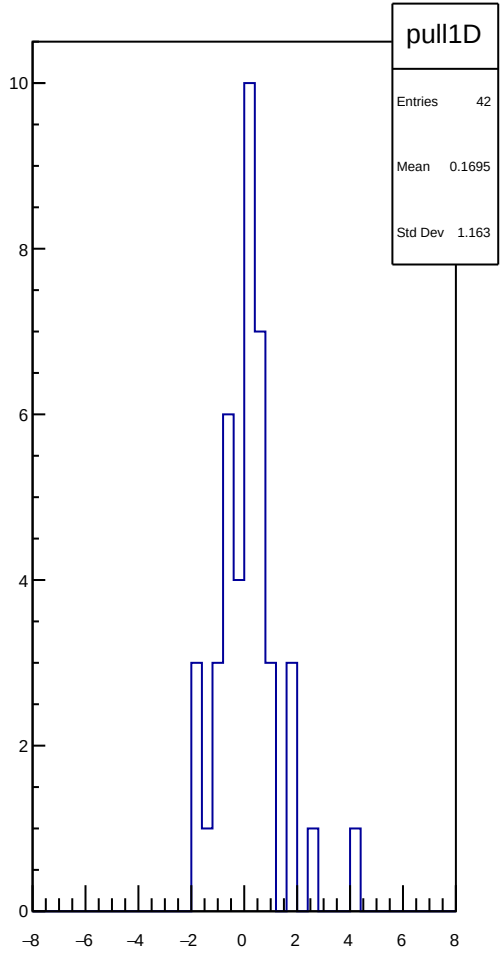
pull1D
Entries 42
Mean 0.1695
Std Dev 1.163
10
8
6
4
2
0
−8
−6
−4
−2
0
2
4
6
8

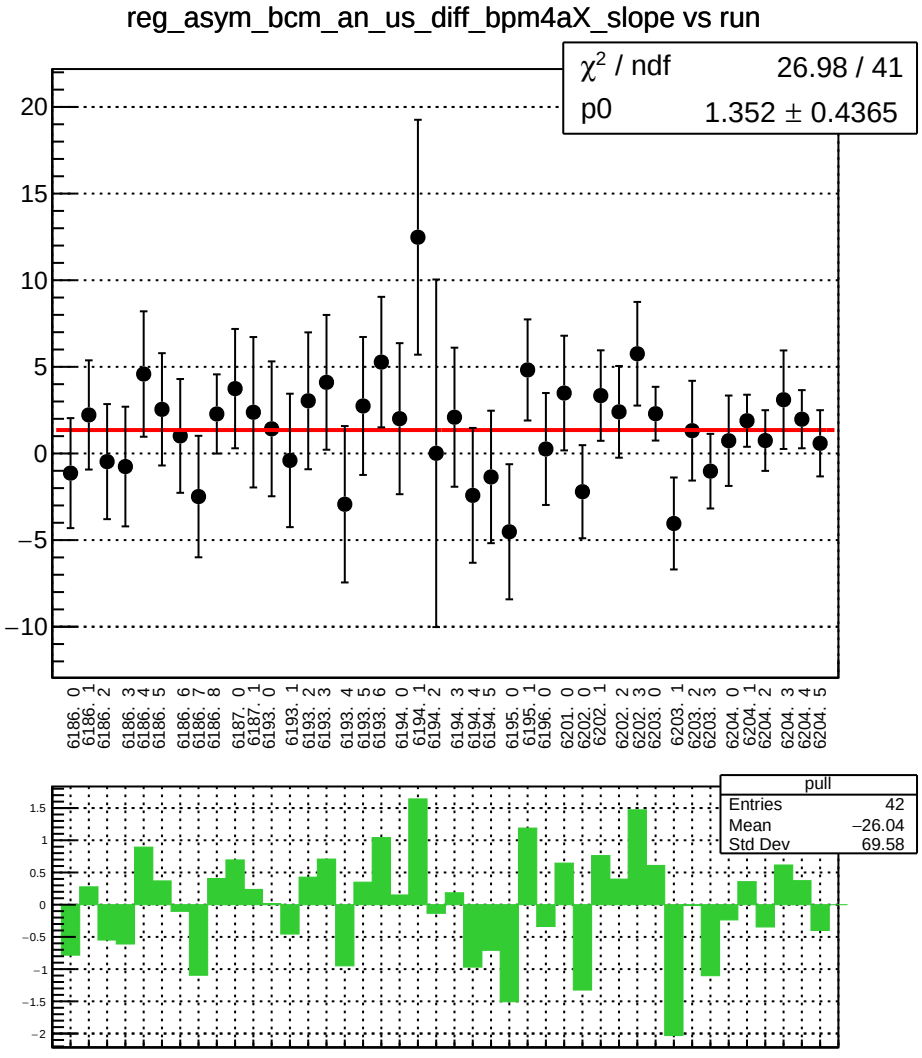
reg_asym_bcm_an_us_diff_bpm4aX_slope vs run
χ² / ndf 26.98 / 41
p0 1.352 ± 0.4365
20
15
10
5
0
−5
−10
6186. 0
6186. 1
6186. 2
6186. 3
6186. 4
6186. 5
6186. 6
6186. 7
6186. 8
6187. 0
6187. 1
6193. 0
6193. 1
6193. 2
6193. 3
6193. 4
6193. 5
6193. 6
6194. 0
6194. 1
6194. 2
6194. 3
6194. 4
6194. 5
6195. 0
6195. 1
6196. 0
6201. 0
6202. 0
6202. 1
6202. 2
6202. 3
6203. 0
6203. 1
6203. 2
6203. 3
6204. 0
6204. 1
6204. 2
6204. 3
6204. 4
6204. 5
pull
Entries 42
Mean −26.04
Std Dev 69.58
1.5
1
0.5
0
−0.5
−1
−1.5
−2

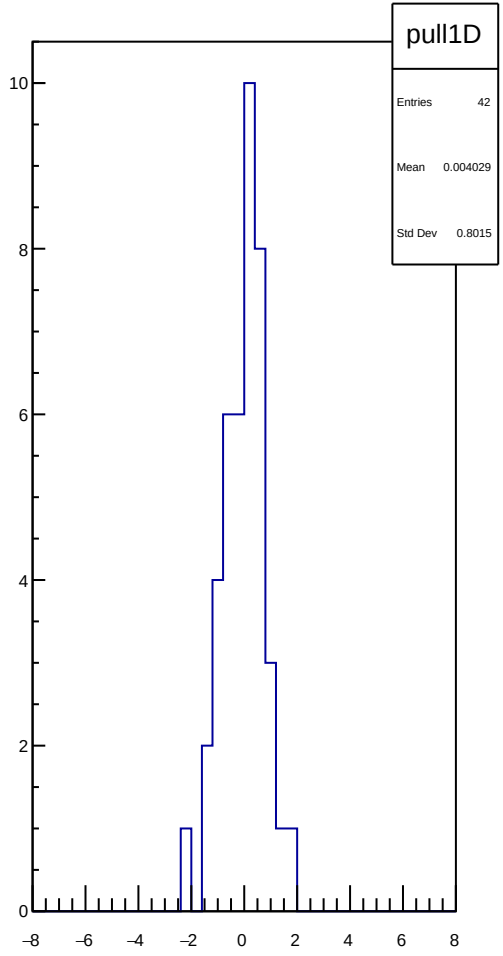
pull1D
Entries 42
Mean 0.004029
Std Dev 0.8015
10
8
6
4
2
0
−8
−6
−4
−2
0
2
4
6
8

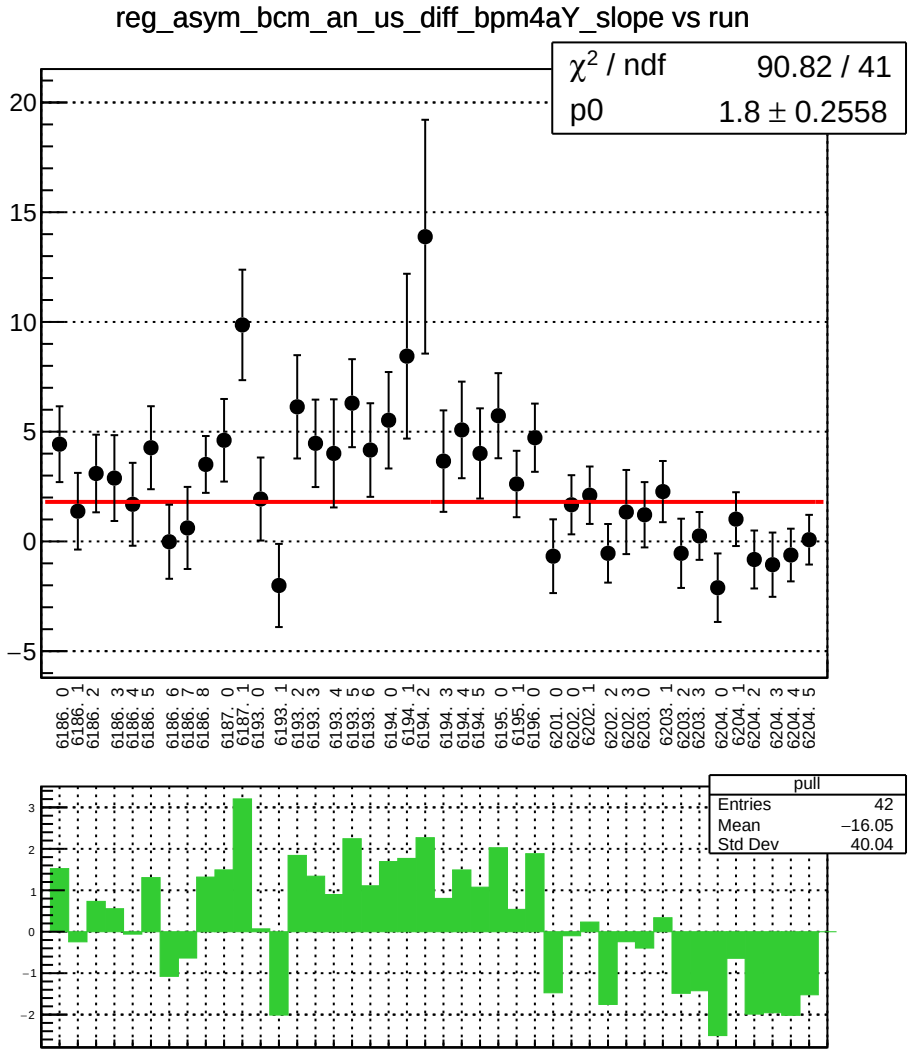
reg_asym_bcm_an_us_diff_bpm4aY_slope vs run
χ² / ndf 90.82 / 41
p0 1.8 ± 0.2558
pull
Entries 42
Mean −16.05
Std Dev 40.04

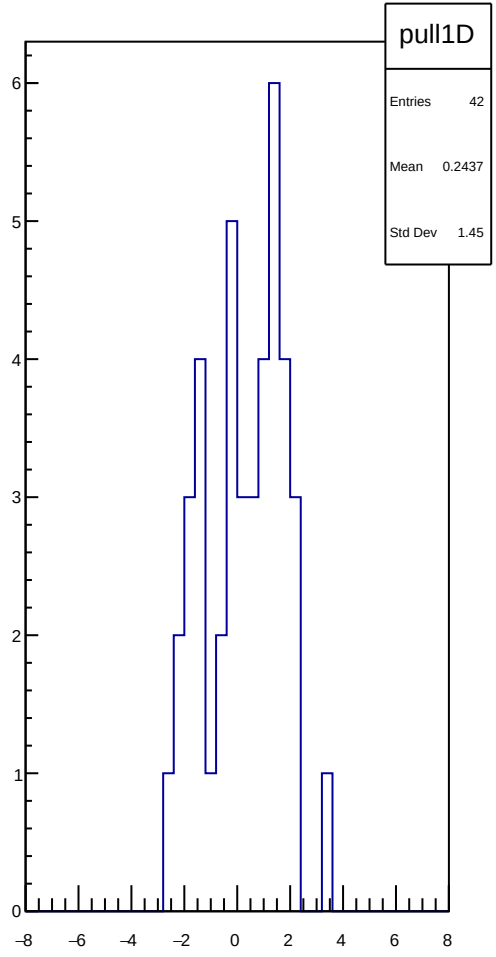
pull1D
Entries 42
Mean 0.2437
Std Dev 1.45

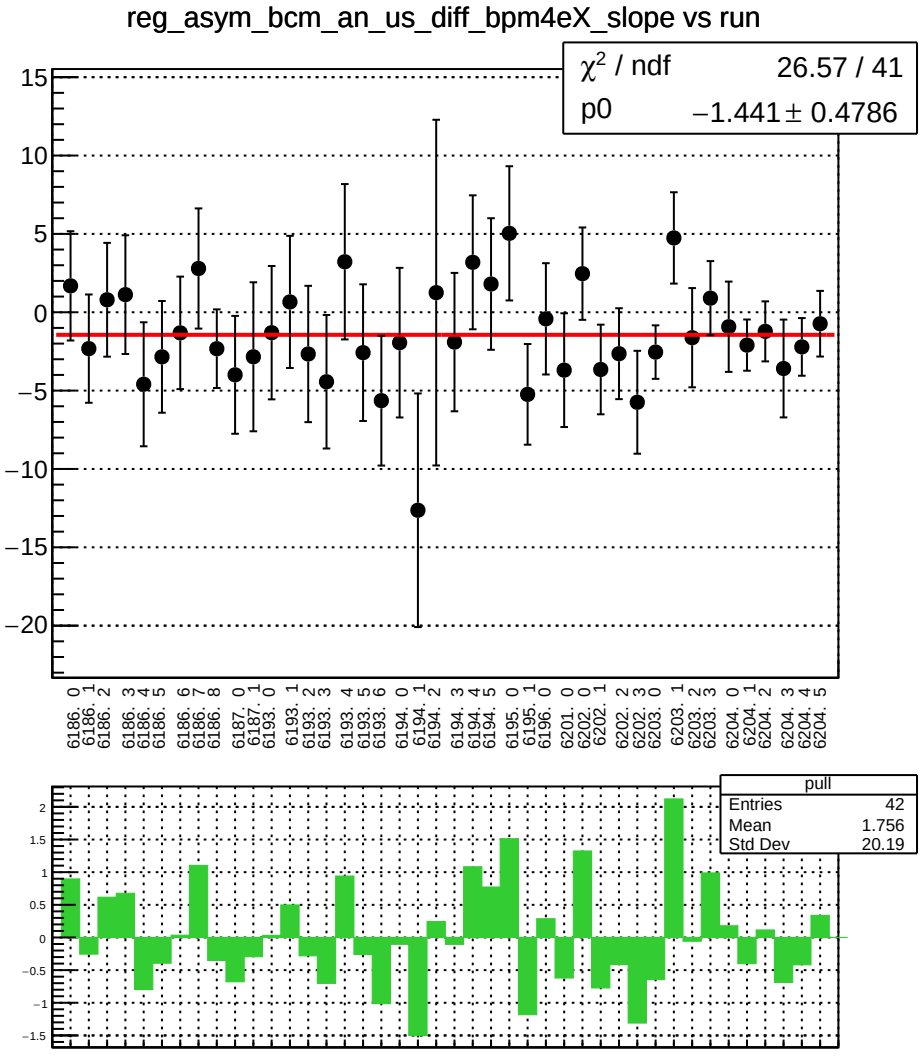
reg_asym_bcm_an_us_diff_bpm4eX_slope vs run
χ² / ndf 26.57 / 41
p0 −1.441 ± 0.4786
15
10
5
0
−5
−10
−15
−20
6186. 0
6186. 1
6186. 2
6186. 3
6186. 4
6186. 5
6186. 6
6186. 7
6186. 8
6187. 0
6187. 1
6193. 0
6193. 1
6193. 2
6193. 3
6193. 4
6193. 5
6193. 6
6194. 0
6194. 1
6194. 2
6194. 3
6194. 4
6194. 5
6195. 0
6195. 1
6196. 0
6201. 0
6202. 0
6202. 1
6202. 2
6202. 3
6203. 0
6203. 1
6203. 2
6203. 3
6204. 0
6204. 1
6204. 2
6204. 3
6204. 4
6204. 5
pull
Entries 42
Mean 1.756
Std Dev 20.19
2
1.5
1
0.5
0
−0.5
−1
−1.5

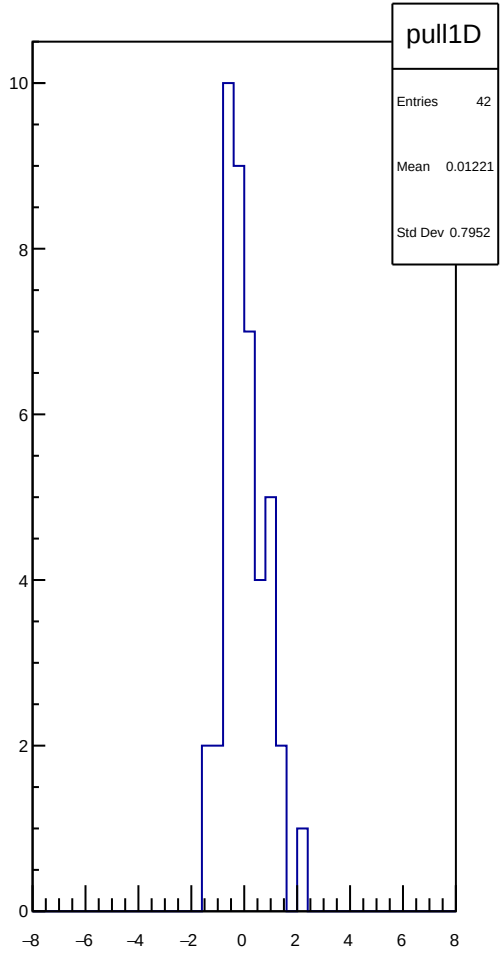
pull1D
Entries 42
Mean 0.01221
Std Dev 0.7952
10
8
6
4
2
0
−8
−6
−4
−2
0
2
4
6
8

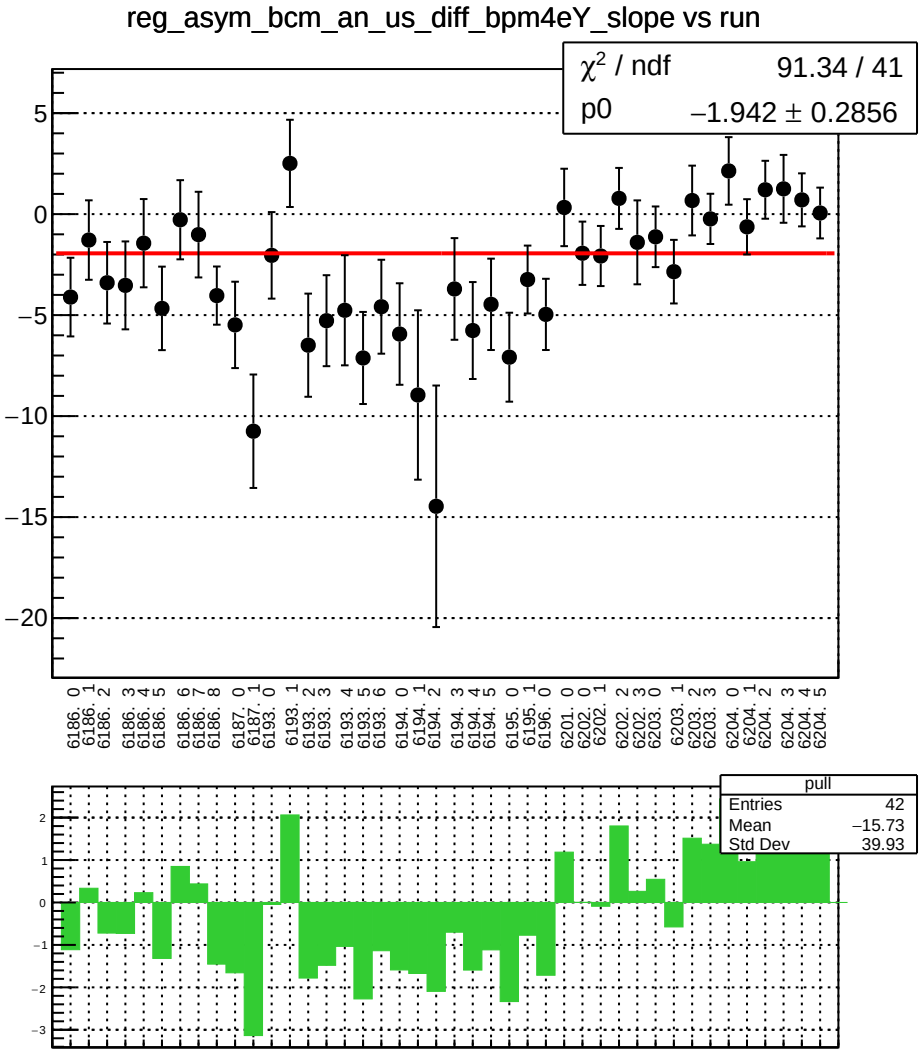
reg_asym_bcm_an_us_diff_bpm4eY_slope vs run
χ² / ndf 91.34 / 41
p0 −1.942 ± 0.2856
pull
Entries 42
Mean −15.73
Std Dev 39.93

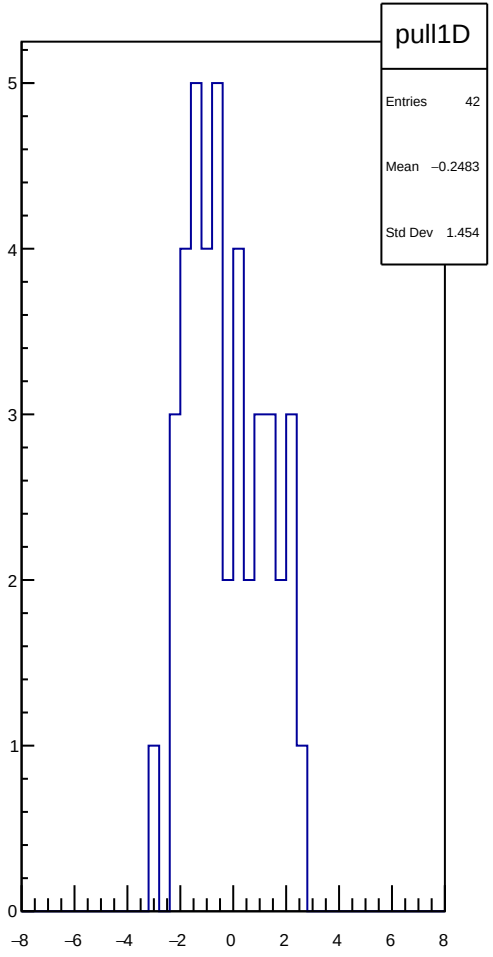
pull1D
Entries 42
Mean −0.2483
Std Dev 1.454

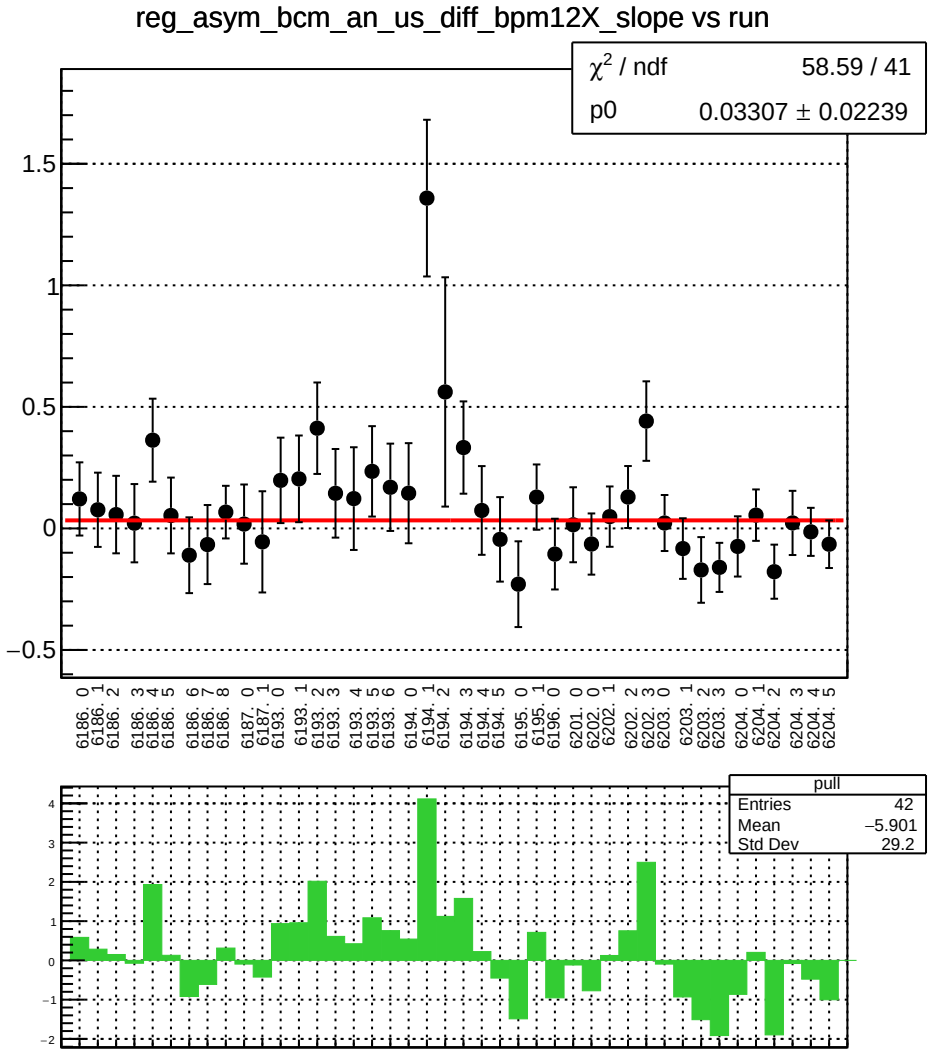
reg_asym_bcm_an_us_diff_bpm12X_slope vs run
χ² / ndf 58.59 / 41
p0 0.03307 ± 0.02239
1.5
1
0.5
0
−0.5
6186. 0
6186. 1
6186. 2
6186. 3
6186. 4
6186. 5
6186. 6
6186. 7
6186. 8
6187. 0
6187. 1
6193. 0
6193. 1
6193. 2
6193. 3
6193. 4
6193. 5
6193. 6
6194. 0
6194. 1
6194. 2
6194. 3
6194. 4
6194. 5
6195. 0
6195. 1
6196. 0
6201. 0
6202. 0
6202. 1
6202. 2
6202. 3
6203. 0
6203. 1
6203. 2
6203. 3
6204. 0
6204. 1
6204. 2
6204. 3
6204. 4
6204. 5
pull
Entries 42
Mean −5.901
Std Dev 29.2
4
3
2
1
0
−1
−2

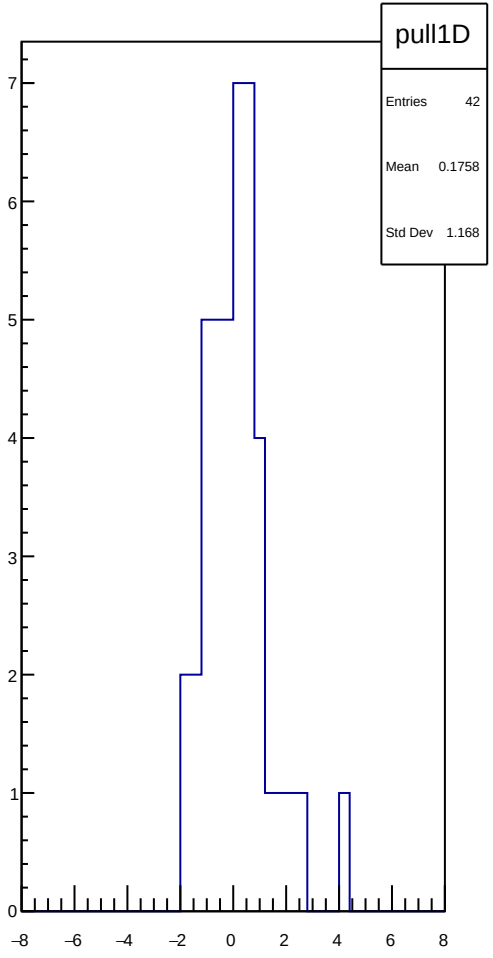
pull1D
Entries 42
Mean 0.1758
Std Dev 1.168
7
6
5
4
3
2
1
0
−8
−6
−4
−2
0
2
4
6
8

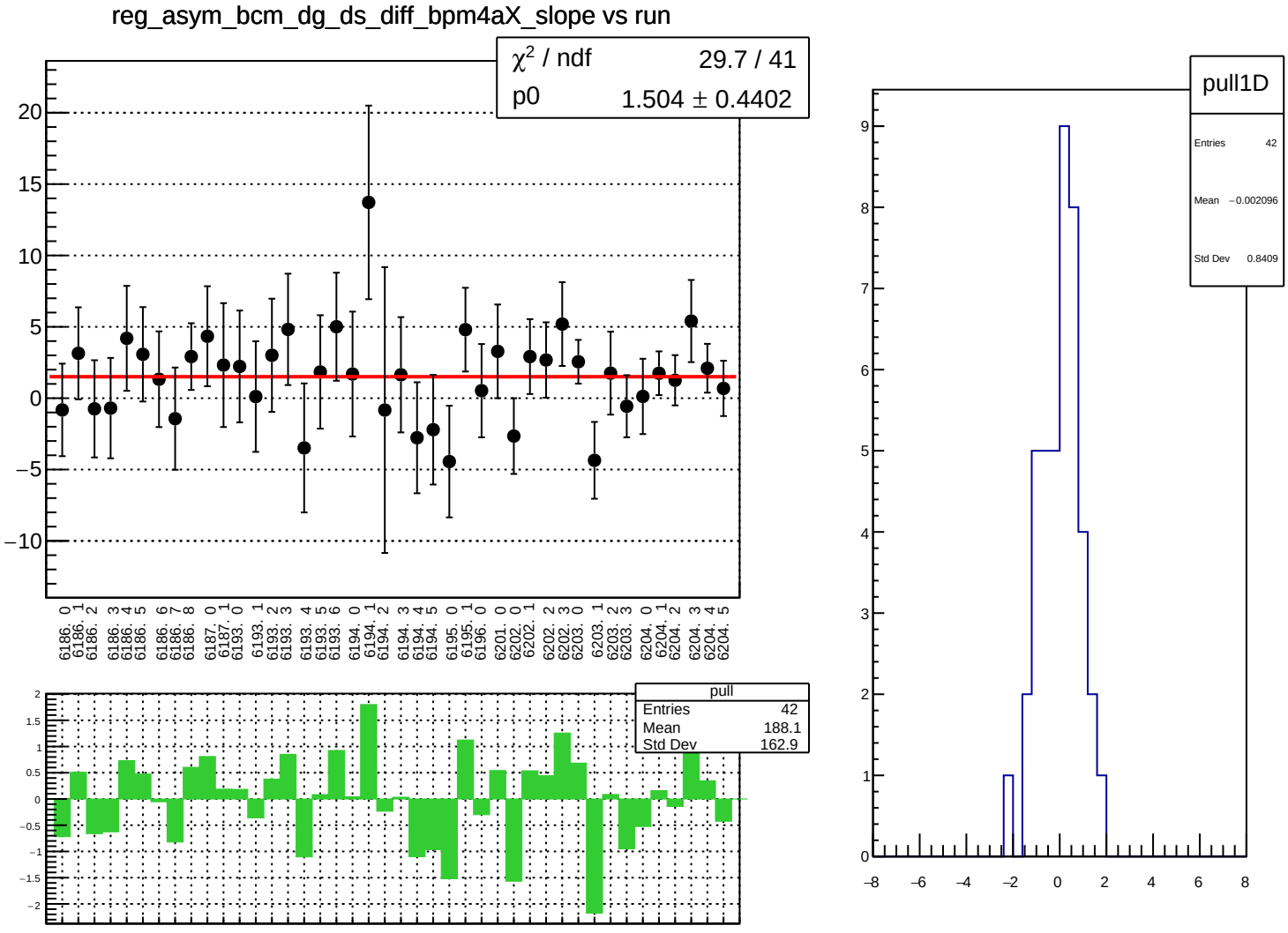
reg_asym_bcm_dg_ds_diff_bpm4aX_slope vs run
χ² / ndf 29.7 / 41
p0 1.504 ± 0.4402
pull
Entries 42
Mean 188.1
Std Dev 162.9
pull1D
Entries 42
Mean −0.002096
Std Dev 0.8409

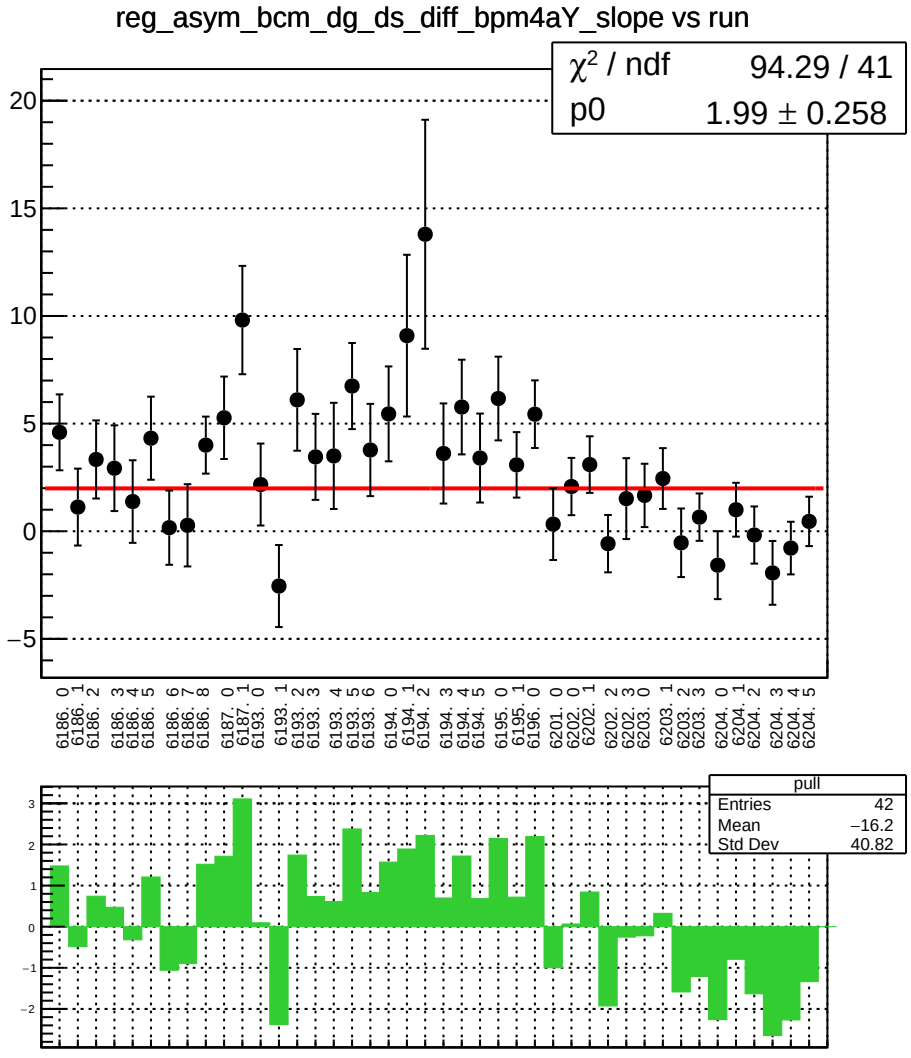
reg_asym_bcm_dg_ds_diff_bpm4aY_slope vs run
χ² / ndf 94.29 / 41
p0 1.99 ± 0.258
pull
Entries 42
Mean −16.2
Std Dev 40.82

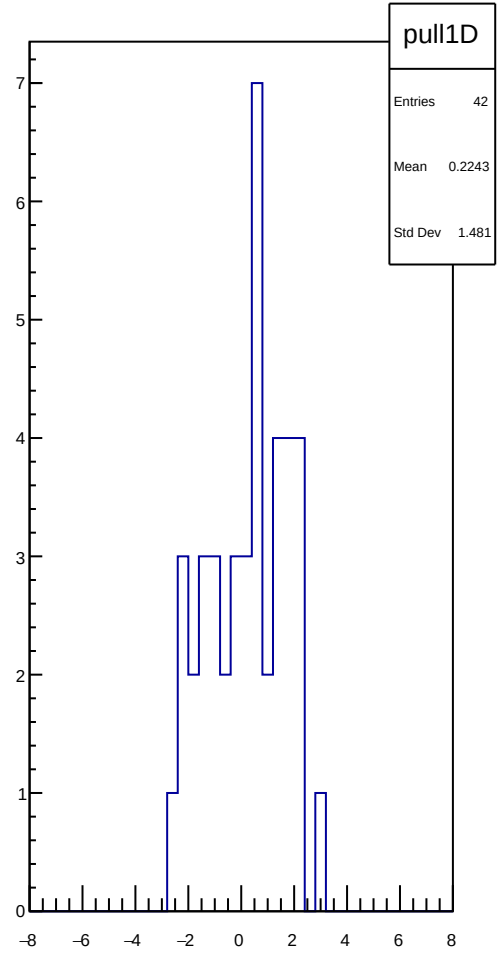
pull1D
Entries 42
Mean 0.2243
Std Dev 1.481

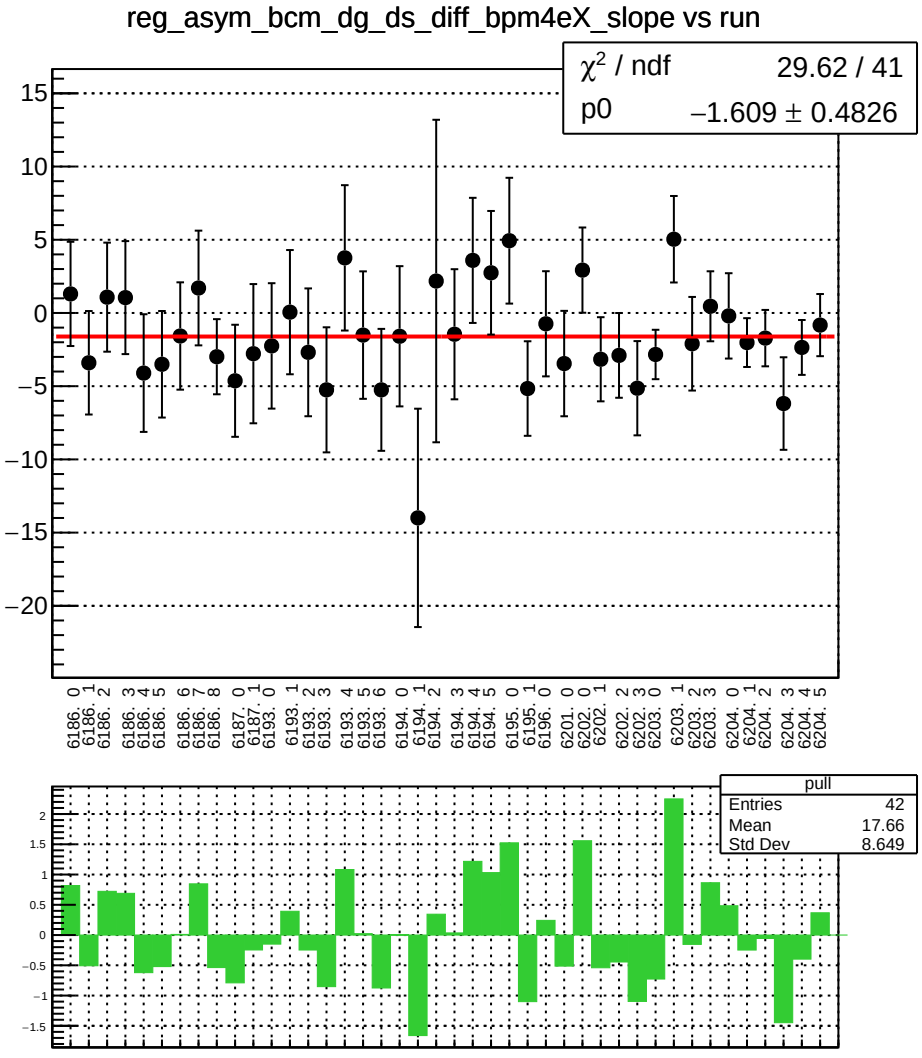
reg_asym_bcm_dg_ds_diff_bpm4eX_slope vs run
χ² / ndf 29.62 / 41
p0 −1.609 ± 0.4826
pull
Entries 42
Mean 17.66
Std Dev 8.649

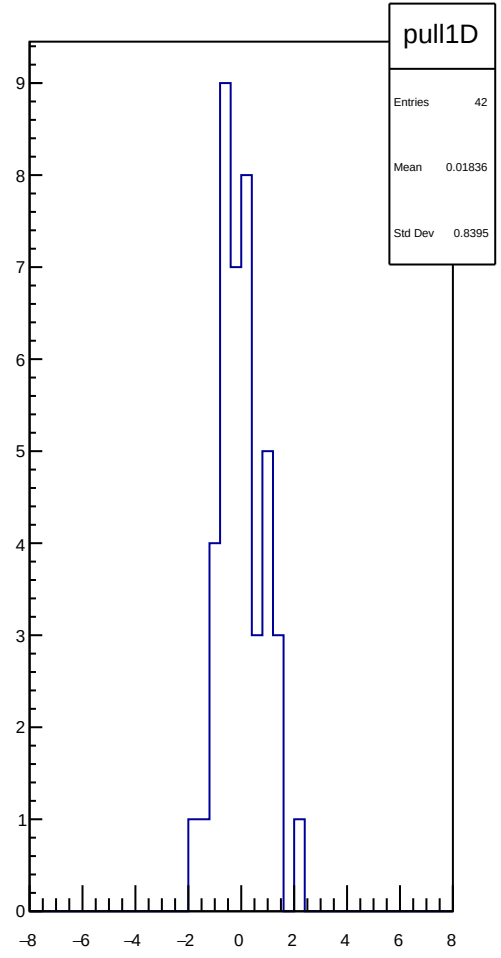
pull1D
Entries 42
Mean 0.01836
Std Dev 0.8395

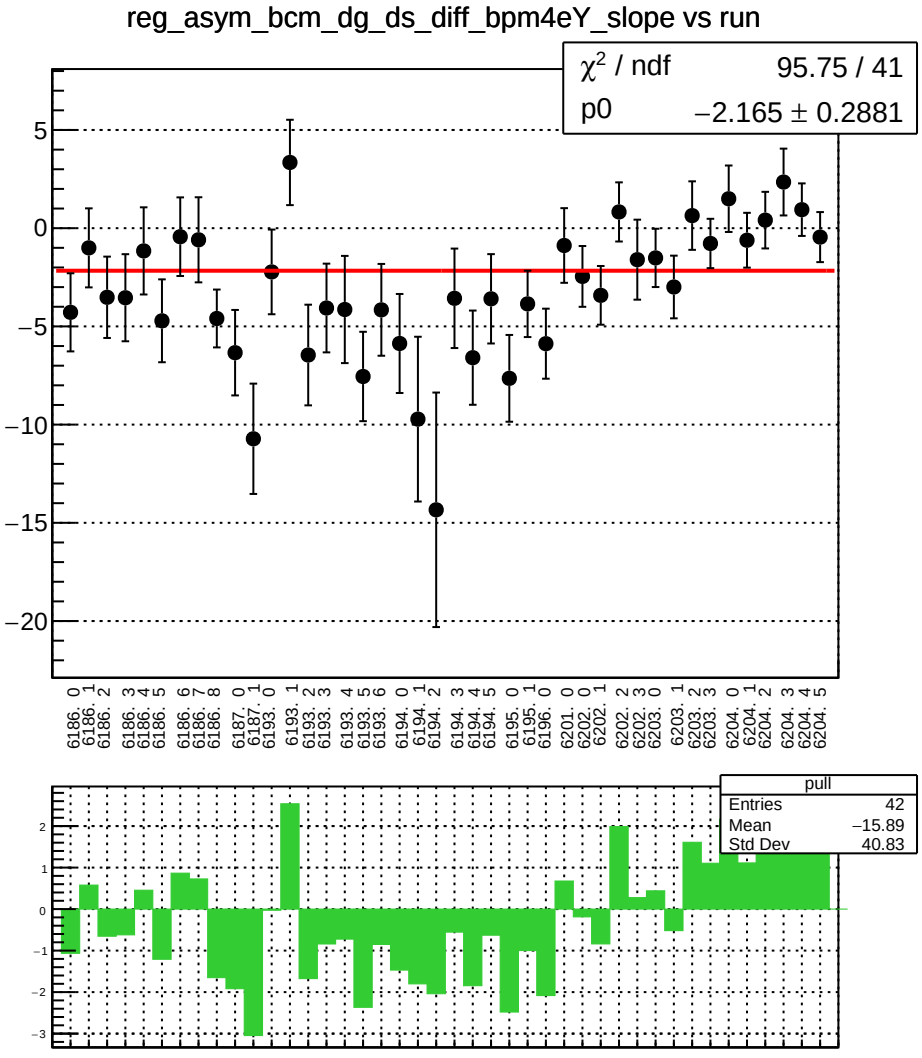
reg_asym_bcm_dg_ds_diff_bpm4eY_slope vs run
χ² / ndf 95.75 / 41
p0 −2.165 ± 0.2881
pull
Entries 42
Mean −15.89
Std Dev 40.83

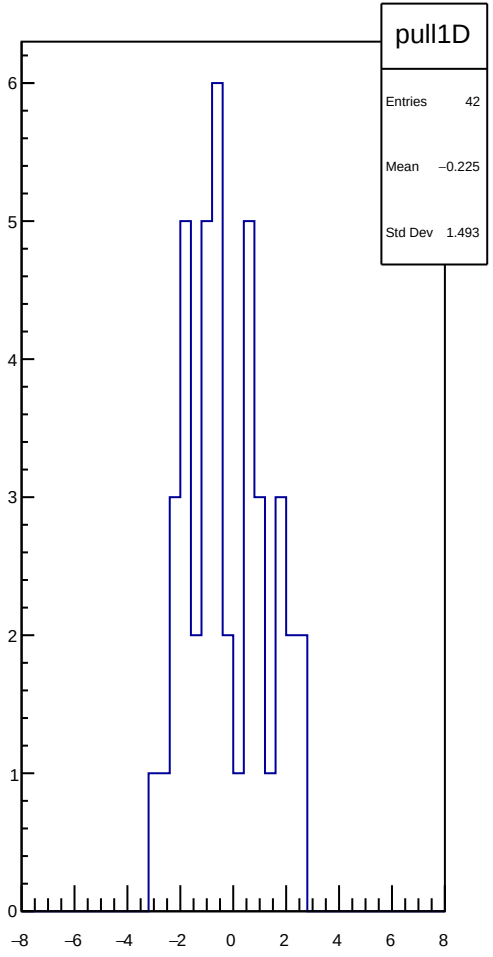
pull1D
Entries 42
Mean −0.225
Std Dev 1.493

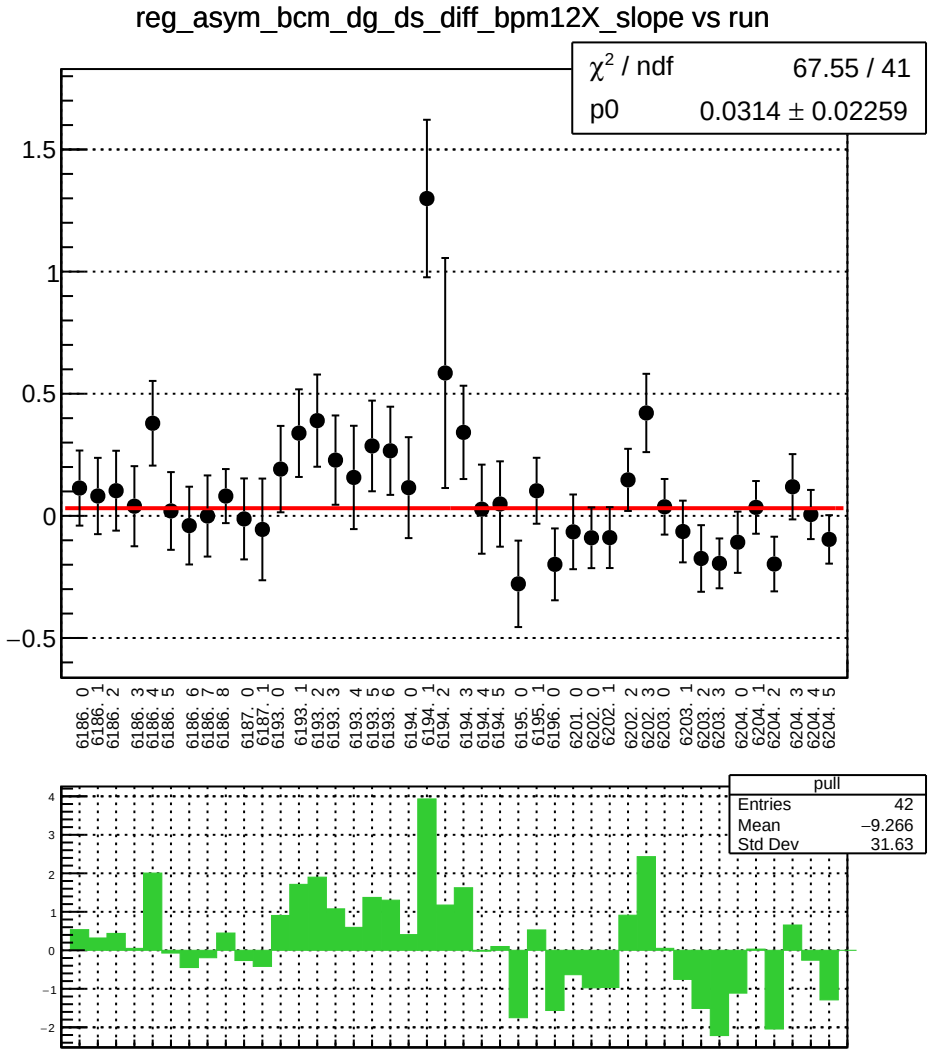
reg_asym_bcm_dg_ds_diff_bpm12X_slope vs run
χ² / ndf 67.55 / 41
p0 0.0314 ± 0.02259
1.5
1
0.5
0
−0.5
6186. 0
6186. 1
6186. 2
6186. 3
6186. 4
6186. 5
6186. 6
6186. 7
6186. 8
6187. 0
6187. 1
6193. 0
6193. 1
6193. 2
6193. 3
6193. 4
6193. 5
6193. 6
6194. 0
6194. 1
6194. 2
6194. 3
6194. 4
6194. 5
6195. 0
6195. 1
6196. 0
6201. 0
6202. 0
6202. 1
6202. 2
6202. 3
6203. 0
6203. 1
6203. 2
6203. 3
6204. 0
6204. 1
6204. 2
6204. 3
6204. 4
6204. 5
pull
Entries 42
Mean −9.266
Std Dev 31.63
4
3
2
1
0
−1
−2

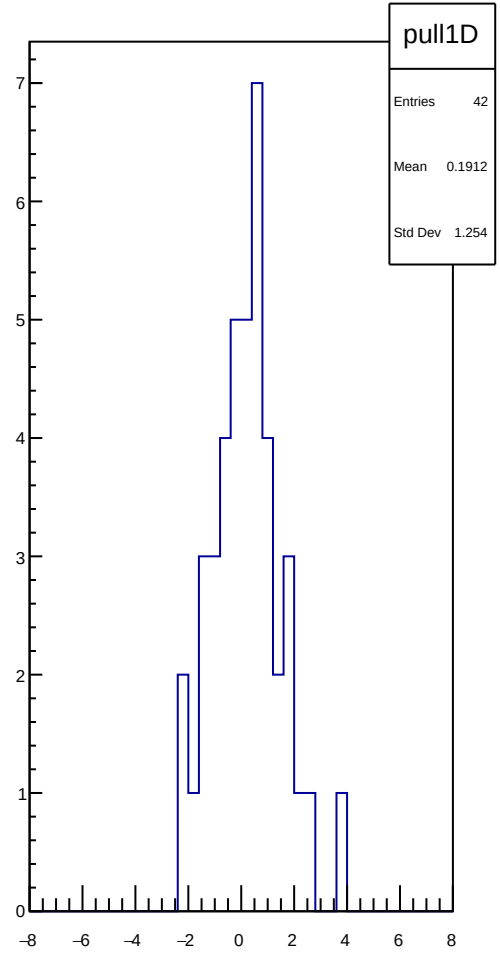
pull1D
Entries 42
Mean 0.1912
Std Dev 1.254
7
6
5
4
3
2
1
0
−8
−6
−4
−2
0
2
4
6
8

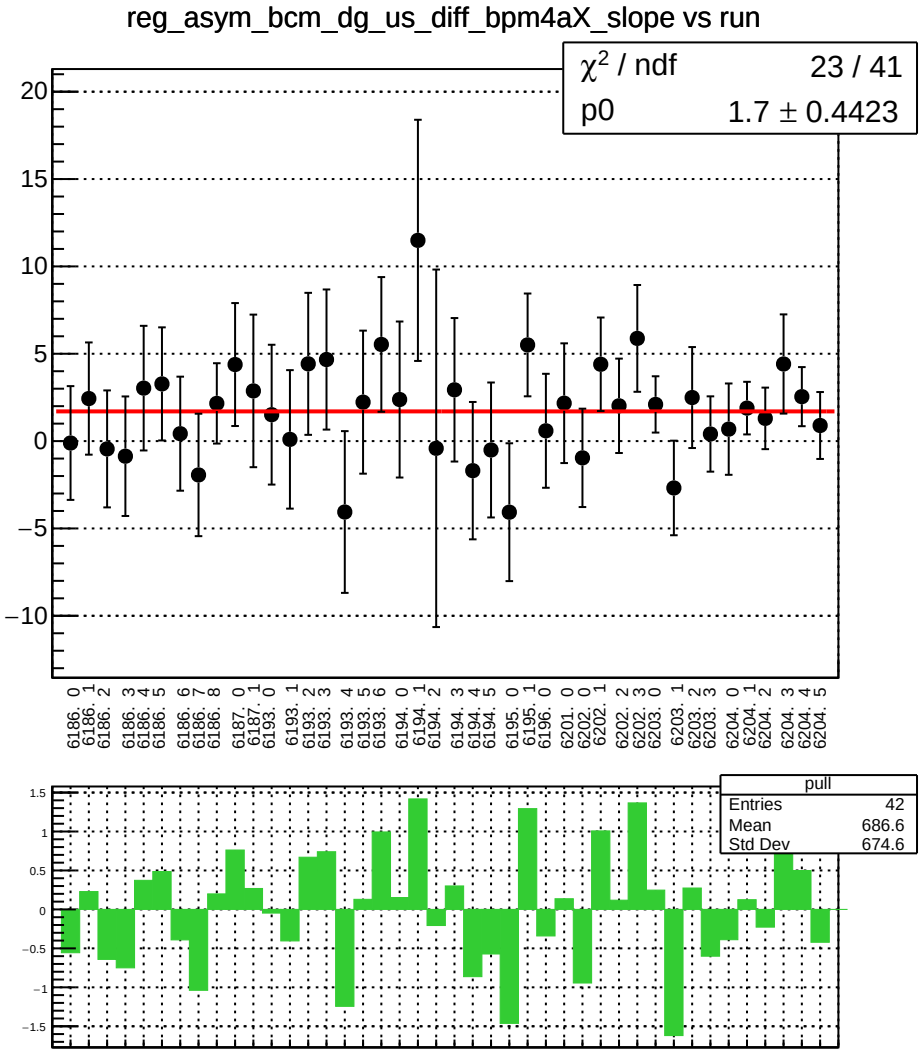
reg_asym_bcm_dg_us_diff_bpm4aX_slope vs run
χ² / ndf 23 / 41
p0 1.7 ± 0.4423
pull
Entries 42
Mean 686.6
Std Dev 674.6

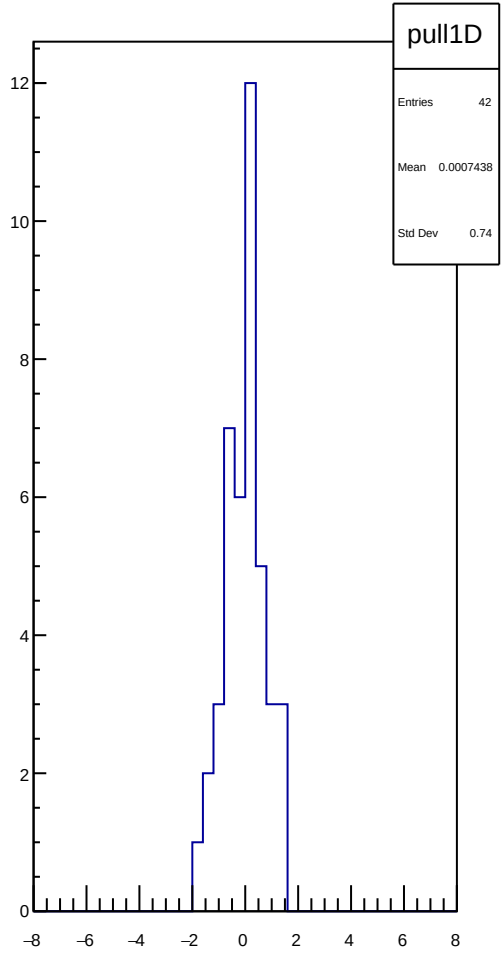
pull1D
Entries 42
Mean 0.0007438
Std Dev 0.74

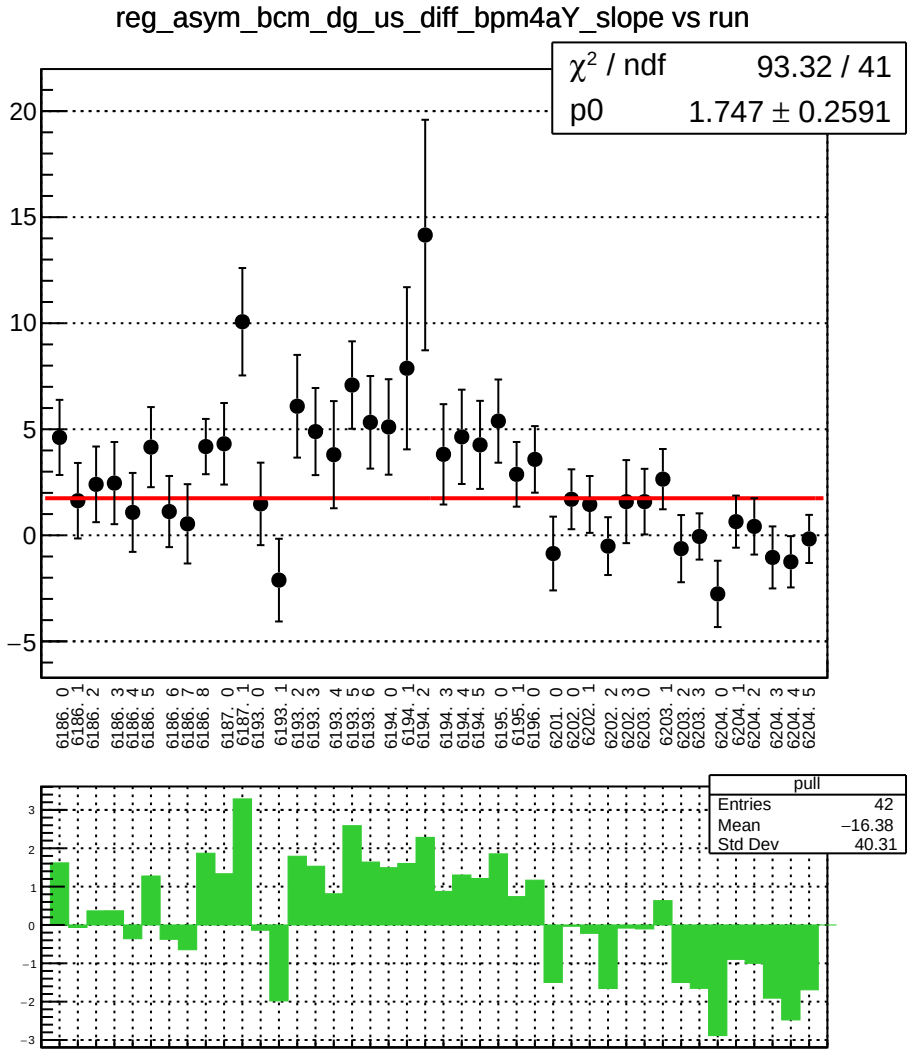
reg_asym_bcm_dg_us_diff_bpm4aY_slope vs run
χ² / ndf 93.32 / 41
p0 1.747 ± 0.2591
pull
Entries 42
Mean −16.38
Std Dev 40.31

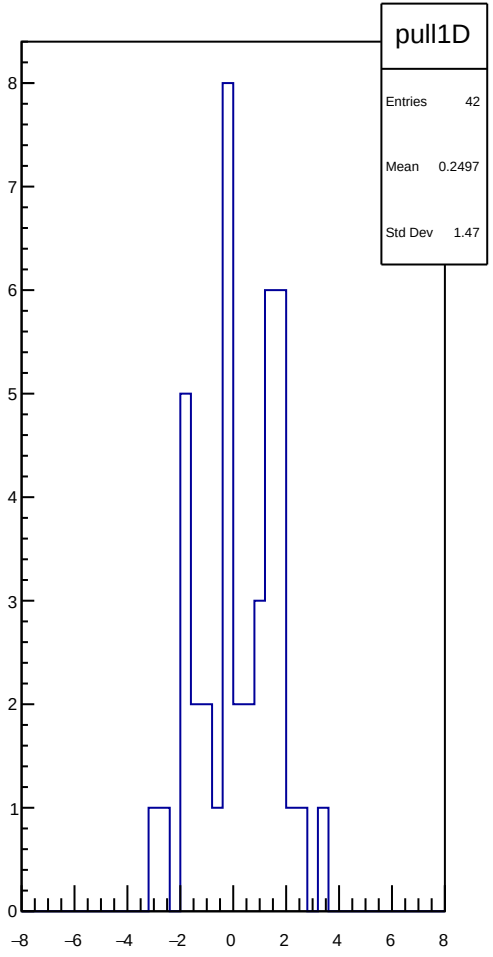
pull1D
Entries 42
Mean 0.2497
Std Dev 1.47

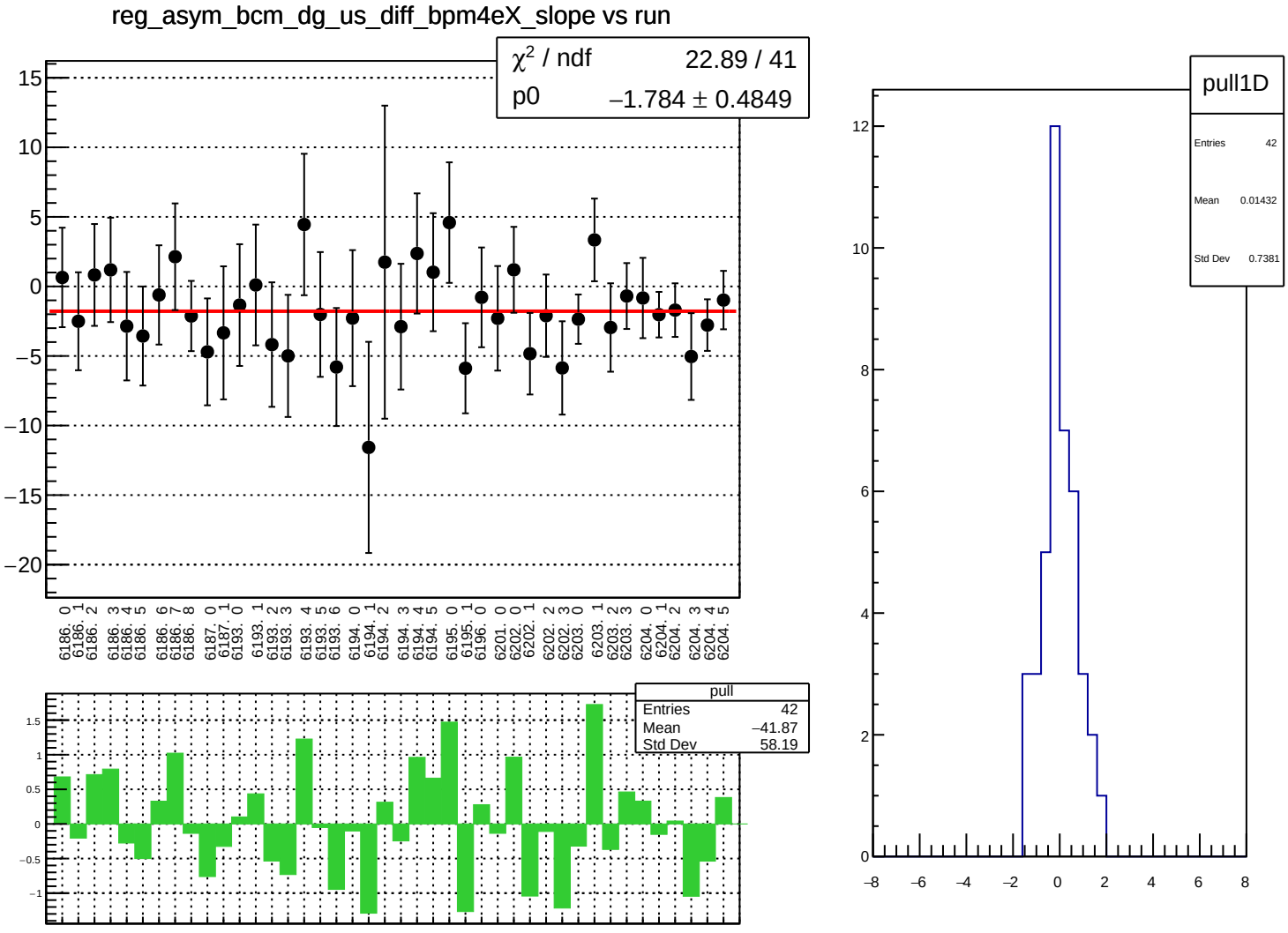
reg_asym_bcm_dg_us_diff_bpm4eX_slope vs run
χ² / ndf 22.89 / 41
p0 −1.784 ± 0.4849
15
10
5
0
−5
−10
−15
−20
6186. 0
6186. 1
6186. 2
6186. 3
6186. 4
6186. 5
6186. 6
6186. 7
6186. 8
6187. 0
6187. 1
6193. 0
6193. 1
6193. 2
6193. 3
6193. 4
6193. 5
6193. 6
6194. 0
6194. 1
6194. 2
6194. 3
6194. 4
6194. 5
6195. 0
6195. 1
6196. 0
6201. 0
6202. 0
6202. 1
6202. 2
6202. 3
6203. 0
6203. 1
6203. 2
6203. 3
6204. 0
6204. 1
6204. 2
6204. 3
6204. 4
6204. 5
pull
Entries 42
Mean −41.87
Std Dev 58.19
1.5
1
0.5
0
−0.5
−1
pull1D
Entries 42
Mean 0.01432
Std Dev 0.7381
12
10
8
6
4
2
0
−8
−6
−4
−2
0
2
4
6
8

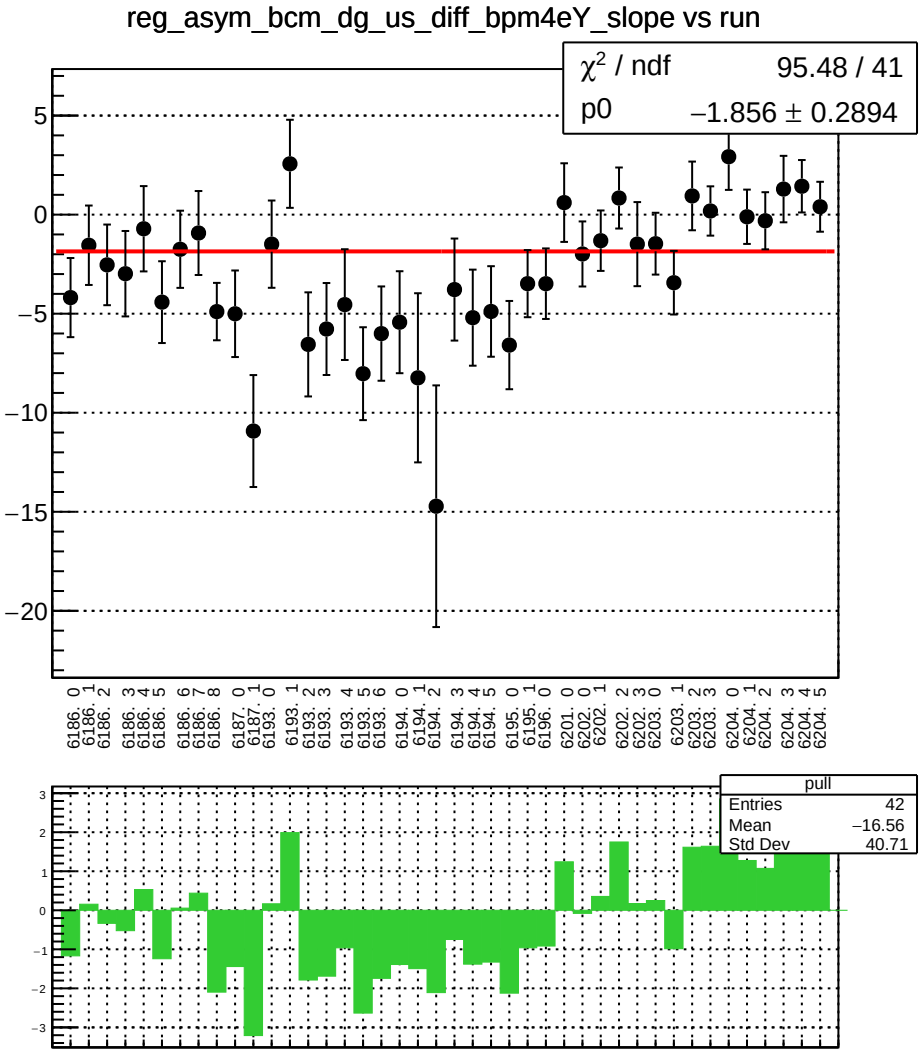
reg_asym_bcm_dg_us_diff_bpm4eY_slope vs run
χ² / ndf 95.48 / 41
p0 −1.856 ± 0.2894
pull
Entries 42
Mean −16.56
Std Dev 40.71

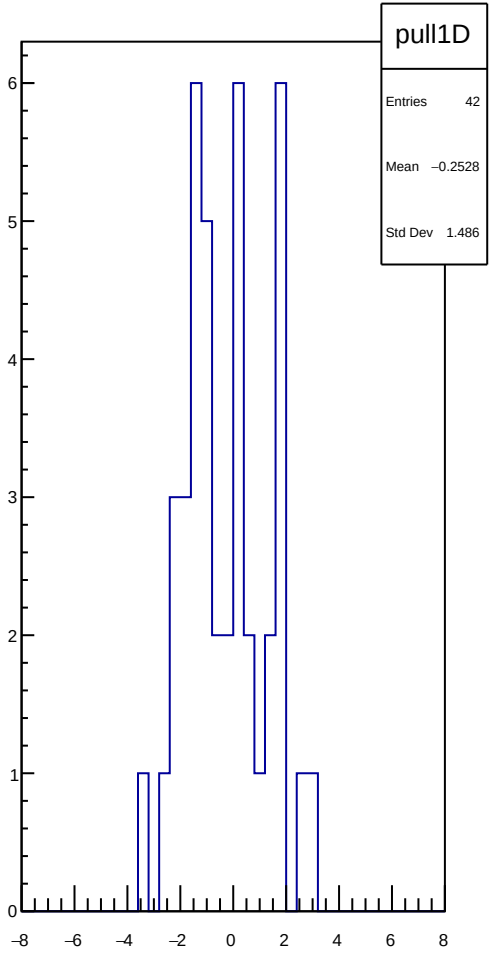
pull1D
Entries 42
Mean −0.2528
Std Dev 1.486

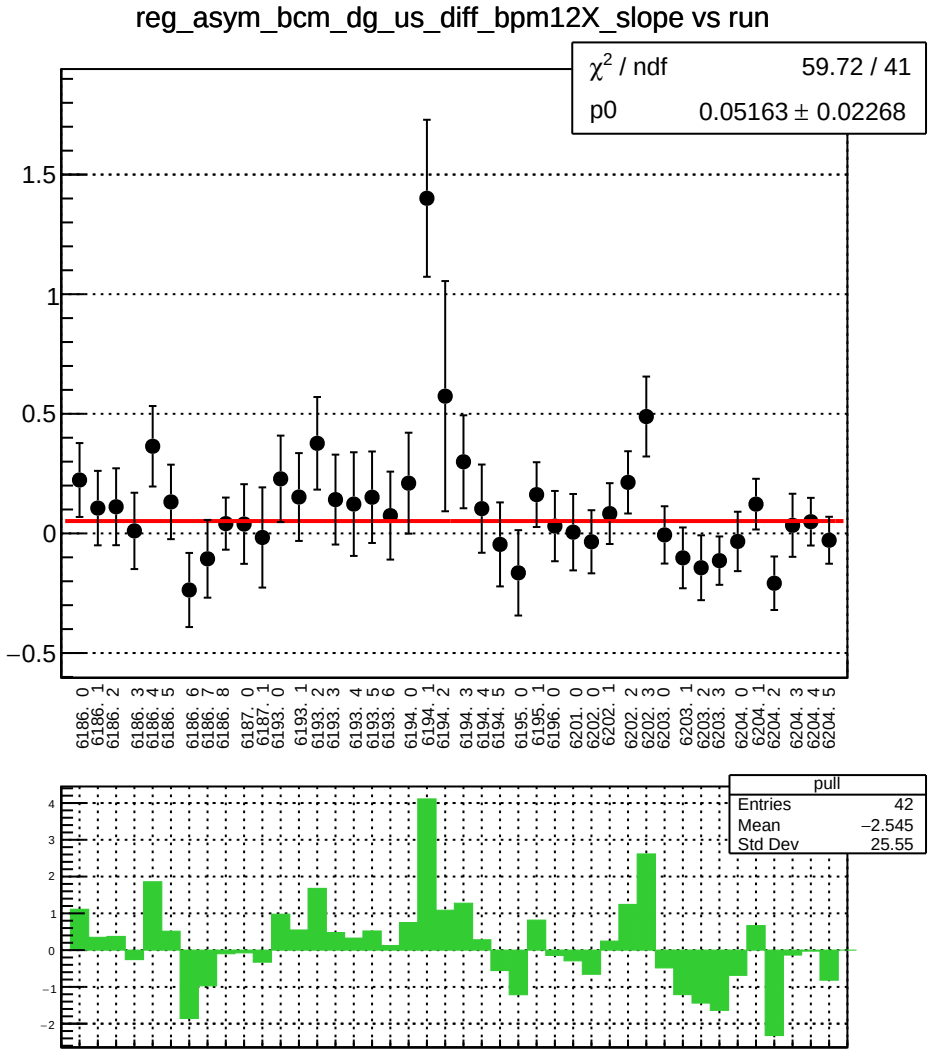
reg_asym_bcm_dg_us_diff_bpm12X_slope vs run
χ² / ndf 59.72 / 41
p0 0.05163 ± 0.02268
pull
Entries 42
Mean −2.545
Std Dev 25.55

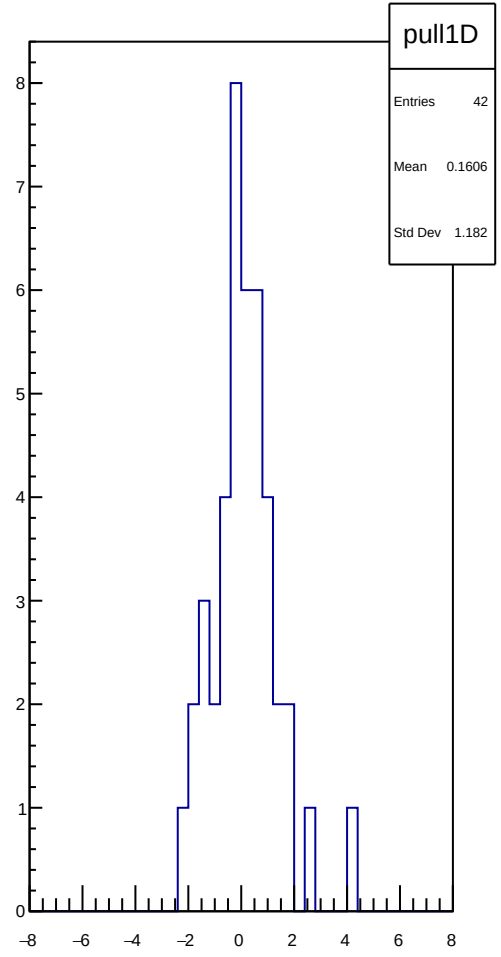
pull1D
Entries 42
Mean 0.1606
Std Dev 1.182