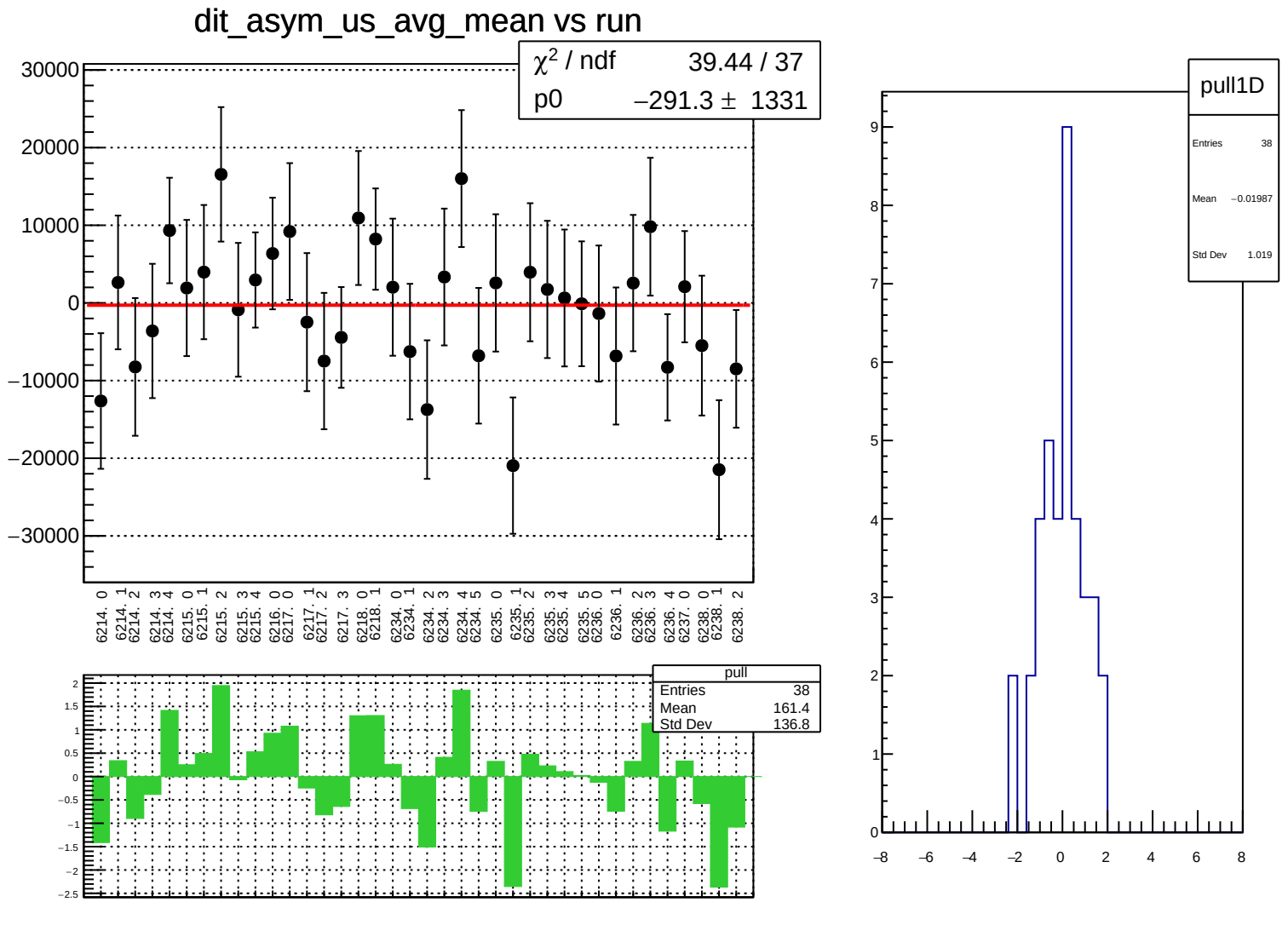
dit_asym_us_avg_mean vs run
χ² / ndf 39.44 / 37
p0 −291.3 ± 1331
30000
20000
10000
0
−10000
−20000
−30000
6214. 0
6214. 1
6214. 2
6214. 3
6214. 4
6215. 0
6215. 1
6215. 2
6215. 3
6215. 4
6216. 0
6217. 0
6217. 1
6217. 2
6217. 3
6218. 0
6218. 1
6234. 0
6234. 1
6234. 2
6234. 3
6234. 4
6234. 5
6235. 0
6235. 1
6235. 2
6235. 3
6235. 4
6235. 5
6236. 0
6236. 1
6236. 2
6236. 3
6236. 4
6237. 0
6238. 0
6238. 1
6238. 2
pull
Entries 38
Mean 161.4
Std Dev 136.8
2
1.5
1
0.5
0
−0.5
−1
−1.5
−2
−2.5
pull1D
Entries 38
Mean −0.01987
Std Dev 1.019
9
8
7
6
5
4
3
2
1
0
−8
−6
−4
−2
0
2
4
6
8

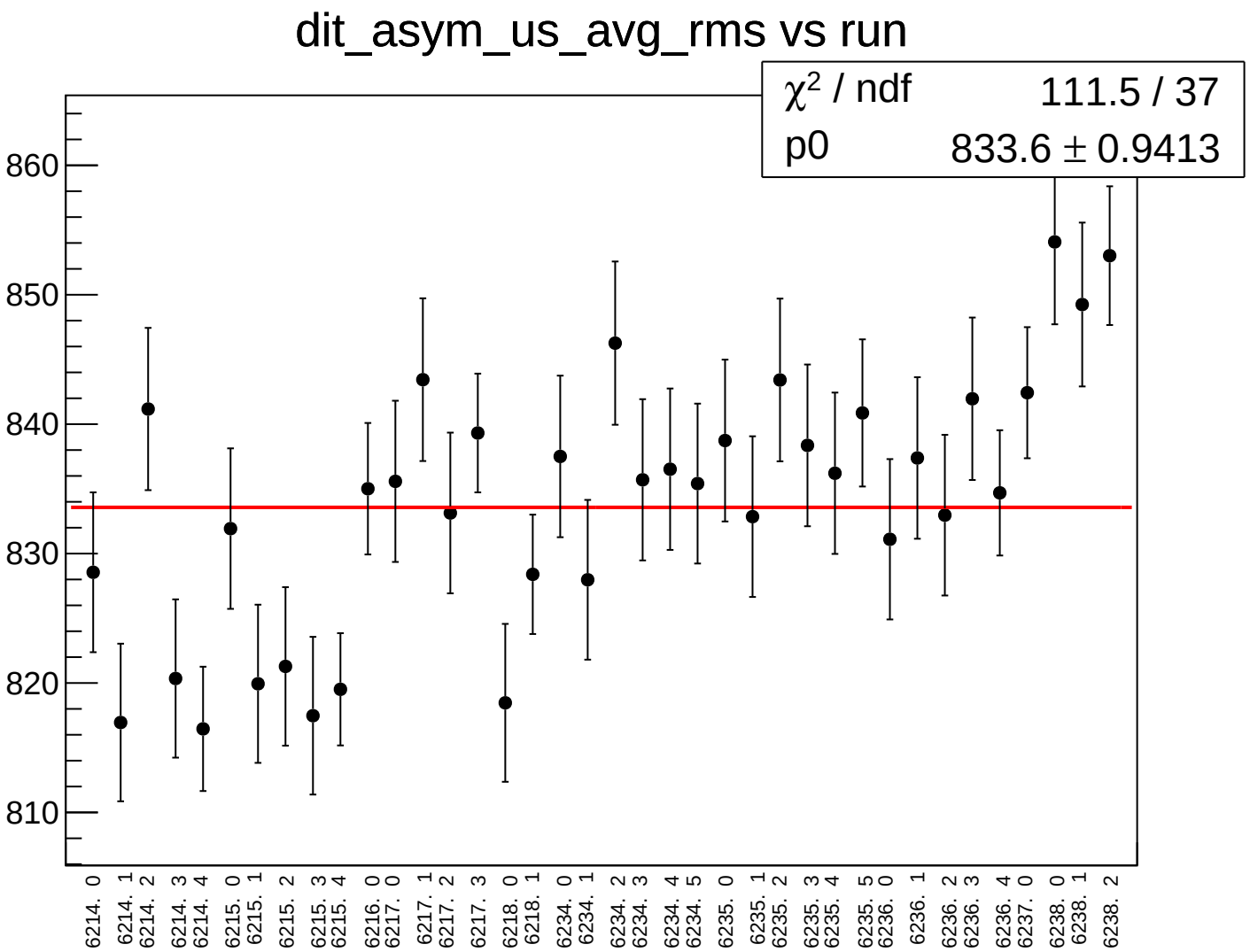
dit_asym_us_avg_rms vs run
χ2 / ndf 111.5 / 37
p0 833.6 ± 0.9413
860
850
840
830
820
810
6214. 0
6214. 1
6214. 2
6214. 3
6214. 4
6215. 0
6215. 1
6215. 2
6215. 3
6215. 4
6216. 0
6217. 0
6217. 1
6217. 2
6217. 3
6218. 0
6218. 1
6234. 0
6234. 1
6234. 2
6234. 3
6234. 4
6234. 5
6235. 0
6235. 1
6235. 2
6235. 3
6235. 4
6235. 5
6236. 0
6236. 1
6236. 2
6236. 3
6236. 4
6237. 0
6238. 0
6238. 1
6238. 2

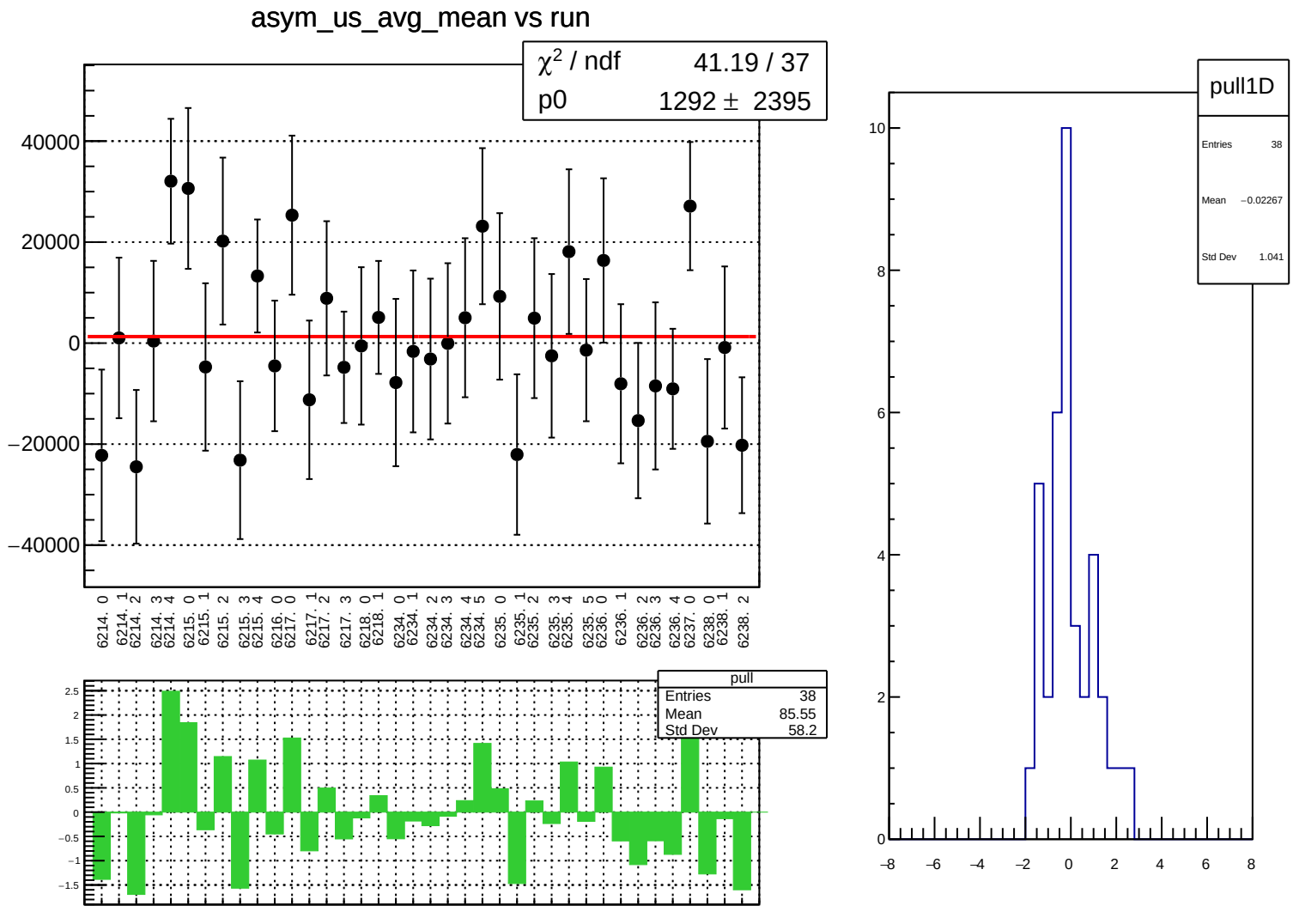
asym_us_avg_mean vs run
χ² / ndf 41.19 / 37
p0 1292 ± 2395
40000
20000
0
−20000
−40000
6214. 0
6214. 1
6214. 2
6214. 3
6214. 4
6215. 0
6215. 1
6215. 2
6215. 3
6215. 4
6216. 0
6217. 0
6217. 1
6217. 2
6217. 3
6218. 0
6218. 1
6234. 0
6234. 1
6234. 2
6234. 3
6234. 4
6234. 5
6235. 0
6235. 1
6235. 2
6235. 3
6235. 4
6235. 5
6236. 0
6236. 1
6236. 2
6236. 3
6236. 4
6237. 0
6238. 0
6238. 1
6238. 2
pull
Entries 38
Mean 85.55
Std Dev 58.2
2.5
2
1.5
1
0.5
0
−0.5
−1
−1.5
pull1D
Entries 38
Mean −0.02267
Std Dev 1.041
10
8
6
4
2
0
−8
−6
−4
−2
0
2
4
6
8

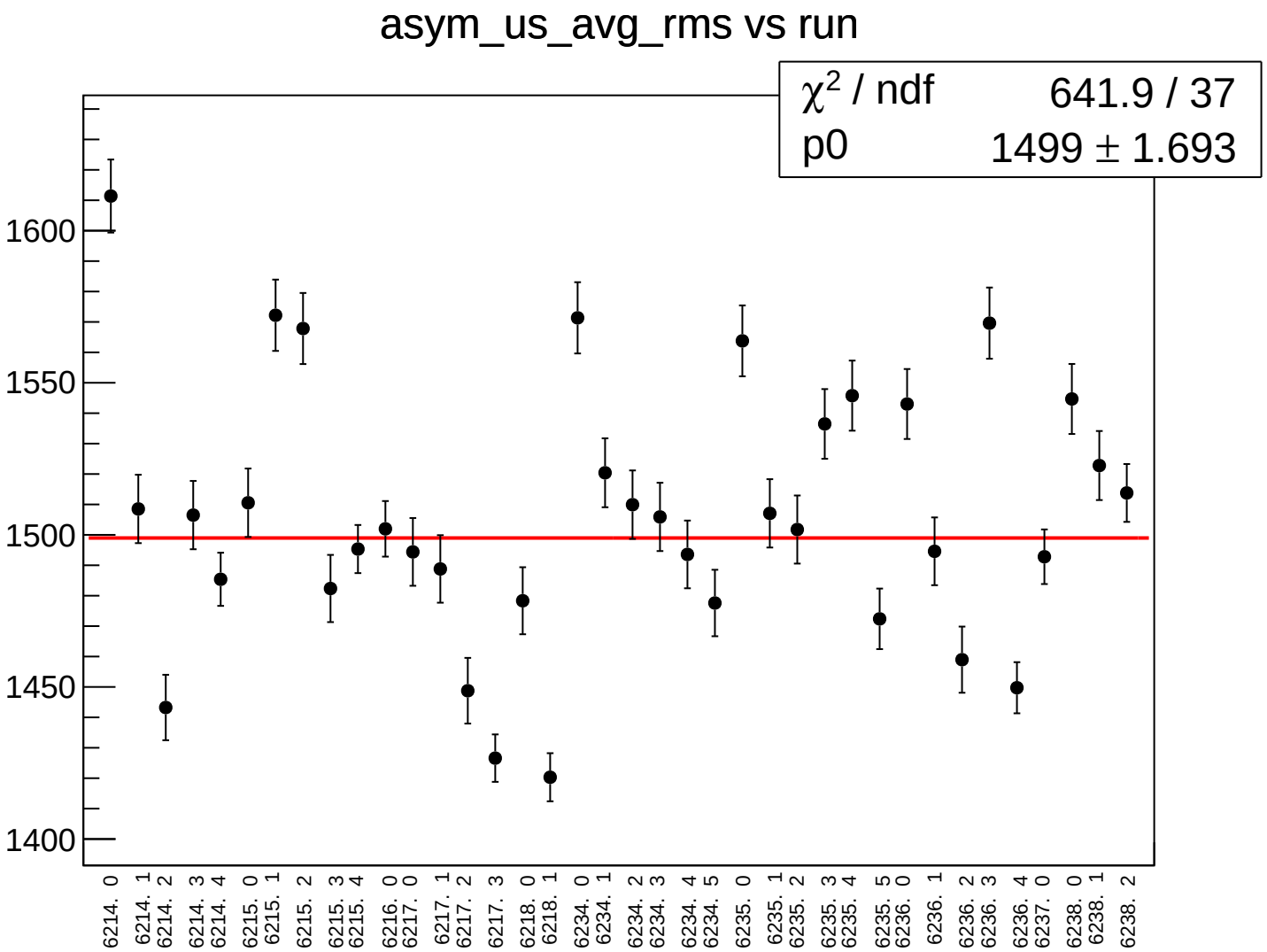
asym_us_avg_rms vs run
χ² / ndf 641.9 / 37
p0 1499 ± 1.693
1600
1550
1500
1450
1400
6214. 0
6214. 1
6214. 2
6214. 3
6214. 4
6215. 0
6215. 1
6215. 2
6215. 3
6215. 4
6216. 0
6217. 0
6217. 1
6217. 2
6217. 3
6218. 0
6218. 1
6234. 0
6234. 1
6234. 2
6234. 3
6234. 4
6234. 5
6235. 0
6235. 1
6235. 2
6235. 3
6235. 4
6235. 5
6236. 0
6236. 1
6236. 2
6236. 3
6236. 4
6237. 0
6238. 0
6238. 1
6238. 2

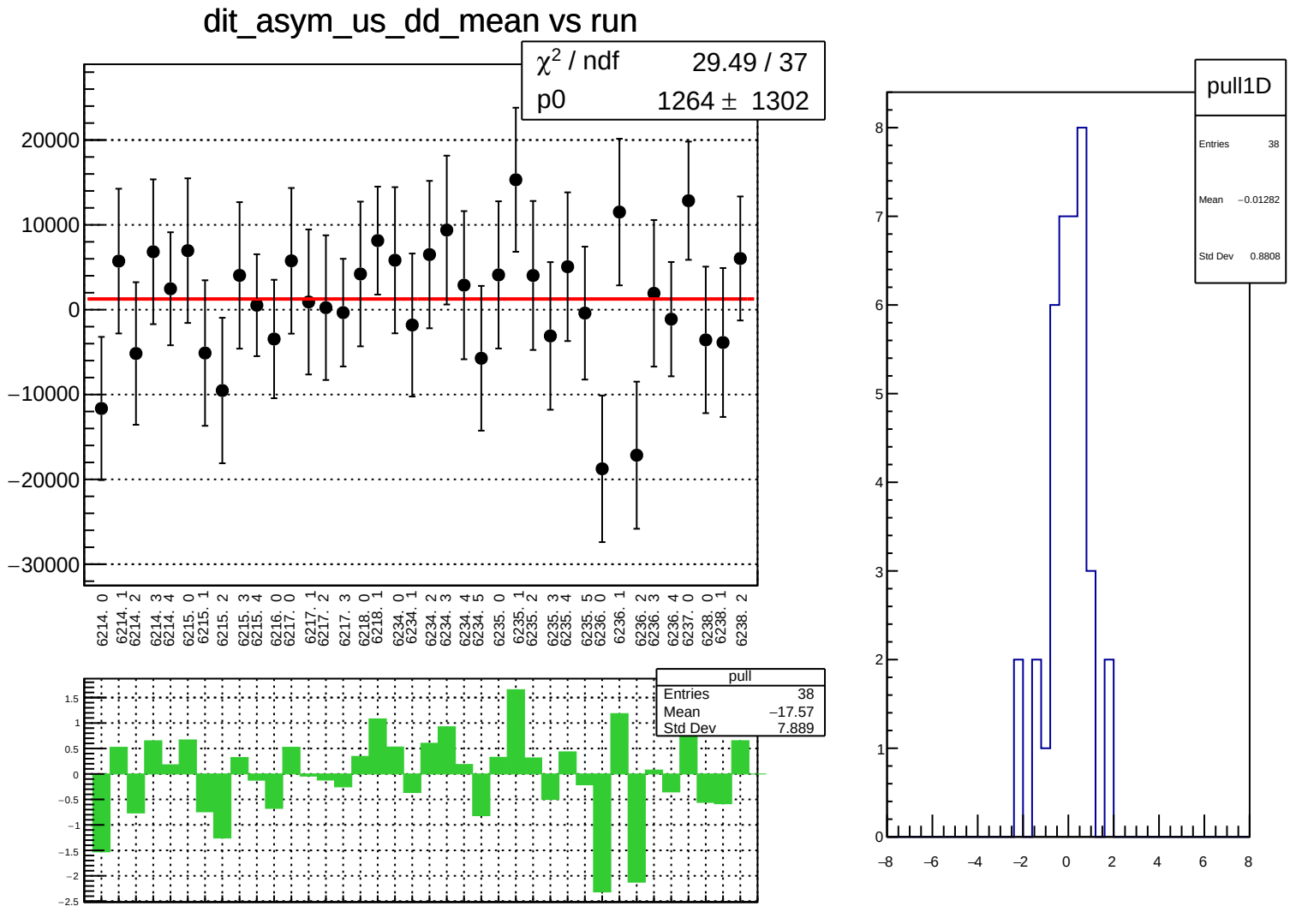
dit_asym_us_dd_mean vs run
χ² / ndf 29.49 / 37
p0 1264 ± 1302
20000
10000
0
−10000
−20000
−30000
6214. 0
6214. 1
6214. 2
6214. 3
6214. 4
6215. 0
6215. 1
6215. 2
6215. 3
6215. 4
6216. 0
6217. 0
6217. 1
6217. 2
6217. 3
6218. 0
6218. 1
6234. 0
6234. 1
6234. 2
6234. 3
6234. 4
6234. 5
6235. 0
6235. 1
6235. 2
6235. 3
6235. 4
6235. 5
6236. 0
6236. 1
6236. 2
6236. 3
6236. 4
6237. 0
6238. 0
6238. 1
6238. 2
pull
Entries 38
Mean −17.57
Std Dev 7.889
1.5
1
0.5
0
−0.5
−1
−1.5
−2
−2.5
pull1D
Entries 38
Mean −0.01282
Std Dev 0.8808
8
7
6
5
4
3
2
1
0
−8
−6
−4
−2
0
2
4
6
8

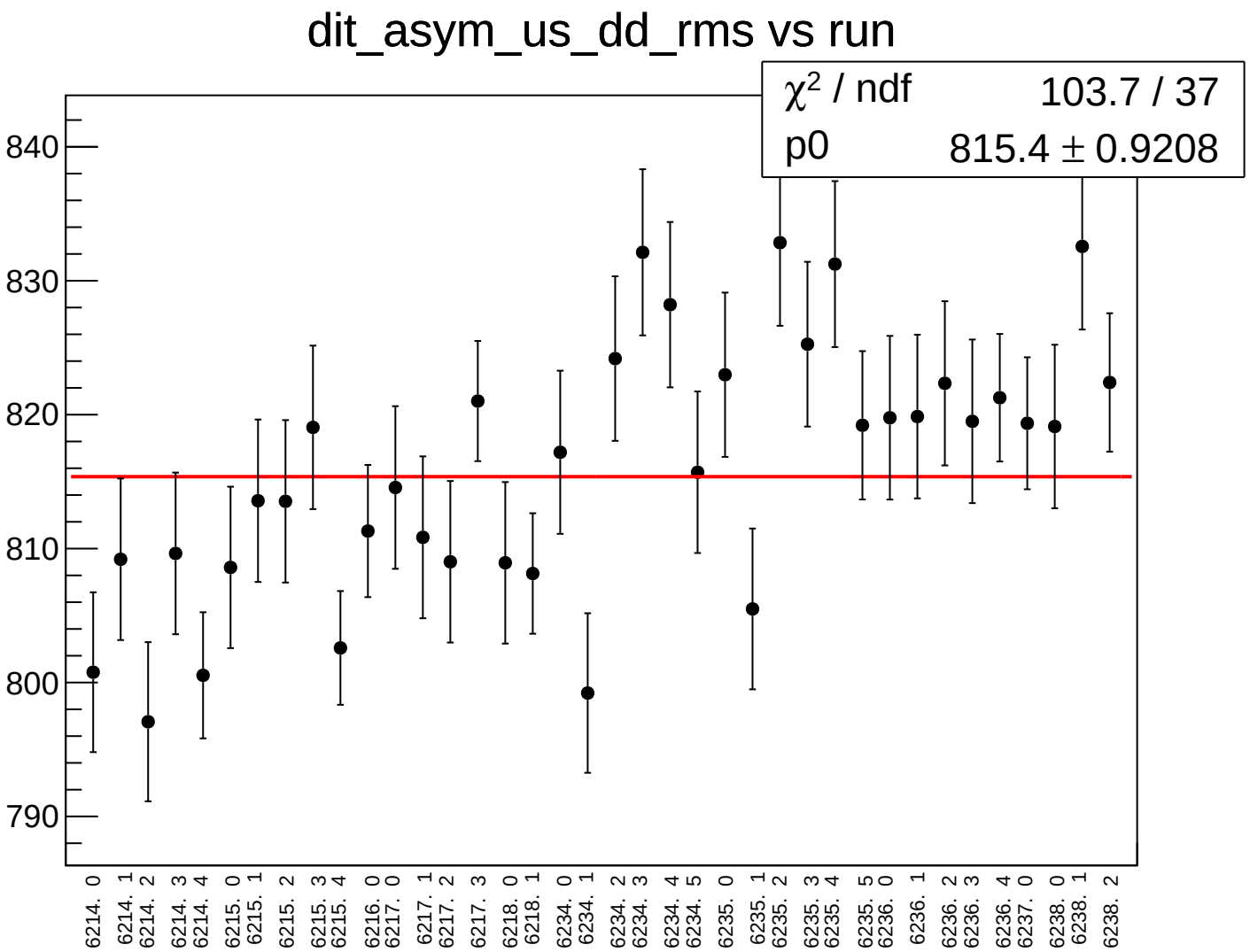
dit_asym_us_dd_rms vs run
χ² / ndf 103.7 / 37
p0 815.4 ± 0.9208
840
830
820
810
800
790
6214. 0
6214. 1
6214. 2
6214. 3
6214. 4
6215. 0
6215. 1
6215. 2
6215. 3
6215. 4
6216. 0
6217. 0
6217. 1
6217. 2
6217. 3
6218. 0
6218. 1
6234. 0
6234. 1
6234. 2
6234. 3
6234. 4
6234. 5
6235. 0
6235. 1
6235. 2
6235. 3
6235. 4
6235. 5
6236. 0
6236. 1
6236. 2
6236. 3
6236. 4
6237. 0
6238. 0
6238. 1
6238. 2

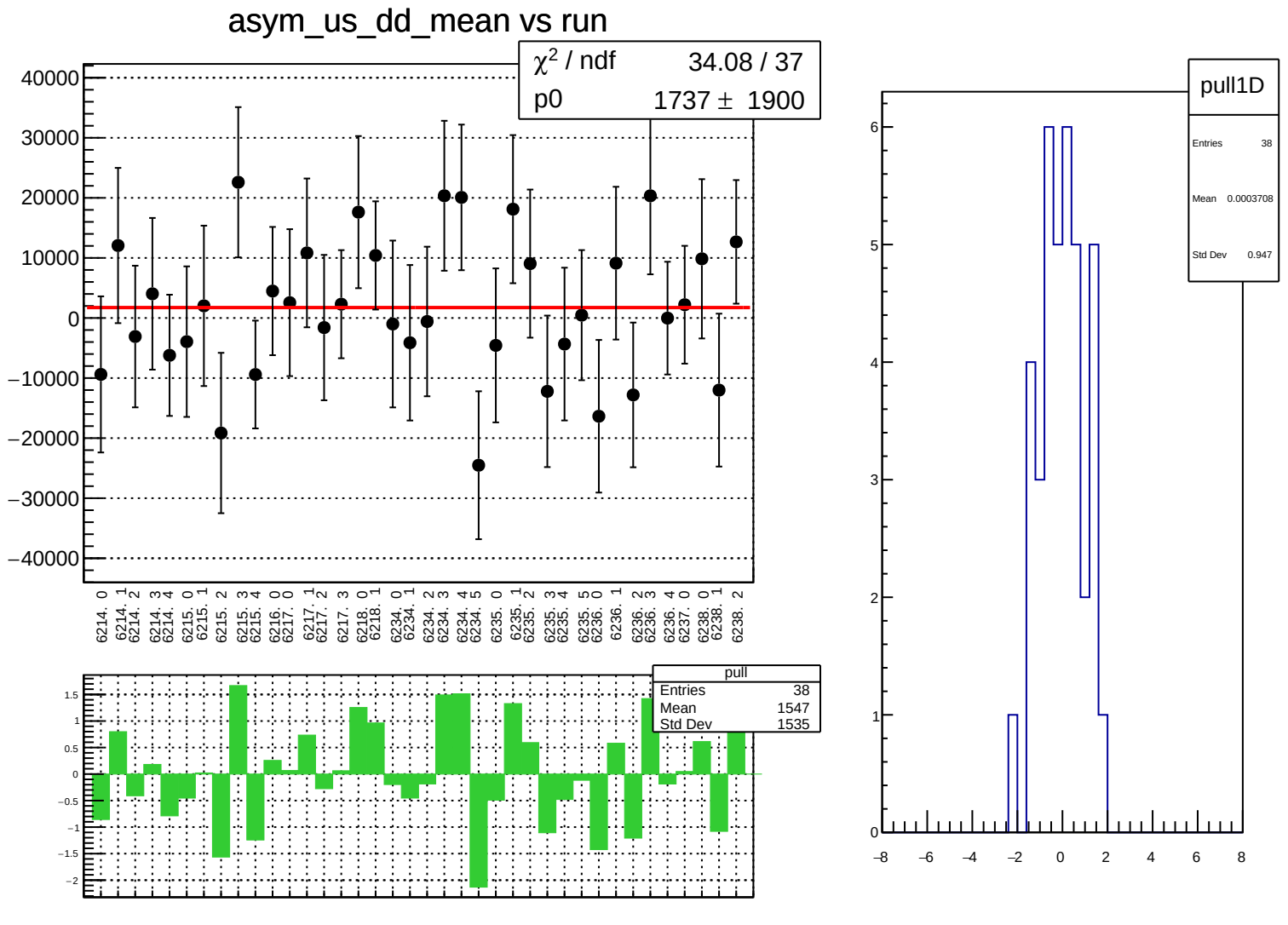
asym_us_dd_mean vs run
χ² / ndf 34.08 / 37
p0 1737 ± 1900
40000
30000
20000
10000
0
−10000
−20000
−30000
−40000
6214. 0
6214. 1
6214. 2
6214. 3
6214. 4
6215. 0
6215. 1
6215. 2
6215. 3
6215. 4
6216. 0
6217. 0
6217. 1
6217. 2
6217. 3
6218. 0
6218. 1
6234. 0
6234. 1
6234. 2
6234. 3
6234. 4
6234. 5
6235. 0
6235. 1
6235. 2
6235. 3
6235. 4
6235. 5
6236. 0
6236. 1
6236. 2
6236. 3
6236. 4
6237. 0
6238. 0
6238. 1
6238. 2
pull
Entries 38
Mean 1547
Std Dev 1535
1.5
1
0.5
0
−0.5
−1
−1.5
−2
pull1D
Entries 38
Mean 0.0003708
Std Dev 0.947
6
5
4
3
2
1
0
−8
−6
−4
−2
0
2
4
6
8

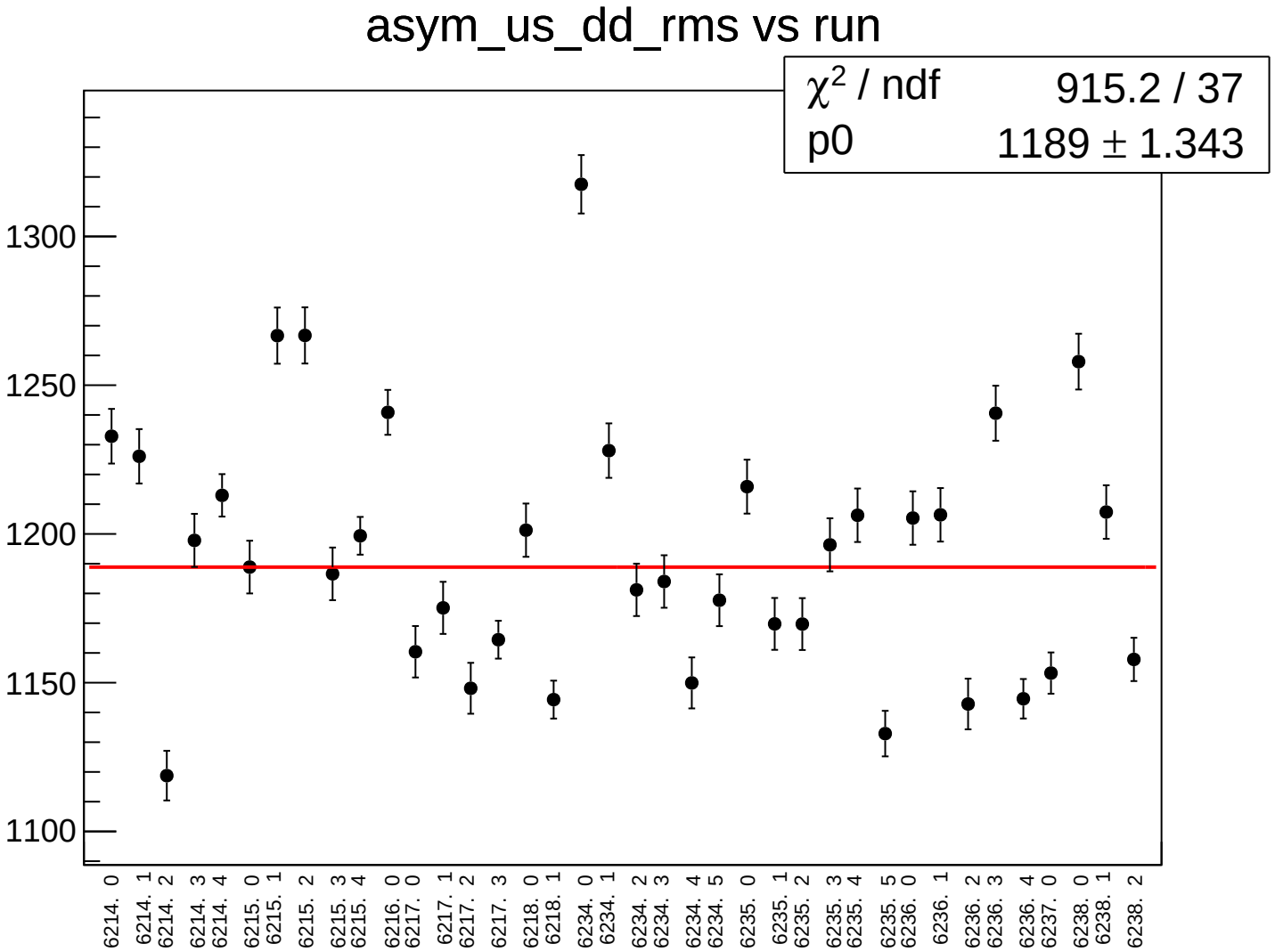
asym_us_dd_rms vs run
χ² / ndf 915.2 / 37
p0 1189 ± 1.343
1300
1250
1200
1150
1100
6214. 0
6214. 1
6214. 2
6214. 3
6214. 4
6215. 0
6215. 1
6215. 2
6215. 3
6215. 4
6216. 0
6217. 0
6217. 1
6217. 2
6217. 3
6218. 0
6218. 1
6234. 0
6234. 1
6234. 2
6234. 3
6234. 4
6234. 5
6235. 0
6235. 1
6235. 2
6235. 3
6235. 4
6235. 5
6236. 0
6236. 1
6236. 2
6236. 3
6236. 4
6237. 0
6238. 0
6238. 1
6238. 2

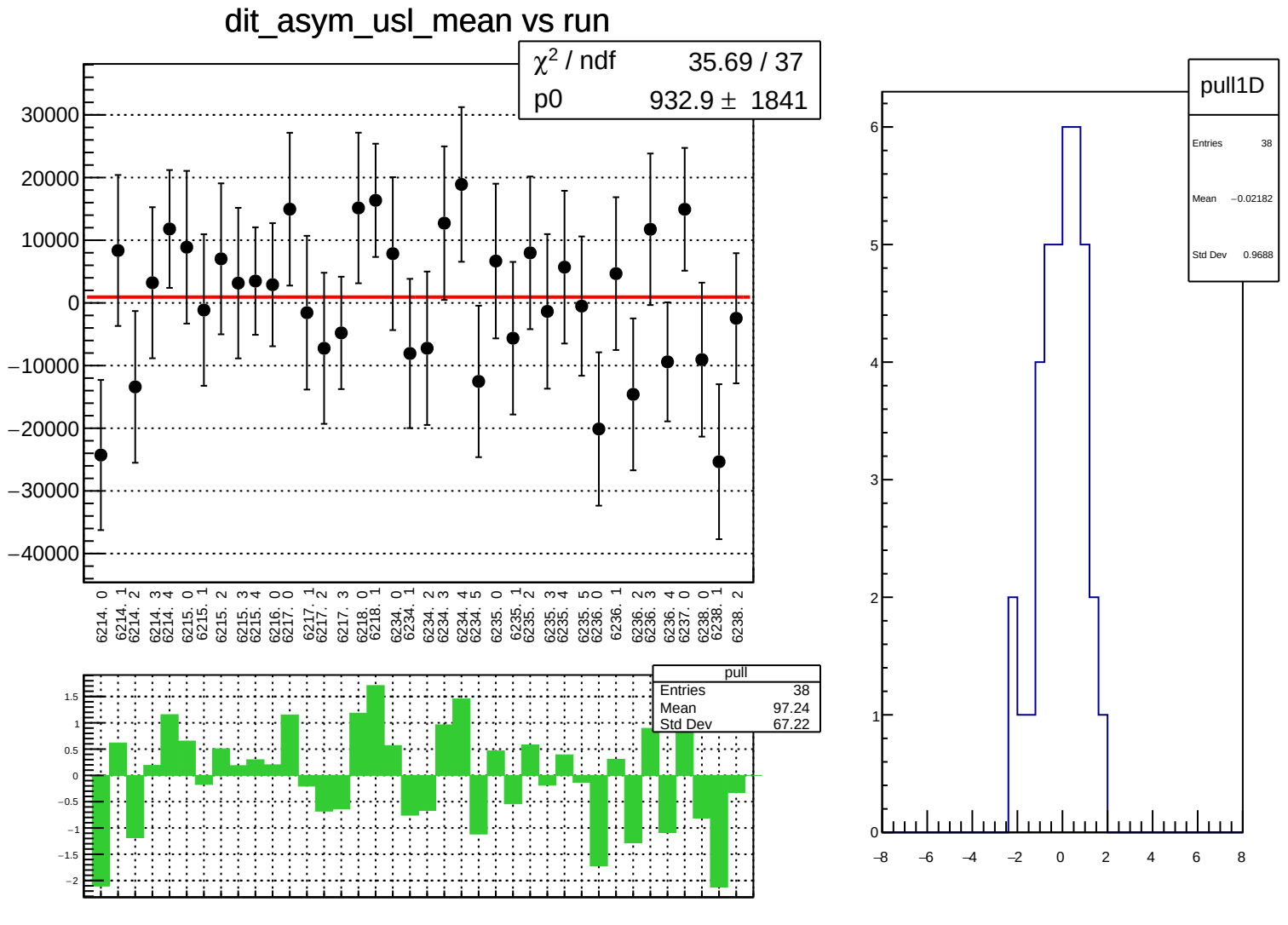
dit_asym_usl_mean vs run
χ² / ndf 35.69 / 37
p0 932.9 ± 1841
30000
20000
10000
0
−10000
−20000
−30000
−40000
6214. 0
6214. 1
6214. 2
6214. 3
6214. 4
6215. 0
6215. 1
6215. 2
6215. 3
6215. 4
6216. 0
6217. 0
6217. 1
6217. 2
6217. 3
6218. 0
6218. 1
6234. 0
6234. 1
6234. 2
6234. 3
6234. 4
6234. 5
6235. 0
6235. 1
6235. 2
6235. 3
6235. 4
6235. 5
6236. 0
6236. 1
6236. 2
6236. 3
6236. 4
6237. 0
6238. 0
6238. 1
6238. 2
pull
Entries 38
Mean 97.24
Std Dev 67.22
1.5
1
0.5
0
−0.5
−1
−1.5
−2
pull1D
Entries 38
Mean −0.02182
Std Dev 0.9688
6
5
4
3
2
1
0
−8
−6
−4
−2
0
2
4
6
8

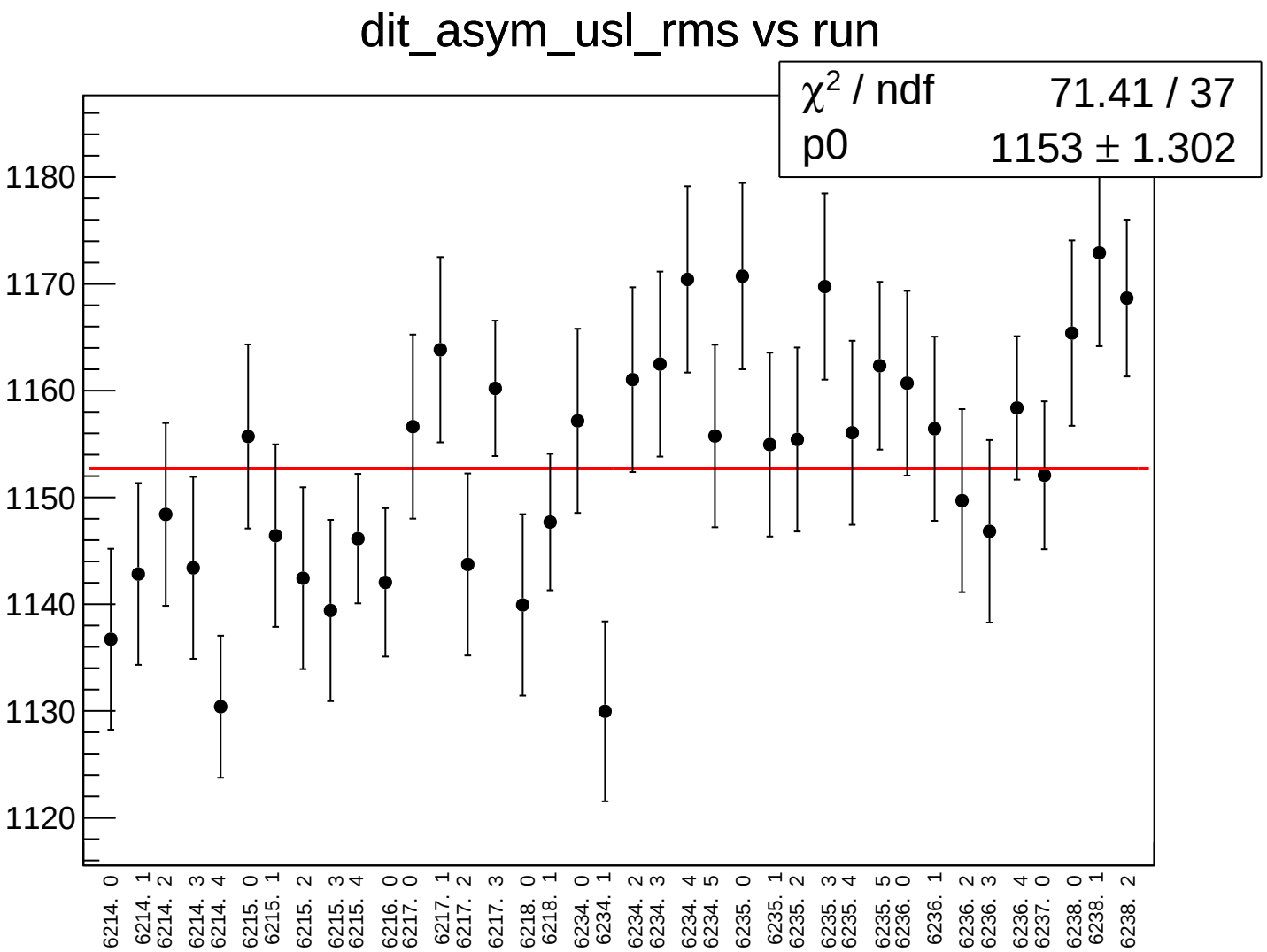
dit_asym_usl_rms vs run
χ2 / ndf 71.41 / 37
p0 1153 ± 1.302
1180
1170
1160
1150
1140
1130
1120
6214. 0
6214. 1
6214. 2
6214. 3
6214. 4
6215. 0
6215. 1
6215. 2
6215. 3
6215. 4
6216. 0
6217. 0
6217. 1
6217. 2
6217. 3
6218. 0
6218. 1
6234. 0
6234. 1
6234. 2
6234. 3
6234. 4
6234. 5
6235. 0
6235. 1
6235. 2
6235. 3
6235. 4
6235. 5
6236. 0
6236. 1
6236. 2
6236. 3
6236. 4
6237. 0
6238. 0
6238. 1
6238. 2

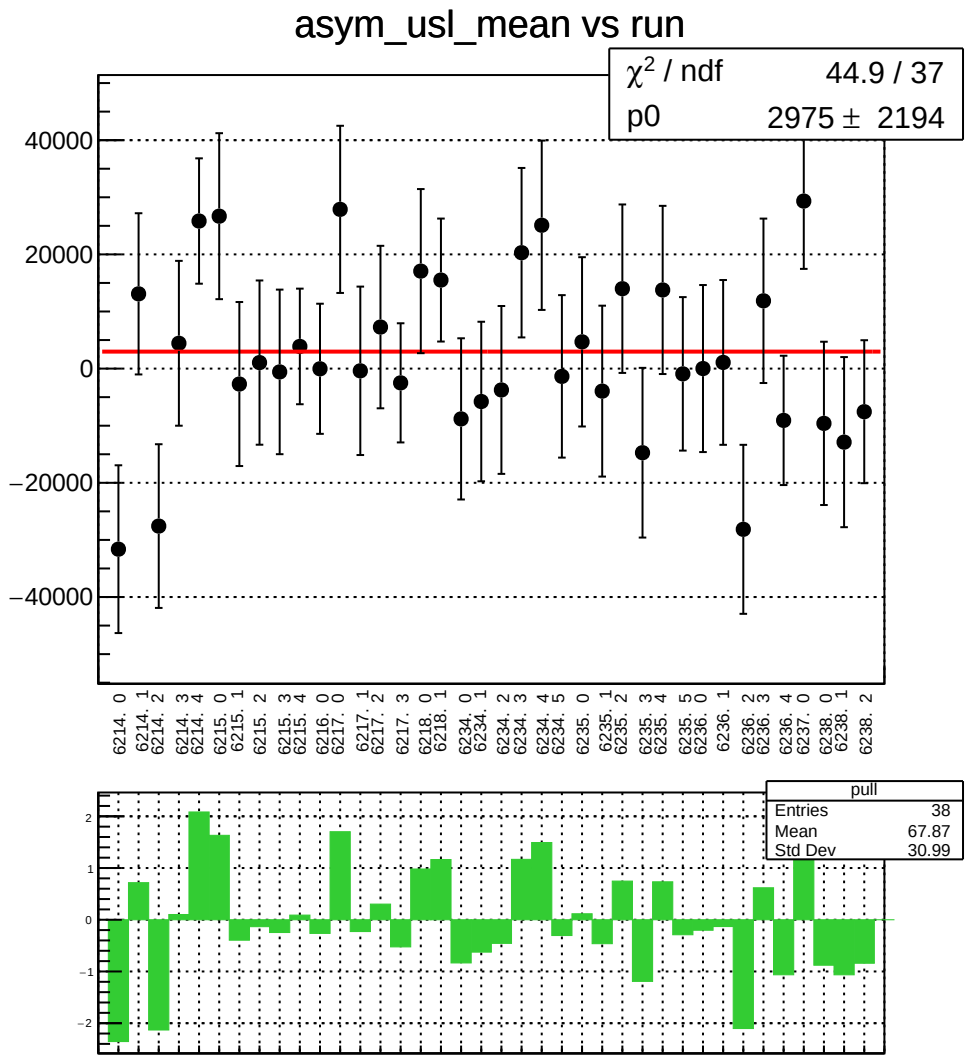
asym_usl_mean vs run
χ² / ndf 44.9 / 37
p0 2975 ± 2194
40000
20000
0
−20000
−40000
6214. 0
6214. 1
6214. 2
6214. 3
6214. 4
6215. 0
6215. 1
6215. 2
6215. 3
6215. 4
6216. 0
6217. 0
6217. 1
6217. 2
6217. 3
6218. 0
6218. 1
6234. 0
6234. 1
6234. 2
6234. 3
6234. 4
6234. 5
6235. 0
6235. 1
6235. 2
6235. 3
6235. 4
6235. 5
6236. 0
6236. 1
6236. 2
6236. 3
6236. 4
6237. 0
6238. 0
6238. 1
6238. 2
pull
Entries 38
Mean 67.87
Std Dev 30.99
2
1
0
−1
−2

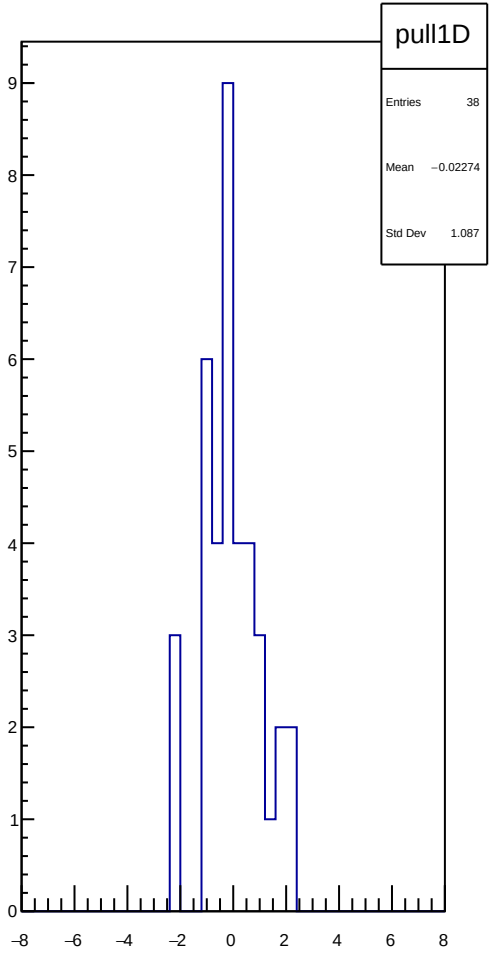
pull1D
Entries 38
Mean −0.02274
Std Dev 1.087
9
8
7
6
5
4
3
2
1
0
−8
−6
−4
−2
0
2
4
6
8

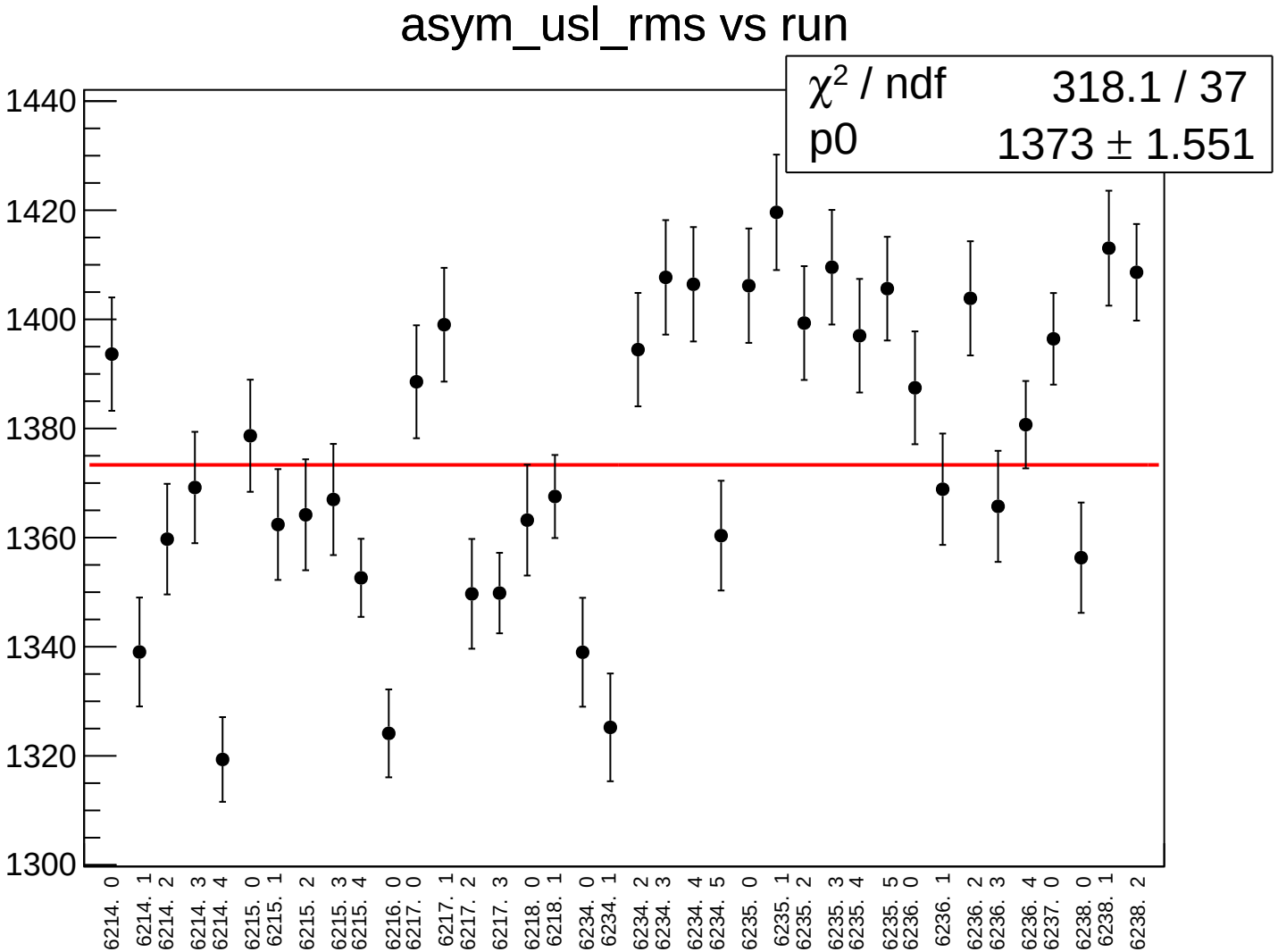
asym_usl_rms vs run
χ² / ndf 318.1 / 37
p0 1373 ± 1.551
1440
1420
1400
1380
1360
1340
1320
1300
6214. 0
6214. 1
6214. 2
6214. 3
6214. 4
6215. 0
6215. 1
6215. 2
6215. 3
6215. 4
6216. 0
6217. 0
6217. 1
6217. 2
6217. 3
6218. 0
6218. 1
6234. 0
6234. 1
6234. 2
6234. 3
6234. 4
6234. 5
6235. 0
6235. 1
6235. 2
6235. 3
6235. 4
6235. 5
6236. 0
6236. 1
6236. 2
6236. 3
6236. 4
6237. 0
6238. 0
6238. 1
6238. 2

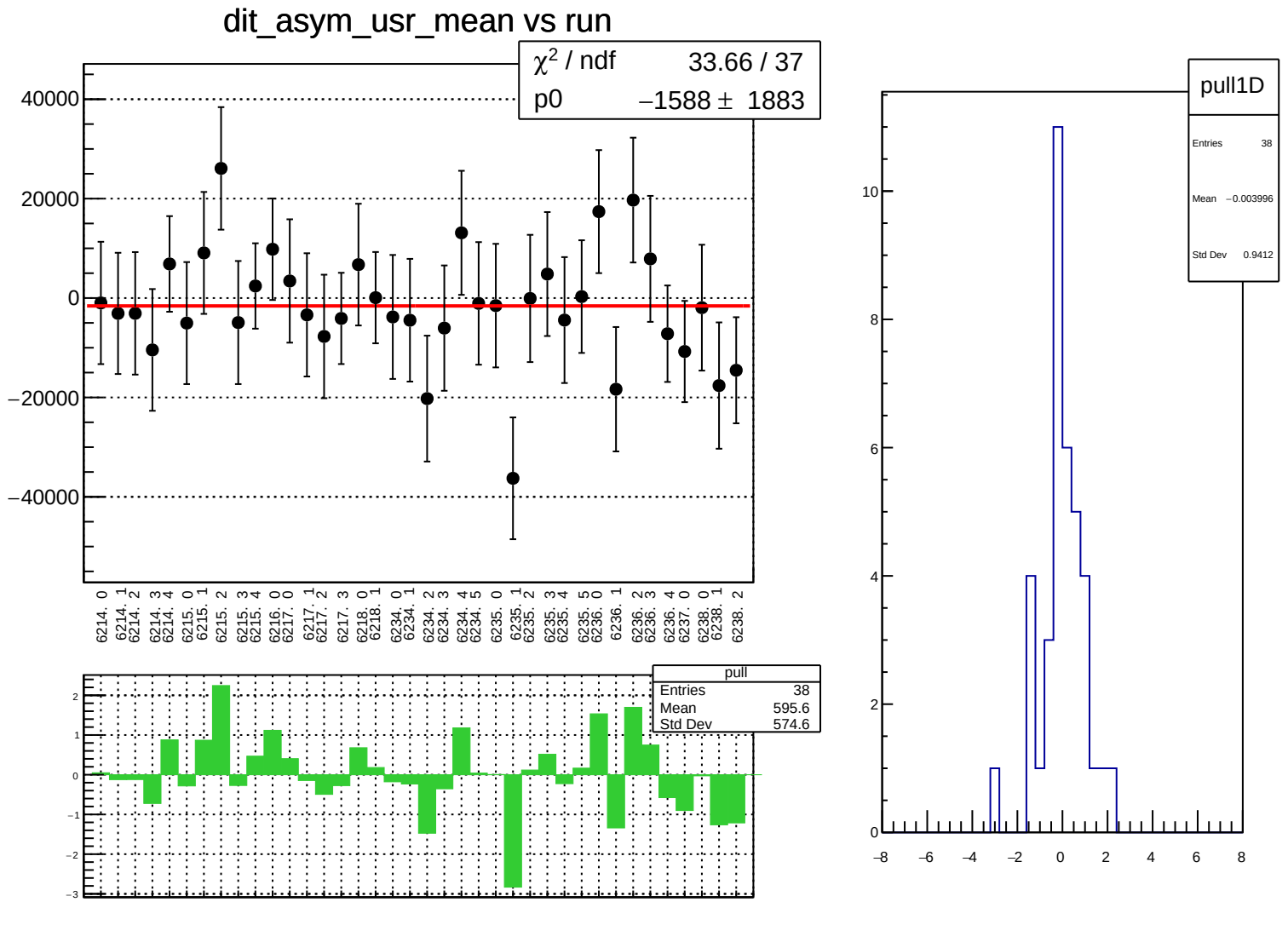
dit_asym_usr_mean vs run
χ² / ndf 33.66 / 37
p0 −1588 ± 1883
40000
20000
0
−20000
−40000
6214. 0
6214. 1
6214. 2
6214. 3
6214. 4
6215. 0
6215. 1
6215. 2
6215. 3
6215. 4
6216. 0
6217. 0
6217. 1
6217. 2
6217. 3
6218. 0
6218. 1
6234. 0
6234. 1
6234. 2
6234. 3
6234. 4
6234. 5
6235. 0
6235. 1
6235. 2
6235. 3
6235. 4
6235. 5
6236. 0
6236. 1
6236. 2
6236. 3
6236. 4
6237. 0
6238. 0
6238. 1
6238. 2
pull
Entries 38
Mean 595.6
Std Dev 574.6
2
1
0
−1
−2
−3
pull1D
Entries 38
Mean −0.003996
Std Dev 0.9412
10
8
6
4
2
0
−8
−6
−4
−2
0
2
4
6
8

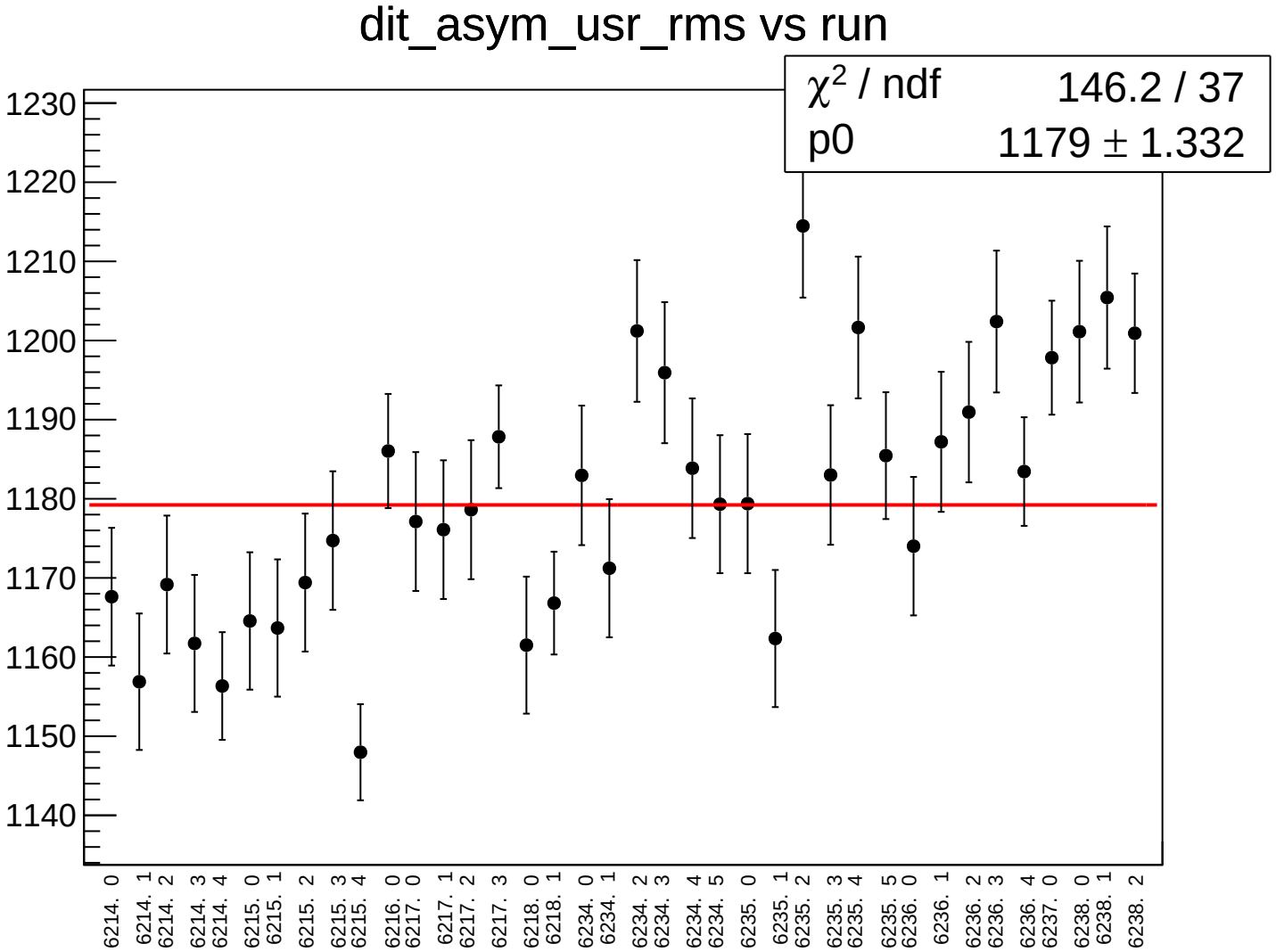
dit_asym_usr_rms vs run
χ² / ndf 146.2 / 37
p0 1179 ± 1.332
1230
1220
1210
1200
1190
1180
1170
1160
1150
1140
6214. 0
6214. 1
6214. 2
6214. 3
6214. 4
6215. 0
6215. 1
6215. 2
6215. 3
6215. 4
6216. 0
6217. 0
6217. 1
6217. 2
6217. 3
6218. 0
6218. 1
6234. 0
6234. 1
6234. 2
6234. 3
6234. 4
6234. 5
6235. 0
6235. 1
6235. 2
6235. 3
6235. 4
6235. 5
6236. 0
6236. 1
6236. 2
6236. 3
6236. 4
6237. 0
6238. 0
6238. 1
6238. 2

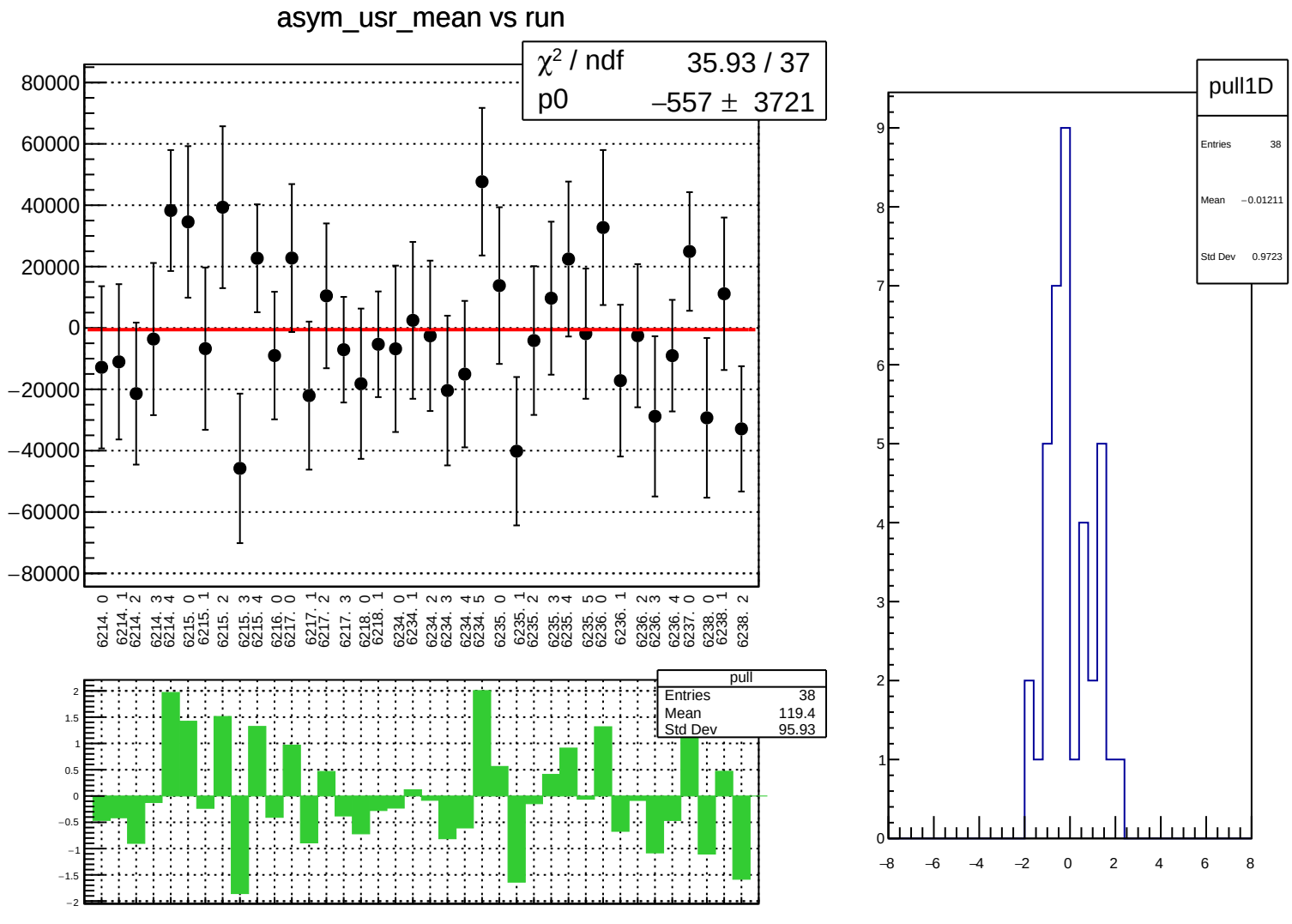
asym_usr_mean vs run
χ² / ndf 35.93 / 37
p0 −557 ± 3721
80000
60000
40000
20000
0
−20000
−40000
−60000
−80000
6214. 0
6214. 1
6214. 2
6214. 3
6214. 4
6215. 0
6215. 1
6215. 2
6215. 3
6215. 4
6216. 0
6217. 0
6217. 1
6217. 2
6217. 3
6218. 0
6218. 1
6234. 0
6234. 1
6234. 2
6234. 3
6234. 4
6234. 5
6235. 0
6235. 1
6235. 2
6235. 3
6235. 4
6235. 5
6236. 0
6236. 1
6236. 2
6236. 3
6236. 4
6237. 0
6238. 0
6238. 1
6238. 2
pull
Entries 38
Mean 119.4
Std Dev 95.93
pull1D
Entries 38
Mean −0.01211
Std Dev 0.9723

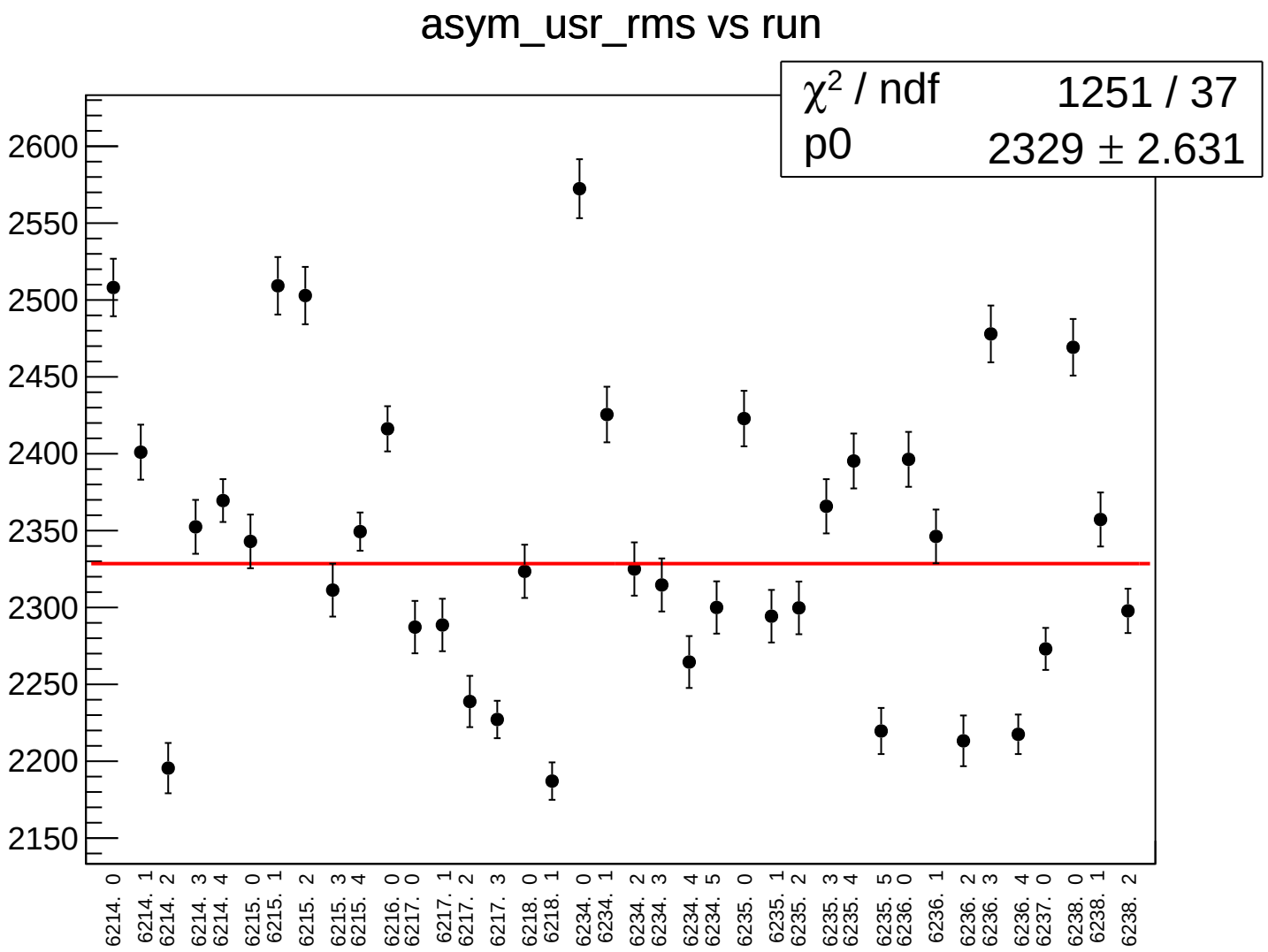
asym_usr_rms vs run
χ² / ndf 1251 / 37
p0 2329 ± 2.631
2600
2550
2500
2450
2400
2350
2300
2250
2200
2150
6214. 0
6214. 1
6214. 2
6214. 3
6214. 4
6215. 0
6215. 1
6215. 2
6215. 3
6215. 4
6216. 0
6217. 0
6217. 1
6217. 2
6217. 3
6218. 0
6218. 1
6234. 0
6234. 1
6234. 2
6234. 3
6234. 4
6234. 5
6235. 0
6235. 1
6235. 2
6235. 3
6235. 4
6235. 5
6236. 0
6236. 1
6236. 2
6236. 3
6236. 4
6237. 0
6238. 0
6238. 1
6238. 2

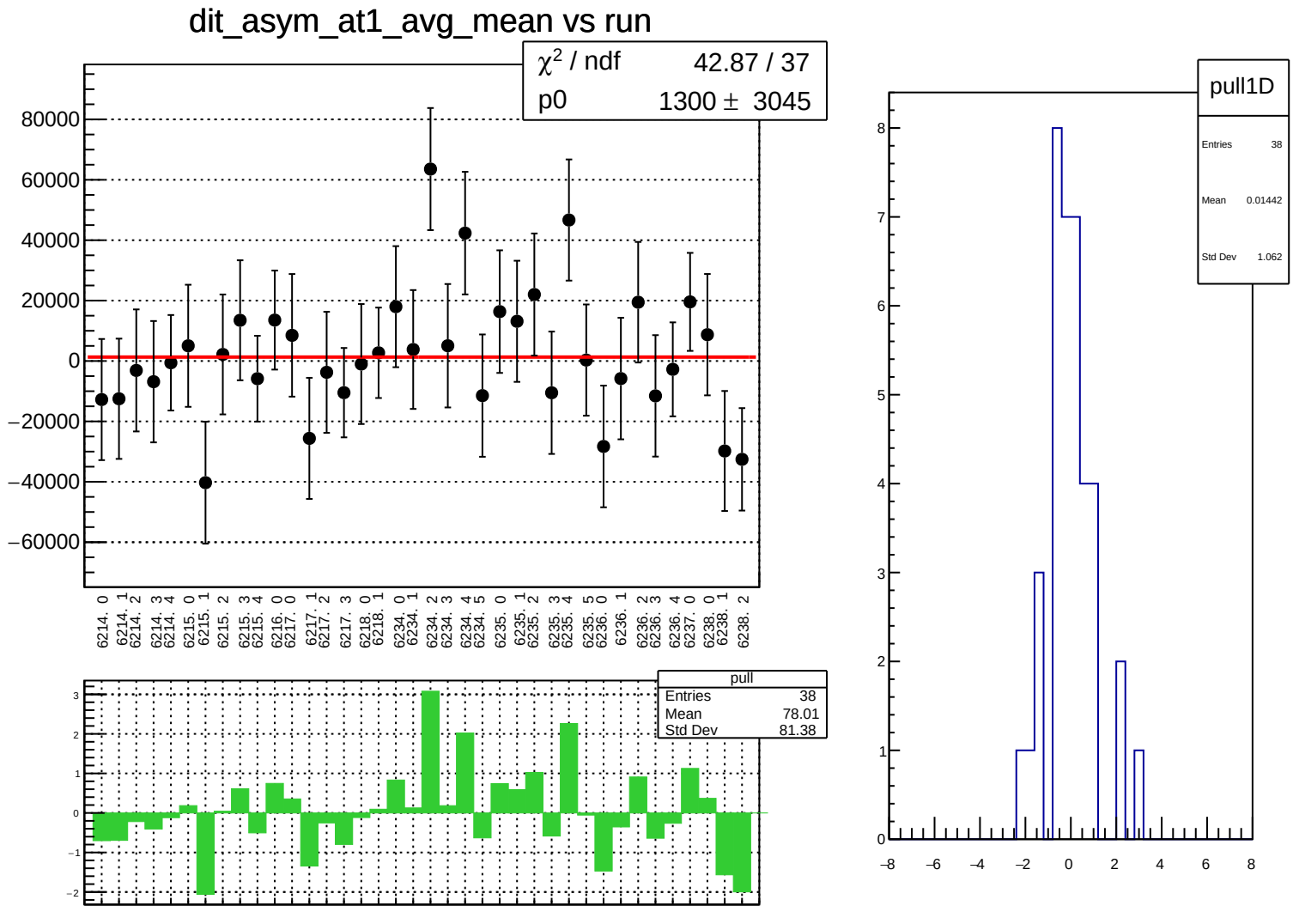
dit_asym_at1_avg_mean vs run
χ2 / ndf 42.87 / 37
p0 1300 ± 3045
80000
60000
40000
20000
0
−20000
−40000
−60000
6214. 0
6214. 1
6214. 2
6214. 3
6214. 4
6215. 0
6215. 1
6215. 2
6215. 3
6215. 4
6216. 0
6217. 0
6217. 1
6217. 2
6217. 3
6218. 0
6218. 1
6234. 0
6234. 1
6234. 2
6234. 3
6234. 4
6234. 5
6235. 0
6235. 1
6235. 2
6235. 3
6235. 4
6235. 5
6236. 0
6236. 1
6236. 2
6236. 3
6236. 4
6237. 0
6238. 0
6238. 1
6238. 2
pull
Entries 38
Mean 78.01
Std Dev 81.38
pull1D
Entries 38
Mean 0.01442
Std Dev 1.062

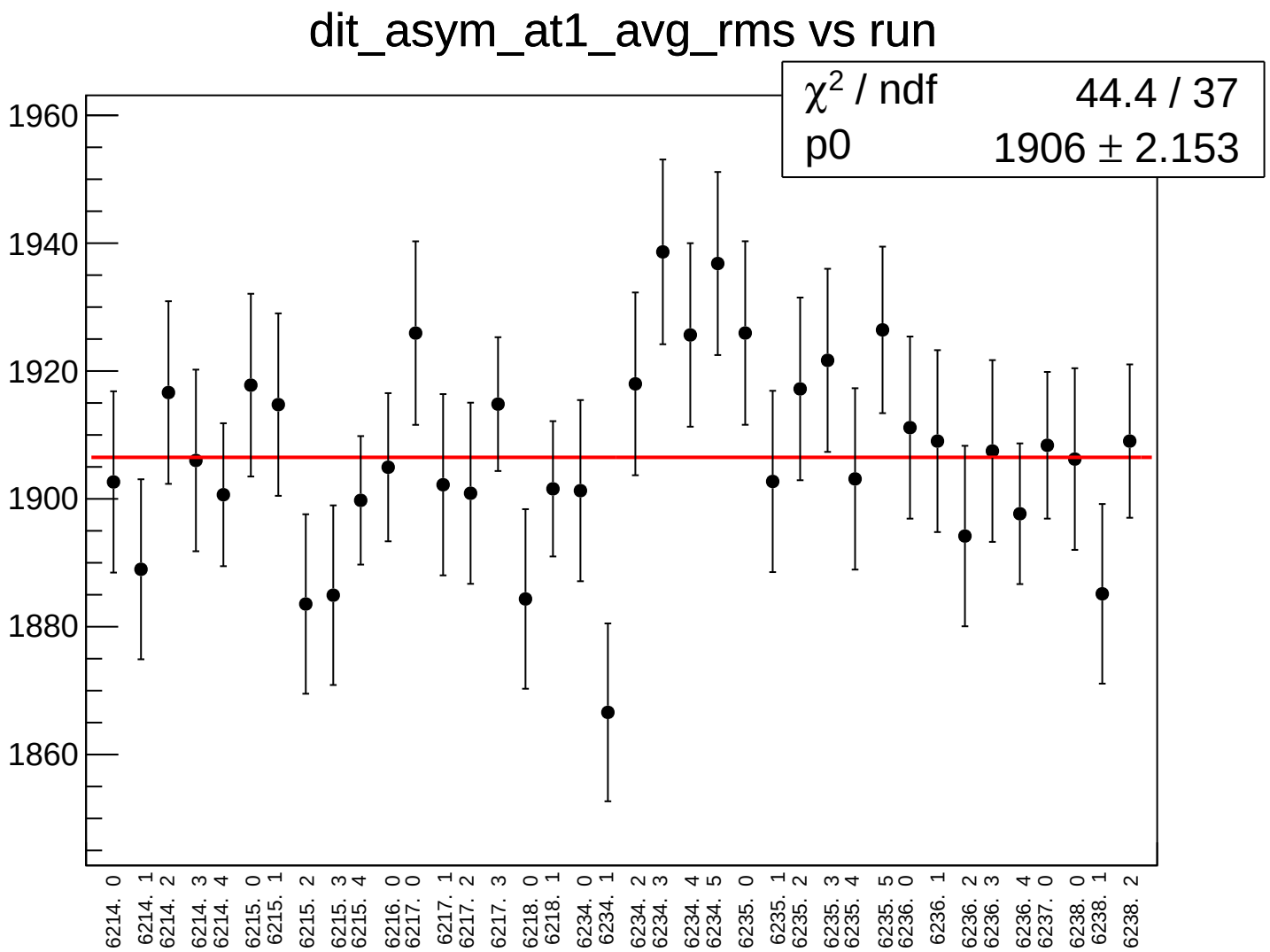
dit_asym_at1_avg_rms vs run
χ2 / ndf 44.4 / 37
p0 1906 ± 2.153
1960
1940
1920
1900
1880
1860
6214. 0
6214. 1
6214. 2
6214. 3
6214. 4
6215. 0
6215. 1
6215. 2
6215. 3
6215. 4
6216. 0
6217. 0
6217. 1
6217. 2
6217. 3
6218. 0
6218. 1
6234. 0
6234. 1
6234. 2
6234. 3
6234. 4
6234. 5
6235. 0
6235. 1
6235. 2
6235. 3
6235. 4
6235. 5
6236. 0
6236. 1
6236. 2
6236. 3
6236. 4
6237. 0
6238. 0
6238. 1
6238. 2

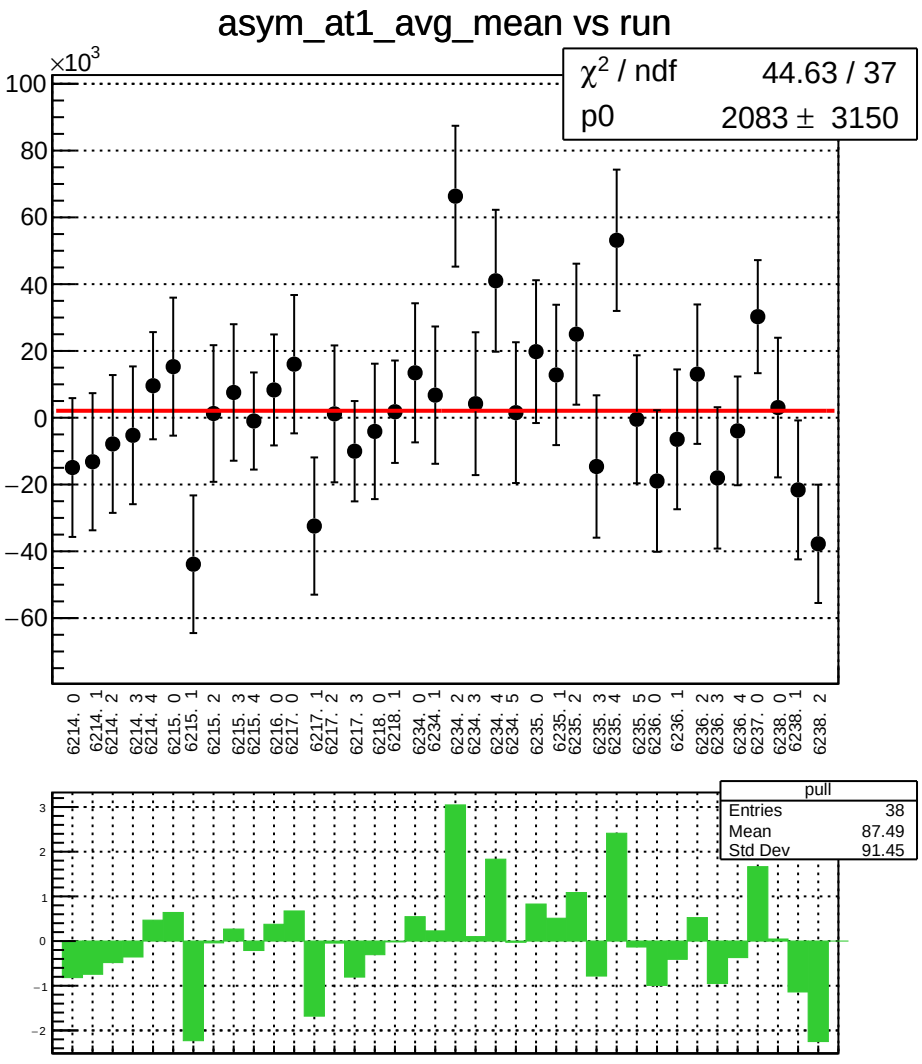
asym_at1_avg_mean vs run
×10^3
χ^2 / ndf 44.63 / 37
p0 2083 ± 3150
100
80
60
40
20
0
−20
−40
−60
6214. 0
6214. 1
6214. 2
6214. 3
6214. 4
6215. 0
6215. 1
6215. 2
6215. 3
6215. 4
6216. 0
6217. 0
6217. 1
6217. 2
6217. 3
6218. 0
6218. 1
6234. 0
6234. 1
6234. 2
6234. 3
6234. 4
6234. 5
6235. 0
6235. 1
6235. 2
6235. 3
6235. 4
6235. 5
6236. 0
6236. 1
6236. 2
6236. 3
6236. 4
6237. 0
6238. 0
6238. 1
6238. 2
pull
Entries 38
Mean 87.49
Std Dev 91.45
3
2
1
0
−1
−2

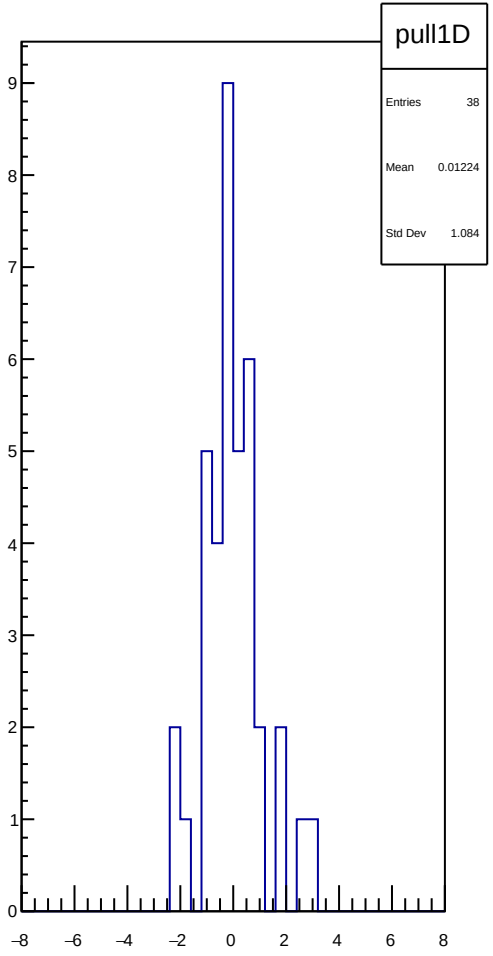
pull1D
Entries 38
Mean 0.01224
Std Dev 1.084
9
8
7
6
5
4
3
2
1
0
−8
−6
−4
−2
0
2
4
6
8

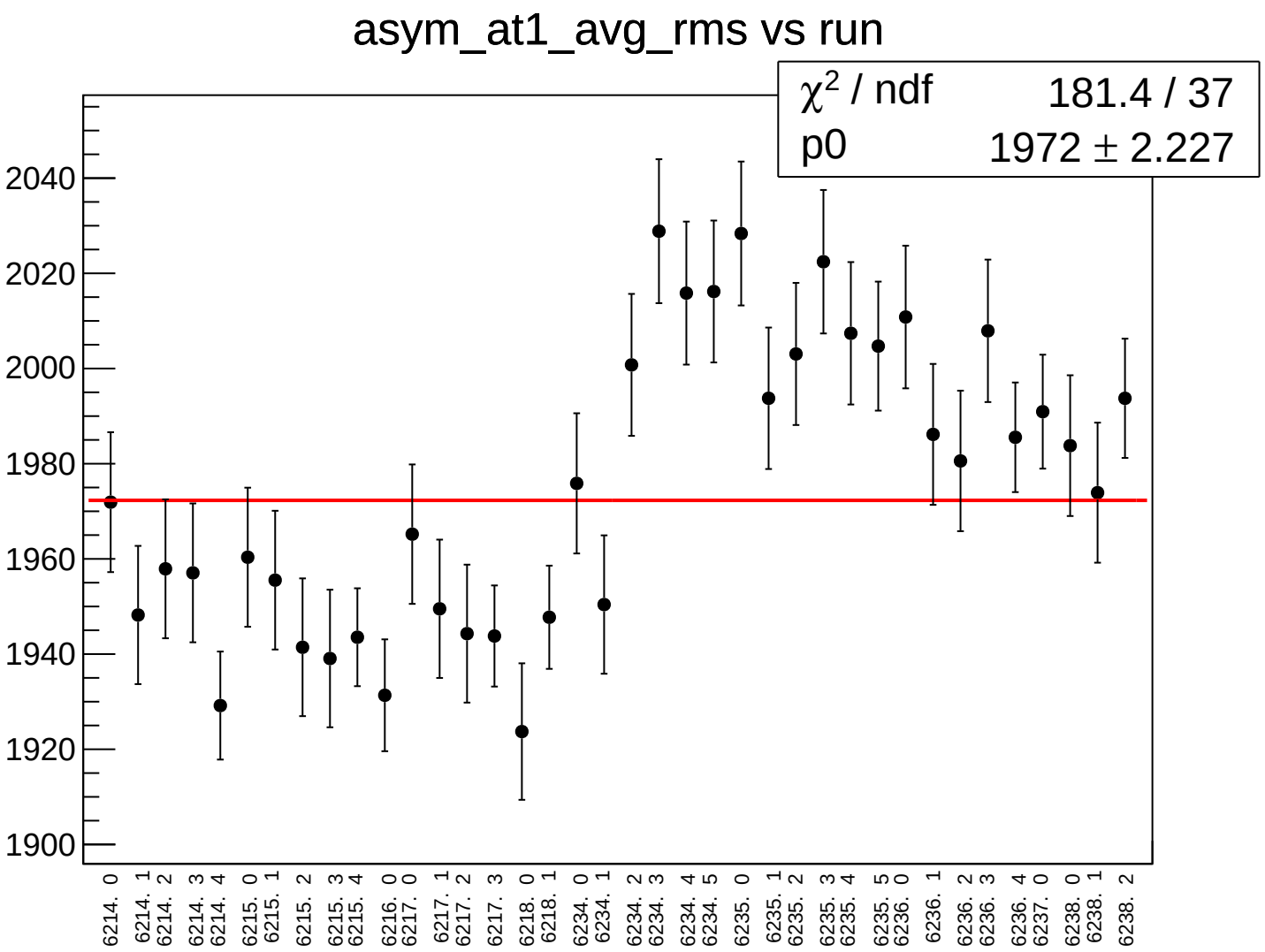
asym_at1_avg_rms vs run
χ² / ndf 181.4 / 37
p0 1972 ± 2.227
2040
2020
2000
1980
1960
1940
1920
1900
6214. 0
6214. 1
6214. 2
6214. 3
6214. 4
6215. 0
6215. 1
6215. 2
6215. 3
6215. 4
6216. 0
6217. 0
6217. 1
6217. 2
6217. 3
6218. 0
6218. 1
6234. 0
6234. 1
6234. 2
6234. 3
6234. 4
6234. 5
6235. 0
6235. 1
6235. 2
6235. 3
6235. 4
6235. 5
6236. 0
6236. 1
6236. 2
6236. 3
6236. 4
6237. 0
6238. 0
6238. 1
6238. 2

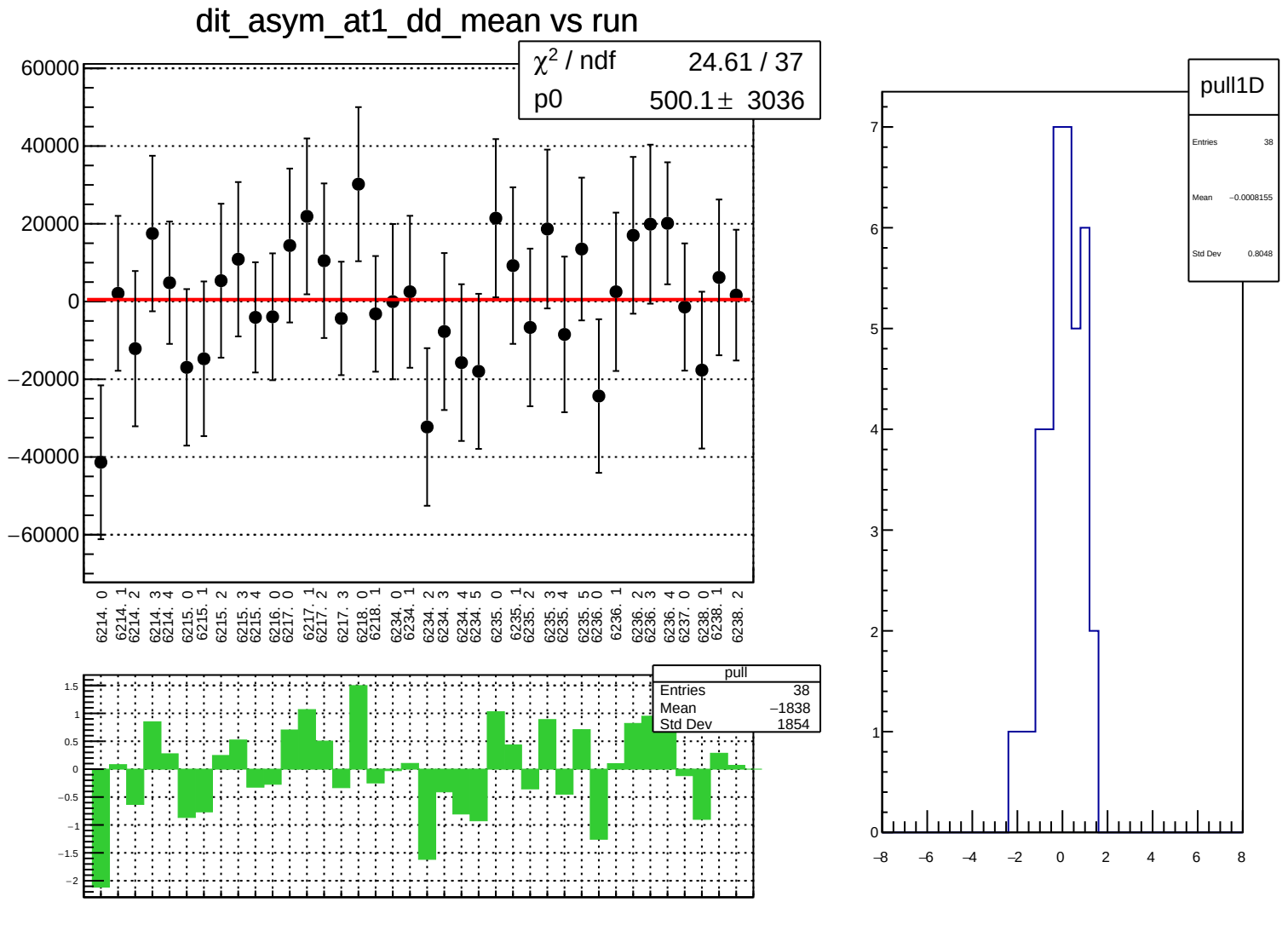
dit_asym_at1_dd_mean vs run
χ² / ndf 24.61 / 37
p0 500.1 ± 3036
60000
40000
20000
0
−20000
−40000
−60000
6214. 0
6214. 1
6214. 2
6214. 3
6214. 4
6215. 0
6215. 1
6215. 2
6215. 3
6215. 4
6216. 0
6217. 0
6217. 1
6217. 2
6217. 3
6218. 0
6218. 1
6234. 0
6234. 1
6234. 2
6234. 3
6234. 4
6234. 5
6235. 0
6235. 1
6235. 2
6235. 3
6235. 4
6235. 5
6236. 0
6236. 1
6236. 2
6236. 3
6236. 4
6237. 0
6238. 0
6238. 1
6238. 2
pull
Entries 38
Mean −1838
Std Dev 1854
1.5
1
0.5
0
−0.5
−1
−1.5
−2
pull1D
Entries 38
Mean −0.0008155
Std Dev 0.8048
7
6
5
4
3
2
1
0
−8
−6
−4
−2
0
2
4
6
8

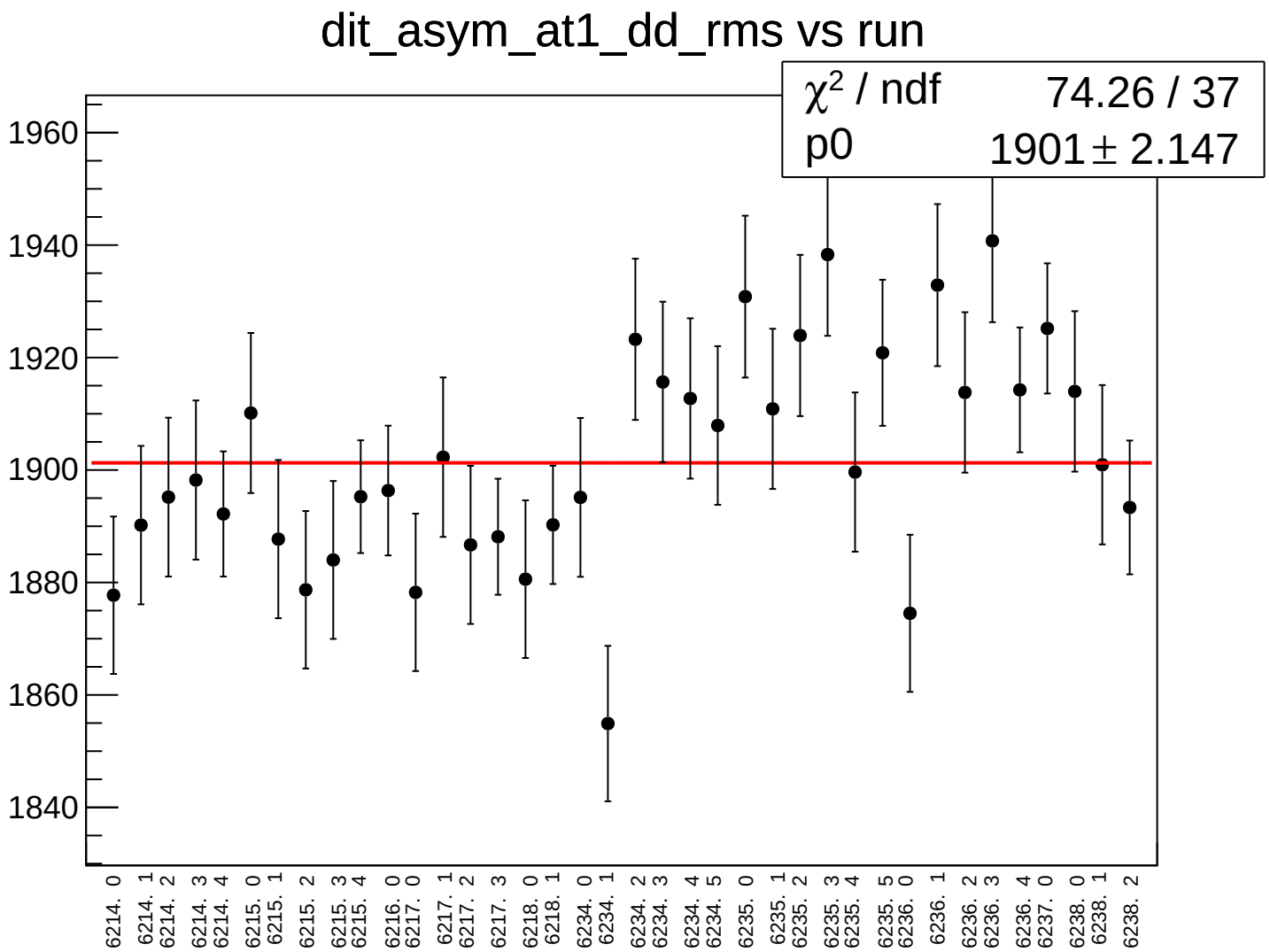
dit_asym_at1_dd_rms vs run
χ² / ndf 74.26 / 37
p0 1901 ± 2.147
1960
1940
1920
1900
1880
1860
1840
6214. 0
6214. 1
6214. 2
6214. 3
6214. 4
6215. 0
6215. 1
6215. 2
6215. 3
6215. 4
6216. 0
6217. 0
6217. 1
6217. 2
6217. 3
6218. 0
6218. 1
6234. 0
6234. 1
6234. 2
6234. 3
6234. 4
6234. 5
6235. 0
6235. 1
6235. 2
6235. 3
6235. 4
6235. 5
6236. 0
6236. 1
6236. 2
6236. 3
6236. 4
6237. 0
6238. 0
6238. 1
6238. 2

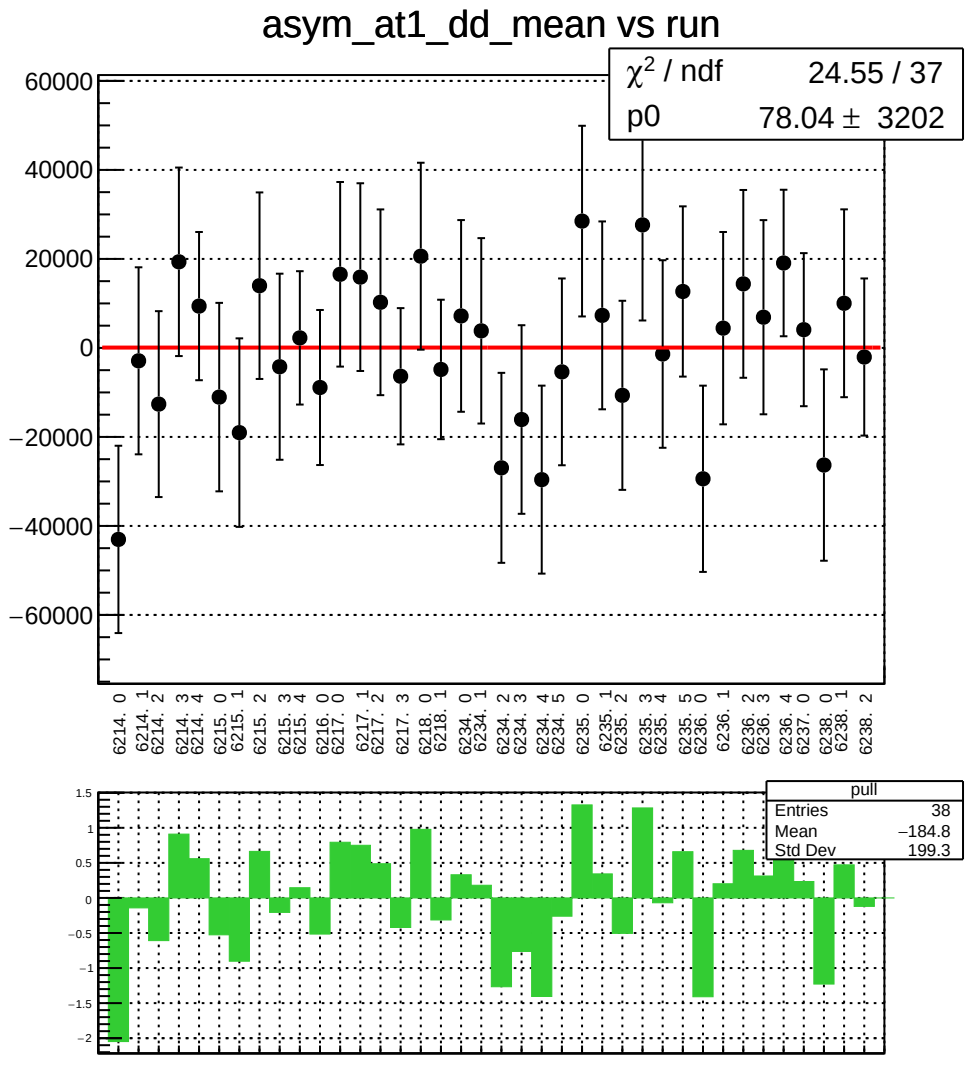
asym_at1_dd_mean vs run
χ² / ndf 24.55 / 37
p0 78.04 ± 3202
60000
40000
20000
0
−20000
−40000
−60000
6214. 0
6214. 1
6214. 2
6214. 3
6214. 4
6215. 0
6215. 1
6215. 2
6215. 3
6215. 4
6216. 0
6217. 0
6217. 1
6217. 2
6217. 3
6218. 0
6218. 1
6234. 0
6234. 1
6234. 2
6234. 3
6234. 4
6234. 5
6235. 0
6235. 1
6235. 2
6235. 3
6235. 4
6235. 5
6236. 0
6236. 1
6236. 2
6236. 3
6236. 4
6237. 0
6238. 0
6238. 1
6238. 2
pull
Entries 38
Mean −184.8
Std Dev 199.3
1.5
1
0.5
0
−0.5
−1
−1.5
−2

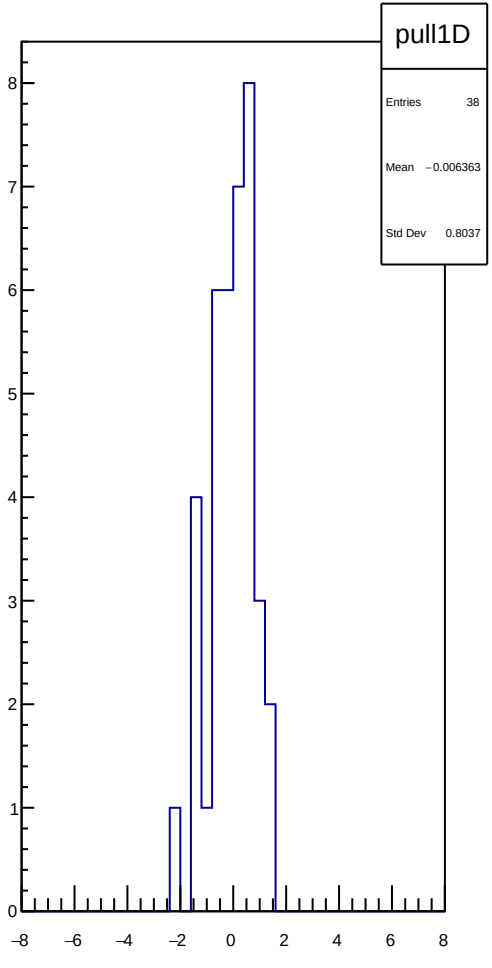
pull1D
Entries 38
Mean −0.006363
Std Dev 0.8037
8
7
6
5
4
3
2
1
0
−8
−6
−4
−2
0
2
4
6
8

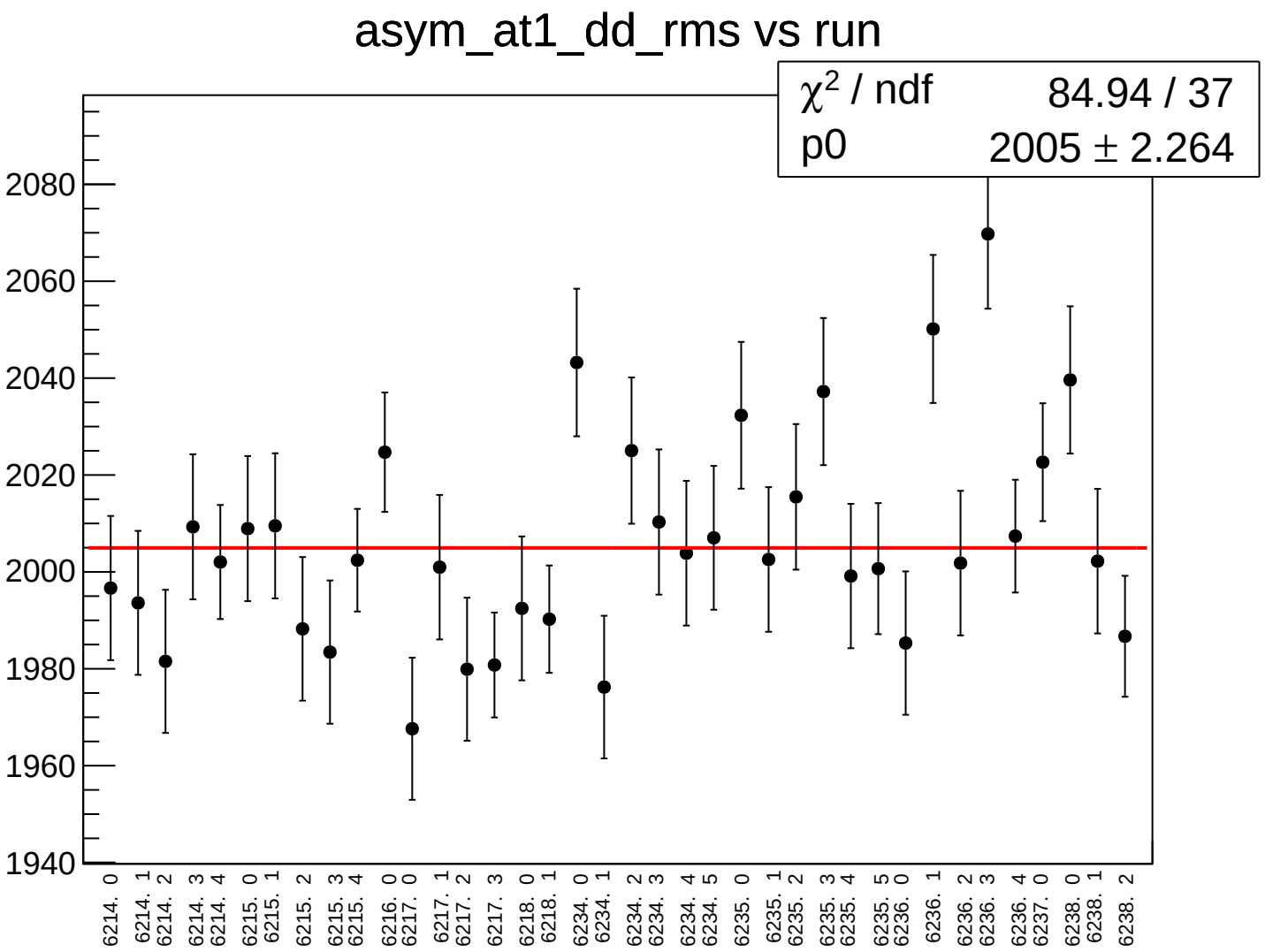
asym_at1_dd_rms vs run
χ2 / ndf 84.94 / 37
p0 2005 ± 2.264
2080
2060
2040
2020
2000
1980
1960
1940
6214. 0
6214. 1
6214. 2
6214. 3
6214. 4
6215. 0
6215. 1
6215. 2
6215. 3
6215. 4
6216. 0
6217. 0
6217. 1
6217. 2
6217. 3
6218. 0
6218. 1
6234. 0
6234. 1
6234. 2
6234. 3
6234. 4
6234. 5
6235. 0
6235. 1
6235. 2
6235. 3
6235. 4
6235. 5
6236. 0
6236. 1
6236. 2
6236. 3
6236. 4
6237. 0
6238. 0
6238. 1
6238. 2

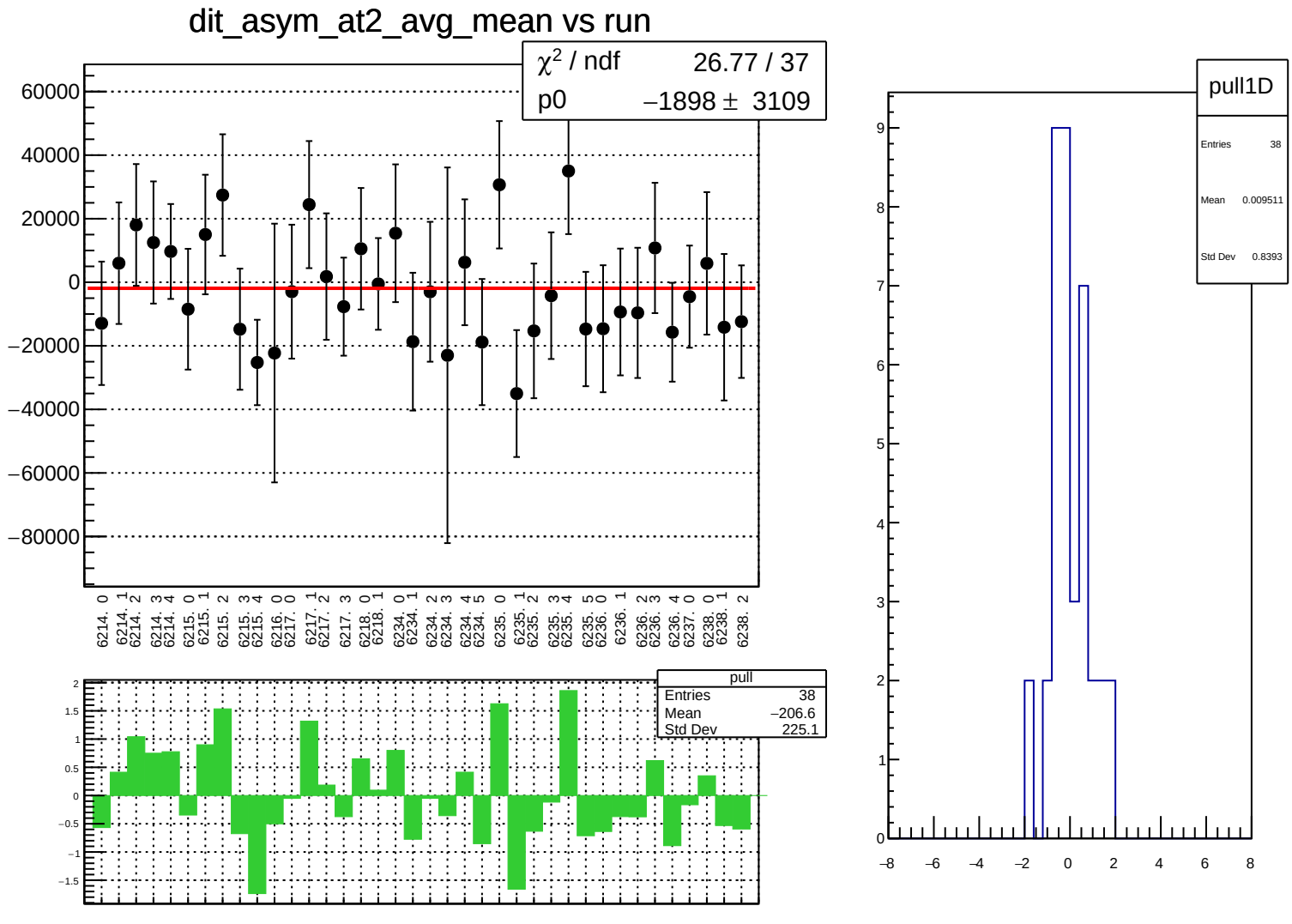
dit_asym_at2_avg_mean vs run
χ² / ndf 26.77 / 37
p0 −1898 ± 3109
60000
40000
20000
0
−20000
−40000
−60000
−80000
6214. 0
6214. 1
6214. 2
6214. 3
6214. 4
6215. 0
6215. 1
6215. 2
6215. 3
6215. 4
6216. 0
6217. 0
6217. 1
6217. 2
6217. 3
6218. 0
6218. 1
6234. 0
6234. 1
6234. 2
6234. 3
6234. 4
6234. 5
6235. 0
6235. 1
6235. 2
6235. 3
6235. 4
6235. 5
6236. 0
6236. 1
6236. 2
6236. 3
6236. 4
6237. 0
6238. 0
6238. 1
6238. 2
pull
Entries 38
Mean −206.6
Std Dev 225.1
2
1.5
1
0.5
0
−0.5
−1
−1.5
pull1D
Entries 38
Mean 0.009511
Std Dev 0.8393
9
8
7
6
5
4
3
2
1
0
−8
−6
−4
−2
0
2
4
6
8

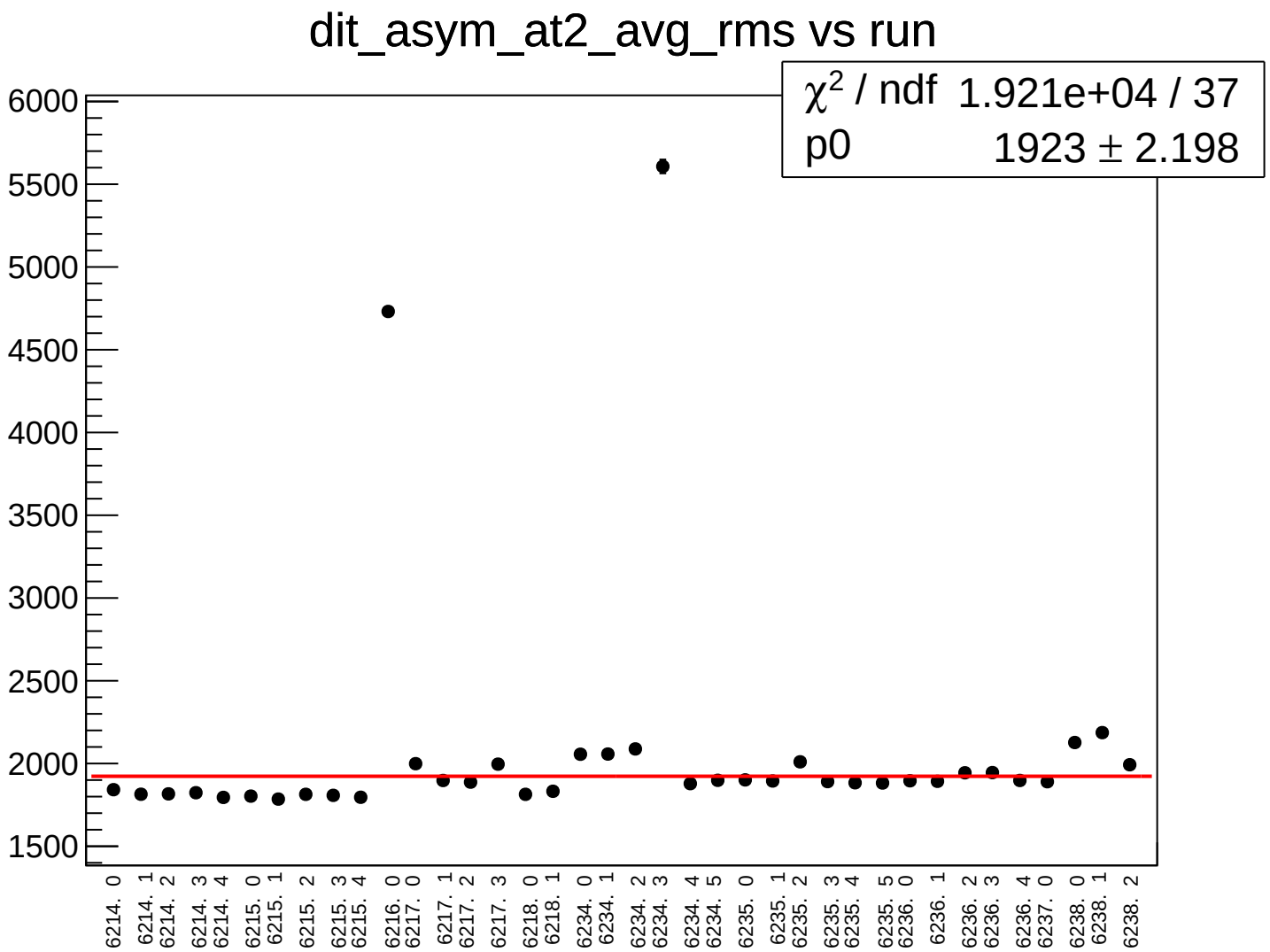
dit_asym_at2_avg_rms vs run
χ2 / ndf 1.921e+04 / 37
p0 1923 ± 2.198
6000
5500
5000
4500
4000
3500
3000
2500
2000
1500
6214. 0
6214. 1
6214. 2
6214. 3
6214. 4
6215. 0
6215. 1
6215. 2
6215. 3
6215. 4
6216. 0
6217. 0
6217. 1
6217. 2
6217. 3
6218. 0
6218. 1
6234. 0
6234. 1
6234. 2
6234. 3
6234. 4
6234. 5
6235. 0
6235. 1
6235. 2
6235. 3
6235. 4
6235. 5
6236. 0
6236. 1
6236. 2
6236. 3
6236. 4
6237. 0
6238. 0
6238. 1
6238. 2

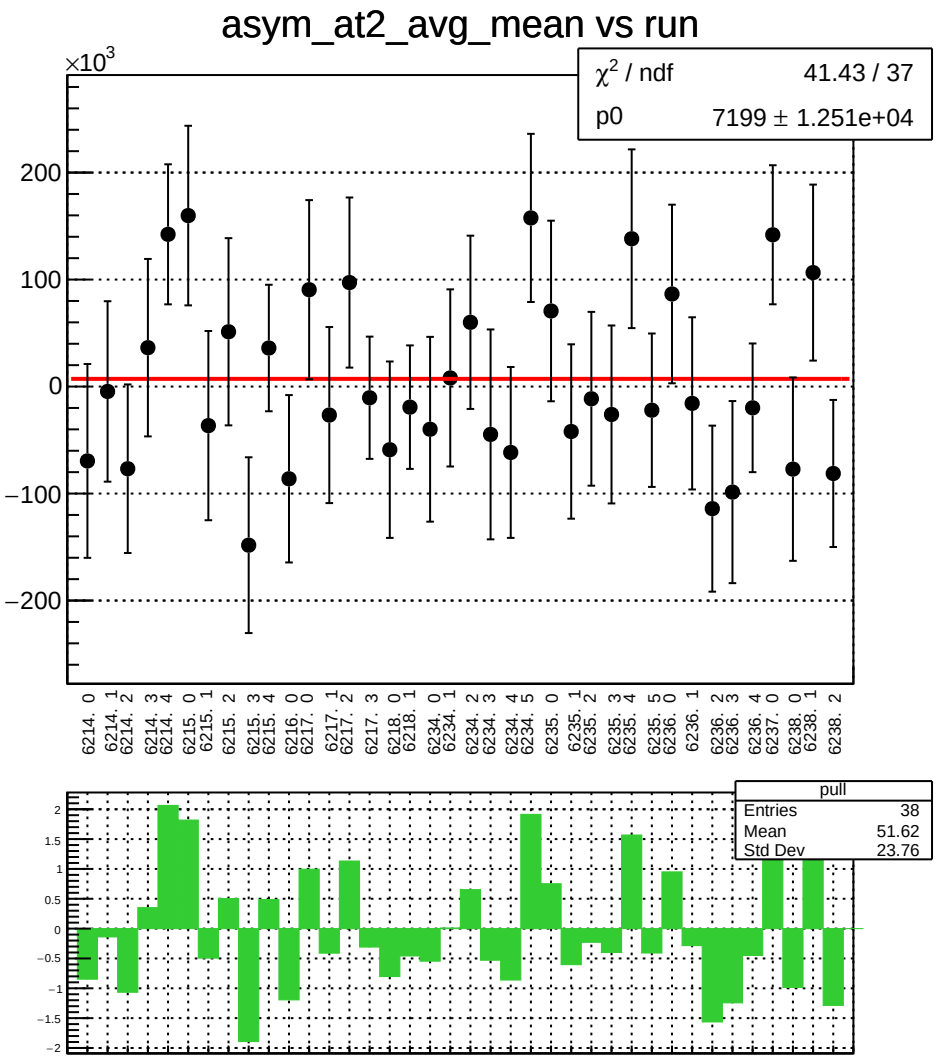
asym_at2_avg_mean vs run
×10^3
χ² / ndf 41.43 / 37
p0 7199 ± 1.251e+04
200
100
0
−100
−200
6214. 0
6214. 1
6214. 2
6214. 3
6214. 4
6215. 0
6215. 1
6215. 2
6215. 3
6215. 4
6216. 0
6217. 0
6217. 1
6217. 2
6217. 3
6218. 0
6218. 1
6234. 0
6234. 1
6234. 2
6234. 3
6234. 4
6234. 5
6235. 0
6235. 1
6235. 2
6235. 3
6235. 4
6235. 5
6236. 0
6236. 1
6236. 2
6236. 3
6236. 4
6237. 0
6238. 0
6238. 1
6238. 2
pull
Entries 38
Mean 51.62
Std Dev 23.76
2
1.5
1
0.5
0
−0.5
−1
−1.5
−2

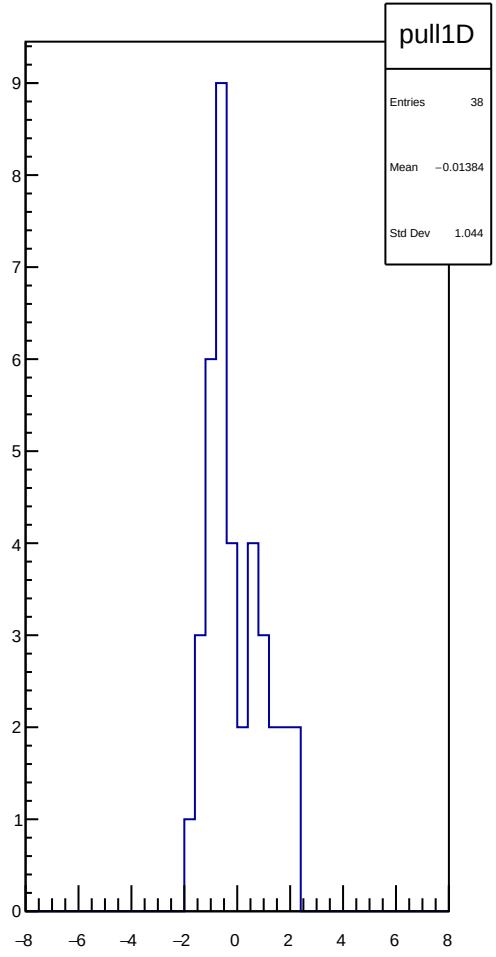
pull1D
Entries 38
Mean −0.01384
Std Dev 1.044
9
8
7
6
5
4
3
2
1
0
−8
−6
−4
−2
0
2
4
6
8

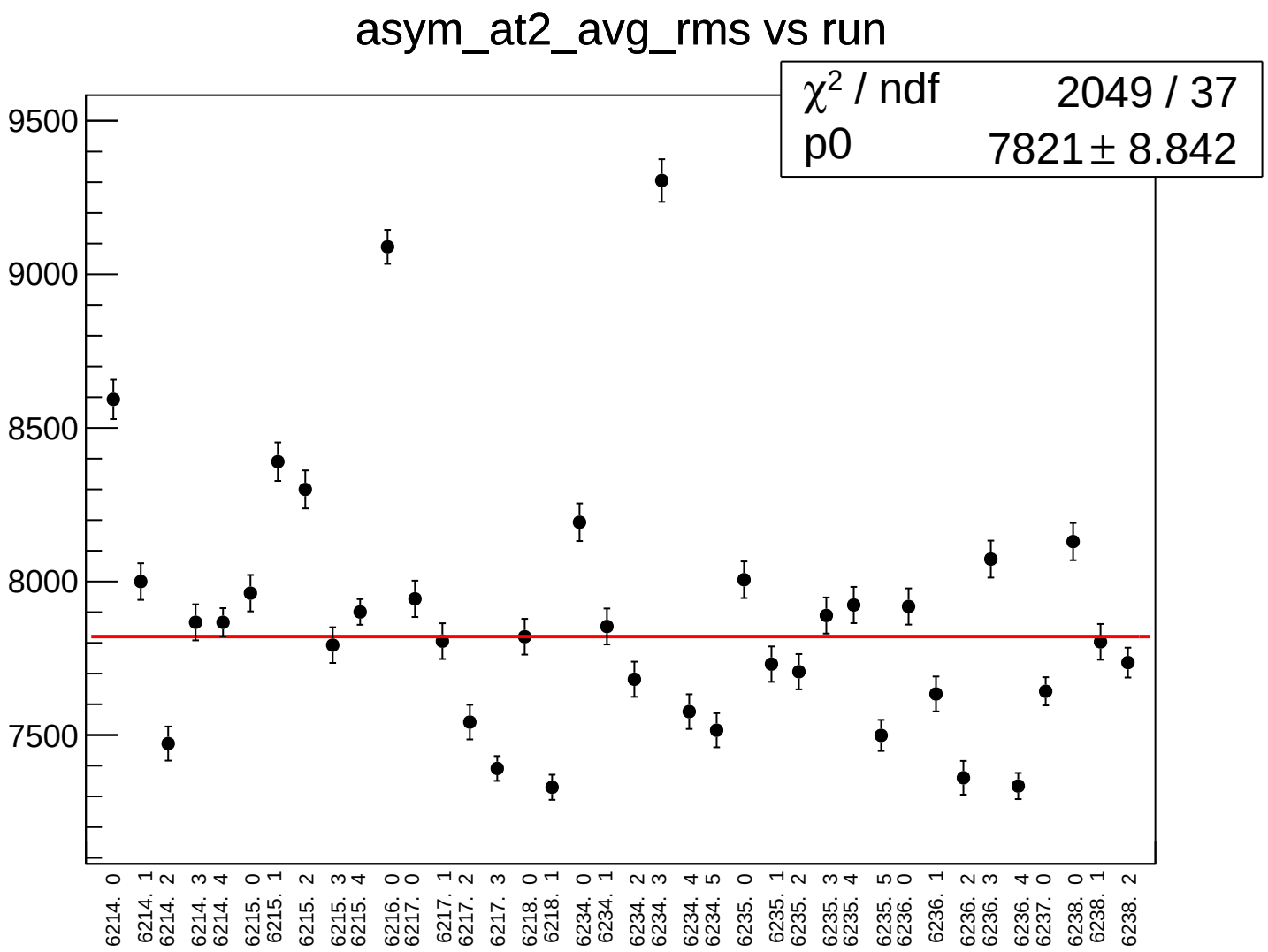
asym_at2_avg_rms vs run
χ² / ndf 2049 / 37
p0 7821 ± 8.842
9500
9000
8500
8000
7500
6214. 0
6214. 1
6214. 2
6214. 3
6214. 4
6215. 0
6215. 1
6215. 2
6215. 3
6215. 4
6216. 0
6217. 0
6217. 1
6217. 2
6217. 3
6218. 0
6218. 1
6234. 0
6234. 1
6234. 2
6234. 3
6234. 4
6234. 5
6235. 0
6235. 1
6235. 2
6235. 3
6235. 4
6235. 5
6236. 0
6236. 1
6236. 2
6236. 3
6236. 4
6237. 0
6238. 0
6238. 1
6238. 2

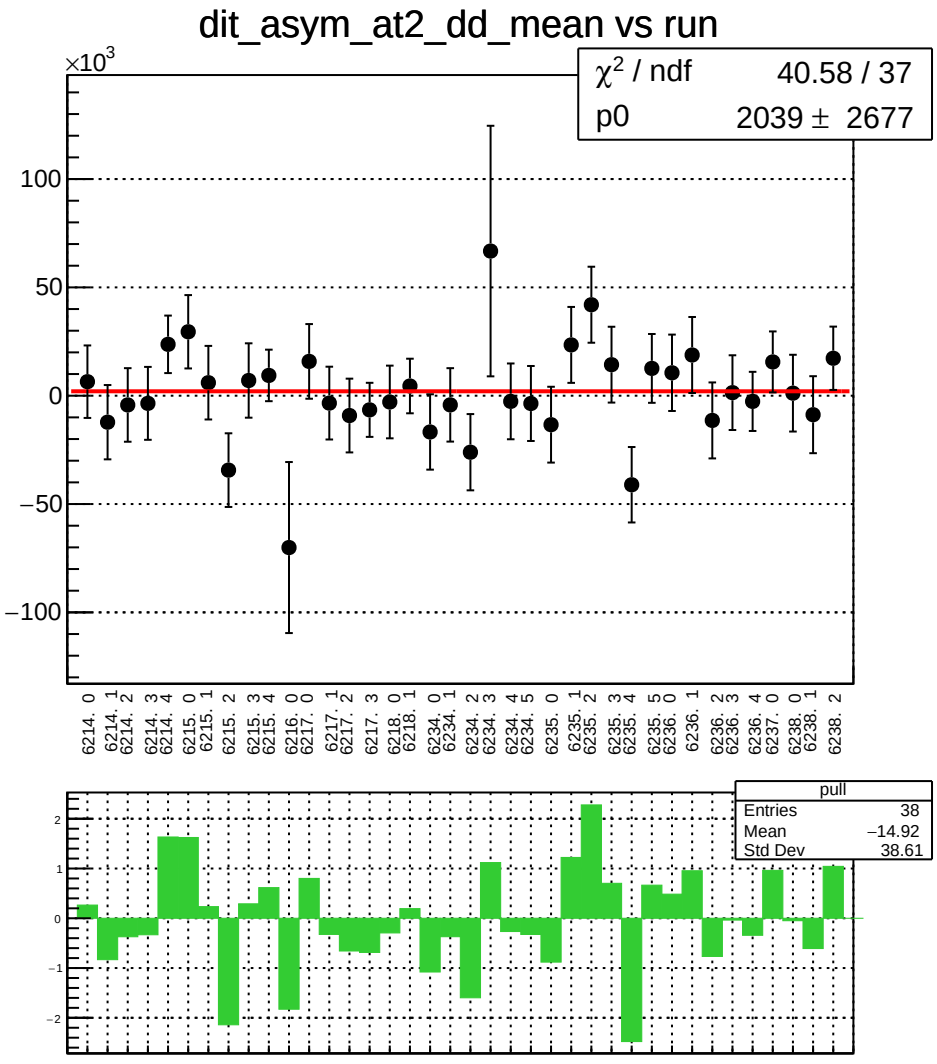
dit_asym_at2_dd_mean vs run
×10^3
χ² / ndf 40.58 / 37
p0 2039 ± 2677
100
50
0
−50
−100
6214. 0
6214. 1
6214. 2
6214. 3
6214. 4
6215. 0
6215. 1
6215. 2
6215. 3
6215. 4
6216. 0
6217. 0
6217. 1
6217. 2
6217. 3
6218. 0
6218. 1
6234. 0
6234. 1
6234. 2
6234. 3
6234. 4
6234. 5
6235. 0
6235. 1
6235. 2
6235. 3
6235. 4
6235. 5
6236. 0
6236. 1
6236. 2
6236. 3
6236. 4
6237. 0
6238. 0
6238. 1
6238. 2
pull
Entries 38
Mean −14.92
Std Dev 38.61
2
1
0
−1
−2

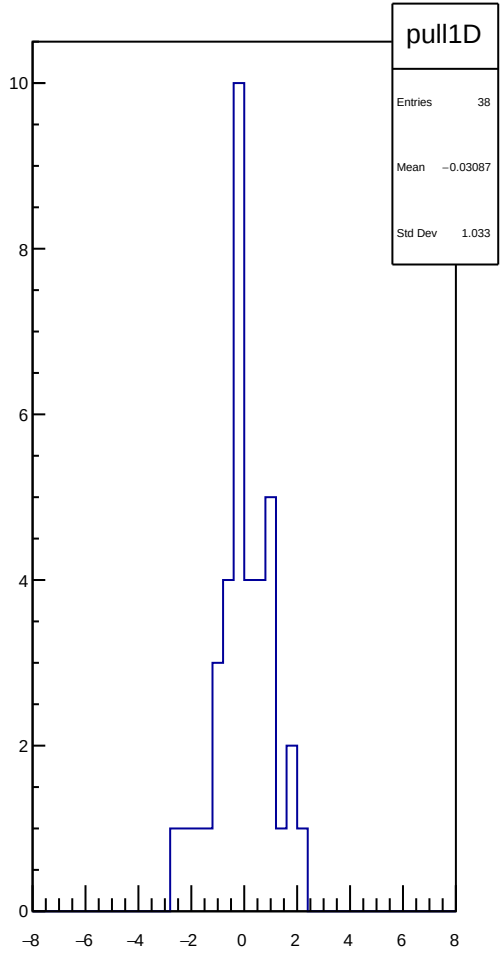
pull1D
Entries 38
Mean −0.03087
Std Dev 1.033
10
8
6
4
2
0
−8
−6
−4
−2
0
2
4
6
8

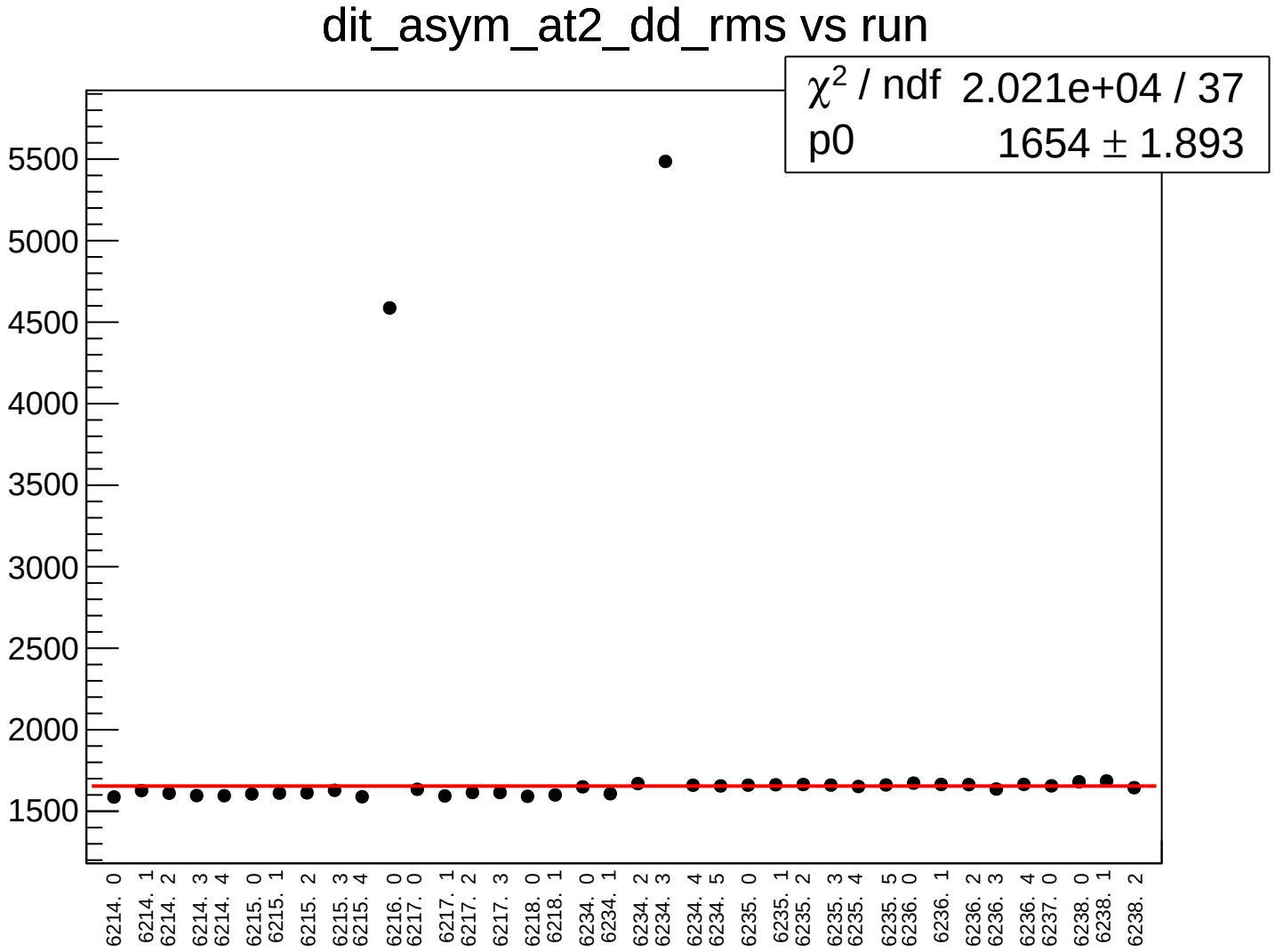
dit_asym_at2_dd_rms vs run
χ2 / ndf 2.021e+04 / 37
p0 1654 ± 1.893
5500
5000
4500
4000
3500
3000
2500
2000
1500
6214. 0
6214. 1
6214. 2
6214. 3
6214. 4
6215. 0
6215. 1
6215. 2
6215. 3
6215. 4
6216. 0
6217. 0
6217. 1
6217. 2
6217. 3
6218. 0
6218. 1
6234. 0
6234. 1
6234. 2
6234. 3
6234. 4
6234. 5
6235. 0
6235. 1
6235. 2
6235. 3
6235. 4
6235. 5
6236. 0
6236. 1
6236. 2
6236. 3
6236. 4
6237. 0
6238. 0
6238. 1
6238. 2

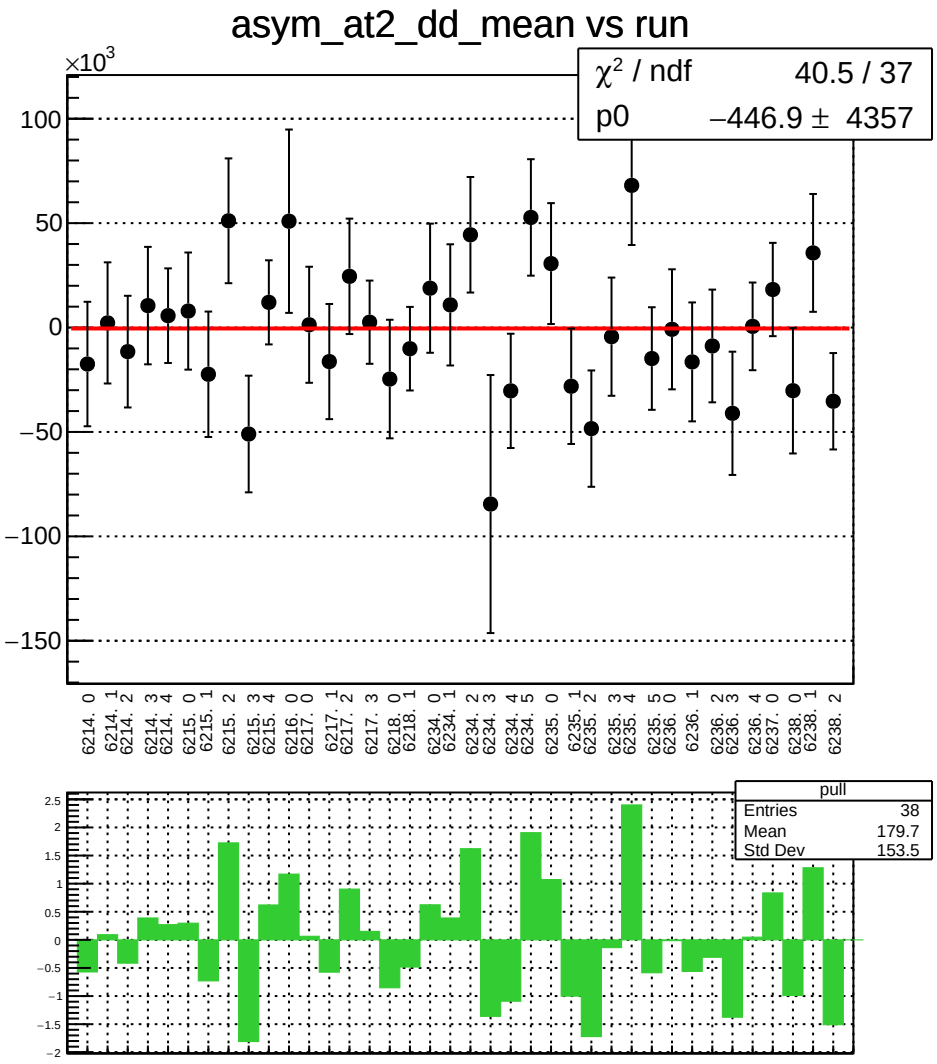
asym_at2_dd_mean vs run
×10^3
χ² / ndf 40.5 / 37
p0 −446.9 ± 4357
100
50
0
−50
−100
−150
6214. 0
6214. 1
6214. 2
6214. 3
6214. 4
6215. 0
6215. 1
6215. 2
6215. 3
6215. 4
6216. 0
6217. 0
6217. 1
6217. 2
6217. 3
6218. 0
6218. 1
6234. 0
6234. 1
6234. 2
6234. 3
6234. 4
6234. 5
6235. 0
6235. 1
6235. 2
6235. 3
6235. 4
6235. 5
6236. 0
6236. 1
6236. 2
6236. 3
6236. 4
6237. 0
6238. 0
6238. 1
6238. 2
pull
Entries 38
Mean 179.7
Std Dev 153.5
2.5
2
1.5
1
0.5
0
−0.5
−1
−1.5
−2

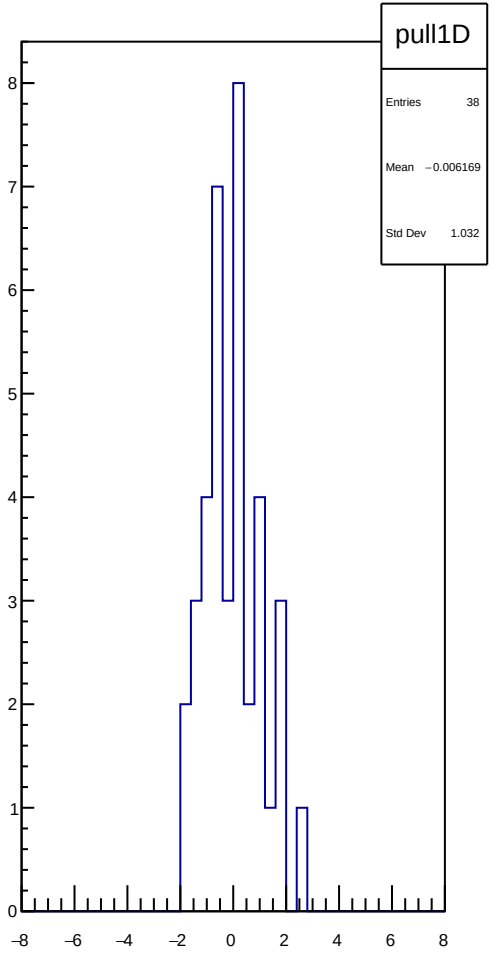
pull1D
Entries 38
Mean −0.006169
Std Dev 1.032
8
7
6
5
4
3
2
1
0
−8
−6
−4
−2
0
2
4
6
8

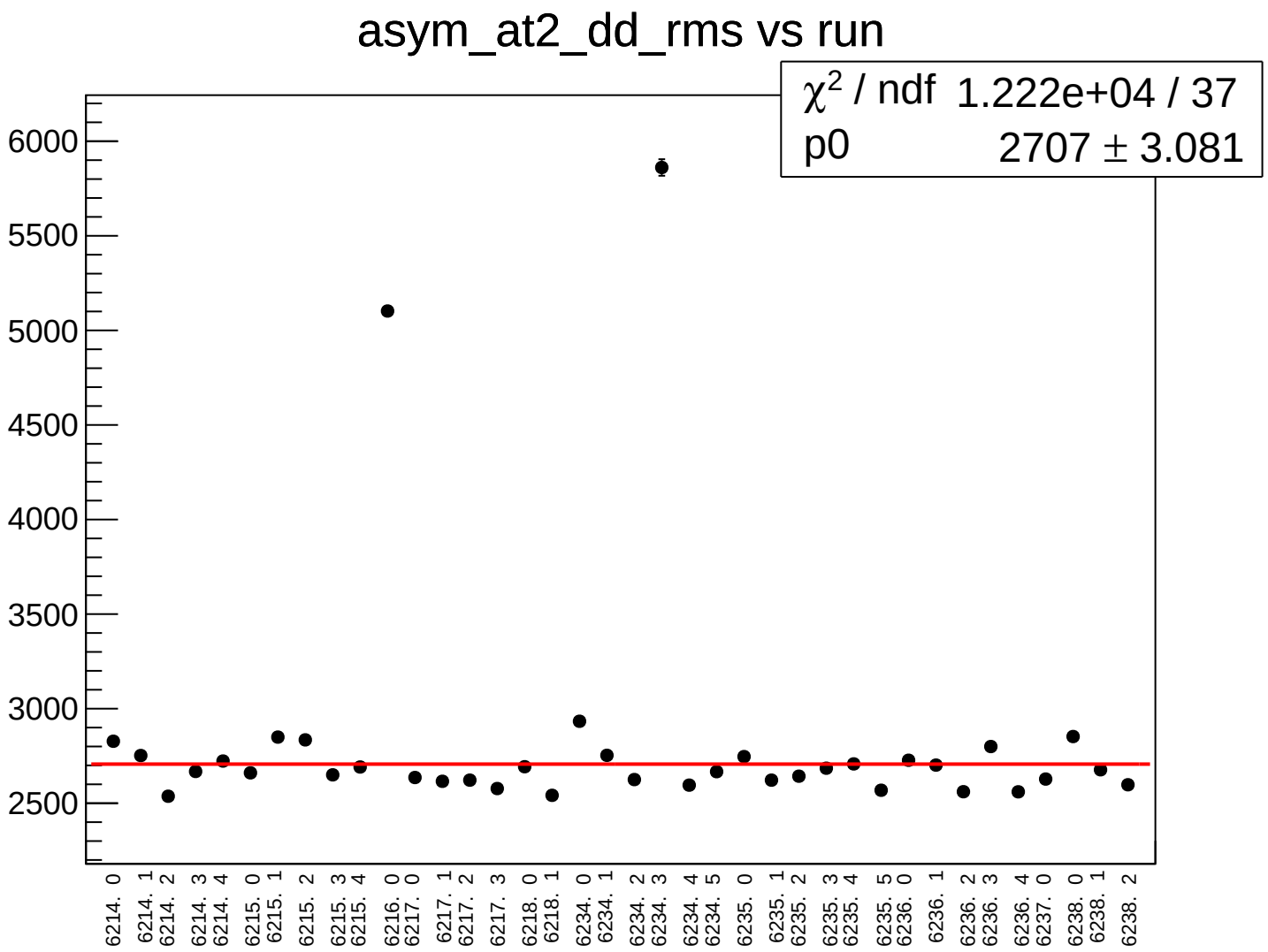
asym_at2_dd_rms vs run
χ2 / ndf 1.222e+04 / 37
p0 2707 ± 3.081
6000
5500
5000
4500
4000
3500
3000
2500
6214. 0
6214. 1
6214. 2
6214. 3
6214. 4
6215. 0
6215. 1
6215. 2
6215. 3
6215. 4
6216. 0
6217. 0
6217. 1
6217. 2
6217. 3
6218. 0
6218. 1
6234. 0
6234. 1
6234. 2
6234. 3
6234. 4
6234. 5
6235. 0
6235. 1
6235. 2
6235. 3
6235. 4
6235. 5
6236. 0
6236. 1
6236. 2
6236. 3
6236. 4
6237. 0
6238. 0
6238. 1
6238. 2

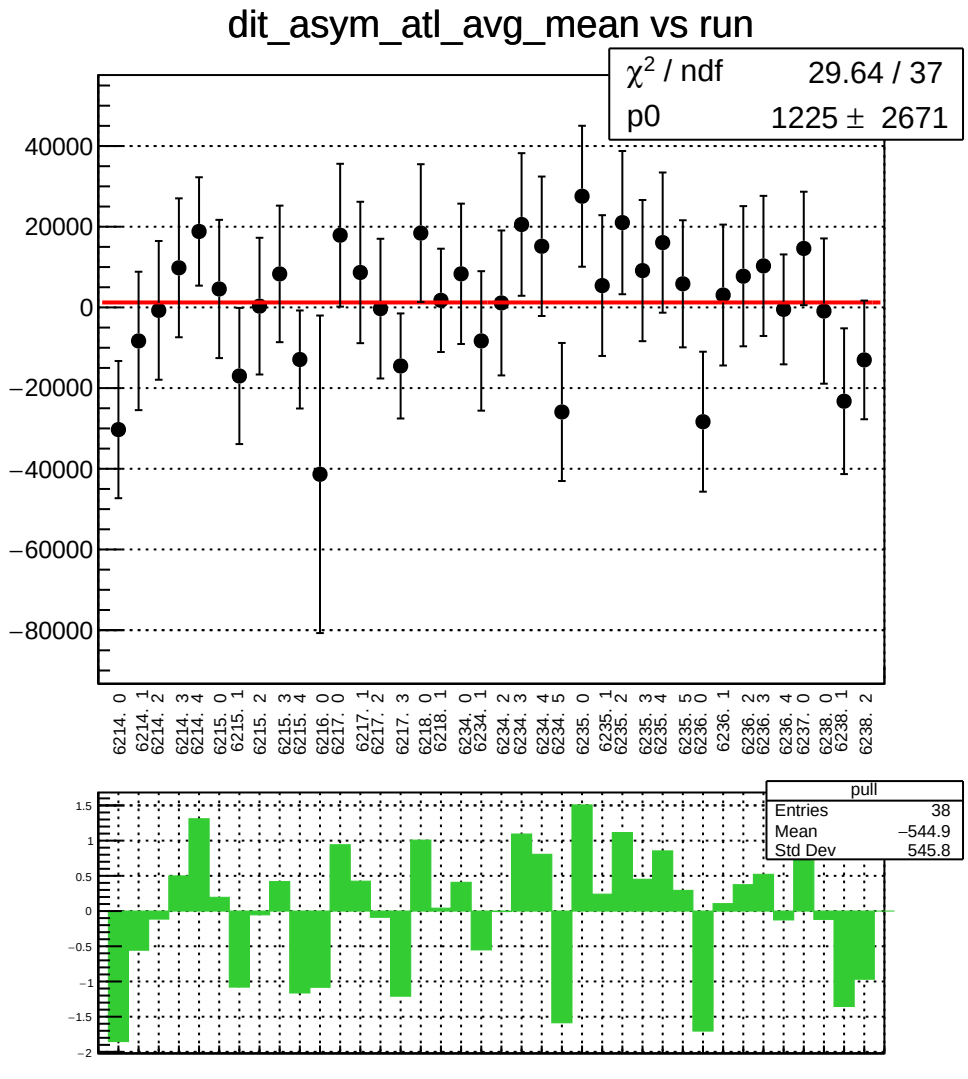
dit_asym_atl_avg_mean vs run
χ² / ndf 29.64 / 37
p0 1225 ± 2671
40000
20000
0
−20000
−40000
−60000
−80000
6214. 0
6214. 1
6214. 2
6214. 3
6214. 4
6215. 0
6215. 1
6215. 2
6215. 3
6215. 4
6216. 0
6217. 0
6217. 1
6217. 2
6217. 3
6218. 0
6218. 1
6234. 0
6234. 1
6234. 2
6234. 3
6234. 4
6234. 5
6235. 0
6235. 1
6235. 2
6235. 3
6235. 4
6235. 5
6236. 0
6236. 1
6236. 2
6236. 3
6236. 4
6237. 0
6238. 0
6238. 1
6238. 2
pull
Entries 38
Mean −544.9
Std Dev 545.8
1.5
1
0.5
0
−0.5
−1
−1.5
−2

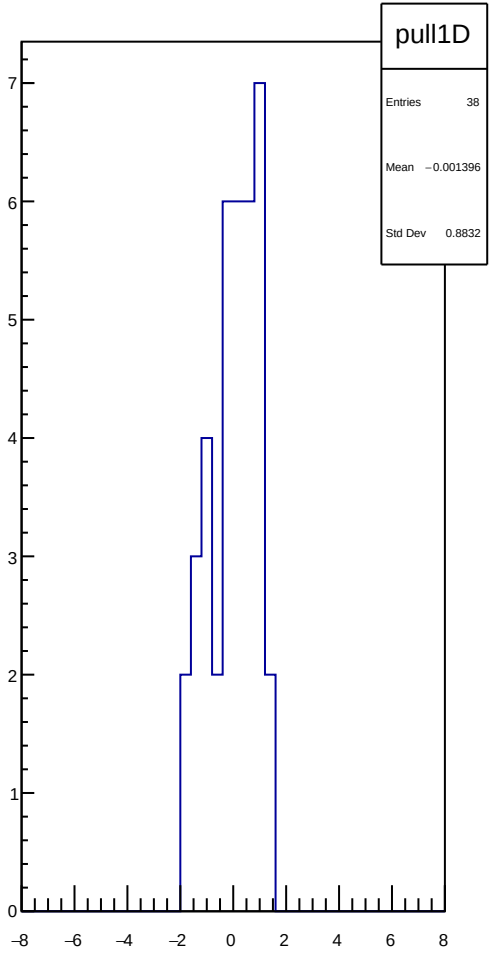
pull1D
Entries 38
Mean −0.001396
Std Dev 0.8832
7
6
5
4
3
2
1
0
−8
−6
−4
−2
0
2
4
6
8

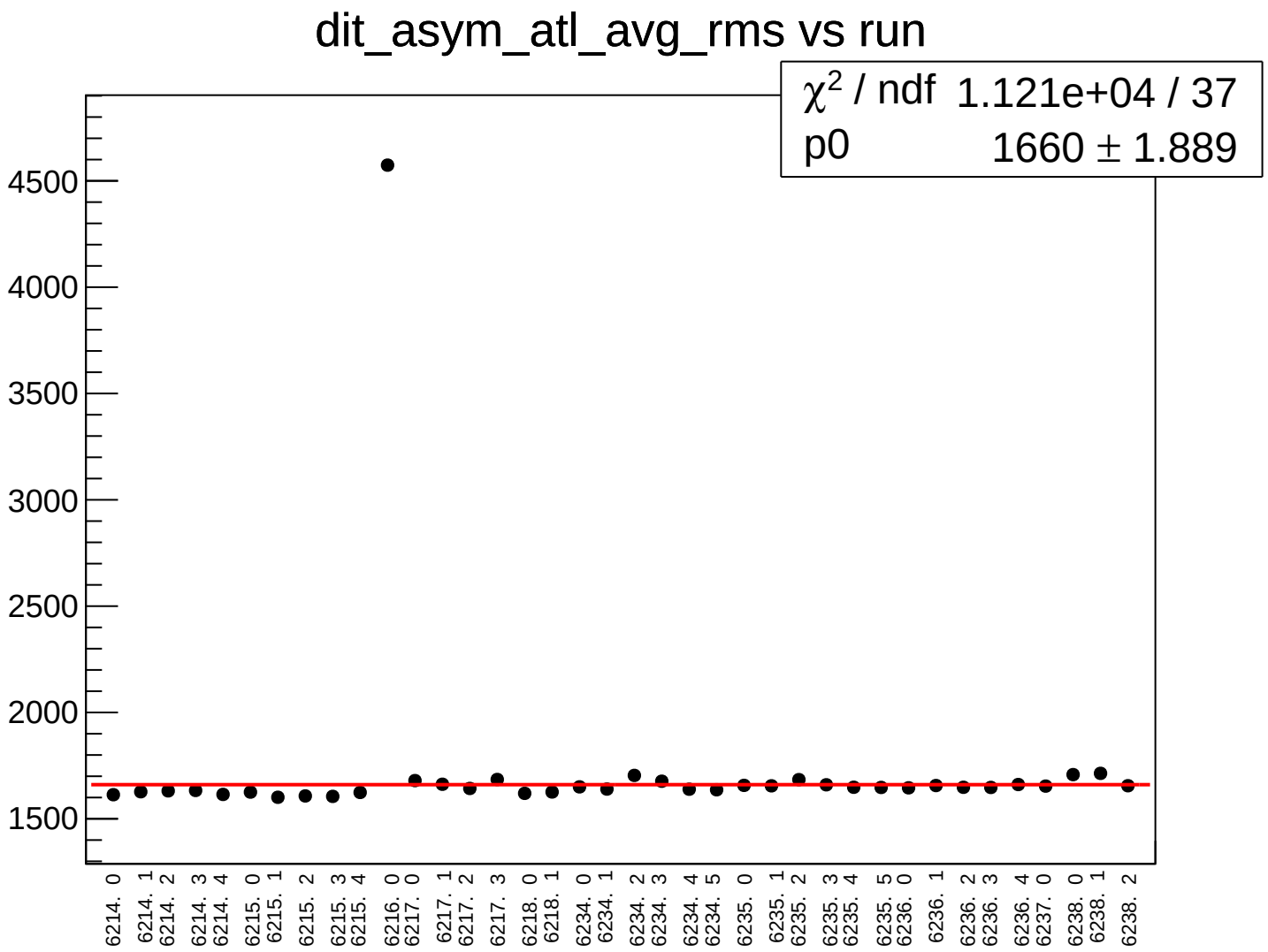
dit_asym_atl_avg_rms vs run
χ2 / ndf 1.121e+04 / 37
p0 1660 ± 1.889
4500
4000
3500
3000
2500
2000
1500
6214. 0
6214. 1
6214. 2
6214. 3
6214. 4
6215. 0
6215. 1
6215. 2
6215. 3
6215. 4
6216. 0
6217. 0
6217. 1
6217. 2
6217. 3
6218. 0
6218. 1
6234. 0
6234. 1
6234. 2
6234. 3
6234. 4
6234. 5
6235. 0
6235. 1
6235. 2
6235. 3
6235. 4
6235. 5
6236. 0
6236. 1
6236. 2
6236. 3
6236. 4
6237. 0
6238. 0
6238. 1
6238. 2

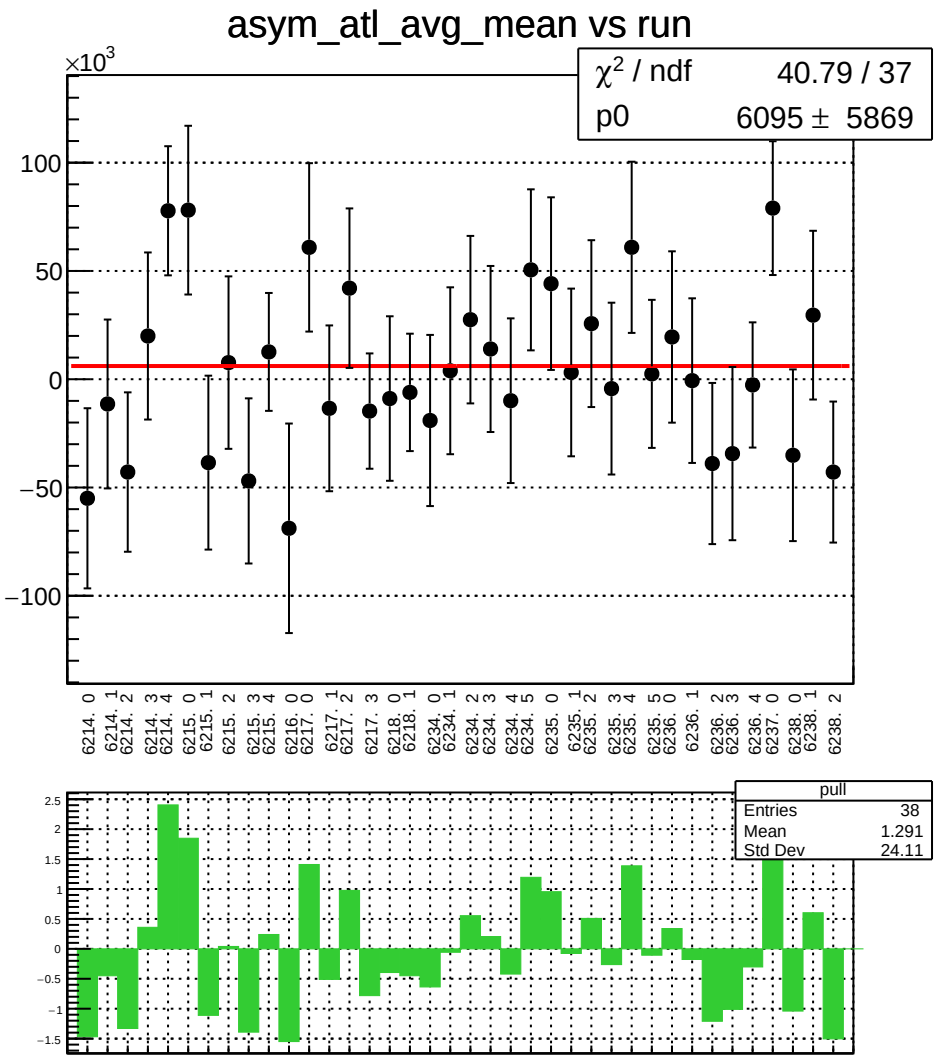
asym_atl_avg_mean vs run
×10^3
χ^2 / ndf 40.79 / 37
p0 6095 ± 5869
100
50
0
−50
−100
6214. 0
6214. 1
6214. 2
6214. 3
6214. 4
6215. 0
6215. 1
6215. 2
6215. 3
6215. 4
6216. 0
6217. 0
6217. 1
6217. 2
6217. 3
6218. 0
6218. 1
6234. 0
6234. 1
6234. 2
6234. 3
6234. 4
6234. 5
6235. 0
6235. 1
6235. 2
6235. 3
6235. 4
6235. 5
6236. 0
6236. 1
6236. 2
6236. 3
6236. 4
6237. 0
6238. 0
6238. 1
6238. 2
pull
Entries 38
Mean 1.291
Std Dev 24.11
2.5
2
1.5
1
0.5
0
−0.5
−1
−1.5

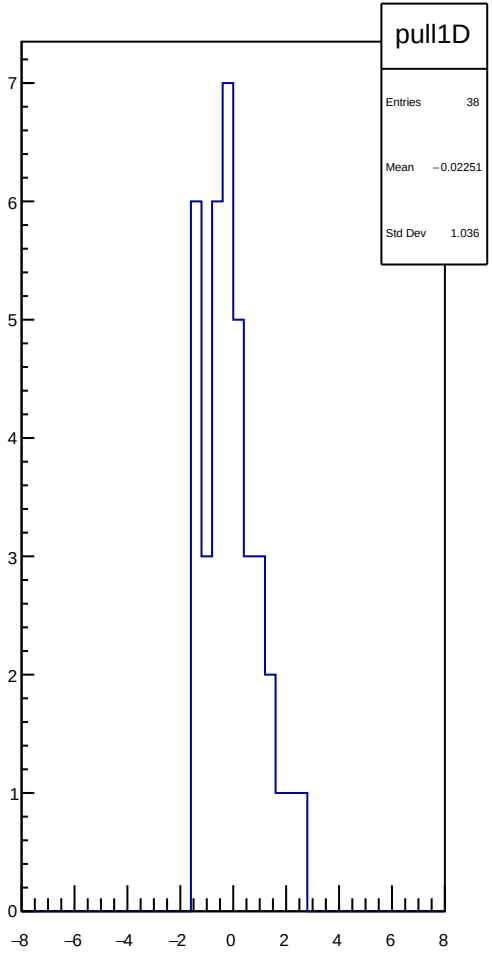
pull1D
Entries 38
Mean −0.02251
Std Dev 1.036
7
6
5
4
3
2
1
0
−8
−6
−4
−2
0
2
4
6
8

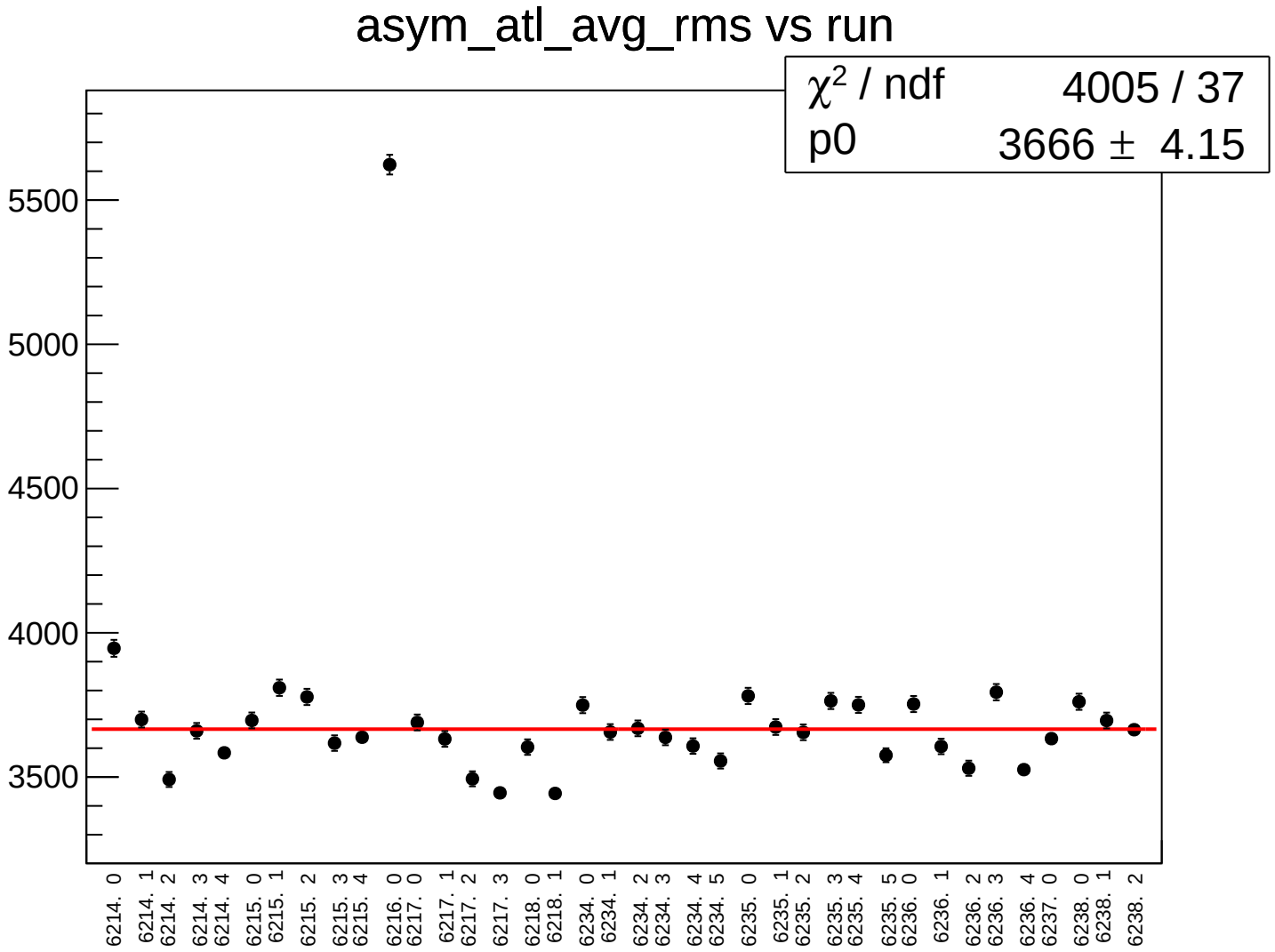
asym_atl_avg_rms vs run
χ² / ndf 4005 / 37
p0 3666 ± 4.15
5500
5000
4500
4000
3500
6214. 0
6214. 1
6214. 2
6214. 3
6214. 4
6215. 0
6215. 1
6215. 2
6215. 3
6215. 4
6216. 0
6217. 0
6217. 1
6217. 2
6217. 3
6218. 0
6218. 1
6234. 0
6234. 1
6234. 2
6234. 3
6234. 4
6234. 5
6235. 0
6235. 1
6235. 2
6235. 3
6235. 4
6235. 5
6236. 0
6236. 1
6236. 2
6236. 3
6236. 4
6237. 0
6238. 0
6238. 1
6238. 2

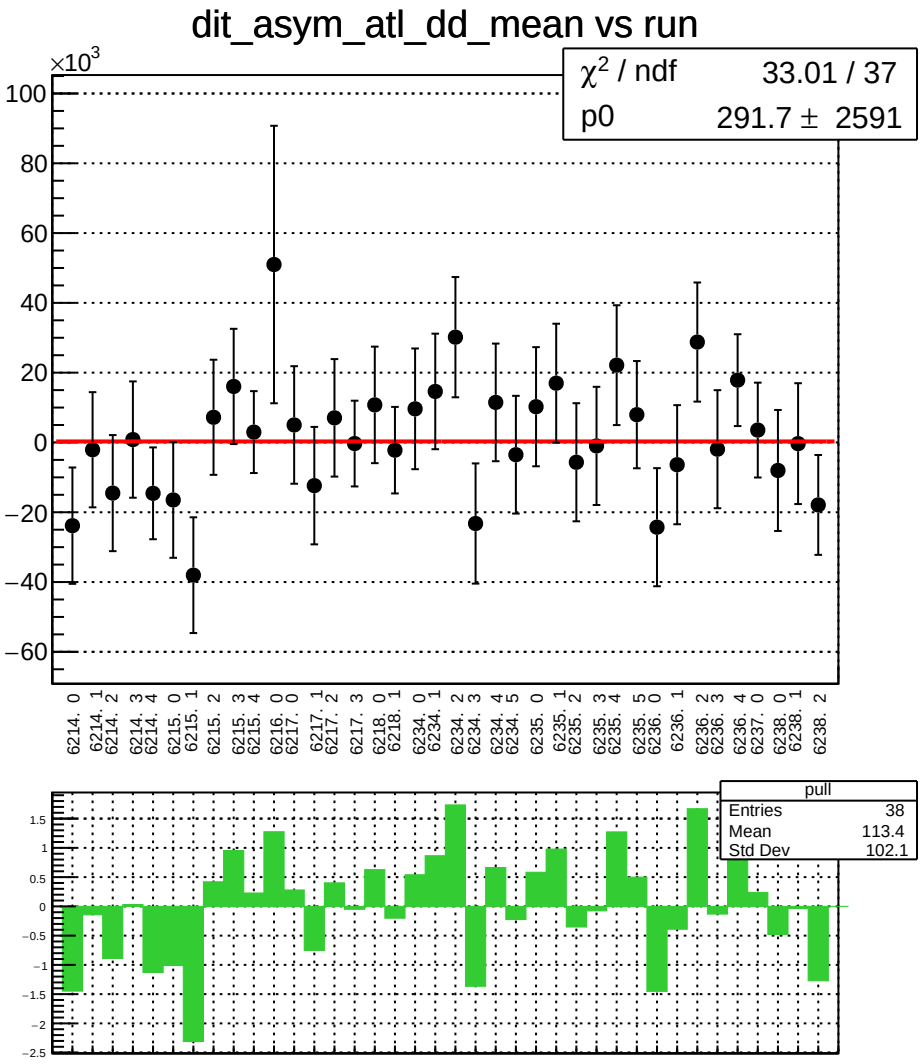
dit_asym_atl_dd_mean vs run
×10^3
χ^2 / ndf 33.01 / 37
p0 291.7 ± 2591
100
80
60
40
20
0
−20
−40
−60
6214. 0
6214. 1
6214. 2
6214. 3
6214. 4
6215. 0
6215. 1
6215. 2
6215. 3
6215. 4
6216. 0
6217. 0
6217. 1
6217. 2
6217. 3
6218. 0
6218. 1
6234. 0
6234. 1
6234. 2
6234. 3
6234. 4
6234. 5
6235. 0
6235. 1
6235. 2
6235. 3
6235. 4
6235. 5
6236. 0
6236. 1
6236. 2
6236. 3
6236. 4
6237. 0
6238. 0
6238. 1
6238. 2
pull
Entries 38
Mean 113.4
Std Dev 102.1
1.5
1
0.5
0
−0.5
−1
−1.5
−2
−2.5

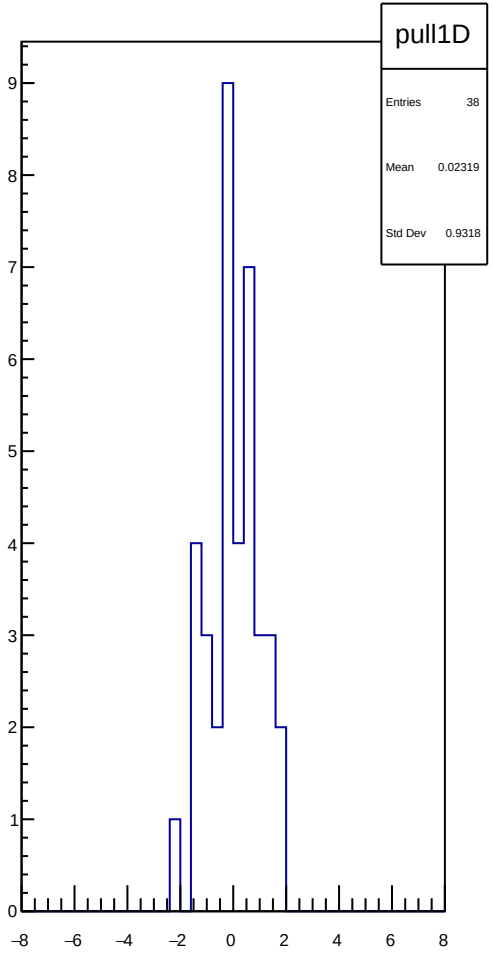
pull1D
Entries 38
Mean 0.02319
Std Dev 0.9318
9
8
7
6
5
4
3
2
1
0
−8
−6
−4
−2
0
2
4
6
8

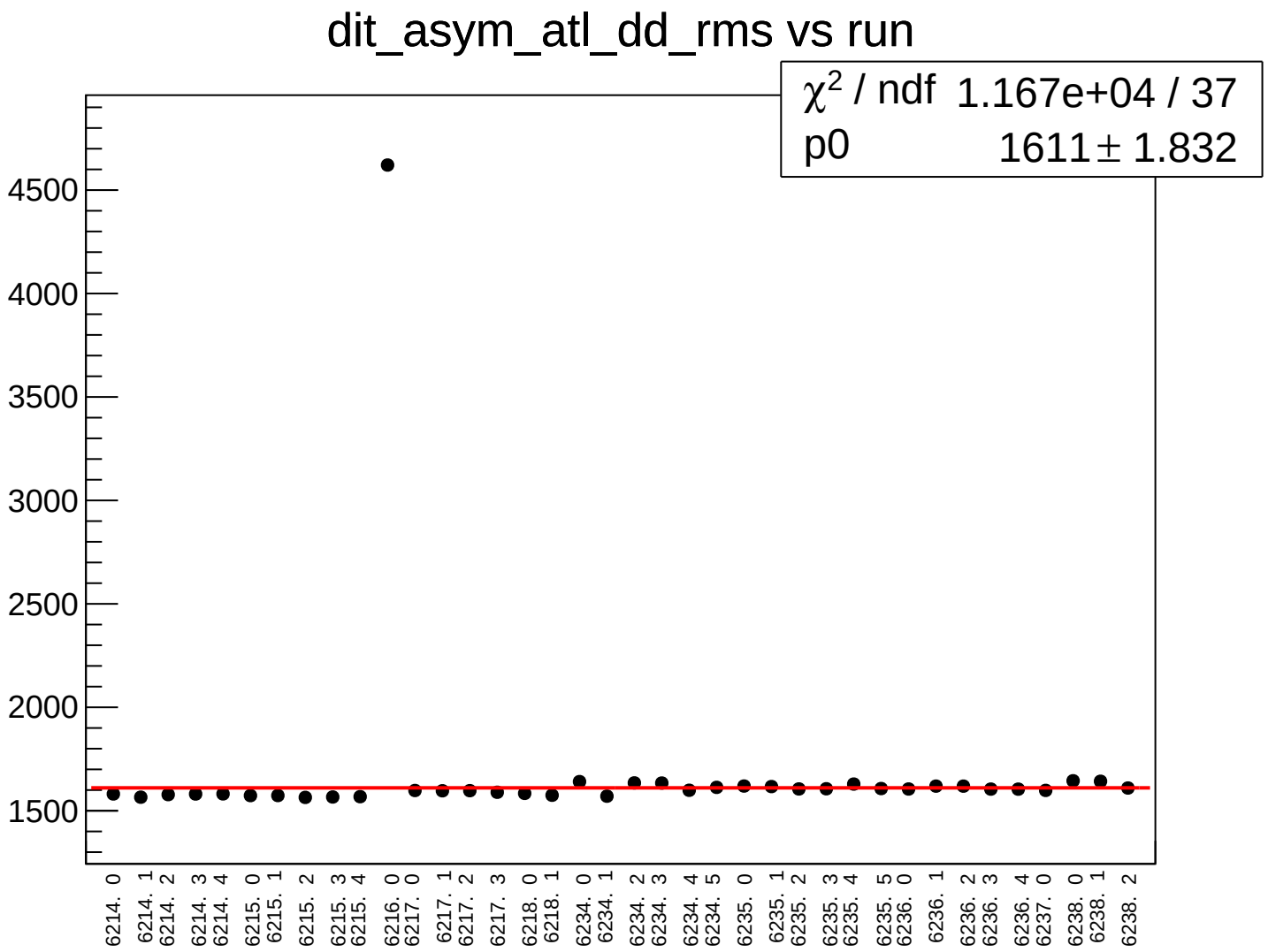
dit_asym_atl_dd_rms vs run
χ2 / ndf 1.167e+04 / 37
p0 1611 ± 1.832
4500
4000
3500
3000
2500
2000
1500
6214. 0
6214. 1
6214. 2
6214. 3
6214. 4
6215. 0
6215. 1
6215. 2
6215. 3
6215. 4
6216. 0
6217. 0
6217. 1
6217. 2
6217. 3
6218. 0
6218. 1
6234. 0
6234. 1
6234. 2
6234. 3
6234. 4
6234. 5
6235. 0
6235. 1
6235. 2
6235. 3
6235. 4
6235. 5
6236. 0
6236. 1
6236. 2
6236. 3
6236. 4
6237. 0
6238. 0
6238. 1
6238. 2

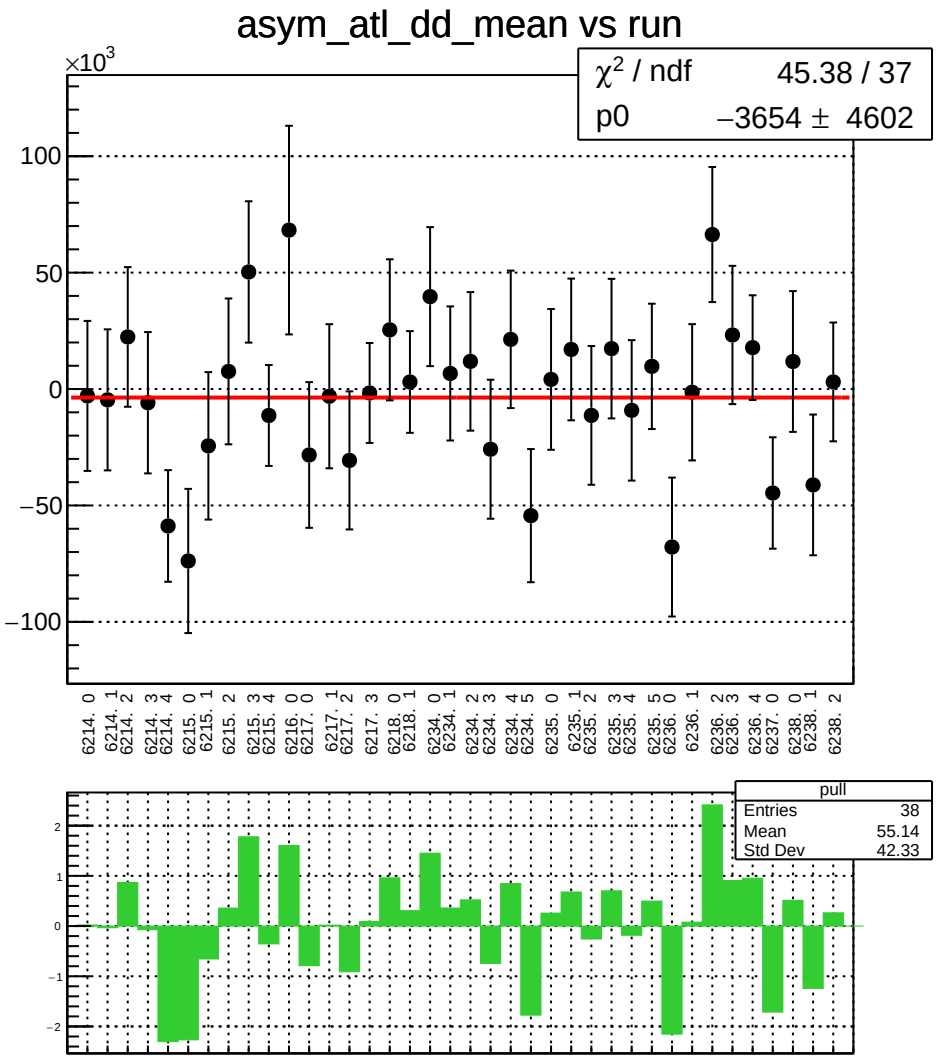
asym_atl_dd_mean vs run
×10^3
χ² / ndf 45.38 / 37
p0 −3654 ± 4602
100
50
0
−50
−100
6214. 0
6214. 1
6214. 2
6214. 3
6214. 4
6215. 0
6215. 1
6215. 2
6215. 3
6215. 4
6216. 0
6217. 0
6217. 1
6217. 2
6217. 3
6218. 0
6218. 1
6234. 0
6234. 1
6234. 2
6234. 3
6234. 4
6234. 5
6235. 0
6235. 1
6235. 2
6235. 3
6235. 4
6235. 5
6236. 0
6236. 1
6236. 2
6236. 3
6236. 4
6237. 0
6238. 0
6238. 1
6238. 2
pull
Entries 38
Mean 55.14
Std Dev 42.33
2
1
0
−1
−2

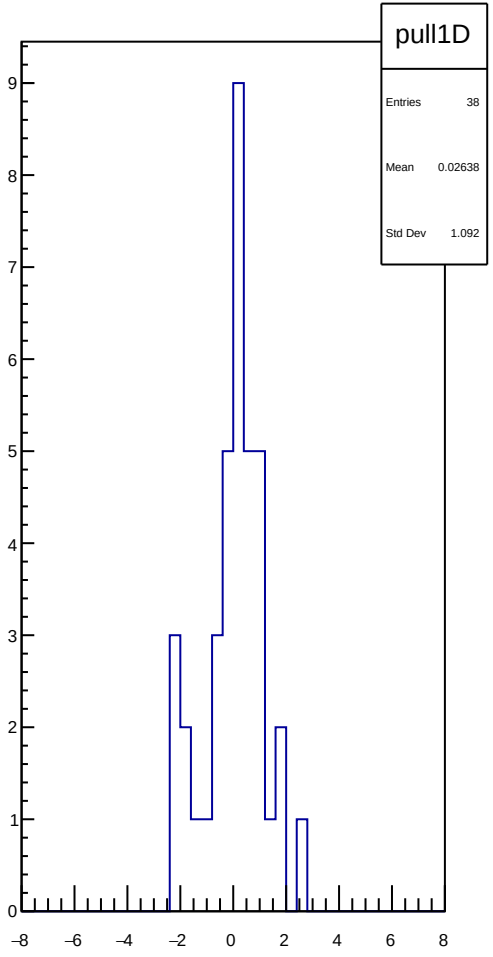
pull1D
Entries 38
Mean 0.02638
Std Dev 1.092
9
8
7
6
5
4
3
2
1
0
−8
−6
−4
−2
0
2
4
6
8

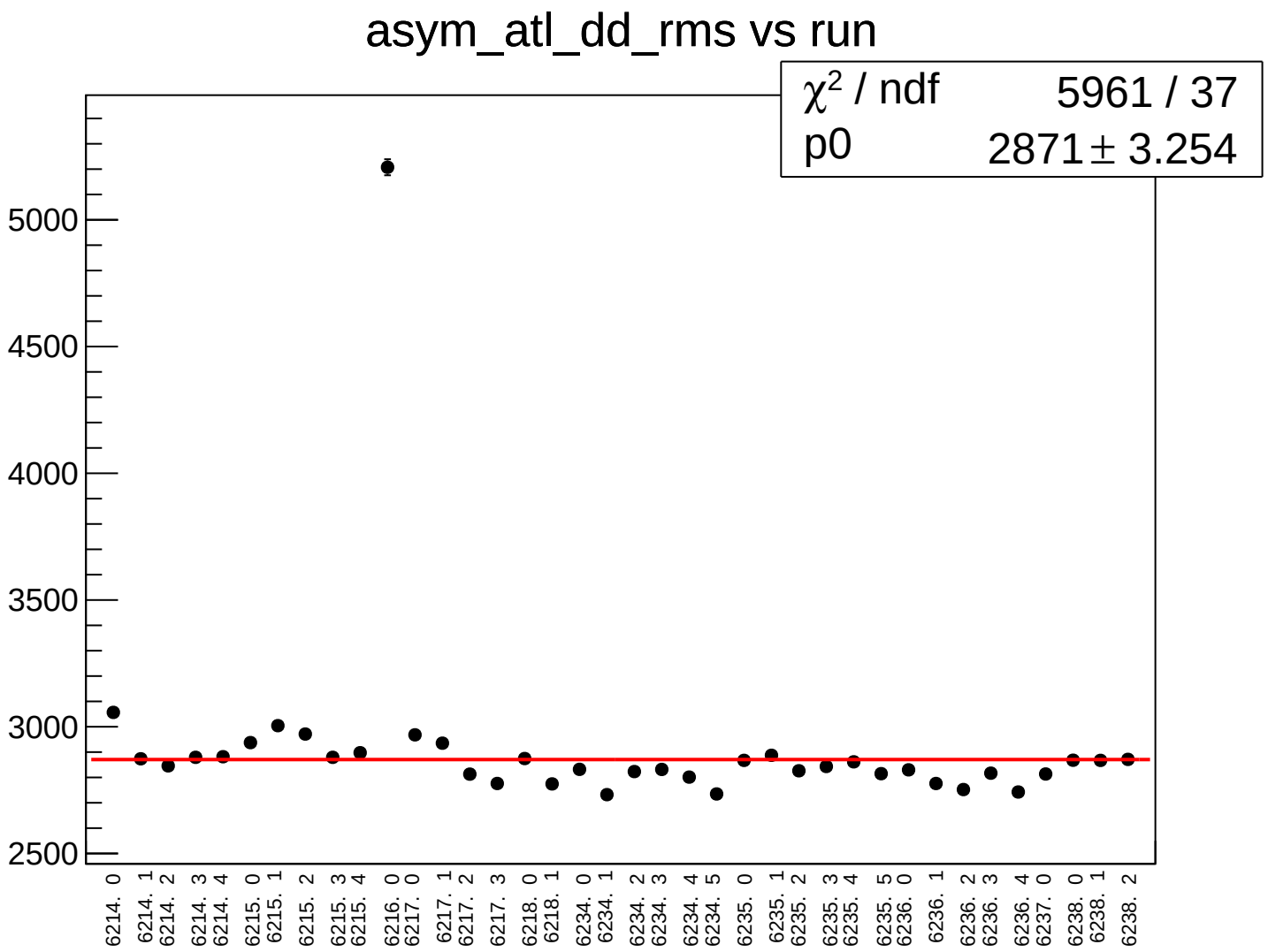
asym_atl_dd_rms vs run
χ2 / ndf 5961 / 37
p0 2871 ± 3.254
5000
4500
4000
3500
3000
2500
6214. 0
6214. 1
6214. 2
6214. 3
6214. 4
6215. 0
6215. 1
6215. 2
6215. 3
6215. 4
6216. 0
6217. 0
6217. 1
6217. 2
6217. 3
6218. 0
6218. 1
6234. 0
6234. 1
6234. 2
6234. 3
6234. 4
6234. 5
6235. 0
6235. 1
6235. 2
6235. 3
6235. 4
6235. 5
6236. 0
6236. 1
6236. 2
6236. 3
6236. 4
6237. 0
6238. 0
6238. 1
6238. 2

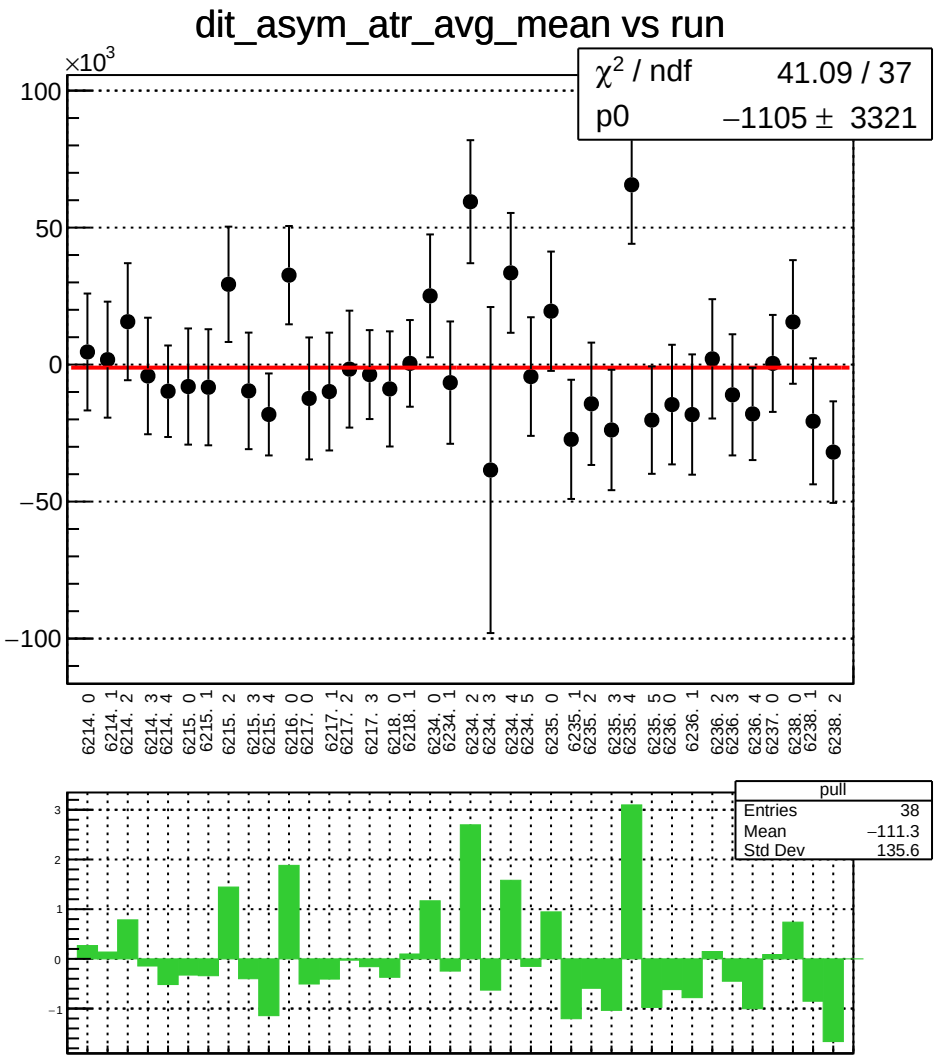
dit_asym_atr_avg_mean vs run
×10^3
χ^2 / ndf 41.09 / 37
p0 −1105 ± 3321
100
50
0
−50
−100
6214. 0
6214. 1
6214. 2
6214. 3
6214. 4
6215. 0
6215. 1
6215. 2
6215. 3
6215. 4
6216. 0
6217. 0
6217. 1
6217. 2
6217. 3
6218. 0
6218. 1
6234. 0
6234. 1
6234. 2
6234. 3
6234. 4
6234. 5
6235. 0
6235. 1
6235. 2
6235. 3
6235. 4
6235. 5
6236. 0
6236. 1
6236. 2
6236. 3
6236. 4
6237. 0
6238. 0
6238. 1
6238. 2
pull
Entries 38
Mean −111.3
Std Dev 135.6
3
2
1
0
−1

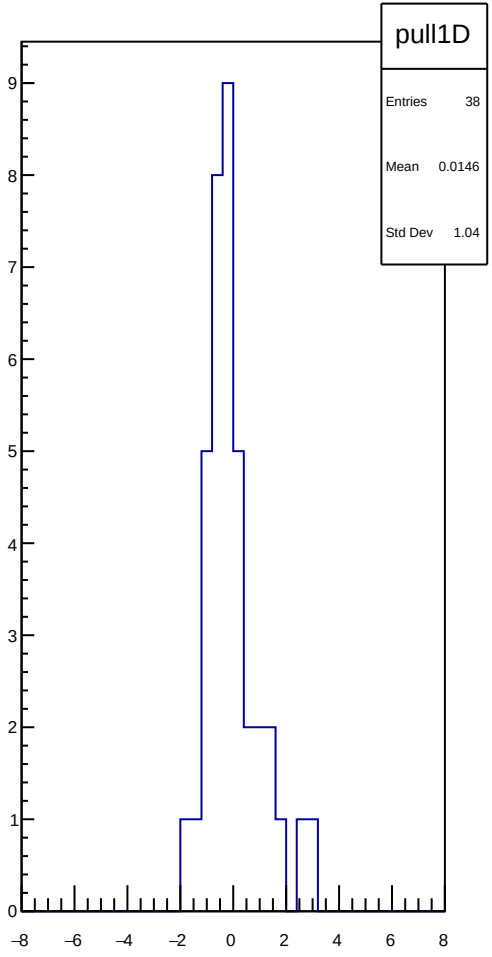
pull1D
Entries 38
Mean 0.0146
Std Dev 1.04
9
8
7
6
5
4
3
2
1
0
−8
−6
−4
−2
0
2
4
6
8

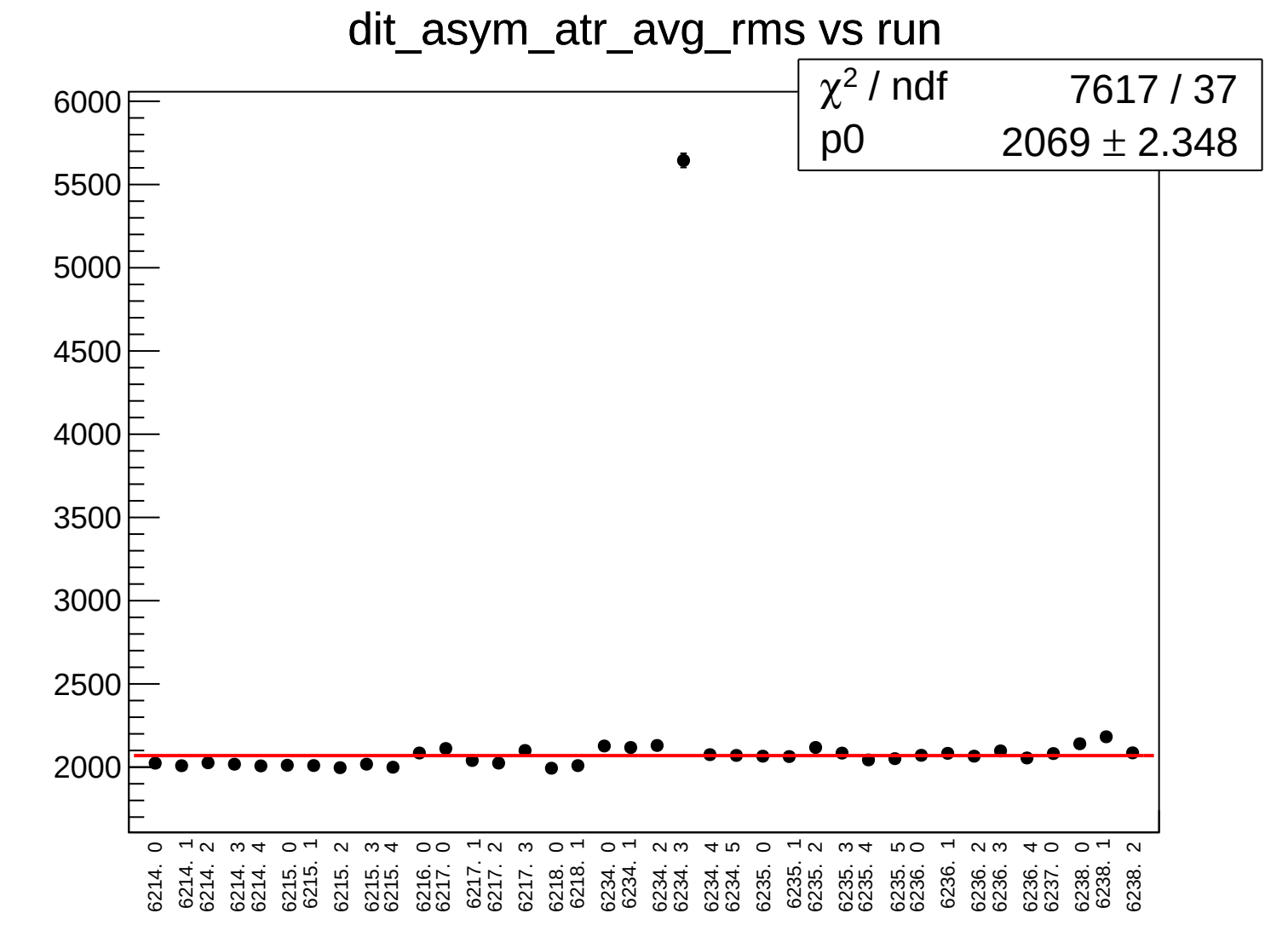
dit_asym_atr_avg_rms vs run
χ2 / ndf 7617 / 37
p0 2069 ± 2.348
6000
5500
5000
4500
4000
3500
3000
2500
2000
6214. 0
6214. 1
6214. 2
6214. 3
6214. 4
6215. 0
6215. 1
6215. 2
6215. 3
6215. 4
6216. 0
6217. 0
6217. 1
6217. 2
6217. 3
6218. 0
6218. 1
6234. 0
6234. 1
6234. 2
6234. 3
6234. 4
6234. 5
6235. 0
6235. 1
6235. 2
6235. 3
6235. 4
6235. 5
6236. 0
6236. 1
6236. 2
6236. 3
6236. 4
6237. 0
6238. 0
6238. 1
6238. 2

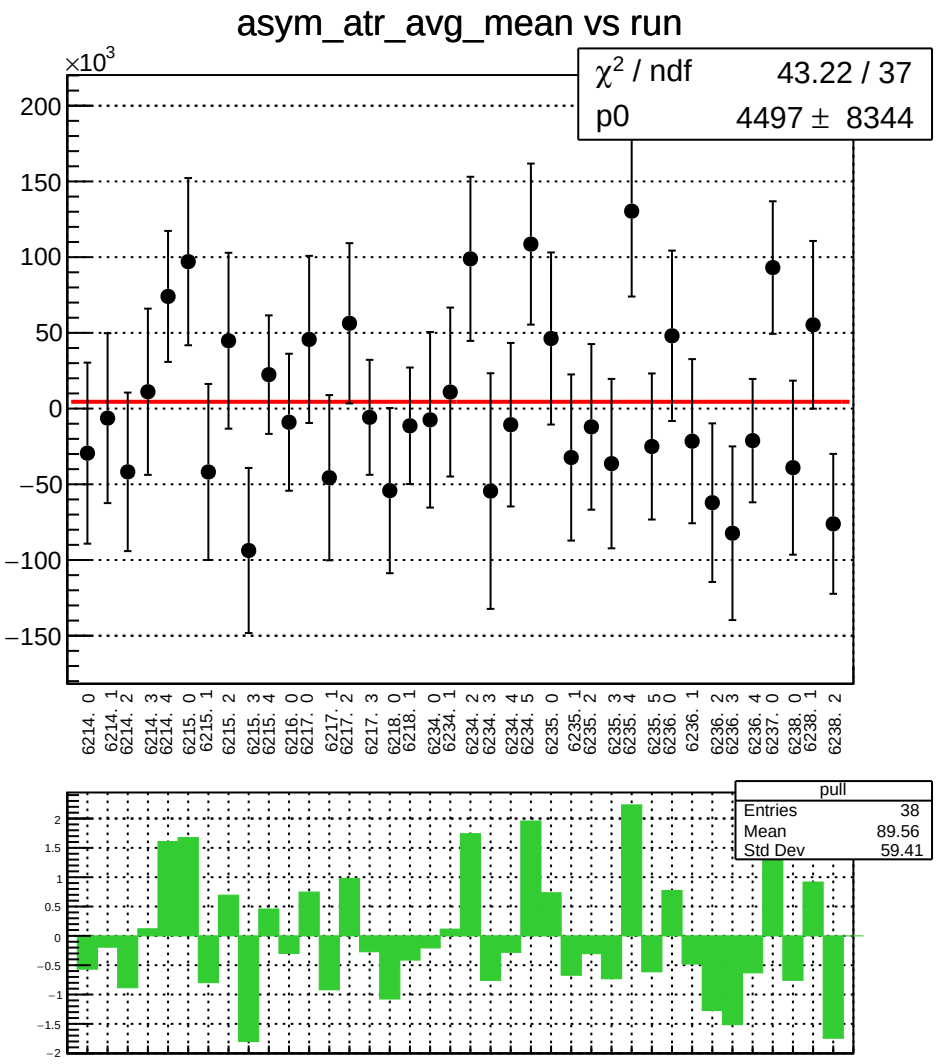
asym_atr_avg_mean vs run
×10^3
χ^2 / ndf 43.22 / 37
p0 4497 ± 8344
200
150
100
50
0
−50
−100
−150
6214. 0
6214. 1
6214. 2
6214. 3
6214. 4
6215. 0
6215. 1
6215. 2
6215. 3
6215. 4
6216. 0
6217. 0
6217. 1
6217. 2
6217. 3
6218. 0
6218. 1
6234. 0
6234. 1
6234. 2
6234. 3
6234. 4
6234. 5
6235. 0
6235. 1
6235. 2
6235. 3
6235. 4
6235. 5
6236. 0
6236. 1
6236. 2
6236. 3
6236. 4
6237. 0
6238. 0
6238. 1
6238. 2
pull
Entries 38
Mean 89.56
Std Dev 59.41
2
1.5
1
0.5
0
−0.5
−1
−1.5
−2

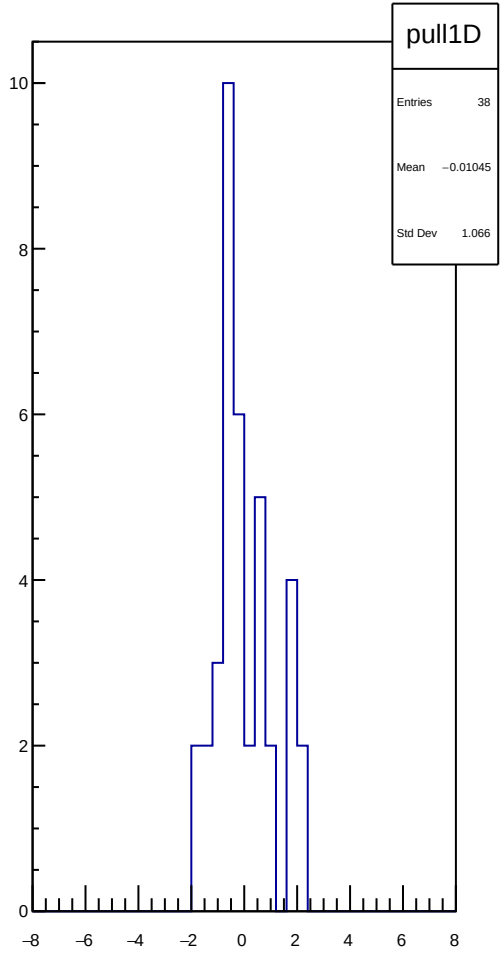
pull1D
Entries 38
Mean −0.01045
Std Dev 1.066
10
8
6
4
2
0
−8
−6
−4
−2
0
2
4
6
8

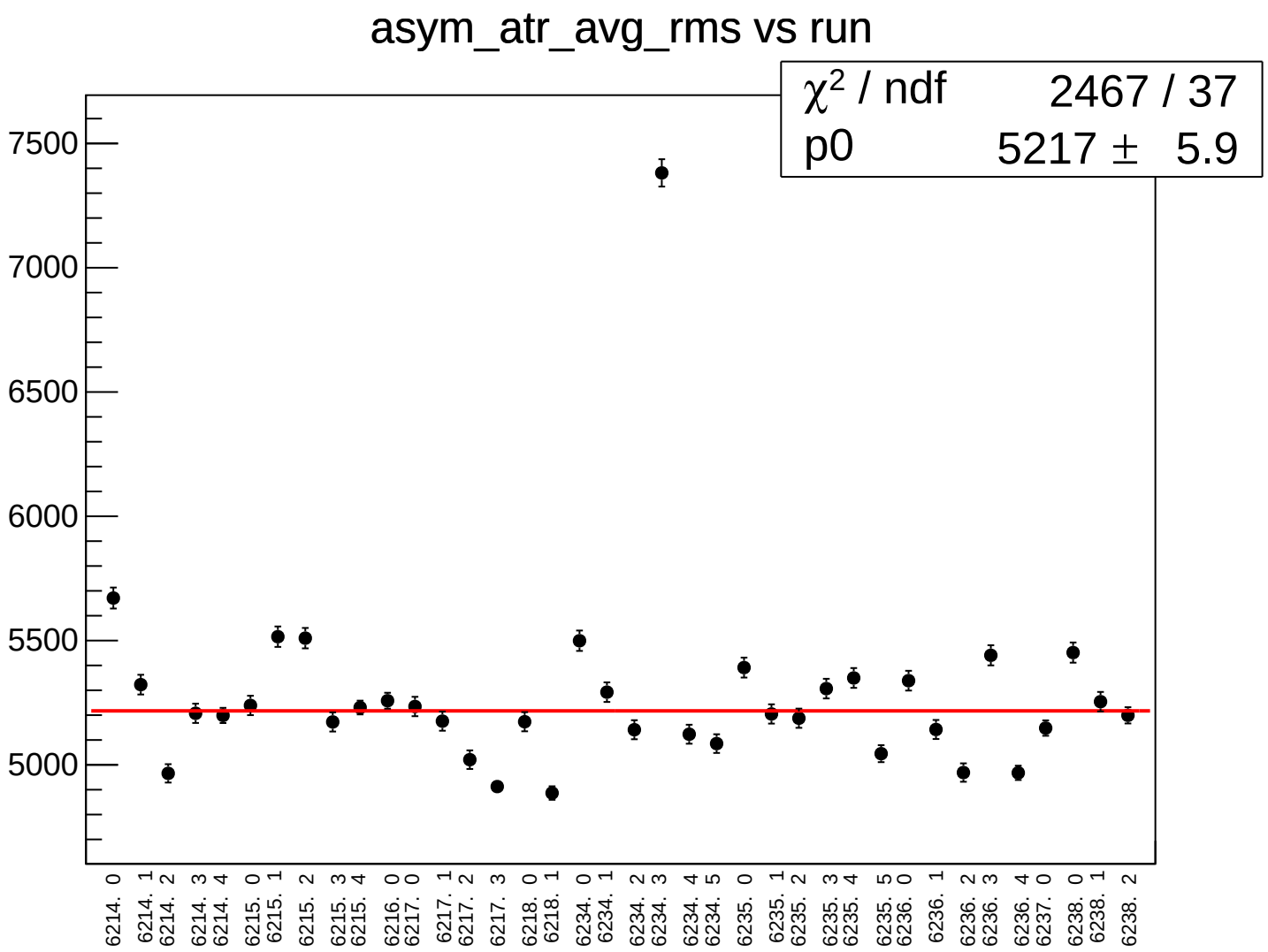
asym_atr_avg_rms vs run
χ² / ndf 2467 / 37
p0 5217 ± 5.9
7500
7000
6500
6000
5500
5000
6214. 0
6214. 1
6214. 2
6214. 3
6214. 4
6215. 0
6215. 1
6215. 2
6215. 3
6215. 4
6216. 0
6217. 0
6217. 1
6217. 2
6217. 3
6218. 0
6218. 1
6234. 0
6234. 1
6234. 2
6234. 3
6234. 4
6234. 5
6235. 0
6235. 1
6235. 2
6235. 3
6235. 4
6235. 5
6236. 0
6236. 1
6236. 2
6236. 3
6236. 4
6237. 0
6238. 0
6238. 1
6238. 2

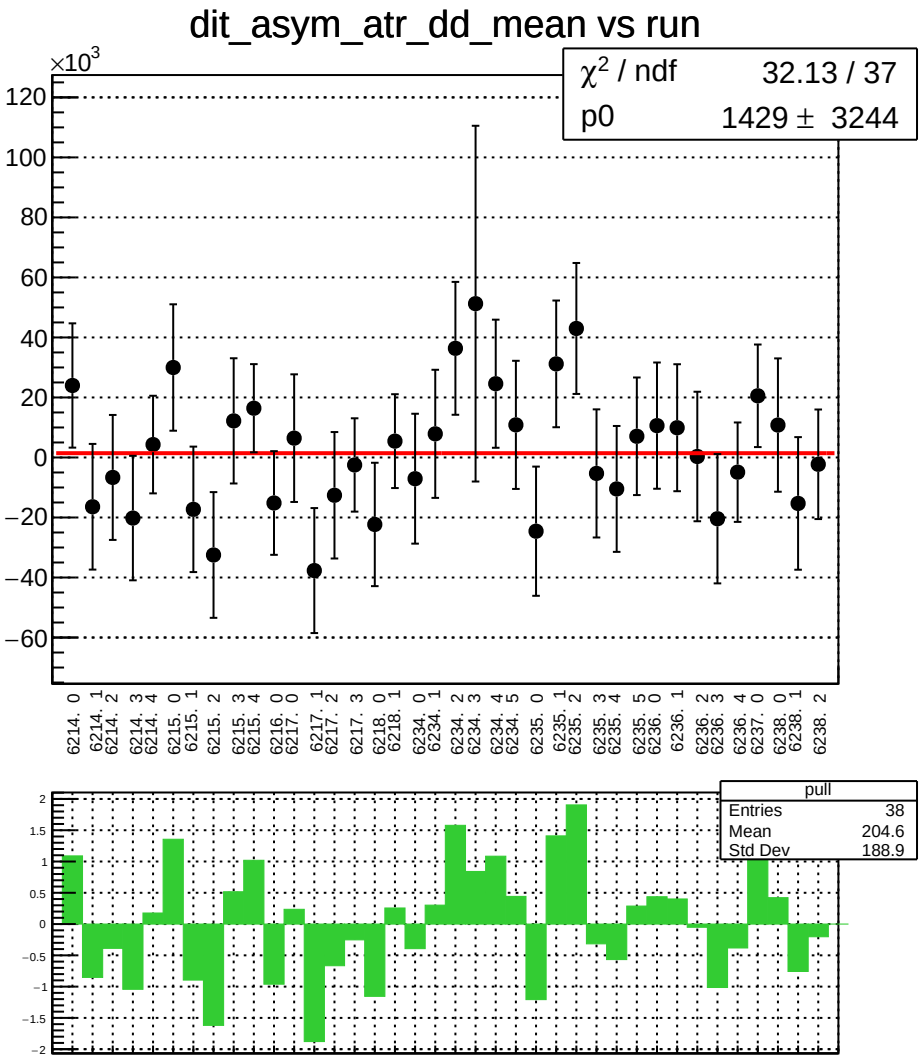
dit_asym_atr_dd_mean vs run
×10^3
χ² / ndf 32.13 / 37
p0 1429 ± 3244
120
100
80
60
40
20
0
−20
−40
−60
6214. 0
6214. 1
6214. 2
6214. 3
6214. 4
6215. 0
6215. 1
6215. 2
6215. 3
6215. 4
6216. 0
6217. 0
6217. 1
6217. 2
6217. 3
6218. 0
6218. 1
6234. 0
6234. 1
6234. 2
6234. 3
6234. 4
6234. 5
6235. 0
6235. 1
6235. 2
6235. 3
6235. 4
6235. 5
6236. 0
6236. 1
6236. 2
6236. 3
6236. 4
6237. 0
6238. 0
6238. 1
6238. 2
pull
Entries 38
Mean 204.6
Std Dev 188.9
2
1.5
1
0.5
0
−0.5
−1
−1.5
−2

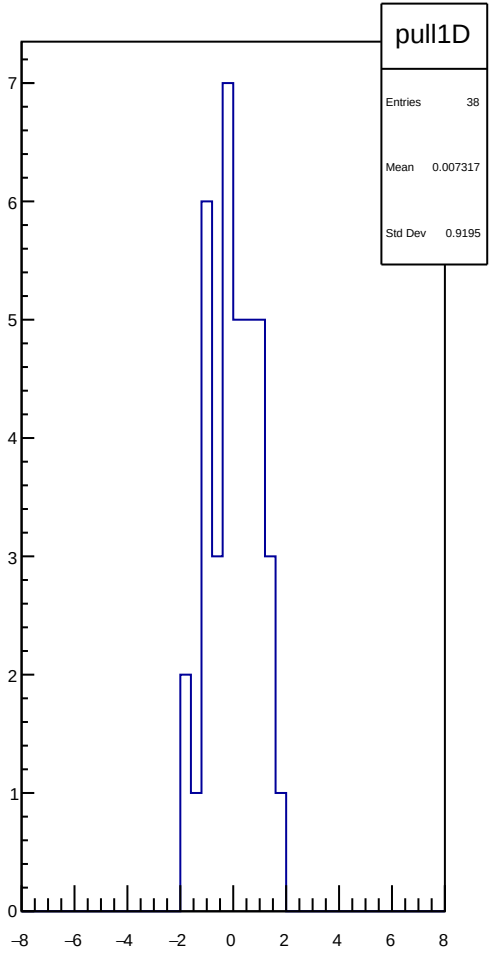
pull1D
Entries 38
Mean 0.007317
Std Dev 0.9195
7
6
5
4
3
2
1
0
−8
−6
−4
−2
0
2
4
6
8

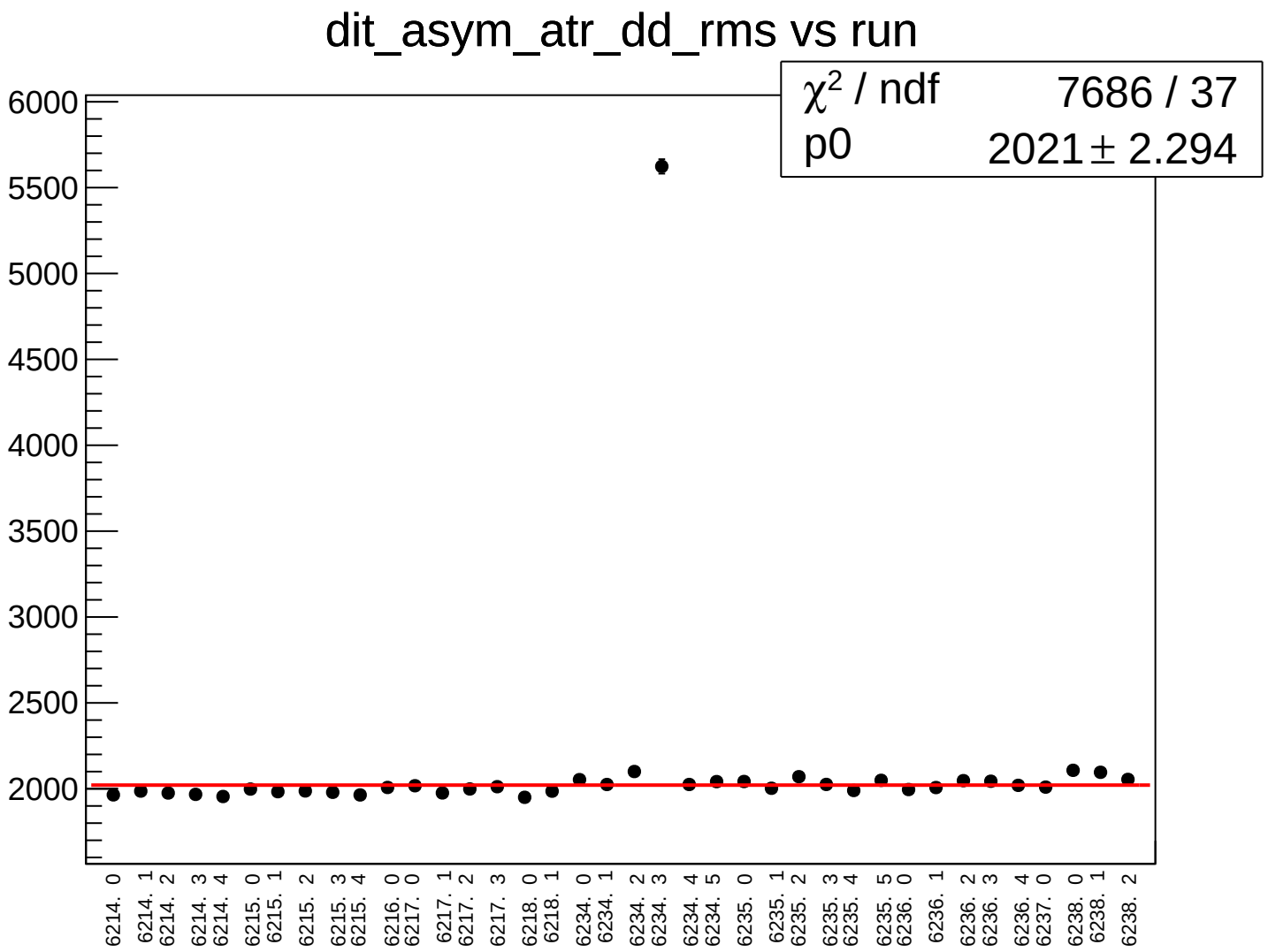
dit_asym_atr_dd_rms vs run
χ2 / ndf 7686 / 37
p0 2021 ± 2.294
6000
5500
5000
4500
4000
3500
3000
2500
2000
6214. 0
6214. 1
6214. 2
6214. 3
6214. 4
6215. 0
6215. 1
6215. 2
6215. 3
6215. 4
6216. 0
6217. 0
6217. 1
6217. 2
6217. 3
6218. 0
6218. 1
6234. 0
6234. 1
6234. 2
6234. 3
6234. 4
6234. 5
6235. 0
6235. 1
6235. 2
6235. 3
6235. 4
6235. 5
6236. 0
6236. 1
6236. 2
6236. 3
6236. 4
6237. 0
6238. 0
6238. 1
6238. 2

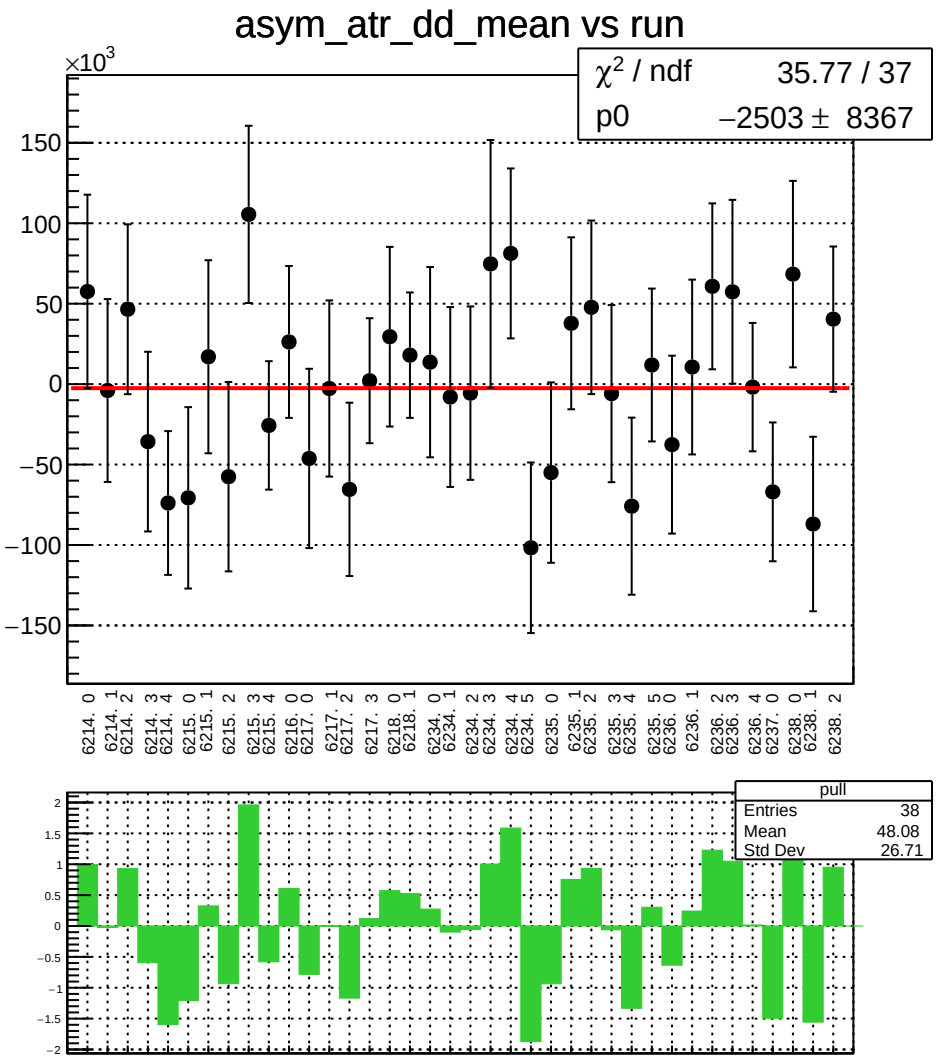
asym_atr_dd_mean vs run
×10^3
χ² / ndf 35.77 / 37
p0 −2503 ± 8367
150
100
50
0
−50
−100
−150
6214. 0
6214. 1
6214. 2
6214. 3
6214. 4
6215. 0
6215. 1
6215. 2
6215. 3
6215. 4
6216. 0
6217. 0
6217. 1
6217. 2
6217. 3
6218. 0
6218. 1
6234. 0
6234. 1
6234. 2
6234. 3
6234. 4
6234. 5
6235. 0
6235. 1
6235. 2
6235. 3
6235. 4
6235. 5
6236. 0
6236. 1
6236. 2
6236. 3
6236. 4
6237. 0
6238. 0
6238. 1
6238. 2
pull
Entries 38
Mean 48.08
Std Dev 26.71
2
1.5
1
0.5
0
−0.5
−1
−1.5
−2

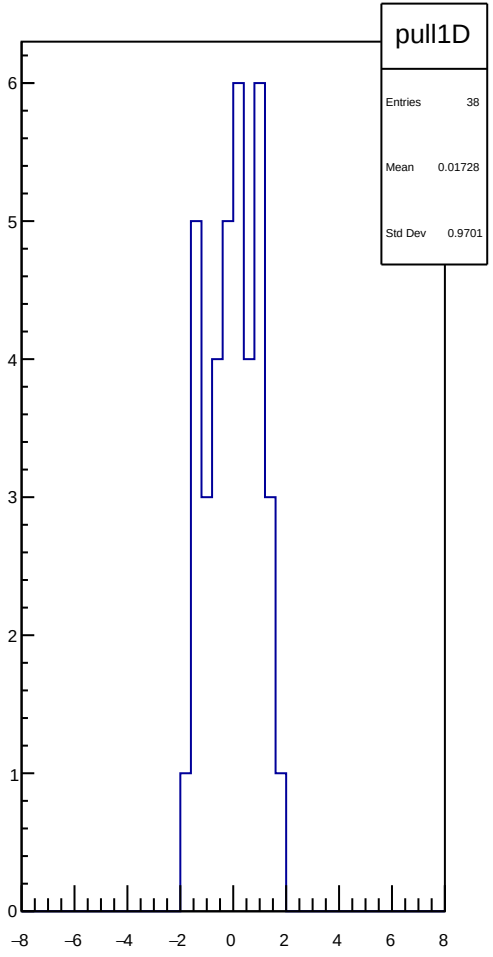
pull1D
Entries 38
Mean 0.01728
Std Dev 0.9701
6
5
4
3
2
1
0
−8
−6
−4
−2
0
2
4
6
8

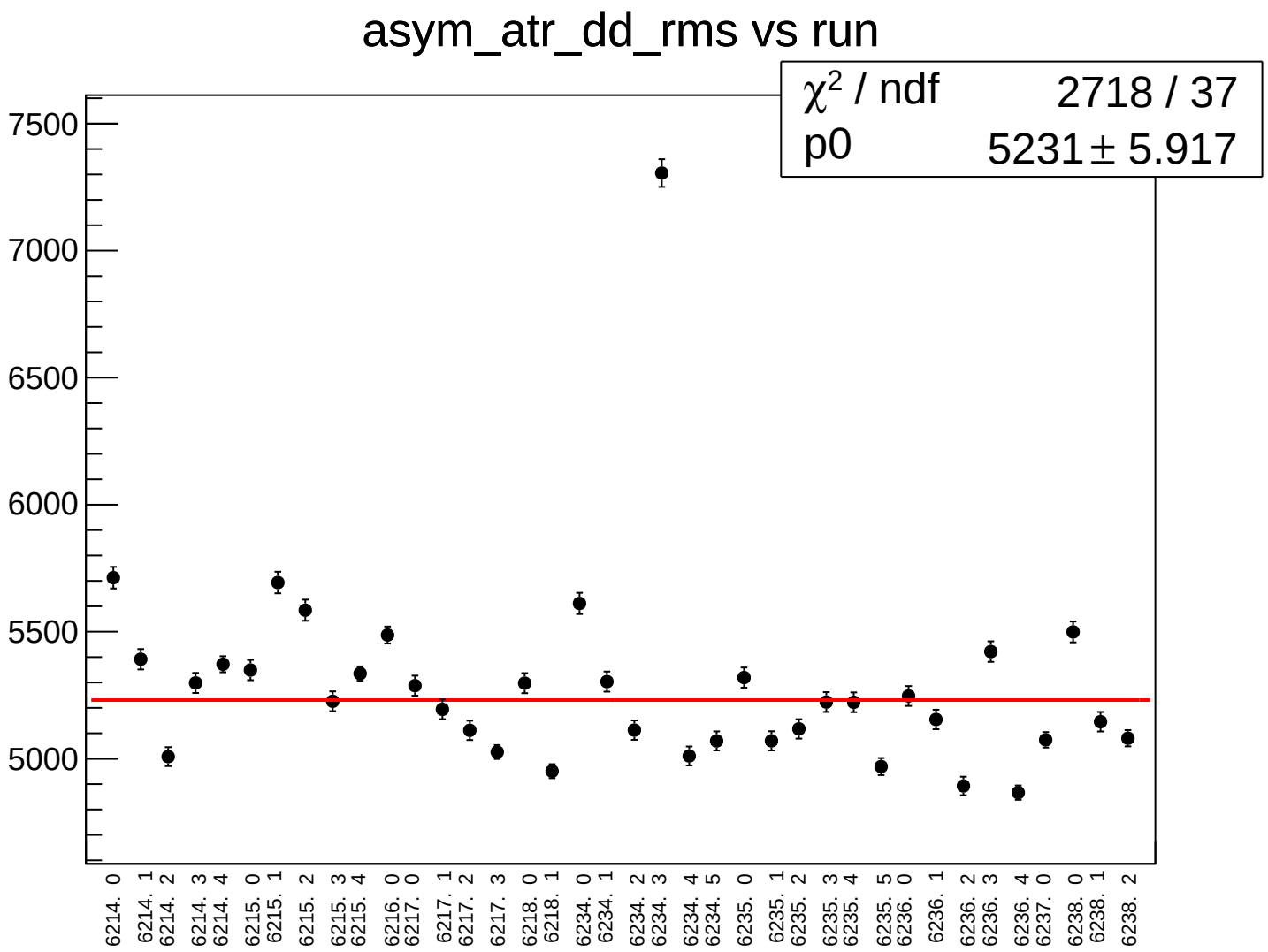
asym_atr_dd_rms vs run
χ^2 / ndf 2718 / 37
p0 5231 ± 5.917
7500
7000
6500
6000
5500
5000
6214. 0
6214. 1
6214. 2
6214. 3
6214. 4
6215. 0
6215. 1
6215. 2
6215. 3
6215. 4
6216. 0
6217. 0
6217. 1
6217. 2
6217. 3
6218. 0
6218. 1
6234. 0
6234. 1
6234. 2
6234. 3
6234. 4
6234. 5
6235. 0
6235. 1
6235. 2
6235. 3
6235. 4
6235. 5
6236. 0
6236. 1
6236. 2
6236. 3
6236. 4
6237. 0
6238. 0
6238. 1
6238. 2

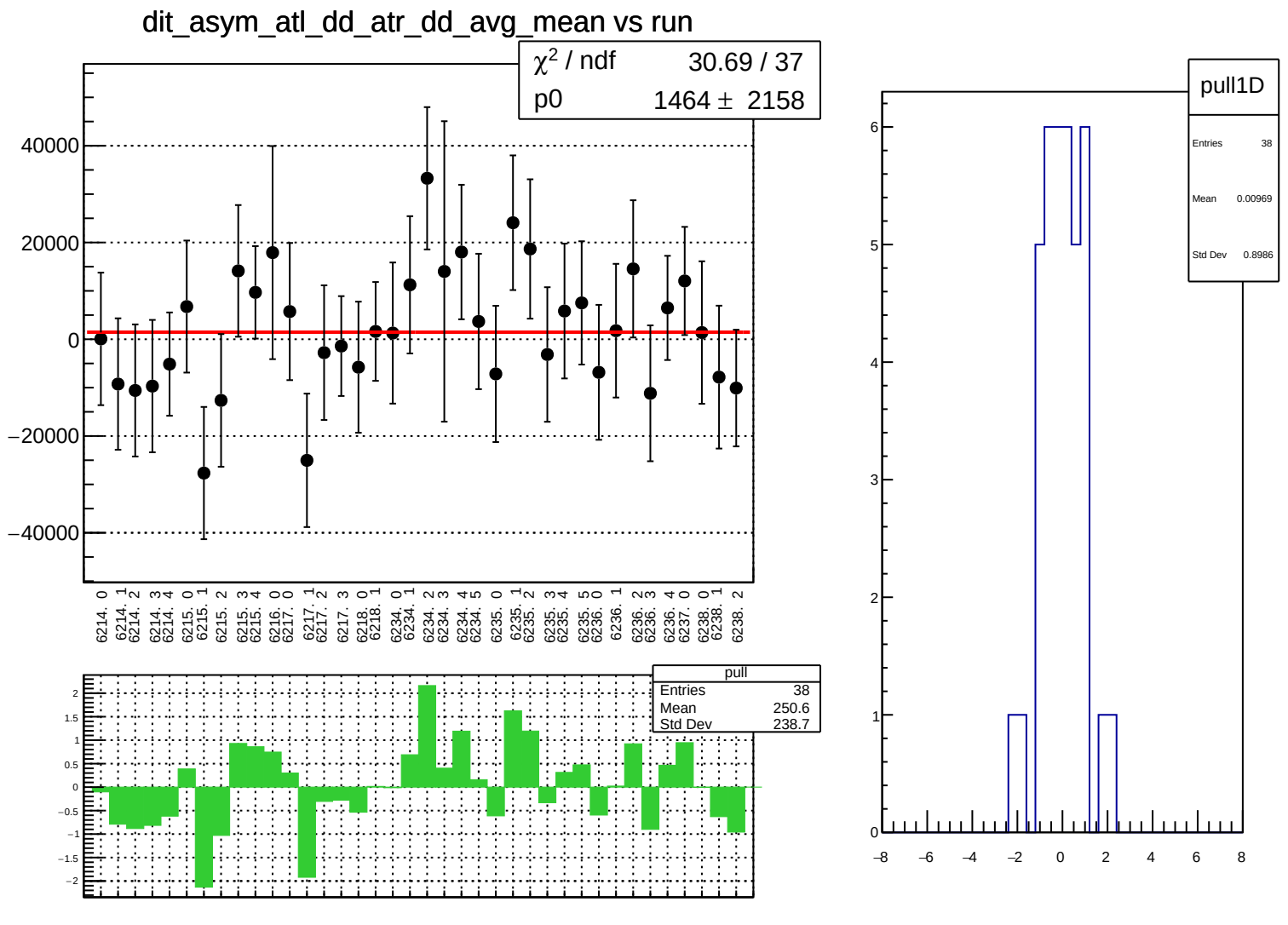
dit_asym_atl_dd_atr_dd_avg_mean vs run
χ2 / ndf 30.69 / 37
p0 1464 ± 2158
40000
20000
0
−20000
−40000
6214. 0
6214. 1
6214. 2
6214. 3
6214. 4
6215. 0
6215. 1
6215. 2
6215. 3
6215. 4
6216. 0
6217. 0
6217. 1
6217. 2
6217. 3
6218. 0
6218. 1
6234. 0
6234. 1
6234. 2
6234. 3
6234. 4
6234. 5
6235. 0
6235. 1
6235. 2
6235. 3
6235. 4
6235. 5
6236. 0
6236. 1
6236. 2
6236. 3
6236. 4
6237. 0
6238. 0
6238. 1
6238. 2
pull
Entries 38
Mean 250.6
Std Dev 238.7
2
1.5
1
0.5
0
−0.5
−1
−1.5
−2
pull1D
Entries 38
Mean 0.00969
Std Dev 0.8986
6
5
4
3
2
1
0
−8
−6
−4
−2
0
2
4
6
8

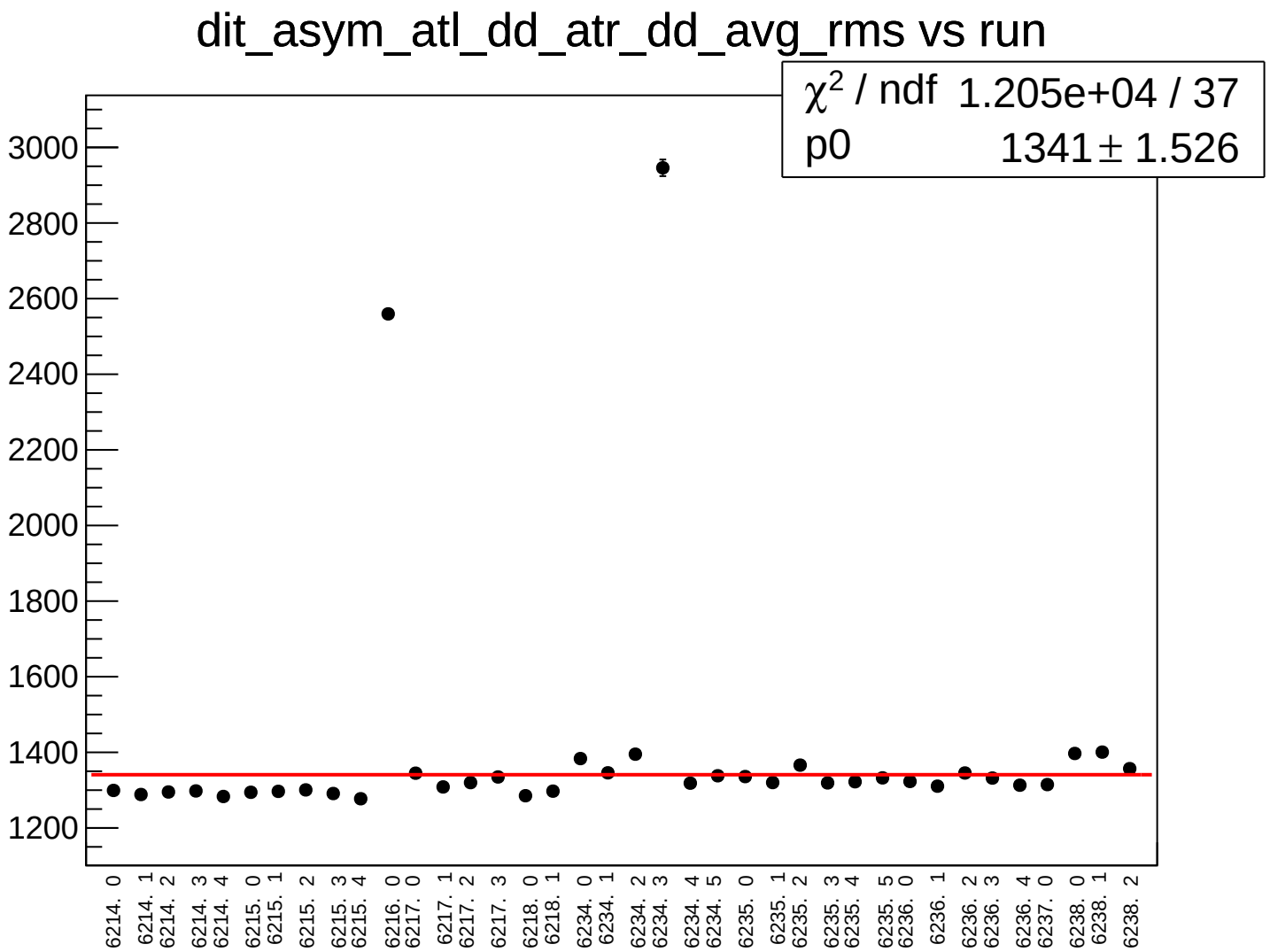
dit_asym_atl_dd_atr_dd_avg_rms vs run
χ2 / ndf 1.205e+04 / 37
p0 1341 ± 1.526
3000
2800
2600
2400
2200
2000
1800
1600
1400
1200
6214. 0
6214. 1
6214. 2
6214. 3
6214. 4
6215. 0
6215. 1
6215. 2
6215. 3
6215. 4
6216. 0
6217. 0
6217. 1
6217. 2
6217. 3
6218. 0
6218. 1
6234. 0
6234. 1
6234. 2
6234. 3
6234. 4
6234. 5
6235. 0
6235. 1
6235. 2
6235. 3
6235. 4
6235. 5
6236. 0
6236. 1
6236. 2
6236. 3
6236. 4
6237. 0
6238. 0
6238. 1
6238. 2

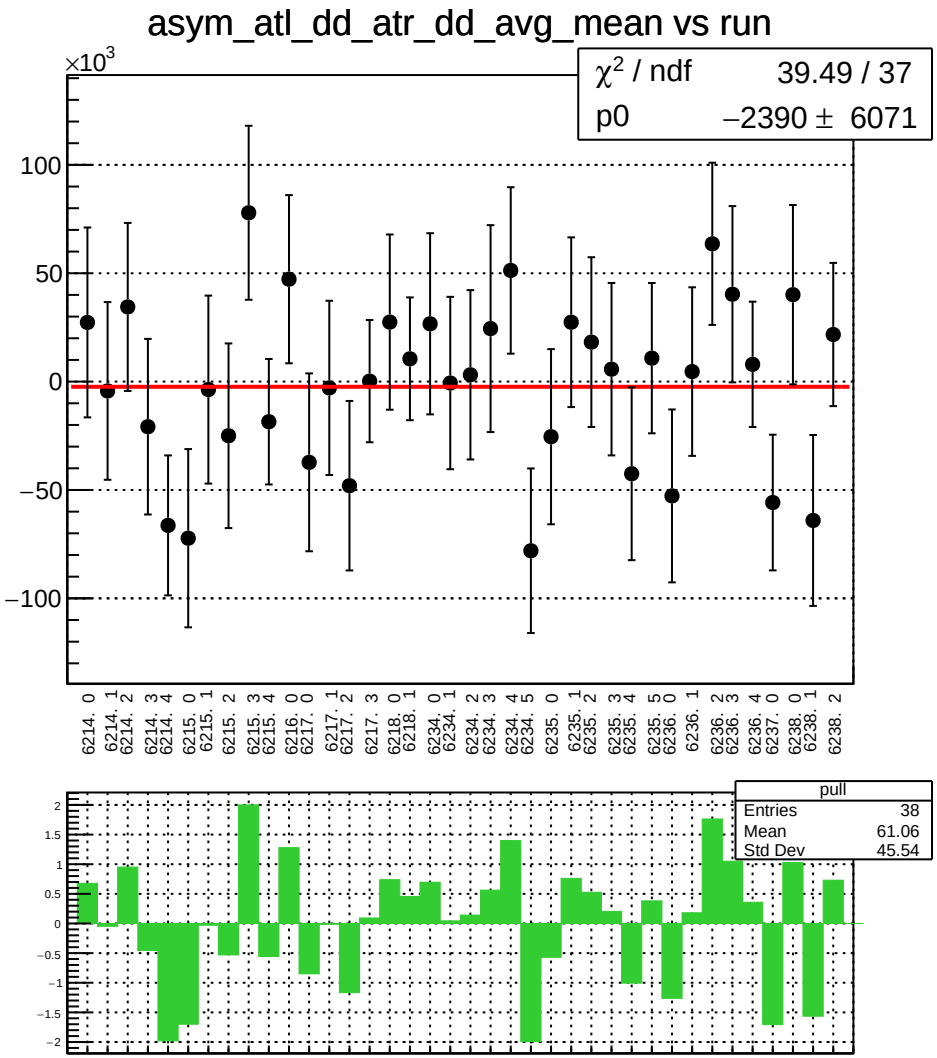
asym_atl_dd_atr_dd_avg_mean vs run
×10^3
χ² / ndf 39.49 / 37
p0 −2390 ± 6071
100
50
0
−50
−100
6214. 0
6214. 1
6214. 2
6214. 3
6214. 4
6215. 0
6215. 1
6215. 2
6215. 3
6215. 4
6216. 0
6217. 0
6217. 1
6217. 2
6217. 3
6218. 0
6218. 1
6234. 0
6234. 1
6234. 2
6234. 3
6234. 4
6234. 5
6235. 0
6235. 1
6235. 2
6235. 3
6235. 4
6235. 5
6236. 0
6236. 1
6236. 2
6236. 3
6236. 4
6237. 0
6238. 0
6238. 1
6238. 2
pull
Entries 38
Mean 61.06
Std Dev 45.54
2
1.5
1
0.5
0
−0.5
−1
−1.5
−2

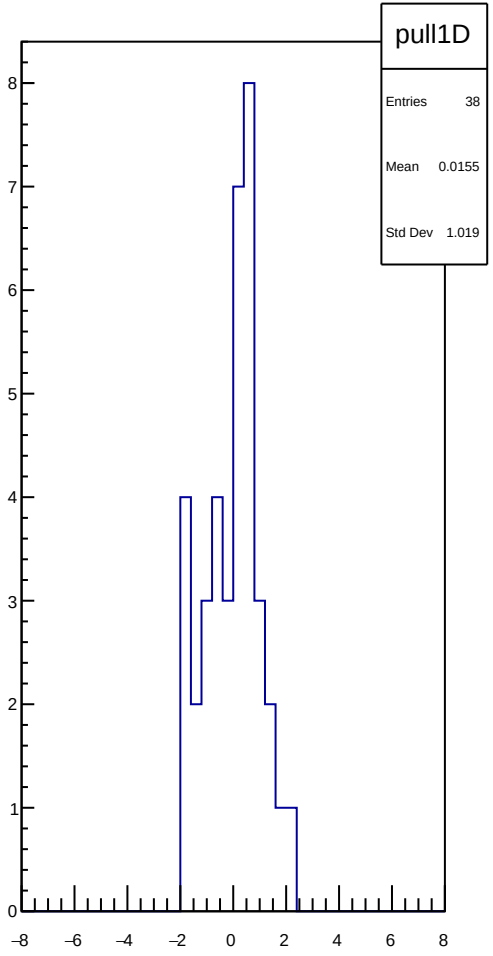
pull1D
Entries 38
Mean 0.0155
Std Dev 1.019
8
7
6
5
4
3
2
1
0
−8
−6
−4
−2
0
2
4
6
8

asym_atl_dd_atr_dd_avg_rms vs run

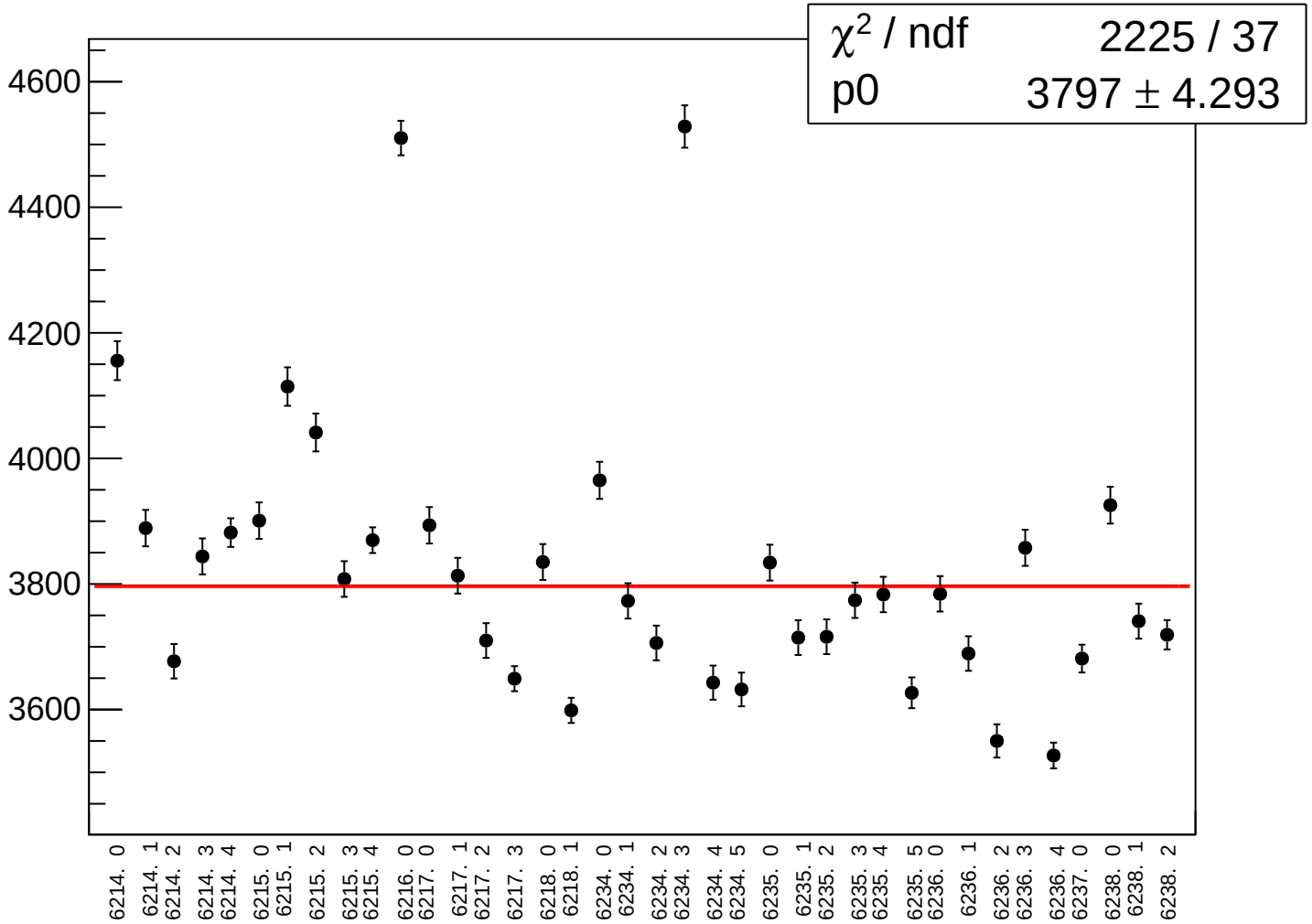

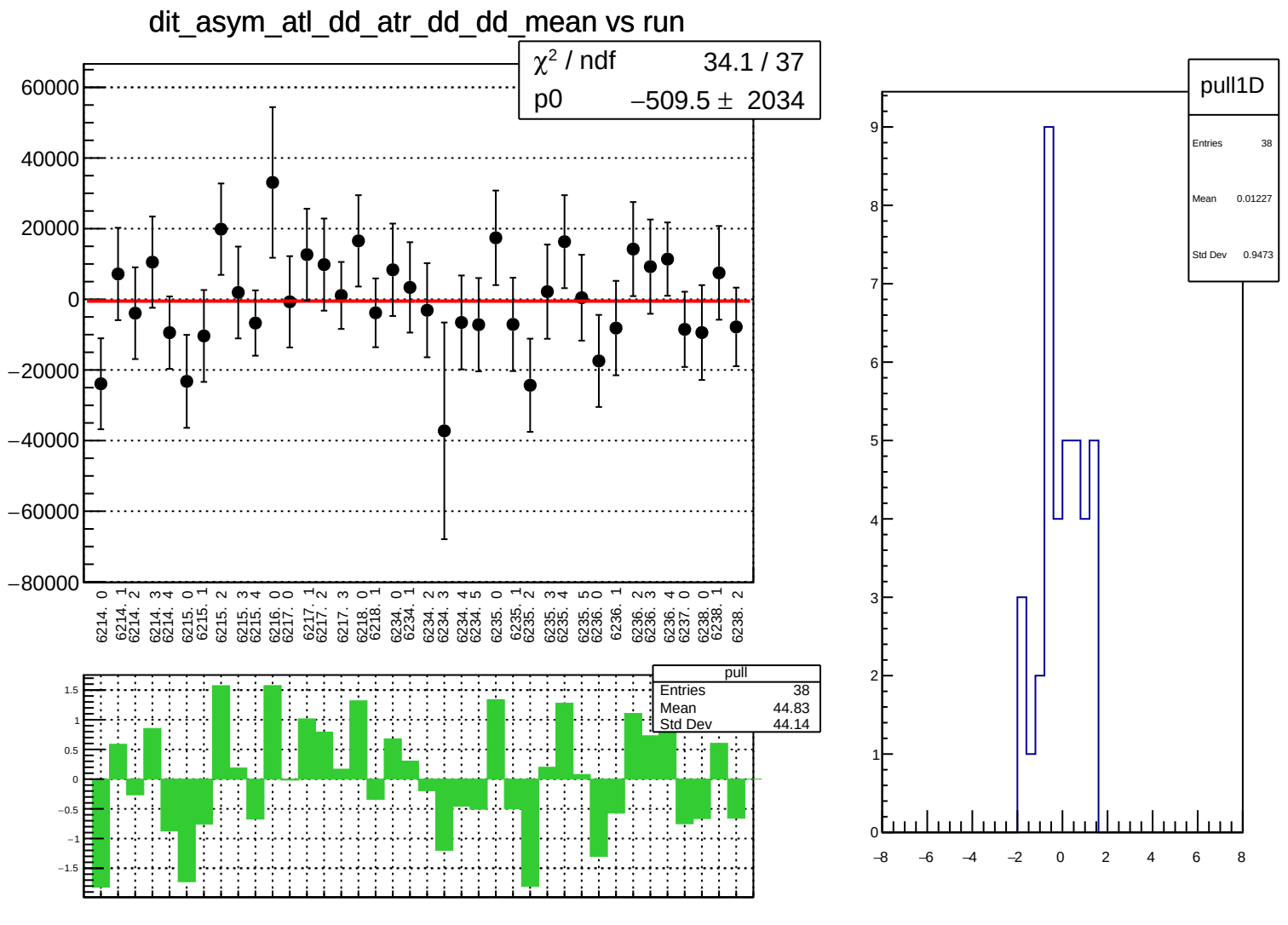
dit_asym_atl_dd_atr_dd_dd_mean vs run
χ² / ndf 34.1 / 37
p0 −509.5 ± 2034
60000
40000
20000
0
−20000
−40000
−60000
−80000
6214. 0
6214. 1
6214. 2
6214. 3
6214. 4
6215. 0
6215. 1
6215. 2
6215. 3
6215. 4
6216. 0
6217. 0
6217. 1
6217. 2
6217. 3
6218. 0
6218. 1
6234. 0
6234. 1
6234. 2
6234. 3
6234. 4
6234. 5
6235. 0
6235. 1
6235. 2
6235. 3
6235. 4
6235. 5
6236. 0
6236. 1
6236. 2
6236. 3
6236. 4
6237. 0
6238. 0
6238. 1
6238. 2
pull
Entries 38
Mean 44.83
Std Dev 44.14
1.5
1
0.5
0
−0.5
−1
−1.5
pull1D
Entries 38
Mean 0.01227
Std Dev 0.9473
9
8
7
6
5
4
3
2
1
0
−8
−6
−4
−2
0
2
4
6
8

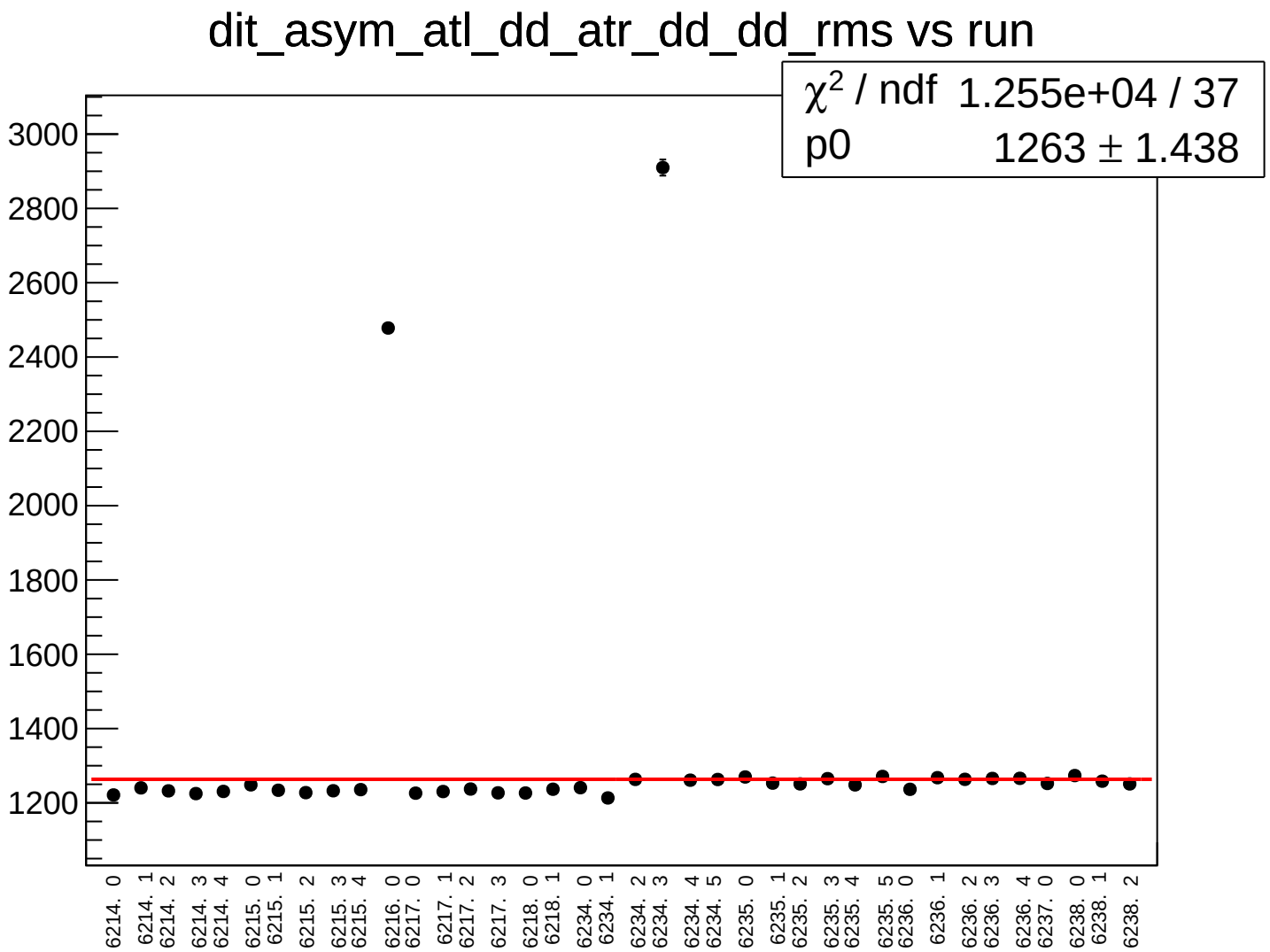
dit_asym_atl_dd_atr_dd_dd_rms vs run
χ2 / ndf 1.255e+04 / 37
p0 1263 ± 1.438
3000
2800
2600
2400
2200
2000
1800
1600
1400
1200
6214. 0
6214. 1
6214. 2
6214. 3
6214. 4
6215. 0
6215. 1
6215. 2
6215. 3
6215. 4
6216. 0
6217. 0
6217. 1
6217. 2
6217. 3
6218. 0
6218. 1
6234. 0
6234. 1
6234. 2
6234. 3
6234. 4
6234. 5
6235. 0
6235. 1
6235. 2
6235. 3
6235. 4
6235. 5
6236. 0
6236. 1
6236. 2
6236. 3
6236. 4
6237. 0
6238. 0
6238. 1
6238. 2

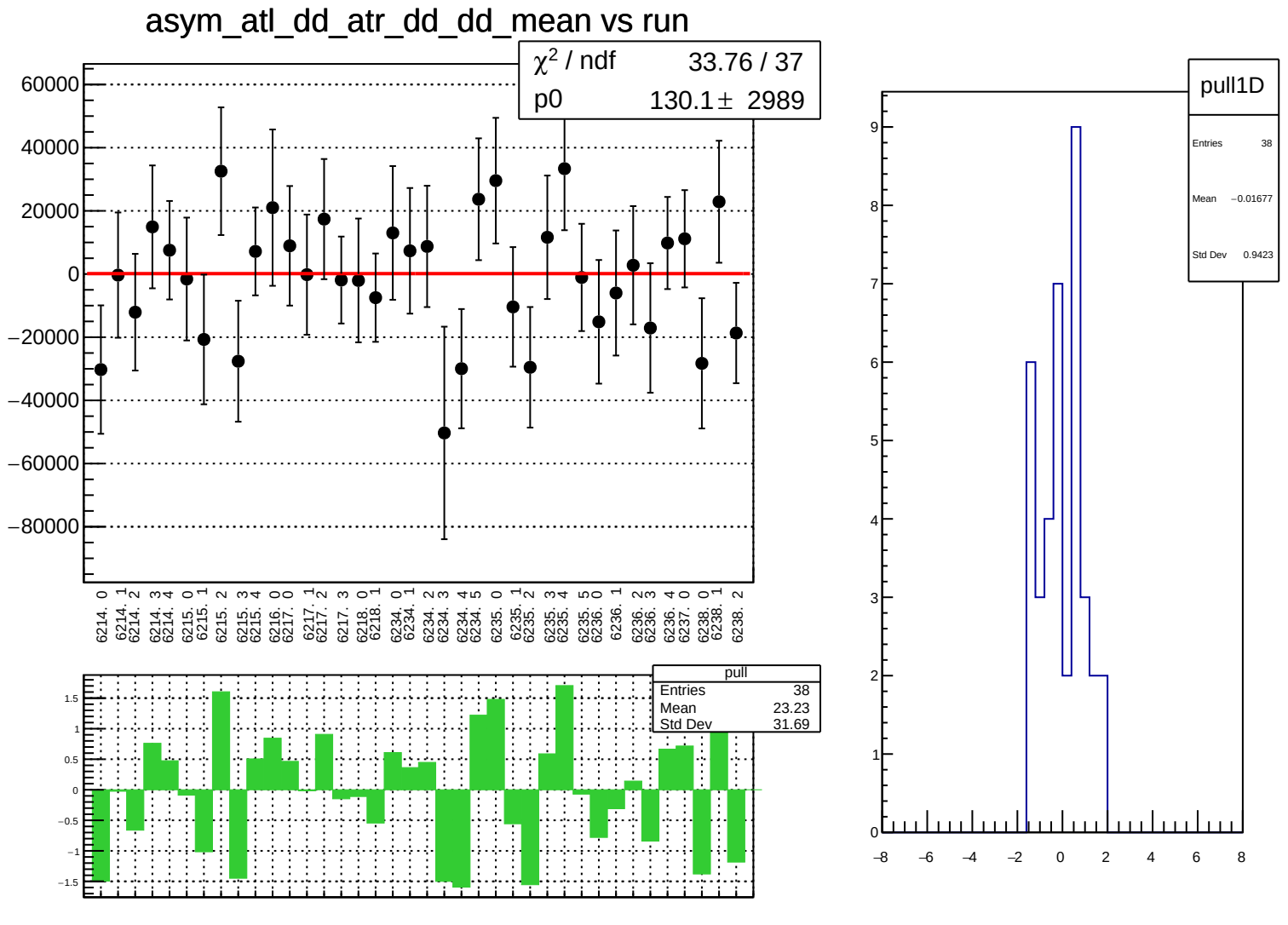
asym_atl_dd_atr_dd_dd_mean vs run
χ² / ndf 33.76 / 37
p0 130.1 ± 2989
60000
40000
20000
0
−20000
−40000
−60000
−80000
6214. 0
6214. 1
6214. 2
6214. 3
6214. 4
6215. 0
6215. 1
6215. 2
6215. 3
6215. 4
6216. 0
6217. 0
6217. 1
6217. 2
6217. 3
6218. 0
6218. 1
6234. 0
6234. 1
6234. 2
6234. 3
6234. 4
6234. 5
6235. 0
6235. 1
6235. 2
6235. 3
6235. 4
6235. 5
6236. 0
6236. 1
6236. 2
6236. 3
6236. 4
6237. 0
6238. 0
6238. 1
6238. 2
pull
Entries 38
Mean 23.23
Std Dev 31.69
1.5
1
0.5
0
−0.5
−1
−1.5
pull1D
Entries 38
Mean −0.01677
Std Dev 0.9423
9
8
7
6
5
4
3
2
1
0
−8
−6
−4
−2
0
2
4
6
8

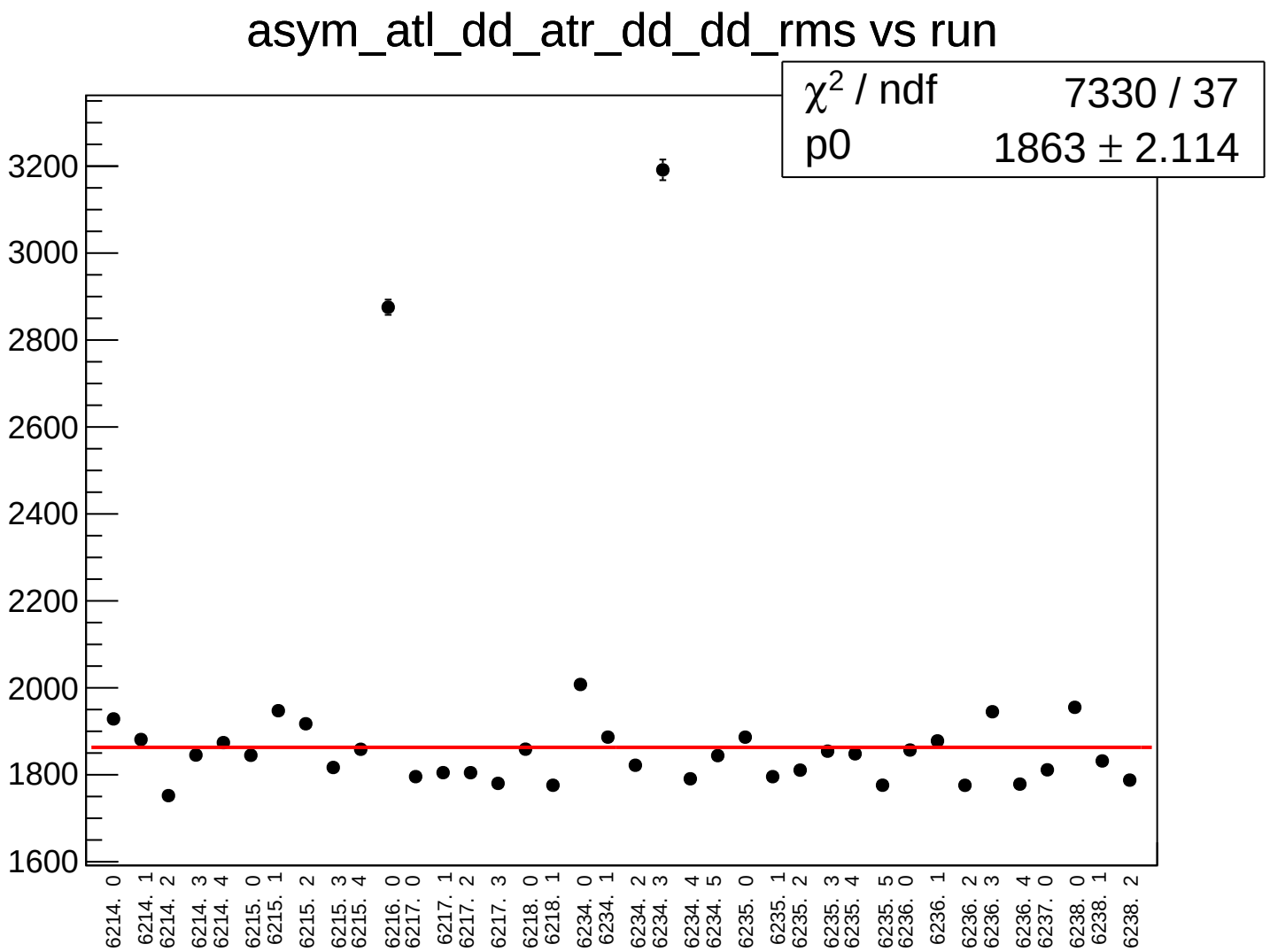
asym_atl_dd_atr_dd_dd_rms vs run
χ2 / ndf 7330 / 37
p0 1863 ± 2.114
3200
3000
2800
2600
2400
2200
2000
1800
1600
6214. 0
6214. 1
6214. 2
6214. 3
6214. 4
6215. 0
6215. 1
6215. 2
6215. 3
6215. 4
6216. 0
6217. 0
6217. 1
6217. 2
6217. 3
6218. 0
6218. 1
6234. 0
6234. 1
6234. 2
6234. 3
6234. 4
6234. 5
6235. 0
6235. 1
6235. 2
6235. 3
6235. 4
6235. 5
6236. 0
6236. 1
6236. 2
6236. 3
6236. 4
6237. 0
6238. 0
6238. 1
6238. 2

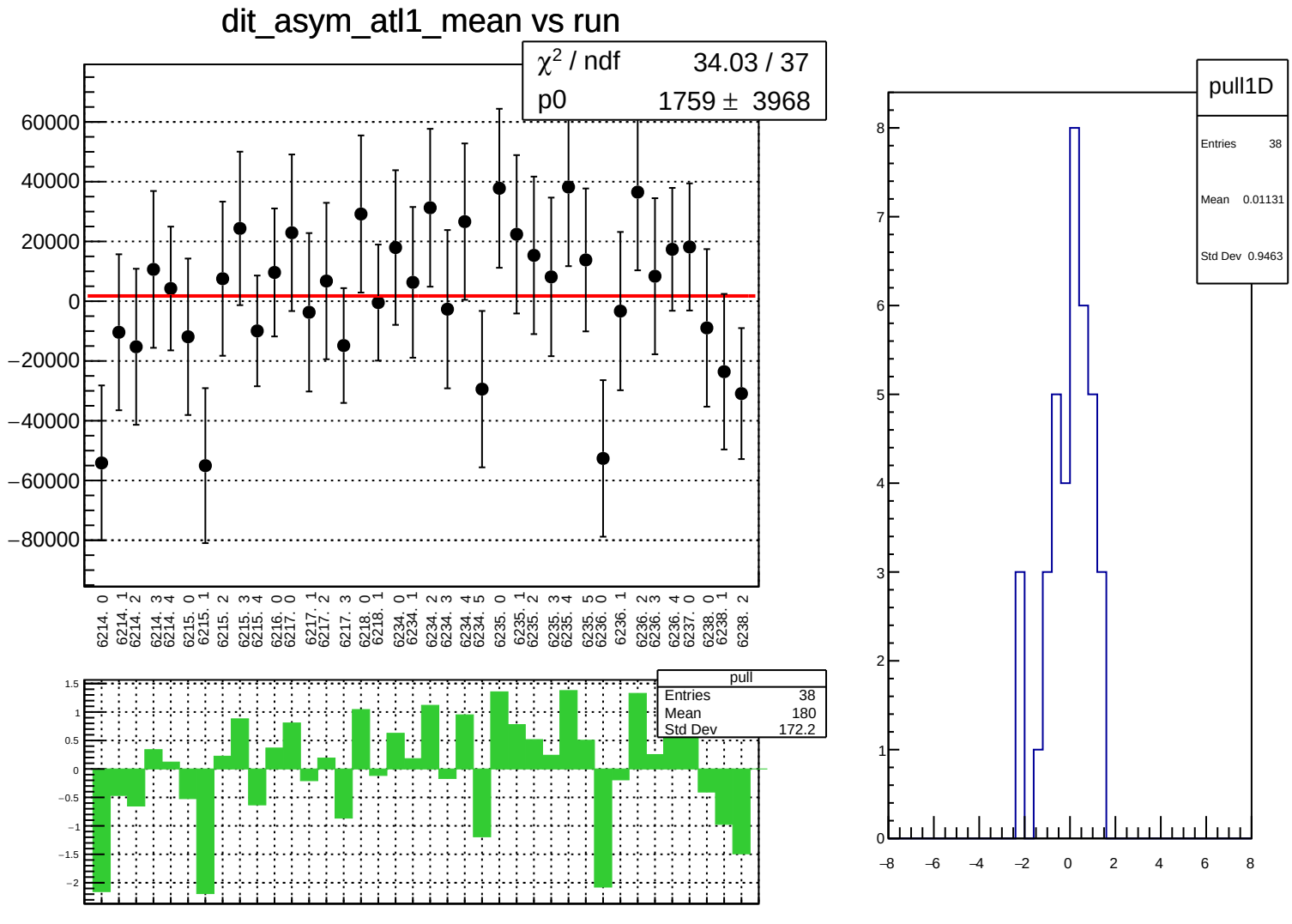
dit_asym_atl1_mean vs run
χ² / ndf 34.03 / 37
p0 1759 ± 3968
60000
40000
20000
0
−20000
−40000
−60000
−80000
6214. 0
6214. 1
6214. 2
6214. 3
6214. 4
6215. 0
6215. 1
6215. 2
6215. 3
6215. 4
6216. 0
6217. 0
6217. 1
6217. 2
6217. 3
6218. 0
6218. 1
6234. 0
6234. 1
6234. 2
6234. 3
6234. 4
6234. 5
6235. 0
6235. 1
6235. 2
6235. 3
6235. 4
6235. 5
6236. 0
6236. 1
6236. 2
6236. 3
6236. 4
6237. 0
6238. 0
6238. 1
6238. 2
pull
Entries 38
Mean 180
Std Dev 172.2
1.5
1
0.5
0
−0.5
−1
−1.5
−2
pull1D
Entries 38
Mean 0.01131
Std Dev 0.9463
8
7
6
5
4
3
2
1
0
−8
−6
−4
−2
0
2
4
6
8

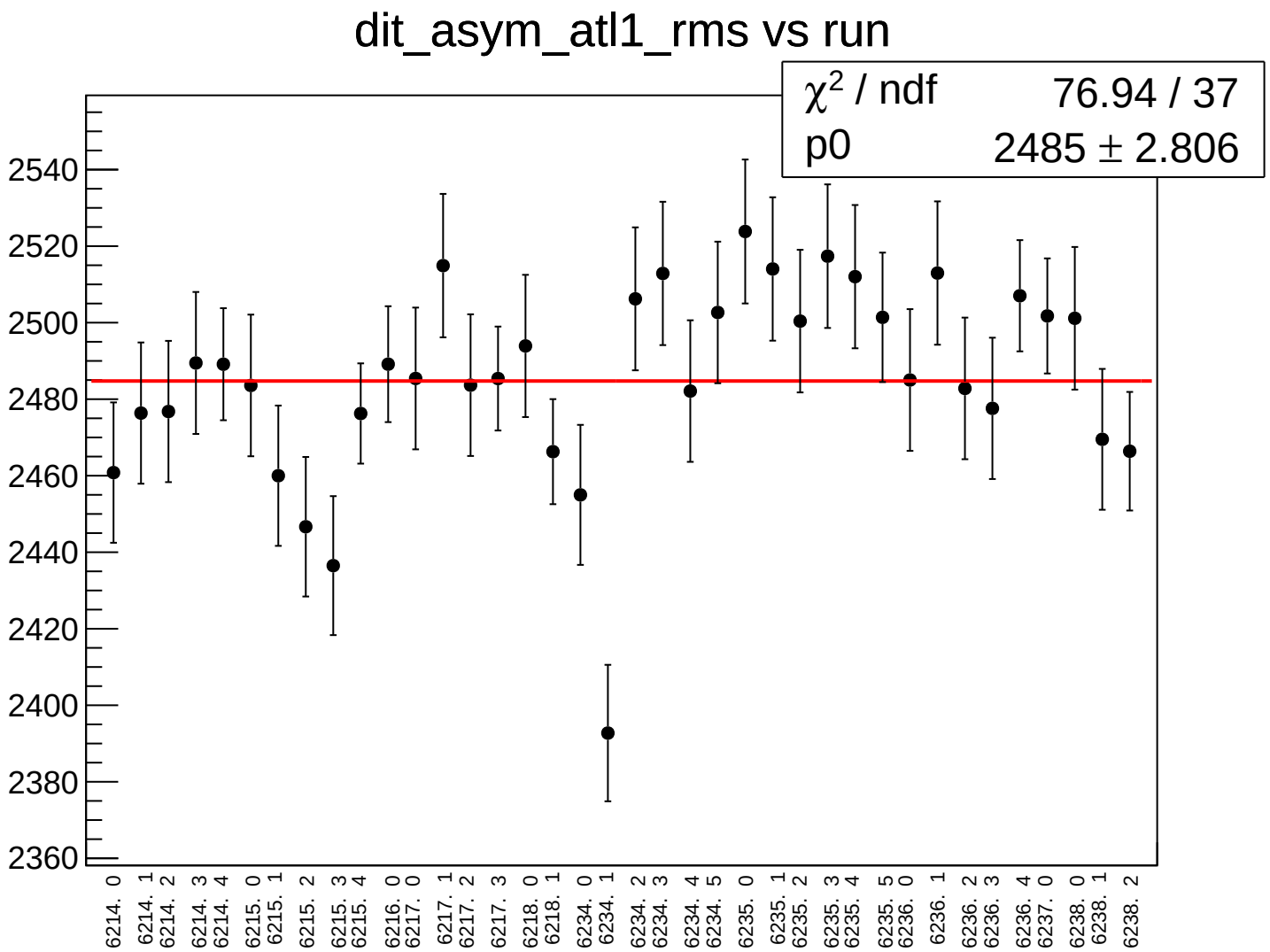
dit_asym_atl1_rms vs run
χ² / ndf 76.94 / 37
p0 2485 ± 2.806
2540
2520
2500
2480
2460
2440
2420
2400
2380
2360
6214. 0
6214. 1
6214. 2
6214. 3
6214. 4
6215. 0
6215. 1
6215. 2
6215. 3
6215. 4
6216. 0
6217. 0
6217. 1
6217. 2
6217. 3
6218. 0
6218. 1
6234. 0
6234. 1
6234. 2
6234. 3
6234. 4
6234. 5
6235. 0
6235. 1
6235. 2
6235. 3
6235. 4
6235. 5
6236. 0
6236. 1
6236. 2
6236. 3
6236. 4
6237. 0
6238. 0
6238. 1
6238. 2

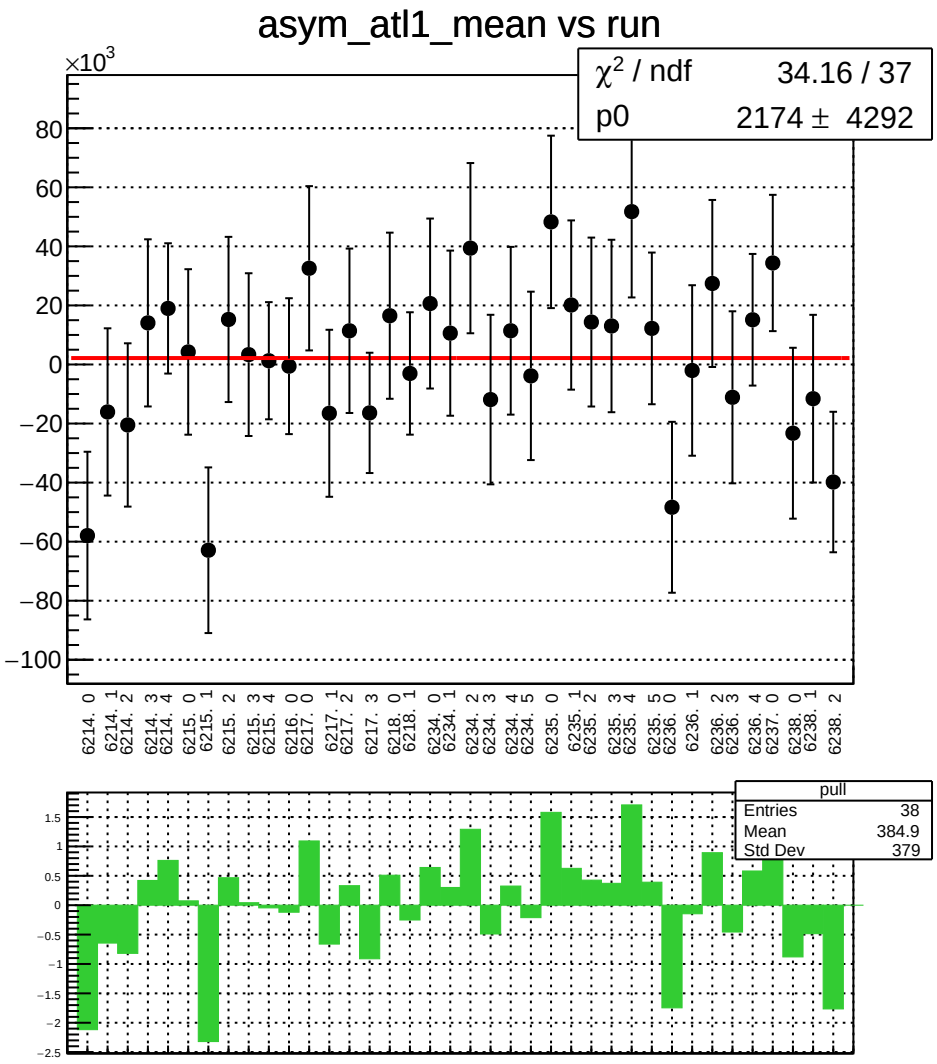
asym_atl1_mean vs run
×10^3
χ^2 / ndf 34.16 / 37
p0 2174 ± 4292
80
60
40
20
0
−20
−40
−60
−80
−100
6214. 0
6214. 1
6214. 2
6214. 3
6214. 4
6215. 0
6215. 1
6215. 2
6215. 3
6215. 4
6216. 0
6217. 0
6217. 1
6217. 2
6217. 3
6218. 0
6218. 1
6234. 0
6234. 1
6234. 2
6234. 3
6234. 4
6234. 5
6235. 0
6235. 1
6235. 2
6235. 3
6235. 4
6235. 5
6236. 0
6236. 1
6236. 2
6236. 3
6236. 4
6237. 0
6238. 0
6238. 1
6238. 2
pull
Entries 38
Mean 384.9
Std Dev 379
1.5
1
0.5
0
−0.5
−1
−1.5
−2
−2.5

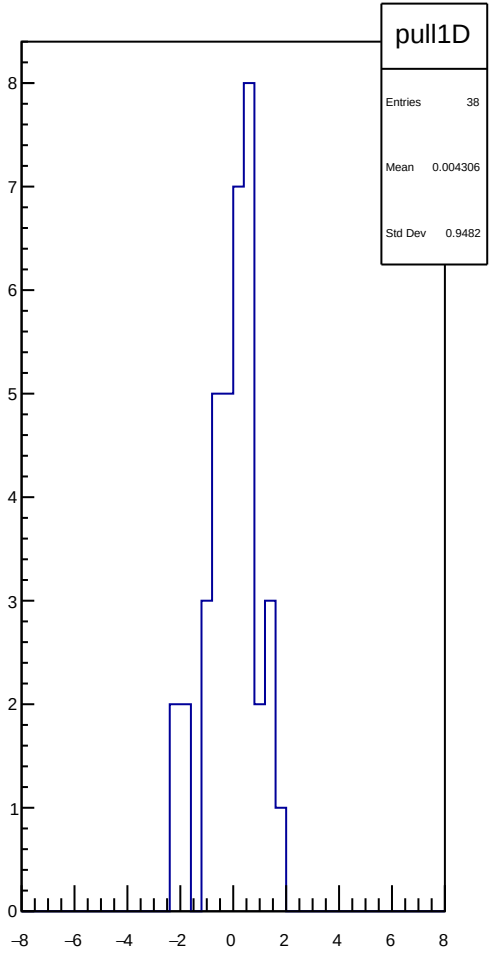
pull1D
Entries 38
Mean 0.004306
Std Dev 0.9482
8
7
6
5
4
3
2
1
0
−8
−6
−4
−2
0
2
4
6
8

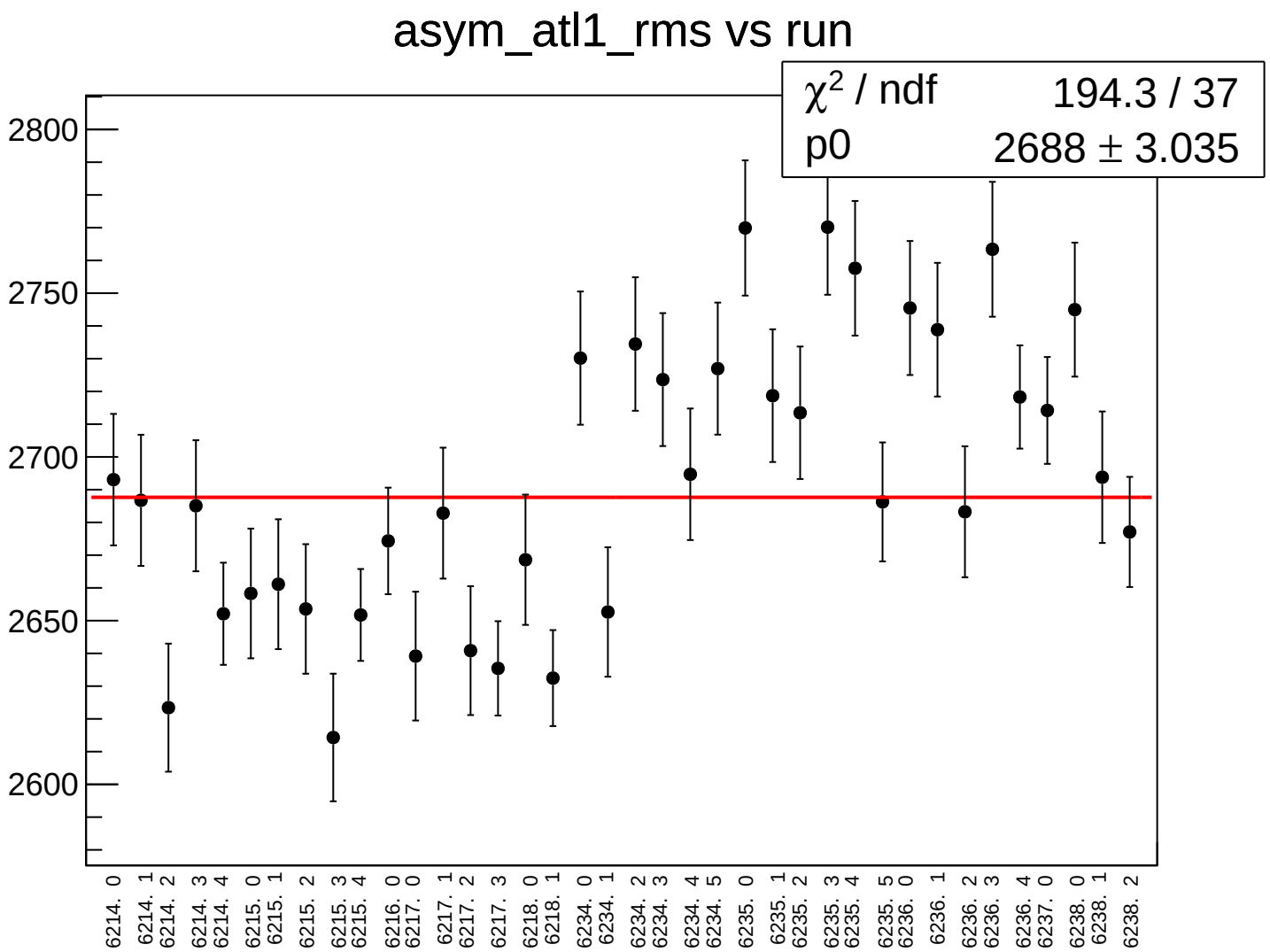
asym_atl1_rms vs run
χ² / ndf 194.3 / 37
p0 2688 ± 3.035
2800
2750
2700
2650
2600
6214. 0
6214. 1
6214. 2
6214. 3
6214. 4
6215. 0
6215. 1
6215. 2
6215. 3
6215. 4
6216. 0
6217. 0
6217. 1
6217. 2
6217. 3
6218. 0
6218. 1
6234. 0
6234. 1
6234. 2
6234. 3
6234. 4
6234. 5
6235. 0
6235. 1
6235. 2
6235. 3
6235. 4
6235. 5
6236. 0
6236. 1
6236. 2
6236. 3
6236. 4
6237. 0
6238. 0
6238. 1
6238. 2

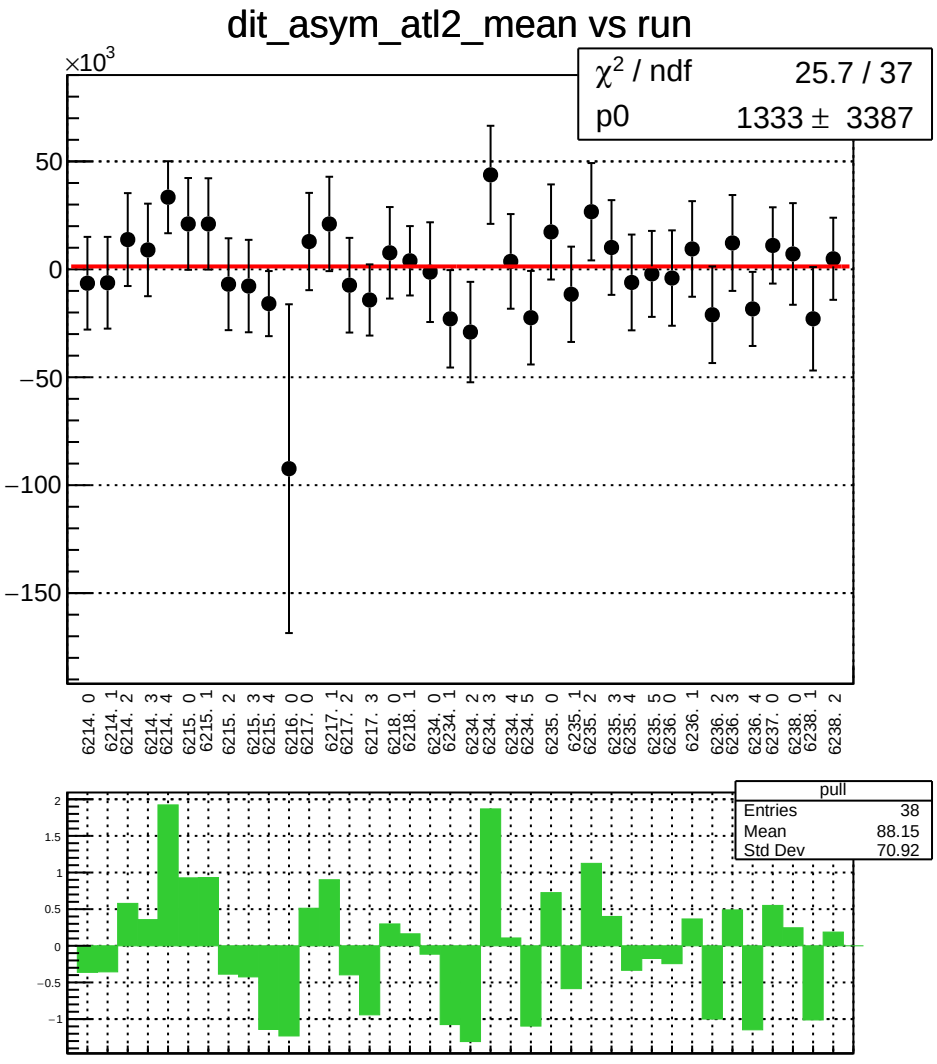
dit_asym_atl2_mean vs run
×10^3
χ² / ndf 25.7 / 37
p0 1333 ± 3387
50
0
−50
−100
−150
6214. 0
6214. 1
6214. 2
6214. 3
6214. 4
6215. 0
6215. 1
6215. 2
6215. 3
6215. 4
6216. 0
6217. 0
6217. 1
6217. 2
6217. 3
6218. 0
6218. 1
6234. 0
6234. 1
6234. 2
6234. 3
6234. 4
6234. 5
6235. 0
6235. 1
6235. 2
6235. 3
6235. 4
6235. 5
6236. 0
6236. 1
6236. 2
6236. 3
6236. 4
6237. 0
6238. 0
6238. 1
6238. 2
pull
Entries 38
Mean 88.15
Std Dev 70.92
2
1.5
1
0.5
0
−0.5
−1

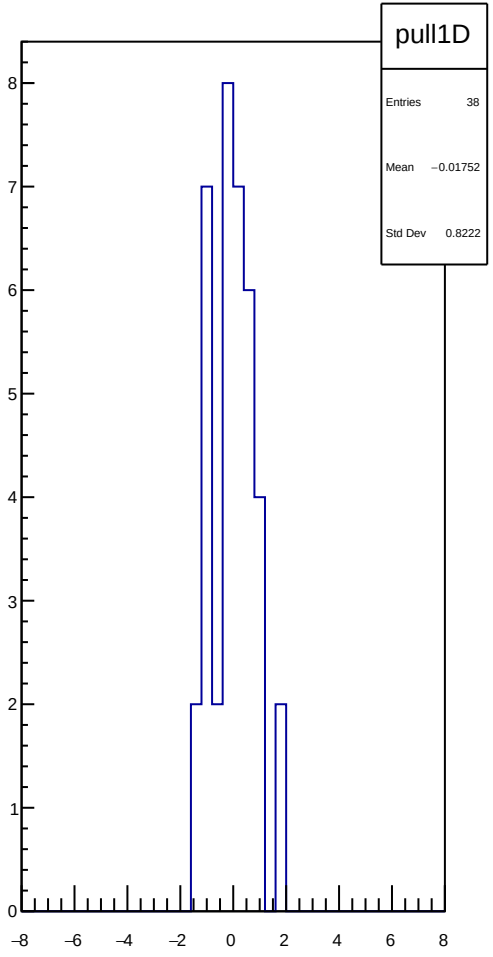
pull1D
Entries 38
Mean −0.01752
Std Dev 0.8222
8
7
6
5
4
3
2
1
0
−8
−6
−4
−2
0
2
4
6
8

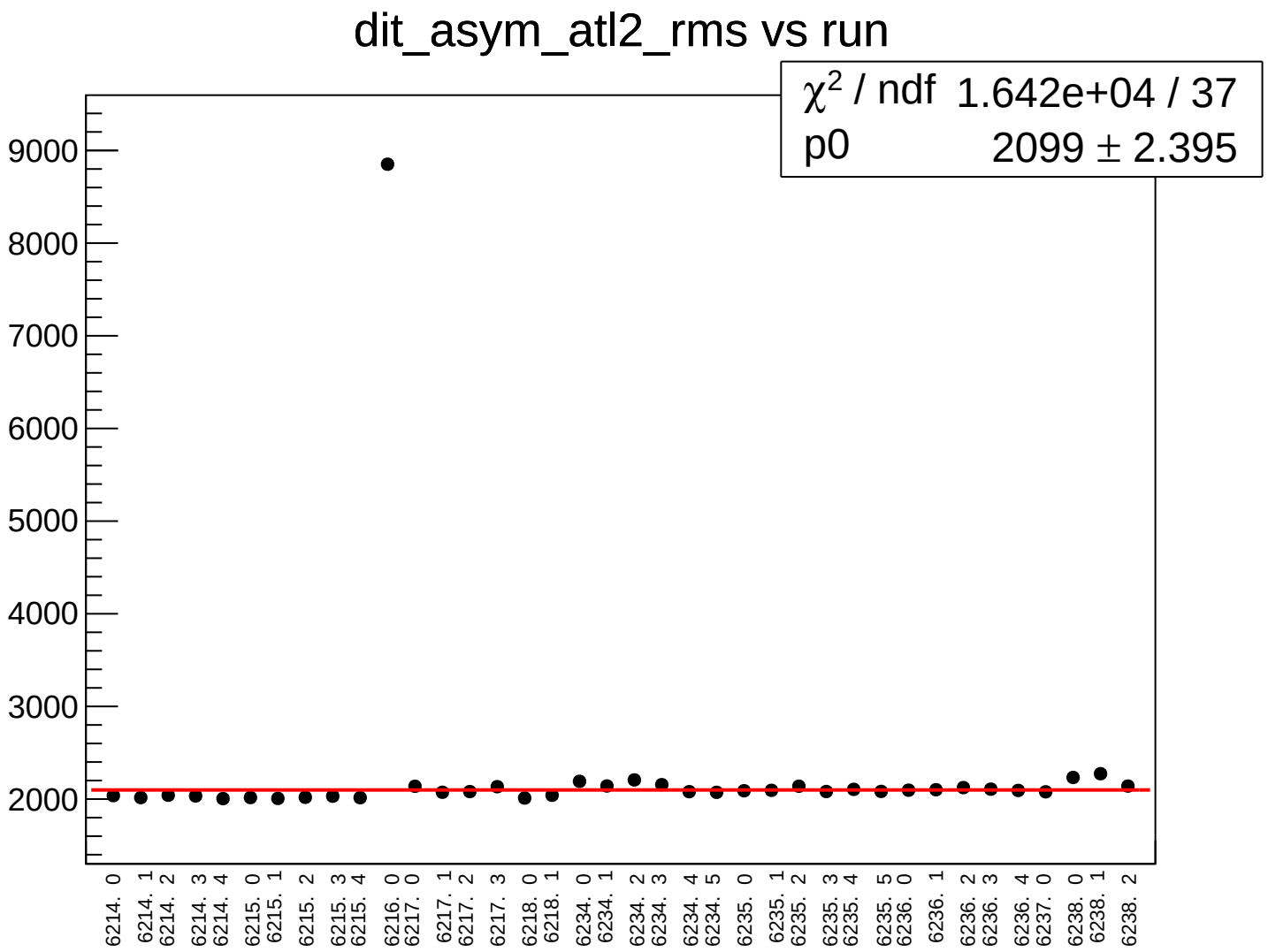
dit_asym_atl2_rms vs run
χ2 / ndf 1.642e+04 / 37
p0 2099 ± 2.395
9000
8000
7000
6000
5000
4000
3000
2000
6214. 0
6214. 1
6214. 2
6214. 3
6214. 4
6215. 0
6215. 1
6215. 2
6215. 3
6215. 4
6216. 0
6217. 0
6217. 1
6217. 2
6217. 3
6218. 0
6218. 1
6234. 0
6234. 1
6234. 2
6234. 3
6234. 4
6234. 5
6235. 0
6235. 1
6235. 2
6235. 3
6235. 4
6235. 5
6236. 0
6236. 1
6236. 2
6236. 3
6236. 4
6237. 0
6238. 0
6238. 1
6238. 2

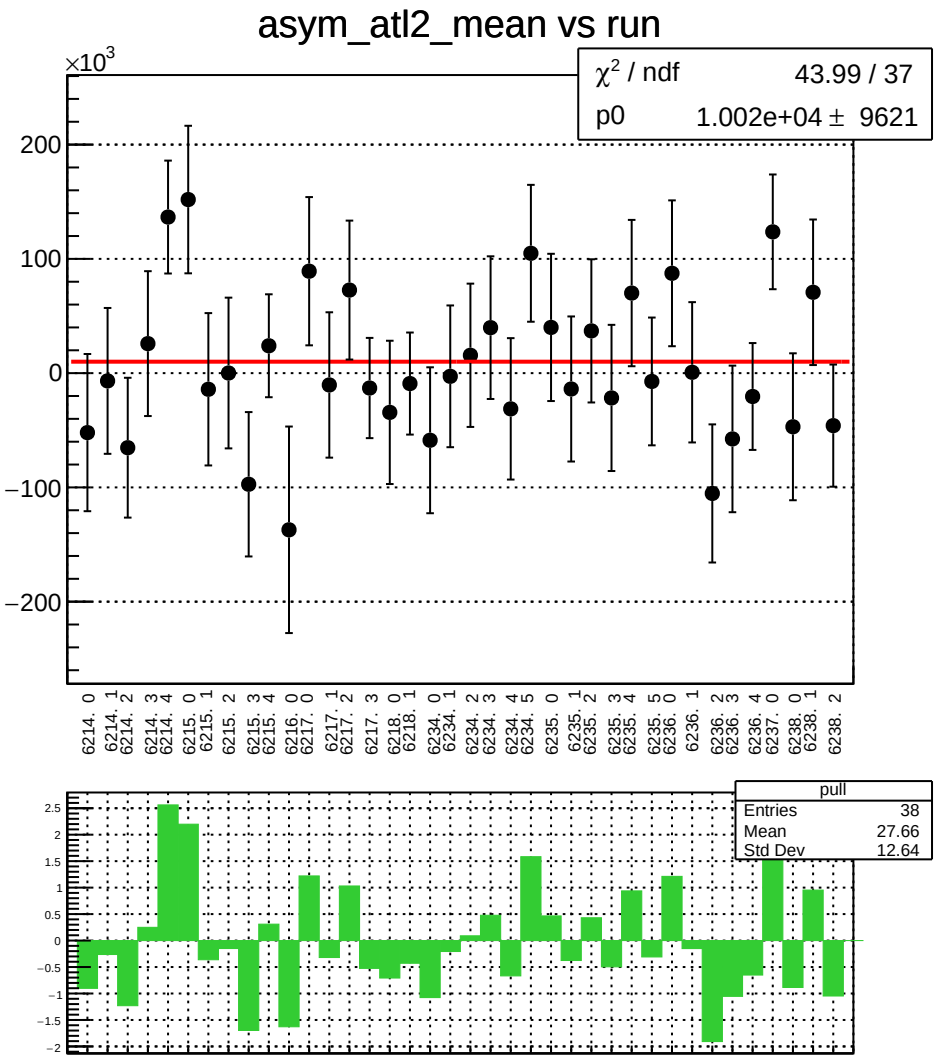
asym_atl2_mean vs run
×10^3
χ² / ndf 43.99 / 37
p0 1.002e+04 ± 9621
200
100
0
−100
−200
6214. 0
6214. 1
6214. 2
6214. 3
6214. 4
6215. 0
6215. 1
6215. 2
6215. 3
6215. 4
6216. 0
6217. 0
6217. 1
6217. 2
6217. 3
6218. 0
6218. 1
6234. 0
6234. 1
6234. 2
6234. 3
6234. 4
6234. 5
6235. 0
6235. 1
6235. 2
6235. 3
6235. 4
6235. 5
6236. 0
6236. 1
6236. 2
6236. 3
6236. 4
6237. 0
6238. 0
6238. 1
6238. 2
pull
Entries 38
Mean 27.66
Std Dev 12.64
2.5
2
1.5
1
0.5
0
−0.5
−1
−1.5
−2

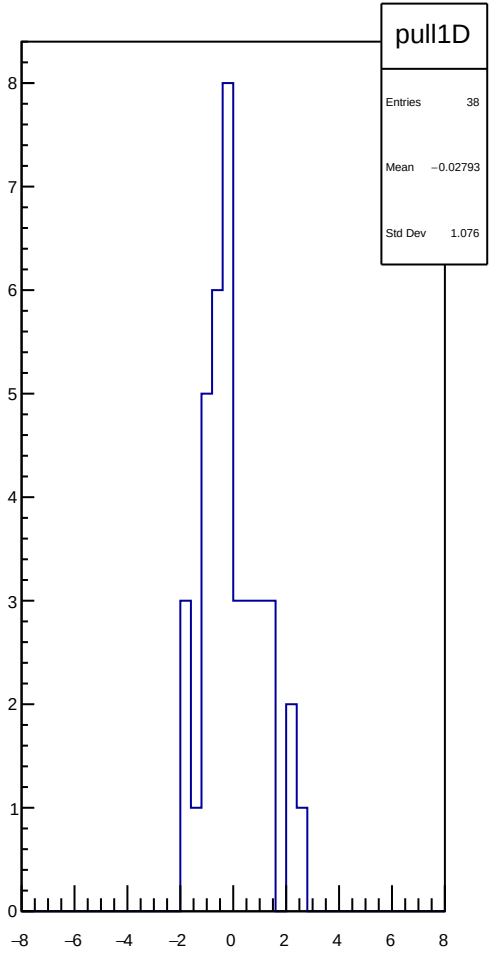
pull1D
Entries 38
Mean −0.02793
Std Dev 1.076
8
7
6
5
4
3
2
1
0
−8
−6
−4
−2
0
2
4
6
8

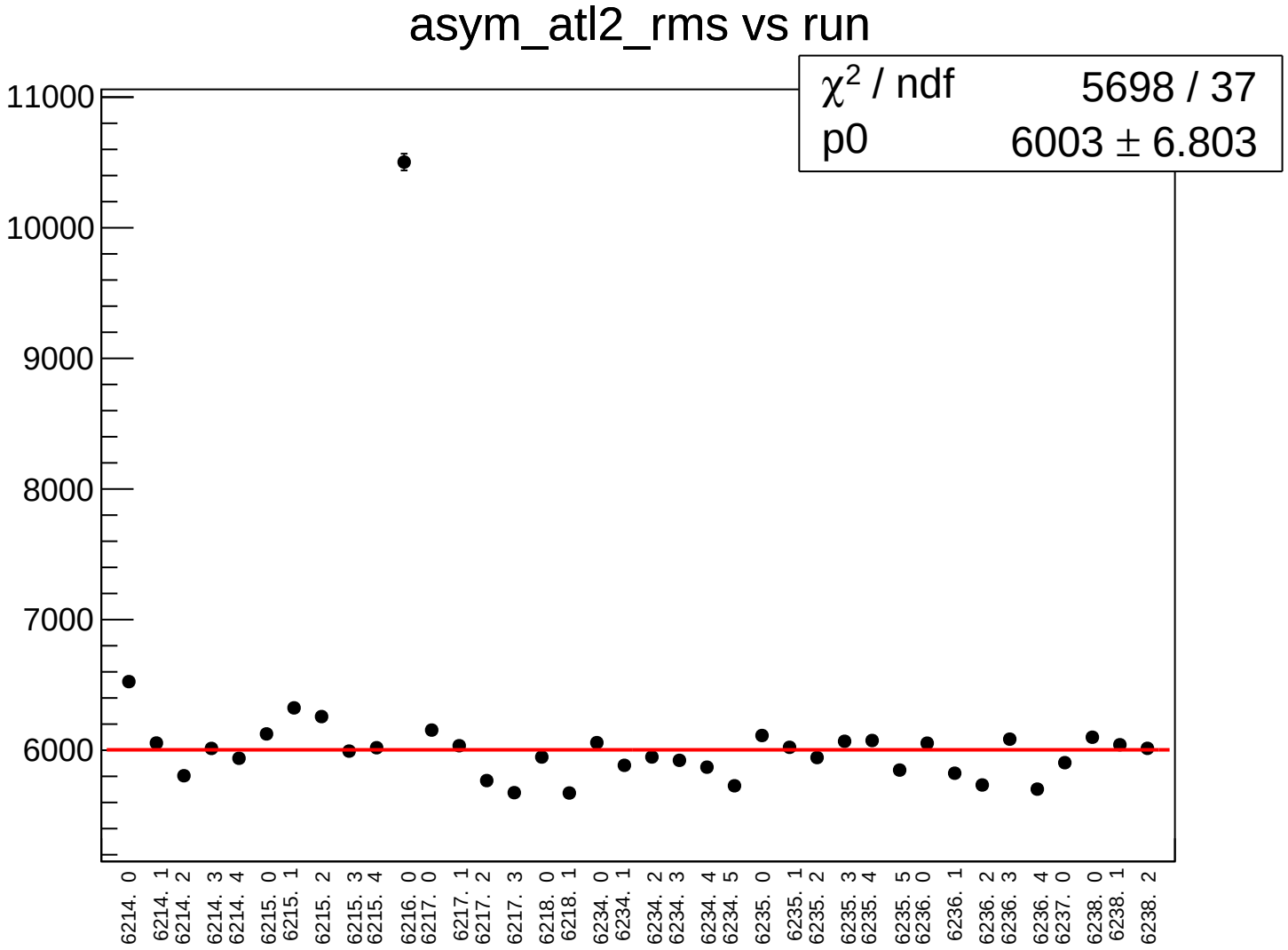
asym_atl2_rms vs run
χ2 / ndf 5698 / 37
p0 6003 ± 6.803
11000
10000
9000
8000
7000
6000
6214. 0
6214. 1
6214. 2
6214. 3
6214. 4
6215. 0
6215. 1
6215. 2
6215. 3
6215. 4
6216. 0
6217. 0
6217. 1
6217. 2
6217. 3
6218. 0
6218. 1
6234. 0
6234. 1
6234. 2
6234. 3
6234. 4
6234. 5
6235. 0
6235. 1
6235. 2
6235. 3
6235. 4
6235. 5
6236. 0
6236. 1
6236. 2
6236. 3
6236. 4
6237. 0
6238. 0
6238. 1
6238. 2

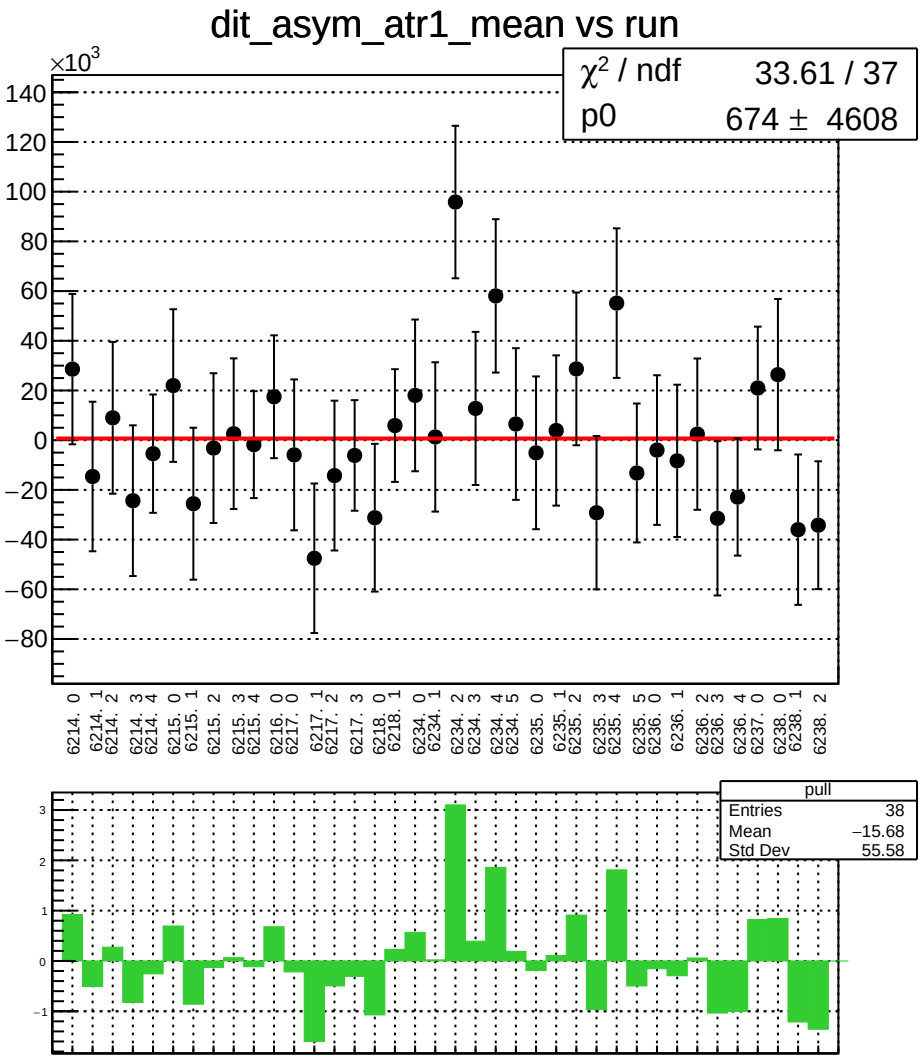
dit_asym_atr1_mean vs run
×10^3
χ² / ndf 33.61 / 37
p0 674 ± 4608
140
120
100
80
60
40
20
0
−20
−40
−60
−80
6214. 0
6214. 1
6214. 2
6214. 3
6214. 4
6215. 0
6215. 1
6215. 2
6215. 3
6215. 4
6216. 0
6217. 0
6217. 1
6217. 2
6217. 3
6218. 0
6218. 1
6234. 0
6234. 1
6234. 2
6234. 3
6234. 4
6234. 5
6235. 0
6235. 1
6235. 2
6235. 3
6235. 4
6235. 5
6236. 0
6236. 1
6236. 2
6236. 3
6236. 4
6237. 0
6238. 0
6238. 1
6238. 2
pull
Entries 38
Mean −15.68
Std Dev 55.58
3
2
1
0
−1

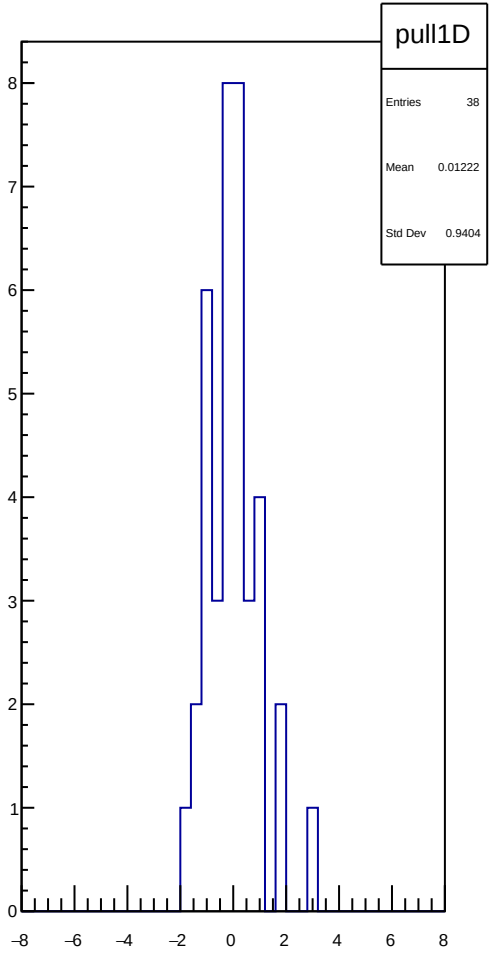
pull1D
Entries 38
Mean 0.01222
Std Dev 0.9404
8
7
6
5
4
3
2
1
0
−8
−6
−4
−2
0
2
4
6
8

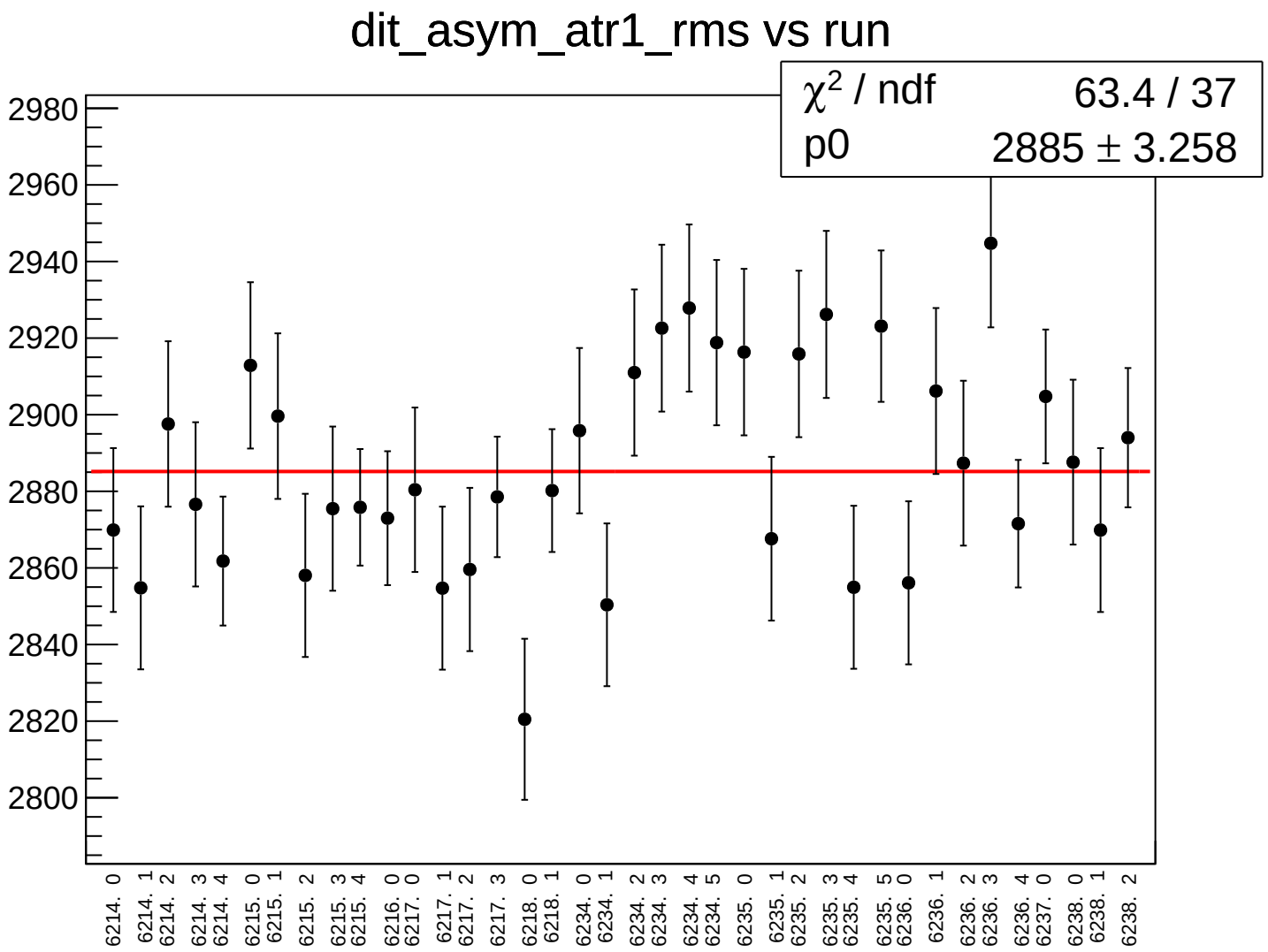
dit_asym_atr1_rms vs run
χ² / ndf 63.4 / 37
p0 2885 ± 3.258
2980
2960
2940
2920
2900
2880
2860
2840
2820
2800
6214. 0
6214. 1
6214. 2
6214. 3
6214. 4
6215. 0
6215. 1
6215. 2
6215. 3
6215. 4
6216. 0
6217. 0
6217. 1
6217. 2
6217. 3
6218. 0
6218. 1
6234. 0
6234. 1
6234. 2
6234. 3
6234. 4
6234. 5
6235. 0
6235. 1
6235. 2
6235. 3
6235. 4
6235. 5
6236. 0
6236. 1
6236. 2
6236. 3
6236. 4
6237. 0
6238. 0
6238. 1
6238. 2

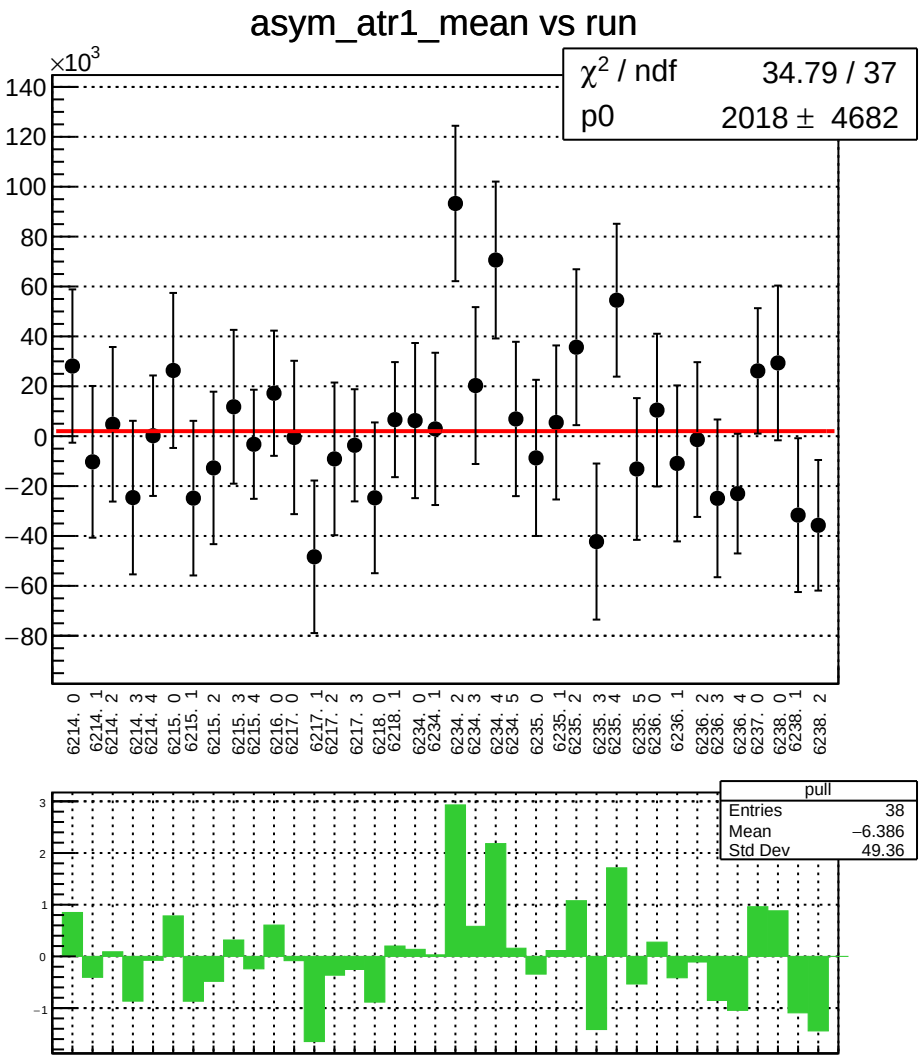
asym_atr1_mean vs run
×10^3
χ² / ndf 34.79 / 37
p0 2018 ± 4682
140
120
100
80
60
40
20
0
−20
−40
−60
−80
6214. 0
6214. 1
6214. 2
6214. 3
6214. 4
6215. 0
6215. 1
6215. 2
6215. 3
6215. 4
6216. 0
6217. 0
6217. 1
6217. 2
6217. 3
6218. 0
6218. 1
6234. 0
6234. 1
6234. 2
6234. 3
6234. 4
6234. 5
6235. 0
6235. 1
6235. 2
6235. 3
6235. 4
6235. 5
6236. 0
6236. 1
6236. 2
6236. 3
6236. 4
6237. 0
6238. 0
6238. 1
6238. 2
pull
Entries 38
Mean −6.386
Std Dev 49.36
3
2
1
0
−1

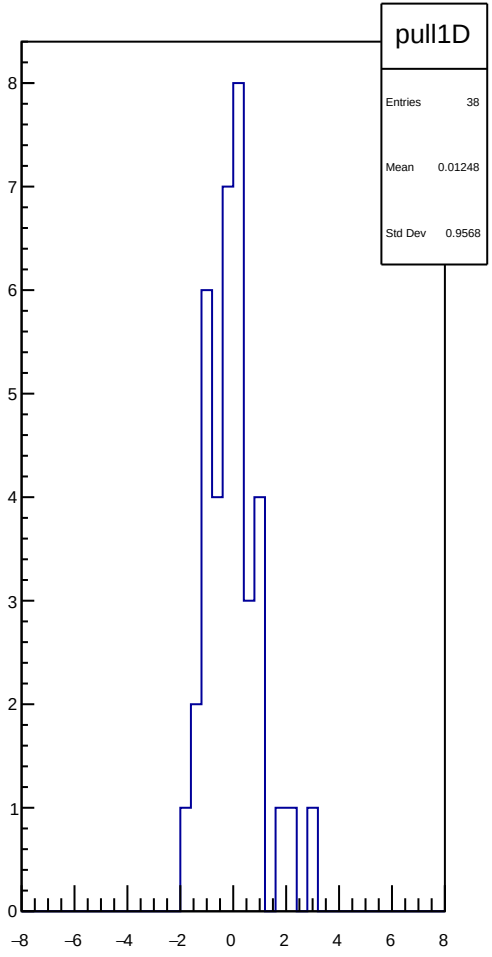
pull1D
Entries 38
Mean 0.01248
Std Dev 0.9568
8
7
6
5
4
3
2
1
0
−8
−6
−4
−2
0
2
4
6
8

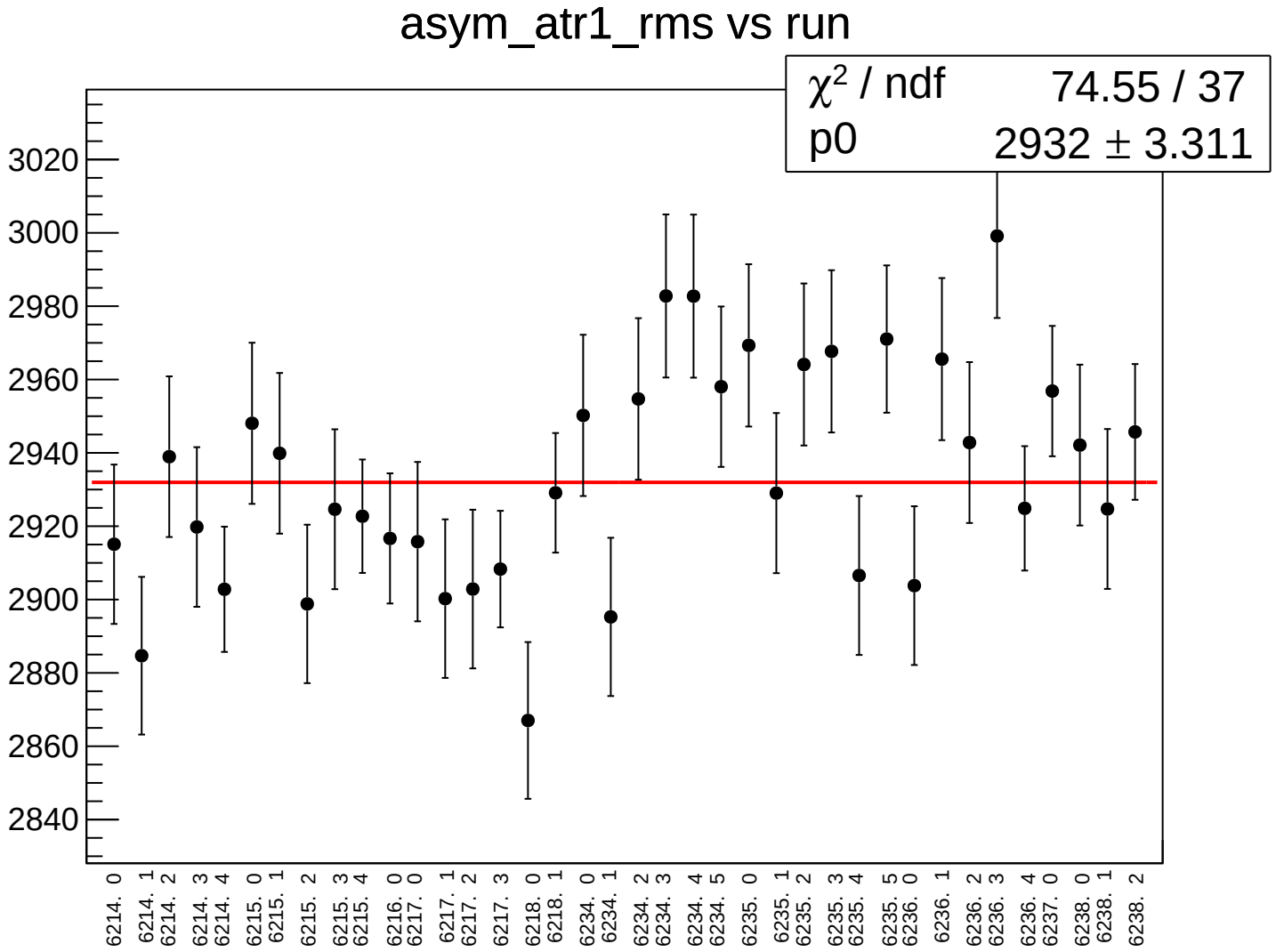
asym_atr1_rms vs run
χ² / ndf 74.55 / 37
p0 2932 ± 3.311
3020
3000
2980
2960
2940
2920
2900
2880
2860
2840
6214. 0
6214. 1
6214. 2
6214. 3
6214. 4
6215. 0
6215. 1
6215. 2
6215. 3
6215. 4
6216. 0
6217. 0
6217. 1
6217. 2
6217. 3
6218. 0
6218. 1
6234. 0
6234. 1
6234. 2
6234. 3
6234. 4
6234. 5
6235. 0
6235. 1
6235. 2
6235. 3
6235. 4
6235. 5
6236. 0
6236. 1
6236. 2
6236. 3
6236. 4
6237. 0
6238. 0
6238. 1
6238. 2

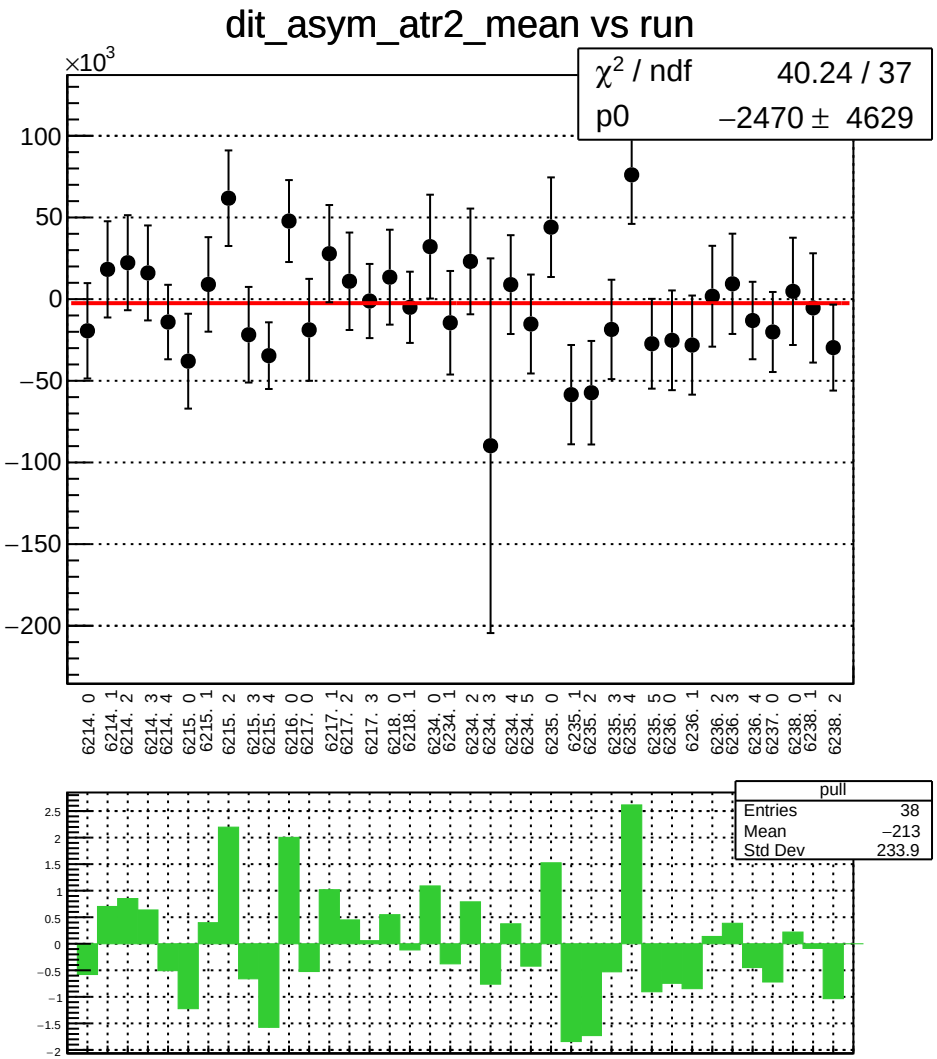
dit_asym_atr2_mean vs run
×10^3
χ² / ndf 40.24 / 37
p0 −2470 ± 4629
100
50
0
−50
−100
−150
−200
6214. 0
6214. 1
6214. 2
6214. 3
6214. 4
6215. 0
6215. 1
6215. 2
6215. 3
6215. 4
6216. 0
6217. 0
6217. 1
6217. 2
6217. 3
6218. 0
6218. 1
6234. 0
6234. 1
6234. 2
6234. 3
6234. 4
6234. 5
6235. 0
6235. 1
6235. 2
6235. 3
6235. 4
6235. 5
6236. 0
6236. 1
6236. 2
6236. 3
6236. 4
6237. 0
6238. 0
6238. 1
6238. 2
pull
Entries 38
Mean −213
Std Dev 233.9
2.5
2
1.5
1
0.5
0
−0.5
−1
−1.5
−2

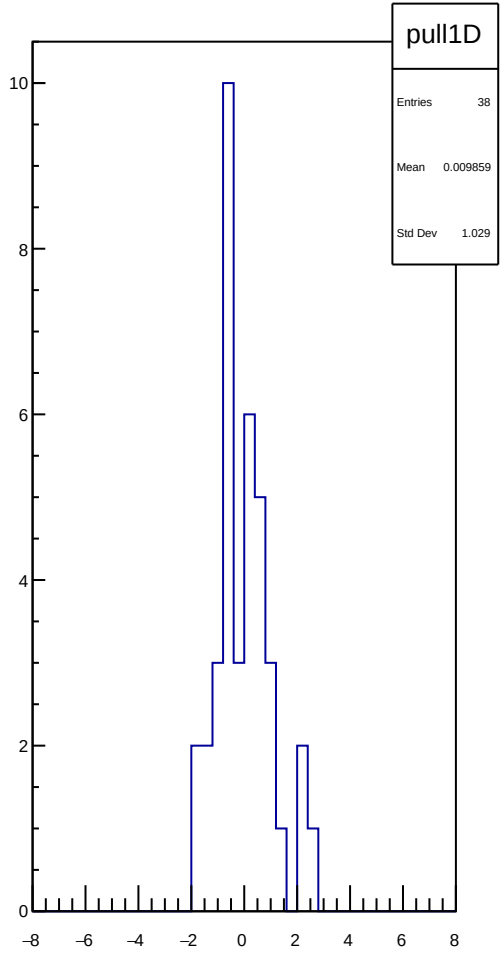
pull1D
Entries 38
Mean 0.009859
Std Dev 1.029
10
8
6
4
2
0
−8
−6
−4
−2
0
2
4
6
8

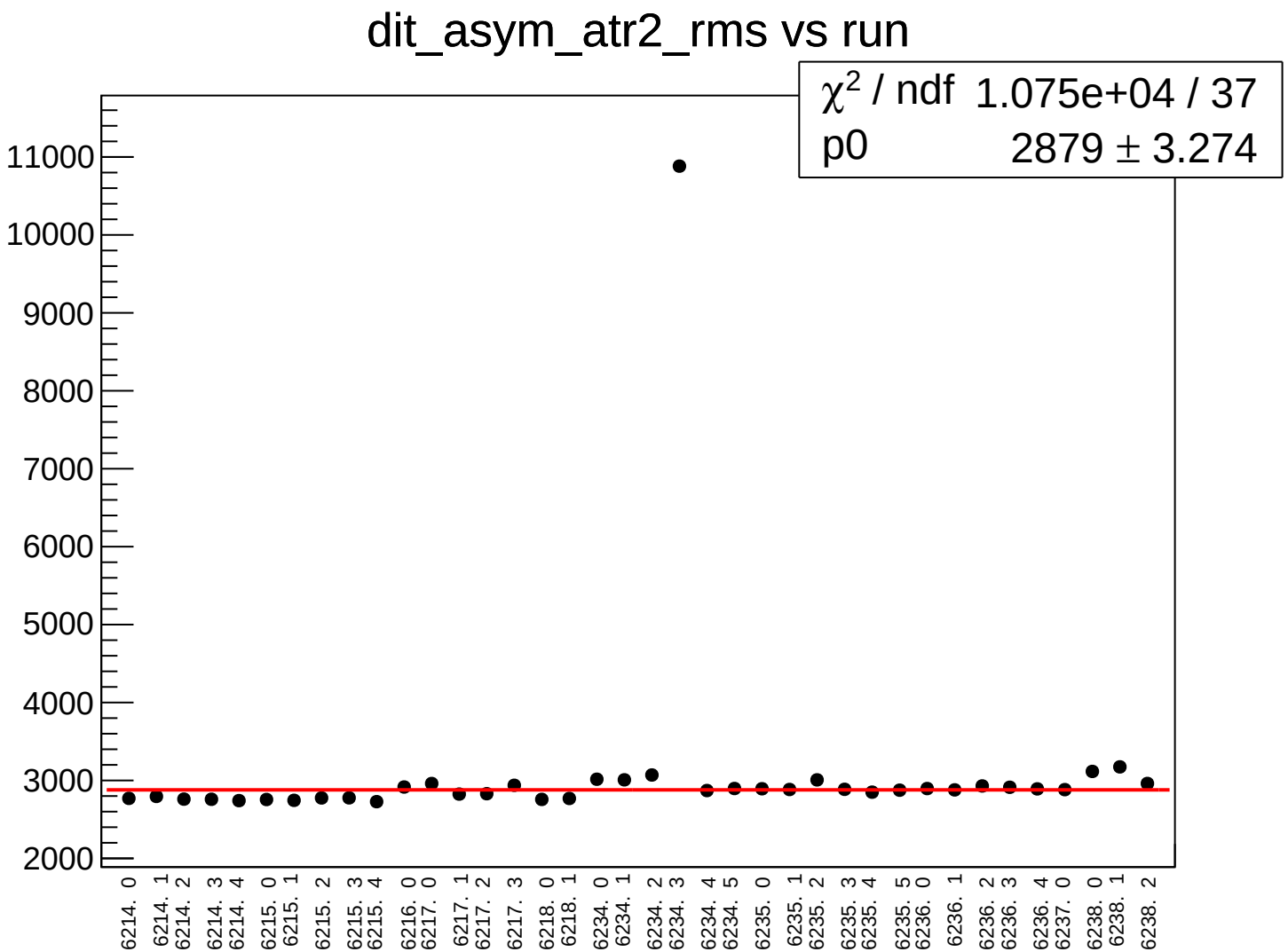
dit_asym_atr2_rms vs run
χ2 / ndf 1.075e+04 / 37
p0 2879 ± 3.274
11000
10000
9000
8000
7000
6000
5000
4000
3000
2000
6214. 0
6214. 1
6214. 2
6214. 3
6214. 4
6215. 0
6215. 1
6215. 2
6215. 3
6215. 4
6216. 0
6217. 0
6217. 1
6217. 2
6217. 3
6218. 0
6218. 1
6234. 0
6234. 1
6234. 2
6234. 3
6234. 4
6234. 5
6235. 0
6235. 1
6235. 2
6235. 3
6235. 4
6235. 5
6236. 0
6236. 1
6236. 2
6236. 3
6236. 4
6237. 0
6238. 0
6238. 1
6238. 2

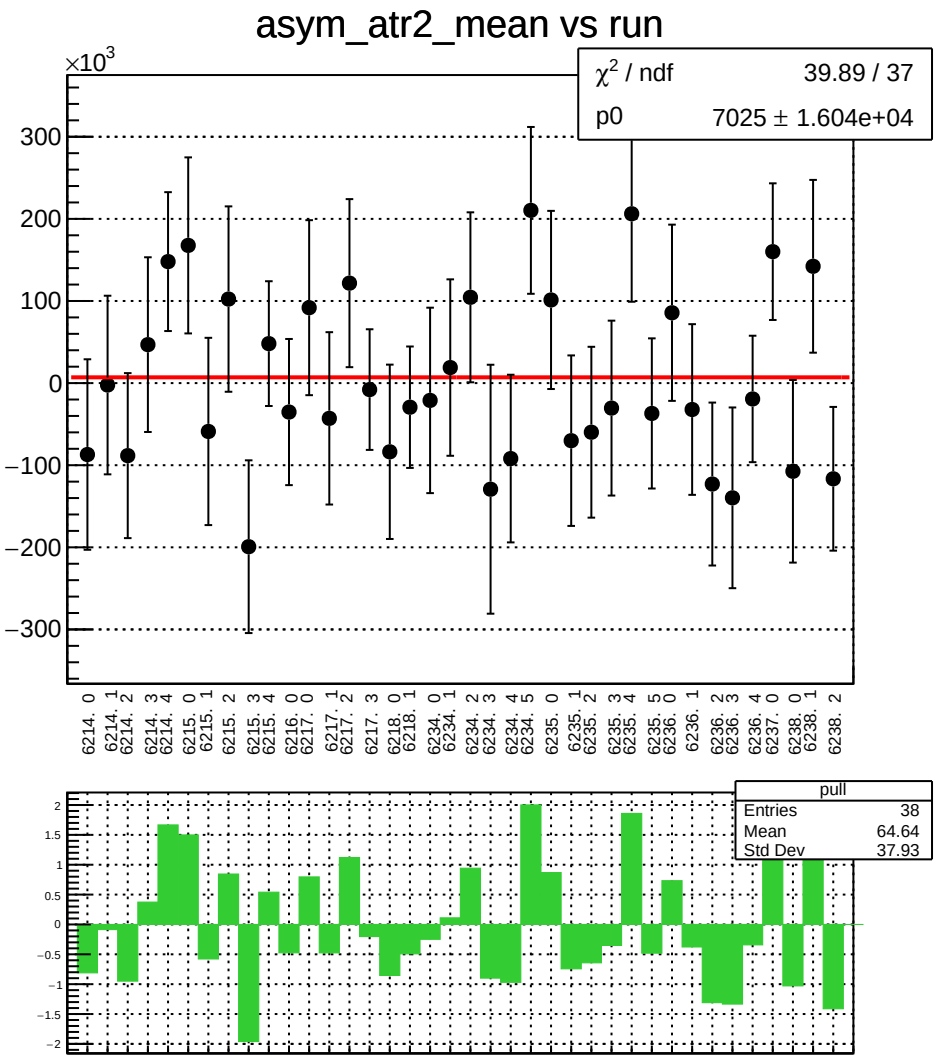
asym_atr2_mean vs run
×10^3
χ² / ndf 39.89 / 37
p0 7025 ± 1.604e+04
300
200
100
0
−100
−200
−300
6214. 0
6214. 1
6214. 2
6214. 3
6214. 4
6215. 0
6215. 1
6215. 2
6215. 3
6215. 4
6216. 0
6217. 0
6217. 1
6217. 2
6217. 3
6218. 0
6218. 1
6234. 0
6234. 1
6234. 2
6234. 3
6234. 4
6234. 5
6235. 0
6235. 1
6235. 2
6235. 3
6235. 4
6235. 5
6236. 0
6236. 1
6236. 2
6236. 3
6236. 4
6237. 0
6238. 0
6238. 1
6238. 2
pull
Entries 38
Mean 64.64
Std Dev 37.93
2
1.5
1
0.5
0
−0.5
−1
−1.5
−2

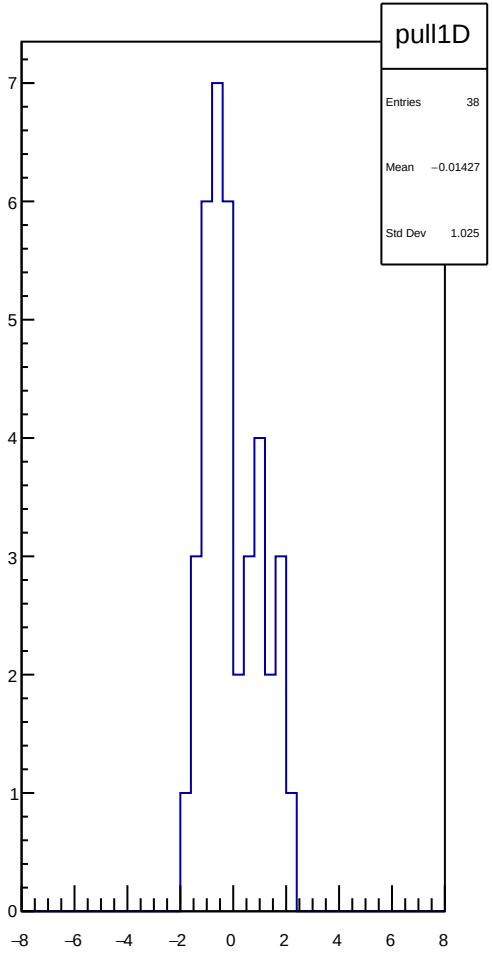
pull1D
Entries 38
Mean −0.01427
Std Dev 1.025
7
6
5
4
3
2
1
0
−8
−6
−4
−2
0
2
4
6
8

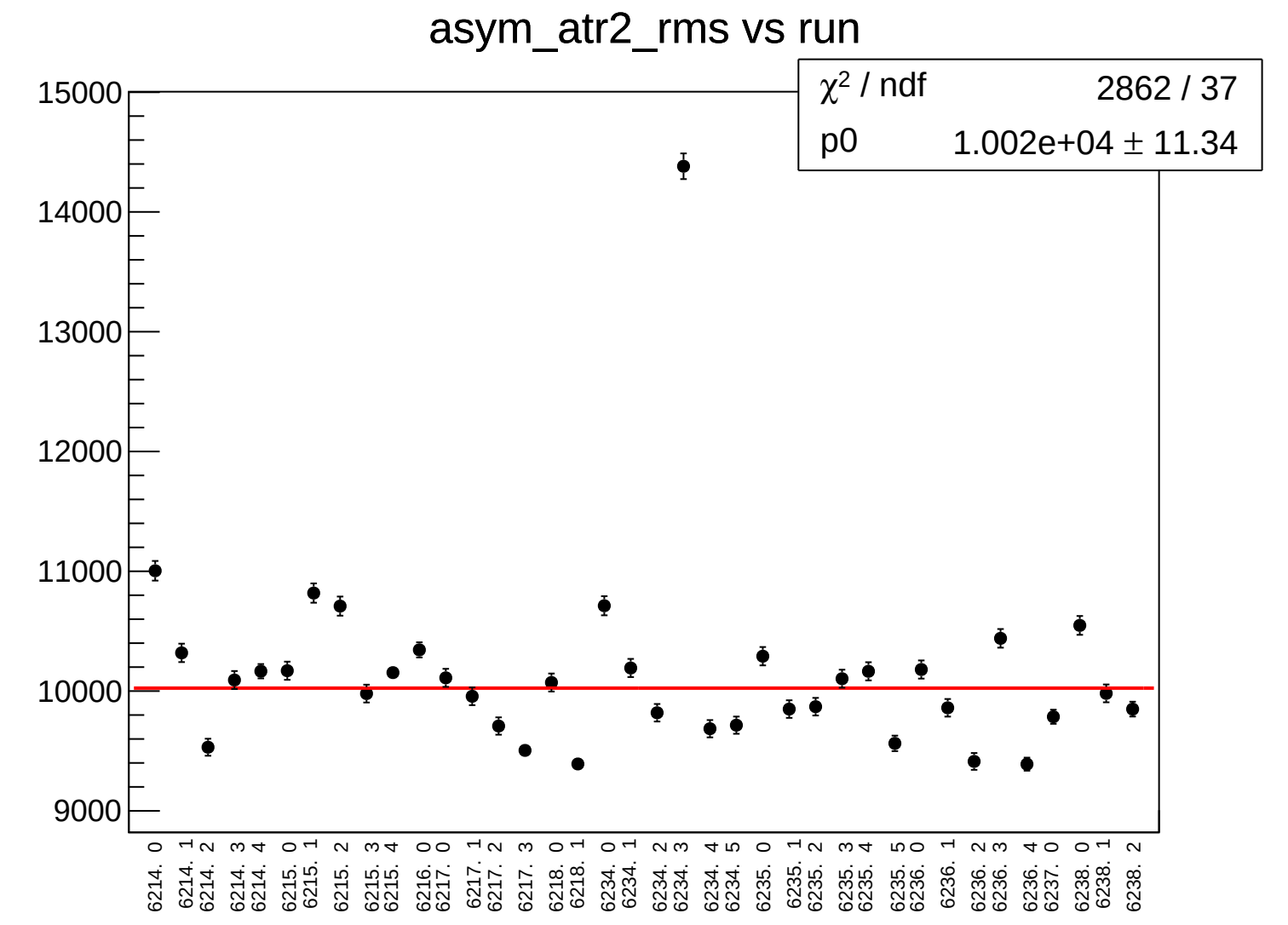
asym_atr2_rms vs run
χ2 / ndf 2862 / 37
p0 1.002e+04 ± 11.34
15000
14000
13000
12000
11000
10000
9000
6214. 0
6214. 1
6214. 2
6214. 3
6214. 4
6215. 0
6215. 1
6215. 2
6215. 3
6215. 4
6216. 0
6217. 0
6217. 1
6217. 2
6217. 3
6218. 0
6218. 1
6234. 0
6234. 1
6234. 2
6234. 3
6234. 4
6234. 5
6235. 0
6235. 1
6235. 2
6235. 3
6235. 4
6235. 5
6236. 0
6236. 1
6236. 2
6236. 3
6236. 4
6237. 0
6238. 0
6238. 1
6238. 2

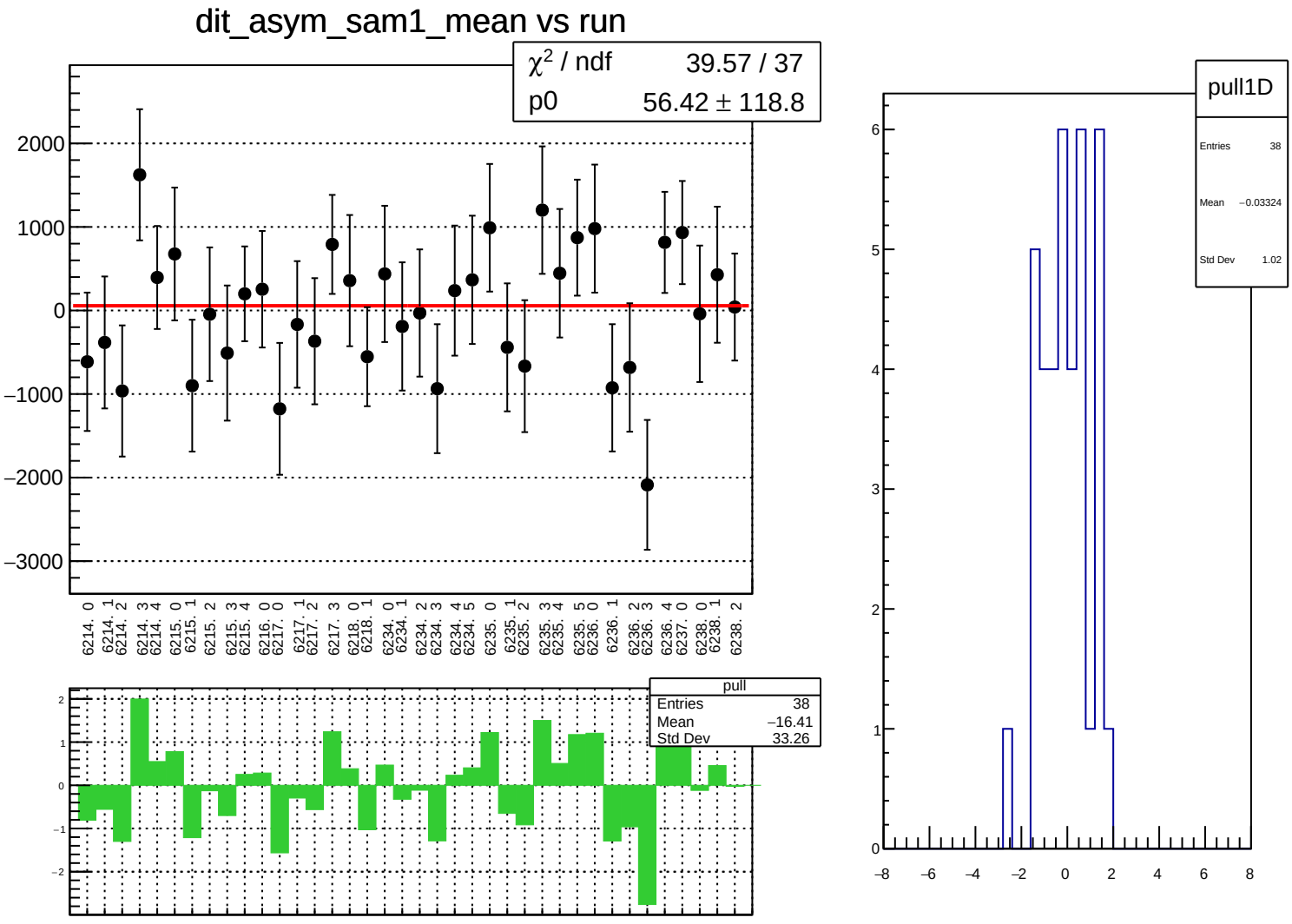
dit_asym_sam1_mean vs run
χ² / ndf 39.57 / 37
p0 56.42 ± 118.8
2000
1000
0
−1000
−2000
−3000
6214. 0
6214. 1
6214. 2
6214. 3
6214. 4
6215. 0
6215. 1
6215. 2
6215. 3
6215. 4
6216. 0
6217. 0
6217. 1
6217. 2
6217. 3
6218. 0
6218. 1
6234. 0
6234. 1
6234. 2
6234. 3
6234. 4
6234. 5
6235. 0
6235. 1
6235. 2
6235. 3
6235. 4
6235. 5
6236. 0
6236. 1
6236. 2
6236. 3
6236. 4
6237. 0
6238. 0
6238. 1
6238. 2
pull
Entries 38
Mean −16.41
Std Dev 33.26
pull1D
Entries 38
Mean −0.03324
Std Dev 1.02

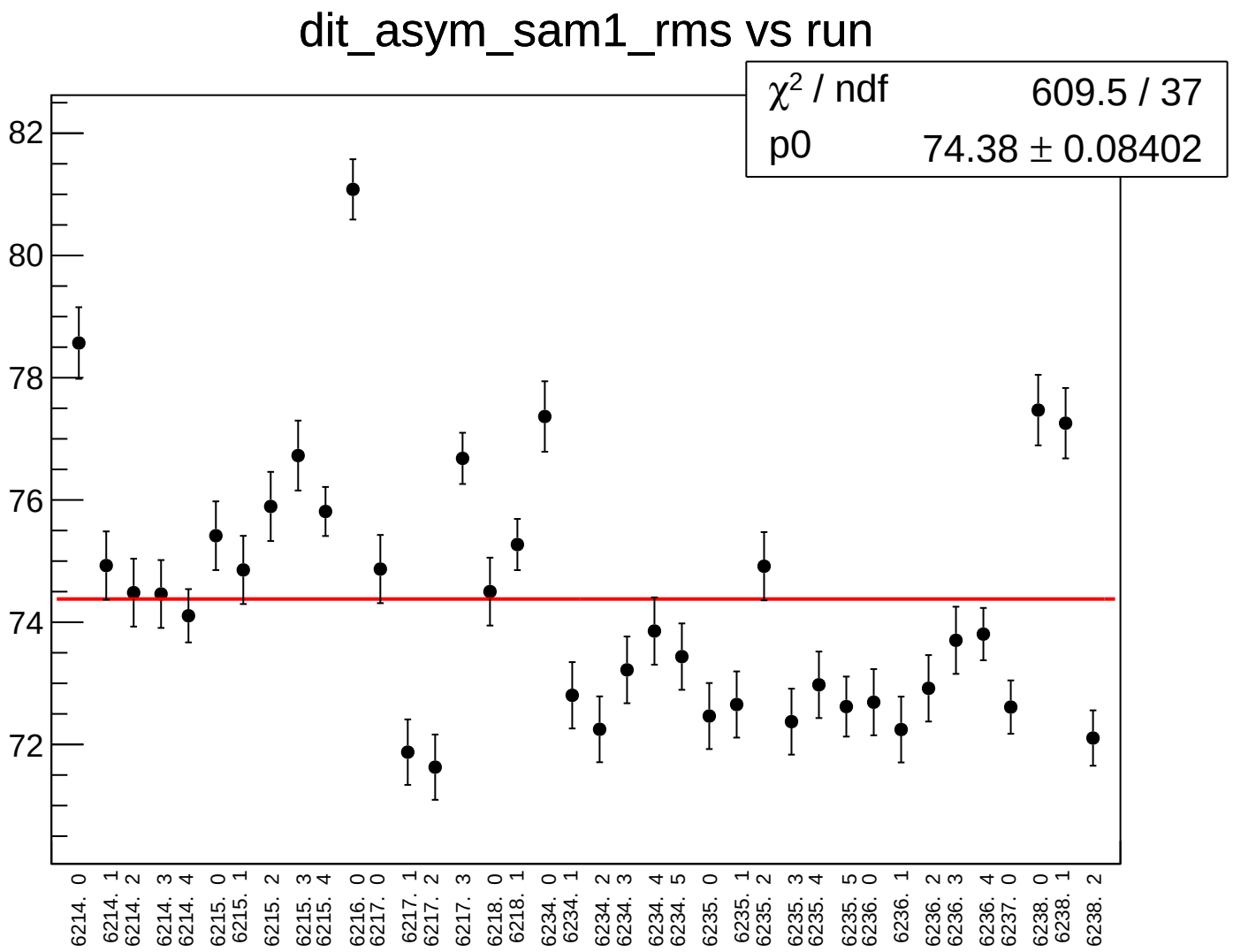
dit_asym_sam1_rms vs run
χ² / ndf 609.5 / 37
p0 74.38 ± 0.08402
82
80
78
76
74
72
6214. 0
6214. 1
6214. 2
6214. 3
6214. 4
6215. 0
6215. 1
6215. 2
6215. 3
6215. 4
6216. 0
6217. 0
6217. 1
6217. 2
6217. 3
6218. 0
6218. 1
6234. 0
6234. 1
6234. 2
6234. 3
6234. 4
6234. 5
6235. 0
6235. 1
6235. 2
6235. 3
6235. 4
6235. 5
6236. 0
6236. 1
6236. 2
6236. 3
6236. 4
6237. 0
6238. 0
6238. 1
6238. 2

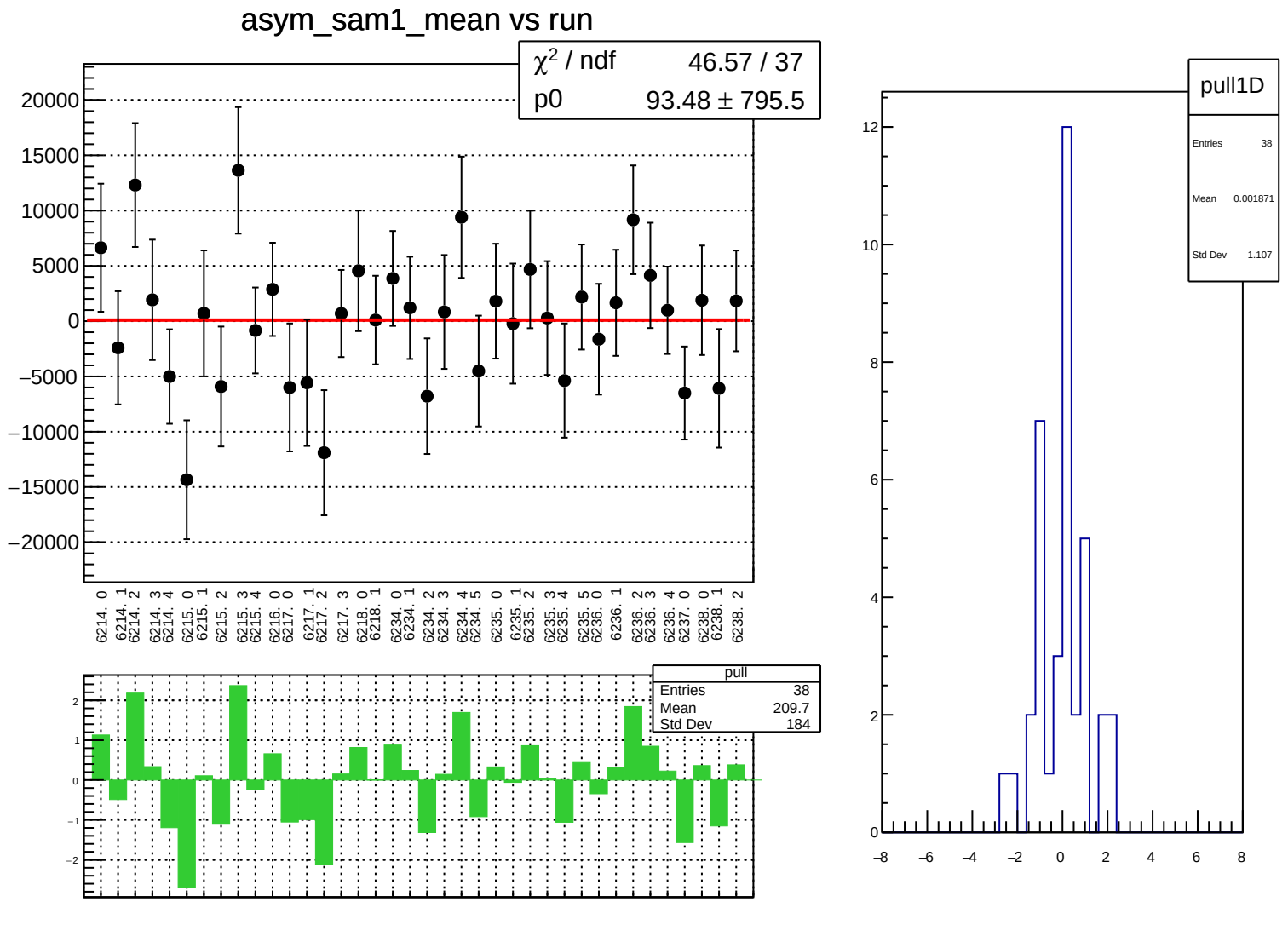
asym_sam1_mean vs run
χ² / ndf 46.57 / 37
p0 93.48 ± 795.5
20000
15000
10000
5000
0
−5000
−10000
−15000
−20000
6214. 0
6214. 1
6214. 2
6214. 3
6214. 4
6215. 0
6215. 1
6215. 2
6215. 3
6215. 4
6216. 0
6217. 0
6217. 1
6217. 2
6217. 3
6218. 0
6218. 1
6234. 0
6234. 1
6234. 2
6234. 3
6234. 4
6234. 5
6235. 0
6235. 1
6235. 2
6235. 3
6235. 4
6235. 5
6236. 0
6236. 1
6236. 2
6236. 3
6236. 4
6237. 0
6238. 0
6238. 1
6238. 2
pull
Entries 38
Mean 209.7
Std Dev 184
2
1
0
−1
−2
pull1D
Entries 38
Mean 0.001871
Std Dev 1.107
12
10
8
6
4
2
0
−8
−6
−4
−2
0
2
4
6
8

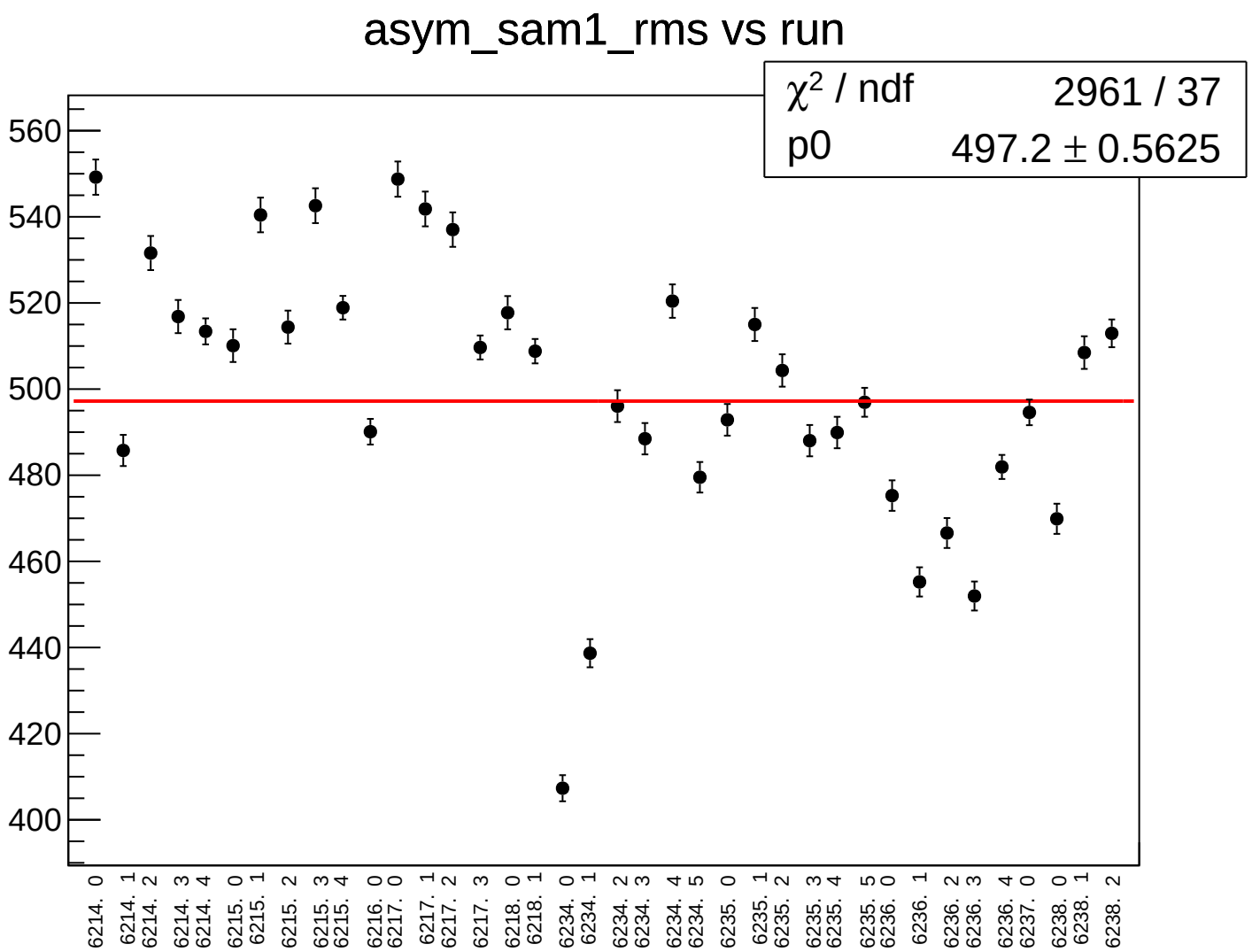
asym_sam1_rms vs run
χ² / ndf 2961 / 37
p0 497.2 ± 0.5625
560
540
520
500
480
460
440
420
400
6214. 0
6214. 1
6214. 2
6214. 3
6214. 4
6215. 0
6215. 1
6215. 2
6215. 3
6215. 4
6216. 0
6217. 0
6217. 1
6217. 2
6217. 3
6218. 0
6218. 1
6234. 0
6234. 1
6234. 2
6234. 3
6234. 4
6234. 5
6235. 0
6235. 1
6235. 2
6235. 3
6235. 4
6235. 5
6236. 0
6236. 1
6236. 2
6236. 3
6236. 4
6237. 0
6238. 0
6238. 1
6238. 2

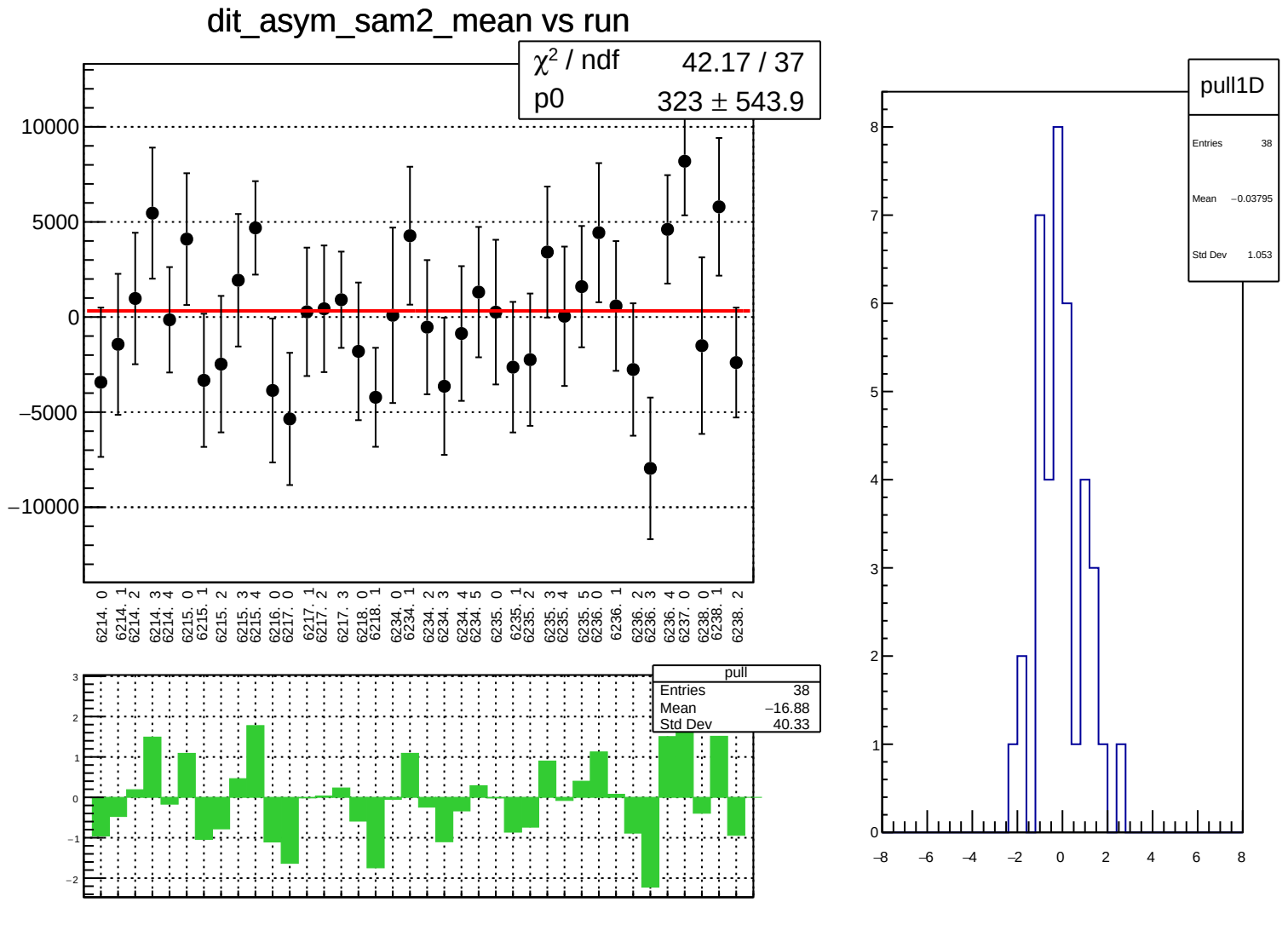
dit_asym_sam2_mean vs run
χ² / ndf 42.17 / 37
p0 323 ± 543.9
10000
5000
0
−5000
−10000
6214. 0
6214. 1
6214. 2
6214. 3
6214. 4
6215. 0
6215. 1
6215. 2
6215. 3
6215. 4
6216. 0
6217. 0
6217. 1
6217. 2
6217. 3
6218. 0
6218. 1
6234. 0
6234. 1
6234. 2
6234. 3
6234. 4
6234. 5
6235. 0
6235. 1
6235. 2
6235. 3
6235. 4
6235. 5
6236. 0
6236. 1
6236. 2
6236. 3
6236. 4
6237. 0
6238. 0
6238. 1
6238. 2
pull
Entries 38
Mean −16.88
Std Dev 40.33
pull1D
Entries 38
Mean −0.03795
Std Dev 1.053

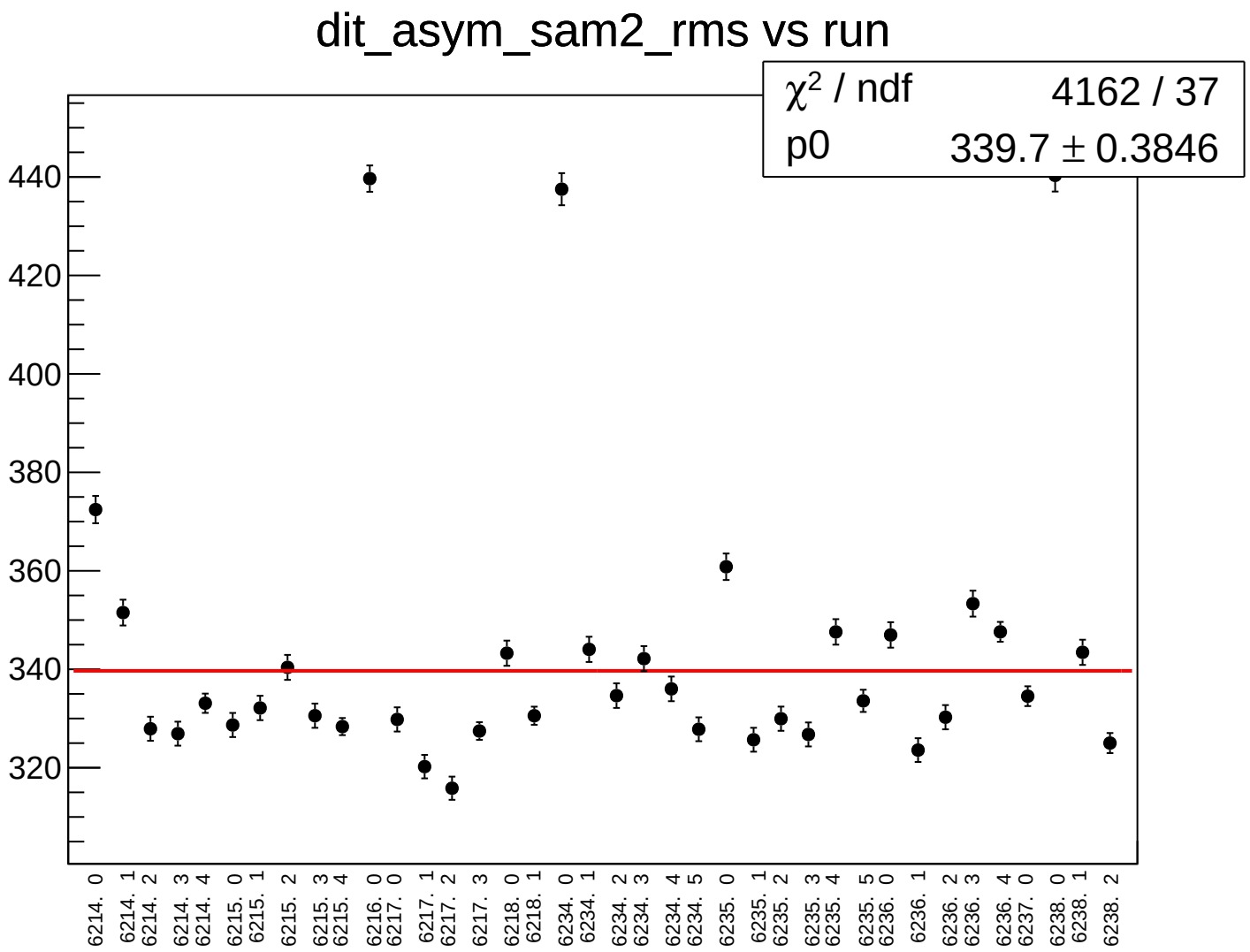
dit_asym_sam2_rms vs run
χ² / ndf 4162 / 37
p0 339.7 ± 0.3846
440
420
400
380
360
340
320
6214. 0
6214. 1
6214. 2
6214. 3
6214. 4
6215. 0
6215. 1
6215. 2
6215. 3
6215. 4
6216. 0
6217. 0
6217. 1
6217. 2
6217. 3
6218. 0
6218. 1
6234. 0
6234. 1
6234. 2
6234. 3
6234. 4
6234. 5
6235. 0
6235. 1
6235. 2
6235. 3
6235. 4
6235. 5
6236. 0
6236. 1
6236. 2
6236. 3
6236. 4
6237. 0
6238. 0
6238. 1
6238. 2

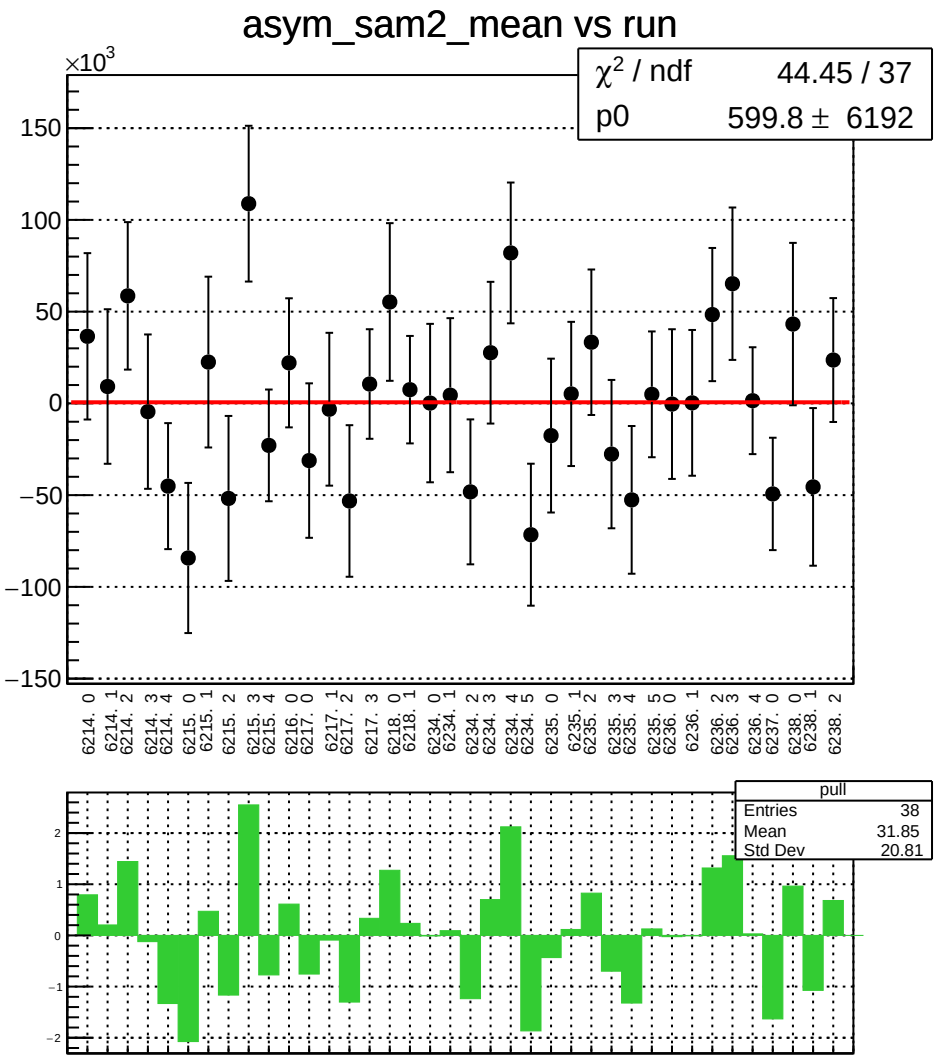
asym_sam2_mean vs run
×10^3
χ² / ndf 44.45 / 37
p0 599.8 ± 6192
150
100
50
0
−50
−100
−150
6214. 0
6214. 1
6214. 2
6214. 3
6214. 4
6215. 0
6215. 1
6215. 2
6215. 3
6215. 4
6216. 0
6217. 0
6217. 1
6217. 2
6217. 3
6218. 0
6218. 1
6234. 0
6234. 1
6234. 2
6234. 3
6234. 4
6234. 5
6235. 0
6235. 1
6235. 2
6235. 3
6235. 4
6235. 5
6236. 0
6236. 1
6236. 2
6236. 3
6236. 4
6237. 0
6238. 0
6238. 1
6238. 2
pull
Entries 38
Mean 31.85
Std Dev 20.81
2
1
0
−1
−2

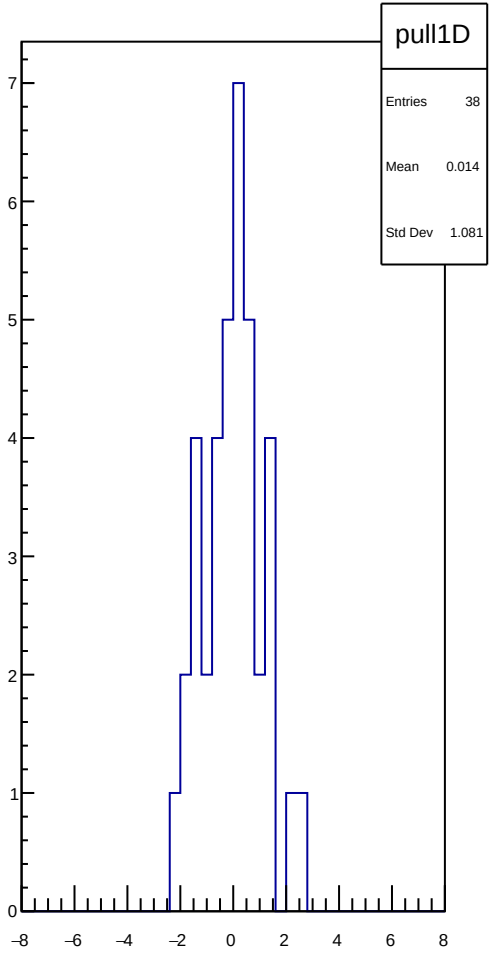
pull1D
Entries 38
Mean 0.014
Std Dev 1.081
7
6
5
4
3
2
1
0
−8
−6
−4
−2
0
2
4
6
8

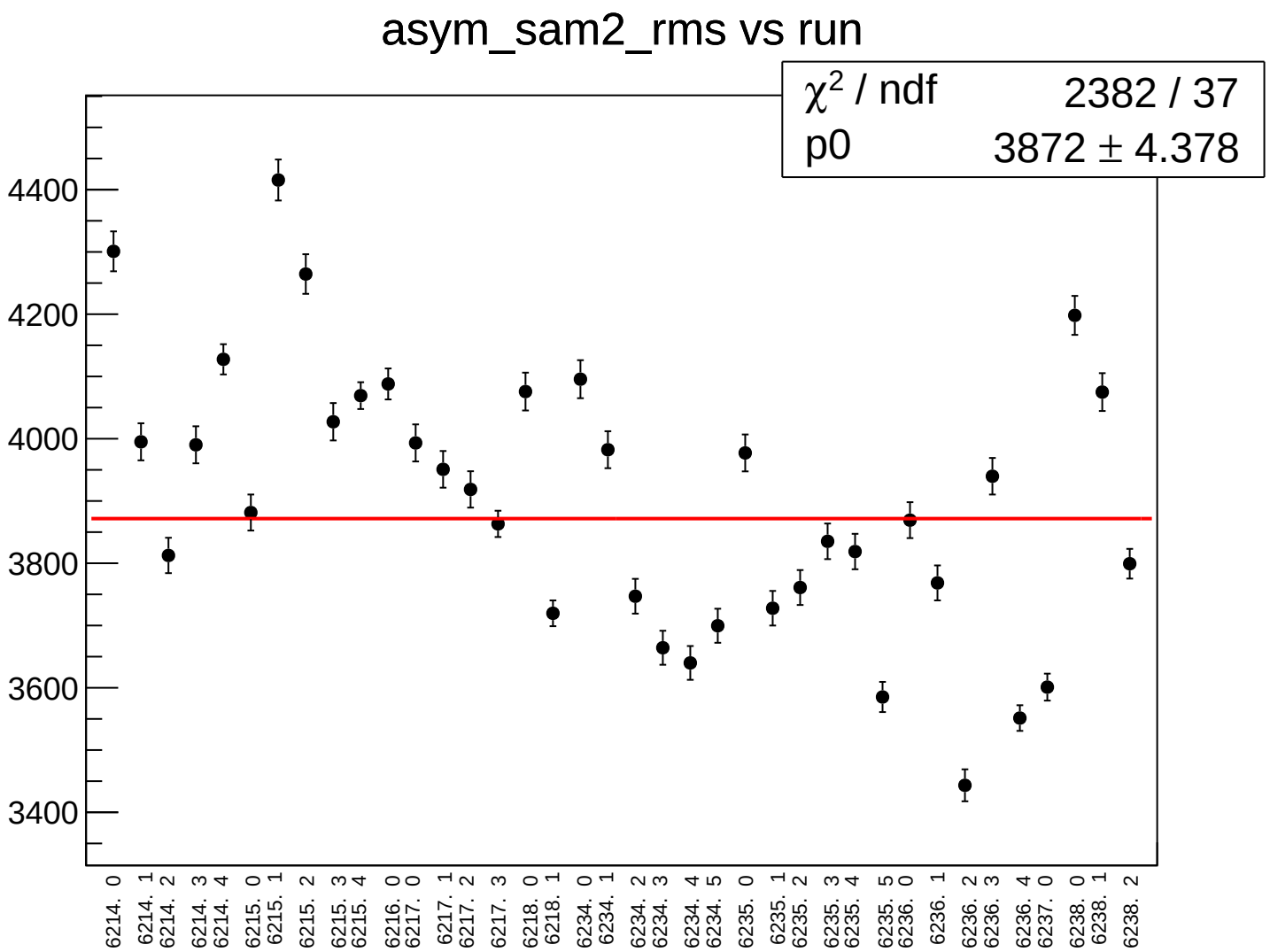
asym_sam2_rms vs run
χ² / ndf 2382 / 37
p0 3872 ± 4.378
4400
4200
4000
3800
3600
3400
6214. 0
6214. 1
6214. 2
6214. 3
6214. 4
6215. 0
6215. 1
6215. 2
6215. 3
6215. 4
6216. 0
6217. 0
6217. 1
6217. 2
6217. 3
6218. 0
6218. 1
6234. 0
6234. 1
6234. 2
6234. 3
6234. 4
6234. 5
6235. 0
6235. 1
6235. 2
6235. 3
6235. 4
6235. 5
6236. 0
6236. 1
6236. 2
6236. 3
6236. 4
6237. 0
6238. 0
6238. 1
6238. 2

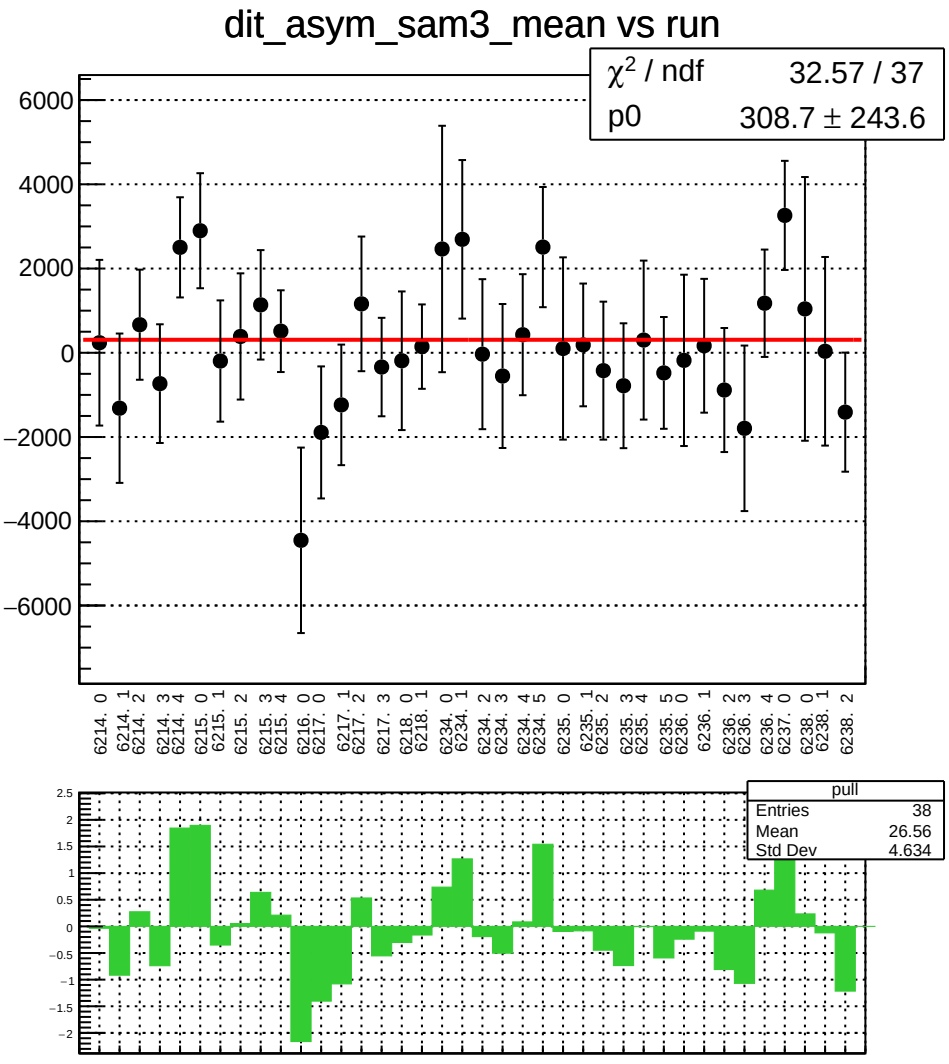
dit_asym_sam3_mean vs run
χ² / ndf 32.57 / 37
p0 308.7 ± 243.6
6000
4000
2000
0
−2000
−4000
−6000
6214. 0
6214. 1
6214. 2
6214. 3
6214. 4
6215. 0
6215. 1
6215. 2
6215. 3
6215. 4
6216. 0
6217. 0
6217. 1
6217. 2
6217. 3
6218. 0
6218. 1
6234. 0
6234. 1
6234. 2
6234. 3
6234. 4
6234. 5
6235. 0
6235. 1
6235. 2
6235. 3
6235. 4
6235. 5
6236. 0
6236. 1
6236. 2
6236. 3
6236. 4
6237. 0
6238. 0
6238. 1
6238. 2
pull
Entries 38
Mean 26.56
Std Dev 4.634
2.5
2
1.5
1
0.5
0
−0.5
−1
−1.5
−2

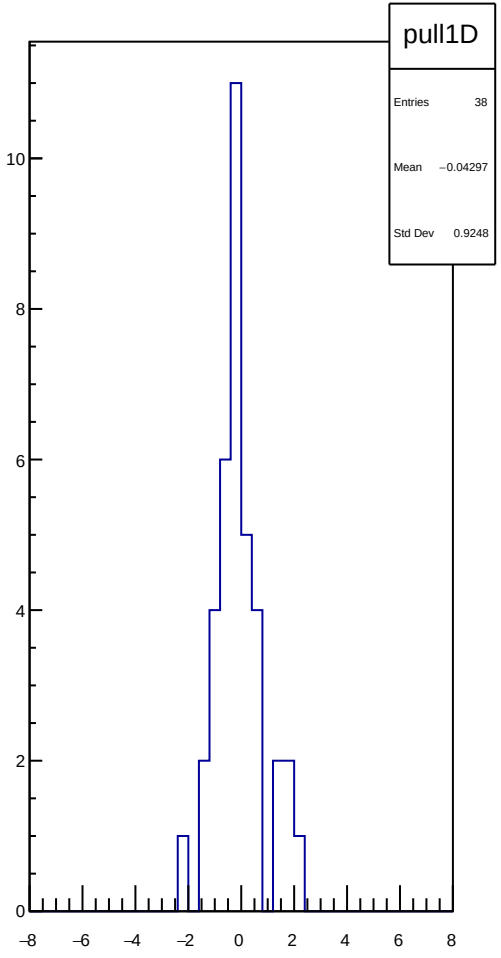
pull1D
Entries 38
Mean −0.04297
Std Dev 0.9248
10
8
6
4
2
0
−8
−6
−4
−2
0
2
4
6
8

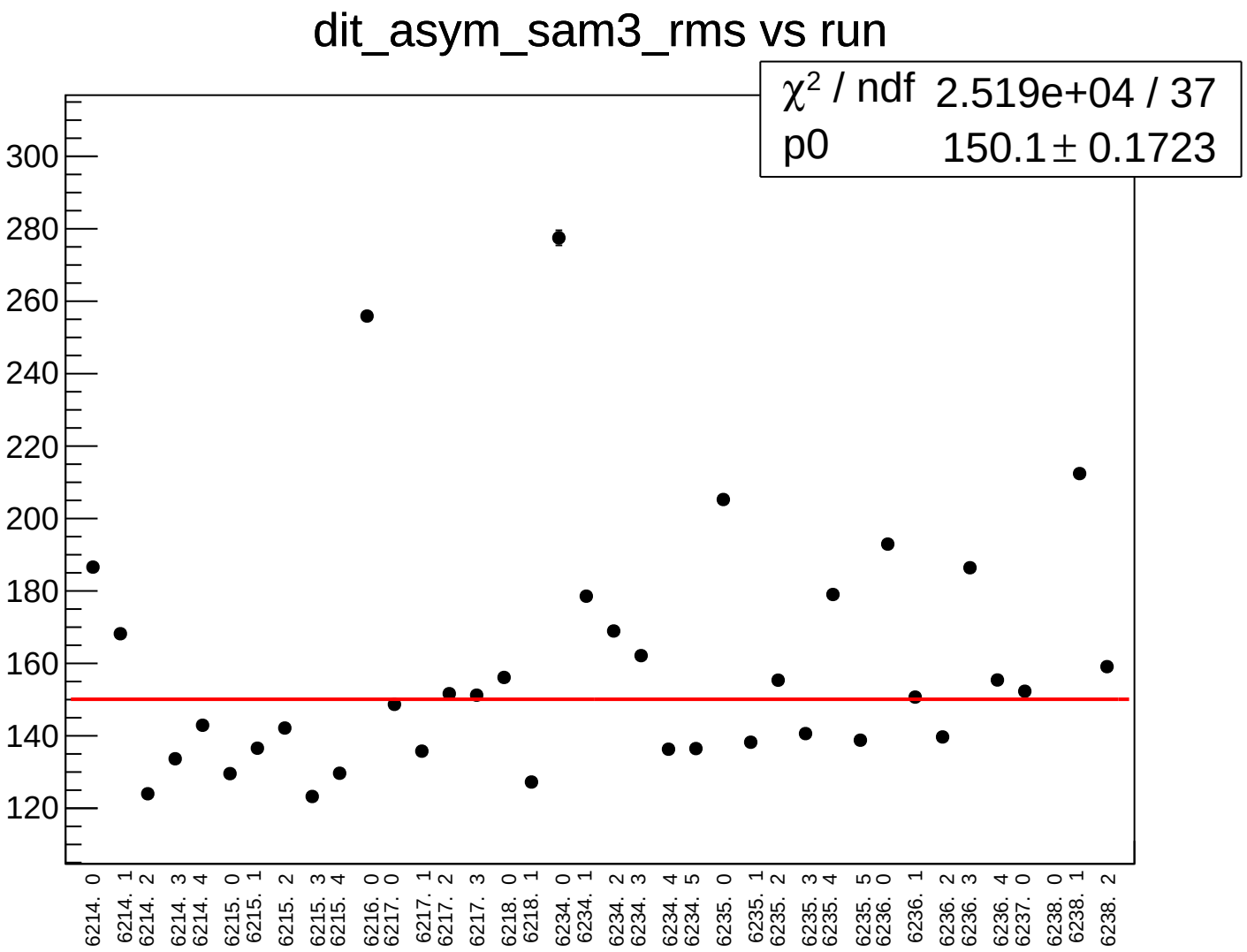
dit_asym_sam3_rms vs run
χ² / ndf 2.519e+04 / 37
p0 150.1 ± 0.1723
300
280
260
240
220
200
180
160
140
120
6214. 0
6214. 1
6214. 2
6214. 3
6214. 4
6215. 0
6215. 1
6215. 2
6215. 3
6215. 4
6216. 0
6217. 0
6217. 1
6217. 2
6217. 3
6218. 0
6218. 1
6234. 0
6234. 1
6234. 2
6234. 3
6234. 4
6234. 5
6235. 0
6235. 1
6235. 2
6235. 3
6235. 4
6235. 5
6236. 0
6236. 1
6236. 2
6236. 3
6236. 4
6237. 0
6238. 0
6238. 1
6238. 2

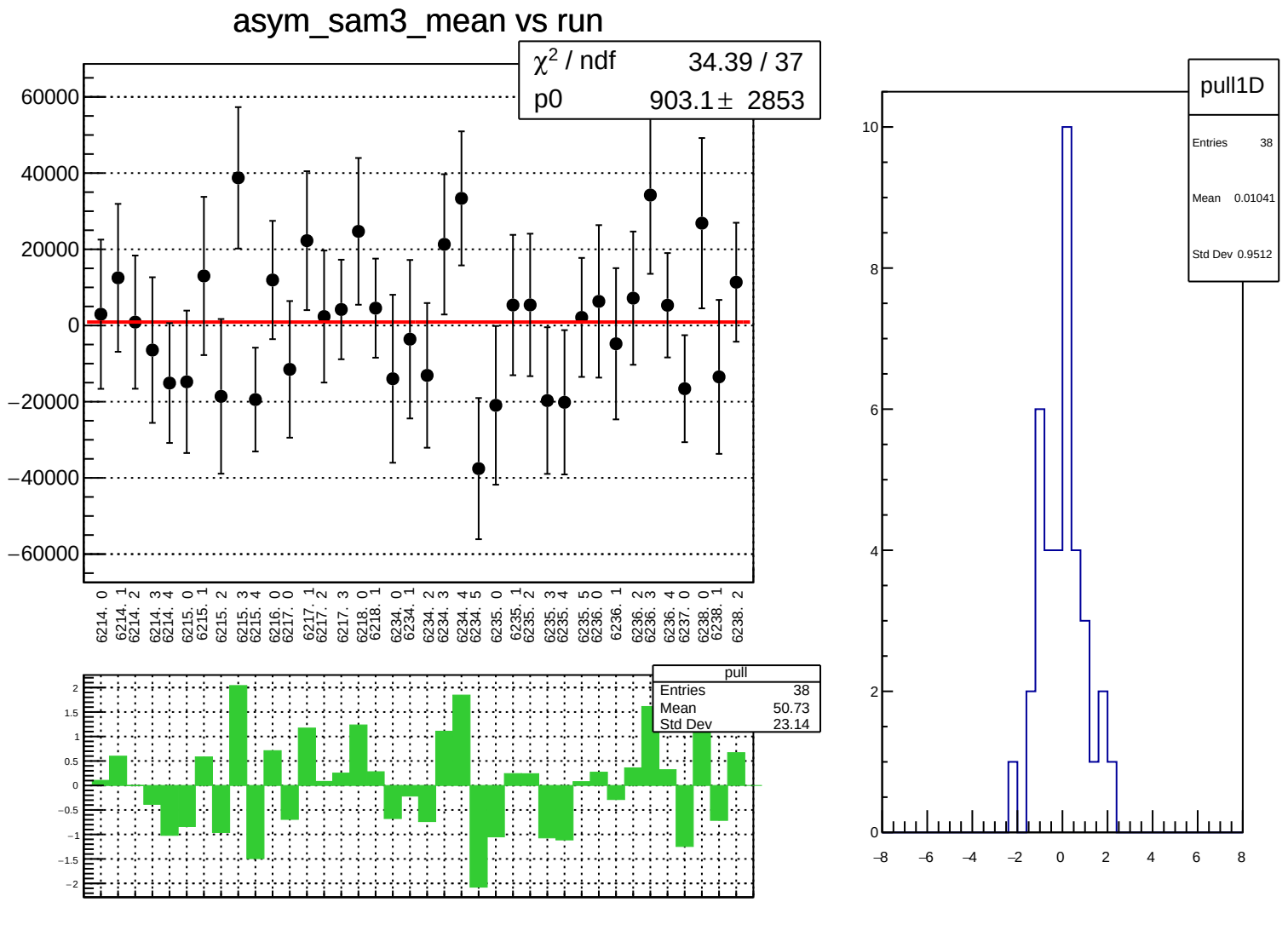
asym_sam3_mean vs run
χ2 / ndf 34.39 / 37
p0 903.1 ± 2853
60000
40000
20000
0
−20000
−40000
−60000
6214. 0
6214. 1
6214. 2
6214. 3
6214. 4
6215. 0
6215. 1
6215. 2
6215. 3
6215. 4
6216. 0
6217. 0
6217. 1
6217. 2
6217. 3
6218. 0
6218. 1
6234. 0
6234. 1
6234. 2
6234. 3
6234. 4
6234. 5
6235. 0
6235. 1
6235. 2
6235. 3
6235. 4
6235. 5
6236. 0
6236. 1
6236. 2
6236. 3
6236. 4
6237. 0
6238. 0
6238. 1
6238. 2
pull
Entries 38
Mean 50.73
Std Dev 23.14
2
1.5
1
0.5
0
−0.5
−1
−1.5
−2
pull1D
Entries 38
Mean 0.01041
Std Dev 0.9512
10
8
6
4
2
0
−8
−6
−4
−2
0
2
4
6
8

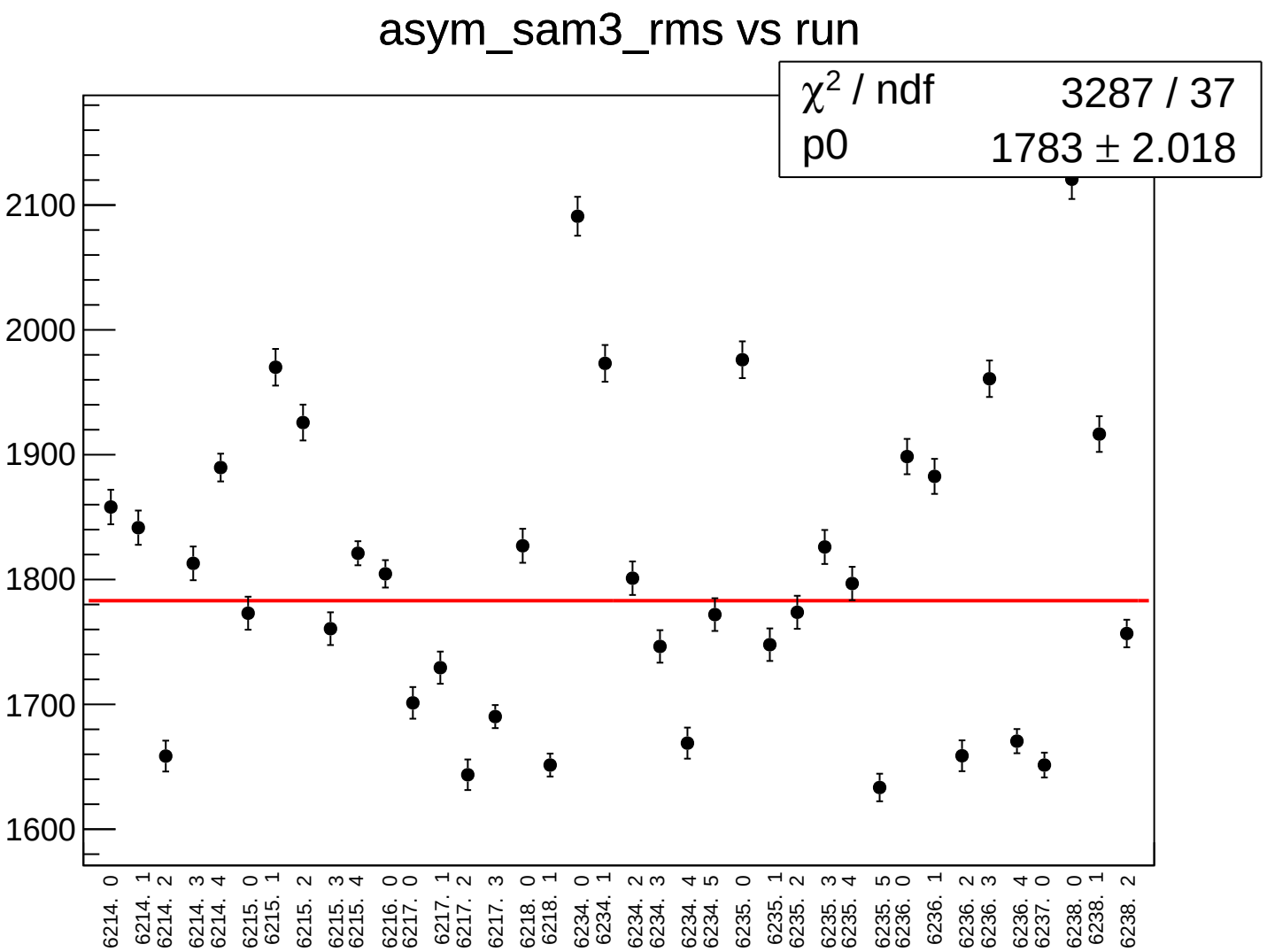
asym_sam3_rms vs run
χ2 / ndf 3287 / 37
p0 1783 ± 2.018
2100
2000
1900
1800
1700
1600
6214. 0
6214. 1
6214. 2
6214. 3
6214. 4
6215. 0
6215. 1
6215. 2
6215. 3
6215. 4
6216. 0
6217. 0
6217. 1
6217. 2
6217. 3
6218. 0
6218. 1
6234. 0
6234. 1
6234. 2
6234. 3
6234. 4
6234. 5
6235. 0
6235. 1
6235. 2
6235. 3
6235. 4
6235. 5
6236. 0
6236. 1
6236. 2
6236. 3
6236. 4
6237. 0
6238. 0
6238. 1
6238. 2

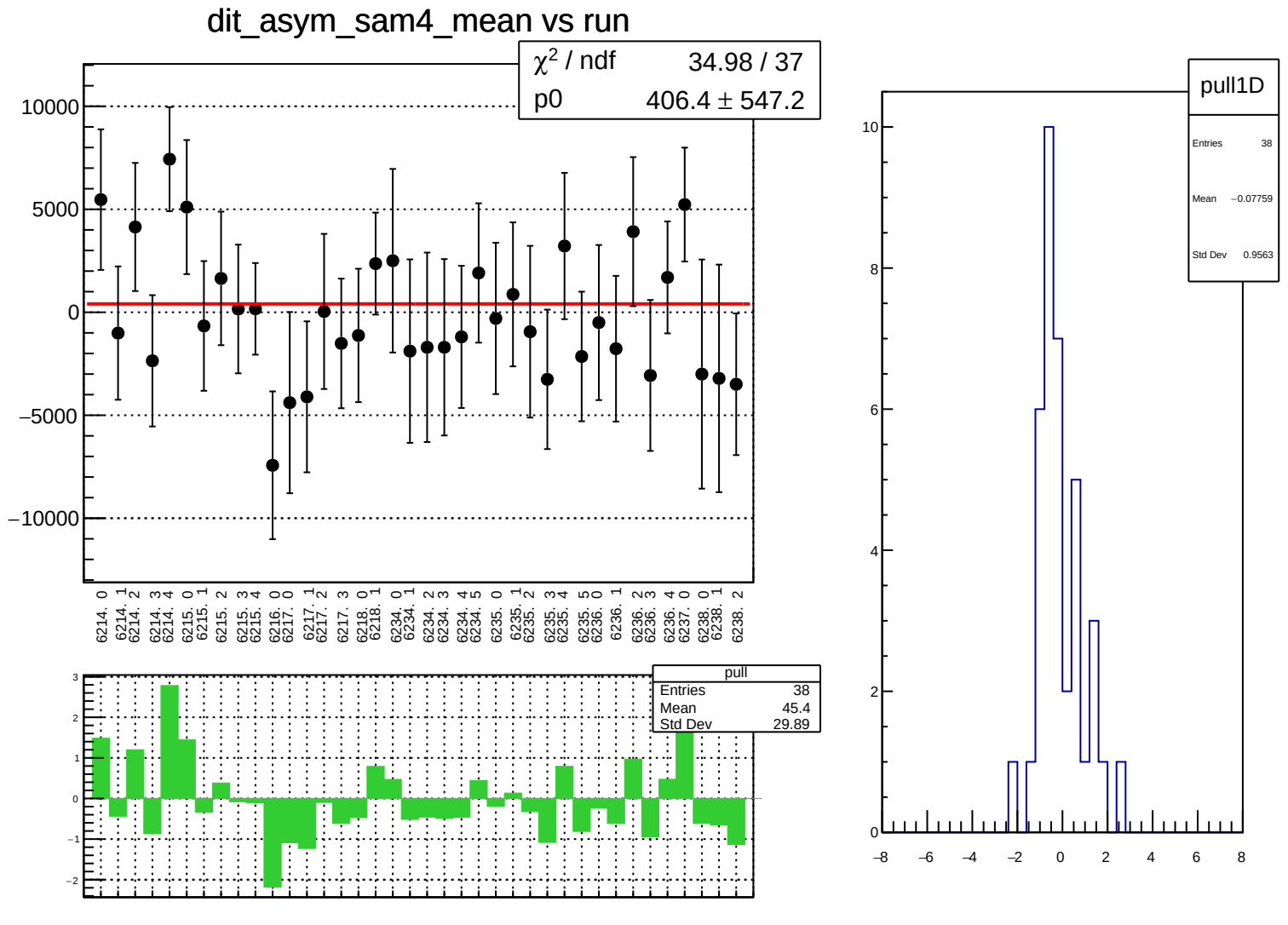
dit_asym_sam4_mean vs run
χ² / ndf 34.98 / 37
p0 406.4 ± 547.2
10000
5000
0
−5000
−10000
6214. 0
6214. 1
6214. 2
6214. 3
6214. 4
6215. 0
6215. 1
6215. 2
6215. 3
6215. 4
6216. 0
6217. 0
6217. 1
6217. 2
6217. 3
6218. 0
6218. 1
6234. 0
6234. 1
6234. 2
6234. 3
6234. 4
6234. 5
6235. 0
6235. 1
6235. 2
6235. 3
6235. 4
6235. 5
6236. 0
6236. 1
6236. 2
6236. 3
6236. 4
6237. 0
6238. 0
6238. 1
6238. 2
pull
Entries 38
Mean 45.4
Std Dev 29.89
pull1D
Entries 38
Mean −0.07759
Std Dev 0.9563

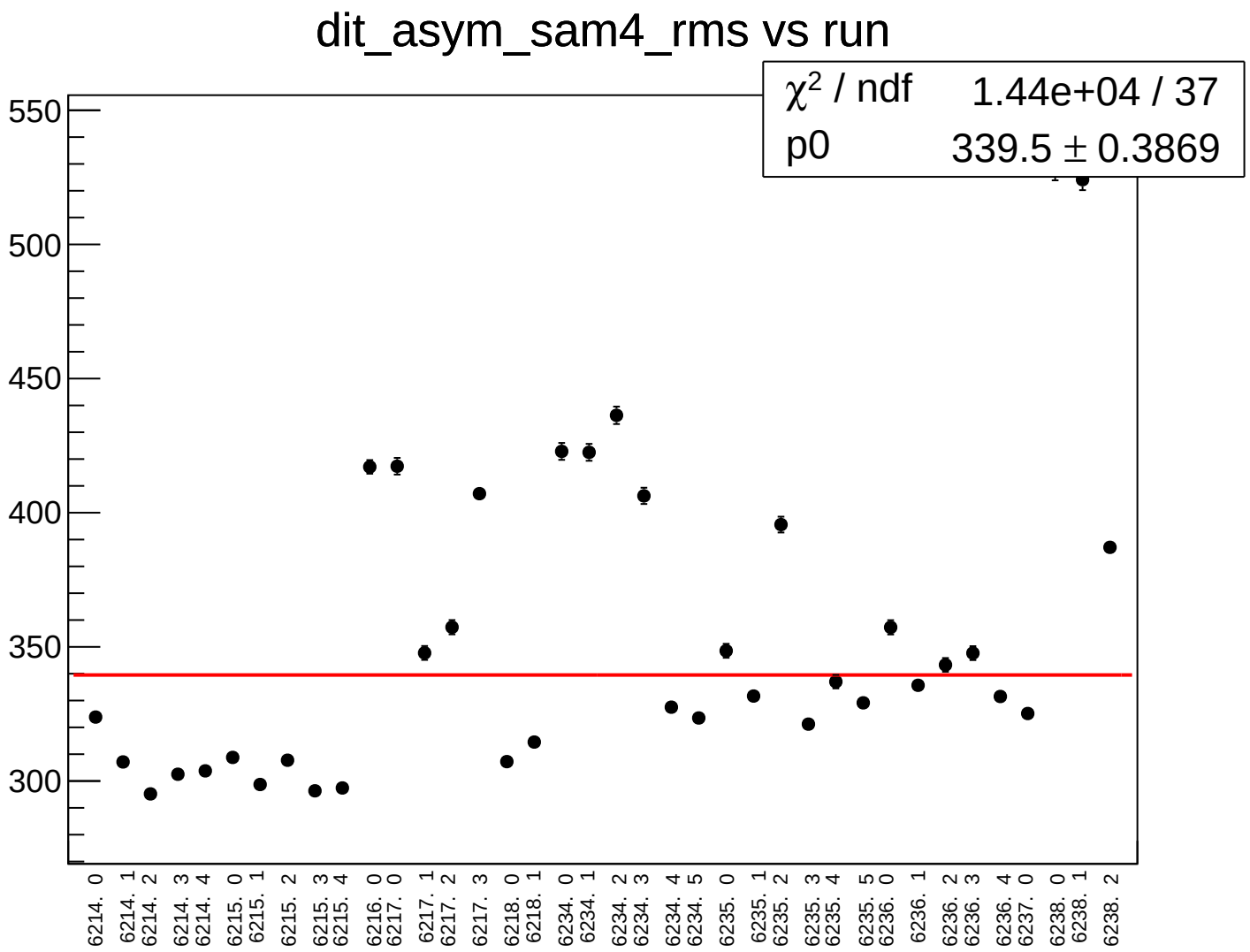
dit_asym_sam4_rms vs run
χ² / ndf 1.44e+04 / 37
p0 339.5 ± 0.3869
550
500
450
400
350
300
6214. 0
6214. 1
6214. 2
6214. 3
6214. 4
6215. 0
6215. 1
6215. 2
6215. 3
6215. 4
6216. 0
6217. 0
6217. 1
6217. 2
6217. 3
6218. 0
6218. 1
6234. 0
6234. 1
6234. 2
6234. 3
6234. 4
6234. 5
6235. 0
6235. 1
6235. 2
6235. 3
6235. 4
6235. 5
6236. 0
6236. 1
6236. 2
6236. 3
6236. 4
6237. 0
6238. 0
6238. 1
6238. 2

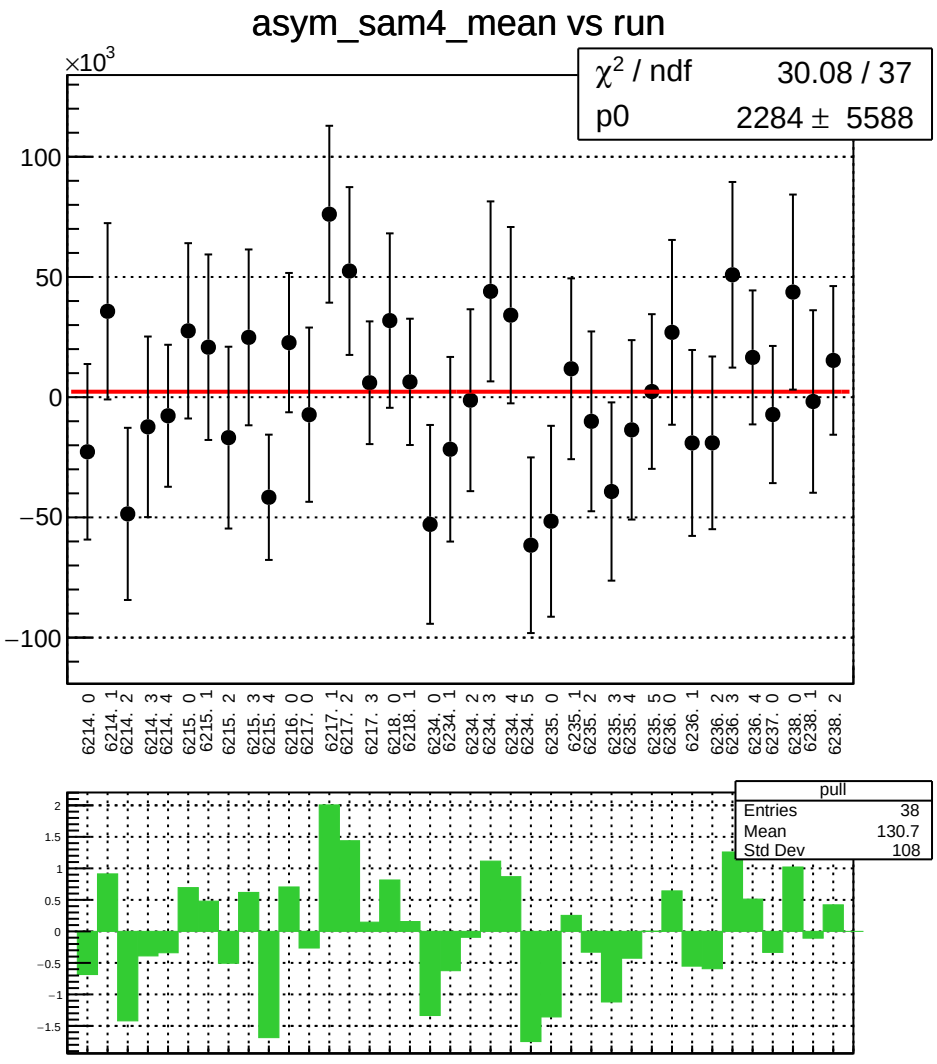
asym_sam4_mean vs run
×10^3
χ² / ndf 30.08 / 37
p0 2284 ± 5588
100
50
0
−50
−100
6214. 0
6214. 1
6214. 2
6214. 3
6214. 4
6215. 0
6215. 1
6215. 2
6215. 3
6215. 4
6216. 0
6217. 0
6217. 1
6217. 2
6217. 3
6218. 0
6218. 1
6234. 0
6234. 1
6234. 2
6234. 3
6234. 4
6234. 5
6235. 0
6235. 1
6235. 2
6235. 3
6235. 4
6235. 5
6236. 0
6236. 1
6236. 2
6236. 3
6236. 4
6237. 0
6238. 0
6238. 1
6238. 2
pull
Entries 38
Mean 130.7
Std Dev 108
2
1.5
1
0.5
0
−0.5
−1
−1.5

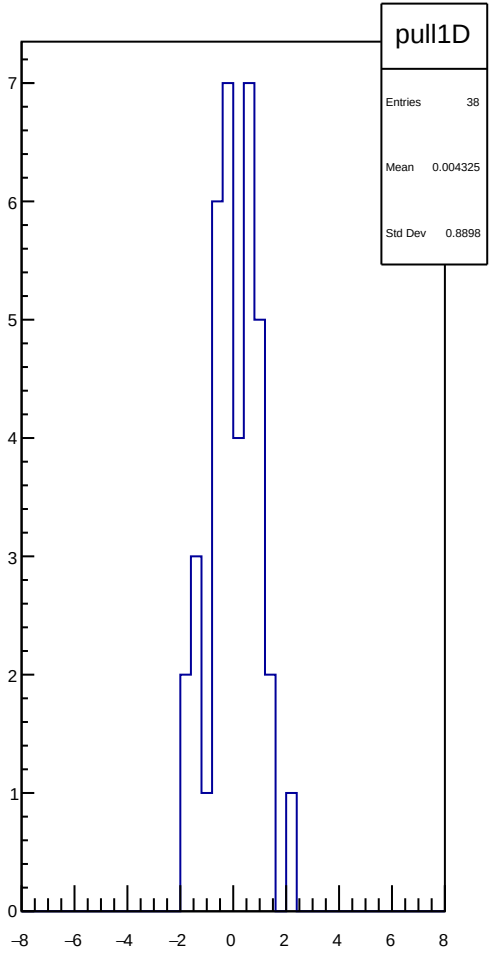
pull1D
Entries 38
Mean 0.004325
Std Dev 0.8898
7
6
5
4
3
2
1
0
−8
−6
−4
−2
0
2
4
6
8

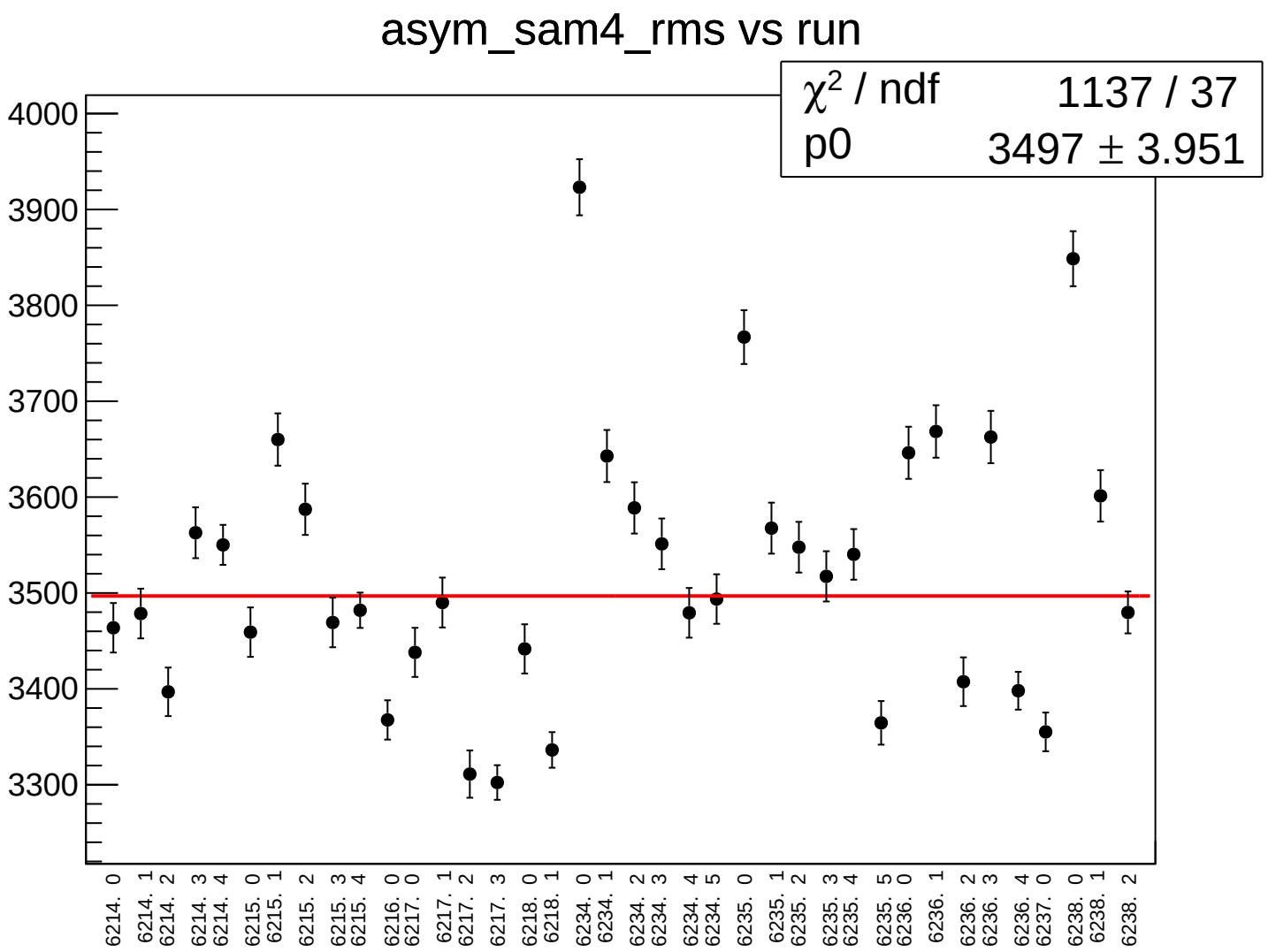
asym_sam4_rms vs run
χ² / ndf 1137 / 37
p0 3497 ± 3.951
4000
3900
3800
3700
3600
3500
3400
3300
6214. 0
6214. 1
6214. 2
6214. 3
6214. 4
6215. 0
6215. 1
6215. 2
6215. 3
6215. 4
6216. 0
6217. 0
6217. 1
6217. 2
6217. 3
6218. 0
6218. 1
6234. 0
6234. 1
6234. 2
6234. 3
6234. 4
6234. 5
6235. 0
6235. 1
6235. 2
6235. 3
6235. 4
6235. 5
6236. 0
6236. 1
6236. 2
6236. 3
6236. 4
6237. 0
6238. 0
6238. 1
6238. 2

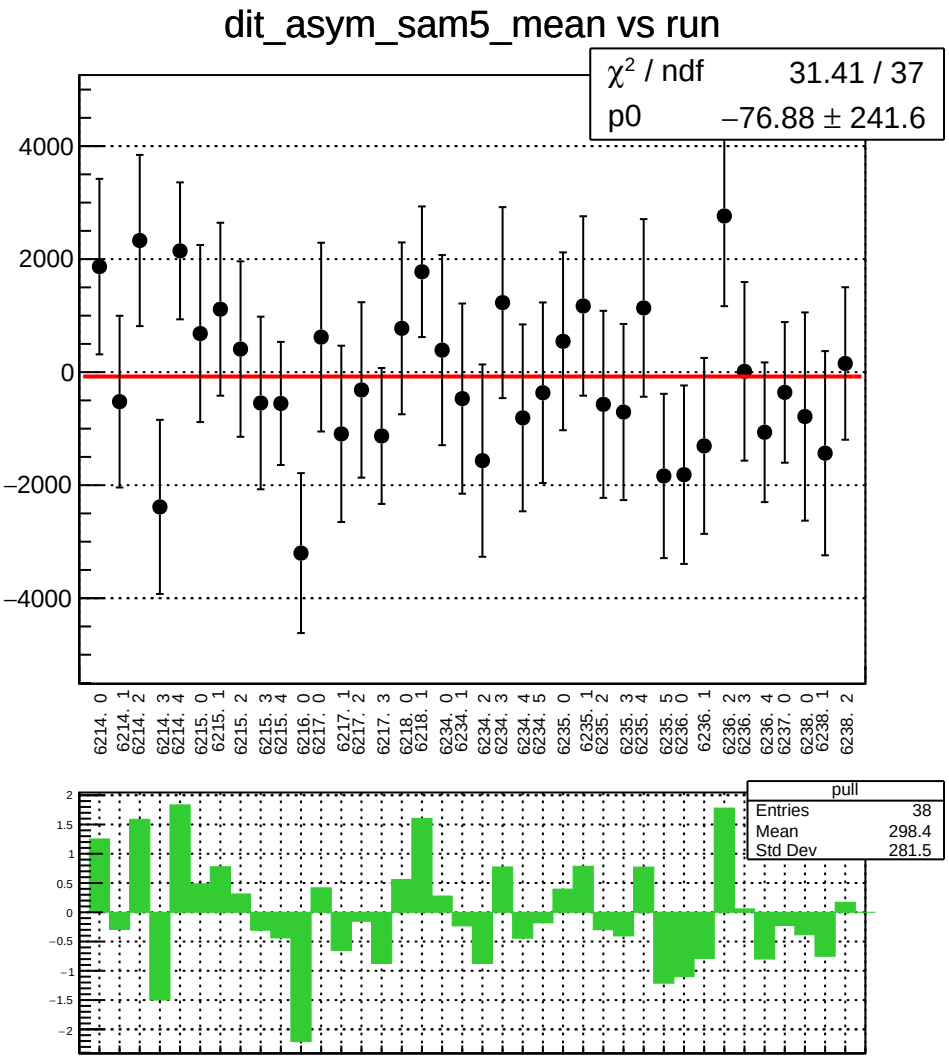
dit_asym_sam5_mean vs run
χ^2 / ndf 31.41 / 37
p0 −76.88 ± 241.6
4000
2000
0
−2000
−4000
6214. 0
6214. 1
6214. 2
6214. 3
6214. 4
6215. 0
6215. 1
6215. 2
6215. 3
6215. 4
6216. 0
6217. 0
6217. 1
6217. 2
6217. 3
6218. 0
6218. 1
6234. 0
6234. 1
6234. 2
6234. 3
6234. 4
6234. 5
6235. 0
6235. 1
6235. 2
6235. 3
6235. 4
6235. 5
6236. 0
6236. 1
6236. 2
6236. 3
6236. 4
6237. 0
6238. 0
6238. 1
6238. 2
pull
Entries 38
Mean 298.4
Std Dev 281.5
2
1.5
1
0.5
0
−0.5
−1
−1.5
−2

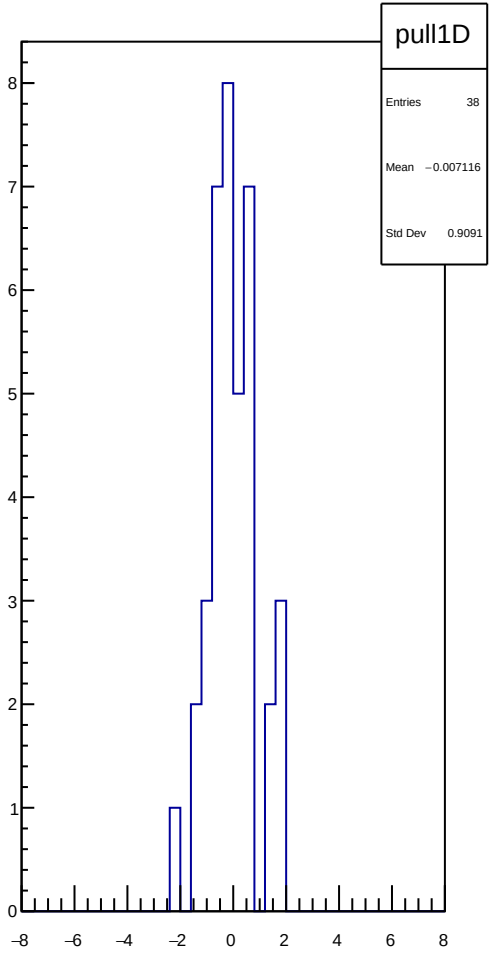
pull1D
Entries 38
Mean −0.007116
Std Dev 0.9091
8
7
6
5
4
3
2
1
0
−8
−6
−4
−2
0
2
4
6
8

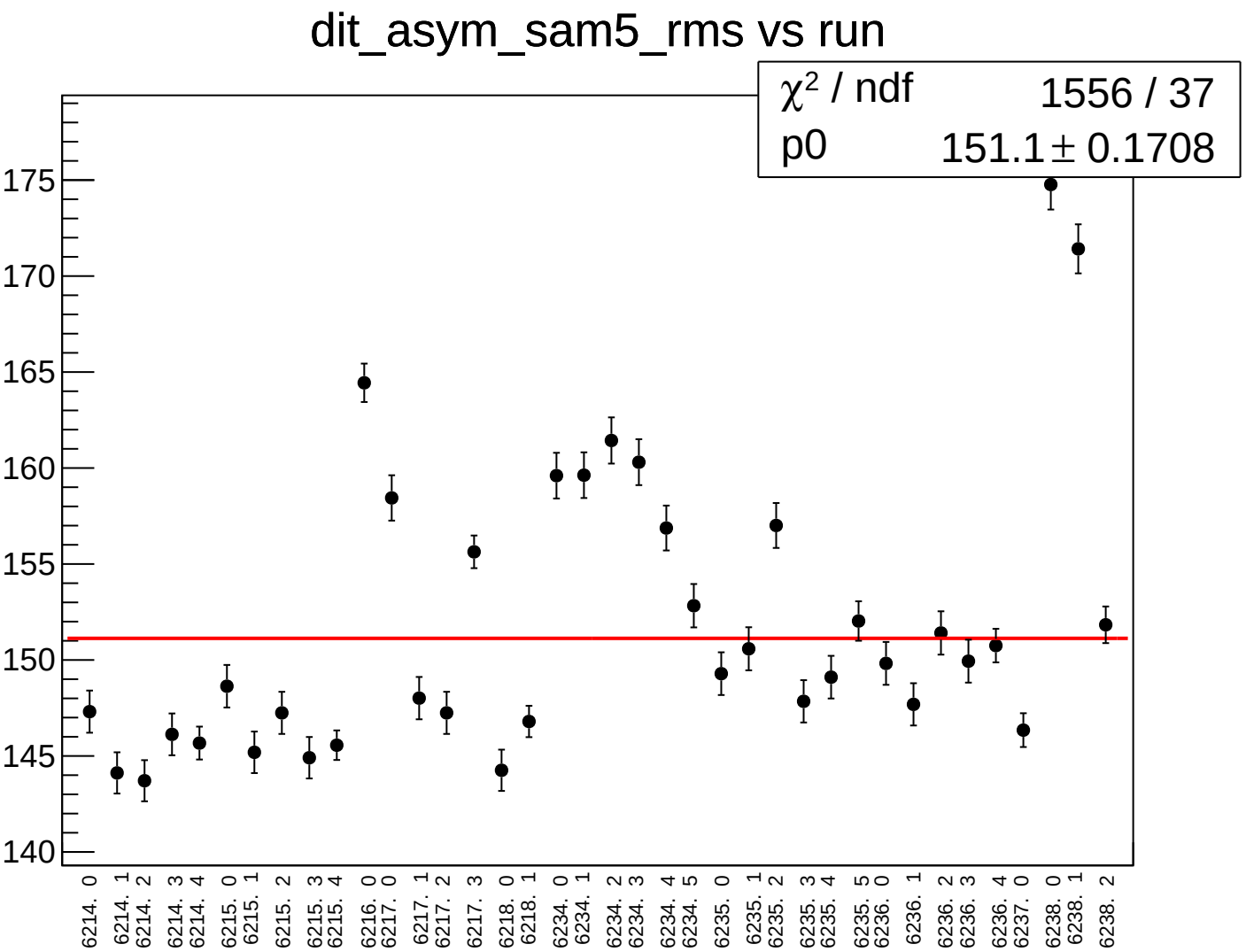
dit_asym_sam5_rms vs run
χ² / ndf 1556 / 37
p0 151.1 ± 0.1708
175
170
165
160
155
150
145
140
6214. 0
6214. 1
6214. 2
6214. 3
6214. 4
6215. 0
6215. 1
6215. 2
6215. 3
6215. 4
6216. 0
6217. 0
6217. 1
6217. 2
6217. 3
6218. 0
6218. 1
6234. 0
6234. 1
6234. 2
6234. 3
6234. 4
6234. 5
6235. 0
6235. 1
6235. 2
6235. 3
6235. 4
6235. 5
6236. 0
6236. 1
6236. 2
6236. 3
6236. 4
6237. 0
6238. 0
6238. 1
6238. 2

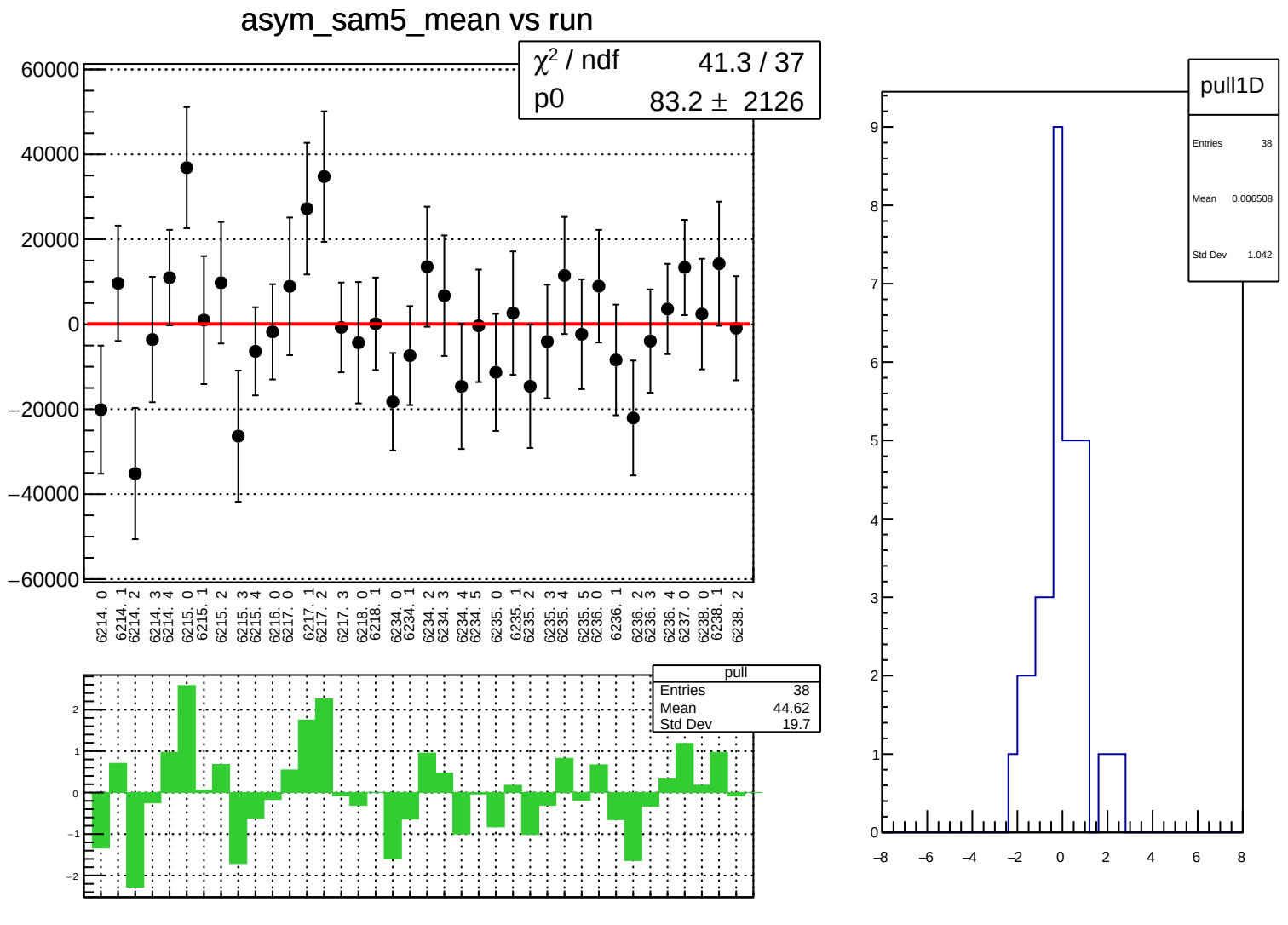
asym_sam5_mean vs run
χ² / ndf 41.3 / 37
p0 83.2 ± 2126
60000
40000
20000
0
−20000
−40000
−60000
6214. 0
6214. 1
6214. 2
6214. 3
6214. 4
6215. 0
6215. 1
6215. 2
6215. 3
6215. 4
6216. 0
6217. 0
6217. 1
6217. 2
6217. 3
6218. 0
6218. 1
6234. 0
6234. 1
6234. 2
6234. 3
6234. 4
6234. 5
6235. 0
6235. 1
6235. 2
6235. 3
6235. 4
6235. 5
6236. 0
6236. 1
6236. 2
6236. 3
6236. 4
6237. 0
6238. 0
6238. 1
6238. 2
pull
Entries 38
Mean 44.62
Std Dev 19.7
pull1D
Entries 38
Mean 0.006508
Std Dev 1.042

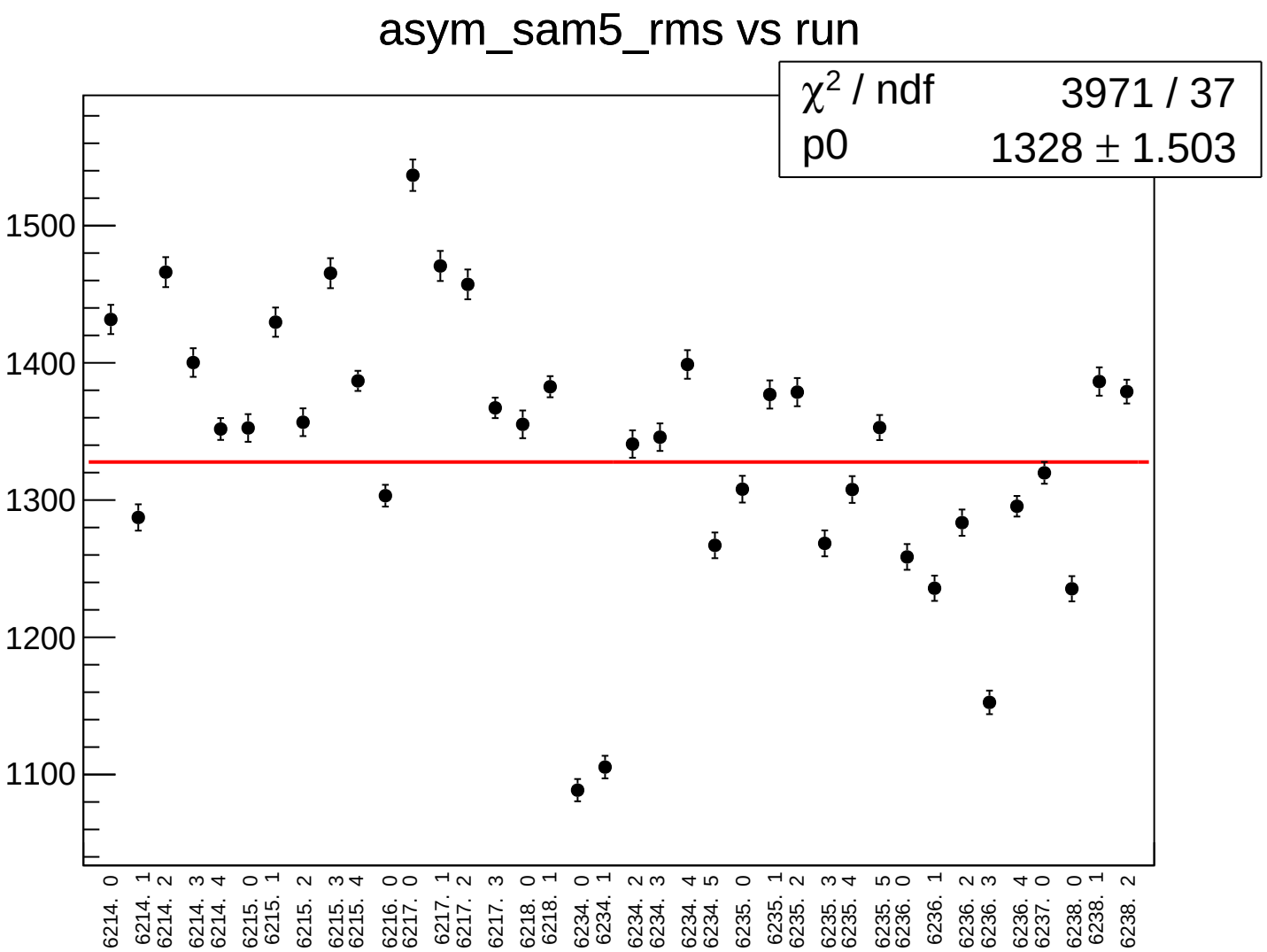
asym_sam5_rms vs run
χ2 / ndf 3971 / 37
p0 1328 ± 1.503
1500
1400
1300
1200
1100
6214. 0
6214. 1
6214. 2
6214. 3
6214. 4
6215. 0
6215. 1
6215. 2
6215. 3
6215. 4
6216. 0
6217. 0
6217. 1
6217. 2
6217. 3
6218. 0
6218. 1
6234. 0
6234. 1
6234. 2
6234. 3
6234. 4
6234. 5
6235. 0
6235. 1
6235. 2
6235. 3
6235. 4
6235. 5
6236. 0
6236. 1
6236. 2
6236. 3
6236. 4
6237. 0
6238. 0
6238. 1
6238. 2

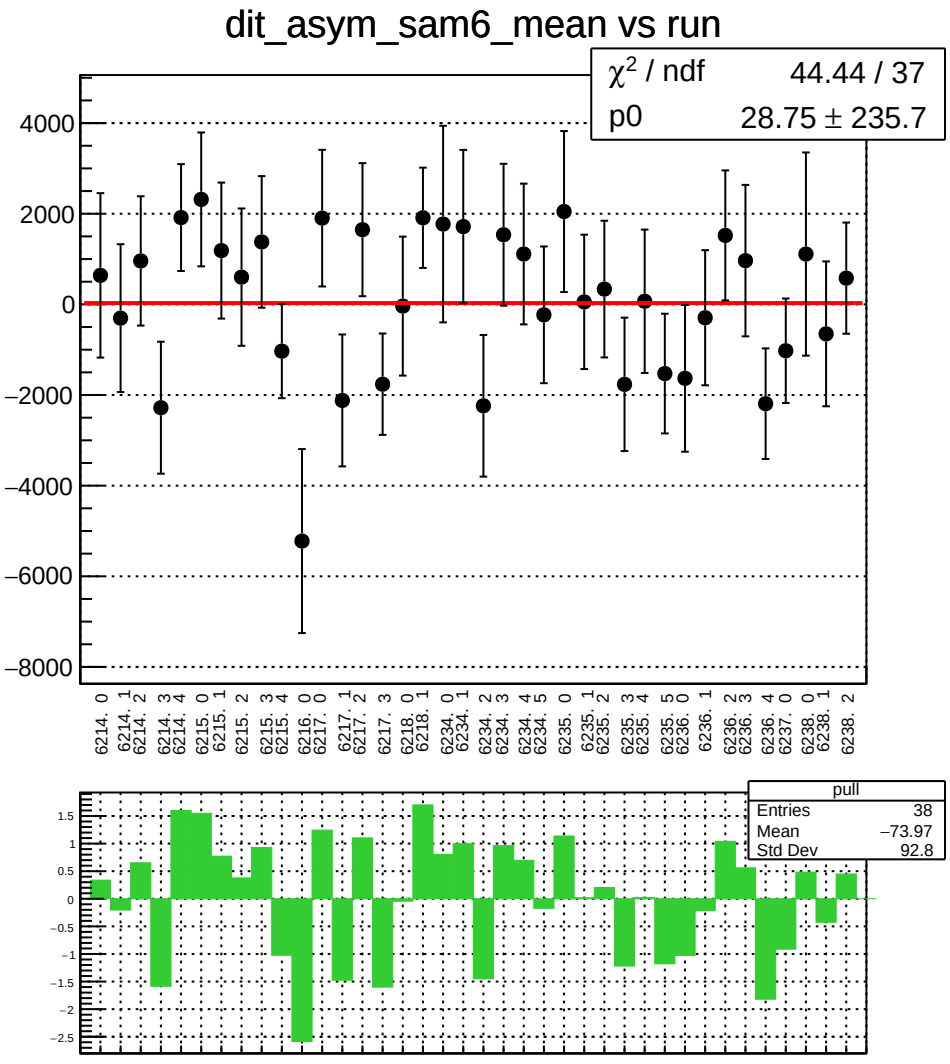
dit_asym_sam6_mean vs run
χ² / ndf 44.44 / 37
p0 28.75 ± 235.7
4000
2000
0
−2000
−4000
−6000
−8000
6214. 0
6214. 1
6214. 2
6214. 3
6214. 4
6215. 0
6215. 1
6215. 2
6215. 3
6215. 4
6216. 0
6217. 0
6217. 1
6217. 2
6217. 3
6218. 0
6218. 1
6234. 0
6234. 1
6234. 2
6234. 3
6234. 4
6234. 5
6235. 0
6235. 1
6235. 2
6235. 3
6235. 4
6235. 5
6236. 0
6236. 1
6236. 2
6236. 3
6236. 4
6237. 0
6238. 0
6238. 1
6238. 2
pull
Entries 38
Mean −73.97
Std Dev 92.8
1.5
1
0.5
0
−0.5
−1
−1.5
−2
−2.5

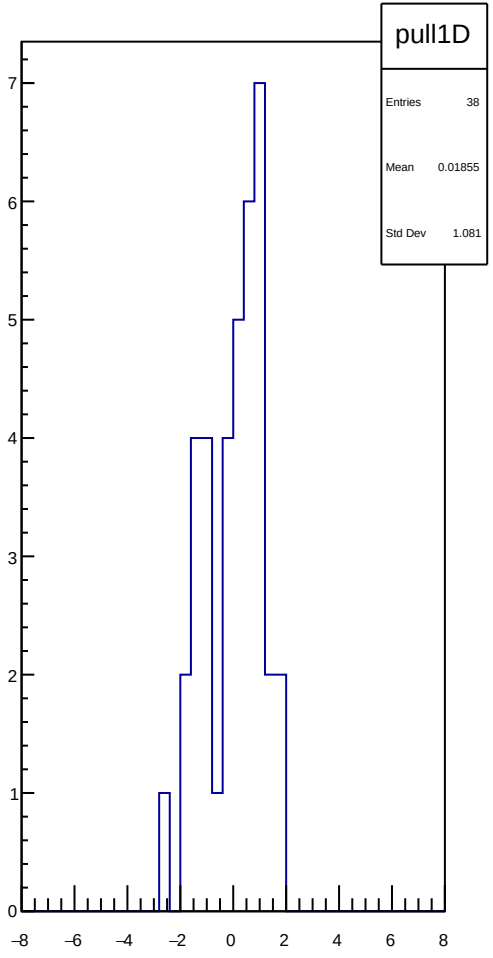
pull1D
Entries 38
Mean 0.01855
Std Dev 1.081
7
6
5
4
3
2
1
0
−8
−6
−4
−2
0
2
4
6
8

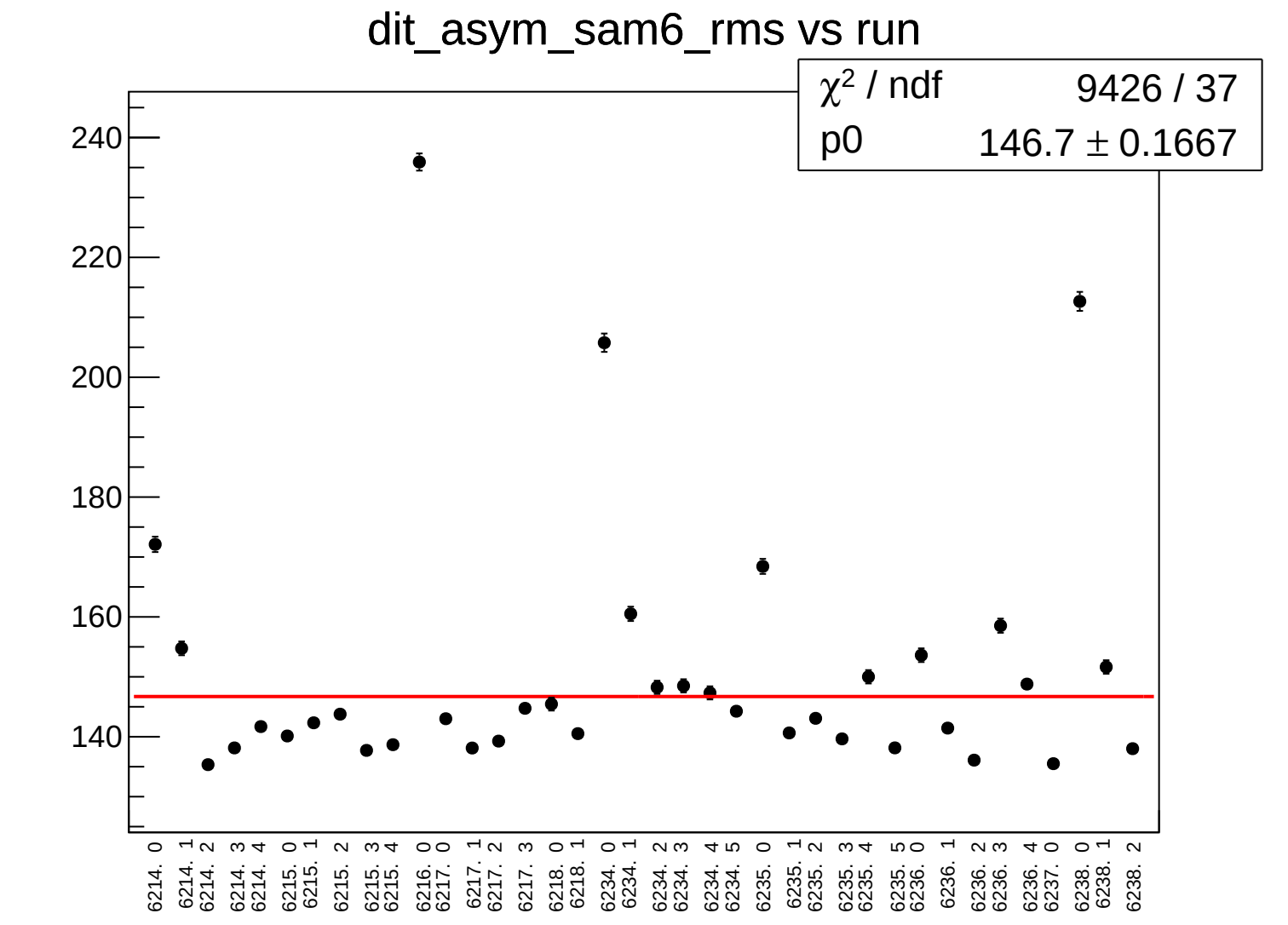
dit_asym_sam6_rms vs run
χ2 / ndf 9426 / 37
p0 146.7 ± 0.1667
240
220
200
180
160
140
6214. 0
6214. 1
6214. 2
6214. 3
6214. 4
6215. 0
6215. 1
6215. 2
6215. 3
6215. 4
6216. 0
6217. 0
6217. 1
6217. 2
6217. 3
6218. 0
6218. 1
6234. 0
6234. 1
6234. 2
6234. 3
6234. 4
6234. 5
6235. 0
6235. 1
6235. 2
6235. 3
6235. 4
6235. 5
6236. 0
6236. 1
6236. 2
6236. 3
6236. 4
6237. 0
6238. 0
6238. 1
6238. 2

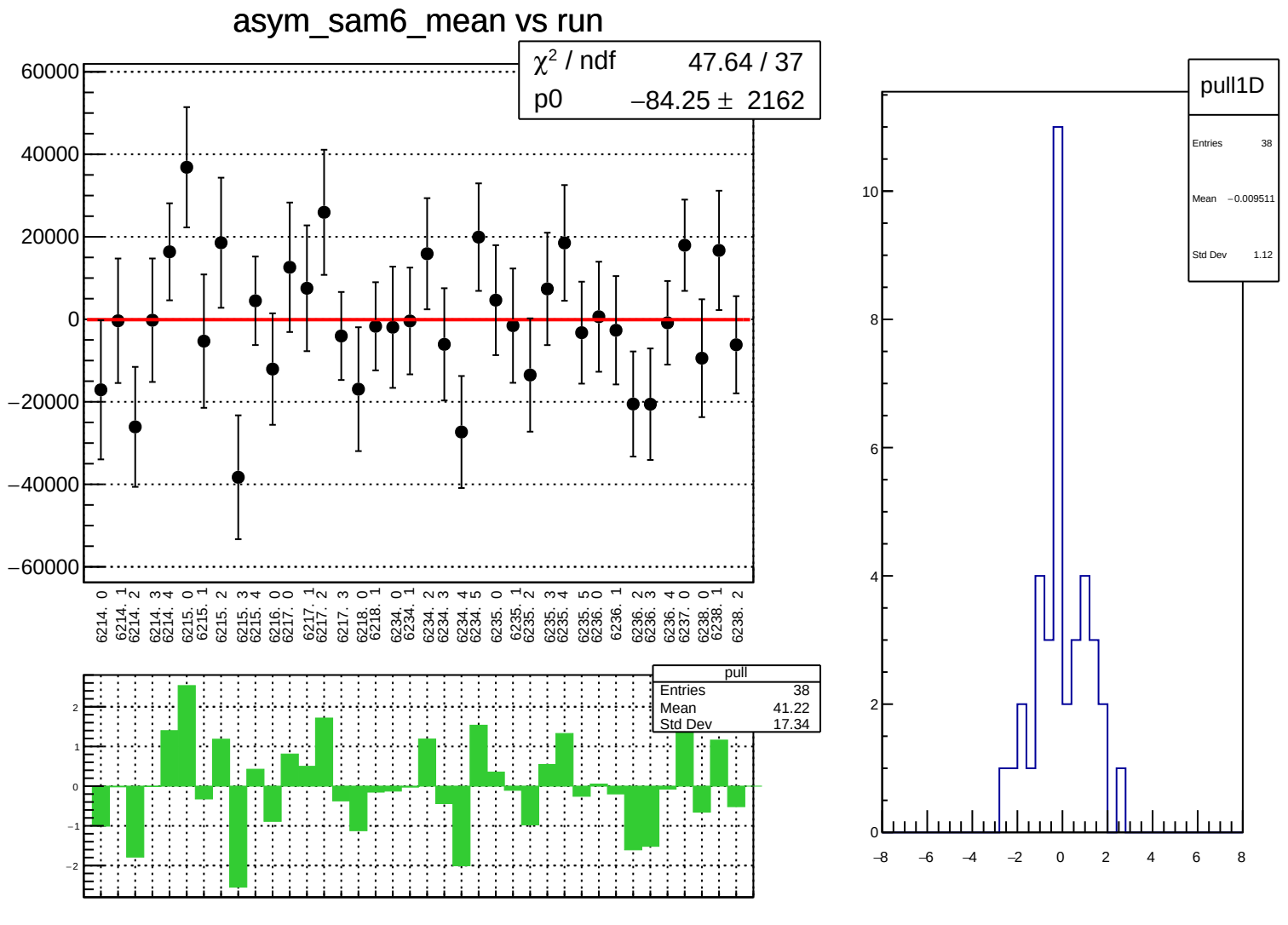
asym_sam6_mean vs run
χ² / ndf 47.64 / 37
p0 −84.25 ± 2162
60000
40000
20000
0
−20000
−40000
−60000
6214. 0
6214. 1
6214. 2
6214. 3
6214. 4
6215. 0
6215. 1
6215. 2
6215. 3
6215. 4
6216. 0
6217. 0
6217. 1
6217. 2
6217. 3
6218. 0
6218. 1
6234. 0
6234. 1
6234. 2
6234. 3
6234. 4
6234. 5
6235. 0
6235. 1
6235. 2
6235. 3
6235. 4
6235. 5
6236. 0
6236. 1
6236. 2
6236. 3
6236. 4
6237. 0
6238. 0
6238. 1
6238. 2
pull
Entries 38
Mean 41.22
Std Dev 17.34
2
1
0
−1
−2
pull1D
Entries 38
Mean −0.009511
Std Dev 1.12
10
8
6
4
2
0
−8
−6
−4
−2
0
2
4
6
8

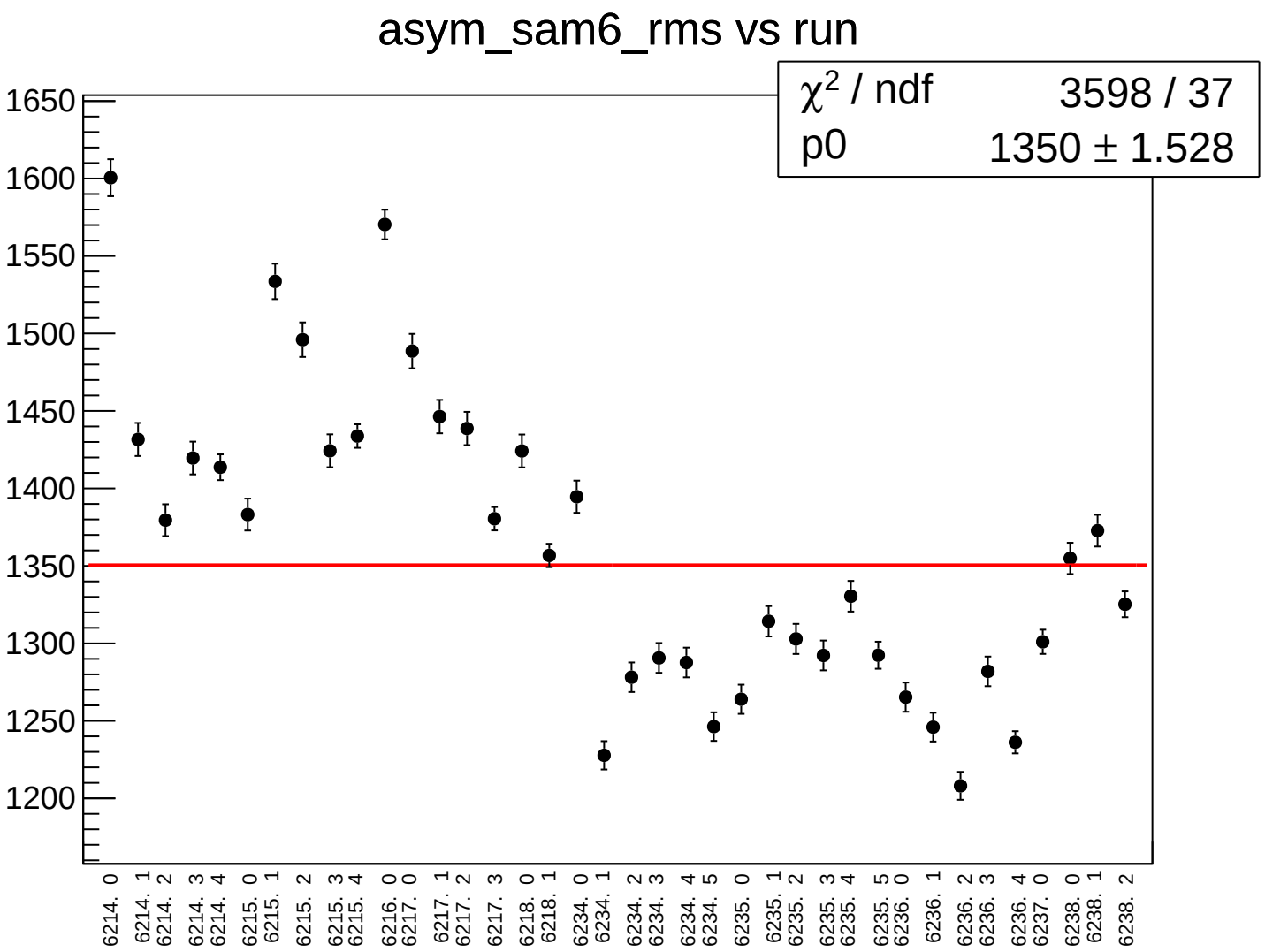
asym_sam6_rms vs run
χ² / ndf 3598 / 37
p0 1350 ± 1.528
1650
1600
1550
1500
1450
1400
1350
1300
1250
1200
6214. 0
6214. 1
6214. 2
6214. 3
6214. 4
6215. 0
6215. 1
6215. 2
6215. 3
6215. 4
6216. 0
6217. 0
6217. 1
6217. 2
6217. 3
6218. 0
6218. 1
6234. 0
6234. 1
6234. 2
6234. 3
6234. 4
6234. 5
6235. 0
6235. 1
6235. 2
6235. 3
6235. 4
6235. 5
6236. 0
6236. 1
6236. 2
6236. 3
6236. 4
6237. 0
6238. 0
6238. 1
6238. 2

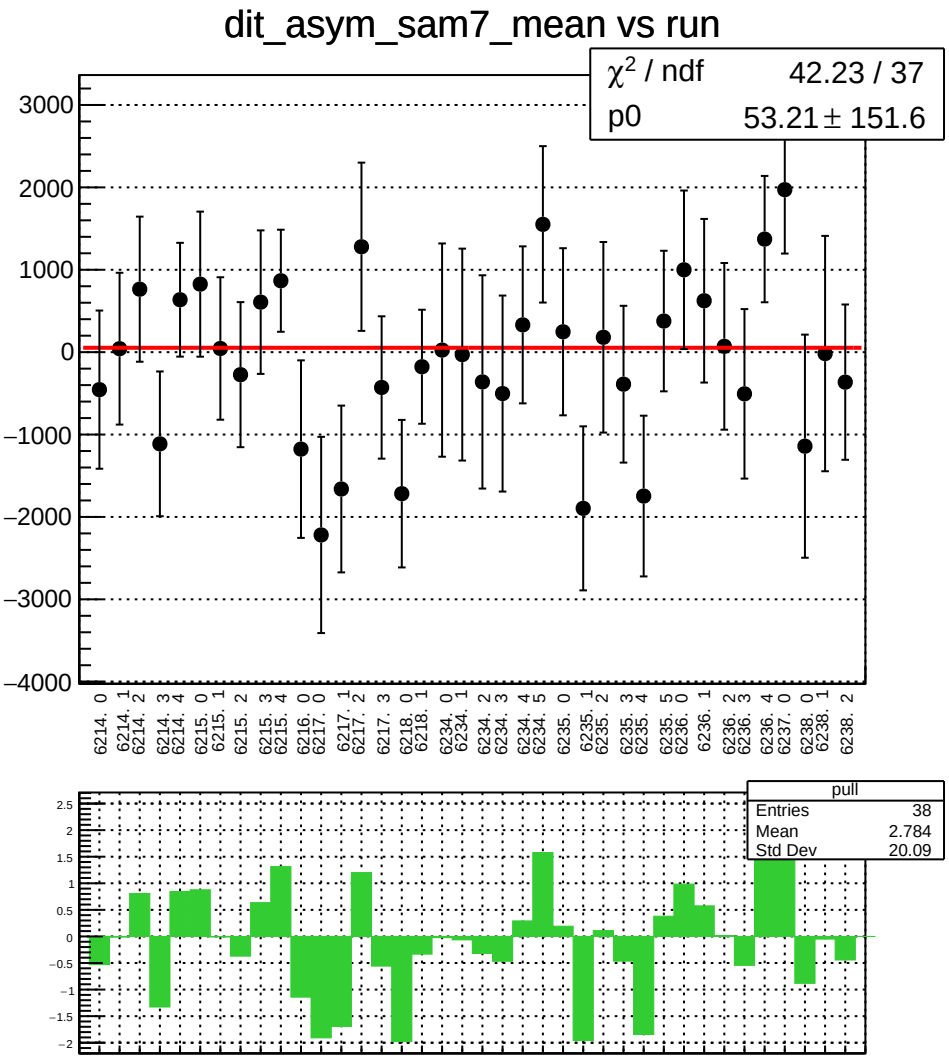
dit_asym_sam7_mean vs run
χ² / ndf 42.23 / 37
p0 53.21 ± 151.6
3000
2000
1000
0
−1000
−2000
−3000
−4000
6214. 0
6214. 1
6214. 2
6214. 3
6214. 4
6215. 0
6215. 1
6215. 2
6215. 3
6215. 4
6216. 0
6217. 0
6217. 1
6217. 2
6217. 3
6218. 0
6218. 1
6234. 0
6234. 1
6234. 2
6234. 3
6234. 4
6234. 5
6235. 0
6235. 1
6235. 2
6235. 3
6235. 4
6235. 5
6236. 0
6236. 1
6236. 2
6236. 3
6236. 4
6237. 0
6238. 0
6238. 1
6238. 2
pull
Entries 38
Mean 2.784
Std Dev 20.09
2.5
2
1.5
1
0.5
0
−0.5
−1
−1.5
−2

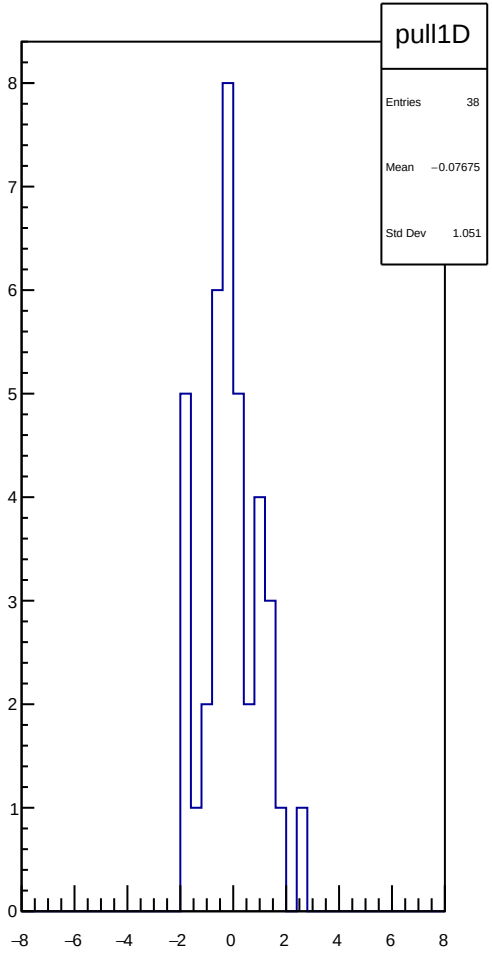
pull1D
Entries 38
Mean −0.07675
Std Dev 1.051
8
7
6
5
4
3
2
1
0
−8
−6
−4
−2
0
2
4
6
8

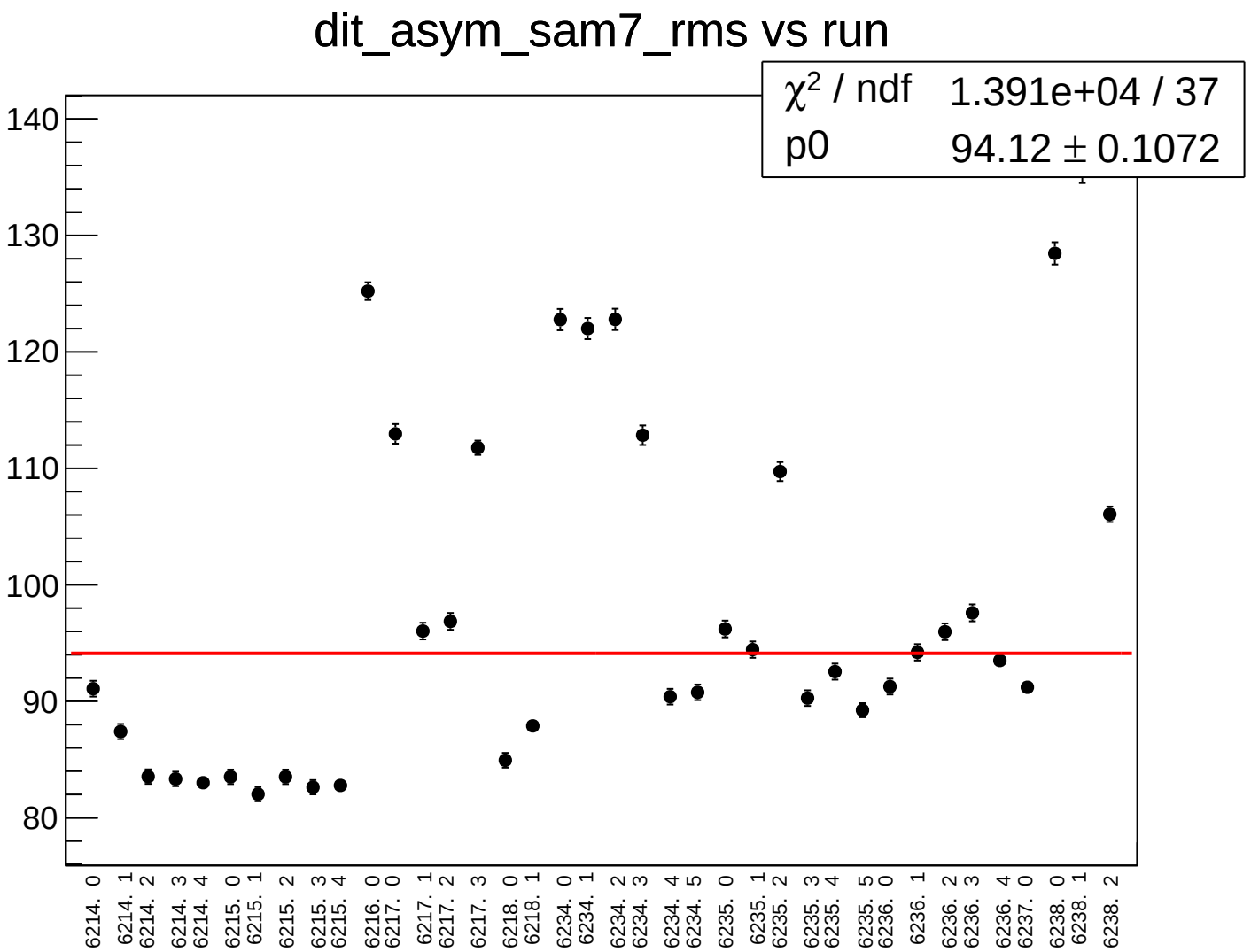
dit_asym_sam7_rms vs run
χ2 / ndf 1.391e+04 / 37
p0 94.12 ± 0.1072
140
130
120
110
100
90
80
6214. 0
6214. 1
6214. 2
6214. 3
6214. 4
6215. 0
6215. 1
6215. 2
6215. 3
6215. 4
6216. 0
6217. 0
6217. 1
6217. 2
6217. 3
6218. 0
6218. 1
6234. 0
6234. 1
6234. 2
6234. 3
6234. 4
6234. 5
6235. 0
6235. 1
6235. 2
6235. 3
6235. 4
6235. 5
6236. 0
6236. 1
6236. 2
6236. 3
6236. 4
6237. 0
6238. 0
6238. 1
6238. 2

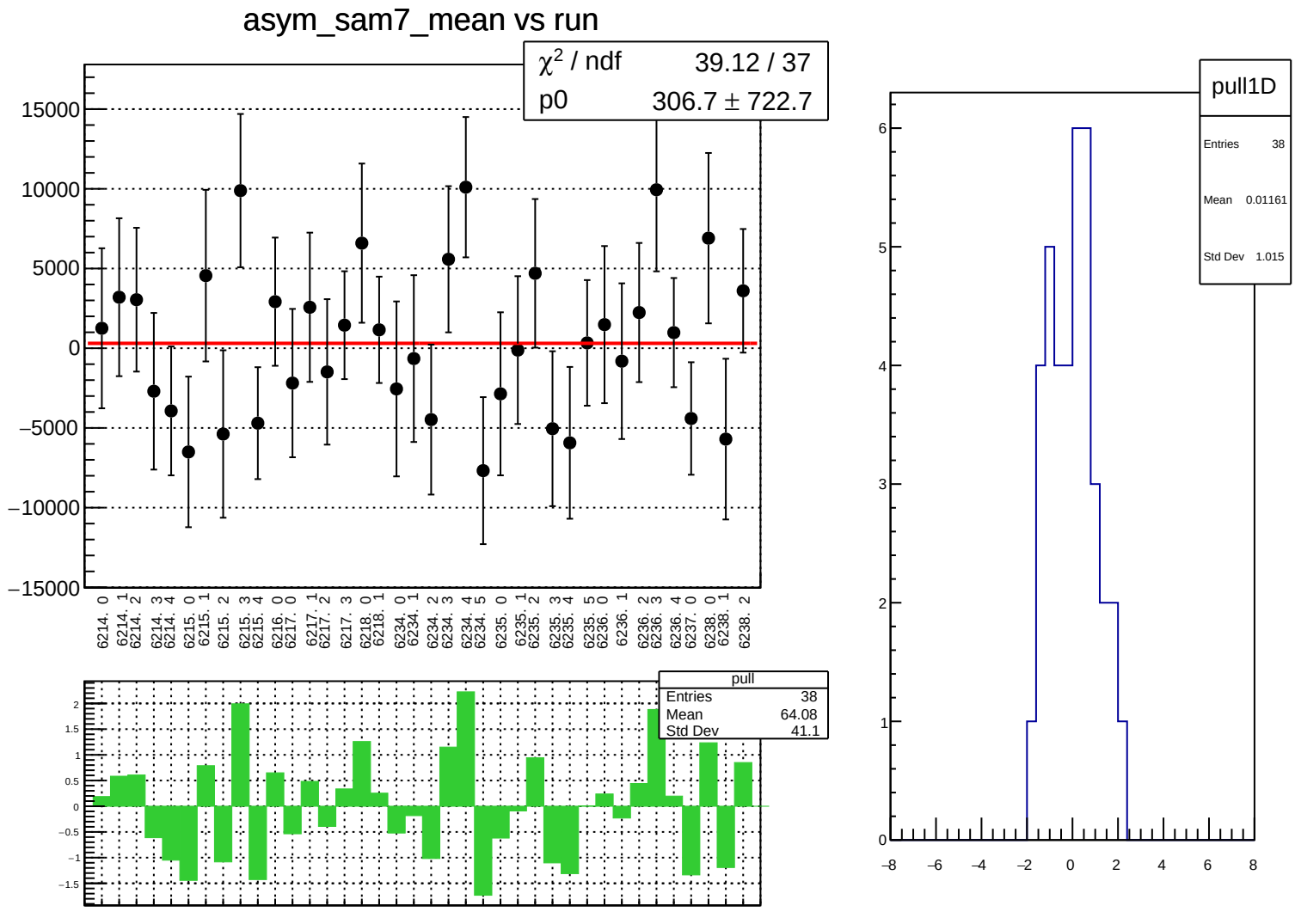
asym_sam7_mean vs run
χ² / ndf 39.12 / 37
p0 306.7 ± 722.7
15000
10000
5000
0
−5000
−10000
−15000
6214. 0
6214. 1
6214. 2
6214. 3
6214. 4
6215. 0
6215. 1
6215. 2
6215. 3
6215. 4
6216. 0
6217. 0
6217. 1
6217. 2
6217. 3
6218. 0
6218. 1
6234. 0
6234. 1
6234. 2
6234. 3
6234. 4
6234. 5
6235. 0
6235. 1
6235. 2
6235. 3
6235. 4
6235. 5
6236. 0
6236. 1
6236. 2
6236. 3
6236. 4
6237. 0
6238. 0
6238. 1
6238. 2
pull
Entries 38
Mean 64.08
Std Dev 41.1
2
1.5
1
0.5
0
−0.5
−1
−1.5
pull1D
Entries 38
Mean 0.01161
Std Dev 1.015
6
5
4
3
2
1
0
−8
−6
−4
−2
0
2
4
6
8

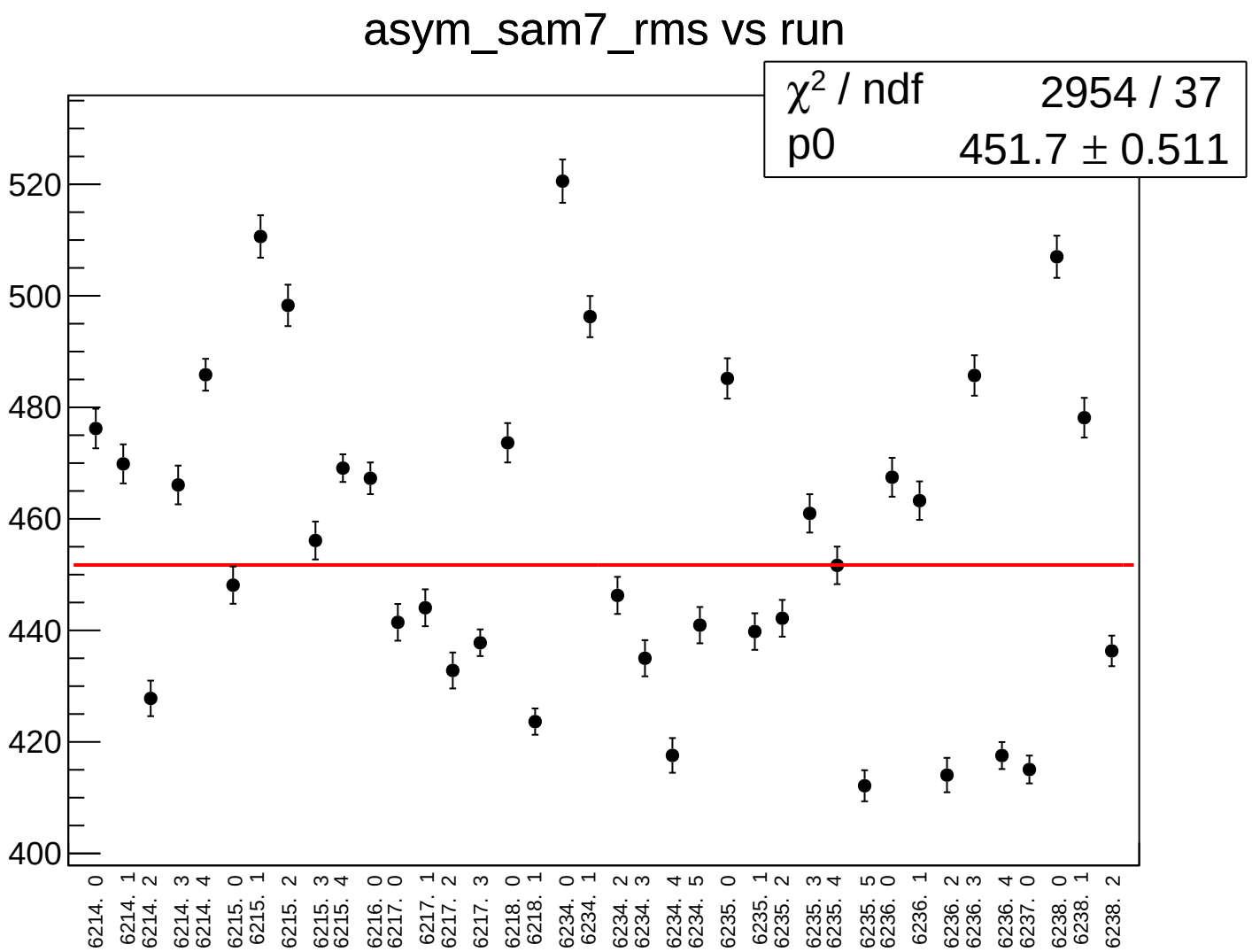
asym_sam7_rms vs run
χ² / ndf 2954 / 37
p0 451.7 ± 0.511
520
500
480
460
440
420
400
6214. 0
6214. 1
6214. 2
6214. 3
6214. 4
6215. 0
6215. 1
6215. 2
6215. 3
6215. 4
6216. 0
6217. 0
6217. 1
6217. 2
6217. 3
6218. 0
6218. 1
6234. 0
6234. 1
6234. 2
6234. 3
6234. 4
6234. 5
6235. 0
6235. 1
6235. 2
6235. 3
6235. 4
6235. 5
6236. 0
6236. 1
6236. 2
6236. 3
6236. 4
6237. 0
6238. 0
6238. 1
6238. 2

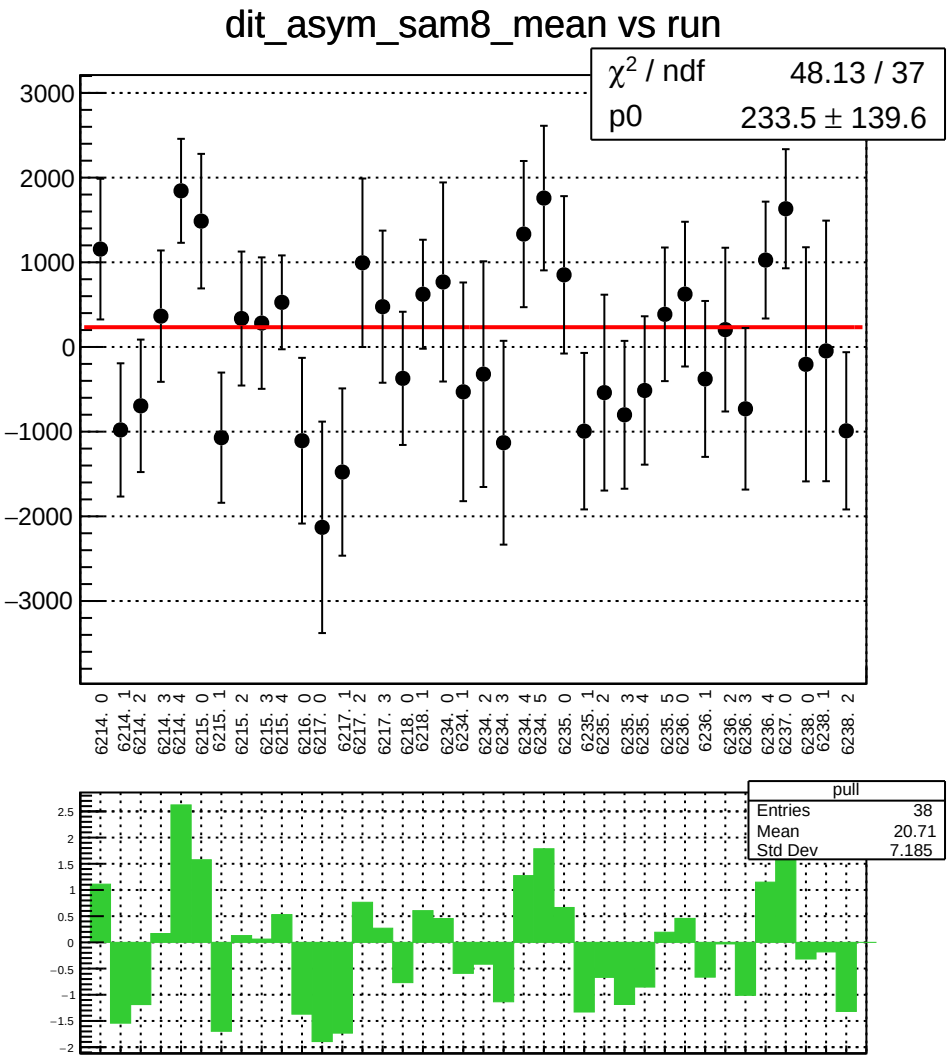
dit_asym_sam8_mean vs run
χ² / ndf 48.13 / 37
p0 233.5 ± 139.6
3000
2000
1000
0
−1000
−2000
−3000
6214. 0
6214. 1
6214. 2
6214. 3
6214. 4
6215. 0
6215. 1
6215. 2
6215. 3
6215. 4
6216. 0
6217. 0
6217. 1
6217. 2
6217. 3
6218. 0
6218. 1
6234. 0
6234. 1
6234. 2
6234. 3
6234. 4
6234. 5
6235. 0
6235. 1
6235. 2
6235. 3
6235. 4
6235. 5
6236. 0
6236. 1
6236. 2
6236. 3
6236. 4
6237. 0
6238. 0
6238. 1
6238. 2
pull
Entries 38
Mean 20.71
Std Dev 7.185
2.5
2
1.5
1
0.5
0
−0.5
−1
−1.5
−2

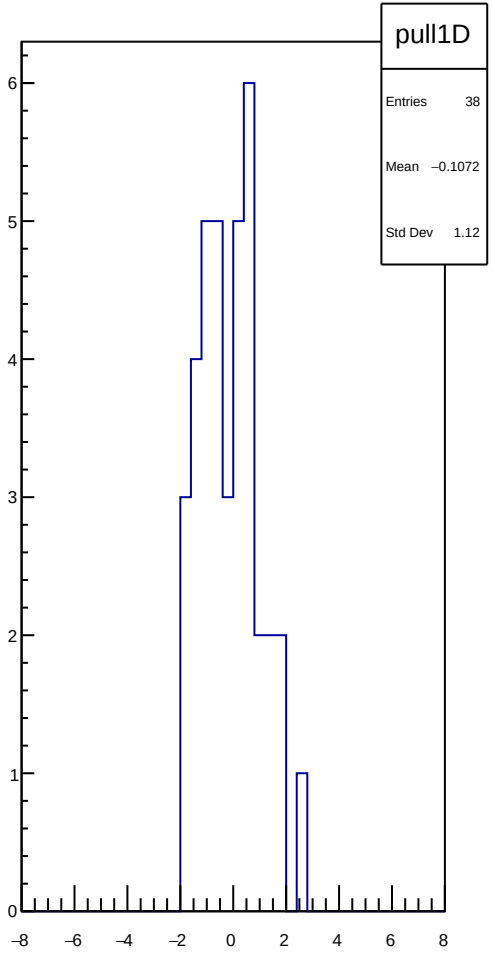
pull1D
Entries 38
Mean −0.1072
Std Dev 1.12
6
5
4
3
2
1
0
−8
−6
−4
−2
0
2
4
6
8

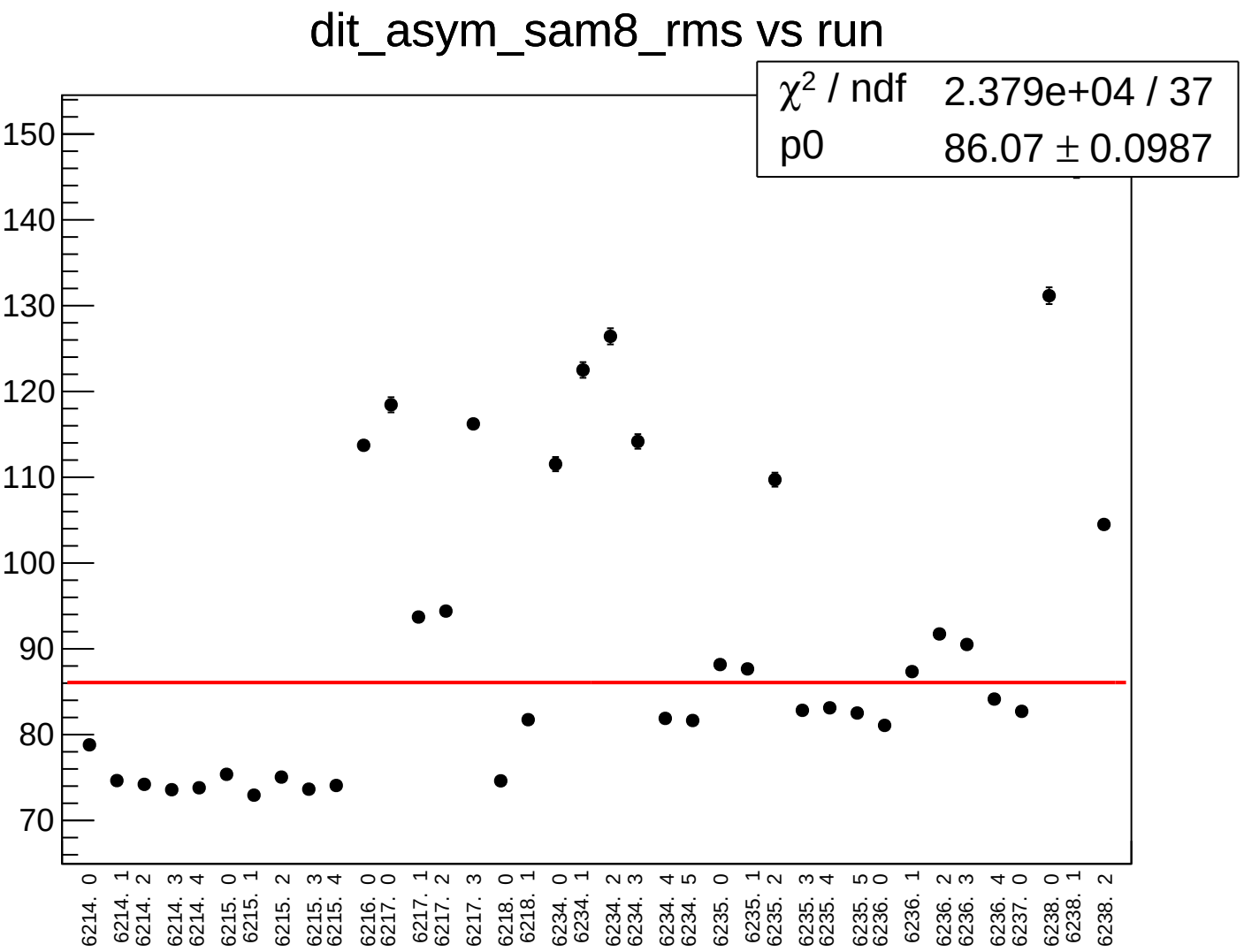
dit_asym_sam8_rms vs run
χ2 / ndf 2.379e+04 / 37
p0 86.07 ± 0.0987
150
140
130
120
110
100
90
80
70
6214. 0
6214. 1
6214. 2
6214. 3
6214. 4
6215. 0
6215. 1
6215. 2
6215. 3
6215. 4
6216. 0
6217. 0
6217. 1
6217. 2
6217. 3
6218. 0
6218. 1
6234. 0
6234. 1
6234. 2
6234. 3
6234. 4
6234. 5
6235. 0
6235. 1
6235. 2
6235. 3
6235. 4
6235. 5
6236. 0
6236. 1
6236. 2
6236. 3
6236. 4
6237. 0
6238. 0
6238. 1
6238. 2

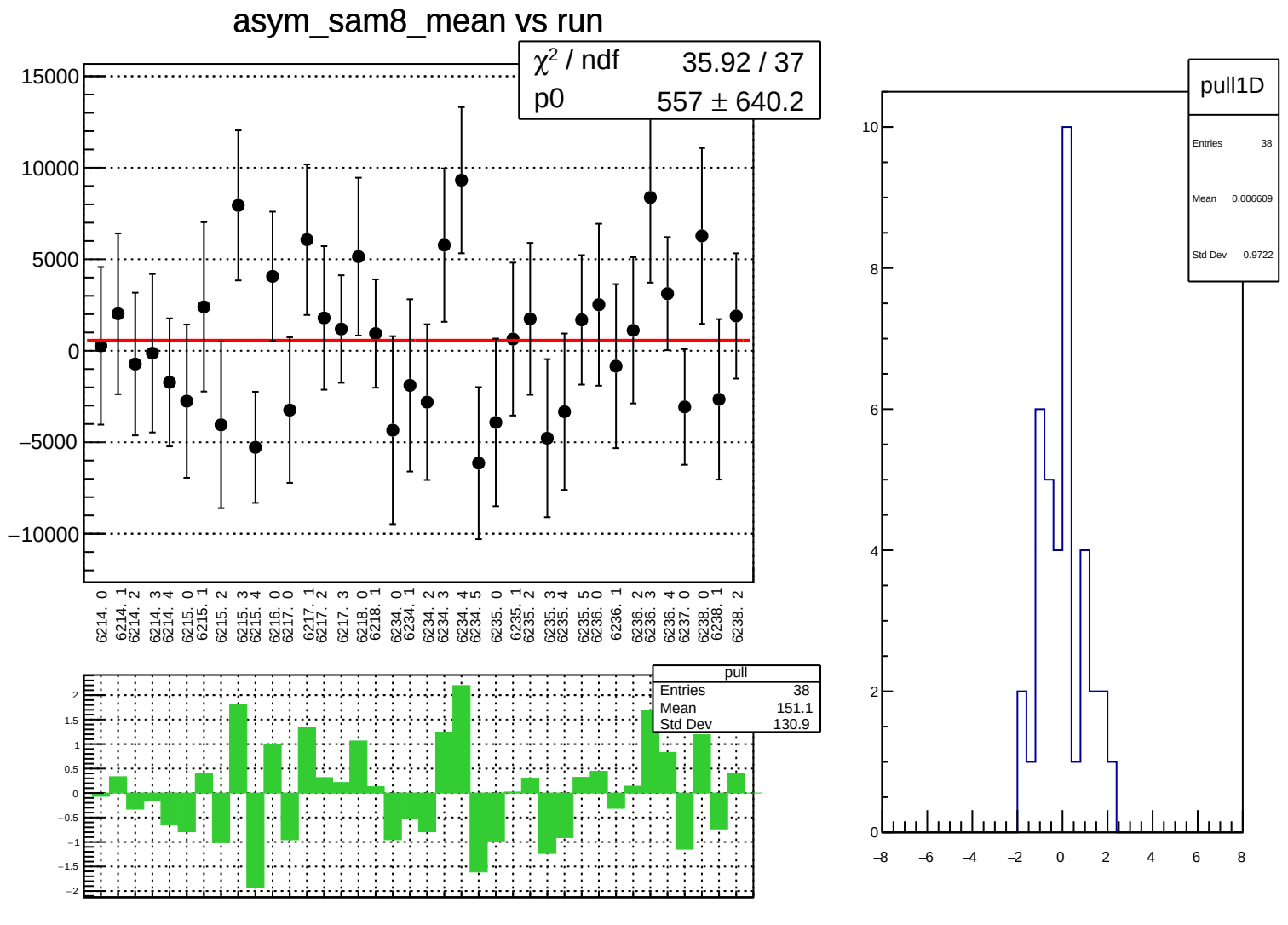
asym_sam8_mean vs run
χ² / ndf 35.92 / 37
p0 557 ± 640.2
15000
10000
5000
0
−5000
−10000
6214. 0
6214. 1
6214. 2
6214. 3
6214. 4
6215. 0
6215. 1
6215. 2
6215. 3
6215. 4
6216. 0
6217. 0
6217. 1
6217. 2
6217. 3
6218. 0
6218. 1
6234. 0
6234. 1
6234. 2
6234. 3
6234. 4
6234. 5
6235. 0
6235. 1
6235. 2
6235. 3
6235. 4
6235. 5
6236. 0
6236. 1
6236. 2
6236. 3
6236. 4
6237. 0
6238. 0
6238. 1
6238. 2
pull
Entries 38
Mean 151.1
Std Dev 130.9
2
1.5
1
0.5
0
−0.5
−1
−1.5
−2
pull1D
Entries 38
Mean 0.006609
Std Dev 0.9722
10
8
6
4
2
0
−8
−6
−4
−2
0
2
4
6
8

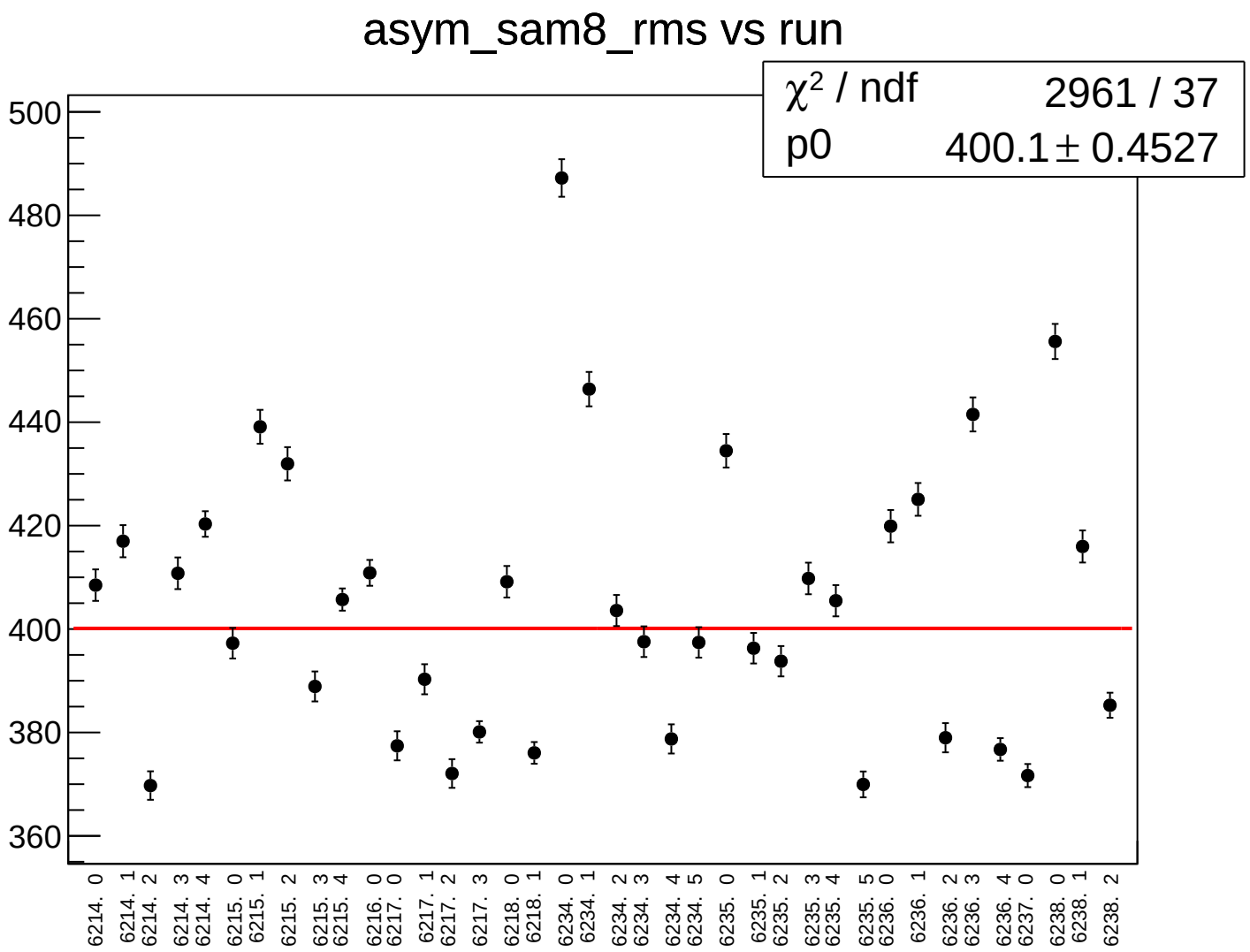
asym_sam8_rms vs run
χ² / ndf 2961 / 37
p0 400.1 ± 0.4527
500
480
460
440
420
400
380
360
6214. 0
6214. 1
6214. 2
6214. 3
6214. 4
6215. 0
6215. 1
6215. 2
6215. 3
6215. 4
6216. 0
6217. 0
6217. 1
6217. 2
6217. 3
6218. 0
6218. 1
6234. 0
6234. 1
6234. 2
6234. 3
6234. 4
6234. 5
6235. 0
6235. 1
6235. 2
6235. 3
6235. 4
6235. 5
6236. 0
6236. 1
6236. 2
6236. 3
6236. 4
6237. 0
6238. 0
6238. 1
6238. 2

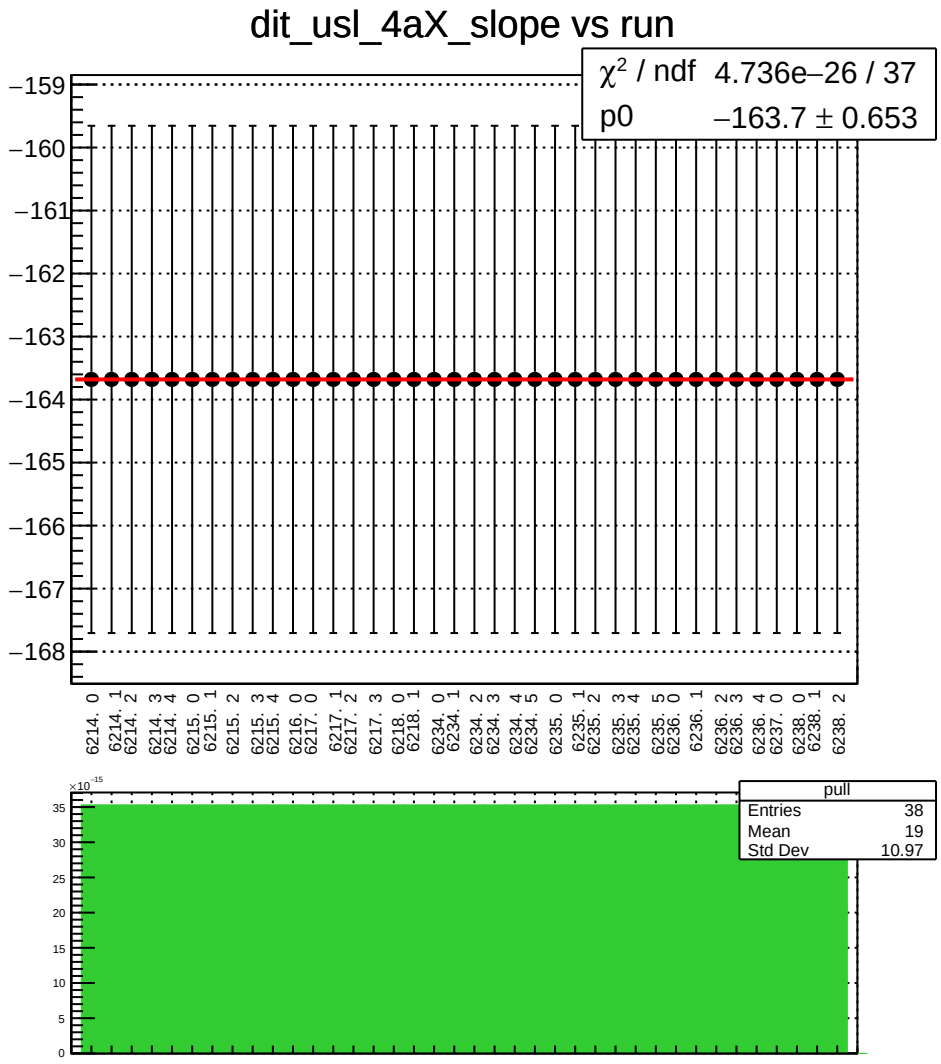
dit_usl_4aX_slope vs run
χ² / ndf 4.736e−26 / 37
p0 −163.7 ± 0.653
−159
−160
−161
−162
−163
−164
−165
−166
−167
−168
6214. 0
6214. 1
6214. 2
6214. 3
6214. 4
6215. 0
6215. 1
6215. 2
6215. 3
6215. 4
6216. 0
6217. 0
6217. 1
6217. 2
6217. 3
6218. 0
6218. 1
6234. 0
6234. 1
6234. 2
6234. 3
6234. 4
6234. 5
6235. 0
6235. 1
6235. 2
6235. 3
6235. 4
6235. 5
6236. 0
6236. 1
6236. 2
6236. 3
6236. 4
6237. 0
6238. 0
6238. 1
6238. 2
×10⁻¹⁵
pull
Entries 38
Mean 19
Std Dev 10.97
35
30
25
20
15
10
5
0

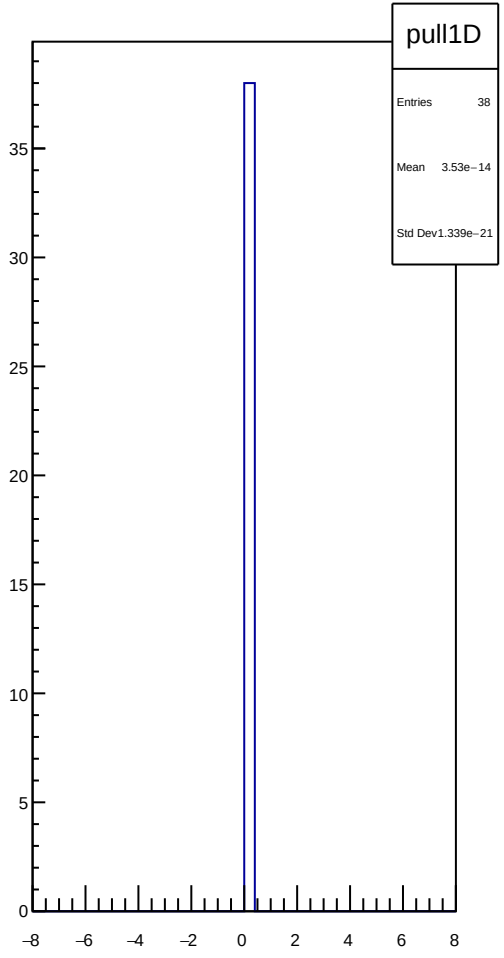
pull1D
Entries 38
Mean 3.53e−14
Std Dev 1.339e−21
35
30
25
20
15
10
5
0
−8
−6
−4
−2
0
2
4
6
8

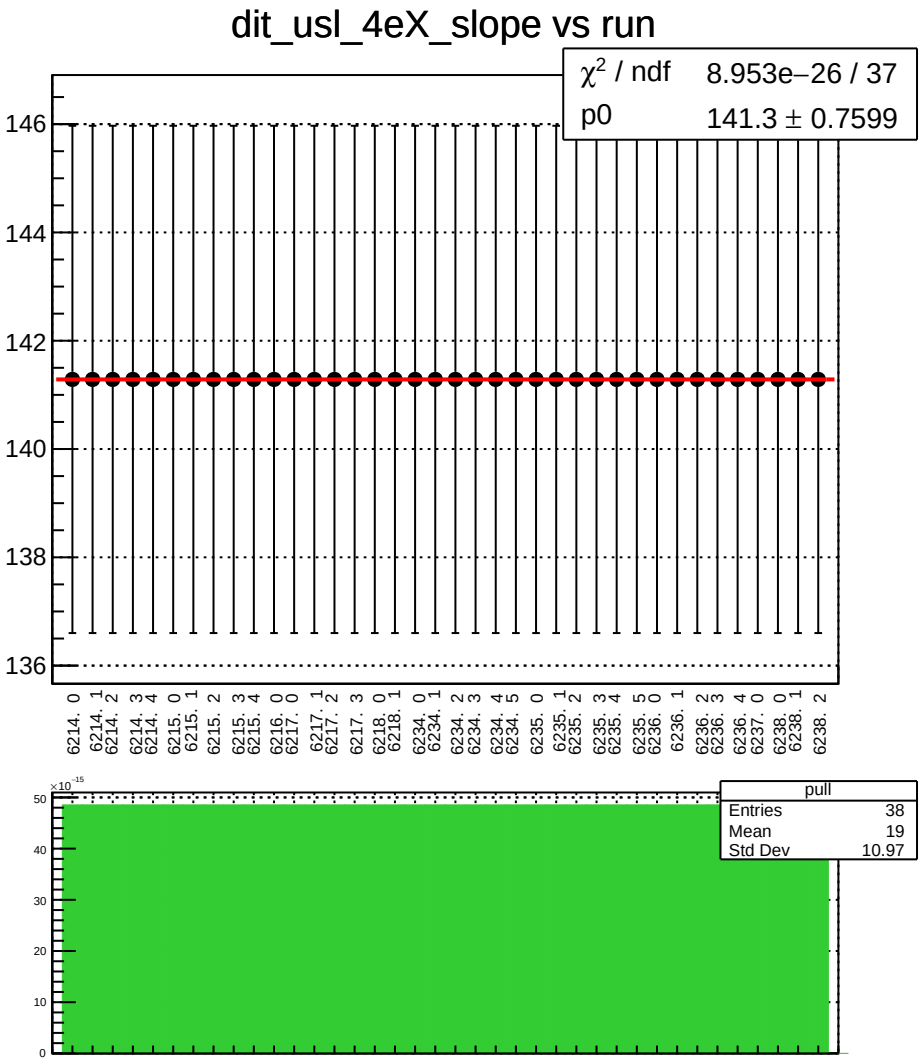
dit_usl_4eX_slope vs run
χ² / ndf 8.953e−26 / 37
p0 141.3 ± 0.7599
146
144
142
140
138
136
6214. 0
6214. 1
6214. 2
6214. 3
6214. 4
6215. 0
6215. 1
6215. 2
6215. 3
6215. 4
6216. 0
6217. 0
6217. 1
6217. 2
6217. 3
6218. 0
6218. 1
6234. 0
6234. 1
6234. 2
6234. 3
6234. 4
6234. 5
6235. 0
6235. 1
6235. 2
6235. 3
6235. 4
6235. 5
6236. 0
6236. 1
6236. 2
6236. 3
6236. 4
6237. 0
6238. 0
6238. 1
6238. 2
×10⁻¹⁵
50
40
30
20
10
0
pull
Entries 38
Mean 19
Std Dev 10.97

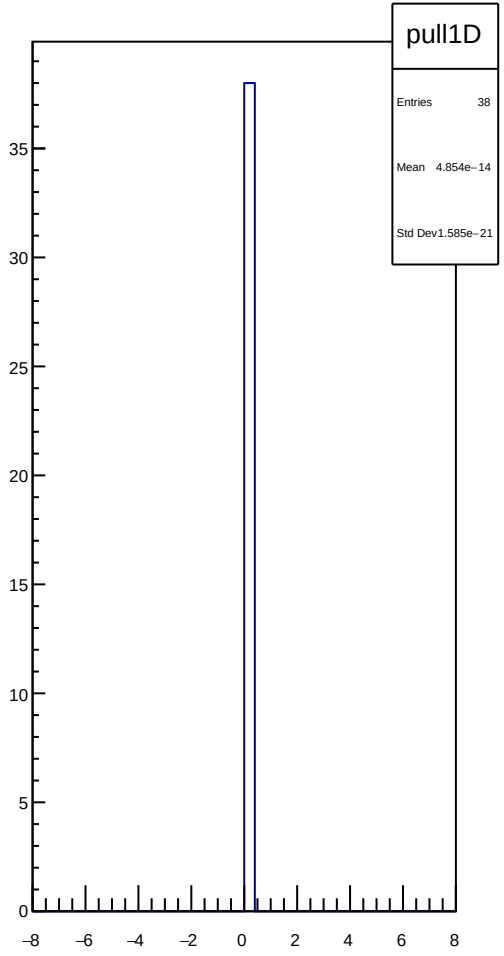
pull1D
Entries 38
Mean 4.854e−14
Std Dev 1.585e−21
35
30
25
20
15
10
5
0
−8
−6
−4
−2
0
2
4
6
8

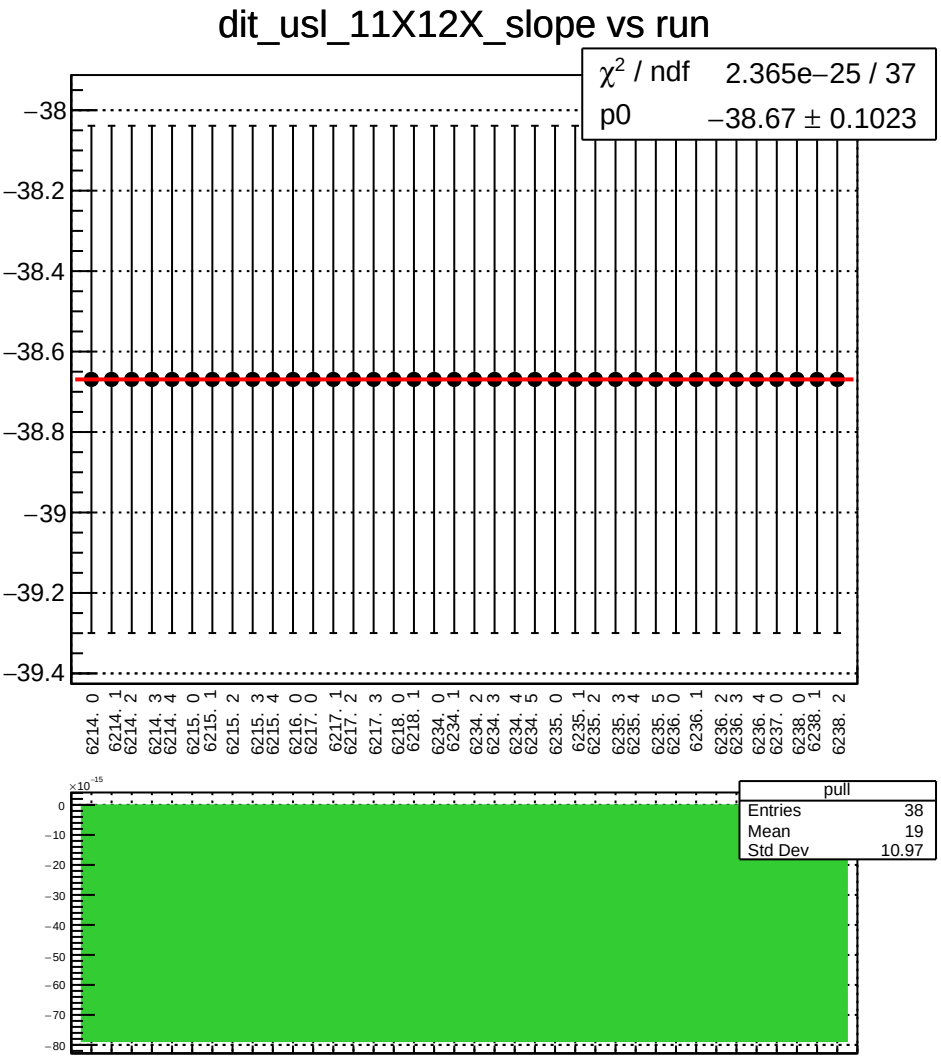
dit_usl_11X12X_slope vs run
χ^2 / ndf 2.365e−25 / 37
p0 −38.67 ± 0.1023
−38
−38.2
−38.4
−38.6
−38.8
−39
−39.2
−39.4
6214. 0
6214. 1
6214. 2
6214. 3
6214. 4
6215. 0
6215. 1
6215. 2
6215. 3
6215. 4
6216. 0
6217. 0
6217. 1
6217. 2
6217. 3
6218. 0
6218. 1
6234. 0
6234. 1
6234. 2
6234. 3
6234. 4
6234. 5
6235. 0
6235. 1
6235. 2
6235. 3
6235. 4
6235. 5
6236. 0
6236. 1
6236. 2
6236. 3
6236. 4
6237. 0
6238. 0
6238. 1
6238. 2
×10^−15
0
−10
−20
−30
−40
−50
−60
−70
−80
pull
Entries 38
Mean 19
Std Dev 10.97

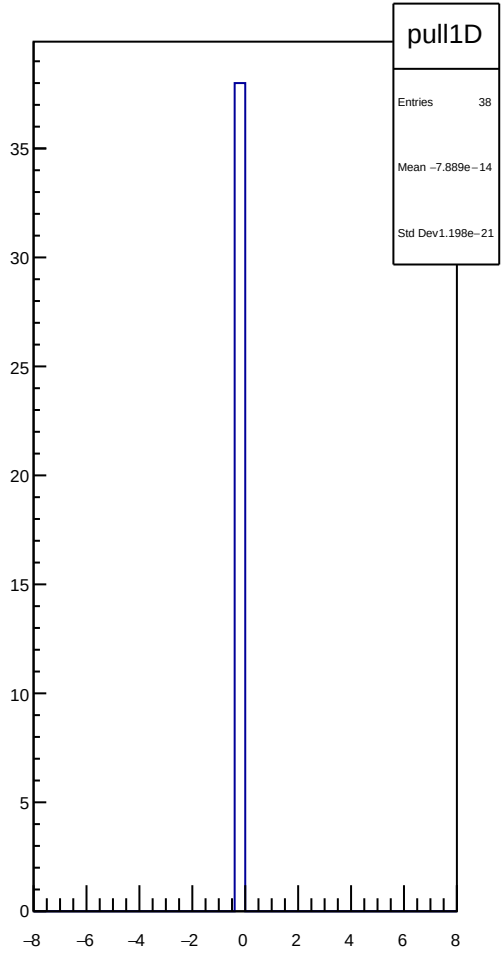
pull1D
Entries 38
Mean −7.889e−14
Std Dev1.198e−21
35
30
25
20
15
10
5
0
−8
−6
−4
−2
0
2
4
6
8

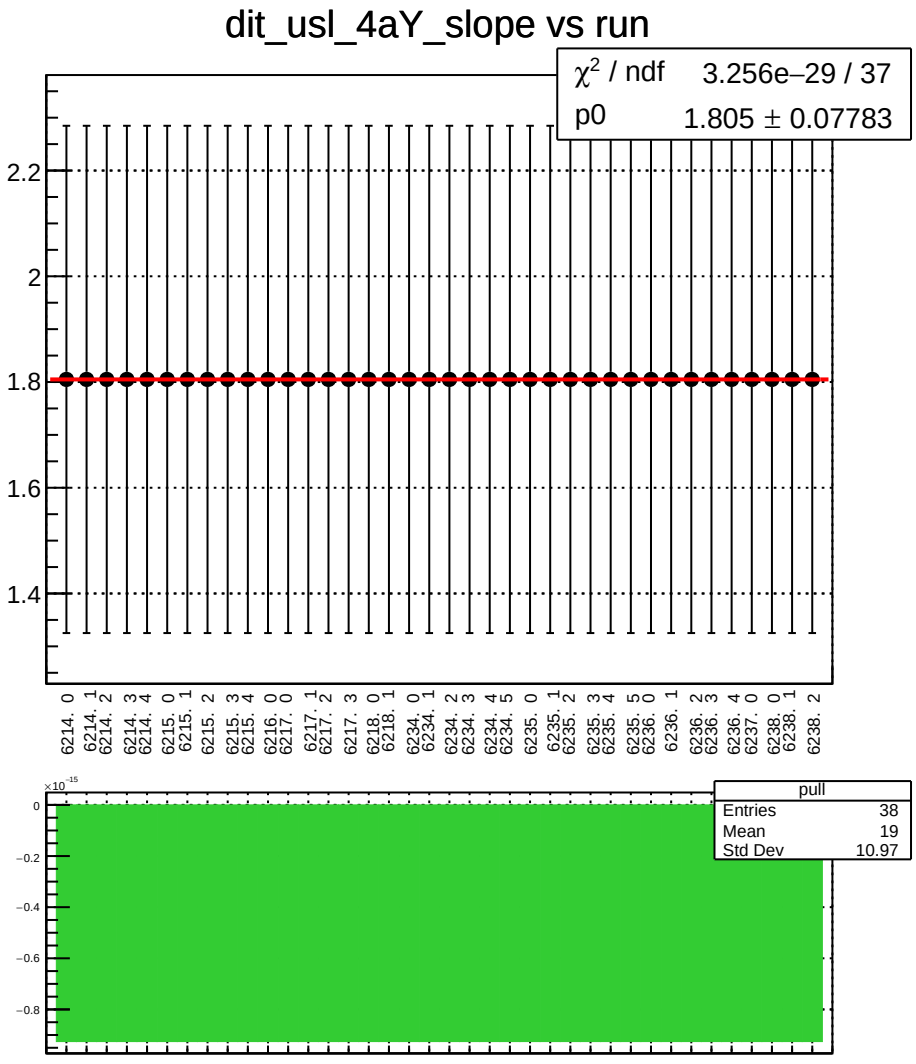
dit_usl_4aY_slope vs run
χ2 / ndf 3.256e−29 / 37
p0 1.805 ± 0.07783
2.2
2
1.8
1.6
1.4
6214. 0
6214. 1
6214. 2
6214. 3
6214. 4
6215. 0
6215. 1
6215. 2
6215. 3
6215. 4
6216. 0
6217. 0
6217. 1
6217. 2
6217. 3
6218. 0
6218. 1
6234. 0
6234. 1
6234. 2
6234. 3
6234. 4
6234. 5
6235. 0
6235. 1
6235. 2
6235. 3
6235. 4
6235. 5
6236. 0
6236. 1
6236. 2
6236. 3
6236. 4
6237. 0
6238. 0
6238. 1
6238. 2
×10−15
0
−0.2
−0.4
−0.6
−0.8
pull
Entries 38
Mean 19
Std Dev 10.97

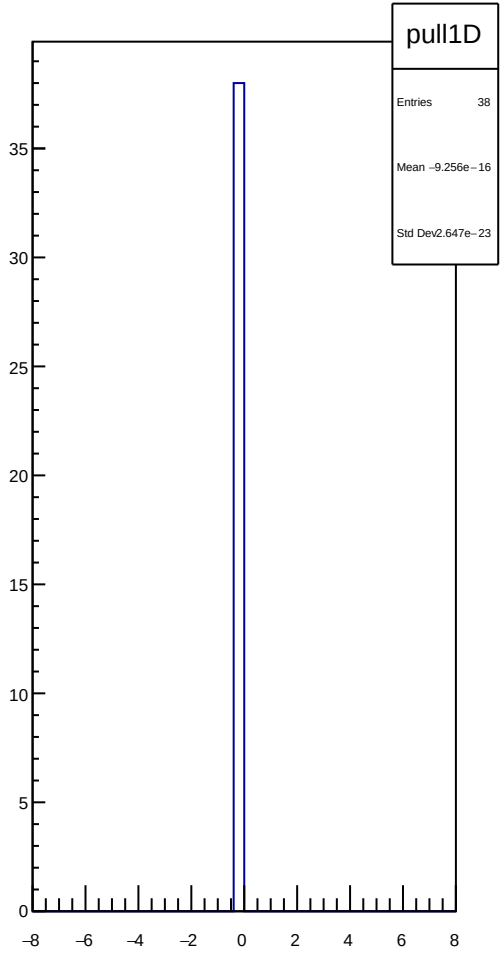
pull1D
Entries 38
Mean −9.256e−16
Std Dev2.647e−23
35
30
25
20
15
10
5
0
−8
−6
−4
−2
0
2
4
6
8

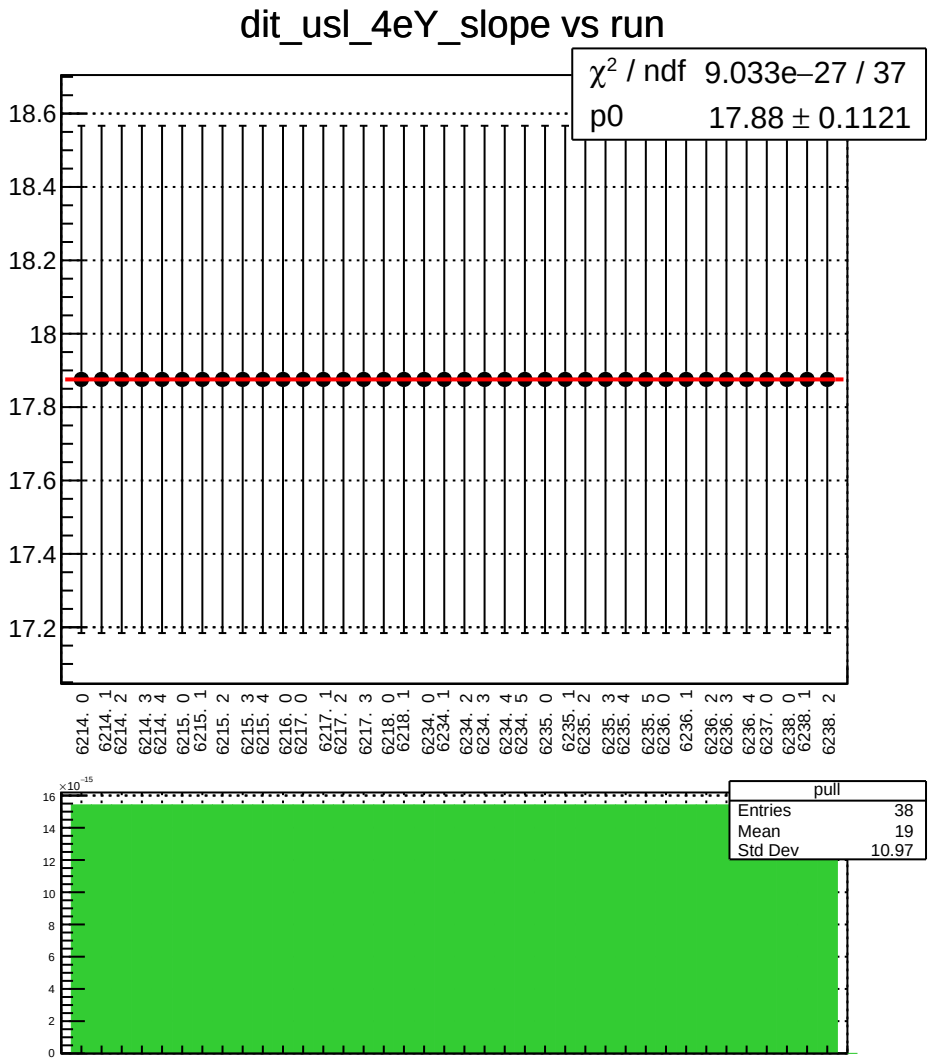
dit_usl_4eY_slope vs run
χ^2 / ndf 9.033e−27 / 37
p0 17.88 ± 0.1121
18.6
18.4
18.2
18
17.8
17.6
17.4
17.2
6214. 0
6214. 1
6214. 2
6214. 3
6214. 4
6215. 0
6215. 1
6215. 2
6215. 3
6215. 4
6216. 0
6217. 0
6217. 1
6217. 2
6217. 3
6218. 0
6218. 1
6234. 0
6234. 1
6234. 2
6234. 3
6234. 4
6234. 5
6235. 0
6235. 1
6235. 2
6235. 3
6235. 4
6235. 5
6236. 0
6236. 1
6236. 2
6236. 3
6236. 4
6237. 0
6238. 0
6238. 1
6238. 2
pull
Entries 38
Mean 19
Std Dev 10.97
×10^-15
16
14
12
10
8
6
4
2
0

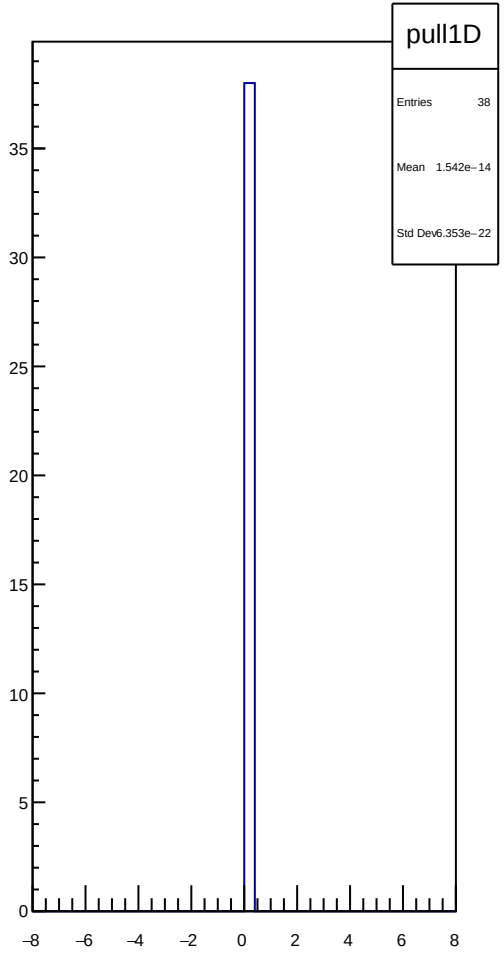
pull1D
Entries 38
Mean 1.542e−14
Std Dev 6.353e−22
35
30
25
20
15
10
5
0
−8
−6
−4
−2
0
2
4
6
8

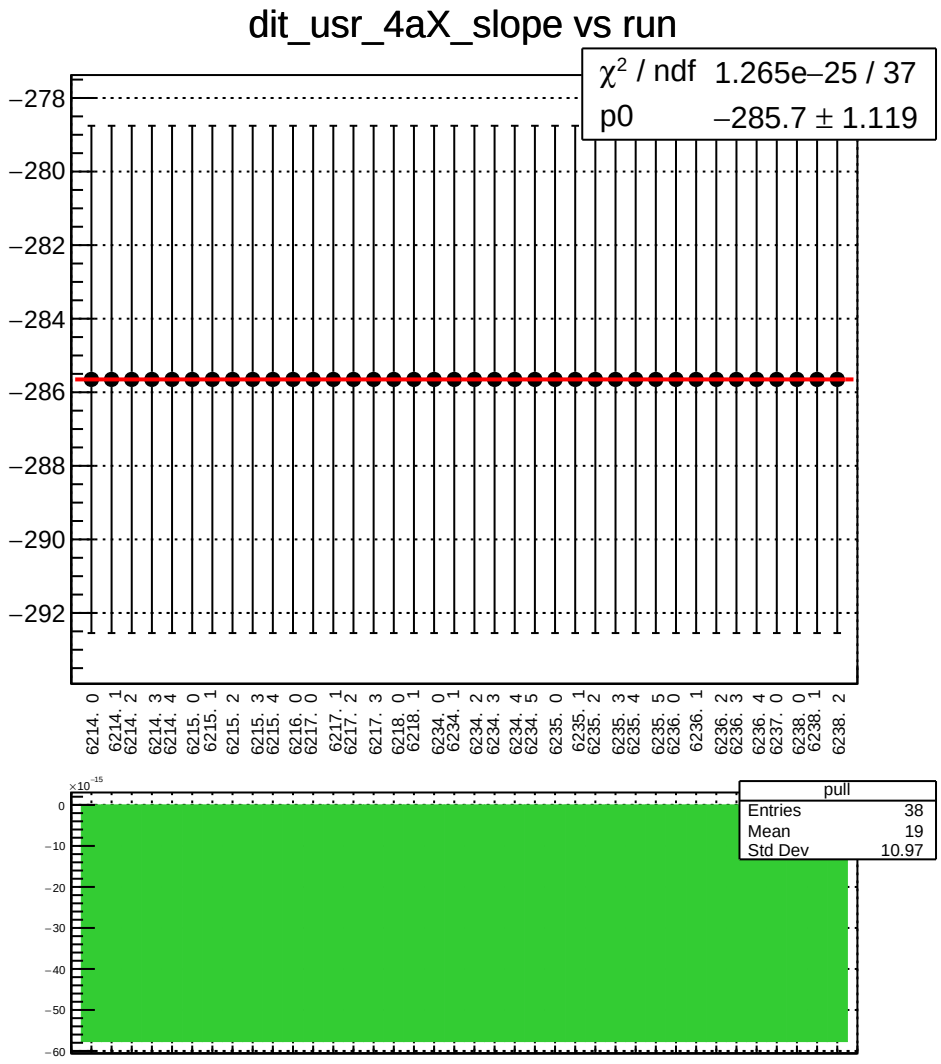
dit_usr_4aX_slope vs run
χ² / ndf 1.265e−25 / 37
p0 −285.7 ± 1.119
−278
−280
−282
−284
−286
−288
−290
−292
6214. 0
6214. 1
6214. 2
6214. 3
6214. 4
6215. 0
6215. 1
6215. 2
6215. 3
6215. 4
6216. 0
6217. 0
6217. 1
6217. 2
6217. 3
6218. 0
6218. 1
6234. 0
6234. 1
6234. 2
6234. 3
6234. 4
6234. 5
6235. 0
6235. 1
6235. 2
6235. 3
6235. 4
6235. 5
6236. 0
6236. 1
6236. 2
6236. 3
6236. 4
6237. 0
6238. 0
6238. 1
6238. 2
×10⁻¹⁵
0
−10
−20
−30
−40
−50
−60
pull
Entries 38
Mean 19
Std Dev 10.97

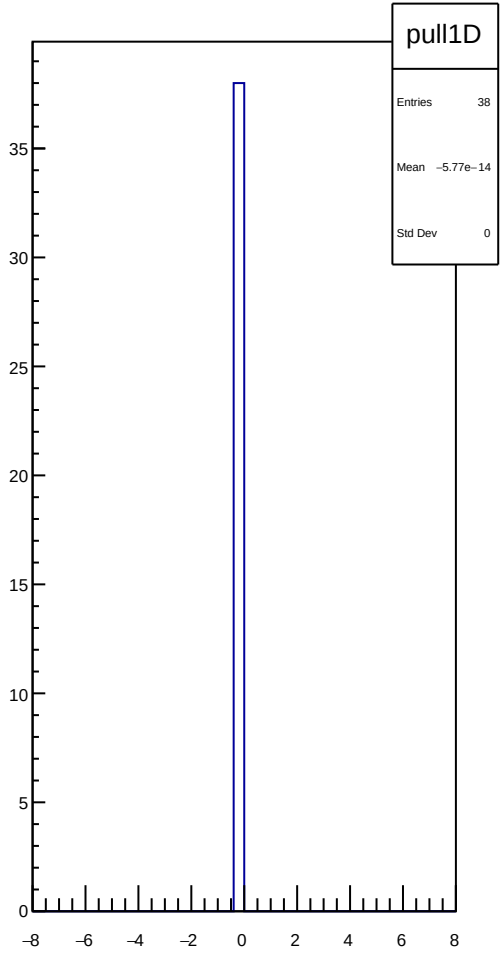
pull1D
Entries 38
Mean −5.77e−14
Std Dev 0
35
30
25
20
15
10
5
0
−8
−6
−4
−2
0
2
4
6
8

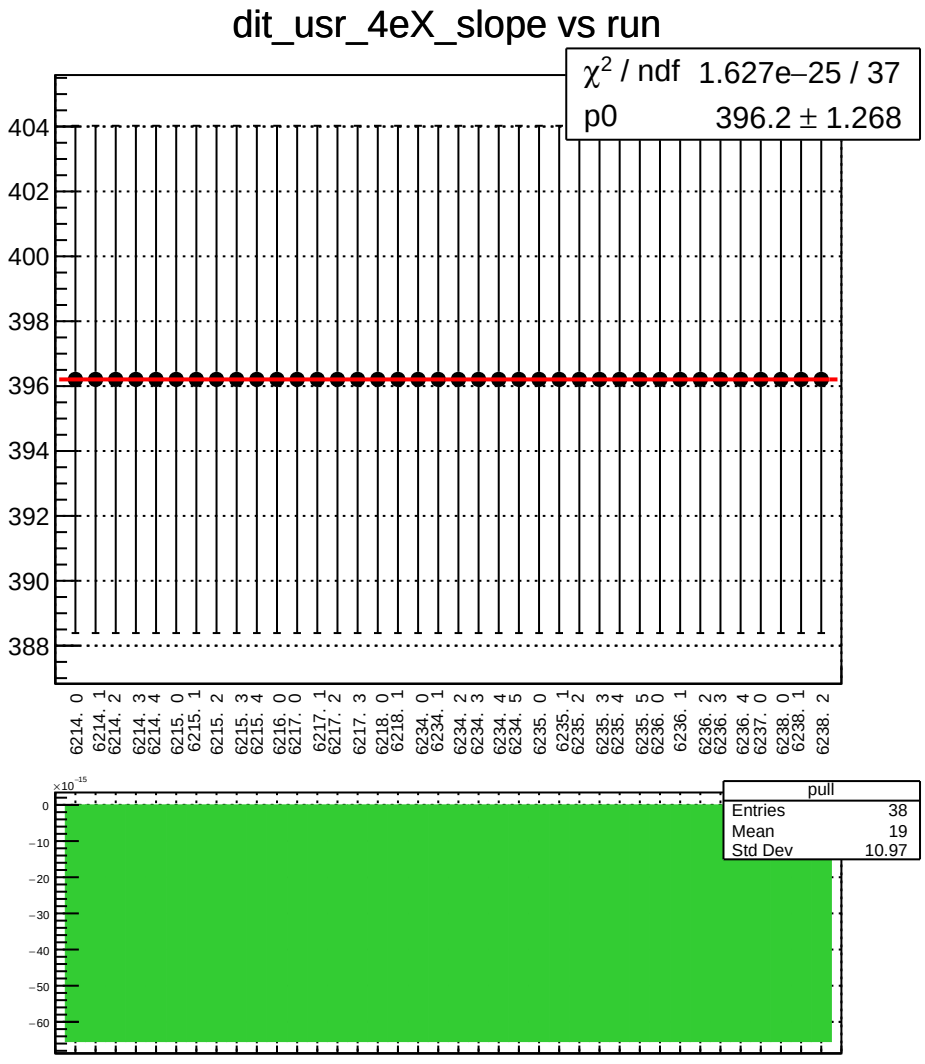
dit_usr_4eX_slope vs run
χ² / ndf 1.627e−25 / 37
p0 396.2 ± 1.268
404
402
400
398
396
394
392
390
388
6214. 0
6214. 1
6214. 2
6214. 3
6214. 4
6215. 0
6215. 1
6215. 2
6215. 3
6215. 4
6216. 0
6217. 0
6217. 1
6217. 2
6217. 3
6218. 0
6218. 1
6234. 0
6234. 1
6234. 2
6234. 3
6234. 4
6234. 5
6235. 0
6235. 1
6235. 2
6235. 3
6235. 4
6235. 5
6236. 0
6236. 1
6236. 2
6236. 3
6236. 4
6237. 0
6238. 0
6238. 1
6238. 2
×10⁻¹⁵
0
−10
−20
−30
−40
−50
−60
pull
Entries 38
Mean 19
Std Dev 10.97

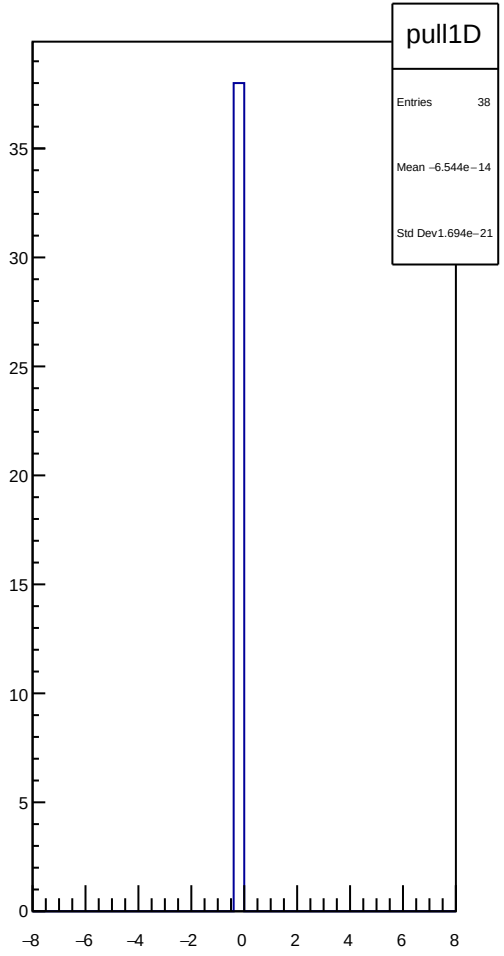
pull1D
Entries 38
Mean −6.544e−14
Std Dev1.694e−21
35
30
25
20
15
10
5
0
−8
−6
−4
−2
0
2
4
6
8

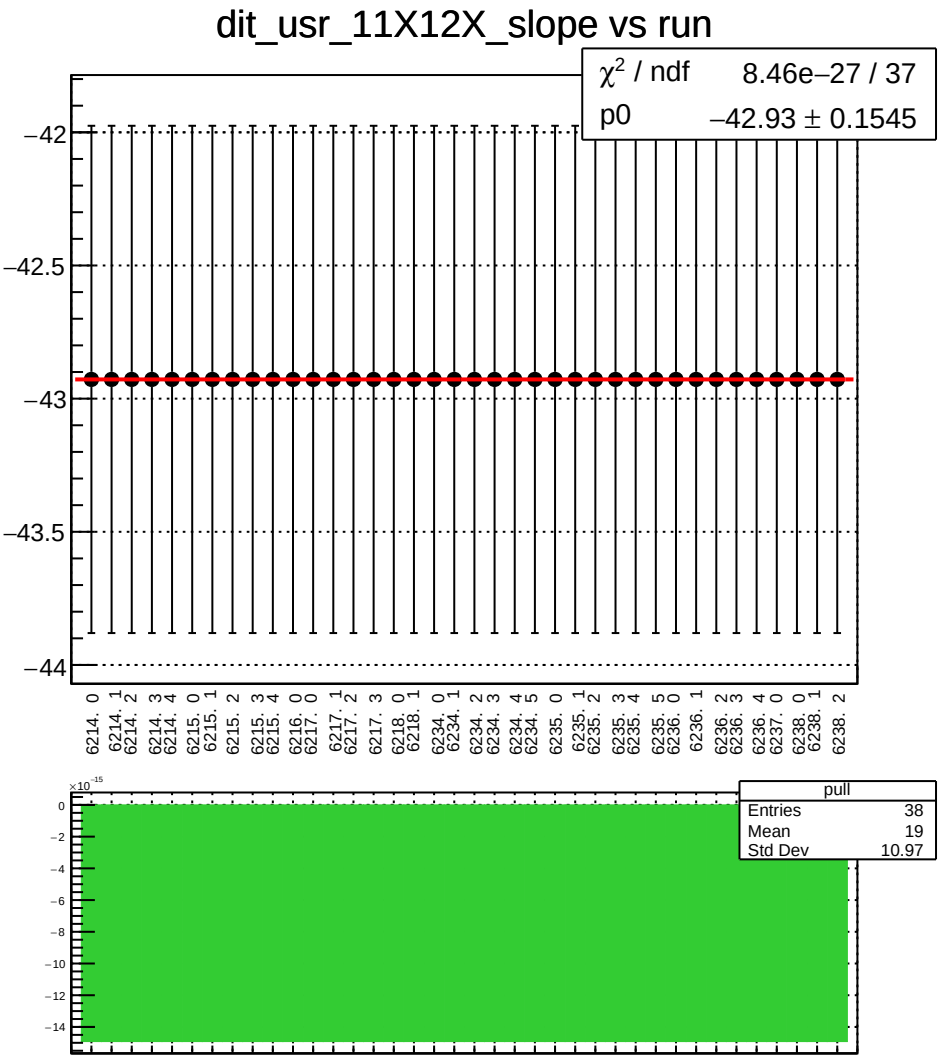
dit_usr_11X12X_slope vs run
χ^2 / ndf 8.46e−27 / 37
p0 −42.93 ± 0.1545
−42
−42.5
−43
−43.5
−44
6214. 0
6214. 1
6214. 2
6214. 3
6214. 4
6215. 0
6215. 1
6215. 2
6215. 3
6215. 4
6216. 0
6217. 0
6217. 1
6217. 2
6217. 3
6218. 0
6218. 1
6234. 0
6234. 1
6234. 2
6234. 3
6234. 4
6234. 5
6235. 0
6235. 1
6235. 2
6235. 3
6235. 4
6235. 5
6236. 0
6236. 1
6236. 2
6236. 3
6236. 4
6237. 0
6238. 0
6238. 1
6238. 2
×10^−15
0
−2
−4
−6
−8
−10
−12
−14
pull
Entries 38
Mean 19
Std Dev 10.97


pull1D
Entries 38
Mean −1.492e−14
Std Dev 2.118e−22
35
30
25
20
15
10
5
0
−8
−6
−4
−2
0
2
4
6
8

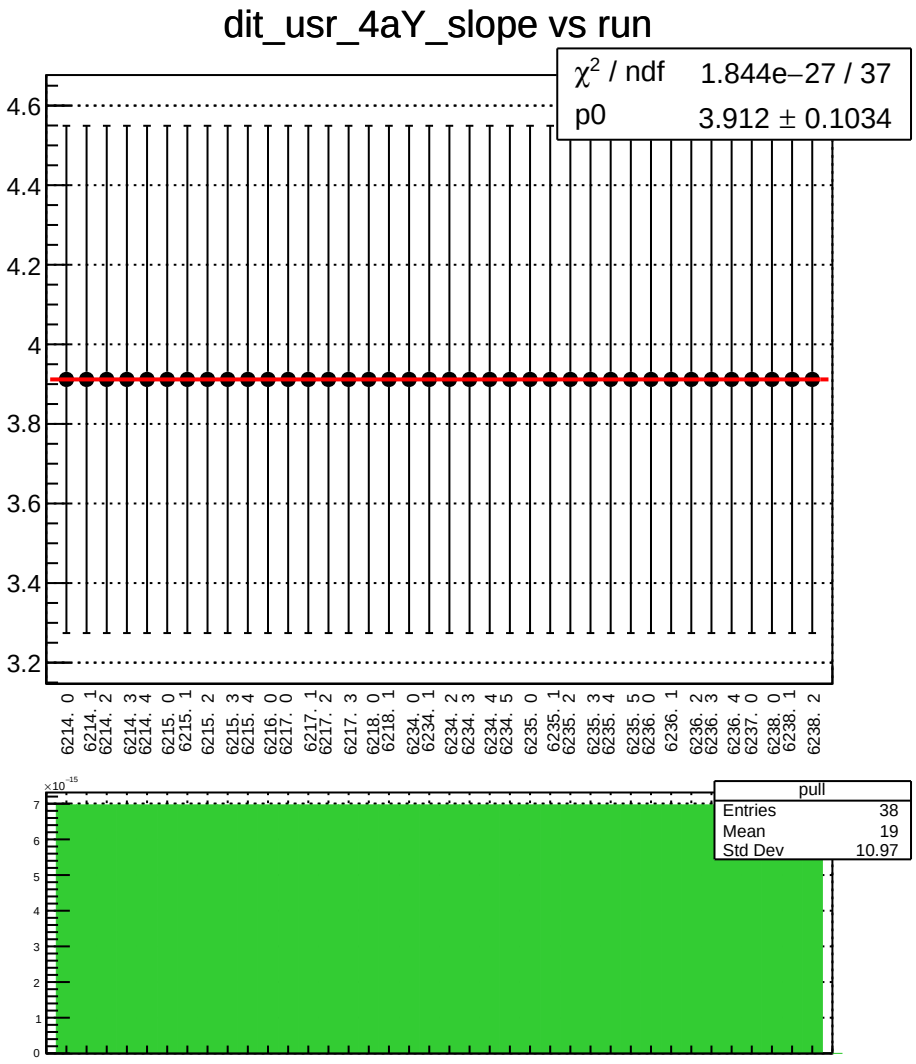
dit_usr_4aY_slope vs run
χ² / ndf 1.844e−27 / 37
p0 3.912 ± 0.1034
4.6
4.4
4.2
4
3.8
3.6
3.4
3.2
6214. 0
6214. 1
6214. 2
6214. 3
6214. 4
6215. 0
6215. 1
6215. 2
6215. 3
6215. 4
6216. 0
6217. 0
6217. 1
6217. 2
6217. 3
6218. 0
6218. 1
6234. 0
6234. 1
6234. 2
6234. 3
6234. 4
6234. 5
6235. 0
6235. 1
6235. 2
6235. 3
6235. 4
6235. 5
6236. 0
6236. 1
6236. 2
6236. 3
6236. 4
6237. 0
6238. 0
6238. 1
6238. 2
×10⁻¹⁵
7
6
5
4
3
2
1
0
pull
Entries 38
Mean 19
Std Dev 10.97

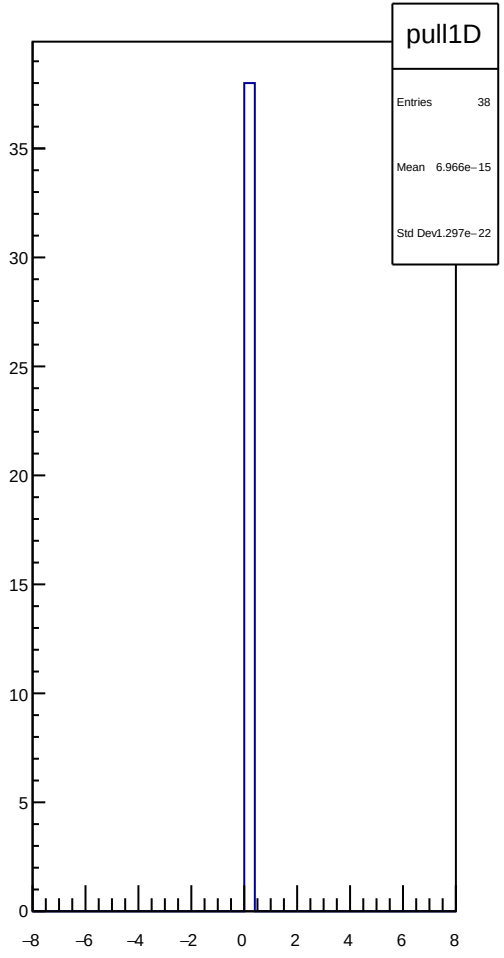
pull1D
Entries 38
Mean 6.966e−15
Std Dev 1.297e−22
35
30
25
20
15
10
5
0
−8
−6
−4
−2
0
2
4
6
8

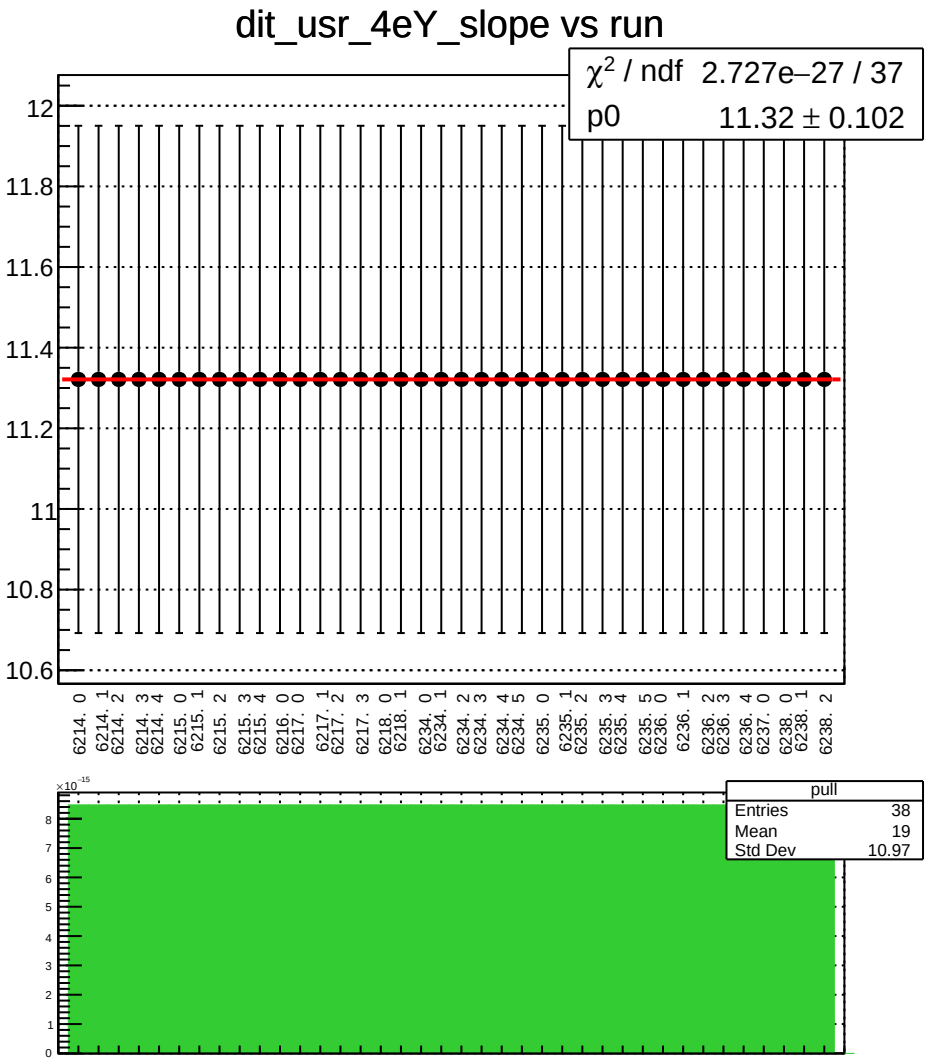
dit_usr_4eY_slope vs run
χ² / ndf 2.727e−27 / 37
p0 11.32 ± 0.102
12
11.8
11.6
11.4
11.2
11
10.8
10.6
6214. 0
6214. 1
6214. 2
6214. 3
6214. 4
6215. 0
6215. 1
6215. 2
6215. 3
6215. 4
6216. 0
6217. 0
6217. 1
6217. 2
6217. 3
6218. 0
6218. 1
6234. 0
6234. 1
6234. 2
6234. 3
6234. 4
6234. 5
6235. 0
6235. 1
6235. 2
6235. 3
6235. 4
6235. 5
6236. 0
6236. 1
6236. 2
6236. 3
6236. 4
6237. 0
6238. 0
6238. 1
6238. 2
×10⁻¹⁵
pull
Entries 38
Mean 19
Std Dev 10.97

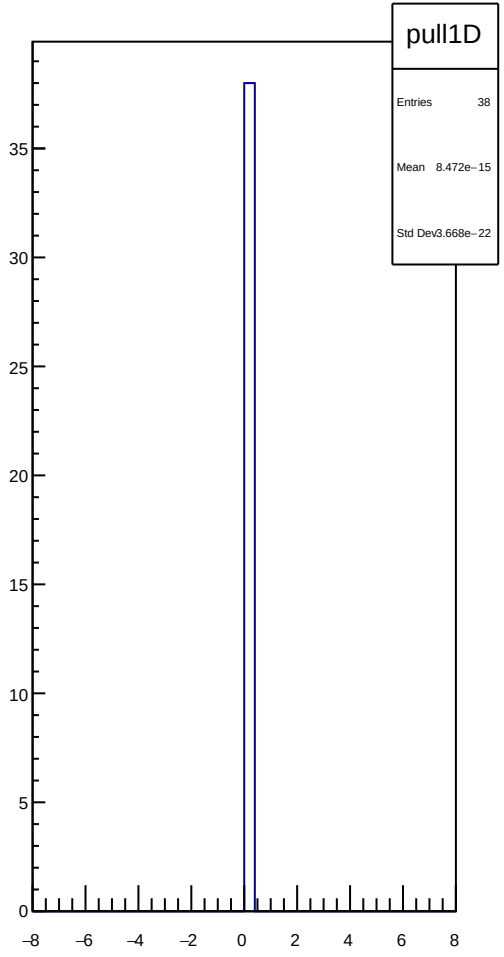
pull1D
Entries 38
Mean 8.472e−15
Std Dev 3.668e−22
35
30
25
20
15
10
5
0
−8
−6
−4
−2
0
2
4
6
8

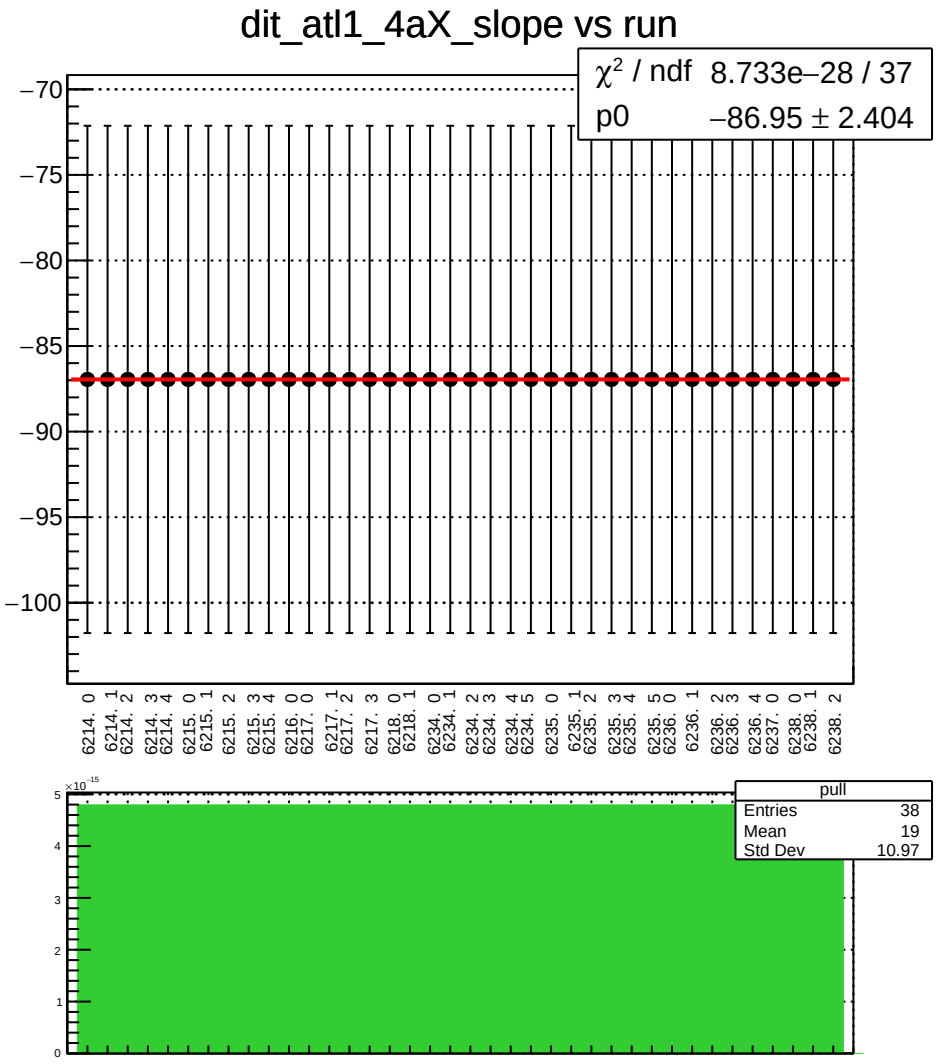
dit_atl1_4aX_slope vs run
χ² / ndf 8.733e−28 / 37
p0 −86.95 ± 2.404
−70
−75
−80
−85
−90
−95
−100
6214. 0
6214. 1
6214. 2
6214. 3
6214. 4
6215. 0
6215. 1
6215. 2
6215. 3
6215. 4
6216. 0
6217. 0
6217. 1
6217. 2
6217. 3
6218. 0
6218. 1
6234. 0
6234. 1
6234. 2
6234. 3
6234. 4
6234. 5
6235. 0
6235. 1
6235. 2
6235. 3
6235. 4
6235. 5
6236. 0
6236. 1
6236. 2
6236. 3
6236. 4
6237. 0
6238. 0
6238. 1
6238. 2
×10⁻¹⁵
pull
Entries 38
Mean 19
Std Dev 10.97

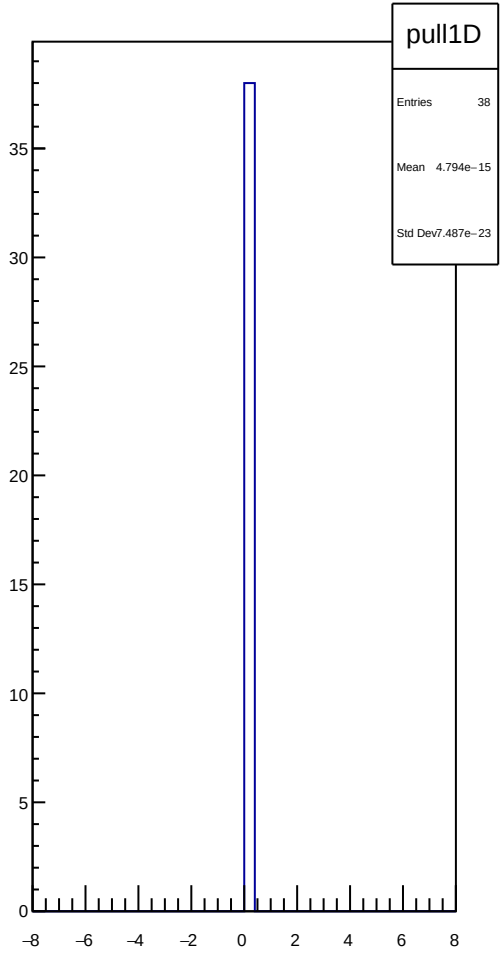
pull1D
Entries 38
Mean 4.794e−15
Std Dev 7.487e−23

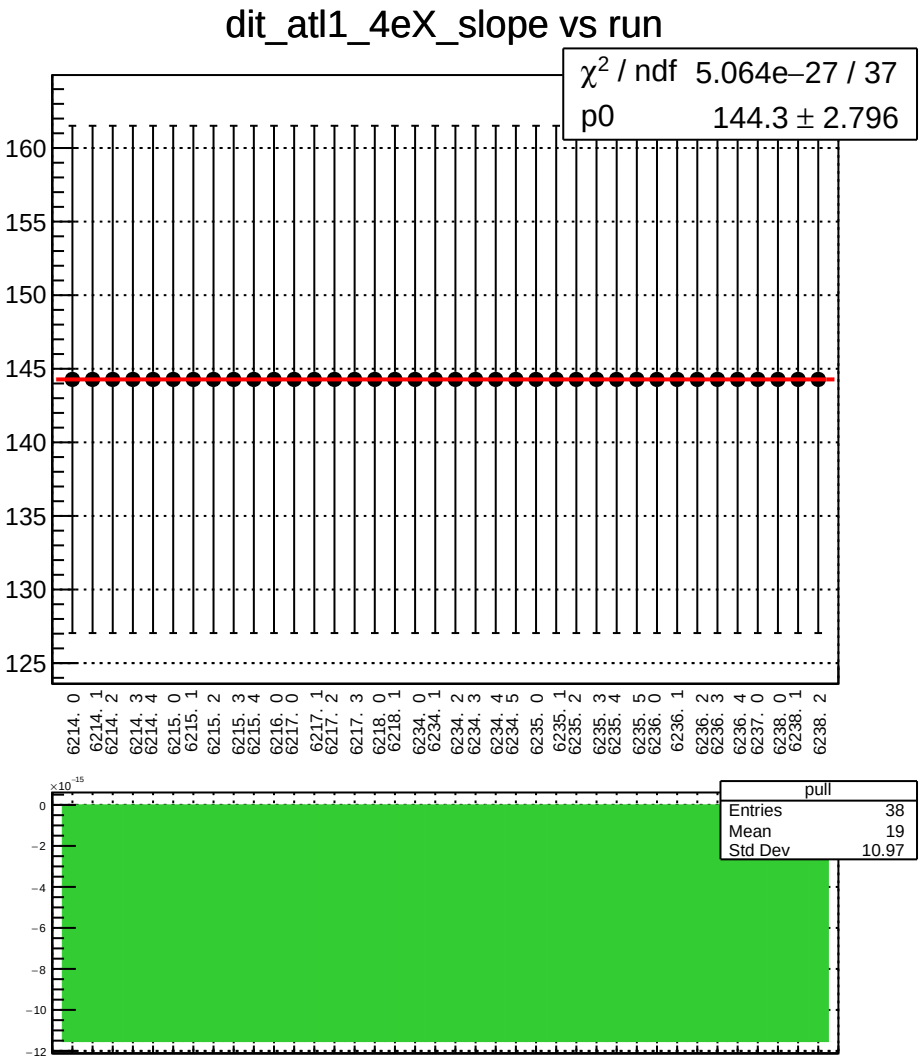
dit_atl1_4eX_slope vs run
χ^2 / ndf 5.064e−27 / 37
p0 144.3 ± 2.796
160
155
150
145
140
135
130
125
6214. 0
6214. 1
6214. 2
6214. 3
6214. 4
6215. 0
6215. 1
6215. 2
6215. 3
6215. 4
6216. 0
6217. 0
6217. 1
6217. 2
6217. 3
6218. 0
6218. 1
6234. 0
6234. 1
6234. 2
6234. 3
6234. 4
6234. 5
6235. 0
6235. 1
6235. 2
6235. 3
6235. 4
6235. 5
6236. 0
6236. 1
6236. 2
6236. 3
6236. 4
6237. 0
6238. 0
6238. 1
6238. 2
×10^-15
0
−2
−4
−6
−8
−10
−12
pull
Entries 38
Mean 19
Std Dev 10.97

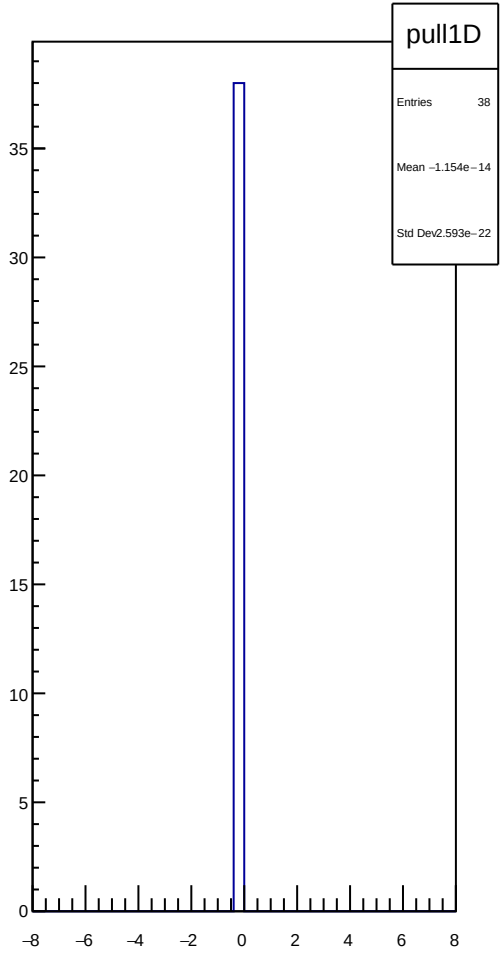
pull1D
Entries 38
Mean −1.154e−14
Std Dev 2.593e−22
35
30
25
20
15
10
5
0
−8
−6
−4
−2
0
2
4
6
8

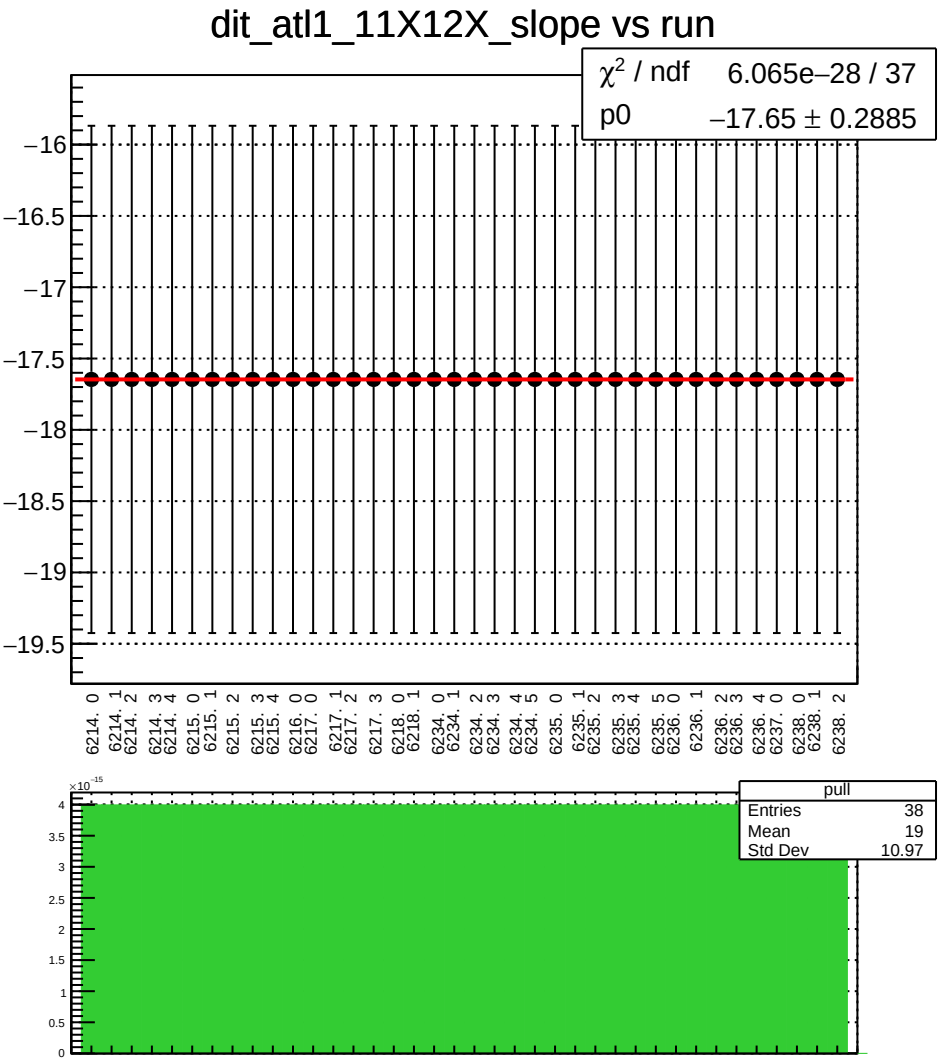
dit_atl1_11X12X_slope vs run
χ^2 / ndf 6.065e−28 / 37
p0 −17.65 ± 0.2885
−16
−16.5
−17
−17.5
−18
−18.5
−19
−19.5
6214. 0
6214. 1
6214. 2
6214. 3
6214. 4
6215. 0
6215. 1
6215. 2
6215. 3
6215. 4
6216. 0
6217. 0
6217. 1
6217. 2
6217. 3
6218. 0
6218. 1
6234. 0
6234. 1
6234. 2
6234. 3
6234. 4
6234. 5
6235. 0
6235. 1
6235. 2
6235. 3
6235. 4
6235. 5
6236. 0
6236. 1
6236. 2
6236. 3
6236. 4
6237. 0
6238. 0
6238. 1
6238. 2
pull
Entries 38
Mean 19
Std Dev 10.97
×10^−15
4
3.5
3
2.5
2
1.5
1
0.5
0

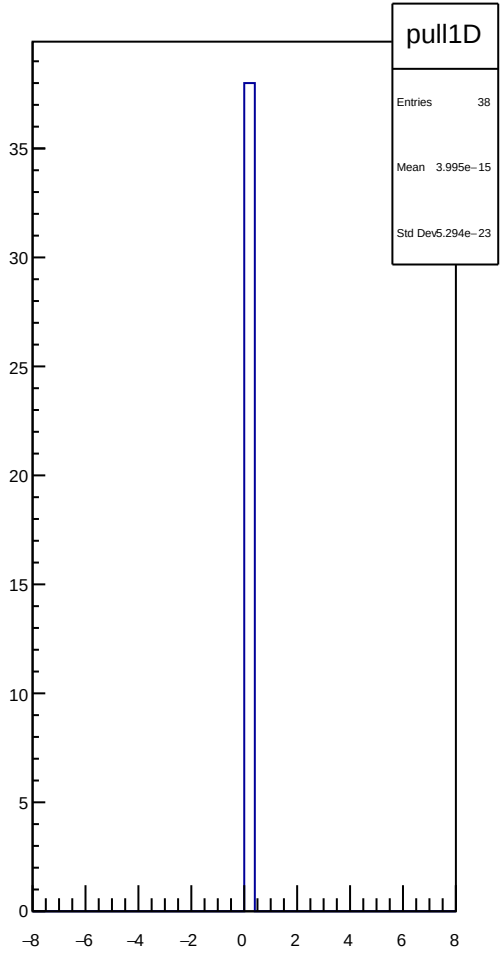
pull1D
Entries 38
Mean 3.995e−15
Std Dev 5.294e−23
35
30
25
20
15
10
5
0
−8
−6
−4
−2
0
2
4
6
8

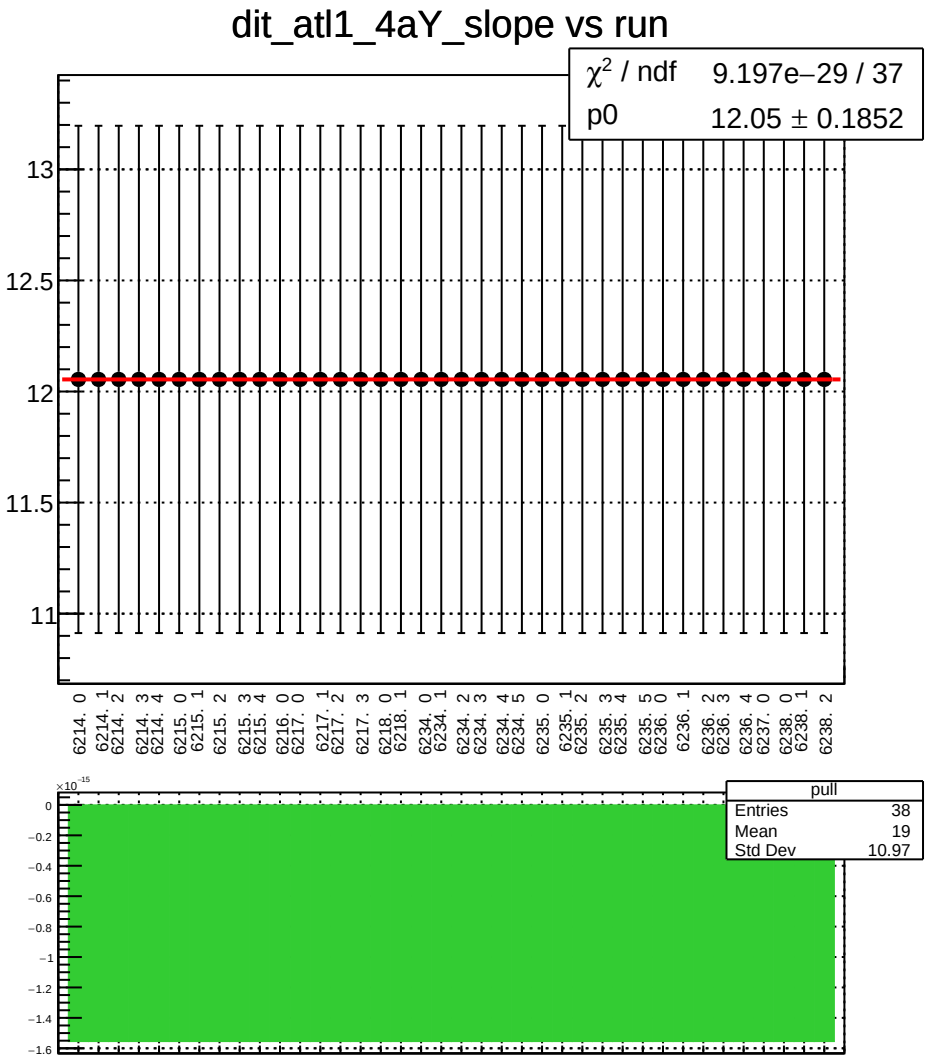
dit_atl1_4aY_slope vs run
χ^2 / ndf 9.197e−29 / 37
p0 12.05 ± 0.1852
13
12.5
12
11.5
11
6214. 0
6214. 1
6214. 2
6214. 3
6214. 4
6215. 0
6215. 1
6215. 2
6215. 3
6215. 4
6216. 0
6217. 0
6217. 1
6217. 2
6217. 3
6218. 0
6218. 1
6234. 0
6234. 1
6234. 2
6234. 3
6234. 4
6234. 5
6235. 0
6235. 1
6235. 2
6235. 3
6235. 4
6235. 5
6236. 0
6236. 1
6236. 2
6236. 3
6236. 4
6237. 0
6238. 0
6238. 1
6238. 2
×10^−15
0
−0.2
−0.4
−0.6
−0.8
−1
−1.2
−1.4
−1.6
pull
Entries 38
Mean 19
Std Dev 10.97

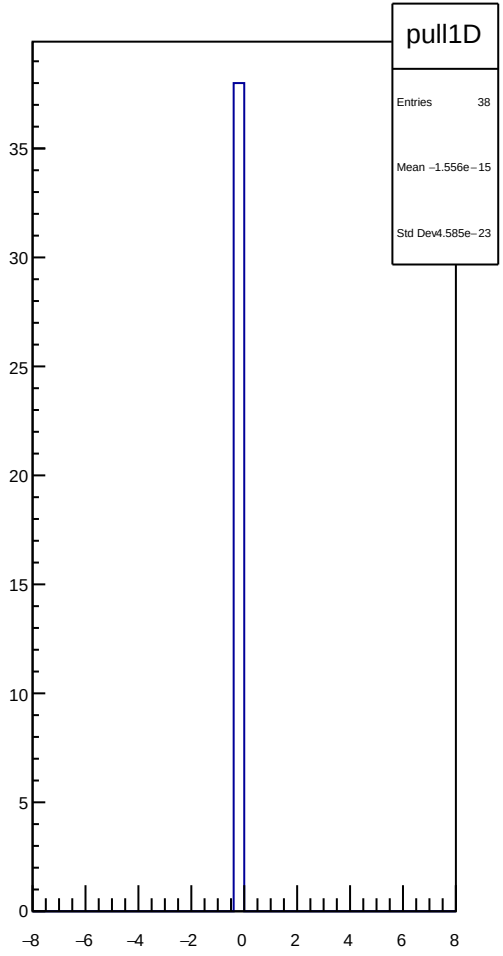
pull1D
Entries 38
Mean −1.556e−15
Std Dev4.585e−23
35
30
25
20
15
10
5
0
−8
−6
−4
−2
0
2
4
6
8

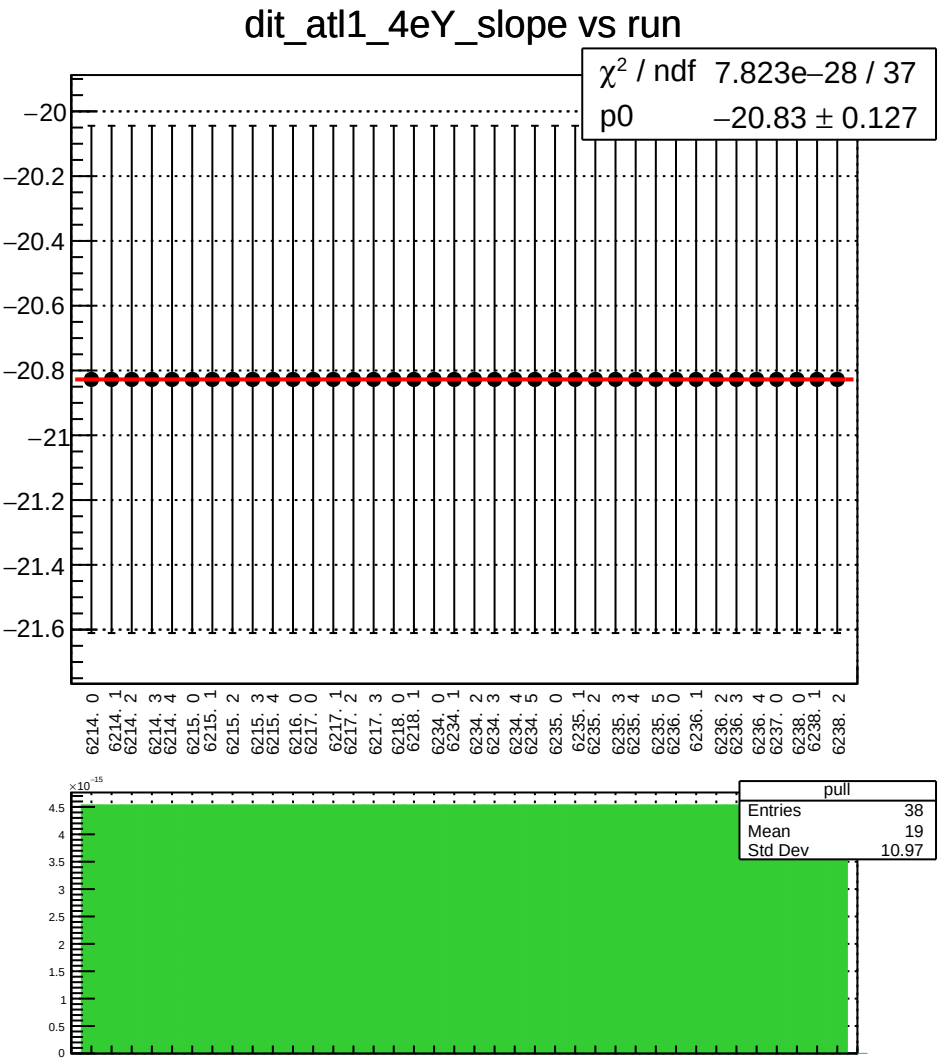
dit_atl1_4eY_slope vs run
χ² / ndf 7.823e−28 / 37
p0 −20.83 ± 0.127
−20
−20.2
−20.4
−20.6
−20.8
−21
−21.2
−21.4
−21.6
6214. 0
6214. 1
6214. 2
6214. 3
6214. 4
6215. 0
6215. 1
6215. 2
6215. 3
6215. 4
6216. 0
6217. 0
6217. 1
6217. 2
6217. 3
6218. 0
6218. 1
6234. 0
6234. 1
6234. 2
6234. 3
6234. 4
6234. 5
6235. 0
6235. 1
6235. 2
6235. 3
6235. 4
6235. 5
6236. 0
6236. 1
6236. 2
6236. 3
6236. 4
6237. 0
6238. 0
6238. 1
6238. 2
×10⁻¹⁵
4.5
4
3.5
3
2.5
2
1.5
1
0.5
0
pull
Entries 38
Mean 19
Std Dev 10.97

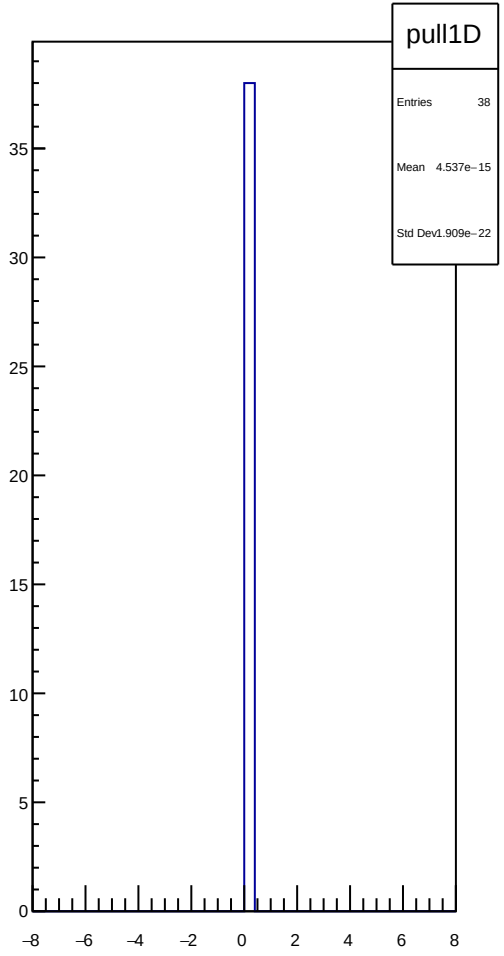
pull1D
Entries 38
Mean 4.537e−15
Std Dev 1.909e−22
35
30
25
20
15
10
5
0
−8
−6
−4
−2
0
2
4
6
8

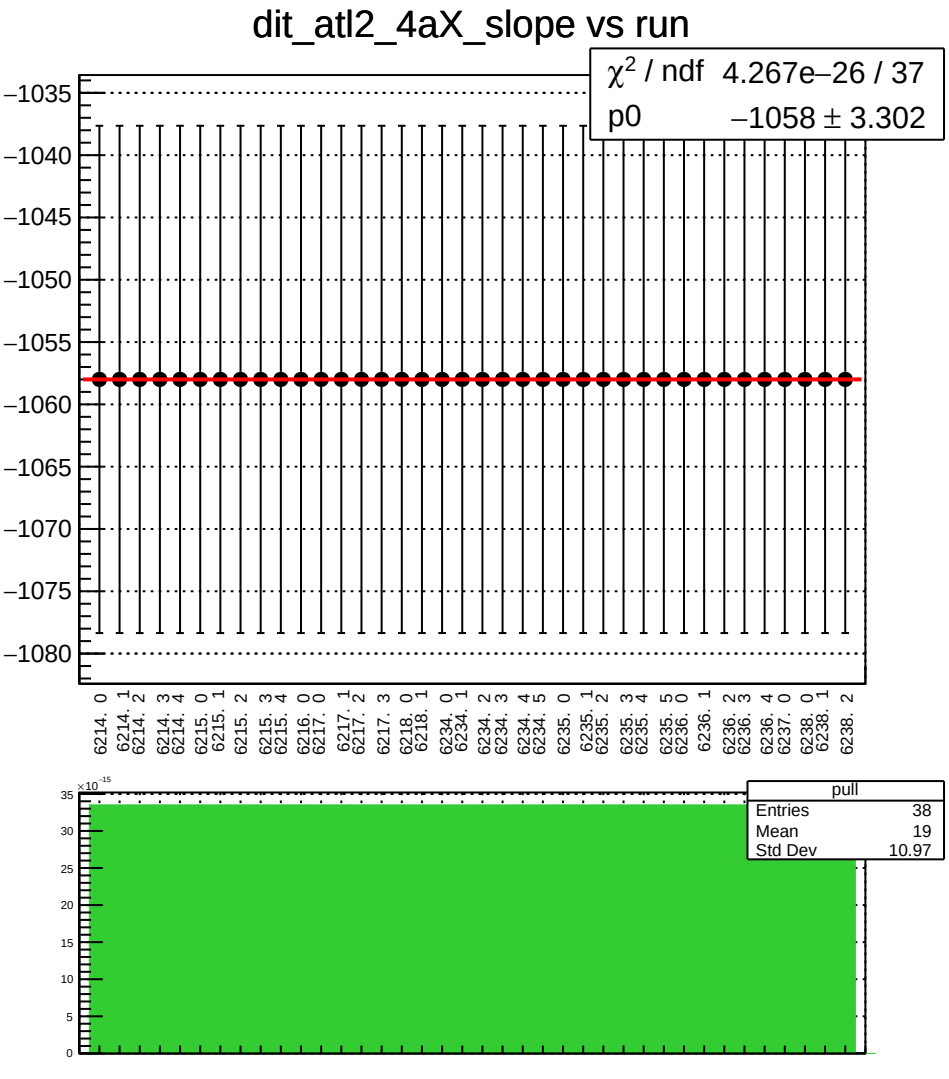
dit_atl2_4aX_slope vs run
χ^2 / ndf 4.267e−26 / 37
p0 −1058 ± 3.302
−1035
−1040
−1045
−1050
−1055
−1060
−1065
−1070
−1075
−1080
6214. 0
6214. 1
6214. 2
6214. 3
6214. 4
6215. 0
6215. 1
6215. 2
6215. 3
6215. 4
6216. 0
6217. 0
6217. 1
6217. 2
6217. 3
6218. 0
6218. 1
6234. 0
6234. 1
6234. 2
6234. 3
6234. 4
6234. 5
6235. 0
6235. 1
6235. 2
6235. 3
6235. 4
6235. 5
6236. 0
6236. 1
6236. 2
6236. 3
6236. 4
6237. 0
6238. 0
6238. 1
6238. 2
pull
Entries 38
Mean 19
Std Dev 10.97
×10^−15
35
30
25
20
15
10
5
0

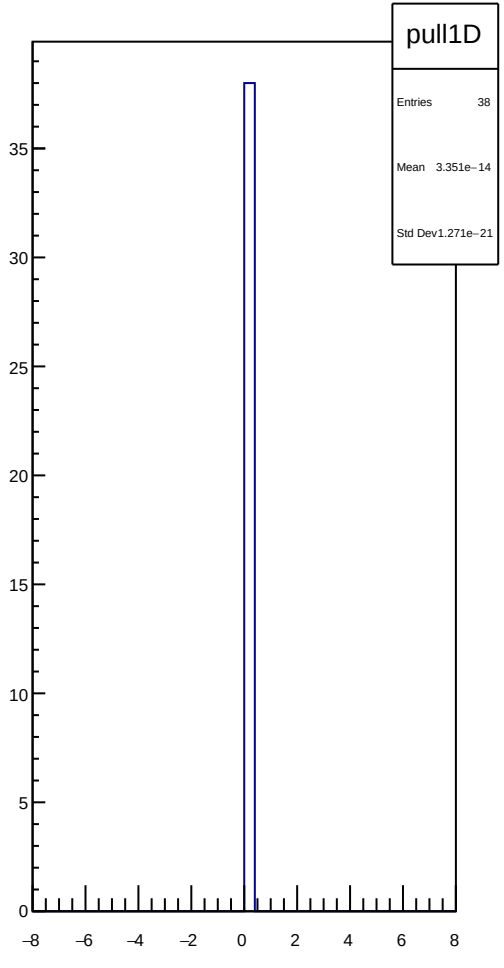
pull1D
Entries 38
Mean 3.351e−14
Std Dev1.271e−21
35
30
25
20
15
10
5
0
−8
−6
−4
−2
0
2
4
6
8

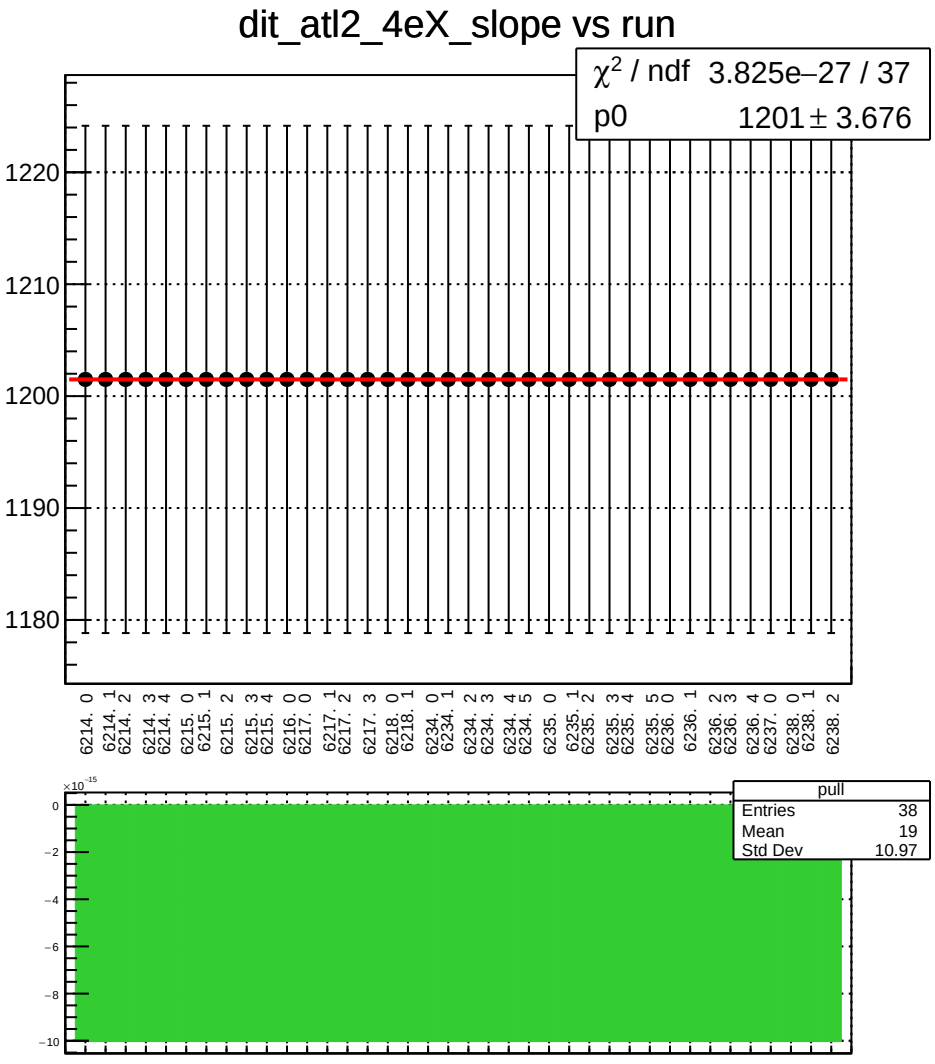
dit_atl2_4eX_slope vs run
χ^2 / ndf 3.825e−27 / 37
p0 1201 ± 3.676
1220
1210
1200
1190
1180
6214. 0
6214. 1
6214. 2
6214. 3
6214. 4
6215. 0
6215. 1
6215. 2
6215. 3
6215. 4
6216. 0
6217. 0
6217. 1
6217. 2
6217. 3
6218. 0
6218. 1
6234. 0
6234. 1
6234. 2
6234. 3
6234. 4
6234. 5
6235. 0
6235. 1
6235. 2
6235. 3
6235. 4
6235. 5
6236. 0
6236. 1
6236. 2
6236. 3
6236. 4
6237. 0
6238. 0
6238. 1
6238. 2
×10^-15
0
−2
−4
−6
−8
−10
pull
Entries 38
Mean 19
Std Dev 10.97

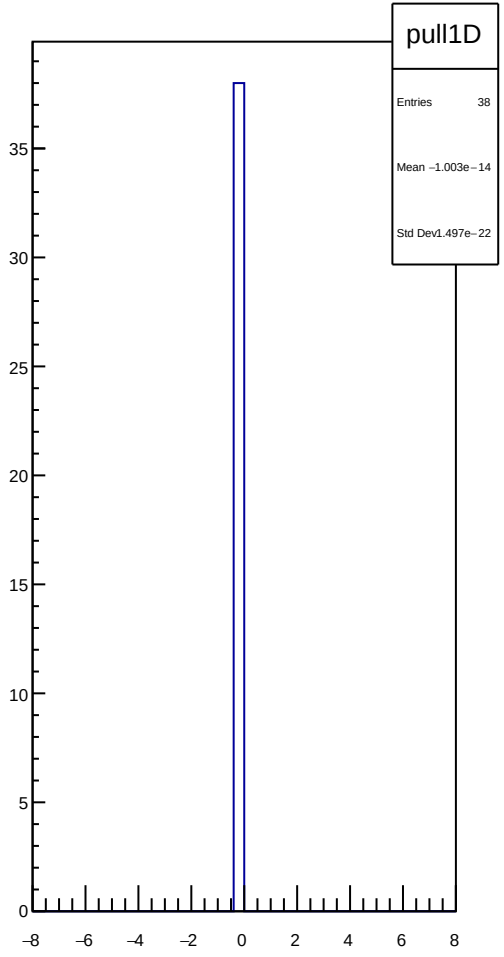
pull1D
Entries 38
Mean −1.003e−14
Std Dev1.497e−22
35
30
25
20
15
10
5
0
−8
−6
−4
−2
0
2
4
6
8

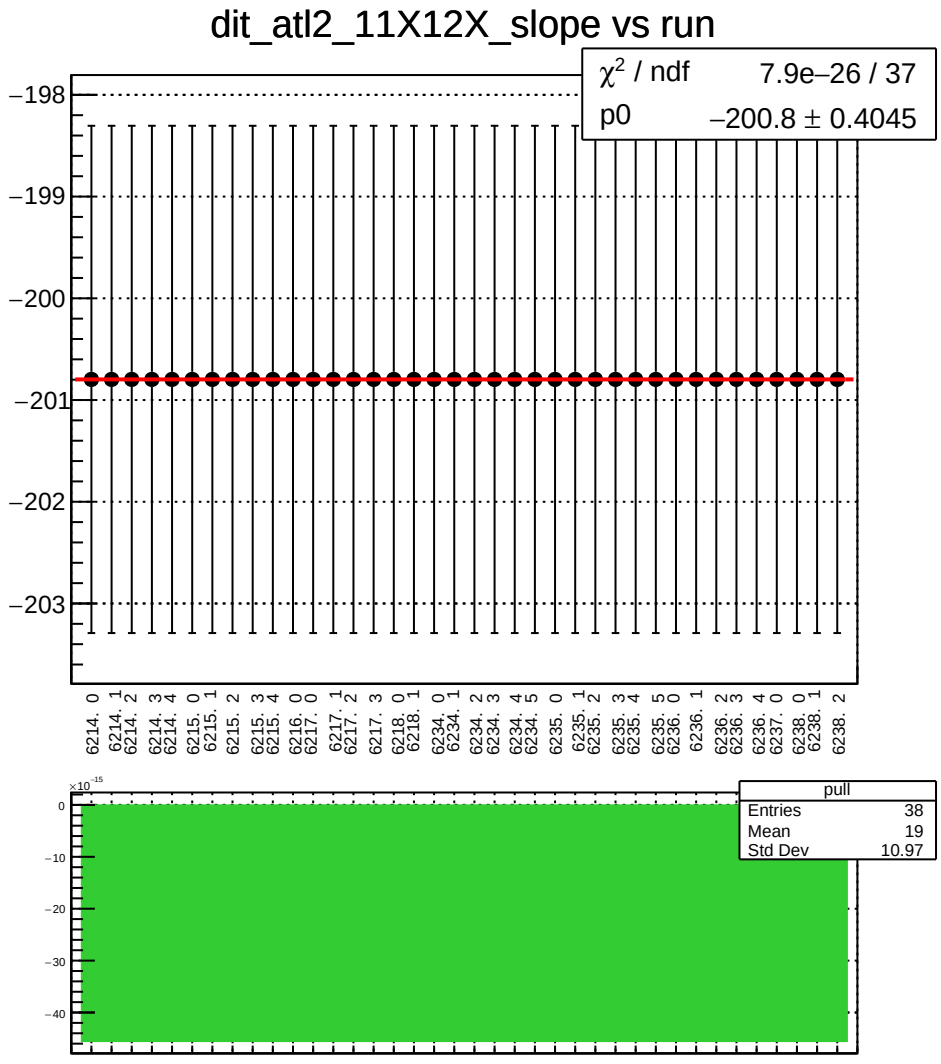
dit_atl2_11X12X_slope vs run
χ^2 / ndf 7.9e−26 / 37
p0 −200.8 ± 0.4045
−198
−199
−200
−201
−202
−203
6214. 0
6214. 1
6214. 2
6214. 3
6214. 4
6215. 0
6215. 1
6215. 2
6215. 3
6215. 4
6216. 0
6217. 0
6217. 1
6217. 2
6217. 3
6218. 0
6218. 1
6234. 0
6234. 1
6234. 2
6234. 3
6234. 4
6234. 5
6235. 0
6235. 1
6235. 2
6235. 3
6235. 4
6235. 5
6236. 0
6236. 1
6236. 2
6236. 3
6236. 4
6237. 0
6238. 0
6238. 1
6238. 2
pull
Entries 38
Mean 19
Std Dev 10.97
×10^−15
0
−10
−20
−30
−40

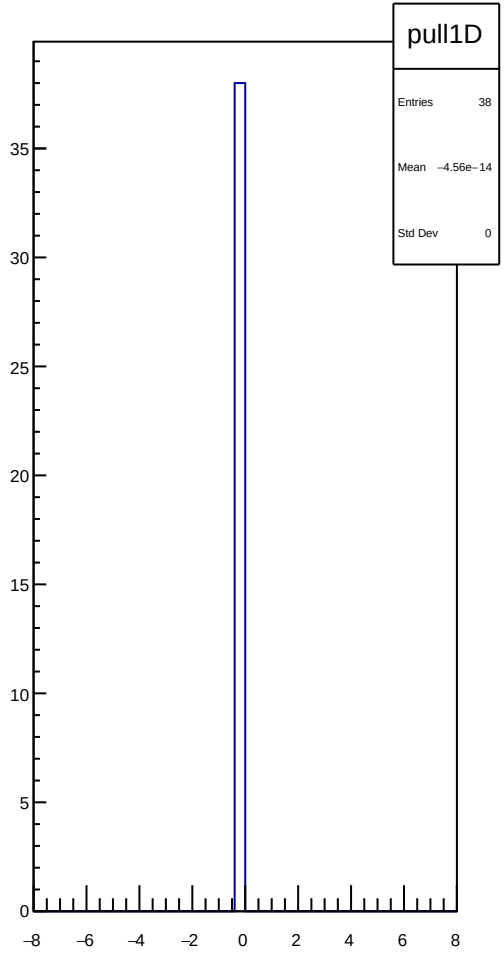
pull1D
Entries 38
Mean −4.56e−14
Std Dev 0
35
30
25
20
15
10
5
0
−8
−6
−4
−2
0
2
4
6
8

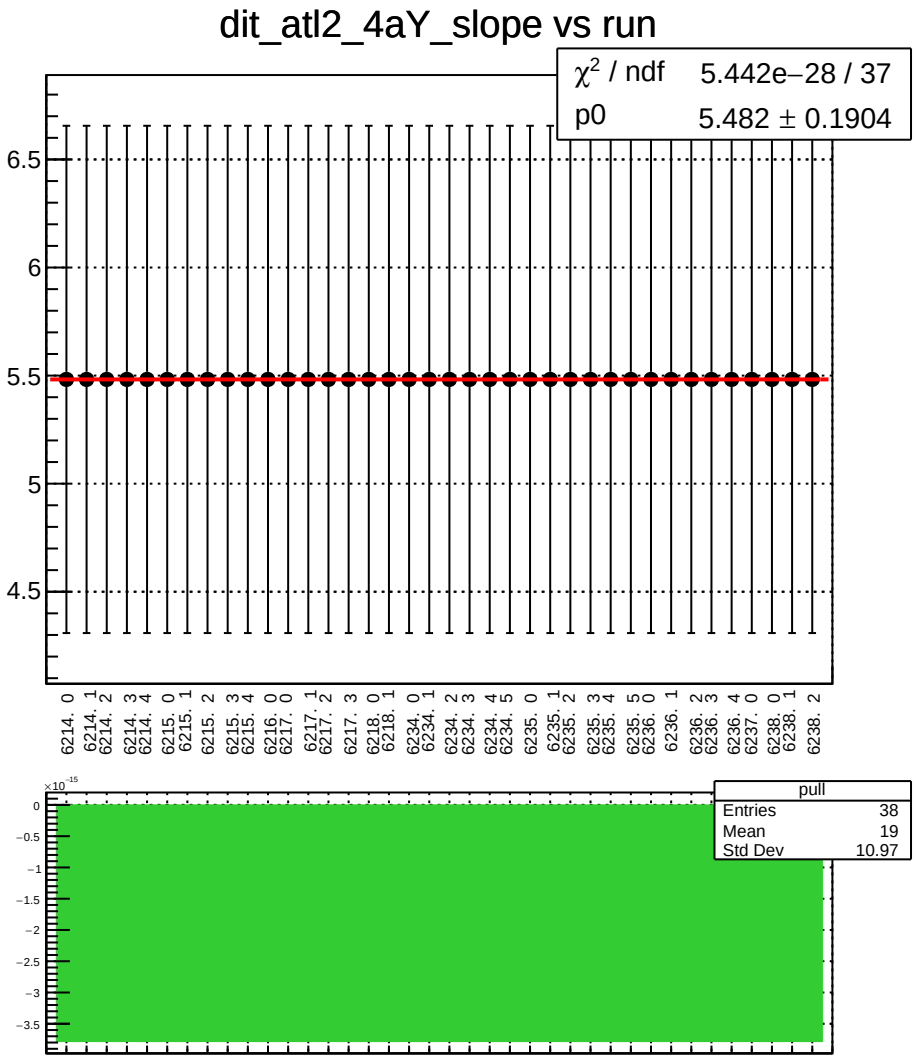
dit_atl2_4aY_slope vs run
χ² / ndf 5.442e−28 / 37
p0 5.482 ± 0.1904
6.5
6
5.5
5
4.5
6214. 0
6214. 1
6214. 2
6214. 3
6214. 4
6215. 0
6215. 1
6215. 2
6215. 3
6215. 4
6216. 0
6217. 0
6217. 1
6217. 2
6217. 3
6218. 0
6218. 1
6234. 0
6234. 1
6234. 2
6234. 3
6234. 4
6234. 5
6235. 0
6235. 1
6235. 2
6235. 3
6235. 4
6235. 5
6236. 0
6236. 1
6236. 2
6236. 3
6236. 4
6237. 0
6238. 0
6238. 1
6238. 2
×10⁻¹⁵
0
−0.5
−1
−1.5
−2
−2.5
−3
−3.5
pull
Entries 38
Mean 19
Std Dev 10.97

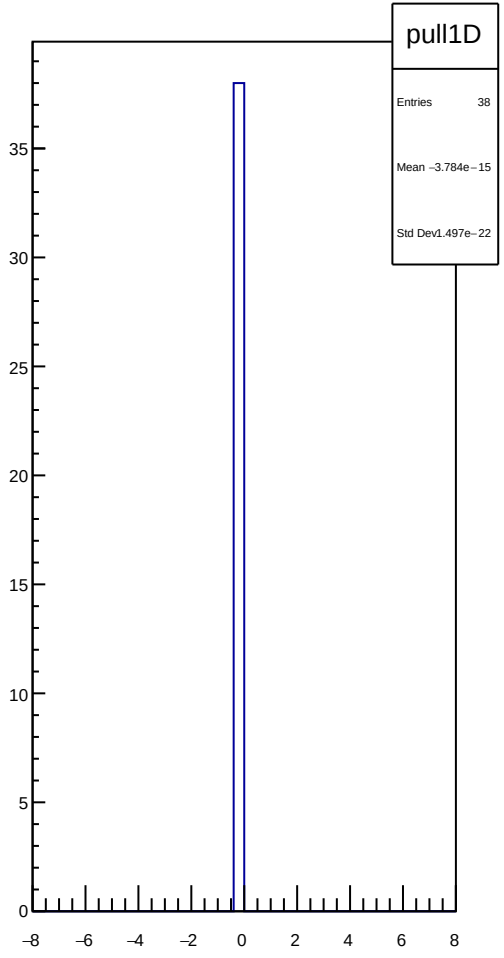
pull1D
Entries 38
Mean −3.784e−15
Std Dev1.497e−22
35
30
25
20
15
10
5
0
−8
−6
−4
−2
0
2
4
6
8

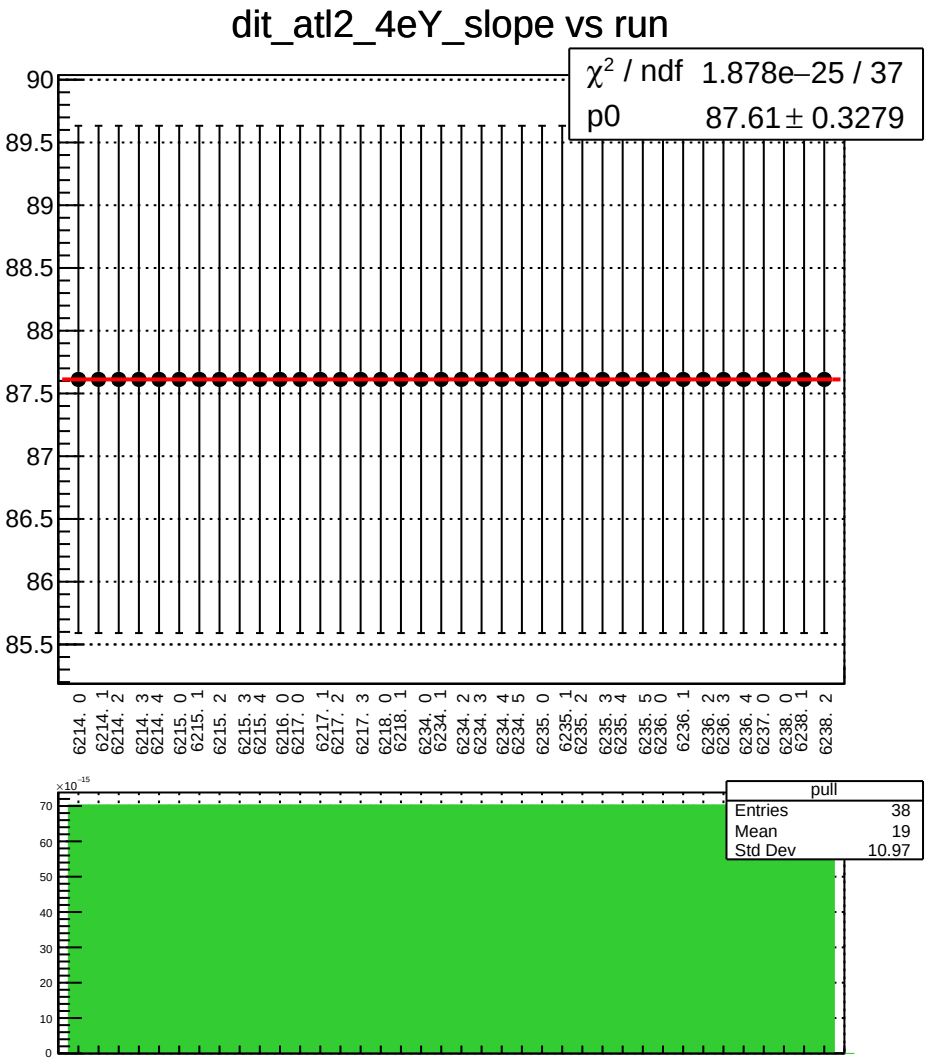
dit_atl2_4eY_slope vs run
χ² / ndf 1.878e−25 / 37
p0 87.61 ± 0.3279
90
89.5
89
88.5
88
87.5
87
86.5
86
85.5
6214. 0
6214. 1
6214. 2
6214. 3
6214. 4
6215. 0
6215. 1
6215. 2
6215. 3
6215. 4
6216. 0
6217. 0
6217. 1
6217. 2
6217. 3
6218. 0
6218. 1
6234. 0
6234. 1
6234. 2
6234. 3
6234. 4
6234. 5
6235. 0
6235. 1
6235. 2
6235. 3
6235. 4
6235. 5
6236. 0
6236. 1
6236. 2
6236. 3
6236. 4
6237. 0
6238. 0
6238. 1
6238. 2
×10⁻¹⁵
70
60
50
40
30
20
10
0
pull
Entries 38
Mean 19
Std Dev 10.97

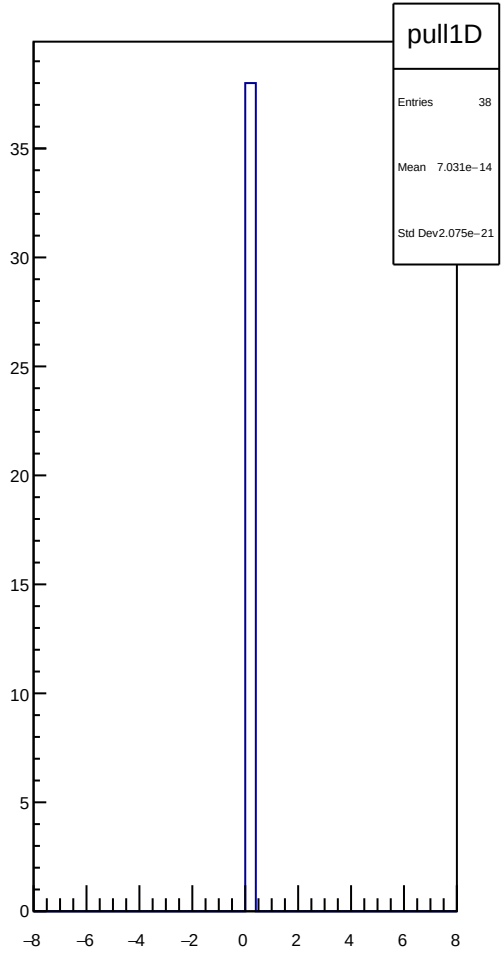
pull1D
Entries 38
Mean 7.031e−14
Std Dev 2.075e−21
35
30
25
20
15
10
5
0
−8
−6
−4
−2
0
2
4
6
8

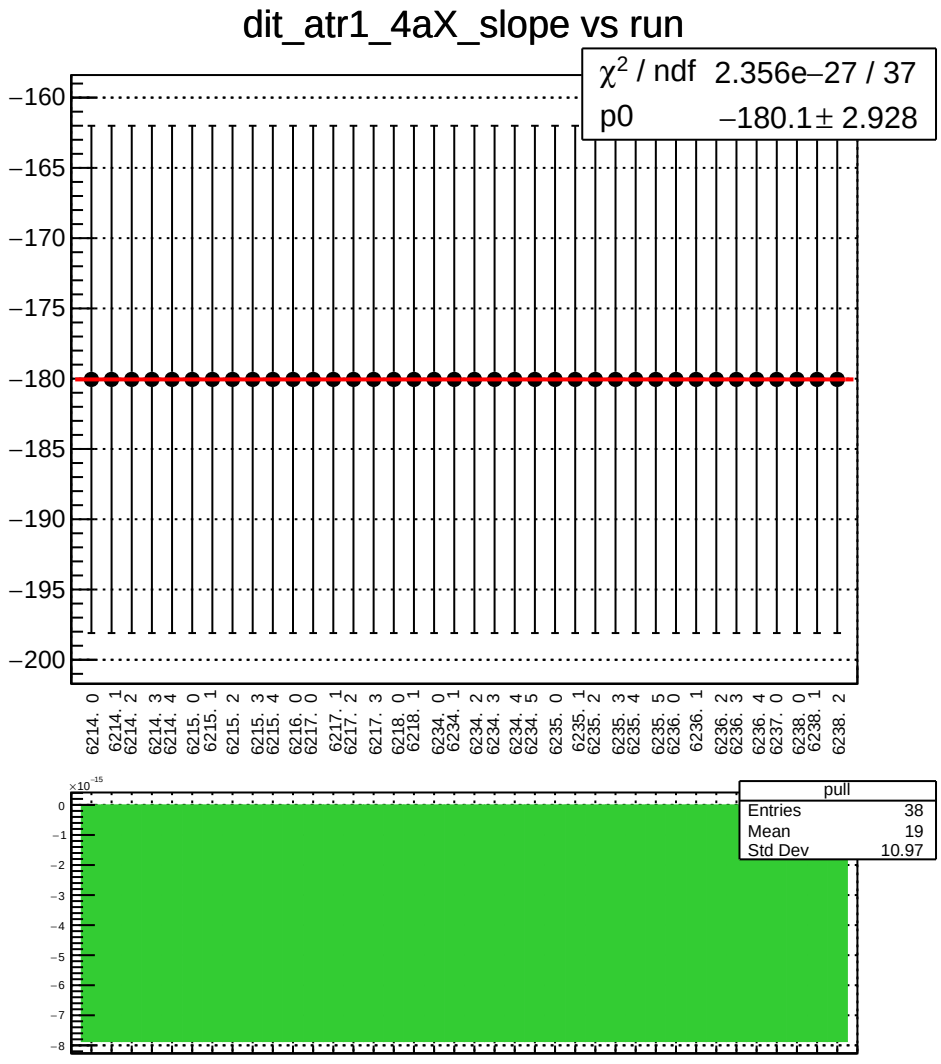
dit_atr1_4aX_slope vs run
χ^2 / ndf 2.356e−27 / 37
p0 −180.1 ± 2.928
−160
−165
−170
−175
−180
−185
−190
−195
−200
6214. 0
6214. 1
6214. 2
6214. 3
6214. 4
6215. 0
6215. 1
6215. 2
6215. 3
6215. 4
6216. 0
6217. 0
6217. 1
6217. 2
6217. 3
6218. 0
6218. 1
6234. 0
6234. 1
6234. 2
6234. 3
6234. 4
6234. 5
6235. 0
6235. 1
6235. 2
6235. 3
6235. 4
6235. 5
6236. 0
6236. 1
6236. 2
6236. 3
6236. 4
6237. 0
6238. 0
6238. 1
6238. 2
pull
Entries 38
Mean 19
Std Dev 10.97
×10^−15
0
−1
−2
−3
−4
−5
−6
−7
−8

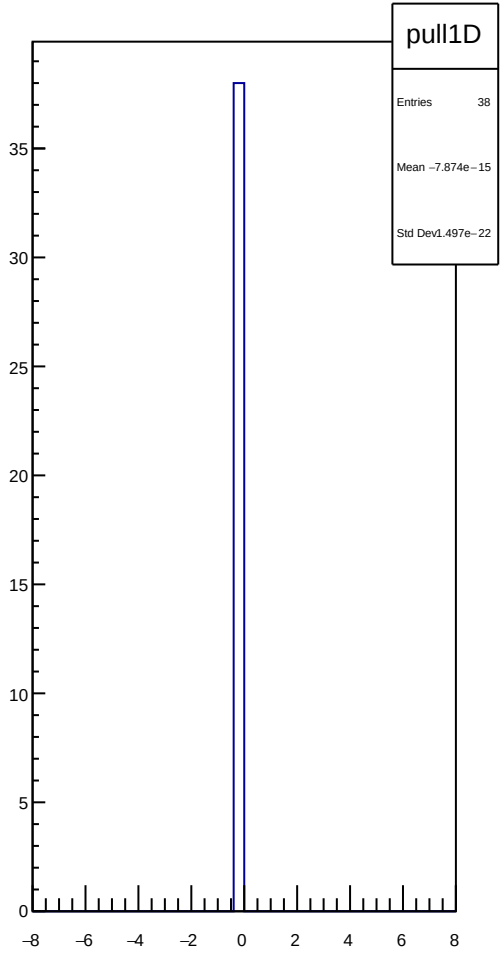
pull1D
Entries 38
Mean −7.874e−15
Std Dev 1.497e−22
35
30
25
20
15
10
5
0
−8
−6
−4
−2
0
2
4
6
8

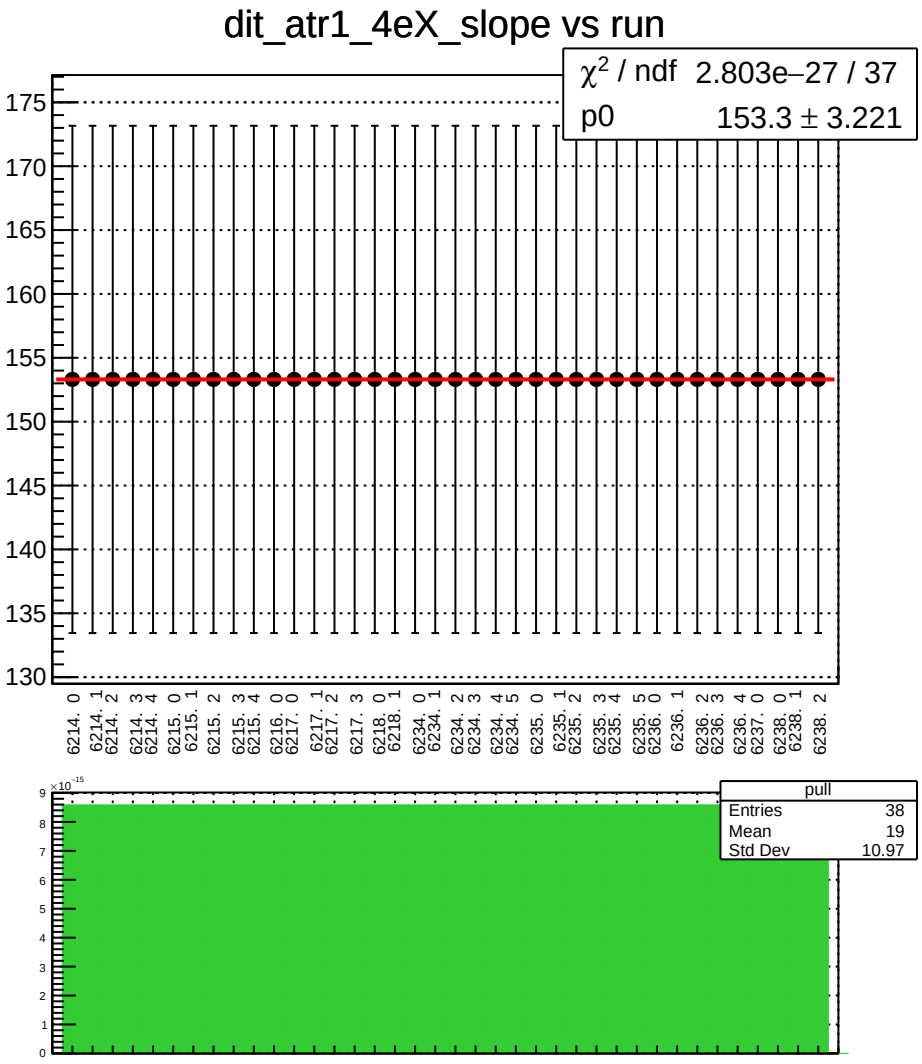
dit_atr1_4eX_slope vs run
χ^2 / ndf 2.803e−27 / 37
p0 153.3 ± 3.221
175
170
165
160
155
150
145
140
135
130
6214. 0
6214. 1
6214. 2
6214. 3
6214. 4
6215. 0
6215. 1
6215. 2
6215. 3
6215. 4
6216. 0
6217. 0
6217. 1
6217. 2
6217. 3
6218. 0
6218. 1
6234. 0
6234. 1
6234. 2
6234. 3
6234. 4
6234. 5
6235. 0
6235. 1
6235. 2
6235. 3
6235. 4
6235. 5
6236. 0
6236. 1
6236. 2
6236. 3
6236. 4
6237. 0
6238. 0
6238. 1
6238. 2
×10⁻¹⁵
pull
Entries 38
Mean 19
Std Dev 10.97

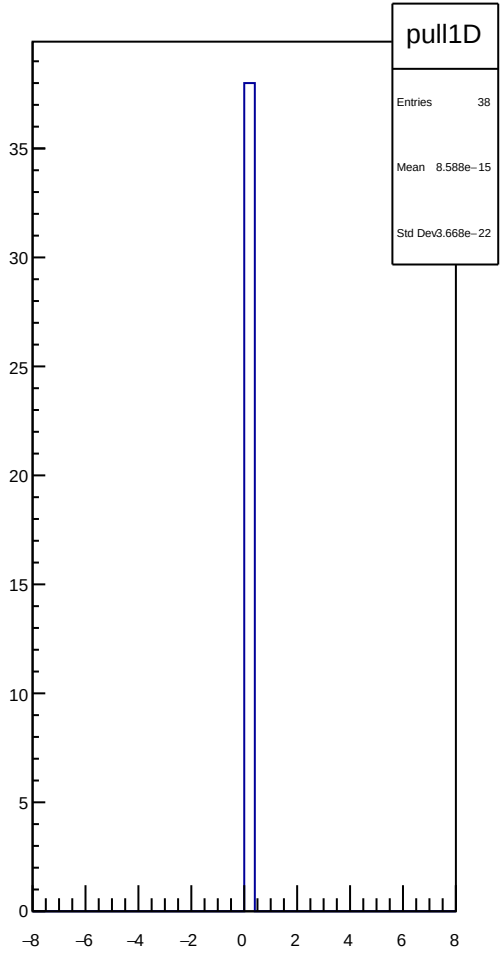
pull1D
Entries 38
Mean 8.588e−15
Std Dev 3.668e−22

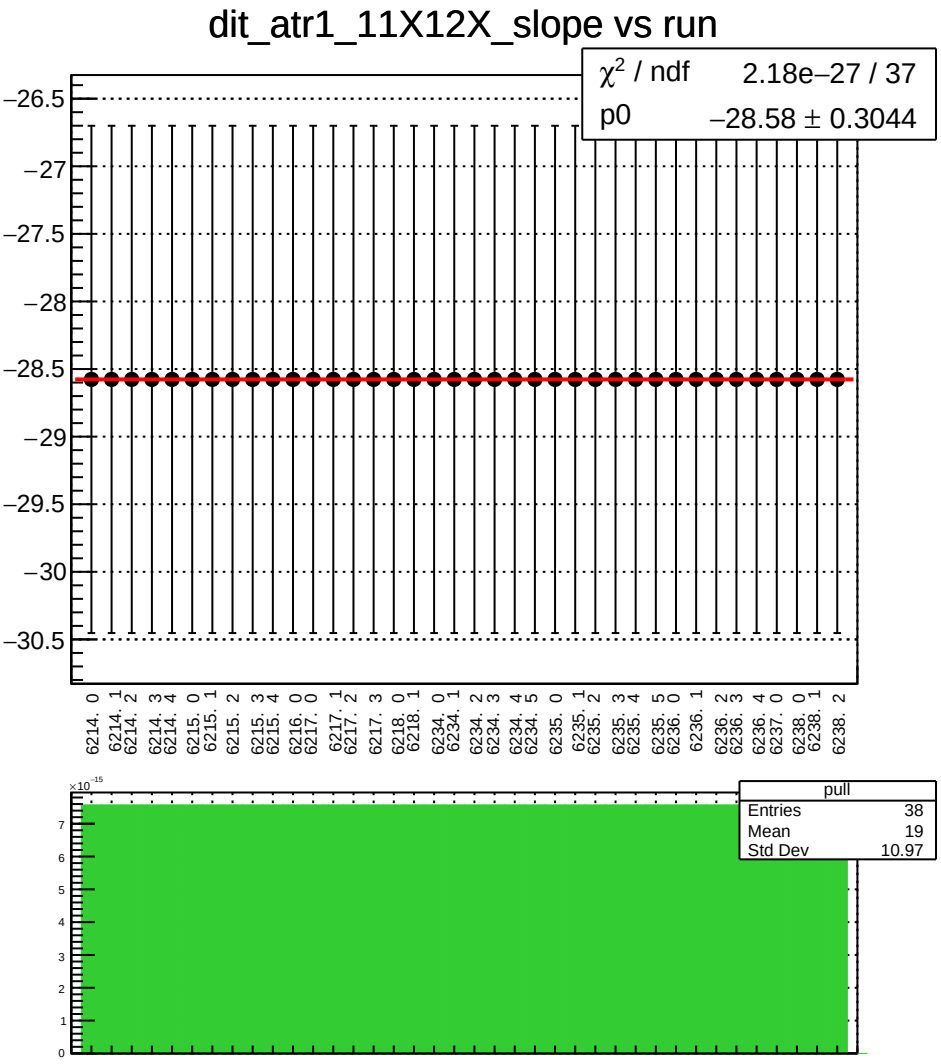
dit_atr1_11X12X_slope vs run
χ² / ndf 2.18e−27 / 37
p0 −28.58 ± 0.3044
−26.5
−27
−27.5
−28
−28.5
−29
−29.5
−30
−30.5
6214. 0
6214. 1
6214. 2
6214. 3
6214. 4
6215. 0
6215. 1
6215. 2
6215. 3
6215. 4
6216. 0
6217. 0
6217. 1
6217. 2
6217. 3
6218. 0
6218. 1
6234. 0
6234. 1
6234. 2
6234. 3
6234. 4
6234. 5
6235. 0
6235. 1
6235. 2
6235. 3
6235. 4
6235. 5
6236. 0
6236. 1
6236. 2
6236. 3
6236. 4
6237. 0
6238. 0
6238. 1
6238. 2
×10⁻¹⁵
pull
Entries 38
Mean 19
Std Dev 10.97

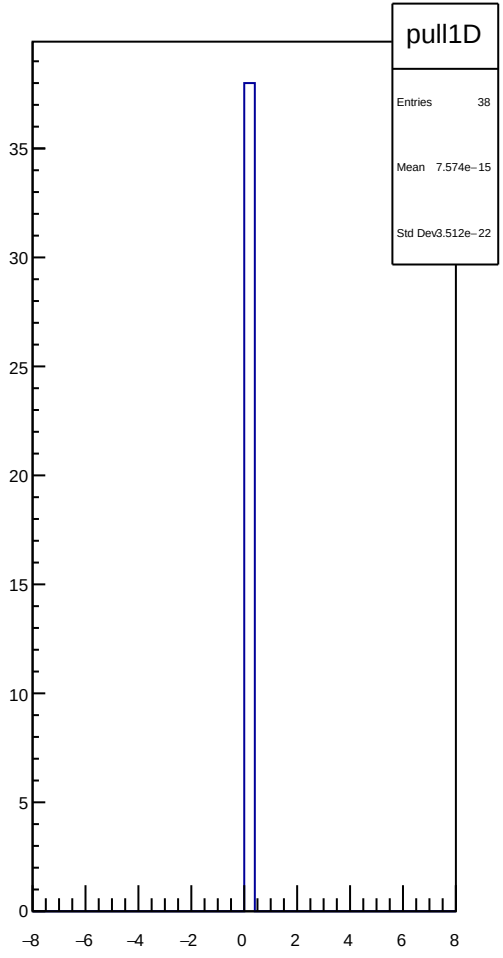
pull1D
Entries 38
Mean 7.574e−15
Std Dev 3.512e−22

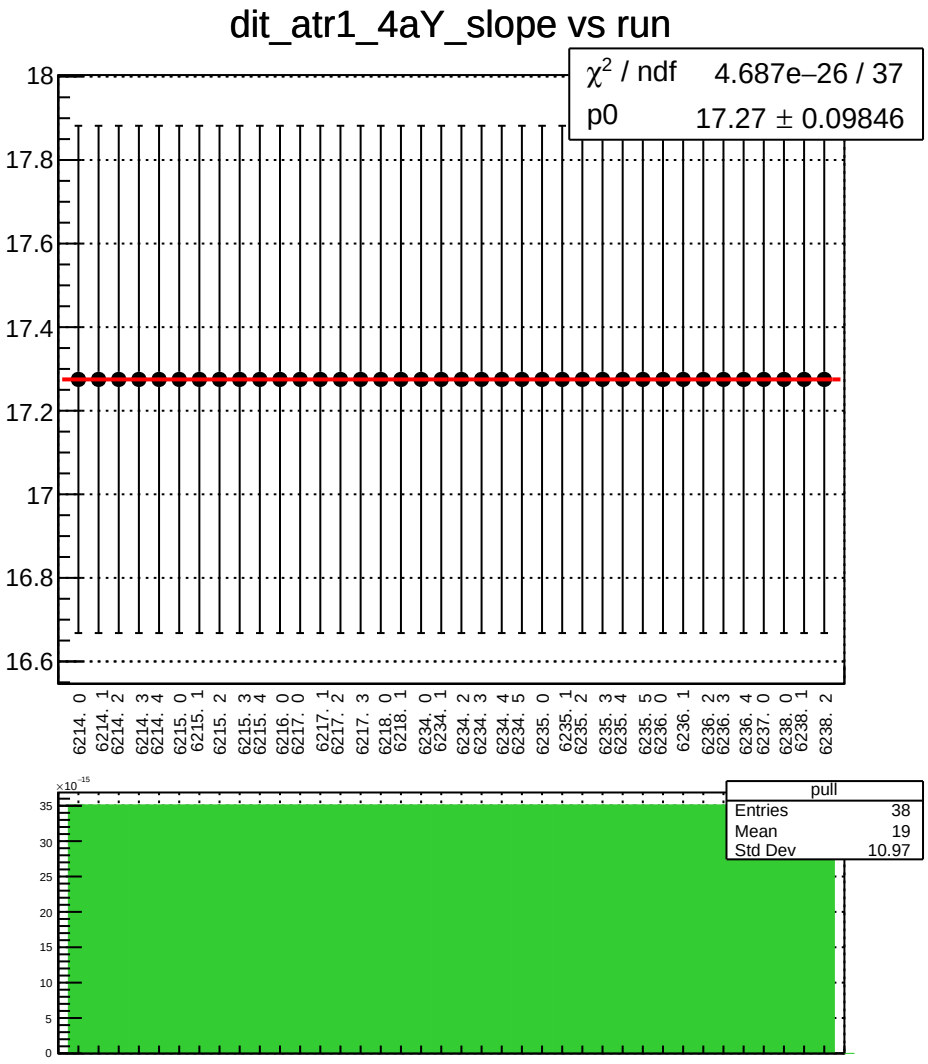
dit_atr1_4aY_slope vs run
χ² / ndf 4.687e−26 / 37
p0 17.27 ± 0.09846
18
17.8
17.6
17.4
17.2
17
16.8
16.6
6214. 0
6214. 1
6214. 2
6214. 3
6214. 4
6215. 0
6215. 1
6215. 2
6215. 3
6215. 4
6216. 0
6217. 0
6217. 1
6217. 2
6217. 3
6218. 0
6218. 1
6234. 0
6234. 1
6234. 2
6234. 3
6234. 4
6234. 5
6235. 0
6235. 1
6235. 2
6235. 3
6235. 4
6235. 5
6236. 0
6236. 1
6236. 2
6236. 3
6236. 4
6237. 0
6238. 0
6238. 1
6238. 2
×10⁻¹⁵
35
30
25
20
15
10
5
0
pull
Entries 38
Mean 19
Std Dev 10.97

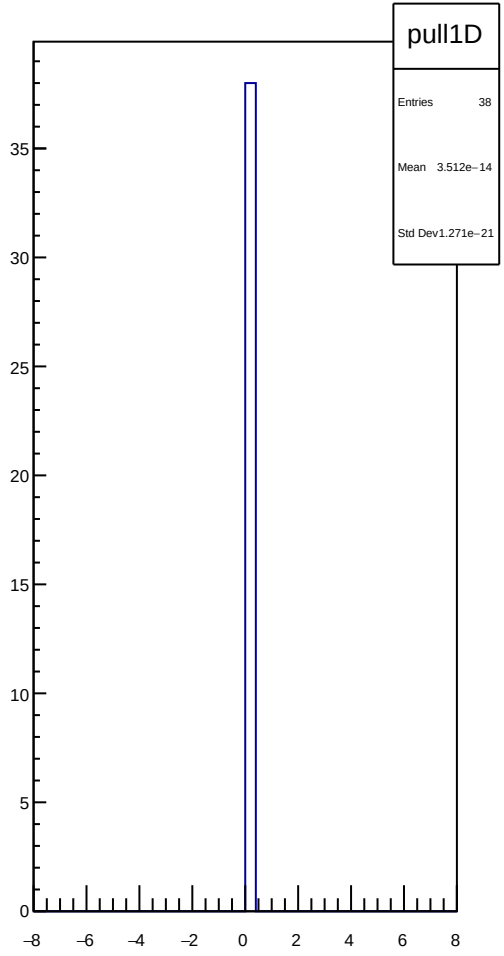
pull1D
Entries 38
Mean 3.512e−14
Std Dev 1.271e−21
35
30
25
20
15
10
5
0
−8
−6
−4
−2
0
2
4
6
8

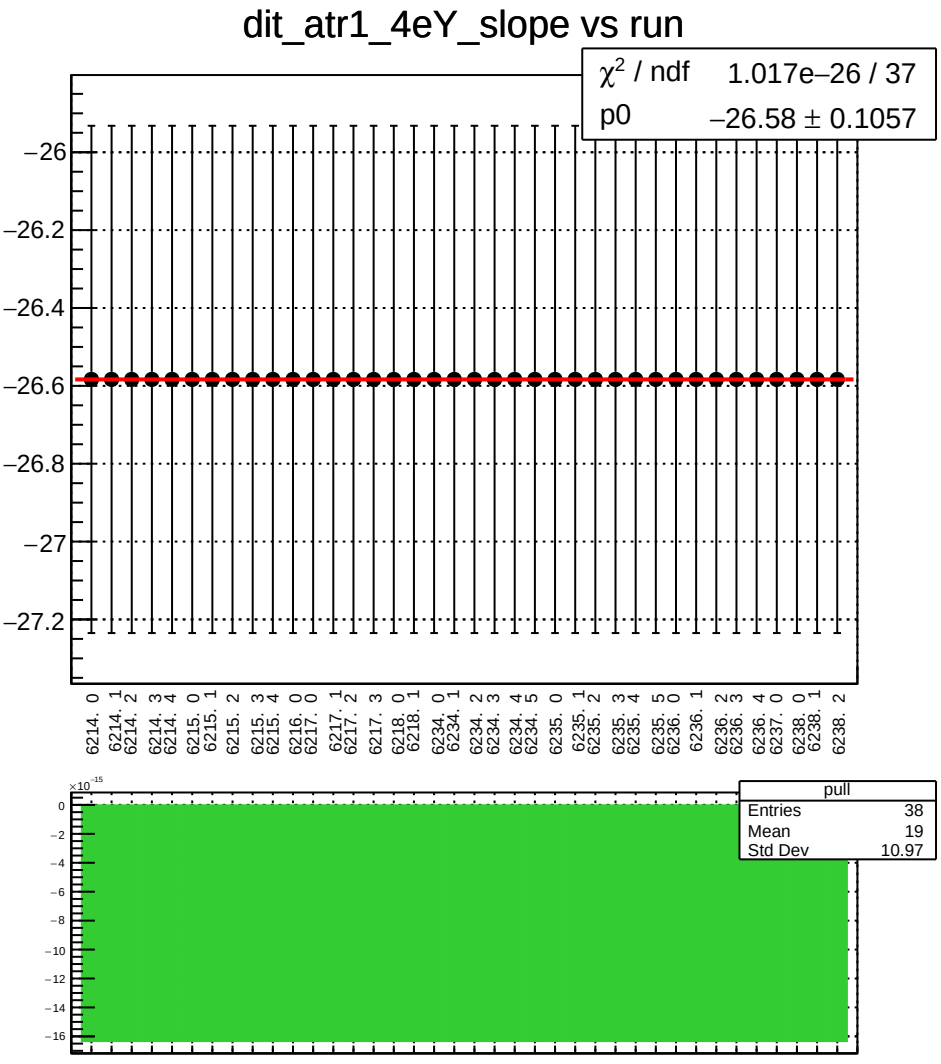
dit_atr1_4eY_slope vs run
χ² / ndf 1.017e−26 / 37
p0 −26.58 ± 0.1057
−26
−26.2
−26.4
−26.6
−26.8
−27
−27.2
6214. 0
6214. 1
6214. 2
6214. 3
6214. 4
6215. 0
6215. 1
6215. 2
6215. 3
6215. 4
6216. 0
6217. 0
6217. 1
6217. 2
6217. 3
6218. 0
6218. 1
6234. 0
6234. 1
6234. 2
6234. 3
6234. 4
6234. 5
6235. 0
6235. 1
6235. 2
6235. 3
6235. 4
6235. 5
6236. 0
6236. 1
6236. 2
6236. 3
6236. 4
6237. 0
6238. 0
6238. 1
6238. 2
×10⁻¹⁵
0
−2
−4
−6
−8
−10
−12
−14
−16
pull
Entries 38
Mean 19
Std Dev 10.97

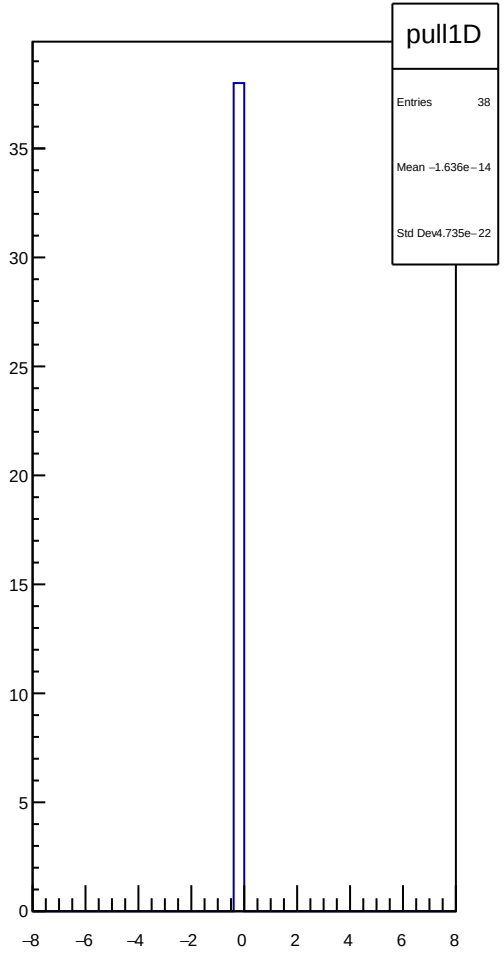
pull1D
Entries 38
Mean −1.636e−14
Std Dev4.735e−22
35
30
25
20
15
10
5
0
−8
−6
−4
−2
0
2
4
6
8

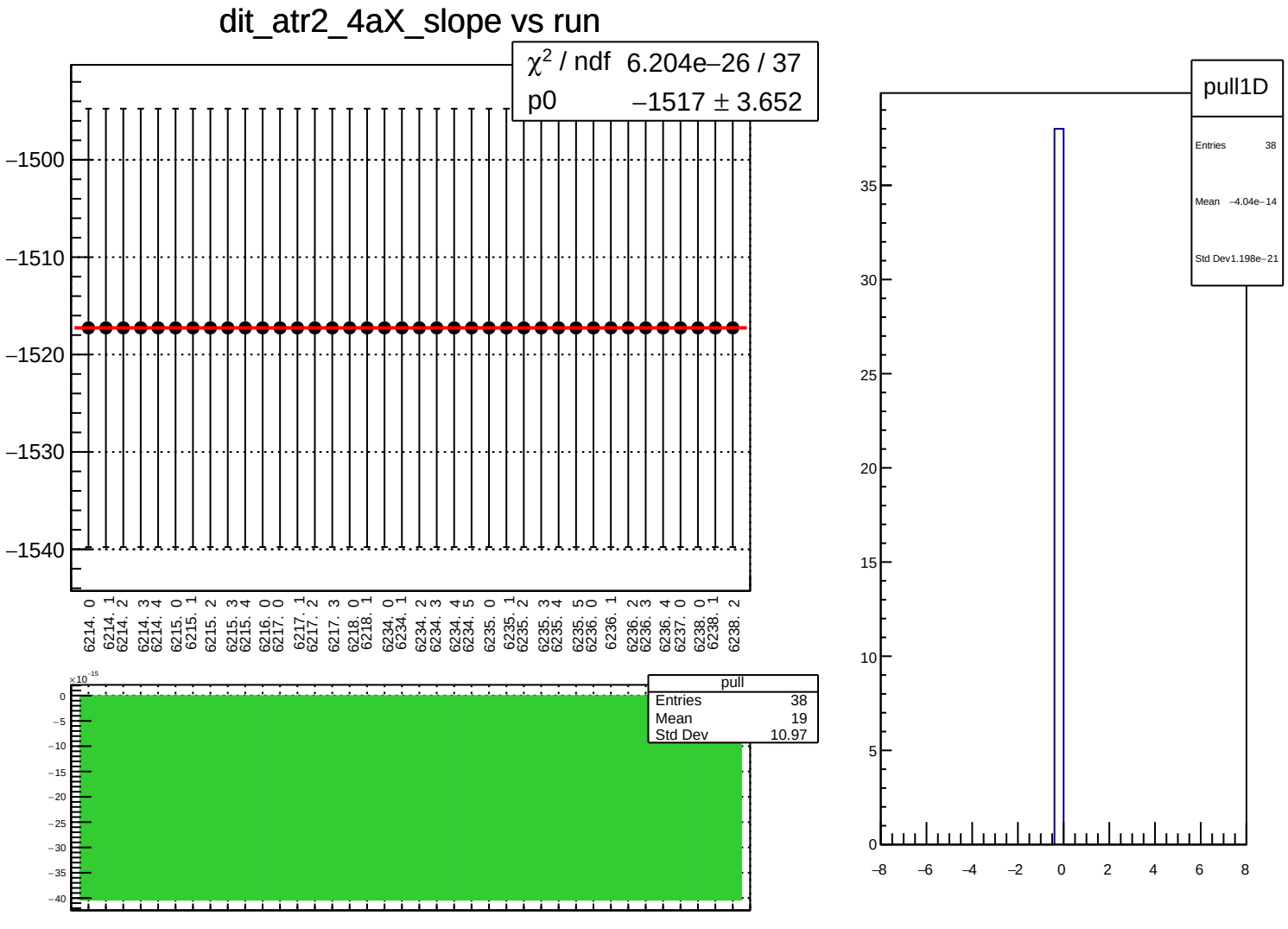
dit_atr2_4aX_slope vs run
χ2 / ndf 6.204e−26 / 37
p0 −1517 ± 3.652
−1500
−1510
−1520
−1530
−1540
6214. 0
6214. 1
6214. 2
6214. 3
6214. 4
6215. 0
6215. 1
6215. 2
6215. 3
6215. 4
6216. 0
6217. 0
6217. 1
6217. 2
6217. 3
6218. 0
6218. 1
6234. 0
6234. 1
6234. 2
6234. 3
6234. 4
6234. 5
6235. 0
6235. 1
6235. 2
6235. 3
6235. 4
6235. 5
6236. 0
6236. 1
6236. 2
6236. 3
6236. 4
6237. 0
6238. 0
6238. 1
6238. 2
×10−15
0
−5
−10
−15
−20
−25
−30
−35
−40
pull
Entries 38
Mean 19
Std Dev 10.97
pull1D
Entries 38
Mean −4.04e−14
Std Dev 1.198e−21
35
30
25
20
15
10
5
0
−8
−6
−4
−2
0
2
4
6
8

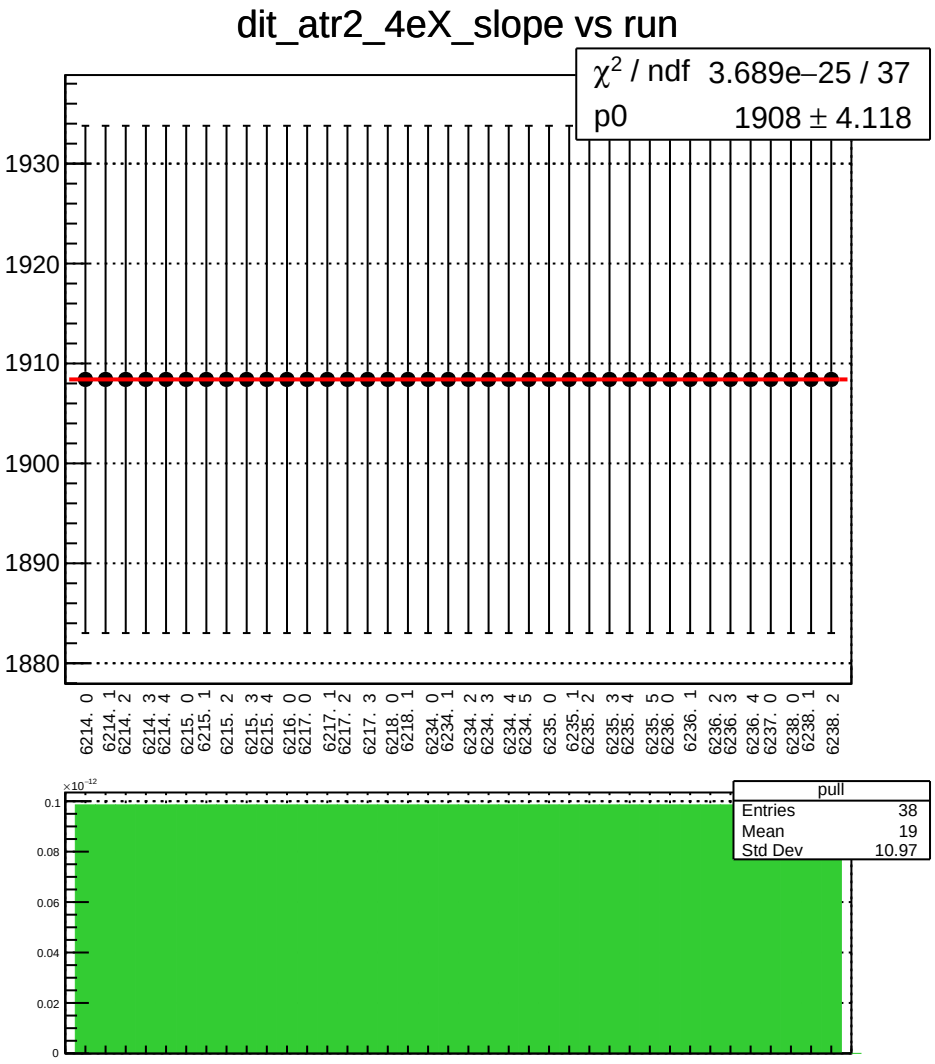
dit_atr2_4eX_slope vs run
χ^2 / ndf 3.689e−25 / 37
p0 1908 ± 4.118
1930
1920
1910
1900
1890
1880
6214. 0
6214. 1
6214. 2
6214. 3
6214. 4
6215. 0
6215. 1
6215. 2
6215. 3
6215. 4
6216. 0
6217. 0
6217. 1
6217. 2
6217. 3
6218. 0
6218. 1
6234. 0
6234. 1
6234. 2
6234. 3
6234. 4
6234. 5
6235. 0
6235. 1
6235. 2
6235. 3
6235. 4
6235. 5
6236. 0
6236. 1
6236. 2
6236. 3
6236. 4
6237. 0
6238. 0
6238. 1
6238. 2
×10⁻¹²
0.1
0.08
0.06
0.04
0.02
0
pull
Entries 38
Mean 19
Std Dev 10.97

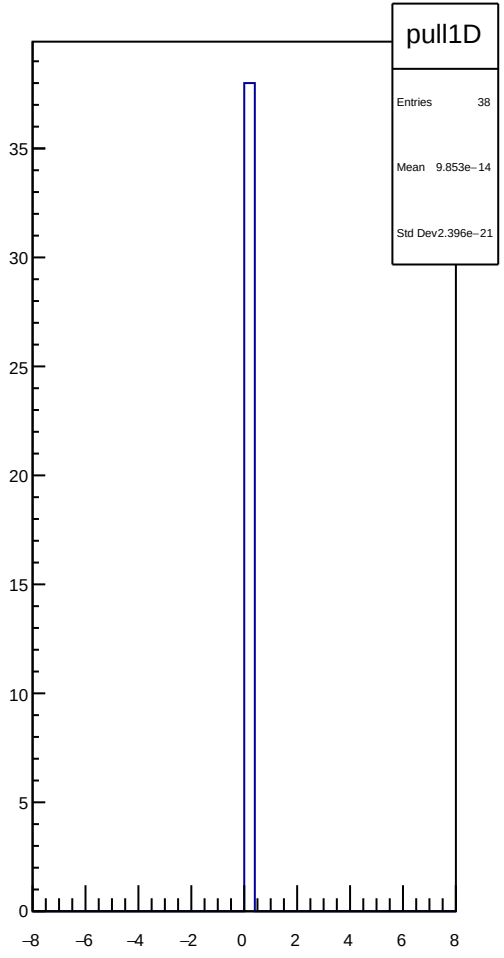
pull1D
Entries 38
Mean 9.853e−14
Std Dev 2.396e−21
35
30
25
20
15
10
5
0
−8
−6
−4
−2
0
2
4
6
8

dit_atr2_11X12X_slope vs run

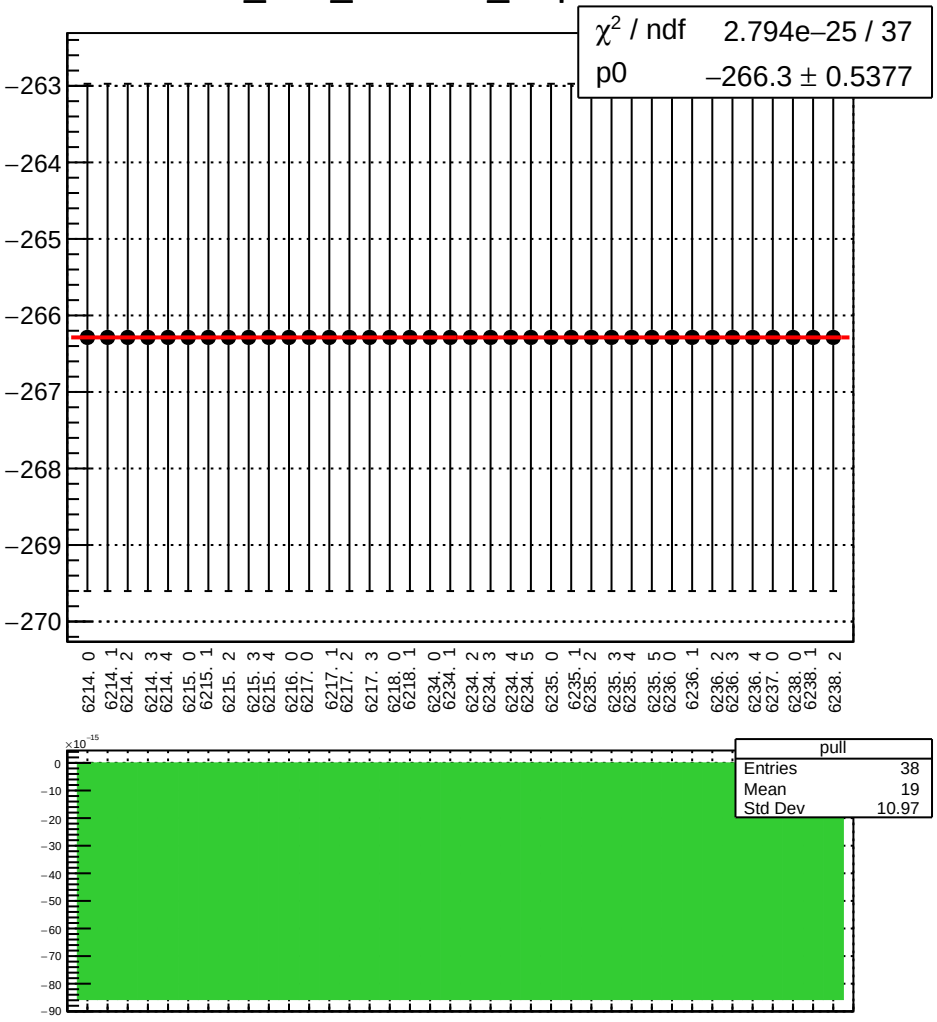

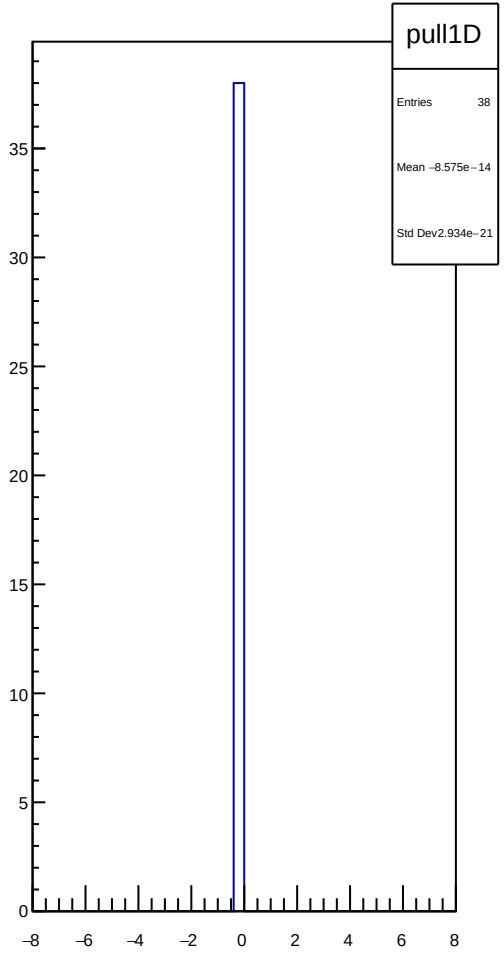

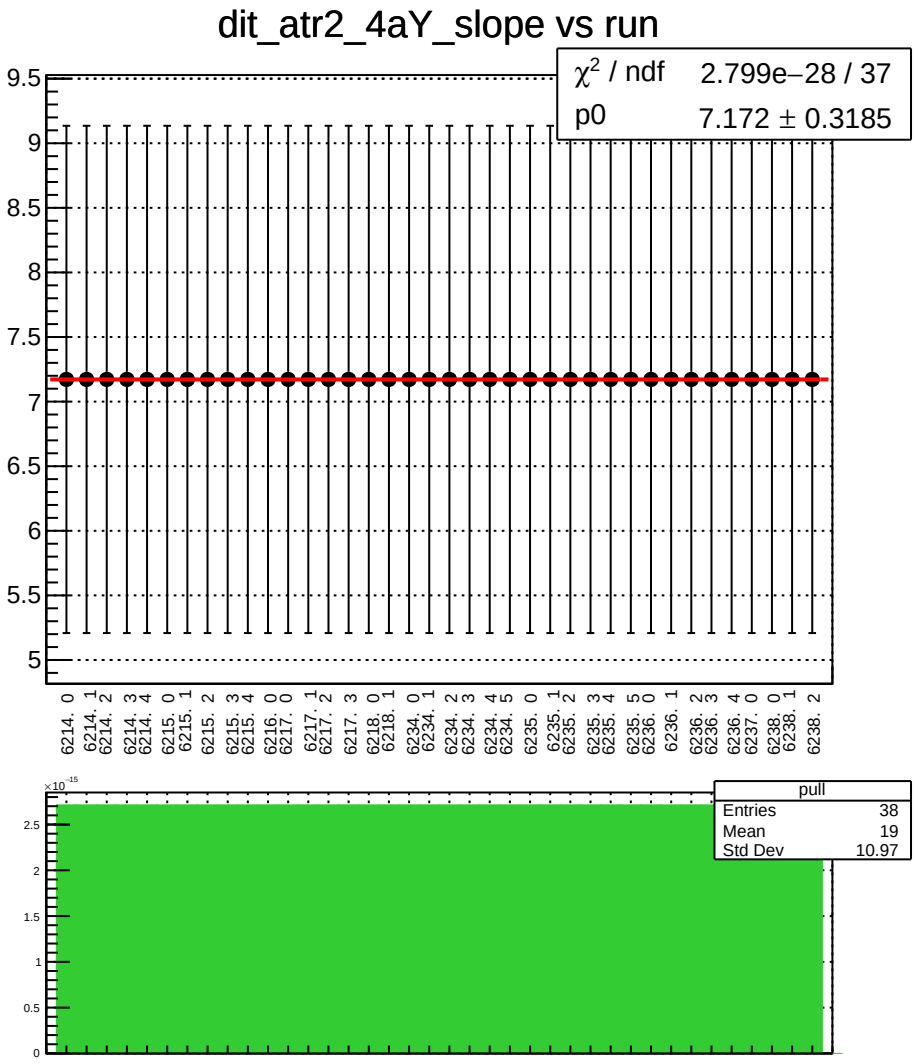
dit_atr2_4aY_slope vs run
χ^2 / ndf 2.799e−28 / 37
p0 7.172 ± 0.3185
9.5
9
8.5
8
7.5
7
6.5
6
5.5
5
6214. 0
6214. 1
6214. 2
6214. 3
6214. 4
6215. 0
6215. 1
6215. 2
6215. 3
6215. 4
6216. 0
6217. 0
6217. 1
6217. 2
6217. 3
6218. 0
6218. 1
6234. 0
6234. 1
6234. 2
6234. 3
6234. 4
6234. 5
6235. 0
6235. 1
6235. 2
6235. 3
6235. 4
6235. 5
6236. 0
6236. 1
6236. 2
6236. 3
6236. 4
6237. 0
6238. 0
6238. 1
6238. 2
×10^-15
2.5
2
1.5
1
0.5
0
pull
Entries 38
Mean 19
Std Dev 10.97

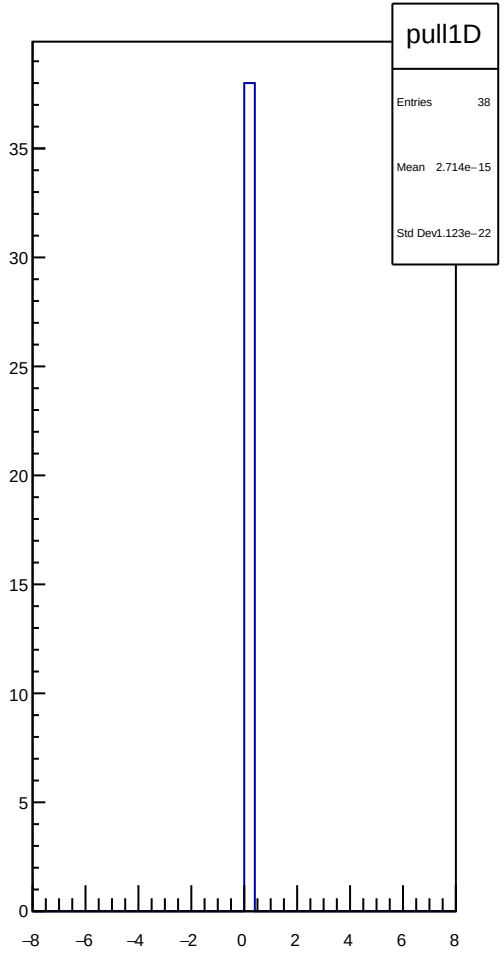
pull1D
Entries 38
Mean 2.714e−15
Std Dev1.123e−22
35
30
25
20
15
10
5
0
−8
−6
−4
−2
0
2
4
6
8

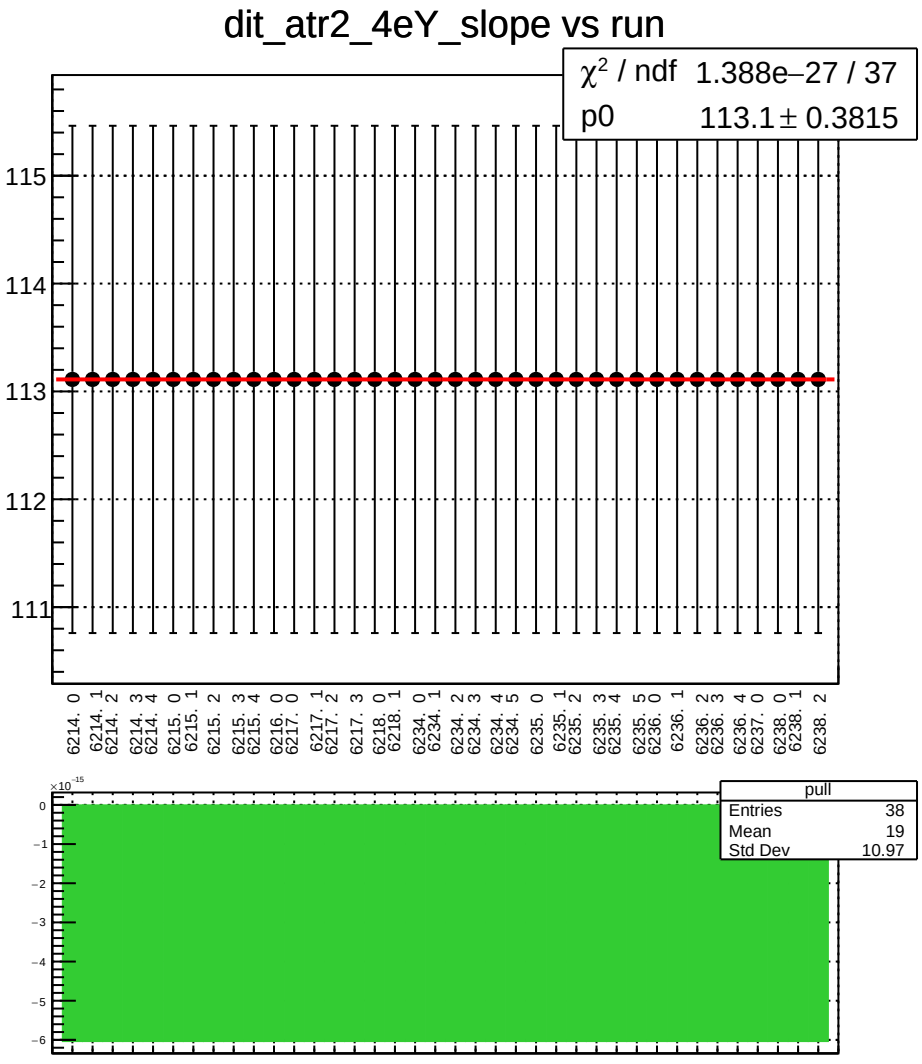
dit_atr2_4eY_slope vs run
χ² / ndf 1.388e−27 / 37
p0 113.1 ± 0.3815
115
114
113
112
111
6214. 0
6214. 1
6214. 2
6214. 3
6214. 4
6215. 0
6215. 1
6215. 2
6215. 3
6215. 4
6216. 0
6217. 0
6217. 1
6217. 2
6217. 3
6218. 0
6218. 1
6234. 0
6234. 1
6234. 2
6234. 3
6234. 4
6234. 5
6235. 0
6235. 1
6235. 2
6235. 3
6235. 4
6235. 5
6236. 0
6236. 1
6236. 2
6236. 3
6236. 4
6237. 0
6238. 0
6238. 1
6238. 2
×10⁻¹⁵
0
−1
−2
−3
−4
−5
−6
pull
Entries 38
Mean 19
Std Dev 10.97

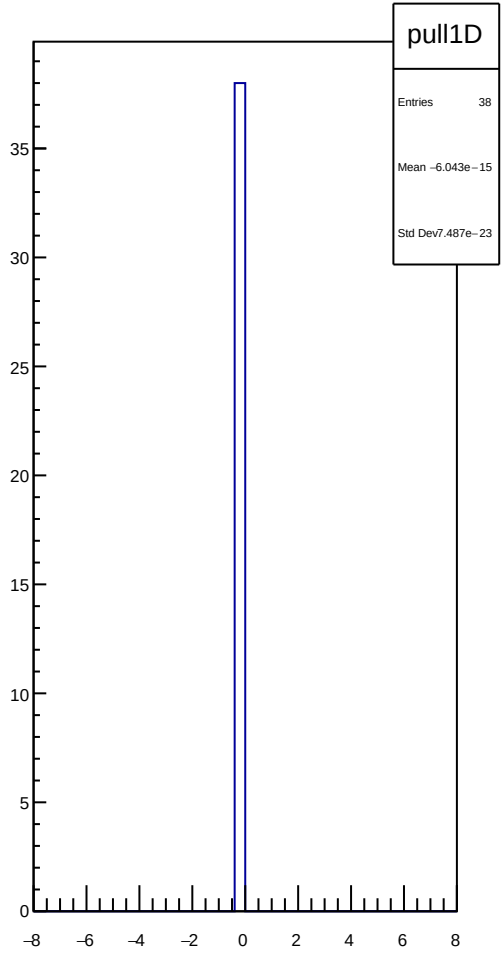
pull1D
Entries 38
Mean −6.043e−15
Std Dev7.487e−23
35
30
25
20
15
10
5
0
−8
−6
−4
−2
0
2
4
6
8

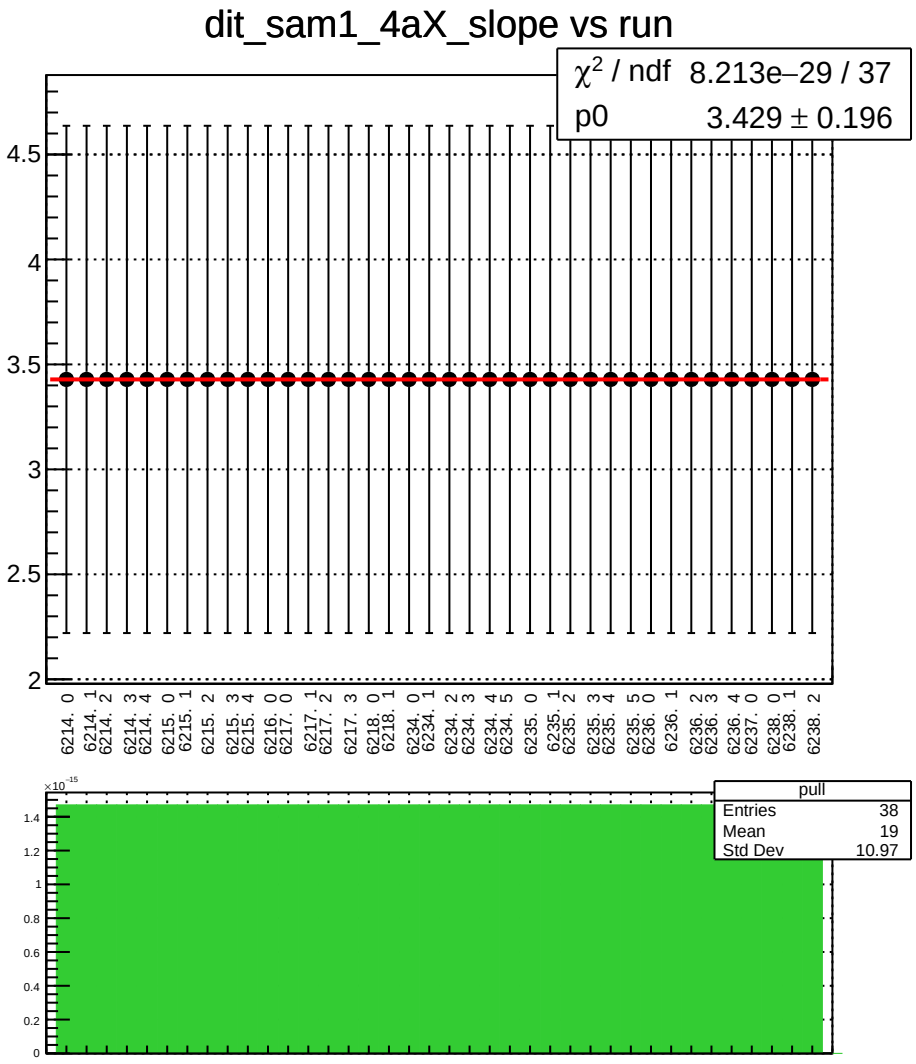
dit_sam1_4aX_slope vs run
χ^2 / ndf 8.213e−29 / 37
p0 3.429 ± 0.196
4.5
4
3.5
3
2.5
2
6214. 0
6214. 1
6214. 2
6214. 3
6214. 4
6215. 0
6215. 1
6215. 2
6215. 3
6215. 4
6216. 0
6217. 0
6217. 1
6217. 2
6217. 3
6218. 0
6218. 1
6234. 0
6234. 1
6234. 2
6234. 3
6234. 4
6234. 5
6235. 0
6235. 1
6235. 2
6235. 3
6235. 4
6235. 5
6236. 0
6236. 1
6236. 2
6236. 3
6236. 4
6237. 0
6238. 0
6238. 1
6238. 2
×10⁻¹⁵
1.4
1.2
1
0.8
0.6
0.4
0.2
0
pull
Entries 38
Mean 19
Std Dev 10.97

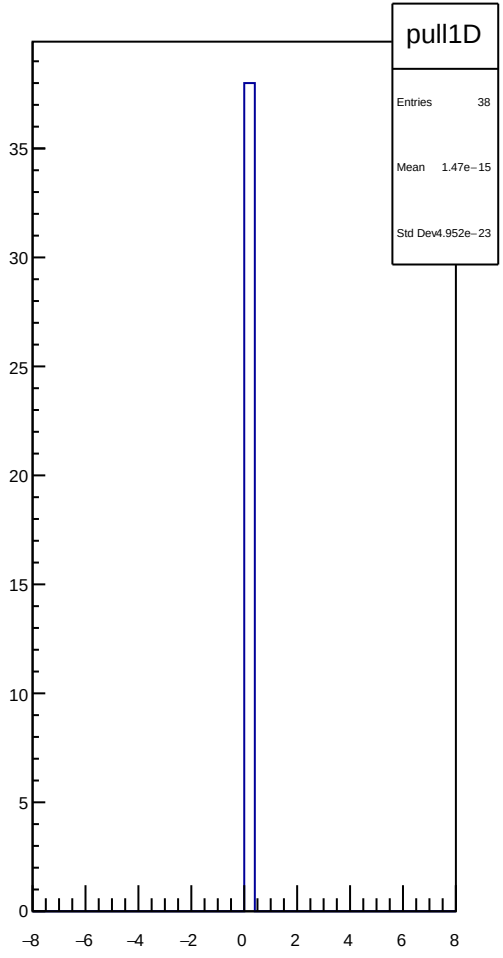
pull1D
Entries 38
Mean 1.47e−15
Std Dev 4.952e−23
35
30
25
20
15
10
5
0
−8
−6
−4
−2
0
2
4
6
8

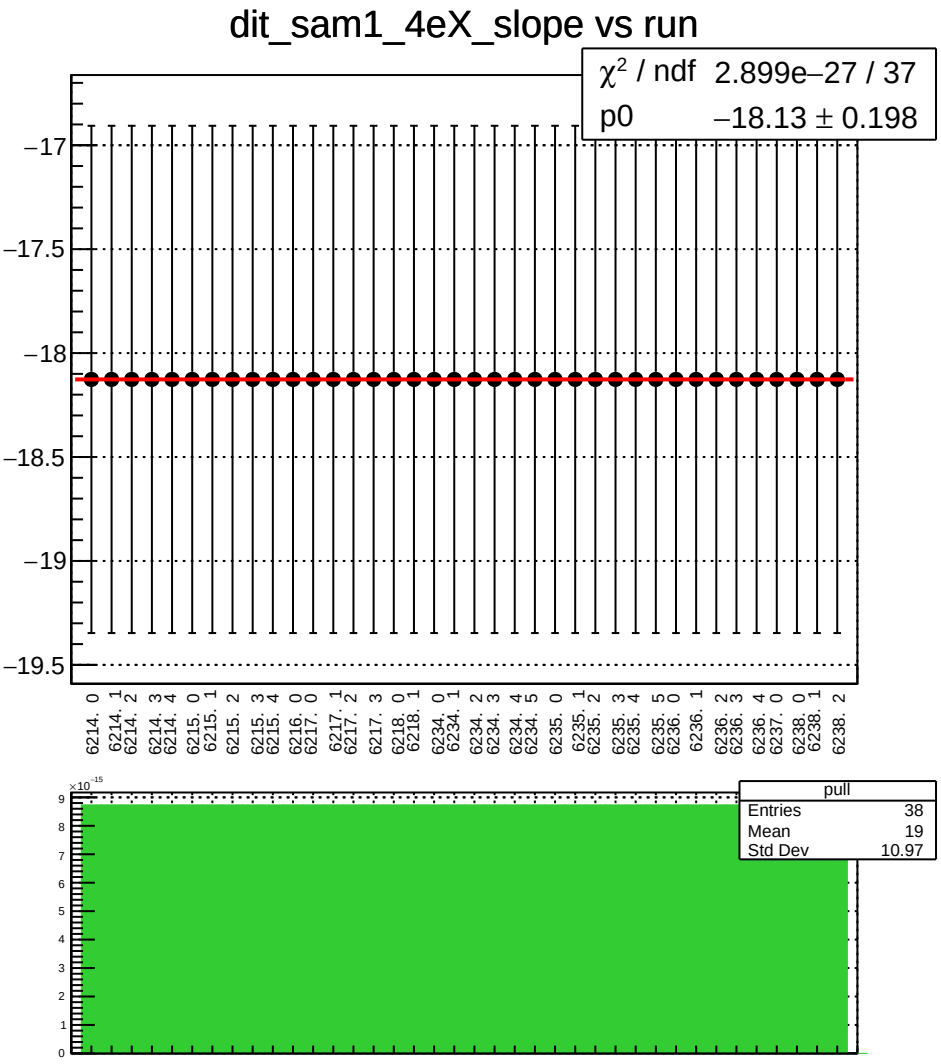
dit_sam1_4eX_slope vs run
χ^2 / ndf 2.899e−27 / 37
p0 −18.13 ± 0.198
−17
−17.5
−18
−18.5
−19
−19.5
6214. 0
6214. 1
6214. 2
6214. 3
6214. 4
6215. 0
6215. 1
6215. 2
6215. 3
6215. 4
6216. 0
6217. 0
6217. 1
6217. 2
6217. 3
6218. 0
6218. 1
6234. 0
6234. 1
6234. 2
6234. 3
6234. 4
6234. 5
6235. 0
6235. 1
6235. 2
6235. 3
6235. 4
6235. 5
6236. 0
6236. 1
6236. 2
6236. 3
6236. 4
6237. 0
6238. 0
6238. 1
6238. 2
×10⁻¹⁵
pull
Entries 38
Mean 19
Std Dev 10.97

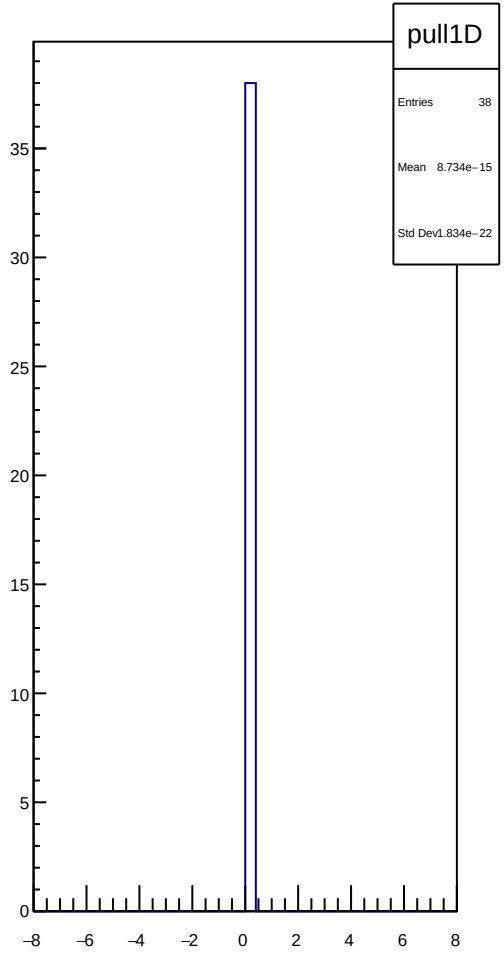
pull1D
Entries 38
Mean 8.734e−15
Std Dev 1.834e−22

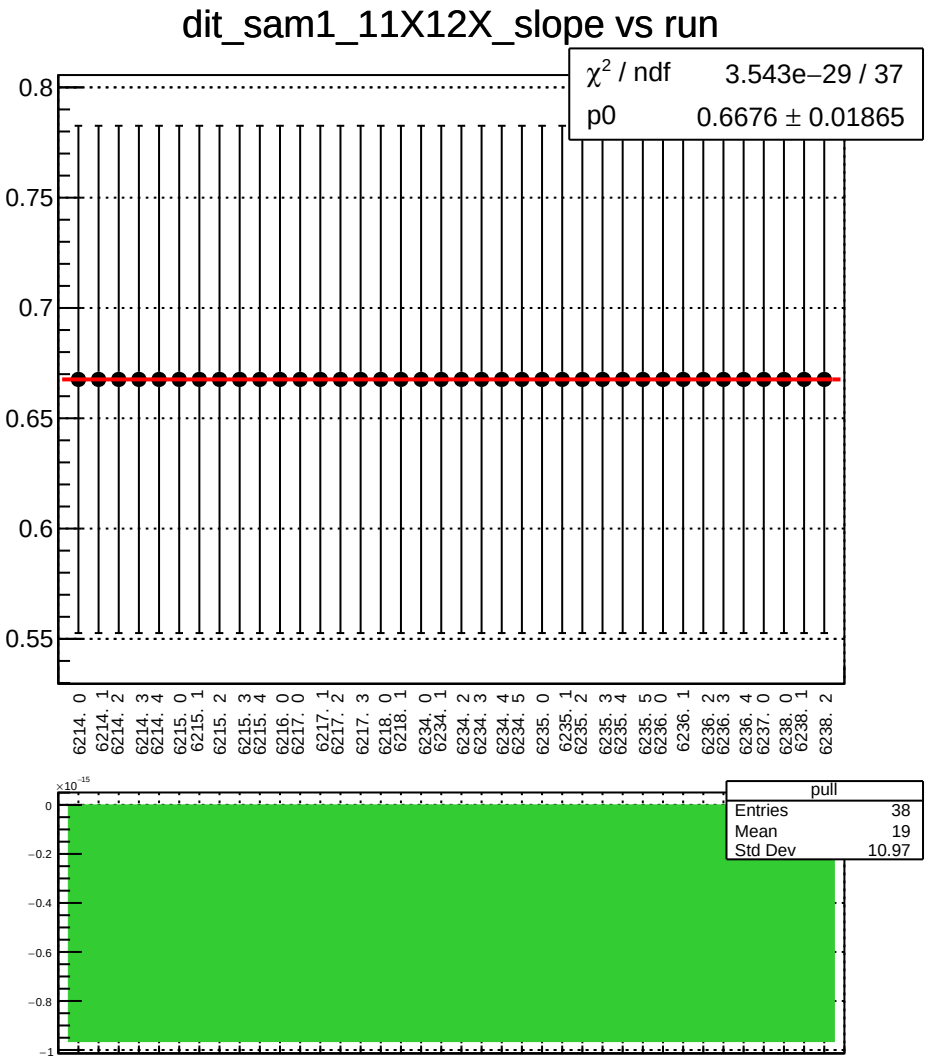
dit_sam1_11X12X_slope vs run
χ^2 / ndf 3.543e−29 / 37
p0 0.6676 ± 0.01865
0.8
0.75
0.7
0.65
0.6
0.55
6214. 0
6214. 1
6214. 2
6214. 3
6214. 4
6215. 0
6215. 1
6215. 2
6215. 3
6215. 4
6216. 0
6217. 0
6217. 1
6217. 2
6217. 3
6218. 0
6218. 1
6234. 0
6234. 1
6234. 2
6234. 3
6234. 4
6234. 5
6235. 0
6235. 1
6235. 2
6235. 3
6235. 4
6235. 5
6236. 0
6236. 1
6236. 2
6236. 3
6236. 4
6237. 0
6238. 0
6238. 1
6238. 2
pull
Entries 38
Mean 19
Std Dev 10.97
×10^−15
0
−0.2
−0.4
−0.6
−0.8
−1

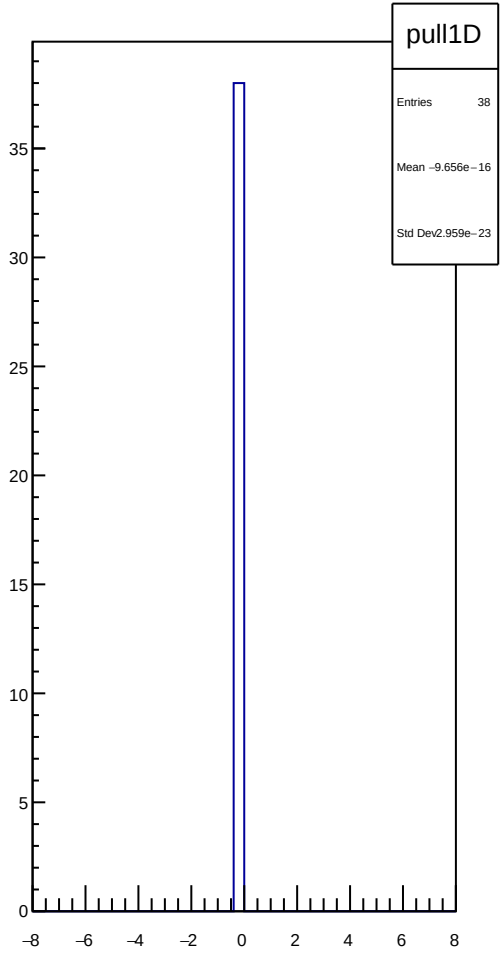
pull1D
Entries 38
Mean −9.656e−16
Std Dev 2.959e−23
35
30
25
20
15
10
5
0
−8
−6
−4
−2
0
2
4
6
8

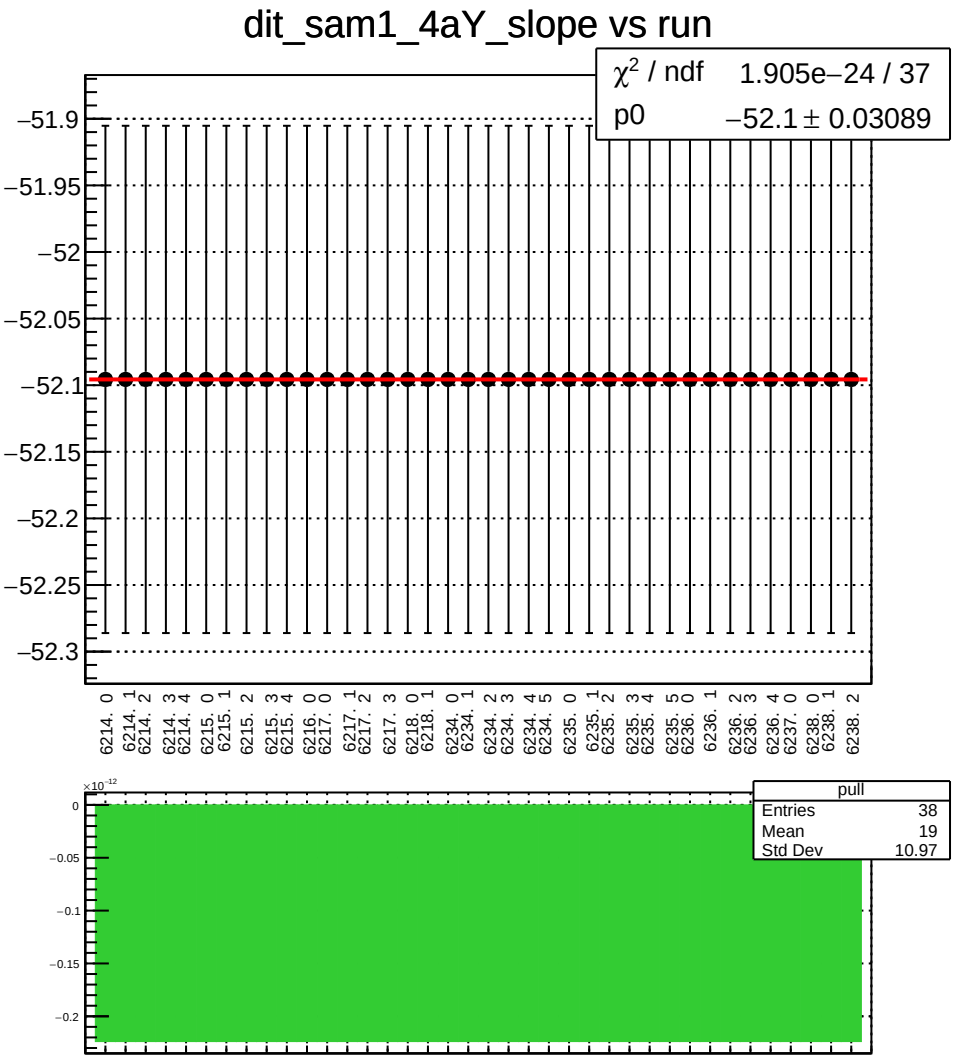
dit_sam1_4aY_slope vs run
χ^2 / ndf 1.905e−24 / 37
p0 −52.1 ± 0.03089
−51.9
−51.95
−52
−52.05
−52.1
−52.15
−52.2
−52.25
−52.3
6214. 0
6214. 1
6214. 2
6214. 3
6214. 4
6215. 0
6215. 1
6215. 2
6215. 3
6215. 4
6216. 0
6217. 0
6217. 1
6217. 2
6217. 3
6218. 0
6218. 1
6234. 0
6234. 1
6234. 2
6234. 3
6234. 4
6234. 5
6235. 0
6235. 1
6235. 2
6235. 3
6235. 4
6235. 5
6236. 0
6236. 1
6236. 2
6236. 3
6236. 4
6237. 0
6238. 0
6238. 1
6238. 2
pull
Entries 38
Mean 19
Std Dev 10.97
×10⁻¹²
0
−0.05
−0.1
−0.15
−0.2

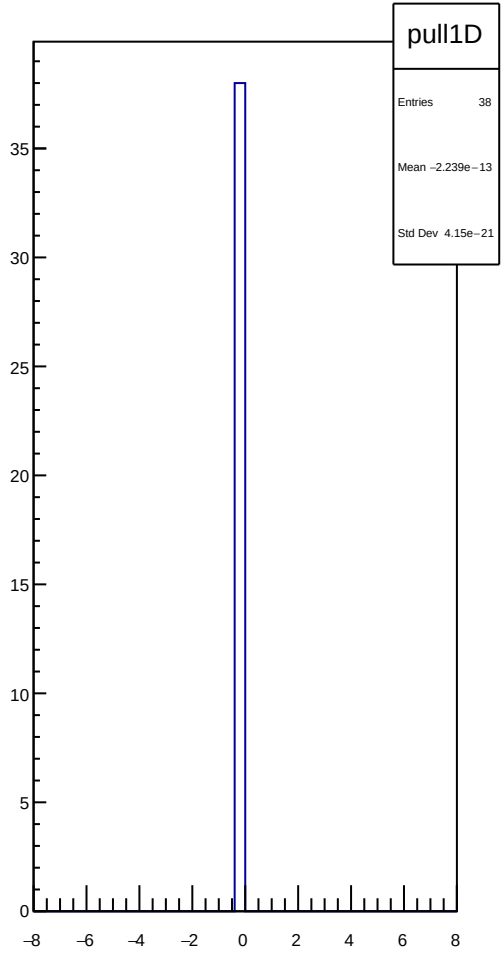
pull1D
Entries 38
Mean −2.239e−13
Std Dev 4.15e−21
35
30
25
20
15
10
5
0
−8
−6
−4
−2
0
2
4
6
8

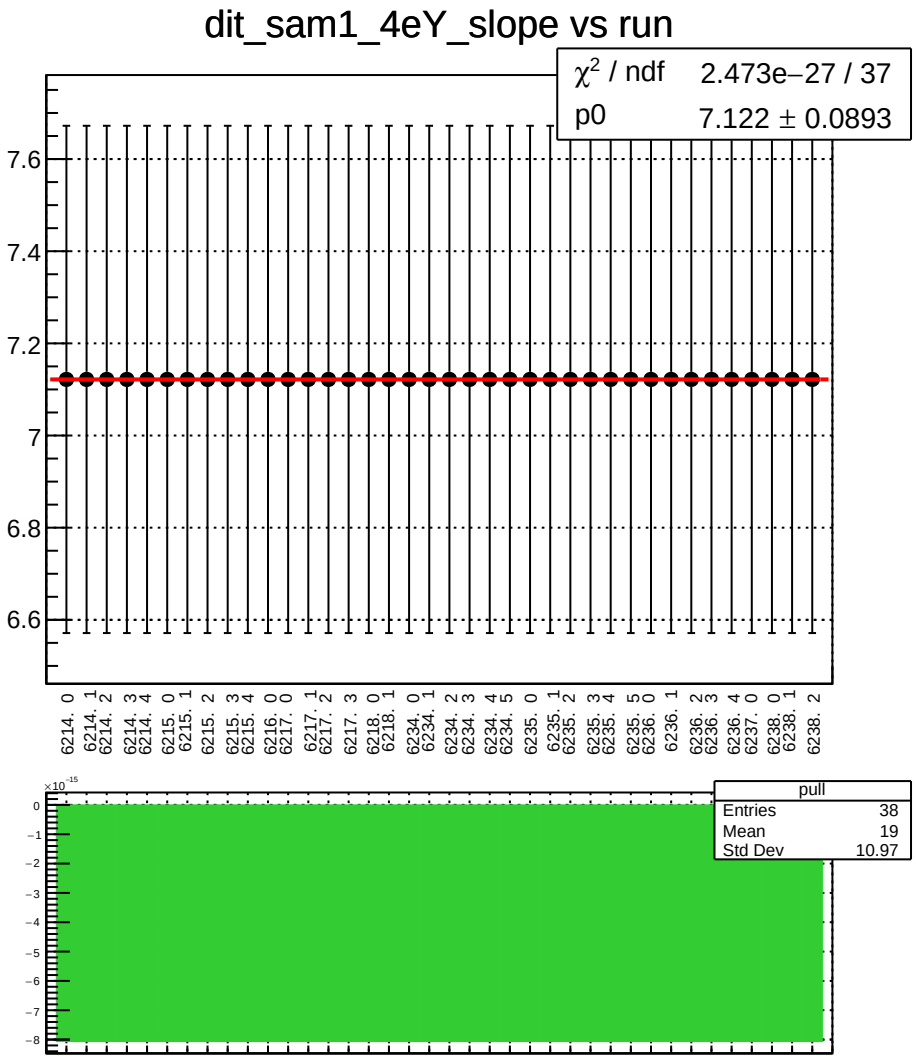
dit_sam1_4eY_slope vs run
χ^2 / ndf 2.473e−27 / 37
p0 7.122 ± 0.0893
7.6
7.4
7.2
7
6.8
6.6
6214. 0
6214. 1
6214. 2
6214. 3
6214. 4
6215. 0
6215. 1
6215. 2
6215. 3
6215. 4
6216. 0
6217. 0
6217. 1
6217. 2
6217. 3
6218. 0
6218. 1
6234. 0
6234. 1
6234. 2
6234. 3
6234. 4
6234. 5
6235. 0
6235. 1
6235. 2
6235. 3
6235. 4
6235. 5
6236. 0
6236. 1
6236. 2
6236. 3
6236. 4
6237. 0
6238. 0
6238. 1
6238. 2
×10⁻¹⁵
0
−1
−2
−3
−4
−5
−6
−7
−8
pull
Entries 38
Mean 19
Std Dev 10.97

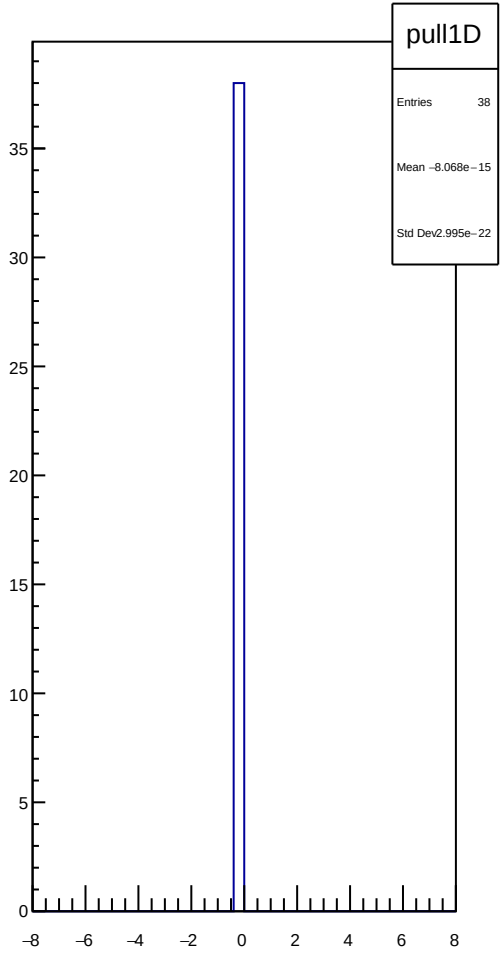
pull1D
Entries 38
Mean −8.068e−15
Std Dev 2.995e−22
35
30
25
20
15
10
5
0
−8
−6
−4
−2
0
2
4
6
8

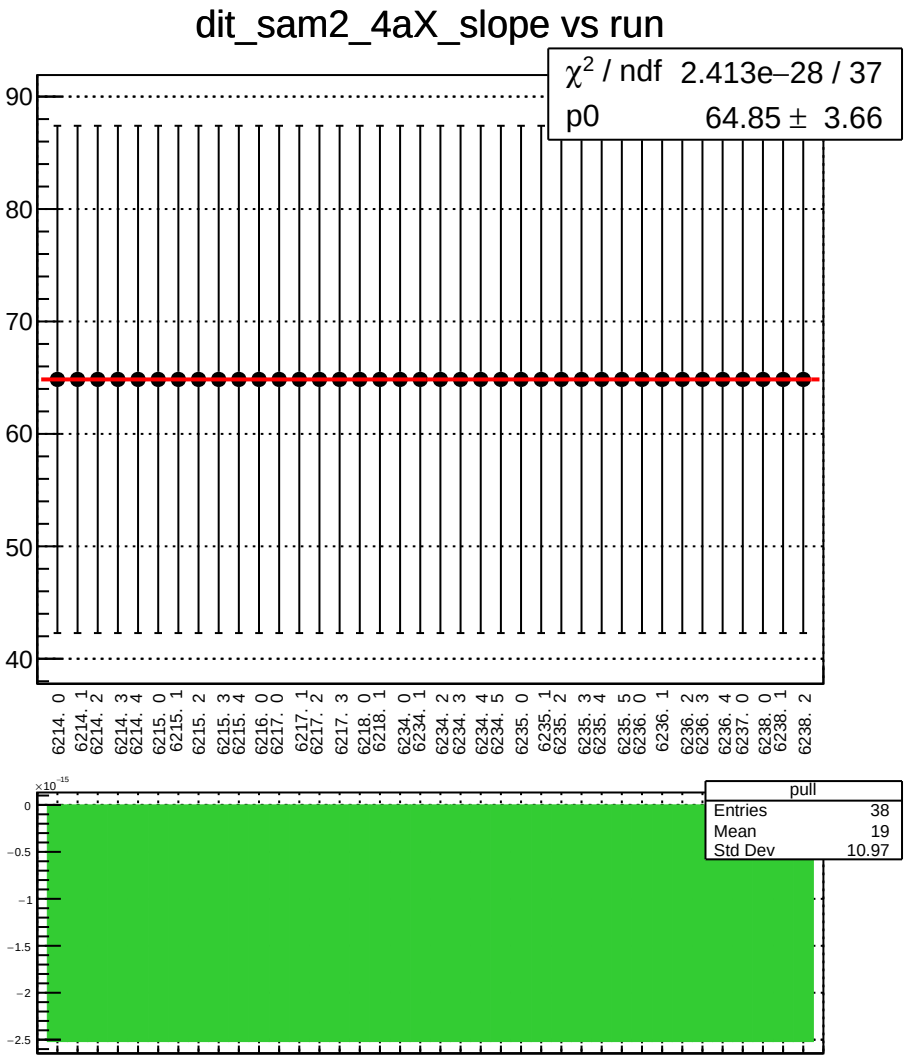
dit_sam2_4aX_slope vs run
χ^2 / ndf 2.413e−28 / 37
p0 64.85 ± 3.66
90
80
70
60
50
40
6214. 0
6214. 1
6214. 2
6214. 3
6214. 4
6215. 0
6215. 1
6215. 2
6215. 3
6215. 4
6216. 0
6217. 0
6217. 1
6217. 2
6217. 3
6218. 0
6218. 1
6234. 0
6234. 1
6234. 2
6234. 3
6234. 4
6234. 5
6235. 0
6235. 1
6235. 2
6235. 3
6235. 4
6235. 5
6236. 0
6236. 1
6236. 2
6236. 3
6236. 4
6237. 0
6238. 0
6238. 1
6238. 2
×10⁻¹⁵
0
−0.5
−1
−1.5
−2
−2.5
pull
Entries 38
Mean 19
Std Dev 10.97

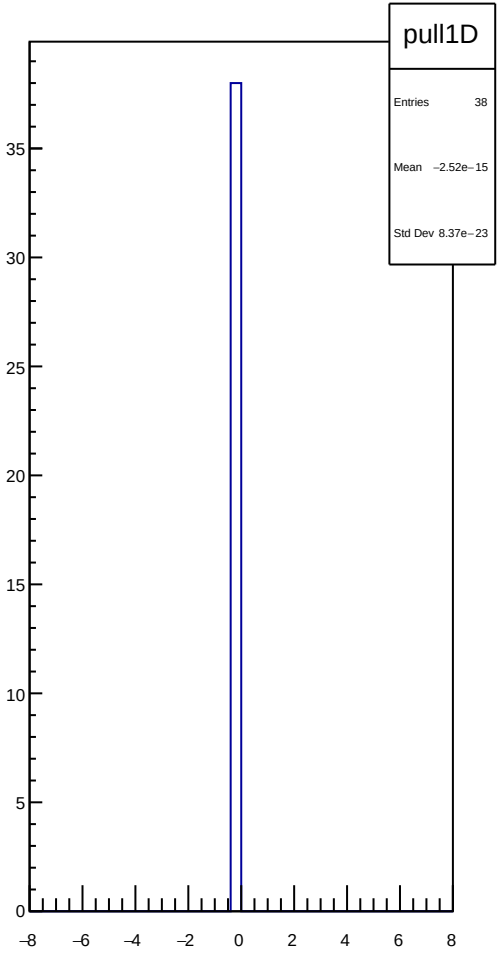
pull1D
Entries 38
Mean −2.52e−15
Std Dev 8.37e−23
35
30
25
20
15
10
5
0
−8
−6
−4
−2
0
2
4
6
8

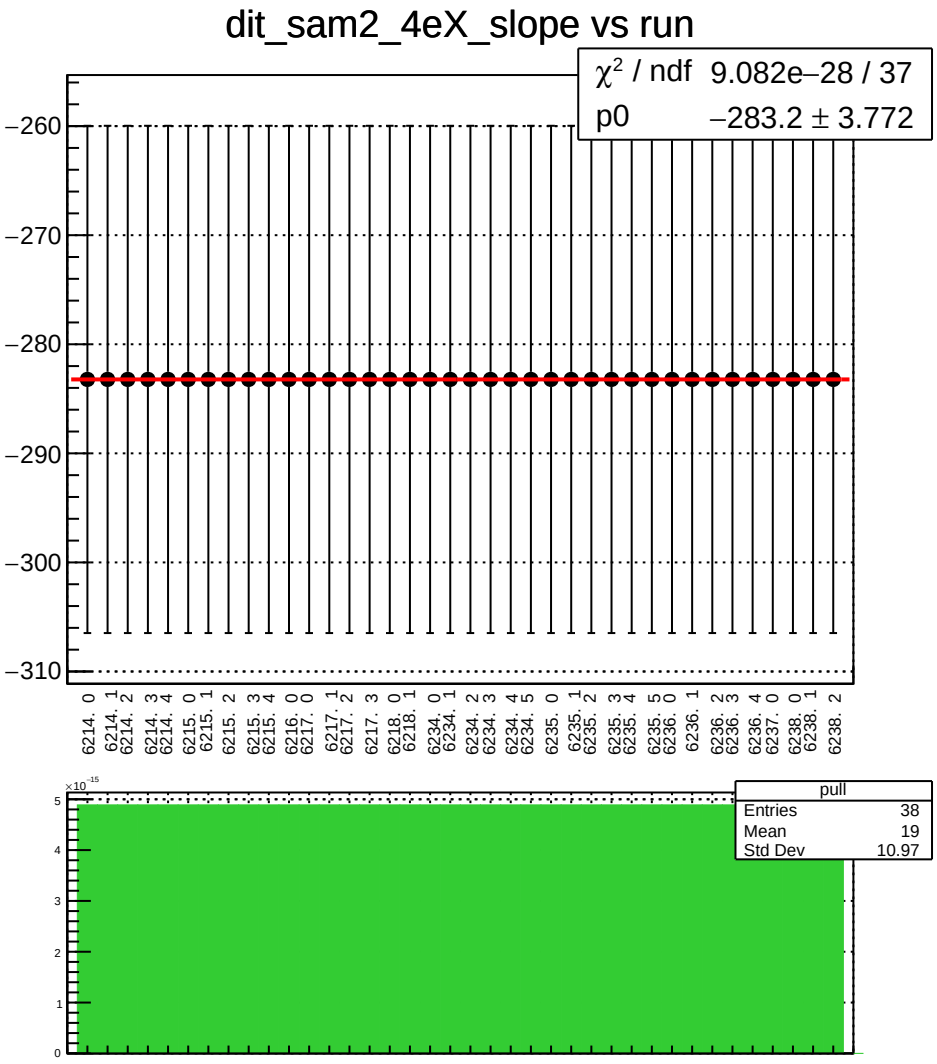
dit_sam2_4eX_slope vs run
χ^2 / ndf 9.082e−28 / 37
p0 −283.2 ± 3.772
−260
−270
−280
−290
−300
−310
6214. 0
6214. 1
6214. 2
6214. 3
6214. 4
6215. 0
6215. 1
6215. 2
6215. 3
6215. 4
6216. 0
6217. 0
6217. 1
6217. 2
6217. 3
6218. 0
6218. 1
6234. 0
6234. 1
6234. 2
6234. 3
6234. 4
6234. 5
6235. 0
6235. 1
6235. 2
6235. 3
6235. 4
6235. 5
6236. 0
6236. 1
6236. 2
6236. 3
6236. 4
6237. 0
6238. 0
6238. 1
6238. 2
×10⁻¹⁵
pull
Entries 38
Mean 19
Std Dev 10.97

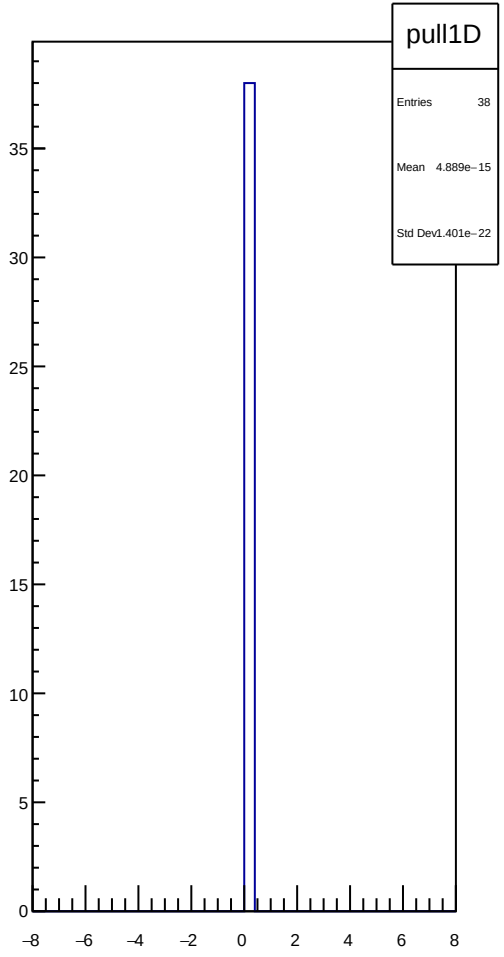
pull1D
Entries 38
Mean 4.889e−15
Std Dev 1.401e−22

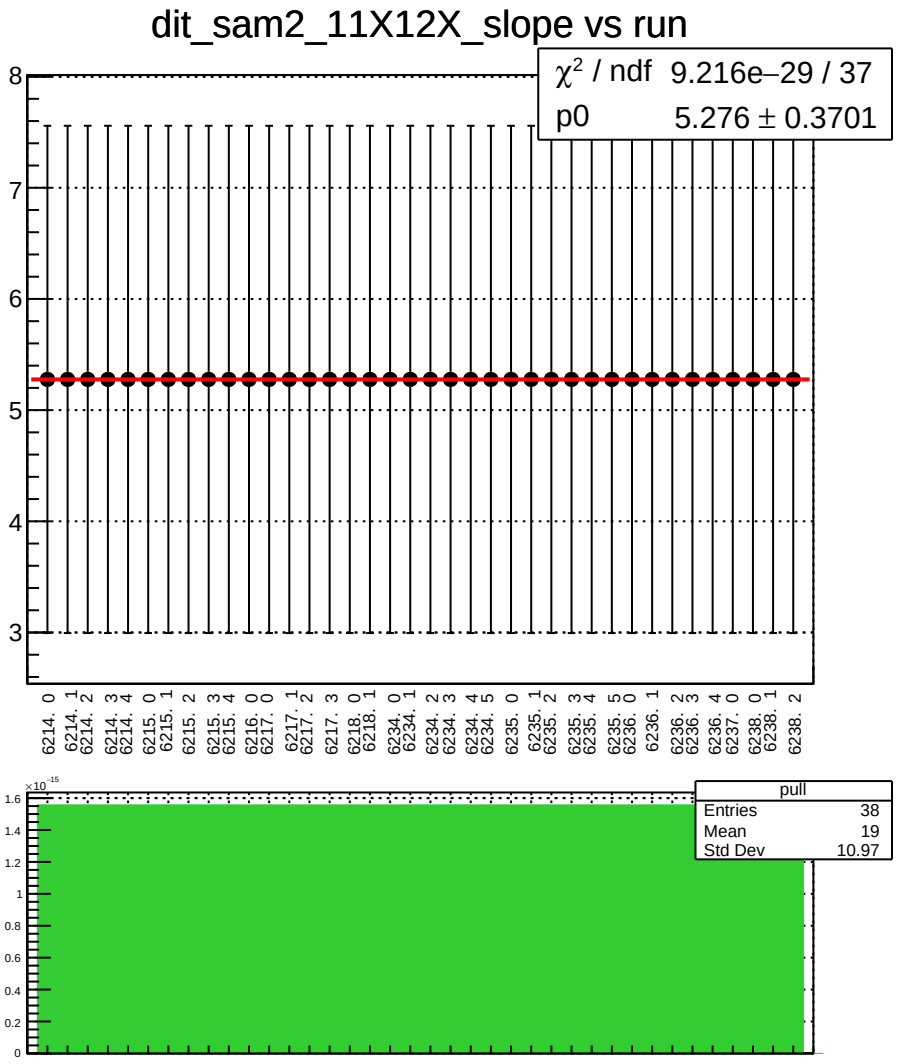
dit_sam2_11X12X_slope vs run
χ^2 / ndf 9.216e−29 / 37
p0 5.276 ± 0.3701
8
7
6
5
4
3
6214. 0
6214. 1
6214. 2
6214. 3
6214. 4
6215. 0
6215. 1
6215. 2
6215. 3
6215. 4
6216. 0
6217. 0
6217. 1
6217. 2
6217. 3
6218. 0
6218. 1
6234. 0
6234. 1
6234. 2
6234. 3
6234. 4
6234. 5
6235. 0
6235. 1
6235. 2
6235. 3
6235. 4
6235. 5
6236. 0
6236. 1
6236. 2
6236. 3
6236. 4
6237. 0
6238. 0
6238. 1
6238. 2
pull
Entries 38
Mean 19
Std Dev 10.97
×10^-15
1.6
1.4
1.2
1
0.8
0.6
0.4
0.2
0

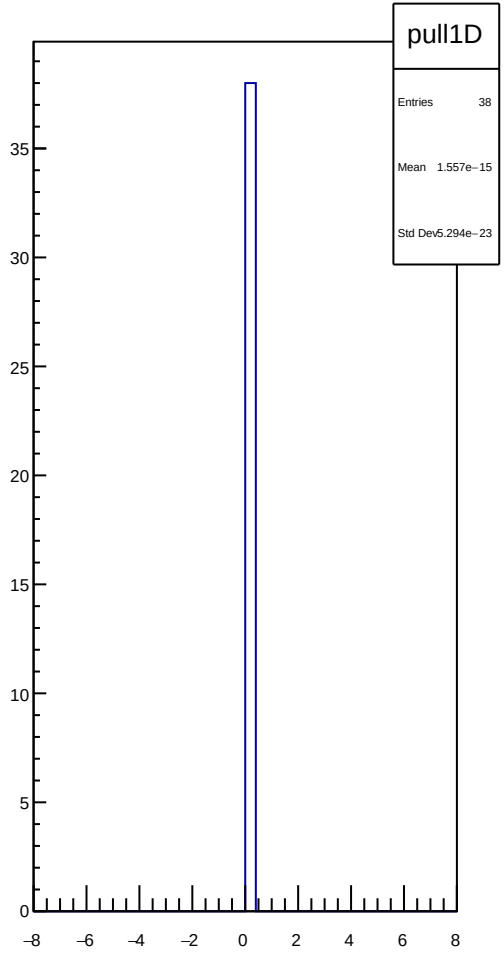
pull1D
Entries 38
Mean 1.557e−15
Std Dev 5.294e−23
35
30
25
20
15
10
5
0
−8
−6
−4
−2
0
2
4
6
8

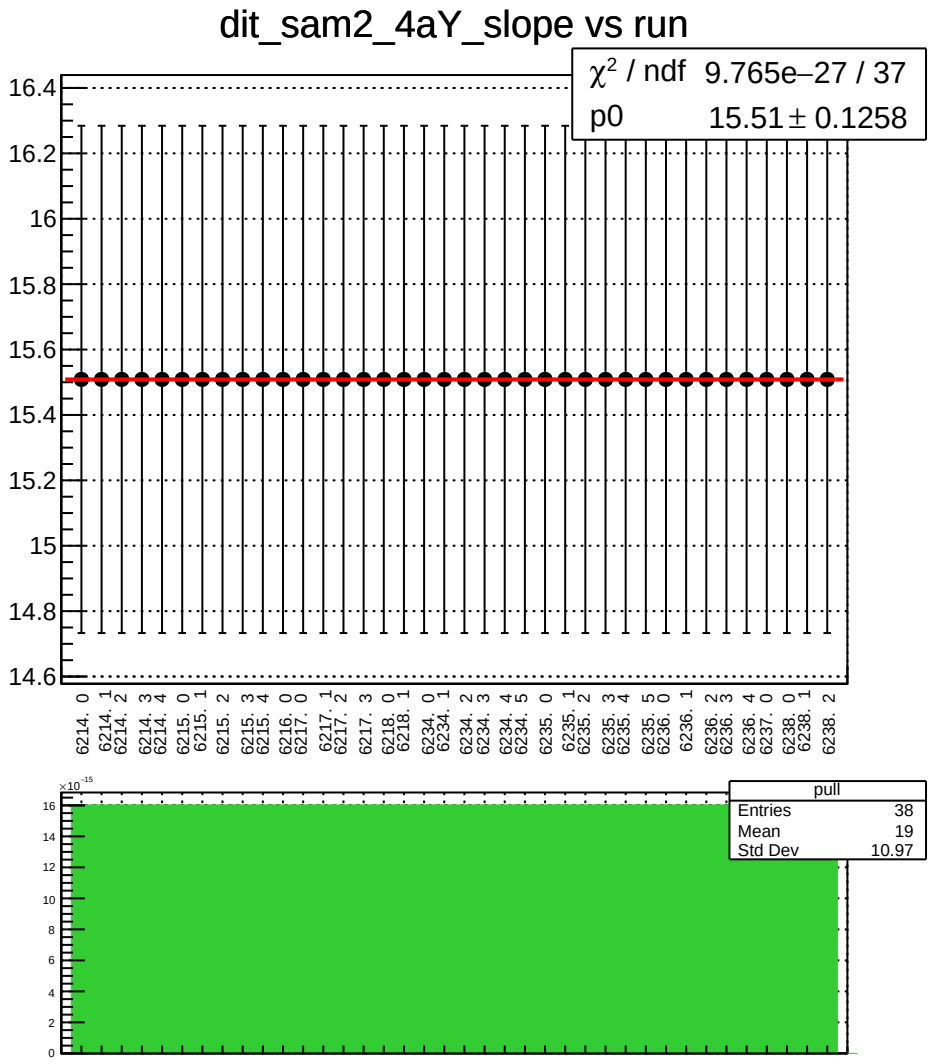
dit_sam2_4aY_slope vs run
χ² / ndf 9.765e−27 / 37
p0 15.51 ± 0.1258
16.4
16.2
16
15.8
15.6
15.4
15.2
15
14.8
14.6
6214. 0
6214. 1
6214. 2
6214. 3
6214. 4
6215. 0
6215. 1
6215. 2
6215. 3
6215. 4
6216. 0
6217. 0
6217. 1
6217. 2
6217. 3
6218. 0
6218. 1
6234. 0
6234. 1
6234. 2
6234. 3
6234. 4
6234. 5
6235. 0
6235. 1
6235. 2
6235. 3
6235. 4
6235. 5
6236. 0
6236. 1
6236. 2
6236. 3
6236. 4
6237. 0
6238. 0
6238. 1
6238. 2
×10⁻¹⁵
pull
Entries 38
Mean 19
Std Dev 10.97

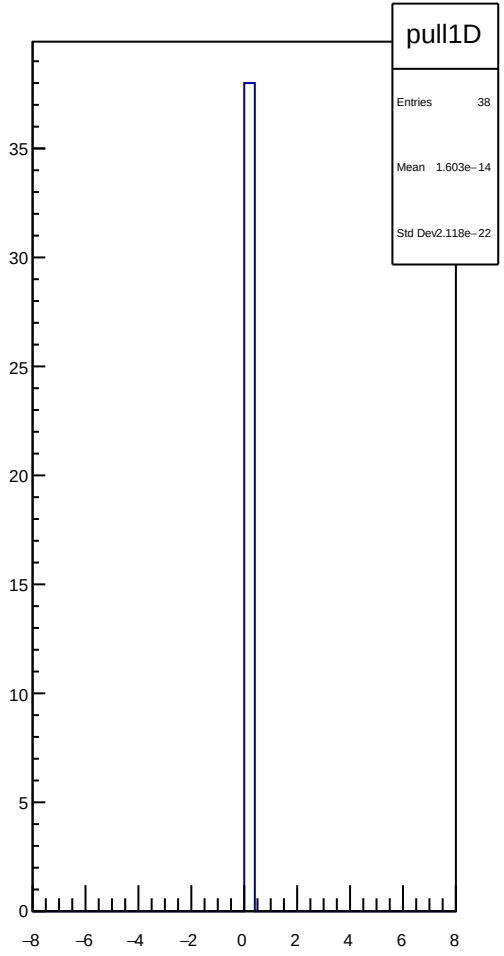
pull1D
Entries 38
Mean 1.603e−14
Std Dev 2.118e−22

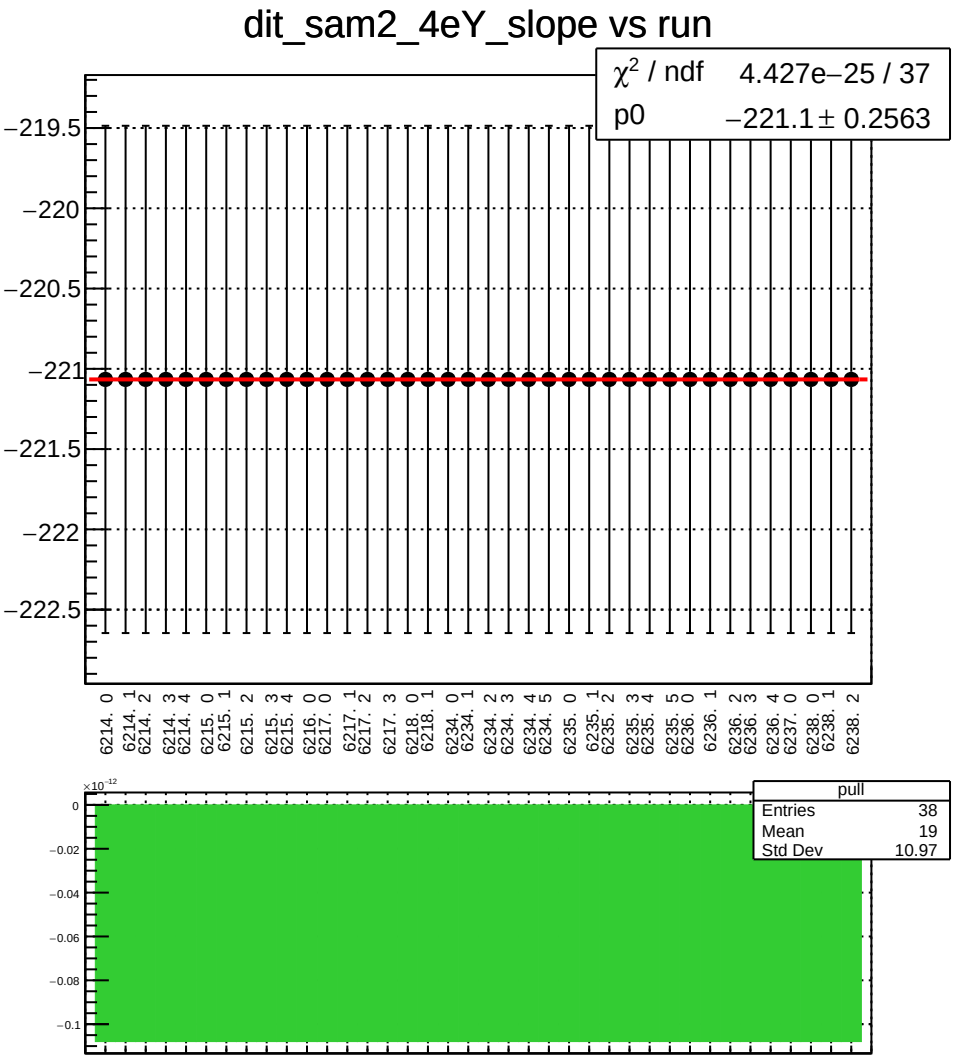
dit_sam2_4eY_slope vs run
χ² / ndf 4.427e−25 / 37
p0 −221.1 ± 0.2563
−219.5
−220
−220.5
−221
−221.5
−222
−222.5
6214. 0
6214. 1
6214. 2
6214. 3
6214. 4
6215. 0
6215. 1
6215. 2
6215. 3
6215. 4
6216. 0
6217. 0
6217. 1
6217. 2
6217. 3
6218. 0
6218. 1
6234. 0
6234. 1
6234. 2
6234. 3
6234. 4
6234. 5
6235. 0
6235. 1
6235. 2
6235. 3
6235. 4
6235. 5
6236. 0
6236. 1
6236. 2
6236. 3
6236. 4
6237. 0
6238. 0
6238. 1
6238. 2
×10⁻¹²
0
−0.02
−0.04
−0.06
−0.08
−0.1
pull
Entries 38
Mean 19
Std Dev 10.97

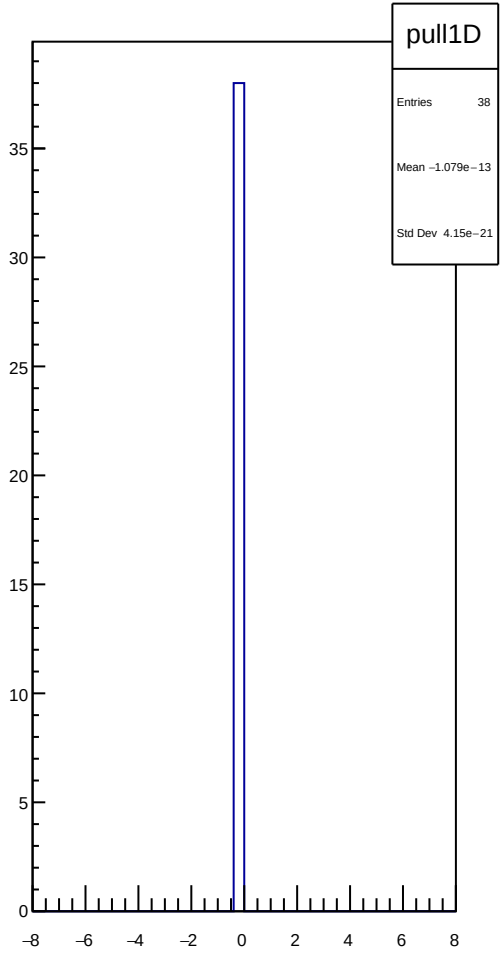
pull1D
Entries 38
Mean −1.079e−13
Std Dev 4.15e−21
35
30
25
20
15
10
5
0
−8
−6
−4
−2
0
2
4
6
8

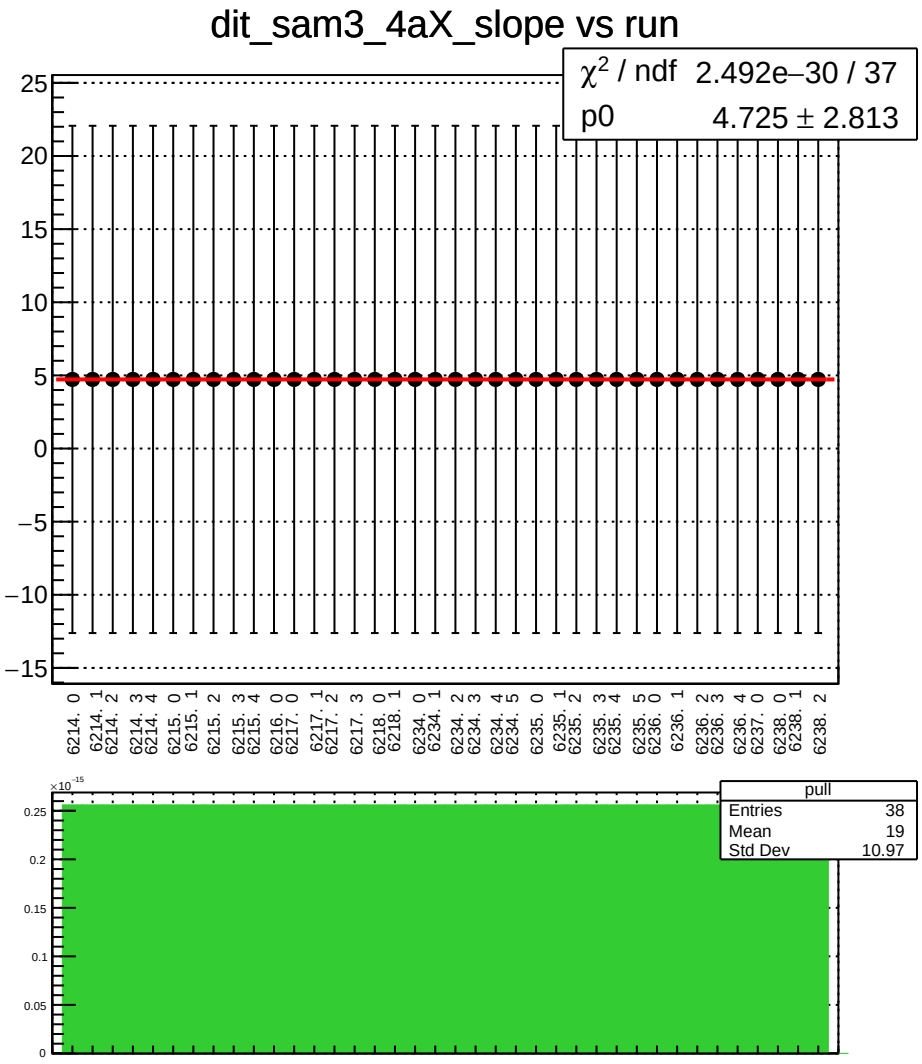
dit_sam3_4aX_slope vs run
χ² / ndf 2.492e−30 / 37
p0 4.725 ± 2.813
6214. 0
6214. 1
6214. 2
6214. 3
6214. 4
6215. 0
6215. 1
6215. 2
6215. 3
6215. 4
6216. 0
6217. 0
6217. 1
6217. 2
6217. 3
6218. 0
6218. 1
6234. 0
6234. 1
6234. 2
6234. 3
6234. 4
6234. 5
6235. 0
6235. 1
6235. 2
6235. 3
6235. 4
6235. 5
6236. 0
6236. 1
6236. 2
6236. 3
6236. 4
6237. 0
6238. 0
6238. 1
6238. 2
pull
Entries 38
Mean 19
Std Dev 10.97

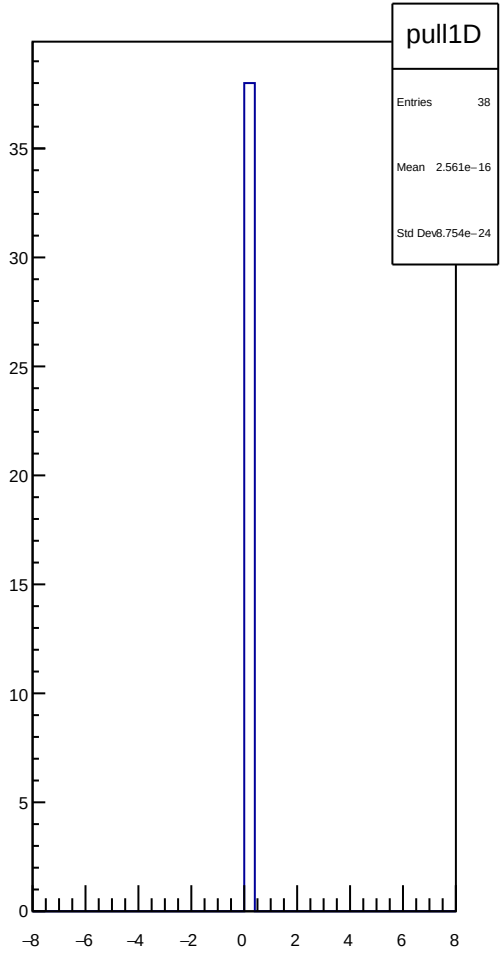
pull1D
Entries 38
Mean 2.561e−16
Std Dev 8.754e−24

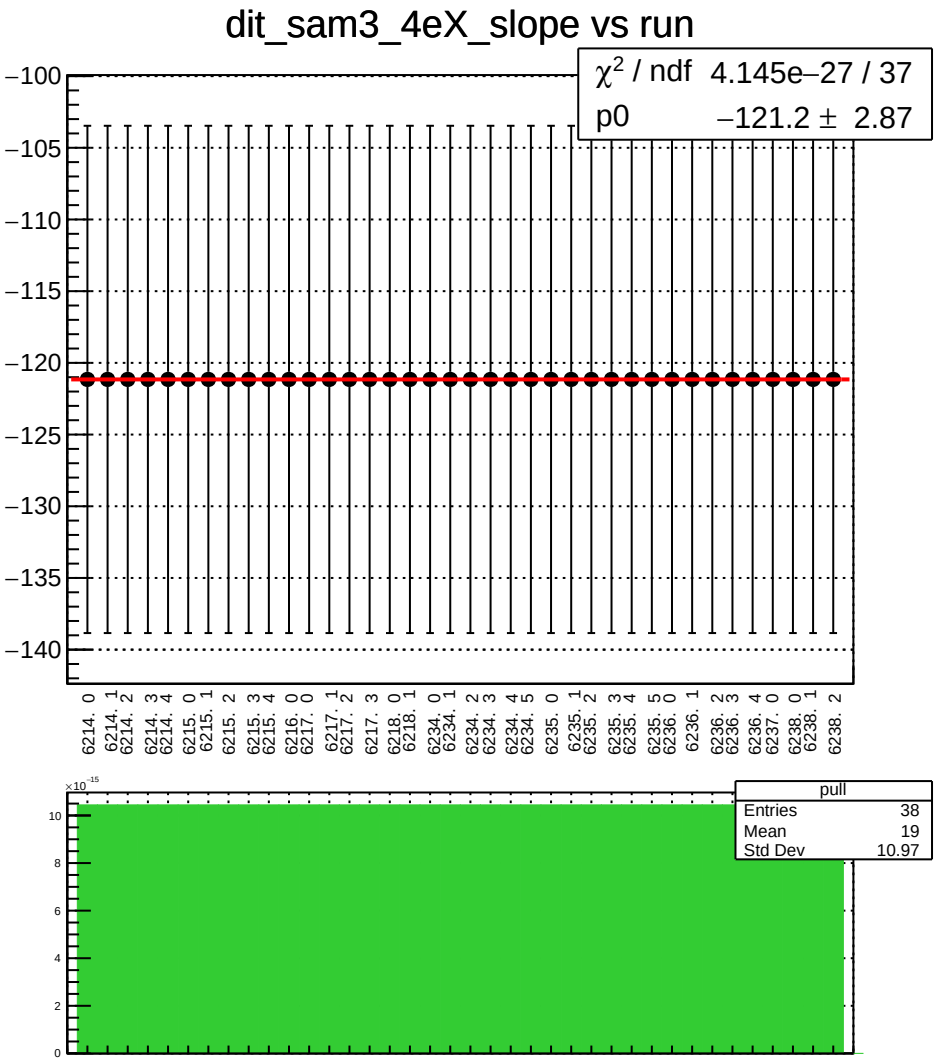
dit_sam3_4eX_slope vs run
χ² / ndf 4.145e−27 / 37
p0 −121.2 ± 2.87
−100
−105
−110
−115
−120
−125
−130
−135
−140
6214. 0
6214. 1
6214. 2
6214. 3
6214. 4
6215. 0
6215. 1
6215. 2
6215. 3
6215. 4
6216. 0
6217. 0
6217. 1
6217. 2
6217. 3
6218. 0
6218. 1
6234. 0
6234. 1
6234. 2
6234. 3
6234. 4
6234. 5
6235. 0
6235. 1
6235. 2
6235. 3
6235. 4
6235. 5
6236. 0
6236. 1
6236. 2
6236. 3
6236. 4
6237. 0
6238. 0
6238. 1
6238. 2
×10⁻¹⁵
pull
Entries 38
Mean 19
Std Dev 10.97

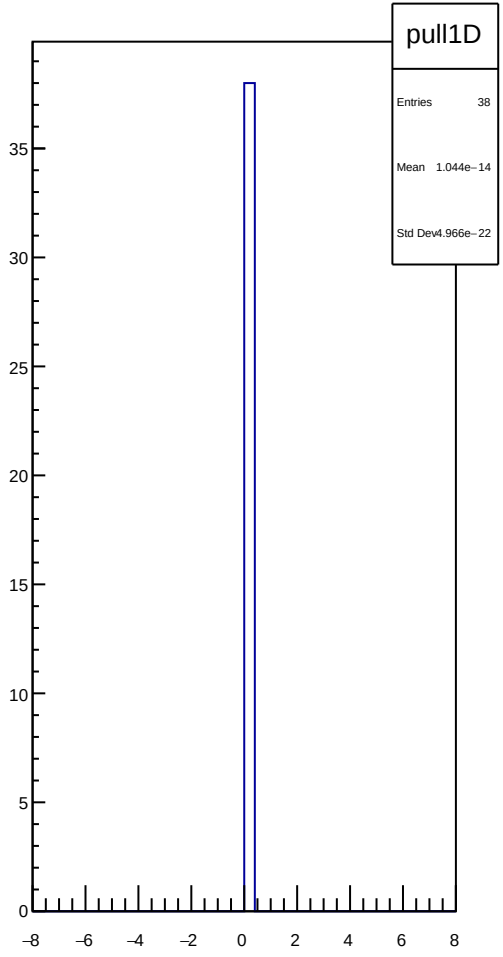
pull1D
Entries 38
Mean 1.044e−14
Std Dev 4.966e−22

dit_sam3_11X12X_slope vs run

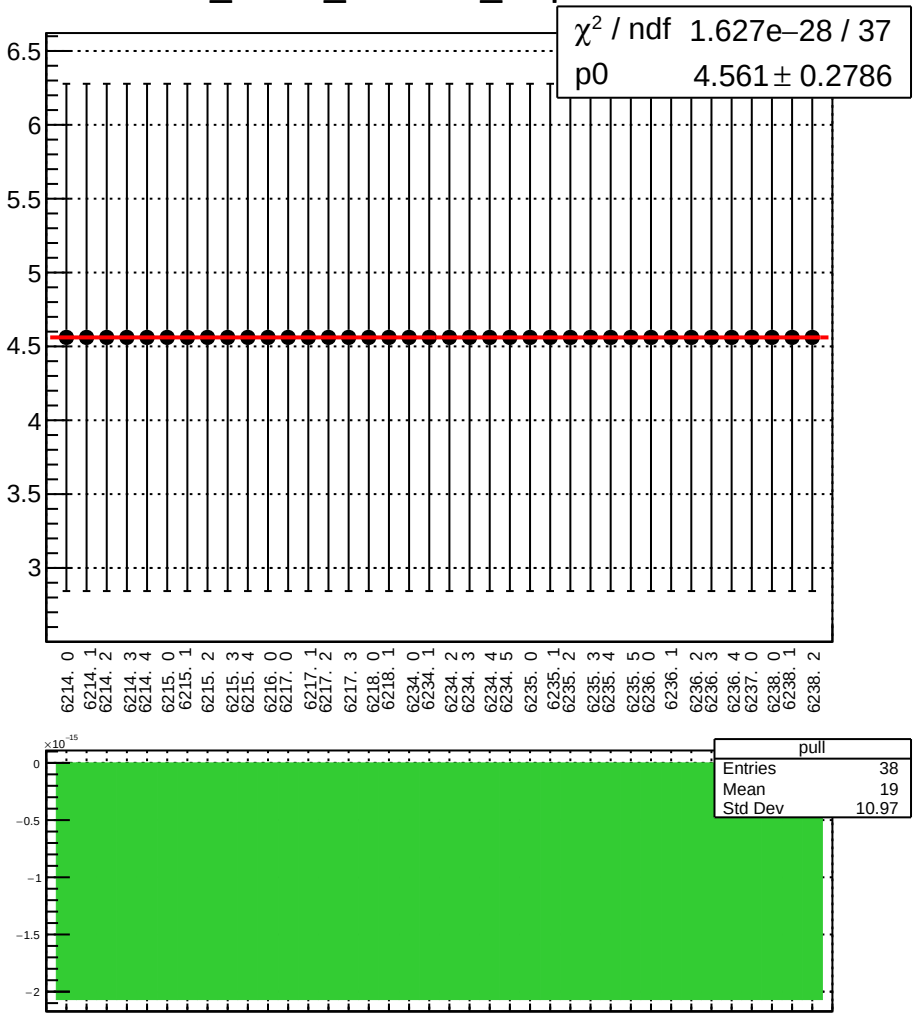

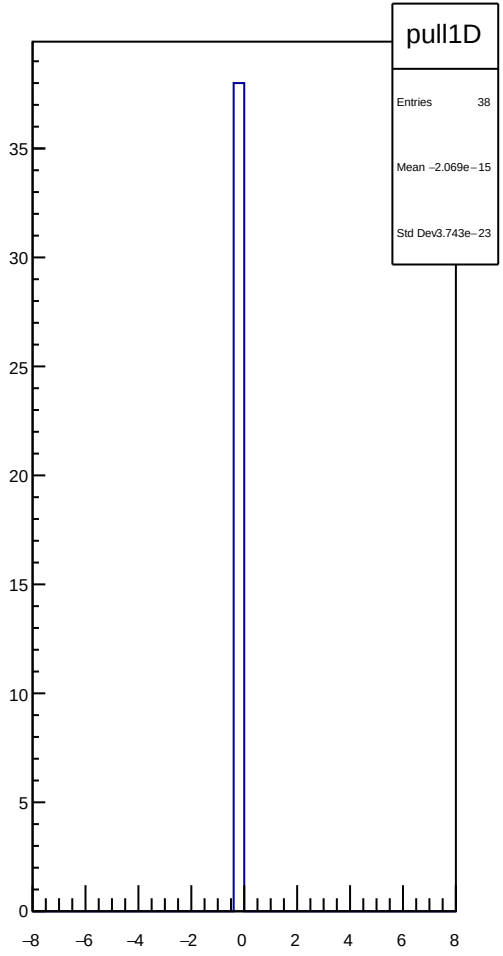

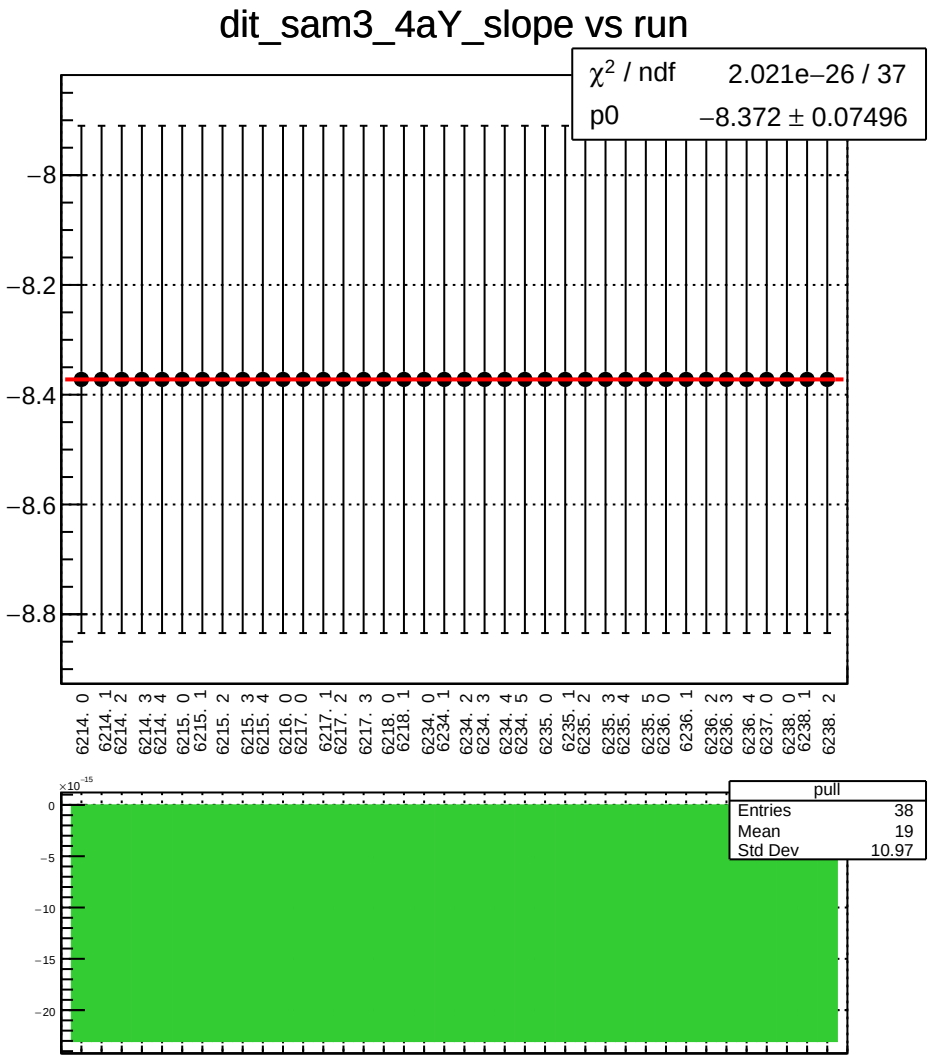
dit_sam3_4aY_slope vs run
χ2 / ndf 2.021e−26 / 37
p0 −8.372 ± 0.07496
−8
−8.2
−8.4
−8.6
−8.8
6214. 0
6214. 1
6214. 2
6214. 3
6214. 4
6215. 0
6215. 1
6215. 2
6215. 3
6215. 4
6216. 0
6217. 0
6217. 1
6217. 2
6217. 3
6218. 0
6218. 1
6234. 0
6234. 1
6234. 2
6234. 3
6234. 4
6234. 5
6235. 0
6235. 1
6235. 2
6235. 3
6235. 4
6235. 5
6236. 0
6236. 1
6236. 2
6236. 3
6236. 4
6237. 0
6238. 0
6238. 1
6238. 2
×10−15
0
−5
−10
−15
−20
pull
Entries 38
Mean 19
Std Dev 10.97

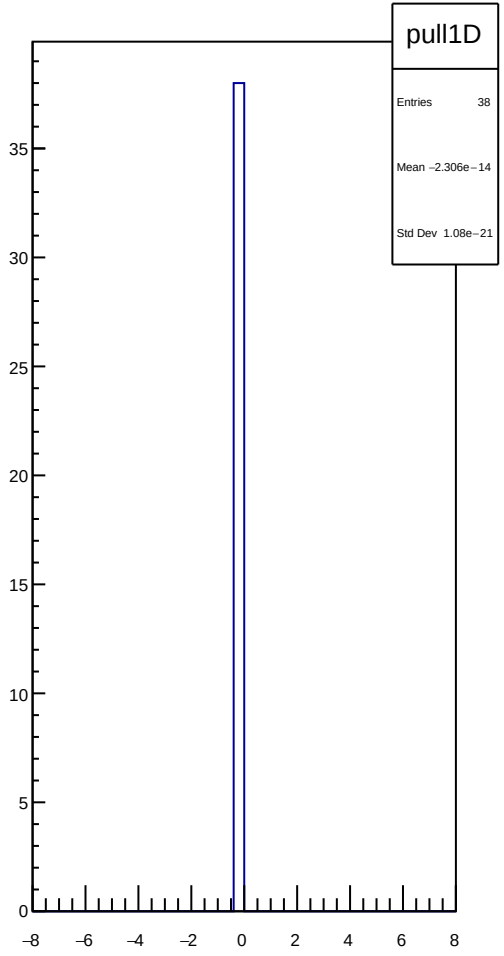
pull1D
Entries 38
Mean −2.306e−14
Std Dev 1.08e−21
35
30
25
20
15
10
5
0
−8
−6
−4
−2
0
2
4
6
8

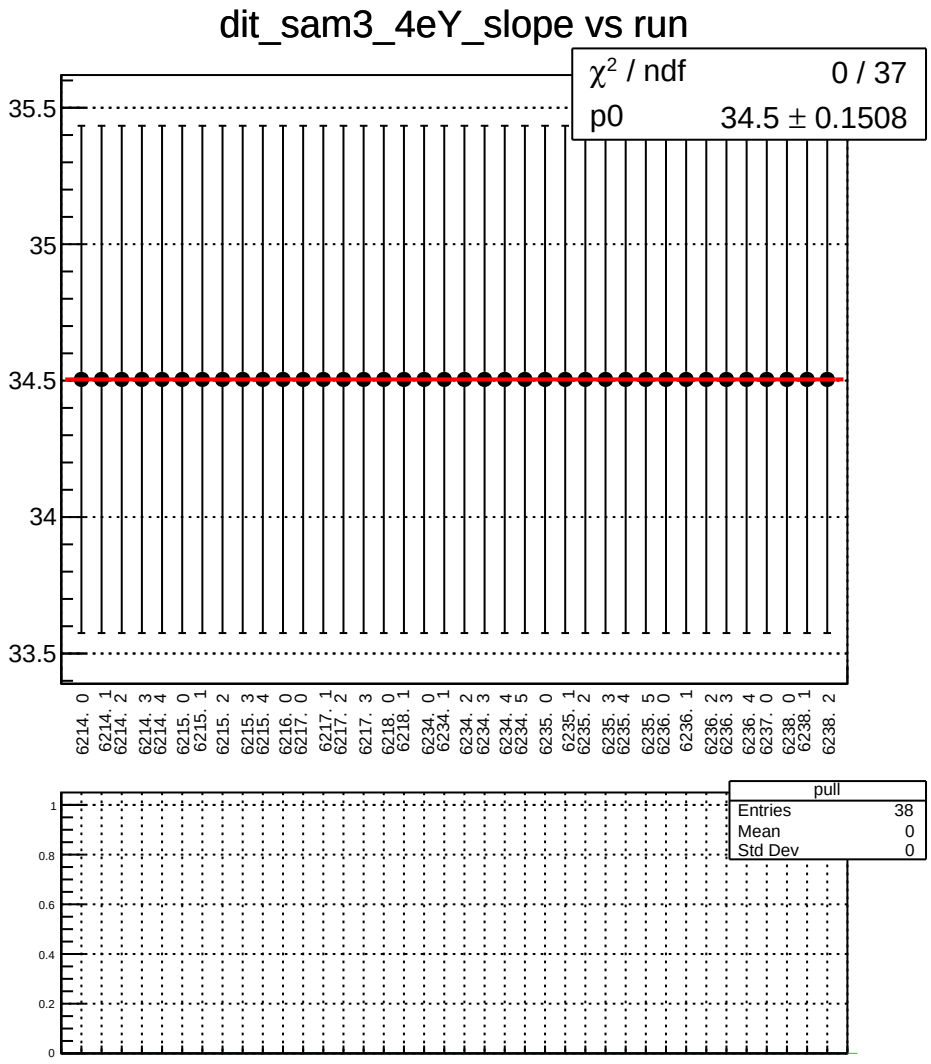
dit_sam3_4eY_slope vs run
χ² / ndf 0 / 37
p0 34.5 ± 0.1508
35.5
35
34.5
34
33.5
6214. 0
6214. 1
6214. 2
6214. 3
6214. 4
6215. 0
6215. 1
6215. 2
6215. 3
6215. 4
6216. 0
6217. 0
6217. 1
6217. 2
6217. 3
6218. 0
6218. 1
6234. 0
6234. 1
6234. 2
6234. 3
6234. 4
6234. 5
6235. 0
6235. 1
6235. 2
6235. 3
6235. 4
6235. 5
6236. 0
6236. 1
6236. 2
6236. 3
6236. 4
6237. 0
6238. 0
6238. 1
6238. 2
pull
Entries 38
Mean 0
Std Dev 0
1
0.8
0.6
0.4
0.2
0

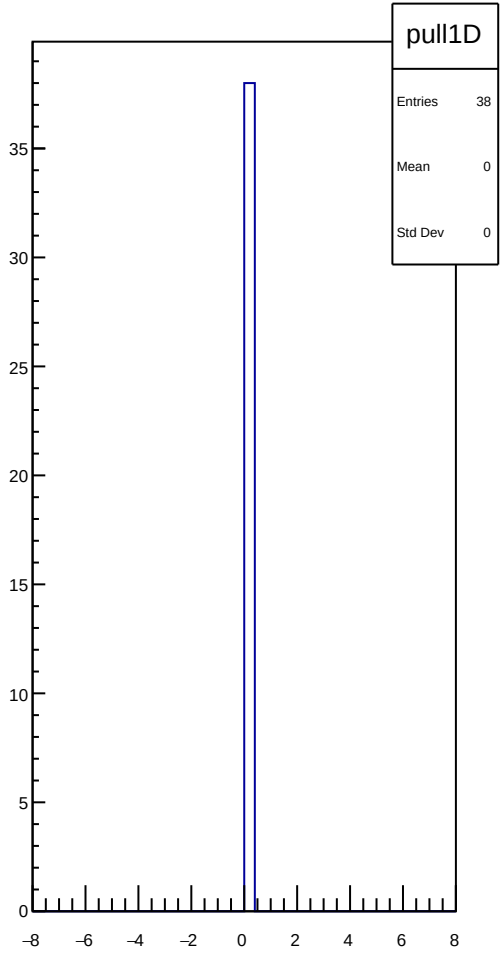
pull1D
Entries 38
Mean 0
Std Dev 0
35
30
25
20
15
10
5
0
−8
−6
−4
−2
0
2
4
6
8

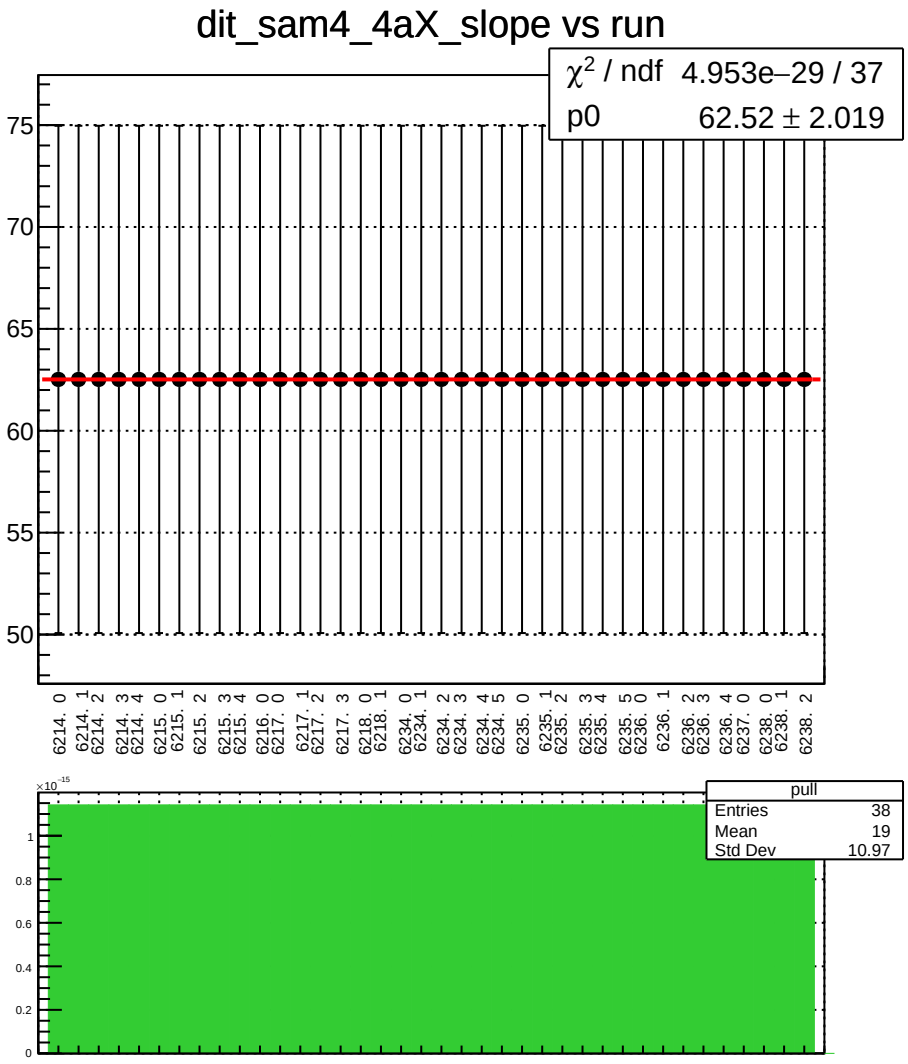
dit_sam4_4aX_slope vs run
χ2 / ndf 4.953e−29 / 37
p0 62.52 ± 2.019
75
70
65
60
55
50
6214. 0
6214. 1
6214. 2
6214. 3
6214. 4
6215. 0
6215. 1
6215. 2
6215. 3
6215. 4
6216. 0
6217. 0
6217. 1
6217. 2
6217. 3
6218. 0
6218. 1
6234. 0
6234. 1
6234. 2
6234. 3
6234. 4
6234. 5
6235. 0
6235. 1
6235. 2
6235. 3
6235. 4
6235. 5
6236. 0
6236. 1
6236. 2
6236. 3
6236. 4
6237. 0
6238. 0
6238. 1
6238. 2
×10−15
1
0.8
0.6
0.4
0.2
0
pull
Entries 38
Mean 19
Std Dev 10.97

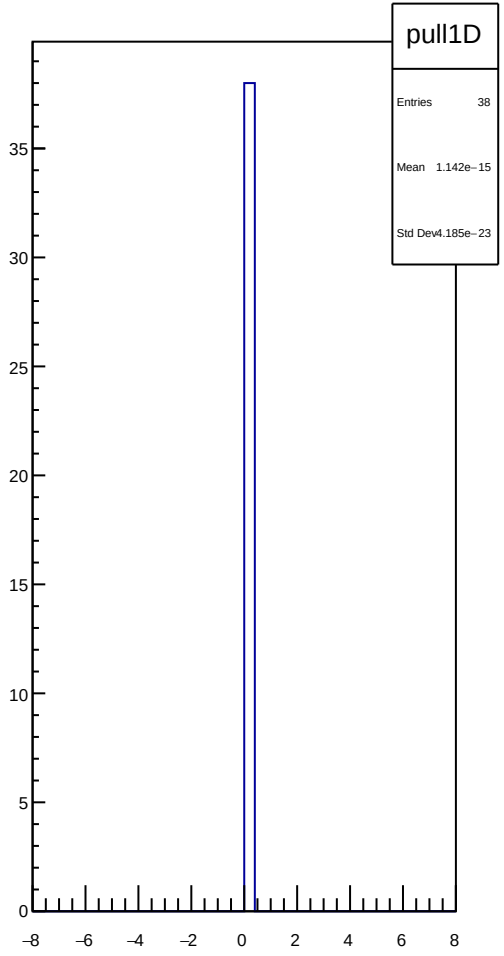
pull1D
Entries 38
Mean 1.142e−15
Std Dev4.185e−23
35
30
25
20
15
10
5
0
−8
−6
−4
−2
0
2
4
6
8

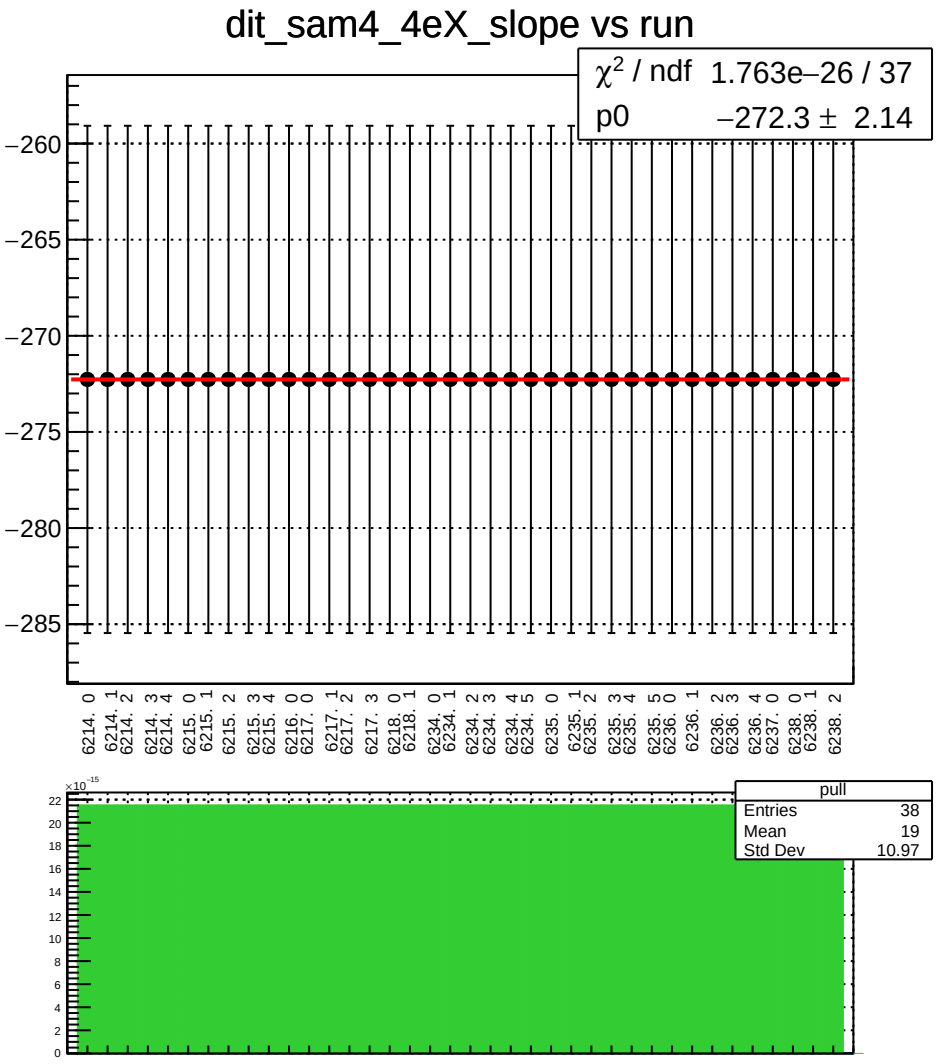
dit_sam4_4eX_slope vs run
χ² / ndf 1.763e−26 / 37
p0 −272.3 ± 2.14
−260
−265
−270
−275
−280
−285
6214. 0
6214. 1
6214. 2
6214. 3
6214. 4
6215. 0
6215. 1
6215. 2
6215. 3
6215. 4
6216. 0
6217. 0
6217. 1
6217. 2
6217. 3
6218. 0
6218. 1
6234. 0
6234. 1
6234. 2
6234. 3
6234. 4
6234. 5
6235. 0
6235. 1
6235. 2
6235. 3
6235. 4
6235. 5
6236. 0
6236. 1
6236. 2
6236. 3
6236. 4
6237. 0
6238. 0
6238. 1
6238. 2
×10⁻¹⁵
pull
Entries 38
Mean 19
Std Dev 10.97

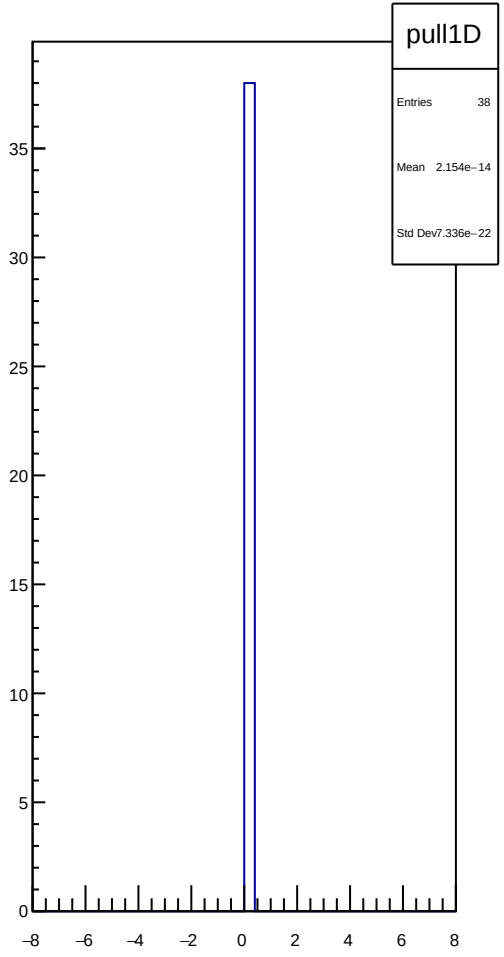
pull1D
Entries 38
Mean 2.154e−14
Std Dev7.336e−22

dit_sam4_11X12X_slope vs run

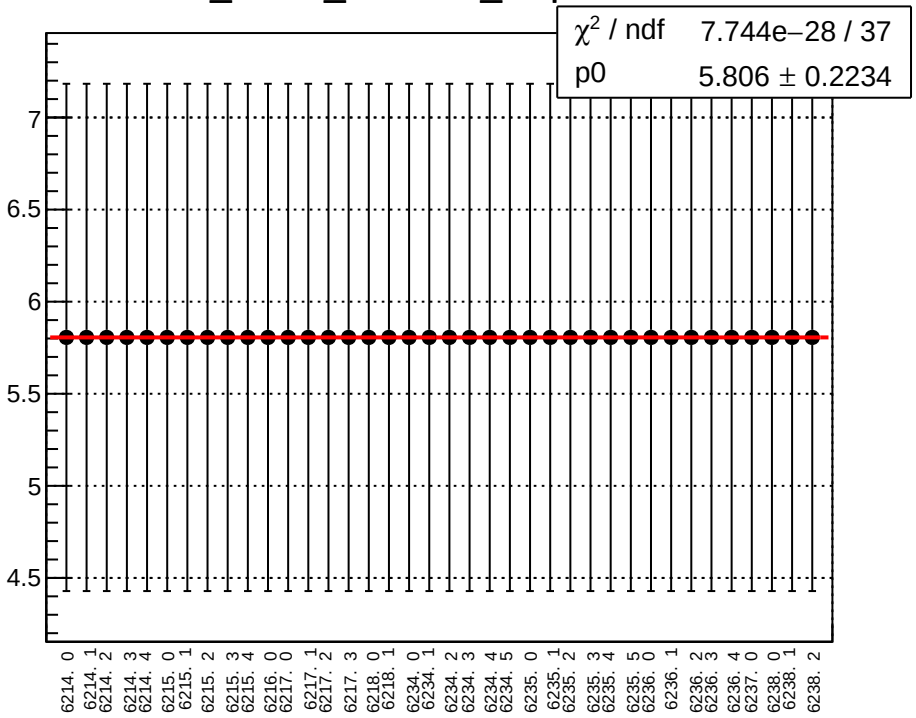



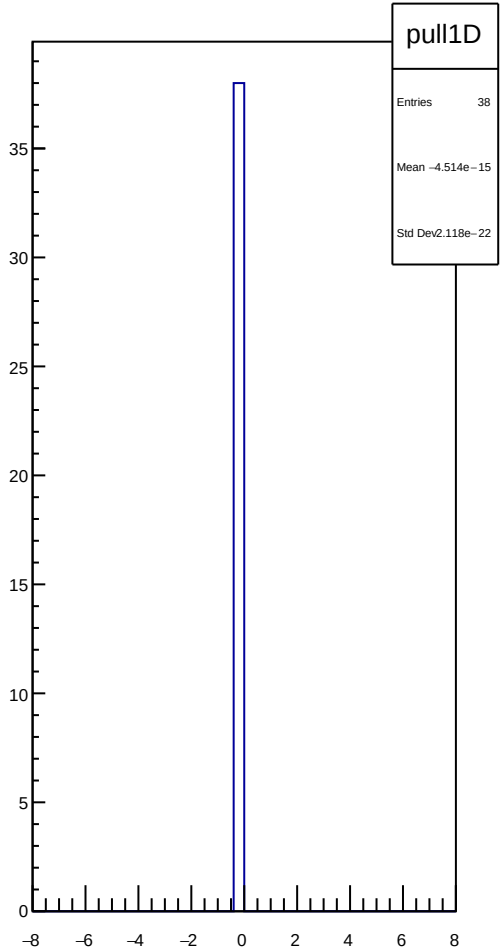

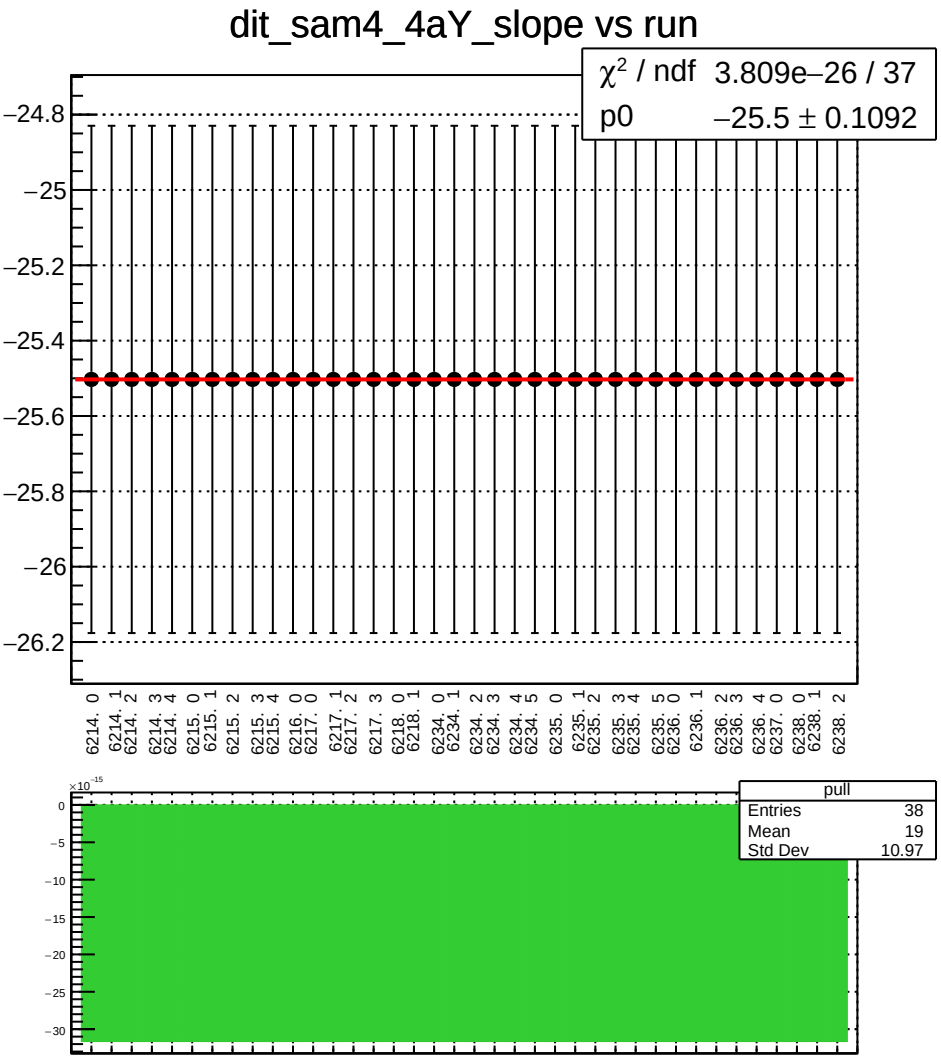
dit_sam4_4aY_slope vs run
χ^2 / ndf 3.809e−26 / 37
p0 −25.5 ± 0.1092
−24.8
−25
−25.2
−25.4
−25.6
−25.8
−26
−26.2
6214. 0
6214. 1
6214. 2
6214. 3
6214. 4
6215. 0
6215. 1
6215. 2
6215. 3
6215. 4
6216. 0
6217. 0
6217. 1
6217. 2
6217. 3
6218. 0
6218. 1
6234. 0
6234. 1
6234. 2
6234. 3
6234. 4
6234. 5
6235. 0
6235. 1
6235. 2
6235. 3
6235. 4
6235. 5
6236. 0
6236. 1
6236. 2
6236. 3
6236. 4
6237. 0
6238. 0
6238. 1
6238. 2
×10⁻¹⁵
0
−5
−10
−15
−20
−25
−30
pull
Entries 38
Mean 19
Std Dev 10.97

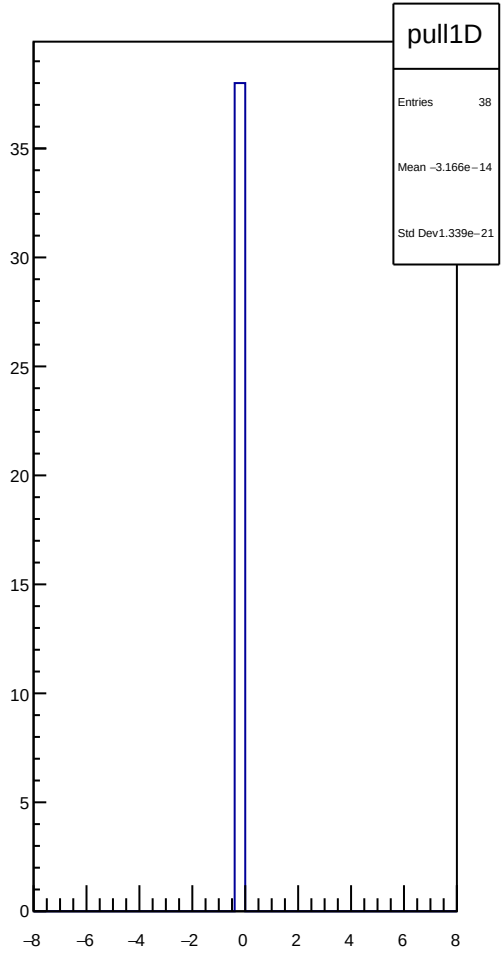
pull1D
Entries 38
Mean −3.166e−14
Std Dev1.339e−21
35
30
25
20
15
10
5
0
−8
−6
−4
−2
0
2
4
6
8

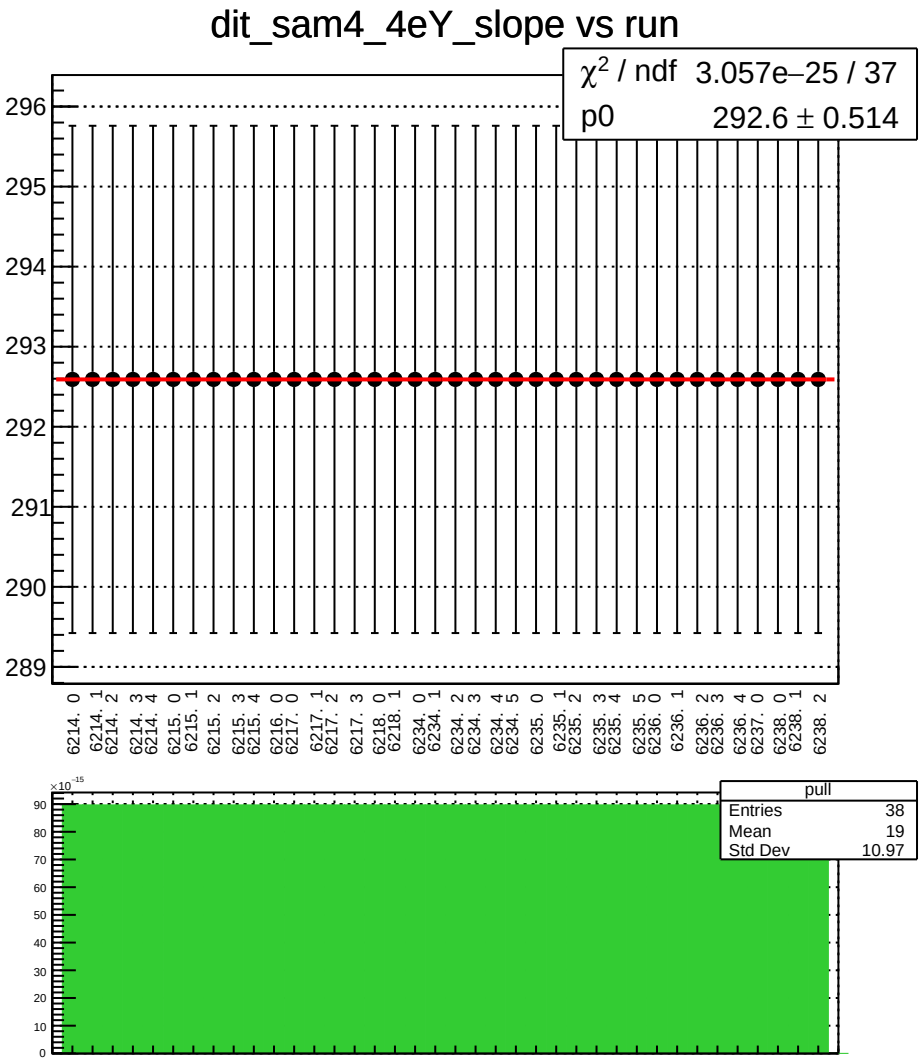
dit_sam4_4eY_slope vs run
χ2 / ndf 3.057e−25 / 37
p0 292.6 ± 0.514
296
295
294
293
292
291
290
289
6214. 0
6214. 1
6214. 2
6214. 3
6214. 4
6215. 0
6215. 1
6215. 2
6215. 3
6215. 4
6216. 0
6217. 0
6217. 1
6217. 2
6217. 3
6218. 0
6218. 1
6234. 0
6234. 1
6234. 2
6234. 3
6234. 4
6234. 5
6235. 0
6235. 1
6235. 2
6235. 3
6235. 4
6235. 5
6236. 0
6236. 1
6236. 2
6236. 3
6236. 4
6237. 0
6238. 0
6238. 1
6238. 2
×10−15
90
80
70
60
50
40
30
20
10
0
pull
Entries 38
Mean 19
Std Dev 10.97

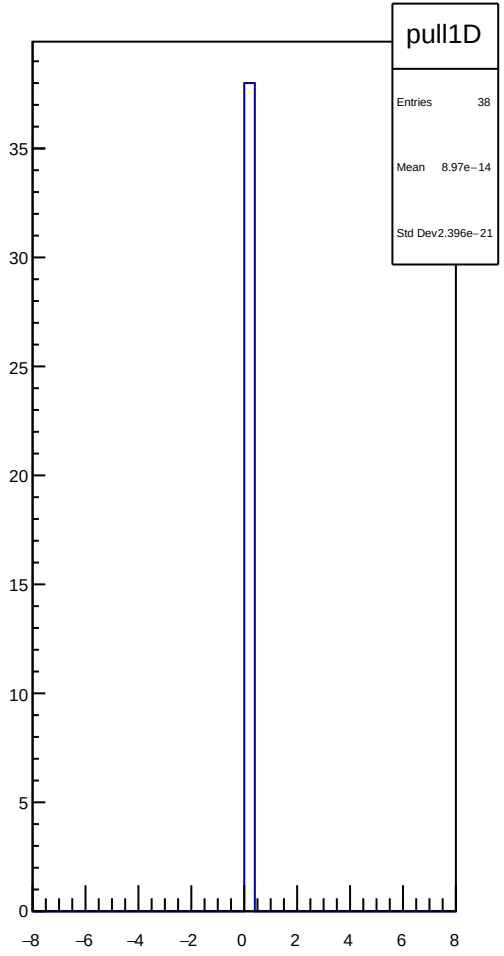
pull1D
Entries 38
Mean 8.97e−14
Std Dev 2.396e−21
35
30
25
20
15
10
5
0
−8
−6
−4
−2
0
2
4
6
8

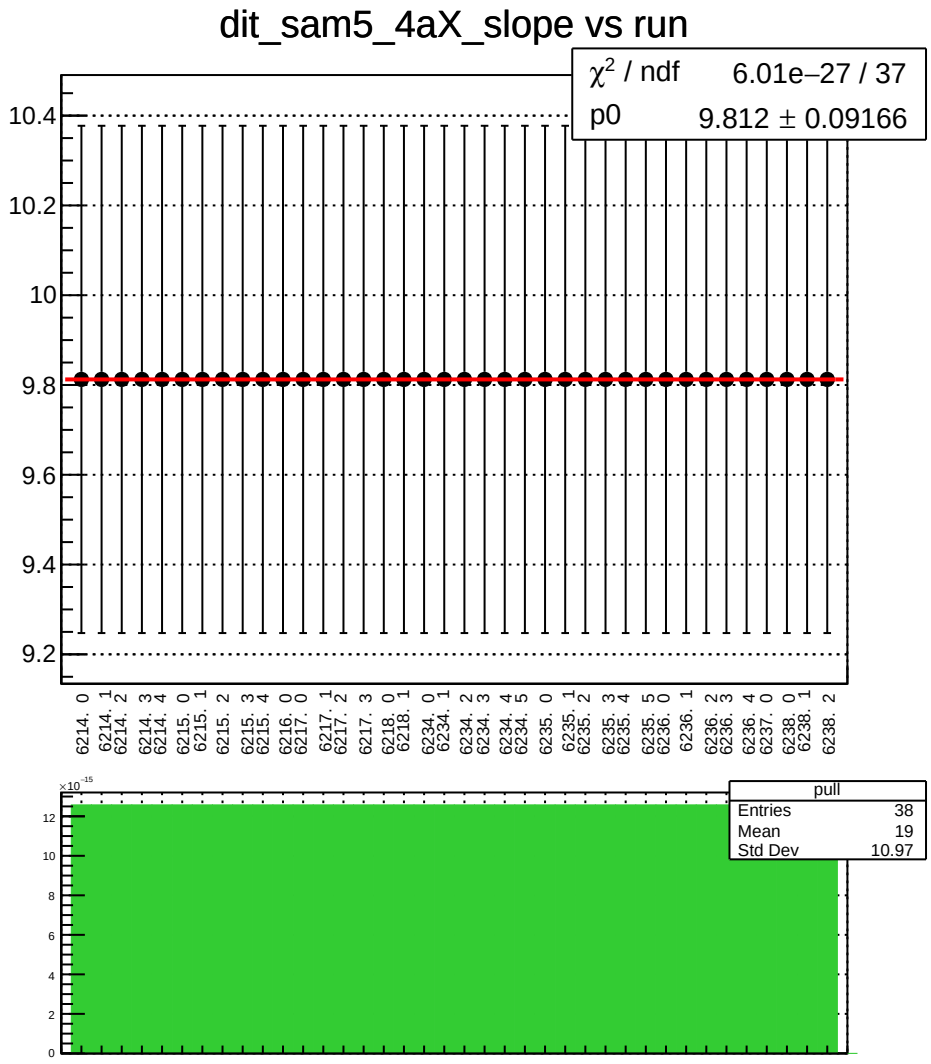
dit_sam5_4aX_slope vs run
χ2 / ndf 6.01e−27 / 37
p0 9.812 ± 0.09166
10.4
10.2
10
9.8
9.6
9.4
9.2
6214. 0
6214. 1
6214. 2
6214. 3
6214. 4
6215. 0
6215. 1
6215. 2
6215. 3
6215. 4
6216. 0
6217. 0
6217. 1
6217. 2
6217. 3
6218. 0
6218. 1
6234. 0
6234. 1
6234. 2
6234. 3
6234. 4
6234. 5
6235. 0
6235. 1
6235. 2
6235. 3
6235. 4
6235. 5
6236. 0
6236. 1
6236. 2
6236. 3
6236. 4
6237. 0
6238. 0
6238. 1
6238. 2
×10−15
12
10
8
6
4
2
0
pull
Entries 38
Mean 19
Std Dev 10.97

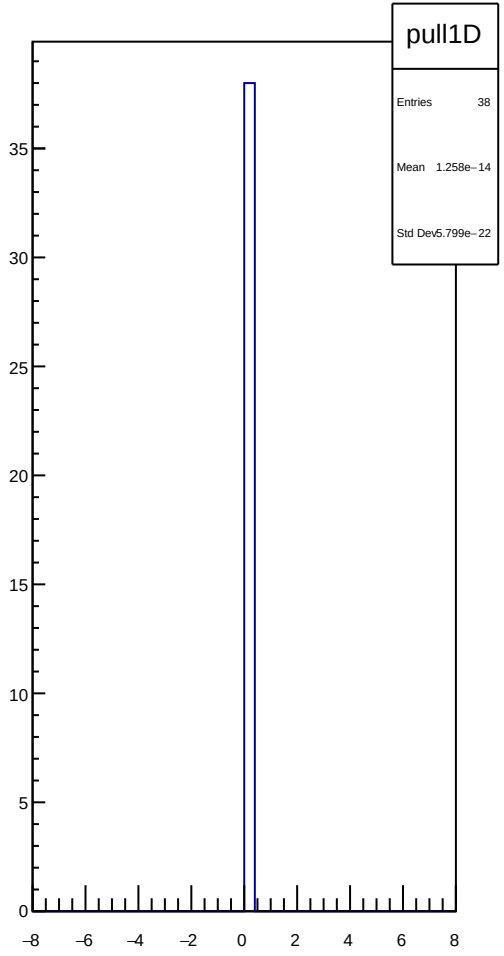
pull1D
Entries 38
Mean 1.258e−14
Std Dev 5.799e−22
35
30
25
20
15
10
5
0
−8
−6
−4
−2
0
2
4
6
8

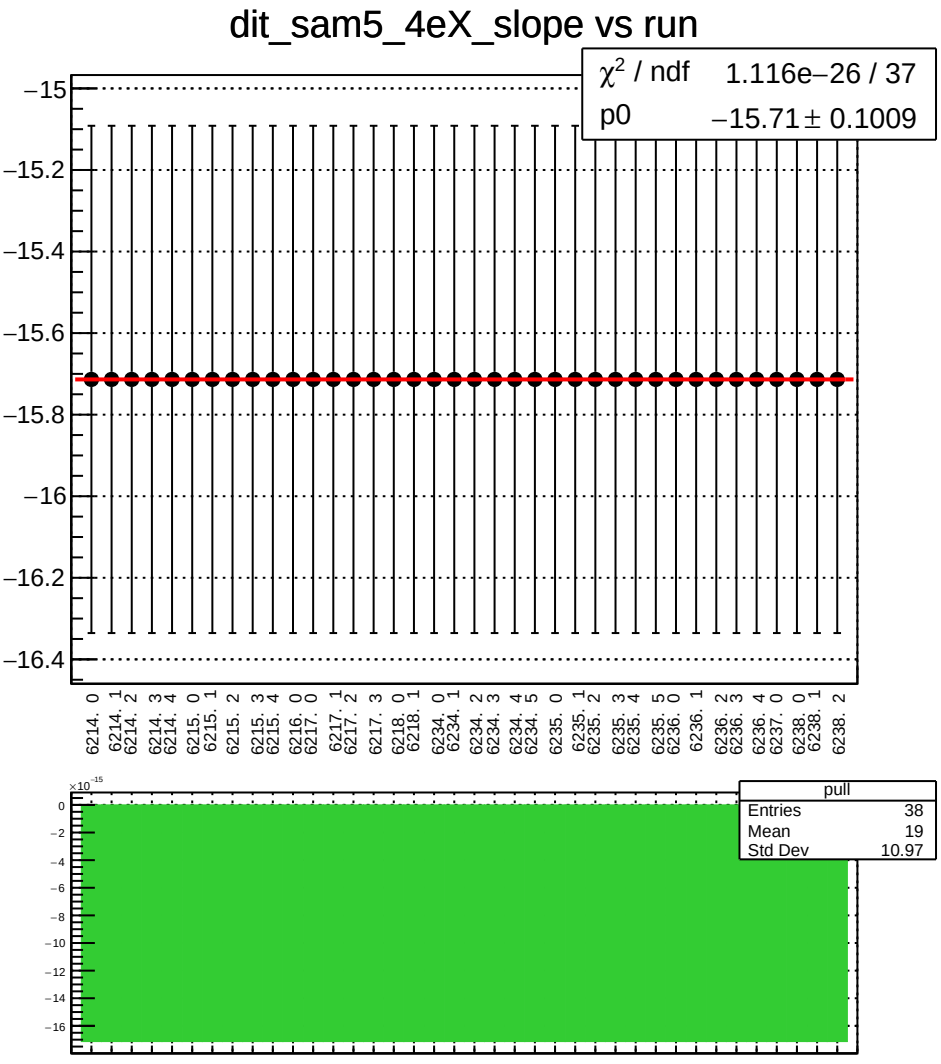
dit_sam5_4eX_slope vs run
χ^2 / ndf 1.116e−26 / 37
p0 −15.71 ± 0.1009
−15
−15.2
−15.4
−15.6
−15.8
−16
−16.2
−16.4
6214. 0
6214. 1
6214. 2
6214. 3
6214. 4
6215. 0
6215. 1
6215. 2
6215. 3
6215. 4
6216. 0
6217. 0
6217. 1
6217. 2
6217. 3
6218. 0
6218. 1
6234. 0
6234. 1
6234. 2
6234. 3
6234. 4
6234. 5
6235. 0
6235. 1
6235. 2
6235. 3
6235. 4
6235. 5
6236. 0
6236. 1
6236. 2
6236. 3
6236. 4
6237. 0
6238. 0
6238. 1
6238. 2
×10^−15
0
−2
−4
−6
−8
−10
−12
−14
−16
pull
Entries 38
Mean 19
Std Dev 10.97

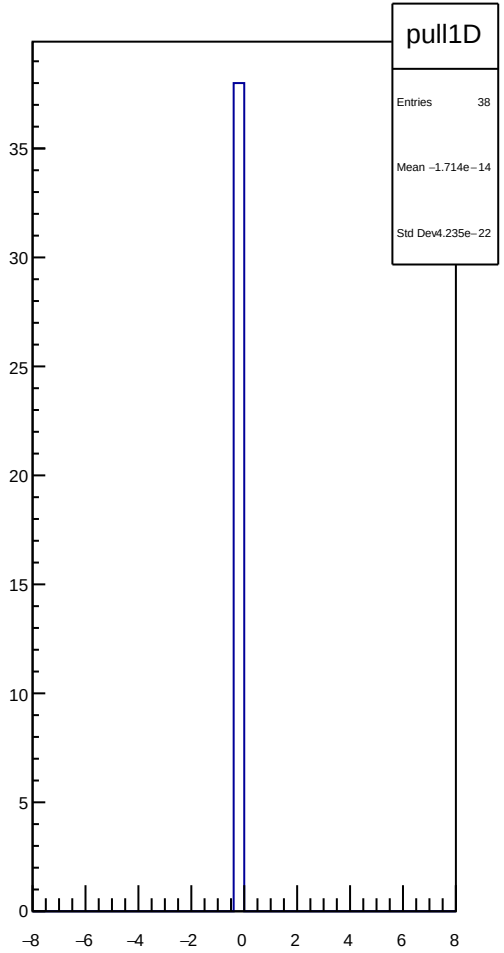
pull1D
Entries 38
Mean −1.714e−14
Std Dev4.235e−22
35
30
25
20
15
10
5
0
−8
−6
−4
−2
0
2
4
6
8

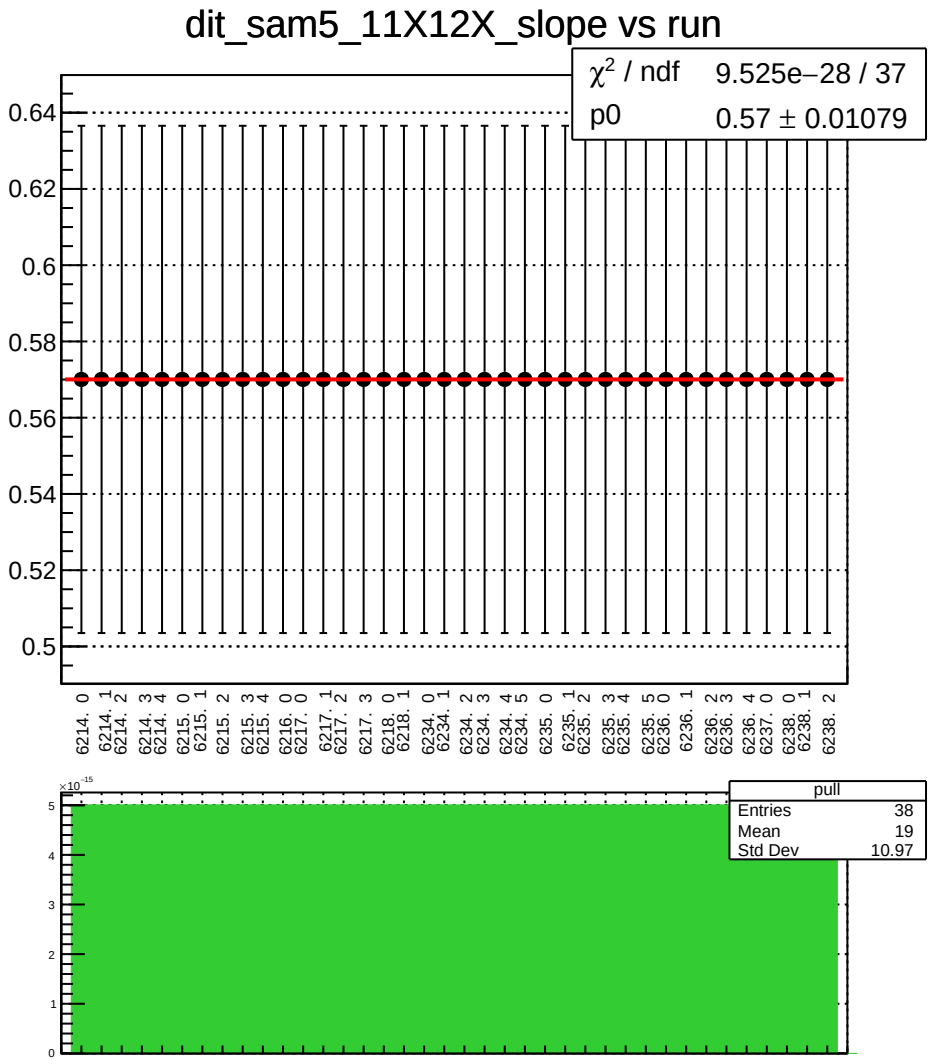
dit_sam5_11X12X_slope vs run
χ^2 / ndf 9.525e−28 / 37
p0 0.57 ± 0.01079
0.64
0.62
0.6
0.58
0.56
0.54
0.52
0.5
6214. 0
6214. 1
6214. 2
6214. 3
6214. 4
6215. 0
6215. 1
6215. 2
6215. 3
6215. 4
6216. 0
6217. 0
6217. 1
6217. 2
6217. 3
6218. 0
6218. 1
6234. 0
6234. 1
6234. 2
6234. 3
6234. 4
6234. 5
6235. 0
6235. 1
6235. 2
6235. 3
6235. 4
6235. 5
6236. 0
6236. 1
6236. 2
6236. 3
6236. 4
6237. 0
6238. 0
6238. 1
6238. 2
pull
Entries 38
Mean 19
Std Dev 10.97
×10^-15
5
4
3
2
1
0

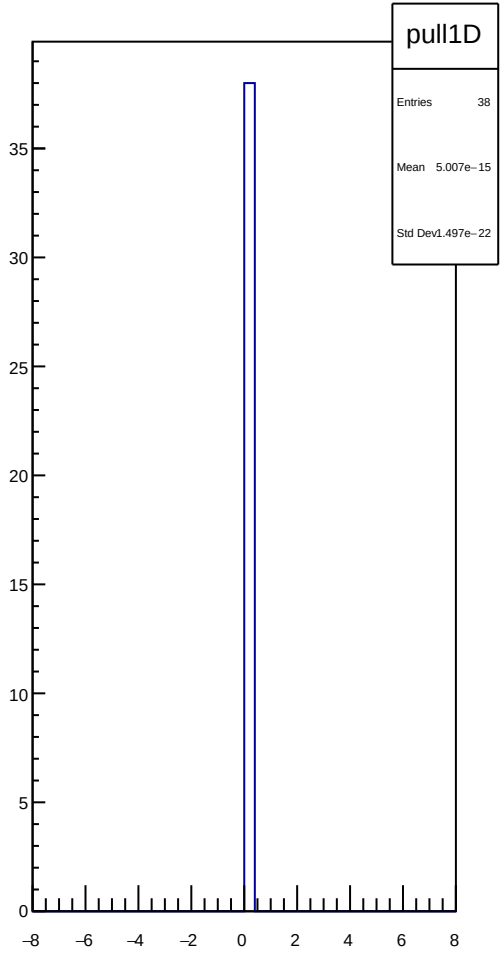
pull1D
Entries 38
Mean 5.007e−15
Std Dev 1.497e−22
35
30
25
20
15
10
5
0
−8
−6
−4
−2
0
2
4
6
8

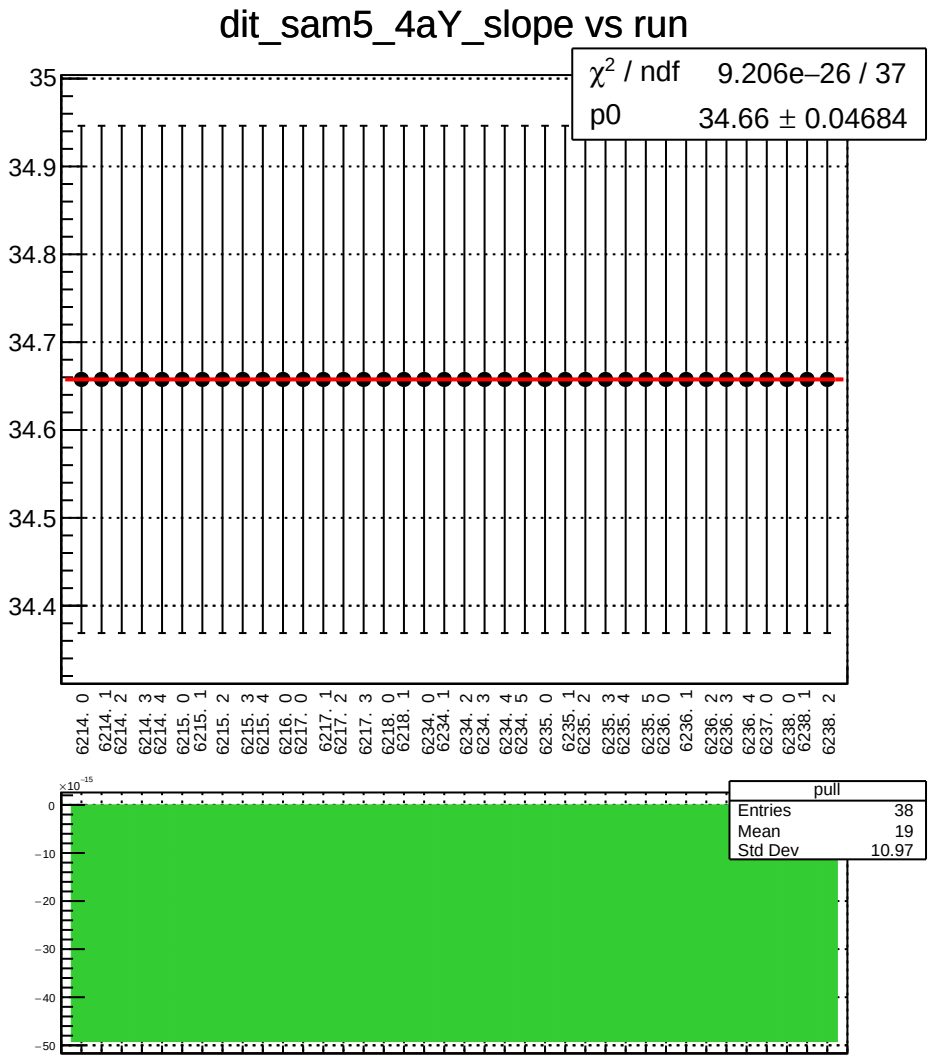
dit_sam5_4aY_slope vs run
χ² / ndf 9.206e−26 / 37
p0 34.66 ± 0.04684
35
34.9
34.8
34.7
34.6
34.5
34.4
6214. 0
6214. 1
6214. 2
6214. 3
6214. 4
6215. 0
6215. 1
6215. 2
6215. 3
6215. 4
6216. 0
6217. 0
6217. 1
6217. 2
6217. 3
6218. 0
6218. 1
6234. 0
6234. 1
6234. 2
6234. 3
6234. 4
6234. 5
6235. 0
6235. 1
6235. 2
6235. 3
6235. 4
6235. 5
6236. 0
6236. 1
6236. 2
6236. 3
6236. 4
6237. 0
6238. 0
6238. 1
6238. 2
×10⁻¹⁵
0
−10
−20
−30
−40
−50
pull
Entries 38
Mean 19
Std Dev 10.97

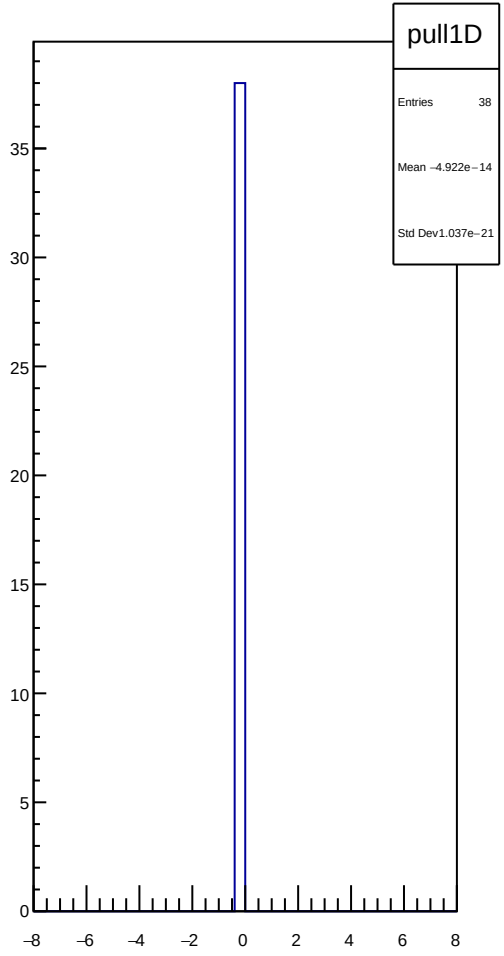
pull1D
Entries 38
Mean −4.922e−14
Std Dev1.037e−21
35
30
25
20
15
10
5
0
−8
−6
−4
−2
0
2
4
6
8

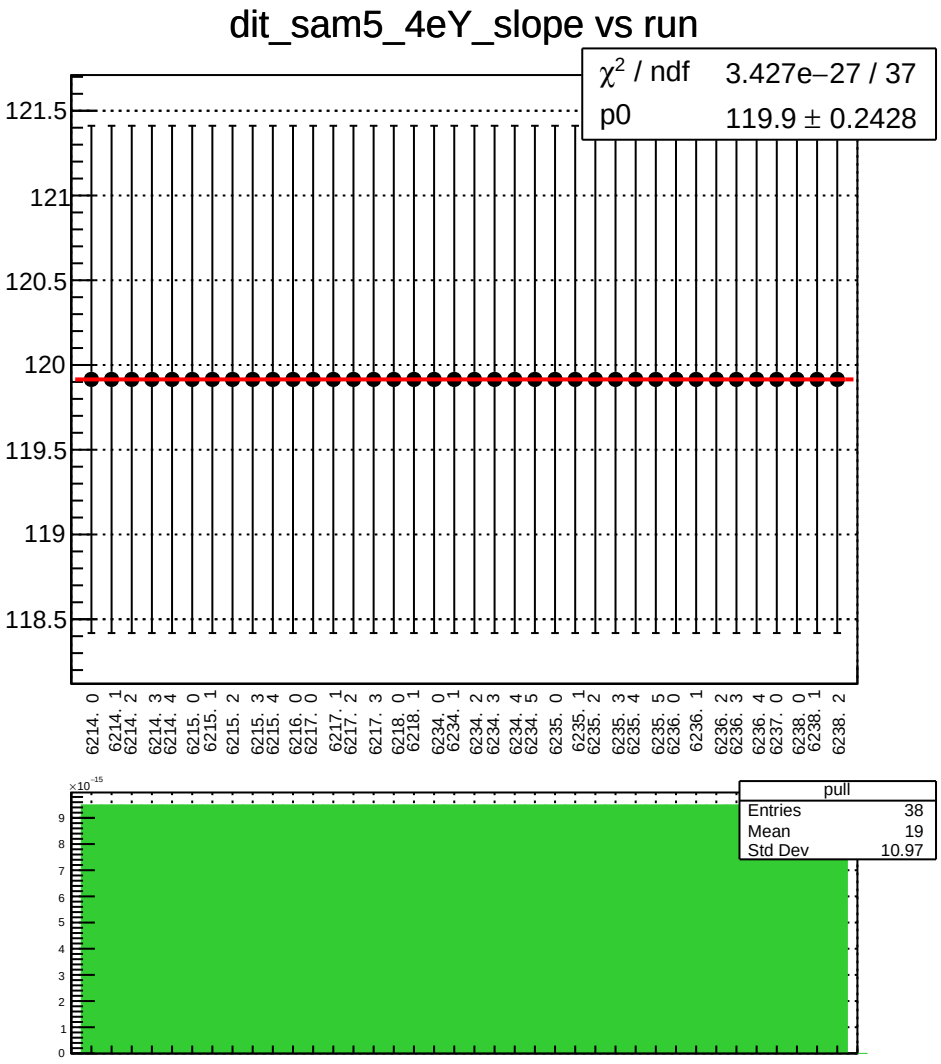
dit_sam5_4eY_slope vs run
χ² / ndf 3.427e−27 / 37
p0 119.9 ± 0.2428
121.5
121
120.5
120
119.5
119
118.5
6214. 0
6214. 1
6214. 2
6214. 3
6214. 4
6215. 0
6215. 1
6215. 2
6215. 3
6215. 4
6216. 0
6217. 0
6217. 1
6217. 2
6217. 3
6218. 0
6218. 1
6234. 0
6234. 1
6234. 2
6234. 3
6234. 4
6234. 5
6235. 0
6235. 1
6235. 2
6235. 3
6235. 4
6235. 5
6236. 0
6236. 1
6236. 2
6236. 3
6236. 4
6237. 0
6238. 0
6238. 1
6238. 2
×10⁻¹⁵
pull
Entries 38
Mean 19
Std Dev 10.97

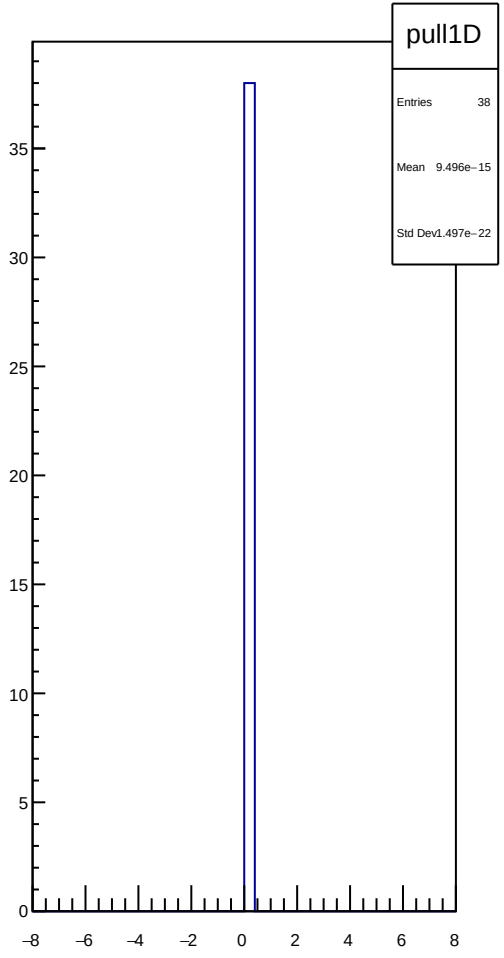
pull1D
Entries 38
Mean 9.496e−15
Std Dev 1.497e−22

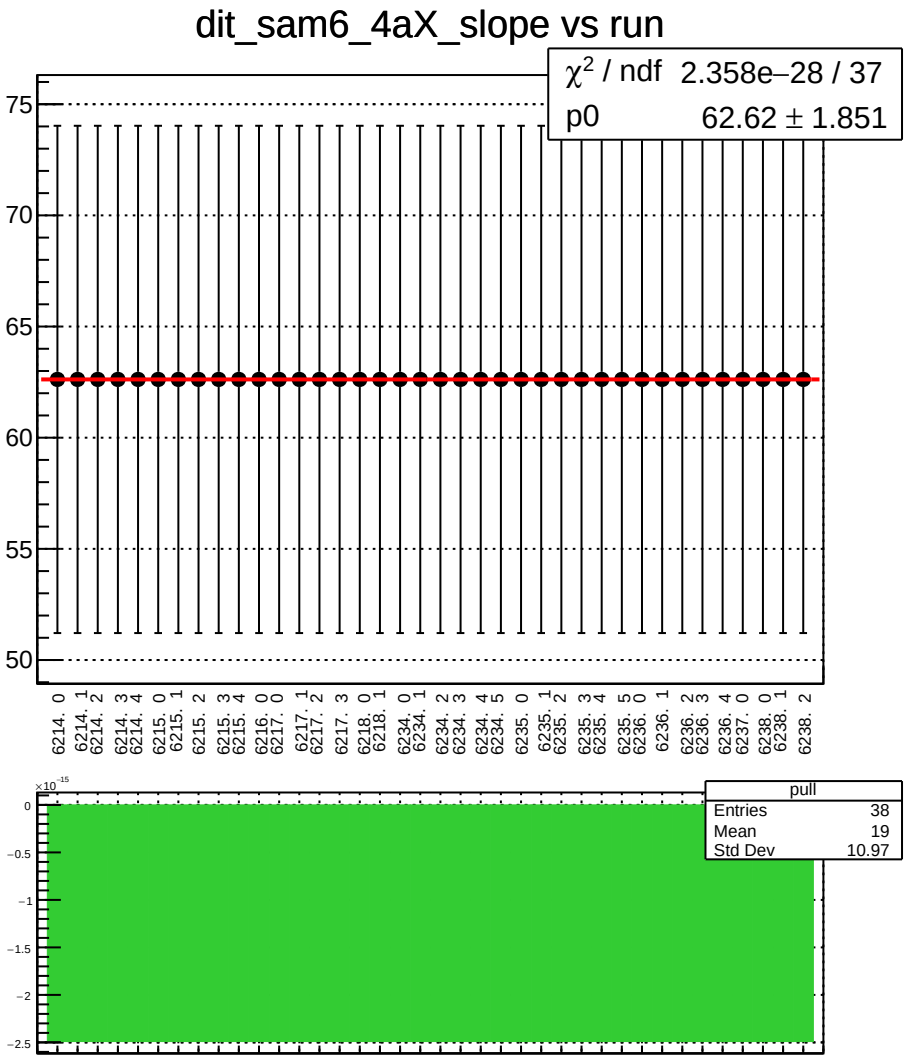
dit_sam6_4aX_slope vs run
χ^2 / ndf 2.358e−28 / 37
p0 62.62 ± 1.851
75
70
65
60
55
50
6214. 0
6214. 1
6214. 2
6214. 3
6214. 4
6215. 0
6215. 1
6215. 2
6215. 3
6215. 4
6216. 0
6217. 0
6217. 1
6217. 2
6217. 3
6218. 0
6218. 1
6234. 0
6234. 1
6234. 2
6234. 3
6234. 4
6234. 5
6235. 0
6235. 1
6235. 2
6235. 3
6235. 4
6235. 5
6236. 0
6236. 1
6236. 2
6236. 3
6236. 4
6237. 0
6238. 0
6238. 1
6238. 2
pull
Entries 38
Mean 19
Std Dev 10.97
×10^−15
0
−0.5
−1
−1.5
−2
−2.5


pull1D
Entries 38
Mean −2.491e−15
Std Dev 5.919e−23
35
30
25
20
15
10
5
0
−8
−6
−4
−2
0
2
4
6
8

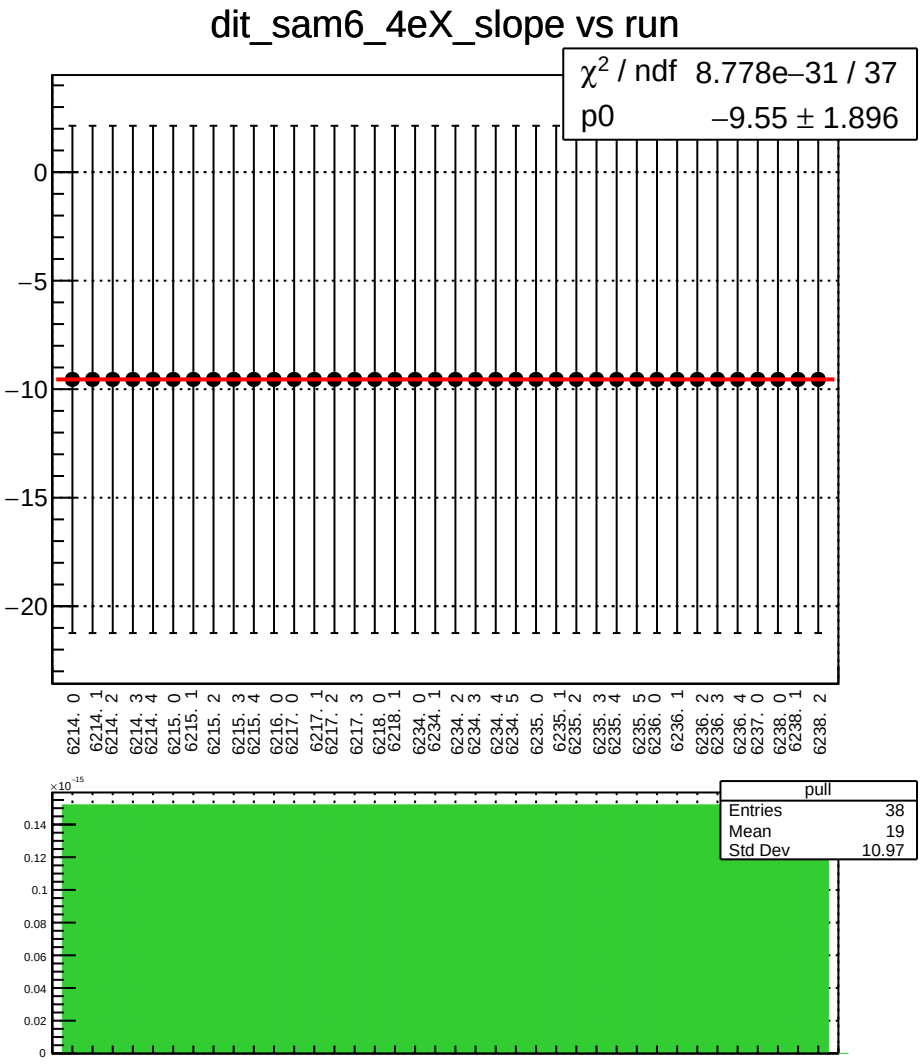
dit_sam6_4eX_slope vs run
χ2 / ndf 8.778e−31 / 37
p0 −9.55 ± 1.896
0
−5
−10
−15
−20
6214. 0
6214. 1
6214. 2
6214. 3
6214. 4
6215. 0
6215. 1
6215. 2
6215. 3
6215. 4
6216. 0
6217. 0
6217. 1
6217. 2
6217. 3
6218. 0
6218. 1
6234. 0
6234. 1
6234. 2
6234. 3
6234. 4
6234. 5
6235. 0
6235. 1
6235. 2
6235. 3
6235. 4
6235. 5
6236. 0
6236. 1
6236. 2
6236. 3
6236. 4
6237. 0
6238. 0
6238. 1
6238. 2
×10−15
0.14
0.12
0.1
0.08
0.06
0.04
0.02
0
pull
Entries 38
Mean 19
Std Dev 10.97

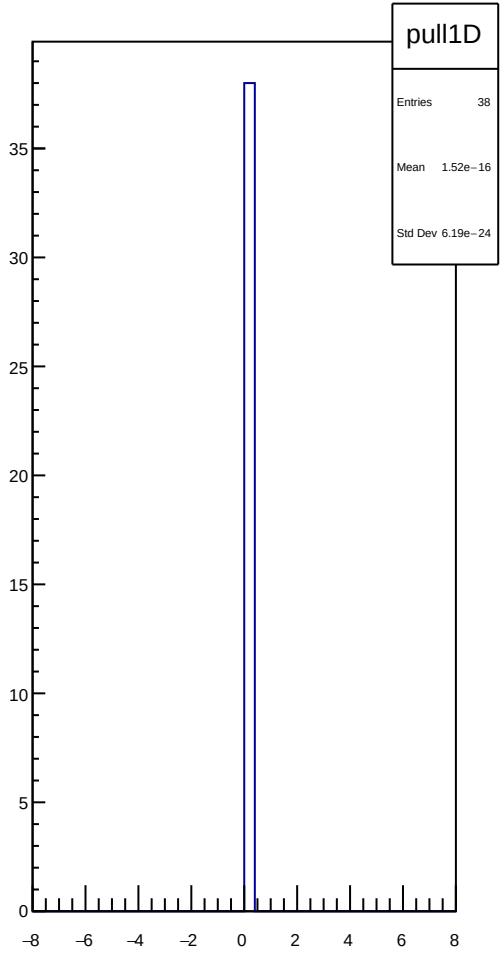
pull1D
Entries 38
Mean 1.52e−16
Std Dev 6.19e−24
35
30
25
20
15
10
5
0
−8
−6
−4
−2
0
2
4
6
8

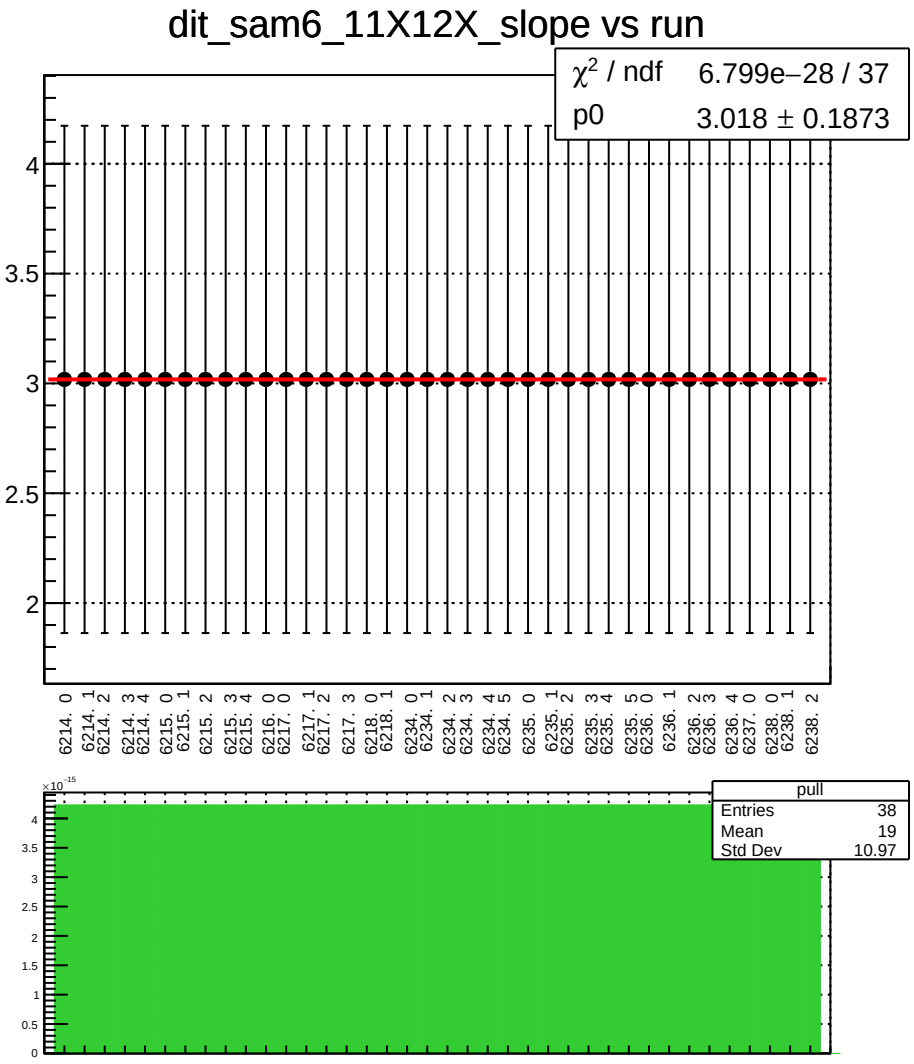
dit_sam6_11X12X_slope vs run
χ2 / ndf 6.799e−28 / 37
p0 3.018 ± 0.1873
4
3.5
3
2.5
2
6214. 0
6214. 1
6214. 2
6214. 3
6214. 4
6215. 0
6215. 1
6215. 2
6215. 3
6215. 4
6216. 0
6217. 0
6217. 1
6217. 2
6217. 3
6218. 0
6218. 1
6234. 0
6234. 1
6234. 2
6234. 3
6234. 4
6234. 5
6235. 0
6235. 1
6235. 2
6235. 3
6235. 4
6235. 5
6236. 0
6236. 1
6236. 2
6236. 3
6236. 4
6237. 0
6238. 0
6238. 1
6238. 2
×10−15
pull
Entries 38
Mean 19
Std Dev 10.97

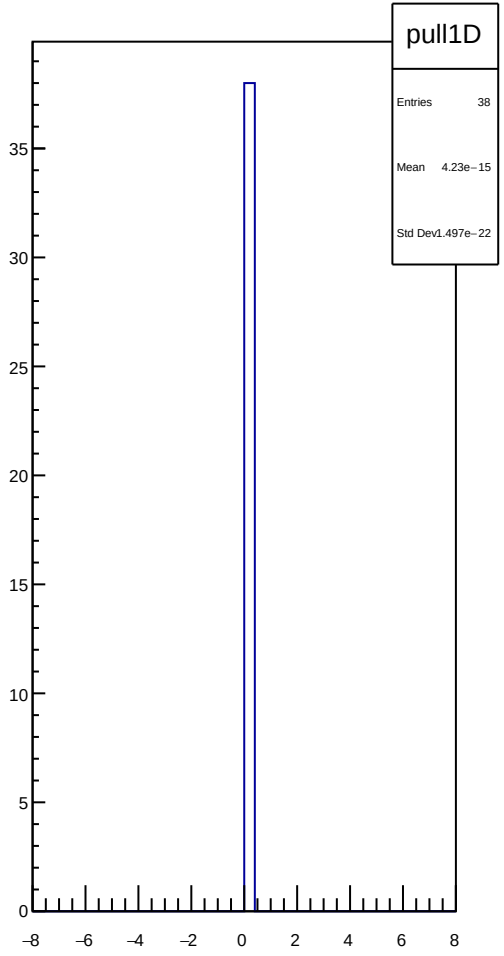
pull1D
Entries 38
Mean 4.23e−15
Std Dev 1.497e−22
35
30
25
20
15
10
5
0
−8
−6
−4
−2
0
2
4
6
8

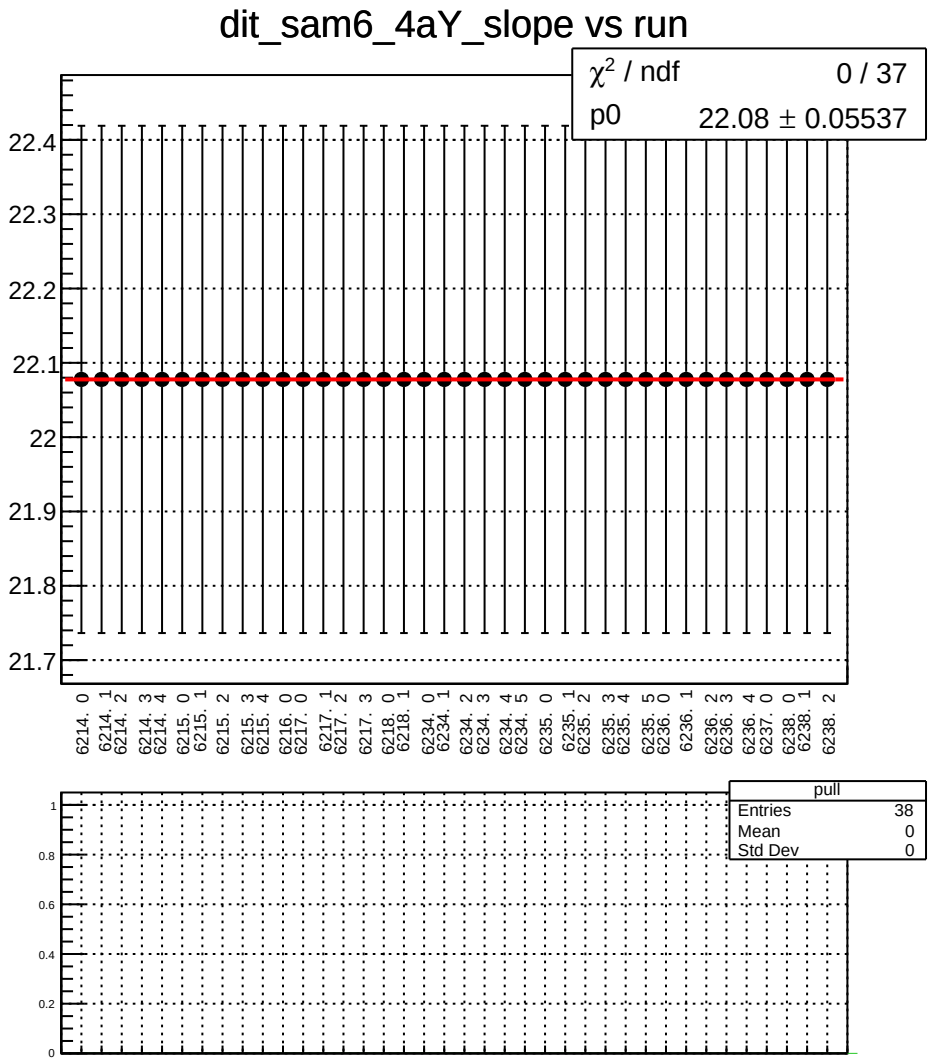
dit_sam6_4aY_slope vs run
χ^2 / ndf 0 / 37
p0 22.08 ± 0.05537
22.4
22.3
22.2
22.1
22
21.9
21.8
21.7
6214. 0
6214. 1
6214. 2
6214. 3
6214. 4
6215. 0
6215. 1
6215. 2
6215. 3
6215. 4
6216. 0
6217. 0
6217. 1
6217. 2
6217. 3
6218. 0
6218. 1
6234. 0
6234. 1
6234. 2
6234. 3
6234. 4
6234. 5
6235. 0
6235. 1
6235. 2
6235. 3
6235. 4
6235. 5
6236. 0
6236. 1
6236. 2
6236. 3
6236. 4
6237. 0
6238. 0
6238. 1
6238. 2
pull
Entries 38
Mean 0
Std Dev 0
1
0.8
0.6
0.4
0.2
0

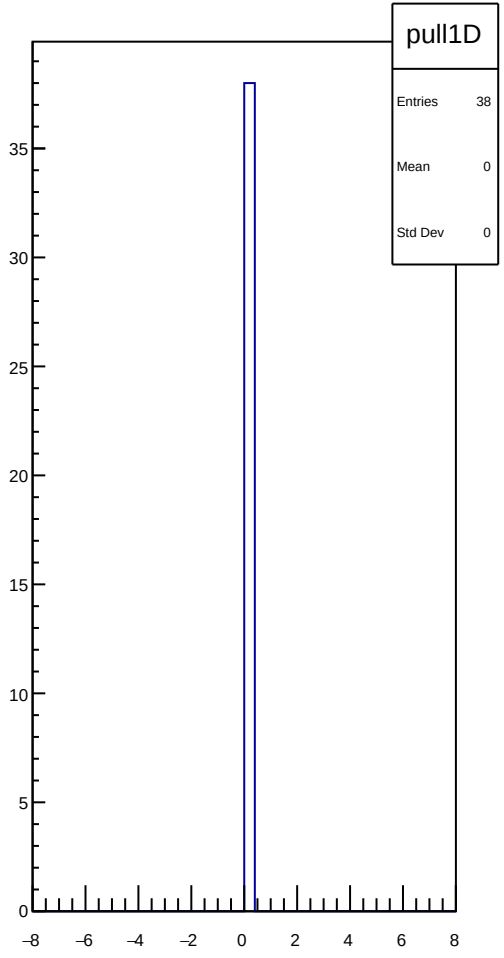
pull1D
Entries 38
Mean 0
Std Dev 0
35
30
25
20
15
10
5
0
–8
–6
–4
–2
0
2
4
6
8

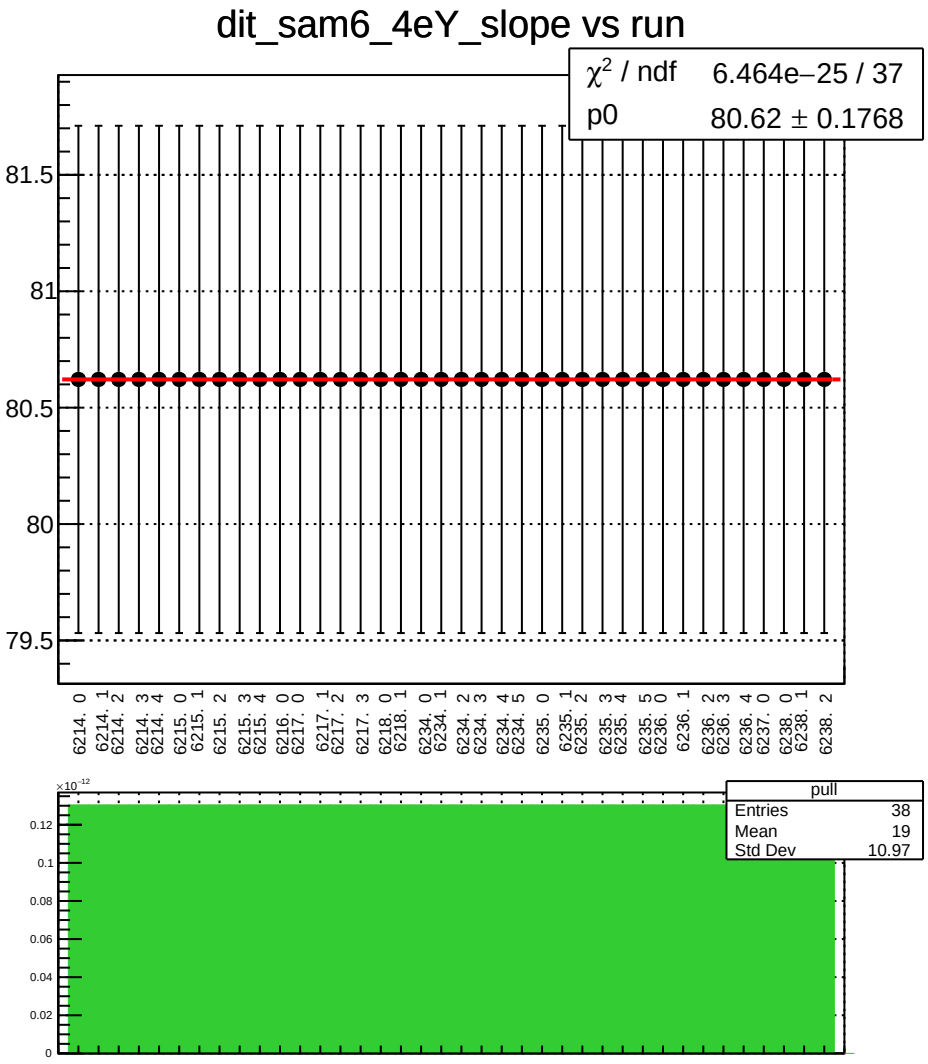
dit_sam6_4eY_slope vs run
χ² / ndf 6.464e−25 / 37
p0 80.62 ± 0.1768
81.5
81
80.5
80
79.5
6214. 0
6214. 1
6214. 2
6214. 3
6214. 4
6215. 0
6215. 1
6215. 2
6215. 3
6215. 4
6216. 0
6217. 0
6217. 1
6217. 2
6217. 3
6218. 0
6218. 1
6234. 0
6234. 1
6234. 2
6234. 3
6234. 4
6234. 5
6235. 0
6235. 1
6235. 2
6235. 3
6235. 4
6235. 5
6236. 0
6236. 1
6236. 2
6236. 3
6236. 4
6237. 0
6238. 0
6238. 1
6238. 2
×10⁻¹²
0.12
0.1
0.08
0.06
0.04
0.02
0
pull
Entries 38
Mean 19
Std Dev 10.97

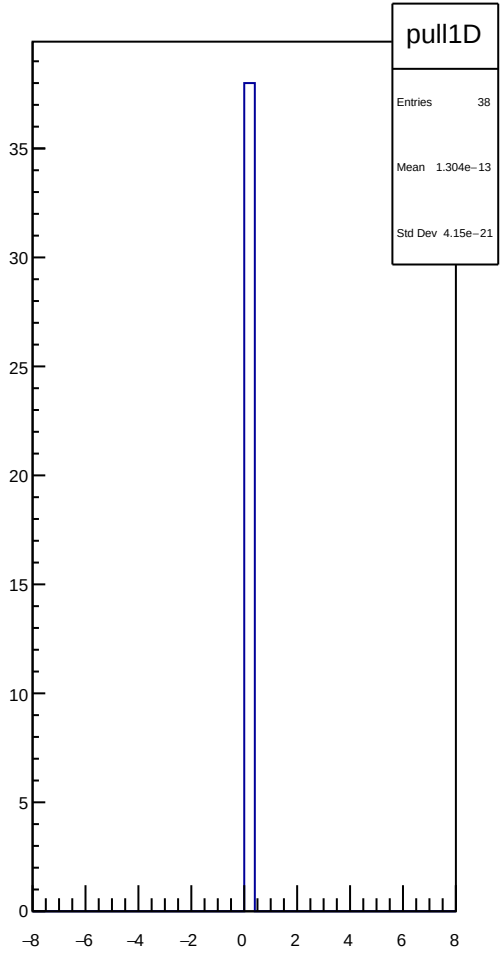
pull1D
Entries 38
Mean 1.304e−13
Std Dev 4.15e−21
35
30
25
20
15
10
5
0
−8
−6
−4
−2
0
2
4
6
8

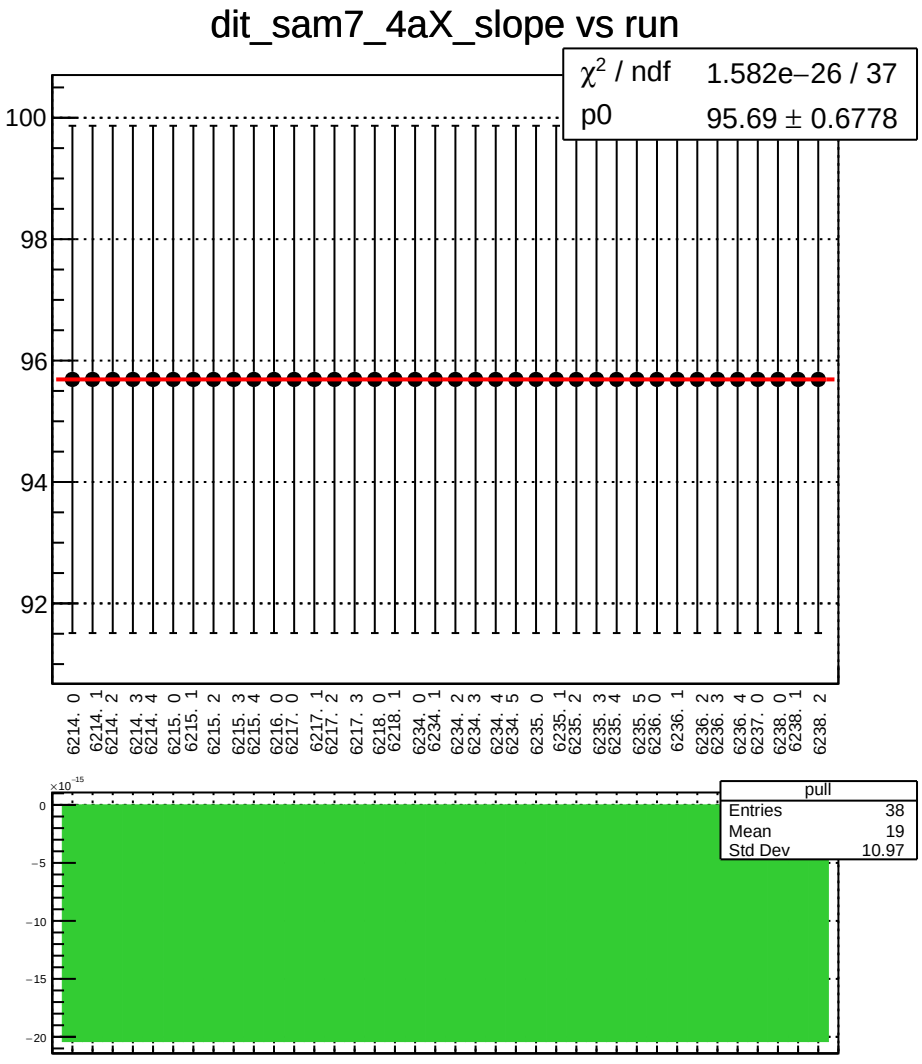
dit_sam7_4aX_slope vs run
χ^2 / ndf 1.582e−26 / 37
p0 95.69 ± 0.6778
100
98
96
94
92
6214. 0
6214. 1
6214. 2
6214. 3
6214. 4
6215. 0
6215. 1
6215. 2
6215. 3
6215. 4
6216. 0
6217. 0
6217. 1
6217. 2
6217. 3
6218. 0
6218. 1
6234. 0
6234. 1
6234. 2
6234. 3
6234. 4
6234. 5
6235. 0
6235. 1
6235. 2
6235. 3
6235. 4
6235. 5
6236. 0
6236. 1
6236. 2
6236. 3
6236. 4
6237. 0
6238. 0
6238. 1
6238. 2
×10^-15
0
−5
−10
−15
−20
pull
Entries 38
Mean 19
Std Dev 10.97

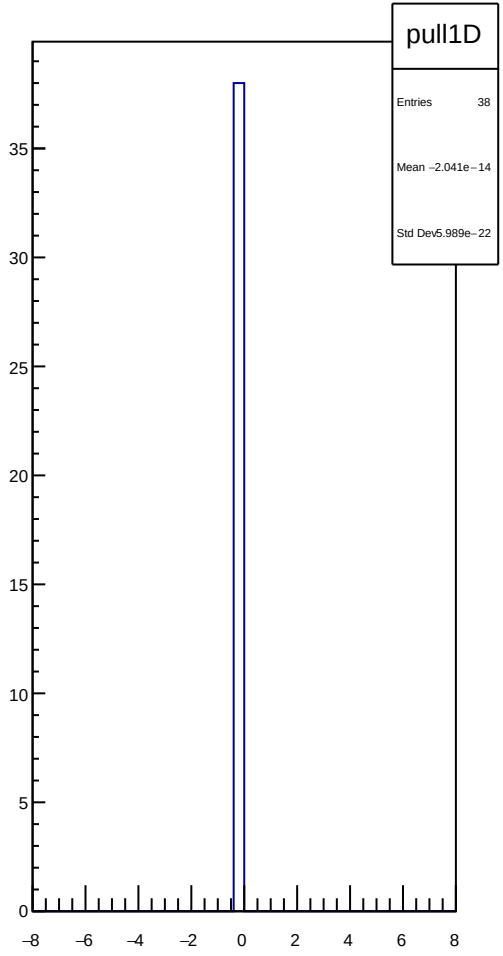
pull1D
Entries 38
Mean −2.041e−14
Std Dev 5.989e−22
35
30
25
20
15
10
5
0
−8
−6
−4
−2
0
2
4
6
8

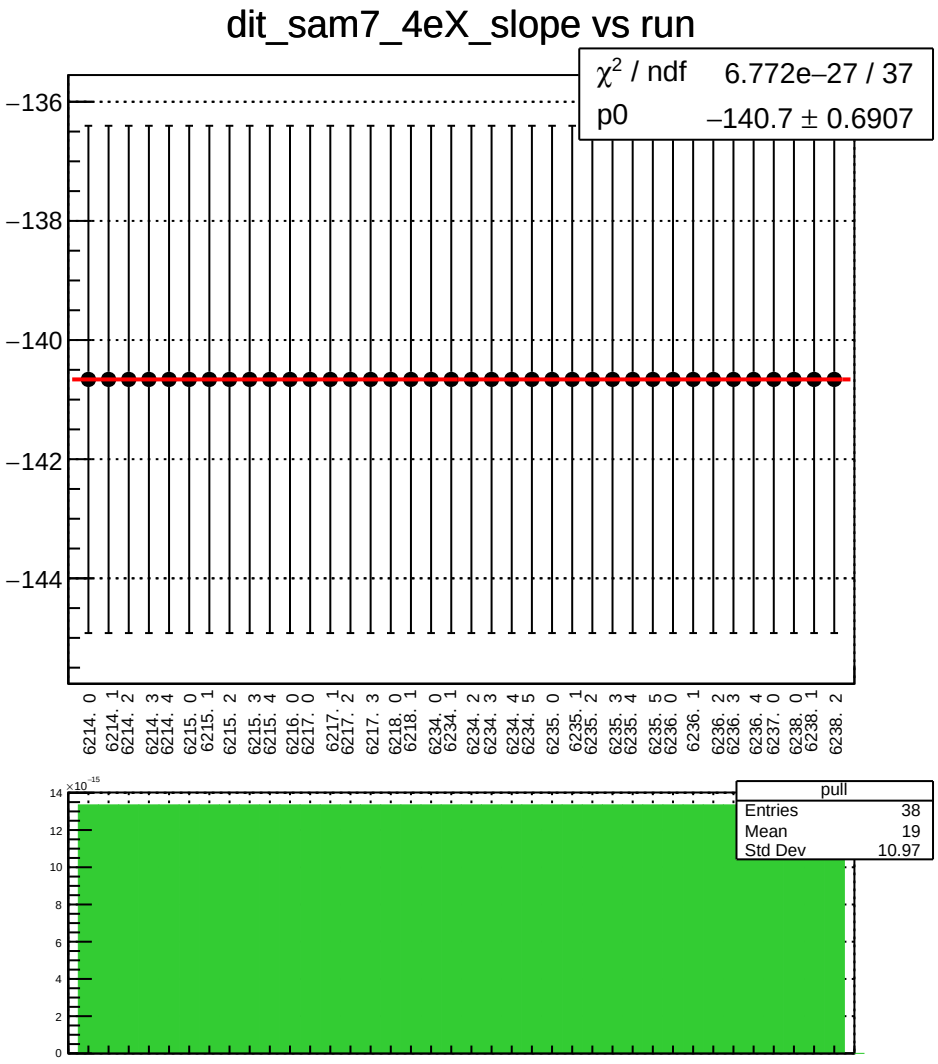
dit_sam7_4eX_slope vs run
χ² / ndf 6.772e−27 / 37
p0 −140.7 ± 0.6907
−136
−138
−140
−142
−144
6214. 0
6214. 1
6214. 2
6214. 3
6214. 4
6215. 0
6215. 1
6215. 2
6215. 3
6215. 4
6216. 0
6217. 0
6217. 1
6217. 2
6217. 3
6218. 0
6218. 1
6234. 0
6234. 1
6234. 2
6234. 3
6234. 4
6234. 5
6235. 0
6235. 1
6235. 2
6235. 3
6235. 4
6235. 5
6236. 0
6236. 1
6236. 2
6236. 3
6236. 4
6237. 0
6238. 0
6238. 1
6238. 2
×10⁻¹⁵
pull
Entries 38
Mean 19
Std Dev 10.97

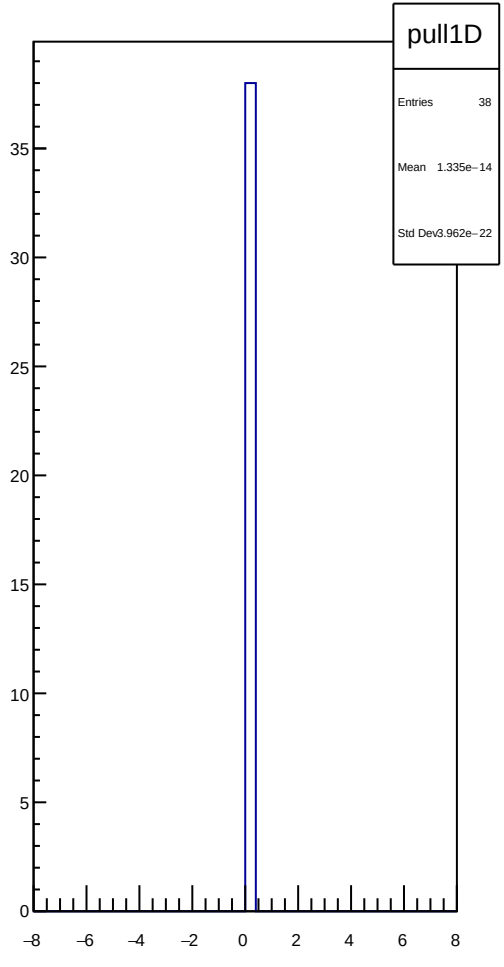
pull1D
Entries 38
Mean 1.335e−14
Std Dev 3.962e−22

dit_sam7_11X12X_slope vs run

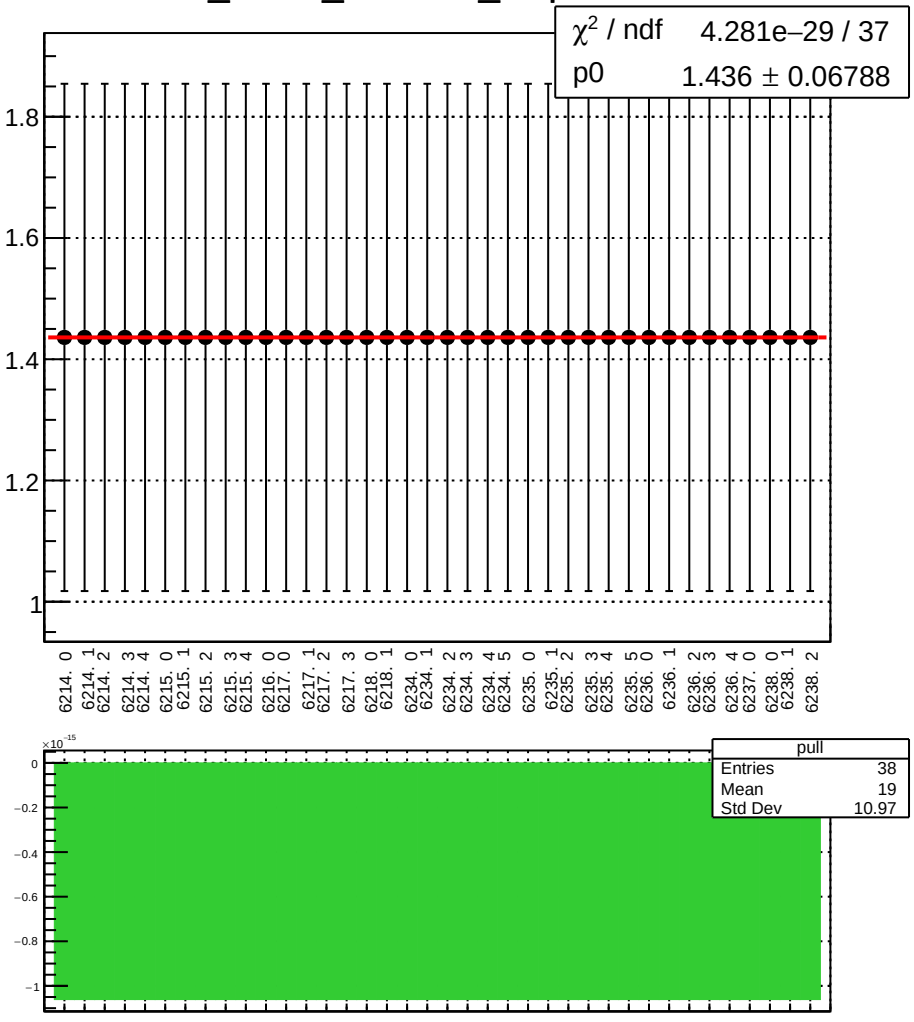

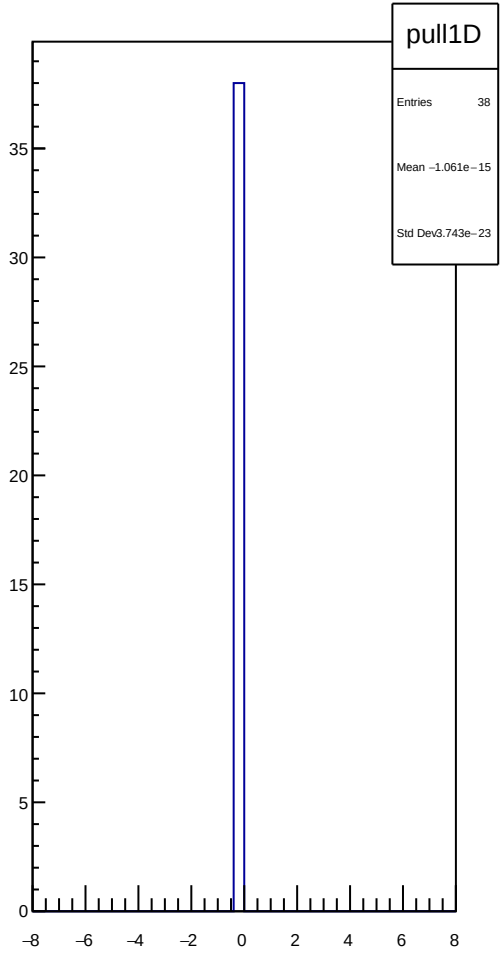

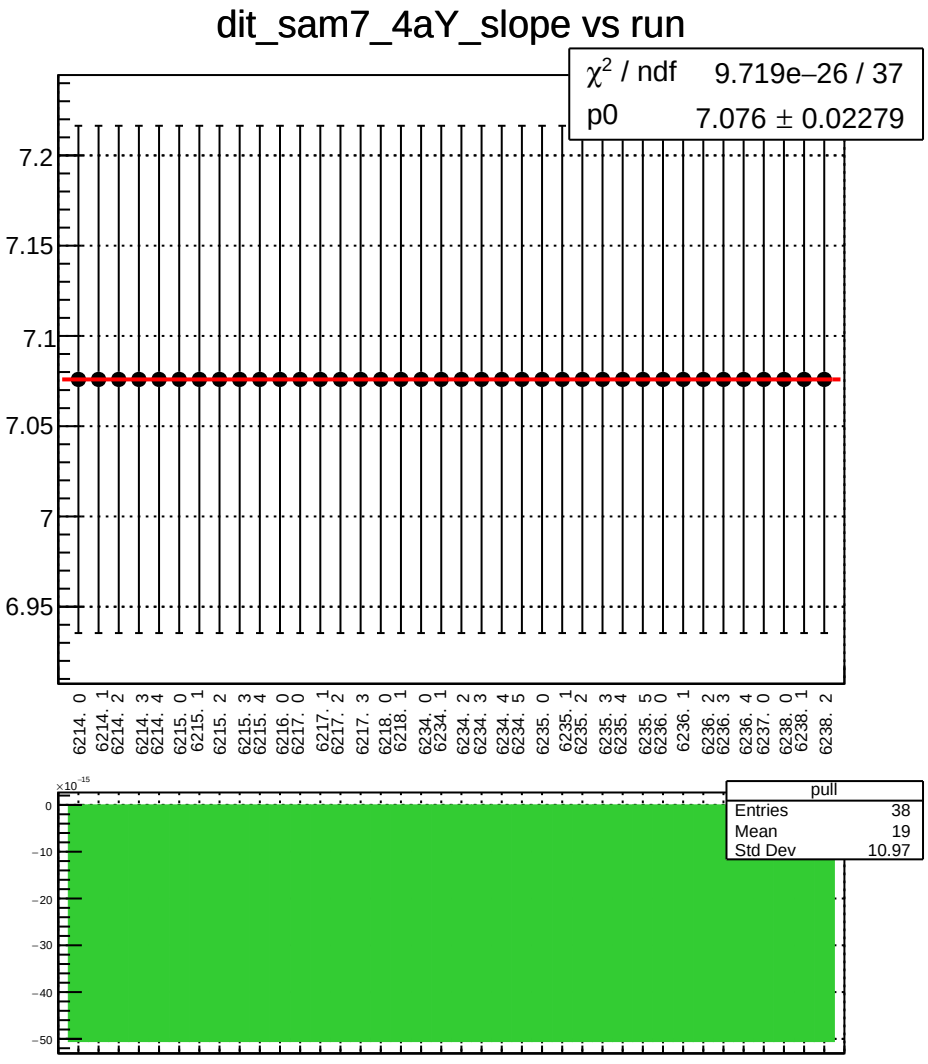
dit_sam7_4aY_slope vs run
χ2 / ndf 9.719e−26 / 37
p0 7.076 ± 0.02279
7.2
7.15
7.1
7.05
7
6.95
6214. 0
6214. 1
6214. 2
6214. 3
6214. 4
6215. 0
6215. 1
6215. 2
6215. 3
6215. 4
6216. 0
6217. 0
6217. 1
6217. 2
6217. 3
6218. 0
6218. 1
6234. 0
6234. 1
6234. 2
6234. 3
6234. 4
6234. 5
6235. 0
6235. 1
6235. 2
6235. 3
6235. 4
6235. 5
6236. 0
6236. 1
6236. 2
6236. 3
6236. 4
6237. 0
6238. 0
6238. 1
6238. 2
×10−15
0
−10
−20
−30
−40
−50
pull
Entries 38
Mean 19
Std Dev 10.97

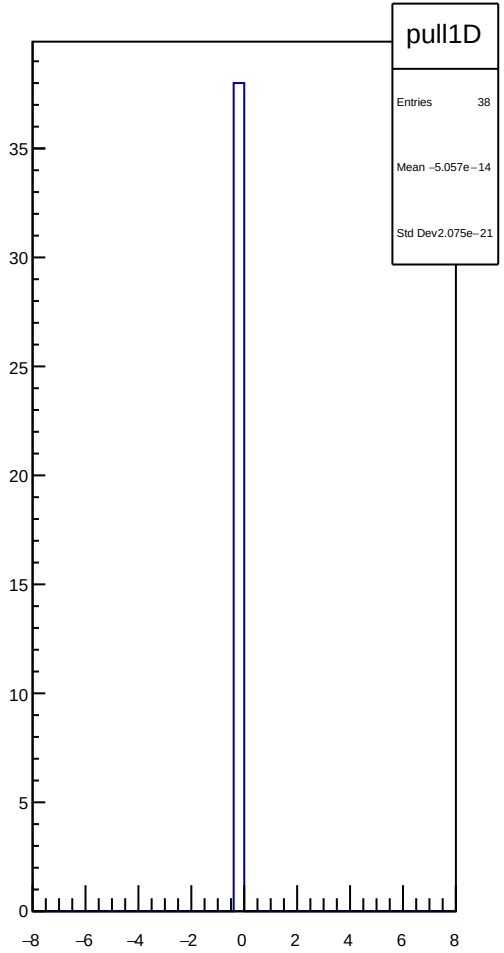
pull1D
Entries 38
Mean −5.057e−14
Std Dev2.075e−21
35
30
25
20
15
10
5
0
−8
−6
−4
−2
0
2
4
6
8

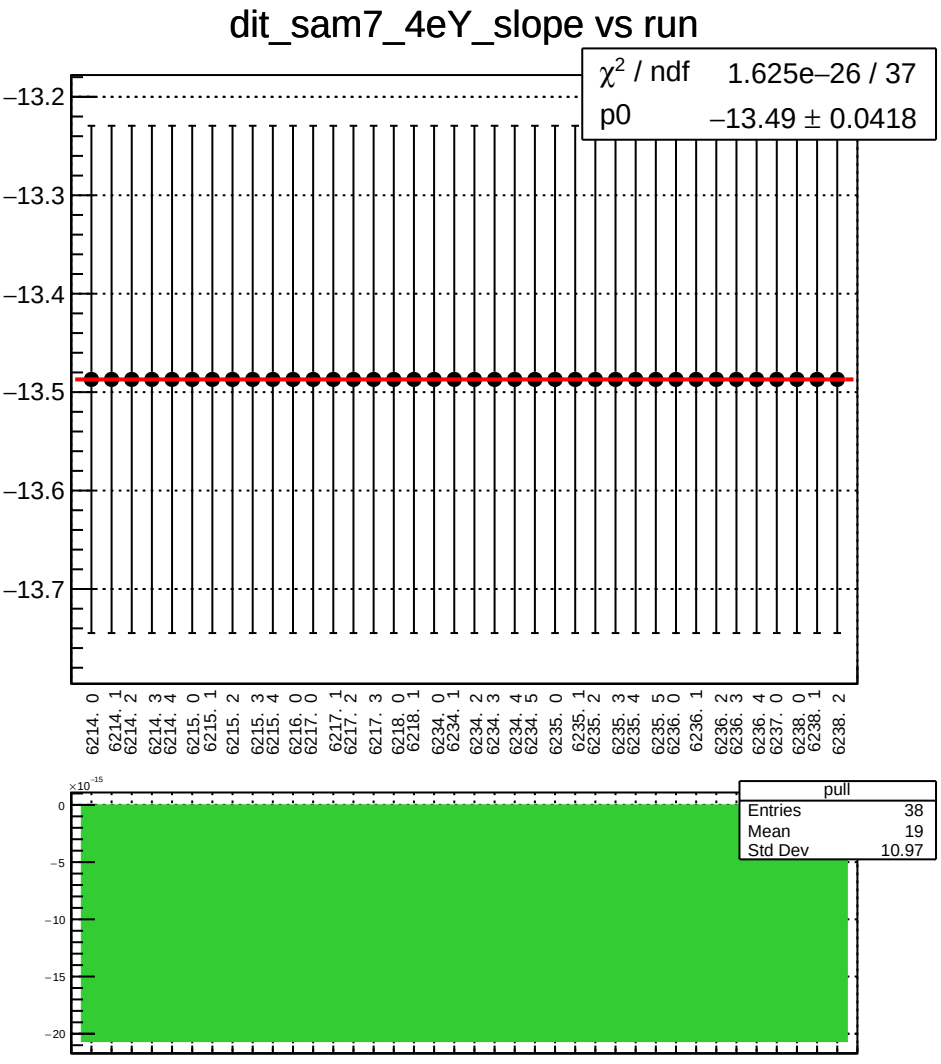
dit_sam7_4eY_slope vs run
χ² / ndf 1.625e−26 / 37
p0 −13.49 ± 0.0418
−13.2
−13.3
−13.4
−13.5
−13.6
−13.7
6214. 0
6214. 1
6214. 2
6214. 3
6214. 4
6215. 0
6215. 1
6215. 2
6215. 3
6215. 4
6216. 0
6217. 0
6217. 1
6217. 2
6217. 3
6218. 0
6218. 1
6234. 0
6234. 1
6234. 2
6234. 3
6234. 4
6234. 5
6235. 0
6235. 1
6235. 2
6235. 3
6235. 4
6235. 5
6236. 0
6236. 1
6236. 2
6236. 3
6236. 4
6237. 0
6238. 0
6238. 1
6238. 2
×10⁻¹⁵
0
−5
−10
−15
−20
pull
Entries 38
Mean 19
Std Dev 10.97

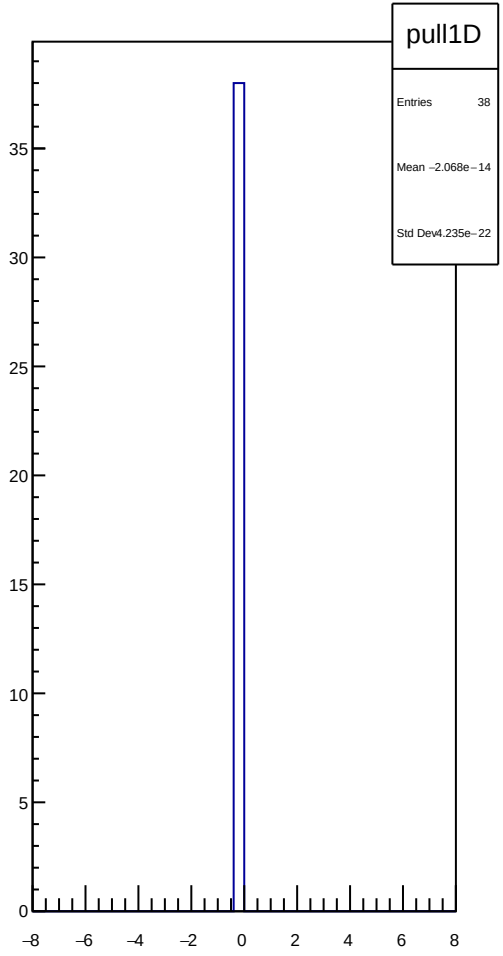
pull1D
Entries 38
Mean −2.068e−14
Std Dev4.235e−22
35
30
25
20
15
10
5
0
−8
−6
−4
−2
0
2
4
6
8

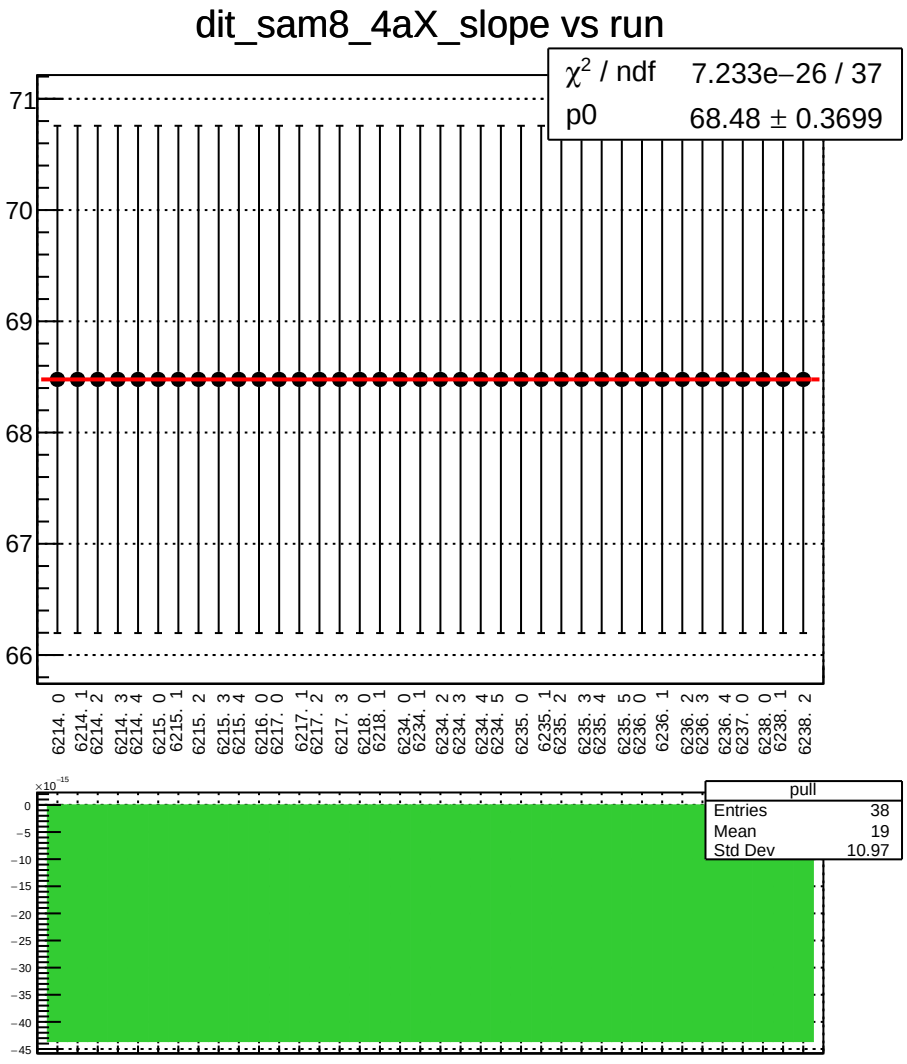
dit_sam8_4aX_slope vs run
χ² / ndf 7.233e−26 / 37
p0 68.48 ± 0.3699
71
70
69
68
67
66
6214. 0
6214. 1
6214. 2
6214. 3
6214. 4
6215. 0
6215. 1
6215. 2
6215. 3
6215. 4
6216. 0
6217. 0
6217. 1
6217. 2
6217. 3
6218. 0
6218. 1
6234. 0
6234. 1
6234. 2
6234. 3
6234. 4
6234. 5
6235. 0
6235. 1
6235. 2
6235. 3
6235. 4
6235. 5
6236. 0
6236. 1
6236. 2
6236. 3
6236. 4
6237. 0
6238. 0
6238. 1
6238. 2
×10⁻¹⁵
0
−5
−10
−15
−20
−25
−30
−35
−40
−45
pull
Entries 38
Mean 19
Std Dev 10.97

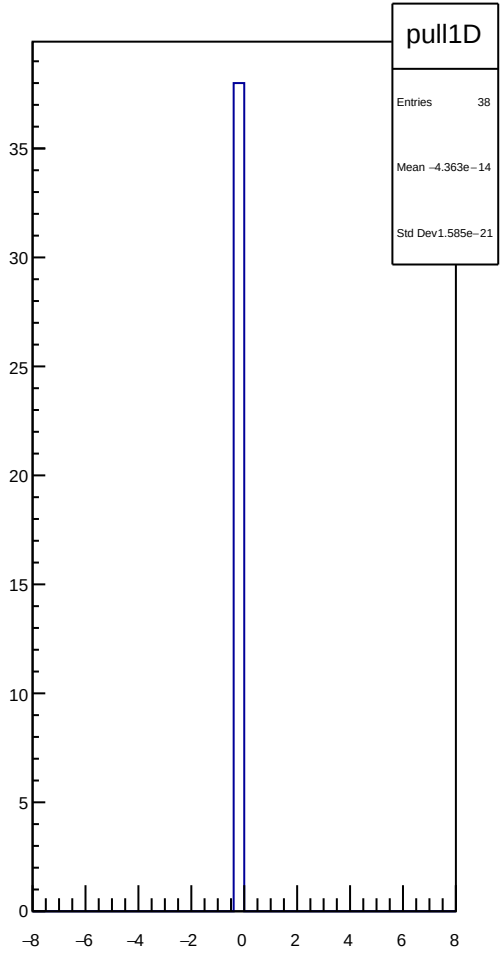
pull1D
Entries 38
Mean −4.363e−14
Std Dev 1.585e−21
35
30
25
20
15
10
5
0
−8
−6
−4
−2
0
2
4
6
8

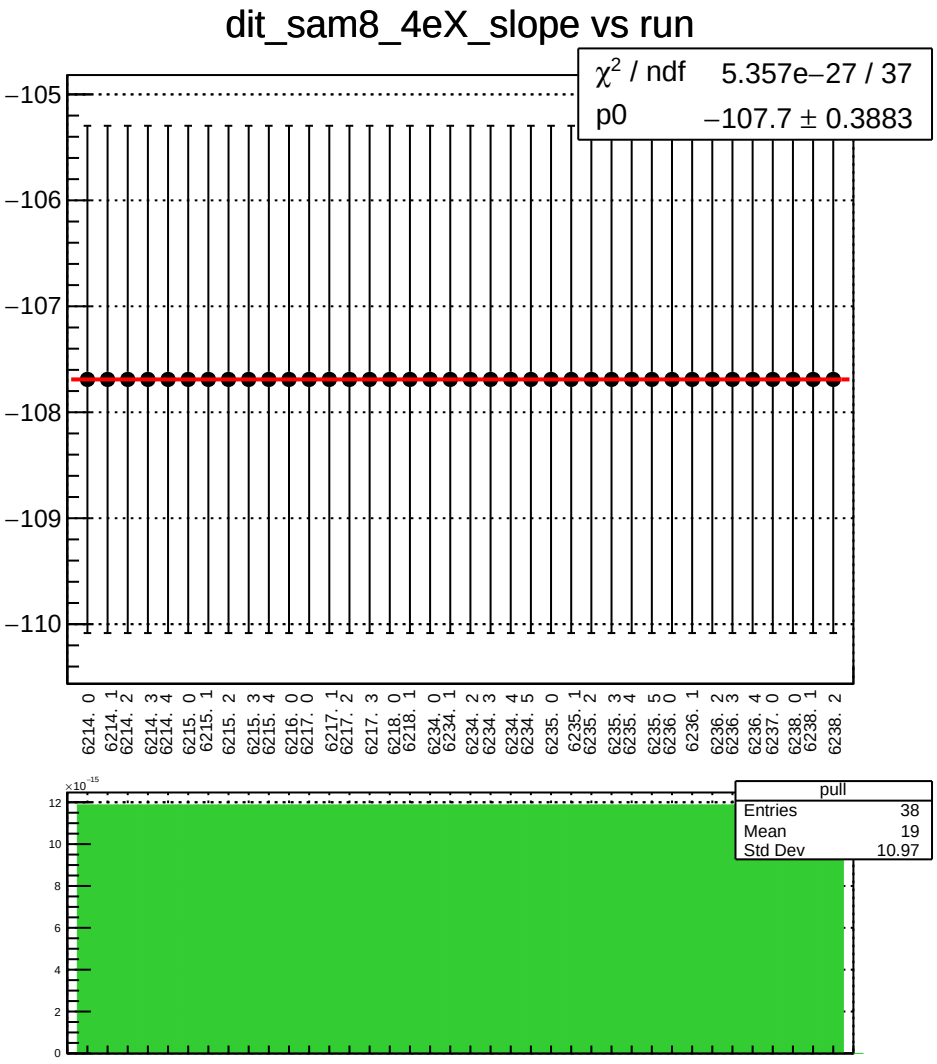
dit_sam8_4eX_slope vs run
χ² / ndf 5.357e−27 / 37
p0 −107.7 ± 0.3883
−105
−106
−107
−108
−109
−110
6214. 0
6214. 1
6214. 2
6214. 3
6214. 4
6215. 0
6215. 1
6215. 2
6215. 3
6215. 4
6216. 0
6217. 0
6217. 1
6217. 2
6217. 3
6218. 0
6218. 1
6234. 0
6234. 1
6234. 2
6234. 3
6234. 4
6234. 5
6235. 0
6235. 1
6235. 2
6235. 3
6235. 4
6235. 5
6236. 0
6236. 1
6236. 2
6236. 3
6236. 4
6237. 0
6238. 0
6238. 1
6238. 2
×10⁻¹⁵
pull
Entries 38
Mean 19
Std Dev 10.97

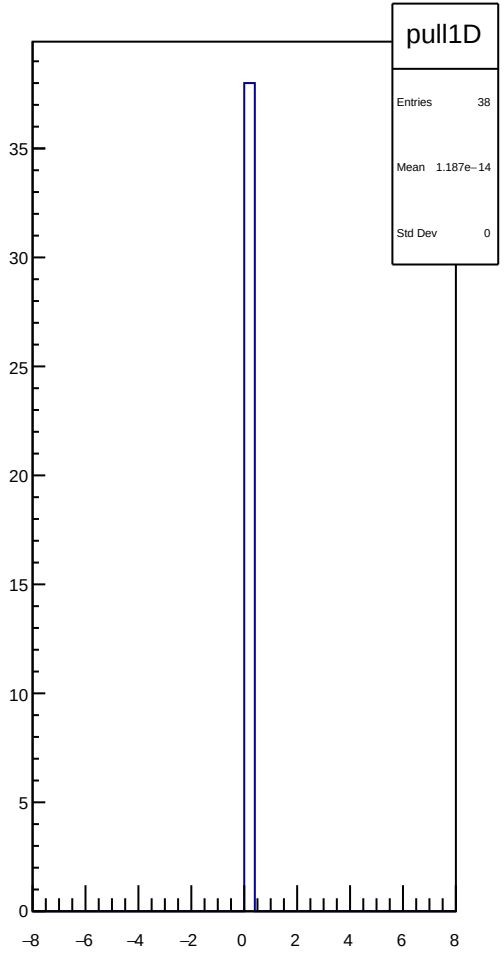
pull1D
Entries 38
Mean 1.187e−14
Std Dev 0

dit_sam8_11X12X_slope vs run

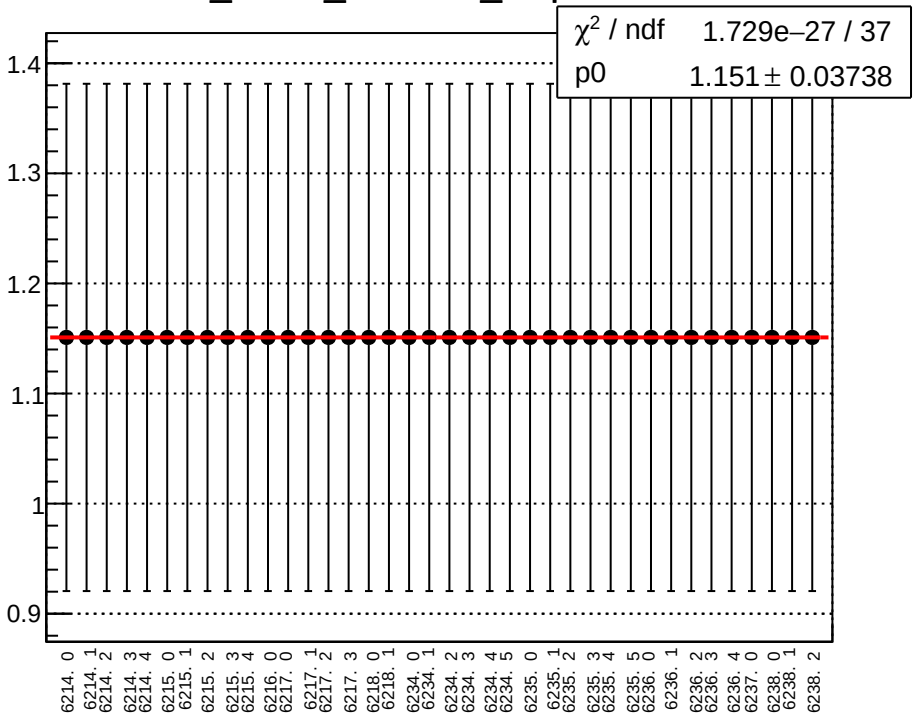

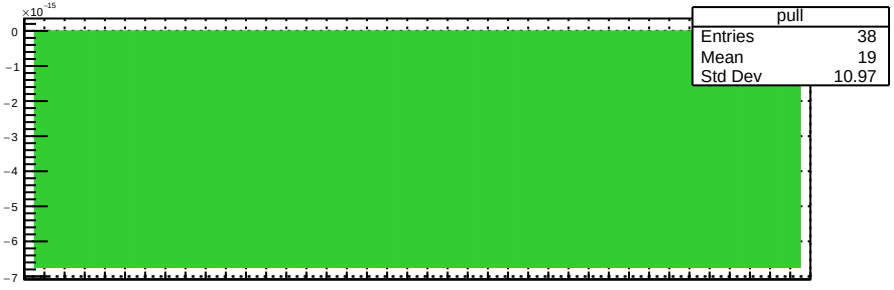

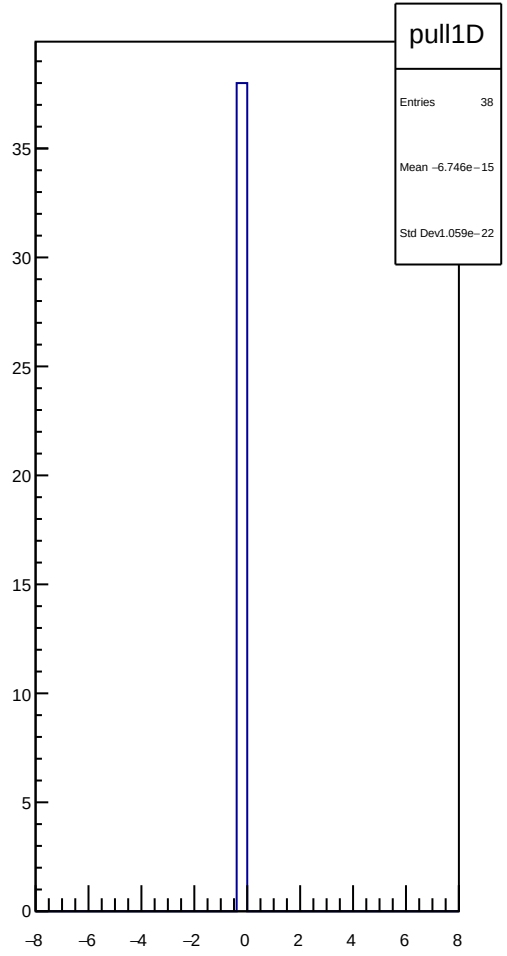

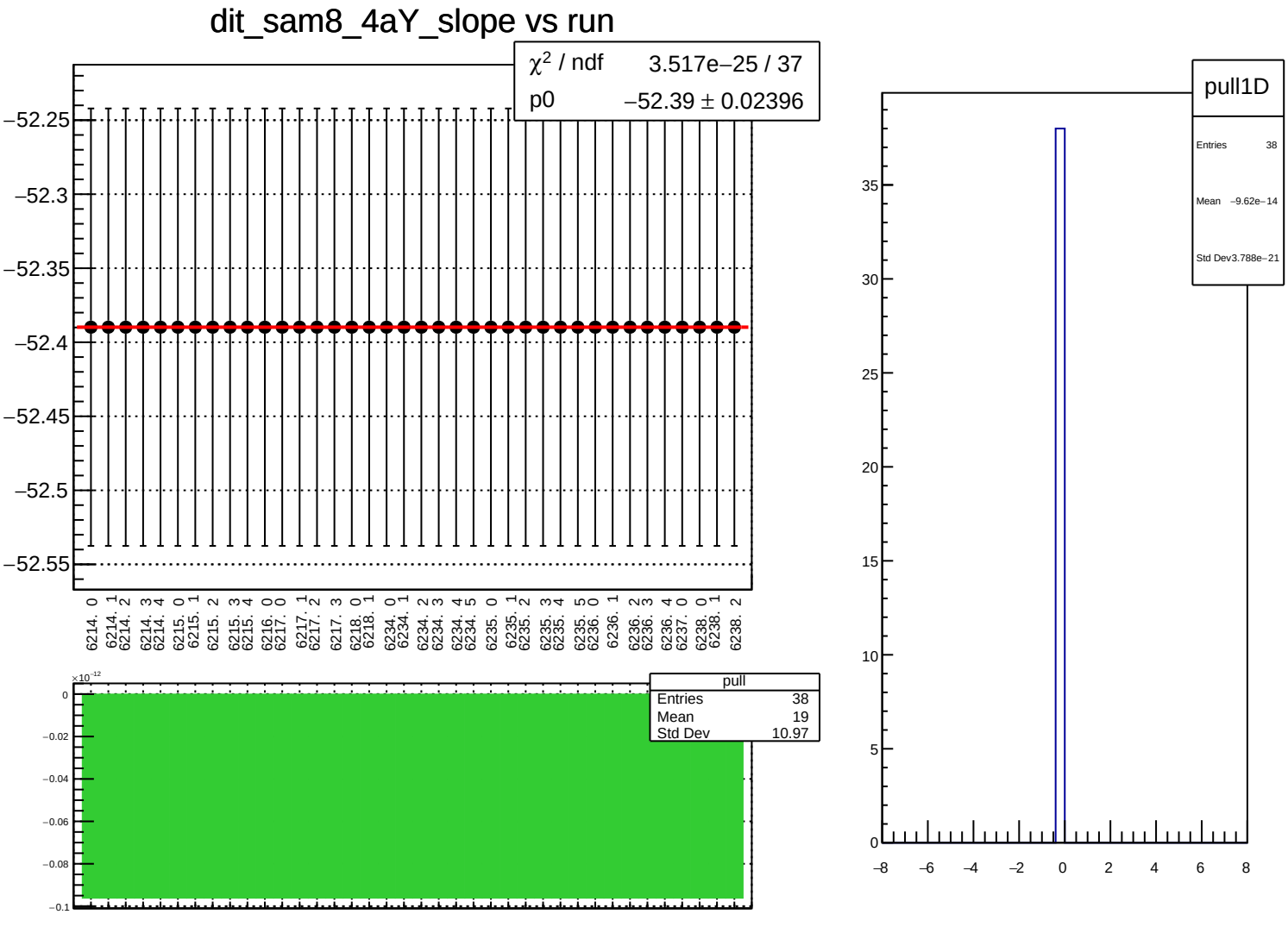
dit_sam8_4aY_slope vs run
χ2 / ndf 3.517e−25 / 37
p0 −52.39 ± 0.02396
−52.25
−52.3
−52.35
−52.4
−52.45
−52.5
−52.55
6214. 0
6214. 1
6214. 2
6214. 3
6214. 4
6215. 0
6215. 1
6215. 2
6215. 3
6215. 4
6216. 0
6217. 0
6217. 1
6217. 2
6217. 3
6218. 0
6218. 1
6234. 0
6234. 1
6234. 2
6234. 3
6234. 4
6234. 5
6235. 0
6235. 1
6235. 2
6235. 3
6235. 4
6235. 5
6236. 0
6236. 1
6236. 2
6236. 3
6236. 4
6237. 0
6238. 0
6238. 1
6238. 2
×10−12
0
−0.02
−0.04
−0.06
−0.08
−0.1
pull
Entries 38
Mean 19
Std Dev 10.97
pull1D
Entries 38
Mean −9.62e−14
Std Dev 3.788e−21
35
30
25
20
15
10
5
0
−8
−6
−4
−2
0
2
4
6
8

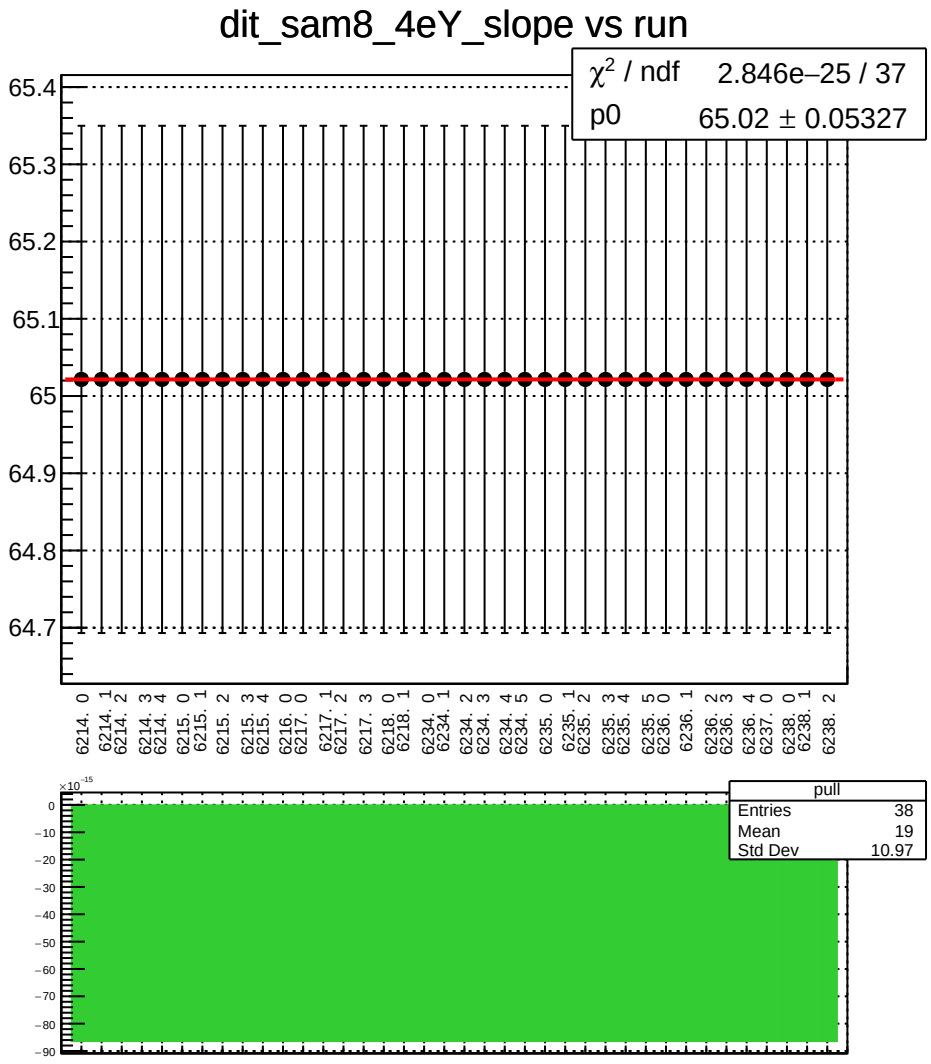
dit_sam8_4eY_slope vs run
χ² / ndf 2.846e−25 / 37
p0 65.02 ± 0.05327
65.4
65.3
65.2
65.1
65
64.9
64.8
64.7
6214. 0
6214. 1
6214. 2
6214. 3
6214. 4
6215. 0
6215. 1
6215. 2
6215. 3
6215. 4
6216. 0
6217. 0
6217. 1
6217. 2
6217. 3
6218. 0
6218. 1
6234. 0
6234. 1
6234. 2
6234. 3
6234. 4
6234. 5
6235. 0
6235. 1
6235. 2
6235. 3
6235. 4
6235. 5
6236. 0
6236. 1
6236. 2
6236. 3
6236. 4
6237. 0
6238. 0
6238. 1
6238. 2
×10⁻¹⁵
0
−10
−20
−30
−40
−50
−60
−70
−80
−90
pull
Entries 38
Mean 19
Std Dev 10.97

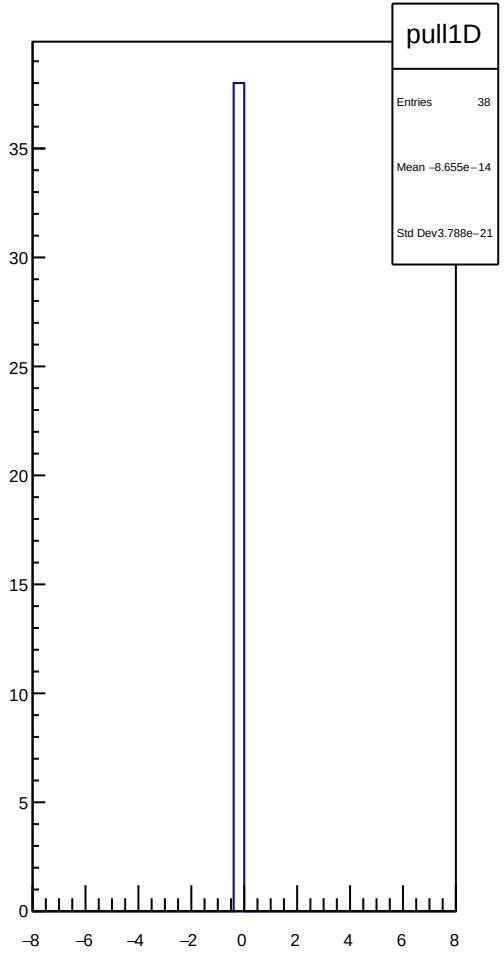
pull1D
Entries 38
Mean −8.655e−14
Std Dev3.788e−21
35
30
25
20
15
10
5
0
−8
−6
−4
−2
0
2
4
6
8

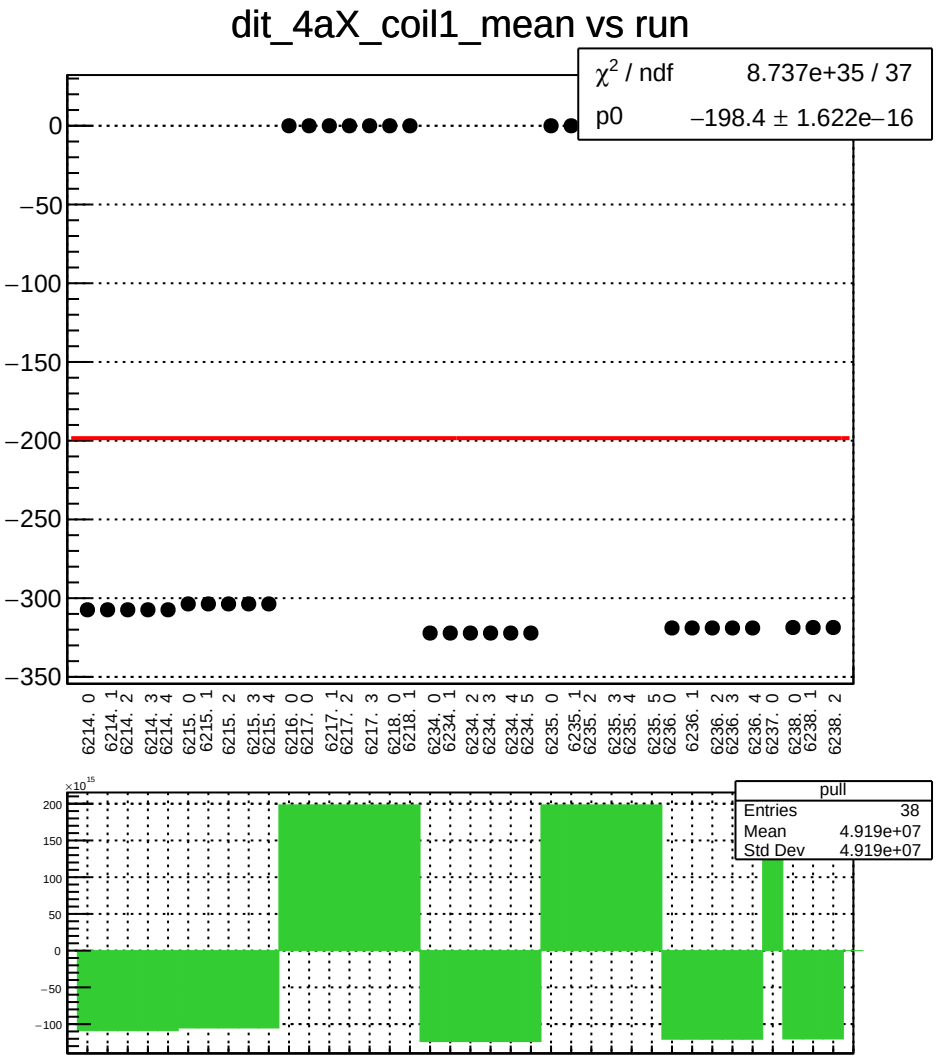
dit_4aX_coil1_mean vs run
χ2 / ndf 8.737e+35 / 37
p0 –198.4 ± 1.622e–16
0
–50
–100
–150
–200
–250
–300
–350
6214. 0
6214. 1
6214. 2
6214. 3
6214. 4
6215. 0
6215. 1
6215. 2
6215. 3
6215. 4
6216. 0
6217. 0
6217. 1
6217. 2
6217. 3
6218. 0
6218. 1
6234. 0
6234. 1
6234. 2
6234. 3
6234. 4
6234. 5
6235. 0
6235. 1
6235. 2
6235. 3
6235. 4
6235. 5
6236. 0
6236. 1
6236. 2
6236. 3
6236. 4
6237. 0
6238. 0
6238. 1
6238. 2
×10^15
200
150
100
50
0
–50
–100
pull
Entries 38
Mean 4.919e+07
Std Dev 4.919e+07

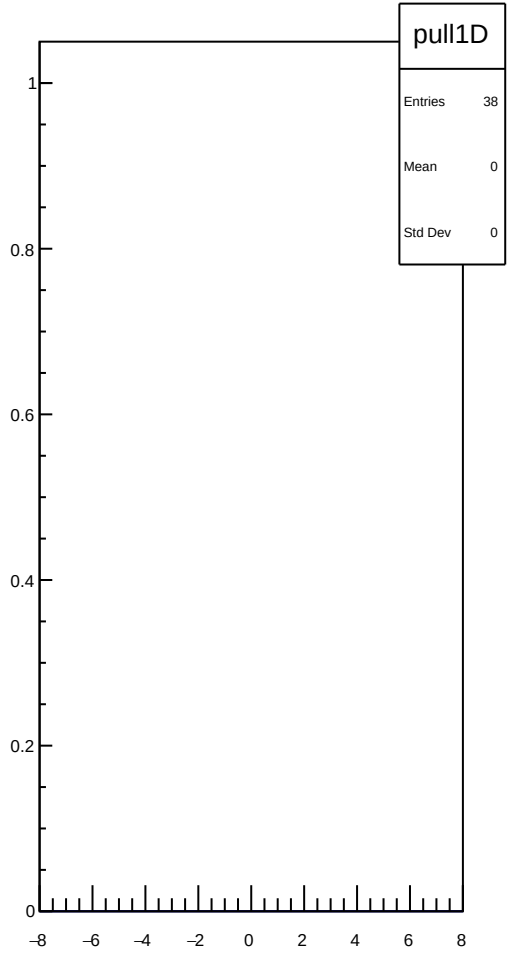
pull1D
Entries 38
Mean 0
Std Dev 0
1
0.8
0.6
0.4
0.2
0
–8
–6
–4
–2
0
2
4
6
8

dit_4aX_coil1_err_mean vs run

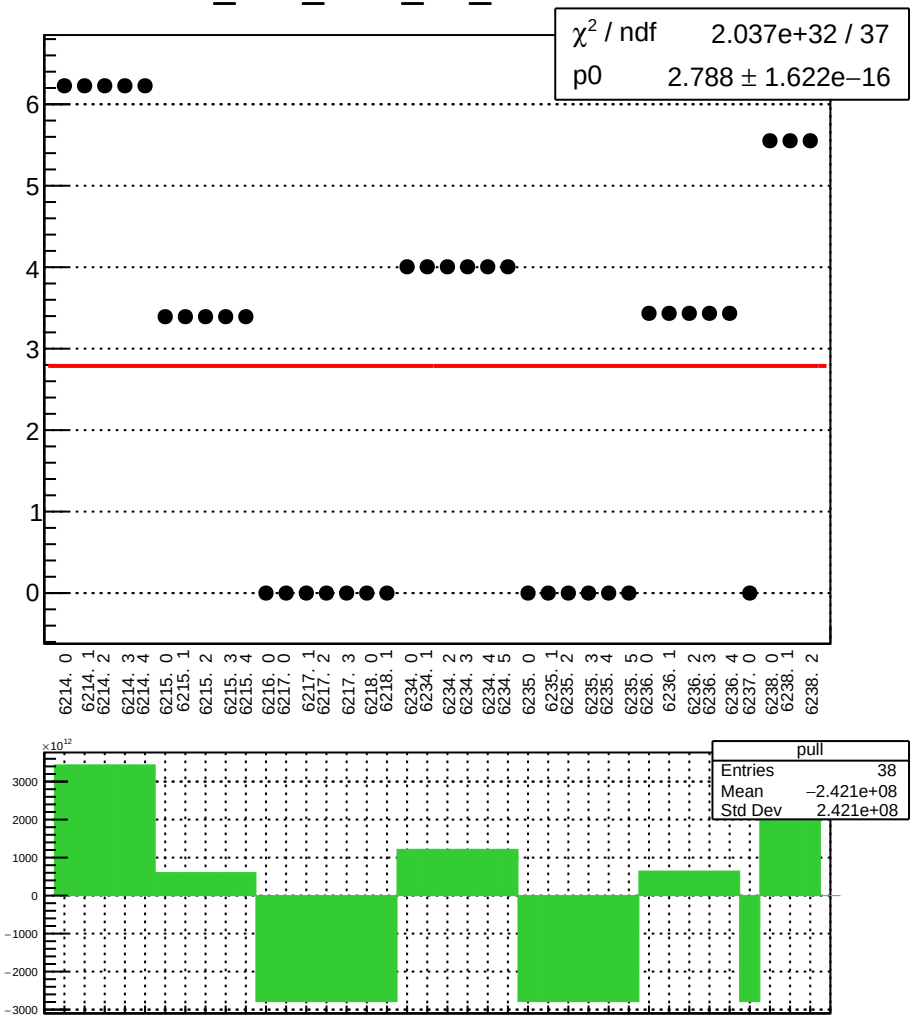

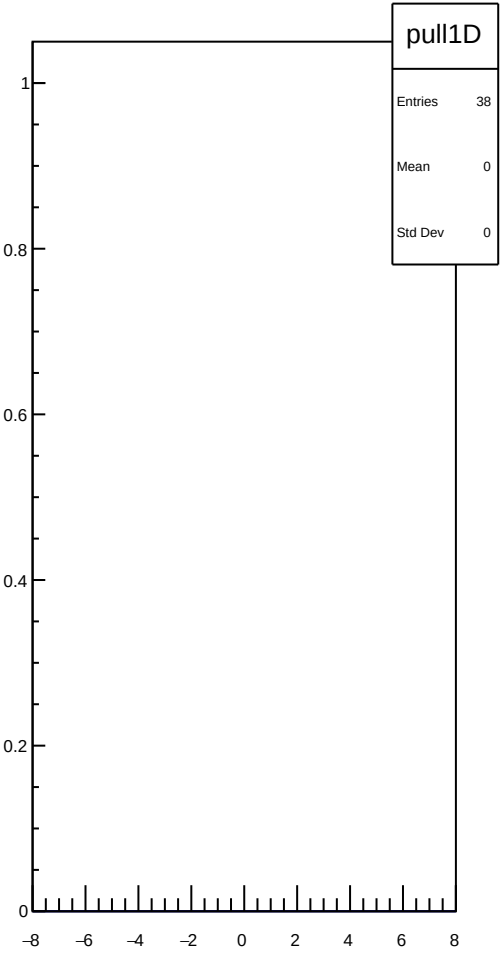

dit_4aX_coil1_Ndata_mean vs run

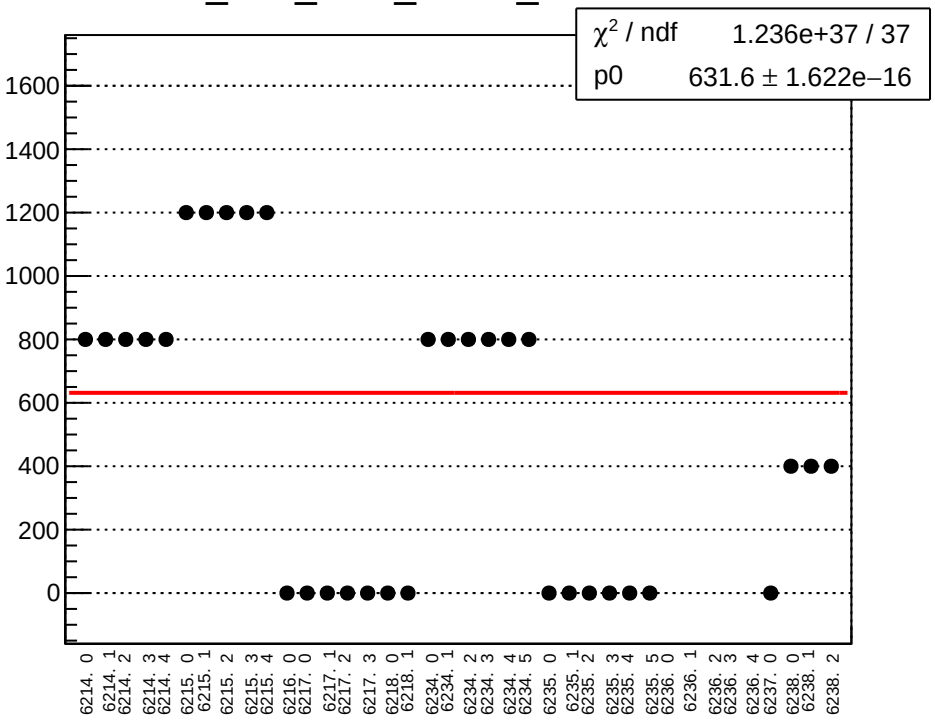

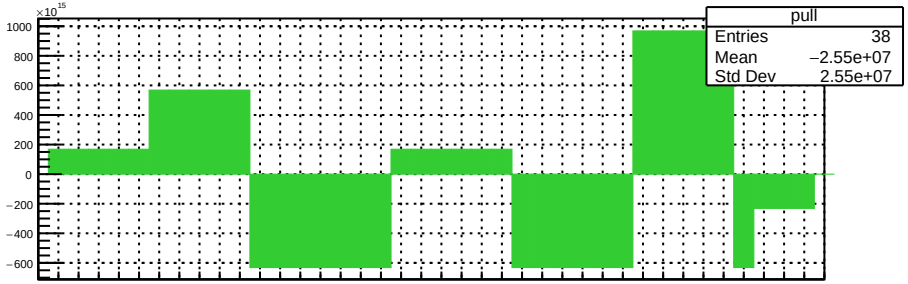

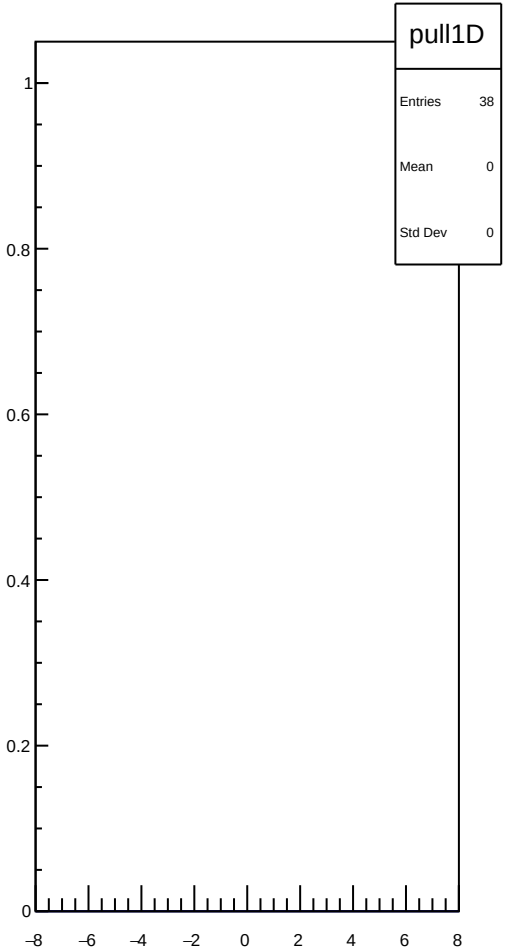

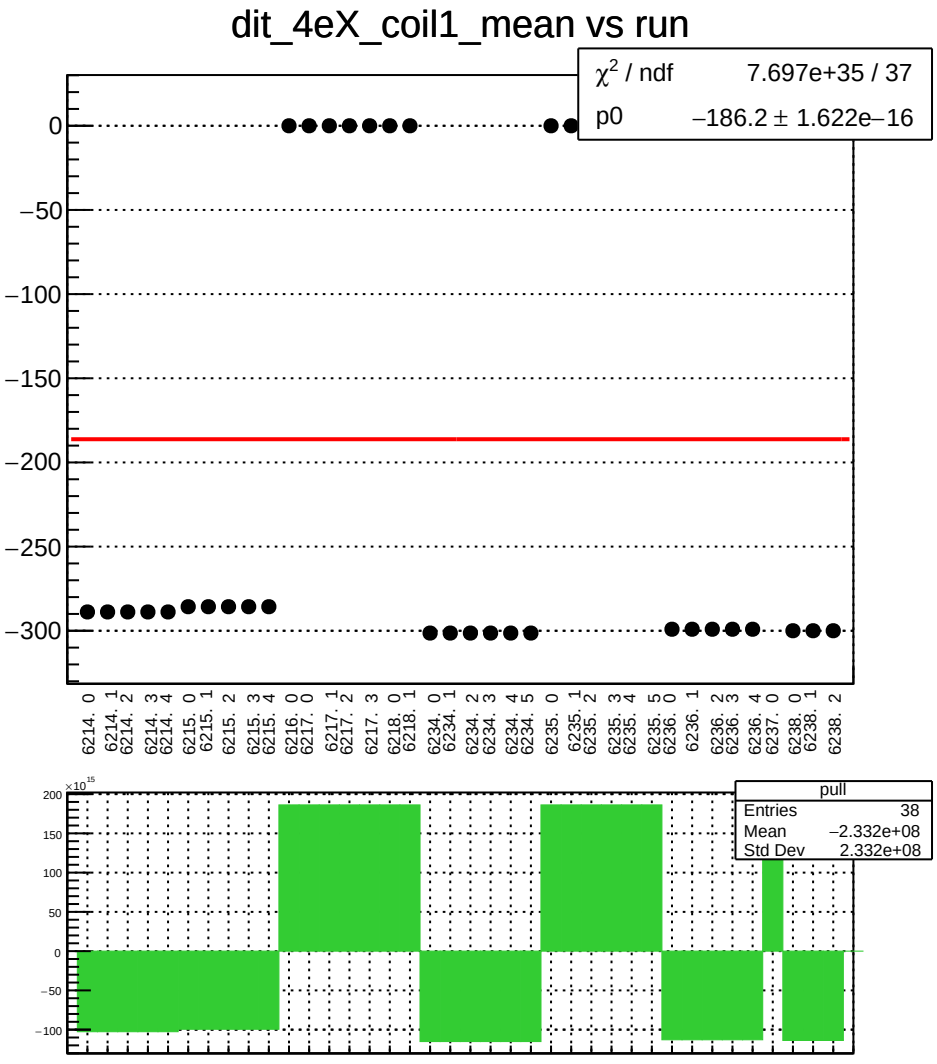
dit_4eX_coil1_mean vs run
χ² / ndf 7.697e+35 / 37
p0 −186.2 ± 1.622e−16
0
−50
−100
−150
−200
−250
−300
6214. 0
6214. 1
6214. 2
6214. 3
6214. 4
6215. 0
6215. 1
6215. 2
6215. 3
6215. 4
6216. 0
6217. 0
6217. 1
6217. 2
6217. 3
6218. 0
6218. 1
6234. 0
6234. 1
6234. 2
6234. 3
6234. 4
6234. 5
6235. 0
6235. 1
6235. 2
6235. 3
6235. 4
6235. 5
6236. 0
6236. 1
6236. 2
6236. 3
6236. 4
6237. 0
6238. 0
6238. 1
6238. 2
×10¹⁵
200
150
100
50
0
−50
−100
pull
Entries 38
Mean −2.332e+08
Std Dev 2.332e+08

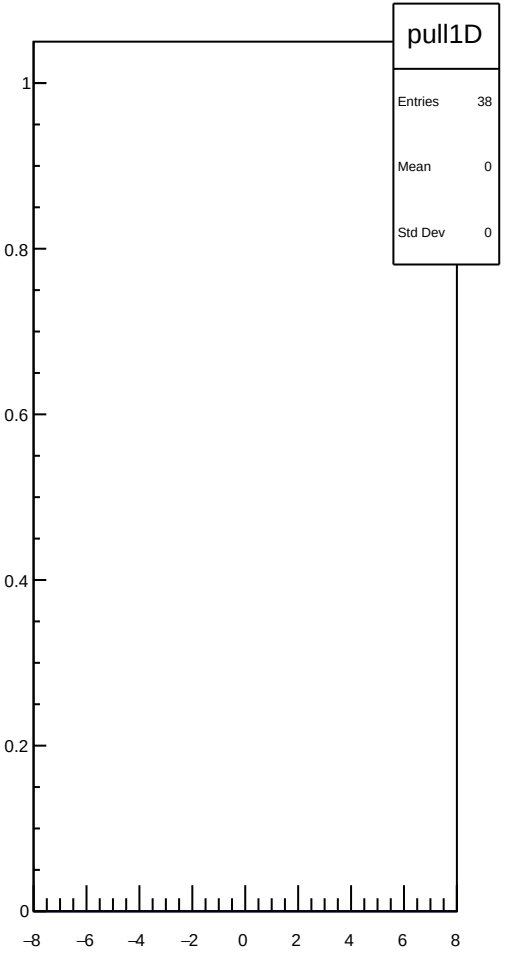
pull1D
Entries 38
Mean 0
Std Dev 0
1
0.8
0.6
0.4
0.2
0
−8
−6
−4
−2
0
2
4
6
8

dit_4eX_coil1_err_mean vs run

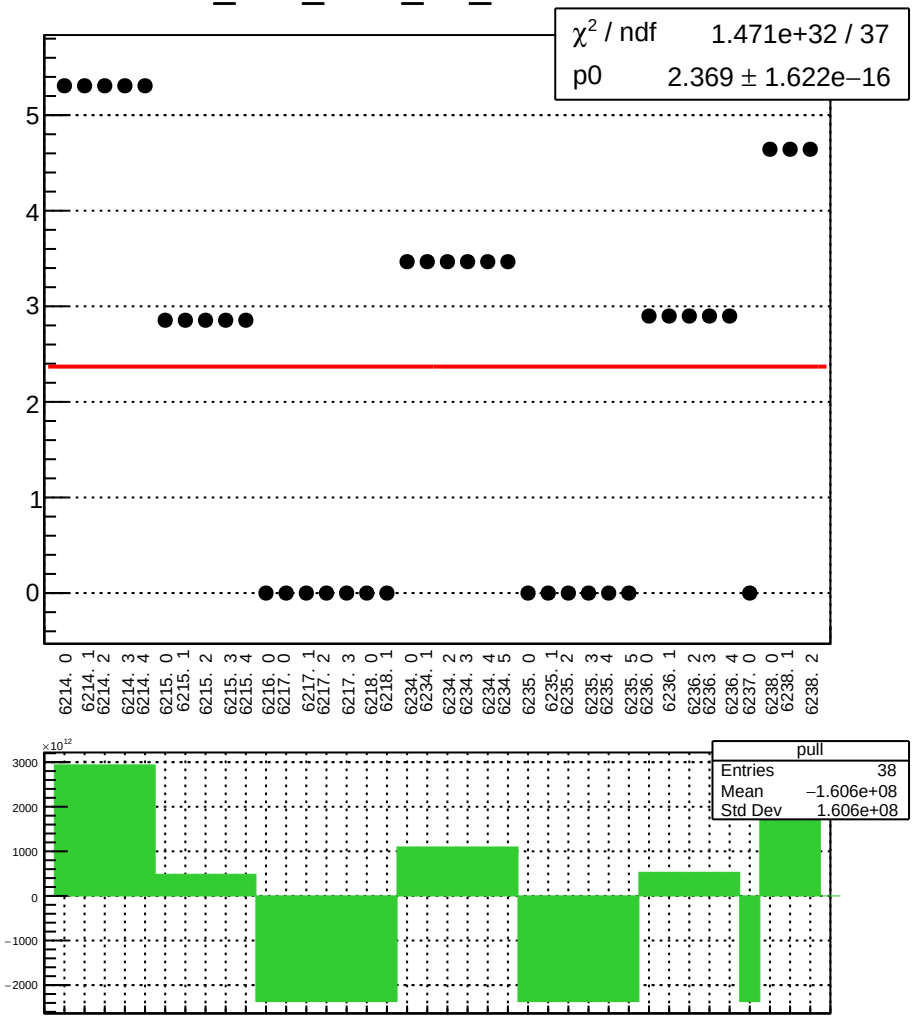

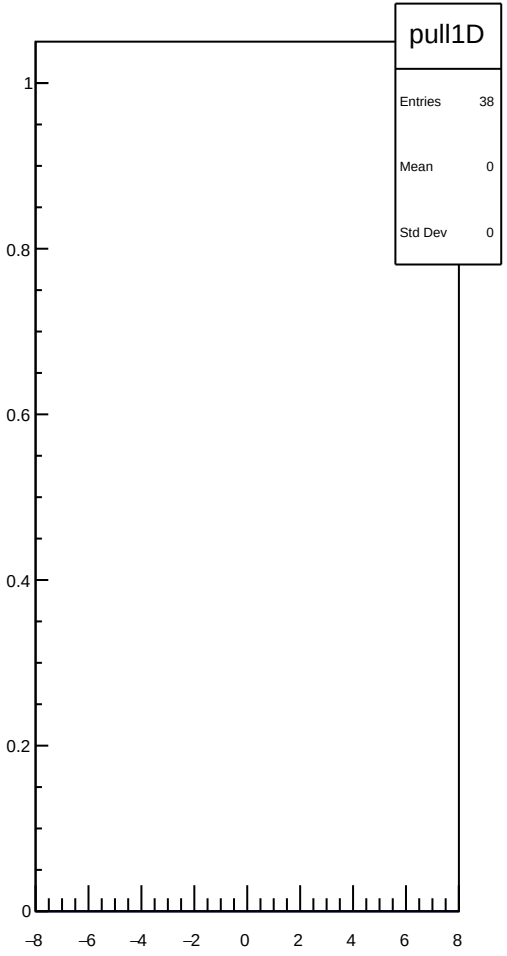

dit_4eX_coil1_Ndata_mean vs run

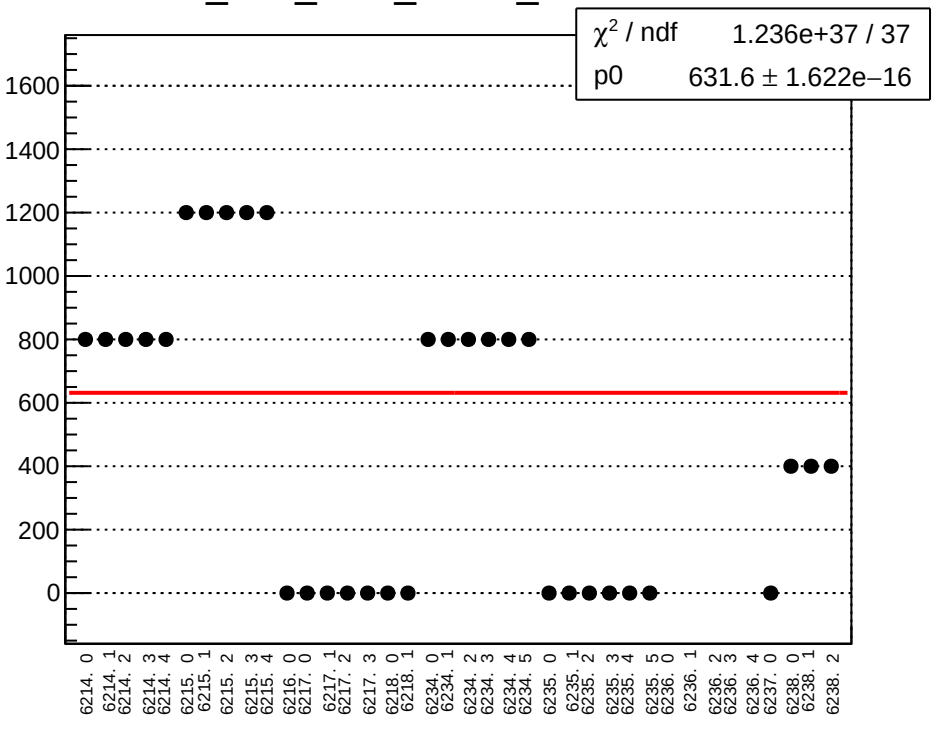

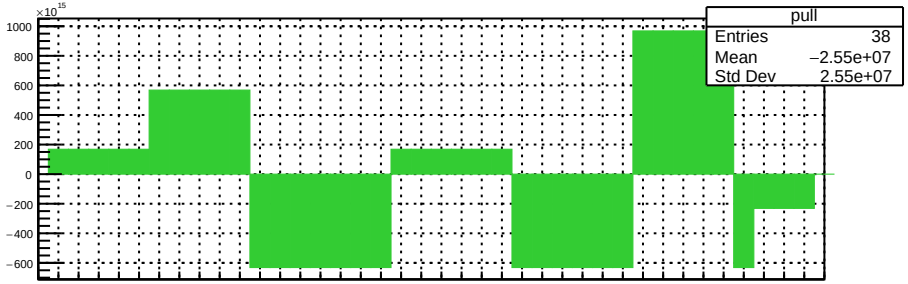

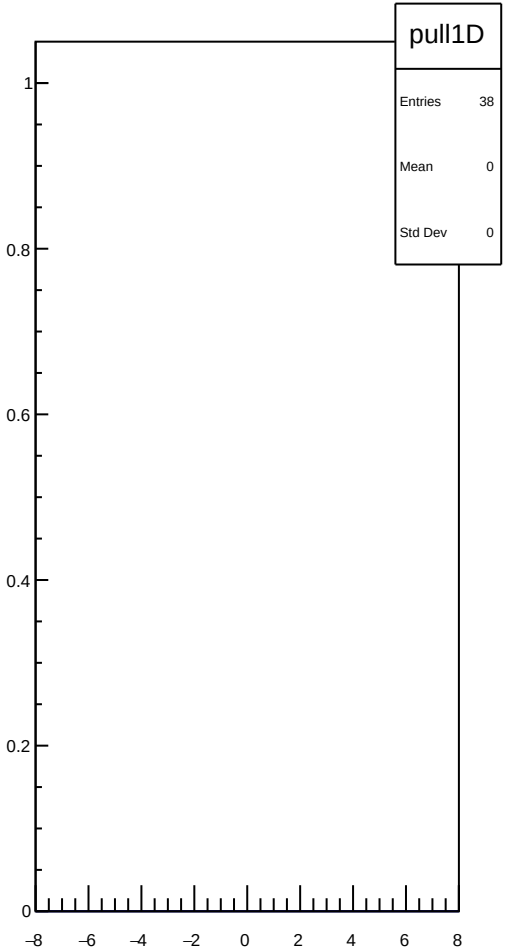

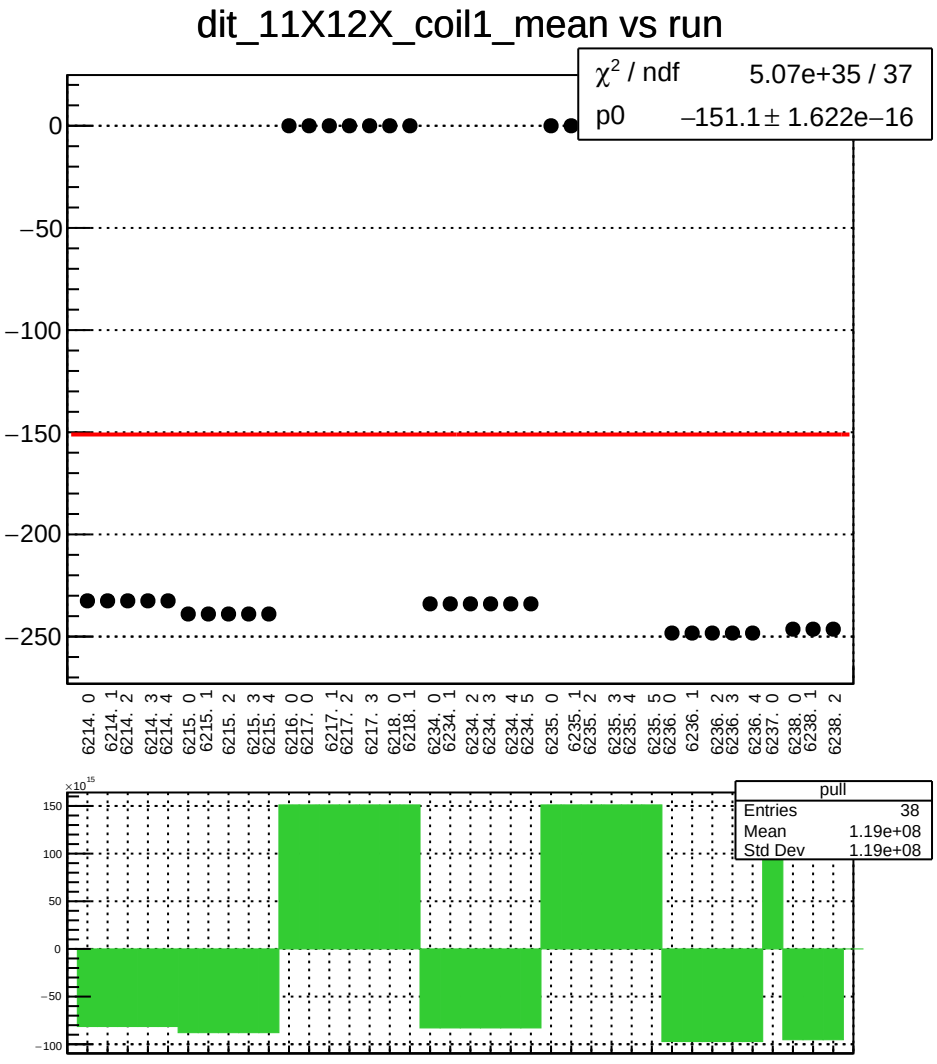
dit_11X12X_coil1_mean vs run
χ² / ndf 5.07e+35 / 37
p0 −151.1 ± 1.622e−16
0
−50
−100
−150
−200
−250
6214. 0
6214. 1
6214. 2
6214. 3
6214. 4
6215. 0
6215. 1
6215. 2
6215. 3
6215. 4
6216. 0
6217. 0
6217. 1
6217. 2
6217. 3
6218. 0
6218. 1
6234. 0
6234. 1
6234. 2
6234. 3
6234. 4
6234. 5
6235. 0
6235. 1
6235. 2
6235. 3
6235. 4
6235. 5
6236. 0
6236. 1
6236. 2
6236. 3
6236. 4
6237. 0
6238. 0
6238. 1
6238. 2
×10¹⁵
150
100
50
0
−50
−100
pull
Entries 38
Mean 1.19e+08
Std Dev 1.19e+08

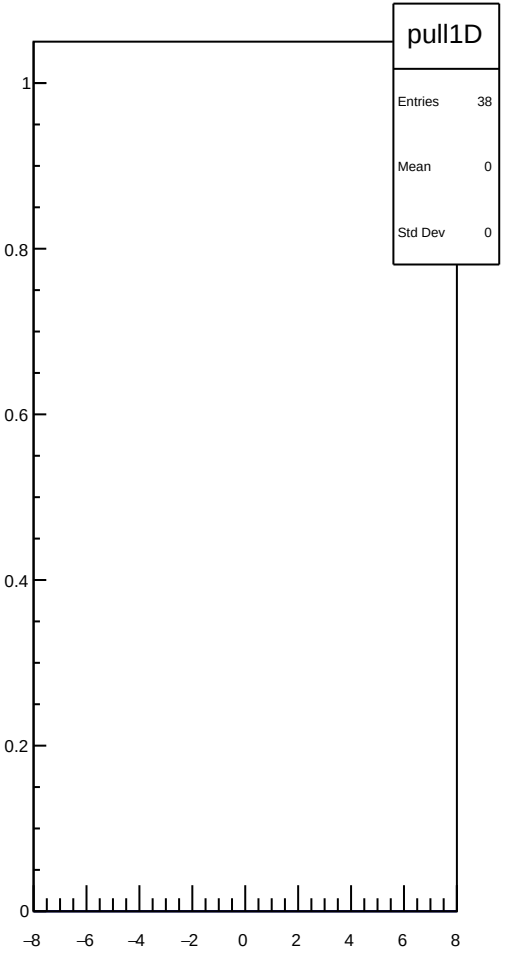
pull1D
Entries 38
Mean 0
Std Dev 0
1
0.8
0.6
0.4
0.2
0
−8
−6
−4
−2
0
2
4
6
8

dit_11X12X_coil1_err_mean vs run

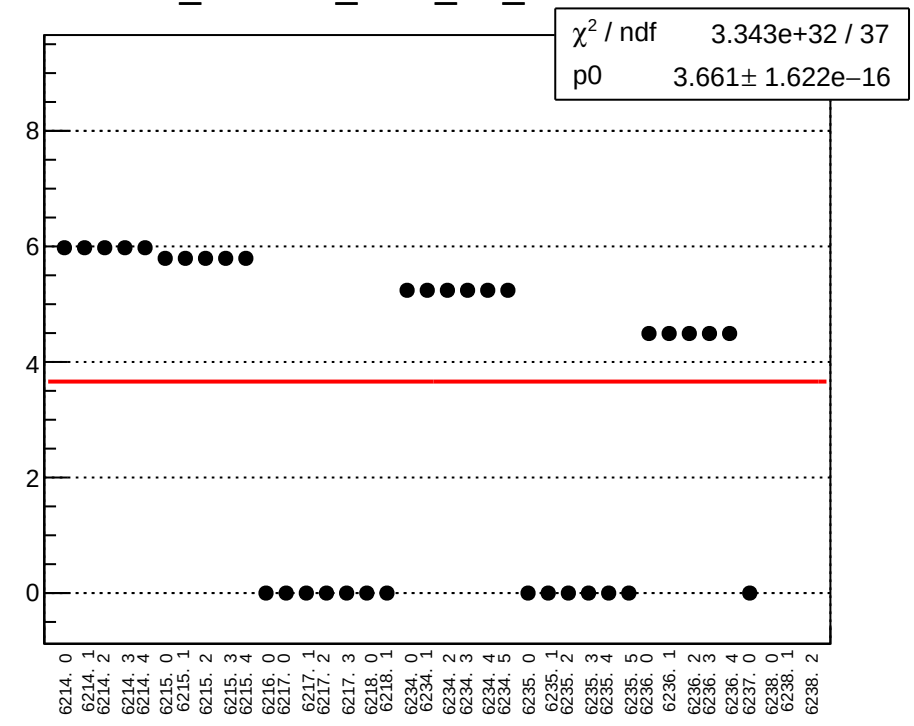

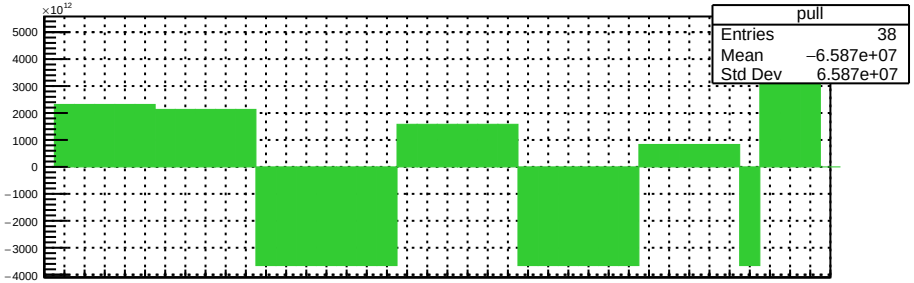

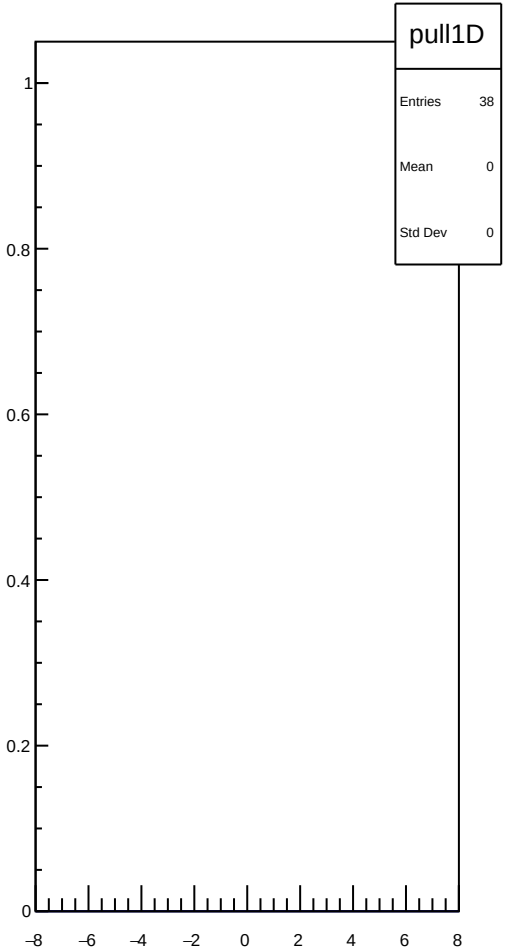

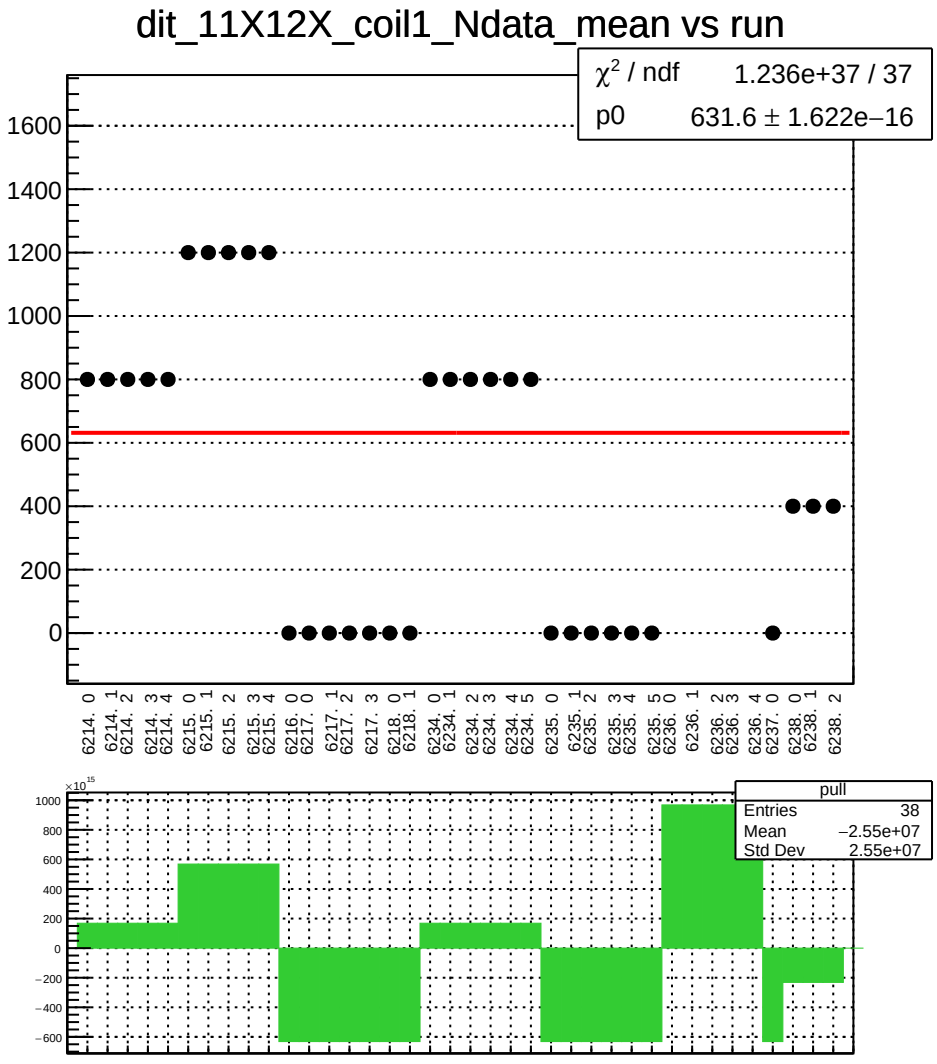
dit_11X12X_coil1_Ndata_mean vs run
χ² / ndf 1.236e+37 / 37
p0 631.6 ± 1.622e−16
1600
1400
1200
1000
800
600
400
200
0
6214. 0
6214. 1
6214. 2
6214. 3
6214. 4
6215. 0
6215. 1
6215. 2
6215. 3
6215. 4
6216. 0
6217. 0
6217. 1
6217. 2
6217. 3
6218. 0
6218. 1
6234. 0
6234. 1
6234. 2
6234. 3
6234. 4
6234. 5
6235. 0
6235. 1
6235. 2
6235. 3
6235. 4
6235. 5
6236. 0
6236. 1
6236. 2
6236. 3
6236. 4
6237. 0
6238. 0
6238. 1
6238. 2
×10¹⁵
1000
800
600
400
200
0
−200
−400
−600
pull
Entries 38
Mean −2.55e+07
Std Dev 2.55e+07

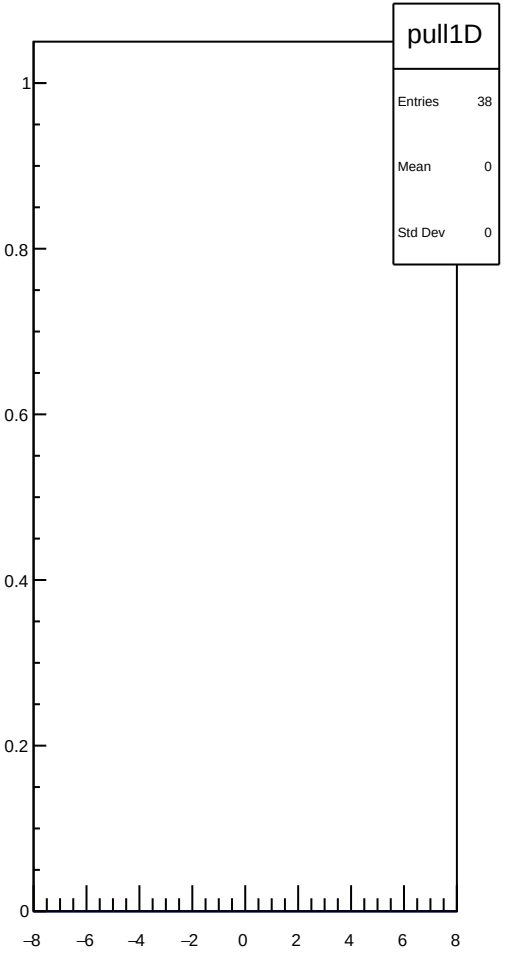
pull1D
Entries 38
Mean 0
Std Dev 0
1
0.8
0.6
0.4
0.2
0
−8
−6
−4
−2
0
2
4
6
8

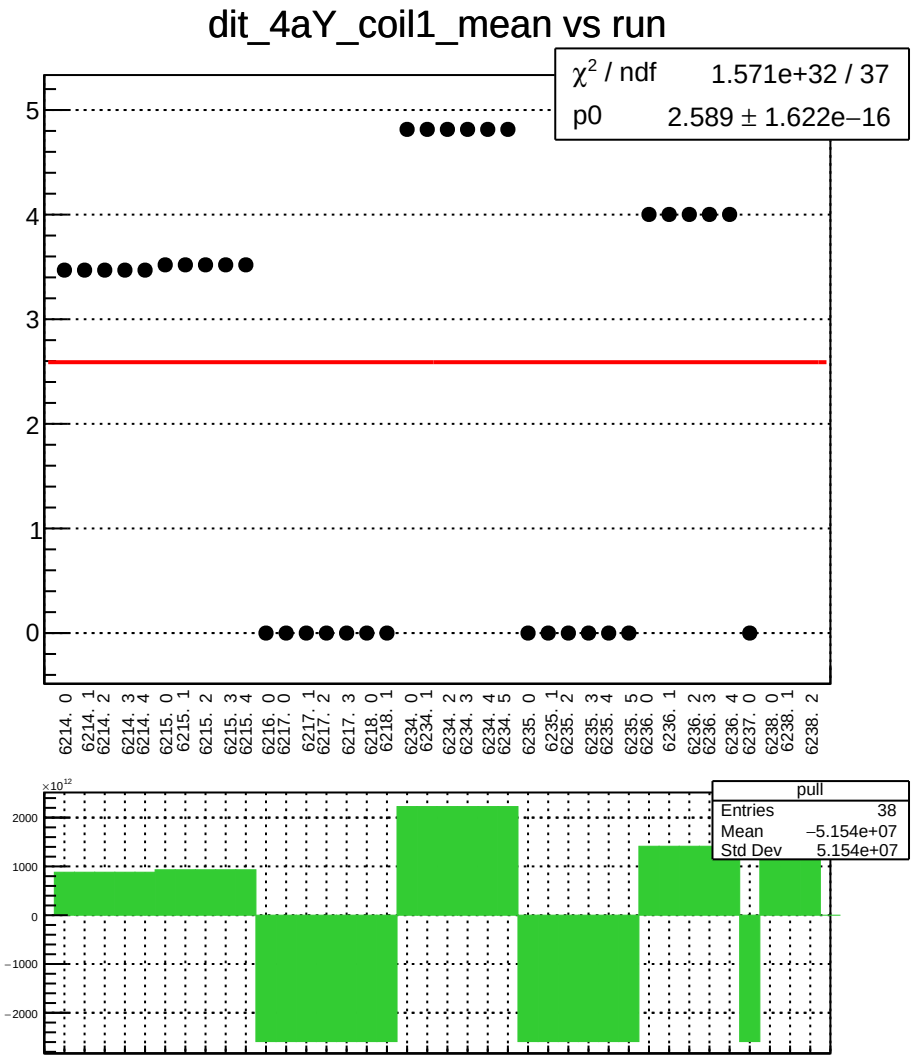
dit_4aY_coil1_mean vs run
χ² / ndf 1.571e+32 / 37
p0 2.589 ± 1.622e−16
5
4
3
2
1
0
6214. 0
6214. 1
6214. 2
6214. 3
6214. 4
6215. 0
6215. 1
6215. 2
6215. 3
6215. 4
6216. 0
6217. 0
6217. 1
6217. 2
6217. 3
6218. 0
6218. 1
6234. 0
6234. 1
6234. 2
6234. 3
6234. 4
6234. 5
6235. 0
6235. 1
6235. 2
6235. 3
6235. 4
6235. 5
6236. 0
6236. 1
6236. 2
6236. 3
6236. 4
6237. 0
6238. 0
6238. 1
6238. 2
×10¹²
2000
1000
0
−1000
−2000
pull
Entries 38
Mean −5.154e+07
Std Dev 5.154e+07

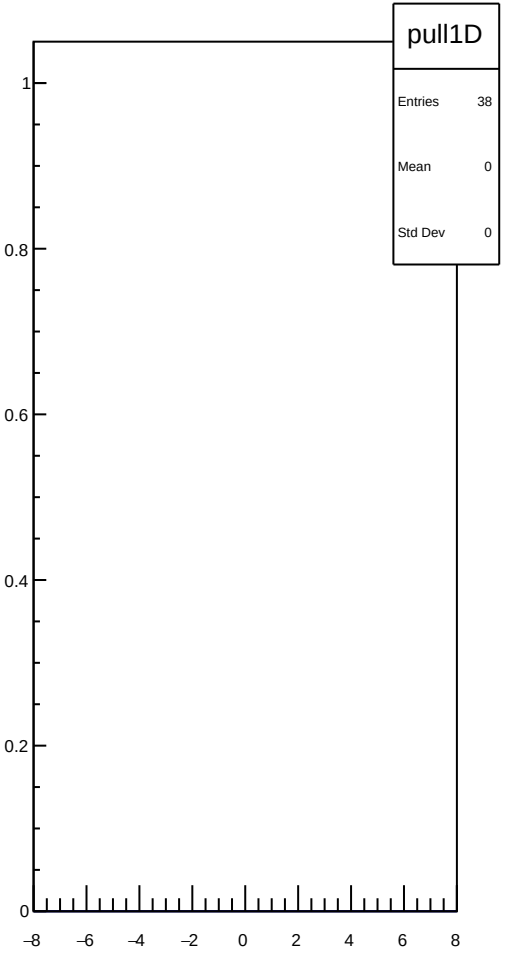
pull1D
Entries 38
Mean 0
Std Dev 0
1
0.8
0.6
0.4
0.2
0
−8
−6
−4
−2
0
2
4
6
8

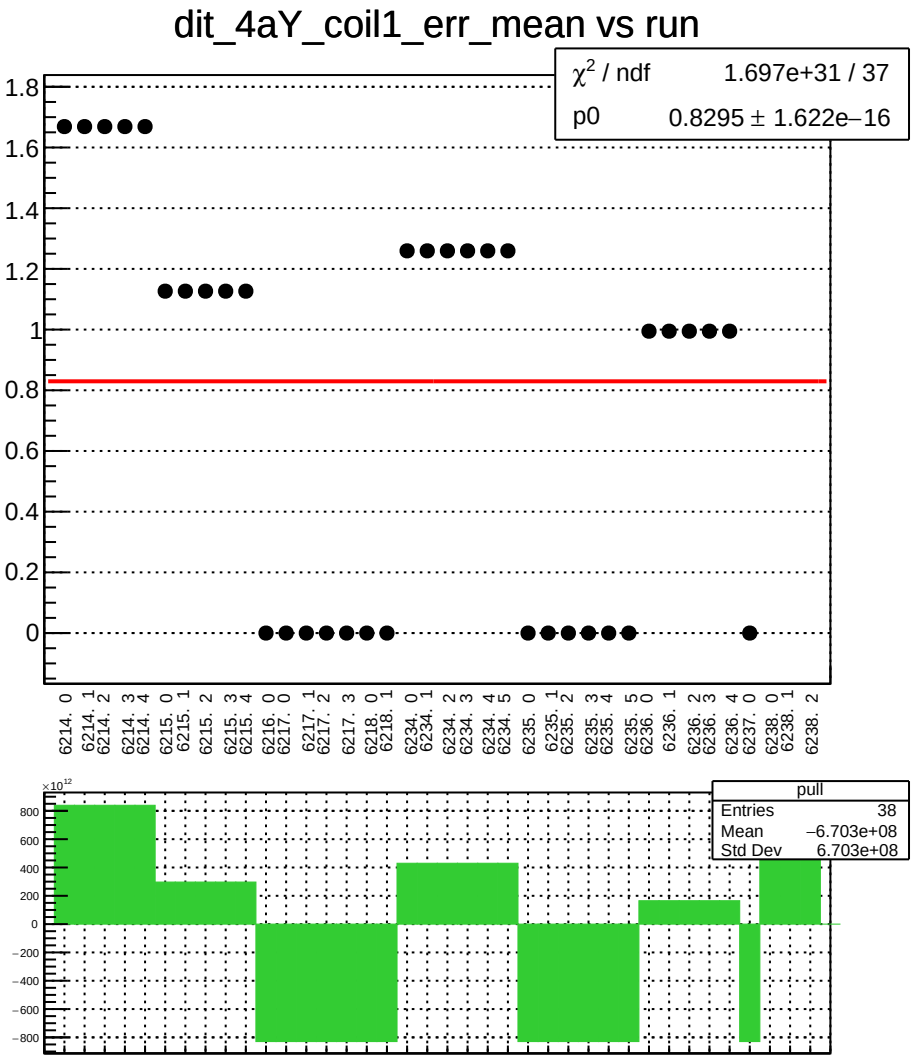
dit_4aY_coil1_err_mean vs run
χ2 / ndf 1.697e+31 / 37
p0 0.8295 ± 1.622e−16
1.8
1.6
1.4
1.2
1
0.8
0.6
0.4
0.2
0
6214. 0
6214. 1
6214. 2
6214. 3
6214. 4
6215. 0
6215. 1
6215. 2
6215. 3
6215. 4
6216. 0
6217. 0
6217. 1
6217. 2
6217. 3
6218. 0
6218. 1
6234. 0
6234. 1
6234. 2
6234. 3
6234. 4
6234. 5
6235. 0
6235. 1
6235. 2
6235. 3
6235. 4
6235. 5
6236. 0
6236. 1
6236. 2
6236. 3
6236. 4
6237. 0
6238. 0
6238. 1
6238. 2
×10^12
800
600
400
200
0
−200
−400
−600
−800
pull
Entries 38
Mean −6.703e+08
Std Dev 6.703e+08

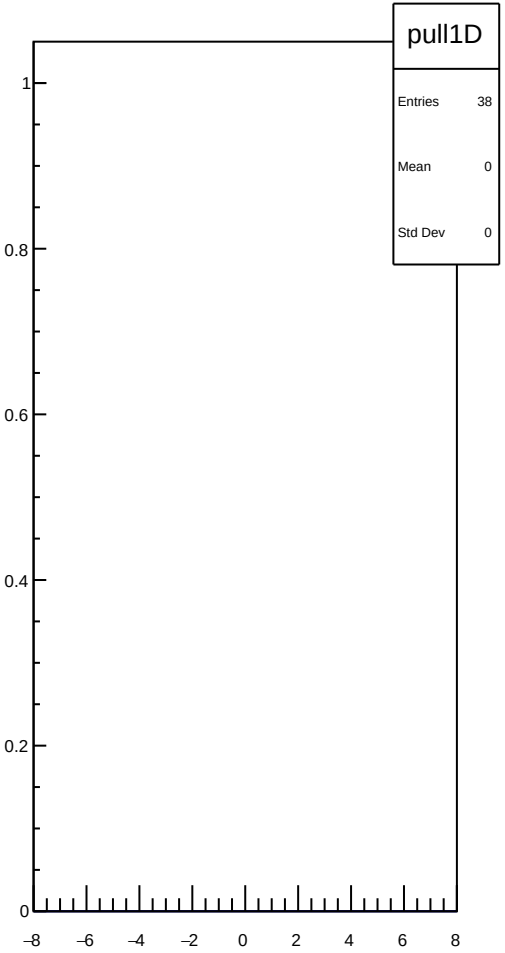
pull1D
Entries 38
Mean 0
Std Dev 0
1
0.8
0.6
0.4
0.2
0
−8
−6
−4
−2
0
2
4
6
8

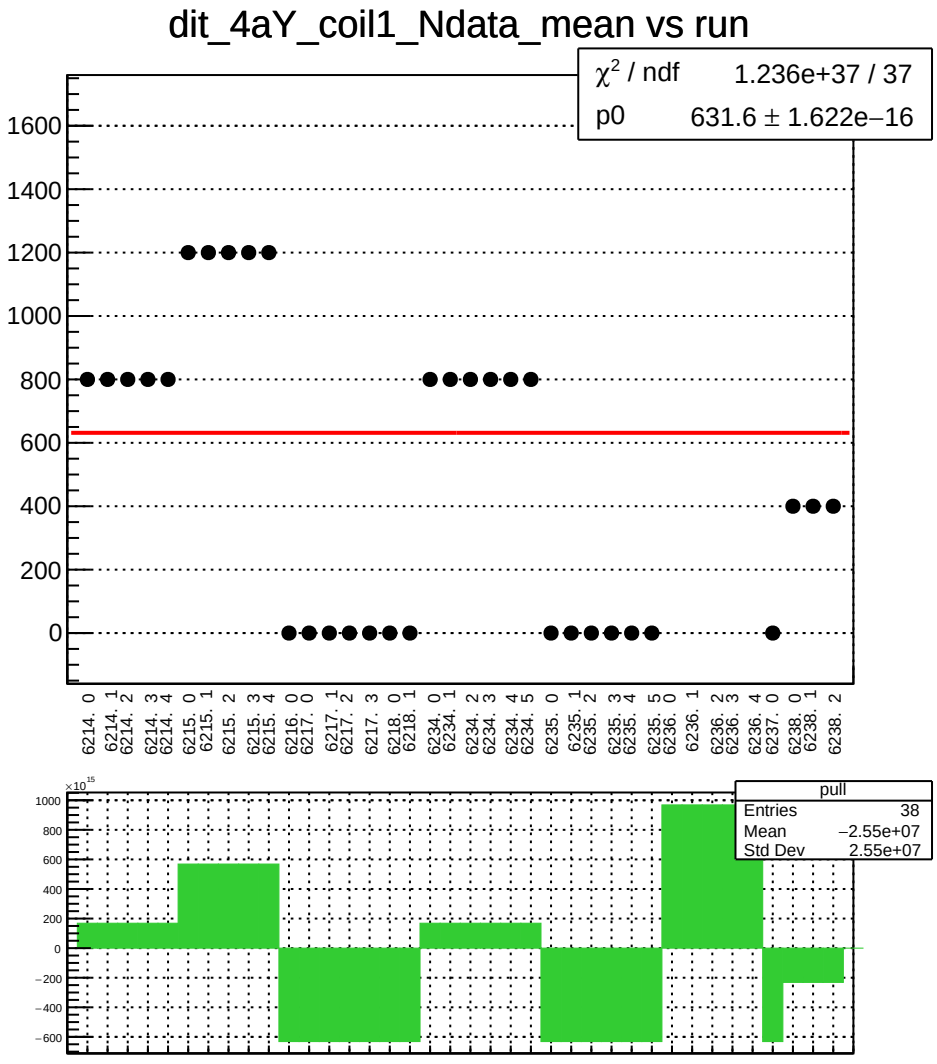
dit_4aY_coil1_Ndata_mean vs run
χ² / ndf 1.236e+37 / 37
p0 631.6 ± 1.622e−16
1600
1400
1200
1000
800
600
400
200
0
6214. 0
6214. 1
6214. 2
6214. 3
6214. 4
6215. 0
6215. 1
6215. 2
6215. 3
6215. 4
6216. 0
6217. 0
6217. 1
6217. 2
6217. 3
6218. 0
6218. 1
6234. 0
6234. 1
6234. 2
6234. 3
6234. 4
6234. 5
6235. 0
6235. 1
6235. 2
6235. 3
6235. 4
6235. 5
6236. 0
6236. 1
6236. 2
6236. 3
6236. 4
6237. 0
6238. 0
6238. 1
6238. 2
×10¹⁵
1000
800
600
400
200
0
−200
−400
−600
pull
Entries 38
Mean −2.55e+07
Std Dev 2.55e+07

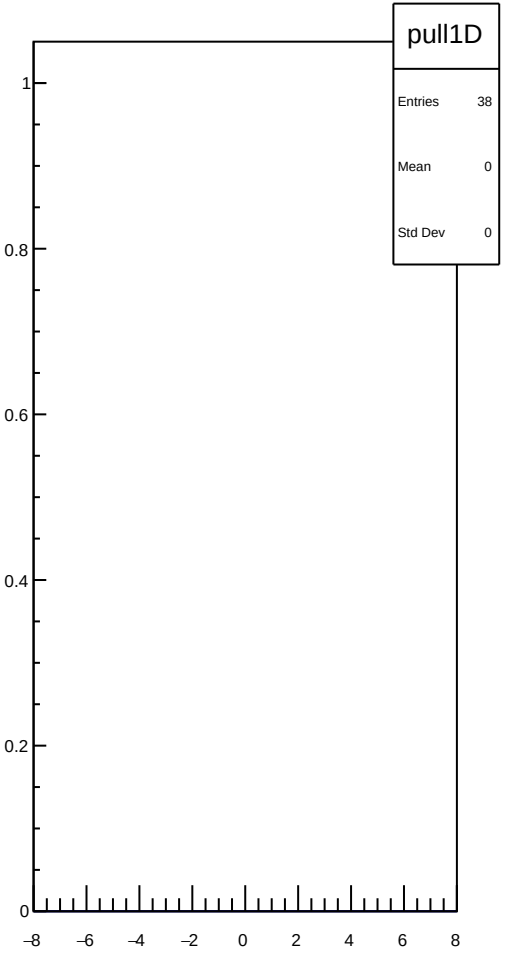
pull1D
Entries 38
Mean 0
Std Dev 0
1
0.8
0.6
0.4
0.2
0
−8
−6
−4
−2
0
2
4
6
8

dit_4eY_coil1_mean vs run

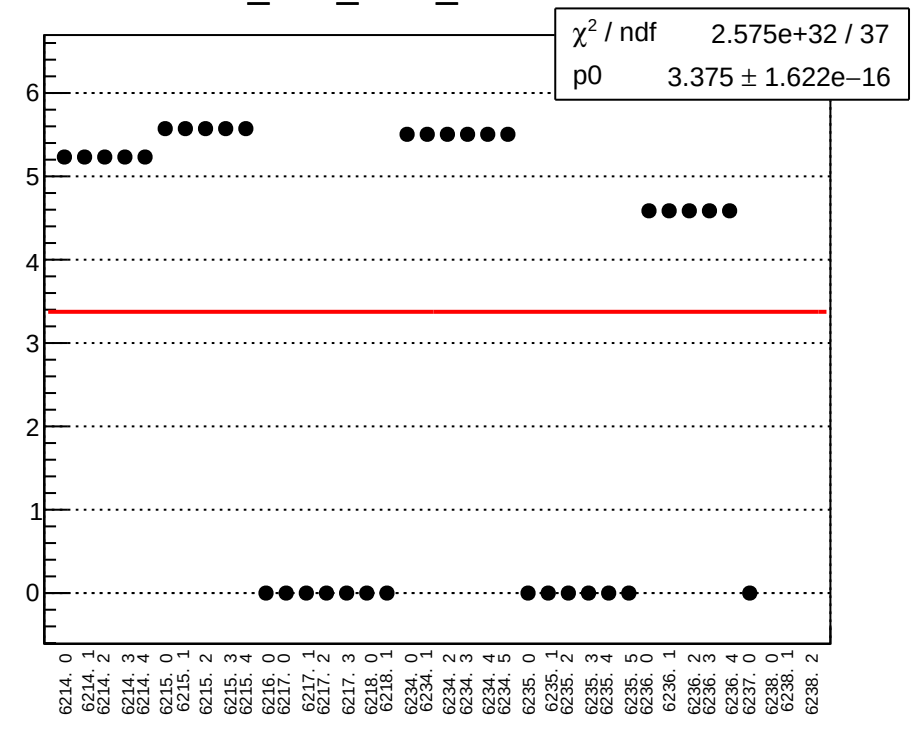

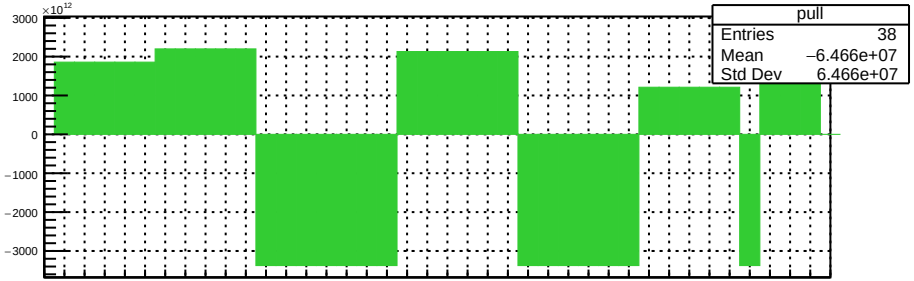

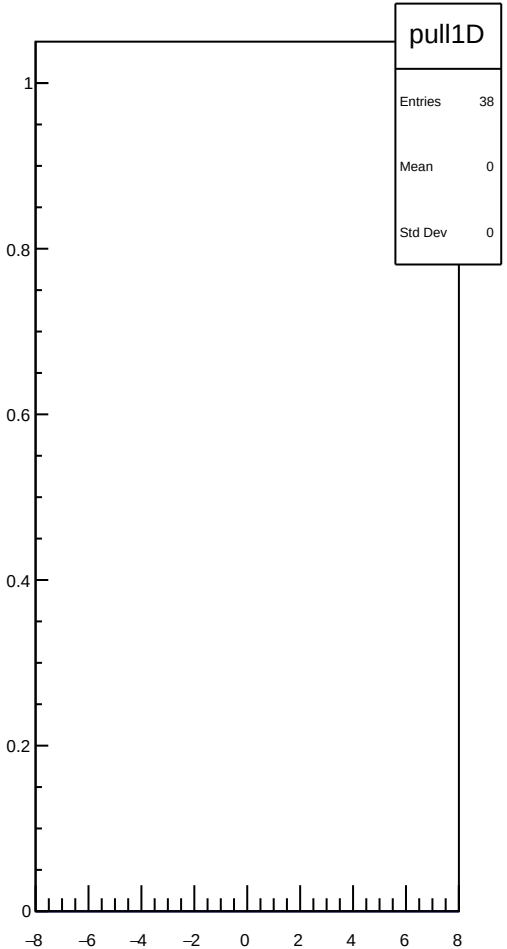

dit_4eY_coil1_err_mean vs run

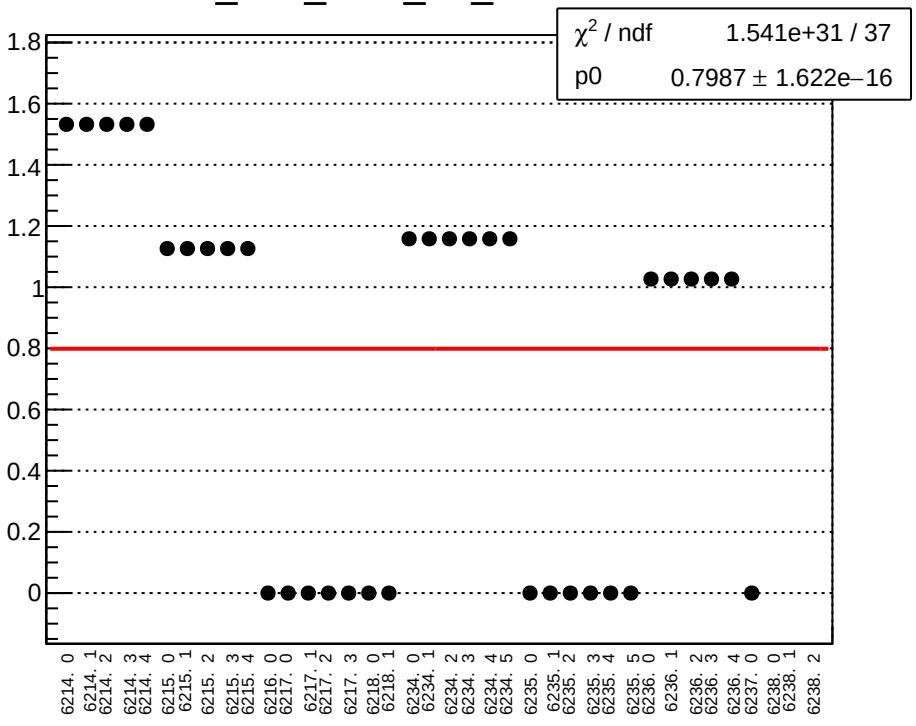

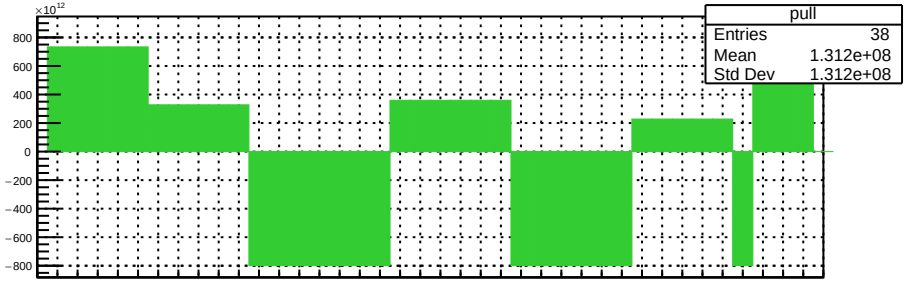

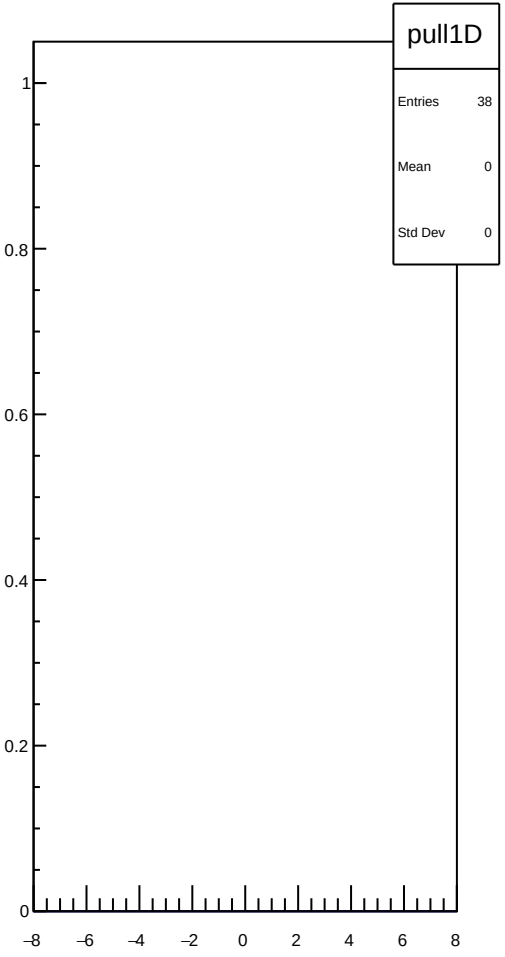

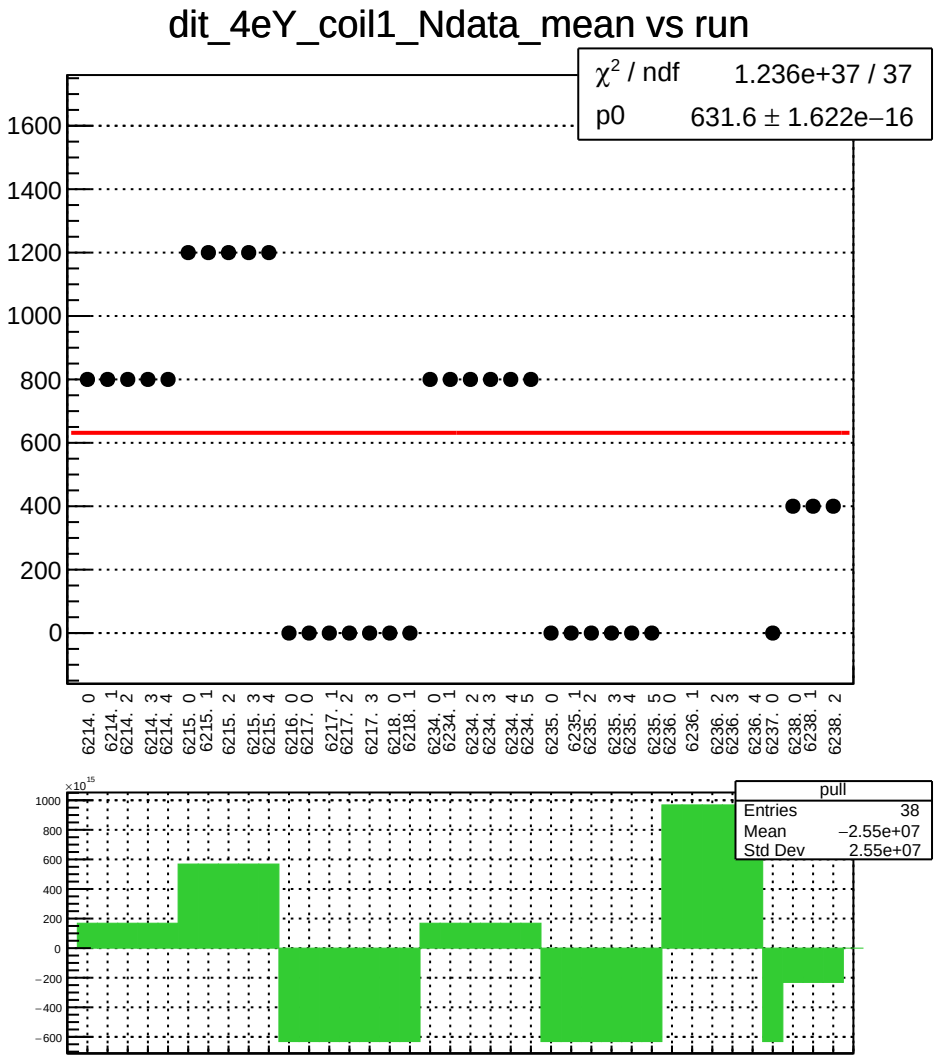
dit_4eY_coil1_Ndata_mean vs run
χ² / ndf 1.236e+37 / 37
p0 631.6 ± 1.622e−16
1600
1400
1200
1000
800
600
400
200
0
6214. 0
6214. 1
6214. 2
6214. 3
6214. 4
6215. 0
6215. 1
6215. 2
6215. 3
6215. 4
6216. 0
6217. 0
6217. 1
6217. 2
6217. 3
6218. 0
6218. 1
6234. 0
6234. 1
6234. 2
6234. 3
6234. 4
6234. 5
6235. 0
6235. 1
6235. 2
6235. 3
6235. 4
6235. 5
6236. 0
6236. 1
6236. 2
6236. 3
6236. 4
6237. 0
6238. 0
6238. 1
6238. 2
×10¹⁵
1000
800
600
400
200
0
−200
−400
−600
pull
Entries 38
Mean −2.55e+07
Std Dev 2.55e+07

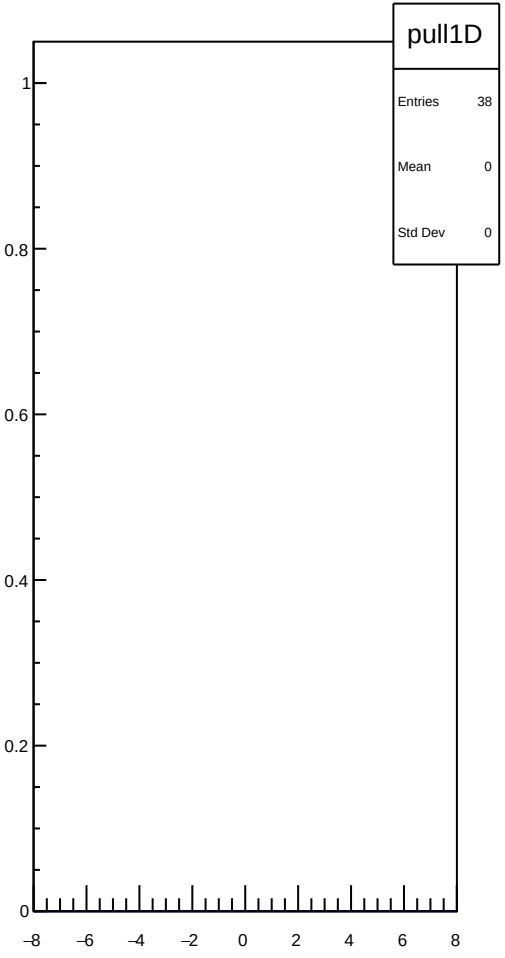
pull1D
Entries 38
Mean 0
Std Dev 0
1
0.8
0.6
0.4
0.2
0
−8
−6
−4
−2
0
2
4
6
8

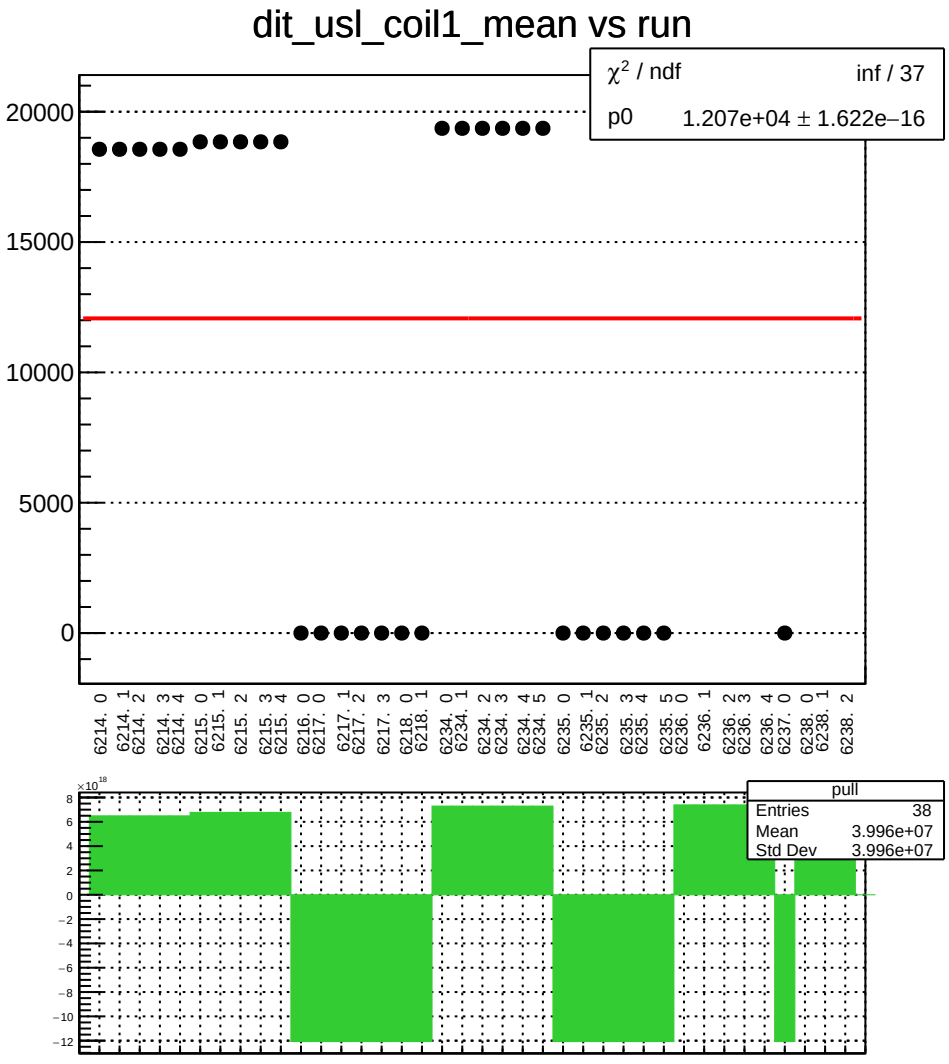
dit_usl_coil1_mean vs run
χ² / ndf inf / 37
p0 1.207e+04 ± 1.622e−16
20000
15000
10000
5000
0
6214. 0
6214. 1
6214. 2
6214. 3
6214. 4
6215. 0
6215. 1
6215. 2
6215. 3
6215. 4
6216. 0
6217. 0
6217. 1
6217. 2
6217. 3
6218. 0
6218. 1
6234. 0
6234. 1
6234. 2
6234. 3
6234. 4
6234. 5
6235. 0
6235. 1
6235. 2
6235. 3
6235. 4
6235. 5
6236. 0
6236. 1
6236. 2
6236. 3
6236. 4
6237. 0
6238. 0
6238. 1
6238. 2
×10¹⁸
pull
Entries 38
Mean 3.996e+07
Std Dev 3.996e+07

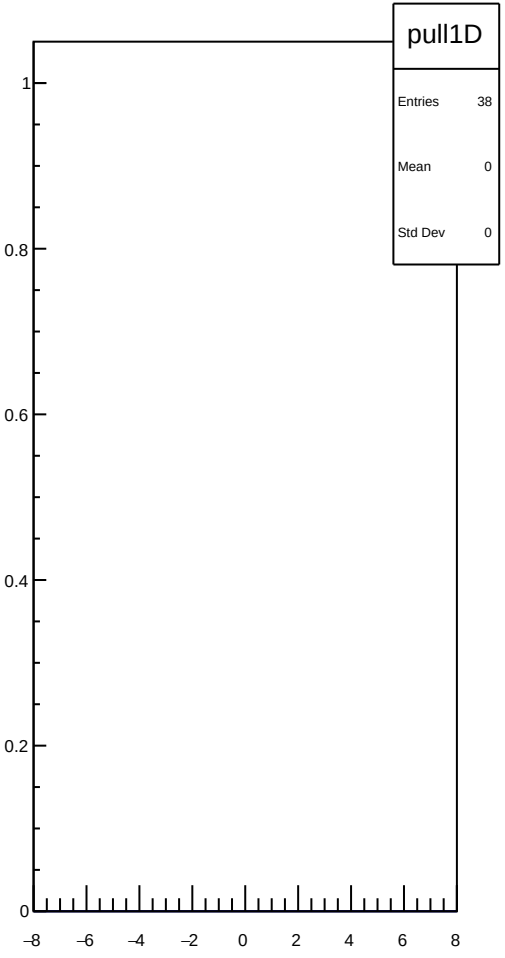
pull1D
Entries 38
Mean 0
Std Dev 0

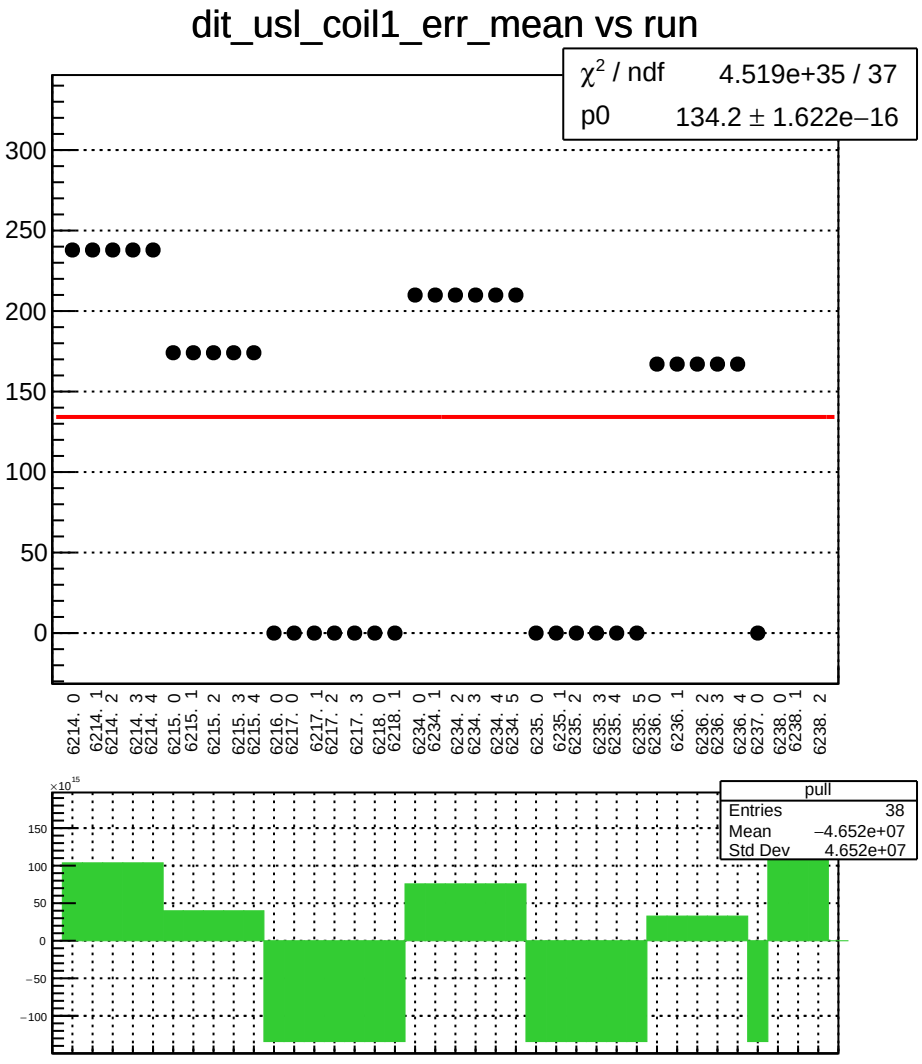
dit_usl_coil1_err_mean vs run
χ² / ndf 4.519e+35 / 37
p0 134.2 ± 1.622e−16
300
250
200
150
100
50
0
6214. 0
6214. 1
6214. 2
6214. 3
6214. 4
6215. 0
6215. 1
6215. 2
6215. 3
6215. 4
6216. 0
6217. 0
6217. 1
6217. 2
6217. 3
6218. 0
6218. 1
6234. 0
6234. 1
6234. 2
6234. 3
6234. 4
6234. 5
6235. 0
6235. 1
6235. 2
6235. 3
6235. 4
6235. 5
6236. 0
6236. 1
6236. 2
6236. 3
6236. 4
6237. 0
6238. 0
6238. 1
6238. 2
×10¹⁵
150
100
50
0
−50
−100
pull
Entries 38
Mean −4.652e+07
Std Dev 4.652e+07

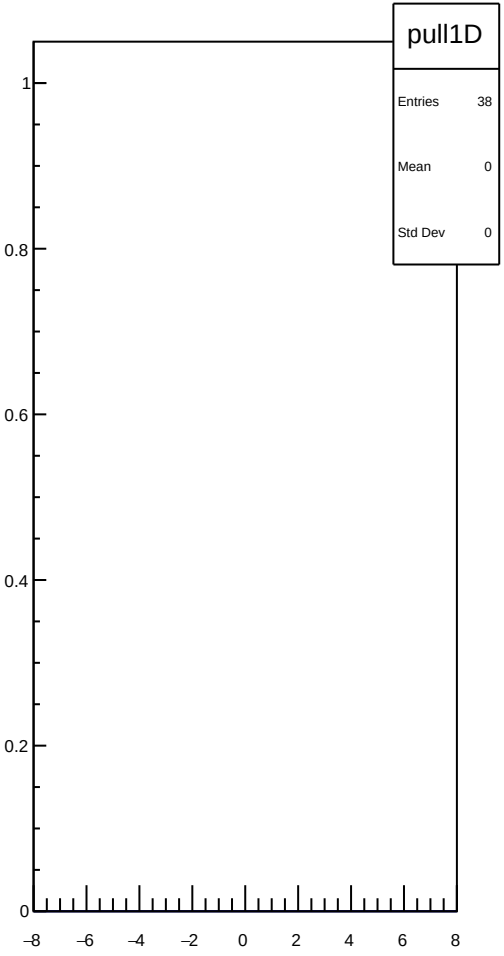
pull1D
Entries 38
Mean 0
Std Dev 0
1
0.8
0.6
0.4
0.2
0
−8
−6
−4
−2
0
2
4
6
8

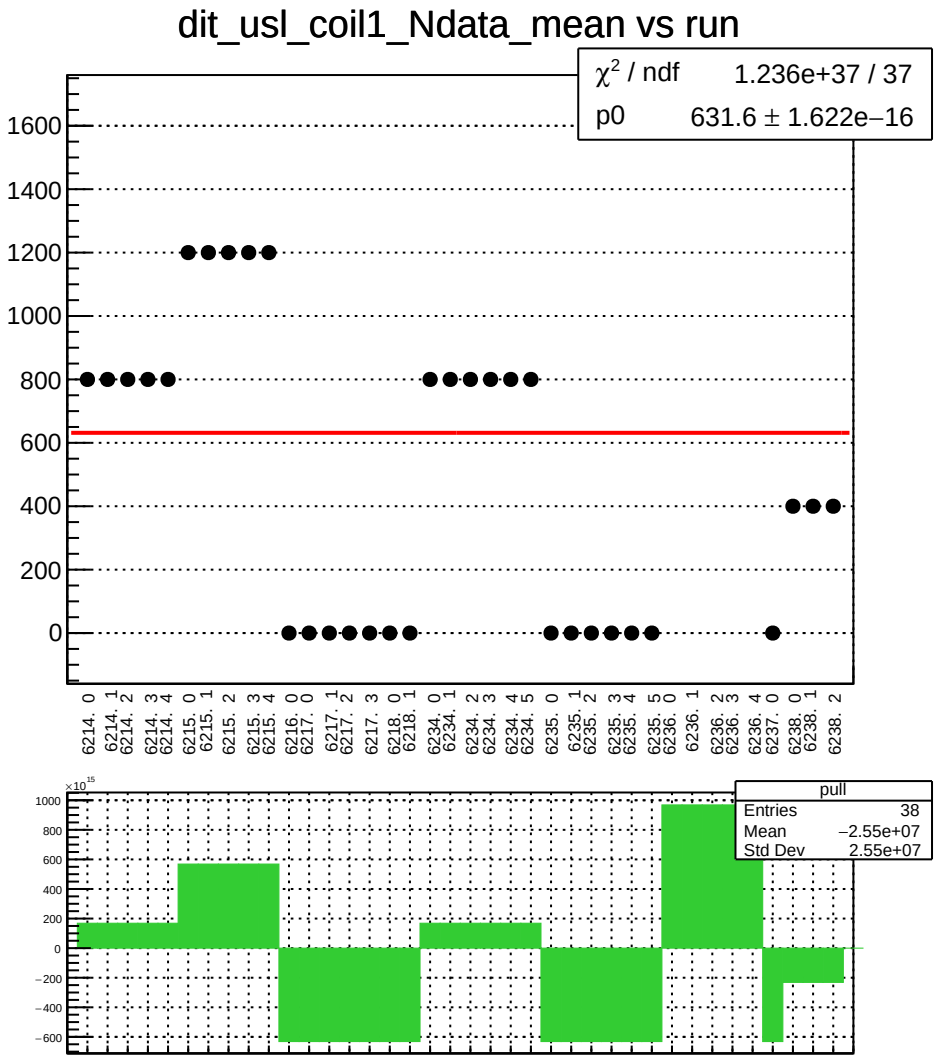
dit_usl_coil1_Ndata_mean vs run
χ² / ndf 1.236e+37 / 37
p0 631.6 ± 1.622e−16
1600
1400
1200
1000
800
600
400
200
0
6214. 0
6214. 1
6214. 2
6214. 3
6214. 4
6215. 0
6215. 1
6215. 2
6215. 3
6215. 4
6216. 0
6217. 0
6217. 1
6217. 2
6217. 3
6218. 0
6218. 1
6234. 0
6234. 1
6234. 2
6234. 3
6234. 4
6234. 5
6235. 0
6235. 1
6235. 2
6235. 3
6235. 4
6235. 5
6236. 0
6236. 1
6236. 2
6236. 3
6236. 4
6237. 0
6238. 0
6238. 1
6238. 2
×10¹⁵
1000
800
600
400
200
0
−200
−400
−600
pull
Entries 38
Mean −2.55e+07
Std Dev 2.55e+07

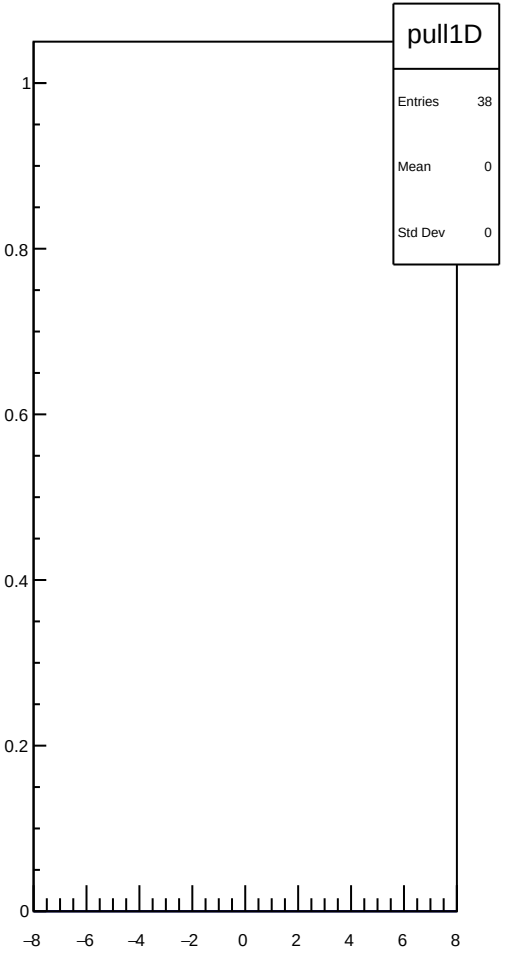
pull1D
Entries 38
Mean 0
Std Dev 0
1
0.8
0.6
0.4
0.2
0
−8
−6
−4
−2
0
2
4
6
8

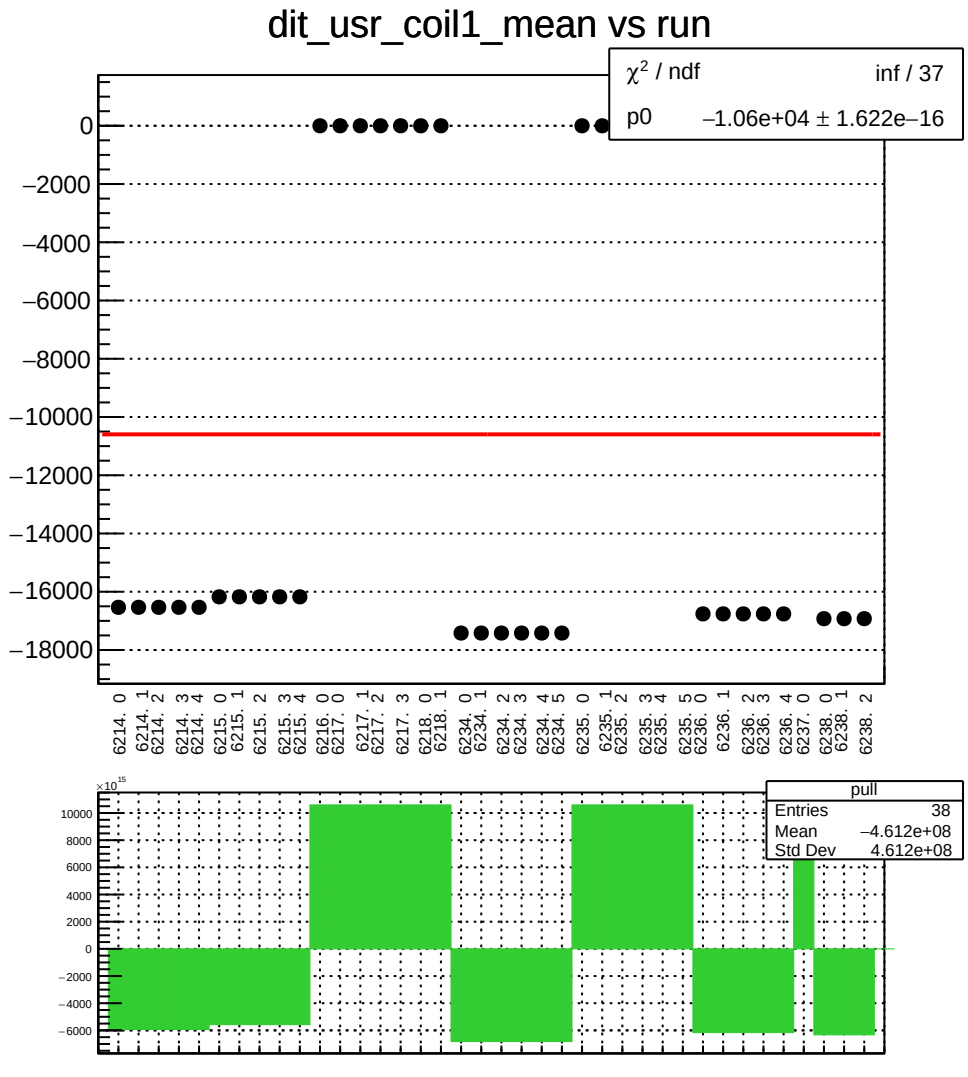
dit_usr_coil1_mean vs run
χ² / ndf inf / 37
p0 −1.06e+04 ± 1.622e−16
0
−2000
−4000
−6000
−8000
−10000
−12000
−14000
−16000
−18000
6214. 0
6214. 1
6214. 2
6214. 3
6214. 4
6215. 0
6215. 1
6215. 2
6215. 3
6215. 4
6216. 0
6217. 0
6217. 1
6217. 2
6217. 3
6218. 0
6218. 1
6234. 0
6234. 1
6234. 2
6234. 3
6234. 4
6234. 5
6235. 0
6235. 1
6235. 2
6235. 3
6235. 4
6235. 5
6236. 0
6236. 1
6236. 2
6236. 3
6236. 4
6237. 0
6238. 0
6238. 1
6238. 2
×10¹⁵
10000
8000
6000
4000
2000
0
−2000
−4000
−6000
pull
Entries 38
Mean −4.612e+08
Std Dev 4.612e+08

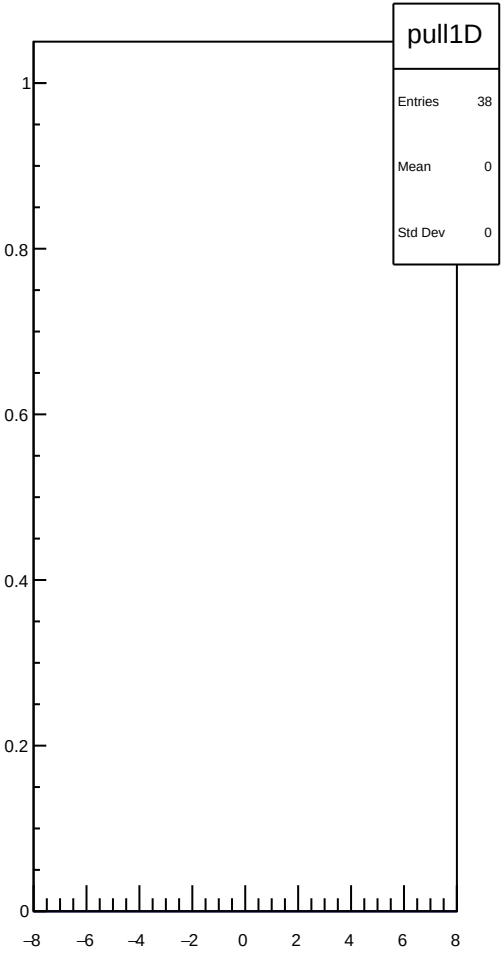
pull1D
Entries 38
Mean 0
Std Dev 0
1
0.8
0.6
0.4
0.2
0
−8
−6
−4
−2
0
2
4
6
8

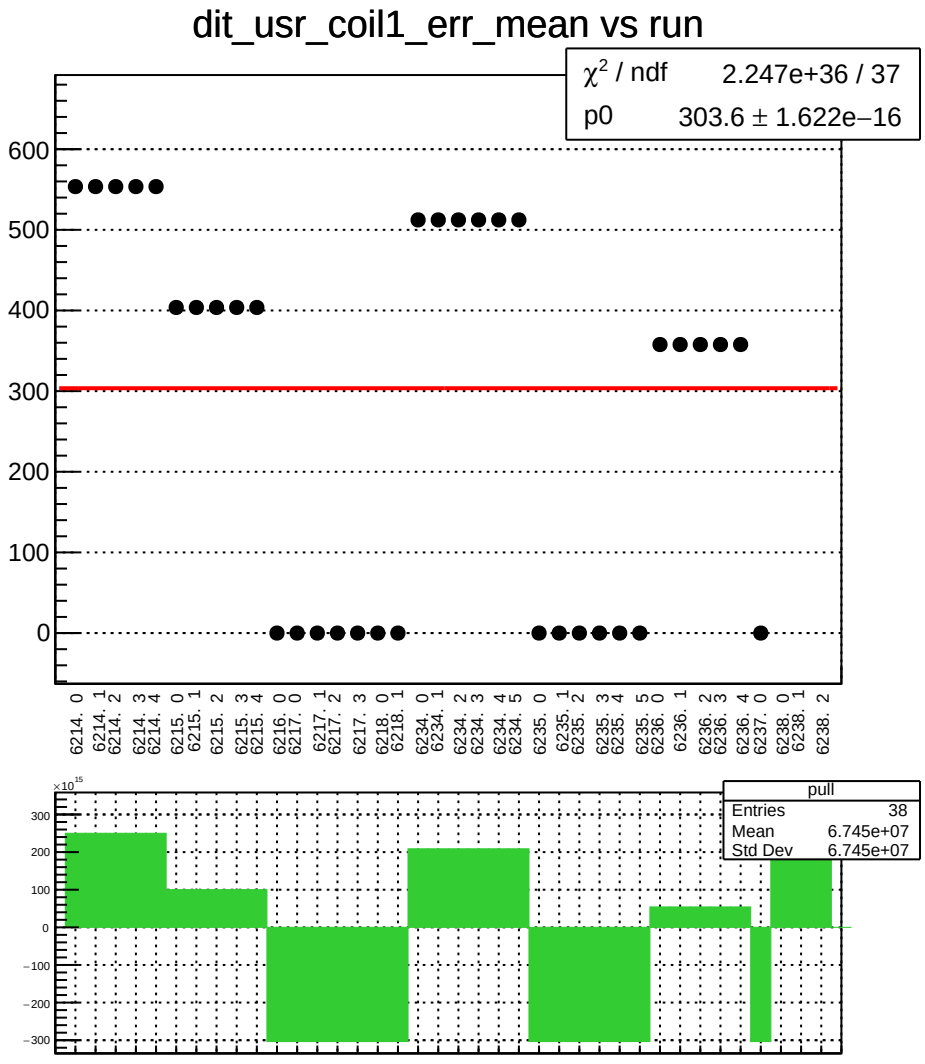
dit_usr_coil1_err_mean vs run
χ² / ndf 2.247e+36 / 37
p0 303.6 ± 1.622e−16
600
500
400
300
200
100
0
6214. 0
6214. 1
6214. 2
6214. 3
6214. 4
6215. 0
6215. 1
6215. 2
6215. 3
6215. 4
6216. 0
6217. 0
6217. 1
6217. 2
6217. 3
6218. 0
6218. 1
6234. 0
6234. 1
6234. 2
6234. 3
6234. 4
6234. 5
6235. 0
6235. 1
6235. 2
6235. 3
6235. 4
6235. 5
6236. 0
6236. 1
6236. 2
6236. 3
6236. 4
6237. 0
6238. 0
6238. 1
6238. 2
×10¹⁵
300
200
100
0
−100
−200
−300
pull
Entries 38
Mean 6.745e+07
Std Dev 6.745e+07

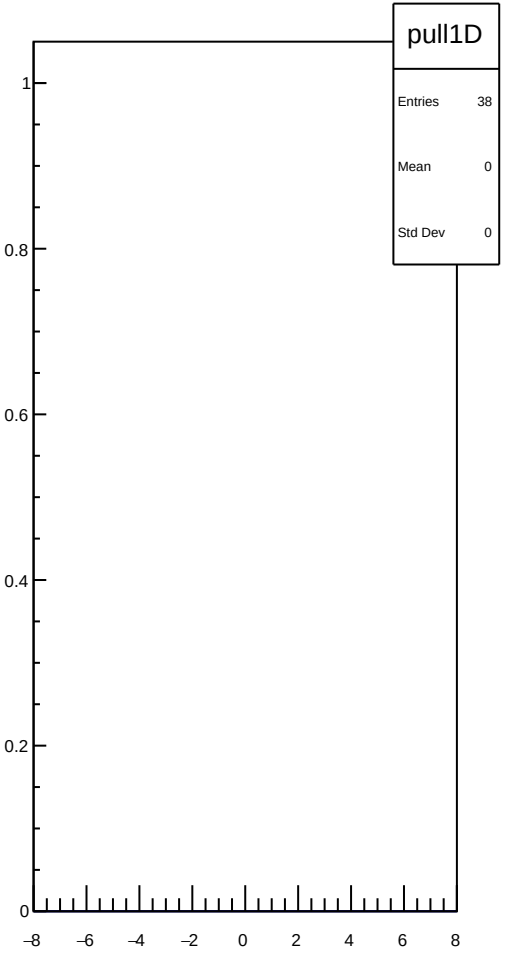
pull1D
Entries 38
Mean 0
Std Dev 0
1
0.8
0.6
0.4
0.2
0
−8
−6
−4
−2
0
2
4
6
8

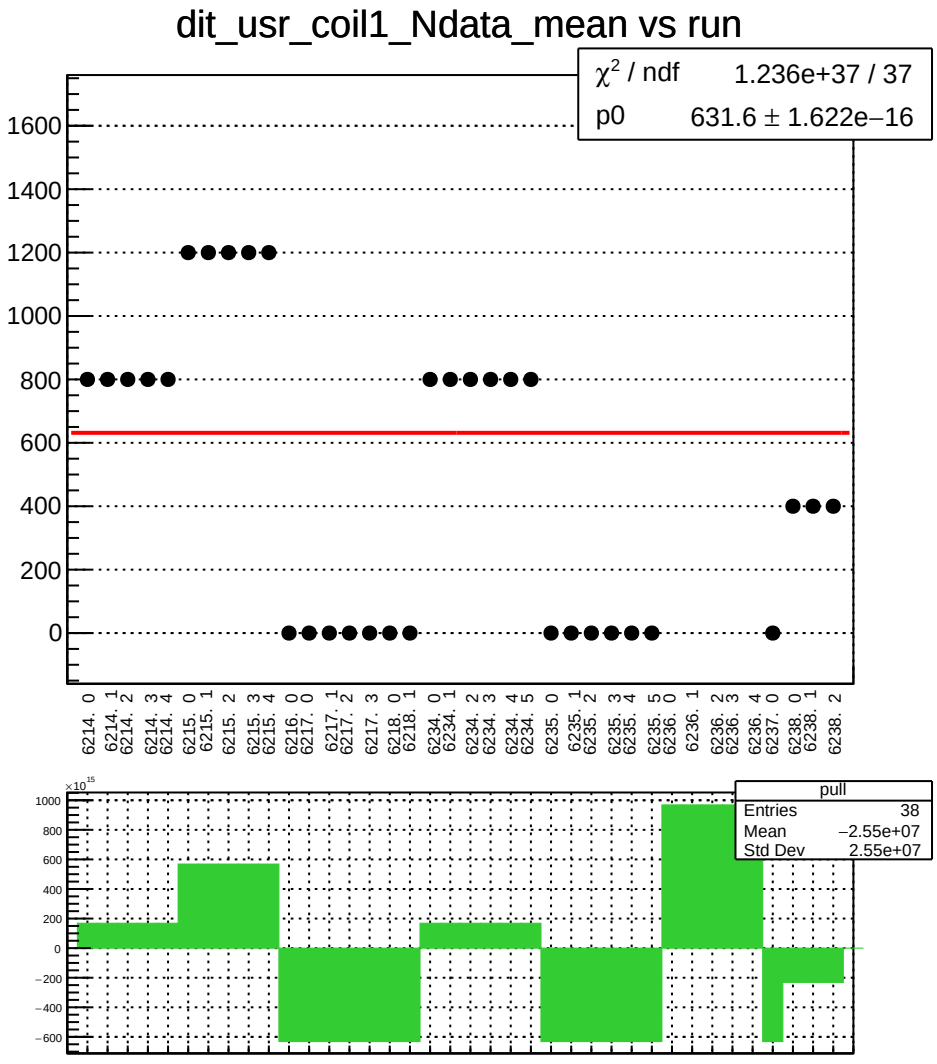
dit_usr_coil1_Ndata_mean vs run
χ² / ndf 1.236e+37 / 37
p0 631.6 ± 1.622e−16
1600
1400
1200
1000
800
600
400
200
0
6214. 0
6214. 1
6214. 2
6214. 3
6214. 4
6215. 0
6215. 1
6215. 2
6215. 3
6215. 4
6216. 0
6217. 0
6217. 1
6217. 2
6217. 3
6218. 0
6218. 1
6234. 0
6234. 1
6234. 2
6234. 3
6234. 4
6234. 5
6235. 0
6235. 1
6235. 2
6235. 3
6235. 4
6235. 5
6236. 0
6236. 1
6236. 2
6236. 3
6236. 4
6237. 0
6238. 0
6238. 1
6238. 2
×10¹⁵
1000
800
600
400
200
0
−200
−400
−600
pull
Entries 38
Mean −2.55e+07
Std Dev 2.55e+07

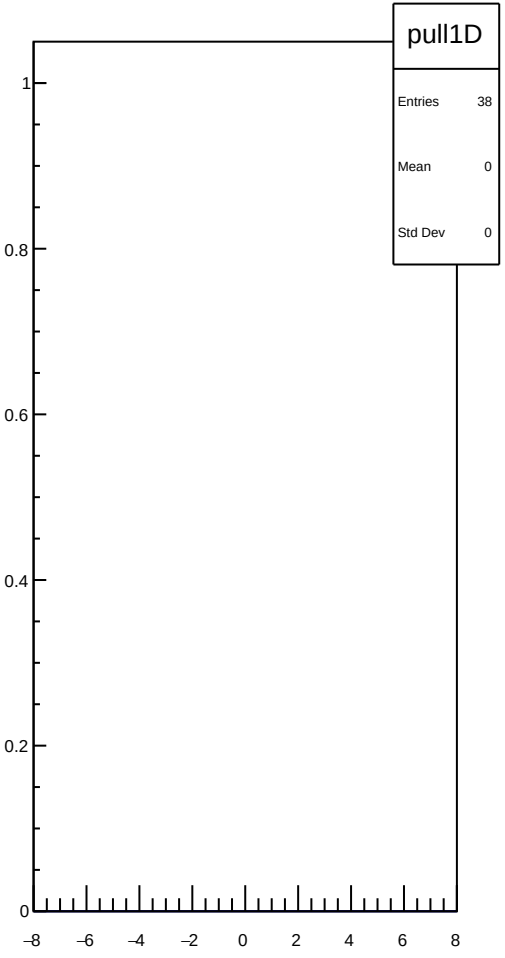
pull1D
Entries 38
Mean 0
Std Dev 0
1
0.8
0.6
0.4
0.2
0
−8
−6
−4
−2
0
2
4
6
8

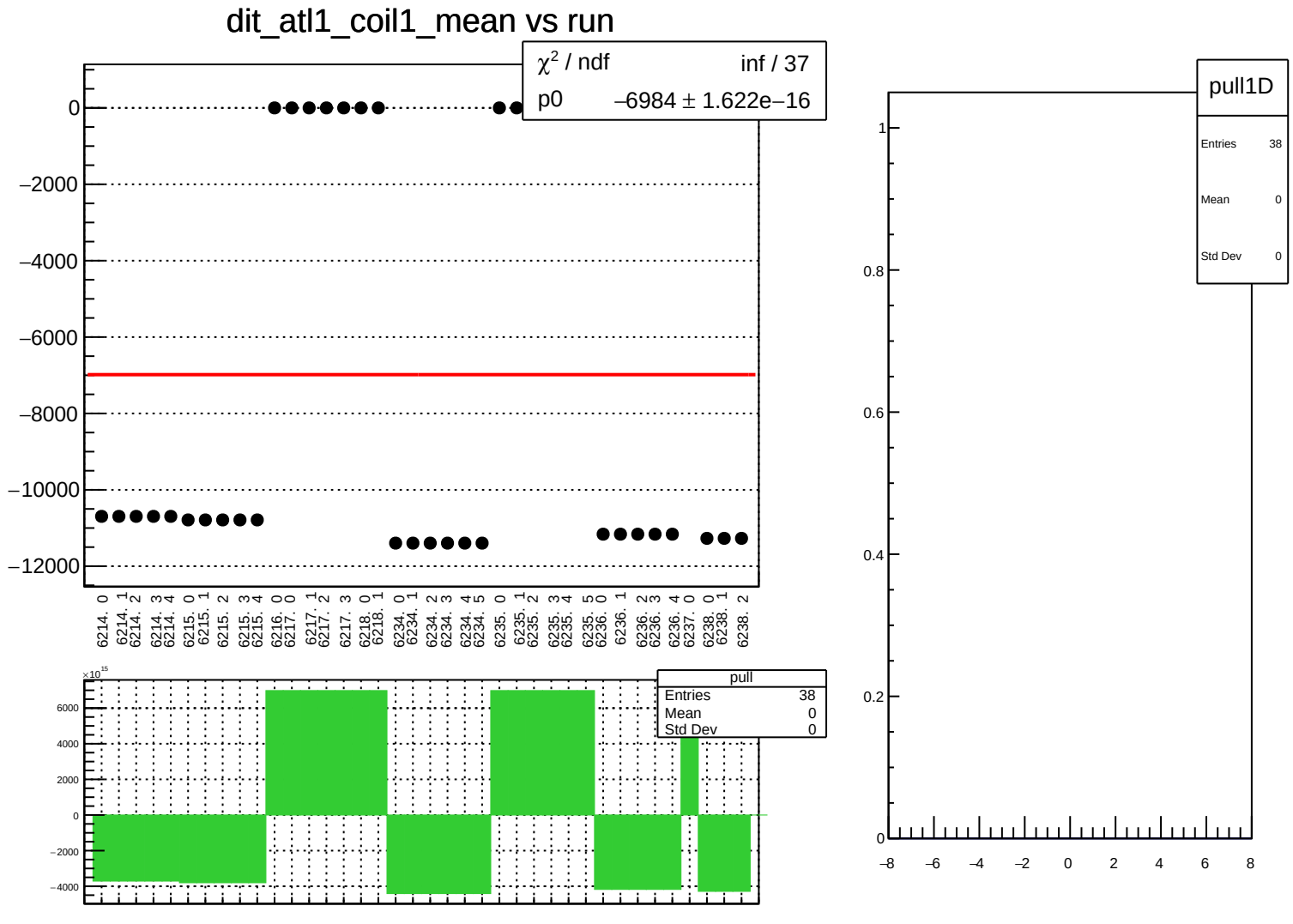
dit_atl1_coil1_mean vs run
χ² / ndf inf / 37
p0 –6984 ± 1.622e–16
0
–2000
–4000
–6000
–8000
–10000
–12000
6214. 0
6214. 1
6214. 2
6214. 3
6214. 4
6215. 0
6215. 1
6215. 2
6215. 3
6215. 4
6216. 0
6217. 0
6217. 1
6217. 2
6217. 3
6218. 0
6218. 1
6234. 0
6234. 1
6234. 2
6234. 3
6234. 4
6234. 5
6235. 0
6235. 1
6235. 2
6235. 3
6235. 4
6235. 5
6236. 0
6236. 1
6236. 2
6236. 3
6236. 4
6237. 0
6238. 0
6238. 1
6238. 2
×10¹⁵
6000
4000
2000
0
–2000
–4000
pull
Entries 38
Mean 0
Std Dev 0
pull1D
Entries 38
Mean 0
Std Dev 0
1
0.8
0.6
0.4
0.2
0
–8
–6
–4
–2
0
2
4
6
8

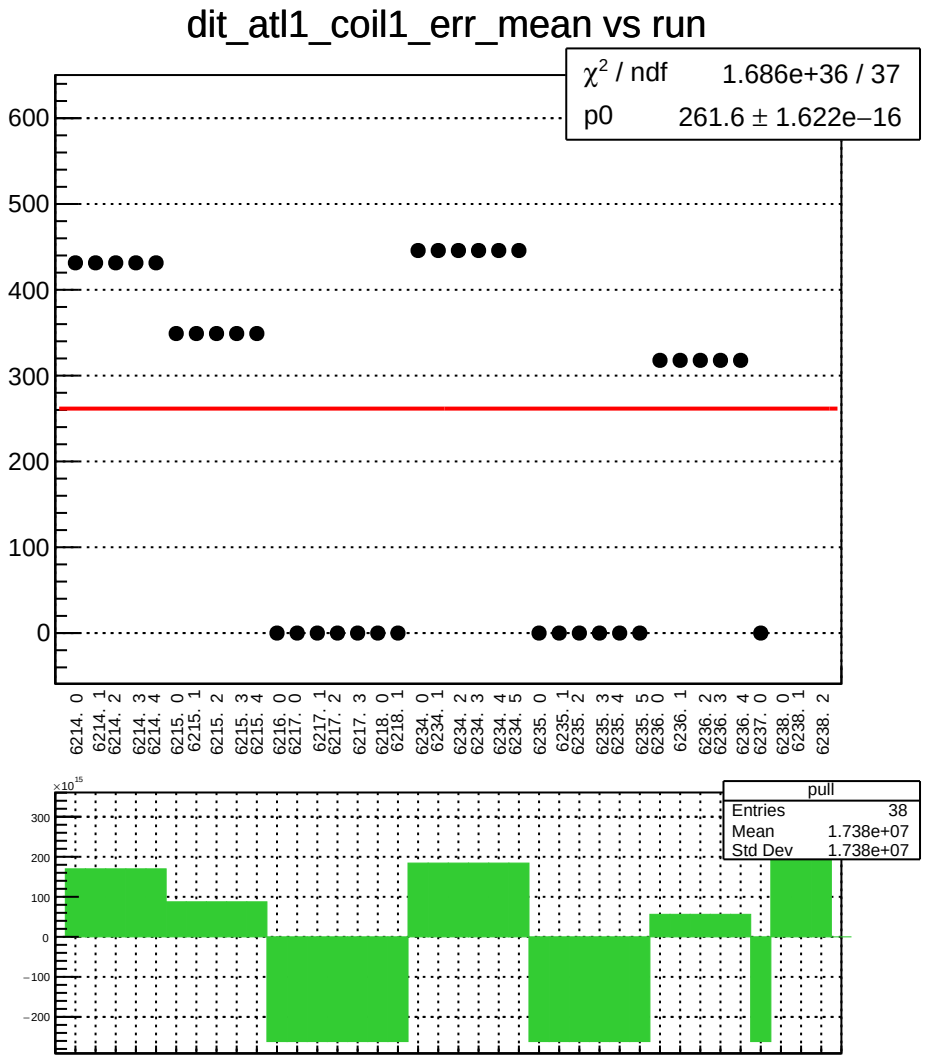
dit_atl1_coil1_err_mean vs run
χ² / ndf 1.686e+36 / 37
p0 261.6 ± 1.622e−16
600
500
400
300
200
100
0
6214. 0
6214. 1
6214. 2
6214. 3
6214. 4
6215. 0
6215. 1
6215. 2
6215. 3
6215. 4
6216. 0
6217. 0
6217. 1
6217. 2
6217. 3
6218. 0
6218. 1
6234. 0
6234. 1
6234. 2
6234. 3
6234. 4
6234. 5
6235. 0
6235. 1
6235. 2
6235. 3
6235. 4
6235. 5
6236. 0
6236. 1
6236. 2
6236. 3
6236. 4
6237. 0
6238. 0
6238. 1
6238. 2
×10¹⁵
300
200
100
0
−100
−200
pull
Entries 38
Mean 1.738e+07
Std Dev 1.738e+07

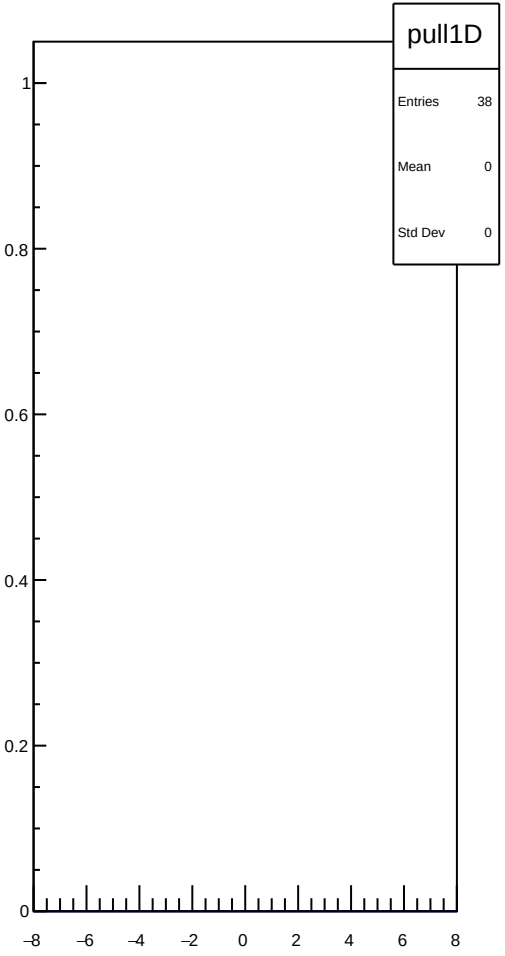
pull1D
Entries 38
Mean 0
Std Dev 0
1
0.8
0.6
0.4
0.2
0
−8
−6
−4
−2
0
2
4
6
8

dit_atl1_coil1_Ndata_mean vs run

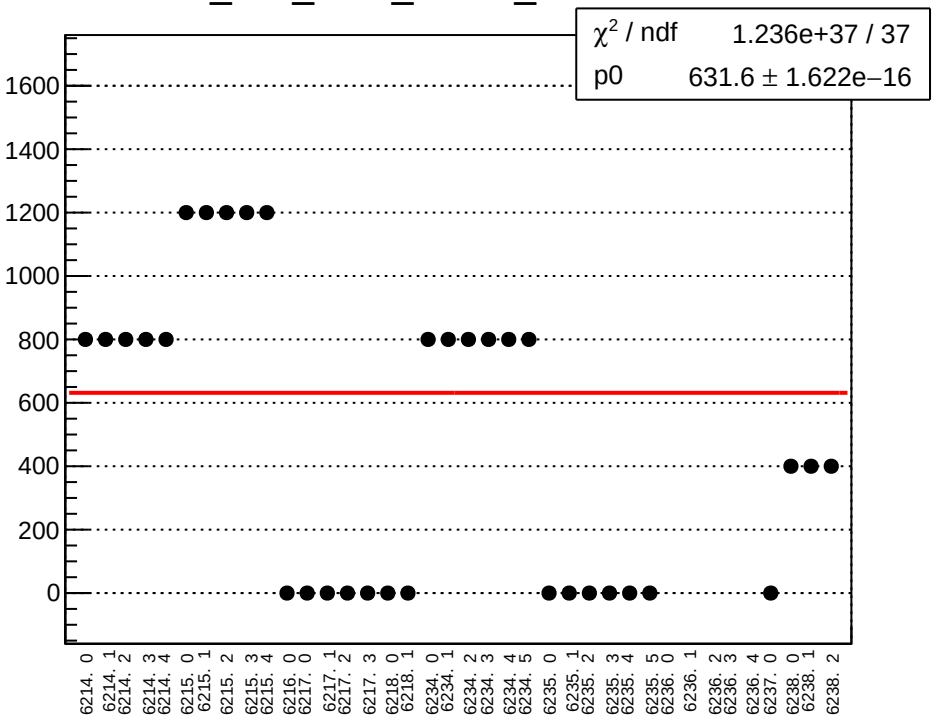

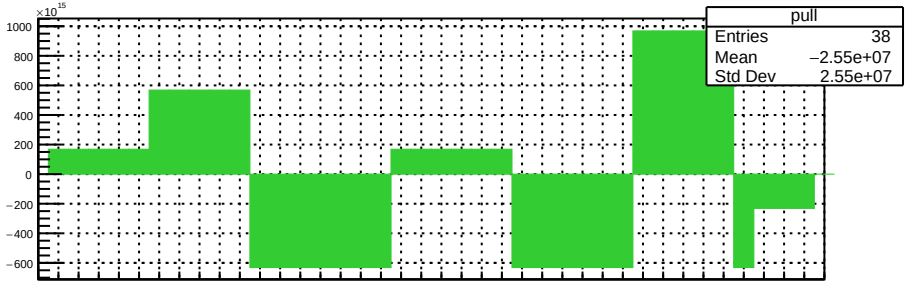

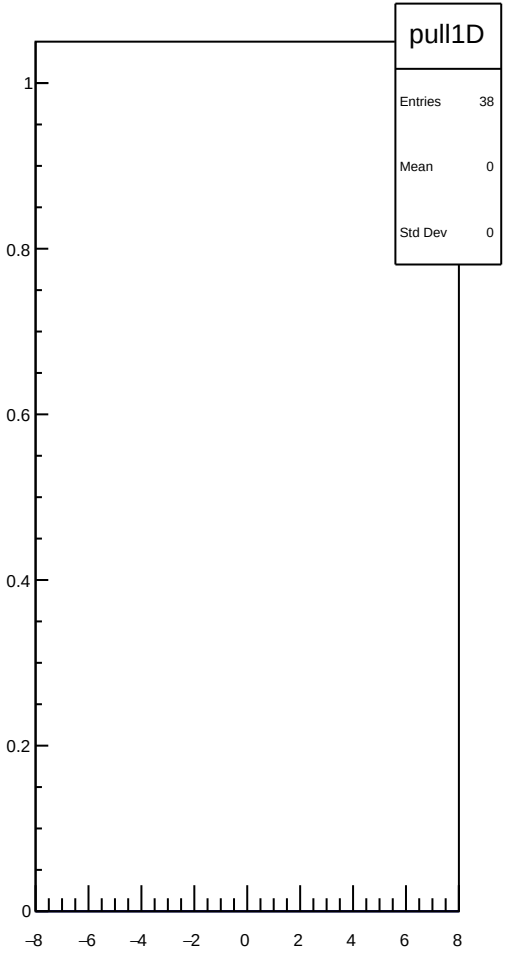

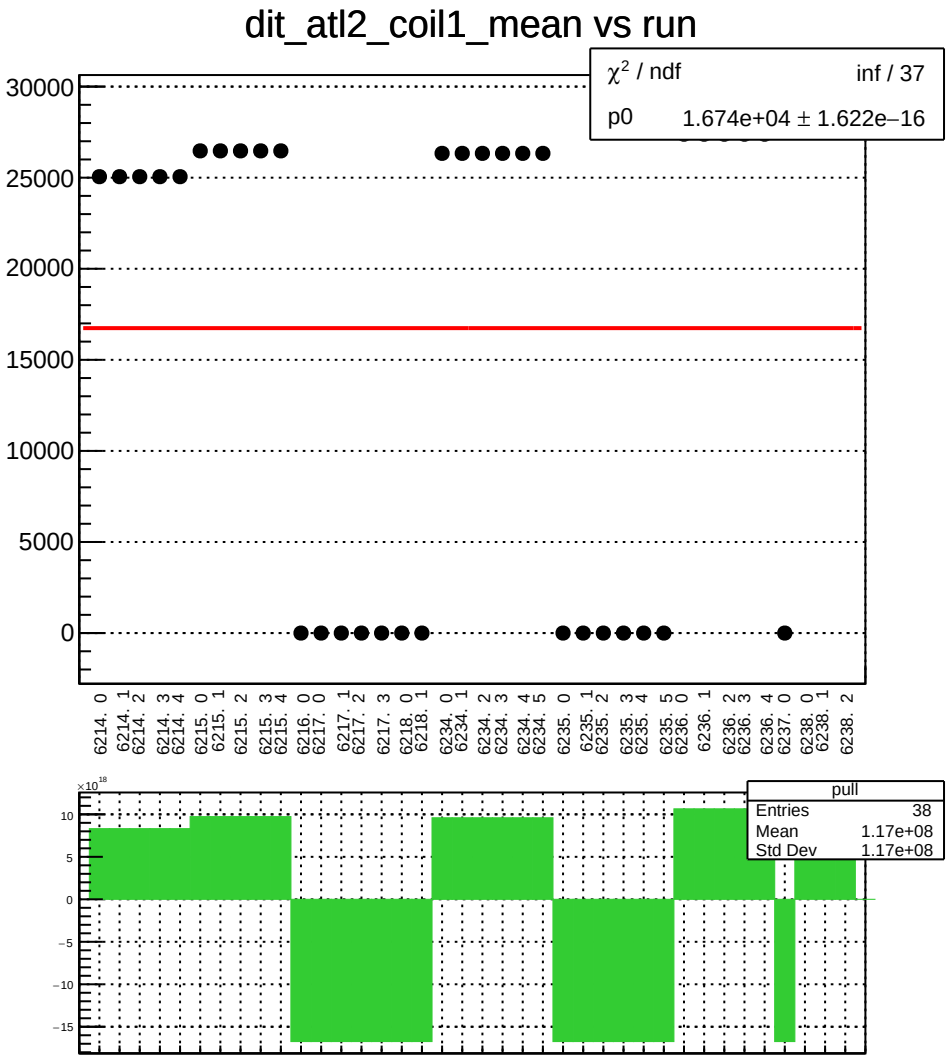
dit_atl2_coil1_mean vs run
χ² / ndf inf / 37
p0 1.674e+04 ± 1.622e−16
30000
25000
20000
15000
10000
5000
0
6214. 0
6214. 1
6214. 2
6214. 3
6214. 4
6215. 0
6215. 1
6215. 2
6215. 3
6215. 4
6216. 0
6217. 0
6217. 1
6217. 2
6217. 3
6218. 0
6218. 1
6234. 0
6234. 1
6234. 2
6234. 3
6234. 4
6234. 5
6235. 0
6235. 1
6235. 2
6235. 3
6235. 4
6235. 5
6236. 0
6236. 1
6236. 2
6236. 3
6236. 4
6237. 0
6238. 0
6238. 1
6238. 2
×10¹⁸
10
5
0
−5
−10
−15
pull
Entries 38
Mean 1.17e+08
Std Dev 1.17e+08

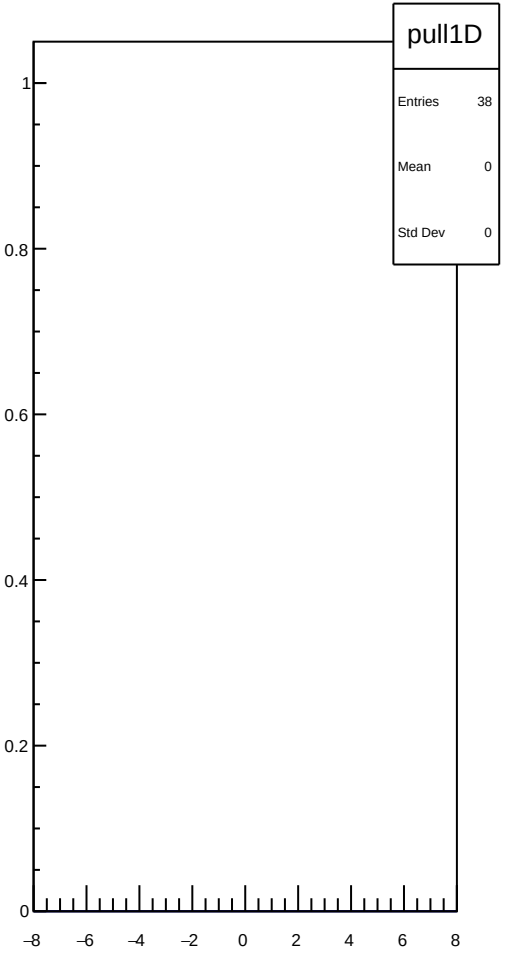
pull1D
Entries 38
Mean 0
Std Dev 0
1
0.8
0.6
0.4
0.2
0
−8
−6
−4
−2
0
2
4
6
8

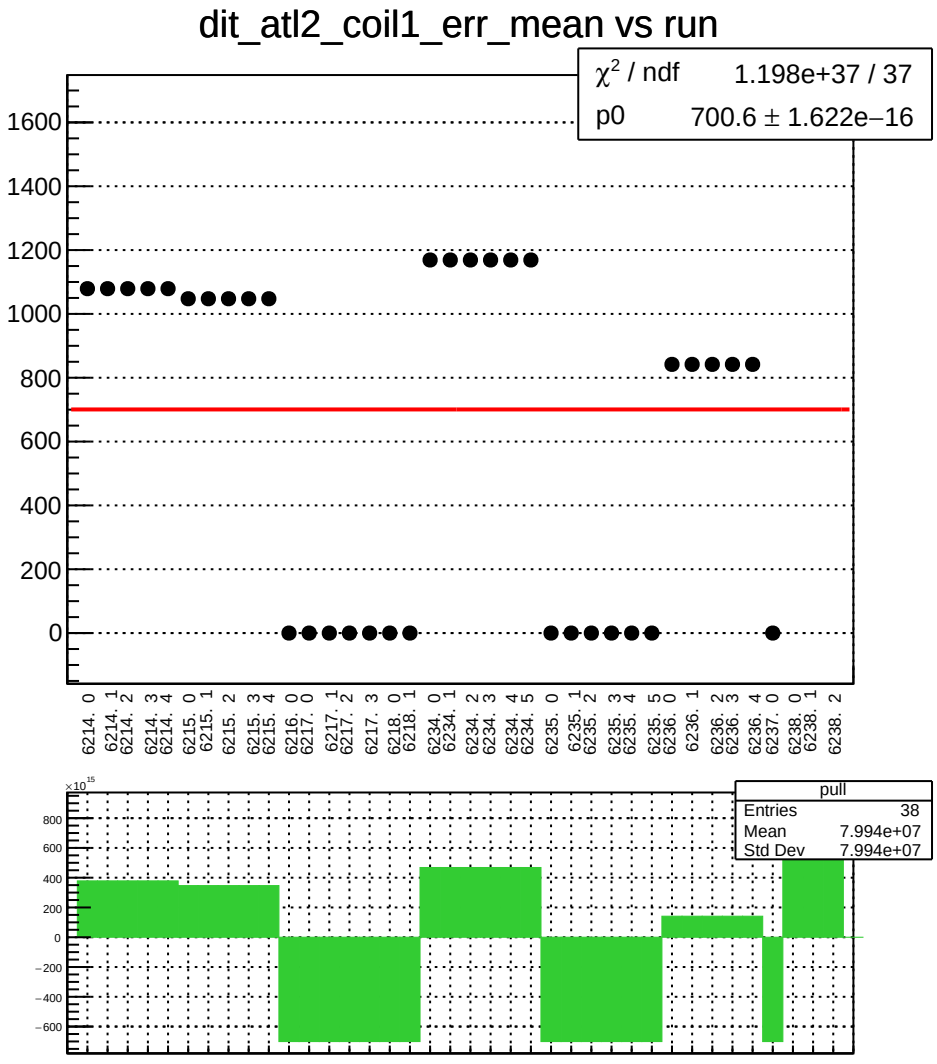
dit_atl2_coil1_err_mean vs run
χ² / ndf 1.198e+37 / 37
p0 700.6 ± 1.622e−16
1600
1400
1200
1000
800
600
400
200
0
6214. 0
6214. 1
6214. 2
6214. 3
6214. 4
6215. 0
6215. 1
6215. 2
6215. 3
6215. 4
6216. 0
6217. 0
6217. 1
6217. 2
6217. 3
6218. 0
6218. 1
6234. 0
6234. 1
6234. 2
6234. 3
6234. 4
6234. 5
6235. 0
6235. 1
6235. 2
6235. 3
6235. 4
6235. 5
6236. 0
6236. 1
6236. 2
6236. 3
6236. 4
6237. 0
6238. 0
6238. 1
6238. 2
×10¹⁵
800
600
400
200
0
−200
−400
−600
pull
Entries 38
Mean 7.994e+07
Std Dev 7.994e+07

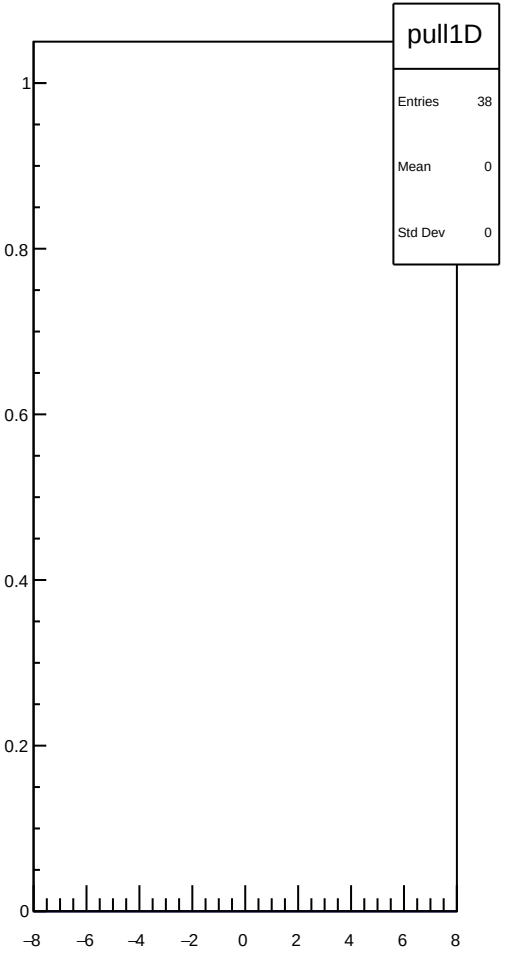
pull1D
Entries 38
Mean 0
Std Dev 0
1
0.8
0.6
0.4
0.2
0
−8
−6
−4
−2
0
2
4
6
8

dit_atl2_coil1_Ndata_mean vs run

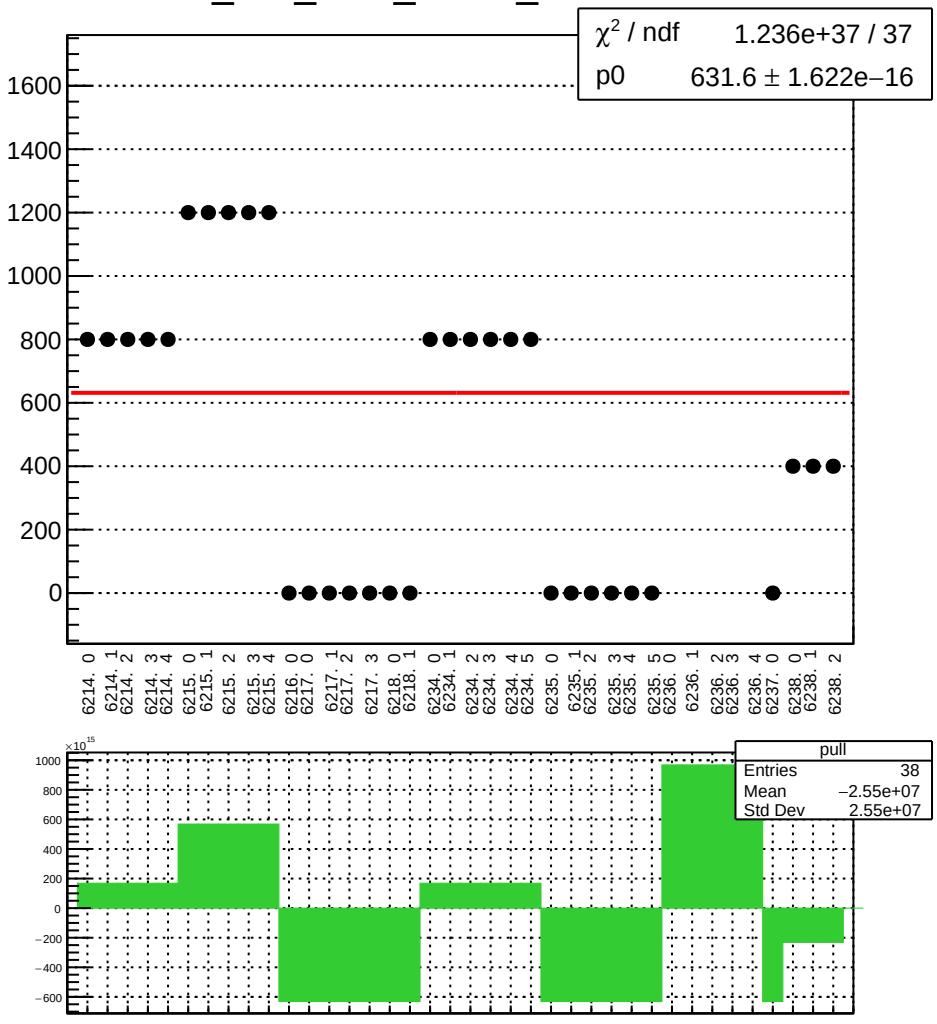

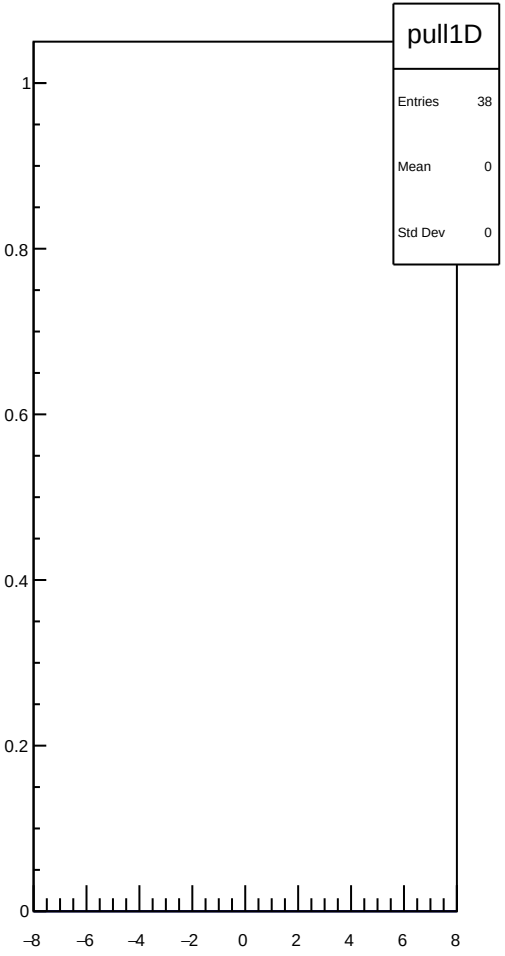

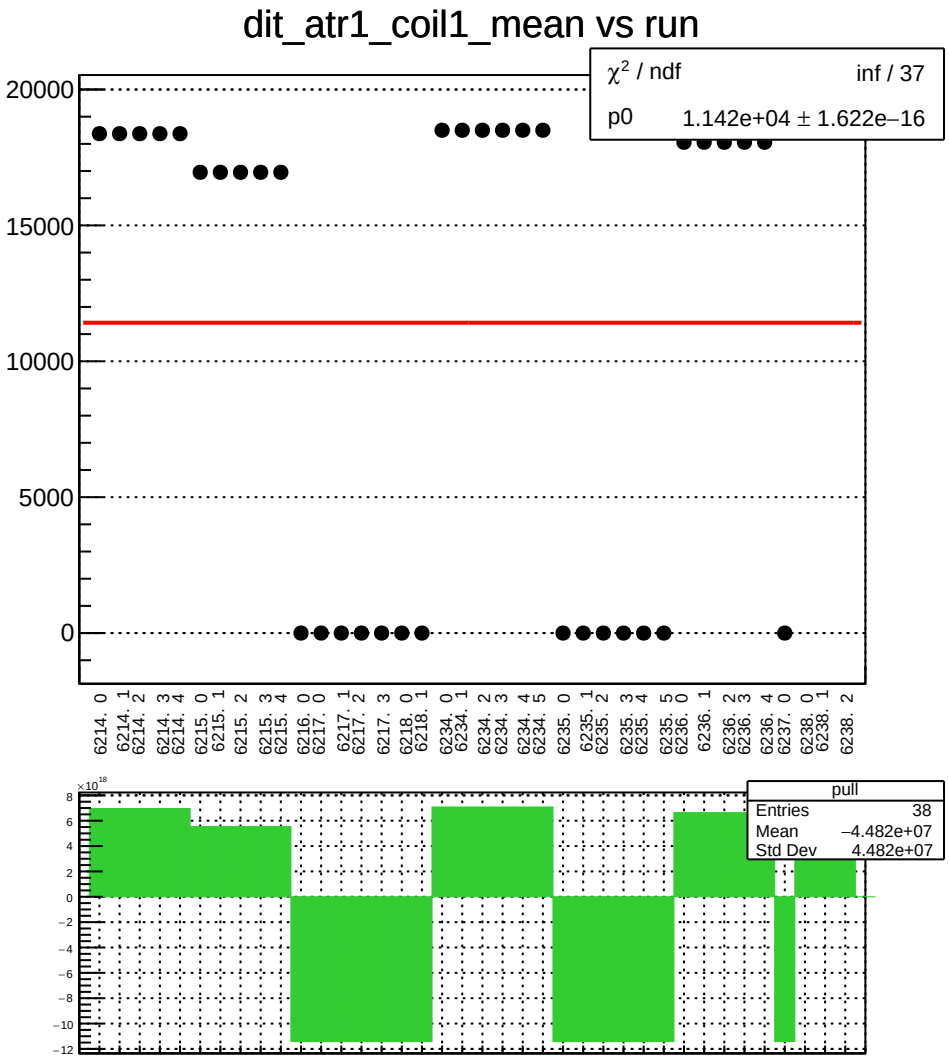
dit_atr1_coil1_mean vs run
χ² / ndf inf / 37
p0 1.142e+04 ± 1.622e−16
20000
15000
10000
5000
0
6214. 0
6214. 1
6214. 2
6214. 3
6214. 4
6215. 0
6215. 1
6215. 2
6215. 3
6215. 4
6216. 0
6217. 0
6217. 1
6217. 2
6217. 3
6218. 0
6218. 1
6234. 0
6234. 1
6234. 2
6234. 3
6234. 4
6234. 5
6235. 0
6235. 1
6235. 2
6235. 3
6235. 4
6235. 5
6236. 0
6236. 1
6236. 2
6236. 3
6236. 4
6237. 0
6238. 0
6238. 1
6238. 2
×10¹⁸
pull
Entries 38
Mean −4.482e+07
Std Dev 4.482e+07

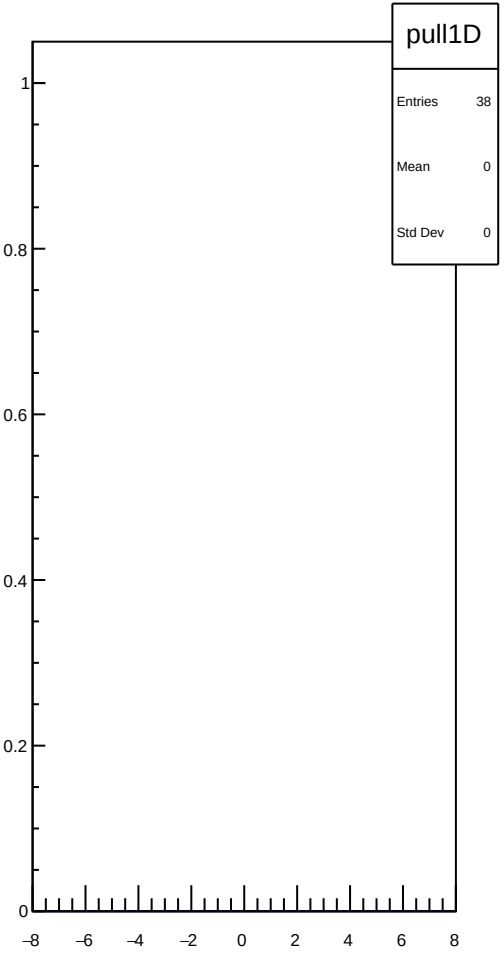
pull1D
Entries 38
Mean 0
Std Dev 0

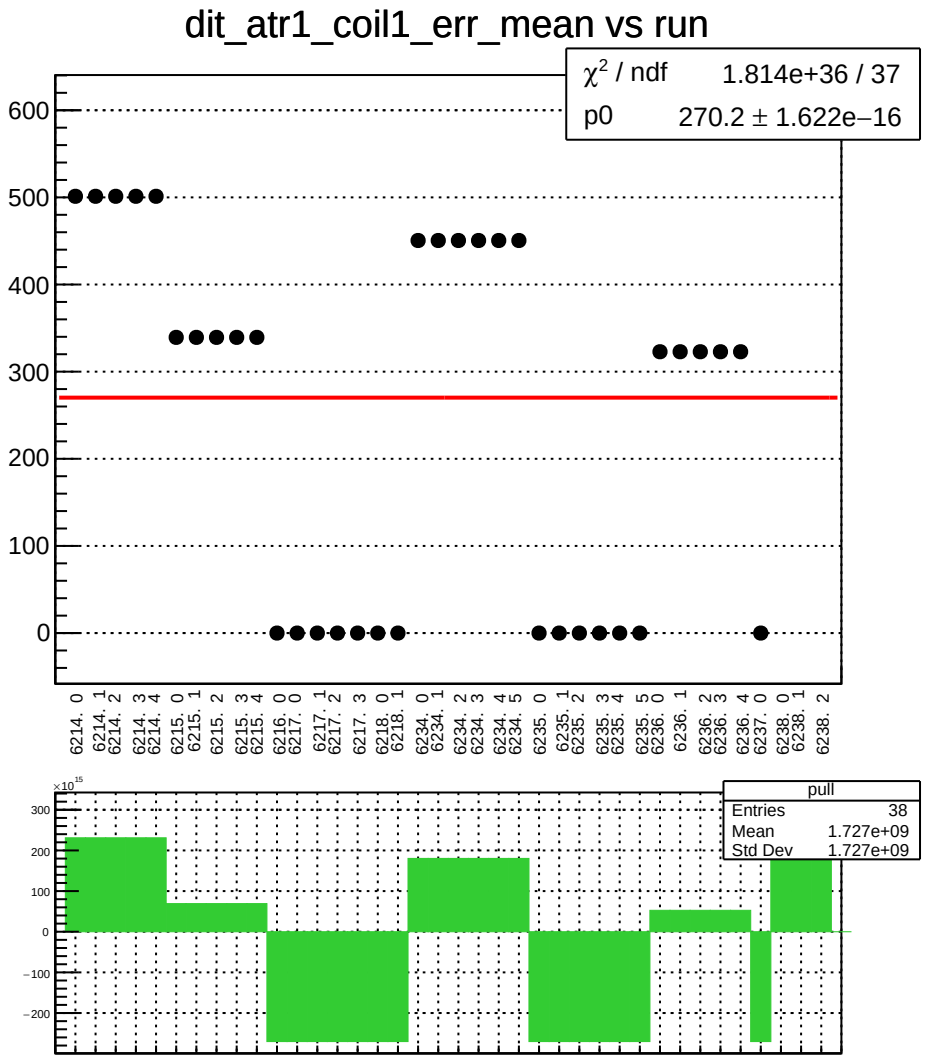
dit_atr1_coil1_err_mean vs run
χ² / ndf 1.814e+36 / 37
p0 270.2 ± 1.622e−16
600
500
400
300
200
100
0
6214. 0
6214. 1
6214. 2
6214. 3
6214. 4
6215. 0
6215. 1
6215. 2
6215. 3
6215. 4
6216. 0
6217. 0
6217. 1
6217. 2
6217. 3
6218. 0
6218. 1
6234. 0
6234. 1
6234. 2
6234. 3
6234. 4
6234. 5
6235. 0
6235. 1
6235. 2
6235. 3
6235. 4
6235. 5
6236. 0
6236. 1
6236. 2
6236. 3
6236. 4
6237. 0
6238. 0
6238. 1
6238. 2
×10¹⁵
300
200
100
0
−100
−200
pull
Entries 38
Mean 1.727e+09
Std Dev 1.727e+09

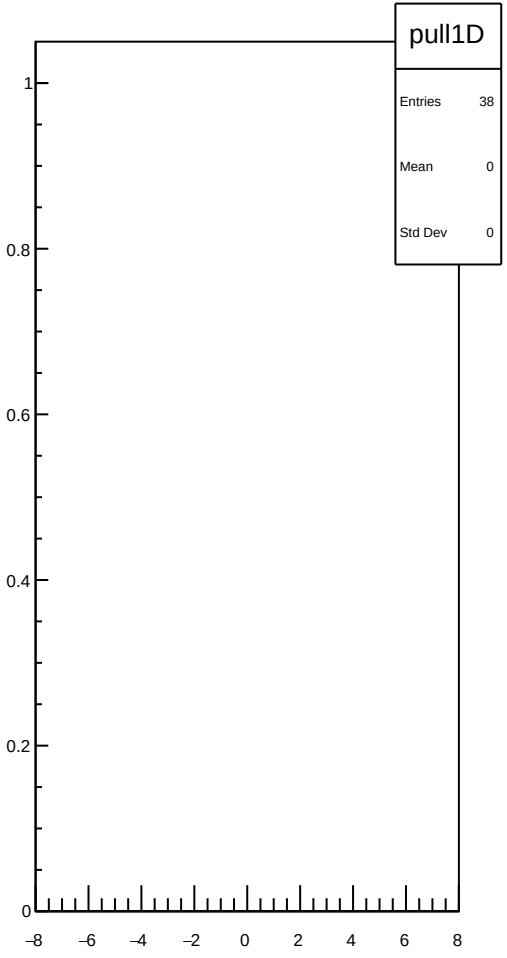
pull1D
Entries 38
Mean 0
Std Dev 0
1
0.8
0.6
0.4
0.2
0
−8
−6
−4
−2
0
2
4
6
8

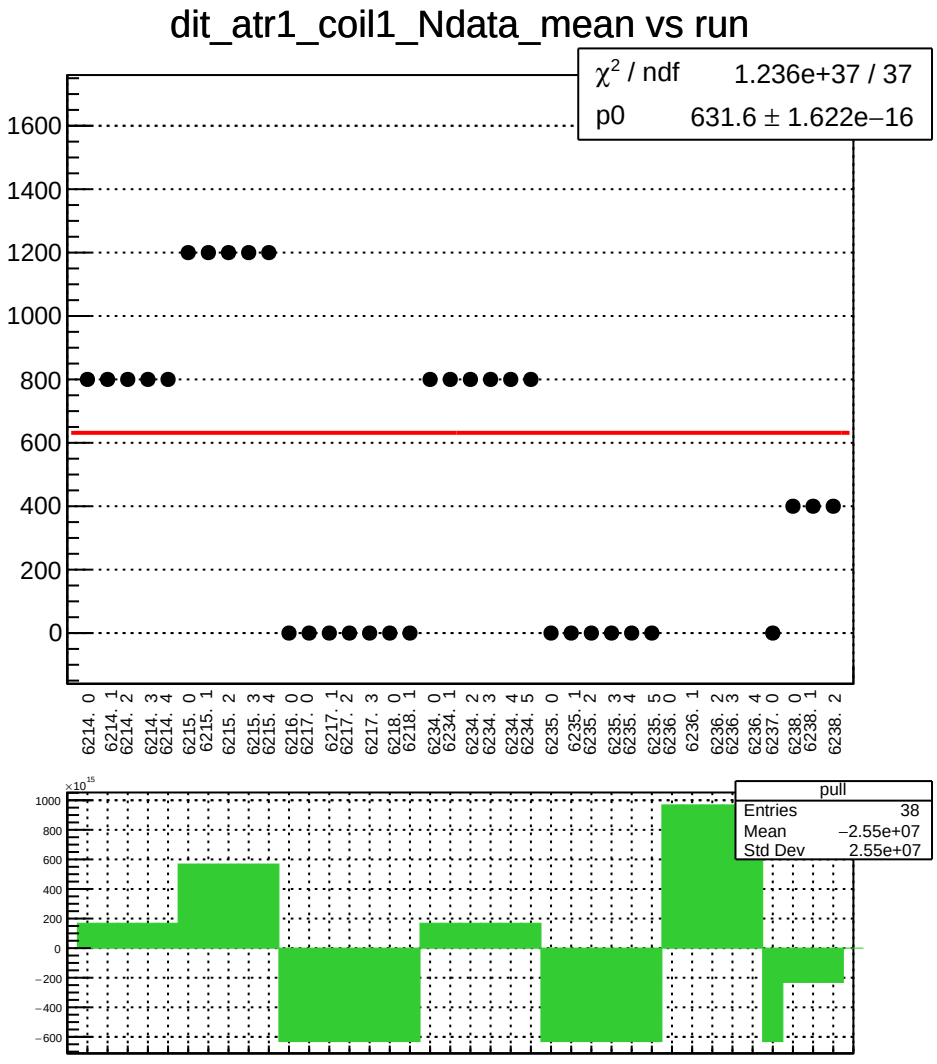
dit_atr1_coil1_Ndata_mean vs run
χ² / ndf 1.236e+37 / 37
p0 631.6 ± 1.622e−16
1600
1400
1200
1000
800
600
400
200
0
6214. 0
6214. 1
6214. 2
6214. 3
6214. 4
6215. 0
6215. 1
6215. 2
6215. 3
6215. 4
6216. 0
6217. 0
6217. 1
6217. 2
6217. 3
6218. 0
6218. 1
6234. 0
6234. 1
6234. 2
6234. 3
6234. 4
6234. 5
6235. 0
6235. 1
6235. 2
6235. 3
6235. 4
6235. 5
6236. 0
6236. 1
6236. 2
6236. 3
6236. 4
6237. 0
6238. 0
6238. 1
6238. 2
×10¹⁵
1000
800
600
400
200
0
−200
−400
−600
pull
Entries 38
Mean −2.55e+07
Std Dev 2.55e+07

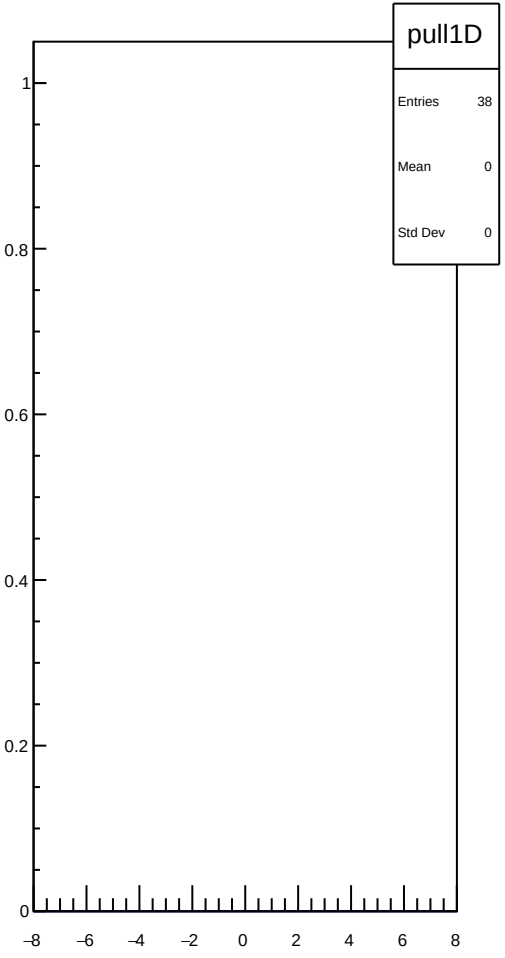
pull1D
Entries 38
Mean 0
Std Dev 0
1
0.8
0.6
0.4
0.2
0
−8
−6
−4
−2
0
2
4
6
8

dit_atr2_coil1_mean vs run

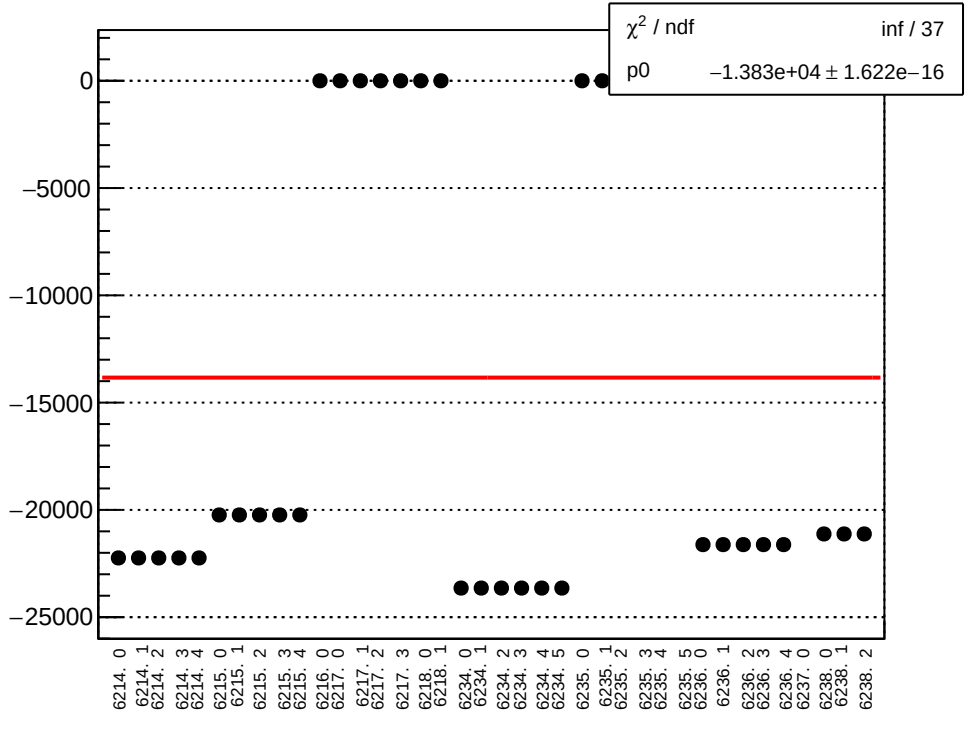

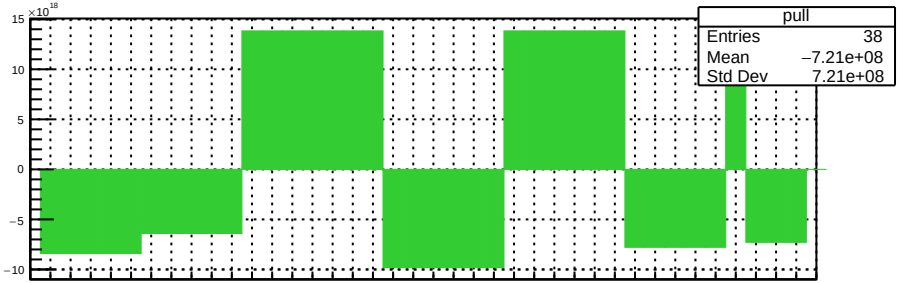

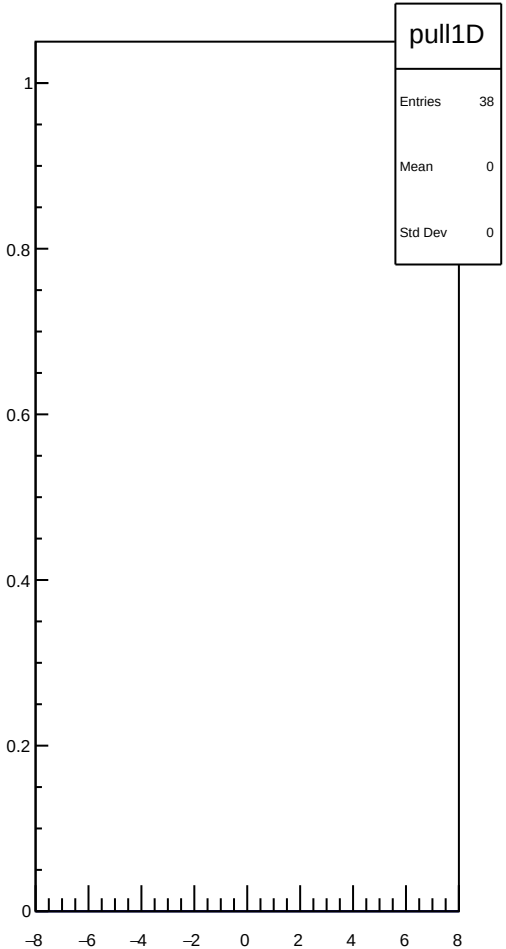

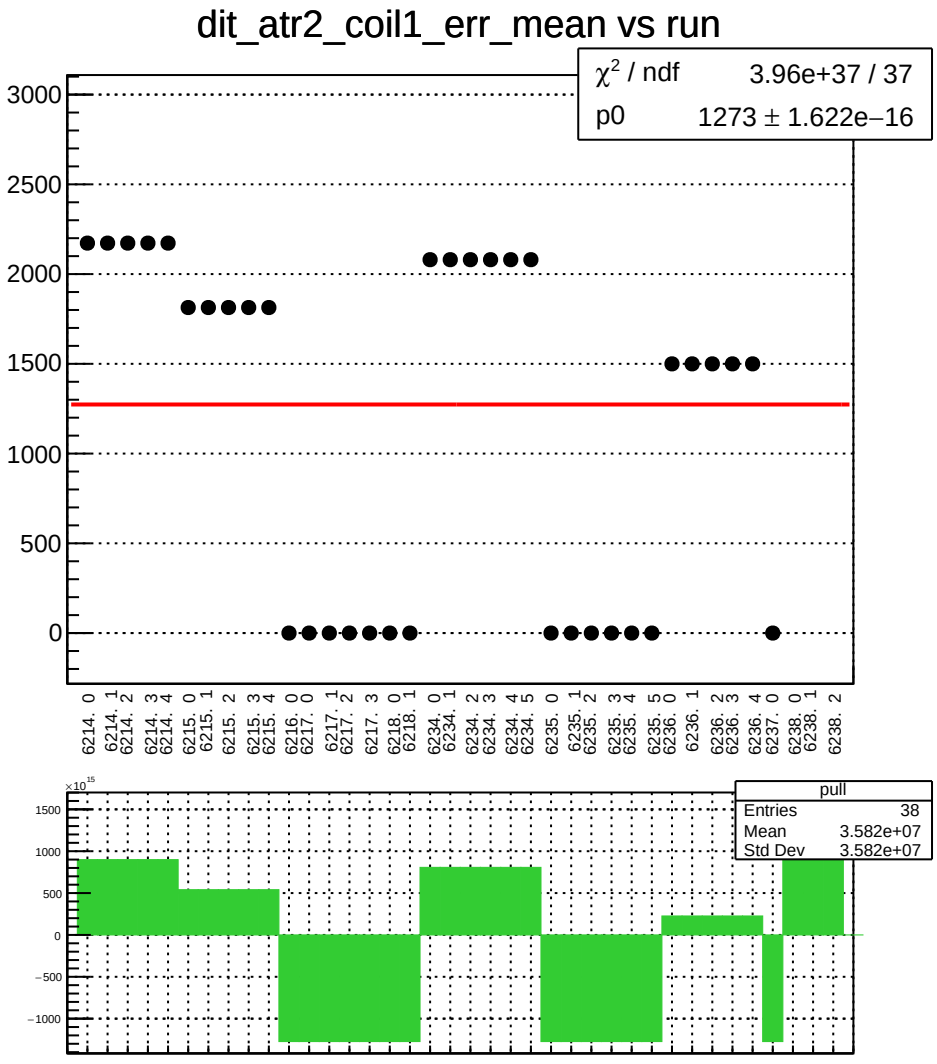
dit_atr2_coil1_err_mean vs run
χ² / ndf 3.96e+37 / 37
p0 1273 ± 1.622e−16
3000
2500
2000
1500
1000
500
0
6214. 0
6214. 1
6214. 2
6214. 3
6214. 4
6215. 0
6215. 1
6215. 2
6215. 3
6215. 4
6216. 0
6217. 0
6217. 1
6217. 2
6217. 3
6218. 0
6218. 1
6234. 0
6234. 1
6234. 2
6234. 3
6234. 4
6234. 5
6235. 0
6235. 1
6235. 2
6235. 3
6235. 4
6235. 5
6236. 0
6236. 1
6236. 2
6236. 3
6236. 4
6237. 0
6238. 0
6238. 1
6238. 2
×10¹⁵
1500
1000
500
0
−500
−1000
pull
Entries 38
Mean 3.582e+07
Std Dev 3.582e+07

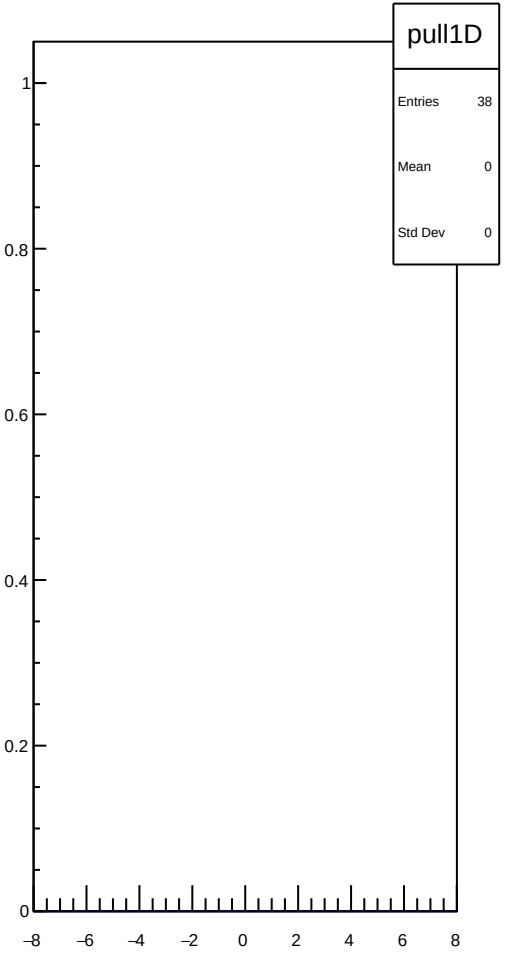
pull1D
Entries 38
Mean 0
Std Dev 0
1
0.8
0.6
0.4
0.2
0
−8
−6
−4
−2
0
2
4
6
8

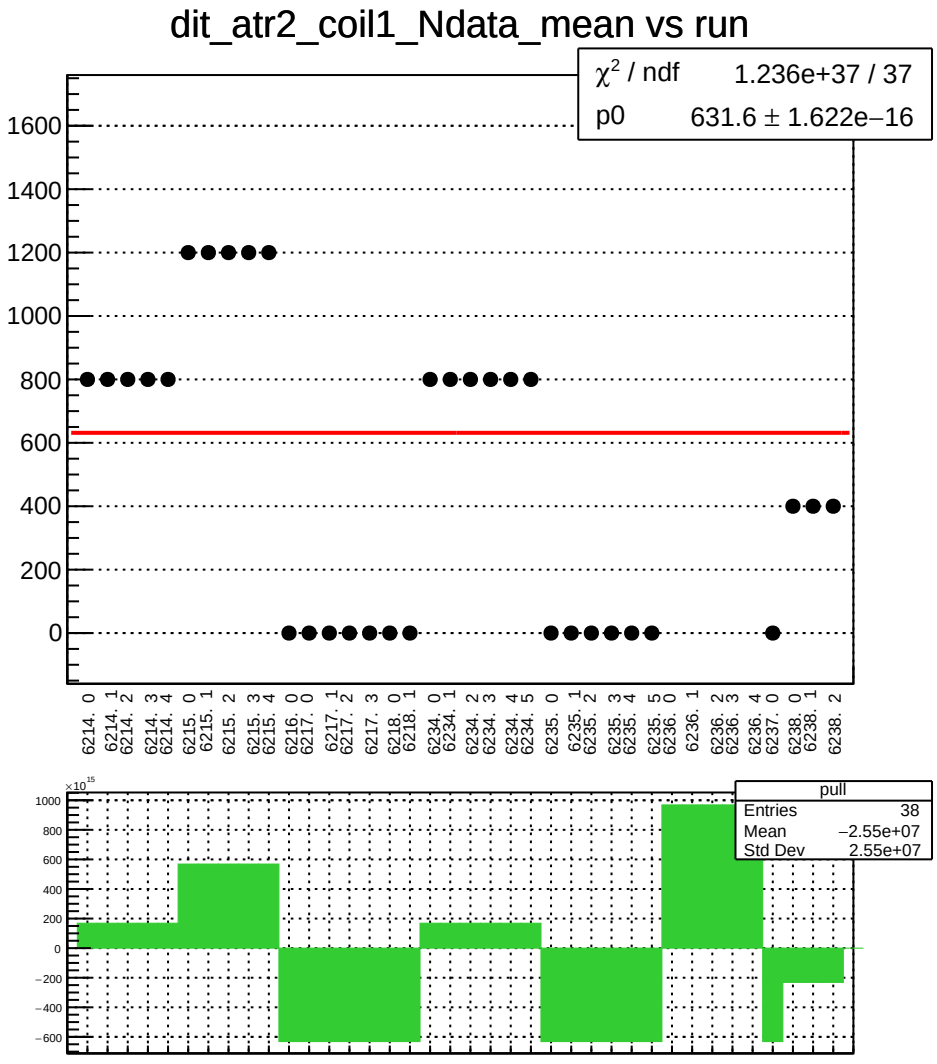
dit_atr2_coil1_Ndata_mean vs run
χ² / ndf 1.236e+37 / 37
p0 631.6 ± 1.622e−16
1600
1400
1200
1000
800
600
400
200
0
6214. 0
6214. 1
6214. 2
6214. 3
6214. 4
6215. 0
6215. 1
6215. 2
6215. 3
6215. 4
6216. 0
6217. 0
6217. 1
6217. 2
6217. 3
6218. 0
6218. 1
6234. 0
6234. 1
6234. 2
6234. 3
6234. 4
6234. 5
6235. 0
6235. 1
6235. 2
6235. 3
6235. 4
6235. 5
6236. 0
6236. 1
6236. 2
6236. 3
6236. 4
6237. 0
6238. 0
6238. 1
6238. 2
×10¹⁵
1000
800
600
400
200
0
−200
−400
−600
pull
Entries 38
Mean −2.55e+07
Std Dev 2.55e+07

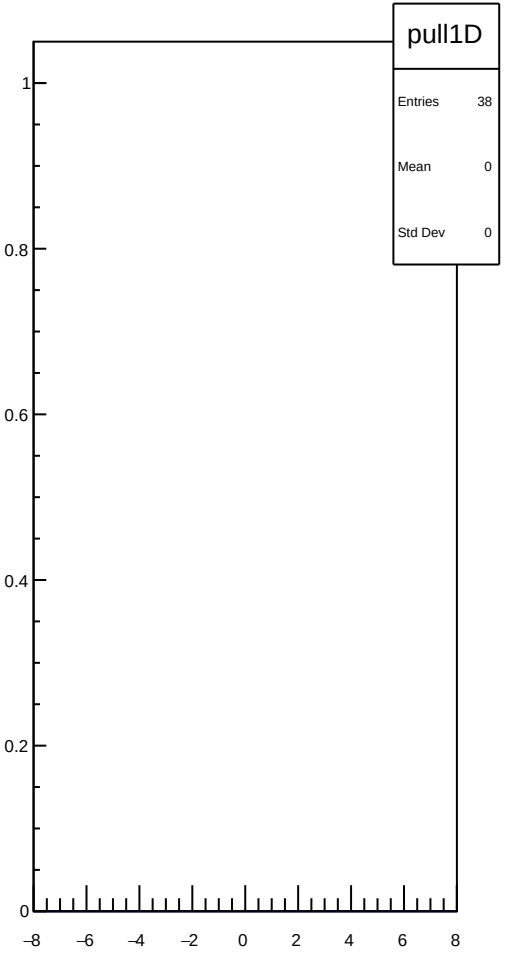
pull1D
Entries 38
Mean 0
Std Dev 0
1
0.8
0.6
0.4
0.2
0
−8
−6
−4
−2
0
2
4
6
8

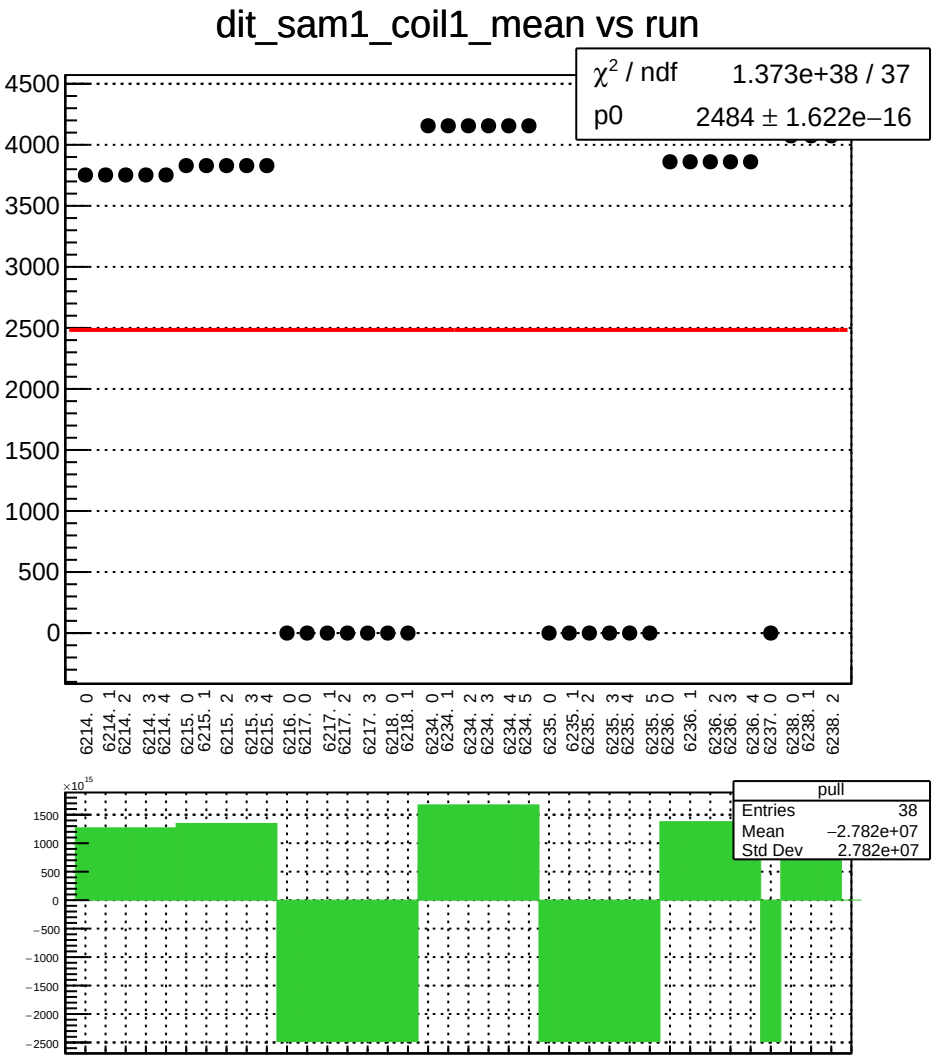
dit_sam1_coil1_mean vs run
χ² / ndf 1.373e+38 / 37
p0 2484 ± 1.622e−16
4500
4000
3500
3000
2500
2000
1500
1000
500
0
6214. 0
6214. 1
6214. 2
6214. 3
6214. 4
6215. 0
6215. 1
6215. 2
6215. 3
6215. 4
6216. 0
6217. 0
6217. 1
6217. 2
6217. 3
6218. 0
6218. 1
6234. 0
6234. 1
6234. 2
6234. 3
6234. 4
6234. 5
6235. 0
6235. 1
6235. 2
6235. 3
6235. 4
6235. 5
6236. 0
6236. 1
6236. 2
6236. 3
6236. 4
6237. 0
6238. 0
6238. 1
6238. 2
×10¹⁵
1500
1000
500
0
−500
−1000
−1500
−2000
−2500
pull
Entries 38
Mean −2.782e+07
Std Dev 2.782e+07

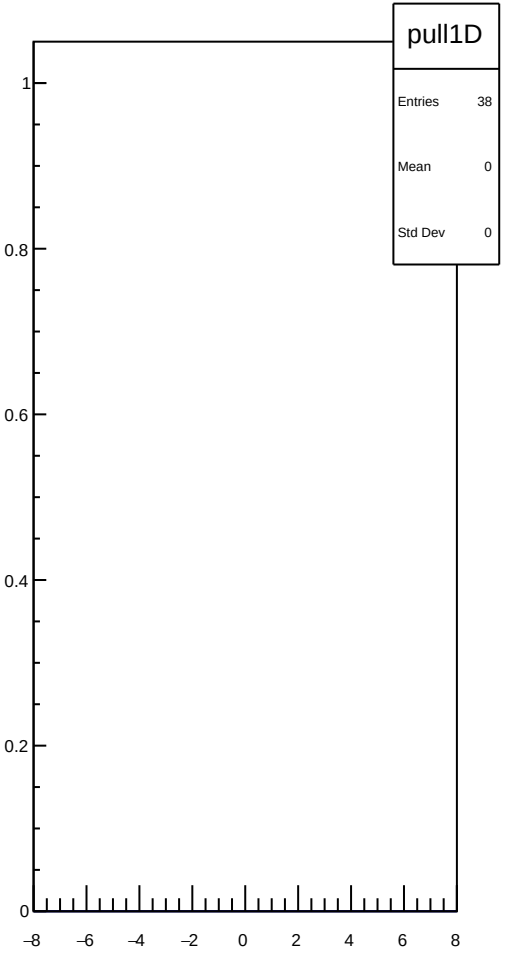
pull1D
Entries 38
Mean 0
Std Dev 0
1
0.8
0.6
0.4
0.2
0
−8
−6
−4
−2
0
2
4
6
8

dit_sam1_coil1_err_mean vs run

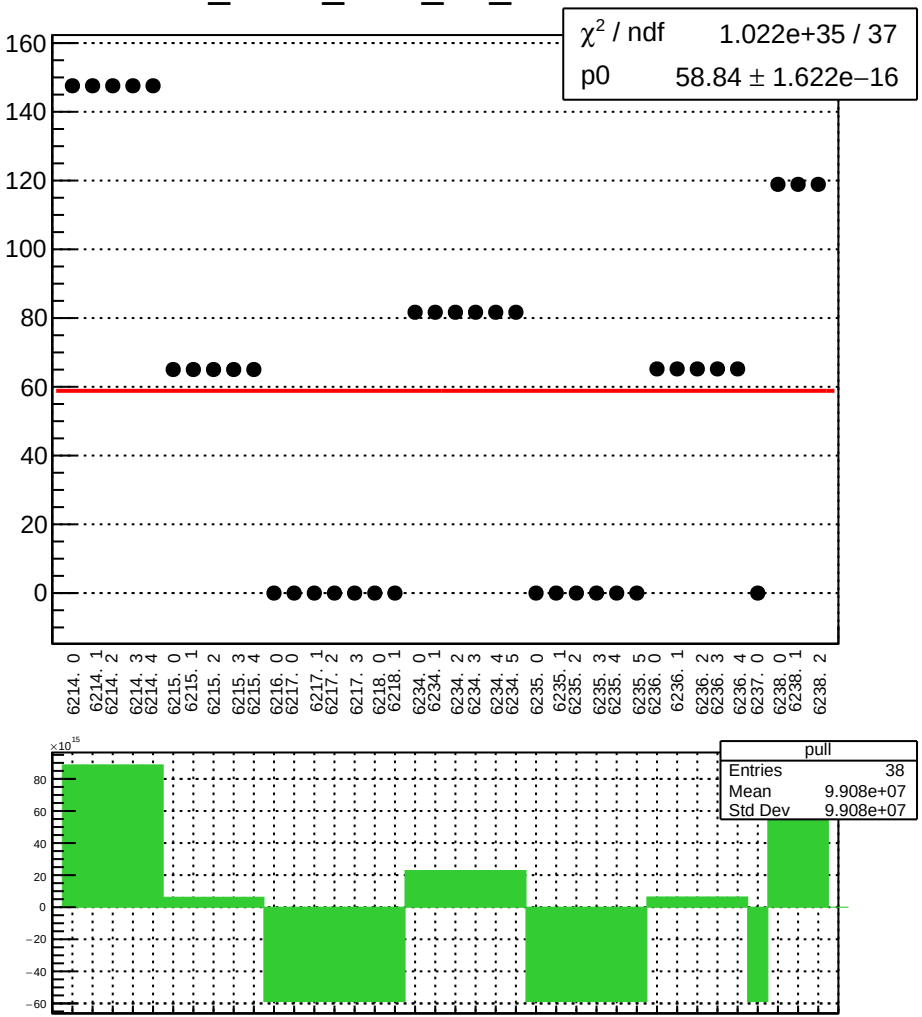

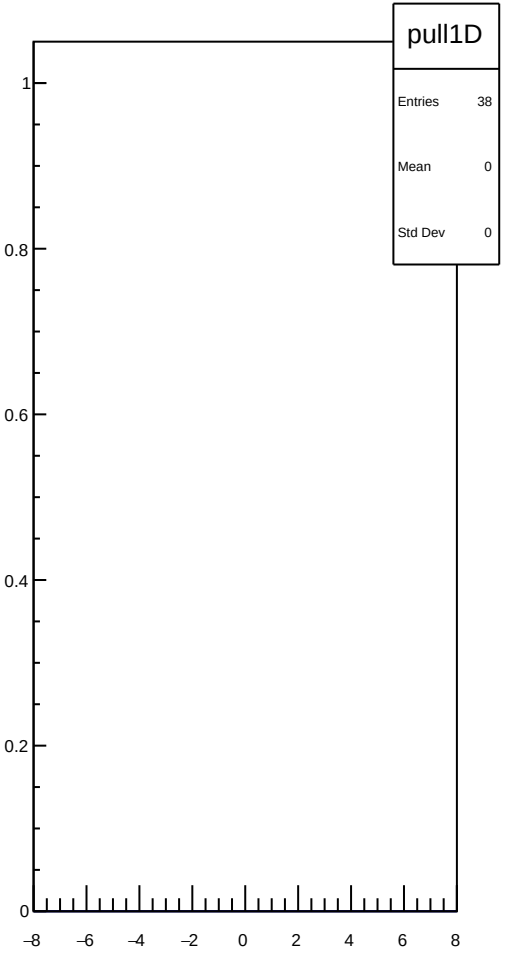

dit_sam1_coil1_Ndata_mean vs run

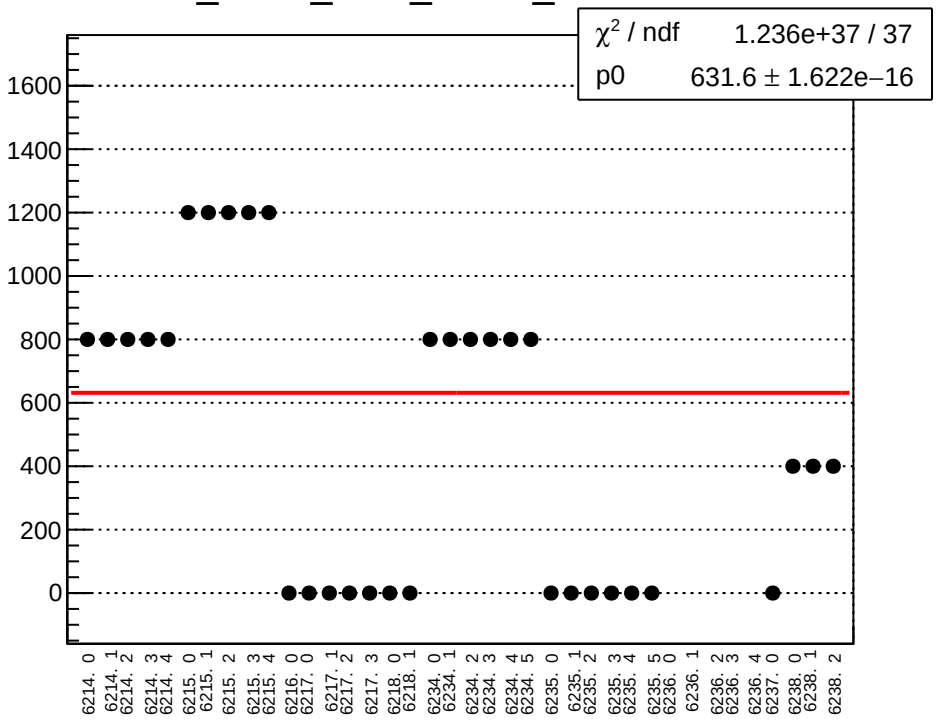

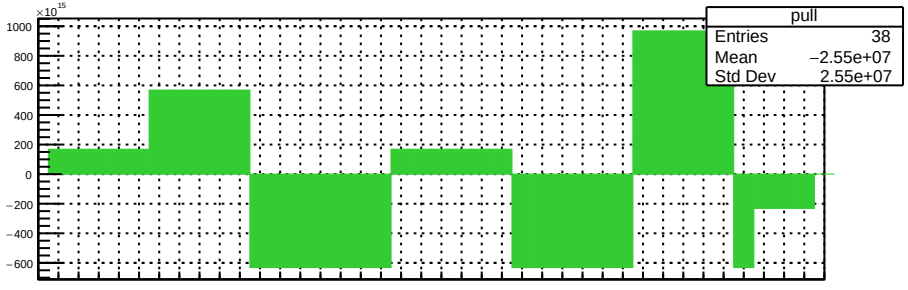

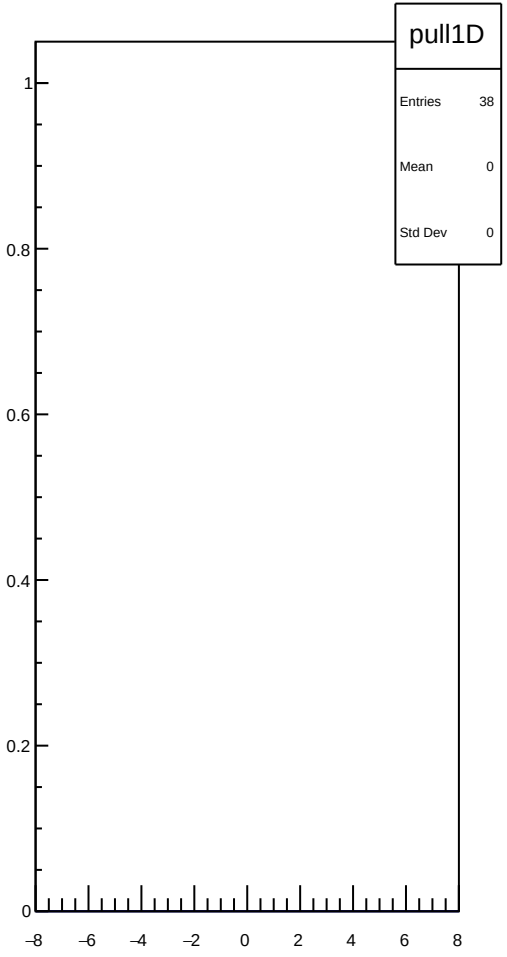

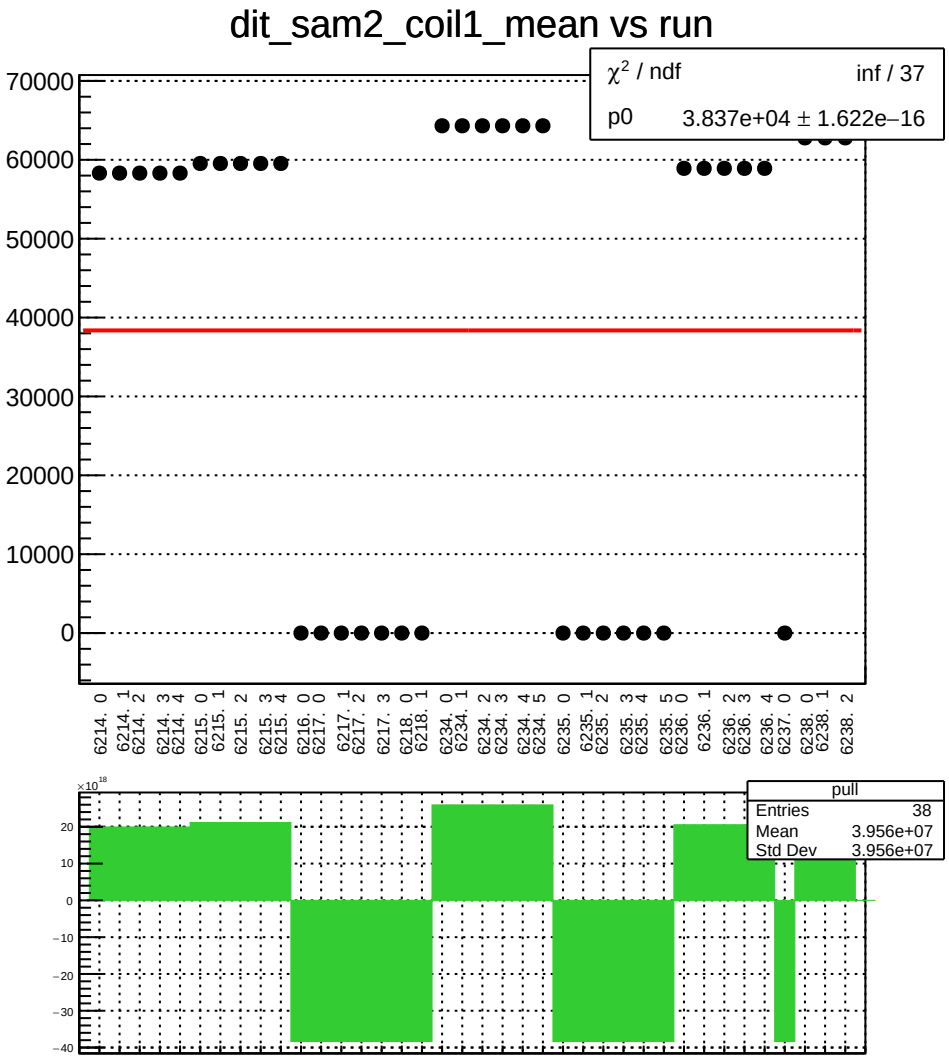
dit_sam2_coil1_mean vs run
χ² / ndf inf / 37
p0 3.837e+04 ± 1.622e−16
70000
60000
50000
40000
30000
20000
10000
0
6214. 0
6214. 1
6214. 2
6214. 3
6214. 4
6215. 0
6215. 1
6215. 2
6215. 3
6215. 4
6216. 0
6217. 0
6217. 1
6217. 2
6217. 3
6218. 0
6218. 1
6234. 0
6234. 1
6234. 2
6234. 3
6234. 4
6234. 5
6235. 0
6235. 1
6235. 2
6235. 3
6235. 4
6235. 5
6236. 0
6236. 1
6236. 2
6236. 3
6236. 4
6237. 0
6238. 0
6238. 1
6238. 2
×10¹⁸
20
10
0
−10
−20
−30
−40
pull
Entries 38
Mean 3.956e+07
Std Dev 3.956e+07

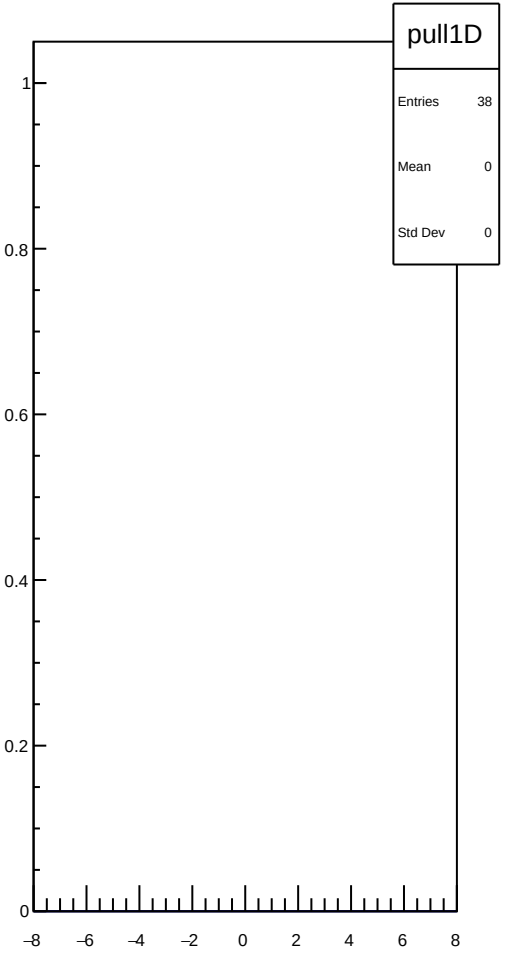
pull1D
Entries 38
Mean 0
Std Dev 0
1
0.8
0.6
0.4
0.2
0
−8
−6
−4
−2
0
2
4
6
8

dit_sam2_coil1_err_mean vs run

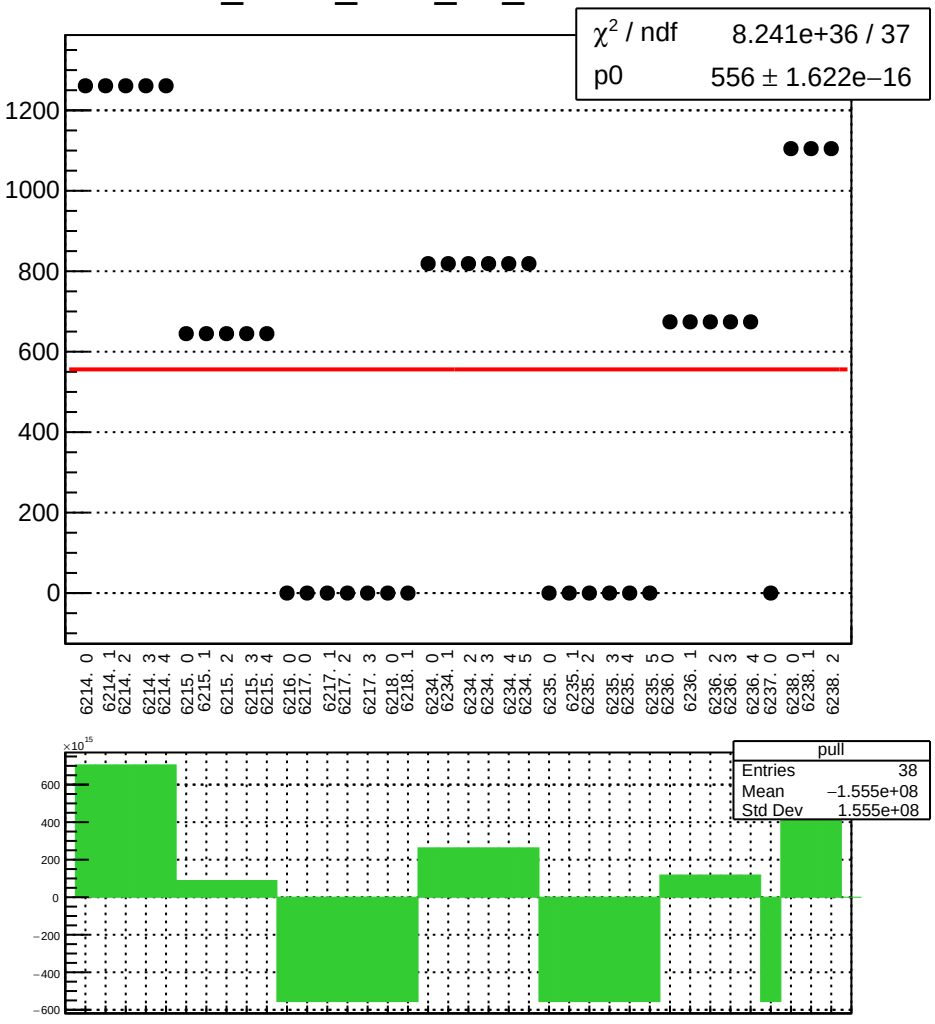

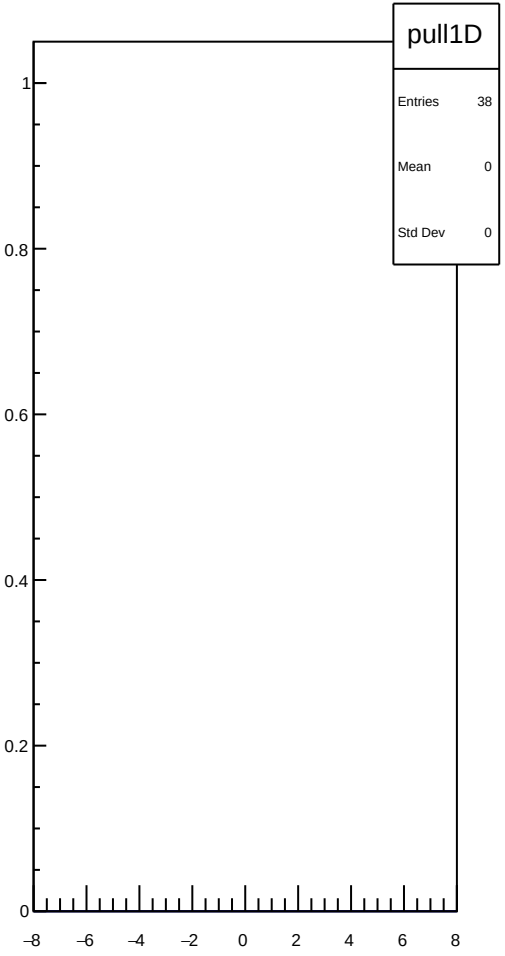

dit_sam2_coil1_Ndata_mean vs run

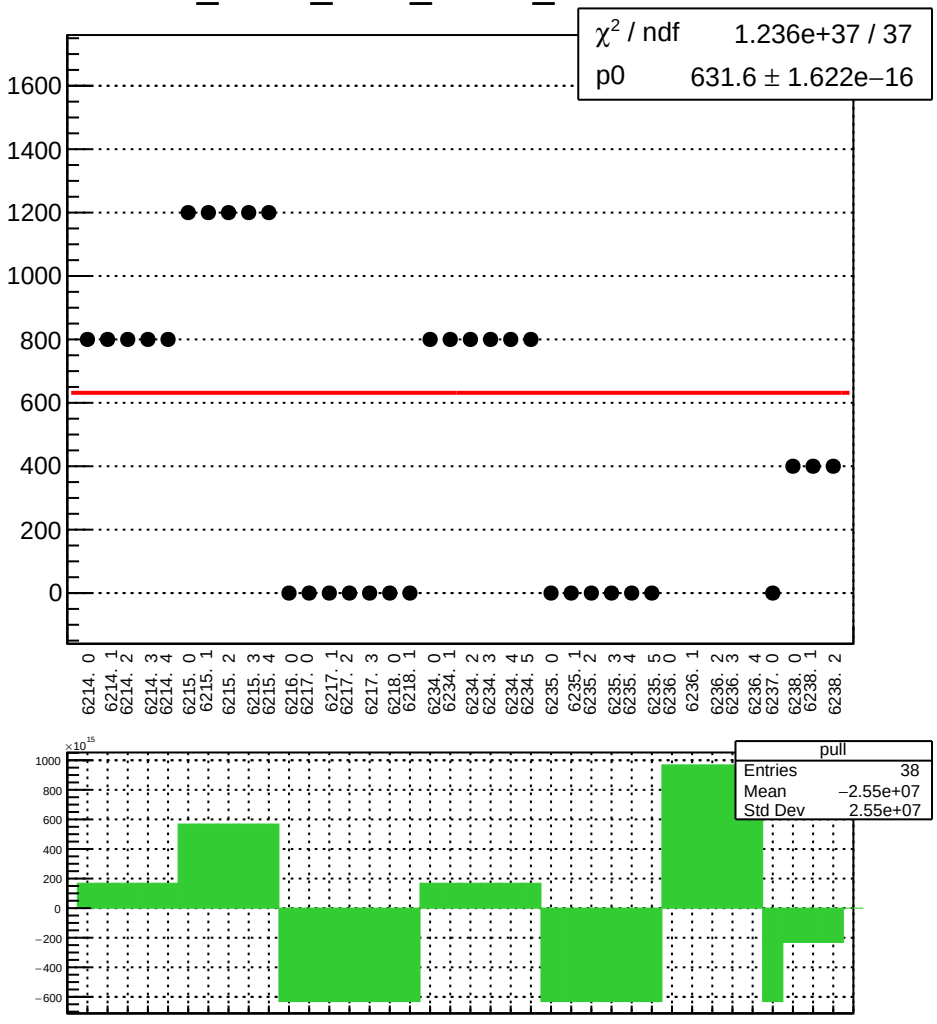

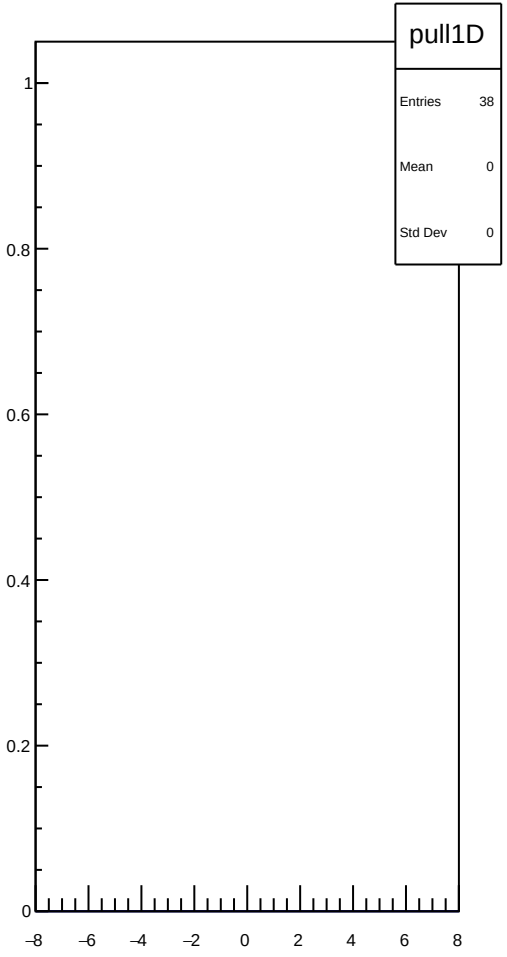

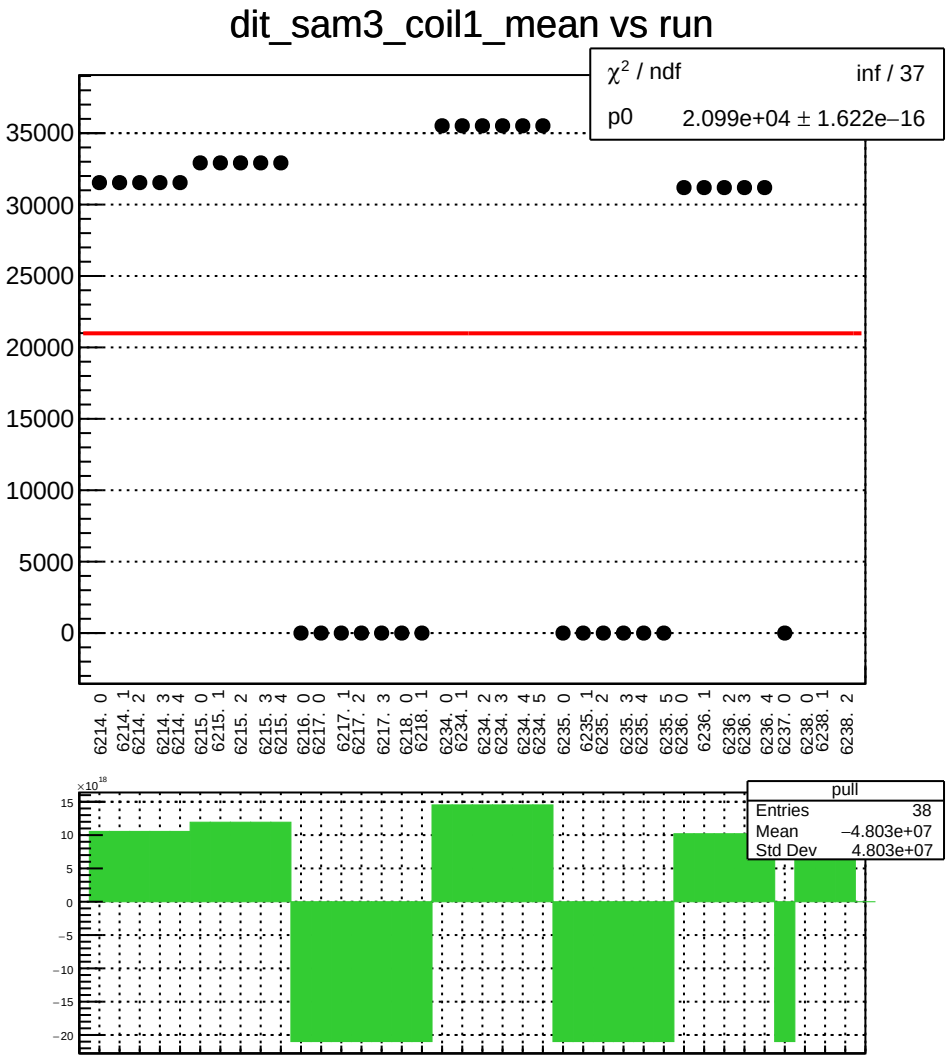
dit_sam3_coil1_mean vs run
χ² / ndf inf / 37
p0 2.099e+04 ± 1.622e−16
35000
30000
25000
20000
15000
10000
5000
0
6214. 0
6214. 1
6214. 2
6214. 3
6214. 4
6215. 0
6215. 1
6215. 2
6215. 3
6215. 4
6216. 0
6217. 0
6217. 1
6217. 2
6217. 3
6218. 0
6218. 1
6234. 0
6234. 1
6234. 2
6234. 3
6234. 4
6234. 5
6235. 0
6235. 1
6235. 2
6235. 3
6235. 4
6235. 5
6236. 0
6236. 1
6236. 2
6236. 3
6236. 4
6237. 0
6238. 0
6238. 1
6238. 2
×10¹⁸
15
10
5
0
−5
−10
−15
−20
pull
Entries 38
Mean −4.803e+07
Std Dev 4.803e+07

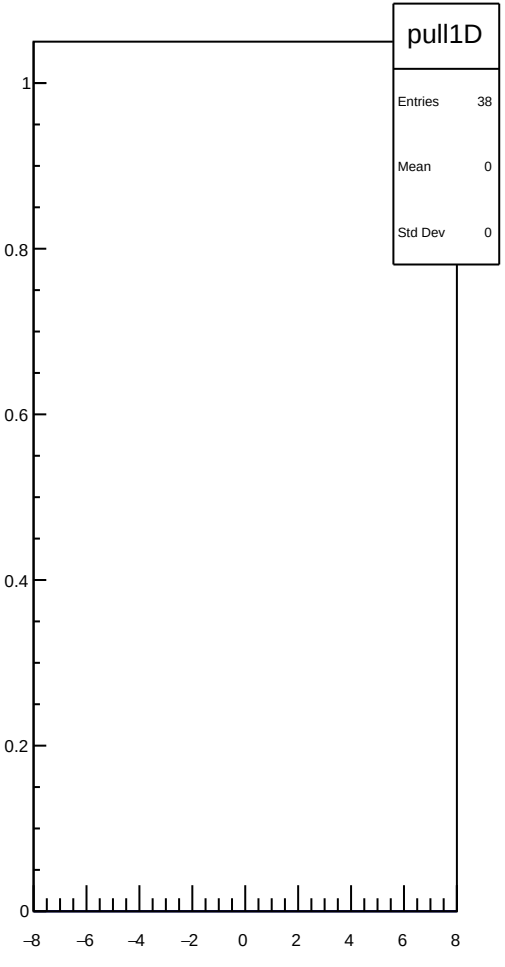
pull1D
Entries 38
Mean 0
Std Dev 0
1
0.8
0.6
0.4
0.2
0
−8
−6
−4
−2
0
2
4
6
8

dit_sam3_coil1_err_mean vs run

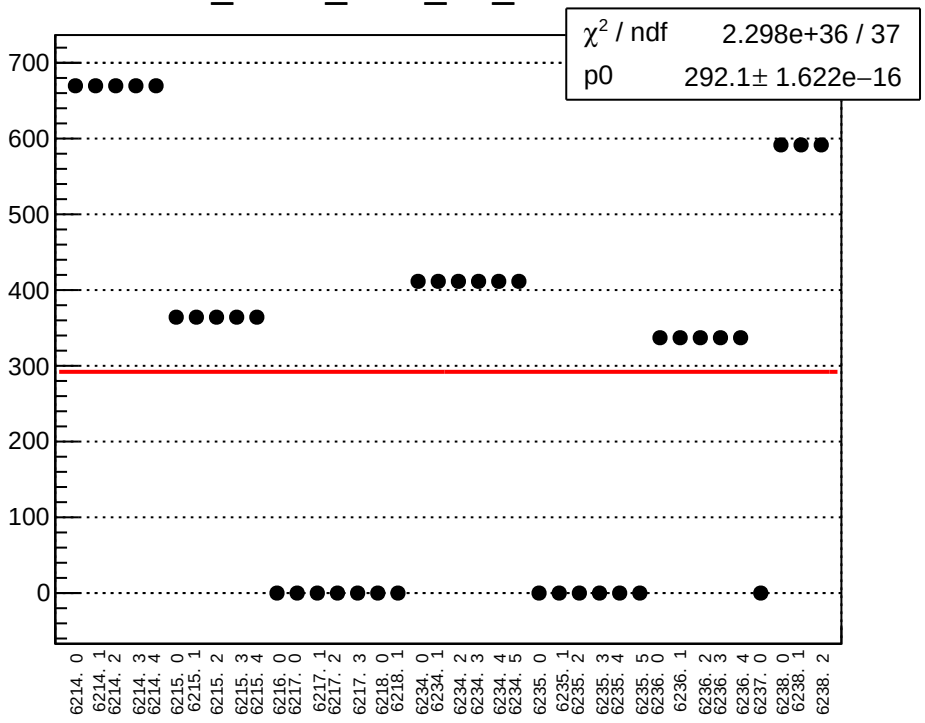

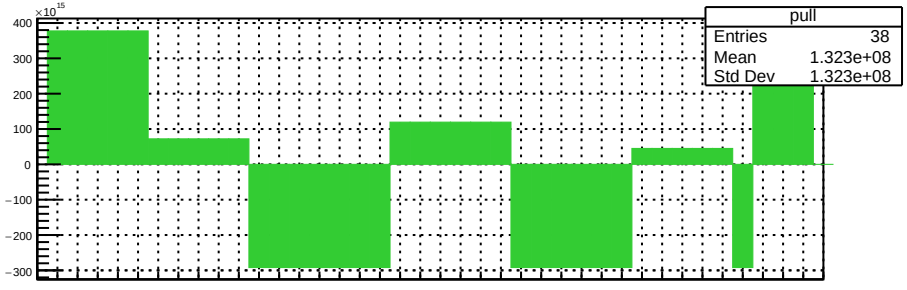

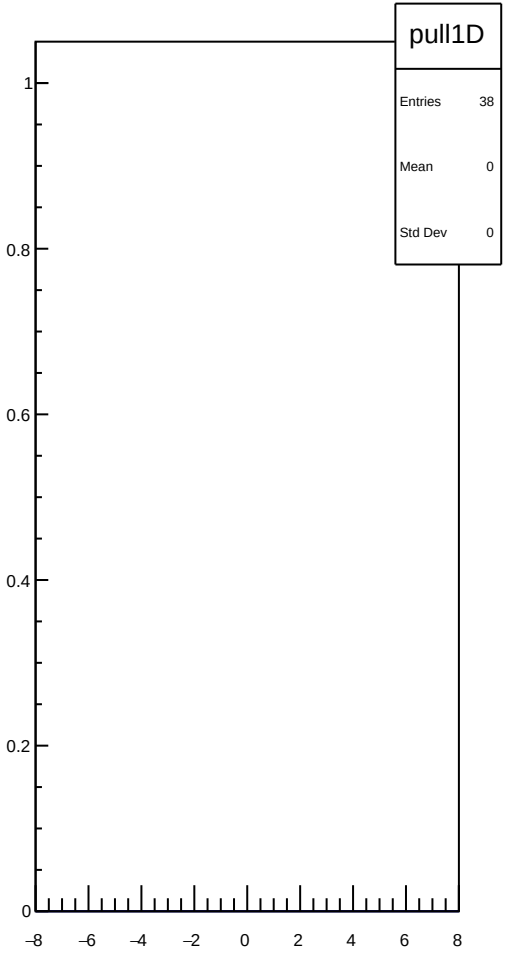

dit_sam3_coil1_Ndata_mean vs run

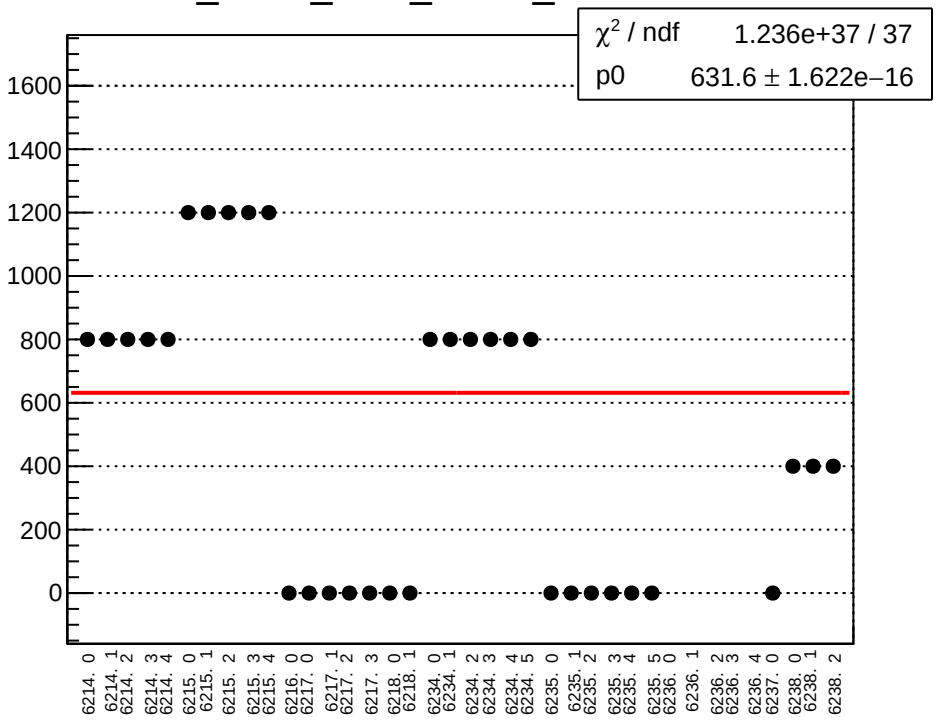

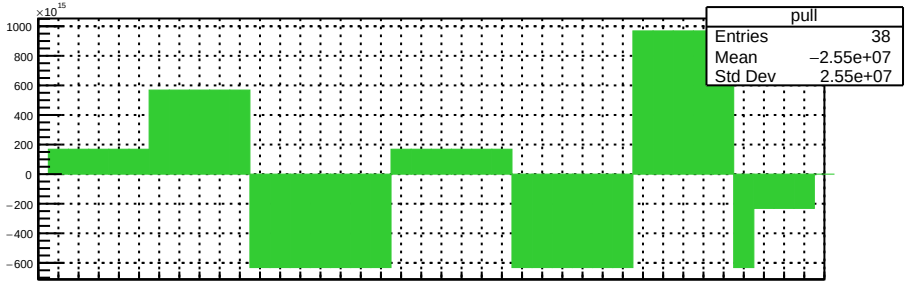

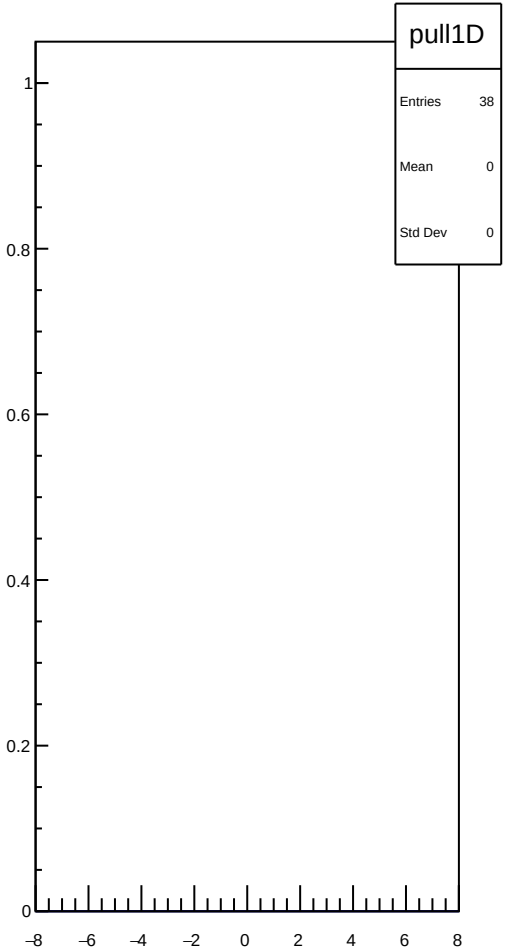

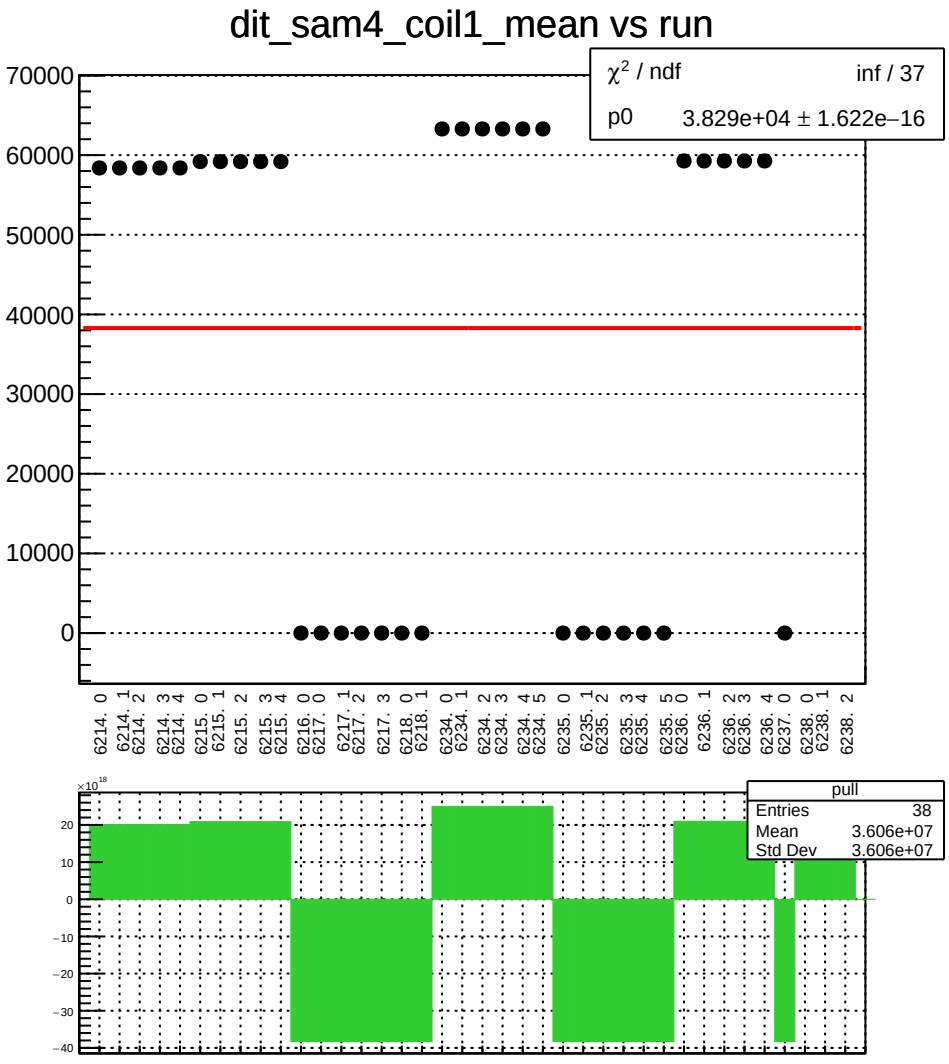
dit_sam4_coil1_mean vs run
χ² / ndf inf / 37
p0 3.829e+04 ± 1.622e−16
70000
60000
50000
40000
30000
20000
10000
0
6214. 0
6214. 1
6214. 2
6214. 3
6214. 4
6215. 0
6215. 1
6215. 2
6215. 3
6215. 4
6216. 0
6217. 0
6217. 1
6217. 2
6217. 3
6218. 0
6218. 1
6234. 0
6234. 1
6234. 2
6234. 3
6234. 4
6234. 5
6235. 0
6235. 1
6235. 2
6235. 3
6235. 4
6235. 5
6236. 0
6236. 1
6236. 2
6236. 3
6236. 4
6237. 0
6238. 0
6238. 1
6238. 2
×10¹⁸
20
10
0
−10
−20
−30
−40
pull
Entries 38
Mean 3.606e+07
Std Dev 3.606e+07

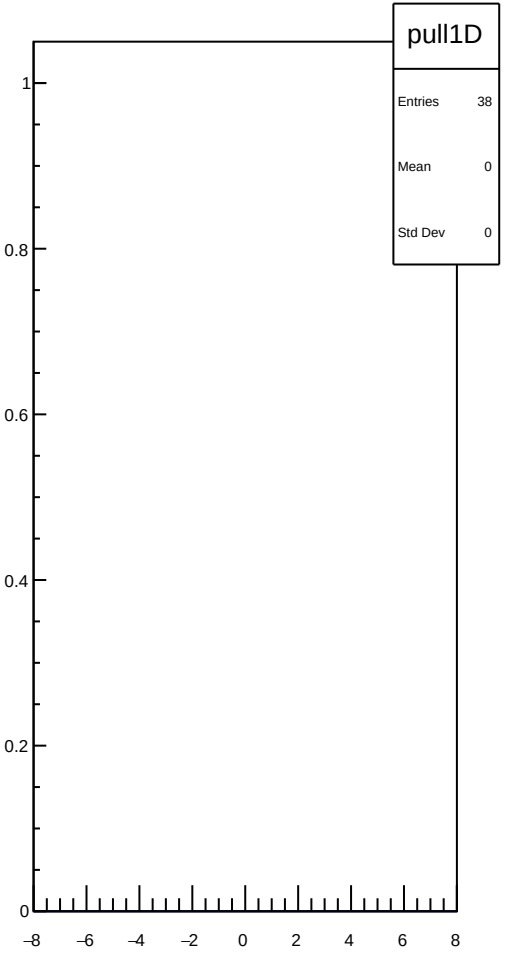
pull1D
Entries 38
Mean 0
Std Dev 0
1
0.8
0.6
0.4
0.2
0
−8
−6
−4
−2
0
2
4
6
8

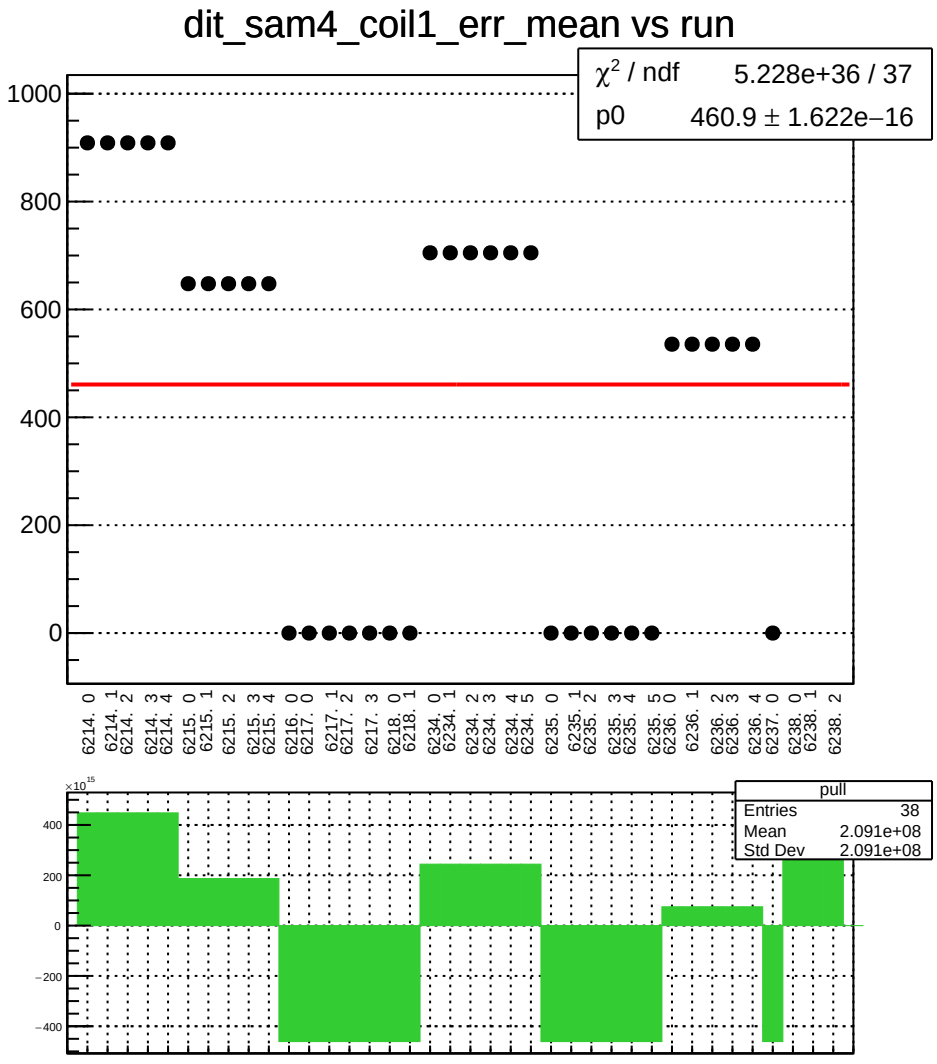
dit_sam4_coil1_err_mean vs run
χ² / ndf 5.228e+36 / 37
p0 460.9 ± 1.622e−16
1000
800
600
400
200
0
6214. 0
6214. 1
6214. 2
6214. 3
6214. 4
6215. 0
6215. 1
6215. 2
6215. 3
6215. 4
6216. 0
6217. 0
6217. 1
6217. 2
6217. 3
6218. 0
6218. 1
6234. 0
6234. 1
6234. 2
6234. 3
6234. 4
6234. 5
6235. 0
6235. 1
6235. 2
6235. 3
6235. 4
6235. 5
6236. 0
6236. 1
6236. 2
6236. 3
6236. 4
6237. 0
6238. 0
6238. 1
6238. 2
×10¹⁵
400
200
0
−200
−400
pull
Entries 38
Mean 2.091e+08
Std Dev 2.091e+08

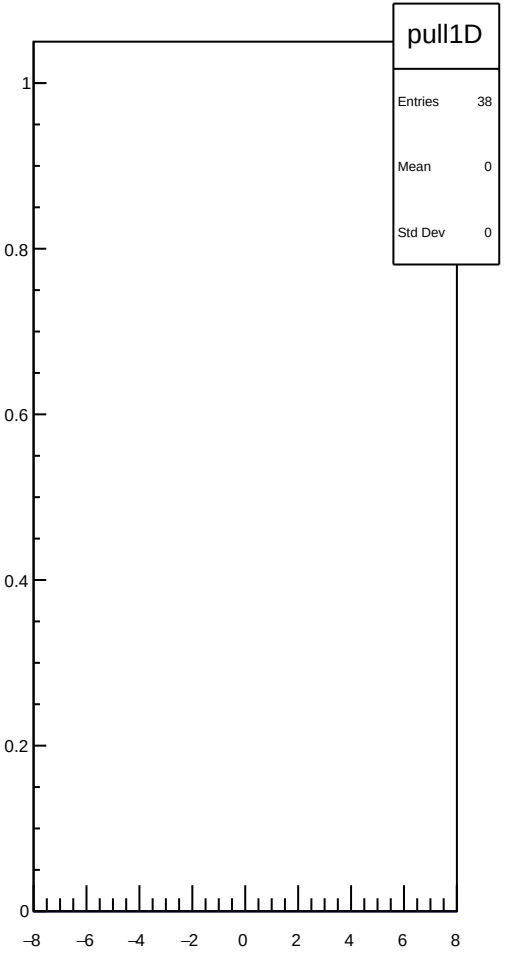
pull1D
Entries 38
Mean 0
Std Dev 0
1
0.8
0.6
0.4
0.2
0
−8
−6
−4
−2
0
2
4
6
8

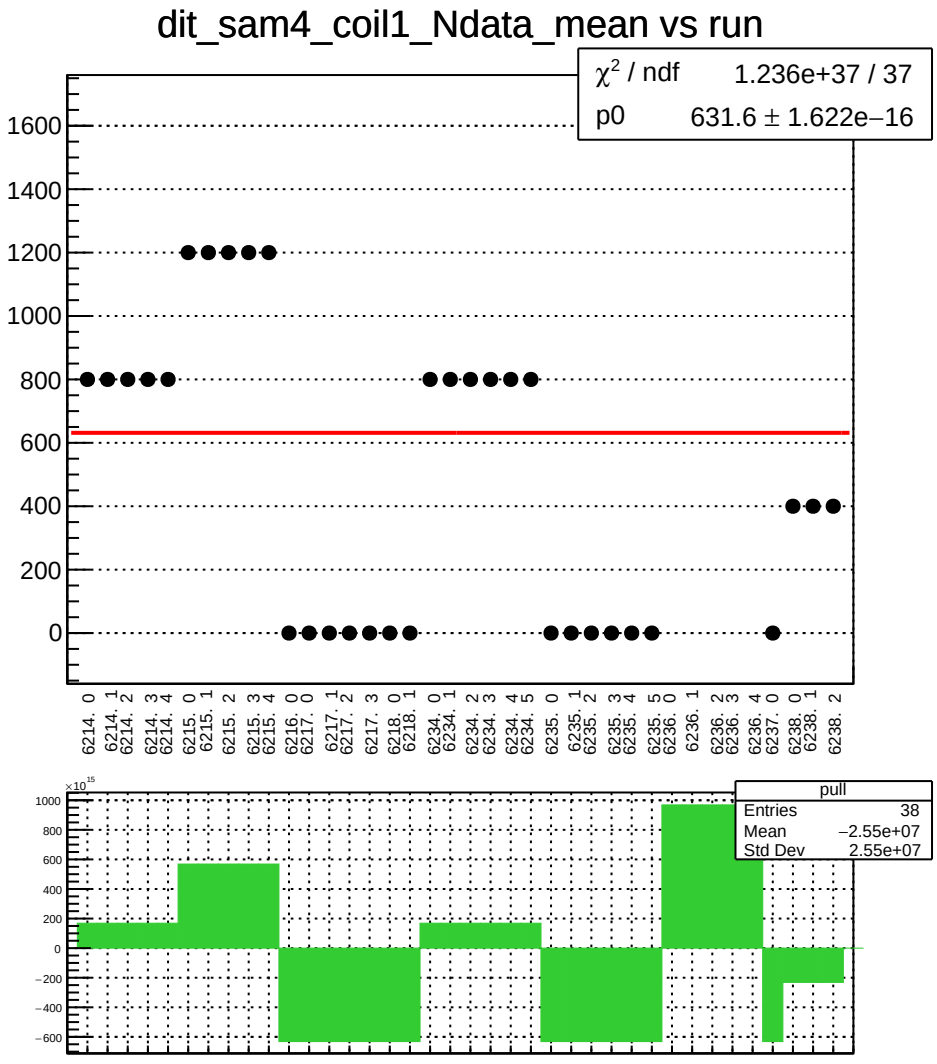
dit_sam4_coil1_Ndata_mean vs run
χ² / ndf 1.236e+37 / 37
p0 631.6 ± 1.622e−16
1600
1400
1200
1000
800
600
400
200
0
6214. 0
6214. 1
6214. 2
6214. 3
6214. 4
6215. 0
6215. 1
6215. 2
6215. 3
6215. 4
6216. 0
6217. 0
6217. 1
6217. 2
6217. 3
6218. 0
6218. 1
6234. 0
6234. 1
6234. 2
6234. 3
6234. 4
6234. 5
6235. 0
6235. 1
6235. 2
6235. 3
6235. 4
6235. 5
6236. 0
6236. 1
6236. 2
6236. 3
6236. 4
6237. 0
6238. 0
6238. 1
6238. 2
×10¹⁵
1000
800
600
400
200
0
−200
−400
−600
pull
Entries 38
Mean −2.55e+07
Std Dev 2.55e+07

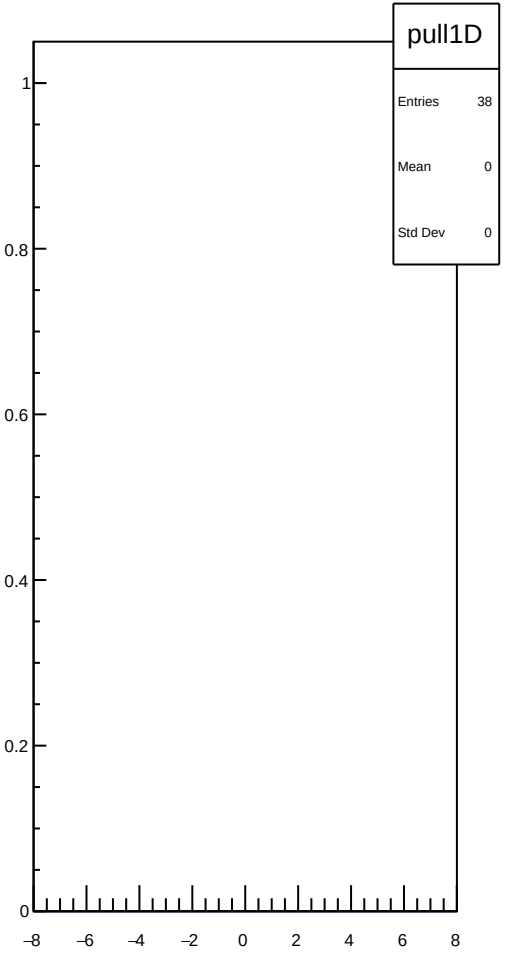
pull1D
Entries 38
Mean 0
Std Dev 0
1
0.8
0.6
0.4
0.2
0
−8
−6
−4
−2
0
2
4
6
8

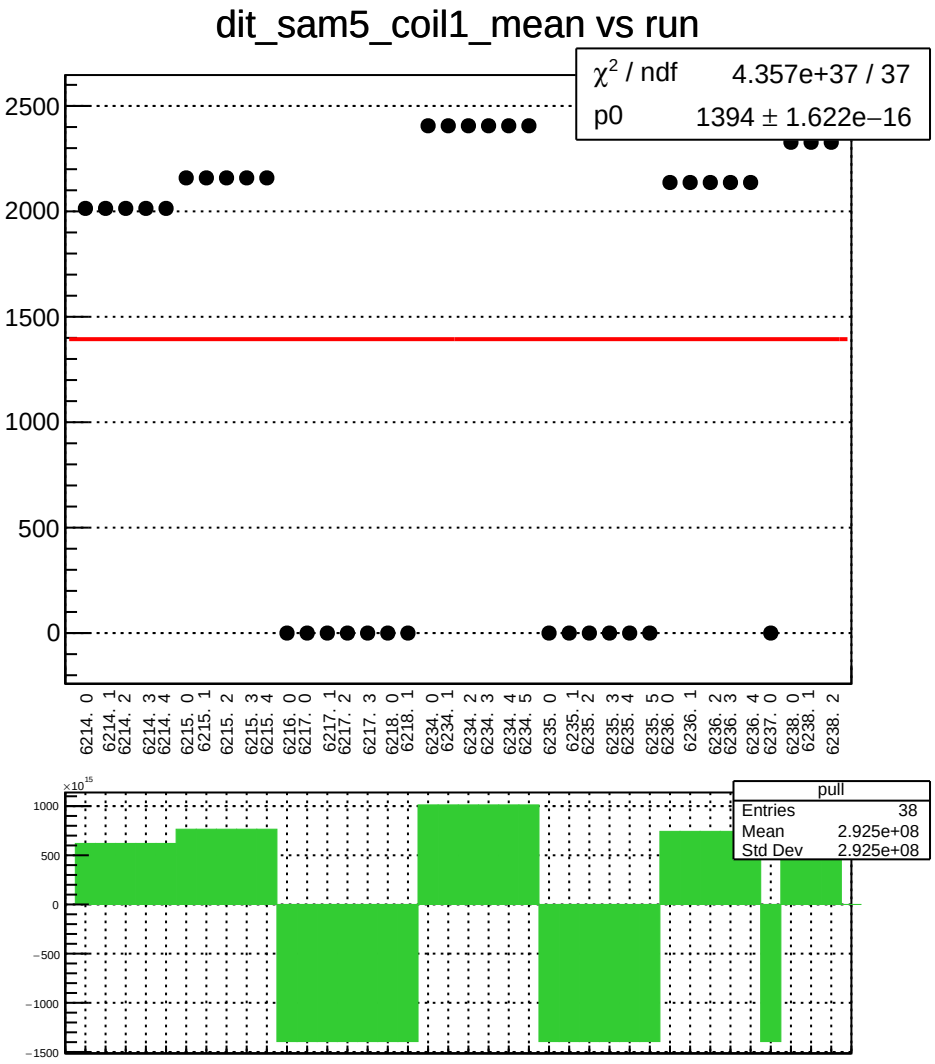
dit_sam5_coil1_mean vs run
χ² / ndf 4.357e+37 / 37
p0 1394 ± 1.622e−16
2500
2000
1500
1000
500
0
6214. 0
6214. 1
6214. 2
6214. 3
6214. 4
6215. 0
6215. 1
6215. 2
6215. 3
6215. 4
6216. 0
6217. 0
6217. 1
6217. 2
6217. 3
6218. 0
6218. 1
6234. 0
6234. 1
6234. 2
6234. 3
6234. 4
6234. 5
6235. 0
6235. 1
6235. 2
6235. 3
6235. 4
6235. 5
6236. 0
6236. 1
6236. 2
6236. 3
6236. 4
6237. 0
6238. 0
6238. 1
6238. 2
×10¹⁵
1000
500
0
−500
−1000
−1500
pull
Entries 38
Mean 2.925e+08
Std Dev 2.925e+08

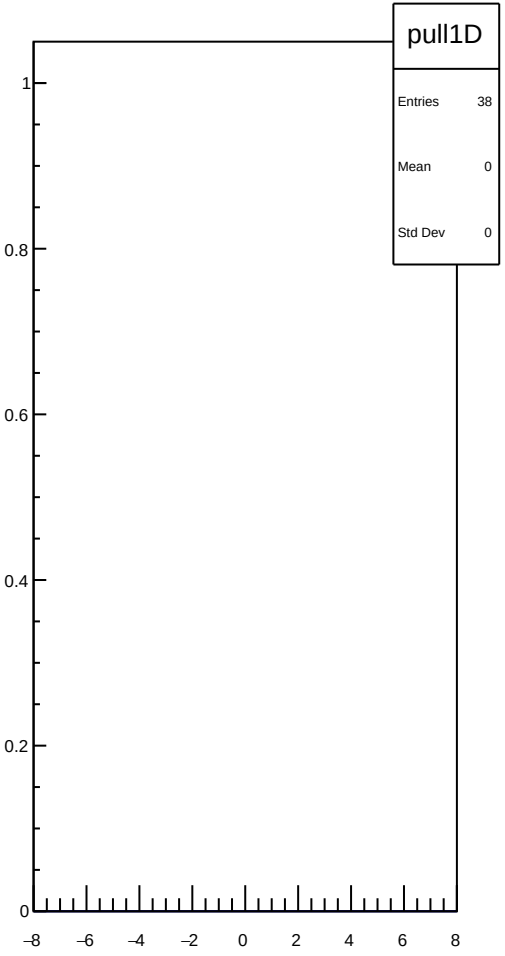
pull1D
Entries 38
Mean 0
Std Dev 0
1
0.8
0.6
0.4
0.2
0
−8
−6
−4
−2
0
2
4
6
8

dit_sam5_coil1_err_mean vs run

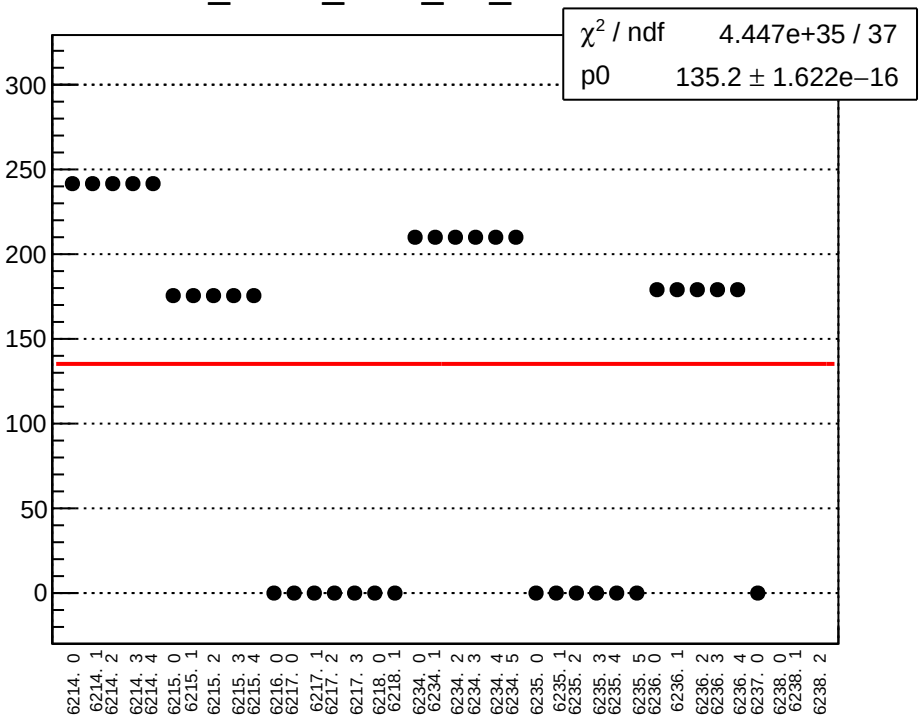

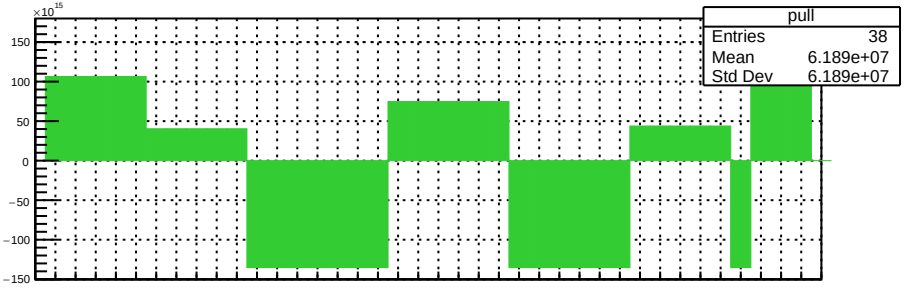

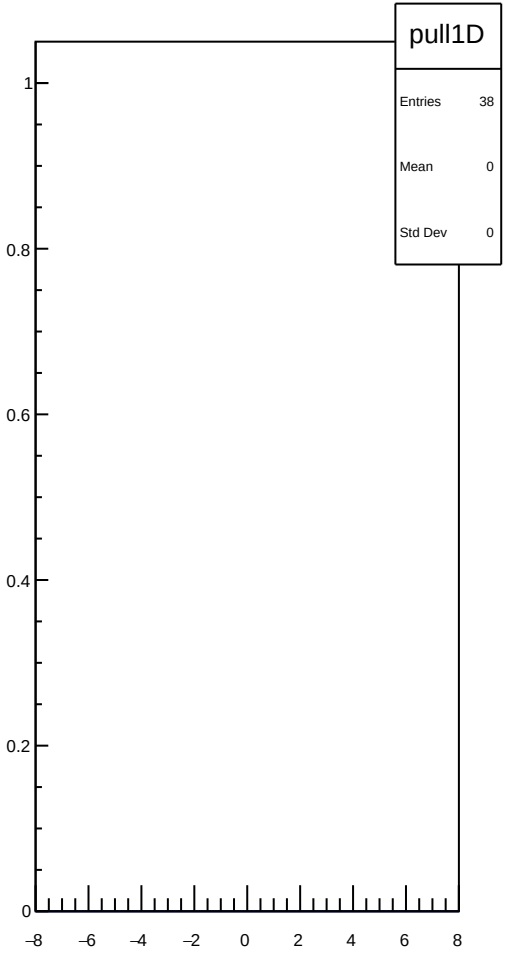

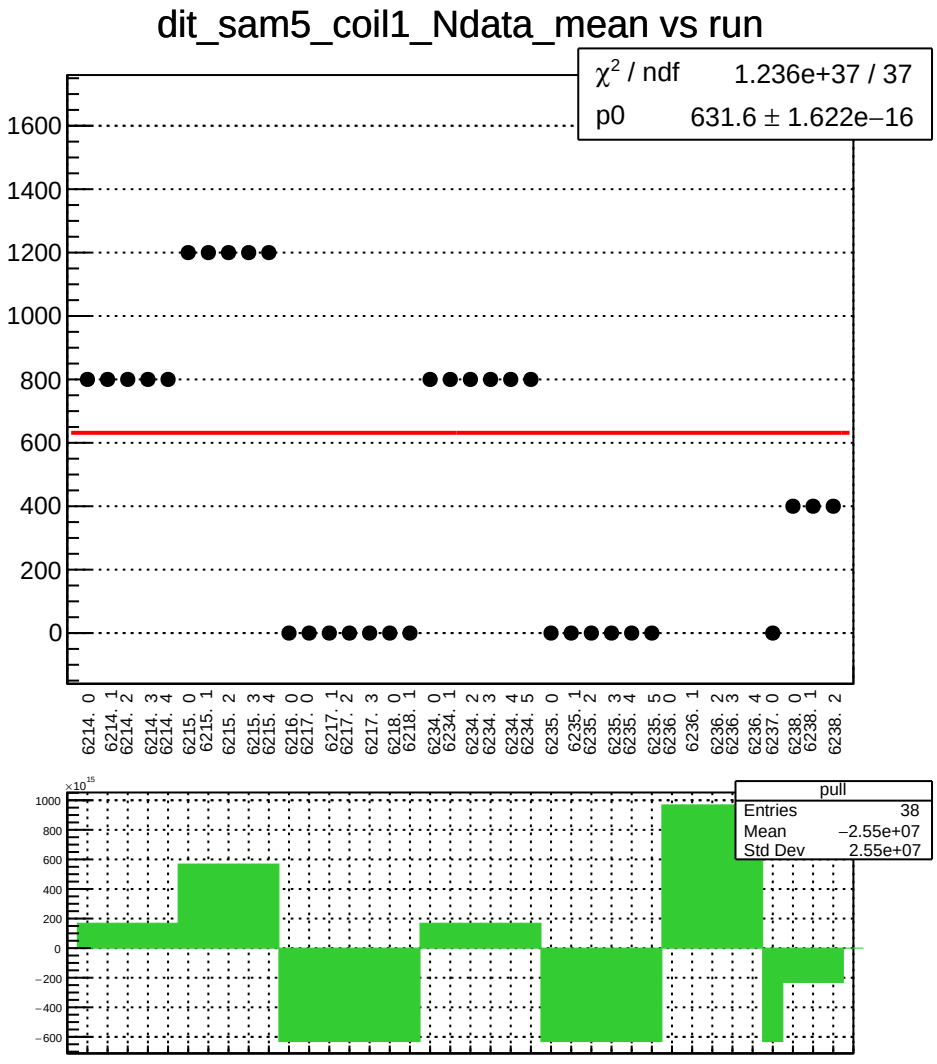
dit_sam5_coil1_Ndata_mean vs run
χ² / ndf 1.236e+37 / 37
p0 631.6 ± 1.622e−16
1600
1400
1200
1000
800
600
400
200
0
6214. 0
6214. 1
6214. 2
6214. 3
6214. 4
6215. 0
6215. 1
6215. 2
6215. 3
6215. 4
6216. 0
6217. 0
6217. 1
6217. 2
6217. 3
6218. 0
6218. 1
6234. 0
6234. 1
6234. 2
6234. 3
6234. 4
6234. 5
6235. 0
6235. 1
6235. 2
6235. 3
6235. 4
6235. 5
6236. 0
6236. 1
6236. 2
6236. 3
6236. 4
6237. 0
6238. 0
6238. 1
6238. 2
×10¹⁵
1000
800
600
400
200
0
−200
−400
−600
pull
Entries 38
Mean −2.55e+07
Std Dev 2.55e+07

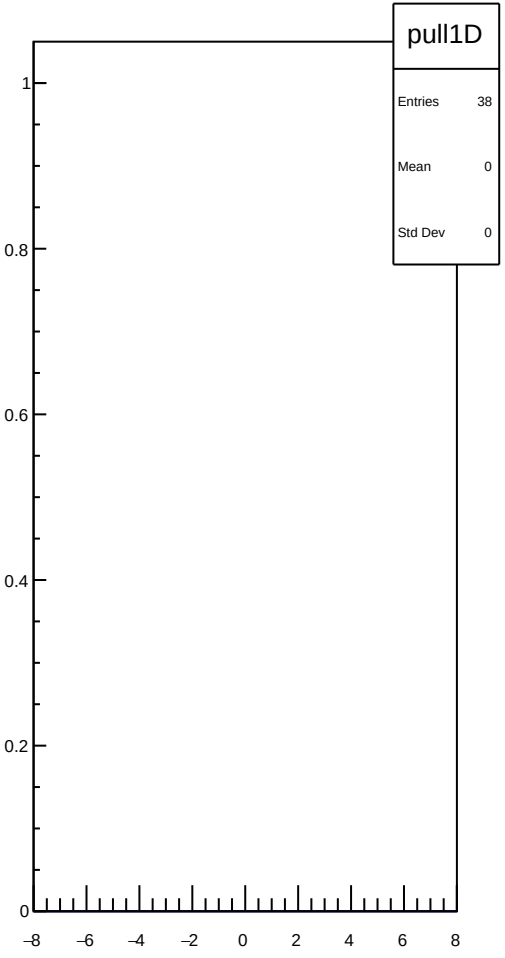
pull1D
Entries 38
Mean 0
Std Dev 0
1
0.8
0.6
0.4
0.2
0
−8
−6
−4
−2
0
2
4
6
8

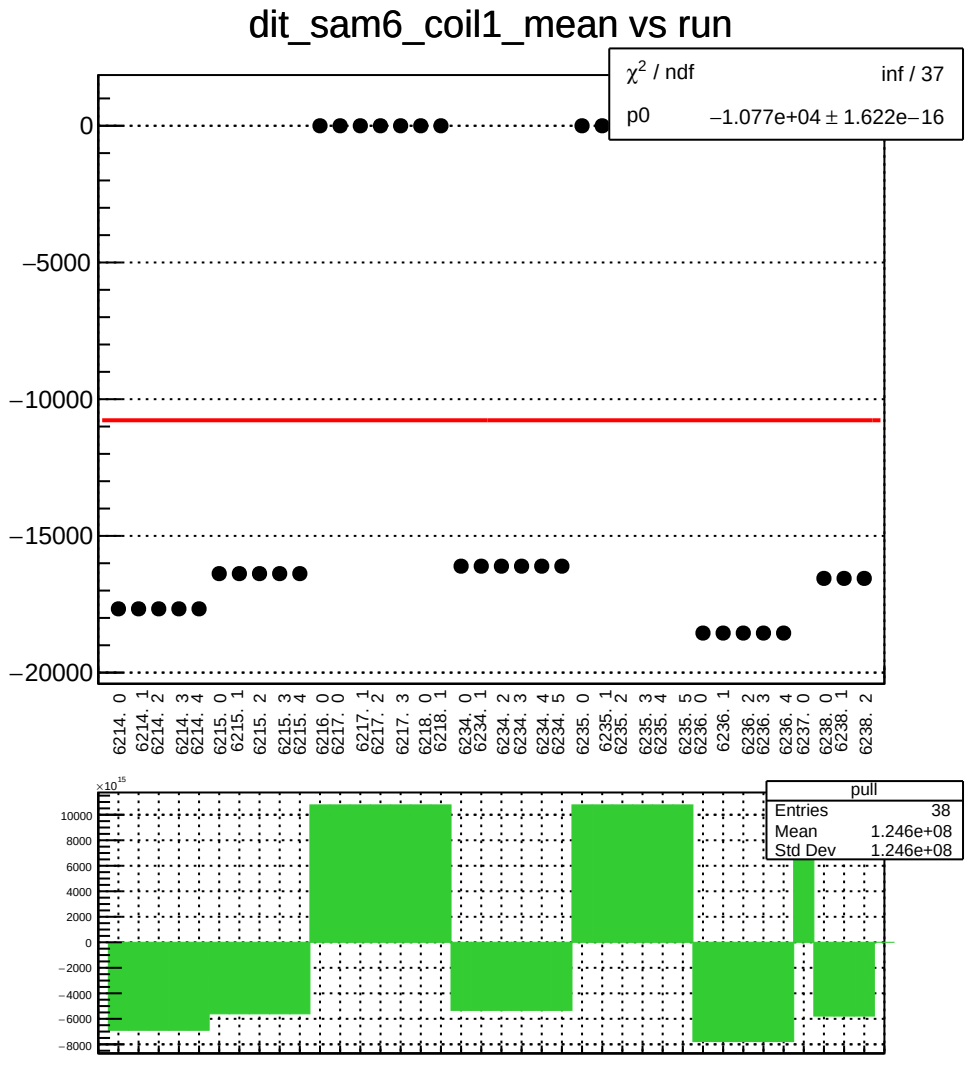
dit_sam6_coil1_mean vs run
χ2 / ndf inf / 37
p0 −1.077e+04 ± 1.622e−16
0
−5000
−10000
−15000
−20000
6214. 0
6214. 1
6214. 2
6214. 3
6214. 4
6215. 0
6215. 1
6215. 2
6215. 3
6215. 4
6216. 0
6217. 0
6217. 1
6217. 2
6217. 3
6218. 0
6218. 1
6234. 0
6234. 1
6234. 2
6234. 3
6234. 4
6234. 5
6235. 0
6235. 1
6235. 2
6235. 3
6235. 4
6235. 5
6236. 0
6236. 1
6236. 2
6236. 3
6236. 4
6237. 0
6238. 0
6238. 1
6238. 2
×10^15
10000
8000
6000
4000
2000
0
−2000
−4000
−6000
−8000
pull
Entries 38
Mean 1.246e+08
Std Dev 1.246e+08

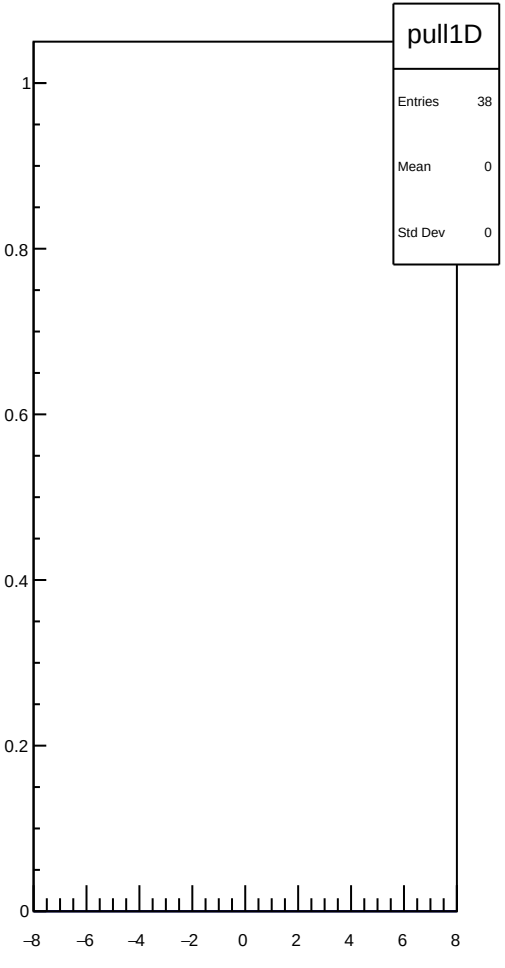
pull1D
Entries 38
Mean 0
Std Dev 0
1
0.8
0.6
0.4
0.2
0
−8
−6
−4
−2
0
2
4
6
8

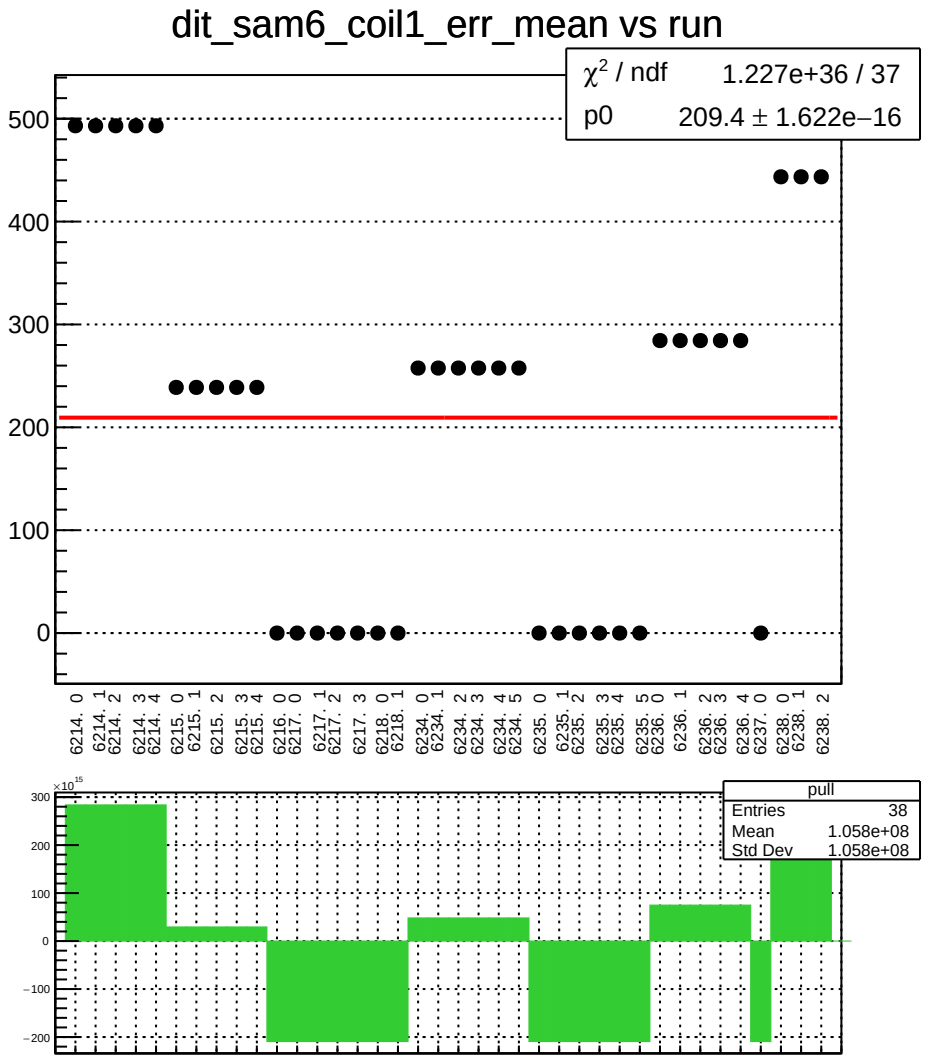
dit_sam6_coil1_err_mean vs run
χ² / ndf 1.227e+36 / 37
p0 209.4 ± 1.622e−16
500
400
300
200
100
0
6214. 0
6214. 1
6214. 2
6214. 3
6214. 4
6215. 0
6215. 1
6215. 2
6215. 3
6215. 4
6216. 0
6217. 0
6217. 1
6217. 2
6217. 3
6218. 0
6218. 1
6234. 0
6234. 1
6234. 2
6234. 3
6234. 4
6234. 5
6235. 0
6235. 1
6235. 2
6235. 3
6235. 4
6235. 5
6236. 0
6236. 1
6236. 2
6236. 3
6236. 4
6237. 0
6238. 0
6238. 1
6238. 2
×10¹⁵
300
200
100
0
−100
−200
pull
Entries 38
Mean 1.058e+08
Std Dev 1.058e+08

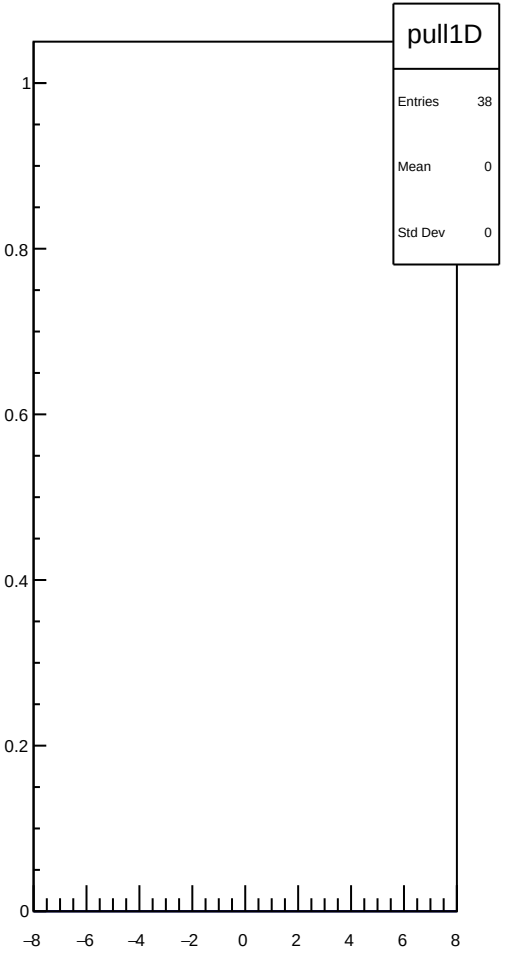
pull1D
Entries 38
Mean 0
Std Dev 0
1
0.8
0.6
0.4
0.2
0
−8
−6
−4
−2
0
2
4
6
8

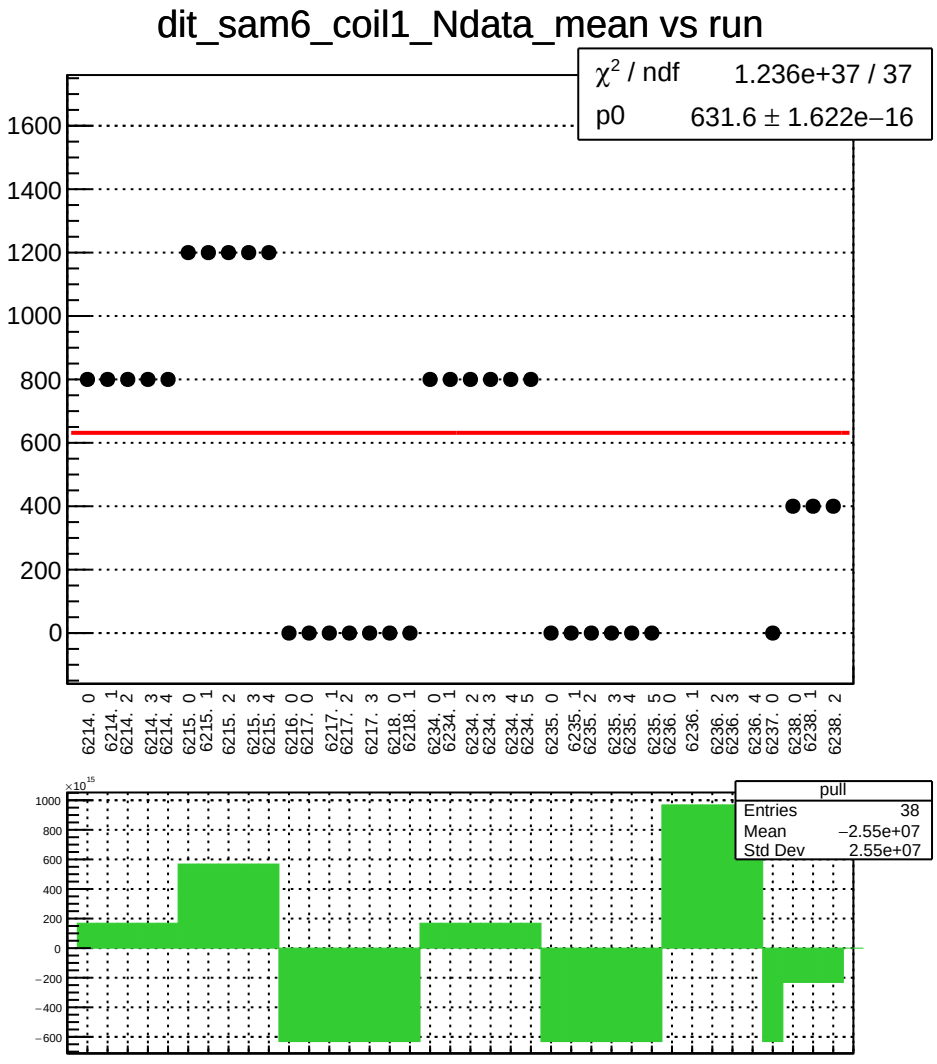
dit_sam6_coil1_Ndata_mean vs run
χ² / ndf 1.236e+37 / 37
p0 631.6 ± 1.622e−16
1600
1400
1200
1000
800
600
400
200
0
6214. 0
6214. 1
6214. 2
6214. 3
6214. 4
6215. 0
6215. 1
6215. 2
6215. 3
6215. 4
6216. 0
6217. 0
6217. 1
6217. 2
6217. 3
6218. 0
6218. 1
6234. 0
6234. 1
6234. 2
6234. 3
6234. 4
6234. 5
6235. 0
6235. 1
6235. 2
6235. 3
6235. 4
6235. 5
6236. 0
6236. 1
6236. 2
6236. 3
6236. 4
6237. 0
6238. 0
6238. 1
6238. 2
×10¹⁵
1000
800
600
400
200
0
−200
−400
−600
pull
Entries 38
Mean −2.55e+07
Std Dev 2.55e+07

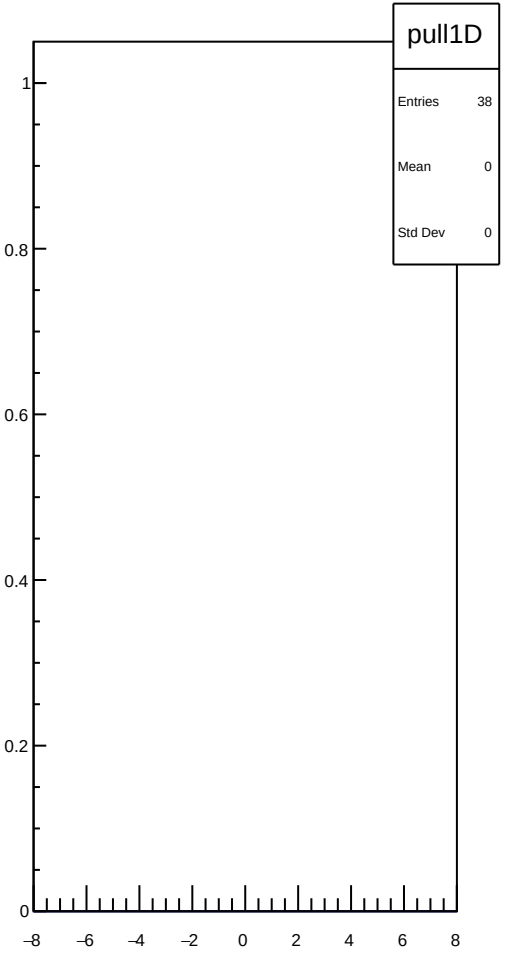
pull1D
Entries 38
Mean 0
Std Dev 0
1
0.8
0.6
0.4
0.2
0
−8
−6
−4
−2
0
2
4
6
8

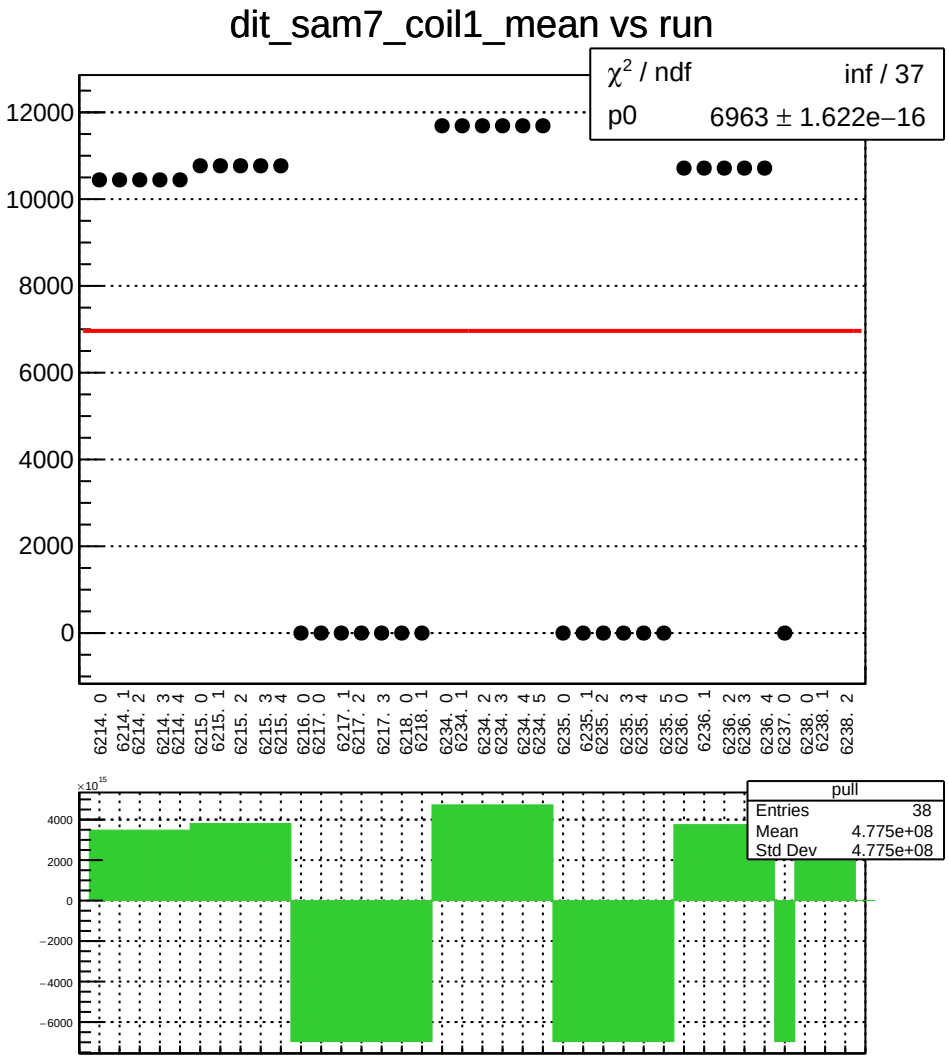
dit_sam7_coil1_mean vs run
χ² / ndf inf / 37
p0 6963 ± 1.622e−16
12000
10000
8000
6000
4000
2000
0
6214. 0
6214. 1
6214. 2
6214. 3
6214. 4
6215. 0
6215. 1
6215. 2
6215. 3
6215. 4
6216. 0
6217. 0
6217. 1
6217. 2
6217. 3
6218. 0
6218. 1
6234. 0
6234. 1
6234. 2
6234. 3
6234. 4
6234. 5
6235. 0
6235. 1
6235. 2
6235. 3
6235. 4
6235. 5
6236. 0
6236. 1
6236. 2
6236. 3
6236. 4
6237. 0
6238. 0
6238. 1
6238. 2
×10¹⁵
4000
2000
0
−2000
−4000
−6000
pull
Entries 38
Mean 4.775e+08
Std Dev 4.775e+08

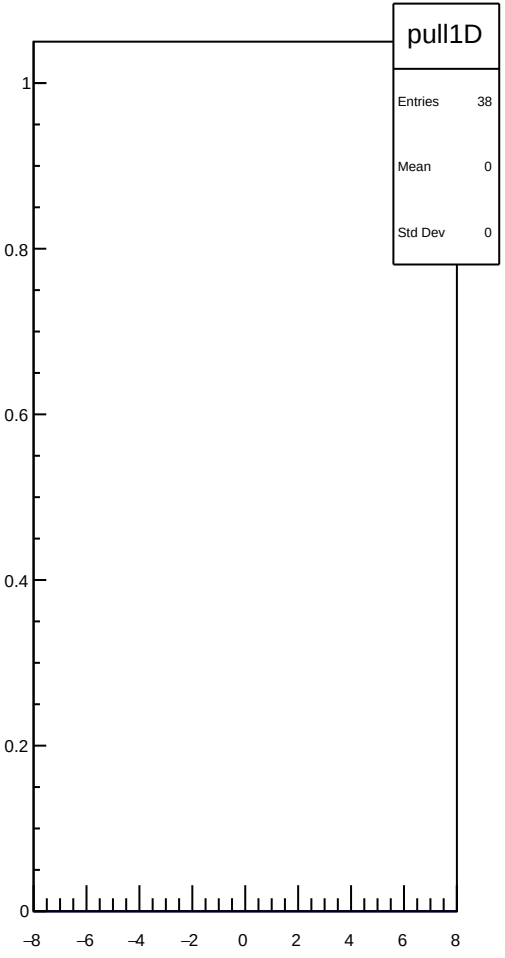
pull1D
Entries 38
Mean 0
Std Dev 0
1
0.8
0.6
0.4
0.2
0
−8
−6
−4
−2
0
2
4
6
8

dit_sam7_coil1_err_mean vs run

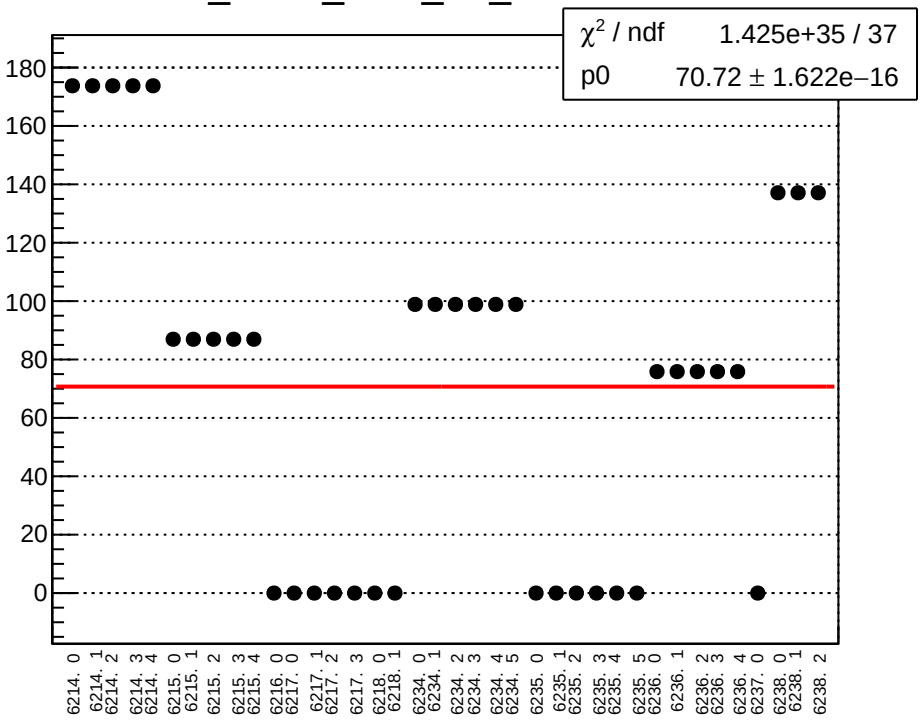

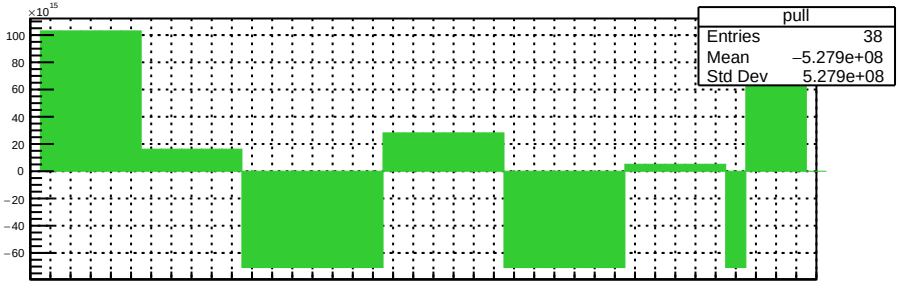

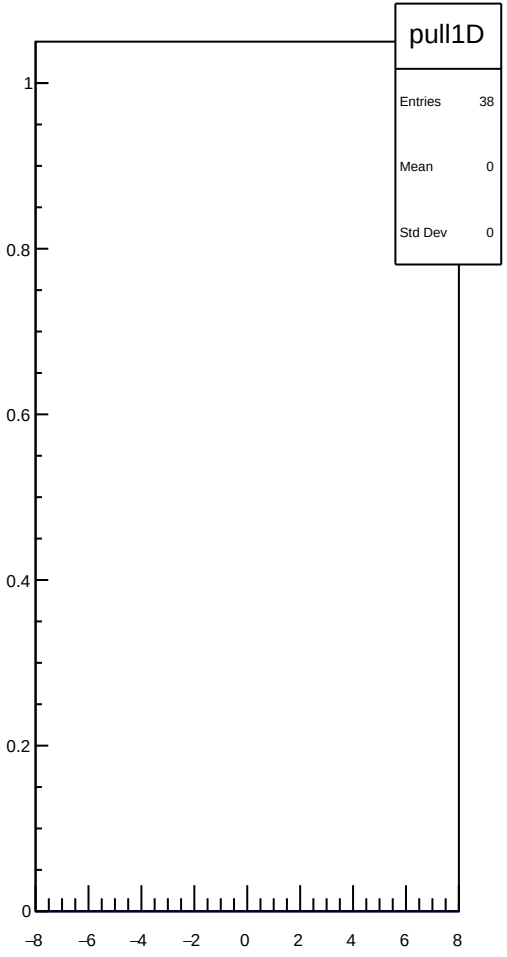

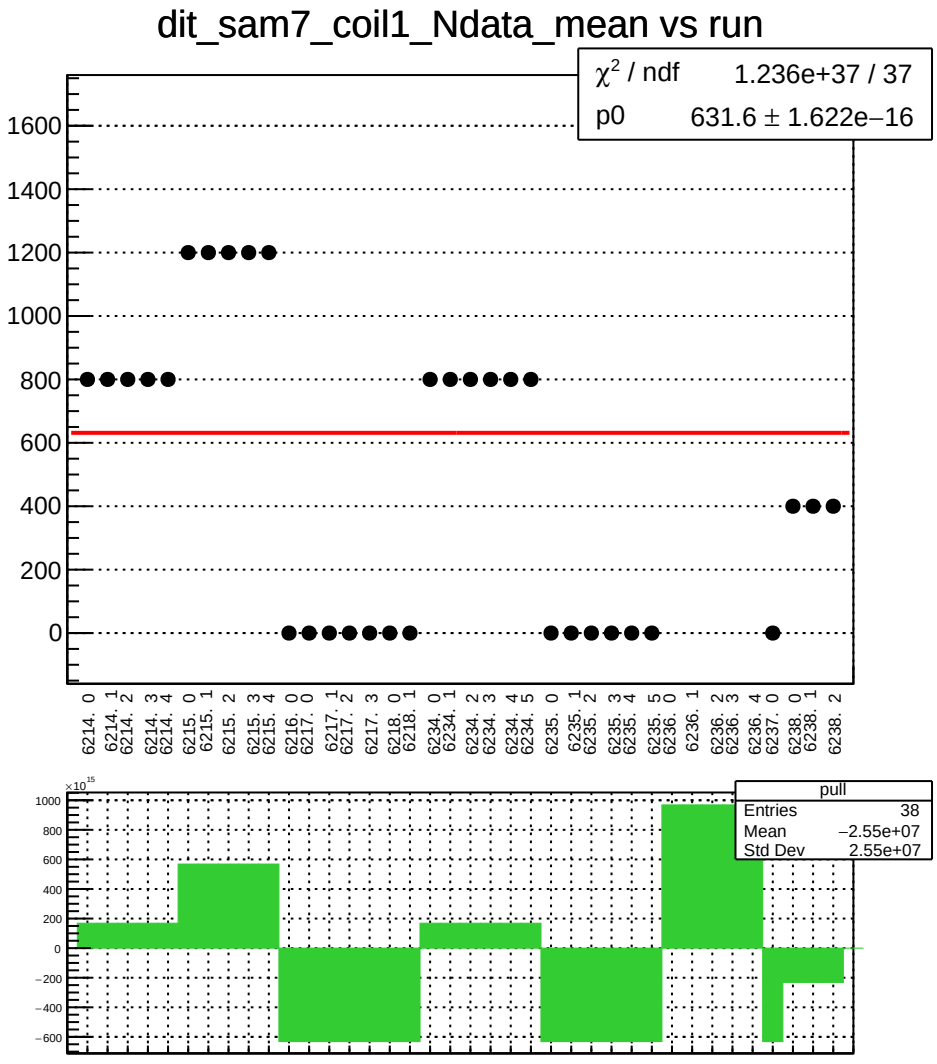
dit_sam7_coil1_Ndata_mean vs run
χ² / ndf 1.236e+37 / 37
p0 631.6 ± 1.622e−16
1600
1400
1200
1000
800
600
400
200
0
6214. 0
6214. 1
6214. 2
6214. 3
6214. 4
6215. 0
6215. 1
6215. 2
6215. 3
6215. 4
6216. 0
6217. 0
6217. 1
6217. 2
6217. 3
6218. 0
6218. 1
6234. 0
6234. 1
6234. 2
6234. 3
6234. 4
6234. 5
6235. 0
6235. 1
6235. 2
6235. 3
6235. 4
6235. 5
6236. 0
6236. 1
6236. 2
6236. 3
6236. 4
6237. 0
6238. 0
6238. 1
6238. 2
×10¹⁵
1000
800
600
400
200
0
−200
−400
−600
pull
Entries 38
Mean −2.55e+07
Std Dev 2.55e+07

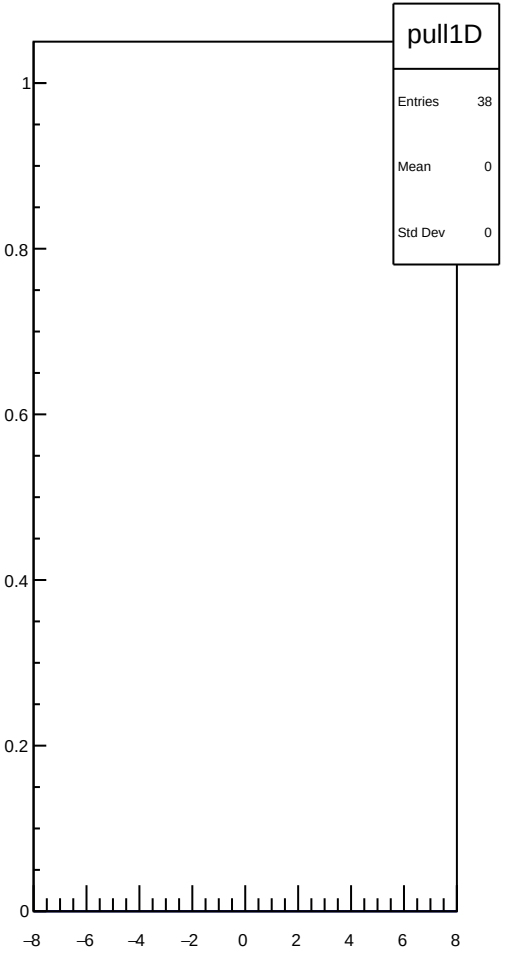
pull1D
Entries 38
Mean 0
Std Dev 0
1
0.8
0.6
0.4
0.2
0
−8
−6
−4
−2
0
2
4
6
8

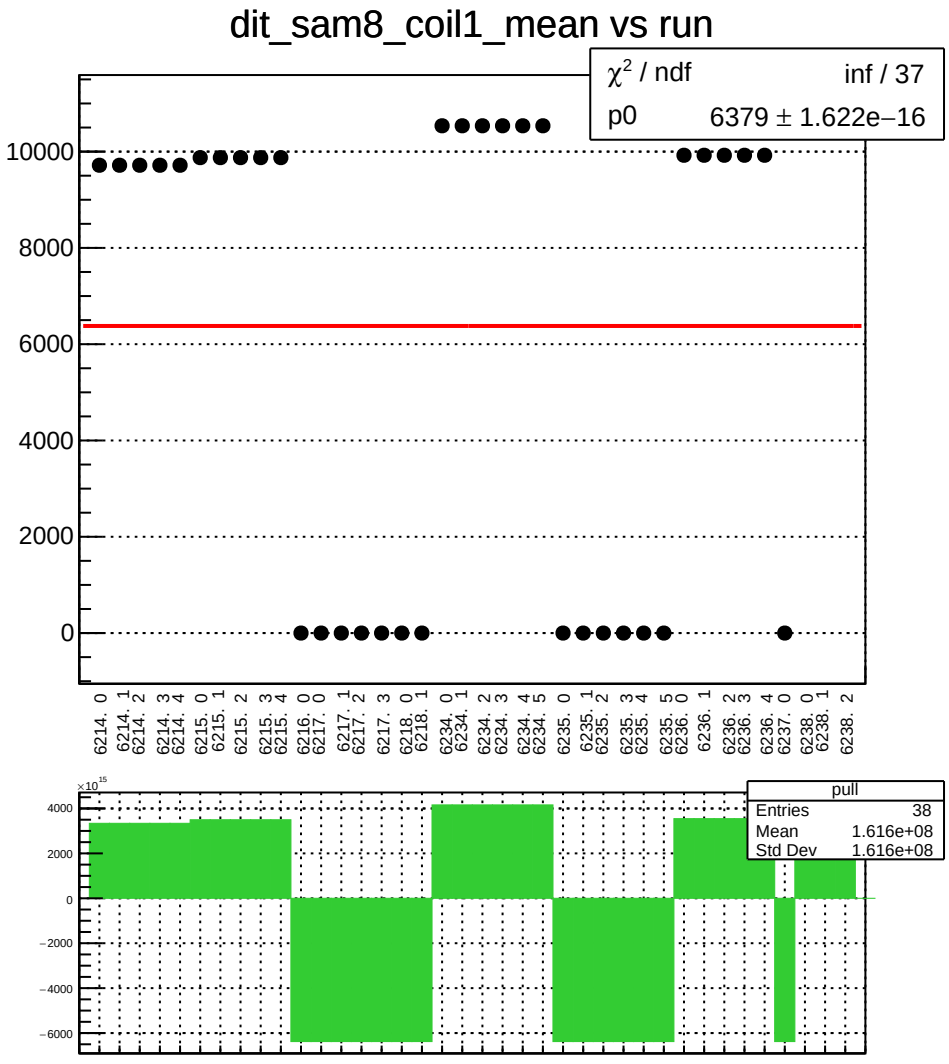
dit_sam8_coil1_mean vs run
χ² / ndf inf / 37
p0 6379 ± 1.622e−16
10000
8000
6000
4000
2000
0
6214. 0
6214. 1
6214. 2
6214. 3
6214. 4
6215. 0
6215. 1
6215. 2
6215. 3
6215. 4
6216. 0
6217. 0
6217. 1
6217. 2
6217. 3
6218. 0
6218. 1
6234. 0
6234. 1
6234. 2
6234. 3
6234. 4
6234. 5
6235. 0
6235. 1
6235. 2
6235. 3
6235. 4
6235. 5
6236. 0
6236. 1
6236. 2
6236. 3
6236. 4
6237. 0
6238. 0
6238. 1
6238. 2
×10¹⁵
4000
2000
0
−2000
−4000
−6000
pull
Entries 38
Mean 1.616e+08
Std Dev 1.616e+08

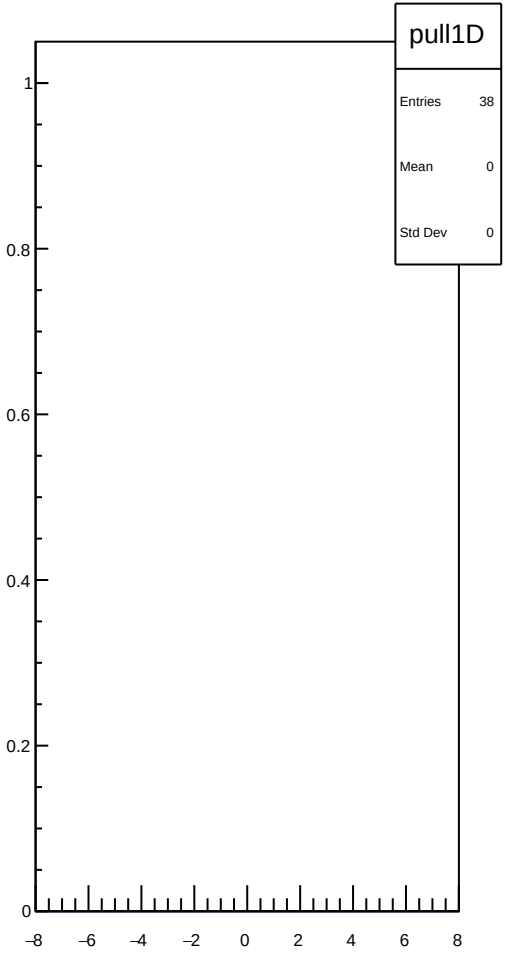
pull1D
Entries 38
Mean 0
Std Dev 0
1
0.8
0.6
0.4
0.2
0
−8
−6
−4
−2
0
2
4
6
8

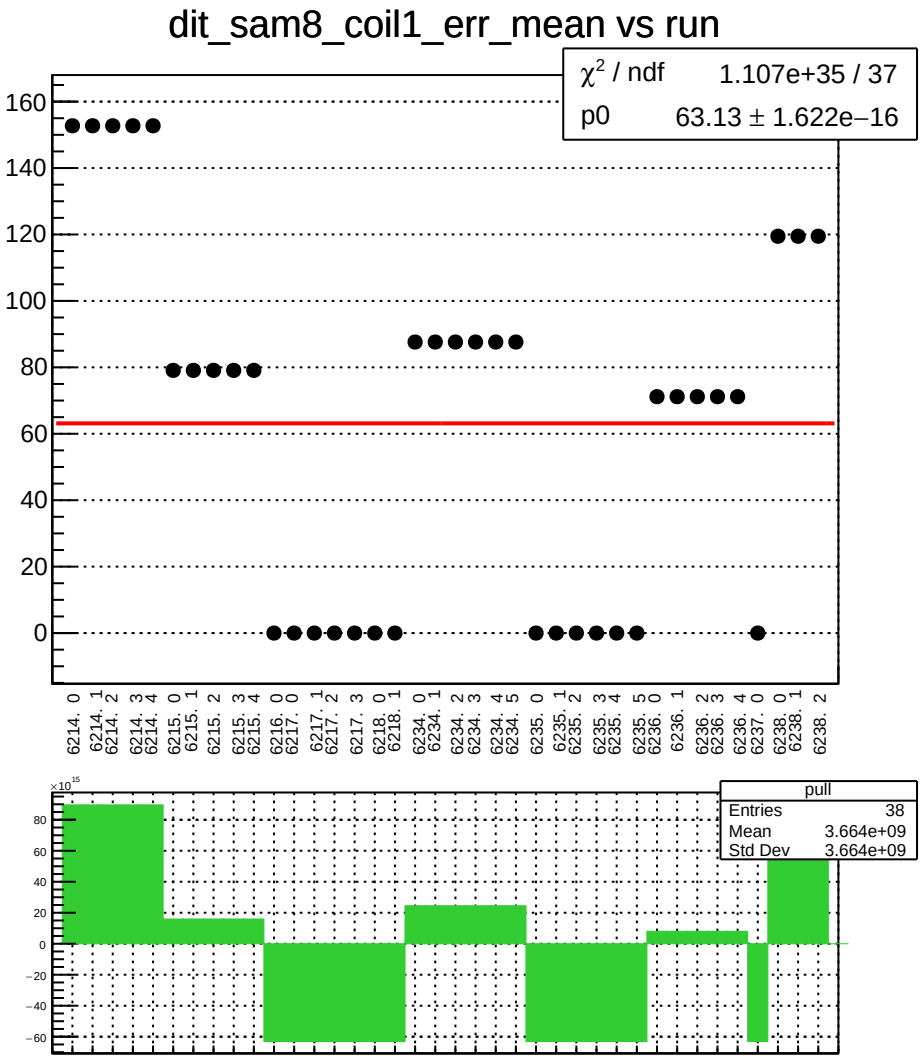
dit_sam8_coil1_err_mean vs run
χ² / ndf 1.107e+35 / 37
p0 63.13 ± 1.622e−16
160
140
120
100
80
60
40
20
0
6214. 0
6214. 1
6214. 2
6214. 3
6214. 4
6215. 0
6215. 1
6215. 2
6215. 3
6215. 4
6216. 0
6217. 0
6217. 1
6217. 2
6217. 3
6218. 0
6218. 1
6234. 0
6234. 1
6234. 2
6234. 3
6234. 4
6234. 5
6235. 0
6235. 1
6235. 2
6235. 3
6235. 4
6235. 5
6236. 0
6236. 1
6236. 2
6236. 3
6236. 4
6237. 0
6238. 0
6238. 1
6238. 2
×10¹⁵
80
60
40
20
0
−20
−40
−60
pull
Entries 38
Mean 3.664e+09
Std Dev 3.664e+09

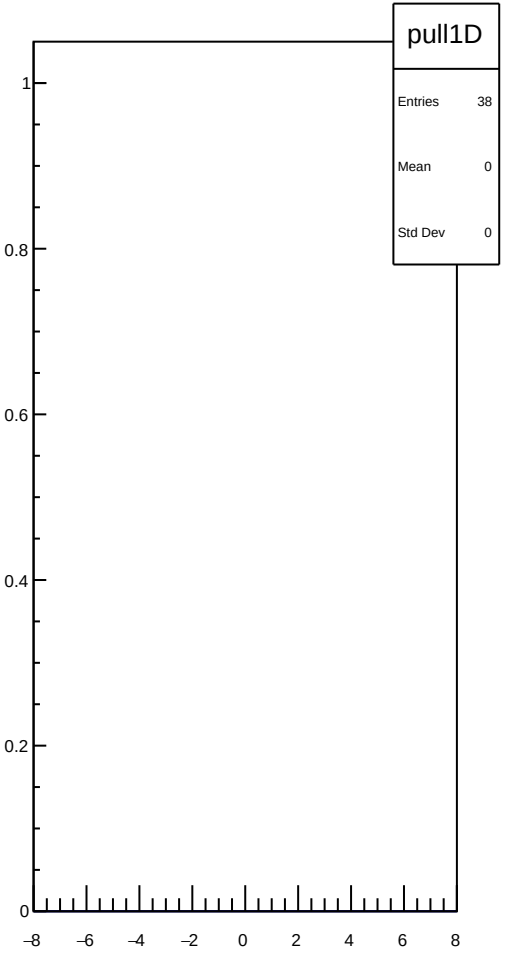
pull1D
Entries 38
Mean 0
Std Dev 0
1
0.8
0.6
0.4
0.2
0
−8
−6
−4
−2
0
2
4
6
8

dit_sam8_coil1_Ndata_mean vs run

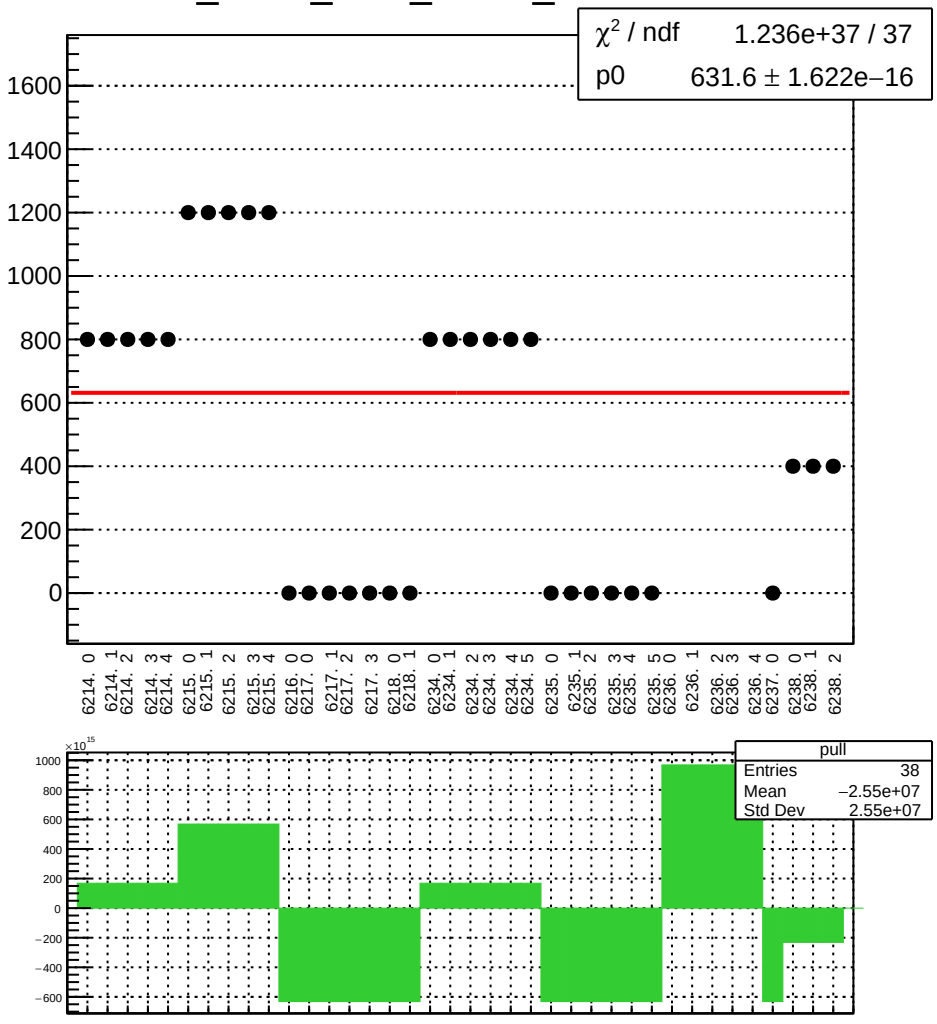

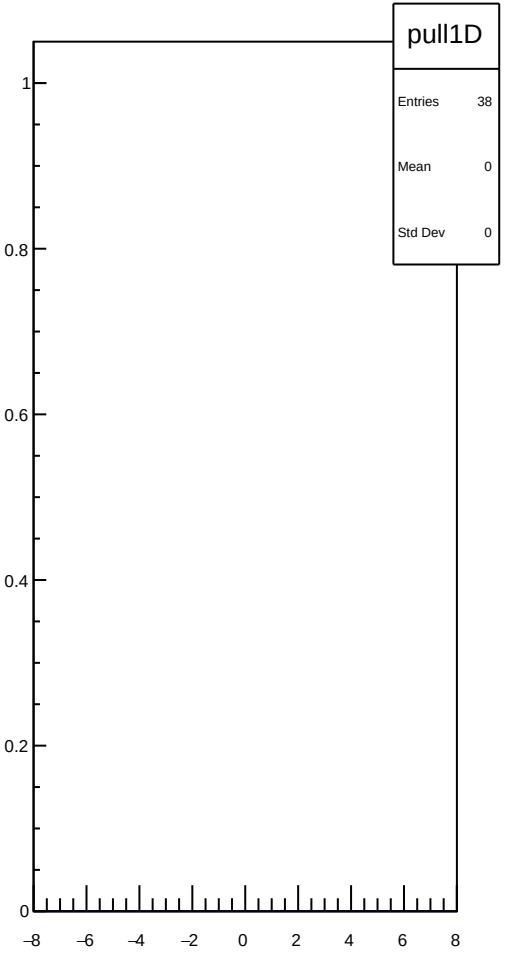

dit_4aX_coil3_mean vs run

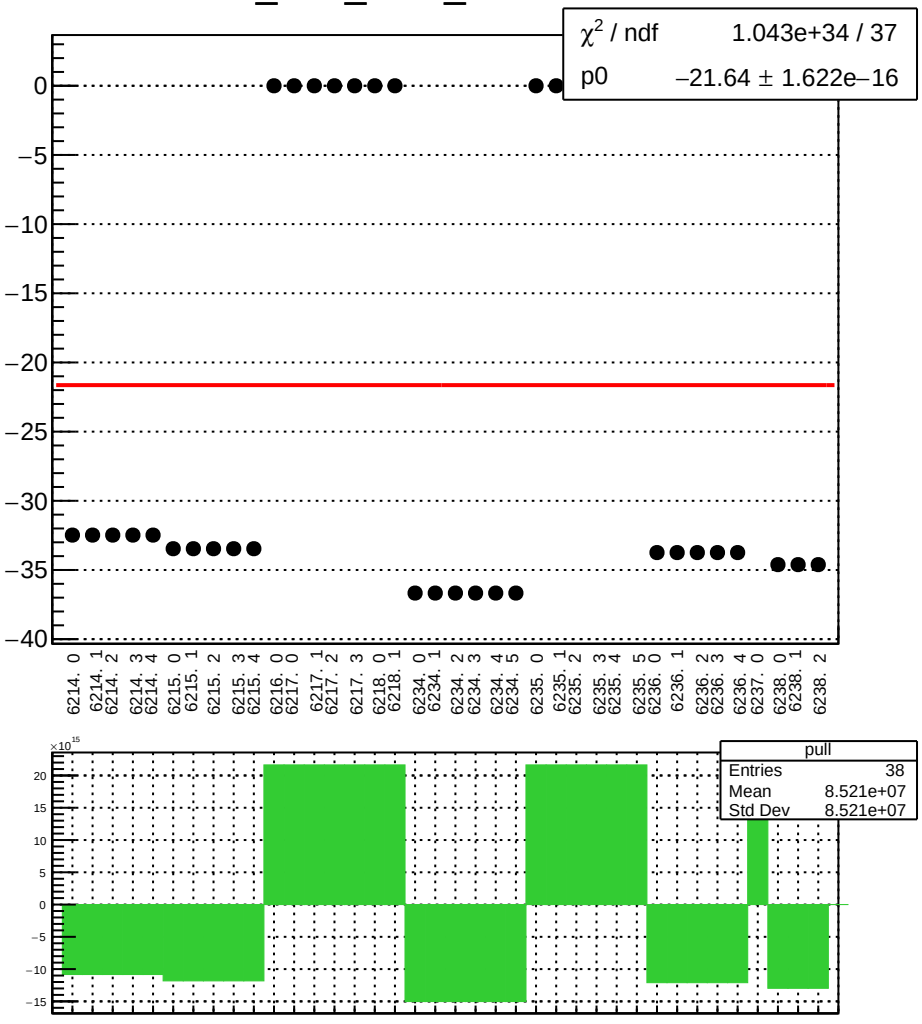

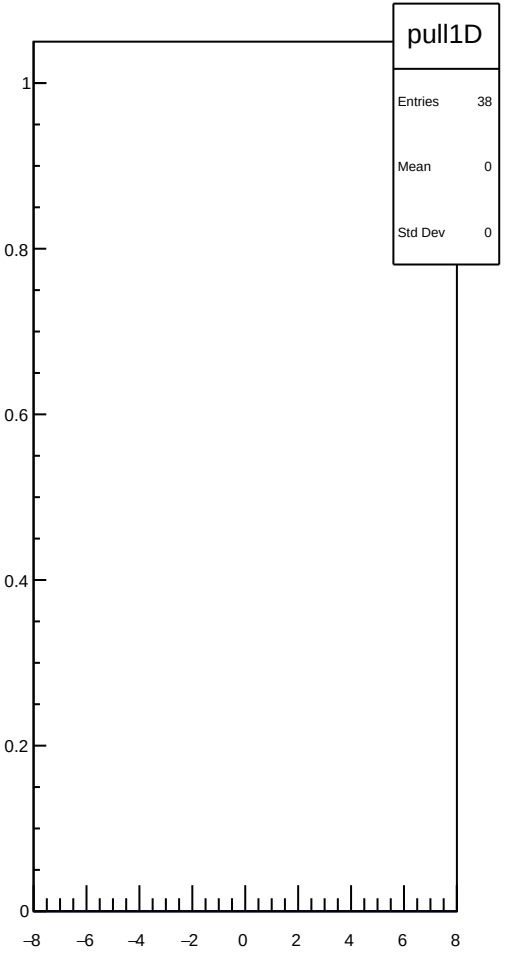

dit_4aX_coil3_err_mean vs run

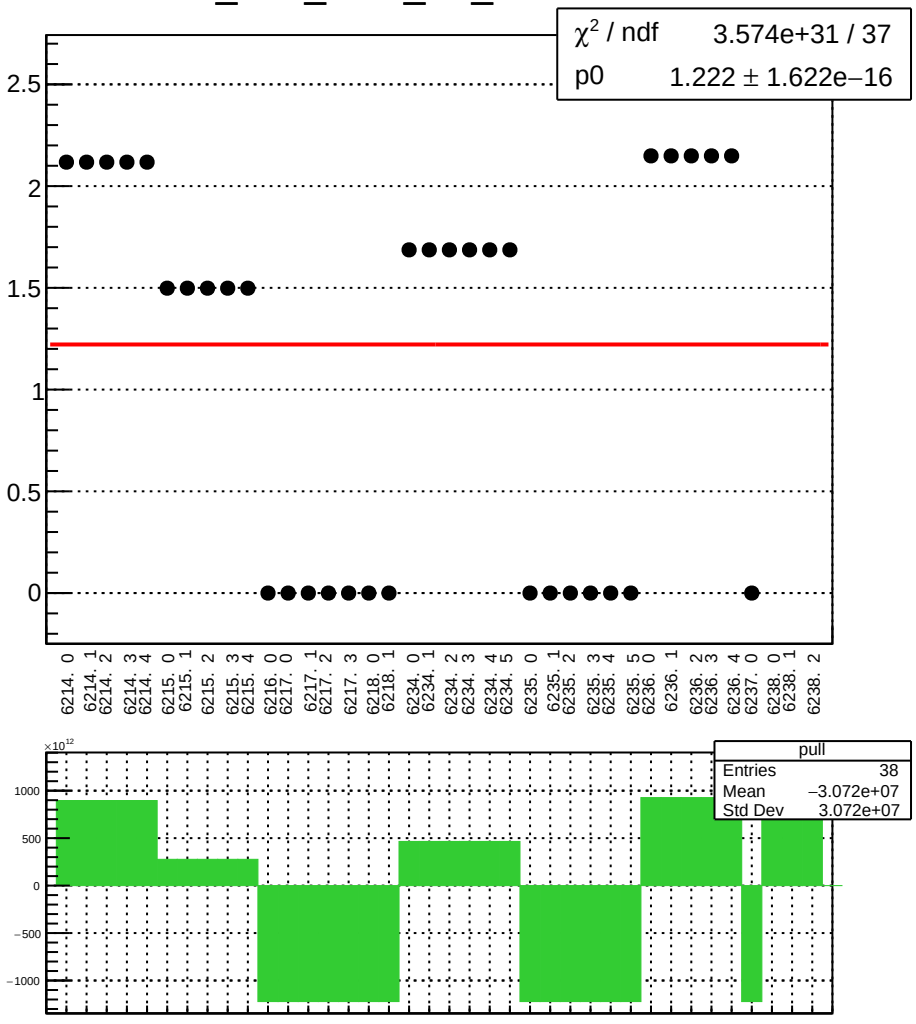

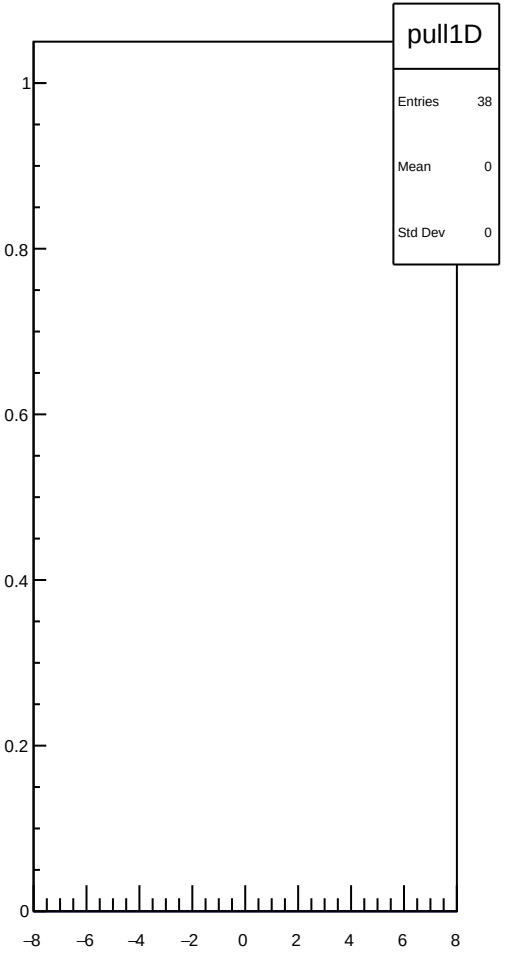

dit_4aX_coil3_Ndata_mean vs run

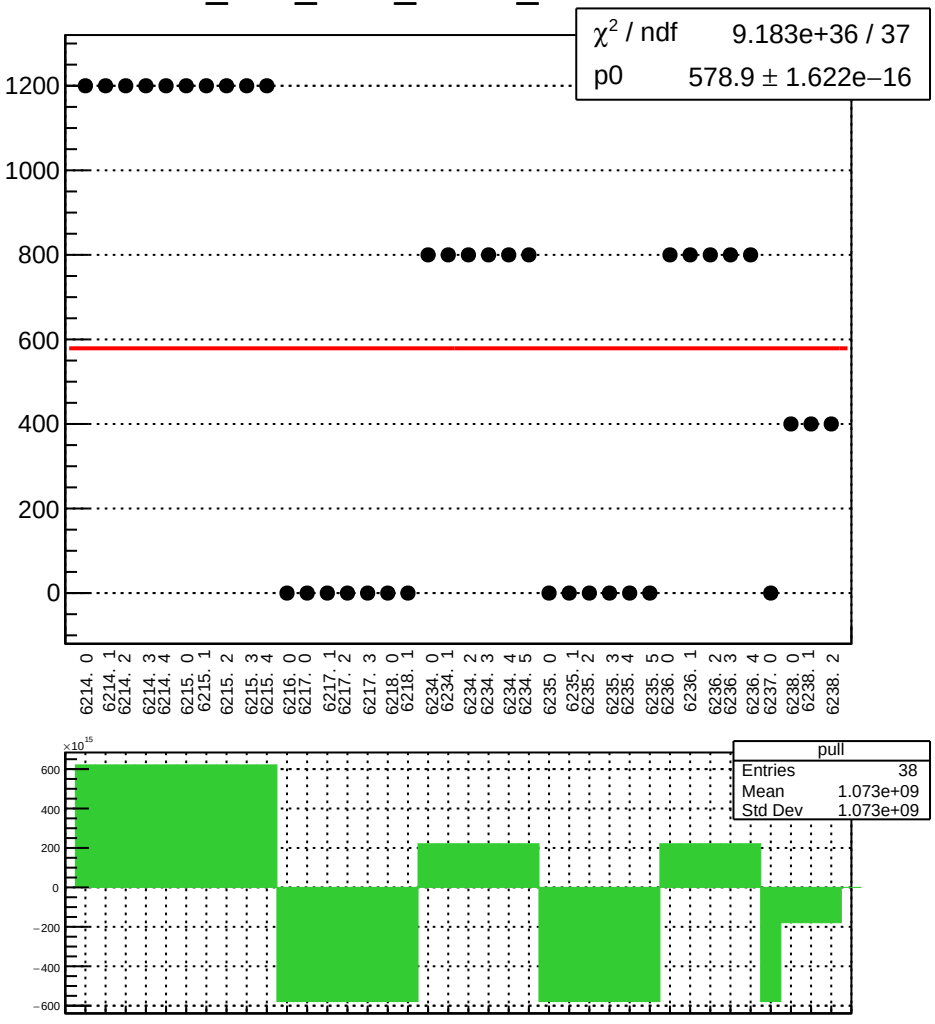

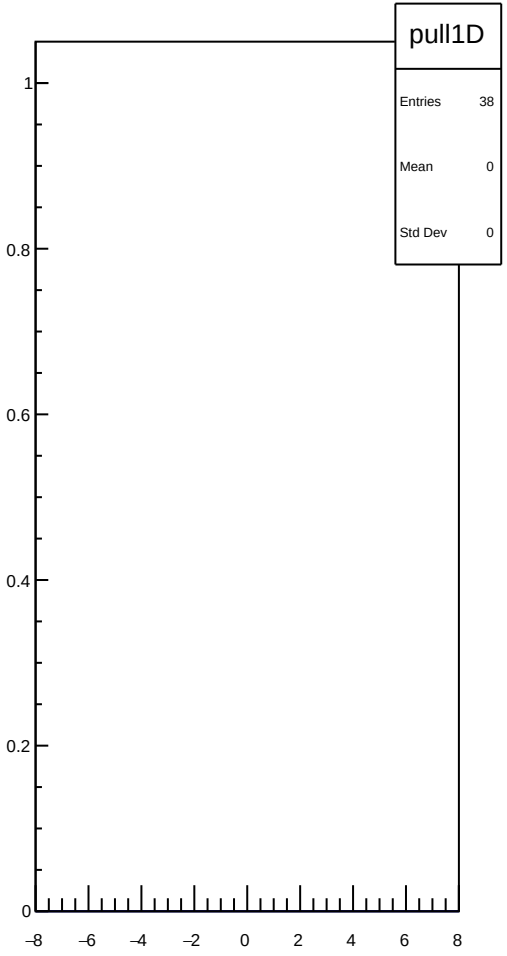

dit_4eX_coil3_mean vs run

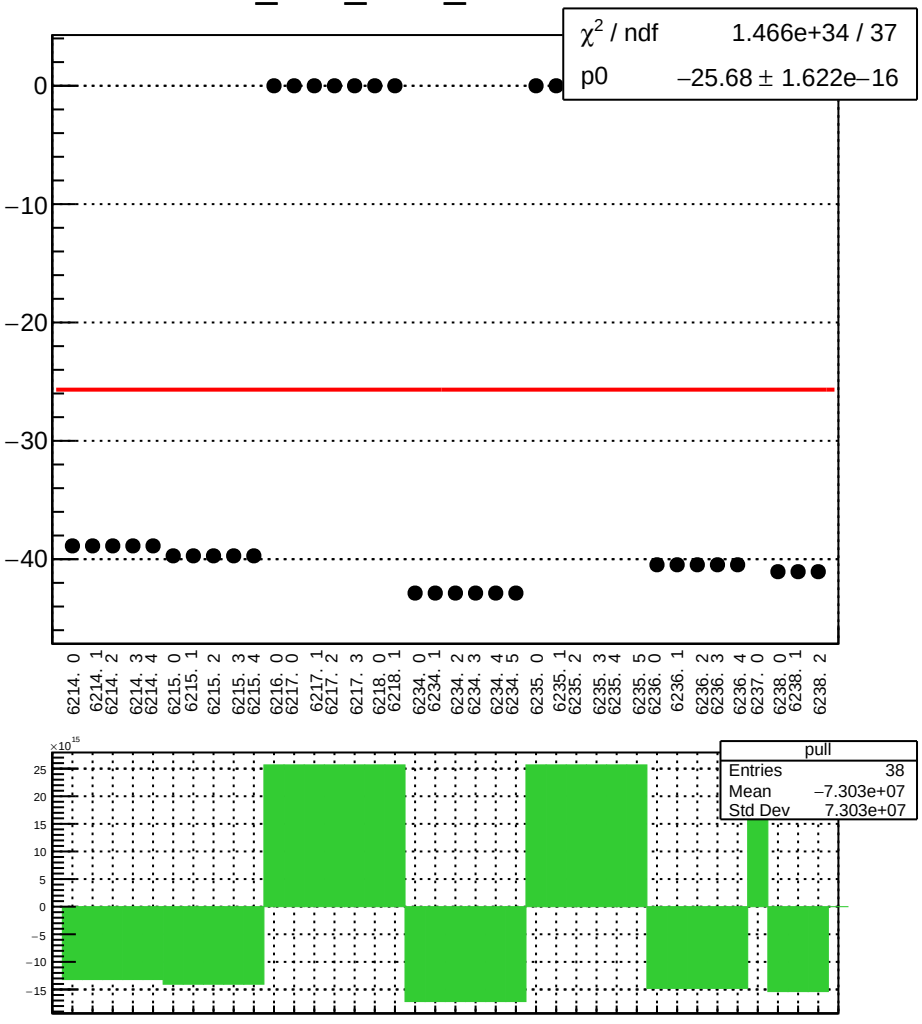

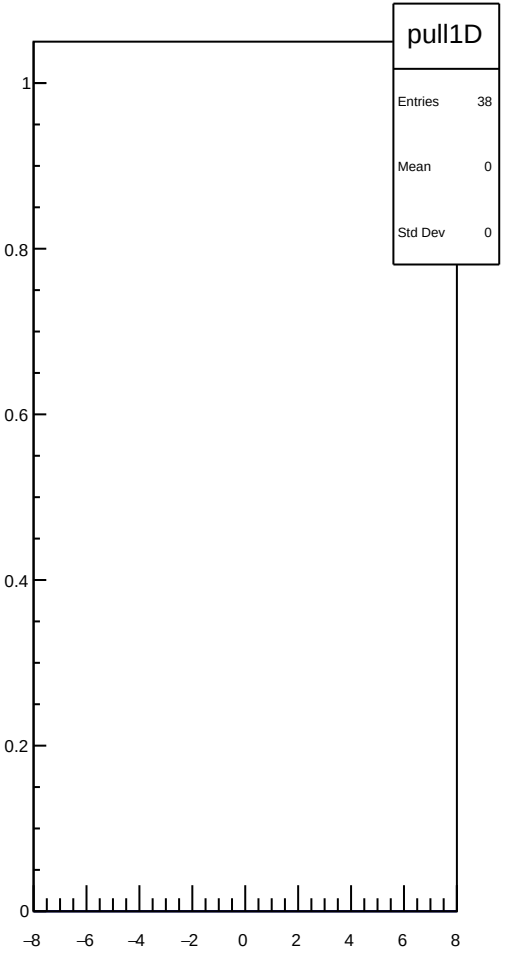

dit_4eX_coil3_err_mean vs run

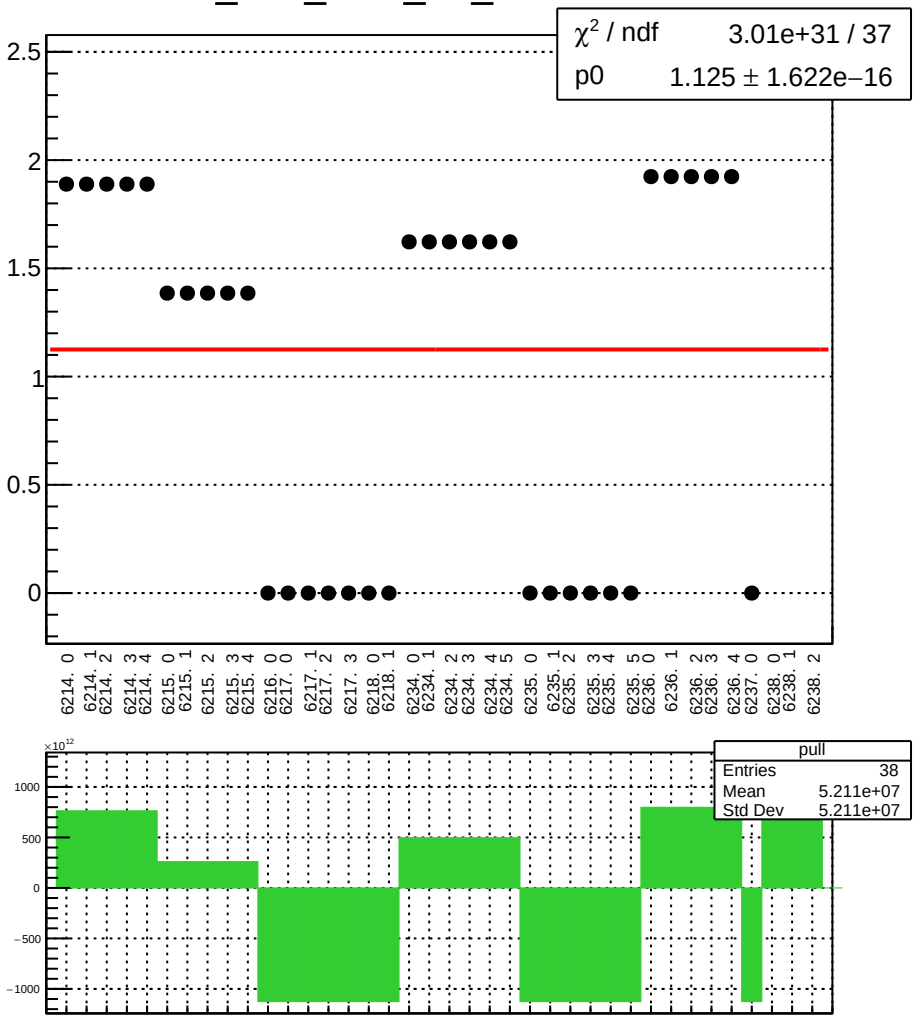

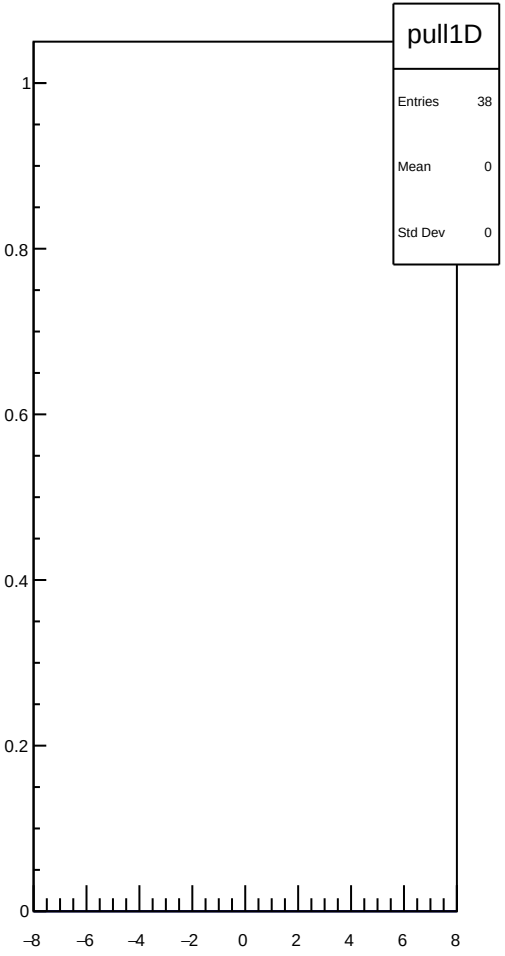

dit_4eX_coil3_Ndata_mean vs run

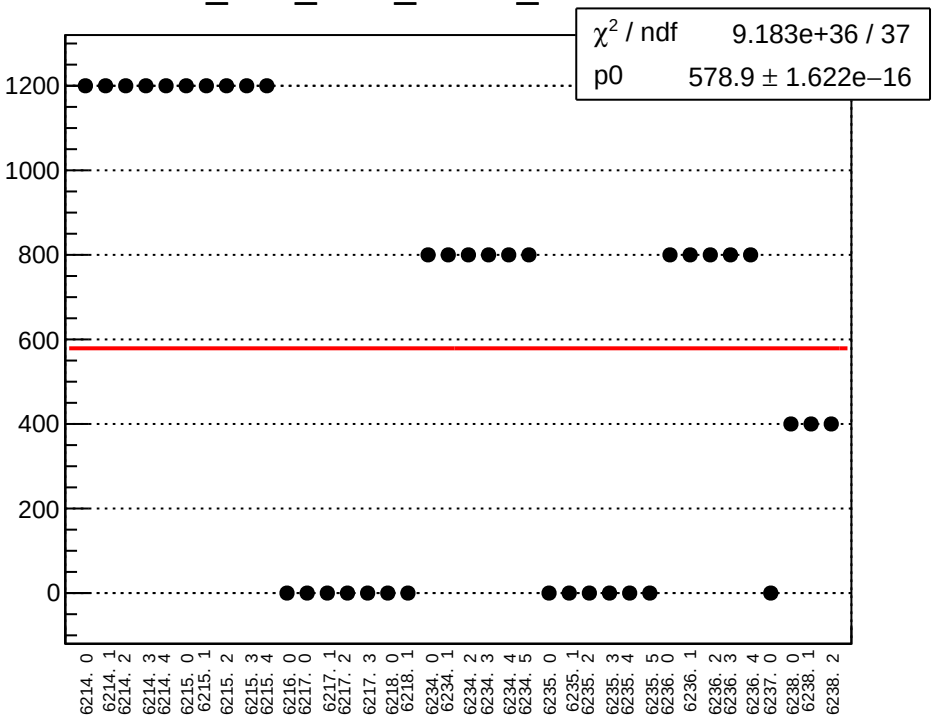

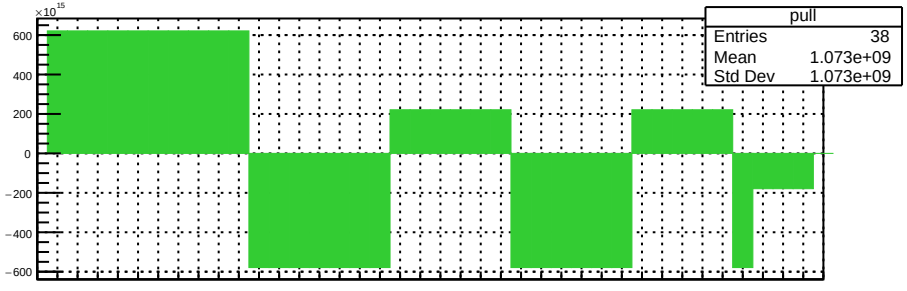

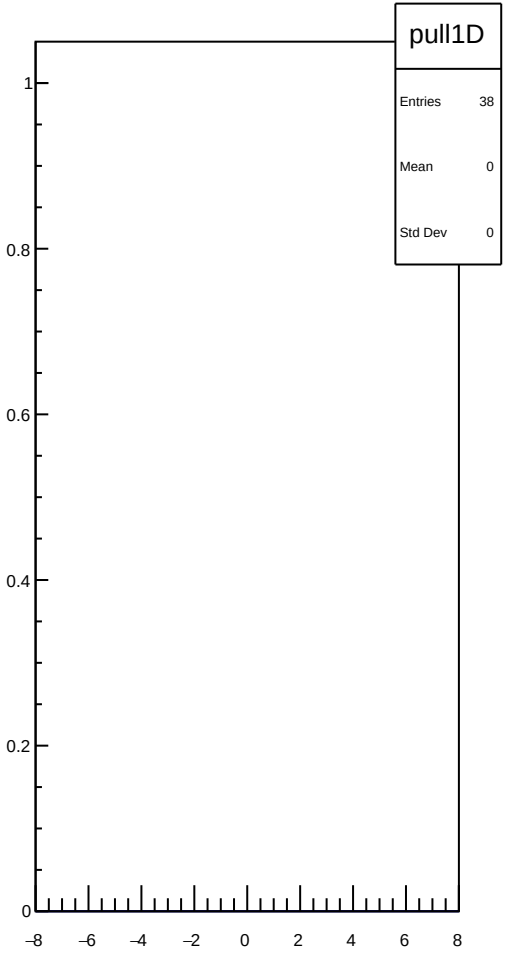

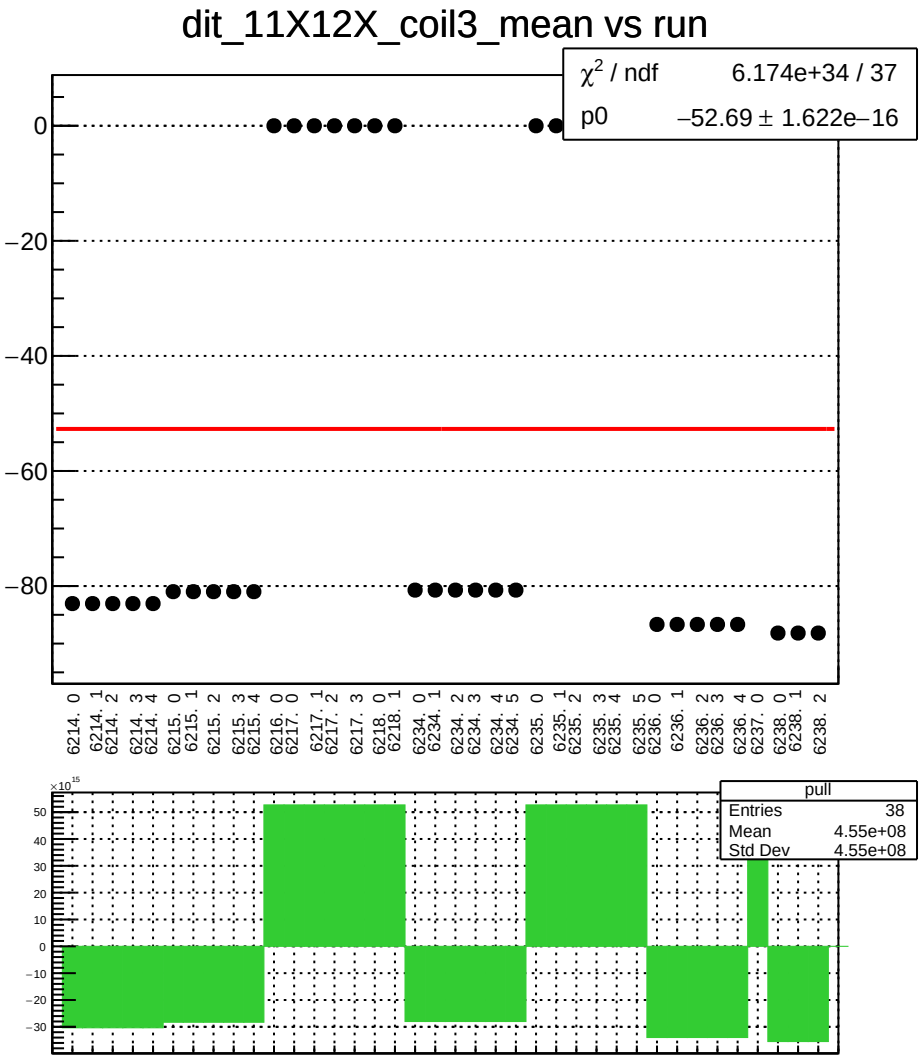
dit_11X12X_coil3_mean vs run
χ² / ndf 6.174e+34 / 37
p0 −52.69 ± 1.622e−16
0
−20
−40
−60
−80
6214. 0
6214. 1
6214. 2
6214. 3
6214. 4
6215. 0
6215. 1
6215. 2
6215. 3
6215. 4
6216. 0
6217. 0
6217. 1
6217. 2
6217. 3
6218. 0
6218. 1
6234. 0
6234. 1
6234. 2
6234. 3
6234. 4
6234. 5
6235. 0
6235. 1
6235. 2
6235. 3
6235. 4
6235. 5
6236. 0
6236. 1
6236. 2
6236. 3
6236. 4
6237. 0
6238. 0
6238. 1
6238. 2
×10¹⁵
50
40
30
20
10
0
−10
−20
−30
pull
Entries 38
Mean 4.55e+08
Std Dev 4.55e+08

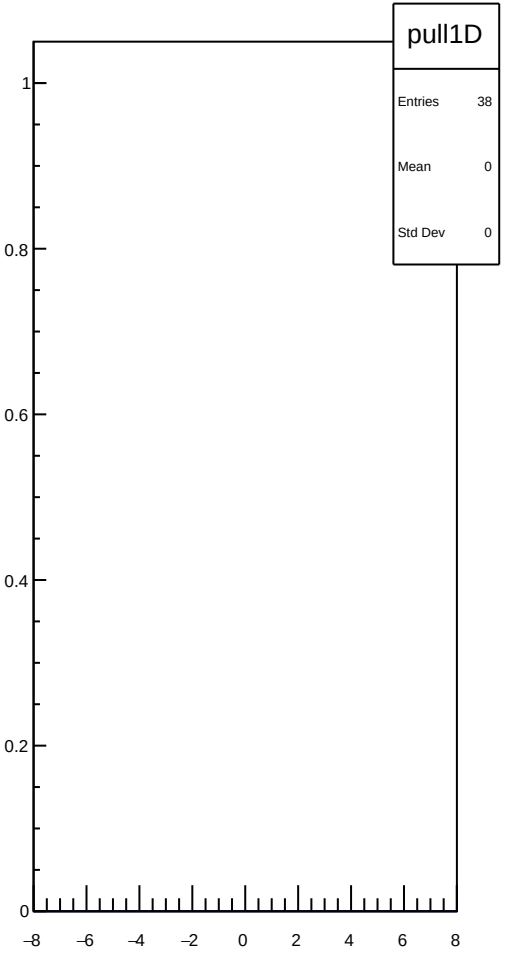
pull1D
Entries 38
Mean 0
Std Dev 0
1
0.8
0.6
0.4
0.2
0
−8
−6
−4
−2
0
2
4
6
8

dit_11X12X_coil3_err_mean vs run

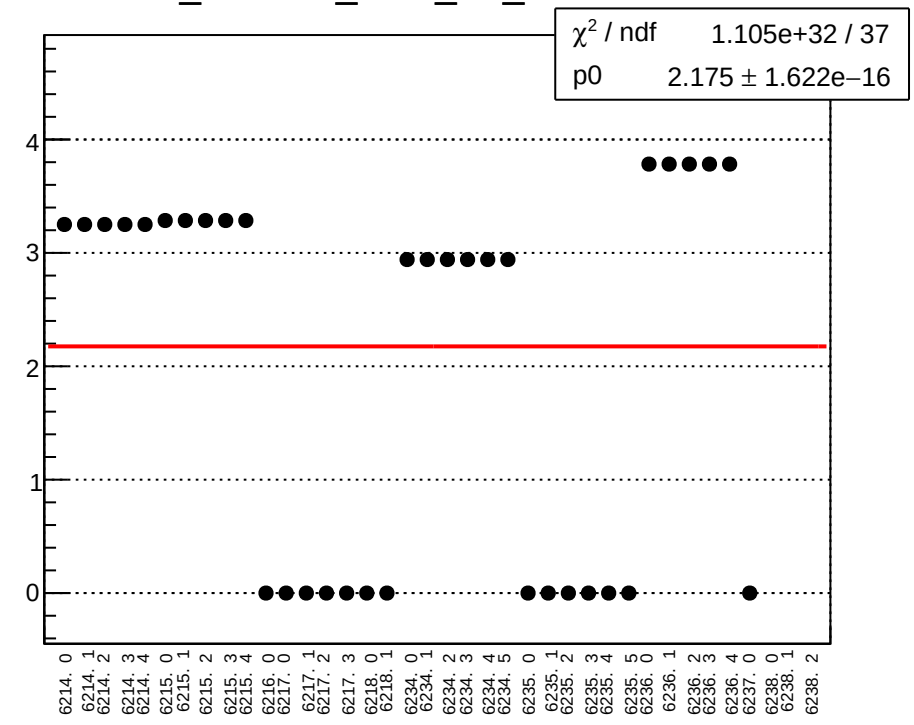

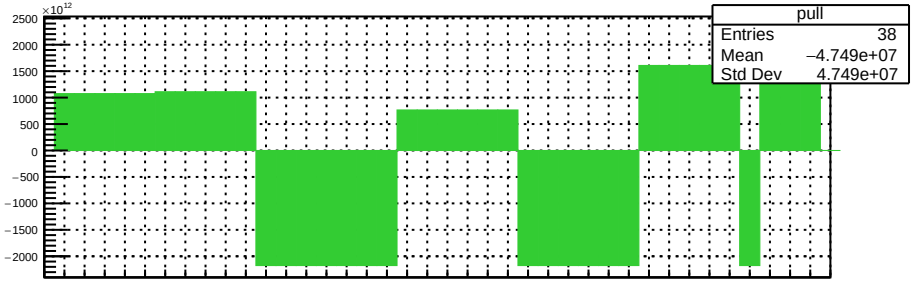

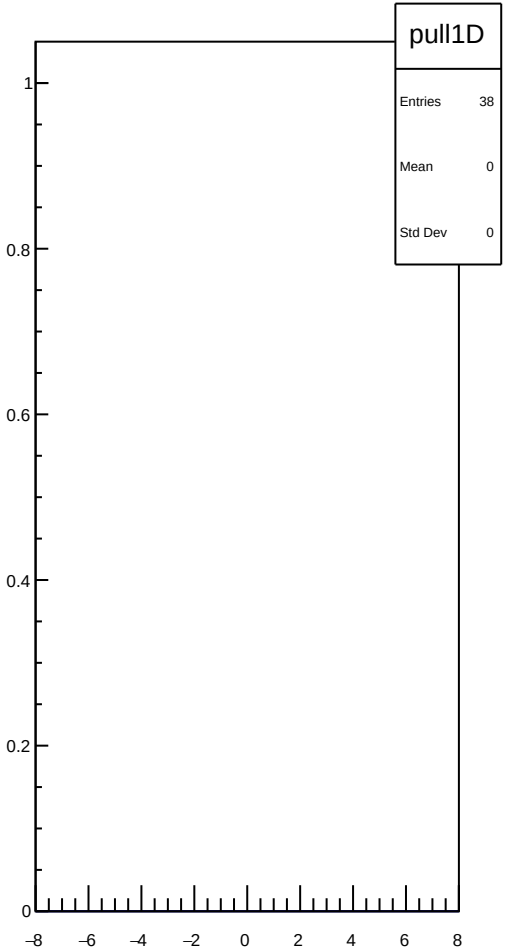

dit_11X12X_coil3_Ndata_mean vs run

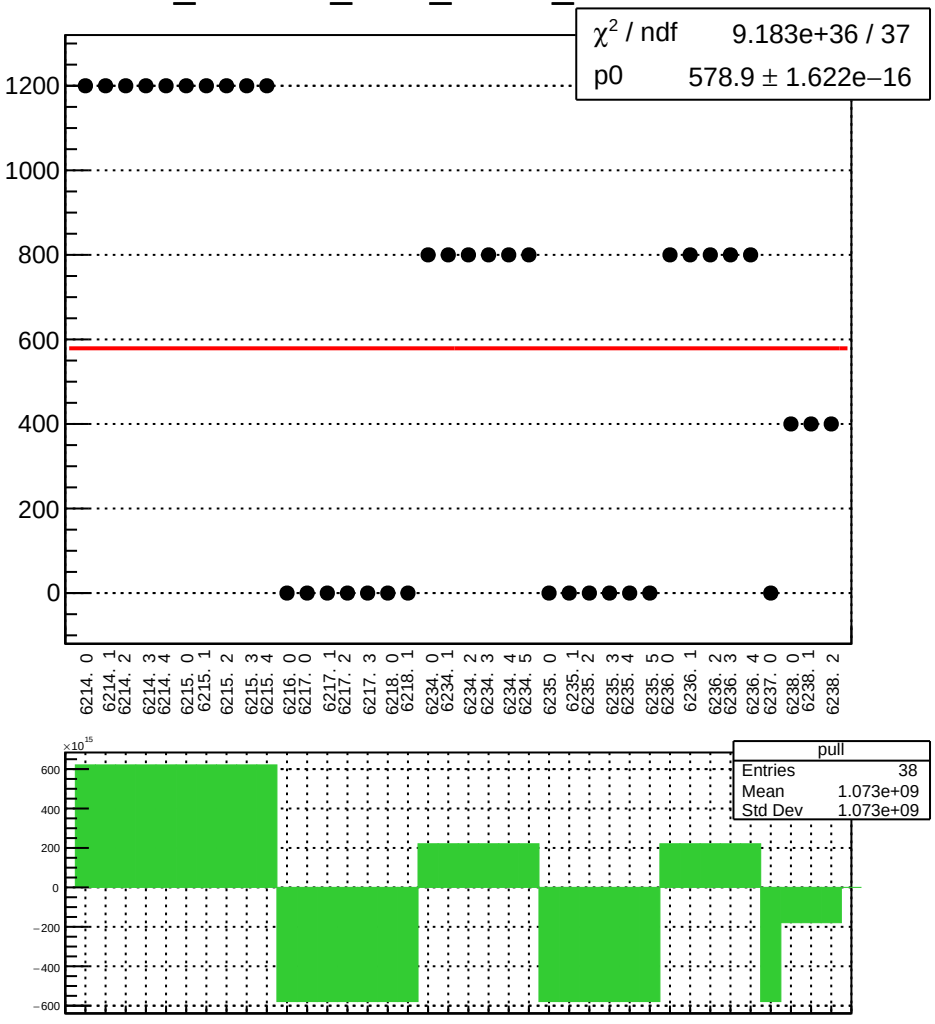

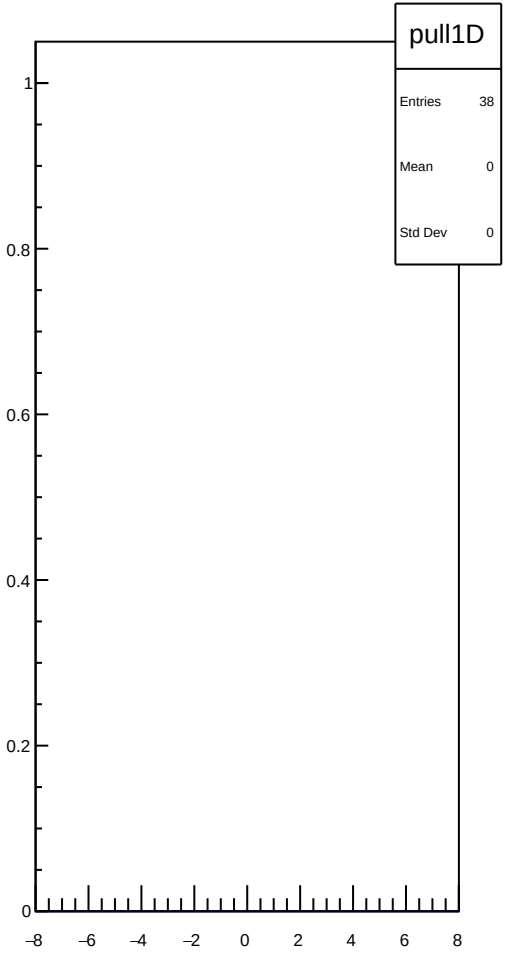

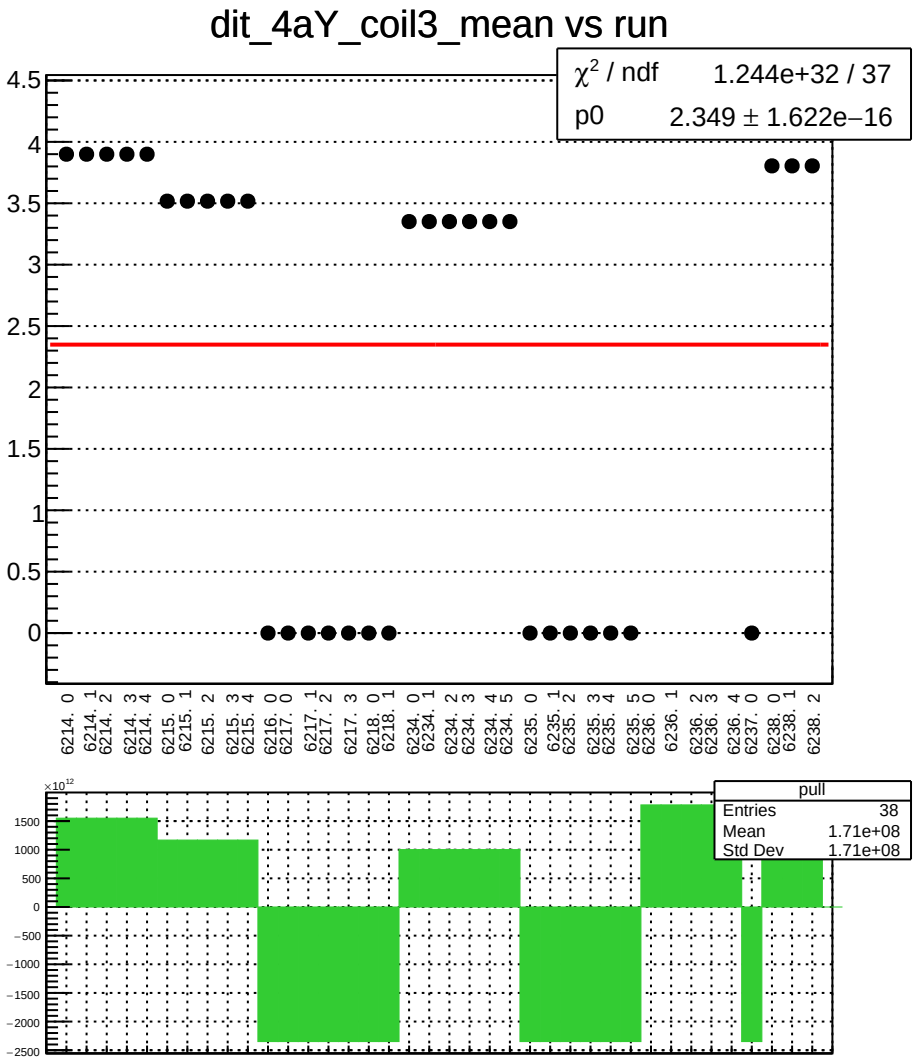
dit_4aY_coil3_mean vs run
χ^2 / ndf 1.244e+32 / 37
p0 2.349 ± 1.622e−16
4.5
4
3.5
3
2.5
2
1.5
1
0.5
0
6214. 0
6214. 1
6214. 2
6214. 3
6214. 4
6215. 0
6215. 1
6215. 2
6215. 3
6215. 4
6216. 0
6217. 0
6217. 1
6217. 2
6217. 3
6218. 0
6218. 1
6234. 0
6234. 1
6234. 2
6234. 3
6234. 4
6234. 5
6235. 0
6235. 1
6235. 2
6235. 3
6235. 4
6235. 5
6236. 0
6236. 1
6236. 2
6236. 3
6236. 4
6237. 0
6238. 0
6238. 1
6238. 2
×10^12
1500
1000
500
0
−500
−1000
−1500
−2000
−2500
pull
Entries 38
Mean 1.71e+08
Std Dev 1.71e+08

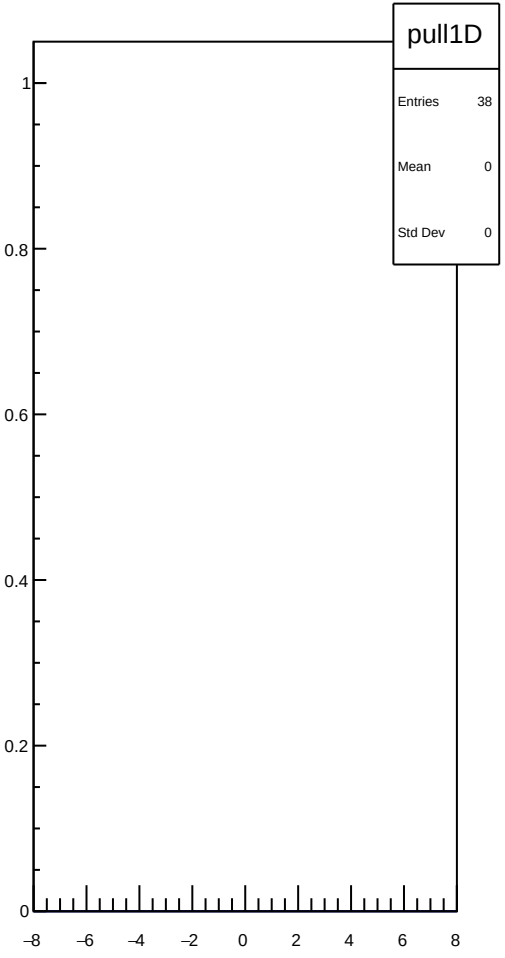
pull1D
Entries 38
Mean 0
Std Dev 0
1
0.8
0.6
0.4
0.2
0
−8
−6
−4
−2
0
2
4
6
8

dit_4aY_coil3_err_mean vs run

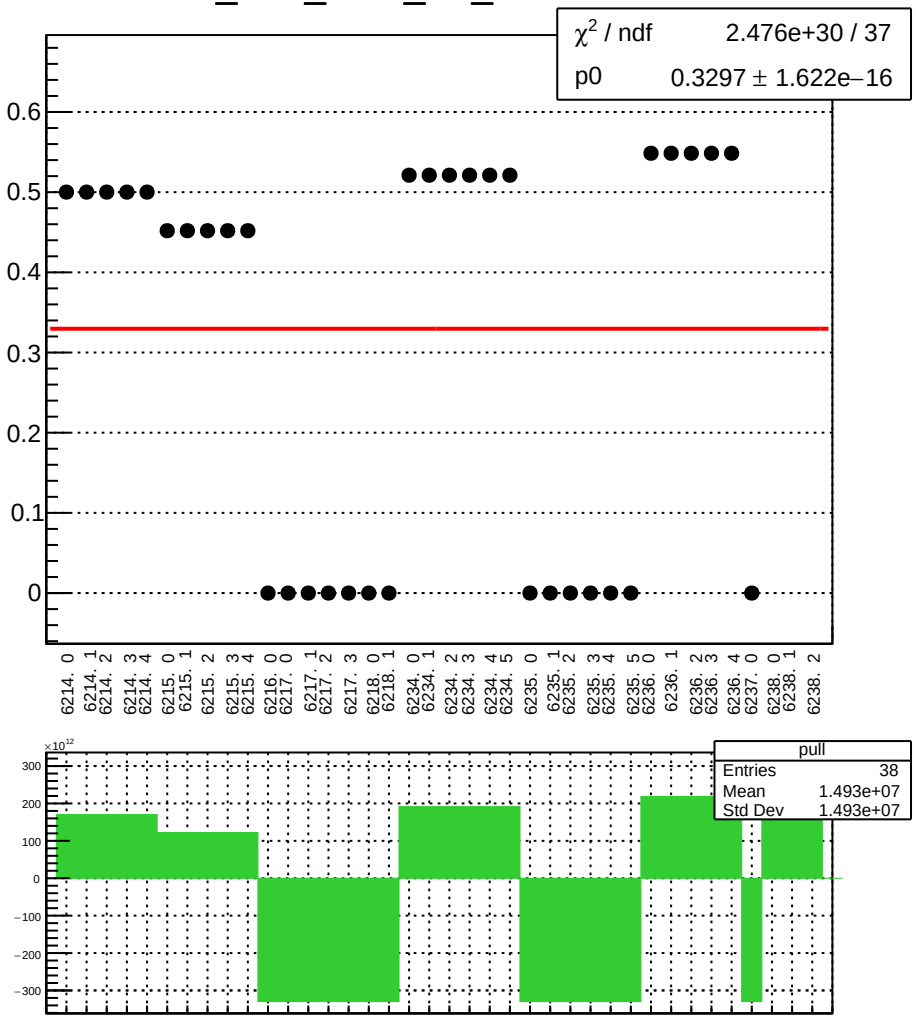

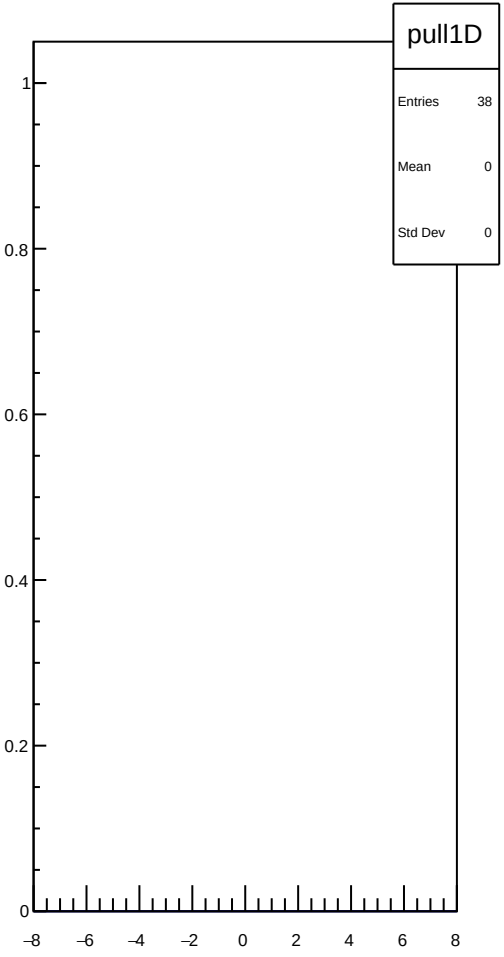

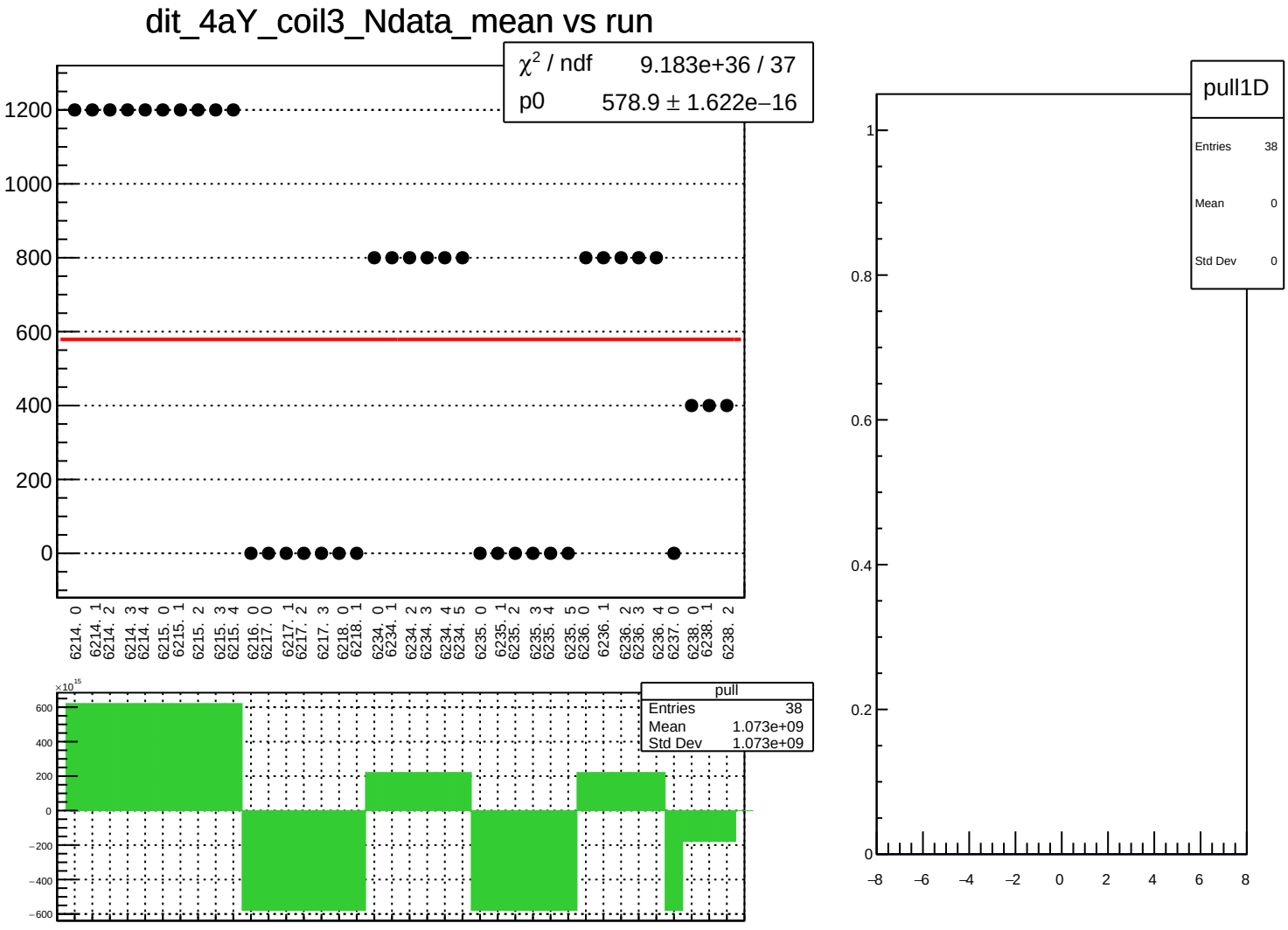
dit_4aY_coil3_Ndata_mean vs run
χ² / ndf 9.183e+36 / 37
p0 578.9 ± 1.622e−16
1200
1000
800
600
400
200
0
6214. 0
6214. 1
6214. 2
6214. 3
6214. 4
6215. 0
6215. 1
6215. 2
6215. 3
6215. 4
6216. 0
6217. 0
6217. 1
6217. 2
6217. 3
6218. 0
6218. 1
6234. 0
6234. 1
6234. 2
6234. 3
6234. 4
6234. 5
6235. 0
6235. 1
6235. 2
6235. 3
6235. 4
6235. 5
6236. 0
6236. 1
6236. 2
6236. 3
6236. 4
6237. 0
6238. 0
6238. 1
6238. 2
×10¹⁵
600
400
200
0
−200
−400
−600
pull
Entries 38
Mean 1.073e+09
Std Dev 1.073e+09
pull1D
Entries 38
Mean 0
Std Dev 0
1
0.8
0.6
0.4
0.2
0
−8
−6
−4
−2
0
2
4
6
8

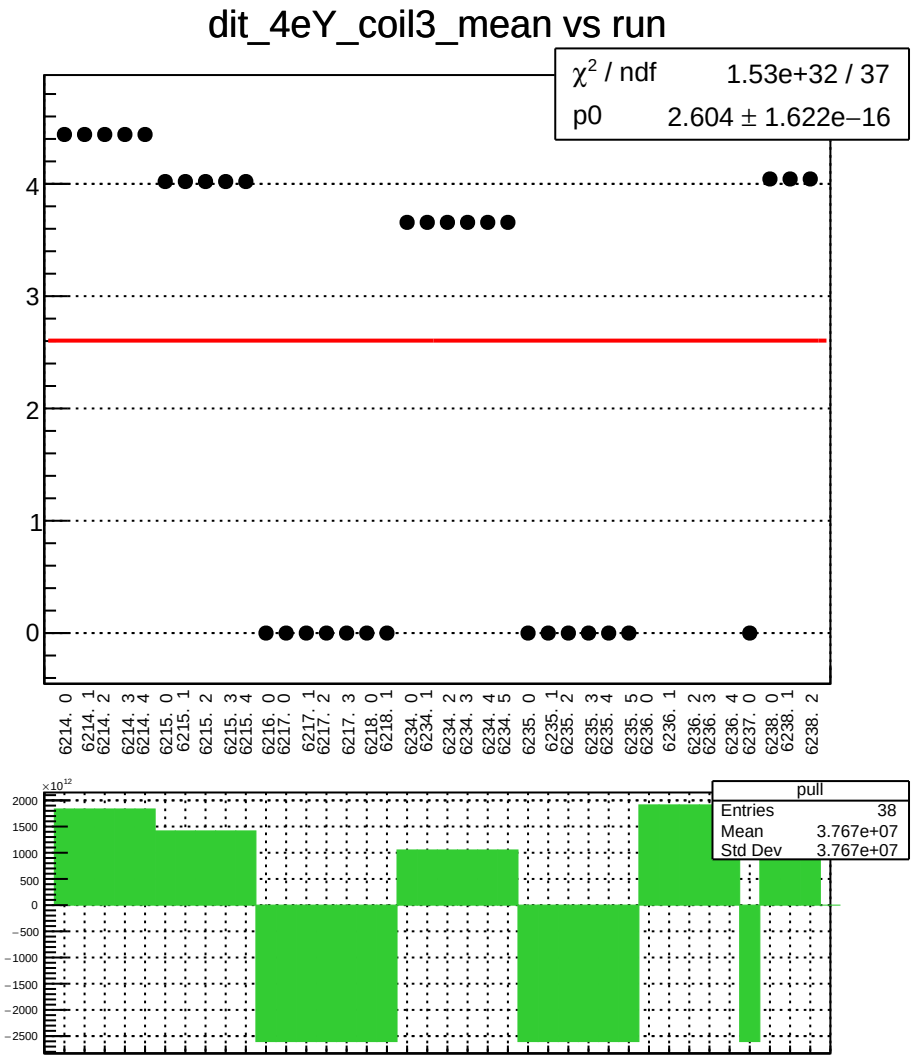
dit_4eY_coil3_mean vs run
χ² / ndf 1.53e+32 / 37
p0 2.604 ± 1.622e−16
6214. 0
6214. 1
6214. 2
6214. 3
6214. 4
6215. 0
6215. 1
6215. 2
6215. 3
6215. 4
6216. 0
6217. 0
6217. 1
6217. 2
6217. 3
6218. 0
6218. 1
6234. 0
6234. 1
6234. 2
6234. 3
6234. 4
6234. 5
6235. 0
6235. 1
6235. 2
6235. 3
6235. 4
6235. 5
6236. 0
6236. 1
6236. 2
6236. 3
6236. 4
6237. 0
6238. 0
6238. 1
6238. 2
pull
Entries 38
Mean 3.767e+07
Std Dev 3.767e+07
×10¹²

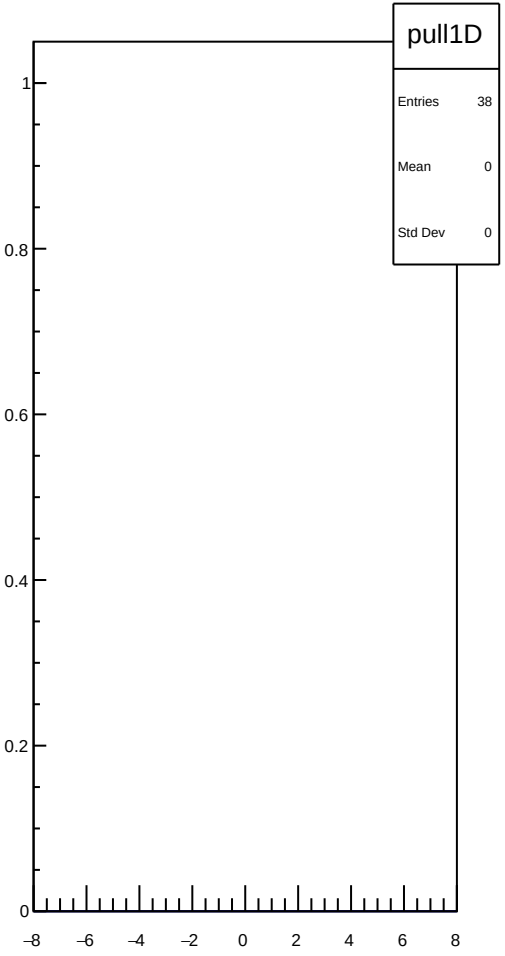
pull1D
Entries 38
Mean 0
Std Dev 0

dit_4eY_coil3_err_mean vs run

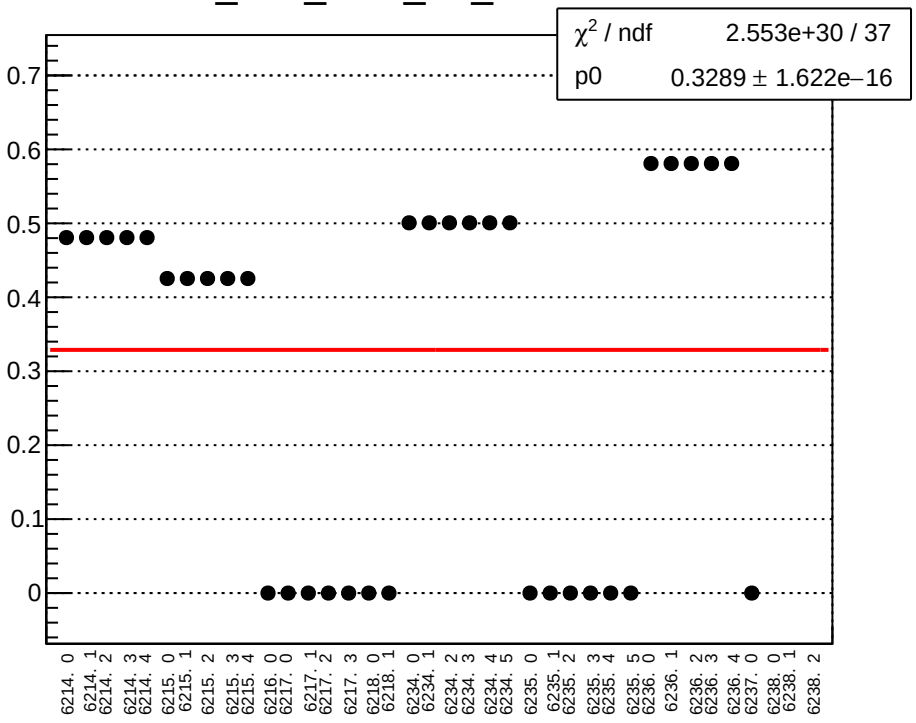

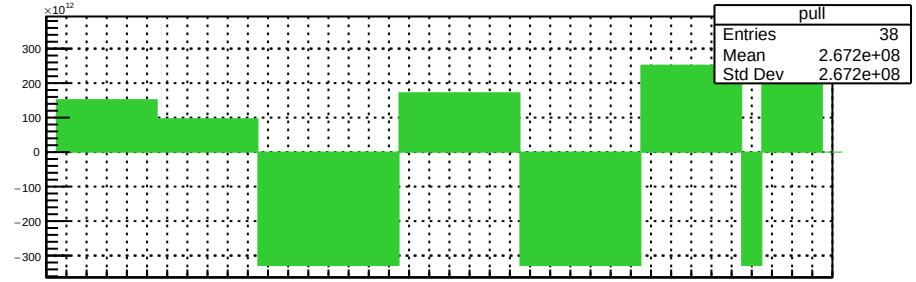

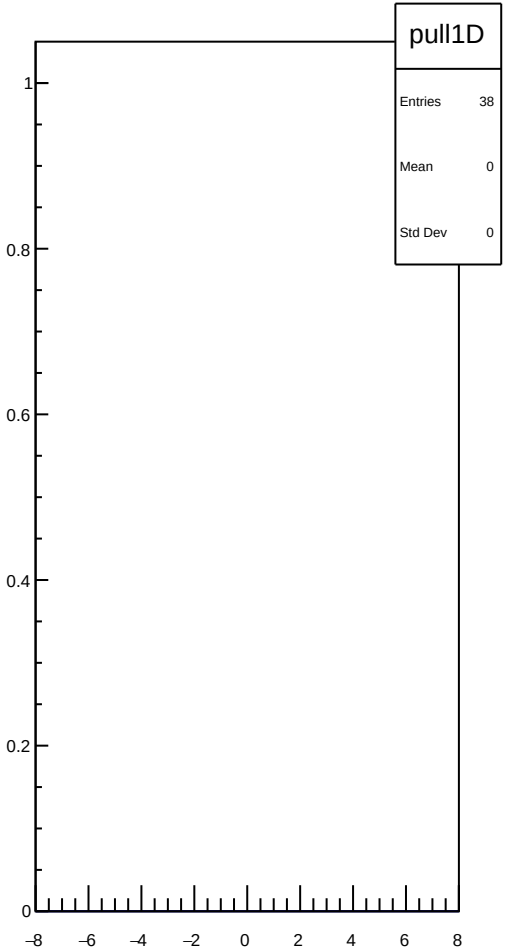

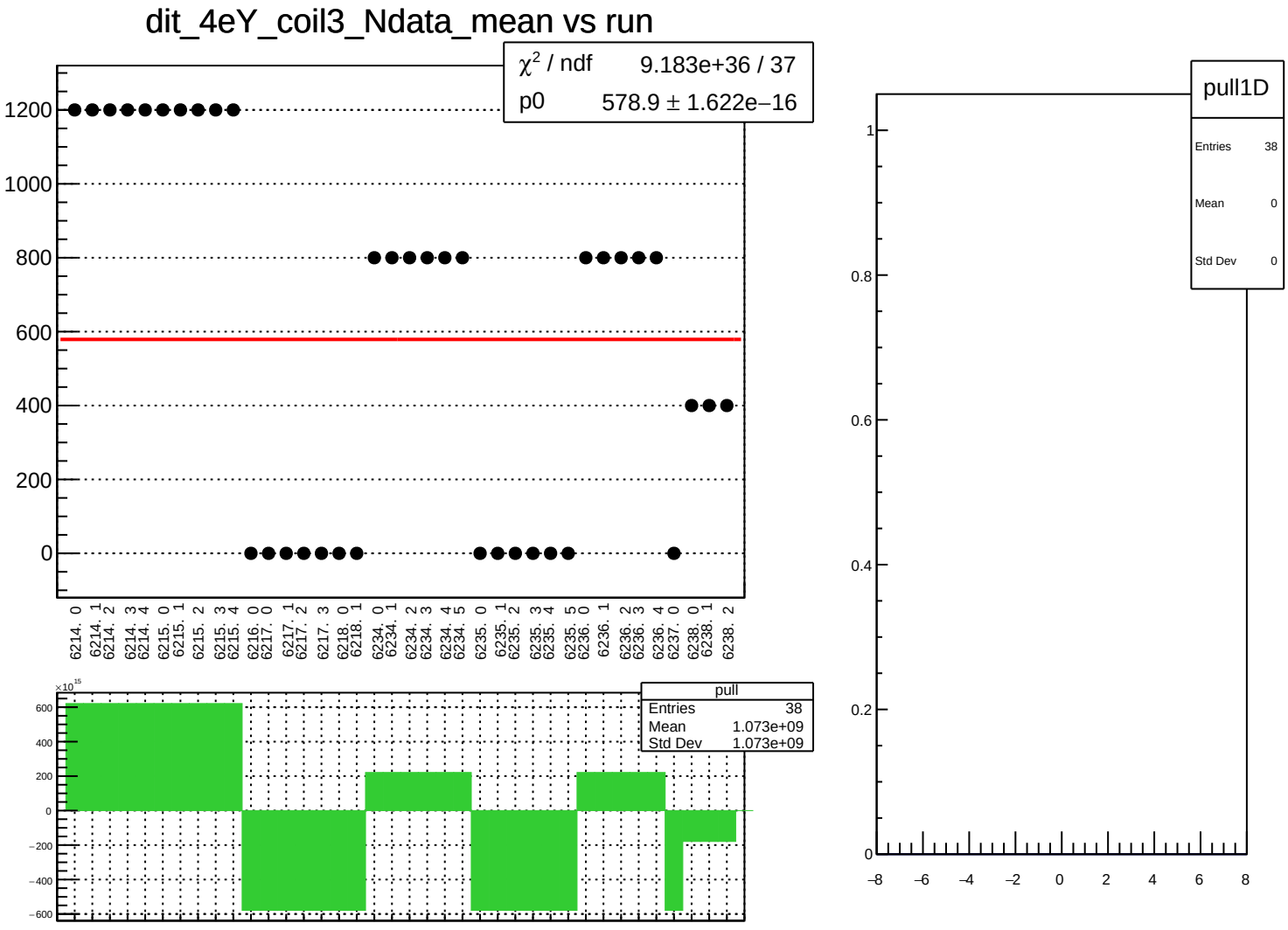
dit_4eY_coil3_Ndata_mean vs run
χ² / ndf 9.183e+36 / 37
p0 578.9 ± 1.622e−16
1200
1000
800
600
400
200
0
6214. 0
6214. 1
6214. 2
6214. 3
6214. 4
6215. 0
6215. 1
6215. 2
6215. 3
6215. 4
6216. 0
6217. 0
6217. 1
6217. 2
6217. 3
6218. 0
6218. 1
6234. 0
6234. 1
6234. 2
6234. 3
6234. 4
6234. 5
6235. 0
6235. 1
6235. 2
6235. 3
6235. 4
6235. 5
6236. 0
6236. 1
6236. 2
6236. 3
6236. 4
6237. 0
6238. 0
6238. 1
6238. 2
×10¹⁵
600
400
200
0
−200
−400
−600
pull
Entries 38
Mean 1.073e+09
Std Dev 1.073e+09
pull1D
Entries 38
Mean 0
Std Dev 0
1
0.8
0.6
0.4
0.2
0
−8
−6
−4
−2
0
2
4
6
8

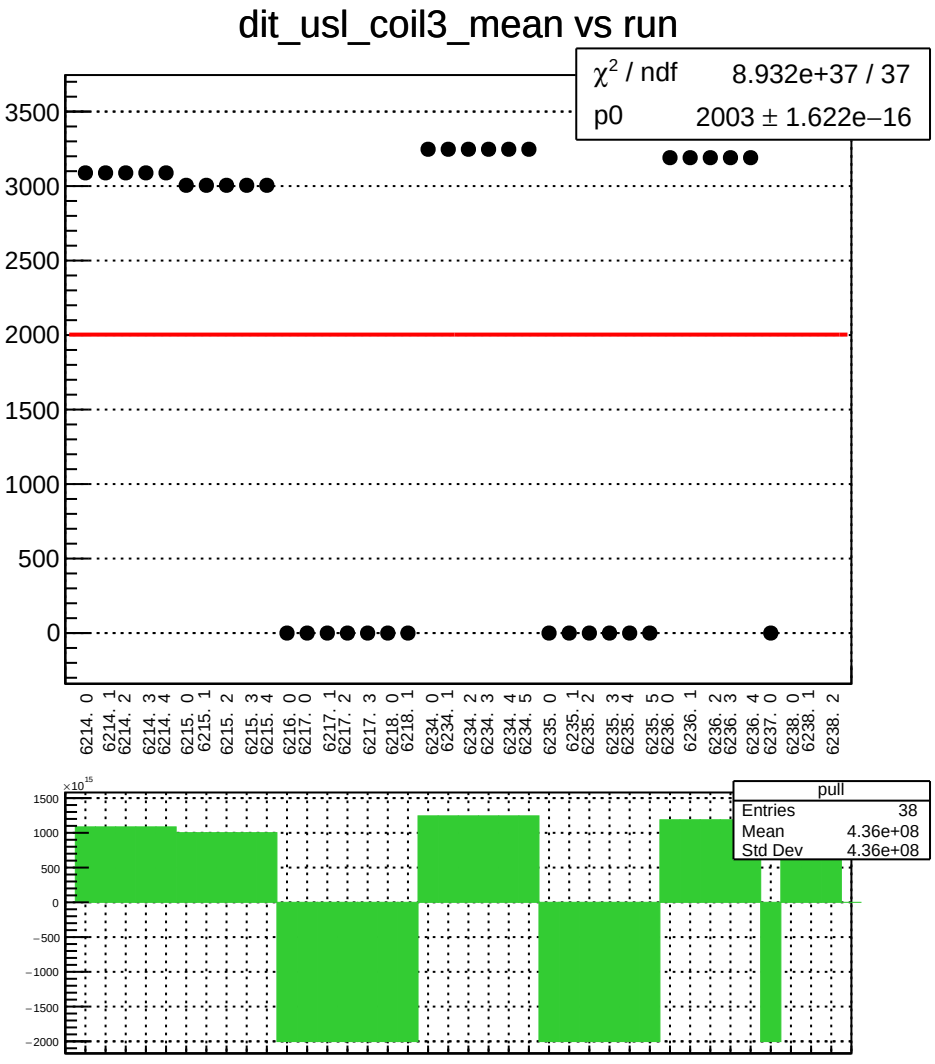
dit_usl_coil3_mean vs run
χ² / ndf 8.932e+37 / 37
p0 2003 ± 1.622e−16
3500
3000
2500
2000
1500
1000
500
0
6214. 0
6214. 1
6214. 2
6214. 3
6214. 4
6215. 0
6215. 1
6215. 2
6215. 3
6215. 4
6216. 0
6217. 0
6217. 1
6217. 2
6217. 3
6218. 0
6218. 1
6234. 0
6234. 1
6234. 2
6234. 3
6234. 4
6234. 5
6235. 0
6235. 1
6235. 2
6235. 3
6235. 4
6235. 5
6236. 0
6236. 1
6236. 2
6236. 3
6236. 4
6237. 0
6238. 0
6238. 1
6238. 2
×10¹⁵
1500
1000
500
0
−500
−1000
−1500
−2000
pull
Entries 38
Mean 4.36e+08
Std Dev 4.36e+08

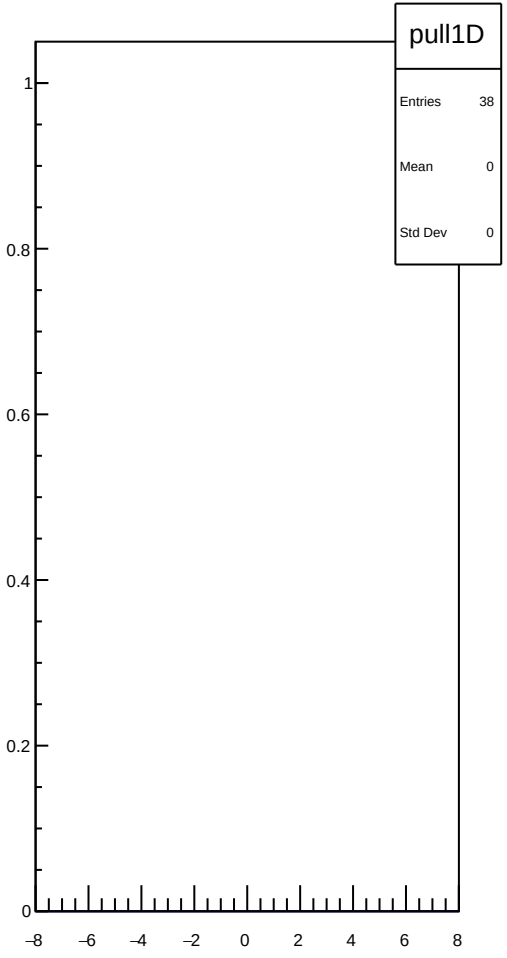
pull1D
Entries 38
Mean 0
Std Dev 0
1
0.8
0.6
0.4
0.2
0
−8
−6
−4
−2
0
2
4
6
8

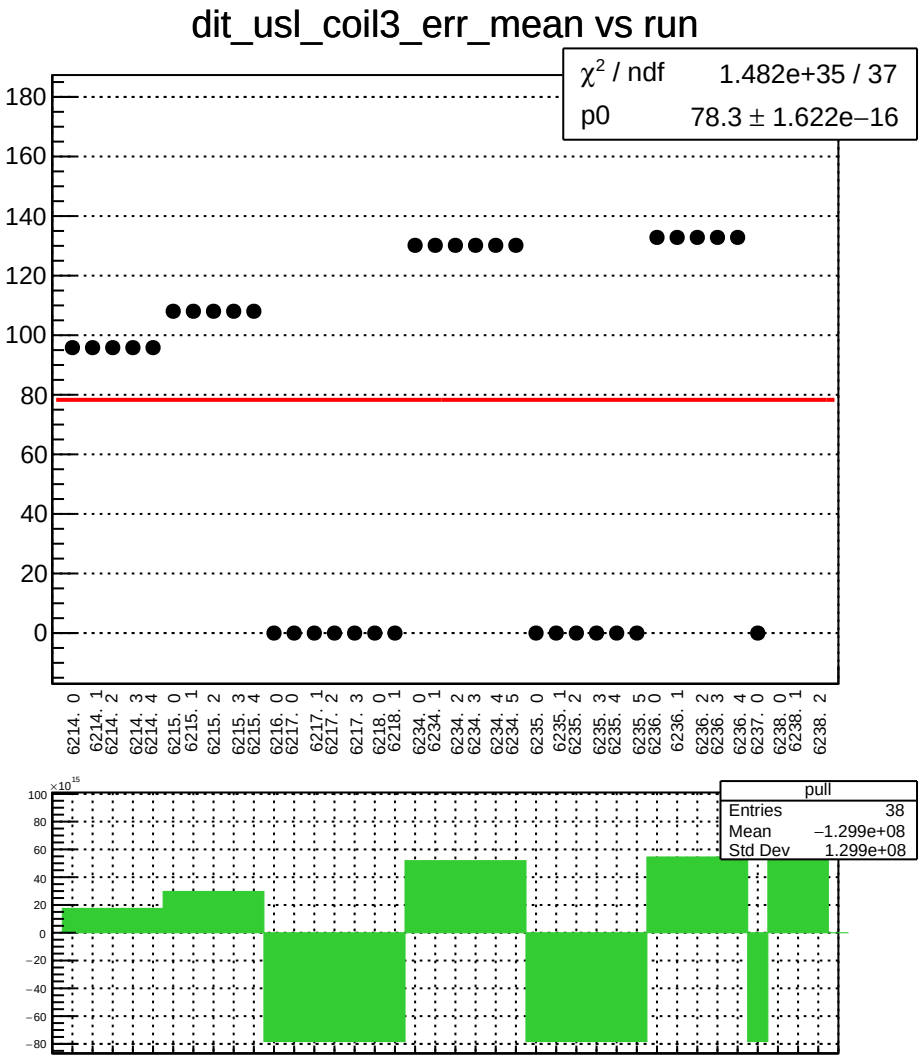
dit_usl_coil3_err_mean vs run
χ² / ndf 1.482e+35 / 37
p0 78.3 ± 1.622e−16
180
160
140
120
100
80
60
40
20
0
6214. 0
6214. 1
6214. 2
6214. 3
6214. 4
6215. 0
6215. 1
6215. 2
6215. 3
6215. 4
6216. 0
6217. 0
6217. 1
6217. 2
6217. 3
6218. 0
6218. 1
6234. 0
6234. 1
6234. 2
6234. 3
6234. 4
6234. 5
6235. 0
6235. 1
6235. 2
6235. 3
6235. 4
6235. 5
6236. 0
6236. 1
6236. 2
6236. 3
6236. 4
6237. 0
6238. 0
6238. 1
6238. 2
×10¹⁵
100
80
60
40
20
0
−20
−40
−60
−80
pull
Entries 38
Mean −1.299e+08
Std Dev 1.299e+08

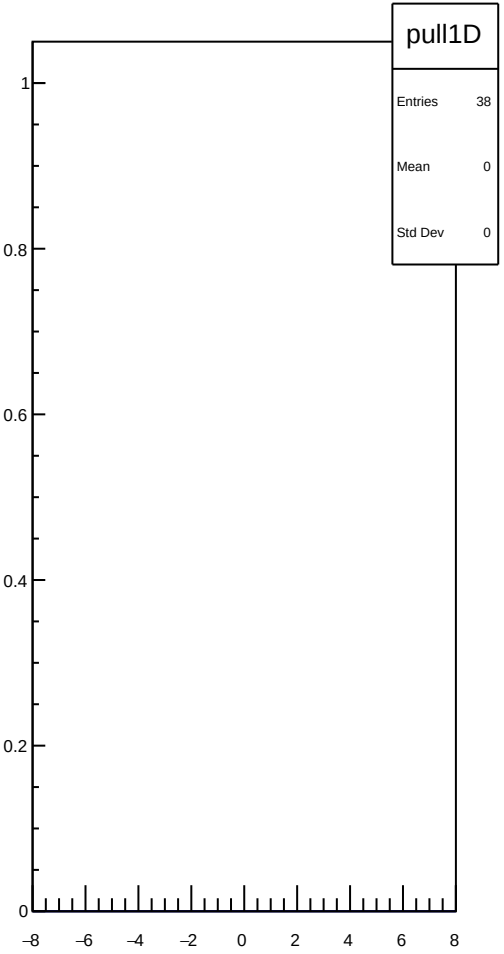
pull1D
Entries 38
Mean 0
Std Dev 0
1
0.8
0.6
0.4
0.2
0
−8
−6
−4
−2
0
2
4
6
8

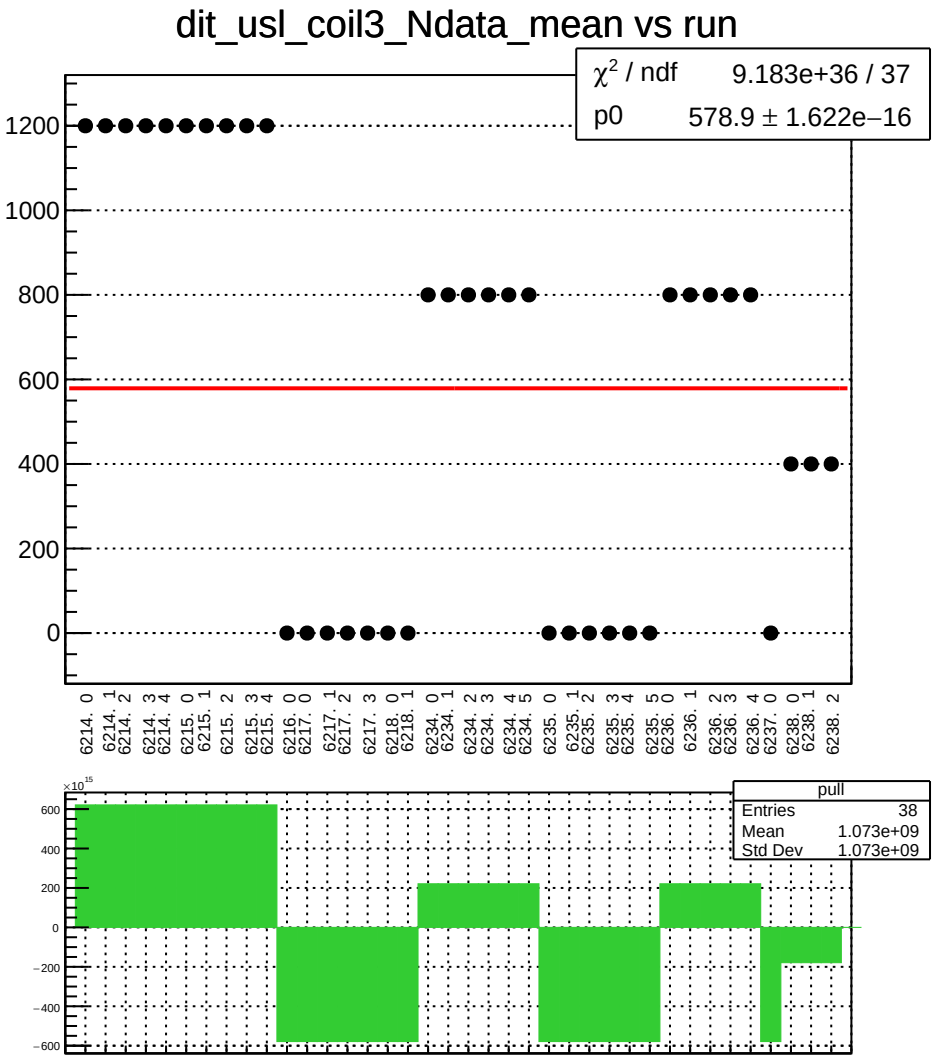
dit_usl_coil3_Ndata_mean vs run
χ² / ndf 9.183e+36 / 37
p0 578.9 ± 1.622e−16
1200
1000
800
600
400
200
0
6214. 0
6214. 1
6214. 2
6214. 3
6214. 4
6215. 0
6215. 1
6215. 2
6215. 3
6215. 4
6216. 0
6217. 0
6217. 1
6217. 2
6217. 3
6218. 0
6218. 1
6234. 0
6234. 1
6234. 2
6234. 3
6234. 4
6234. 5
6235. 0
6235. 1
6235. 2
6235. 3
6235. 4
6235. 5
6236. 0
6236. 1
6236. 2
6236. 3
6236. 4
6237. 0
6238. 0
6238. 1
6238. 2
×10^15
600
400
200
0
−200
−400
−600
pull
Entries 38
Mean 1.073e+09
Std Dev 1.073e+09

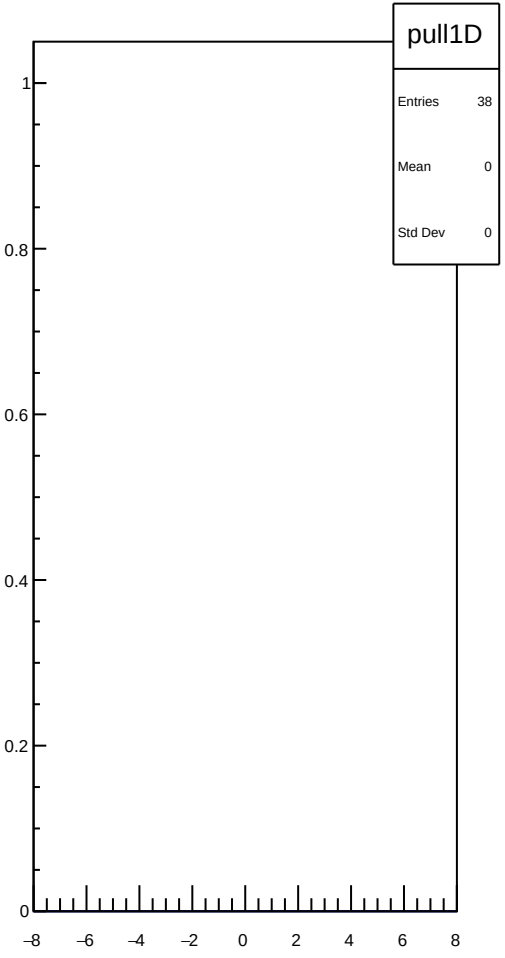
pull1D
Entries 38
Mean 0
Std Dev 0
1
0.8
0.6
0.4
0.2
0
−8
−6
−4
−2
0
2
4
6
8

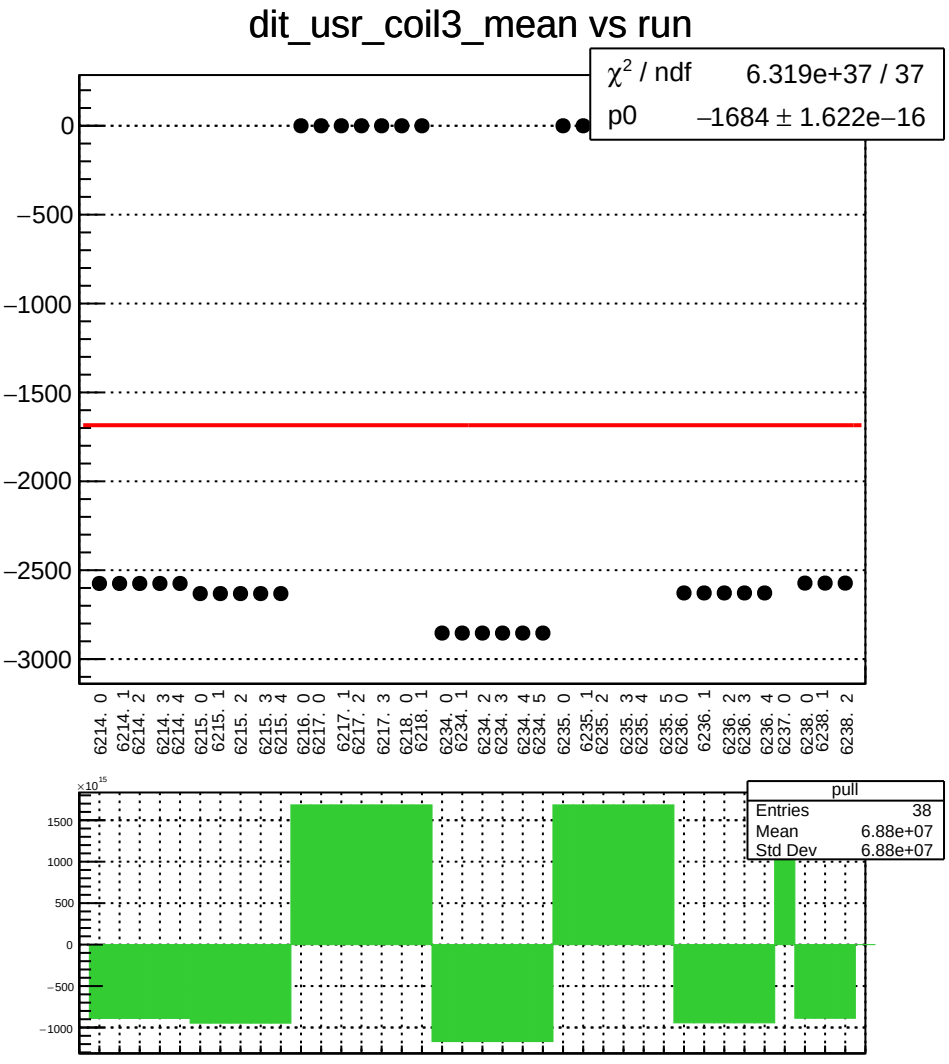
dit_usr_coil3_mean vs run
χ² / ndf 6.319e+37 / 37
p0 −1684 ± 1.622e−16
0
−500
−1000
−1500
−2000
−2500
−3000
6214. 0
6214. 1
6214. 2
6214. 3
6214. 4
6215. 0
6215. 1
6215. 2
6215. 3
6215. 4
6216. 0
6217. 0
6217. 1
6217. 2
6217. 3
6218. 0
6218. 1
6234. 0
6234. 1
6234. 2
6234. 3
6234. 4
6234. 5
6235. 0
6235. 1
6235. 2
6235. 3
6235. 4
6235. 5
6236. 0
6236. 1
6236. 2
6236. 3
6236. 4
6237. 0
6238. 0
6238. 1
6238. 2
×10¹⁵
1500
1000
500
0
−500
−1000
pull
Entries 38
Mean 6.88e+07
Std Dev 6.88e+07

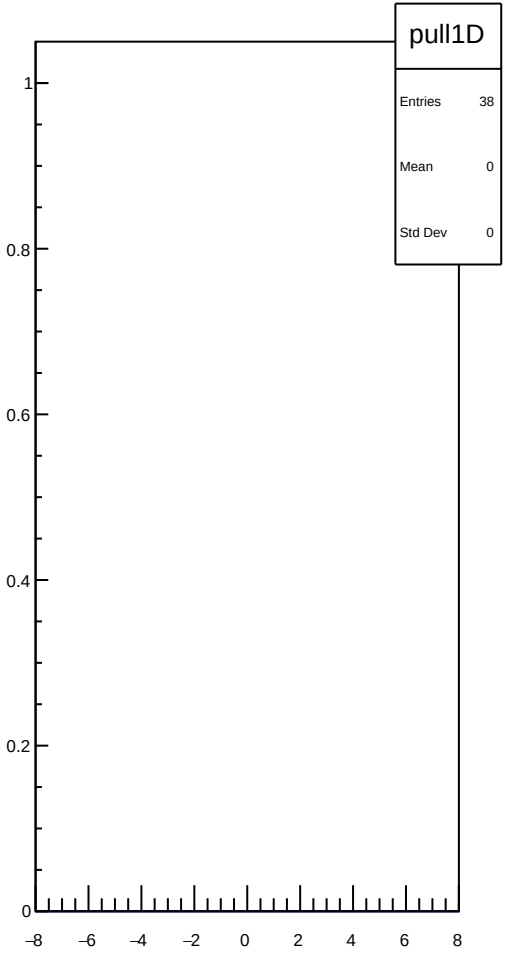
pull1D
Entries 38
Mean 0
Std Dev 0
1
0.8
0.6
0.4
0.2
0
−8
−6
−4
−2
0
2
4
6
8

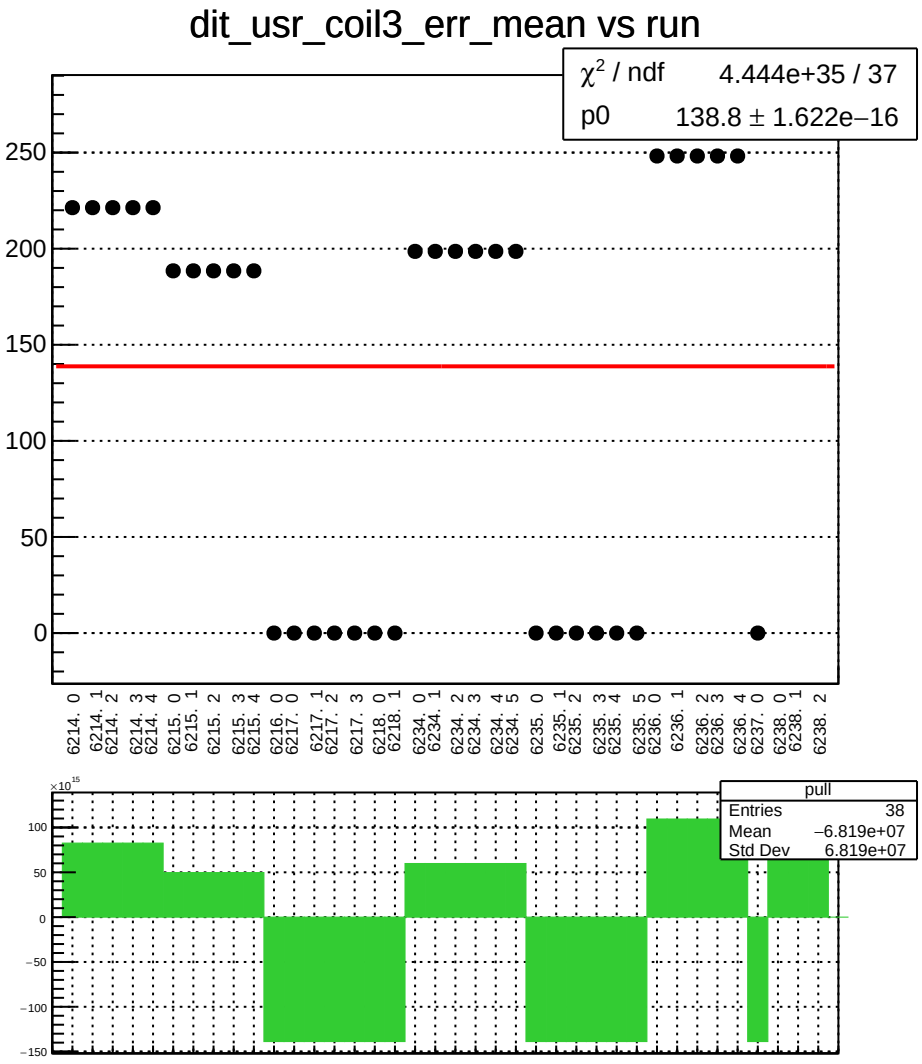
dit_usr_coil3_err_mean vs run
χ² / ndf 4.444e+35 / 37
p0 138.8 ± 1.622e−16
250
200
150
100
50
0
6214. 0
6214. 1
6214. 2
6214. 3
6214. 4
6215. 0
6215. 1
6215. 2
6215. 3
6215. 4
6216. 0
6217. 0
6217. 1
6217. 2
6217. 3
6218. 0
6218. 1
6234. 0
6234. 1
6234. 2
6234. 3
6234. 4
6234. 5
6235. 0
6235. 1
6235. 2
6235. 3
6235. 4
6235. 5
6236. 0
6236. 1
6236. 2
6236. 3
6236. 4
6237. 0
6238. 0
6238. 1
6238. 2
×10¹⁵
100
50
0
−50
−100
−150
pull
Entries 38
Mean −6.819e+07
Std Dev 6.819e+07

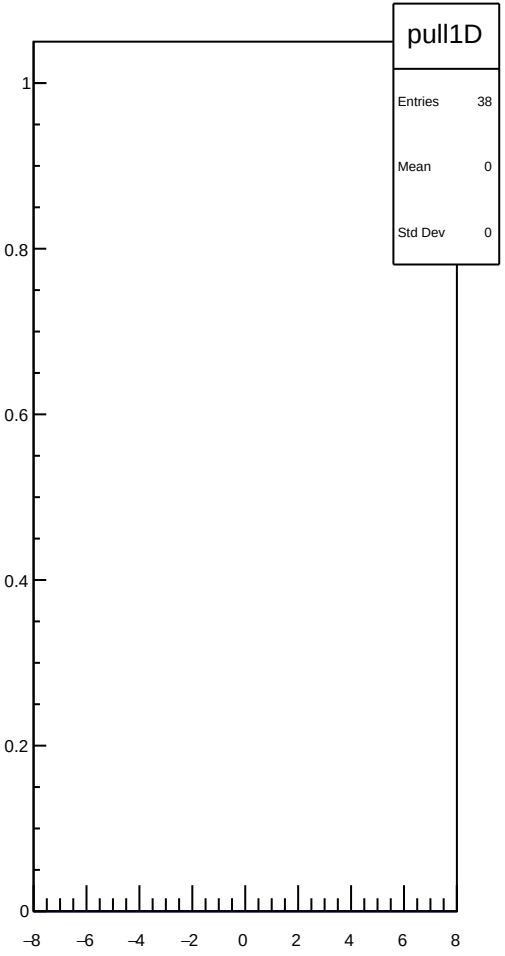
pull1D
Entries 38
Mean 0
Std Dev 0
1
0.8
0.6
0.4
0.2
0
−8
−6
−4
−2
0
2
4
6
8

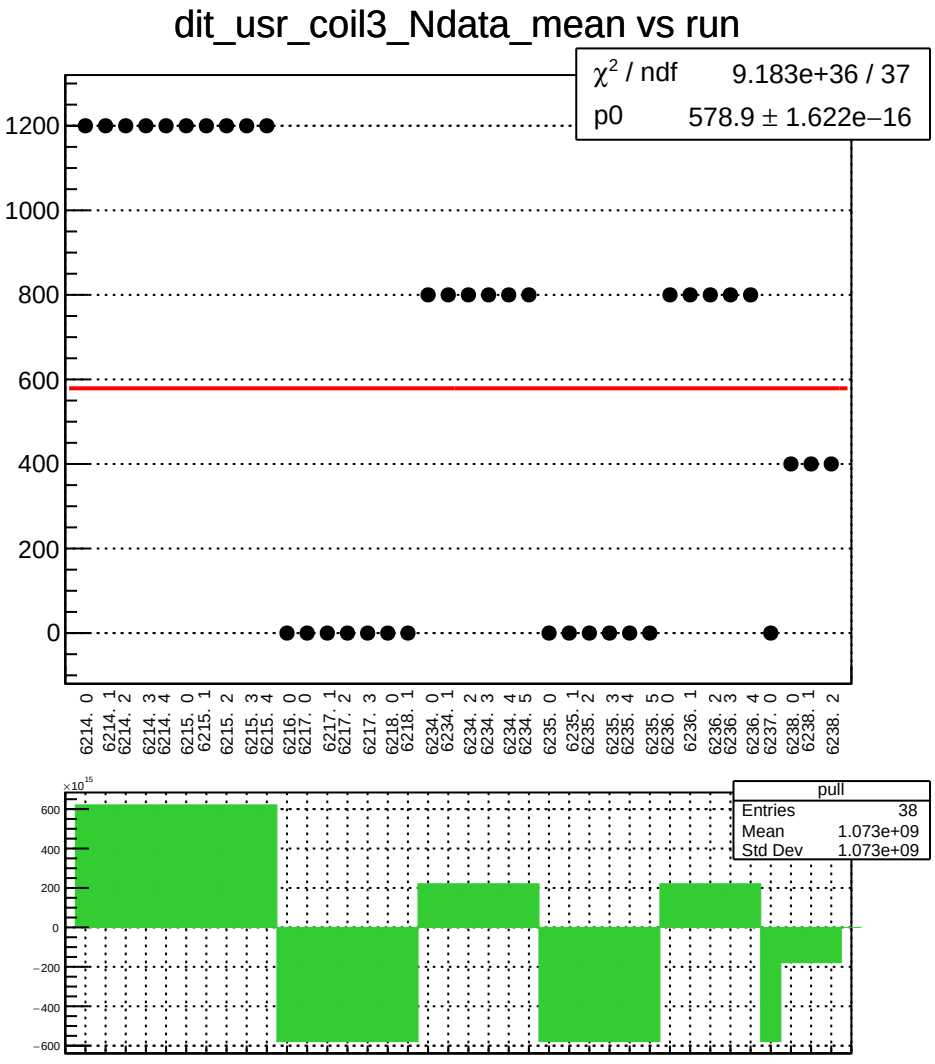
dit_usr_coil3_Ndata_mean vs run
χ² / ndf 9.183e+36 / 37
p0 578.9 ± 1.622e−16
1200
1000
800
600
400
200
0
6214. 0
6214. 1
6214. 2
6214. 3
6214. 4
6215. 0
6215. 1
6215. 2
6215. 3
6215. 4
6216. 0
6217. 0
6217. 1
6217. 2
6217. 3
6218. 0
6218. 1
6234. 0
6234. 1
6234. 2
6234. 3
6234. 4
6234. 5
6235. 0
6235. 1
6235. 2
6235. 3
6235. 4
6235. 5
6236. 0
6236. 1
6236. 2
6236. 3
6236. 4
6237. 0
6238. 0
6238. 1
6238. 2
×10¹⁵
600
400
200
0
−200
−400
−600
pull
Entries 38
Mean 1.073e+09
Std Dev 1.073e+09

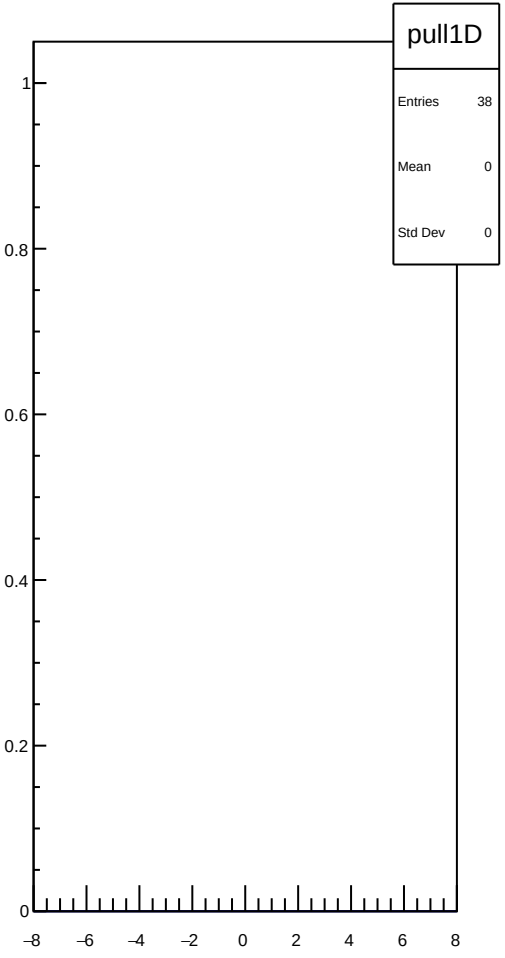
pull1D
Entries 38
Mean 0
Std Dev 0
1
0.8
0.6
0.4
0.2
0
−8
−6
−4
−2
0
2
4
6
8

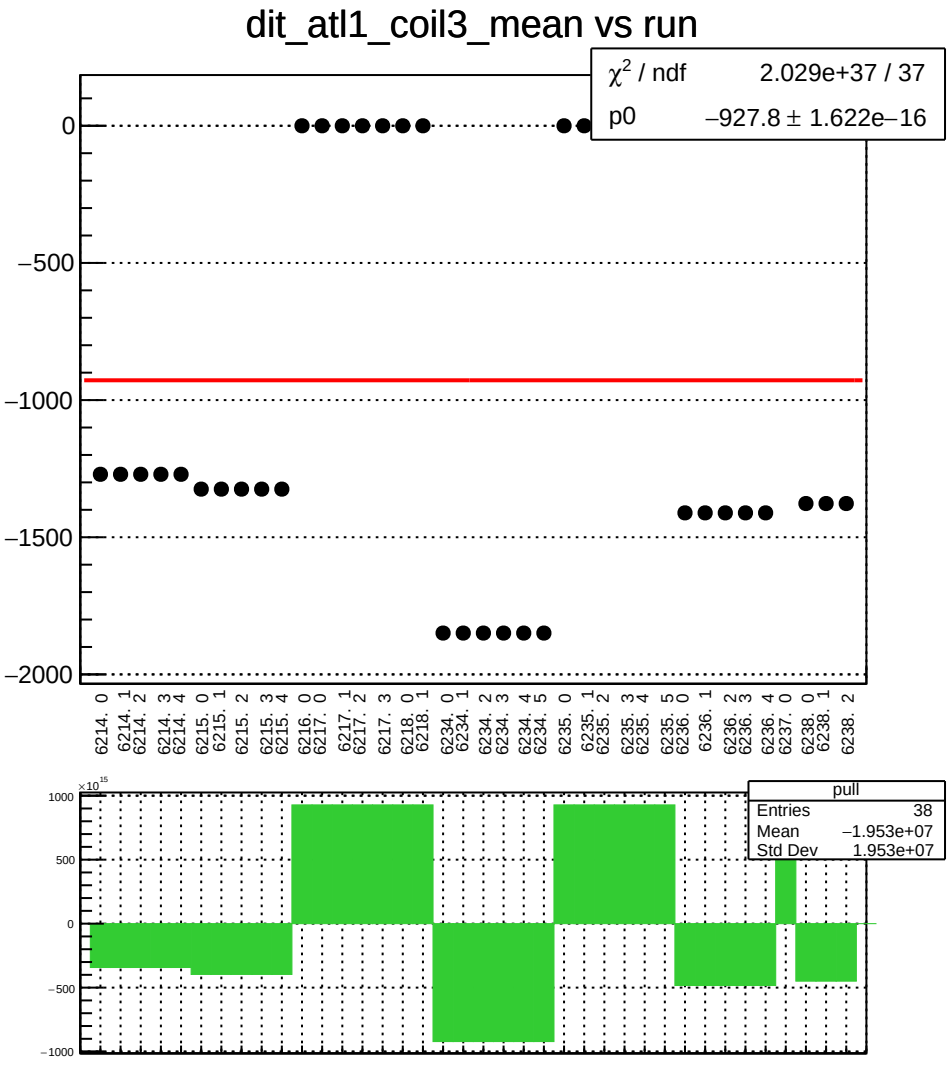
dit_atl1_coil3_mean vs run
χ² / ndf 2.029e+37 / 37
p0 −927.8 ± 1.622e−16
0
−500
−1000
−1500
−2000
6214. 0
6214. 1
6214. 2
6214. 3
6214. 4
6215. 0
6215. 1
6215. 2
6215. 3
6215. 4
6216. 0
6217. 0
6217. 1
6217. 2
6217. 3
6218. 0
6218. 1
6234. 0
6234. 1
6234. 2
6234. 3
6234. 4
6234. 5
6235. 0
6235. 1
6235. 2
6235. 3
6235. 4
6235. 5
6236. 0
6236. 1
6236. 2
6236. 3
6236. 4
6237. 0
6238. 0
6238. 1
6238. 2
×10¹⁵
1000
500
0
−500
−1000
pull
Entries 38
Mean −1.953e+07
Std Dev 1.953e+07

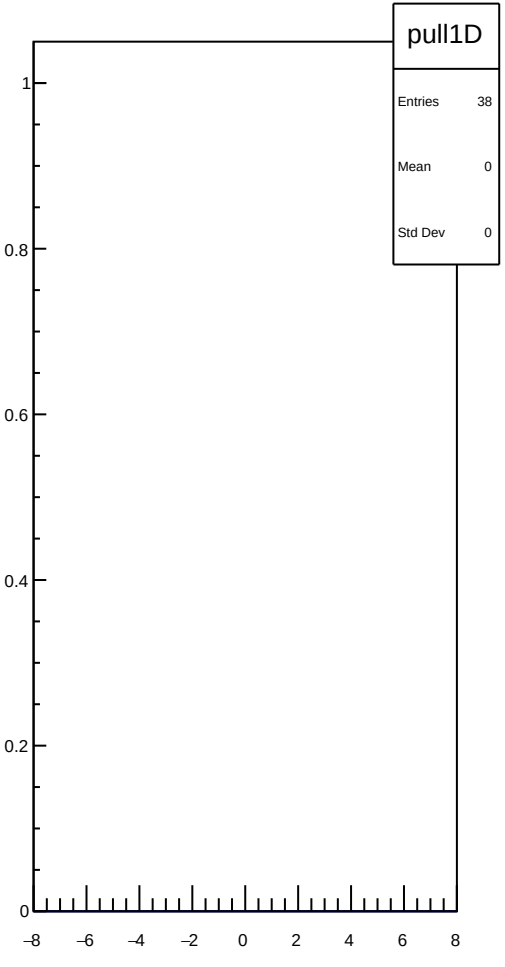
pull1D
Entries 38
Mean 0
Std Dev 0
1
0.8
0.6
0.4
0.2
0
−8
−6
−4
−2
0
2
4
6
8

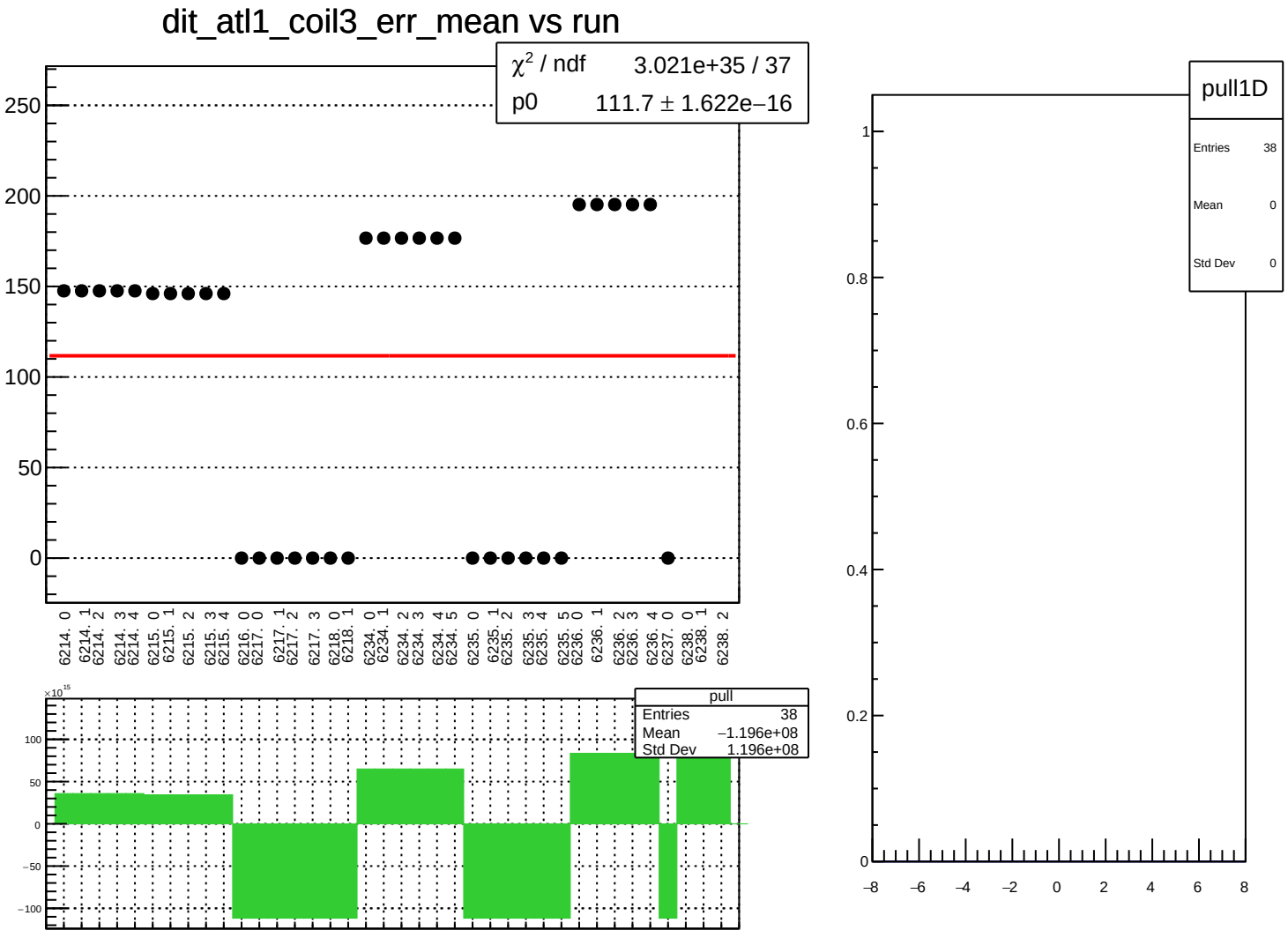
dit_atl1_coil3_err_mean vs run
χ² / ndf 3.021e+35 / 37
p0 111.7 ± 1.622e−16
250
200
150
100
50
0
6214. 0
6214. 1
6214. 2
6214. 3
6214. 4
6215. 0
6215. 1
6215. 2
6215. 3
6215. 4
6216. 0
6217. 0
6217. 1
6217. 2
6217. 3
6218. 0
6218. 1
6234. 0
6234. 1
6234. 2
6234. 3
6234. 4
6234. 5
6235. 0
6235. 1
6235. 2
6235. 3
6235. 4
6235. 5
6236. 0
6236. 1
6236. 2
6236. 3
6236. 4
6237. 0
6238. 0
6238. 1
6238. 2
×10¹⁵
100
50
0
−50
−100
pull
Entries 38
Mean −1.196e+08
Std Dev 1.196e+08
pull1D
Entries 38
Mean 0
Std Dev 0
1
0.8
0.6
0.4
0.2
0
−8
−6
−4
−2
0
2
4
6
8

dit_atl1_coil3_Ndata_mean vs run

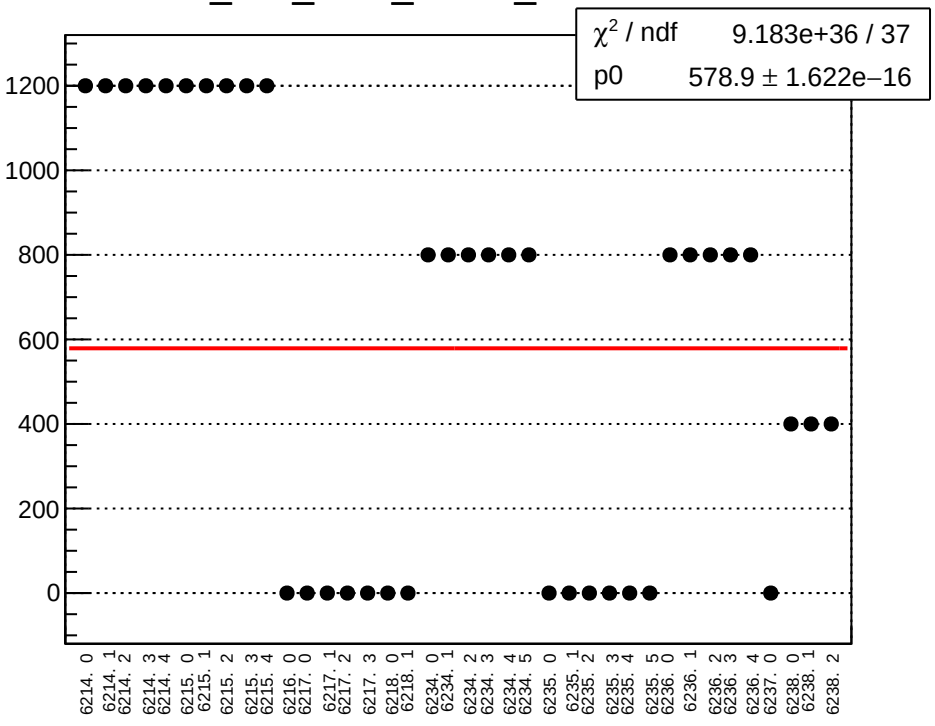

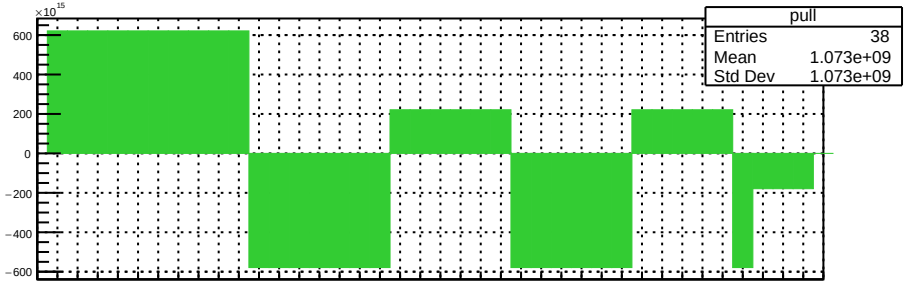

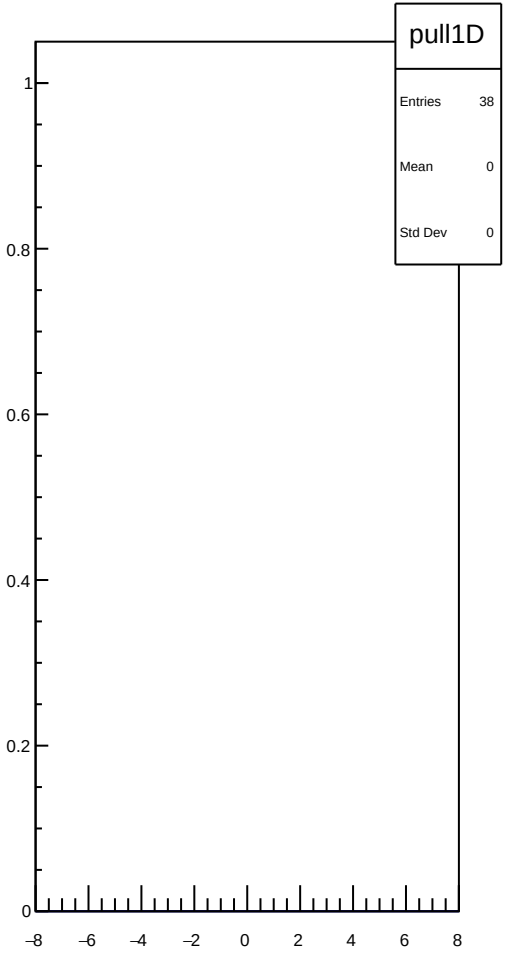

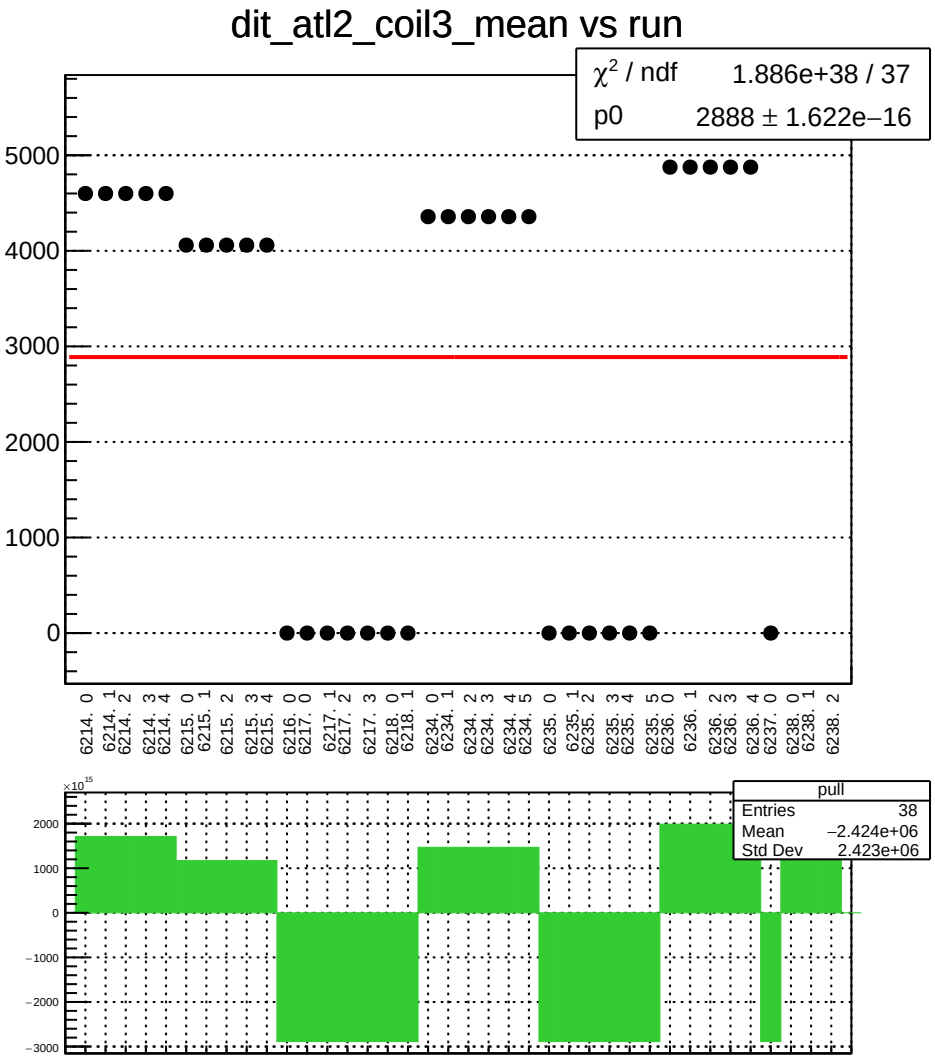
dit_atl2_coil3_mean vs run
χ² / ndf 1.886e+38 / 37
p0 2888 ± 1.622e−16
5000
4000
3000
2000
1000
0
6214. 0
6214. 1
6214. 2
6214. 3
6214. 4
6215. 0
6215. 1
6215. 2
6215. 3
6215. 4
6216. 0
6217. 0
6217. 1
6217. 2
6217. 3
6218. 0
6218. 1
6234. 0
6234. 1
6234. 2
6234. 3
6234. 4
6234. 5
6235. 0
6235. 1
6235. 2
6235. 3
6235. 4
6235. 5
6236. 0
6236. 1
6236. 2
6236. 3
6236. 4
6237. 0
6238. 0
6238. 1
6238. 2
×10¹⁵
2000
1000
0
−1000
−2000
−3000
pull
Entries 38
Mean −2.424e+06
Std Dev 2.423e+06

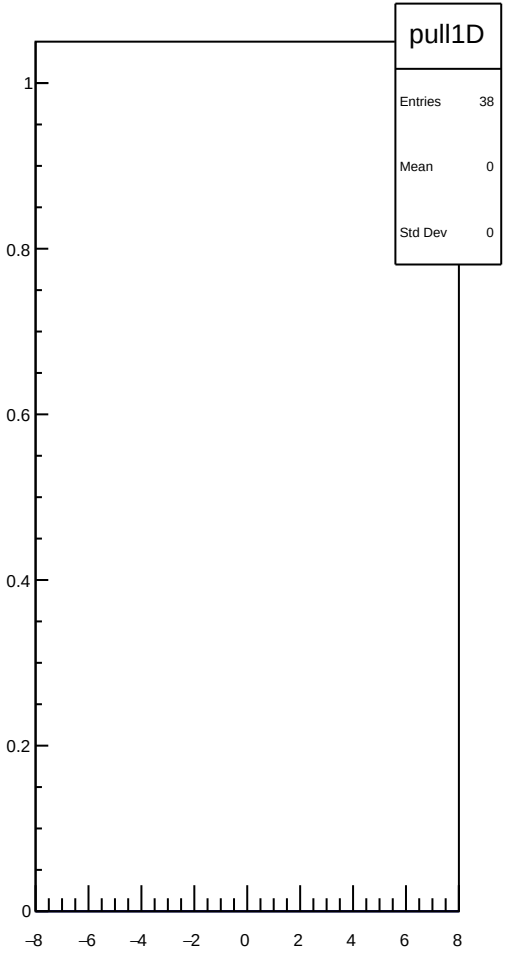
pull1D
Entries 38
Mean 0
Std Dev 0
1
0.8
0.6
0.4
0.2
0
−8
−6
−4
−2
0
2
4
6
8

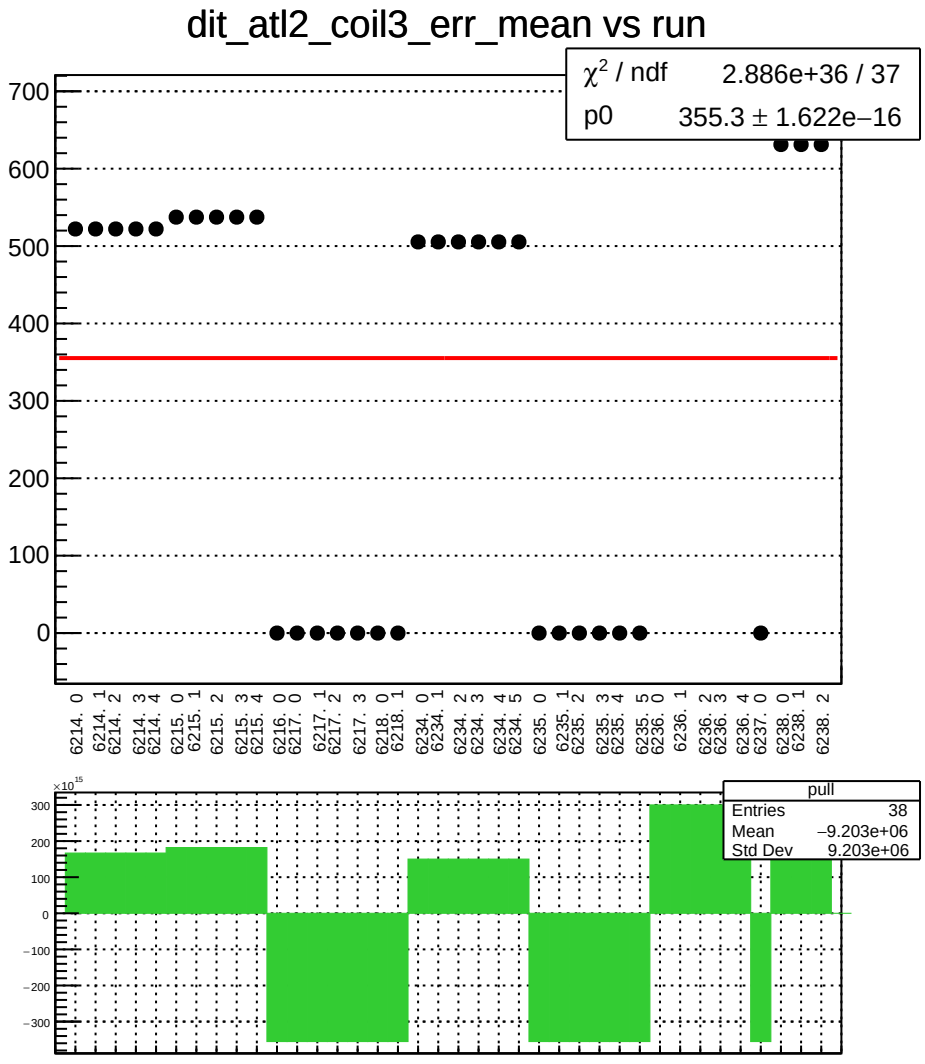
dit_atl2_coil3_err_mean vs run
χ² / ndf 2.886e+36 / 37
p0 355.3 ± 1.622e−16
700
600
500
400
300
200
100
0
6214. 0
6214. 1
6214. 2
6214. 3
6214. 4
6215. 0
6215. 1
6215. 2
6215. 3
6215. 4
6216. 0
6217. 0
6217. 1
6217. 2
6217. 3
6218. 0
6218. 1
6234. 0
6234. 1
6234. 2
6234. 3
6234. 4
6234. 5
6235. 0
6235. 1
6235. 2
6235. 3
6235. 4
6235. 5
6236. 0
6236. 1
6236. 2
6236. 3
6236. 4
6237. 0
6238. 0
6238. 1
6238. 2
×10¹⁵
300
200
100
0
−100
−200
−300
pull
Entries 38
Mean −9.203e+06
Std Dev 9.203e+06

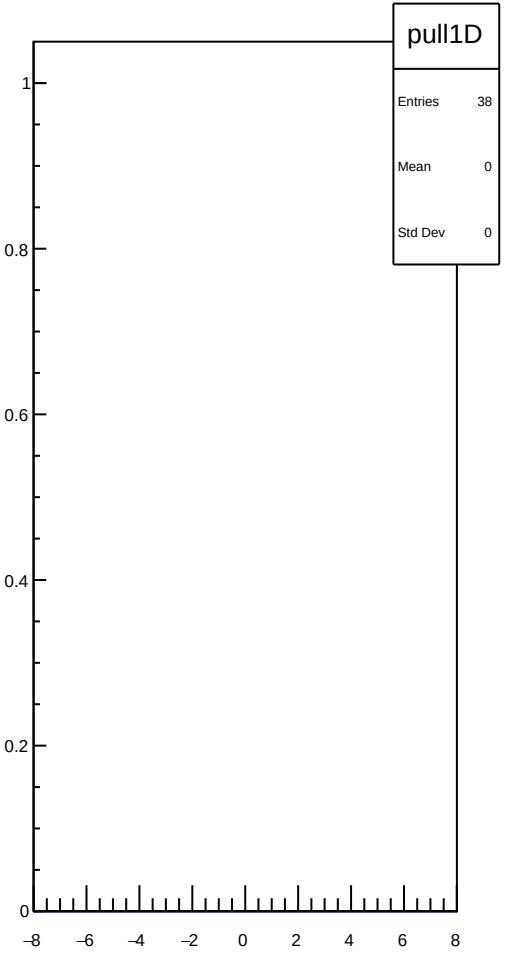
pull1D
Entries 38
Mean 0
Std Dev 0
1
0.8
0.6
0.4
0.2
0
−8
−6
−4
−2
0
2
4
6
8

dit_atl2_coil3_Ndata_mean vs run

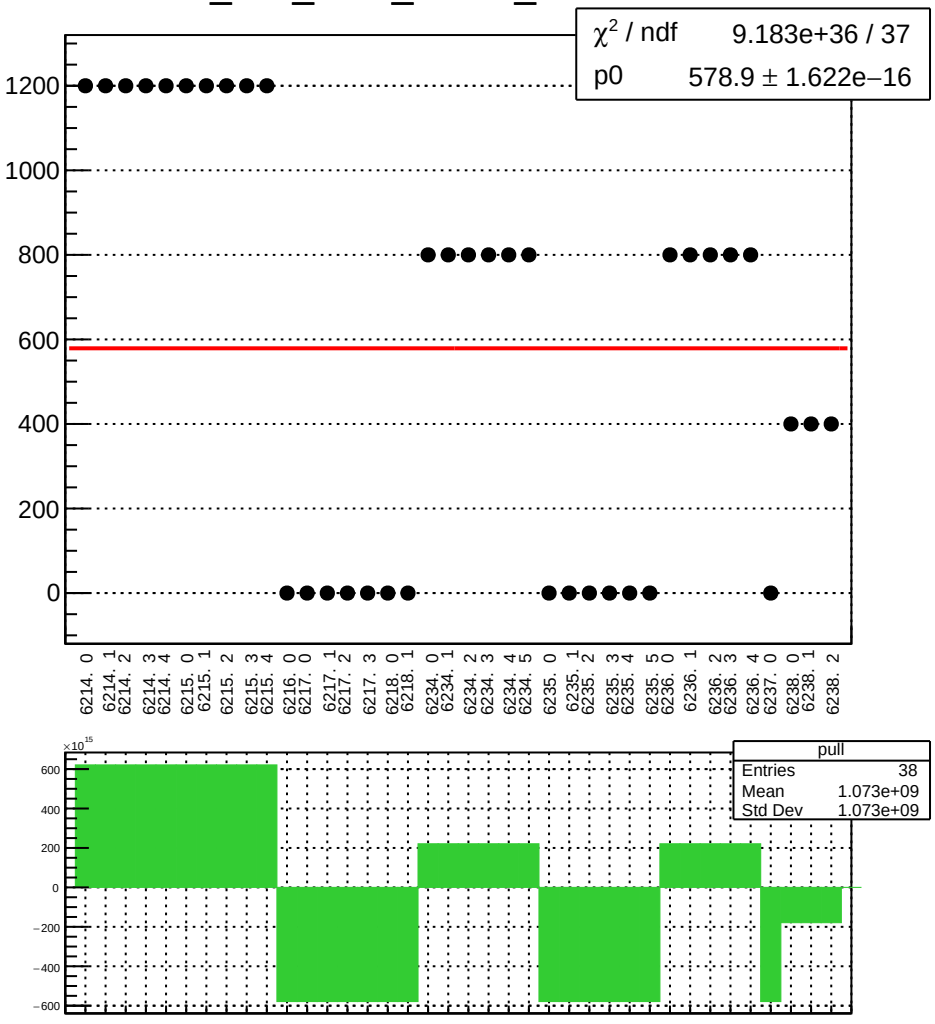

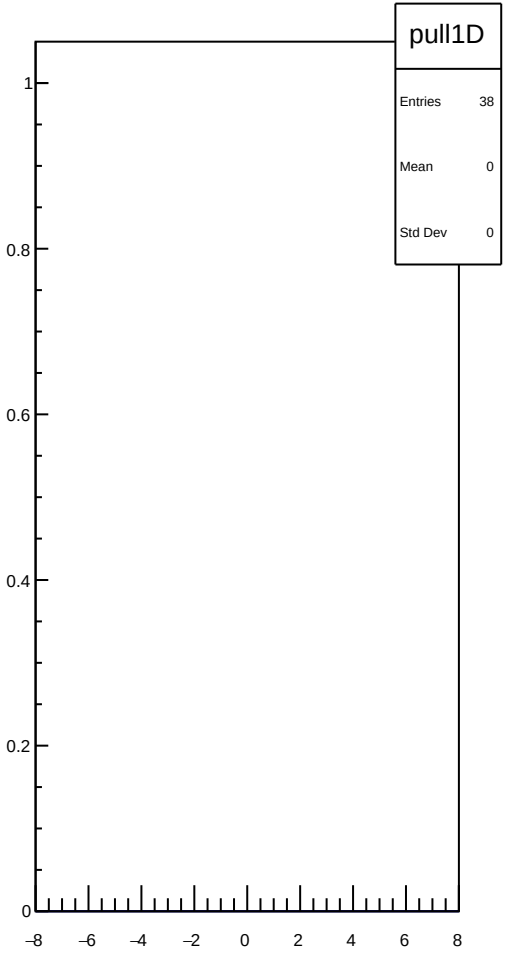

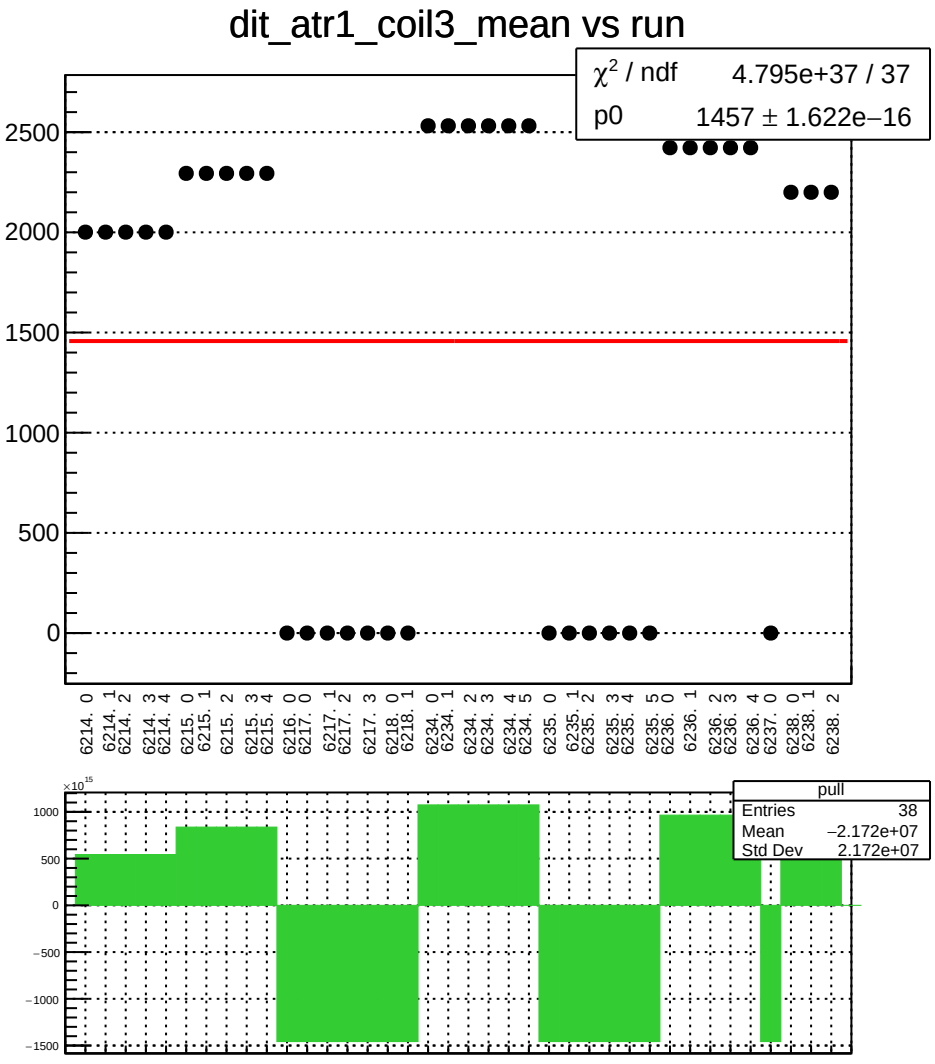
dit_atr1_coil3_mean vs run
χ² / ndf 4.795e+37 / 37
p0 1457 ± 1.622e−16
2500
2000
1500
1000
500
0
6214. 0
6214. 1
6214. 2
6214. 3
6214. 4
6215. 0
6215. 1
6215. 2
6215. 3
6215. 4
6216. 0
6217. 0
6217. 1
6217. 2
6217. 3
6218. 0
6218. 1
6234. 0
6234. 1
6234. 2
6234. 3
6234. 4
6234. 5
6235. 0
6235. 1
6235. 2
6235. 3
6235. 4
6235. 5
6236. 0
6236. 1
6236. 2
6236. 3
6236. 4
6237. 0
6238. 0
6238. 1
6238. 2
×10¹⁵
1000
500
0
−500
−1000
−1500
pull
Entries 38
Mean −2.172e+07
Std Dev 2.172e+07

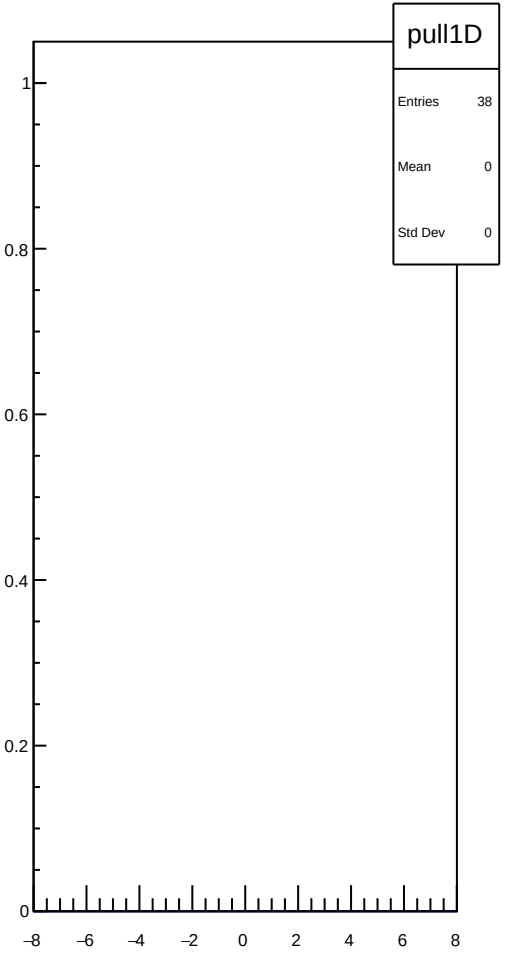
pull1D
Entries 38
Mean 0
Std Dev 0
1
0.8
0.6
0.4
0.2
0
−8
−6
−4
−2
0
2
4
6
8

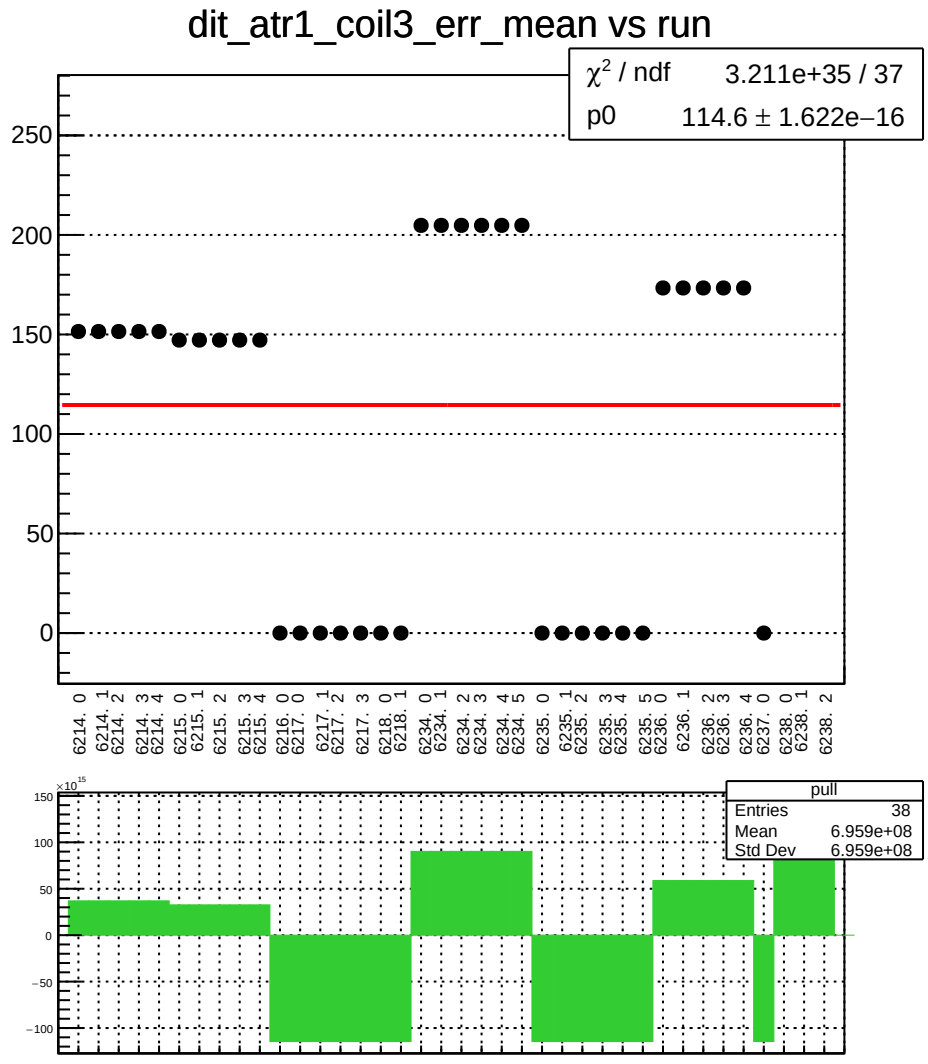
dit_atr1_coil3_err_mean vs run
χ² / ndf 3.211e+35 / 37
p0 114.6 ± 1.622e−16
250
200
150
100
50
0
6214. 0
6214. 1
6214. 2
6214. 3
6214. 4
6215. 0
6215. 1
6215. 2
6215. 3
6215. 4
6216. 0
6217. 0
6217. 1
6217. 2
6217. 3
6218. 0
6218. 1
6234. 0
6234. 1
6234. 2
6234. 3
6234. 4
6234. 5
6235. 0
6235. 1
6235. 2
6235. 3
6235. 4
6235. 5
6236. 0
6236. 1
6236. 2
6236. 3
6236. 4
6237. 0
6238. 0
6238. 1
6238. 2
×10¹⁵
150
100
50
0
−50
−100
pull
Entries 38
Mean 6.959e+08
Std Dev 6.959e+08

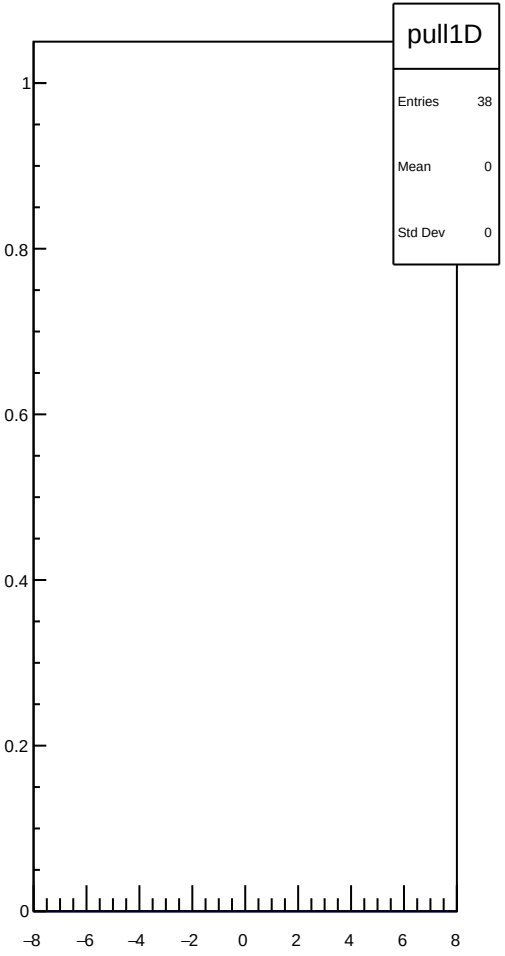
pull1D
Entries 38
Mean 0
Std Dev 0
1
0.8
0.6
0.4
0.2
0
−8
−6
−4
−2
0
2
4
6
8

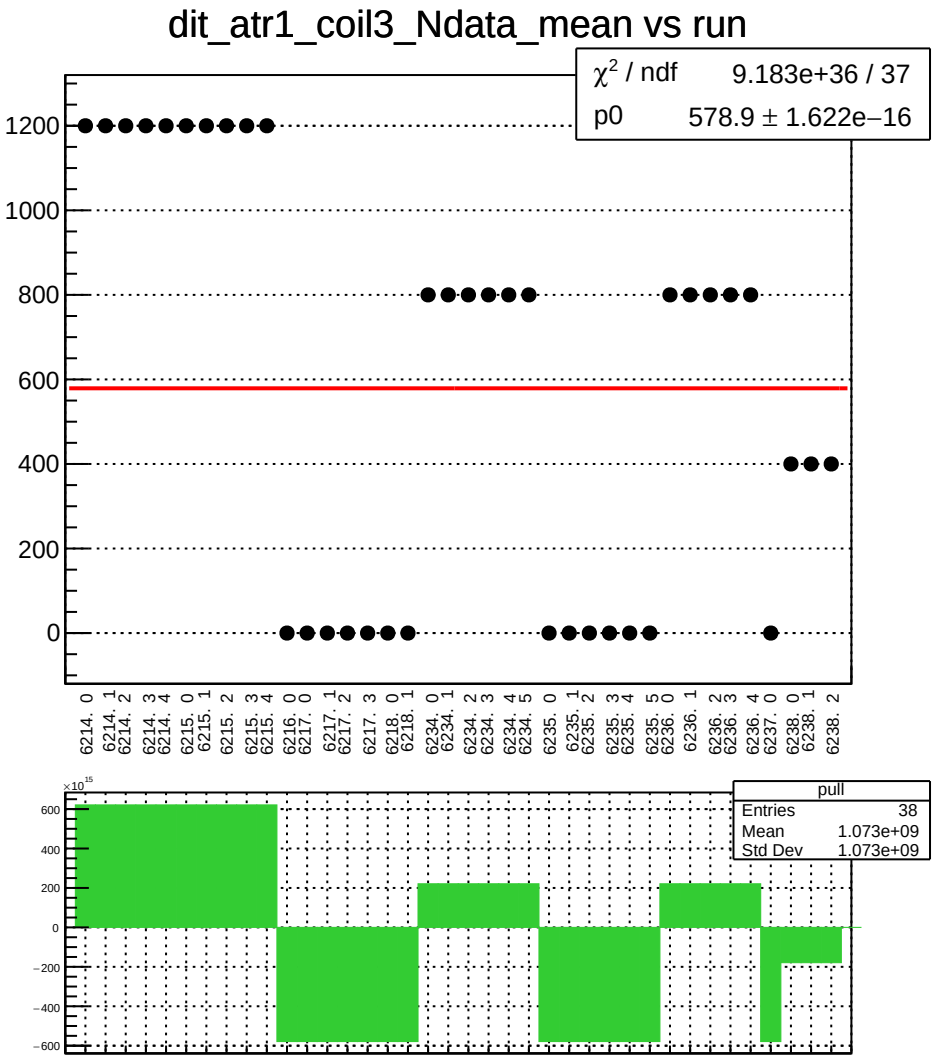
dit_atr1_coil3_Ndata_mean vs run
χ² / ndf 9.183e+36 / 37
p0 578.9 ± 1.622e−16
1200
1000
800
600
400
200
0
6214. 0
6214. 1
6214. 2
6214. 3
6214. 4
6215. 0
6215. 1
6215. 2
6215. 3
6215. 4
6216. 0
6217. 0
6217. 1
6217. 2
6217. 3
6218. 0
6218. 1
6234. 0
6234. 1
6234. 2
6234. 3
6234. 4
6234. 5
6235. 0
6235. 1
6235. 2
6235. 3
6235. 4
6235. 5
6236. 0
6236. 1
6236. 2
6236. 3
6236. 4
6237. 0
6238. 0
6238. 1
6238. 2
×10¹⁵
600
400
200
0
−200
−400
−600
pull
Entries 38
Mean 1.073e+09
Std Dev 1.073e+09

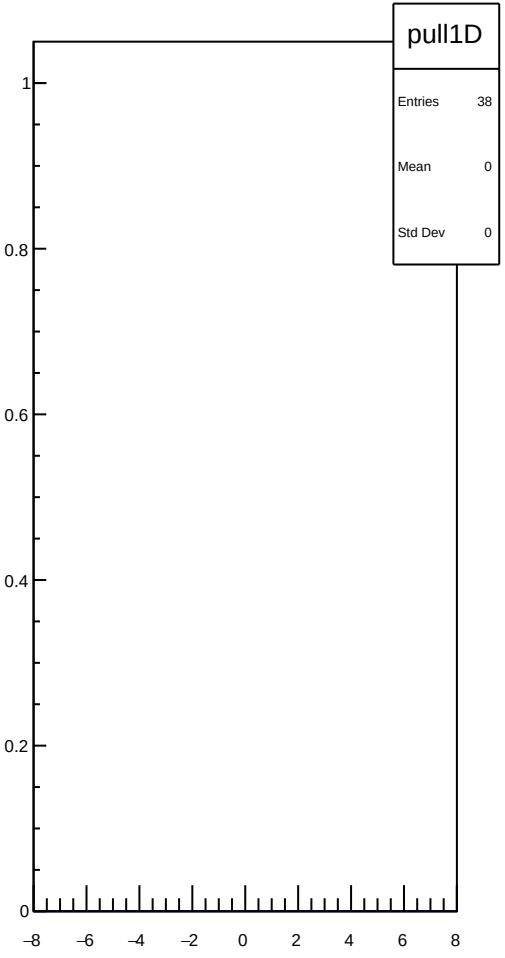
pull1D
Entries 38
Mean 0
Std Dev 0
1
0.8
0.6
0.4
0.2
0
−8
−6
−4
−2
0
2
4
6
8

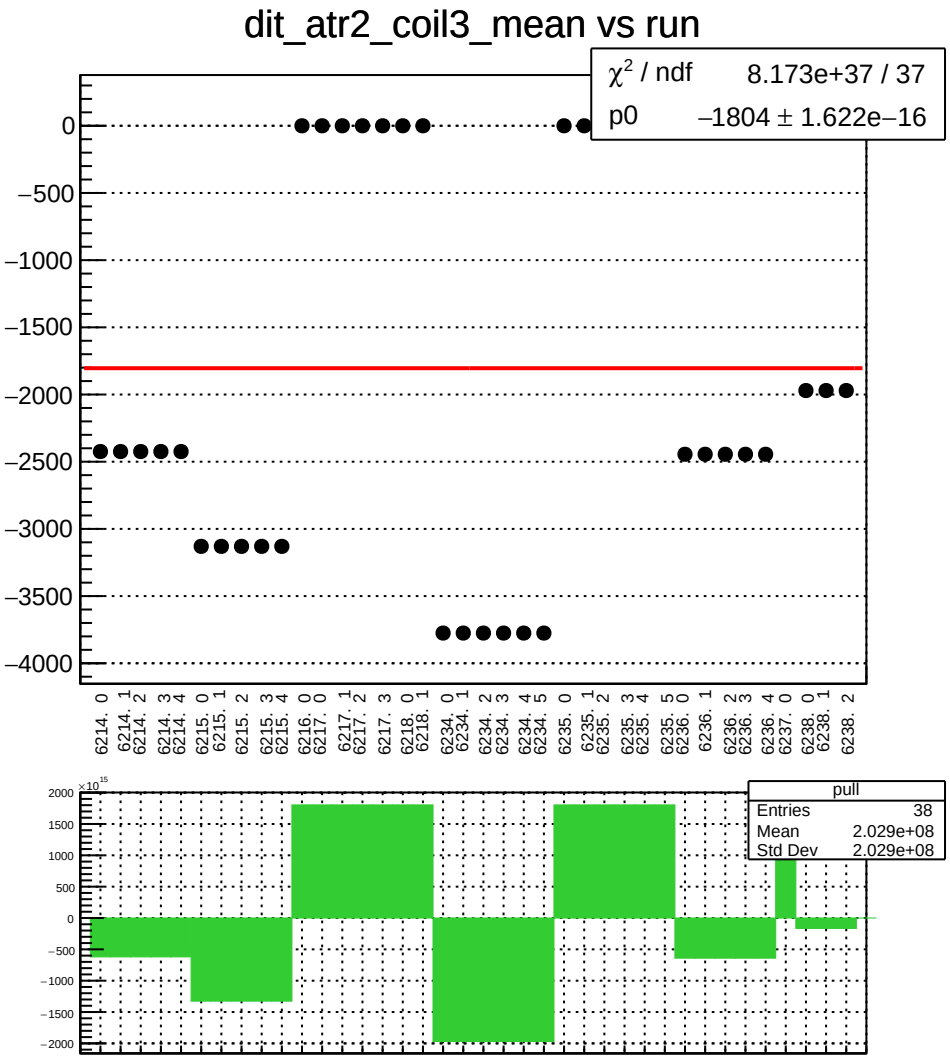
dit_atr2_coil3_mean vs run
χ² / ndf 8.173e+37 / 37
p0 −1804 ± 1.622e−16
0
−500
−1000
−1500
−2000
−2500
−3000
−3500
−4000
6214. 0
6214. 1
6214. 2
6214. 3
6214. 4
6215. 0
6215. 1
6215. 2
6215. 3
6215. 4
6216. 0
6217. 0
6217. 1
6217. 2
6217. 3
6218. 0
6218. 1
6234. 0
6234. 1
6234. 2
6234. 3
6234. 4
6234. 5
6235. 0
6235. 1
6235. 2
6235. 3
6235. 4
6235. 5
6236. 0
6236. 1
6236. 2
6236. 3
6236. 4
6237. 0
6238. 0
6238. 1
6238. 2
×10¹⁵
2000
1500
1000
500
0
−500
−1000
−1500
−2000
pull
Entries 38
Mean 2.029e+08
Std Dev 2.029e+08

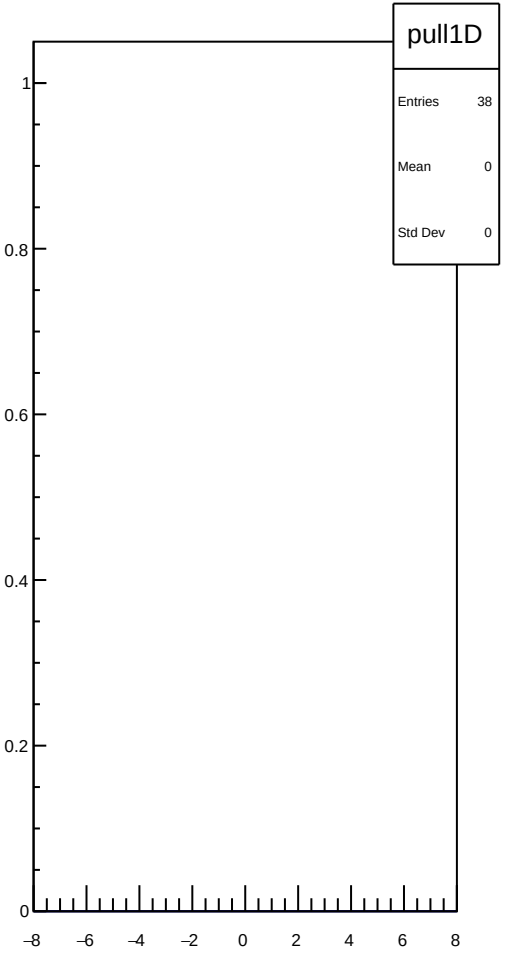
pull1D
Entries 38
Mean 0
Std Dev 0
1
0.8
0.6
0.4
0.2
0
−8
−6
−4
−2
0
2
4
6
8

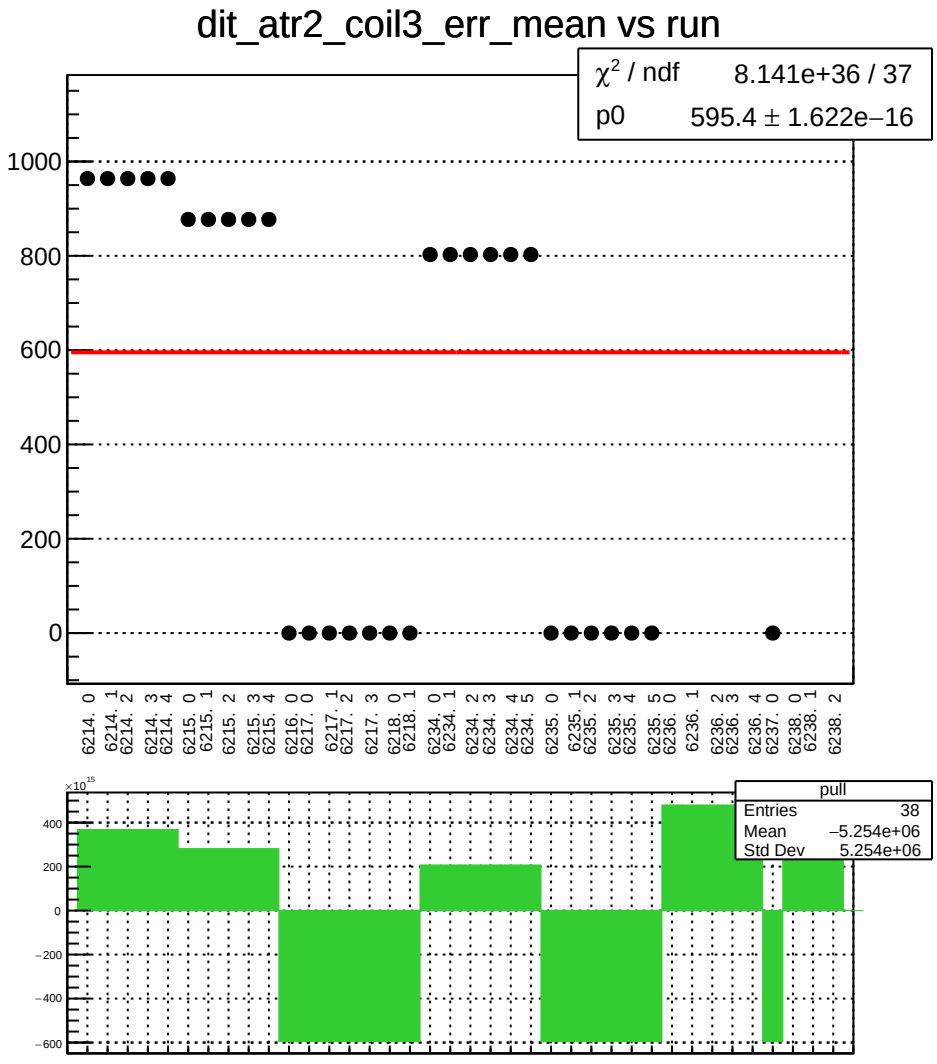
dit_atr2_coil3_err_mean vs run
χ² / ndf 8.141e+36 / 37
p0 595.4 ± 1.622e−16
1000
800
600
400
200
0
6214. 0
6214. 1
6214. 2
6214. 3
6214. 4
6215. 0
6215. 1
6215. 2
6215. 3
6215. 4
6216. 0
6217. 0
6217. 1
6217. 2
6217. 3
6218. 0
6218. 1
6234. 0
6234. 1
6234. 2
6234. 3
6234. 4
6234. 5
6235. 0
6235. 1
6235. 2
6235. 3
6235. 4
6235. 5
6236. 0
6236. 1
6236. 2
6236. 3
6236. 4
6237. 0
6238. 0
6238. 1
6238. 2
×10¹⁵
400
200
0
−200
−400
−600
pull
Entries 38
Mean −5.254e+06
Std Dev 5.254e+06

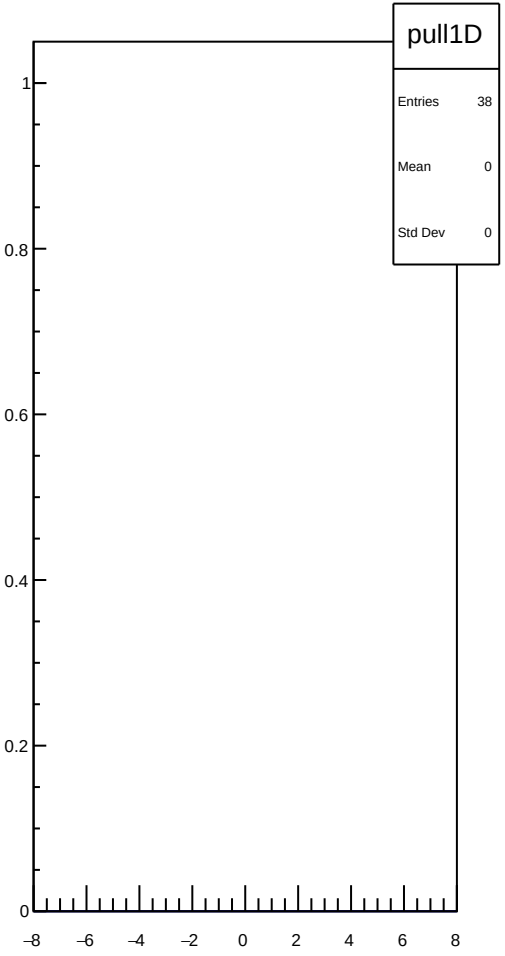
pull1D
Entries 38
Mean 0
Std Dev 0
1
0.8
0.6
0.4
0.2
0
−8
−6
−4
−2
0
2
4
6
8

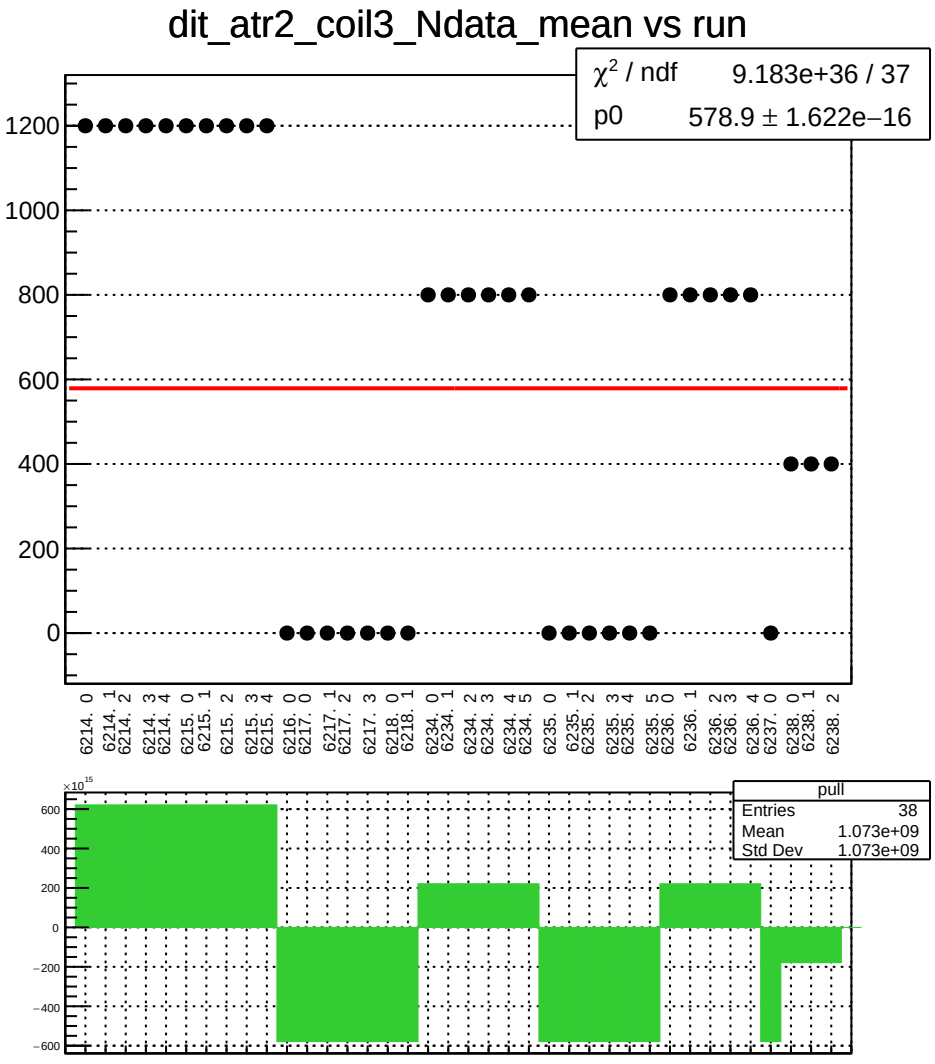
dit_atr2_coil3_Ndata_mean vs run
χ² / ndf 9.183e+36 / 37
p0 578.9 ± 1.622e−16
1200
1000
800
600
400
200
0
6214. 0
6214. 1
6214. 2
6214. 3
6214. 4
6215. 0
6215. 1
6215. 2
6215. 3
6215. 4
6216. 0
6217. 0
6217. 1
6217. 2
6217. 3
6218. 0
6218. 1
6234. 0
6234. 1
6234. 2
6234. 3
6234. 4
6234. 5
6235. 0
6235. 1
6235. 2
6235. 3
6235. 4
6235. 5
6236. 0
6236. 1
6236. 2
6236. 3
6236. 4
6237. 0
6238. 0
6238. 1
6238. 2
×10¹⁵
600
400
200
0
−200
−400
−600
pull
Entries 38
Mean 1.073e+09
Std Dev 1.073e+09

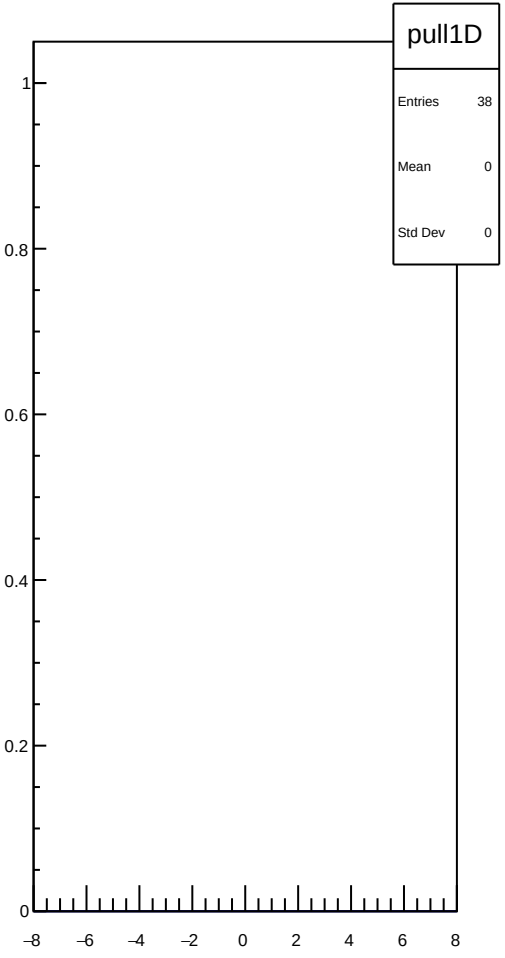
pull1D
Entries 38
Mean 0
Std Dev 0
1
0.8
0.6
0.4
0.2
0
−8
−6
−4
−2
0
2
4
6
8

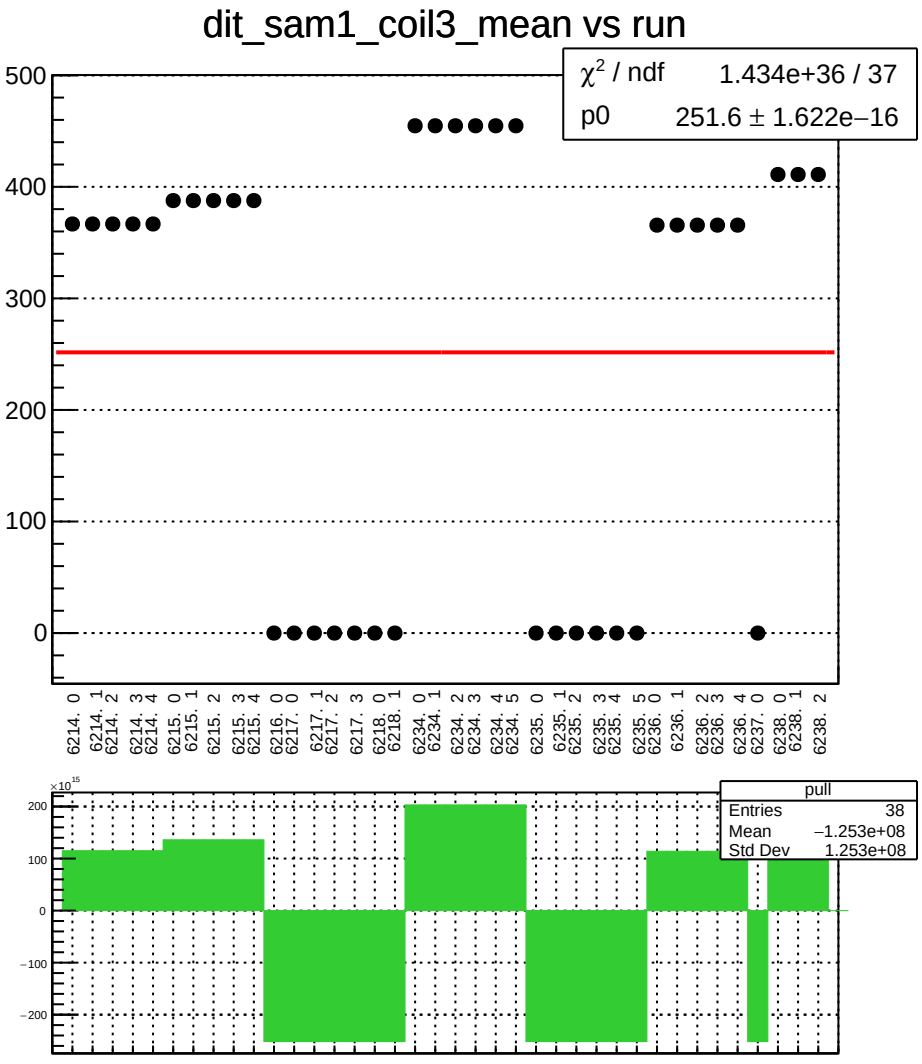
dit_sam1_coil3_mean vs run
χ^2 / ndf 1.434e+36 / 37
p0 251.6 ± 1.622e−16
500
400
300
200
100
0
6214. 0
6214. 1
6214. 2
6214. 3
6214. 4
6215. 0
6215. 1
6215. 2
6215. 3
6215. 4
6216. 0
6217. 0
6217. 1
6217. 2
6217. 3
6218. 0
6218. 1
6234. 0
6234. 1
6234. 2
6234. 3
6234. 4
6234. 5
6235. 0
6235. 1
6235. 2
6235. 3
6235. 4
6235. 5
6236. 0
6236. 1
6236. 2
6236. 3
6236. 4
6237. 0
6238. 0
6238. 1
6238. 2
×10^15
200
100
0
−100
−200
pull
Entries 38
Mean −1.253e+08
Std Dev 1.253e+08

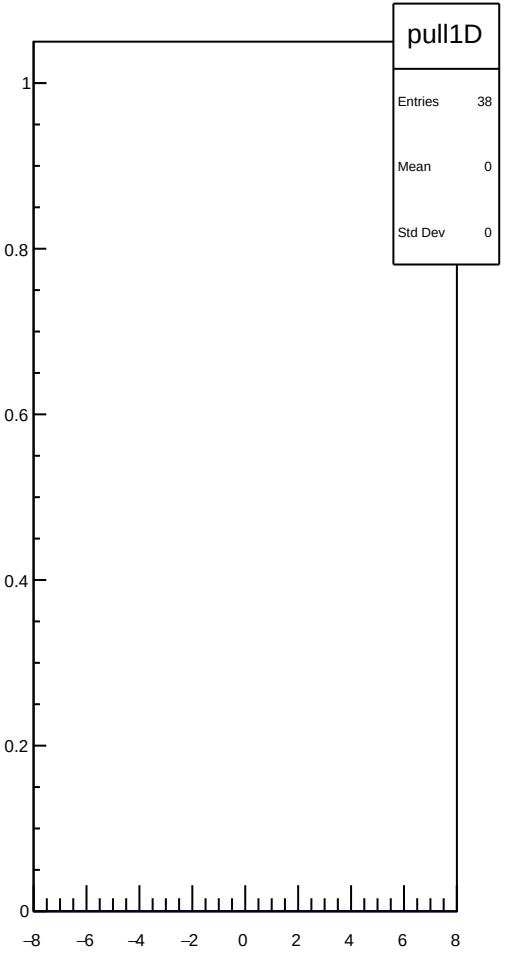
pull1D
Entries 38
Mean 0
Std Dev 0
1
0.8
0.6
0.4
0.2
0
−8
−6
−4
−2
0
2
4
6
8

dit_sam1_coil3_err_mean vs run

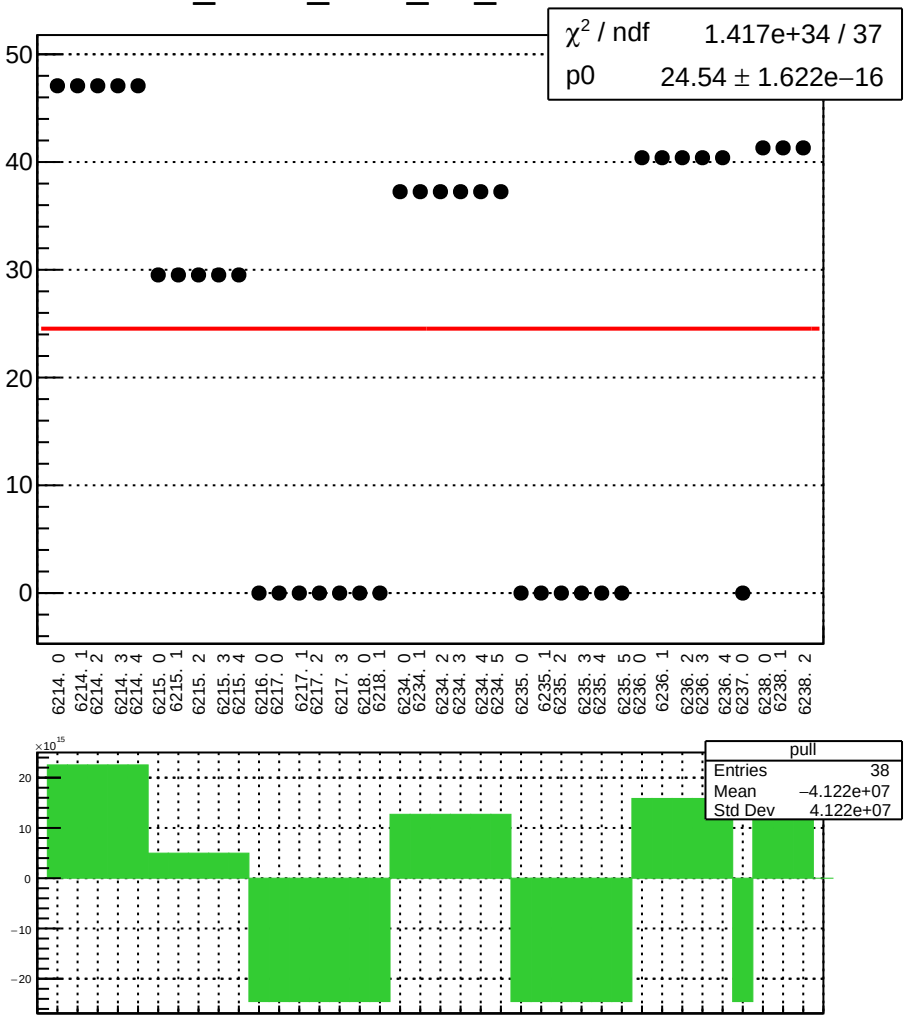

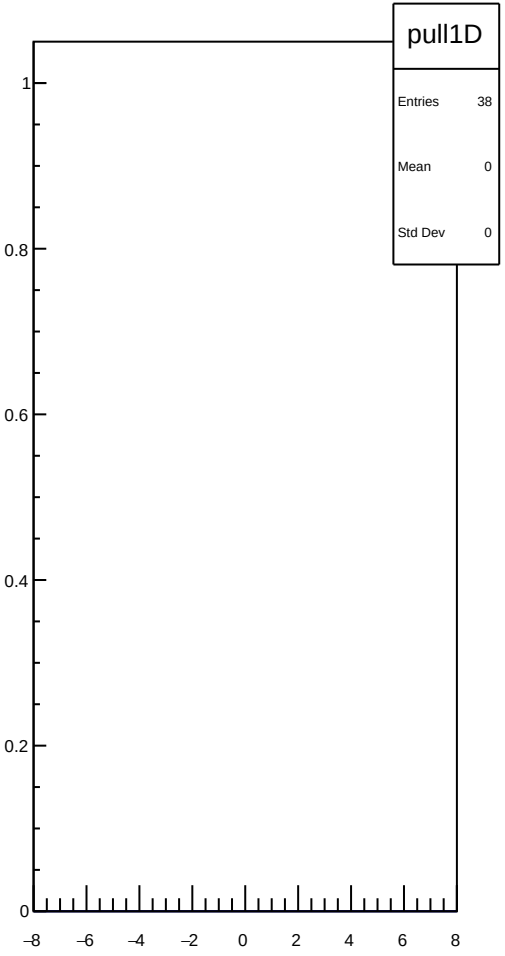

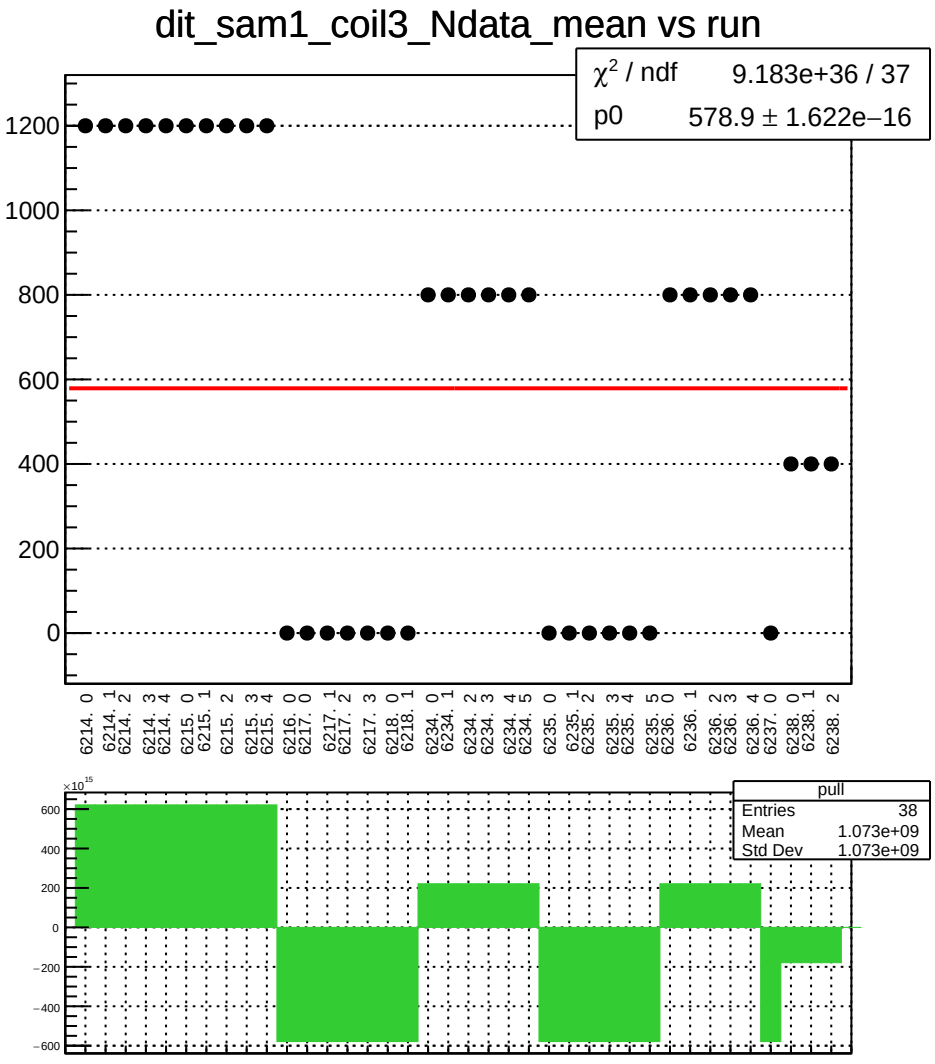
dit_sam1_coil3_Ndata_mean vs run
χ² / ndf 9.183e+36 / 37
p0 578.9 ± 1.622e−16
1200
1000
800
600
400
200
0
6214. 0
6214. 1
6214. 2
6214. 3
6214. 4
6215. 0
6215. 1
6215. 2
6215. 3
6215. 4
6216. 0
6217. 0
6217. 1
6217. 2
6217. 3
6218. 0
6218. 1
6234. 0
6234. 1
6234. 2
6234. 3
6234. 4
6234. 5
6235. 0
6235. 1
6235. 2
6235. 3
6235. 4
6235. 5
6236. 0
6236. 1
6236. 2
6236. 3
6236. 4
6237. 0
6238. 0
6238. 1
6238. 2
×10^15
600
400
200
0
−200
−400
−600
pull
Entries 38
Mean 1.073e+09
Std Dev 1.073e+09

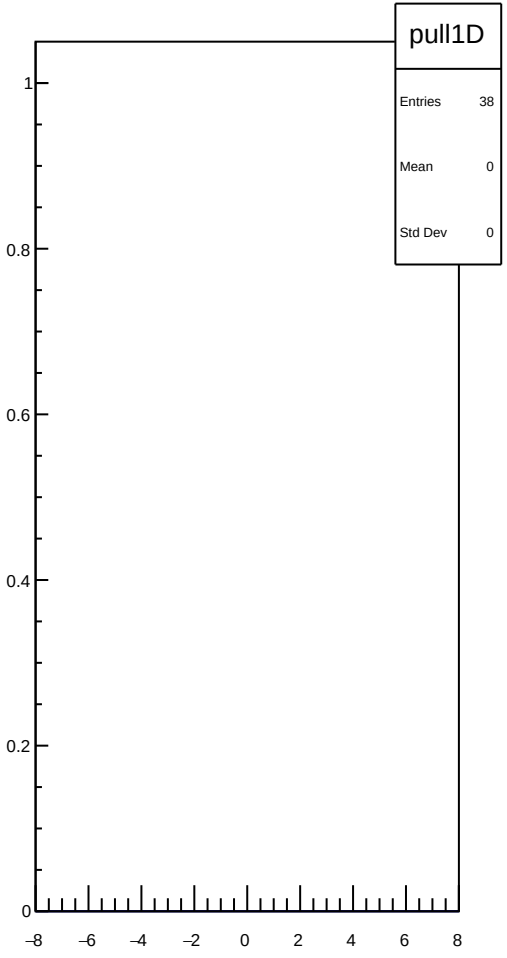
pull1D
Entries 38
Mean 0
Std Dev 0
1
0.8
0.6
0.4
0.2
0
−8
−6
−4
−2
0
2
4
6
8

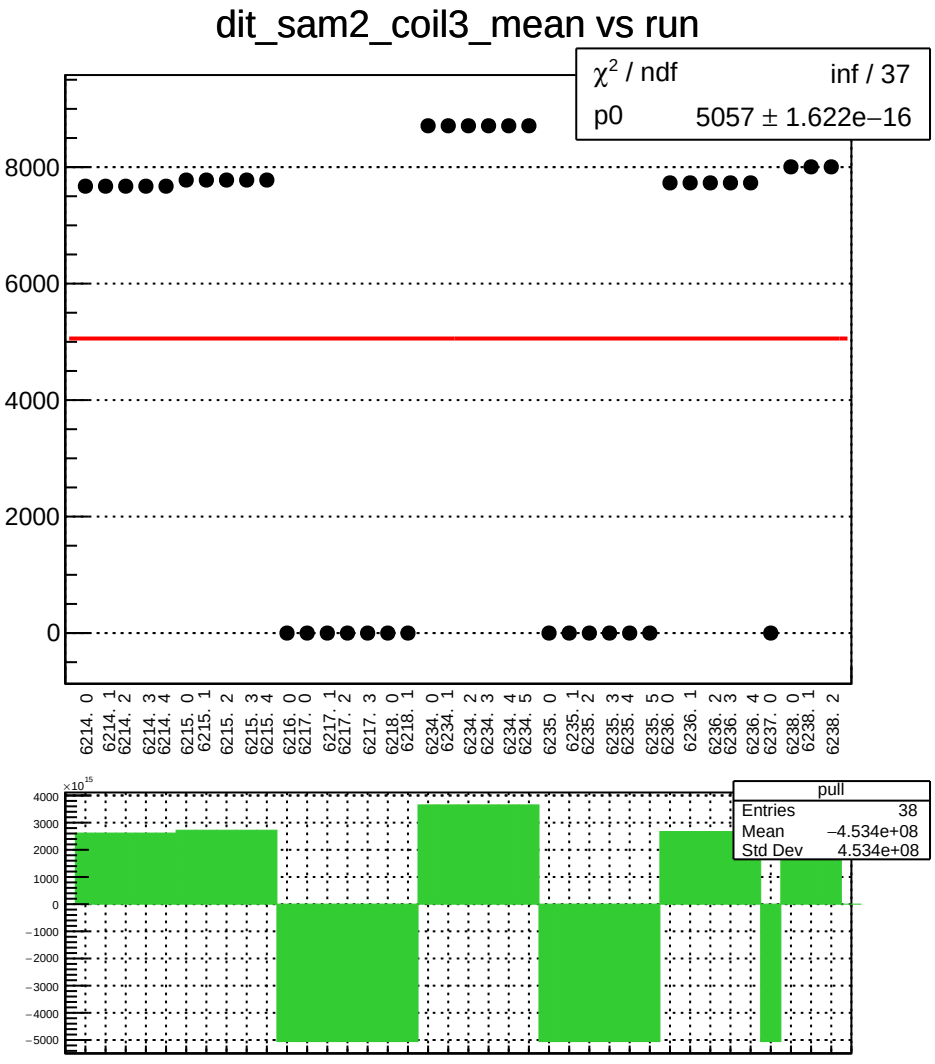
dit_sam2_coil3_mean vs run
χ² / ndf inf / 37
p0 5057 ± 1.622e−16
8000
6000
4000
2000
0
6214. 0
6214. 1
6214. 2
6214. 3
6214. 4
6215. 0
6215. 1
6215. 2
6215. 3
6215. 4
6216. 0
6217. 0
6217. 1
6217. 2
6217. 3
6218. 0
6218. 1
6234. 0
6234. 1
6234. 2
6234. 3
6234. 4
6234. 5
6235. 0
6235. 1
6235. 2
6235. 3
6235. 4
6235. 5
6236. 0
6236. 1
6236. 2
6236. 3
6236. 4
6237. 0
6238. 0
6238. 1
6238. 2
×10¹⁵
4000
3000
2000
1000
0
−1000
−2000
−3000
−4000
−5000
pull
Entries 38
Mean −4.534e+08
Std Dev 4.534e+08

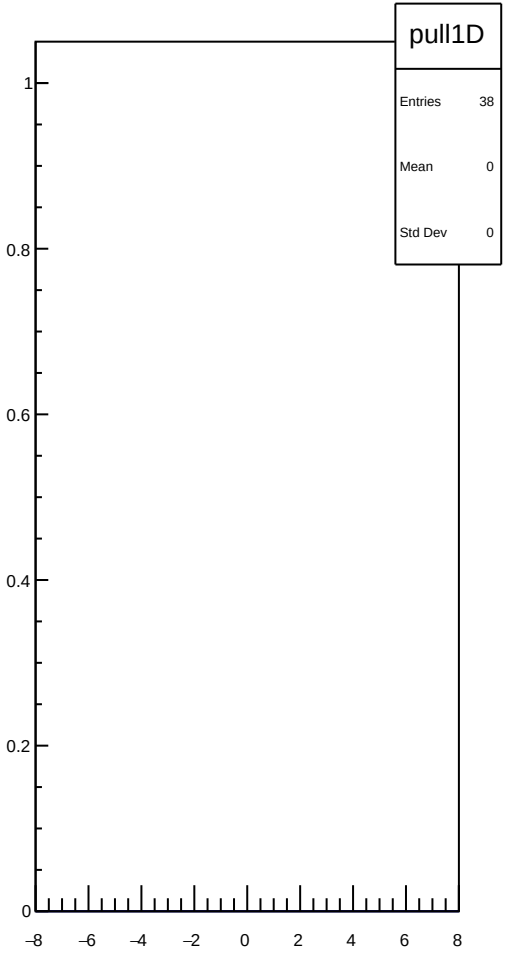
pull1D
Entries 38
Mean 0
Std Dev 0
1
0.8
0.6
0.4
0.2
0
−8
−6
−4
−2
0
2
4
6
8

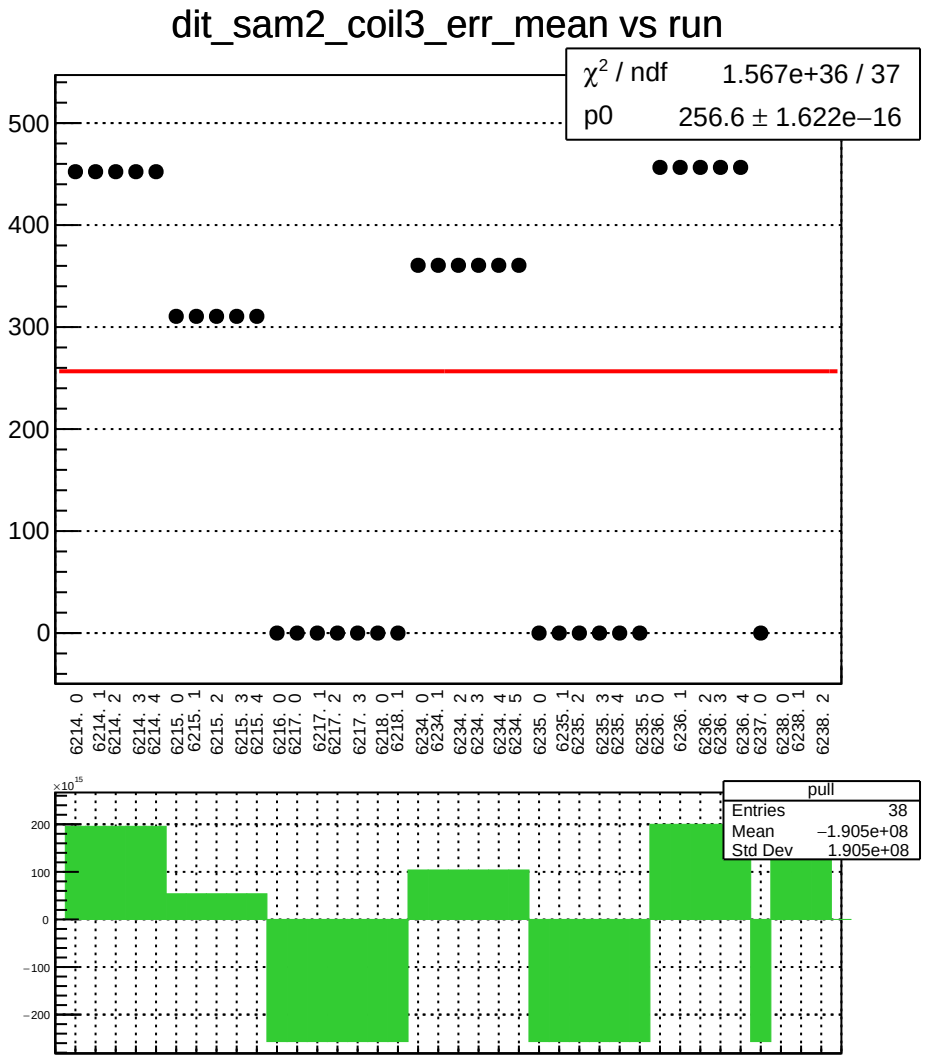
dit_sam2_coil3_err_mean vs run
χ² / ndf 1.567e+36 / 37
p0 256.6 ± 1.622e−16
500
400
300
200
100
0
6214. 0
6214. 1
6214. 2
6214. 3
6214. 4
6215. 0
6215. 1
6215. 2
6215. 3
6215. 4
6216. 0
6217. 0
6217. 1
6217. 2
6217. 3
6218. 0
6218. 1
6234. 0
6234. 1
6234. 2
6234. 3
6234. 4
6234. 5
6235. 0
6235. 1
6235. 2
6235. 3
6235. 4
6235. 5
6236. 0
6236. 1
6236. 2
6236. 3
6236. 4
6237. 0
6238. 0
6238. 1
6238. 2
×10¹⁵
200
100
0
−100
−200
pull
Entries 38
Mean −1.905e+08
Std Dev 1.905e+08

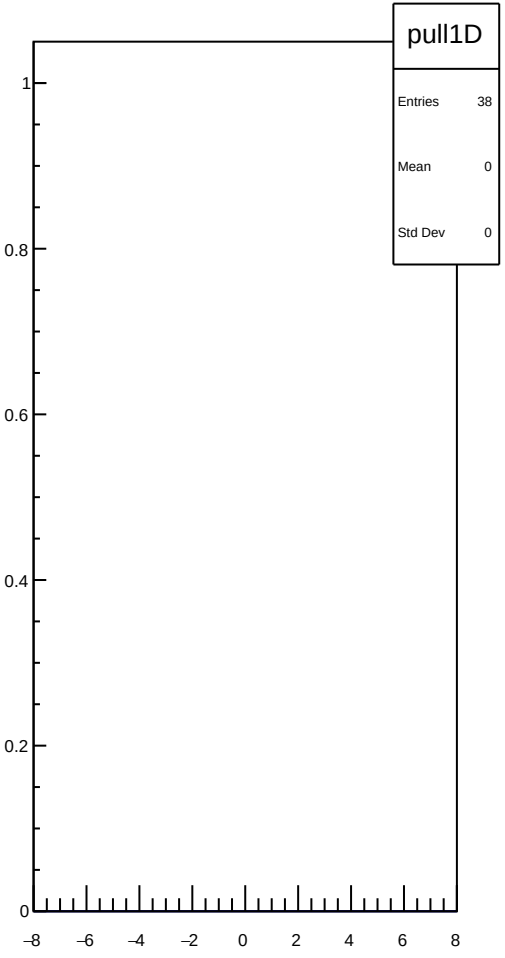
pull1D
Entries 38
Mean 0
Std Dev 0
1
0.8
0.6
0.4
0.2
0
−8
−6
−4
−2
0
2
4
6
8

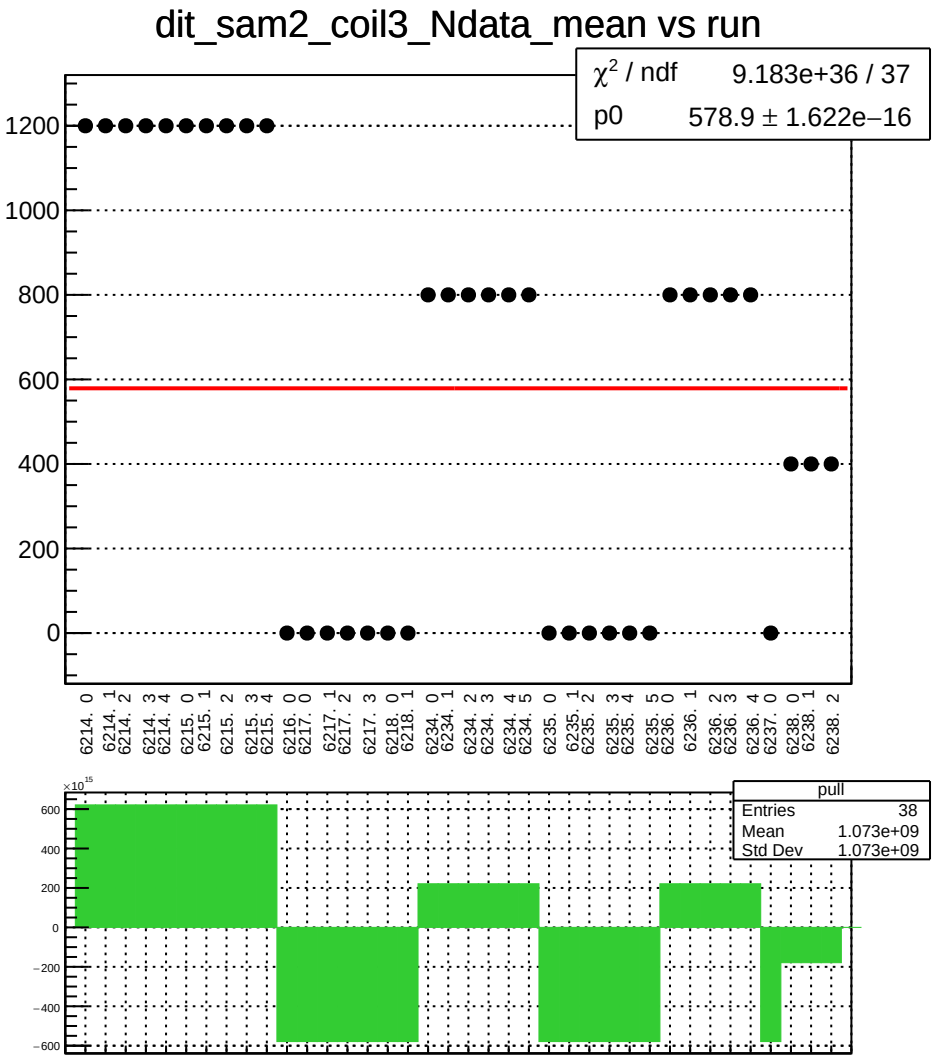
dit_sam2_coil3_Ndata_mean vs run
χ² / ndf 9.183e+36 / 37
p0 578.9 ± 1.622e−16
1200
1000
800
600
400
200
0
6214. 0
6214. 1
6214. 2
6214. 3
6214. 4
6215. 0
6215. 1
6215. 2
6215. 3
6215. 4
6216. 0
6217. 0
6217. 1
6217. 2
6217. 3
6218. 0
6218. 1
6234. 0
6234. 1
6234. 2
6234. 3
6234. 4
6234. 5
6235. 0
6235. 1
6235. 2
6235. 3
6235. 4
6235. 5
6236. 0
6236. 1
6236. 2
6236. 3
6236. 4
6237. 0
6238. 0
6238. 1
6238. 2
×10¹⁵
600
400
200
0
−200
−400
−600
pull
Entries 38
Mean 1.073e+09
Std Dev 1.073e+09

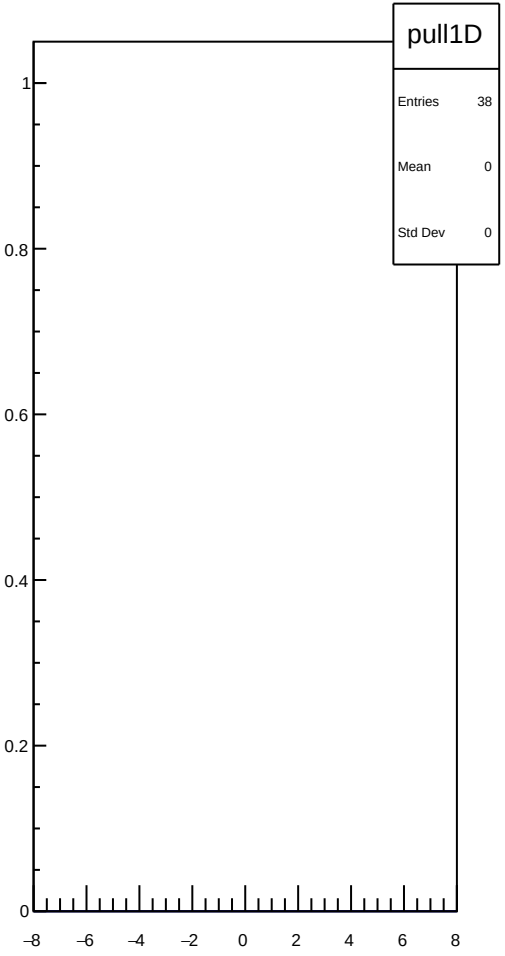
pull1D
Entries 38
Mean 0
Std Dev 0
1
0.8
0.6
0.4
0.2
0
−8
−6
−4
−2
0
2
4
6
8

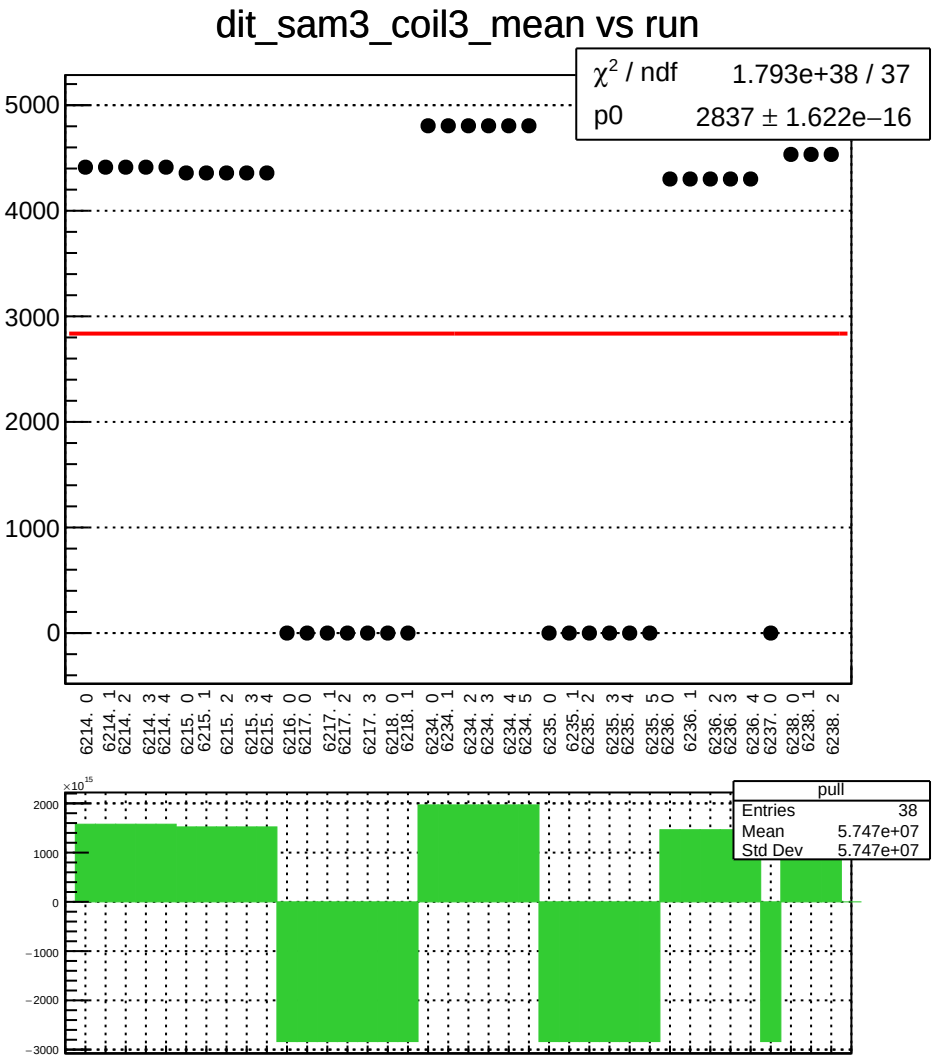
dit_sam3_coil3_mean vs run
χ² / ndf 1.793e+38 / 37
p0 2837 ± 1.622e−16
5000
4000
3000
2000
1000
0
6214. 0
6214. 1
6214. 2
6214. 3
6214. 4
6215. 0
6215. 1
6215. 2
6215. 3
6215. 4
6216. 0
6217. 0
6217. 1
6217. 2
6217. 3
6218. 0
6218. 1
6234. 0
6234. 1
6234. 2
6234. 3
6234. 4
6234. 5
6235. 0
6235. 1
6235. 2
6235. 3
6235. 4
6235. 5
6236. 0
6236. 1
6236. 2
6236. 3
6236. 4
6237. 0
6238. 0
6238. 1
6238. 2
×10¹⁵
2000
1000
0
−1000
−2000
−3000
pull
Entries 38
Mean 5.747e+07
Std Dev 5.747e+07

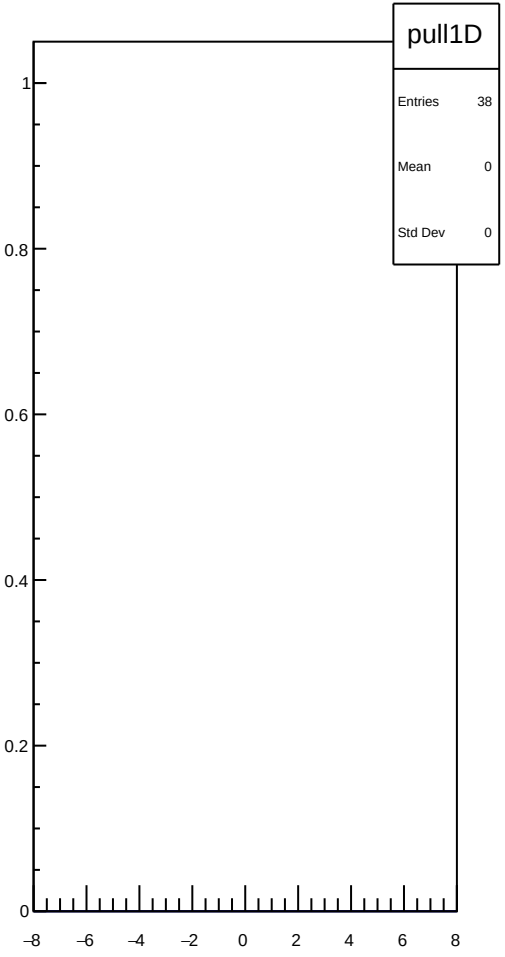
pull1D
Entries 38
Mean 0
Std Dev 0
1
0.8
0.6
0.4
0.2
0
−8
−6
−4
−2
0
2
4
6
8

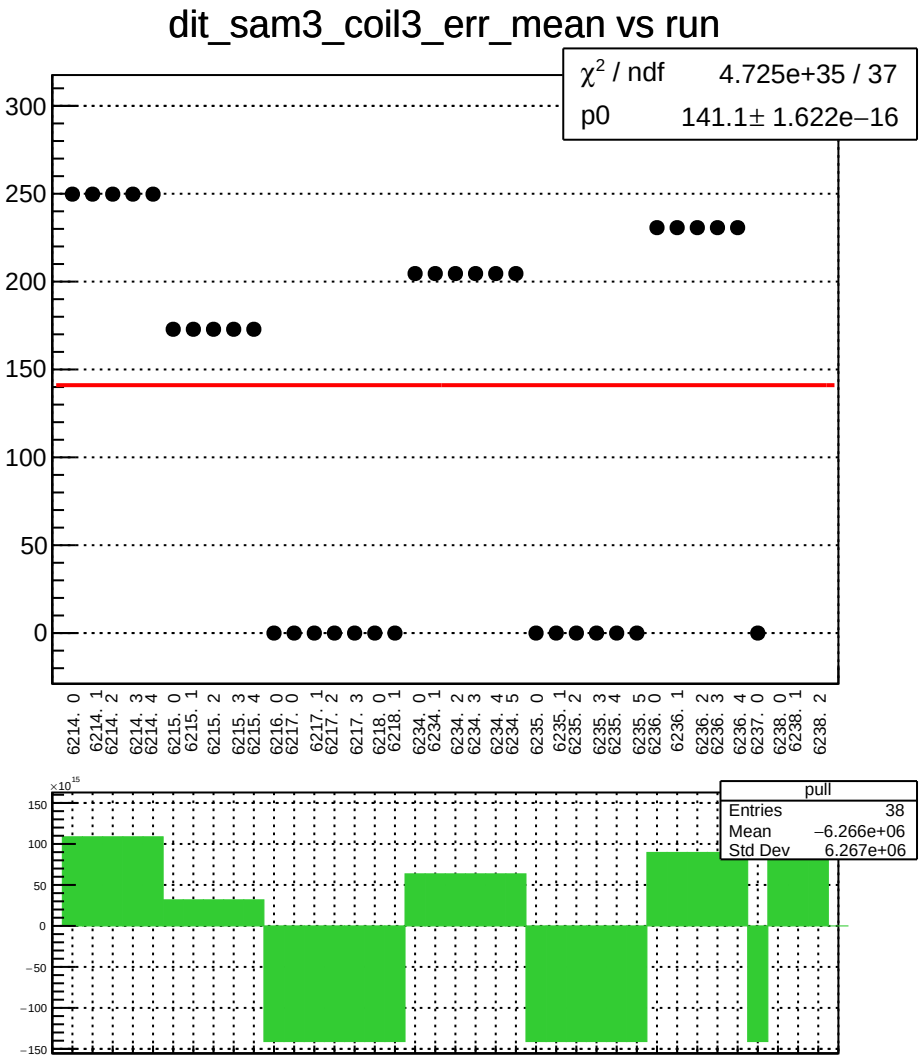
dit_sam3_coil3_err_mean vs run
χ² / ndf 4.725e+35 / 37
p0 141.1± 1.622e−16
300
250
200
150
100
50
0
6214. 0
6214. 1
6214. 2
6214. 3
6214. 4
6215. 0
6215. 1
6215. 2
6215. 3
6215. 4
6216. 0
6217. 0
6217. 1
6217. 2
6217. 3
6218. 0
6218. 1
6234. 0
6234. 1
6234. 2
6234. 3
6234. 4
6234. 5
6235. 0
6235. 1
6235. 2
6235. 3
6235. 4
6235. 5
6236. 0
6236. 1
6236. 2
6236. 3
6236. 4
6237. 0
6238. 0
6238. 1
6238. 2
×10¹⁵
150
100
50
0
−50
−100
−150
pull
Entries 38
Mean −6.266e+06
Std Dev 6.267e+06

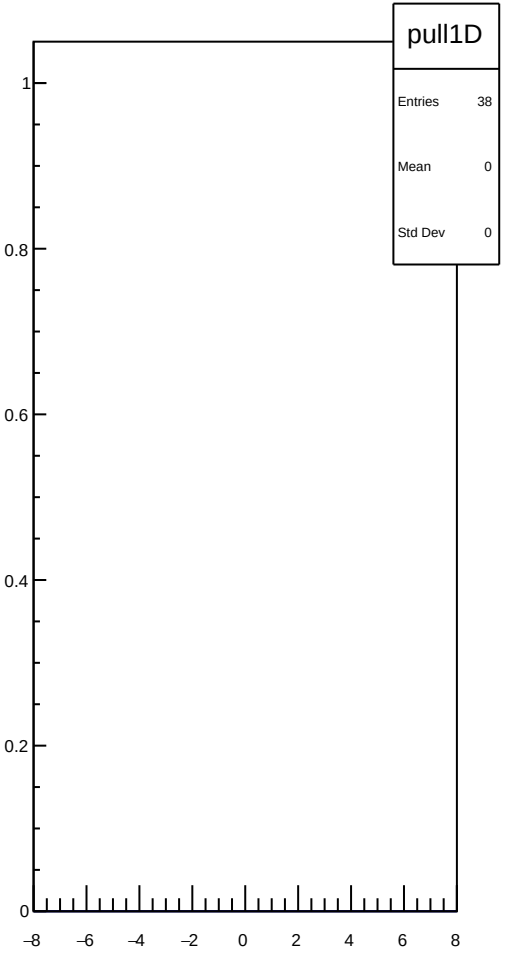
pull1D
Entries 38
Mean 0
Std Dev 0
1
0.8
0.6
0.4
0.2
0
−8
−6
−4
−2
0
2
4
6
8

dit_sam3_coil3_Ndata_mean vs run

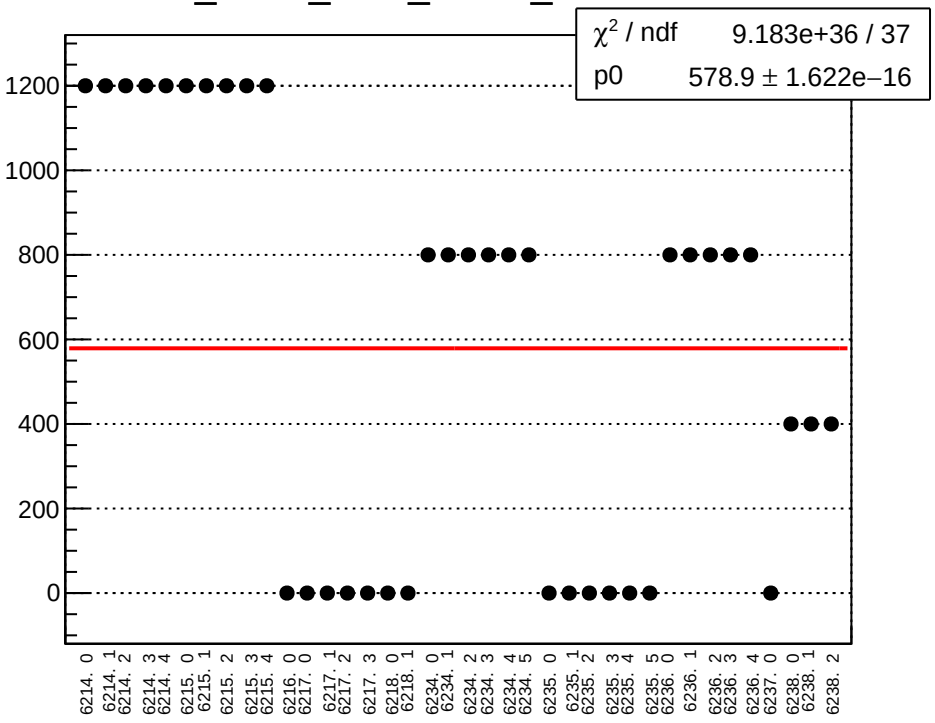

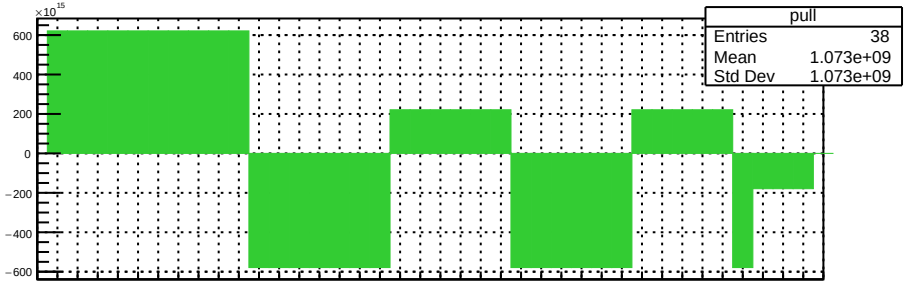

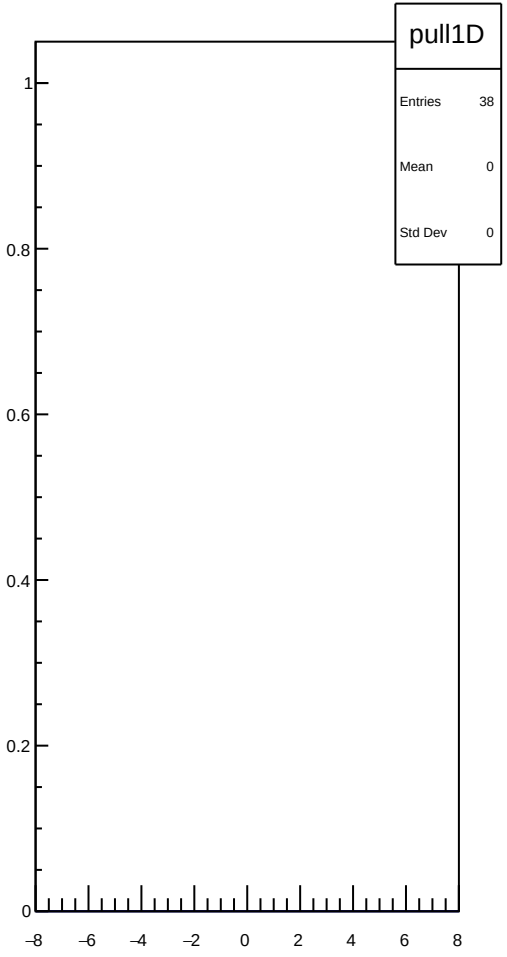

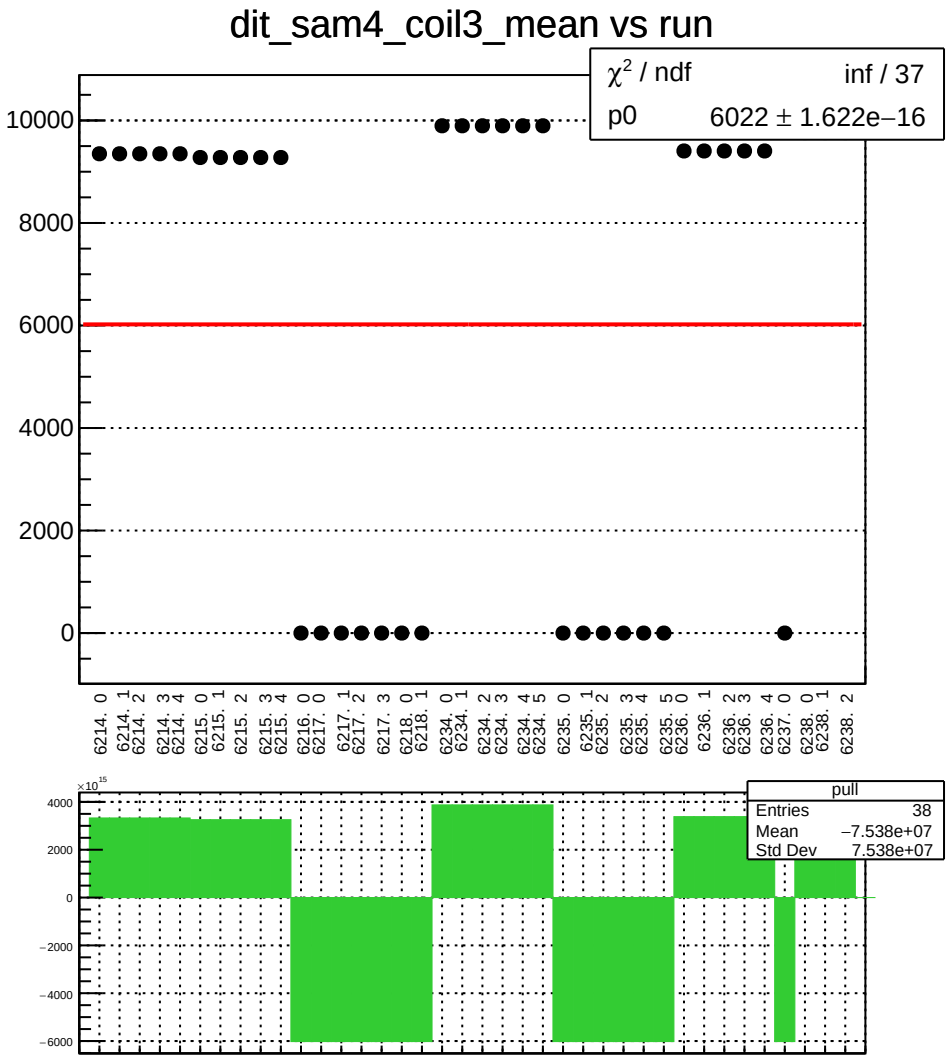
dit_sam4_coil3_mean vs run
χ² / ndf inf / 37
p0 6022 ± 1.622e−16
10000
8000
6000
4000
2000
0
6214. 0
6214. 1
6214. 2
6214. 3
6214. 4
6215. 0
6215. 1
6215. 2
6215. 3
6215. 4
6216. 0
6217. 0
6217. 1
6217. 2
6217. 3
6218. 0
6218. 1
6234. 0
6234. 1
6234. 2
6234. 3
6234. 4
6234. 5
6235. 0
6235. 1
6235. 2
6235. 3
6235. 4
6235. 5
6236. 0
6236. 1
6236. 2
6236. 3
6236. 4
6237. 0
6238. 0
6238. 1
6238. 2
×10¹⁵
4000
2000
0
−2000
−4000
−6000
pull
Entries 38
Mean −7.538e+07
Std Dev 7.538e+07

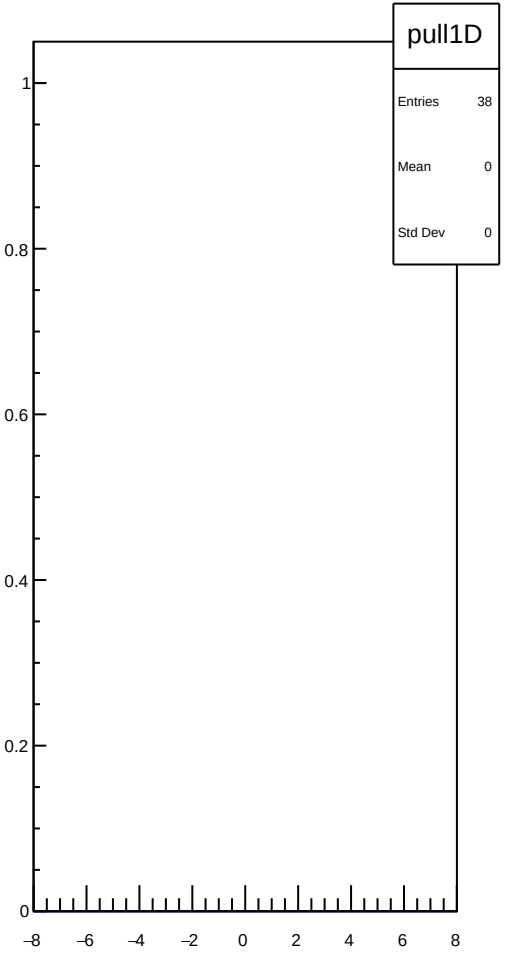
pull1D
Entries 38
Mean 0
Std Dev 0
1
0.8
0.6
0.4
0.2
0
−8
−6
−4
−2
0
2
4
6
8

dit_sam4_coil3_err_mean vs run

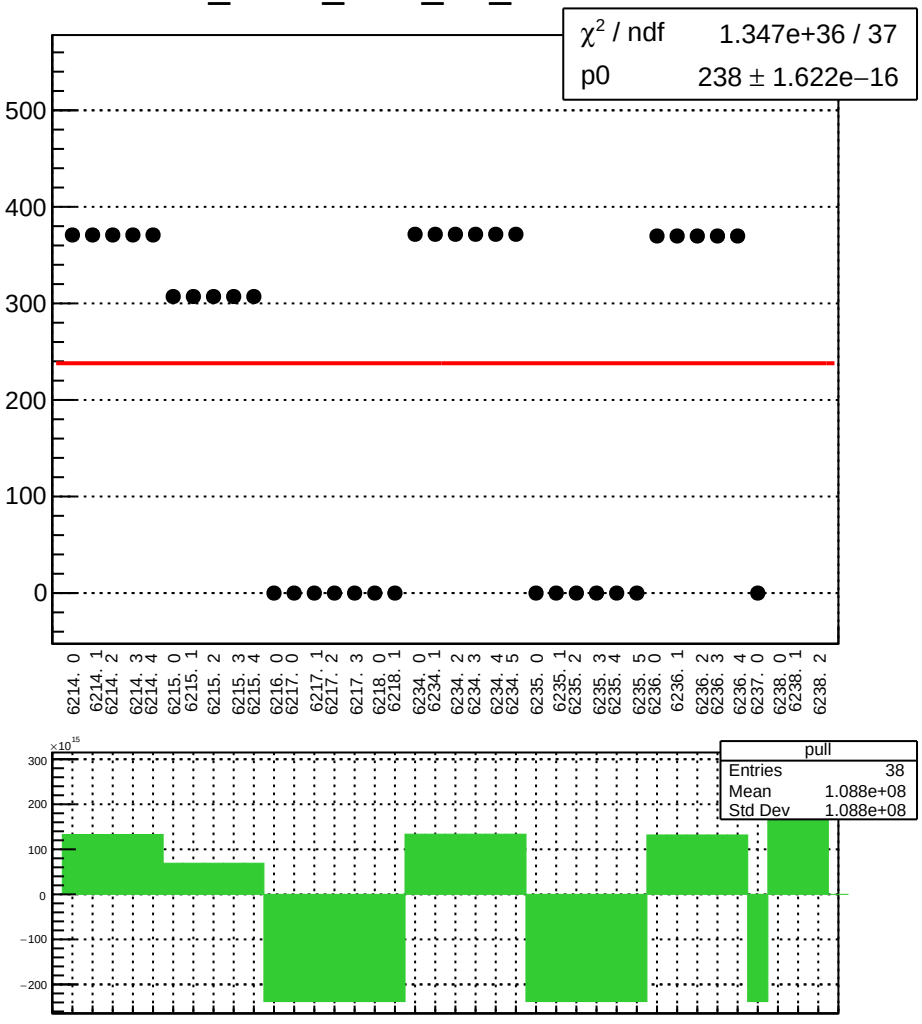

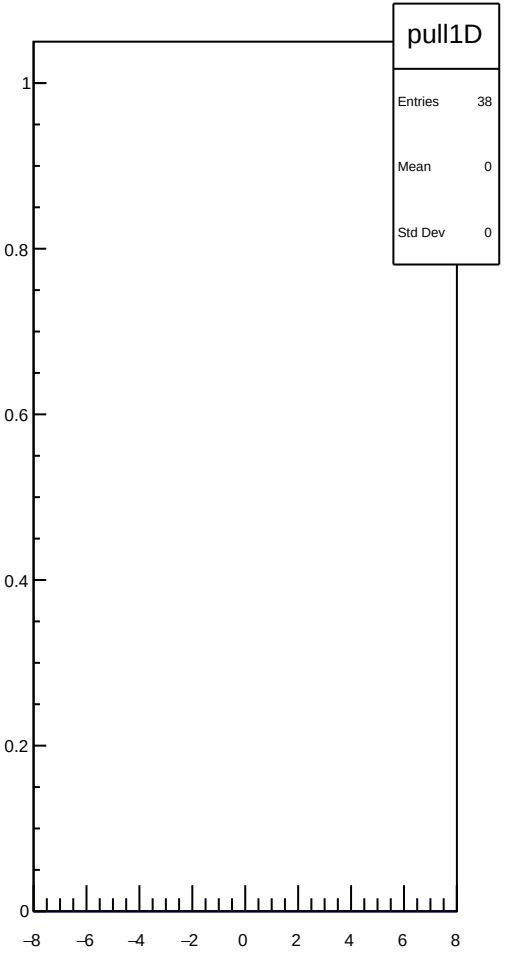

dit_sam4_coil3_Ndata_mean vs run

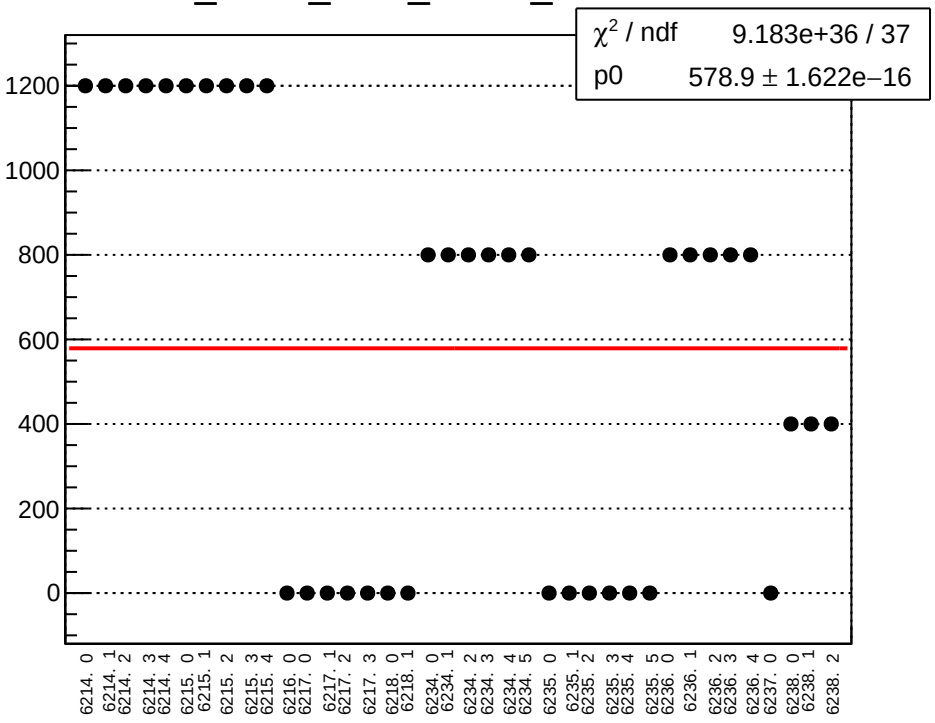

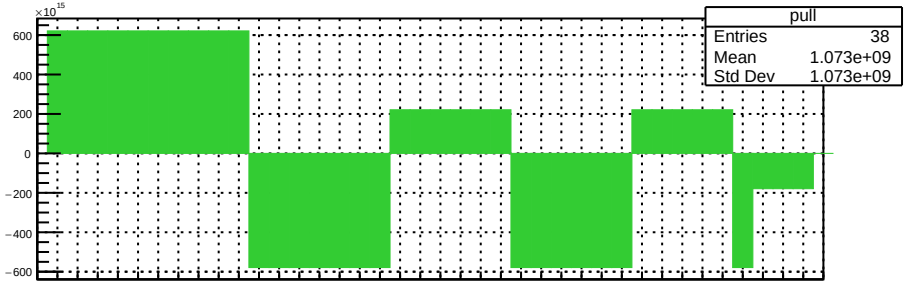

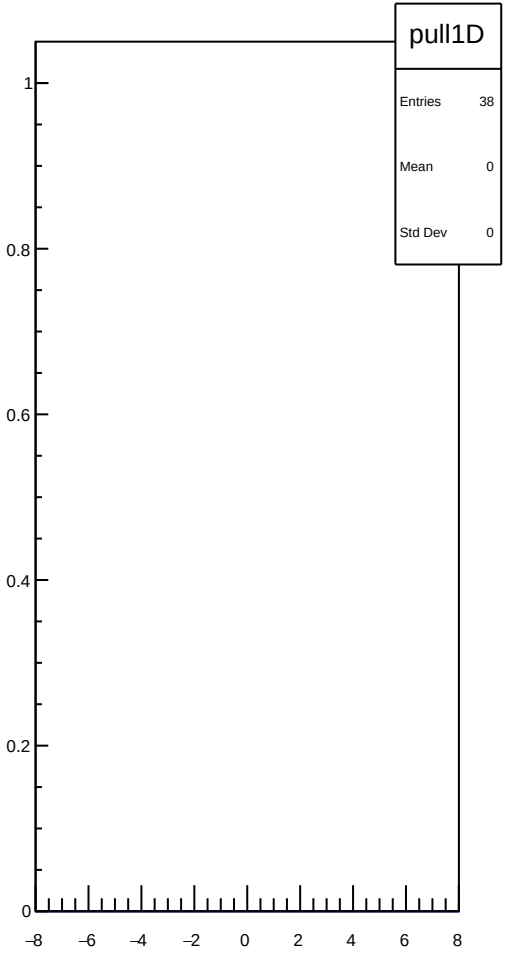

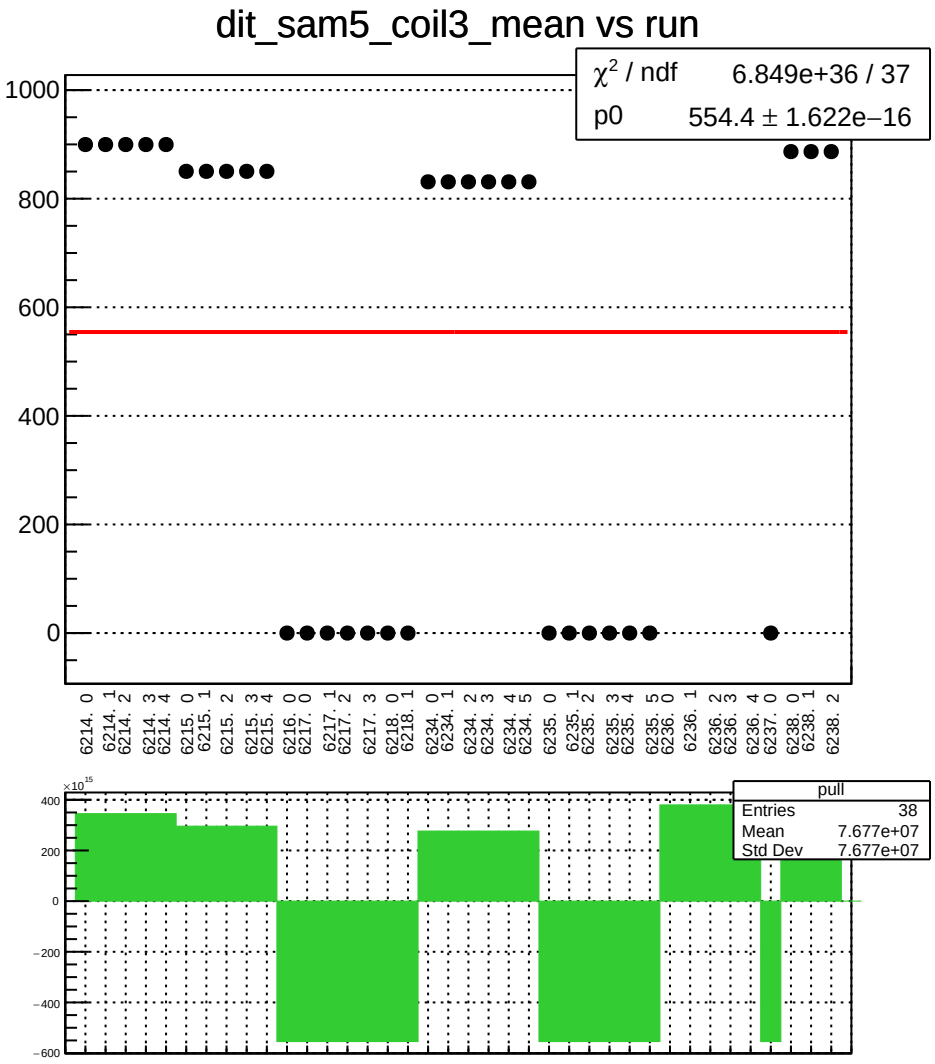
dit_sam5_coil3_mean vs run
χ² / ndf 6.849e+36 / 37
p0 554.4 ± 1.622e−16
1000
800
600
400
200
0
6214. 0
6214. 1
6214. 2
6214. 3
6214. 4
6215. 0
6215. 1
6215. 2
6215. 3
6215. 4
6216. 0
6217. 0
6217. 1
6217. 2
6217. 3
6218. 0
6218. 1
6234. 0
6234. 1
6234. 2
6234. 3
6234. 4
6234. 5
6235. 0
6235. 1
6235. 2
6235. 3
6235. 4
6235. 5
6236. 0
6236. 1
6236. 2
6236. 3
6236. 4
6237. 0
6238. 0
6238. 1
6238. 2
×10¹⁵
400
200
0
−200
−400
−600
pull
Entries 38
Mean 7.677e+07
Std Dev 7.677e+07

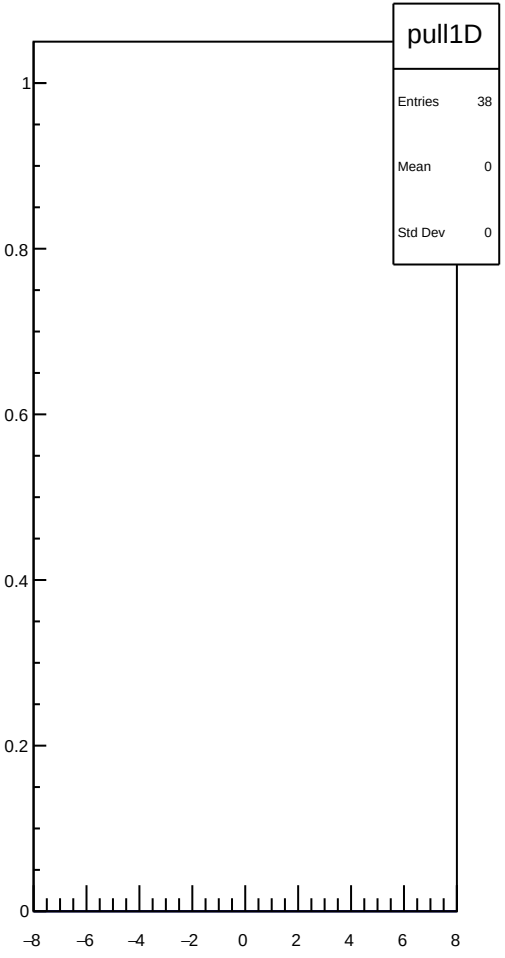
pull1D
Entries 38
Mean 0
Std Dev 0
1
0.8
0.6
0.4
0.2
0
−8
−6
−4
−2
0
2
4
6
8

dit_sam5_coil3_err_mean vs run

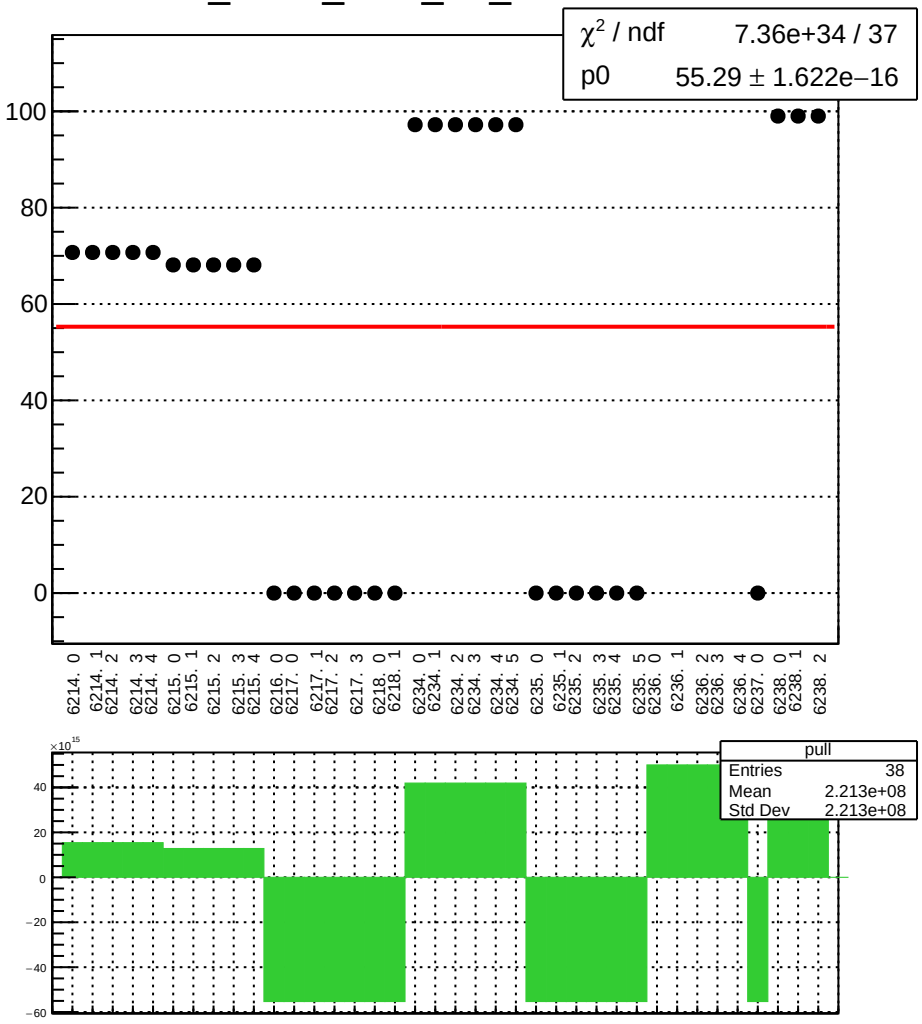

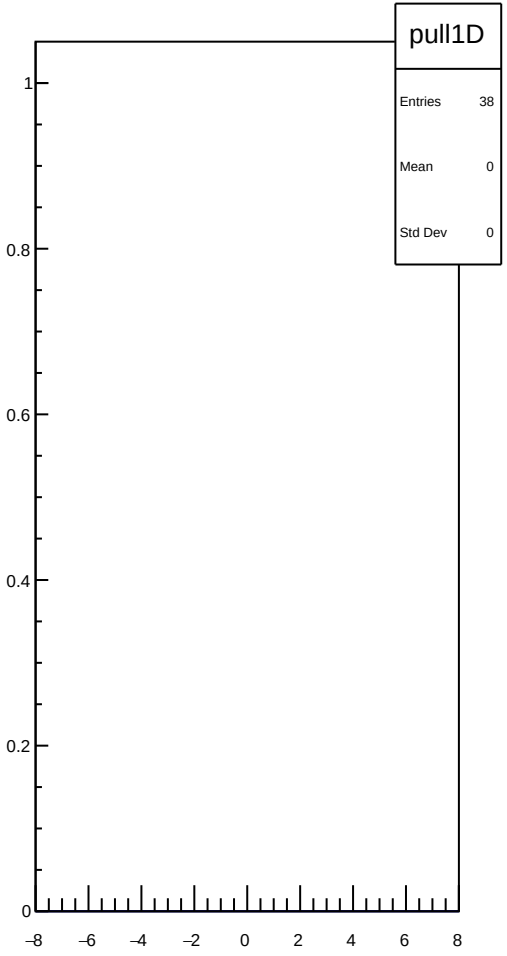

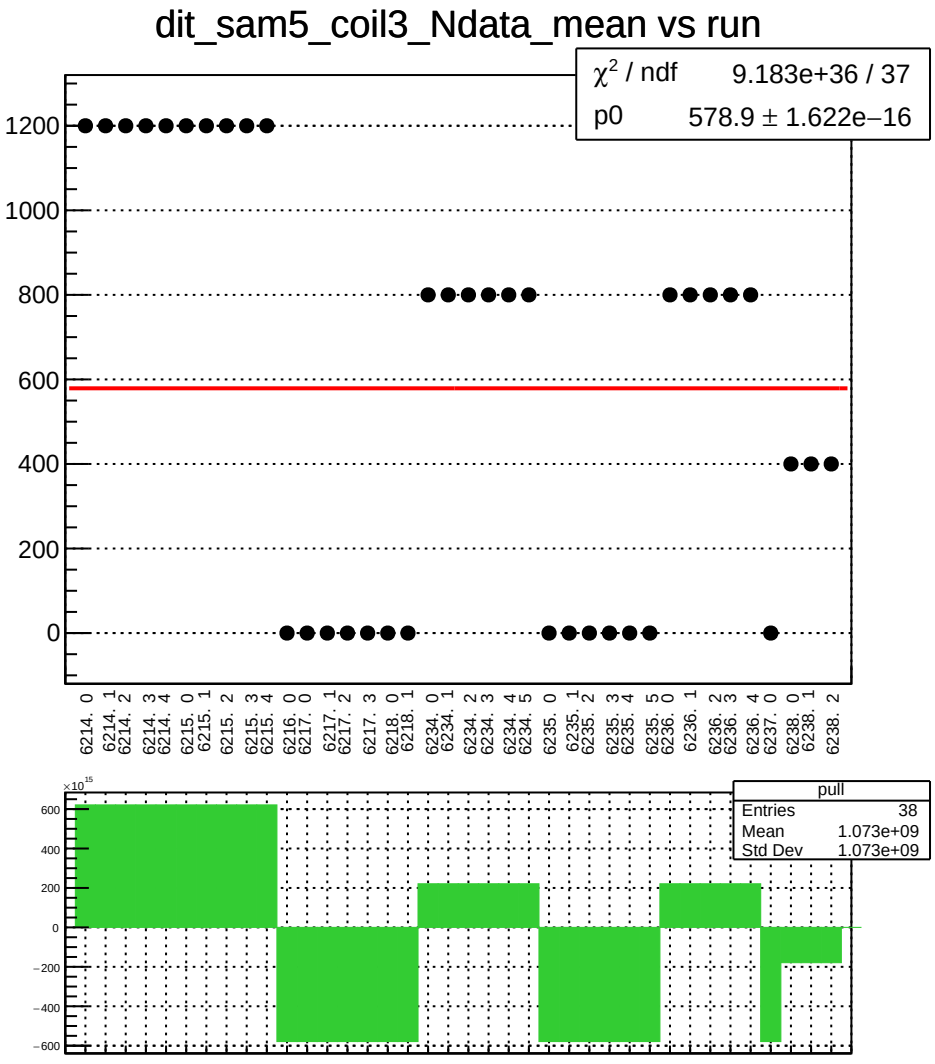
dit_sam5_coil3_Ndata_mean vs run
χ² / ndf 9.183e+36 / 37
p0 578.9 ± 1.622e−16
1200
1000
800
600
400
200
0
6214. 0
6214. 1
6214. 2
6214. 3
6214. 4
6215. 0
6215. 1
6215. 2
6215. 3
6215. 4
6216. 0
6217. 0
6217. 1
6217. 2
6217. 3
6218. 0
6218. 1
6234. 0
6234. 1
6234. 2
6234. 3
6234. 4
6234. 5
6235. 0
6235. 1
6235. 2
6235. 3
6235. 4
6235. 5
6236. 0
6236. 1
6236. 2
6236. 3
6236. 4
6237. 0
6238. 0
6238. 1
6238. 2
×10¹⁵
600
400
200
0
−200
−400
−600
pull
Entries 38
Mean 1.073e+09
Std Dev 1.073e+09

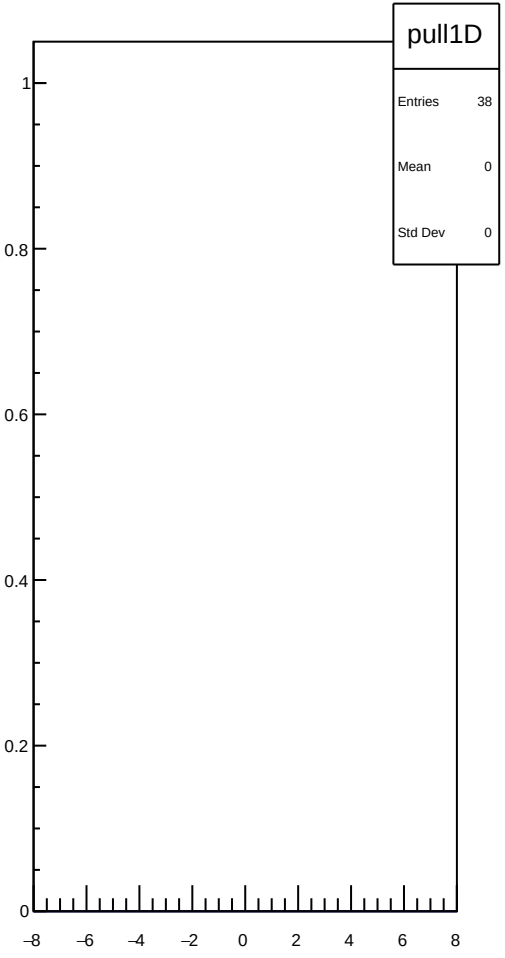
pull1D
Entries 38
Mean 0
Std Dev 0
1
0.8
0.6
0.4
0.2
0
−8
−6
−4
−2
0
2
4
6
8

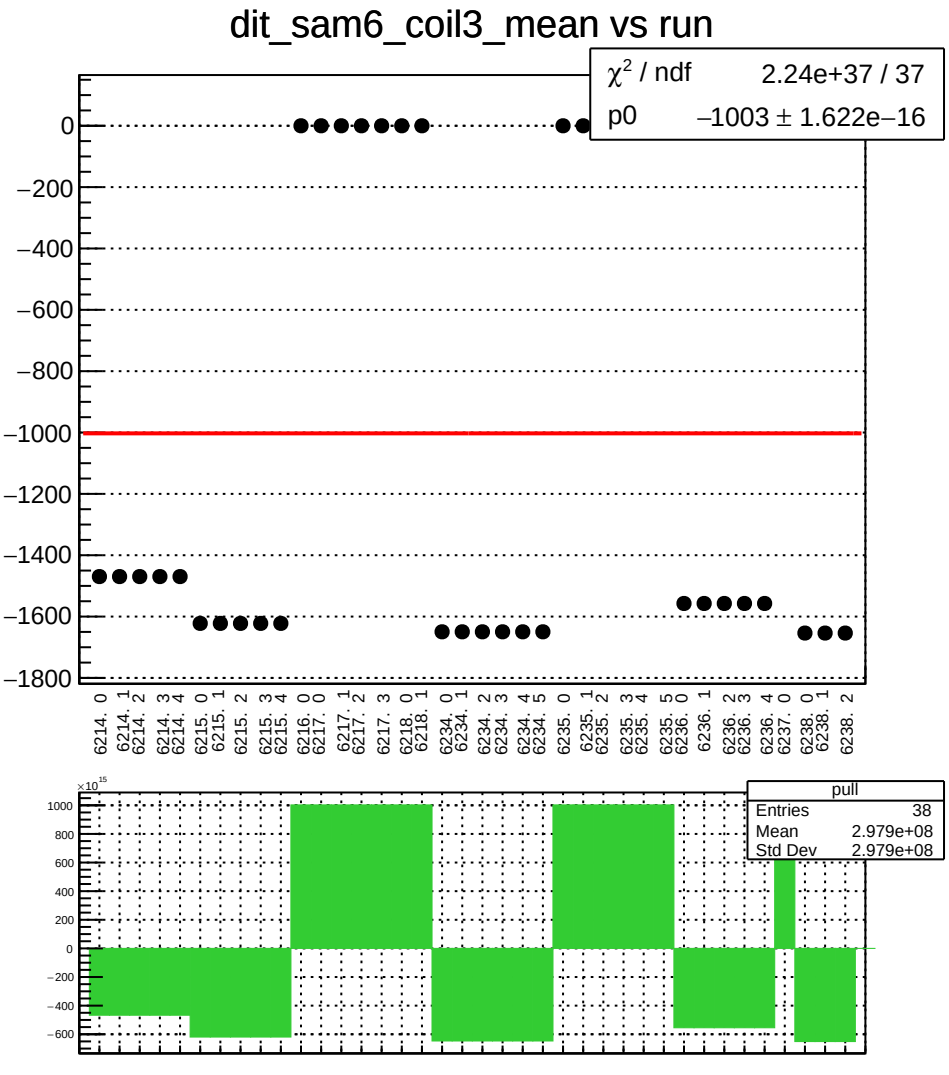
dit_sam6_coil3_mean vs run
χ² / ndf 2.24e+37 / 37
p0 −1003 ± 1.622e−16
0
−200
−400
−600
−800
−1000
−1200
−1400
−1600
−1800
6214. 0
6214. 1
6214. 2
6214. 3
6214. 4
6215. 0
6215. 1
6215. 2
6215. 3
6215. 4
6216. 0
6217. 0
6217. 1
6217. 2
6217. 3
6218. 0
6218. 1
6234. 0
6234. 1
6234. 2
6234. 3
6234. 4
6234. 5
6235. 0
6235. 1
6235. 2
6235. 3
6235. 4
6235. 5
6236. 0
6236. 1
6236. 2
6236. 3
6236. 4
6237. 0
6238. 0
6238. 1
6238. 2
×10¹⁵
1000
800
600
400
200
0
−200
−400
−600
pull
Entries 38
Mean 2.979e+08
Std Dev 2.979e+08

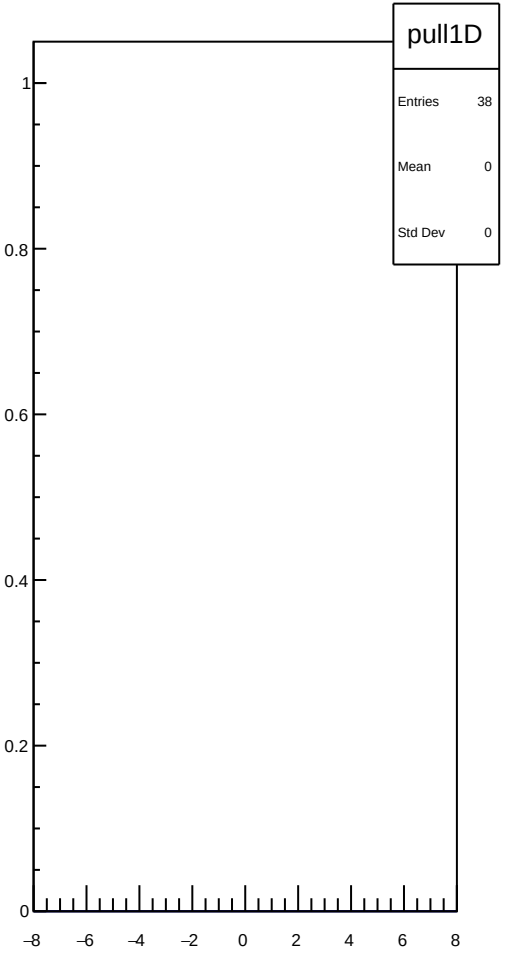
pull1D
Entries 38
Mean 0
Std Dev 0
1
0.8
0.6
0.4
0.2
0
−8
−6
−4
−2
0
2
4
6
8

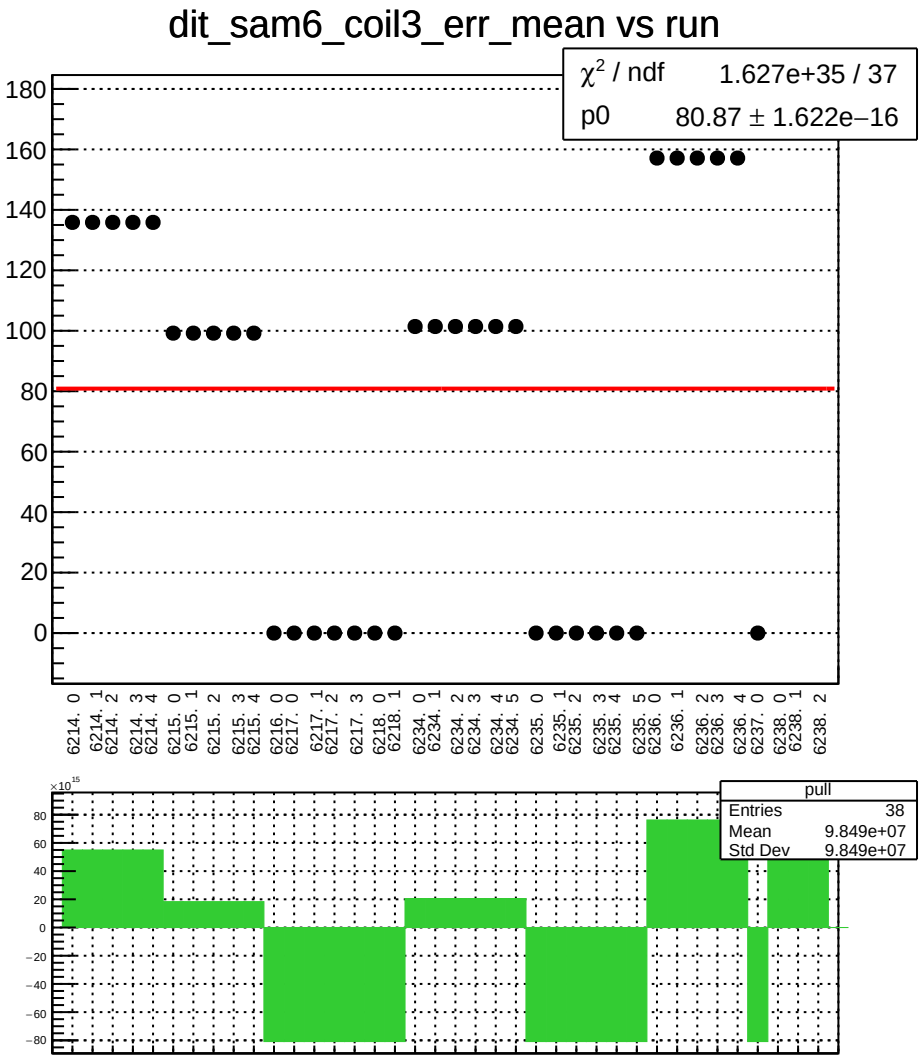
dit_sam6_coil3_err_mean vs run
χ² / ndf 1.627e+35 / 37
p0 80.87 ± 1.622e−16
180
160
140
120
100
80
60
40
20
0
6214. 0
6214. 1
6214. 2
6214. 3
6214. 4
6215. 0
6215. 1
6215. 2
6215. 3
6215. 4
6216. 0
6217. 0
6217. 1
6217. 2
6217. 3
6218. 0
6218. 1
6234. 0
6234. 1
6234. 2
6234. 3
6234. 4
6234. 5
6235. 0
6235. 1
6235. 2
6235. 3
6235. 4
6235. 5
6236. 0
6236. 1
6236. 2
6236. 3
6236. 4
6237. 0
6238. 0
6238. 1
6238. 2
×10¹⁵
80
60
40
20
0
−20
−40
−60
−80
pull
Entries 38
Mean 9.849e+07
Std Dev 9.849e+07

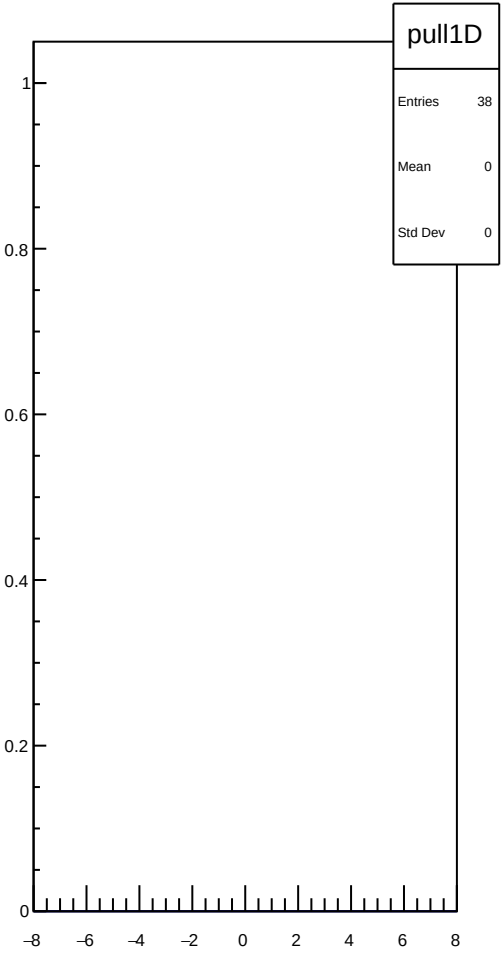
pull1D
Entries 38
Mean 0
Std Dev 0
1
0.8
0.6
0.4
0.2
0
−8
−6
−4
−2
0
2
4
6
8

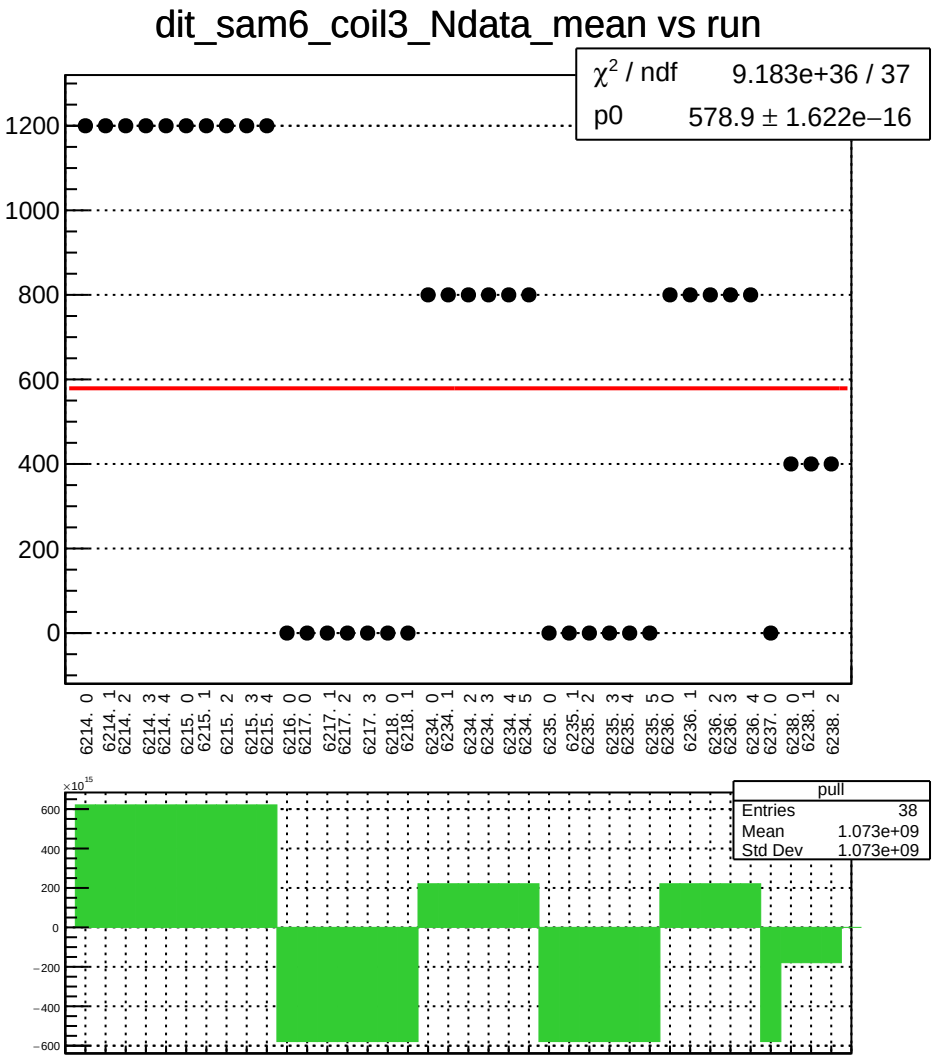
dit_sam6_coil3_Ndata_mean vs run
χ² / ndf 9.183e+36 / 37
p0 578.9 ± 1.622e−16
1200
1000
800
600
400
200
0
6214. 0
6214. 1
6214. 2
6214. 3
6214. 4
6215. 0
6215. 1
6215. 2
6215. 3
6215. 4
6216. 0
6217. 0
6217. 1
6217. 2
6217. 3
6218. 0
6218. 1
6234. 0
6234. 1
6234. 2
6234. 3
6234. 4
6234. 5
6235. 0
6235. 1
6235. 2
6235. 3
6235. 4
6235. 5
6236. 0
6236. 1
6236. 2
6236. 3
6236. 4
6237. 0
6238. 0
6238. 1
6238. 2
×10^15
600
400
200
0
−200
−400
−600
pull
Entries 38
Mean 1.073e+09
Std Dev 1.073e+09

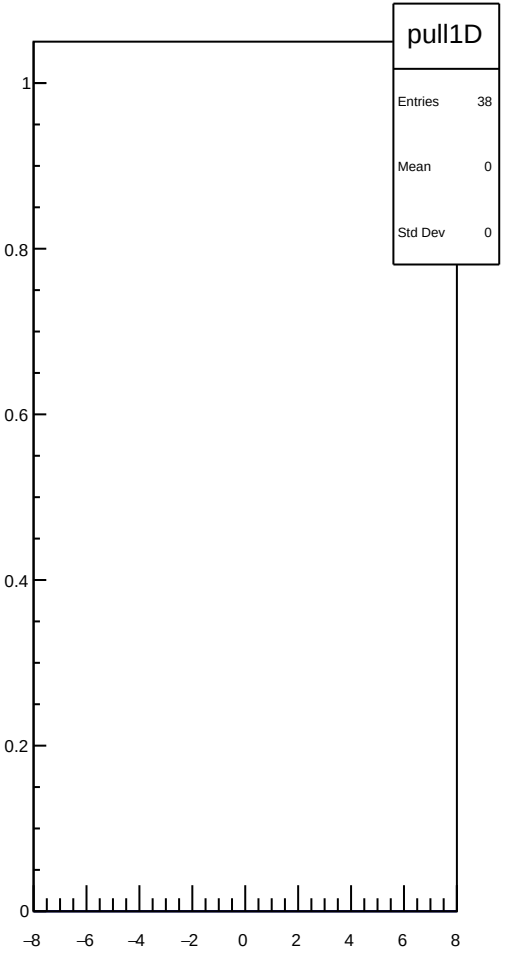
pull1D
Entries 38
Mean 0
Std Dev 0
1
0.8
0.6
0.4
0.2
0
−8
−6
−4
−2
0
2
4
6
8

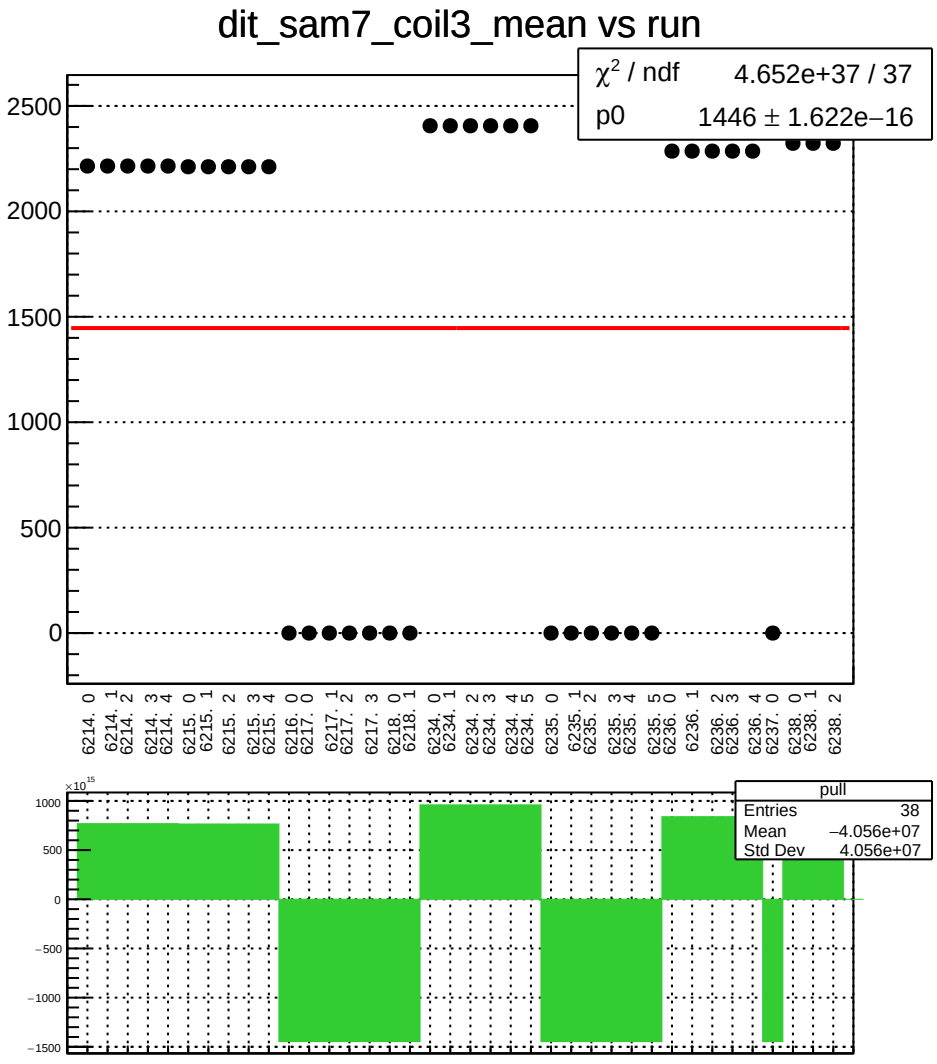
dit_sam7_coil3_mean vs run
χ² / ndf 4.652e+37 / 37
p0 1446 ± 1.622e−16
2500
2000
1500
1000
500
0
6214. 0
6214. 1
6214. 2
6214. 3
6214. 4
6215. 0
6215. 1
6215. 2
6215. 3
6215. 4
6216. 0
6217. 0
6217. 1
6217. 2
6217. 3
6218. 0
6218. 1
6234. 0
6234. 1
6234. 2
6234. 3
6234. 4
6234. 5
6235. 0
6235. 1
6235. 2
6235. 3
6235. 4
6235. 5
6236. 0
6236. 1
6236. 2
6236. 3
6236. 4
6237. 0
6238. 0
6238. 1
6238. 2
×10¹⁵
1000
500
0
−500
−1000
−1500
pull
Entries 38
Mean −4.056e+07
Std Dev 4.056e+07

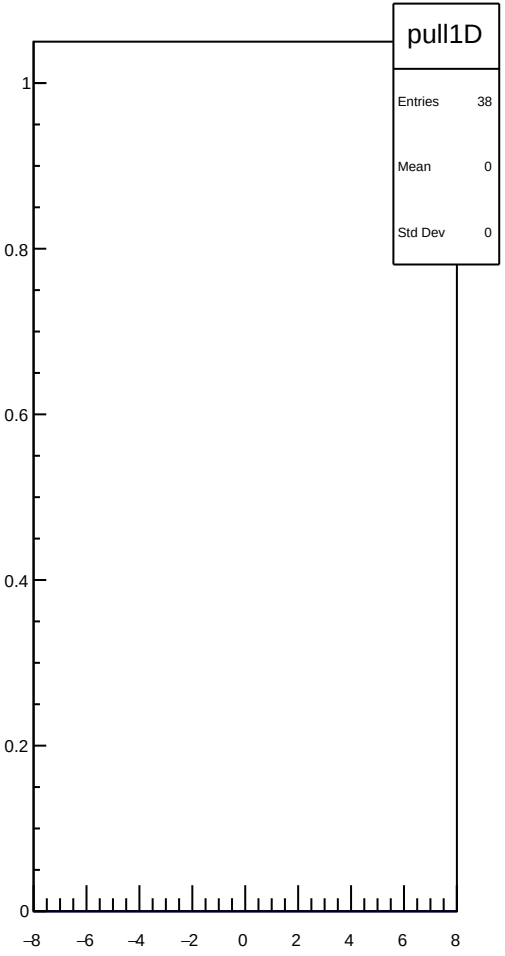
pull1D
Entries 38
Mean 0
Std Dev 0
1
0.8
0.6
0.4
0.2
0
−8
−6
−4
−2
0
2
4
6
8

dit_sam7_coil3_err_mean vs run

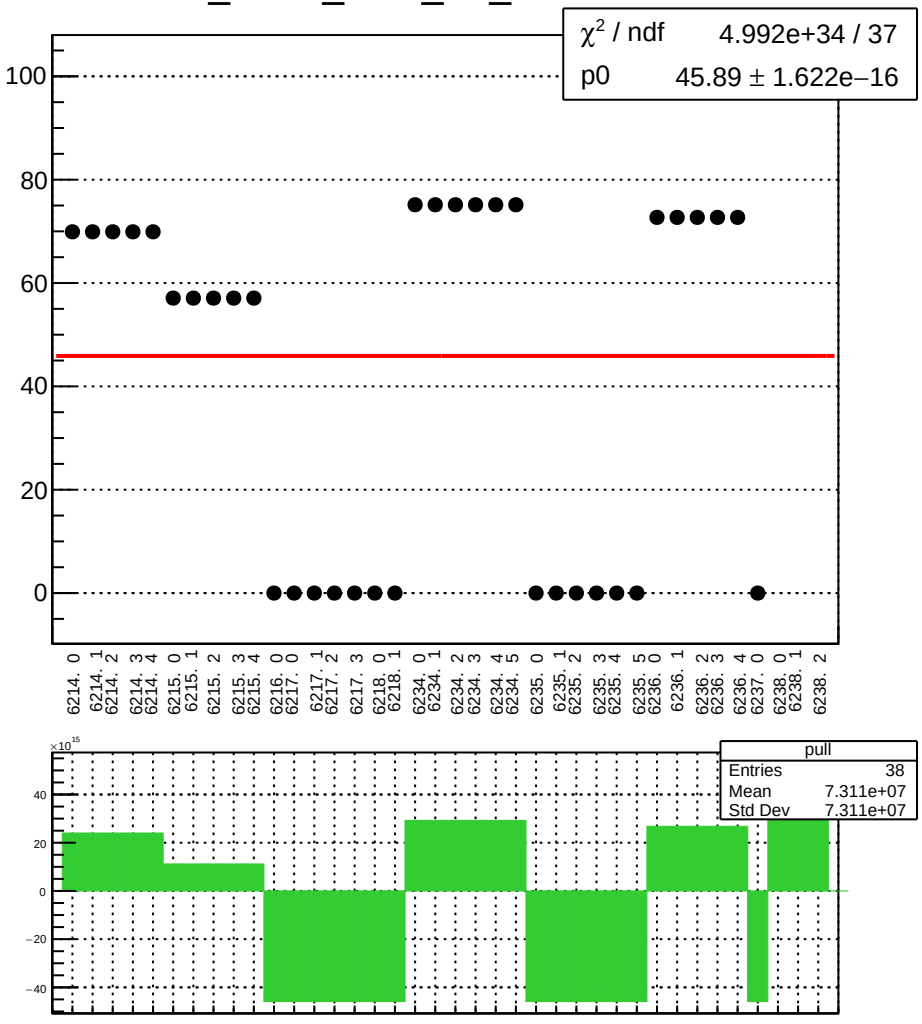

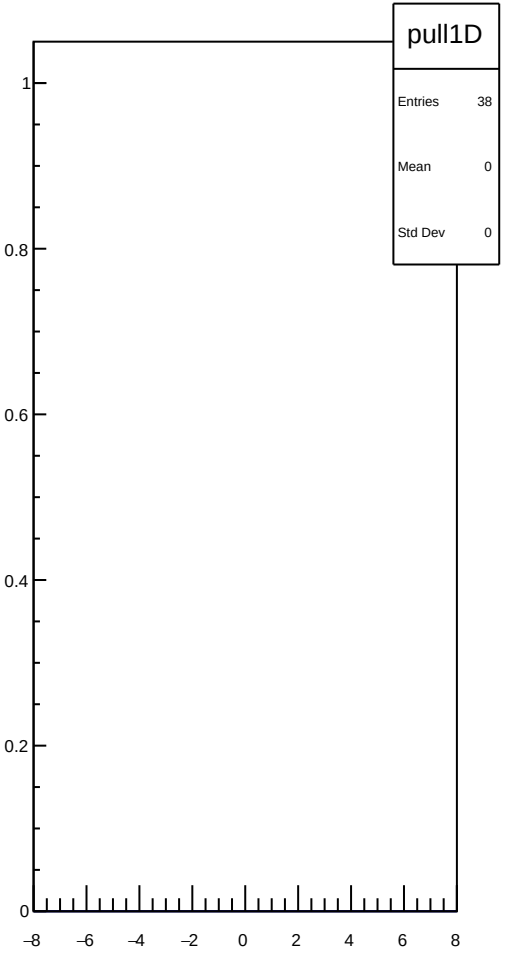

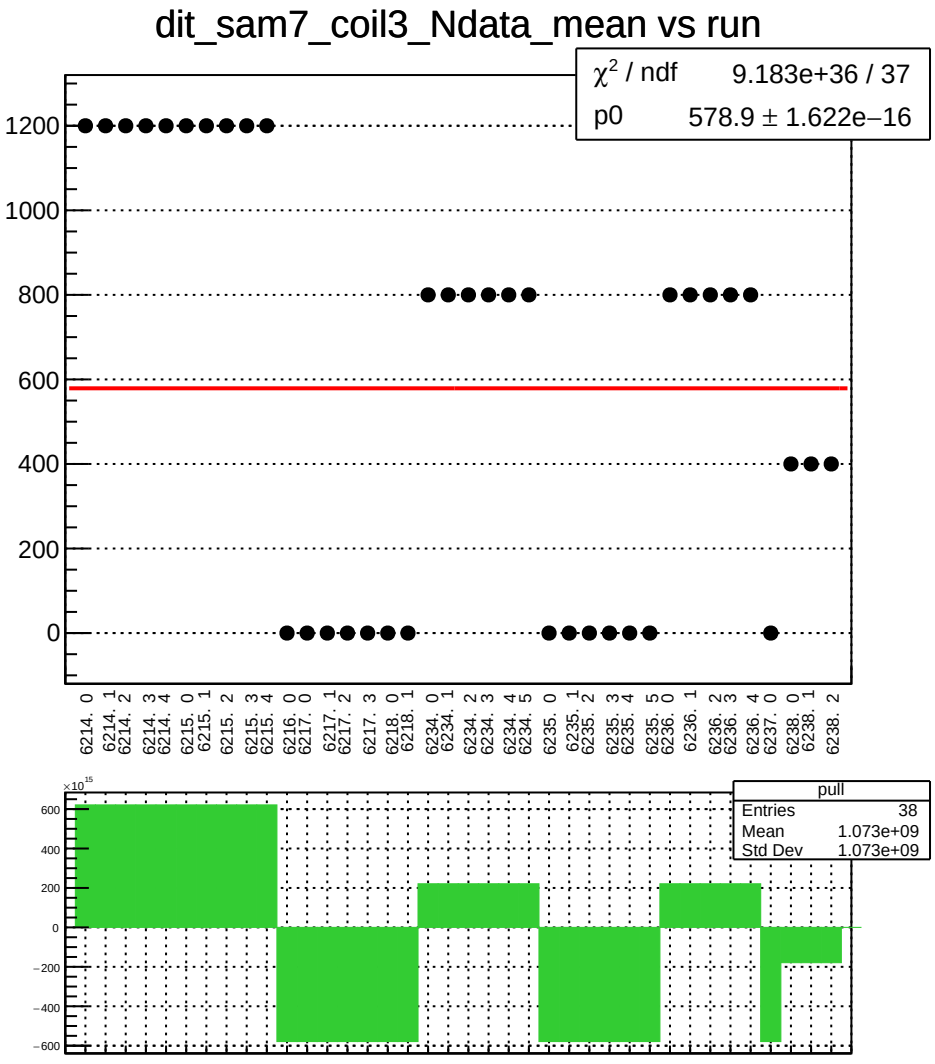
dit_sam7_coil3_Ndata_mean vs run
χ² / ndf 9.183e+36 / 37
p0 578.9 ± 1.622e−16
1200
1000
800
600
400
200
0
6214. 0
6214. 1
6214. 2
6214. 3
6214. 4
6215. 0
6215. 1
6215. 2
6215. 3
6215. 4
6216. 0
6217. 0
6217. 1
6217. 2
6217. 3
6218. 0
6218. 1
6234. 0
6234. 1
6234. 2
6234. 3
6234. 4
6234. 5
6235. 0
6235. 1
6235. 2
6235. 3
6235. 4
6235. 5
6236. 0
6236. 1
6236. 2
6236. 3
6236. 4
6237. 0
6238. 0
6238. 1
6238. 2
×10¹⁵
600
400
200
0
−200
−400
−600
pull
Entries 38
Mean 1.073e+09
Std Dev 1.073e+09

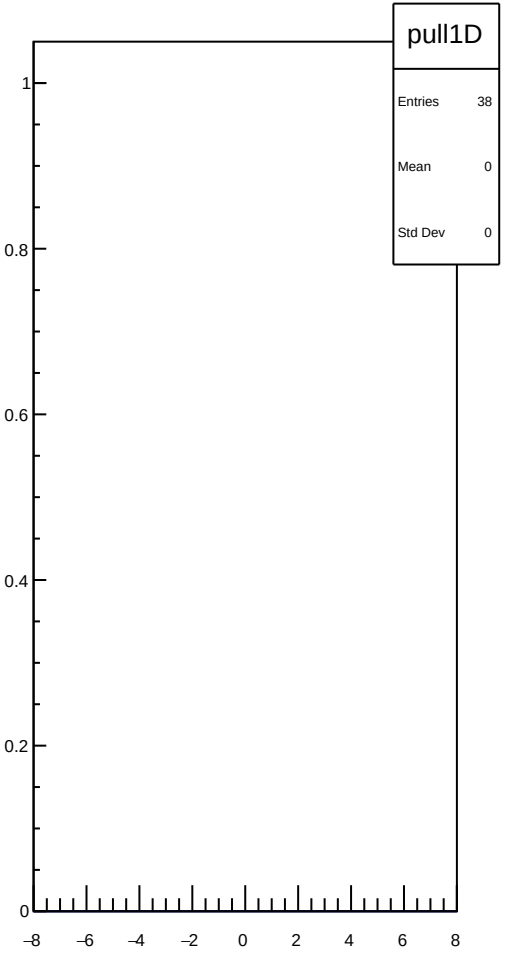
pull1D
Entries 38
Mean 0
Std Dev 0
1
0.8
0.6
0.4
0.2
0
−8
−6
−4
−2
0
2
4
6
8

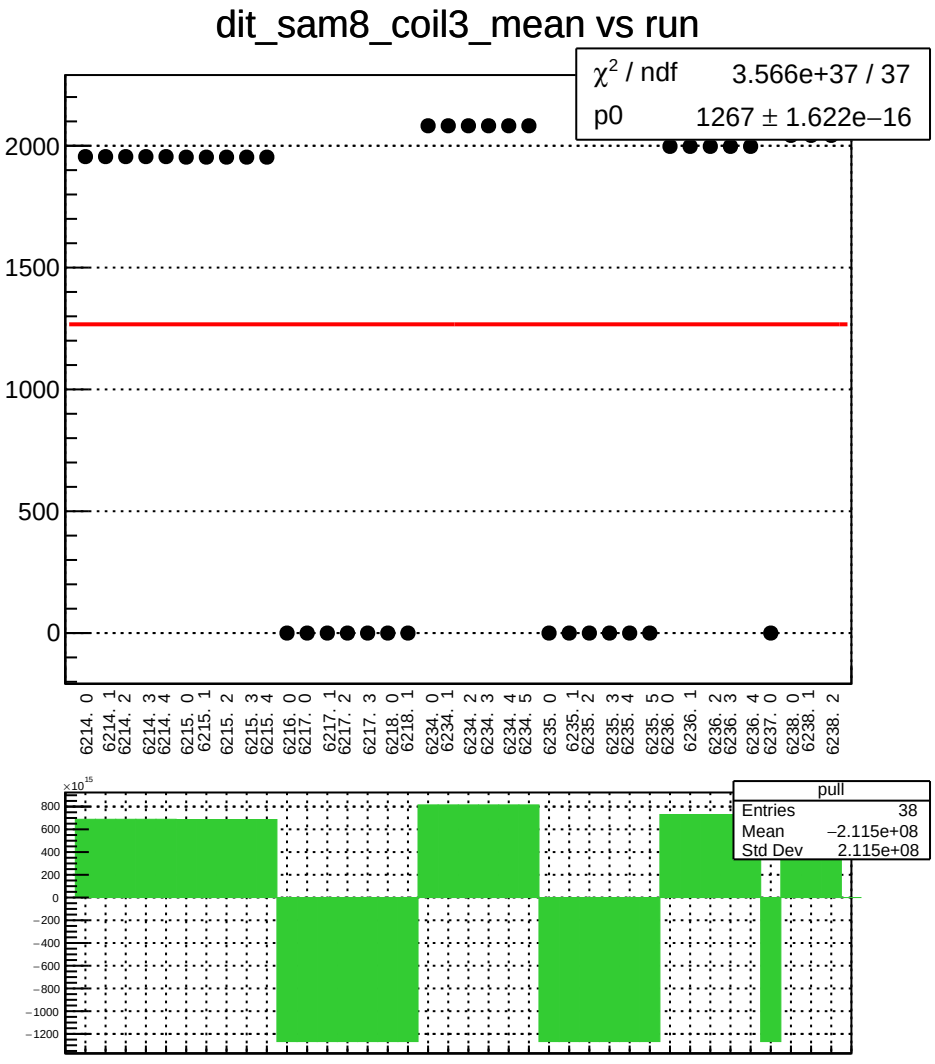
dit_sam8_coil3_mean vs run
χ² / ndf 3.566e+37 / 37
p0 1267 ± 1.622e−16
2000
1500
1000
500
0
6214. 0
6214. 1
6214. 2
6214. 3
6214. 4
6215. 0
6215. 1
6215. 2
6215. 3
6215. 4
6216. 0
6217. 0
6217. 1
6217. 2
6217. 3
6218. 0
6218. 1
6234. 0
6234. 1
6234. 2
6234. 3
6234. 4
6234. 5
6235. 0
6235. 1
6235. 2
6235. 3
6235. 4
6235. 5
6236. 0
6236. 1
6236. 2
6236. 3
6236. 4
6237. 0
6238. 0
6238. 1
6238. 2
×10¹⁵
800
600
400
200
0
−200
−400
−600
−800
−1000
−1200
pull
Entries 38
Mean −2.115e+08
Std Dev 2.115e+08

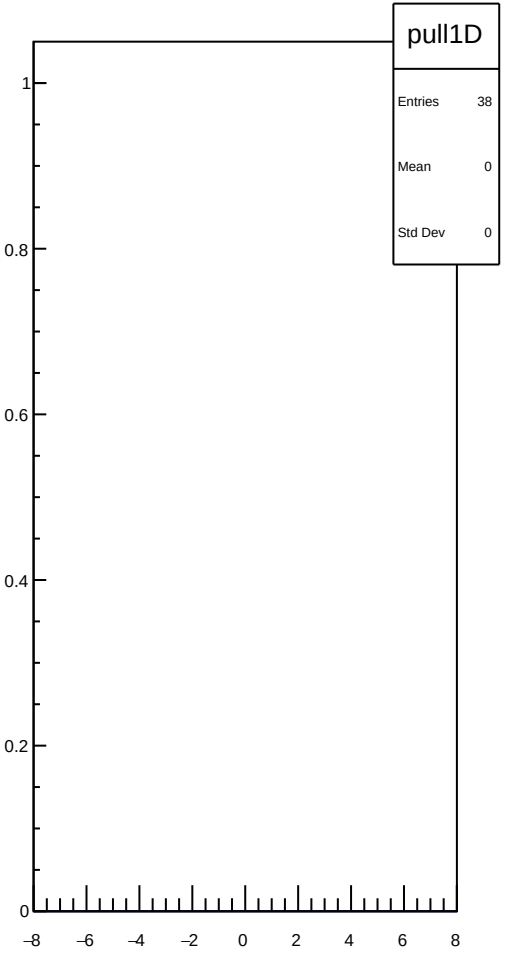
pull1D
Entries 38
Mean 0
Std Dev 0
1
0.8
0.6
0.4
0.2
0
−8
−6
−4
−2
0
2
4
6
8

dit_sam8_coil3_err_mean vs run

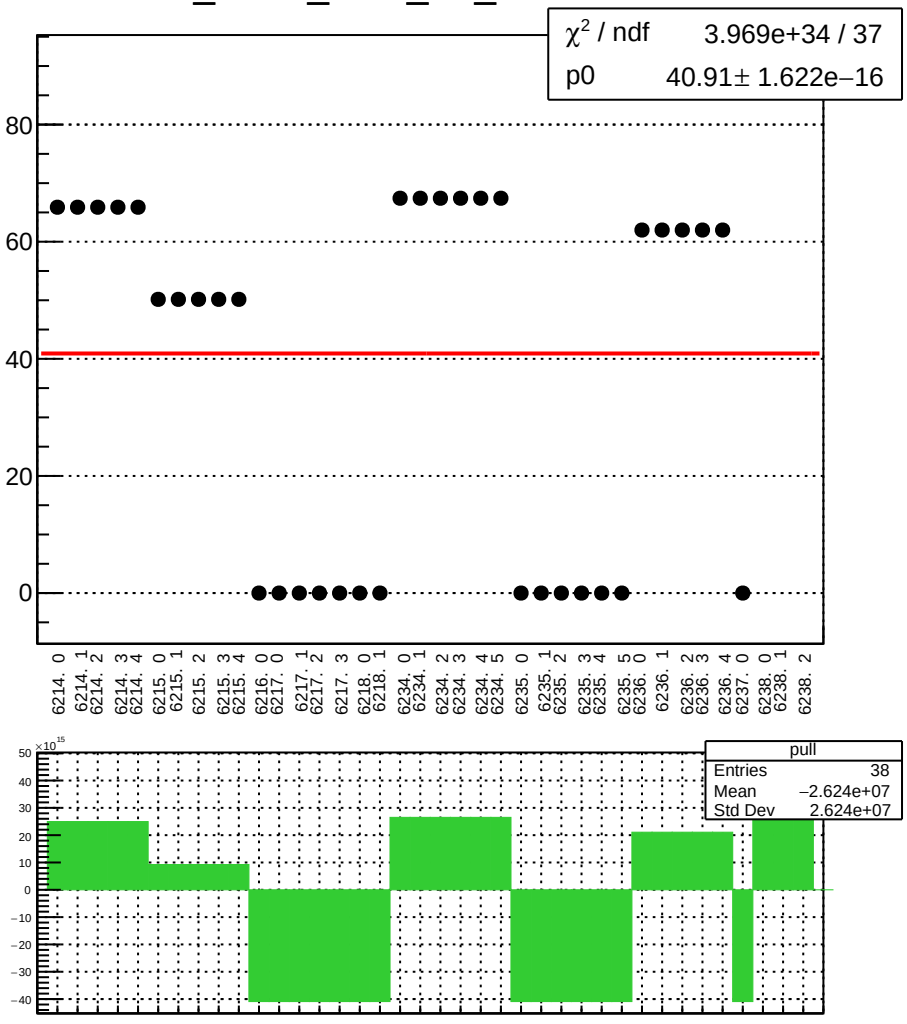

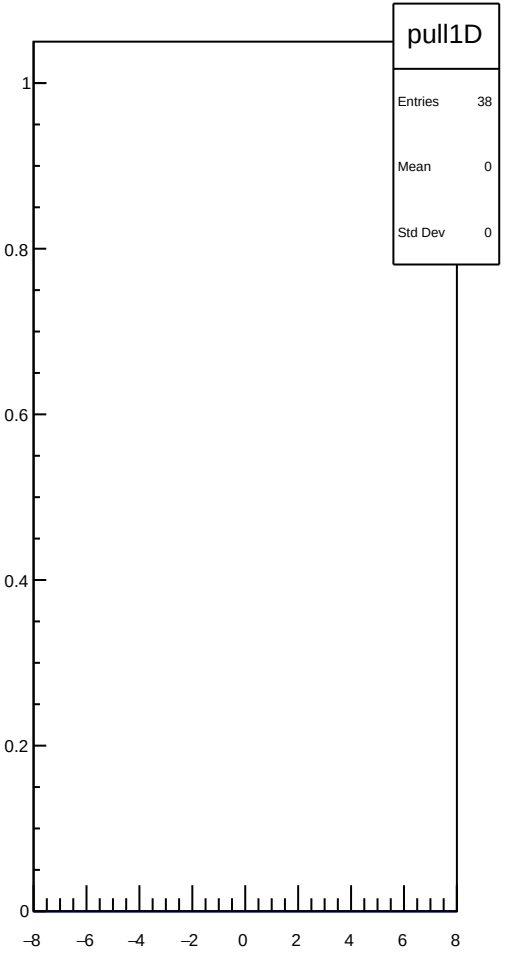

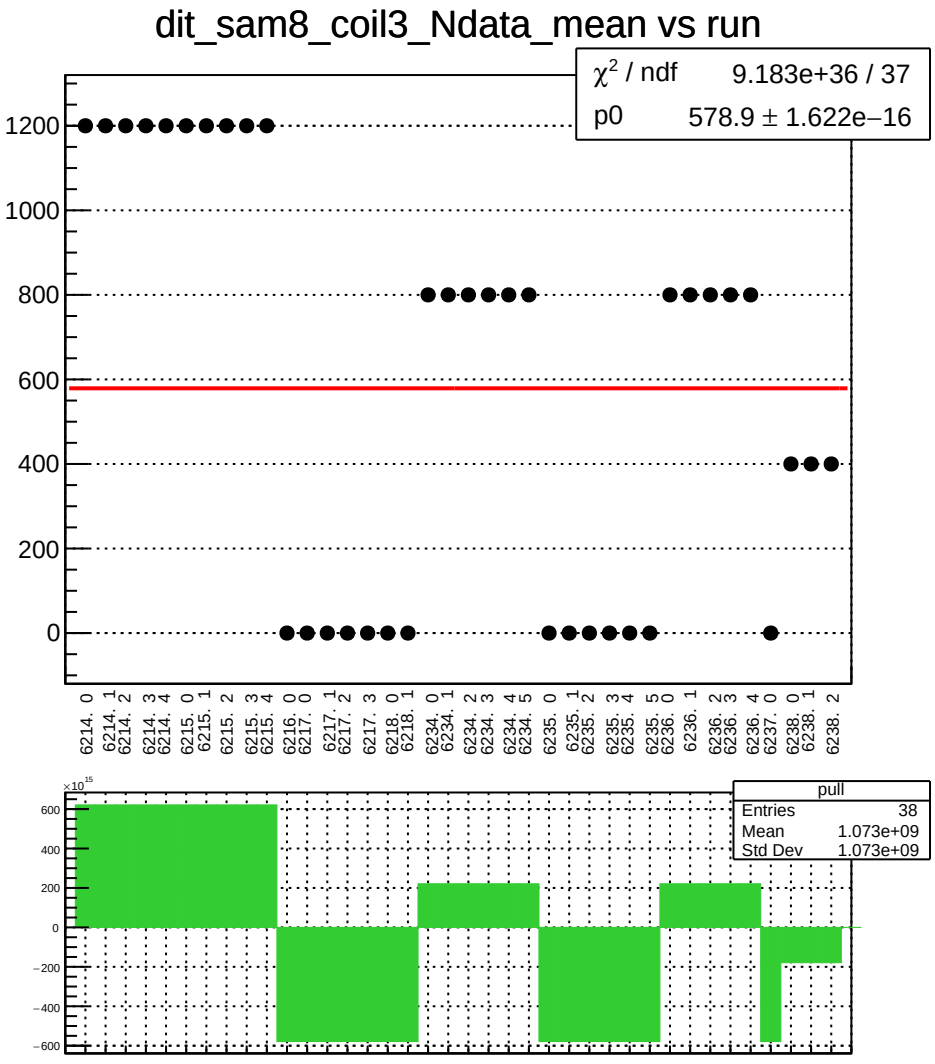
dit_sam8_coil3_Ndata_mean vs run
χ² / ndf 9.183e+36 / 37
p0 578.9 ± 1.622e−16
1200
1000
800
600
400
200
0
6214. 0
6214. 1
6214. 2
6214. 3
6214. 4
6215. 0
6215. 1
6215. 2
6215. 3
6215. 4
6216. 0
6217. 0
6217. 1
6217. 2
6217. 3
6218. 0
6218. 1
6234. 0
6234. 1
6234. 2
6234. 3
6234. 4
6234. 5
6235. 0
6235. 1
6235. 2
6235. 3
6235. 4
6235. 5
6236. 0
6236. 1
6236. 2
6236. 3
6236. 4
6237. 0
6238. 0
6238. 1
6238. 2
×10¹⁵
600
400
200
0
−200
−400
−600
pull
Entries 38
Mean 1.073e+09
Std Dev 1.073e+09

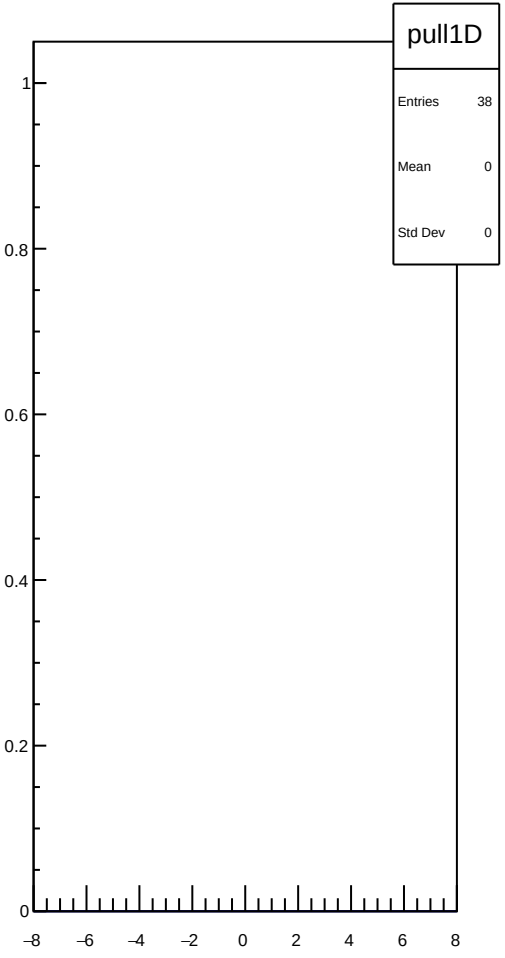
pull1D
Entries 38
Mean 0
Std Dev 0
1
0.8
0.6
0.4
0.2
0
−8
−6
−4
−2
0
2
4
6
8

dit_4aX_coil7_mean vs run

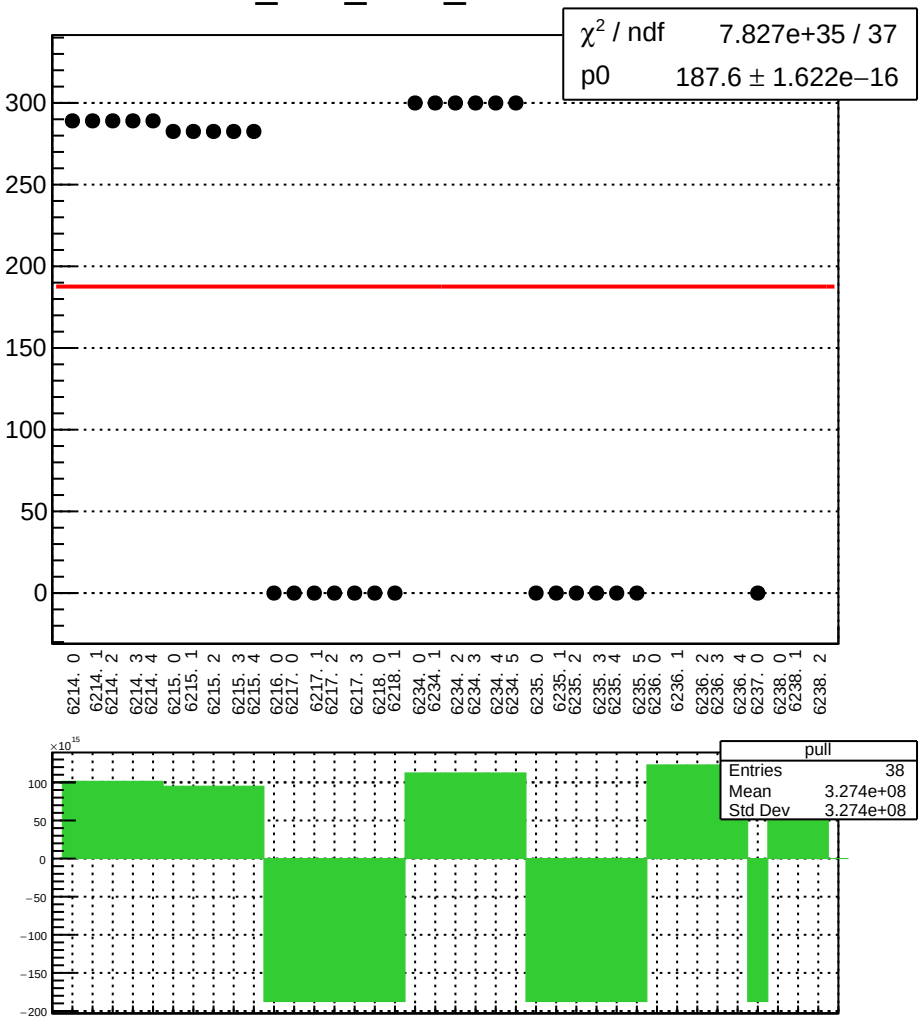

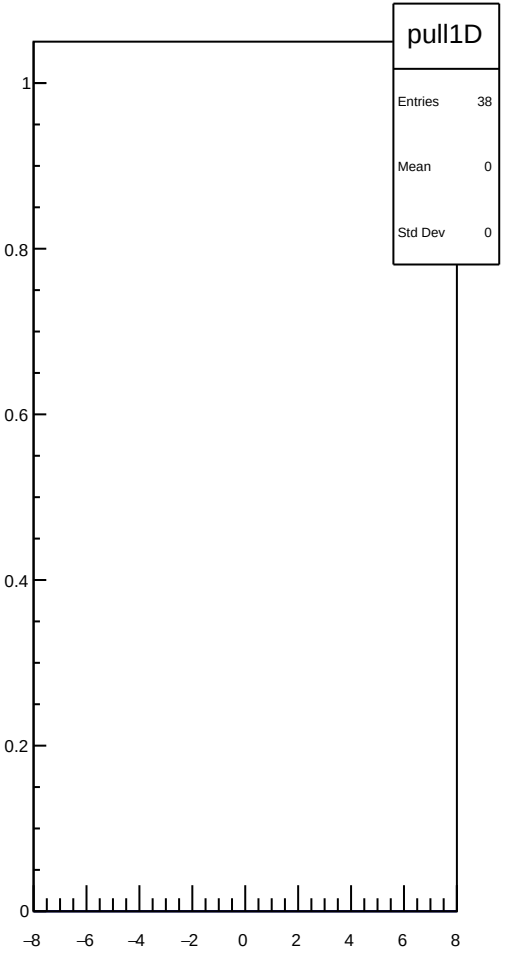

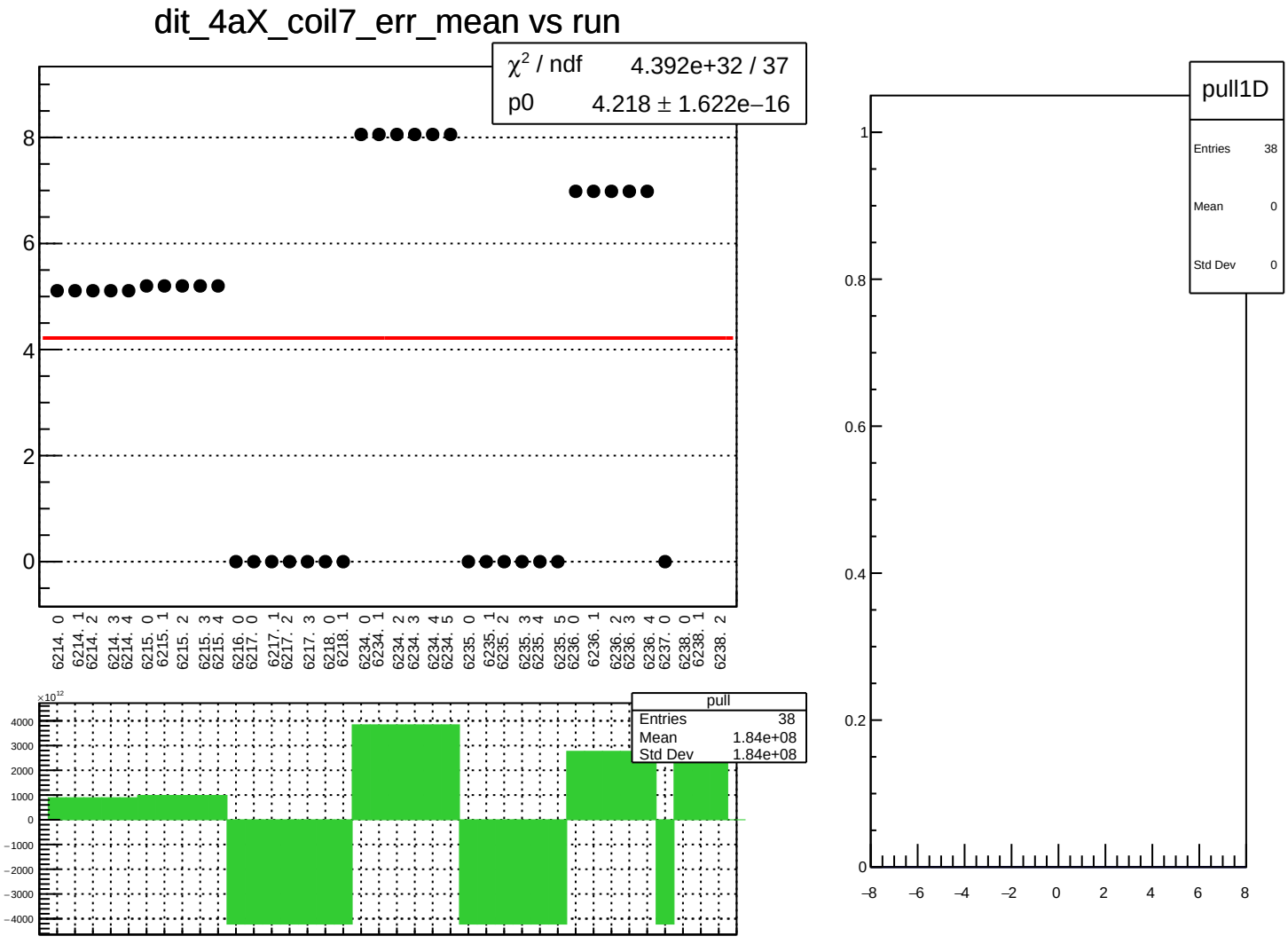
dit_4aX_coil7_err_mean vs run
χ² / ndf 4.392e+32 / 37
p0 4.218 ± 1.622e−16
8
6
4
2
0
6214. 0
6214. 1
6214. 2
6214. 3
6214. 4
6215. 0
6215. 1
6215. 2
6215. 3
6215. 4
6216. 0
6217. 0
6217. 1
6217. 2
6217. 3
6218. 0
6218. 1
6234. 0
6234. 1
6234. 2
6234. 3
6234. 4
6234. 5
6235. 0
6235. 1
6235. 2
6235. 3
6235. 4
6235. 5
6236. 0
6236. 1
6236. 2
6236. 3
6236. 4
6237. 0
6238. 0
6238. 1
6238. 2
×10¹²
4000
3000
2000
1000
0
−1000
−2000
−3000
−4000
pull
Entries 38
Mean 1.84e+08
Std Dev 1.84e+08
pull1D
Entries 38
Mean 0
Std Dev 0
1
0.8
0.6
0.4
0.2
0
−8
−6
−4
−2
0
2
4
6
8

dit_4aX_coil7_Ndata_mean vs run

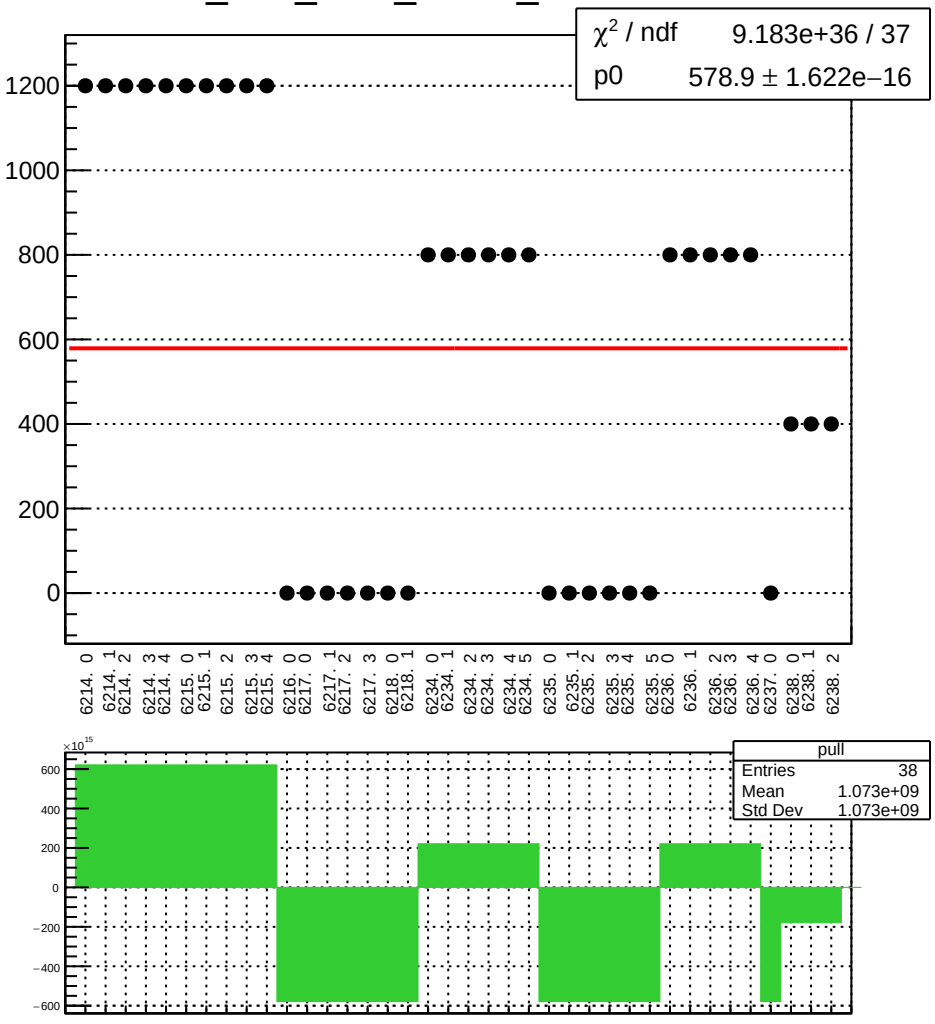

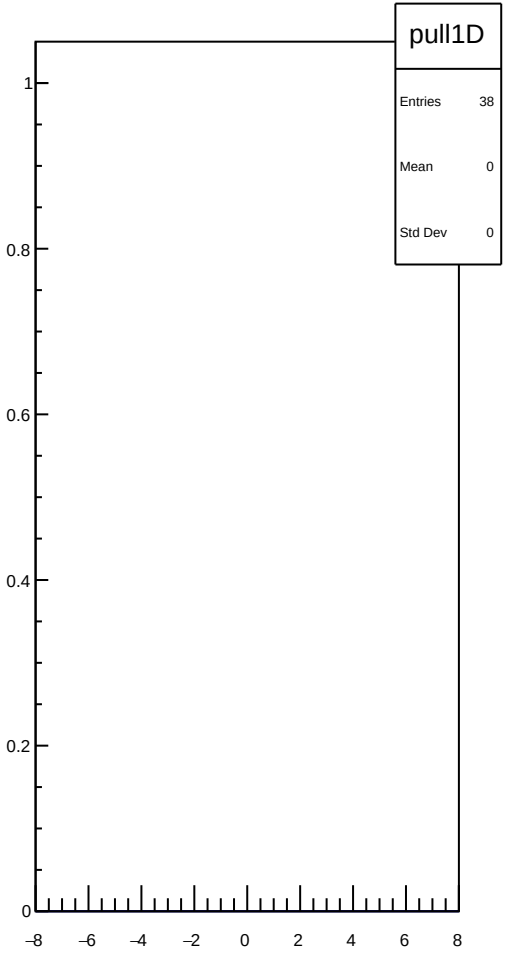

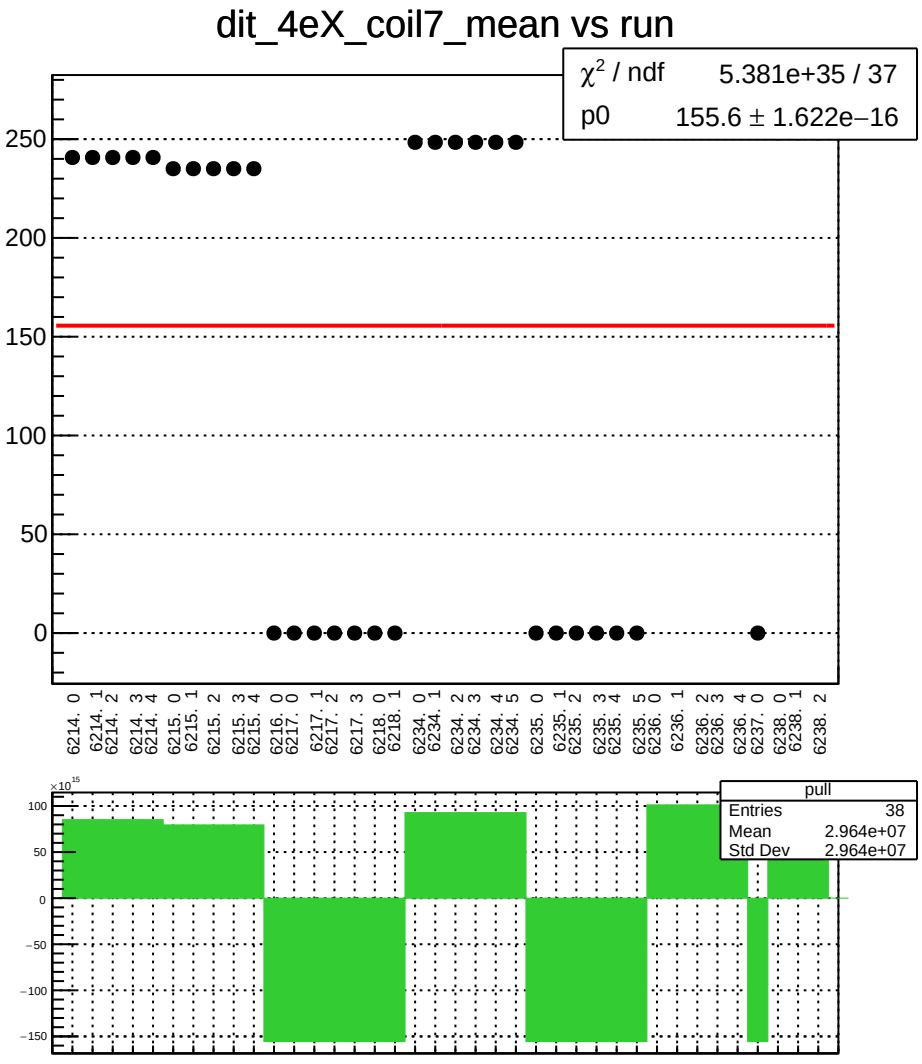
dit_4eX_coil7_mean vs run
χ² / ndf 5.381e+35 / 37
p0 155.6 ± 1.622e−16
250
200
150
100
50
0
6214. 0
6214. 1
6214. 2
6214. 3
6214. 4
6215. 0
6215. 1
6215. 2
6215. 3
6215. 4
6216. 0
6217. 0
6217. 1
6217. 2
6217. 3
6218. 0
6218. 1
6234. 0
6234. 1
6234. 2
6234. 3
6234. 4
6234. 5
6235. 0
6235. 1
6235. 2
6235. 3
6235. 4
6235. 5
6236. 0
6236. 1
6236. 2
6236. 3
6236. 4
6237. 0
6238. 0
6238. 1
6238. 2
×10¹⁵
100
50
0
−50
−100
−150
pull
Entries 38
Mean 2.964e+07
Std Dev 2.964e+07

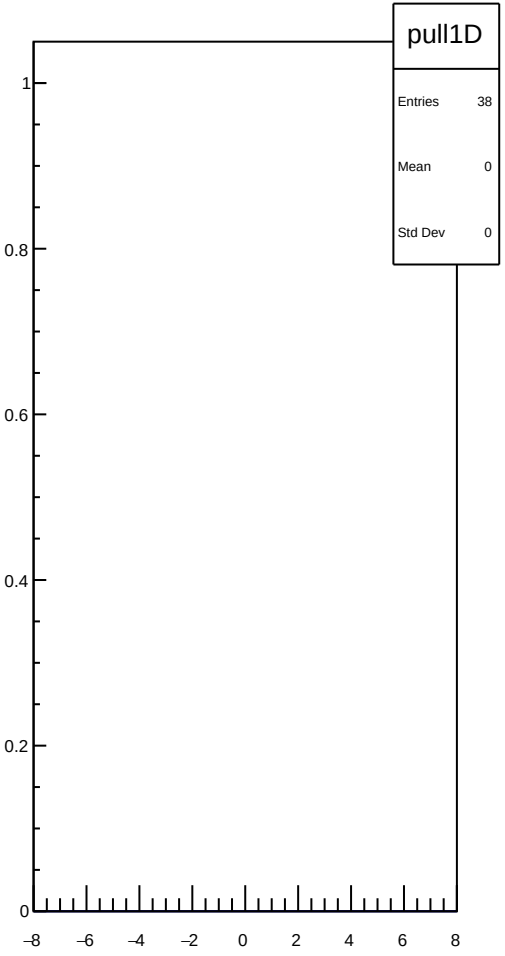
pull1D
Entries 38
Mean 0
Std Dev 0
1
0.8
0.6
0.4
0.2
0
−8
−6
−4
−2
0
2
4
6
8

dit_4eX_coil7_err_mean vs run

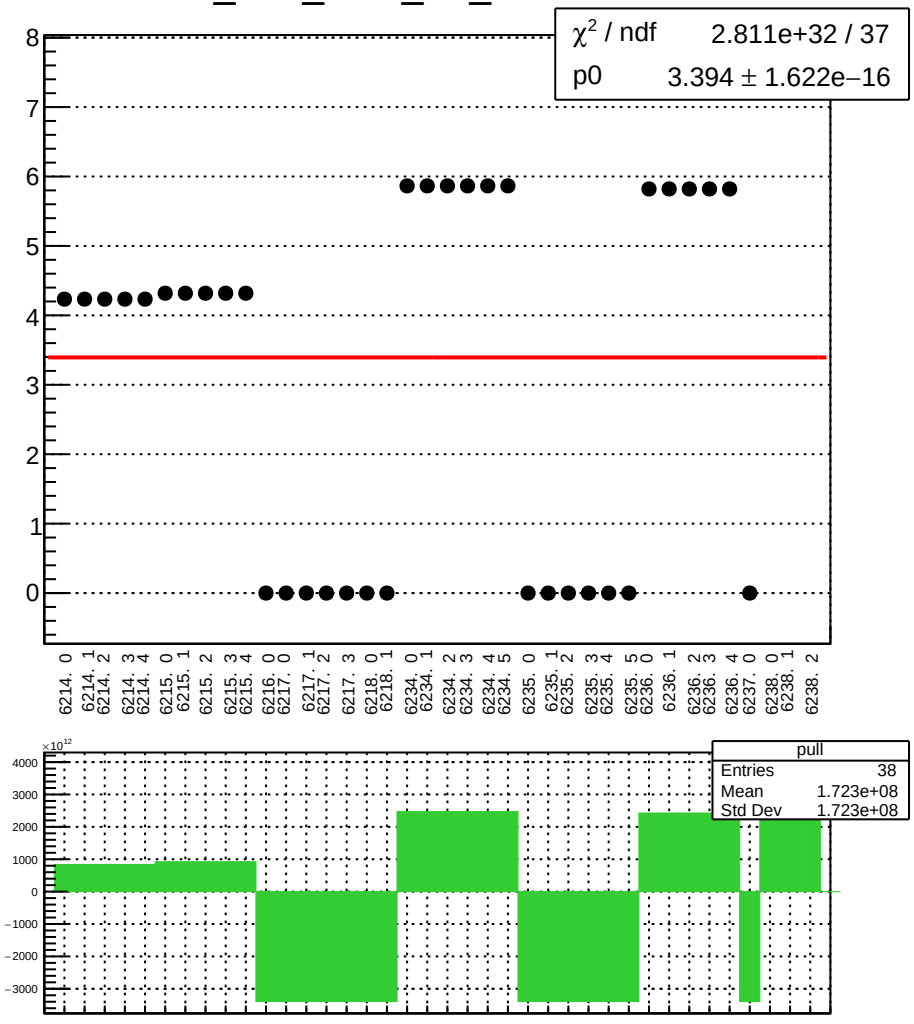

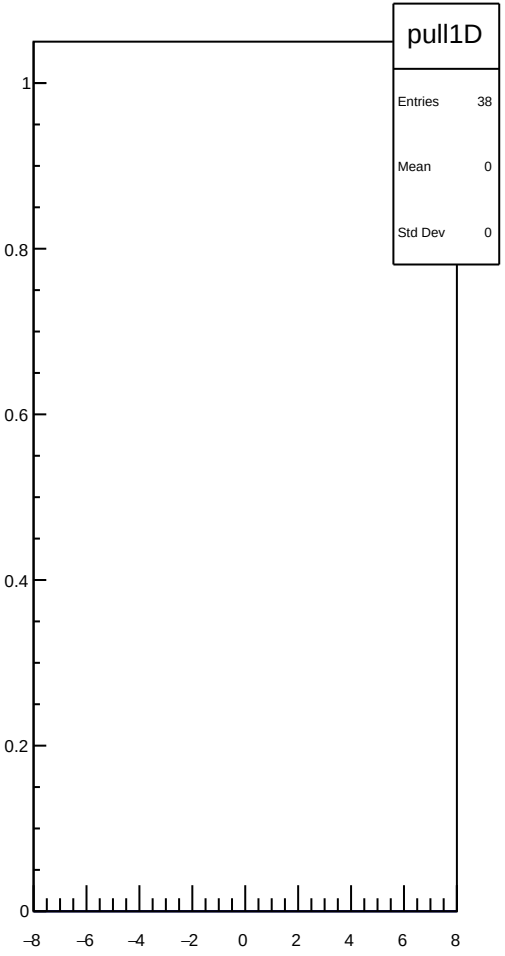

dit_4eX_coil7_Ndata_mean vs run

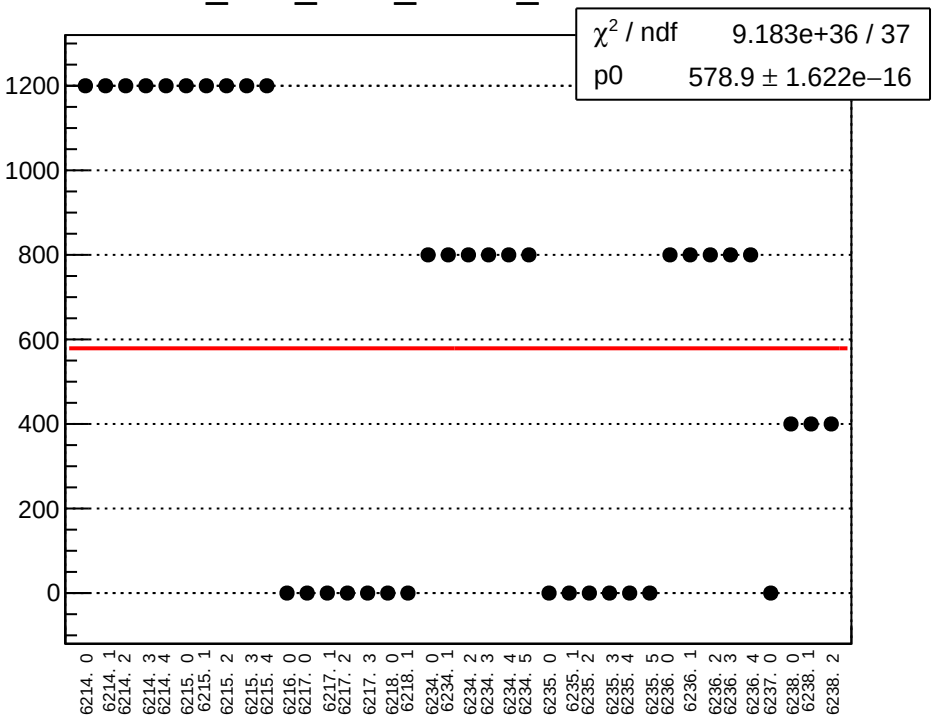

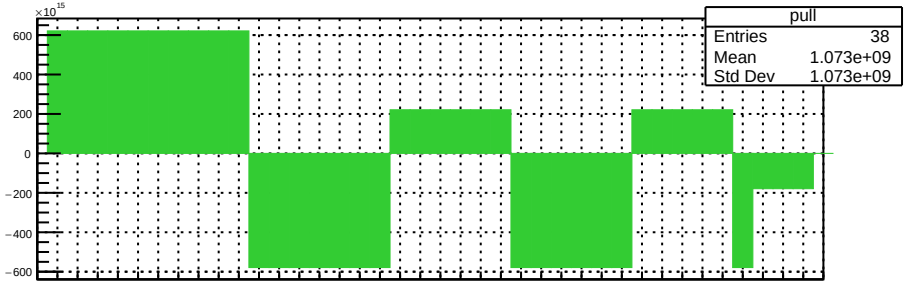

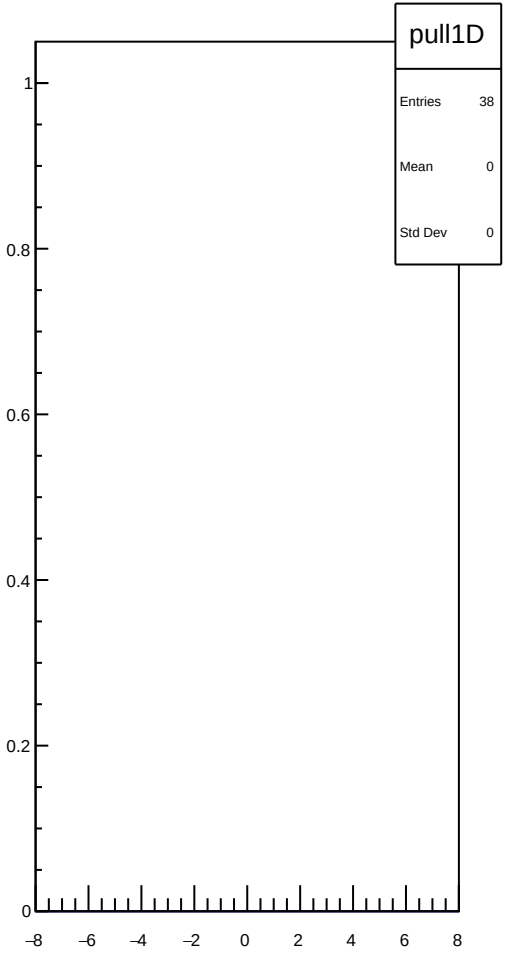

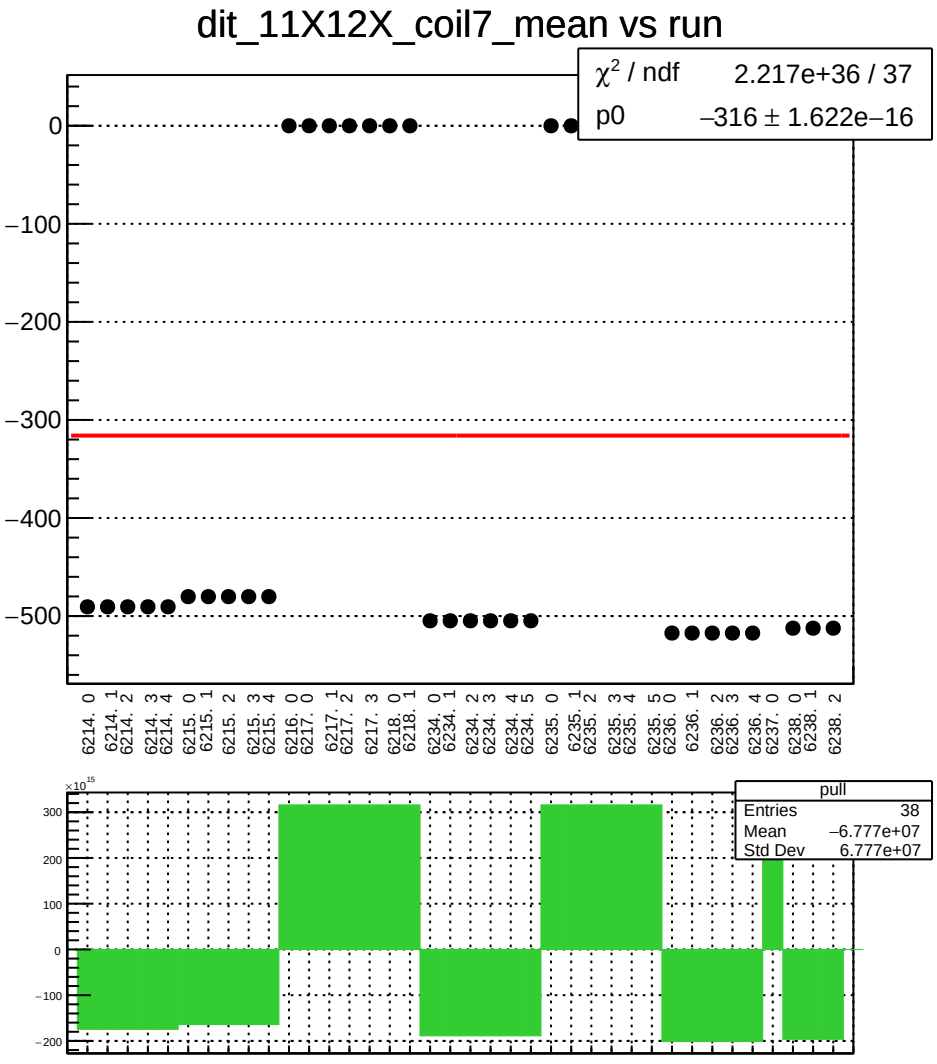
dit_11X12X_coil7_mean vs run
χ² / ndf 2.217e+36 / 37
p0 −316 ± 1.622e−16
0
−100
−200
−300
−400
−500
6214. 0
6214. 1
6214. 2
6214. 3
6214. 4
6215. 0
6215. 1
6215. 2
6215. 3
6215. 4
6216. 0
6217. 0
6217. 1
6217. 2
6217. 3
6218. 0
6218. 1
6234. 0
6234. 1
6234. 2
6234. 3
6234. 4
6234. 5
6235. 0
6235. 1
6235. 2
6235. 3
6235. 4
6235. 5
6236. 0
6236. 1
6236. 2
6236. 3
6236. 4
6237. 0
6238. 0
6238. 1
6238. 2
×10¹⁵
300
200
100
0
−100
−200
pull
Entries 38
Mean −6.777e+07
Std Dev 6.777e+07

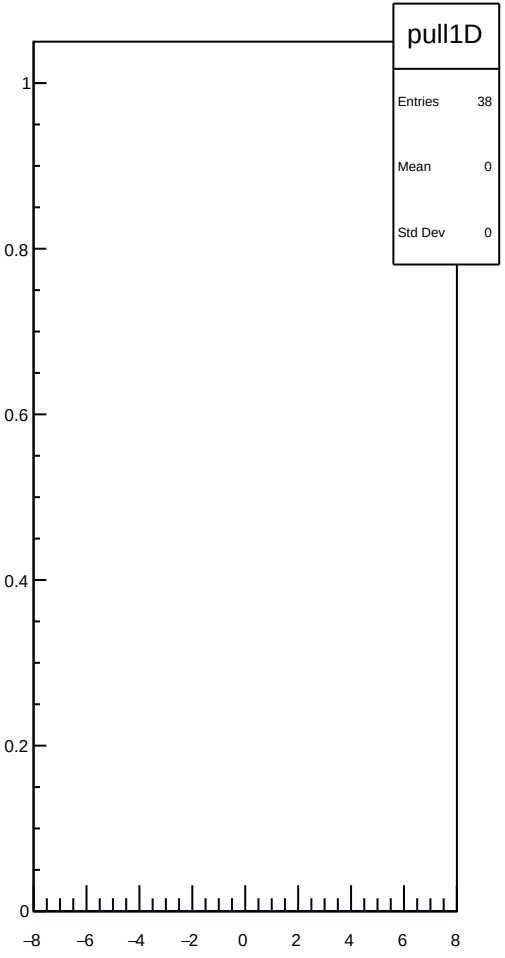
pull1D
Entries 38
Mean 0
Std Dev 0
1
0.8
0.6
0.4
0.2
0
−8
−6
−4
−2
0
2
4
6
8

dit_11X12X_coil7_err_mean vs run

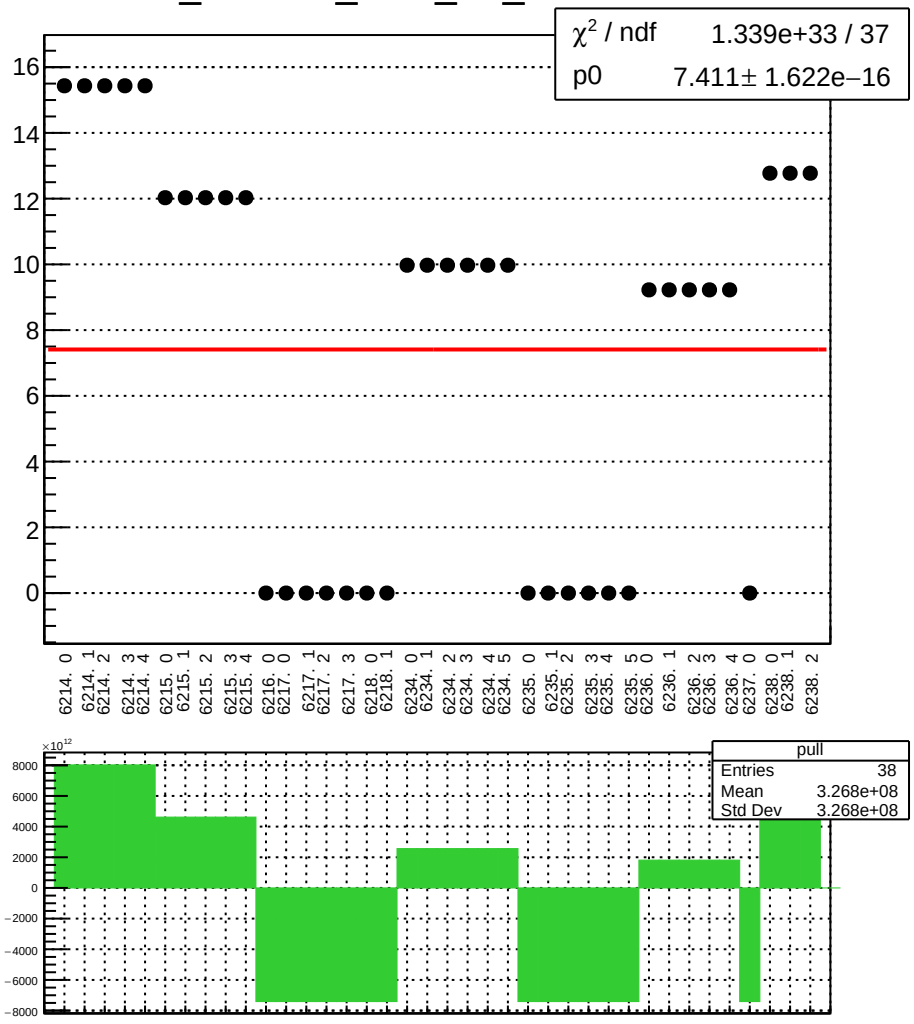

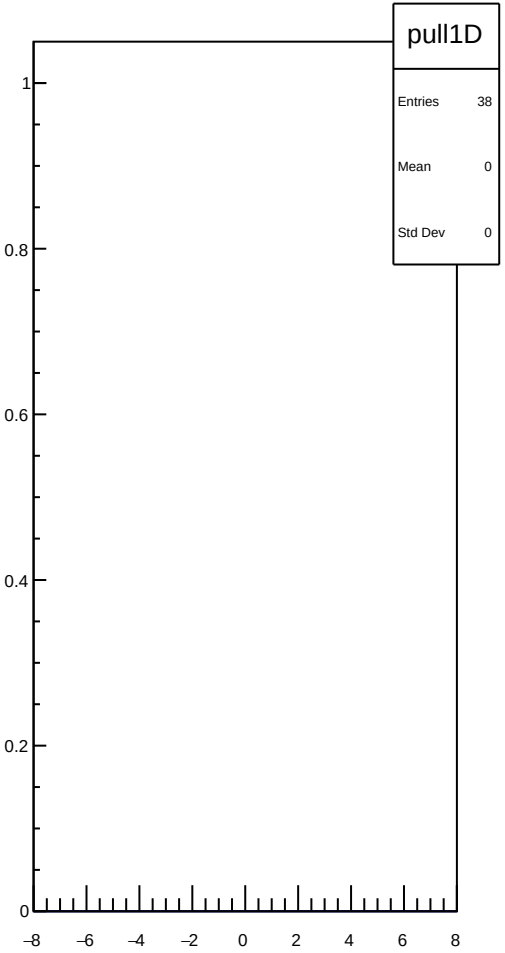

dit_11X12X_coil7_Ndata_mean vs run

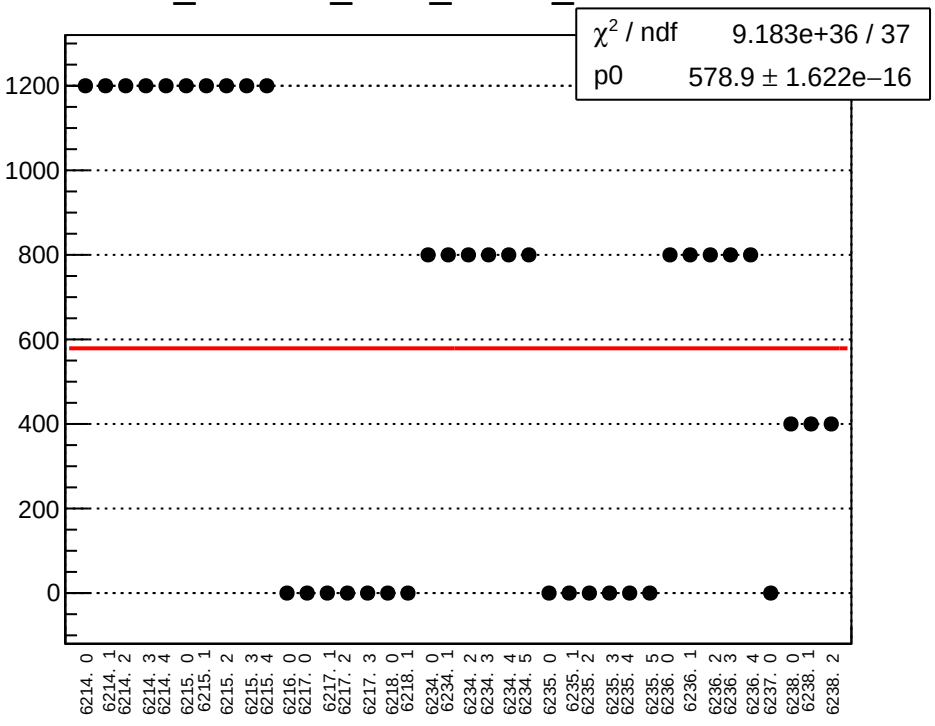

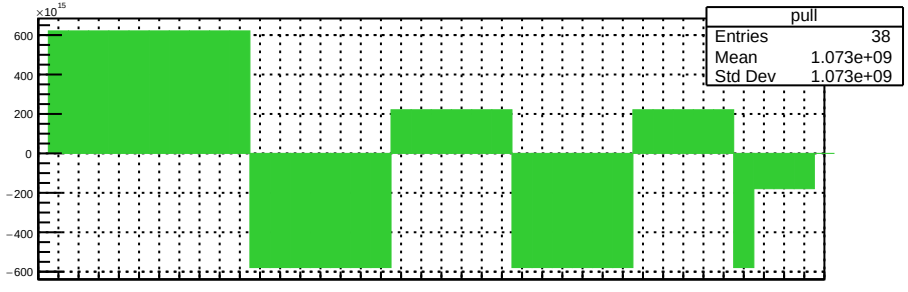

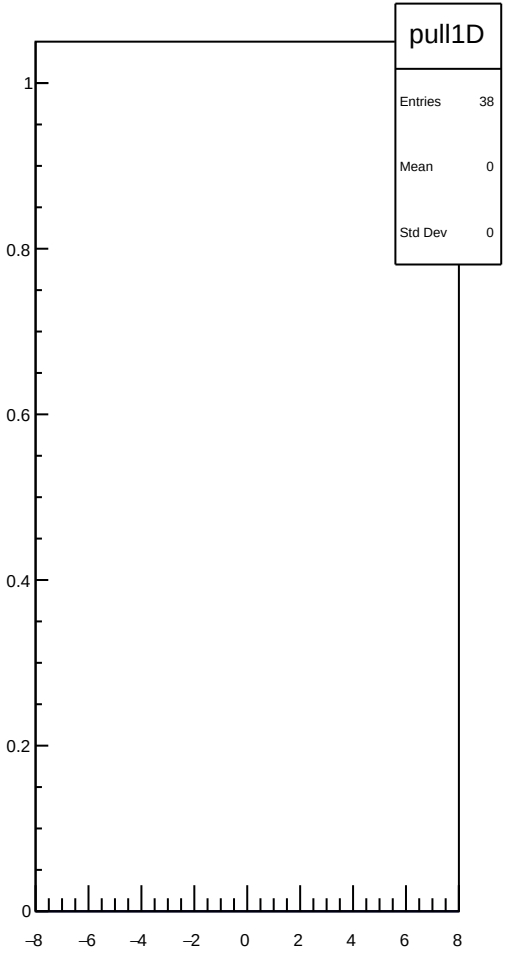

dit_4aY_coil7_mean vs run

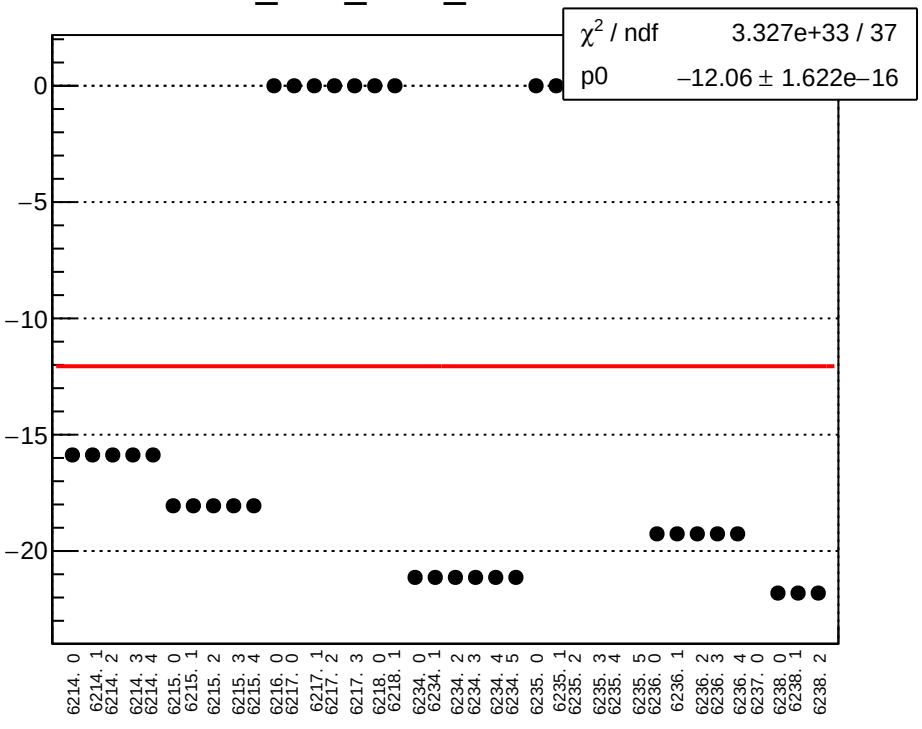

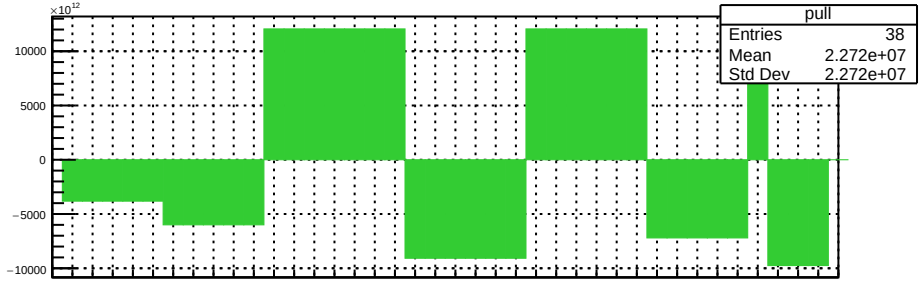

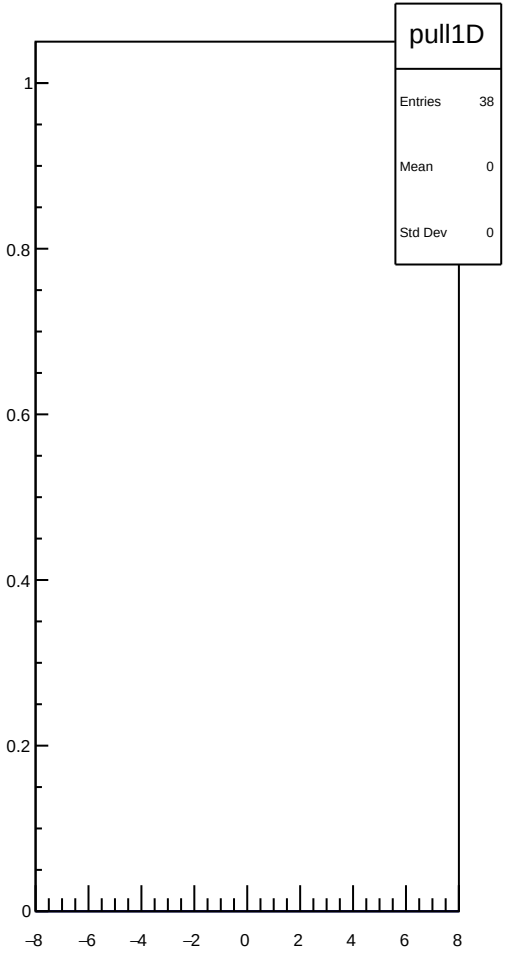

dit_4aY_coil7_err_mean vs run

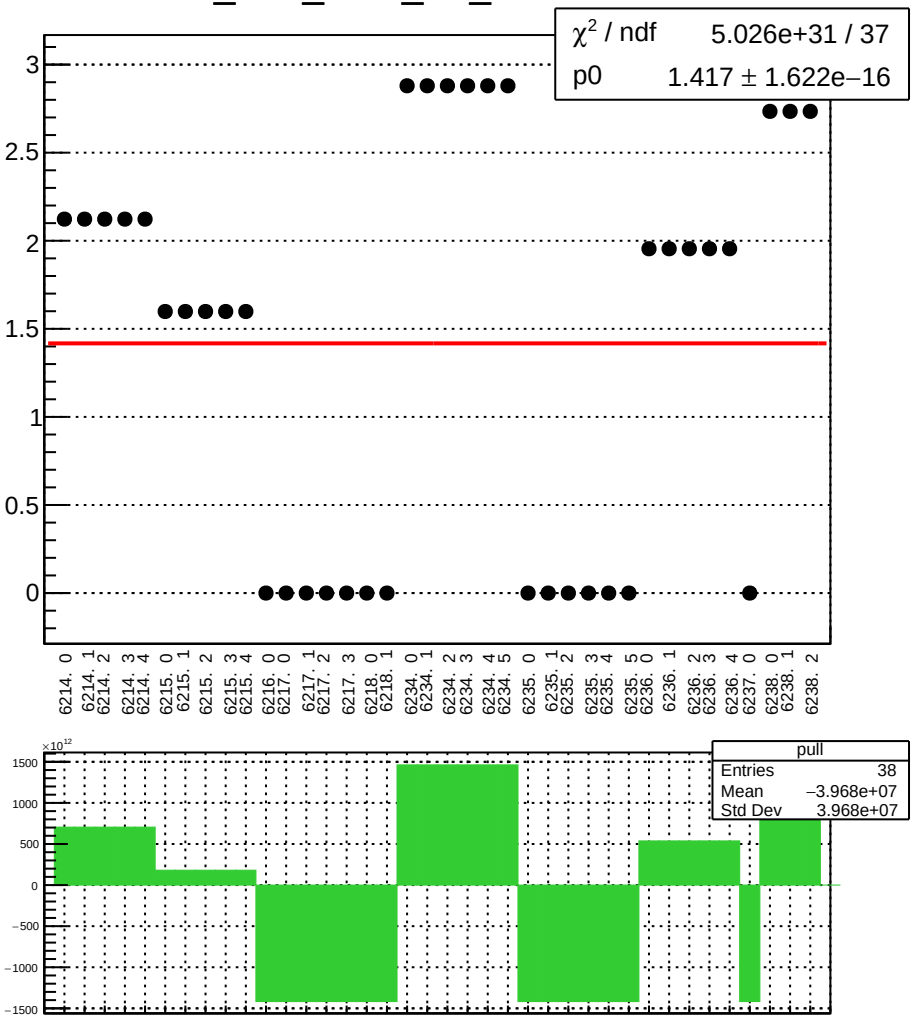

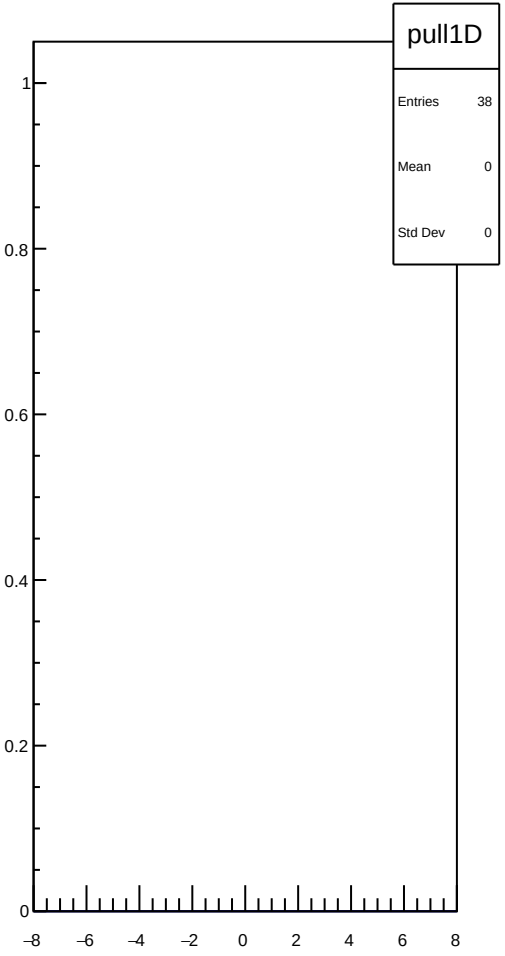

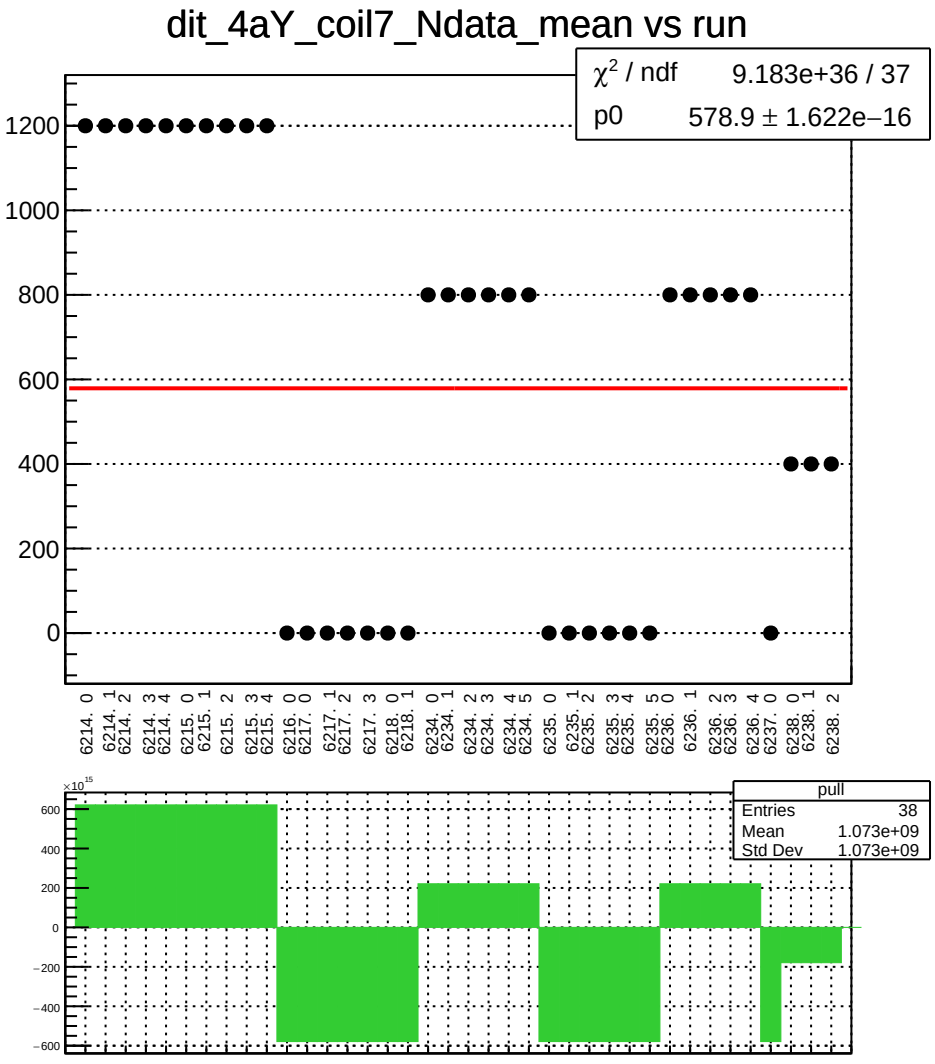
dit_4aY_coil7_Ndata_mean vs run
χ² / ndf 9.183e+36 / 37
p0 578.9 ± 1.622e−16
1200
1000
800
600
400
200
0
6214. 0
6214. 1
6214. 2
6214. 3
6214. 4
6215. 0
6215. 1
6215. 2
6215. 3
6215. 4
6216. 0
6217. 0
6217. 1
6217. 2
6217. 3
6218. 0
6218. 1
6234. 0
6234. 1
6234. 2
6234. 3
6234. 4
6234. 5
6235. 0
6235. 1
6235. 2
6235. 3
6235. 4
6235. 5
6236. 0
6236. 1
6236. 2
6236. 3
6236. 4
6237. 0
6238. 0
6238. 1
6238. 2
×10¹⁵
600
400
200
0
−200
−400
−600
pull
Entries 38
Mean 1.073e+09
Std Dev 1.073e+09

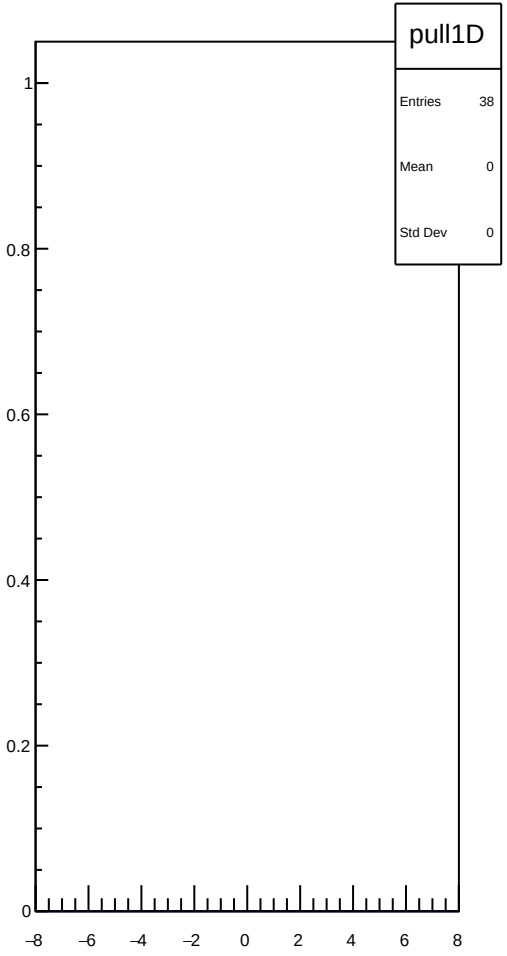
pull1D
Entries 38
Mean 0
Std Dev 0
1
0.8
0.6
0.4
0.2
0
−8
−6
−4
−2
0
2
4
6
8

dit_4eY_coil7_mean vs run

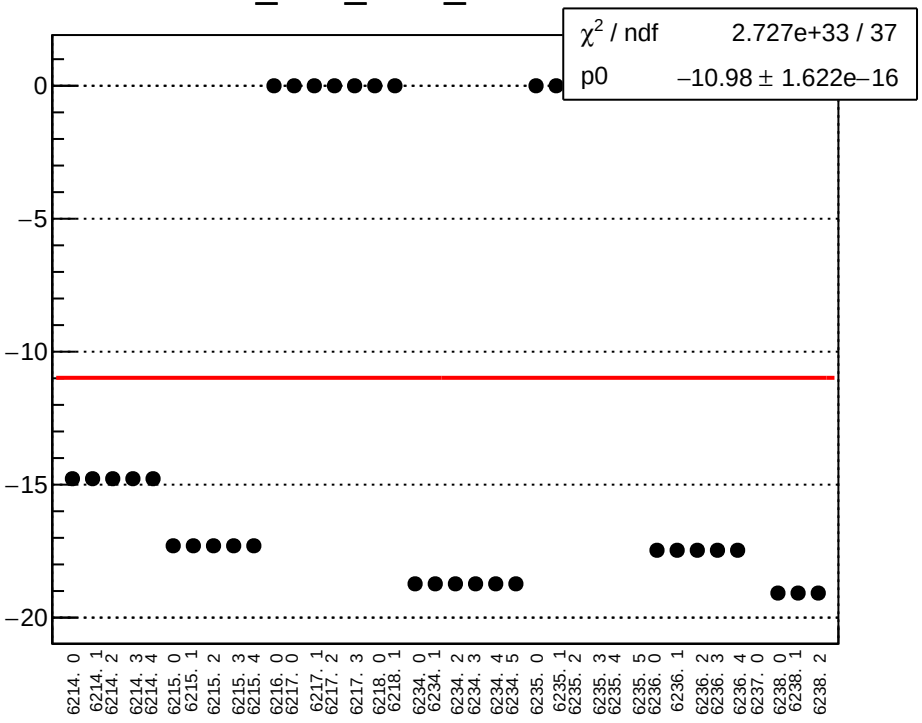

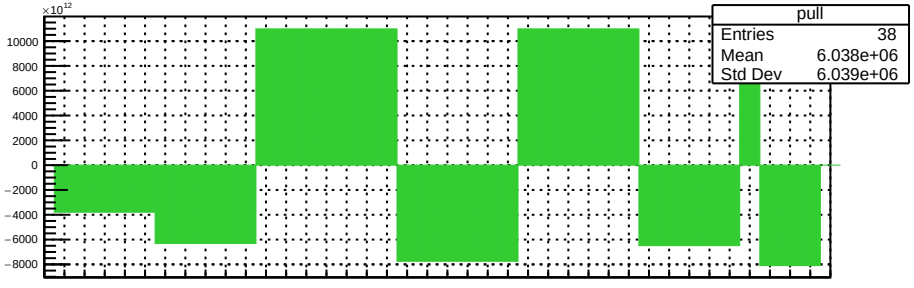

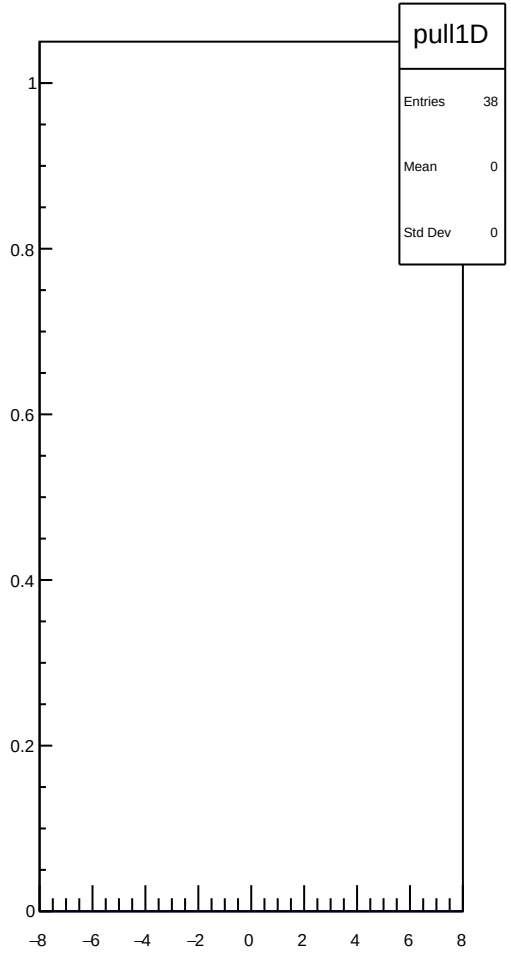

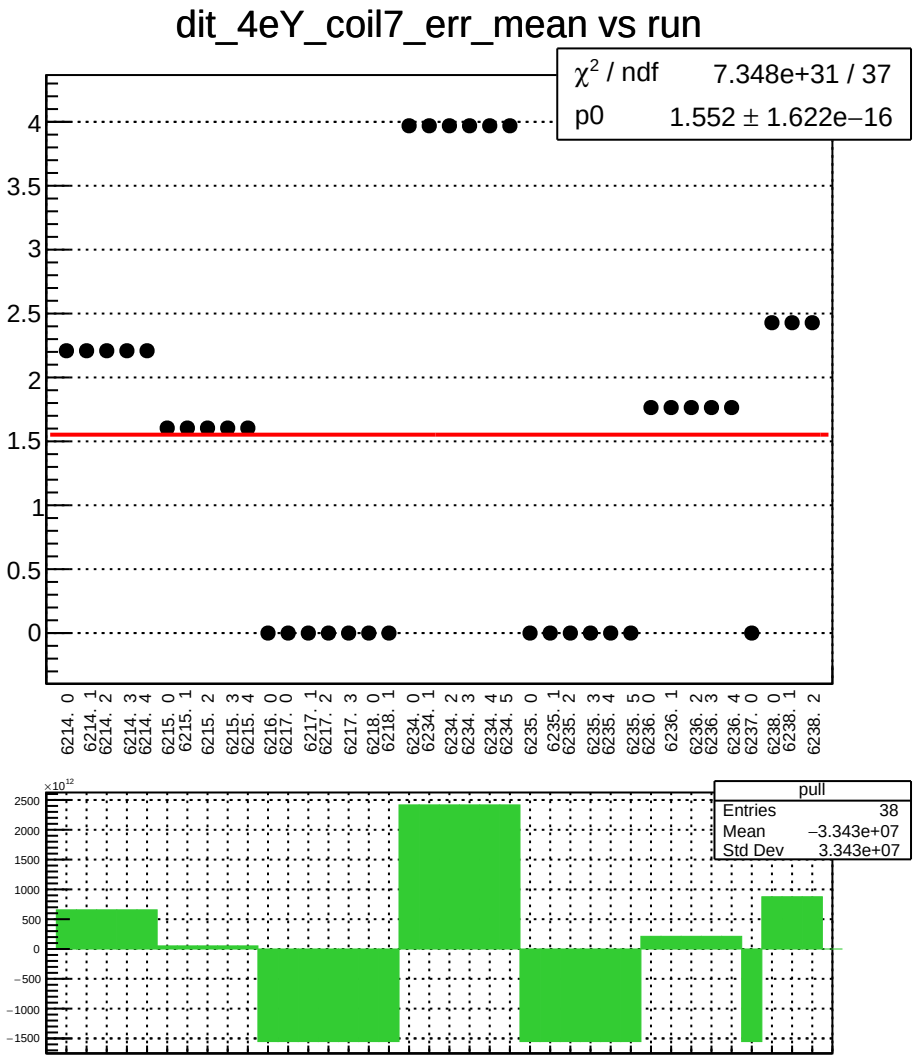
dit_4eY_coil7_err_mean vs run
χ² / ndf 7.348e+31 / 37
p0 1.552 ± 1.622e−16
6214. 0
6214. 1
6214. 2
6214. 3
6214. 4
6215. 0
6215. 1
6215. 2
6215. 3
6215. 4
6216. 0
6217. 0
6217. 1
6217. 2
6217. 3
6218. 0
6218. 1
6234. 0
6234. 1
6234. 2
6234. 3
6234. 4
6234. 5
6235. 0
6235. 1
6235. 2
6235. 3
6235. 4
6235. 5
6236. 0
6236. 1
6236. 2
6236. 3
6236. 4
6237. 0
6238. 0
6238. 1
6238. 2
pull
Entries 38
Mean −3.343e+07
Std Dev 3.343e+07
×10¹²

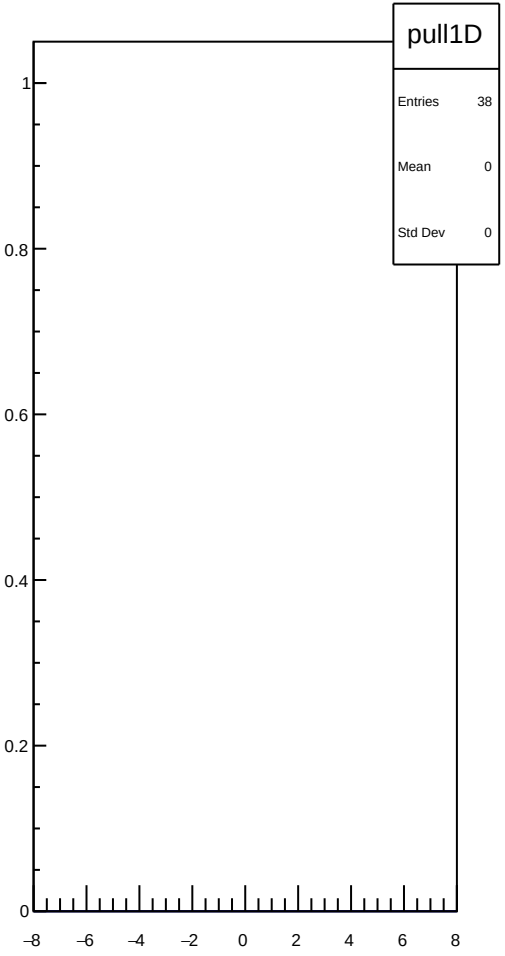
pull1D
Entries 38
Mean 0
Std Dev 0

dit_4eY_coil7_Ndata_mean vs run

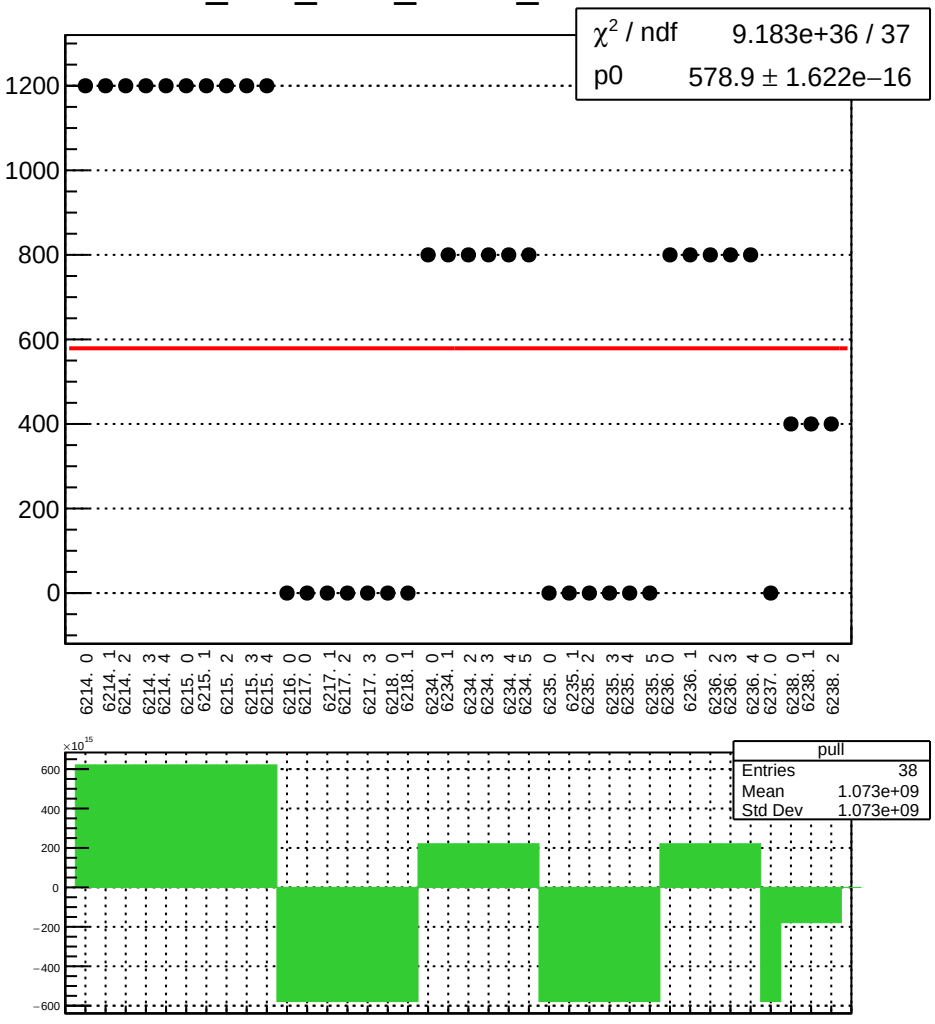

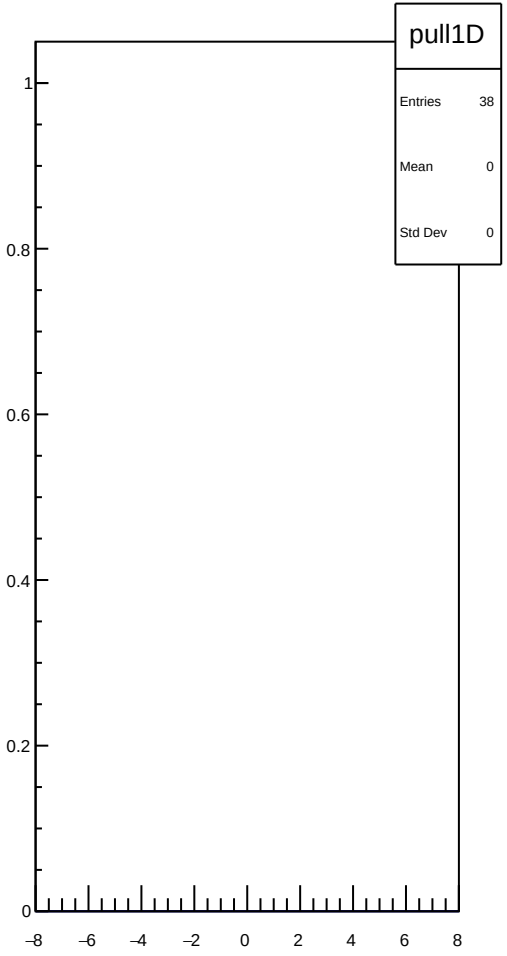

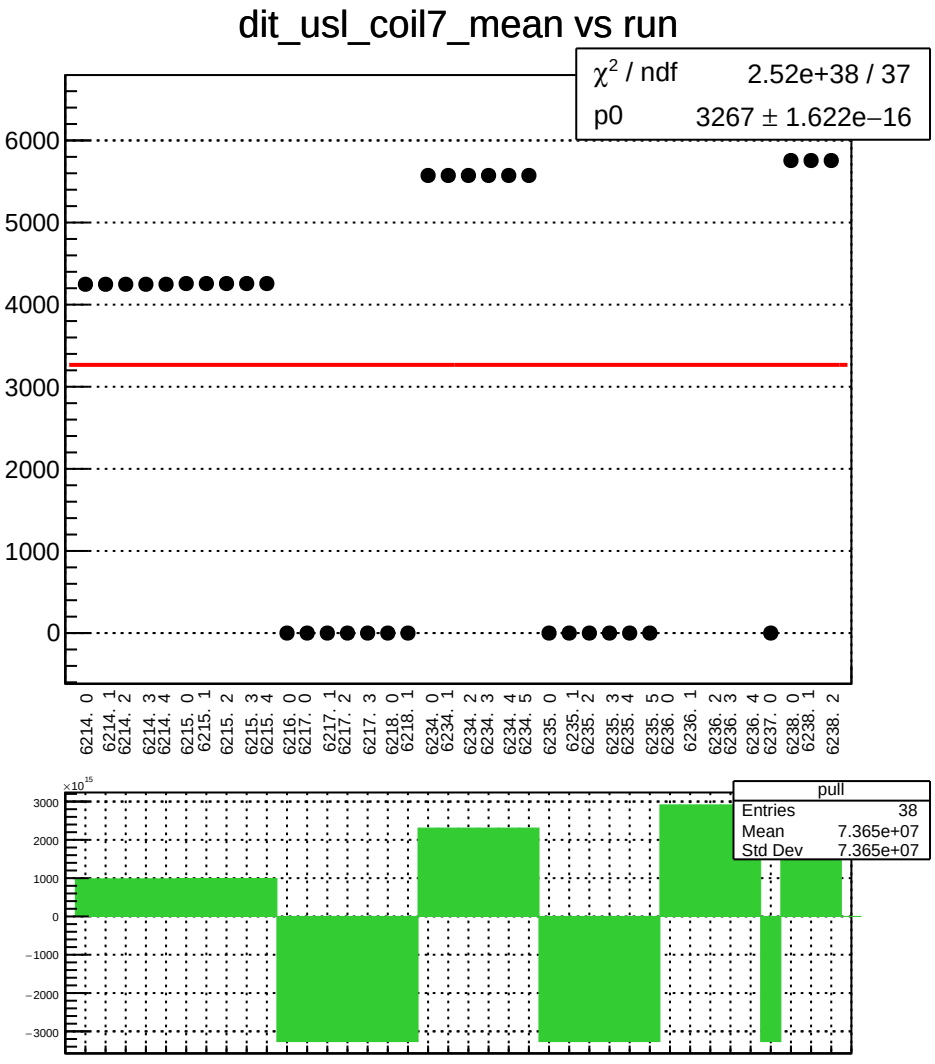
dit_usl_coil7_mean vs run
χ² / ndf 2.52e+38 / 37
p0 3267 ± 1.622e−16
6000
5000
4000
3000
2000
1000
0
6214. 0
6214. 1
6214. 2
6214. 3
6214. 4
6215. 0
6215. 1
6215. 2
6215. 3
6215. 4
6216. 0
6217. 0
6217. 1
6217. 2
6217. 3
6218. 0
6218. 1
6234. 0
6234. 1
6234. 2
6234. 3
6234. 4
6234. 5
6235. 0
6235. 1
6235. 2
6235. 3
6235. 4
6235. 5
6236. 0
6236. 1
6236. 2
6236. 3
6236. 4
6237. 0
6238. 0
6238. 1
6238. 2
×10¹⁵
3000
2000
1000
0
−1000
−2000
−3000
pull
Entries 38
Mean 7.365e+07
Std Dev 7.365e+07

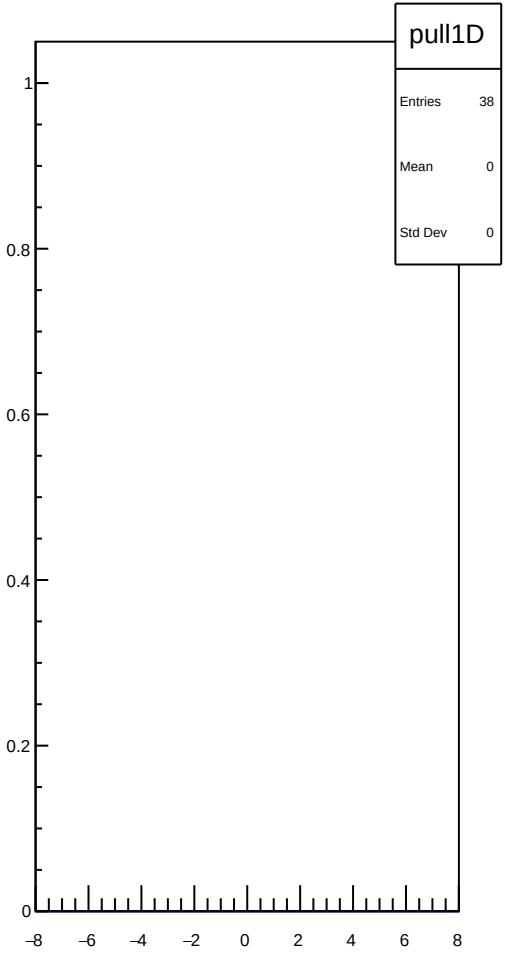
pull1D
Entries 38
Mean 0
Std Dev 0
1
0.8
0.6
0.4
0.2
0
−8
−6
−4
−2
0
2
4
6
8

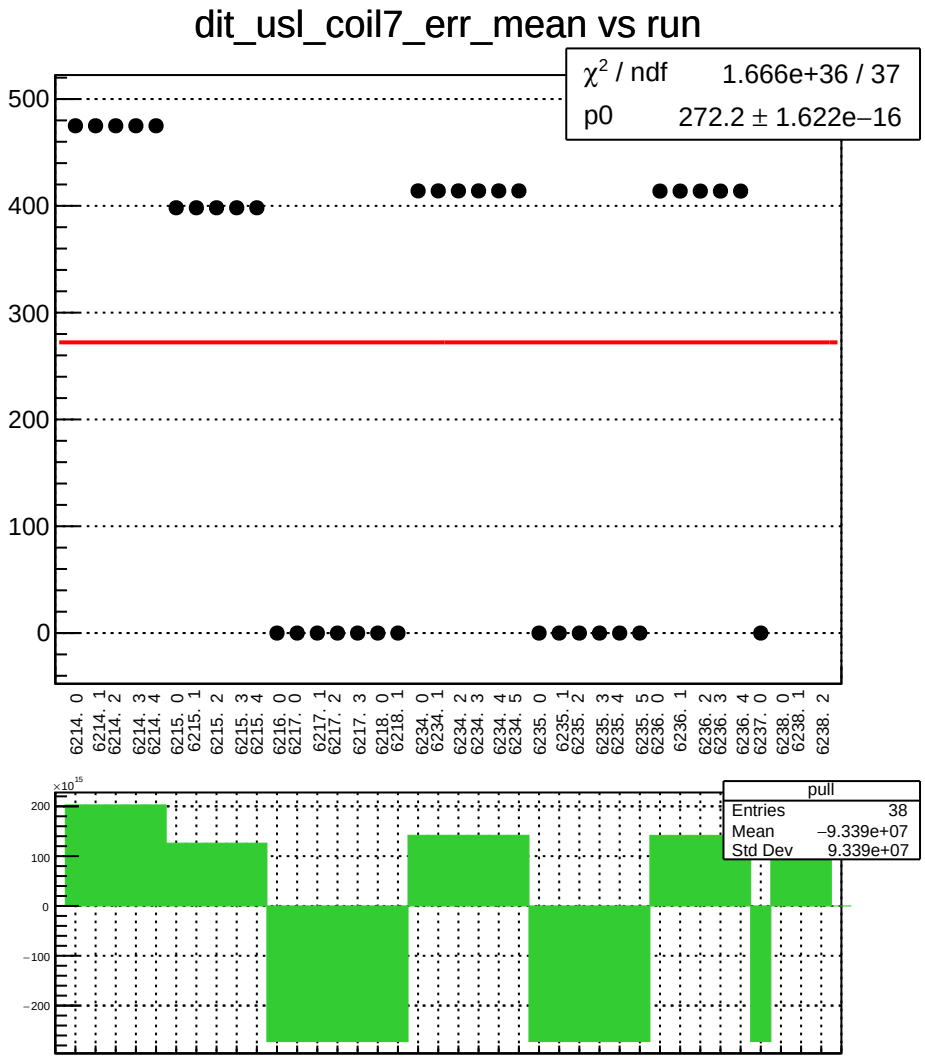
dit_usl_coil7_err_mean vs run
χ² / ndf 1.666e+36 / 37
p0 272.2 ± 1.622e−16
500
400
300
200
100
0
6214. 0
6214. 1
6214. 2
6214. 3
6214. 4
6215. 0
6215. 1
6215. 2
6215. 3
6215. 4
6216. 0
6217. 0
6217. 1
6217. 2
6217. 3
6218. 0
6218. 1
6234. 0
6234. 1
6234. 2
6234. 3
6234. 4
6234. 5
6235. 0
6235. 1
6235. 2
6235. 3
6235. 4
6235. 5
6236. 0
6236. 1
6236. 2
6236. 3
6236. 4
6237. 0
6238. 0
6238. 1
6238. 2
×10¹⁵
200
100
0
−100
−200
pull
Entries 38
Mean −9.339e+07
Std Dev 9.339e+07

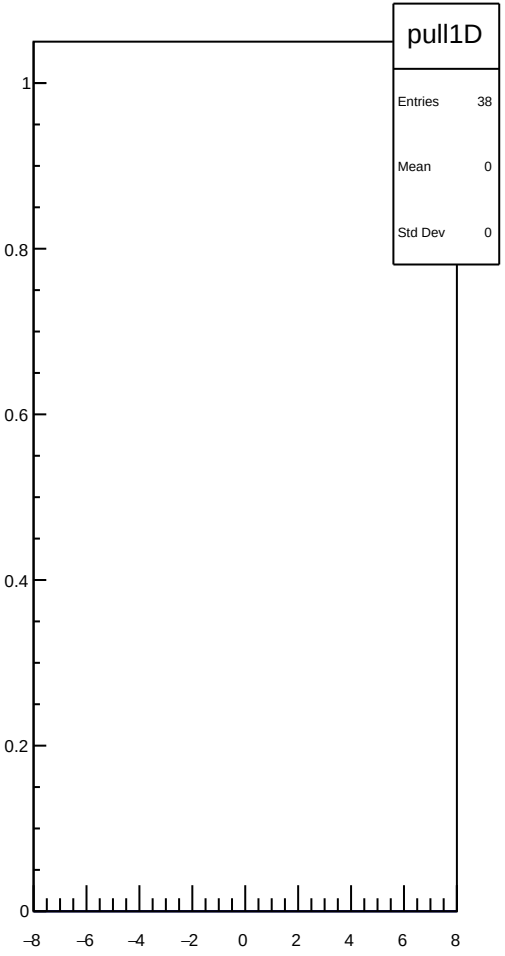
pull1D
Entries 38
Mean 0
Std Dev 0
1
0.8
0.6
0.4
0.2
0
−8
−6
−4
−2
0
2
4
6
8

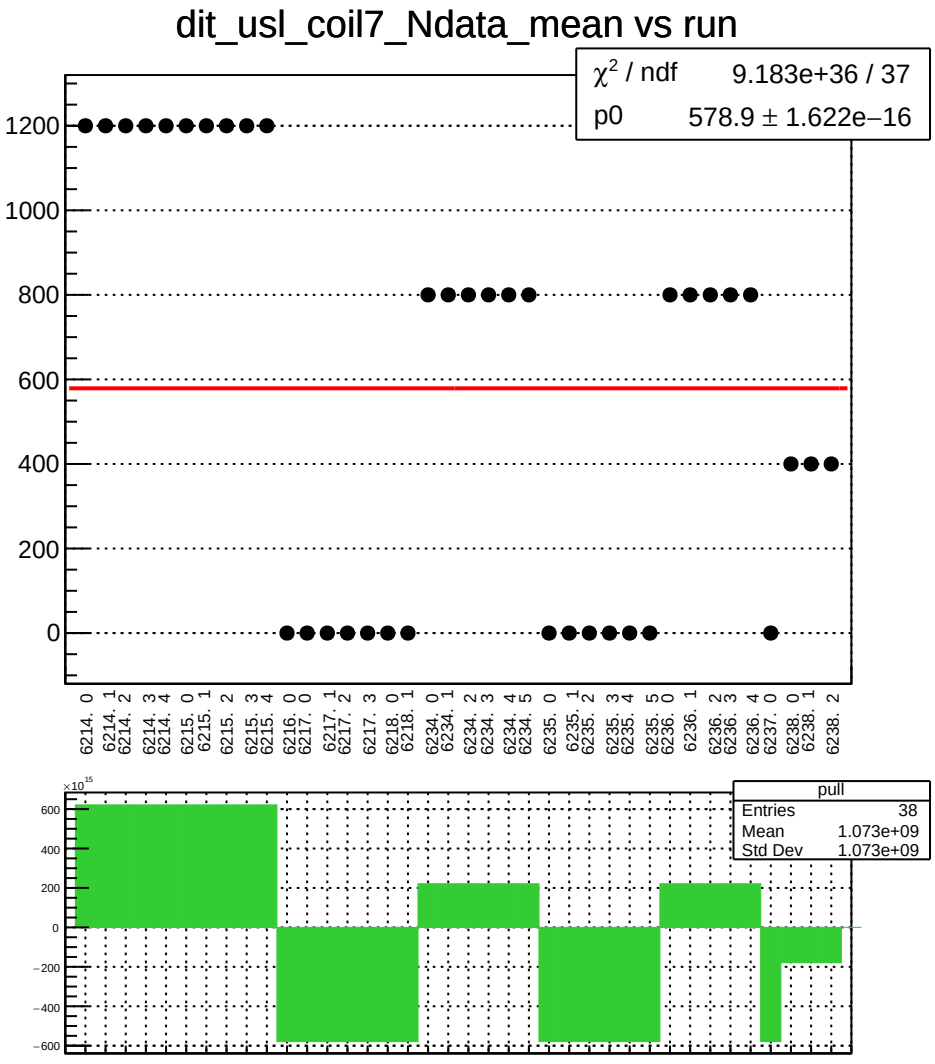
dit_usl_coil7_Ndata_mean vs run
χ² / ndf 9.183e+36 / 37
p0 578.9 ± 1.622e−16
1200
1000
800
600
400
200
0
6214. 0
6214. 1
6214. 2
6214. 3
6214. 4
6215. 0
6215. 1
6215. 2
6215. 3
6215. 4
6216. 0
6217. 0
6217. 1
6217. 2
6217. 3
6218. 0
6218. 1
6234. 0
6234. 1
6234. 2
6234. 3
6234. 4
6234. 5
6235. 0
6235. 1
6235. 2
6235. 3
6235. 4
6235. 5
6236. 0
6236. 1
6236. 2
6236. 3
6236. 4
6237. 0
6238. 0
6238. 1
6238. 2
×10¹⁵
600
400
200
0
−200
−400
−600
pull
Entries 38
Mean 1.073e+09
Std Dev 1.073e+09

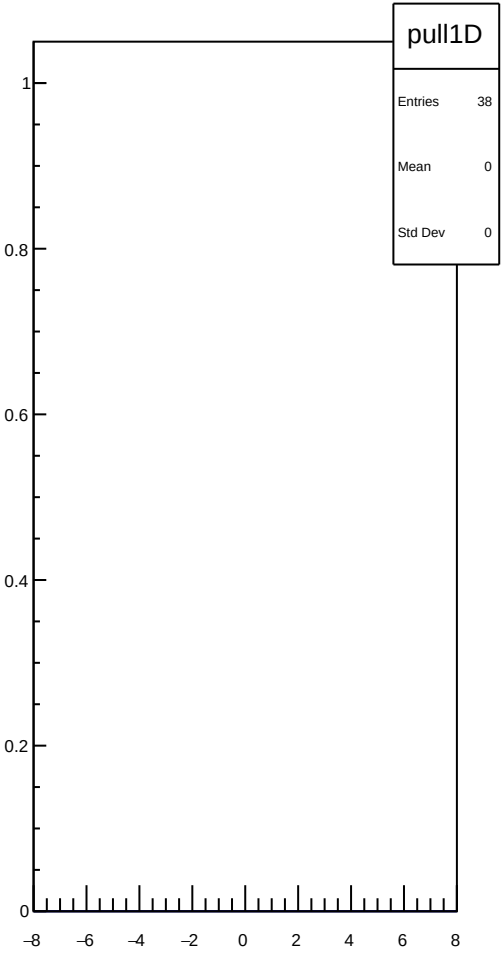
pull1D
Entries 38
Mean 0
Std Dev 0
1
0.8
0.6
0.4
0.2
0
−8
−6
−4
−2
0
2
4
6
8

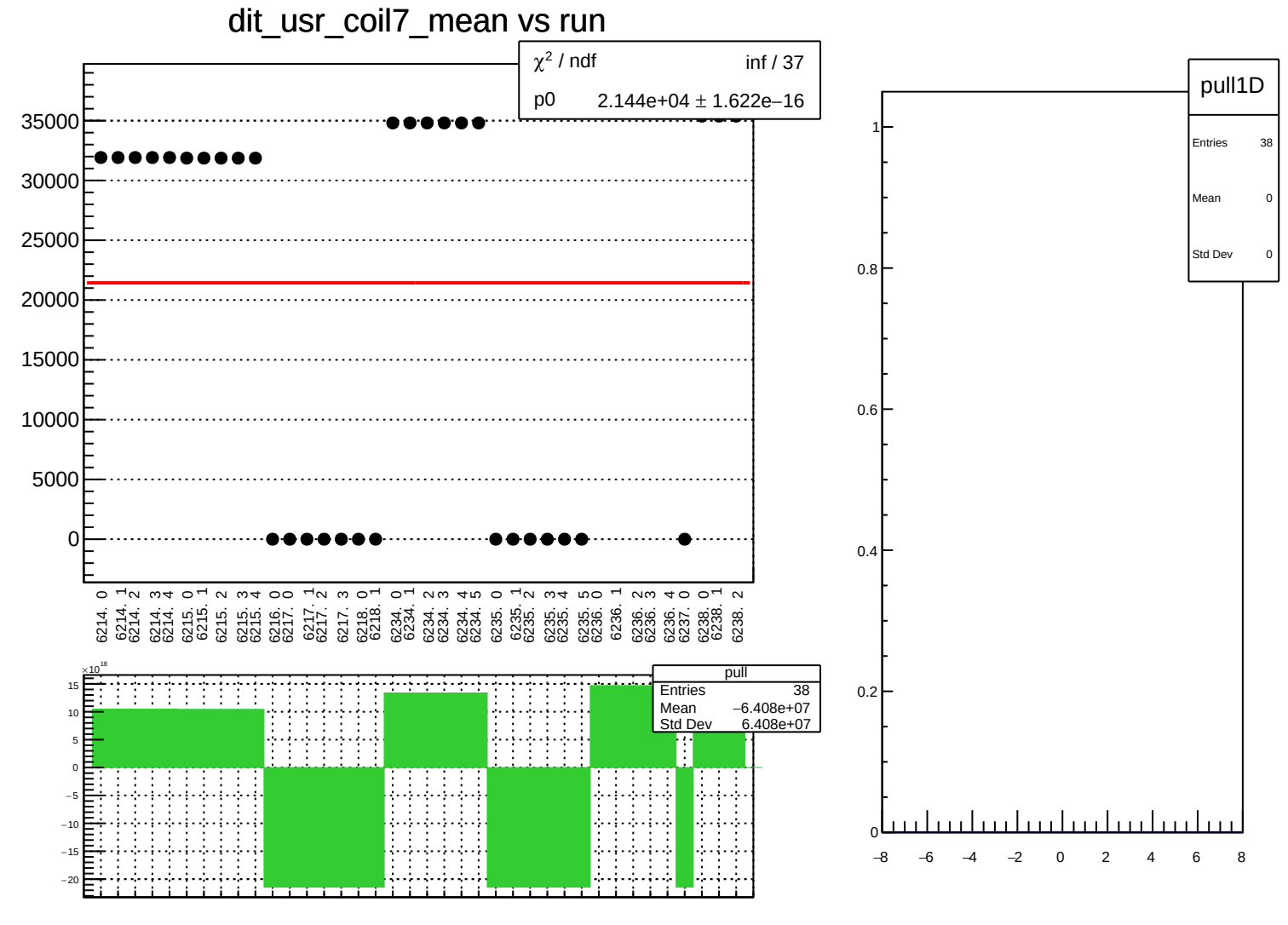
dit_usr_coil7_mean vs run
χ² / ndf inf / 37
p0 2.144e+04 ± 1.622e−16
35000
30000
25000
20000
15000
10000
5000
0
6214. 0
6214. 1
6214. 2
6214. 3
6214. 4
6215. 0
6215. 1
6215. 2
6215. 3
6215. 4
6216. 0
6217. 0
6217. 1
6217. 2
6217. 3
6218. 0
6218. 1
6234. 0
6234. 1
6234. 2
6234. 3
6234. 4
6234. 5
6235. 0
6235. 1
6235. 2
6235. 3
6235. 4
6235. 5
6236. 0
6236. 1
6236. 2
6236. 3
6236. 4
6237. 0
6238. 0
6238. 1
6238. 2
×10¹⁸
15
10
5
0
−5
−10
−15
−20
pull
Entries 38
Mean −6.408e+07
Std Dev 6.408e+07
pull1D
Entries 38
Mean 0
Std Dev 0
1
0.8
0.6
0.4
0.2
0
−8
−6
−4
−2
0
2
4
6
8

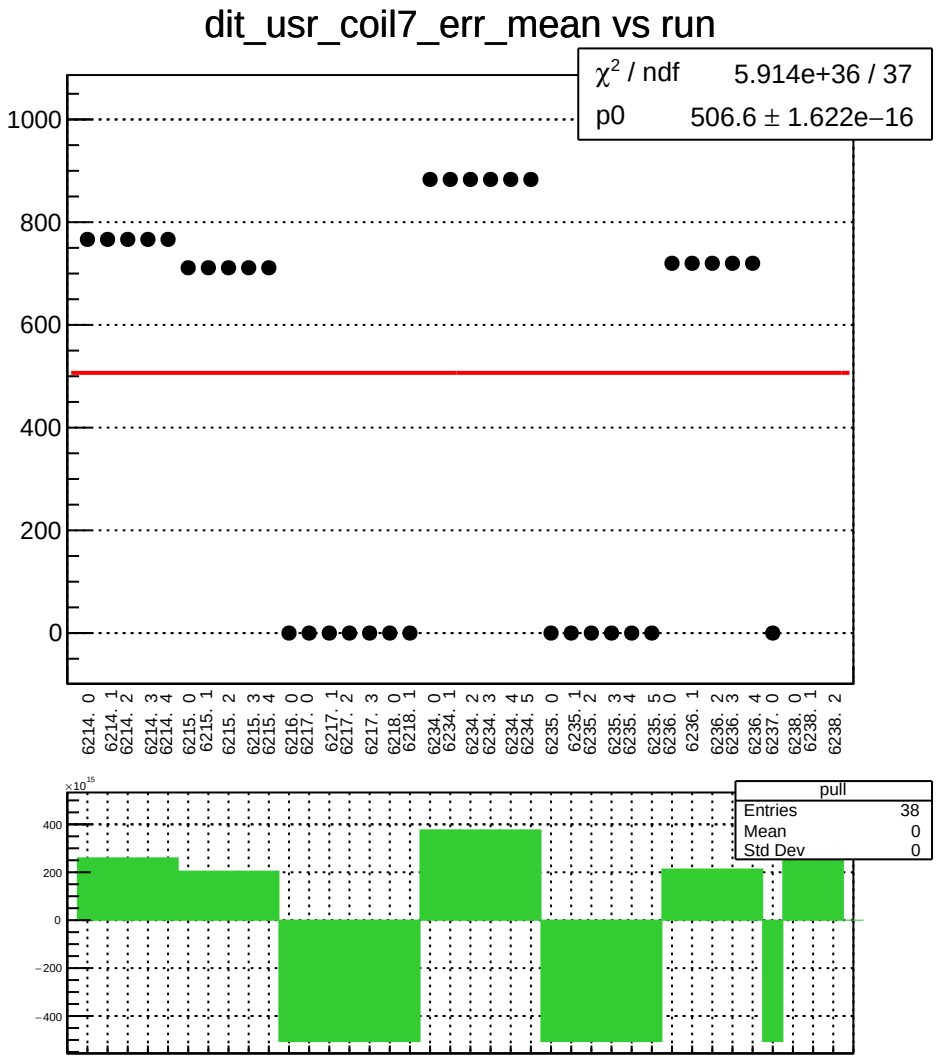
dit_usr_coil7_err_mean vs run
χ² / ndf 5.914e+36 / 37
p0 506.6 ± 1.622e−16
1000
800
600
400
200
0
6214. 0
6214. 1
6214. 2
6214. 3
6214. 4
6215. 0
6215. 1
6215. 2
6215. 3
6215. 4
6216. 0
6217. 0
6217. 1
6217. 2
6217. 3
6218. 0
6218. 1
6234. 0
6234. 1
6234. 2
6234. 3
6234. 4
6234. 5
6235. 0
6235. 1
6235. 2
6235. 3
6235. 4
6235. 5
6236. 0
6236. 1
6236. 2
6236. 3
6236. 4
6237. 0
6238. 0
6238. 1
6238. 2
×10¹⁵
400
200
0
−200
−400
pull
Entries 38
Mean 0
Std Dev 0

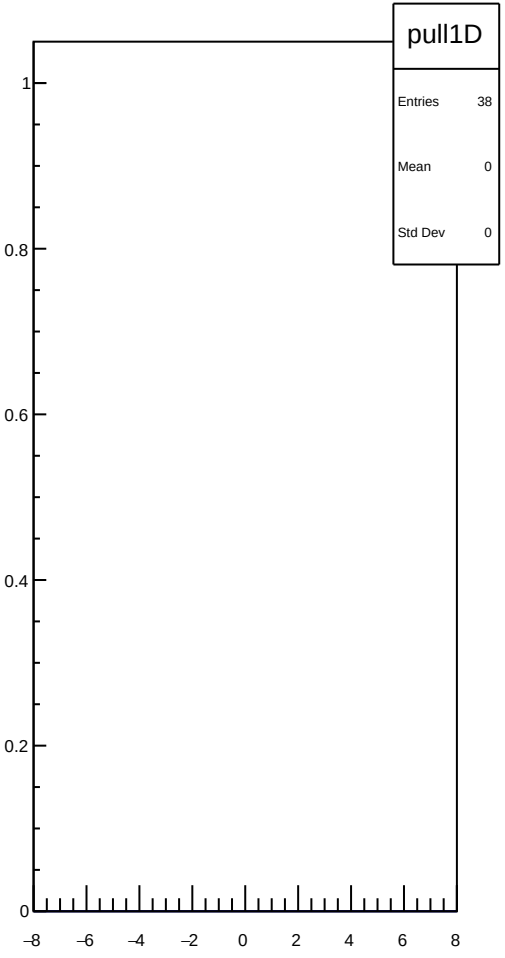
pull1D
Entries 38
Mean 0
Std Dev 0
1
0.8
0.6
0.4
0.2
0
−8
−6
−4
−2
0
2
4
6
8

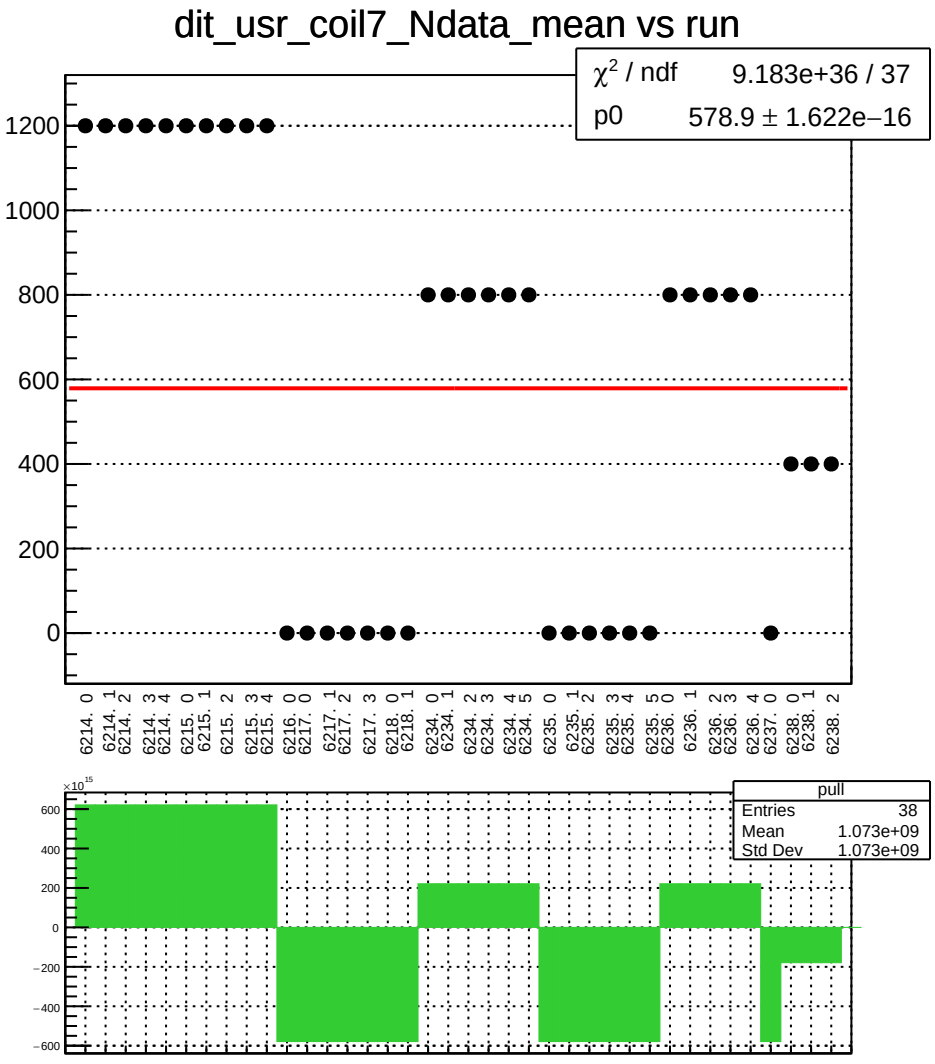
dit_usr_coil7_Ndata_mean vs run
χ² / ndf 9.183e+36 / 37
p0 578.9 ± 1.622e−16
1200
1000
800
600
400
200
0
6214. 0
6214. 1
6214. 2
6214. 3
6214. 4
6215. 0
6215. 1
6215. 2
6215. 3
6215. 4
6216. 0
6217. 0
6217. 1
6217. 2
6217. 3
6218. 0
6218. 1
6234. 0
6234. 1
6234. 2
6234. 3
6234. 4
6234. 5
6235. 0
6235. 1
6235. 2
6235. 3
6235. 4
6235. 5
6236. 0
6236. 1
6236. 2
6236. 3
6236. 4
6237. 0
6238. 0
6238. 1
6238. 2
×10^15
600
400
200
0
−200
−400
−600
pull
Entries 38
Mean 1.073e+09
Std Dev 1.073e+09

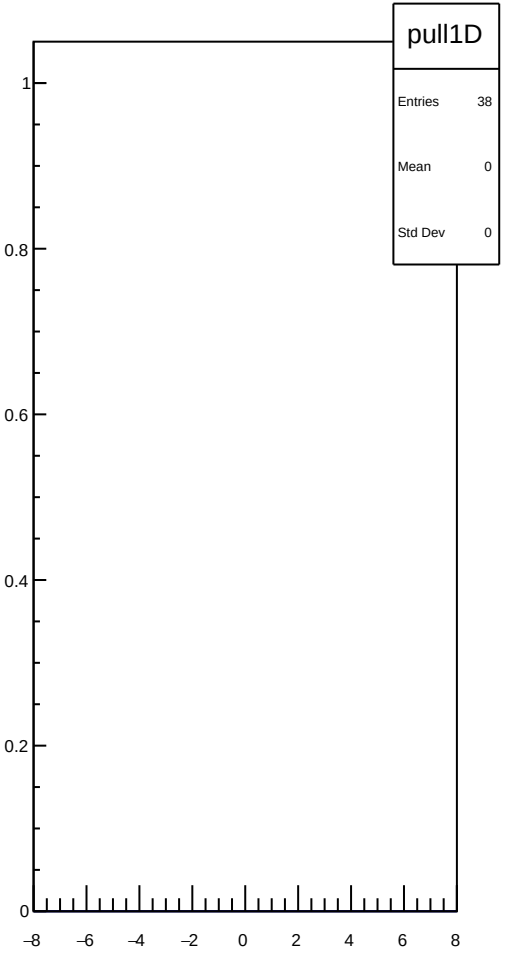
pull1D
Entries 38
Mean 0
Std Dev 0
1
0.8
0.6
0.4
0.2
0
−8
−6
−4
−2
0
2
4
6
8

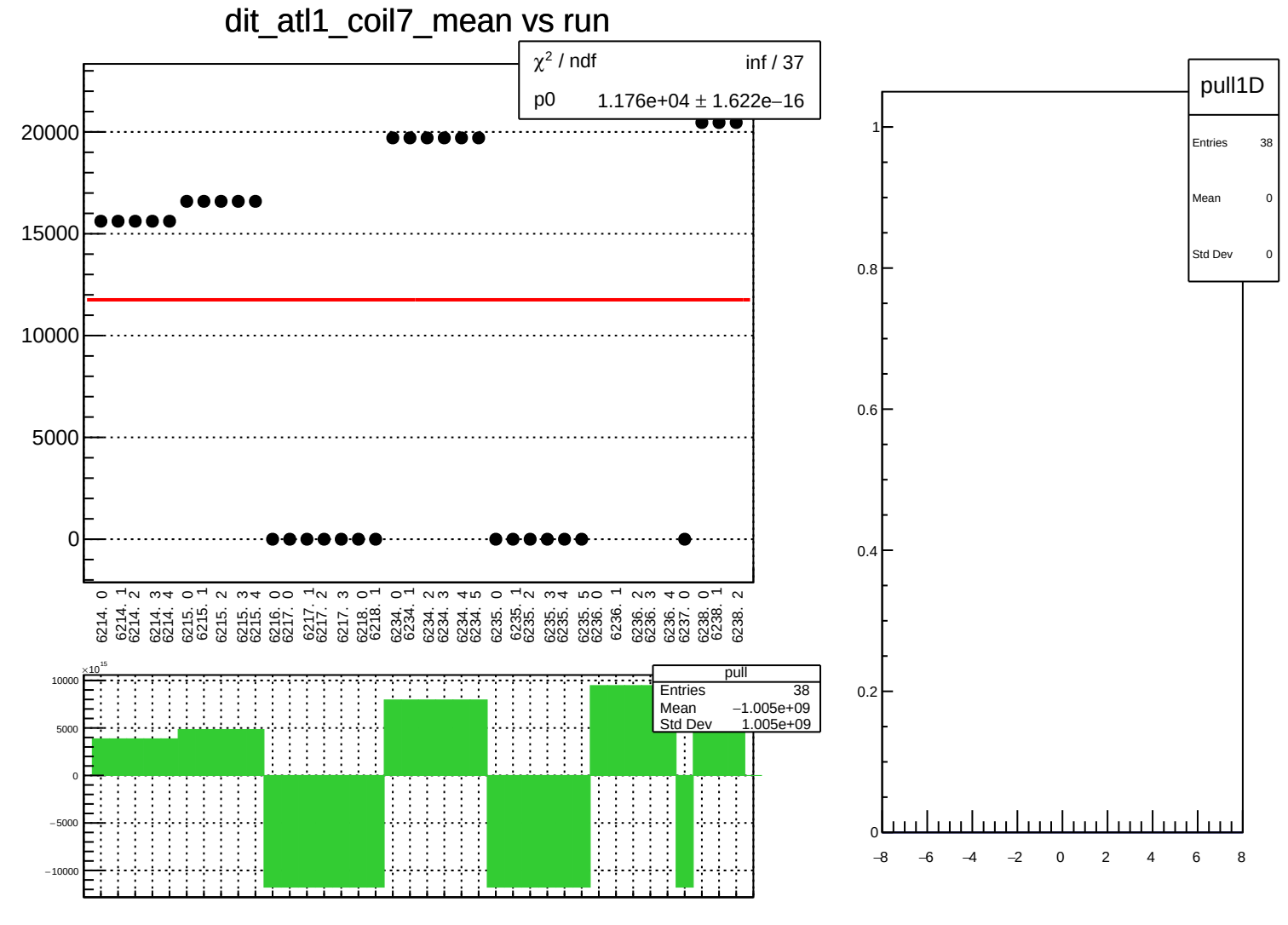
dit_atl1_coil7_mean vs run
χ² / ndf inf / 37
p0 1.176e+04 ± 1.622e−16
20000
15000
10000
5000
0
6214. 0
6214. 1
6214. 2
6214. 3
6214. 4
6215. 0
6215. 1
6215. 2
6215. 3
6215. 4
6216. 0
6217. 0
6217. 1
6217. 2
6217. 3
6218. 0
6218. 1
6234. 0
6234. 1
6234. 2
6234. 3
6234. 4
6234. 5
6235. 0
6235. 1
6235. 2
6235. 3
6235. 4
6235. 5
6236. 0
6236. 1
6236. 2
6236. 3
6236. 4
6237. 0
6238. 0
6238. 1
6238. 2
×10¹⁵
10000
5000
0
−5000
−10000
pull
Entries 38
Mean −1.005e+09
Std Dev 1.005e+09
pull1D
Entries 38
Mean 0
Std Dev 0
1
0.8
0.6
0.4
0.2
0
−8
−6
−4
−2
0
2
4
6
8

dit_atl1_coil7_err_mean vs run

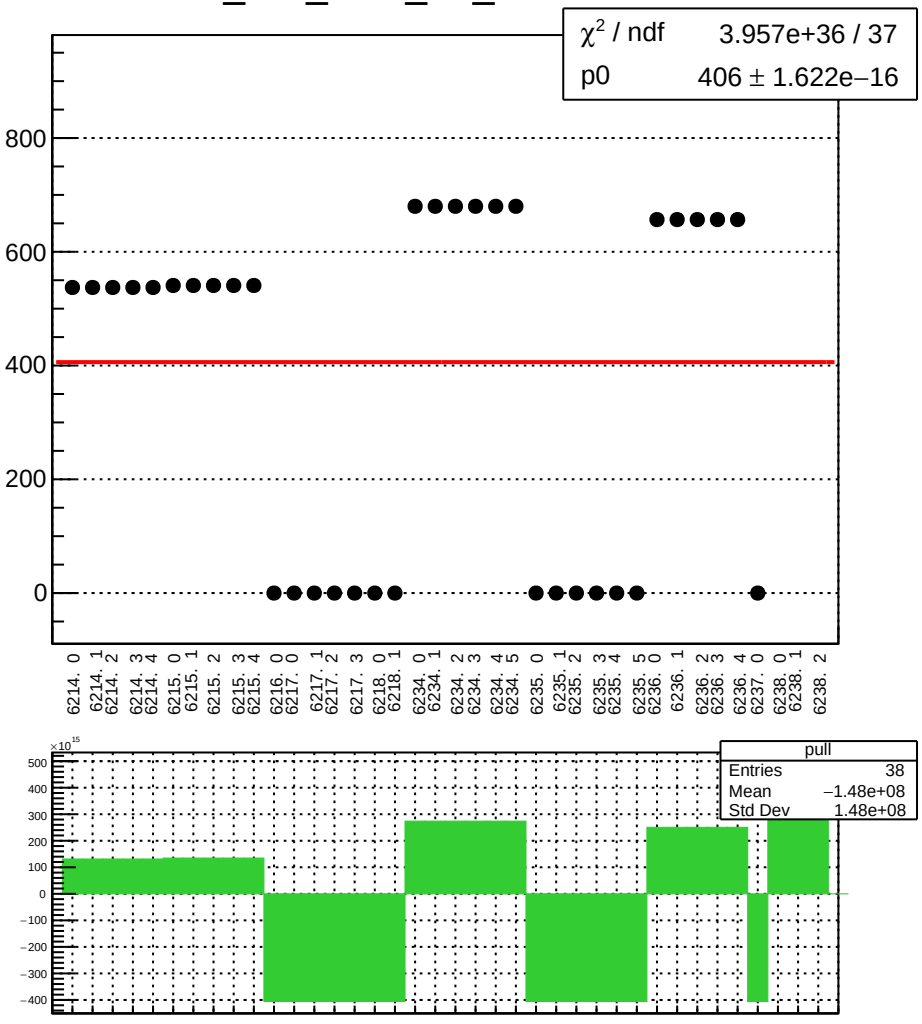

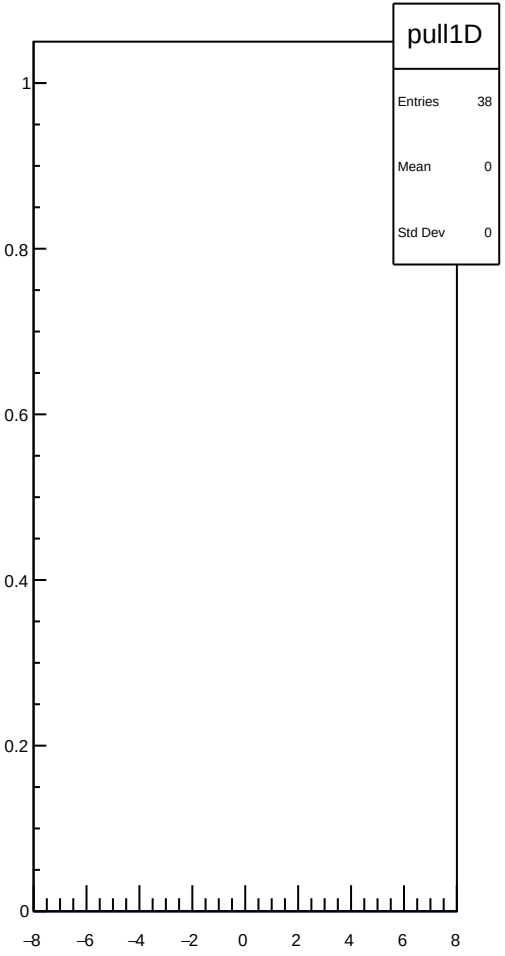

dit_atl1_coil7_Ndata_mean vs run

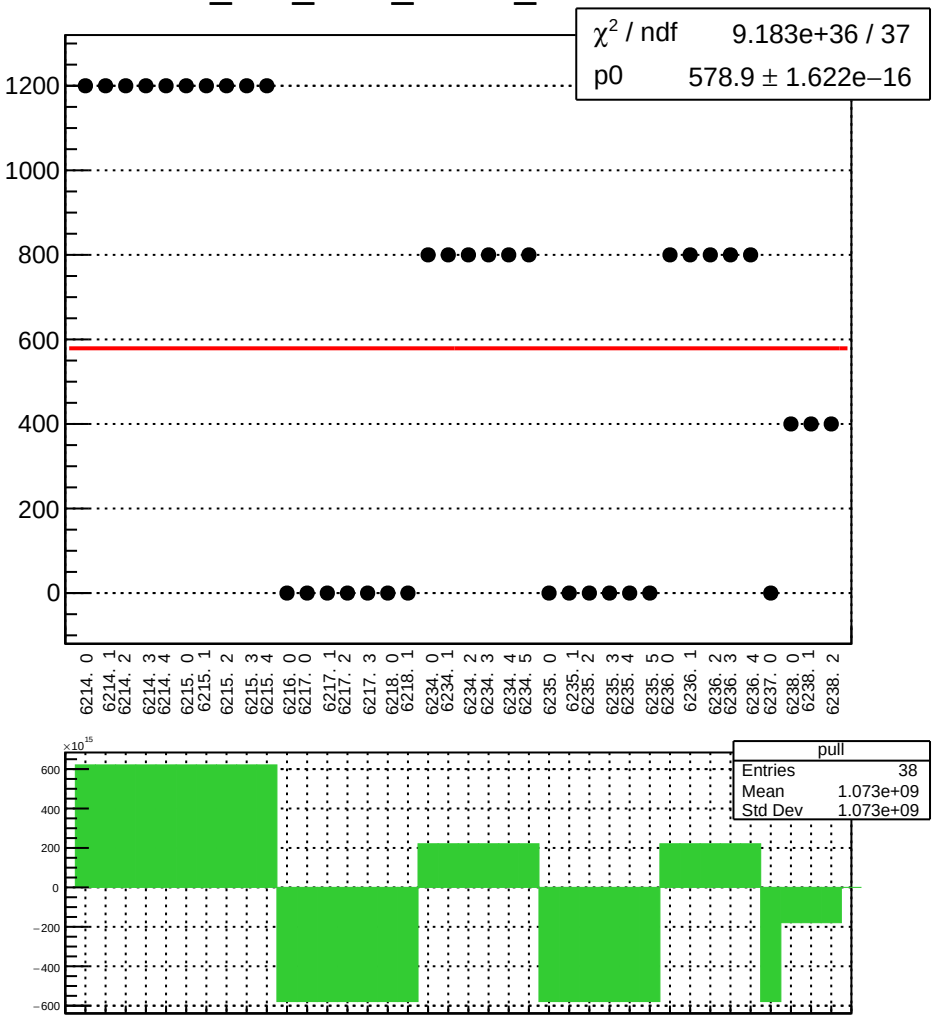

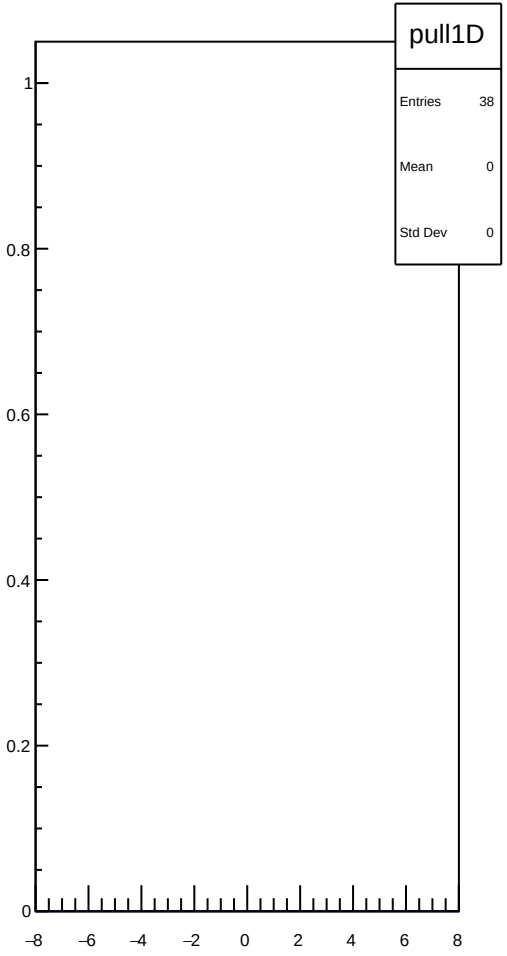

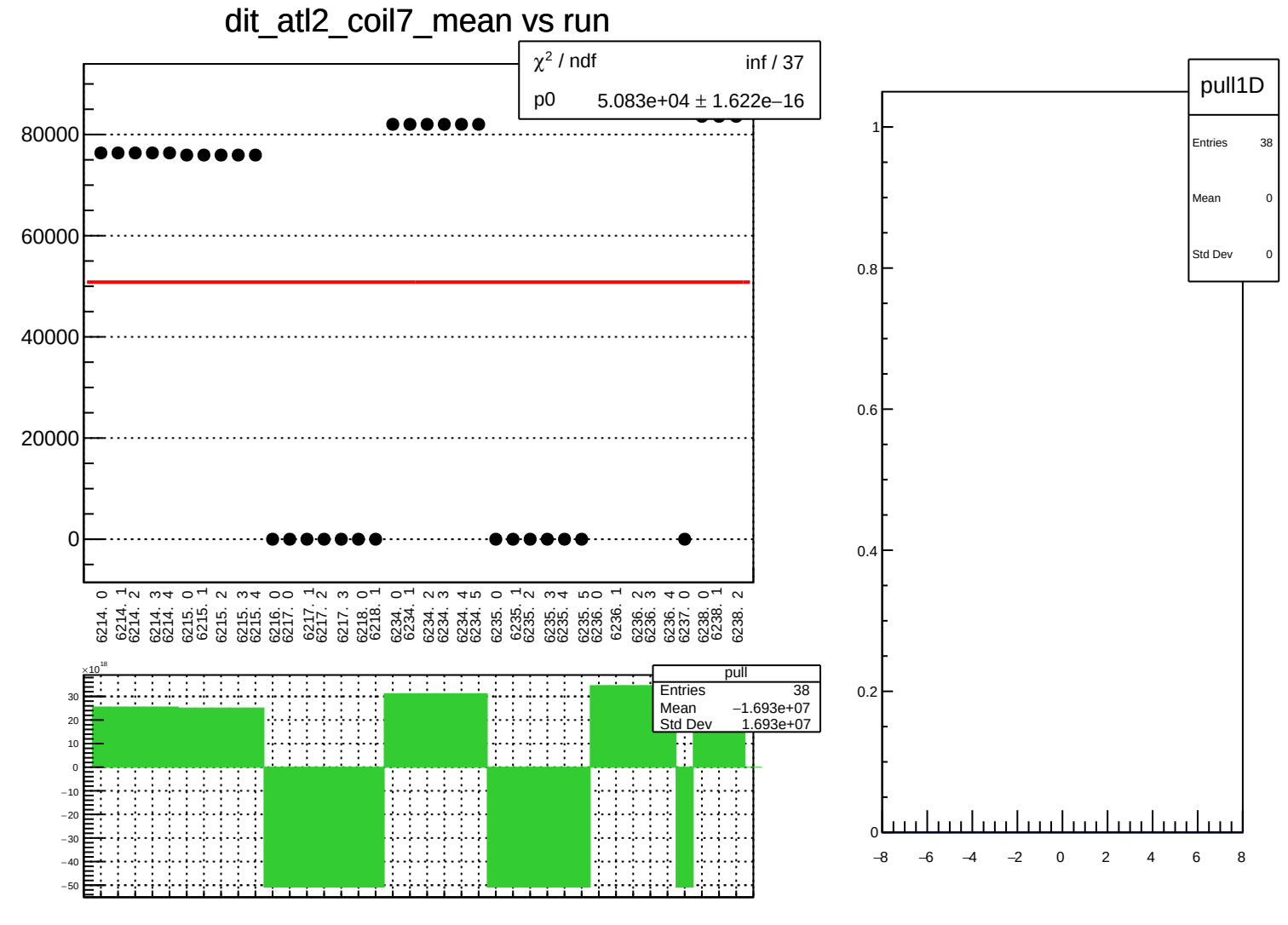
dit_atl2_coil7_mean vs run
χ² / ndf inf / 37
p0 5.083e+04 ± 1.622e−16
80000
60000
40000
20000
0
6214. 0
6214. 1
6214. 2
6214. 3
6214. 4
6215. 0
6215. 1
6215. 2
6215. 3
6215. 4
6216. 0
6217. 0
6217. 1
6217. 2
6217. 3
6218. 0
6218. 1
6234. 0
6234. 1
6234. 2
6234. 3
6234. 4
6234. 5
6235. 0
6235. 1
6235. 2
6235. 3
6235. 4
6235. 5
6236. 0
6236. 1
6236. 2
6236. 3
6236. 4
6237. 0
6238. 0
6238. 1
6238. 2
×10¹⁸
30
20
10
0
−10
−20
−30
−40
−50
pull
Entries 38
Mean −1.693e+07
Std Dev 1.693e+07
pull1D
Entries 38
Mean 0
Std Dev 0
1
0.8
0.6
0.4
0.2
0
−8
−6
−4
−2
0
2
4
6
8

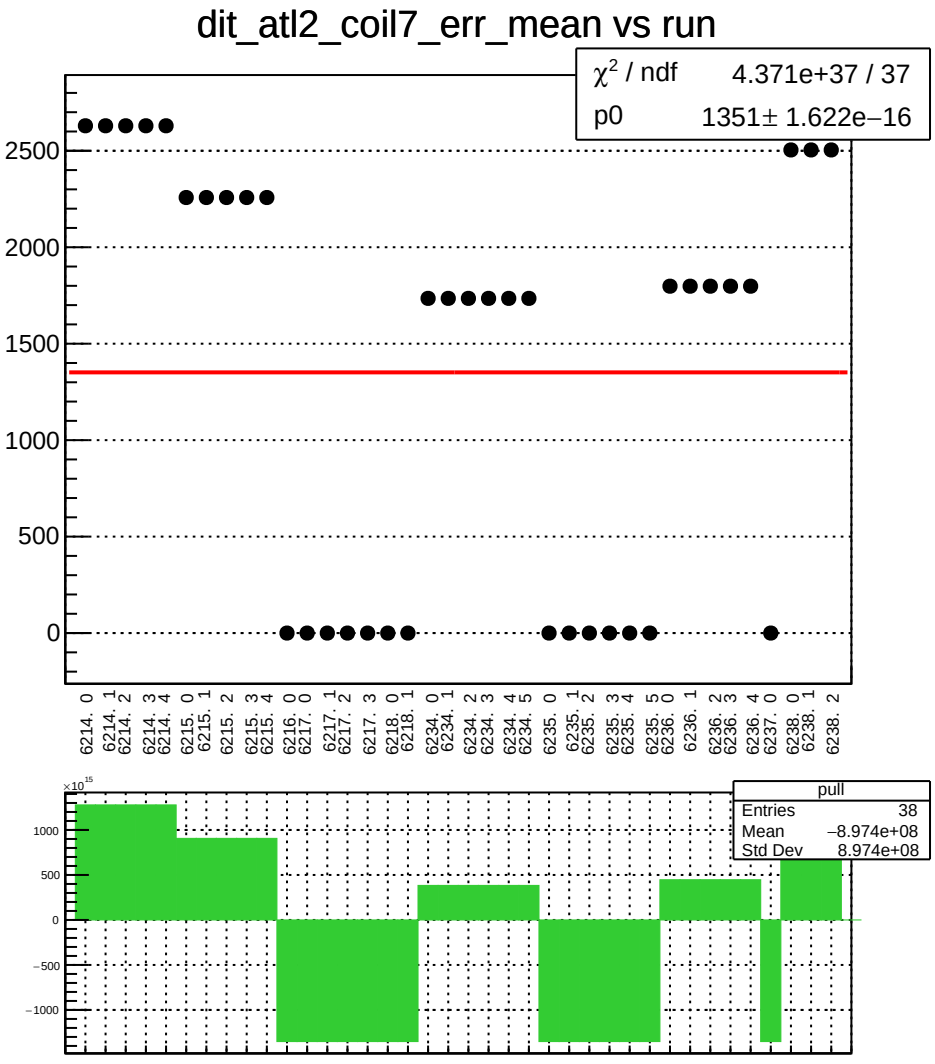
dit_atl2_coil7_err_mean vs run
χ² / ndf 4.371e+37 / 37
p0 1351± 1.622e−16
2500
2000
1500
1000
500
0
6214. 0
6214. 1
6214. 2
6214. 3
6214. 4
6215. 0
6215. 1
6215. 2
6215. 3
6215. 4
6216. 0
6217. 0
6217. 1
6217. 2
6217. 3
6218. 0
6218. 1
6234. 0
6234. 1
6234. 2
6234. 3
6234. 4
6234. 5
6235. 0
6235. 1
6235. 2
6235. 3
6235. 4
6235. 5
6236. 0
6236. 1
6236. 2
6236. 3
6236. 4
6237. 0
6238. 0
6238. 1
6238. 2
×10¹⁵
1000
500
0
−500
−1000
pull
Entries 38
Mean −8.974e+08
Std Dev 8.974e+08

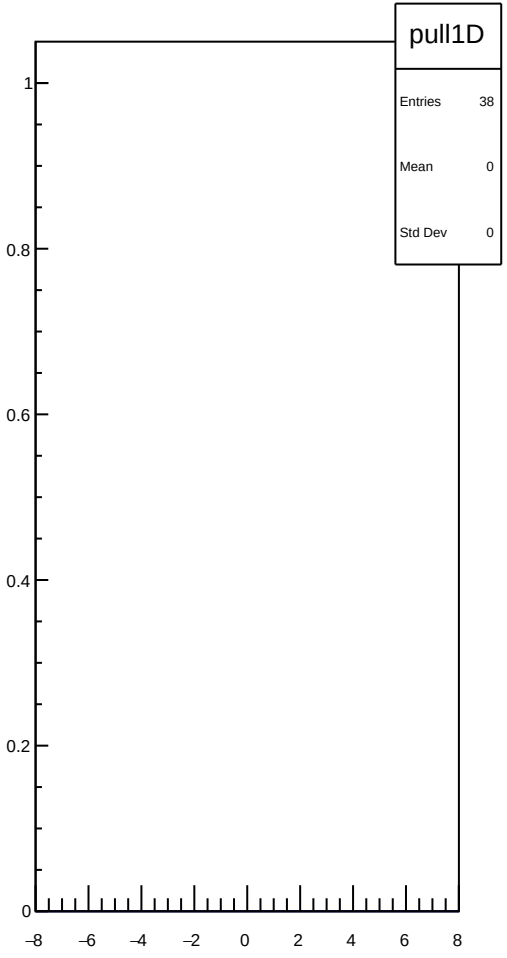
pull1D
Entries 38
Mean 0
Std Dev 0
1
0.8
0.6
0.4
0.2
0
−8
−6
−4
−2
0
2
4
6
8

dit_atl2_coil7_Ndata_mean vs run

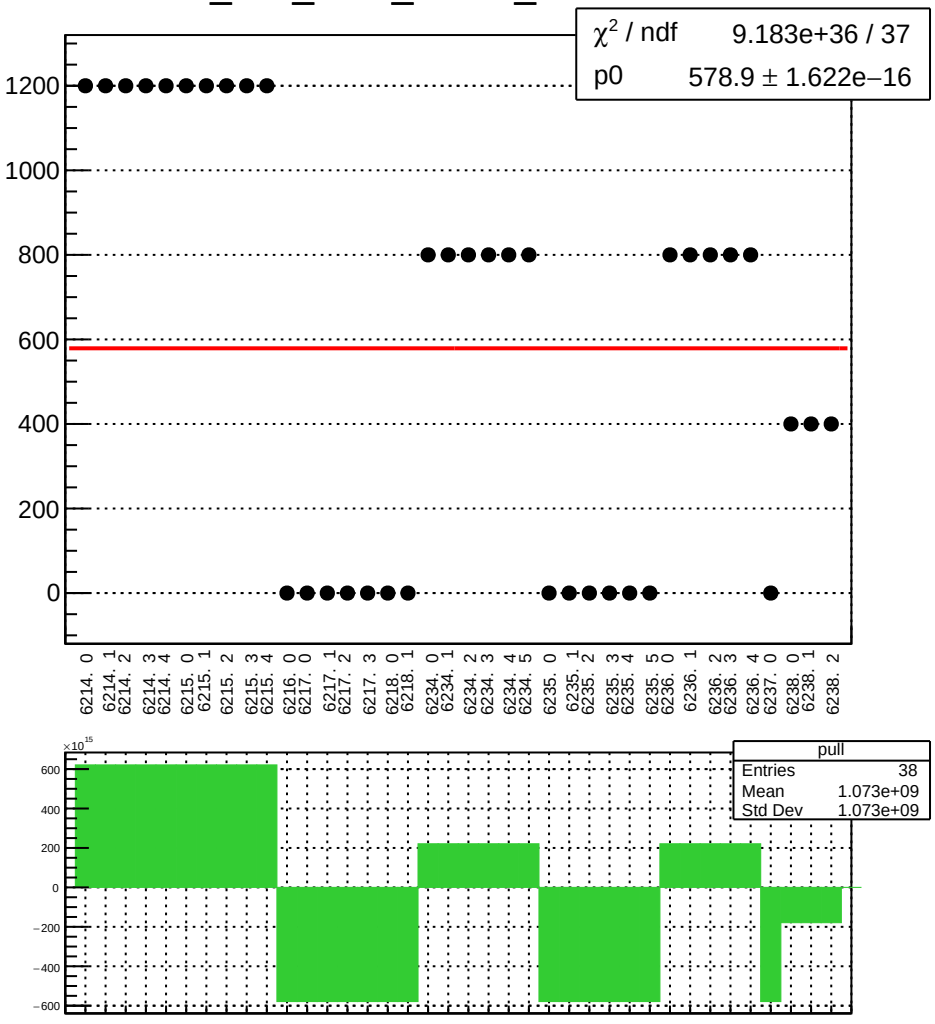

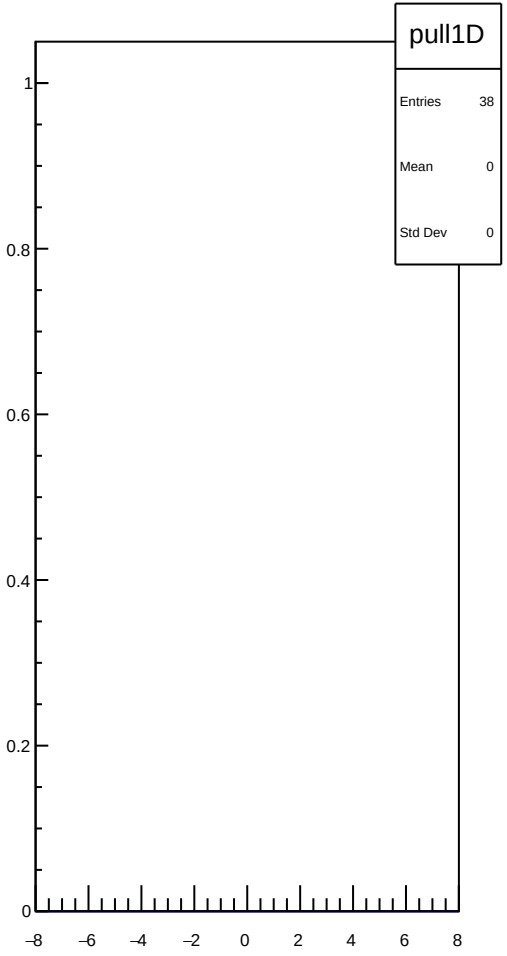

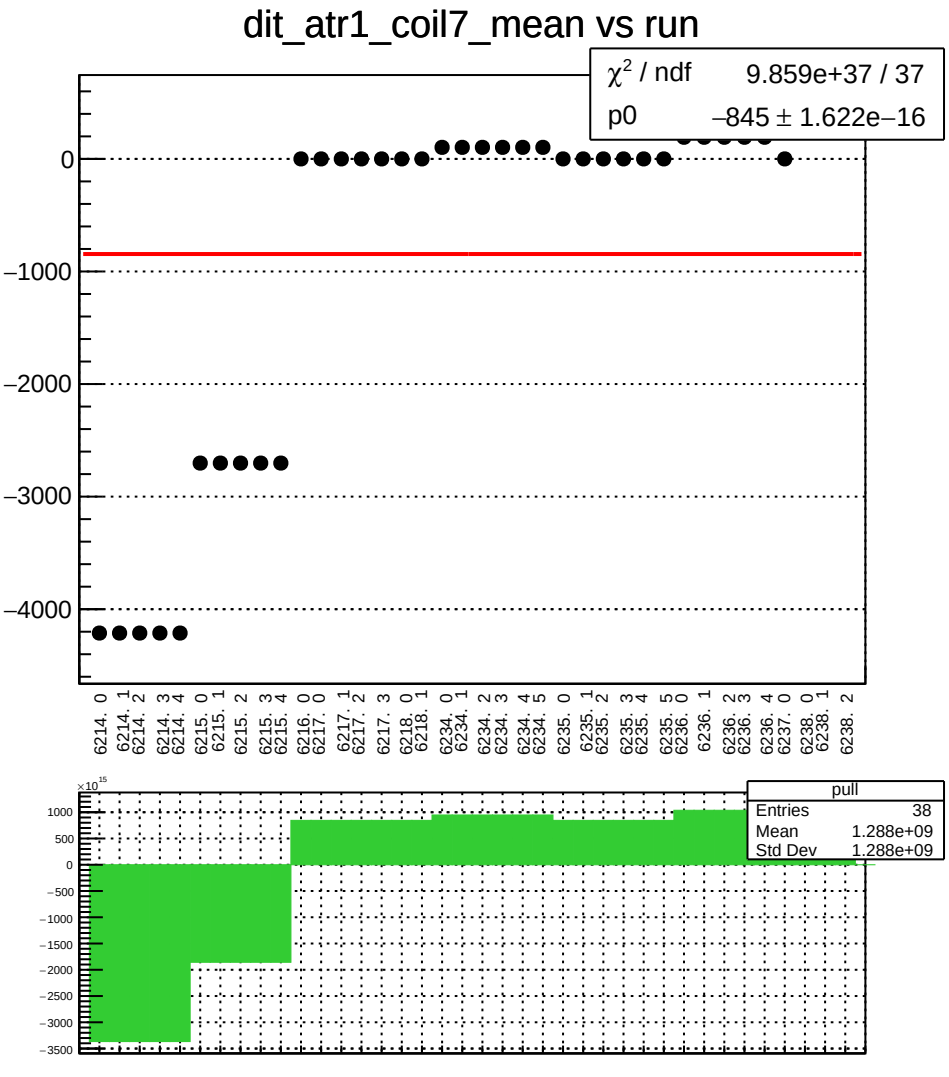
dit_atr1_coil7_mean vs run
χ² / ndf 9.859e+37 / 37
p0 −845 ± 1.622e−16
0
−1000
−2000
−3000
−4000
6214. 0
6214. 1
6214. 2
6214. 3
6214. 4
6215. 0
6215. 1
6215. 2
6215. 3
6215. 4
6216. 0
6217. 0
6217. 1
6217. 2
6217. 3
6218. 0
6218. 1
6234. 0
6234. 1
6234. 2
6234. 3
6234. 4
6234. 5
6235. 0
6235. 1
6235. 2
6235. 3
6235. 4
6235. 5
6236. 0
6236. 1
6236. 2
6236. 3
6236. 4
6237. 0
6238. 0
6238. 1
6238. 2
×10¹⁵
1000
500
0
−500
−1000
−1500
−2000
−2500
−3000
−3500
pull
Entries 38
Mean 1.288e+09
Std Dev 1.288e+09

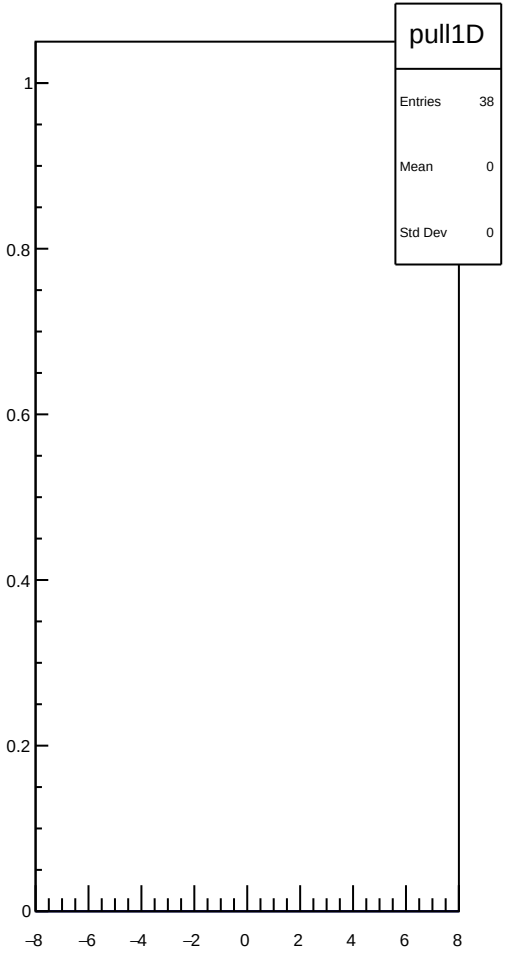
pull1D
Entries 38
Mean 0
Std Dev 0
1
0.8
0.6
0.4
0.2
0
−8
−6
−4
−2
0
2
4
6
8

dit_atr1_coil7_err_mean vs run

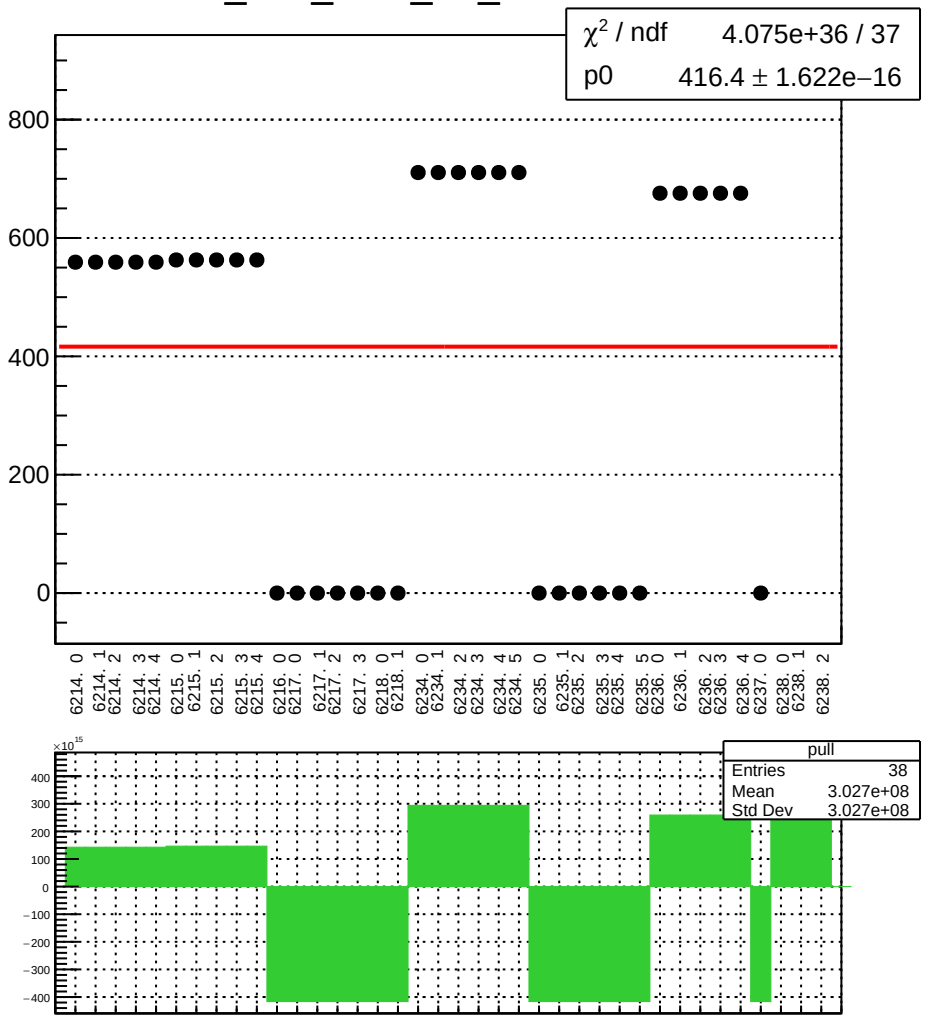

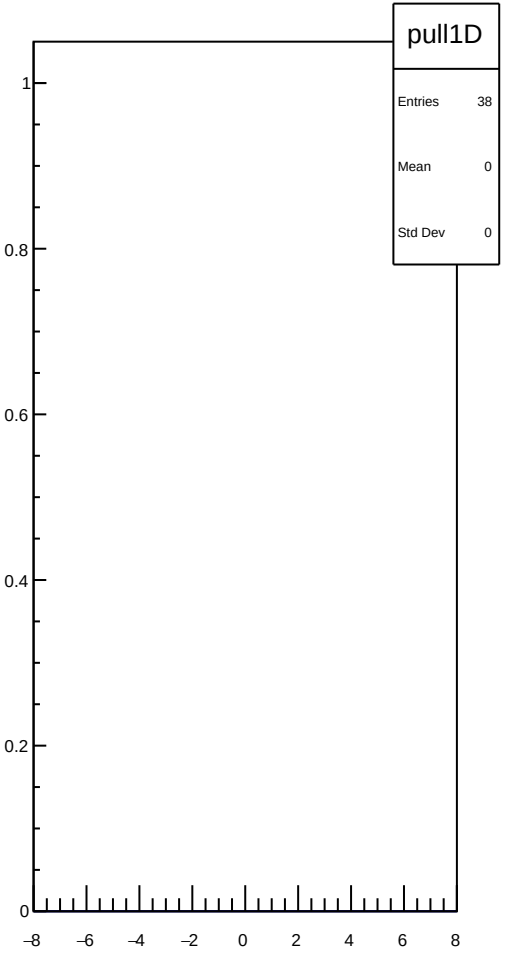

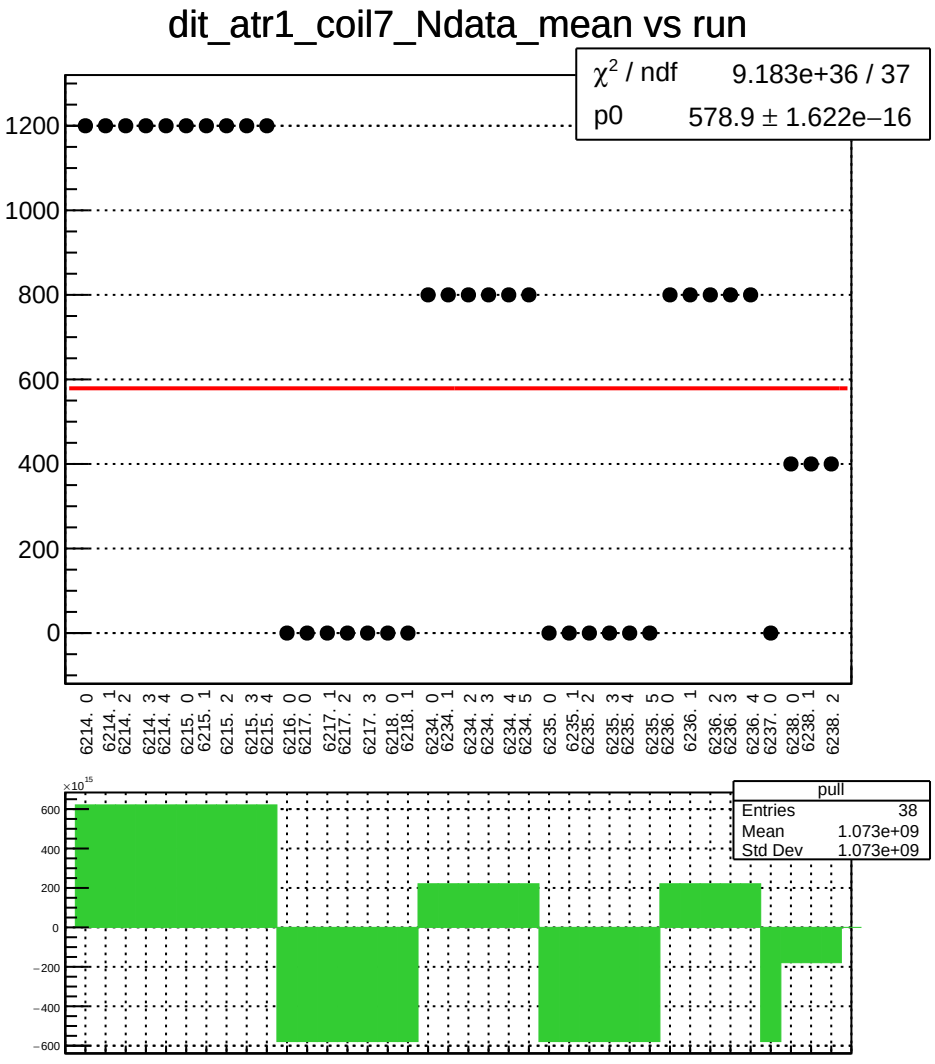
dit_atr1_coil7_Ndata_mean vs run
χ² / ndf 9.183e+36 / 37
p0 578.9 ± 1.622e−16
1200
1000
800
600
400
200
0
6214. 0
6214. 1
6214. 2
6214. 3
6214. 4
6215. 0
6215. 1
6215. 2
6215. 3
6215. 4
6216. 0
6217. 0
6217. 1
6217. 2
6217. 3
6218. 0
6218. 1
6234. 0
6234. 1
6234. 2
6234. 3
6234. 4
6234. 5
6235. 0
6235. 1
6235. 2
6235. 3
6235. 4
6235. 5
6236. 0
6236. 1
6236. 2
6236. 3
6236. 4
6237. 0
6238. 0
6238. 1
6238. 2
×10¹⁵
600
400
200
0
−200
−400
−600
pull
Entries 38
Mean 1.073e+09
Std Dev 1.073e+09

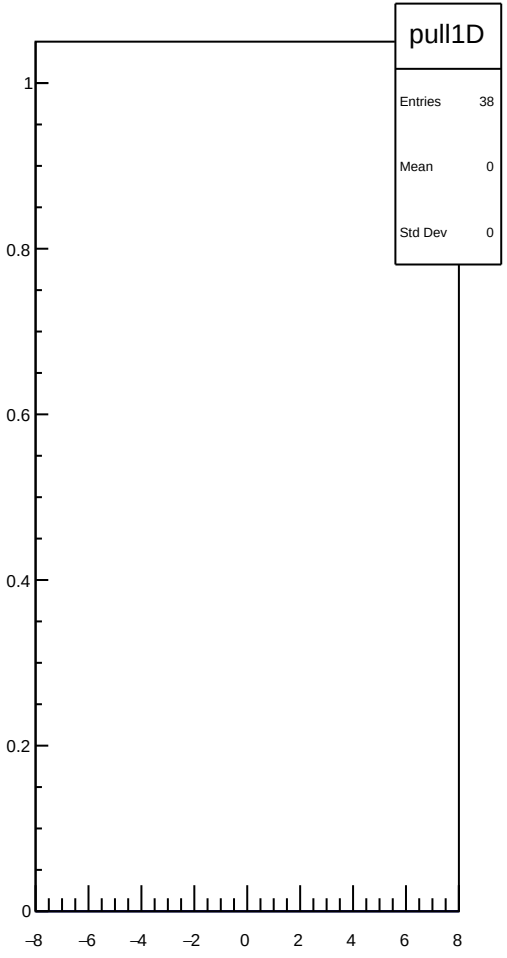
pull1D
Entries 38
Mean 0
Std Dev 0
1
0.8
0.6
0.4
0.2
0
−8
−6
−4
−2
0
2
4
6
8

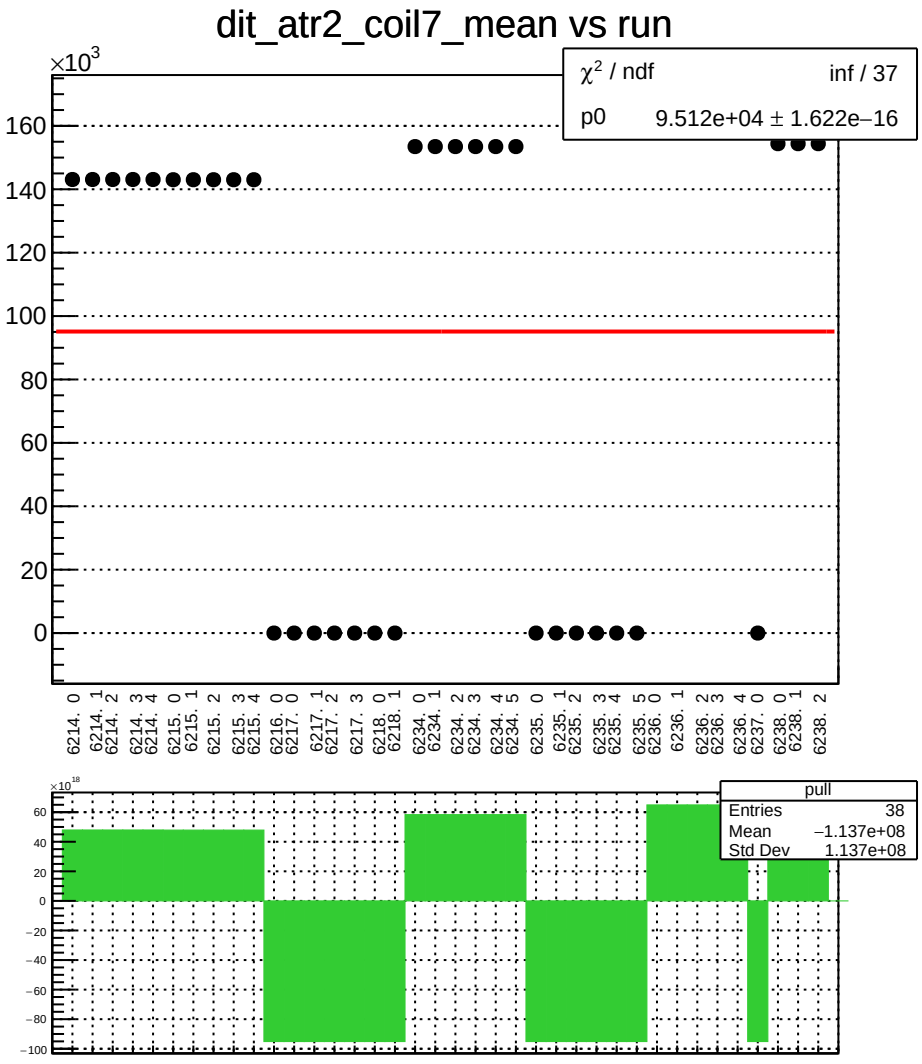
dit_atr2_coil7_mean vs run
×10^3
χ² / ndf inf / 37
p0 9.512e+04 ± 1.622e−16
160
140
120
100
80
60
40
20
0
6214. 0
6214. 1
6214. 2
6214. 3
6214. 4
6215. 0
6215. 1
6215. 2
6215. 3
6215. 4
6216. 0
6217. 0
6217. 1
6217. 2
6217. 3
6218. 0
6218. 1
6234. 0
6234. 1
6234. 2
6234. 3
6234. 4
6234. 5
6235. 0
6235. 1
6235. 2
6235. 3
6235. 4
6235. 5
6236. 0
6236. 1
6236. 2
6236. 3
6236. 4
6237. 0
6238. 0
6238. 1
6238. 2
×10^18
pull
Entries 38
Mean −1.137e+08
Std Dev 1.137e+08
60
40
20
0
−20
−40
−60
−80
−100

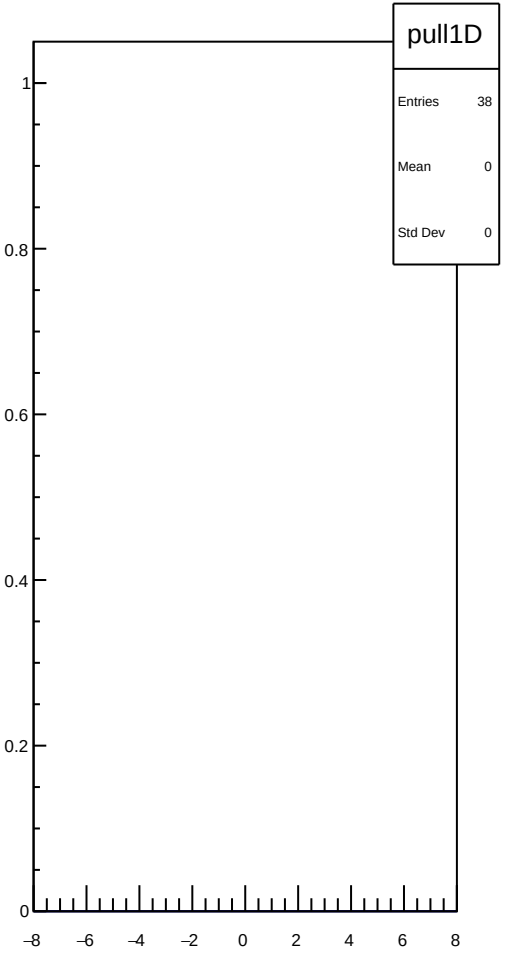
pull1D
Entries 38
Mean 0
Std Dev 0
1
0.8
0.6
0.4
0.2
0
−8
−6
−4
−2
0
2
4
6
8

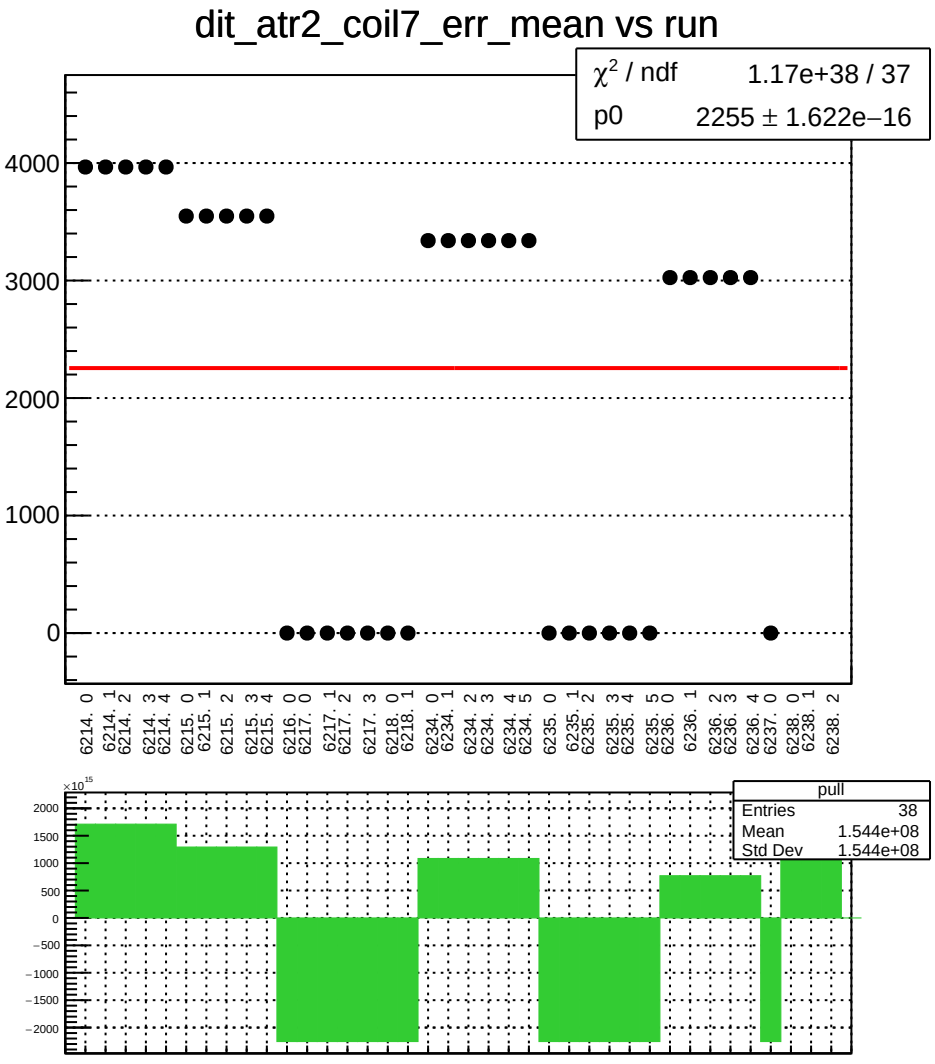
dit_atr2_coil7_err_mean vs run
χ² / ndf 1.17e+38 / 37
p0 2255 ± 1.622e−16
4000
3000
2000
1000
0
6214. 0
6214. 1
6214. 2
6214. 3
6214. 4
6215. 0
6215. 1
6215. 2
6215. 3
6215. 4
6216. 0
6217. 0
6217. 1
6217. 2
6217. 3
6218. 0
6218. 1
6234. 0
6234. 1
6234. 2
6234. 3
6234. 4
6234. 5
6235. 0
6235. 1
6235. 2
6235. 3
6235. 4
6235. 5
6236. 0
6236. 1
6236. 2
6236. 3
6236. 4
6237. 0
6238. 0
6238. 1
6238. 2
×10¹⁵
2000
1500
1000
500
0
−500
−1000
−1500
−2000
pull
Entries 38
Mean 1.544e+08
Std Dev 1.544e+08

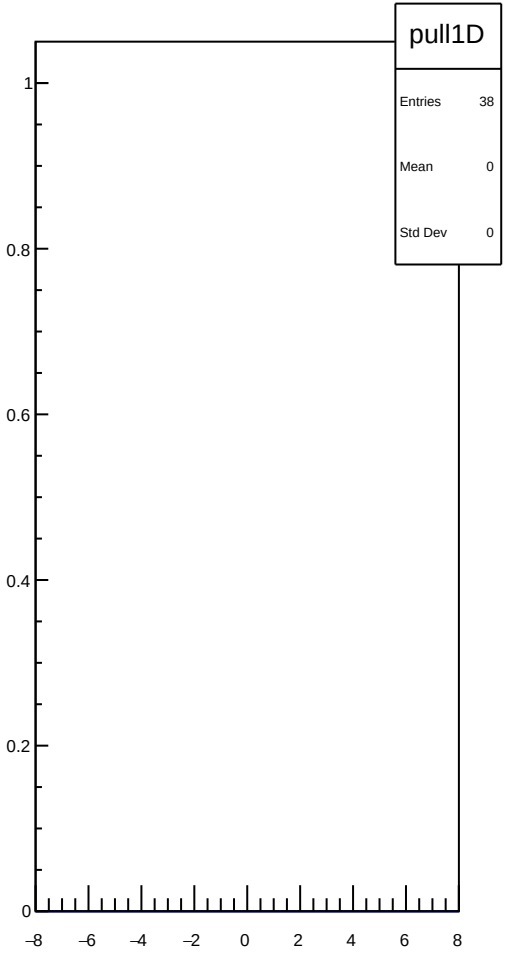
pull1D
Entries 38
Mean 0
Std Dev 0
1
0.8
0.6
0.4
0.2
0
−8
−6
−4
−2
0
2
4
6
8

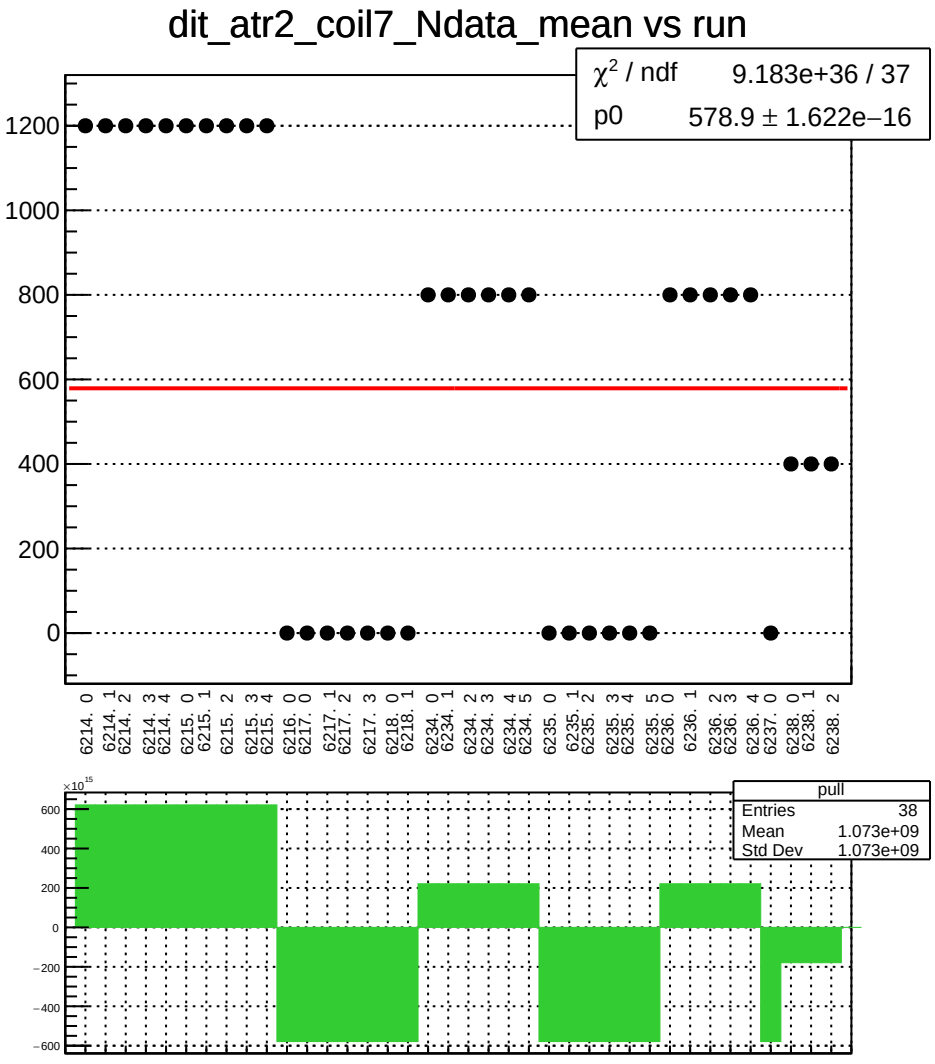
dit_atr2_coil7_Ndata_mean vs run
χ² / ndf 9.183e+36 / 37
p0 578.9 ± 1.622e−16
1200
1000
800
600
400
200
0
6214. 0
6214. 1
6214. 2
6214. 3
6214. 4
6215. 0
6215. 1
6215. 2
6215. 3
6215. 4
6216. 0
6217. 0
6217. 1
6217. 2
6217. 3
6218. 0
6218. 1
6234. 0
6234. 1
6234. 2
6234. 3
6234. 4
6234. 5
6235. 0
6235. 1
6235. 2
6235. 3
6235. 4
6235. 5
6236. 0
6236. 1
6236. 2
6236. 3
6236. 4
6237. 0
6238. 0
6238. 1
6238. 2
×10¹⁵
600
400
200
0
−200
−400
−600
pull
Entries 38
Mean 1.073e+09
Std Dev 1.073e+09

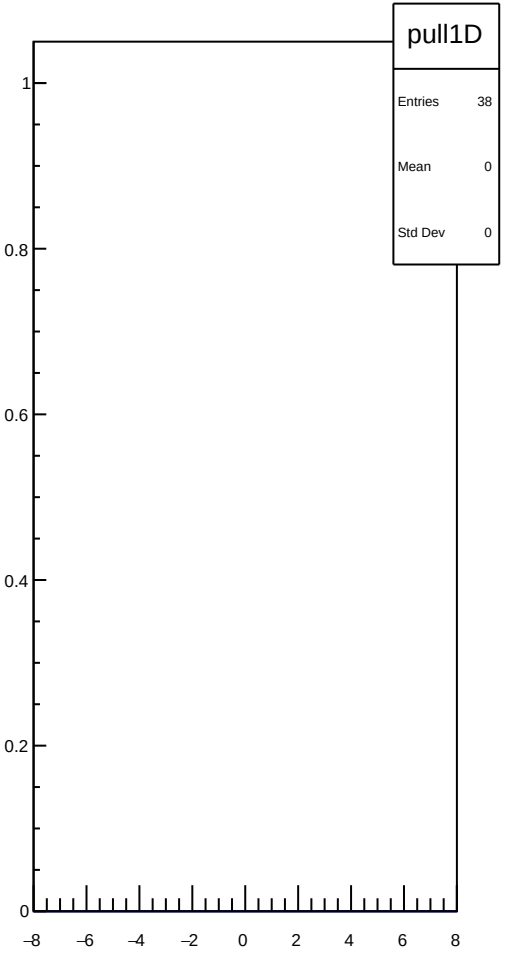
pull1D
Entries 38
Mean 0
Std Dev 0
1
0.8
0.6
0.4
0.2
0
−8
−6
−4
−2
0
2
4
6
8

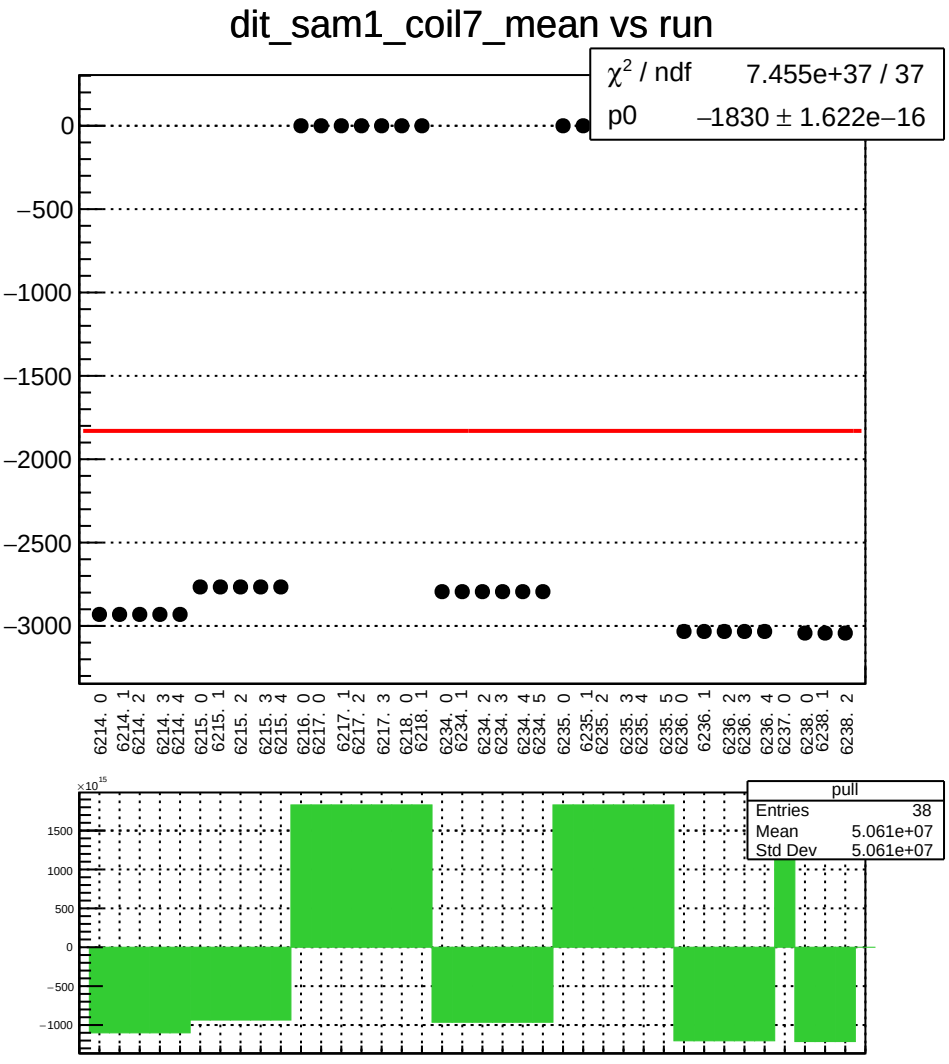
dit_sam1_coil7_mean vs run
χ² / ndf 7.455e+37 / 37
p0 −1830 ± 1.622e−16
0
−500
−1000
−1500
−2000
−2500
−3000
6214. 0
6214. 1
6214. 2
6214. 3
6214. 4
6215. 0
6215. 1
6215. 2
6215. 3
6215. 4
6216. 0
6217. 0
6217. 1
6217. 2
6217. 3
6218. 0
6218. 1
6234. 0
6234. 1
6234. 2
6234. 3
6234. 4
6234. 5
6235. 0
6235. 1
6235. 2
6235. 3
6235. 4
6235. 5
6236. 0
6236. 1
6236. 2
6236. 3
6236. 4
6237. 0
6238. 0
6238. 1
6238. 2
×10¹⁵
1500
1000
500
0
−500
−1000
pull
Entries 38
Mean 5.061e+07
Std Dev 5.061e+07

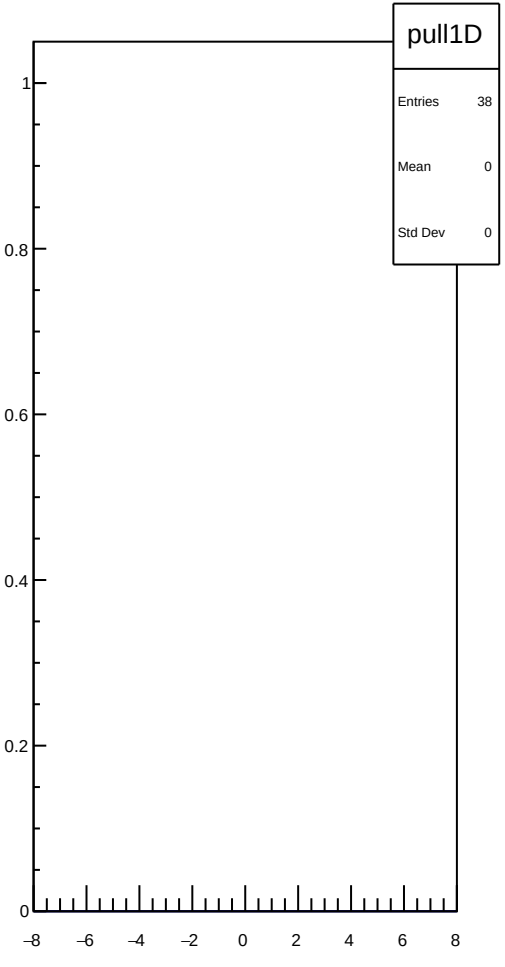
pull1D
Entries 38
Mean 0
Std Dev 0
1
0.8
0.6
0.4
0.2
0
−8
−6
−4
−2
0
2
4
6
8

dit_sam1_coil7_err_mean vs run

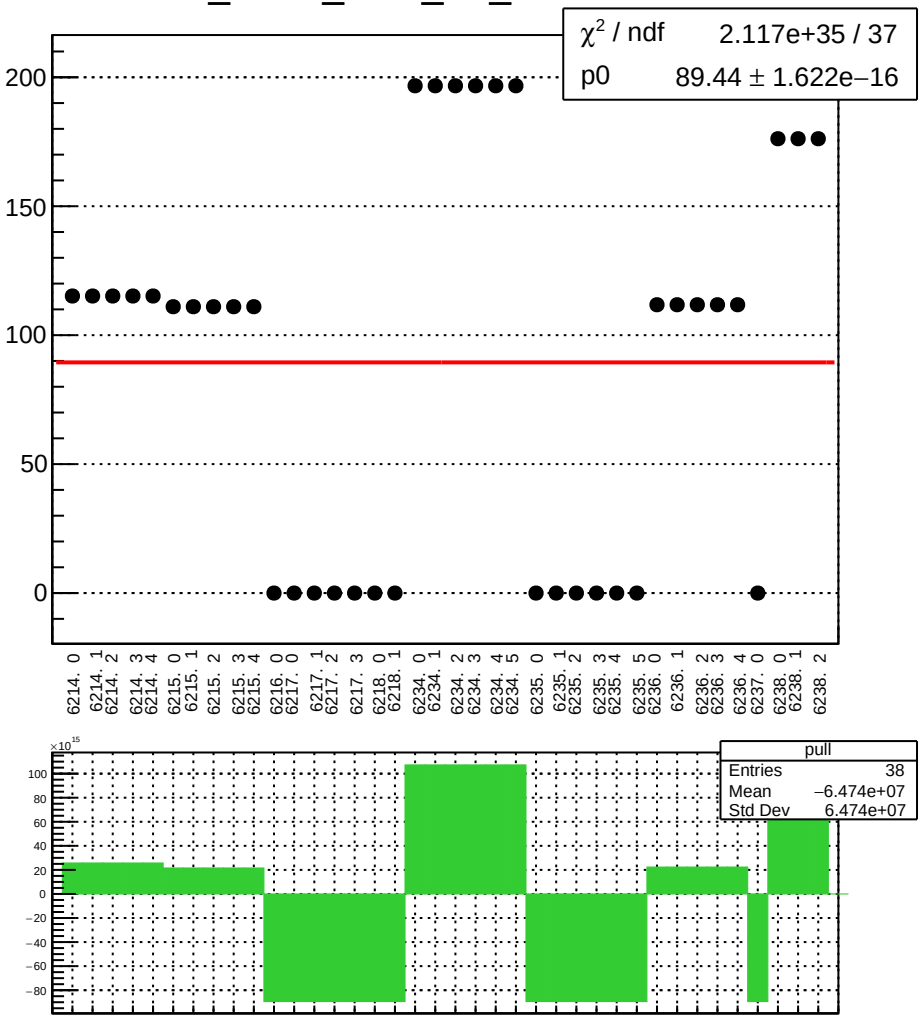

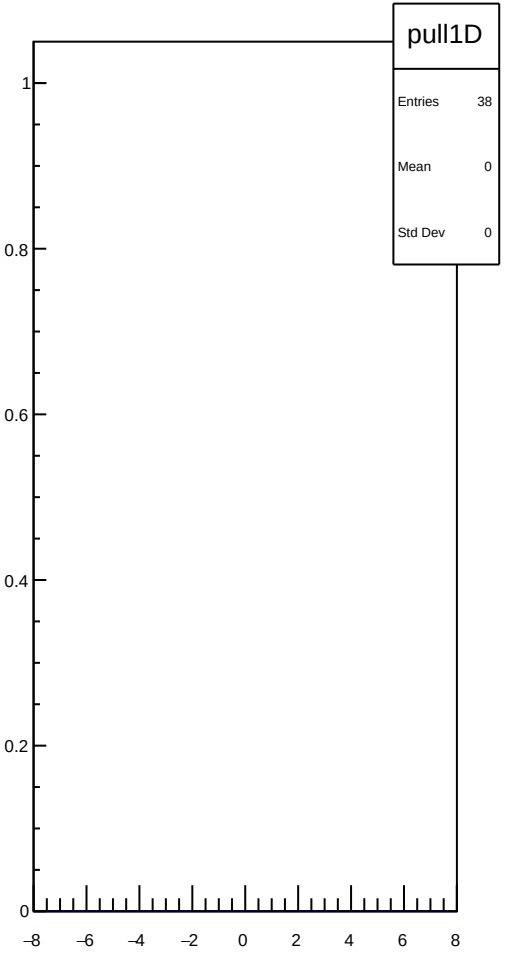

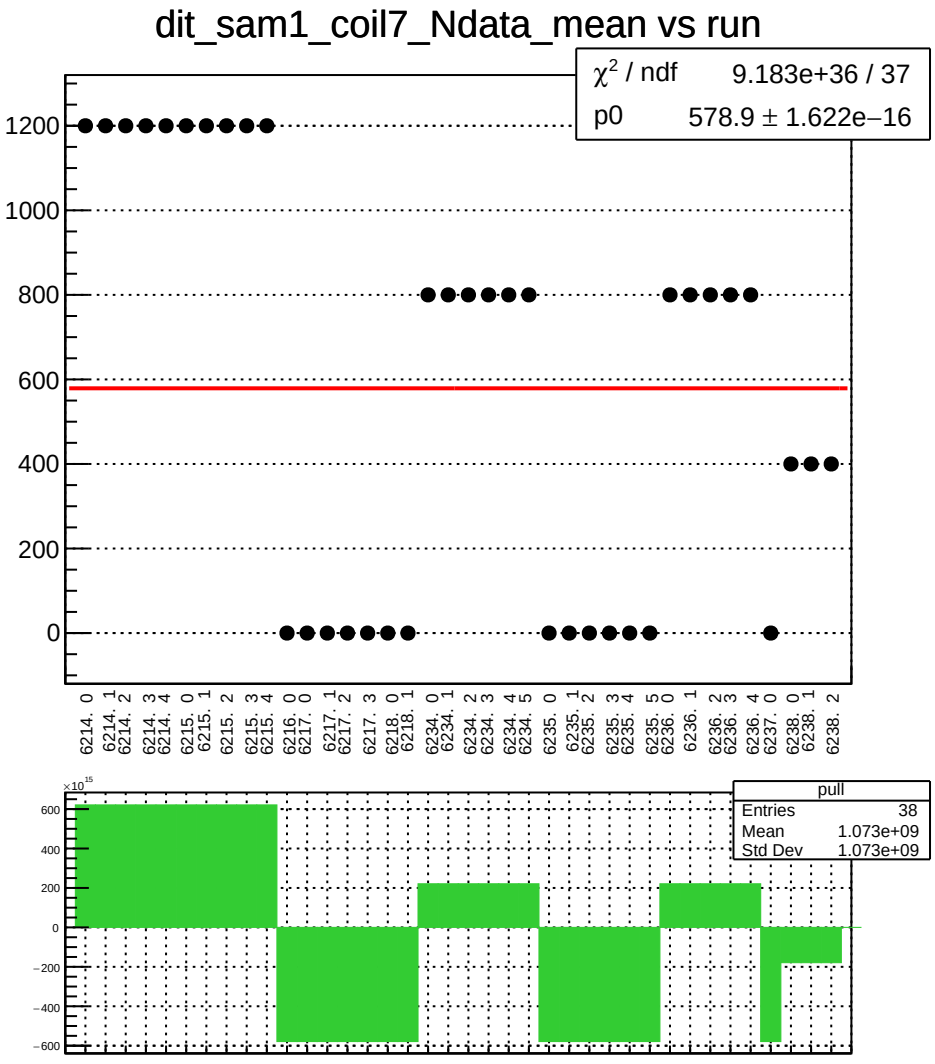
dit_sam1_coil7_Ndata_mean vs run
χ² / ndf 9.183e+36 / 37
p0 578.9 ± 1.622e−16
1200
1000
800
600
400
200
0
6214. 0
6214. 1
6214. 2
6214. 3
6214. 4
6215. 0
6215. 1
6215. 2
6215. 3
6215. 4
6216. 0
6217. 0
6217. 1
6217. 2
6217. 3
6218. 0
6218. 1
6234. 0
6234. 1
6234. 2
6234. 3
6234. 4
6234. 5
6235. 0
6235. 1
6235. 2
6235. 3
6235. 4
6235. 5
6236. 0
6236. 1
6236. 2
6236. 3
6236. 4
6237. 0
6238. 0
6238. 1
6238. 2
×10¹⁵
600
400
200
0
−200
−400
−600
pull
Entries 38
Mean 1.073e+09
Std Dev 1.073e+09

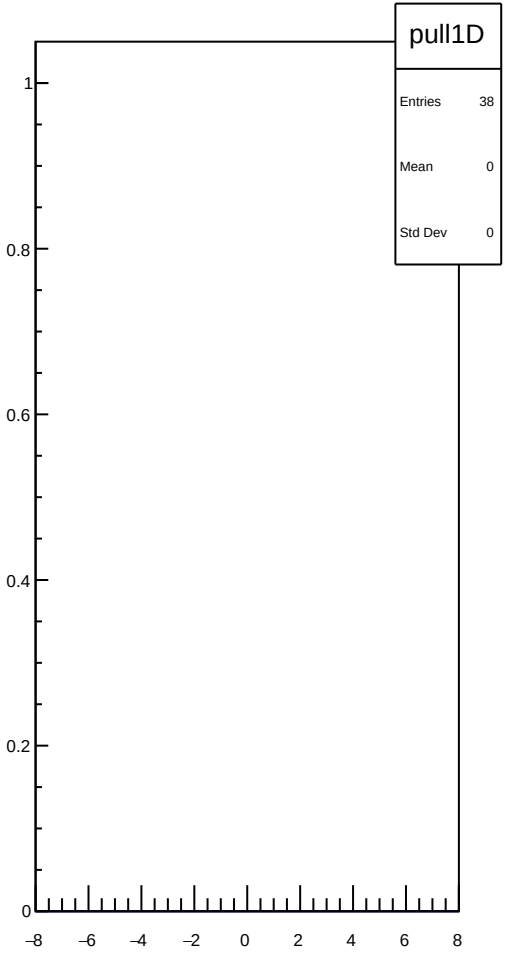
pull1D
Entries 38
Mean 0
Std Dev 0
1
0.8
0.6
0.4
0.2
0
−8
−6
−4
−2
0
2
4
6
8

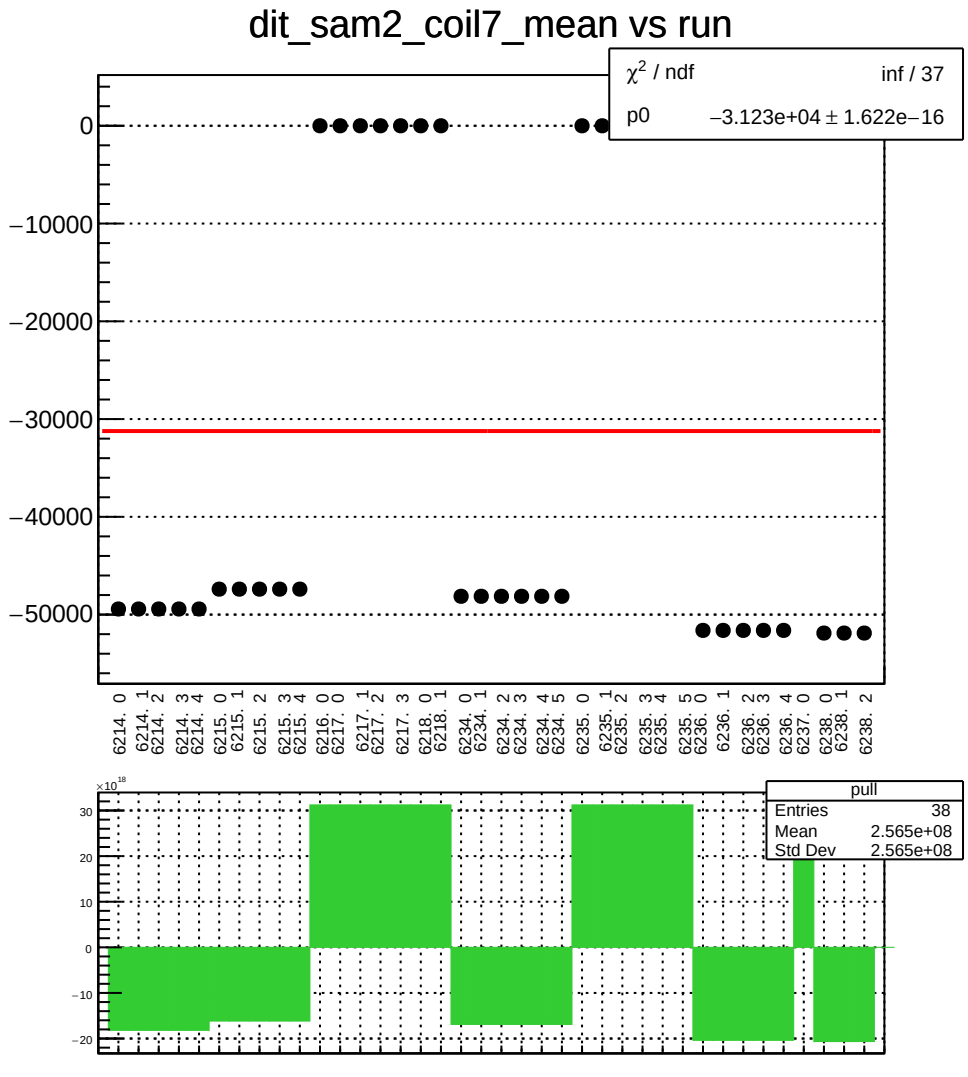
dit_sam2_coil7_mean vs run
χ² / ndf inf / 37
p0 −3.123e+04 ± 1.622e−16
0
−10000
−20000
−30000
−40000
−50000
6214. 0
6214. 1
6214. 2
6214. 3
6214. 4
6215. 0
6215. 1
6215. 2
6215. 3
6215. 4
6216. 0
6217. 0
6217. 1
6217. 2
6217. 3
6218. 0
6218. 1
6234. 0
6234. 1
6234. 2
6234. 3
6234. 4
6234. 5
6235. 0
6235. 1
6235. 2
6235. 3
6235. 4
6235. 5
6236. 0
6236. 1
6236. 2
6236. 3
6236. 4
6237. 0
6238. 0
6238. 1
6238. 2
×10¹⁸
30
20
10
0
−10
−20
pull
Entries 38
Mean 2.565e+08
Std Dev 2.565e+08

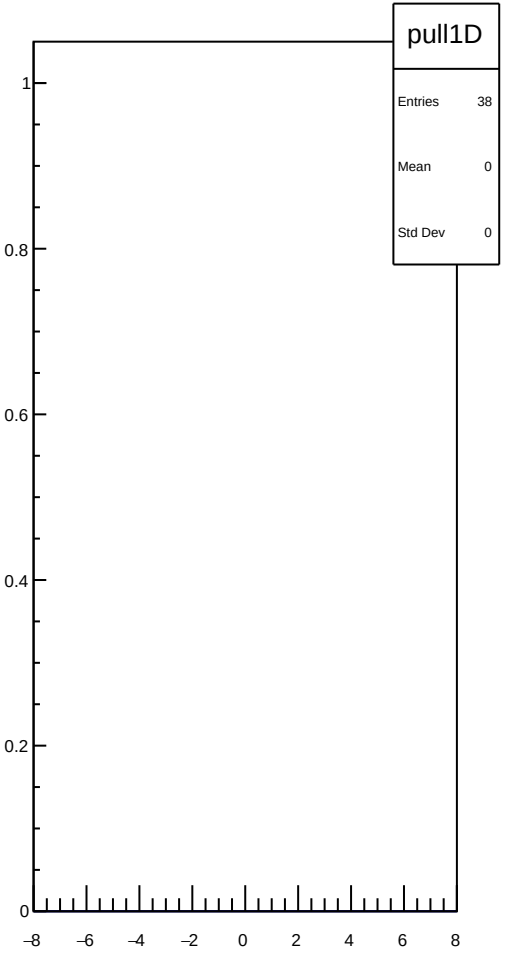
pull1D
Entries 38
Mean 0
Std Dev 0
1
0.8
0.6
0.4
0.2
0
−8
−6
−4
−2
0
2
4
6
8

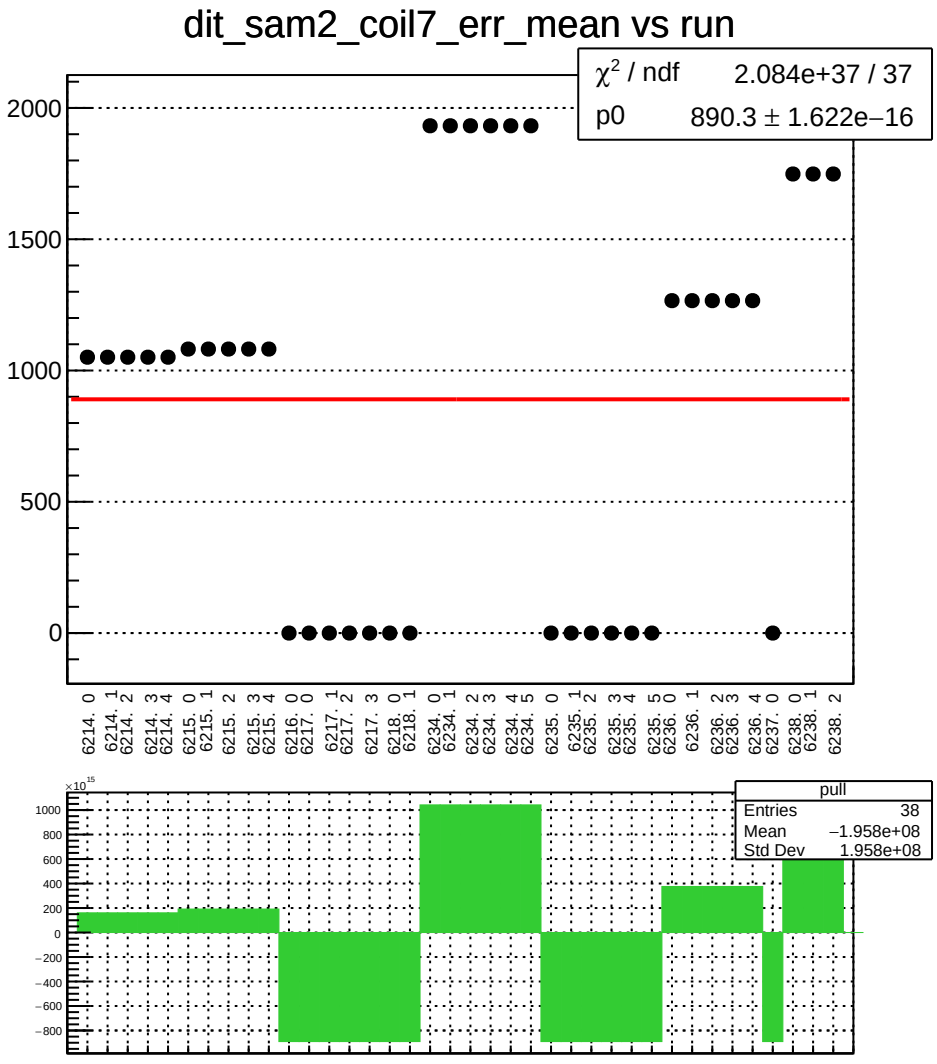
dit_sam2_coil7_err_mean vs run
χ² / ndf 2.084e+37 / 37
p0 890.3 ± 1.622e−16
2000
1500
1000
500
0
6214. 0
6214. 1
6214. 2
6214. 3
6214. 4
6215. 0
6215. 1
6215. 2
6215. 3
6215. 4
6216. 0
6217. 0
6217. 1
6217. 2
6217. 3
6218. 0
6218. 1
6234. 0
6234. 1
6234. 2
6234. 3
6234. 4
6234. 5
6235. 0
6235. 1
6235. 2
6235. 3
6235. 4
6235. 5
6236. 0
6236. 1
6236. 2
6236. 3
6236. 4
6237. 0
6238. 0
6238. 1
6238. 2
×10¹⁵
1000
800
600
400
200
0
−200
−400
−600
−800
pull
Entries 38
Mean −1.958e+08
Std Dev 1.958e+08

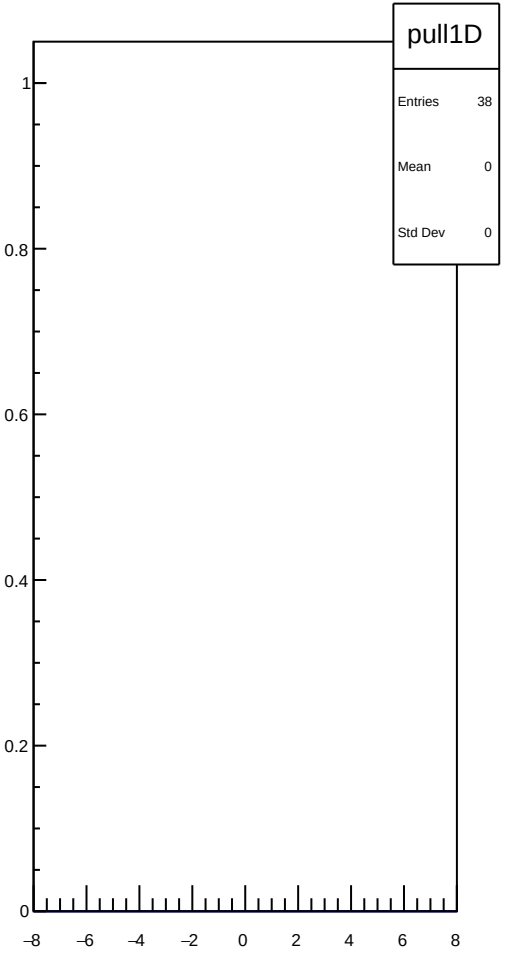
pull1D
Entries 38
Mean 0
Std Dev 0
1
0.8
0.6
0.4
0.2
0
−8
−6
−4
−2
0
2
4
6
8

dit_sam2_coil7_Ndata_mean vs run

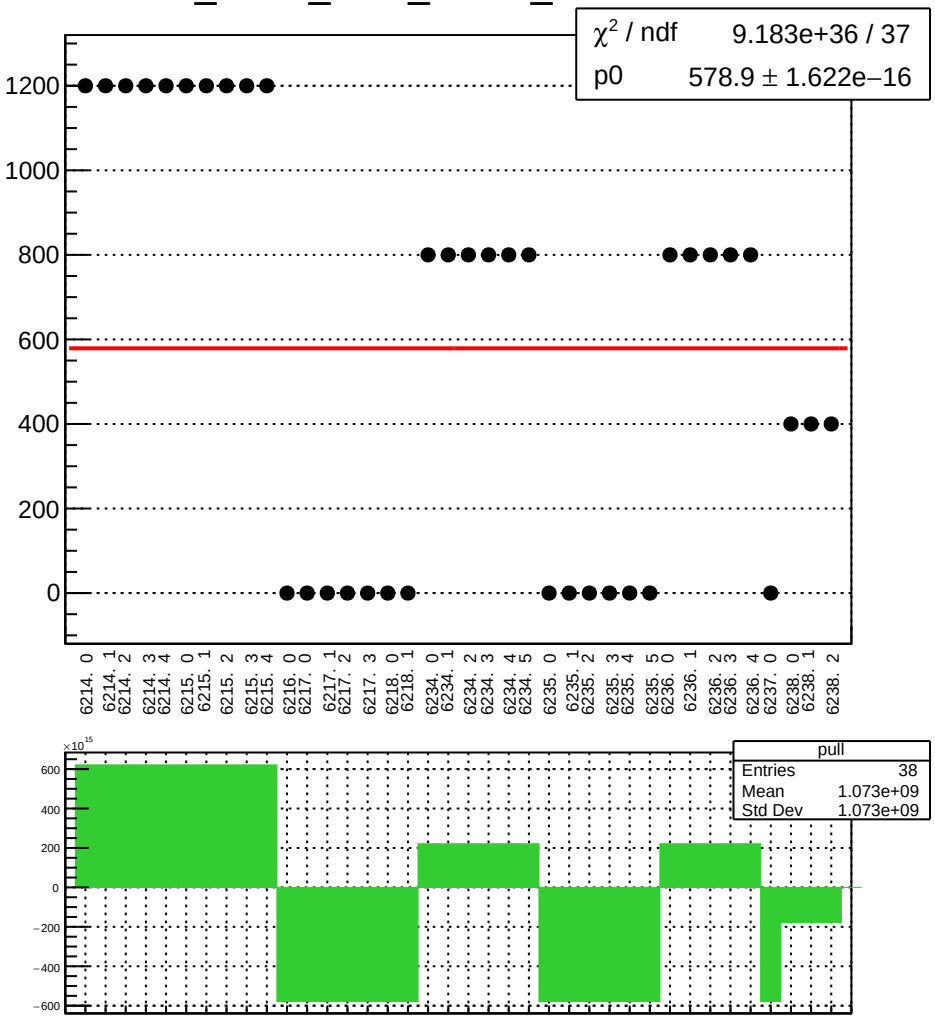

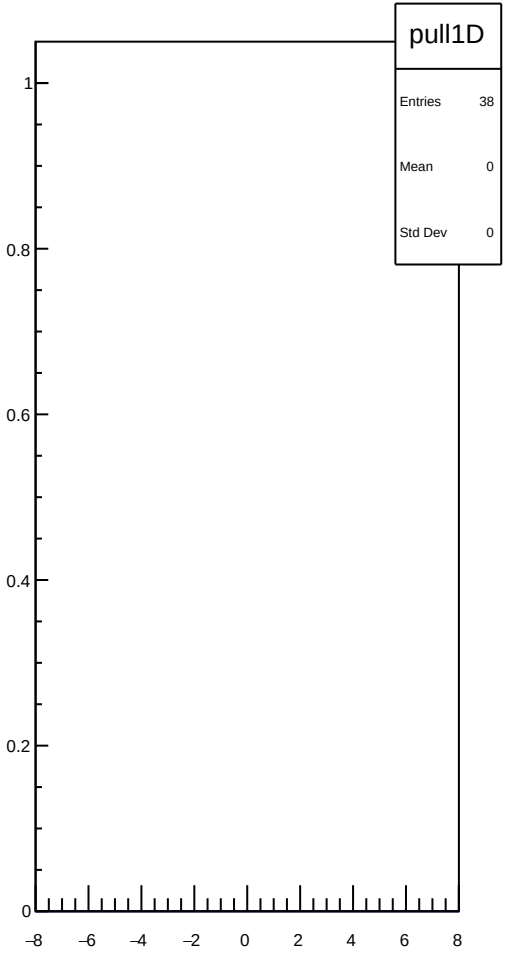

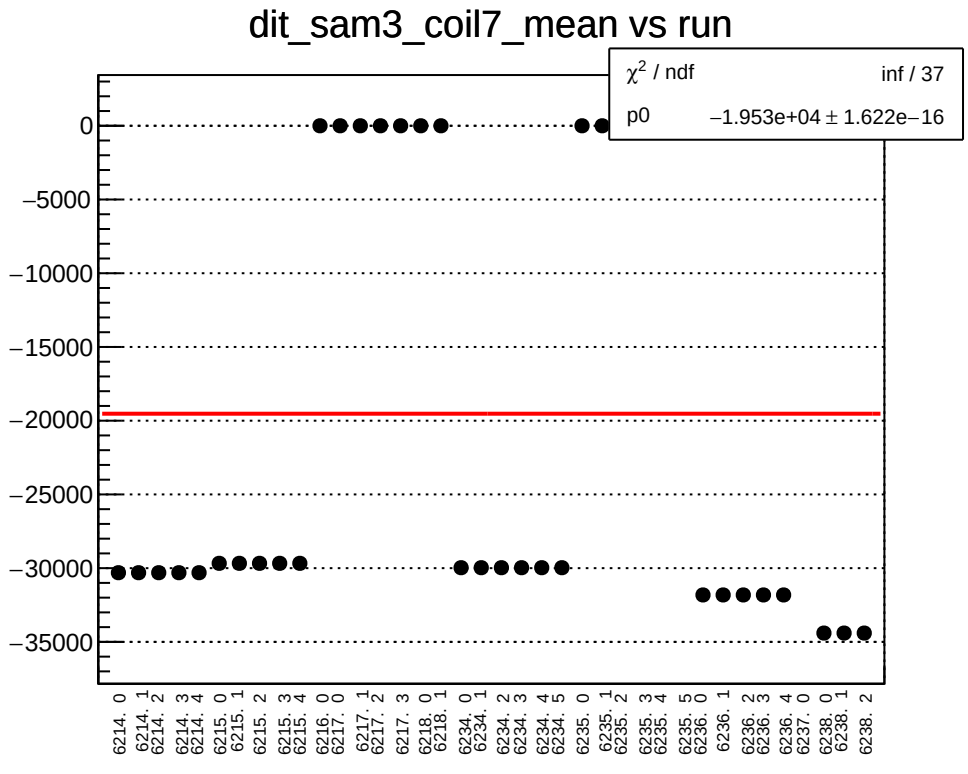
dit_sam3_coil7_mean vs run
χ² / ndf inf / 37
p0 −1.953e+04 ± 1.622e−16
0
−5000
−10000
−15000
−20000
−25000
−30000
−35000
6214. 0
6214. 1
6214. 2
6214. 3
6214. 4
6215. 0
6215. 1
6215. 2
6215. 3
6215. 4
6216. 0
6217. 0
6217. 1
6217. 2
6217. 3
6218. 0
6218. 1
6234. 0
6234. 1
6234. 2
6234. 3
6234. 4
6234. 5
6235. 0
6235. 1
6235. 2
6235. 3
6235. 4
6235. 5
6236. 0
6236. 1
6236. 2
6236. 3
6236. 4
6237. 0
6238. 0
6238. 1
6238. 2

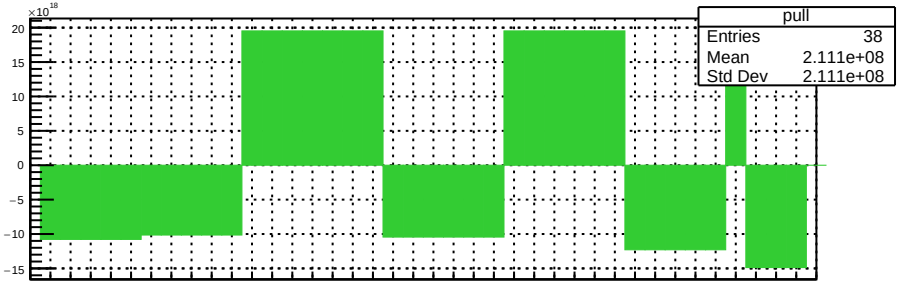
×10¹⁸
20
15
10
5
0
−5
−10
−15
pull
Entries 38
Mean 2.111e+08
Std Dev 2.111e+08

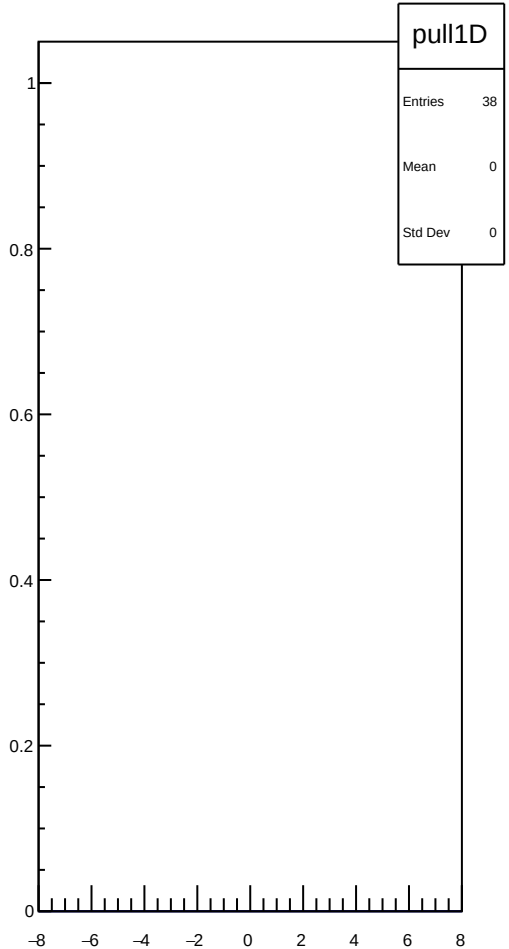
pull1D
Entries 38
Mean 0
Std Dev 0
1
0.8
0.6
0.4
0.2
0
−8
−6
−4
−2
0
2
4
6
8

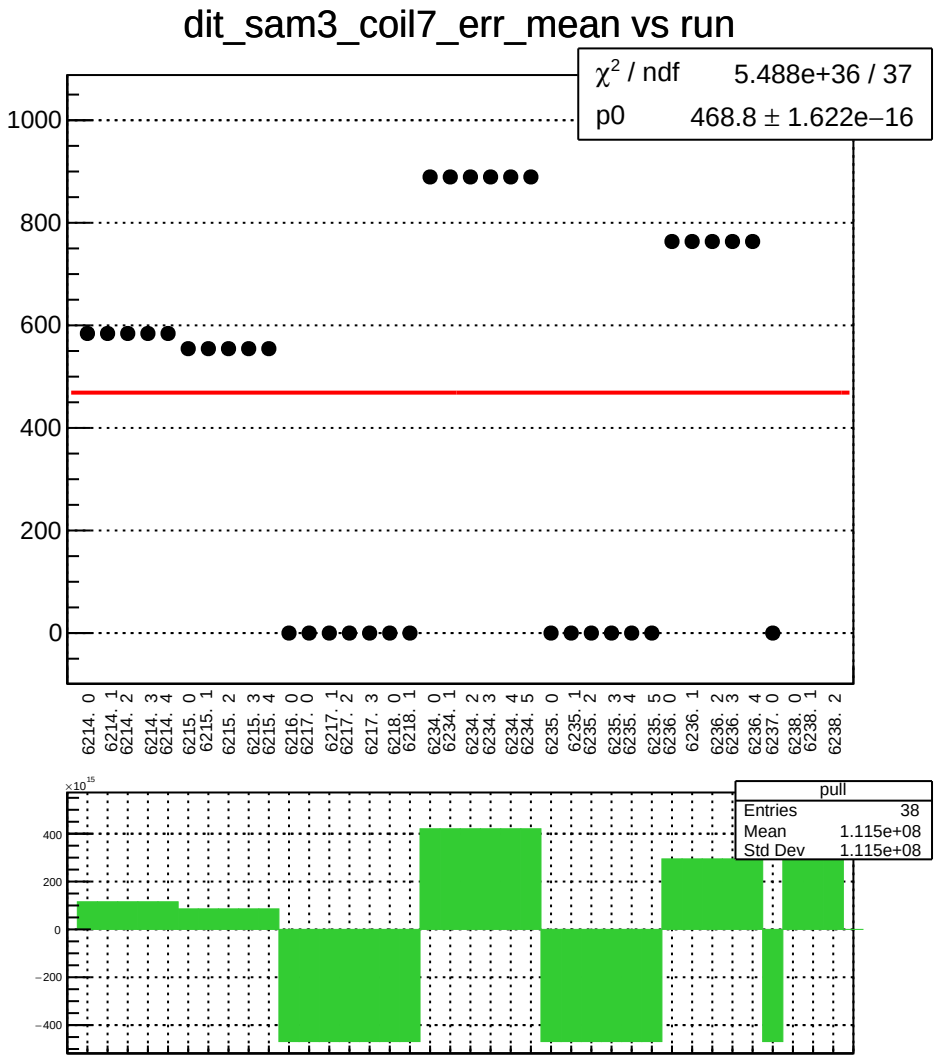
dit_sam3_coil7_err_mean vs run
χ² / ndf 5.488e+36 / 37
p0 468.8 ± 1.622e−16
1000
800
600
400
200
0
6214. 0
6214. 1
6214. 2
6214. 3
6214. 4
6215. 0
6215. 1
6215. 2
6215. 3
6215. 4
6216. 0
6217. 0
6217. 1
6217. 2
6217. 3
6218. 0
6218. 1
6234. 0
6234. 1
6234. 2
6234. 3
6234. 4
6234. 5
6235. 0
6235. 1
6235. 2
6235. 3
6235. 4
6235. 5
6236. 0
6236. 1
6236. 2
6236. 3
6236. 4
6237. 0
6238. 0
6238. 1
6238. 2
×10¹⁵
400
200
0
−200
−400
pull
Entries 38
Mean 1.115e+08
Std Dev 1.115e+08

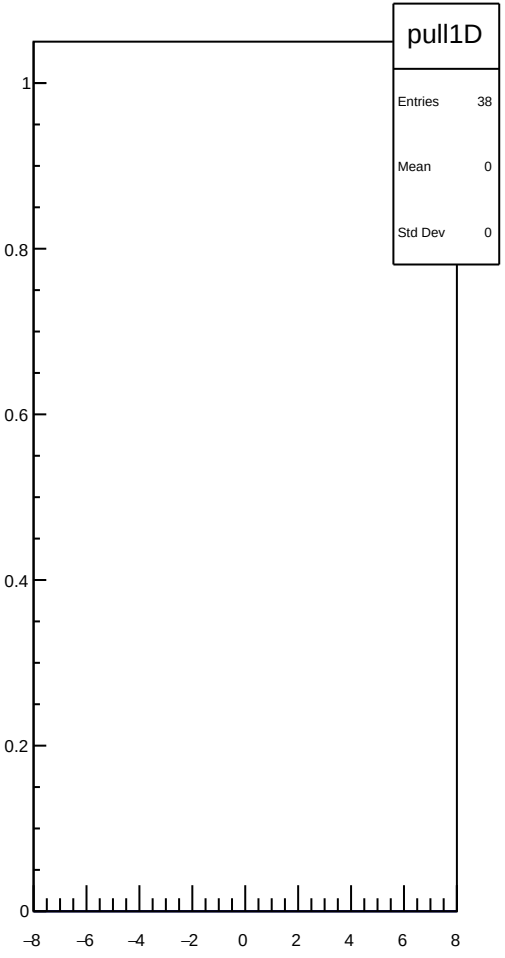
pull1D
Entries 38
Mean 0
Std Dev 0
1
0.8
0.6
0.4
0.2
0
−8
−6
−4
−2
0
2
4
6
8

dit_sam3_coil7_Ndata_mean vs run

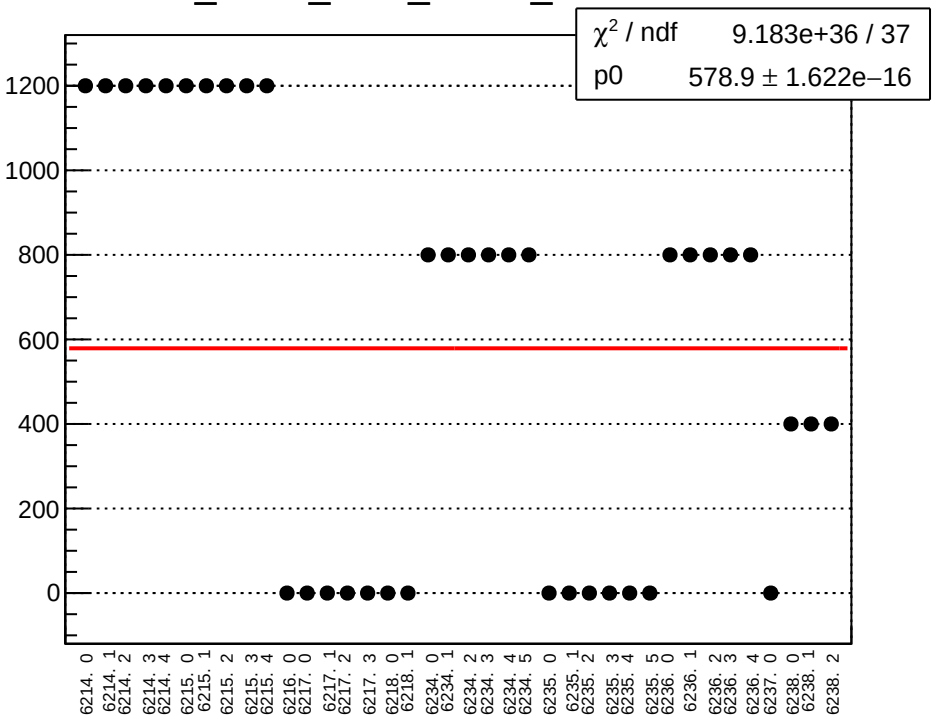

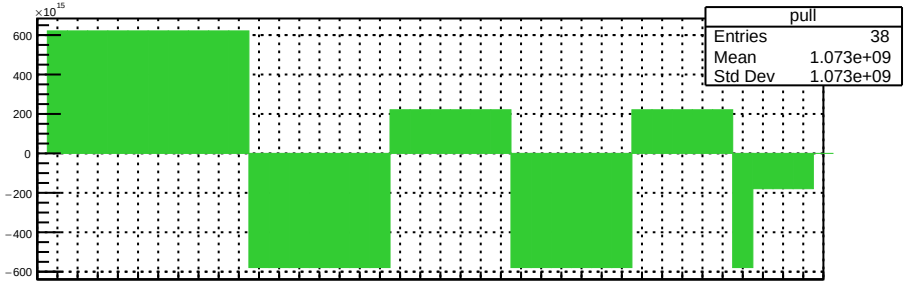

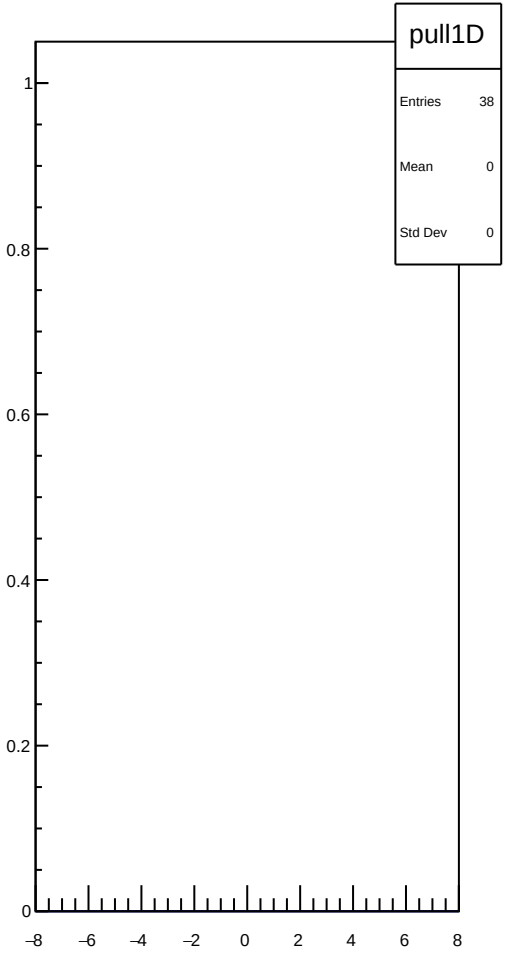

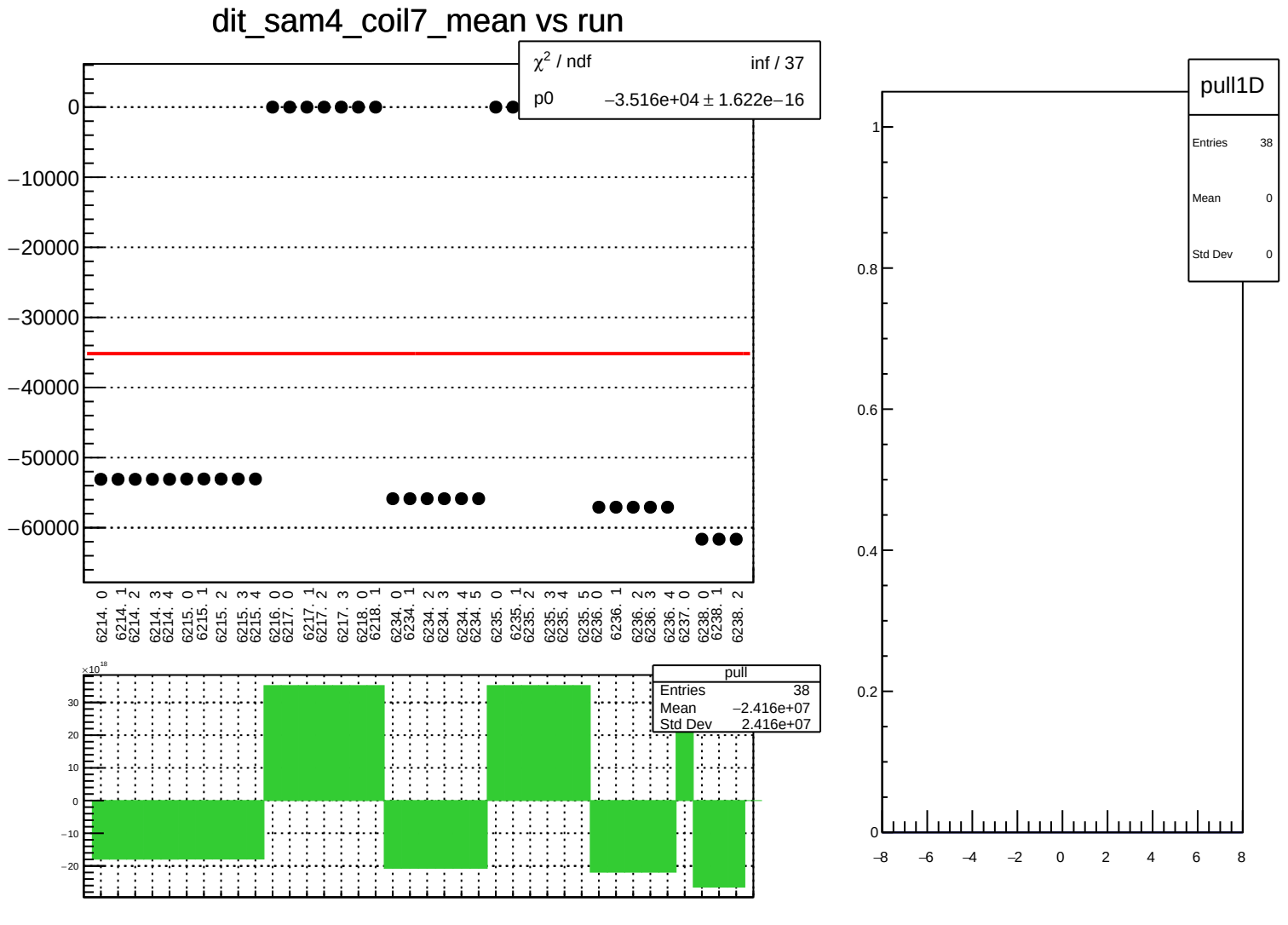
dit_sam4_coil7_mean vs run
χ2 / ndf inf / 37
p0 −3.516e+04 ± 1.622e−16
0
−10000
−20000
−30000
−40000
−50000
−60000
6214. 0
6214. 1
6214. 2
6214. 3
6214. 4
6215. 0
6215. 1
6215. 2
6215. 3
6215. 4
6216. 0
6217. 0
6217. 1
6217. 2
6217. 3
6218. 0
6218. 1
6234. 0
6234. 1
6234. 2
6234. 3
6234. 4
6234. 5
6235. 0
6235. 1
6235. 2
6235. 3
6235. 4
6235. 5
6236. 0
6236. 1
6236. 2
6236. 3
6236. 4
6237. 0
6238. 0
6238. 1
6238. 2
×10^18
30
20
10
0
−10
−20
pull
Entries 38
Mean −2.416e+07
Std Dev 2.416e+07
pull1D
Entries 38
Mean 0
Std Dev 0
1
0.8
0.6
0.4
0.2
0
−8
−6
−4
−2
0
2
4
6
8

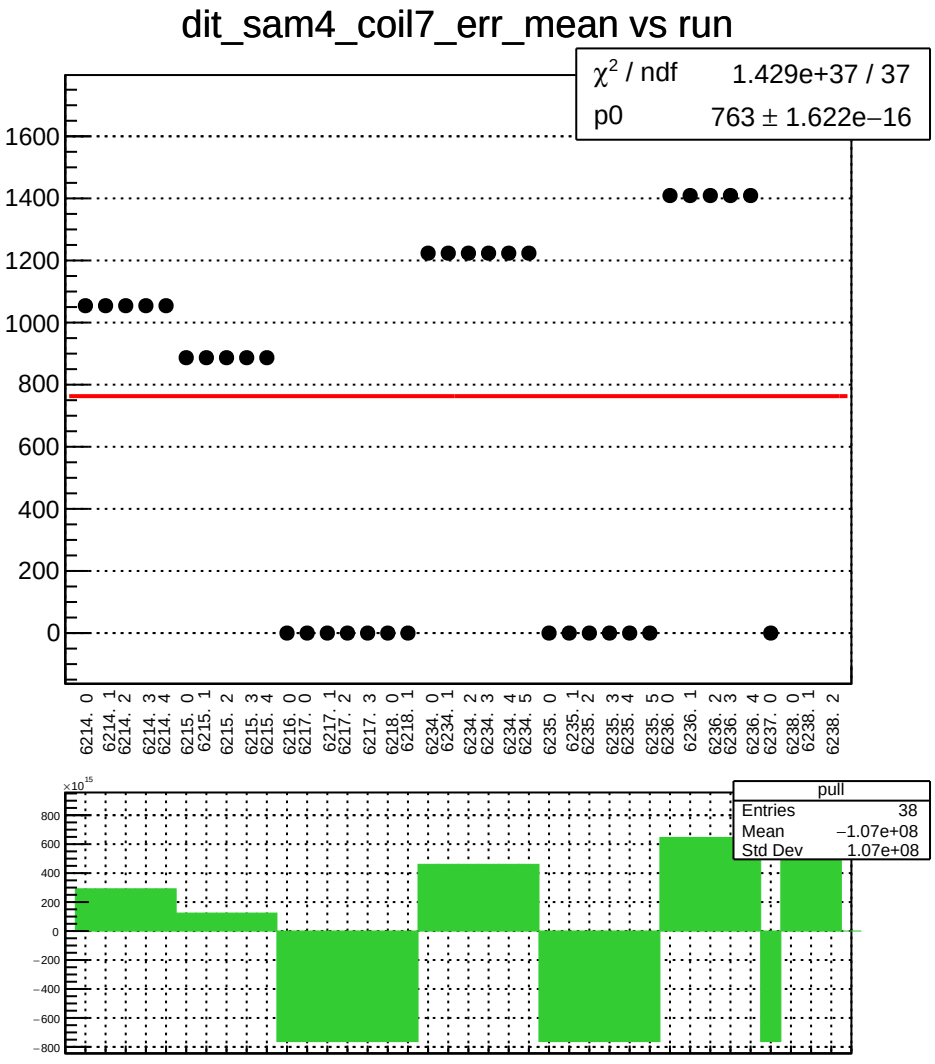
dit_sam4_coil7_err_mean vs run
χ² / ndf 1.429e+37 / 37
p0 763 ± 1.622e−16
1600
1400
1200
1000
800
600
400
200
0
6214. 0
6214. 1
6214. 2
6214. 3
6214. 4
6215. 0
6215. 1
6215. 2
6215. 3
6215. 4
6216. 0
6217. 0
6217. 1
6217. 2
6217. 3
6218. 0
6218. 1
6234. 0
6234. 1
6234. 2
6234. 3
6234. 4
6234. 5
6235. 0
6235. 1
6235. 2
6235. 3
6235. 4
6235. 5
6236. 0
6236. 1
6236. 2
6236. 3
6236. 4
6237. 0
6238. 0
6238. 1
6238. 2
×10¹⁵
800
600
400
200
0
−200
−400
−600
−800
pull
Entries 38
Mean −1.07e+08
Std Dev 1.07e+08

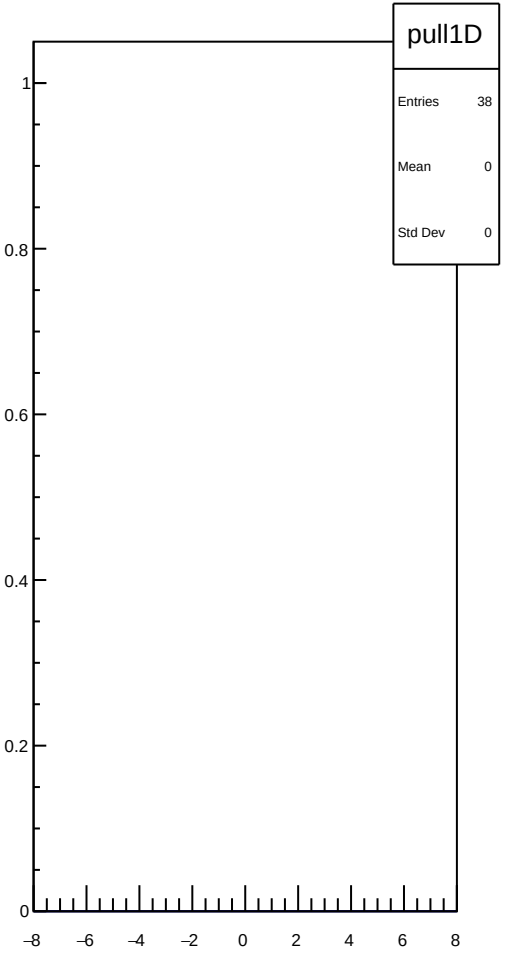
pull1D
Entries 38
Mean 0
Std Dev 0
1
0.8
0.6
0.4
0.2
0
−8
−6
−4
−2
0
2
4
6
8

dit_sam4_coil7_Ndata_mean vs run

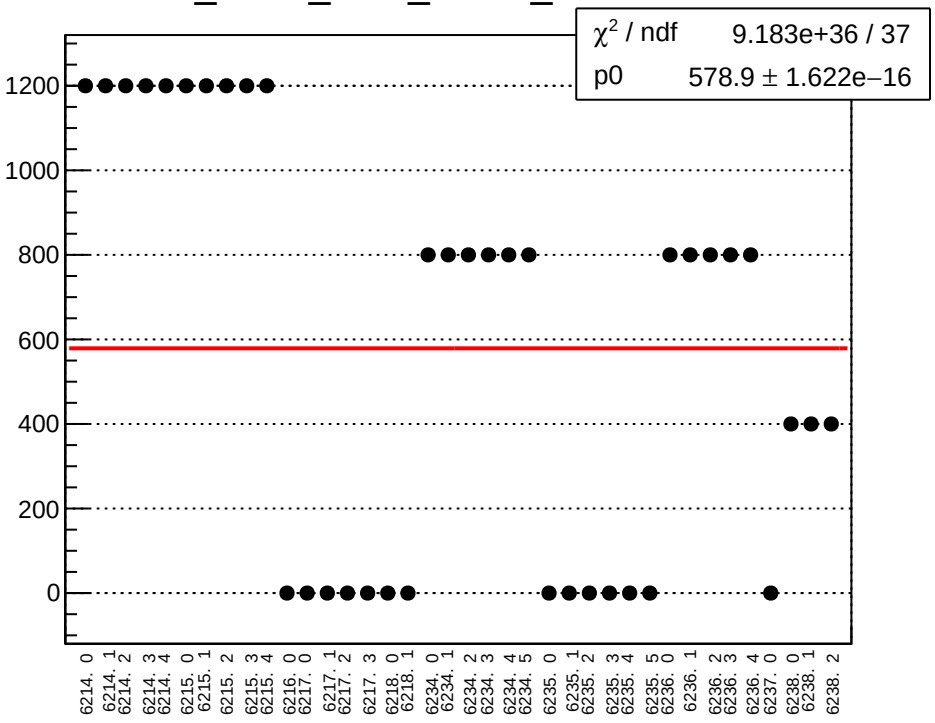

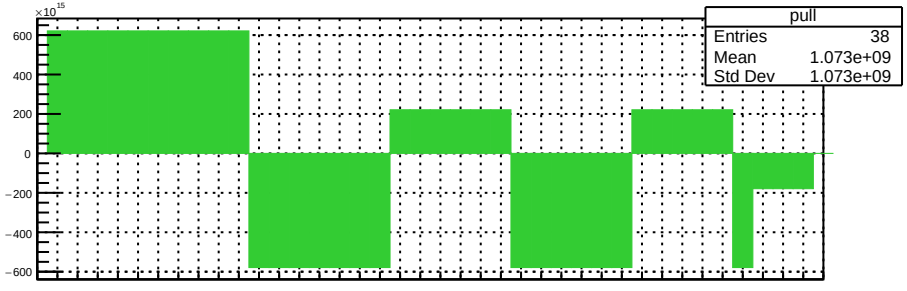

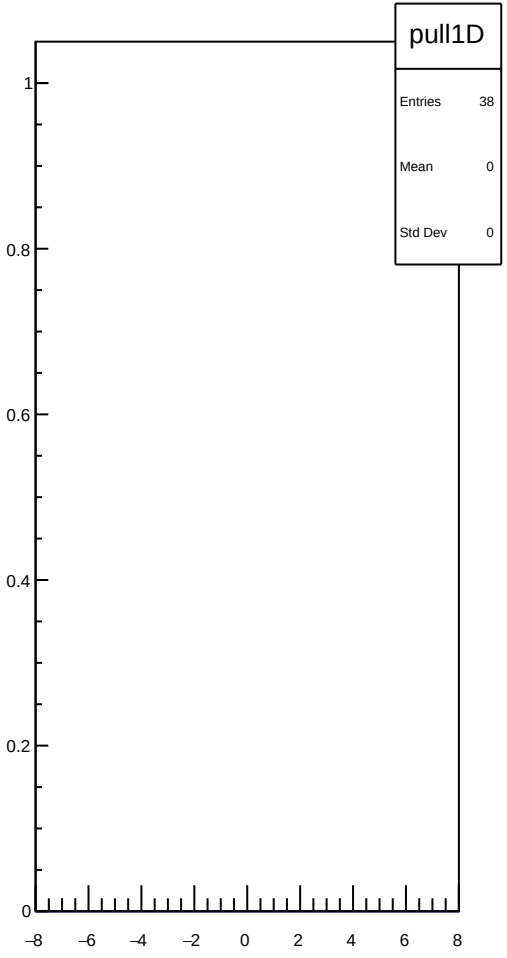

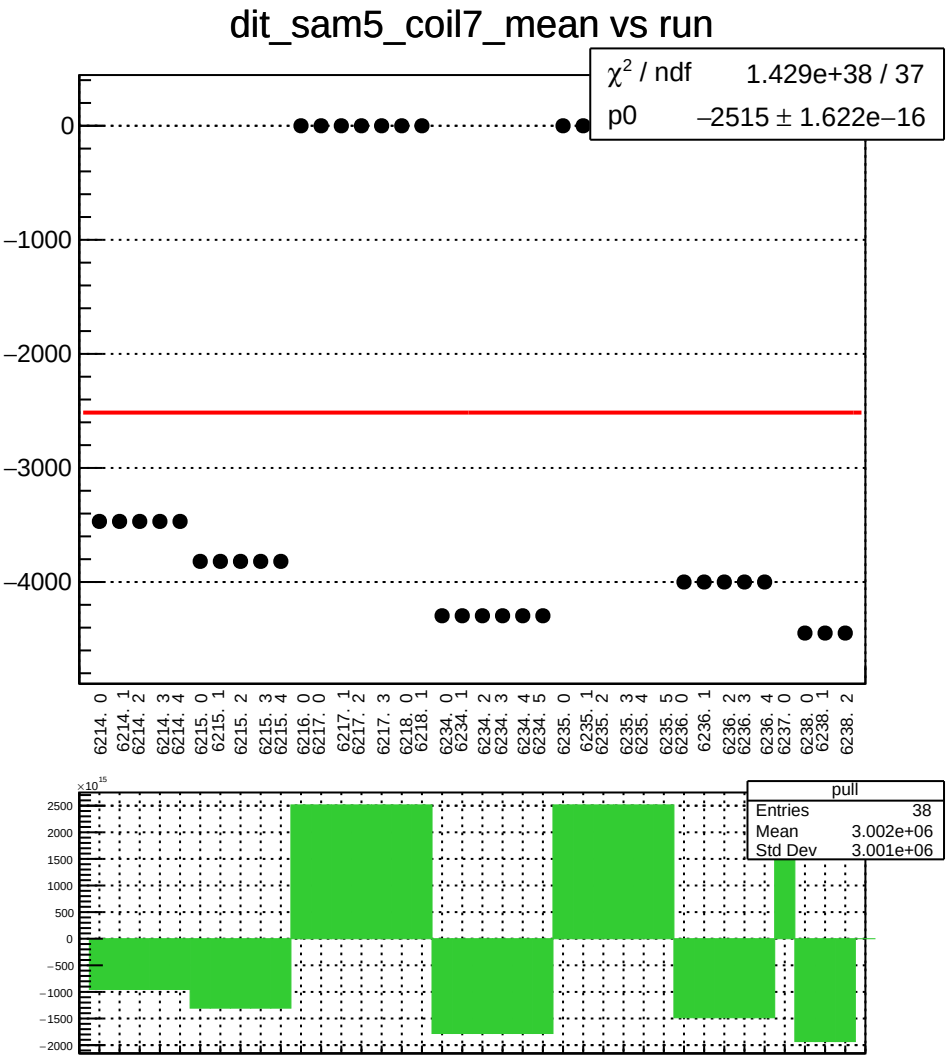
dit_sam5_coil7_mean vs run
χ² / ndf 1.429e+38 / 37
p0 −2515 ± 1.622e−16
0
−1000
−2000
−3000
−4000
6214. 0
6214. 1
6214. 2
6214. 3
6214. 4
6215. 0
6215. 1
6215. 2
6215. 3
6215. 4
6216. 0
6217. 0
6217. 1
6217. 2
6217. 3
6218. 0
6218. 1
6234. 0
6234. 1
6234. 2
6234. 3
6234. 4
6234. 5
6235. 0
6235. 1
6235. 2
6235. 3
6235. 4
6235. 5
6236. 0
6236. 1
6236. 2
6236. 3
6236. 4
6237. 0
6238. 0
6238. 1
6238. 2
×10¹⁵
2500
2000
1500
1000
500
0
−500
−1000
−1500
−2000
pull
Entries 38
Mean 3.002e+06
Std Dev 3.001e+06

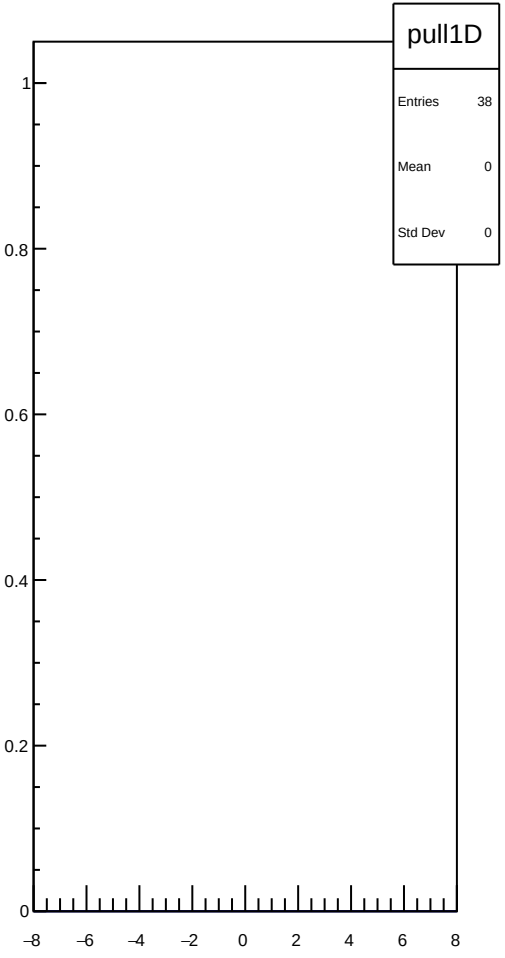
pull1D
Entries 38
Mean 0
Std Dev 0
1
0.8
0.6
0.4
0.2
0
−8
−6
−4
−2
0
2
4
6
8

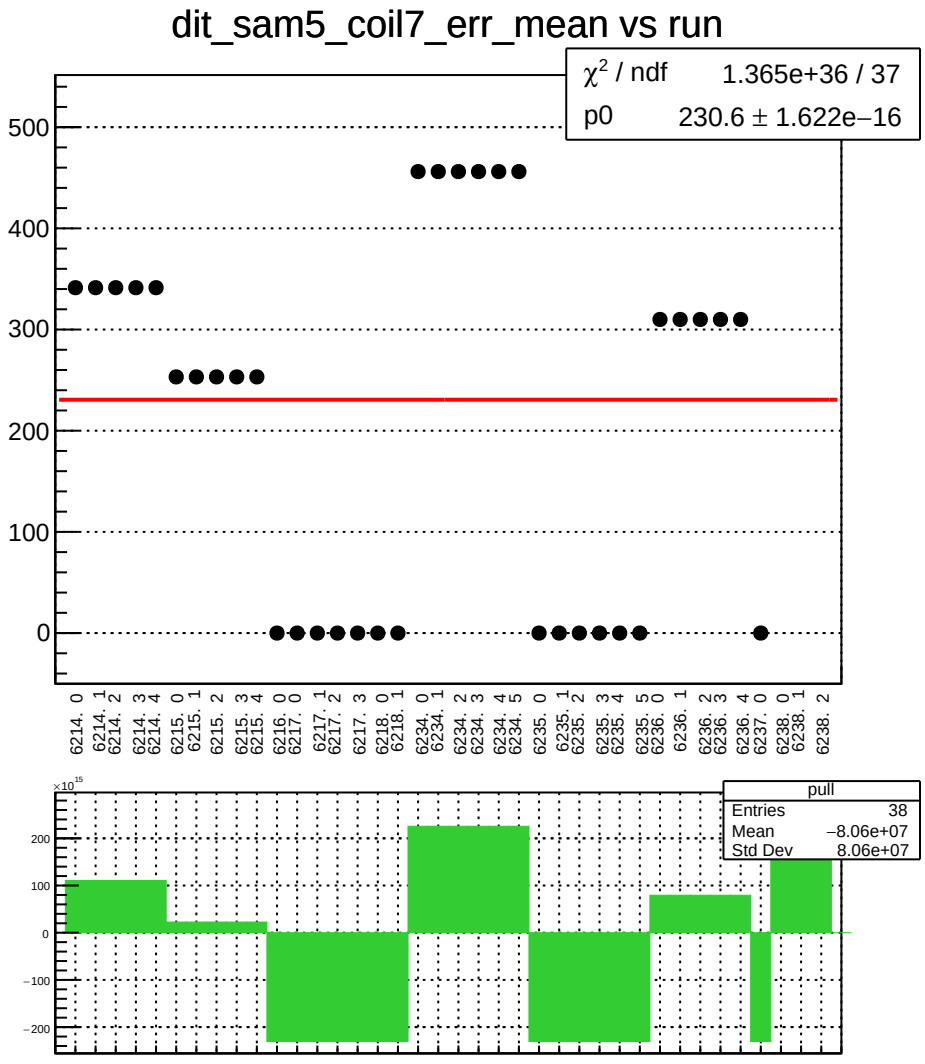
dit_sam5_coil7_err_mean vs run
χ² / ndf 1.365e+36 / 37
p0 230.6 ± 1.622e−16
500
400
300
200
100
0
6214. 0
6214. 1
6214. 2
6214. 3
6214. 4
6215. 0
6215. 1
6215. 2
6215. 3
6215. 4
6216. 0
6217. 0
6217. 1
6217. 2
6217. 3
6218. 0
6218. 1
6234. 0
6234. 1
6234. 2
6234. 3
6234. 4
6234. 5
6235. 0
6235. 1
6235. 2
6235. 3
6235. 4
6235. 5
6236. 0
6236. 1
6236. 2
6236. 3
6236. 4
6237. 0
6238. 0
6238. 1
6238. 2
×10¹⁵
200
100
0
−100
−200
pull
Entries 38
Mean −8.06e+07
Std Dev 8.06e+07

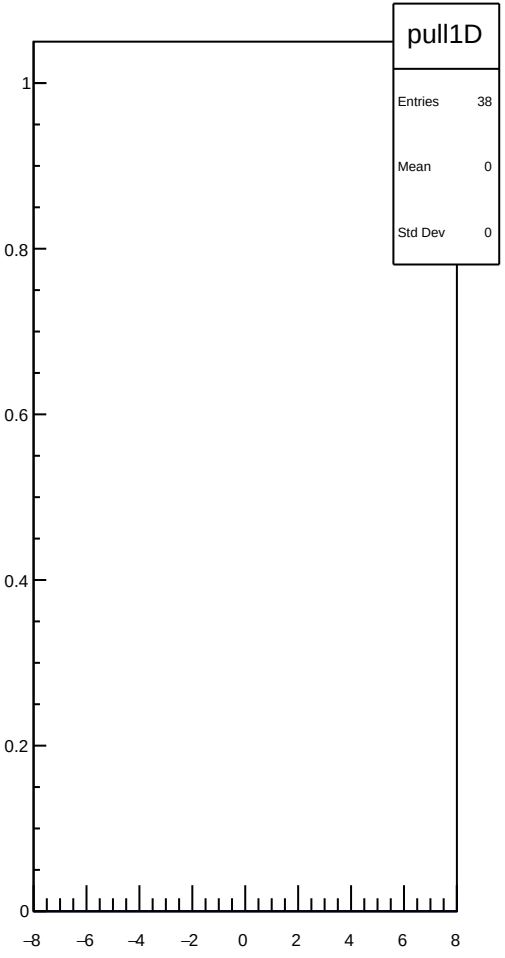
pull1D
Entries 38
Mean 0
Std Dev 0
1
0.8
0.6
0.4
0.2
0
−8
−6
−4
−2
0
2
4
6
8

dit_sam5_coil7_Ndata_mean vs run

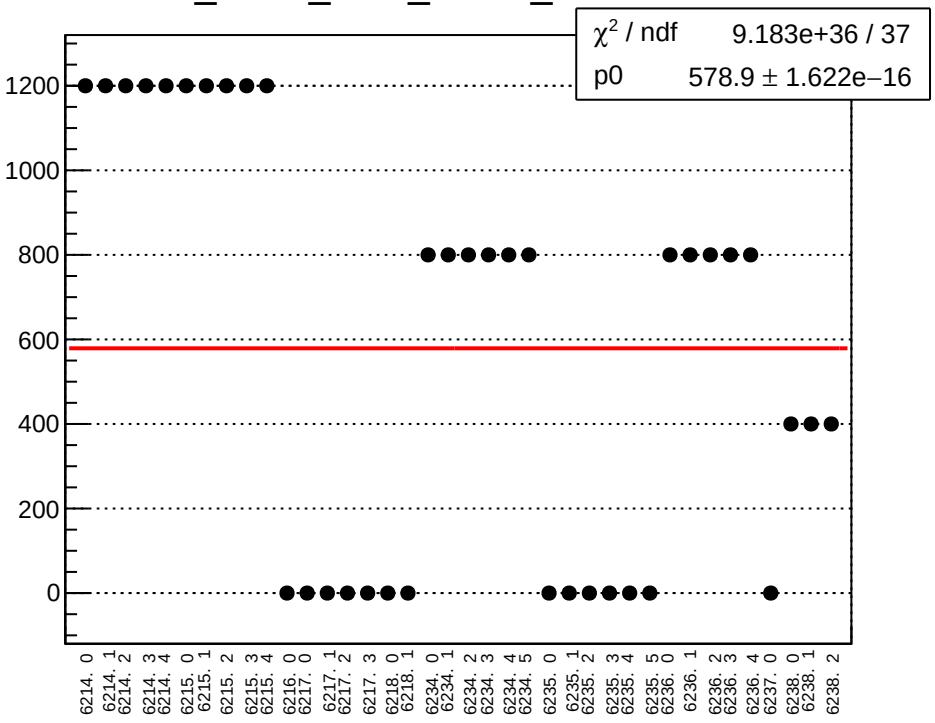

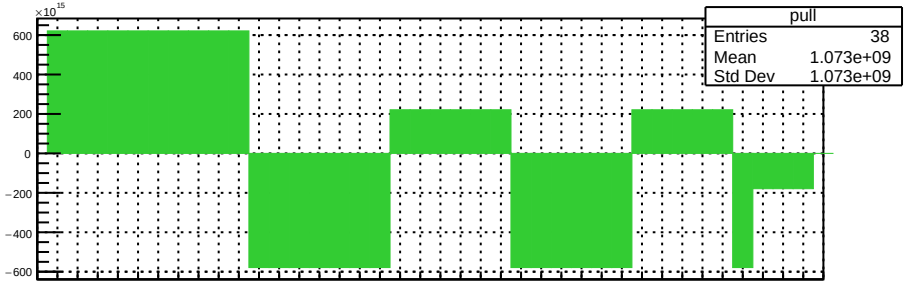

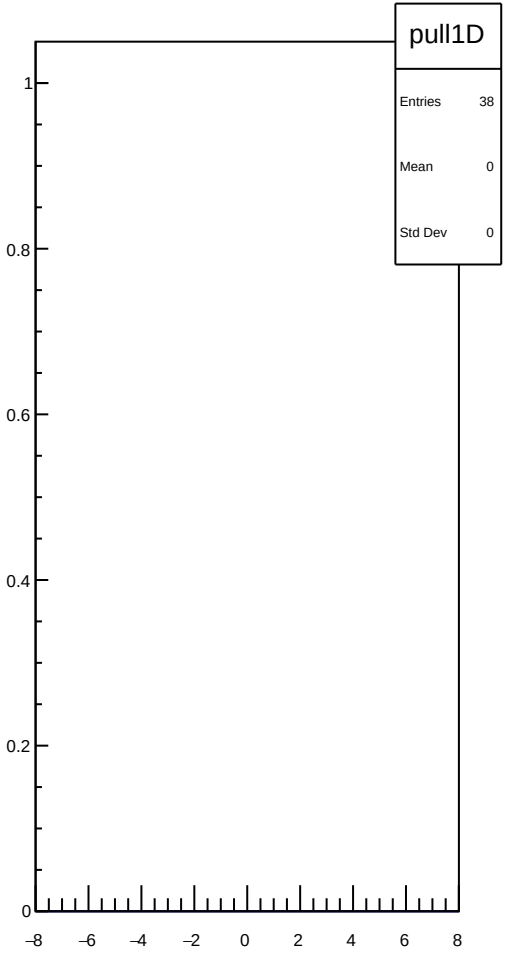

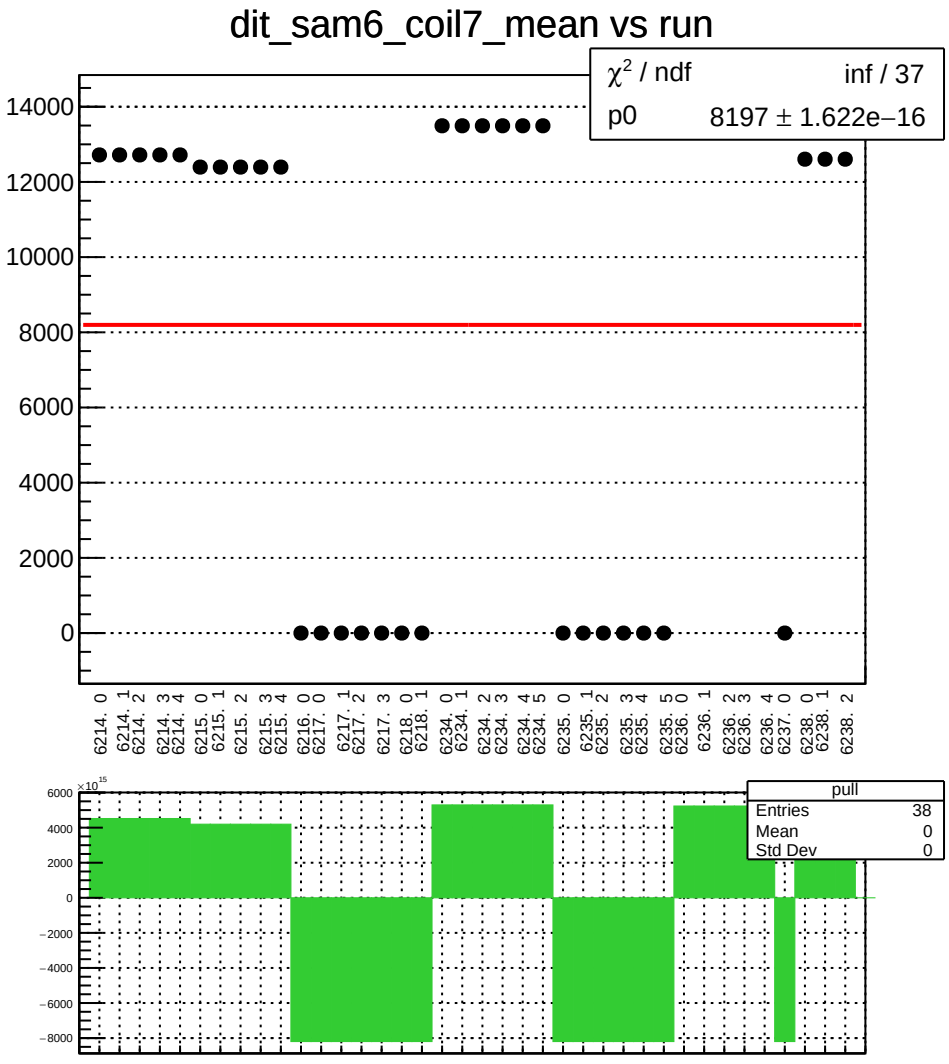
dit_sam6_coil7_mean vs run
χ² / ndf inf / 37
p0 8197 ± 1.622e−16
14000
12000
10000
8000
6000
4000
2000
0
6214. 0
6214. 1
6214. 2
6214. 3
6214. 4
6215. 0
6215. 1
6215. 2
6215. 3
6215. 4
6216. 0
6217. 0
6217. 1
6217. 2
6217. 3
6218. 0
6218. 1
6234. 0
6234. 1
6234. 2
6234. 3
6234. 4
6234. 5
6235. 0
6235. 1
6235. 2
6235. 3
6235. 4
6235. 5
6236. 0
6236. 1
6236. 2
6236. 3
6236. 4
6237. 0
6238. 0
6238. 1
6238. 2
×10¹⁵
6000
4000
2000
0
−2000
−4000
−6000
−8000
pull
Entries 38
Mean 0
Std Dev 0

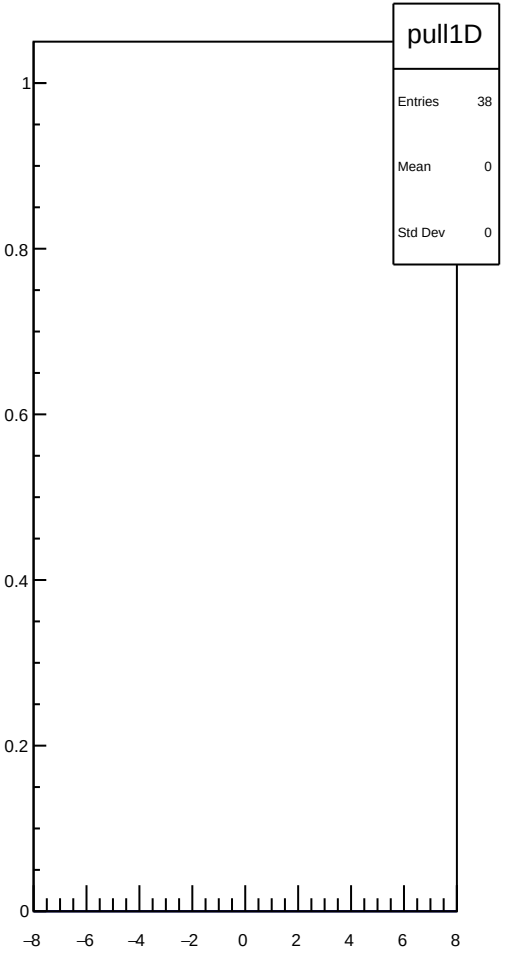
pull1D
Entries 38
Mean 0
Std Dev 0
1
0.8
0.6
0.4
0.2
0
−8
−6
−4
−2
0
2
4
6
8

dit_sam6_coil7_err_mean vs run

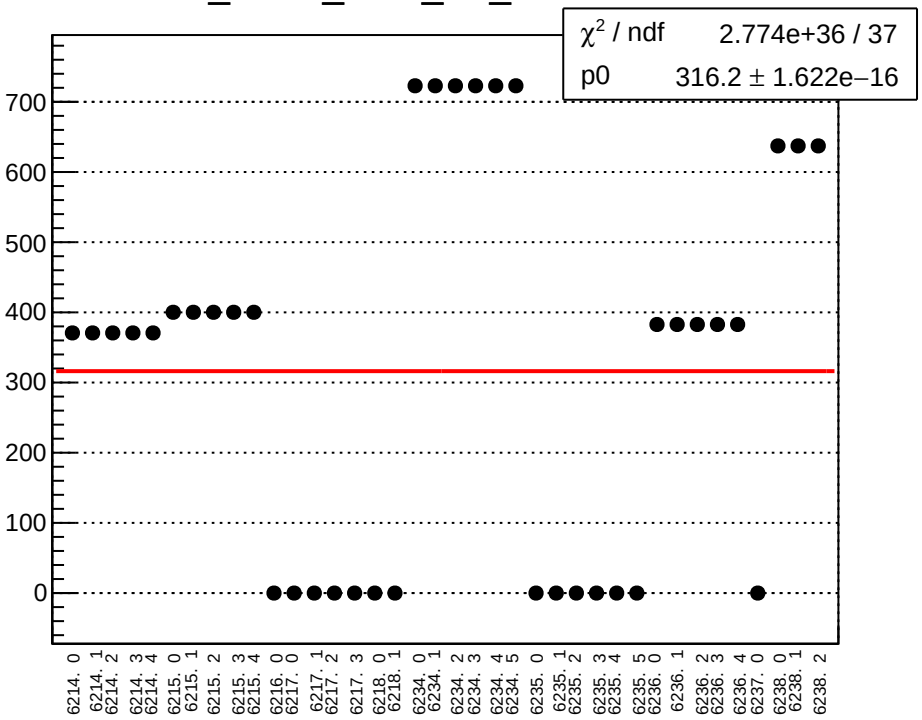

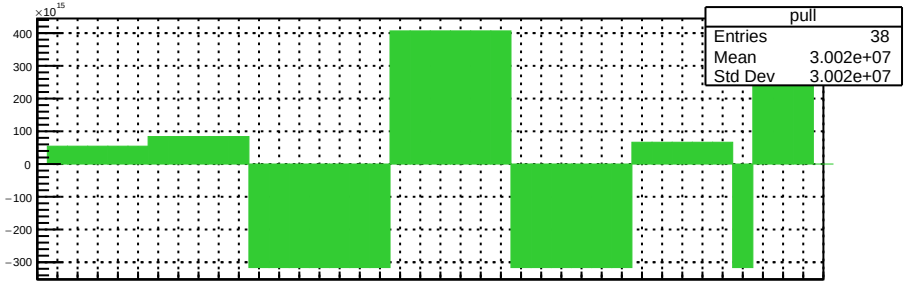

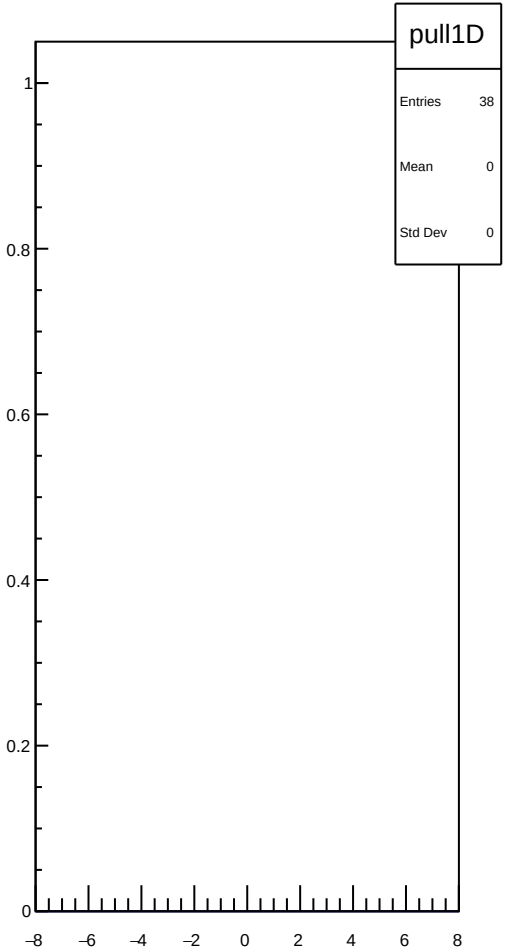

dit_sam6_coil7_Ndata_mean vs run

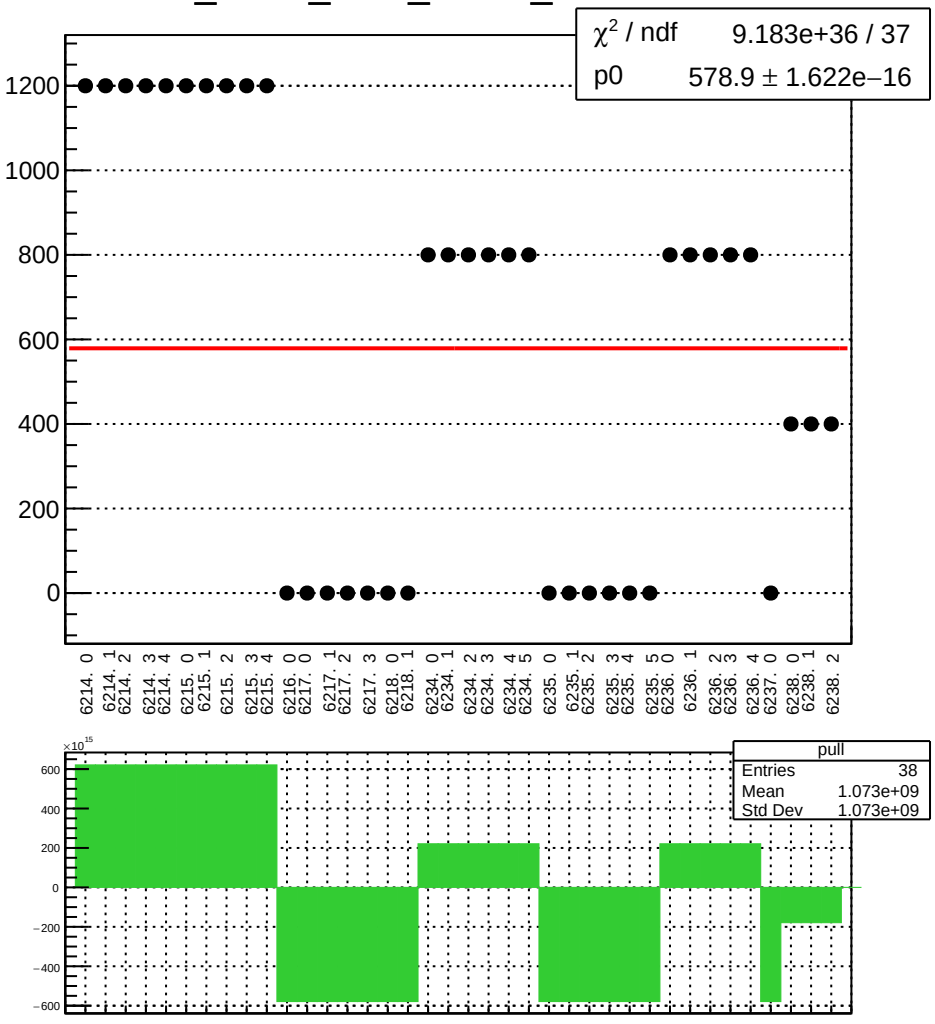

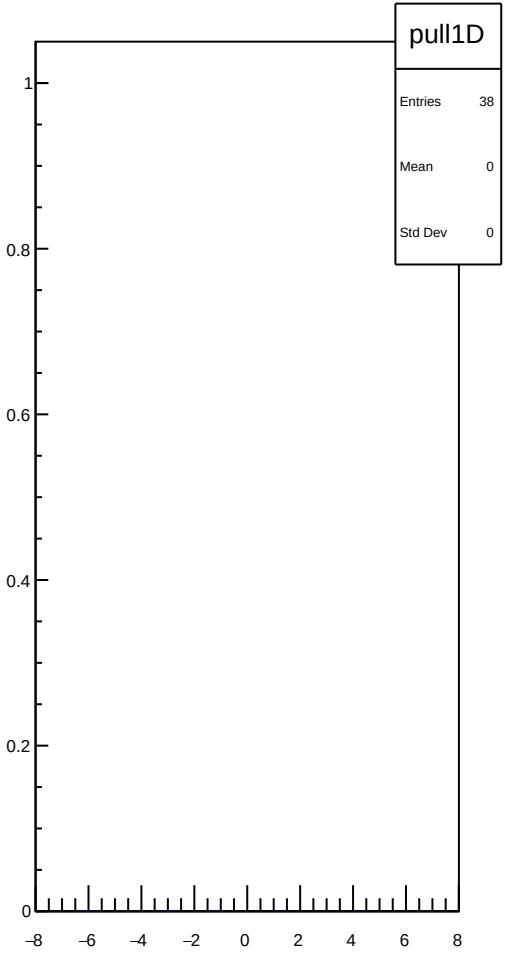

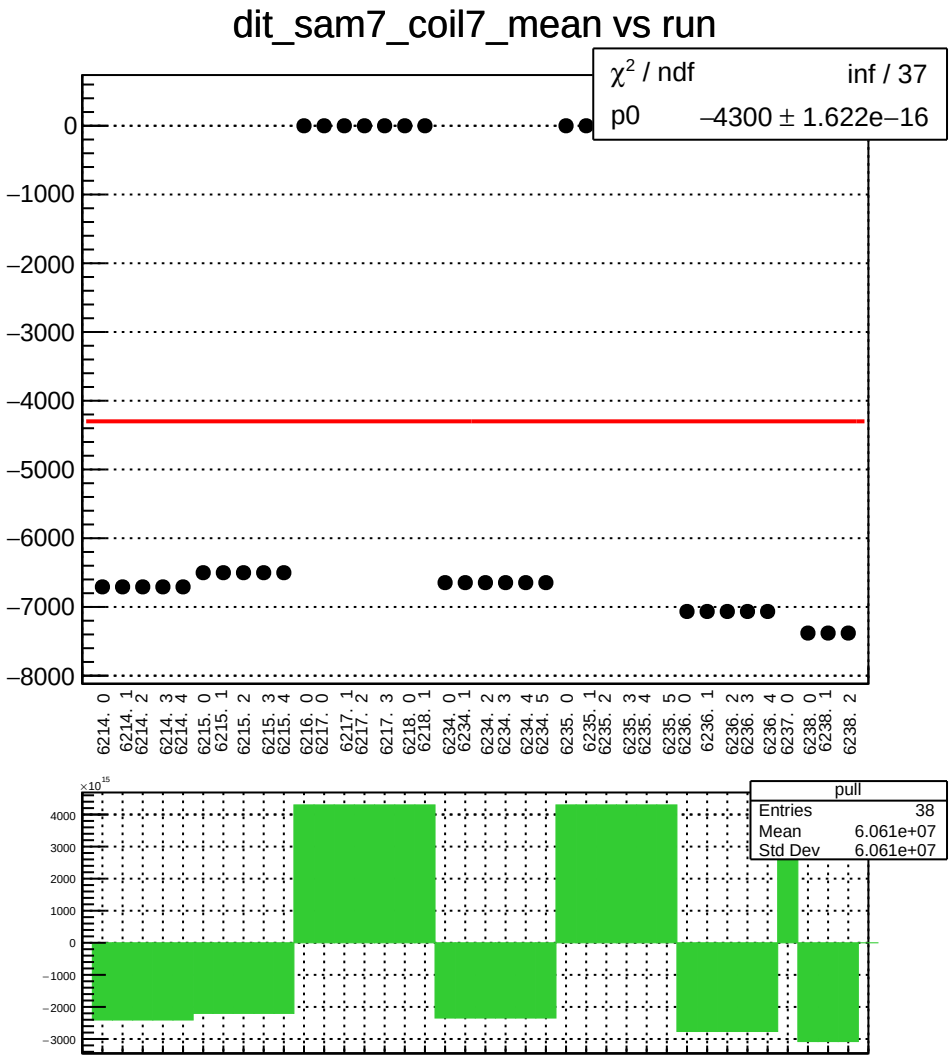
dit_sam7_coil7_mean vs run
χ² / ndf inf / 37
p0 –4300 ± 1.622e–16
0
–1000
–2000
–3000
–4000
–5000
–6000
–7000
–8000
6214. 0
6214. 1
6214. 2
6214. 3
6214. 4
6215. 0
6215. 1
6215. 2
6215. 3
6215. 4
6216. 0
6217. 0
6217. 1
6217. 2
6217. 3
6218. 0
6218. 1
6234. 0
6234. 1
6234. 2
6234. 3
6234. 4
6234. 5
6235. 0
6235. 1
6235. 2
6235. 3
6235. 4
6235. 5
6236. 0
6236. 1
6236. 2
6236. 3
6236. 4
6237. 0
6238. 0
6238. 1
6238. 2
×10¹⁵
4000
3000
2000
1000
0
–1000
–2000
–3000
pull
Entries 38
Mean 6.061e+07
Std Dev 6.061e+07

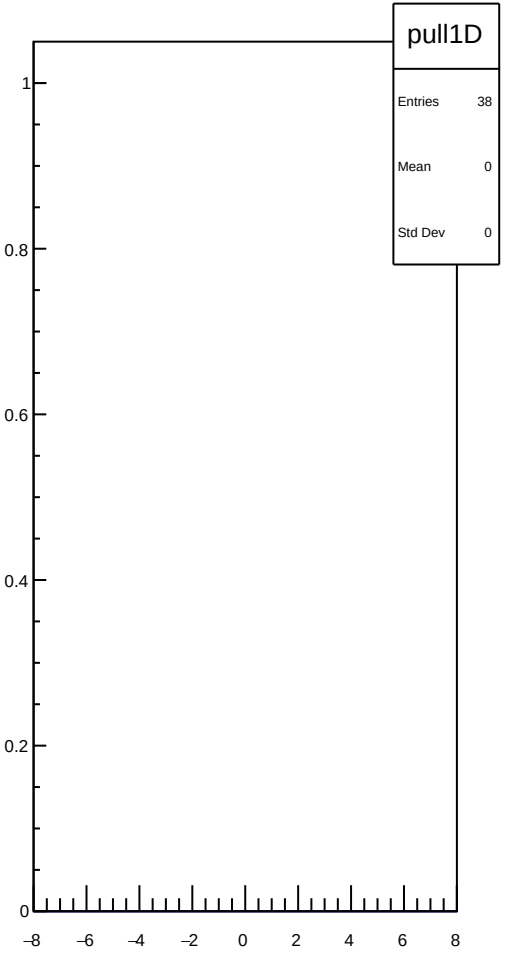
pull1D
Entries 38
Mean 0
Std Dev 0
1
0.8
0.6
0.4
0.2
0
–8
–6
–4
–2
0
2
4
6
8

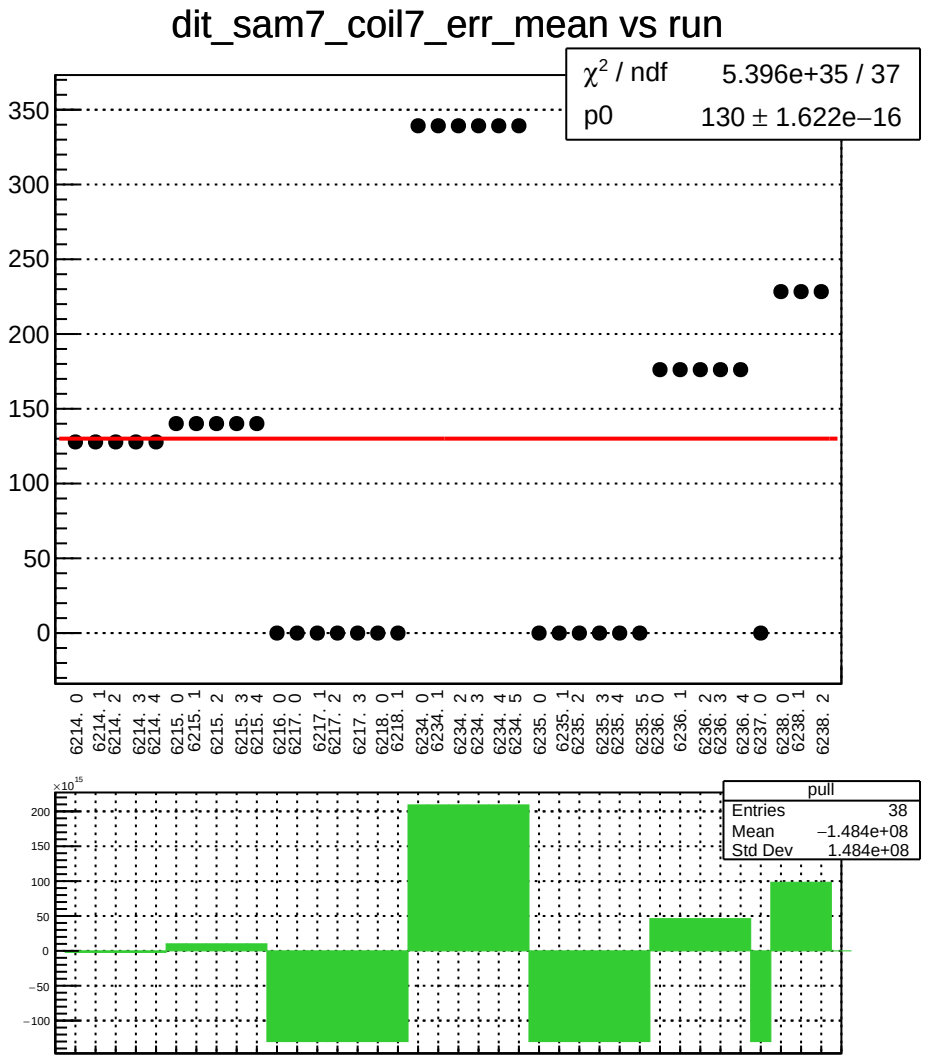
dit_sam7_coil7_err_mean vs run
χ² / ndf 5.396e+35 / 37
p0 130 ± 1.622e−16
350
300
250
200
150
100
50
0
6214. 0
6214. 1
6214. 2
6214. 3
6214. 4
6215. 0
6215. 1
6215. 2
6215. 3
6215. 4
6216. 0
6217. 0
6217. 1
6217. 2
6217. 3
6218. 0
6218. 1
6234. 0
6234. 1
6234. 2
6234. 3
6234. 4
6234. 5
6235. 0
6235. 1
6235. 2
6235. 3
6235. 4
6235. 5
6236. 0
6236. 1
6236. 2
6236. 3
6236. 4
6237. 0
6238. 0
6238. 1
6238. 2
×10¹⁵
200
150
100
50
0
−50
−100
pull
Entries 38
Mean −1.484e+08
Std Dev 1.484e+08

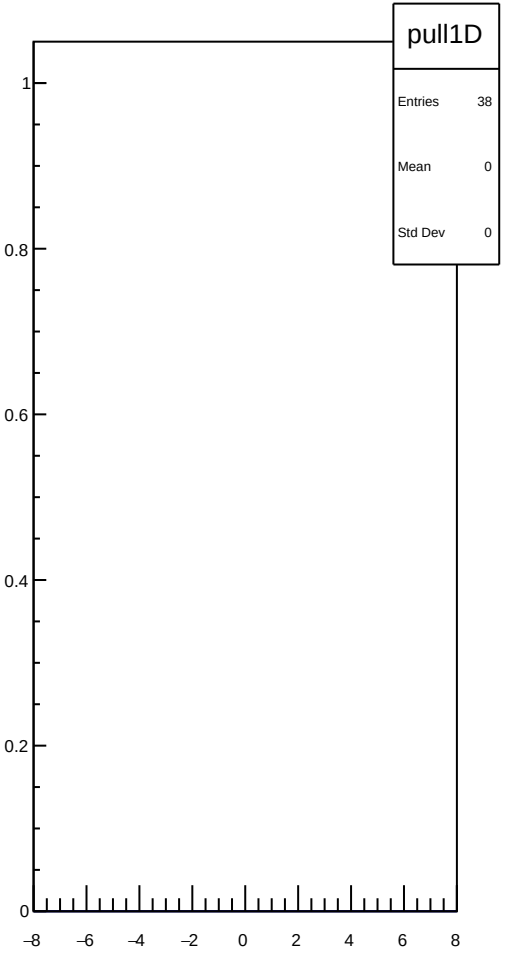
pull1D
Entries 38
Mean 0
Std Dev 0
1
0.8
0.6
0.4
0.2
0
−8
−6
−4
−2
0
2
4
6
8

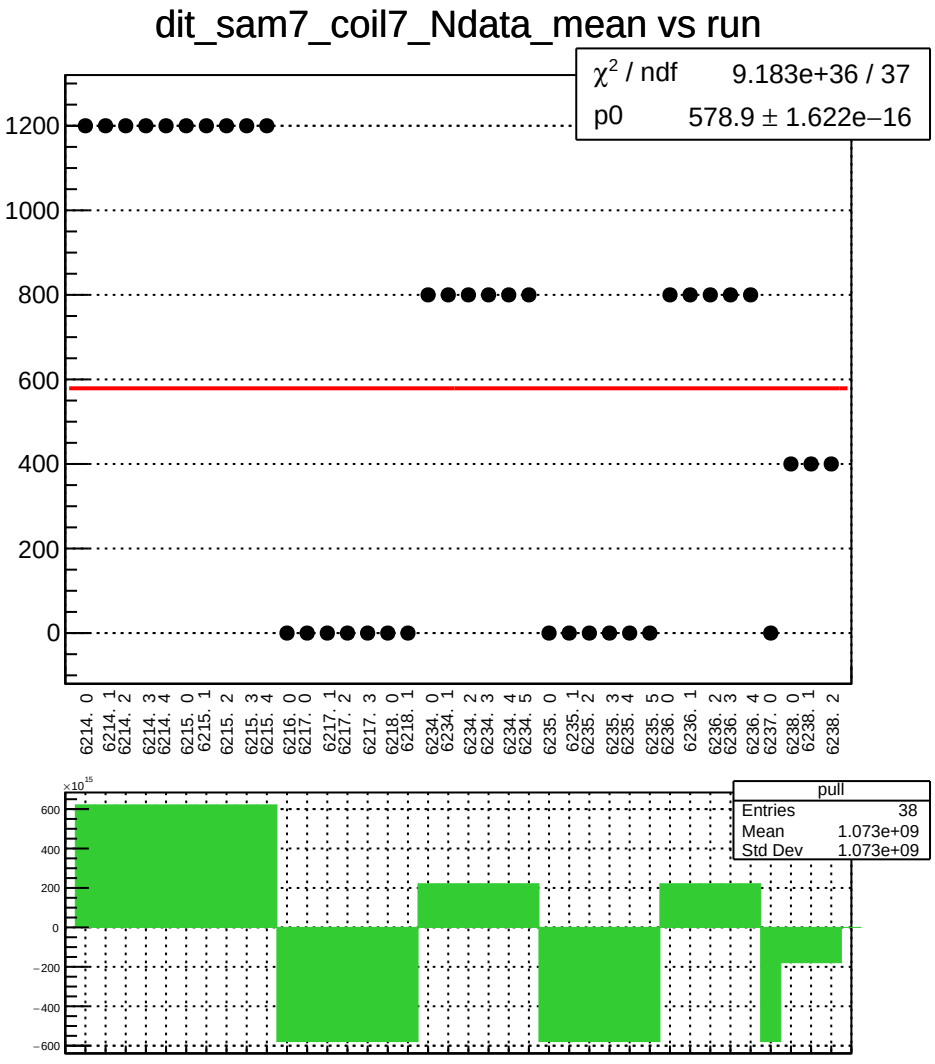
dit_sam7_coil7_Ndata_mean vs run
χ² / ndf 9.183e+36 / 37
p0 578.9 ± 1.622e−16
1200
1000
800
600
400
200
0
6214. 0
6214. 1
6214. 2
6214. 3
6214. 4
6215. 0
6215. 1
6215. 2
6215. 3
6215. 4
6216. 0
6217. 0
6217. 1
6217. 2
6217. 3
6218. 0
6218. 1
6234. 0
6234. 1
6234. 2
6234. 3
6234. 4
6234. 5
6235. 0
6235. 1
6235. 2
6235. 3
6235. 4
6235. 5
6236. 0
6236. 1
6236. 2
6236. 3
6236. 4
6237. 0
6238. 0
6238. 1
6238. 2
×10¹⁵
600
400
200
0
−200
−400
−600
pull
Entries 38
Mean 1.073e+09
Std Dev 1.073e+09

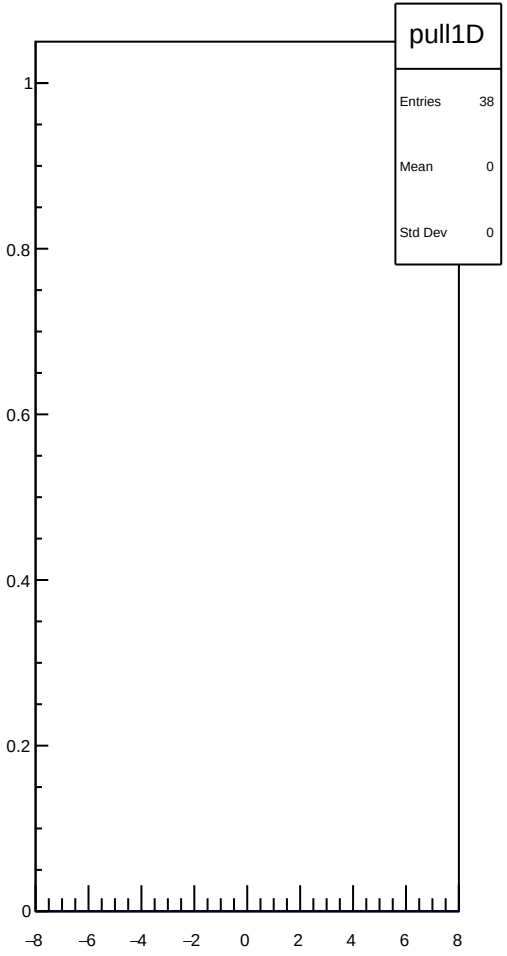
pull1D
Entries 38
Mean 0
Std Dev 0
1
0.8
0.6
0.4
0.2
0
−8
−6
−4
−2
0
2
4
6
8

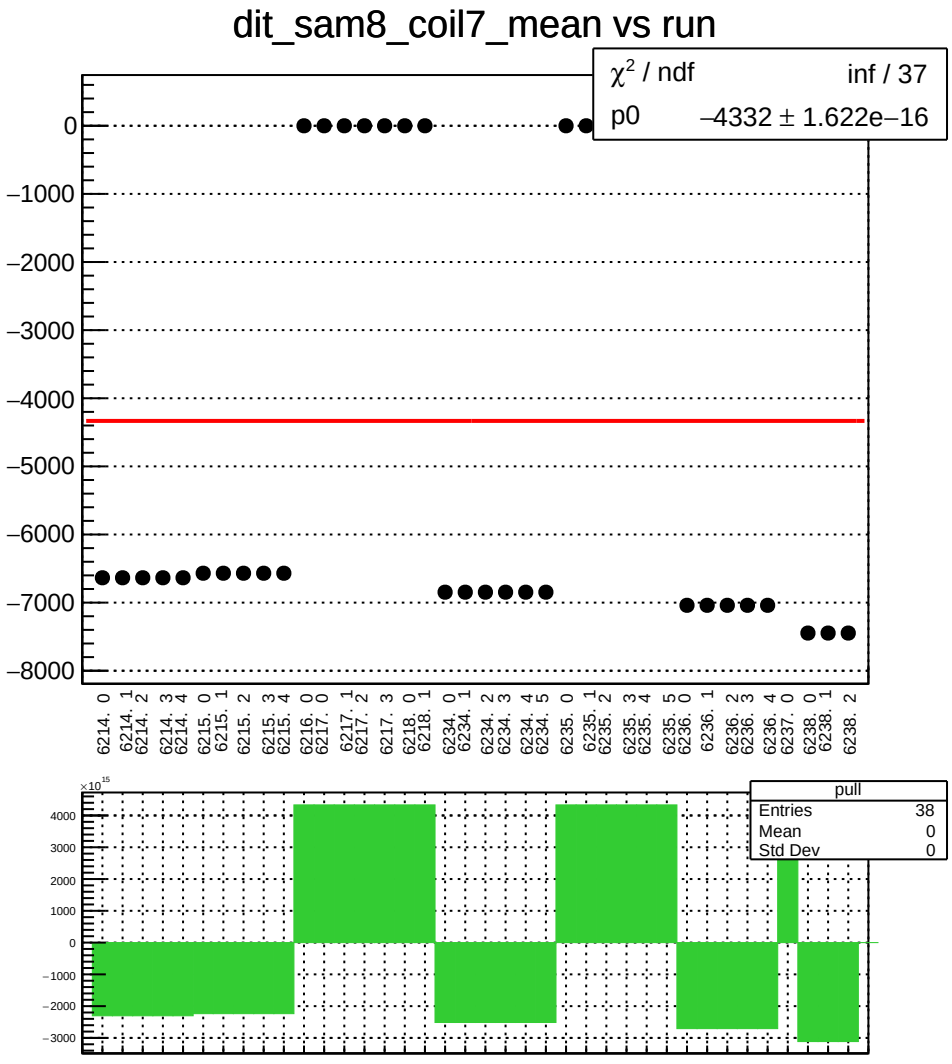
dit_sam8_coil7_mean vs run
χ² / ndf inf / 37
p0 –4332 ± 1.622e–16
0
–1000
–2000
–3000
–4000
–5000
–6000
–7000
–8000
6214. 0
6214. 1
6214. 2
6214. 3
6214. 4
6215. 0
6215. 1
6215. 2
6215. 3
6215. 4
6216. 0
6217. 0
6217. 1
6217. 2
6217. 3
6218. 0
6218. 1
6234. 0
6234. 1
6234. 2
6234. 3
6234. 4
6234. 5
6235. 0
6235. 1
6235. 2
6235. 3
6235. 4
6235. 5
6236. 0
6236. 1
6236. 2
6236. 3
6236. 4
6237. 0
6238. 0
6238. 1
6238. 2
×10¹⁵
4000
3000
2000
1000
0
–1000
–2000
–3000
pull
Entries 38
Mean 0
Std Dev 0

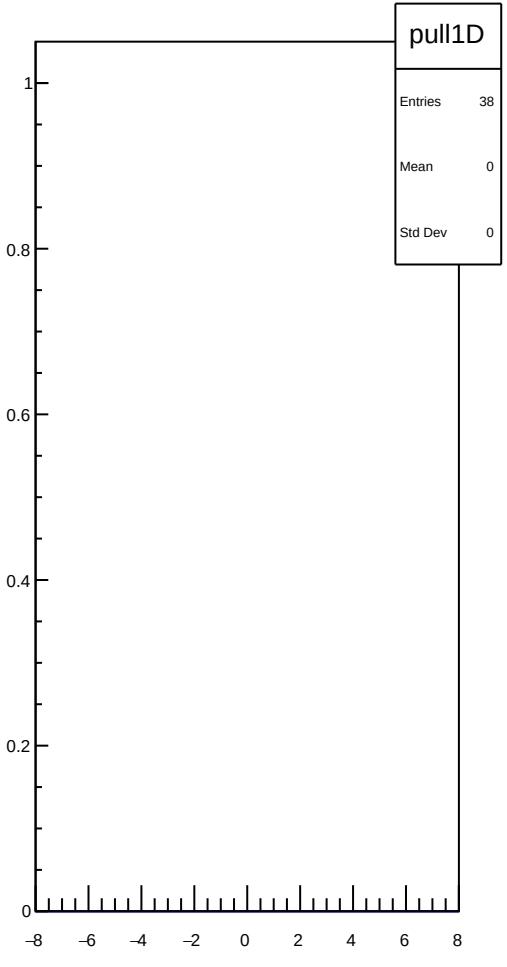
pull1D
Entries 38
Mean 0
Std Dev 0
1
0.8
0.6
0.4
0.2
0
–8
–6
–4
–2
0
2
4
6
8

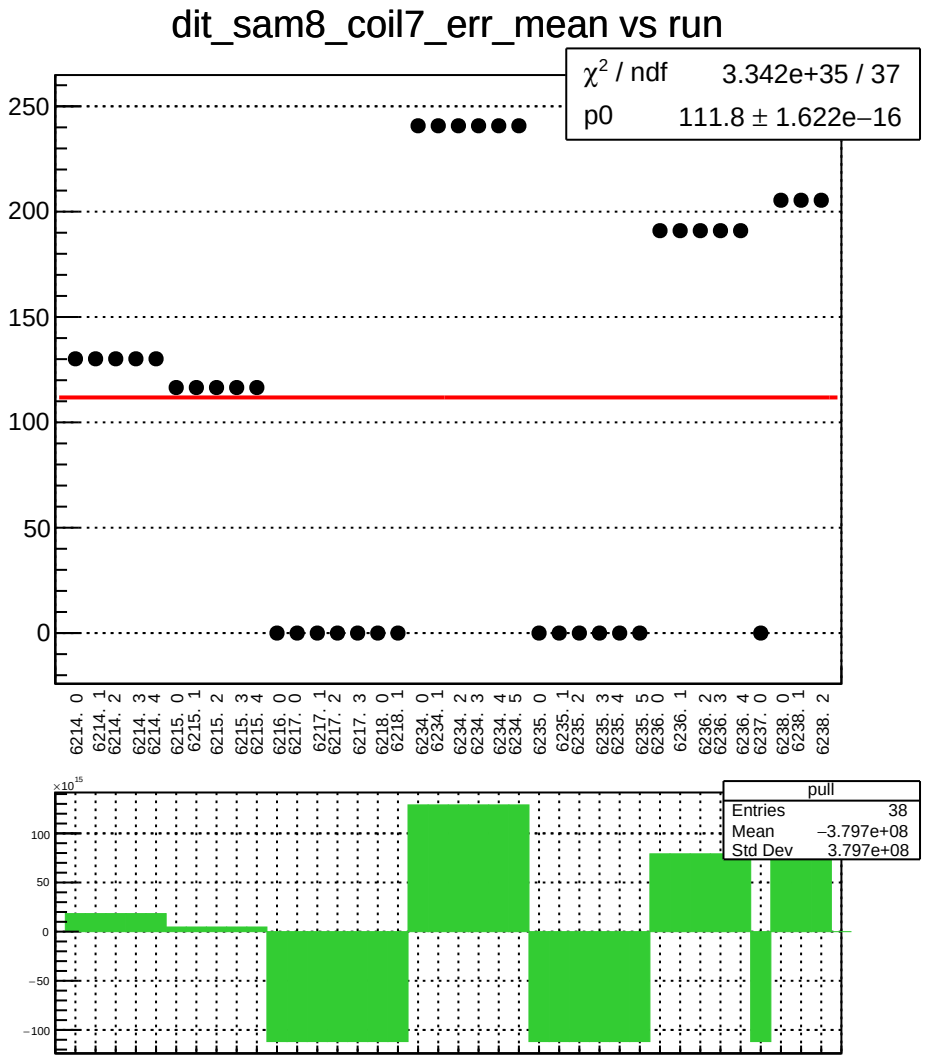
dit_sam8_coil7_err_mean vs run
χ² / ndf 3.342e+35 / 37
p0 111.8 ± 1.622e−16
250
200
150
100
50
0
6214. 0
6214. 1
6214. 2
6214. 3
6214. 4
6215. 0
6215. 1
6215. 2
6215. 3
6215. 4
6216. 0
6217. 0
6217. 1
6217. 2
6217. 3
6218. 0
6218. 1
6234. 0
6234. 1
6234. 2
6234. 3
6234. 4
6234. 5
6235. 0
6235. 1
6235. 2
6235. 3
6235. 4
6235. 5
6236. 0
6236. 1
6236. 2
6236. 3
6236. 4
6237. 0
6238. 0
6238. 1
6238. 2
×10¹⁵
100
50
0
−50
−100
pull
Entries 38
Mean −3.797e+08
Std Dev 3.797e+08

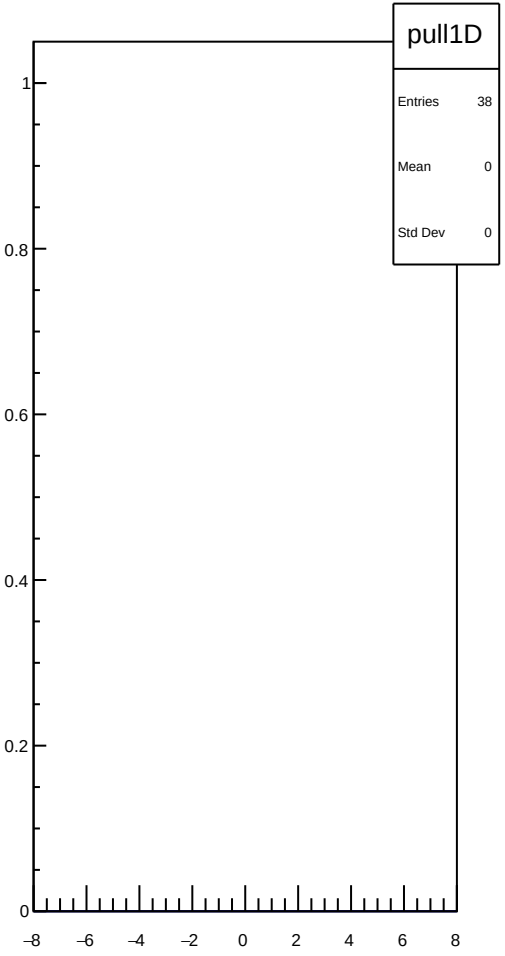
pull1D
Entries 38
Mean 0
Std Dev 0
1
0.8
0.6
0.4
0.2
0
−8
−6
−4
−2
0
2
4
6
8

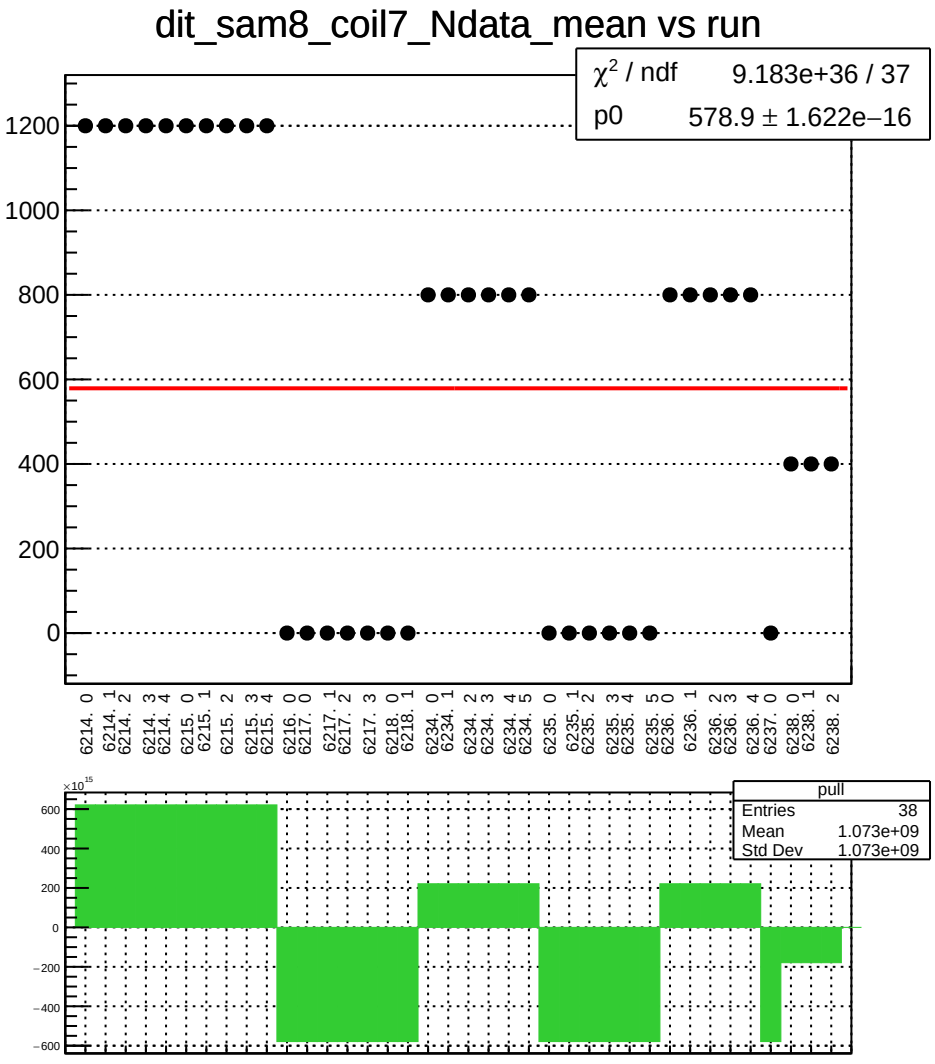
dit_sam8_coil7_Ndata_mean vs run
χ² / ndf 9.183e+36 / 37
p0 578.9 ± 1.622e−16
1200
1000
800
600
400
200
0
6214. 0
6214. 1
6214. 2
6214. 3
6214. 4
6215. 0
6215. 1
6215. 2
6215. 3
6215. 4
6216. 0
6217. 0
6217. 1
6217. 2
6217. 3
6218. 0
6218. 1
6234. 0
6234. 1
6234. 2
6234. 3
6234. 4
6234. 5
6235. 0
6235. 1
6235. 2
6235. 3
6235. 4
6235. 5
6236. 0
6236. 1
6236. 2
6236. 3
6236. 4
6237. 0
6238. 0
6238. 1
6238. 2
×10^15
600
400
200
0
−200
−400
−600
pull
Entries 38
Mean 1.073e+09
Std Dev 1.073e+09

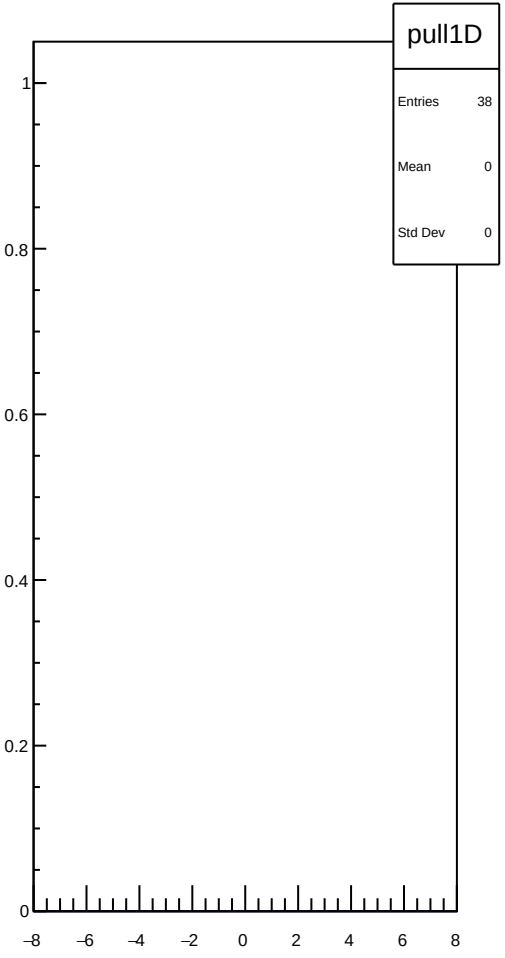
pull1D
Entries 38
Mean 0
Std Dev 0
1
0.8
0.6
0.4
0.2
0
−8
−6
−4
−2
0
2
4
6
8

dit_4aX_coil4_mean vs run

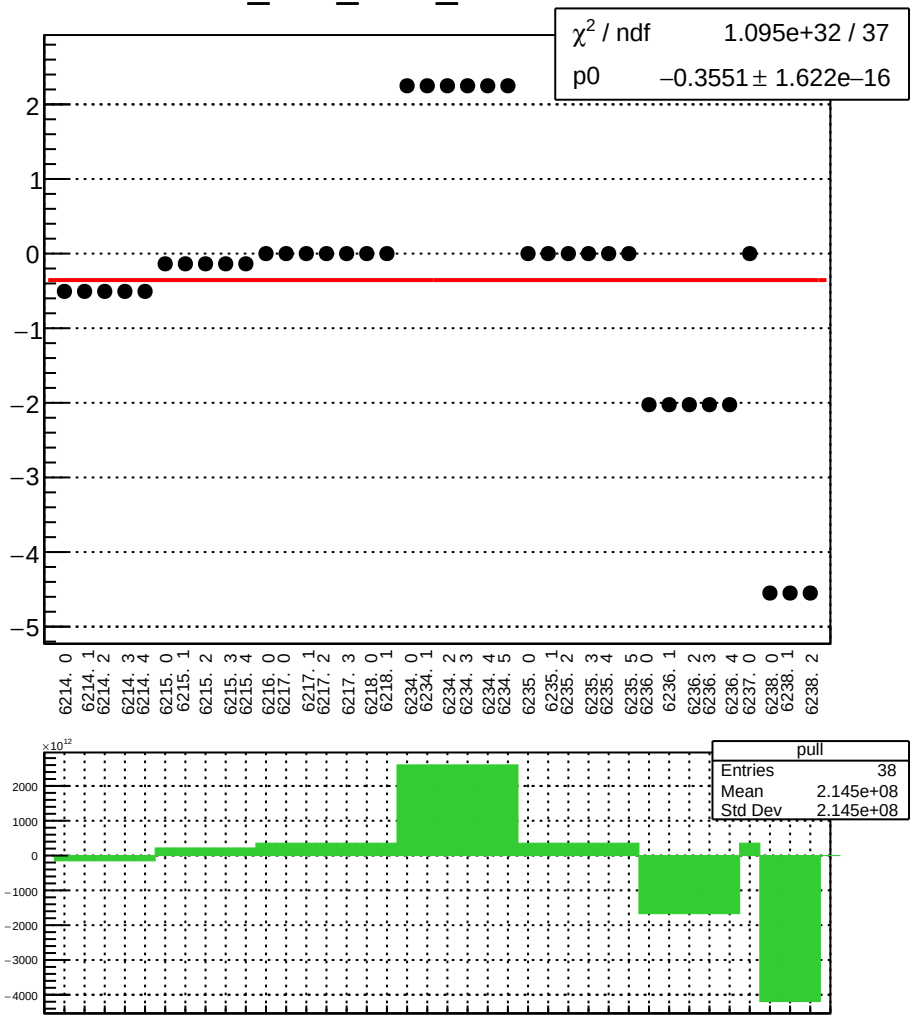

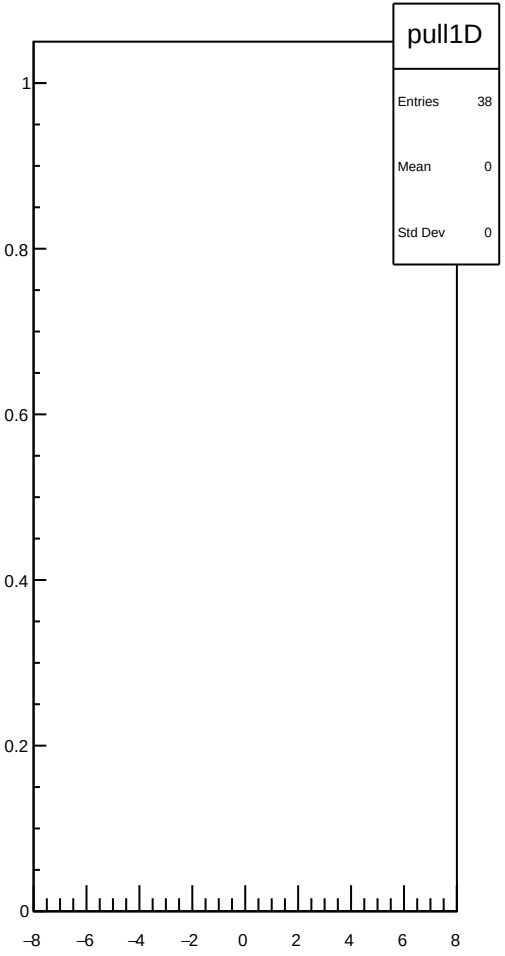

dit_4aX_coil4_err_mean vs run

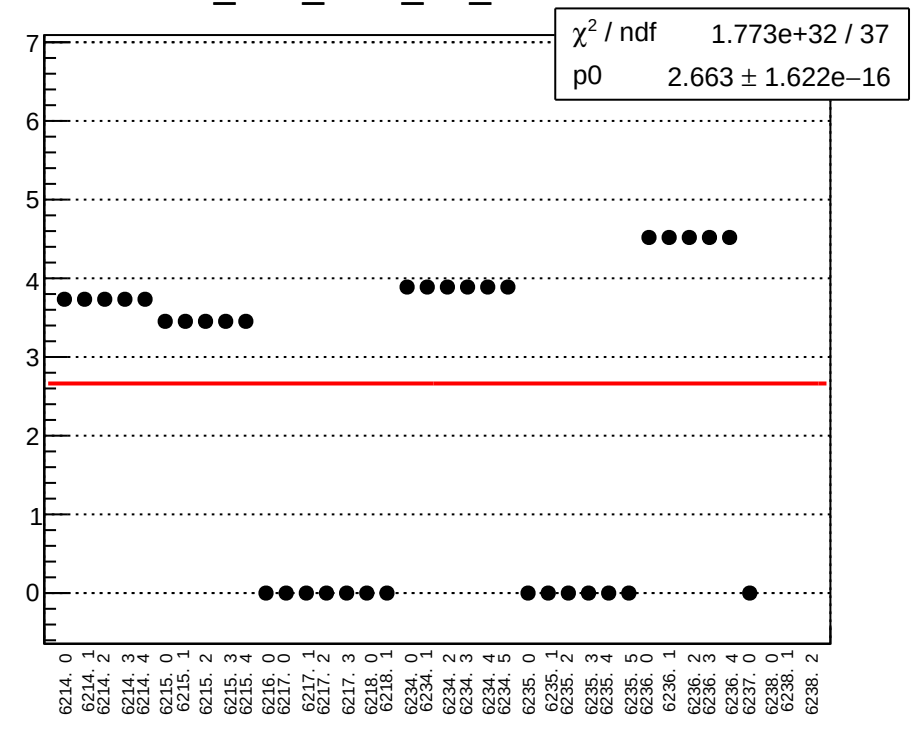

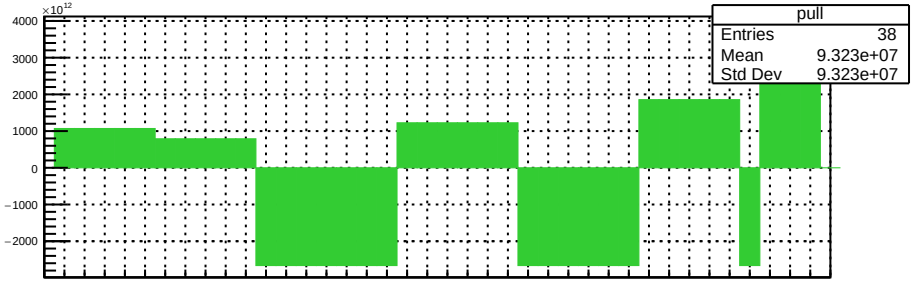

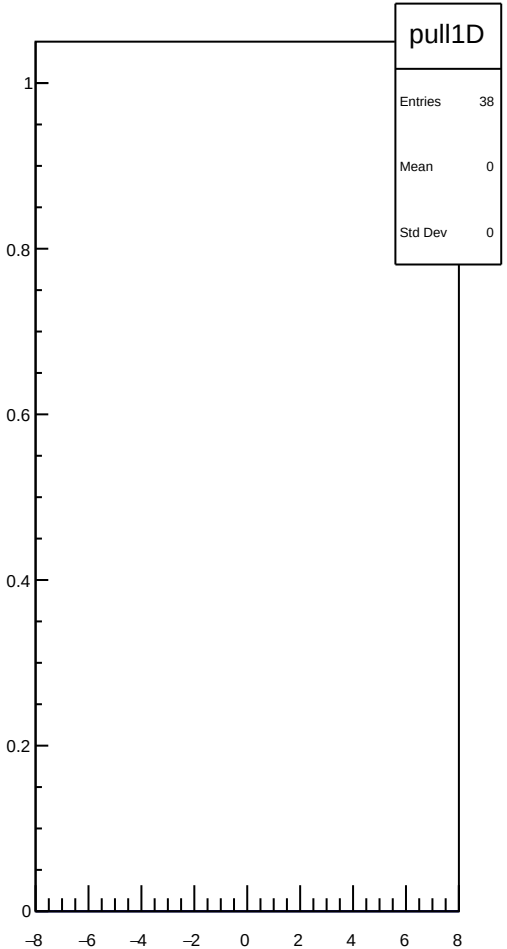

dit_4aX_coil4_Ndata_mean vs run

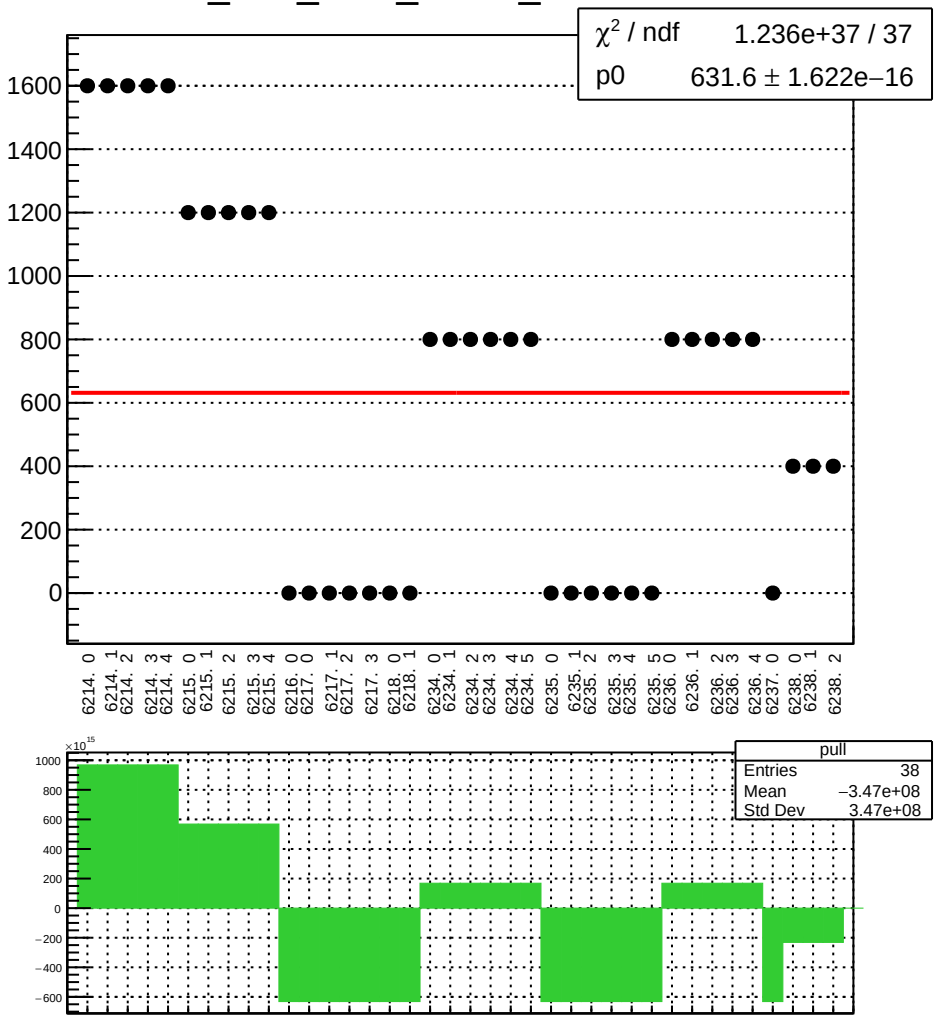

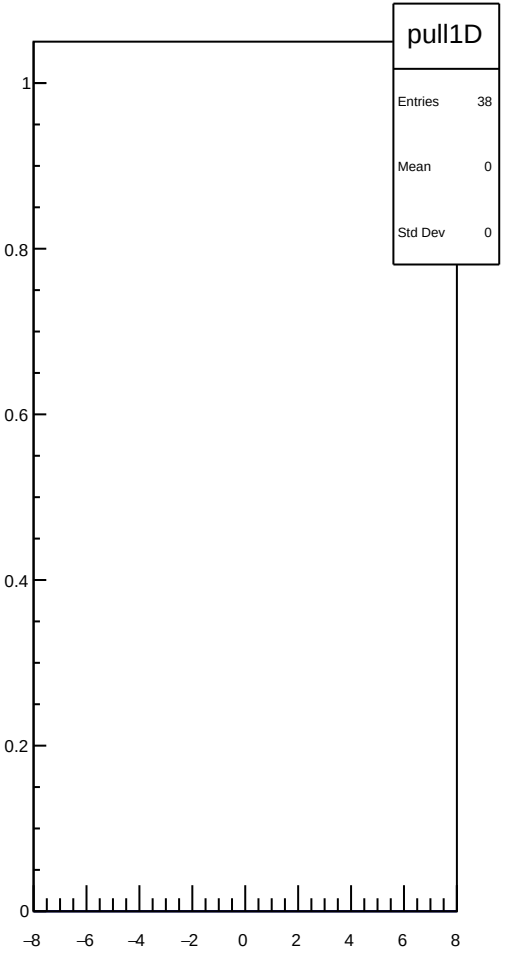

dit_4eX_coil4_mean vs run

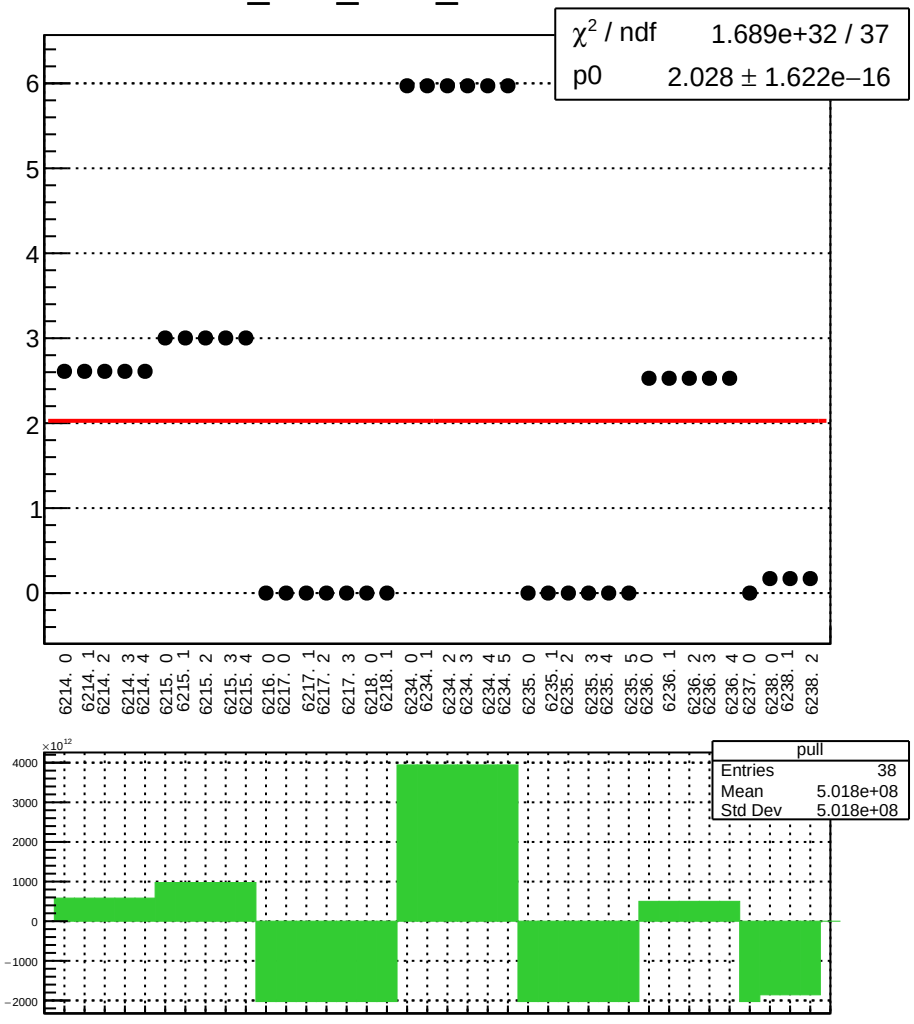

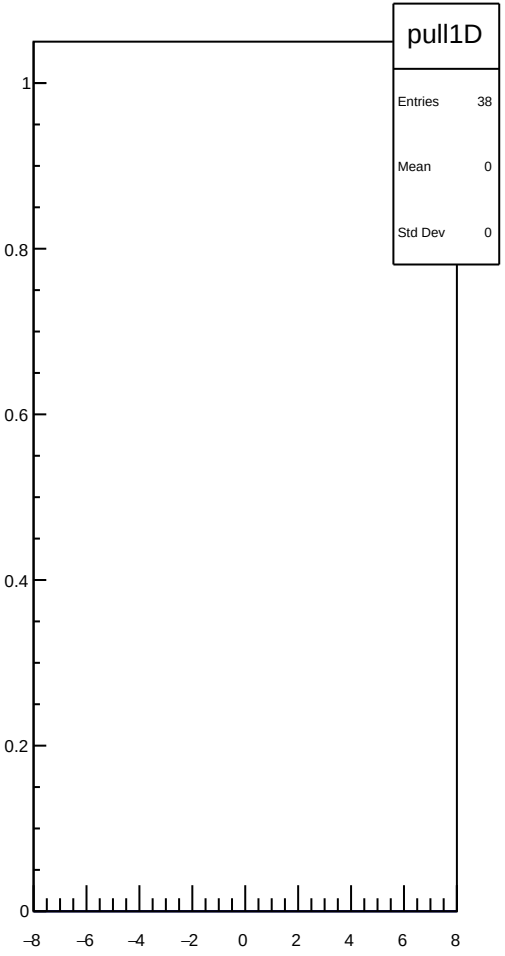

dit_4eX_coil4_err_mean vs run

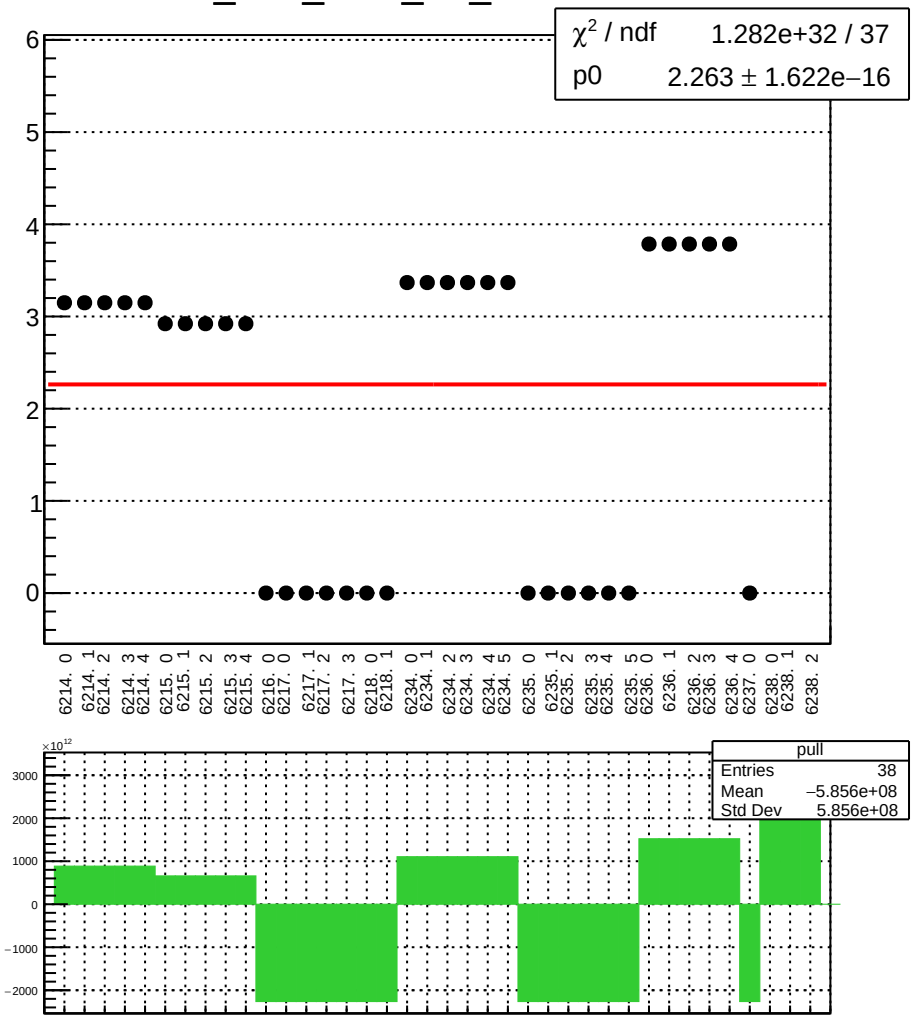

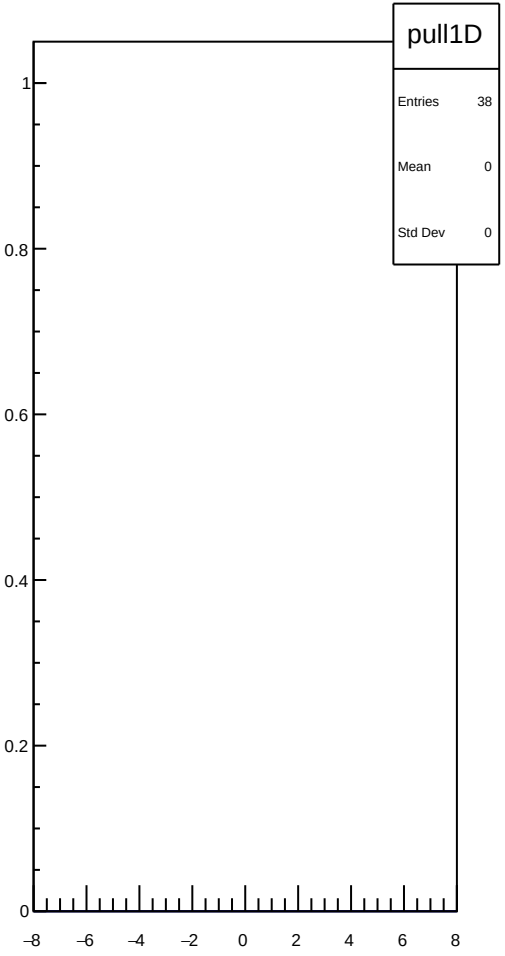

dit_4eX_coil4_Ndata_mean vs run

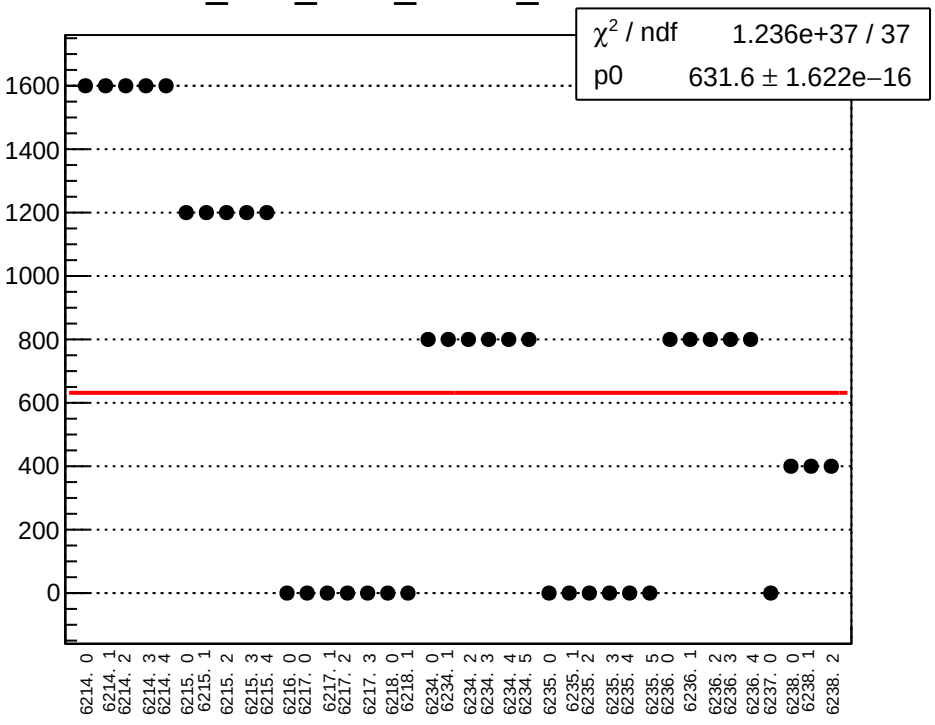

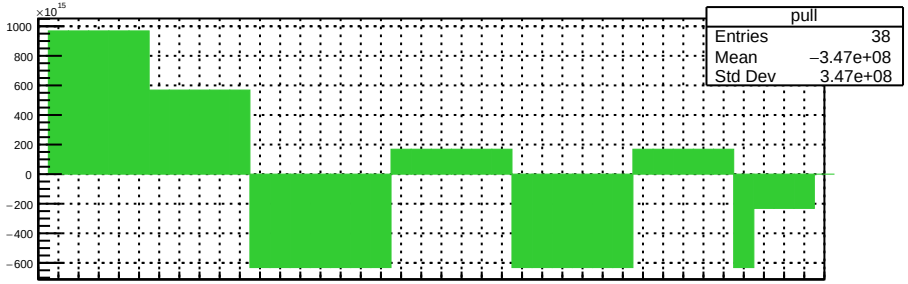

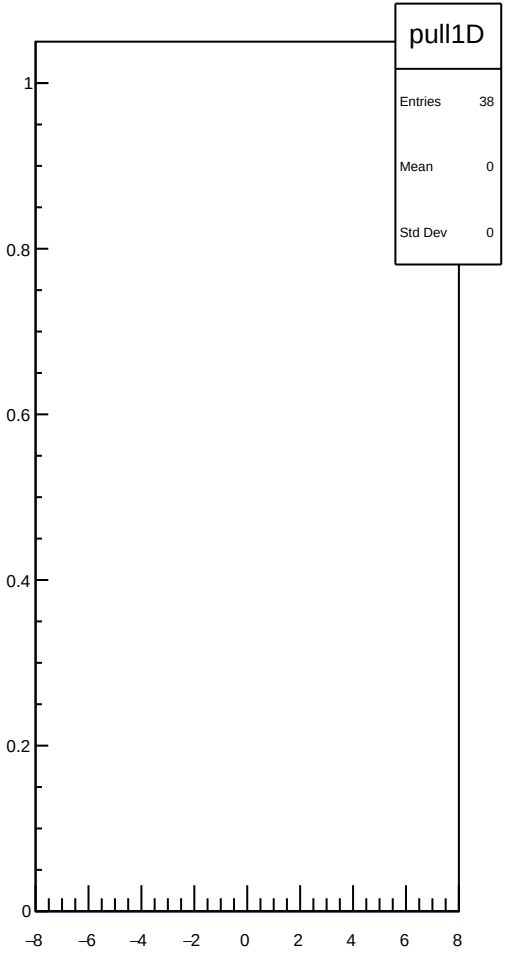

dit_11X12X_coil4_mean vs run

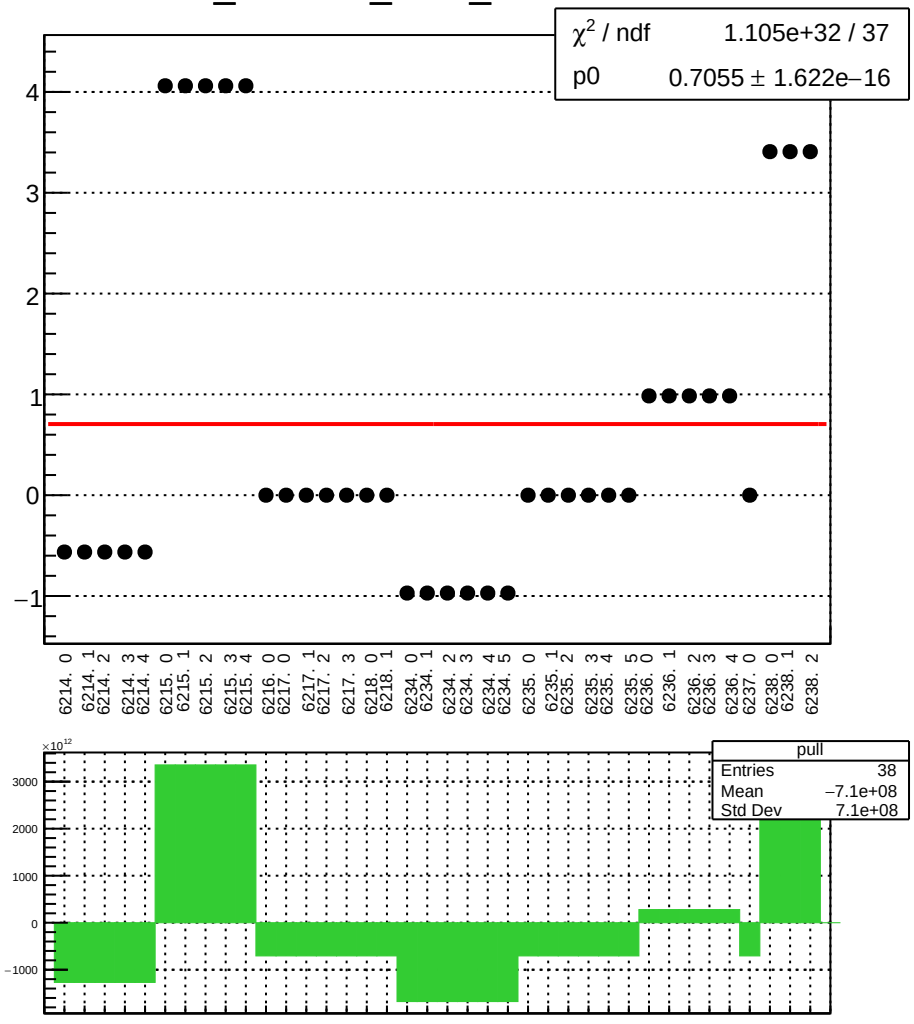

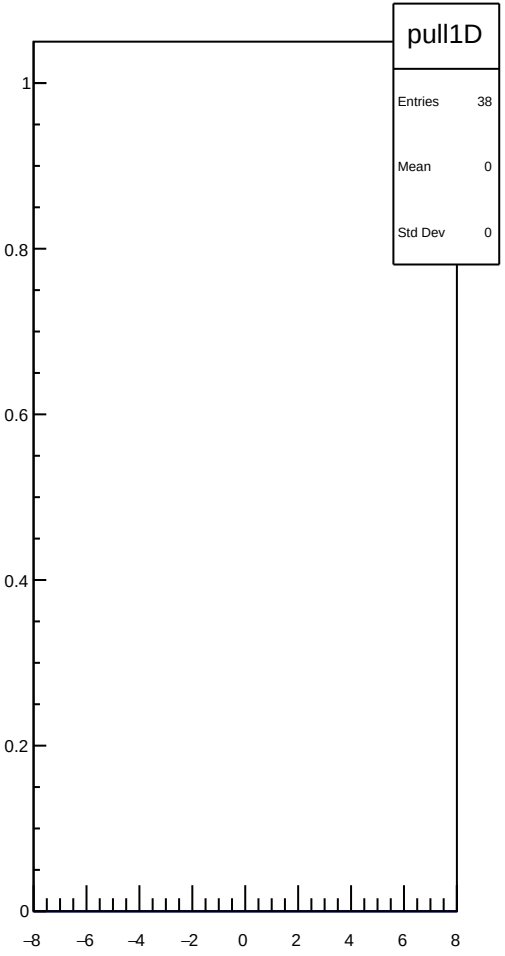

dit_11X12X_coil4_err_mean vs run

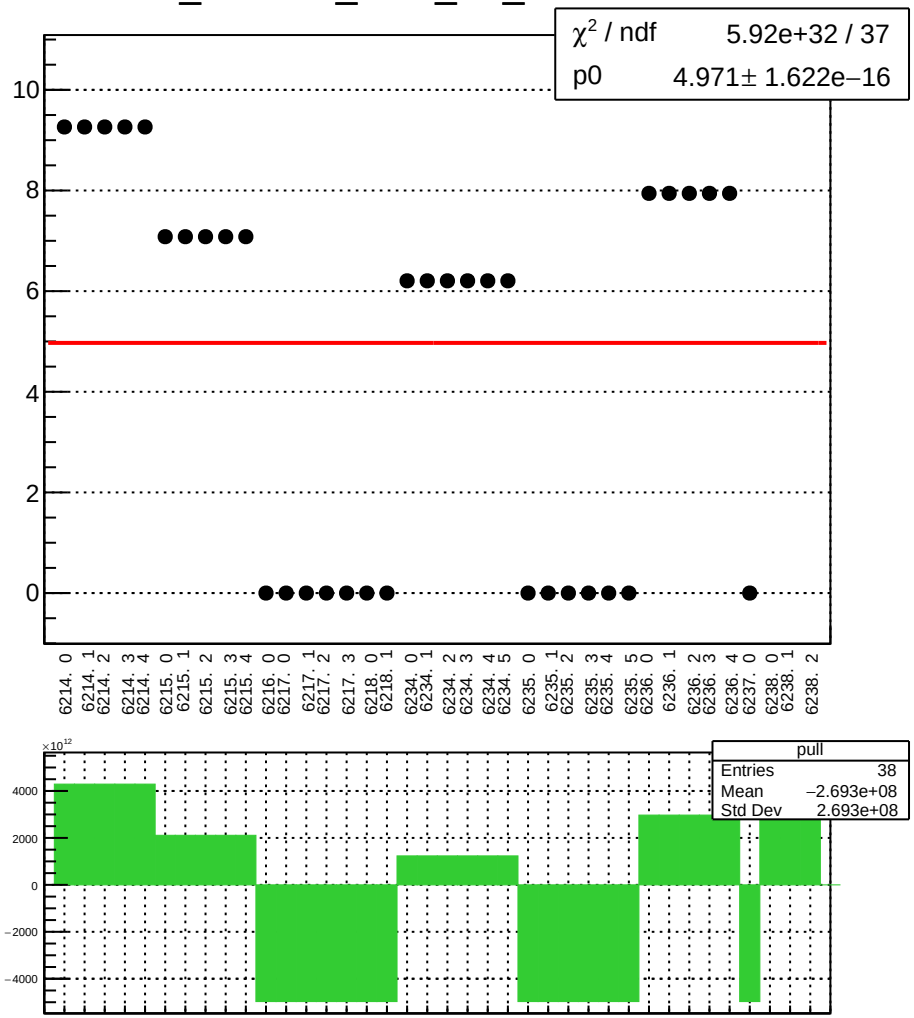

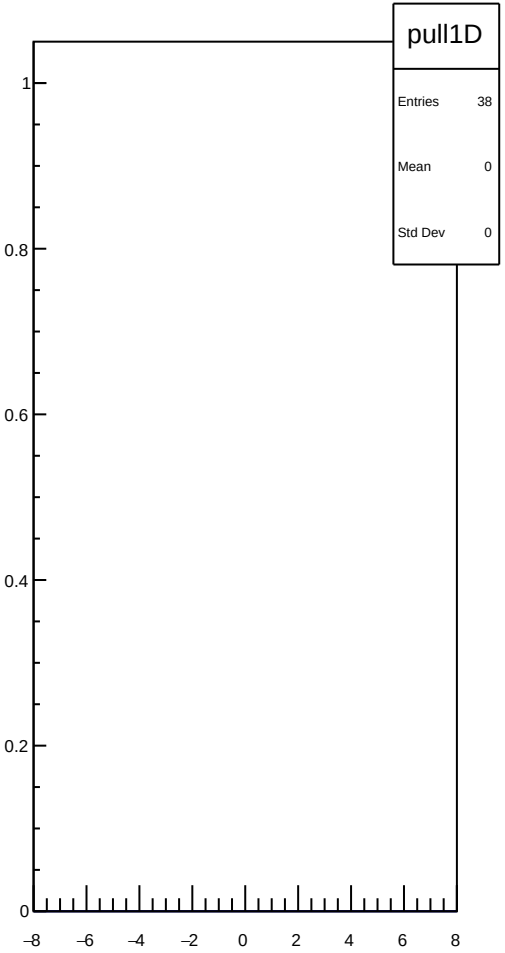

dit_11X12X_coil4_Ndata_mean vs run

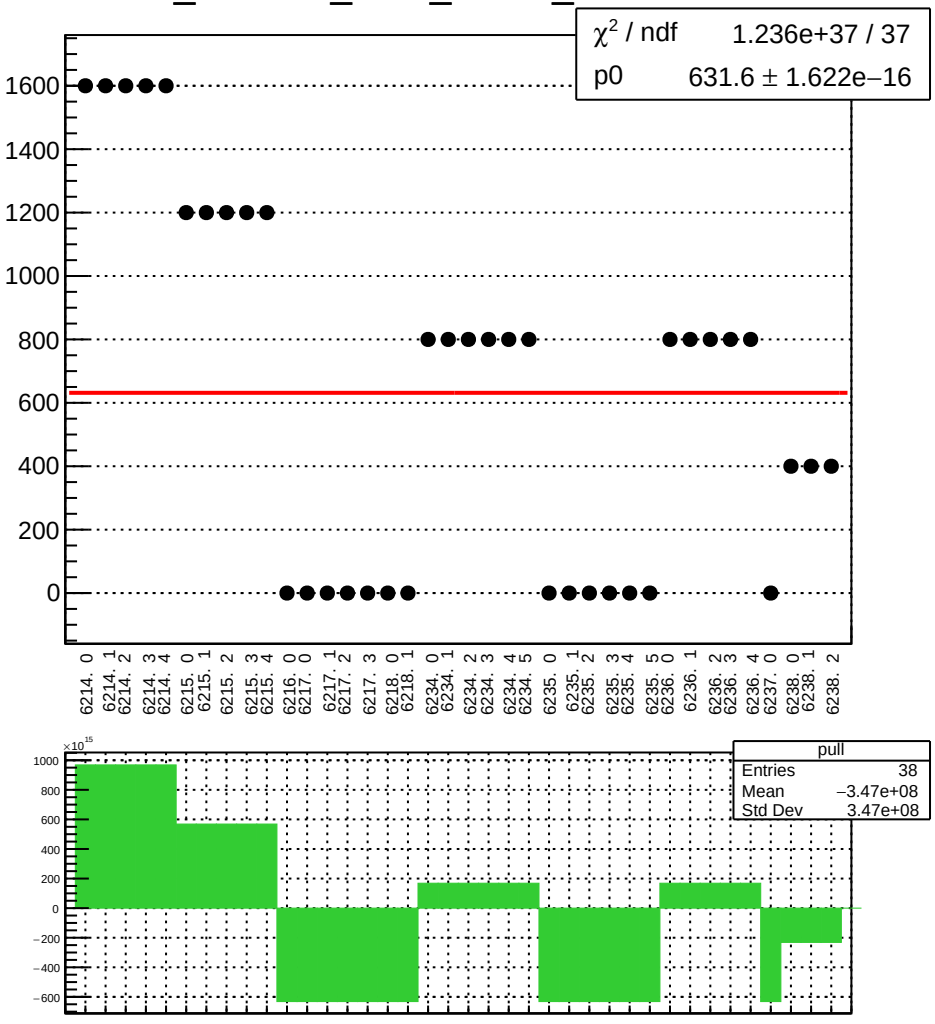

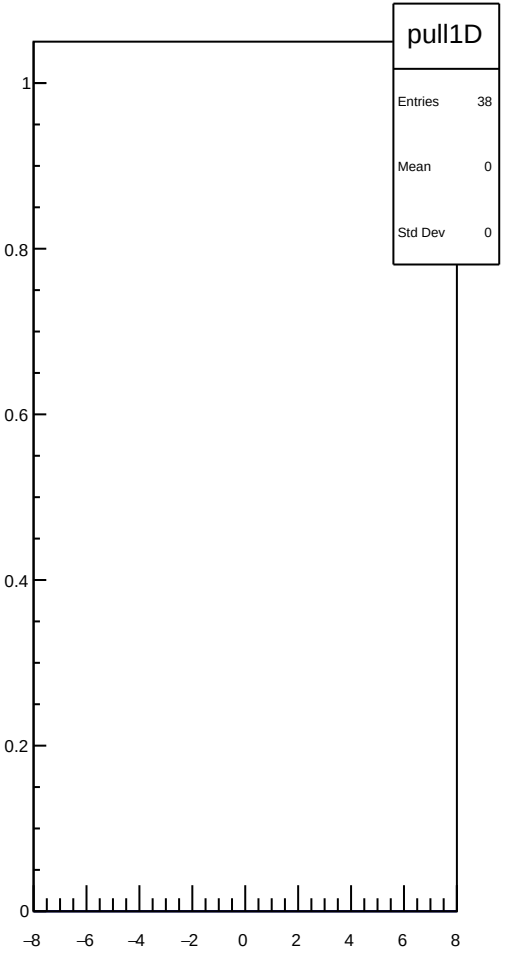

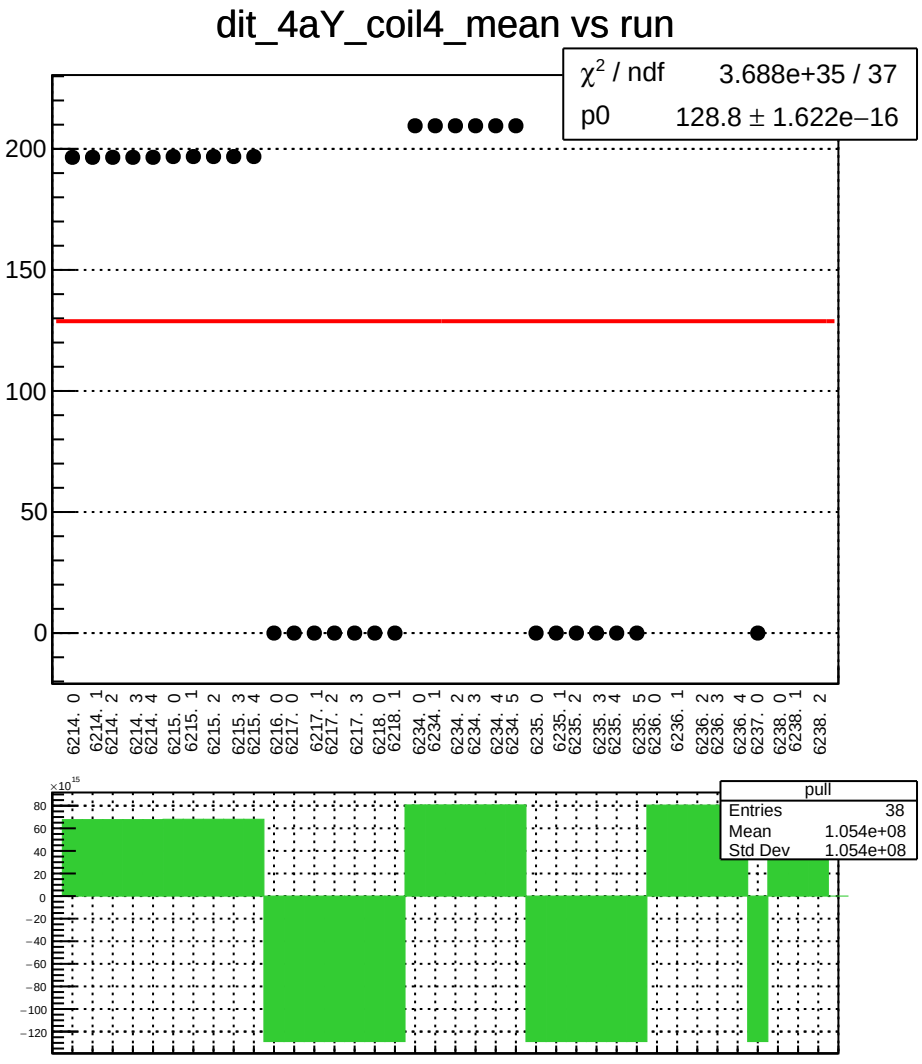
dit_4aY_coil4_mean vs run
χ² / ndf 3.688e+35 / 37
p0 128.8 ± 1.622e−16
200
150
100
50
0
6214. 0
6214. 1
6214. 2
6214. 3
6214. 4
6215. 0
6215. 1
6215. 2
6215. 3
6215. 4
6216. 0
6217. 0
6217. 1
6217. 2
6217. 3
6218. 0
6218. 1
6234. 0
6234. 1
6234. 2
6234. 3
6234. 4
6234. 5
6235. 0
6235. 1
6235. 2
6235. 3
6235. 4
6235. 5
6236. 0
6236. 1
6236. 2
6236. 3
6236. 4
6237. 0
6238. 0
6238. 1
6238. 2
×10¹⁵
80
60
40
20
0
−20
−40
−60
−80
−100
−120
pull
Entries 38
Mean 1.054e+08
Std Dev 1.054e+08

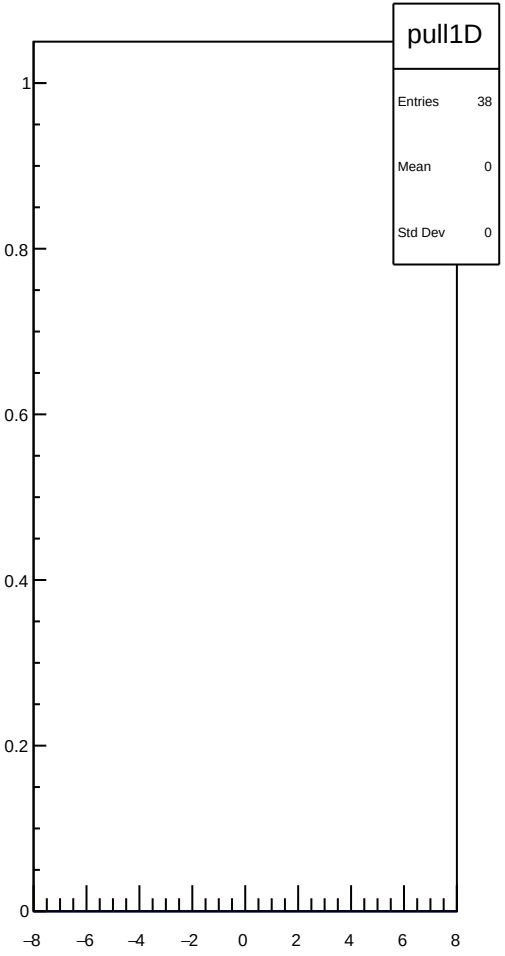
pull1D
Entries 38
Mean 0
Std Dev 0
1
0.8
0.6
0.4
0.2
0
−8
−6
−4
−2
0
2
4
6
8

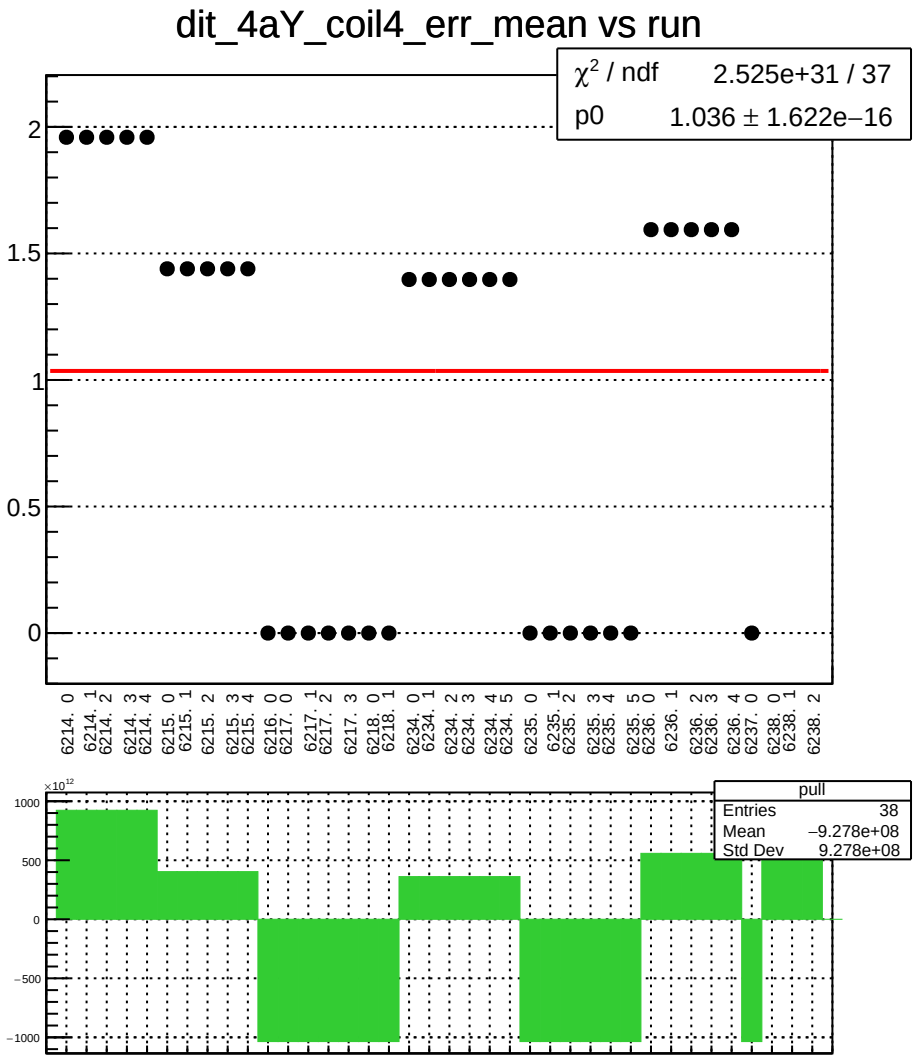
dit_4aY_coil4_err_mean vs run
χ² / ndf 2.525e+31 / 37
p0 1.036 ± 1.622e−16
2
1.5
1
0.5
0
6214. 0
6214. 1
6214. 2
6214. 3
6214. 4
6215. 0
6215. 1
6215. 2
6215. 3
6215. 4
6216. 0
6217. 0
6217. 1
6217. 2
6217. 3
6218. 0
6218. 1
6234. 0
6234. 1
6234. 2
6234. 3
6234. 4
6234. 5
6235. 0
6235. 1
6235. 2
6235. 3
6235. 4
6235. 5
6236. 0
6236. 1
6236. 2
6236. 3
6236. 4
6237. 0
6238. 0
6238. 1
6238. 2
×10¹²
1000
500
0
−500
−1000
pull
Entries 38
Mean −9.278e+08
Std Dev 9.278e+08

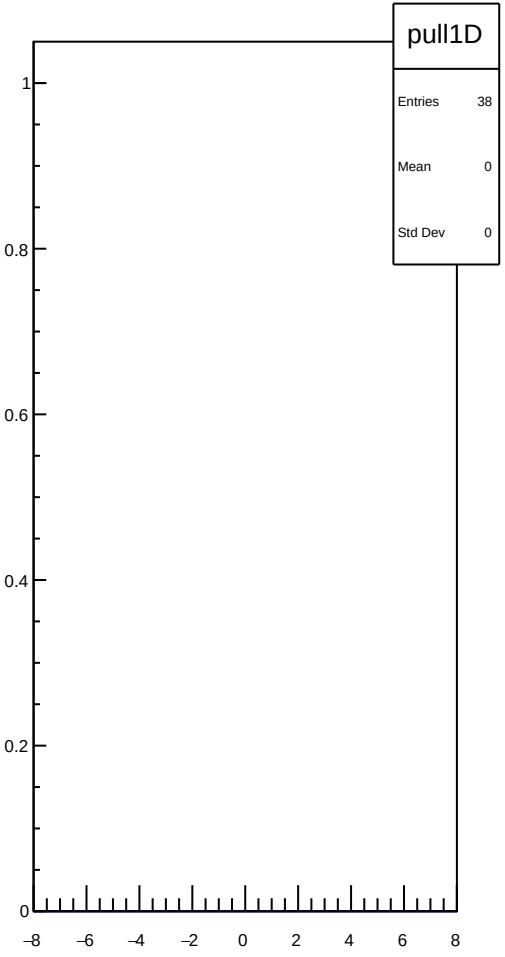
pull1D
Entries 38
Mean 0
Std Dev 0
1
0.8
0.6
0.4
0.2
0
−8
−6
−4
−2
0
2
4
6
8

dit_4aY_coil4_Ndata_mean vs run

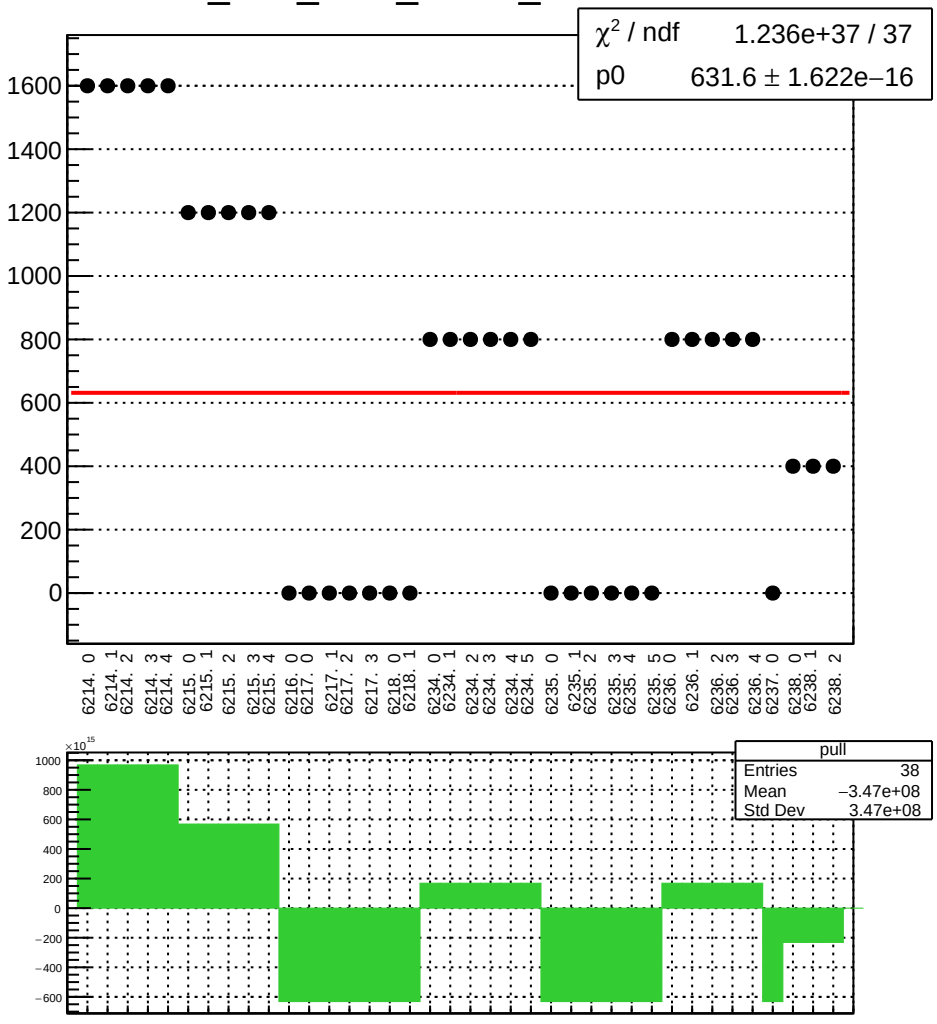

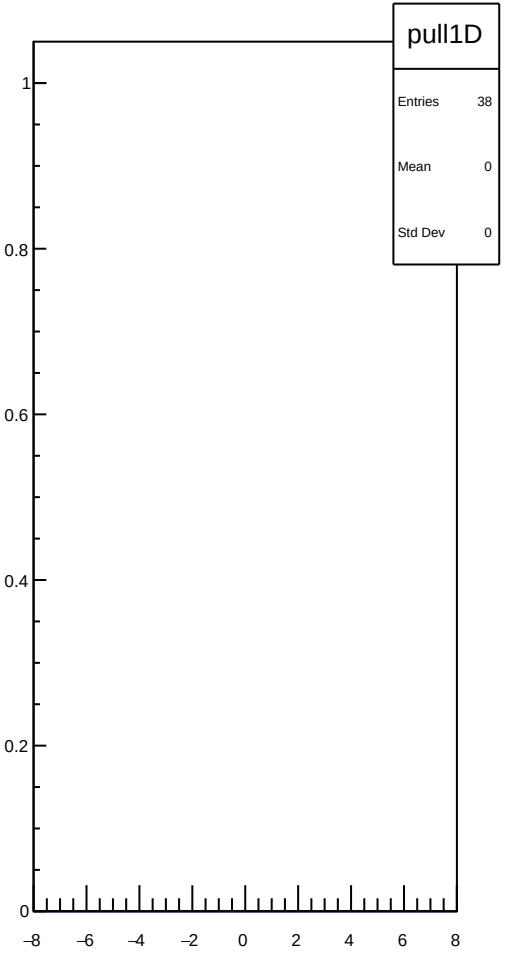

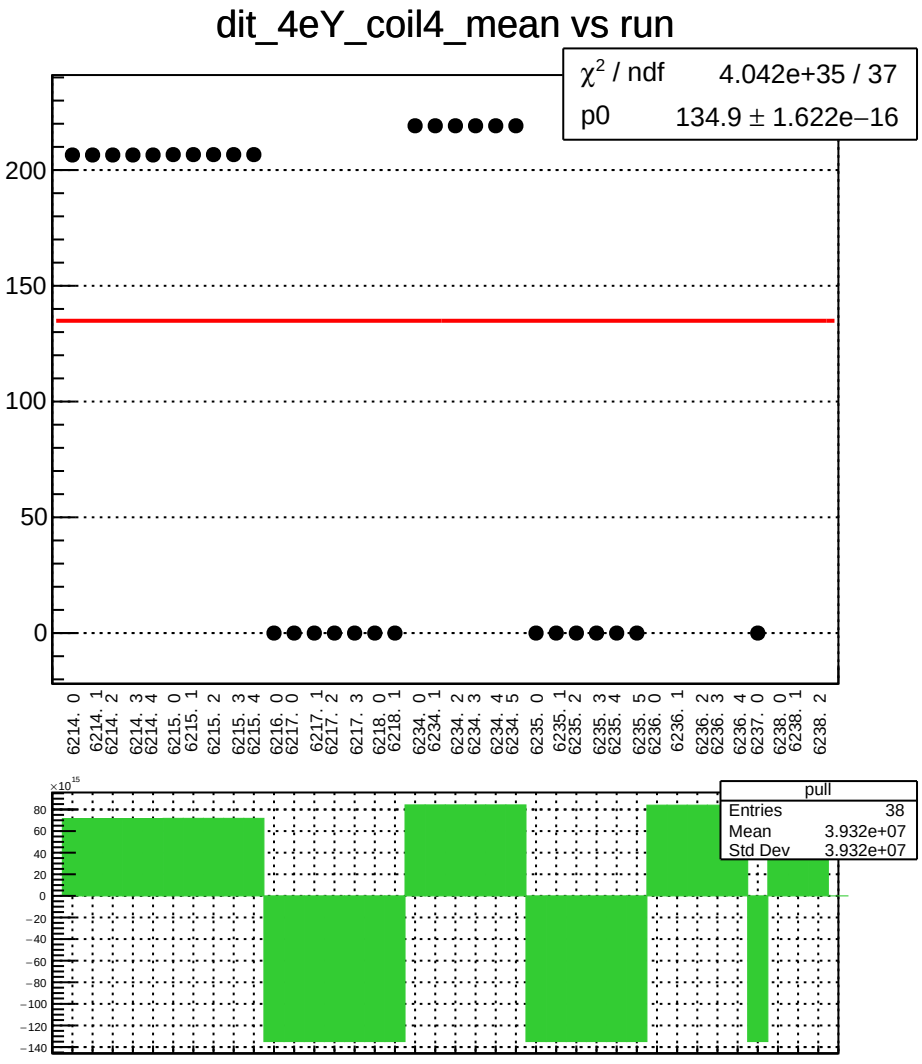
dit_4eY_coil4_mean vs run
χ² / ndf 4.042e+35 / 37
p0 134.9 ± 1.622e−16
200
150
100
50
0
6214. 0
6214. 1
6214. 2
6214. 3
6214. 4
6215. 0
6215. 1
6215. 2
6215. 3
6215. 4
6216. 0
6217. 0
6217. 1
6217. 2
6217. 3
6218. 0
6218. 1
6234. 0
6234. 1
6234. 2
6234. 3
6234. 4
6234. 5
6235. 0
6235. 1
6235. 2
6235. 3
6235. 4
6235. 5
6236. 0
6236. 1
6236. 2
6236. 3
6236. 4
6237. 0
6238. 0
6238. 1
6238. 2
×10¹⁵
80
60
40
20
0
−20
−40
−60
−80
−100
−120
−140
pull
Entries 38
Mean 3.932e+07
Std Dev 3.932e+07

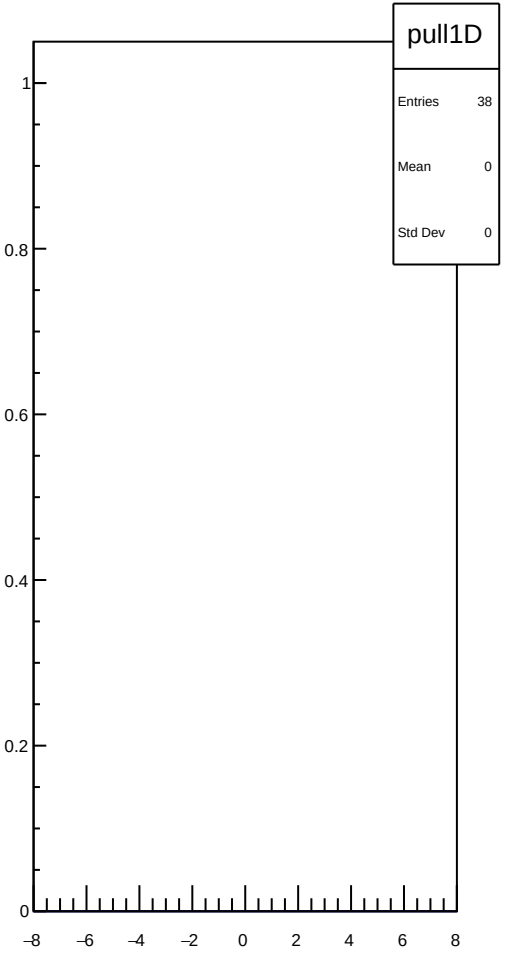
pull1D
Entries 38
Mean 0
Std Dev 0
1
0.8
0.6
0.4
0.2
0
−8
−6
−4
−2
0
2
4
6
8

dit_4eY_coil4_err_mean vs run

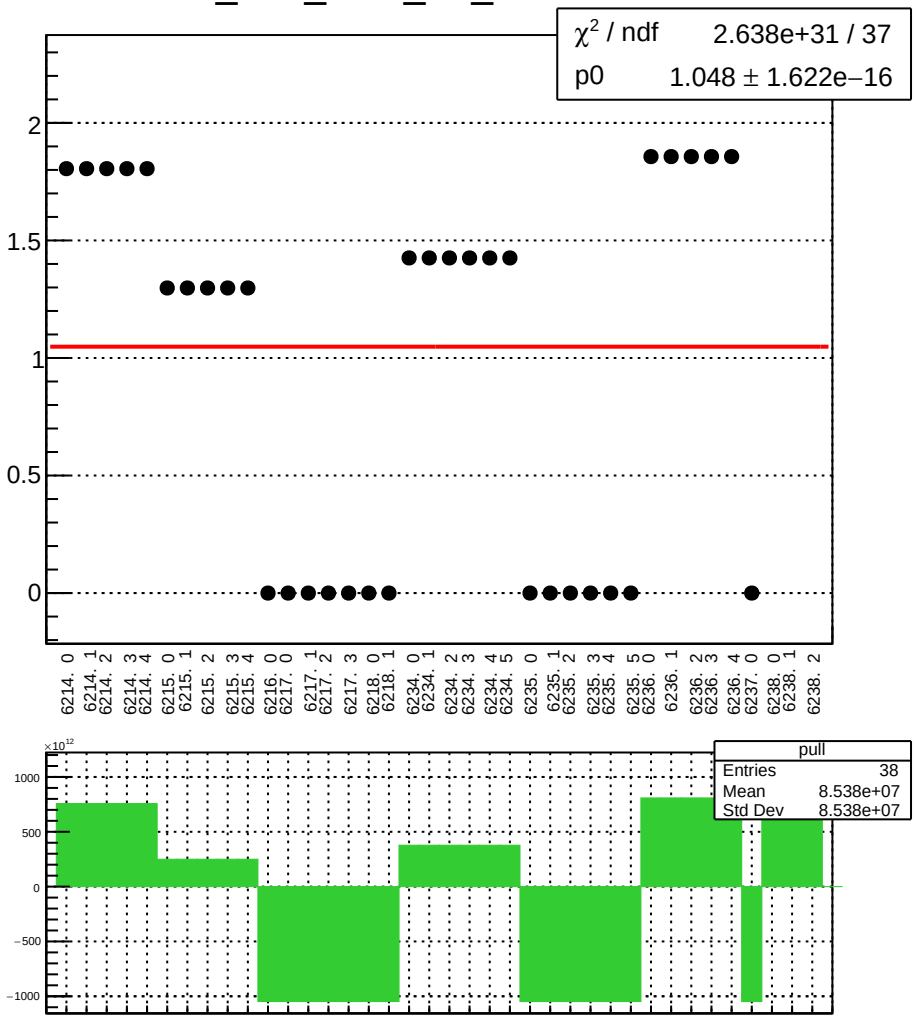

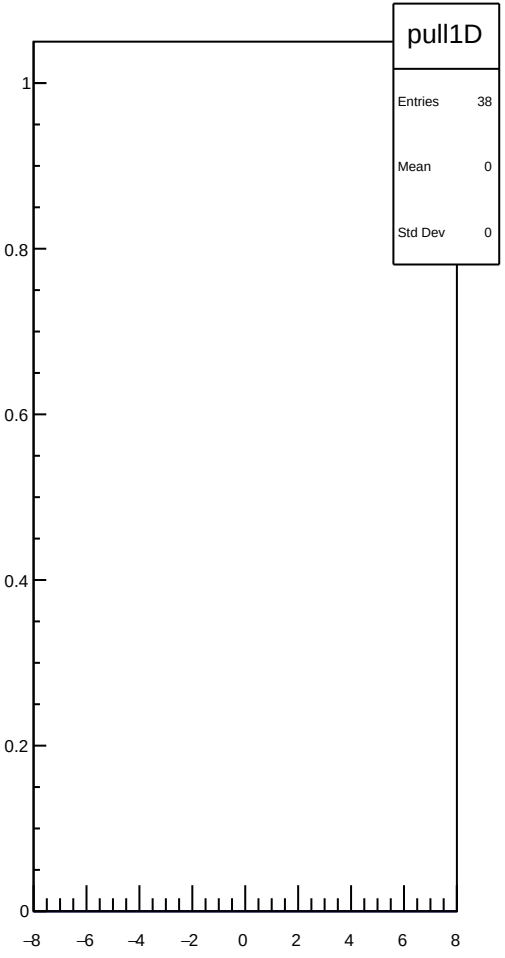

dit_4eY_coil4_Ndata_mean vs run

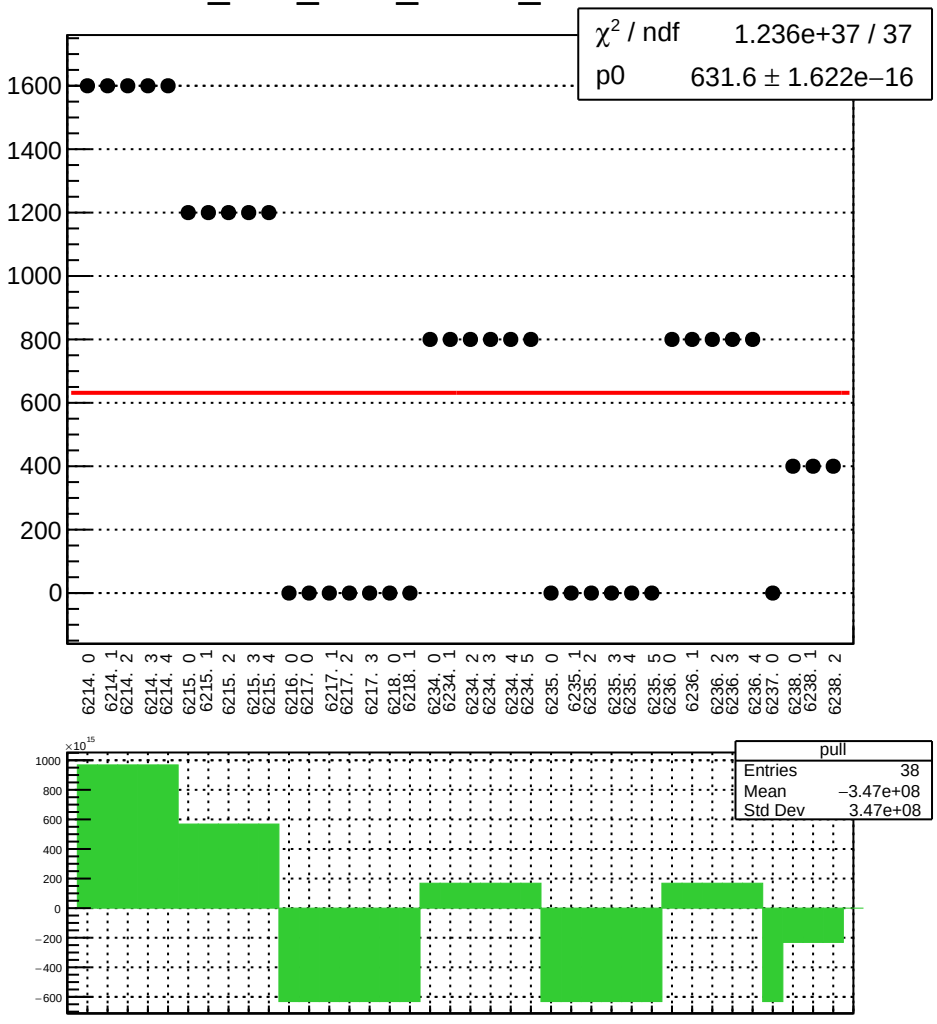

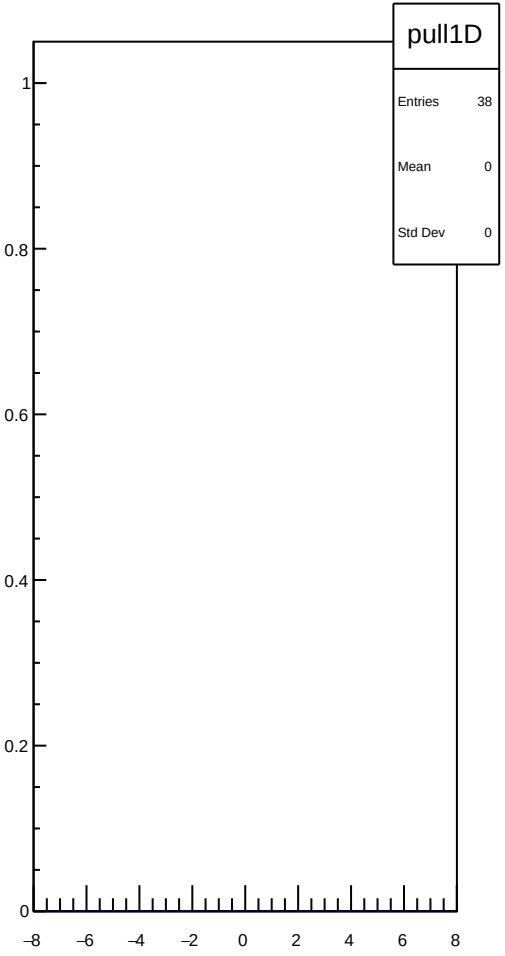

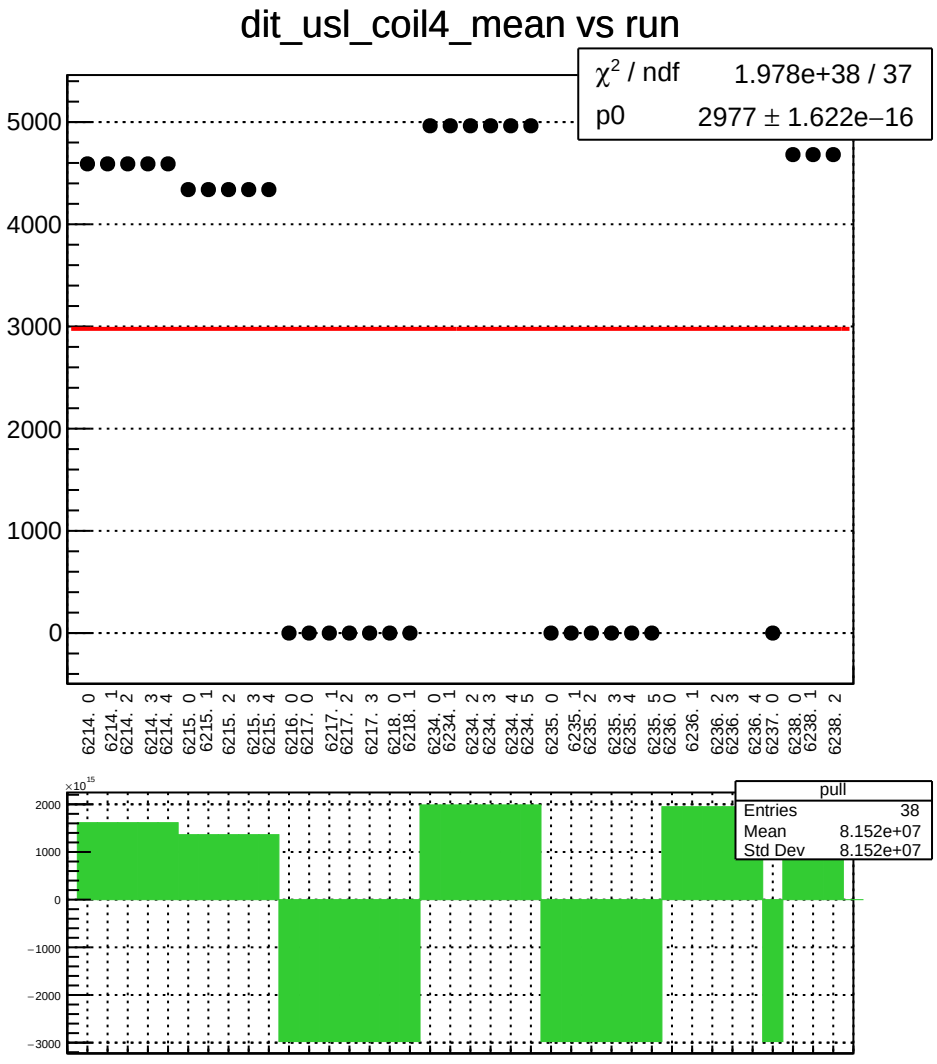
dit_usl_coil4_mean vs run
χ² / ndf 1.978e+38 / 37
p0 2977 ± 1.622e−16
5000
4000
3000
2000
1000
0
6214. 0
6214. 1
6214. 2
6214. 3
6214. 4
6215. 0
6215. 1
6215. 2
6215. 3
6215. 4
6216. 0
6217. 0
6217. 1
6217. 2
6217. 3
6218. 0
6218. 1
6234. 0
6234. 1
6234. 2
6234. 3
6234. 4
6234. 5
6235. 0
6235. 1
6235. 2
6235. 3
6235. 4
6235. 5
6236. 0
6236. 1
6236. 2
6236. 3
6236. 4
6237. 0
6238. 0
6238. 1
6238. 2
×10¹⁵
2000
1000
0
−1000
−2000
−3000
pull
Entries 38
Mean 8.152e+07
Std Dev 8.152e+07

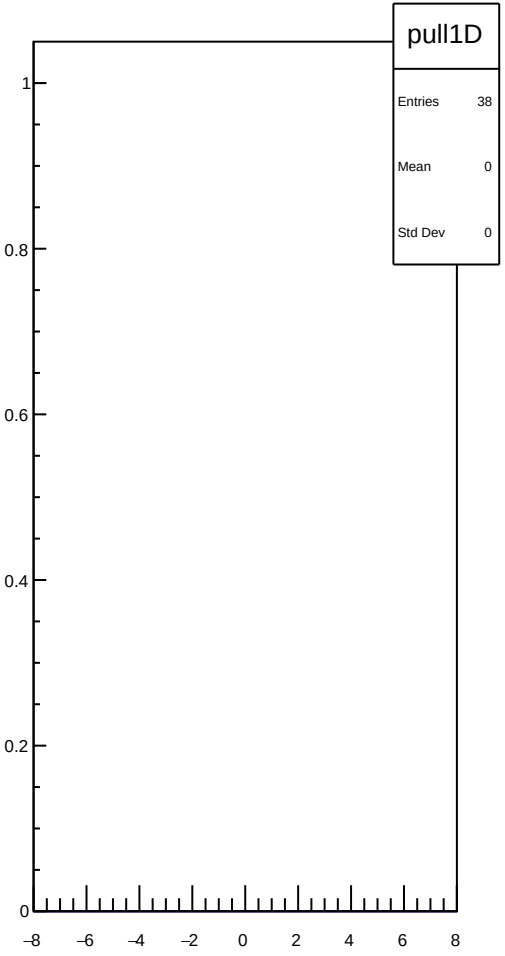
pull1D
Entries 38
Mean 0
Std Dev 0
1
0.8
0.6
0.4
0.2
0
−8
−6
−4
−2
0
2
4
6
8

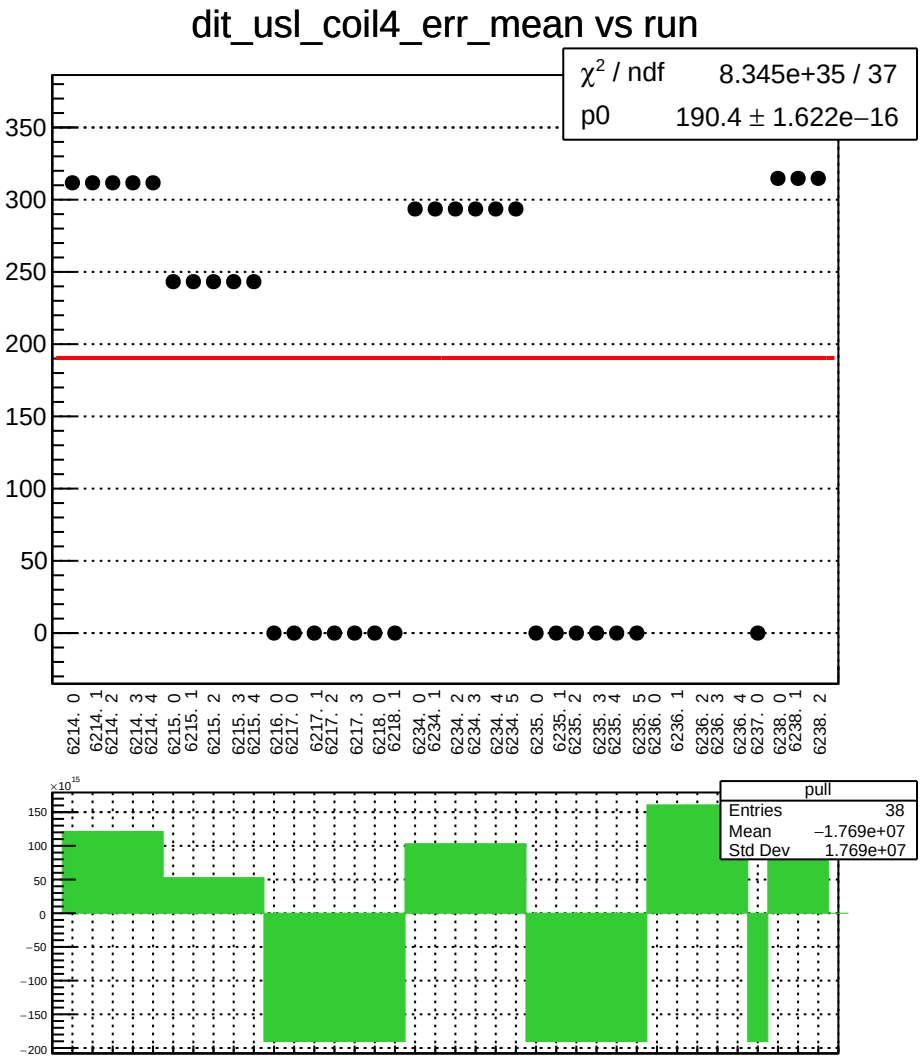
dit_usl_coil4_err_mean vs run
χ² / ndf 8.345e+35 / 37
p0 190.4 ± 1.622e−16
350
300
250
200
150
100
50
0
6214. 0
6214. 1
6214. 2
6214. 3
6214. 4
6215. 0
6215. 1
6215. 2
6215. 3
6215. 4
6216. 0
6217. 0
6217. 1
6217. 2
6217. 3
6218. 0
6218. 1
6234. 0
6234. 1
6234. 2
6234. 3
6234. 4
6234. 5
6235. 0
6235. 1
6235. 2
6235. 3
6235. 4
6235. 5
6236. 0
6236. 1
6236. 2
6236. 3
6236. 4
6237. 0
6238. 0
6238. 1
6238. 2
×10¹⁵
150
100
50
0
−50
−100
−150
−200
pull
Entries 38
Mean −1.769e+07
Std Dev 1.769e+07

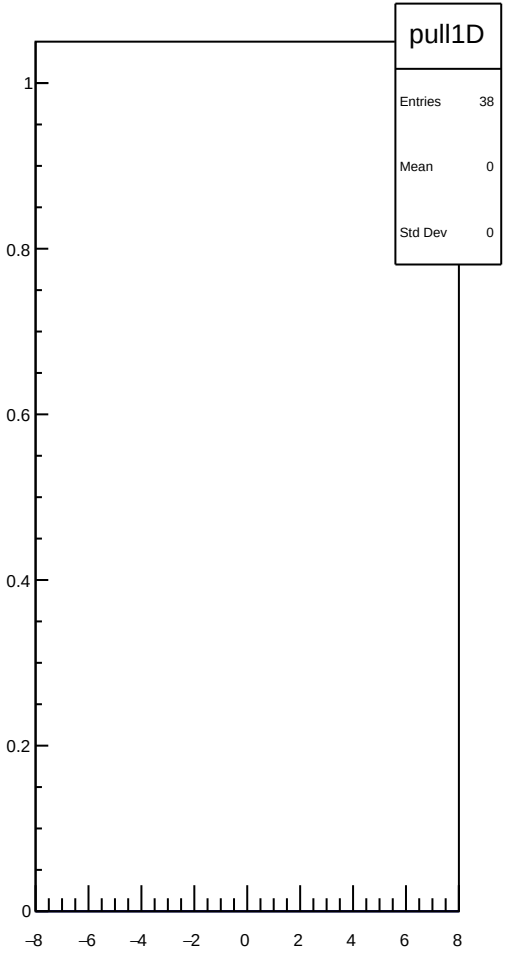
pull1D
Entries 38
Mean 0
Std Dev 0
1
0.8
0.6
0.4
0.2
0
−8
−6
−4
−2
0
2
4
6
8

dit_usl_coil4_Ndata_mean vs run

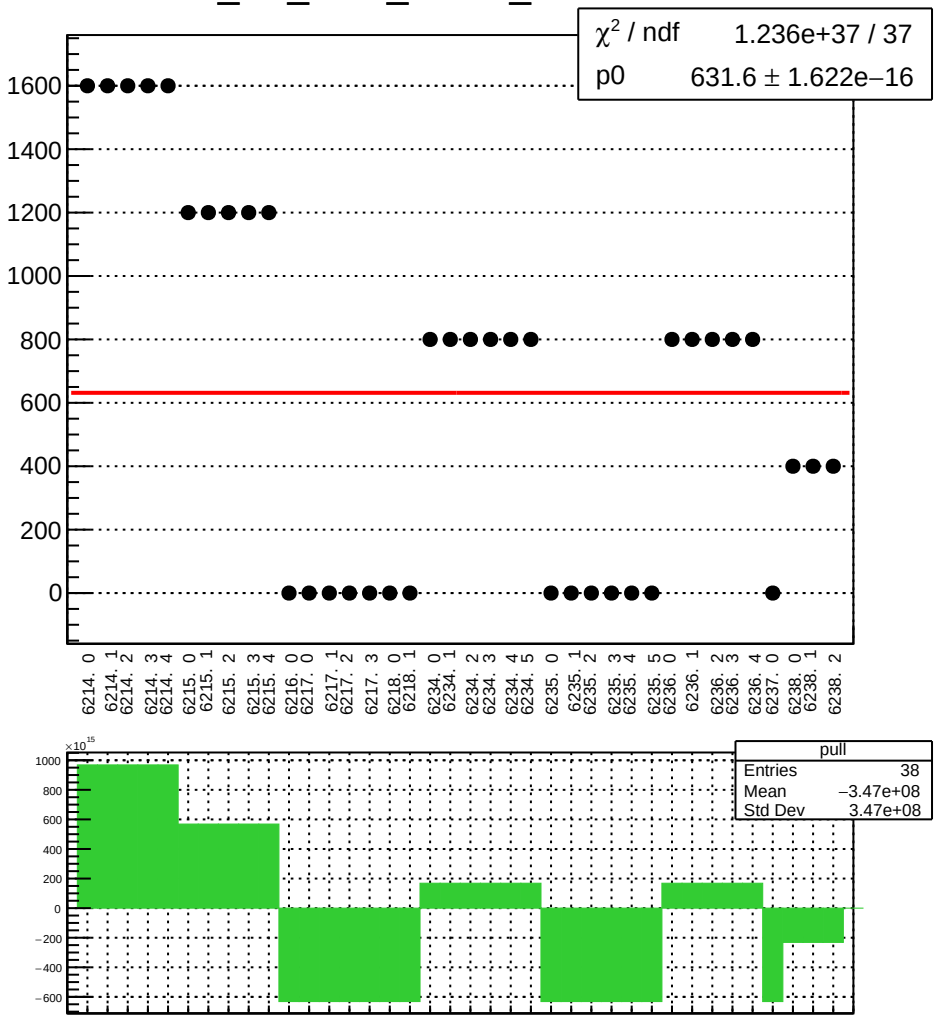

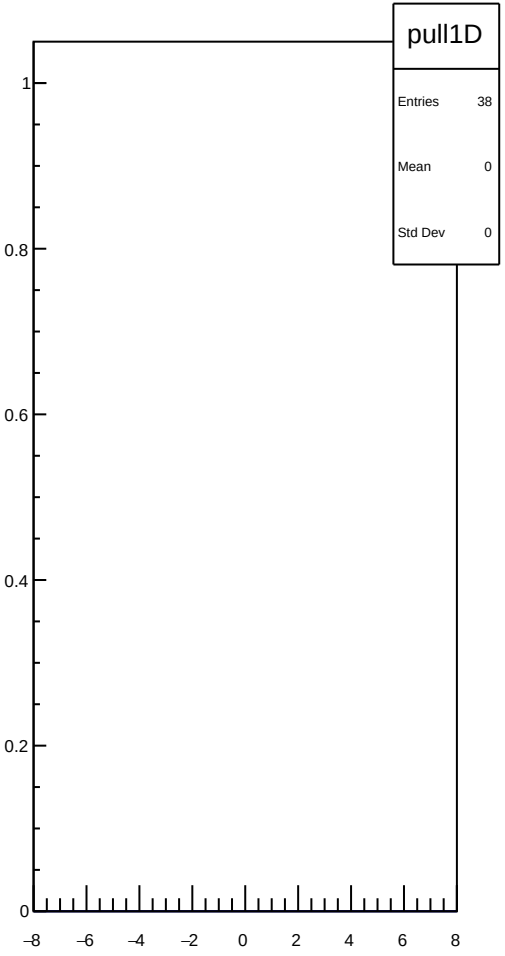

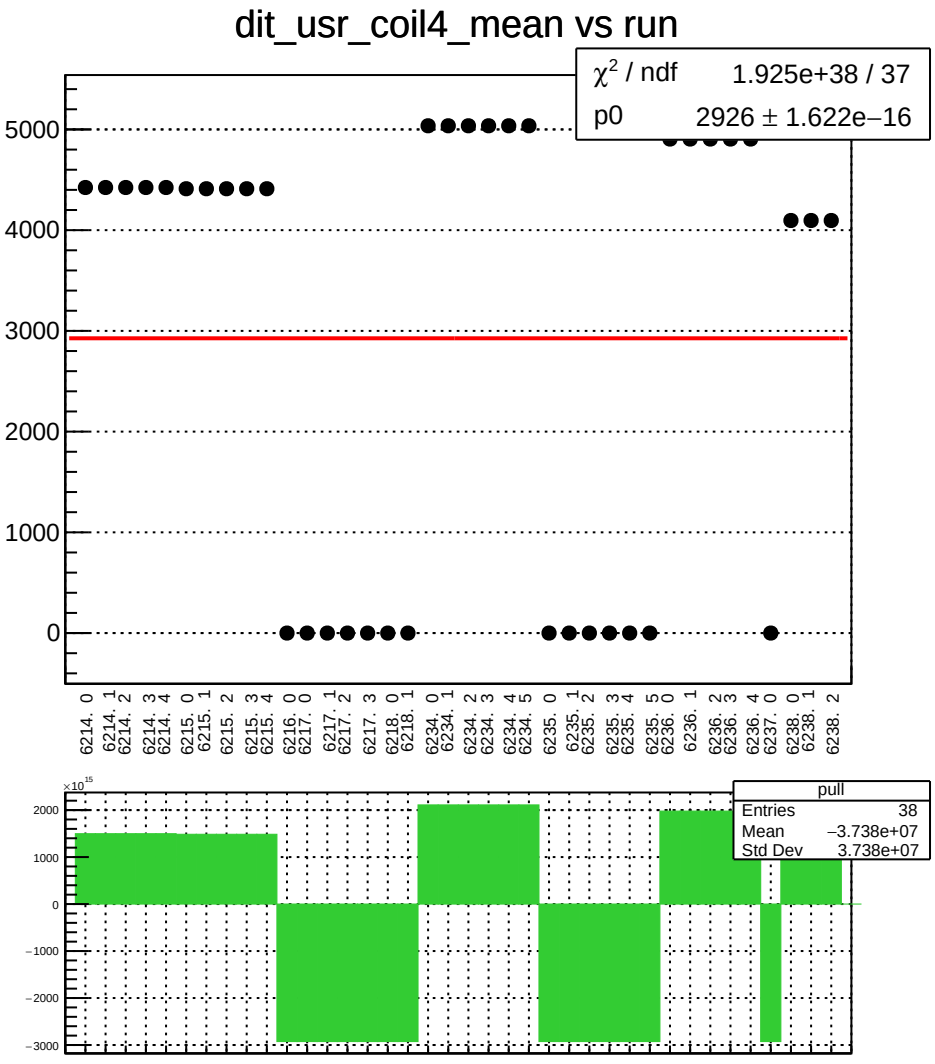
dit_usr_coil4_mean vs run
χ² / ndf 1.925e+38 / 37
p0 2926 ± 1.622e−16
5000
4000
3000
2000
1000
0
6214. 0
6214. 1
6214. 2
6214. 3
6214. 4
6215. 0
6215. 1
6215. 2
6215. 3
6215. 4
6216. 0
6217. 0
6217. 1
6217. 2
6217. 3
6218. 0
6218. 1
6234. 0
6234. 1
6234. 2
6234. 3
6234. 4
6234. 5
6235. 0
6235. 1
6235. 2
6235. 3
6235. 4
6235. 5
6236. 0
6236. 1
6236. 2
6236. 3
6236. 4
6237. 0
6238. 0
6238. 1
6238. 2
×10^15
2000
1000
0
−1000
−2000
−3000
pull
Entries 38
Mean −3.738e+07
Std Dev 3.738e+07

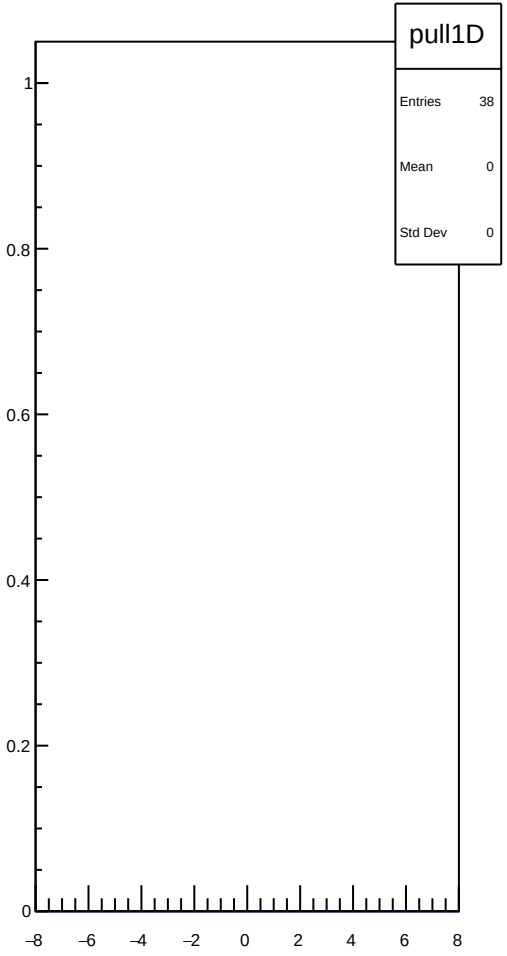
pull1D
Entries 38
Mean 0
Std Dev 0
1
0.8
0.6
0.4
0.2
0
−8
−6
−4
−2
0
2
4
6
8

dit_usr_coil4_err_mean vs run

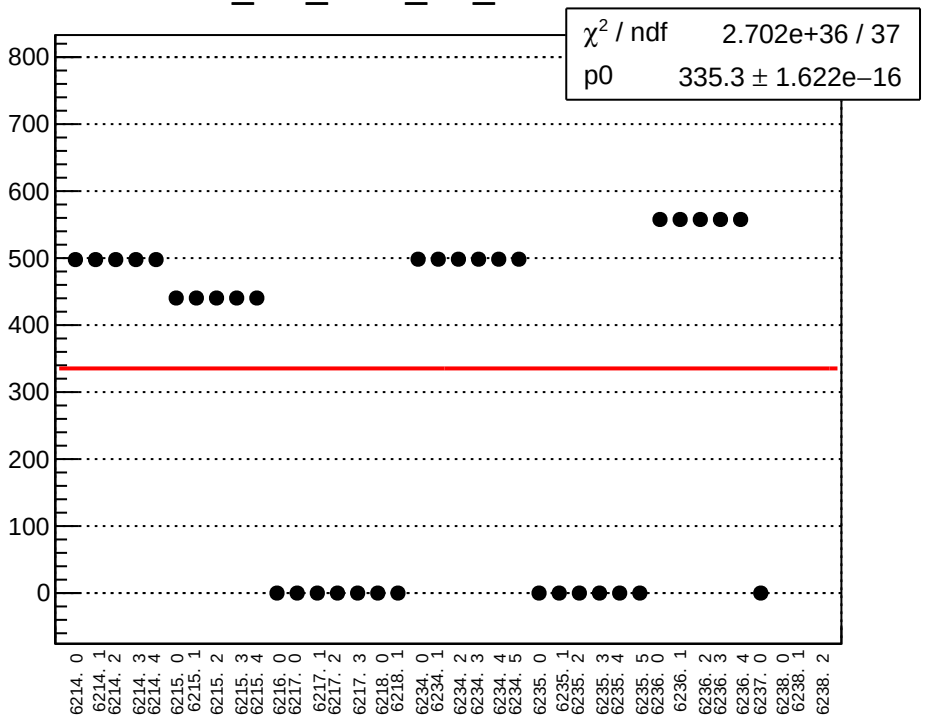

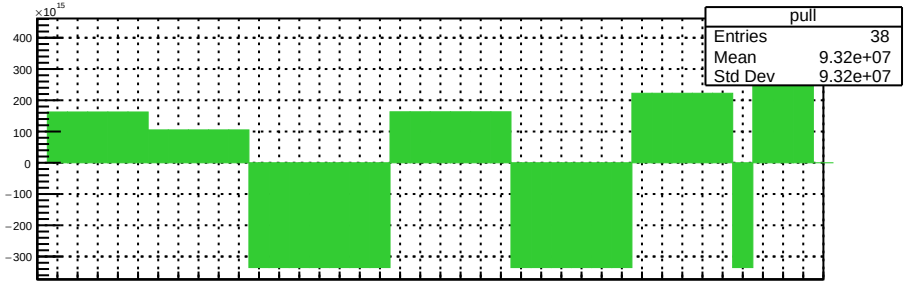

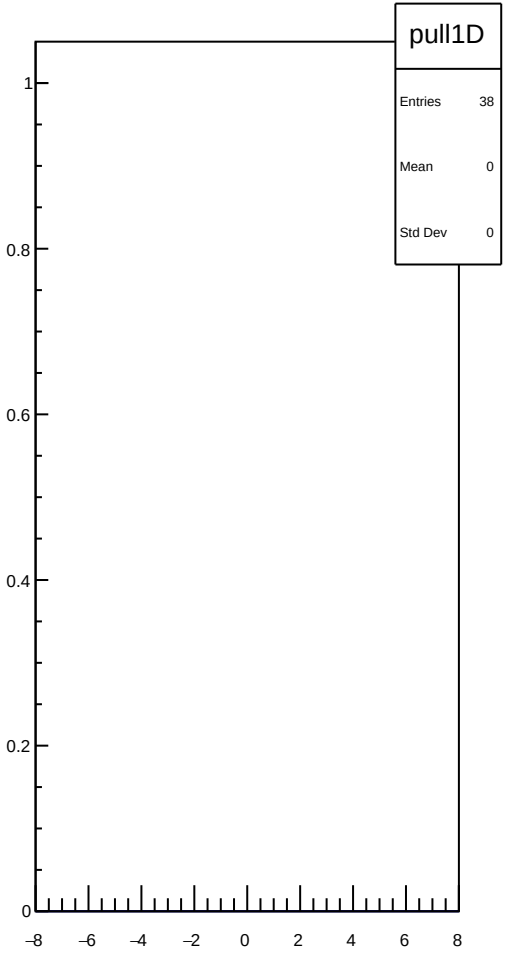

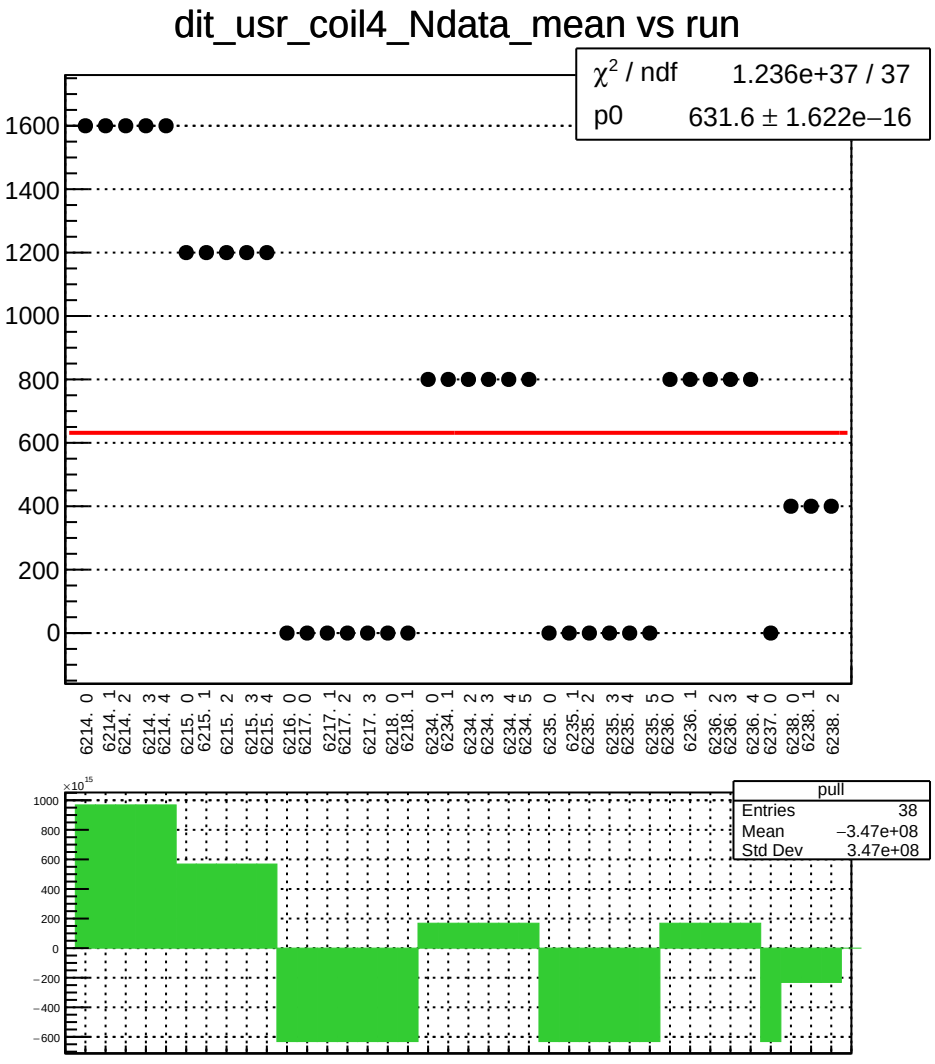
dit_usr_coil4_Ndata_mean vs run
χ² / ndf 1.236e+37 / 37
p0 631.6 ± 1.622e−16
1600
1400
1200
1000
800
600
400
200
0
6214. 0
6214. 1
6214. 2
6214. 3
6214. 4
6215. 0
6215. 1
6215. 2
6215. 3
6215. 4
6216. 0
6217. 0
6217. 1
6217. 2
6217. 3
6218. 0
6218. 1
6234. 0
6234. 1
6234. 2
6234. 3
6234. 4
6234. 5
6235. 0
6235. 1
6235. 2
6235. 3
6235. 4
6235. 5
6236. 0
6236. 1
6236. 2
6236. 3
6236. 4
6237. 0
6238. 0
6238. 1
6238. 2
×10¹⁵
1000
800
600
400
200
0
−200
−400
−600
pull
Entries 38
Mean −3.47e+08
Std Dev 3.47e+08

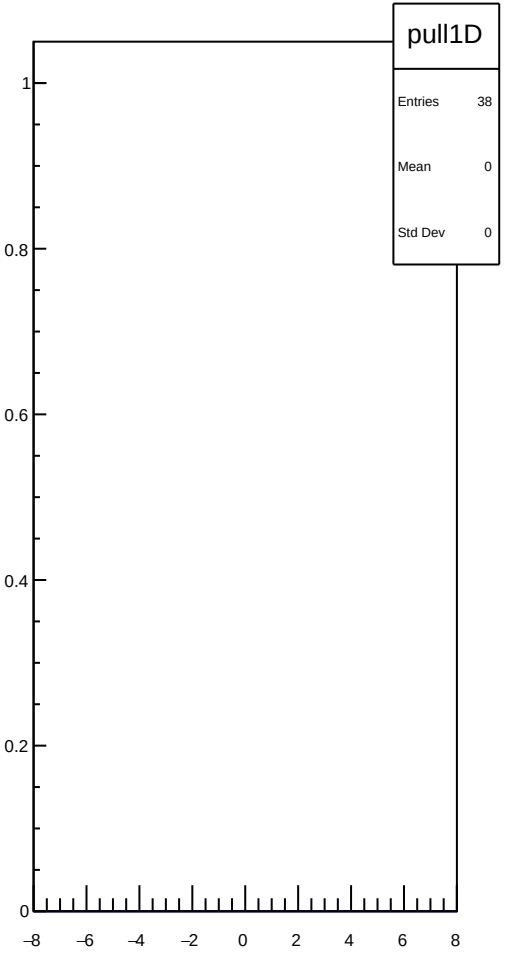
pull1D
Entries 38
Mean 0
Std Dev 0
1
0.8
0.6
0.4
0.2
0
−8
−6
−4
−2
0
2
4
6
8

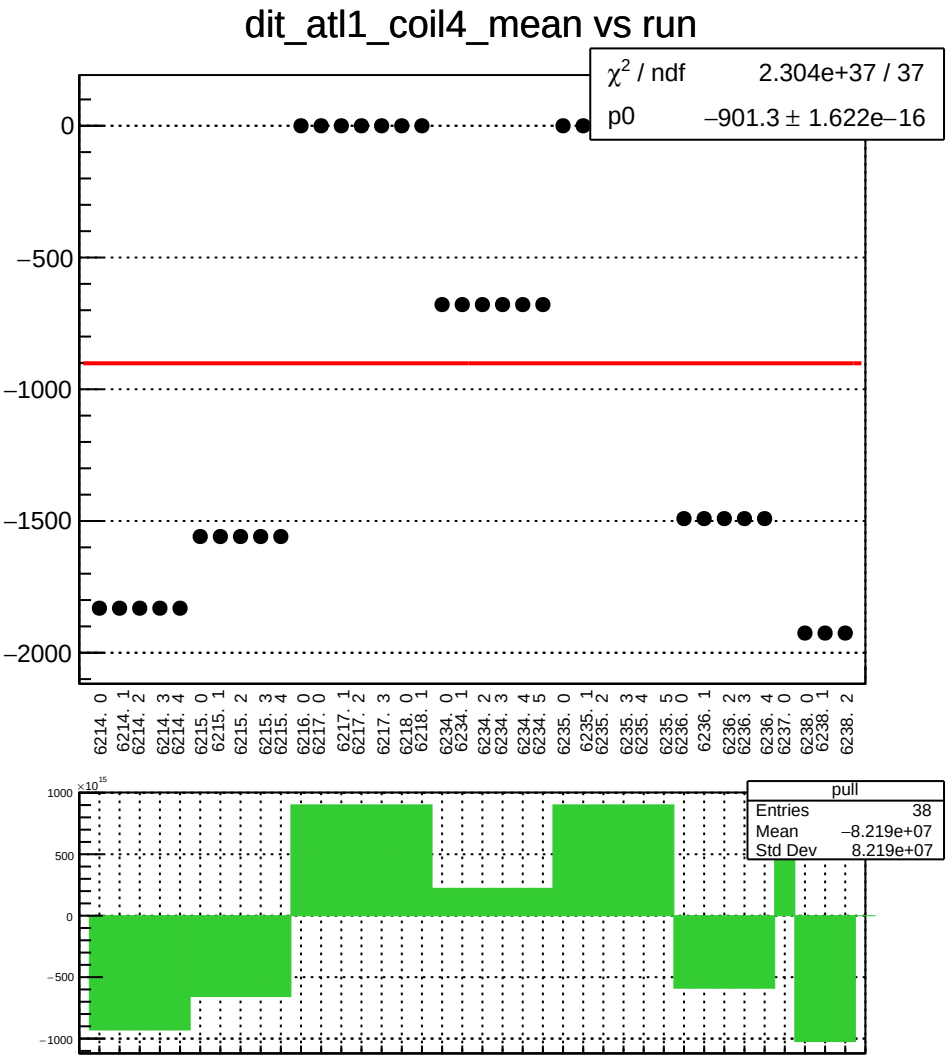
dit_atl1_coil4_mean vs run
χ² / ndf 2.304e+37 / 37
p0 −901.3 ± 1.622e−16
0
−500
−1000
−1500
−2000
6214. 0
6214. 1
6214. 2
6214. 3
6214. 4
6215. 0
6215. 1
6215. 2
6215. 3
6215. 4
6216. 0
6217. 0
6217. 1
6217. 2
6217. 3
6218. 0
6218. 1
6234. 0
6234. 1
6234. 2
6234. 3
6234. 4
6234. 5
6235. 0
6235. 1
6235. 2
6235. 3
6235. 4
6235. 5
6236. 0
6236. 1
6236. 2
6236. 3
6236. 4
6237. 0
6238. 0
6238. 1
6238. 2
×10¹⁵
1000
500
0
−500
−1000
pull
Entries 38
Mean −8.219e+07
Std Dev 8.219e+07

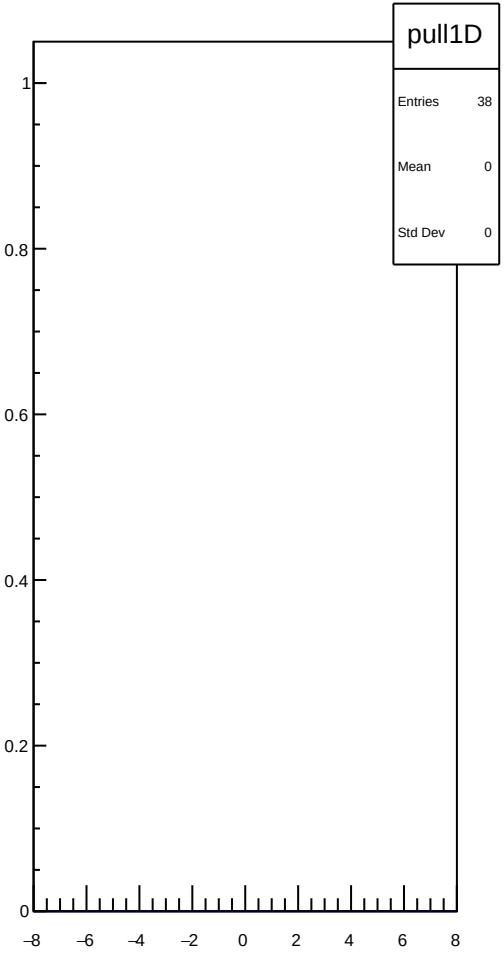
pull1D
Entries 38
Mean 0
Std Dev 0
1
0.8
0.6
0.4
0.2
0
−8
−6
−4
−2
0
2
4
6
8

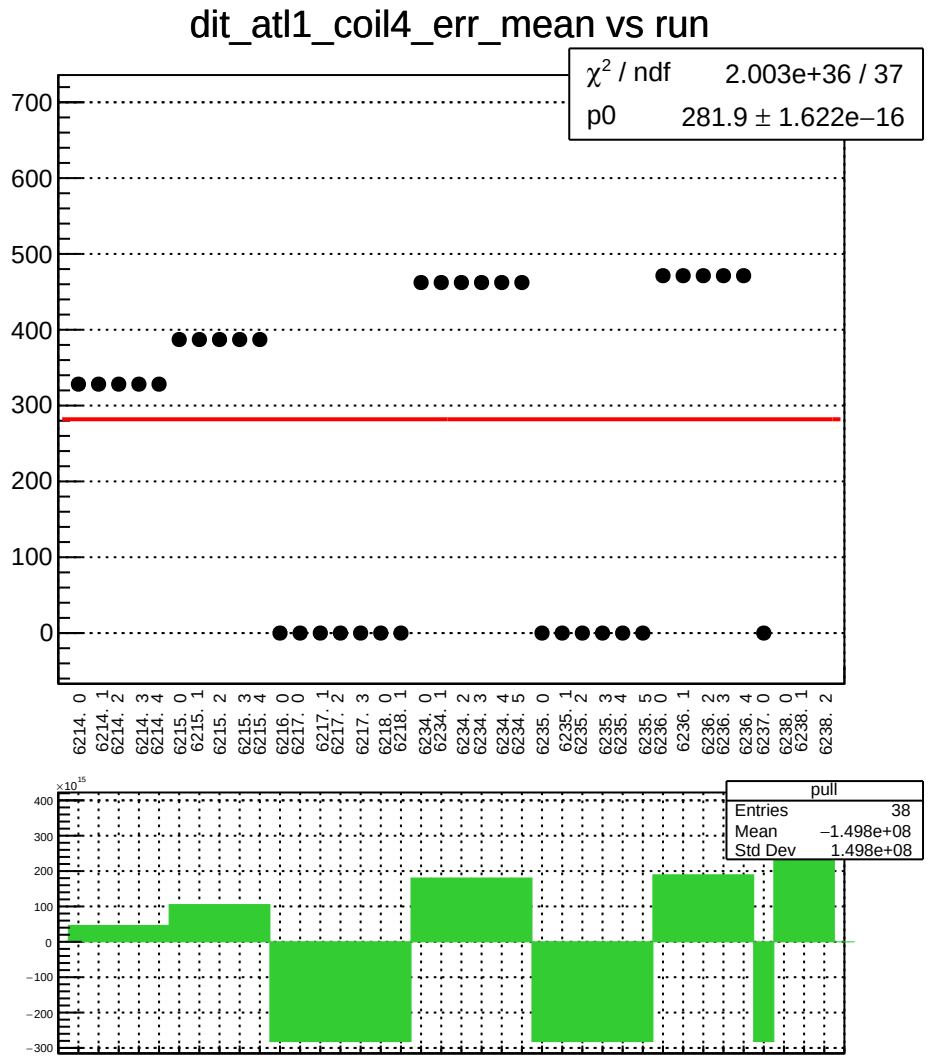
dit_atl1_coil4_err_mean vs run
χ² / ndf 2.003e+36 / 37
p0 281.9 ± 1.622e−16
700
600
500
400
300
200
100
0
6214. 0
6214. 1
6214. 2
6214. 3
6214. 4
6215. 0
6215. 1
6215. 2
6215. 3
6215. 4
6216. 0
6217. 0
6217. 1
6217. 2
6217. 3
6218. 0
6218. 1
6234. 0
6234. 1
6234. 2
6234. 3
6234. 4
6234. 5
6235. 0
6235. 1
6235. 2
6235. 3
6235. 4
6235. 5
6236. 0
6236. 1
6236. 2
6236. 3
6236. 4
6237. 0
6238. 0
6238. 1
6238. 2
×10¹⁵
400
300
200
100
0
−100
−200
−300
pull
Entries 38
Mean −1.498e+08
Std Dev 1.498e+08

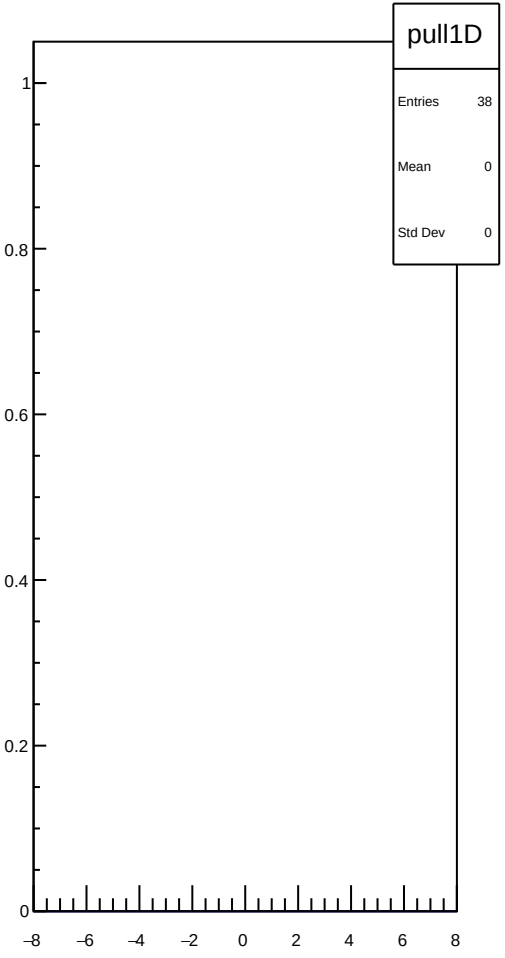
pull1D
Entries 38
Mean 0
Std Dev 0
1
0.8
0.6
0.4
0.2
0
−8
−6
−4
−2
0
2
4
6
8

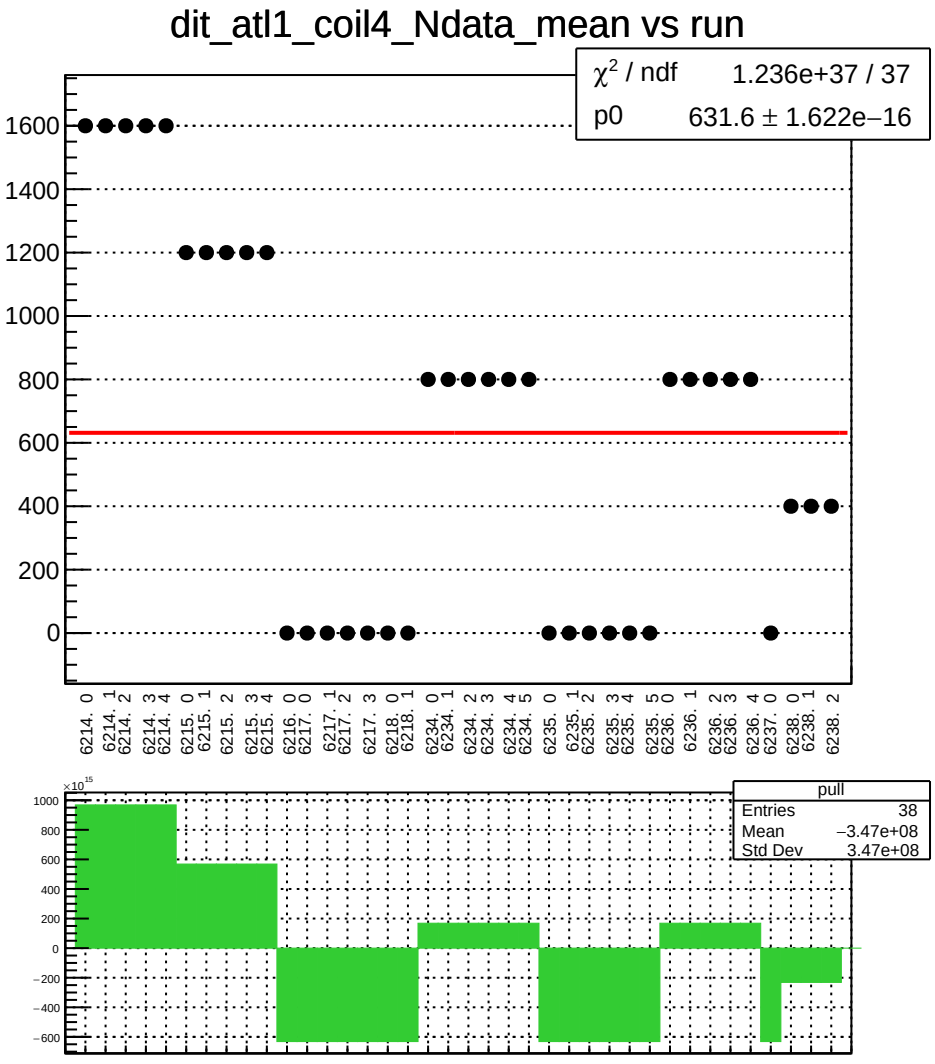
dit_atl1_coil4_Ndata_mean vs run
χ² / ndf 1.236e+37 / 37
p0 631.6 ± 1.622e−16
1600
1400
1200
1000
800
600
400
200
0
6214. 0
6214. 1
6214. 2
6214. 3
6214. 4
6215. 0
6215. 1
6215. 2
6215. 3
6215. 4
6216. 0
6217. 0
6217. 1
6217. 2
6217. 3
6218. 0
6218. 1
6234. 0
6234. 1
6234. 2
6234. 3
6234. 4
6234. 5
6235. 0
6235. 1
6235. 2
6235. 3
6235. 4
6235. 5
6236. 0
6236. 1
6236. 2
6236. 3
6236. 4
6237. 0
6238. 0
6238. 1
6238. 2
×10¹⁵
1000
800
600
400
200
0
−200
−400
−600
pull
Entries 38
Mean −3.47e+08
Std Dev 3.47e+08

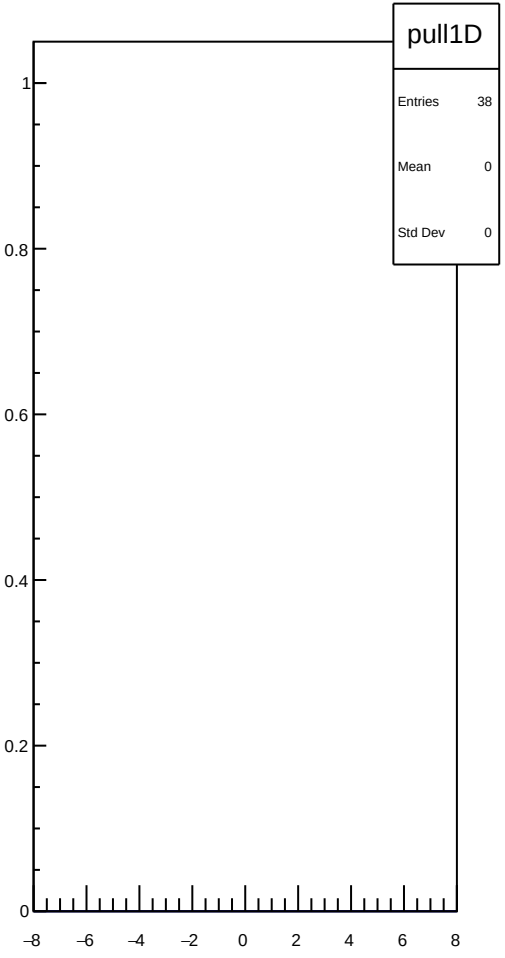
pull1D
Entries 38
Mean 0
Std Dev 0
1
0.8
0.6
0.4
0.2
0
−8
−6
−4
−2
0
2
4
6
8

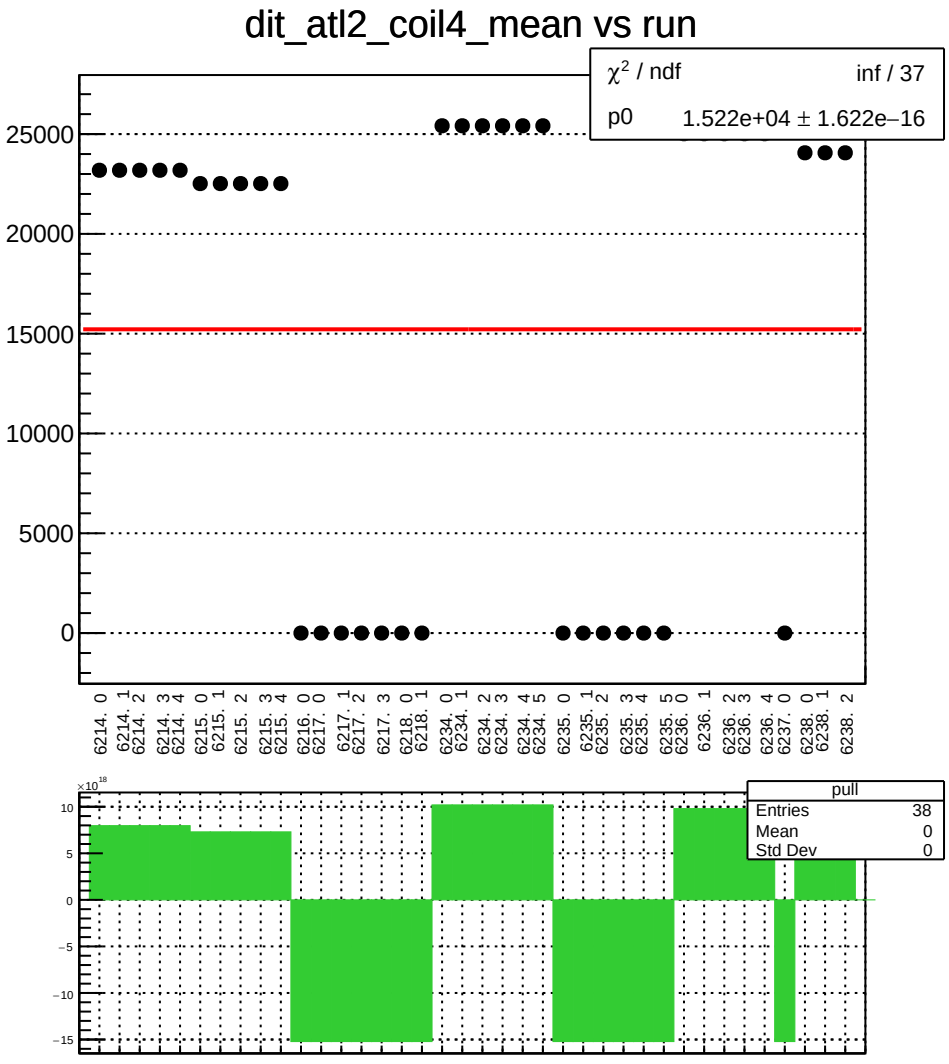
dit_atl2_coil4_mean vs run
χ² / ndf inf / 37
p0 1.522e+04 ± 1.622e−16
25000
20000
15000
10000
5000
0
6214. 0
6214. 1
6214. 2
6214. 3
6214. 4
6215. 0
6215. 1
6215. 2
6215. 3
6215. 4
6216. 0
6217. 0
6217. 1
6217. 2
6217. 3
6218. 0
6218. 1
6234. 0
6234. 1
6234. 2
6234. 3
6234. 4
6234. 5
6235. 0
6235. 1
6235. 2
6235. 3
6235. 4
6235. 5
6236. 0
6236. 1
6236. 2
6236. 3
6236. 4
6237. 0
6238. 0
6238. 1
6238. 2
×10¹⁸
10
5
0
−5
−10
−15
pull
Entries 38
Mean 0
Std Dev 0

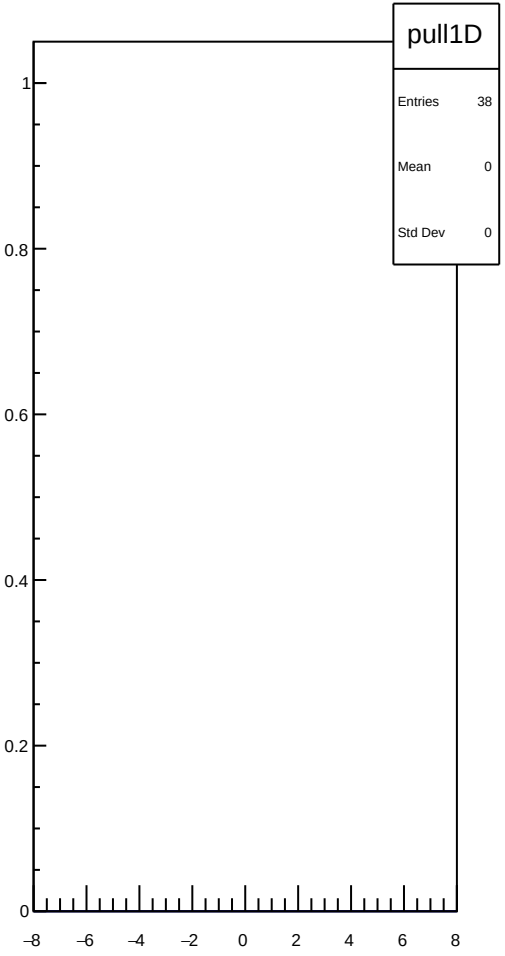
pull1D
Entries 38
Mean 0
Std Dev 0
1
0.8
0.6
0.4
0.2
0
−8
−6
−4
−2
0
2
4
6
8

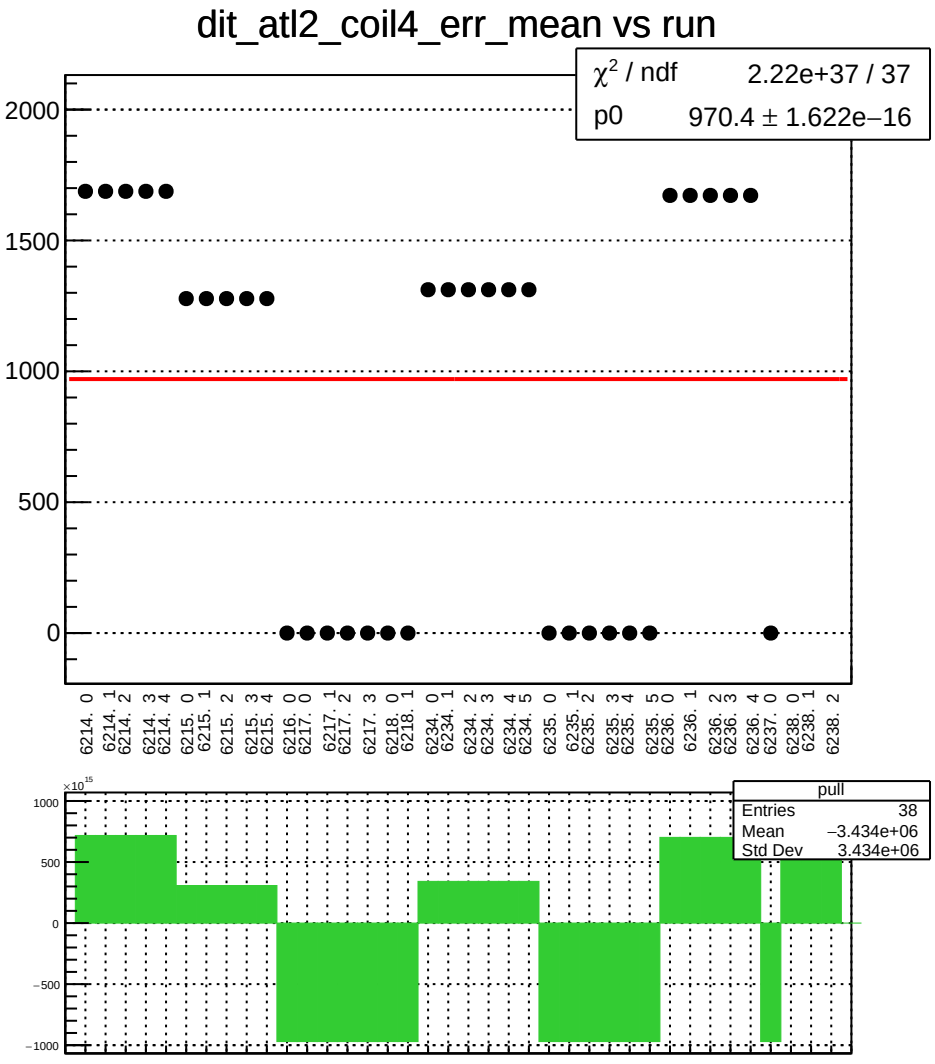
dit_atl2_coil4_err_mean vs run
χ² / ndf 2.22e+37 / 37
p0 970.4 ± 1.622e−16
2000
1500
1000
500
0
6214. 0
6214. 1
6214. 2
6214. 3
6214. 4
6215. 0
6215. 1
6215. 2
6215. 3
6215. 4
6216. 0
6217. 0
6217. 1
6217. 2
6217. 3
6218. 0
6218. 1
6234. 0
6234. 1
6234. 2
6234. 3
6234. 4
6234. 5
6235. 0
6235. 1
6235. 2
6235. 3
6235. 4
6235. 5
6236. 0
6236. 1
6236. 2
6236. 3
6236. 4
6237. 0
6238. 0
6238. 1
6238. 2
×10¹⁵
1000
500
0
−500
−1000
pull
Entries 38
Mean −3.434e+06
Std Dev 3.434e+06

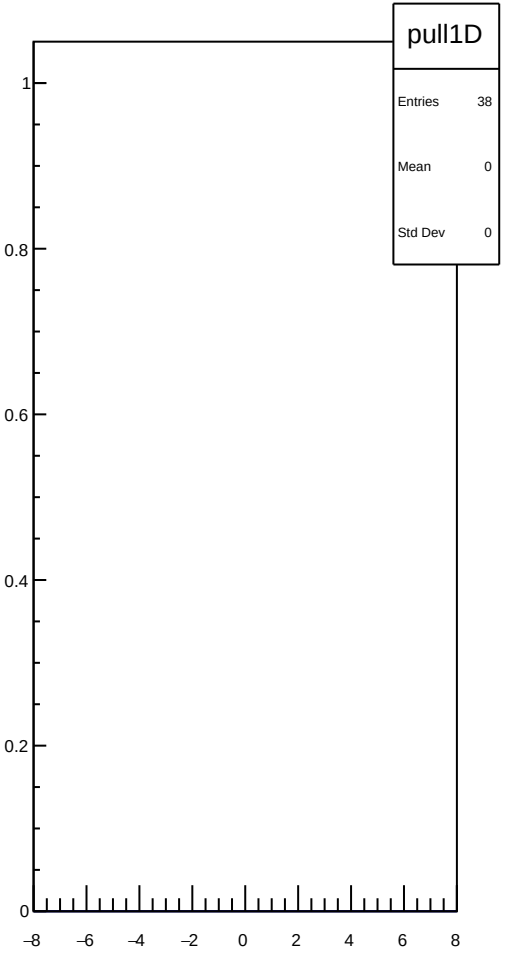
pull1D
Entries 38
Mean 0
Std Dev 0
1
0.8
0.6
0.4
0.2
0
−8
−6
−4
−2
0
2
4
6
8

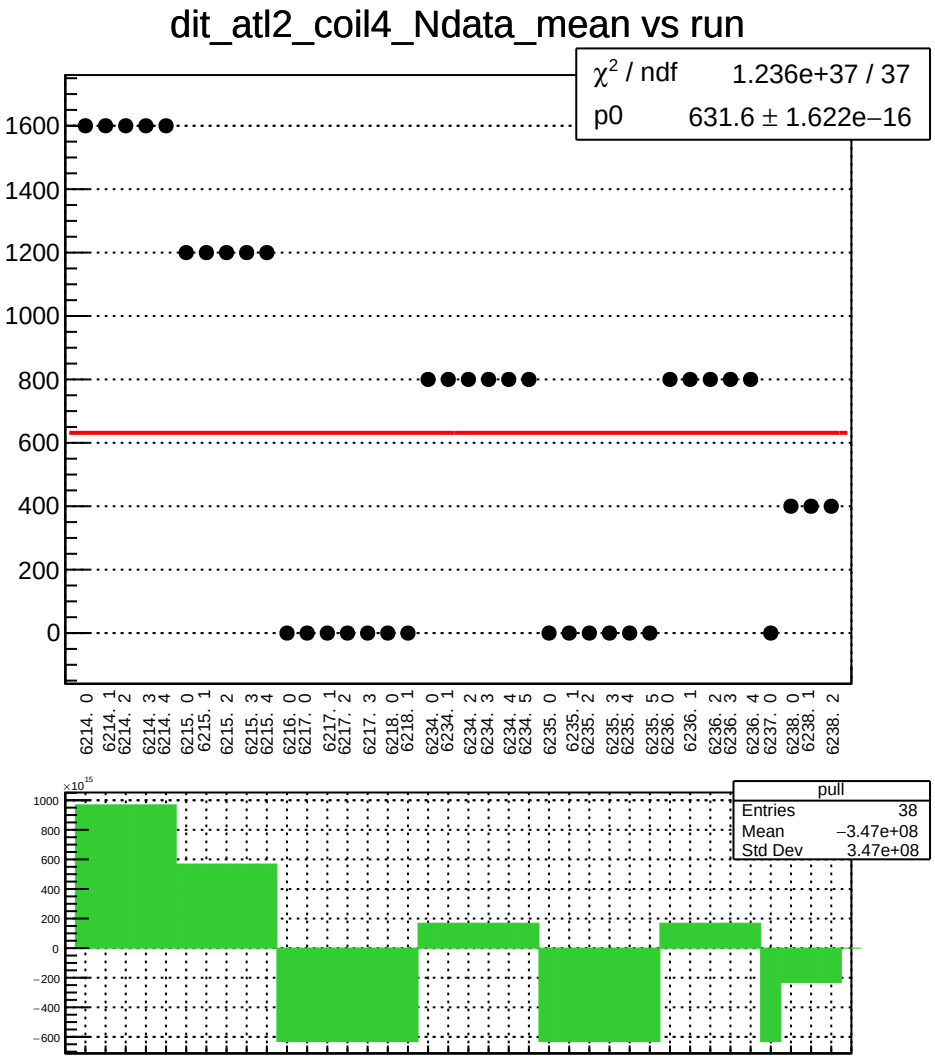
dit_atl2_coil4_Ndata_mean vs run
χ² / ndf 1.236e+37 / 37
p0 631.6 ± 1.622e−16
1600
1400
1200
1000
800
600
400
200
0
6214. 0
6214. 1
6214. 2
6214. 3
6214. 4
6215. 0
6215. 1
6215. 2
6215. 3
6215. 4
6216. 0
6217. 0
6217. 1
6217. 2
6217. 3
6218. 0
6218. 1
6234. 0
6234. 1
6234. 2
6234. 3
6234. 4
6234. 5
6235. 0
6235. 1
6235. 2
6235. 3
6235. 4
6235. 5
6236. 0
6236. 1
6236. 2
6236. 3
6236. 4
6237. 0
6238. 0
6238. 1
6238. 2
×10¹⁵
1000
800
600
400
200
0
−200
−400
−600
pull
Entries 38
Mean −3.47e+08
Std Dev 3.47e+08

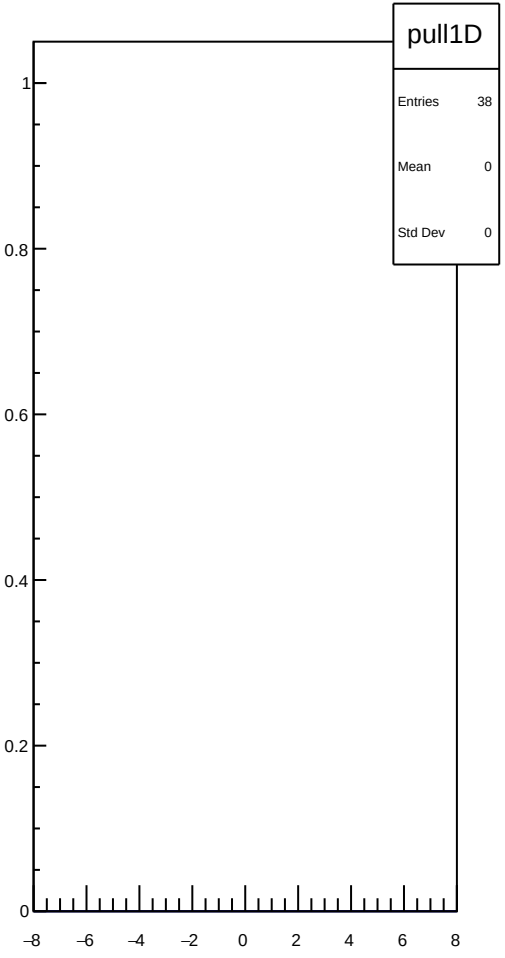
pull1D
Entries 38
Mean 0
Std Dev 0
1
0.8
0.6
0.4
0.2
0
−8
−6
−4
−2
0
2
4
6
8

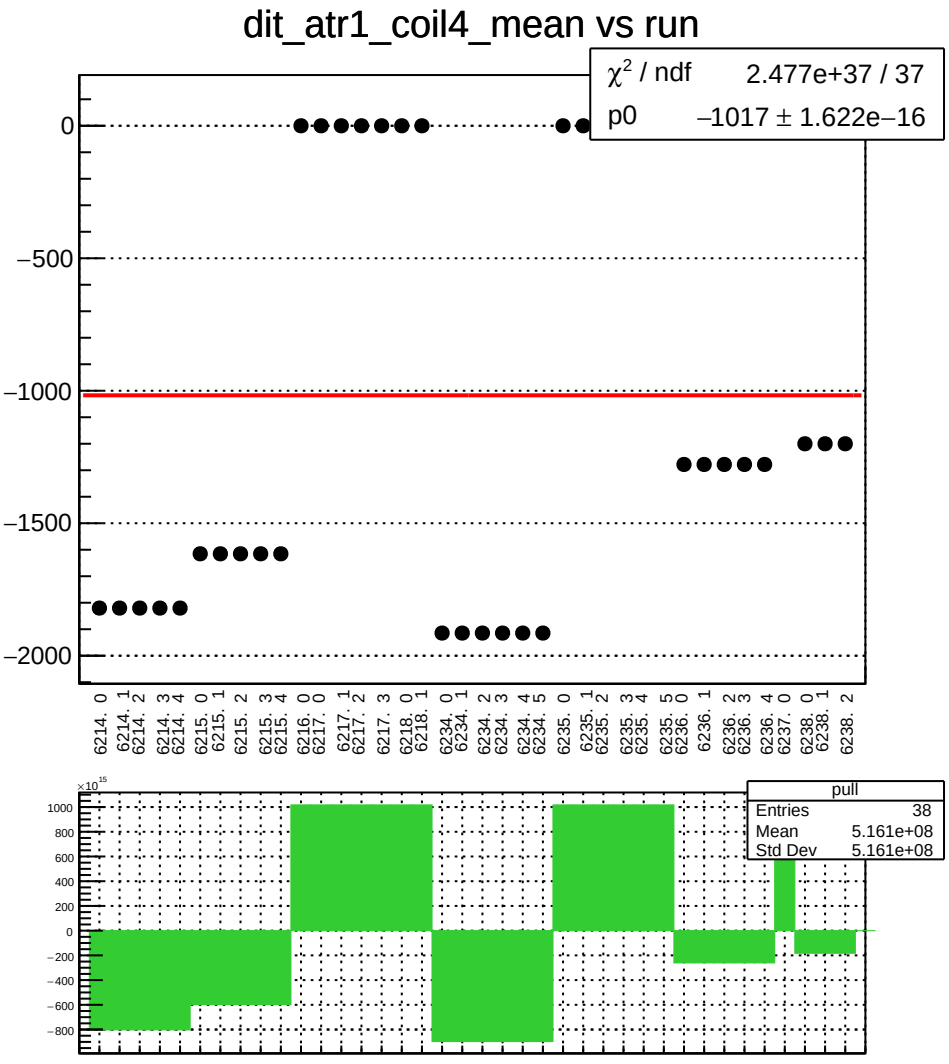
dit_atr1_coil4_mean vs run
χ² / ndf 2.477e+37 / 37
p0 −1017 ± 1.622e−16
0
−500
−1000
−1500
−2000
6214. 0
6214. 1
6214. 2
6214. 3
6214. 4
6215. 0
6215. 1
6215. 2
6215. 3
6215. 4
6216. 0
6217. 0
6217. 1
6217. 2
6217. 3
6218. 0
6218. 1
6234. 0
6234. 1
6234. 2
6234. 3
6234. 4
6234. 5
6235. 0
6235. 1
6235. 2
6235. 3
6235. 4
6235. 5
6236. 0
6236. 1
6236. 2
6236. 3
6236. 4
6237. 0
6238. 0
6238. 1
6238. 2
×10¹⁵
1000
800
600
400
200
0
−200
−400
−600
−800
pull
Entries 38
Mean 5.161e+08
Std Dev 5.161e+08

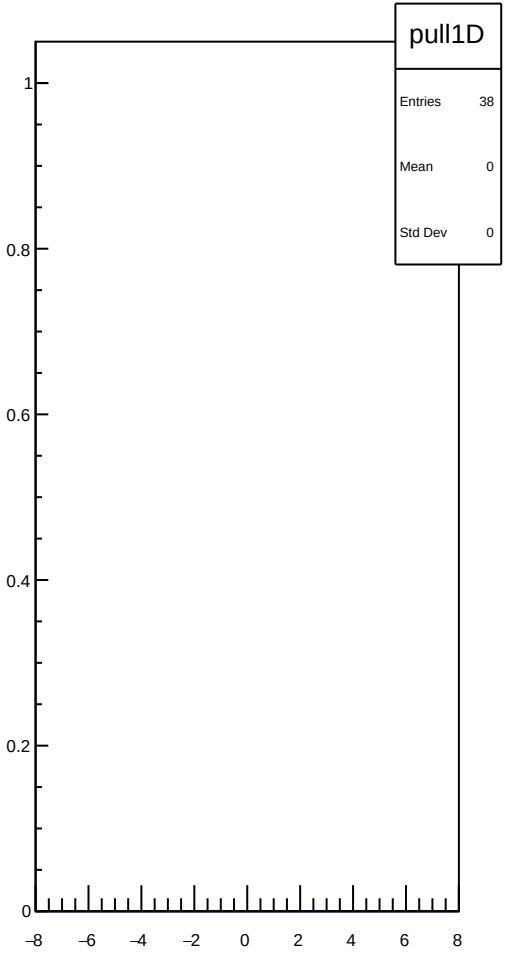
pull1D
Entries 38
Mean 0
Std Dev 0
1
0.8
0.6
0.4
0.2
0
−8
−6
−4
−2
0
2
4
6
8

dit_atr1_coil4_err_mean vs run

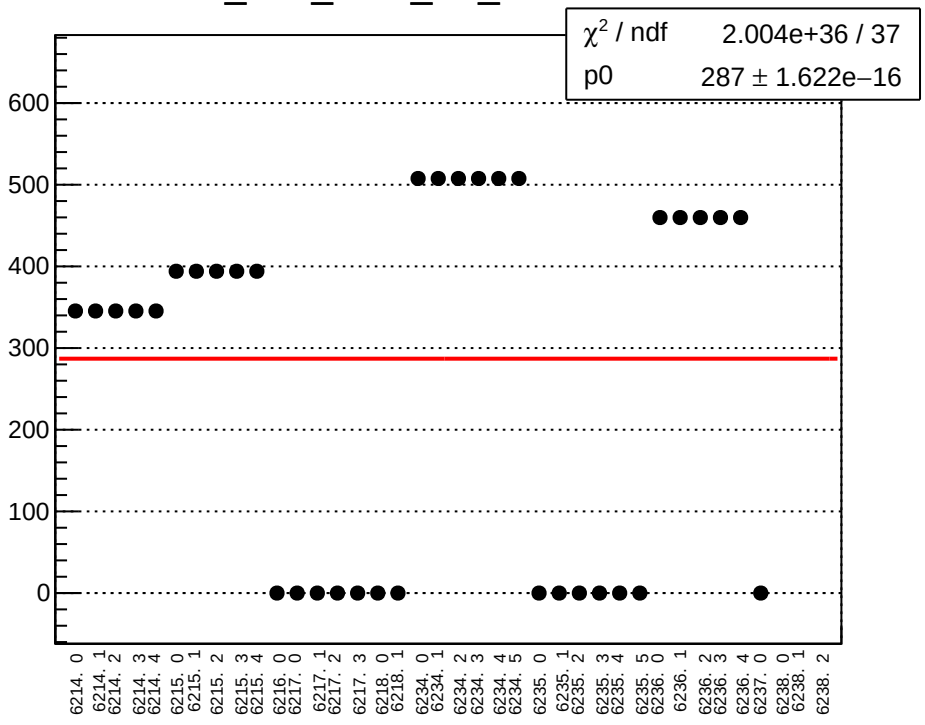

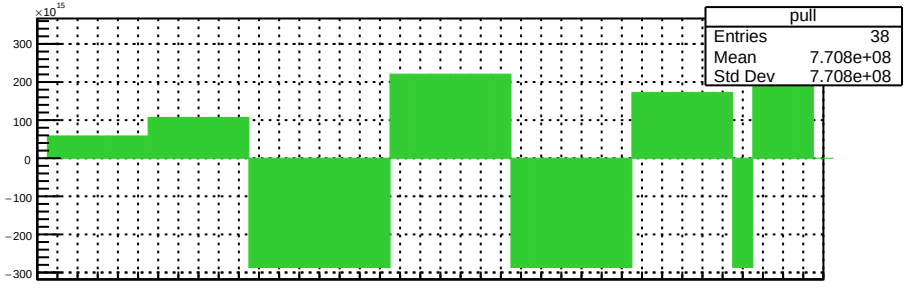

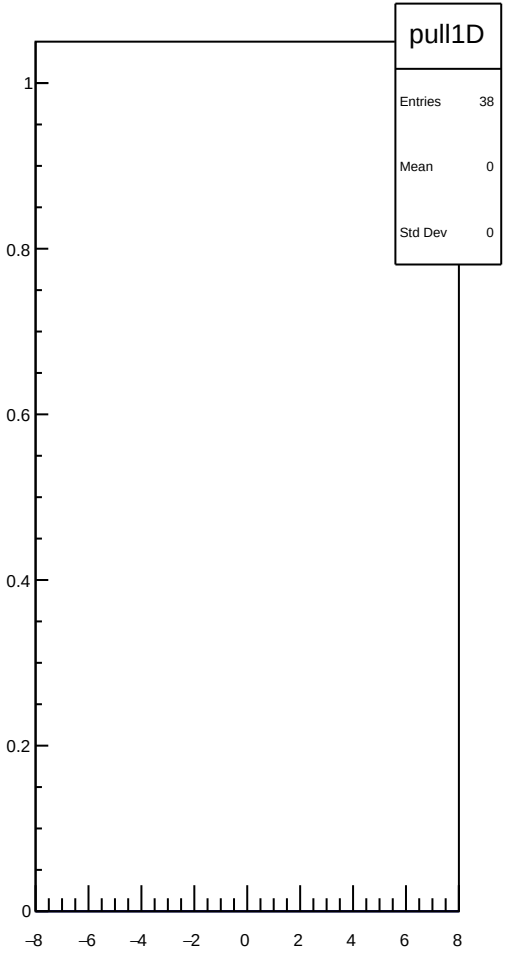

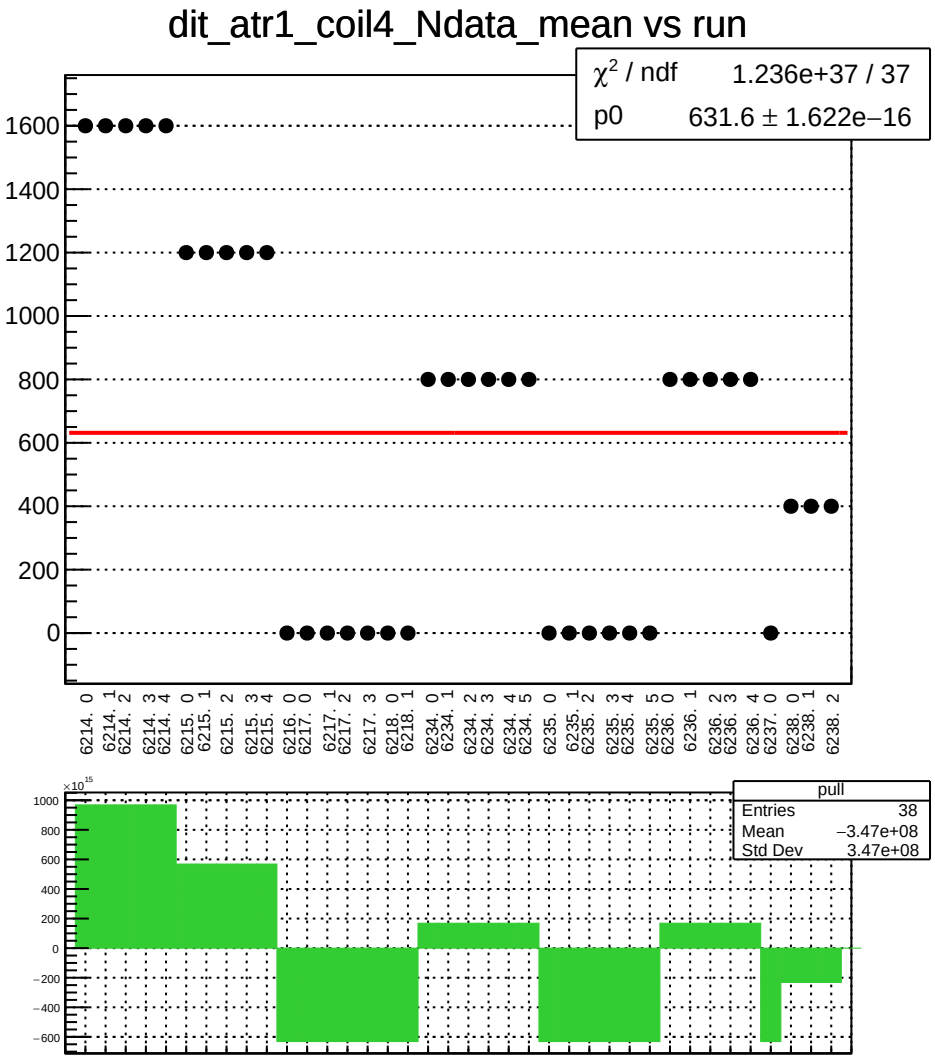
dit_atr1_coil4_Ndata_mean vs run
χ² / ndf 1.236e+37 / 37
p0 631.6 ± 1.622e−16
1600
1400
1200
1000
800
600
400
200
0
6214. 0
6214. 1
6214. 2
6214. 3
6214. 4
6215. 0
6215. 1
6215. 2
6215. 3
6215. 4
6216. 0
6217. 0
6217. 1
6217. 2
6217. 3
6218. 0
6218. 1
6234. 0
6234. 1
6234. 2
6234. 3
6234. 4
6234. 5
6235. 0
6235. 1
6235. 2
6235. 3
6235. 4
6235. 5
6236. 0
6236. 1
6236. 2
6236. 3
6236. 4
6237. 0
6238. 0
6238. 1
6238. 2
×10¹⁵
1000
800
600
400
200
0
−200
−400
−600
pull
Entries 38
Mean −3.47e+08
Std Dev 3.47e+08

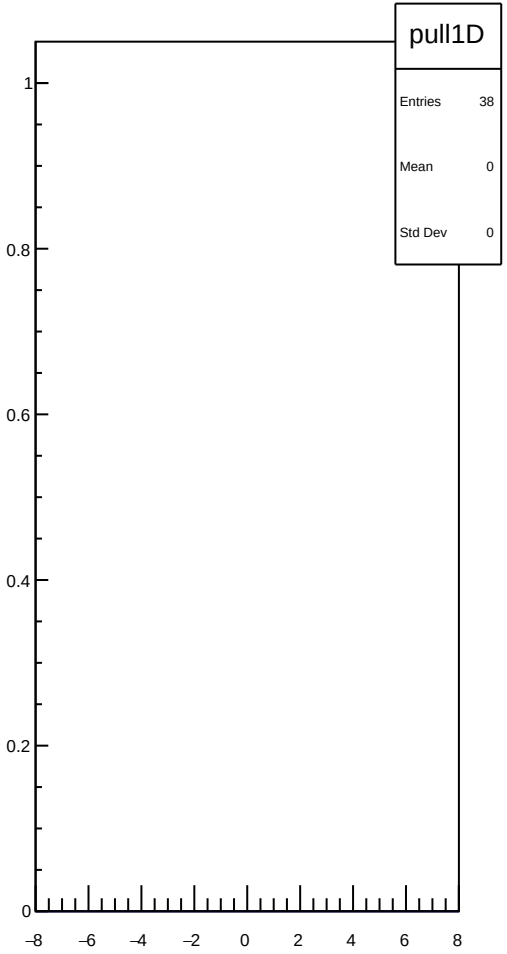
pull1D
Entries 38
Mean 0
Std Dev 0
1
0.8
0.6
0.4
0.2
0
−8
−6
−4
−2
0
2
4
6
8

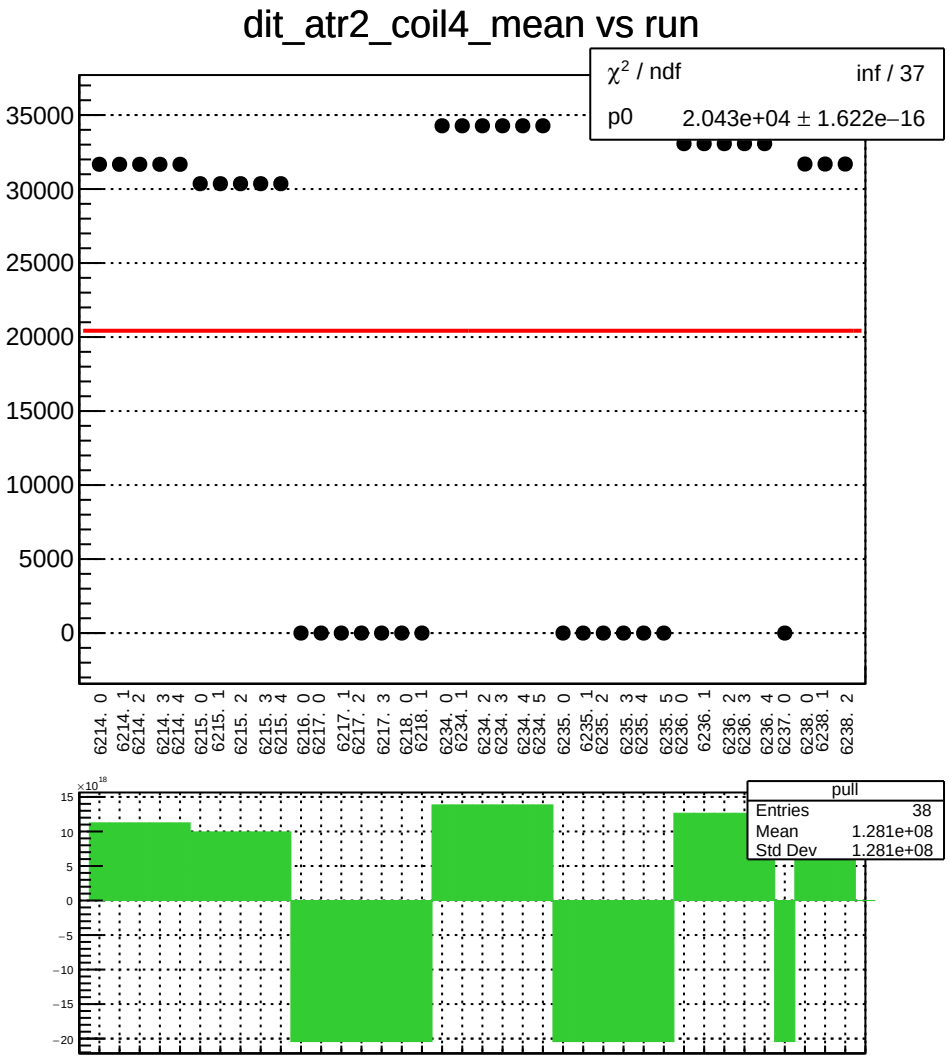
dit_atr2_coil4_mean vs run
χ² / ndf inf / 37
p0 2.043e+04 ± 1.622e−16
35000
30000
25000
20000
15000
10000
5000
0
6214. 0
6214. 1
6214. 2
6214. 3
6214. 4
6215. 0
6215. 1
6215. 2
6215. 3
6215. 4
6216. 0
6217. 0
6217. 1
6217. 2
6217. 3
6218. 0
6218. 1
6234. 0
6234. 1
6234. 2
6234. 3
6234. 4
6234. 5
6235. 0
6235. 1
6235. 2
6235. 3
6235. 4
6235. 5
6236. 0
6236. 1
6236. 2
6236. 3
6236. 4
6237. 0
6238. 0
6238. 1
6238. 2
×10¹⁸
15
10
5
0
−5
−10
−15
−20
pull
Entries 38
Mean 1.281e+08
Std Dev 1.281e+08

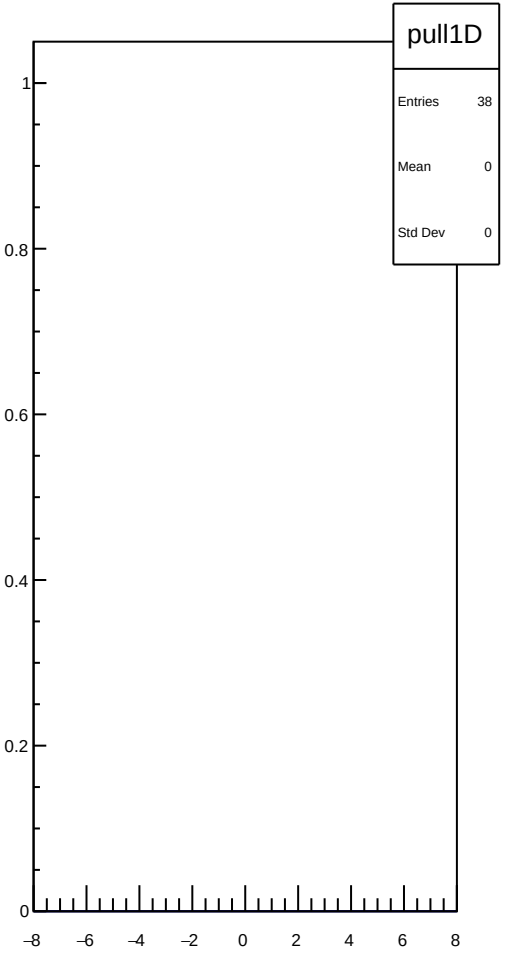
pull1D
Entries 38
Mean 0
Std Dev 0
1
0.8
0.6
0.4
0.2
0
−8
−6
−4
−2
0
2
4
6
8

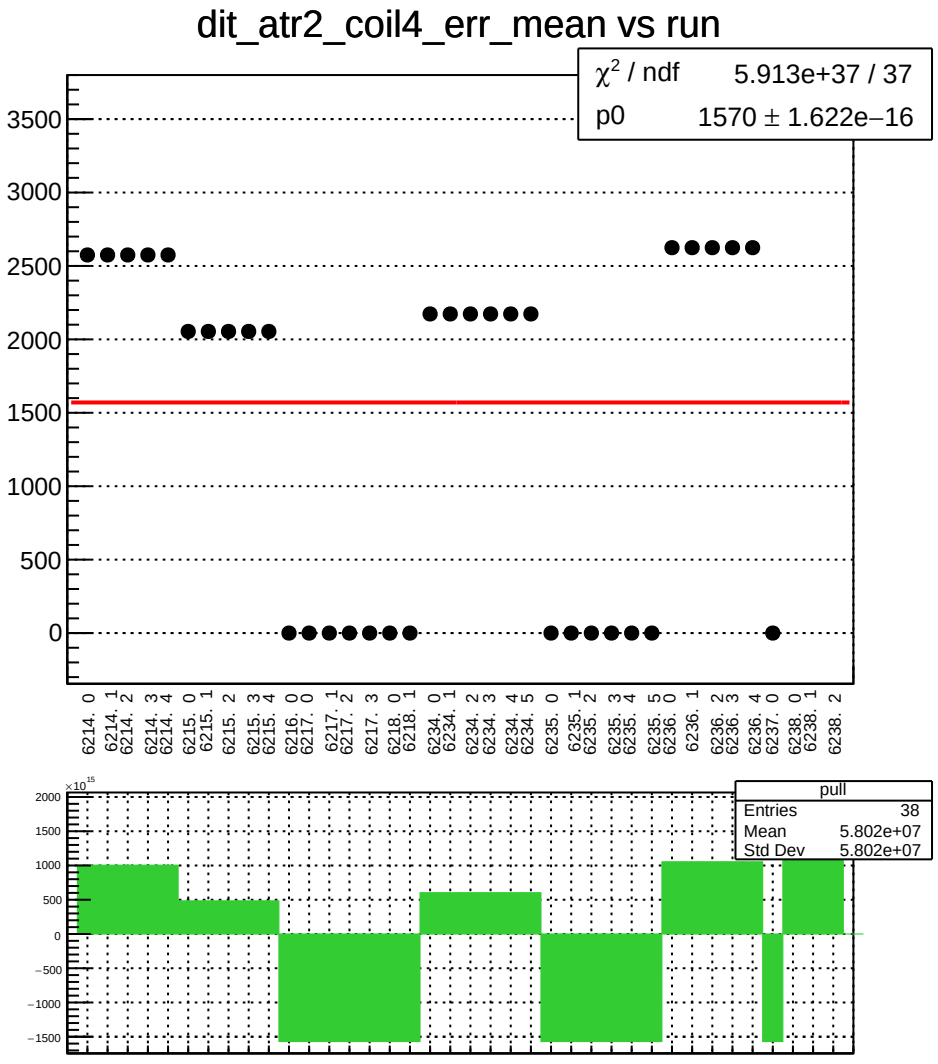
dit_atr2_coil4_err_mean vs run
χ² / ndf 5.913e+37 / 37
p0 1570 ± 1.622e−16
3500
3000
2500
2000
1500
1000
500
0
6214. 0
6214. 1
6214. 2
6214. 3
6214. 4
6215. 0
6215. 1
6215. 2
6215. 3
6215. 4
6216. 0
6217. 0
6217. 1
6217. 2
6217. 3
6218. 0
6218. 1
6234. 0
6234. 1
6234. 2
6234. 3
6234. 4
6234. 5
6235. 0
6235. 1
6235. 2
6235. 3
6235. 4
6235. 5
6236. 0
6236. 1
6236. 2
6236. 3
6236. 4
6237. 0
6238. 0
6238. 1
6238. 2
×10¹⁵
2000
1500
1000
500
0
−500
−1000
−1500
pull
Entries 38
Mean 5.802e+07
Std Dev 5.802e+07

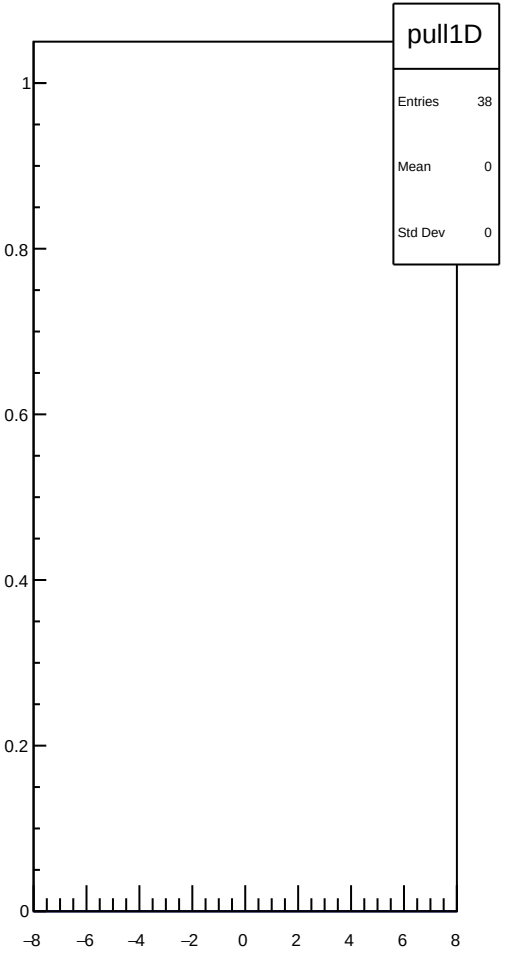
pull1D
Entries 38
Mean 0
Std Dev 0
1
0.8
0.6
0.4
0.2
0
−8
−6
−4
−2
0
2
4
6
8

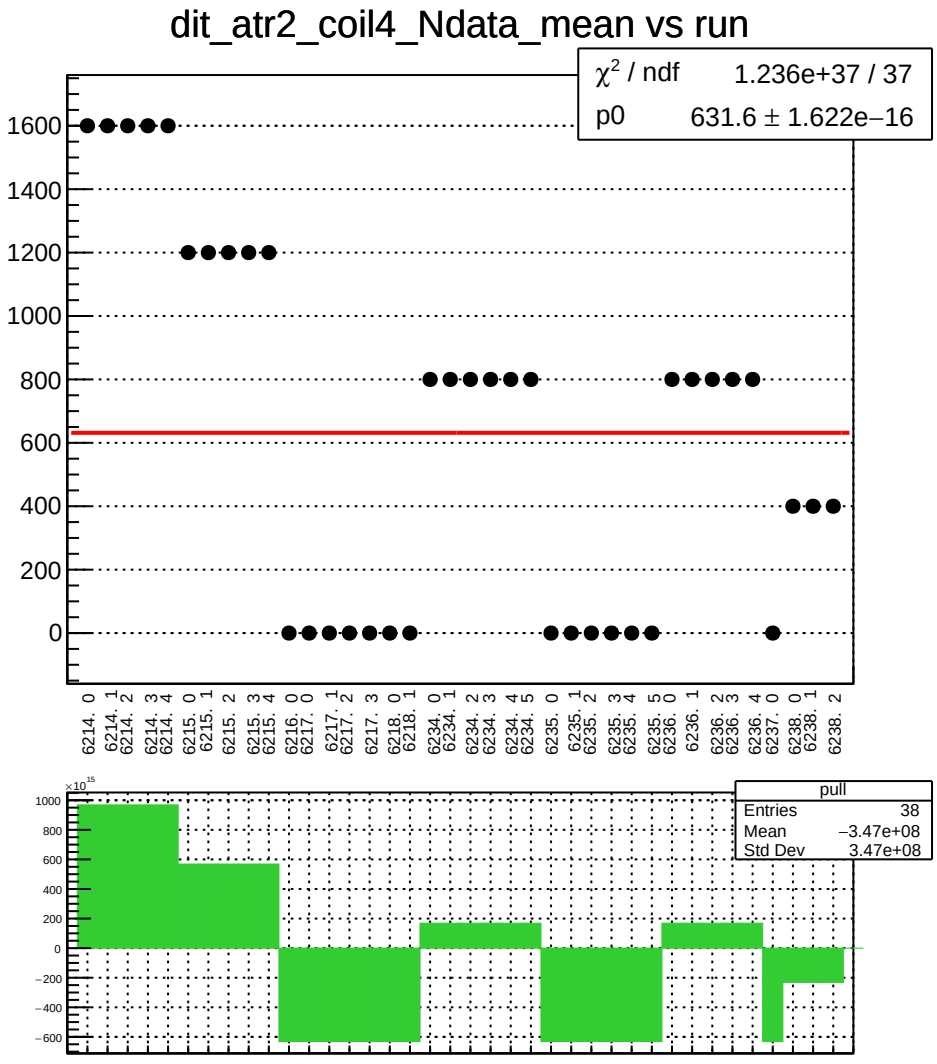
dit_atr2_coil4_Ndata_mean vs run
χ² / ndf 1.236e+37 / 37
p0 631.6 ± 1.622e−16
1600
1400
1200
1000
800
600
400
200
0
6214. 0
6214. 1
6214. 2
6214. 3
6214. 4
6215. 0
6215. 1
6215. 2
6215. 3
6215. 4
6216. 0
6217. 0
6217. 1
6217. 2
6217. 3
6218. 0
6218. 1
6234. 0
6234. 1
6234. 2
6234. 3
6234. 4
6234. 5
6235. 0
6235. 1
6235. 2
6235. 3
6235. 4
6235. 5
6236. 0
6236. 1
6236. 2
6236. 3
6236. 4
6237. 0
6238. 0
6238. 1
6238. 2
×10¹⁵
1000
800
600
400
200
0
−200
−400
−600
pull
Entries 38
Mean −3.47e+08
Std Dev 3.47e+08

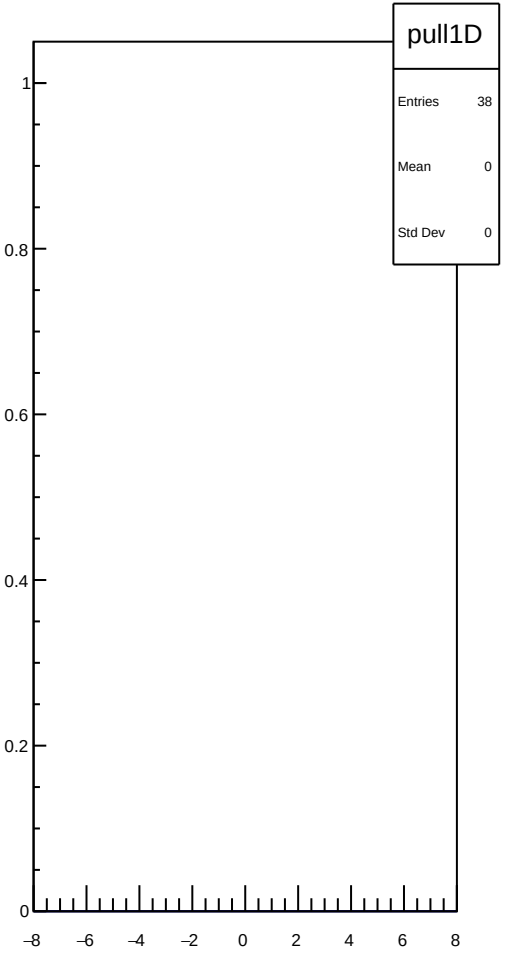
pull1D
Entries 38
Mean 0
Std Dev 0
1
0.8
0.6
0.4
0.2
0
−8
−6
−4
−2
0
2
4
6
8

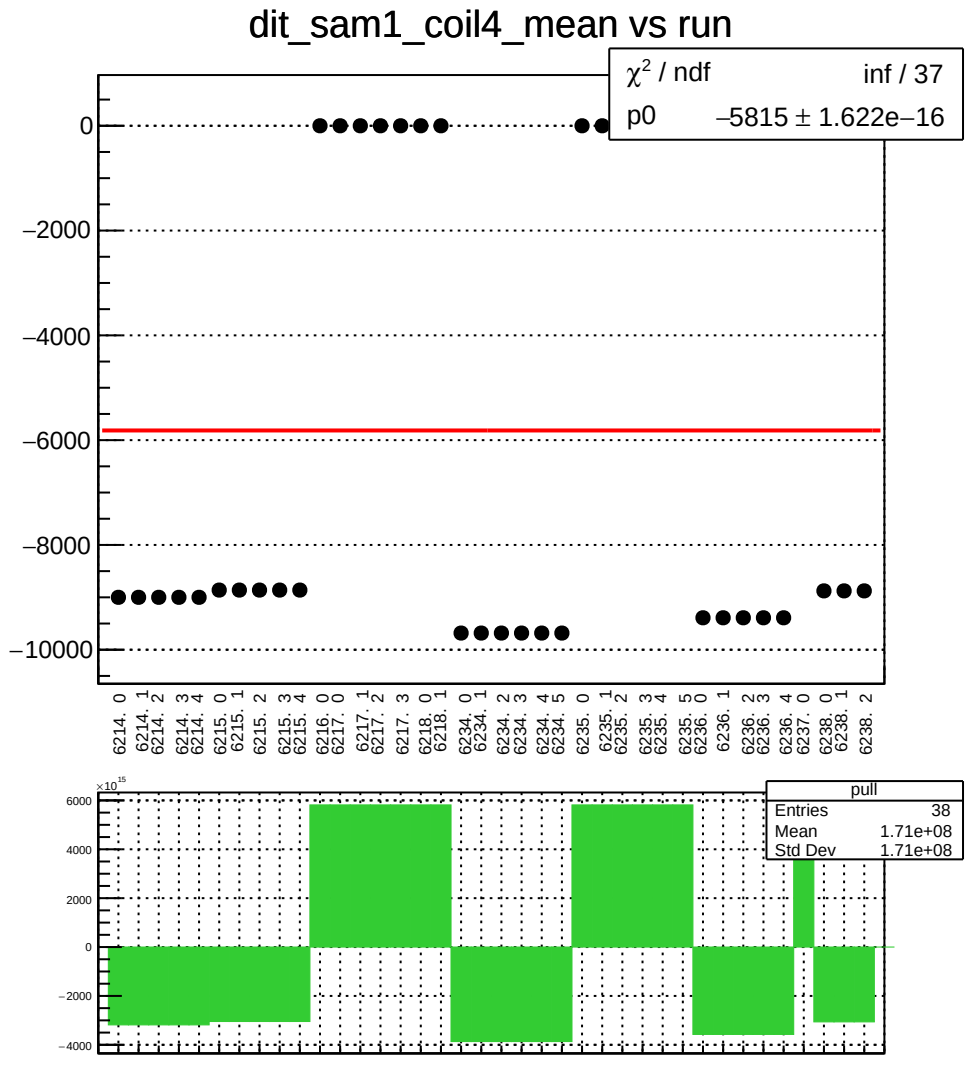
dit_sam1_coil4_mean vs run
χ² / ndf inf / 37
p0 –5815 ± 1.622e–16
0
–2000
–4000
–6000
–8000
–10000
6214. 0
6214. 1
6214. 2
6214. 3
6214. 4
6215. 0
6215. 1
6215. 2
6215. 3
6215. 4
6216. 0
6217. 0
6217. 1
6217. 2
6217. 3
6218. 0
6218. 1
6234. 0
6234. 1
6234. 2
6234. 3
6234. 4
6234. 5
6235. 0
6235. 1
6235. 2
6235. 3
6235. 4
6235. 5
6236. 0
6236. 1
6236. 2
6236. 3
6236. 4
6237. 0
6238. 0
6238. 1
6238. 2
×10¹⁵
6000
4000
2000
0
–2000
–4000
pull
Entries 38
Mean 1.71e+08
Std Dev 1.71e+08

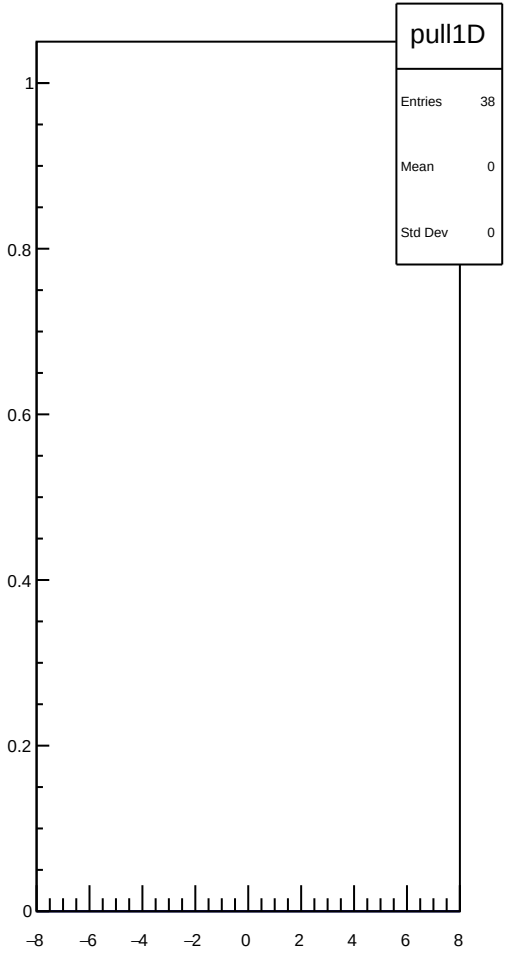
pull1D
Entries 38
Mean 0
Std Dev 0
1
0.8
0.6
0.4
0.2
0
–8
–6
–4
–2
0
2
4
6
8

dit_sam1_coil4_err_mean vs run

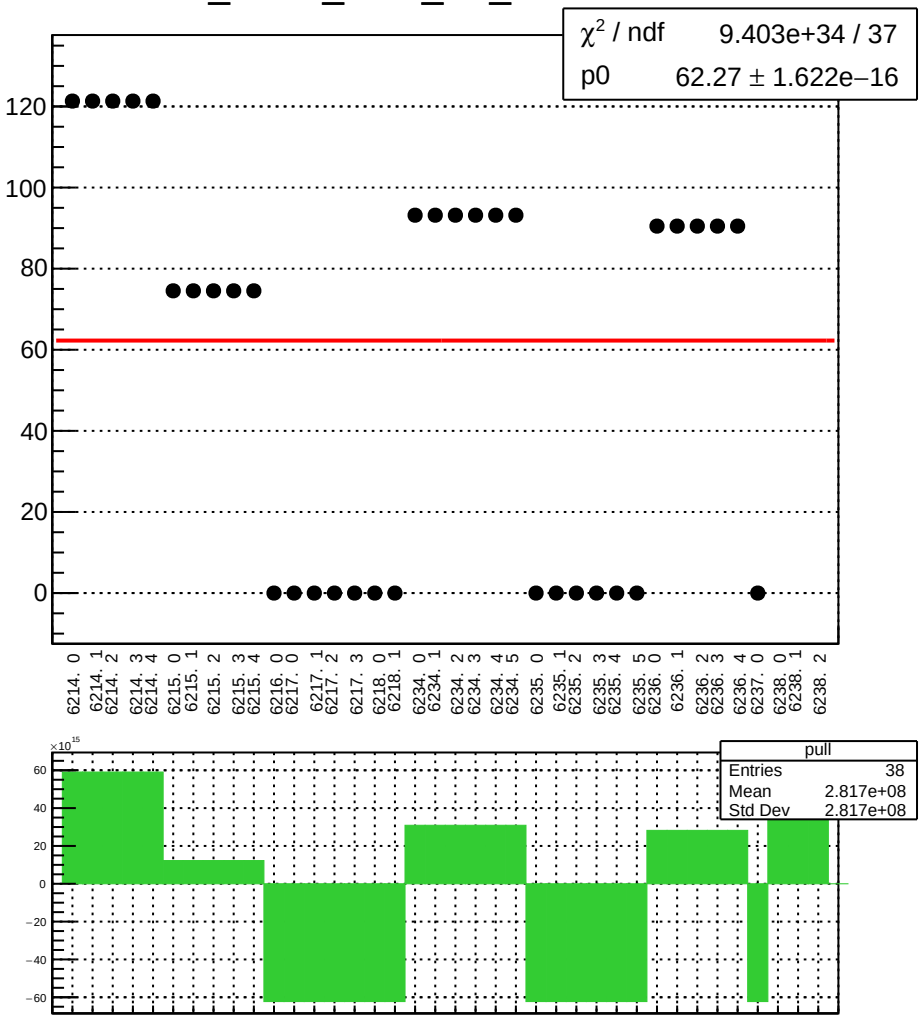

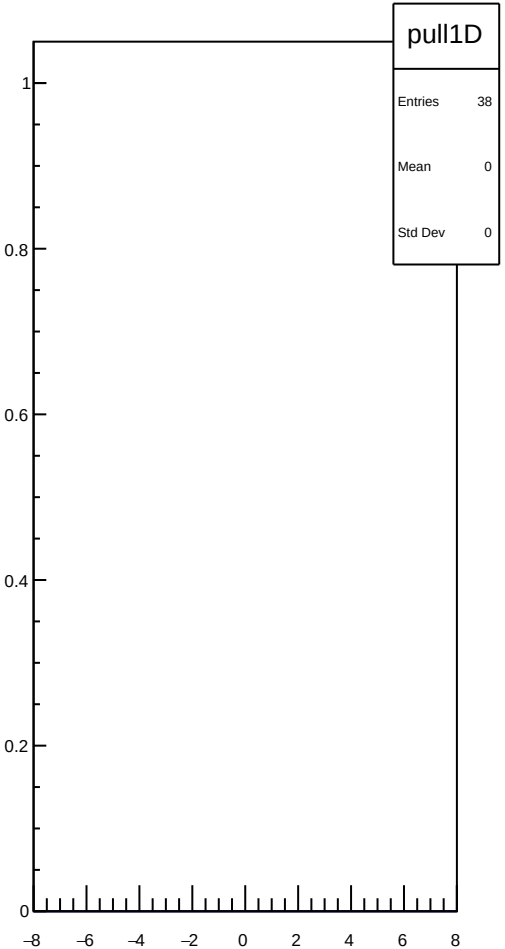

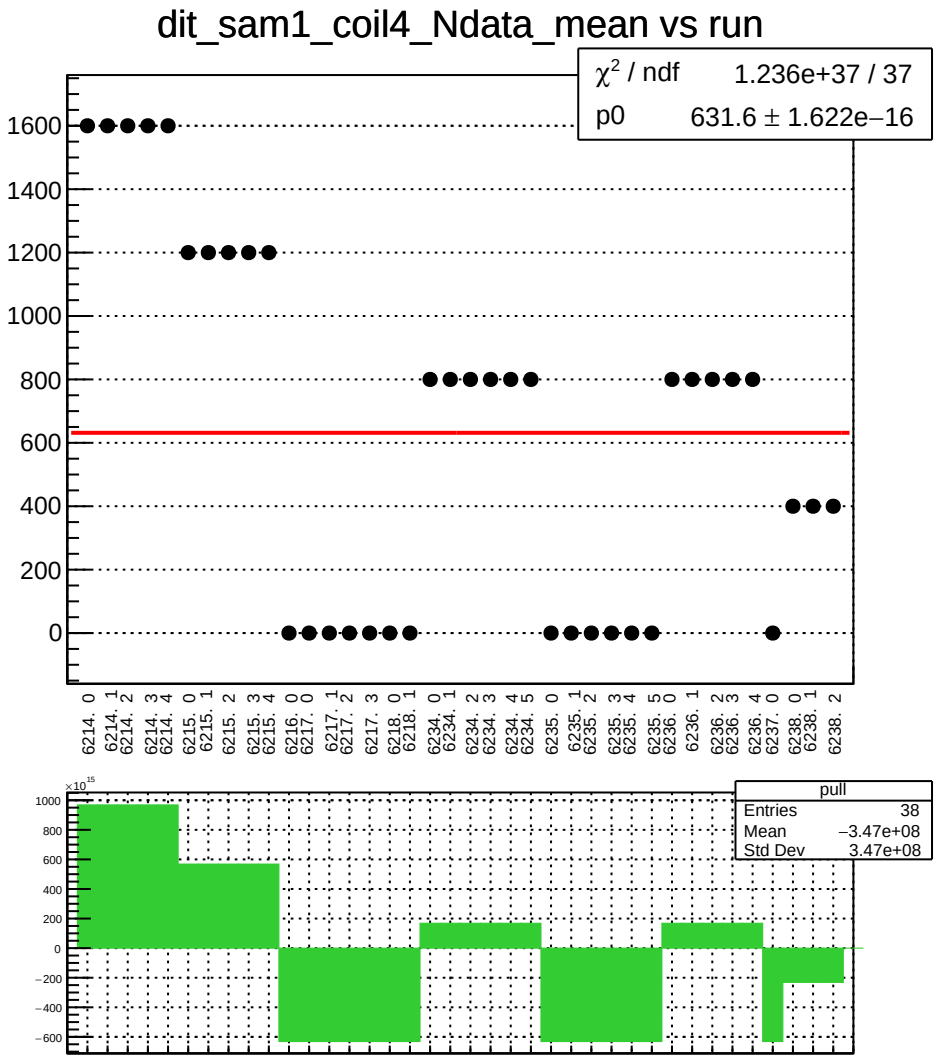
dit_sam1_coil4_Ndata_mean vs run
χ² / ndf 1.236e+37 / 37
p0 631.6 ± 1.622e−16
1600
1400
1200
1000
800
600
400
200
0
6214. 0
6214. 1
6214. 2
6214. 3
6214. 4
6215. 0
6215. 1
6215. 2
6215. 3
6215. 4
6216. 0
6217. 0
6217. 1
6217. 2
6217. 3
6218. 0
6218. 1
6234. 0
6234. 1
6234. 2
6234. 3
6234. 4
6234. 5
6235. 0
6235. 1
6235. 2
6235. 3
6235. 4
6235. 5
6236. 0
6236. 1
6236. 2
6236. 3
6236. 4
6237. 0
6238. 0
6238. 1
6238. 2
×10¹⁵
1000
800
600
400
200
0
−200
−400
−600
pull
Entries 38
Mean −3.47e+08
Std Dev 3.47e+08

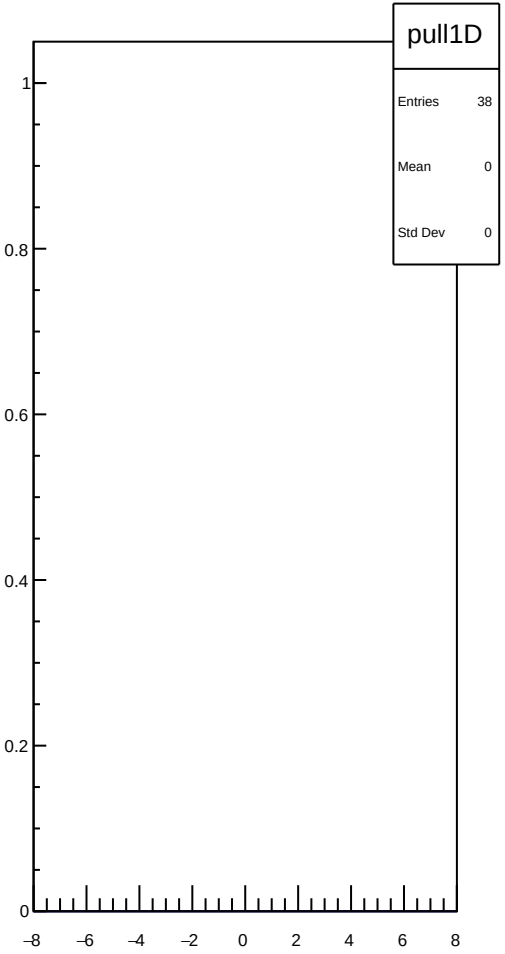
pull1D
Entries 38
Mean 0
Std Dev 0
1
0.8
0.6
0.4
0.2
0
−8
−6
−4
−2
0
2
4
6
8

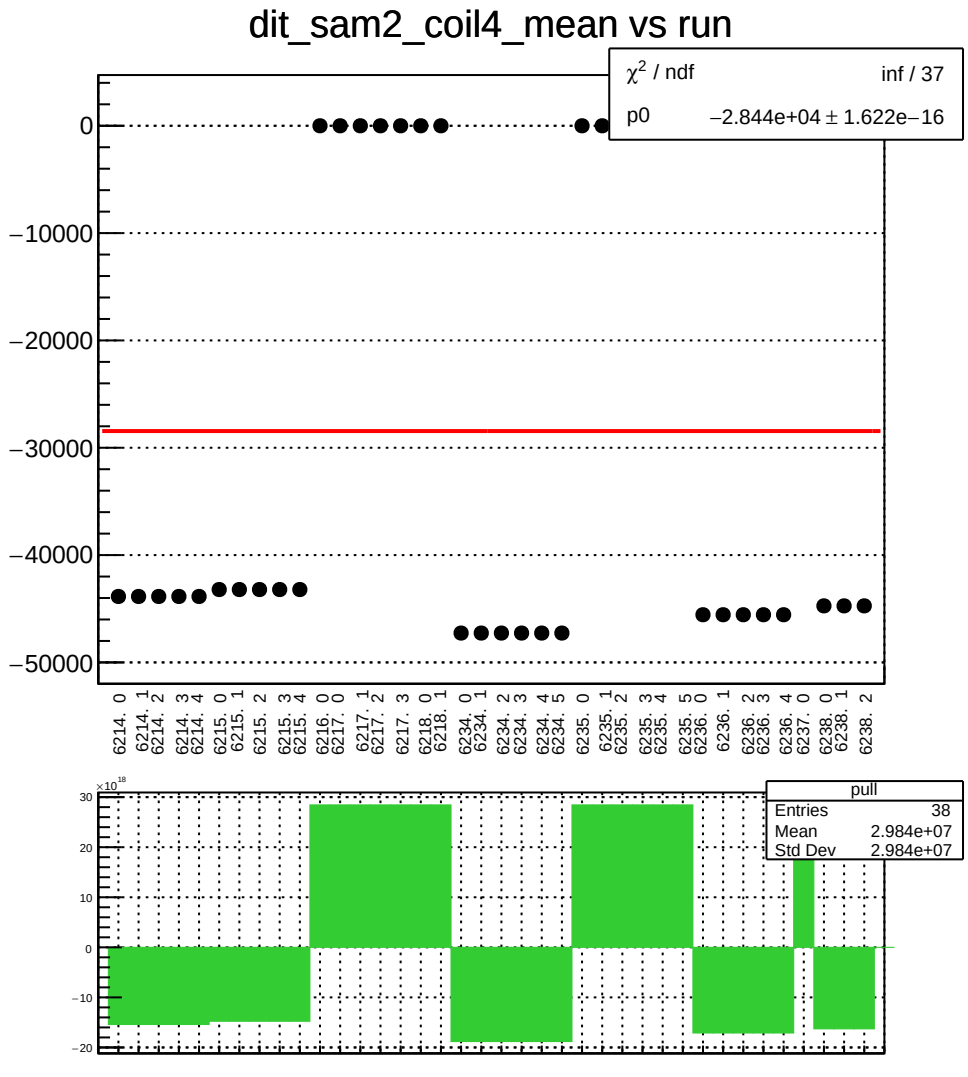
dit_sam2_coil4_mean vs run
χ2 / ndf inf / 37
p0 −2.844e+04 ± 1.622e−16
0
−10000
−20000
−30000
−40000
−50000
6214. 0
6214. 1
6214. 2
6214. 3
6214. 4
6215. 0
6215. 1
6215. 2
6215. 3
6215. 4
6216. 0
6217. 0
6217. 1
6217. 2
6217. 3
6218. 0
6218. 1
6234. 0
6234. 1
6234. 2
6234. 3
6234. 4
6234. 5
6235. 0
6235. 1
6235. 2
6235. 3
6235. 4
6235. 5
6236. 0
6236. 1
6236. 2
6236. 3
6236. 4
6237. 0
6238. 0
6238. 1
6238. 2
×10^18
30
20
10
0
−10
−20
pull
Entries 38
Mean 2.984e+07
Std Dev 2.984e+07

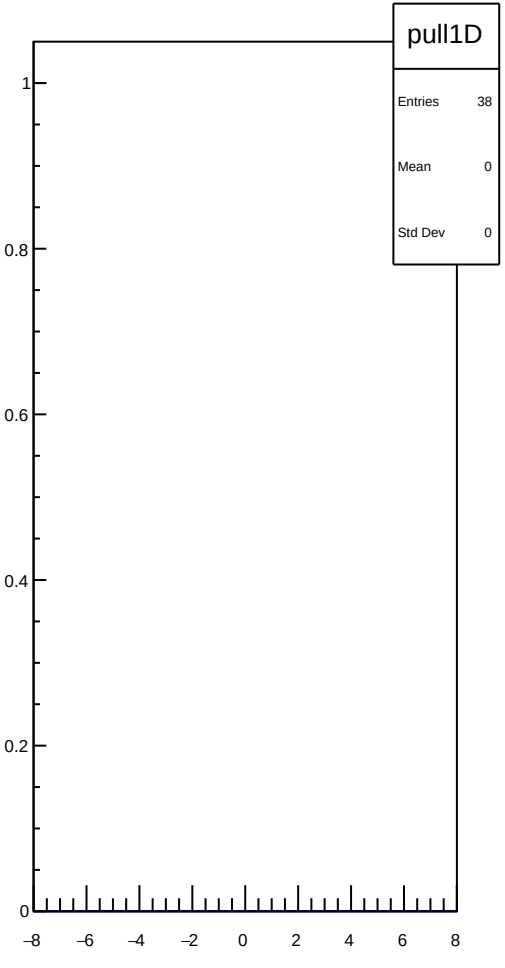
pull1D
Entries 38
Mean 0
Std Dev 0
1
0.8
0.6
0.4
0.2
0
−8
−6
−4
−2
0
2
4
6
8

dit_sam2_coil4_err_mean vs run

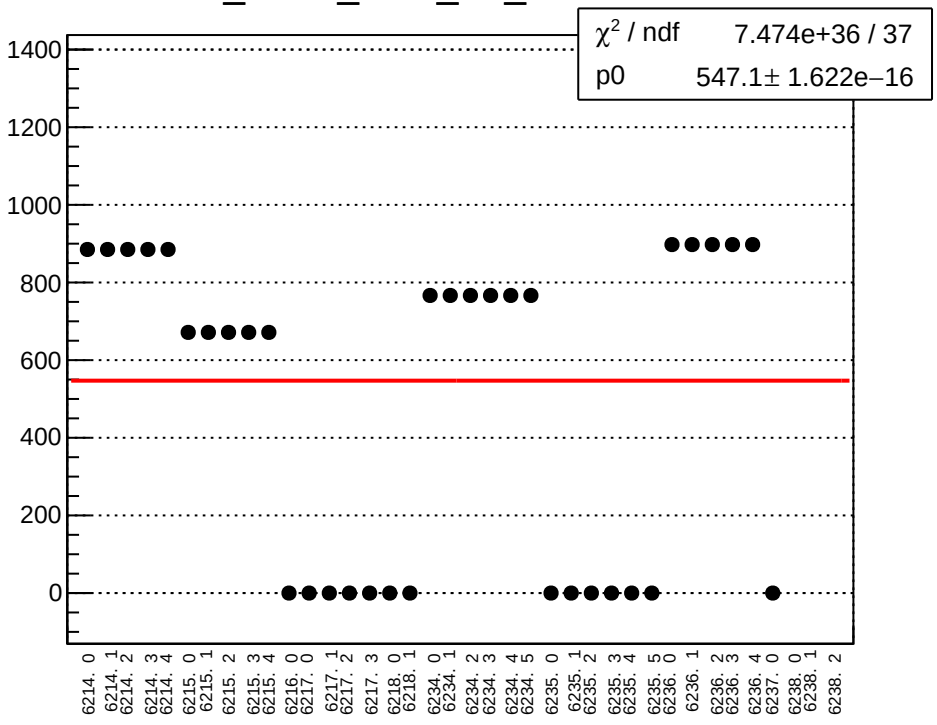

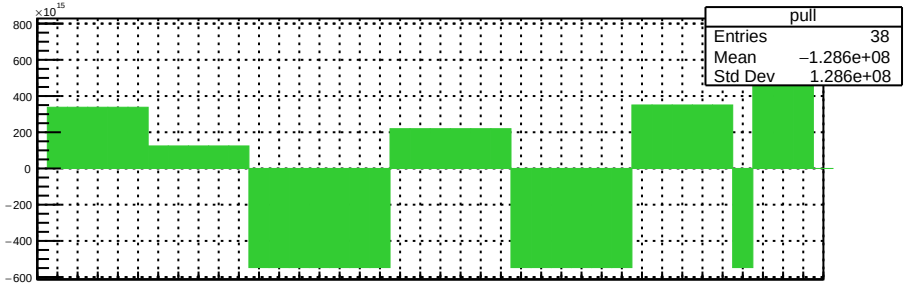

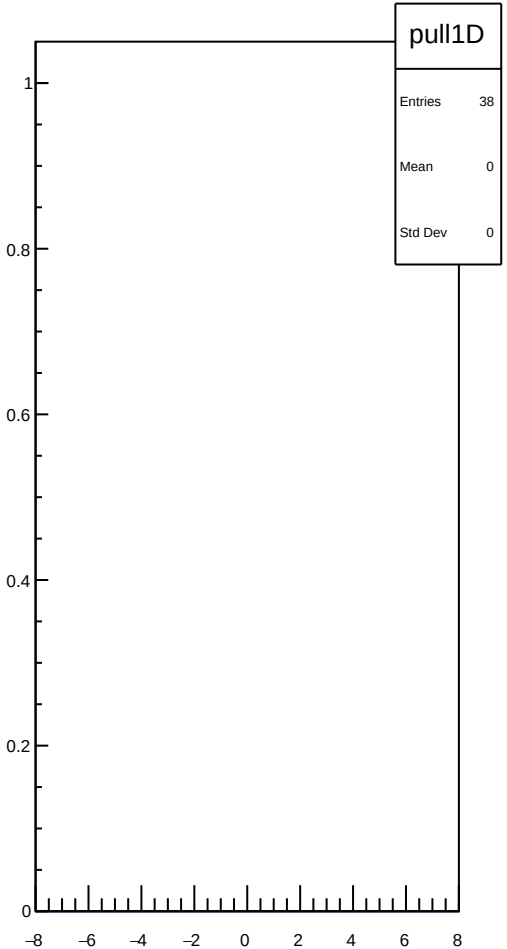

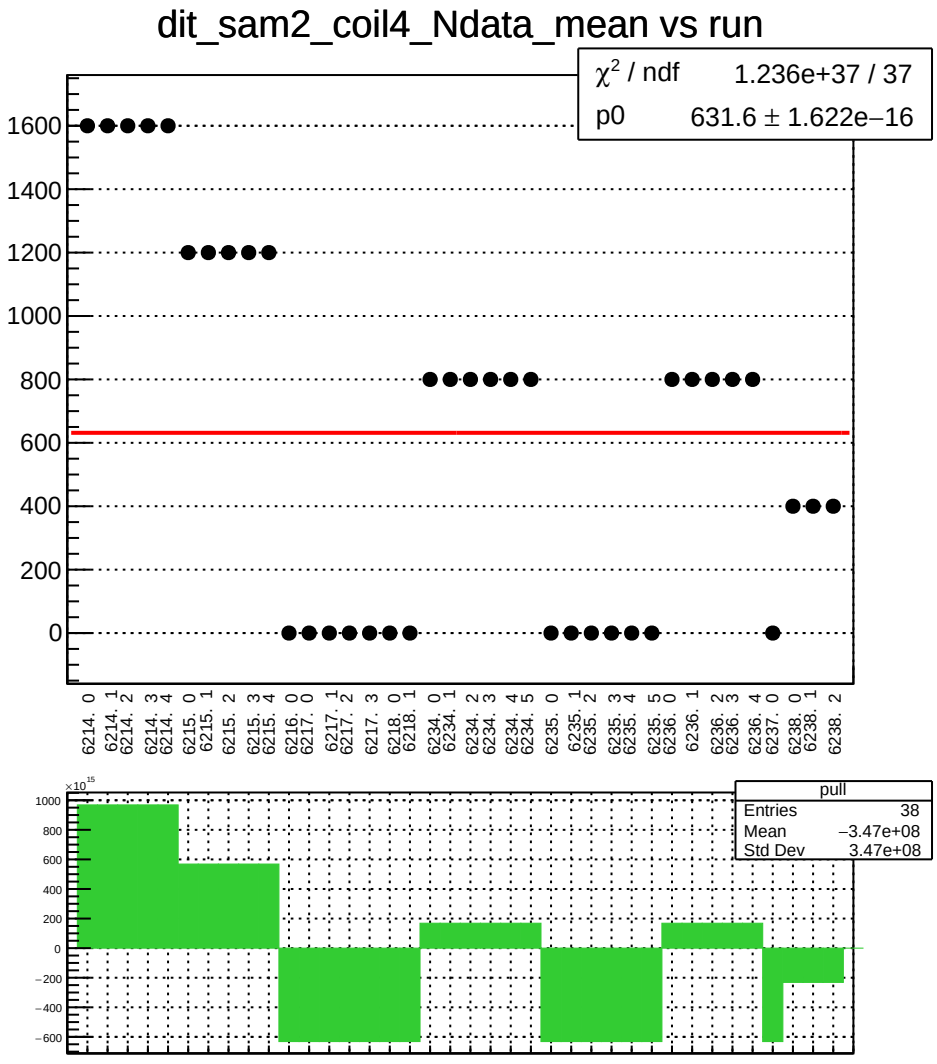
dit_sam2_coil4_Ndata_mean vs run
χ² / ndf 1.236e+37 / 37
p0 631.6 ± 1.622e−16
1600
1400
1200
1000
800
600
400
200
0
6214. 0
6214. 1
6214. 2
6214. 3
6214. 4
6215. 0
6215. 1
6215. 2
6215. 3
6215. 4
6216. 0
6217. 0
6217. 1
6217. 2
6217. 3
6218. 0
6218. 1
6234. 0
6234. 1
6234. 2
6234. 3
6234. 4
6234. 5
6235. 0
6235. 1
6235. 2
6235. 3
6235. 4
6235. 5
6236. 0
6236. 1
6236. 2
6236. 3
6236. 4
6237. 0
6238. 0
6238. 1
6238. 2
×10¹⁵
1000
800
600
400
200
0
−200
−400
−600
pull
Entries 38
Mean −3.47e+08
Std Dev 3.47e+08

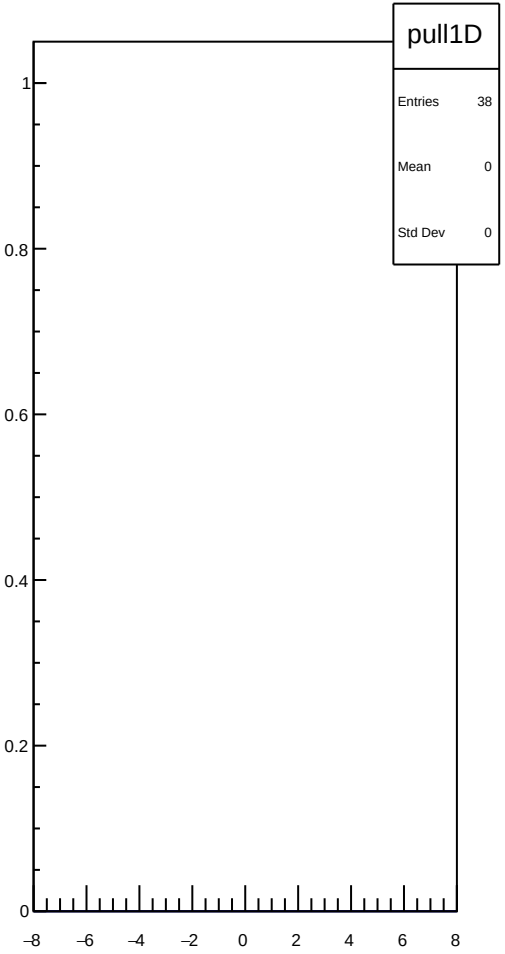
pull1D
Entries 38
Mean 0
Std Dev 0
1
0.8
0.6
0.4
0.2
0
−8
−6
−4
−2
0
2
4
6
8

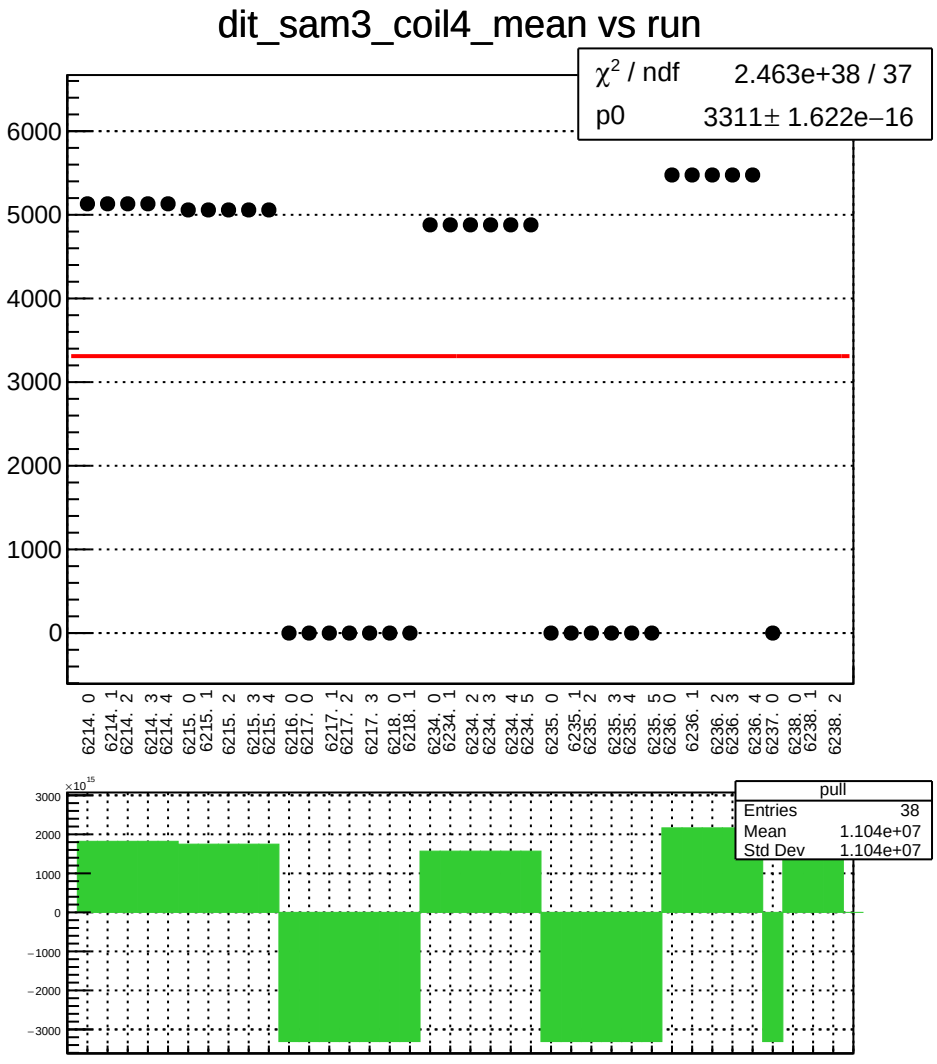
dit_sam3_coil4_mean vs run
χ² / ndf 2.463e+38 / 37
p0 3311± 1.622e−16
6000
5000
4000
3000
2000
1000
0
6214. 0
6214. 1
6214. 2
6214. 3
6214. 4
6215. 0
6215. 1
6215. 2
6215. 3
6215. 4
6216. 0
6217. 0
6217. 1
6217. 2
6217. 3
6218. 0
6218. 1
6234. 0
6234. 1
6234. 2
6234. 3
6234. 4
6234. 5
6235. 0
6235. 1
6235. 2
6235. 3
6235. 4
6235. 5
6236. 0
6236. 1
6236. 2
6236. 3
6236. 4
6237. 0
6238. 0
6238. 1
6238. 2
×10¹⁵
3000
2000
1000
0
−1000
−2000
−3000
pull
Entries 38
Mean 1.104e+07
Std Dev 1.104e+07

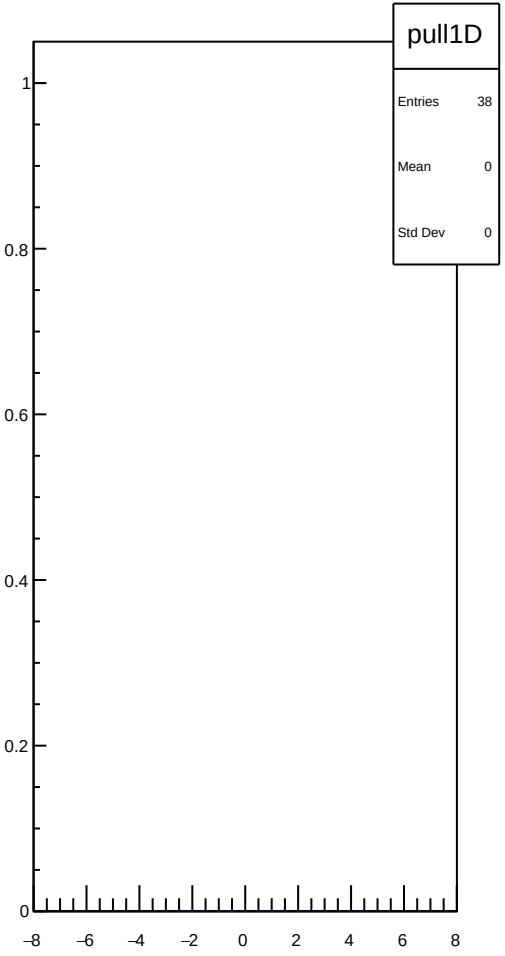
pull1D
Entries 38
Mean 0
Std Dev 0
1
0.8
0.6
0.4
0.2
0
−8
−6
−4
−2
0
2
4
6
8

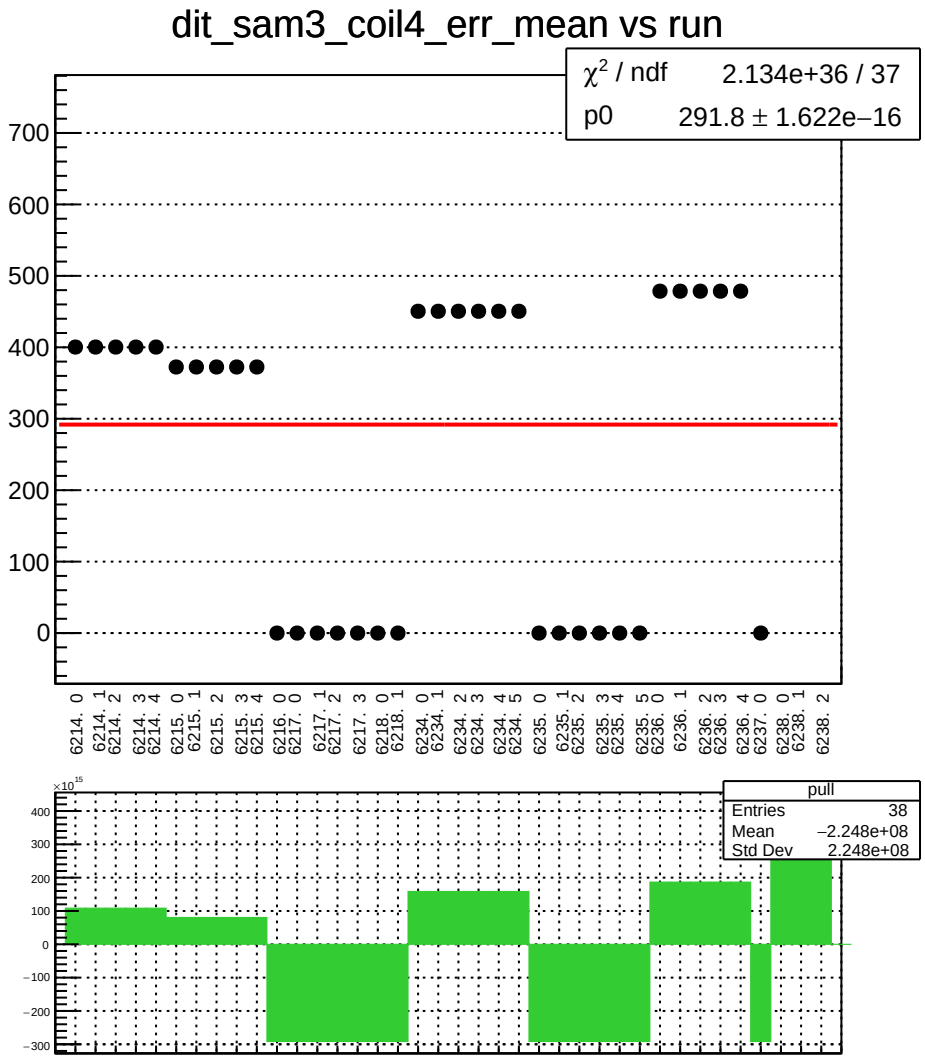
dit_sam3_coil4_err_mean vs run
χ² / ndf 2.134e+36 / 37
p0 291.8 ± 1.622e−16
700
600
500
400
300
200
100
0
6214. 0
6214. 1
6214. 2
6214. 3
6214. 4
6215. 0
6215. 1
6215. 2
6215. 3
6215. 4
6216. 0
6217. 0
6217. 1
6217. 2
6217. 3
6218. 0
6218. 1
6234. 0
6234. 1
6234. 2
6234. 3
6234. 4
6234. 5
6235. 0
6235. 1
6235. 2
6235. 3
6235. 4
6235. 5
6236. 0
6236. 1
6236. 2
6236. 3
6236. 4
6237. 0
6238. 0
6238. 1
6238. 2
×10¹⁵
400
300
200
100
0
−100
−200
−300
pull
Entries 38
Mean −2.248e+08
Std Dev 2.248e+08

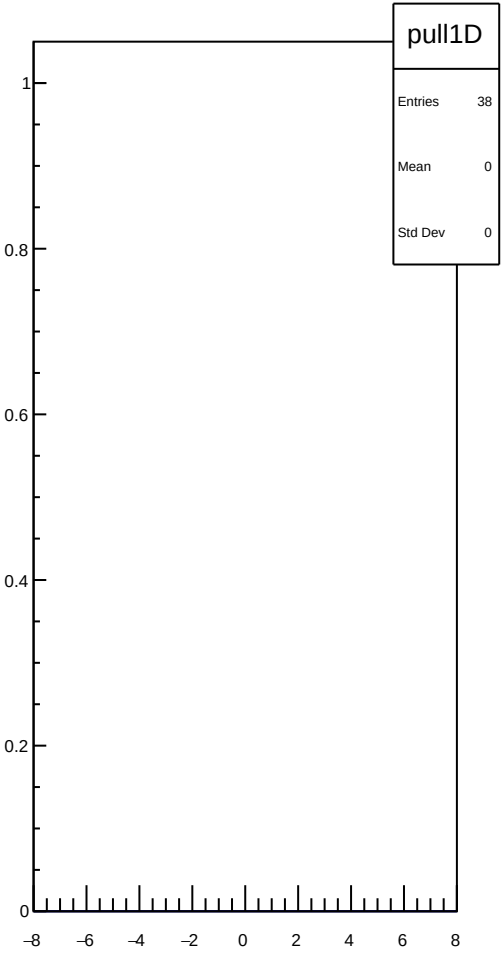
pull1D
Entries 38
Mean 0
Std Dev 0
1
0.8
0.6
0.4
0.2
0
−8
−6
−4
−2
0
2
4
6
8

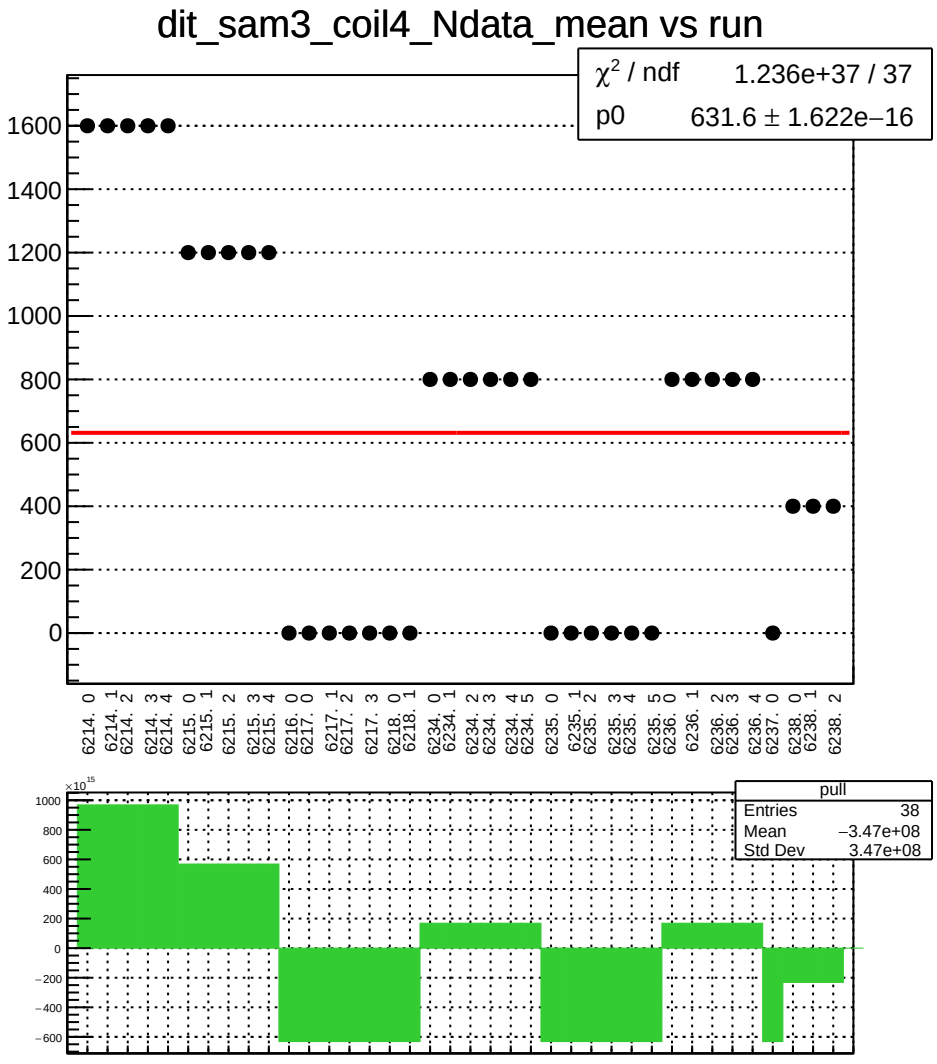
dit_sam3_coil4_Ndata_mean vs run
χ² / ndf 1.236e+37 / 37
p0 631.6 ± 1.622e−16
1600
1400
1200
1000
800
600
400
200
0
6214. 0
6214. 1
6214. 2
6214. 3
6214. 4
6215. 0
6215. 1
6215. 2
6215. 3
6215. 4
6216. 0
6217. 0
6217. 1
6217. 2
6217. 3
6218. 0
6218. 1
6234. 0
6234. 1
6234. 2
6234. 3
6234. 4
6234. 5
6235. 0
6235. 1
6235. 2
6235. 3
6235. 4
6235. 5
6236. 0
6236. 1
6236. 2
6236. 3
6236. 4
6237. 0
6238. 0
6238. 1
6238. 2
×10¹⁵
1000
800
600
400
200
0
−200
−400
−600
pull
Entries 38
Mean −3.47e+08
Std Dev 3.47e+08

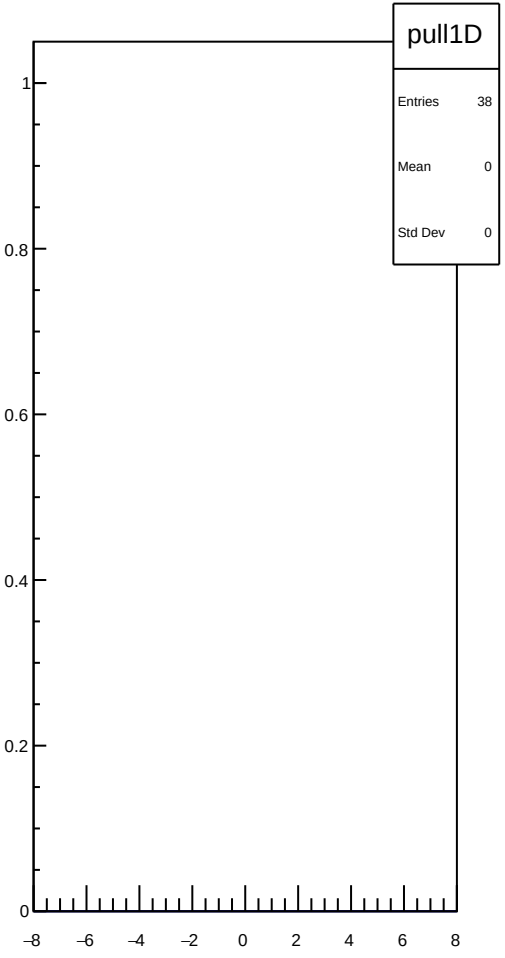
pull1D
Entries 38
Mean 0
Std Dev 0
1
0.8
0.6
0.4
0.2
0
−8
−6
−4
−2
0
2
4
6
8

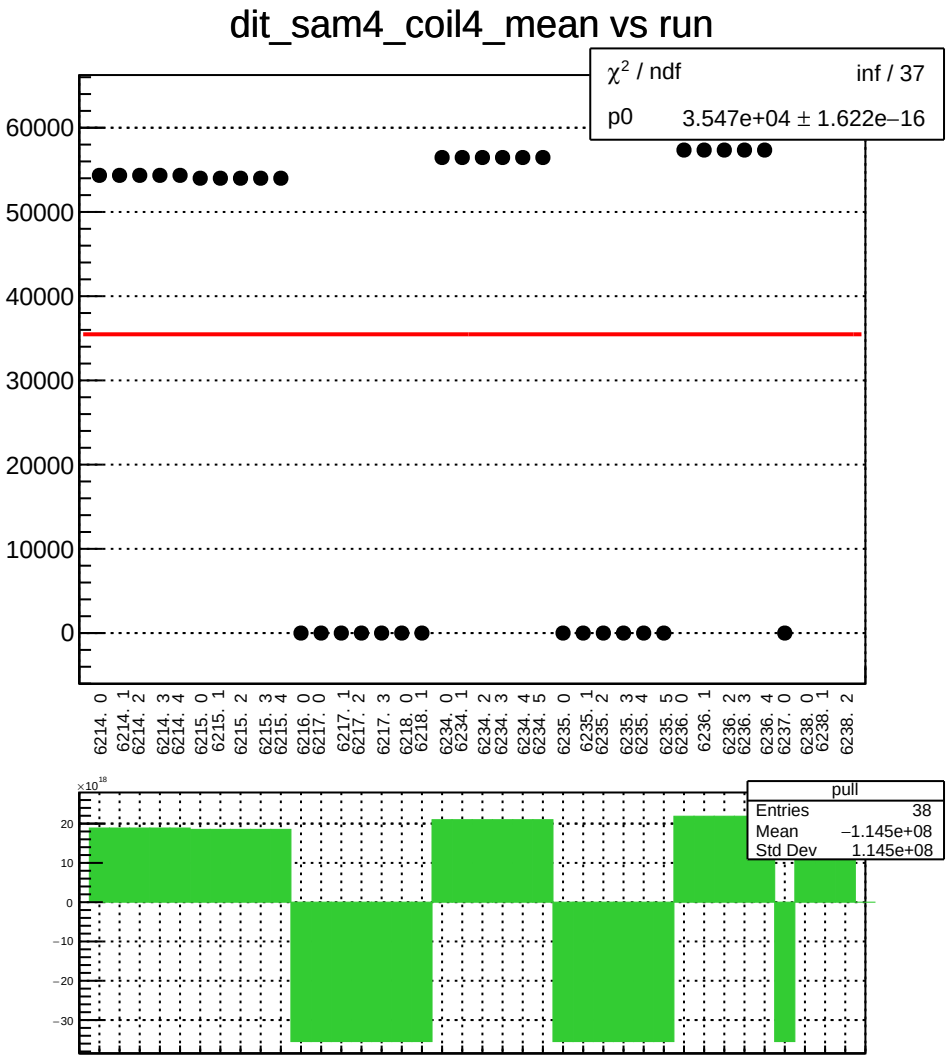
dit_sam4_coil4_mean vs run
χ² / ndf inf / 37
p0 3.547e+04 ± 1.622e−16
60000
50000
40000
30000
20000
10000
0
6214. 0
6214. 1
6214. 2
6214. 3
6214. 4
6215. 0
6215. 1
6215. 2
6215. 3
6215. 4
6216. 0
6217. 0
6217. 1
6217. 2
6217. 3
6218. 0
6218. 1
6234. 0
6234. 1
6234. 2
6234. 3
6234. 4
6234. 5
6235. 0
6235. 1
6235. 2
6235. 3
6235. 4
6235. 5
6236. 0
6236. 1
6236. 2
6236. 3
6236. 4
6237. 0
6238. 0
6238. 1
6238. 2
×10¹⁸
20
10
0
−10
−20
−30
pull
Entries 38
Mean −1.145e+08
Std Dev 1.145e+08

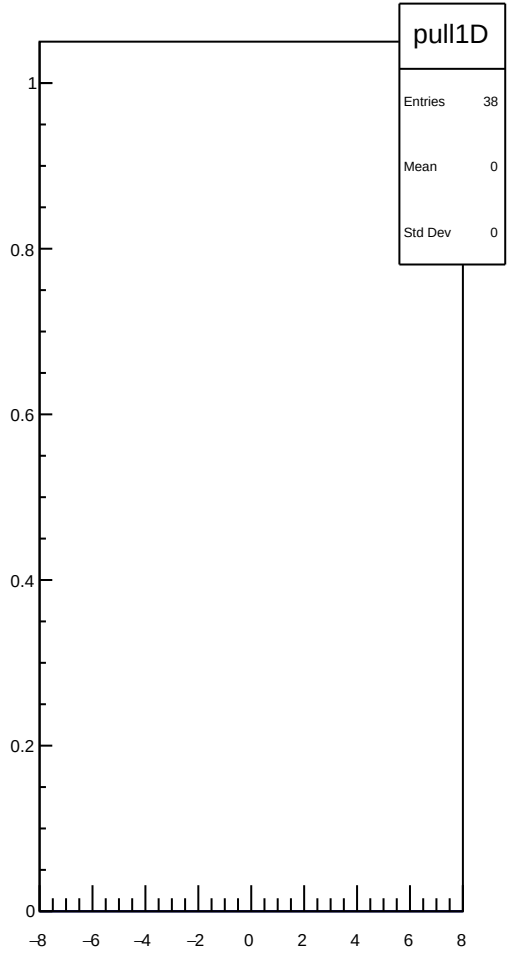
pull1D
Entries 38
Mean 0
Std Dev 0
1
0.8
0.6
0.4
0.2
0
−8
−6
−4
−2
0
2
4
6
8

dit_sam4_coil4_err_mean vs run

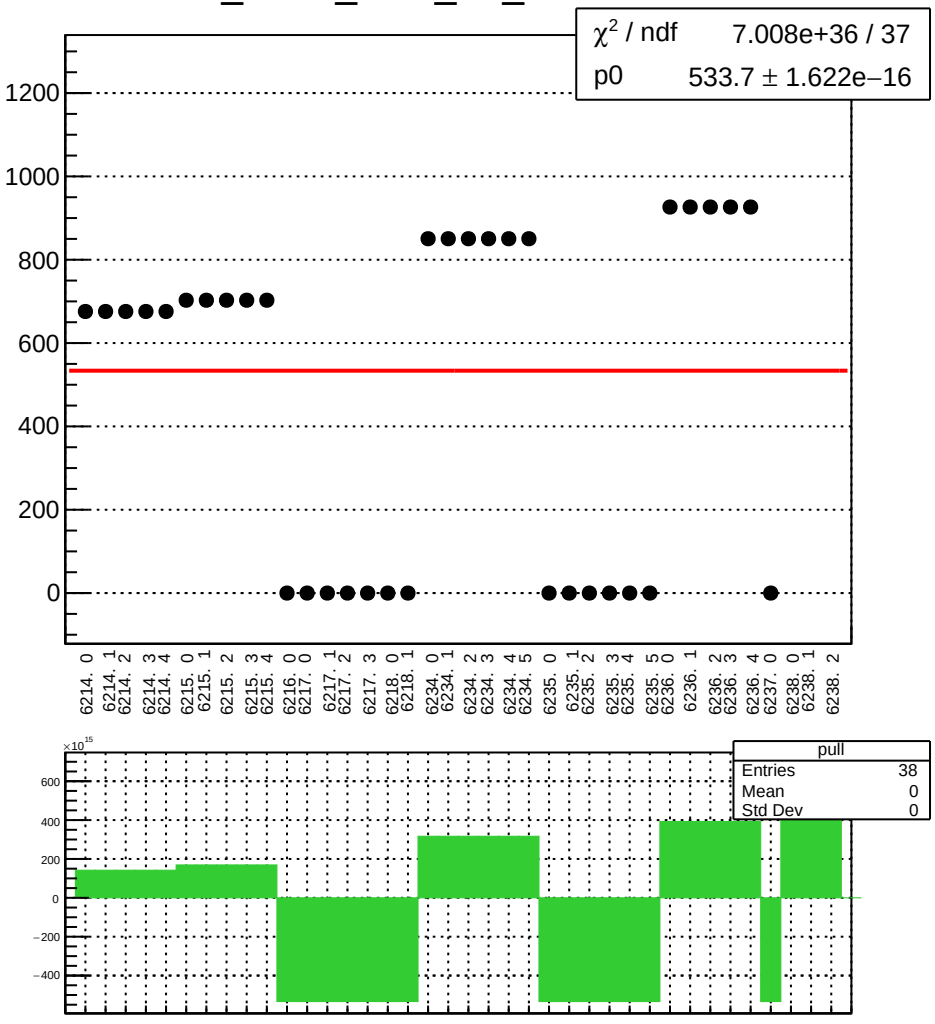

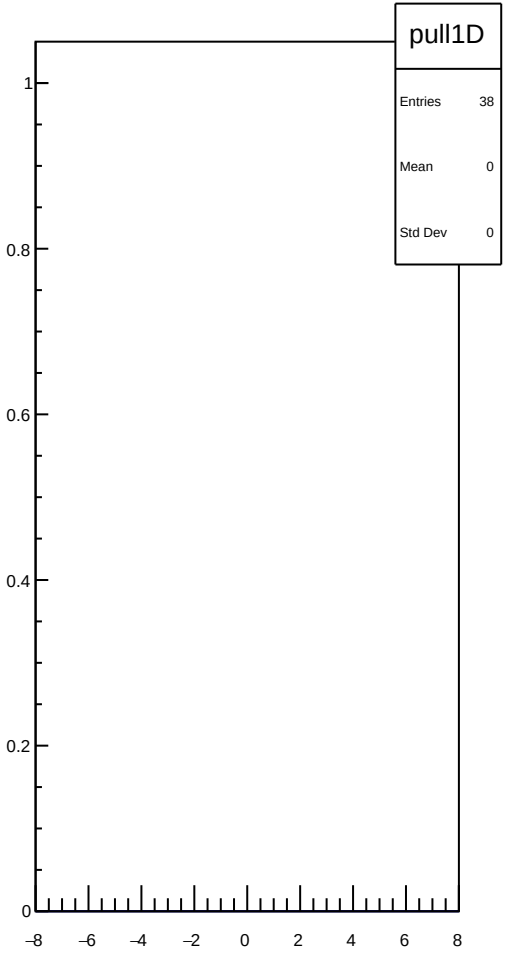

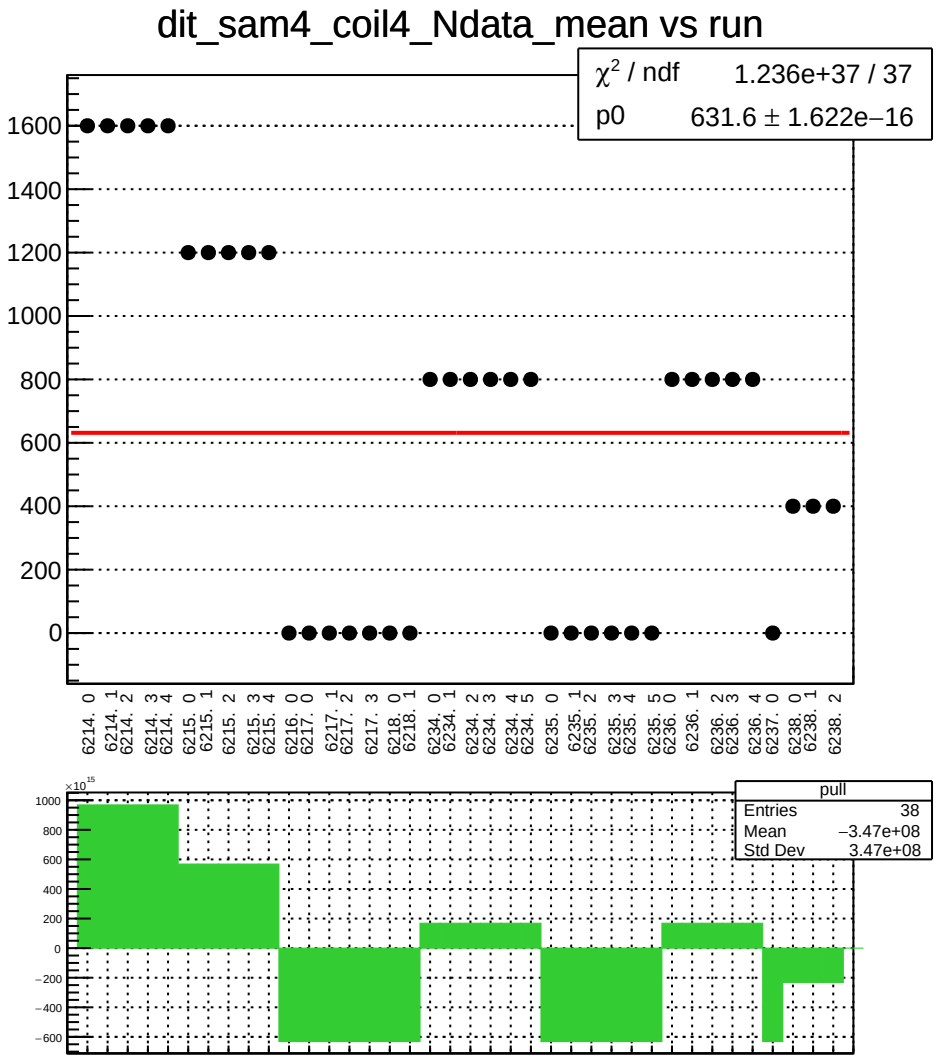
dit_sam4_coil4_Ndata_mean vs run
χ² / ndf 1.236e+37 / 37
p0 631.6 ± 1.622e−16
1600
1400
1200
1000
800
600
400
200
0
6214. 0
6214. 1
6214. 2
6214. 3
6214. 4
6215. 0
6215. 1
6215. 2
6215. 3
6215. 4
6216. 0
6217. 0
6217. 1
6217. 2
6217. 3
6218. 0
6218. 1
6234. 0
6234. 1
6234. 2
6234. 3
6234. 4
6234. 5
6235. 0
6235. 1
6235. 2
6235. 3
6235. 4
6235. 5
6236. 0
6236. 1
6236. 2
6236. 3
6236. 4
6237. 0
6238. 0
6238. 1
6238. 2
×10¹⁵
1000
800
600
400
200
0
−200
−400
−600
pull
Entries 38
Mean −3.47e+08
Std Dev 3.47e+08

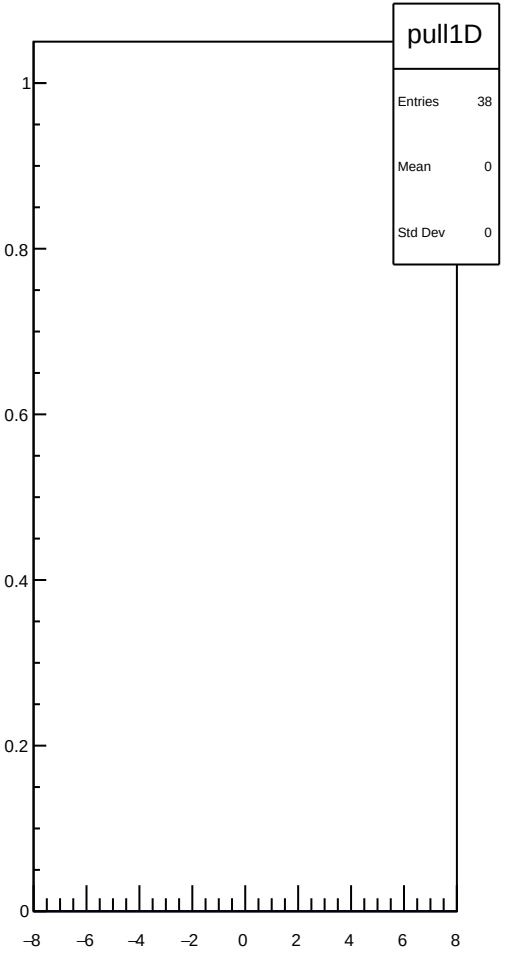
pull1D
Entries 38
Mean 0
Std Dev 0
1
0.8
0.6
0.4
0.2
0
−8
−6
−4
−2
0
2
4
6
8

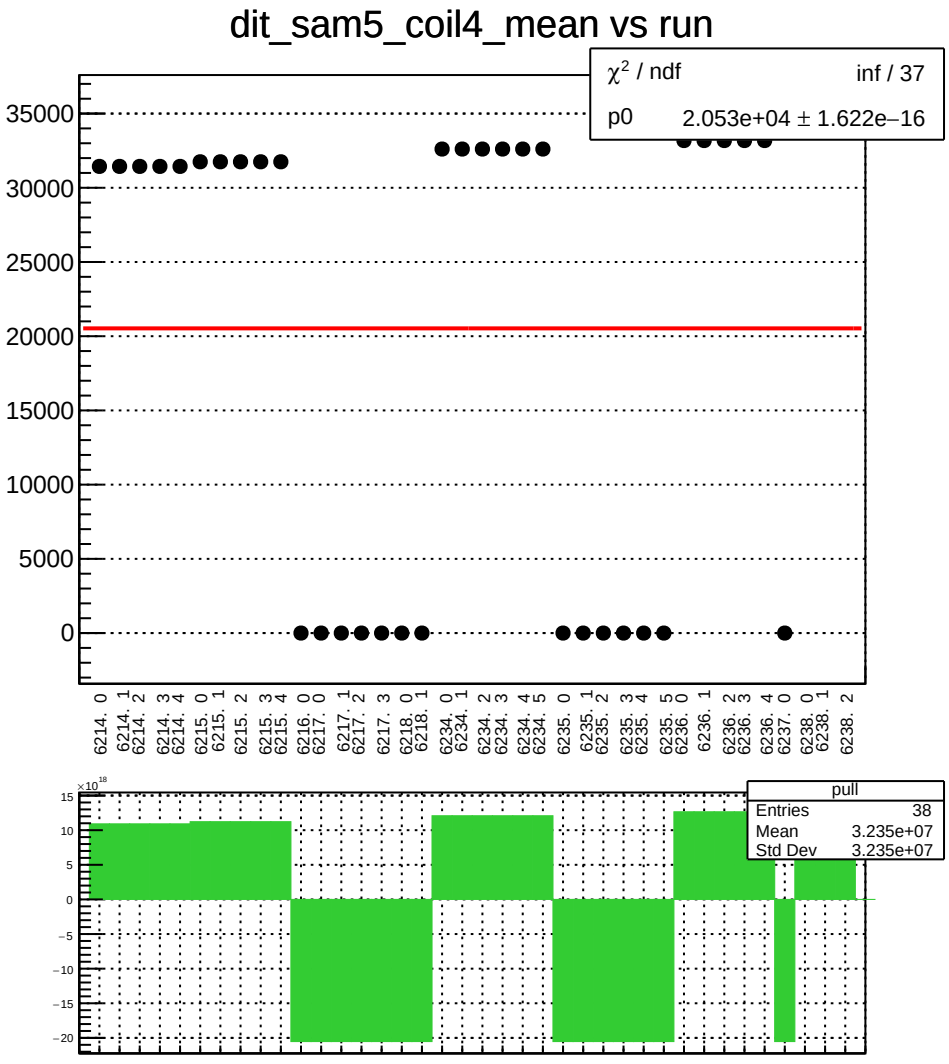
dit_sam5_coil4_mean vs run
χ² / ndf inf / 37
p0 2.053e+04 ± 1.622e−16
35000
30000
25000
20000
15000
10000
5000
0
6214. 0
6214. 1
6214. 2
6214. 3
6214. 4
6215. 0
6215. 1
6215. 2
6215. 3
6215. 4
6216. 0
6217. 0
6217. 1
6217. 2
6217. 3
6218. 0
6218. 1
6234. 0
6234. 1
6234. 2
6234. 3
6234. 4
6234. 5
6235. 0
6235. 1
6235. 2
6235. 3
6235. 4
6235. 5
6236. 0
6236. 1
6236. 2
6236. 3
6236. 4
6237. 0
6238. 0
6238. 1
6238. 2
×10¹⁸
15
10
5
0
−5
−10
−15
−20
pull
Entries 38
Mean 3.235e+07
Std Dev 3.235e+07

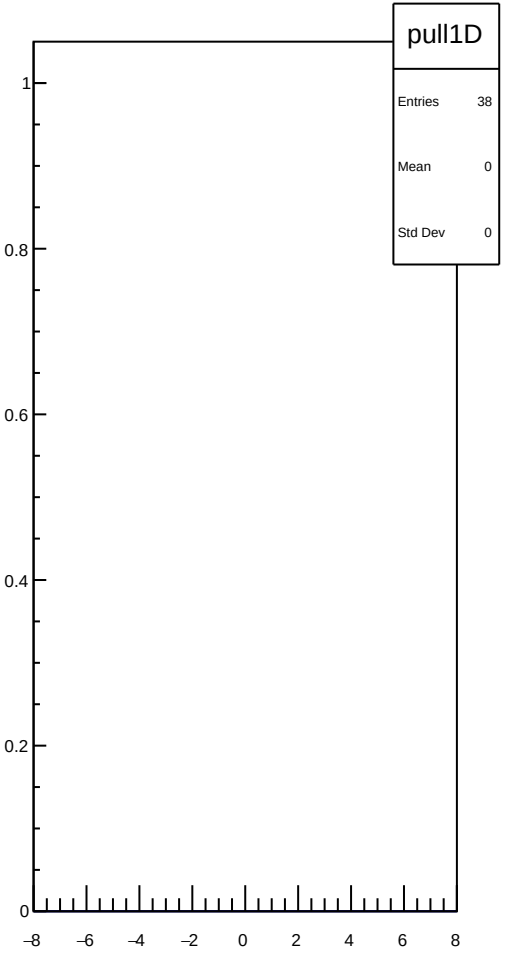
pull1D
Entries 38
Mean 0
Std Dev 0
1
0.8
0.6
0.4
0.2
0
−8
−6
−4
−2
0
2
4
6
8

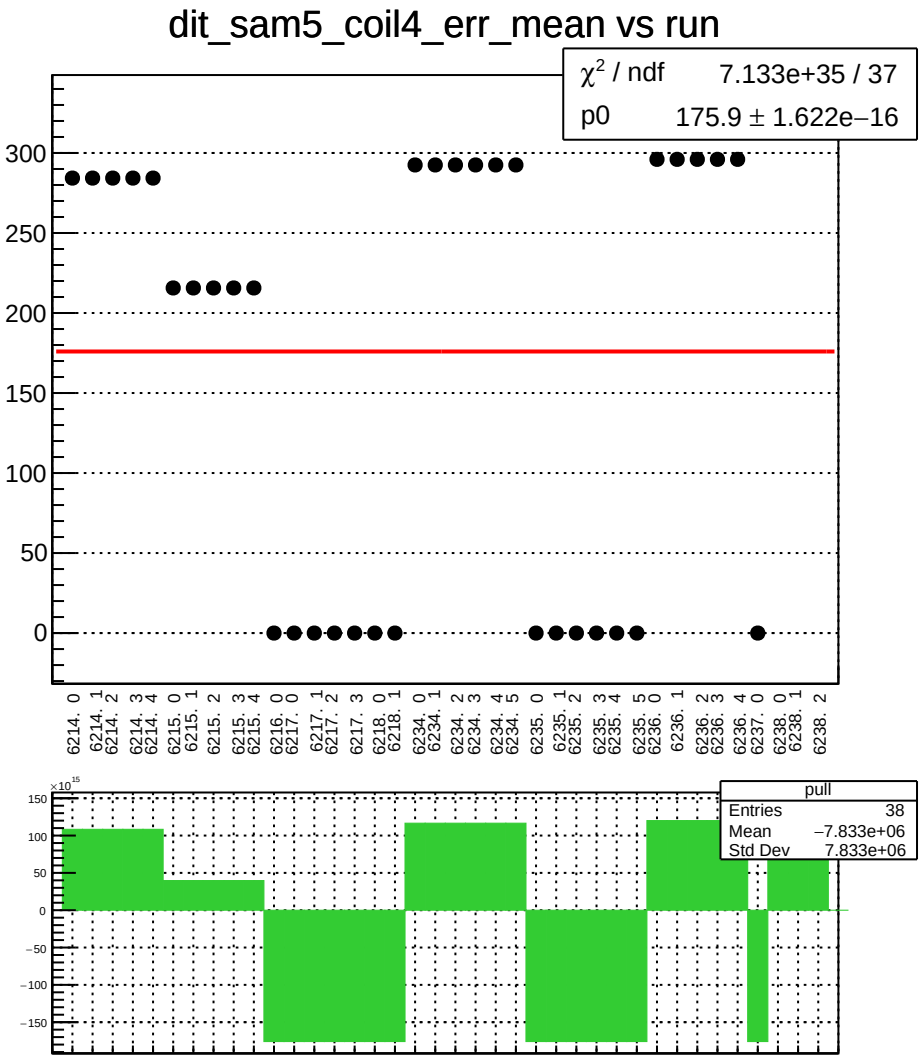
dit_sam5_coil4_err_mean vs run
χ² / ndf 7.133e+35 / 37
p0 175.9 ± 1.622e−16
300
250
200
150
100
50
0
6214. 0
6214. 1
6214. 2
6214. 3
6214. 4
6215. 0
6215. 1
6215. 2
6215. 3
6215. 4
6216. 0
6217. 0
6217. 1
6217. 2
6217. 3
6218. 0
6218. 1
6234. 0
6234. 1
6234. 2
6234. 3
6234. 4
6234. 5
6235. 0
6235. 1
6235. 2
6235. 3
6235. 4
6235. 5
6236. 0
6236. 1
6236. 2
6236. 3
6236. 4
6237. 0
6238. 0
6238. 1
6238. 2
×10¹⁵
150
100
50
0
−50
−100
−150
pull
Entries 38
Mean −7.833e+06
Std Dev 7.833e+06

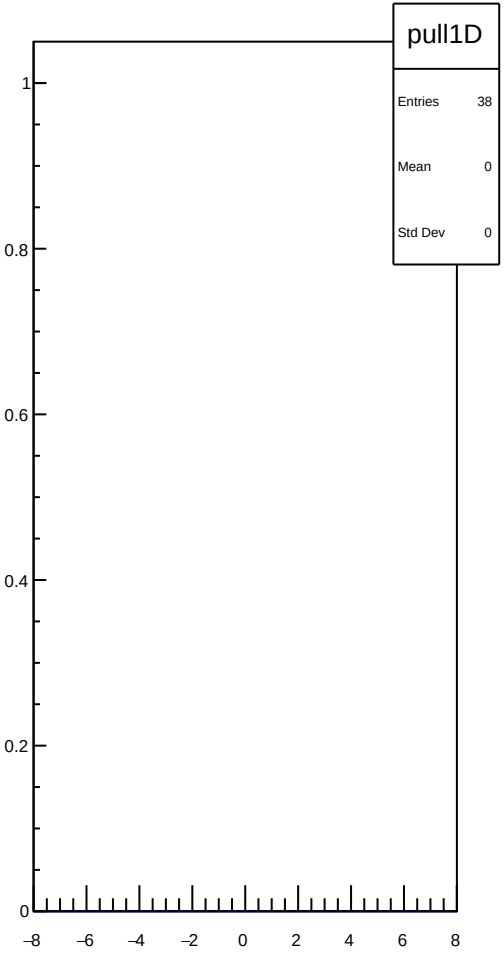
pull1D
Entries 38
Mean 0
Std Dev 0
1
0.8
0.6
0.4
0.2
0
−8
−6
−4
−2
0
2
4
6
8

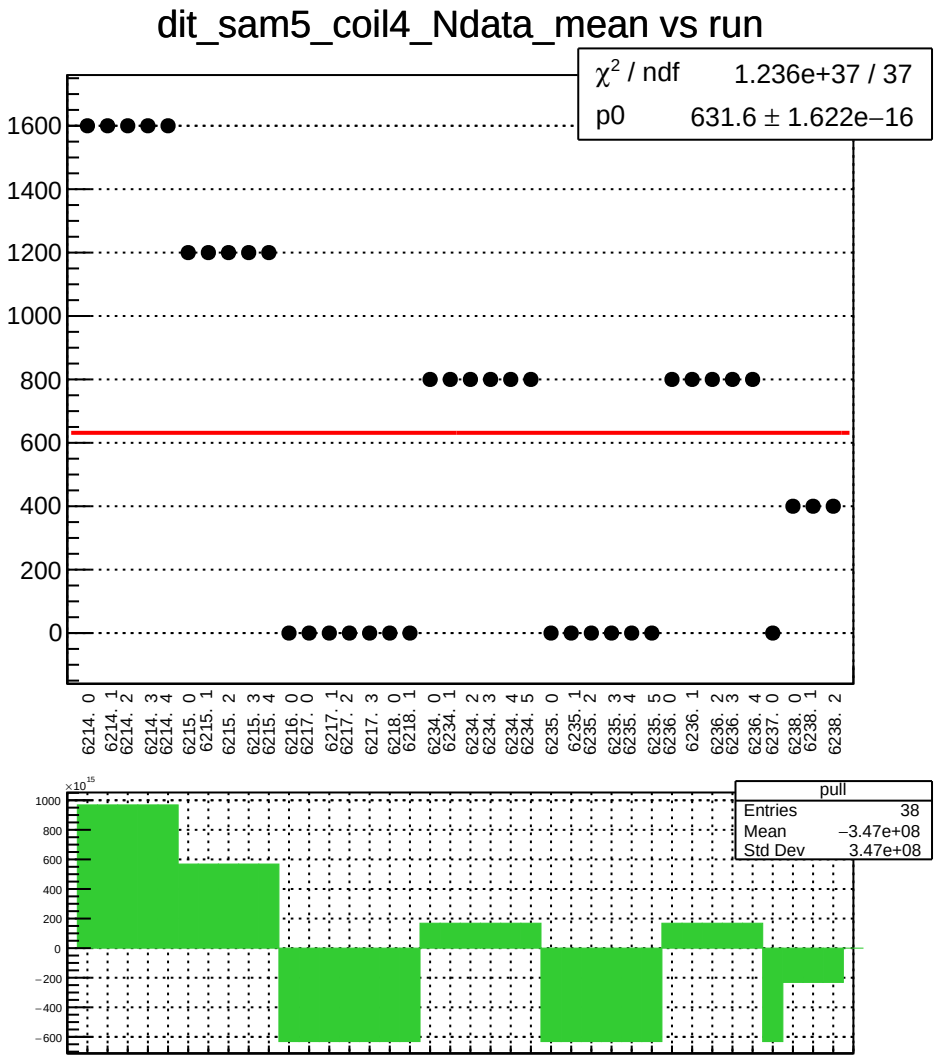
dit_sam5_coil4_Ndata_mean vs run
χ² / ndf 1.236e+37 / 37
p0 631.6 ± 1.622e−16
1600
1400
1200
1000
800
600
400
200
0
6214. 0
6214. 1
6214. 2
6214. 3
6214. 4
6215. 0
6215. 1
6215. 2
6215. 3
6215. 4
6216. 0
6217. 0
6217. 1
6217. 2
6217. 3
6218. 0
6218. 1
6234. 0
6234. 1
6234. 2
6234. 3
6234. 4
6234. 5
6235. 0
6235. 1
6235. 2
6235. 3
6235. 4
6235. 5
6236. 0
6236. 1
6236. 2
6236. 3
6236. 4
6237. 0
6238. 0
6238. 1
6238. 2
×10¹⁵
1000
800
600
400
200
0
−200
−400
−600
pull
Entries 38
Mean −3.47e+08
Std Dev 3.47e+08

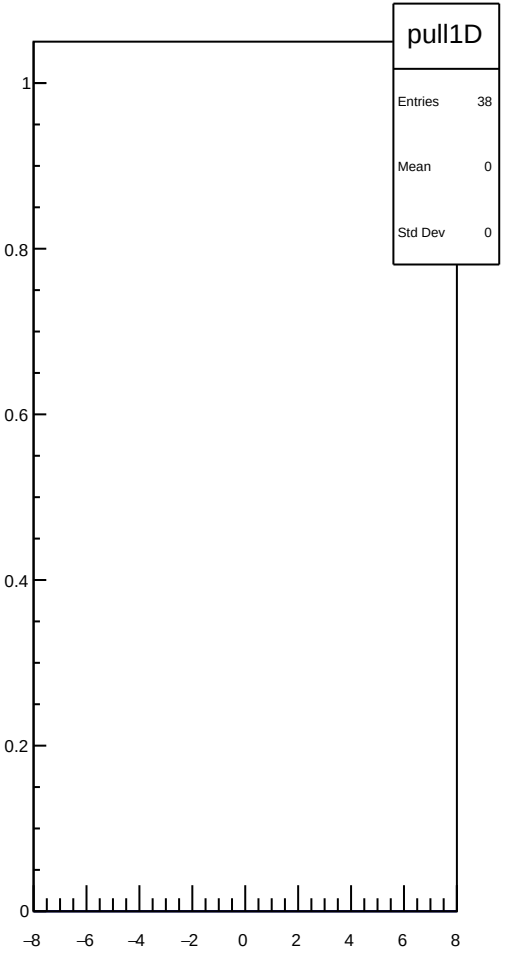
pull1D
Entries 38
Mean 0
Std Dev 0
1
0.8
0.6
0.4
0.2
0
−8
−6
−4
−2
0
2
4
6
8

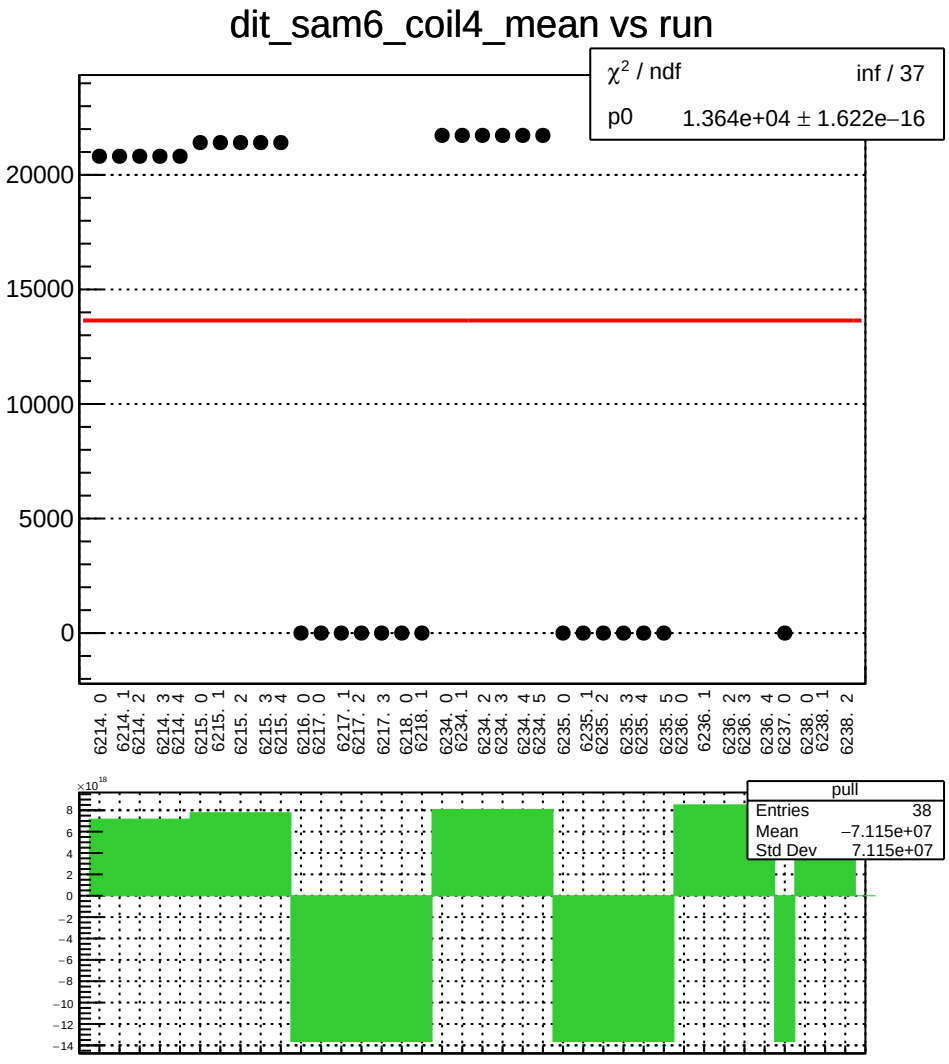
dit_sam6_coil4_mean vs run
χ² / ndf inf / 37
p0 1.364e+04 ± 1.622e−16
20000
15000
10000
5000
0
6214. 0
6214. 1
6214. 2
6214. 3
6214. 4
6215. 0
6215. 1
6215. 2
6215. 3
6215. 4
6216. 0
6217. 0
6217. 1
6217. 2
6217. 3
6218. 0
6218. 1
6234. 0
6234. 1
6234. 2
6234. 3
6234. 4
6234. 5
6235. 0
6235. 1
6235. 2
6235. 3
6235. 4
6235. 5
6236. 0
6236. 1
6236. 2
6236. 3
6236. 4
6237. 0
6238. 0
6238. 1
6238. 2
×10¹⁸
pull
Entries 38
Mean −7.115e+07
Std Dev 7.115e+07

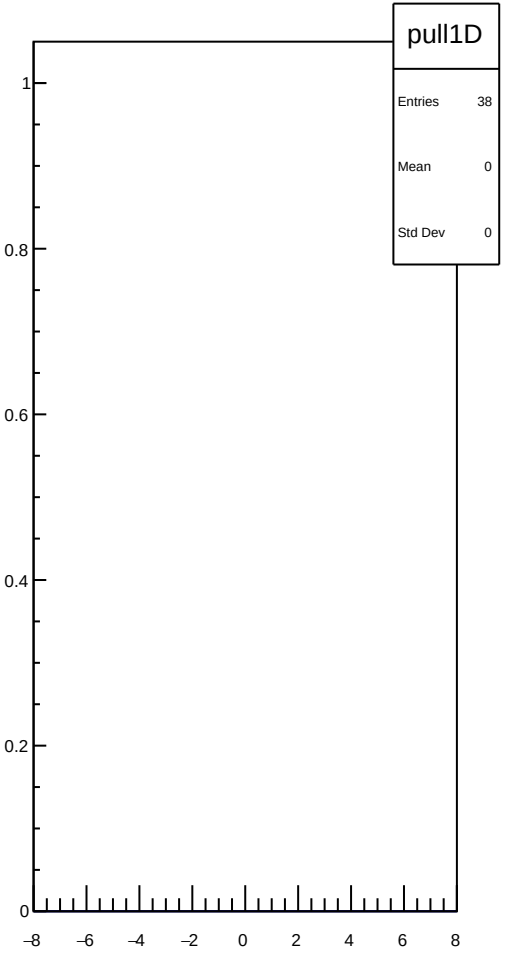
pull1D
Entries 38
Mean 0
Std Dev 0

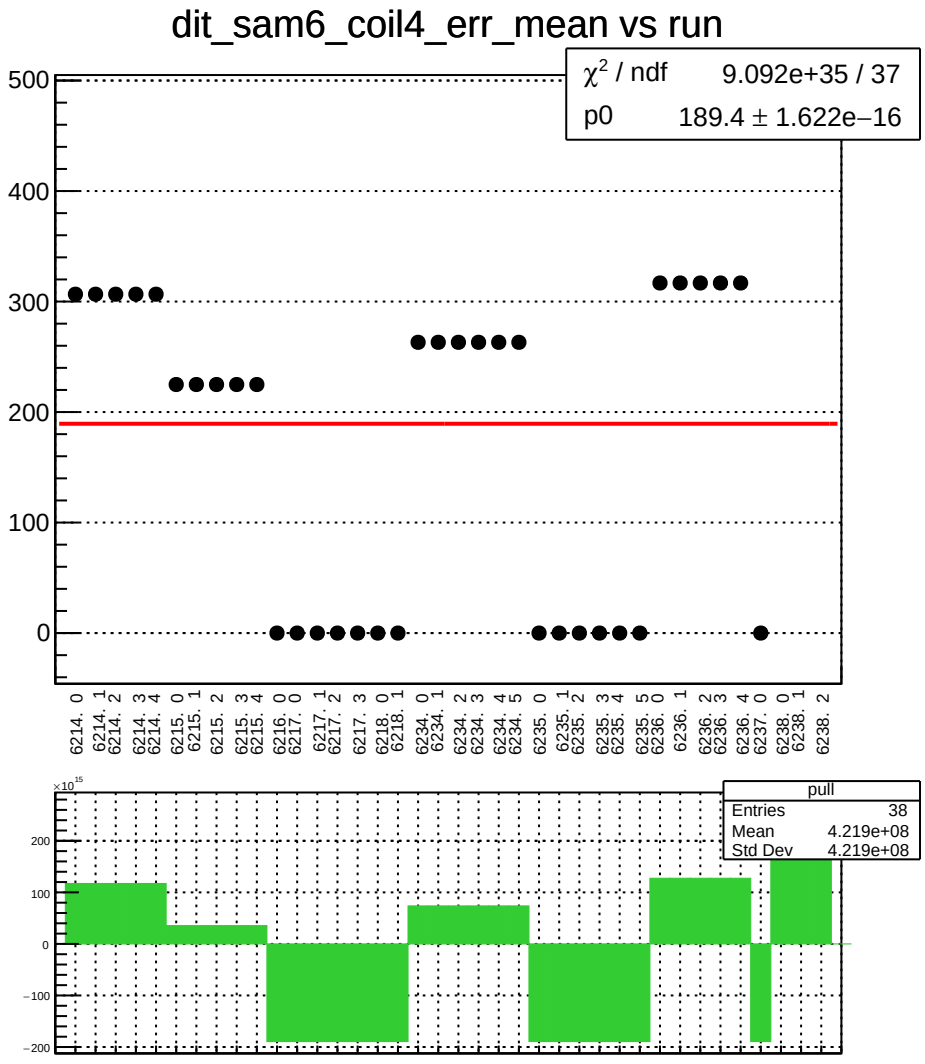
dit_sam6_coil4_err_mean vs run
χ² / ndf 9.092e+35 / 37
p0 189.4 ± 1.622e−16
500
400
300
200
100
0
6214. 0
6214. 1
6214. 2
6214. 3
6214. 4
6215. 0
6215. 1
6215. 2
6215. 3
6215. 4
6216. 0
6217. 0
6217. 1
6217. 2
6217. 3
6218. 0
6218. 1
6234. 0
6234. 1
6234. 2
6234. 3
6234. 4
6234. 5
6235. 0
6235. 1
6235. 2
6235. 3
6235. 4
6235. 5
6236. 0
6236. 1
6236. 2
6236. 3
6236. 4
6237. 0
6238. 0
6238. 1
6238. 2
×10¹⁵
200
100
0
−100
−200
pull
Entries 38
Mean 4.219e+08
Std Dev 4.219e+08

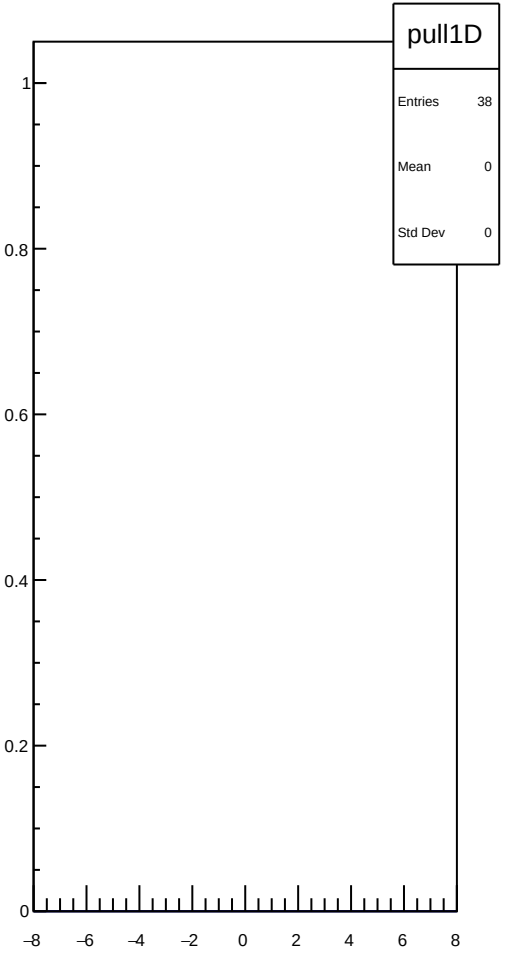
pull1D
Entries 38
Mean 0
Std Dev 0
1
0.8
0.6
0.4
0.2
0
−8
−6
−4
−2
0
2
4
6
8

dit_sam6_coil4_Ndata_mean vs run

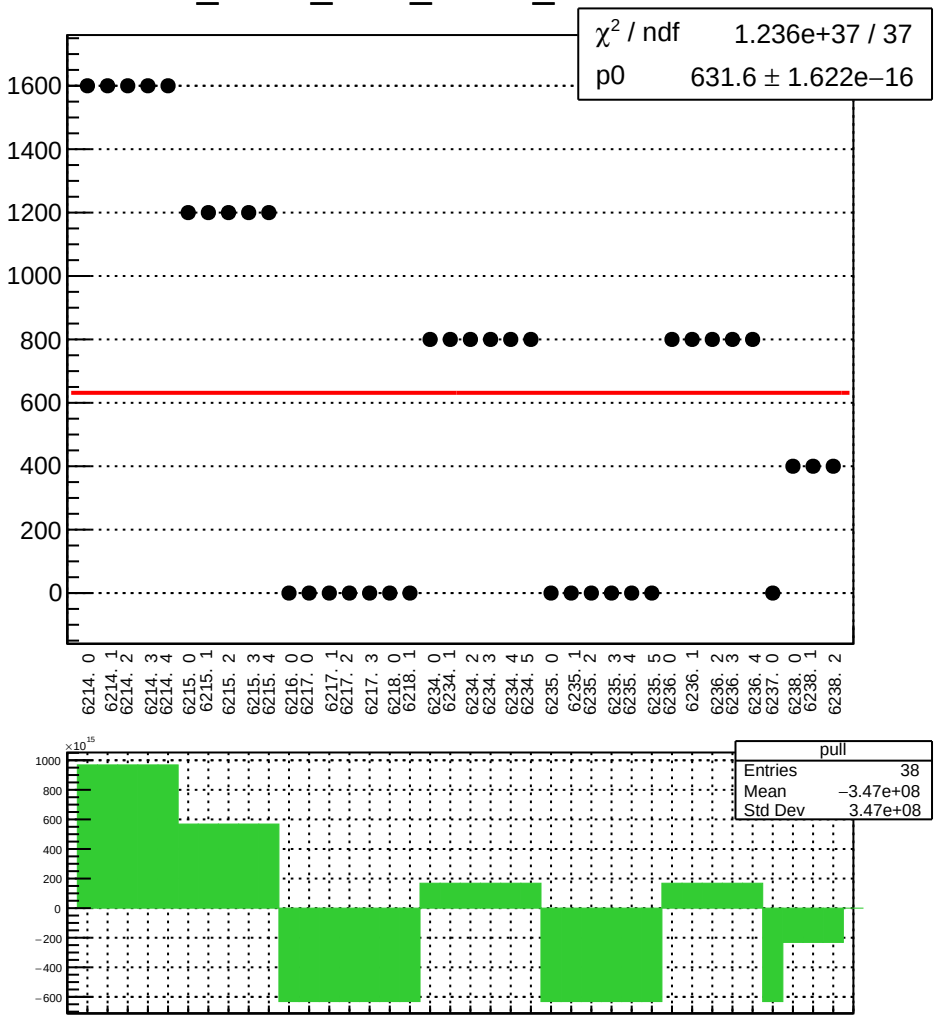

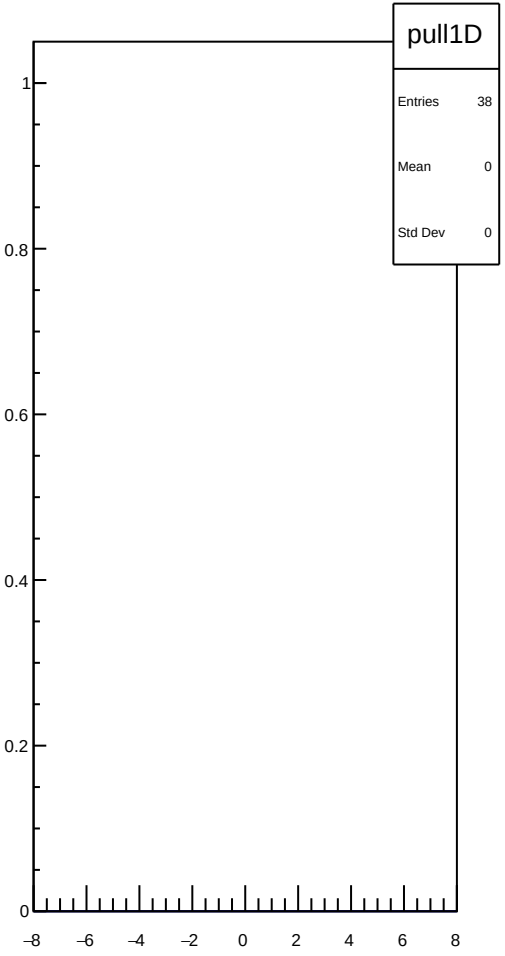

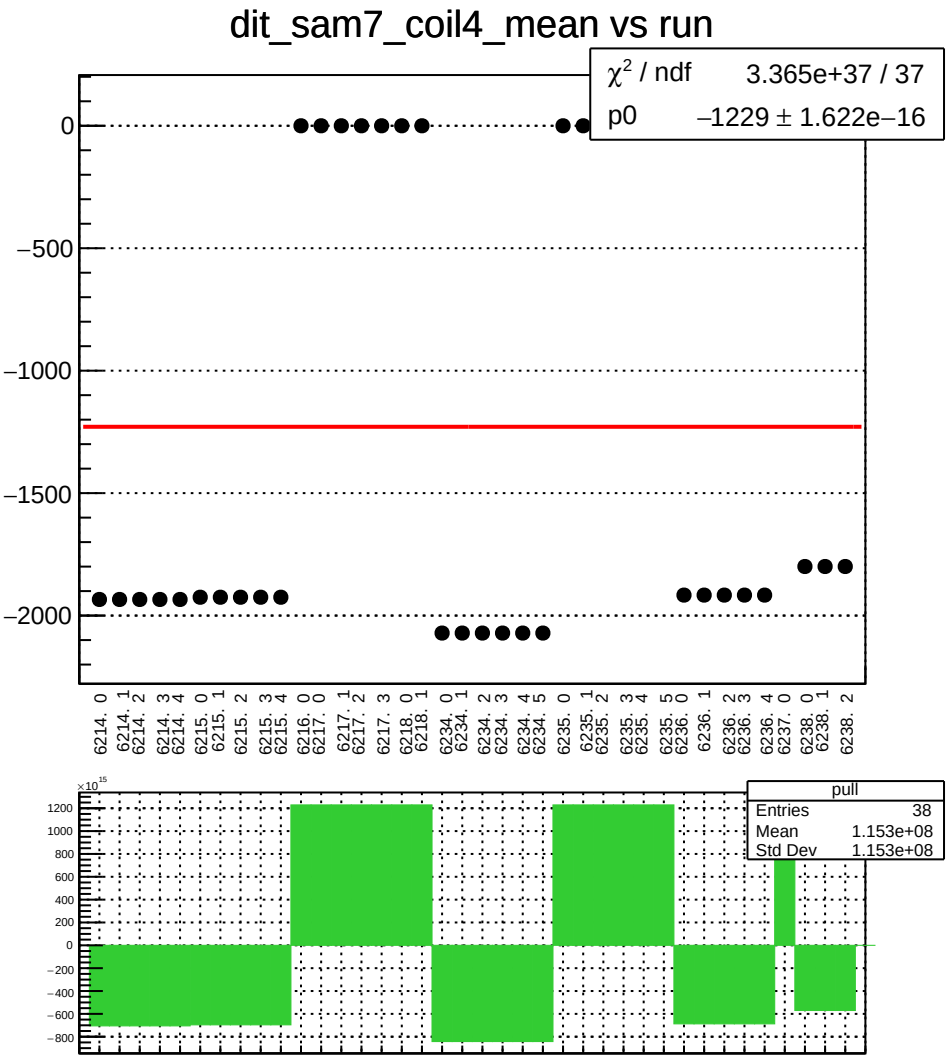
dit_sam7_coil4_mean vs run
χ² / ndf 3.365e+37 / 37
p0 −1229 ± 1.622e−16
0
−500
−1000
−1500
−2000
6214. 0
6214. 1
6214. 2
6214. 3
6214. 4
6215. 0
6215. 1
6215. 2
6215. 3
6215. 4
6216. 0
6217. 0
6217. 1
6217. 2
6217. 3
6218. 0
6218. 1
6234. 0
6234. 1
6234. 2
6234. 3
6234. 4
6234. 5
6235. 0
6235. 1
6235. 2
6235. 3
6235. 4
6235. 5
6236. 0
6236. 1
6236. 2
6236. 3
6236. 4
6237. 0
6238. 0
6238. 1
6238. 2
×10¹⁵
1200
1000
800
600
400
200
0
−200
−400
−600
−800
pull
Entries 38
Mean 1.153e+08
Std Dev 1.153e+08

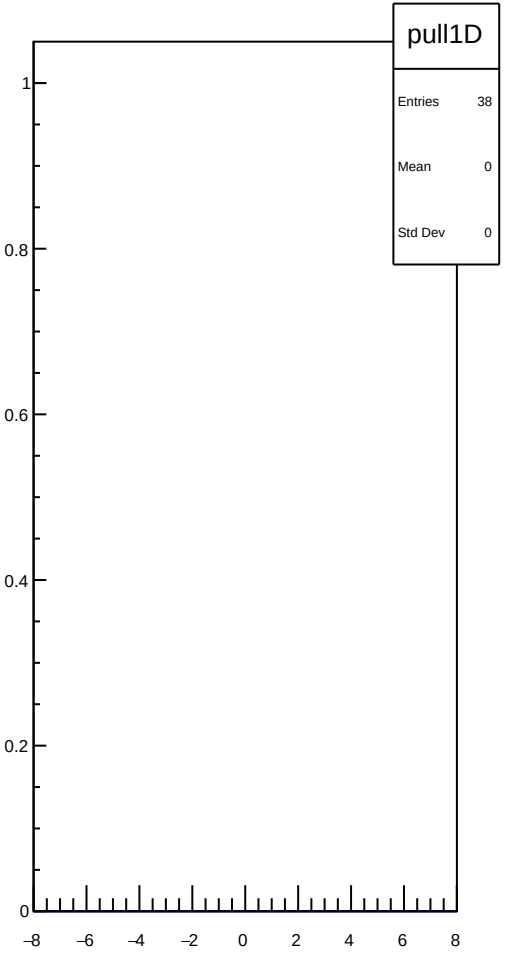
pull1D
Entries 38
Mean 0
Std Dev 0
1
0.8
0.6
0.4
0.2
0
−8
−6
−4
−2
0
2
4
6
8

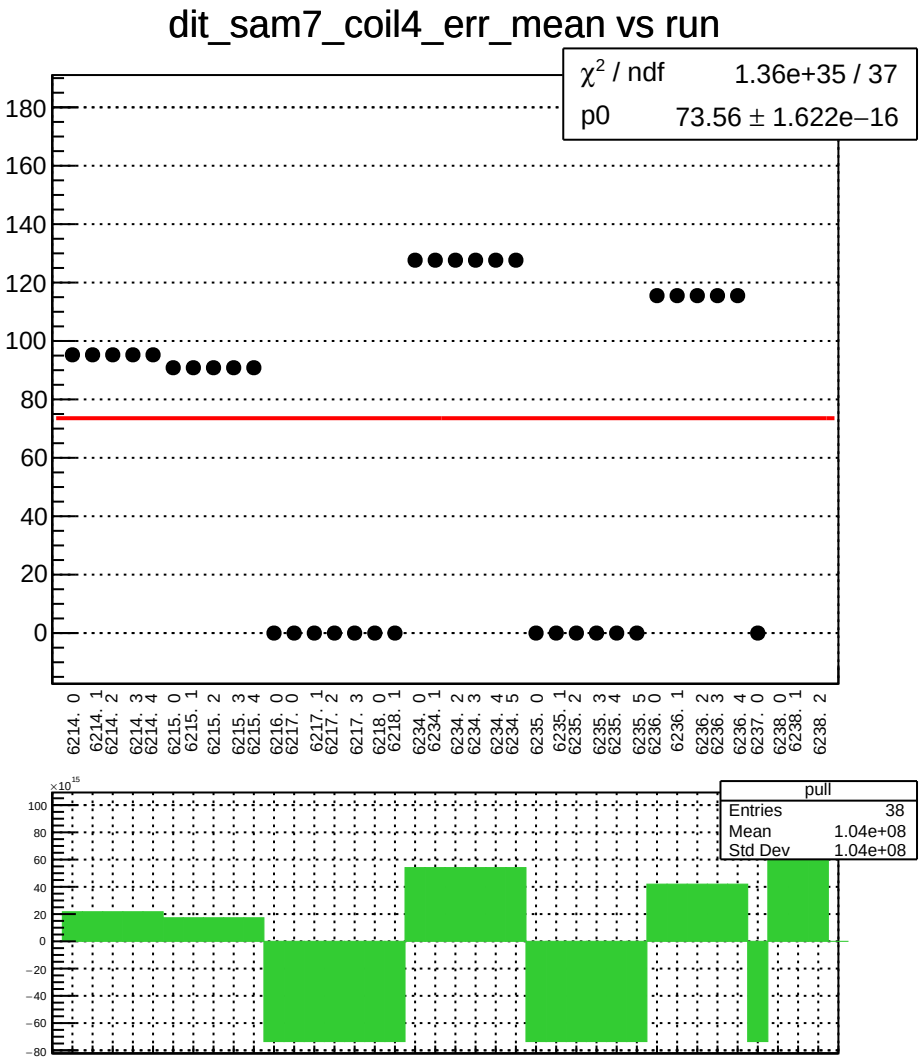
dit_sam7_coil4_err_mean vs run
χ² / ndf 1.36e+35 / 37
p0 73.56 ± 1.622e−16
180
160
140
120
100
80
60
40
20
0
6214. 0
6214. 1
6214. 2
6214. 3
6214. 4
6215. 0
6215. 1
6215. 2
6215. 3
6215. 4
6216. 0
6217. 0
6217. 1
6217. 2
6217. 3
6218. 0
6218. 1
6234. 0
6234. 1
6234. 2
6234. 3
6234. 4
6234. 5
6235. 0
6235. 1
6235. 2
6235. 3
6235. 4
6235. 5
6236. 0
6236. 1
6236. 2
6236. 3
6236. 4
6237. 0
6238. 0
6238. 1
6238. 2
×10¹⁵
100
80
60
40
20
0
−20
−40
−60
−80
pull
Entries 38
Mean 1.04e+08
Std Dev 1.04e+08

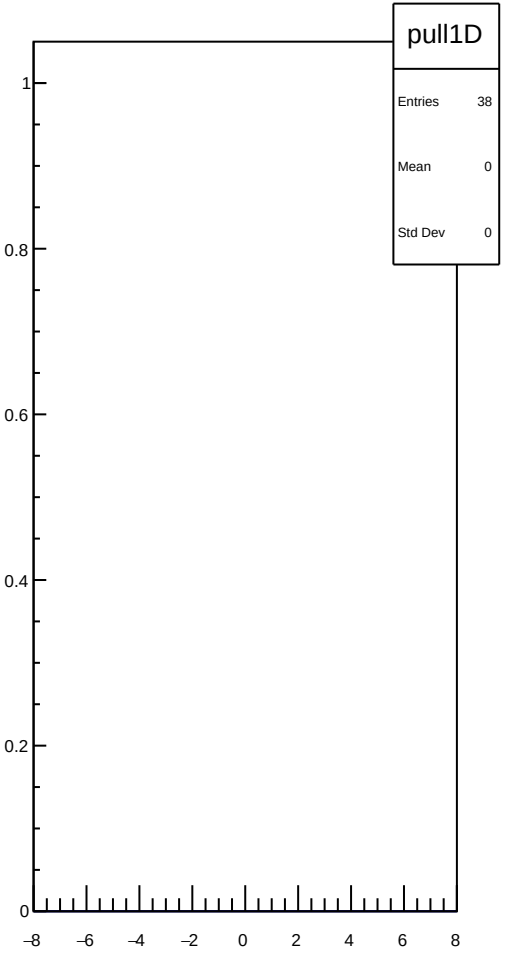
pull1D
Entries 38
Mean 0
Std Dev 0
1
0.8
0.6
0.4
0.2
0
−8
−6
−4
−2
0
2
4
6
8

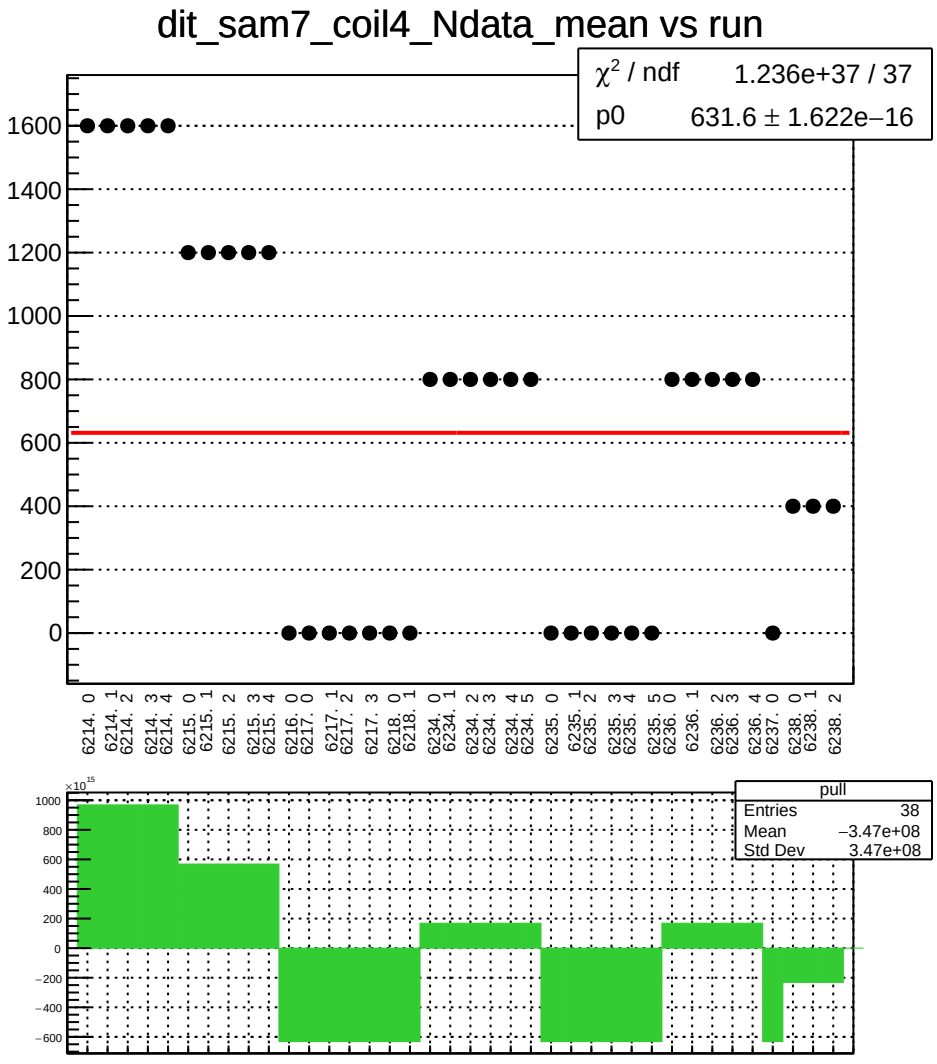
dit_sam7_coil4_Ndata_mean vs run
χ² / ndf 1.236e+37 / 37
p0 631.6 ± 1.622e−16
1600
1400
1200
1000
800
600
400
200
0
6214. 0
6214. 1
6214. 2
6214. 3
6214. 4
6215. 0
6215. 1
6215. 2
6215. 3
6215. 4
6216. 0
6217. 0
6217. 1
6217. 2
6217. 3
6218. 0
6218. 1
6234. 0
6234. 1
6234. 2
6234. 3
6234. 4
6234. 5
6235. 0
6235. 1
6235. 2
6235. 3
6235. 4
6235. 5
6236. 0
6236. 1
6236. 2
6236. 3
6236. 4
6237. 0
6238. 0
6238. 1
6238. 2
×10¹⁵
1000
800
600
400
200
0
−200
−400
−600
pull
Entries 38
Mean −3.47e+08
Std Dev 3.47e+08

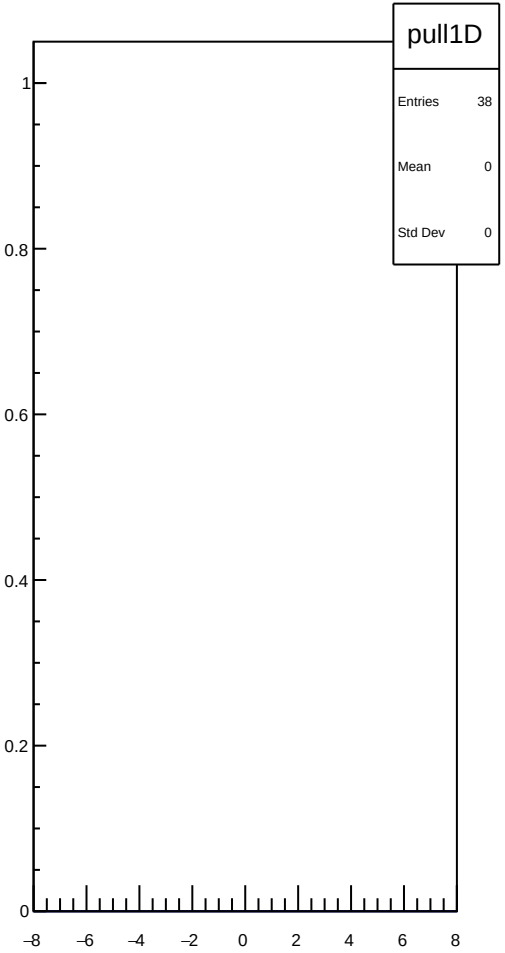
pull1D
Entries 38
Mean 0
Std Dev 0
1
0.8
0.6
0.4
0.2
0
−8
−6
−4
−2
0
2
4
6
8

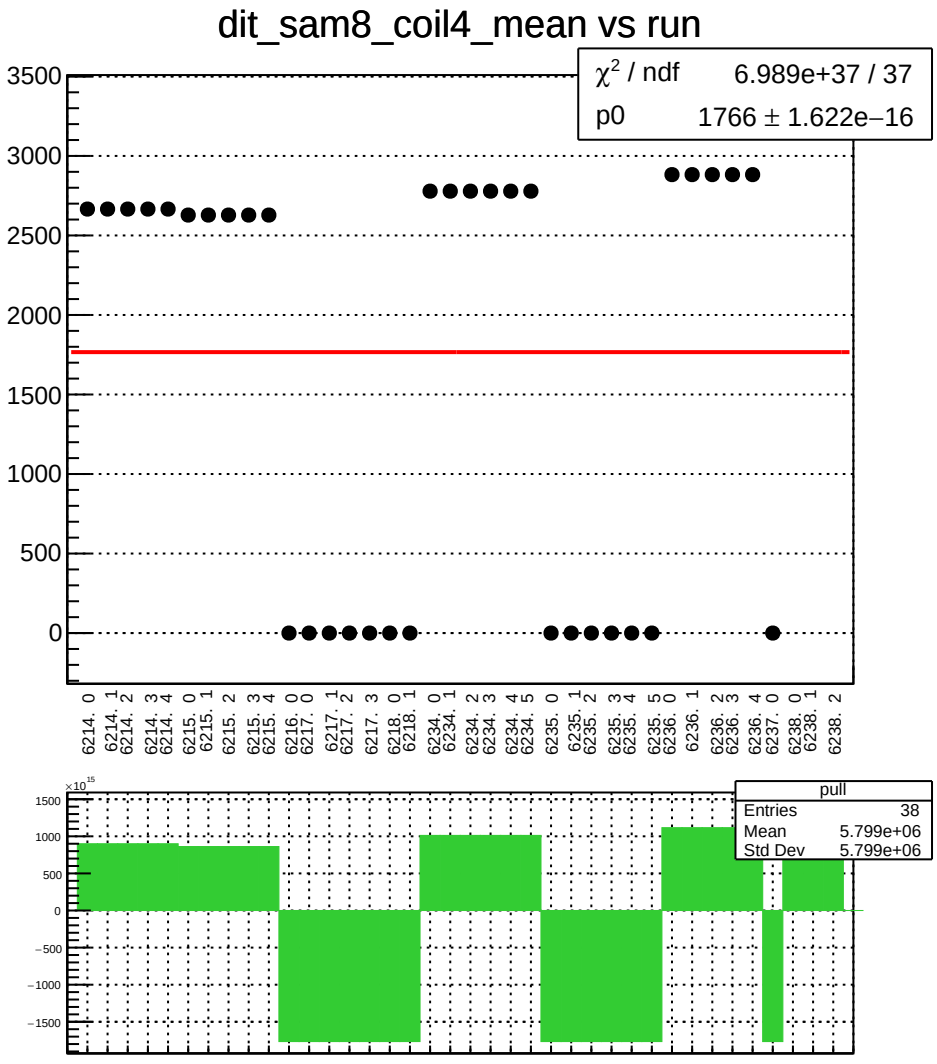
dit_sam8_coil4_mean vs run
χ² / ndf 6.989e+37 / 37
p0 1766 ± 1.622e−16
3500
3000
2500
2000
1500
1000
500
0
6214. 0
6214. 1
6214. 2
6214. 3
6214. 4
6215. 0
6215. 1
6215. 2
6215. 3
6215. 4
6216. 0
6217. 0
6217. 1
6217. 2
6217. 3
6218. 0
6218. 1
6234. 0
6234. 1
6234. 2
6234. 3
6234. 4
6234. 5
6235. 0
6235. 1
6235. 2
6235. 3
6235. 4
6235. 5
6236. 0
6236. 1
6236. 2
6236. 3
6236. 4
6237. 0
6238. 0
6238. 1
6238. 2
×10¹⁵
1500
1000
500
0
−500
−1000
−1500
pull
Entries 38
Mean 5.799e+06
Std Dev 5.799e+06

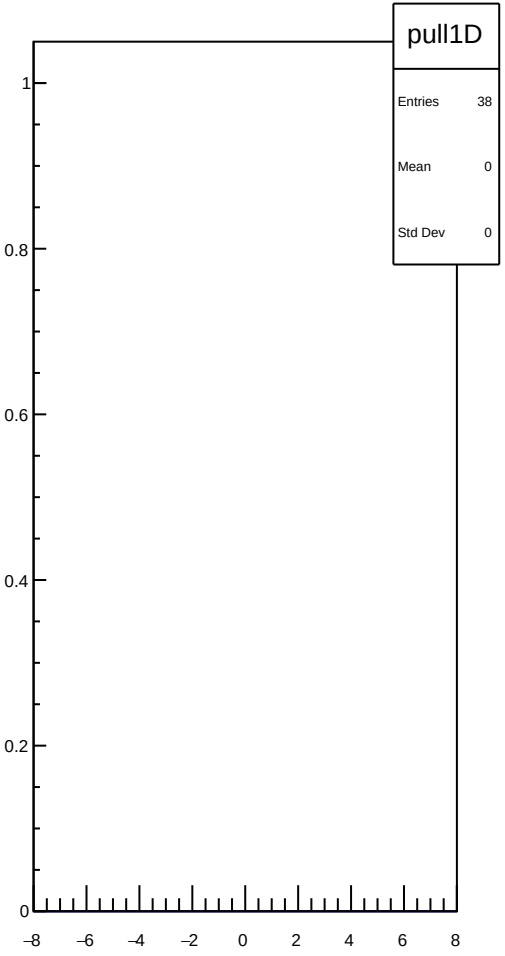
pull1D
Entries 38
Mean 0
Std Dev 0
1
0.8
0.6
0.4
0.2
0
−8
−6
−4
−2
0
2
4
6
8

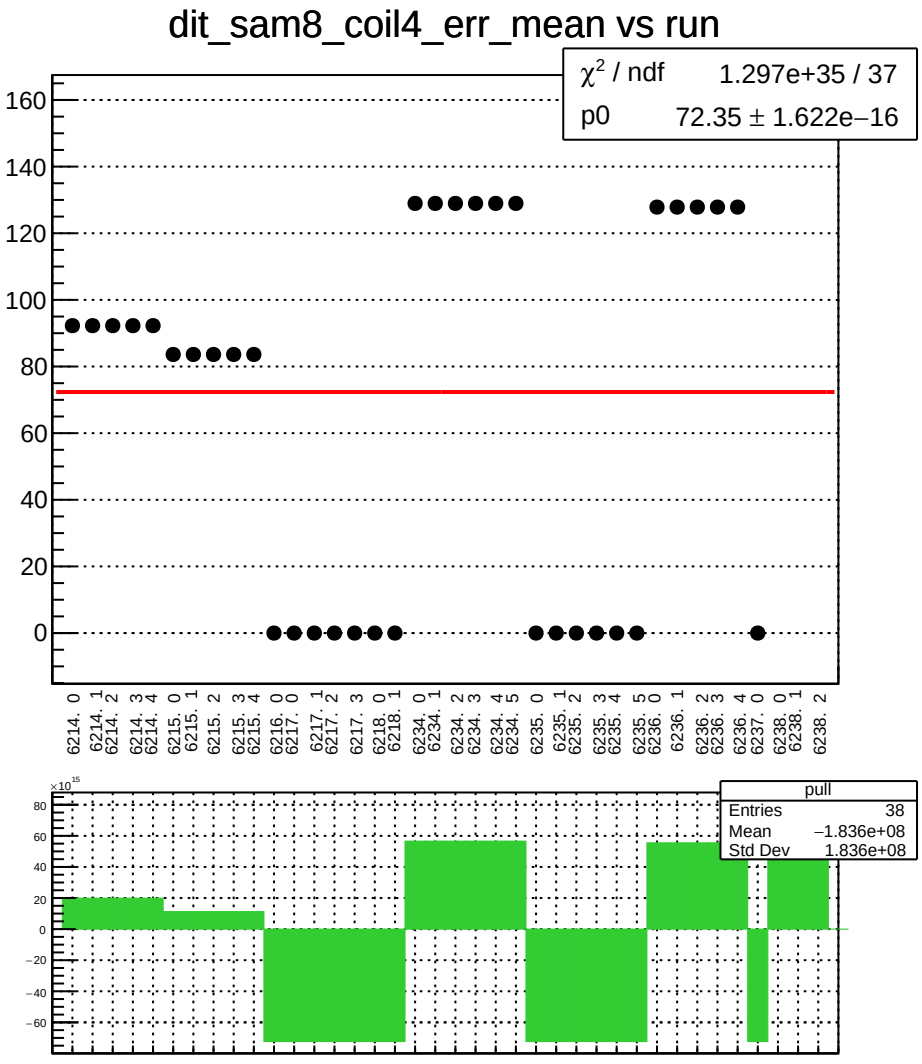
dit_sam8_coil4_err_mean vs run
χ² / ndf 1.297e+35 / 37
p0 72.35 ± 1.622e−16
160
140
120
100
80
60
40
20
0
6214. 0
6214. 1
6214. 2
6214. 3
6214. 4
6215. 0
6215. 1
6215. 2
6215. 3
6215. 4
6216. 0
6217. 0
6217. 1
6217. 2
6217. 3
6218. 0
6218. 1
6234. 0
6234. 1
6234. 2
6234. 3
6234. 4
6234. 5
6235. 0
6235. 1
6235. 2
6235. 3
6235. 4
6235. 5
6236. 0
6236. 1
6236. 2
6236. 3
6236. 4
6237. 0
6238. 0
6238. 1
6238. 2
×10¹⁵
80
60
40
20
0
−20
−40
−60
pull
Entries 38
Mean −1.836e+08
Std Dev 1.836e+08

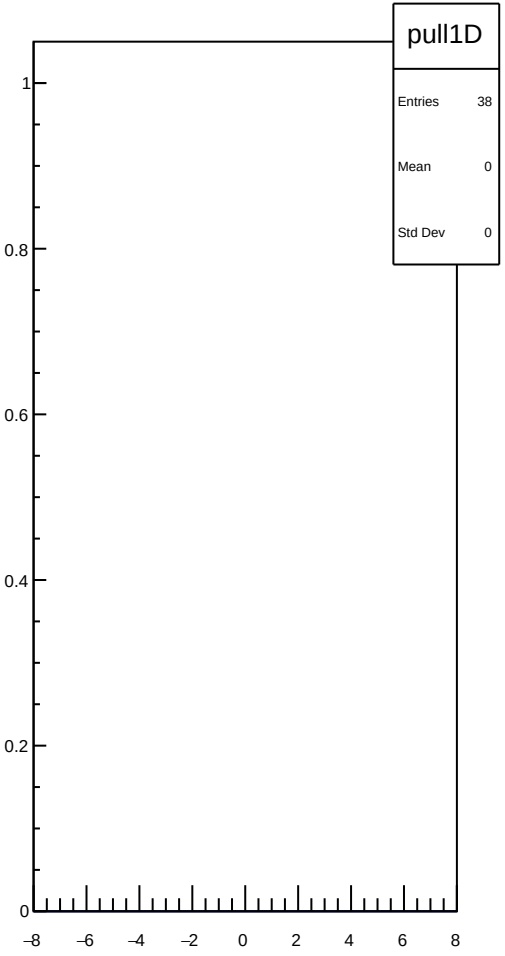
pull1D
Entries 38
Mean 0
Std Dev 0
1
0.8
0.6
0.4
0.2
0
−8
−6
−4
−2
0
2
4
6
8

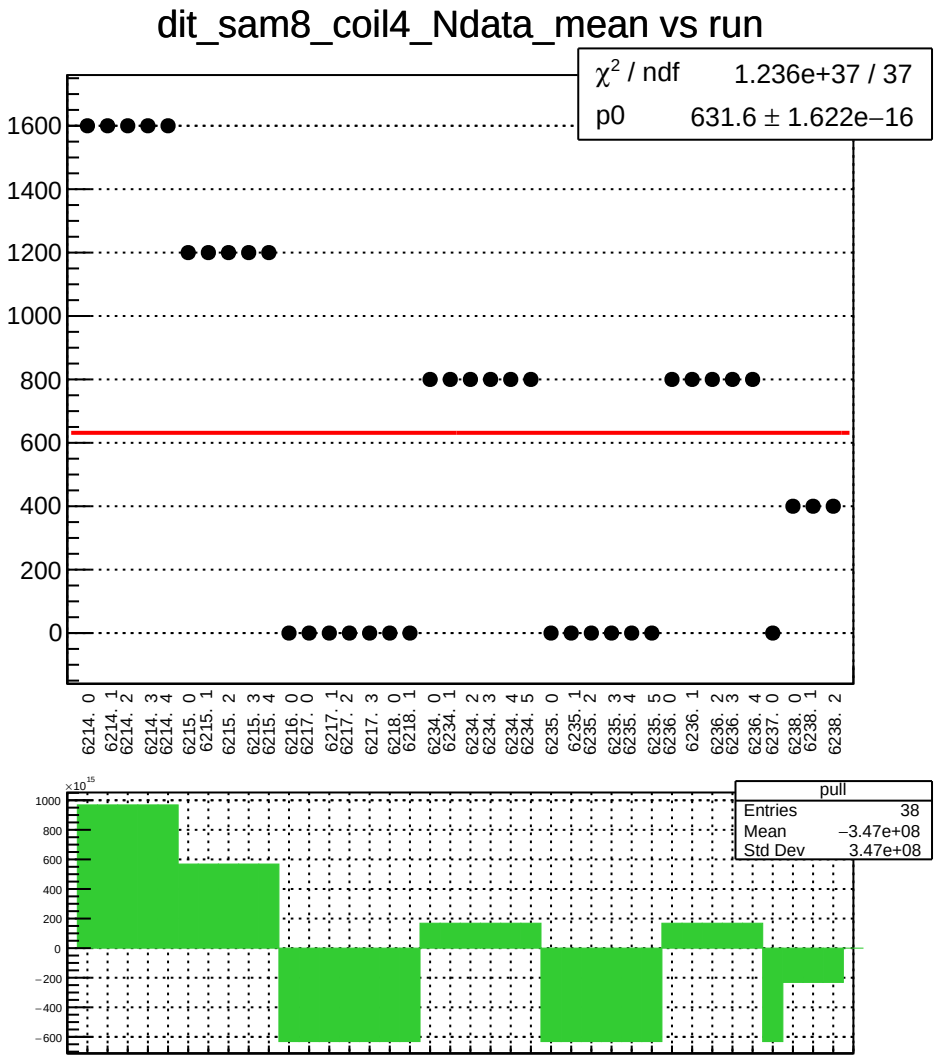
dit_sam8_coil4_Ndata_mean vs run
χ² / ndf 1.236e+37 / 37
p0 631.6 ± 1.622e−16
1600
1400
1200
1000
800
600
400
200
0
6214. 0
6214. 1
6214. 2
6214. 3
6214. 4
6215. 0
6215. 1
6215. 2
6215. 3
6215. 4
6216. 0
6217. 0
6217. 1
6217. 2
6217. 3
6218. 0
6218. 1
6234. 0
6234. 1
6234. 2
6234. 3
6234. 4
6234. 5
6235. 0
6235. 1
6235. 2
6235. 3
6235. 4
6235. 5
6236. 0
6236. 1
6236. 2
6236. 3
6236. 4
6237. 0
6238. 0
6238. 1
6238. 2
×10¹⁵
1000
800
600
400
200
0
−200
−400
−600
pull
Entries 38
Mean −3.47e+08
Std Dev 3.47e+08

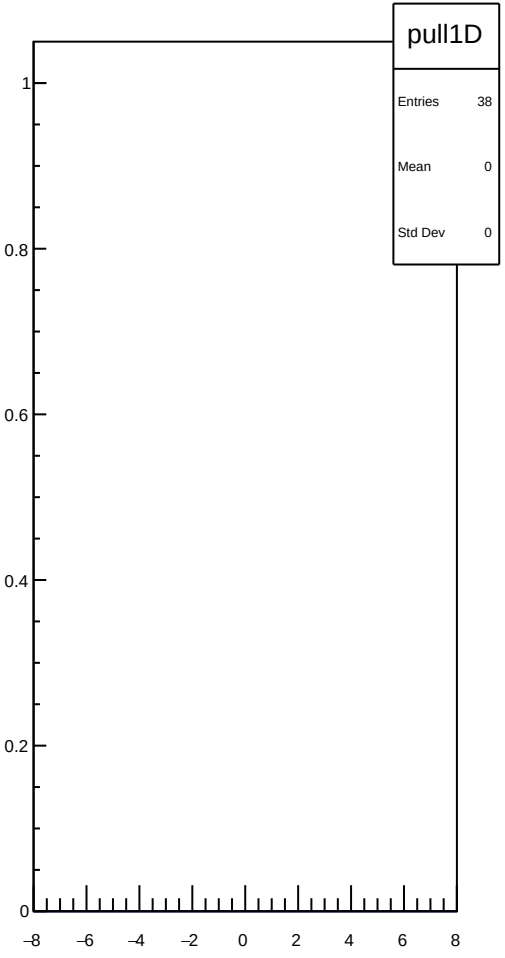
pull1D
Entries 38
Mean 0
Std Dev 0
1
0.8
0.6
0.4
0.2
0
−8
−6
−4
−2
0
2
4
6
8

dit_4aX_coil6_mean vs run

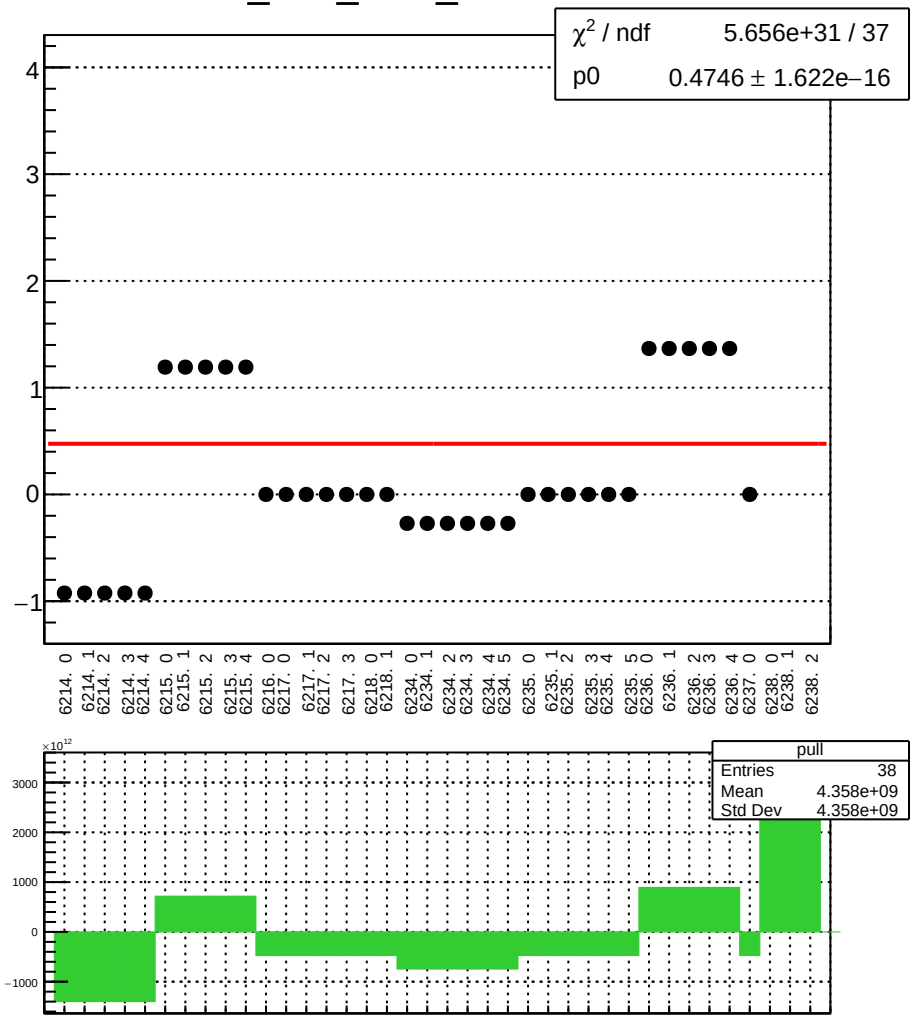

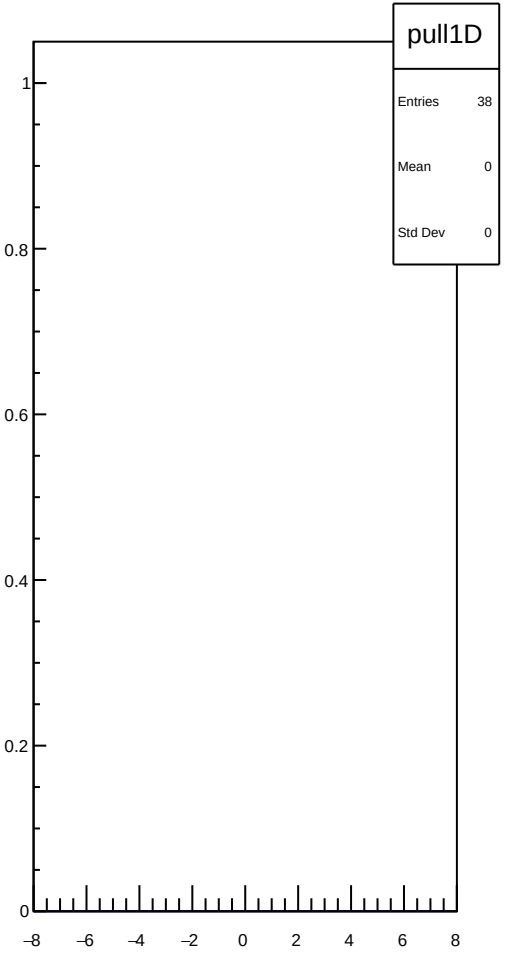

dit_4aX_coil6_err_mean vs run

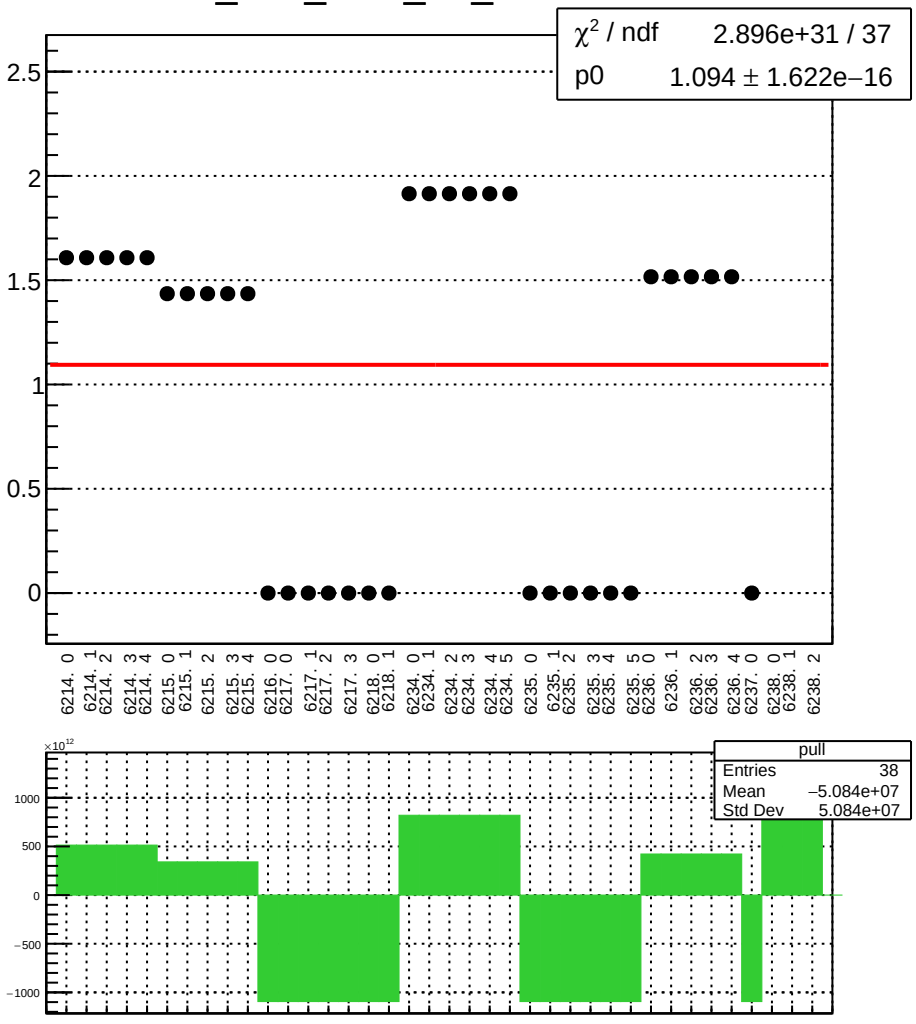

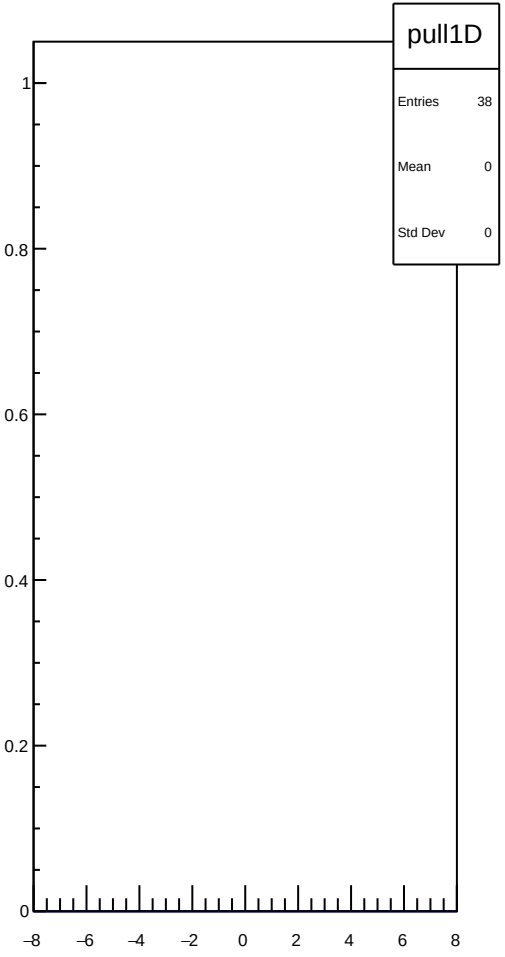

dit_4aX_coil6_Ndata_mean vs run

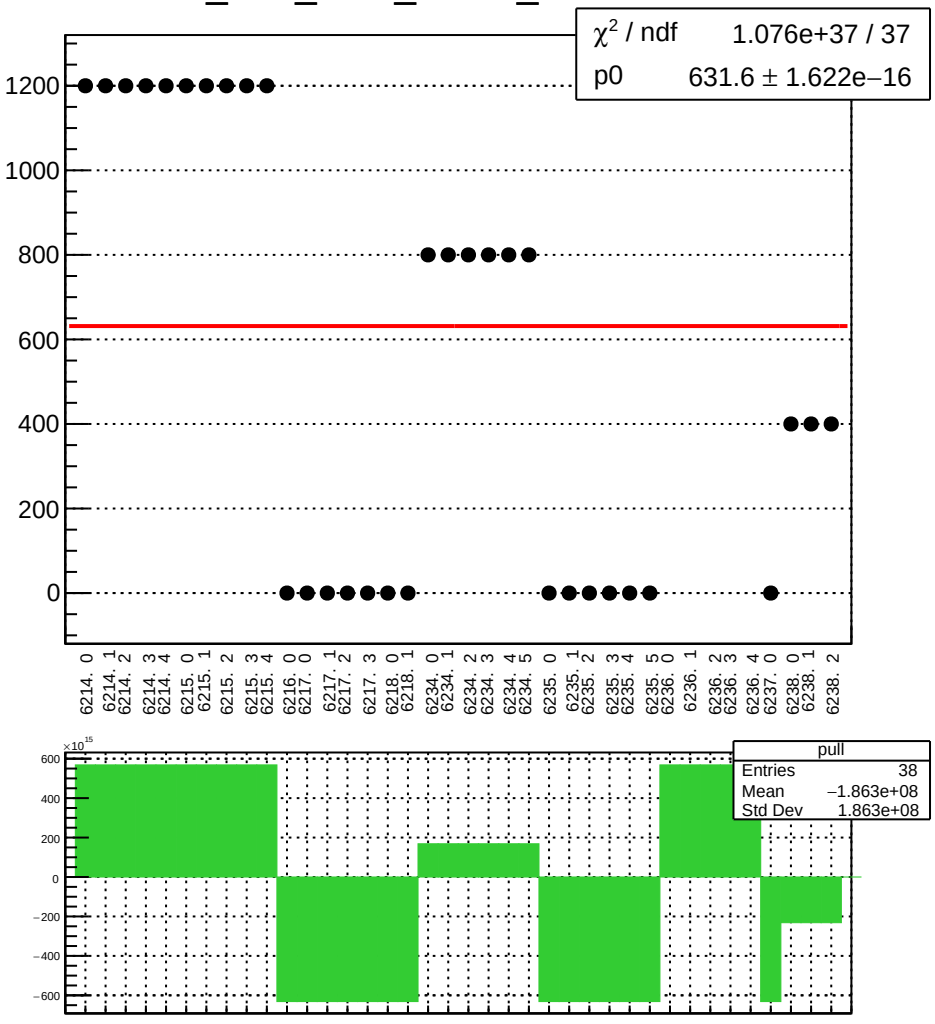

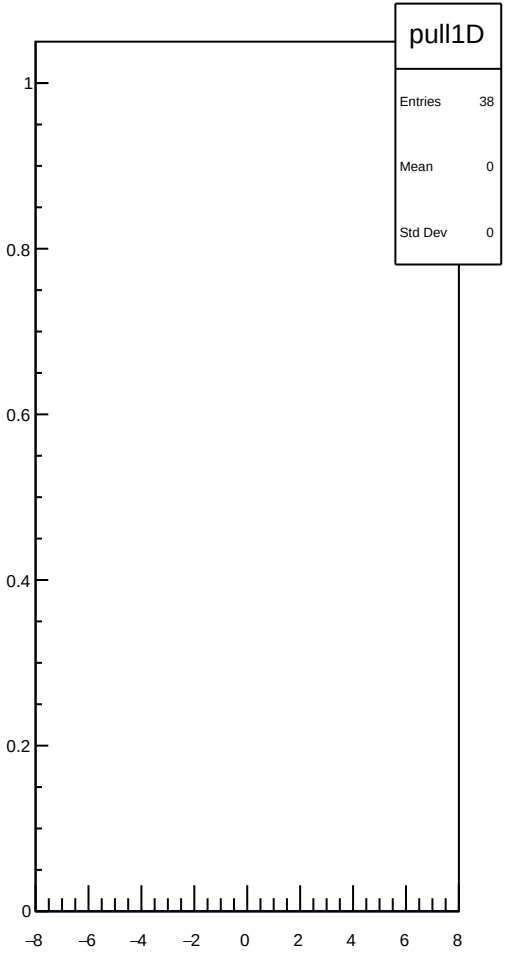

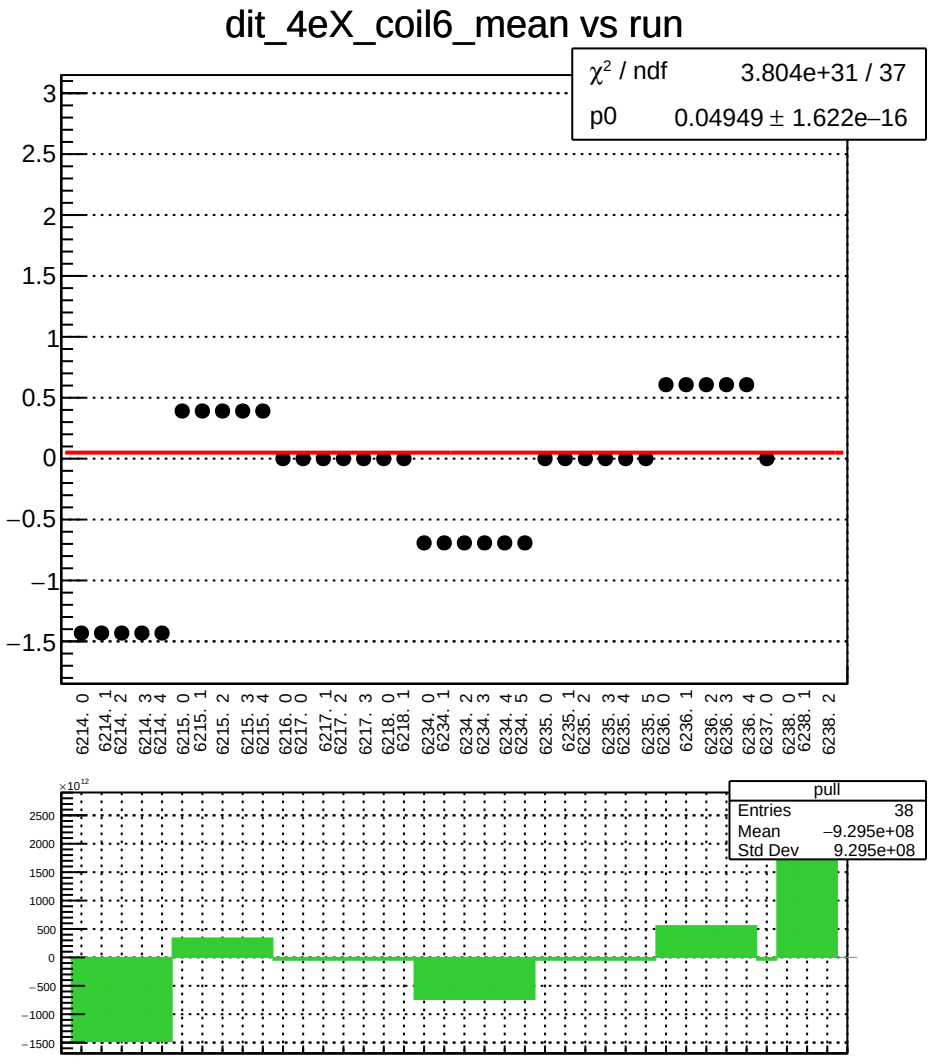
dit_4eX_coil6_mean vs run
χ² / ndf 3.804e+31 / 37
p0 0.04949 ± 1.622e−16
3
2.5
2
1.5
1
0.5
0
−0.5
−1
−1.5
6214. 0
6214. 1
6214. 2
6214. 3
6214. 4
6215. 0
6215. 1
6215. 2
6215. 3
6215. 4
6216. 0
6217. 0
6217. 1
6217. 2
6217. 3
6218. 0
6218. 1
6234. 0
6234. 1
6234. 2
6234. 3
6234. 4
6234. 5
6235. 0
6235. 1
6235. 2
6235. 3
6235. 4
6235. 5
6236. 0
6236. 1
6236. 2
6236. 3
6236. 4
6237. 0
6238. 0
6238. 1
6238. 2
×10¹²
2500
2000
1500
1000
500
0
−500
−1000
−1500
pull
Entries 38
Mean −9.295e+08
Std Dev 9.295e+08

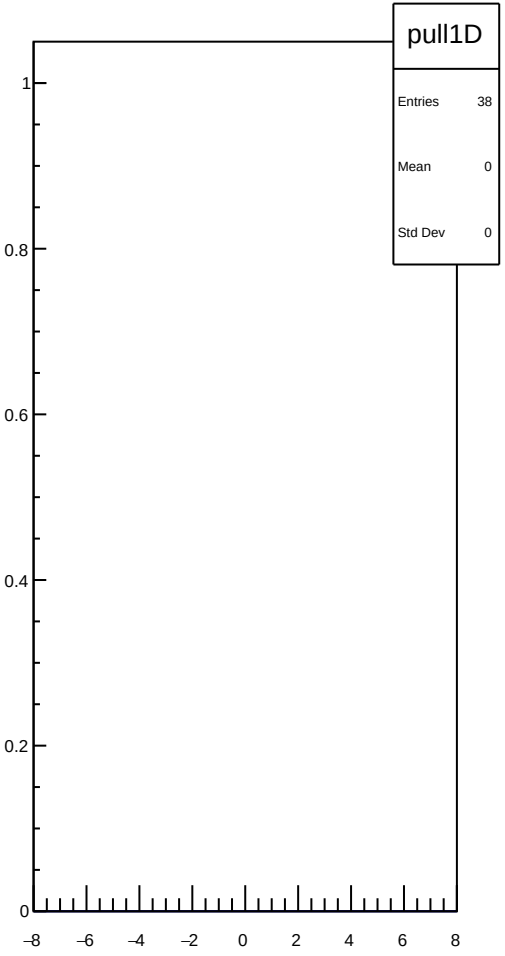
pull1D
Entries 38
Mean 0
Std Dev 0
1
0.8
0.6
0.4
0.2
0
−8
−6
−4
−2
0
2
4
6
8

dit_4eX_coil6_err_mean vs run

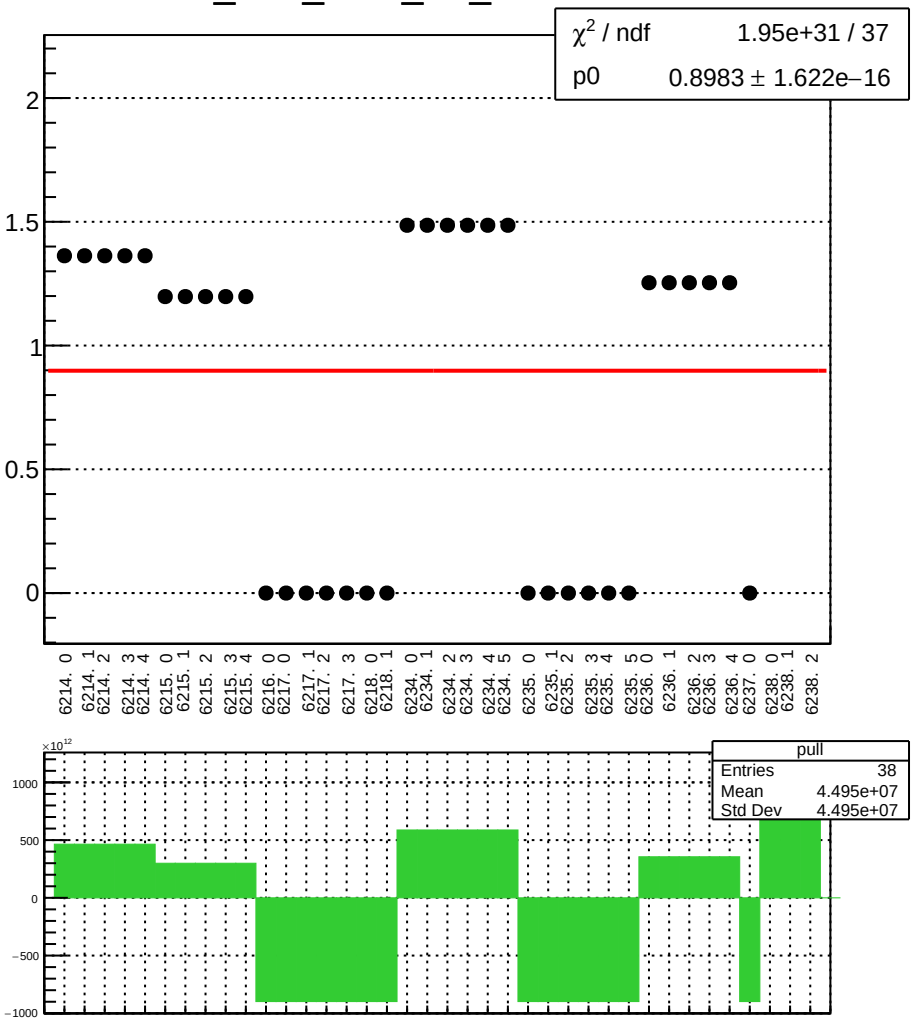

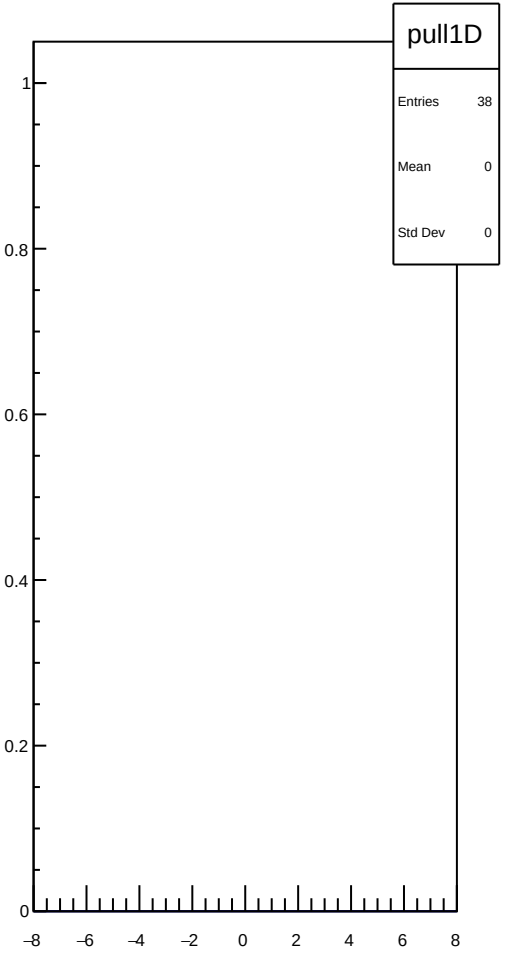

dit_4eX_coil6_Ndata_mean vs run

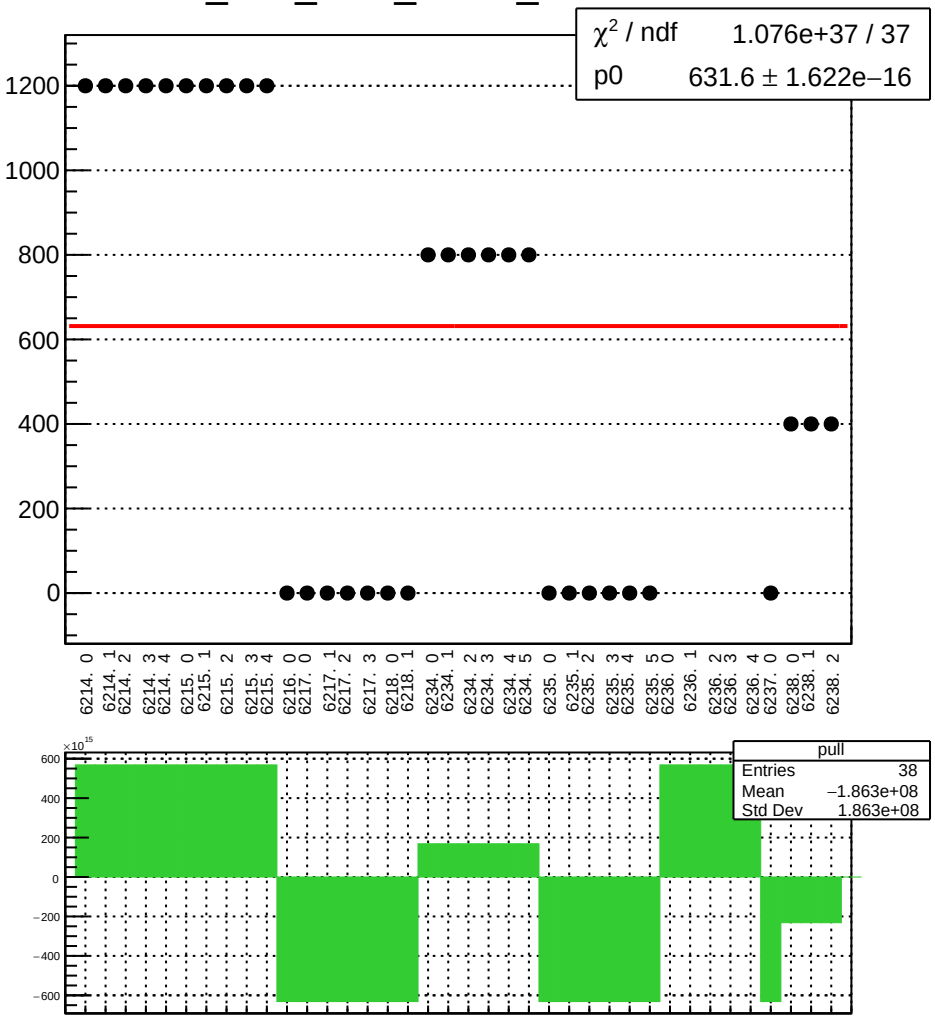

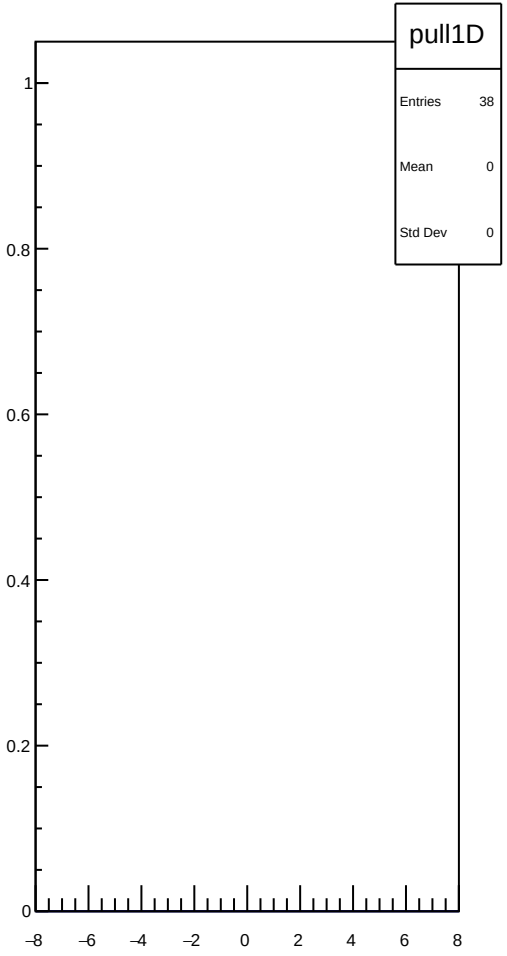

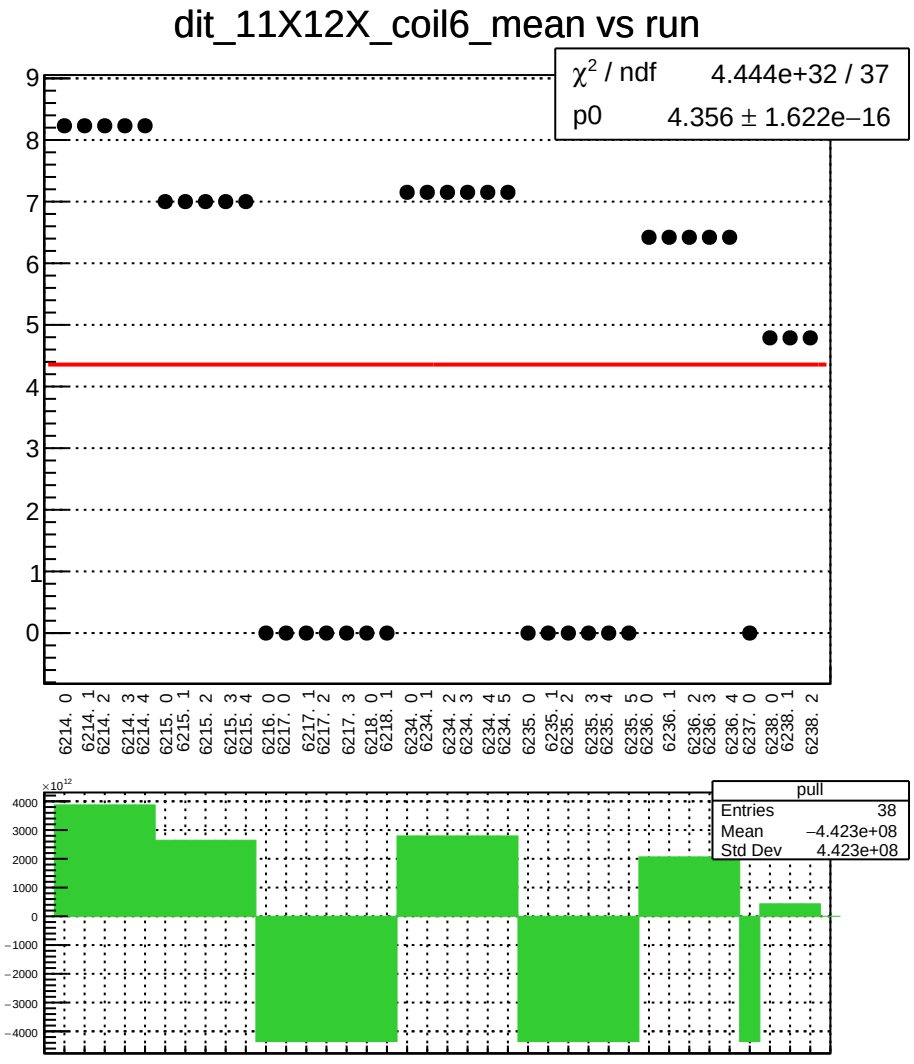
dit_11X12X_coil6_mean vs run
χ² / ndf 4.444e+32 / 37
p0 4.356 ± 1.622e−16
6214. 0
6214. 1
6214. 2
6214. 3
6214. 4
6215. 0
6215. 1
6215. 2
6215. 3
6215. 4
6216. 0
6217. 0
6217. 1
6217. 2
6217. 3
6218. 0
6218. 1
6234. 0
6234. 1
6234. 2
6234. 3
6234. 4
6234. 5
6235. 0
6235. 1
6235. 2
6235. 3
6235. 4
6235. 5
6236. 0
6236. 1
6236. 2
6236. 3
6236. 4
6237. 0
6238. 0
6238. 1
6238. 2
pull
Entries 38
Mean −4.423e+08
Std Dev 4.423e+08

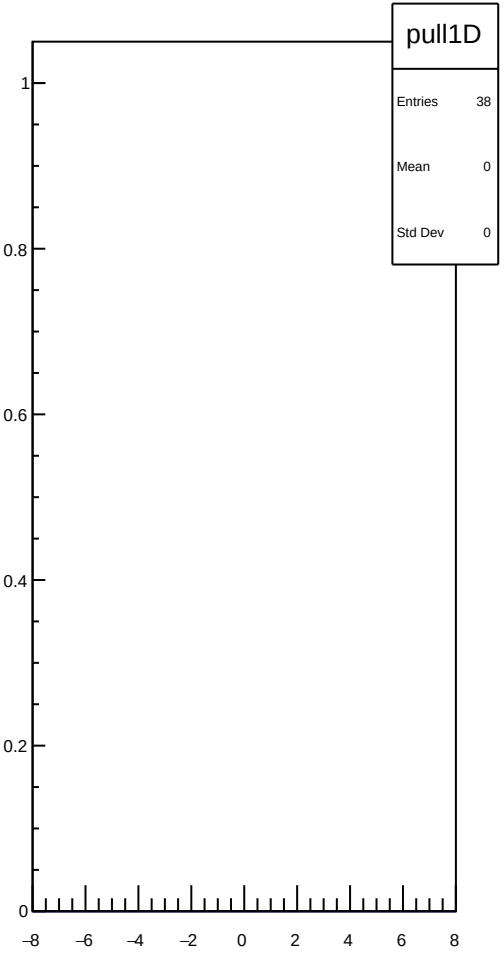
pull1D
Entries 38
Mean 0
Std Dev 0

dit_11X12X_coil6_err_mean vs run

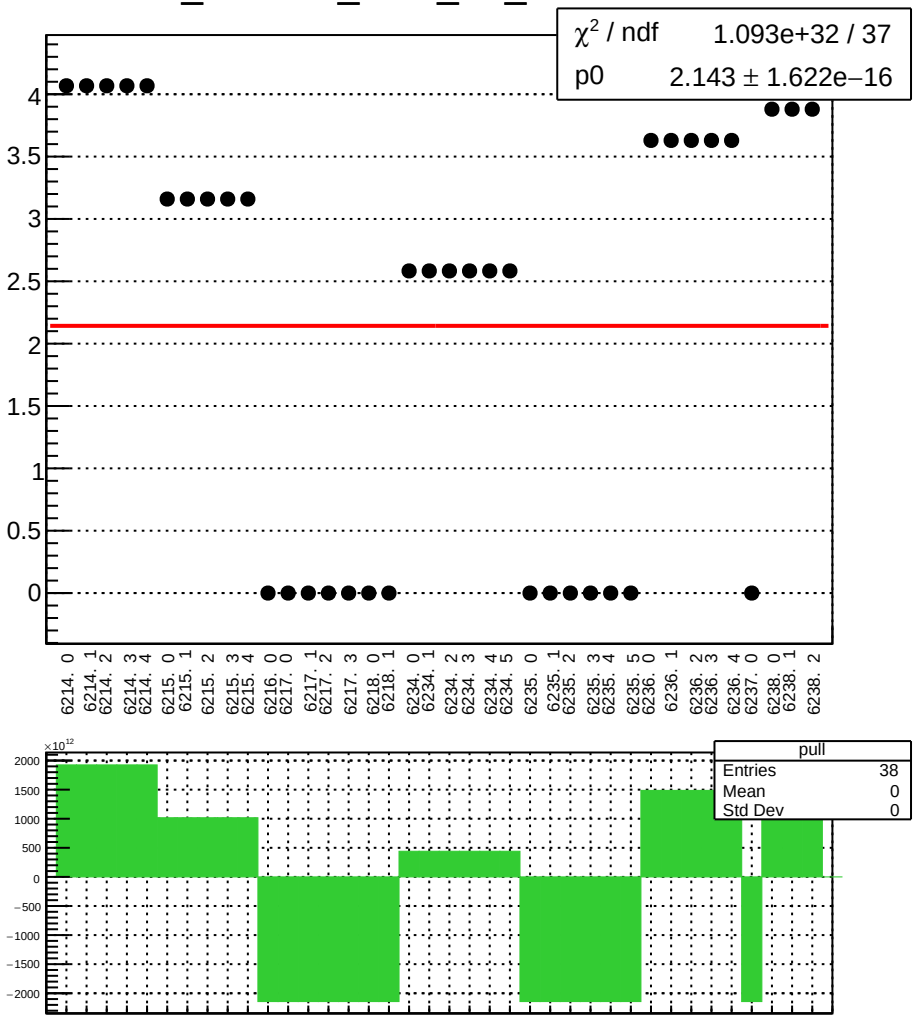

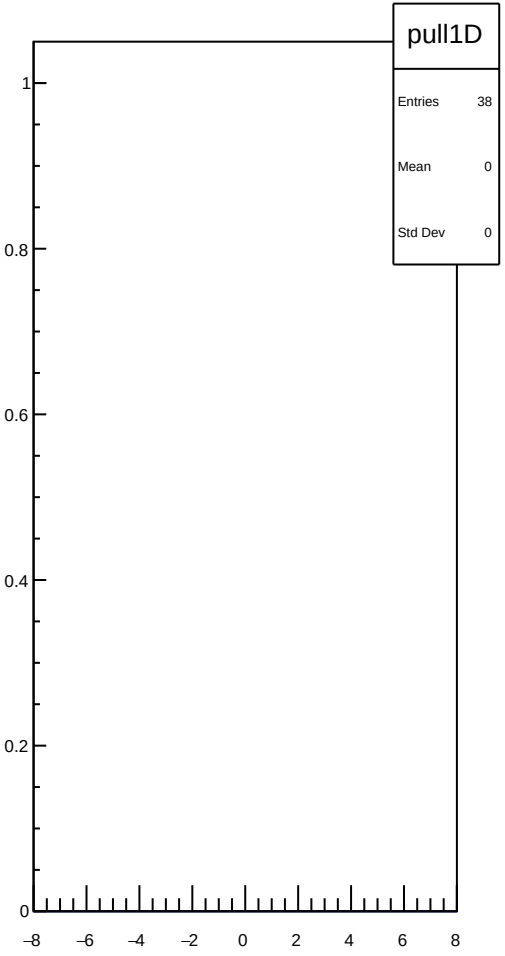

dit_11X12X_coil6_Ndata_mean vs run

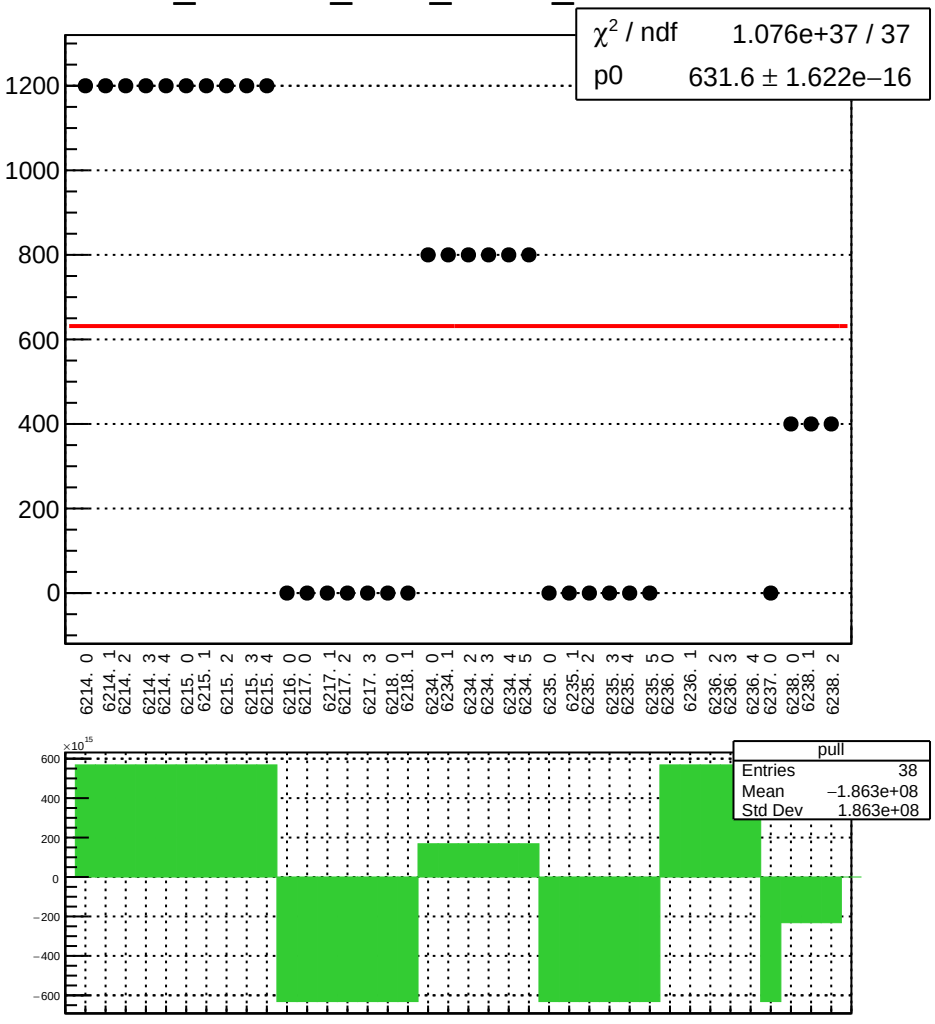

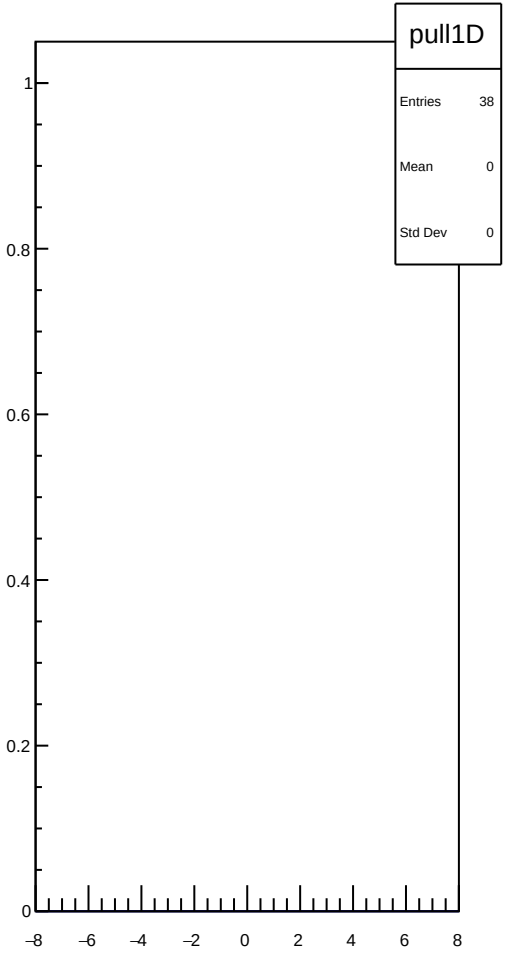

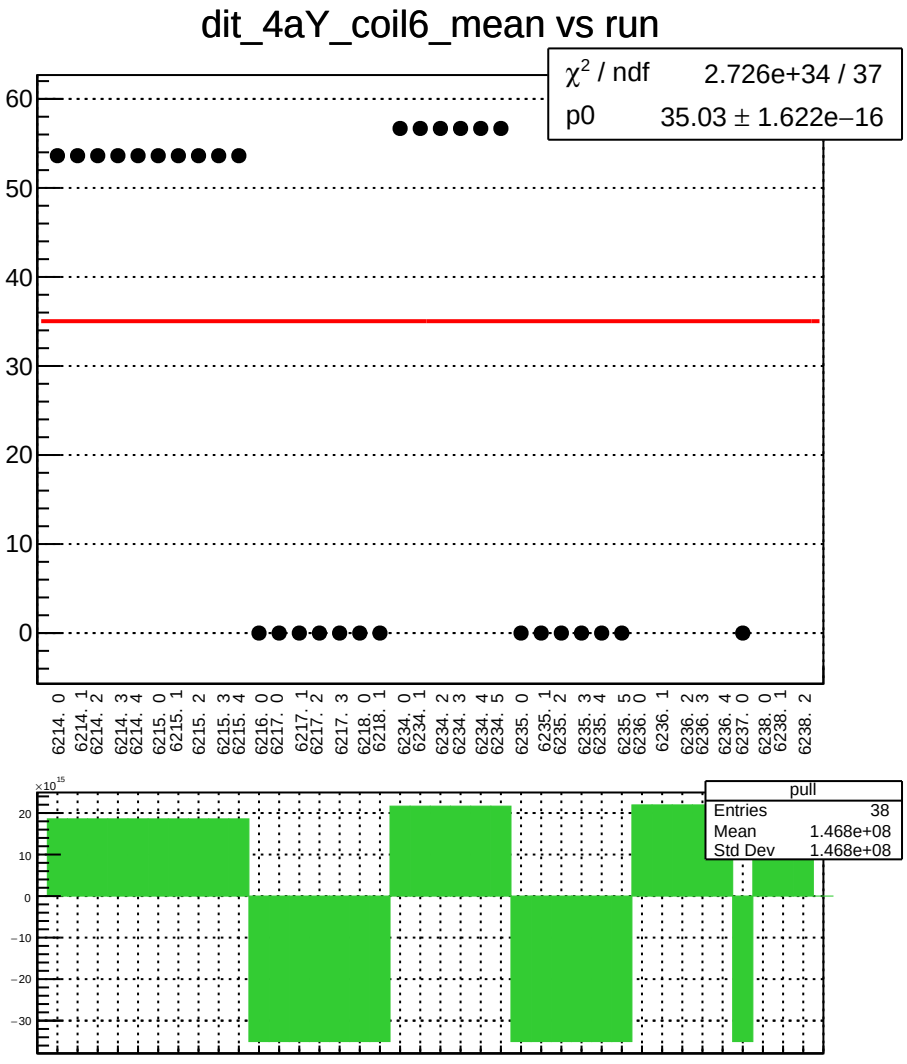
dit_4aY_coil6_mean vs run
χ² / ndf 2.726e+34 / 37
p0 35.03 ± 1.622e−16
60
50
40
30
20
10
0
6214. 0
6214. 1
6214. 2
6214. 3
6214. 4
6215. 0
6215. 1
6215. 2
6215. 3
6215. 4
6216. 0
6217. 0
6217. 1
6217. 2
6217. 3
6218. 0
6218. 1
6234. 0
6234. 1
6234. 2
6234. 3
6234. 4
6234. 5
6235. 0
6235. 1
6235. 2
6235. 3
6235. 4
6235. 5
6236. 0
6236. 1
6236. 2
6236. 3
6236. 4
6237. 0
6238. 0
6238. 1
6238. 2
×10¹⁵
20
10
0
−10
−20
−30
pull
Entries 38
Mean 1.468e+08
Std Dev 1.468e+08

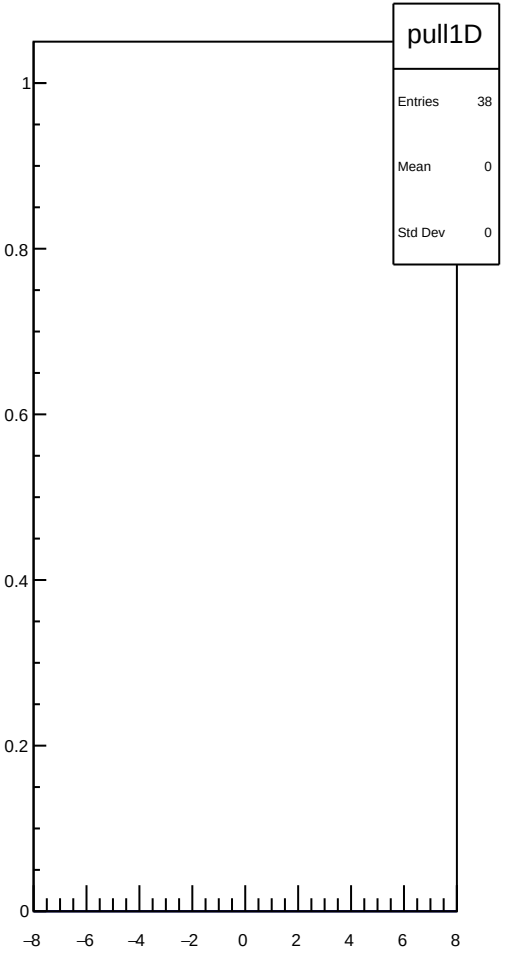
pull1D
Entries 38
Mean 0
Std Dev 0
1
0.8
0.6
0.4
0.2
0
−8
−6
−4
−2
0
2
4
6
8

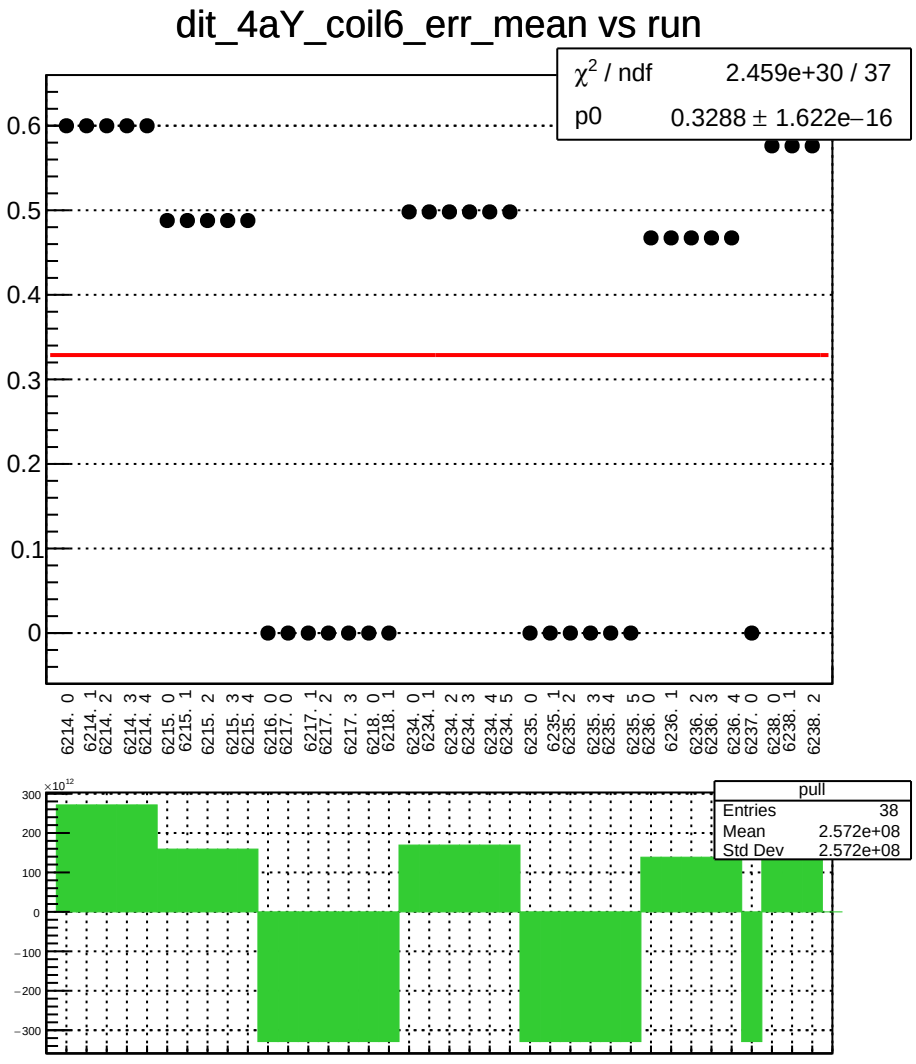
dit_4aY_coil6_err_mean vs run
χ² / ndf 2.459e+30 / 37
p0 0.3288 ± 1.622e−16
0.6
0.5
0.4
0.3
0.2
0.1
0
6214. 0
6214. 1
6214. 2
6214. 3
6214. 4
6215. 0
6215. 1
6215. 2
6215. 3
6215. 4
6216. 0
6217. 0
6217. 1
6217. 2
6217. 3
6218. 0
6218. 1
6234. 0
6234. 1
6234. 2
6234. 3
6234. 4
6234. 5
6235. 0
6235. 1
6235. 2
6235. 3
6235. 4
6235. 5
6236. 0
6236. 1
6236. 2
6236. 3
6236. 4
6237. 0
6238. 0
6238. 1
6238. 2
×10¹²
300
200
100
0
−100
−200
−300
pull
Entries 38
Mean 2.572e+08
Std Dev 2.572e+08

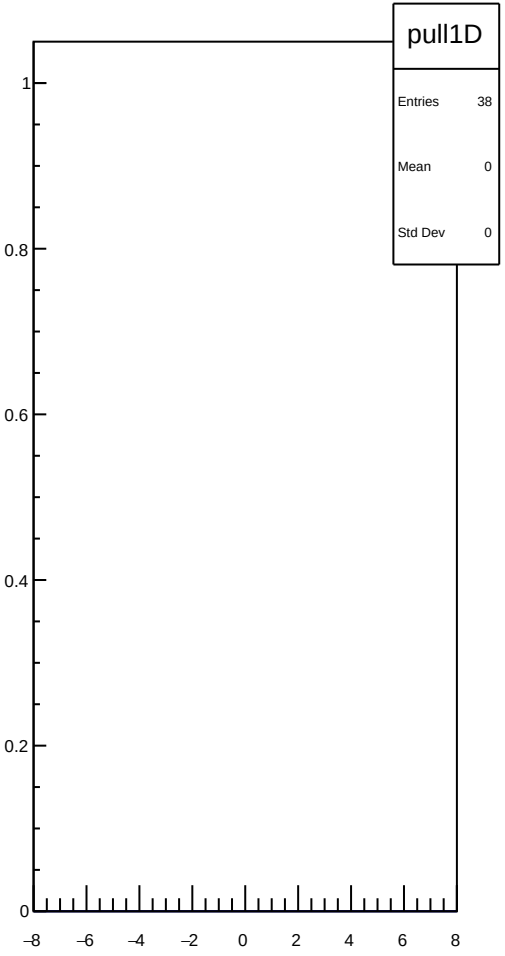
pull1D
Entries 38
Mean 0
Std Dev 0
1
0.8
0.6
0.4
0.2
0
−8
−6
−4
−2
0
2
4
6
8

dit_4aY_coil6_Ndata_mean vs run

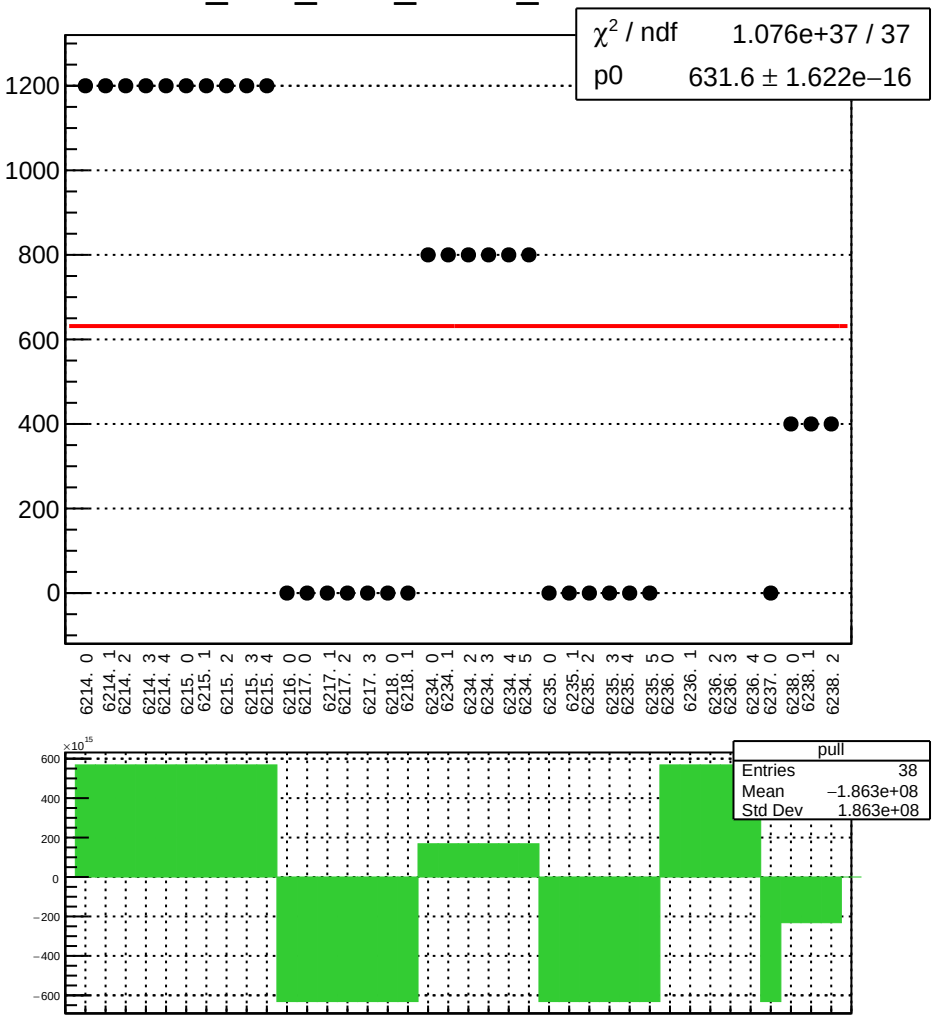

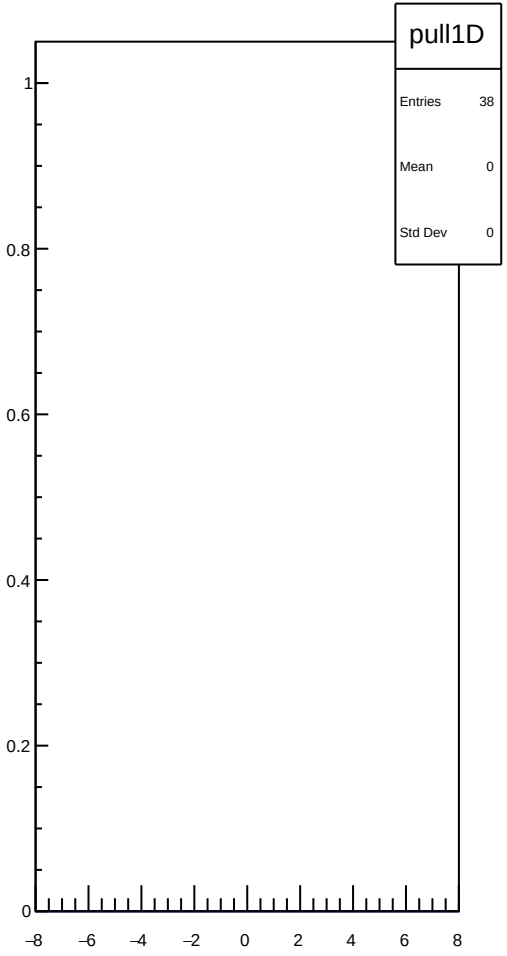

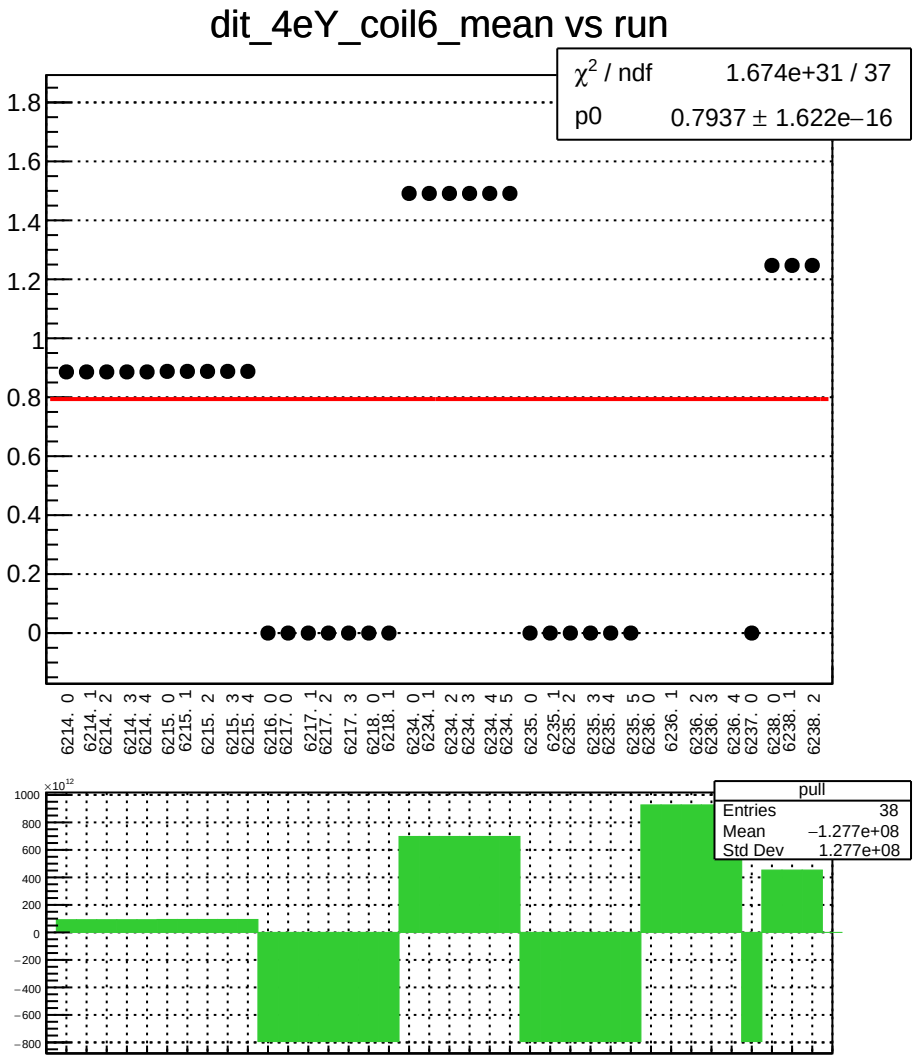
dit_4eY_coil6_mean vs run
χ² / ndf 1.674e+31 / 37
p0 0.7937 ± 1.622e−16
1.8
1.6
1.4
1.2
1
0.8
0.6
0.4
0.2
0
6214. 0
6214. 1
6214. 2
6214. 3
6214. 4
6215. 0
6215. 1
6215. 2
6215. 3
6215. 4
6216. 0
6217. 0
6217. 1
6217. 2
6217. 3
6218. 0
6218. 1
6234. 0
6234. 1
6234. 2
6234. 3
6234. 4
6234. 5
6235. 0
6235. 1
6235. 2
6235. 3
6235. 4
6235. 5
6236. 0
6236. 1
6236. 2
6236. 3
6236. 4
6237. 0
6238. 0
6238. 1
6238. 2
×10¹²
1000
800
600
400
200
0
−200
−400
−600
−800
pull
Entries 38
Mean −1.277e+08
Std Dev 1.277e+08

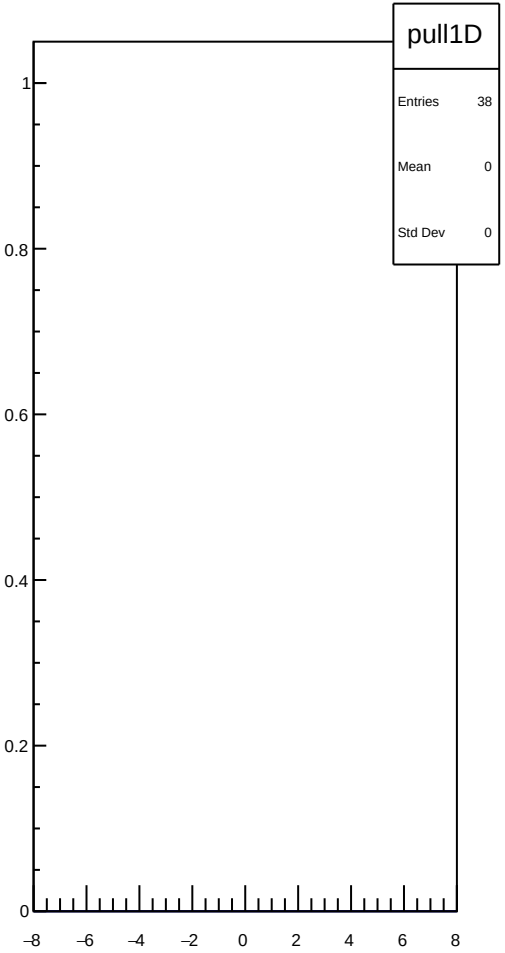
pull1D
Entries 38
Mean 0
Std Dev 0
1
0.8
0.6
0.4
0.2
0
−8
−6
−4
−2
0
2
4
6
8

dit_4eY_coil6_err_mean vs run

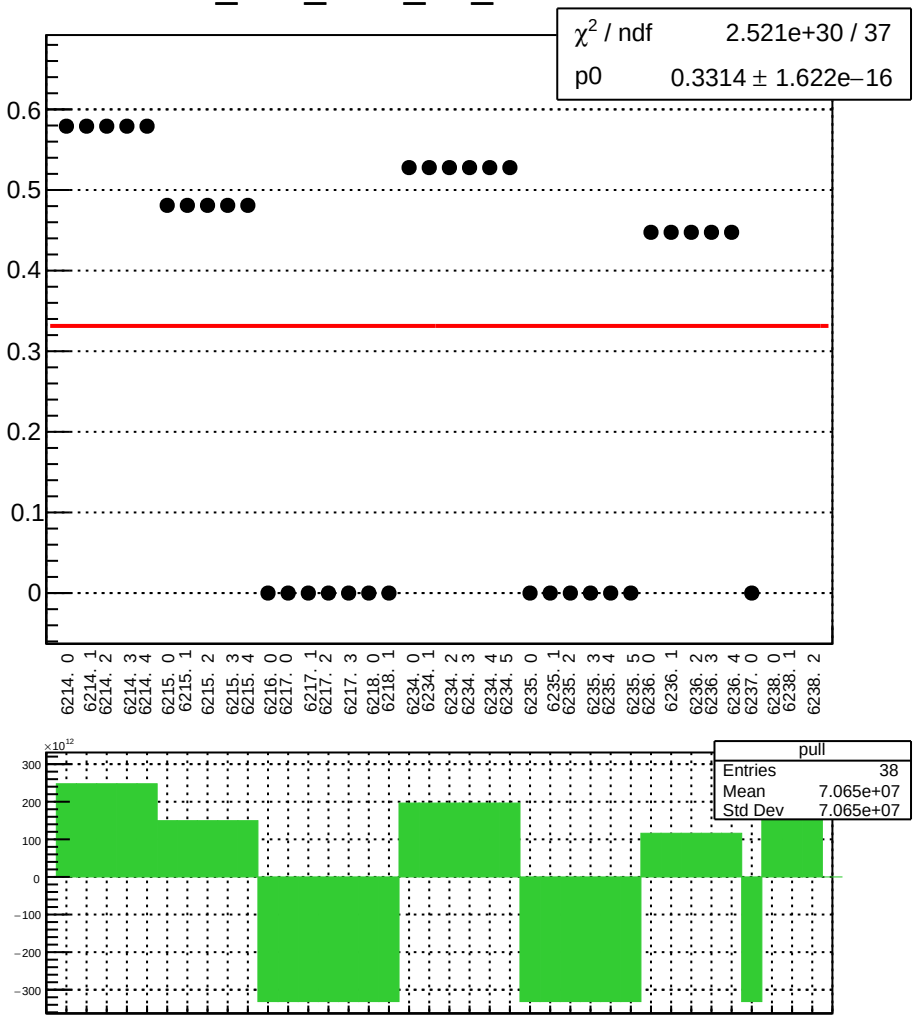

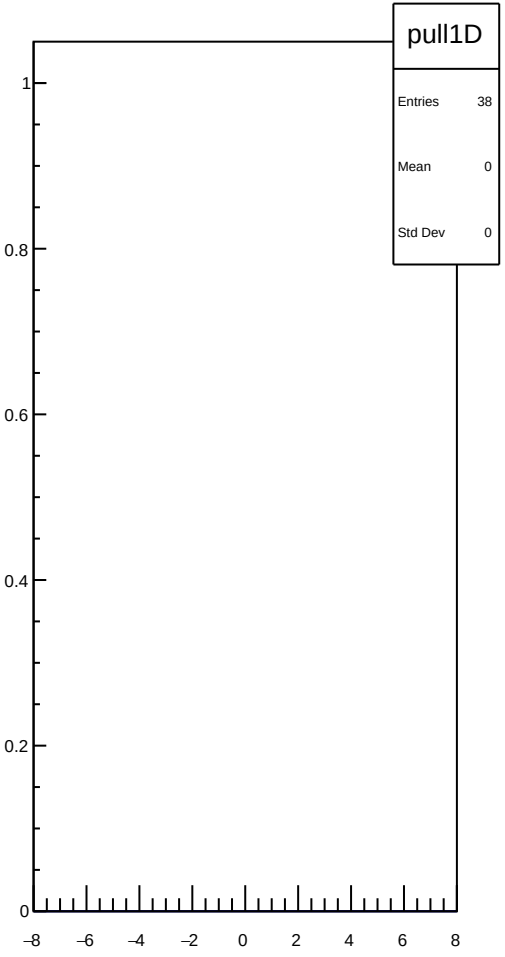

dit_4eY_coil6_Ndata_mean vs run

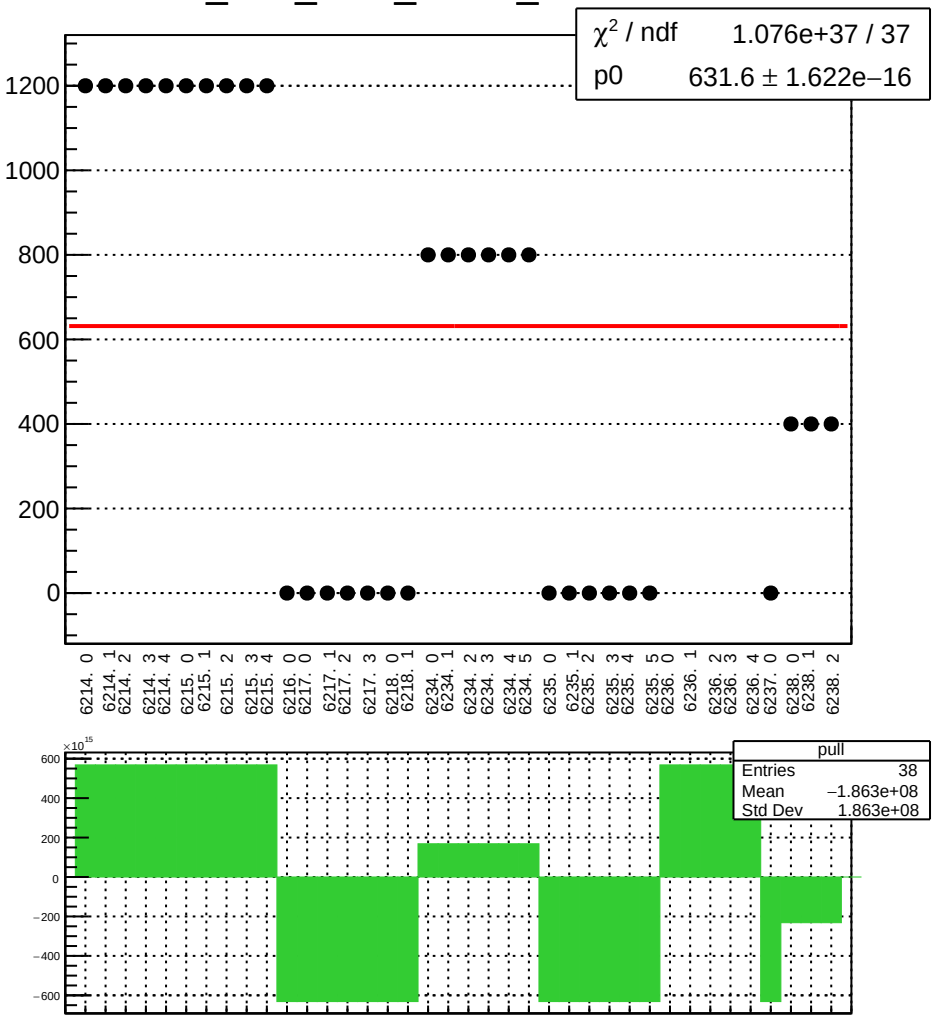

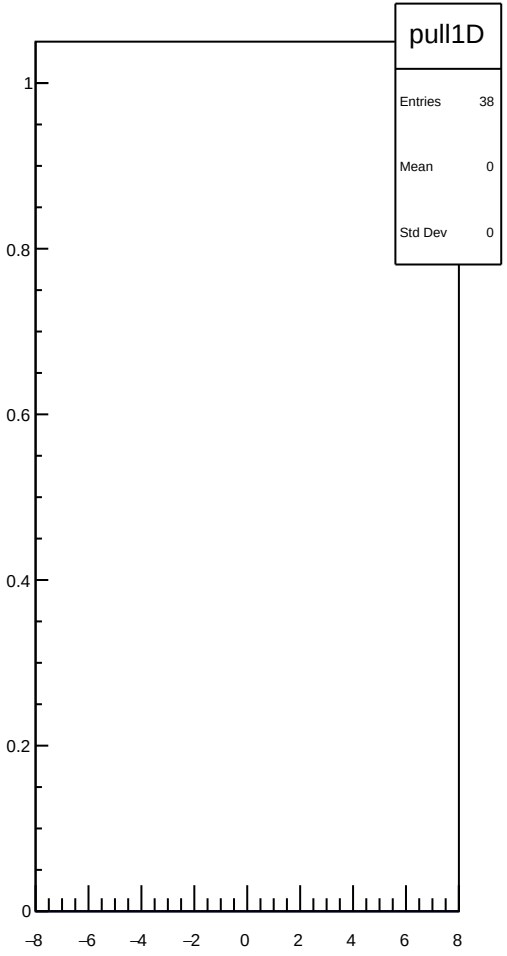

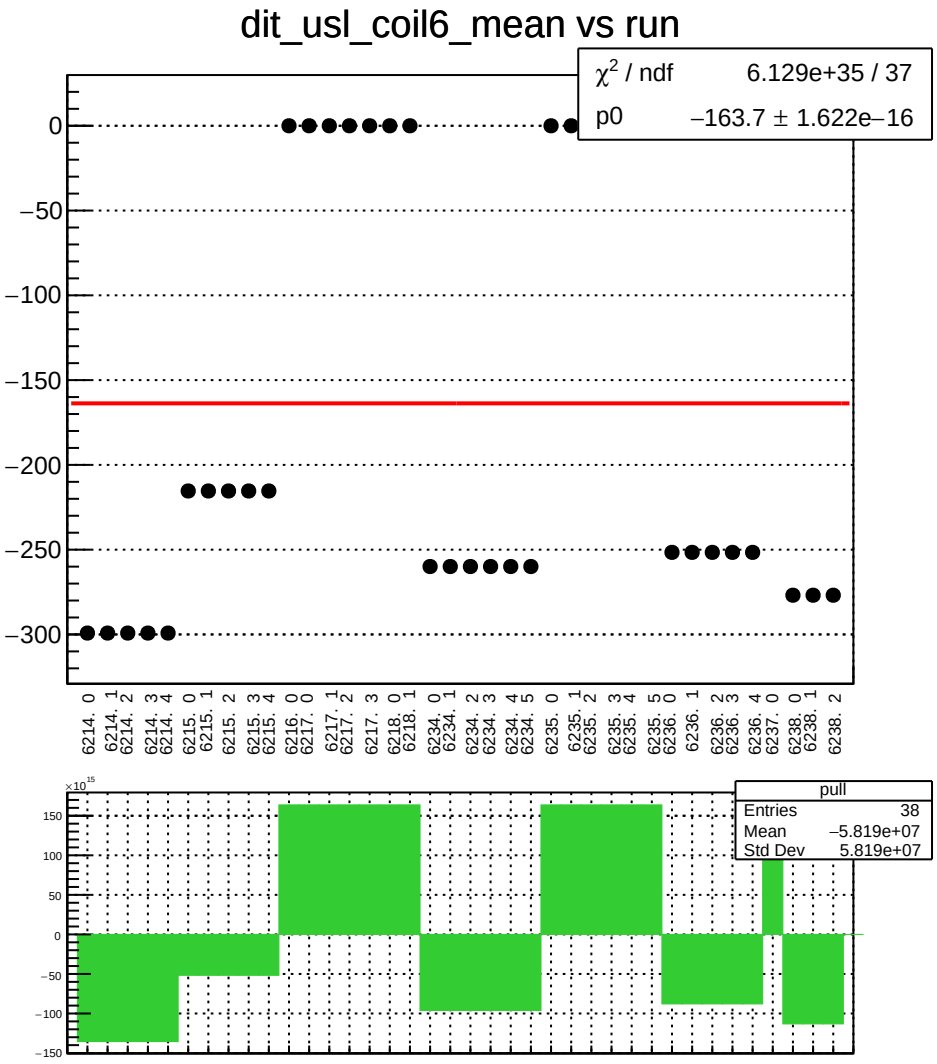
dit_usl_coil6_mean vs run
χ² / ndf 6.129e+35 / 37
p0 −163.7 ± 1.622e−16
0
−50
−100
−150
−200
−250
−300
6214. 0
6214. 1
6214. 2
6214. 3
6214. 4
6215. 0
6215. 1
6215. 2
6215. 3
6215. 4
6216. 0
6217. 0
6217. 1
6217. 2
6217. 3
6218. 0
6218. 1
6234. 0
6234. 1
6234. 2
6234. 3
6234. 4
6234. 5
6235. 0
6235. 1
6235. 2
6235. 3
6235. 4
6235. 5
6236. 0
6236. 1
6236. 2
6236. 3
6236. 4
6237. 0
6238. 0
6238. 1
6238. 2
×10¹⁵
150
100
50
0
−50
−100
−150
pull
Entries 38
Mean −5.819e+07
Std Dev 5.819e+07

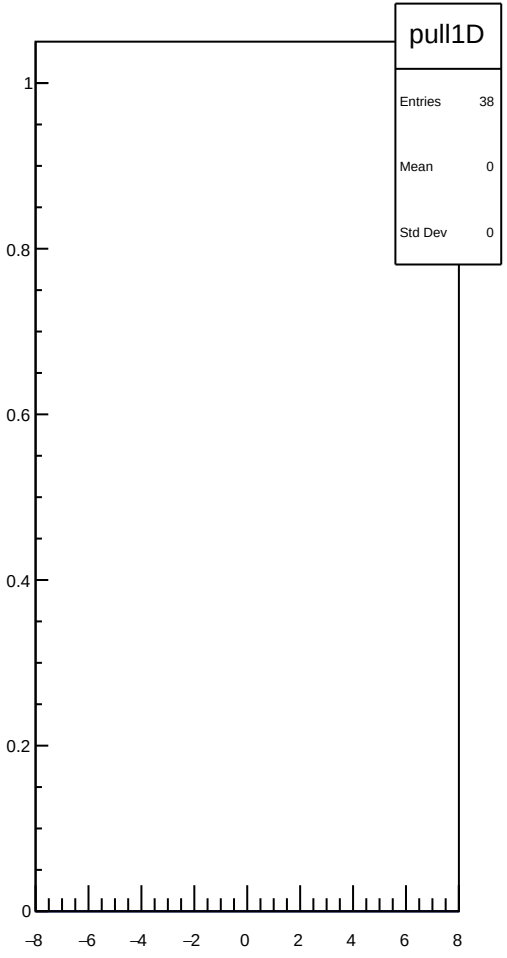
pull1D
Entries 38
Mean 0
Std Dev 0
1
0.8
0.6
0.4
0.2
0
−8
−6
−4
−2
0
2
4
6
8

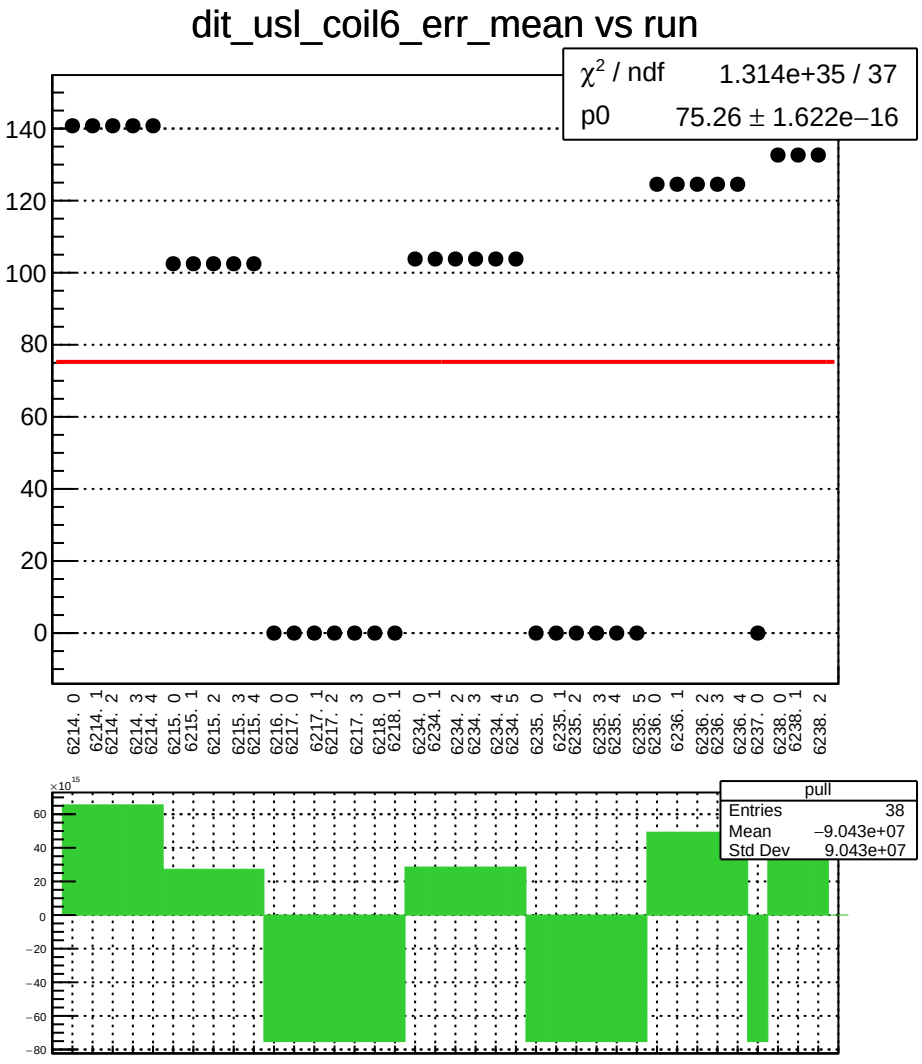
dit_usl_coil6_err_mean vs run
χ² / ndf 1.314e+35 / 37
p0 75.26 ± 1.622e−16
140
120
100
80
60
40
20
0
6214. 0
6214. 1
6214. 2
6214. 3
6214. 4
6215. 0
6215. 1
6215. 2
6215. 3
6215. 4
6216. 0
6217. 0
6217. 1
6217. 2
6217. 3
6218. 0
6218. 1
6234. 0
6234. 1
6234. 2
6234. 3
6234. 4
6234. 5
6235. 0
6235. 1
6235. 2
6235. 3
6235. 4
6235. 5
6236. 0
6236. 1
6236. 2
6236. 3
6236. 4
6237. 0
6238. 0
6238. 1
6238. 2
×10¹⁵
pull
Entries 38
Mean −9.043e+07
Std Dev 9.043e+07
60
40
20
0
−20
−40
−60
−80

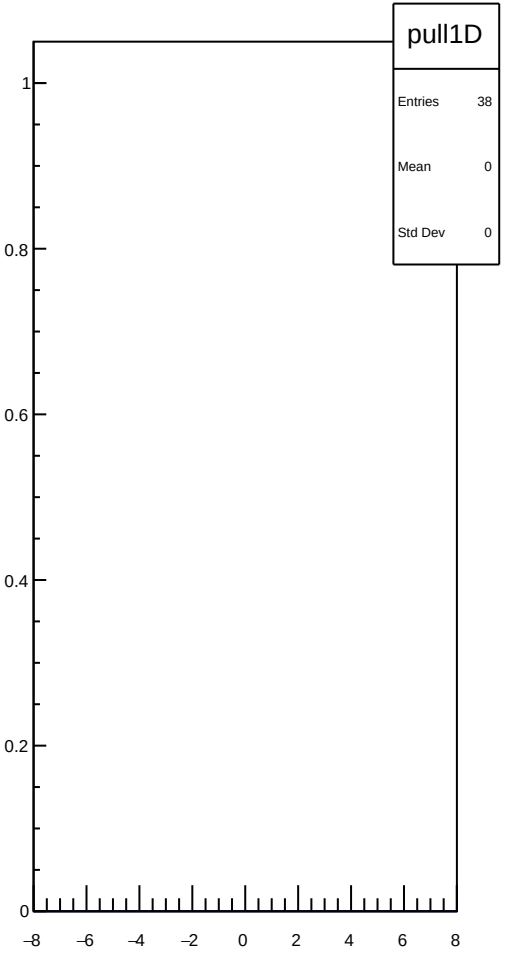
pull1D
Entries 38
Mean 0
Std Dev 0
1
0.8
0.6
0.4
0.2
0
−8
−6
−4
−2
0
2
4
6
8

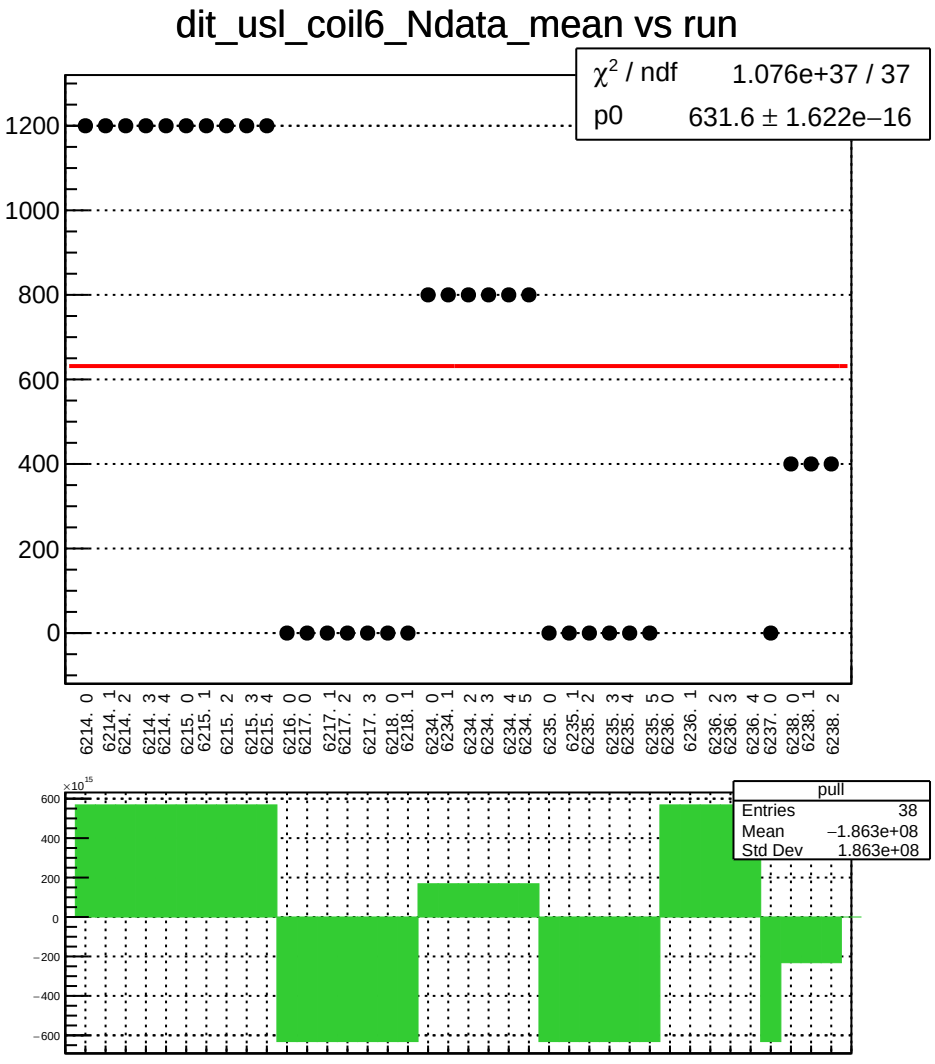
dit_usl_coil6_Ndata_mean vs run
χ² / ndf 1.076e+37 / 37
p0 631.6 ± 1.622e−16
1200
1000
800
600
400
200
0
6214. 0
6214. 1
6214. 2
6214. 3
6214. 4
6215. 0
6215. 1
6215. 2
6215. 3
6215. 4
6216. 0
6217. 0
6217. 1
6217. 2
6217. 3
6218. 0
6218. 1
6234. 0
6234. 1
6234. 2
6234. 3
6234. 4
6234. 5
6235. 0
6235. 1
6235. 2
6235. 3
6235. 4
6235. 5
6236. 0
6236. 1
6236. 2
6236. 3
6236. 4
6237. 0
6238. 0
6238. 1
6238. 2
×10¹⁵
600
400
200
0
−200
−400
−600
pull
Entries 38
Mean −1.863e+08
Std Dev 1.863e+08

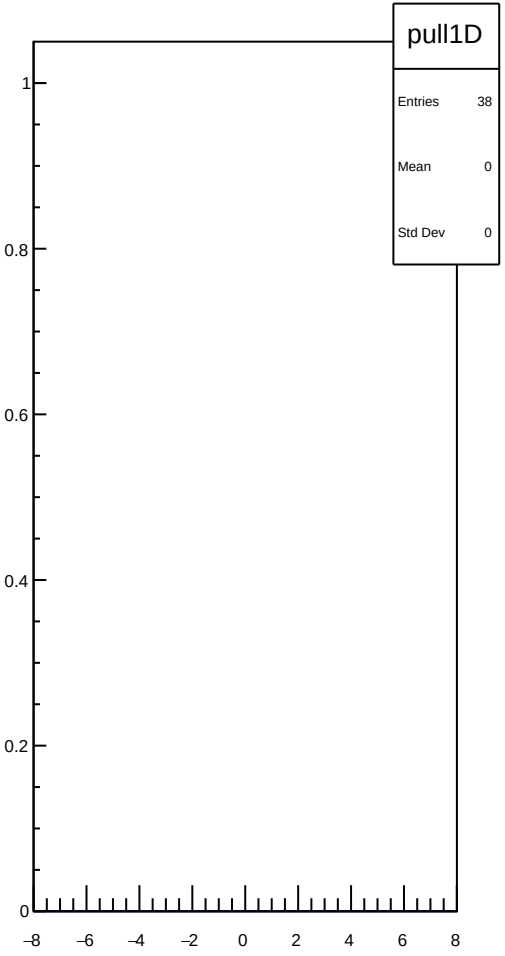
pull1D
Entries 38
Mean 0
Std Dev 0
1
0.8
0.6
0.4
0.2
0
−8
−6
−4
−2
0
2
4
6
8

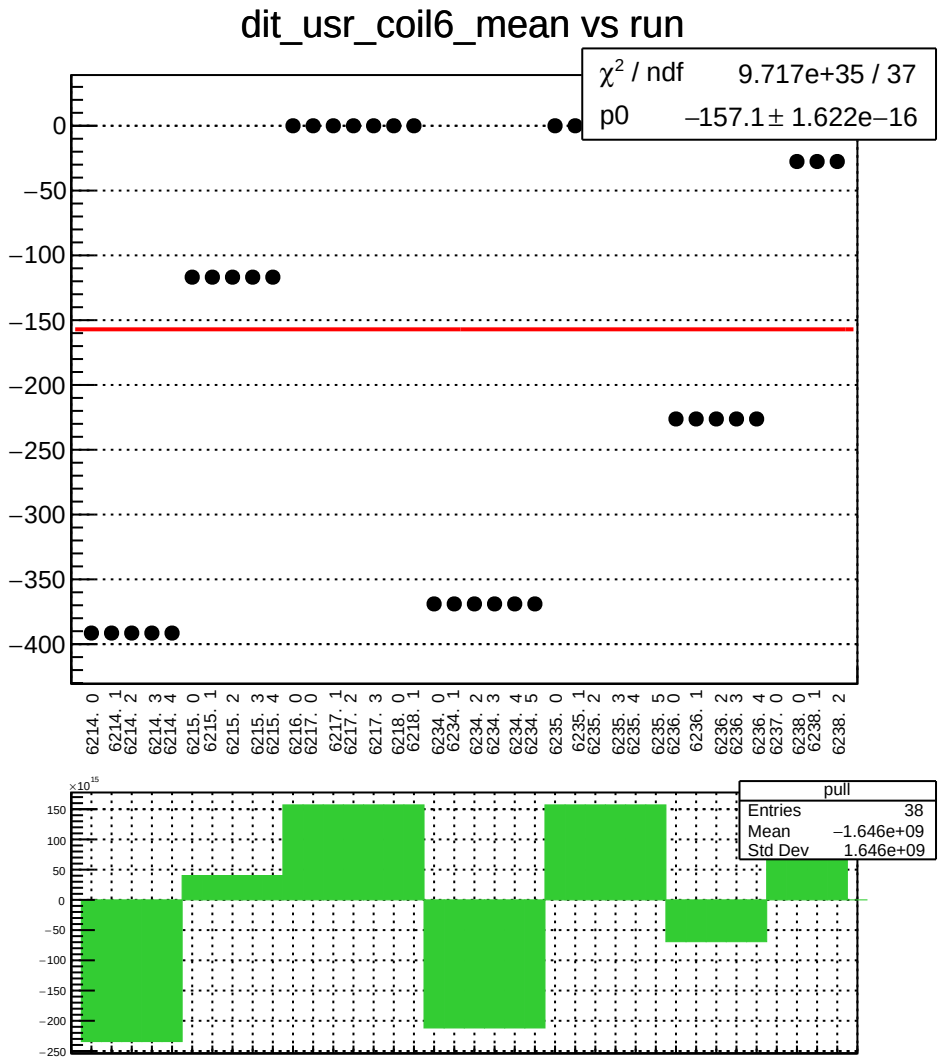
dit_usr_coil6_mean vs run
χ² / ndf 9.717e+35 / 37
p0 −157.1 ± 1.622e−16
0
−50
−100
−150
−200
−250
−300
−350
−400
6214. 0
6214. 1
6214. 2
6214. 3
6214. 4
6215. 0
6215. 1
6215. 2
6215. 3
6215. 4
6216. 0
6217. 0
6217. 1
6217. 2
6217. 3
6218. 0
6218. 1
6234. 0
6234. 1
6234. 2
6234. 3
6234. 4
6234. 5
6235. 0
6235. 1
6235. 2
6235. 3
6235. 4
6235. 5
6236. 0
6236. 1
6236. 2
6236. 3
6236. 4
6237. 0
6238. 0
6238. 1
6238. 2
×10¹⁵
150
100
50
0
−50
−100
−150
−200
−250
pull
Entries 38
Mean −1.646e+09
Std Dev 1.646e+09

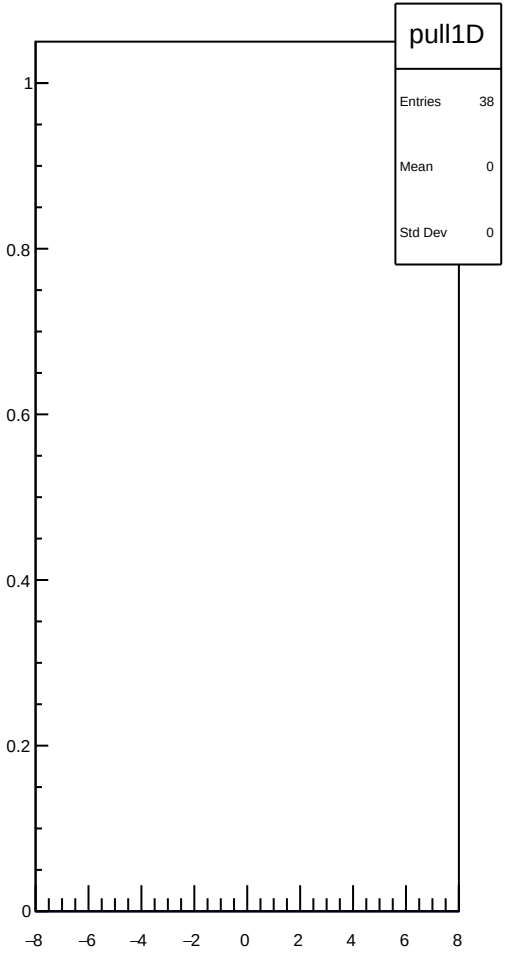
pull1D
Entries 38
Mean 0
Std Dev 0
1
0.8
0.6
0.4
0.2
0
−8
−6
−4
−2
0
2
4
6
8

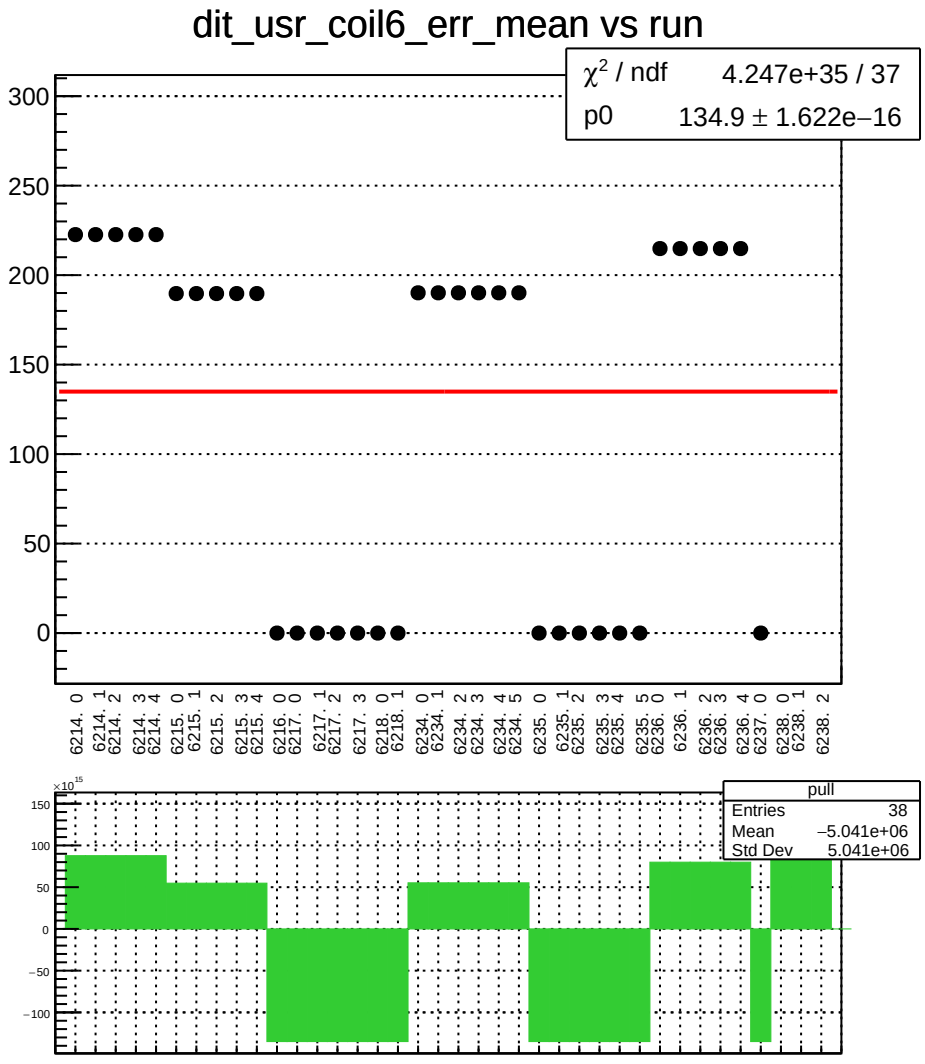
dit_usr_coil6_err_mean vs run
χ² / ndf 4.247e+35 / 37
p0 134.9 ± 1.622e−16
300
250
200
150
100
50
0
6214. 0
6214. 1
6214. 2
6214. 3
6214. 4
6215. 0
6215. 1
6215. 2
6215. 3
6215. 4
6216. 0
6217. 0
6217. 1
6217. 2
6217. 3
6218. 0
6218. 1
6234. 0
6234. 1
6234. 2
6234. 3
6234. 4
6234. 5
6235. 0
6235. 1
6235. 2
6235. 3
6235. 4
6235. 5
6236. 0
6236. 1
6236. 2
6236. 3
6236. 4
6237. 0
6238. 0
6238. 1
6238. 2
×10¹⁵
150
100
50
0
−50
−100
pull
Entries 38
Mean −5.041e+06
Std Dev 5.041e+06

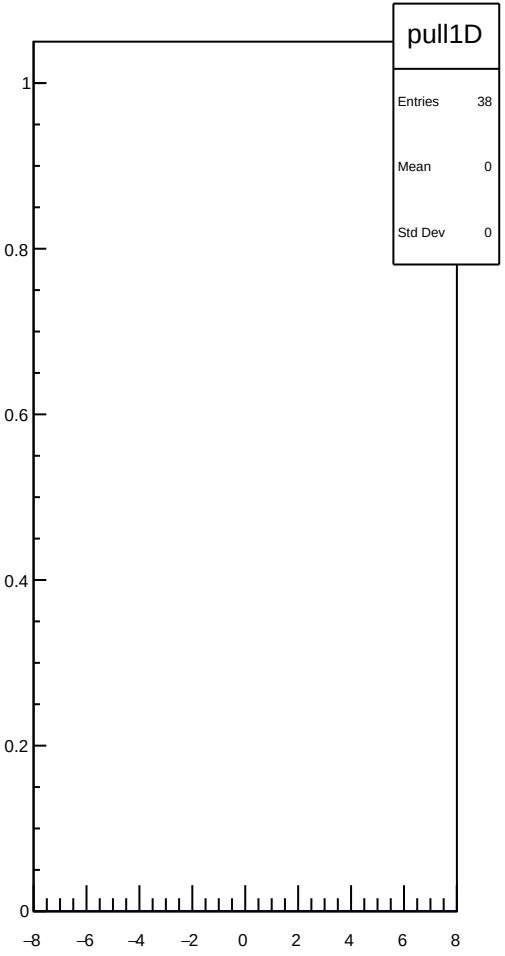
pull1D
Entries 38
Mean 0
Std Dev 0
1
0.8
0.6
0.4
0.2
0
−8
−6
−4
−2
0
2
4
6
8

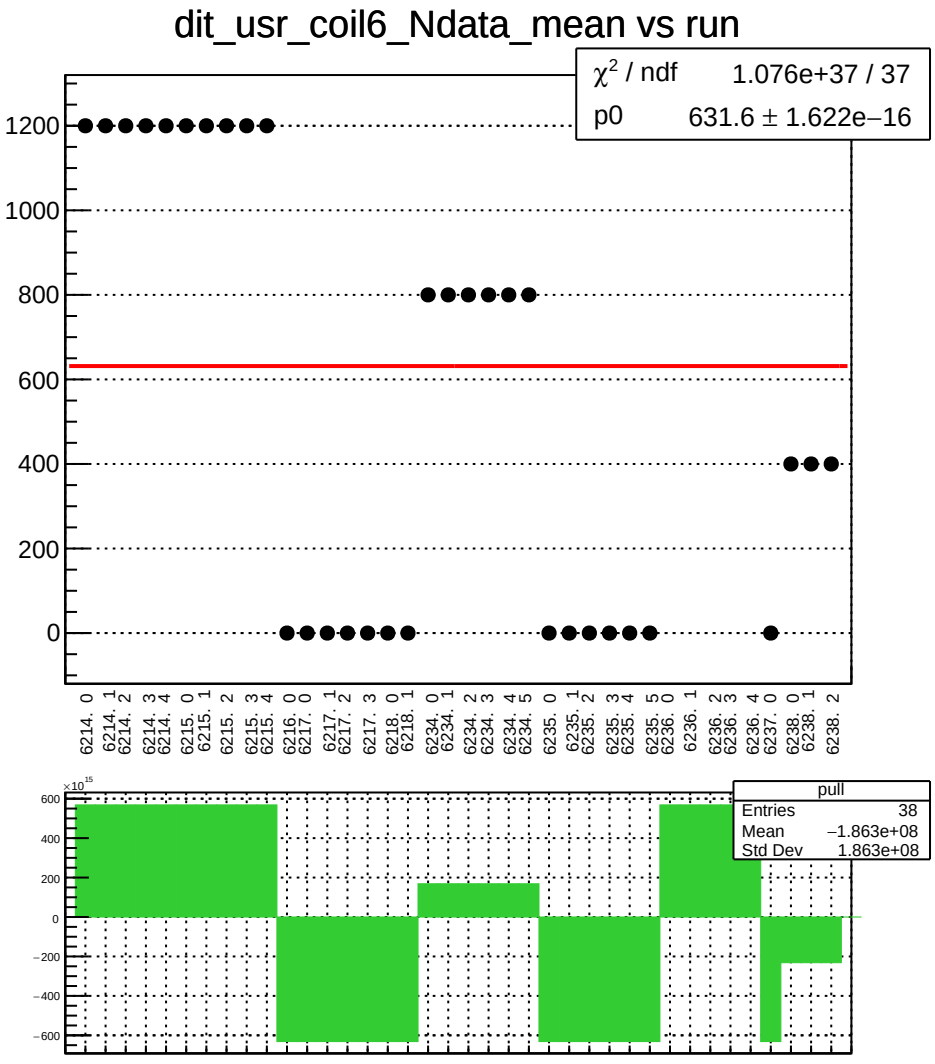
dit_usr_coil6_Ndata_mean vs run
χ² / ndf 1.076e+37 / 37
p0 631.6 ± 1.622e−16
1200
1000
800
600
400
200
0
6214. 0
6214. 1
6214. 2
6214. 3
6214. 4
6215. 0
6215. 1
6215. 2
6215. 3
6215. 4
6216. 0
6217. 0
6217. 1
6217. 2
6217. 3
6218. 0
6218. 1
6234. 0
6234. 1
6234. 2
6234. 3
6234. 4
6234. 5
6235. 0
6235. 1
6235. 2
6235. 3
6235. 4
6235. 5
6236. 0
6236. 1
6236. 2
6236. 3
6236. 4
6237. 0
6238. 0
6238. 1
6238. 2
×10¹⁵
600
400
200
0
−200
−400
−600
pull
Entries 38
Mean −1.863e+08
Std Dev 1.863e+08

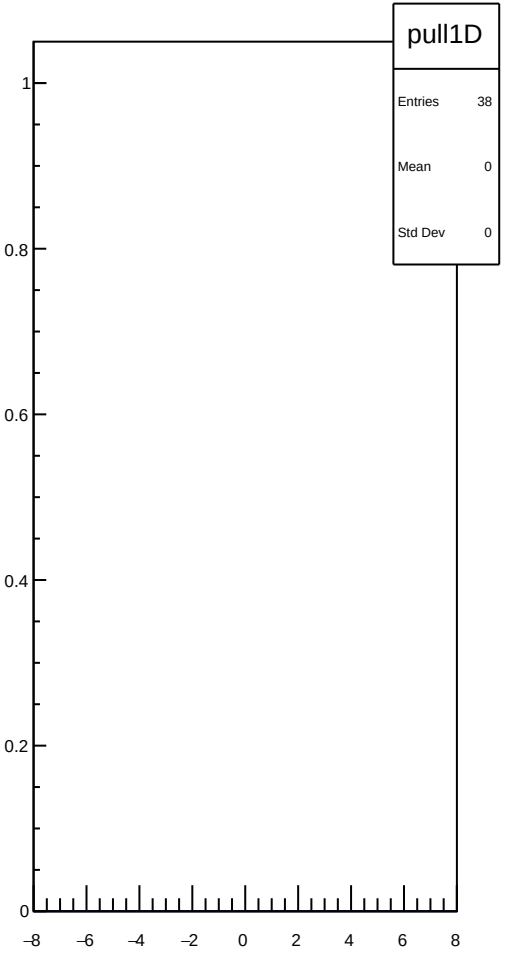
pull1D
Entries 38
Mean 0
Std Dev 0
1
0.8
0.6
0.4
0.2
0
−8
−6
−4
−2
0
2
4
6
8

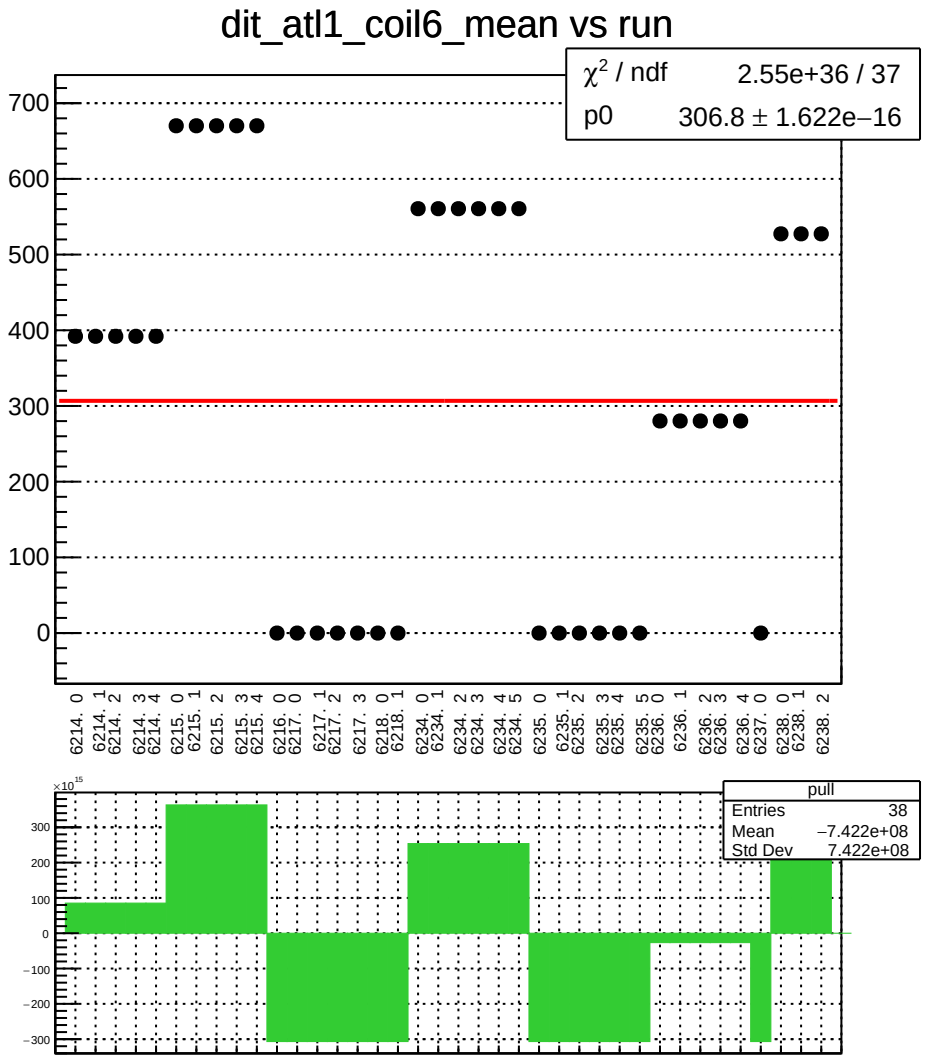
dit_atl1_coil6_mean vs run
χ² / ndf 2.55e+36 / 37
p0 306.8 ± 1.622e−16
700
600
500
400
300
200
100
0
6214. 0
6214. 1
6214. 2
6214. 3
6214. 4
6215. 0
6215. 1
6215. 2
6215. 3
6215. 4
6216. 0
6217. 0
6217. 1
6217. 2
6217. 3
6218. 0
6218. 1
6234. 0
6234. 1
6234. 2
6234. 3
6234. 4
6234. 5
6235. 0
6235. 1
6235. 2
6235. 3
6235. 4
6235. 5
6236. 0
6236. 1
6236. 2
6236. 3
6236. 4
6237. 0
6238. 0
6238. 1
6238. 2
×10¹⁵
300
200
100
0
−100
−200
−300
pull
Entries 38
Mean −7.422e+08
Std Dev 7.422e+08

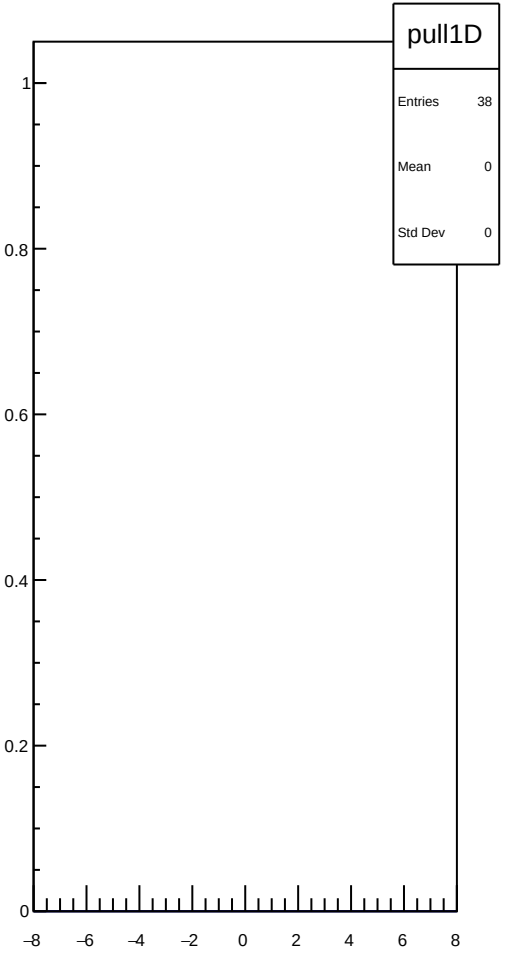
pull1D
Entries 38
Mean 0
Std Dev 0
1
0.8
0.6
0.4
0.2
0
−8
−6
−4
−2
0
2
4
6
8

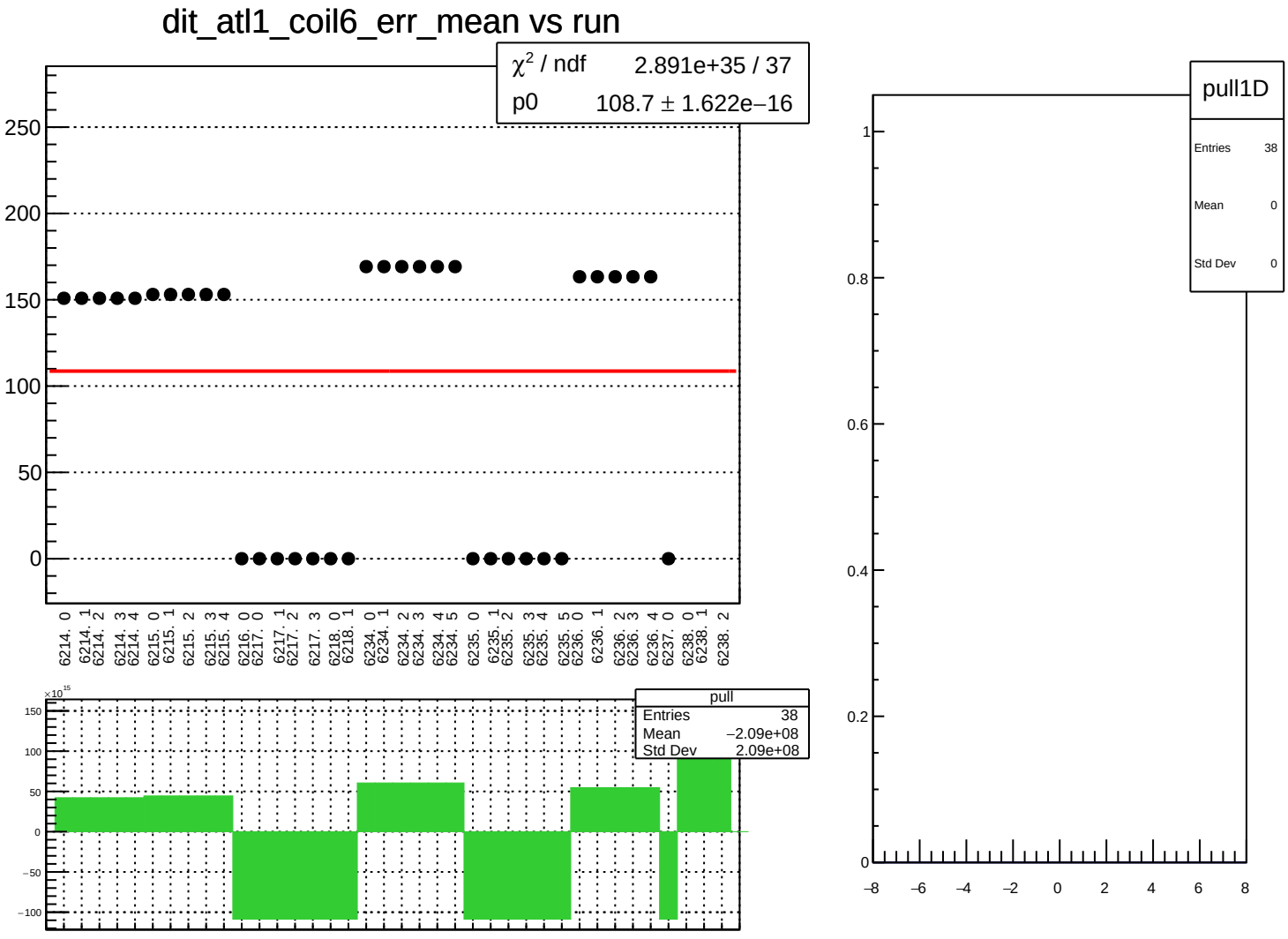
dit_atl1_coil6_err_mean vs run
χ² / ndf 2.891e+35 / 37
p0 108.7 ± 1.622e−16
250
200
150
100
50
0
6214. 0
6214. 1
6214. 2
6214. 3
6214. 4
6215. 0
6215. 1
6215. 2
6215. 3
6215. 4
6216. 0
6217. 0
6217. 1
6217. 2
6217. 3
6218. 0
6218. 1
6234. 0
6234. 1
6234. 2
6234. 3
6234. 4
6234. 5
6235. 0
6235. 1
6235. 2
6235. 3
6235. 4
6235. 5
6236. 0
6236. 1
6236. 2
6236. 3
6236. 4
6237. 0
6238. 0
6238. 1
6238. 2
×10¹⁵
150
100
50
0
−50
−100
pull
Entries 38
Mean −2.09e+08
Std Dev 2.09e+08
pull1D
Entries 38
Mean 0
Std Dev 0
1
0.8
0.6
0.4
0.2
0
−8
−6
−4
−2
0
2
4
6
8

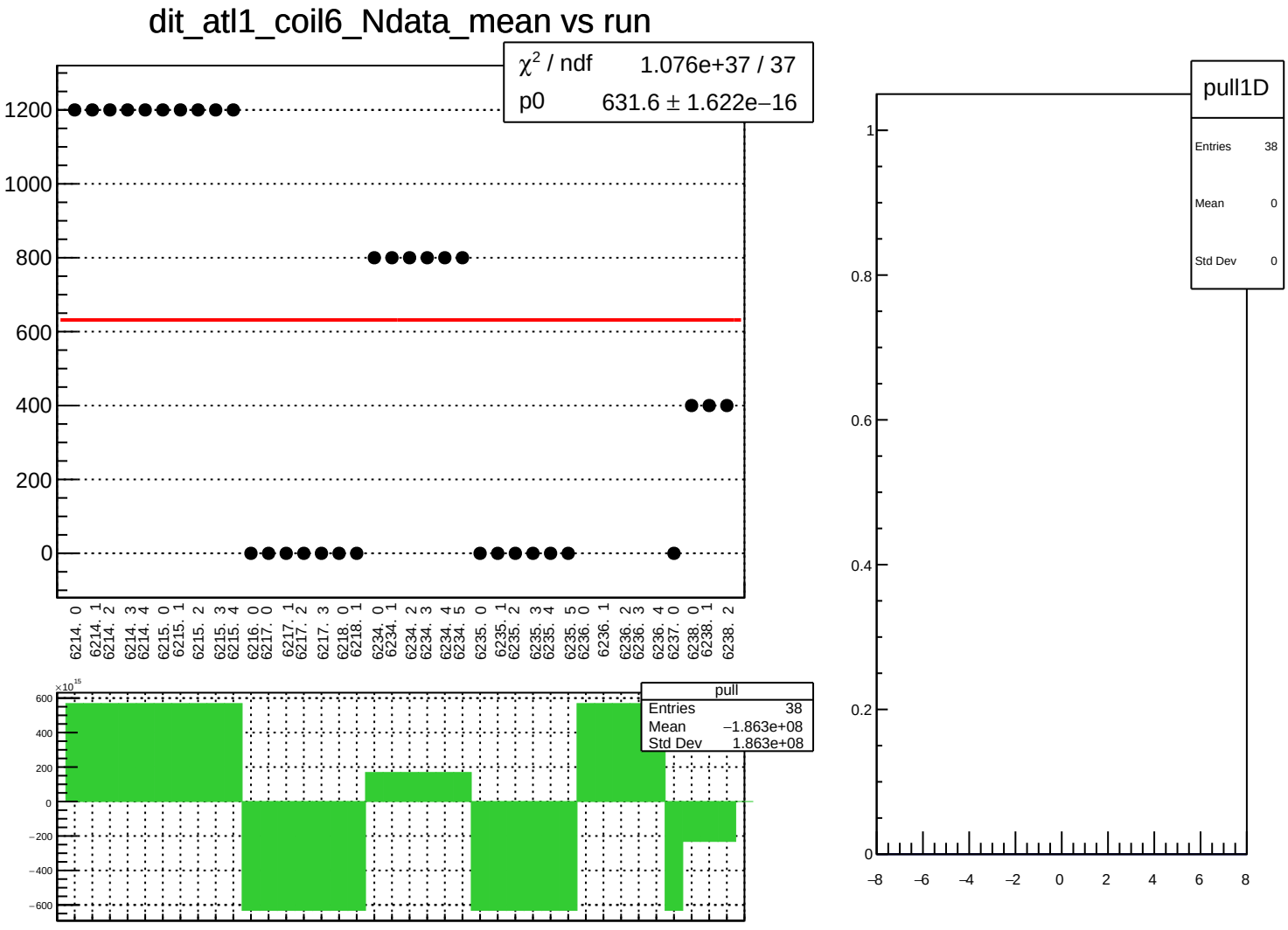
dit_atl1_coil6_Ndata_mean vs run
χ² / ndf 1.076e+37 / 37
p0 631.6 ± 1.622e−16
1200
1000
800
600
400
200
0
6214. 0
6214. 1
6214. 2
6214. 3
6214. 4
6215. 0
6215. 1
6215. 2
6215. 3
6215. 4
6216. 0
6217. 0
6217. 1
6217. 2
6217. 3
6218. 0
6218. 1
6234. 0
6234. 1
6234. 2
6234. 3
6234. 4
6234. 5
6235. 0
6235. 1
6235. 2
6235. 3
6235. 4
6235. 5
6236. 0
6236. 1
6236. 2
6236. 3
6236. 4
6237. 0
6238. 0
6238. 1
6238. 2
×10¹⁵
600
400
200
0
−200
−400
−600
pull
Entries 38
Mean −1.863e+08
Std Dev 1.863e+08
pull1D
Entries 38
Mean 0
Std Dev 0
1
0.8
0.6
0.4
0.2
0
−8
−6
−4
−2
0
2
4
6
8

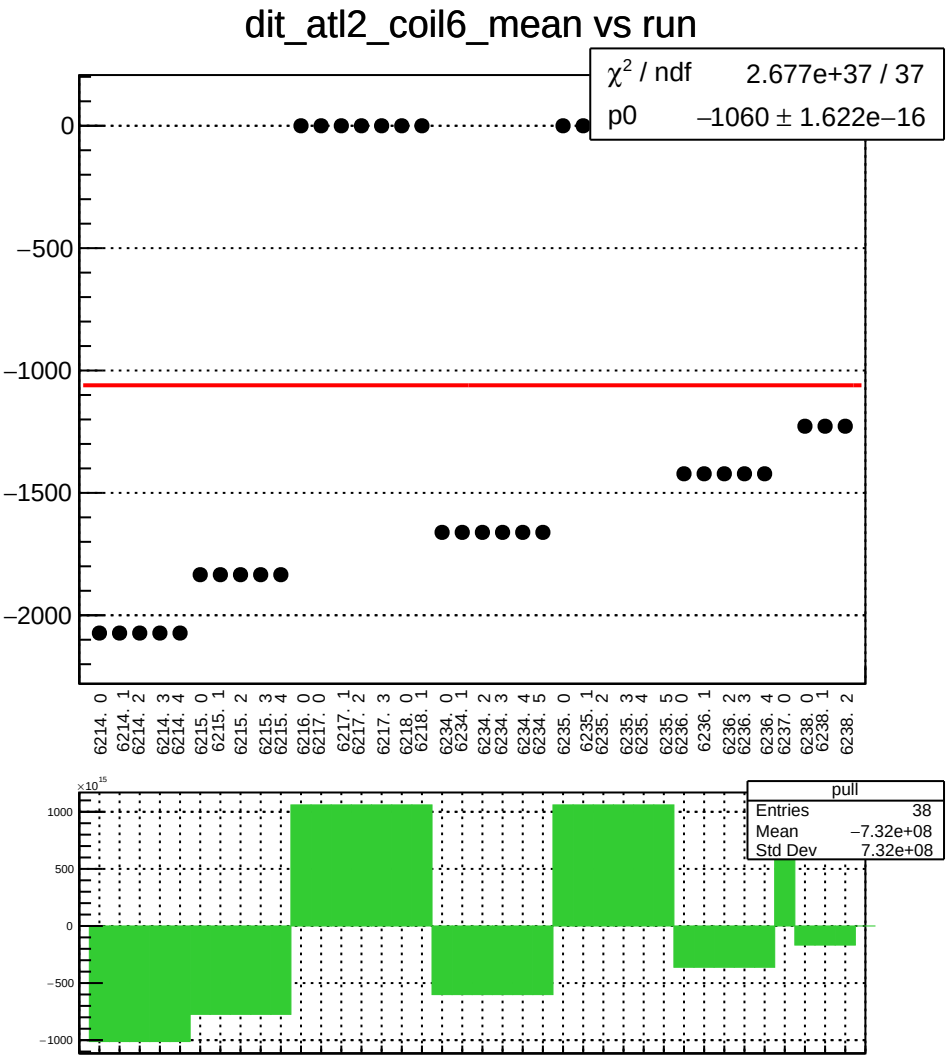
dit_atl2_coil6_mean vs run
χ² / ndf 2.677e+37 / 37
p0 −1060 ± 1.622e−16
0
−500
−1000
−1500
−2000
6214. 0
6214. 1
6214. 2
6214. 3
6214. 4
6215. 0
6215. 1
6215. 2
6215. 3
6215. 4
6216. 0
6217. 0
6217. 1
6217. 2
6217. 3
6218. 0
6218. 1
6234. 0
6234. 1
6234. 2
6234. 3
6234. 4
6234. 5
6235. 0
6235. 1
6235. 2
6235. 3
6235. 4
6235. 5
6236. 0
6236. 1
6236. 2
6236. 3
6236. 4
6237. 0
6238. 0
6238. 1
6238. 2
×10¹⁵
1000
500
0
−500
−1000
pull
Entries 38
Mean −7.32e+08
Std Dev 7.32e+08

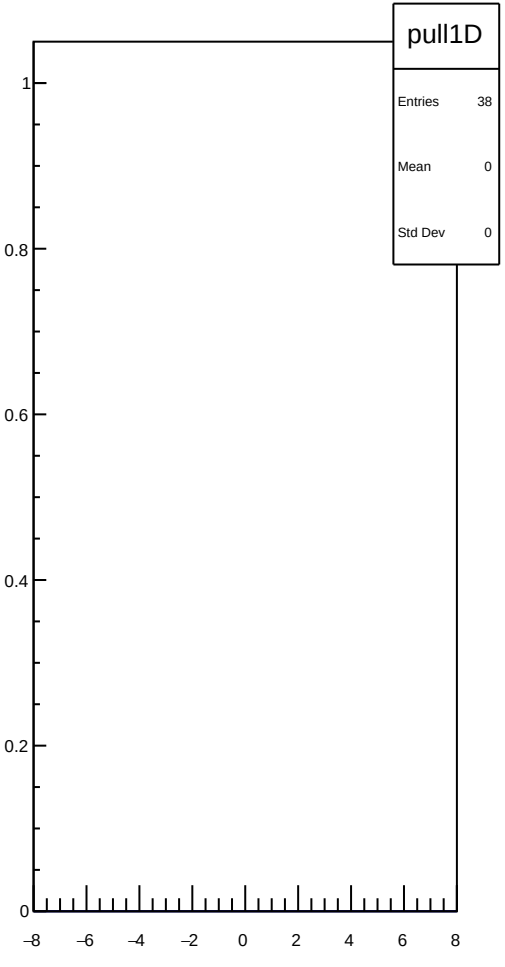
pull1D
Entries 38
Mean 0
Std Dev 0
1
0.8
0.6
0.4
0.2
0
−8
−6
−4
−2
0
2
4
6
8

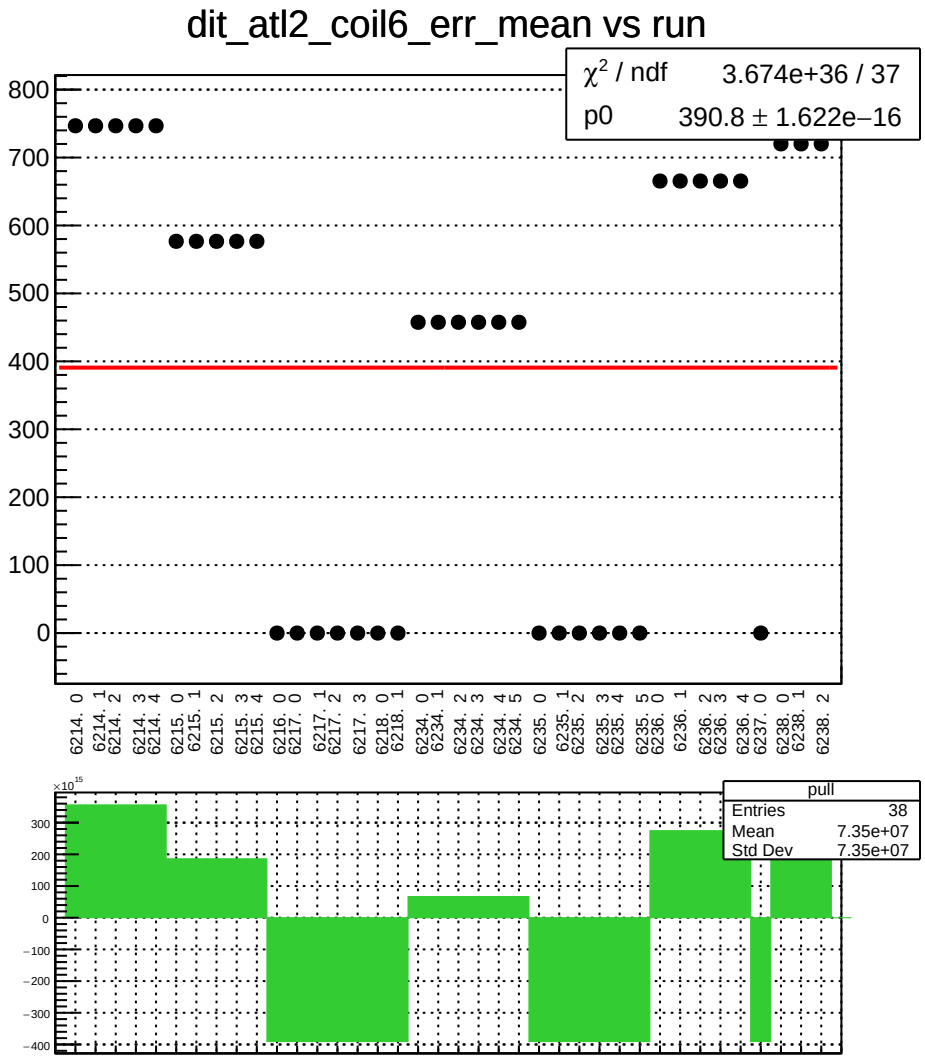
dit_atl2_coil6_err_mean vs run
χ² / ndf 3.674e+36 / 37
p0 390.8 ± 1.622e−16
800
700
600
500
400
300
200
100
0
6214. 0
6214. 1
6214. 2
6214. 3
6214. 4
6215. 0
6215. 1
6215. 2
6215. 3
6215. 4
6216. 0
6217. 0
6217. 1
6217. 2
6217. 3
6218. 0
6218. 1
6234. 0
6234. 1
6234. 2
6234. 3
6234. 4
6234. 5
6235. 0
6235. 1
6235. 2
6235. 3
6235. 4
6235. 5
6236. 0
6236. 1
6236. 2
6236. 3
6236. 4
6237. 0
6238. 0
6238. 1
6238. 2
×10¹⁵
300
200
100
0
−100
−200
−300
−400
pull
Entries 38
Mean 7.35e+07
Std Dev 7.35e+07

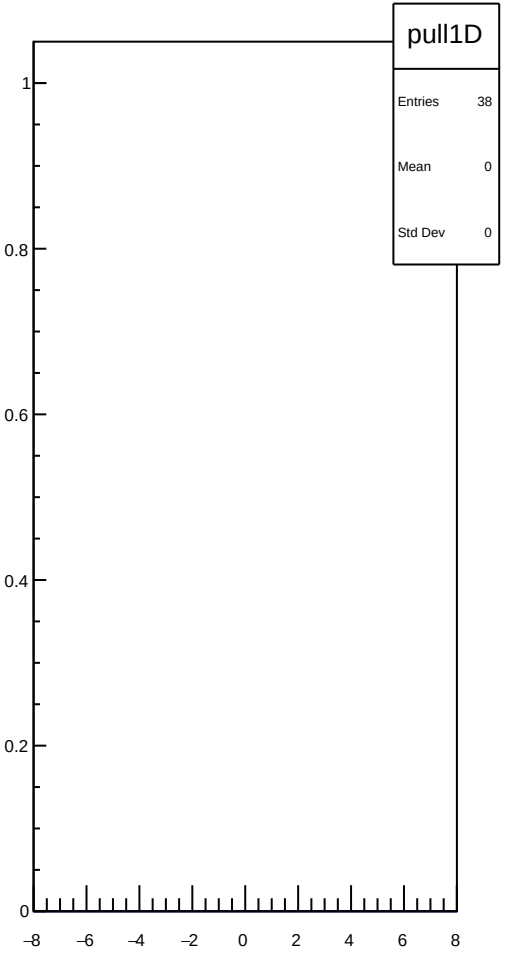
pull1D
Entries 38
Mean 0
Std Dev 0
1
0.8
0.6
0.4
0.2
0
−8
−6
−4
−2
0
2
4
6
8

dit_atl2_coil6_Ndata_mean vs run

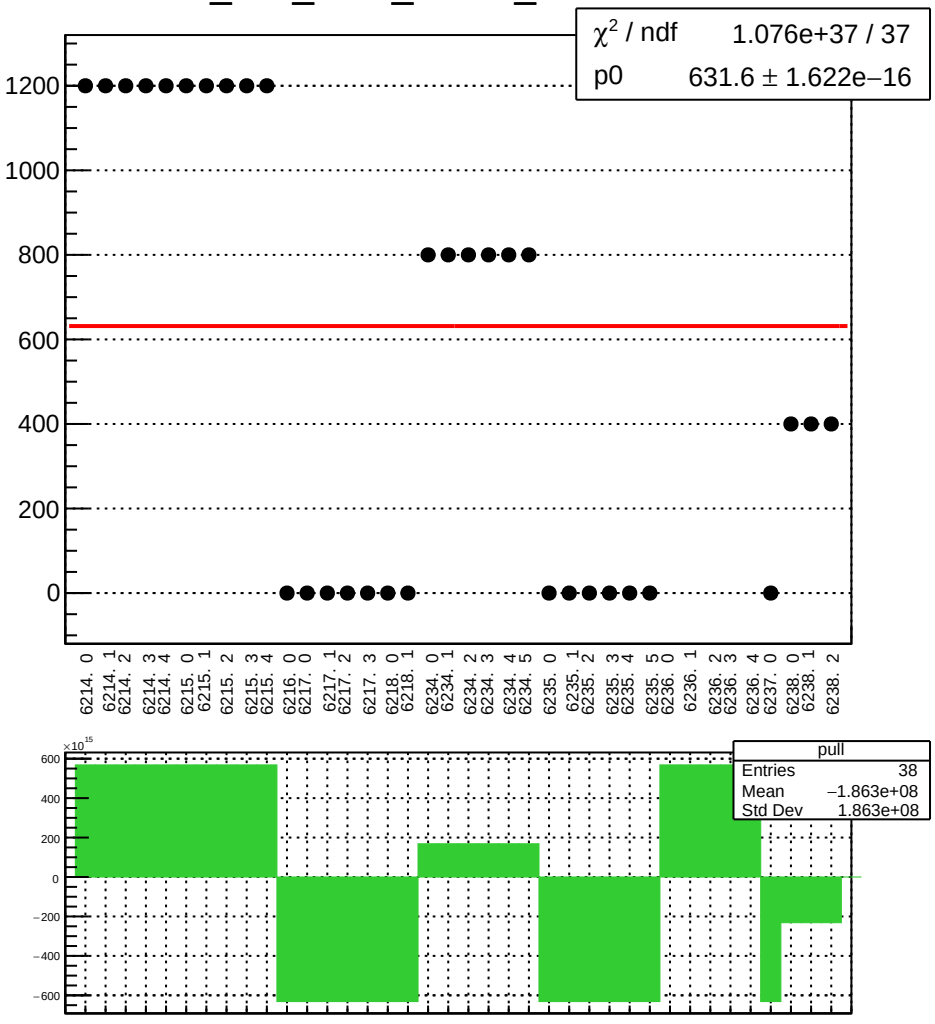

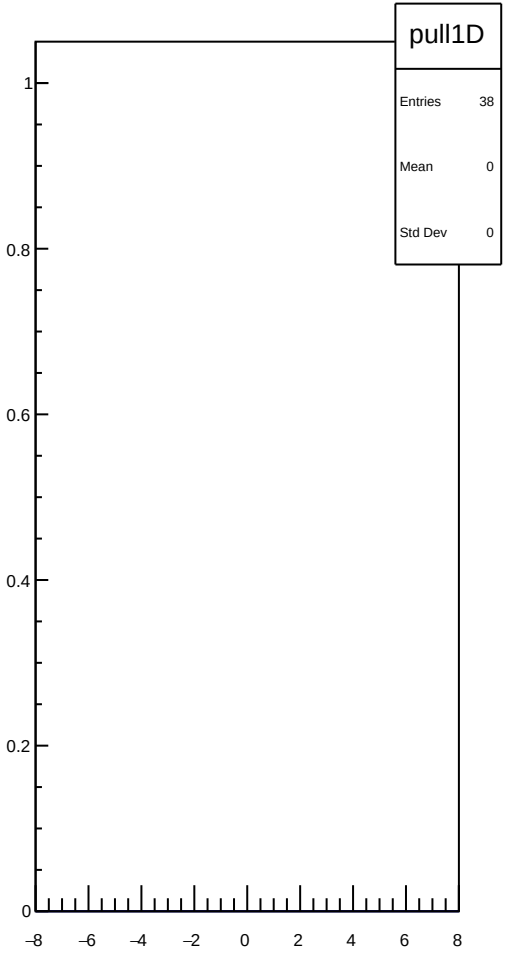

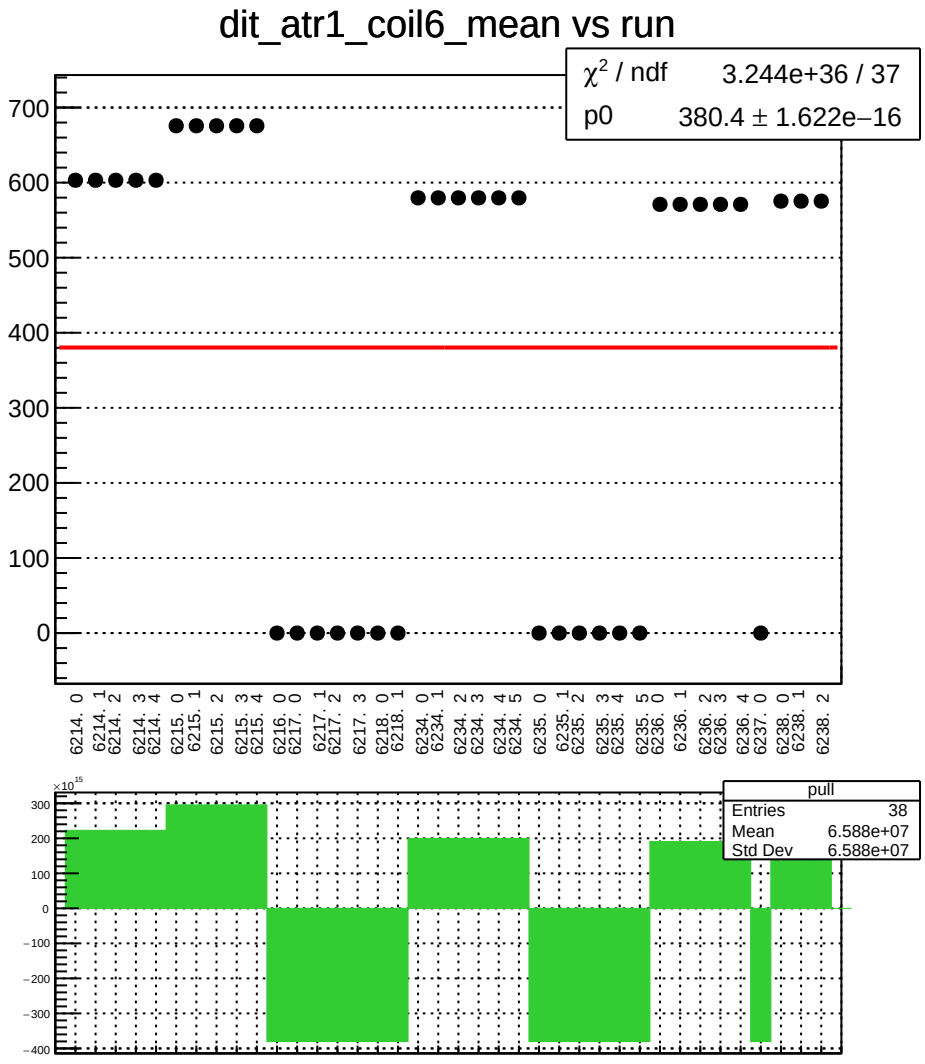
dit_atr1_coil6_mean vs run
χ² / ndf 3.244e+36 / 37
p0 380.4 ± 1.622e−16
700
600
500
400
300
200
100
0
6214. 0
6214. 1
6214. 2
6214. 3
6214. 4
6215. 0
6215. 1
6215. 2
6215. 3
6215. 4
6216. 0
6217. 0
6217. 1
6217. 2
6217. 3
6218. 0
6218. 1
6234. 0
6234. 1
6234. 2
6234. 3
6234. 4
6234. 5
6235. 0
6235. 1
6235. 2
6235. 3
6235. 4
6235. 5
6236. 0
6236. 1
6236. 2
6236. 3
6236. 4
6237. 0
6238. 0
6238. 1
6238. 2
×10¹⁵
300
200
100
0
−100
−200
−300
−400
pull
Entries 38
Mean 6.588e+07
Std Dev 6.588e+07

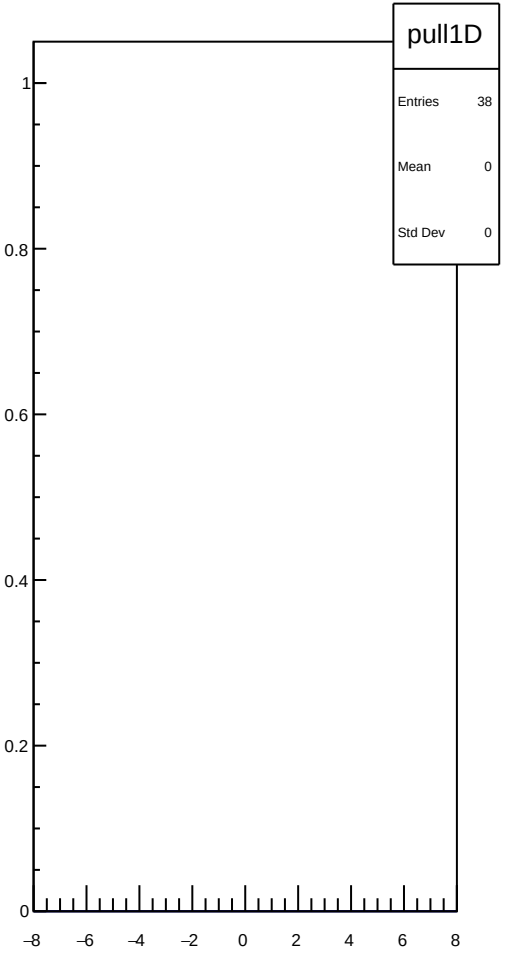
pull1D
Entries 38
Mean 0
Std Dev 0
1
0.8
0.6
0.4
0.2
0
−8
−6
−4
−2
0
2
4
6
8

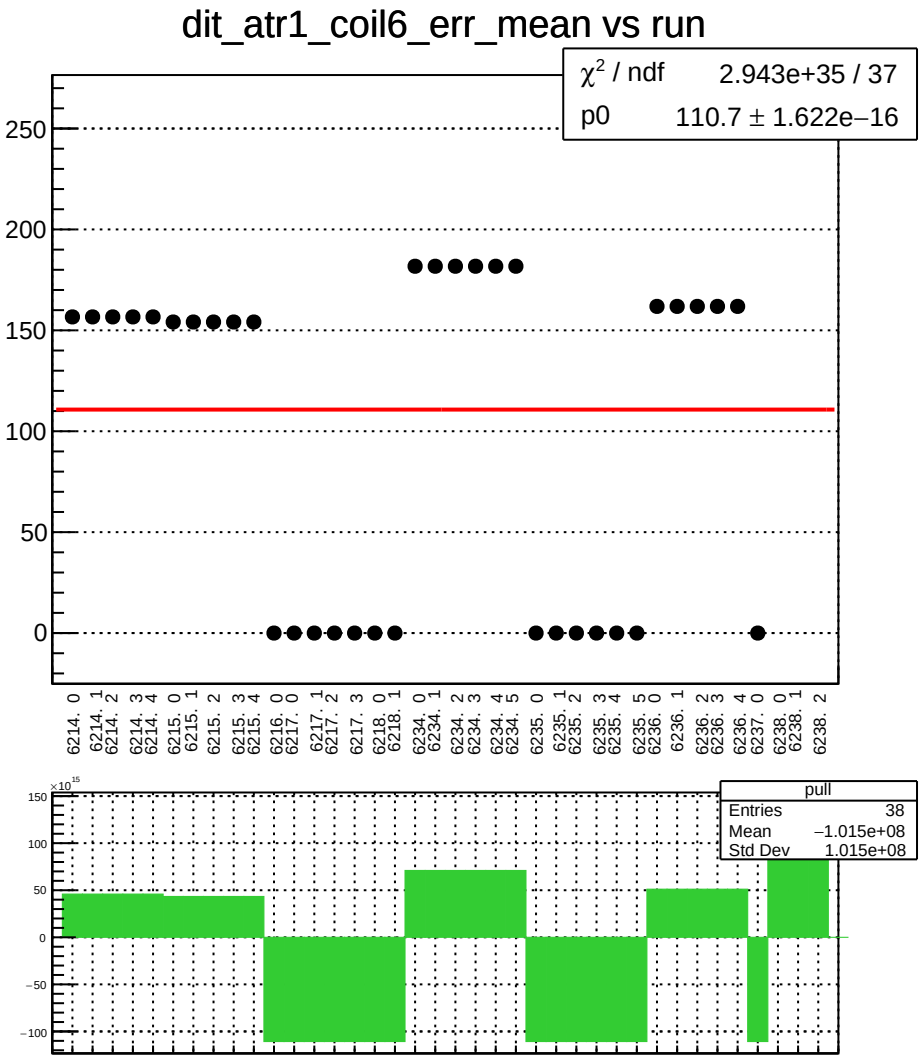
dit_atr1_coil6_err_mean vs run
χ² / ndf 2.943e+35 / 37
p0 110.7 ± 1.622e−16
250
200
150
100
50
0
6214. 0
6214. 1
6214. 2
6214. 3
6214. 4
6215. 0
6215. 1
6215. 2
6215. 3
6215. 4
6216. 0
6217. 0
6217. 1
6217. 2
6217. 3
6218. 0
6218. 1
6234. 0
6234. 1
6234. 2
6234. 3
6234. 4
6234. 5
6235. 0
6235. 1
6235. 2
6235. 3
6235. 4
6235. 5
6236. 0
6236. 1
6236. 2
6236. 3
6236. 4
6237. 0
6238. 0
6238. 1
6238. 2
×10¹⁵
150
100
50
0
−50
−100
pull
Entries 38
Mean −1.015e+08
Std Dev 1.015e+08

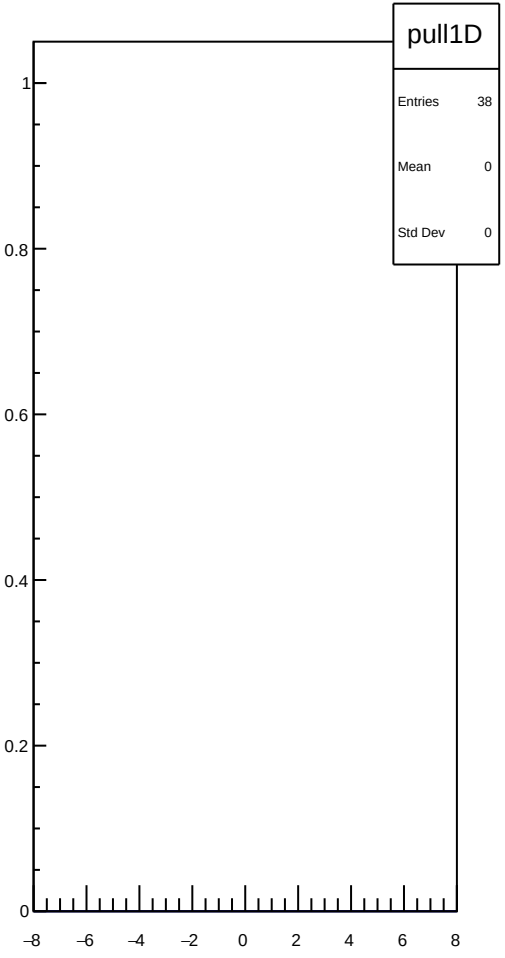
pull1D
Entries 38
Mean 0
Std Dev 0
1
0.8
0.6
0.4
0.2
0
−8
−6
−4
−2
0
2
4
6
8

dit_atr1_coil6_Ndata_mean vs run

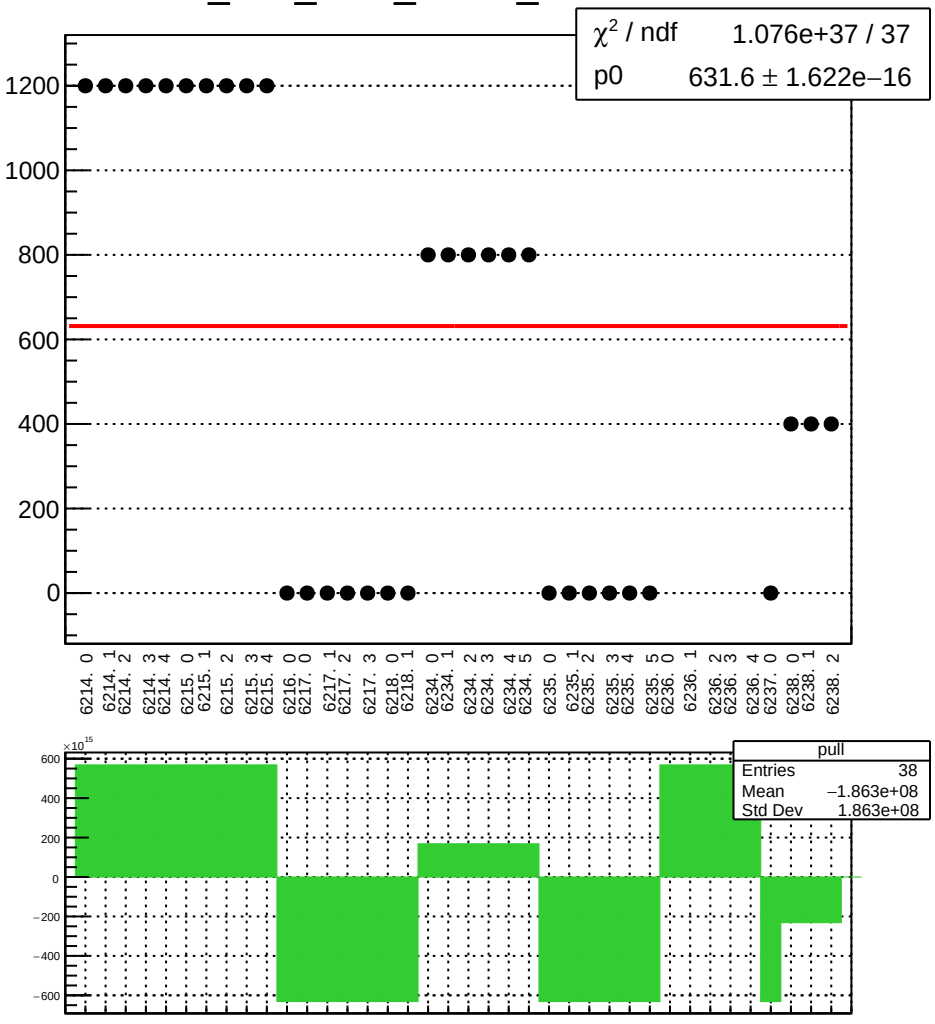

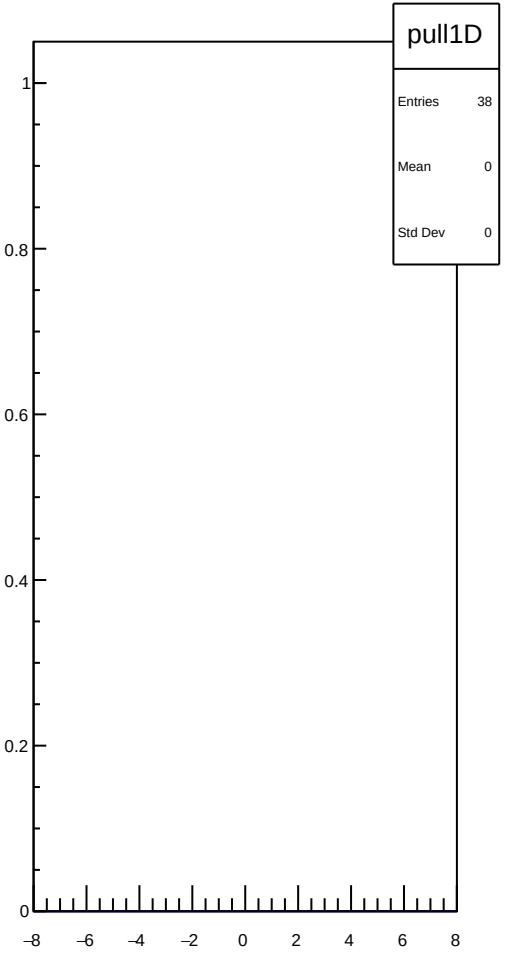

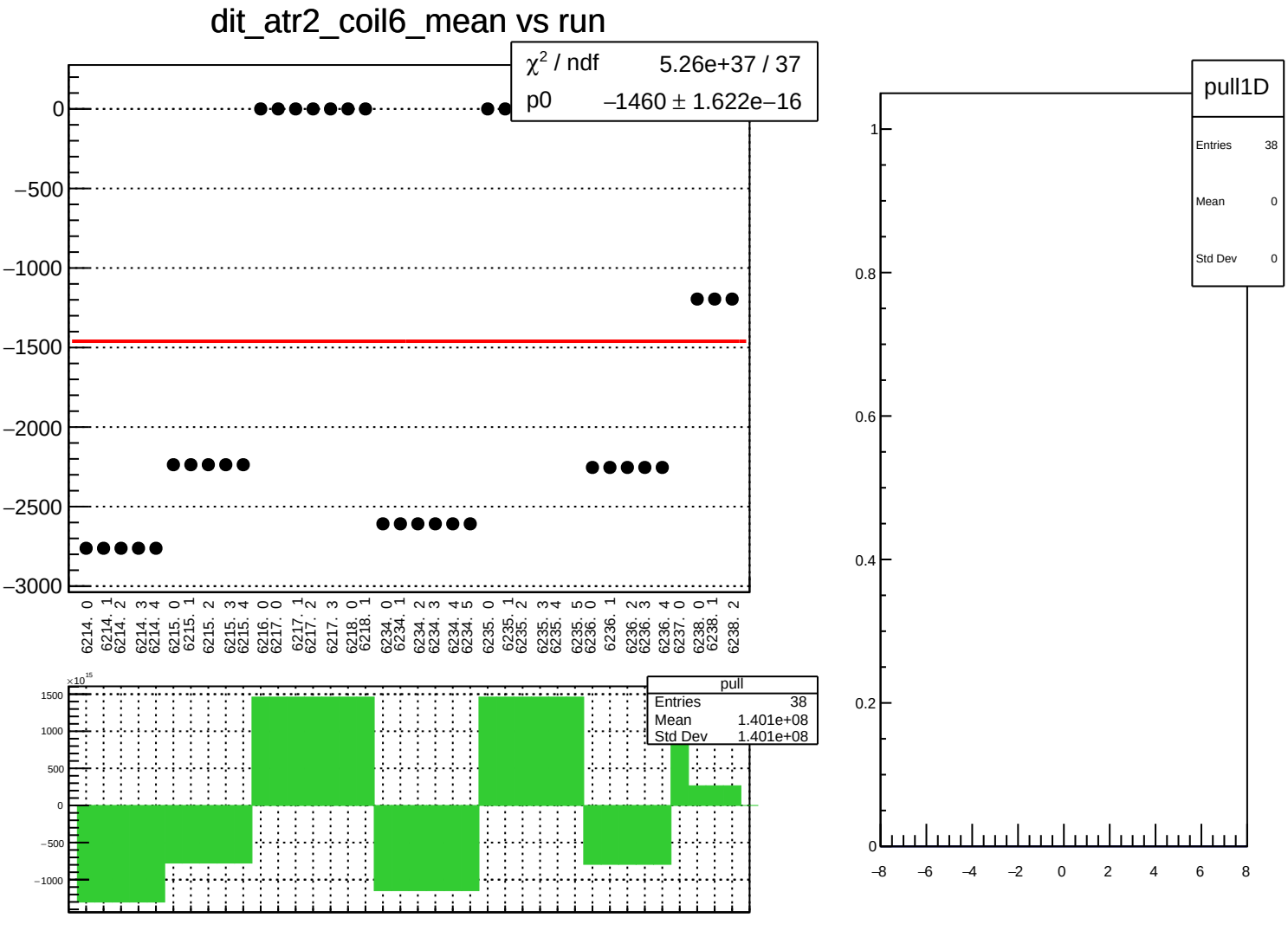
dit_atr2_coil6_mean vs run
χ² / ndf 5.26e+37 / 37
p0 −1460 ± 1.622e−16
0
−500
−1000
−1500
−2000
−2500
−3000
6214. 0
6214. 1
6214. 2
6214. 3
6214. 4
6215. 0
6215. 1
6215. 2
6215. 3
6215. 4
6216. 0
6217. 0
6217. 1
6217. 2
6217. 3
6218. 0
6218. 1
6234. 0
6234. 1
6234. 2
6234. 3
6234. 4
6234. 5
6235. 0
6235. 1
6235. 2
6235. 3
6235. 4
6235. 5
6236. 0
6236. 1
6236. 2
6236. 3
6236. 4
6237. 0
6238. 0
6238. 1
6238. 2
pull
Entries 38
Mean 1.401e+08
Std Dev 1.401e+08
×10¹⁵
1500
1000
500
0
−500
−1000
pull1D
Entries 38
Mean 0
Std Dev 0
1
0.8
0.6
0.4
0.2
0
−8
−6
−4
−2
0
2
4
6
8

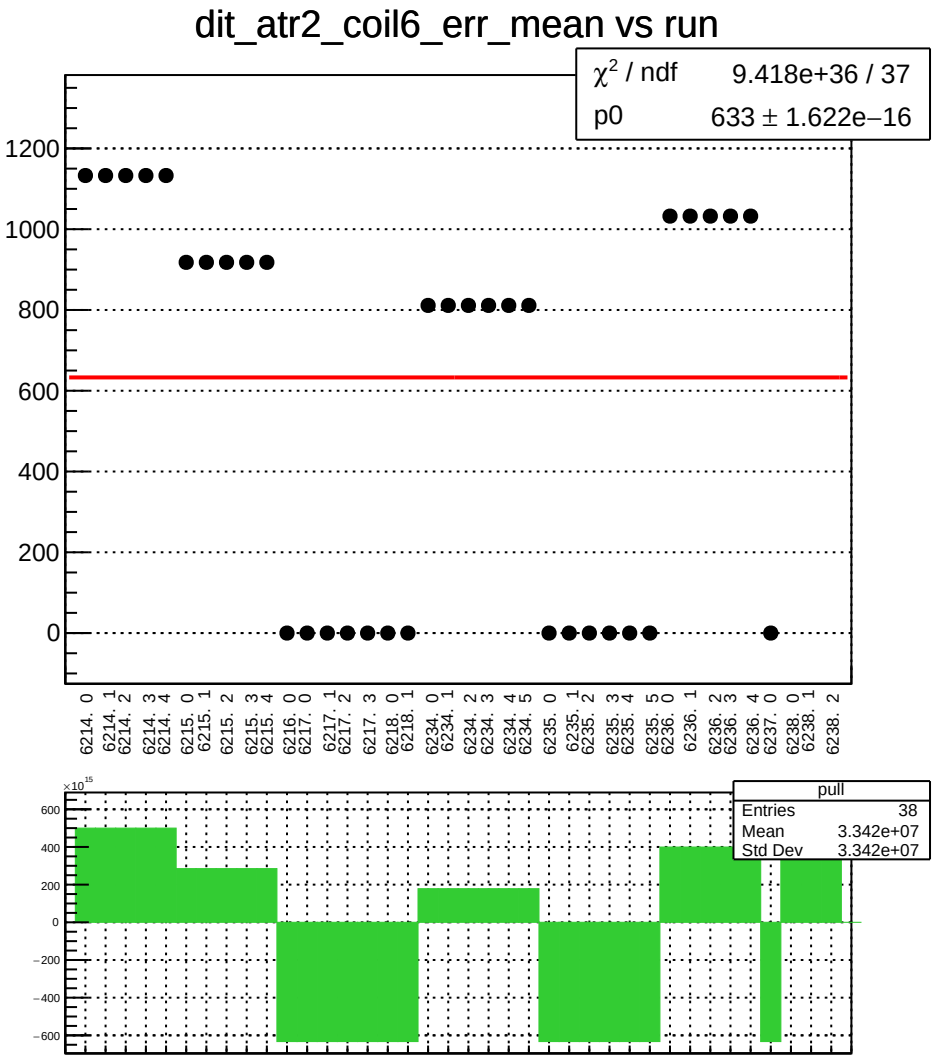
dit_atr2_coil6_err_mean vs run
χ² / ndf 9.418e+36 / 37
p0 633 ± 1.622e−16
1200
1000
800
600
400
200
0
6214. 0
6214. 1
6214. 2
6214. 3
6214. 4
6215. 0
6215. 1
6215. 2
6215. 3
6215. 4
6216. 0
6217. 0
6217. 1
6217. 2
6217. 3
6218. 0
6218. 1
6234. 0
6234. 1
6234. 2
6234. 3
6234. 4
6234. 5
6235. 0
6235. 1
6235. 2
6235. 3
6235. 4
6235. 5
6236. 0
6236. 1
6236. 2
6236. 3
6236. 4
6237. 0
6238. 0
6238. 1
6238. 2
×10¹⁵
600
400
200
0
−200
−400
−600
pull
Entries 38
Mean 3.342e+07
Std Dev 3.342e+07

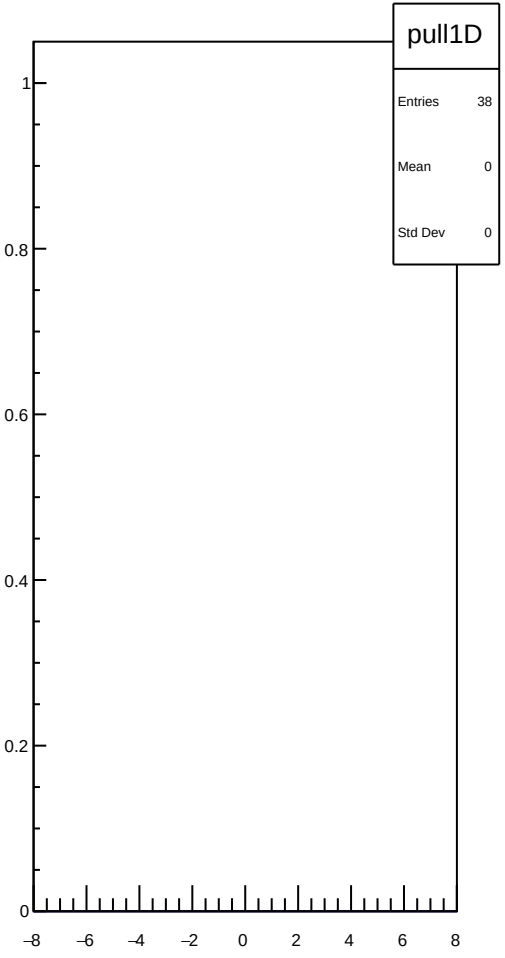
pull1D
Entries 38
Mean 0
Std Dev 0
1
0.8
0.6
0.4
0.2
0
−8
−6
−4
−2
0
2
4
6
8

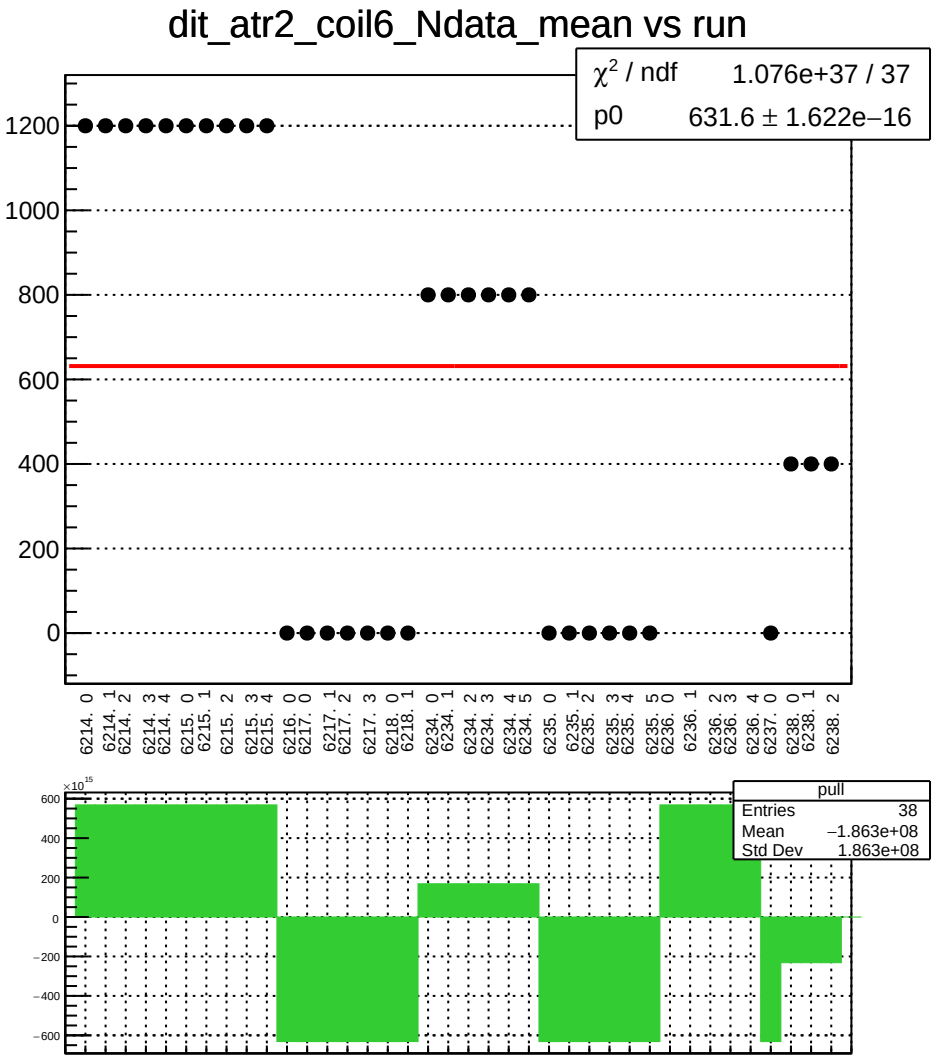
dit_atr2_coil6_Ndata_mean vs run
χ² / ndf 1.076e+37 / 37
p0 631.6 ± 1.622e−16
1200
1000
800
600
400
200
0
6214. 0
6214. 1
6214. 2
6214. 3
6214. 4
6215. 0
6215. 1
6215. 2
6215. 3
6215. 4
6216. 0
6217. 0
6217. 1
6217. 2
6217. 3
6218. 0
6218. 1
6234. 0
6234. 1
6234. 2
6234. 3
6234. 4
6234. 5
6235. 0
6235. 1
6235. 2
6235. 3
6235. 4
6235. 5
6236. 0
6236. 1
6236. 2
6236. 3
6236. 4
6237. 0
6238. 0
6238. 1
6238. 2
×10¹⁵
600
400
200
0
−200
−400
−600
pull
Entries 38
Mean −1.863e+08
Std Dev 1.863e+08

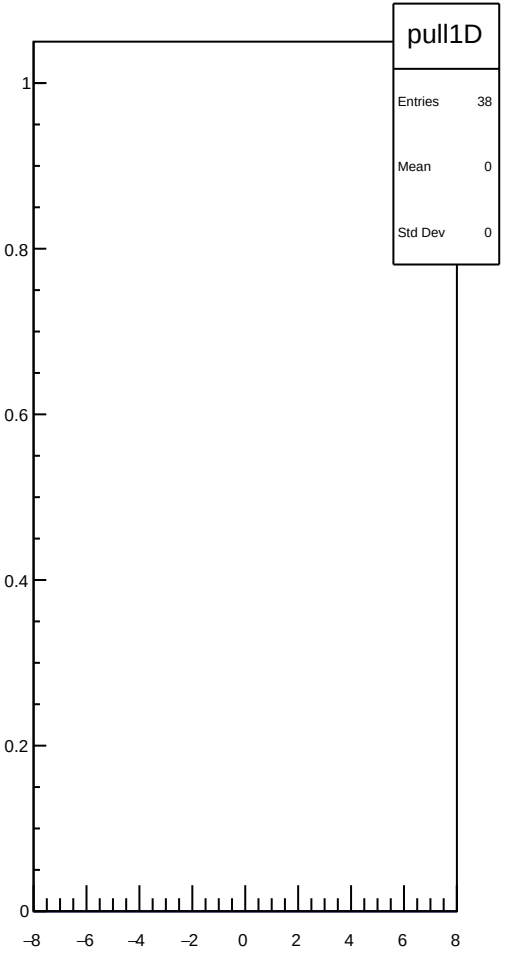
pull1D
Entries 38
Mean 0
Std Dev 0
1
0.8
0.6
0.4
0.2
0
−8
−6
−4
−2
0
2
4
6
8

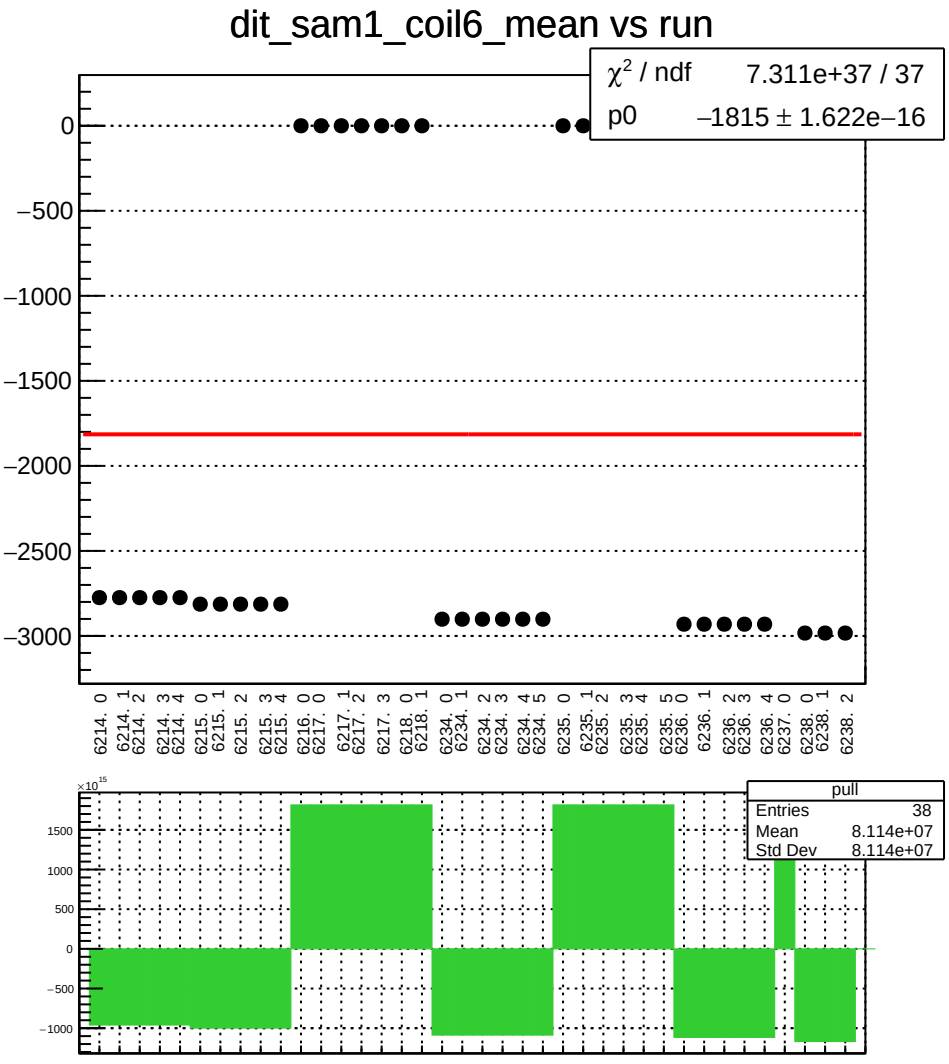
dit_sam1_coil6_mean vs run
χ² / ndf 7.311e+37 / 37
p0 −1815 ± 1.622e−16
0
−500
−1000
−1500
−2000
−2500
−3000
6214. 0
6214. 1
6214. 2
6214. 3
6214. 4
6215. 0
6215. 1
6215. 2
6215. 3
6215. 4
6216. 0
6217. 0
6217. 1
6217. 2
6217. 3
6218. 0
6218. 1
6234. 0
6234. 1
6234. 2
6234. 3
6234. 4
6234. 5
6235. 0
6235. 1
6235. 2
6235. 3
6235. 4
6235. 5
6236. 0
6236. 1
6236. 2
6236. 3
6236. 4
6237. 0
6238. 0
6238. 1
6238. 2
×10¹⁵
1500
1000
500
0
−500
−1000
pull
Entries 38
Mean 8.114e+07
Std Dev 8.114e+07

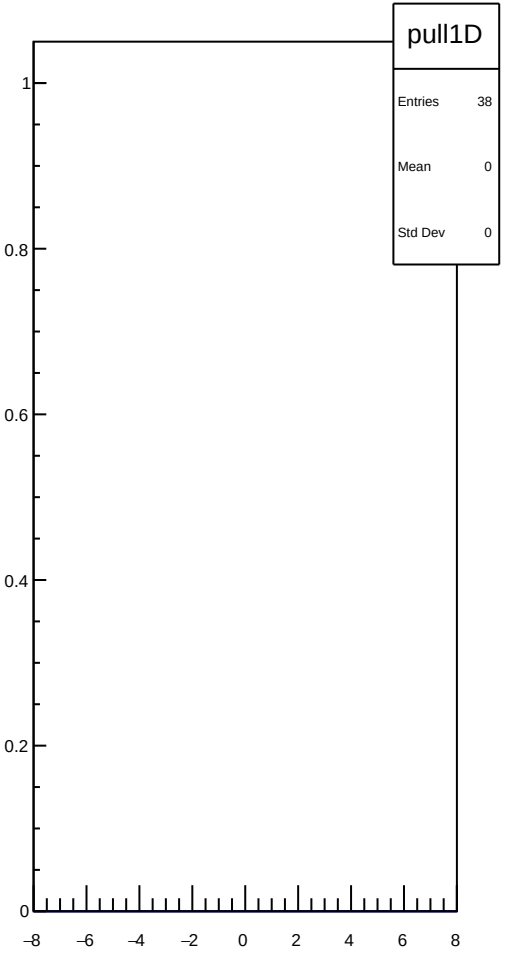
pull1D
Entries 38
Mean 0
Std Dev 0
1
0.8
0.6
0.4
0.2
0
−8
−6
−4
−2
0
2
4
6
8

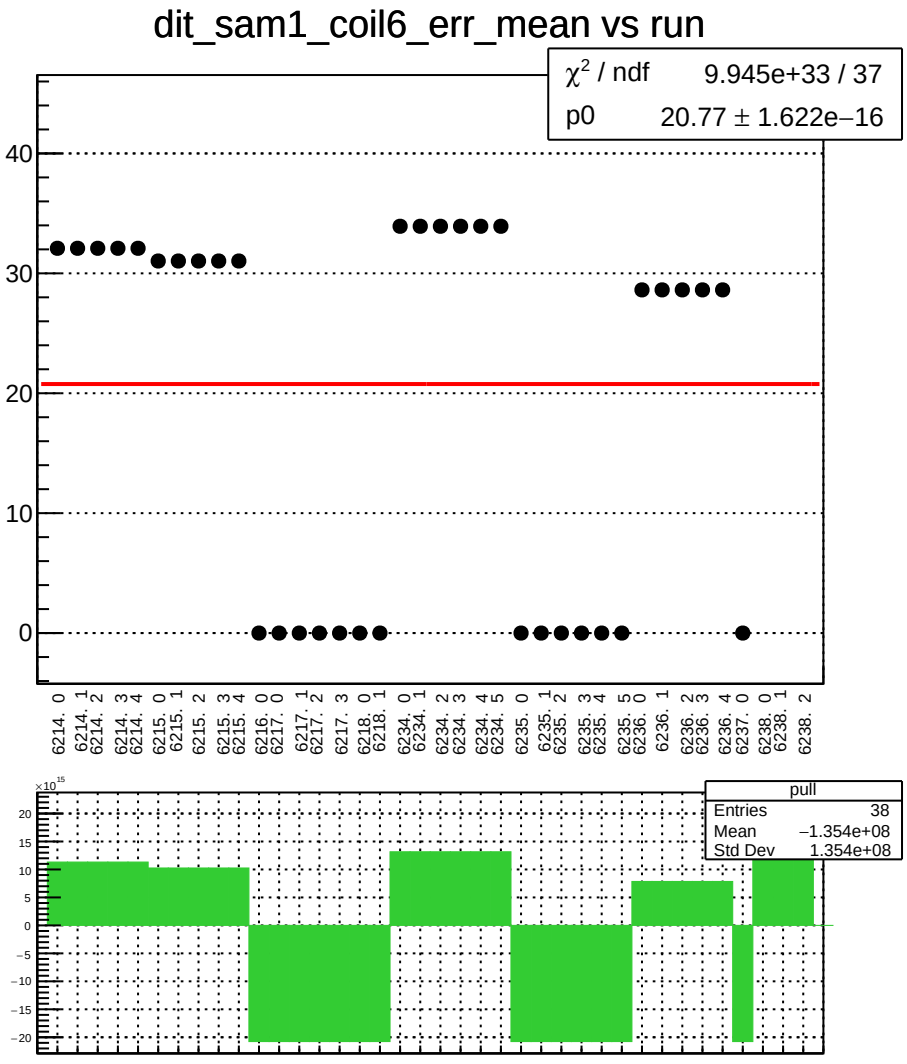
dit_sam1_coil6_err_mean vs run
χ² / ndf 9.945e+33 / 37
p0 20.77 ± 1.622e−16
40
30
20
10
0
6214. 0
6214. 1
6214. 2
6214. 3
6214. 4
6215. 0
6215. 1
6215. 2
6215. 3
6215. 4
6216. 0
6217. 0
6217. 1
6217. 2
6217. 3
6218. 0
6218. 1
6234. 0
6234. 1
6234. 2
6234. 3
6234. 4
6234. 5
6235. 0
6235. 1
6235. 2
6235. 3
6235. 4
6235. 5
6236. 0
6236. 1
6236. 2
6236. 3
6236. 4
6237. 0
6238. 0
6238. 1
6238. 2
×10¹⁵
pull
Entries 38
Mean −1.354e+08
Std Dev 1.354e+08
20
15
10
5
0
−5
−10
−15
−20

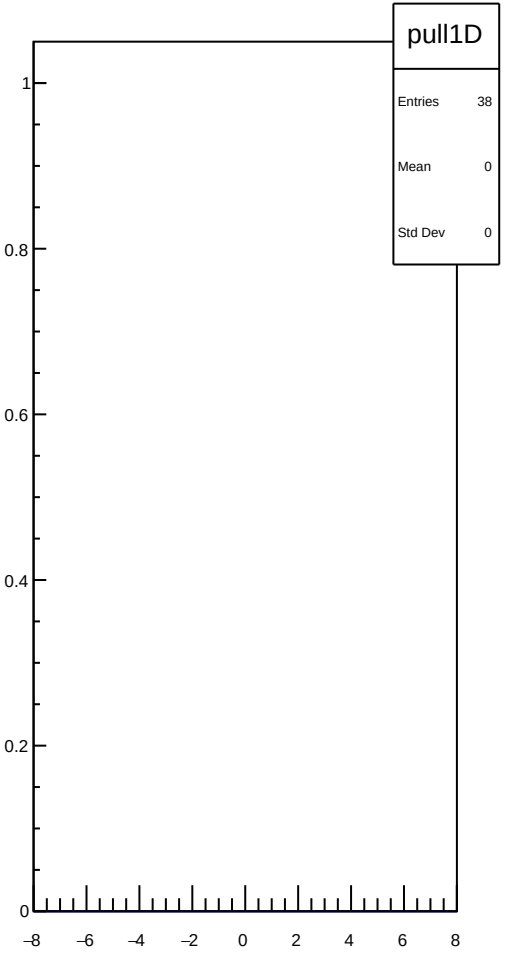
pull1D
Entries 38
Mean 0
Std Dev 0
1
0.8
0.6
0.4
0.2
0
−8
−6
−4
−2
0
2
4
6
8

dit_sam1_coil6_Ndata_mean vs run

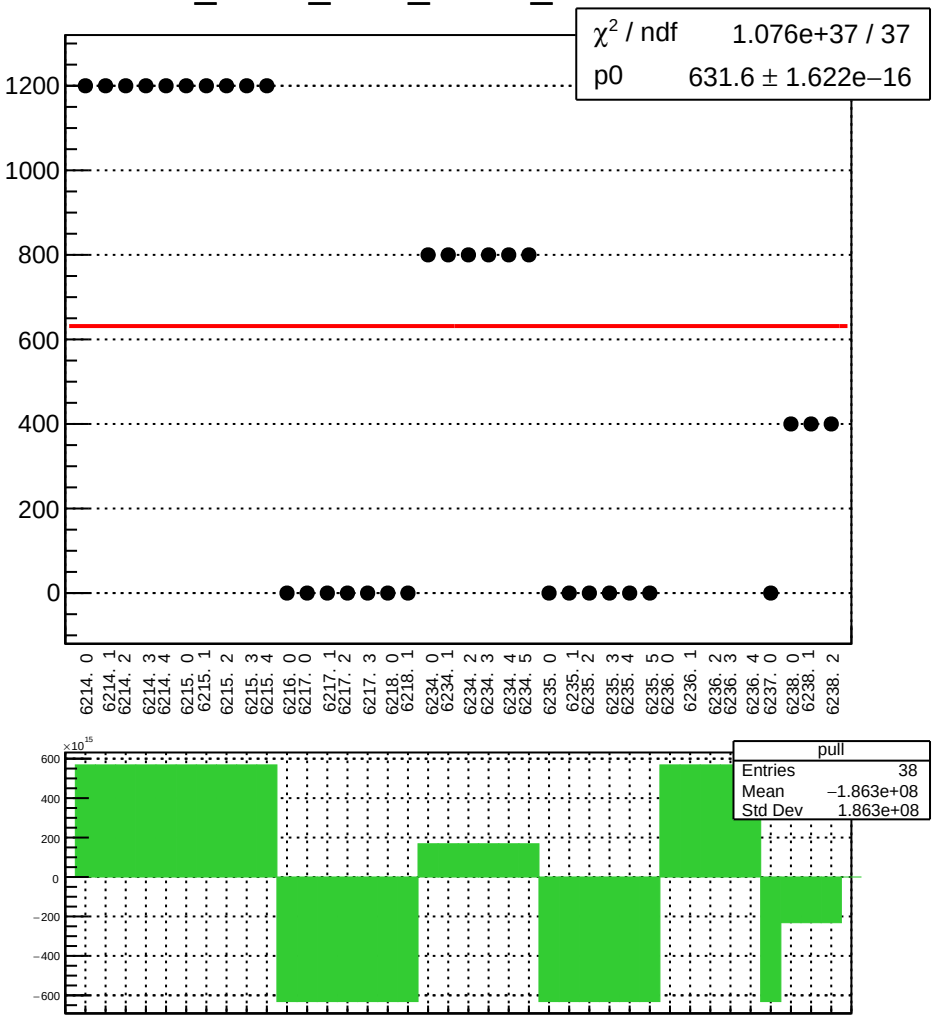

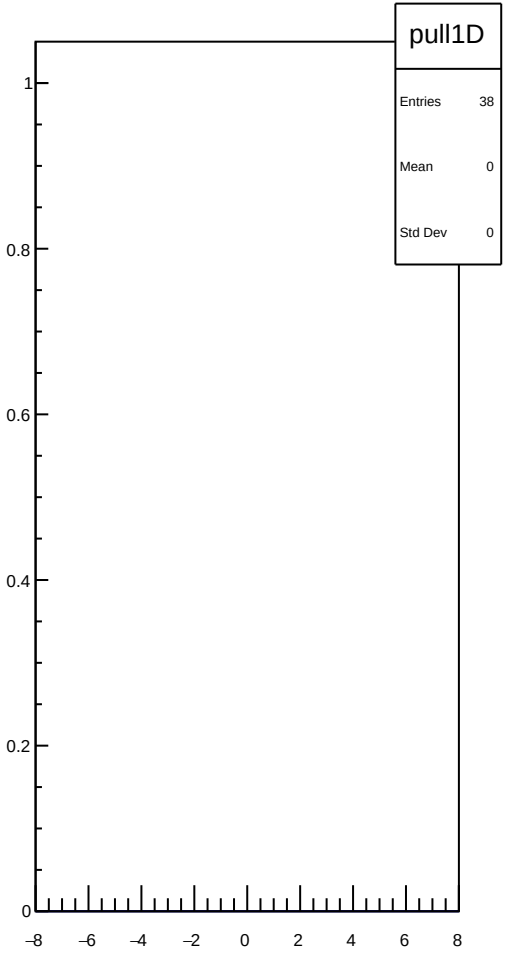

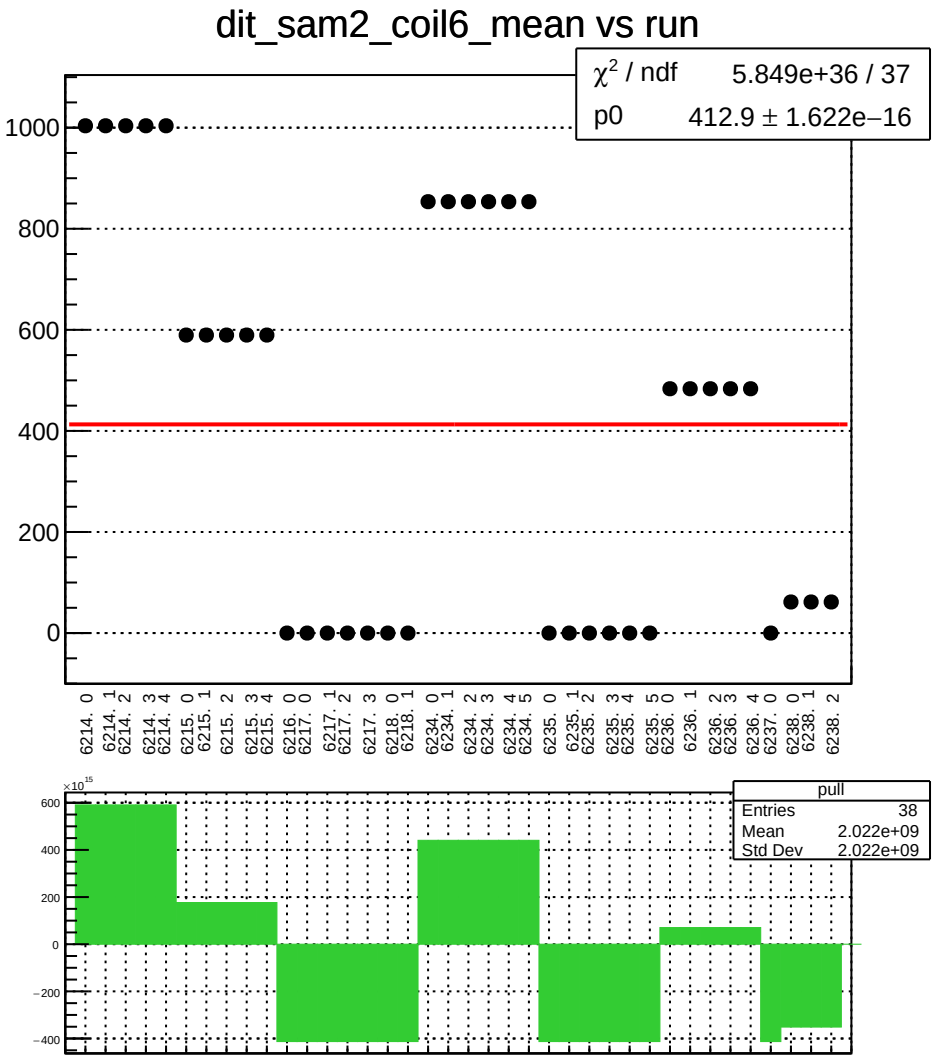
dit_sam2_coil6_mean vs run
χ² / ndf 5.849e+36 / 37
p0 412.9 ± 1.622e−16
1000
800
600
400
200
0
6214. 0
6214. 1
6214. 2
6214. 3
6214. 4
6215. 0
6215. 1
6215. 2
6215. 3
6215. 4
6216. 0
6217. 0
6217. 1
6217. 2
6217. 3
6218. 0
6218. 1
6234. 0
6234. 1
6234. 2
6234. 3
6234. 4
6234. 5
6235. 0
6235. 1
6235. 2
6235. 3
6235. 4
6235. 5
6236. 0
6236. 1
6236. 2
6236. 3
6236. 4
6237. 0
6238. 0
6238. 1
6238. 2
×10¹⁵
600
400
200
0
−200
−400
pull
Entries 38
Mean 2.022e+09
Std Dev 2.022e+09

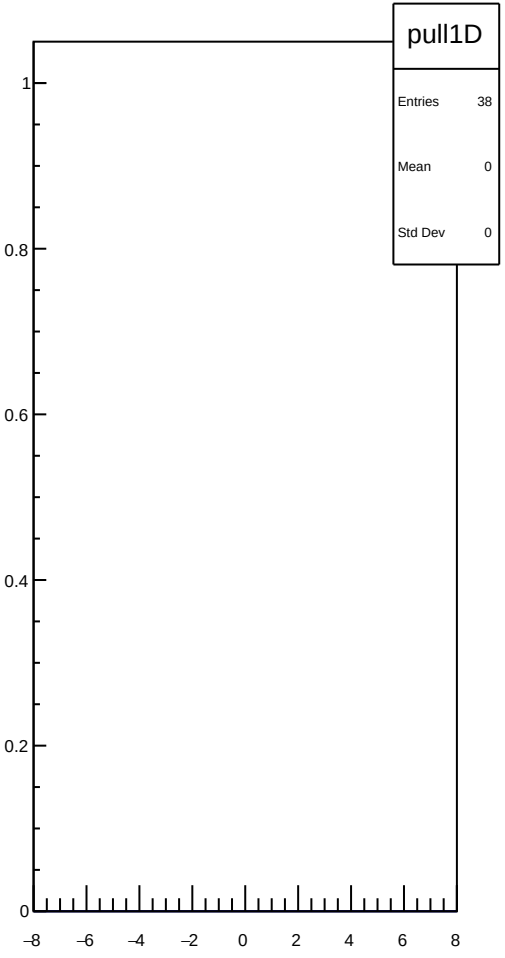
pull1D
Entries 38
Mean 0
Std Dev 0
1
0.8
0.6
0.4
0.2
0
−8
−6
−4
−2
0
2
4
6
8

dit_sam2_coil6_err_mean vs run

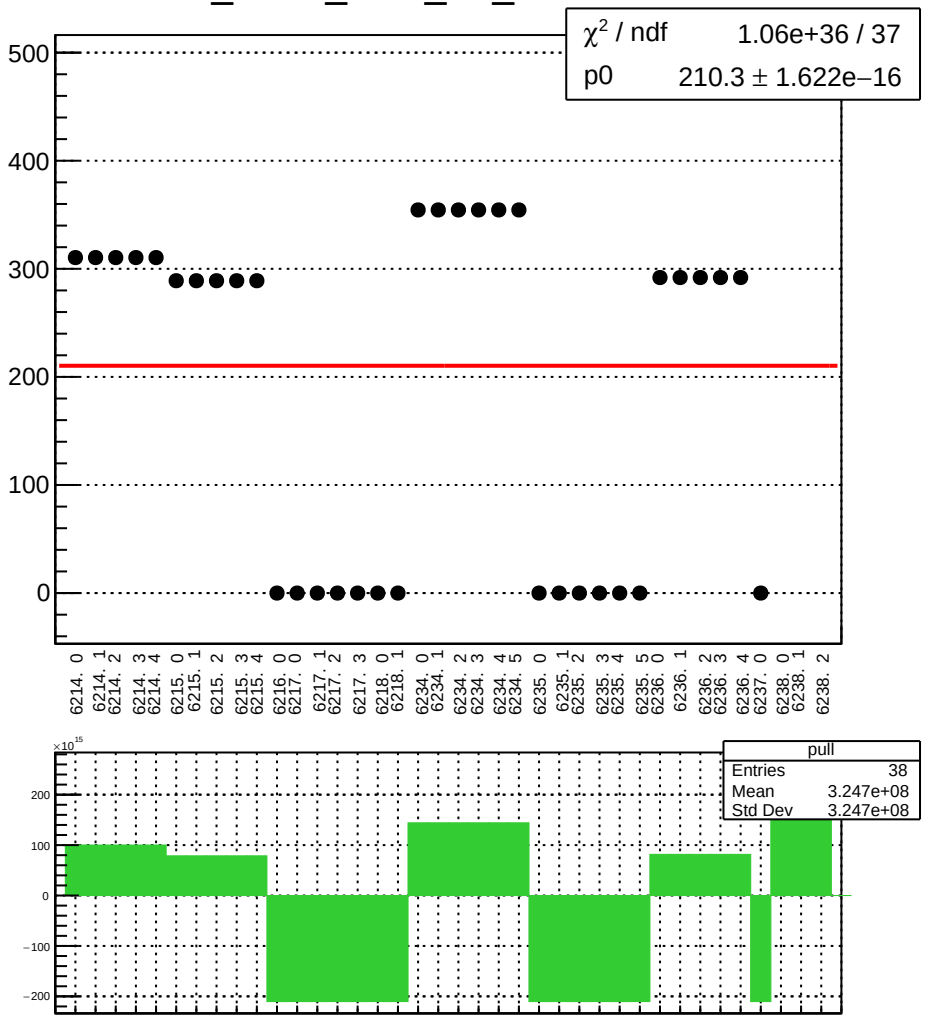

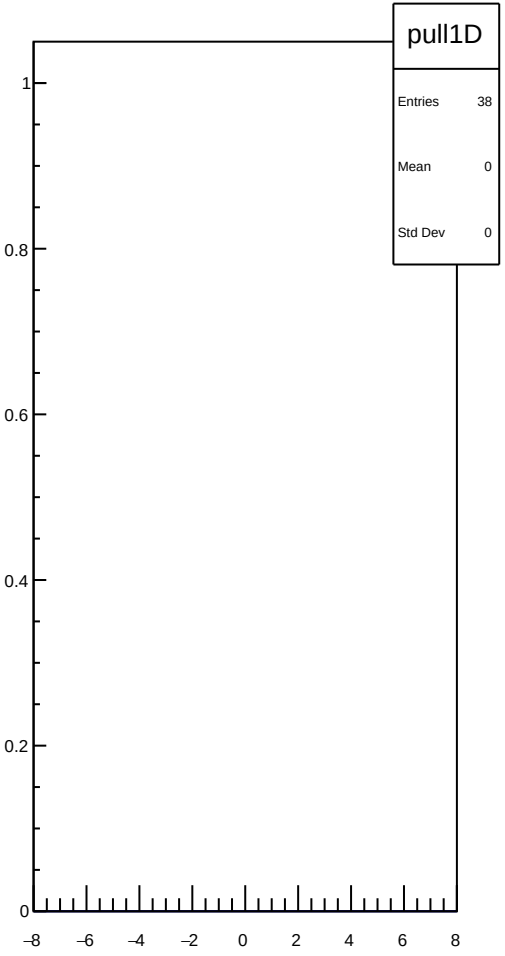

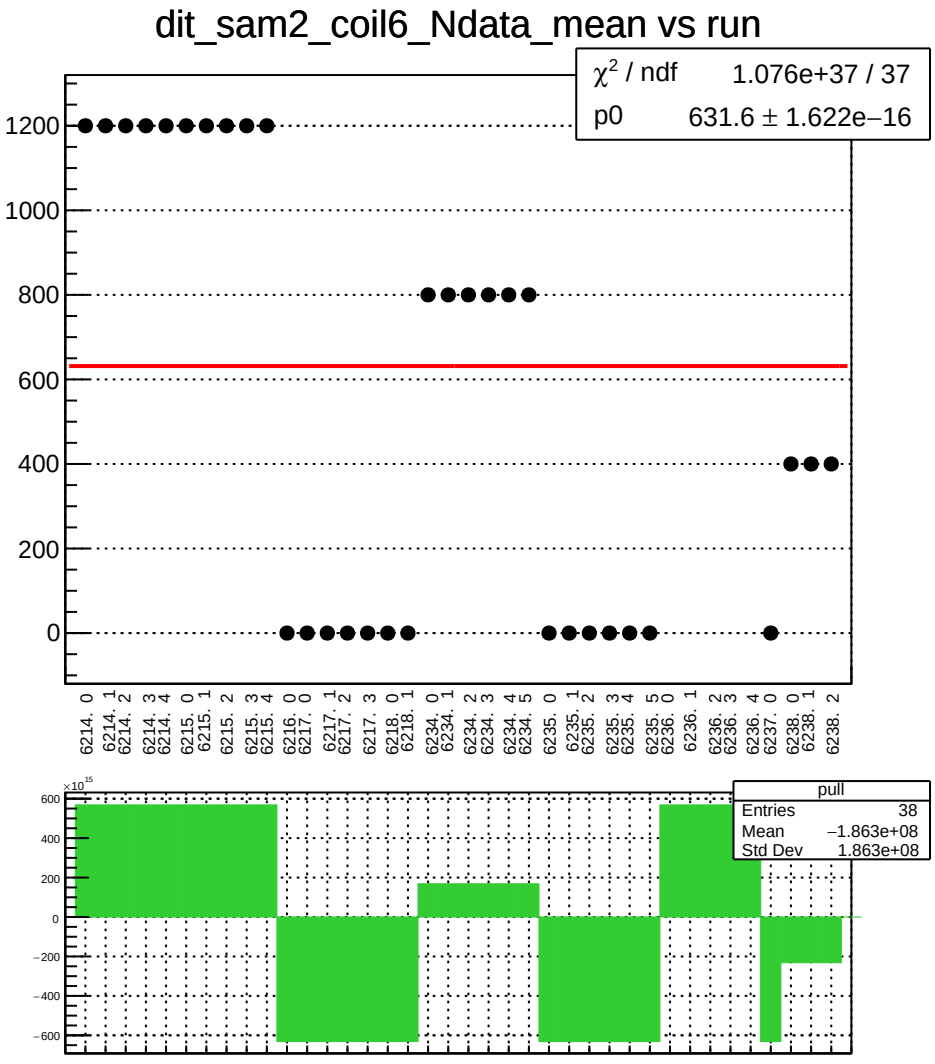
dit_sam2_coil6_Ndata_mean vs run
χ² / ndf 1.076e+37 / 37
p0 631.6 ± 1.622e−16
1200
1000
800
600
400
200
0
6214. 0
6214. 1
6214. 2
6214. 3
6214. 4
6215. 0
6215. 1
6215. 2
6215. 3
6215. 4
6216. 0
6217. 0
6217. 1
6217. 2
6217. 3
6218. 0
6218. 1
6234. 0
6234. 1
6234. 2
6234. 3
6234. 4
6234. 5
6235. 0
6235. 1
6235. 2
6235. 3
6235. 4
6235. 5
6236. 0
6236. 1
6236. 2
6236. 3
6236. 4
6237. 0
6238. 0
6238. 1
6238. 2
×10¹⁵
600
400
200
0
−200
−400
−600
pull
Entries 38
Mean −1.863e+08
Std Dev 1.863e+08

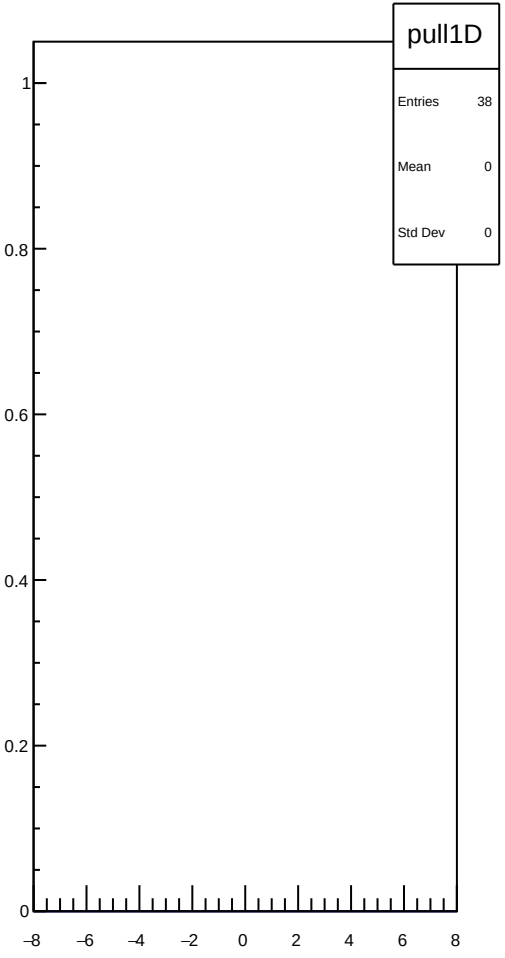
pull1D
Entries 38
Mean 0
Std Dev 0
1
0.8
0.6
0.4
0.2
0
−8
−6
−4
−2
0
2
4
6
8

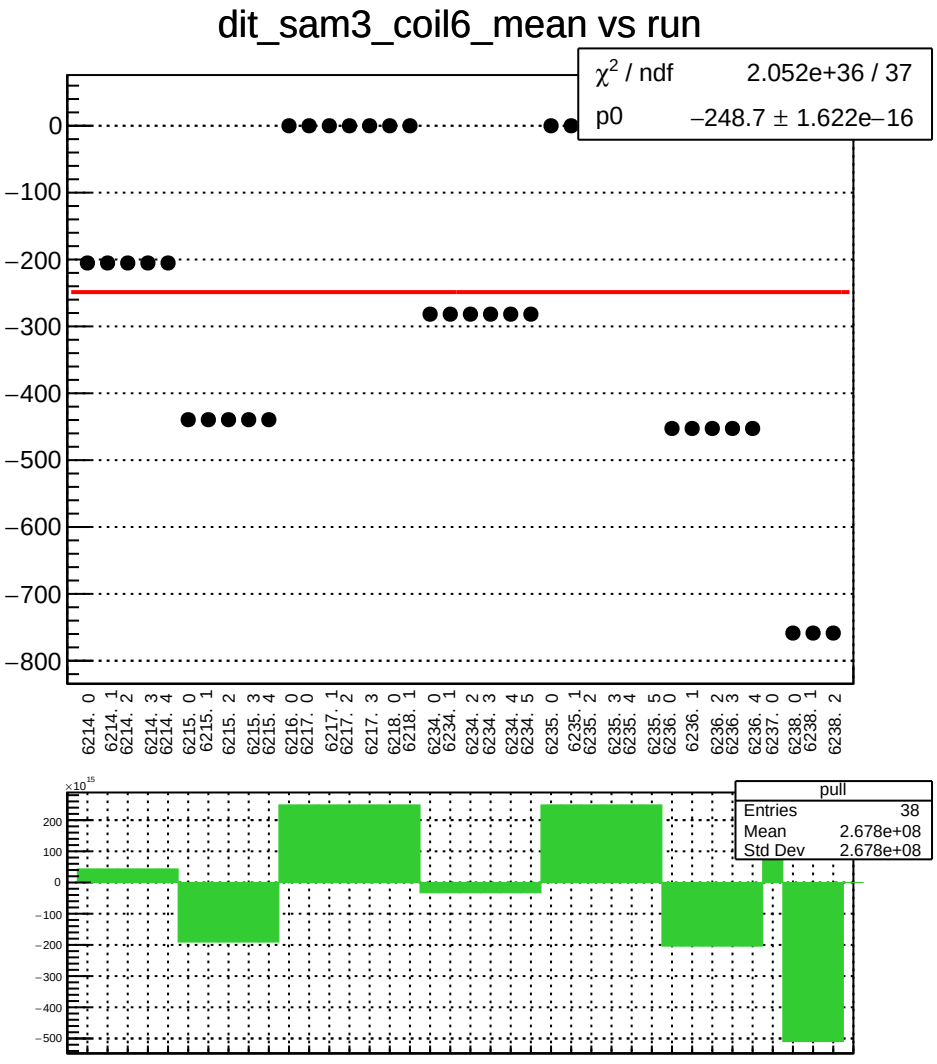
dit_sam3_coil6_mean vs run
χ² / ndf 2.052e+36 / 37
p0 −248.7 ± 1.622e−16
0
−100
−200
−300
−400
−500
−600
−700
−800
6214. 0
6214. 1
6214. 2
6214. 3
6214. 4
6215. 0
6215. 1
6215. 2
6215. 3
6215. 4
6216. 0
6217. 0
6217. 1
6217. 2
6217. 3
6218. 0
6218. 1
6234. 0
6234. 1
6234. 2
6234. 3
6234. 4
6234. 5
6235. 0
6235. 1
6235. 2
6235. 3
6235. 4
6235. 5
6236. 0
6236. 1
6236. 2
6236. 3
6236. 4
6237. 0
6238. 0
6238. 1
6238. 2
×10¹⁵
200
100
0
−100
−200
−300
−400
−500
pull
Entries 38
Mean 2.678e+08
Std Dev 2.678e+08

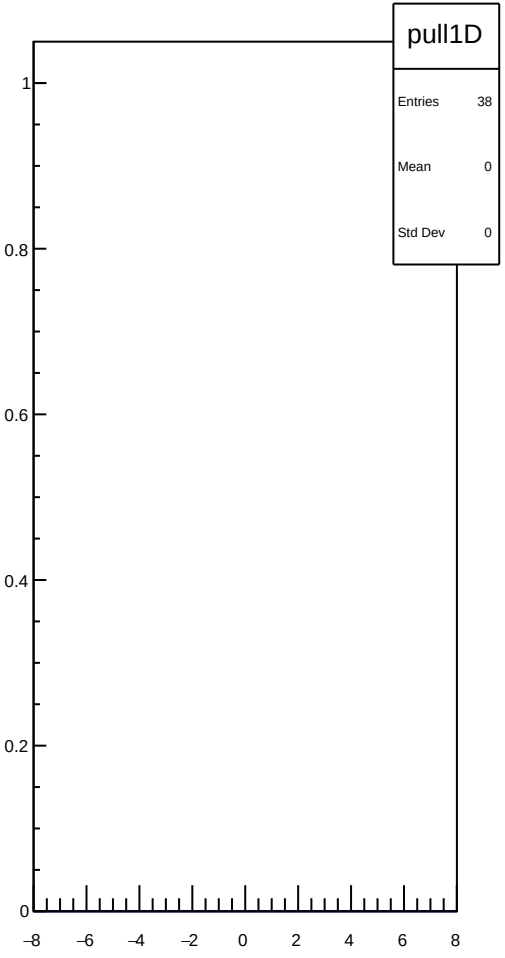
pull1D
Entries 38
Mean 0
Std Dev 0
1
0.8
0.6
0.4
0.2
0
−8
−6
−4
−2
0
2
4
6
8

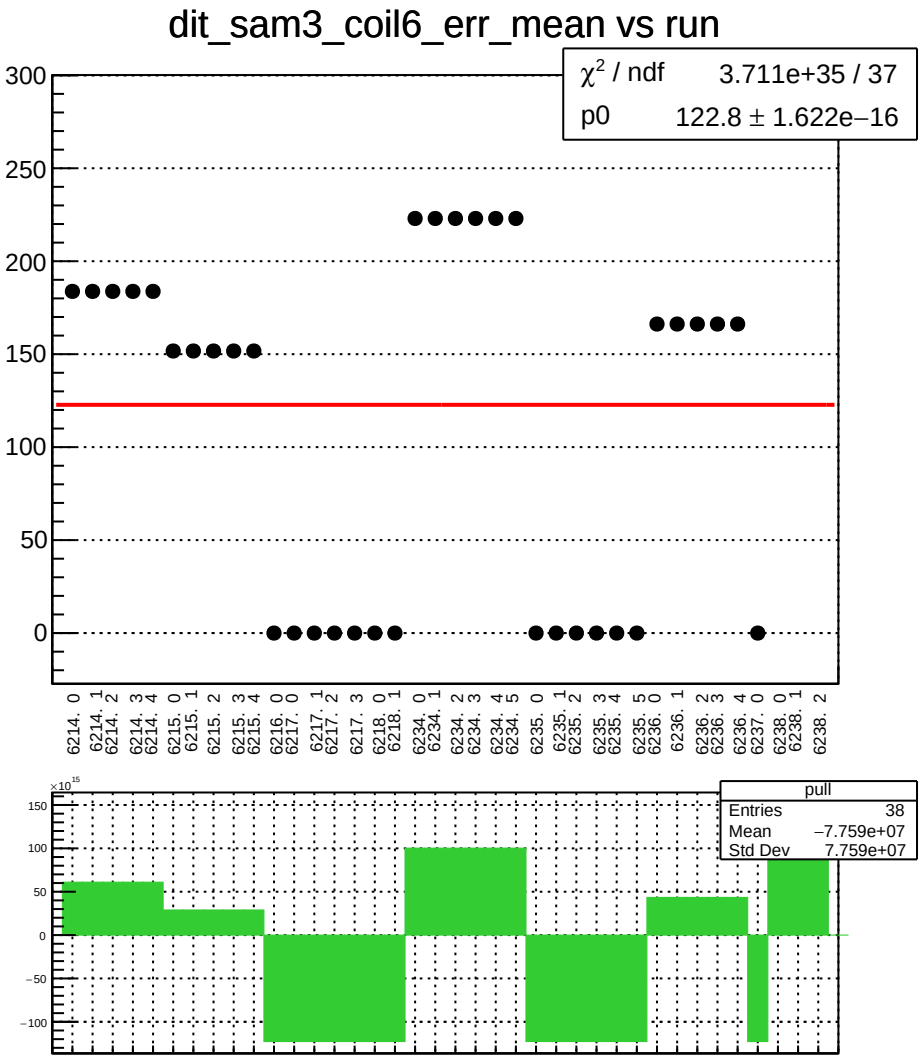
dit_sam3_coil6_err_mean vs run
χ² / ndf 3.711e+35 / 37
p0 122.8 ± 1.622e−16
300
250
200
150
100
50
0
6214. 0
6214. 1
6214. 2
6214. 3
6214. 4
6215. 0
6215. 1
6215. 2
6215. 3
6215. 4
6216. 0
6217. 0
6217. 1
6217. 2
6217. 3
6218. 0
6218. 1
6234. 0
6234. 1
6234. 2
6234. 3
6234. 4
6234. 5
6235. 0
6235. 1
6235. 2
6235. 3
6235. 4
6235. 5
6236. 0
6236. 1
6236. 2
6236. 3
6236. 4
6237. 0
6238. 0
6238. 1
6238. 2
×10¹⁵
150
100
50
0
−50
−100
pull
Entries 38
Mean −7.759e+07
Std Dev 7.759e+07

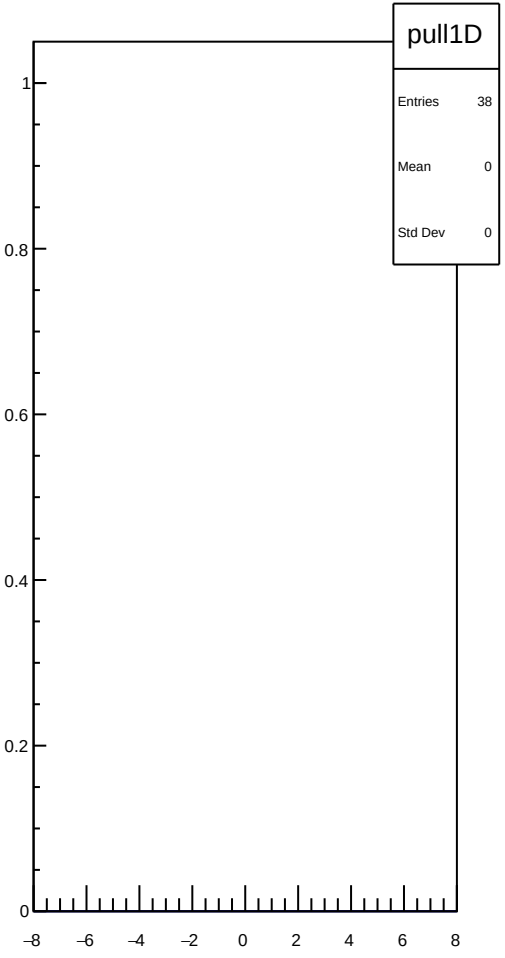
pull1D
Entries 38
Mean 0
Std Dev 0
1
0.8
0.6
0.4
0.2
0
−8
−6
−4
−2
0
2
4
6
8

dit_sam3_coil6_Ndata_mean vs run

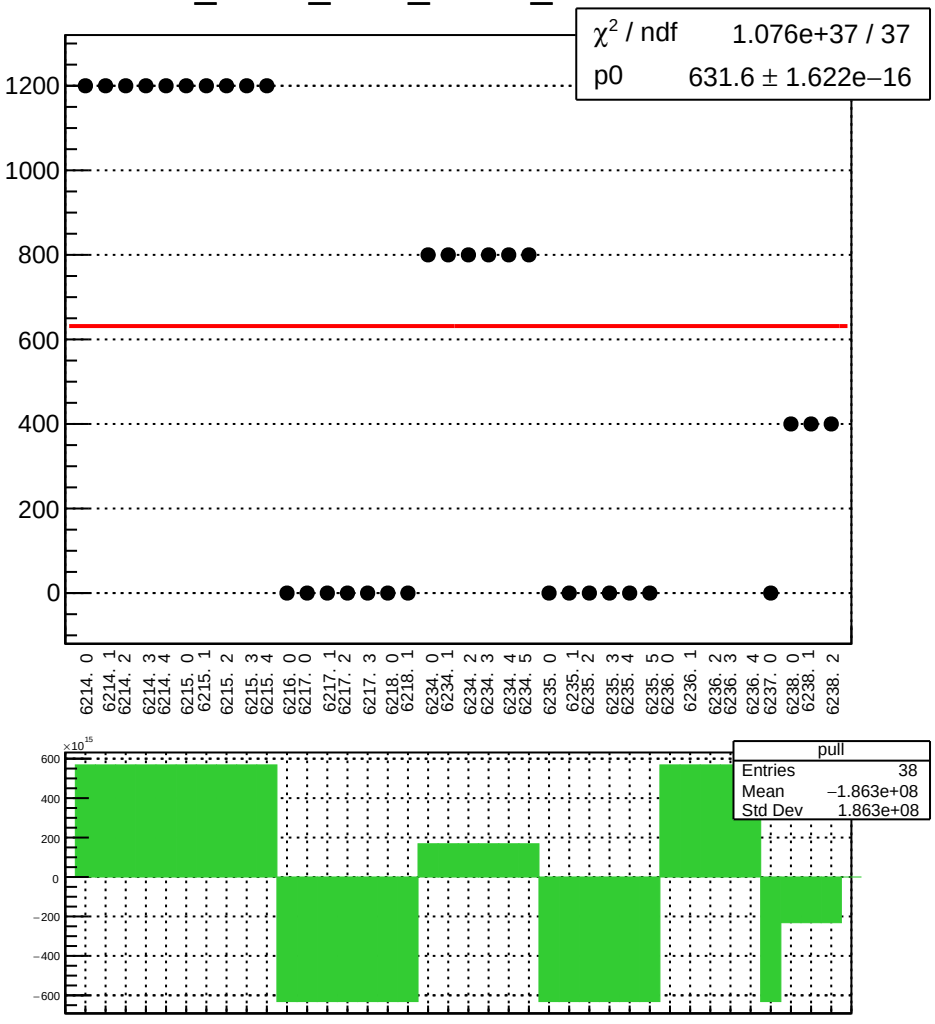

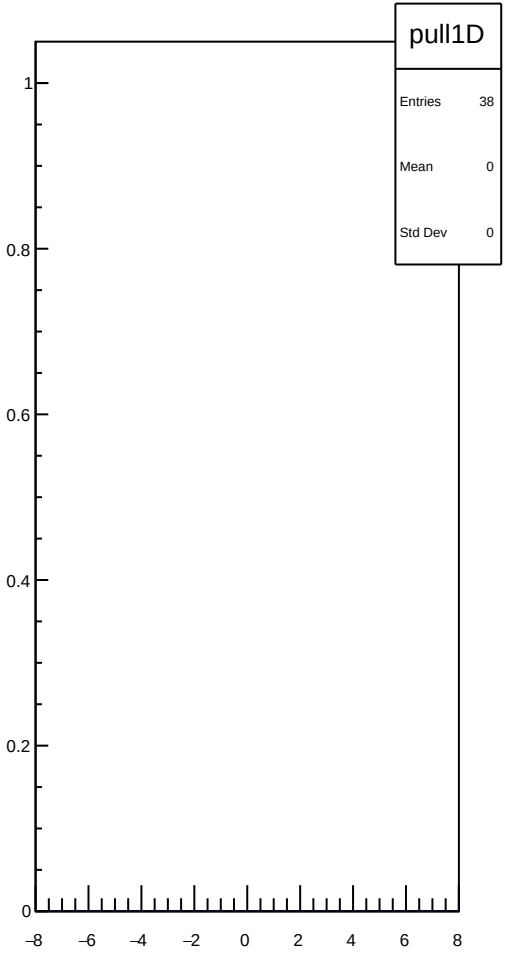

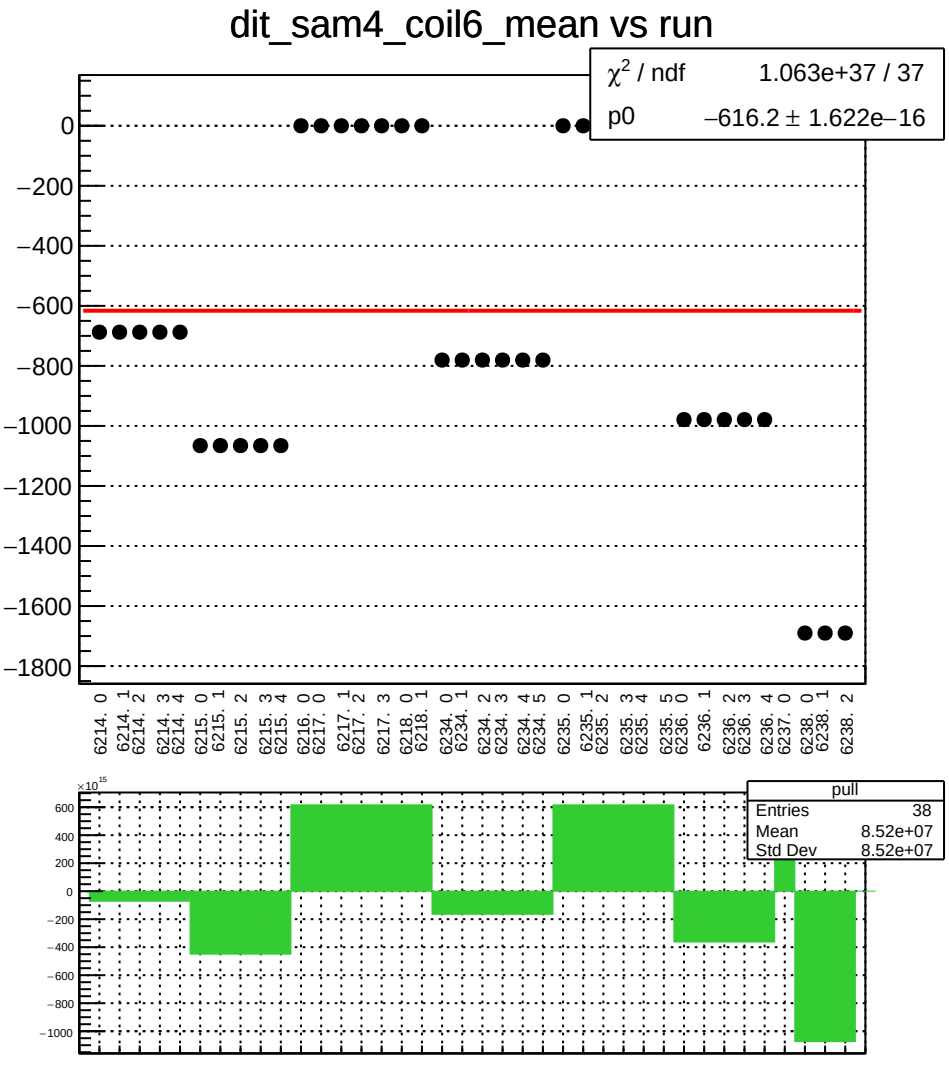
dit_sam4_coil6_mean vs run
χ² / ndf 1.063e+37 / 37
p0 −616.2 ± 1.622e−16
0
−200
−400
−600
−800
−1000
−1200
−1400
−1600
−1800
6214. 0
6214. 1
6214. 2
6214. 3
6214. 4
6215. 0
6215. 1
6215. 2
6215. 3
6215. 4
6216. 0
6217. 0
6217. 1
6217. 2
6217. 3
6218. 0
6218. 1
6234. 0
6234. 1
6234. 2
6234. 3
6234. 4
6234. 5
6235. 0
6235. 1
6235. 2
6235. 3
6235. 4
6235. 5
6236. 0
6236. 1
6236. 2
6236. 3
6236. 4
6237. 0
6238. 0
6238. 1
6238. 2
×10¹⁵
600
400
200
0
−200
−400
−600
−800
−1000
pull
Entries 38
Mean 8.52e+07
Std Dev 8.52e+07

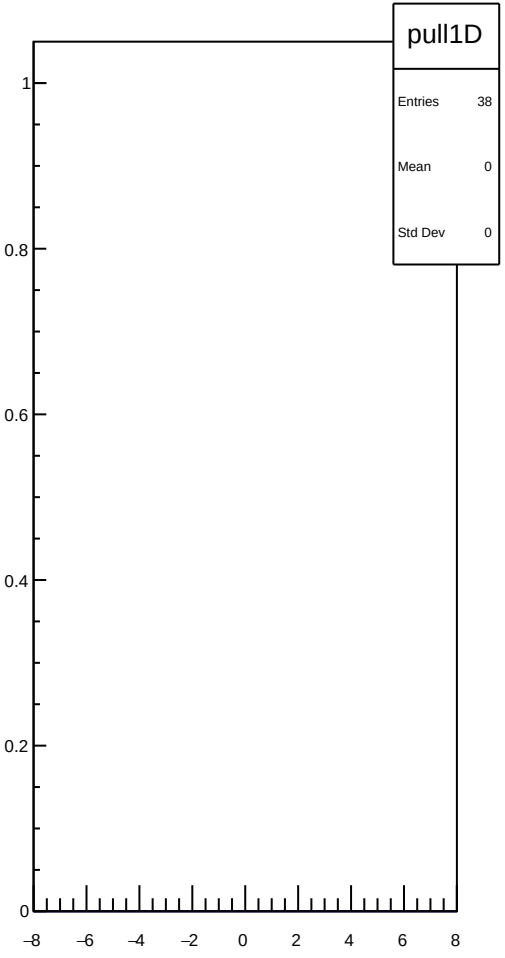
pull1D
Entries 38
Mean 0
Std Dev 0
1
0.8
0.6
0.4
0.2
0
−8
−6
−4
−2
0
2
4
6
8

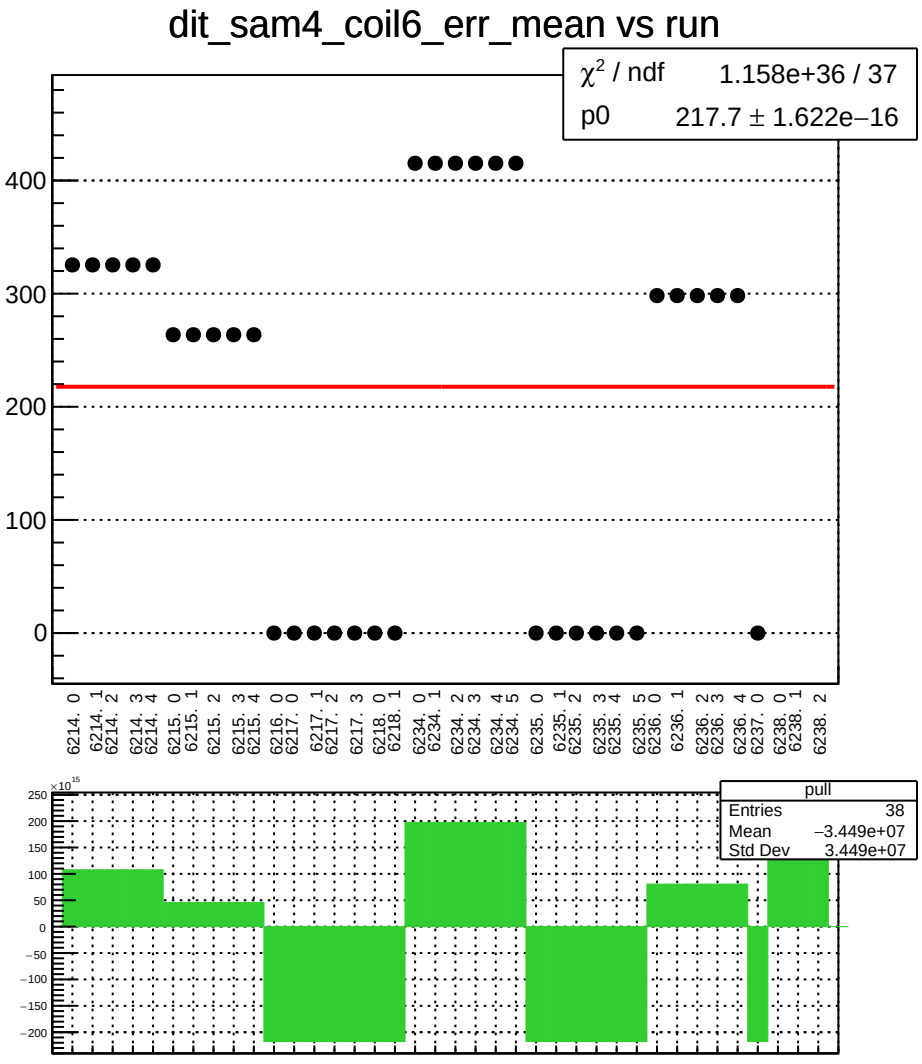
dit_sam4_coil6_err_mean vs run
χ² / ndf 1.158e+36 / 37
p0 217.7 ± 1.622e−16
400
300
200
100
0
6214. 0
6214. 1
6214. 2
6214. 3
6214. 4
6215. 0
6215. 1
6215. 2
6215. 3
6215. 4
6216. 0
6217. 0
6217. 1
6217. 2
6217. 3
6218. 0
6218. 1
6234. 0
6234. 1
6234. 2
6234. 3
6234. 4
6234. 5
6235. 0
6235. 1
6235. 2
6235. 3
6235. 4
6235. 5
6236. 0
6236. 1
6236. 2
6236. 3
6236. 4
6237. 0
6238. 0
6238. 1
6238. 2
×10¹⁵
250
200
150
100
50
0
−50
−100
−150
−200
pull
Entries 38
Mean −3.449e+07
Std Dev 3.449e+07

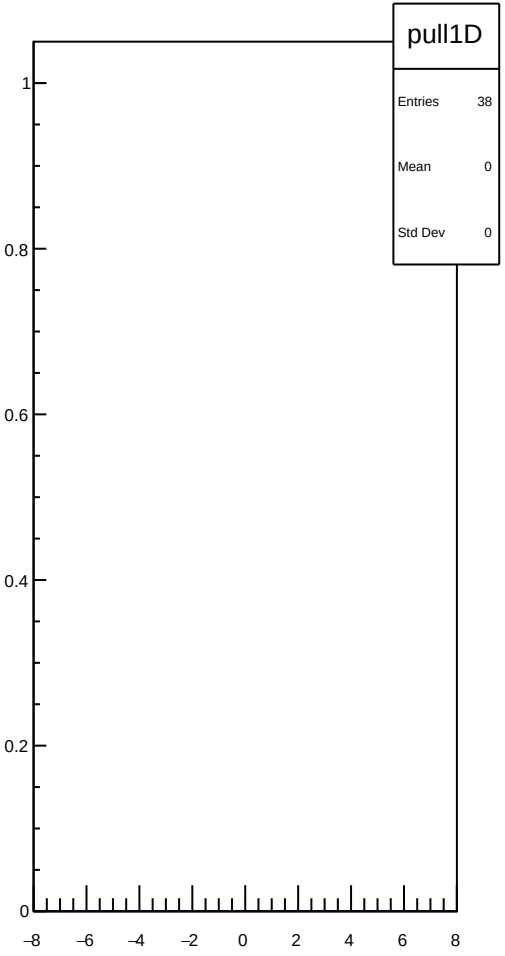
pull1D
Entries 38
Mean 0
Std Dev 0
1
0.8
0.6
0.4
0.2
0
−8
−6
−4
−2
0
2
4
6
8

dit_sam4_coil6_Ndata_mean vs run

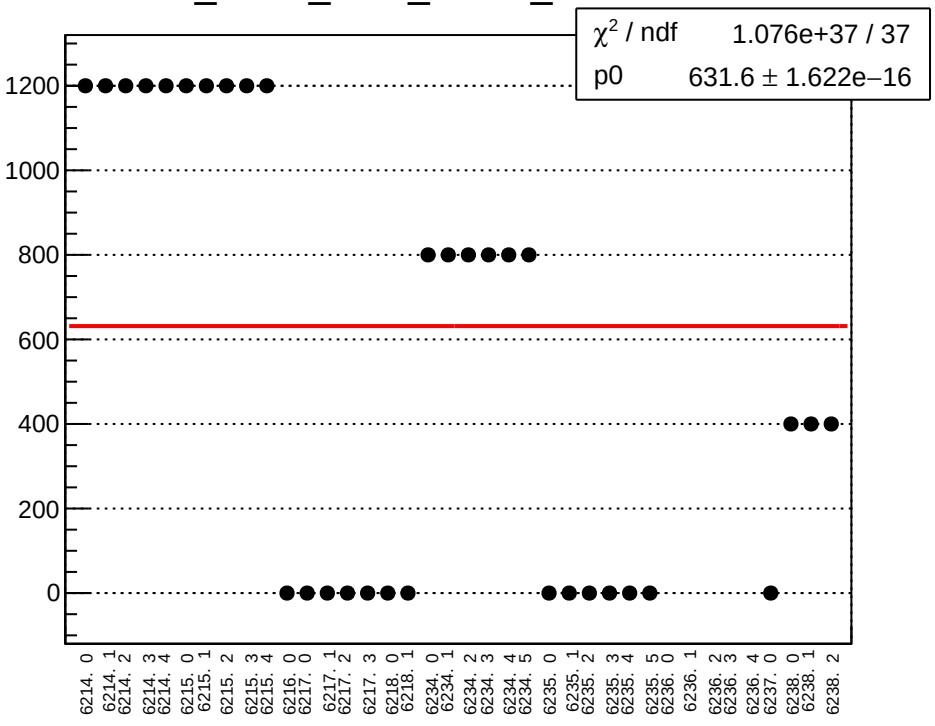

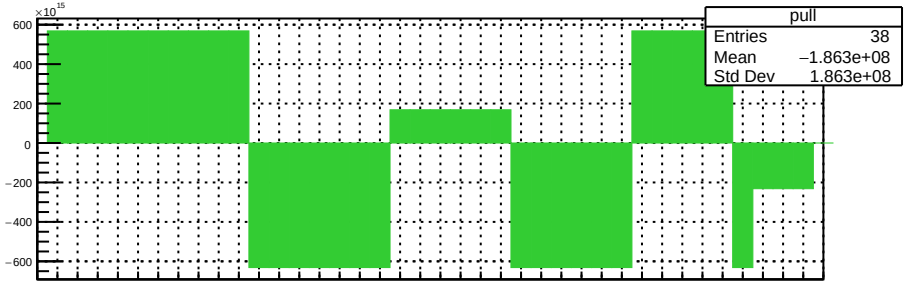

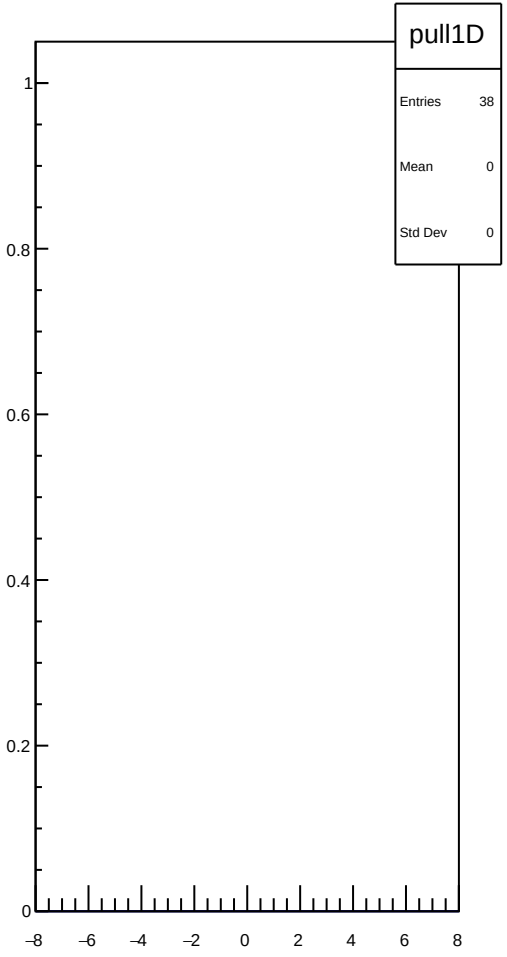

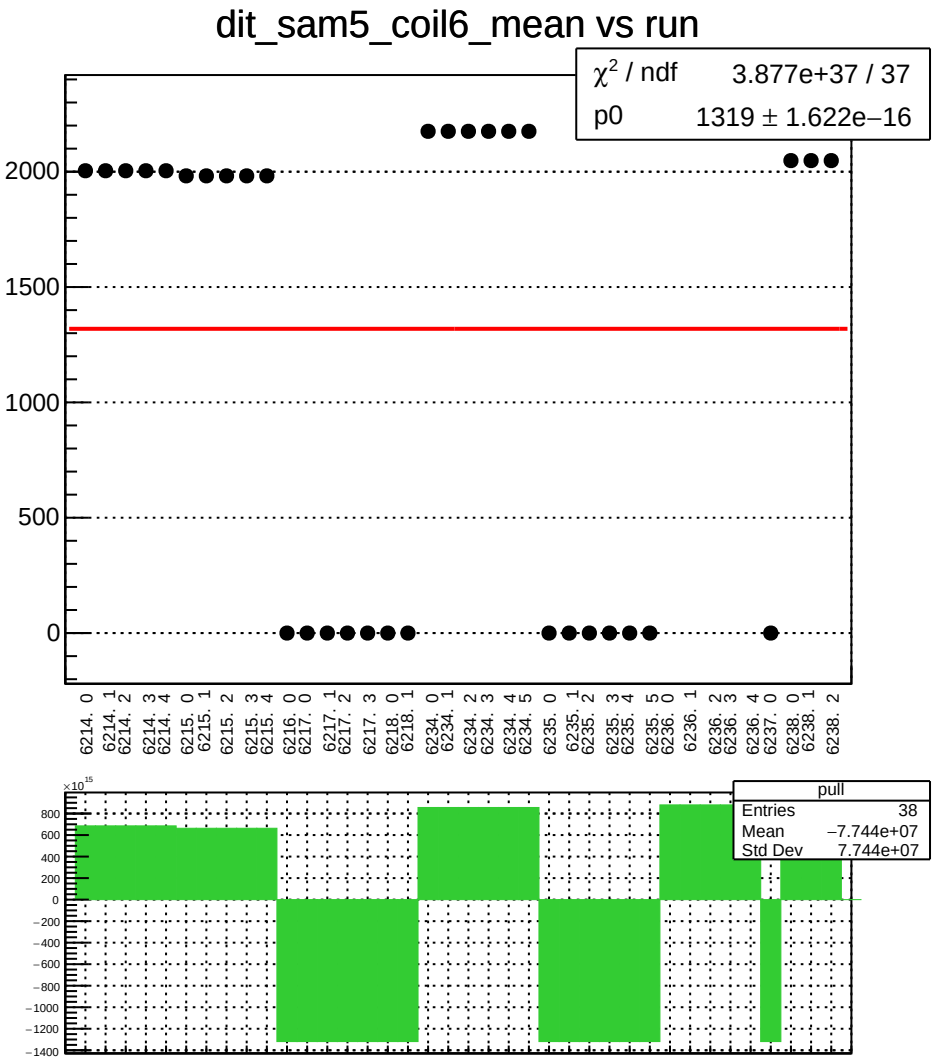
dit_sam5_coil6_mean vs run
χ² / ndf 3.877e+37 / 37
p0 1319 ± 1.622e−16
2000
1500
1000
500
0
6214. 0
6214. 1
6214. 2
6214. 3
6214. 4
6215. 0
6215. 1
6215. 2
6215. 3
6215. 4
6216. 0
6217. 0
6217. 1
6217. 2
6217. 3
6218. 0
6218. 1
6234. 0
6234. 1
6234. 2
6234. 3
6234. 4
6234. 5
6235. 0
6235. 1
6235. 2
6235. 3
6235. 4
6235. 5
6236. 0
6236. 1
6236. 2
6236. 3
6236. 4
6237. 0
6238. 0
6238. 1
6238. 2
×10¹⁵
800
600
400
200
0
−200
−400
−600
−800
−1000
−1200
−1400
pull
Entries 38
Mean −7.744e+07
Std Dev 7.744e+07

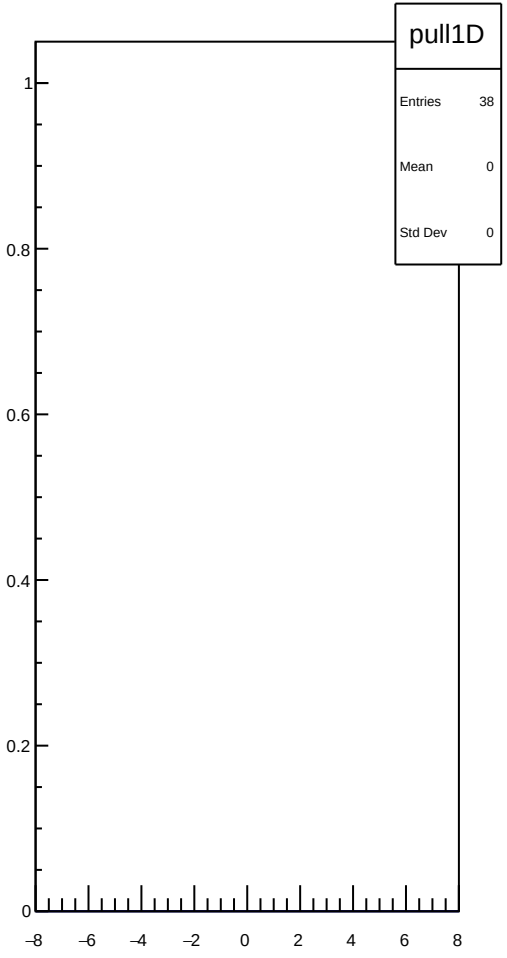
pull1D
Entries 38
Mean 0
Std Dev 0
1
0.8
0.6
0.4
0.2
0
−8
−6
−4
−2
0
2
4
6
8

dit_sam5_coil6_err_mean vs run

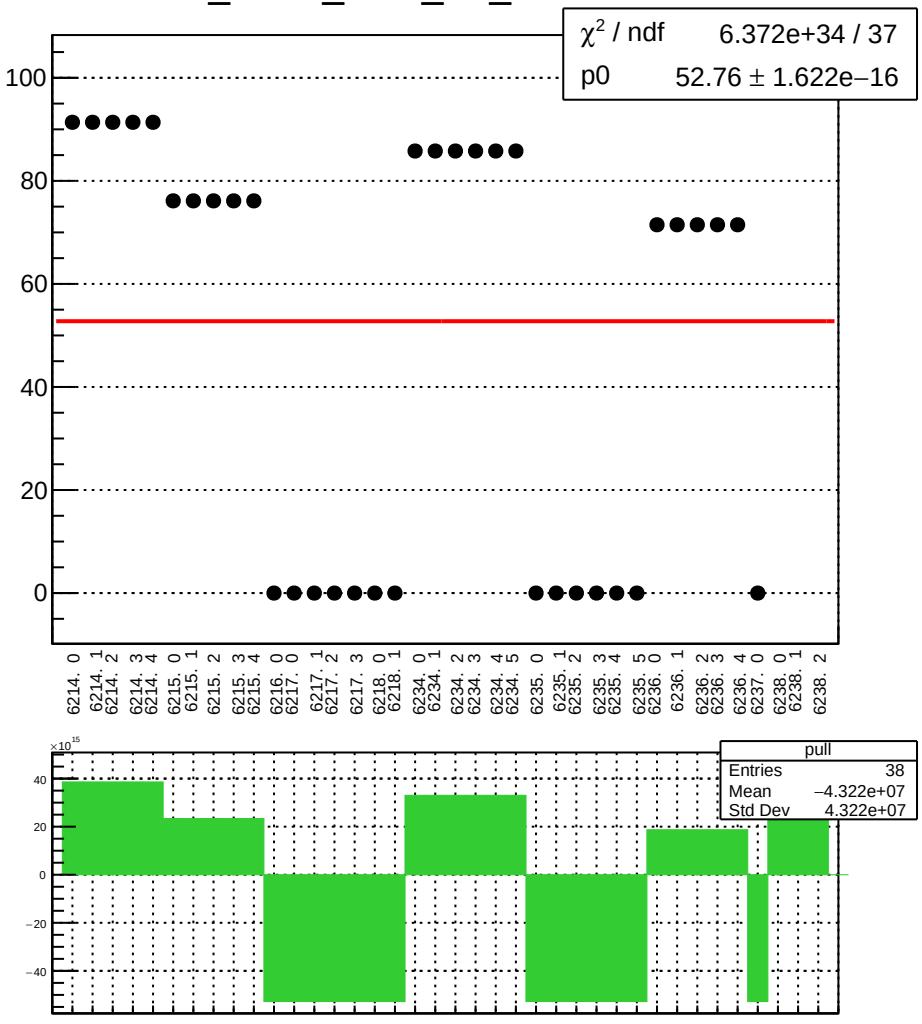

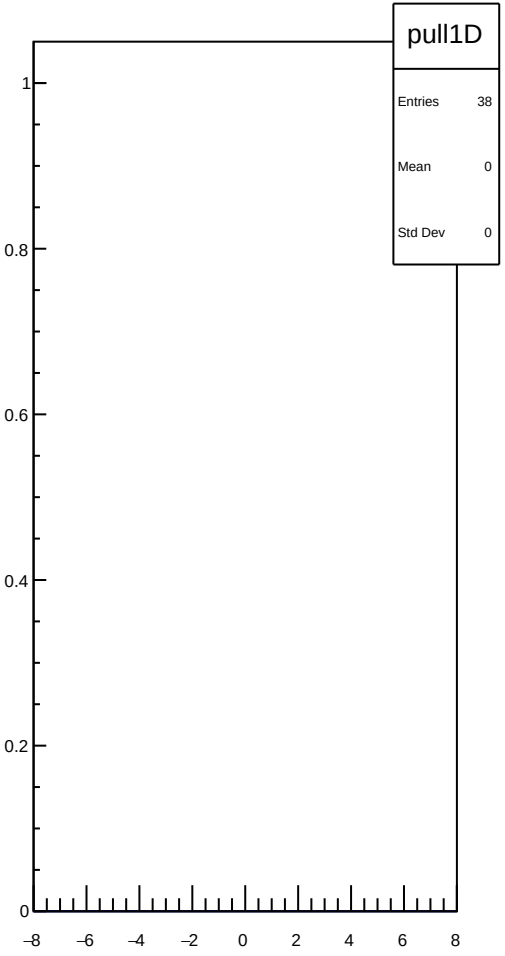

dit_sam5_coil6_Ndata_mean vs run

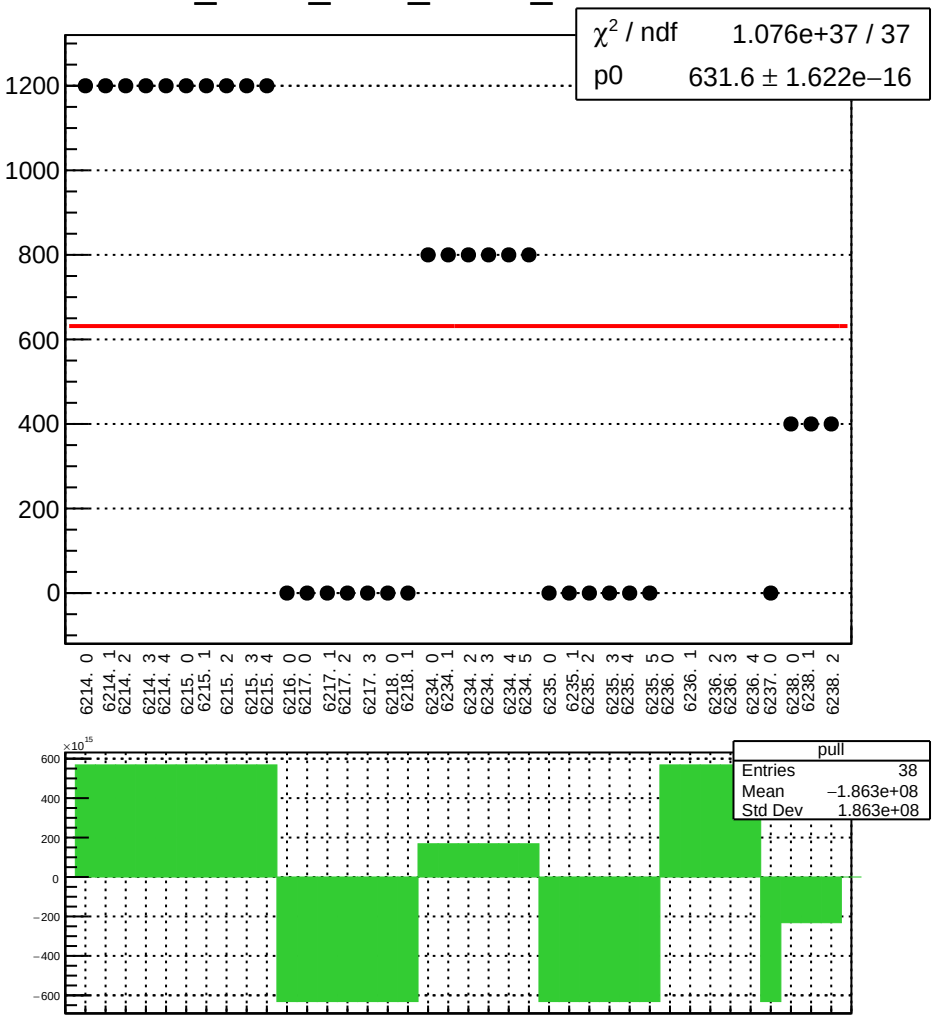

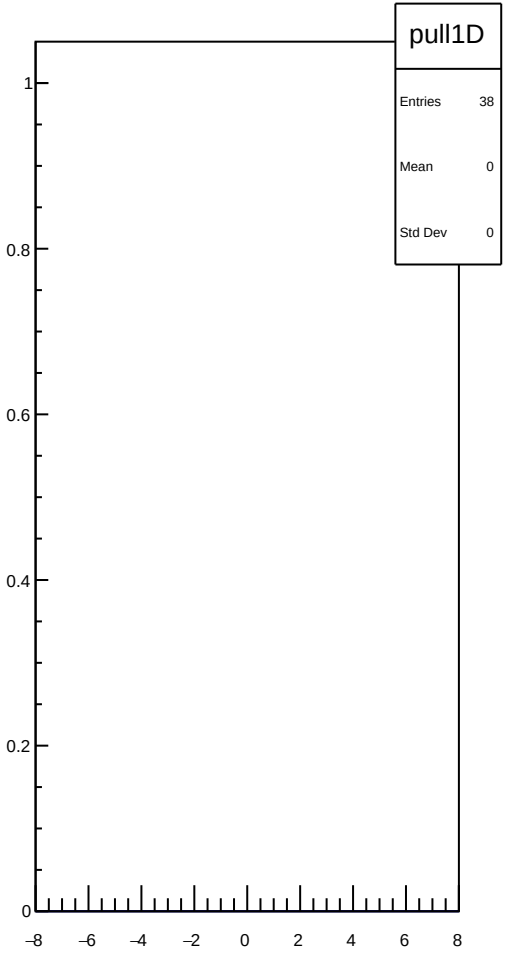

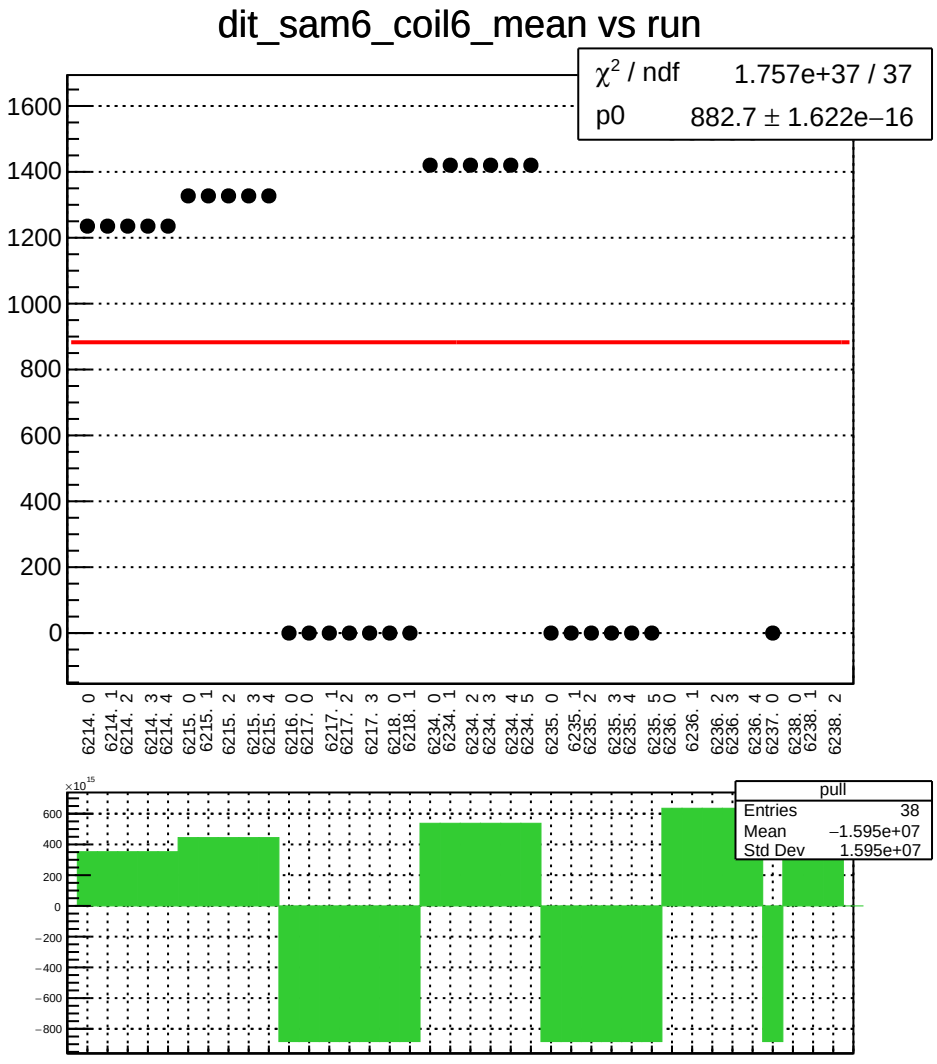
dit_sam6_coil6_mean vs run
χ² / ndf 1.757e+37 / 37
p0 882.7 ± 1.622e−16
1600
1400
1200
1000
800
600
400
200
0
6214. 0
6214. 1
6214. 2
6214. 3
6214. 4
6215. 0
6215. 1
6215. 2
6215. 3
6215. 4
6216. 0
6217. 0
6217. 1
6217. 2
6217. 3
6218. 0
6218. 1
6234. 0
6234. 1
6234. 2
6234. 3
6234. 4
6234. 5
6235. 0
6235. 1
6235. 2
6235. 3
6235. 4
6235. 5
6236. 0
6236. 1
6236. 2
6236. 3
6236. 4
6237. 0
6238. 0
6238. 1
6238. 2
×10¹⁵
600
400
200
0
−200
−400
−600
−800
pull
Entries 38
Mean −1.595e+07
Std Dev 1.595e+07

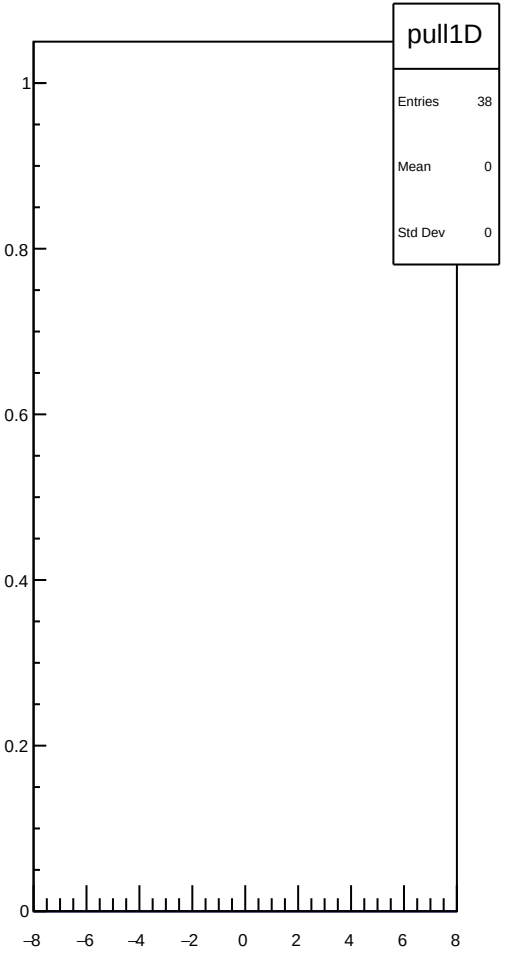
pull1D
Entries 38
Mean 0
Std Dev 0
1
0.8
0.6
0.4
0.2
0
−8
−6
−4
−2
0
2
4
6
8

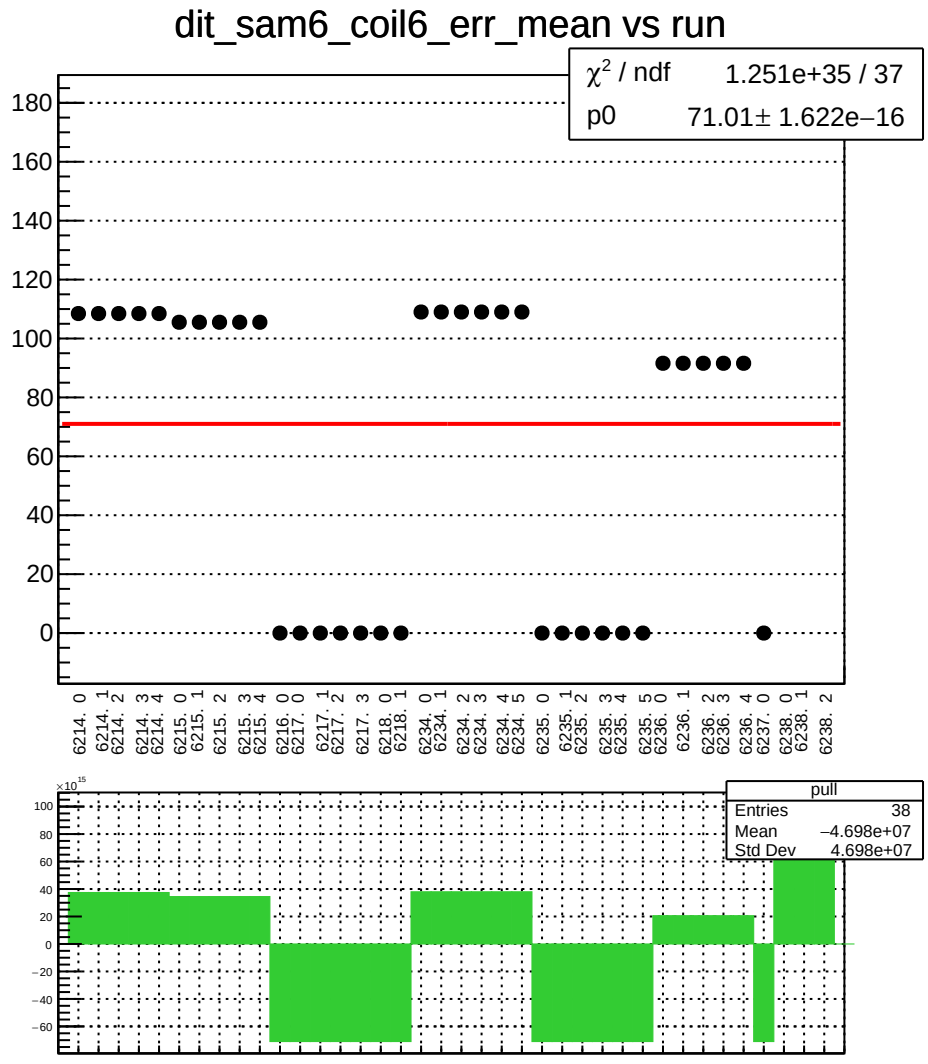
dit_sam6_coil6_err_mean vs run
χ² / ndf 1.251e+35 / 37
p0 71.01± 1.622e−16
180
160
140
120
100
80
60
40
20
0
6214. 0
6214. 1
6214. 2
6214. 3
6214. 4
6215. 0
6215. 1
6215. 2
6215. 3
6215. 4
6216. 0
6217. 0
6217. 1
6217. 2
6217. 3
6218. 0
6218. 1
6234. 0
6234. 1
6234. 2
6234. 3
6234. 4
6234. 5
6235. 0
6235. 1
6235. 2
6235. 3
6235. 4
6235. 5
6236. 0
6236. 1
6236. 2
6236. 3
6236. 4
6237. 0
6238. 0
6238. 1
6238. 2
×10¹⁵
100
80
60
40
20
0
−20
−40
−60
pull
Entries 38
Mean −4.698e+07
Std Dev 4.698e+07

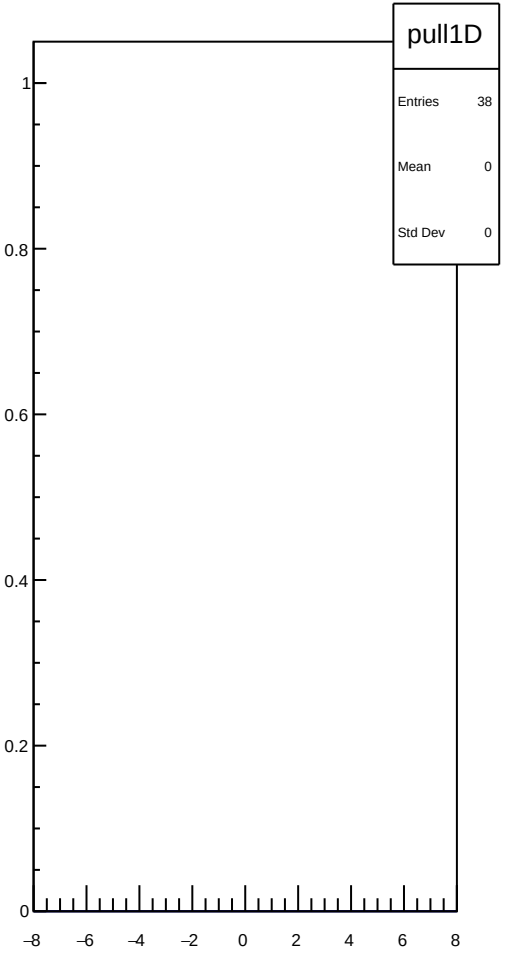
pull1D
Entries 38
Mean 0
Std Dev 0
1
0.8
0.6
0.4
0.2
0
−8
−6
−4
−2
0
2
4
6
8

dit_sam6_coil6_Ndata_mean vs run

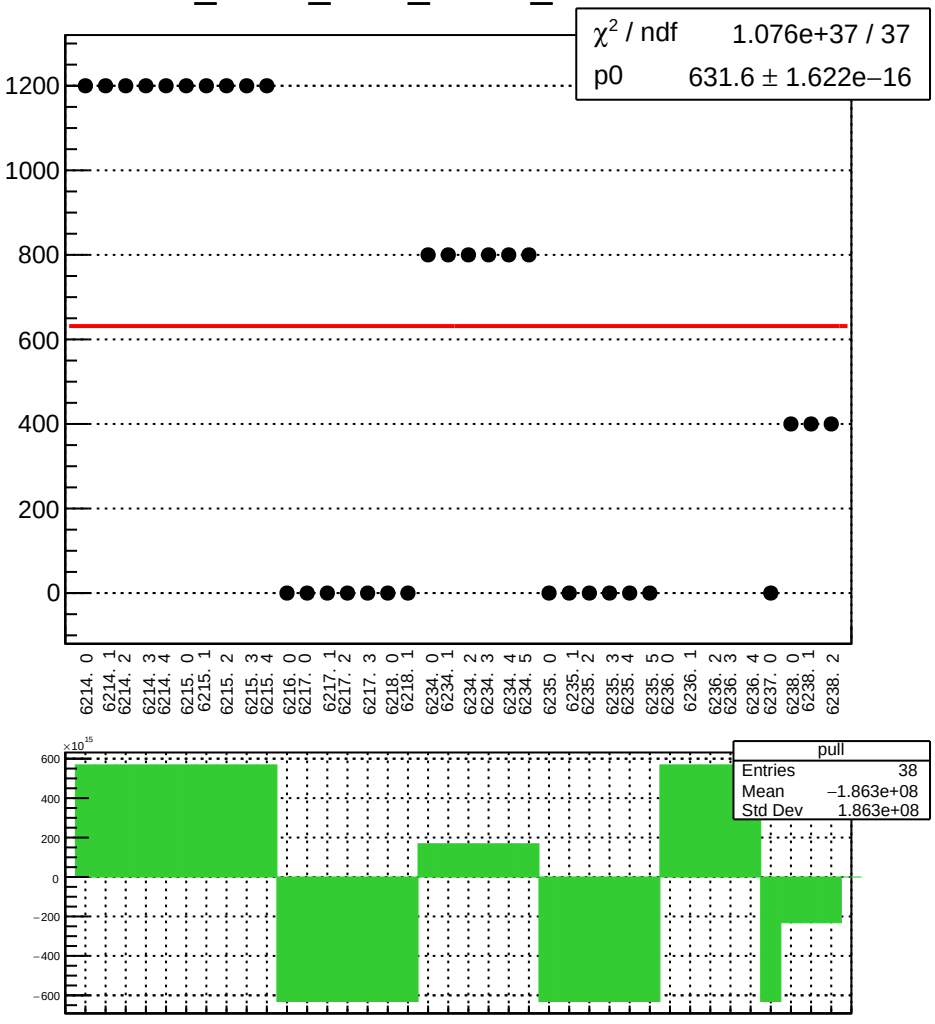

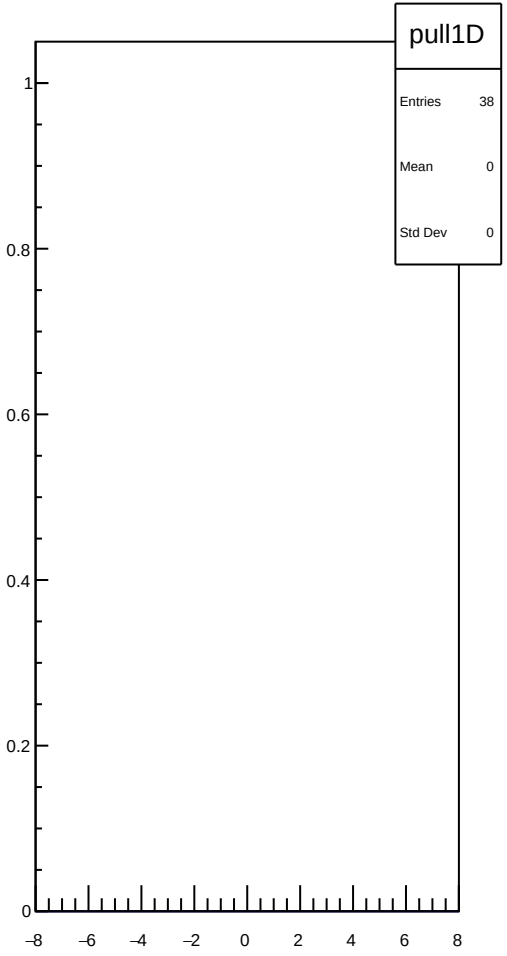

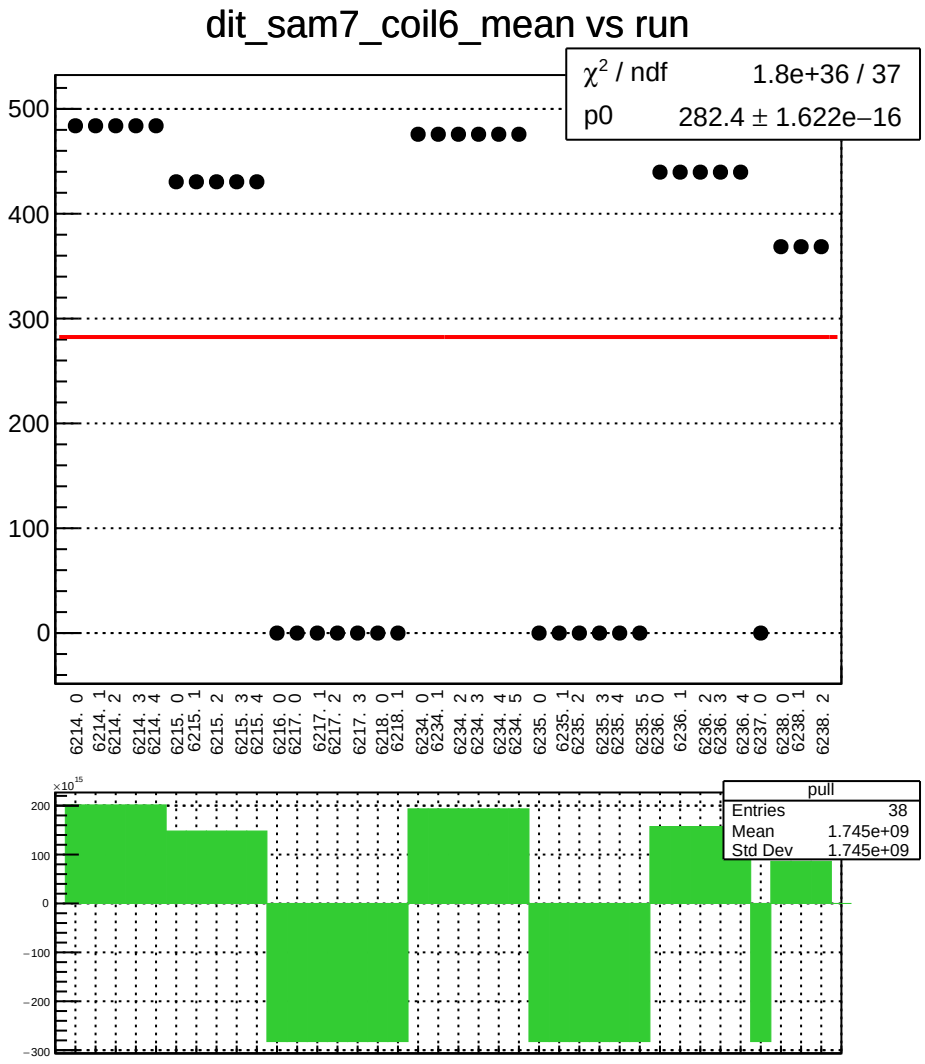
dit_sam7_coil6_mean vs run
χ² / ndf 1.8e+36 / 37
p0 282.4 ± 1.622e−16
500
400
300
200
100
0
6214. 0
6214. 1
6214. 2
6214. 3
6214. 4
6215. 0
6215. 1
6215. 2
6215. 3
6215. 4
6216. 0
6217. 0
6217. 1
6217. 2
6217. 3
6218. 0
6218. 1
6234. 0
6234. 1
6234. 2
6234. 3
6234. 4
6234. 5
6235. 0
6235. 1
6235. 2
6235. 3
6235. 4
6235. 5
6236. 0
6236. 1
6236. 2
6236. 3
6236. 4
6237. 0
6238. 0
6238. 1
6238. 2
×10¹⁵
200
100
0
−100
−200
−300
pull
Entries 38
Mean 1.745e+09
Std Dev 1.745e+09

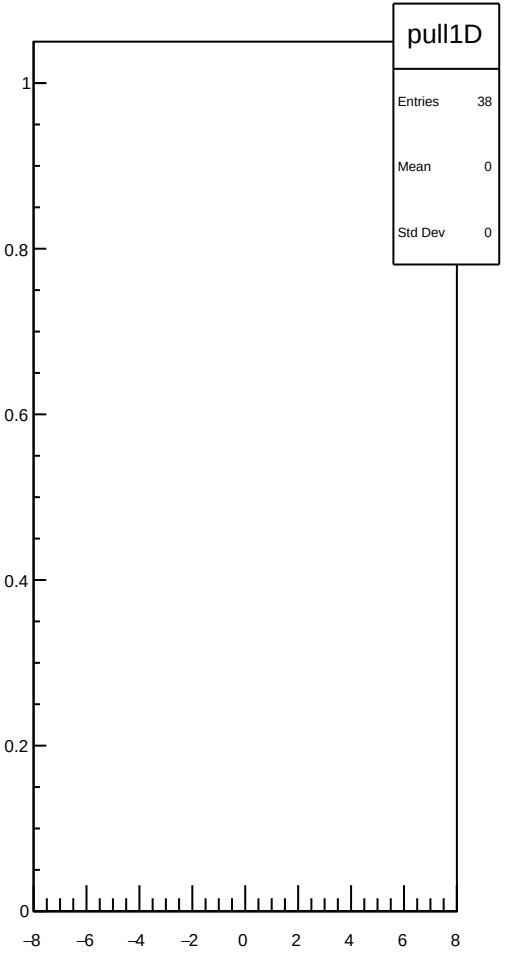
pull1D
Entries 38
Mean 0
Std Dev 0
1
0.8
0.6
0.4
0.2
0
−8
−6
−4
−2
0
2
4
6
8

dit_sam7_coil6_err_mean vs run

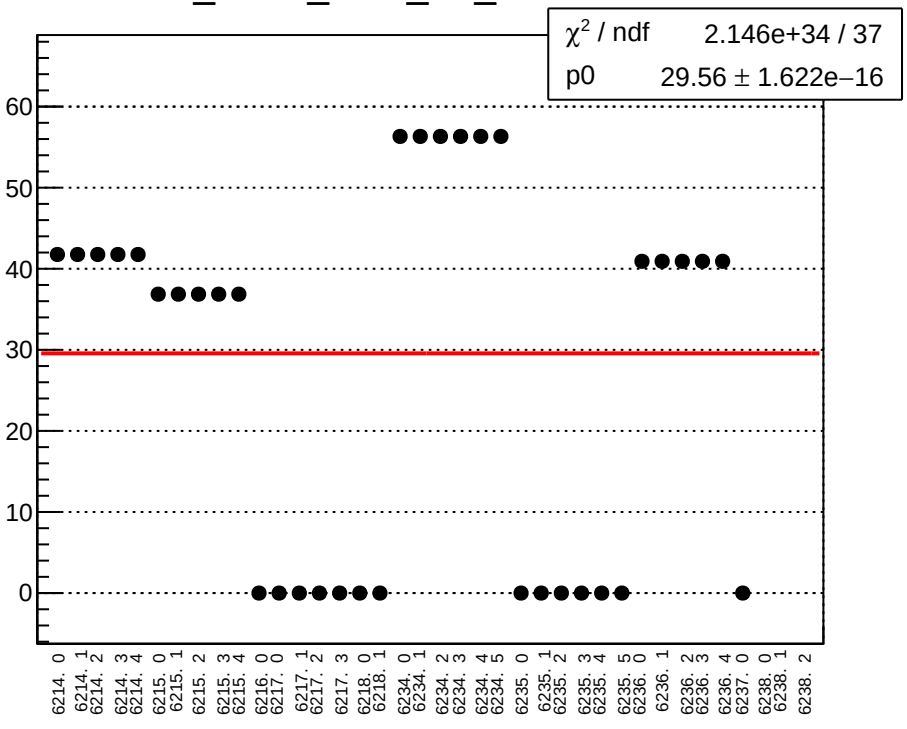

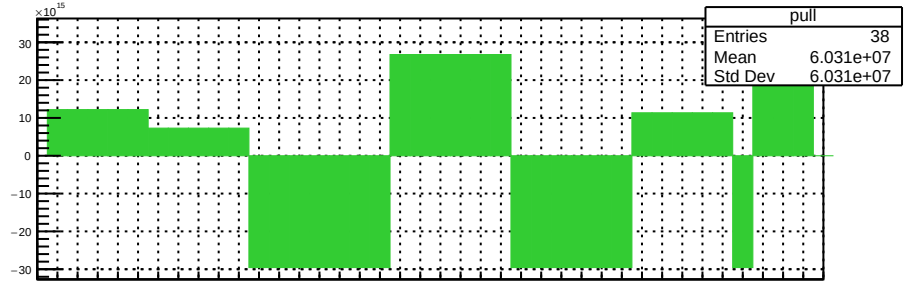

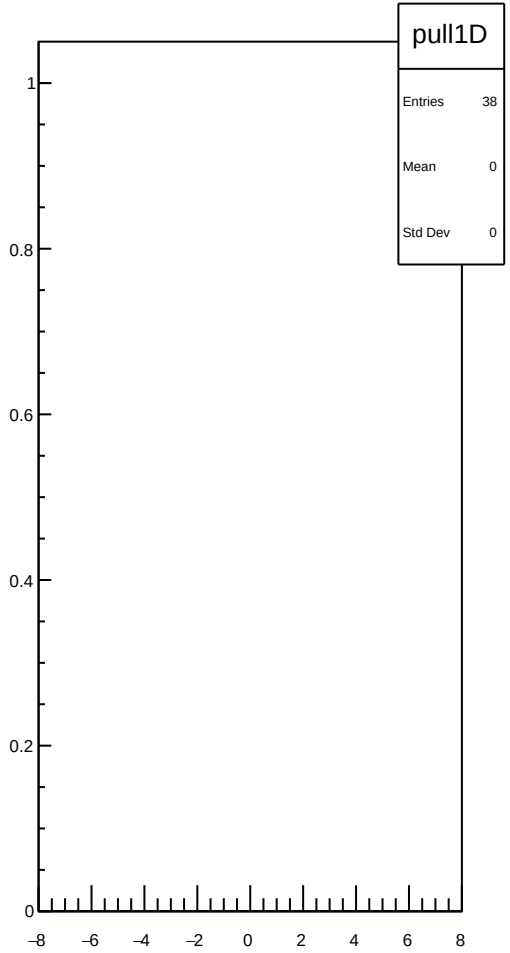

dit_sam7_coil6_Ndata_mean vs run

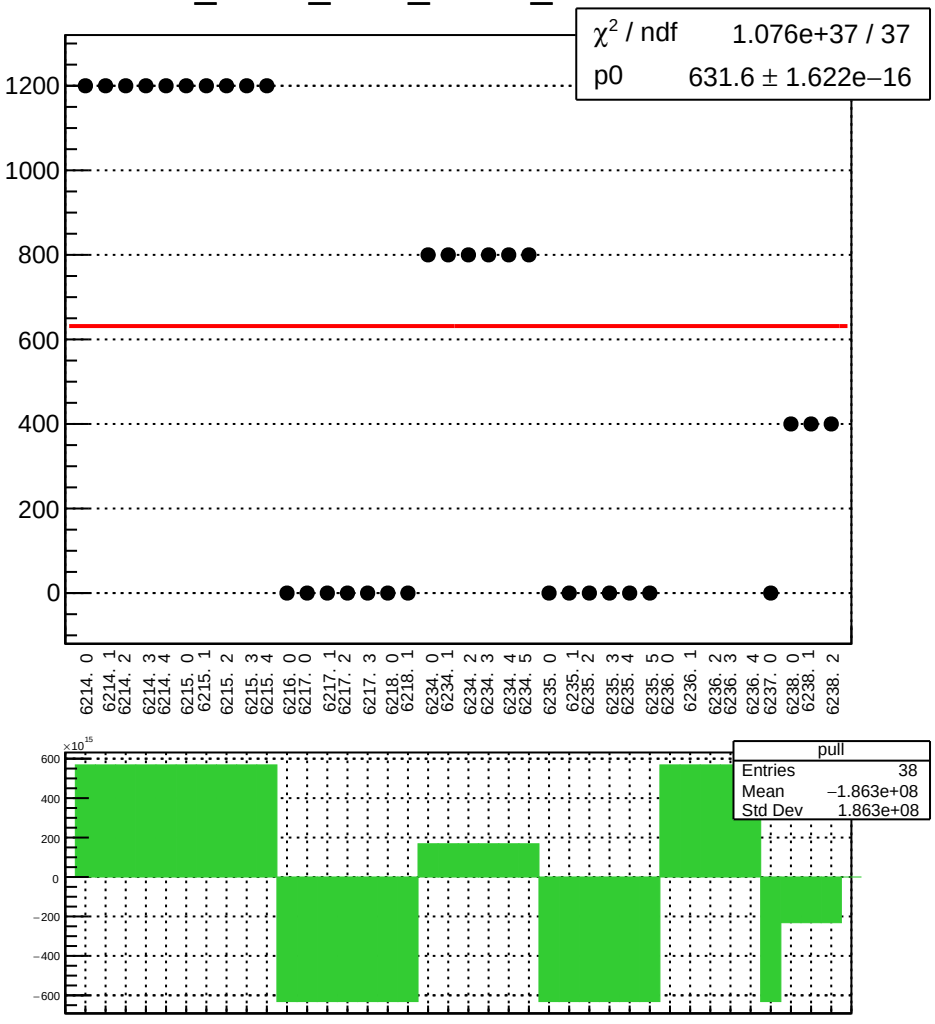

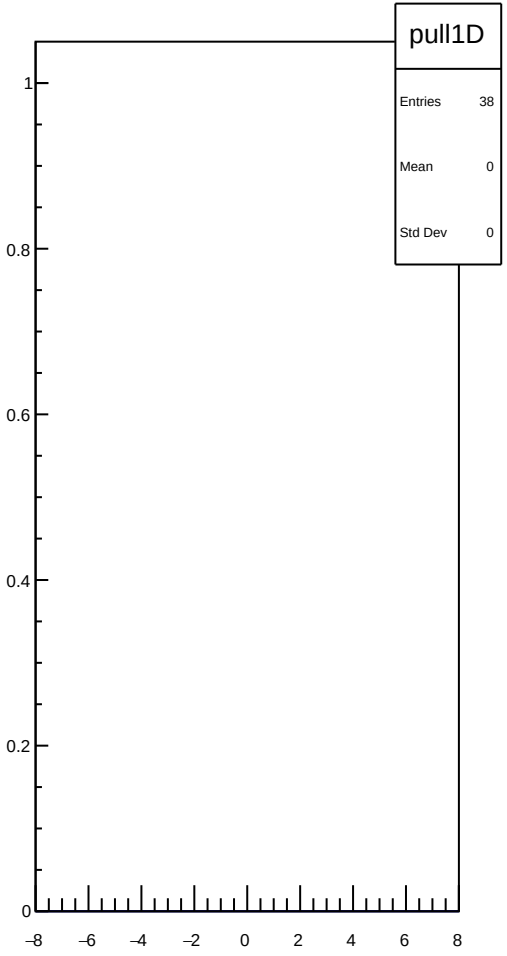

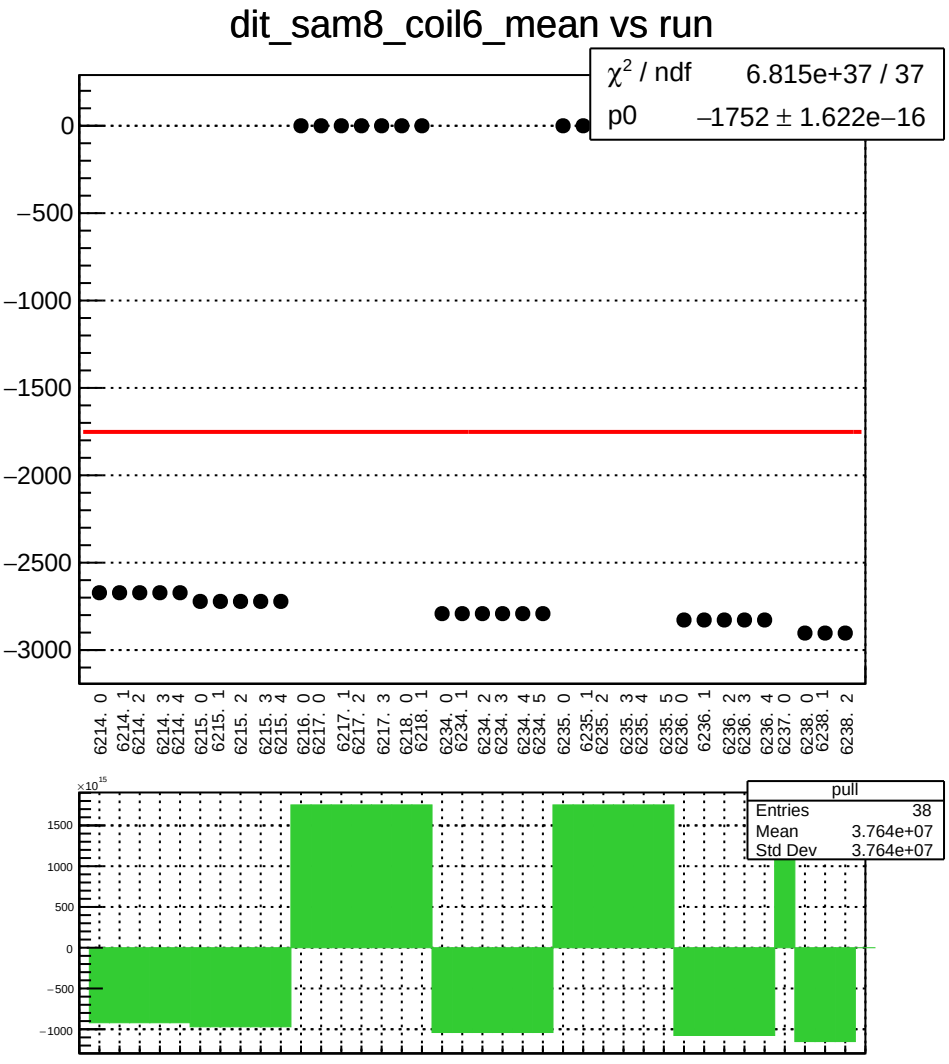
dit_sam8_coil6_mean vs run
χ² / ndf 6.815e+37 / 37
p0 −1752 ± 1.622e−16
0
−500
−1000
−1500
−2000
−2500
−3000
6214. 0
6214. 1
6214. 2
6214. 3
6214. 4
6215. 0
6215. 1
6215. 2
6215. 3
6215. 4
6216. 0
6217. 0
6217. 1
6217. 2
6217. 3
6218. 0
6218. 1
6234. 0
6234. 1
6234. 2
6234. 3
6234. 4
6234. 5
6235. 0
6235. 1
6235. 2
6235. 3
6235. 4
6235. 5
6236. 0
6236. 1
6236. 2
6236. 3
6236. 4
6237. 0
6238. 0
6238. 1
6238. 2
×10¹⁵
1500
1000
500
0
−500
−1000
pull
Entries 38
Mean 3.764e+07
Std Dev 3.764e+07

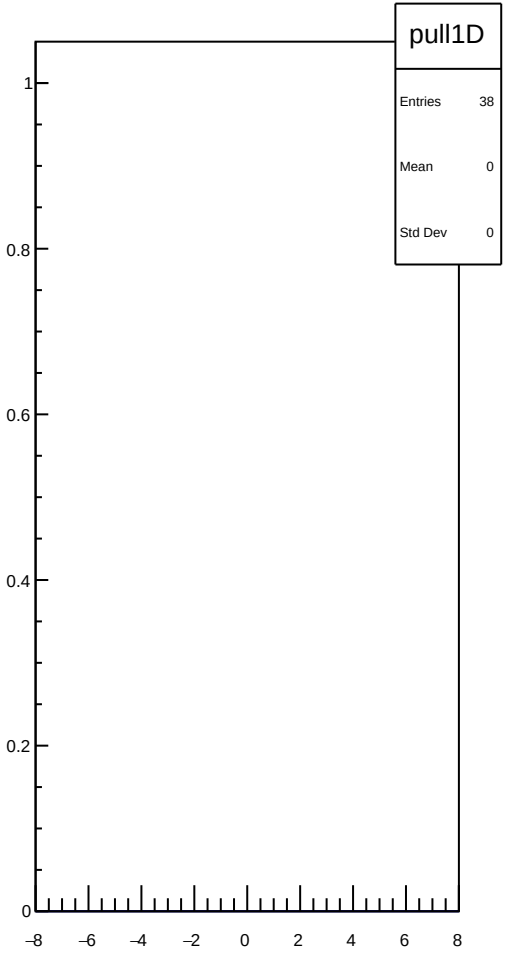
pull1D
Entries 38
Mean 0
Std Dev 0
1
0.8
0.6
0.4
0.2
0
−8
−6
−4
−2
0
2
4
6
8

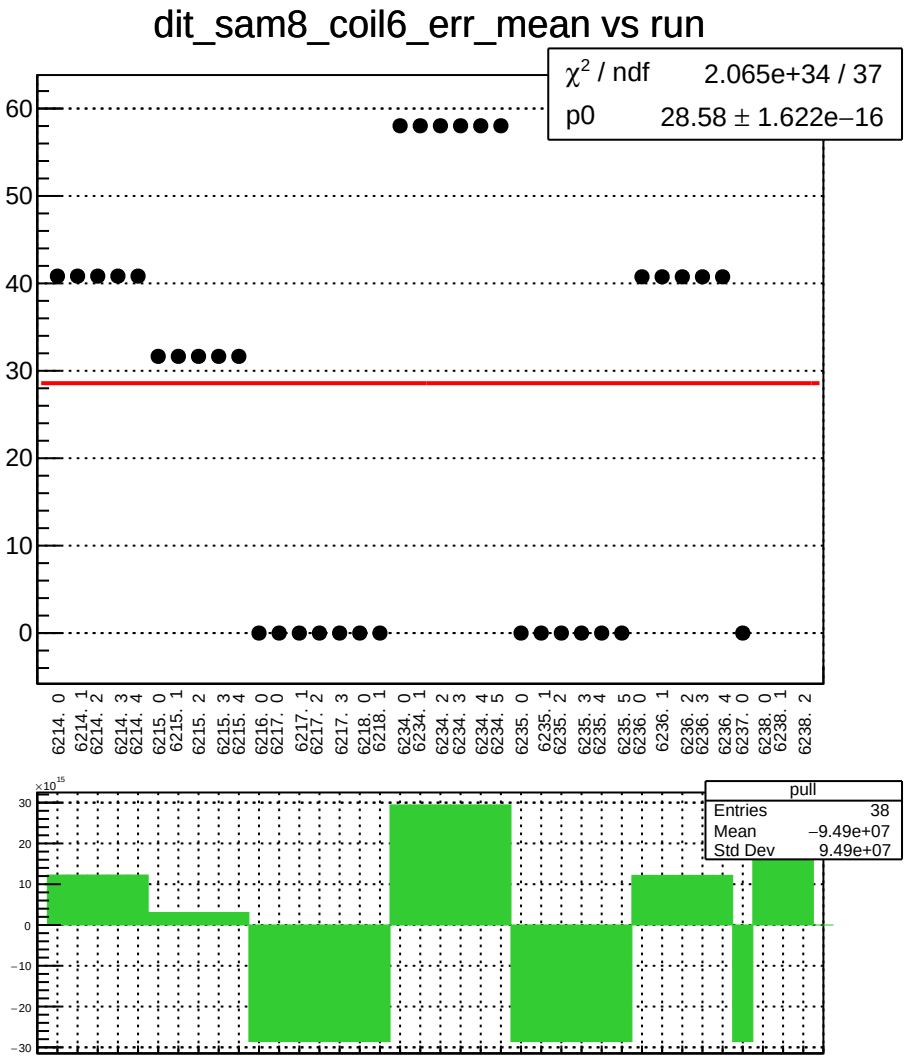
dit_sam8_coil6_err_mean vs run
χ² / ndf 2.065e+34 / 37
p0 28.58 ± 1.622e−16
60
50
40
30
20
10
0
6214. 0
6214. 1
6214. 2
6214. 3
6214. 4
6215. 0
6215. 1
6215. 2
6215. 3
6215. 4
6216. 0
6217. 0
6217. 1
6217. 2
6217. 3
6218. 0
6218. 1
6234. 0
6234. 1
6234. 2
6234. 3
6234. 4
6234. 5
6235. 0
6235. 1
6235. 2
6235. 3
6235. 4
6235. 5
6236. 0
6236. 1
6236. 2
6236. 3
6236. 4
6237. 0
6238. 0
6238. 1
6238. 2
×10¹⁵
30
20
10
0
−10
−20
−30
pull
Entries 38
Mean −9.49e+07
Std Dev 9.49e+07

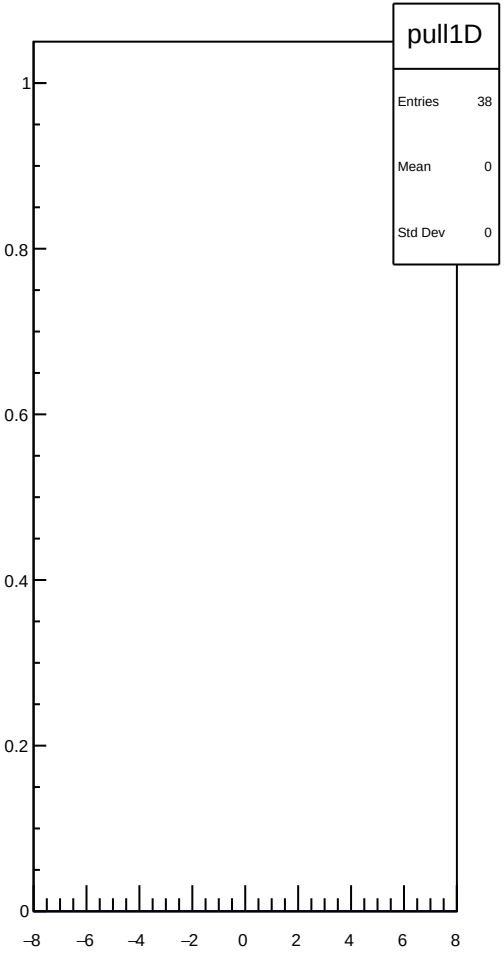
pull1D
Entries 38
Mean 0
Std Dev 0
1
0.8
0.6
0.4
0.2
0
−8
−6
−4
−2
0
2
4
6
8

dit_sam8_coil6_Ndata_mean vs run

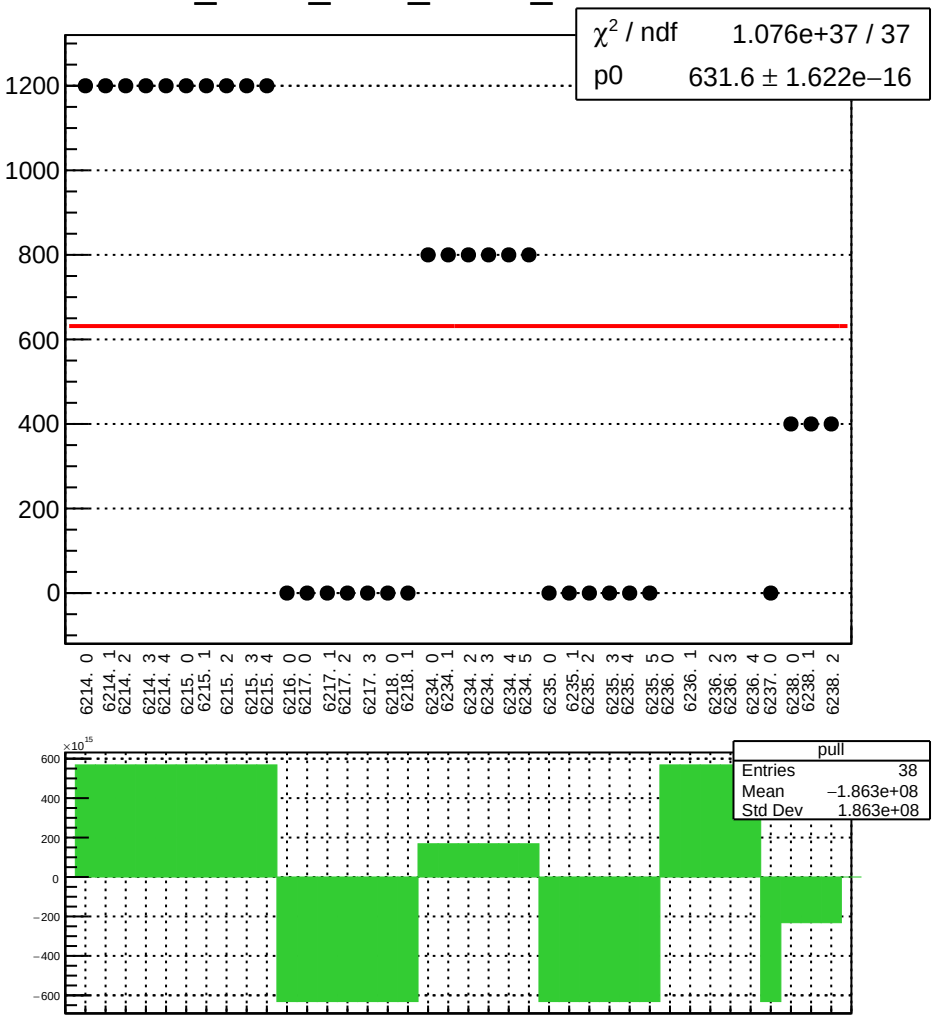

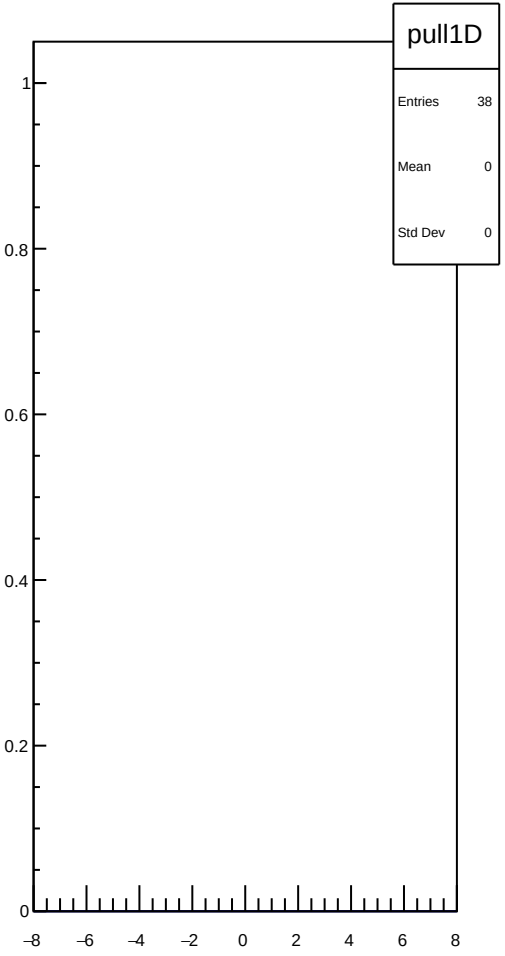

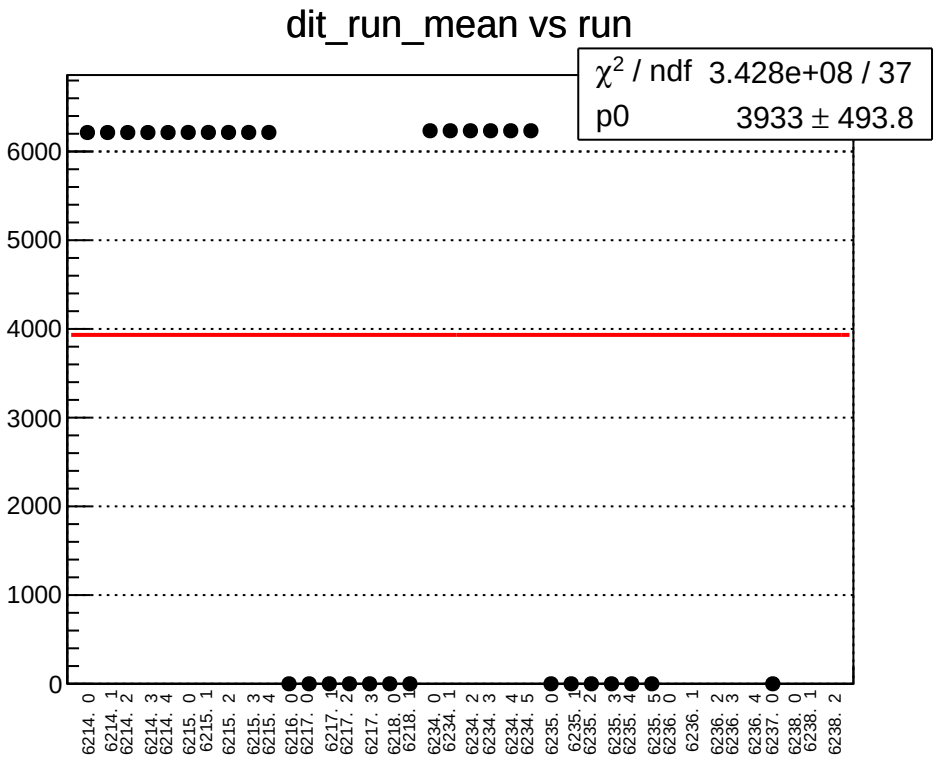
dit_run_mean vs run
χ^2 / ndf 3.428e+08 / 37
p0 3933 ± 493.8
6000
5000
4000
3000
2000
1000
0
6214. 0
6214. 1
6214. 2
6214. 3
6214. 4
6215. 0
6215. 1
6215. 2
6215. 3
6215. 4
6216. 0
6217. 0
6217. 1
6217. 2
6217. 3
6218. 0
6218. 1
6234. 0
6234. 1
6234. 2
6234. 3
6234. 4
6234. 5
6235. 0
6235. 1
6235. 2
6235. 3
6235. 4
6235. 5
6236. 0
6236. 1
6236. 2
6236. 3
6236. 4
6237. 0
6238. 0
6238. 1
6238. 2

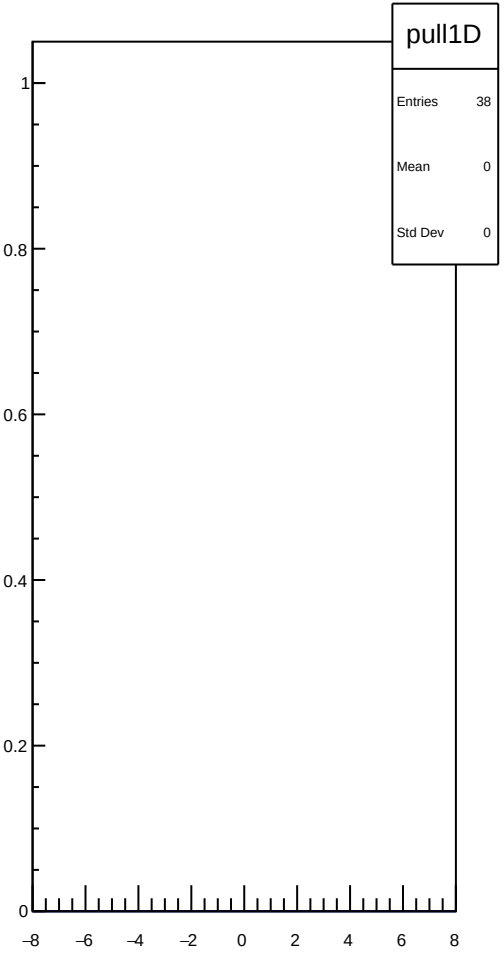
pull1D
Entries 38
Mean 0
Std Dev 0
1
0.8
0.6
0.4
0.2
0
–8
–6
–4
–2
0
2
4
6
8

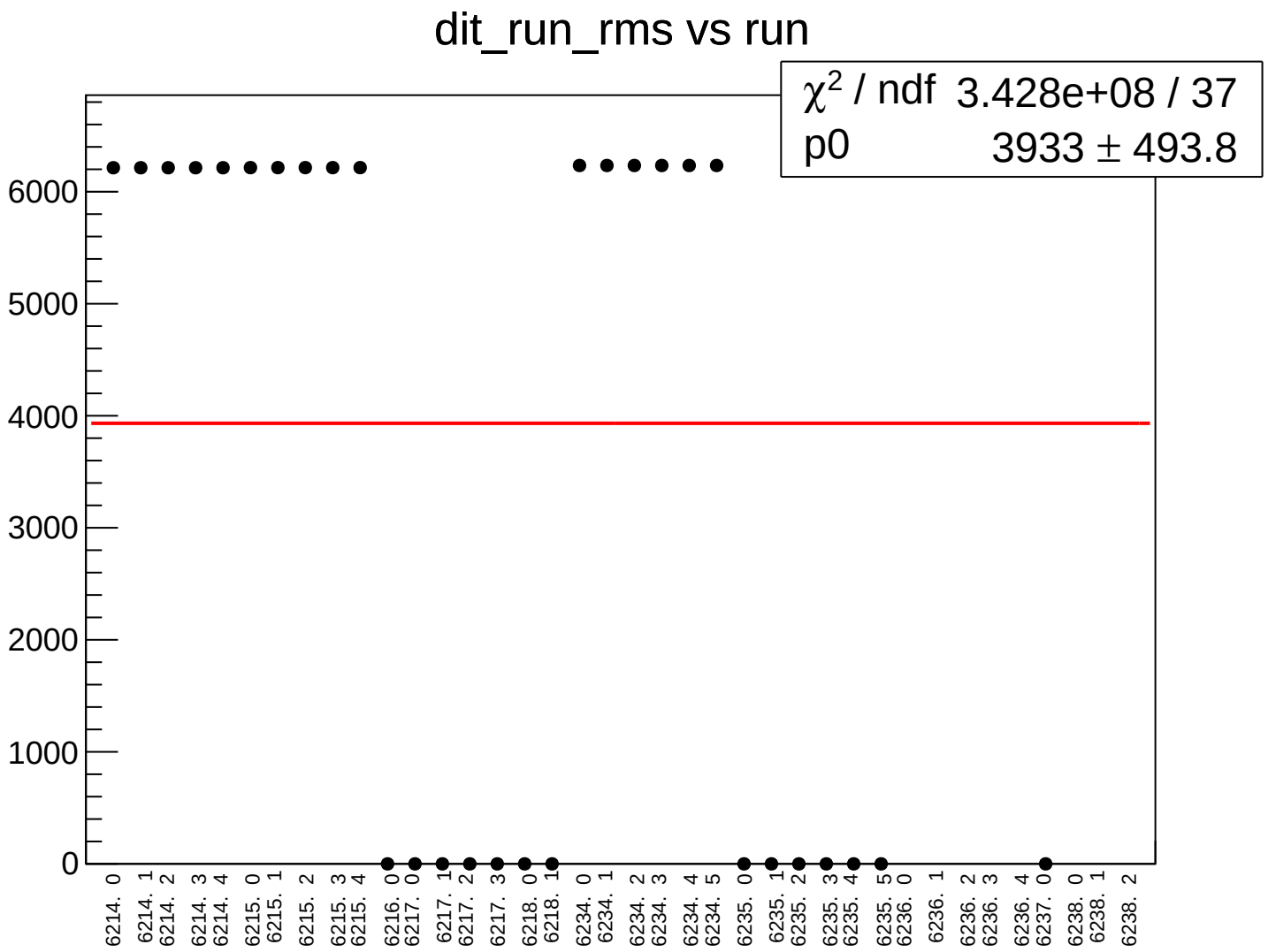
dit_run_rms vs run
χ2 / ndf 3.428e+08 / 37
p0 3933 ± 493.8
6000
5000
4000
3000
2000
1000
0
6214. 0
6214. 1
6214. 2
6214. 3
6214. 4
6215. 0
6215. 1
6215. 2
6215. 3
6215. 4
6216. 0
6217. 0
6217. 1
6217. 2
6217. 3
6218. 0
6218. 1
6234. 0
6234. 1
6234. 2
6234. 3
6234. 4
6234. 5
6235. 0
6235. 1
6235. 2
6235. 3
6235. 4
6235. 5
6236. 0
6236. 1
6236. 2
6236. 3
6236. 4
6237. 0
6238. 0
6238. 1
6238. 2

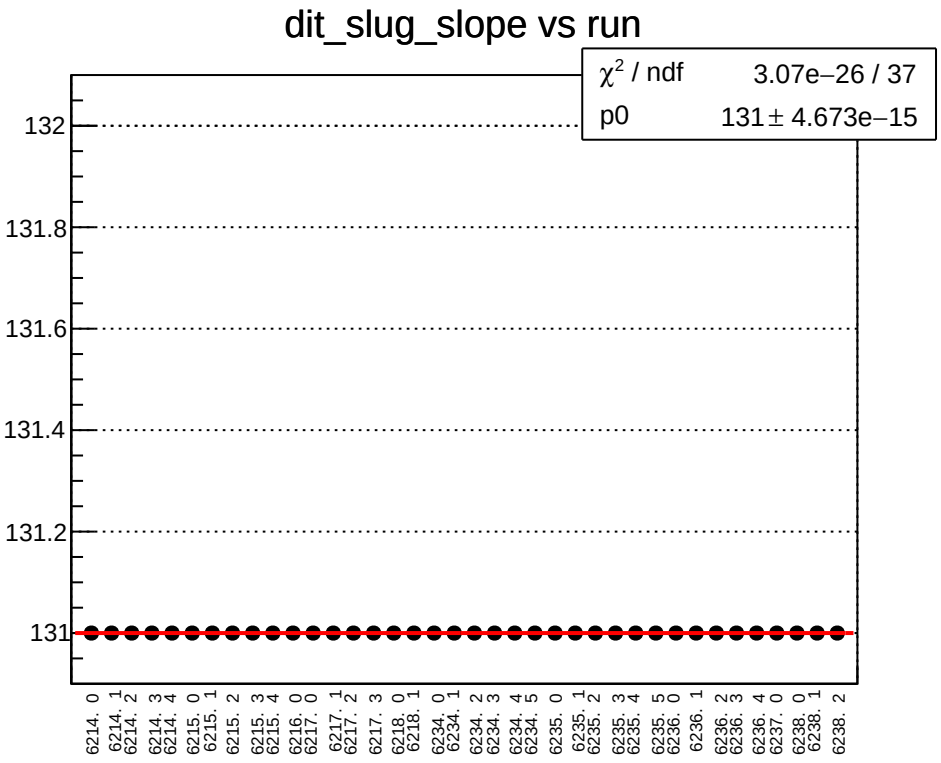
dit_slug_slope vs run
χ^2 / ndf 3.07e−26 / 37
p0 131 ± 4.673e−15
132
131.8
131.6
131.4
131.2
131
6214. 0
6214. 1
6214. 2
6214. 3
6214. 4
6215. 0
6215. 1
6215. 2
6215. 3
6215. 4
6216. 0
6217. 0
6217. 1
6217. 2
6217. 3
6218. 0
6218. 1
6234. 0
6234. 1
6234. 2
6234. 3
6234. 4
6234. 5
6235. 0
6235. 1
6235. 2
6235. 3
6235. 4
6235. 5
6236. 0
6236. 1
6236. 2
6236. 3
6236. 4
6237. 0
6238. 0
6238. 1
6238. 2

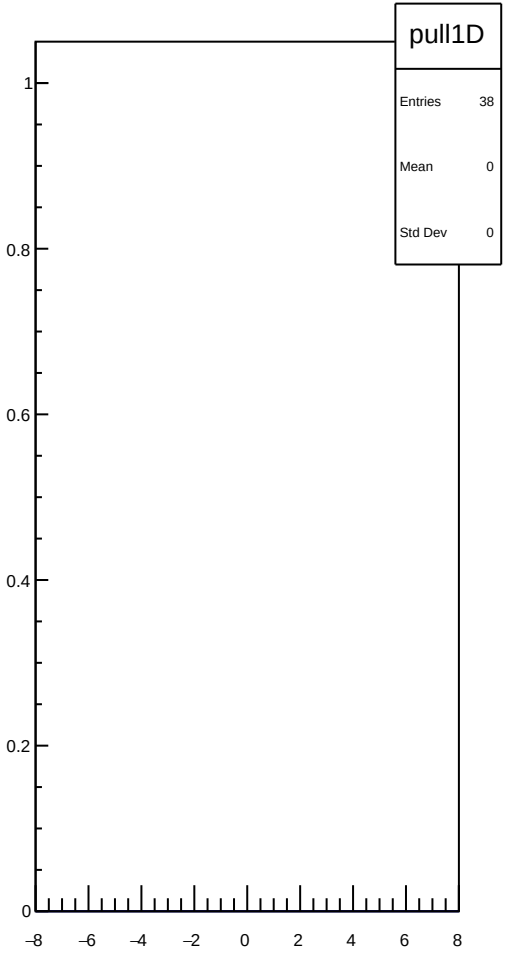
pull1D
Entries 38
Mean 0
Std Dev 0
1
0.8
0.6
0.4
0.2
0
−8
−6
−4
−2
0
2
4
6
8

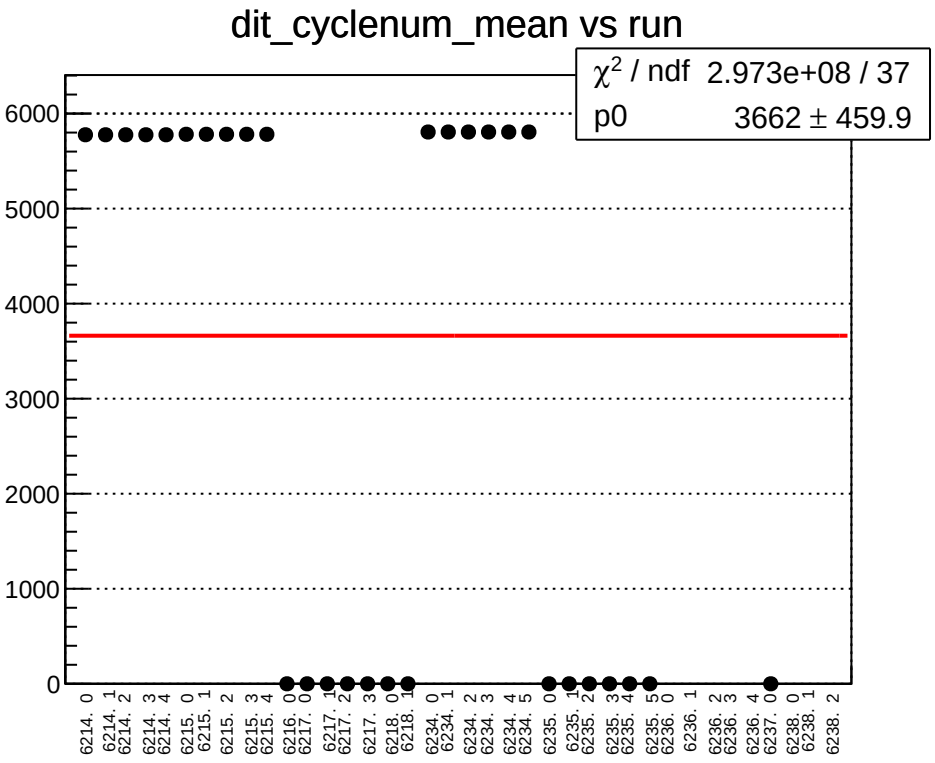
dit_cyclenum_mean vs run
χ^2 / ndf 2.973e+08 / 37
p0 3662 ± 459.9
6000
5000
4000
3000
2000
1000
0
6214. 0
6214. 1
6214. 2
6214. 3
6214. 4
6215. 0
6215. 1
6215. 2
6215. 3
6215. 4
6216. 0
6217. 0
6217. 1
6217. 2
6217. 3
6218. 0
6218. 1
6234. 0
6234. 1
6234. 2
6234. 3
6234. 4
6234. 5
6235. 0
6235. 1
6235. 2
6235. 3
6235. 4
6235. 5
6236. 0
6236. 1
6236. 2
6236. 3
6236. 4
6237. 0
6238. 0
6238. 1
6238. 2

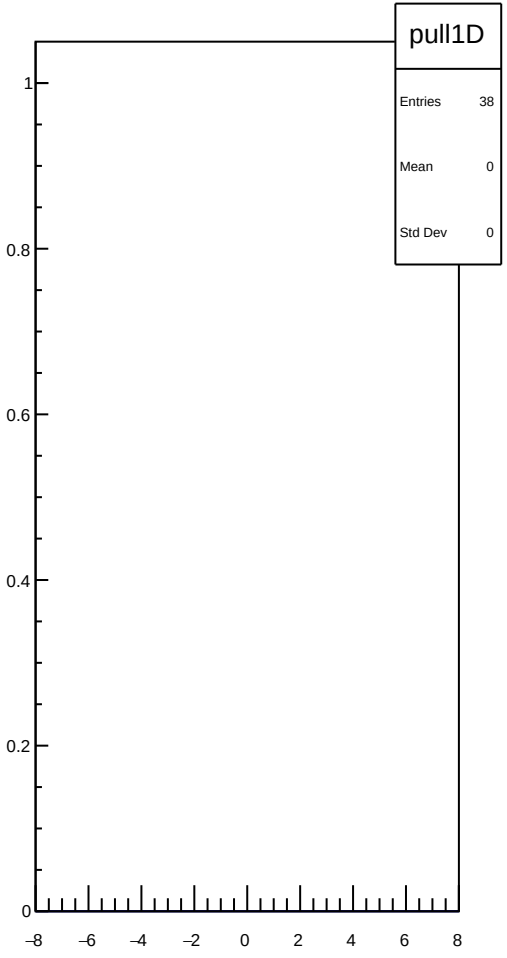
pull1D
Entries 38
Mean 0
Std Dev 0
1
0.8
0.6
0.4
0.2
0
–8
–6
–4
–2
0
2
4
6
8

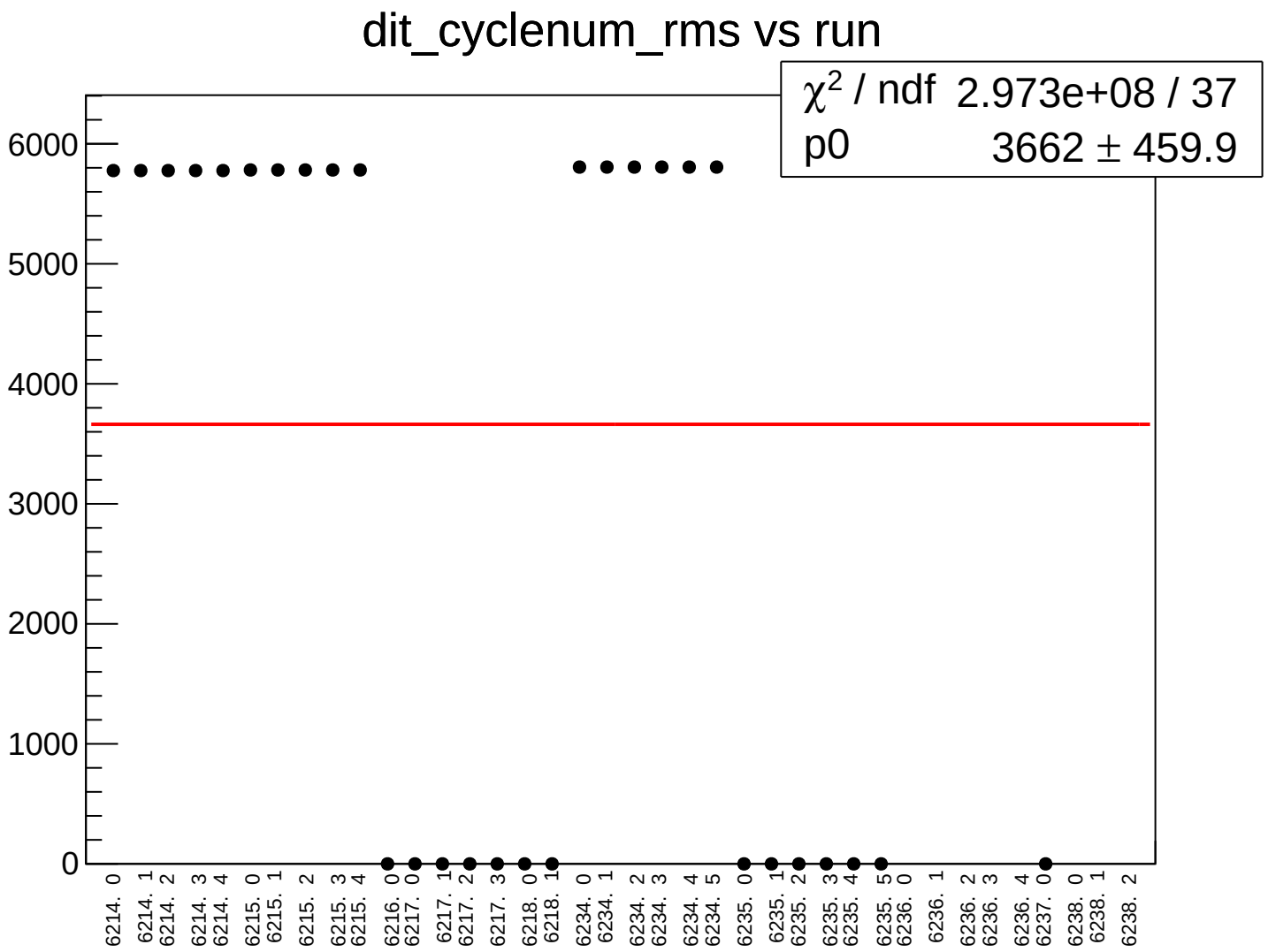
dit_cyclenum_rms vs run
χ2 / ndf 2.973e+08 / 37
p0 3662 ± 459.9
6000
5000
4000
3000
2000
1000
0
6214. 0
6214. 1
6214. 2
6214. 3
6214. 4
6215. 0
6215. 1
6215. 2
6215. 3
6215. 4
6216. 0
6217. 0
6217. 1
6217. 2
6217. 3
6218. 0
6218. 1
6234. 0
6234. 1
6234. 2
6234. 3
6234. 4
6234. 5
6235. 0
6235. 1
6235. 2
6235. 3
6235. 4
6235. 5
6236. 0
6236. 1
6236. 2
6236. 3
6236. 4
6237. 0
6238. 0
6238. 1
6238. 2

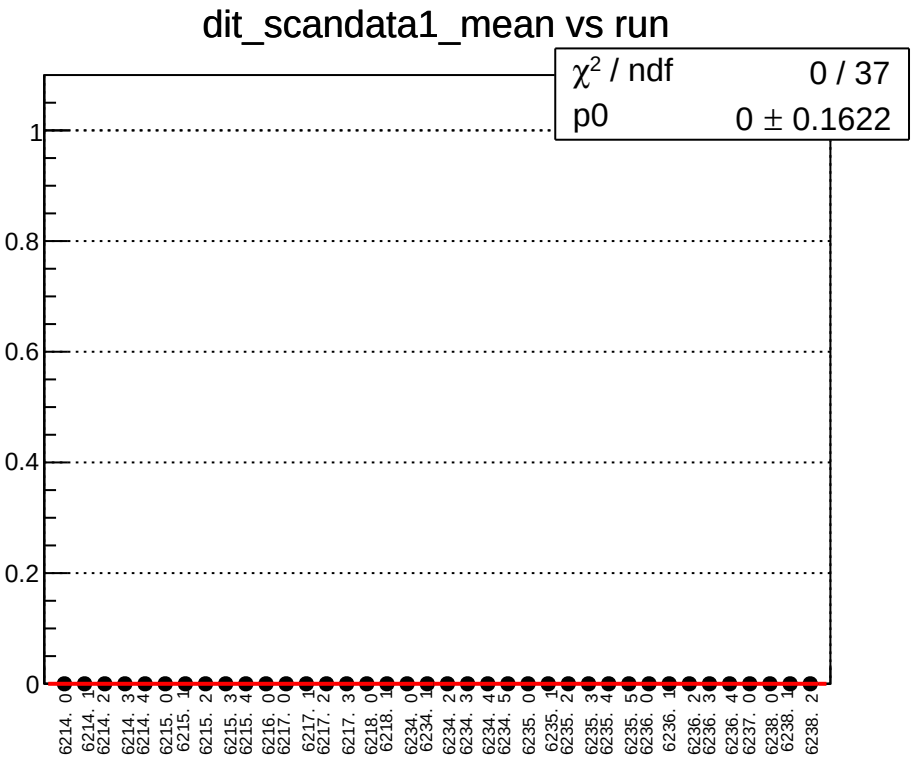
dit_scandata1_mean vs run
χ^2 / ndf 0 / 37
p0 0 ± 0.1622
1
0.8
0.6
0.4
0.2
0
6214. 0
6214. 1
6214. 2
6214. 3
6214. 4
6215. 0
6215. 1
6215. 2
6215. 3
6215. 4
6216. 0
6217. 0
6217. 1
6217. 2
6217. 3
6218. 0
6218. 1
6234. 0
6234. 1
6234. 2
6234. 3
6234. 4
6234. 5
6235. 0
6235. 1
6235. 2
6235. 3
6235. 4
6235. 5
6236. 0
6236. 1
6236. 2
6236. 3
6236. 4
6237. 0
6238. 0
6238. 1
6238. 2

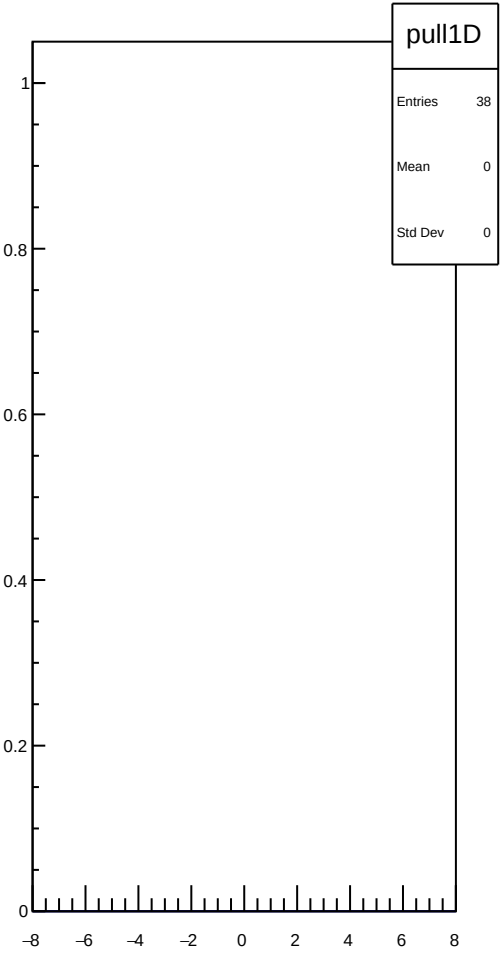
pull1D
Entries 38
Mean 0
Std Dev 0
1
0.8
0.6
0.4
0.2
0
–8
–6
–4
–2
0
2
4
6
8

dit_scandata1_rms vs run

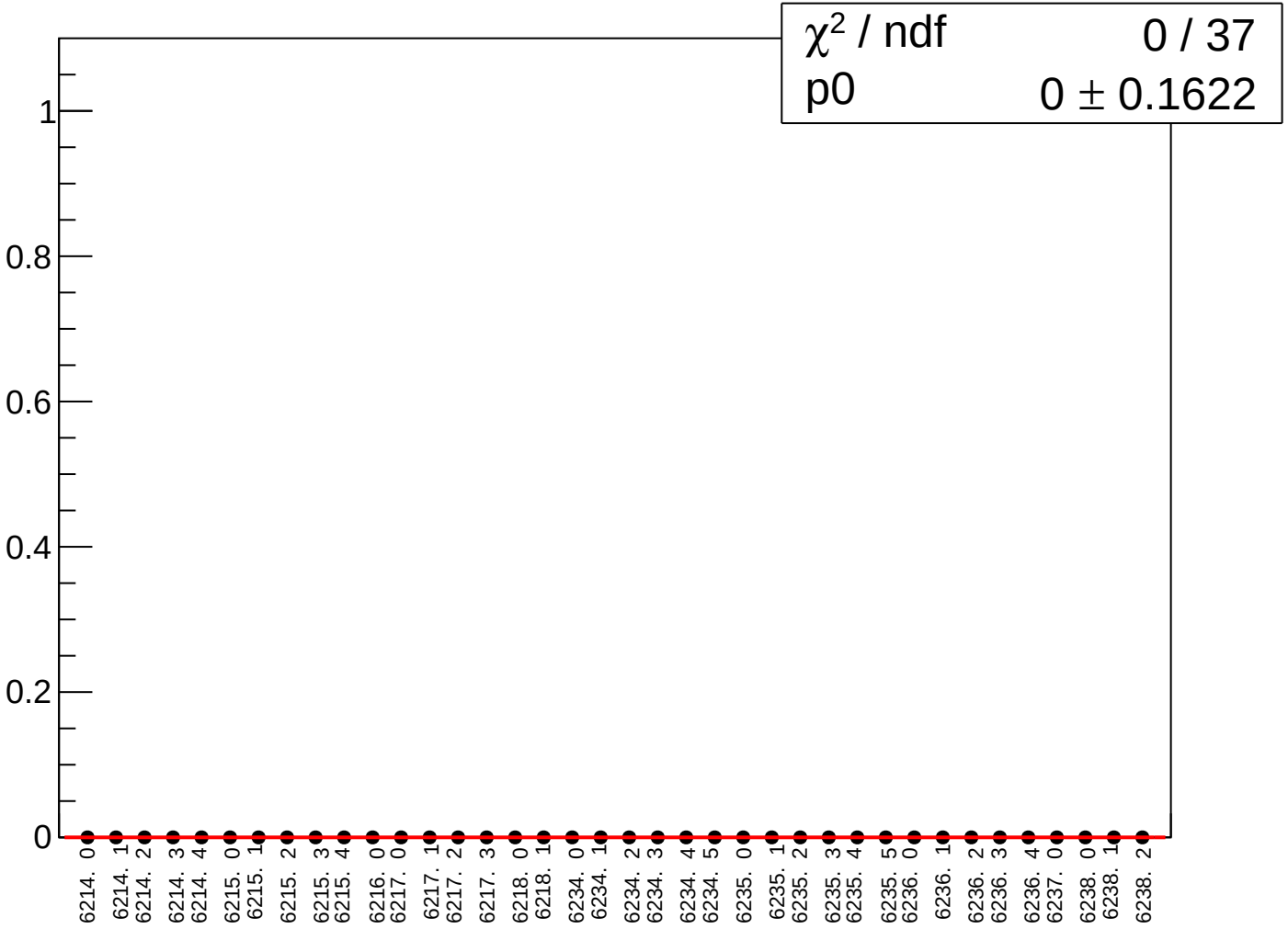

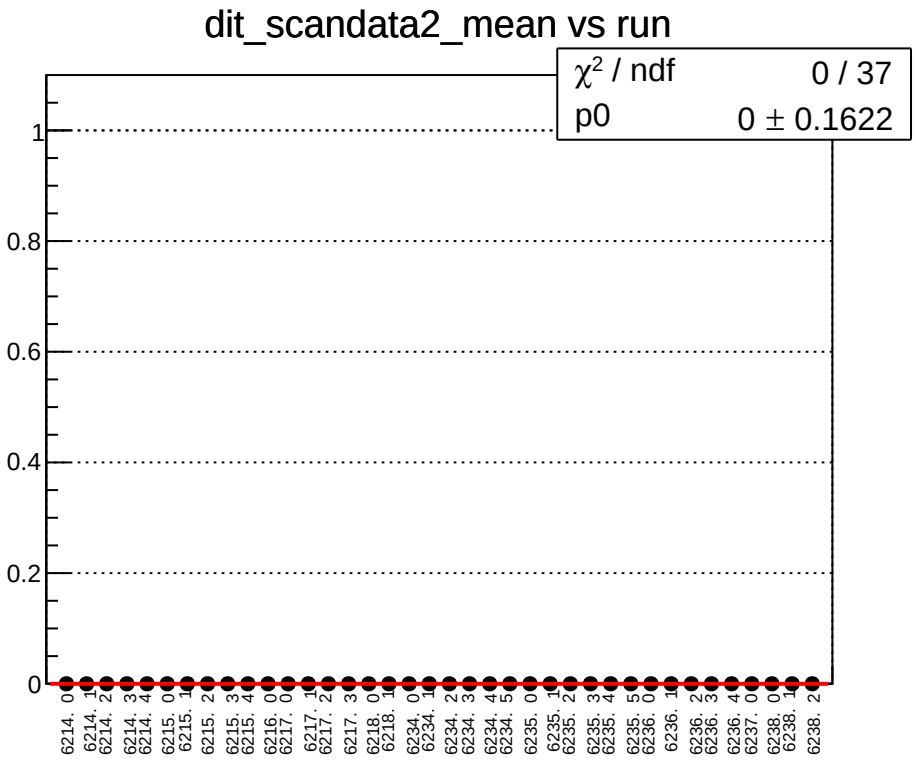
dit_scandata2_mean vs run
χ^2 / ndf 0 / 37
p0 0 ± 0.1622
1
0.8
0.6
0.4
0.2
0
6214. 0
6214. 1
6214. 2
6214. 3
6214. 4
6215. 0
6215. 1
6215. 2
6215. 3
6215. 4
6216. 0
6217. 0
6217. 1
6217. 2
6217. 3
6218. 0
6218. 1
6234. 0
6234. 1
6234. 2
6234. 3
6234. 4
6234. 5
6235. 0
6235. 1
6235. 2
6235. 3
6235. 4
6235. 5
6236. 0
6236. 1
6236. 2
6236. 3
6236. 4
6237. 0
6238. 0
6238. 1
6238. 2

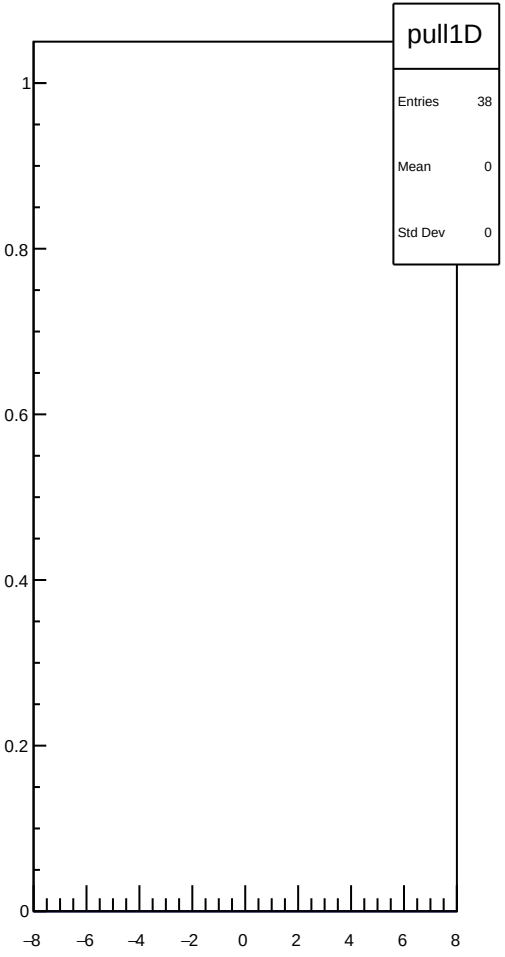
pull1D
Entries 38
Mean 0
Std Dev 0
1
0.8
0.6
0.4
0.2
0
–8
–6
–4
–2
0
2
4
6
8

dit_scandata2_rms vs run

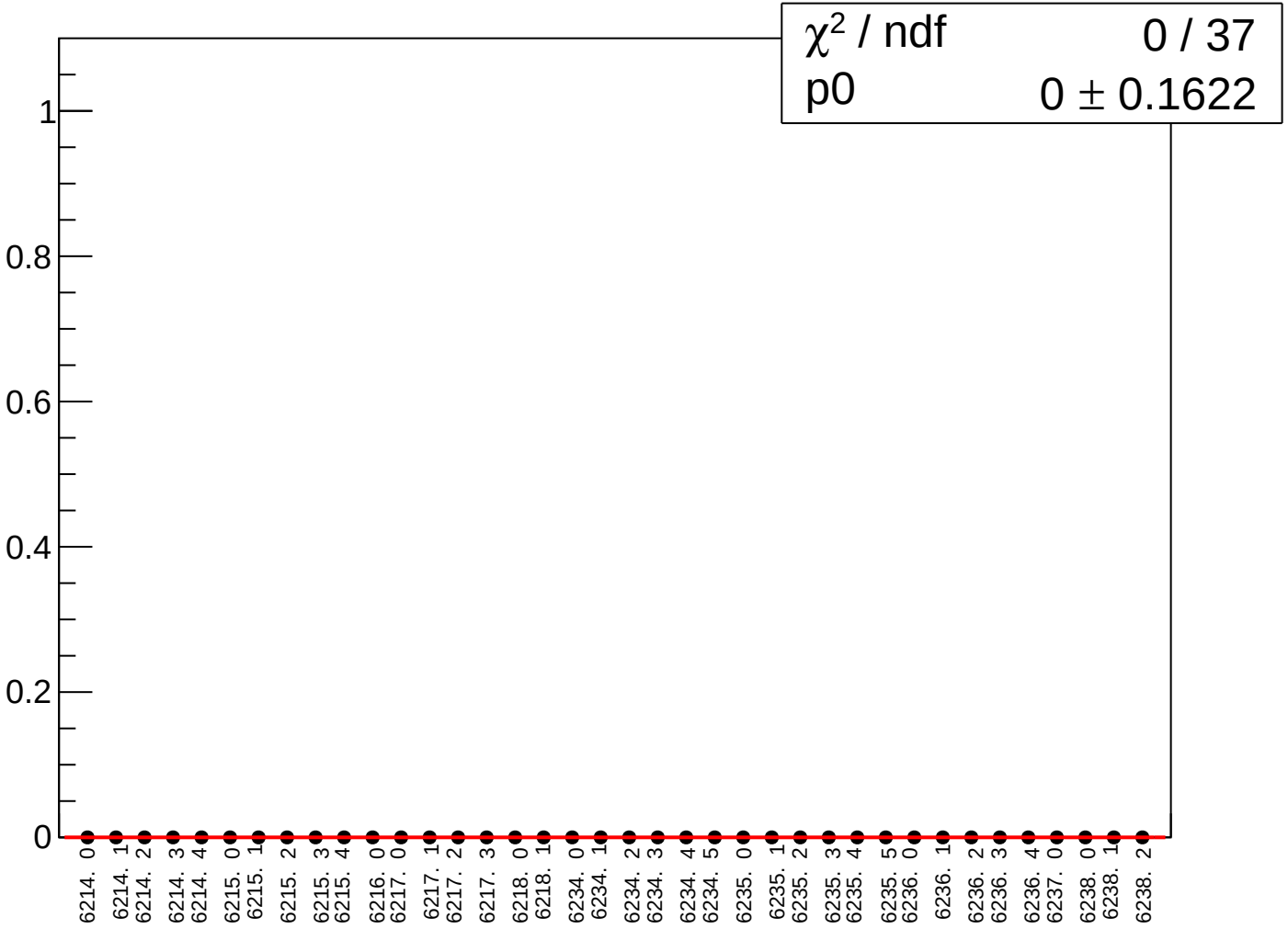

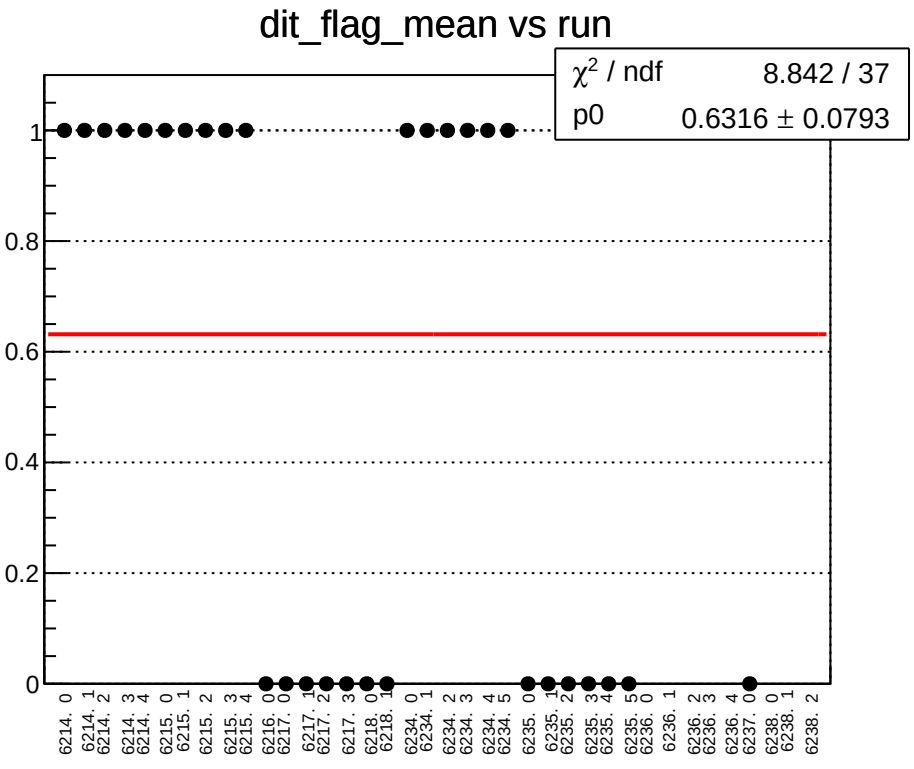
dit_flag_mean vs run
χ^2 / ndf 8.842 / 37
p0 0.6316 ± 0.0793
1
0.8
0.6
0.4
0.2
0
6214. 0
6214. 1
6214. 2
6214. 3
6214. 4
6215. 0
6215. 1
6215. 2
6215. 3
6215. 4
6216. 0
6217. 0
6217. 1
6217. 2
6217. 3
6218. 0
6218. 1
6234. 0
6234. 1
6234. 2
6234. 3
6234. 4
6234. 5
6235. 0
6235. 1
6235. 2
6235. 3
6235. 4
6235. 5
6236. 0
6236. 1
6236. 2
6236. 3
6236. 4
6237. 0
6238. 0
6238. 1
6238. 2

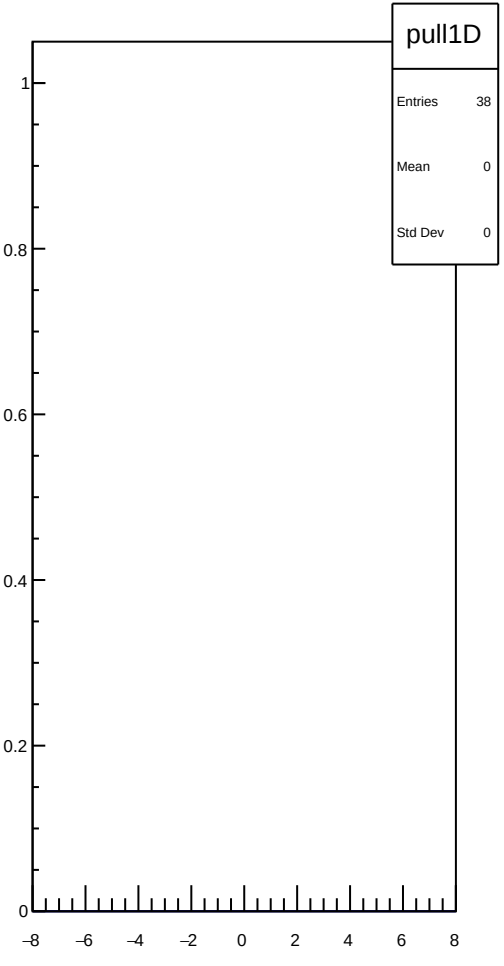
pull1D
Entries 38
Mean 0
Std Dev 0
1
0.8
0.6
0.4
0.2
0
–8
–6
–4
–2
0
2
4
6
8

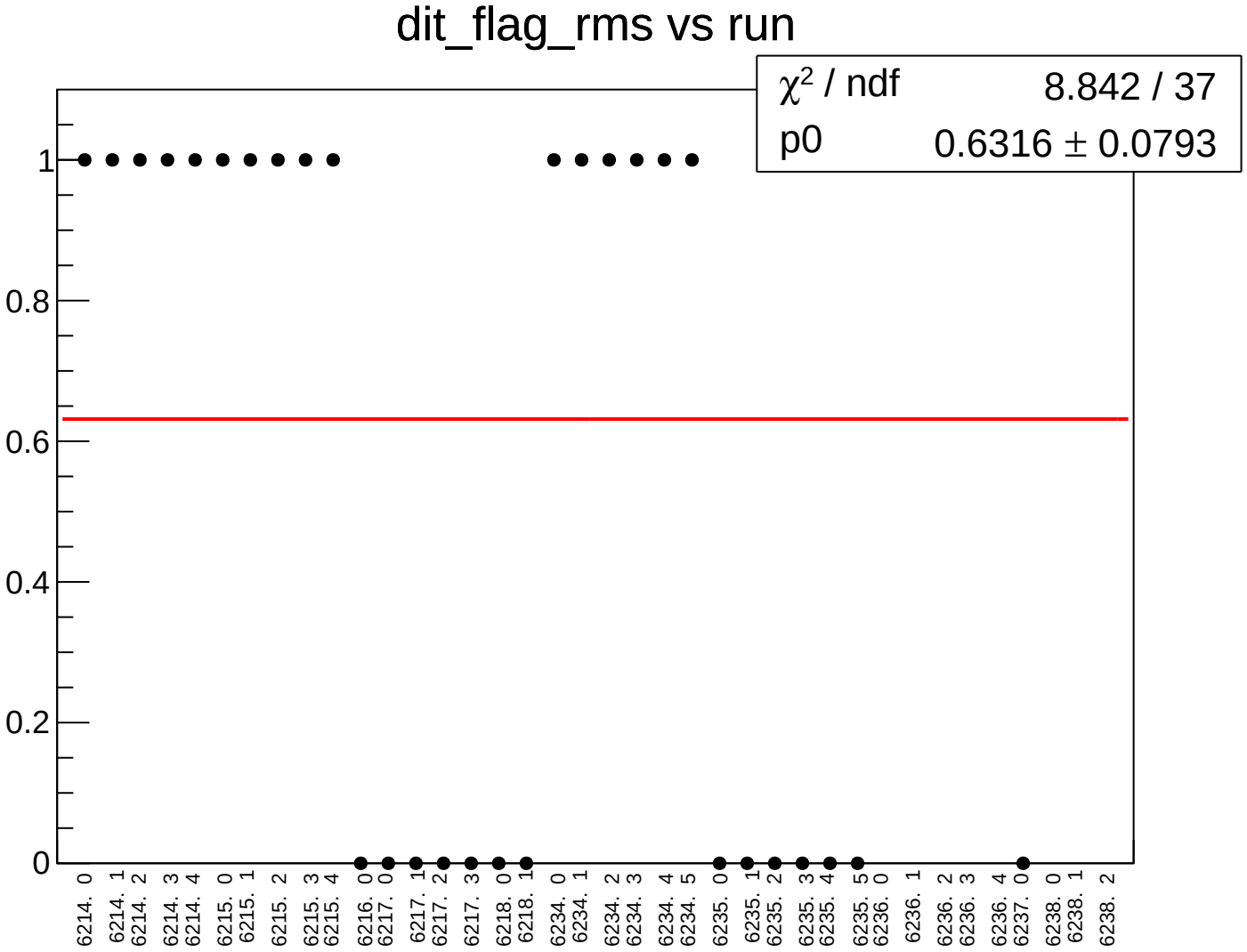
dit_flag_rms vs run
χ2 / ndf 8.842 / 37
p0 0.6316 ± 0.0793
1
0.8
0.6
0.4
0.2
0
6214. 0
6214. 1
6214. 2
6214. 3
6214. 4
6215. 0
6215. 1
6215. 2
6215. 3
6215. 4
6216. 0
6217. 0
6217. 1
6217. 2
6217. 3
6218. 0
6218. 1
6234. 0
6234. 1
6234. 2
6234. 3
6234. 4
6234. 5
6235. 0
6235. 1
6235. 2
6235. 3
6235. 4
6235. 5
6236. 0
6236. 1
6236. 2
6236. 3
6236. 4
6237. 0
6238. 0
6238. 1
6238. 2

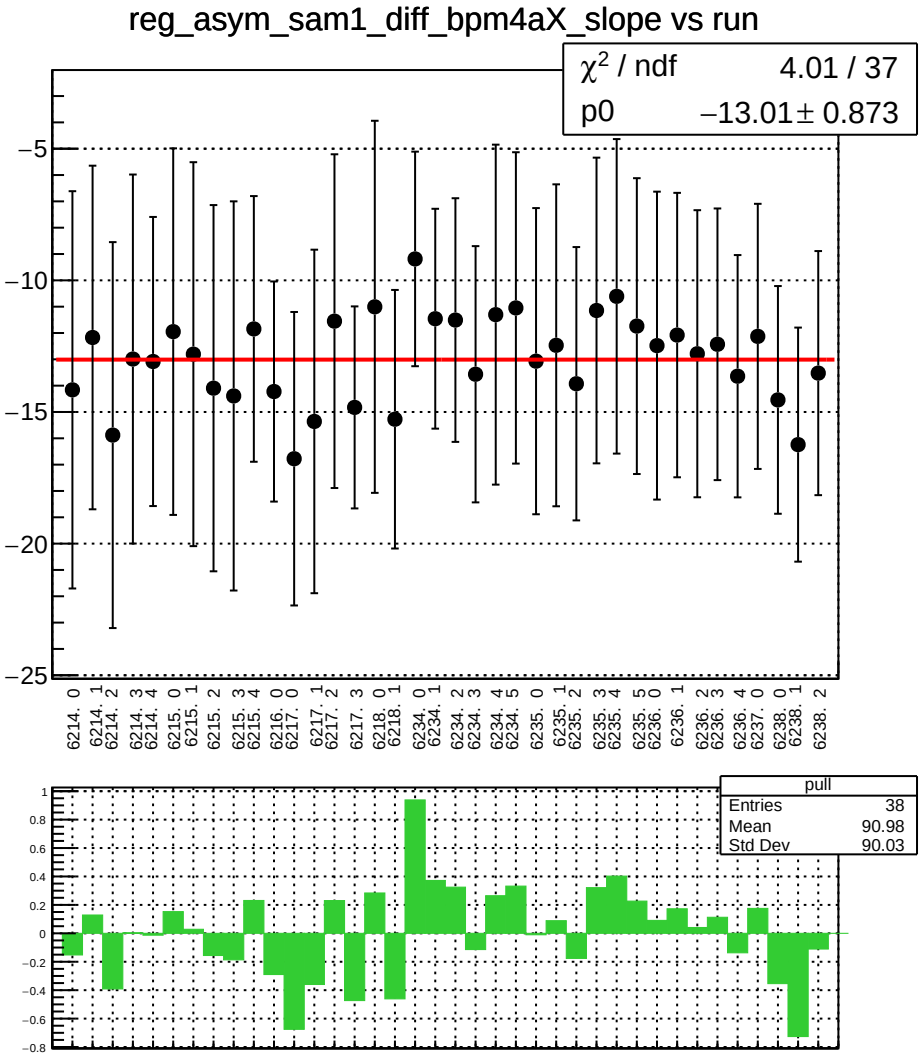
reg_asym_sam1_diff_bpm4aX_slope vs run
χ2 / ndf 4.01 / 37
p0 −13.01 ± 0.873
−5
−10
−15
−20
−25
6214. 0
6214. 1
6214. 2
6214. 3
6214. 4
6215. 0
6215. 1
6215. 2
6215. 3
6215. 4
6216. 0
6217. 0
6217. 1
6217. 2
6217. 3
6218. 0
6218. 1
6234. 0
6234. 1
6234. 2
6234. 3
6234. 4
6234. 5
6235. 0
6235. 1
6235. 2
6235. 3
6235. 4
6235. 5
6236. 0
6236. 1
6236. 2
6236. 3
6236. 4
6237. 0
6238. 0
6238. 1
6238. 2
pull
Entries 38
Mean 90.98
Std Dev 90.03
1
0.8
0.6
0.4
0.2
0
−0.2
−0.4
−0.6
−0.8

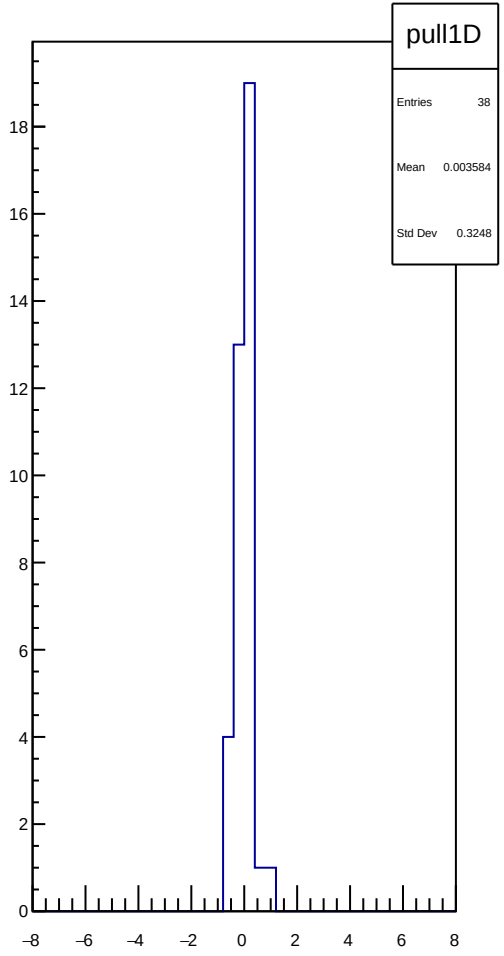
pull1D
Entries 38
Mean 0.003584
Std Dev 0.3248
18
16
14
12
10
8
6
4
2
0
−8
−6
−4
−2
0
2
4
6
8

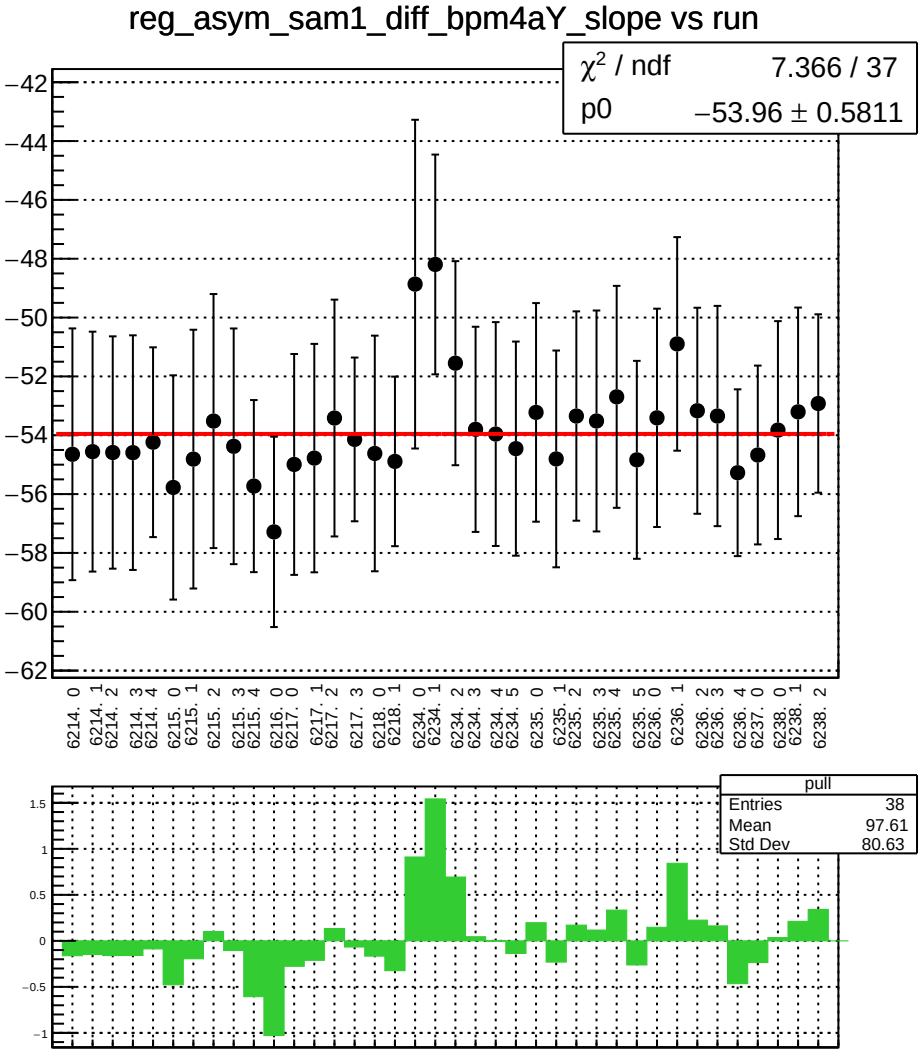
reg_asym_sam1_diff_bpm4aY_slope vs run
χ² / ndf 7.366 / 37
p0 −53.96 ± 0.5811
−42
−44
−46
−48
−50
−52
−54
−56
−58
−60
−62
6214. 0
6214. 1
6214. 2
6214. 3
6214. 4
6215. 0
6215. 1
6215. 2
6215. 3
6215. 4
6216. 0
6217. 0
6217. 1
6217. 2
6217. 3
6218. 0
6218. 1
6234. 0
6234. 1
6234. 2
6234. 3
6234. 4
6234. 5
6235. 0
6235. 1
6235. 2
6235. 3
6235. 4
6235. 5
6236. 0
6236. 1
6236. 2
6236. 3
6236. 4
6237. 0
6238. 0
6238. 1
6238. 2
pull
Entries 38
Mean 97.61
Std Dev 80.63
1.5
1
0.5
0
−0.5
−1

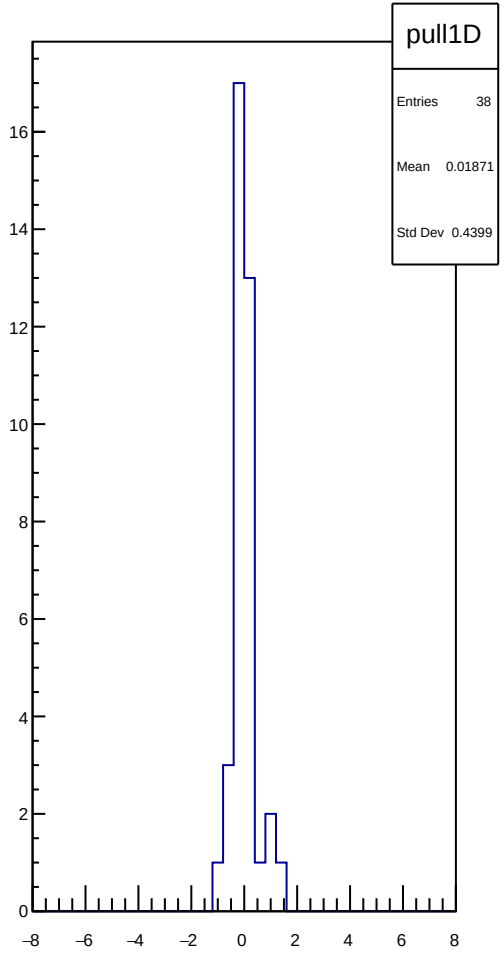
pull1D
Entries 38
Mean 0.01871
Std Dev 0.4399
16
14
12
10
8
6
4
2
0
−8
−6
−4
−2
0
2
4
6
8

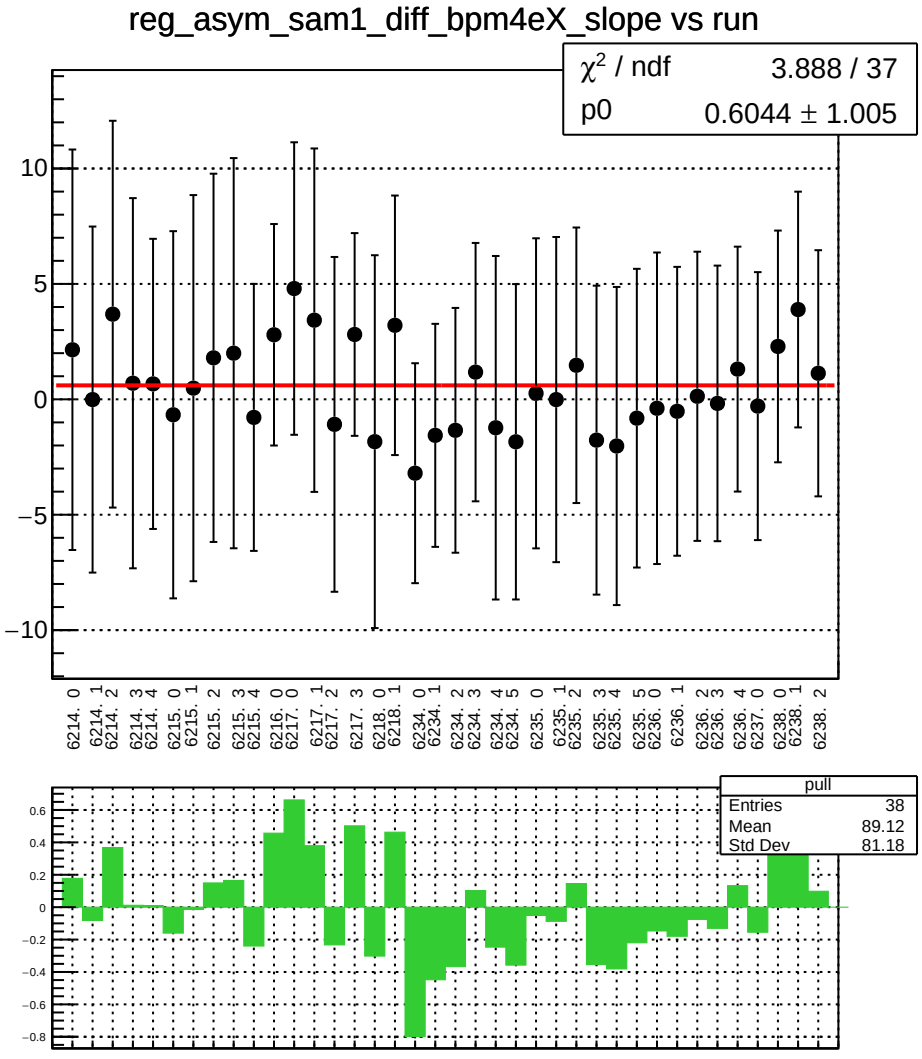
reg_asym_sam1_diff_bpm4eX_slope vs run
χ^2 / ndf 3.888 / 37
p0 0.6044 ± 1.005
10
5
0
−5
−10
6214. 0
6214. 1
6214. 2
6214. 3
6214. 4
6215. 0
6215. 1
6215. 2
6215. 3
6215. 4
6216. 0
6217. 0
6217. 1
6217. 2
6217. 3
6218. 0
6218. 1
6234. 0
6234. 1
6234. 2
6234. 3
6234. 4
6234. 5
6235. 0
6235. 1
6235. 2
6235. 3
6235. 4
6235. 5
6236. 0
6236. 1
6236. 2
6236. 3
6236. 4
6237. 0
6238. 0
6238. 1
6238. 2
pull
Entries 38
Mean 89.12
Std Dev 81.18
0.6
0.4
0.2
0
−0.2
−0.4
−0.6
−0.8

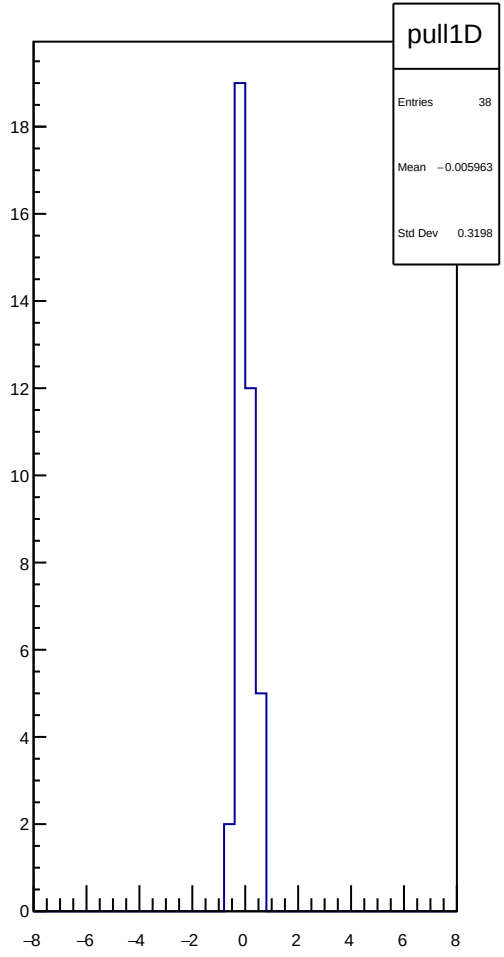
pull1D
Entries 38
Mean −0.005963
Std Dev 0.3198
18
16
14
12
10
8
6
4
2
0
−8
−6
−4
−2
0
2
4
6
8

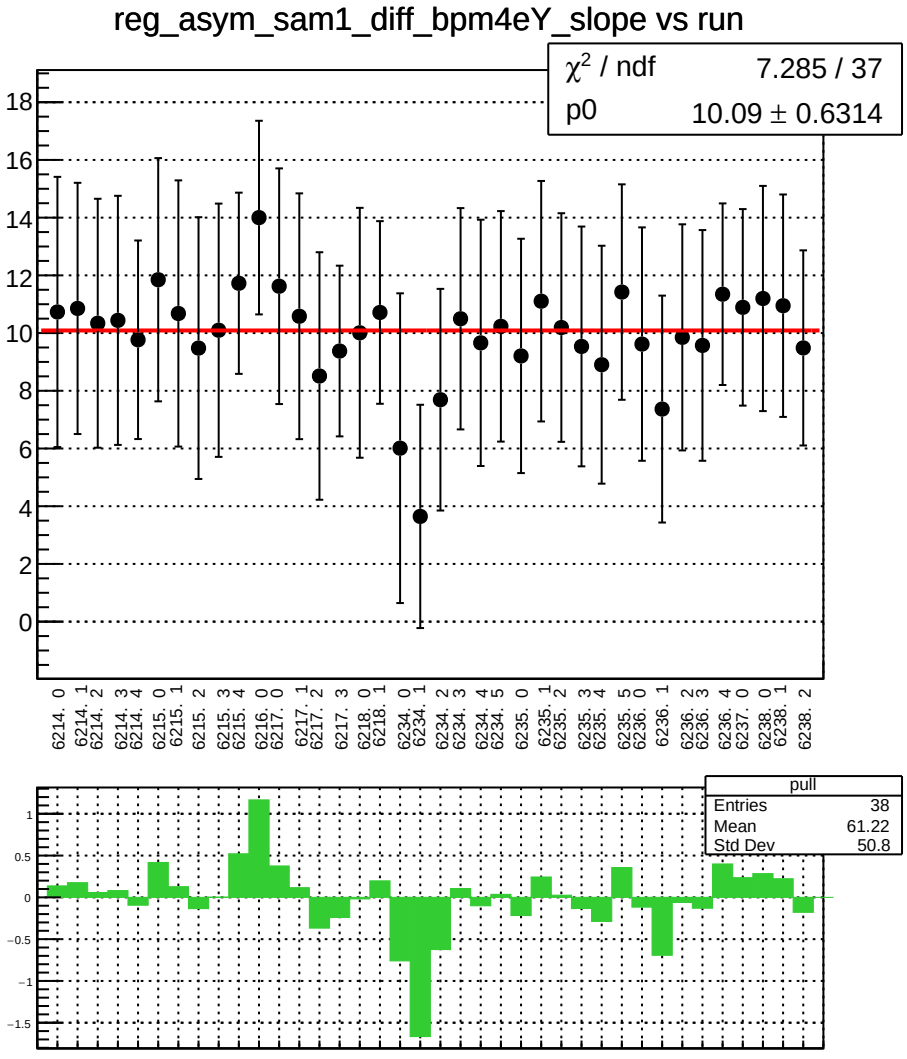
reg_asym_sam1_diff_bpm4eY_slope vs run
χ² / ndf 7.285 / 37
p0 10.09 ± 0.6314
6214. 0
6214. 1
6214. 2
6214. 3
6214. 4
6215. 0
6215. 1
6215. 2
6215. 3
6215. 4
6216. 0
6217. 0
6217. 1
6217. 2
6217. 3
6218. 0
6218. 1
6234. 0
6234. 1
6234. 2
6234. 3
6234. 4
6234. 5
6235. 0
6235. 1
6235. 2
6235. 3
6235. 4
6235. 5
6236. 0
6236. 1
6236. 2
6236. 3
6236. 4
6237. 0
6238. 0
6238. 1
6238. 2
pull
Entries 38
Mean 61.22
Std Dev 50.8

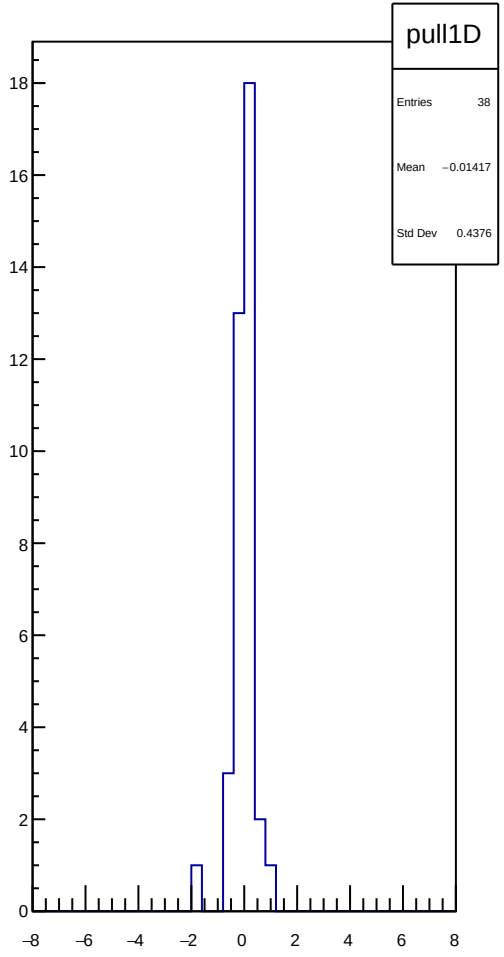
pull1D
Entries 38
Mean −0.01417
Std Dev 0.4376

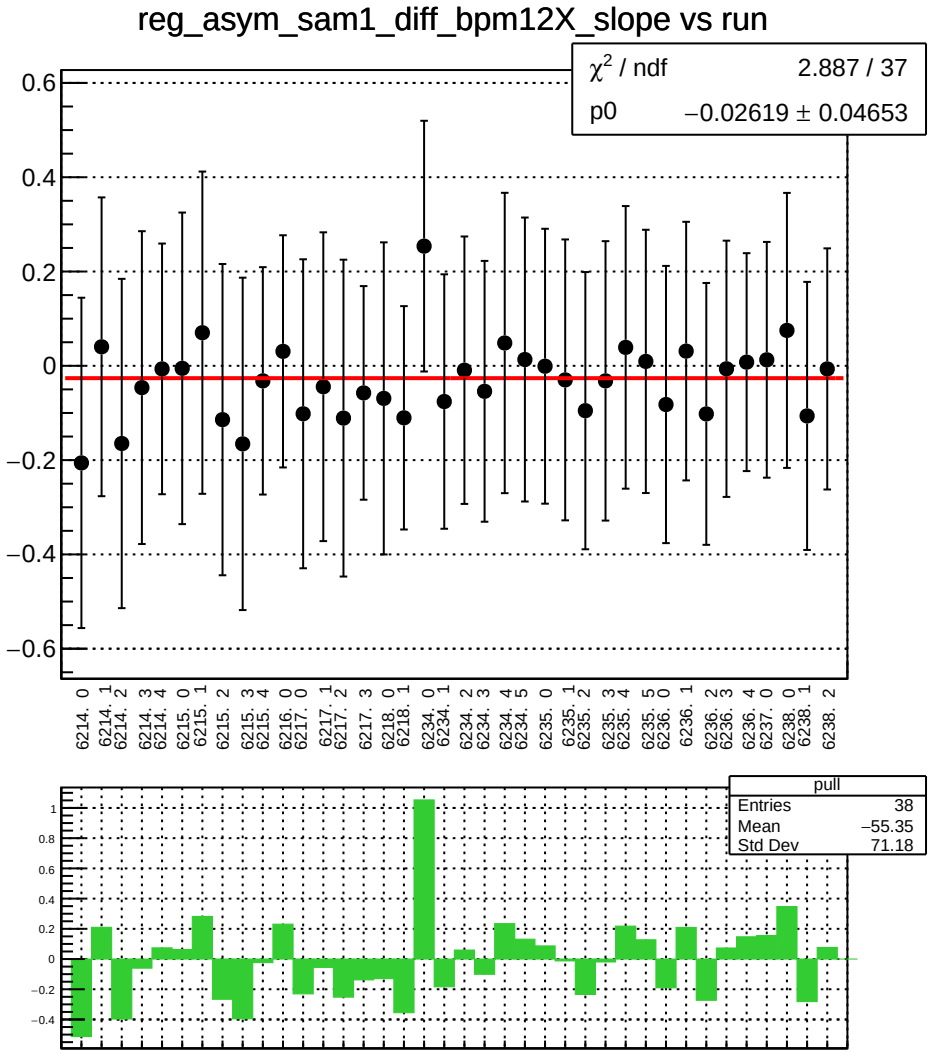
reg_asym_sam1_diff_bpm12X_slope vs run
χ² / ndf 2.887 / 37
p0 −0.02619 ± 0.04653
0.6
0.4
0.2
0
−0.2
−0.4
−0.6
6214. 0
6214. 1
6214. 2
6214. 3
6214. 4
6215. 0
6215. 1
6215. 2
6215. 3
6215. 4
6216. 0
6217. 0
6217. 1
6217. 2
6217. 3
6218. 0
6218. 1
6234. 0
6234. 1
6234. 2
6234. 3
6234. 4
6234. 5
6235. 0
6235. 1
6235. 2
6235. 3
6235. 4
6235. 5
6236. 0
6236. 1
6236. 2
6236. 3
6236. 4
6237. 0
6238. 0
6238. 1
6238. 2
pull
Entries 38
Mean −55.35
Std Dev 71.18
1
0.8
0.6
0.4
0.2
0
−0.2
−0.4

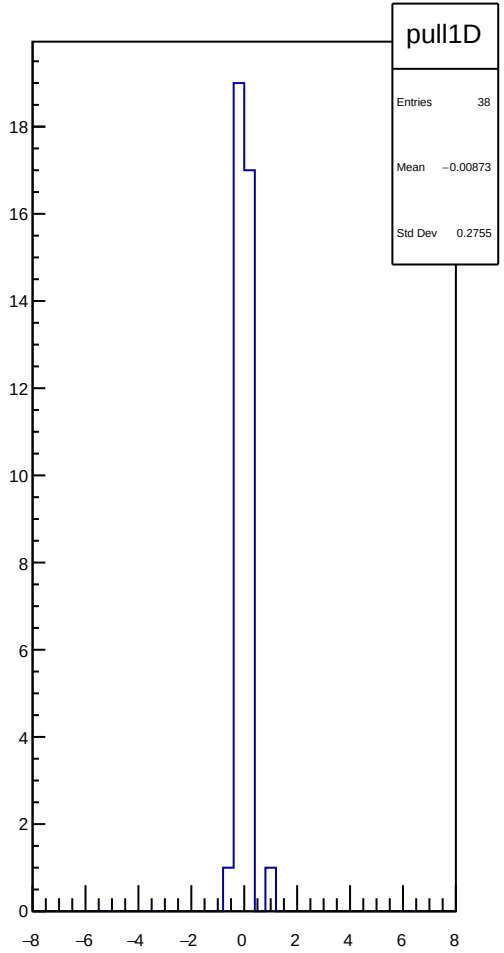
pull1D
Entries 38
Mean −0.00873
Std Dev 0.2755
18
16
14
12
10
8
6
4
2
0
−8
−6
−4
−2
0
2
4
6
8

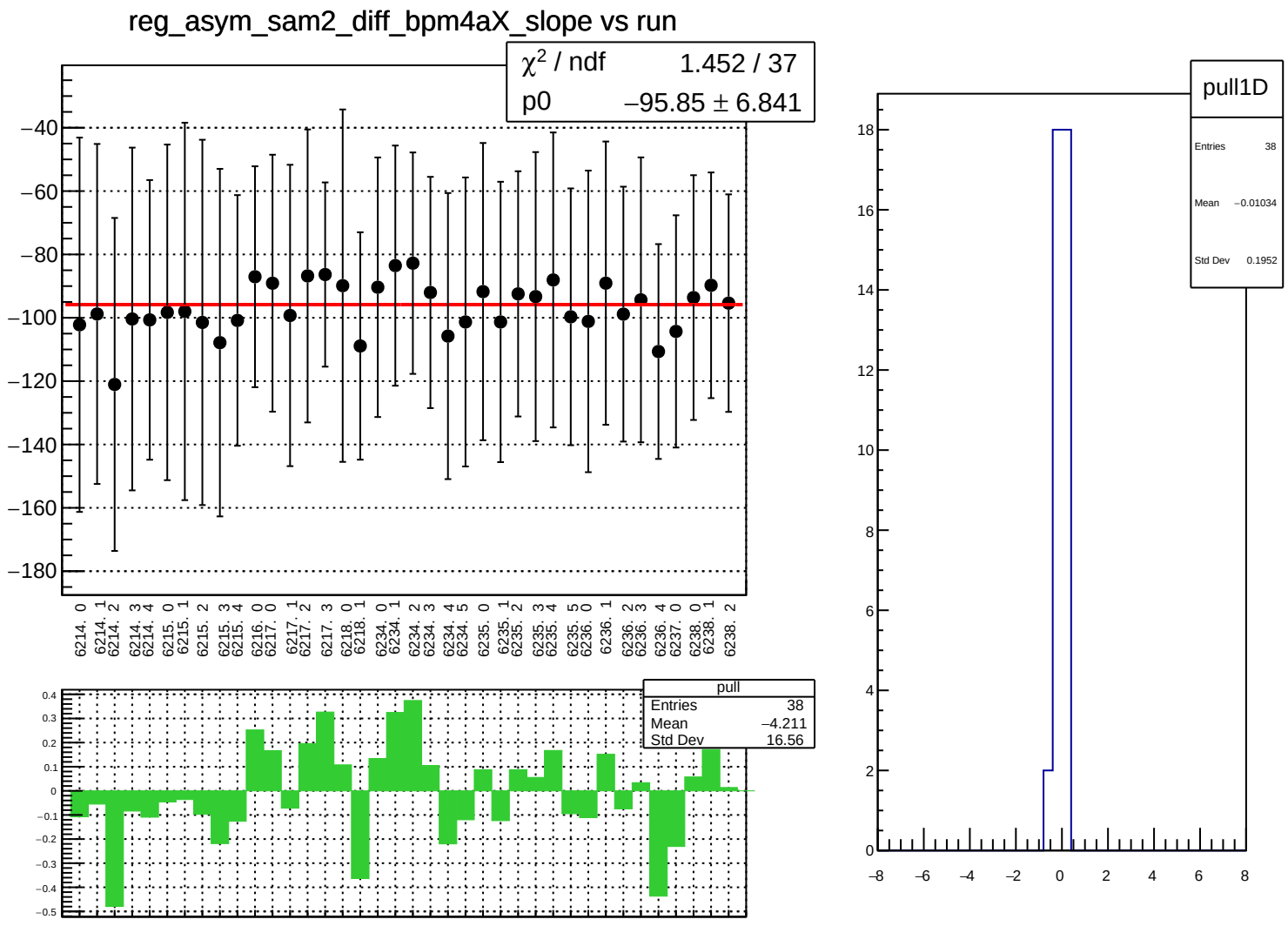
reg_asym_sam2_diff_bpm4aX_slope vs run
χ^2 / ndf 1.452 / 37
p0 −95.85 ± 6.841
−40
−60
−80
−100
−120
−140
−160
−180
6214. 0
6214. 1
6214. 2
6214. 3
6214. 4
6215. 0
6215. 1
6215. 2
6215. 3
6215. 4
6216. 0
6217. 0
6217. 1
6217. 2
6217. 3
6218. 0
6218. 1
6234. 0
6234. 1
6234. 2
6234. 3
6234. 4
6234. 5
6235. 0
6235. 1
6235. 2
6235. 3
6235. 4
6235. 5
6236. 0
6236. 1
6236. 2
6236. 3
6236. 4
6237. 0
6238. 0
6238. 1
6238. 2
pull
Entries 38
Mean −4.211
Std Dev 16.56
0.4
0.3
0.2
0.1
0
−0.1
−0.2
−0.3
−0.4
−0.5
pull1D
Entries 38
Mean −0.01034
Std Dev 0.1952
18
16
14
12
10
8
6
4
2
0
−8
−6
−4
−2
0
2
4
6
8

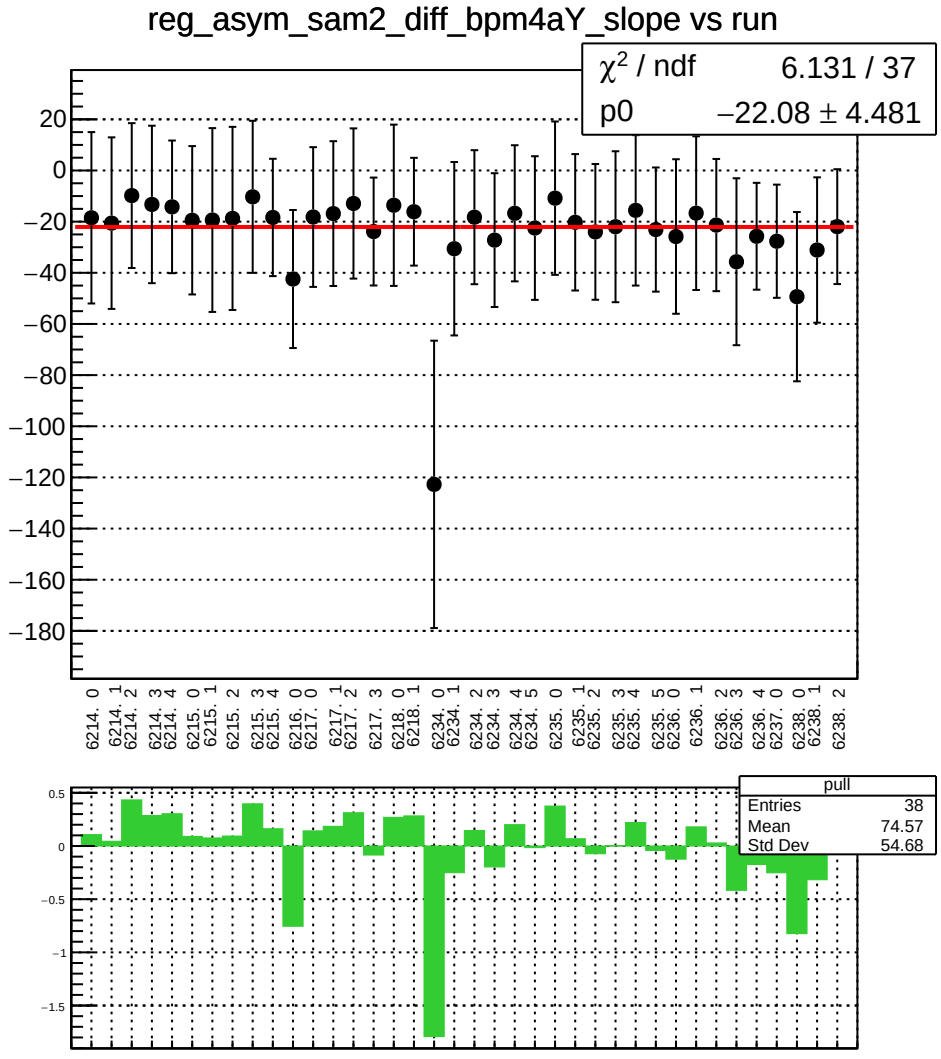
reg_asym_sam2_diff_bpm4aY_slope vs run
χ2 / ndf 6.131 / 37
p0 −22.08 ± 4.481
20
0
−20
−40
−60
−80
−100
−120
−140
−160
−180
6214. 0
6214. 1
6214. 2
6214. 3
6214. 4
6215. 0
6215. 1
6215. 2
6215. 3
6215. 4
6216. 0
6217. 0
6217. 1
6217. 2
6217. 3
6218. 0
6218. 1
6234. 0
6234. 1
6234. 2
6234. 3
6234. 4
6234. 5
6235. 0
6235. 1
6235. 2
6235. 3
6235. 4
6235. 5
6236. 0
6236. 1
6236. 2
6236. 3
6236. 4
6237. 0
6238. 0
6238. 1
6238. 2
pull
Entries 38
Mean 74.57
Std Dev 54.68
0.5
0
−0.5
−1
−1.5

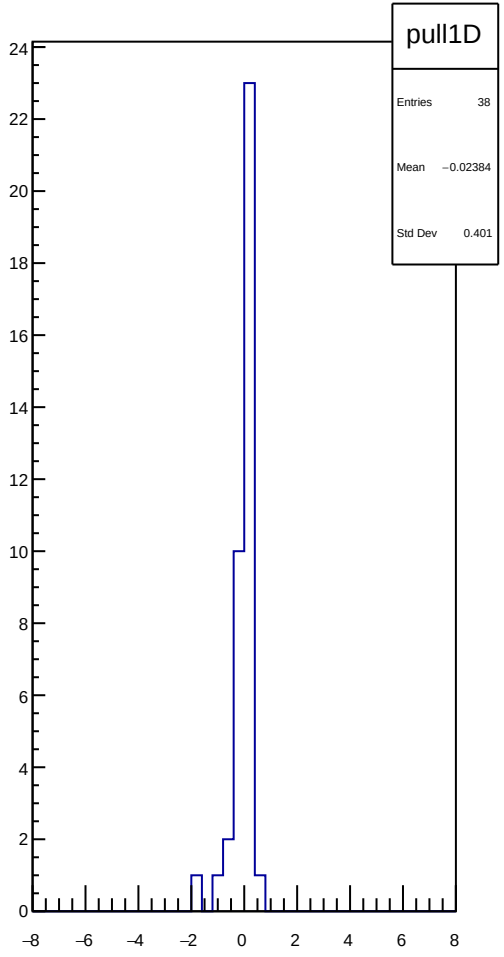
pull1D
Entries 38
Mean −0.02384
Std Dev 0.401
24
22
20
18
16
14
12
10
8
6
4
2
0
−8
−6
−4
−2
0
2
4
6
8

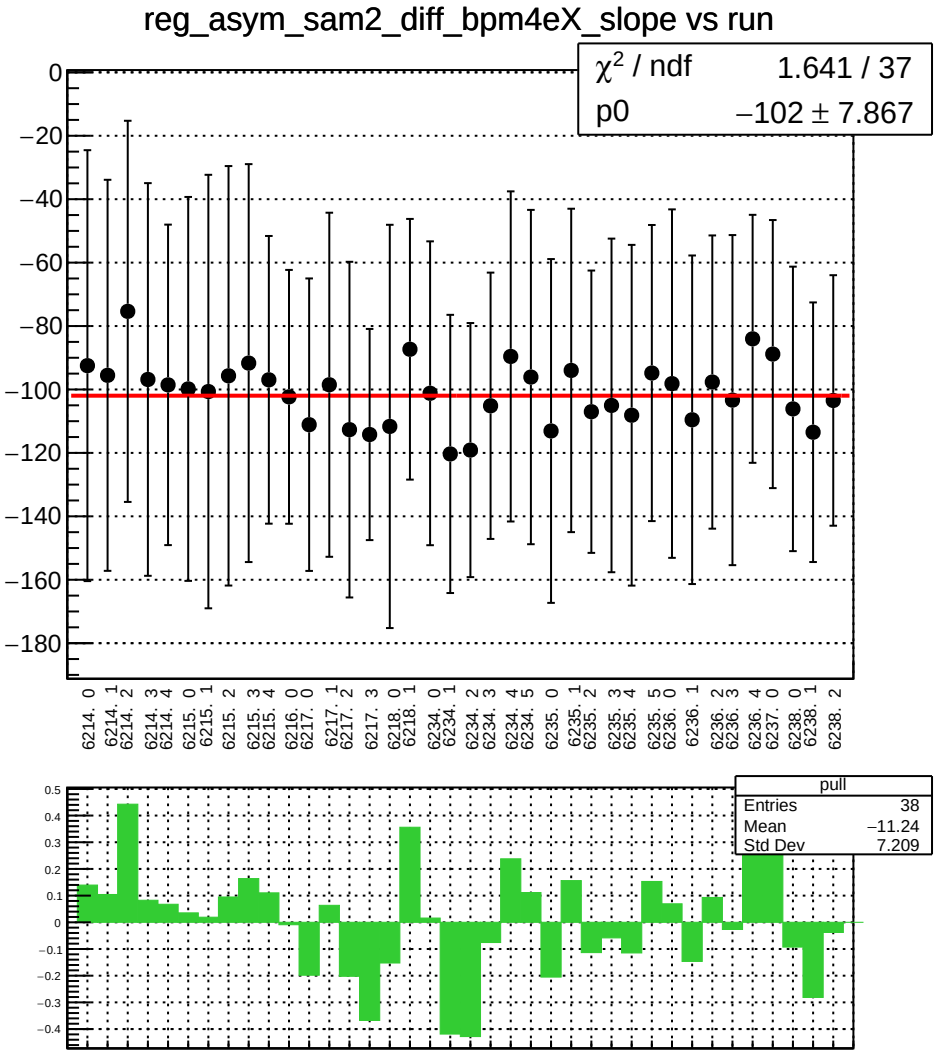
reg_asym_sam2_diff_bpm4eX_slope vs run
χ^2 / ndf 1.641 / 37
p0 −102 ± 7.867
pull
Entries 38
Mean −11.24
Std Dev 7.209

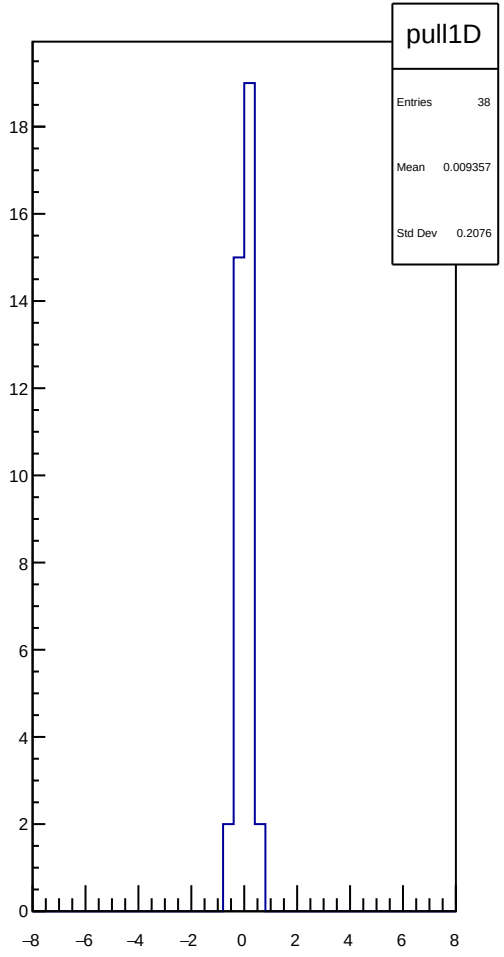
pull1D
Entries 38
Mean 0.009357
Std Dev 0.2076

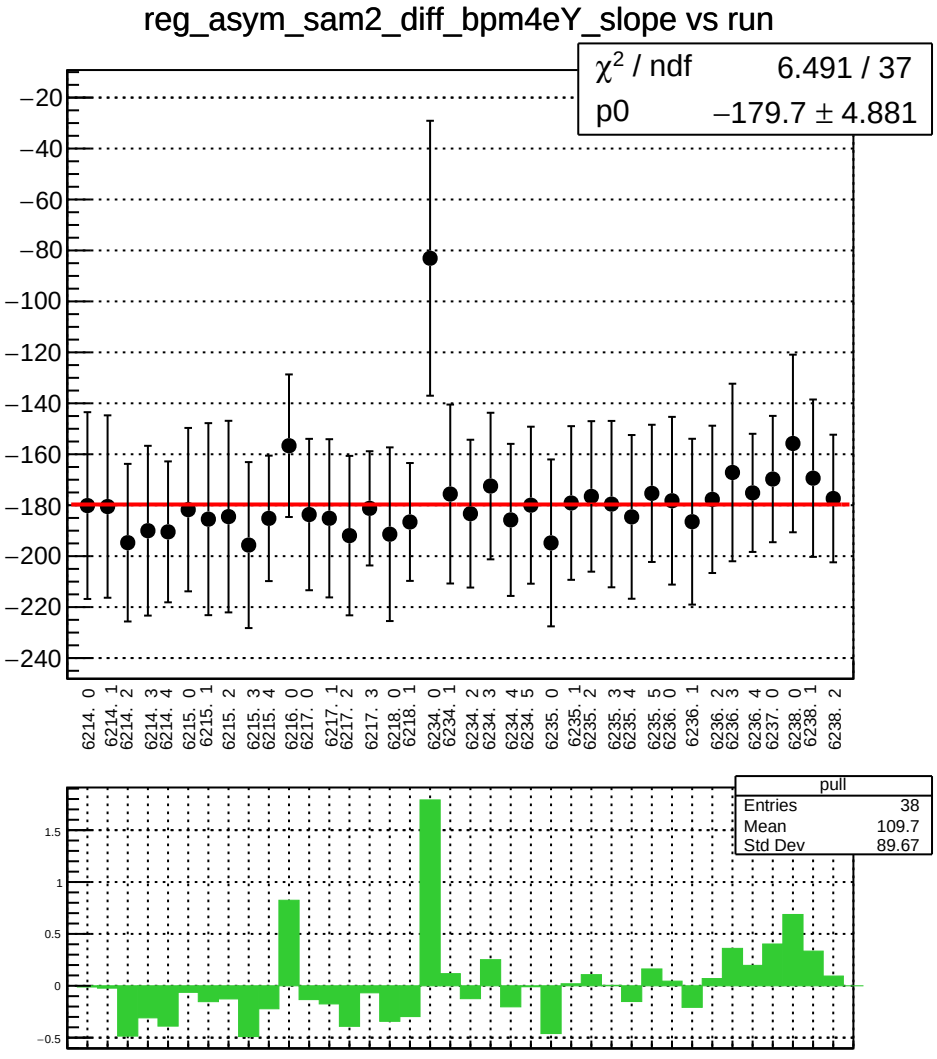
reg_asym_sam2_diff_bpm4eY_slope vs run
χ² / ndf 6.491 / 37
p0 −179.7 ± 4.881
−20
−40
−60
−80
−100
−120
−140
−160
−180
−200
−220
−240
6214. 0
6214. 1
6214. 2
6214. 3
6214. 4
6215. 0
6215. 1
6215. 2
6215. 3
6215. 4
6216. 0
6217. 0
6217. 1
6217. 2
6217. 3
6218. 0
6218. 1
6234. 0
6234. 1
6234. 2
6234. 3
6234. 4
6234. 5
6235. 0
6235. 1
6235. 2
6235. 3
6235. 4
6235. 5
6236. 0
6236. 1
6236. 2
6236. 3
6236. 4
6237. 0
6238. 0
6238. 1
6238. 2
pull
Entries 38
Mean 109.7
Std Dev 89.67
1.5
1
0.5
0
−0.5

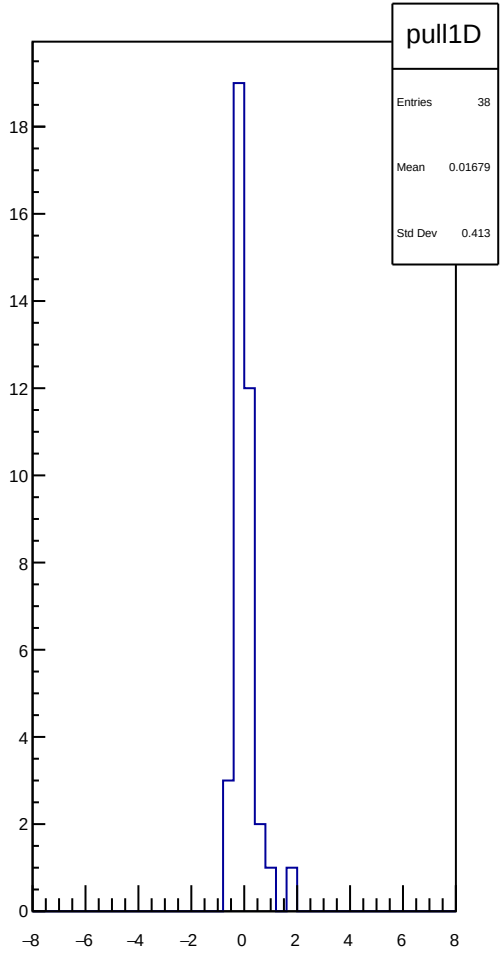
pull1D
Entries 38
Mean 0.01679
Std Dev 0.413
18
16
14
12
10
8
6
4
2
0
−8
−6
−4
−2
0
2
4
6
8

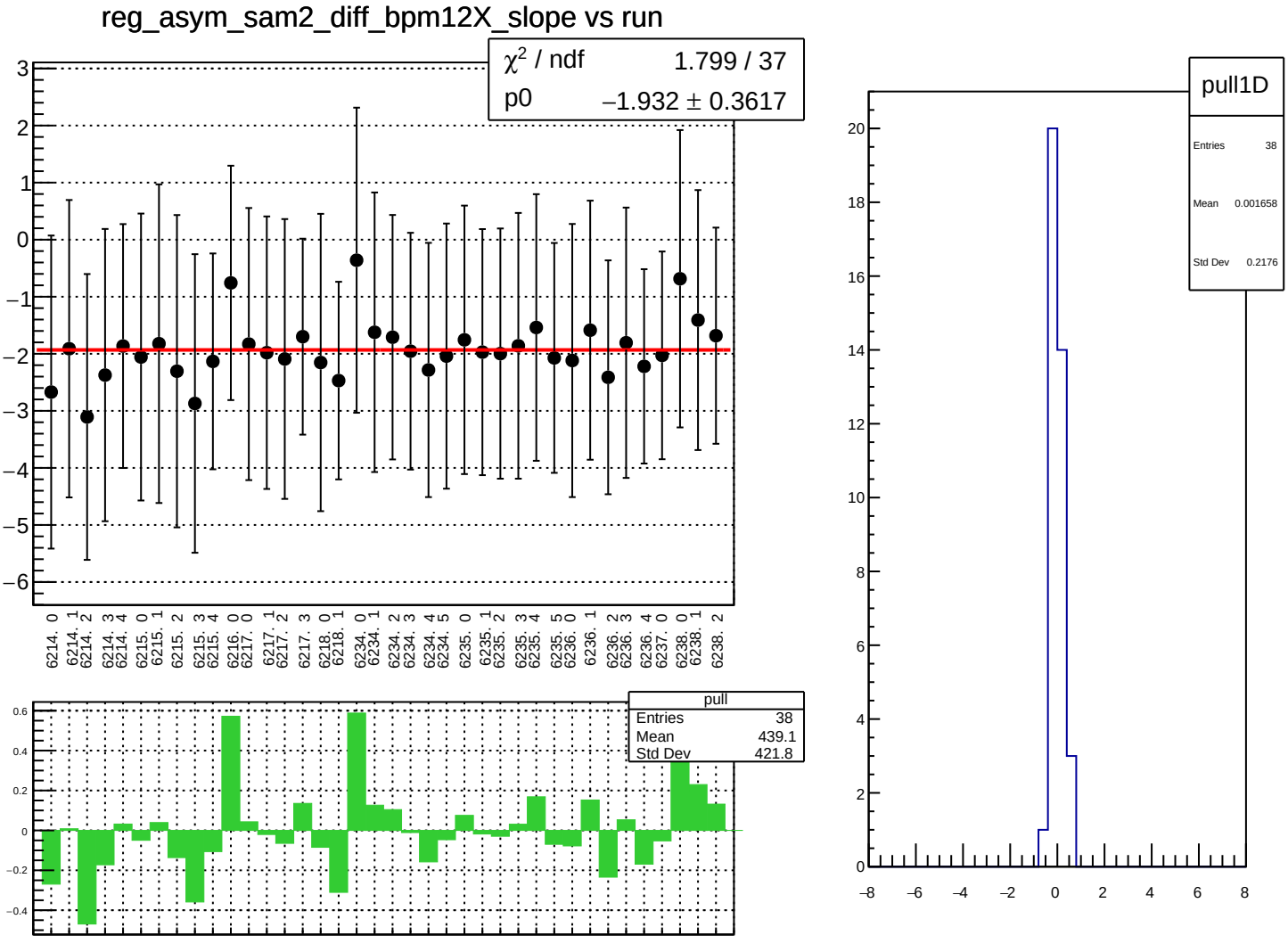
reg_asym_sam2_diff_bpm12X_slope vs run
χ^2 / ndf 1.799 / 37
p0 −1.932 ± 0.3617
6214. 0
6214. 1
6214. 2
6214. 3
6214. 4
6215. 0
6215. 1
6215. 2
6215. 3
6215. 4
6216. 0
6217. 0
6217. 1
6217. 2
6217. 3
6218. 0
6218. 1
6234. 0
6234. 1
6234. 2
6234. 3
6234. 4
6234. 5
6235. 0
6235. 1
6235. 2
6235. 3
6235. 4
6235. 5
6236. 0
6236. 1
6236. 2
6236. 3
6236. 4
6237. 0
6238. 0
6238. 1
6238. 2
pull
Entries 38
Mean 439.1
Std Dev 421.8
pull1D
Entries 38
Mean 0.001658
Std Dev 0.2176

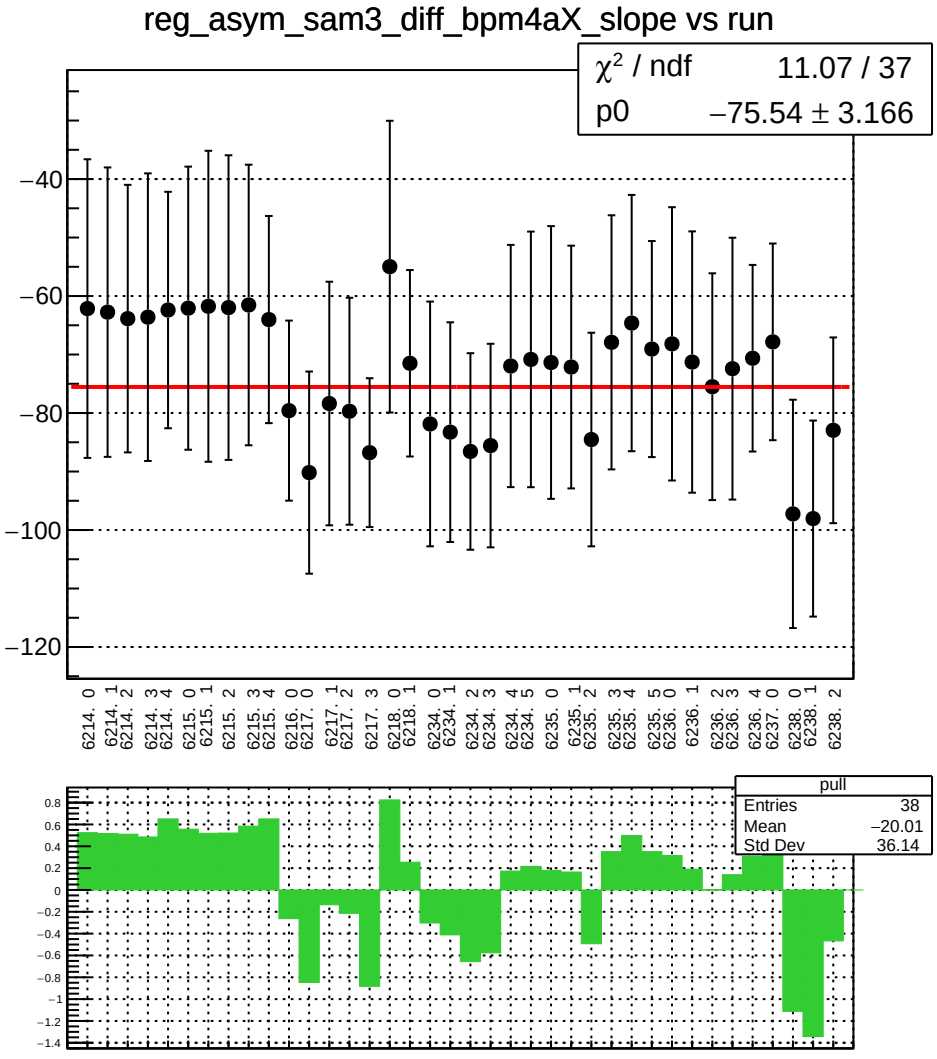
reg_asym_sam3_diff_bpm4aX_slope vs run
χ² / ndf 11.07 / 37
p0 −75.54 ± 3.166
−40
−60
−80
−100
−120
6214. 0
6214. 1
6214. 2
6214. 3
6214. 4
6215. 0
6215. 1
6215. 2
6215. 3
6215. 4
6216. 0
6217. 0
6217. 1
6217. 2
6217. 3
6218. 0
6218. 1
6234. 0
6234. 1
6234. 2
6234. 3
6234. 4
6234. 5
6235. 0
6235. 1
6235. 2
6235. 3
6235. 4
6235. 5
6236. 0
6236. 1
6236. 2
6236. 3
6236. 4
6237. 0
6238. 0
6238. 1
6238. 2
pull
Entries 38
Mean −20.01
Std Dev 36.14
0.8
0.6
0.4
0.2
0
−0.2
−0.4
−0.6
−0.8
−1
−1.2
−1.4

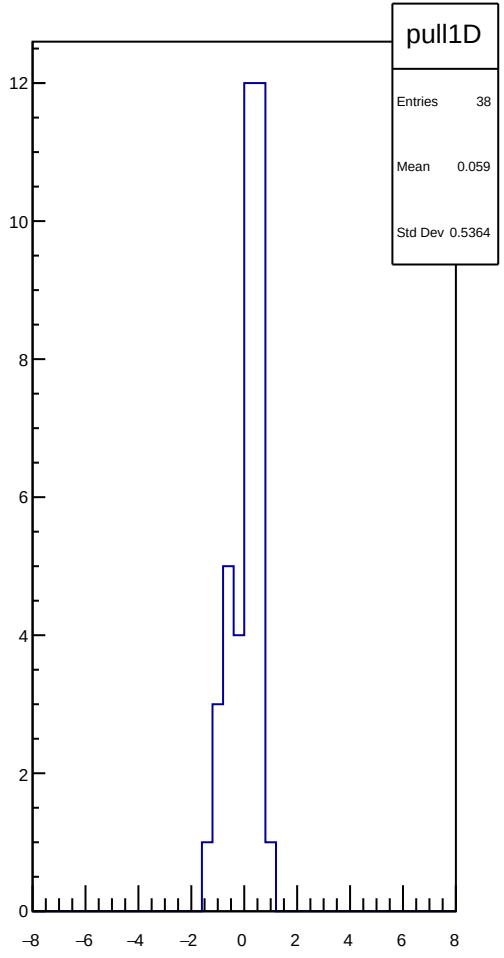
pull1D
Entries 38
Mean 0.059
Std Dev 0.5364
12
10
8
6
4
2
0
−8
−6
−4
−2
0
2
4
6
8

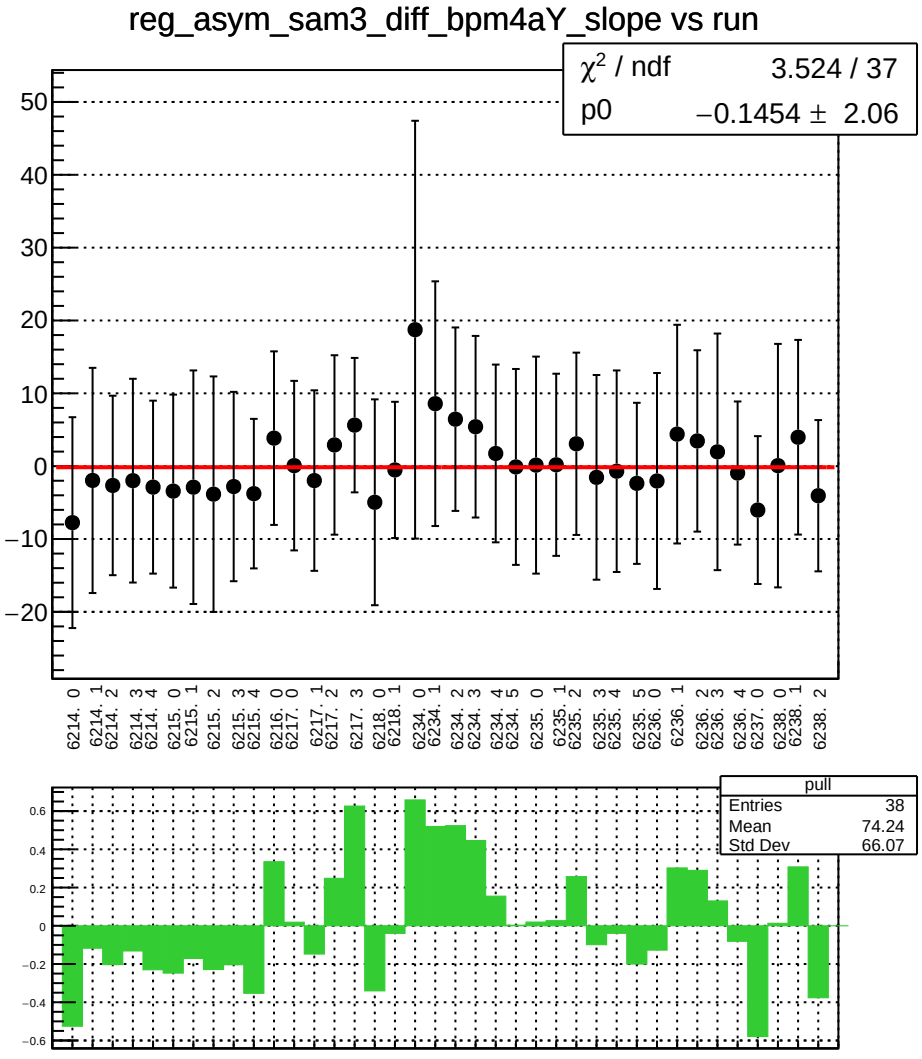
reg_asym_sam3_diff_bpm4aY_slope vs run
χ² / ndf 3.524 / 37
p0 −0.1454 ± 2.06
50
40
30
20
10
0
−10
−20
6214. 0
6214. 1
6214. 2
6214. 3
6214. 4
6215. 0
6215. 1
6215. 2
6215. 3
6215. 4
6216. 0
6217. 0
6217. 1
6217. 2
6217. 3
6218. 0
6218. 1
6234. 0
6234. 1
6234. 2
6234. 3
6234. 4
6234. 5
6235. 0
6235. 1
6235. 2
6235. 3
6235. 4
6235. 5
6236. 0
6236. 1
6236. 2
6236. 3
6236. 4
6237. 0
6238. 0
6238. 1
6238. 2
pull
Entries 38
Mean 74.24
Std Dev 66.07
0.6
0.4
0.2
0
−0.2
−0.4
−0.6

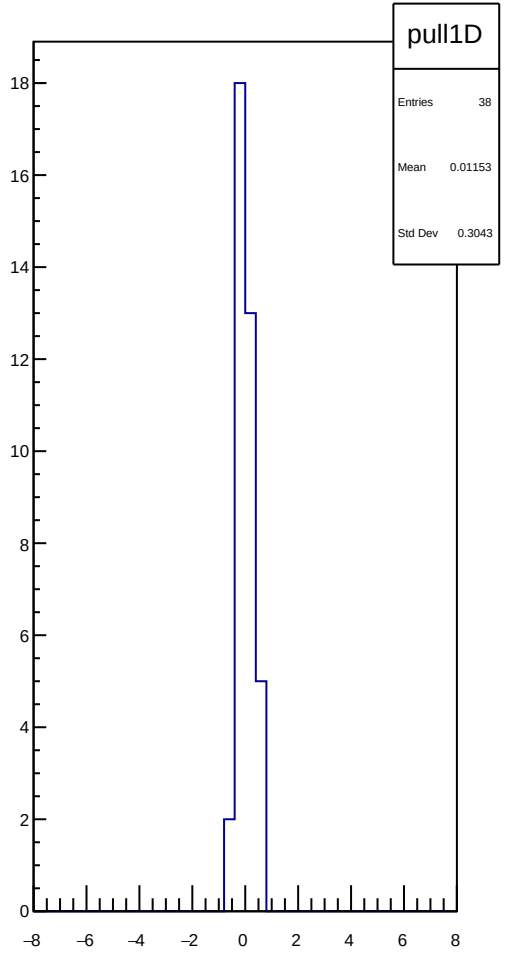
pull1D
Entries 38
Mean 0.01153
Std Dev 0.3043
18
16
14
12
10
8
6
4
2
0
−8
−6
−4
−2
0
2
4
6
8

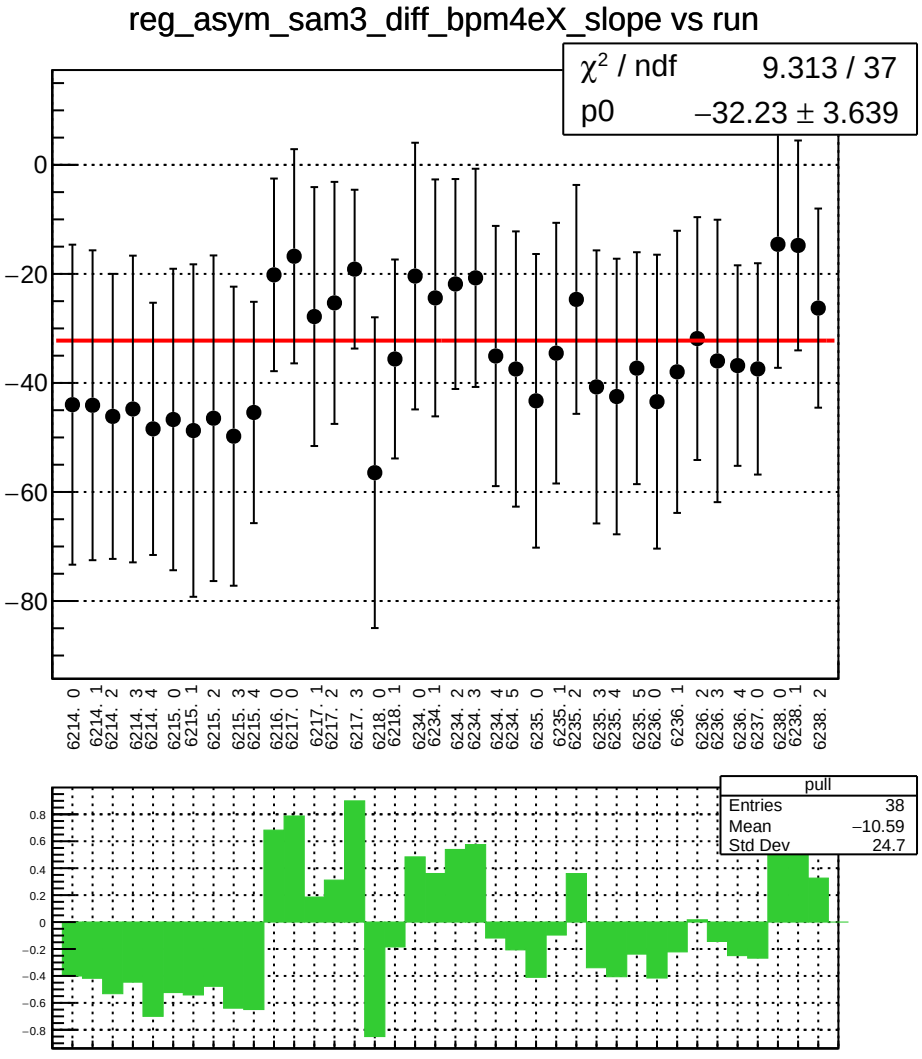
reg_asym_sam3_diff_bpm4eX_slope vs run
χ² / ndf 9.313 / 37
p0 −32.23 ± 3.639
0
−20
−40
−60
−80
6214. 0
6214. 1
6214. 2
6214. 3
6214. 4
6215. 0
6215. 1
6215. 2
6215. 3
6215. 4
6216. 0
6217. 0
6217. 1
6217. 2
6217. 3
6218. 0
6218. 1
6234. 0
6234. 1
6234. 2
6234. 3
6234. 4
6234. 5
6235. 0
6235. 1
6235. 2
6235. 3
6235. 4
6235. 5
6236. 0
6236. 1
6236. 2
6236. 3
6236. 4
6237. 0
6238. 0
6238. 1
6238. 2
pull
Entries 38
Mean −10.59
Std Dev 24.7
0.8
0.6
0.4
0.2
0
−0.2
−0.4
−0.6
−0.8

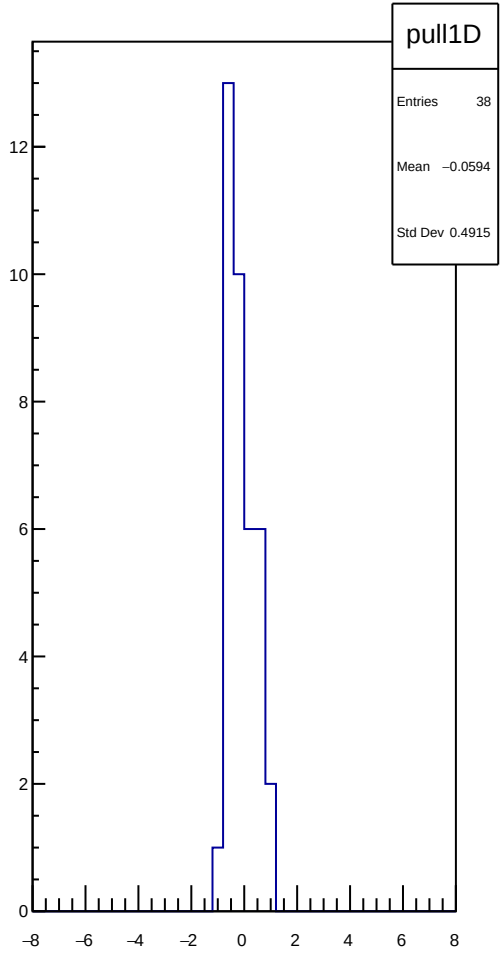
pull1D
Entries 38
Mean −0.0594
Std Dev 0.4915
12
10
8
6
4
2
0
−8
−6
−4
−2
0
2
4
6
8

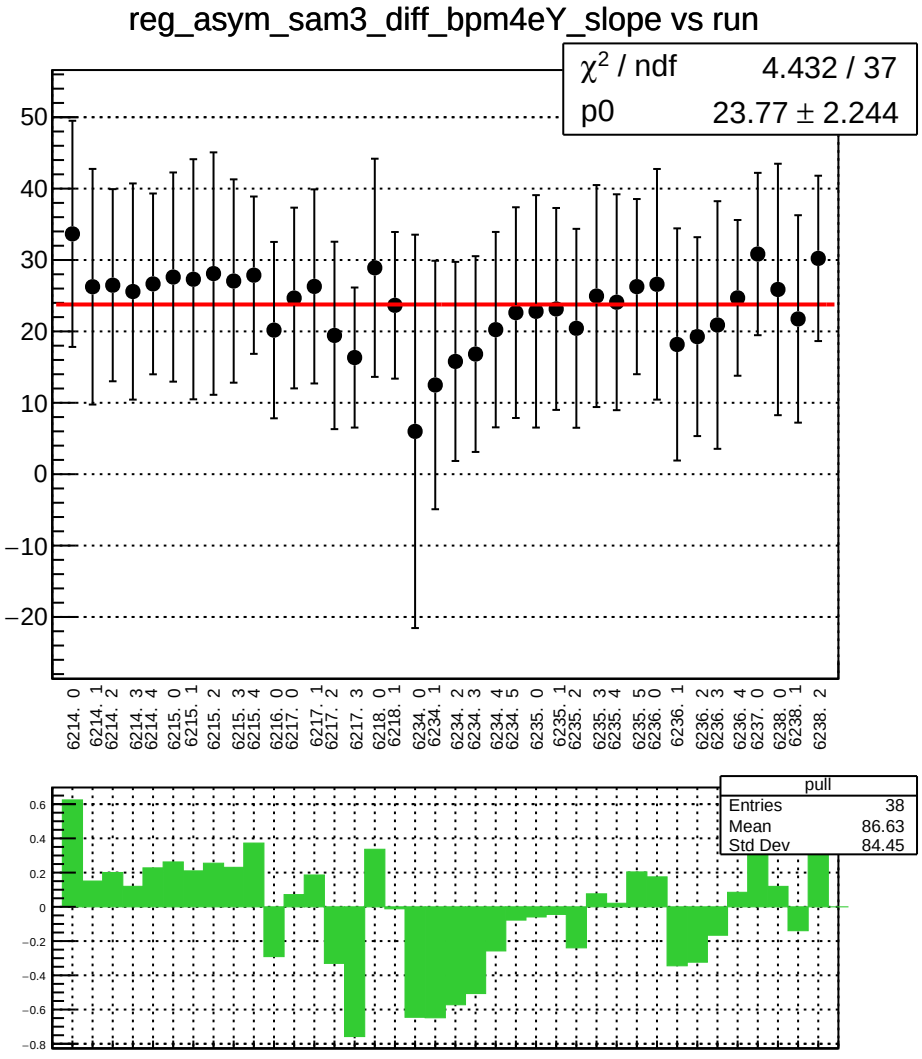
reg_asym_sam3_diff_bpm4eY_slope vs run
χ^2 / ndf 4.432 / 37
p0 23.77 ± 2.244
50
40
30
20
10
0
−10
−20
6214. 0
6214. 1
6214. 2
6214. 3
6214. 4
6215. 0
6215. 1
6215. 2
6215. 3
6215. 4
6216. 0
6217. 0
6217. 1
6217. 2
6217. 3
6218. 0
6218. 1
6234. 0
6234. 1
6234. 2
6234. 3
6234. 4
6234. 5
6235. 0
6235. 1
6235. 2
6235. 3
6235. 4
6235. 5
6236. 0
6236. 1
6236. 2
6236. 3
6236. 4
6237. 0
6238. 0
6238. 1
6238. 2
pull
Entries 38
Mean 86.63
Std Dev 84.45
0.6
0.4
0.2
0
−0.2
−0.4
−0.6
−0.8

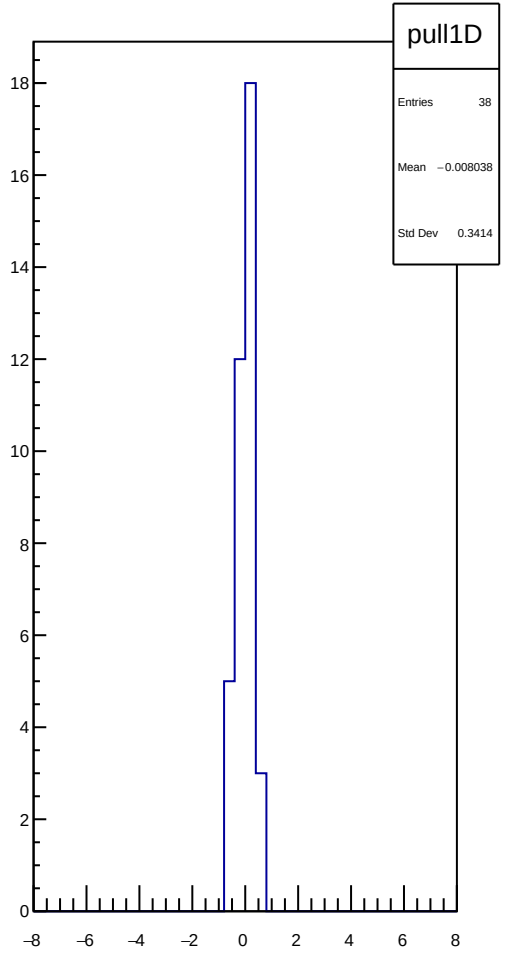
pull1D
Entries 38
Mean −0.008038
Std Dev 0.3414
18
16
14
12
10
8
6
4
2
0
−8
−6
−4
−2
0
2
4
6
8

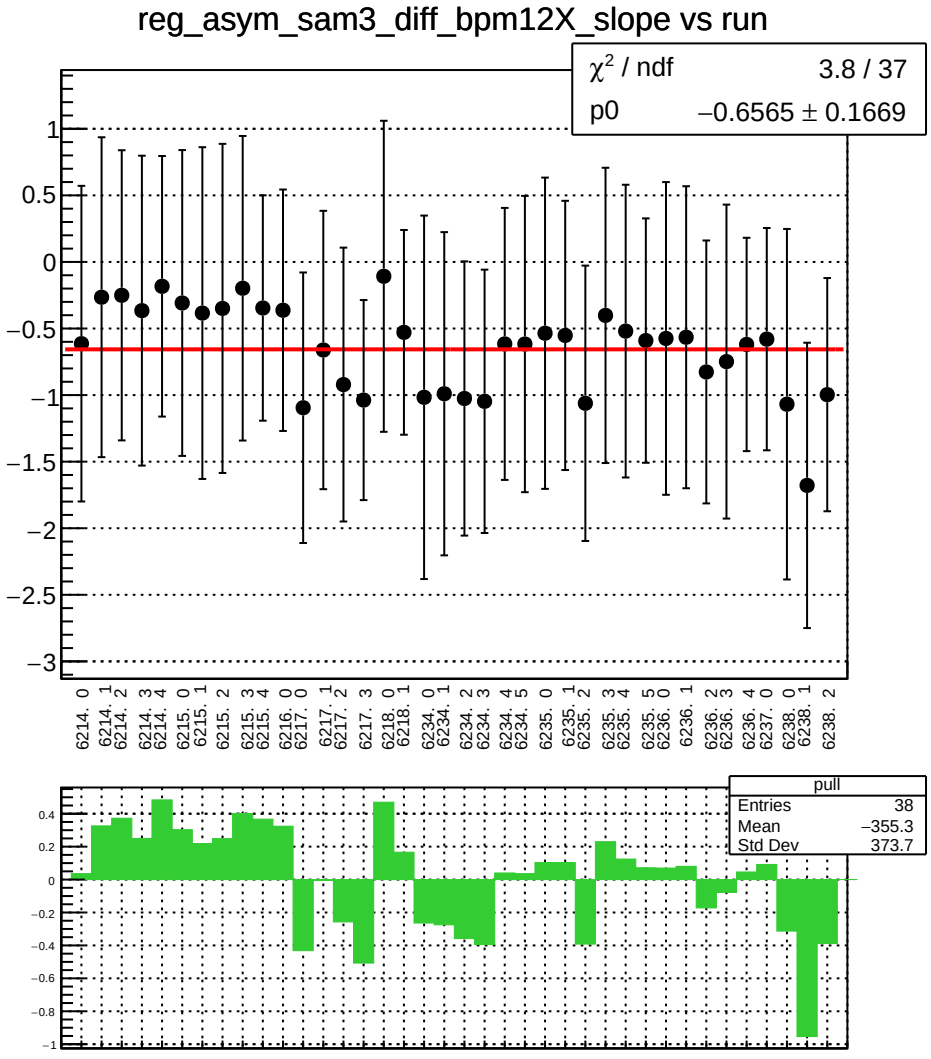
reg_asym_sam3_diff_bpm12X_slope vs run
χ² / ndf 3.8 / 37
p0 −0.6565 ± 0.1669
1
0.5
0
−0.5
−1
−1.5
−2
−2.5
−3
6214. 0
6214. 1
6214. 2
6214. 3
6214. 4
6215. 0
6215. 1
6215. 2
6215. 3
6215. 4
6216. 0
6217. 0
6217. 1
6217. 2
6217. 3
6218. 0
6218. 1
6234. 0
6234. 1
6234. 2
6234. 3
6234. 4
6234. 5
6235. 0
6235. 1
6235. 2
6235. 3
6235. 4
6235. 5
6236. 0
6236. 1
6236. 2
6236. 3
6236. 4
6237. 0
6238. 0
6238. 1
6238. 2
pull
Entries 38
Mean −355.3
Std Dev 373.7
0.4
0.2
0
−0.2
−0.4
−0.6
−0.8
−1

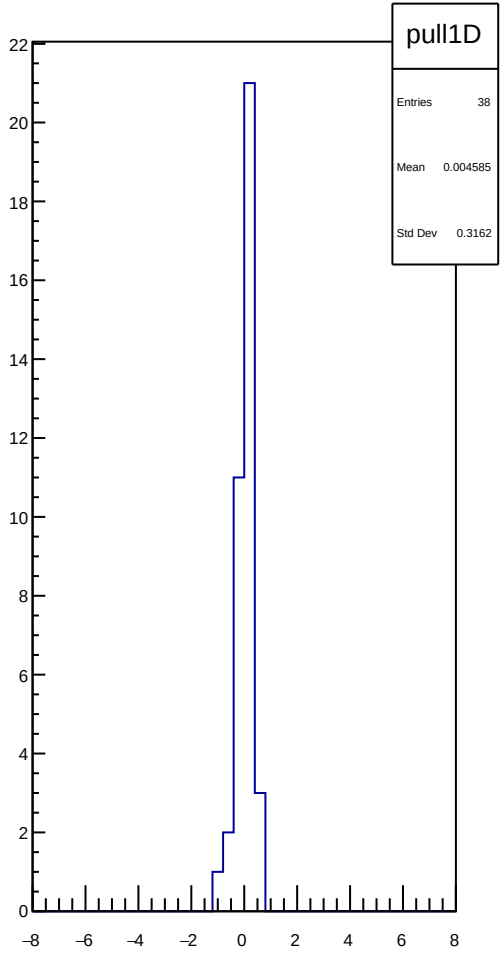
pull1D
Entries 38
Mean 0.004585
Std Dev 0.3162
22
20
18
16
14
12
10
8
6
4
2
0
−8
−6
−4
−2
0
2
4
6
8

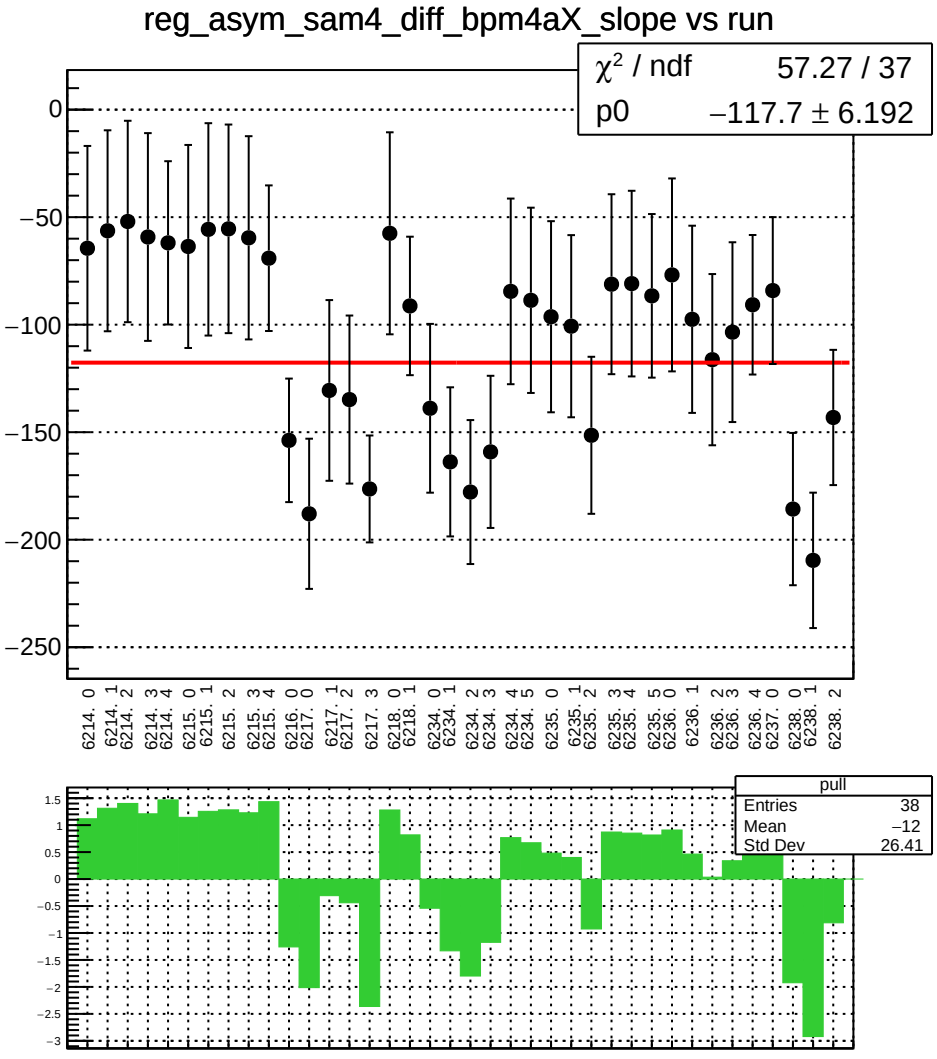
reg_asym_sam4_diff_bpm4aX_slope vs run
χ² / ndf 57.27 / 37
p0 −117.7 ± 6.192
0
−50
−100
−150
−200
−250
6214. 0
6214. 1
6214. 2
6214. 3
6214. 4
6215. 0
6215. 1
6215. 2
6215. 3
6215. 4
6216. 0
6217. 0
6217. 1
6217. 2
6217. 3
6218. 0
6218. 1
6234. 0
6234. 1
6234. 2
6234. 3
6234. 4
6234. 5
6235. 0
6235. 1
6235. 2
6235. 3
6235. 4
6235. 5
6236. 0
6236. 1
6236. 2
6236. 3
6236. 4
6237. 0
6238. 0
6238. 1
6238. 2
pull
Entries 38
Mean −12
Std Dev 26.41
1.5
1
0.5
0
−0.5
−1
−1.5
−2
−2.5
−3

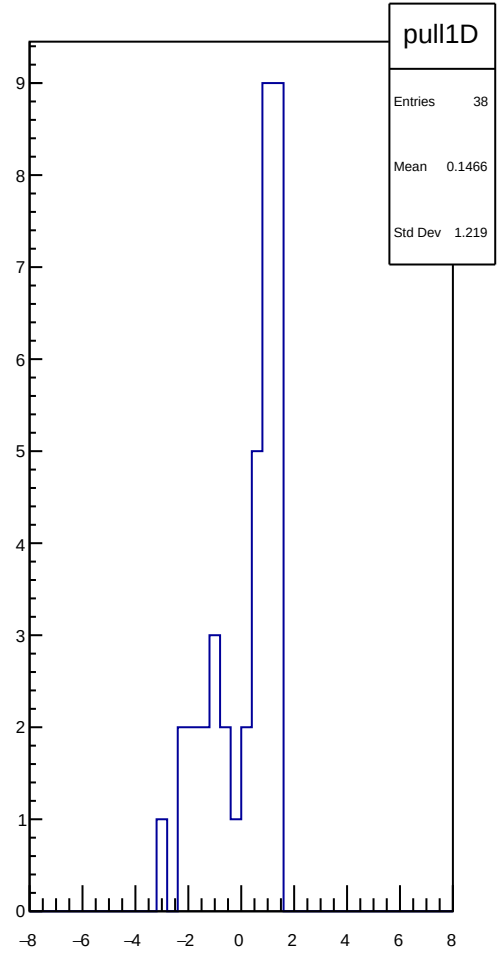
pull1D
Entries 38
Mean 0.1466
Std Dev 1.219
9
8
7
6
5
4
3
2
1
0
−8
−6
−4
−2
0
2
4
6
8

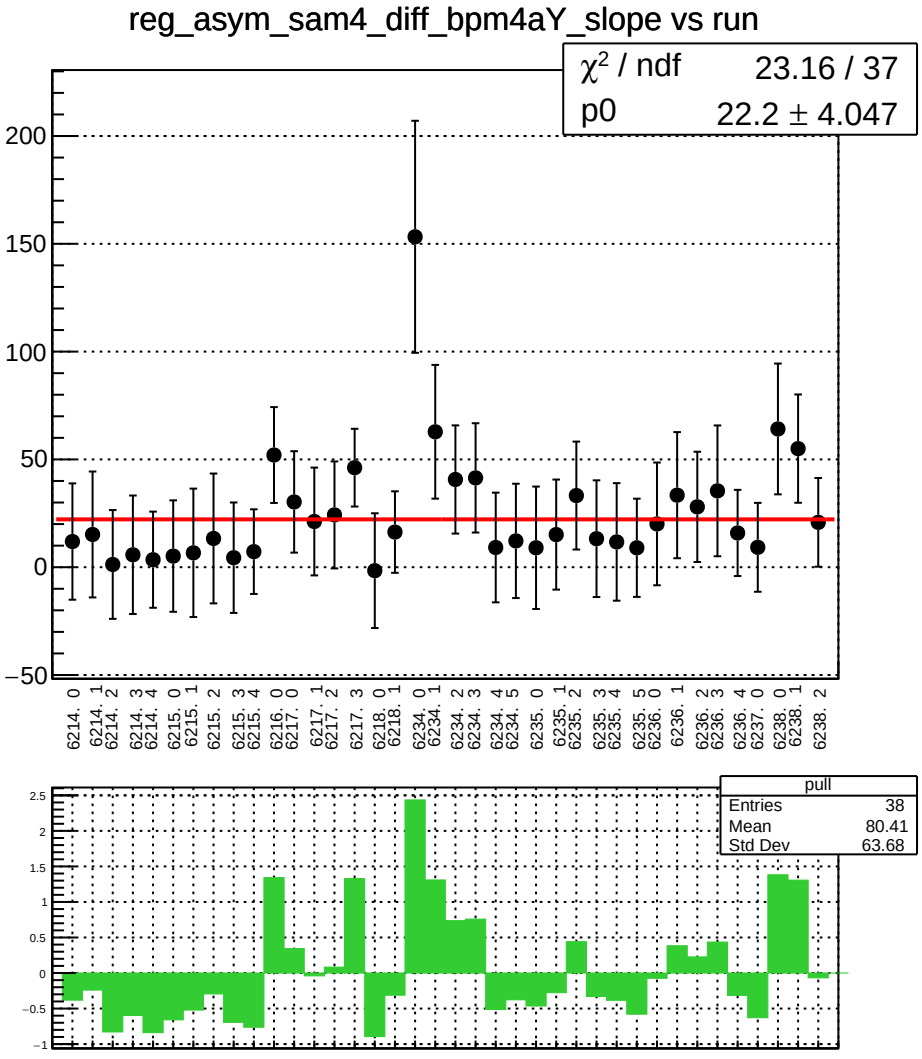
reg_asym_sam4_diff_bpm4aY_slope vs run
χ² / ndf 23.16 / 37
p0 22.2 ± 4.047
200
150
100
50
0
−50
6214. 0
6214. 1
6214. 2
6214. 3
6214. 4
6215. 0
6215. 1
6215. 2
6215. 3
6215. 4
6216. 0
6217. 0
6217. 1
6217. 2
6217. 3
6218. 0
6218. 1
6234. 0
6234. 1
6234. 2
6234. 3
6234. 4
6234. 5
6235. 0
6235. 1
6235. 2
6235. 3
6235. 4
6235. 5
6236. 0
6236. 1
6236. 2
6236. 3
6236. 4
6237. 0
6238. 0
6238. 1
6238. 2
pull
Entries 38
Mean 80.41
Std Dev 63.68
2.5
2
1.5
1
0.5
0
−0.5
−1

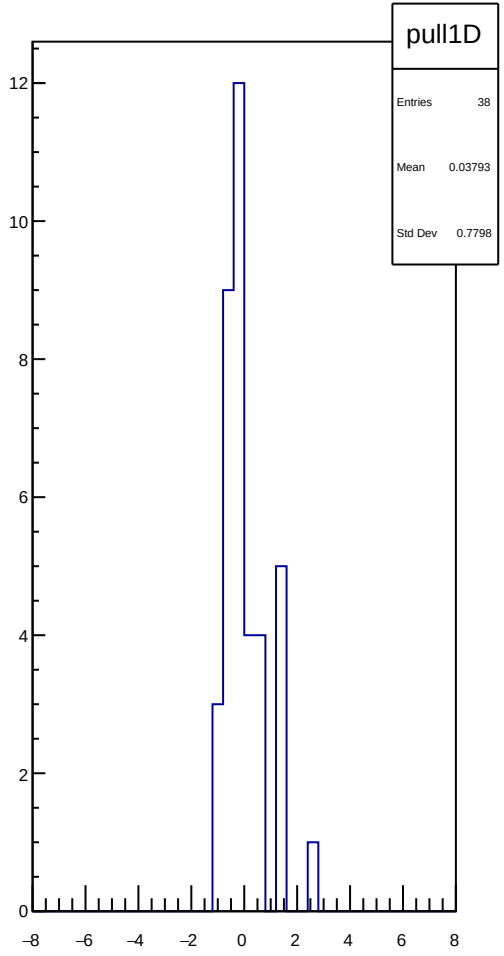
pull1D
Entries 38
Mean 0.03793
Std Dev 0.7798
12
10
8
6
4
2
0
−8
−6
−4
−2
0
2
4
6
8

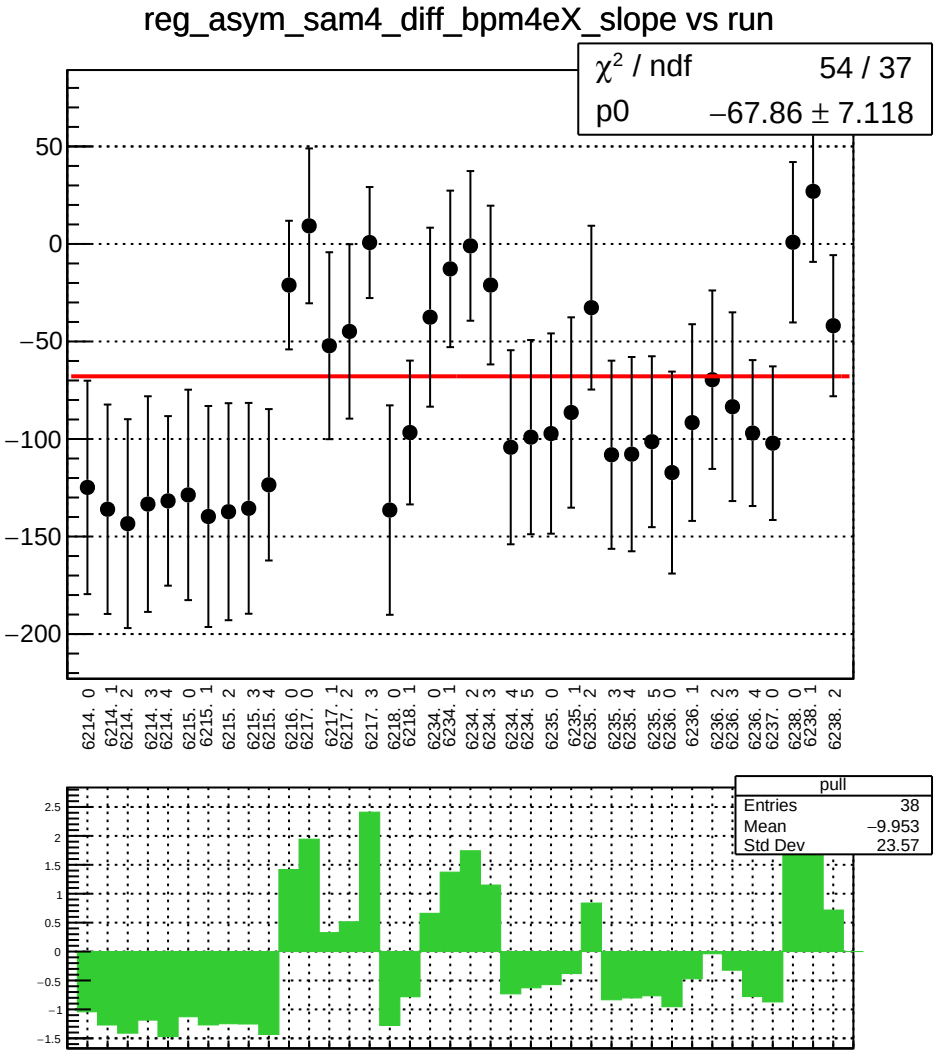
reg_asym_sam4_diff_bpm4eX_slope vs run
χ² / ndf 54 / 37
p0 −67.86 ± 7.118
50
0
−50
−100
−150
−200
6214. 0
6214. 1
6214. 2
6214. 3
6214. 4
6215. 0
6215. 1
6215. 2
6215. 3
6215. 4
6216. 0
6217. 0
6217. 1
6217. 2
6217. 3
6218. 0
6218. 1
6234. 0
6234. 1
6234. 2
6234. 3
6234. 4
6234. 5
6235. 0
6235. 1
6235. 2
6235. 3
6235. 4
6235. 5
6236. 0
6236. 1
6236. 2
6236. 3
6236. 4
6237. 0
6238. 0
6238. 1
6238. 2
pull
Entries 38
Mean −9.953
Std Dev 23.57
2.5
2
1.5
1
0.5
0
−0.5
−1
−1.5

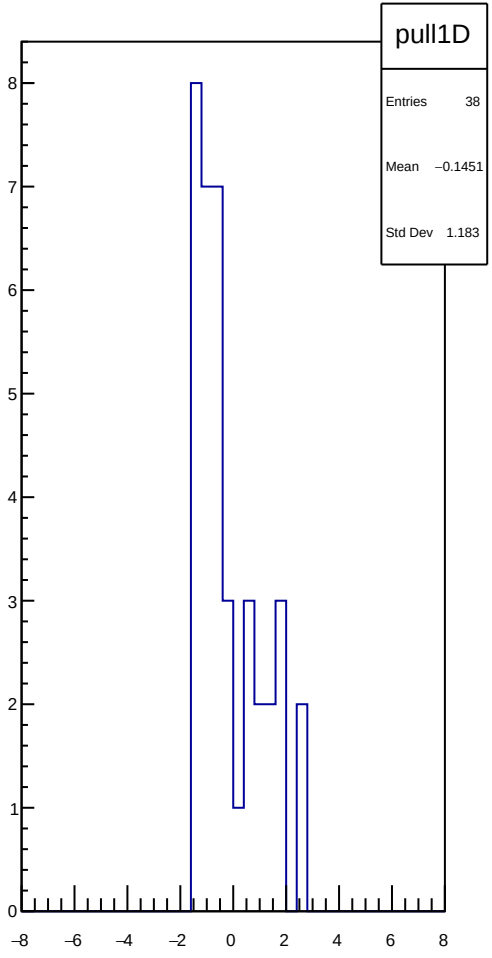
pull1D
Entries 38
Mean −0.1451
Std Dev 1.183
8
7
6
5
4
3
2
1
0
−8
−6
−4
−2
0
2
4
6
8

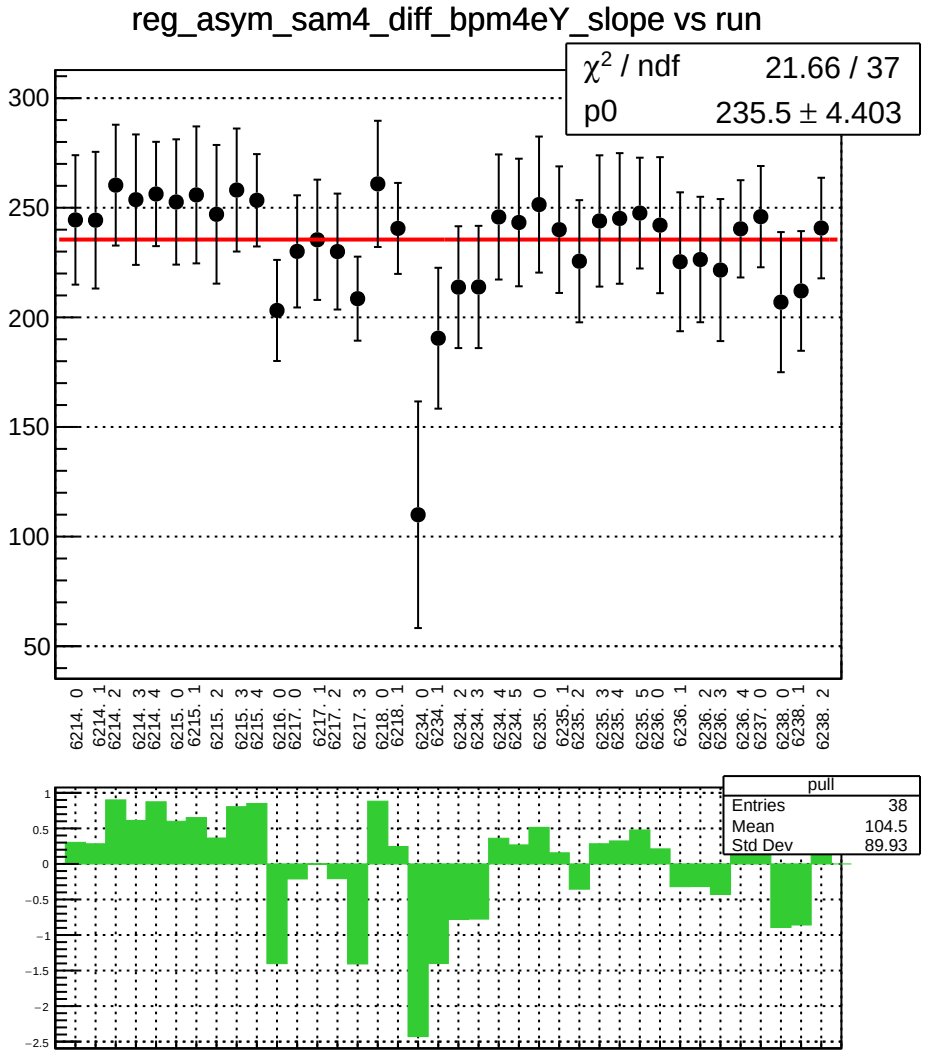
reg_asym_sam4_diff_bpm4eY_slope vs run
χ² / ndf 21.66 / 37
p0 235.5 ± 4.403
300
250
200
150
100
50
6214. 0
6214. 1
6214. 2
6214. 3
6214. 4
6215. 0
6215. 1
6215. 2
6215. 3
6215. 4
6216. 0
6217. 0
6217. 1
6217. 2
6217. 3
6218. 0
6218. 1
6234. 0
6234. 1
6234. 2
6234. 3
6234. 4
6234. 5
6235. 0
6235. 1
6235. 2
6235. 3
6235. 4
6235. 5
6236. 0
6236. 1
6236. 2
6236. 3
6236. 4
6237. 0
6238. 0
6238. 1
6238. 2
pull
Entries 38
Mean 104.5
Std Dev 89.93
1
0.5
0
−0.5
−1
−1.5
−2
−2.5

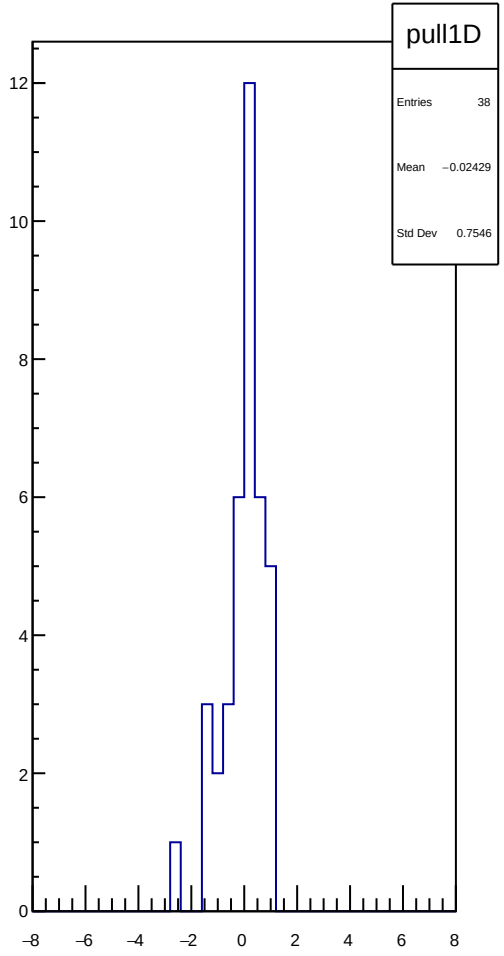
pull1D
Entries 38
Mean −0.02429
Std Dev 0.7546
12
10
8
6
4
2
0
−8
−6
−4
−2
0
2
4
6
8

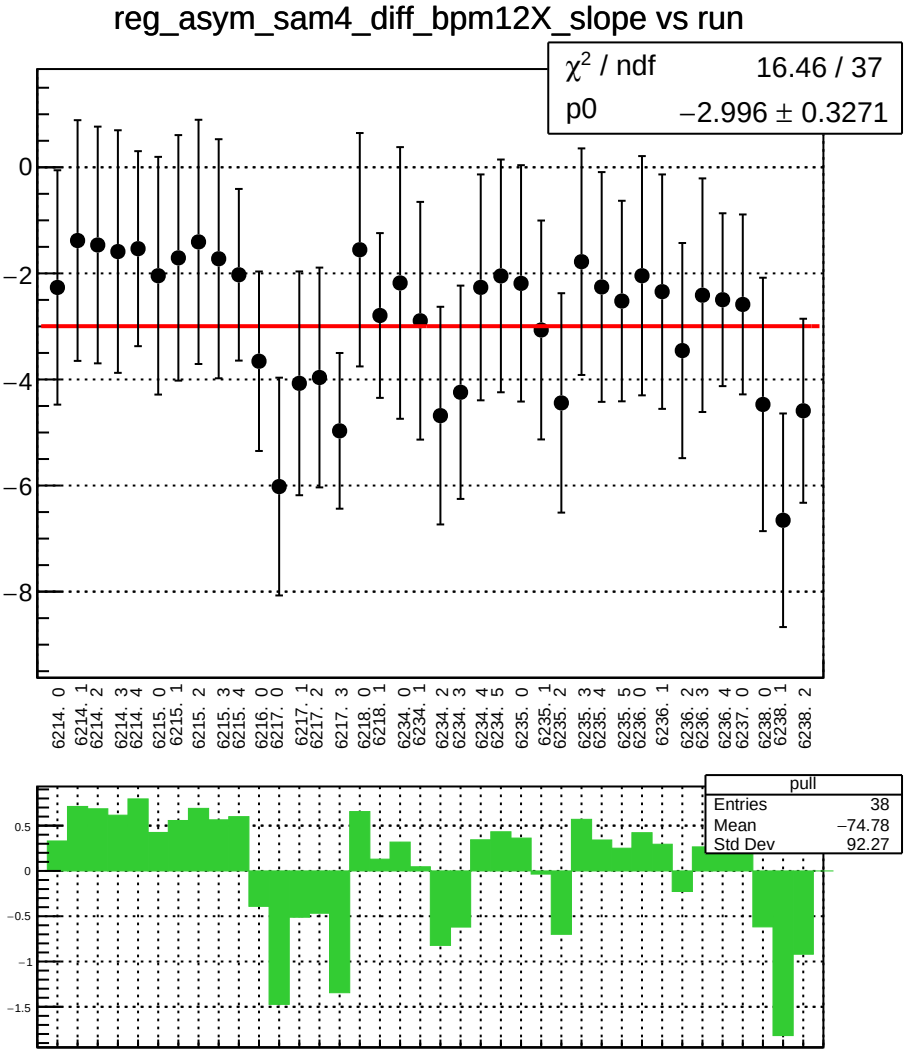
reg_asym_sam4_diff_bpm12X_slope vs run
χ² / ndf 16.46 / 37
p0 −2.996 ± 0.3271
0
−2
−4
−6
−8
6214. 0
6214. 1
6214. 2
6214. 3
6214. 4
6215. 0
6215. 1
6215. 2
6215. 3
6215. 4
6216. 0
6217. 0
6217. 1
6217. 2
6217. 3
6218. 0
6218. 1
6234. 0
6234. 1
6234. 2
6234. 3
6234. 4
6234. 5
6235. 0
6235. 1
6235. 2
6235. 3
6235. 4
6235. 5
6236. 0
6236. 1
6236. 2
6236. 3
6236. 4
6237. 0
6238. 0
6238. 1
6238. 2
pull
Entries 38
Mean −74.78
Std Dev 92.27
0.5
0
−0.5
−1
−1.5

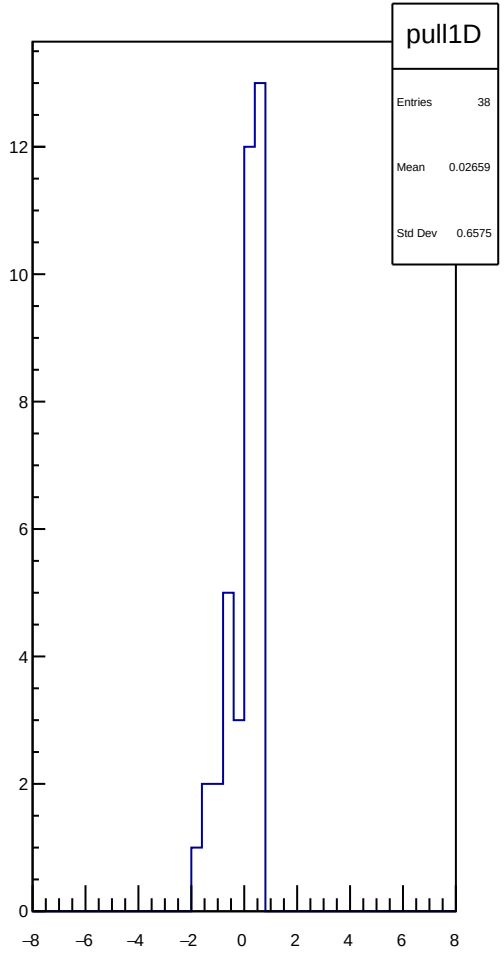
pull1D
Entries 38
Mean 0.02659
Std Dev 0.6575
12
10
8
6
4
2
0
−8
−6
−4
−2
0
2
4
6
8

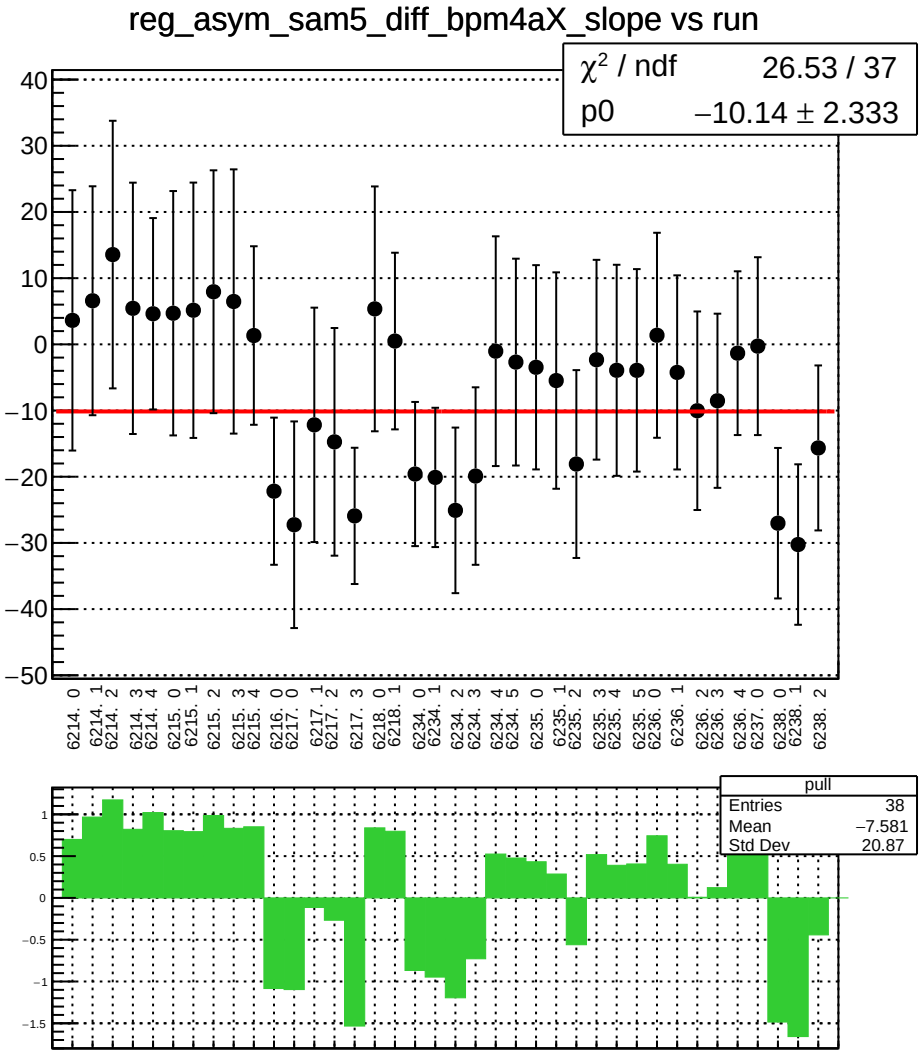
reg_asym_sam5_diff_bpm4aX_slope vs run
χ² / ndf 26.53 / 37
p0 −10.14 ± 2.333
40
30
20
10
0
−10
−20
−30
−40
−50
6214. 0
6214. 1
6214. 2
6214. 3
6214. 4
6215. 0
6215. 1
6215. 2
6215. 3
6215. 4
6216. 0
6217. 0
6217. 1
6217. 2
6217. 3
6218. 0
6218. 1
6234. 0
6234. 1
6234. 2
6234. 3
6234. 4
6234. 5
6235. 0
6235. 1
6235. 2
6235. 3
6235. 4
6235. 5
6236. 0
6236. 1
6236. 2
6236. 3
6236. 4
6237. 0
6238. 0
6238. 1
6238. 2
pull
Entries 38
Mean −7.581
Std Dev 20.87
1
0.5
0
−0.5
−1
−1.5

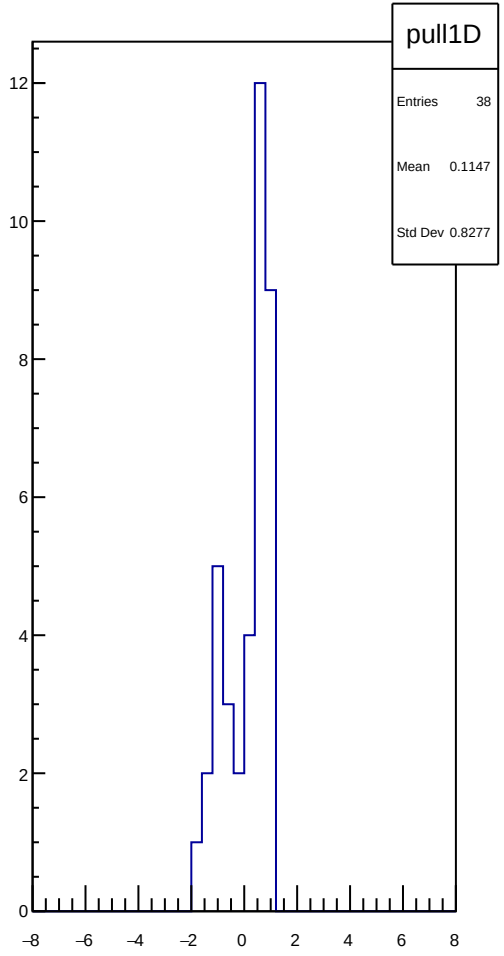
pull1D
Entries 38
Mean 0.1147
Std Dev 0.8277
12
10
8
6
4
2
0
−8
−6
−4
−2
0
2
4
6
8

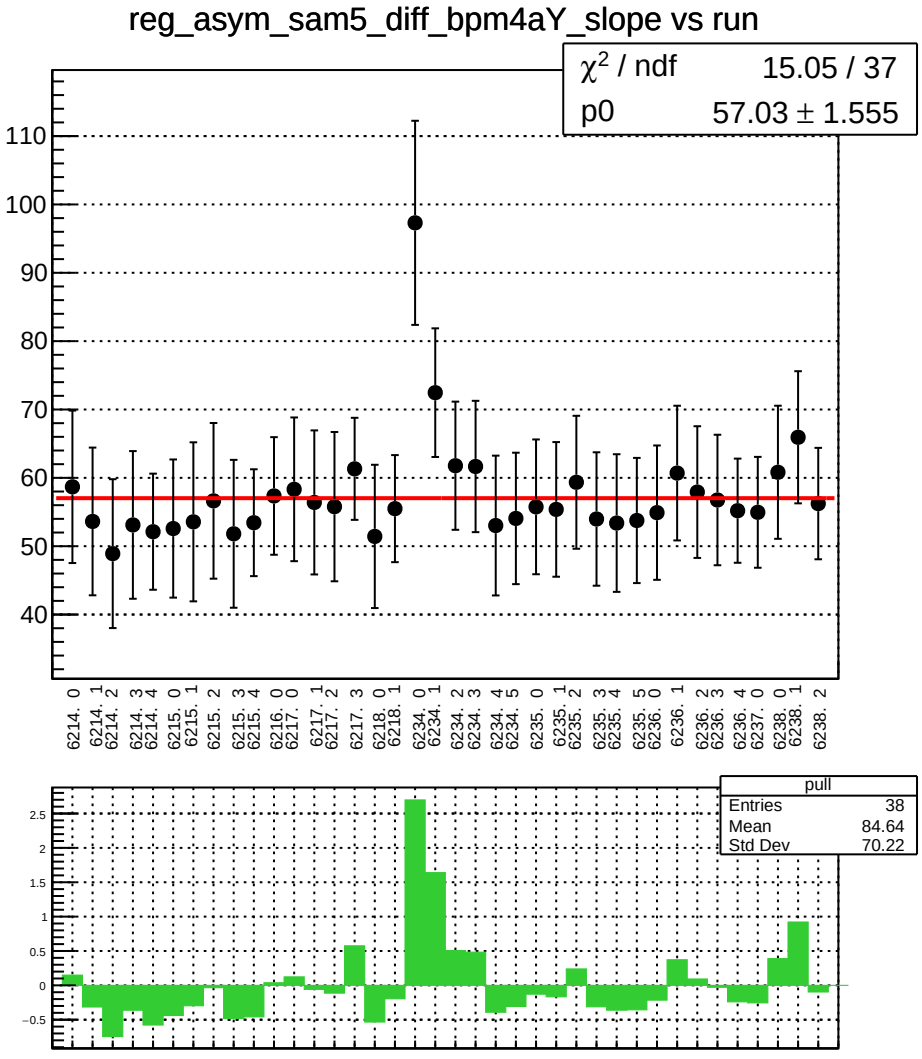
reg_asym_sam5_diff_bpm4aY_slope vs run
χ2 / ndf 15.05 / 37
p0 57.03 ± 1.555
110
100
90
80
70
60
50
40
6214. 0
6214. 1
6214. 2
6214. 3
6214. 4
6215. 0
6215. 1
6215. 2
6215. 3
6215. 4
6216. 0
6217. 0
6217. 1
6217. 2
6217. 3
6218. 0
6218. 1
6234. 0
6234. 1
6234. 2
6234. 3
6234. 4
6234. 5
6235. 0
6235. 1
6235. 2
6235. 3
6235. 4
6235. 5
6236. 0
6236. 1
6236. 2
6236. 3
6236. 4
6237. 0
6238. 0
6238. 1
6238. 2
pull
Entries 38
Mean 84.64
Std Dev 70.22
2.5
2
1.5
1
0.5
0
−0.5

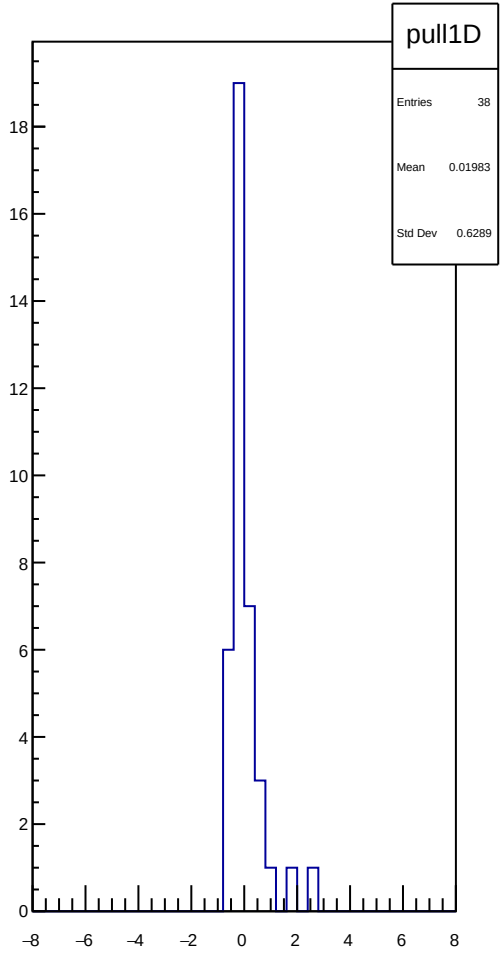
pull1D
Entries 38
Mean 0.01983
Std Dev 0.6289
18
16
14
12
10
8
6
4
2
0
−8
−6
−4
−2
0
2
4
6
8

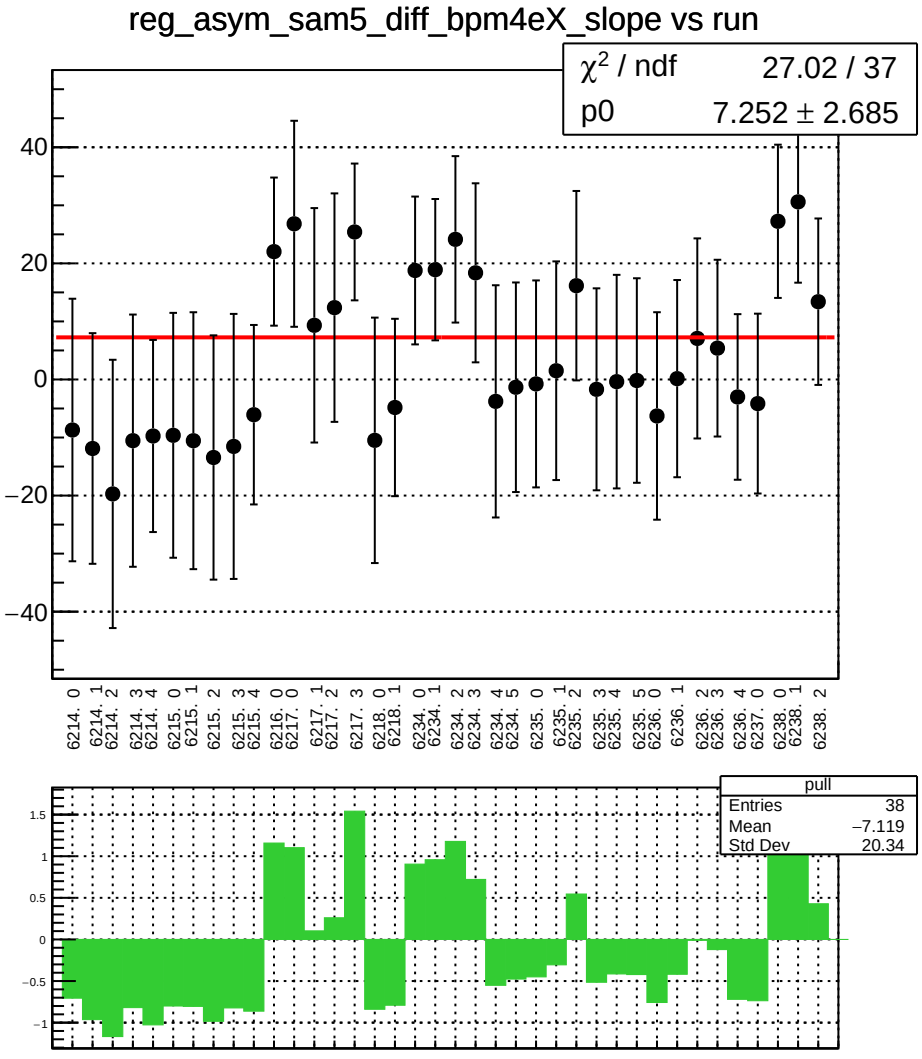
reg_asym_sam5_diff_bpm4eX_slope vs run
χ² / ndf 27.02 / 37
p0 7.252 ± 2.685
40
20
0
−20
−40
6214. 0
6214. 1
6214. 2
6214. 3
6214. 4
6215. 0
6215. 1
6215. 2
6215. 3
6215. 4
6216. 0
6217. 0
6217. 1
6217. 2
6217. 3
6218. 0
6218. 1
6234. 0
6234. 1
6234. 2
6234. 3
6234. 4
6234. 5
6235. 0
6235. 1
6235. 2
6235. 3
6235. 4
6235. 5
6236. 0
6236. 1
6236. 2
6236. 3
6236. 4
6237. 0
6238. 0
6238. 1
6238. 2
pull
Entries 38
Mean −7.119
Std Dev 20.34
1.5
1
0.5
0
−0.5
−1

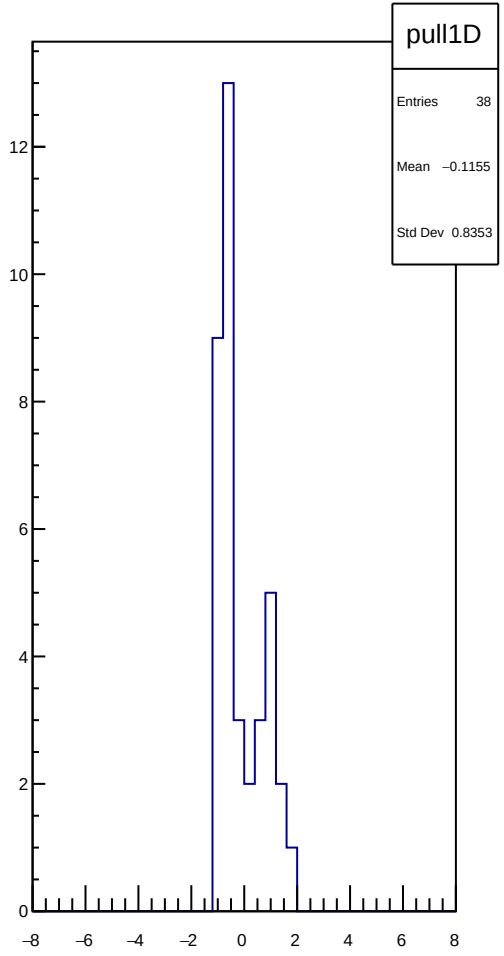
pull1D
Entries 38
Mean −0.1155
Std Dev 0.8353
12
10
8
6
4
2
0
−8
−6
−4
−2
0
2
4
6
8

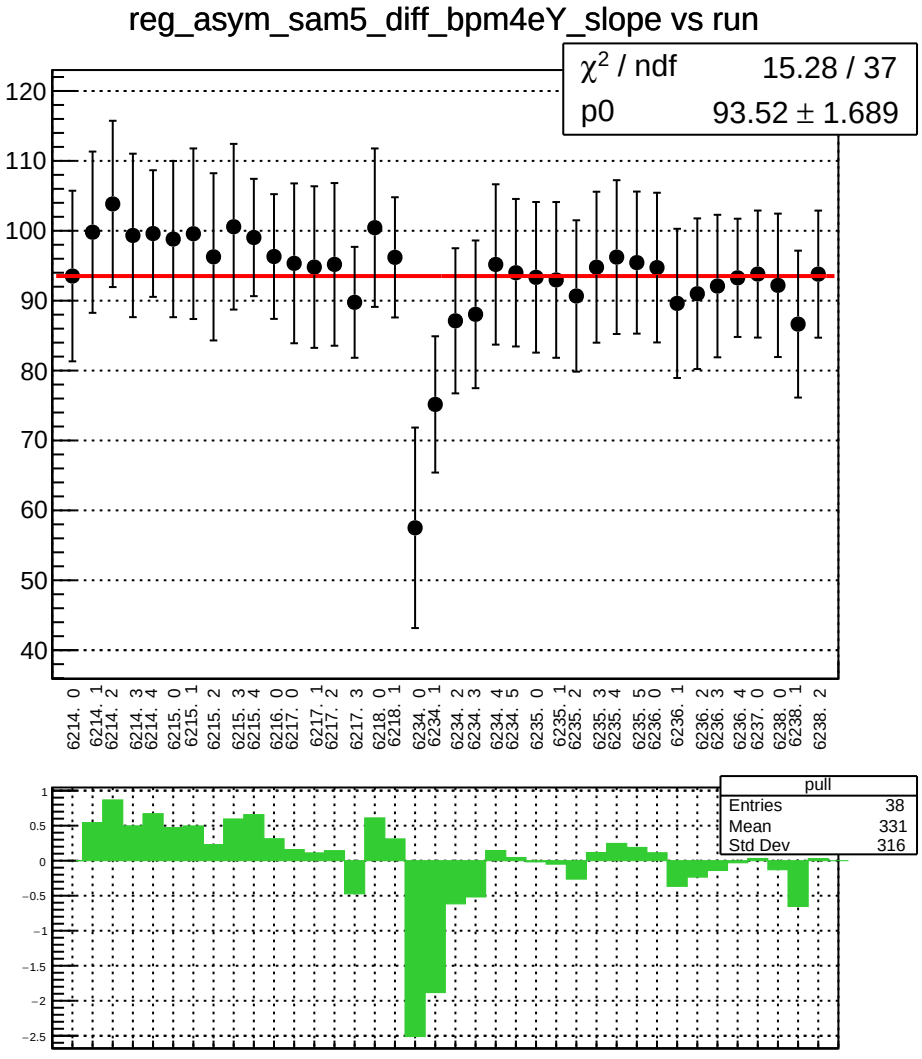
reg_asym_sam5_diff_bpm4eY_slope vs run
χ2 / ndf 15.28 / 37
p0 93.52 ± 1.689
120
110
100
90
80
70
60
50
40
6214. 0
6214. 1
6214. 2
6214. 3
6214. 4
6215. 0
6215. 1
6215. 2
6215. 3
6215. 4
6216. 0
6217. 0
6217. 1
6217. 2
6217. 3
6218. 0
6218. 1
6234. 0
6234. 1
6234. 2
6234. 3
6234. 4
6234. 5
6235. 0
6235. 1
6235. 2
6235. 3
6235. 4
6235. 5
6236. 0
6236. 1
6236. 2
6236. 3
6236. 4
6237. 0
6238. 0
6238. 1
6238. 2
pull
Entries 38
Mean 331
Std Dev 316
1
0.5
0
−0.5
−1
−1.5
−2
−2.5

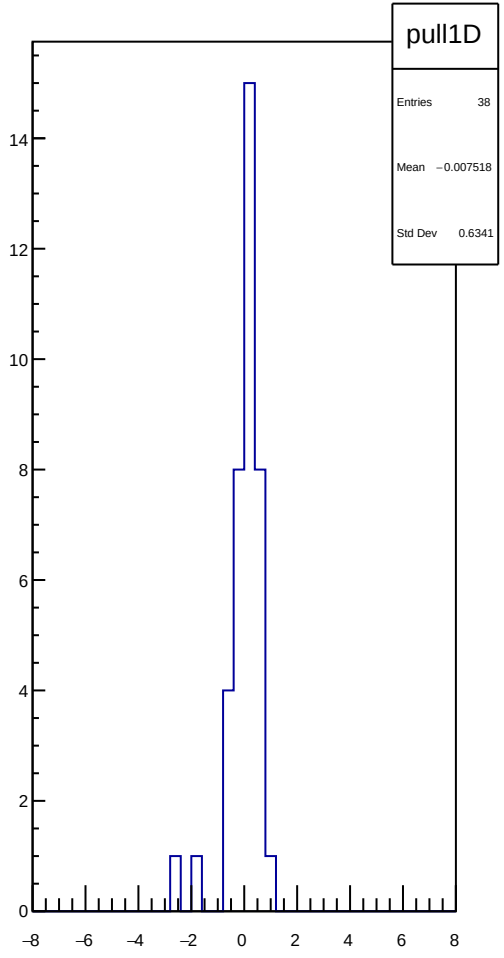
pull1D
Entries 38
Mean −0.007518
Std Dev 0.6341
14
12
10
8
6
4
2
0
−8
−6
−4
−2
0
2
4
6
8

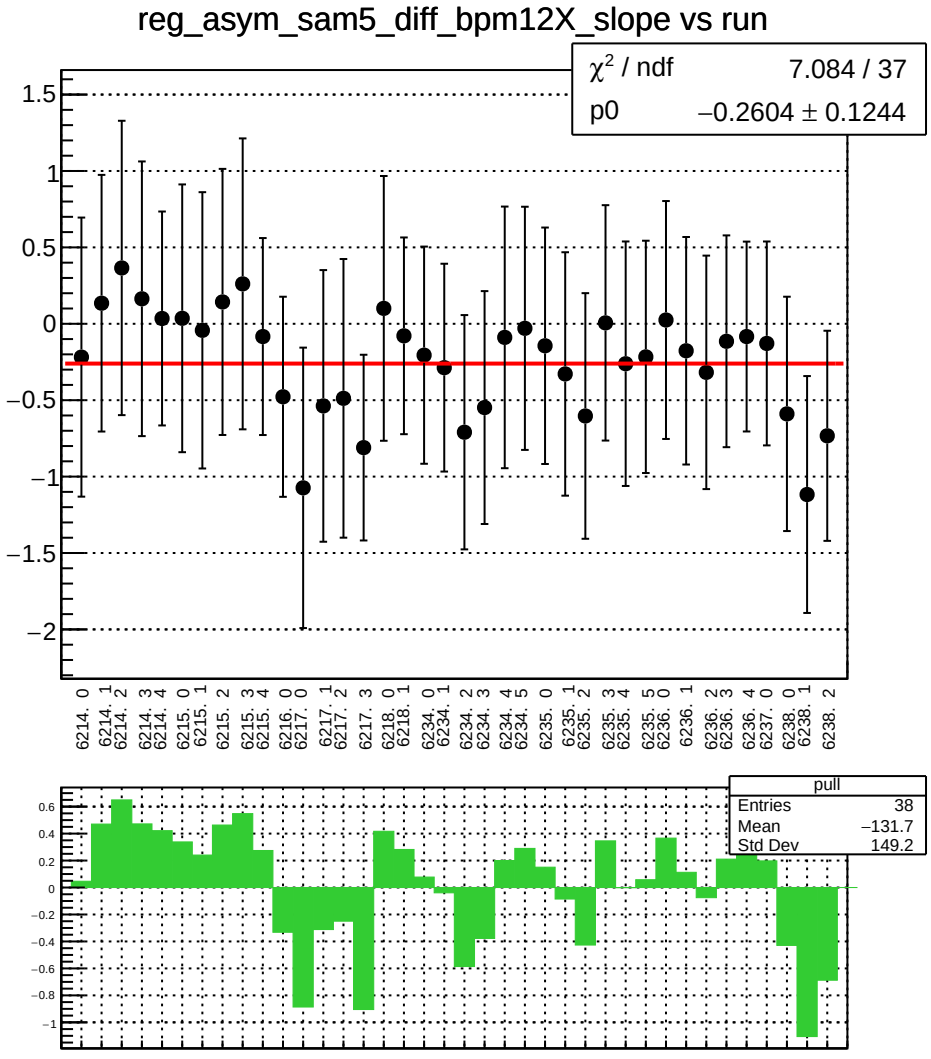
reg_asym_sam5_diff_bpm12X_slope vs run
χ² / ndf 7.084 / 37
p0 −0.2604 ± 0.1244
1.5
1
0.5
0
−0.5
−1
−1.5
−2
6214. 0
6214. 1
6214. 2
6214. 3
6214. 4
6215. 0
6215. 1
6215. 2
6215. 3
6215. 4
6216. 0
6217. 0
6217. 1
6217. 2
6217. 3
6218. 0
6218. 1
6234. 0
6234. 1
6234. 2
6234. 3
6234. 4
6234. 5
6235. 0
6235. 1
6235. 2
6235. 3
6235. 4
6235. 5
6236. 0
6236. 1
6236. 2
6236. 3
6236. 4
6237. 0
6238. 0
6238. 1
6238. 2
pull
Entries 38
Mean −131.7
Std Dev 149.2
0.6
0.4
0.2
0
−0.2
−0.4
−0.6
−0.8
−1

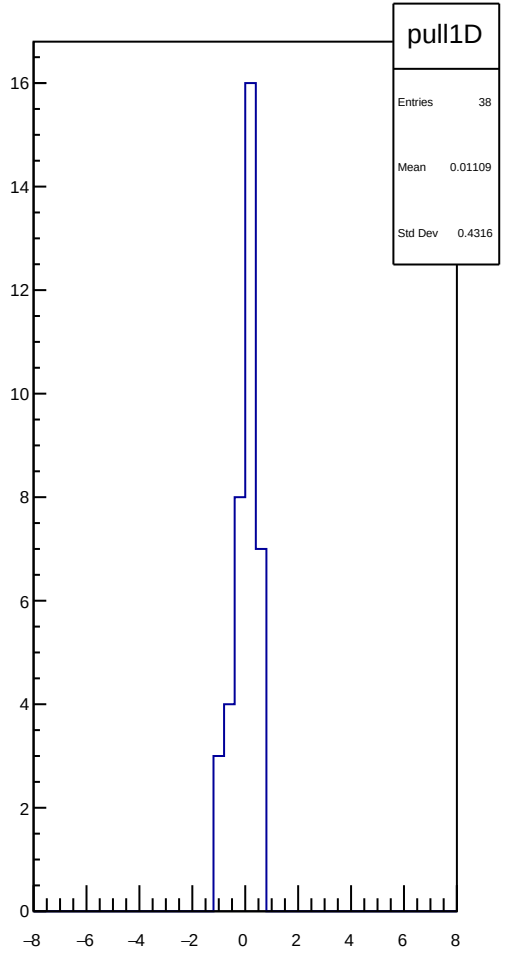
pull1D
Entries 38
Mean 0.01109
Std Dev 0.4316
16
14
12
10
8
6
4
2
0
−8
−6
−4
−2
0
2
4
6
8

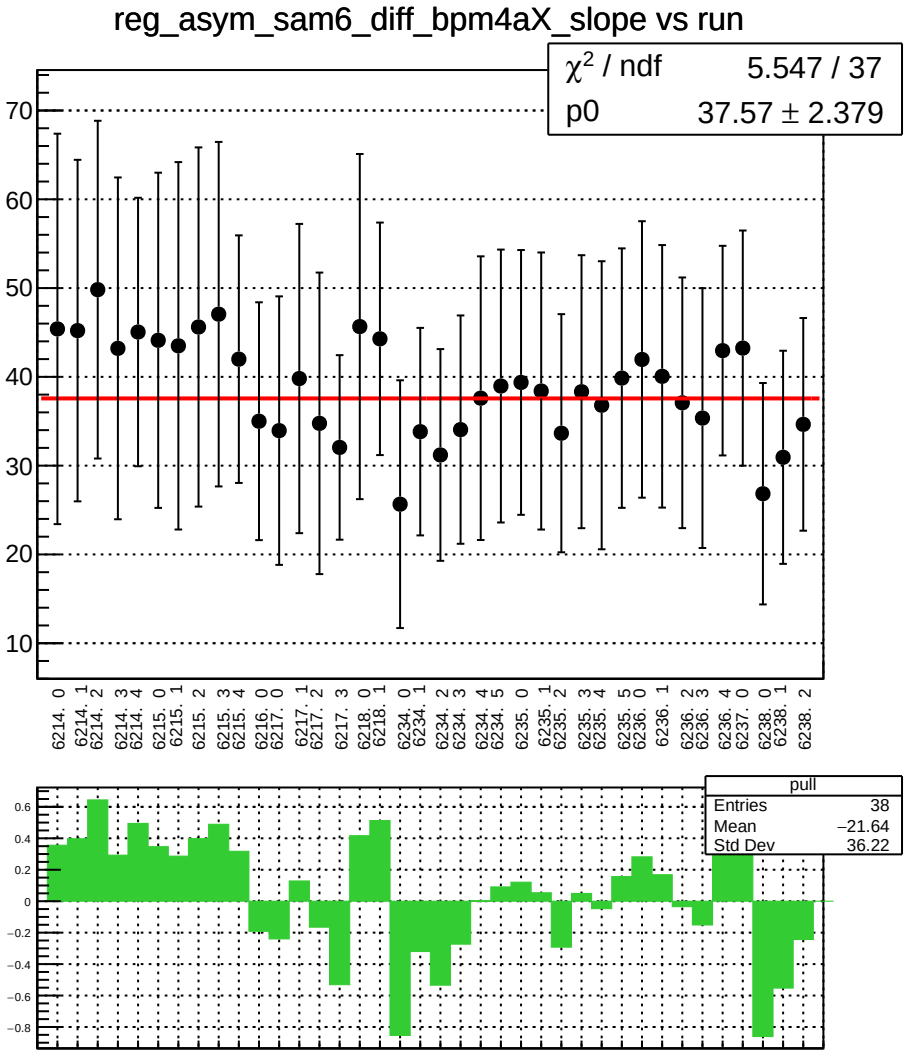
reg_asym_sam6_diff_bpm4aX_slope vs run
χ2 / ndf 5.547 / 37
p0 37.57 ± 2.379
70
60
50
40
30
20
10
6214. 0
6214. 1
6214. 2
6214. 3
6214. 4
6215. 0
6215. 1
6215. 2
6215. 3
6215. 4
6216. 0
6217. 0
6217. 1
6217. 2
6217. 3
6218. 0
6218. 1
6234. 0
6234. 1
6234. 2
6234. 3
6234. 4
6234. 5
6235. 0
6235. 1
6235. 2
6235. 3
6235. 4
6235. 5
6236. 0
6236. 1
6236. 2
6236. 3
6236. 4
6237. 0
6238. 0
6238. 1
6238. 2
pull
Entries 38
Mean −21.64
Std Dev 36.22
0.6
0.4
0.2
0
−0.2
−0.4
−0.6
−0.8

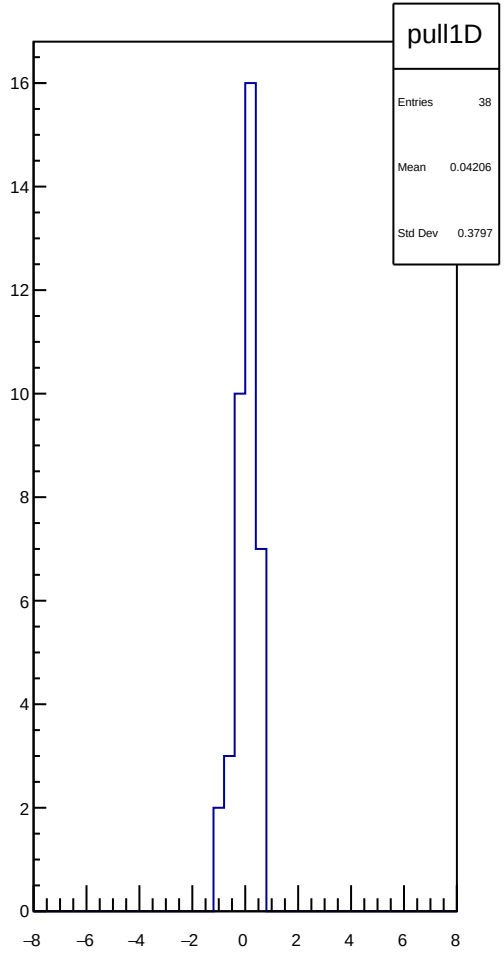
pull1D
Entries 38
Mean 0.04206
Std Dev 0.3797
16
14
12
10
8
6
4
2
0
−8
−6
−4
−2
0
2
4
6
8

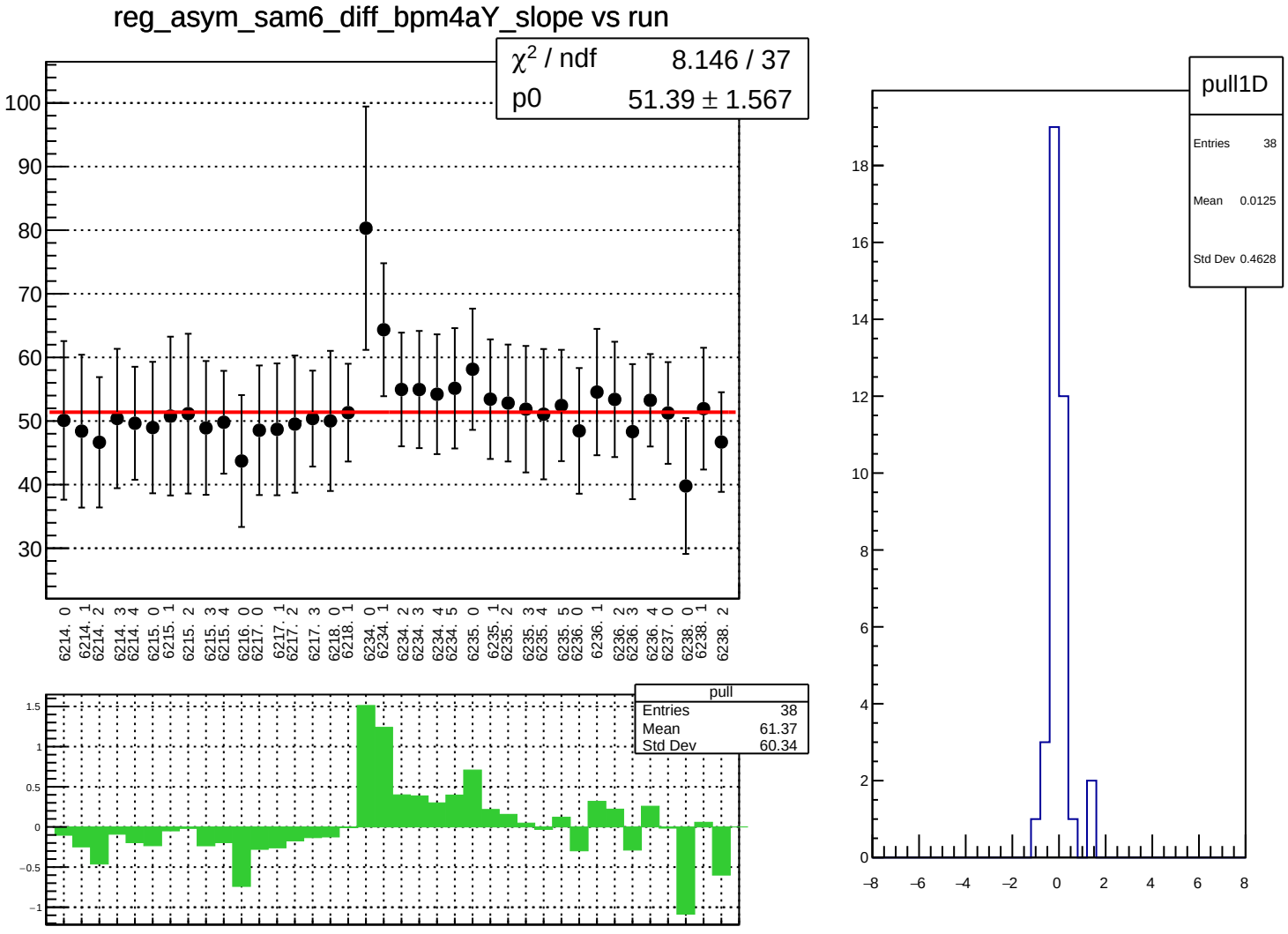
reg_asym_sam6_diff_bpm4aY_slope vs run
χ2 / ndf 8.146 / 37
p0 51.39 ± 1.567
100
90
80
70
60
50
40
30
6214. 0
6214. 1
6214. 2
6214. 3
6214. 4
6215. 0
6215. 1
6215. 2
6215. 3
6215. 4
6216. 0
6217. 0
6217. 1
6217. 2
6217. 3
6218. 0
6218. 1
6234. 0
6234. 1
6234. 2
6234. 3
6234. 4
6234. 5
6235. 0
6235. 1
6235. 2
6235. 3
6235. 4
6235. 5
6236. 0
6236. 1
6236. 2
6236. 3
6236. 4
6237. 0
6238. 0
6238. 1
6238. 2
pull
Entries 38
Mean 61.37
Std Dev 60.34
1.5
1
0.5
0
−0.5
−1
pull1D
Entries 38
Mean 0.0125
Std Dev 0.4628
18
16
14
12
10
8
6
4
2
0
−8
−6
−4
−2
0
2
4
6
8

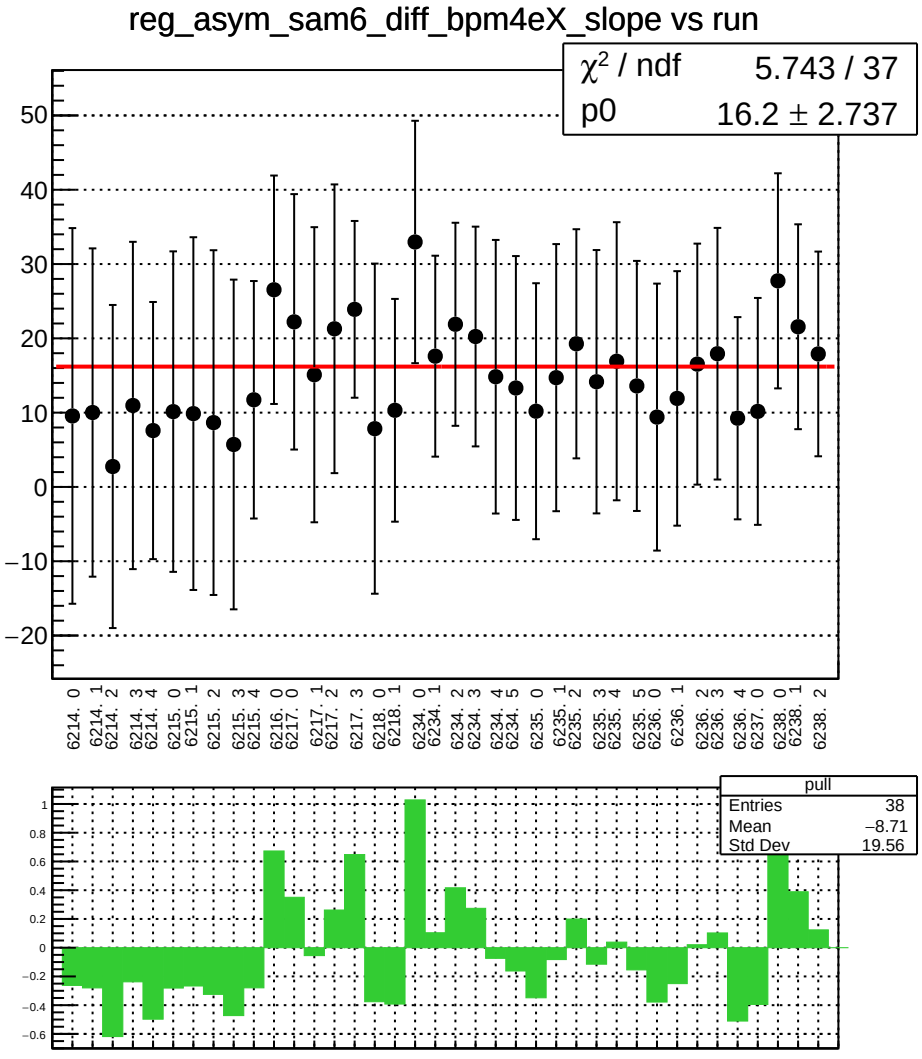
reg_asym_sam6_diff_bpm4eX_slope vs run
χ² / ndf 5.743 / 37
p0 16.2 ± 2.737
50
40
30
20
10
0
−10
−20
6214. 0
6214. 1
6214. 2
6214. 3
6214. 4
6215. 0
6215. 1
6215. 2
6215. 3
6215. 4
6216. 0
6217. 0
6217. 1
6217. 2
6217. 3
6218. 0
6218. 1
6234. 0
6234. 1
6234. 2
6234. 3
6234. 4
6234. 5
6235. 0
6235. 1
6235. 2
6235. 3
6235. 4
6235. 5
6236. 0
6236. 1
6236. 2
6236. 3
6236. 4
6237. 0
6238. 0
6238. 1
6238. 2
pull
Entries 38
Mean −8.71
Std Dev 19.56
1
0.8
0.6
0.4
0.2
0
−0.2
−0.4
−0.6

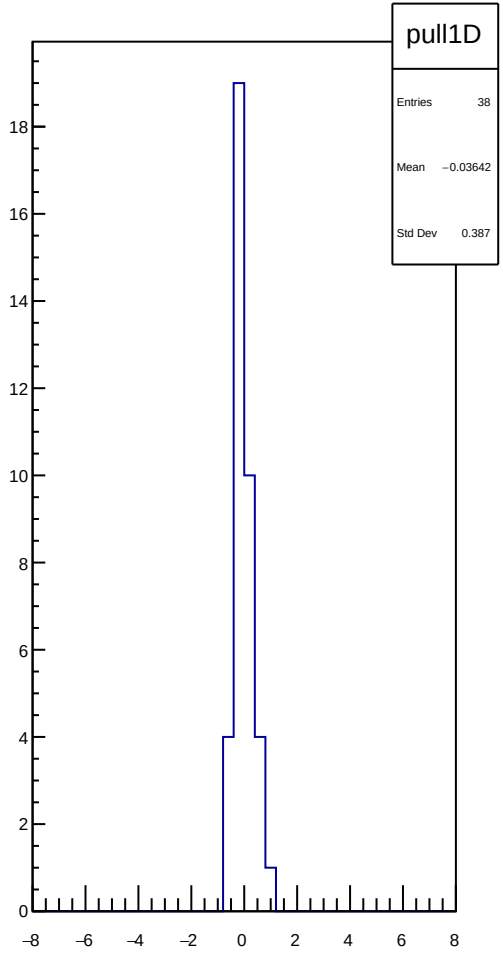
pull1D
Entries 38
Mean −0.03642
Std Dev 0.387
18
16
14
12
10
8
6
4
2
0
−8
−6
−4
−2
0
2
4
6
8

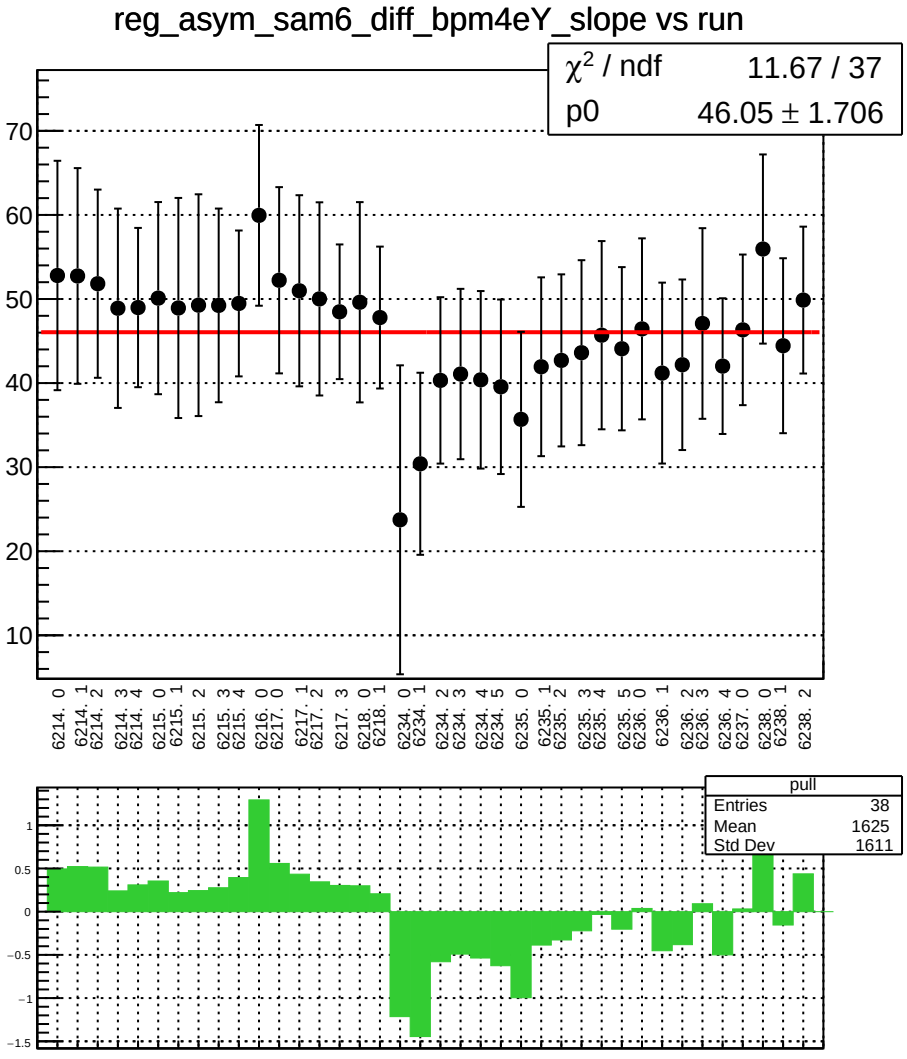
reg_asym_sam6_diff_bpm4eY_slope vs run
χ2 / ndf 11.67 / 37
p0 46.05 ± 1.706
70
60
50
40
30
20
10
6214. 0
6214. 1
6214. 2
6214. 3
6214. 4
6215. 0
6215. 1
6215. 2
6215. 3
6215. 4
6216. 0
6217. 0
6217. 1
6217. 2
6217. 3
6218. 0
6218. 1
6234. 0
6234. 1
6234. 2
6234. 3
6234. 4
6234. 5
6235. 0
6235. 1
6235. 2
6235. 3
6235. 4
6235. 5
6236. 0
6236. 1
6236. 2
6236. 3
6236. 4
6237. 0
6238. 0
6238. 1
6238. 2
pull
Entries 38
Mean 1625
Std Dev 1611
1
0.5
0
−0.5
−1
−1.5

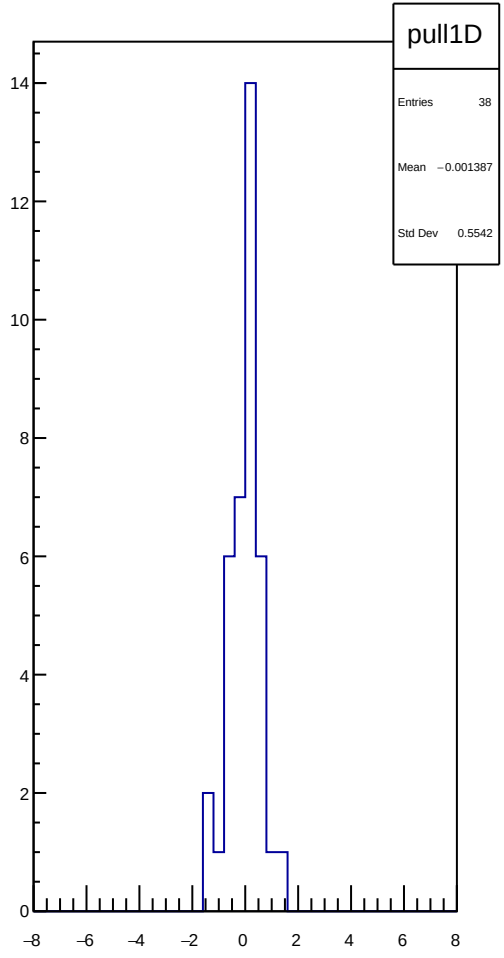
pull1D
Entries 38
Mean −0.001387
Std Dev 0.5542
14
12
10
8
6
4
2
0
−8
−6
−4
−2
0
2
4
6
8

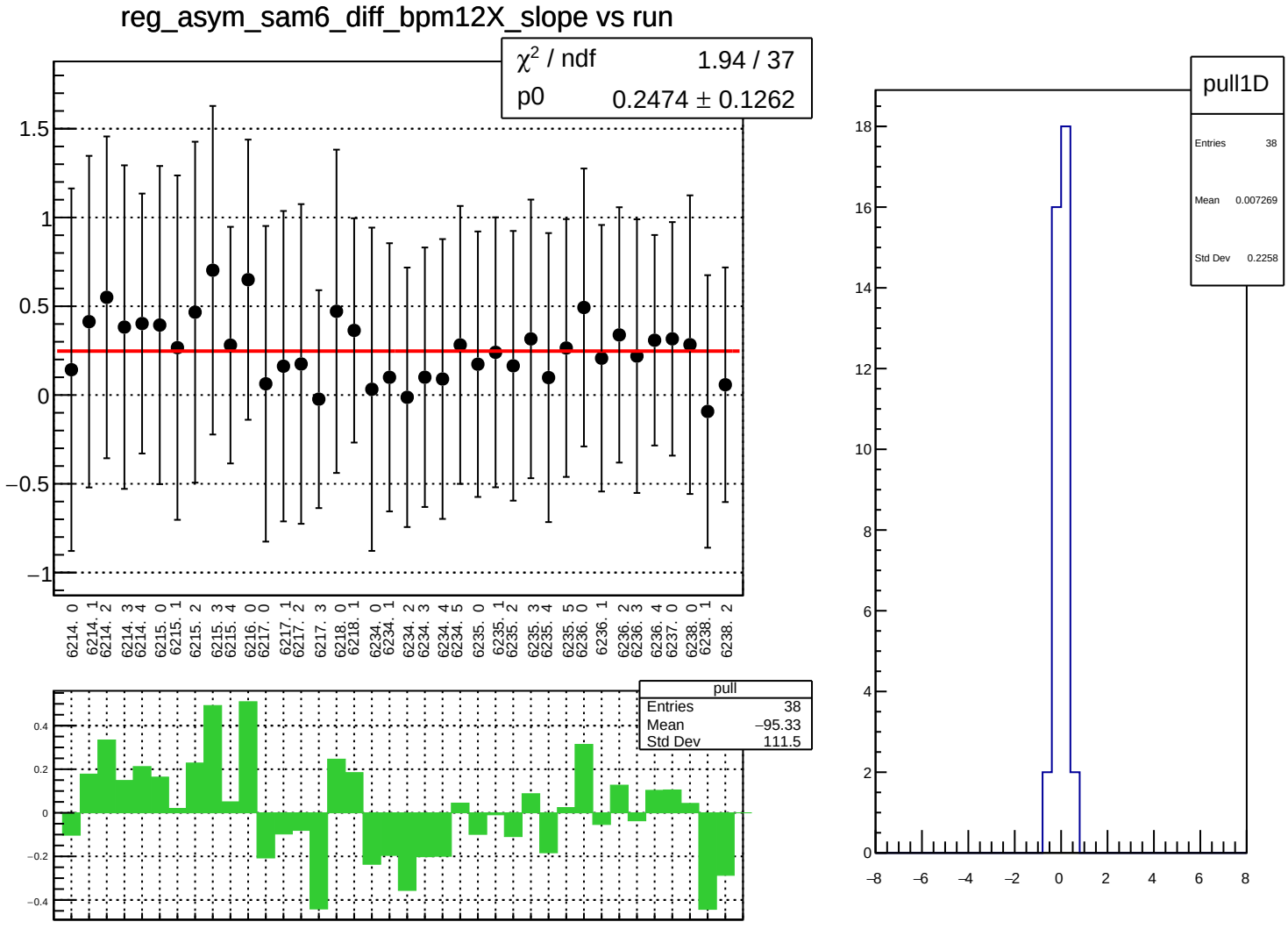
reg_asym_sam6_diff_bpm12X_slope vs run
χ2 / ndf 1.94 / 37
p0 0.2474 ± 0.1262
1.5
1
0.5
0
−0.5
−1
6214. 0
6214. 1
6214. 2
6214. 3
6214. 4
6215. 0
6215. 1
6215. 2
6215. 3
6215. 4
6216. 0
6217. 0
6217. 1
6217. 2
6217. 3
6218. 0
6218. 1
6234. 0
6234. 1
6234. 2
6234. 3
6234. 4
6234. 5
6235. 0
6235. 1
6235. 2
6235. 3
6235. 4
6235. 5
6236. 0
6236. 1
6236. 2
6236. 3
6236. 4
6237. 0
6238. 0
6238. 1
6238. 2
pull
Entries 38
Mean −95.33
Std Dev 111.5
0.4
0.2
0
−0.2
−0.4
pull1D
Entries 38
Mean 0.007269
Std Dev 0.2258
18
16
14
12
10
8
6
4
2
0
−8
−6
−4
−2
0
2
4
6
8

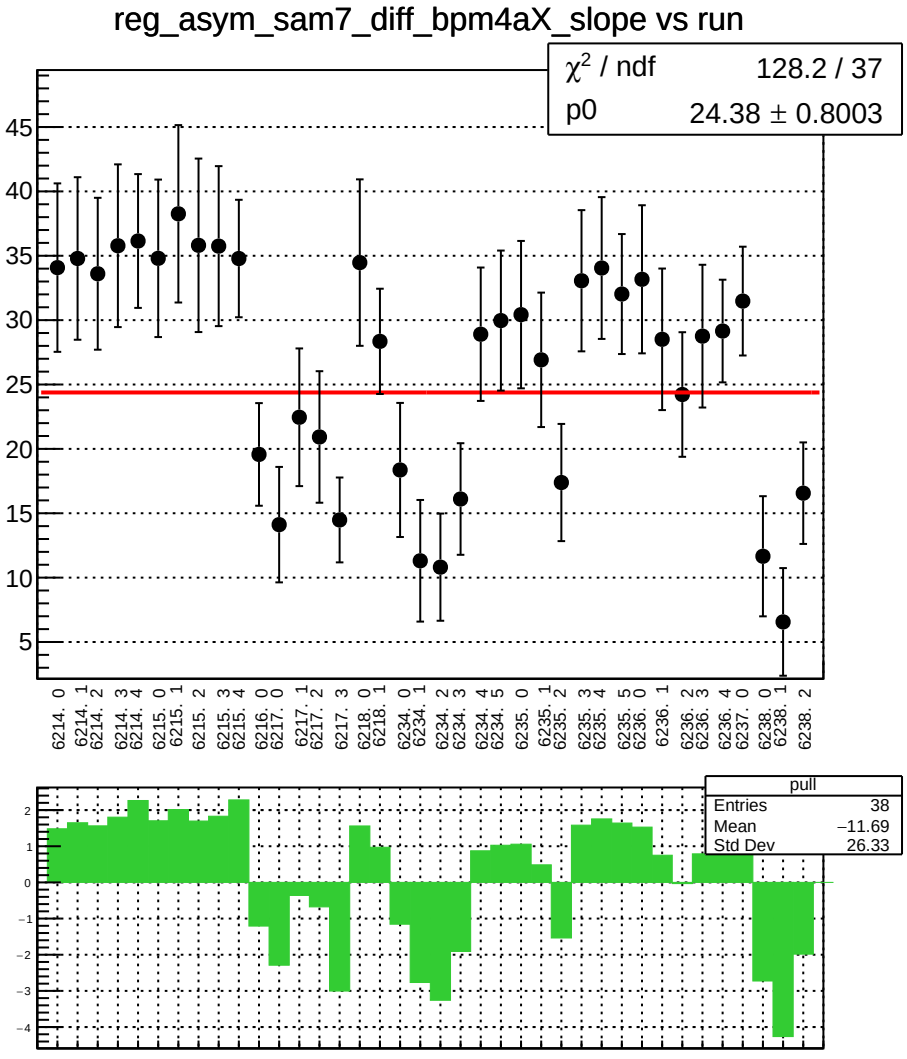
reg_asym_sam7_diff_bpm4aX_slope vs run
χ² / ndf 128.2 / 37
p0 24.38 ± 0.8003
45
40
35
30
25
20
15
10
5
6214. 0
6214. 1
6214. 2
6214. 3
6214. 4
6215. 0
6215. 1
6215. 2
6215. 3
6215. 4
6216. 0
6217. 0
6217. 1
6217. 2
6217. 3
6218. 0
6218. 1
6234. 0
6234. 1
6234. 2
6234. 3
6234. 4
6234. 5
6235. 0
6235. 1
6235. 2
6235. 3
6235. 4
6235. 5
6236. 0
6236. 1
6236. 2
6236. 3
6236. 4
6237. 0
6238. 0
6238. 1
6238. 2
pull
Entries 38
Mean −11.69
Std Dev 26.33
2
1
0
−1
−2
−3
−4

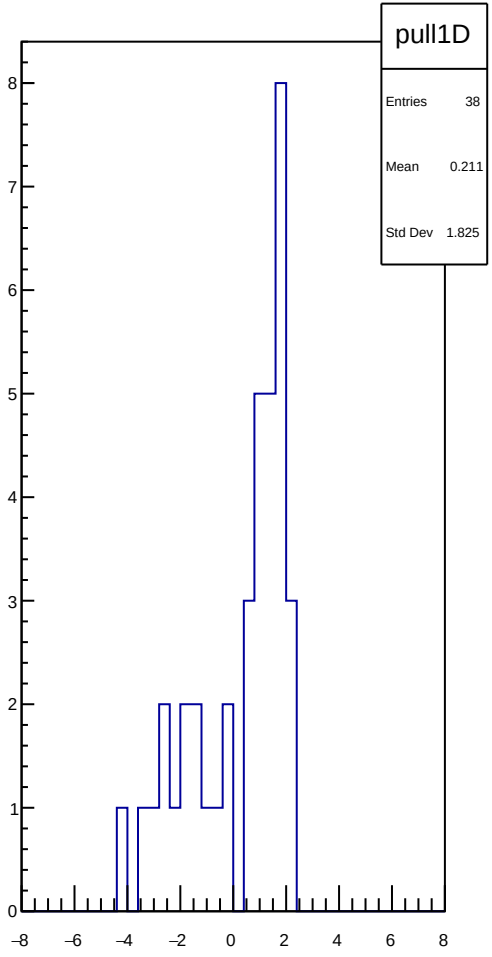
pull1D
Entries 38
Mean 0.211
Std Dev 1.825
8
7
6
5
4
3
2
1
0
−8
−6
−4
−2
0
2
4
6
8

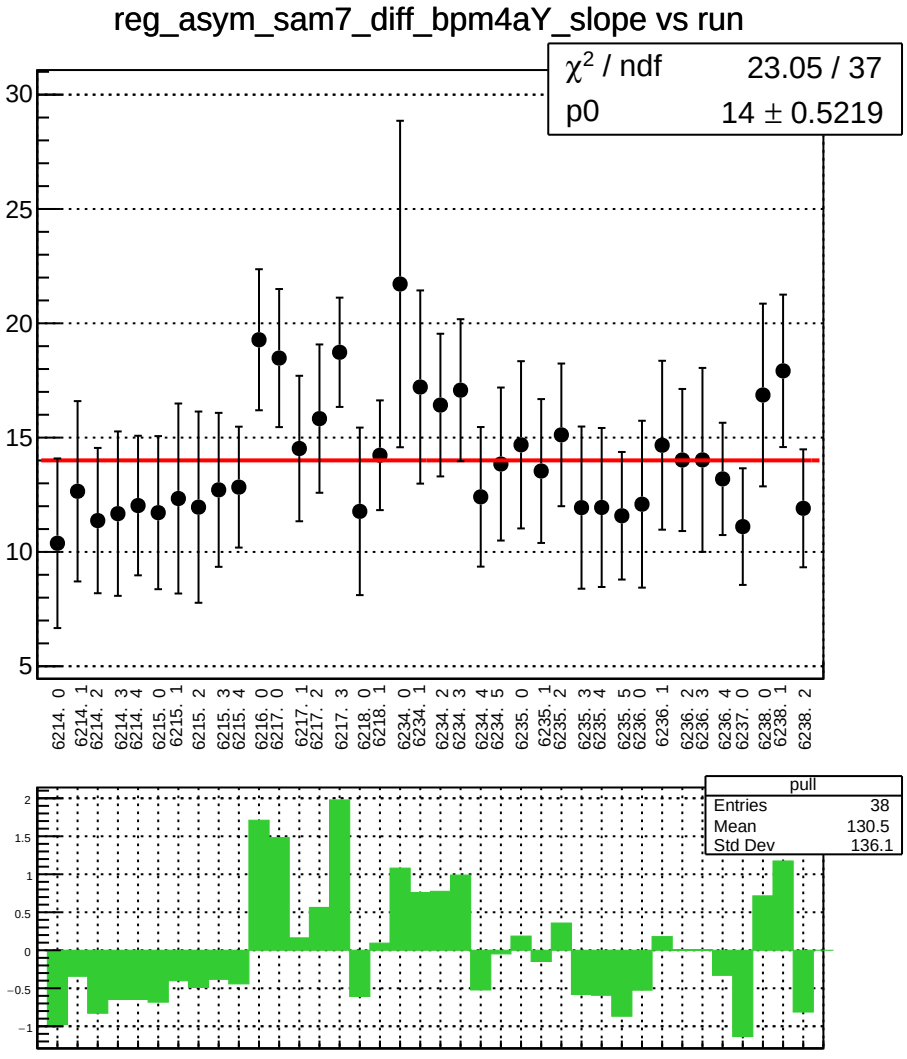
reg_asym_sam7_diff_bpm4aY_slope vs run
χ2 / ndf 23.05 / 37
p0 14 ± 0.5219
30
25
20
15
10
5
6214. 0
6214. 1
6214. 2
6214. 3
6214. 4
6215. 0
6215. 1
6215. 2
6215. 3
6215. 4
6216. 0
6217. 0
6217. 1
6217. 2
6217. 3
6218. 0
6218. 1
6234. 0
6234. 1
6234. 2
6234. 3
6234. 4
6234. 5
6235. 0
6235. 1
6235. 2
6235. 3
6235. 4
6235. 5
6236. 0
6236. 1
6236. 2
6236. 3
6236. 4
6237. 0
6238. 0
6238. 1
6238. 2
pull
Entries 38
Mean 130.5
Std Dev 136.1
2
1.5
1
0.5
0
−0.5
−1

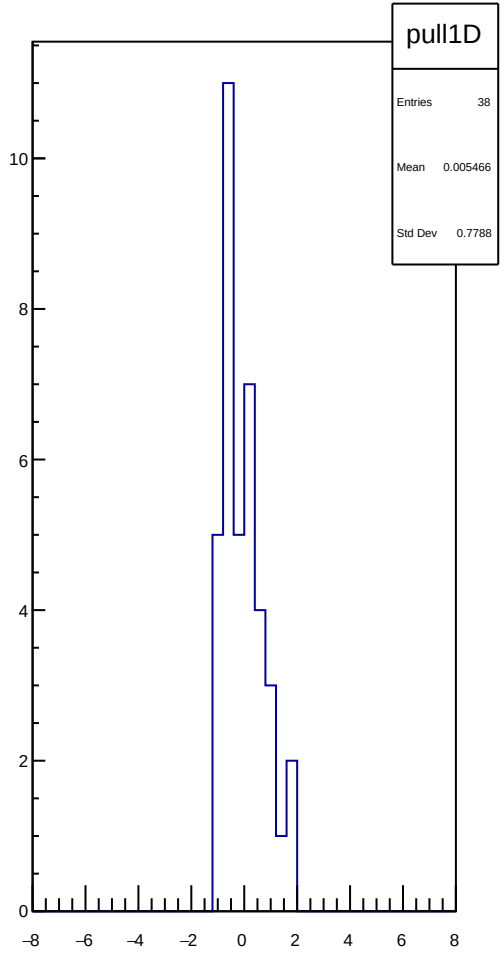
pull1D
Entries 38
Mean 0.005466
Std Dev 0.7788
10
8
6
4
2
0
−8
−6
−4
−2
0
2
4
6
8

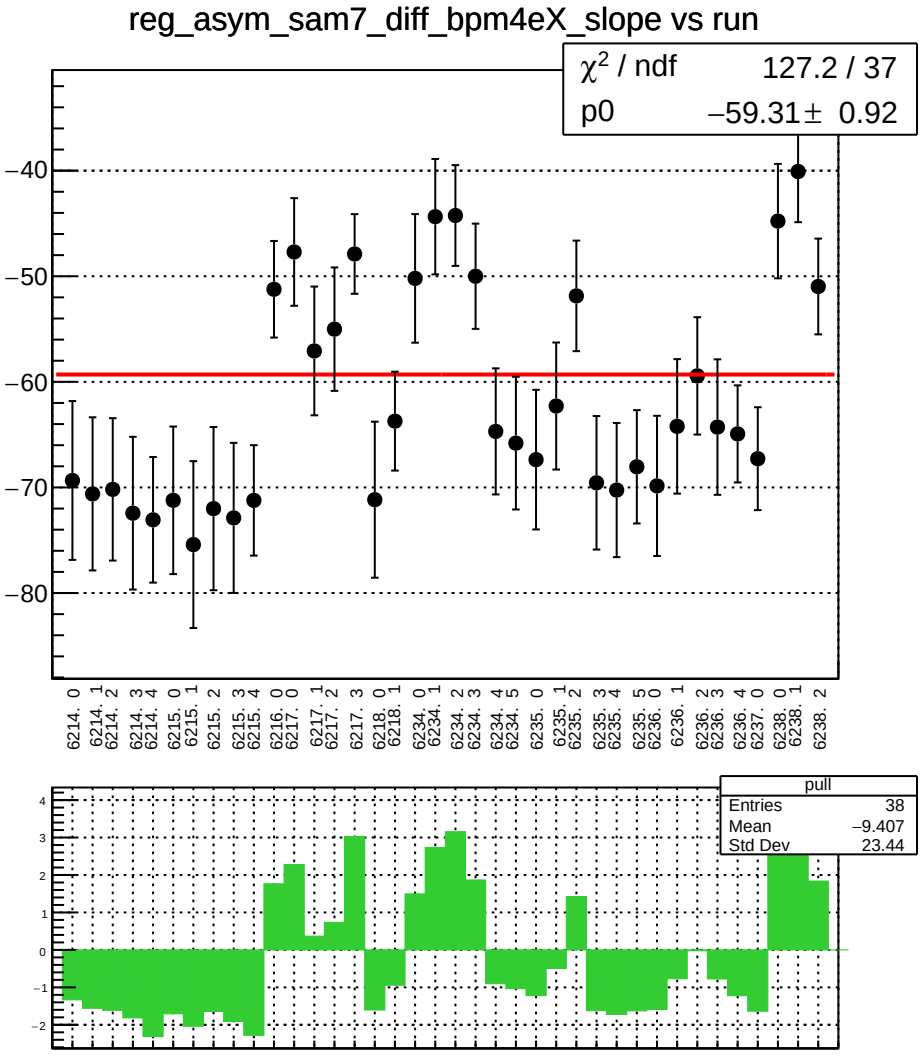
reg_asym_sam7_diff_bpm4eX_slope vs run
χ² / ndf 127.2 / 37
p0 −59.31 ± 0.92
−40
−50
−60
−70
−80
6214. 0
6214. 1
6214. 2
6214. 3
6214. 4
6215. 0
6215. 1
6215. 2
6215. 3
6215. 4
6216. 0
6217. 0
6217. 1
6217. 2
6217. 3
6218. 0
6218. 1
6234. 0
6234. 1
6234. 2
6234. 3
6234. 4
6234. 5
6235. 0
6235. 1
6235. 2
6235. 3
6235. 4
6235. 5
6236. 0
6236. 1
6236. 2
6236. 3
6236. 4
6237. 0
6238. 0
6238. 1
6238. 2
pull
Entries 38
Mean −9.407
Std Dev 23.44
4
3
2
1
0
−1
−2

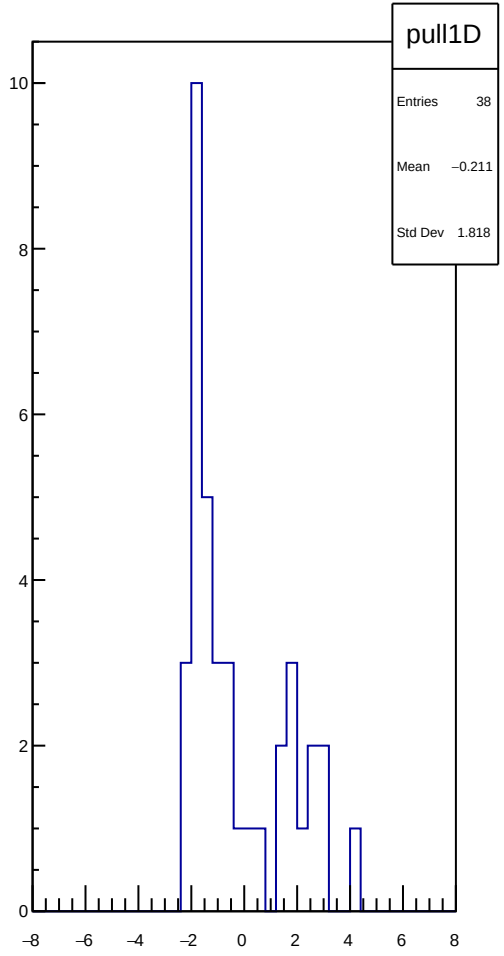
pull1D
Entries 38
Mean −0.211
Std Dev 1.818
10
8
6
4
2
0
−8
−6
−4
−2
0
2
4
6
8

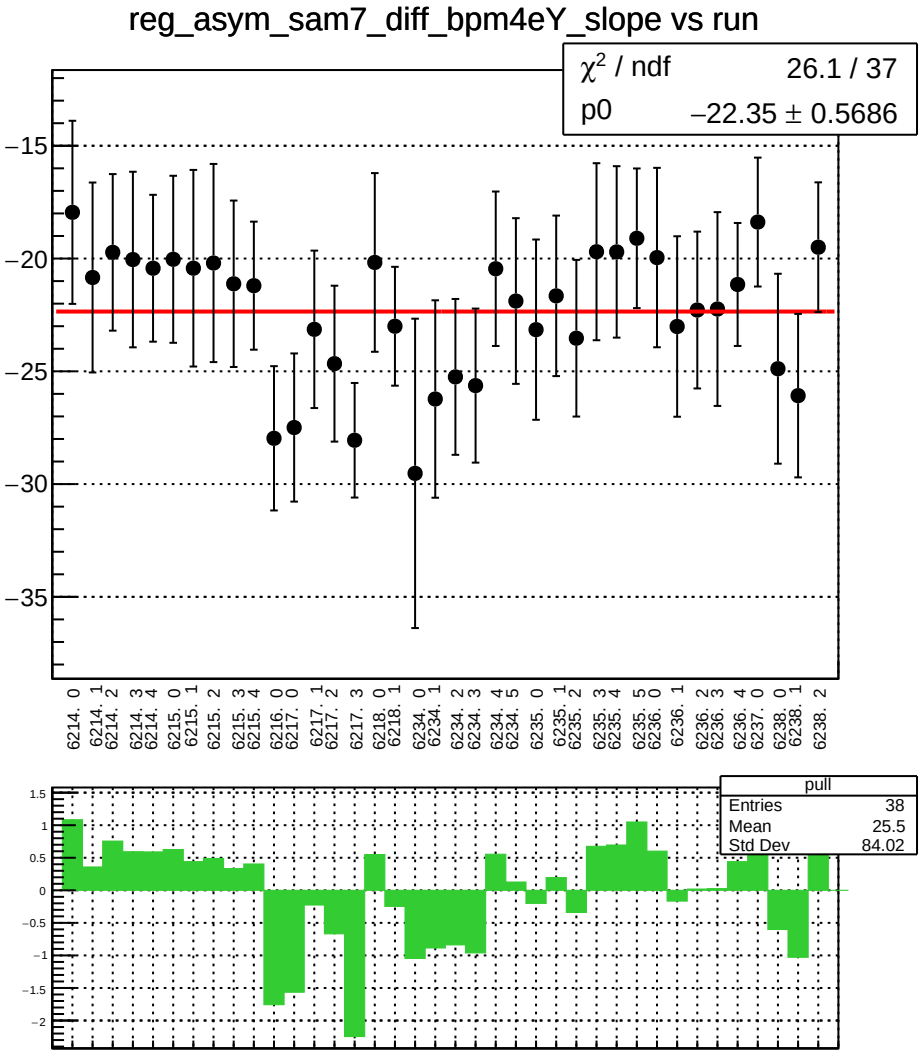
reg_asym_sam7_diff_bpm4eY_slope vs run
χ² / ndf 26.1 / 37
p0 −22.35 ± 0.5686
−15
−20
−25
−30
−35
6214. 0
6214. 1
6214. 2
6214. 3
6214. 4
6215. 0
6215. 1
6215. 2
6215. 3
6215. 4
6216. 0
6217. 0
6217. 1
6217. 2
6217. 3
6218. 0
6218. 1
6234. 0
6234. 1
6234. 2
6234. 3
6234. 4
6234. 5
6235. 0
6235. 1
6235. 2
6235. 3
6235. 4
6235. 5
6236. 0
6236. 1
6236. 2
6236. 3
6236. 4
6237. 0
6238. 0
6238. 1
6238. 2
pull
Entries 38
Mean 25.5
Std Dev 84.02
1.5
1
0.5
0
−0.5
−1
−1.5
−2

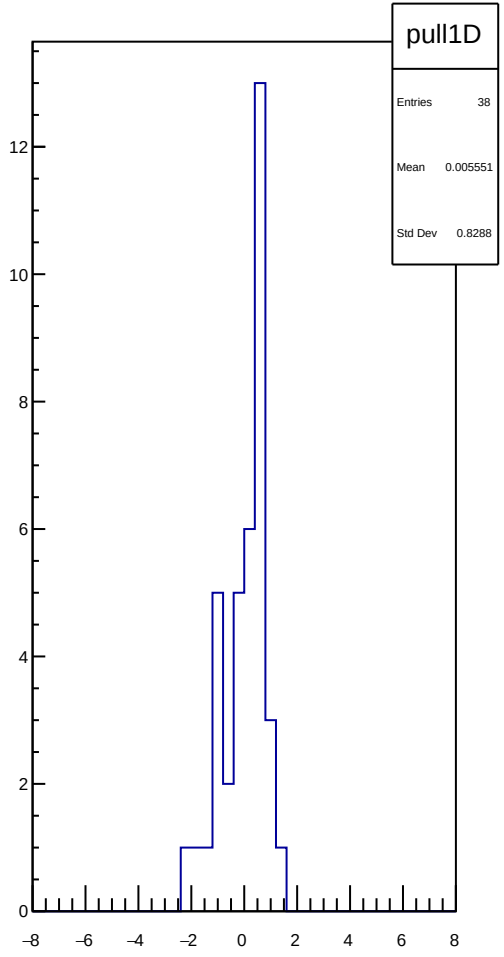
pull1D
Entries 38
Mean 0.005551
Std Dev 0.8288
12
10
8
6
4
2
0
−8
−6
−4
−2
0
2
4
6
8

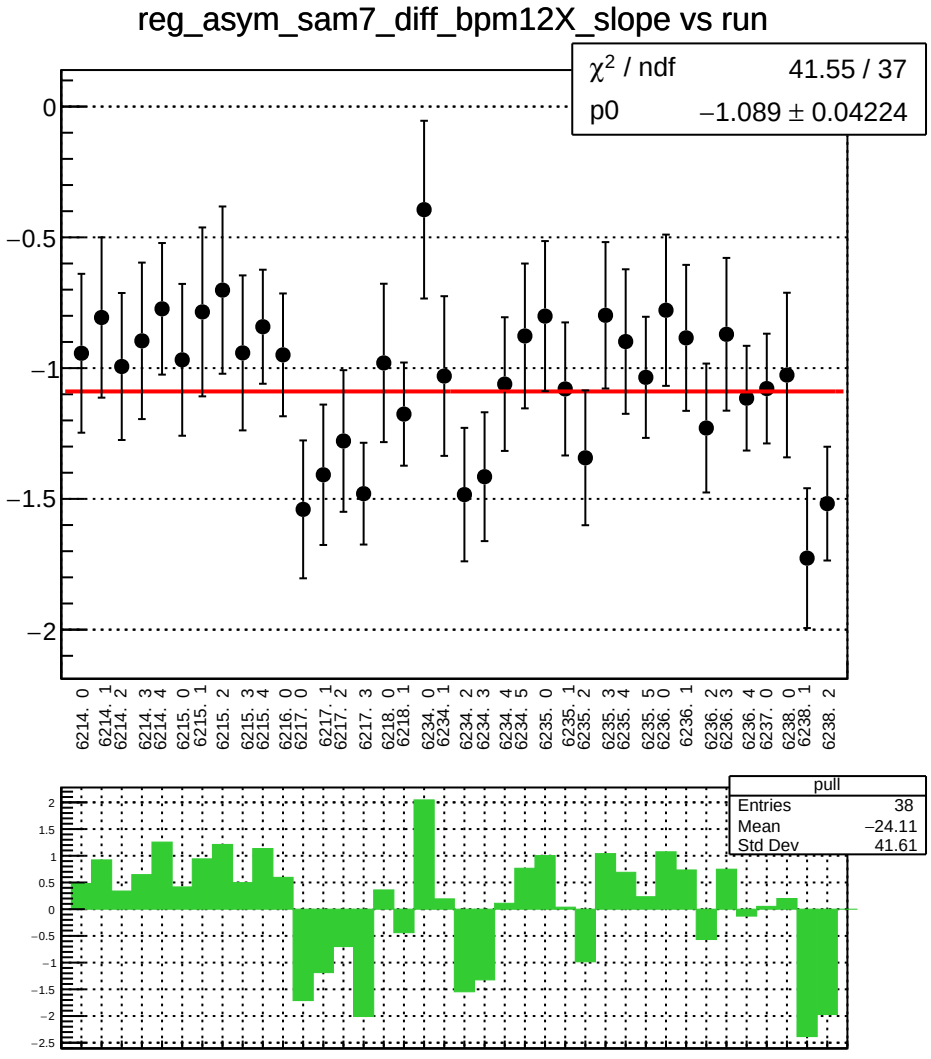
reg_asym_sam7_diff_bpm12X_slope vs run
χ^2 / ndf 41.55 / 37
p0 −1.089 ± 0.04224
0
−0.5
−1
−1.5
−2
6214. 0
6214. 1
6214. 2
6214. 3
6214. 4
6215. 0
6215. 1
6215. 2
6215. 3
6215. 4
6216. 0
6217. 0
6217. 1
6217. 2
6217. 3
6218. 0
6218. 1
6234. 0
6234. 1
6234. 2
6234. 3
6234. 4
6234. 5
6235. 0
6235. 1
6235. 2
6235. 3
6235. 4
6235. 5
6236. 0
6236. 1
6236. 2
6236. 3
6236. 4
6237. 0
6238. 0
6238. 1
6238. 2
pull
Entries 38
Mean −24.11
Std Dev 41.61
2
1.5
1
0.5
0
−0.5
−1
−1.5
−2
−2.5

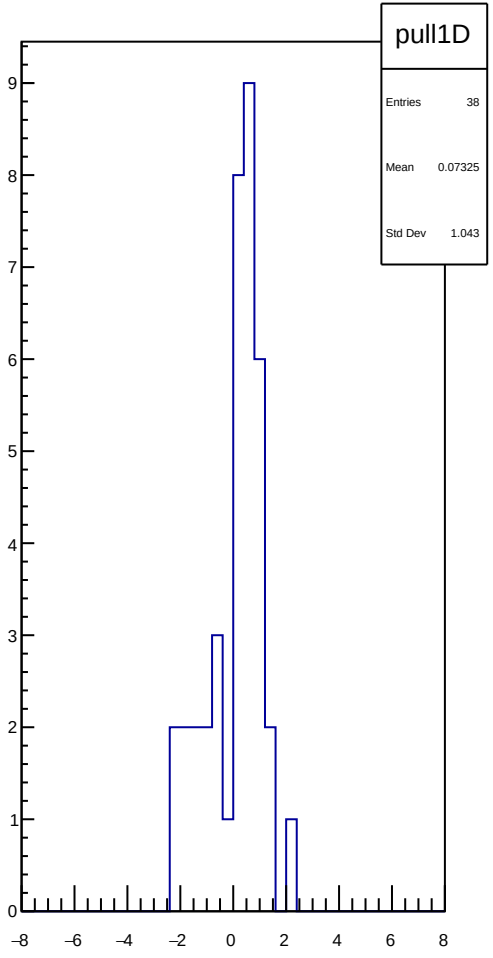
pull1D
Entries 38
Mean 0.07325
Std Dev 1.043
9
8
7
6
5
4
3
2
1
0
−8
−6
−4
−2
0
2
4
6
8

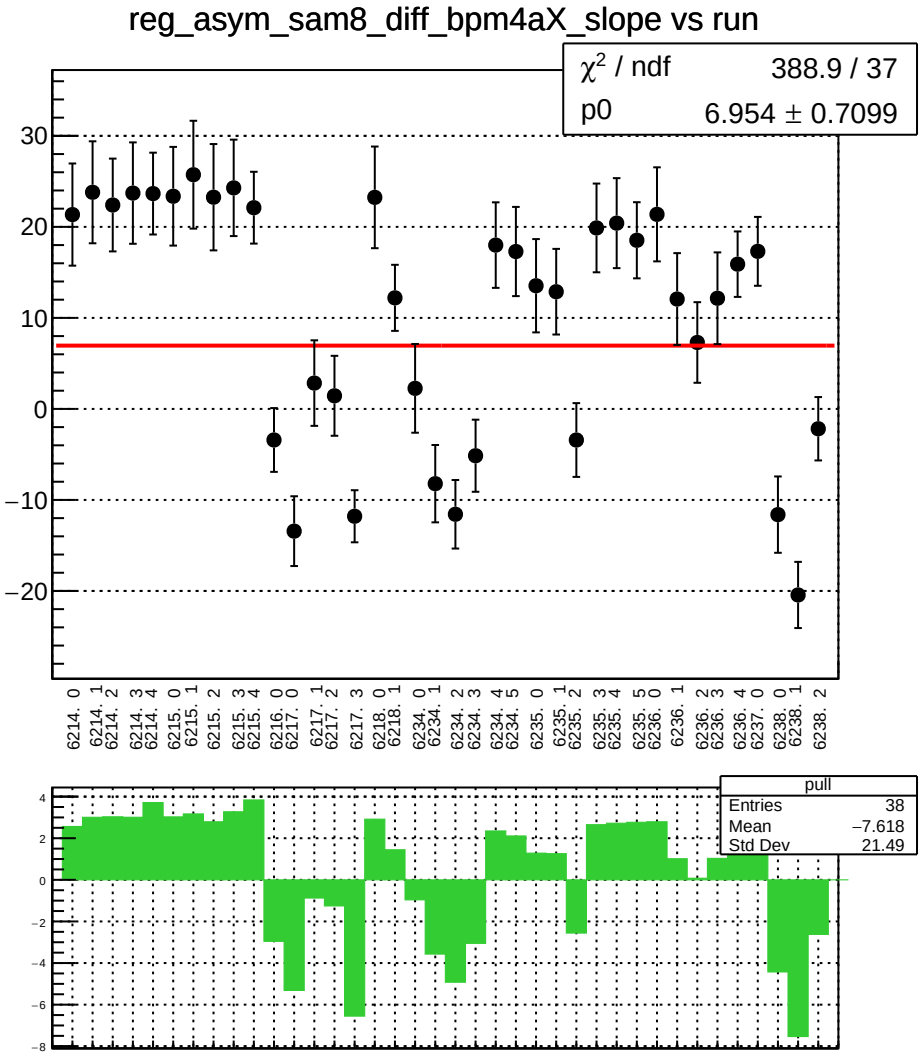
reg_asym_sam8_diff_bpm4aX_slope vs run
χ² / ndf 388.9 / 37
p0 6.954 ± 0.7099
30
20
10
0
−10
−20
6214. 0
6214. 1
6214. 2
6214. 3
6214. 4
6215. 0
6215. 1
6215. 2
6215. 3
6215. 4
6216. 0
6217. 0
6217. 1
6217. 2
6217. 3
6218. 0
6218. 1
6234. 0
6234. 1
6234. 2
6234. 3
6234. 4
6234. 5
6235. 0
6235. 1
6235. 2
6235. 3
6235. 4
6235. 5
6236. 0
6236. 1
6236. 2
6236. 3
6236. 4
6237. 0
6238. 0
6238. 1
6238. 2
pull
Entries 38
Mean −7.618
Std Dev 21.49
4
2
0
−2
−4
−6
−8

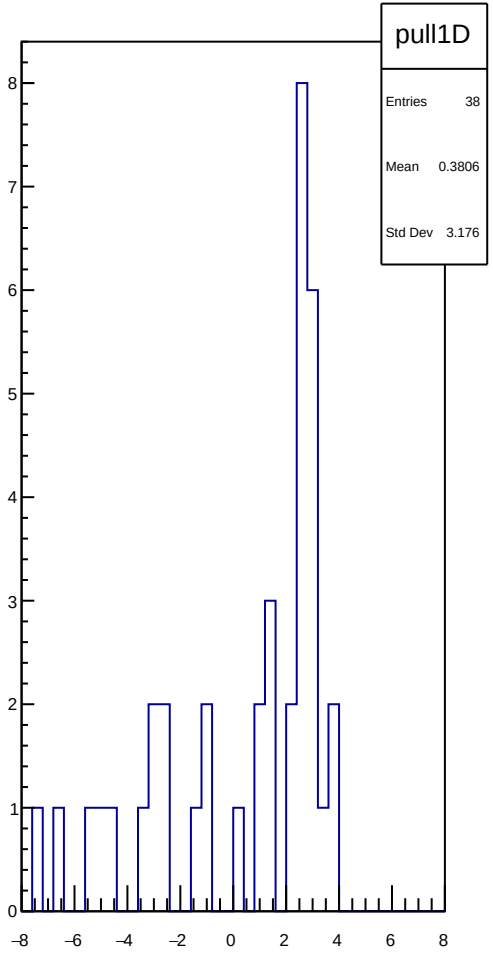
pull1D
Entries 38
Mean 0.3806
Std Dev 3.176
8
7
6
5
4
3
2
1
0
−8
−6
−4
−2
0
2
4
6
8

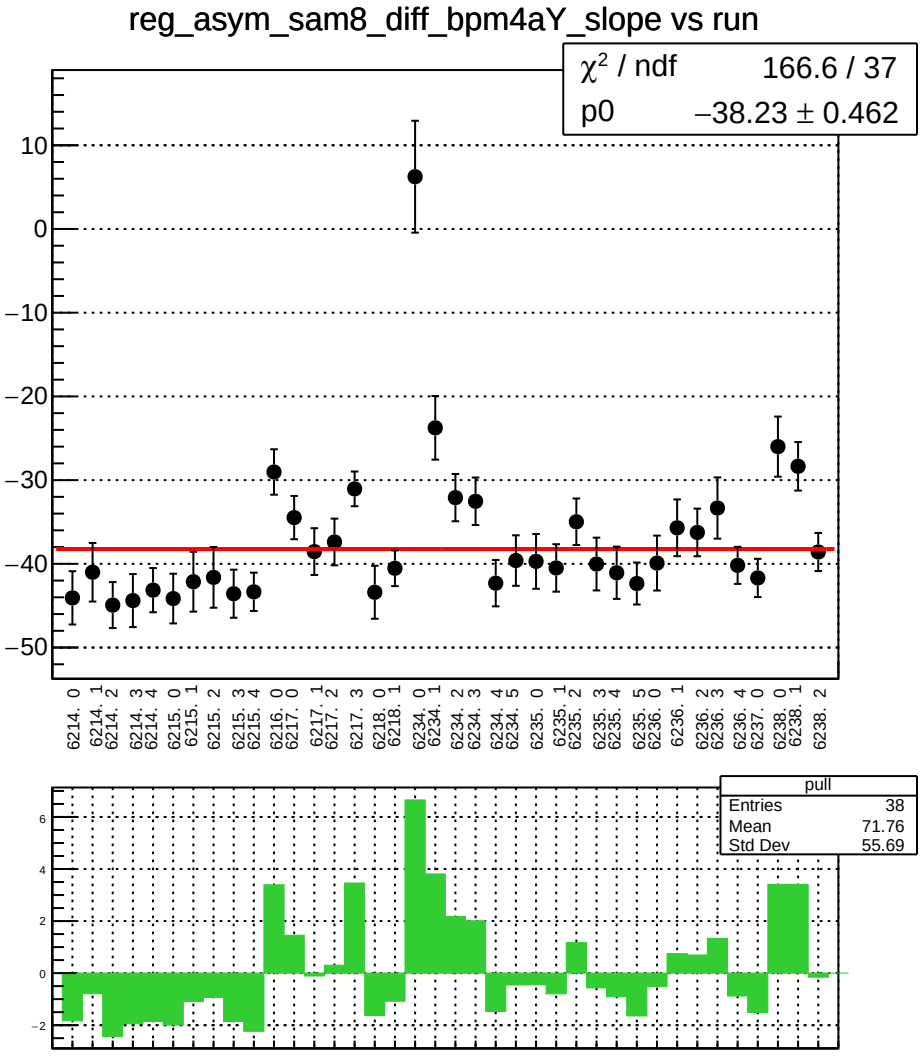
reg_asym_sam8_diff_bpm4aY_slope vs run
χ² / ndf 166.6 / 37
p0 −38.23 ± 0.462
10
0
−10
−20
−30
−40
−50
6214. 0
6214. 1
6214. 2
6214. 3
6214. 4
6215. 0
6215. 1
6215. 2
6215. 3
6215. 4
6216. 0
6217. 0
6217. 1
6217. 2
6217. 3
6218. 0
6218. 1
6234. 0
6234. 1
6234. 2
6234. 3
6234. 4
6234. 5
6235. 0
6235. 1
6235. 2
6235. 3
6235. 4
6235. 5
6236. 0
6236. 1
6236. 2
6236. 3
6236. 4
6237. 0
6238. 0
6238. 1
6238. 2
pull
Entries 38
Mean 71.76
Std Dev 55.69
6
4
2
0
−2

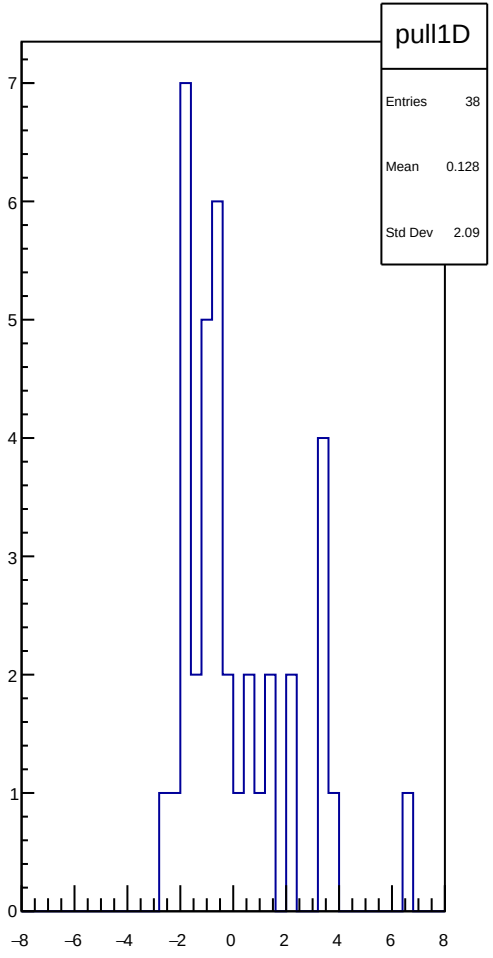
pull1D
Entries 38
Mean 0.128
Std Dev 2.09
7
6
5
4
3
2
1
0
−8
−6
−4
−2
0
2
4
6
8

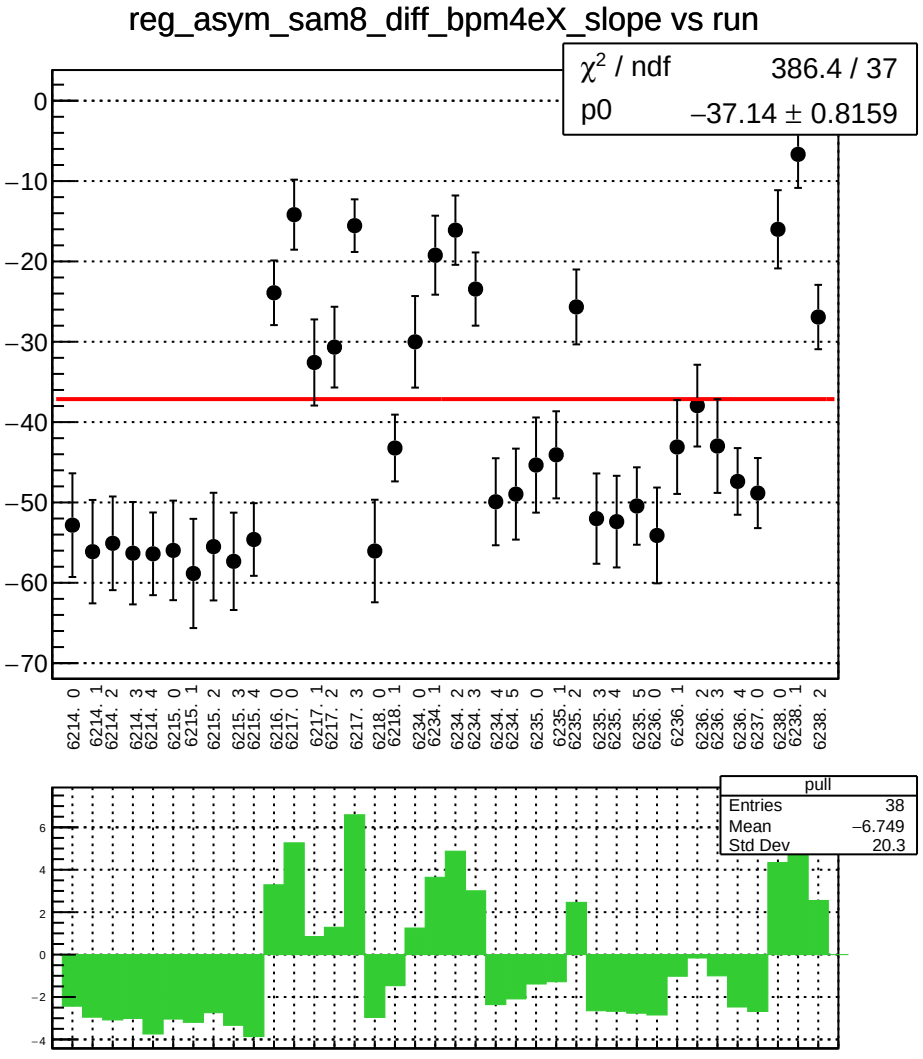
reg_asym_sam8_diff_bpm4eX_slope vs run
χ² / ndf 386.4 / 37
p0 −37.14 ± 0.8159
0
−10
−20
−30
−40
−50
−60
−70
6214. 0
6214. 1
6214. 2
6214. 3
6214. 4
6215. 0
6215. 1
6215. 2
6215. 3
6215. 4
6216. 0
6217. 0
6217. 1
6217. 2
6217. 3
6218. 0
6218. 1
6234. 0
6234. 1
6234. 2
6234. 3
6234. 4
6234. 5
6235. 0
6235. 1
6235. 2
6235. 3
6235. 4
6235. 5
6236. 0
6236. 1
6236. 2
6236. 3
6236. 4
6237. 0
6238. 0
6238. 1
6238. 2
pull
Entries 38
Mean −6.749
Std Dev 20.3
6
4
2
0
−2
−4

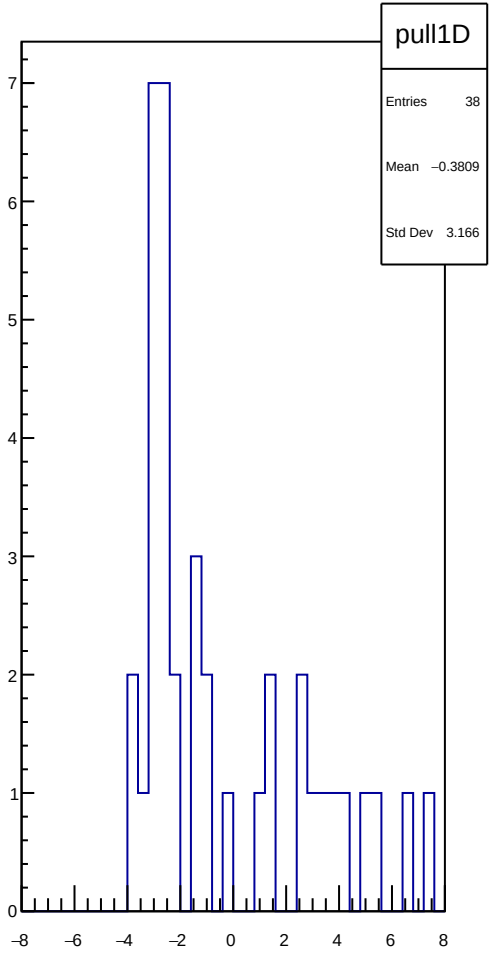
pull1D
Entries 38
Mean −0.3809
Std Dev 3.166
7
6
5
4
3
2
1
0
−8
−6
−4
−2
0
2
4
6
8

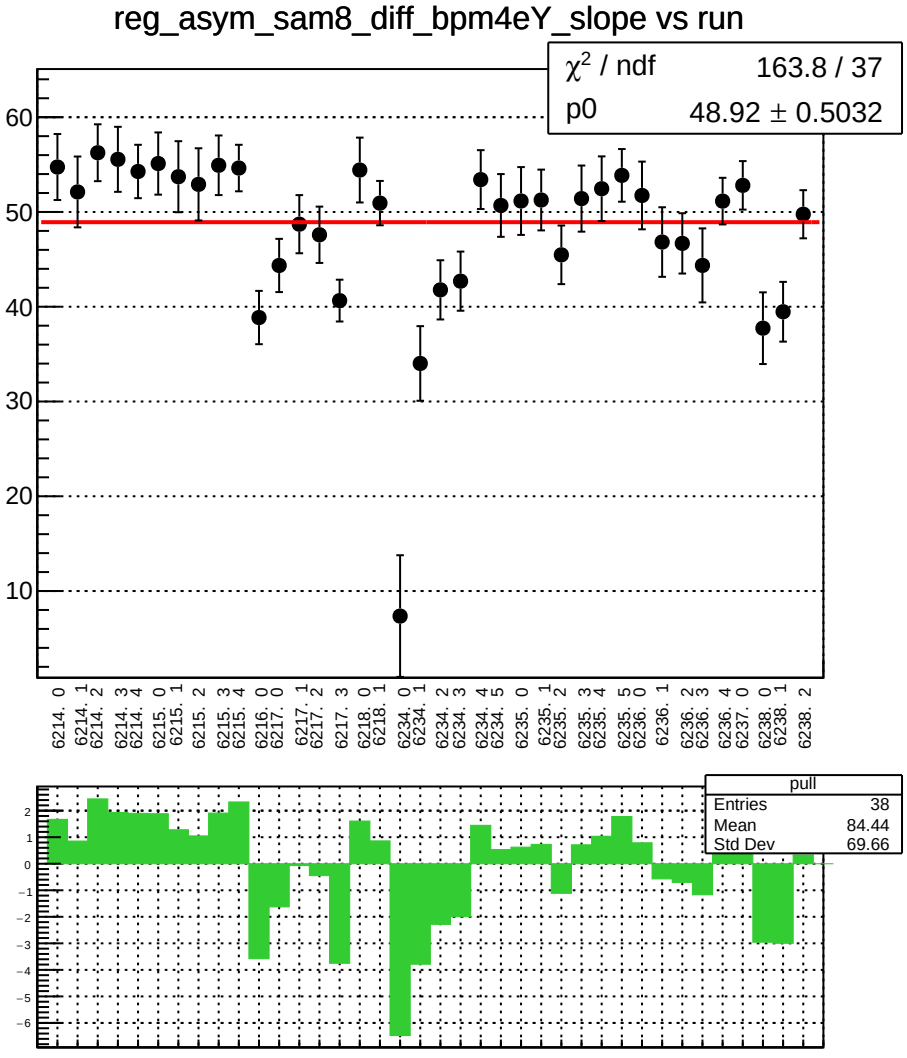
reg_asym_sam8_diff_bpm4eY_slope vs run
χ² / ndf 163.8 / 37
p0 48.92 ± 0.5032
pull
Entries 38
Mean 84.44
Std Dev 69.66

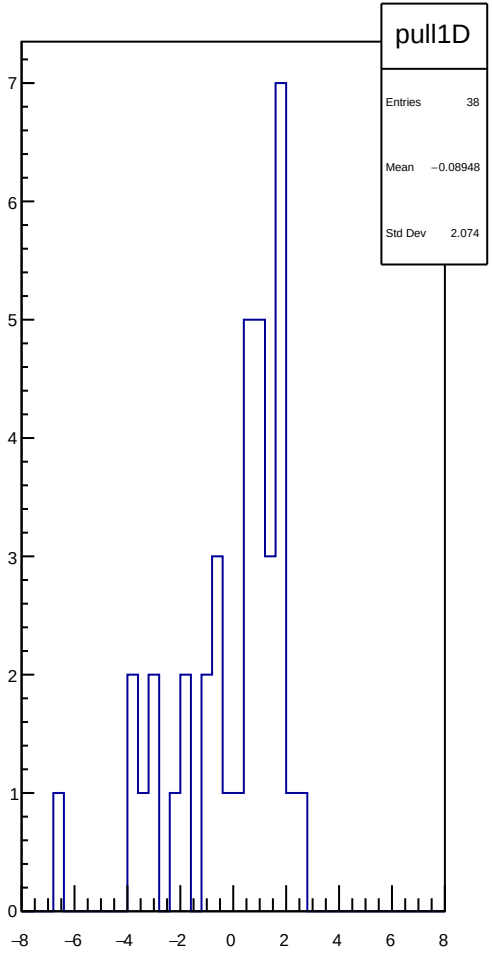
pull1D
Entries 38
Mean −0.08948
Std Dev 2.074

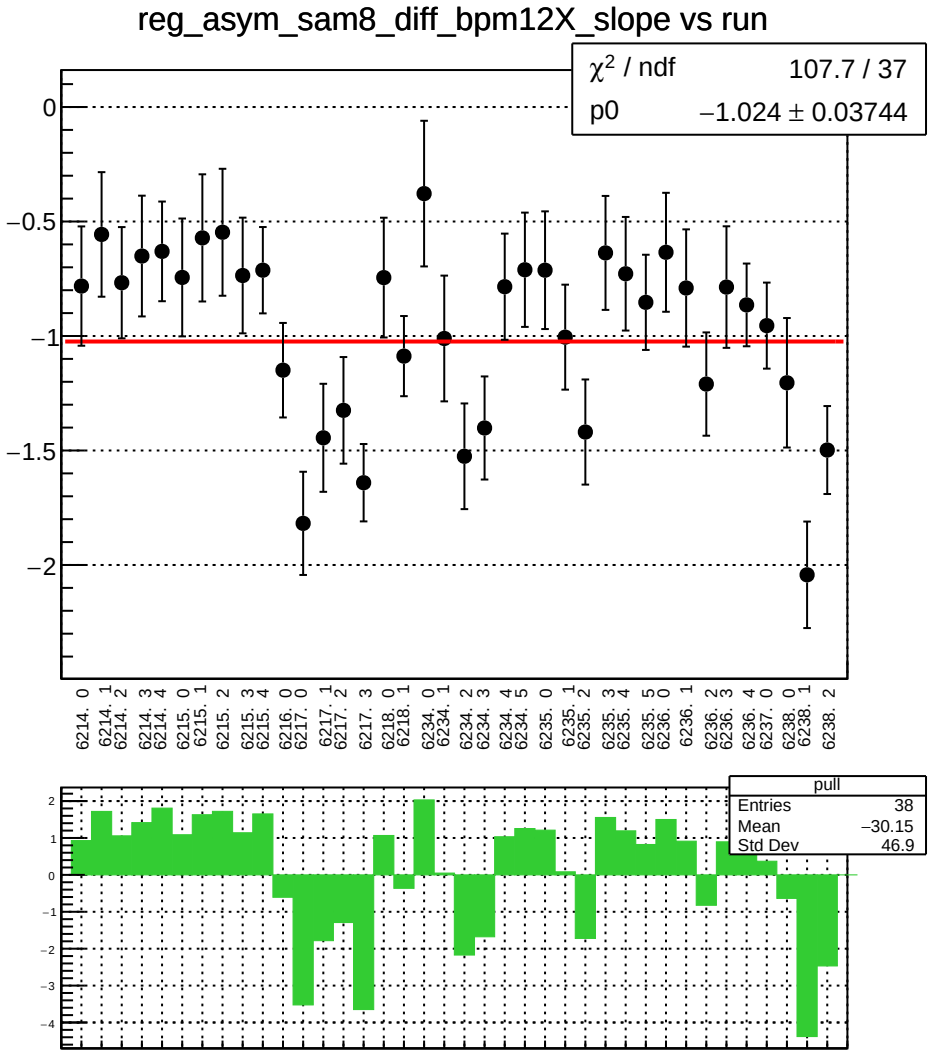
reg_asym_sam8_diff_bpm12X_slope vs run
χ² / ndf 107.7 / 37
p0 −1.024 ± 0.03744
0
−0.5
−1
−1.5
−2
6214. 0
6214. 1
6214. 2
6214. 3
6214. 4
6215. 0
6215. 1
6215. 2
6215. 3
6215. 4
6216. 0
6217. 0
6217. 1
6217. 2
6217. 3
6218. 0
6218. 1
6234. 0
6234. 1
6234. 2
6234. 3
6234. 4
6234. 5
6235. 0
6235. 1
6235. 2
6235. 3
6235. 4
6235. 5
6236. 0
6236. 1
6236. 2
6236. 3
6236. 4
6237. 0
6238. 0
6238. 1
6238. 2
pull
Entries 38
Mean −30.15
Std Dev 46.9
2
1
0
−1
−2
−3
−4

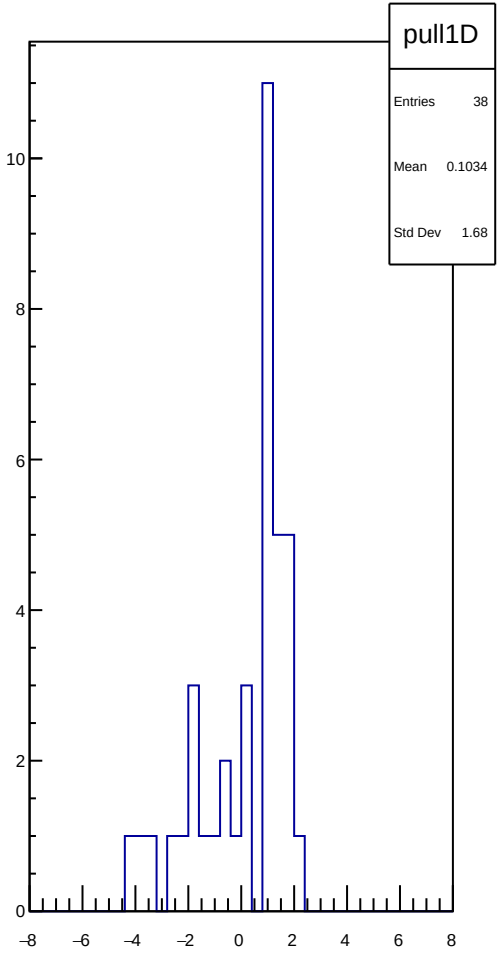
pull1D
Entries 38
Mean 0.1034
Std Dev 1.68
10
8
6
4
2
0
−8
−6
−4
−2
0
2
4
6
8

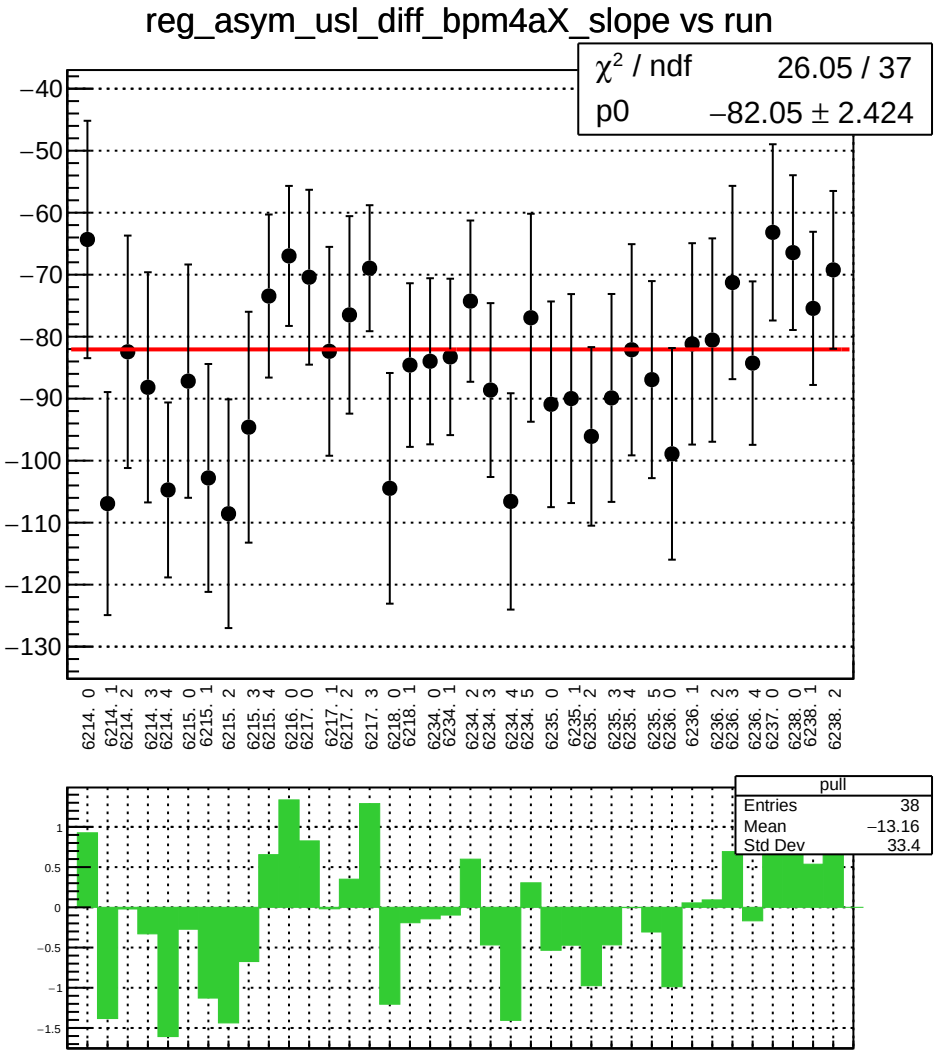
reg_asym_usl_diff_bpm4aX_slope vs run
χ² / ndf 26.05 / 37
p0 −82.05 ± 2.424
−40
−50
−60
−70
−80
−90
−100
−110
−120
−130
6214. 0
6214. 1
6214. 2
6214. 3
6214. 4
6215. 0
6215. 1
6215. 2
6215. 3
6215. 4
6216. 0
6217. 0
6217. 1
6217. 2
6217. 3
6218. 0
6218. 1
6234. 0
6234. 1
6234. 2
6234. 3
6234. 4
6234. 5
6235. 0
6235. 1
6235. 2
6235. 3
6235. 4
6235. 5
6236. 0
6236. 1
6236. 2
6236. 3
6236. 4
6237. 0
6238. 0
6238. 1
6238. 2
pull
Entries 38
Mean −13.16
Std Dev 33.4
1
0.5
0
−0.5
−1
−1.5

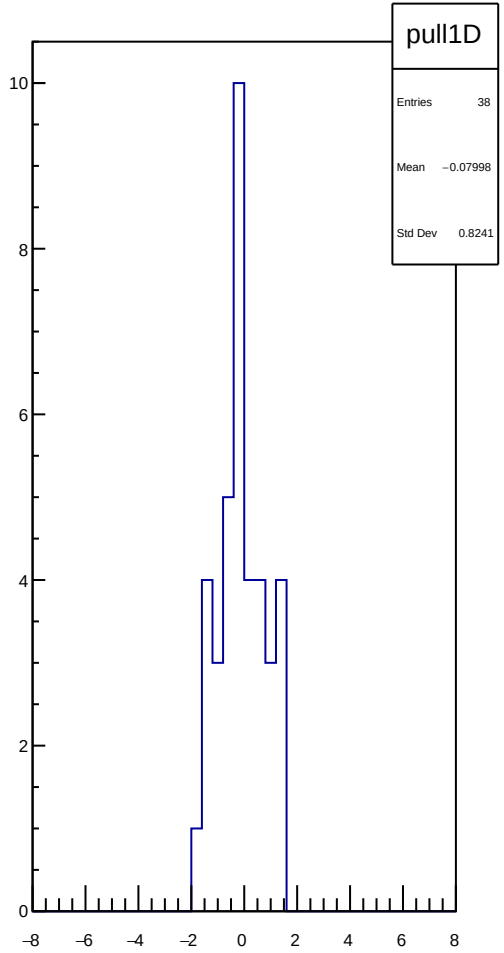
pull1D
Entries 38
Mean −0.07998
Std Dev 0.8241
10
8
6
4
2
0
−8
−6
−4
−2
0
2
4
6
8

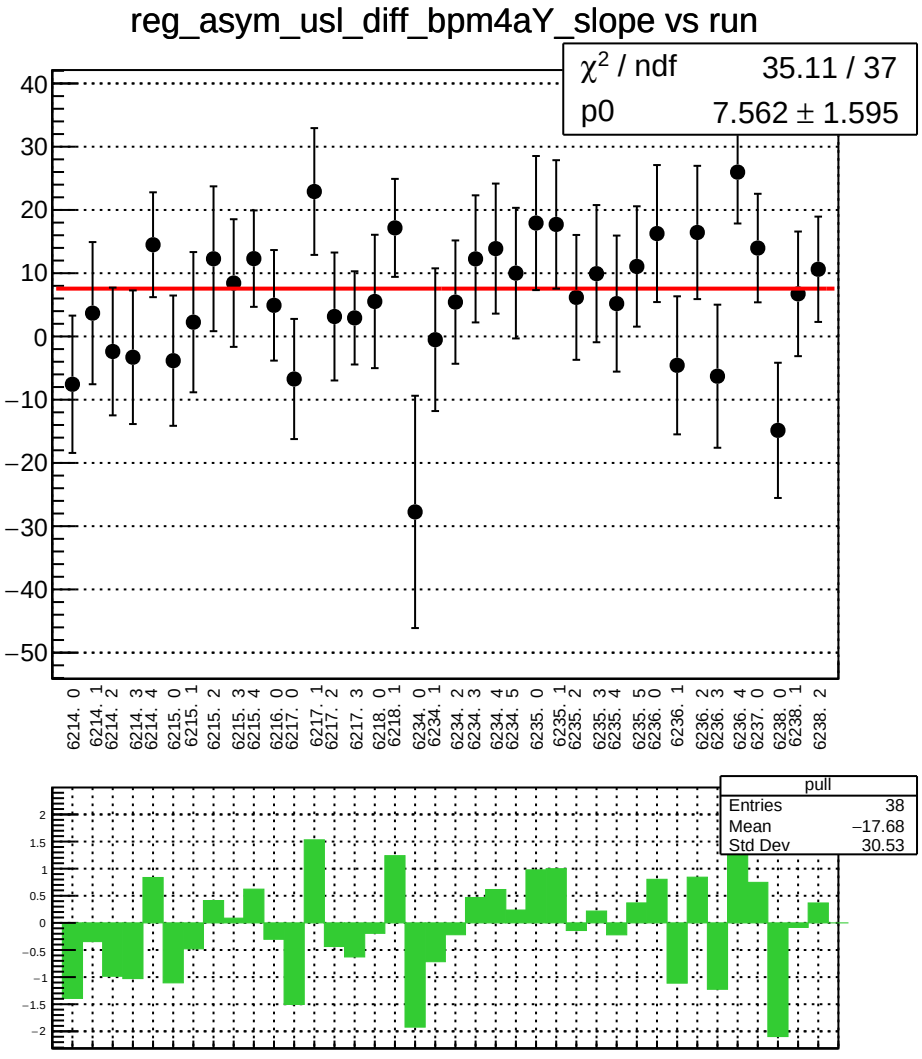
reg_asym_usl_diff_bpm4aY_slope vs run
χ² / ndf 35.11 / 37
p0 7.562 ± 1.595
pull
Entries 38
Mean −17.68
Std Dev 30.53

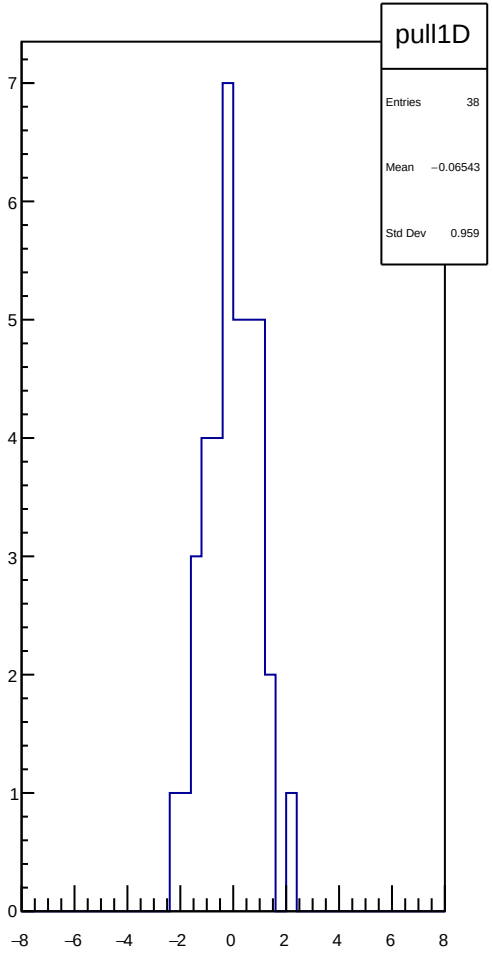
pull1D
Entries 38
Mean −0.06543
Std Dev 0.959

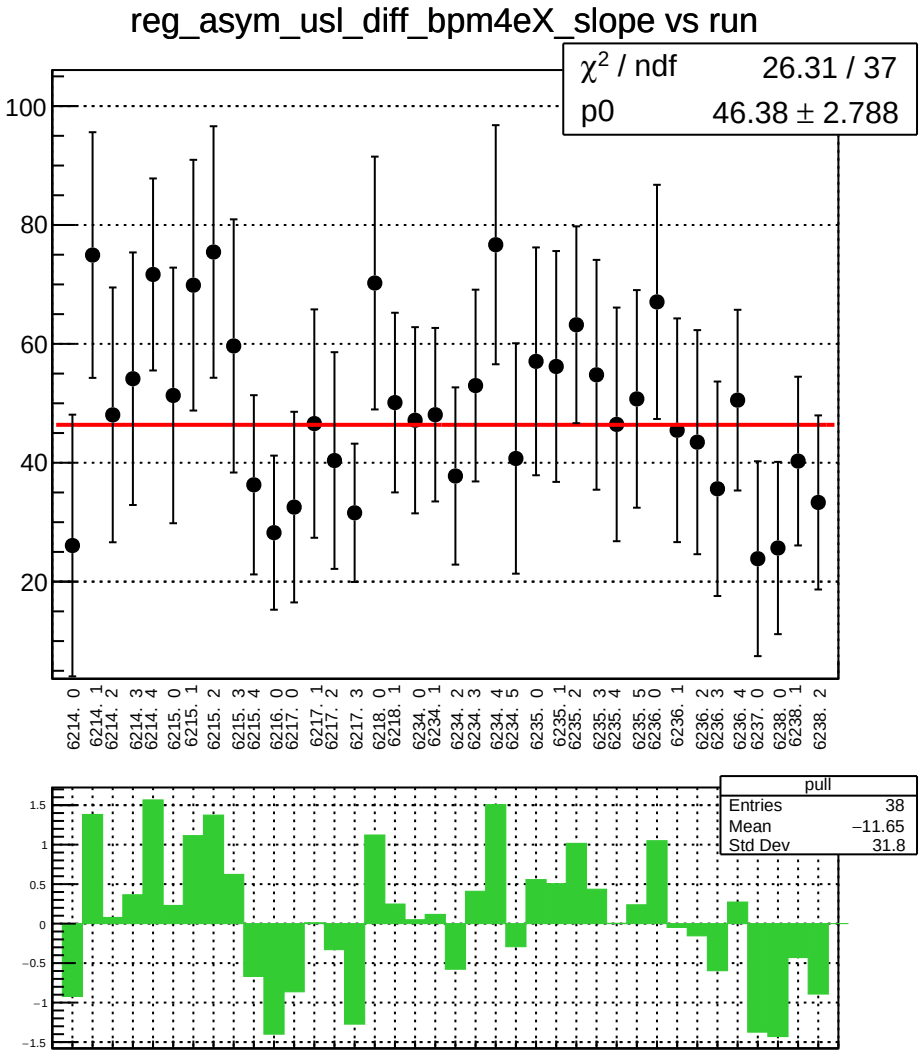
reg_asym_usl_diff_bpm4eX_slope vs run
χ² / ndf 26.31 / 37
p0 46.38 ± 2.788
100
80
60
40
20
6214. 0
6214. 1
6214. 2
6214. 3
6214. 4
6215. 0
6215. 1
6215. 2
6215. 3
6215. 4
6216. 0
6217. 0
6217. 1
6217. 2
6217. 3
6218. 0
6218. 1
6234. 0
6234. 1
6234. 2
6234. 3
6234. 4
6234. 5
6235. 0
6235. 1
6235. 2
6235. 3
6235. 4
6235. 5
6236. 0
6236. 1
6236. 2
6236. 3
6236. 4
6237. 0
6238. 0
6238. 1
6238. 2
pull
Entries 38
Mean −11.65
Std Dev 31.8
1.5
1
0.5
0
−0.5
−1
−1.5

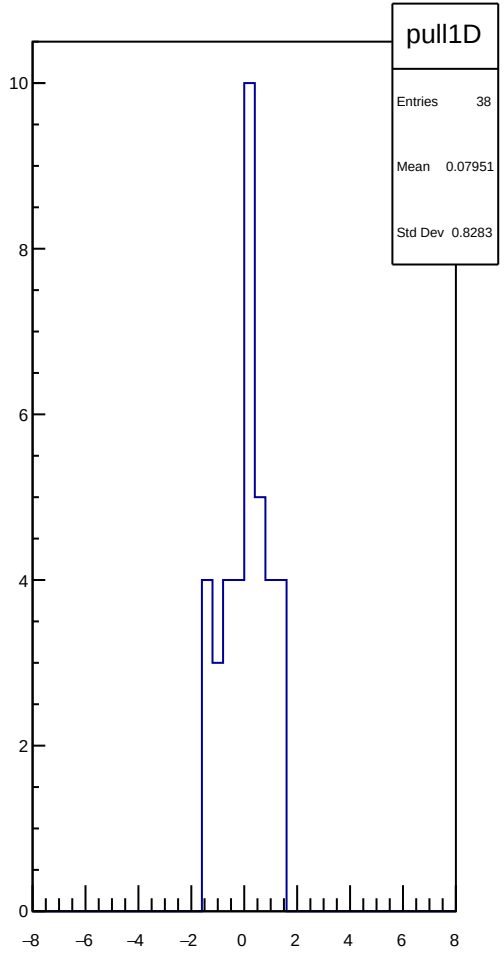
pull1D
Entries 38
Mean 0.07951
Std Dev 0.8283
10
8
6
4
2
0
−8
−6
−4
−2
0
2
4
6
8

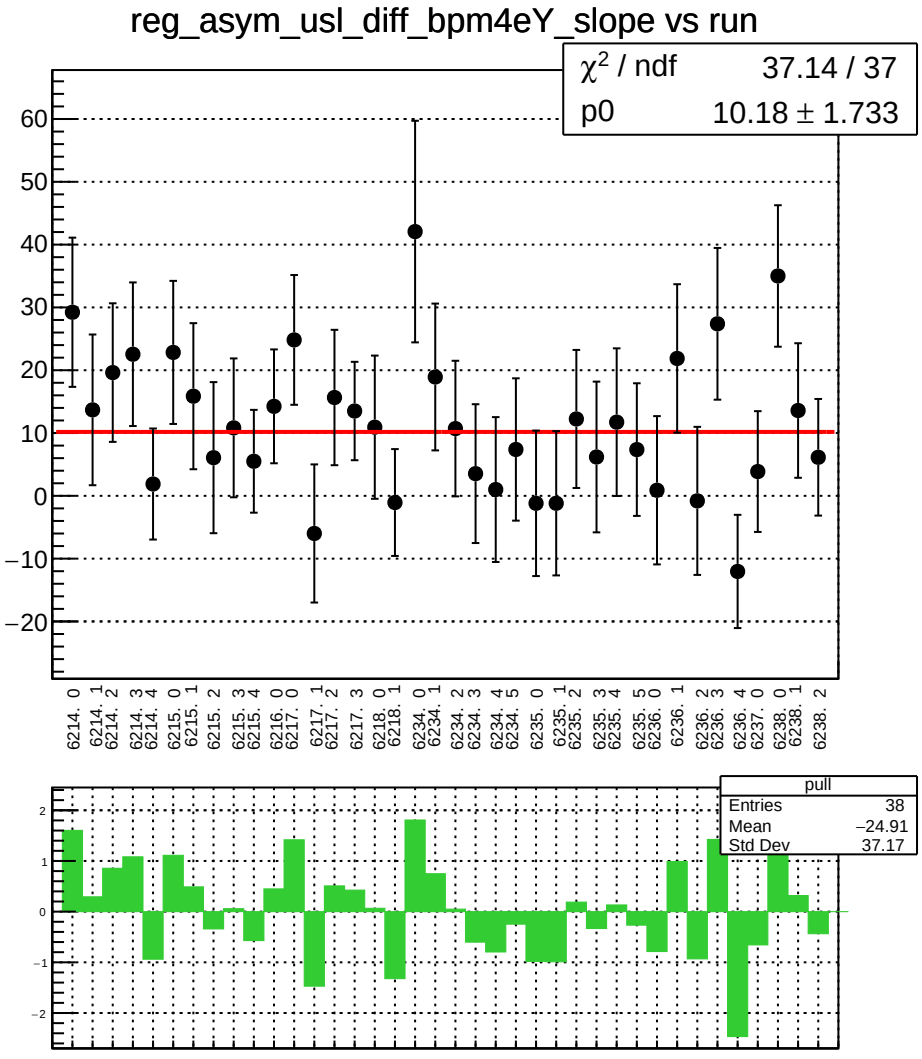
reg_asym_usl_diff_bpm4eY_slope vs run
χ2 / ndf 37.14 / 37
p0 10.18 ± 1.733
pull
Entries 38
Mean −24.91
Std Dev 37.17

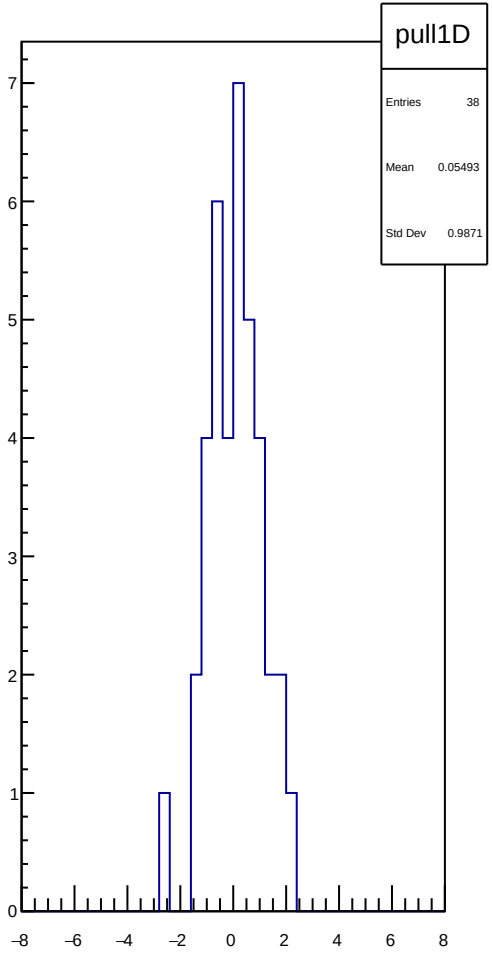
pull1D
Entries 38
Mean 0.05493
Std Dev 0.9871

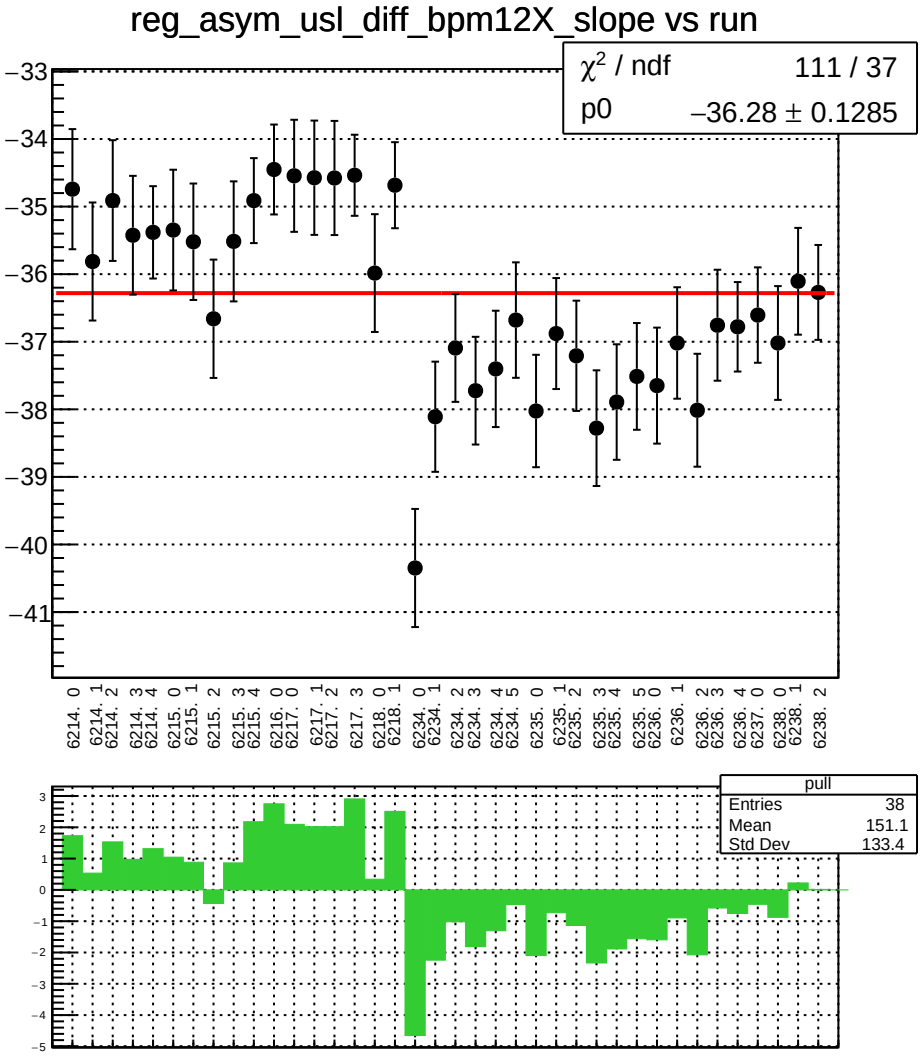
reg_asym_usl_diff_bpm12X_slope vs run
χ² / ndf 111 / 37
p0 −36.28 ± 0.1285
−33
−34
−35
−36
−37
−38
−39
−40
−41
6214. 0
6214. 1
6214. 2
6214. 3
6214. 4
6215. 0
6215. 1
6215. 2
6215. 3
6215. 4
6216. 0
6217. 0
6217. 1
6217. 2
6217. 3
6218. 0
6218. 1
6234. 0
6234. 1
6234. 2
6234. 3
6234. 4
6234. 5
6235. 0
6235. 1
6235. 2
6235. 3
6235. 4
6235. 5
6236. 0
6236. 1
6236. 2
6236. 3
6236. 4
6237. 0
6238. 0
6238. 1
6238. 2
pull
Entries 38
Mean 151.1
Std Dev 133.4
3
2
1
0
−1
−2
−3
−4
−5

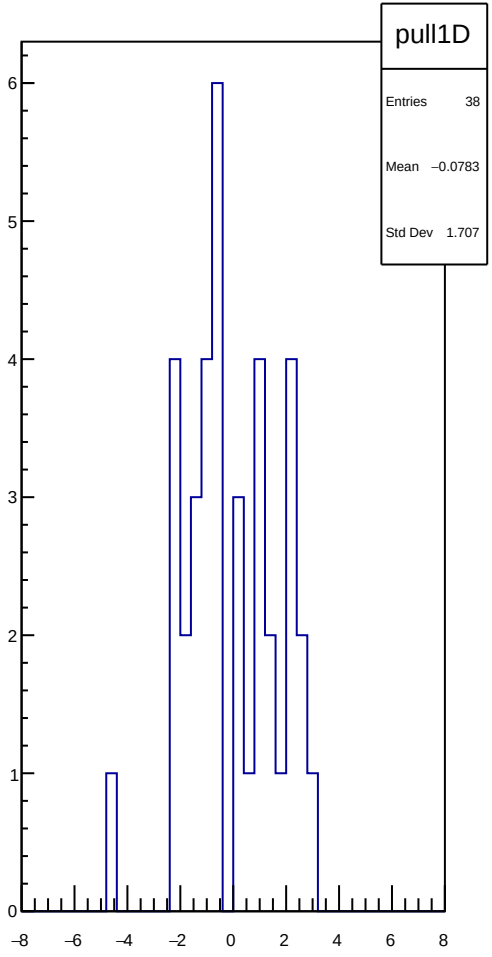
pull1D
Entries 38
Mean −0.0783
Std Dev 1.707
6
5
4
3
2
1
0
−8
−6
−4
−2
0
2
4
6
8

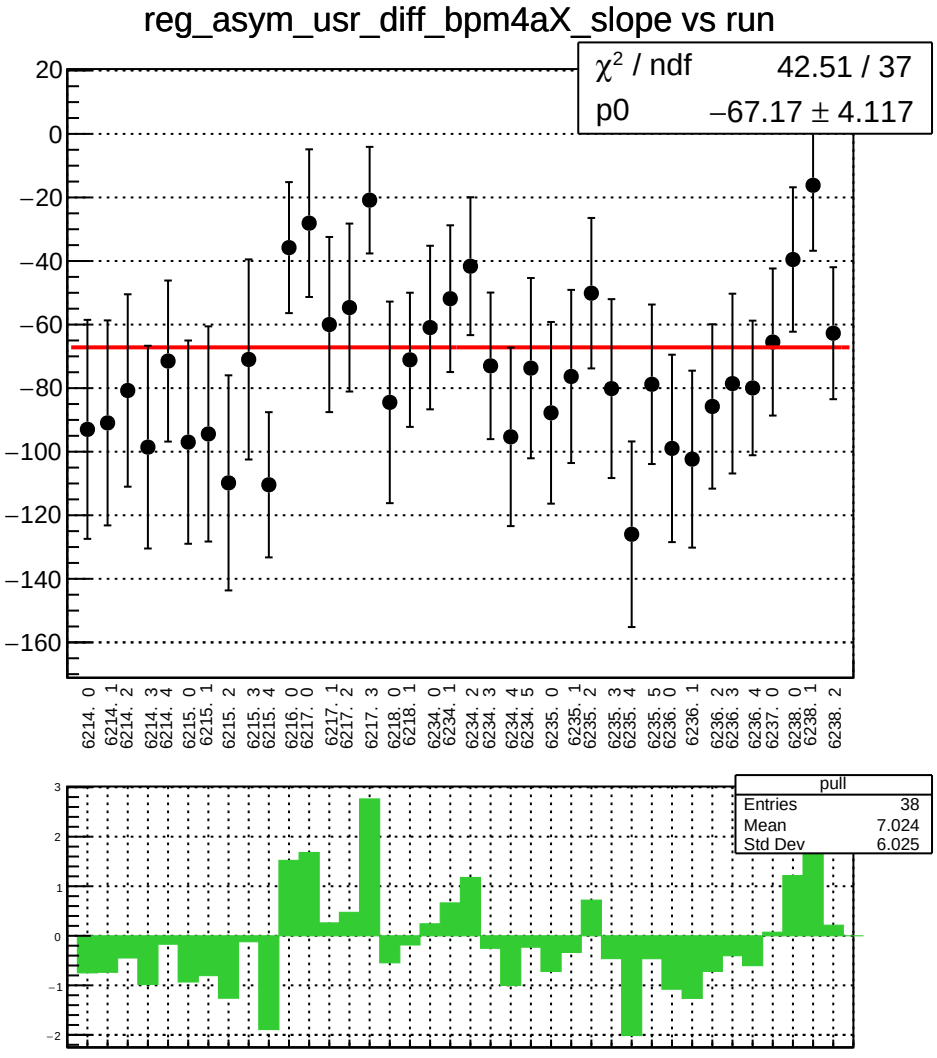
reg_asym_usr_diff_bpm4aX_slope vs run
χ² / ndf 42.51 / 37
p0 −67.17 ± 4.117
20
0
−20
−40
−60
−80
−100
−120
−140
−160
6214. 0
6214. 1
6214. 2
6214. 3
6214. 4
6215. 0
6215. 1
6215. 2
6215. 3
6215. 4
6216. 0
6217. 0
6217. 1
6217. 2
6217. 3
6218. 0
6218. 1
6234. 0
6234. 1
6234. 2
6234. 3
6234. 4
6234. 5
6235. 0
6235. 1
6235. 2
6235. 3
6235. 4
6235. 5
6236. 0
6236. 1
6236. 2
6236. 3
6236. 4
6237. 0
6238. 0
6238. 1
6238. 2
pull
Entries 38
Mean 7.024
Std Dev 6.025
3
2
1
0
−1
−2

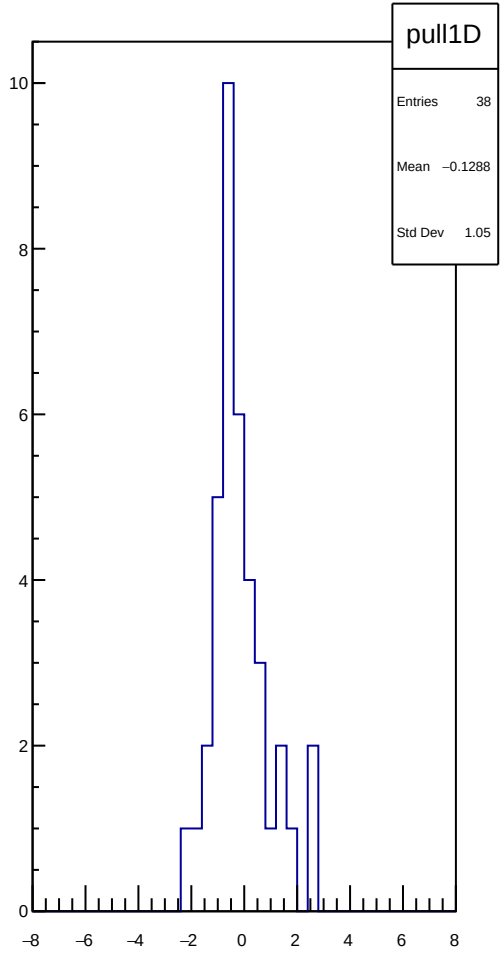
pull1D
Entries 38
Mean −0.1288
Std Dev 1.05
10
8
6
4
2
0
−8
−6
−4
−2
0
2
4
6
8

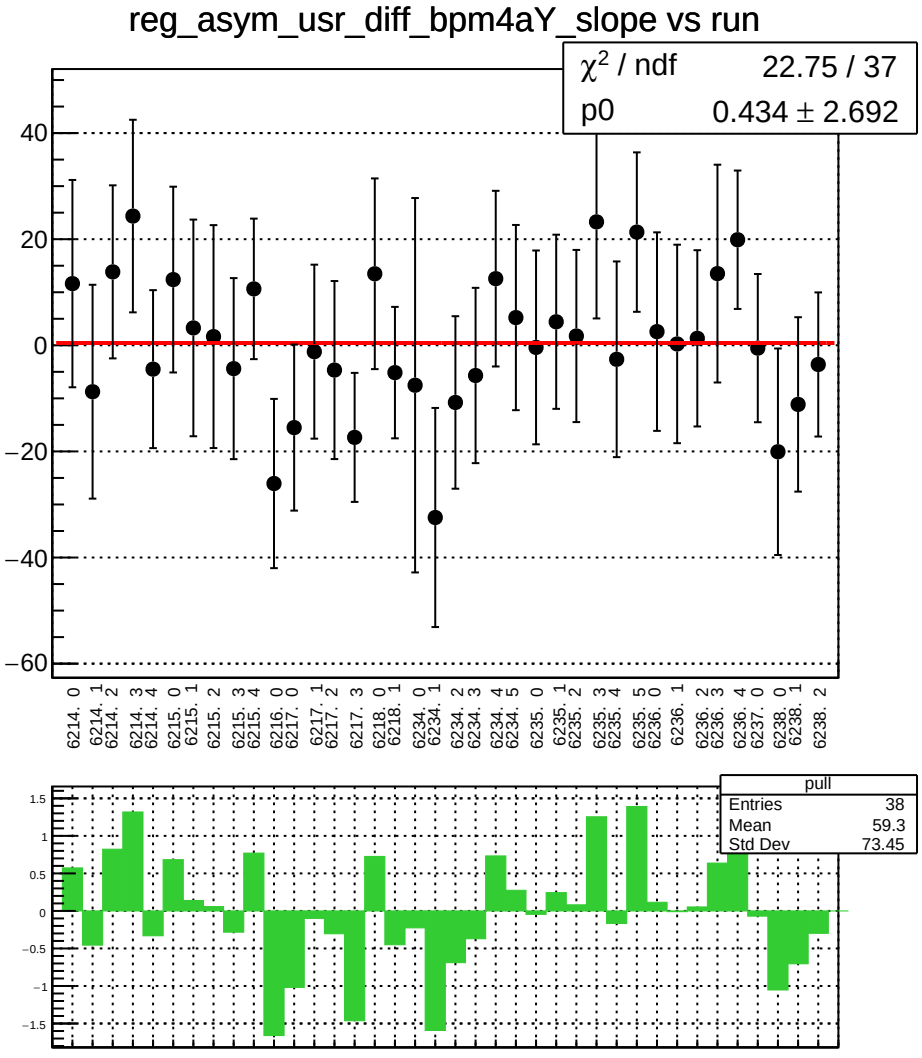
reg_asym_usr_diff_bpm4aY_slope vs run
χ2 / ndf 22.75 / 37
p0 0.434 ± 2.692
40
20
0
−20
−40
−60
6214. 0
6214. 1
6214. 2
6214. 3
6214. 4
6215. 0
6215. 1
6215. 2
6215. 3
6215. 4
6216. 0
6217. 0
6217. 1
6217. 2
6217. 3
6218. 0
6218. 1
6234. 0
6234. 1
6234. 2
6234. 3
6234. 4
6234. 5
6235. 0
6235. 1
6235. 2
6235. 3
6235. 4
6235. 5
6236. 0
6236. 1
6236. 2
6236. 3
6236. 4
6237. 0
6238. 0
6238. 1
6238. 2
pull
Entries 38
Mean 59.3
Std Dev 73.45
1.5
1
0.5
0
−0.5
−1
−1.5

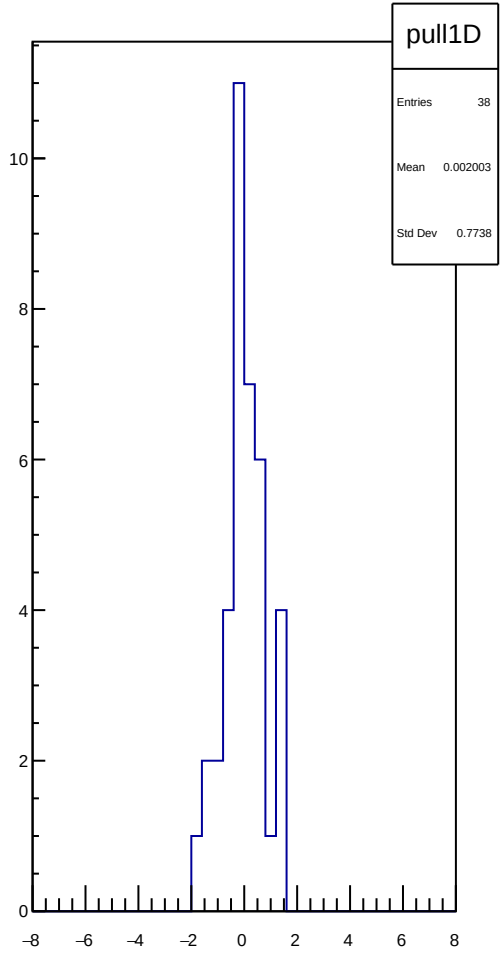
pull1D
Entries 38
Mean 0.002003
Std Dev 0.7738
10
8
6
4
2
0
−8
−6
−4
−2
0
2
4
6
8

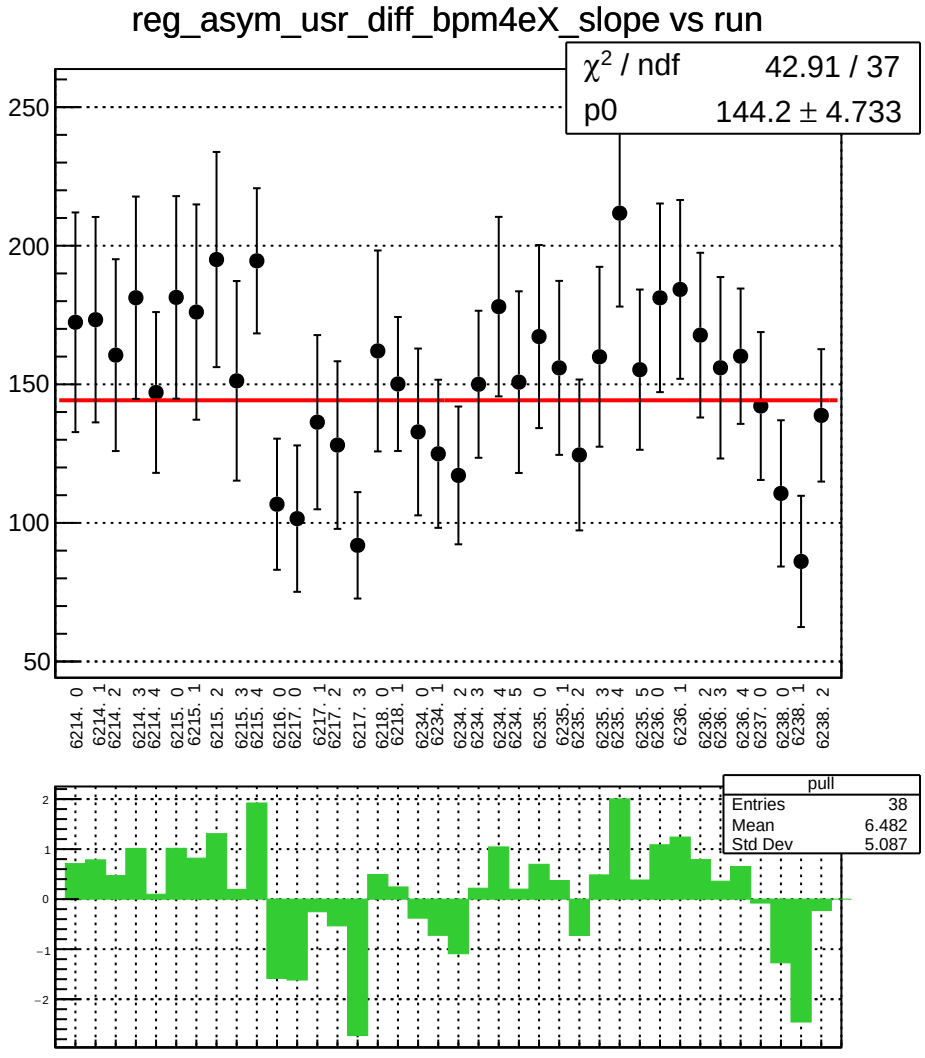
reg_asym_usr_diff_bpm4eX_slope vs run
χ² / ndf 42.91 / 37
p0 144.2 ± 4.733
250
200
150
100
50
6214. 0
6214. 1
6214. 2
6214. 3
6214. 4
6215. 0
6215. 1
6215. 2
6215. 3
6215. 4
6216. 0
6217. 0
6217. 1
6217. 2
6217. 3
6218. 0
6218. 1
6234. 0
6234. 1
6234. 2
6234. 3
6234. 4
6234. 5
6235. 0
6235. 1
6235. 2
6235. 3
6235. 4
6235. 5
6236. 0
6236. 1
6236. 2
6236. 3
6236. 4
6237. 0
6238. 0
6238. 1
6238. 2
pull
Entries 38
Mean 6.482
Std Dev 5.087
2
1
0
−1
−2

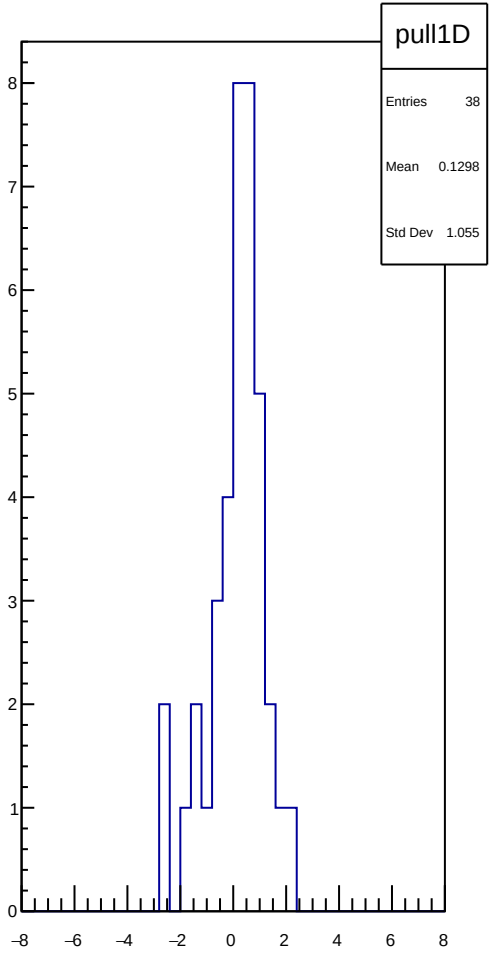
pull1D
Entries 38
Mean 0.1298
Std Dev 1.055
8
7
6
5
4
3
2
1
0
−8
−6
−4
−2
0
2
4
6
8

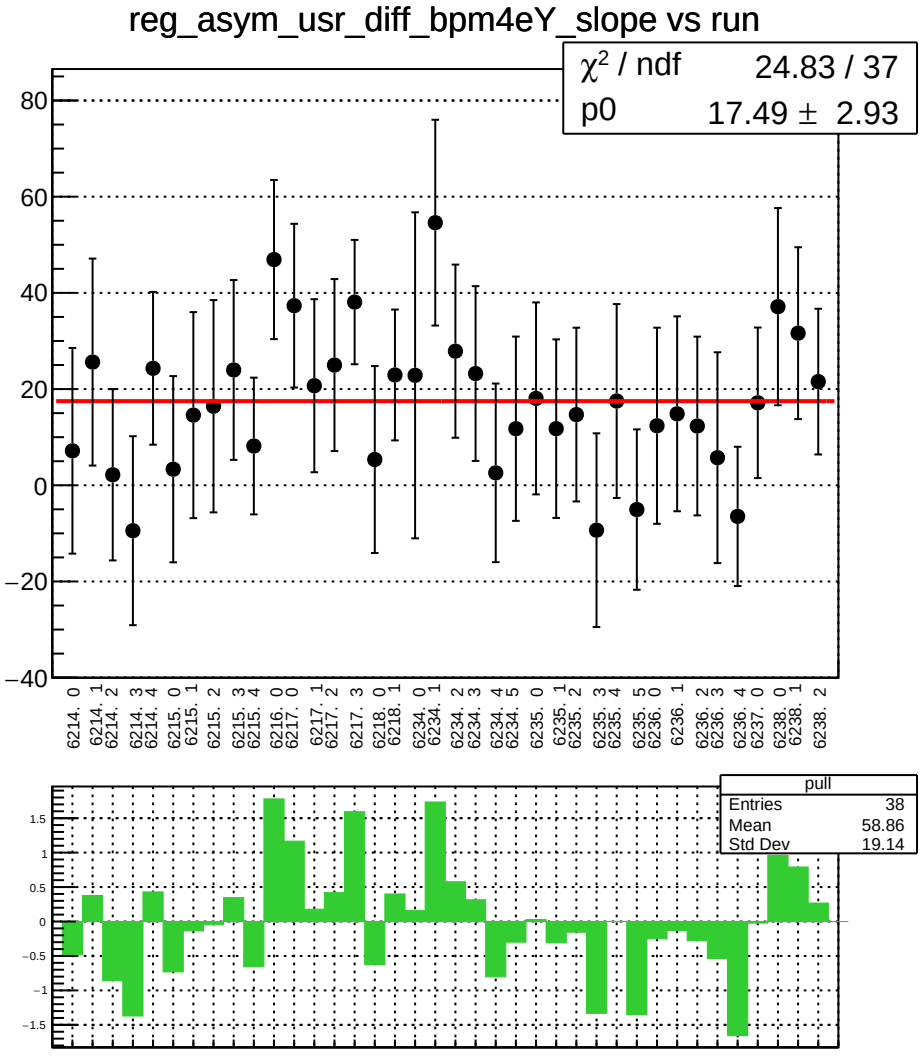
reg_asym_usr_diff_bpm4eY_slope vs run
χ² / ndf 24.83 / 37
p0 17.49 ± 2.93
80
60
40
20
0
−20
−40
6214. 0
6214. 1
6214. 2
6214. 3
6214. 4
6215. 0
6215. 1
6215. 2
6215. 3
6215. 4
6216. 0
6217. 0
6217. 1
6217. 2
6217. 3
6218. 0
6218. 1
6234. 0
6234. 1
6234. 2
6234. 3
6234. 4
6234. 5
6235. 0
6235. 1
6235. 2
6235. 3
6235. 4
6235. 5
6236. 0
6236. 1
6236. 2
6236. 3
6236. 4
6237. 0
6238. 0
6238. 1
6238. 2
pull
Entries 38
Mean 58.86
Std Dev 19.14
1.5
1
0.5
0
−0.5
−1
−1.5

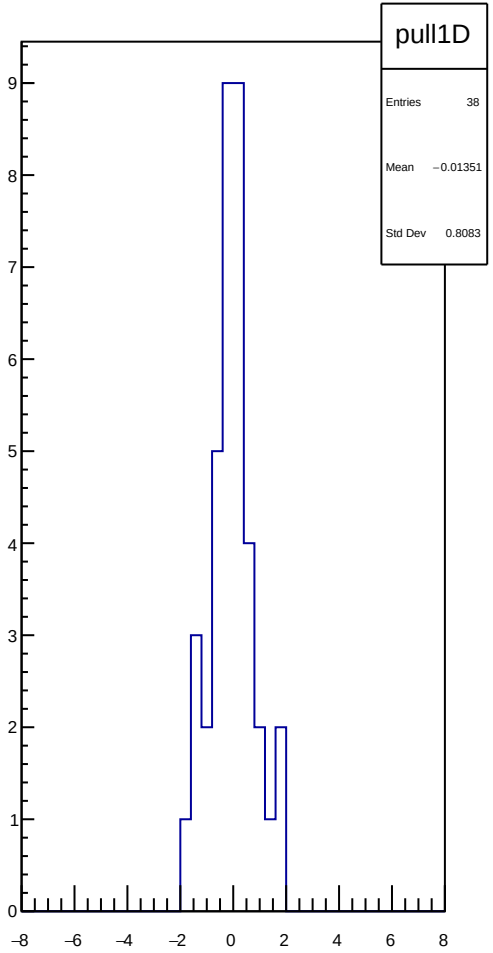
pull1D
Entries 38
Mean −0.01351
Std Dev 0.8083
9
8
7
6
5
4
3
2
1
0
−8
−6
−4
−2
0
2
4
6
8

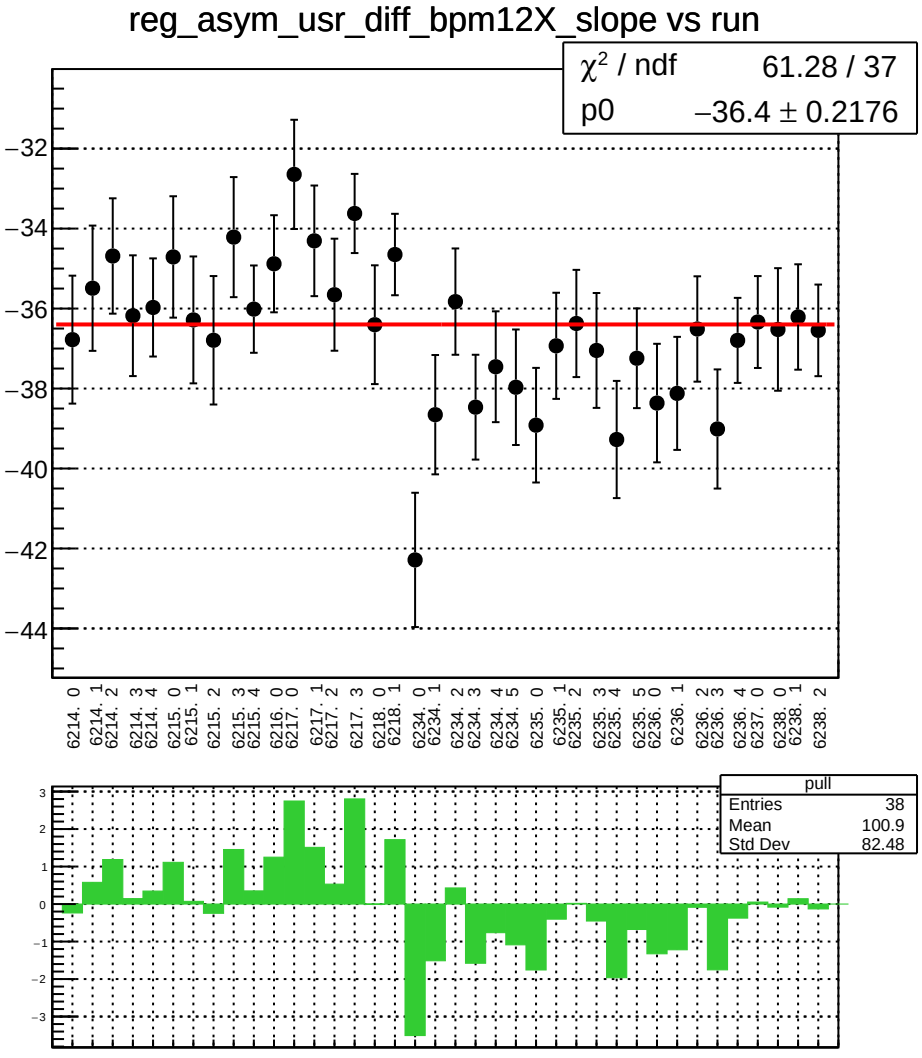
reg_asym_usr_diff_bpm12X_slope vs run
χ² / ndf 61.28 / 37
p0 −36.4 ± 0.2176
−32
−34
−36
−38
−40
−42
−44
6214. 0
6214. 1
6214. 2
6214. 3
6214. 4
6215. 0
6215. 1
6215. 2
6215. 3
6215. 4
6216. 0
6217. 0
6217. 1
6217. 2
6217. 3
6218. 0
6218. 1
6234. 0
6234. 1
6234. 2
6234. 3
6234. 4
6234. 5
6235. 0
6235. 1
6235. 2
6235. 3
6235. 4
6235. 5
6236. 0
6236. 1
6236. 2
6236. 3
6236. 4
6237. 0
6238. 0
6238. 1
6238. 2
pull
Entries 38
Mean 100.9
Std Dev 82.48
3
2
1
0
−1
−2
−3

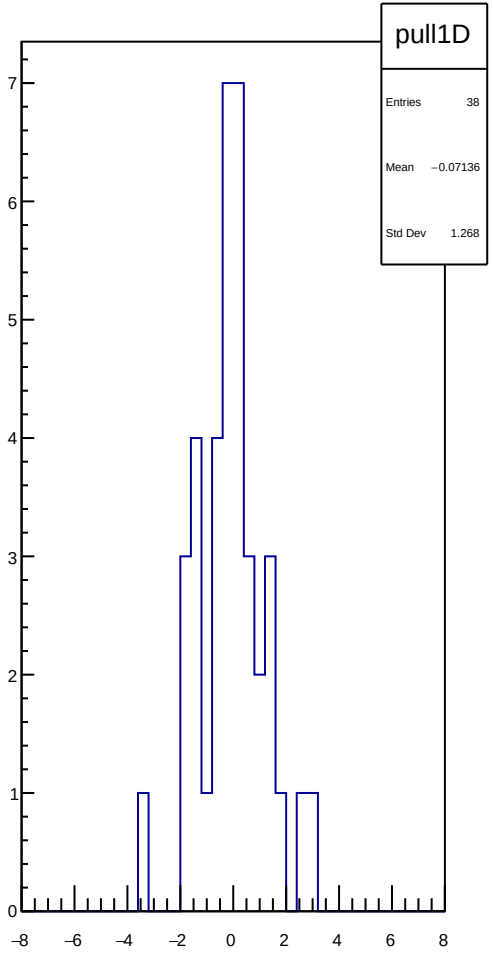
pull1D
Entries 38
Mean −0.07136
Std Dev 1.268
7
6
5
4
3
2
1
0
−8
−6
−4
−2
0
2
4
6
8

reg_asym_dsl_diff_bpm4aX_slope vs run

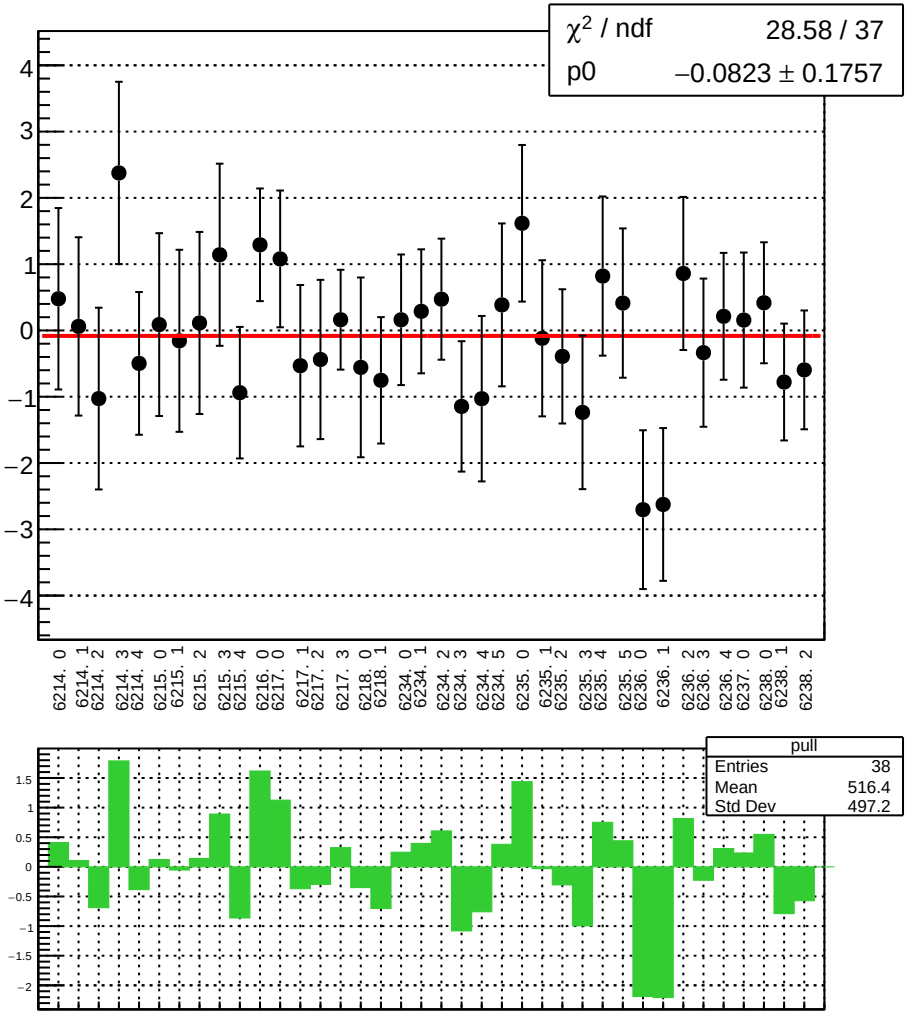

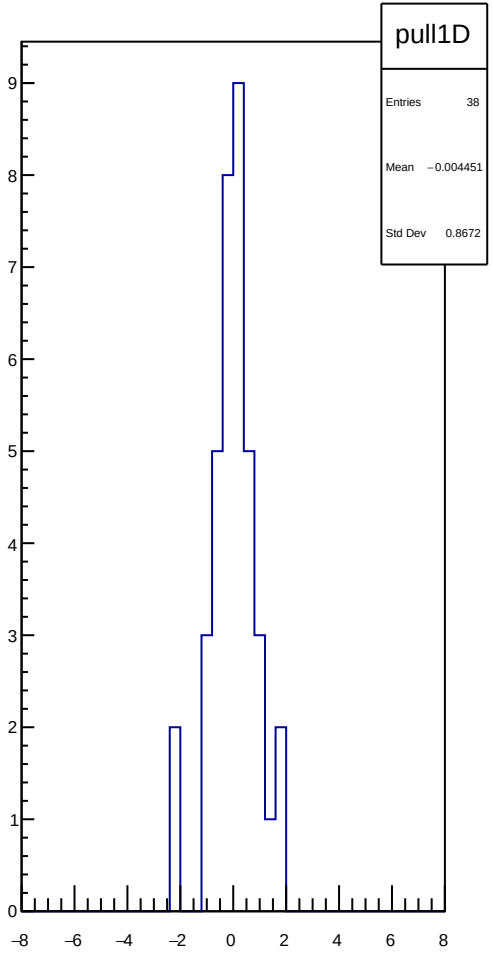

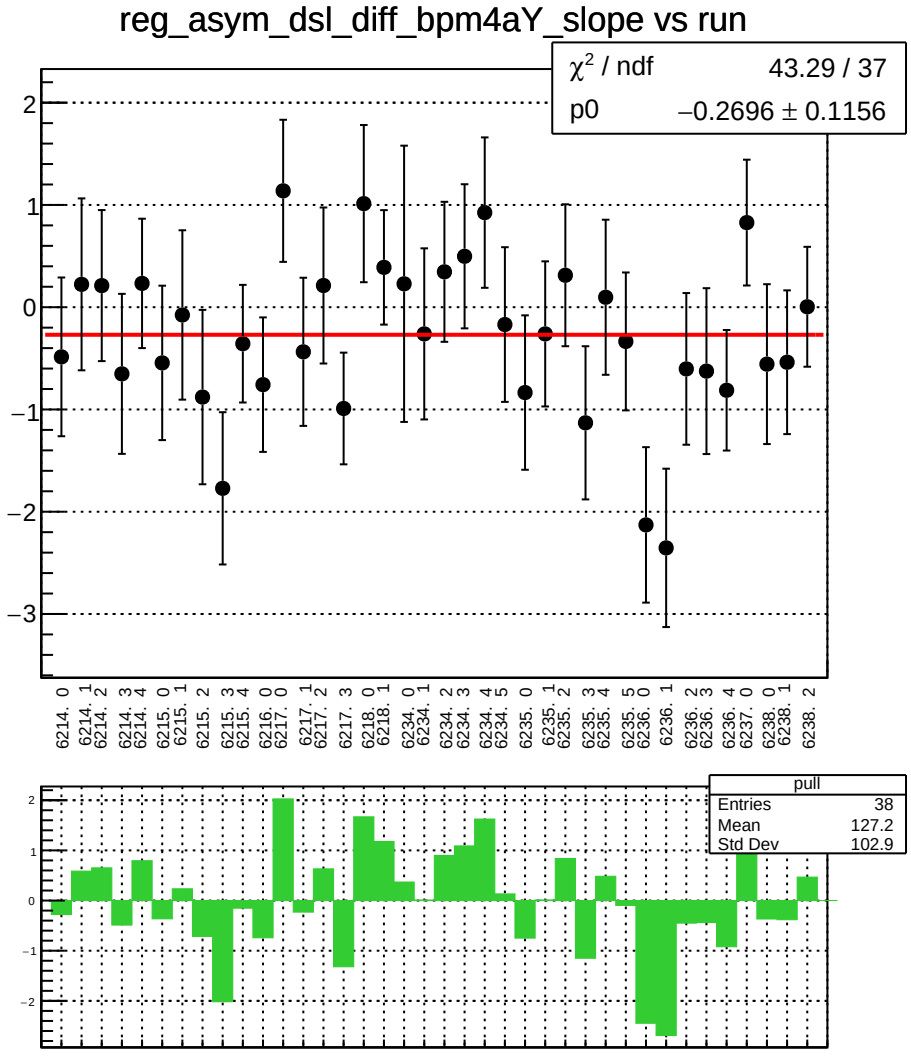
reg_asym_dsl_diff_bpm4aY_slope vs run
χ² / ndf 43.29 / 37
p0 −0.2696 ± 0.1156
6214. 0
6214. 1
6214. 2
6214. 3
6214. 4
6215. 0
6215. 1
6215. 2
6215. 3
6215. 4
6216. 0
6217. 0
6217. 1
6217. 2
6217. 3
6218. 0
6218. 1
6234. 0
6234. 1
6234. 2
6234. 3
6234. 4
6234. 5
6235. 0
6235. 1
6235. 2
6235. 3
6235. 4
6235. 5
6236. 0
6236. 1
6236. 2
6236. 3
6236. 4
6237. 0
6238. 0
6238. 1
6238. 2
pull
Entries 38
Mean 127.2
Std Dev 102.9

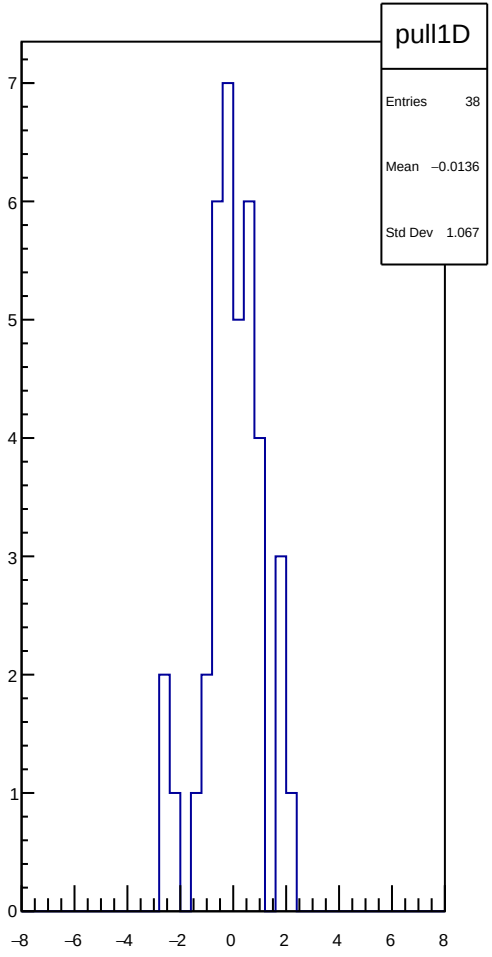
pull1D
Entries 38
Mean −0.0136
Std Dev 1.067

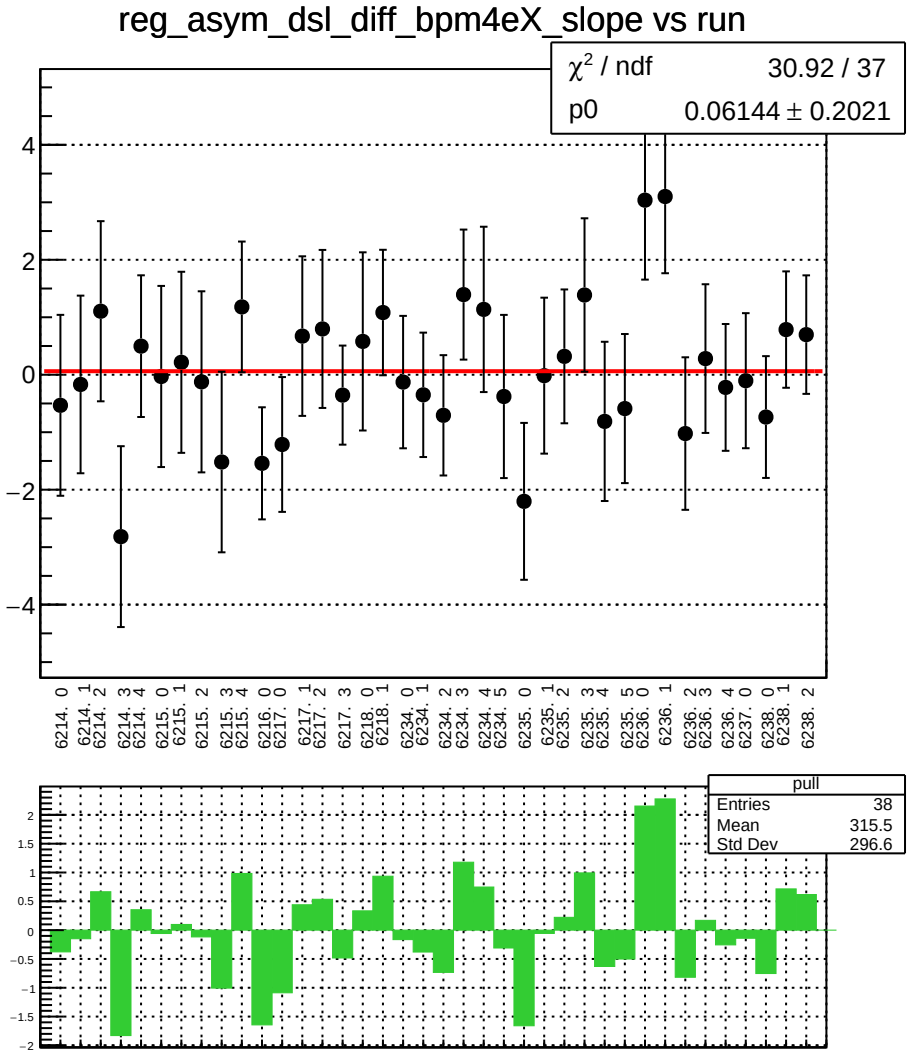
reg_asym_dsl_diff_bpm4eX_slope vs run
χ² / ndf 30.92 / 37
p0 0.06144 ± 0.2021
4
2
0
−2
−4
6214. 0
6214. 1
6214. 2
6214. 3
6214. 4
6215. 0
6215. 1
6215. 2
6215. 3
6215. 4
6216. 0
6217. 0
6217. 1
6217. 2
6217. 3
6218. 0
6218. 1
6234. 0
6234. 1
6234. 2
6234. 3
6234. 4
6234. 5
6235. 0
6235. 1
6235. 2
6235. 3
6235. 4
6235. 5
6236. 0
6236. 1
6236. 2
6236. 3
6236. 4
6237. 0
6238. 0
6238. 1
6238. 2
pull
Entries 38
Mean 315.5
Std Dev 296.6
2
1.5
1
0.5
0
−0.5
−1
−1.5
−2

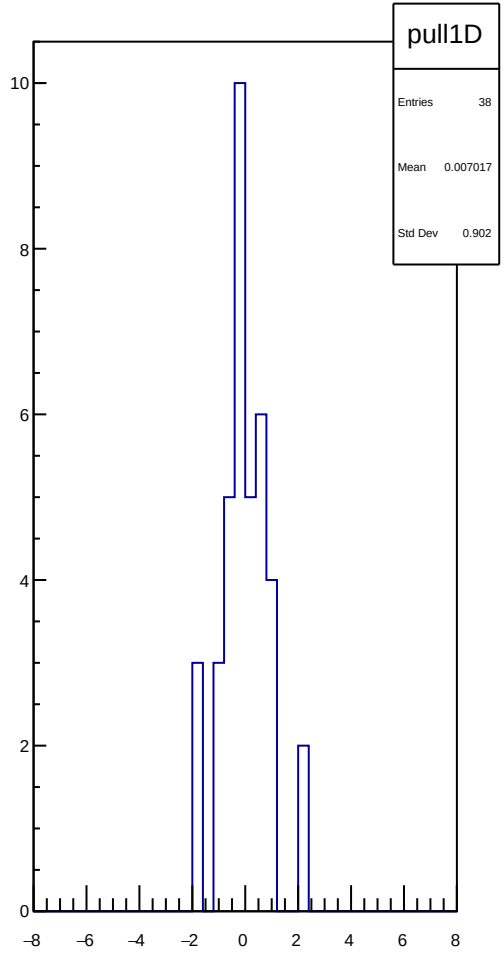
pull1D
Entries 38
Mean 0.007017
Std Dev 0.902
10
8
6
4
2
0
−8
−6
−4
−2
0
2
4
6
8

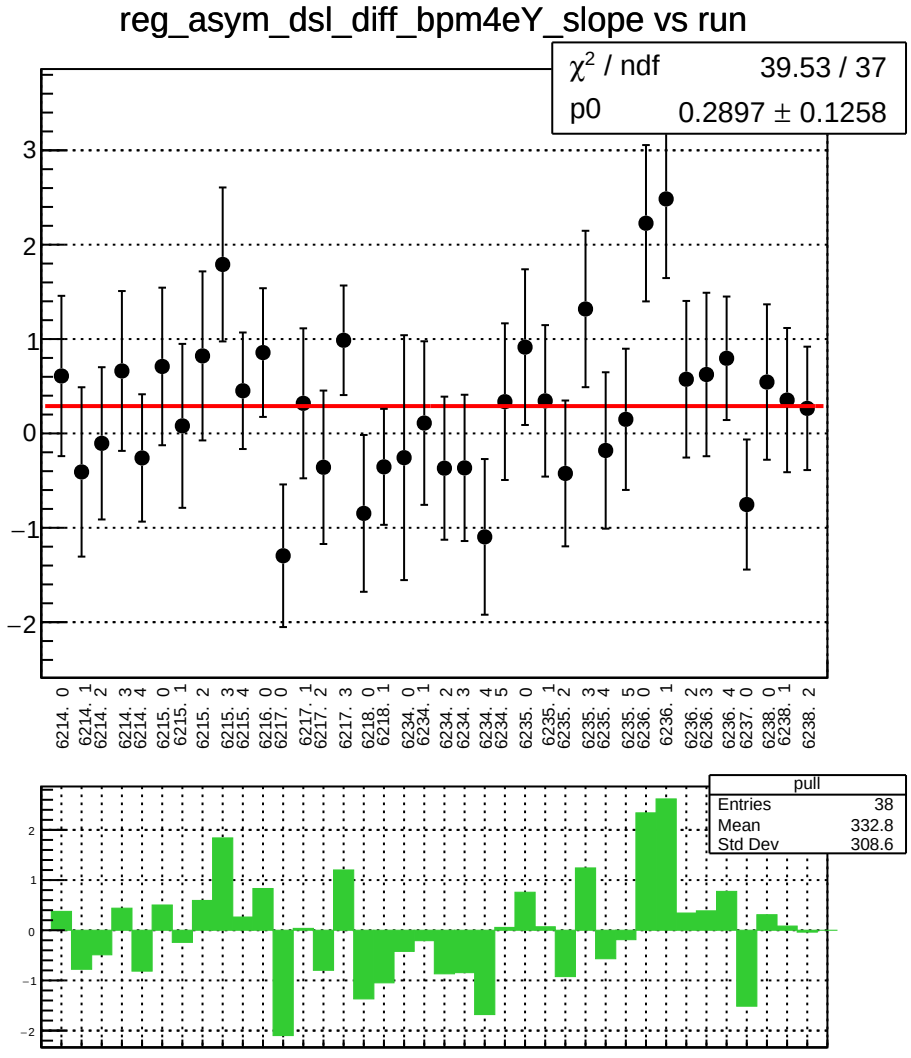
reg_asym_dsl_diff_bpm4eY_slope vs run
χ² / ndf 39.53 / 37
p0 0.2897 ± 0.1258
3
2
1
0
−1
−2
6214. 0
6214. 1
6214. 2
6214. 3
6214. 4
6215. 0
6215. 1
6215. 2
6215. 3
6215. 4
6216. 0
6217. 0
6217. 1
6217. 2
6217. 3
6218. 0
6218. 1
6234. 0
6234. 1
6234. 2
6234. 3
6234. 4
6234. 5
6235. 0
6235. 1
6235. 2
6235. 3
6235. 4
6235. 5
6236. 0
6236. 1
6236. 2
6236. 3
6236. 4
6237. 0
6238. 0
6238. 1
6238. 2
pull
Entries 38
Mean 332.8
Std Dev 308.6
2
1
0
−1
−2

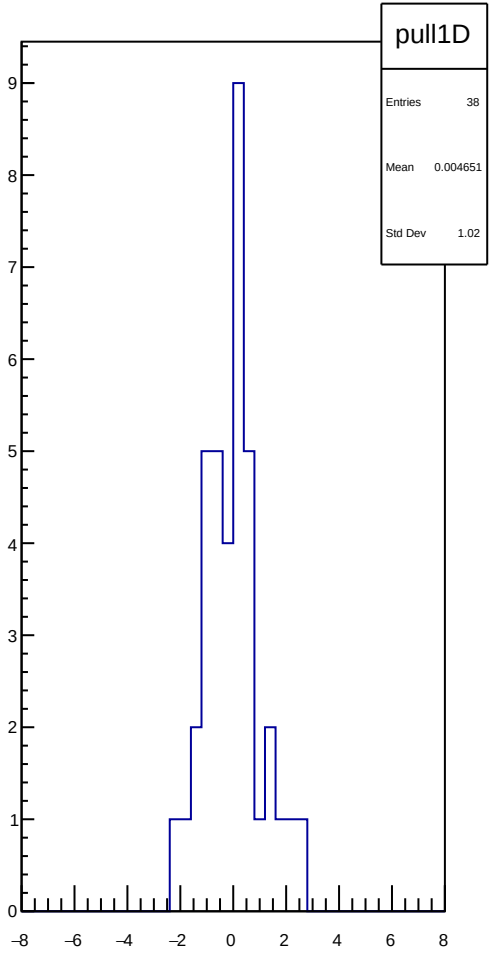
pull1D
Entries 38
Mean 0.004651
Std Dev 1.02
9
8
7
6
5
4
3
2
1
0
−8
−6
−4
−2
0
2
4
6
8

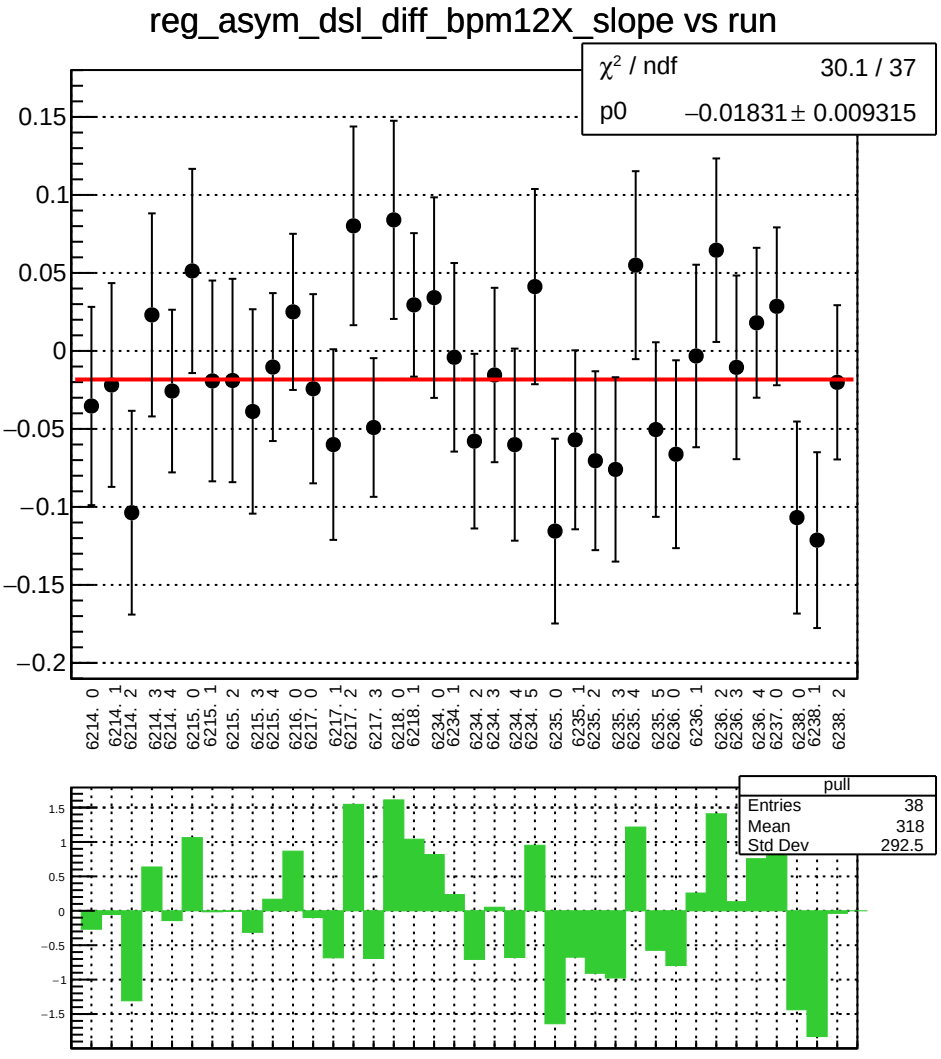
reg_asym_dsl_diff_bpm12X_slope vs run
χ² / ndf 30.1 / 37
p0 −0.01831 ± 0.009315
0.15
0.1
0.05
0
−0.05
−0.1
−0.15
−0.2
6214. 0
6214. 1
6214. 2
6214. 3
6214. 4
6215. 0
6215. 1
6215. 2
6215. 3
6215. 4
6216. 0
6217. 0
6217. 1
6217. 2
6217. 3
6218. 0
6218. 1
6234. 0
6234. 1
6234. 2
6234. 3
6234. 4
6234. 5
6235. 0
6235. 1
6235. 2
6235. 3
6235. 4
6235. 5
6236. 0
6236. 1
6236. 2
6236. 3
6236. 4
6237. 0
6238. 0
6238. 1
6238. 2
pull
Entries 38
Mean 318
Std Dev 292.5
1.5
1
0.5
0
−0.5
−1
−1.5

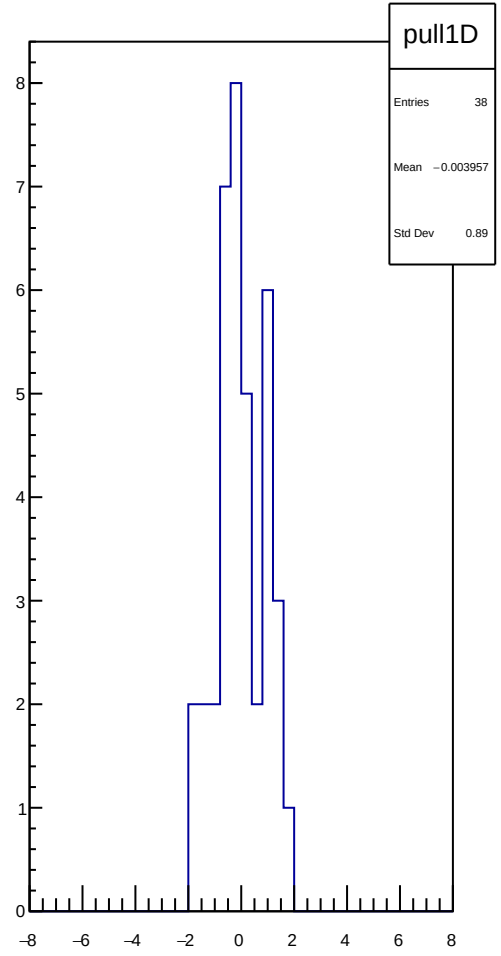
pull1D
Entries 38
Mean −0.003957
Std Dev 0.89
8
7
6
5
4
3
2
1
0
−8
−6
−4
−2
0
2
4
6
8

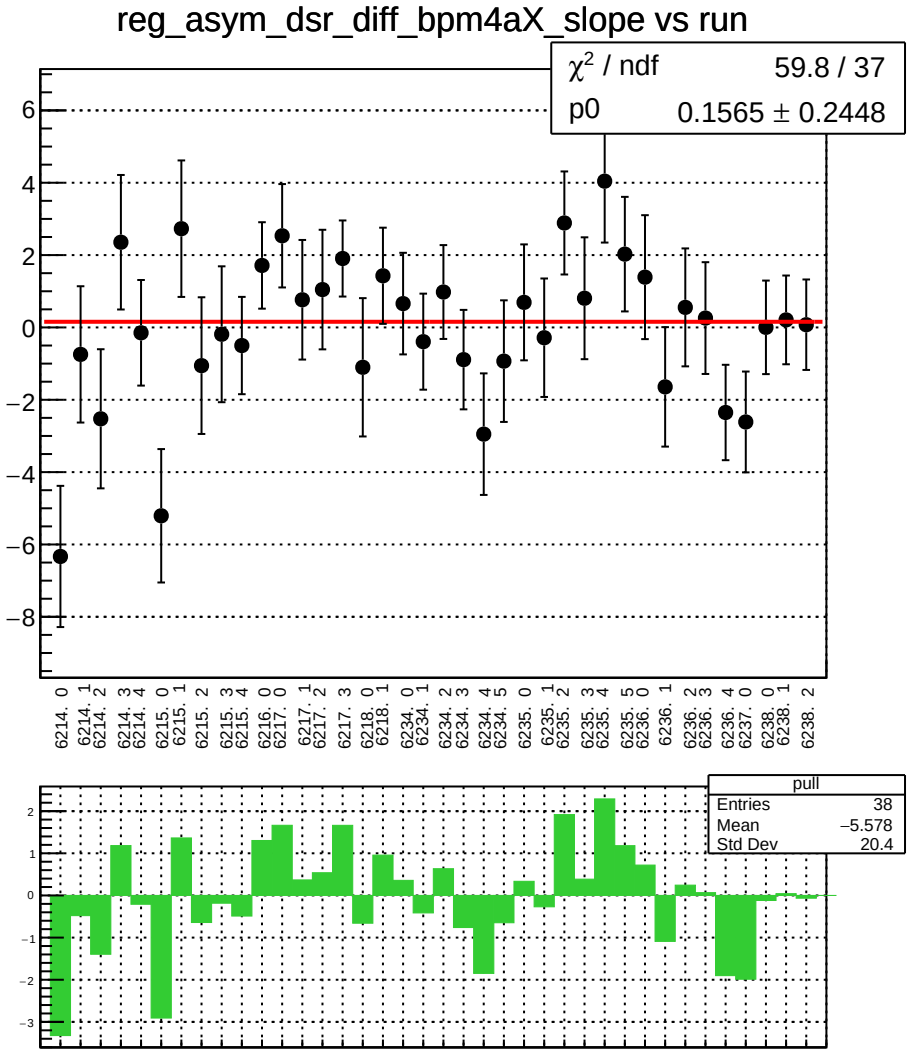
reg_asym_dsr_diff_bpm4aX_slope vs run
χ² / ndf 59.8 / 37
p0 0.1565 ± 0.2448
6214. 0
6214. 1
6214. 2
6214. 3
6214. 4
6215. 0
6215. 1
6215. 2
6215. 3
6215. 4
6216. 0
6217. 0
6217. 1
6217. 2
6217. 3
6218. 0
6218. 1
6234. 0
6234. 1
6234. 2
6234. 3
6234. 4
6234. 5
6235. 0
6235. 1
6235. 2
6235. 3
6235. 4
6235. 5
6236. 0
6236. 1
6236. 2
6236. 3
6236. 4
6237. 0
6238. 0
6238. 1
6238. 2
pull
Entries 38
Mean −5.578
Std Dev 20.4

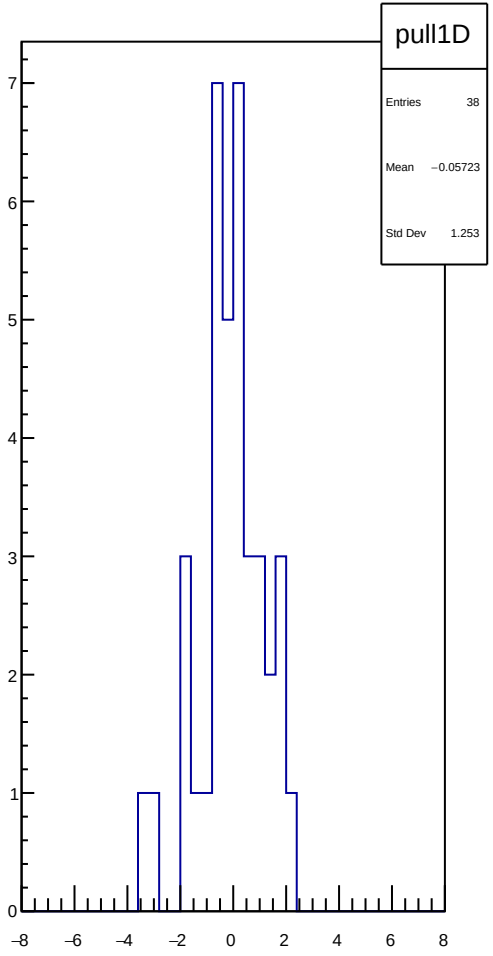
pull1D
Entries 38
Mean −0.05723
Std Dev 1.253

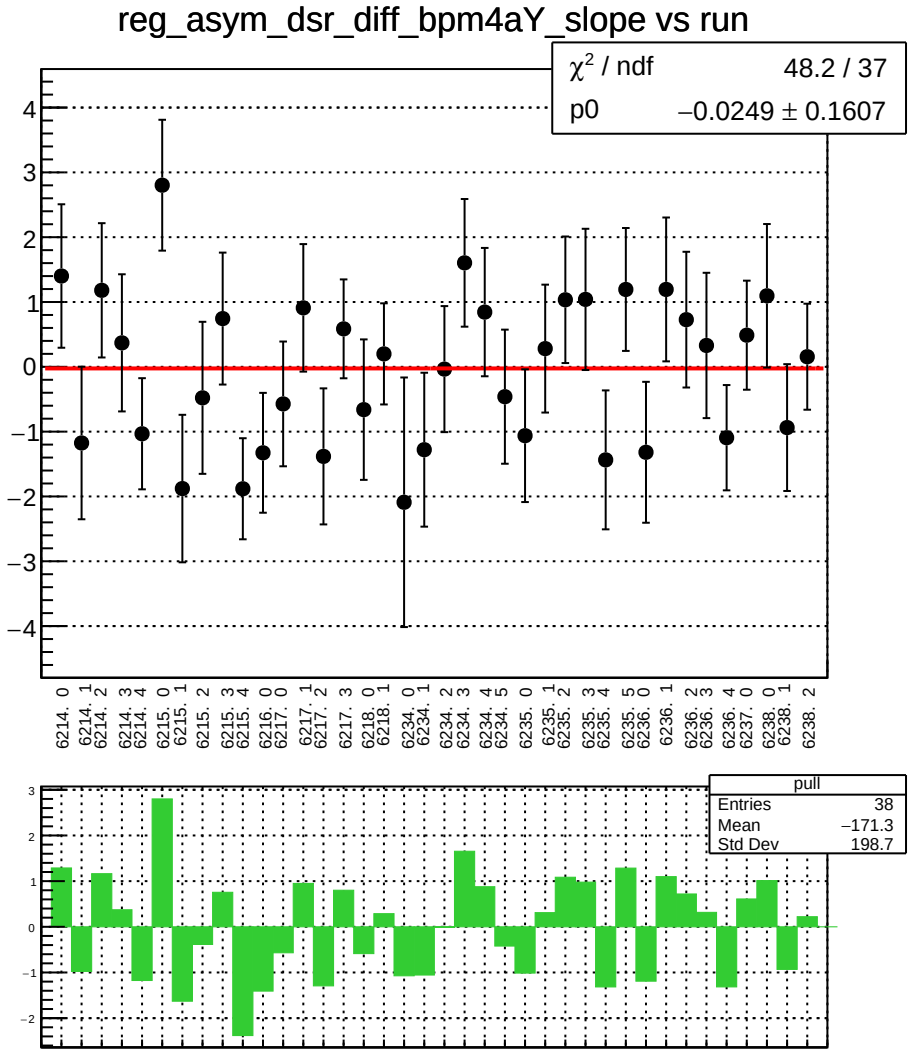
reg_asym_dsr_diff_bpm4aY_slope vs run
χ² / ndf 48.2 / 37
p0 −0.0249 ± 0.1607
6214. 0
6214. 1
6214. 2
6214. 3
6214. 4
6215. 0
6215. 1
6215. 2
6215. 3
6215. 4
6216. 0
6217. 0
6217. 1
6217. 2
6217. 3
6218. 0
6218. 1
6234. 0
6234. 1
6234. 2
6234. 3
6234. 4
6234. 5
6235. 0
6235. 1
6235. 2
6235. 3
6235. 4
6235. 5
6236. 0
6236. 1
6236. 2
6236. 3
6236. 4
6237. 0
6238. 0
6238. 1
6238. 2
pull
Entries 38
Mean −171.3
Std Dev 198.7

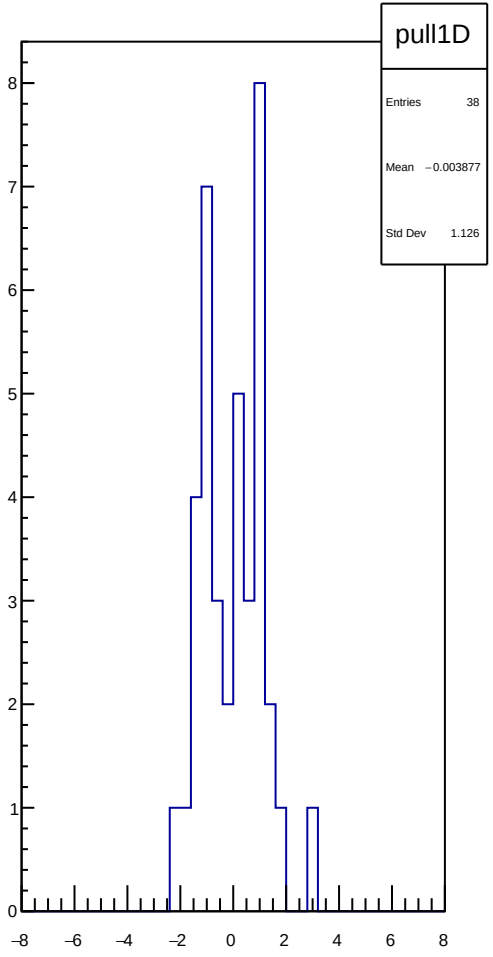
pull1D
Entries 38
Mean −0.003877
Std Dev 1.126

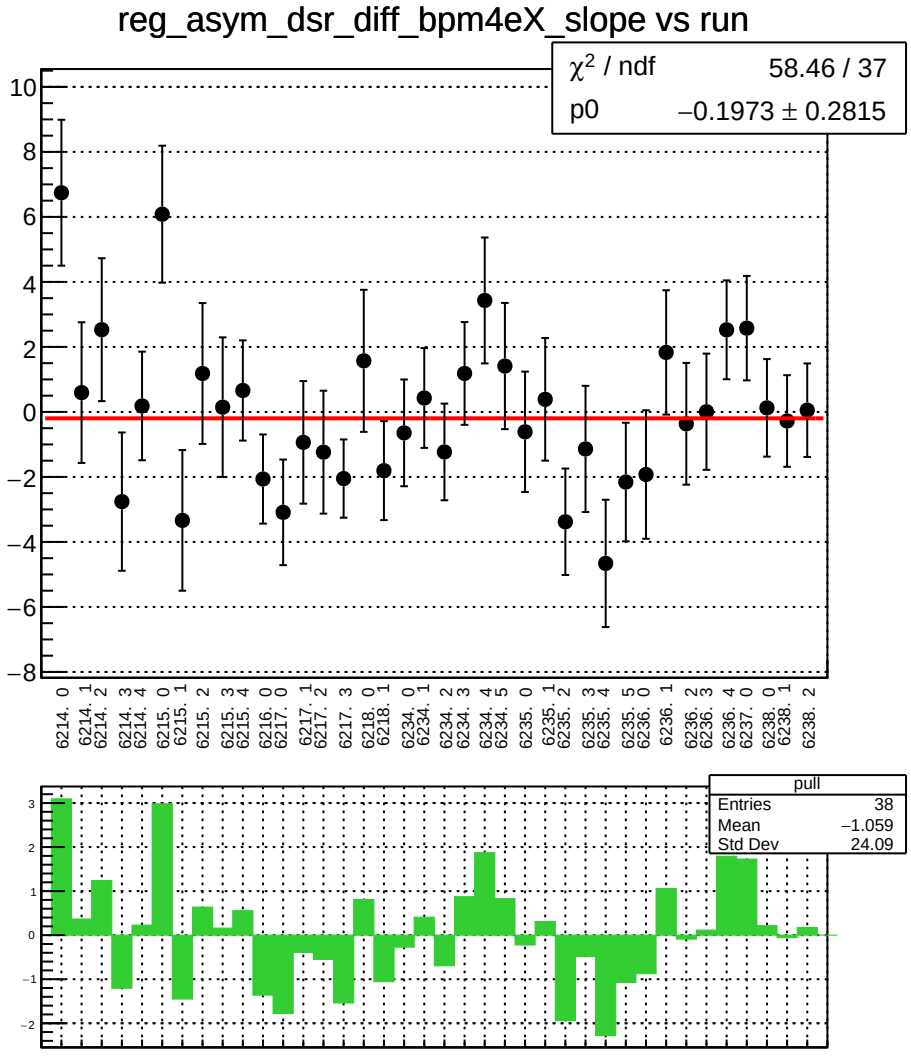
reg_asym_dsr_diff_bpm4eX_slope vs run
χ² / ndf 58.46 / 37
p0 −0.1973 ± 0.2815
6214. 0
6214. 1
6214. 2
6214. 3
6214. 4
6215. 0
6215. 1
6215. 2
6215. 3
6215. 4
6216. 0
6217. 0
6217. 1
6217. 2
6217. 3
6218. 0
6218. 1
6234. 0
6234. 1
6234. 2
6234. 3
6234. 4
6234. 5
6235. 0
6235. 1
6235. 2
6235. 3
6235. 4
6235. 5
6236. 0
6236. 1
6236. 2
6236. 3
6236. 4
6237. 0
6238. 0
6238. 1
6238. 2
pull
Entries 38
Mean −1.059
Std Dev 24.09

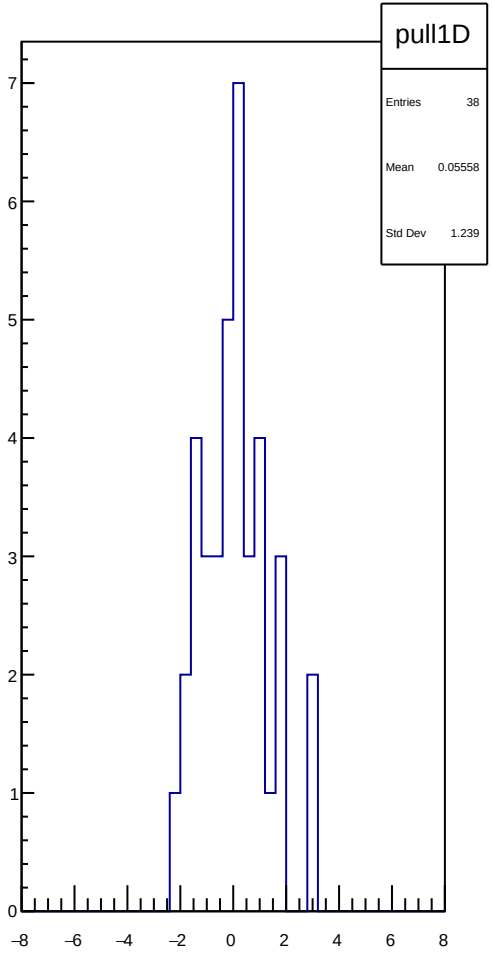
pull1D
Entries 38
Mean 0.05558
Std Dev 1.239

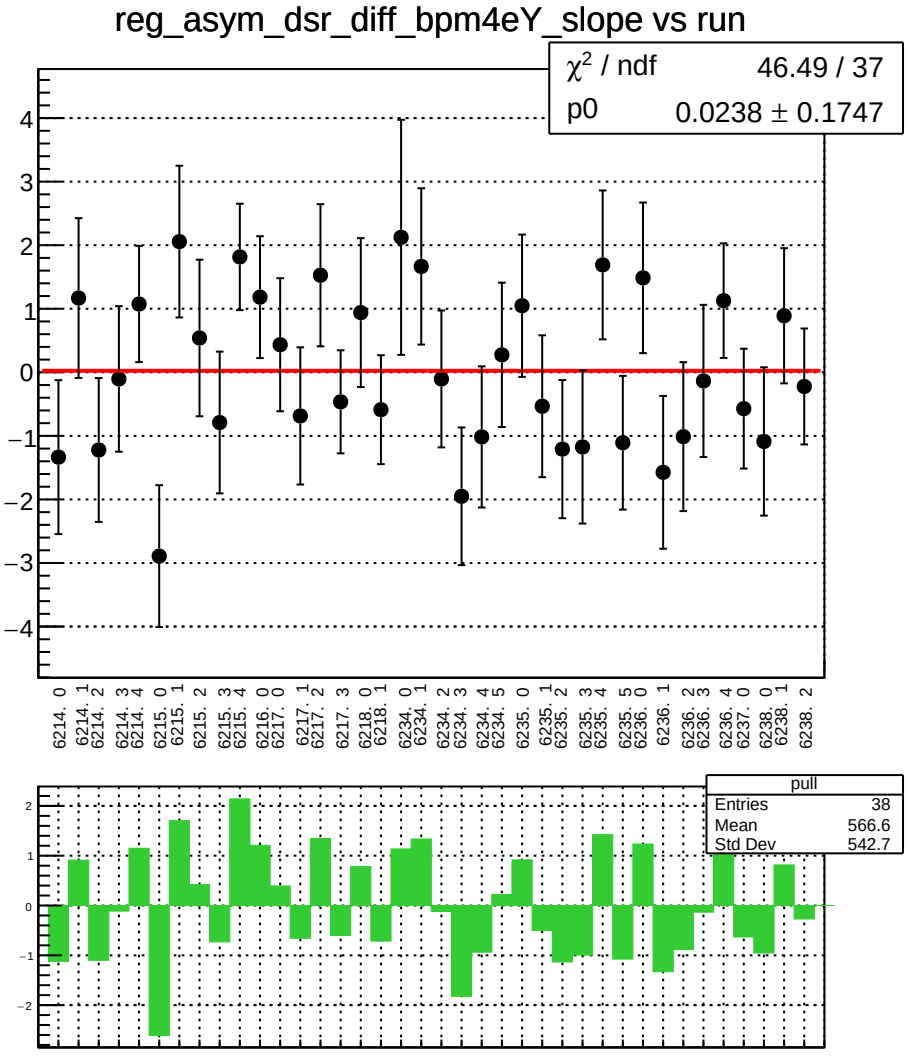
reg_asym_dsr_diff_bpm4eY_slope vs run
χ² / ndf 46.49 / 37
p0 0.0238 ± 0.1747
6214. 0
6214. 1
6214. 2
6214. 3
6214. 4
6215. 0
6215. 1
6215. 2
6215. 3
6215. 4
6216. 0
6217. 0
6217. 1
6217. 2
6217. 3
6218. 0
6218. 1
6234. 0
6234. 1
6234. 2
6234. 3
6234. 4
6234. 5
6235. 0
6235. 1
6235. 2
6235. 3
6235. 4
6235. 5
6236. 0
6236. 1
6236. 2
6236. 3
6236. 4
6237. 0
6238. 0
6238. 1
6238. 2
pull
Entries 38
Mean 566.6
Std Dev 542.7

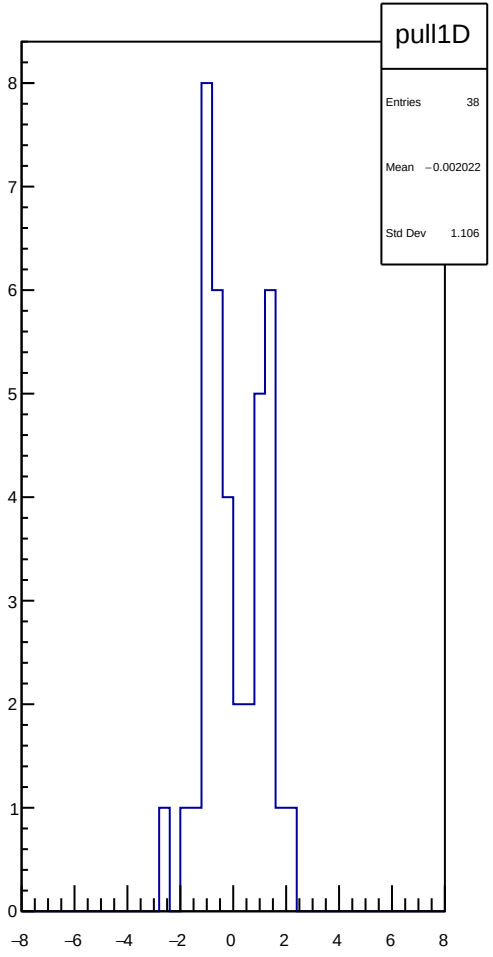
pull1D
Entries 38
Mean −0.002022
Std Dev 1.106

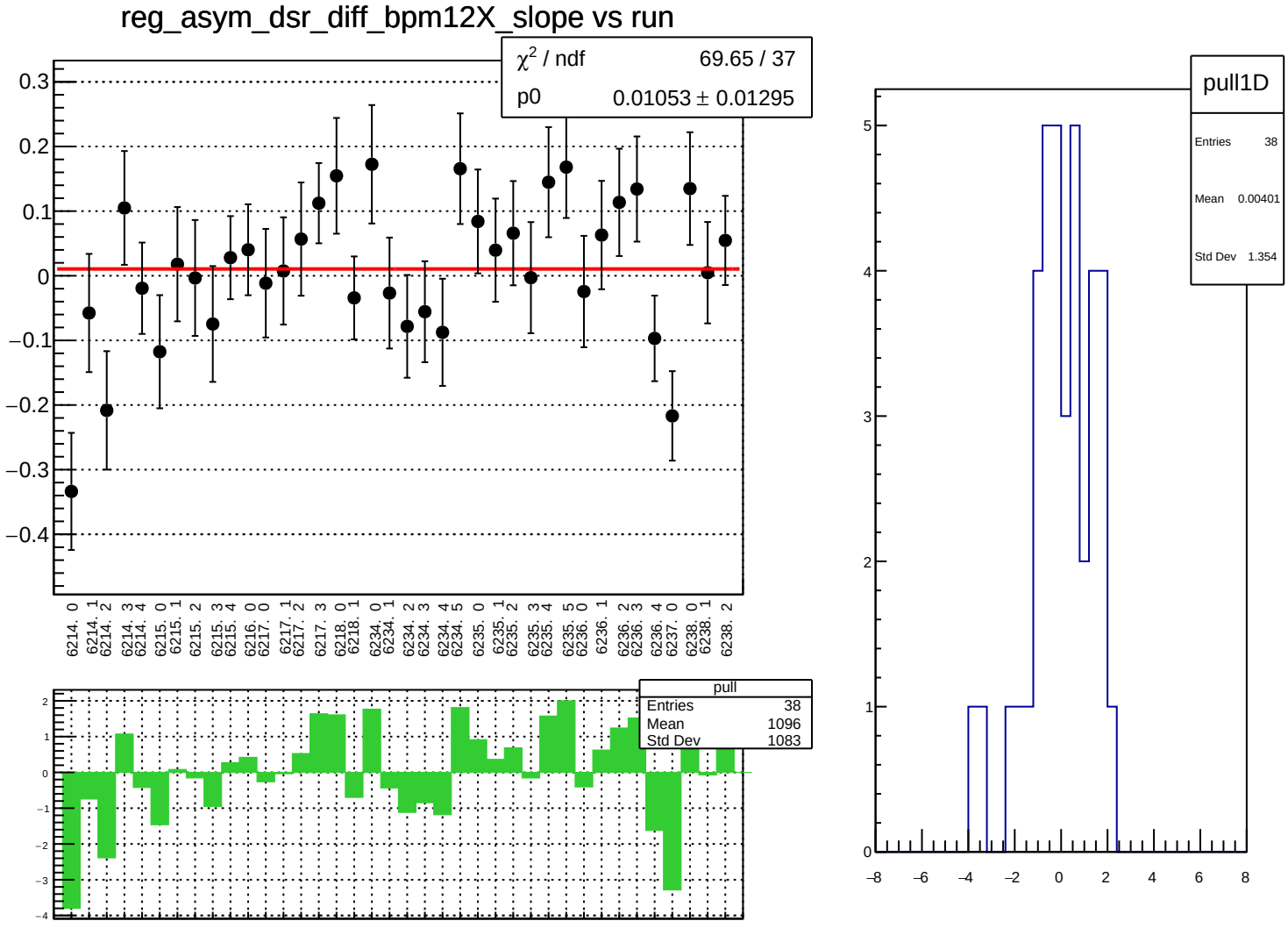
reg_asym_dsr_diff_bpm12X_slope vs run
χ² / ndf 69.65 / 37
p0 0.01053 ± 0.01295
0.3
0.2
0.1
0
−0.1
−0.2
−0.3
−0.4
6214. 0
6214. 1
6214. 2
6214. 3
6214. 4
6215. 0
6215. 1
6215. 2
6215. 3
6215. 4
6216. 0
6217. 0
6217. 1
6217. 2
6217. 3
6218. 0
6218. 1
6234. 0
6234. 1
6234. 2
6234. 3
6234. 4
6234. 5
6235. 0
6235. 1
6235. 2
6235. 3
6235. 4
6235. 5
6236. 0
6236. 1
6236. 2
6236. 3
6236. 4
6237. 0
6238. 0
6238. 1
6238. 2
pull
Entries 38
Mean 1096
Std Dev 1083
pull1D
Entries 38
Mean 0.00401
Std Dev 1.354
5
4
3
2
1
0
−8
−6
−4
−2
0
2
4
6
8

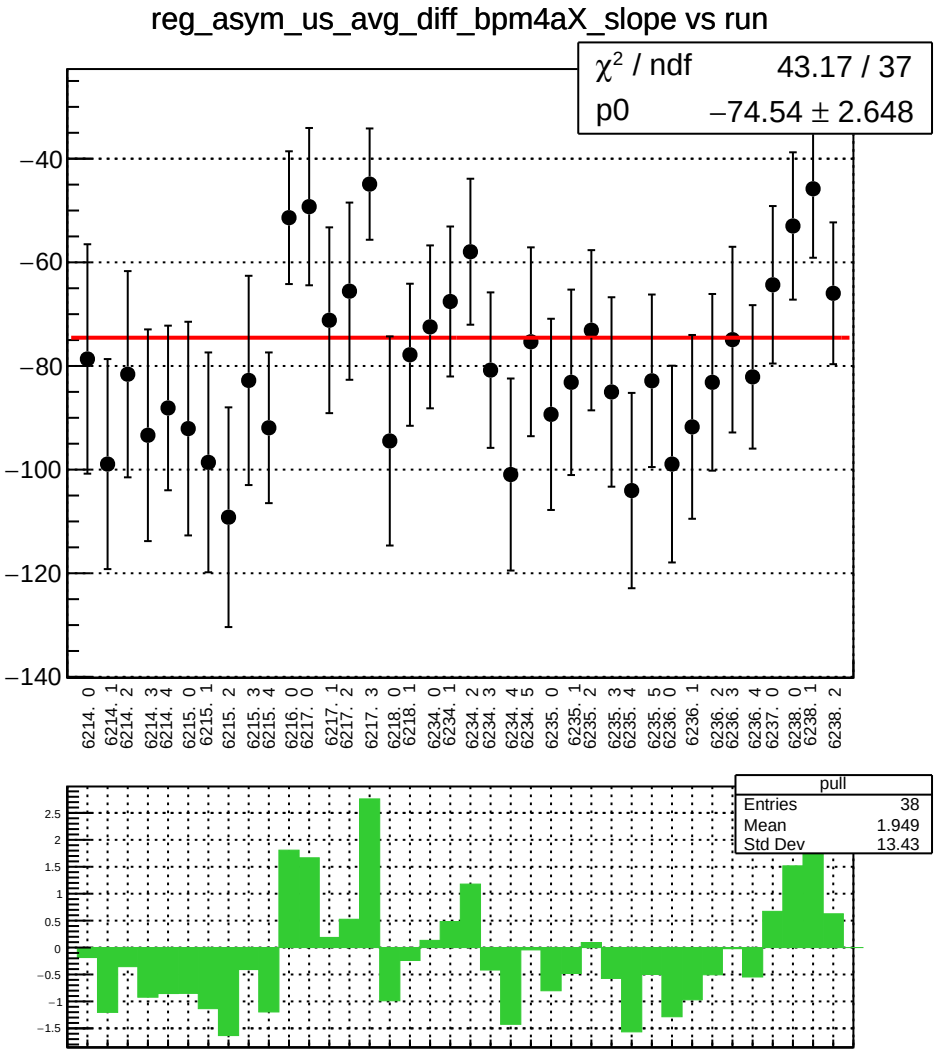
reg_asym_us_avg_diff_bpm4aX_slope vs run
χ² / ndf 43.17 / 37
p0 −74.54 ± 2.648
−40
−60
−80
−100
−120
−140
6214. 0
6214. 1
6214. 2
6214. 3
6214. 4
6215. 0
6215. 1
6215. 2
6215. 3
6215. 4
6216. 0
6217. 0
6217. 1
6217. 2
6217. 3
6218. 0
6218. 1
6234. 0
6234. 1
6234. 2
6234. 3
6234. 4
6234. 5
6235. 0
6235. 1
6235. 2
6235. 3
6235. 4
6235. 5
6236. 0
6236. 1
6236. 2
6236. 3
6236. 4
6237. 0
6238. 0
6238. 1
6238. 2
pull
Entries 38
Mean 1.949
Std Dev 13.43
2.5
2
1.5
1
0.5
0
−0.5
−1
−1.5

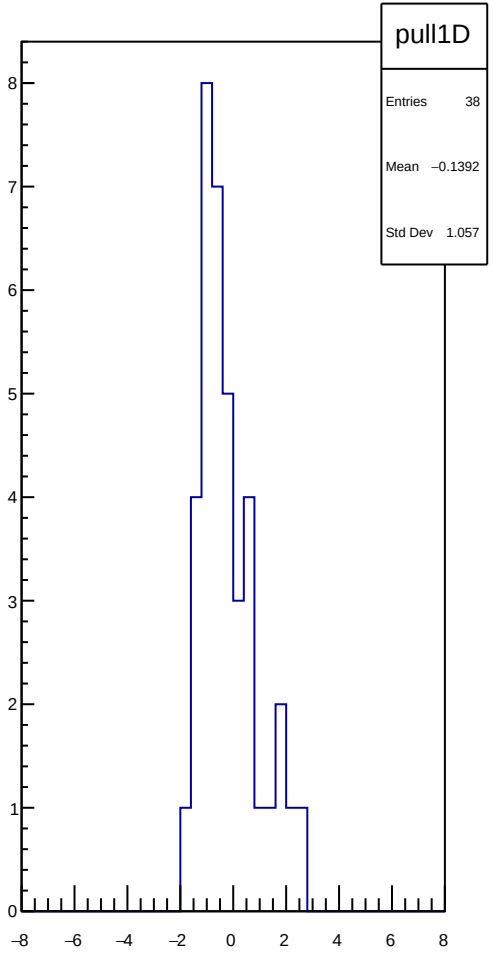
pull1D
Entries 38
Mean −0.1392
Std Dev 1.057
8
7
6
5
4
3
2
1
0
−8
−6
−4
−2
0
2
4
6
8

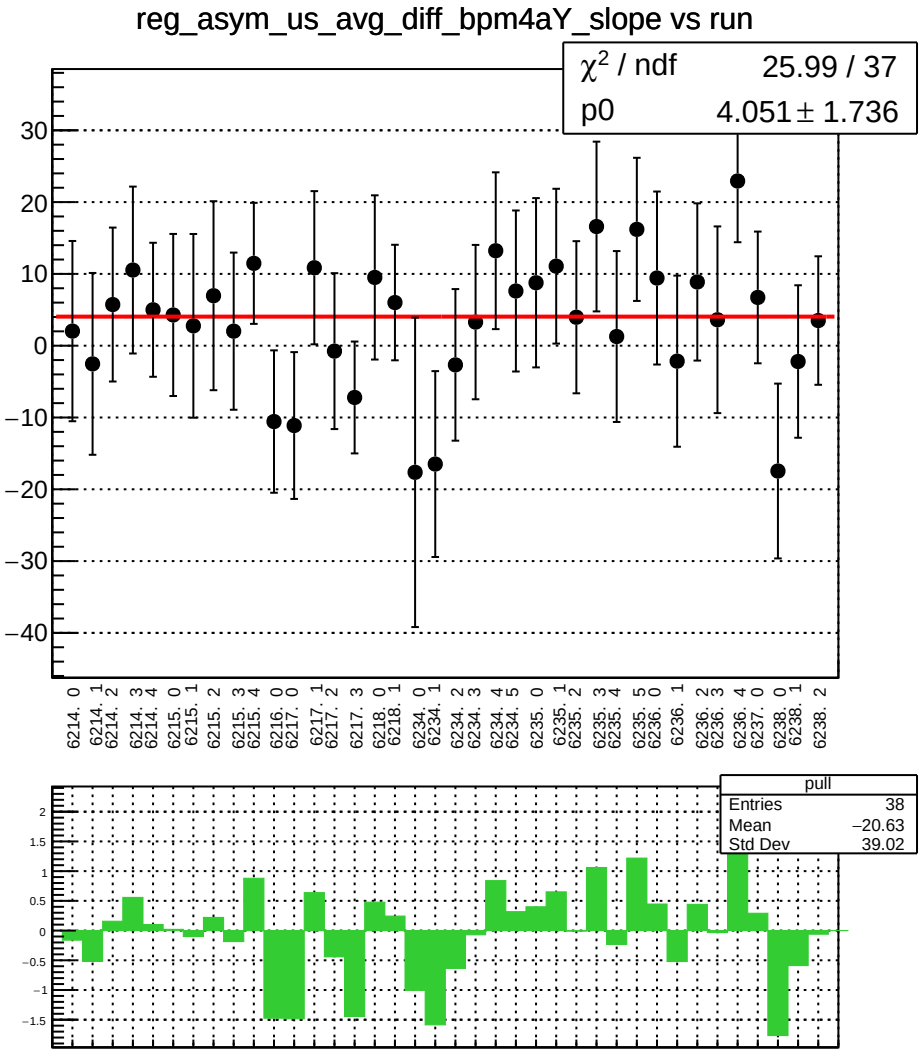
reg_asym_us_avg_diff_bpm4aY_slope vs run
χ2 / ndf 25.99 / 37
p0 4.051 ± 1.736
30
20
10
0
−10
−20
−30
−40
6214. 0
6214. 1
6214. 2
6214. 3
6214. 4
6215. 0
6215. 1
6215. 2
6215. 3
6215. 4
6216. 0
6217. 0
6217. 1
6217. 2
6217. 3
6218. 0
6218. 1
6234. 0
6234. 1
6234. 2
6234. 3
6234. 4
6234. 5
6235. 0
6235. 1
6235. 2
6235. 3
6235. 4
6235. 5
6236. 0
6236. 1
6236. 2
6236. 3
6236. 4
6237. 0
6238. 0
6238. 1
6238. 2
pull
Entries 38
Mean −20.63
Std Dev 39.02
2
1.5
1
0.5
0
−0.5
−1
−1.5

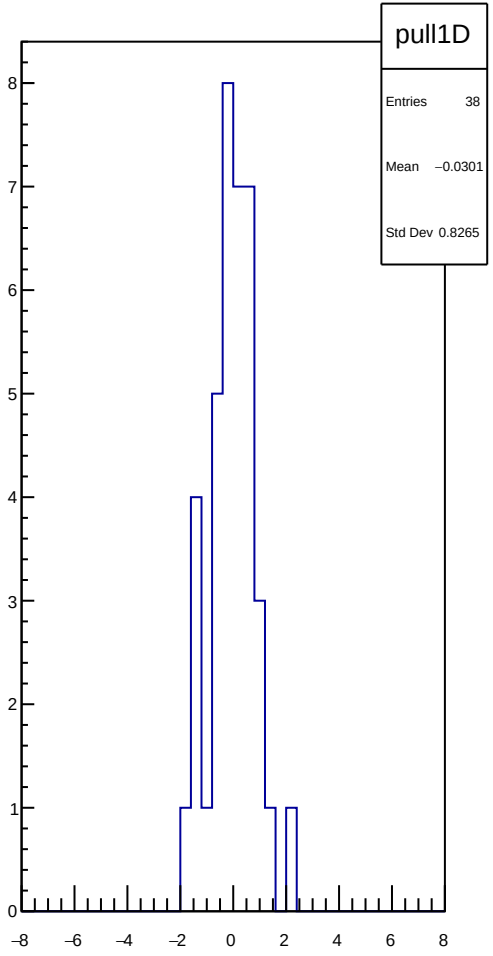
pull1D
Entries 38
Mean −0.0301
Std Dev 0.8265
8
7
6
5
4
3
2
1
0
−8
−6
−4
−2
0
2
4
6
8

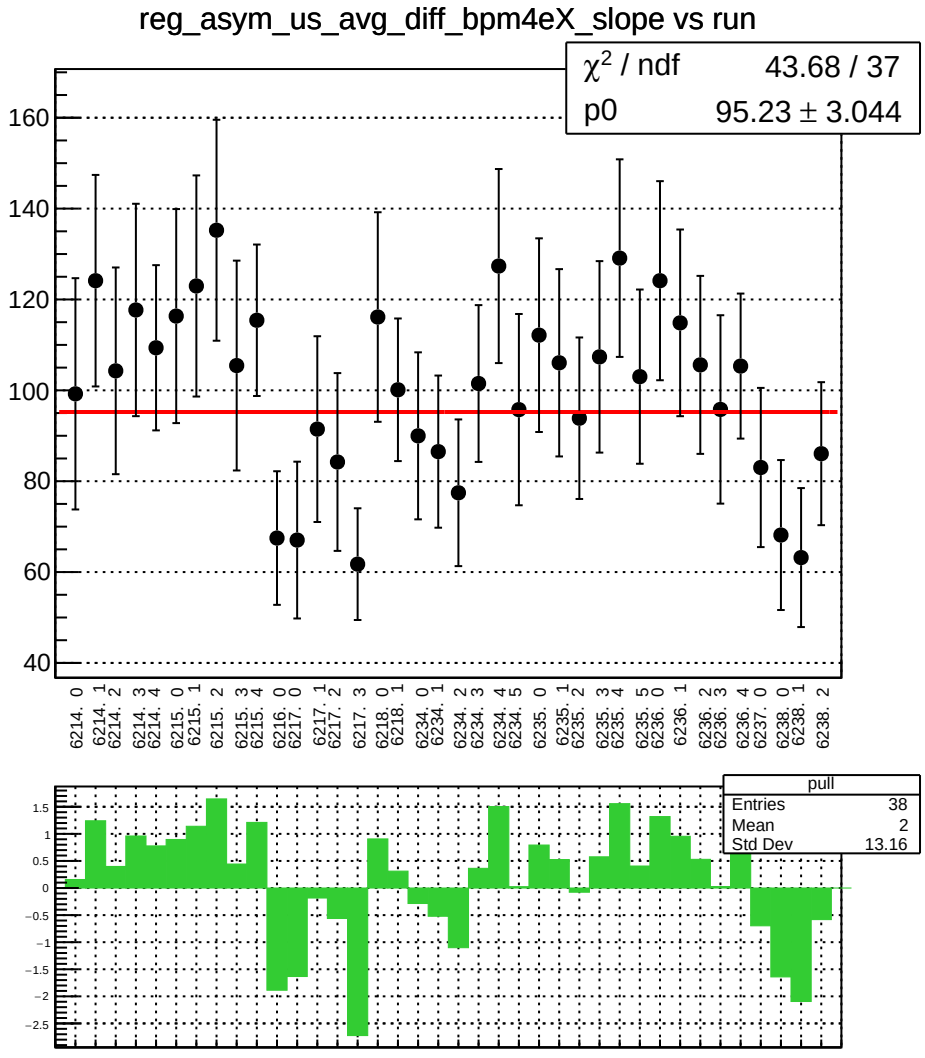
reg_asym_us_avg_diff_bpm4eX_slope vs run
χ2 / ndf 43.68 / 37
p0 95.23 ± 3.044
160
140
120
100
80
60
40
6214. 0
6214. 1
6214. 2
6214. 3
6214. 4
6215. 0
6215. 1
6215. 2
6215. 3
6215. 4
6216. 0
6217. 0
6217. 1
6217. 2
6217. 3
6218. 0
6218. 1
6234. 0
6234. 1
6234. 2
6234. 3
6234. 4
6234. 5
6235. 0
6235. 1
6235. 2
6235. 3
6235. 4
6235. 5
6236. 0
6236. 1
6236. 2
6236. 3
6236. 4
6237. 0
6238. 0
6238. 1
6238. 2
pull
Entries 38
Mean 2
Std Dev 13.16
1.5
1
0.5
0
−0.5
−1
−1.5
−2
−2.5

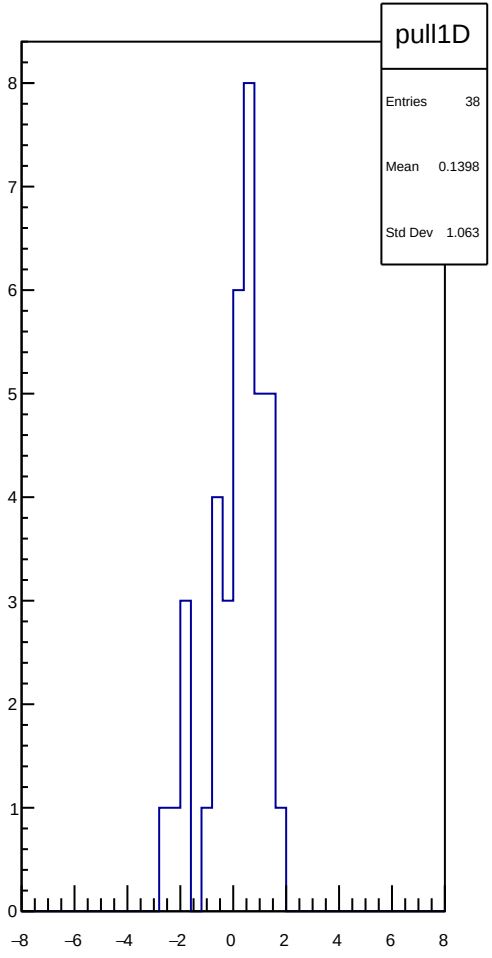
pull1D
Entries 38
Mean 0.1398
Std Dev 1.063
8
7
6
5
4
3
2
1
0
−8
−6
−4
−2
0
2
4
6
8

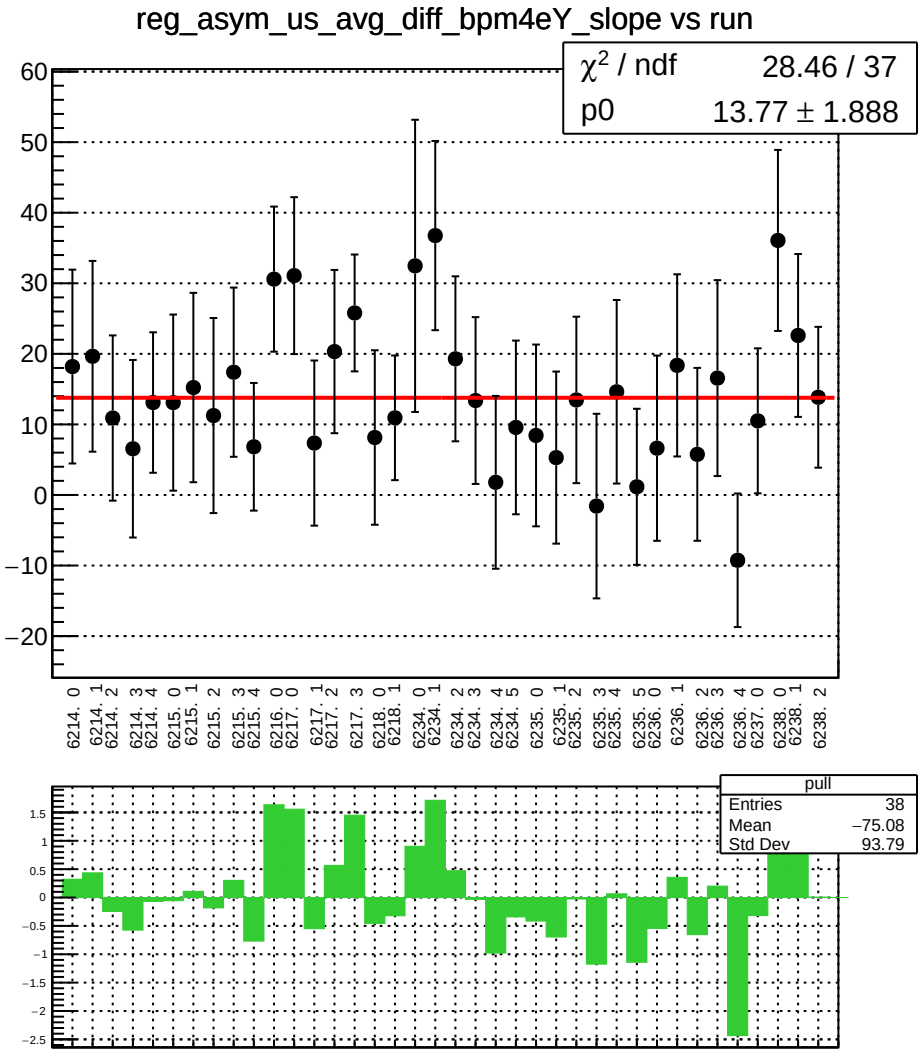
reg_asym_us_avg_diff_bpm4eY_slope vs run
χ² / ndf 28.46 / 37
p0 13.77 ± 1.888
pull
Entries 38
Mean −75.08
Std Dev 93.79

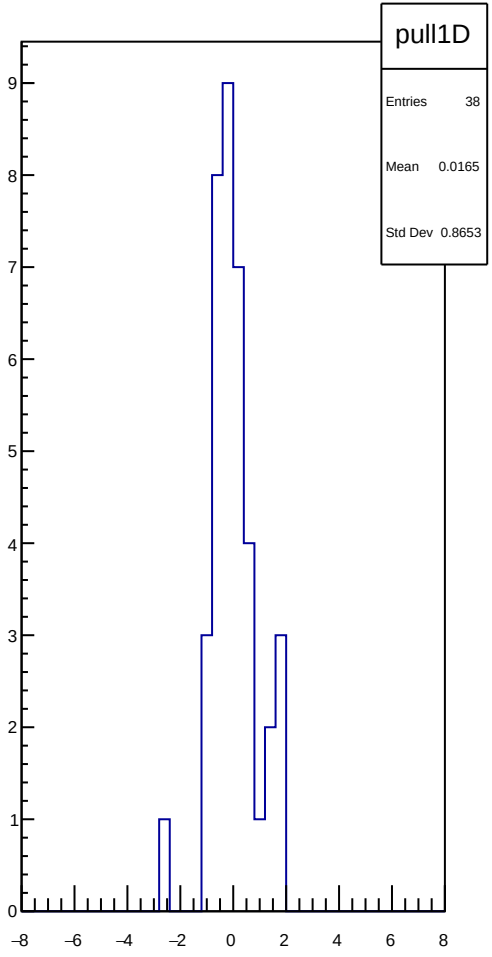
pull1D
Entries 38
Mean 0.0165
Std Dev 0.8653

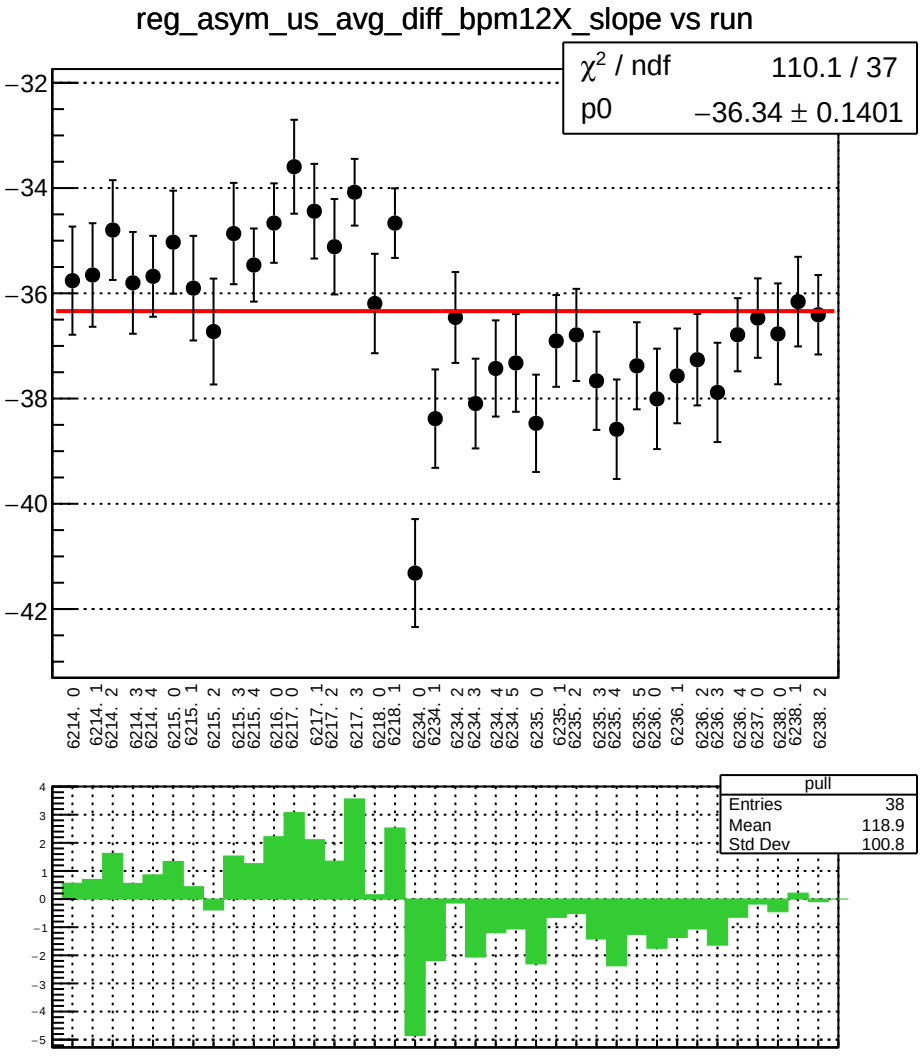
reg_asym_us_avg_diff_bpm12X_slope vs run
χ² / ndf 110.1 / 37
p0 −36.34 ± 0.1401
−32
−34
−36
−38
−40
−42
6214. 0
6214. 1
6214. 2
6214. 3
6214. 4
6215. 0
6215. 1
6215. 2
6215. 3
6215. 4
6216. 0
6217. 0
6217. 1
6217. 2
6217. 3
6218. 0
6218. 1
6234. 0
6234. 1
6234. 2
6234. 3
6234. 4
6234. 5
6235. 0
6235. 1
6235. 2
6235. 3
6235. 4
6235. 5
6236. 0
6236. 1
6236. 2
6236. 3
6236. 4
6237. 0
6238. 0
6238. 1
6238. 2
pull
Entries 38
Mean 118.9
Std Dev 100.8

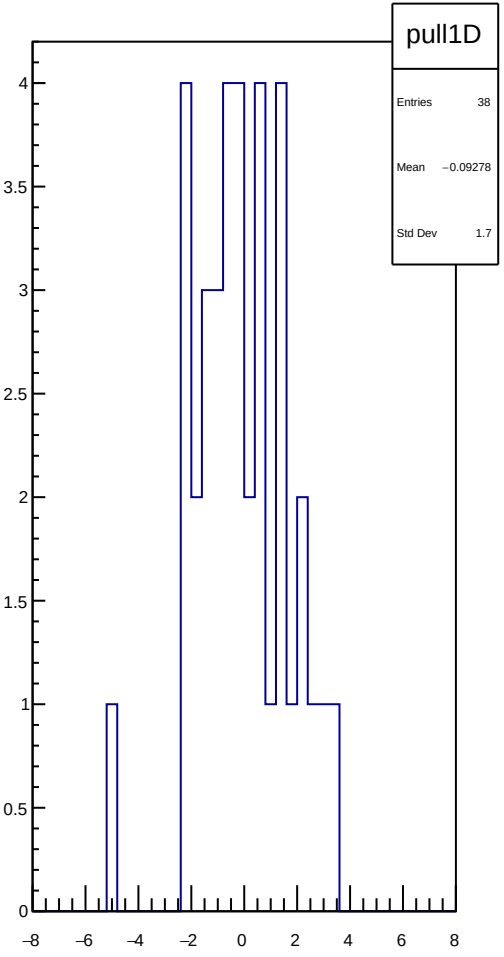
pull1D
Entries 38
Mean −0.09278
Std Dev 1.7

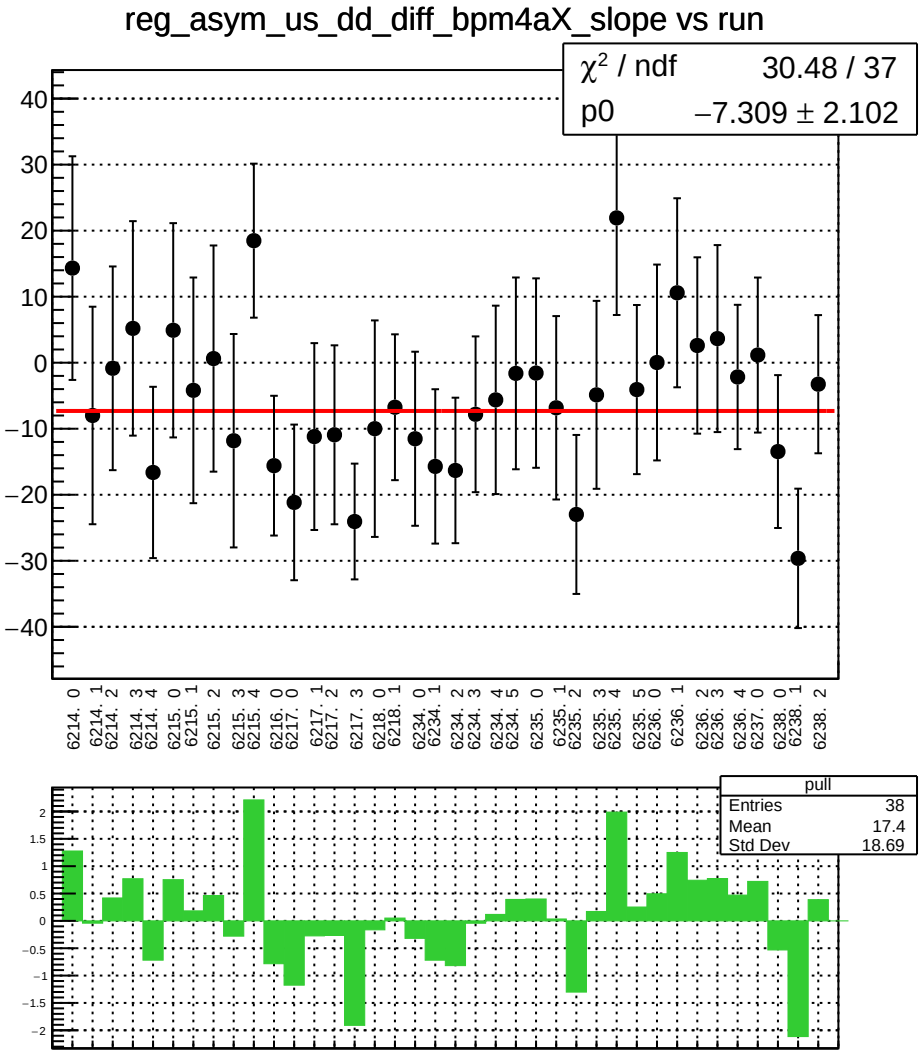
reg_asym_us_dd_diff_bpm4aX_slope vs run
χ² / ndf 30.48 / 37
p0 −7.309 ± 2.102
40
30
20
10
0
−10
−20
−30
−40
6214. 0
6214. 1
6214. 2
6214. 3
6214. 4
6215. 0
6215. 1
6215. 2
6215. 3
6215. 4
6216. 0
6217. 0
6217. 1
6217. 2
6217. 3
6218. 0
6218. 1
6234. 0
6234. 1
6234. 2
6234. 3
6234. 4
6234. 5
6235. 0
6235. 1
6235. 2
6235. 3
6235. 4
6235. 5
6236. 0
6236. 1
6236. 2
6236. 3
6236. 4
6237. 0
6238. 0
6238. 1
6238. 2
pull
Entries 38
Mean 17.4
Std Dev 18.69
2
1.5
1
0.5
0
−0.5
−1
−1.5
−2

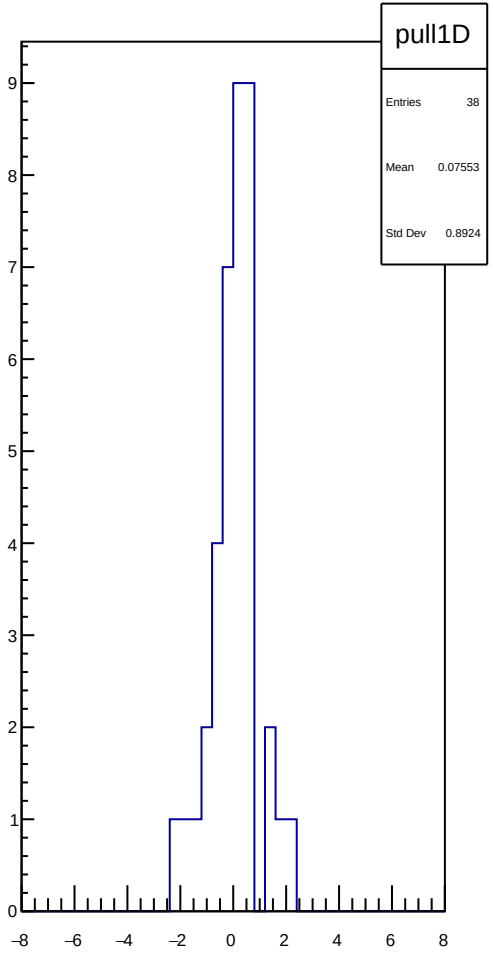
pull1D
Entries 38
Mean 0.07553
Std Dev 0.8924
9
8
7
6
5
4
3
2
1
0
−8
−6
−4
−2
0
2
4
6
8

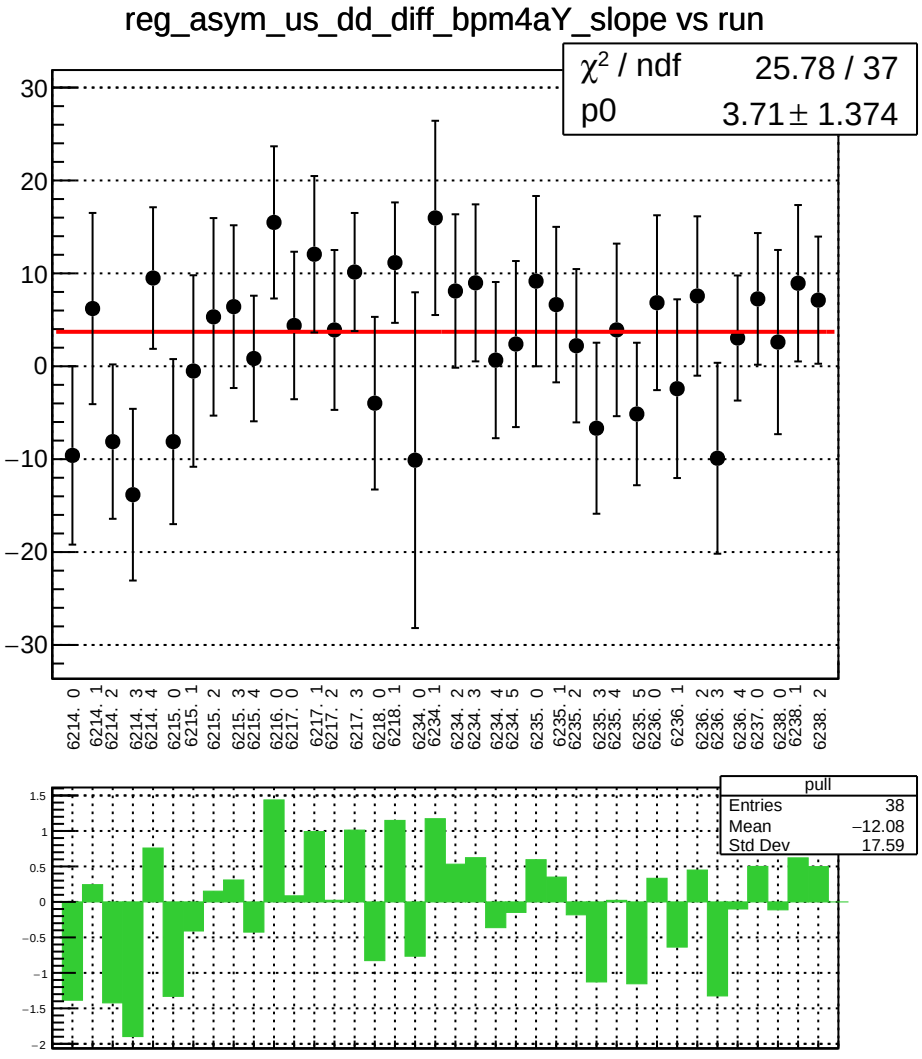
reg_asym_us_dd_diff_bpm4aY_slope vs run
χ² / ndf 25.78 / 37
p0 3.71 ± 1.374
30
20
10
0
−10
−20
−30
6214. 0
6214. 1
6214. 2
6214. 3
6214. 4
6215. 0
6215. 1
6215. 2
6215. 3
6215. 4
6216. 0
6217. 0
6217. 1
6217. 2
6217. 3
6218. 0
6218. 1
6234. 0
6234. 1
6234. 2
6234. 3
6234. 4
6234. 5
6235. 0
6235. 1
6235. 2
6235. 3
6235. 4
6235. 5
6236. 0
6236. 1
6236. 2
6236. 3
6236. 4
6237. 0
6238. 0
6238. 1
6238. 2
pull
Entries 38
Mean −12.08
Std Dev 17.59
1.5
1
0.5
0
−0.5
−1
−1.5
−2

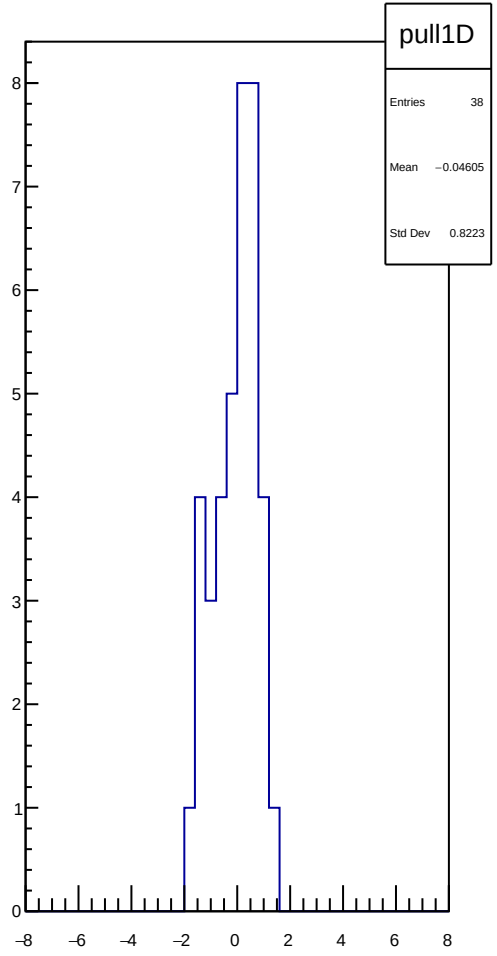
pull1D
Entries 38
Mean −0.04605
Std Dev 0.8223
8
7
6
5
4
3
2
1
0
−8
−6
−4
−2
0
2
4
6
8

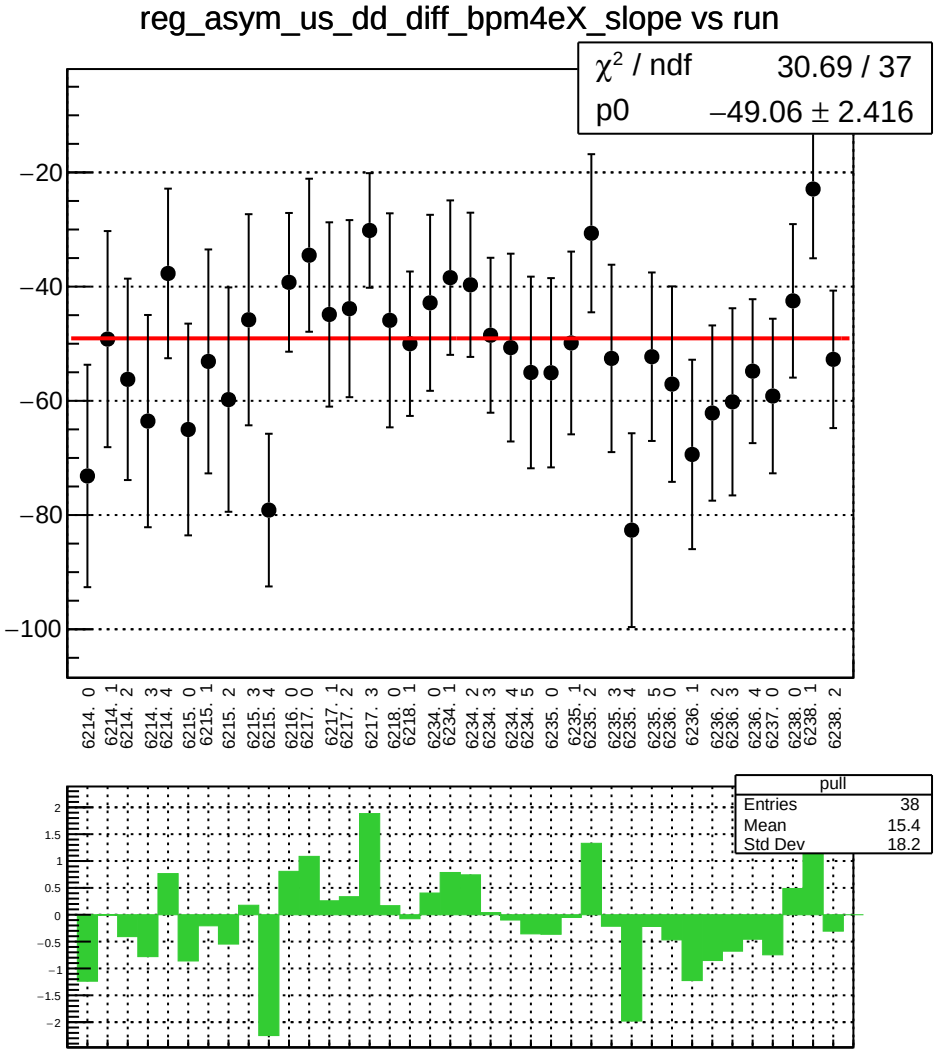
reg_asym_us_dd_diff_bpm4eX_slope vs run
χ² / ndf 30.69 / 37
p0 −49.06 ± 2.416
−20
−40
−60
−80
−100
6214. 0
6214. 1
6214. 2
6214. 3
6214. 4
6215. 0
6215. 1
6215. 2
6215. 3
6215. 4
6216. 0
6217. 0
6217. 1
6217. 2
6217. 3
6218. 0
6218. 1
6234. 0
6234. 1
6234. 2
6234. 3
6234. 4
6234. 5
6235. 0
6235. 1
6235. 2
6235. 3
6235. 4
6235. 5
6236. 0
6236. 1
6236. 2
6236. 3
6236. 4
6237. 0
6238. 0
6238. 1
6238. 2
pull
Entries 38
Mean 15.4
Std Dev 18.2
2
1.5
1
0.5
0
−0.5
−1
−1.5
−2

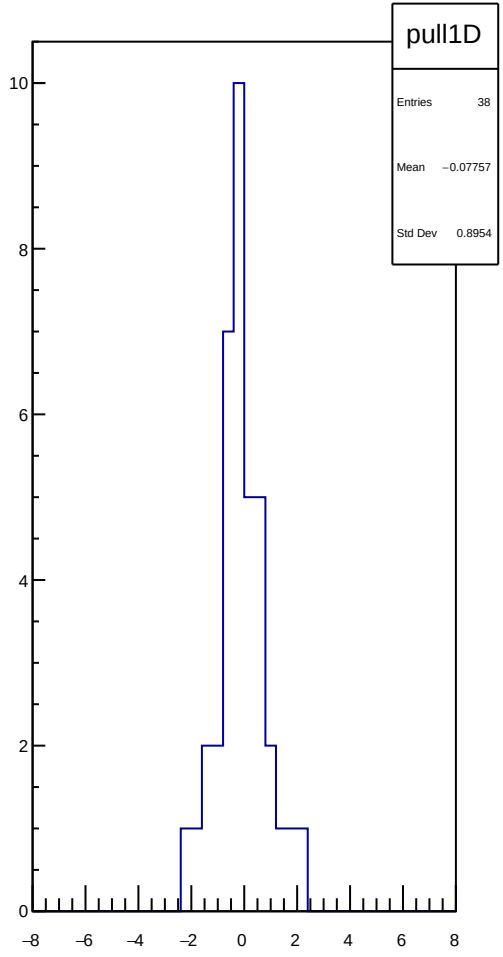
pull1D
Entries 38
Mean −0.07757
Std Dev 0.8954
10
8
6
4
2
0
−8
−6
−4
−2
0
2
4
6
8

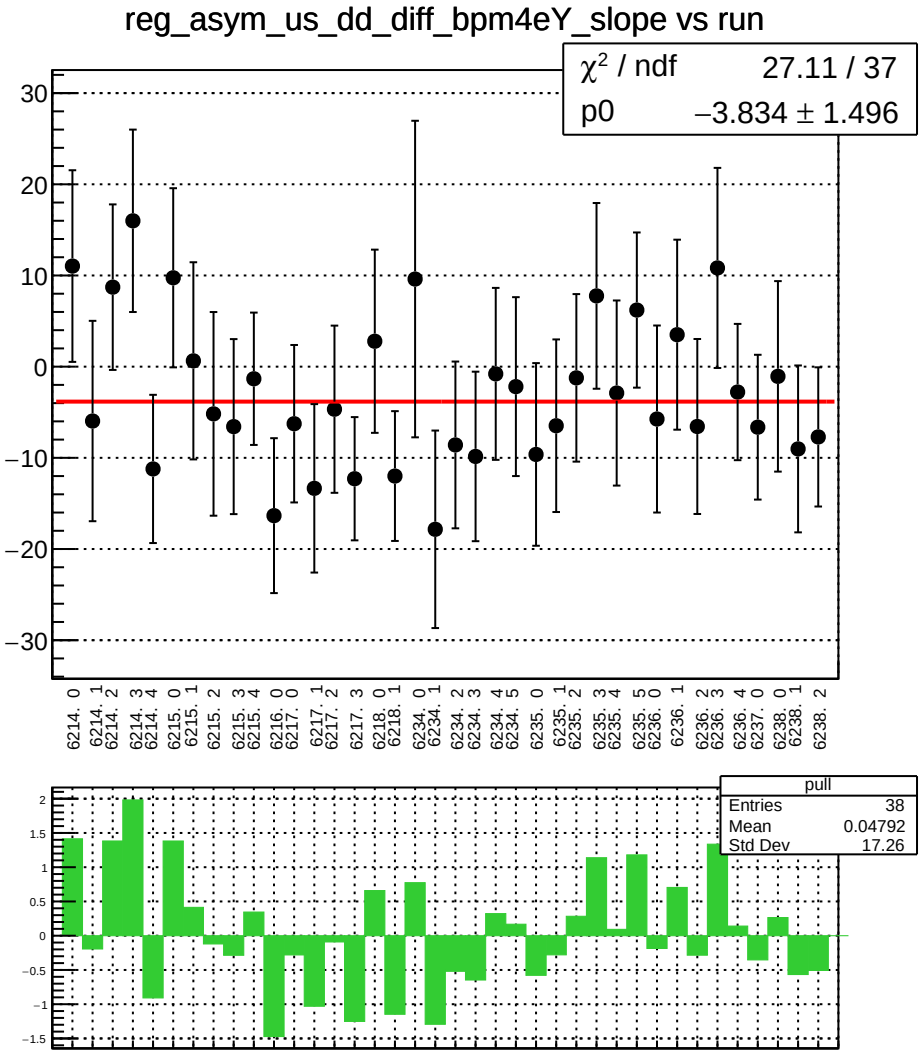
reg_asym_us_dd_diff_bpm4eY_slope vs run
χ² / ndf 27.11 / 37
p0 −3.834 ± 1.496
30
20
10
0
−10
−20
−30
6214. 0
6214. 1
6214. 2
6214. 3
6214. 4
6215. 0
6215. 1
6215. 2
6215. 3
6215. 4
6216. 0
6217. 0
6217. 1
6217. 2
6217. 3
6218. 0
6218. 1
6234. 0
6234. 1
6234. 2
6234. 3
6234. 4
6234. 5
6235. 0
6235. 1
6235. 2
6235. 3
6235. 4
6235. 5
6236. 0
6236. 1
6236. 2
6236. 3
6236. 4
6237. 0
6238. 0
6238. 1
6238. 2
pull
Entries 38
Mean 0.04792
Std Dev 17.26
2
1.5
1
0.5
0
−0.5
−1
−1.5

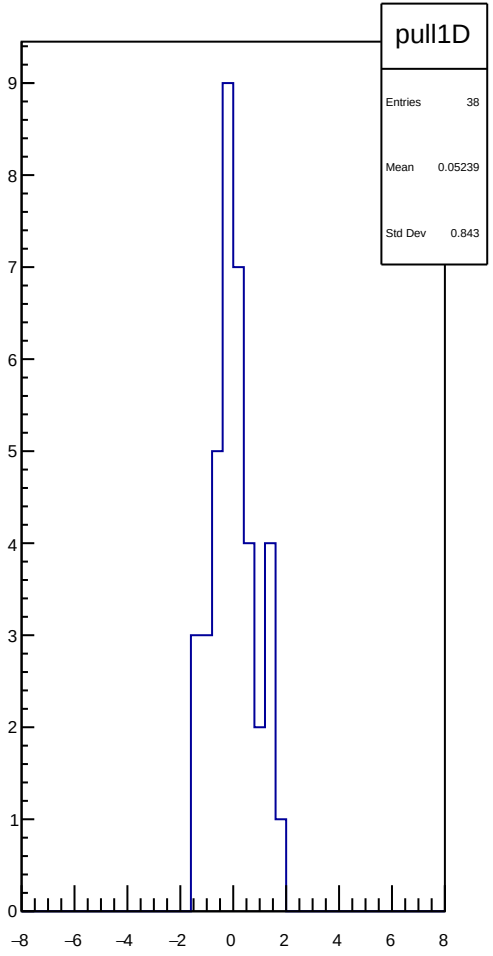
pull1D
Entries 38
Mean 0.05239
Std Dev 0.843
9
8
7
6
5
4
3
2
1
0
−8
−6
−4
−2
0
2
4
6
8

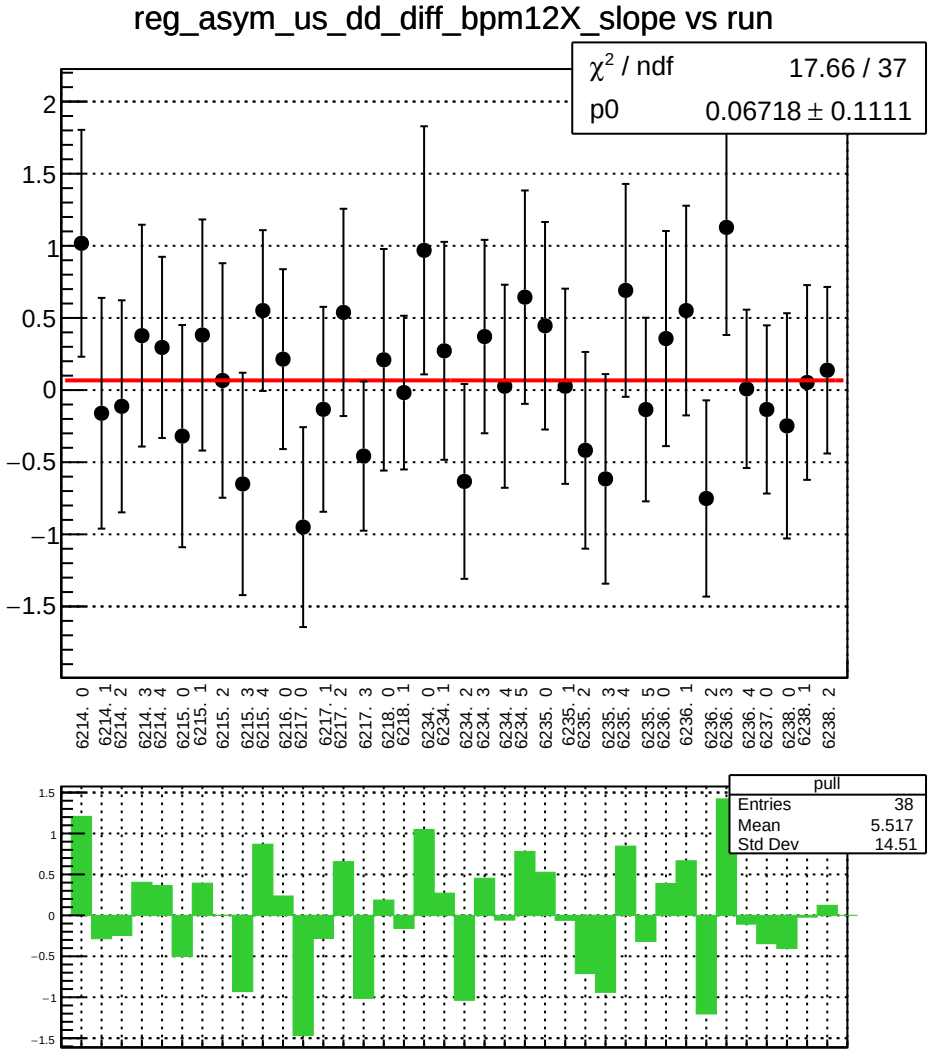
reg_asym_us_dd_diff_bpm12X_slope vs run
χ^2 / ndf 17.66 / 37
p0 0.06718 ± 0.1111
2
1.5
1
0.5
0
−0.5
−1
−1.5
6214. 0
6214. 1
6214. 2
6214. 3
6214. 4
6215. 0
6215. 1
6215. 2
6215. 3
6215. 4
6216. 0
6217. 0
6217. 1
6217. 2
6217. 3
6218. 0
6218. 1
6234. 0
6234. 1
6234. 2
6234. 3
6234. 4
6234. 5
6235. 0
6235. 1
6235. 2
6235. 3
6235. 4
6235. 5
6236. 0
6236. 1
6236. 2
6236. 3
6236. 4
6237. 0
6238. 0
6238. 1
6238. 2
pull
Entries 38
Mean 5.517
Std Dev 14.51
1.5
1
0.5
0
−0.5
−1
−1.5

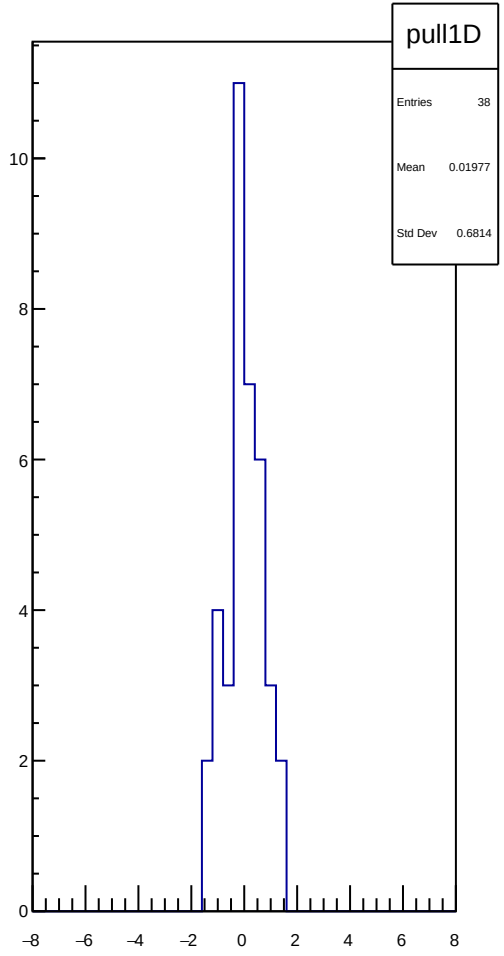
pull1D
Entries 38
Mean 0.01977
Std Dev 0.6814
10
8
6
4
2
0
−8
−6
−4
−2
0
2
4
6
8

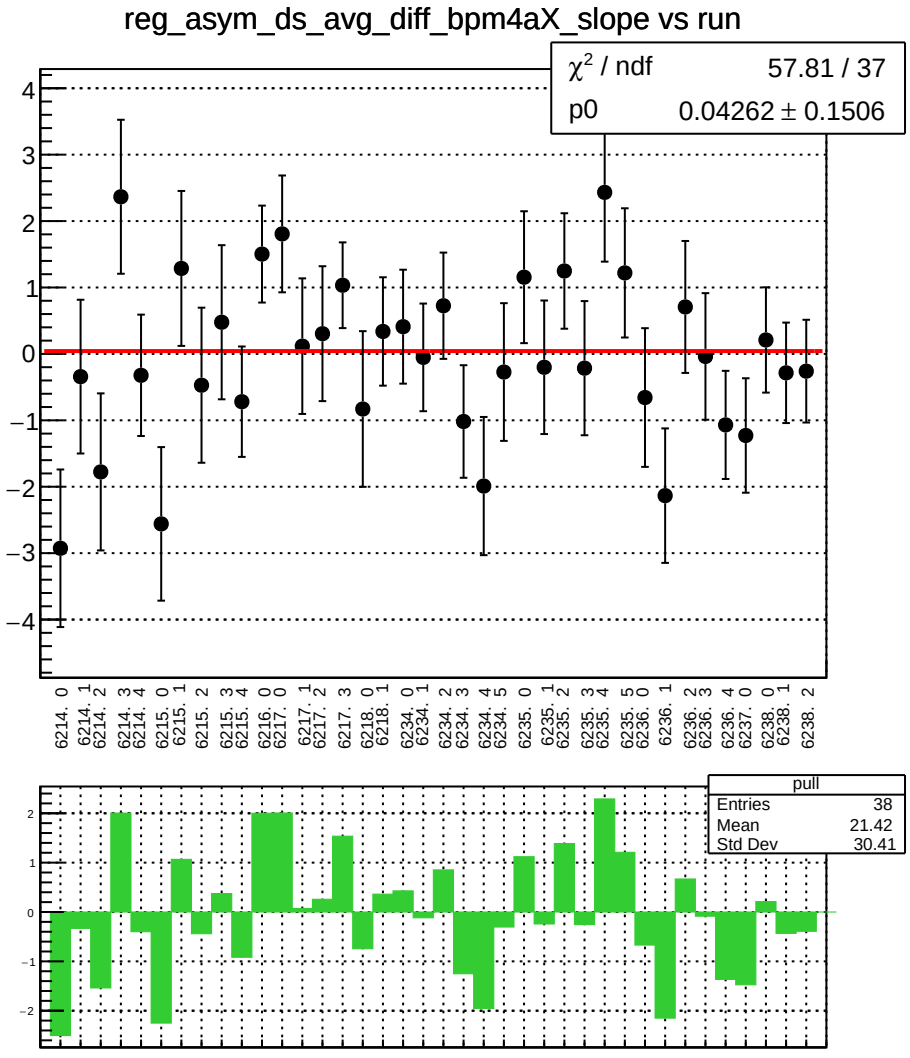
reg_asym_ds_avg_diff_bpm4aX_slope vs run
χ² / ndf 57.81 / 37
p0 0.04262 ± 0.1506
6214. 0
6214. 1
6214. 2
6214. 3
6214. 4
6215. 0
6215. 1
6215. 2
6215. 3
6215. 4
6216. 0
6217. 0
6217. 1
6217. 2
6217. 3
6218. 0
6218. 1
6234. 0
6234. 1
6234. 2
6234. 3
6234. 4
6234. 5
6235. 0
6235. 1
6235. 2
6235. 3
6235. 4
6235. 5
6236. 0
6236. 1
6236. 2
6236. 3
6236. 4
6237. 0
6238. 0
6238. 1
6238. 2
pull
Entries 38
Mean 21.42
Std Dev 30.41

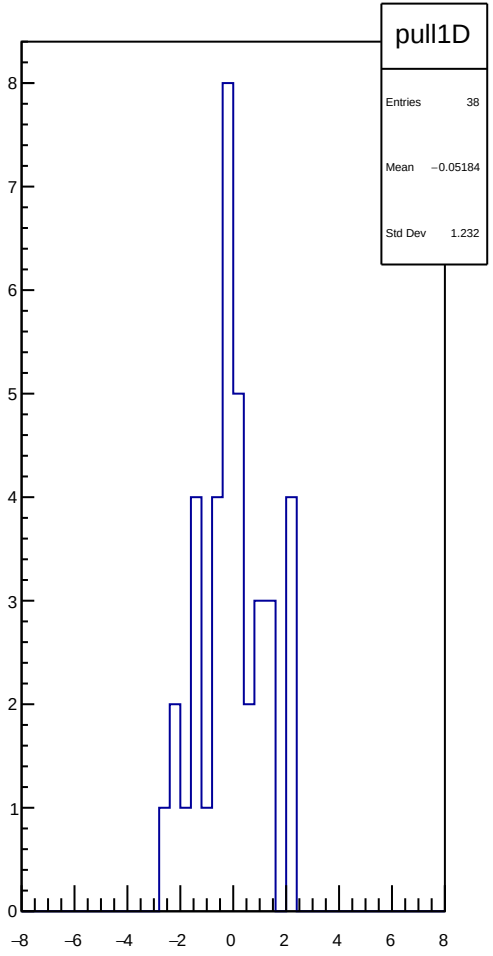
pull1D
Entries 38
Mean −0.05184
Std Dev 1.232

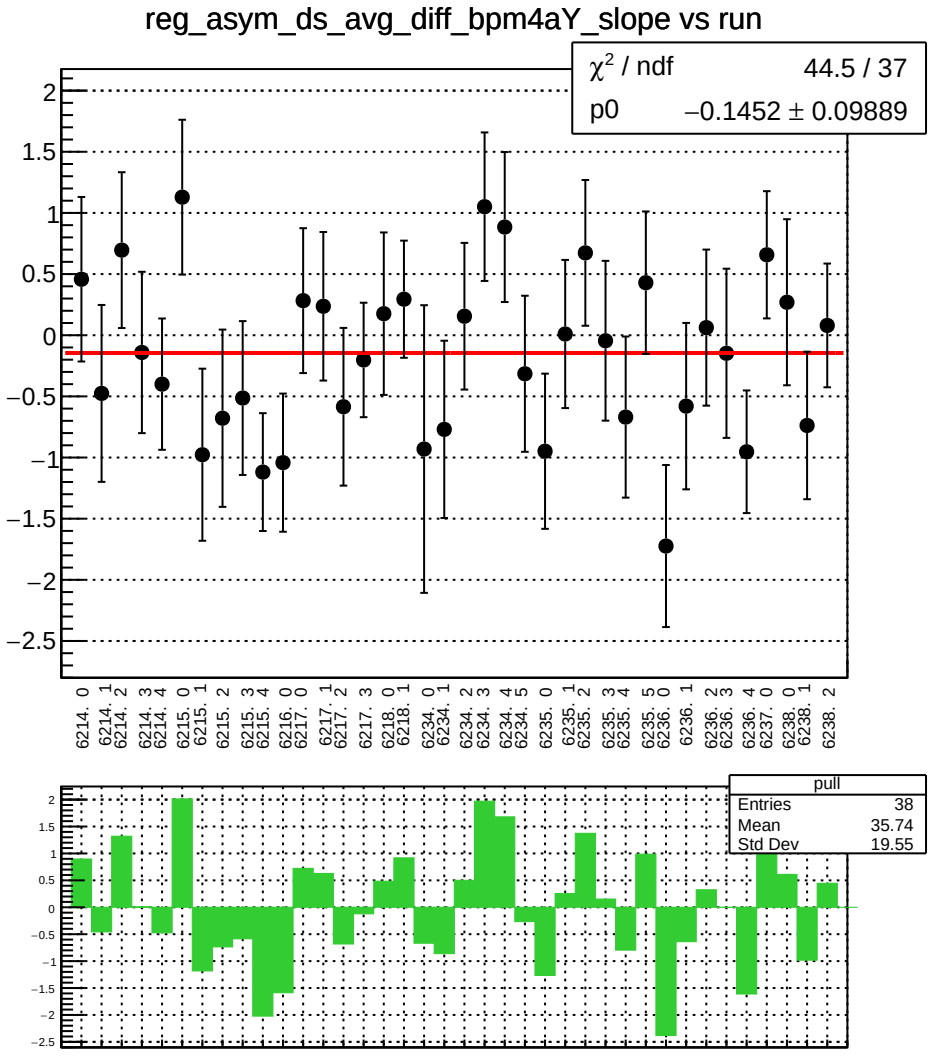
reg_asym_ds_avg_diff_bpm4aY_slope vs run
χ² / ndf 44.5 / 37
p0 −0.1452 ± 0.09889
6214. 0
6214. 1
6214. 2
6214. 3
6214. 4
6215. 0
6215. 1
6215. 2
6215. 3
6215. 4
6216. 0
6217. 0
6217. 1
6217. 2
6217. 3
6218. 0
6218. 1
6234. 0
6234. 1
6234. 2
6234. 3
6234. 4
6234. 5
6235. 0
6235. 1
6235. 2
6235. 3
6235. 4
6235. 5
6236. 0
6236. 1
6236. 2
6236. 3
6236. 4
6237. 0
6238. 0
6238. 1
6238. 2
pull
Entries 38
Mean 35.74
Std Dev 19.55

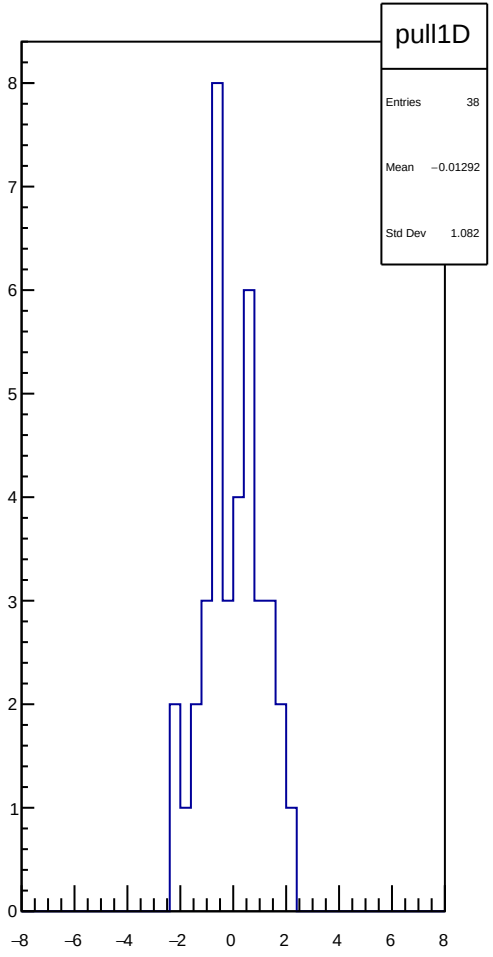
pull1D
Entries 38
Mean −0.01292
Std Dev 1.082

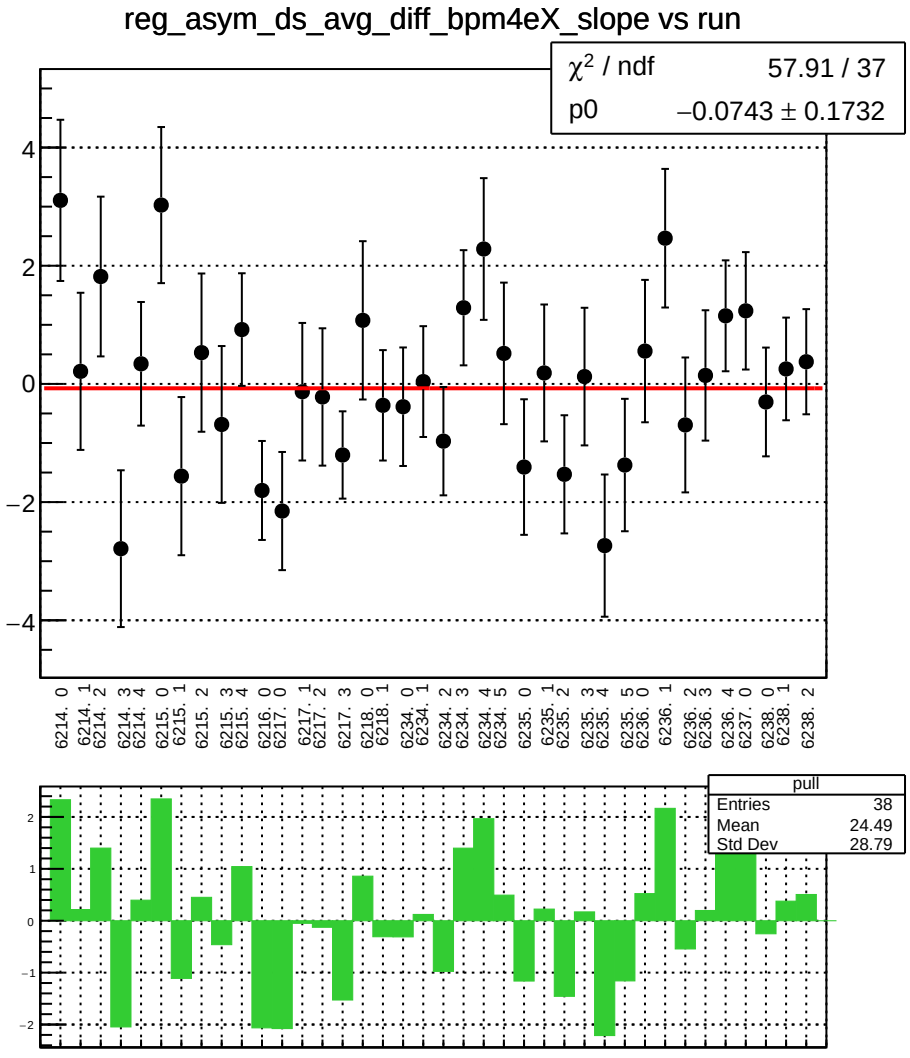
reg_asym_ds_avg_diff_bpm4eX_slope vs run
χ2 / ndf 57.91 / 37
p0 −0.0743 ± 0.1732
4
2
0
−2
−4
6214. 0
6214. 1
6214. 2
6214. 3
6214. 4
6215. 0
6215. 1
6215. 2
6215. 3
6215. 4
6216. 0
6217. 0
6217. 1
6217. 2
6217. 3
6218. 0
6218. 1
6234. 0
6234. 1
6234. 2
6234. 3
6234. 4
6234. 5
6235. 0
6235. 1
6235. 2
6235. 3
6235. 4
6235. 5
6236. 0
6236. 1
6236. 2
6236. 3
6236. 4
6237. 0
6238. 0
6238. 1
6238. 2
pull
Entries 38
Mean 24.49
Std Dev 28.79
2
1
0
−1
−2

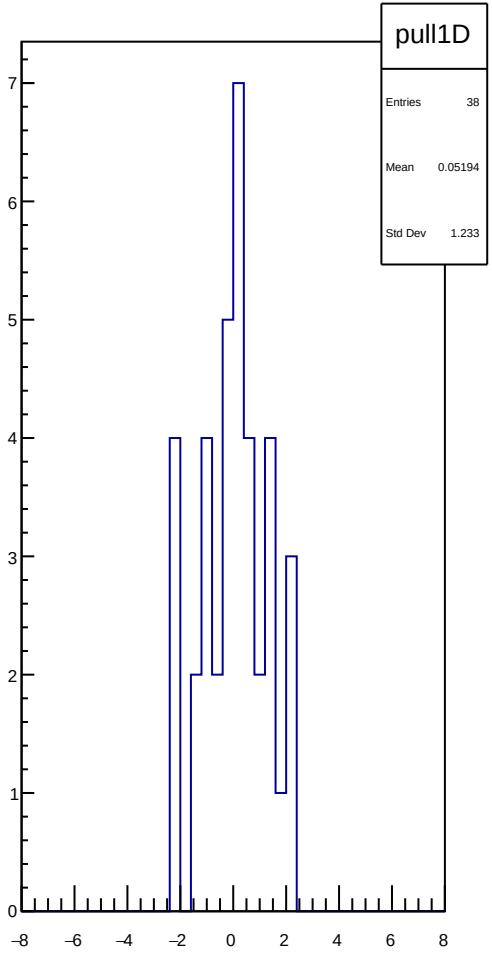
pull1D
Entries 38
Mean 0.05194
Std Dev 1.233
7
6
5
4
3
2
1
0
−8
−6
−4
−2
0
2
4
6
8

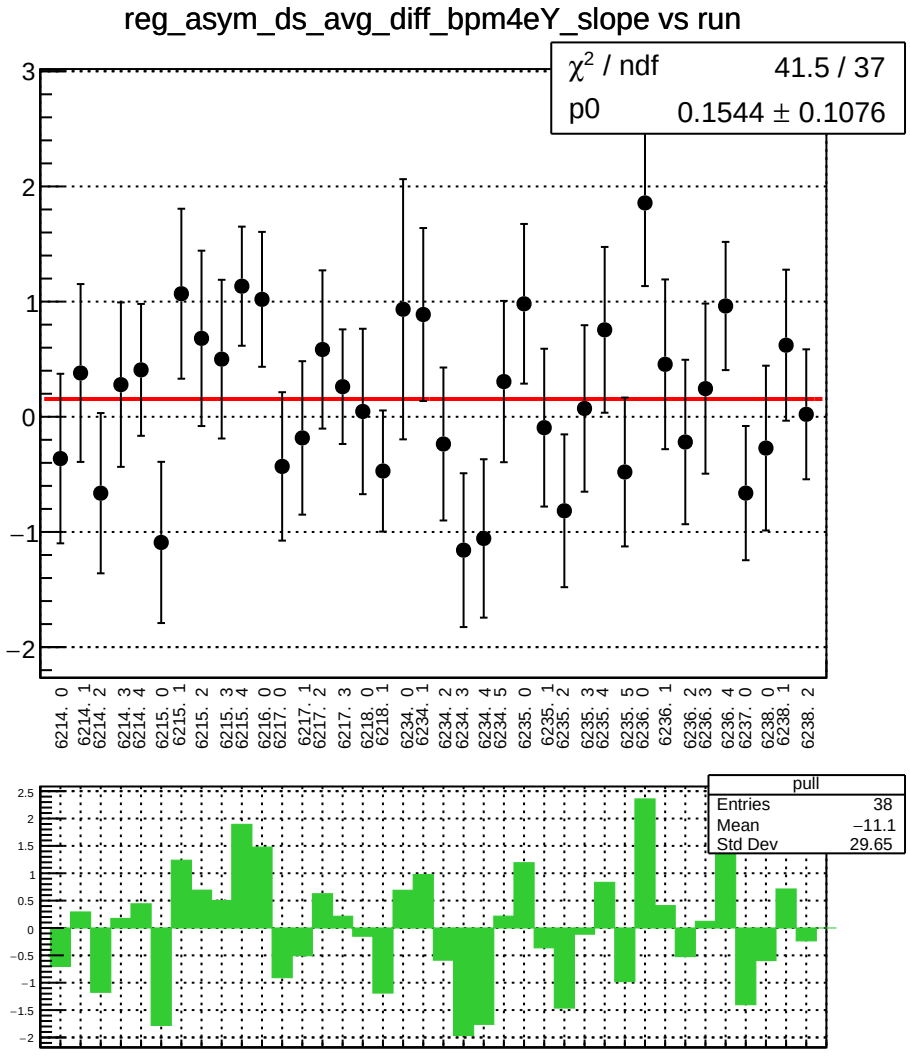
reg_asym_ds_avg_diff_bpm4eY_slope vs run
χ² / ndf 41.5 / 37
p0 0.1544 ± 0.1076
6214. 0
6214. 1
6214. 2
6214. 3
6214. 4
6215. 0
6215. 1
6215. 2
6215. 3
6215. 4
6216. 0
6217. 0
6217. 1
6217. 2
6217. 3
6218. 0
6218. 1
6234. 0
6234. 1
6234. 2
6234. 3
6234. 4
6234. 5
6235. 0
6235. 1
6235. 2
6235. 3
6235. 4
6235. 5
6236. 0
6236. 1
6236. 2
6236. 3
6236. 4
6237. 0
6238. 0
6238. 1
6238. 2
pull
Entries 38
Mean −11.1
Std Dev 29.65

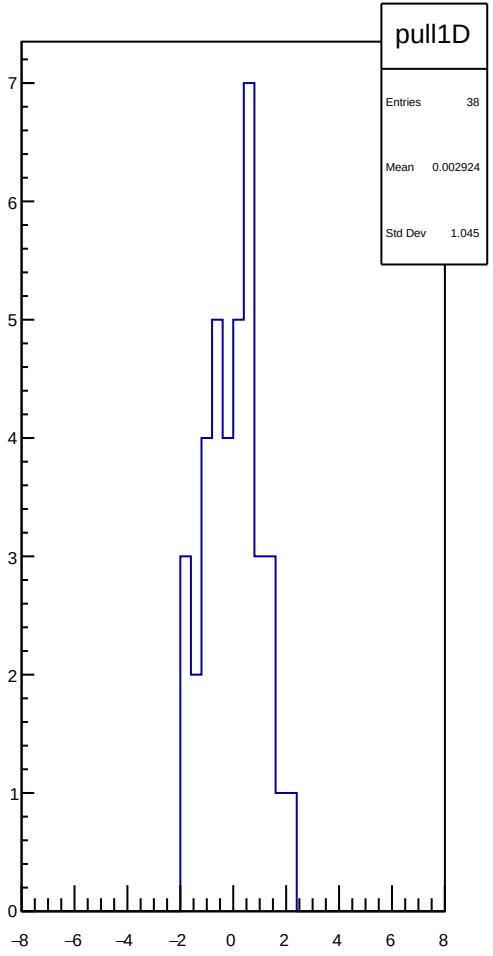
pull1D
Entries 38
Mean 0.002924
Std Dev 1.045

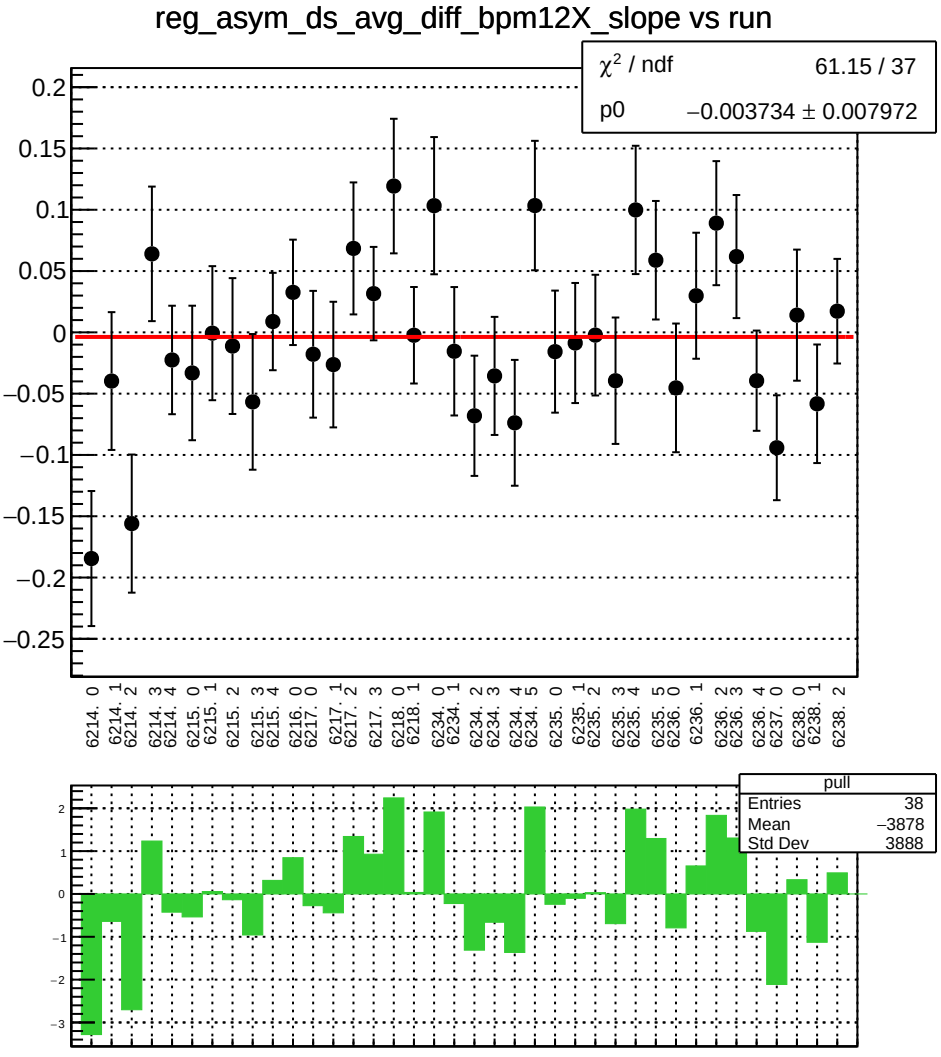
reg_asym_ds_avg_diff_bpm12X_slope vs run
χ² / ndf 61.15 / 37
p0 −0.003734 ± 0.007972
0.2
0.15
0.1
0.05
0
−0.05
−0.1
−0.15
−0.2
−0.25
6214. 0
6214. 1
6214. 2
6214. 3
6214. 4
6215. 0
6215. 1
6215. 2
6215. 3
6215. 4
6216. 0
6217. 0
6217. 1
6217. 2
6217. 3
6218. 0
6218. 1
6234. 0
6234. 1
6234. 2
6234. 3
6234. 4
6234. 5
6235. 0
6235. 1
6235. 2
6235. 3
6235. 4
6235. 5
6236. 0
6236. 1
6236. 2
6236. 3
6236. 4
6237. 0
6238. 0
6238. 1
6238. 2
pull
Entries 38
Mean −3878
Std Dev 3888
2
1
0
−1
−2
−3

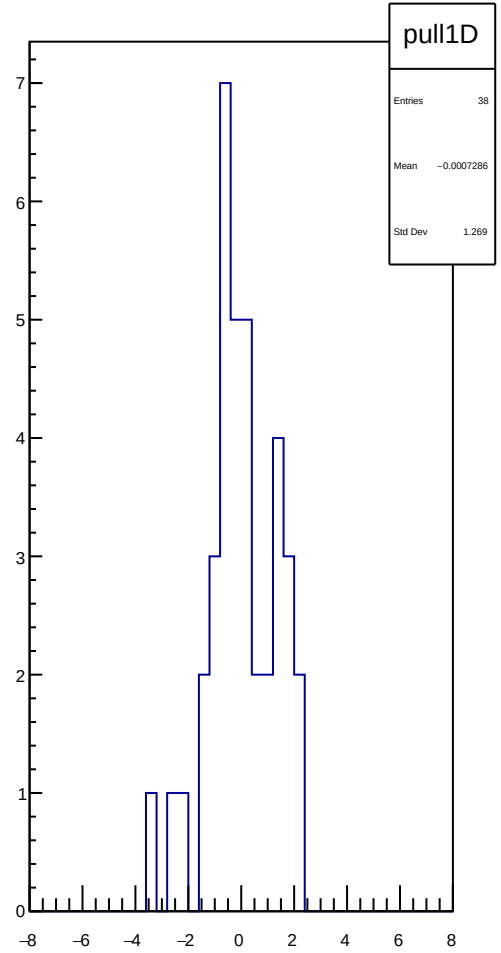
pull1D
Entries 38
Mean −0.0007286
Std Dev 1.269
7
6
5
4
3
2
1
0
−8
−6
−4
−2
0
2
4
6
8

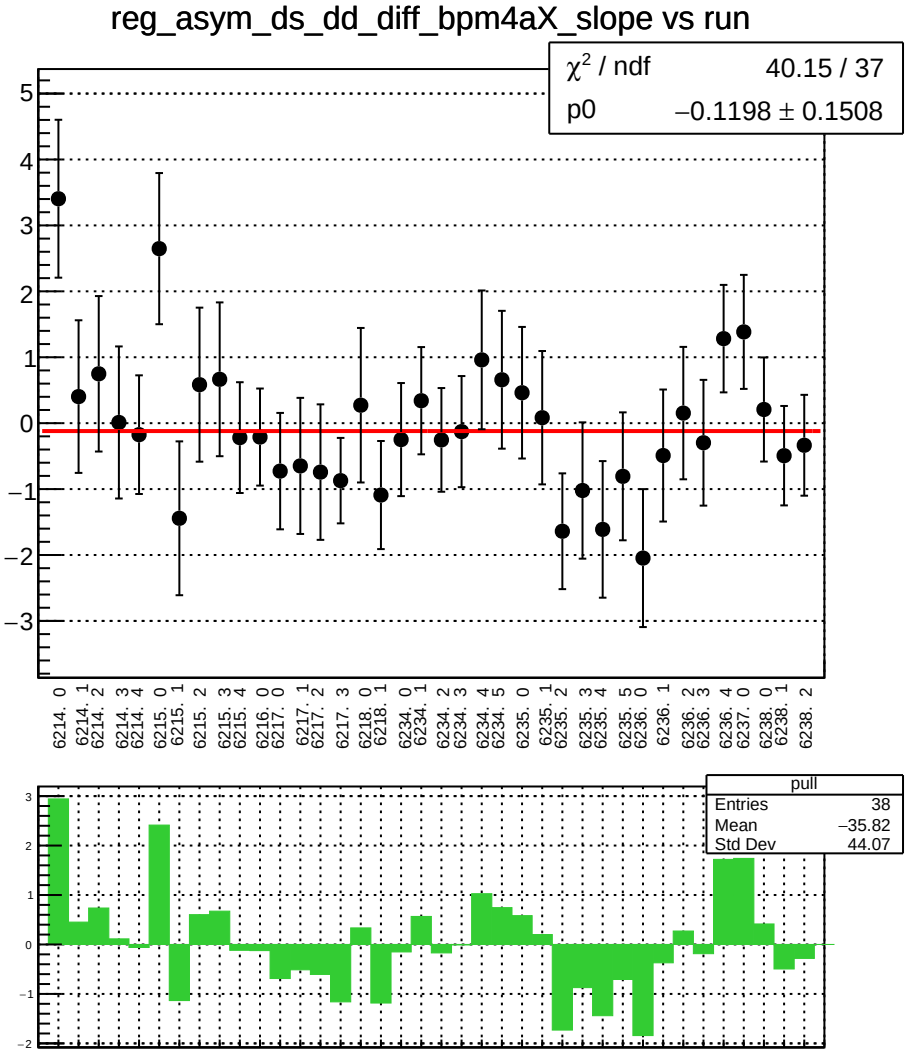
reg_asym_ds_dd_diff_bpm4aX_slope vs run
χ² / ndf 40.15 / 37
p0 −0.1198 ± 0.1508
6214. 0
6214. 1
6214. 2
6214. 3
6214. 4
6215. 0
6215. 1
6215. 2
6215. 3
6215. 4
6216. 0
6217. 0
6217. 1
6217. 2
6217. 3
6218. 0
6218. 1
6234. 0
6234. 1
6234. 2
6234. 3
6234. 4
6234. 5
6235. 0
6235. 1
6235. 2
6235. 3
6235. 4
6235. 5
6236. 0
6236. 1
6236. 2
6236. 3
6236. 4
6237. 0
6238. 0
6238. 1
6238. 2
pull
Entries 38
Mean −35.82
Std Dev 44.07

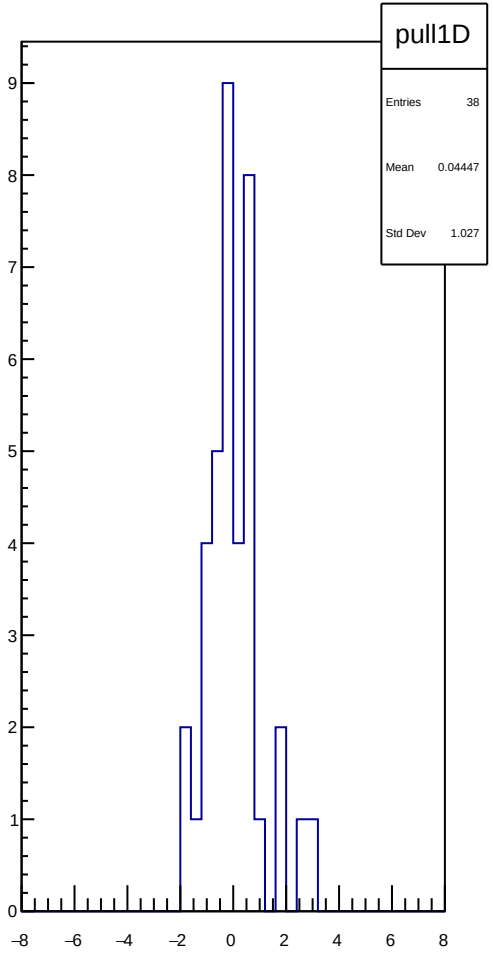
pull1D
Entries 38
Mean 0.04447
Std Dev 1.027

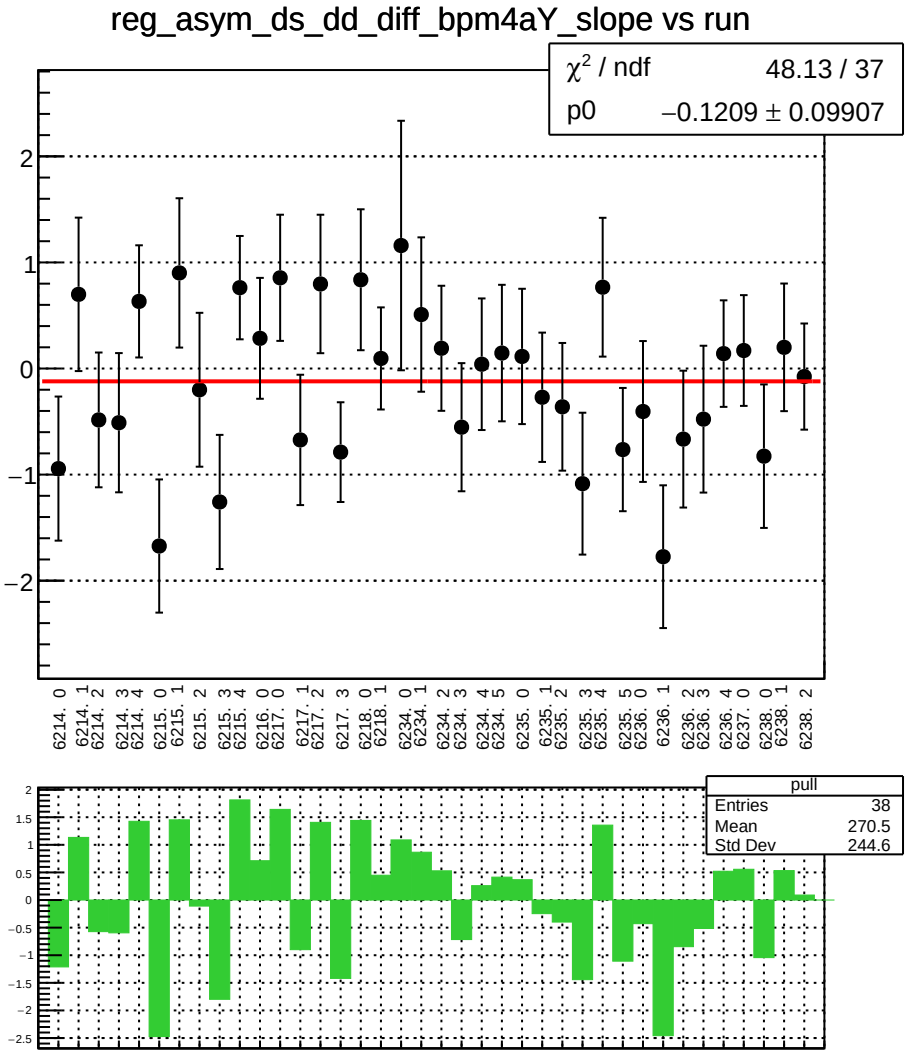
reg_asym_ds_dd_diff_bpm4aY_slope vs run
χ² / ndf 48.13 / 37
p0 −0.1209 ± 0.09907
6214. 0
6214. 1
6214. 2
6214. 3
6214. 4
6215. 0
6215. 1
6215. 2
6215. 3
6215. 4
6216. 0
6217. 0
6217. 1
6217. 2
6217. 3
6218. 0
6218. 1
6234. 0
6234. 1
6234. 2
6234. 3
6234. 4
6234. 5
6235. 0
6235. 1
6235. 2
6235. 3
6235. 4
6235. 5
6236. 0
6236. 1
6236. 2
6236. 3
6236. 4
6237. 0
6238. 0
6238. 1
6238. 2
pull
Entries 38
Mean 270.5
Std Dev 244.6

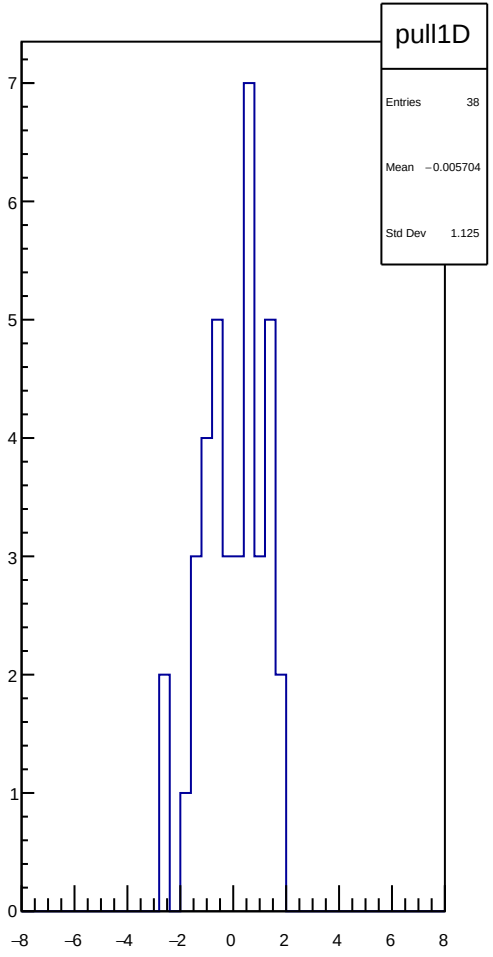
pull1D
Entries 38
Mean −0.005704
Std Dev 1.125

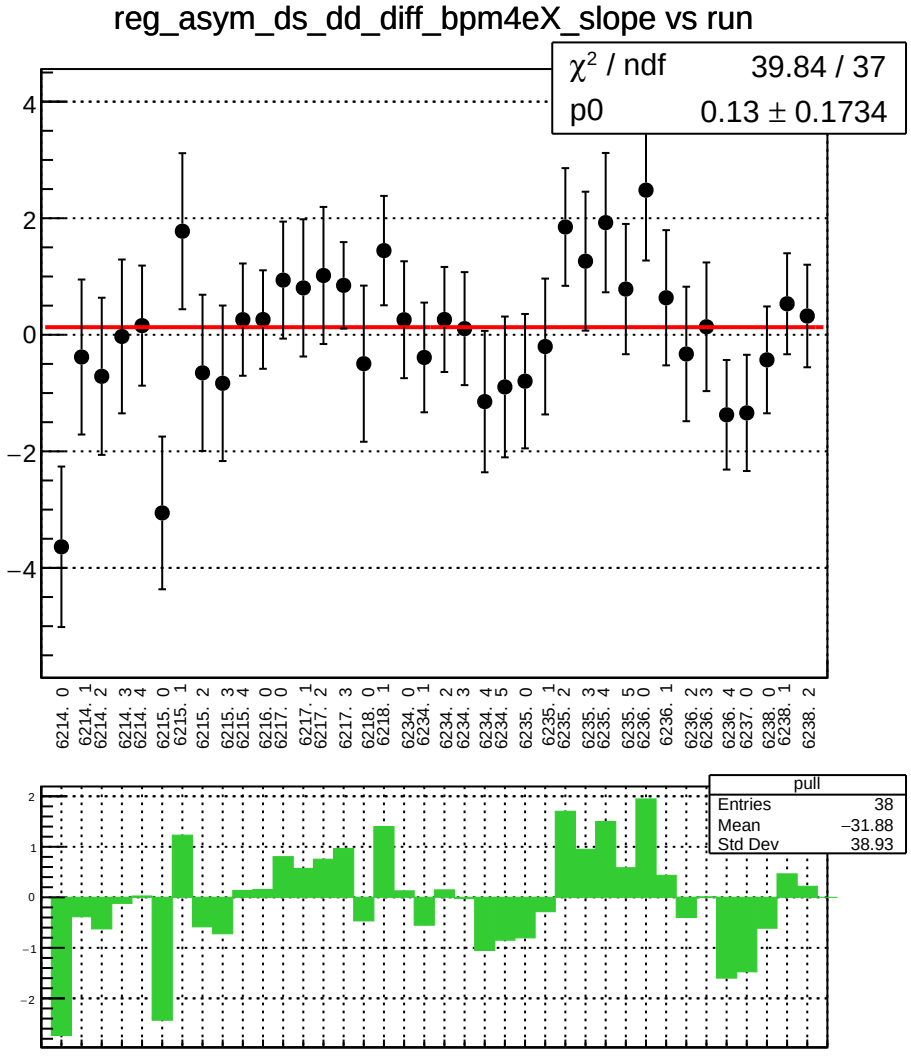
reg_asym_ds_dd_diff_bpm4eX_slope vs run
χ² / ndf 39.84 / 37
p0 0.13 ± 0.1734
4
2
0
−2
−4
6214. 0
6214. 1
6214. 2
6214. 3
6214. 4
6215. 0
6215. 1
6215. 2
6215. 3
6215. 4
6216. 0
6217. 0
6217. 1
6217. 2
6217. 3
6218. 0
6218. 1
6234. 0
6234. 1
6234. 2
6234. 3
6234. 4
6234. 5
6235. 0
6235. 1
6235. 2
6235. 3
6235. 4
6235. 5
6236. 0
6236. 1
6236. 2
6236. 3
6236. 4
6237. 0
6238. 0
6238. 1
6238. 2
pull
Entries 38
Mean −31.88
Std Dev 38.93
2
1
0
−1
−2

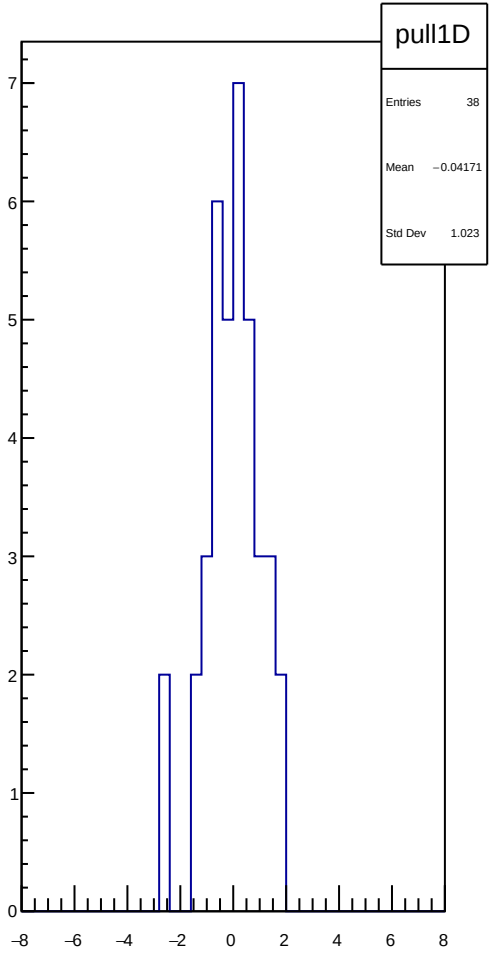
pull1D
Entries 38
Mean −0.04171
Std Dev 1.023
7
6
5
4
3
2
1
0
−8
−6
−4
−2
0
2
4
6
8

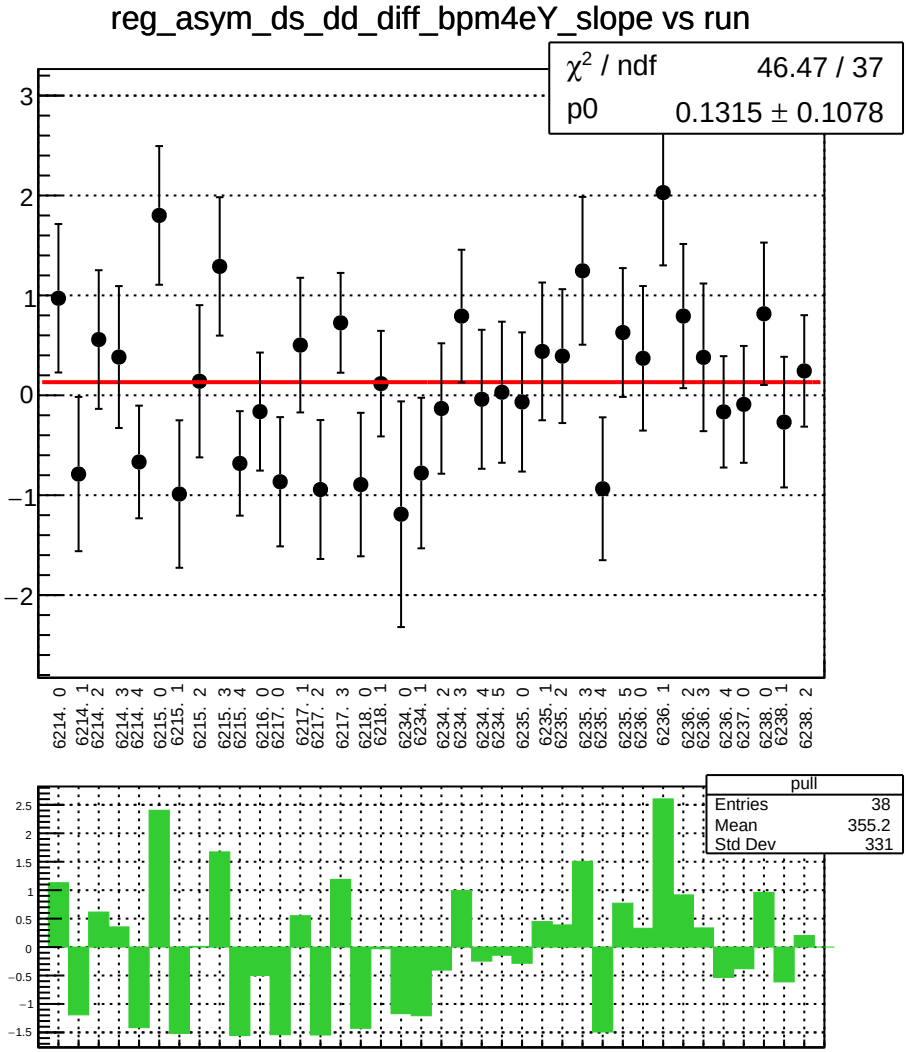
reg_asym_ds_dd_diff_bpm4eY_slope vs run
χ² / ndf 46.47 / 37
p0 0.1315 ± 0.1078
6214. 0
6214. 1
6214. 2
6214. 3
6214. 4
6215. 0
6215. 1
6215. 2
6215. 3
6215. 4
6216. 0
6217. 0
6217. 1
6217. 2
6217. 3
6218. 0
6218. 1
6234. 0
6234. 1
6234. 2
6234. 3
6234. 4
6234. 5
6235. 0
6235. 1
6235. 2
6235. 3
6235. 4
6235. 5
6236. 0
6236. 1
6236. 2
6236. 3
6236. 4
6237. 0
6238. 0
6238. 1
6238. 2
pull
Entries 38
Mean 355.2
Std Dev 331

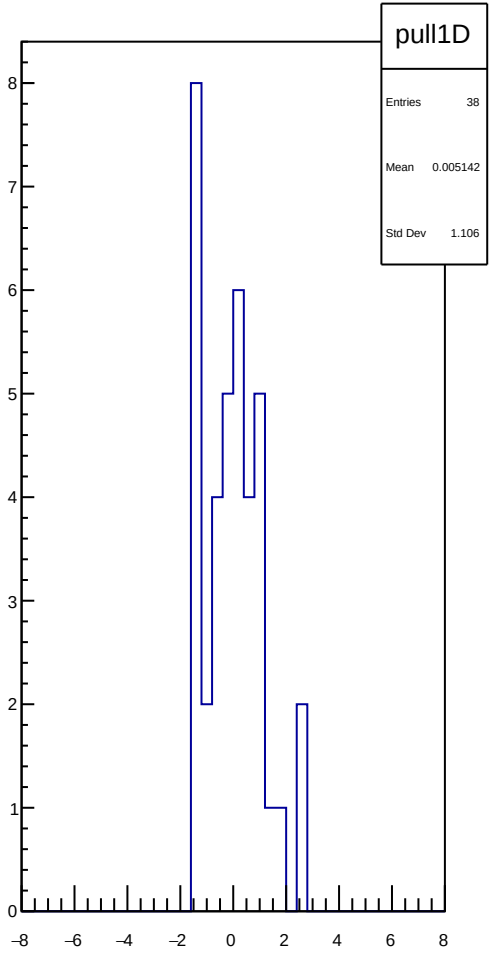
pull1D
Entries 38
Mean 0.005142
Std Dev 1.106

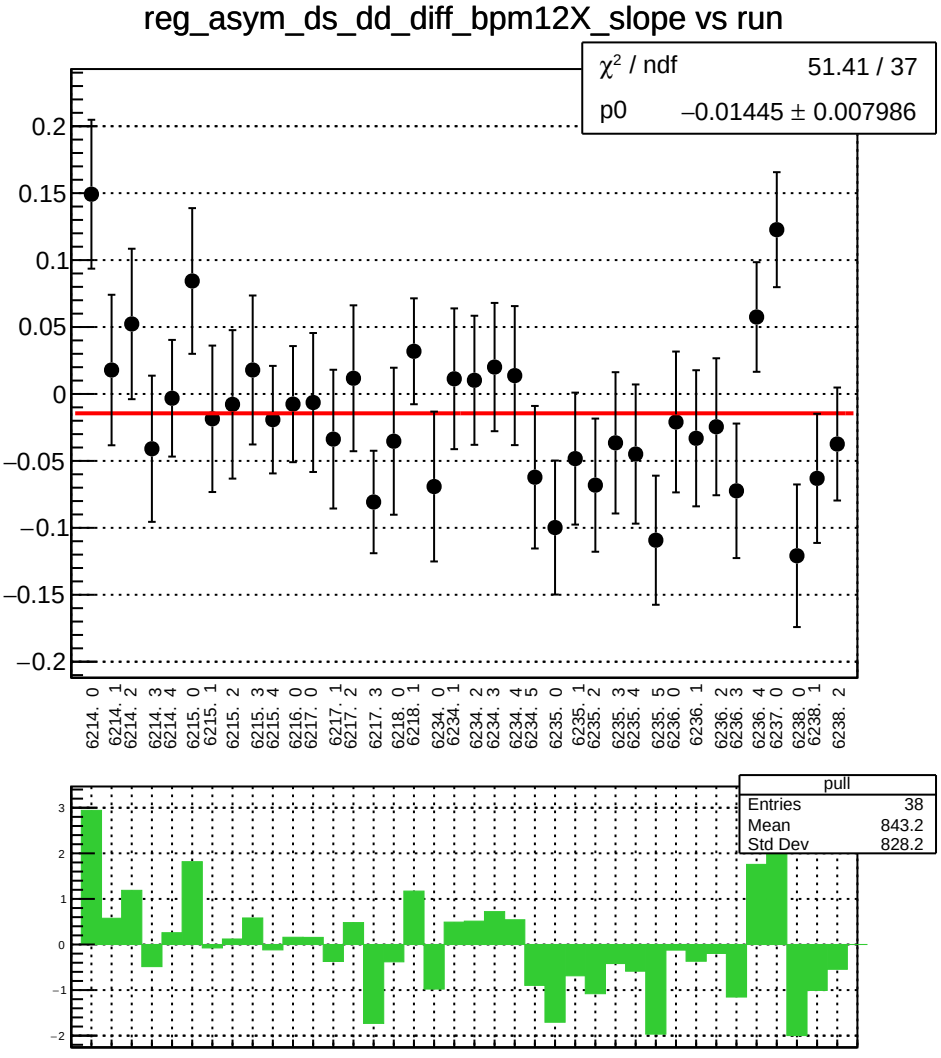
reg_asym_ds_dd_diff_bpm12X_slope vs run
χ² / ndf 51.41 / 37
p0 −0.01445 ± 0.007986
0.2
0.15
0.1
0.05
0
−0.05
−0.1
−0.15
−0.2
6214. 0
6214. 1
6214. 2
6214. 3
6214. 4
6215. 0
6215. 1
6215. 2
6215. 3
6215. 4
6216. 0
6217. 0
6217. 1
6217. 2
6217. 3
6218. 0
6218. 1
6234. 0
6234. 1
6234. 2
6234. 3
6234. 4
6234. 5
6235. 0
6235. 1
6235. 2
6235. 3
6235. 4
6235. 5
6236. 0
6236. 1
6236. 2
6236. 3
6236. 4
6237. 0
6238. 0
6238. 1
6238. 2
pull
Entries 38
Mean 843.2
Std Dev 828.2
3
2
1
0
−1
−2

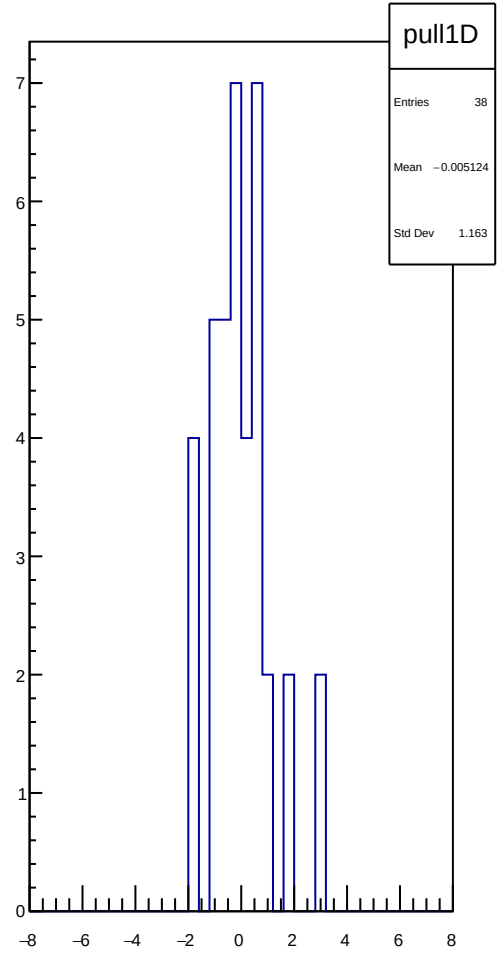
pull1D
Entries 38
Mean −0.005124
Std Dev 1.163
7
6
5
4
3
2
1
0
−8
−6
−4
−2
0
2
4
6
8

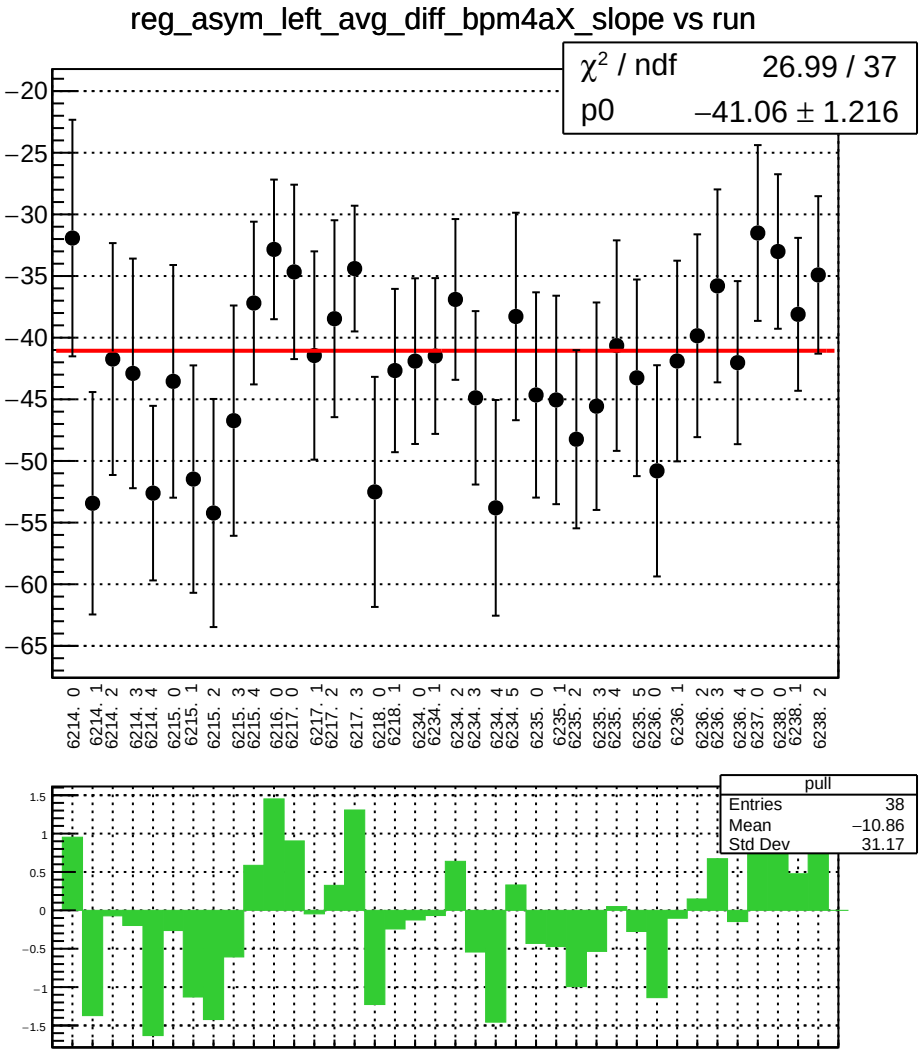
reg_asym_left_avg_diff_bpm4aX_slope vs run
χ² / ndf 26.99 / 37
p0 −41.06 ± 1.216
−20
−25
−30
−35
−40
−45
−50
−55
−60
−65
6214. 0
6214. 1
6214. 2
6214. 3
6214. 4
6215. 0
6215. 1
6215. 2
6215. 3
6215. 4
6216. 0
6217. 0
6217. 1
6217. 2
6217. 3
6218. 0
6218. 1
6234. 0
6234. 1
6234. 2
6234. 3
6234. 4
6234. 5
6235. 0
6235. 1
6235. 2
6235. 3
6235. 4
6235. 5
6236. 0
6236. 1
6236. 2
6236. 3
6236. 4
6237. 0
6238. 0
6238. 1
6238. 2
pull
Entries 38
Mean −10.86
Std Dev 31.17
1.5
1
0.5
0
−0.5
−1
−1.5

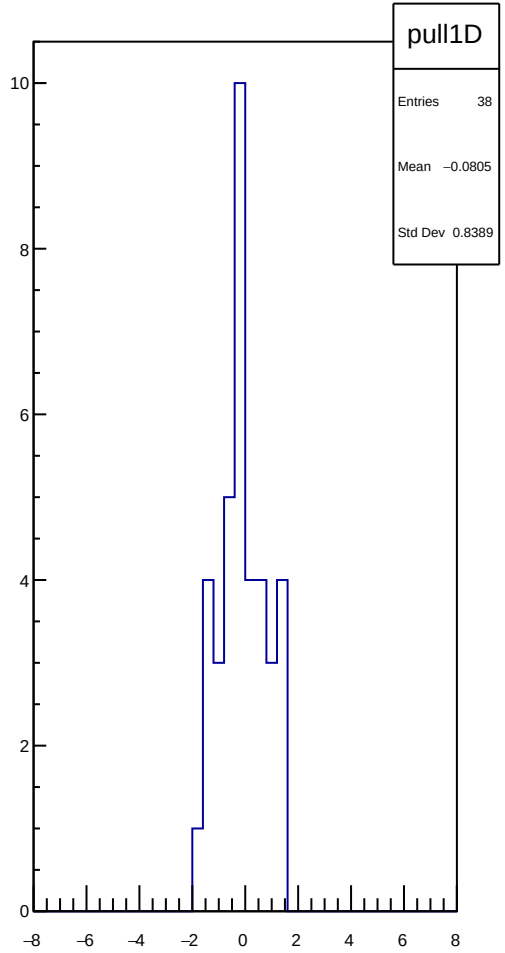
pull1D
Entries 38
Mean −0.0805
Std Dev 0.8389
10
8
6
4
2
0
−8
−6
−4
−2
0
2
4
6
8

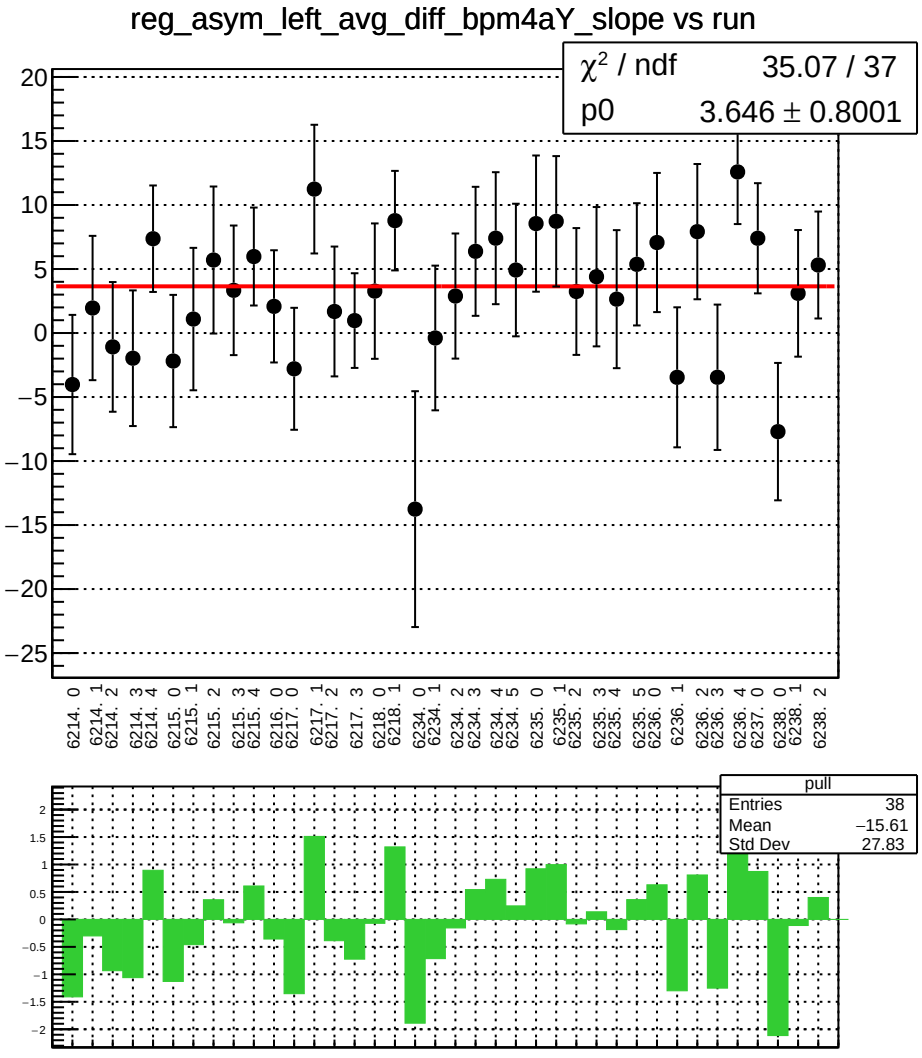
reg_asym_left_avg_diff_bpm4aY_slope vs run
χ² / ndf 35.07 / 37
p0 3.646 ± 0.8001
pull
Entries 38
Mean −15.61
Std Dev 27.83

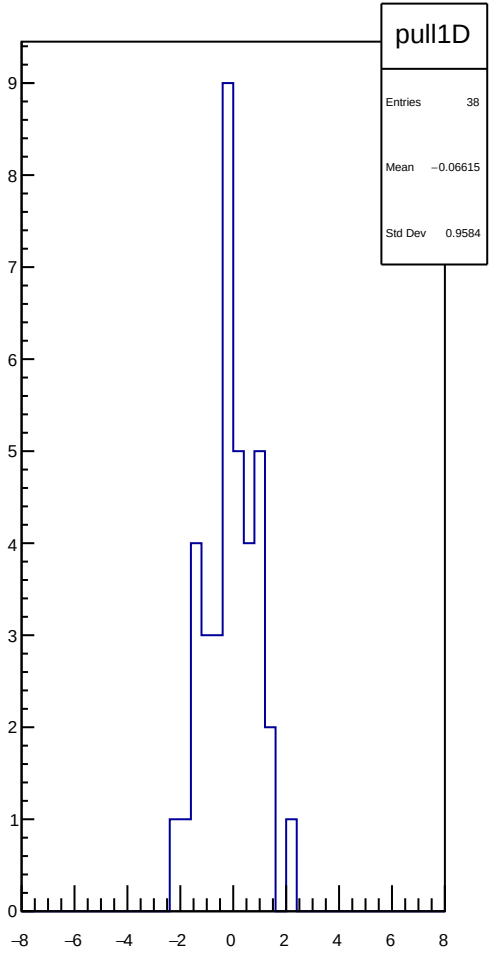
pull1D
Entries 38
Mean −0.06615
Std Dev 0.9584

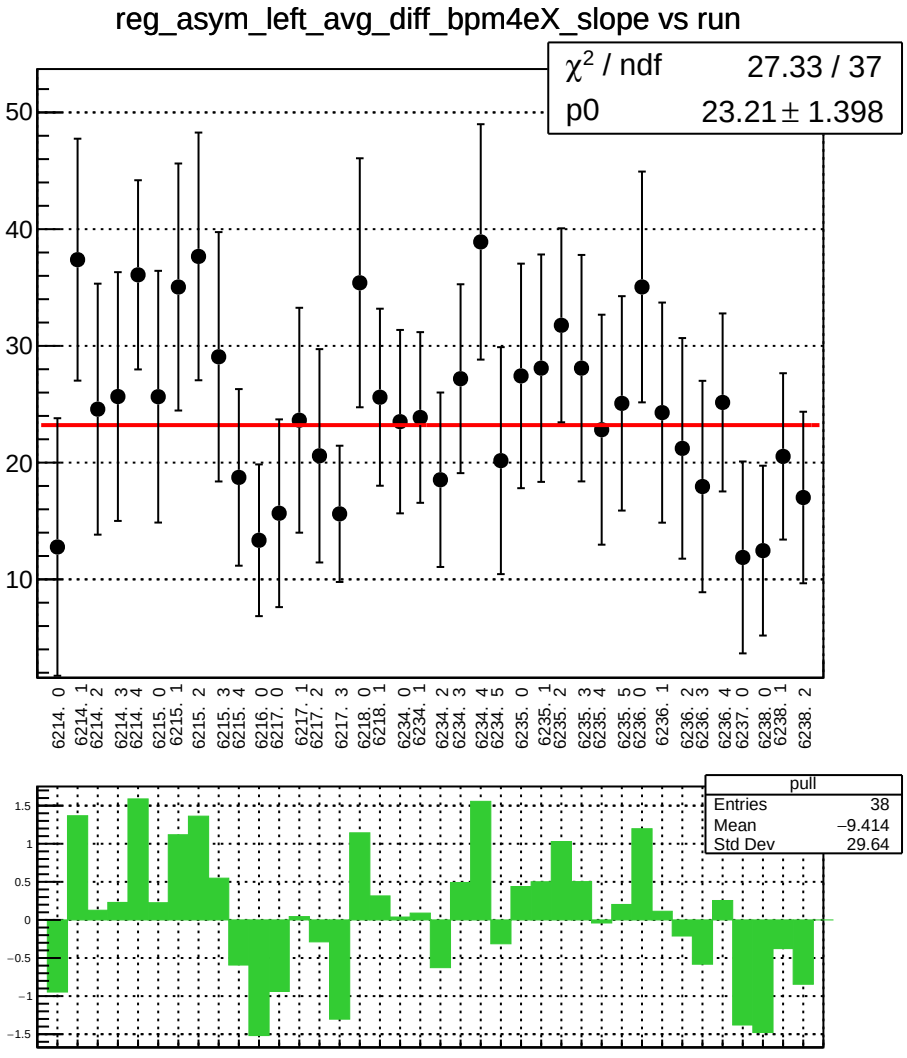
reg_asym_left_avg_diff_bpm4eX_slope vs run
χ2 / ndf 27.33 / 37
p0 23.21 ± 1.398
50
40
30
20
10
6214. 0
6214. 1
6214. 2
6214. 3
6214. 4
6215. 0
6215. 1
6215. 2
6215. 3
6215. 4
6216. 0
6217. 0
6217. 1
6217. 2
6217. 3
6218. 0
6218. 1
6234. 0
6234. 1
6234. 2
6234. 3
6234. 4
6234. 5
6235. 0
6235. 1
6235. 2
6235. 3
6235. 4
6235. 5
6236. 0
6236. 1
6236. 2
6236. 3
6236. 4
6237. 0
6238. 0
6238. 1
6238. 2
pull
Entries 38
Mean −9.414
Std Dev 29.64
1.5
1
0.5
0
−0.5
−1
−1.5

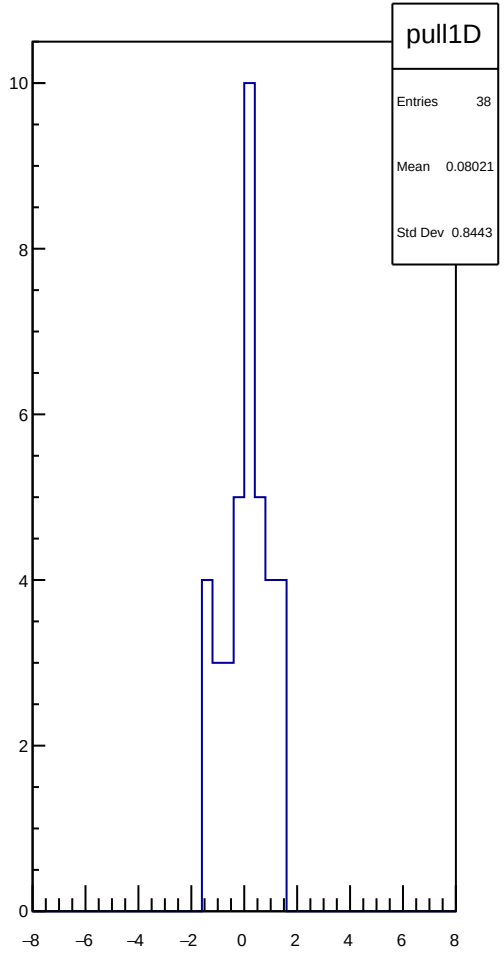
pull1D
Entries 38
Mean 0.08021
Std Dev 0.8443
10
8
6
4
2
0
−8
−6
−4
−2
0
2
4
6
8

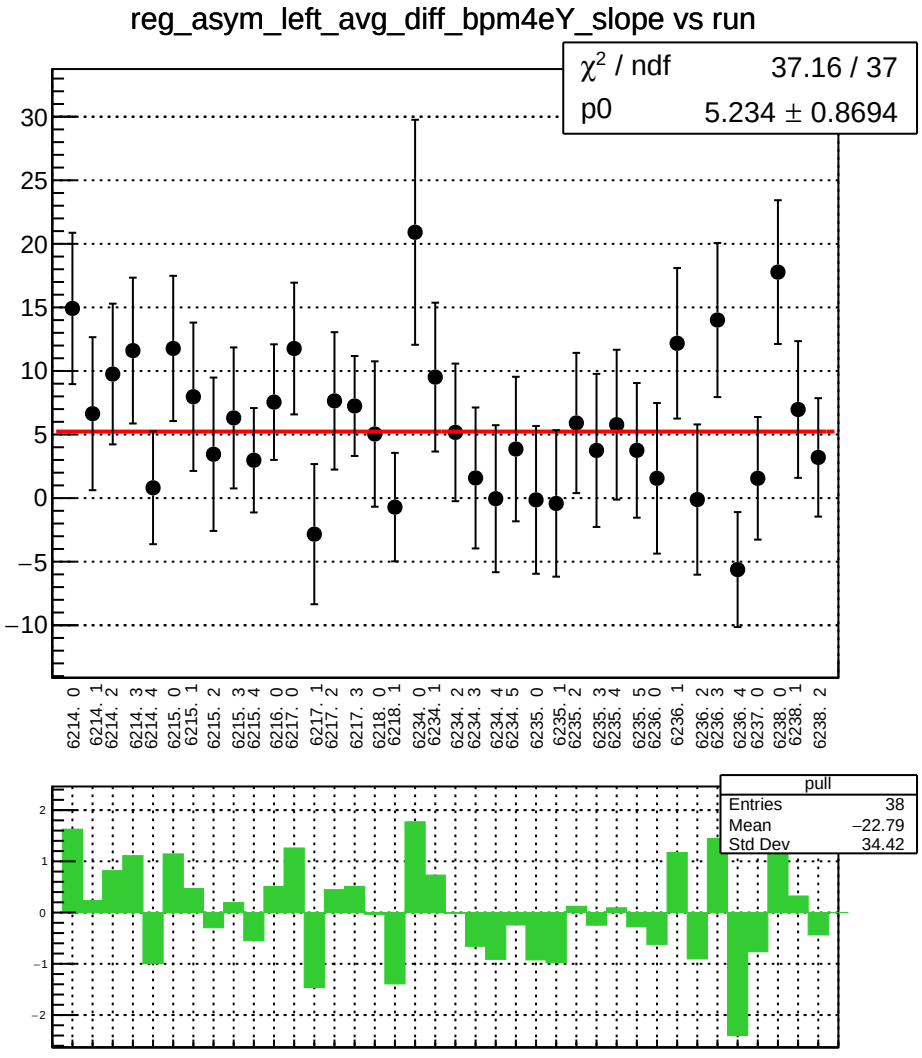
reg_asym_left_avg_diff_bpm4eY_slope vs run
χ² / ndf 37.16 / 37
p0 5.234 ± 0.8694
30
25
20
15
10
5
0
−5
−10
6214. 0
6214. 1
6214. 2
6214. 3
6214. 4
6215. 0
6215. 1
6215. 2
6215. 3
6215. 4
6216. 0
6217. 0
6217. 1
6217. 2
6217. 3
6218. 0
6218. 1
6234. 0
6234. 1
6234. 2
6234. 3
6234. 4
6234. 5
6235. 0
6235. 1
6235. 2
6235. 3
6235. 4
6235. 5
6236. 0
6236. 1
6236. 2
6236. 3
6236. 4
6237. 0
6238. 0
6238. 1
6238. 2
pull
Entries 38
Mean −22.79
Std Dev 34.42
2
1
0
−1
−2

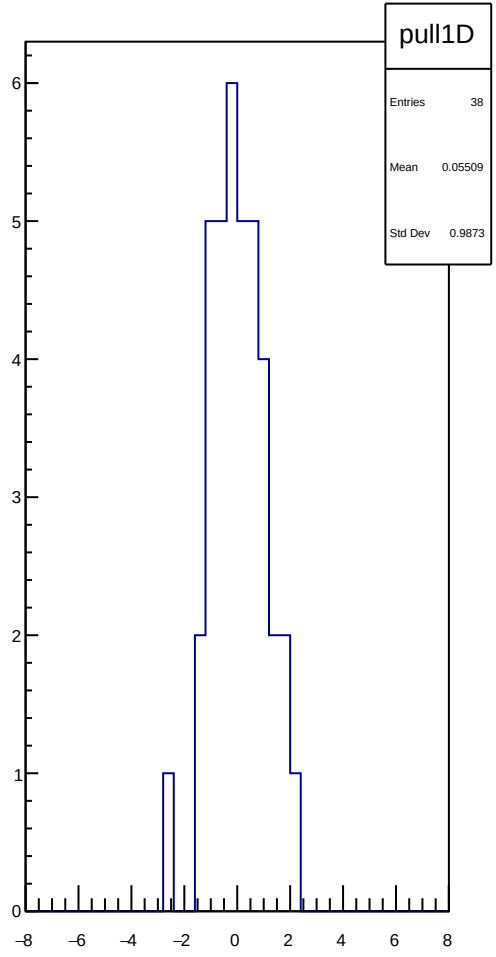
pull1D
Entries 38
Mean 0.05509
Std Dev 0.9873
6
5
4
3
2
1
0
−8
−6
−4
−2
0
2
4
6
8

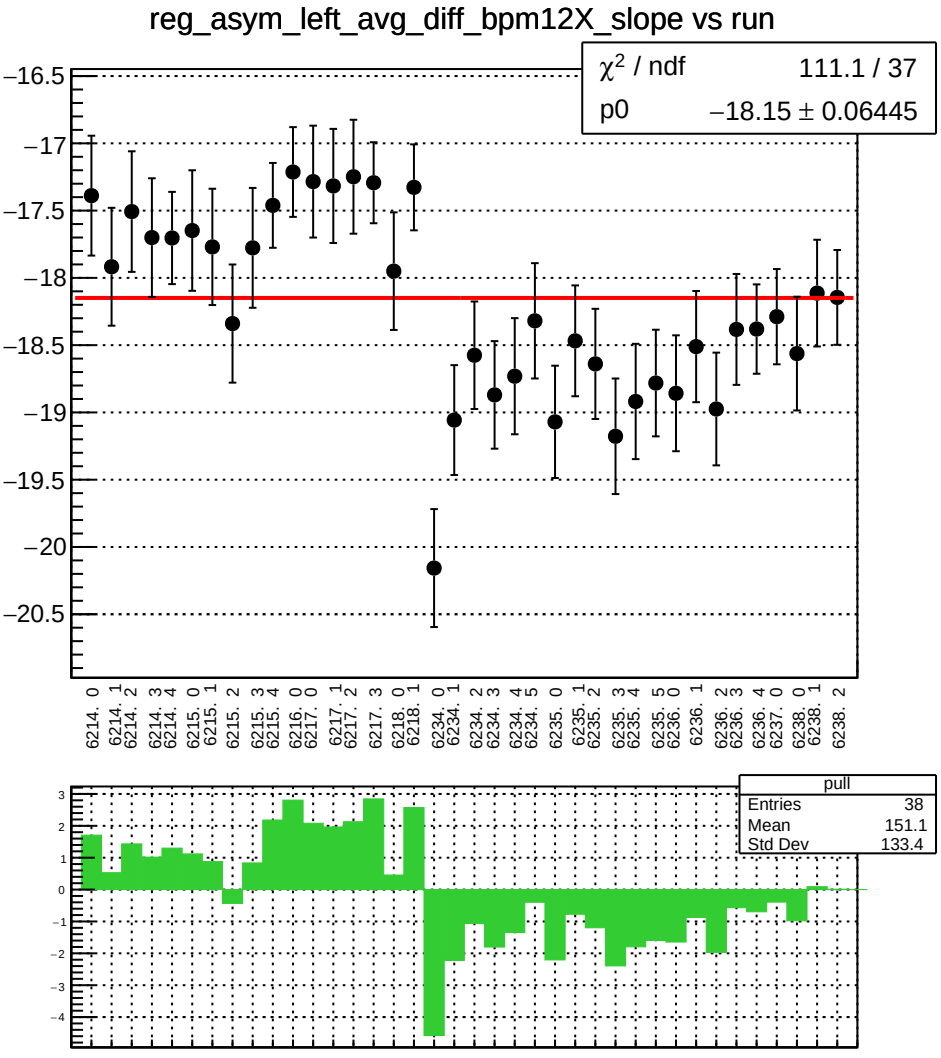
reg_asym_left_avg_diff_bpm12X_slope vs run
χ² / ndf 111.1 / 37
p0 −18.15 ± 0.06445
−16.5
−17
−17.5
−18
−18.5
−19
−19.5
−20
−20.5
6214. 0
6214. 1
6214. 2
6214. 3
6214. 4
6215. 0
6215. 1
6215. 2
6215. 3
6215. 4
6216. 0
6217. 0
6217. 1
6217. 2
6217. 3
6218. 0
6218. 1
6234. 0
6234. 1
6234. 2
6234. 3
6234. 4
6234. 5
6235. 0
6235. 1
6235. 2
6235. 3
6235. 4
6235. 5
6236. 0
6236. 1
6236. 2
6236. 3
6236. 4
6237. 0
6238. 0
6238. 1
6238. 2
pull
Entries 38
Mean 151.1
Std Dev 133.4
3
2
1
0
−1
−2
−3
−4

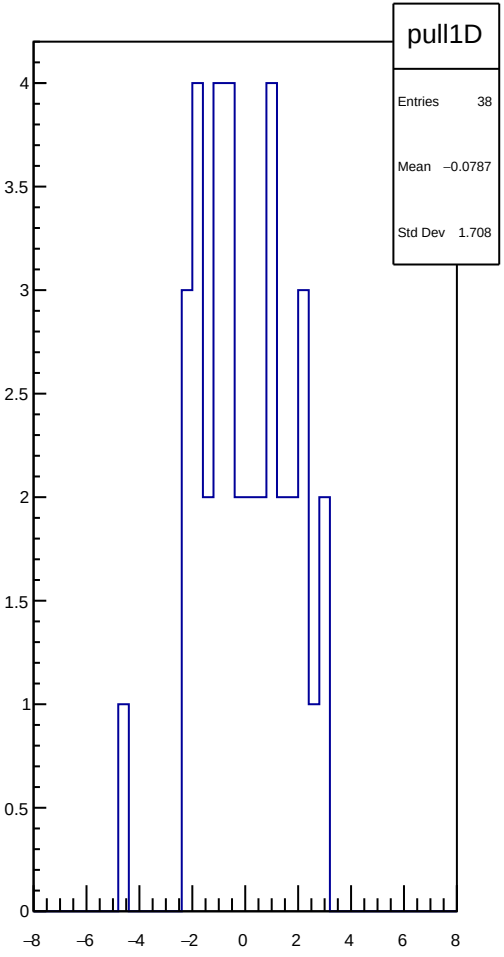
pull1D
Entries 38
Mean −0.0787
Std Dev 1.708
4
3.5
3
2.5
2
1.5
1
0.5
0
−8
−6
−4
−2
0
2
4
6
8

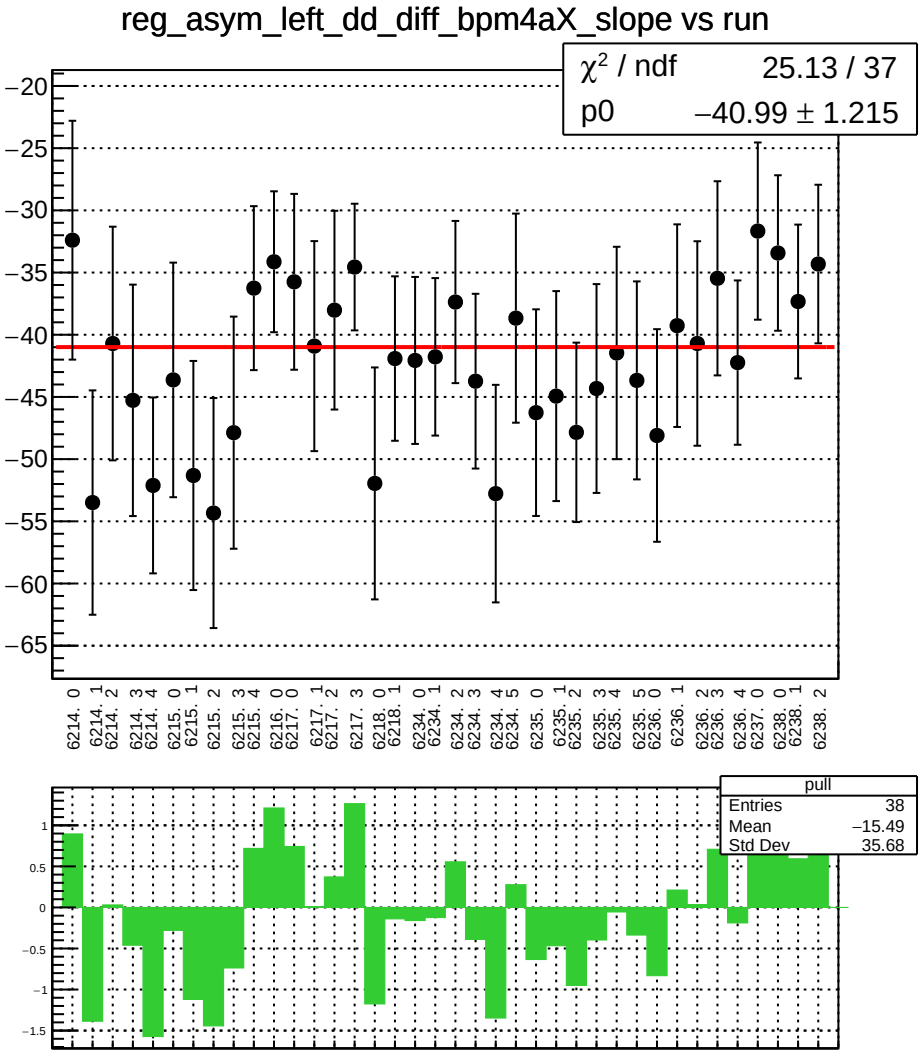
reg_asym_left_dd_diff_bpm4aX_slope vs run
χ² / ndf 25.13 / 37
p0 −40.99 ± 1.215
−20
−25
−30
−35
−40
−45
−50
−55
−60
−65
6214. 0
6214. 1
6214. 2
6214. 3
6214. 4
6215. 0
6215. 1
6215. 2
6215. 3
6215. 4
6216. 0
6217. 0
6217. 1
6217. 2
6217. 3
6218. 0
6218. 1
6234. 0
6234. 1
6234. 2
6234. 3
6234. 4
6234. 5
6235. 0
6235. 1
6235. 2
6235. 3
6235. 4
6235. 5
6236. 0
6236. 1
6236. 2
6236. 3
6236. 4
6237. 0
6238. 0
6238. 1
6238. 2
pull
Entries 38
Mean −15.49
Std Dev 35.68
1
0.5
0
−0.5
−1
−1.5

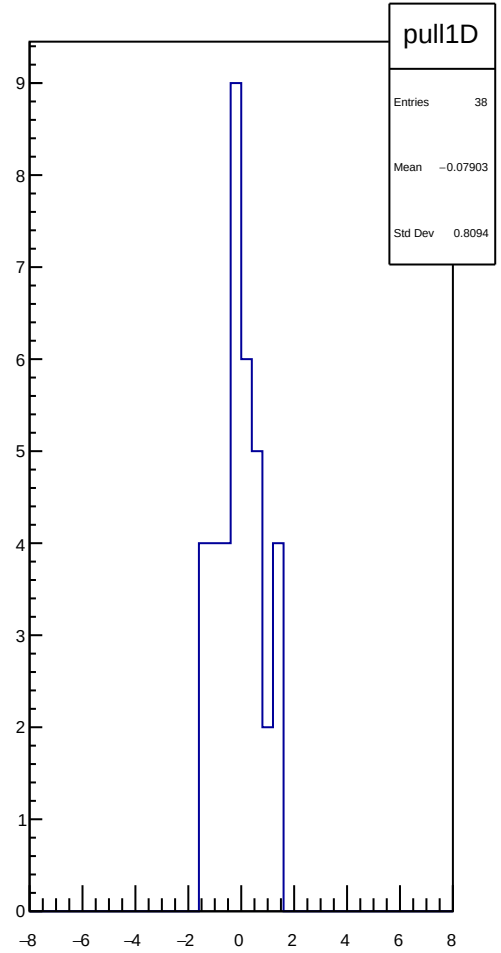
pull1D
Entries 38
Mean −0.07903
Std Dev 0.8094
9
8
7
6
5
4
3
2
1
0
−8
−6
−4
−2
0
2
4
6
8

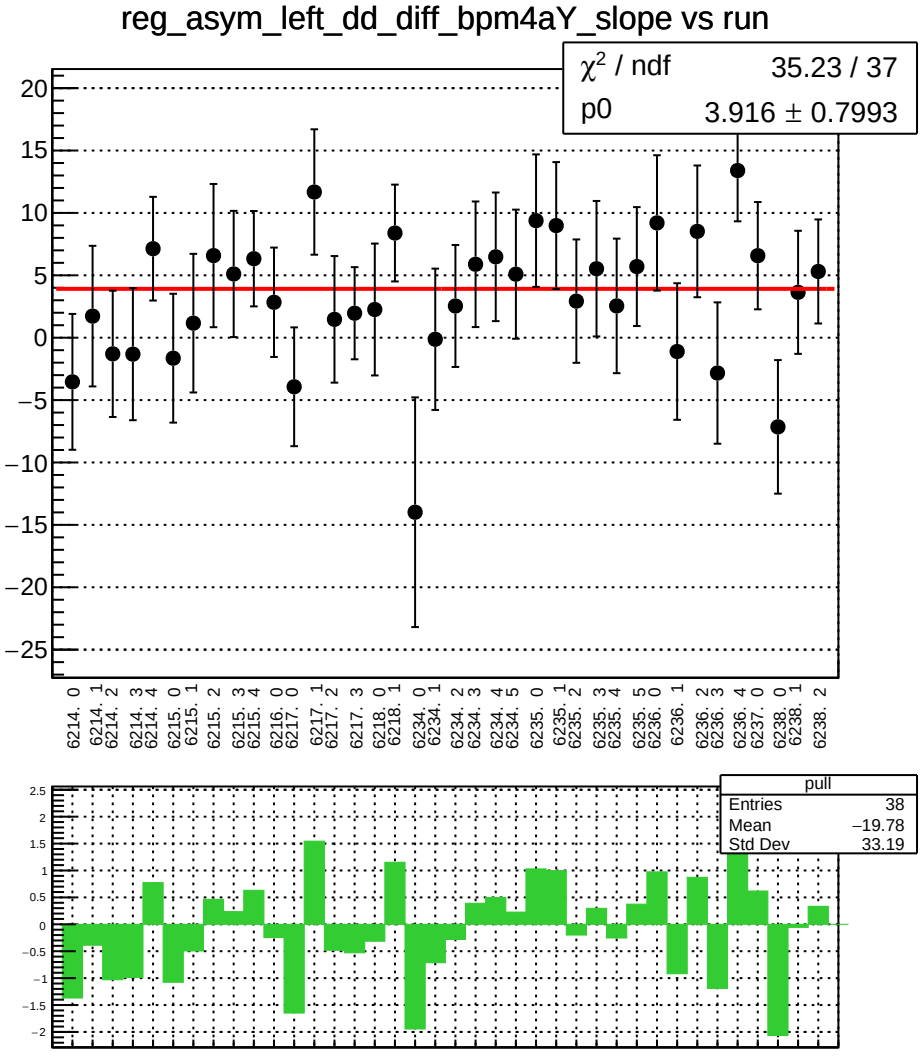
reg_asym_left_dd_diff_bpm4aY_slope vs run
χ² / ndf 35.23 / 37
p0 3.916 ± 0.7993
pull
Entries 38
Mean −19.78
Std Dev 33.19

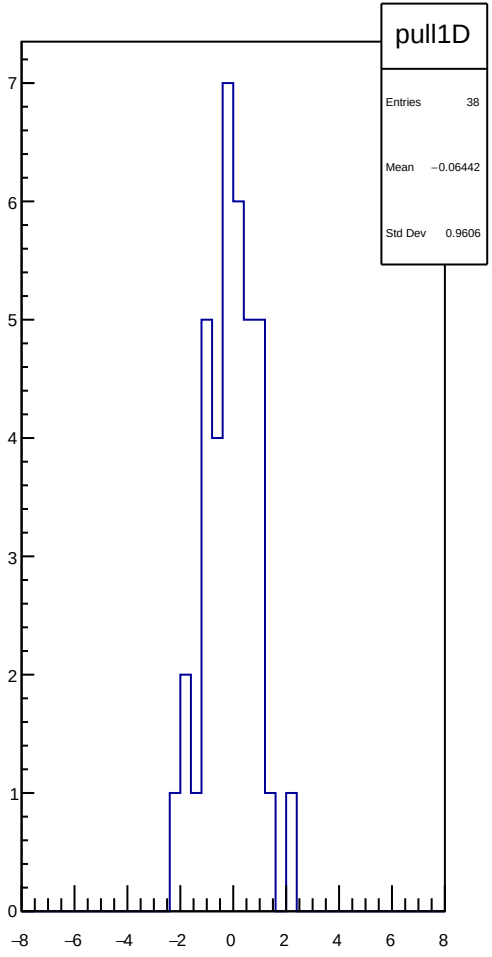
pull1D
Entries 38
Mean −0.06442
Std Dev 0.9606

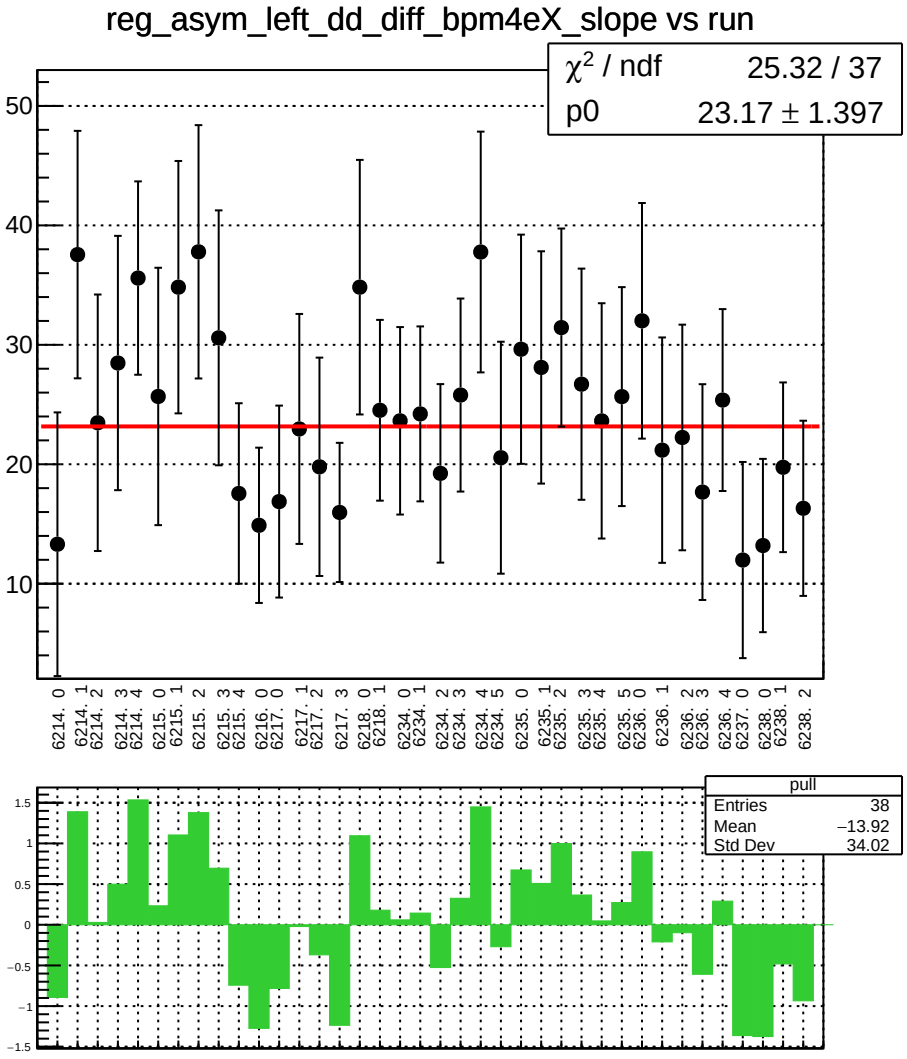
reg_asym_left_dd_diff_bpm4eX_slope vs run
χ2 / ndf 25.32 / 37
p0 23.17 ± 1.397
50
40
30
20
10
6214. 0
6214. 1
6214. 2
6214. 3
6214. 4
6215. 0
6215. 1
6215. 2
6215. 3
6215. 4
6216. 0
6217. 0
6217. 1
6217. 2
6217. 3
6218. 0
6218. 1
6234. 0
6234. 1
6234. 2
6234. 3
6234. 4
6234. 5
6235. 0
6235. 1
6235. 2
6235. 3
6235. 4
6235. 5
6236. 0
6236. 1
6236. 2
6236. 3
6236. 4
6237. 0
6238. 0
6238. 1
6238. 2
pull
Entries 38
Mean −13.92
Std Dev 34.02
1.5
1
0.5
0
−0.5
−1
−1.5

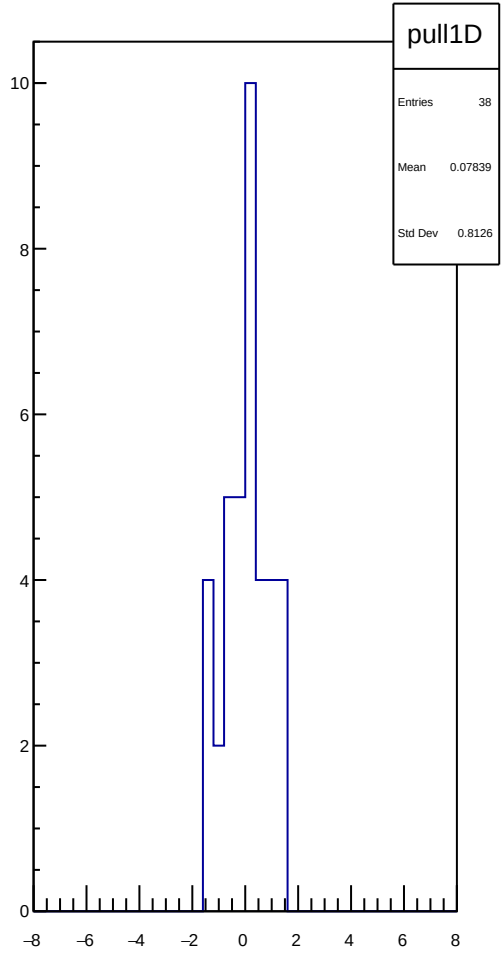
pull1D
Entries 38
Mean 0.07839
Std Dev 0.8126
10
8
6
4
2
0
−8
−6
−4
−2
0
2
4
6
8

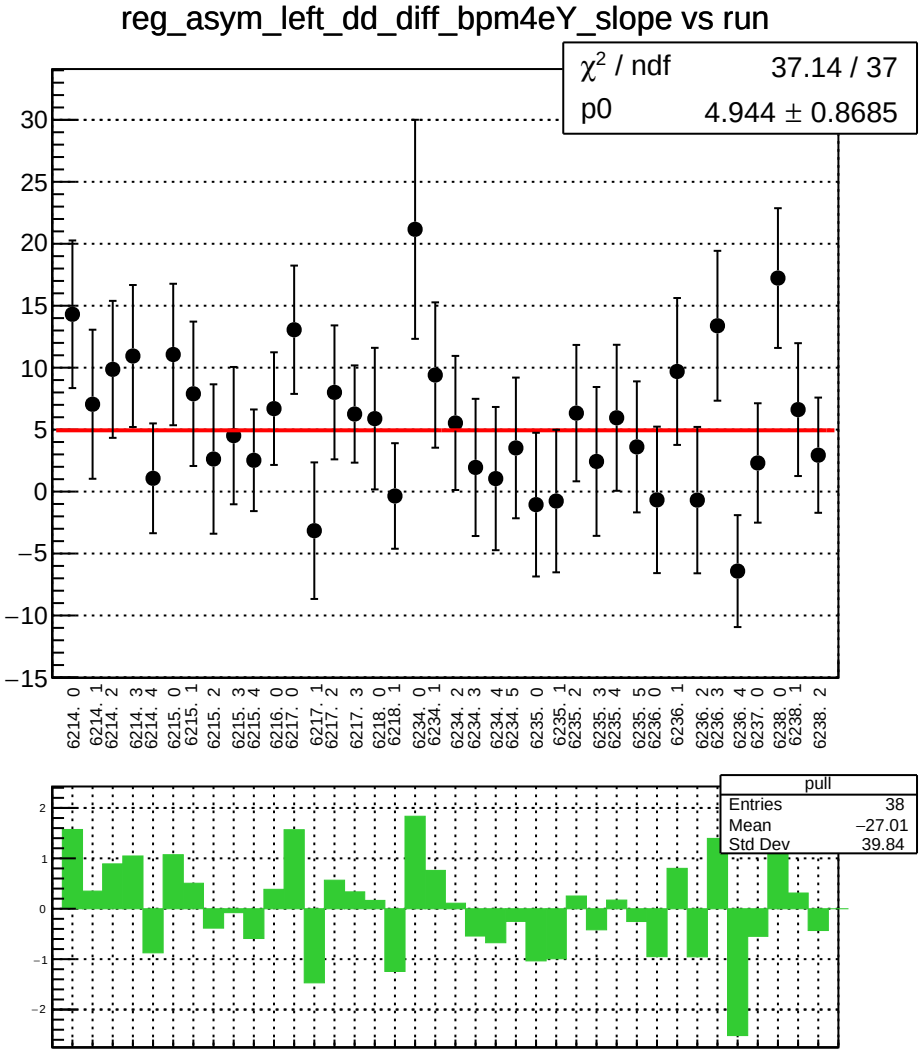
reg_asym_left_dd_diff_bpm4eY_slope vs run
χ² / ndf 37.14 / 37
p0 4.944 ± 0.8685
30
25
20
15
10
5
0
−5
−10
−15
6214. 0
6214. 1
6214. 2
6214. 3
6214. 4
6215. 0
6215. 1
6215. 2
6215. 3
6215. 4
6216. 0
6217. 0
6217. 1
6217. 2
6217. 3
6218. 0
6218. 1
6234. 0
6234. 1
6234. 2
6234. 3
6234. 4
6234. 5
6235. 0
6235. 1
6235. 2
6235. 3
6235. 4
6235. 5
6236. 0
6236. 1
6236. 2
6236. 3
6236. 4
6237. 0
6238. 0
6238. 1
6238. 2
pull
Entries 38
Mean −27.01
Std Dev 39.84
2
1
0
−1
−2

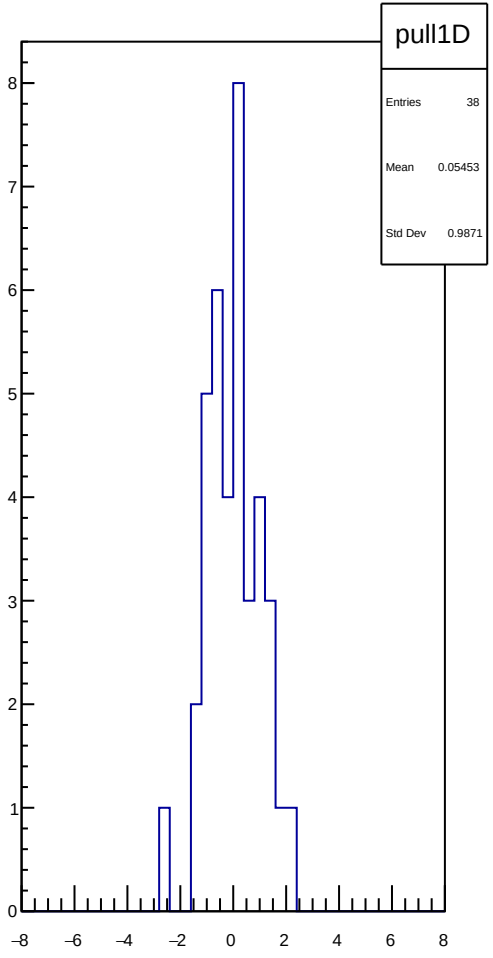
pull1D
Entries 38
Mean 0.05453
Std Dev 0.9871
8
7
6
5
4
3
2
1
0
−8
−6
−4
−2
0
2
4
6
8

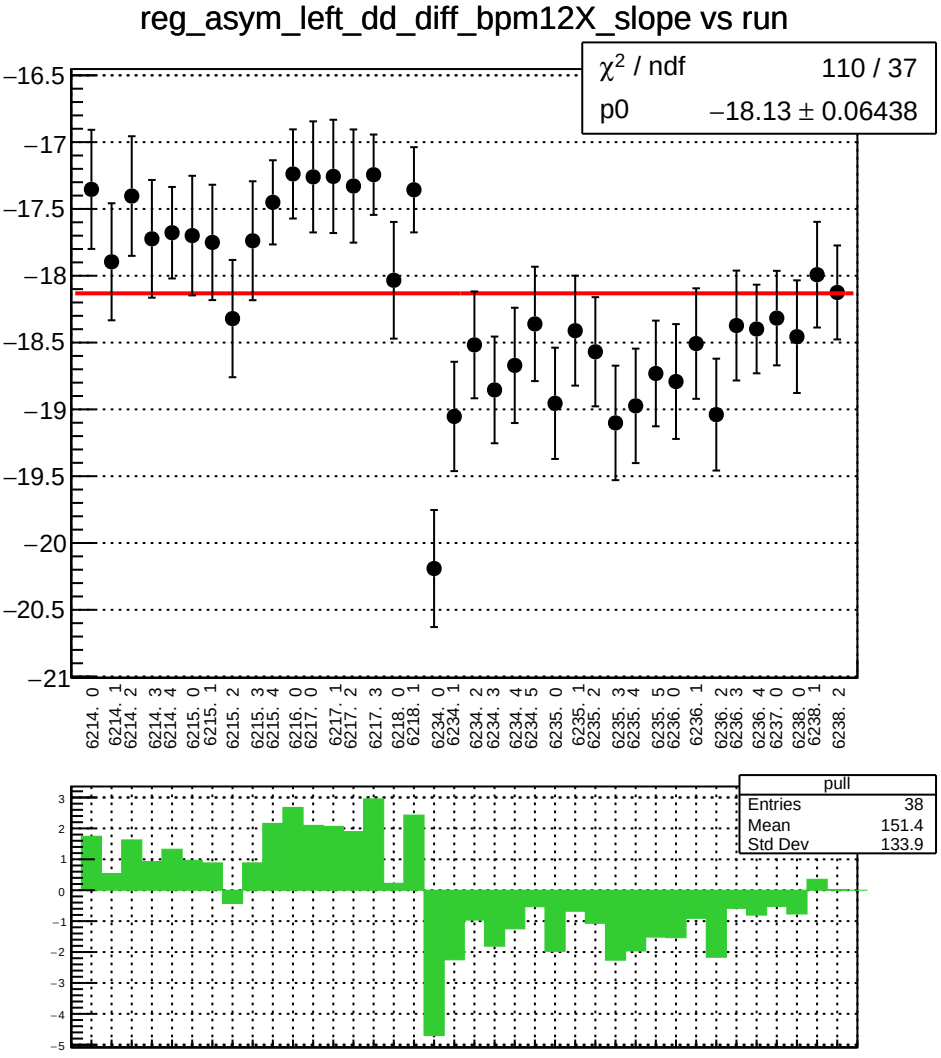
reg_asym_left_dd_diff_bpm12X_slope vs run
χ² / ndf 110 / 37
p0 −18.13 ± 0.06438
−16.5
−17
−17.5
−18
−18.5
−19
−19.5
−20
−20.5
−21
6214. 0
6214. 1
6214. 2
6214. 3
6214. 4
6215. 0
6215. 1
6215. 2
6215. 3
6215. 4
6216. 0
6217. 0
6217. 1
6217. 2
6217. 3
6218. 0
6218. 1
6234. 0
6234. 1
6234. 2
6234. 3
6234. 4
6234. 5
6235. 0
6235. 1
6235. 2
6235. 3
6235. 4
6235. 5
6236. 0
6236. 1
6236. 2
6236. 3
6236. 4
6237. 0
6238. 0
6238. 1
6238. 2
pull
Entries 38
Mean 151.4
Std Dev 133.9
3
2
1
0
−1
−2
−3
−4
−5

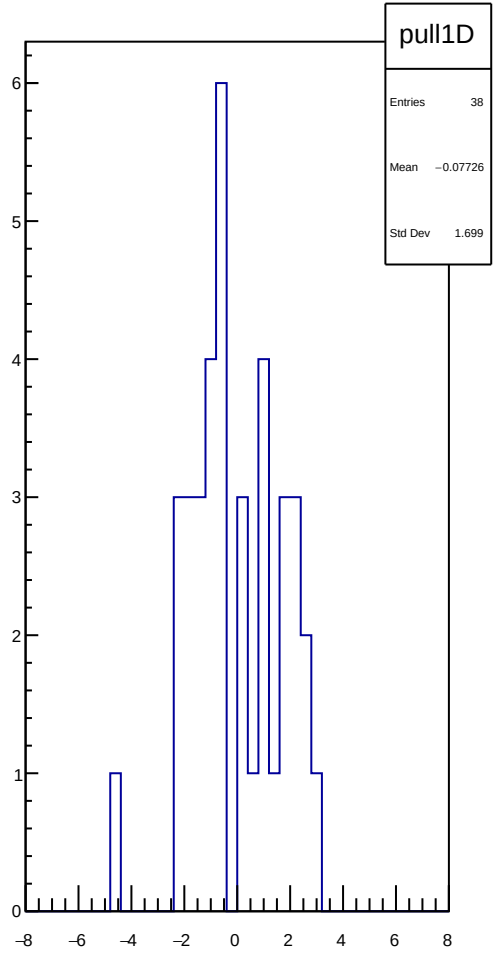
pull1D
Entries 38
Mean −0.07726
Std Dev 1.699
6
5
4
3
2
1
0
−8
−6
−4
−2
0
2
4
6
8

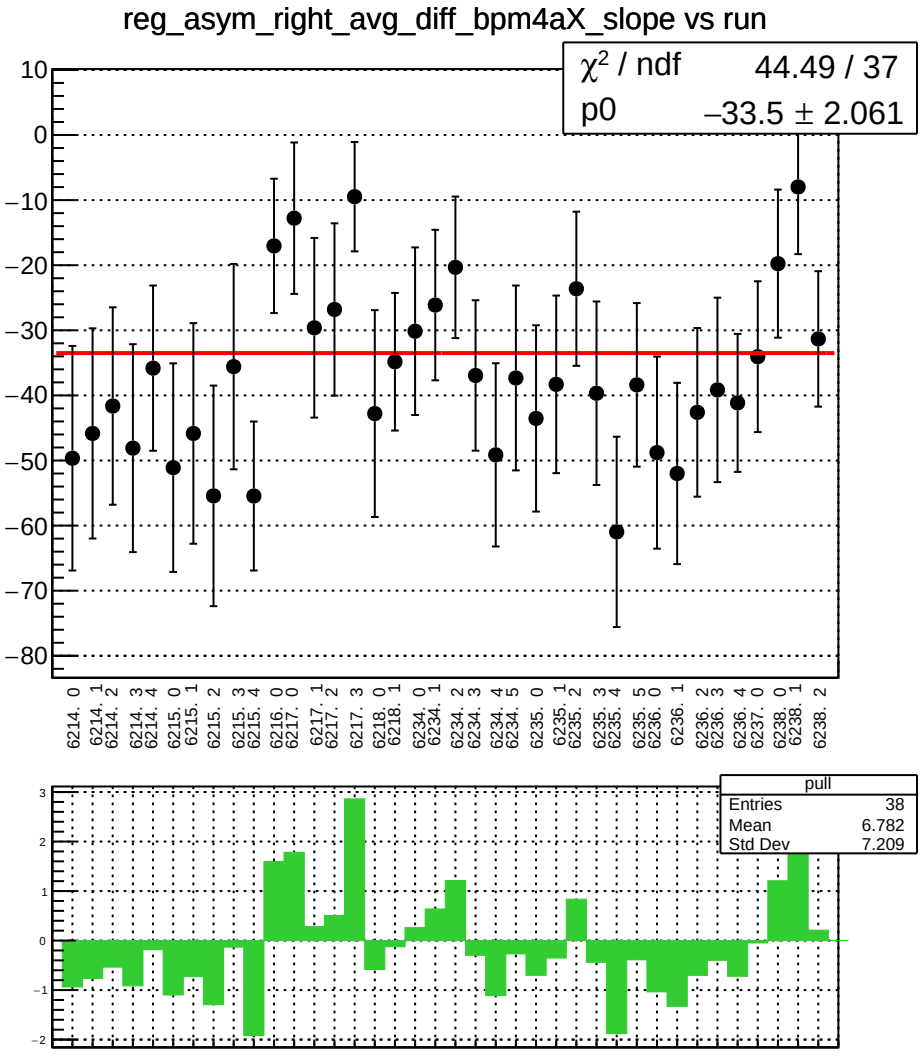
reg_asym_right_avg_diff_bpm4aX_slope vs run
χ² / ndf 44.49 / 37
p0 −33.5 ± 2.061
10
0
−10
−20
−30
−40
−50
−60
−70
−80
6214. 0
6214. 1
6214. 2
6214. 3
6214. 4
6215. 0
6215. 1
6215. 2
6215. 3
6215. 4
6216. 0
6217. 0
6217. 1
6217. 2
6217. 3
6218. 0
6218. 1
6234. 0
6234. 1
6234. 2
6234. 3
6234. 4
6234. 5
6235. 0
6235. 1
6235. 2
6235. 3
6235. 4
6235. 5
6236. 0
6236. 1
6236. 2
6236. 3
6236. 4
6237. 0
6238. 0
6238. 1
6238. 2
pull
Entries 38
Mean 6.782
Std Dev 7.209
3
2
1
0
−1
−2

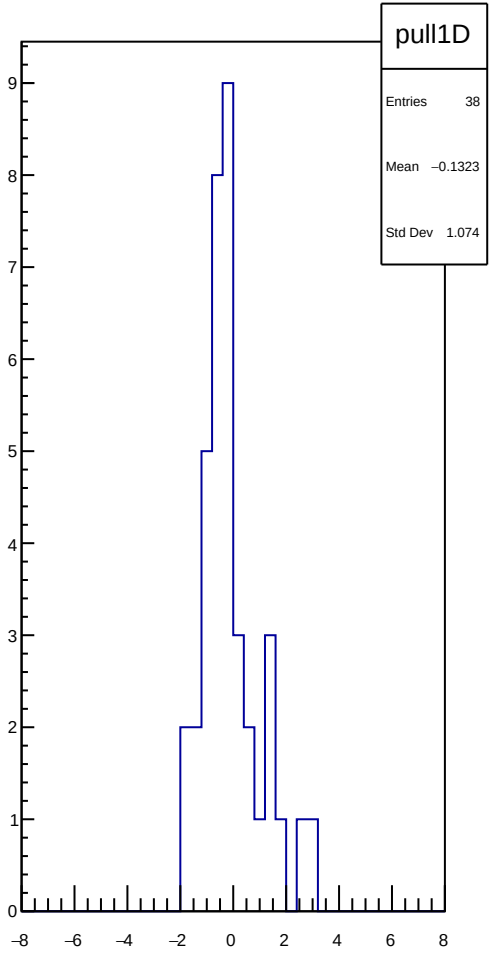
pull1D
Entries 38
Mean −0.1323
Std Dev 1.074
9
8
7
6
5
4
3
2
1
0
−8
−6
−4
−2
0
2
4
6
8

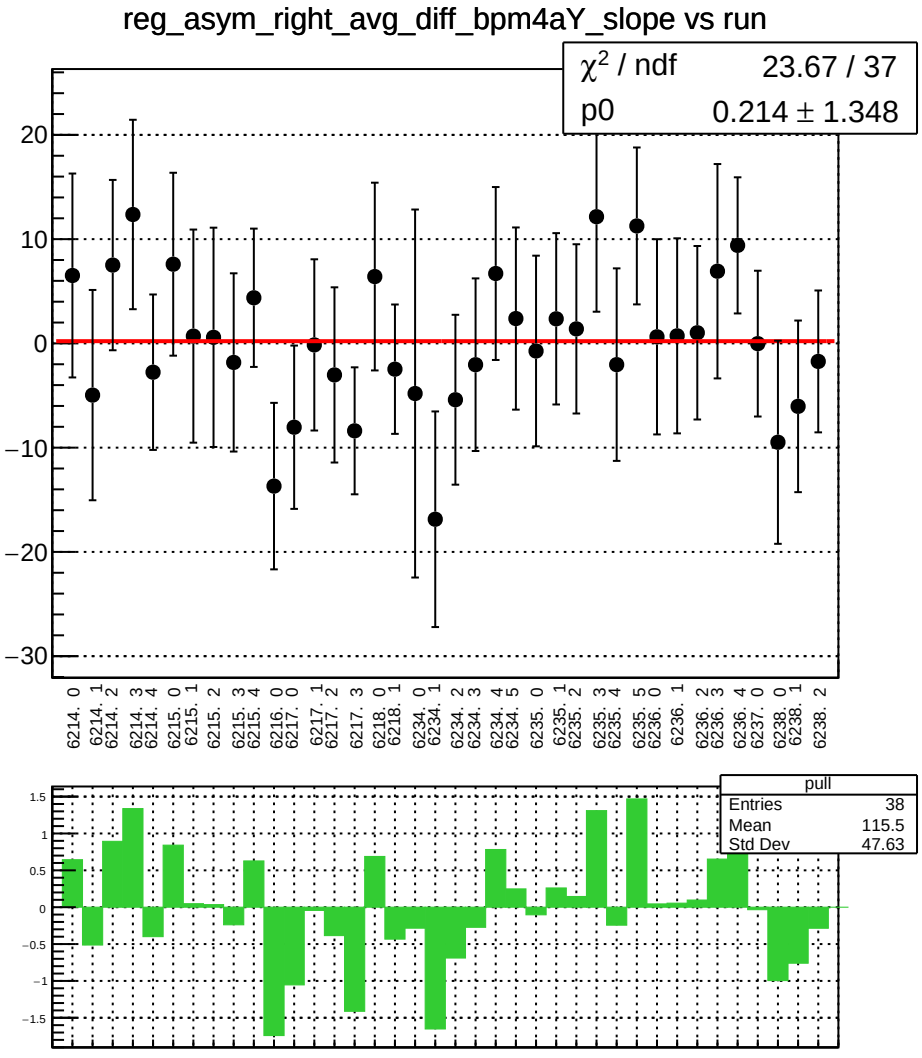
reg_asym_right_avg_diff_bpm4aY_slope vs run
χ² / ndf 23.67 / 37
p0 0.214 ± 1.348
20
10
0
−10
−20
−30
6214. 0
6214. 1
6214. 2
6214. 3
6214. 4
6215. 0
6215. 1
6215. 2
6215. 3
6215. 4
6216. 0
6217. 0
6217. 1
6217. 2
6217. 3
6218. 0
6218. 1
6234. 0
6234. 1
6234. 2
6234. 3
6234. 4
6234. 5
6235. 0
6235. 1
6235. 2
6235. 3
6235. 4
6235. 5
6236. 0
6236. 1
6236. 2
6236. 3
6236. 4
6237. 0
6238. 0
6238. 1
6238. 2
pull
Entries 38
Mean 115.5
Std Dev 47.63
1.5
1
0.5
0
−0.5
−1
−1.5

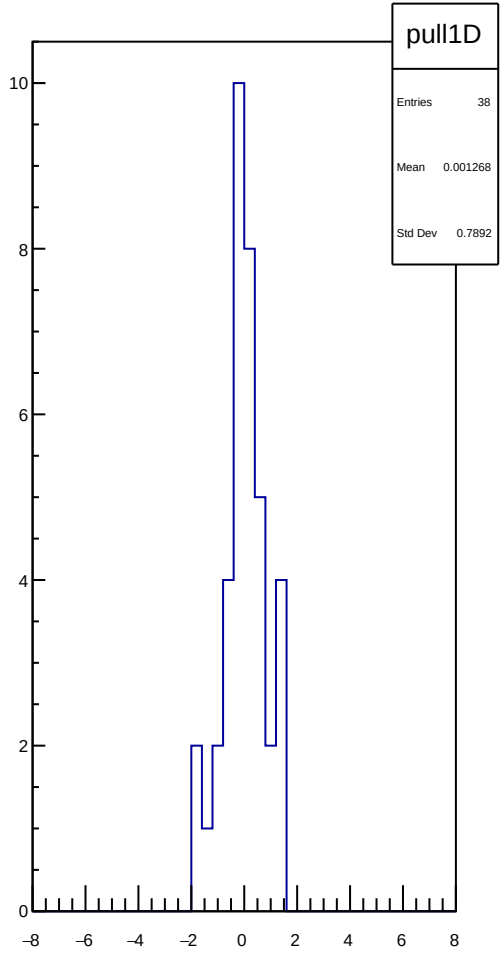
pull1D
Entries 38
Mean 0.001268
Std Dev 0.7892
10
8
6
4
2
0
−8
−6
−4
−2
0
2
4
6
8

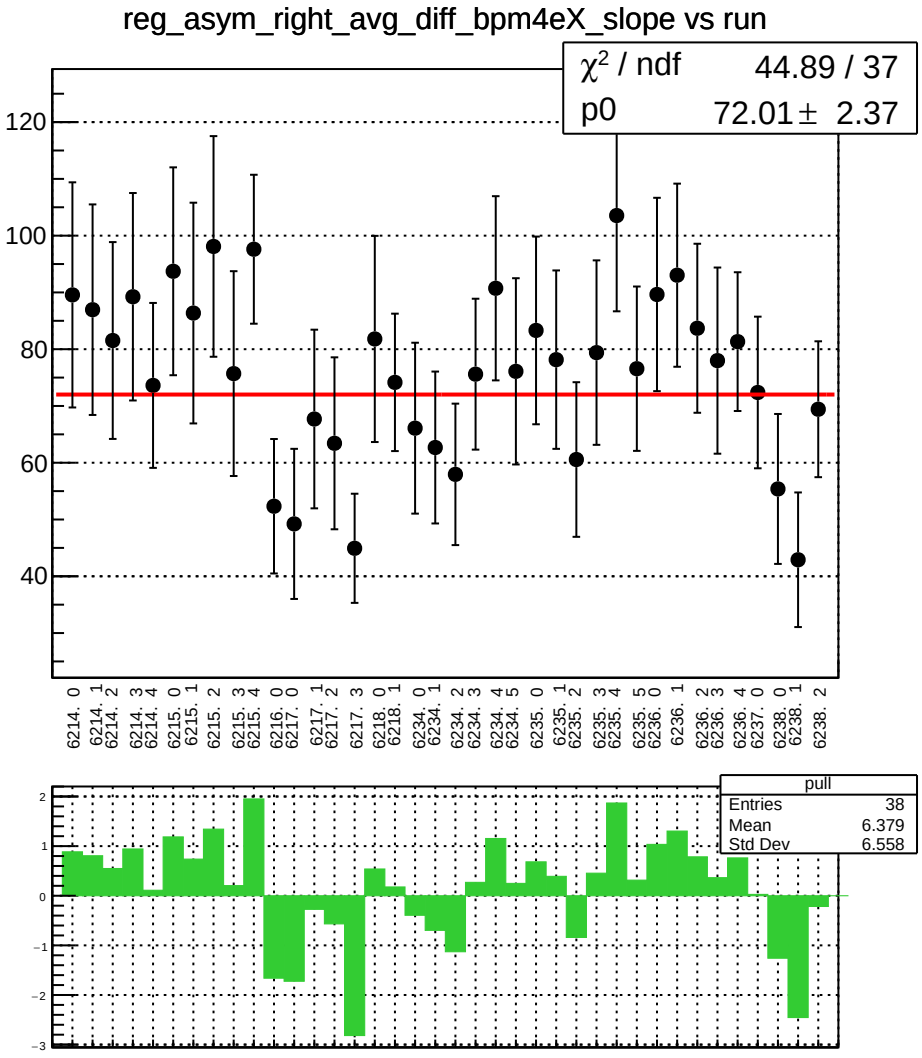
reg_asym_right_avg_diff_bpm4eX_slope vs run
χ² / ndf 44.89 / 37
p0 72.01 ± 2.37
120
100
80
60
40
6214. 0
6214. 1
6214. 2
6214. 3
6214. 4
6215. 0
6215. 1
6215. 2
6215. 3
6215. 4
6216. 0
6217. 0
6217. 1
6217. 2
6217. 3
6218. 0
6218. 1
6234. 0
6234. 1
6234. 2
6234. 3
6234. 4
6234. 5
6235. 0
6235. 1
6235. 2
6235. 3
6235. 4
6235. 5
6236. 0
6236. 1
6236. 2
6236. 3
6236. 4
6237. 0
6238. 0
6238. 1
6238. 2
pull
Entries 38
Mean 6.379
Std Dev 6.558
2
1
0
−1
−2
−3

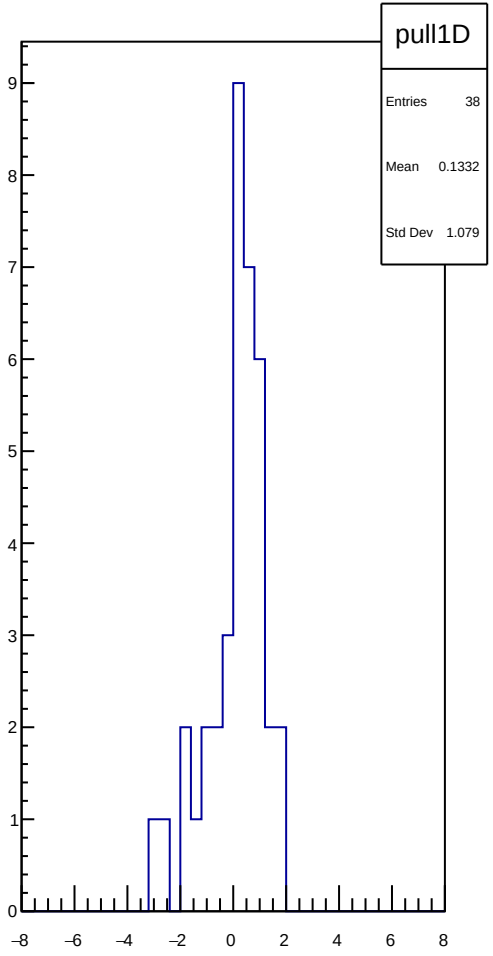
pull1D
Entries 38
Mean 0.1332
Std Dev 1.079
9
8
7
6
5
4
3
2
1
0
−8
−6
−4
−2
0
2
4
6
8

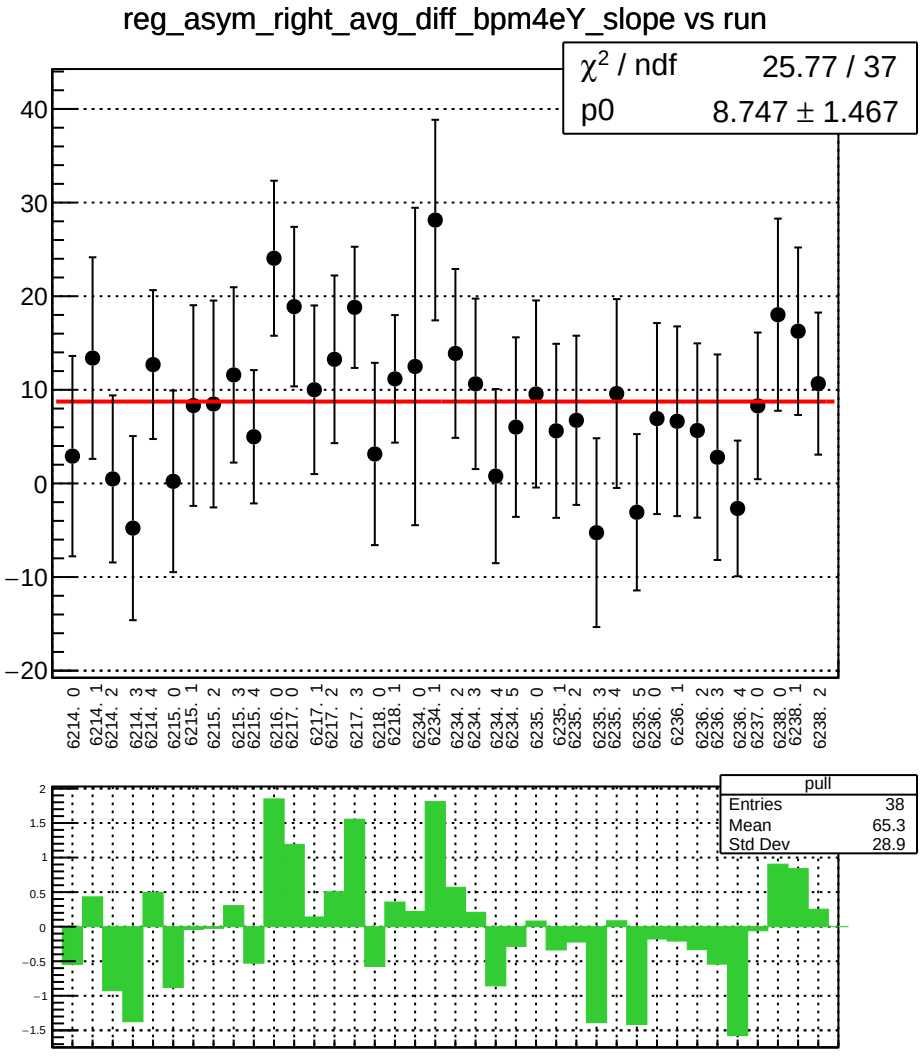
reg_asym_right_avg_diff_bpm4eY_slope vs run
χ² / ndf 25.77 / 37
p0 8.747 ± 1.467
6214. 0
6214. 1
6214. 2
6214. 3
6214. 4
6215. 0
6215. 1
6215. 2
6215. 3
6215. 4
6216. 0
6217. 0
6217. 1
6217. 2
6217. 3
6218. 0
6218. 1
6234. 0
6234. 1
6234. 2
6234. 3
6234. 4
6234. 5
6235. 0
6235. 1
6235. 2
6235. 3
6235. 4
6235. 5
6236. 0
6236. 1
6236. 2
6236. 3
6236. 4
6237. 0
6238. 0
6238. 1
6238. 2
pull
Entries 38
Mean 65.3
Std Dev 28.9

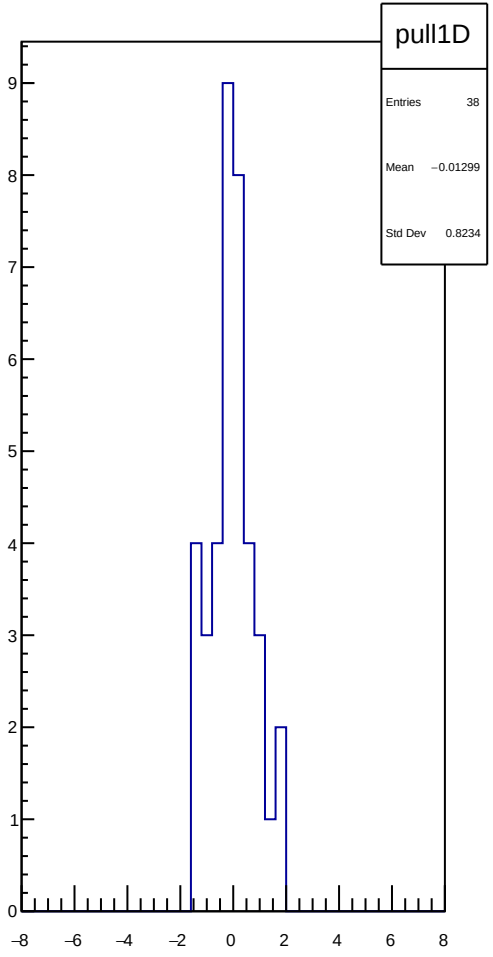
pull1D
Entries 38
Mean −0.01299
Std Dev 0.8234

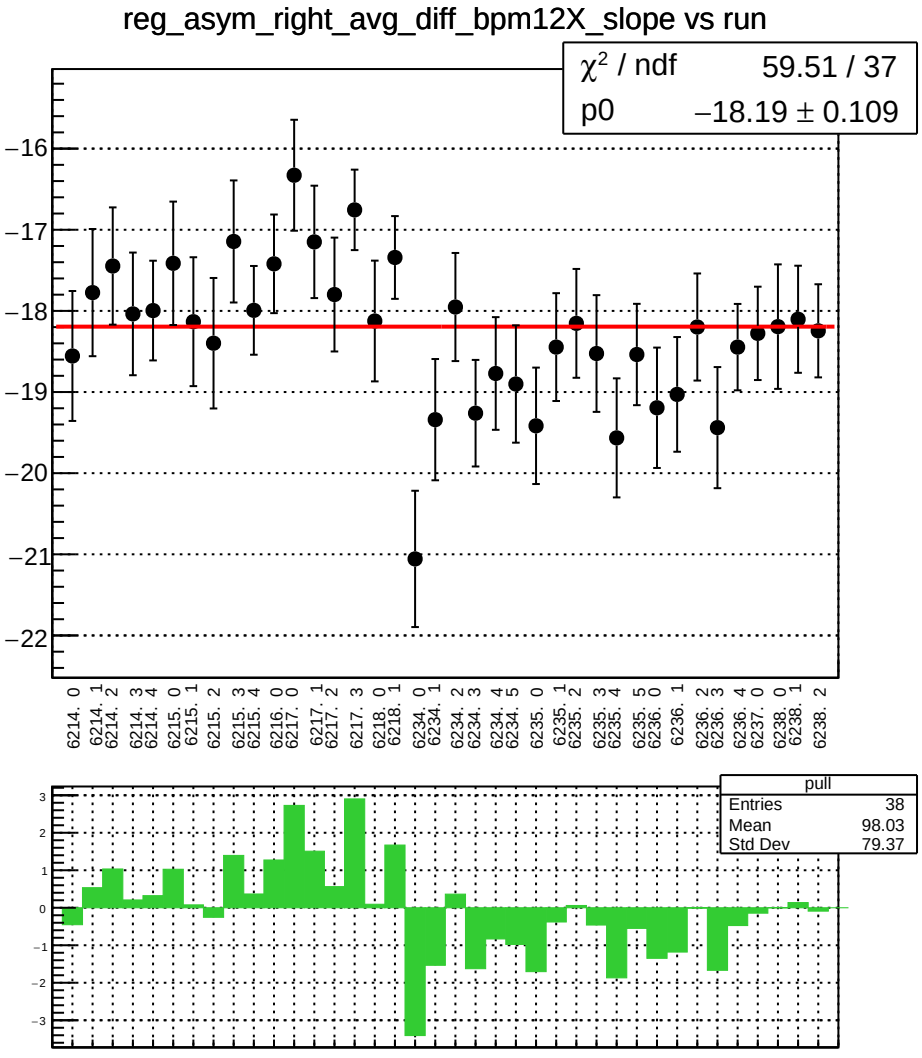
reg_asym_right_avg_diff_bpm12X_slope vs run
χ² / ndf 59.51 / 37
p0 −18.19 ± 0.109
−16
−17
−18
−19
−20
−21
−22
6214. 0
6214. 1
6214. 2
6214. 3
6214. 4
6215. 0
6215. 1
6215. 2
6215. 3
6215. 4
6216. 0
6217. 0
6217. 1
6217. 2
6217. 3
6218. 0
6218. 1
6234. 0
6234. 1
6234. 2
6234. 3
6234. 4
6234. 5
6235. 0
6235. 1
6235. 2
6235. 3
6235. 4
6235. 5
6236. 0
6236. 1
6236. 2
6236. 3
6236. 4
6237. 0
6238. 0
6238. 1
6238. 2
pull
Entries 38
Mean 98.03
Std Dev 79.37

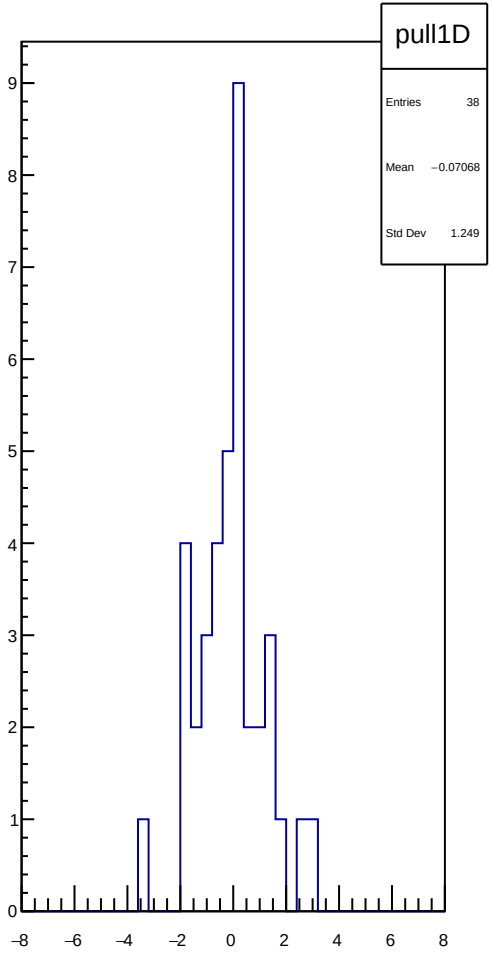
pull1D
Entries 38
Mean −0.07068
Std Dev 1.249

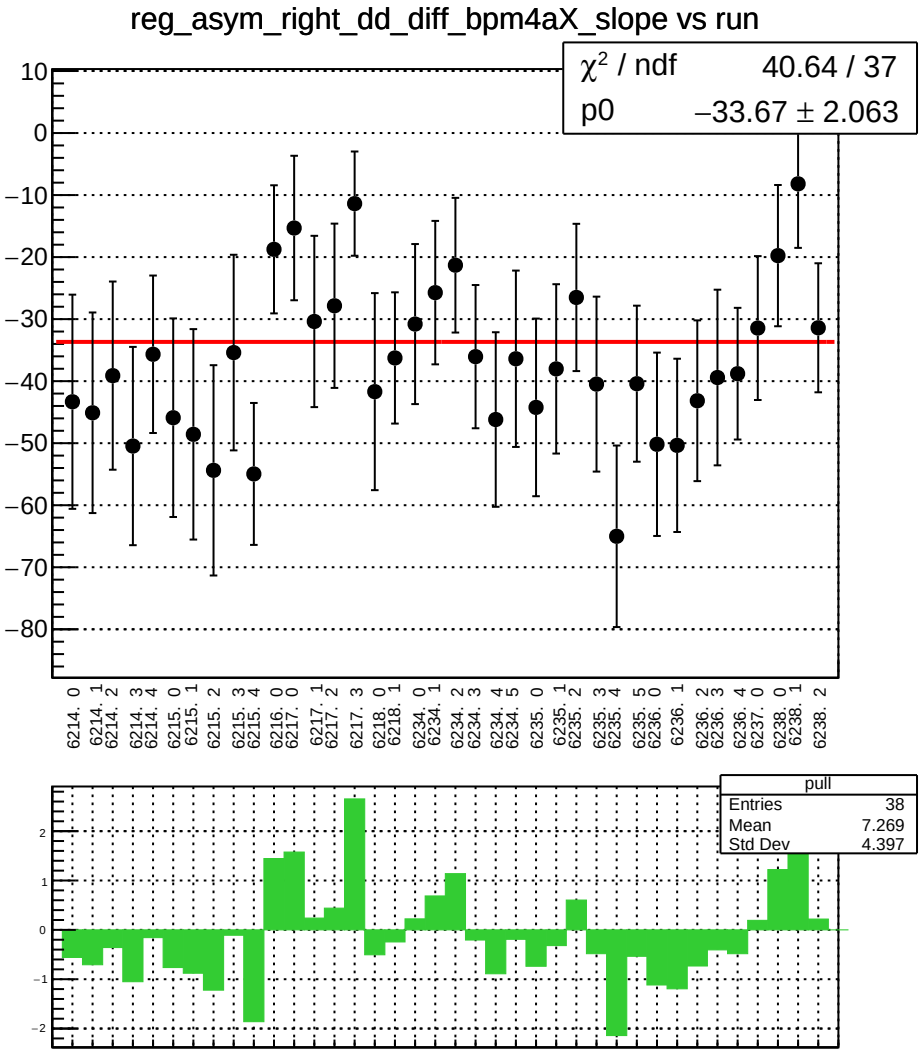
reg_asym_right_dd_diff_bpm4aX_slope vs run
χ² / ndf 40.64 / 37
p0 −33.67 ± 2.063
10
0
−10
−20
−30
−40
−50
−60
−70
−80
6214. 0
6214. 1
6214. 2
6214. 3
6214. 4
6215. 0
6215. 1
6215. 2
6215. 3
6215. 4
6216. 0
6217. 0
6217. 1
6217. 2
6217. 3
6218. 0
6218. 1
6234. 0
6234. 1
6234. 2
6234. 3
6234. 4
6234. 5
6235. 0
6235. 1
6235. 2
6235. 3
6235. 4
6235. 5
6236. 0
6236. 1
6236. 2
6236. 3
6236. 4
6237. 0
6238. 0
6238. 1
6238. 2
pull
Entries 38
Mean 7.269
Std Dev 4.397
2
1
0
−1
−2

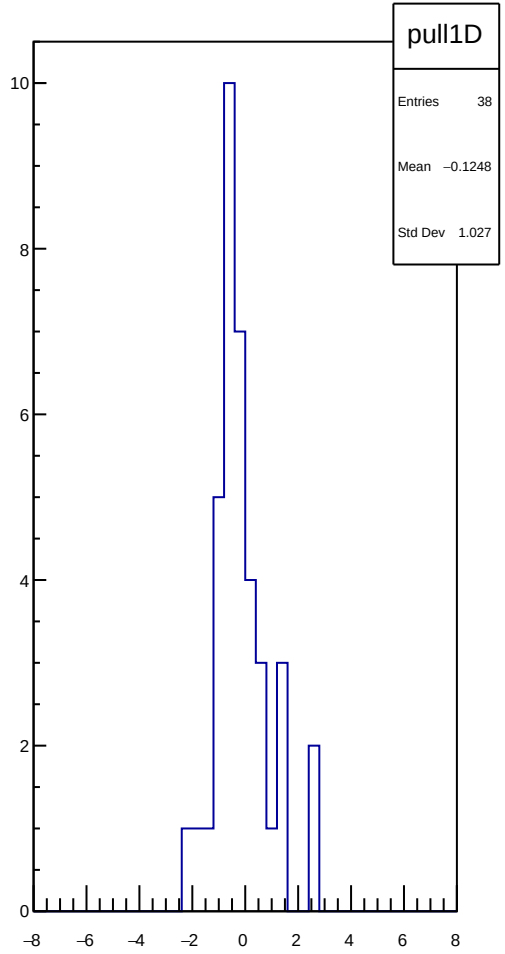
pull1D
Entries 38
Mean −0.1248
Std Dev 1.027
10
8
6
4
2
0
−8
−6
−4
−2
0
2
4
6
8

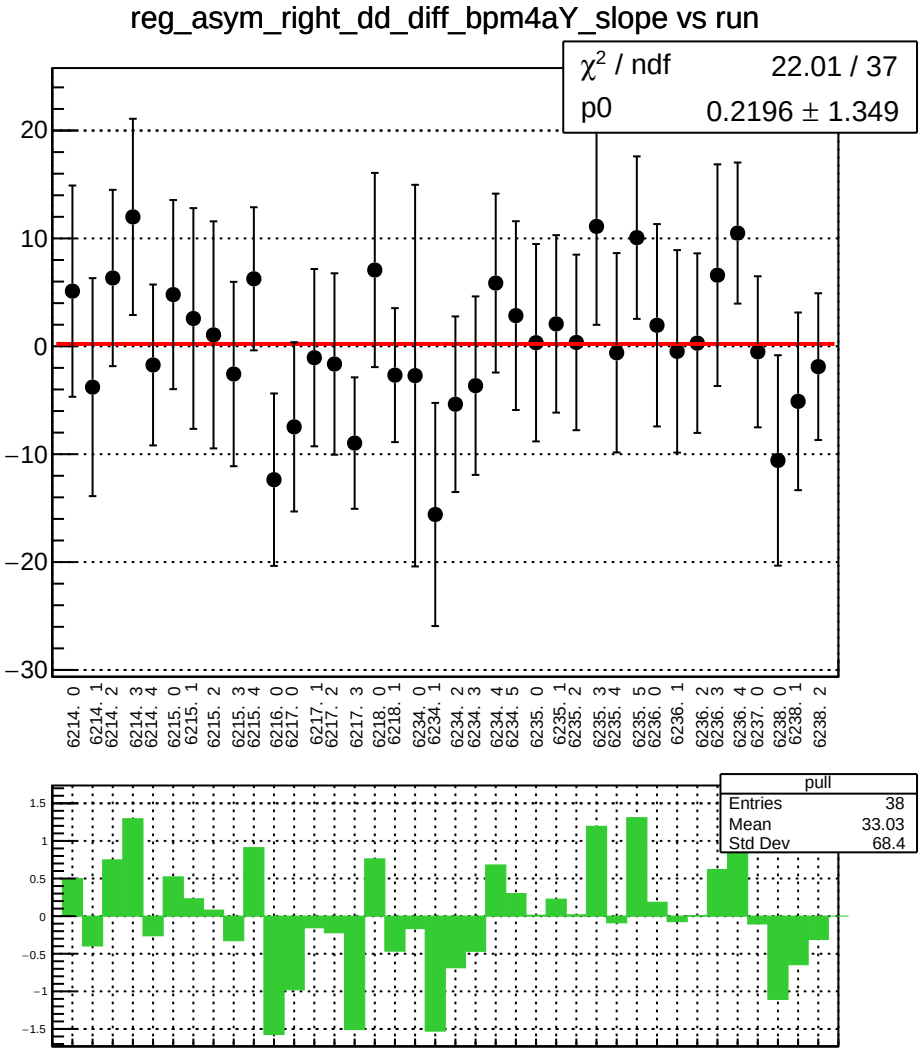
reg_asym_right_dd_diff_bpm4aY_slope vs run
χ2 / ndf 22.01 / 37
p0 0.2196 ± 1.349
20
10
0
−10
−20
−30
6214. 0
6214. 1
6214. 2
6214. 3
6214. 4
6215. 0
6215. 1
6215. 2
6215. 3
6215. 4
6216. 0
6217. 0
6217. 1
6217. 2
6217. 3
6218. 0
6218. 1
6234. 0
6234. 1
6234. 2
6234. 3
6234. 4
6234. 5
6235. 0
6235. 1
6235. 2
6235. 3
6235. 4
6235. 5
6236. 0
6236. 1
6236. 2
6236. 3
6236. 4
6237. 0
6238. 0
6238. 1
6238. 2
pull
Entries 38
Mean 33.03
Std Dev 68.4
1.5
1
0.5
0
−0.5
−1
−1.5

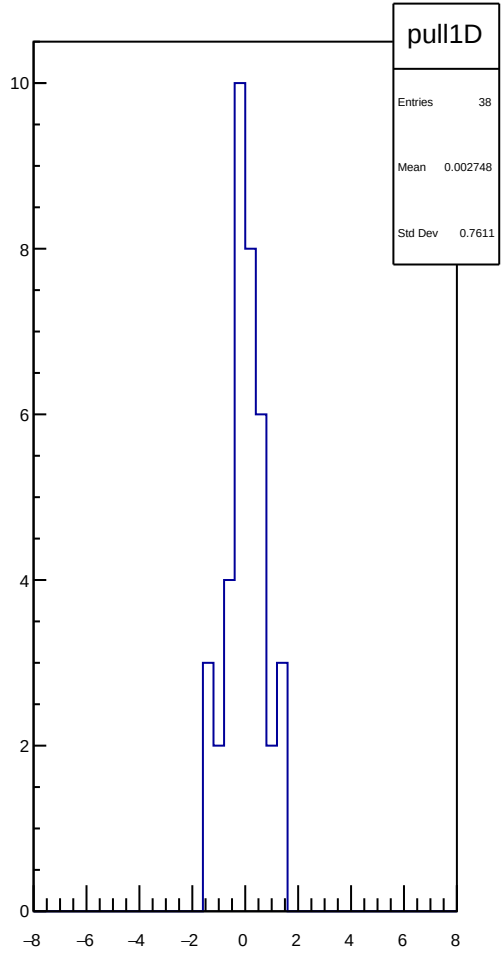
pull1D
Entries 38
Mean 0.002748
Std Dev 0.7611
10
8
6
4
2
0
−8
−6
−4
−2
0
2
4
6
8

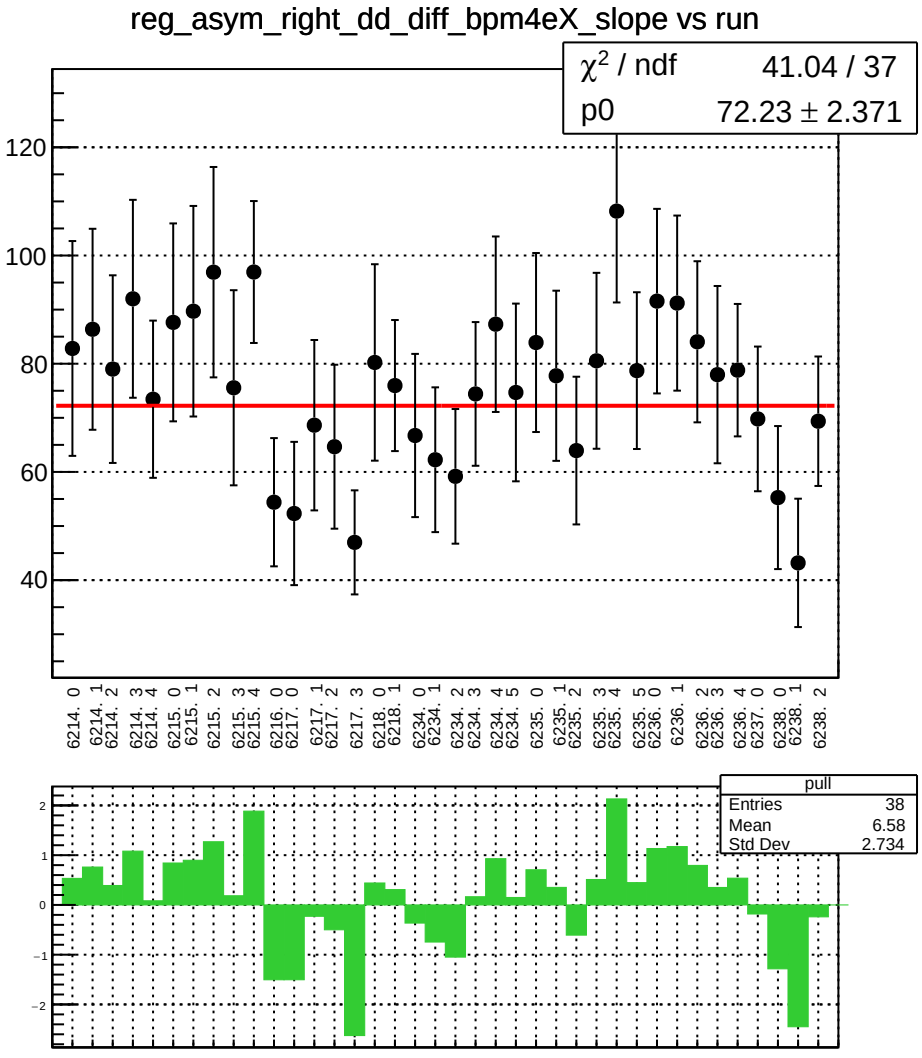
reg_asym_right_dd_diff_bpm4eX_slope vs run
χ2 / ndf 41.04 / 37
p0 72.23 ± 2.371
120
100
80
60
40
6214. 0
6214. 1
6214. 2
6214. 3
6214. 4
6215. 0
6215. 1
6215. 2
6215. 3
6215. 4
6216. 0
6217. 0
6217. 1
6217. 2
6217. 3
6218. 0
6218. 1
6234. 0
6234. 1
6234. 2
6234. 3
6234. 4
6234. 5
6235. 0
6235. 1
6235. 2
6235. 3
6235. 4
6235. 5
6236. 0
6236. 1
6236. 2
6236. 3
6236. 4
6237. 0
6238. 0
6238. 1
6238. 2
pull
Entries 38
Mean 6.58
Std Dev 2.734
2
1
0
−1
−2

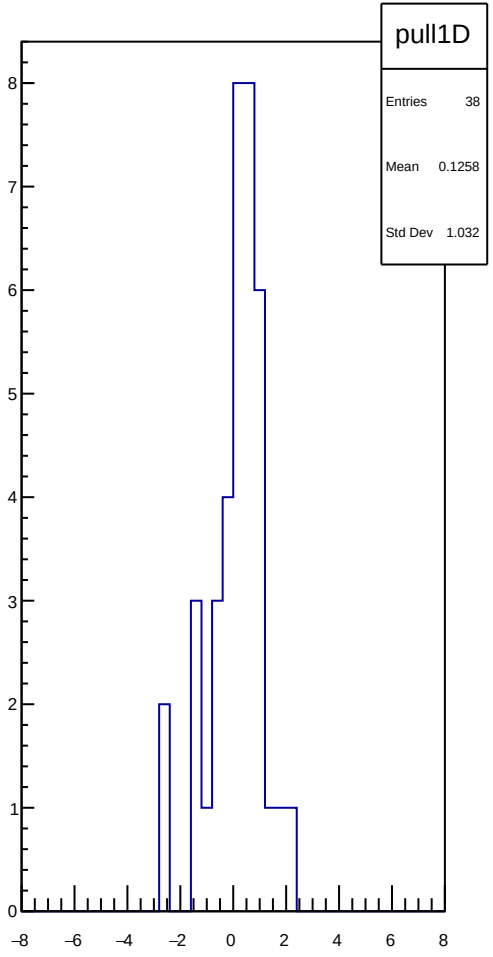
pull1D
Entries 38
Mean 0.1258
Std Dev 1.032
8
7
6
5
4
3
2
1
0
−8
−6
−4
−2
0
2
4
6
8

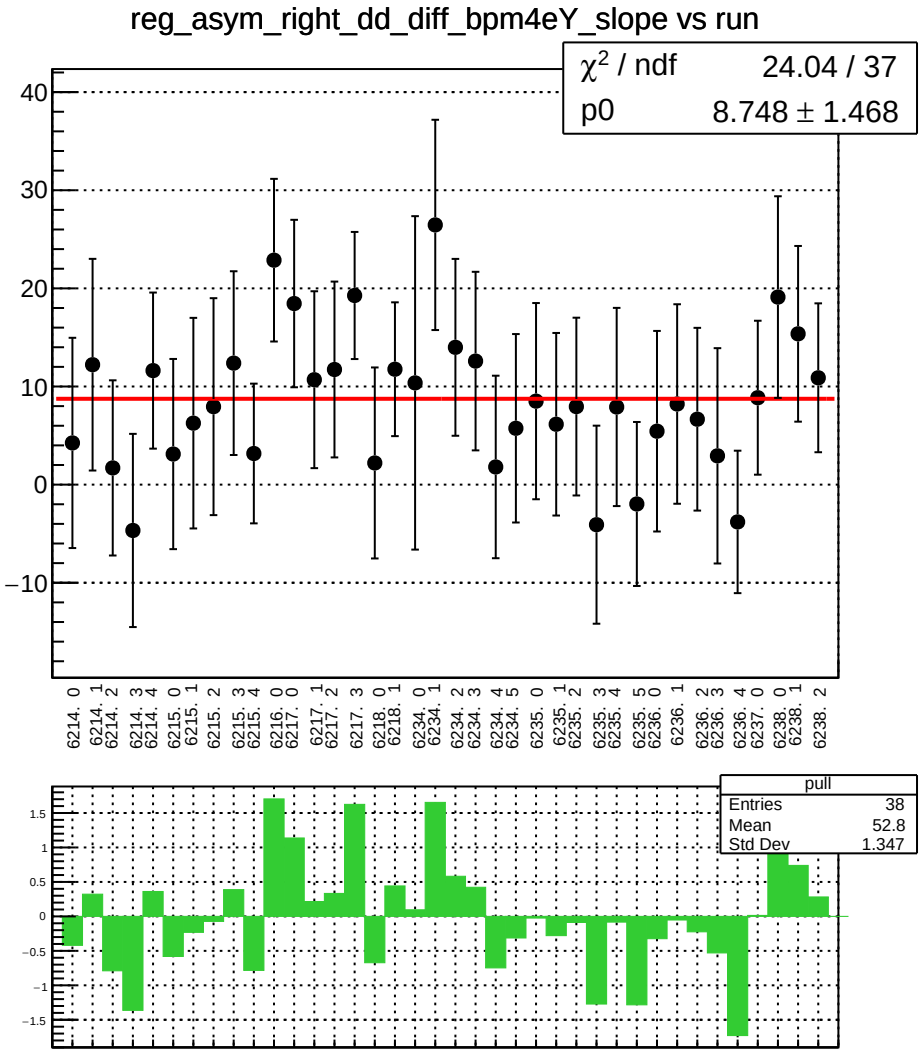
reg_asym_right_dd_diff_bpm4eY_slope vs run
χ² / ndf 24.04 / 37
p0 8.748 ± 1.468
40
30
20
10
0
−10
6214. 0
6214. 1
6214. 2
6214. 3
6214. 4
6215. 0
6215. 1
6215. 2
6215. 3
6215. 4
6216. 0
6217. 0
6217. 1
6217. 2
6217. 3
6218. 0
6218. 1
6234. 0
6234. 1
6234. 2
6234. 3
6234. 4
6234. 5
6235. 0
6235. 1
6235. 2
6235. 3
6235. 4
6235. 5
6236. 0
6236. 1
6236. 2
6236. 3
6236. 4
6237. 0
6238. 0
6238. 1
6238. 2
pull
Entries 38
Mean 52.8
Std Dev 1.347
1.5
1
0.5
0
−0.5
−1
−1.5

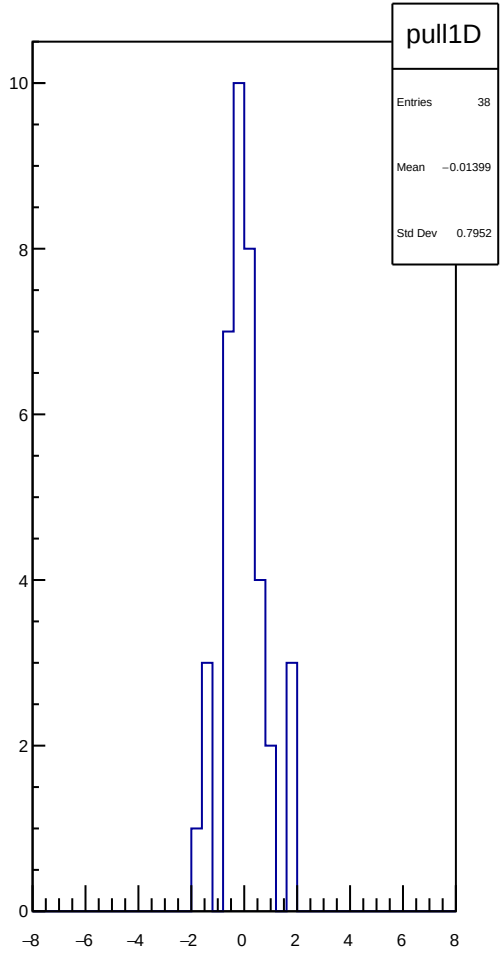
pull1D
Entries 38
Mean −0.01399
Std Dev 0.7952
10
8
6
4
2
0
−8
−6
−4
−2
0
2
4
6
8

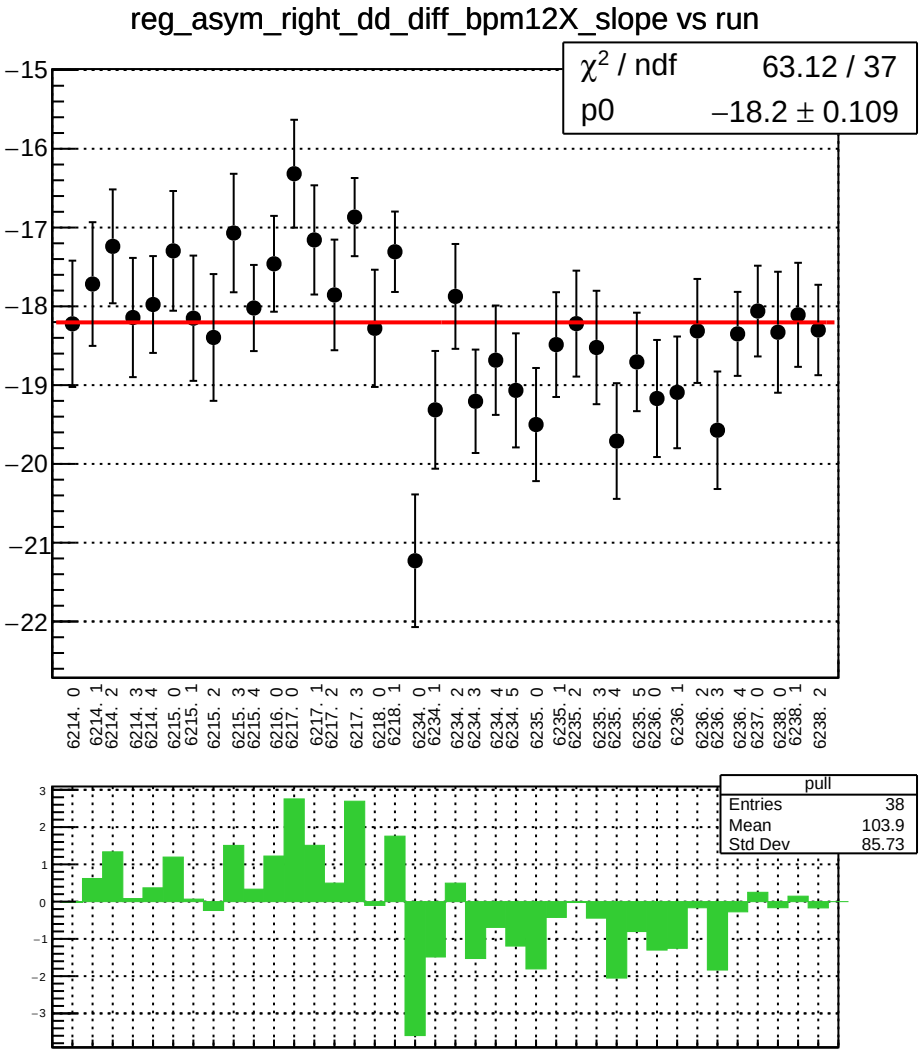
reg_asym_right_dd_diff_bpm12X_slope vs run
χ² / ndf 63.12 / 37
p0 −18.2 ± 0.109
−15
−16
−17
−18
−19
−20
−21
−22
6214. 0
6214. 1
6214. 2
6214. 3
6214. 4
6215. 0
6215. 1
6215. 2
6215. 3
6215. 4
6216. 0
6217. 0
6217. 1
6217. 2
6217. 3
6218. 0
6218. 1
6234. 0
6234. 1
6234. 2
6234. 3
6234. 4
6234. 5
6235. 0
6235. 1
6235. 2
6235. 3
6235. 4
6235. 5
6236. 0
6236. 1
6236. 2
6236. 3
6236. 4
6237. 0
6238. 0
6238. 1
6238. 2
pull
Entries 38
Mean 103.9
Std Dev 85.73
3
2
1
0
−1
−2
−3

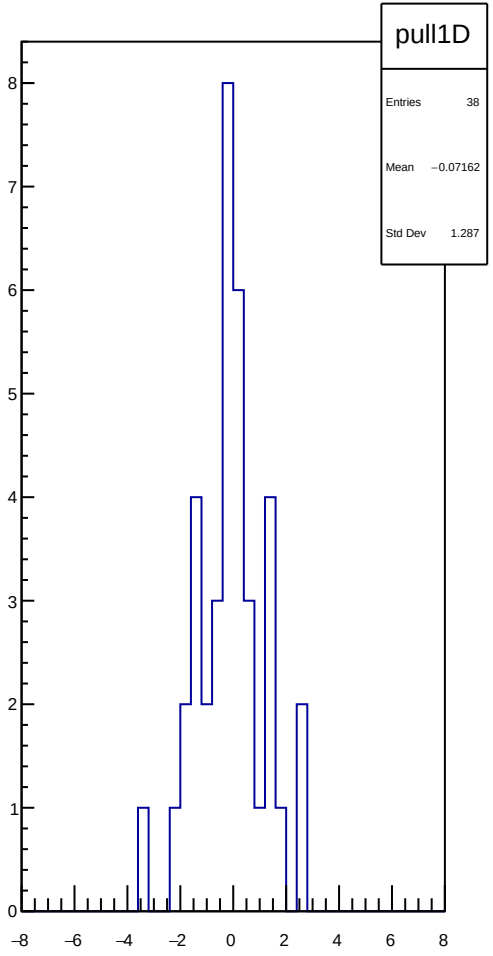
pull1D
Entries 38
Mean −0.07162
Std Dev 1.287
8
7
6
5
4
3
2
1
0
−8
−6
−4
−2
0
2
4
6
8

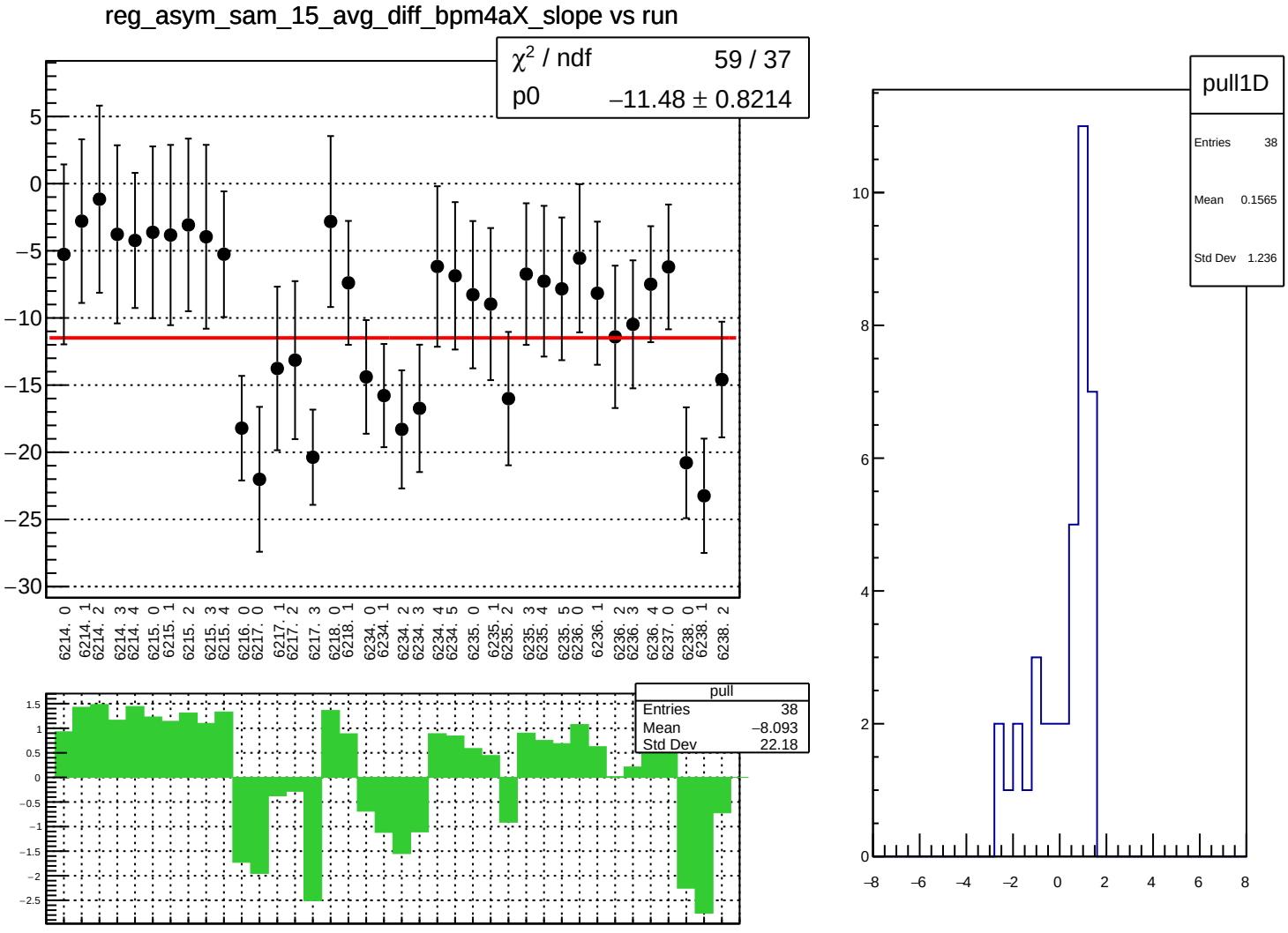
reg_asym_sam_15_avg_diff_bpm4aX_slope vs run
χ² / ndf 59 / 37
p0 −11.48 ± 0.8214
5
0
−5
−10
−15
−20
−25
−30
6214. 0
6214. 1
6214. 2
6214. 3
6214. 4
6215. 0
6215. 1
6215. 2
6215. 3
6215. 4
6216. 0
6217. 0
6217. 1
6217. 2
6217. 3
6218. 0
6218. 1
6234. 0
6234. 1
6234. 2
6234. 3
6234. 4
6234. 5
6235. 0
6235. 1
6235. 2
6235. 3
6235. 4
6235. 5
6236. 0
6236. 1
6236. 2
6236. 3
6236. 4
6237. 0
6238. 0
6238. 1
6238. 2
pull
Entries 38
Mean −8.093
Std Dev 22.18
1.5
1
0.5
0
−0.5
−1
−1.5
−2
−2.5
pull1D
Entries 38
Mean 0.1565
Std Dev 1.236
10
8
6
4
2
0
−8
−6
−4
−2
0
2
4
6
8

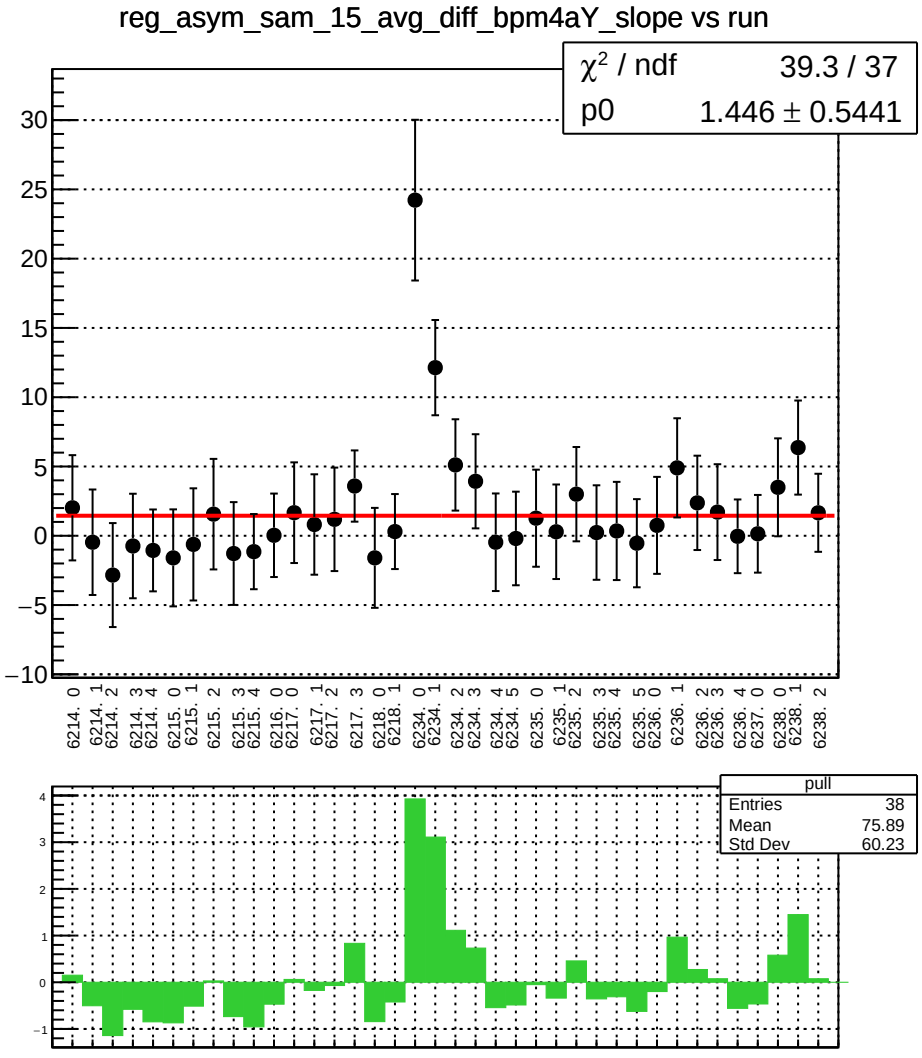
reg_asym_sam_15_avg_diff_bpm4aY_slope vs run
χ² / ndf 39.3 / 37
p0 1.446 ± 0.5441
30
25
20
15
10
5
0
−5
−10
6214. 0
6214. 1
6214. 2
6214. 3
6214. 4
6215. 0
6215. 1
6215. 2
6215. 3
6215. 4
6216. 0
6217. 0
6217. 1
6217. 2
6217. 3
6218. 0
6218. 1
6234. 0
6234. 1
6234. 2
6234. 3
6234. 4
6234. 5
6235. 0
6235. 1
6235. 2
6235. 3
6235. 4
6235. 5
6236. 0
6236. 1
6236. 2
6236. 3
6236. 4
6237. 0
6238. 0
6238. 1
6238. 2
pull
Entries 38
Mean 75.89
Std Dev 60.23
4
3
2
1
0
−1

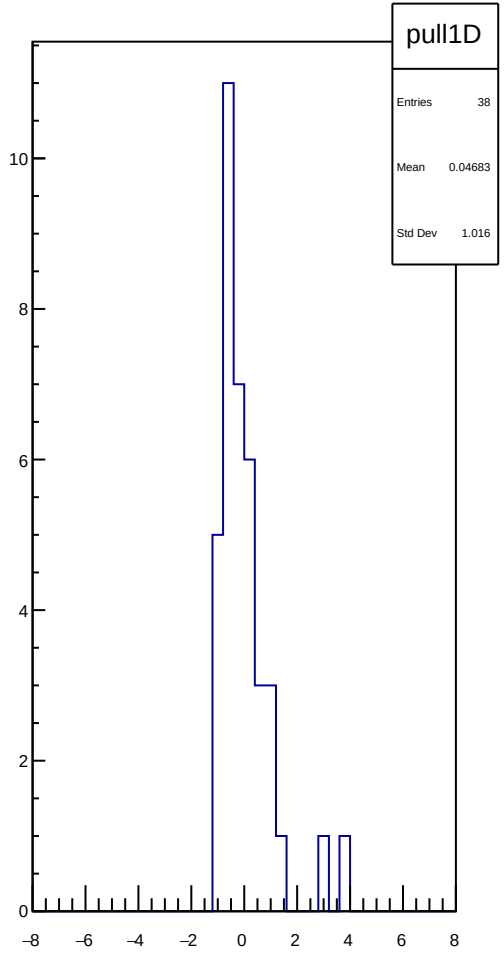
pull1D
Entries 38
Mean 0.04683
Std Dev 1.016
10
8
6
4
2
0
−8
−6
−4
−2
0
2
4
6
8

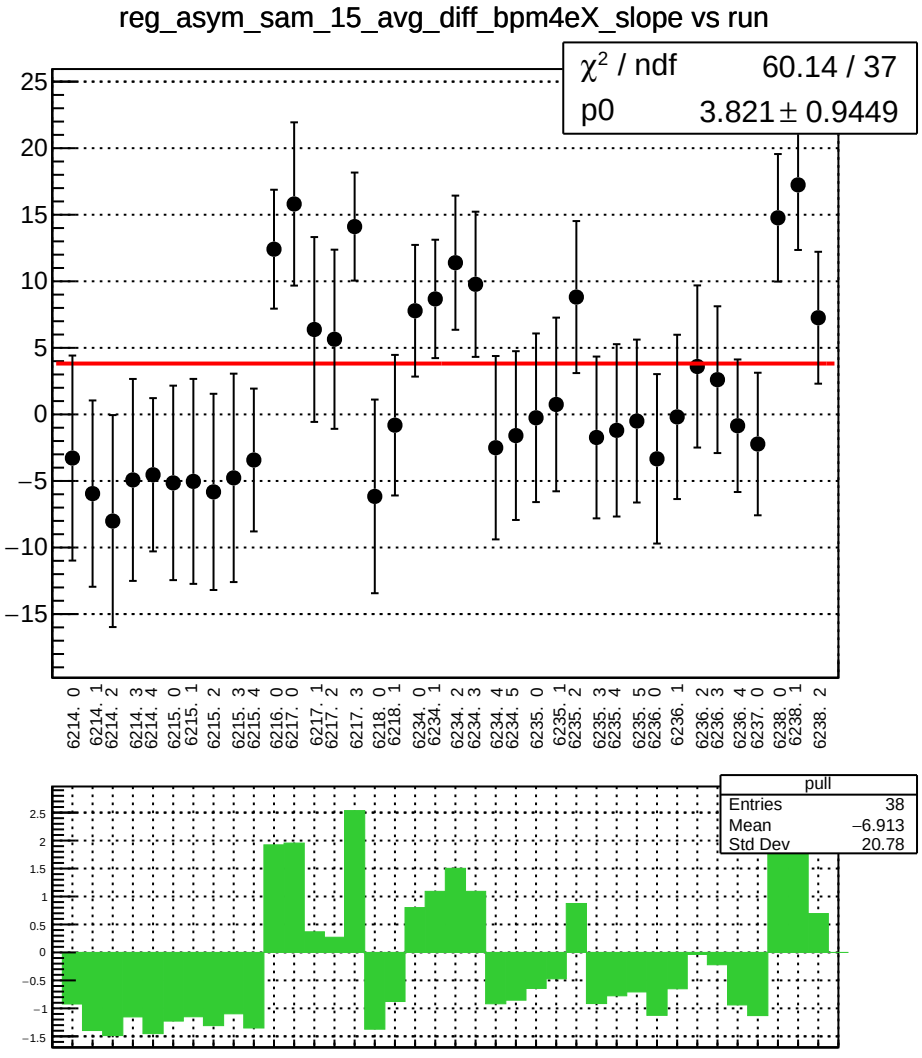
reg_asym_sam_15_avg_diff_bpm4eX_slope vs run
χ² / ndf 60.14 / 37
p0 3.821 ± 0.9449
pull
Entries 38
Mean −6.913
Std Dev 20.78

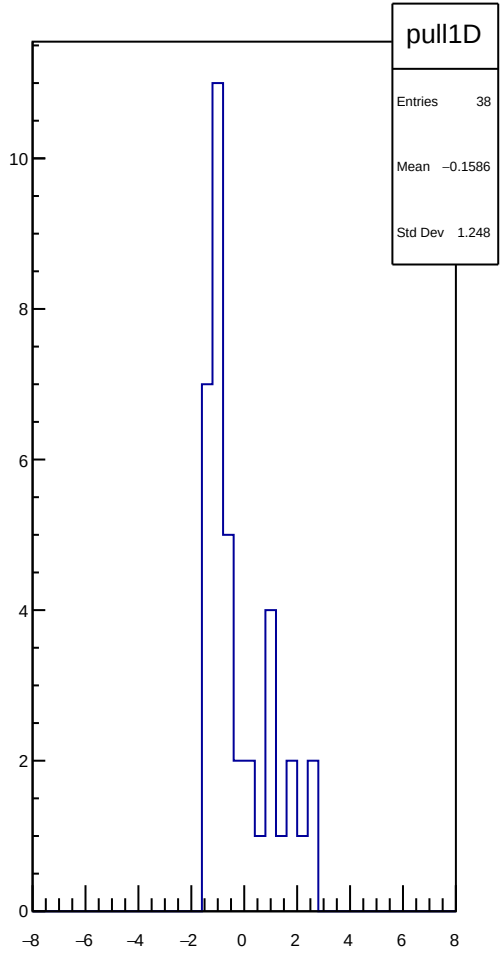
pull1D
Entries 38
Mean −0.1586
Std Dev 1.248

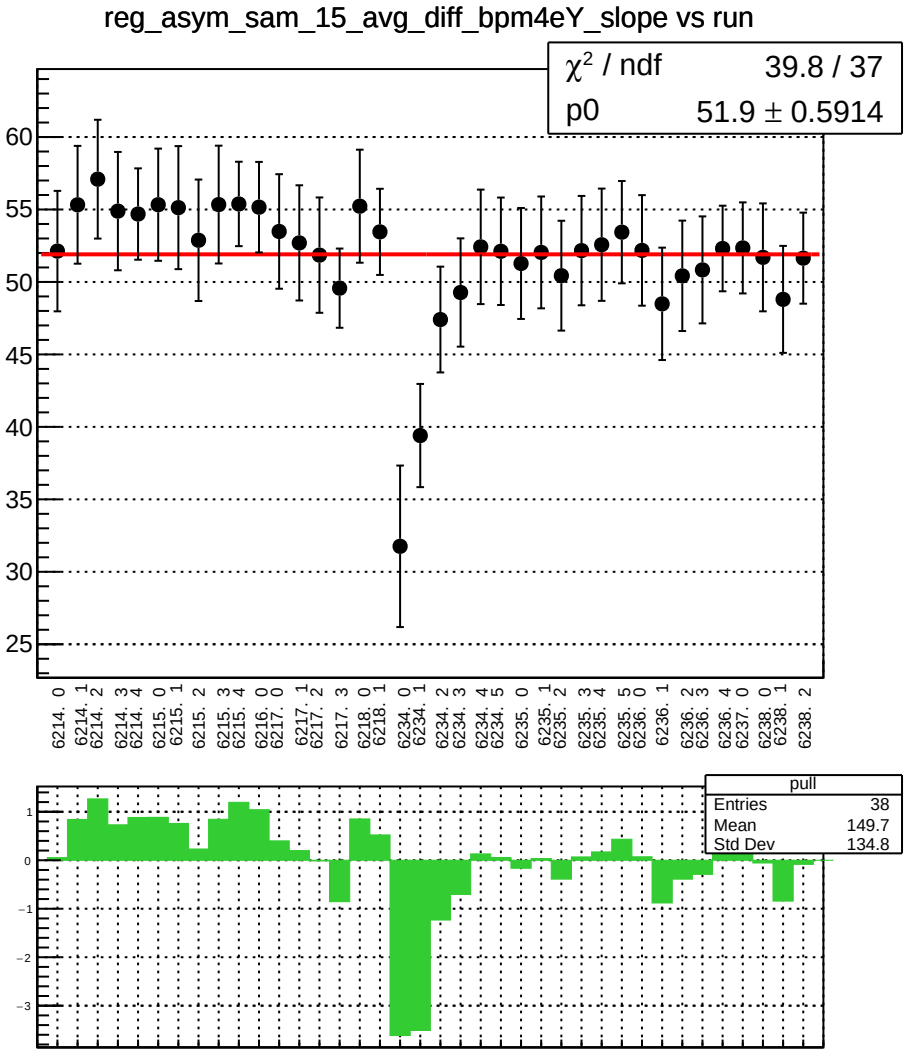
reg_asym_sam_15_avg_diff_bpm4eY_slope vs run
χ² / ndf 39.8 / 37
p0 51.9 ± 0.5914
pull
Entries 38
Mean 149.7
Std Dev 134.8

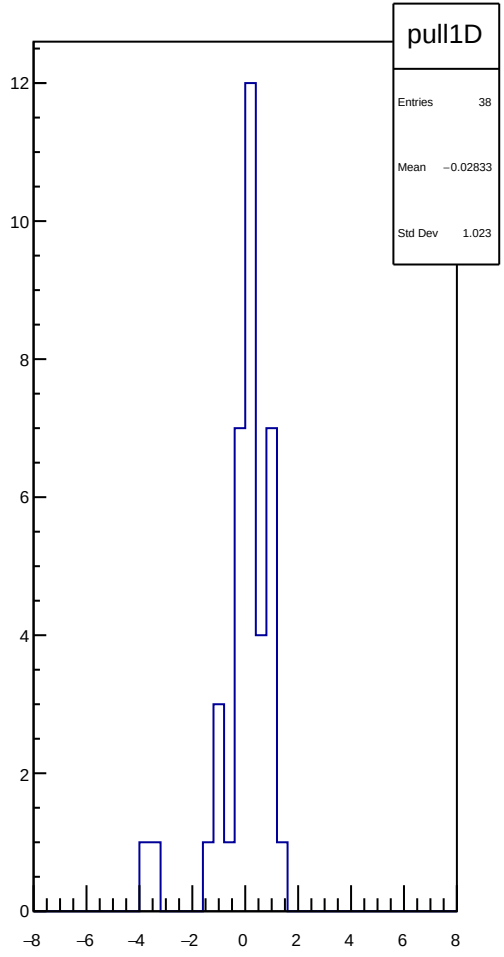
pull1D
Entries 38
Mean −0.02833
Std Dev 1.023

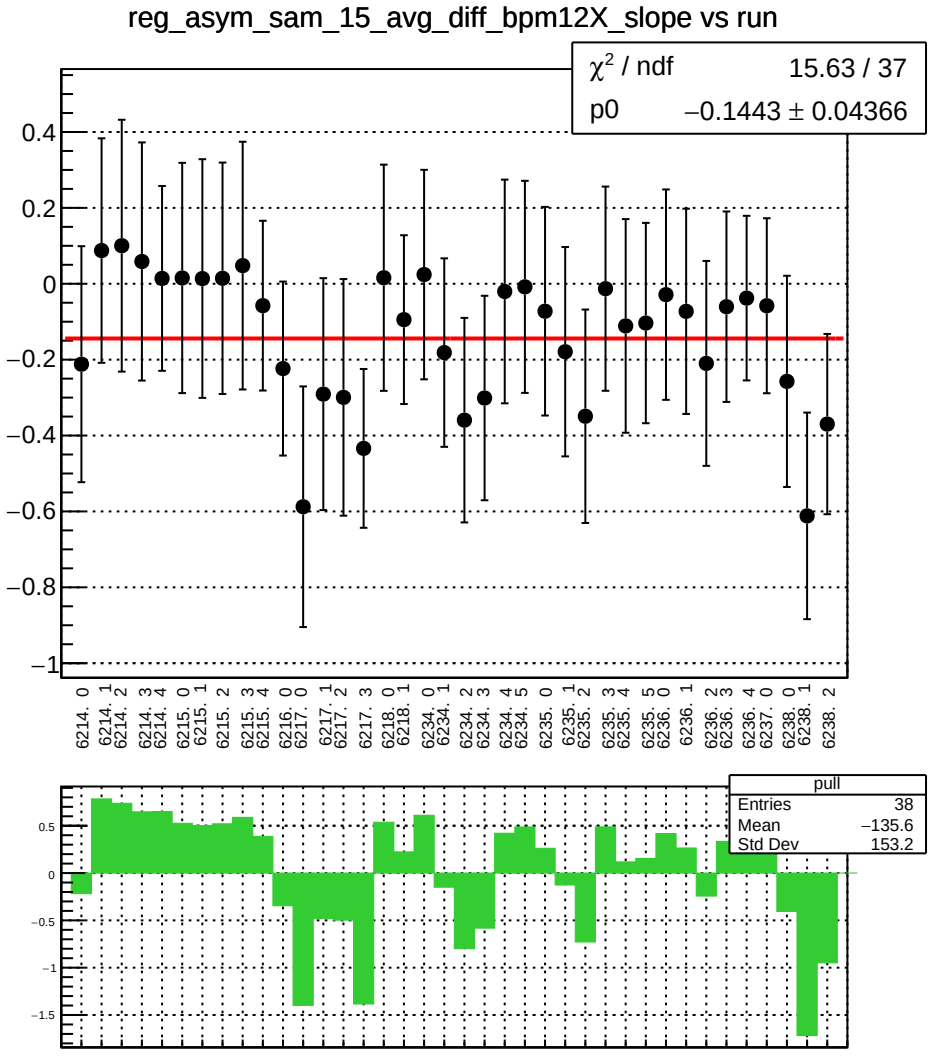
reg_asym_sam_15_avg_diff_bpm12X_slope vs run
χ² / ndf 15.63 / 37
p0 −0.1443 ± 0.04366
0.4
0.2
0
−0.2
−0.4
−0.6
−0.8
−1
6214. 0
6214. 1
6214. 2
6214. 3
6214. 4
6215. 0
6215. 1
6215. 2
6215. 3
6215. 4
6216. 0
6217. 0
6217. 1
6217. 2
6217. 3
6218. 0
6218. 1
6234. 0
6234. 1
6234. 2
6234. 3
6234. 4
6234. 5
6235. 0
6235. 1
6235. 2
6235. 3
6235. 4
6235. 5
6236. 0
6236. 1
6236. 2
6236. 3
6236. 4
6237. 0
6238. 0
6238. 1
6238. 2
pull
Entries 38
Mean −135.6
Std Dev 153.2
0.5
0
−0.5
−1
−1.5

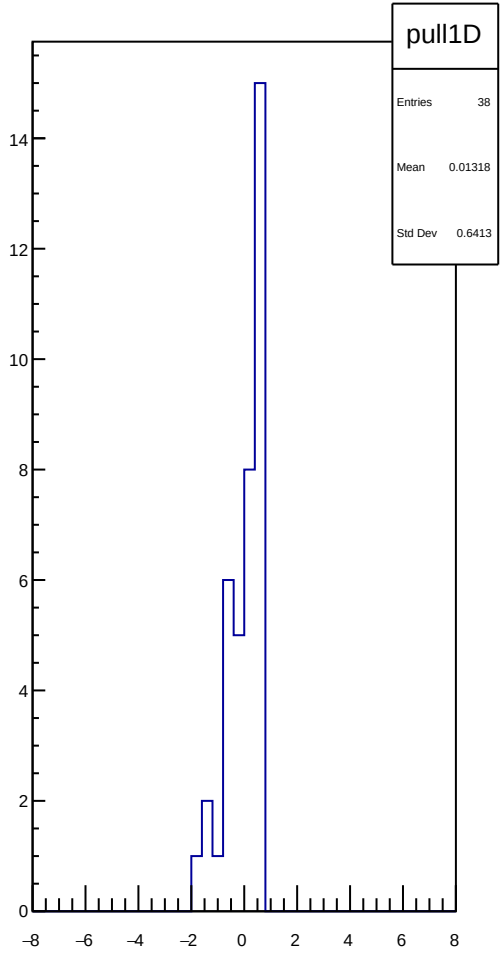
pull1D
Entries 38
Mean 0.01318
Std Dev 0.6413
14
12
10
8
6
4
2
0
−8
−6
−4
−2
0
2
4
6
8

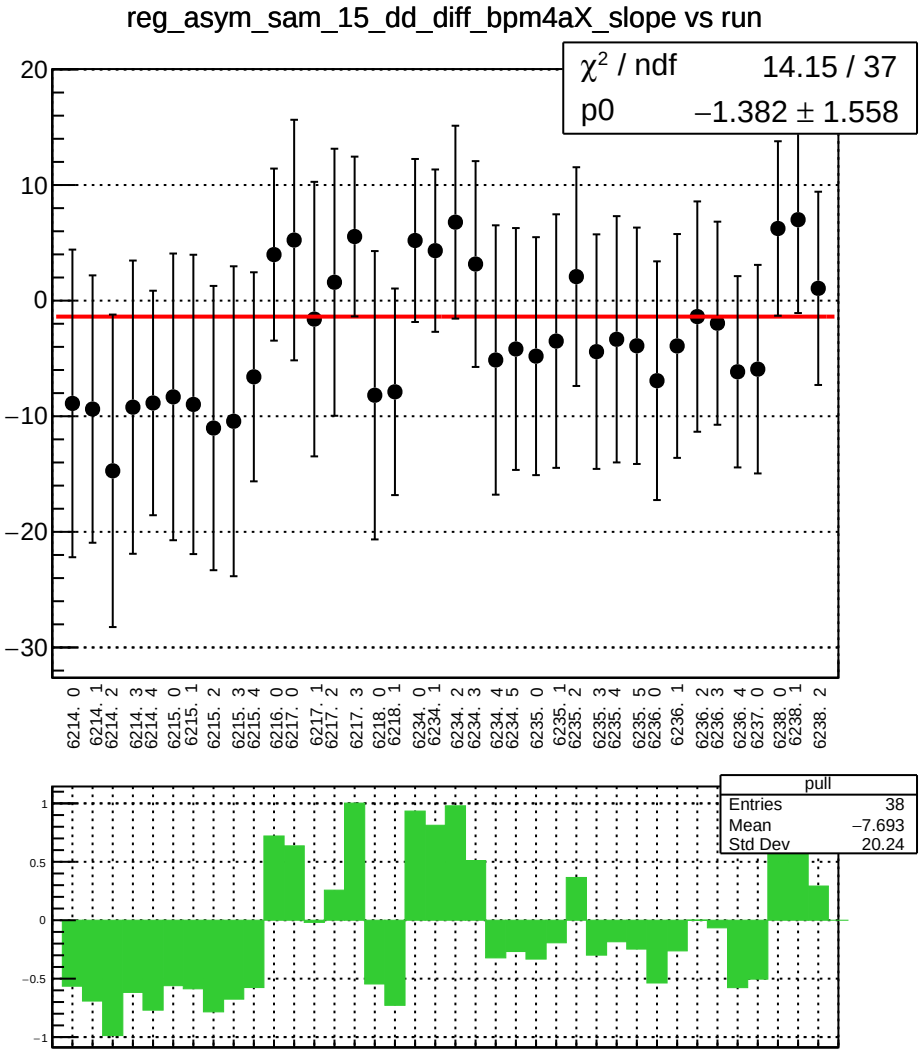
reg_asym_sam_15_dd_diff_bpm4aX_slope vs run
χ² / ndf 14.15 / 37
p0 −1.382 ± 1.558
20
10
0
−10
−20
−30
6214. 0
6214. 1
6214. 2
6214. 3
6214. 4
6215. 0
6215. 1
6215. 2
6215. 3
6215. 4
6216. 0
6217. 0
6217. 1
6217. 2
6217. 3
6218. 0
6218. 1
6234. 0
6234. 1
6234. 2
6234. 3
6234. 4
6234. 5
6235. 0
6235. 1
6235. 2
6235. 3
6235. 4
6235. 5
6236. 0
6236. 1
6236. 2
6236. 3
6236. 4
6237. 0
6238. 0
6238. 1
6238. 2
pull
Entries 38
Mean −7.693
Std Dev 20.24
1
0.5
0
−0.5
−1

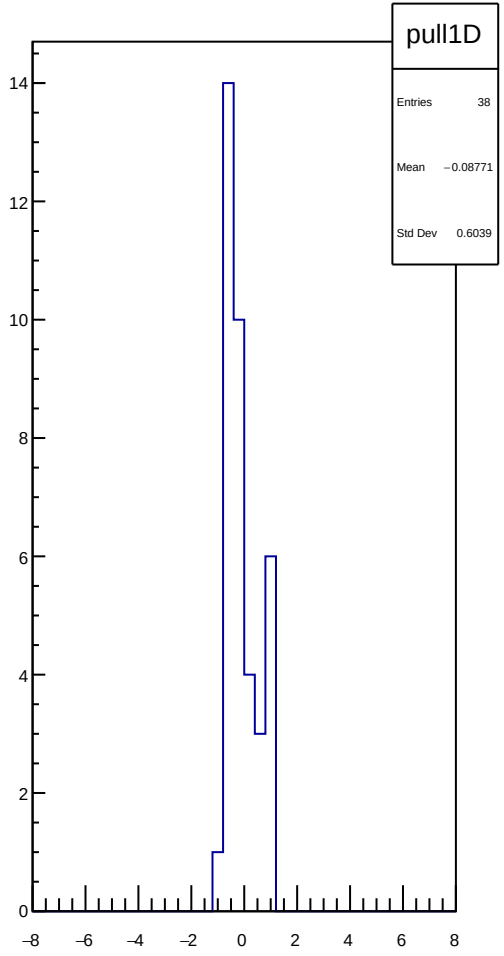
pull1D
Entries 38
Mean −0.08771
Std Dev 0.6039
14
12
10
8
6
4
2
0
−8
−6
−4
−2
0
2
4
6
8

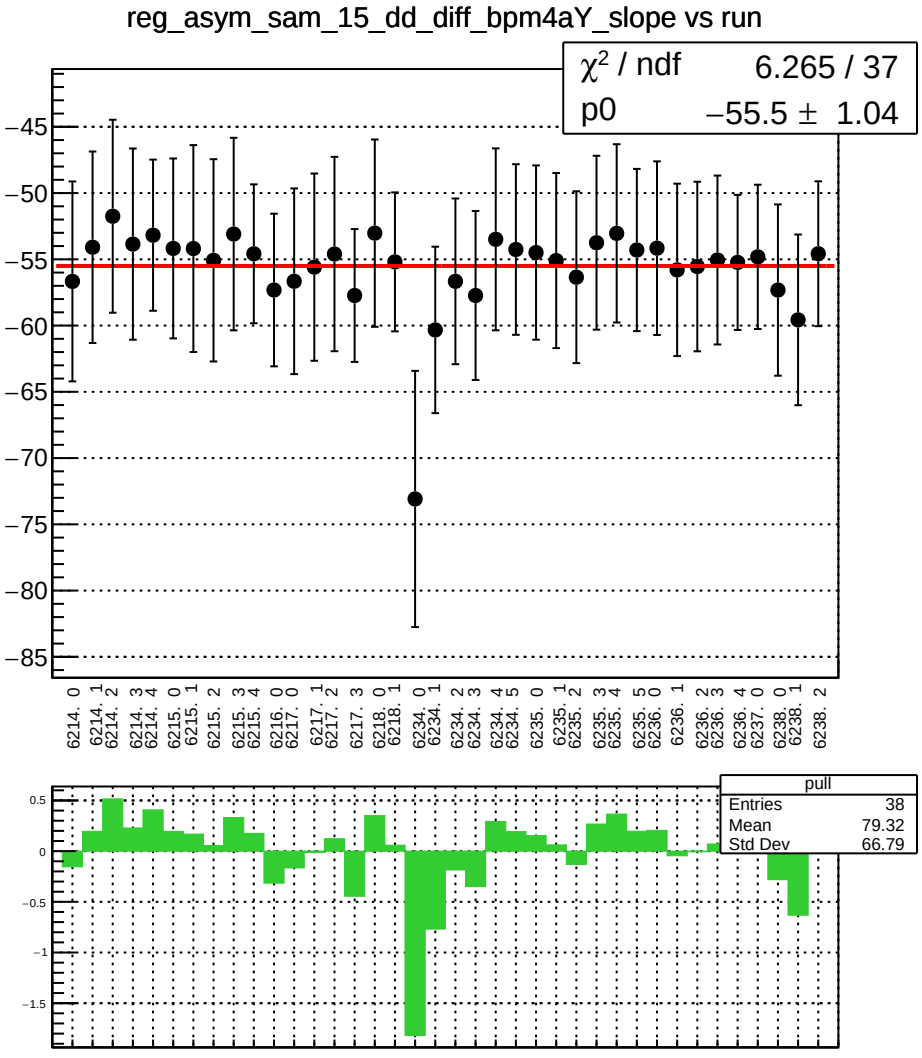
reg_asym_sam_15_dd_diff_bpm4aY_slope vs run
χ² / ndf 6.265 / 37
p0 −55.5 ± 1.04
−45
−50
−55
−60
−65
−70
−75
−80
−85
6214. 0
6214. 1
6214. 2
6214. 3
6214. 4
6215. 0
6215. 1
6215. 2
6215. 3
6215. 4
6216. 0
6217. 0
6217. 1
6217. 2
6217. 3
6218. 0
6218. 1
6234. 0
6234. 1
6234. 2
6234. 3
6234. 4
6234. 5
6235. 0
6235. 1
6235. 2
6235. 3
6235. 4
6235. 5
6236. 0
6236. 1
6236. 2
6236. 3
6236. 4
6237. 0
6238. 0
6238. 1
6238. 2
pull
Entries 38
Mean 79.32
Std Dev 66.79
0.5
0
−0.5
−1
−1.5

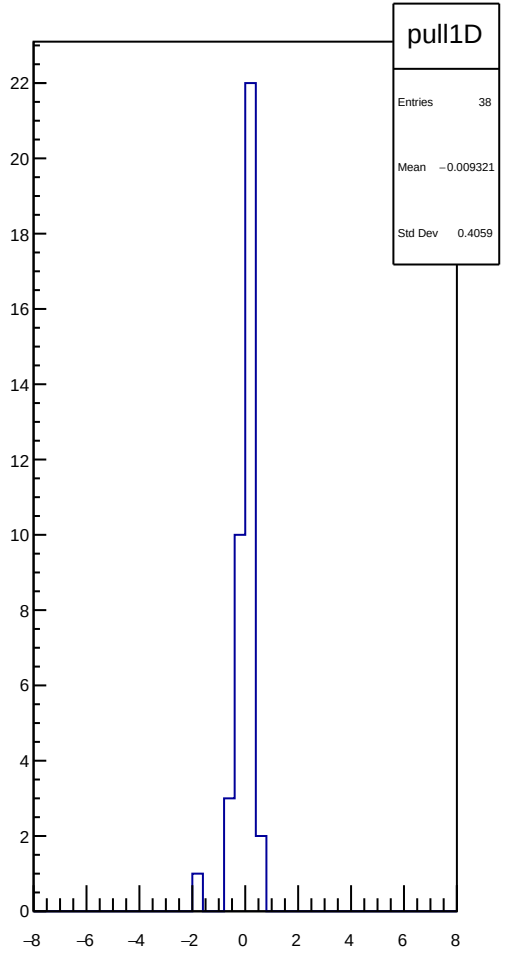
pull1D
Entries 38
Mean −0.009321
Std Dev 0.4059
22
20
18
16
14
12
10
8
6
4
2
0
−8
−6
−4
−2
0
2
4
6
8

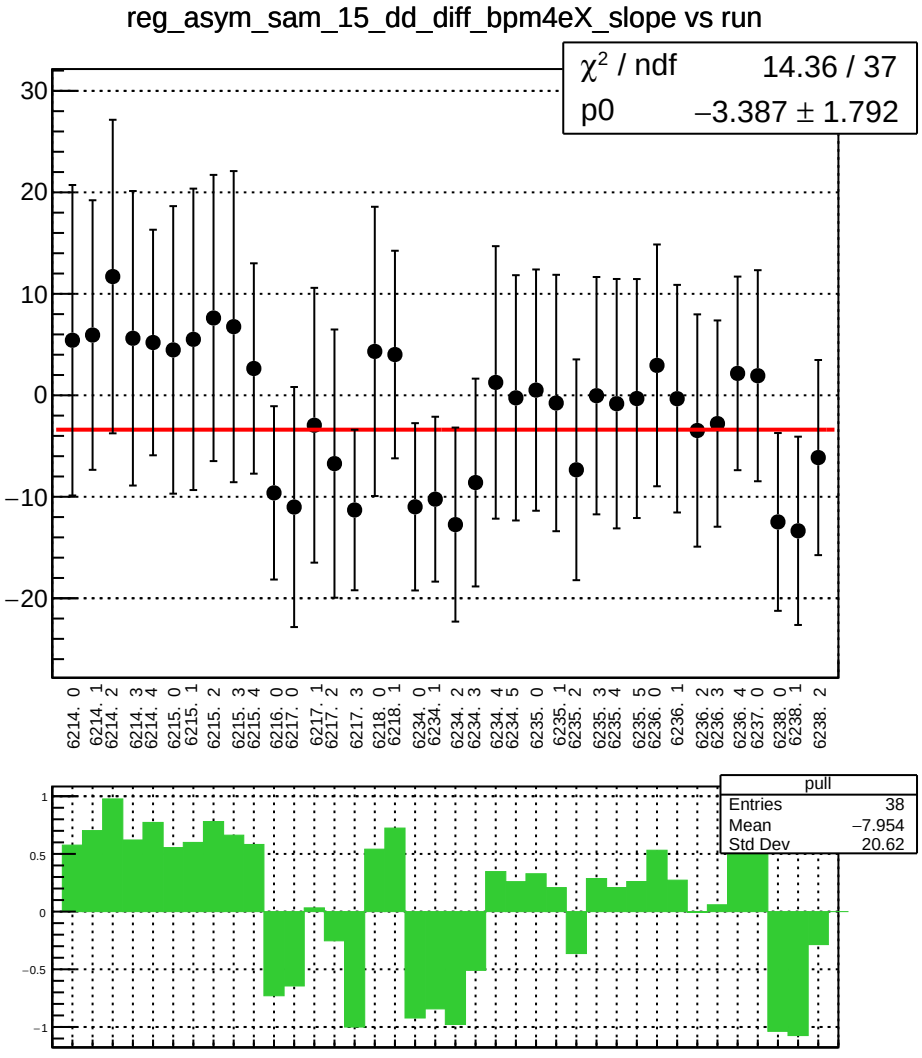
reg_asym_sam_15_dd_diff_bpm4eX_slope vs run
χ² / ndf 14.36 / 37
p0 −3.387 ± 1.792
30
20
10
0
−10
−20
6214. 0
6214. 1
6214. 2
6214. 3
6214. 4
6215. 0
6215. 1
6215. 2
6215. 3
6215. 4
6216. 0
6217. 0
6217. 1
6217. 2
6217. 3
6218. 0
6218. 1
6234. 0
6234. 1
6234. 2
6234. 3
6234. 4
6234. 5
6235. 0
6235. 1
6235. 2
6235. 3
6235. 4
6235. 5
6236. 0
6236. 1
6236. 2
6236. 3
6236. 4
6237. 0
6238. 0
6238. 1
6238. 2
pull
Entries 38
Mean −7.954
Std Dev 20.62
1
0.5
0
−0.5
−1

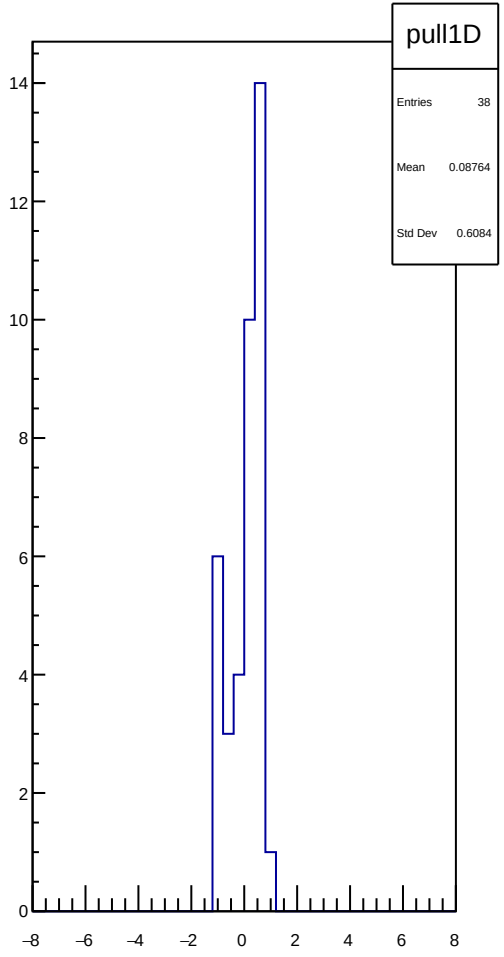
pull1D
Entries 38
Mean 0.08764
Std Dev 0.6084
14
12
10
8
6
4
2
0
−8
−6
−4
−2
0
2
4
6
8

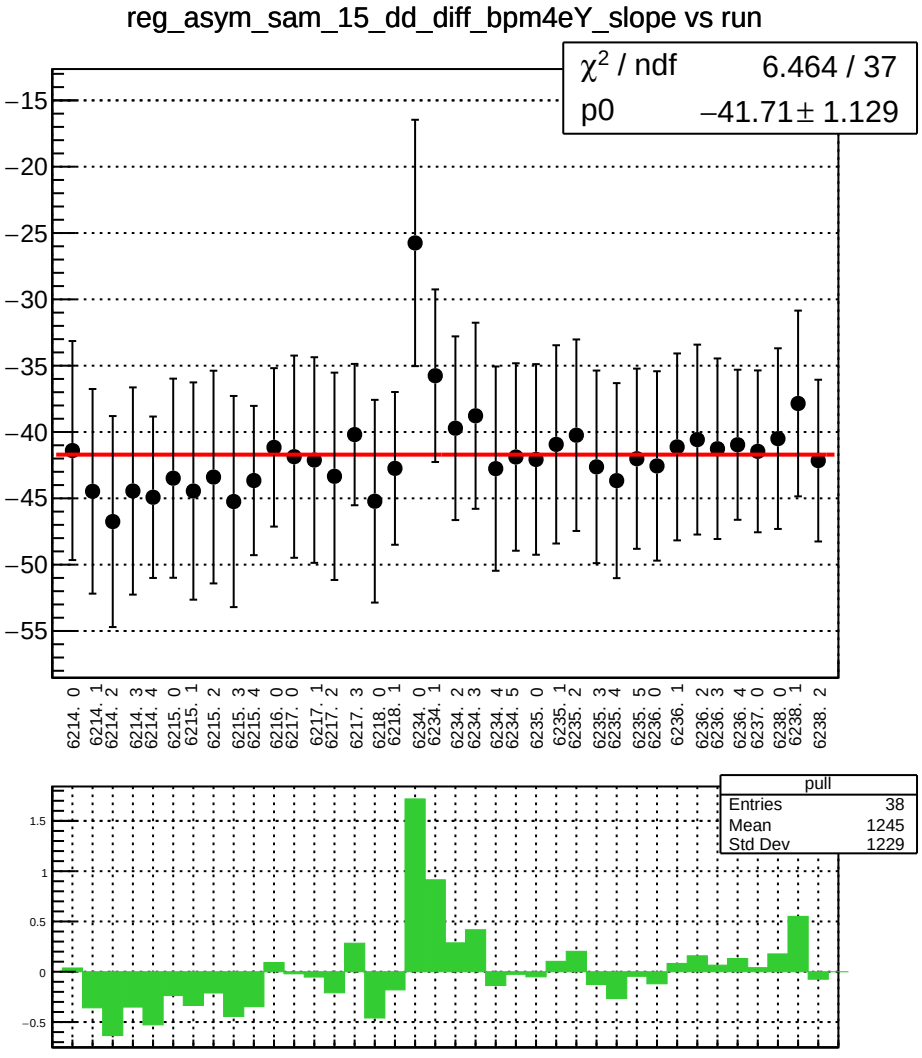
reg_asym_sam_15_dd_diff_bpm4eY_slope vs run
χ2 / ndf 6.464 / 37
p0 −41.71± 1.129
−15
−20
−25
−30
−35
−40
−45
−50
−55
6214. 0
6214. 1
6214. 2
6214. 3
6214. 4
6215. 0
6215. 1
6215. 2
6215. 3
6215. 4
6216. 0
6217. 0
6217. 1
6217. 2
6217. 3
6218. 0
6218. 1
6234. 0
6234. 1
6234. 2
6234. 3
6234. 4
6234. 5
6235. 0
6235. 1
6235. 2
6235. 3
6235. 4
6235. 5
6236. 0
6236. 1
6236. 2
6236. 3
6236. 4
6237. 0
6238. 0
6238. 1
6238. 2
pull
Entries 38
Mean 1245
Std Dev 1229
1.5
1
0.5
0
−0.5

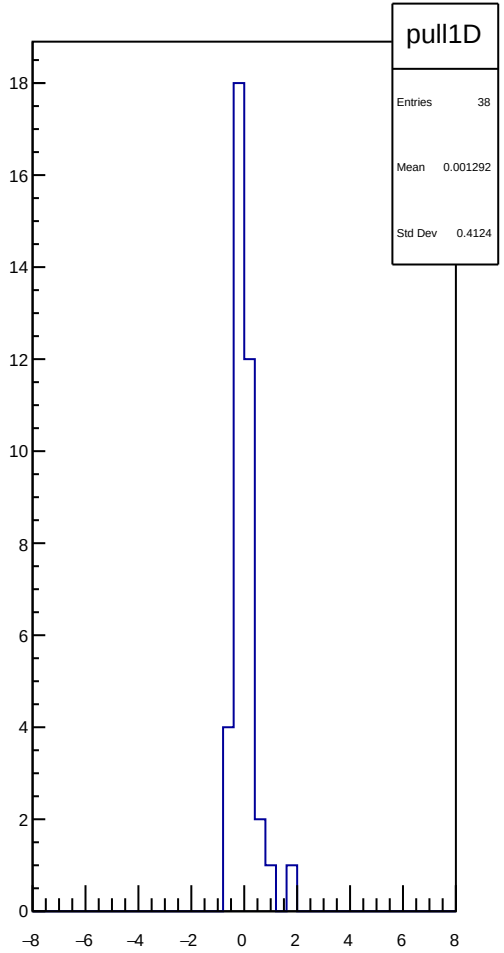
pull1D
Entries 38
Mean 0.001292
Std Dev 0.4124
18
16
14
12
10
8
6
4
2
0
−8
−6
−4
−2
0
2
4
6
8

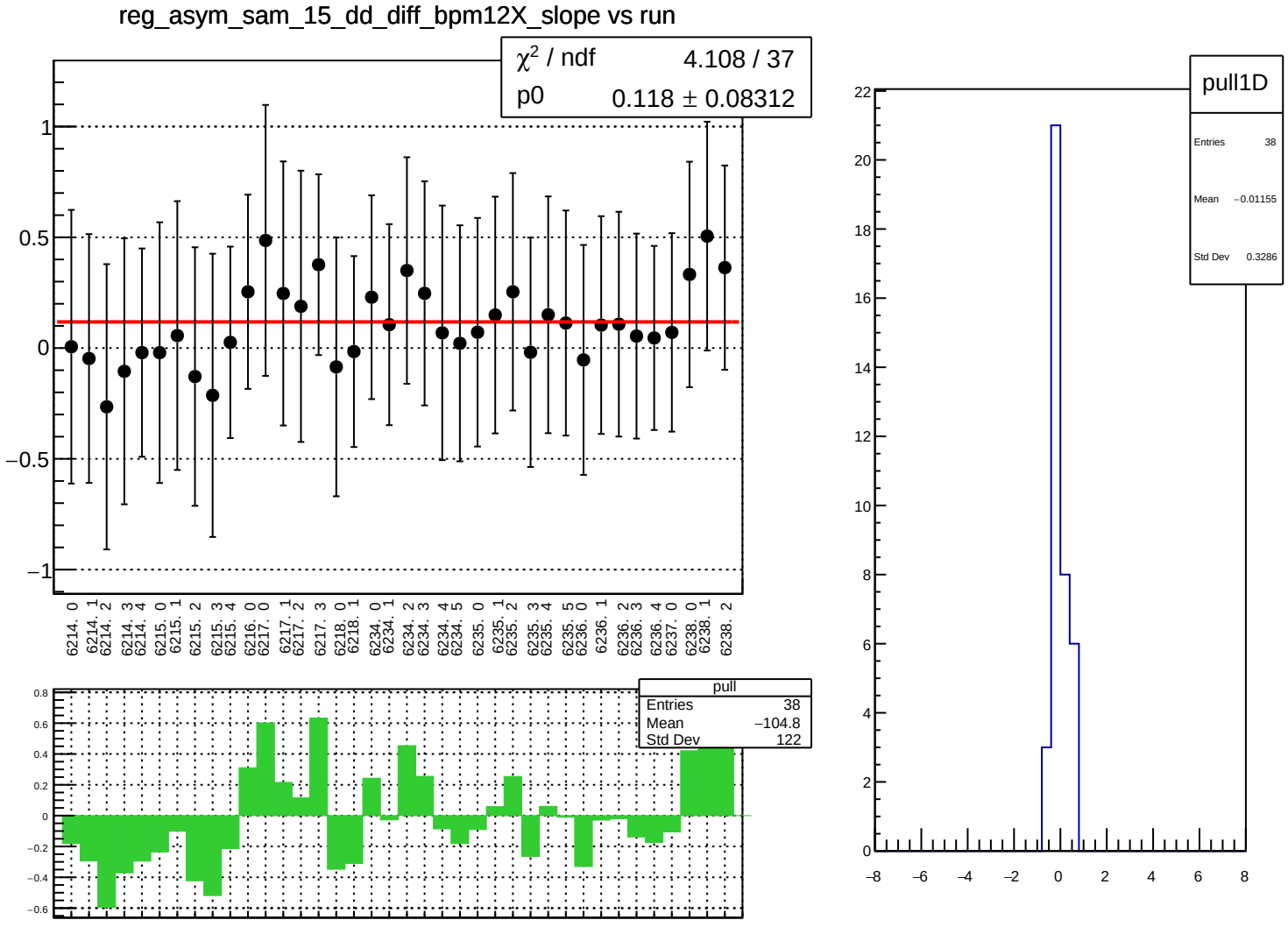
reg_asym_sam_15_dd_diff_bpm12X_slope vs run
χ² / ndf 4.108 / 37
p0 0.118 ± 0.08312
1
0.5
0
−0.5
−1
6214. 0
6214. 1
6214. 2
6214. 3
6214. 4
6215. 0
6215. 1
6215. 2
6215. 3
6215. 4
6216. 0
6217. 0
6217. 1
6217. 2
6217. 3
6218. 0
6218. 1
6234. 0
6234. 1
6234. 2
6234. 3
6234. 4
6234. 5
6235. 0
6235. 1
6235. 2
6235. 3
6235. 4
6235. 5
6236. 0
6236. 1
6236. 2
6236. 3
6236. 4
6237. 0
6238. 0
6238. 1
6238. 2
pull
Entries 38
Mean −104.8
Std Dev 122
0.8
0.6
0.4
0.2
0
−0.2
−0.4
−0.6
pull1D
Entries 38
Mean −0.01155
Std Dev 0.3286
22
20
18
16
14
12
10
8
6
4
2
0
−8
−6
−4
−2
0
2
4
6
8

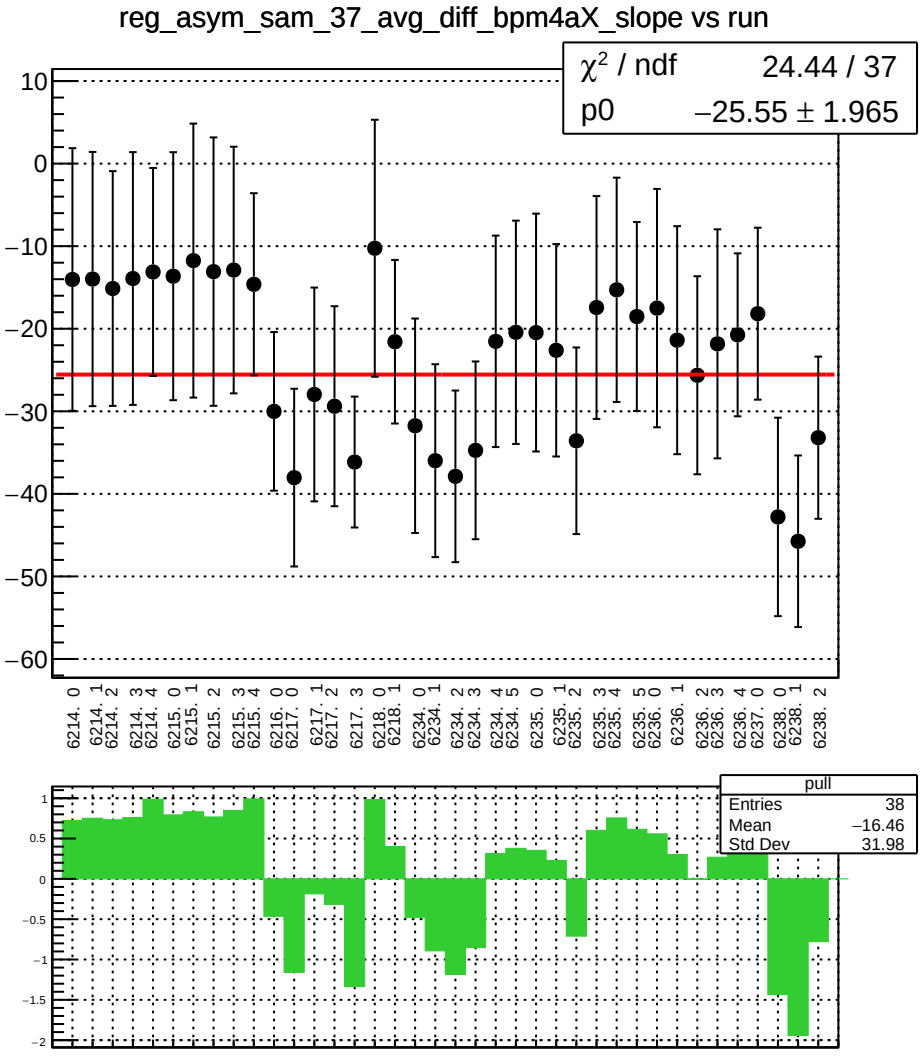
reg_asym_sam_37_avg_diff_bpm4aX_slope vs run
χ² / ndf 24.44 / 37
p0 −25.55 ± 1.965
10
0
−10
−20
−30
−40
−50
−60
6214. 0
6214. 1
6214. 2
6214. 3
6214. 4
6215. 0
6215. 1
6215. 2
6215. 3
6215. 4
6216. 0
6217. 0
6217. 1
6217. 2
6217. 3
6218. 0
6218. 1
6234. 0
6234. 1
6234. 2
6234. 3
6234. 4
6234. 5
6235. 0
6235. 1
6235. 2
6235. 3
6235. 4
6235. 5
6236. 0
6236. 1
6236. 2
6236. 3
6236. 4
6237. 0
6238. 0
6238. 1
6238. 2
pull
Entries 38
Mean −16.46
Std Dev 31.98
1
0.5
0
−0.5
−1
−1.5
−2

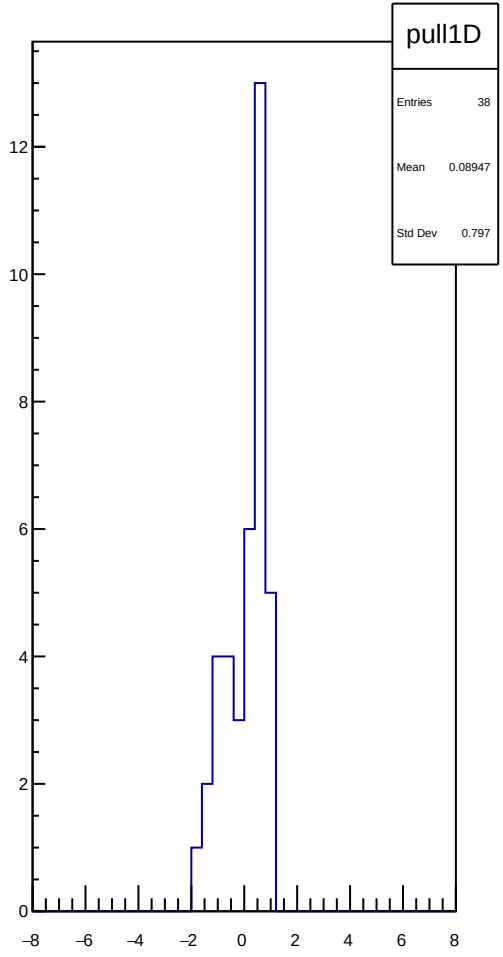
pull1D
Entries 38
Mean 0.08947
Std Dev 0.797
12
10
8
6
4
2
0
−8
−6
−4
−2
0
2
4
6
8

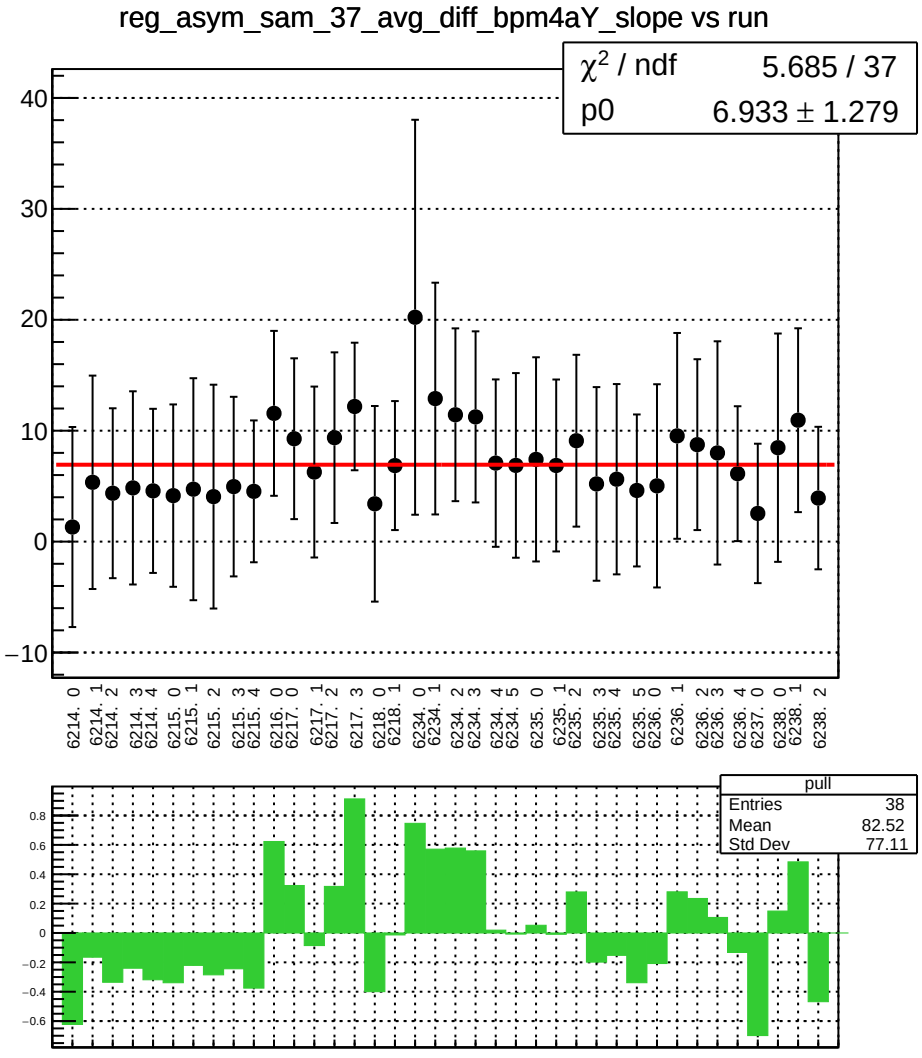
reg_asym_sam_37_avg_diff_bpm4aY_slope vs run
χ² / ndf 5.685 / 37
p0 6.933 ± 1.279
pull
Entries 38
Mean 82.52
Std Dev 77.11

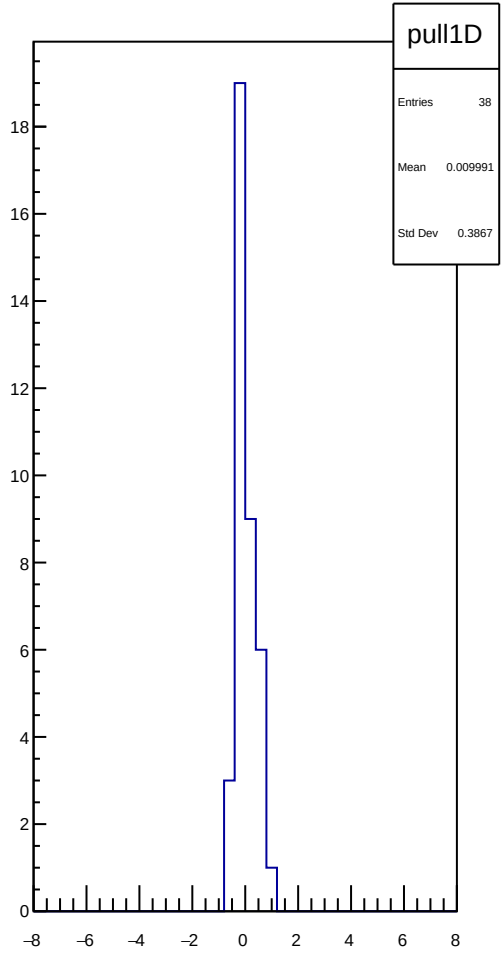
pull1D
Entries 38
Mean 0.009991
Std Dev 0.3867

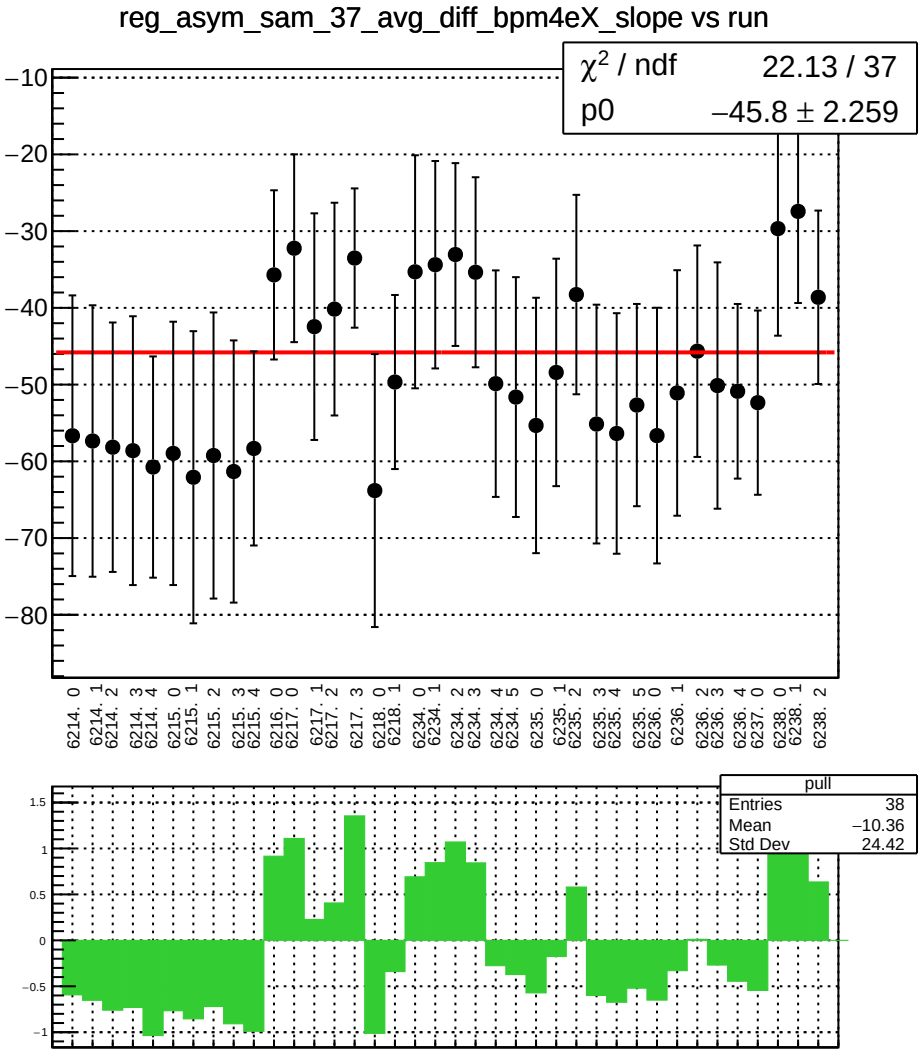
reg_asym_sam_37_avg_diff_bpm4eX_slope vs run
χ² / ndf 22.13 / 37
p0 −45.8 ± 2.259
−10
−20
−30
−40
−50
−60
−70
−80
6214. 0
6214. 1
6214. 2
6214. 3
6214. 4
6215. 0
6215. 1
6215. 2
6215. 3
6215. 4
6216. 0
6217. 0
6217. 1
6217. 2
6217. 3
6218. 0
6218. 1
6234. 0
6234. 1
6234. 2
6234. 3
6234. 4
6234. 5
6235. 0
6235. 1
6235. 2
6235. 3
6235. 4
6235. 5
6236. 0
6236. 1
6236. 2
6236. 3
6236. 4
6237. 0
6238. 0
6238. 1
6238. 2
pull
Entries 38
Mean −10.36
Std Dev 24.42
1.5
1
0.5
0
−0.5
−1

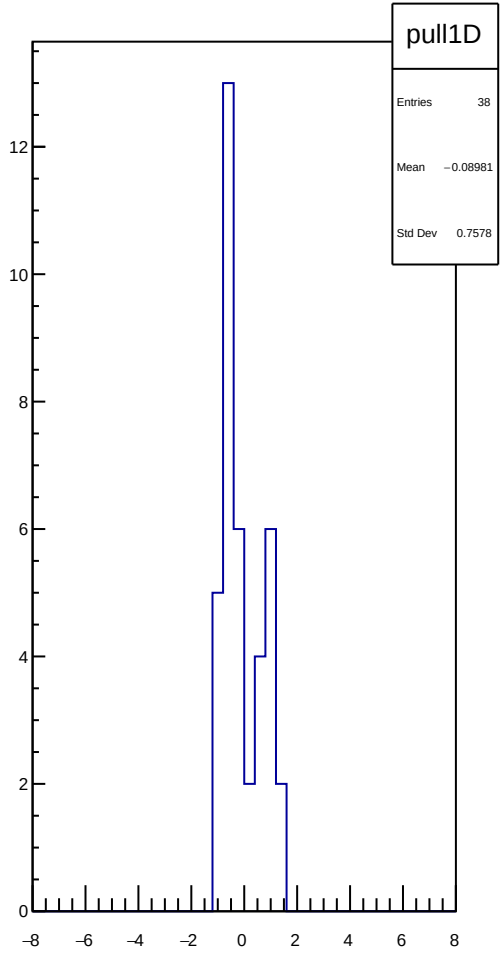
pull1D
Entries 38
Mean −0.08981
Std Dev 0.7578
12
10
8
6
4
2
0
−8
−6
−4
−2
0
2
4
6
8

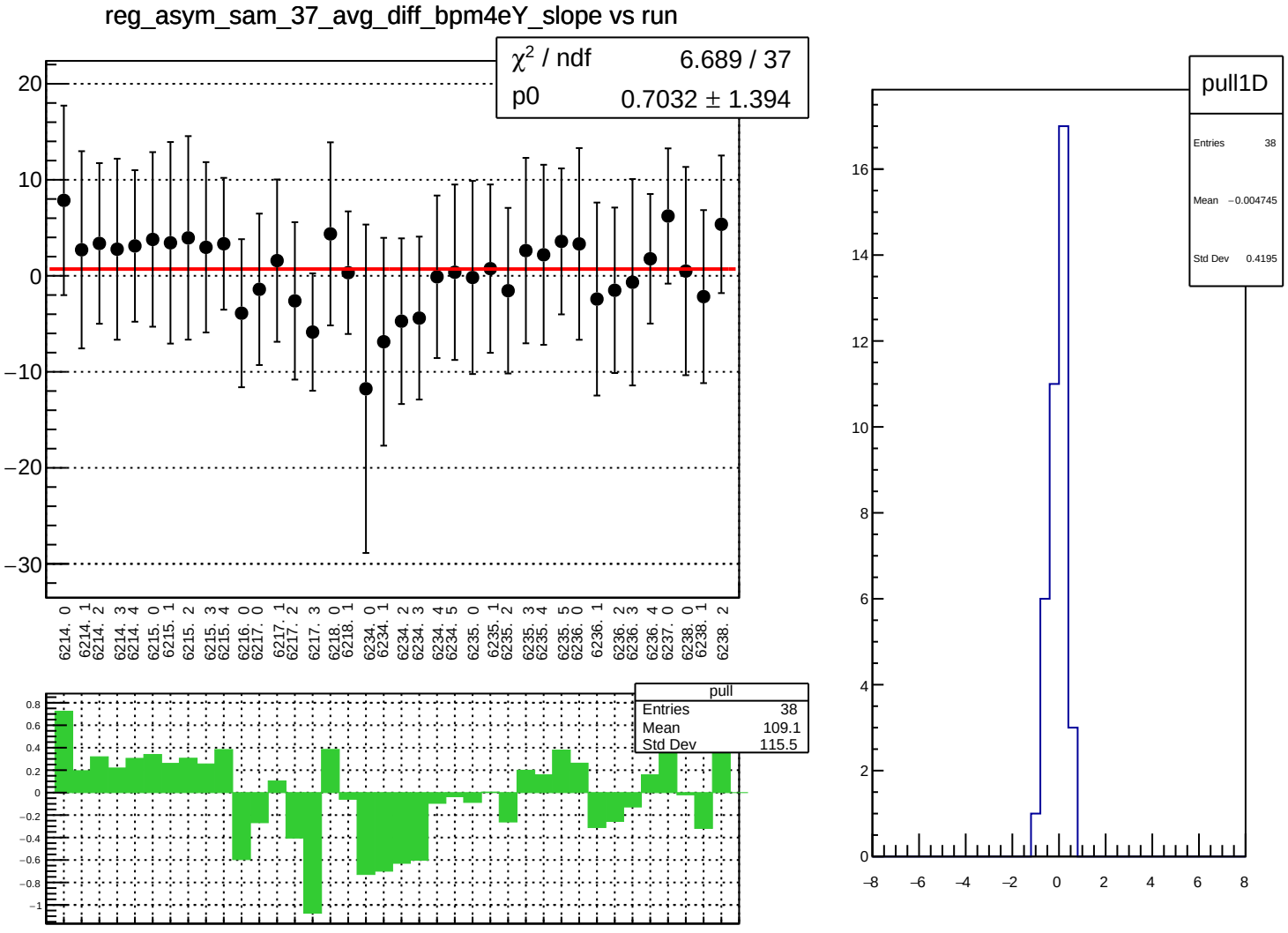
reg_asym_sam_37_avg_diff_bpm4eY_slope vs run
χ² / ndf 6.689 / 37
p0 0.7032 ± 1.394
20
10
0
−10
−20
−30
6214. 0
6214. 1
6214. 2
6214. 3
6214. 4
6215. 0
6215. 1
6215. 2
6215. 3
6215. 4
6216. 0
6217. 0
6217. 1
6217. 2
6217. 3
6218. 0
6218. 1
6234. 0
6234. 1
6234. 2
6234. 3
6234. 4
6234. 5
6235. 0
6235. 1
6235. 2
6235. 3
6235. 4
6235. 5
6236. 0
6236. 1
6236. 2
6236. 3
6236. 4
6237. 0
6238. 0
6238. 1
6238. 2
pull
Entries 38
Mean 109.1
Std Dev 115.5
0.8
0.6
0.4
0.2
0
−0.2
−0.4
−0.6
−0.8
−1
pull1D
Entries 38
Mean −0.004745
Std Dev 0.4195
16
14
12
10
8
6
4
2
0
−8
−6
−4
−2
0
2
4
6
8

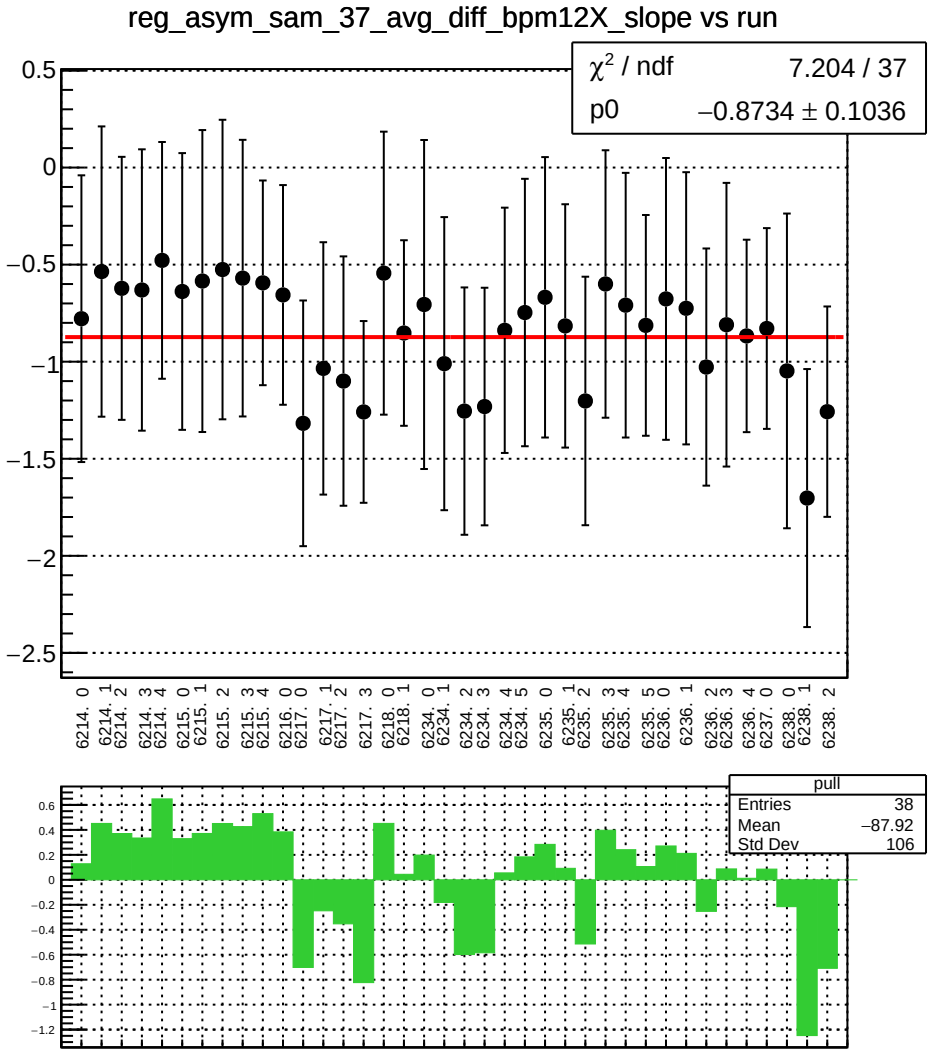
reg_asym_sam_37_avg_diff_bpm12X_slope vs run
χ² / ndf 7.204 / 37
p0 −0.8734 ± 0.1036
0.5
0
−0.5
−1
−1.5
−2
−2.5
6214. 0
6214. 1
6214. 2
6214. 3
6214. 4
6215. 0
6215. 1
6215. 2
6215. 3
6215. 4
6216. 0
6217. 0
6217. 1
6217. 2
6217. 3
6218. 0
6218. 1
6234. 0
6234. 1
6234. 2
6234. 3
6234. 4
6234. 5
6235. 0
6235. 1
6235. 2
6235. 3
6235. 4
6235. 5
6236. 0
6236. 1
6236. 2
6236. 3
6236. 4
6237. 0
6238. 0
6238. 1
6238. 2
pull
Entries 38
Mean −87.92
Std Dev 106
0.6
0.4
0.2
0
−0.2
−0.4
−0.6
−0.8
−1
−1.2

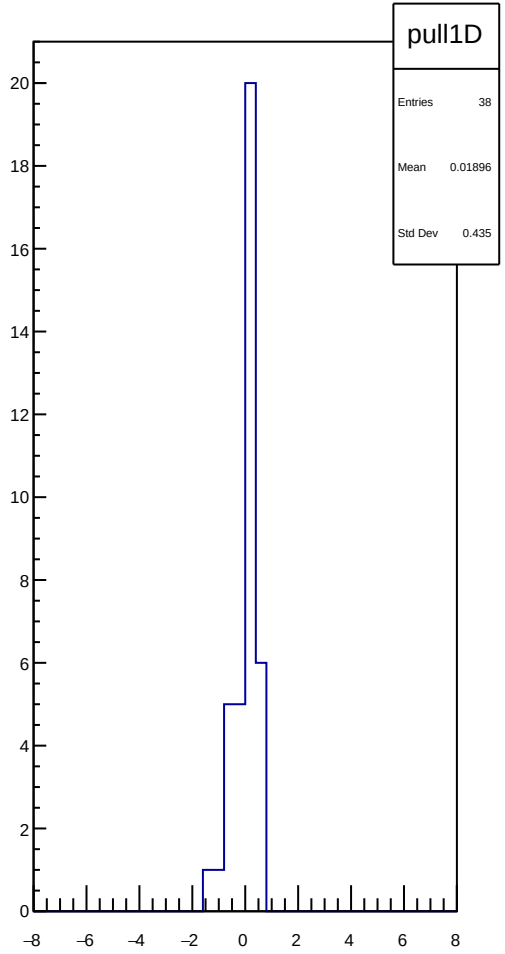
pull1D
Entries 38
Mean 0.01896
Std Dev 0.435
20
18
16
14
12
10
8
6
4
2
0
−8
−6
−4
−2
0
2
4
6
8

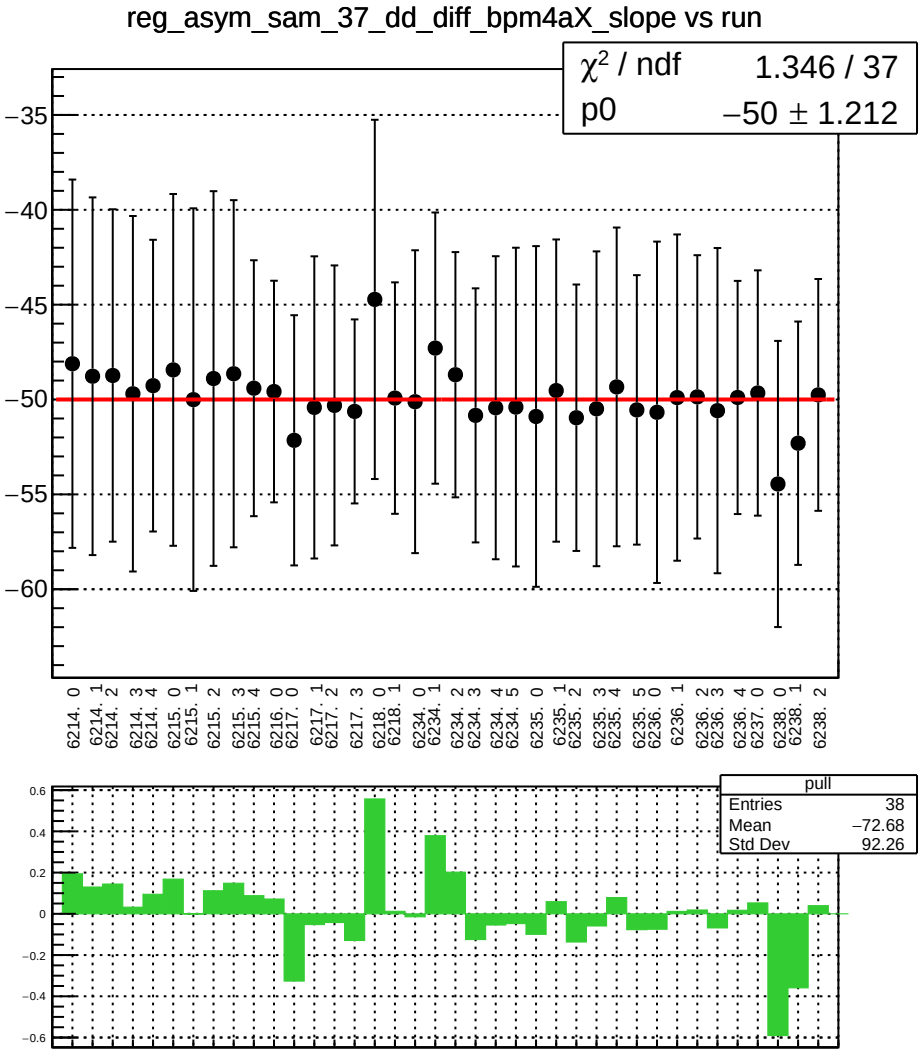
reg_asym_sam_37_dd_diff_bpm4aX_slope vs run
χ² / ndf 1.346 / 37
p0 −50 ± 1.212
−35
−40
−45
−50
−55
−60
6214. 0
6214. 1
6214. 2
6214. 3
6214. 4
6215. 0
6215. 1
6215. 2
6215. 3
6215. 4
6216. 0
6217. 0
6217. 1
6217. 2
6217. 3
6218. 0
6218. 1
6234. 0
6234. 1
6234. 2
6234. 3
6234. 4
6234. 5
6235. 0
6235. 1
6235. 2
6235. 3
6235. 4
6235. 5
6236. 0
6236. 1
6236. 2
6236. 3
6236. 4
6237. 0
6238. 0
6238. 1
6238. 2
pull
Entries 38
Mean −72.68
Std Dev 92.26
0.6
0.4
0.2
0
−0.2
−0.4
−0.6

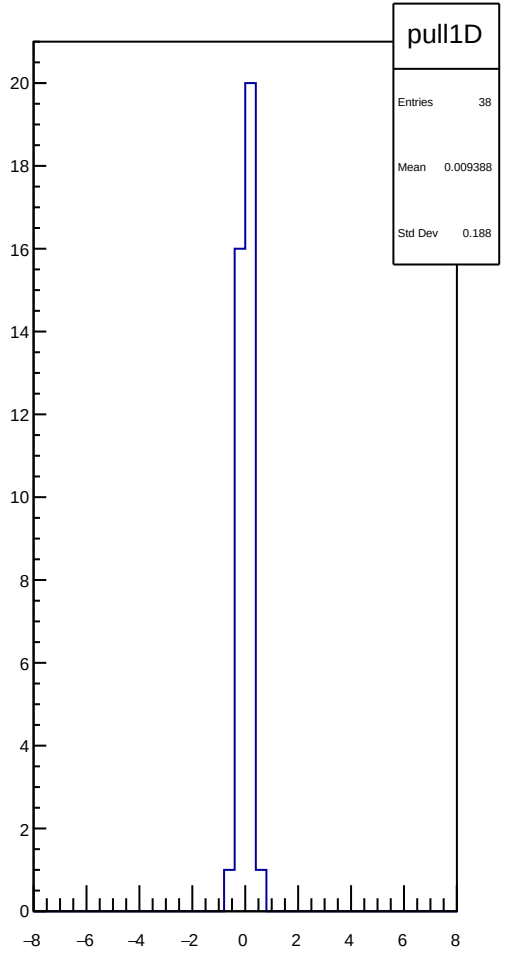
pull1D
Entries 38
Mean 0.009388
Std Dev 0.188
20
18
16
14
12
10
8
6
4
2
0
−8
−6
−4
−2
0
2
4
6
8

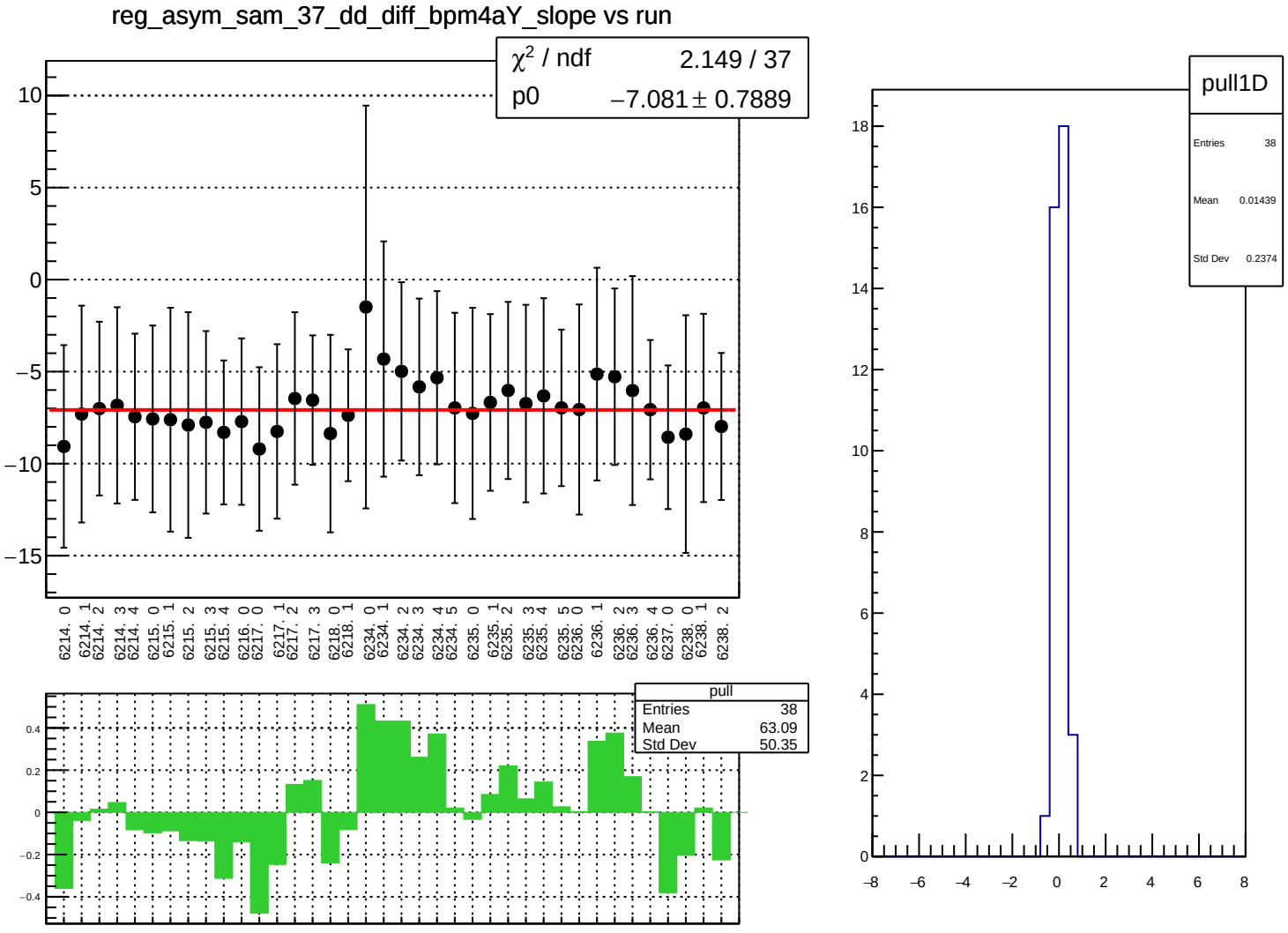
reg_asym_sam_37_dd_diff_bpm4aY_slope vs run
χ² / ndf 2.149 / 37
p0 −7.081 ± 0.7889
10
5
0
−5
−10
−15
6214. 0
6214. 1
6214. 2
6214. 3
6214. 4
6215. 0
6215. 1
6215. 2
6215. 3
6215. 4
6216. 0
6217. 0
6217. 1
6217. 2
6217. 3
6218. 0
6218. 1
6234. 0
6234. 1
6234. 2
6234. 3
6234. 4
6234. 5
6235. 0
6235. 1
6235. 2
6235. 3
6235. 4
6235. 5
6236. 0
6236. 1
6236. 2
6236. 3
6236. 4
6237. 0
6238. 0
6238. 1
6238. 2
pull
Entries 38
Mean 63.09
Std Dev 50.35
0.4
0.2
0
−0.2
−0.4
pull1D
Entries 38
Mean 0.01439
Std Dev 0.2374
18
16
14
12
10
8
6
4
2
0
−8
−6
−4
−2
0
2
4
6
8

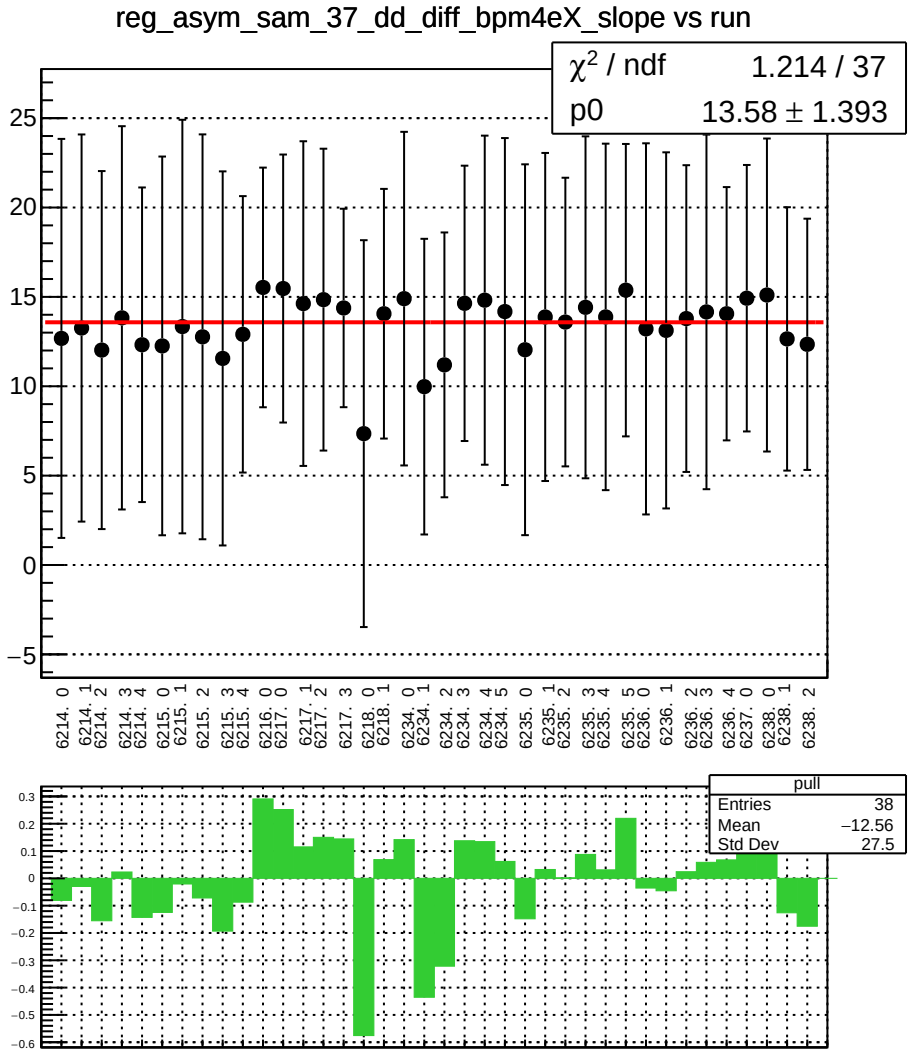
reg_asym_sam_37_dd_diff_bpm4eX_slope vs run
χ2 / ndf 1.214 / 37
p0 13.58 ± 1.393
pull
Entries 38
Mean −12.56
Std Dev 27.5

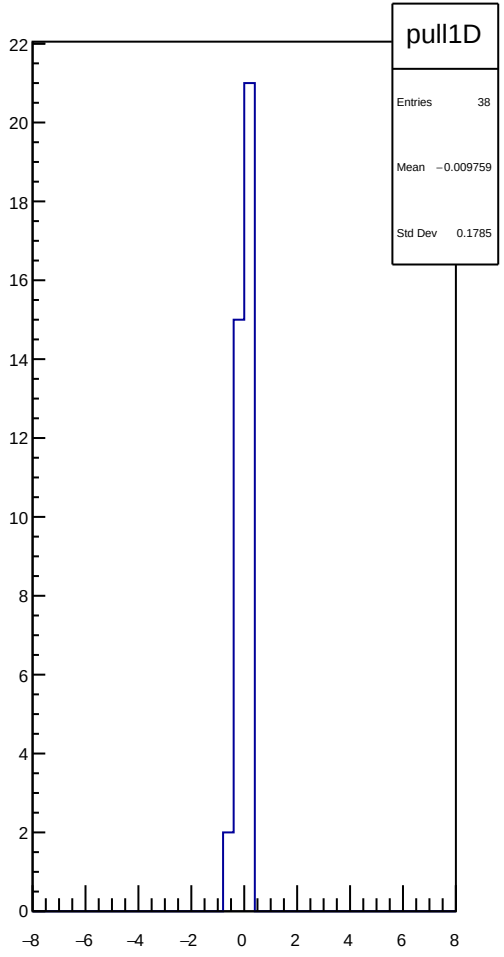
pull1D
Entries 38
Mean −0.009759
Std Dev 0.1785

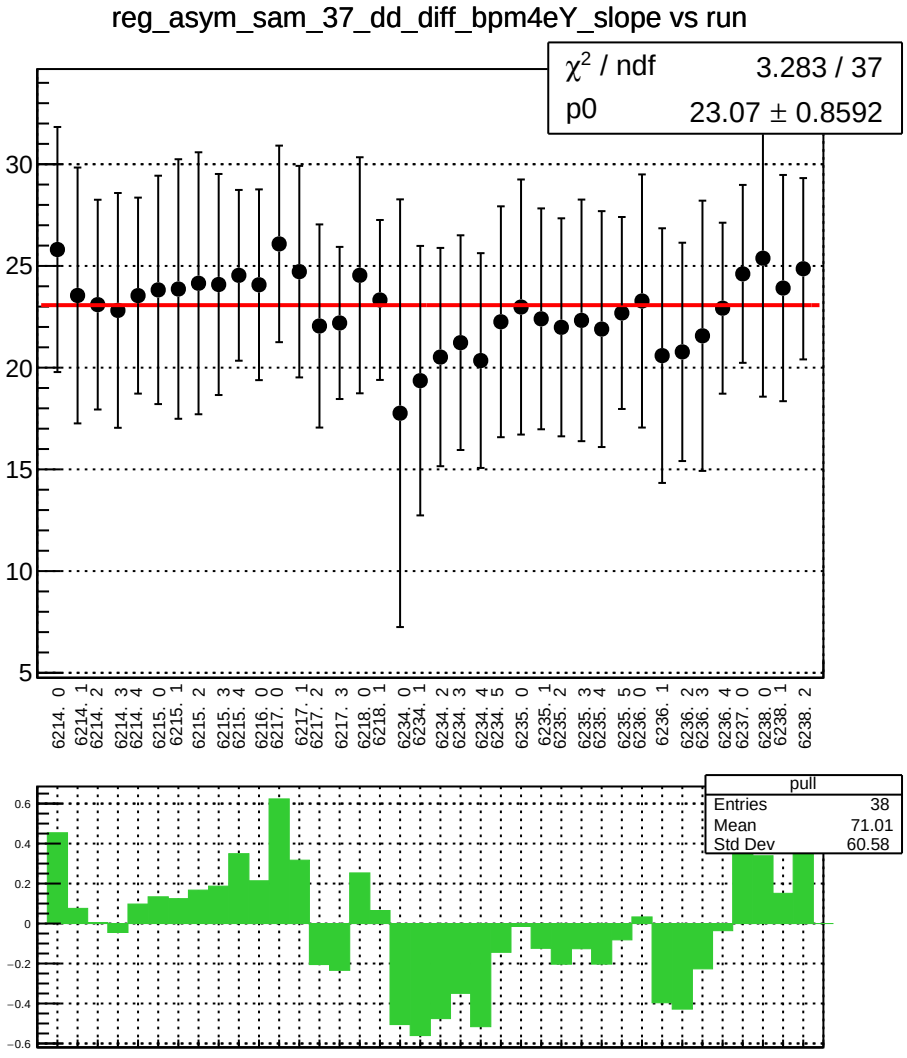
reg_asym_sam_37_dd_diff_bpm4eY_slope vs run
χ^2 / ndf 3.283 / 37
p0 23.07 ± 0.8592
pull
Entries 38
Mean 71.01
Std Dev 60.58

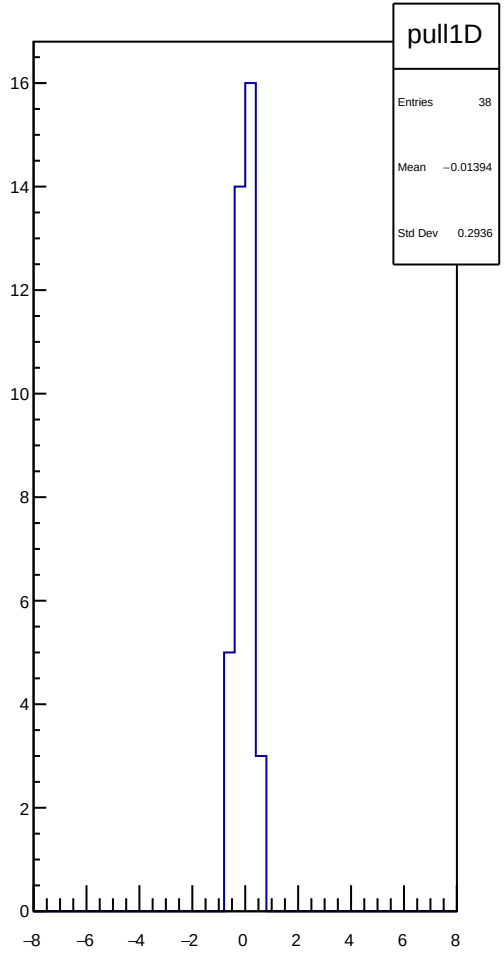
pull1D
Entries 38
Mean −0.01394
Std Dev 0.2936

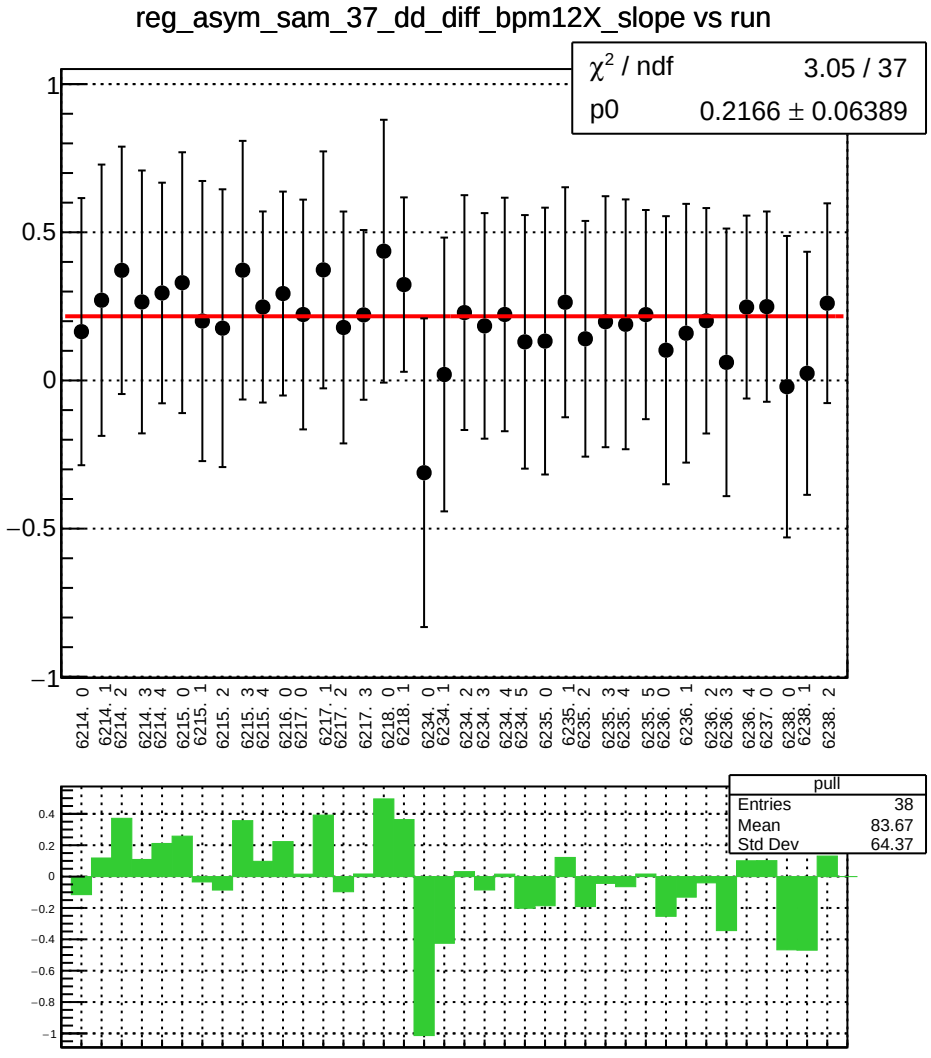
reg_asym_sam_37_dd_diff_bpm12X_slope vs run
χ² / ndf 3.05 / 37
p0 0.2166 ± 0.06389
1
0.5
0
−0.5
−1
6214. 0
6214. 1
6214. 2
6214. 3
6214. 4
6215. 0
6215. 1
6215. 2
6215. 3
6215. 4
6216. 0
6217. 0
6217. 1
6217. 2
6217. 3
6218. 0
6218. 1
6234. 0
6234. 1
6234. 2
6234. 3
6234. 4
6234. 5
6235. 0
6235. 1
6235. 2
6235. 3
6235. 4
6235. 5
6236. 0
6236. 1
6236. 2
6236. 3
6236. 4
6237. 0
6238. 0
6238. 1
6238. 2
pull
Entries 38
Mean 83.67
Std Dev 64.37
0.4
0.2
0
−0.2
−0.4
−0.6
−0.8
−1

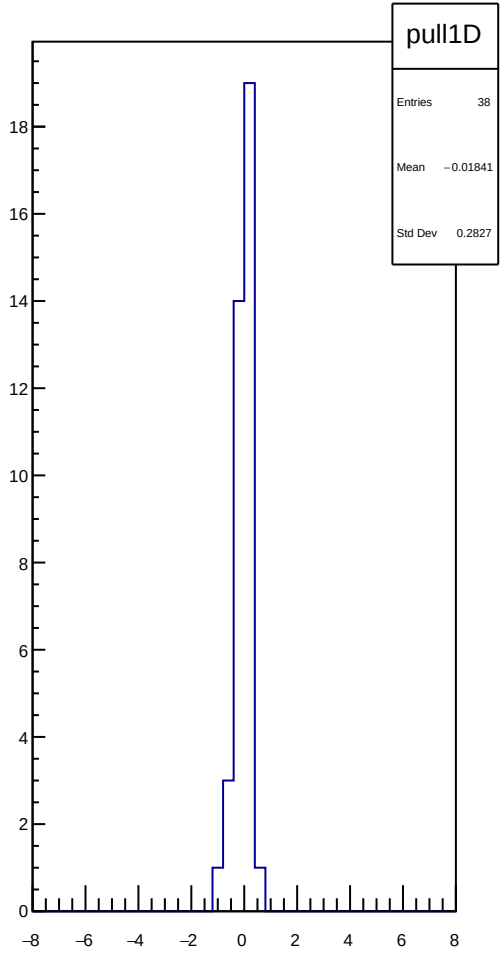
pull1D
Entries 38
Mean −0.01841
Std Dev 0.2827
18
16
14
12
10
8
6
4
2
0
−8
−6
−4
−2
0
2
4
6
8

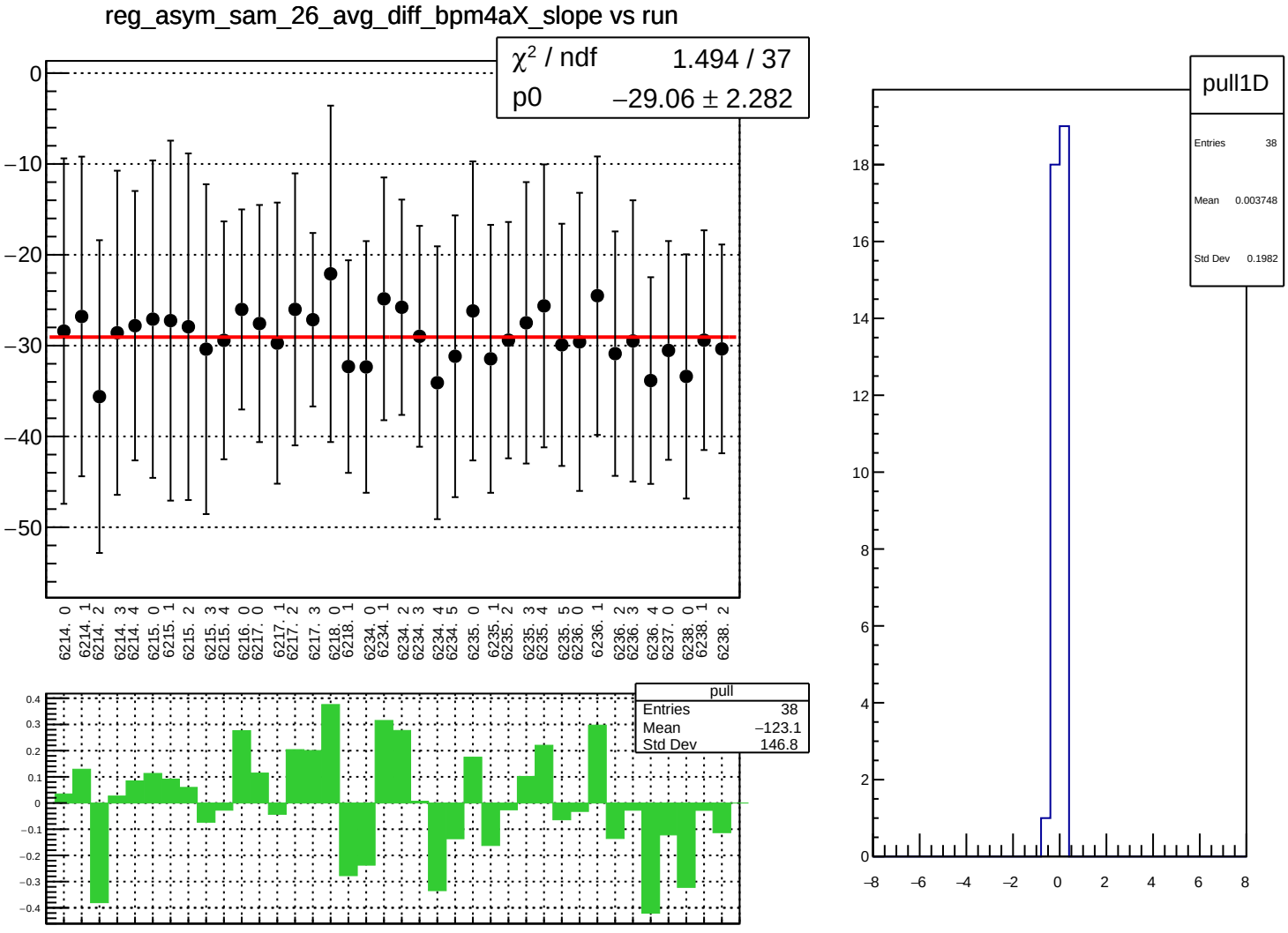
reg_asym_sam_26_avg_diff_bpm4aX_slope vs run
χ² / ndf 1.494 / 37
p0 −29.06 ± 2.282
0
−10
−20
−30
−40
−50
6214. 0
6214. 1
6214. 2
6214. 3
6214. 4
6215. 0
6215. 1
6215. 2
6215. 3
6215. 4
6216. 0
6217. 0
6217. 1
6217. 2
6217. 3
6218. 0
6218. 1
6234. 0
6234. 1
6234. 2
6234. 3
6234. 4
6234. 5
6235. 0
6235. 1
6235. 2
6235. 3
6235. 4
6235. 5
6236. 0
6236. 1
6236. 2
6236. 3
6236. 4
6237. 0
6238. 0
6238. 1
6238. 2
pull
Entries 38
Mean −123.1
Std Dev 146.8
0.4
0.3
0.2
0.1
0
−0.1
−0.2
−0.3
−0.4
pull1D
Entries 38
Mean 0.003748
Std Dev 0.1982
18
16
14
12
10
8
6
4
2
0
−8
−6
−4
−2
0
2
4
6
8

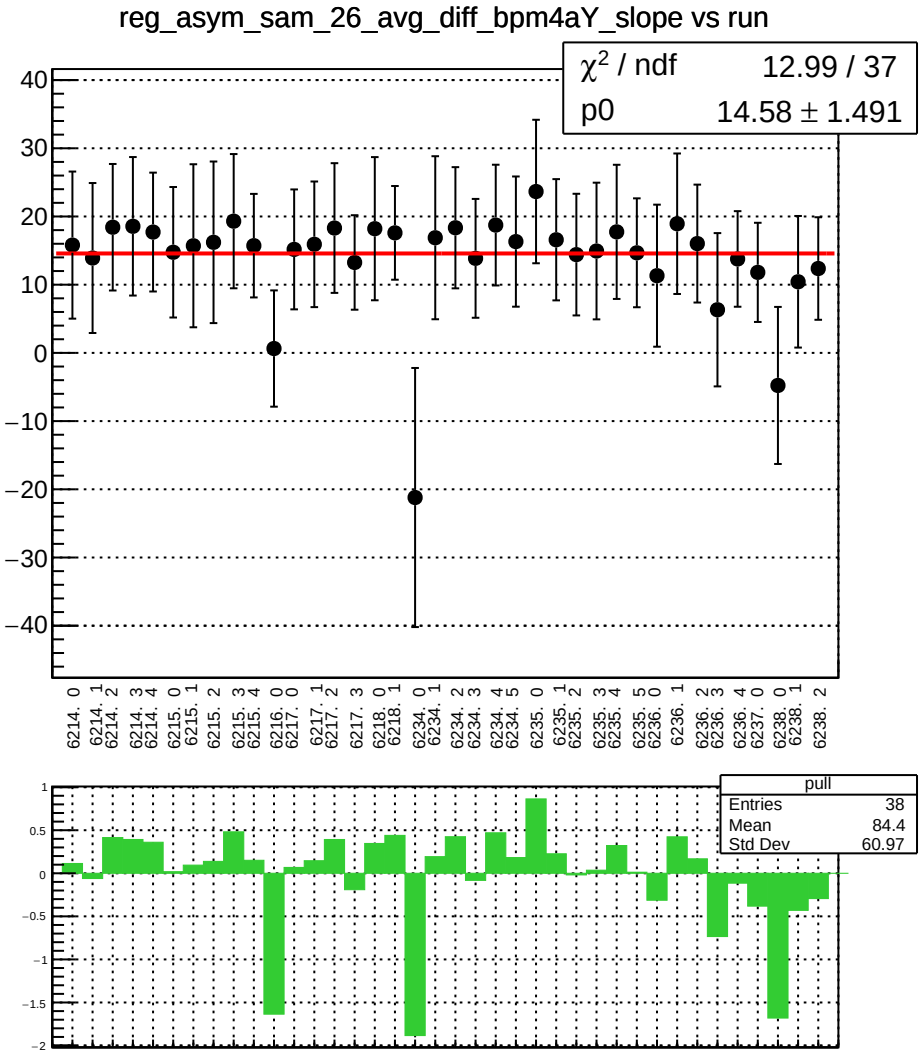
reg_asym_sam_26_avg_diff_bpm4aY_slope vs run
χ² / ndf 12.99 / 37
p0 14.58 ± 1.491
6214. 0
6214. 1
6214. 2
6214. 3
6214. 4
6215. 0
6215. 1
6215. 2
6215. 3
6215. 4
6216. 0
6217. 0
6217. 1
6217. 2
6217. 3
6218. 0
6218. 1
6234. 0
6234. 1
6234. 2
6234. 3
6234. 4
6234. 5
6235. 0
6235. 1
6235. 2
6235. 3
6235. 4
6235. 5
6236. 0
6236. 1
6236. 2
6236. 3
6236. 4
6237. 0
6238. 0
6238. 1
6238. 2
pull
Entries 38
Mean 84.4
Std Dev 60.97

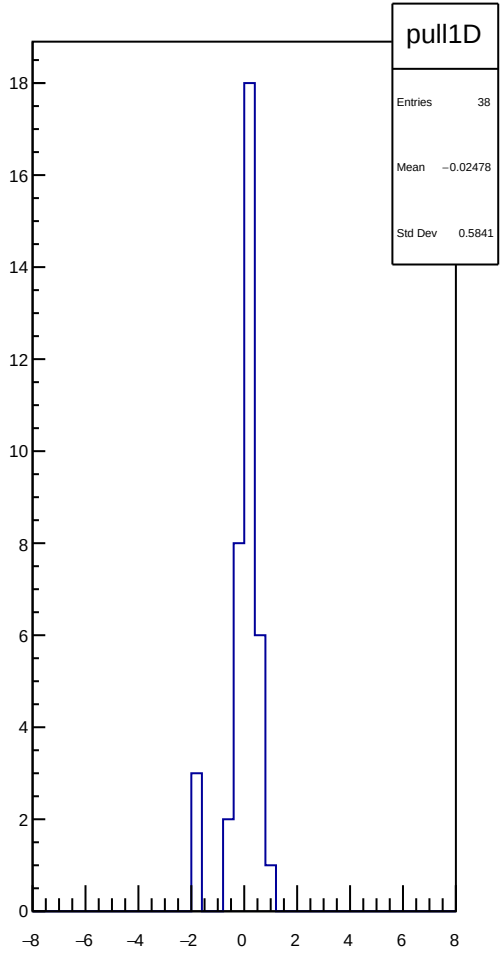
pull1D
Entries 38
Mean −0.02478
Std Dev 0.5841

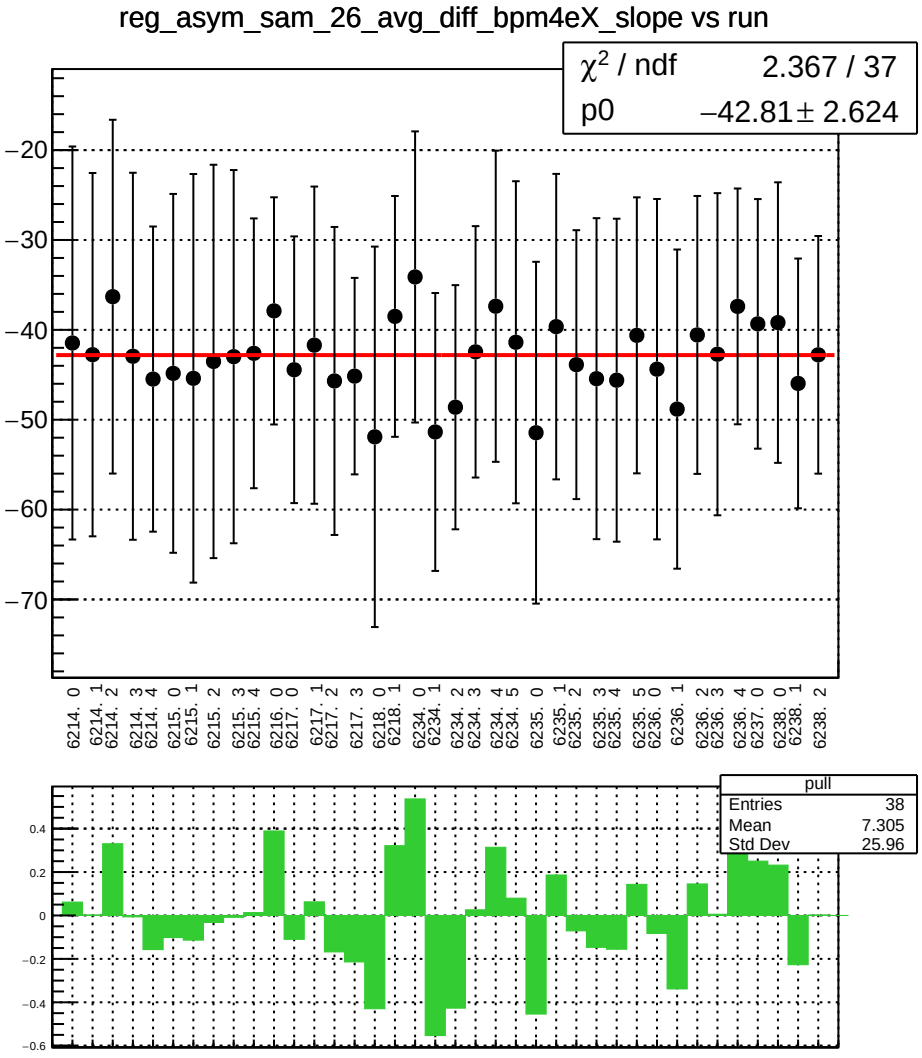
reg_asym_sam_26_avg_diff_bpm4eX_slope vs run
χ² / ndf 2.367 / 37
p0 −42.81 ± 2.624
−20
−30
−40
−50
−60
−70
6214. 0
6214. 1
6214. 2
6214. 3
6214. 4
6215. 0
6215. 1
6215. 2
6215. 3
6215. 4
6216. 0
6217. 0
6217. 1
6217. 2
6217. 3
6218. 0
6218. 1
6234. 0
6234. 1
6234. 2
6234. 3
6234. 4
6234. 5
6235. 0
6235. 1
6235. 2
6235. 3
6235. 4
6235. 5
6236. 0
6236. 1
6236. 2
6236. 3
6236. 4
6237. 0
6238. 0
6238. 1
6238. 2
pull
Entries 38
Mean 7.305
Std Dev 25.96
0.4
0.2
0
−0.2
−0.4
−0.6

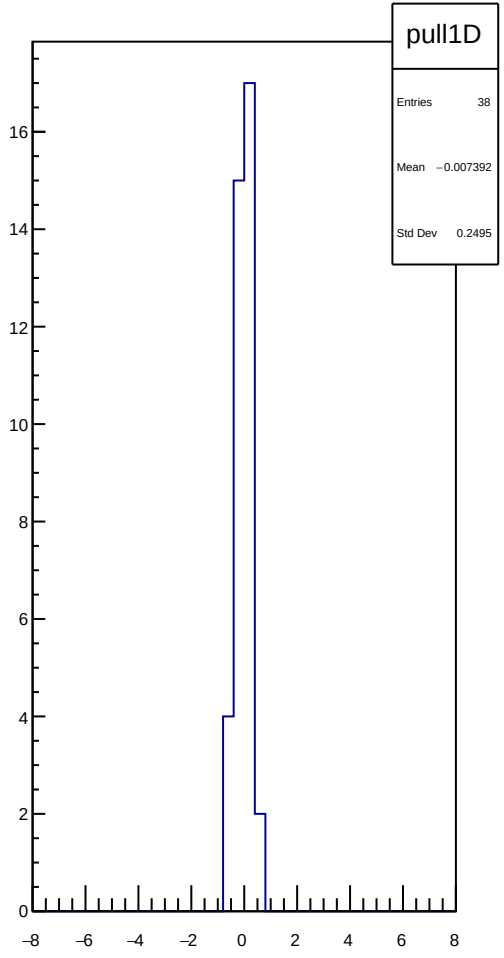
pull1D
Entries 38
Mean −0.007392
Std Dev 0.2495
16
14
12
10
8
6
4
2
0
−8
−6
−4
−2
0
2
4
6
8

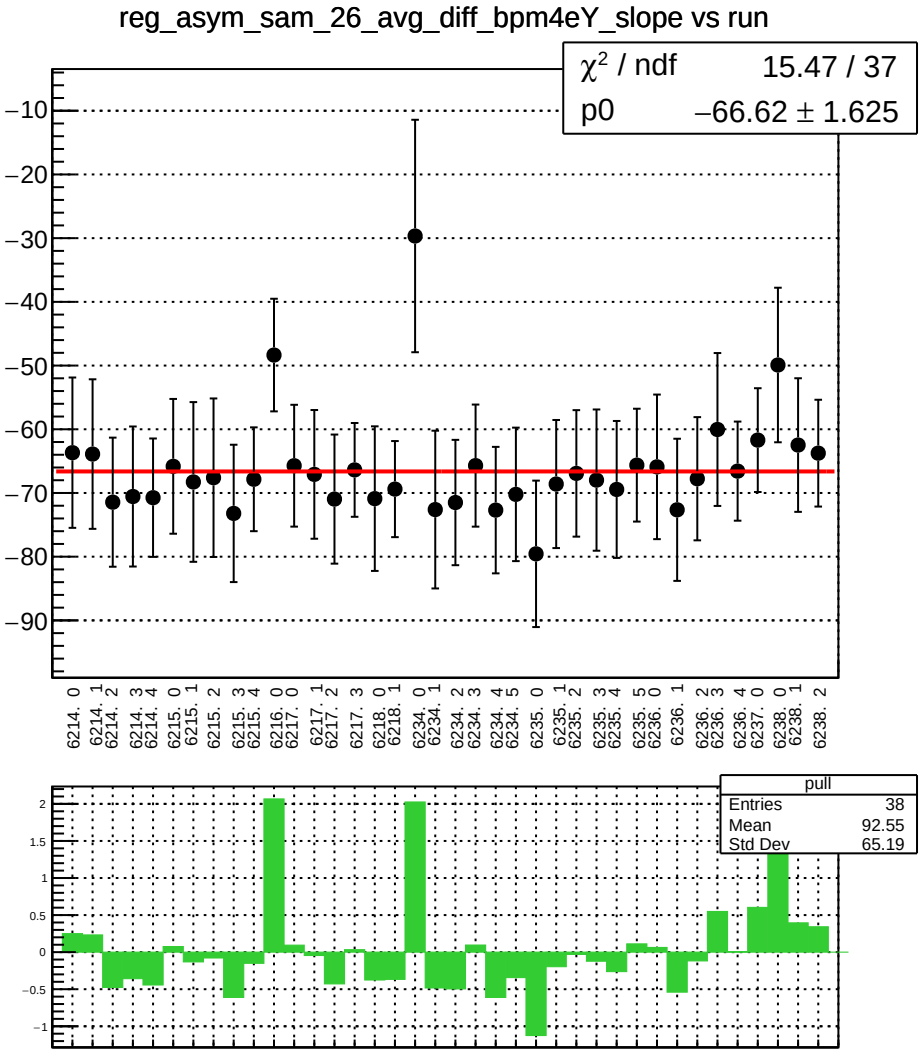
reg_asym_sam_26_avg_diff_bpm4eY_slope vs run
χ² / ndf 15.47 / 37
p0 −66.62 ± 1.625
−10
−20
−30
−40
−50
−60
−70
−80
−90
6214. 0
6214. 1
6214. 2
6214. 3
6214. 4
6215. 0
6215. 1
6215. 2
6215. 3
6215. 4
6216. 0
6217. 0
6217. 1
6217. 2
6217. 3
6218. 0
6218. 1
6234. 0
6234. 1
6234. 2
6234. 3
6234. 4
6234. 5
6235. 0
6235. 1
6235. 2
6235. 3
6235. 4
6235. 5
6236. 0
6236. 1
6236. 2
6236. 3
6236. 4
6237. 0
6238. 0
6238. 1
6238. 2
pull
Entries 38
Mean 92.55
Std Dev 65.19
2
1.5
1
0.5
0
−0.5
−1

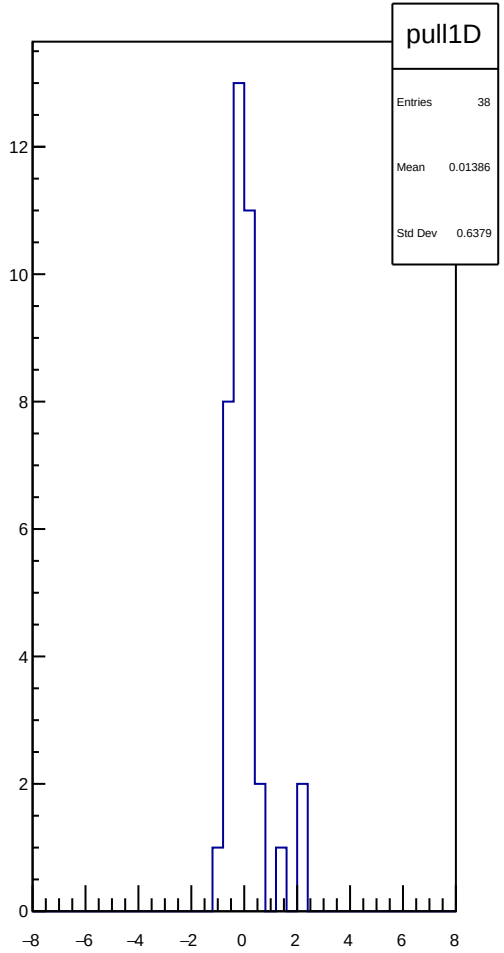
pull1D
Entries 38
Mean 0.01386
Std Dev 0.6379
12
10
8
6
4
2
0
−8
−6
−4
−2
0
2
4
6
8

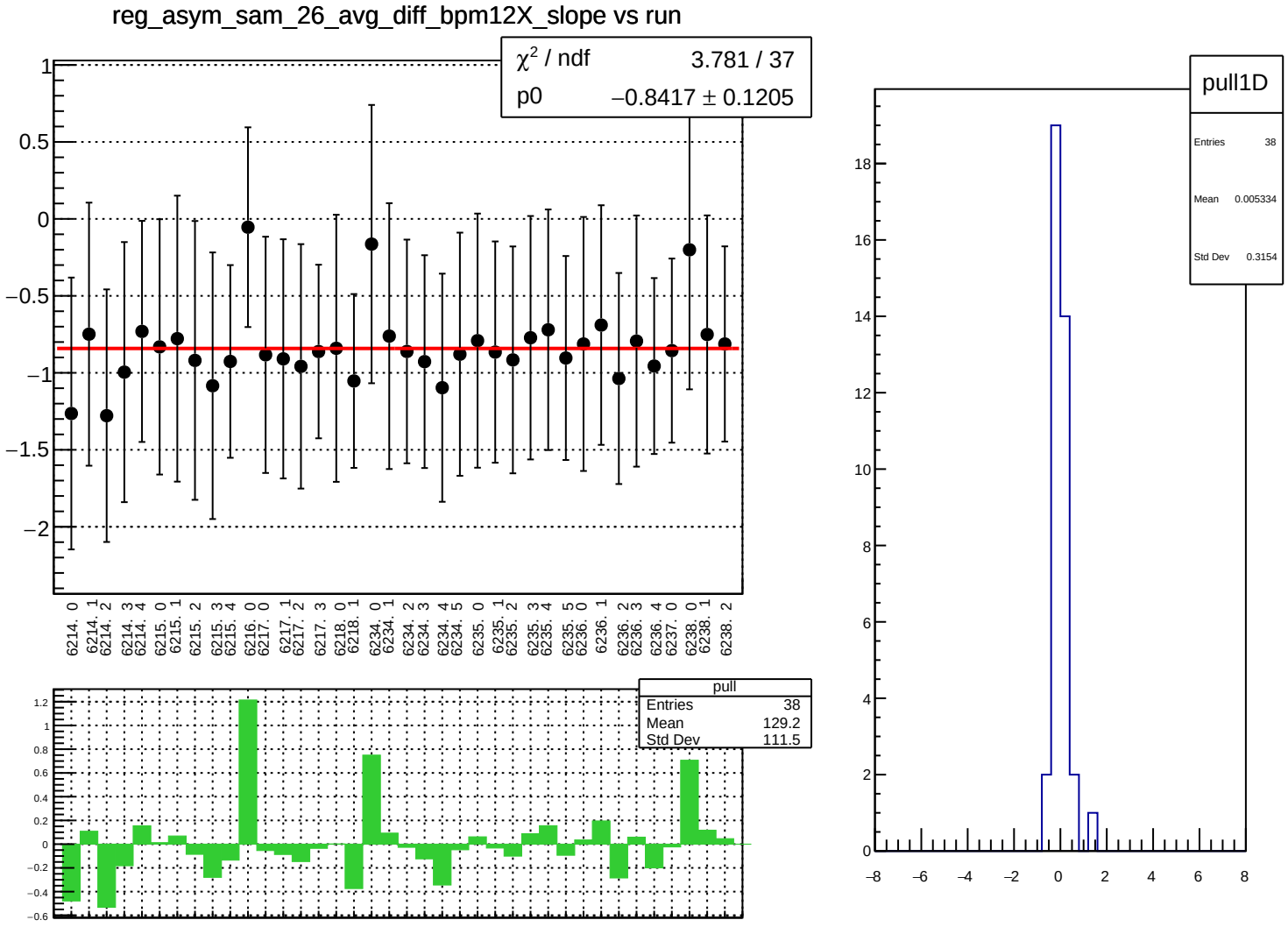
reg_asym_sam_26_avg_diff_bpm12X_slope vs run
χ² / ndf 3.781 / 37
p0 −0.8417 ± 0.1205
6214. 0
6214. 1
6214. 2
6214. 3
6214. 4
6215. 0
6215. 1
6215. 2
6215. 3
6215. 4
6216. 0
6217. 0
6217. 1
6217. 2
6217. 3
6218. 0
6218. 1
6234. 0
6234. 1
6234. 2
6234. 3
6234. 4
6234. 5
6235. 0
6235. 1
6235. 2
6235. 3
6235. 4
6235. 5
6236. 0
6236. 1
6236. 2
6236. 3
6236. 4
6237. 0
6238. 0
6238. 1
6238. 2
pull
Entries 38
Mean 129.2
Std Dev 111.5
pull1D
Entries 38
Mean 0.005334
Std Dev 0.3154

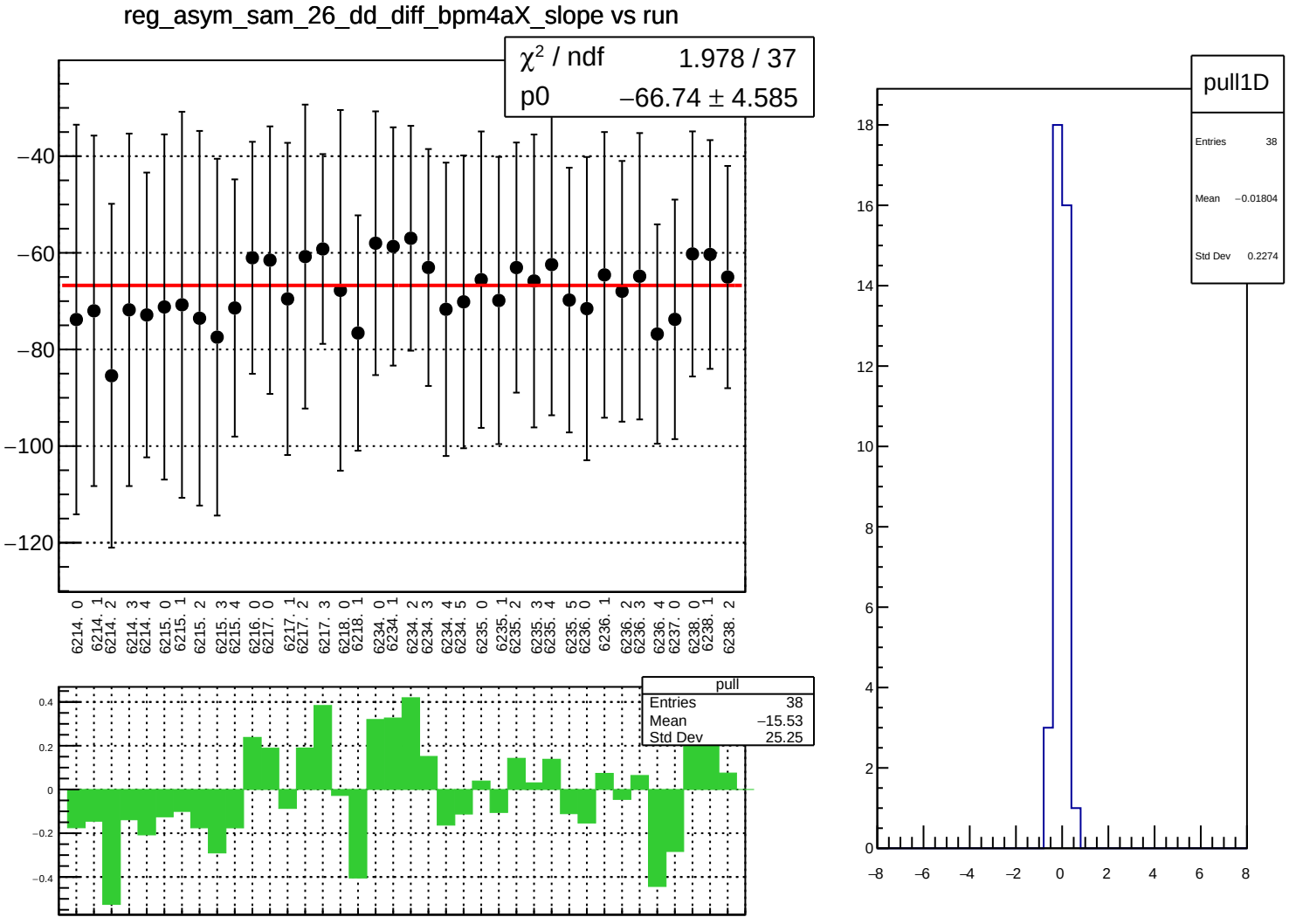
reg_asym_sam_26_dd_diff_bpm4aX_slope vs run
χ² / ndf 1.978 / 37
p0 −66.74 ± 4.585
−40
−60
−80
−100
−120
6214. 0
6214. 1
6214. 2
6214. 3
6214. 4
6215. 0
6215. 1
6215. 2
6215. 3
6215. 4
6216. 0
6217. 0
6217. 1
6217. 2
6217. 3
6218. 0
6218. 1
6234. 0
6234. 1
6234. 2
6234. 3
6234. 4
6234. 5
6235. 0
6235. 1
6235. 2
6235. 3
6235. 4
6235. 5
6236. 0
6236. 1
6236. 2
6236. 3
6236. 4
6237. 0
6238. 0
6238. 1
6238. 2
pull
Entries 38
Mean −15.53
Std Dev 25.25
0.4
0.2
0
−0.2
−0.4
pull1D
Entries 38
Mean −0.01804
Std Dev 0.2274
18
16
14
12
10
8
6
4
2
0
−8
−6
−4
−2
0
2
4
6
8

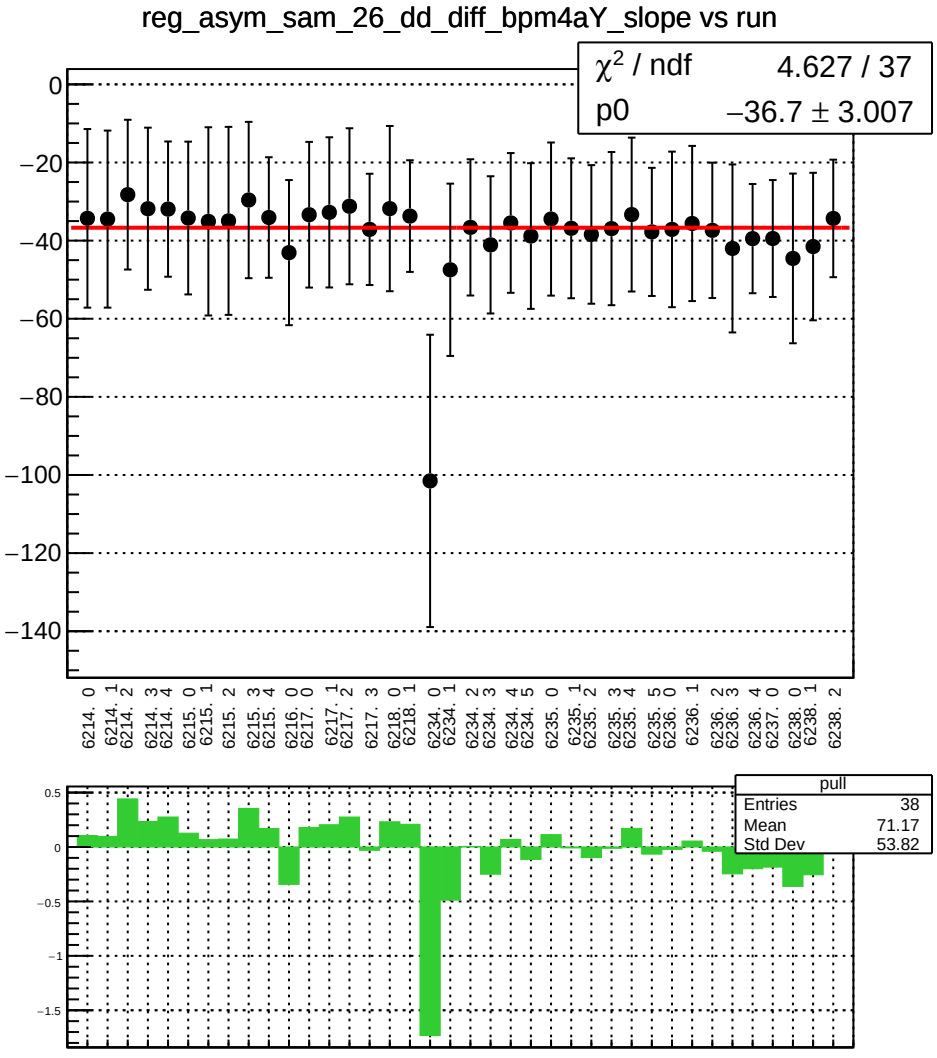
reg_asym_sam_26_dd_diff_bpm4aY_slope vs run
χ² / ndf 4.627 / 37
p0 −36.7 ± 3.007
0
−20
−40
−60
−80
−100
−120
−140
6214. 0
6214. 1
6214. 2
6214. 3
6214. 4
6215. 0
6215. 1
6215. 2
6215. 3
6215. 4
6216. 0
6217. 0
6217. 1
6217. 2
6217. 3
6218. 0
6218. 1
6234. 0
6234. 1
6234. 2
6234. 3
6234. 4
6234. 5
6235. 0
6235. 1
6235. 2
6235. 3
6235. 4
6235. 5
6236. 0
6236. 1
6236. 2
6236. 3
6236. 4
6237. 0
6238. 0
6238. 1
6238. 2
pull
Entries 38
Mean 71.17
Std Dev 53.82
0.5
0
−0.5
−1
−1.5

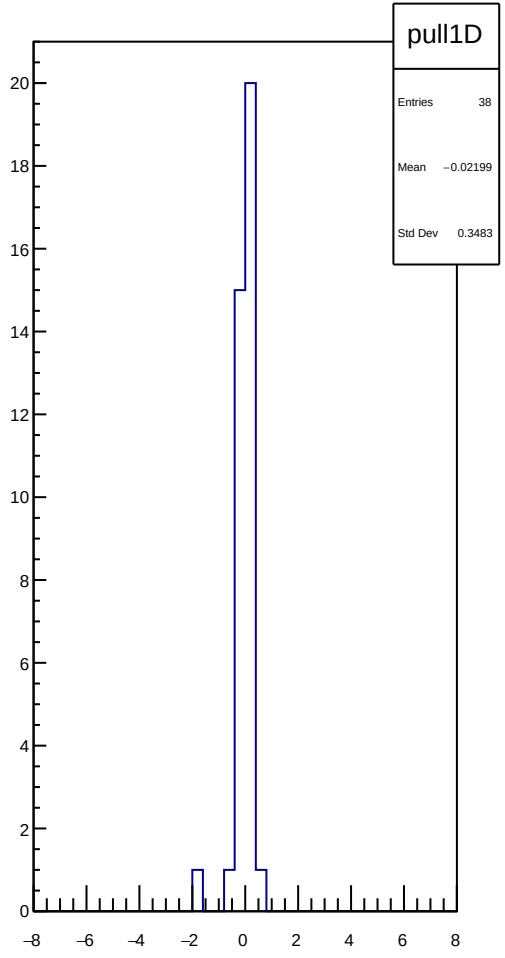
pull1D
Entries 38
Mean −0.02199
Std Dev 0.3483
20
18
16
14
12
10
8
6
4
2
0
−8
−6
−4
−2
0
2
4
6
8

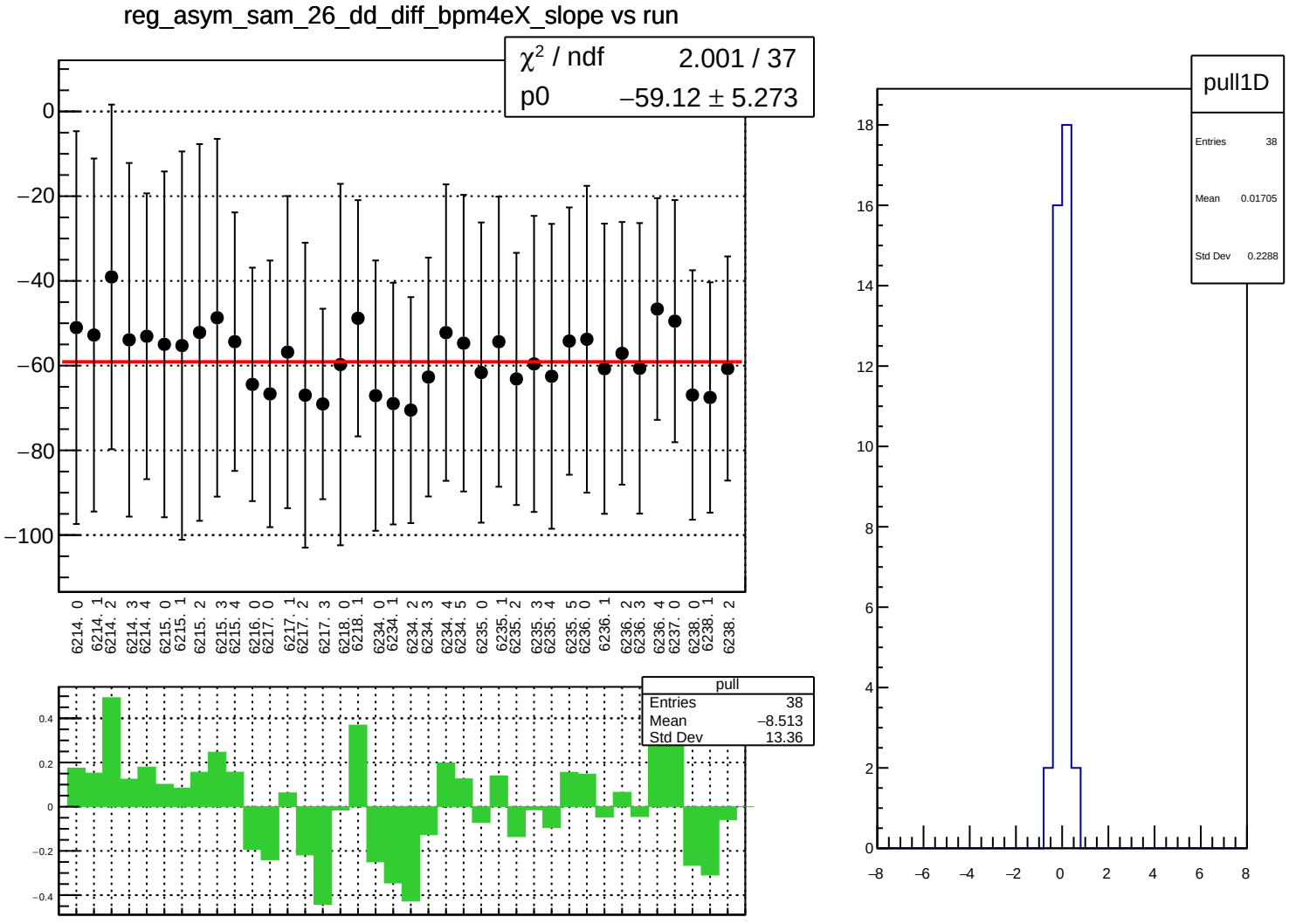
reg_asym_sam_26_dd_diff_bpm4eX_slope vs run
χ² / ndf 2.001 / 37
p0 −59.12 ± 5.273
0
−20
−40
−60
−80
−100
6214. 0
6214. 1
6214. 2
6214. 3
6214. 4
6215. 0
6215. 1
6215. 2
6215. 3
6215. 4
6216. 0
6217. 0
6217. 1
6217. 2
6217. 3
6218. 0
6218. 1
6234. 0
6234. 1
6234. 2
6234. 3
6234. 4
6234. 5
6235. 0
6235. 1
6235. 2
6235. 3
6235. 4
6235. 5
6236. 0
6236. 1
6236. 2
6236. 3
6236. 4
6237. 0
6238. 0
6238. 1
6238. 2
pull
Entries 38
Mean −8.513
Std Dev 13.36
0.4
0.2
0
−0.2
−0.4
pull1D
Entries 38
Mean 0.01705
Std Dev 0.2288
18
16
14
12
10
8
6
4
2
0
−8
−6
−4
−2
0
2
4
6
8

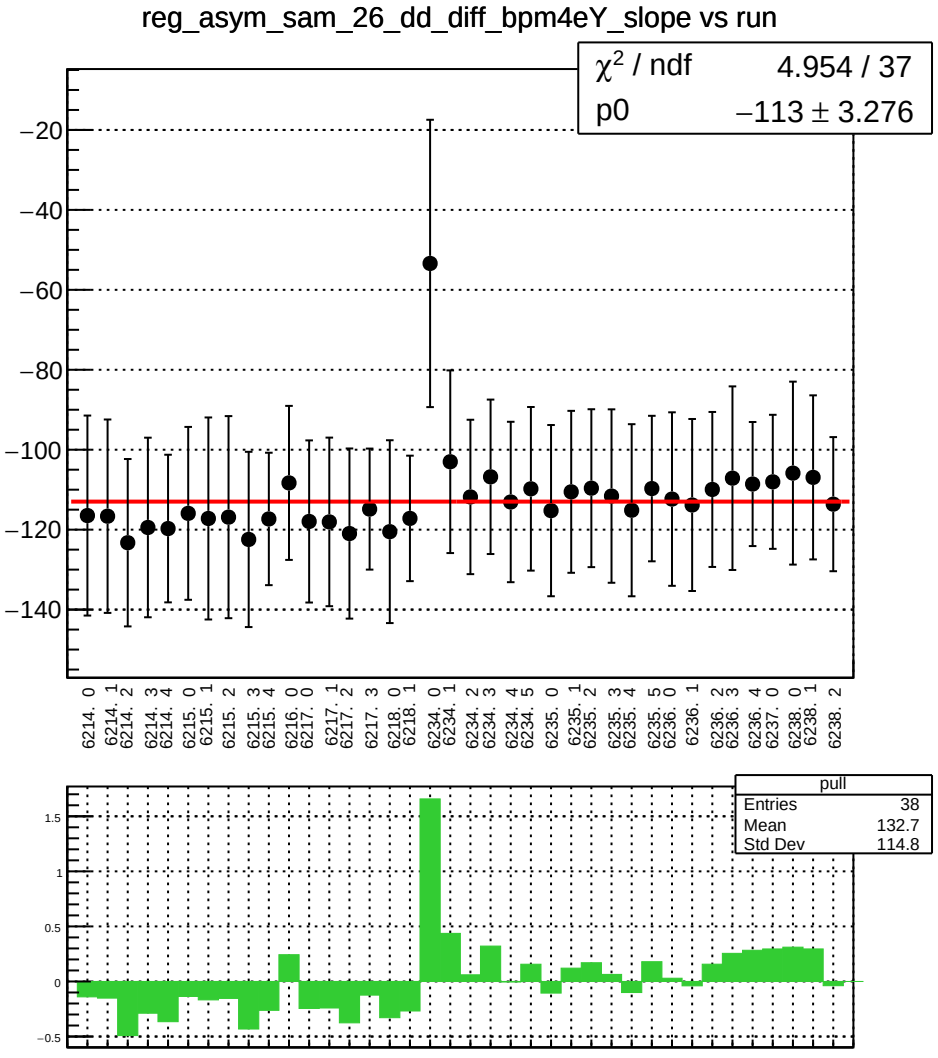
reg_asym_sam_26_dd_diff_bpm4eY_slope vs run
χ² / ndf 4.954 / 37
p0 −113 ± 3.276
−20
−40
−60
−80
−100
−120
−140
6214. 0
6214. 1
6214. 2
6214. 3
6214. 4
6215. 0
6215. 1
6215. 2
6215. 3
6215. 4
6216. 0
6217. 0
6217. 1
6217. 2
6217. 3
6218. 0
6218. 1
6234. 0
6234. 1
6234. 2
6234. 3
6234. 4
6234. 5
6235. 0
6235. 1
6235. 2
6235. 3
6235. 4
6235. 5
6236. 0
6236. 1
6236. 2
6236. 3
6236. 4
6237. 0
6238. 0
6238. 1
6238. 2
pull
Entries 38
Mean 132.7
Std Dev 114.8
1.5
1
0.5
0
−0.5

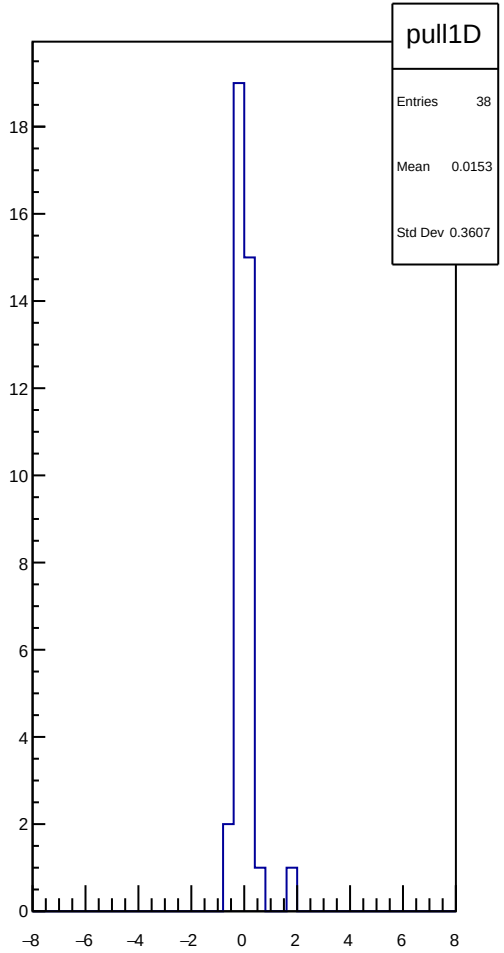
pull1D
Entries 38
Mean 0.0153
Std Dev 0.3607
18
16
14
12
10
8
6
4
2
0
−8
−6
−4
−2
0
2
4
6
8

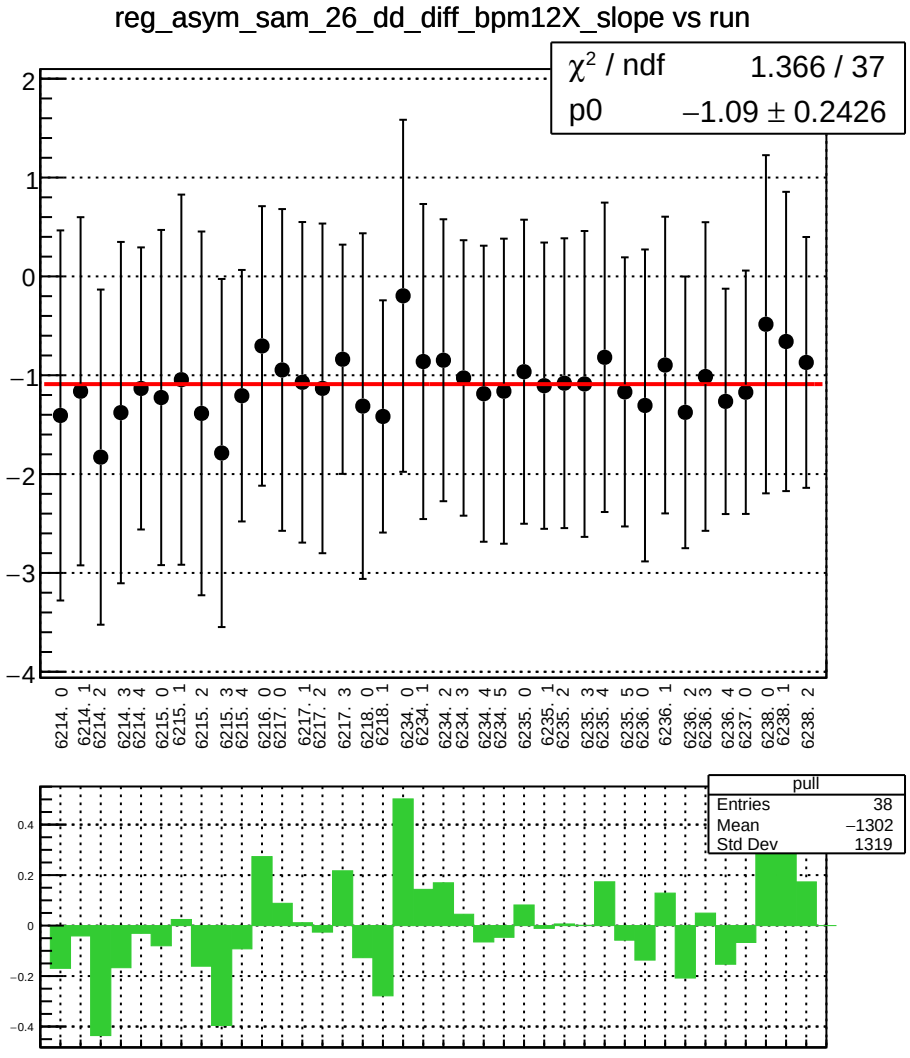
reg_asym_sam_26_dd_diff_bpm12X_slope vs run
χ² / ndf 1.366 / 37
p0 −1.09 ± 0.2426
6214. 0
6214. 1
6214. 2
6214. 3
6214. 4
6215. 0
6215. 1
6215. 2
6215. 3
6215. 4
6216. 0
6217. 0
6217. 1
6217. 2
6217. 3
6218. 0
6218. 1
6234. 0
6234. 1
6234. 2
6234. 3
6234. 4
6234. 5
6235. 0
6235. 1
6235. 2
6235. 3
6235. 4
6235. 5
6236. 0
6236. 1
6236. 2
6236. 3
6236. 4
6237. 0
6238. 0
6238. 1
6238. 2
pull
Entries 38
Mean −1302
Std Dev 1319

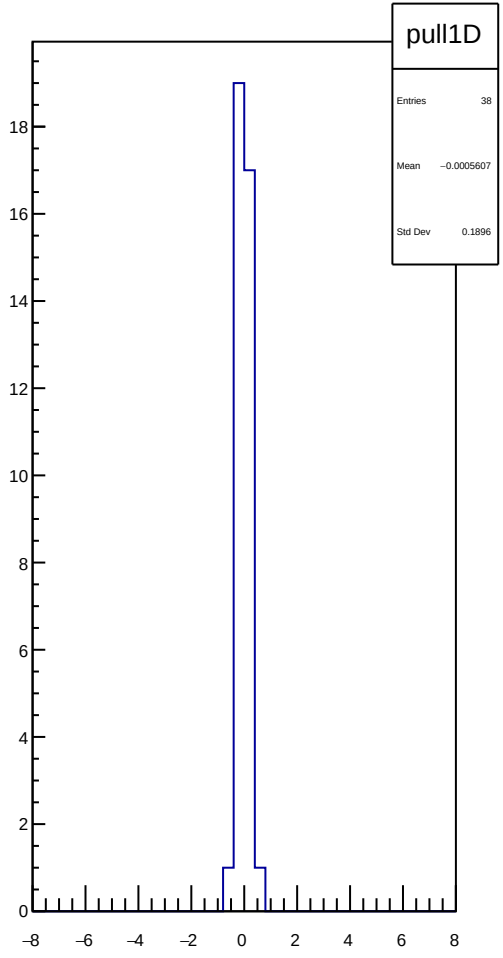
pull1D
Entries 38
Mean −0.0005607
Std Dev 0.1896

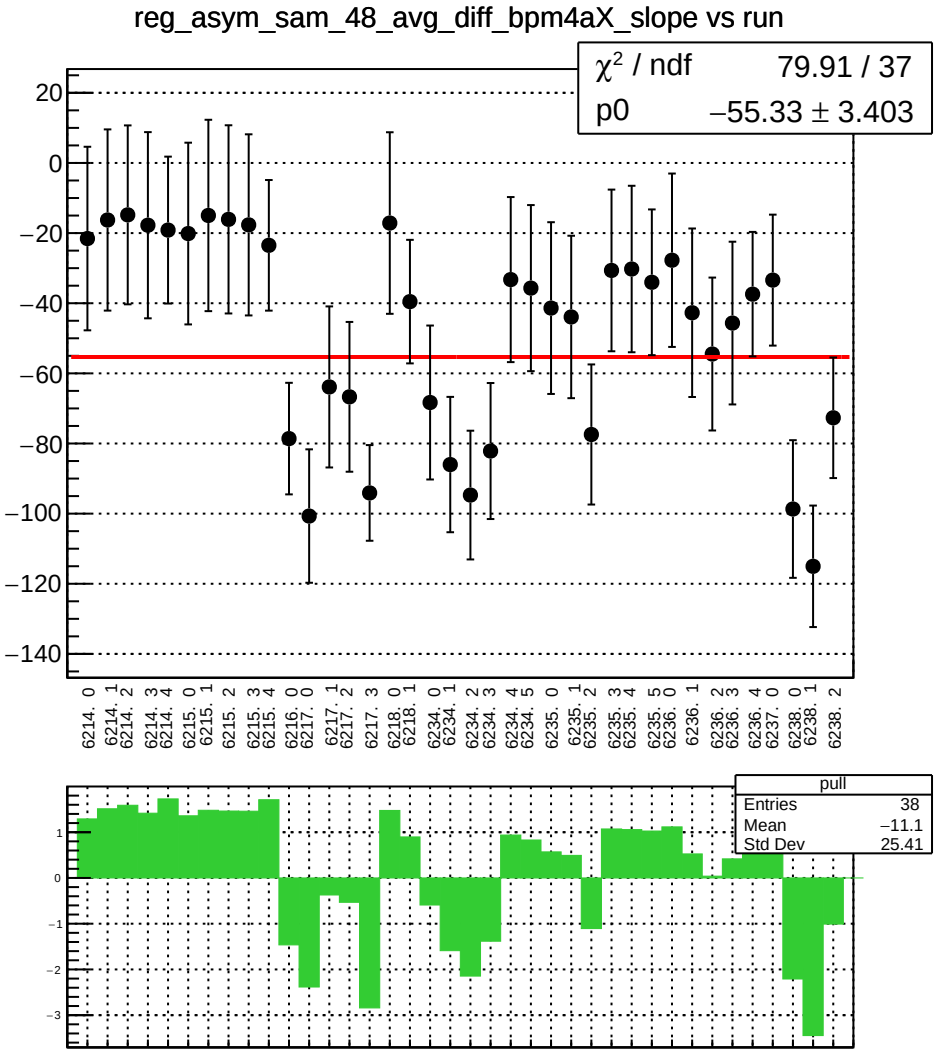
reg_asym_sam_48_avg_diff_bpm4aX_slope vs run
χ² / ndf 79.91 / 37
p0 −55.33 ± 3.403
20
0
−20
−40
−60
−80
−100
−120
−140
6214. 0
6214. 1
6214. 2
6214. 3
6214. 4
6215. 0
6215. 1
6215. 2
6215. 3
6215. 4
6216. 0
6217. 0
6217. 1
6217. 2
6217. 3
6218. 0
6218. 1
6234. 0
6234. 1
6234. 2
6234. 3
6234. 4
6234. 5
6235. 0
6235. 1
6235. 2
6235. 3
6235. 4
6235. 5
6236. 0
6236. 1
6236. 2
6236. 3
6236. 4
6237. 0
6238. 0
6238. 1
6238. 2
pull
Entries 38
Mean −11.1
Std Dev 25.41
1
0
−1
−2
−3

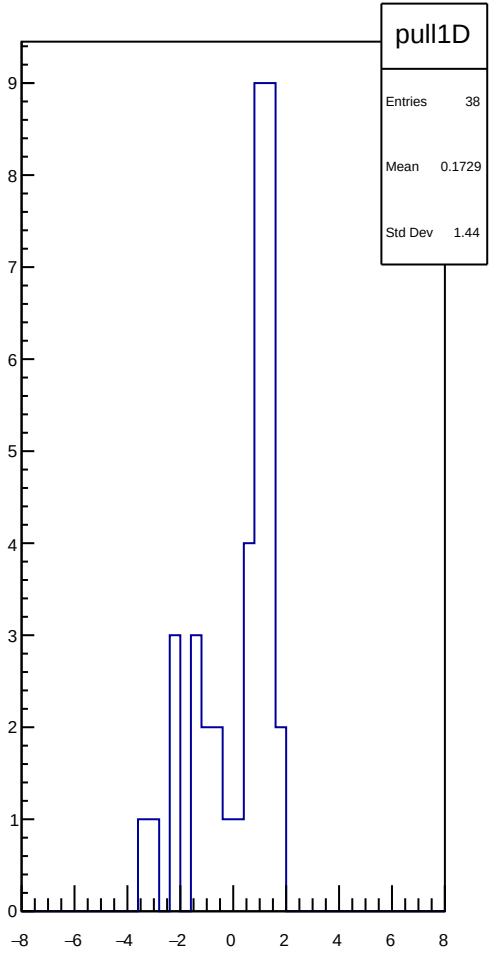
pull1D
Entries 38
Mean 0.1729
Std Dev 1.44
9
8
7
6
5
4
3
2
1
0
−8
−6
−4
−2
0
2
4
6
8

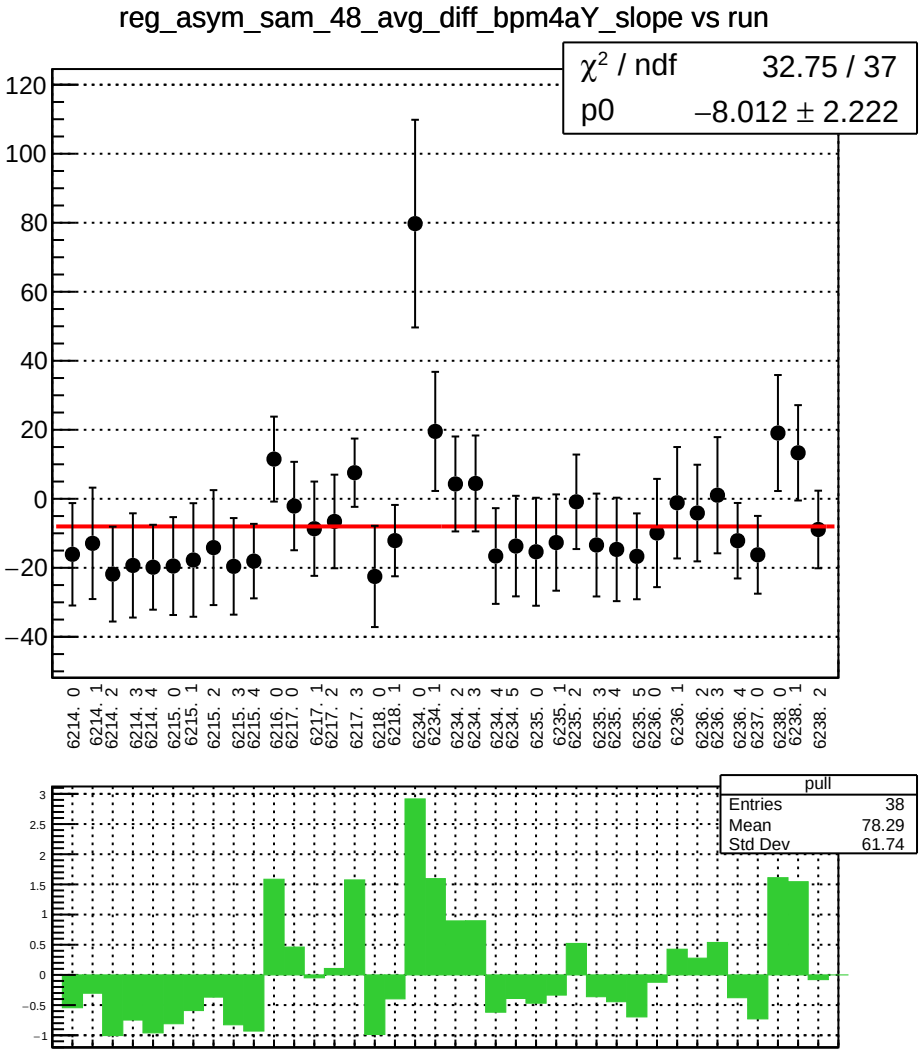
reg_asym_sam_48_avg_diff_bpm4aY_slope vs run
χ² / ndf 32.75 / 37
p0 −8.012 ± 2.222
120
100
80
60
40
20
0
−20
−40
6214. 0
6214. 1
6214. 2
6214. 3
6214. 4
6215. 0
6215. 1
6215. 2
6215. 3
6215. 4
6216. 0
6217. 0
6217. 1
6217. 2
6217. 3
6218. 0
6218. 1
6234. 0
6234. 1
6234. 2
6234. 3
6234. 4
6234. 5
6235. 0
6235. 1
6235. 2
6235. 3
6235. 4
6235. 5
6236. 0
6236. 1
6236. 2
6236. 3
6236. 4
6237. 0
6238. 0
6238. 1
6238. 2
pull
Entries 38
Mean 78.29
Std Dev 61.74
3
2.5
2
1.5
1
0.5
0
−0.5
−1

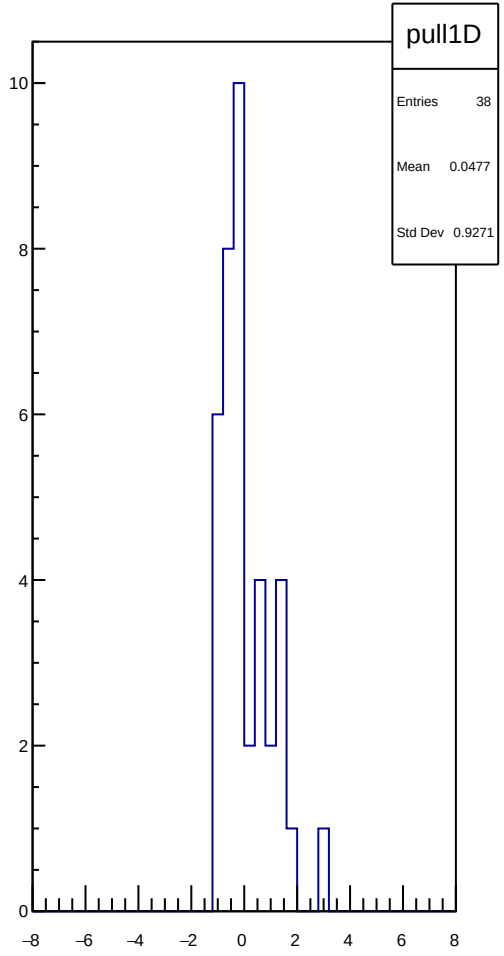
pull1D
Entries 38
Mean 0.0477
Std Dev 0.9271
10
8
6
4
2
0
−8
−6
−4
−2
0
2
4
6
8

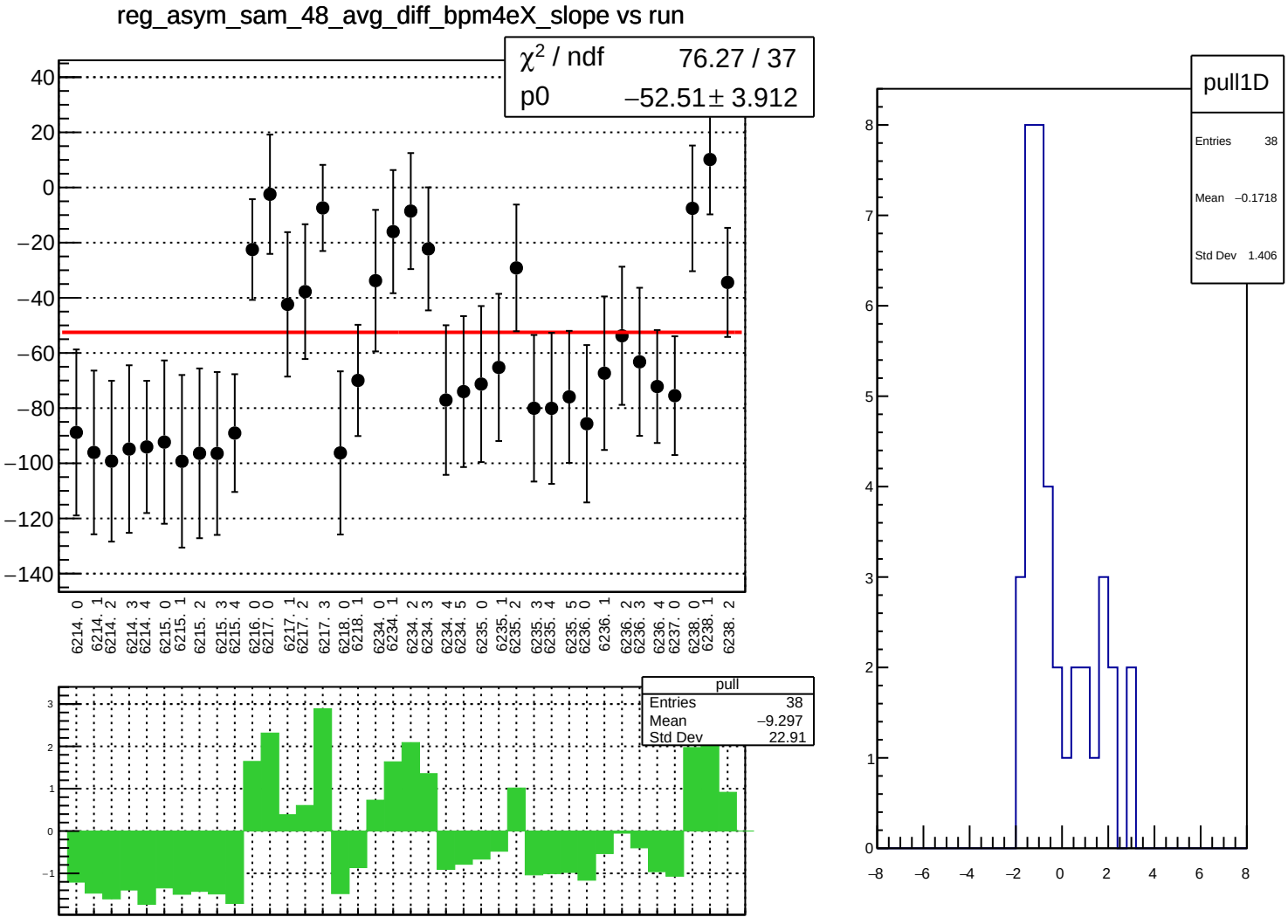
reg_asym_sam_48_avg_diff_bpm4eX_slope vs run
χ² / ndf 76.27 / 37
p0 −52.51 ± 3.912
pull
Entries 38
Mean −9.297
Std Dev 22.91
pull1D
Entries 38
Mean −0.1718
Std Dev 1.406

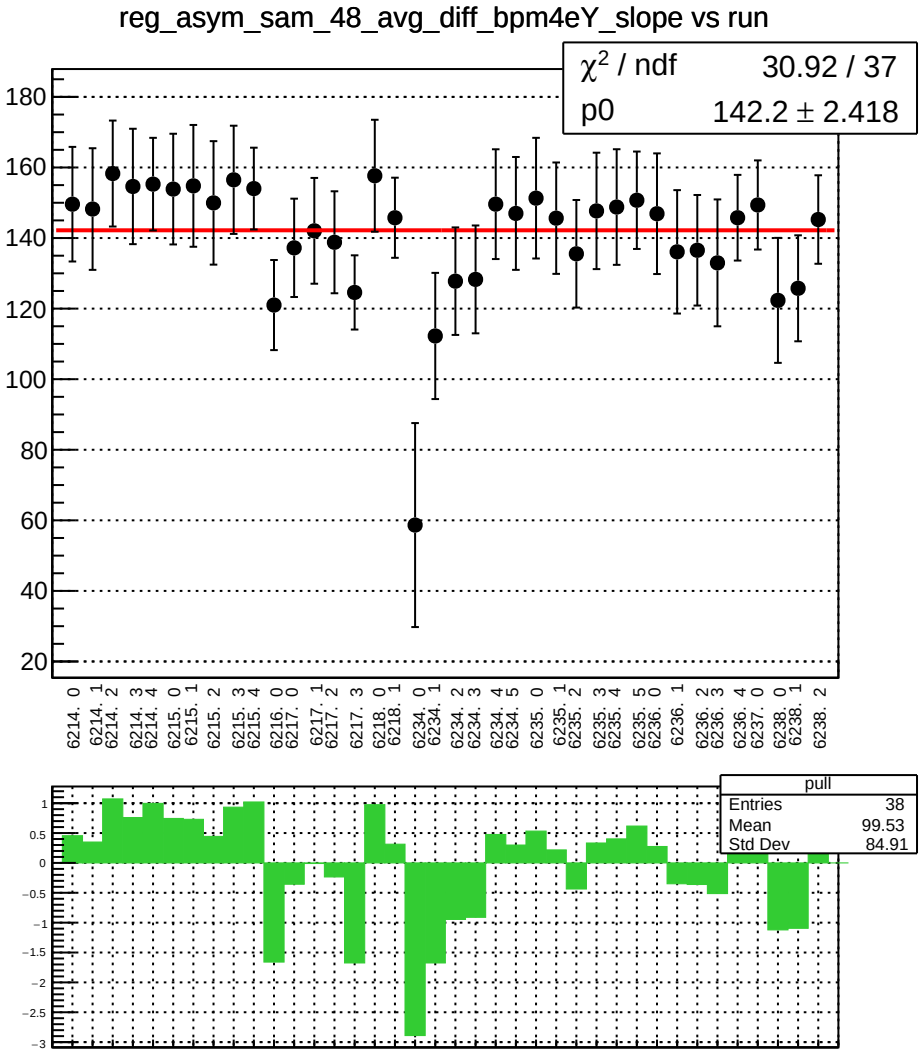
reg_asym_sam_48_avg_diff_bpm4eY_slope vs run
χ² / ndf 30.92 / 37
p0 142.2 ± 2.418
pull
Entries 38
Mean 99.53
Std Dev 84.91

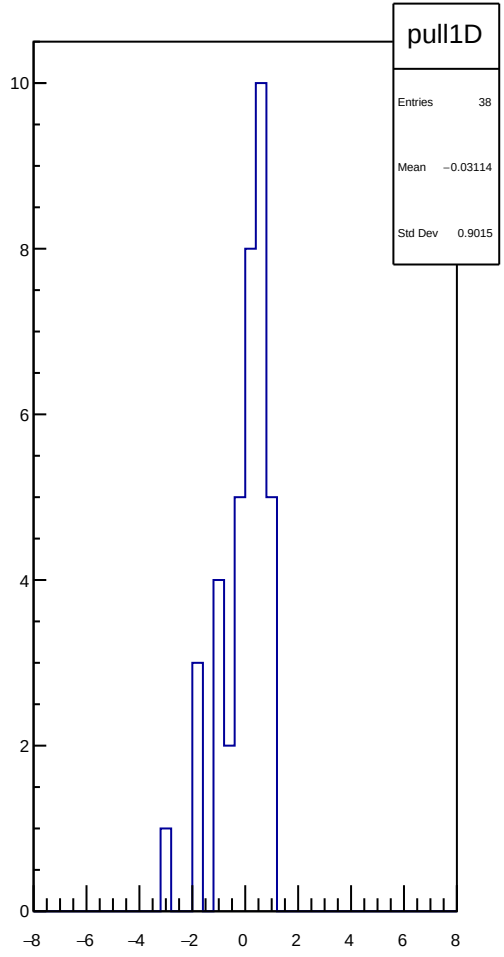
pull1D
Entries 38
Mean −0.03114
Std Dev 0.9015

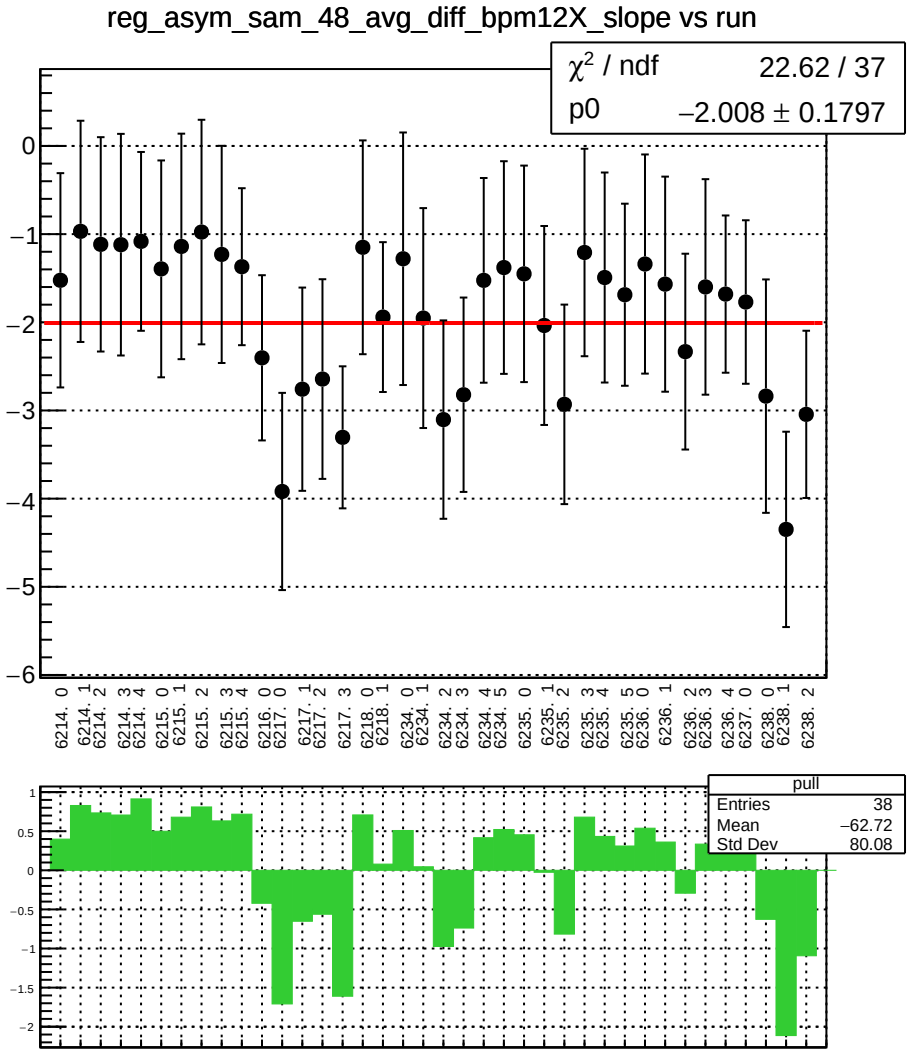
reg_asym_sam_48_avg_diff_bpm12X_slope vs run
χ² / ndf 22.62 / 37
p0 −2.008 ± 0.1797
0
−1
−2
−3
−4
−5
−6
6214. 0
6214. 1
6214. 2
6214. 3
6214. 4
6215. 0
6215. 1
6215. 2
6215. 3
6215. 4
6216. 0
6217. 0
6217. 1
6217. 2
6217. 3
6218. 0
6218. 1
6234. 0
6234. 1
6234. 2
6234. 3
6234. 4
6234. 5
6235. 0
6235. 1
6235. 2
6235. 3
6235. 4
6235. 5
6236. 0
6236. 1
6236. 2
6236. 3
6236. 4
6237. 0
6238. 0
6238. 1
6238. 2
pull
Entries 38
Mean −62.72
Std Dev 80.08
1
0.5
0
−0.5
−1
−1.5
−2

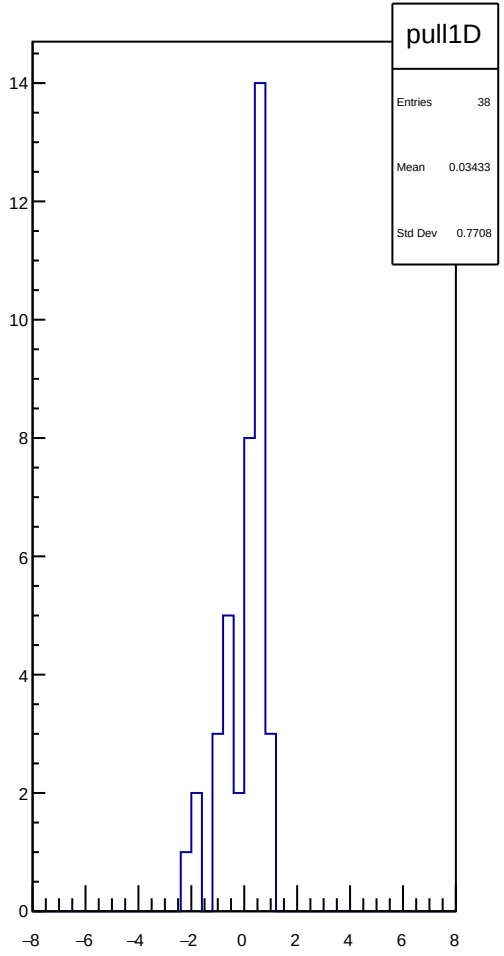
pull1D
Entries 38
Mean 0.03433
Std Dev 0.7708
14
12
10
8
6
4
2
0
−8
−6
−4
−2
0
2
4
6
8

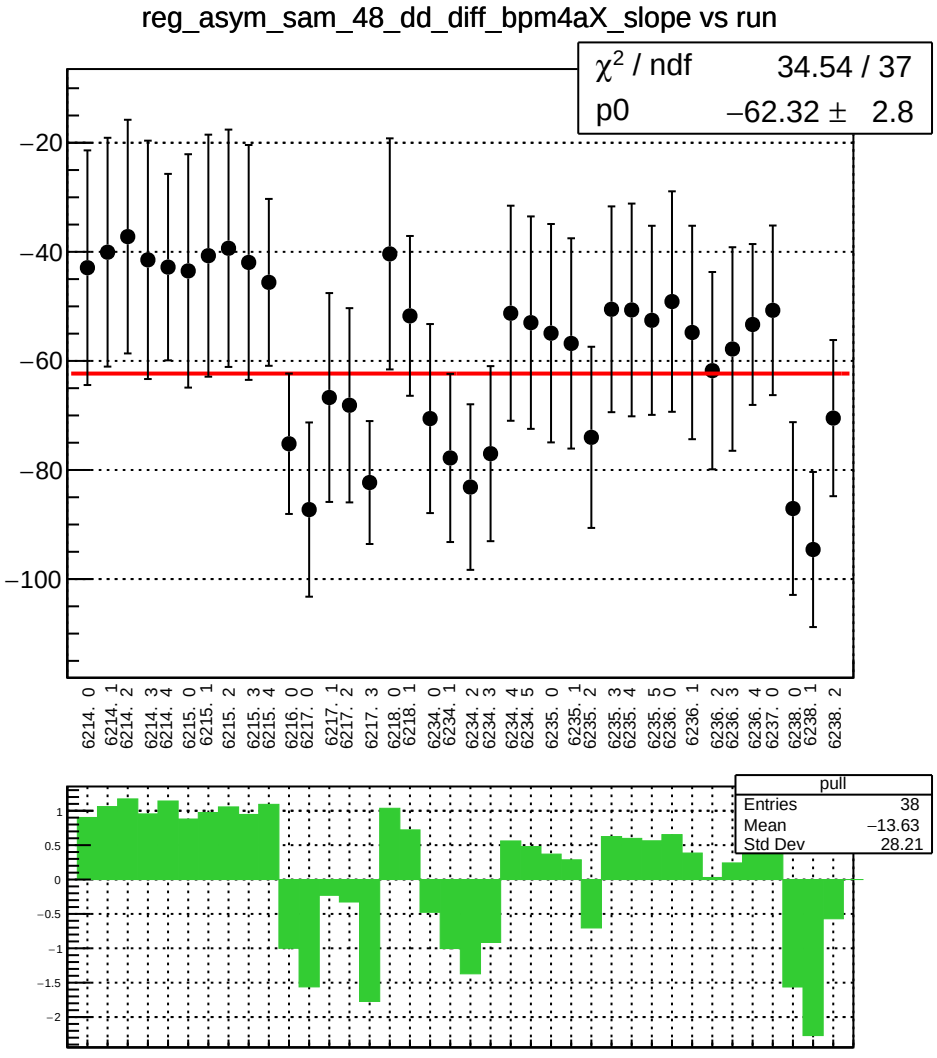
reg_asym_sam_48_dd_diff_bpm4aX_slope vs run
χ² / ndf 34.54 / 37
p0 −62.32 ± 2.8
−20
−40
−60
−80
−100
6214. 0
6214. 1
6214. 2
6214. 3
6214. 4
6215. 0
6215. 1
6215. 2
6215. 3
6215. 4
6216. 0
6217. 0
6217. 1
6217. 2
6217. 3
6218. 0
6218. 1
6234. 0
6234. 1
6234. 2
6234. 3
6234. 4
6234. 5
6235. 0
6235. 1
6235. 2
6235. 3
6235. 4
6235. 5
6236. 0
6236. 1
6236. 2
6236. 3
6236. 4
6237. 0
6238. 0
6238. 1
6238. 2
pull
Entries 38
Mean −13.63
Std Dev 28.21
1
0.5
0
−0.5
−1
−1.5
−2

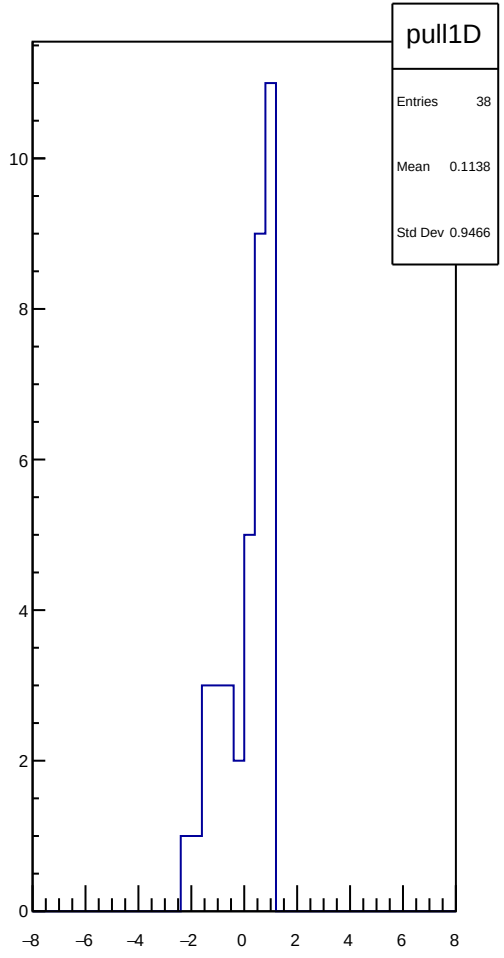
pull1D
Entries 38
Mean 0.1138
Std Dev 0.9466
10
8
6
4
2
0
−8
−6
−4
−2
0
2
4
6
8

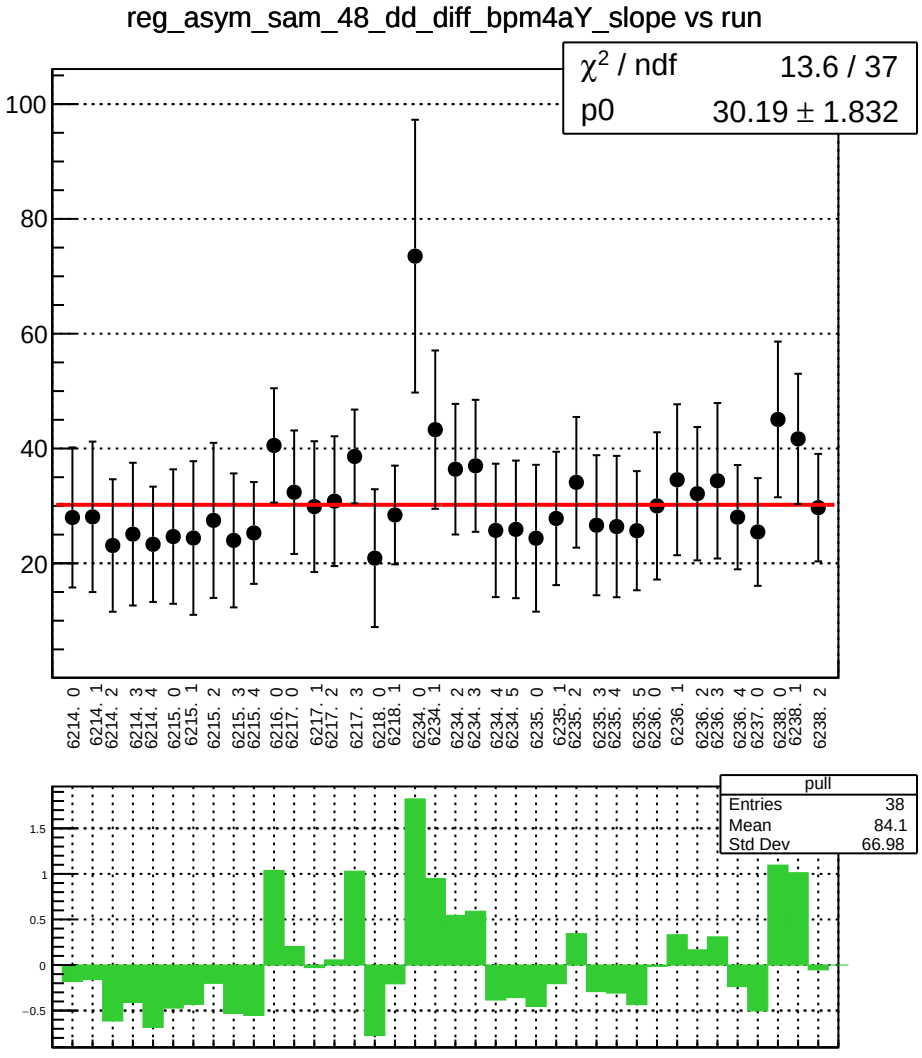
reg_asym_sam_48_dd_diff_bpm4aY_slope vs run
χ² / ndf 13.6 / 37
p0 30.19 ± 1.832
100
80
60
40
20
6214. 0
6214. 1
6214. 2
6214. 3
6214. 4
6215. 0
6215. 1
6215. 2
6215. 3
6215. 4
6216. 0
6217. 0
6217. 1
6217. 2
6217. 3
6218. 0
6218. 1
6234. 0
6234. 1
6234. 2
6234. 3
6234. 4
6234. 5
6235. 0
6235. 1
6235. 2
6235. 3
6235. 4
6235. 5
6236. 0
6236. 1
6236. 2
6236. 3
6236. 4
6237. 0
6238. 0
6238. 1
6238. 2
pull
Entries 38
Mean 84.1
Std Dev 66.98
1.5
1
0.5
0
−0.5

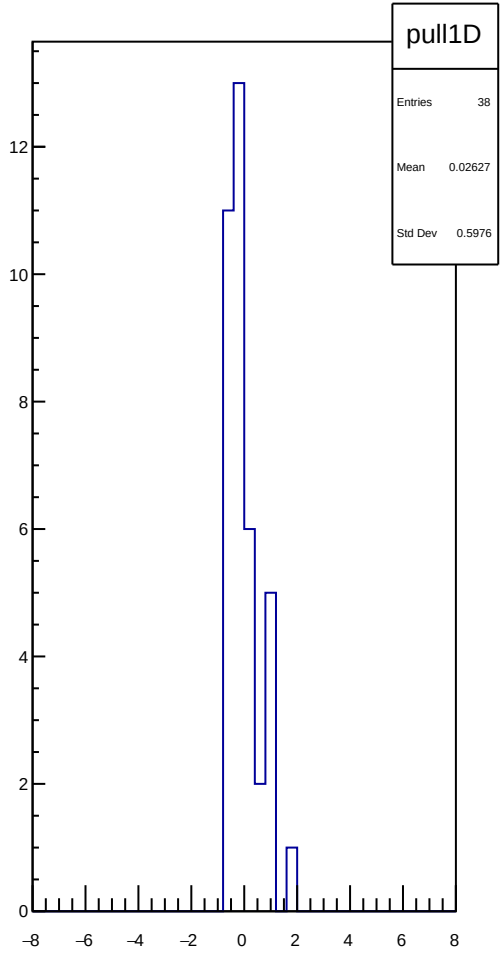
pull1D
Entries 38
Mean 0.02627
Std Dev 0.5976
12
10
8
6
4
2
0
−8
−6
−4
−2
0
2
4
6
8

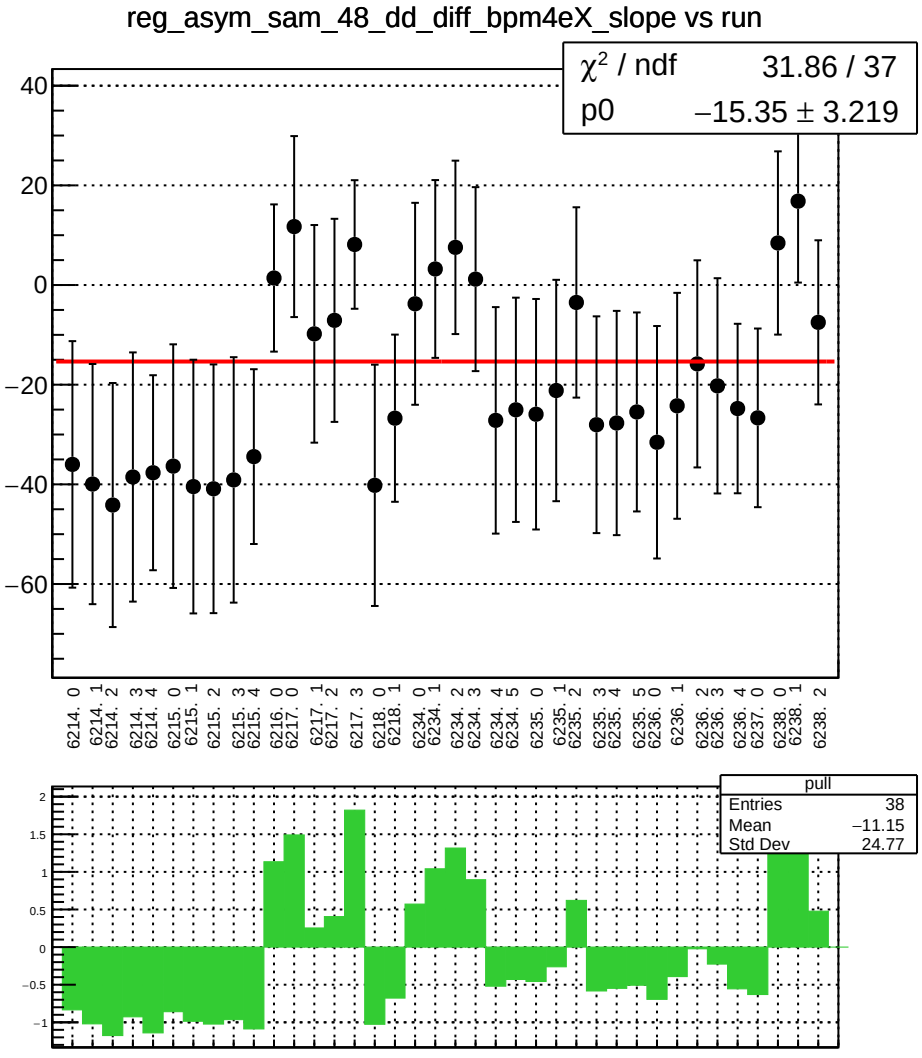
reg_asym_sam_48_dd_diff_bpm4eX_slope vs run
χ² / ndf 31.86 / 37
p0 −15.35 ± 3.219
40
20
0
−20
−40
−60
6214. 0
6214. 1
6214. 2
6214. 3
6214. 4
6215. 0
6215. 1
6215. 2
6215. 3
6215. 4
6216. 0
6217. 0
6217. 1
6217. 2
6217. 3
6218. 0
6218. 1
6234. 0
6234. 1
6234. 2
6234. 3
6234. 4
6234. 5
6235. 0
6235. 1
6235. 2
6235. 3
6235. 4
6235. 5
6236. 0
6236. 1
6236. 2
6236. 3
6236. 4
6237. 0
6238. 0
6238. 1
6238. 2
pull
Entries 38
Mean −11.15
Std Dev 24.77
2
1.5
1
0.5
0
−0.5
−1

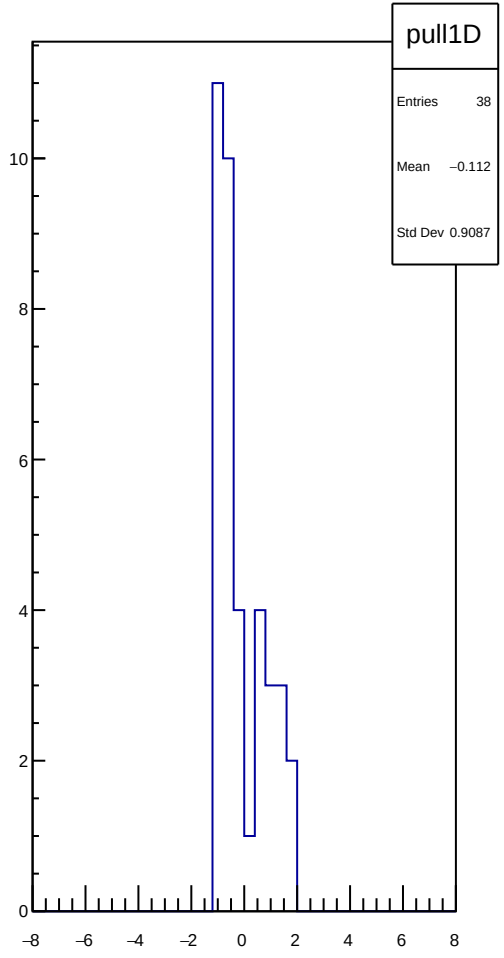
pull1D
Entries 38
Mean −0.112
Std Dev 0.9087
10
8
6
4
2
0
−8
−6
−4
−2
0
2
4
6
8

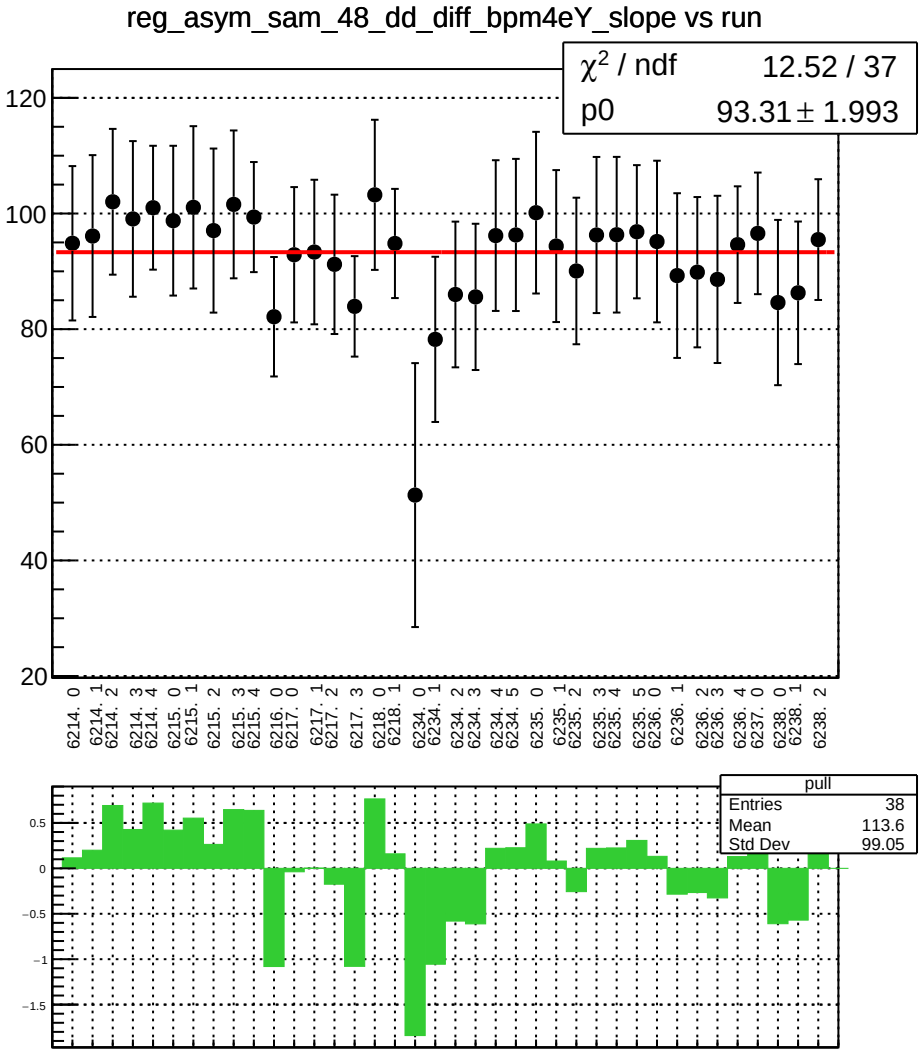
reg_asym_sam_48_dd_diff_bpm4eY_slope vs run
χ² / ndf 12.52 / 37
p0 93.31 ± 1.993
120
100
80
60
40
20
6214. 0
6214. 1
6214. 2
6214. 3
6214. 4
6215. 0
6215. 1
6215. 2
6215. 3
6215. 4
6216. 0
6217. 0
6217. 1
6217. 2
6217. 3
6218. 0
6218. 1
6234. 0
6234. 1
6234. 2
6234. 3
6234. 4
6234. 5
6235. 0
6235. 1
6235. 2
6235. 3
6235. 4
6235. 5
6236. 0
6236. 1
6236. 2
6236. 3
6236. 4
6237. 0
6238. 0
6238. 1
6238. 2
pull
Entries 38
Mean 113.6
Std Dev 99.05
0.5
0
−0.5
−1
−1.5

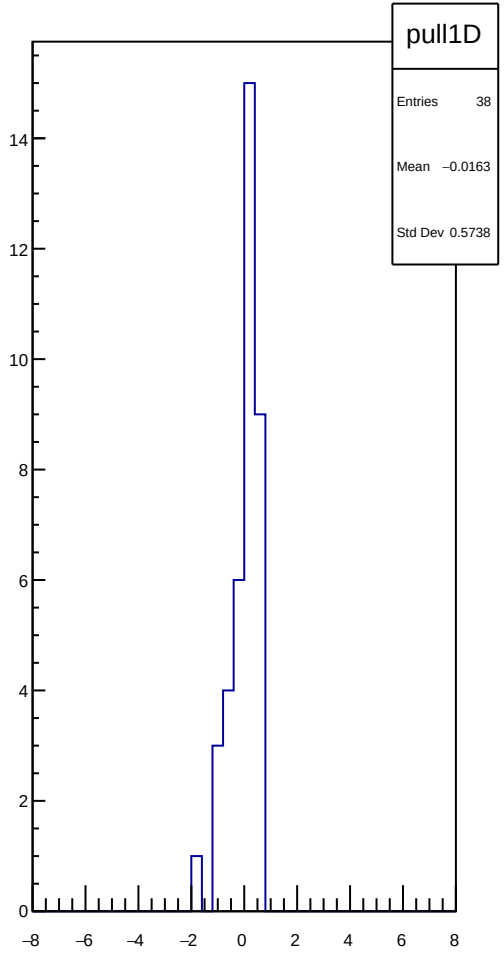
pull1D
Entries 38
Mean −0.0163
Std Dev 0.5738
14
12
10
8
6
4
2
0
−8
−6
−4
−2
0
2
4
6
8

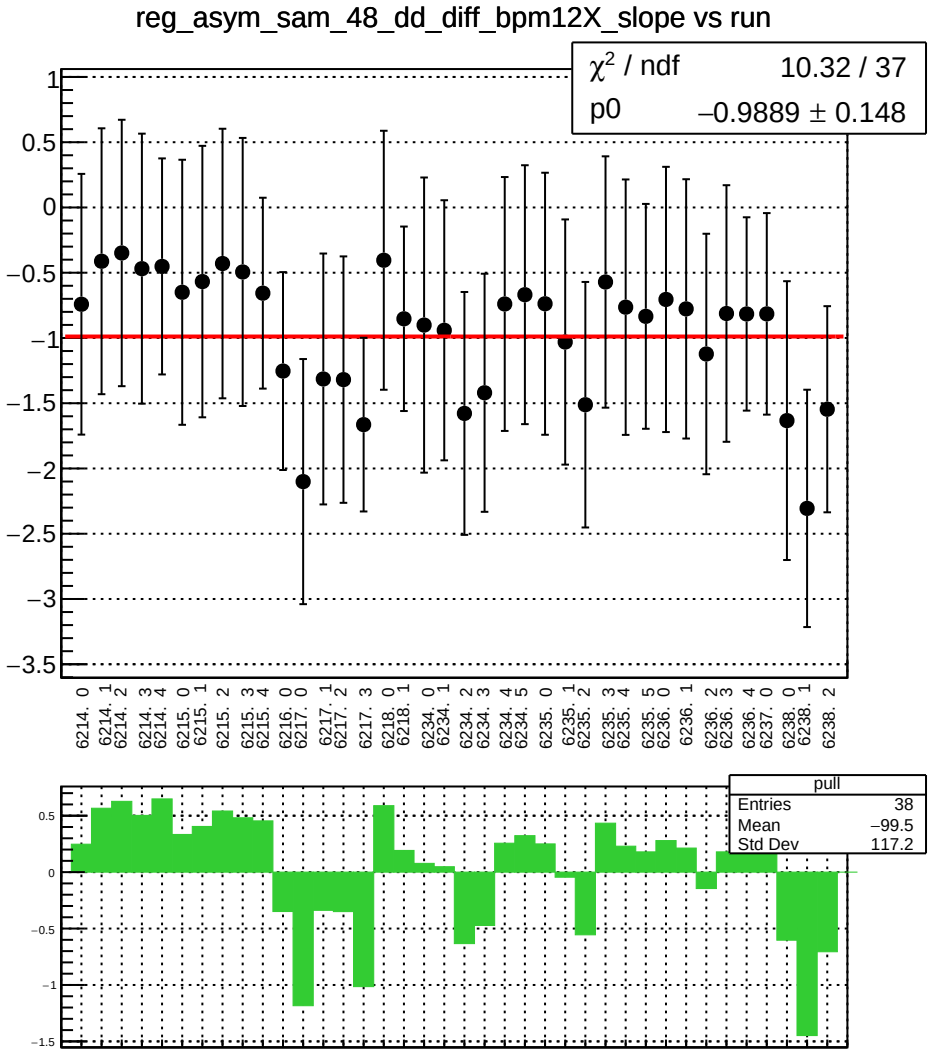
reg_asym_sam_48_dd_diff_bpm12X_slope vs run
χ² / ndf 10.32 / 37
p0 −0.9889 ± 0.148
1
0.5
0
−0.5
−1
−1.5
−2
−2.5
−3
−3.5
6214. 0
6214. 1
6214. 2
6214. 3
6214. 4
6215. 0
6215. 1
6215. 2
6215. 3
6215. 4
6216. 0
6217. 0
6217. 1
6217. 2
6217. 3
6218. 0
6218. 1
6234. 0
6234. 1
6234. 2
6234. 3
6234. 4
6234. 5
6235. 0
6235. 1
6235. 2
6235. 3
6235. 4
6235. 5
6236. 0
6236. 1
6236. 2
6236. 3
6236. 4
6237. 0
6238. 0
6238. 1
6238. 2
pull
Entries 38
Mean −99.5
Std Dev 117.2
0.5
0
−0.5
−1
−1.5

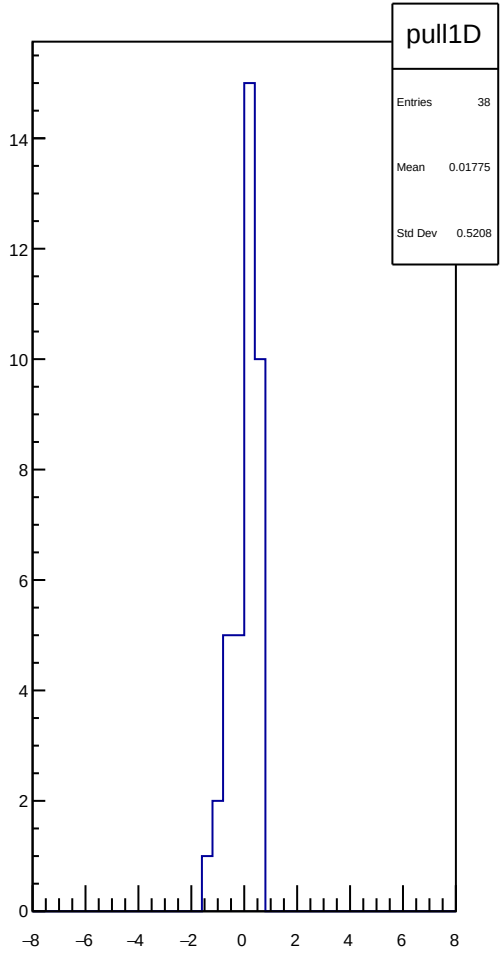
pull1D
Entries 38
Mean 0.01775
Std Dev 0.5208
14
12
10
8
6
4
2
0
−8
−6
−4
−2
0
2
4
6
8

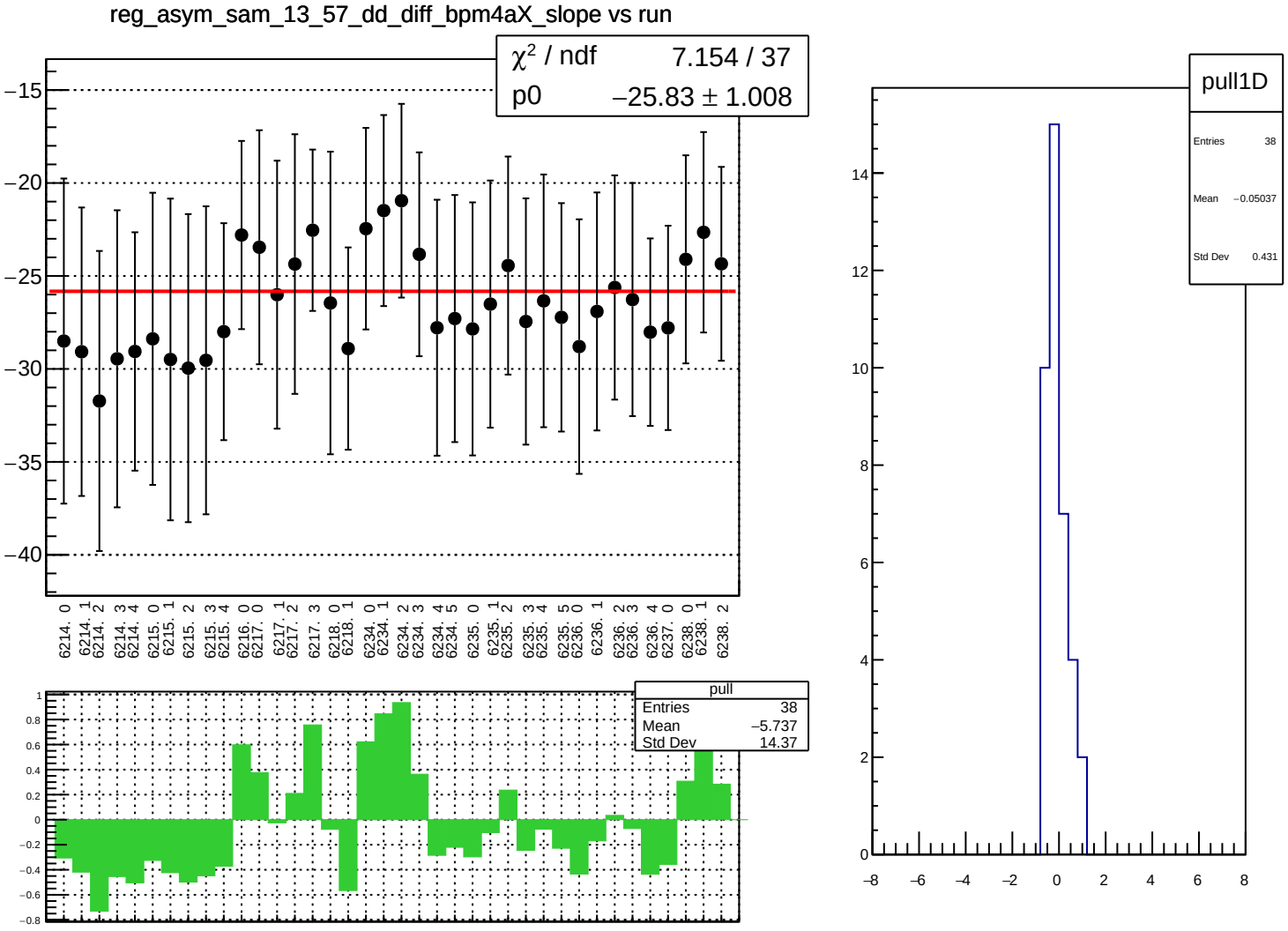
reg_asym_sam_13_57_dd_diff_bpm4aX_slope vs run
χ² / ndf 7.154 / 37
p0 −25.83 ± 1.008
−15
−20
−25
−30
−35
−40
6214. 0
6214. 1
6214. 2
6214. 3
6214. 4
6215. 0
6215. 1
6215. 2
6215. 3
6215. 4
6216. 0
6217. 0
6217. 1
6217. 2
6217. 3
6218. 0
6218. 1
6234. 0
6234. 1
6234. 2
6234. 3
6234. 4
6234. 5
6235. 0
6235. 1
6235. 2
6235. 3
6235. 4
6235. 5
6236. 0
6236. 1
6236. 2
6236. 3
6236. 4
6237. 0
6238. 0
6238. 1
6238. 2
pull
Entries 38
Mean −5.737
Std Dev 14.37
pull1D
Entries 38
Mean −0.05037
Std Dev 0.431

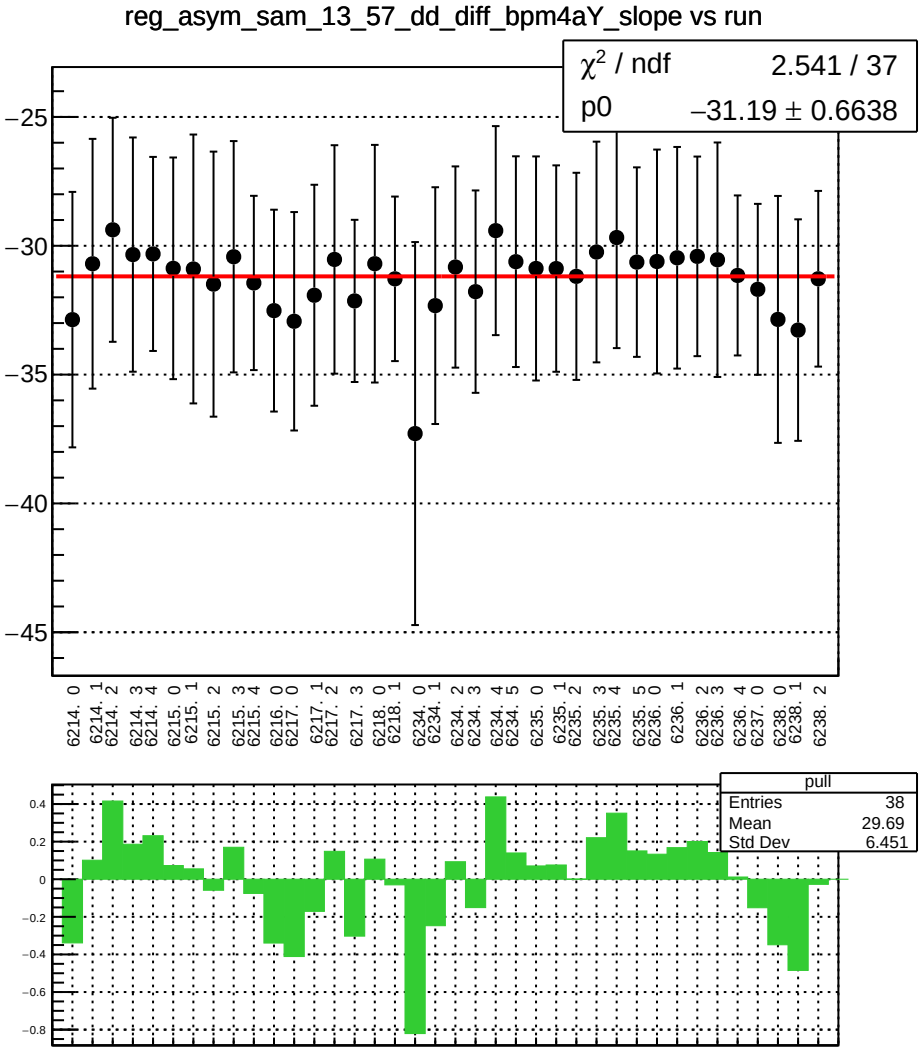
reg_asym_sam_13_57_dd_diff_bpm4aY_slope vs run
χ² / ndf 2.541 / 37
p0 −31.19 ± 0.6638
−25
−30
−35
−40
−45
6214. 0
6214. 1
6214. 2
6214. 3
6214. 4
6215. 0
6215. 1
6215. 2
6215. 3
6215. 4
6216. 0
6217. 0
6217. 1
6217. 2
6217. 3
6218. 0
6218. 1
6234. 0
6234. 1
6234. 2
6234. 3
6234. 4
6234. 5
6235. 0
6235. 1
6235. 2
6235. 3
6235. 4
6235. 5
6236. 0
6236. 1
6236. 2
6236. 3
6236. 4
6237. 0
6238. 0
6238. 1
6238. 2
pull
Entries 38
Mean 29.69
Std Dev 6.451
0.4
0.2
0
−0.2
−0.4
−0.6
−0.8

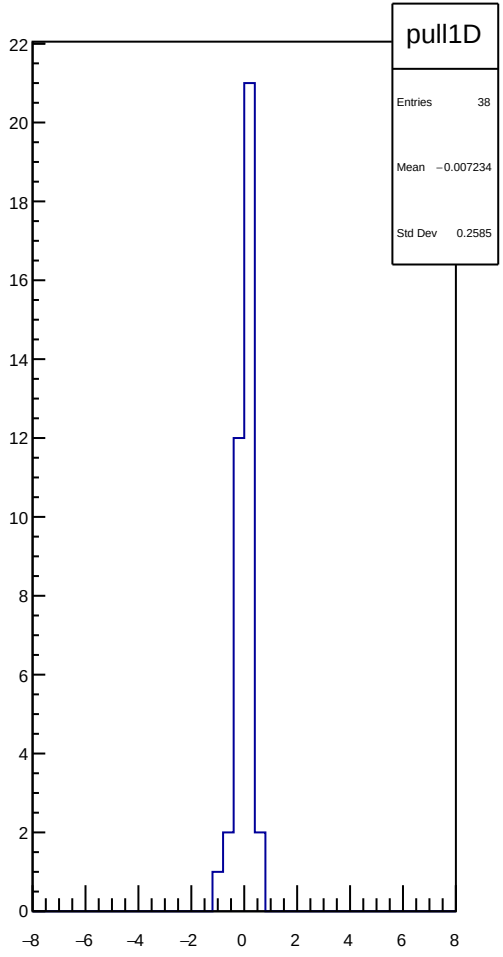
pull1D
Entries 38
Mean −0.007234
Std Dev 0.2585
22
20
18
16
14
12
10
8
6
4
2
0
−8
−6
−4
−2
0
2
4
6
8

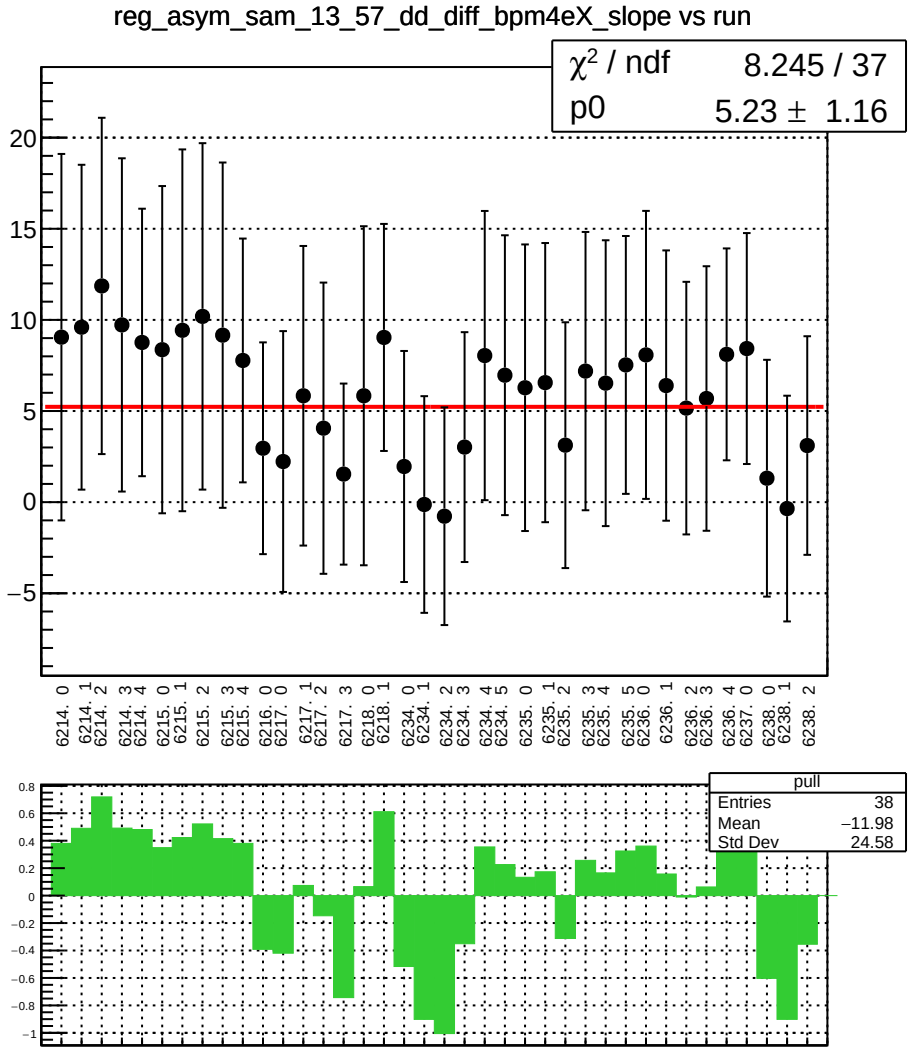
reg_asym_sam_13_57_dd_diff_bpm4eX_slope vs run
χ² / ndf 8.245 / 37
p0 5.23 ± 1.16
20
15
10
5
0
−5
6214. 0
6214. 1
6214. 2
6214. 3
6214. 4
6215. 0
6215. 1
6215. 2
6215. 3
6215. 4
6216. 0
6217. 0
6217. 1
6217. 2
6217. 3
6218. 0
6218. 1
6234. 0
6234. 1
6234. 2
6234. 3
6234. 4
6234. 5
6235. 0
6235. 1
6235. 2
6235. 3
6235. 4
6235. 5
6236. 0
6236. 1
6236. 2
6236. 3
6236. 4
6237. 0
6238. 0
6238. 1
6238. 2
pull
Entries 38
Mean −11.98
Std Dev 24.58
0.8
0.6
0.4
0.2
0
−0.2
−0.4
−0.6
−0.8
−1

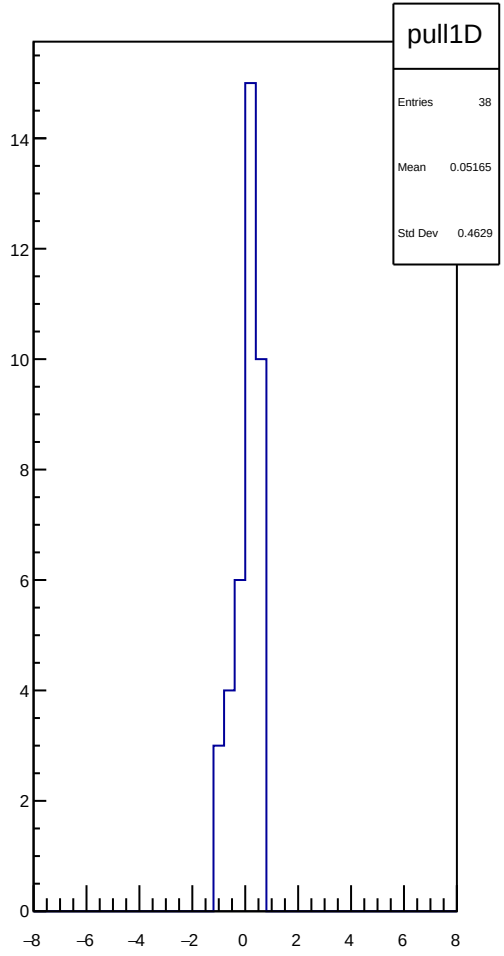
pull1D
Entries 38
Mean 0.05165
Std Dev 0.4629
14
12
10
8
6
4
2
0
−8
−6
−4
−2
0
2
4
6
8

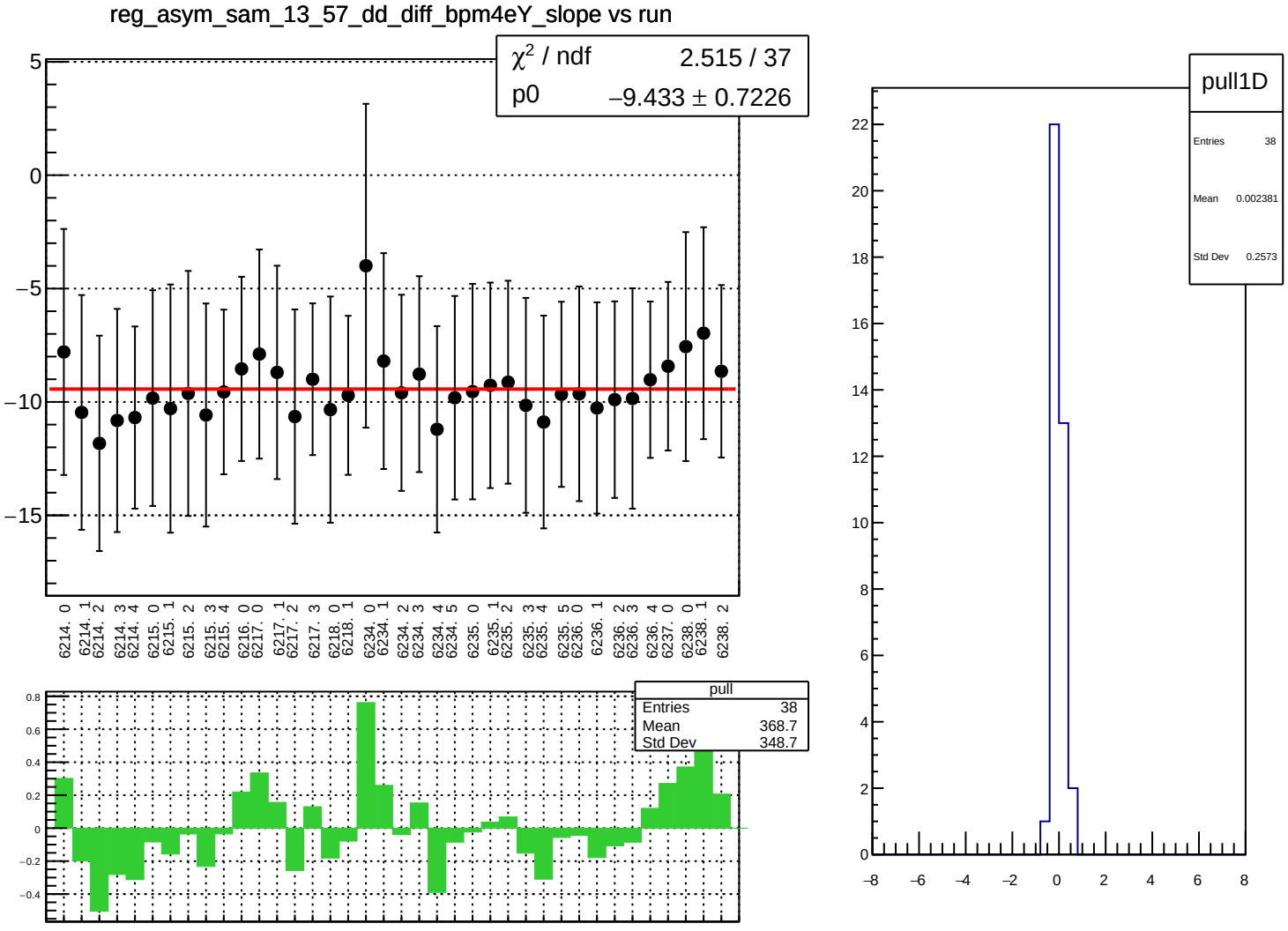
reg_asym_sam_13_57_dd_diff_bpm4eY_slope vs run
χ² / ndf 2.515 / 37
p0 −9.433 ± 0.7226
pull
Entries 38
Mean 368.7
Std Dev 348.7
pull1D
Entries 38
Mean 0.002381
Std Dev 0.2573

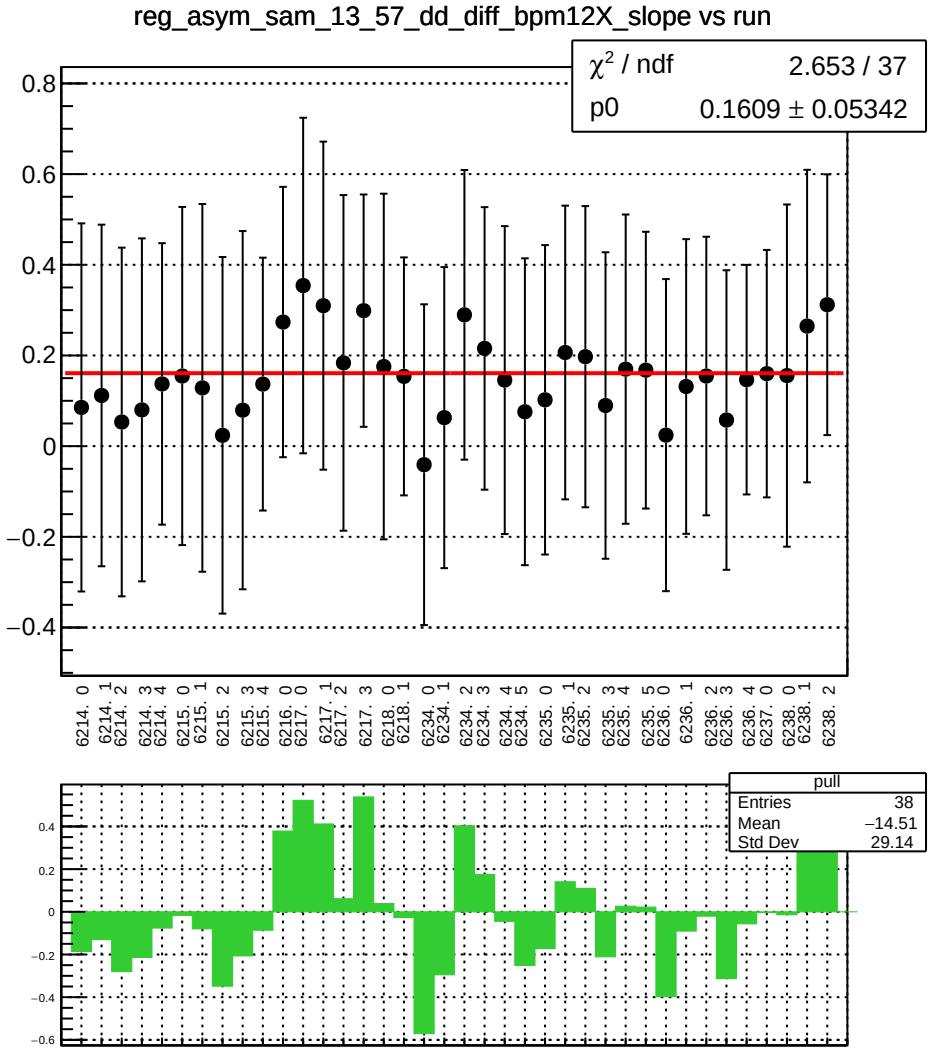
reg_asym_sam_13_57_dd_diff_bpm12X_slope vs run
χ^2 / ndf 2.653 / 37
p0 0.1609 ± 0.05342
0.8
0.6
0.4
0.2
0
−0.2
−0.4
6214. 0
6214. 1
6214. 2
6214. 3
6214. 4
6215. 0
6215. 1
6215. 2
6215. 3
6215. 4
6216. 0
6217. 0
6217. 1
6217. 2
6217. 3
6218. 0
6218. 1
6234. 0
6234. 1
6234. 2
6234. 3
6234. 4
6234. 5
6235. 0
6235. 1
6235. 2
6235. 3
6235. 4
6235. 5
6236. 0
6236. 1
6236. 2
6236. 3
6236. 4
6237. 0
6238. 0
6238. 1
6238. 2
pull
Entries 38
Mean −14.51
Std Dev 29.14
0.4
0.2
0
−0.2
−0.4
−0.6


pull1D
Entries 38
Mean −0.01145
Std Dev 0.264
24
22
20
18
16
14
12
10
8
6
4
2
0
−8
−6
−4
−2
0
2
4
6
8

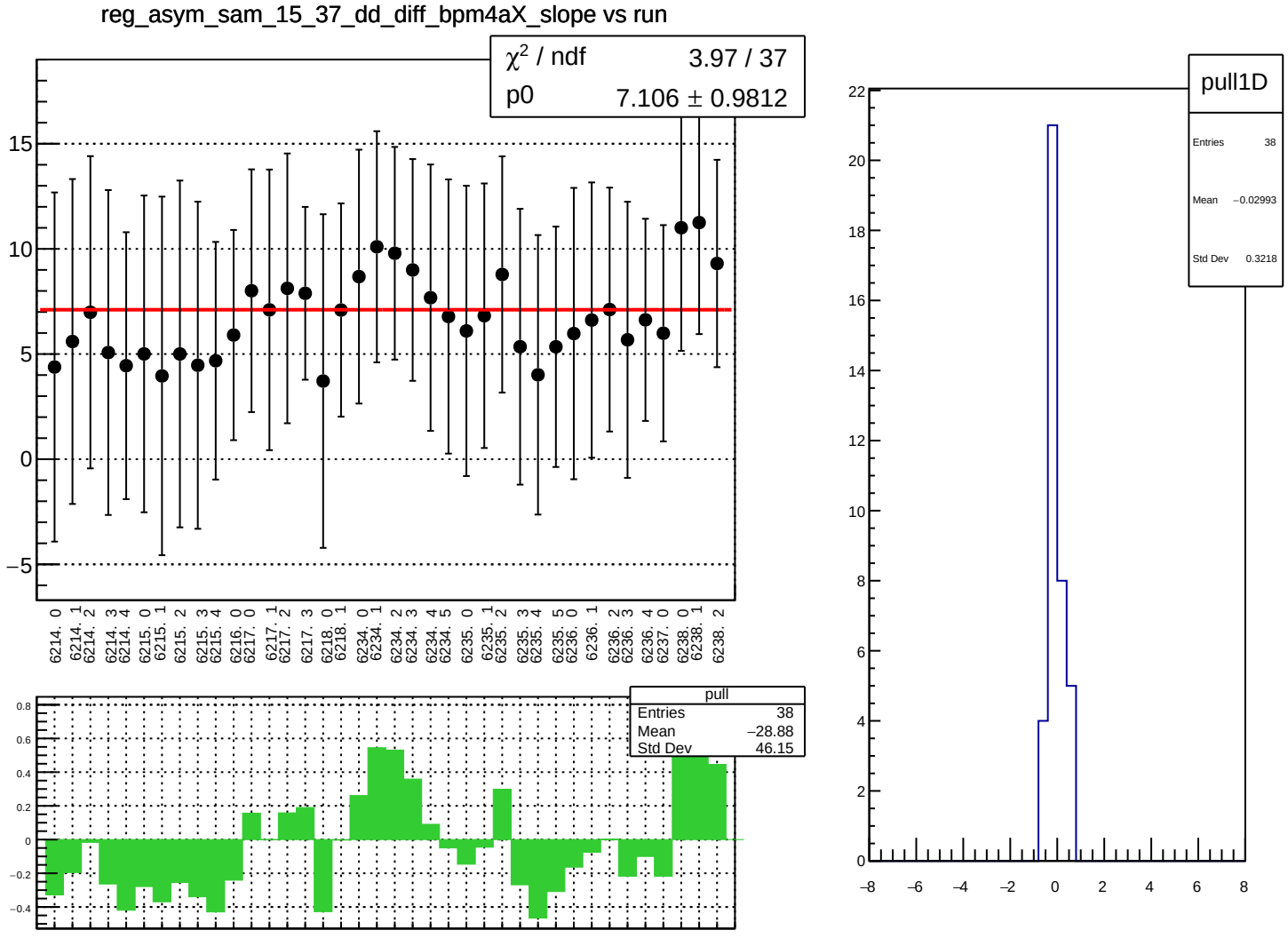
reg_asym_sam_15_37_dd_diff_bpm4aX_slope vs run
χ² / ndf 3.97 / 37
p0 7.106 ± 0.9812
15
10
5
0
−5
6214. 0
6214. 1
6214. 2
6214. 3
6214. 4
6215. 0
6215. 1
6215. 2
6215. 3
6215. 4
6216. 0
6217. 0
6217. 1
6217. 2
6217. 3
6218. 0
6218. 1
6234. 0
6234. 1
6234. 2
6234. 3
6234. 4
6234. 5
6235. 0
6235. 1
6235. 2
6235. 3
6235. 4
6235. 5
6236. 0
6236. 1
6236. 2
6236. 3
6236. 4
6237. 0
6238. 0
6238. 1
6238. 2
pull
Entries 38
Mean −28.88
Std Dev 46.15
0.8
0.6
0.4
0.2
0
−0.2
−0.4
pull1D
Entries 38
Mean −0.02993
Std Dev 0.3218
22
20
18
16
14
12
10
8
6
4
2
0
−8
−6
−4
−2
0
2
4
6
8

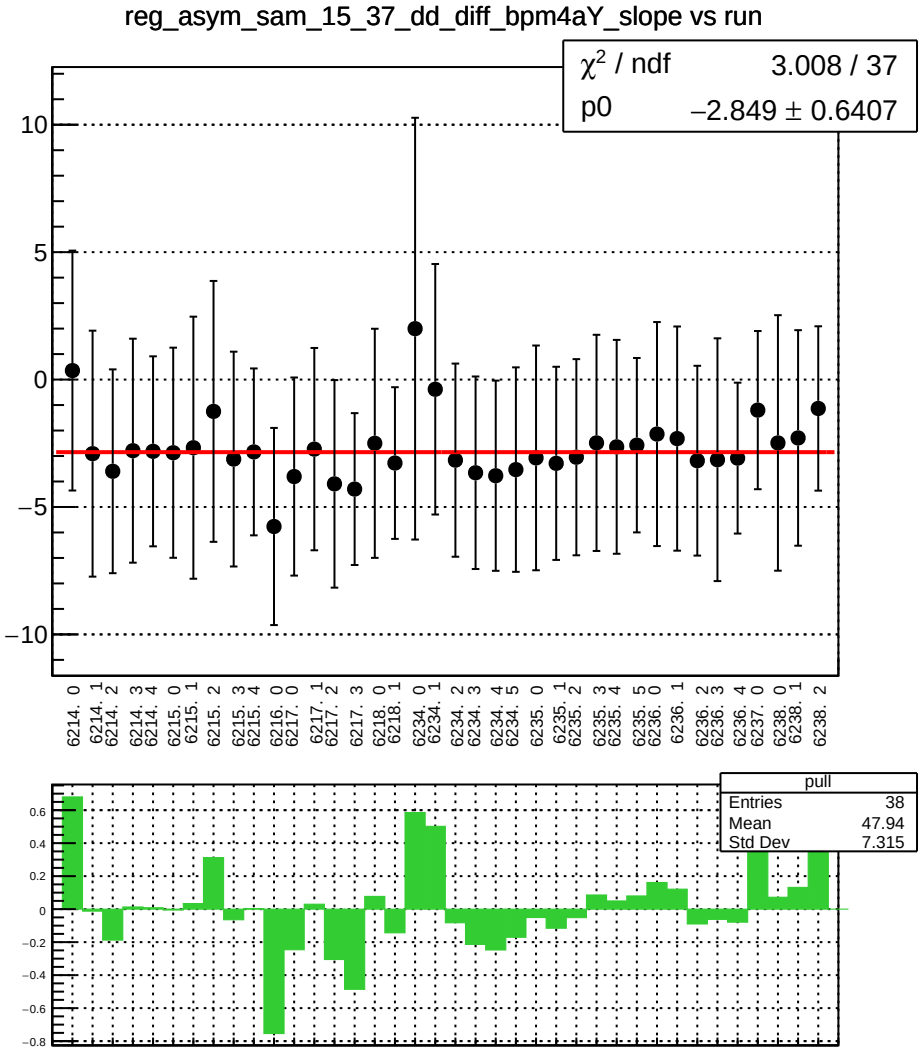
reg_asym_sam_15_37_dd_diff_bpm4aY_slope vs run
χ² / ndf 3.008 / 37
p0 −2.849 ± 0.6407
pull
Entries 38
Mean 47.94
Std Dev 7.315

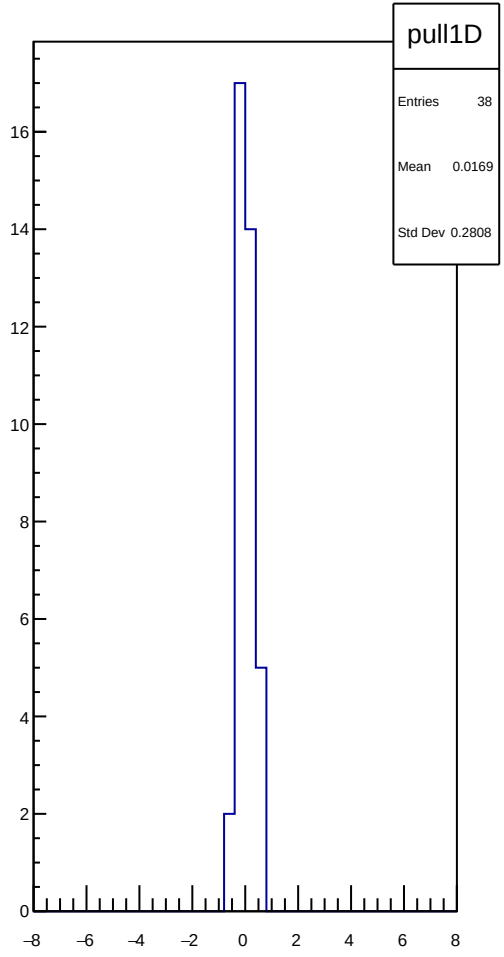
pull1D
Entries 38
Mean 0.0169
Std Dev 0.2808

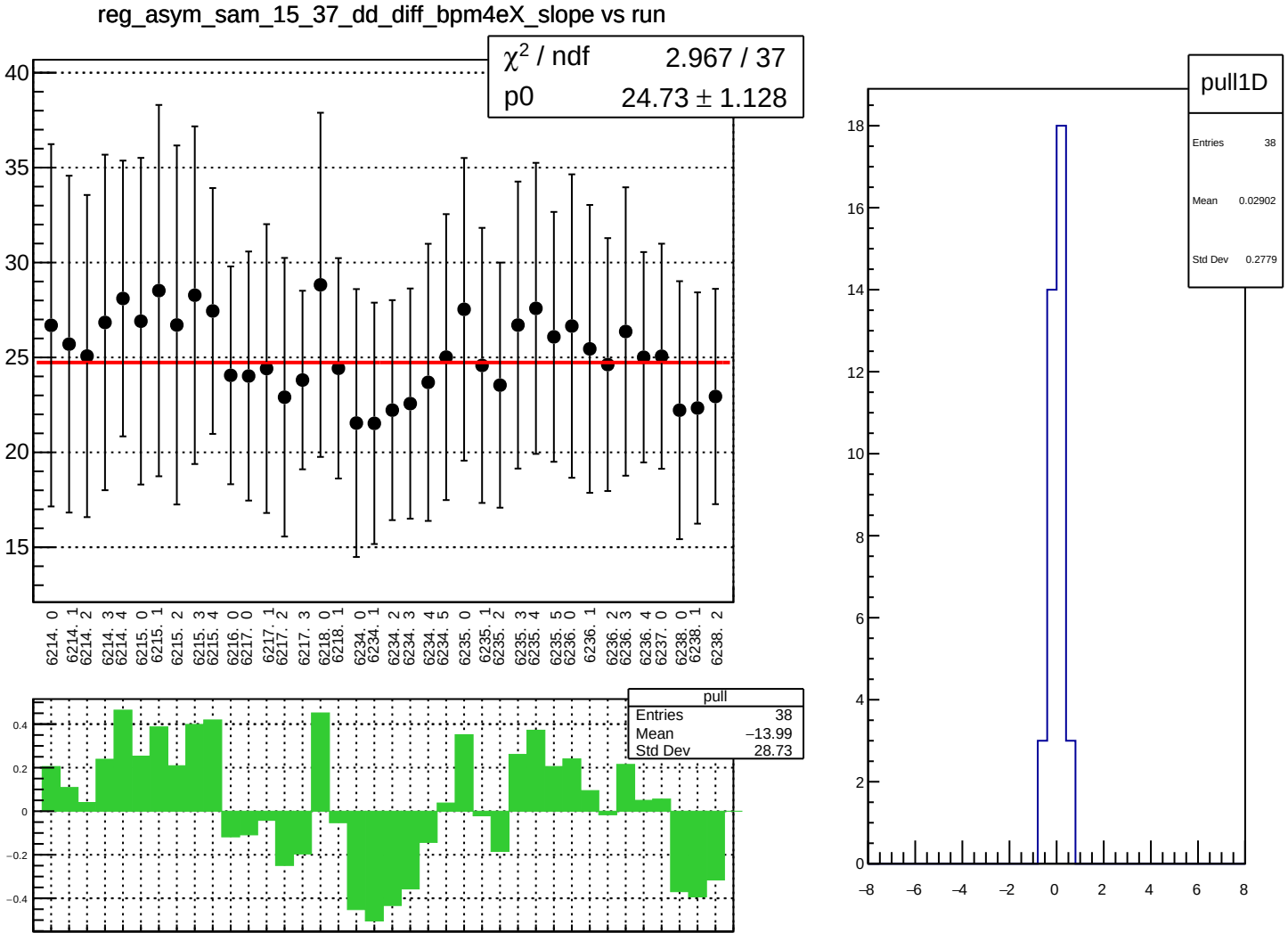
reg_asym_sam_15_37_dd_diff_bpm4eX_slope vs run
χ² / ndf 2.967 / 37
p0 24.73 ± 1.128
40
35
30
25
20
15
6214. 0
6214. 1
6214. 2
6214. 3
6214. 4
6215. 0
6215. 1
6215. 2
6215. 3
6215. 4
6216. 0
6217. 0
6217. 1
6217. 2
6217. 3
6218. 0
6218. 1
6234. 0
6234. 1
6234. 2
6234. 3
6234. 4
6234. 5
6235. 0
6235. 1
6235. 2
6235. 3
6235. 4
6235. 5
6236. 0
6236. 1
6236. 2
6236. 3
6236. 4
6237. 0
6238. 0
6238. 1
6238. 2
pull
Entries 38
Mean −13.99
Std Dev 28.73
0.4
0.2
0
−0.2
−0.4
pull1D
Entries 38
Mean 0.02902
Std Dev 0.2779
18
16
14
12
10
8
6
4
2
0
−8
−6
−4
−2
0
2
4
6
8

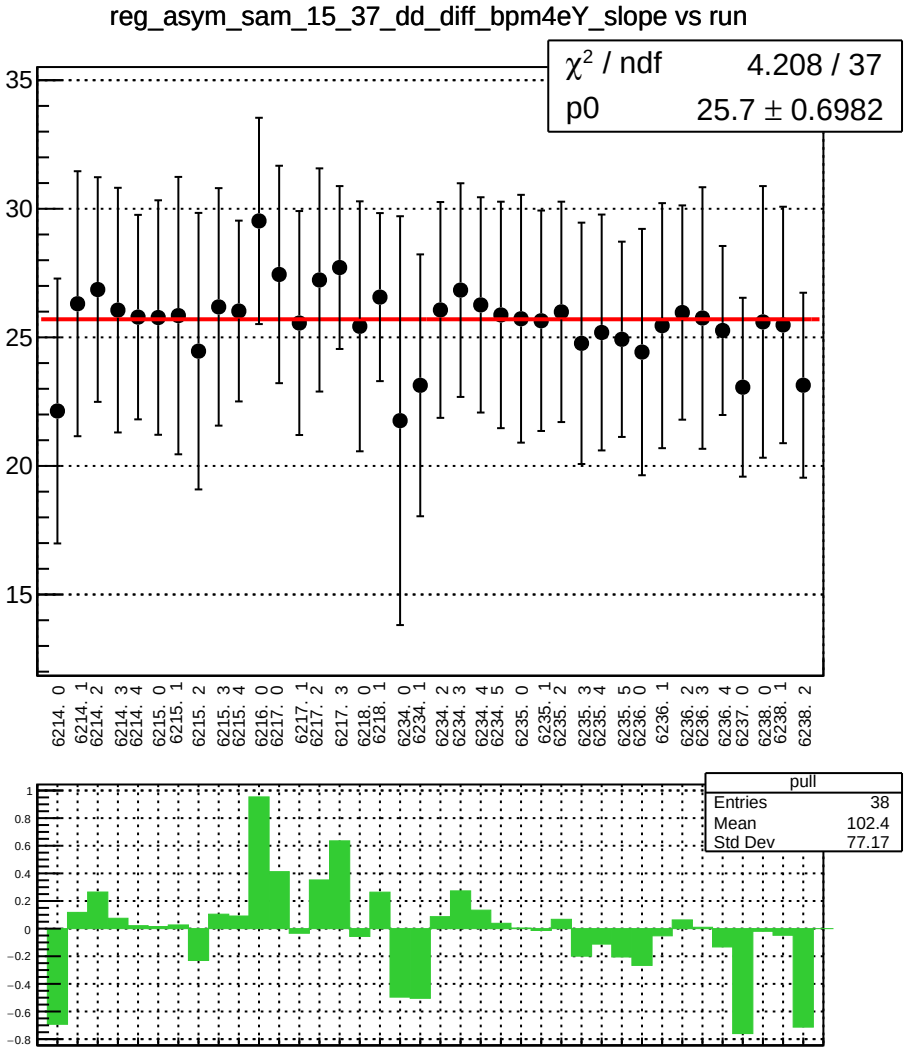
reg_asym_sam_15_37_dd_diff_bpm4eY_slope vs run
χ² / ndf 4.208 / 37
p0 25.7 ± 0.6982
35
30
25
20
15
6214. 0
6214. 1
6214. 2
6214. 3
6214. 4
6215. 0
6215. 1
6215. 2
6215. 3
6215. 4
6216. 0
6217. 0
6217. 1
6217. 2
6217. 3
6218. 0
6218. 1
6234. 0
6234. 1
6234. 2
6234. 3
6234. 4
6234. 5
6235. 0
6235. 1
6235. 2
6235. 3
6235. 4
6235. 5
6236. 0
6236. 1
6236. 2
6236. 3
6236. 4
6237. 0
6238. 0
6238. 1
6238. 2
pull
Entries 38
Mean 102.4
Std Dev 77.17
1
0.8
0.6
0.4
0.2
0
−0.2
−0.4
−0.6
−0.8

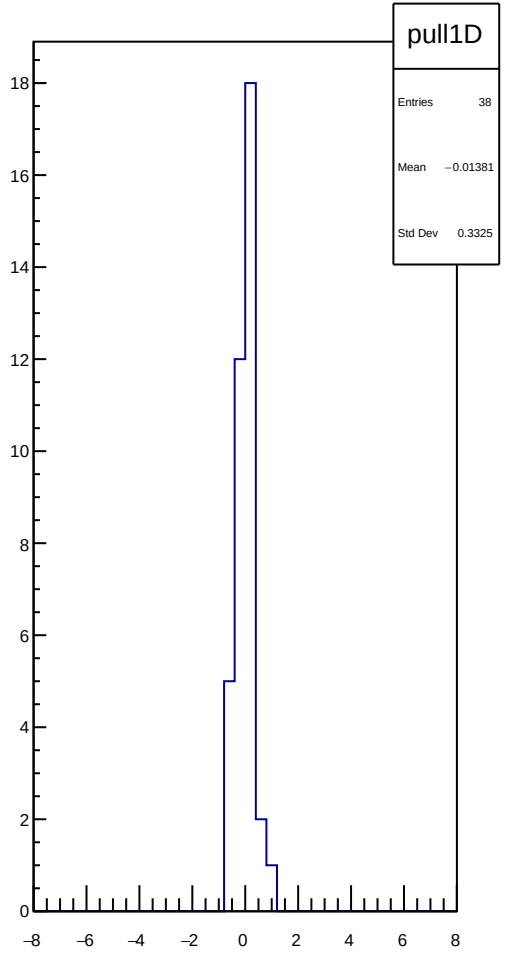
pull1D
Entries 38
Mean −0.01381
Std Dev 0.3325
18
16
14
12
10
8
6
4
2
0
−8
−6
−4
−2
0
2
4
6
8

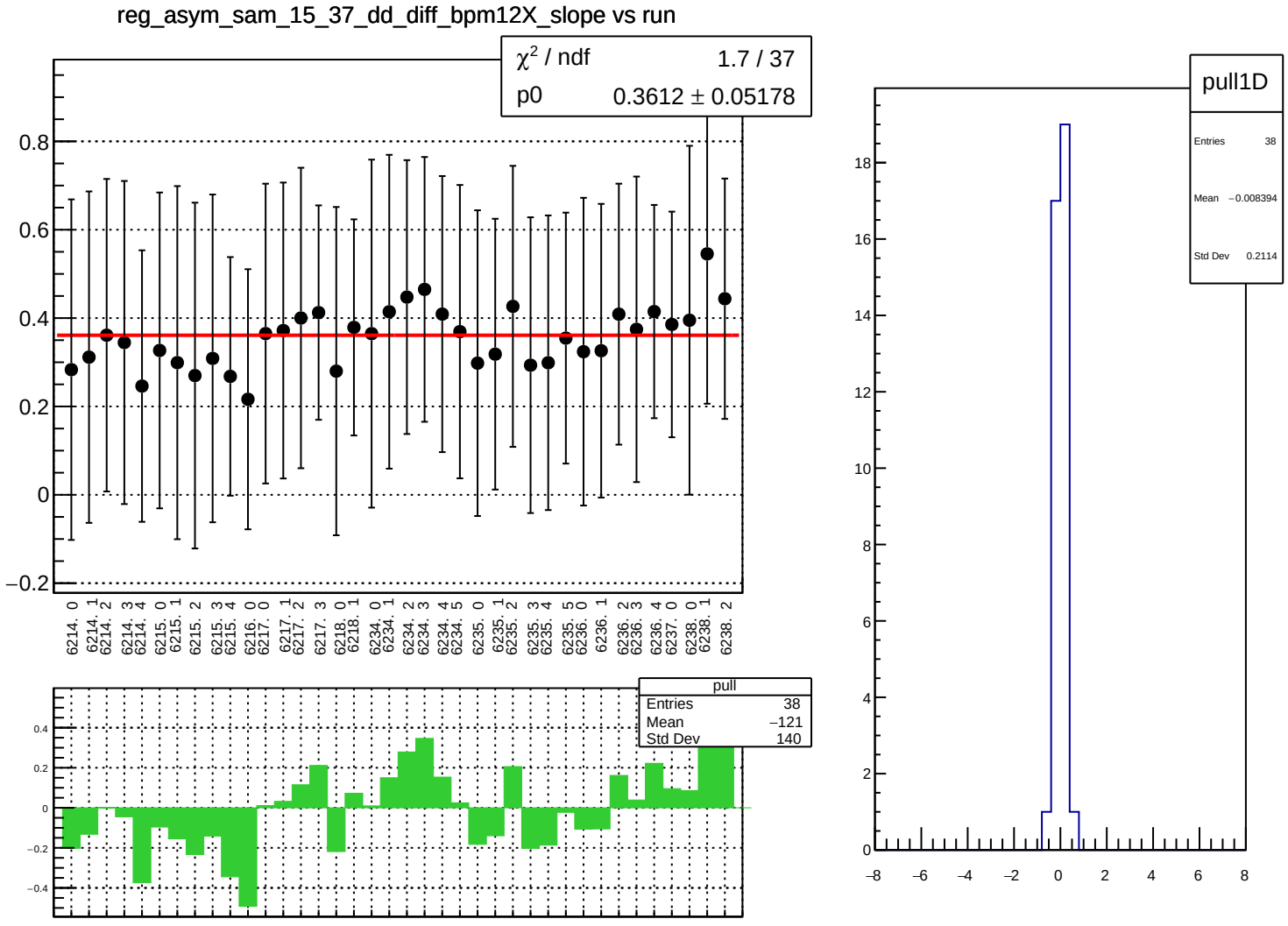
reg_asym_sam_15_37_dd_diff_bpm12X_slope vs run
χ² / ndf 1.7 / 37
p0 0.3612 ± 0.05178
0.8
0.6
0.4
0.2
0
−0.2
6214. 0
6214. 1
6214. 2
6214. 3
6214. 4
6215. 0
6215. 1
6215. 2
6215. 3
6215. 4
6216. 0
6217. 0
6217. 1
6217. 2
6217. 3
6218. 0
6218. 1
6234. 0
6234. 1
6234. 2
6234. 3
6234. 4
6234. 5
6235. 0
6235. 1
6235. 2
6235. 3
6235. 4
6235. 5
6236. 0
6236. 1
6236. 2
6236. 3
6236. 4
6237. 0
6238. 0
6238. 1
6238. 2
pull
Entries 38
Mean −121
Std Dev 140
0.4
0.2
0
−0.2
−0.4
pull1D
Entries 38
Mean −0.008394
Std Dev 0.2114
18
16
14
12
10
8
6
4
2
0
−8
−6
−4
−2
0
2
4
6
8

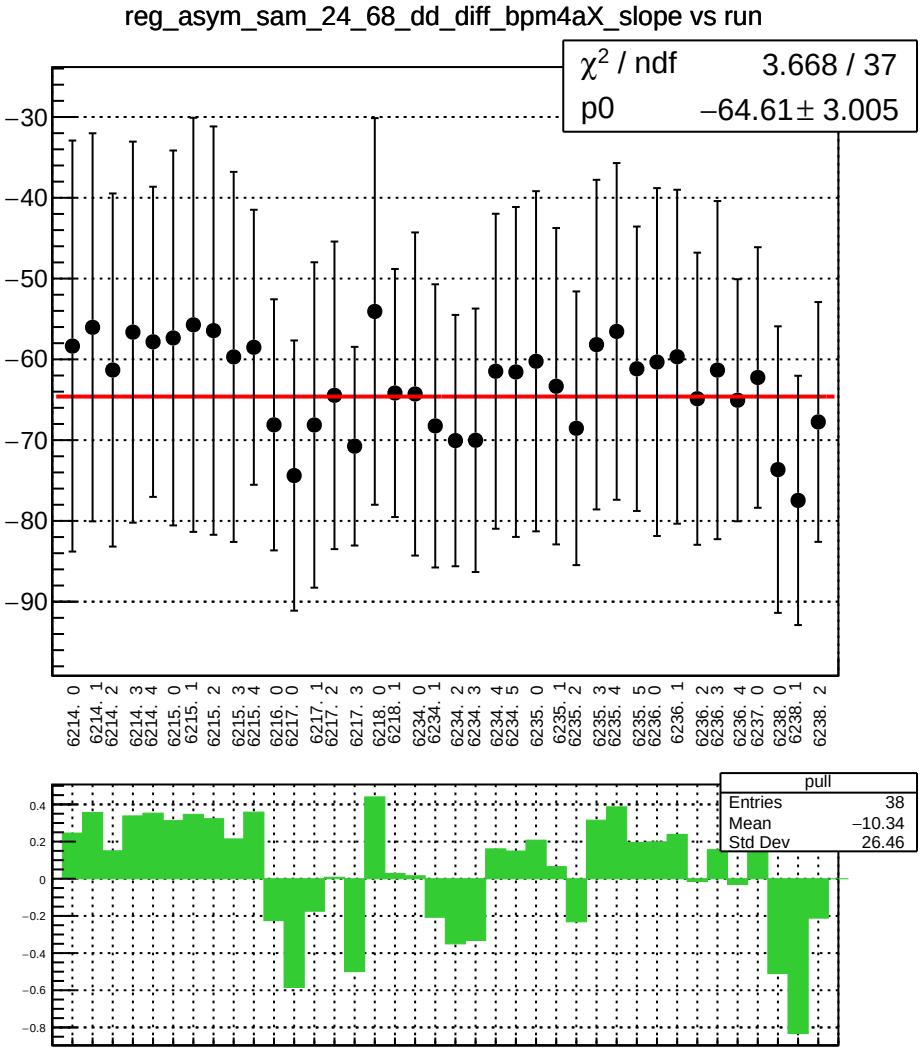
reg_asym_sam_24_68_dd_diff_bpm4aX_slope vs run
χ² / ndf 3.668 / 37
p0 −64.61 ± 3.005
−30
−40
−50
−60
−70
−80
−90
6214. 0
6214. 1
6214. 2
6214. 3
6214. 4
6215. 0
6215. 1
6215. 2
6215. 3
6215. 4
6216. 0
6217. 0
6217. 1
6217. 2
6217. 3
6218. 0
6218. 1
6234. 0
6234. 1
6234. 2
6234. 3
6234. 4
6234. 5
6235. 0
6235. 1
6235. 2
6235. 3
6235. 4
6235. 5
6236. 0
6236. 1
6236. 2
6236. 3
6236. 4
6237. 0
6238. 0
6238. 1
6238. 2
pull
Entries 38
Mean −10.34
Std Dev 26.46
0.4
0.2
0
−0.2
−0.4
−0.6
−0.8

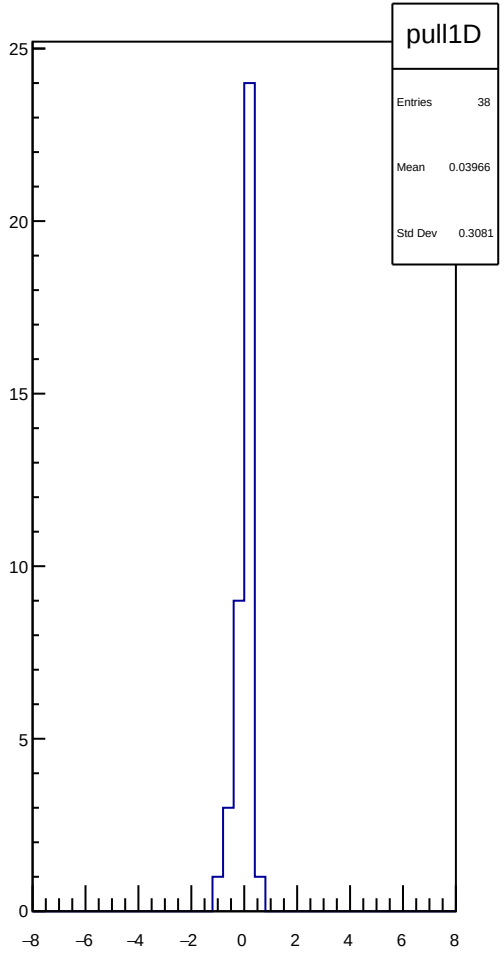
pull1D
Entries 38
Mean 0.03966
Std Dev 0.3081
25
20
15
10
5
0
−8
−6
−4
−2
0
2
4
6
8

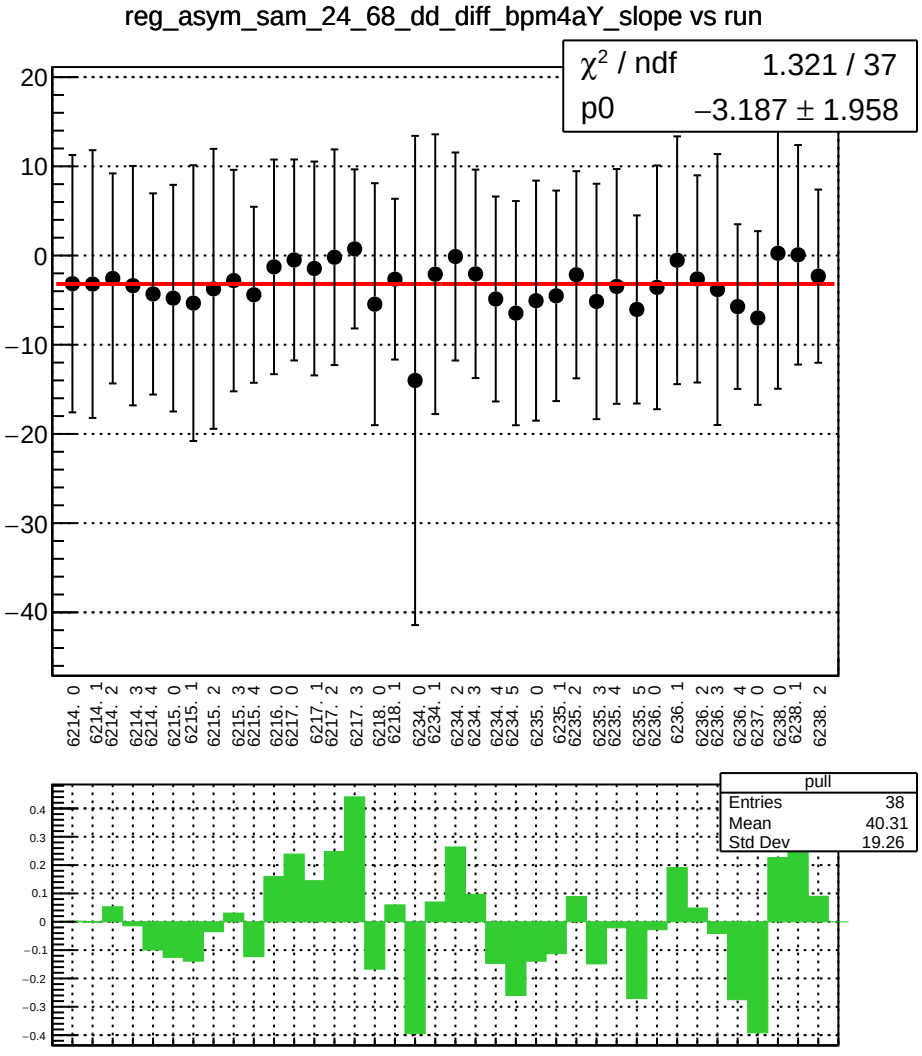
reg_asym_sam_24_68_dd_diff_bpm4aY_slope vs run
χ² / ndf 1.321 / 37
p0 −3.187 ± 1.958
20
10
0
−10
−20
−30
−40
6214. 0
6214. 1
6214. 2
6214. 3
6214. 4
6215. 0
6215. 1
6215. 2
6215. 3
6215. 4
6216. 0
6217. 0
6217. 1
6217. 2
6217. 3
6218. 0
6218. 1
6234. 0
6234. 1
6234. 2
6234. 3
6234. 4
6234. 5
6235. 0
6235. 1
6235. 2
6235. 3
6235. 4
6235. 5
6236. 0
6236. 1
6236. 2
6236. 3
6236. 4
6237. 0
6238. 0
6238. 1
6238. 2
pull
Entries 38
Mean 40.31
Std Dev 19.26
0.4
0.3
0.2
0.1
0
−0.1
−0.2
−0.3
−0.4

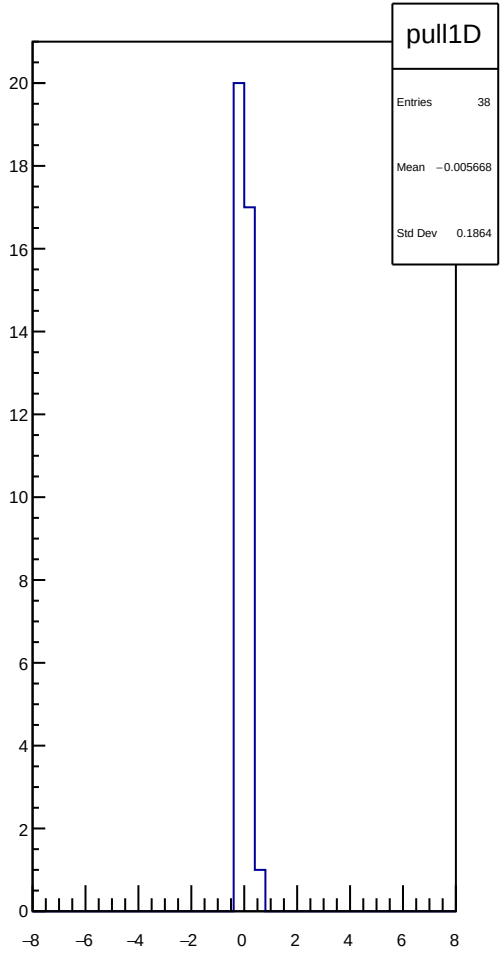
pull1D
Entries 38
Mean −0.005668
Std Dev 0.1864
20
18
16
14
12
10
8
6
4
2
0
−8
−6
−4
−2
0
2
4
6
8

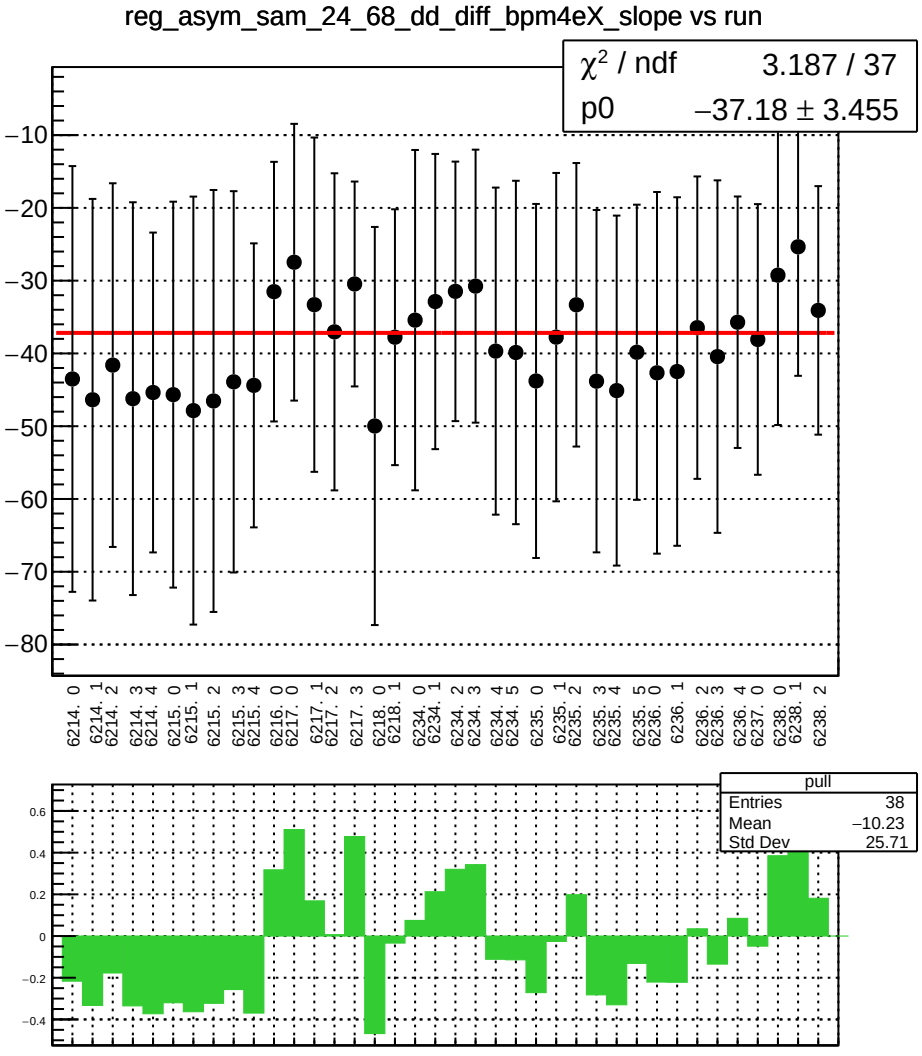
reg_asym_sam_24_68_dd_diff_bpm4eX_slope vs run
χ² / ndf 3.187 / 37
p0 −37.18 ± 3.455
−10
−20
−30
−40
−50
−60
−70
−80
6214. 0
6214. 1
6214. 2
6214. 3
6214. 4
6215. 0
6215. 1
6215. 2
6215. 3
6215. 4
6216. 0
6217. 0
6217. 1
6217. 2
6217. 3
6218. 0
6218. 1
6234. 0
6234. 1
6234. 2
6234. 3
6234. 4
6234. 5
6235. 0
6235. 1
6235. 2
6235. 3
6235. 4
6235. 5
6236. 0
6236. 1
6236. 2
6236. 3
6236. 4
6237. 0
6238. 0
6238. 1
6238. 2
pull
Entries 38
Mean −10.23
Std Dev 25.71
0.6
0.4
0.2
0
−0.2
−0.4

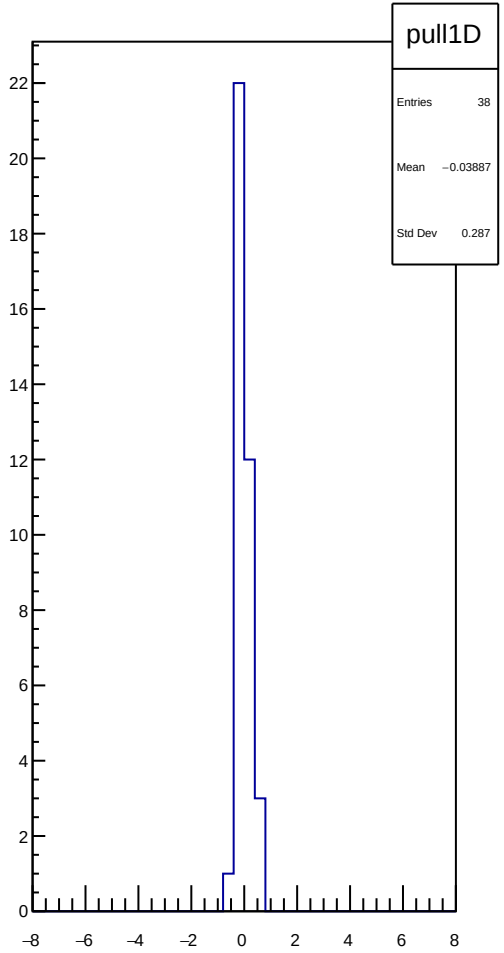
pull1D
Entries 38
Mean −0.03887
Std Dev 0.287
22
20
18
16
14
12
10
8
6
4
2
0
−8
−6
−4
−2
0
2
4
6
8

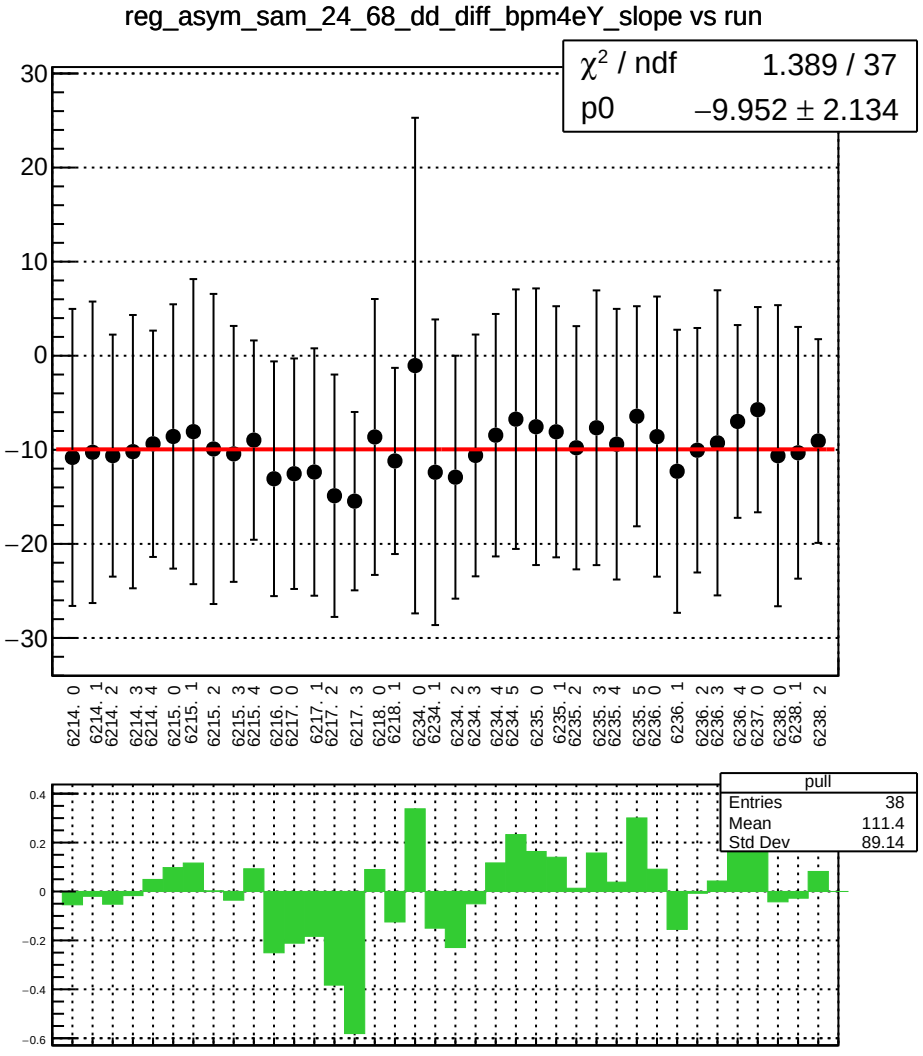
reg_asym_sam_24_68_dd_diff_bpm4eY_slope vs run
χ² / ndf 1.389 / 37
p0 −9.952 ± 2.134
30
20
10
0
−10
−20
−30
6214. 0
6214. 1
6214. 2
6214. 3
6214. 4
6215. 0
6215. 1
6215. 2
6215. 3
6215. 4
6216. 0
6217. 0
6217. 1
6217. 2
6217. 3
6218. 0
6218. 1
6234. 0
6234. 1
6234. 2
6234. 3
6234. 4
6234. 5
6235. 0
6235. 1
6235. 2
6235. 3
6235. 4
6235. 5
6236. 0
6236. 1
6236. 2
6236. 3
6236. 4
6237. 0
6238. 0
6238. 1
6238. 2
pull
Entries 38
Mean 111.4
Std Dev 89.14
0.4
0.2
0
−0.2
−0.4
−0.6

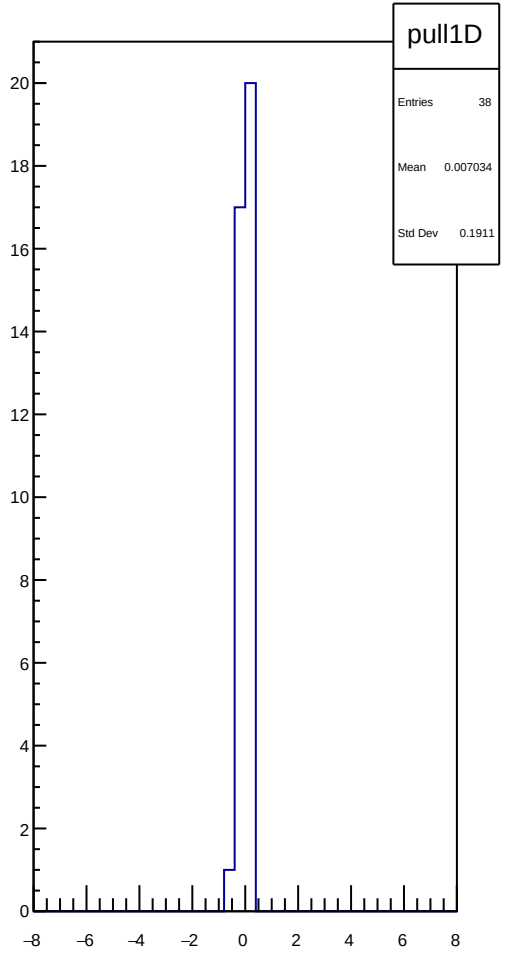
pull1D
Entries 38
Mean 0.007034
Std Dev 0.1911
20
18
16
14
12
10
8
6
4
2
0
−8
−6
−4
−2
0
2
4
6
8

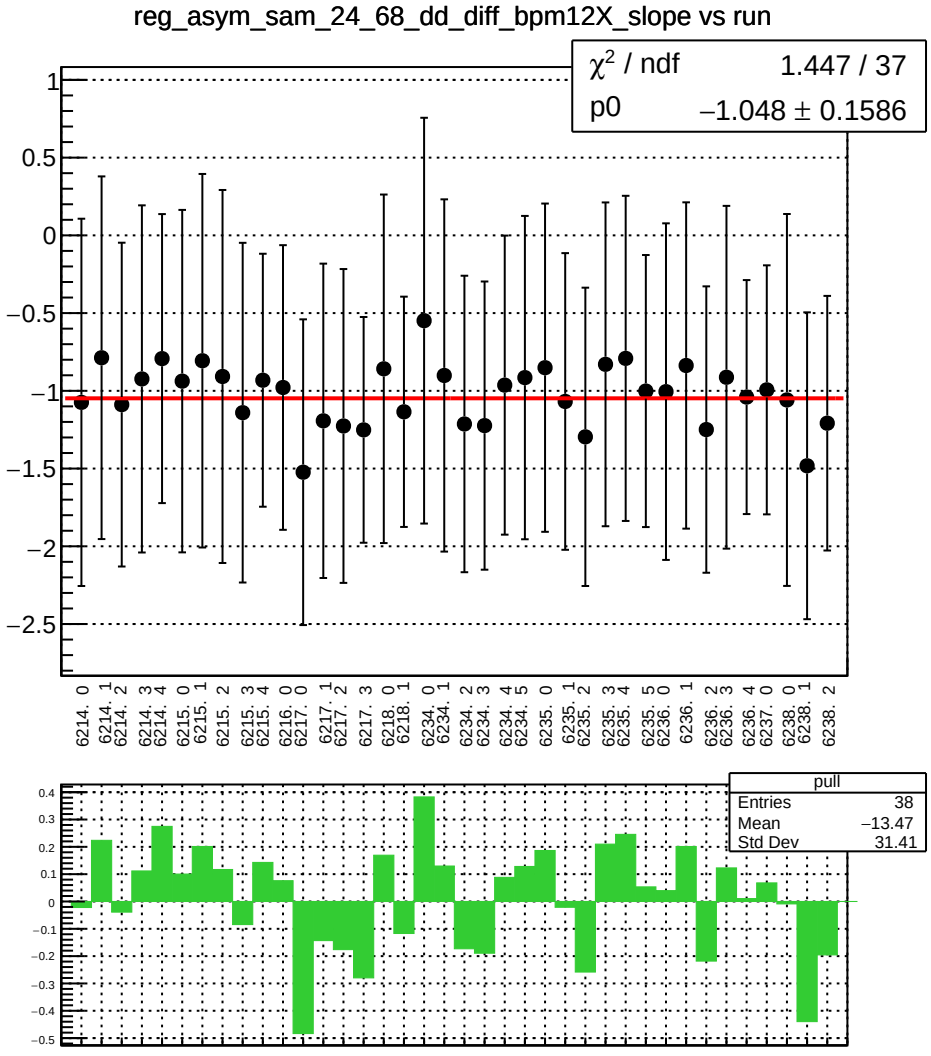
reg_asym_sam_24_68_dd_diff_bpm12X_slope vs run
χ² / ndf 1.447 / 37
p0 −1.048 ± 0.1586
1
0.5
0
−0.5
−1
−1.5
−2
−2.5
6214. 0
6214. 1
6214. 2
6214. 3
6214. 4
6215. 0
6215. 1
6215. 2
6215. 3
6215. 4
6216. 0
6217. 0
6217. 1
6217. 2
6217. 3
6218. 0
6218. 1
6234. 0
6234. 1
6234. 2
6234. 3
6234. 4
6234. 5
6235. 0
6235. 1
6235. 2
6235. 3
6235. 4
6235. 5
6236. 0
6236. 1
6236. 2
6236. 3
6236. 4
6237. 0
6238. 0
6238. 1
6238. 2
pull
Entries 38
Mean −13.47
Std Dev 31.41
0.4
0.3
0.2
0.1
0
−0.1
−0.2
−0.3
−0.4
−0.5

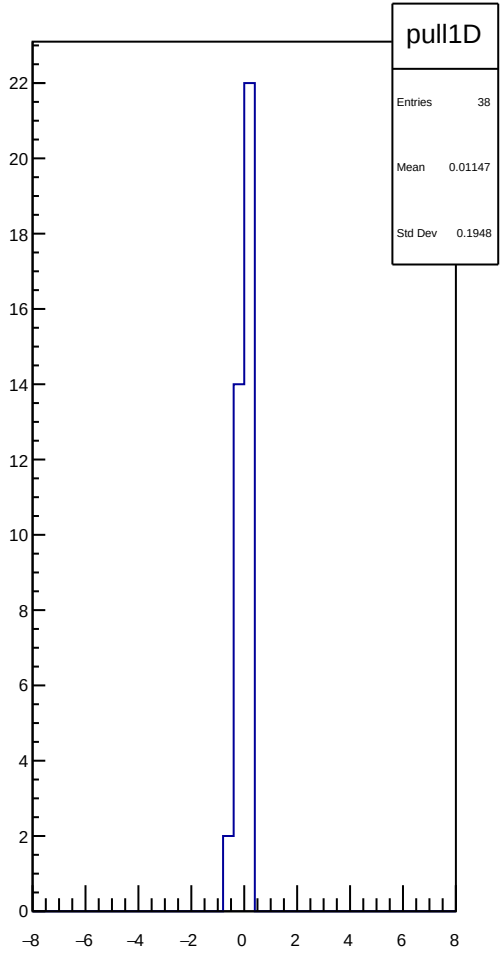
pull1D
Entries 38
Mean 0.01147
Std Dev 0.1948
22
20
18
16
14
12
10
8
6
4
2
0
−8
−6
−4
−2
0
2
4
6
8

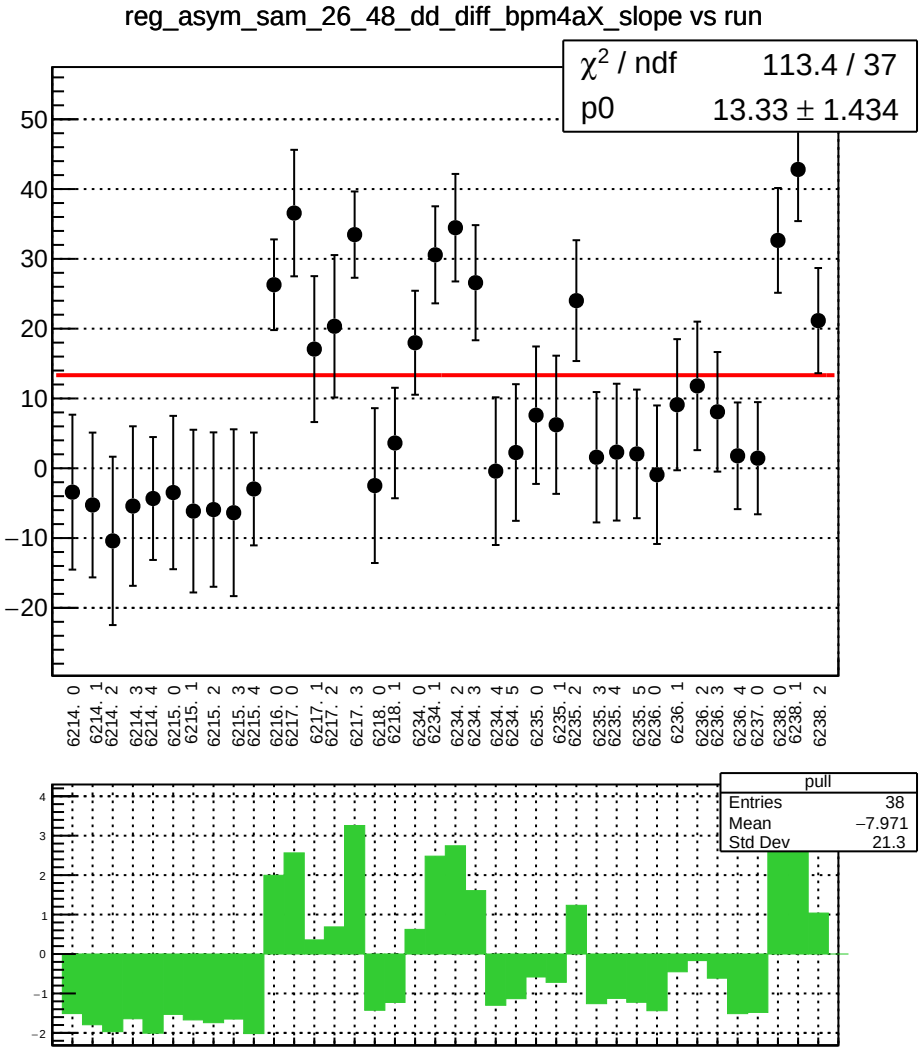
reg_asym_sam_26_48_dd_diff_bpm4aX_slope vs run
χ² / ndf 113.4 / 37
p0 13.33 ± 1.434
50
40
30
20
10
0
−10
−20
6214. 0
6214. 1
6214. 2
6214. 3
6214. 4
6215. 0
6215. 1
6215. 2
6215. 3
6215. 4
6216. 0
6217. 0
6217. 1
6217. 2
6217. 3
6218. 0
6218. 1
6234. 0
6234. 1
6234. 2
6234. 3
6234. 4
6234. 5
6235. 0
6235. 1
6235. 2
6235. 3
6235. 4
6235. 5
6236. 0
6236. 1
6236. 2
6236. 3
6236. 4
6237. 0
6238. 0
6238. 1
6238. 2
pull
Entries 38
Mean −7.971
Std Dev 21.3
4
3
2
1
0
−1
−2

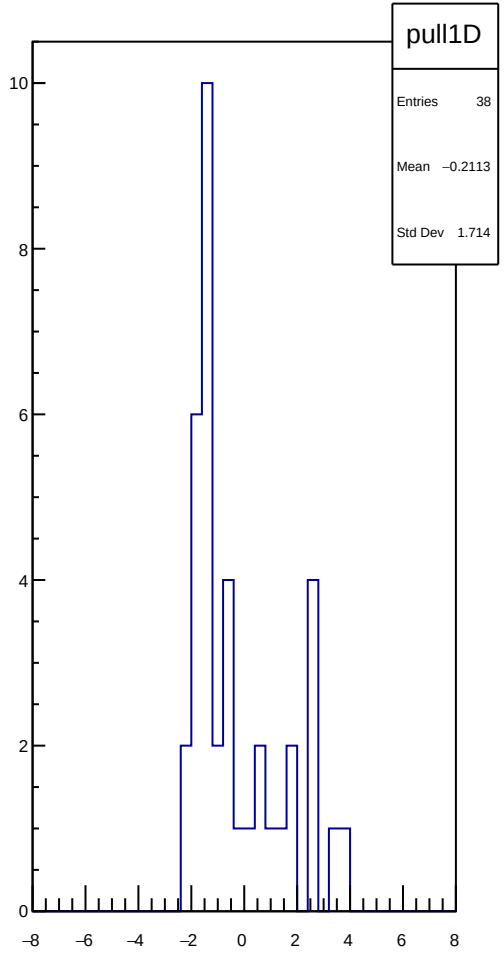
pull1D
Entries 38
Mean −0.2113
Std Dev 1.714
10
8
6
4
2
0
−8
−6
−4
−2
0
2
4
6
8

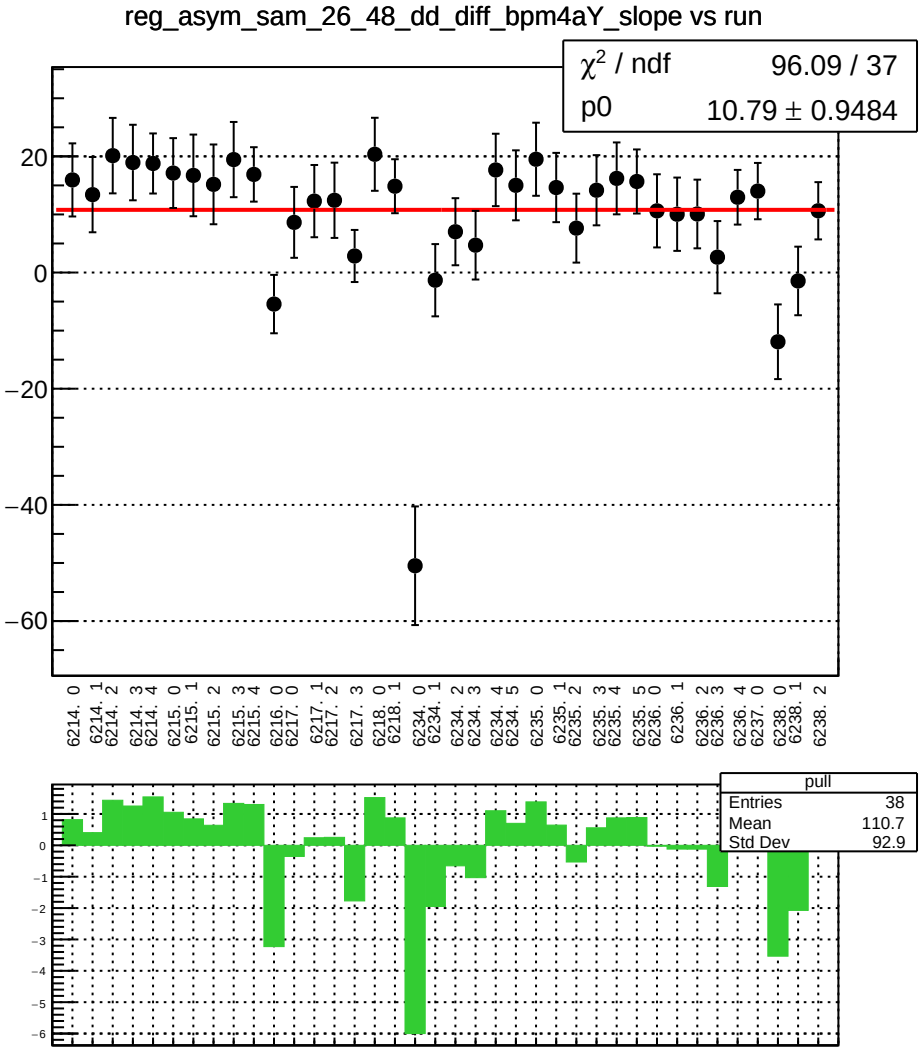
reg_asym_sam_26_48_dd_diff_bpm4aY_slope vs run
χ² / ndf 96.09 / 37
p0 10.79 ± 0.9484
20
0
−20
−40
−60
6214. 0
6214. 1
6214. 2
6214. 3
6214. 4
6215. 0
6215. 1
6215. 2
6215. 3
6215. 4
6216. 0
6217. 0
6217. 1
6217. 2
6217. 3
6218. 0
6218. 1
6234. 0
6234. 1
6234. 2
6234. 3
6234. 4
6234. 5
6235. 0
6235. 1
6235. 2
6235. 3
6235. 4
6235. 5
6236. 0
6236. 1
6236. 2
6236. 3
6236. 4
6237. 0
6238. 0
6238. 1
6238. 2
pull
Entries 38
Mean 110.7
Std Dev 92.9
1
0
−1
−2
−3
−4
−5
−6

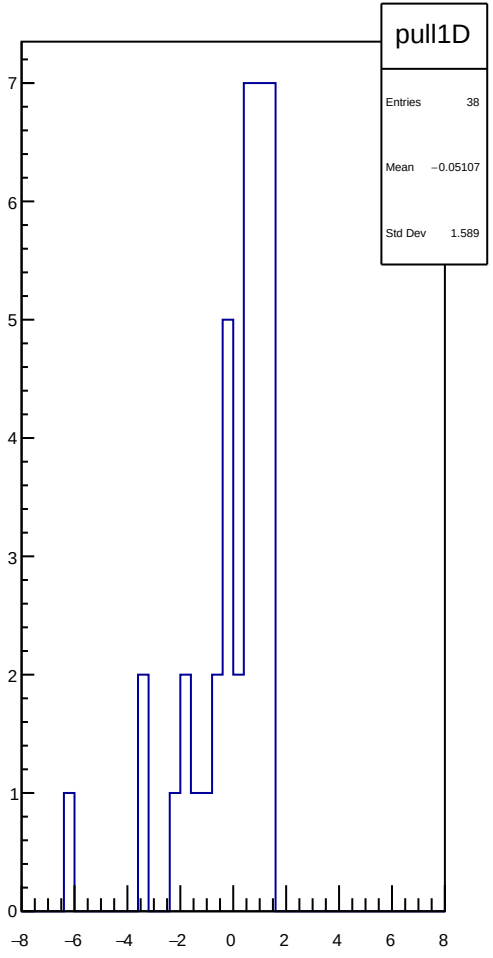
pull1D
Entries 38
Mean −0.05107
Std Dev 1.589
7
6
5
4
3
2
1
0
−8
−6
−4
−2
0
2
4
6
8

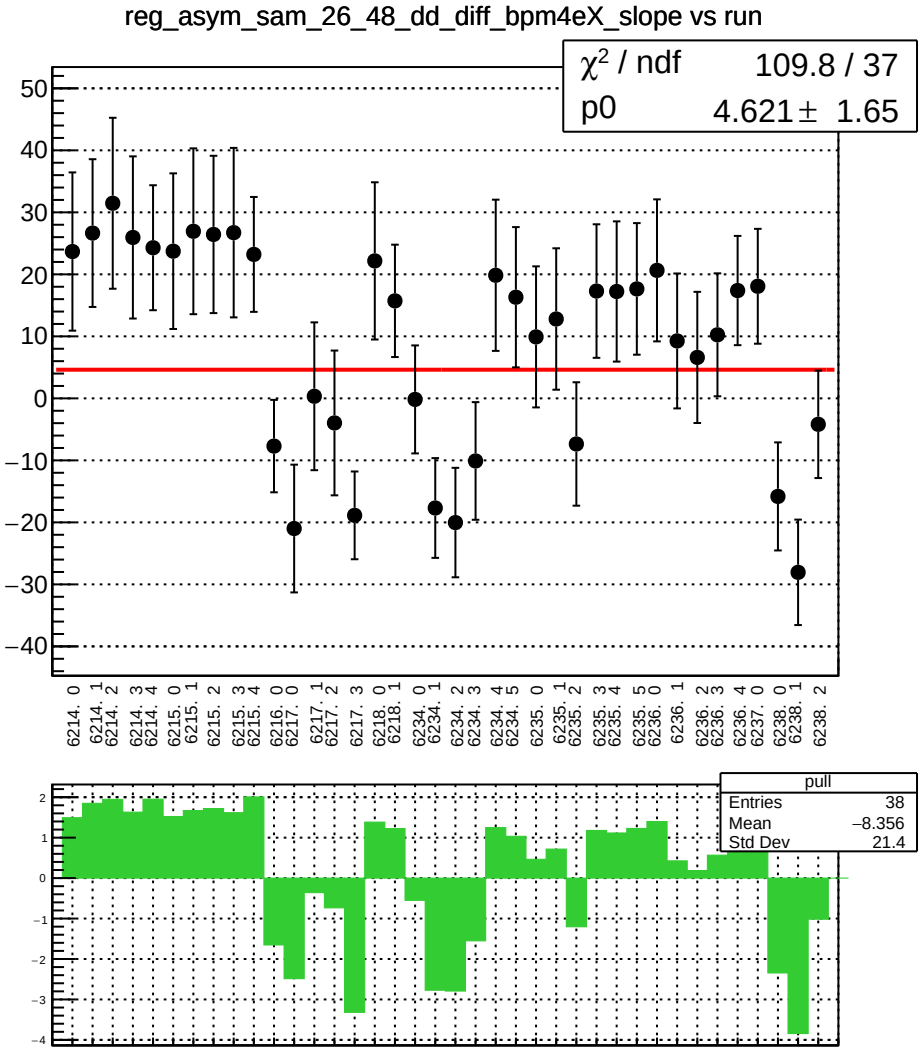
reg_asym_sam_26_48_dd_diff_bpm4eX_slope vs run
χ² / ndf 109.8 / 37
p0 4.621 ± 1.65
pull
Entries 38
Mean −8.356
Std Dev 21.4

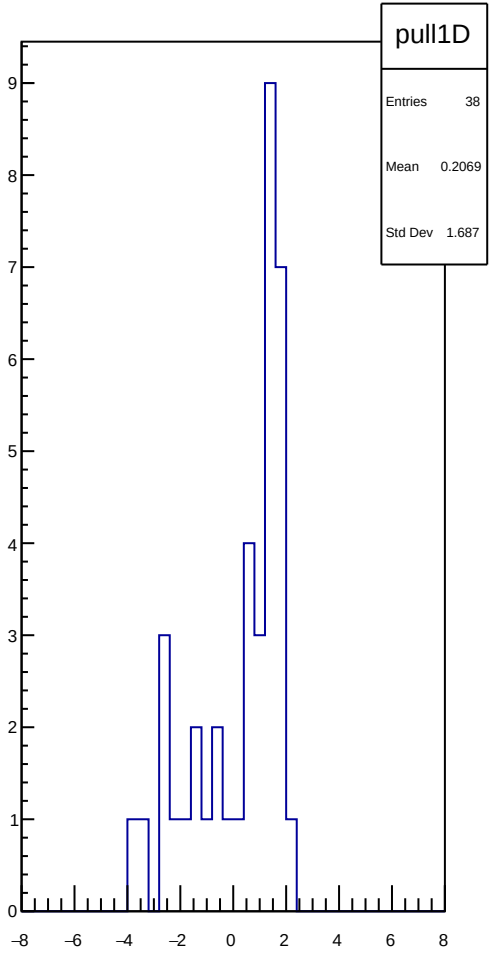
pull1D
Entries 38
Mean 0.2069
Std Dev 1.687

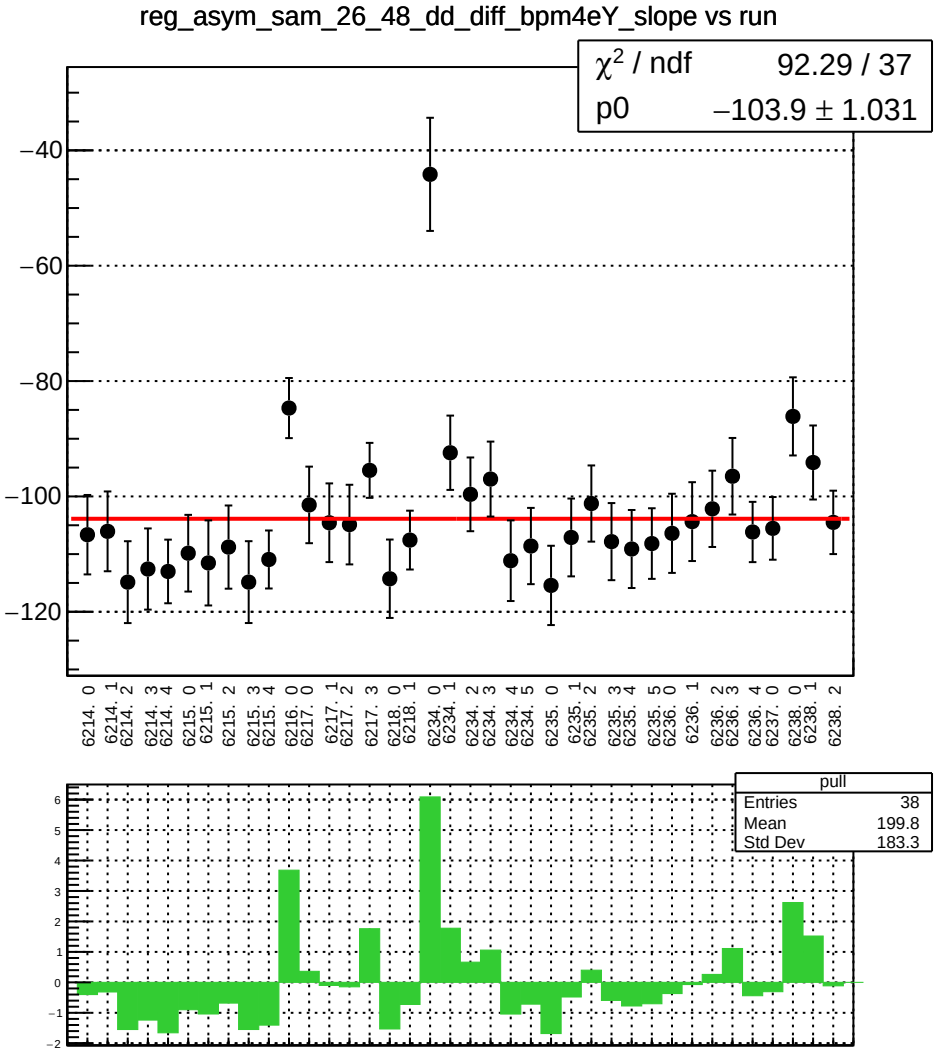
reg_asym_sam_26_48_dd_diff_bpm4eY_slope vs run
χ² / ndf 92.29 / 37
p0 −103.9 ± 1.031
−40
−60
−80
−100
−120
6214. 0
6214. 1
6214. 2
6214. 3
6214. 4
6215. 0
6215. 1
6215. 2
6215. 3
6215. 4
6216. 0
6217. 0
6217. 1
6217. 2
6217. 3
6218. 0
6218. 1
6234. 0
6234. 1
6234. 2
6234. 3
6234. 4
6234. 5
6235. 0
6235. 1
6235. 2
6235. 3
6235. 4
6235. 5
6236. 0
6236. 1
6236. 2
6236. 3
6236. 4
6237. 0
6238. 0
6238. 1
6238. 2
pull
Entries 38
Mean 199.8
Std Dev 183.3

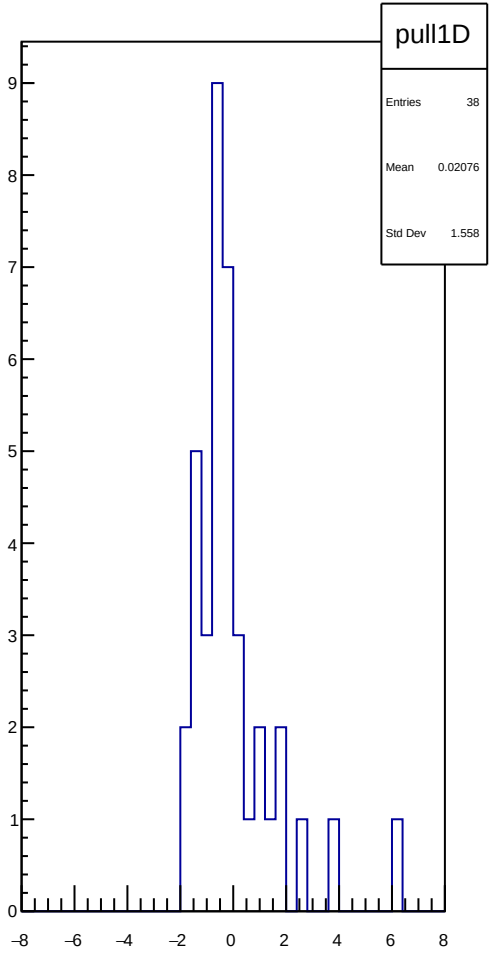
pull1D
Entries 38
Mean 0.02076
Std Dev 1.558

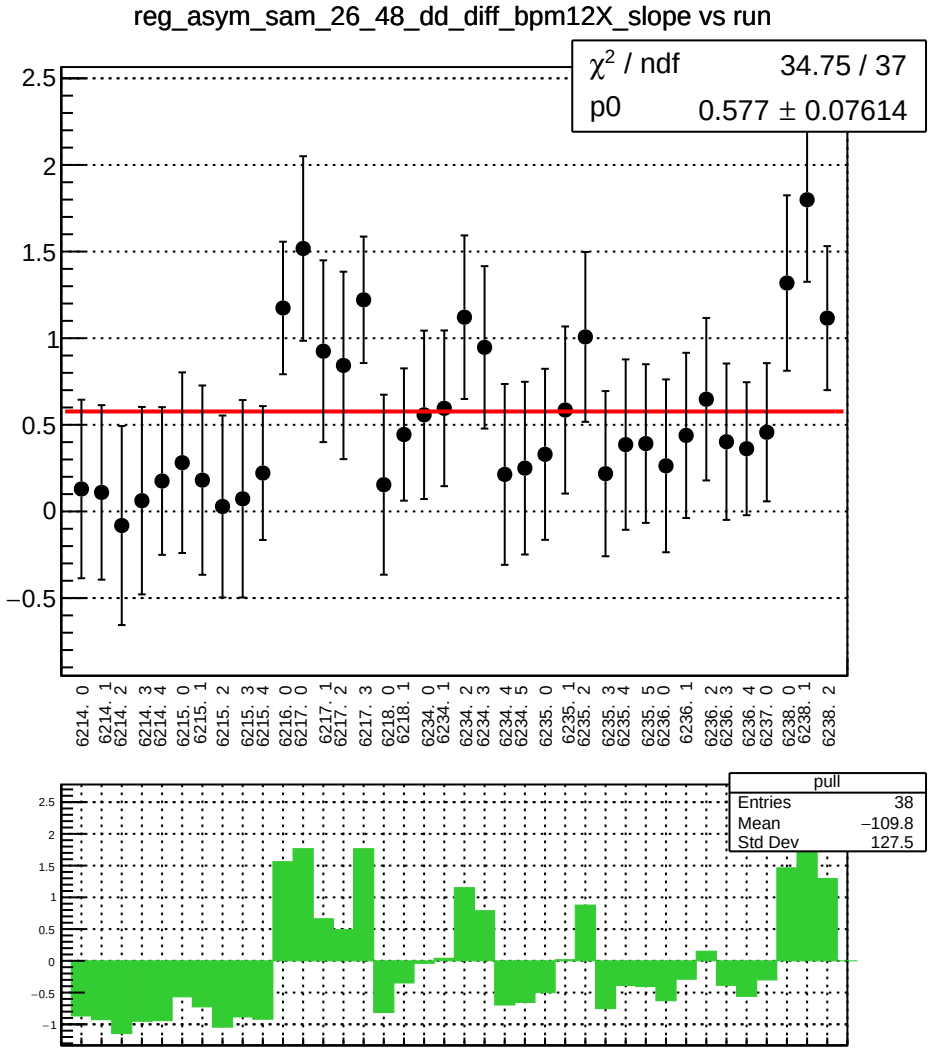
reg_asym_sam_26_48_dd_diff_bpm12X_slope vs run
χ² / ndf 34.75 / 37
p0 0.577 ± 0.07614
6214. 0
6214. 1
6214. 2
6214. 3
6214. 4
6215. 0
6215. 1
6215. 2
6215. 3
6215. 4
6216. 0
6217. 0
6217. 1
6217. 2
6217. 3
6218. 0
6218. 1
6234. 0
6234. 1
6234. 2
6234. 3
6234. 4
6234. 5
6235. 0
6235. 1
6235. 2
6235. 3
6235. 4
6235. 5
6236. 0
6236. 1
6236. 2
6236. 3
6236. 4
6237. 0
6238. 0
6238. 1
6238. 2
pull
Entries 38
Mean −109.8
Std Dev 127.5

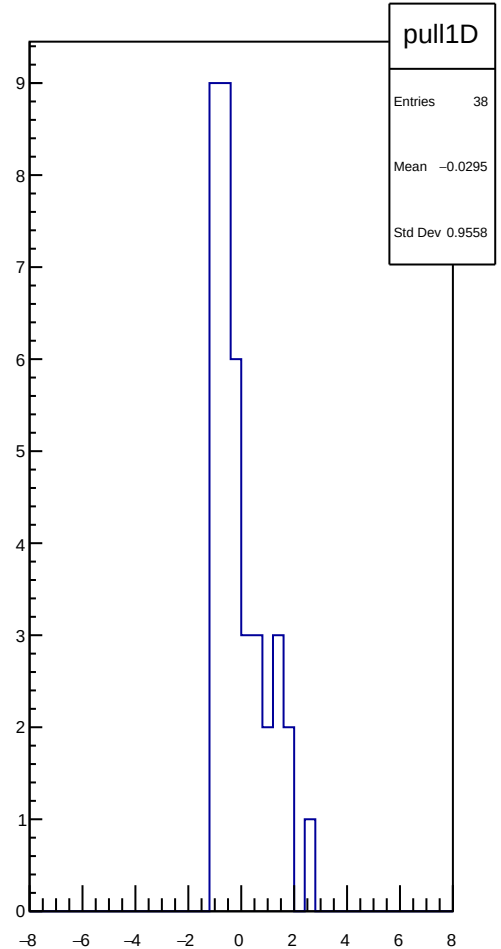
pull1D
Entries 38
Mean −0.0295
Std Dev 0.9558

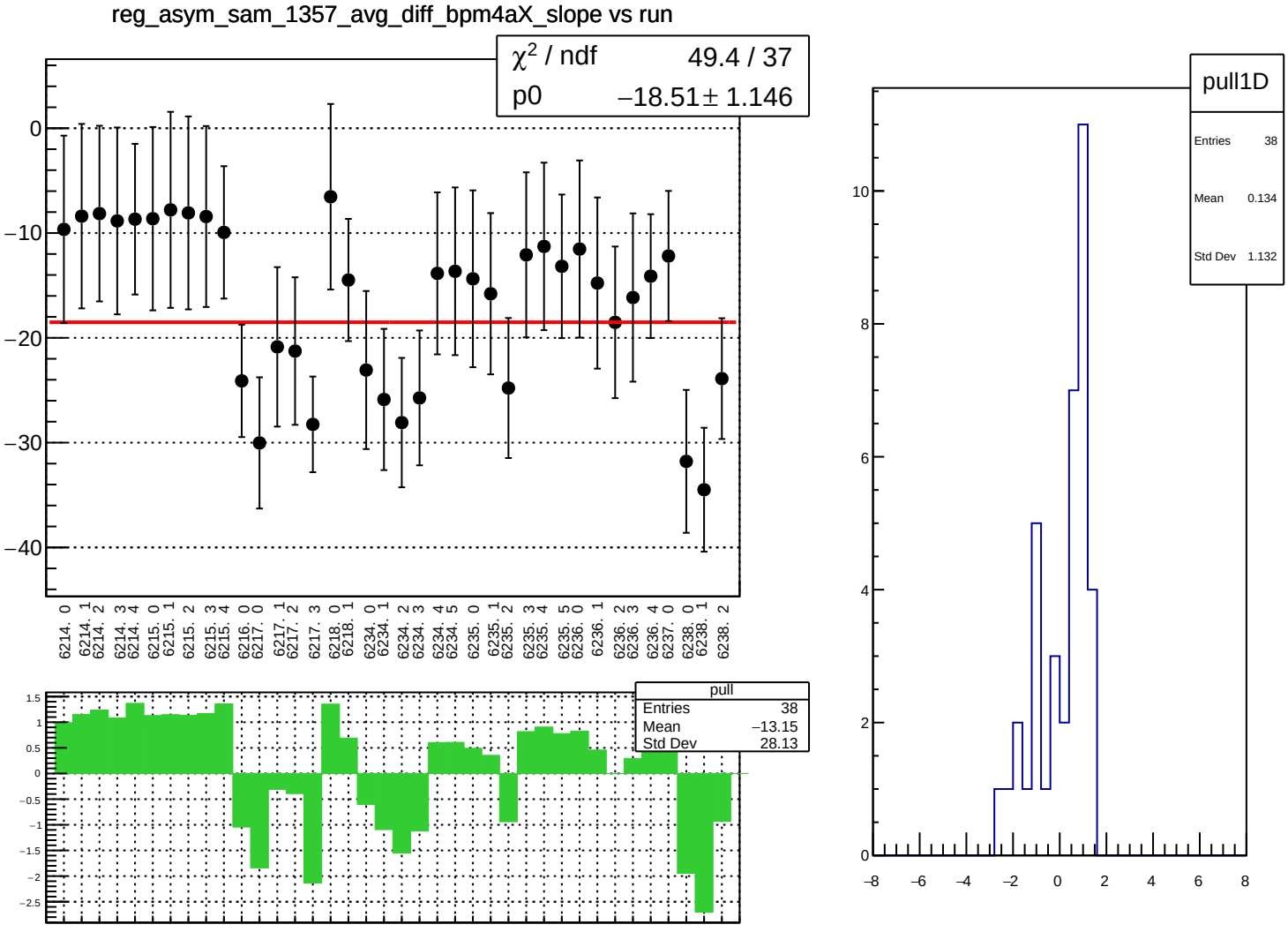
reg_asym_sam_1357_avg_diff_bpm4aX_slope vs run
χ2 / ndf 49.4 / 37
p0 −18.51± 1.146
0
−10
−20
−30
−40
6214. 0
6214. 1
6214. 2
6214. 3
6214. 4
6215. 0
6215. 1
6215. 2
6215. 3
6215. 4
6216. 0
6217. 0
6217. 1
6217. 2
6217. 3
6218. 0
6218. 1
6234. 0
6234. 1
6234. 2
6234. 3
6234. 4
6234. 5
6235. 0
6235. 1
6235. 2
6235. 3
6235. 4
6235. 5
6236. 0
6236. 1
6236. 2
6236. 3
6236. 4
6237. 0
6238. 0
6238. 1
6238. 2
pull
Entries 38
Mean −13.15
Std Dev 28.13
1.5
1
0.5
0
−0.5
−1
−1.5
−2
−2.5
pull1D
Entries 38
Mean 0.134
Std Dev 1.132
10
8
6
4
2
0
−8
−6
−4
−2
0
2
4
6
8

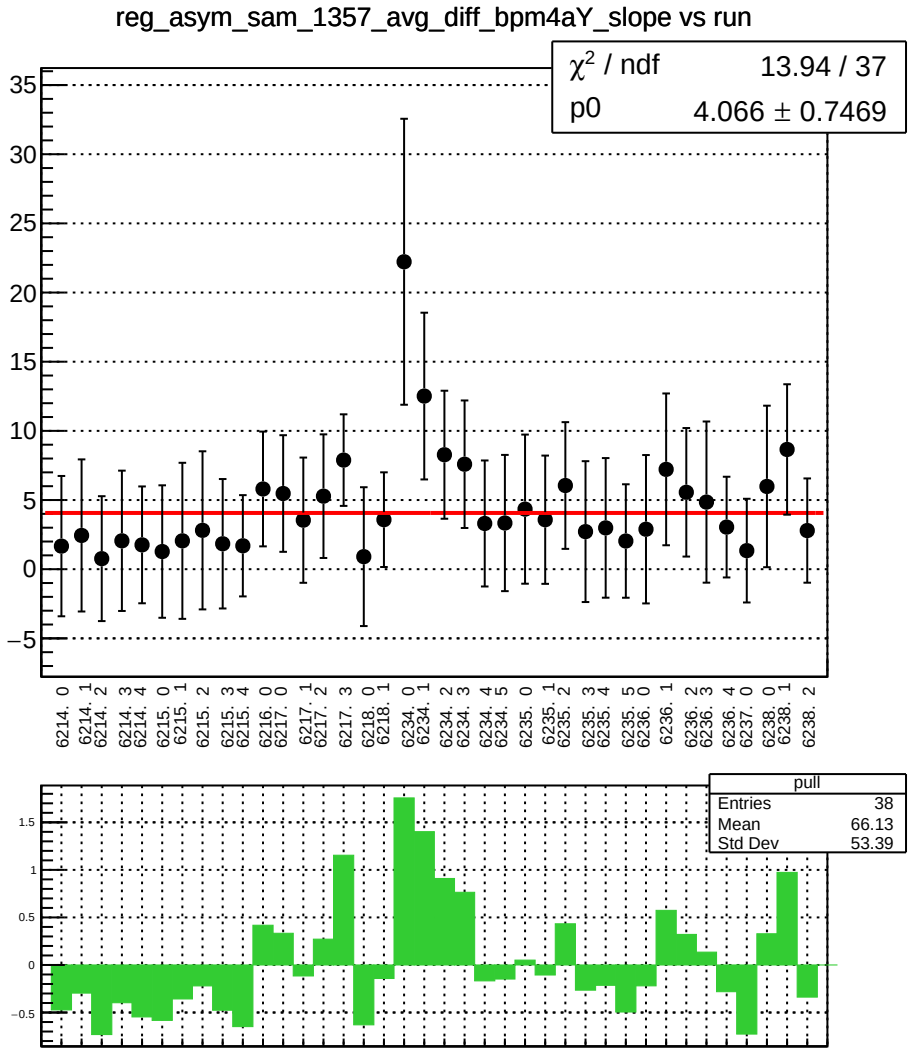
reg_asym_sam_1357_avg_diff_bpm4aY_slope vs run
χ² / ndf 13.94 / 37
p0 4.066 ± 0.7469
6214. 0
6214. 1
6214. 2
6214. 3
6214. 4
6215. 0
6215. 1
6215. 2
6215. 3
6215. 4
6216. 0
6217. 0
6217. 1
6217. 2
6217. 3
6218. 0
6218. 1
6234. 0
6234. 1
6234. 2
6234. 3
6234. 4
6234. 5
6235. 0
6235. 1
6235. 2
6235. 3
6235. 4
6235. 5
6236. 0
6236. 1
6236. 2
6236. 3
6236. 4
6237. 0
6238. 0
6238. 1
6238. 2
pull
Entries 38
Mean 66.13
Std Dev 53.39

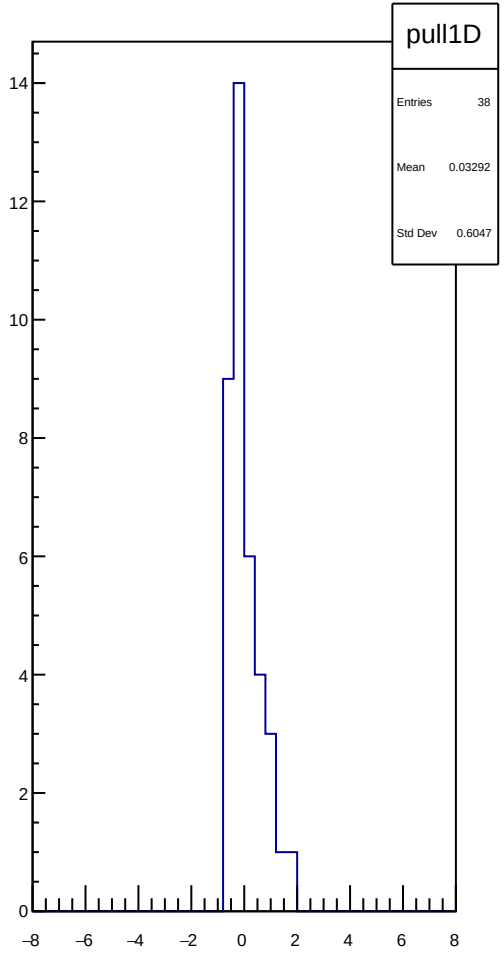
pull1D
Entries 38
Mean 0.03292
Std Dev 0.6047

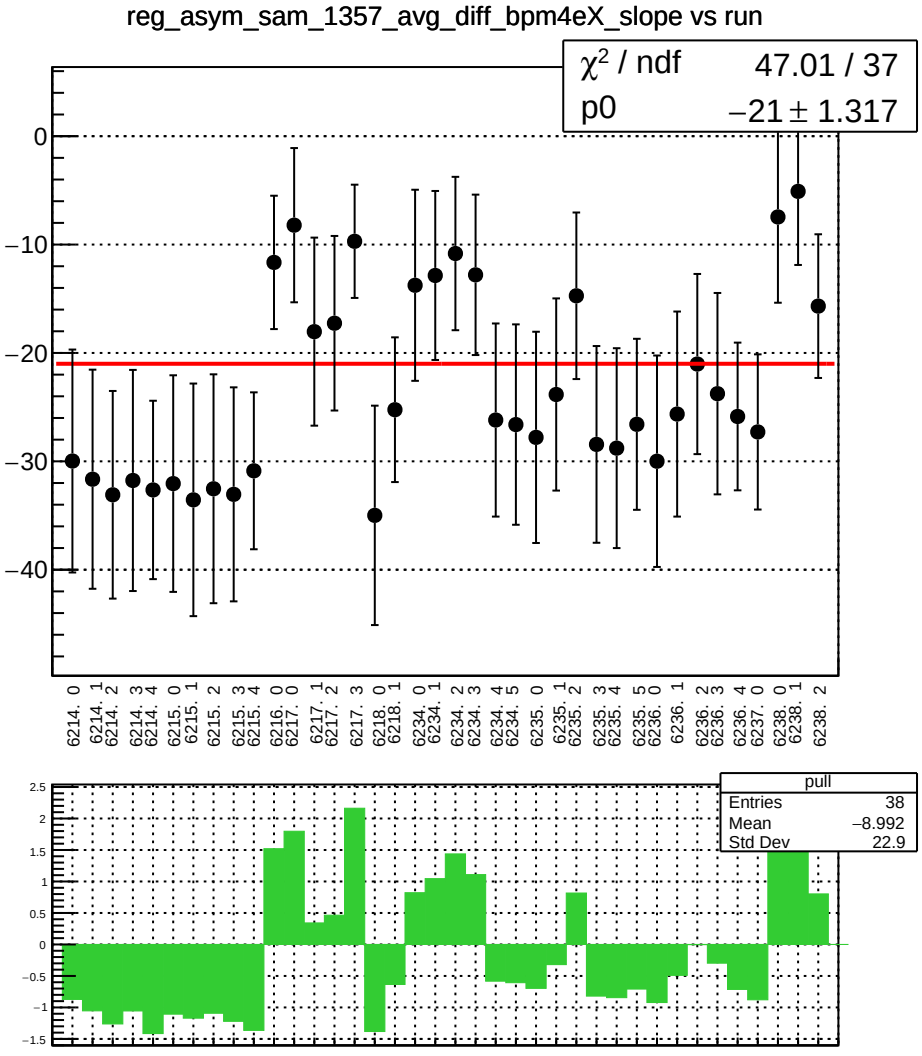
reg_asym_sam_1357_avg_diff_bpm4eX_slope vs run
χ² / ndf 47.01 / 37
p0 −21 ± 1.317
0
−10
−20
−30
−40
6214. 0
6214. 1
6214. 2
6214. 3
6214. 4
6215. 0
6215. 1
6215. 2
6215. 3
6215. 4
6216. 0
6217. 0
6217. 1
6217. 2
6217. 3
6218. 0
6218. 1
6234. 0
6234. 1
6234. 2
6234. 3
6234. 4
6234. 5
6235. 0
6235. 1
6235. 2
6235. 3
6235. 4
6235. 5
6236. 0
6236. 1
6236. 2
6236. 3
6236. 4
6237. 0
6238. 0
6238. 1
6238. 2
pull
Entries 38
Mean −8.992
Std Dev 22.9
2.5
2
1.5
1
0.5
0
−0.5
−1
−1.5

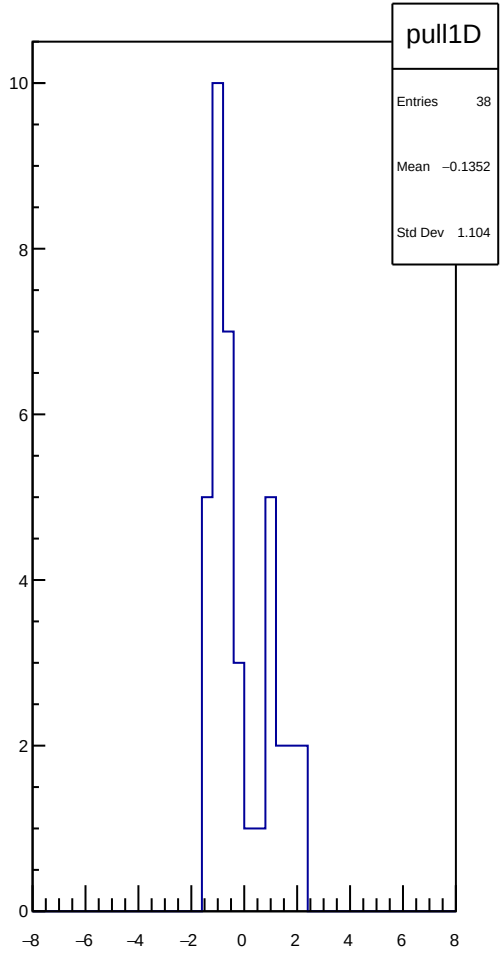
pull1D
Entries 38
Mean −0.1352
Std Dev 1.104
10
8
6
4
2
0
−8
−6
−4
−2
0
2
4
6
8

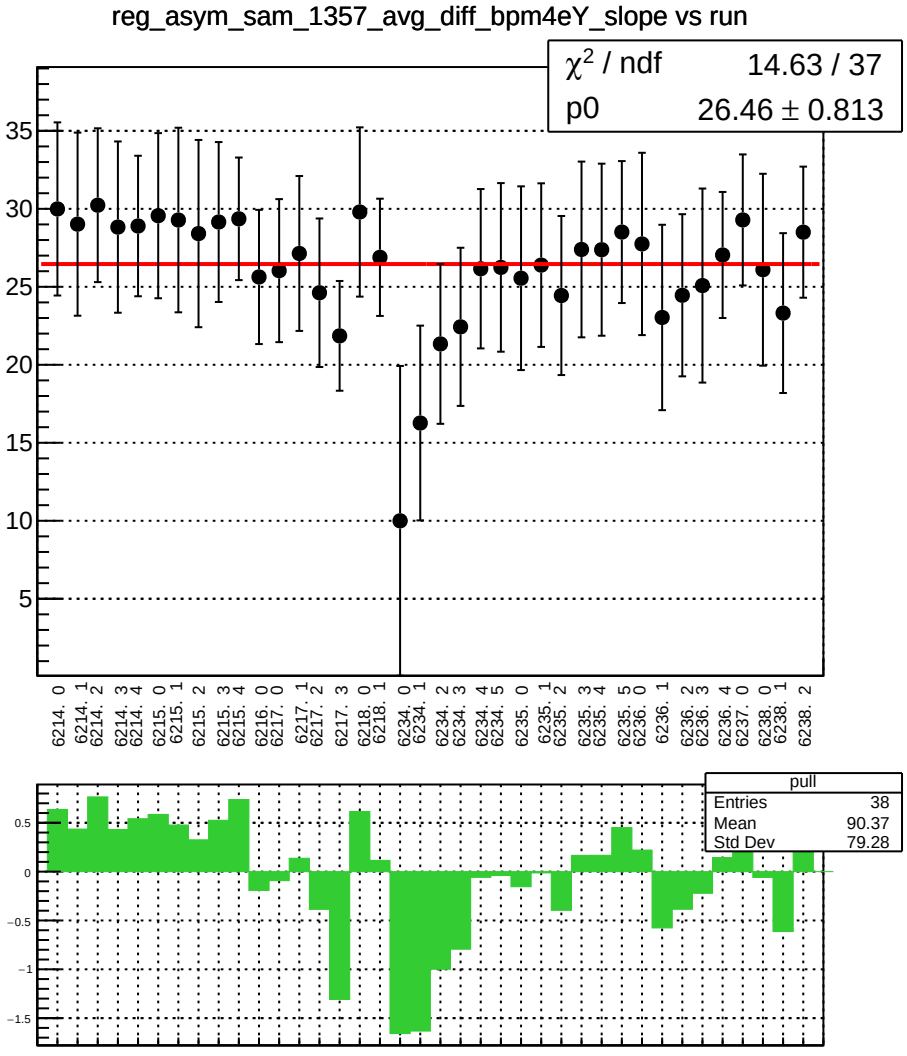
reg_asym_sam_1357_avg_diff_bpm4eY_slope vs run
χ² / ndf 14.63 / 37
p0 26.46 ± 0.813
35
30
25
20
15
10
5
6214. 0
6214. 1
6214. 2
6214. 3
6214. 4
6215. 0
6215. 1
6215. 2
6215. 3
6215. 4
6216. 0
6217. 0
6217. 1
6217. 2
6217. 3
6218. 0
6218. 1
6234. 0
6234. 1
6234. 2
6234. 3
6234. 4
6234. 5
6235. 0
6235. 1
6235. 2
6235. 3
6235. 4
6235. 5
6236. 0
6236. 1
6236. 2
6236. 3
6236. 4
6237. 0
6238. 0
6238. 1
6238. 2
pull
Entries 38
Mean 90.37
Std Dev 79.28
0.5
0
−0.5
−1
−1.5

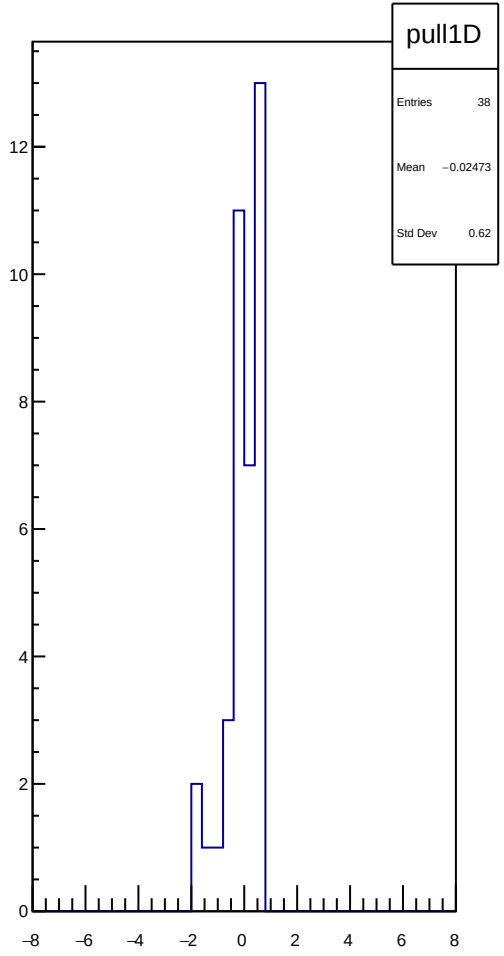
pull1D
Entries 38
Mean −0.02473
Std Dev 0.62
12
10
8
6
4
2
0
−8
−6
−4
−2
0
2
4
6
8

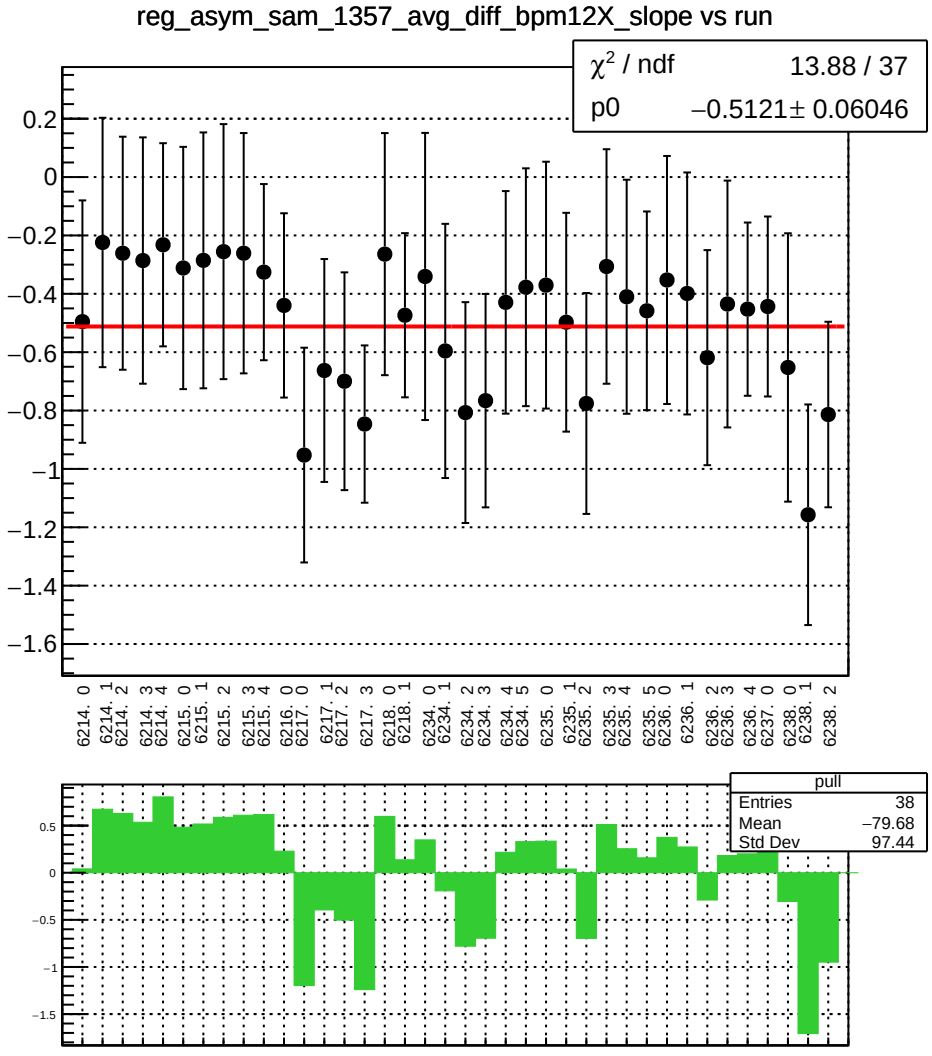
reg_asym_sam_1357_avg_diff_bpm12X_slope vs run
χ² / ndf 13.88 / 37
p0 −0.5121± 0.06046
0.2
0
−0.2
−0.4
−0.6
−0.8
−1
−1.2
−1.4
−1.6
6214. 0
6214. 1
6214. 2
6214. 3
6214. 4
6215. 0
6215. 1
6215. 2
6215. 3
6215. 4
6216. 0
6217. 0
6217. 1
6217. 2
6217. 3
6218. 0
6218. 1
6234. 0
6234. 1
6234. 2
6234. 3
6234. 4
6234. 5
6235. 0
6235. 1
6235. 2
6235. 3
6235. 4
6235. 5
6236. 0
6236. 1
6236. 2
6236. 3
6236. 4
6237. 0
6238. 0
6238. 1
6238. 2
pull
Entries 38
Mean −79.68
Std Dev 97.44
0.5
0
−0.5
−1
−1.5

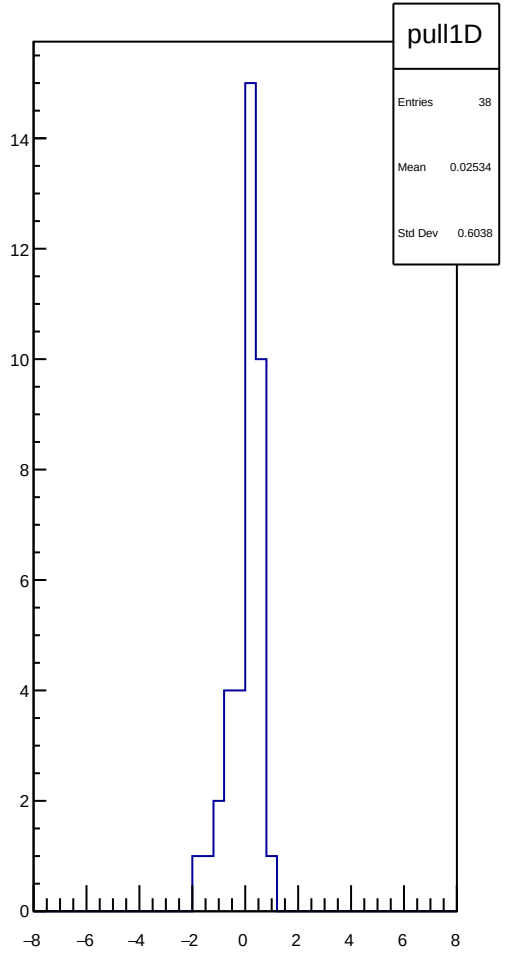
pull1D
Entries 38
Mean 0.02534
Std Dev 0.6038
14
12
10
8
6
4
2
0
−8
−6
−4
−2
0
2
4
6
8

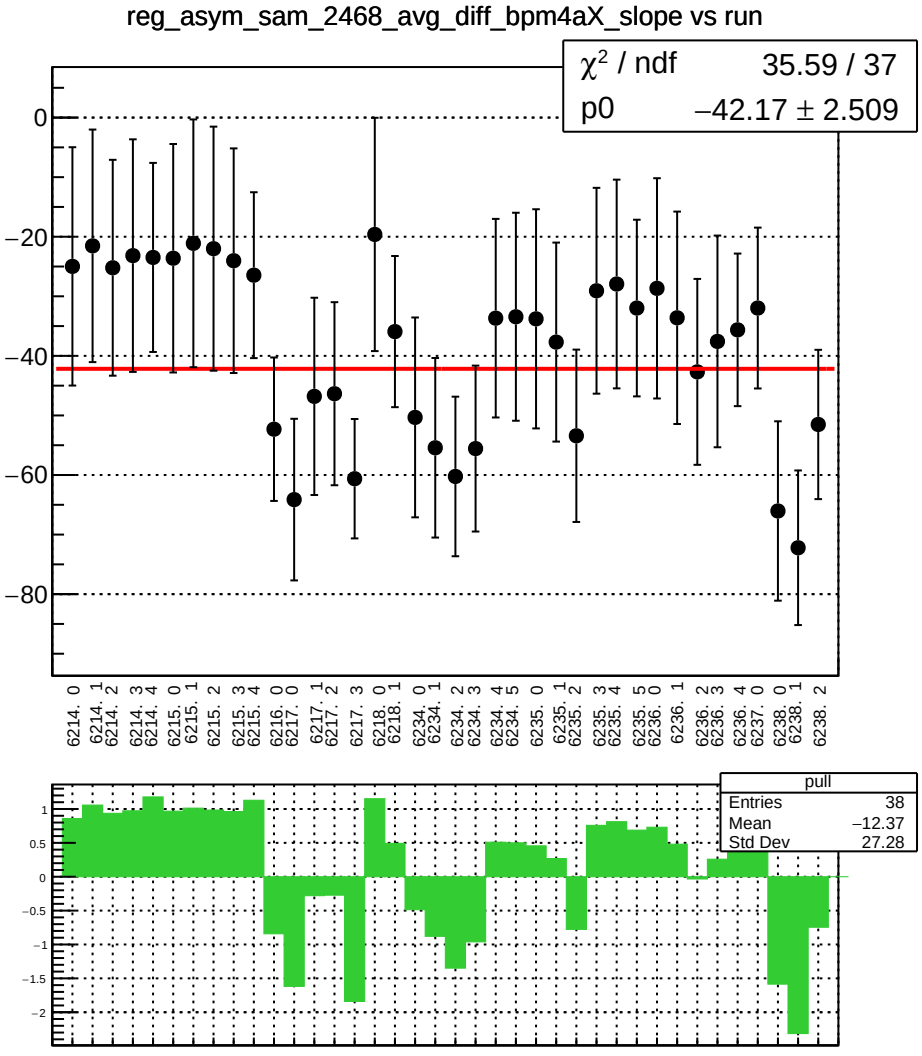
reg_asym_sam_2468_avg_diff_bpm4aX_slope vs run
χ² / ndf 35.59 / 37
p0 −42.17 ± 2.509
0
−20
−40
−60
−80
6214. 0
6214. 1
6214. 2
6214. 3
6214. 4
6215. 0
6215. 1
6215. 2
6215. 3
6215. 4
6216. 0
6217. 0
6217. 1
6217. 2
6217. 3
6218. 0
6218. 1
6234. 0
6234. 1
6234. 2
6234. 3
6234. 4
6234. 5
6235. 0
6235. 1
6235. 2
6235. 3
6235. 4
6235. 5
6236. 0
6236. 1
6236. 2
6236. 3
6236. 4
6237. 0
6238. 0
6238. 1
6238. 2
pull
Entries 38
Mean −12.37
Std Dev 27.28
1
0.5
0
−0.5
−1
−1.5
−2

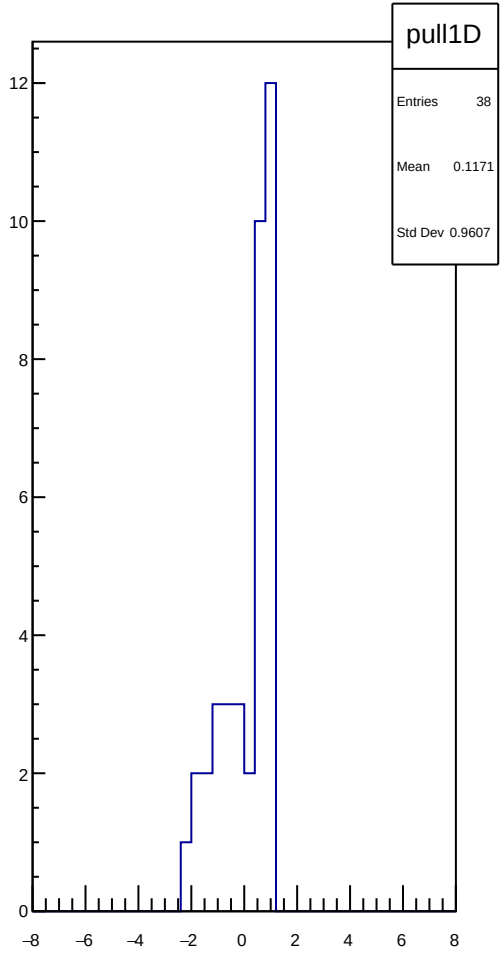
pull1D
Entries 38
Mean 0.1171
Std Dev 0.9607
12
10
8
6
4
2
0
−8
−6
−4
−2
0
2
4
6
8

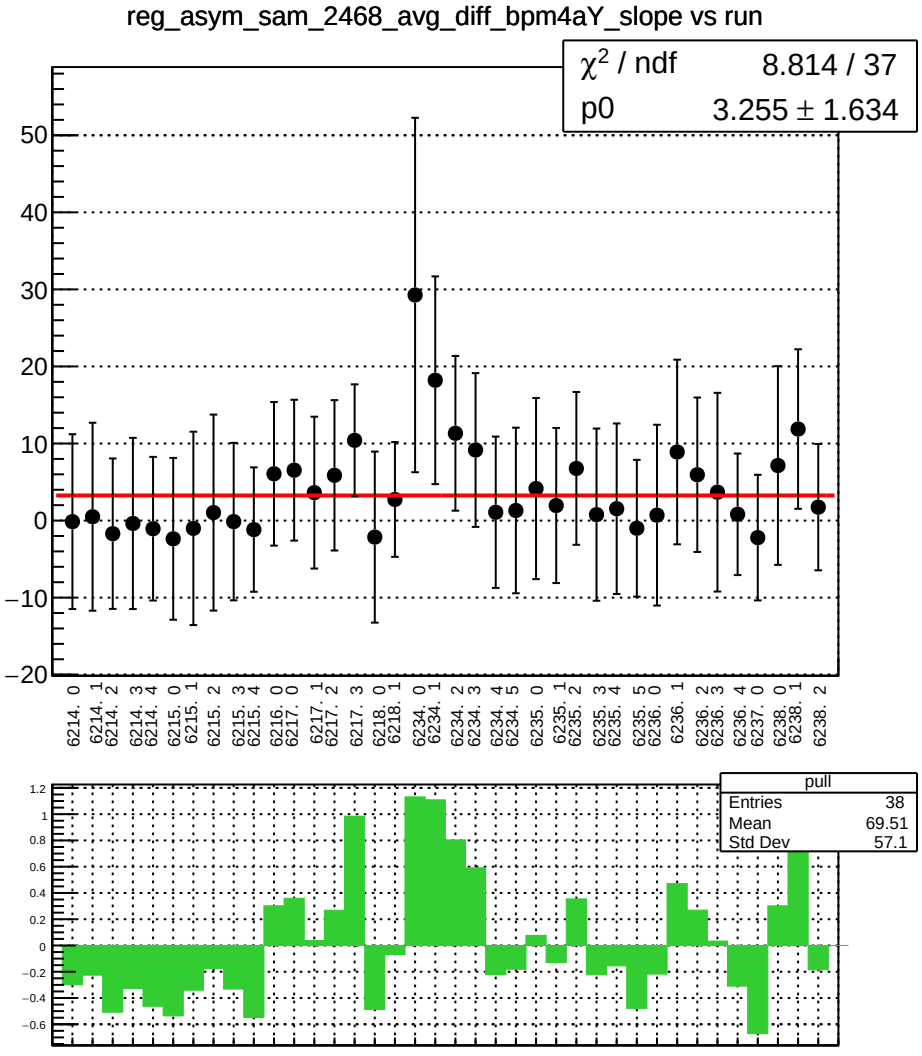
reg_asym_sam_2468_avg_diff_bpm4aY_slope vs run
χ² / ndf 8.814 / 37
p0 3.255 ± 1.634
pull
Entries 38
Mean 69.51
Std Dev 57.1

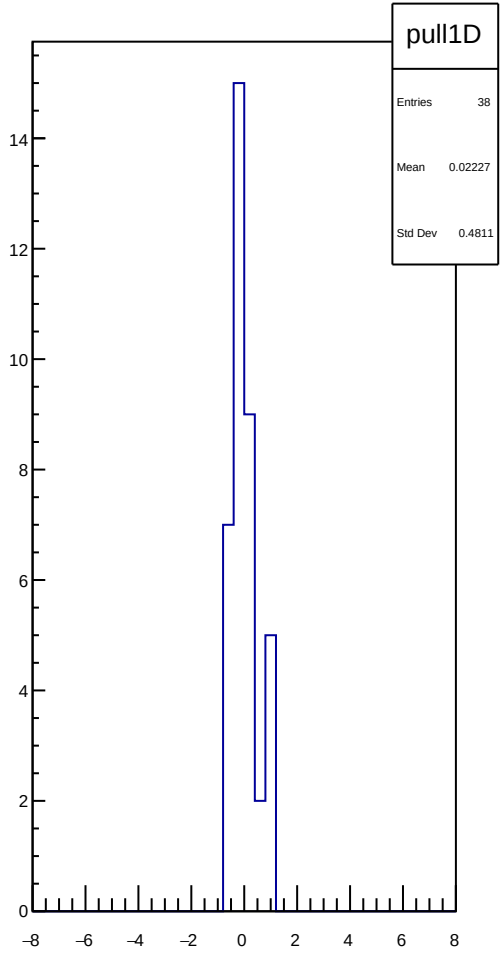
pull1D
Entries 38
Mean 0.02227
Std Dev 0.4811

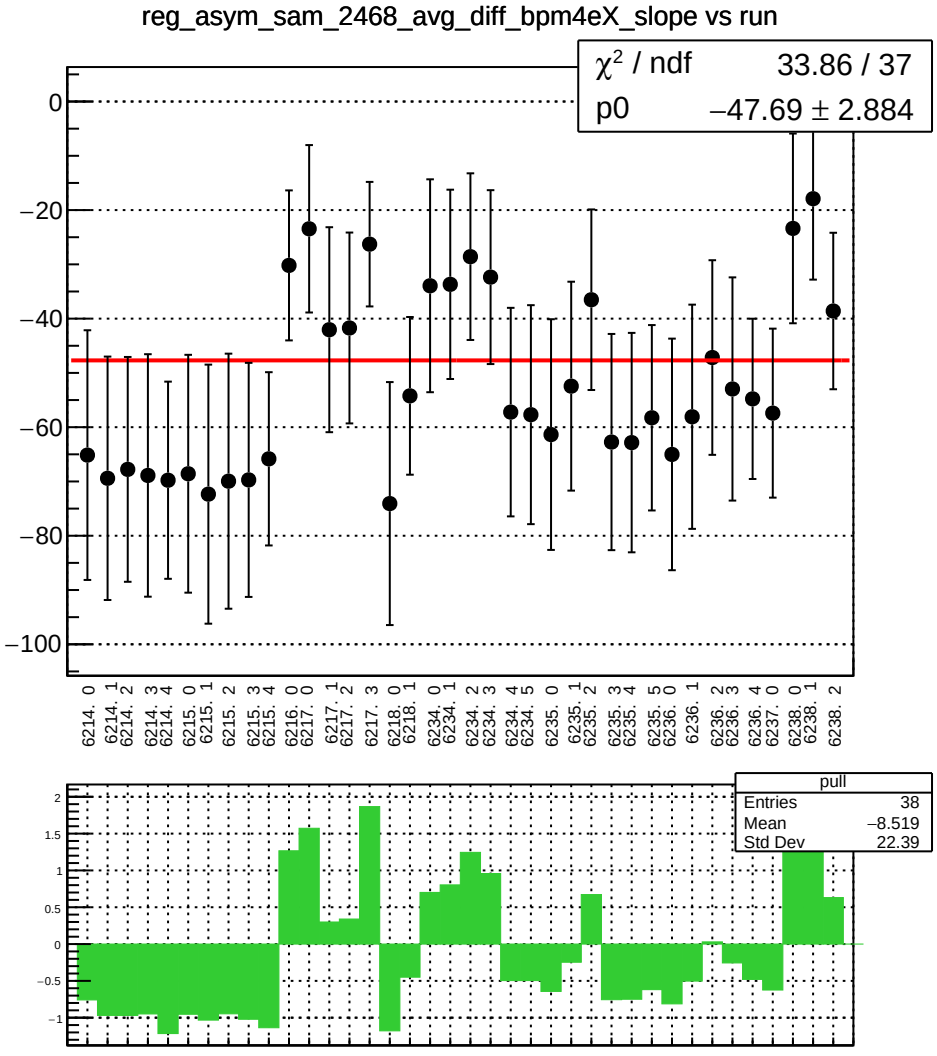
reg_asym_sam_2468_avg_diff_bpm4eX_slope vs run
χ² / ndf 33.86 / 37
p0 −47.69 ± 2.884
0
−20
−40
−60
−80
−100
6214. 0
6214. 1
6214. 2
6214. 3
6214. 4
6215. 0
6215. 1
6215. 2
6215. 3
6215. 4
6216. 0
6217. 0
6217. 1
6217. 2
6217. 3
6218. 0
6218. 1
6234. 0
6234. 1
6234. 2
6234. 3
6234. 4
6234. 5
6235. 0
6235. 1
6235. 2
6235. 3
6235. 4
6235. 5
6236. 0
6236. 1
6236. 2
6236. 3
6236. 4
6237. 0
6238. 0
6238. 1
6238. 2
pull
Entries 38
Mean −8.519
Std Dev 22.39
2
1.5
1
0.5
0
−0.5
−1

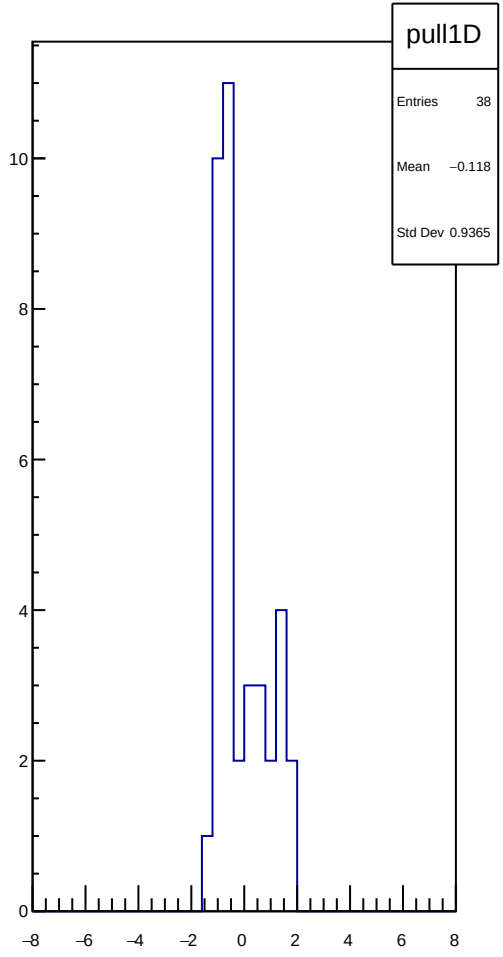
pull1D
Entries 38
Mean −0.118
Std Dev 0.9365
10
8
6
4
2
0
−8
−6
−4
−2
0
2
4
6
8

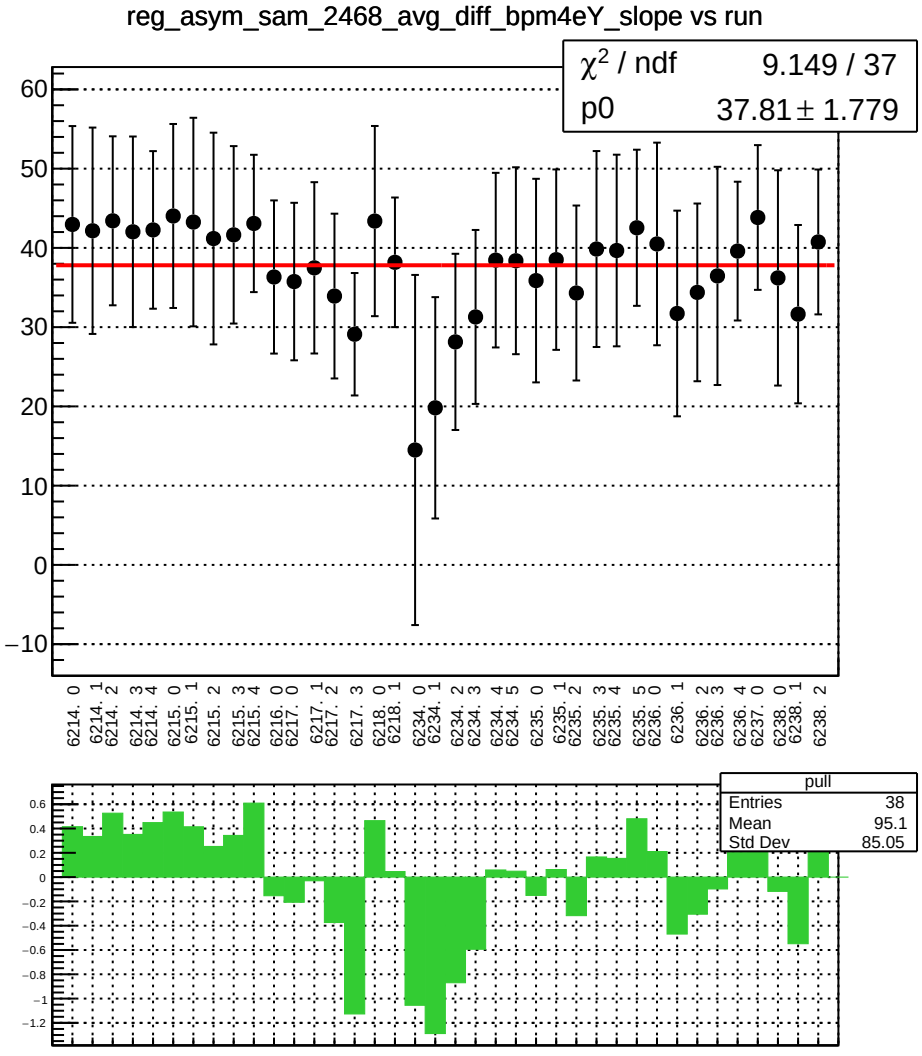
reg_asym_sam_2468_avg_diff_bpm4eY_slope vs run
χ² / ndf 9.149 / 37
p0 37.81 ± 1.779
pull
Entries 38
Mean 95.1
Std Dev 85.05

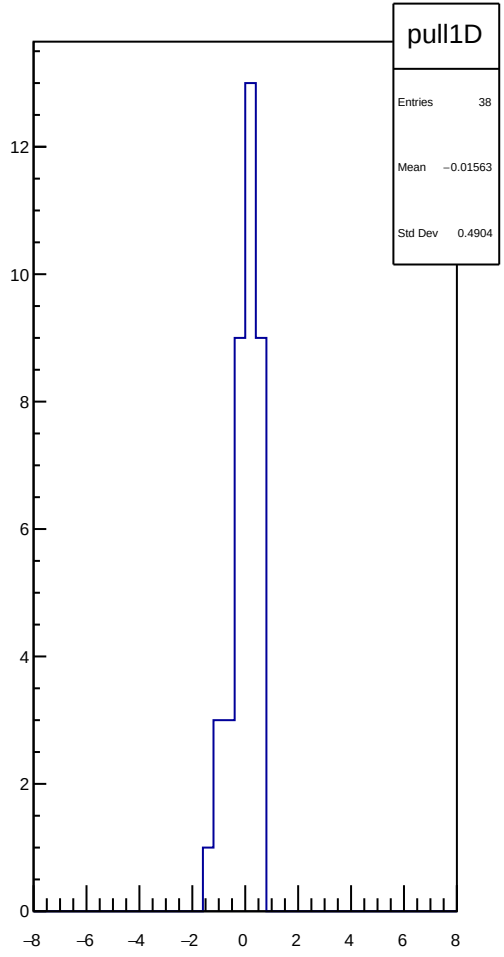
pull1D
Entries 38
Mean −0.01563
Std Dev 0.4904

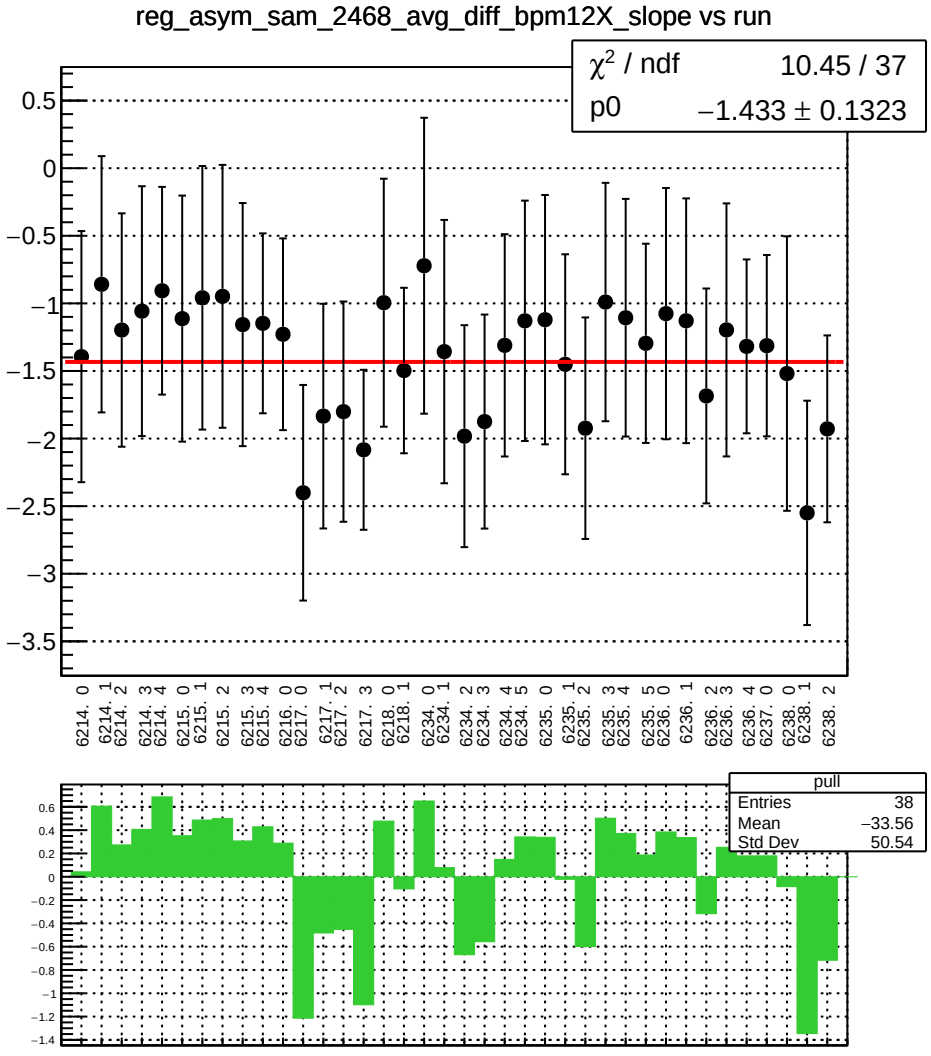
reg_asym_sam_2468_avg_diff_bpm12X_slope vs run
χ² / ndf 10.45 / 37
p0 −1.433 ± 0.1323
pull
Entries 38
Mean −33.56
Std Dev 50.54

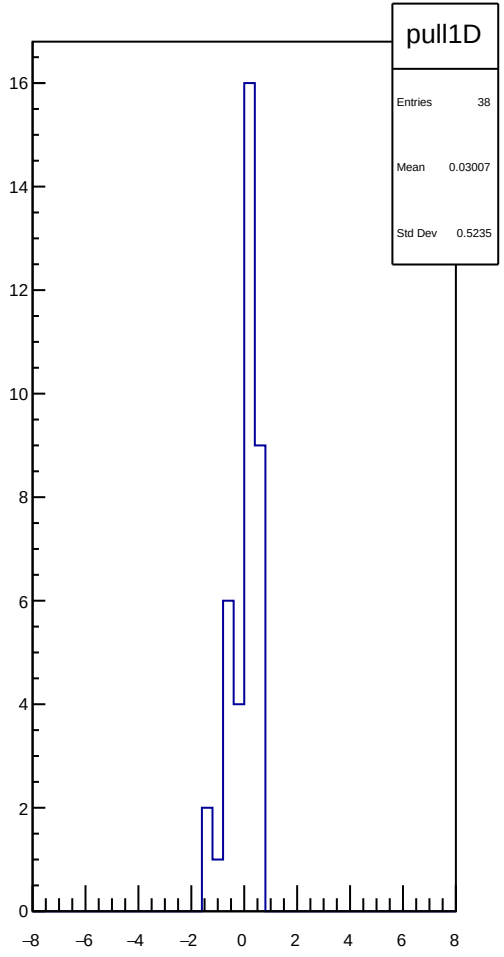
pull1D
Entries 38
Mean 0.03007
Std Dev 0.5235

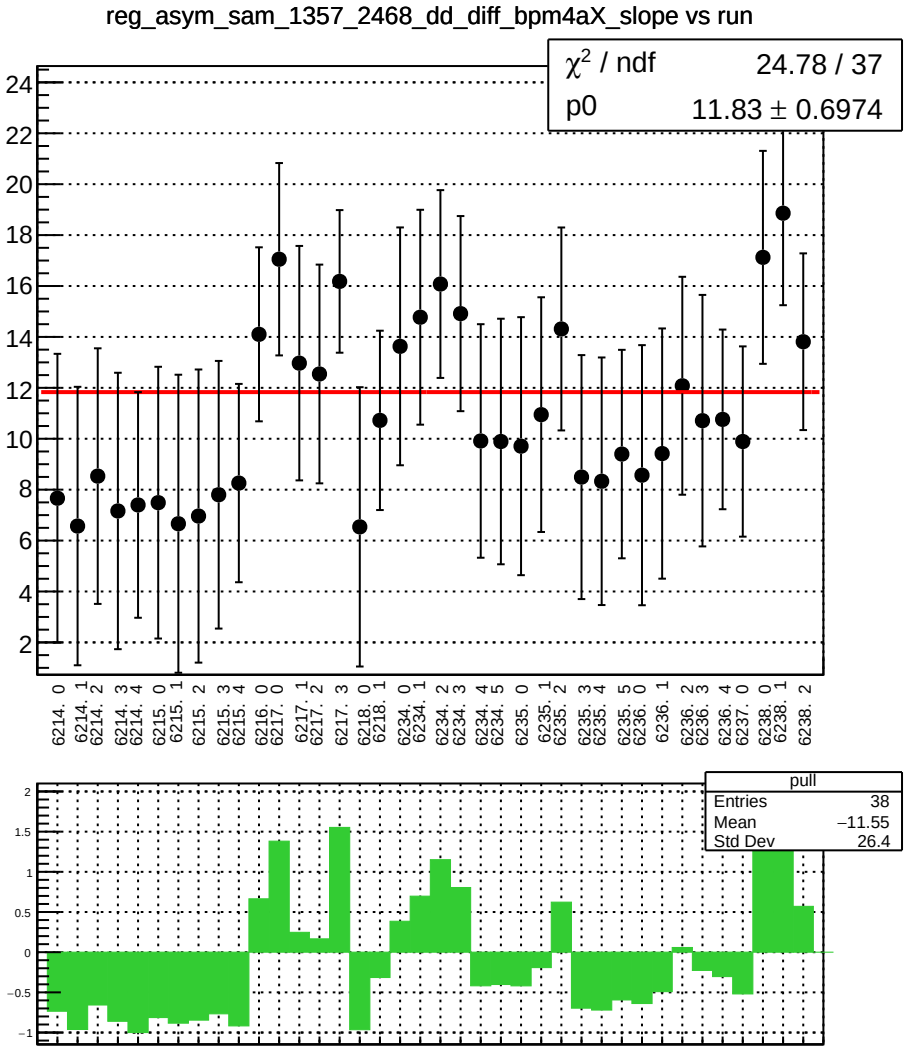
reg_asym_sam_1357_2468_dd_diff_bpm4aX_slope vs run
χ² / ndf 24.78 / 37
p0 11.83 ± 0.6974
6214. 0
6214. 1
6214. 2
6214. 3
6214. 4
6215. 0
6215. 1
6215. 2
6215. 3
6215. 4
6216. 0
6217. 0
6217. 1
6217. 2
6217. 3
6218. 0
6218. 1
6234. 0
6234. 1
6234. 2
6234. 3
6234. 4
6234. 5
6235. 0
6235. 1
6235. 2
6235. 3
6235. 4
6235. 5
6236. 0
6236. 1
6236. 2
6236. 3
6236. 4
6237. 0
6238. 0
6238. 1
6238. 2
pull
Entries 38
Mean −11.55
Std Dev 26.4

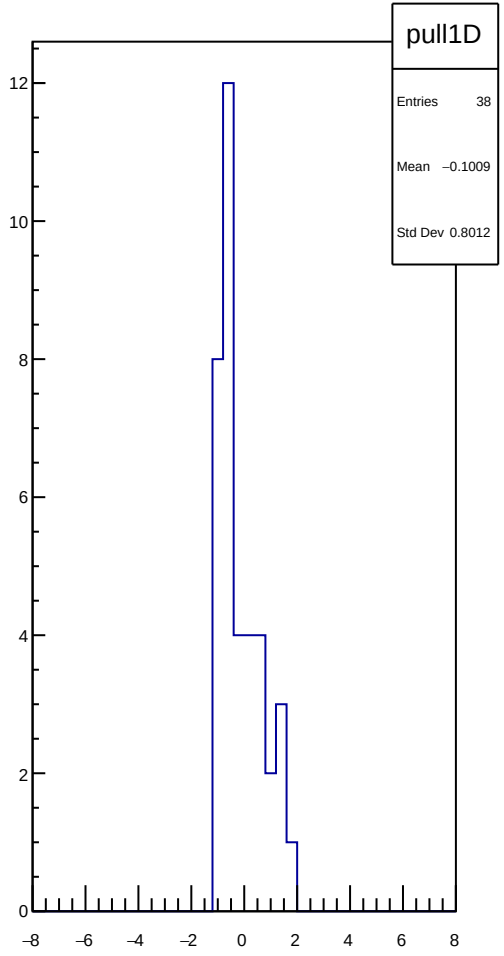
pull1D
Entries 38
Mean −0.1009
Std Dev 0.8012

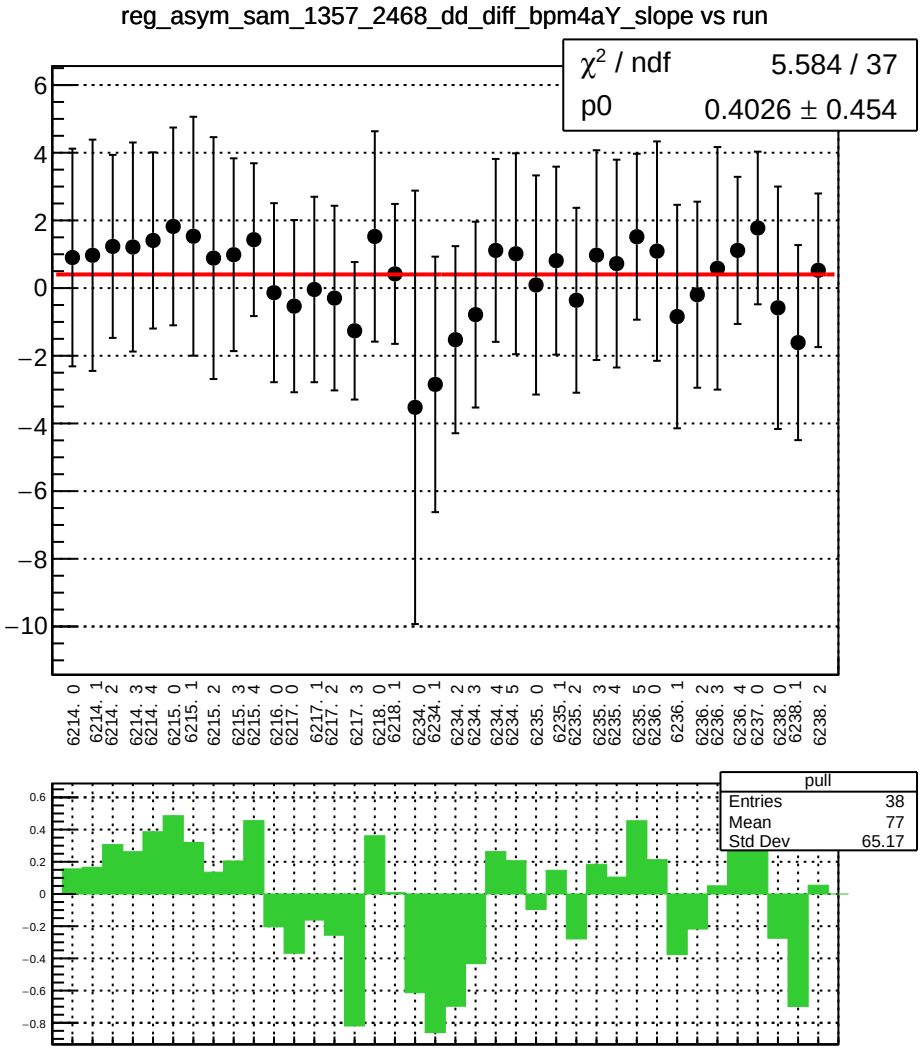
reg_asym_sam_1357_2468_dd_diff_bpm4aY_slope vs run
χ² / ndf 5.584 / 37
p0 0.4026 ± 0.454
6214. 0
6214. 1
6214. 2
6214. 3
6214. 4
6215. 0
6215. 1
6215. 2
6215. 3
6215. 4
6216. 0
6217. 0
6217. 1
6217. 2
6217. 3
6218. 0
6218. 1
6234. 0
6234. 1
6234. 2
6234. 3
6234. 4
6234. 5
6235. 0
6235. 1
6235. 2
6235. 3
6235. 4
6235. 5
6236. 0
6236. 1
6236. 2
6236. 3
6236. 4
6237. 0
6238. 0
6238. 1
6238. 2
pull
Entries 38
Mean 77
Std Dev 65.17

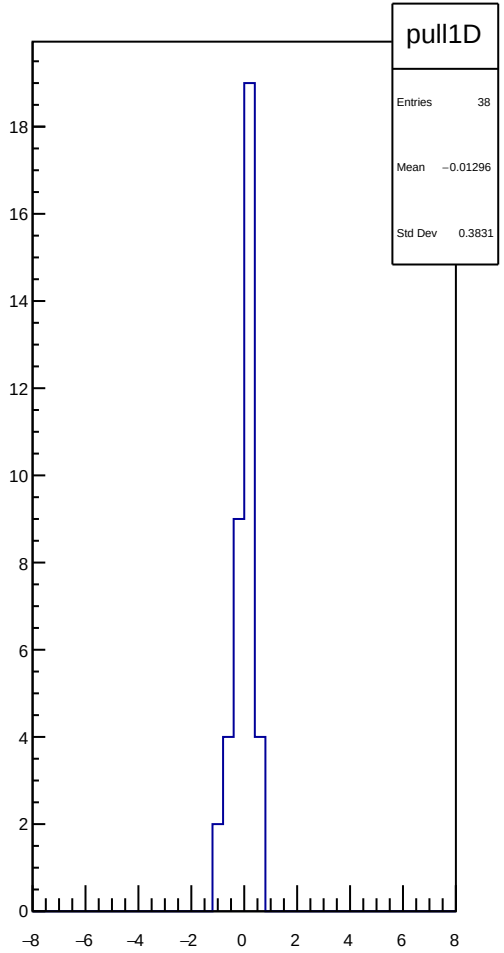
pull1D
Entries 38
Mean −0.01296
Std Dev 0.3831

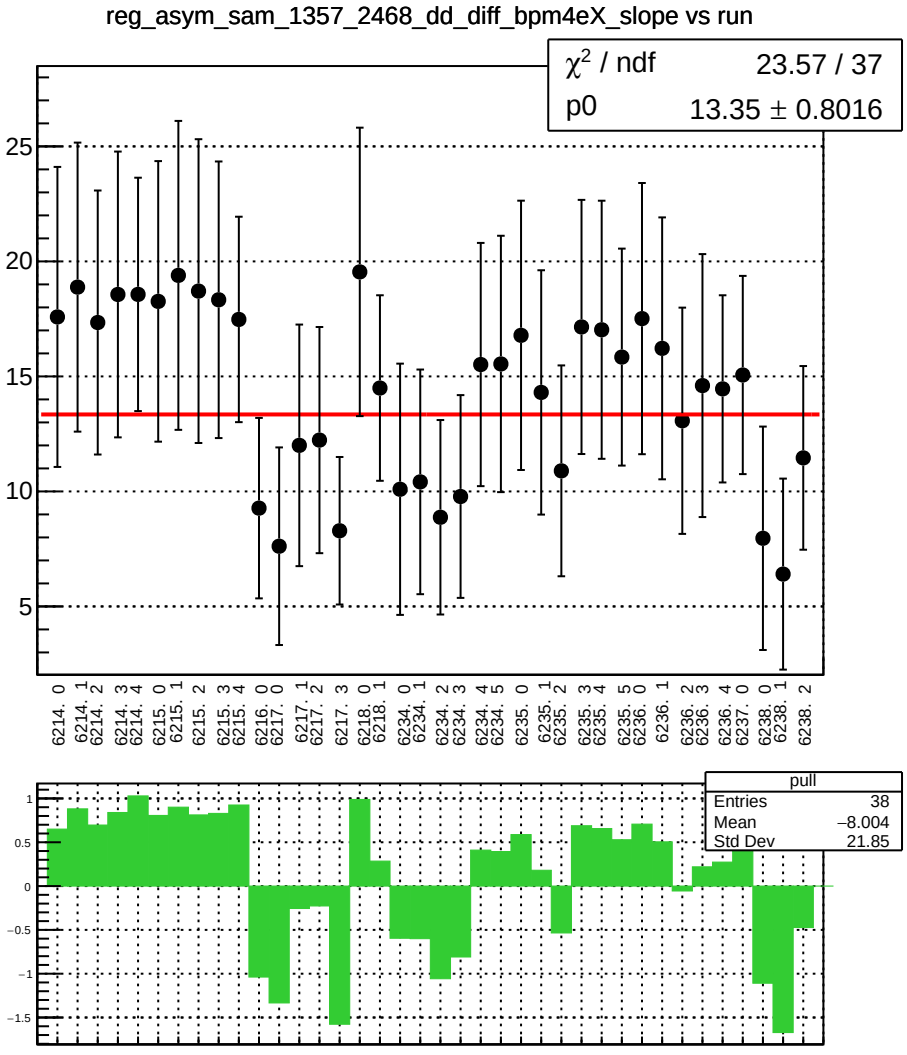
reg_asym_sam_1357_2468_dd_diff_bpm4eX_slope vs run
χ² / ndf 23.57 / 37
p0 13.35 ± 0.8016
pull
Entries 38
Mean −8.004
Std Dev 21.85

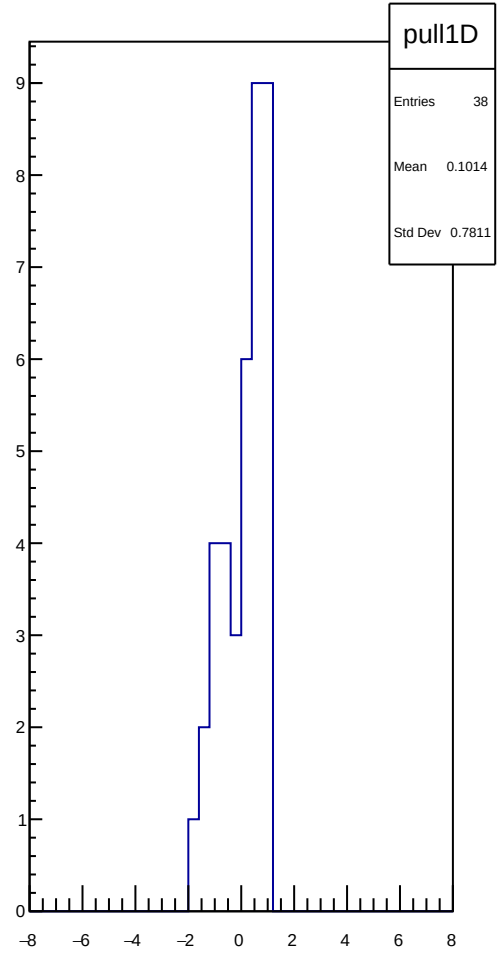
pull1D
Entries 38
Mean 0.1014
Std Dev 0.7811

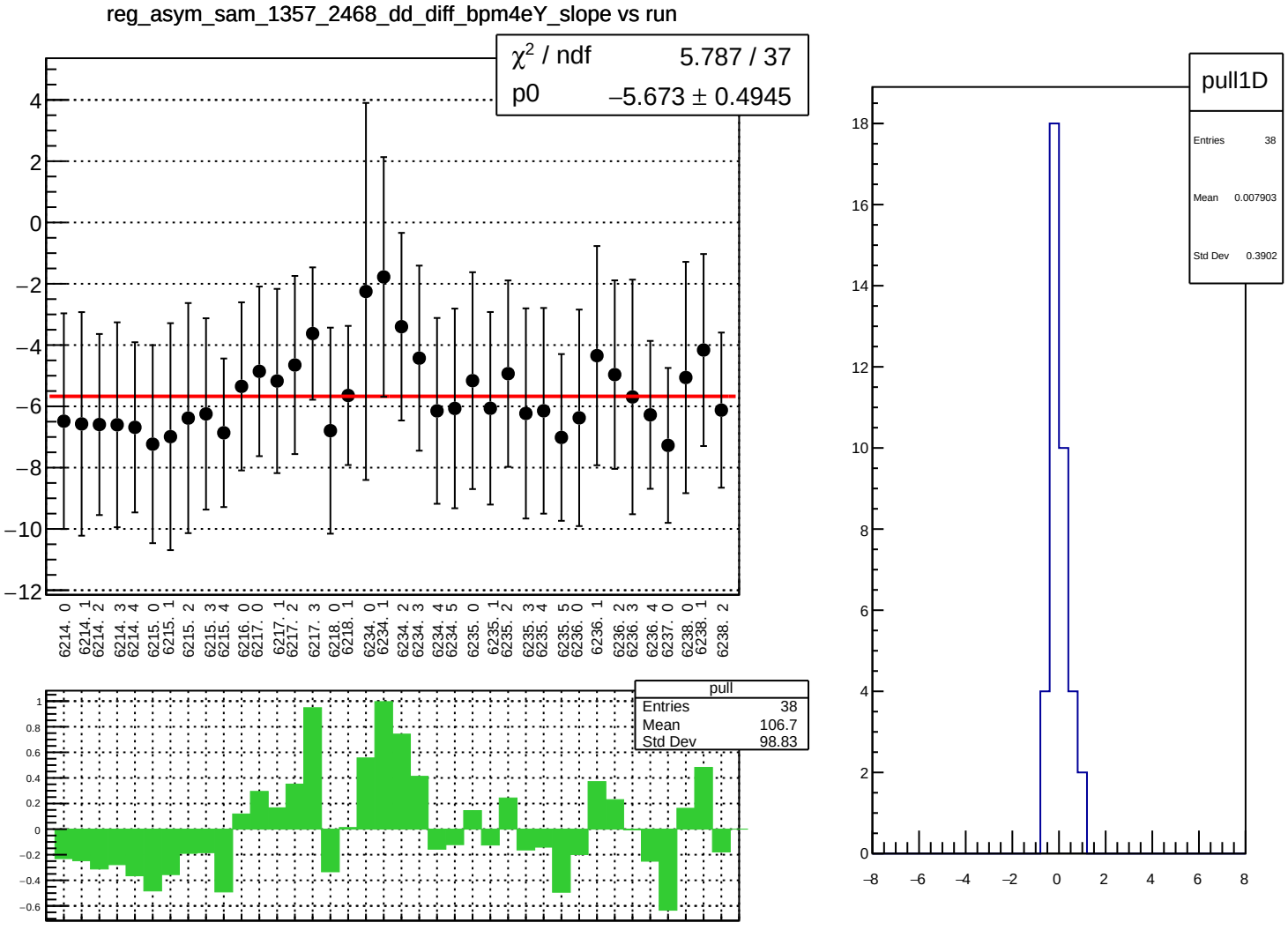
reg_asym_sam_1357_2468_dd_diff_bpm4eY_slope vs run
χ² / ndf 5.787 / 37
p0 −5.673 ± 0.4945
4
2
0
−2
−4
−6
−8
−10
−12
6214. 0
6214. 1
6214. 2
6214. 3
6214. 4
6215. 0
6215. 1
6215. 2
6215. 3
6215. 4
6216. 0
6217. 0
6217. 1
6217. 2
6217. 3
6218. 0
6218. 1
6234. 0
6234. 1
6234. 2
6234. 3
6234. 4
6234. 5
6235. 0
6235. 1
6235. 2
6235. 3
6235. 4
6235. 5
6236. 0
6236. 1
6236. 2
6236. 3
6236. 4
6237. 0
6238. 0
6238. 1
6238. 2
pull
Entries 38
Mean 106.7
Std Dev 98.83
1
0.8
0.6
0.4
0.2
0
−0.2
−0.4
−0.6
pull1D
Entries 38
Mean 0.007903
Std Dev 0.3902
18
16
14
12
10
8
6
4
2
0
−8
−6
−4
−2
0
2
4
6
8

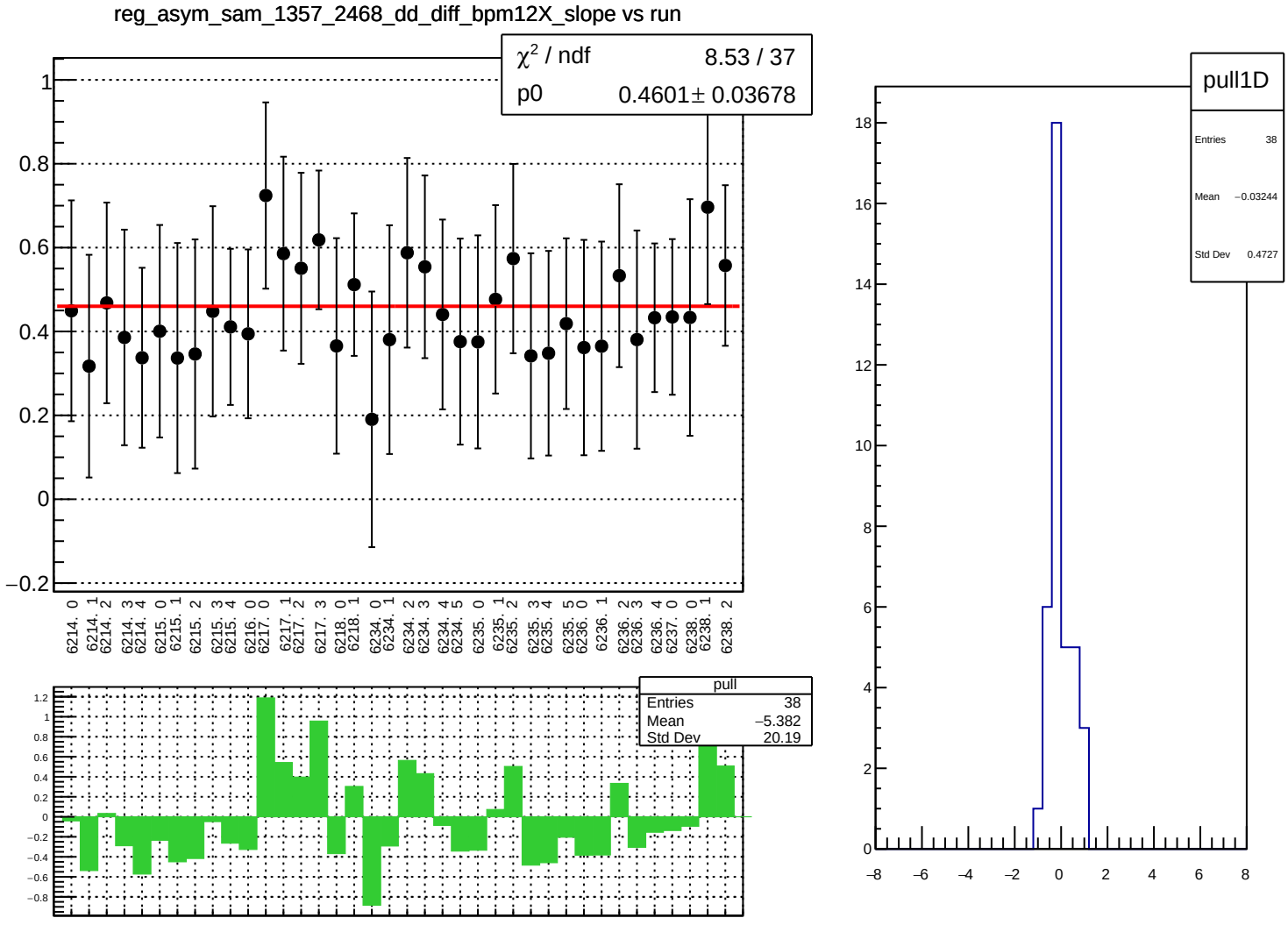
reg_asym_sam_1357_2468_dd_diff_bpm12X_slope vs run
χ² / ndf 8.53 / 37
p0 0.4601± 0.03678
6214. 0
6214. 1
6214. 2
6214. 3
6214. 4
6215. 0
6215. 1
6215. 2
6215. 3
6215. 4
6216. 0
6217. 0
6217. 1
6217. 2
6217. 3
6218. 0
6218. 1
6234. 0
6234. 1
6234. 2
6234. 3
6234. 4
6234. 5
6235. 0
6235. 1
6235. 2
6235. 3
6235. 4
6235. 5
6236. 0
6236. 1
6236. 2
6236. 3
6236. 4
6237. 0
6238. 0
6238. 1
6238. 2
pull
Entries 38
Mean −5.382
Std Dev 20.19
pull1D
Entries 38
Mean −0.03244
Std Dev 0.4727

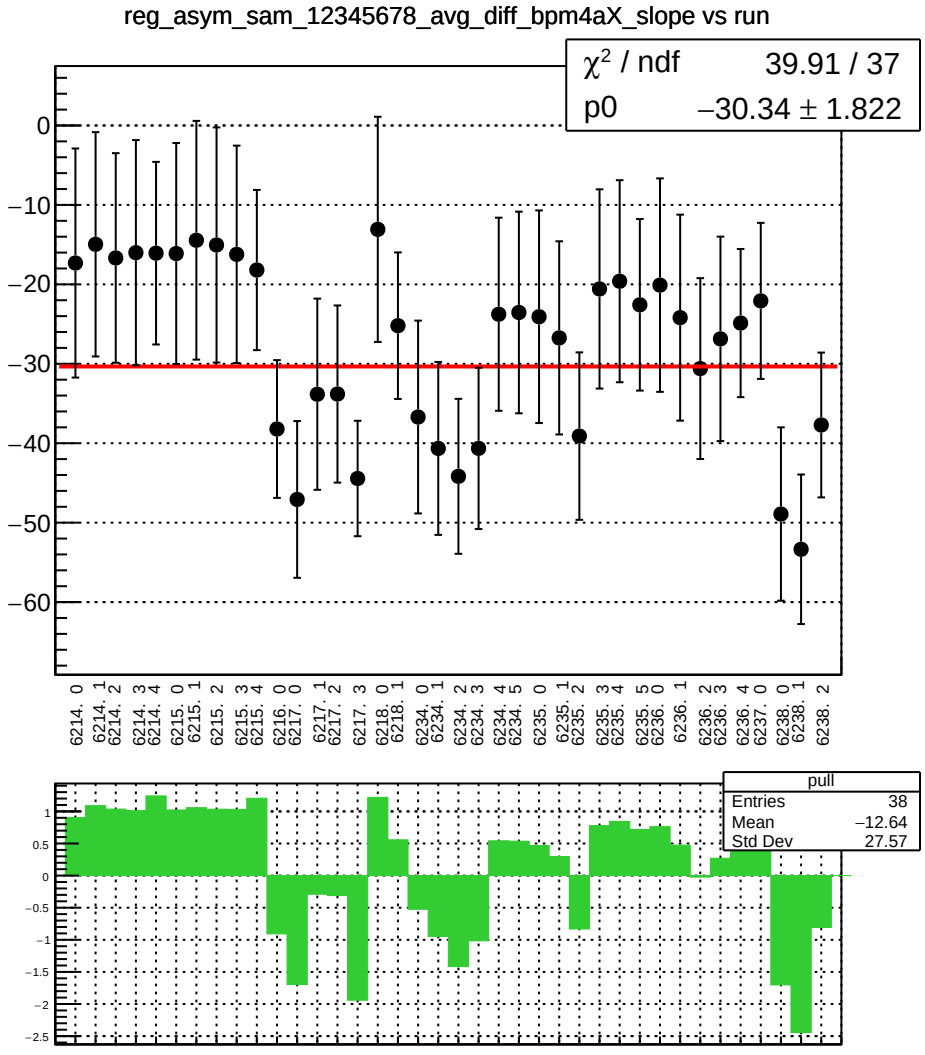
reg_asym_sam_12345678_avg_diff_bpm4aX_slope vs run
χ² / ndf 39.91 / 37
p0 −30.34 ± 1.822
0
−10
−20
−30
−40
−50
−60
6214. 0
6214. 1
6214. 2
6214. 3
6214. 4
6215. 0
6215. 1
6215. 2
6215. 3
6215. 4
6216. 0
6217. 0
6217. 1
6217. 2
6217. 3
6218. 0
6218. 1
6234. 0
6234. 1
6234. 2
6234. 3
6234. 4
6234. 5
6235. 0
6235. 1
6235. 2
6235. 3
6235. 4
6235. 5
6236. 0
6236. 1
6236. 2
6236. 3
6236. 4
6237. 0
6238. 0
6238. 1
6238. 2
pull
Entries 38
Mean −12.64
Std Dev 27.57
1
0.5
0
−0.5
−1
−1.5
−2
−2.5

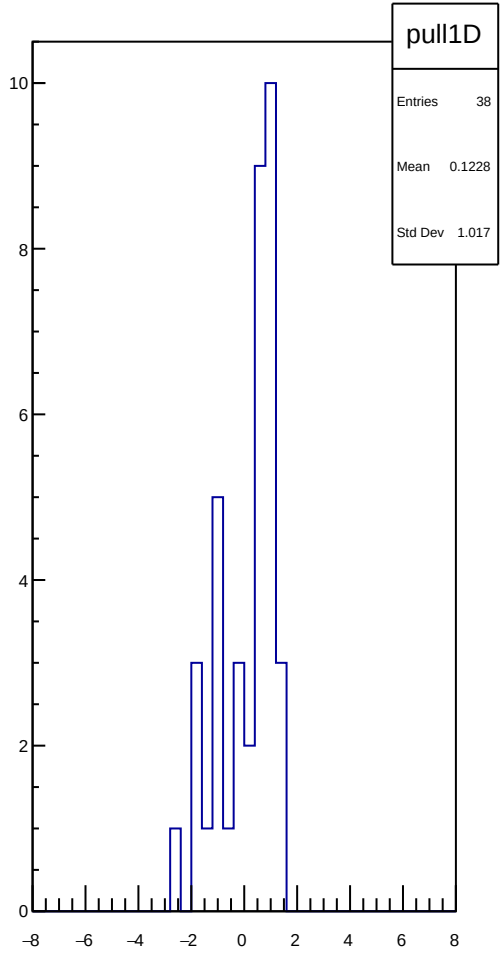
pull1D
Entries 38
Mean 0.1228
Std Dev 1.017
10
8
6
4
2
0
−8
−6
−4
−2
0
2
4
6
8

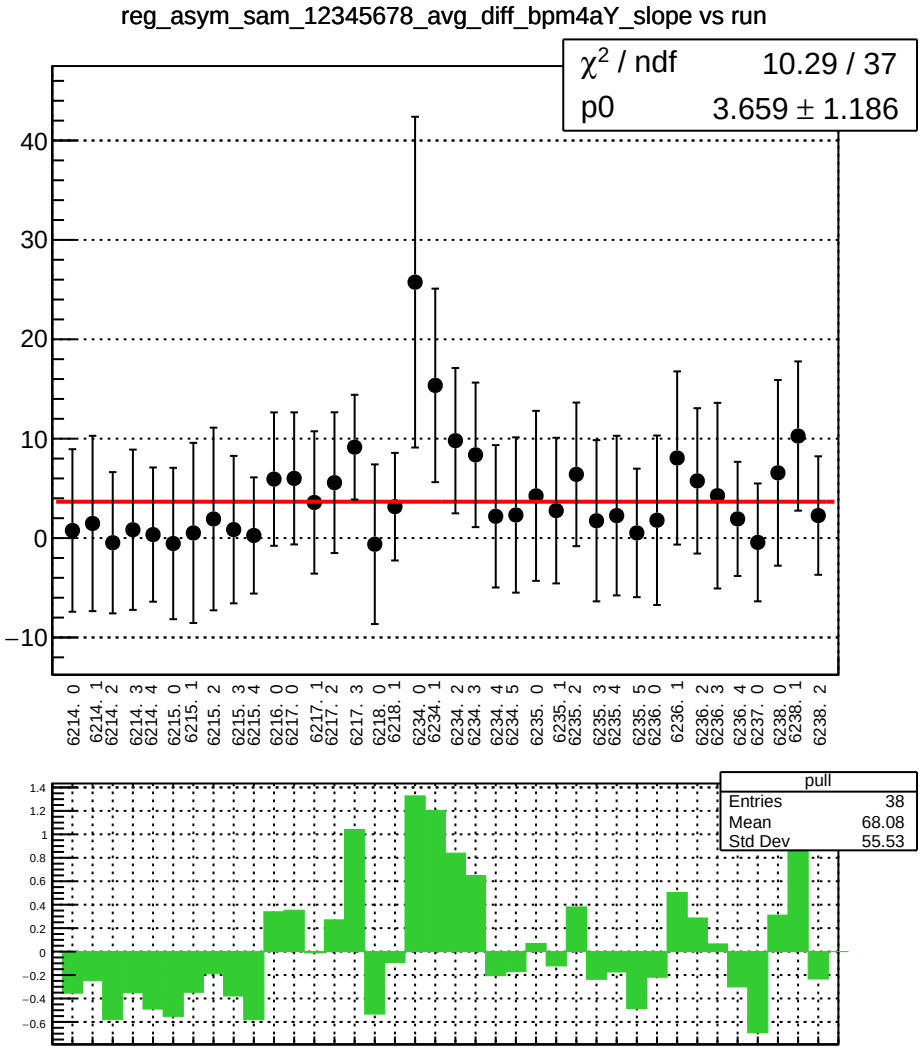
reg_asym_sam_12345678_avg_diff_bpm4aY_slope vs run
χ² / ndf 10.29 / 37
p0 3.659 ± 1.186
40
30
20
10
0
−10
6214. 0
6214. 1
6214. 2
6214. 3
6214. 4
6215. 0
6215. 1
6215. 2
6215. 3
6215. 4
6216. 0
6217. 0
6217. 1
6217. 2
6217. 3
6218. 0
6218. 1
6234. 0
6234. 1
6234. 2
6234. 3
6234. 4
6234. 5
6235. 0
6235. 1
6235. 2
6235. 3
6235. 4
6235. 5
6236. 0
6236. 1
6236. 2
6236. 3
6236. 4
6237. 0
6238. 0
6238. 1
6238. 2
pull
Entries 38
Mean 68.08
Std Dev 55.53
1.4
1.2
1
0.8
0.6
0.4
0.2
0
−0.2
−0.4
−0.6

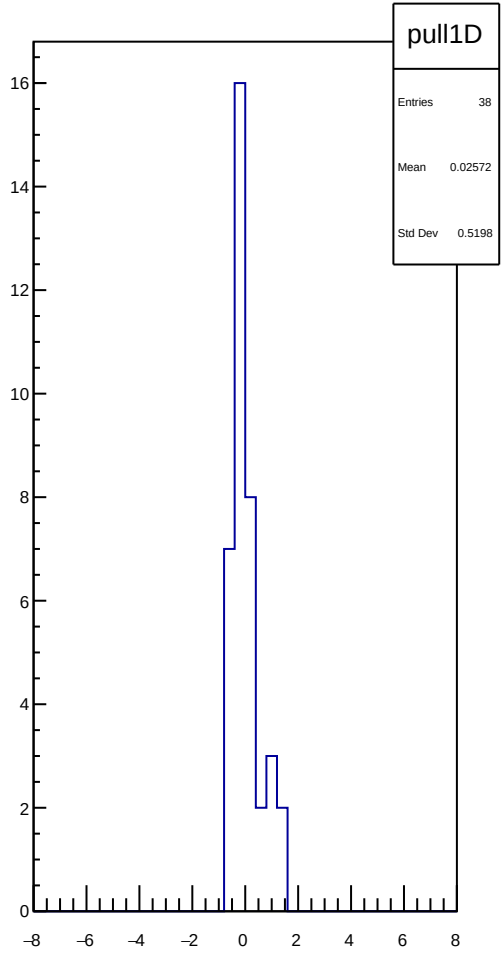
pull1D
Entries 38
Mean 0.02572
Std Dev 0.5198
16
14
12
10
8
6
4
2
0
−8
−6
−4
−2
0
2
4
6
8

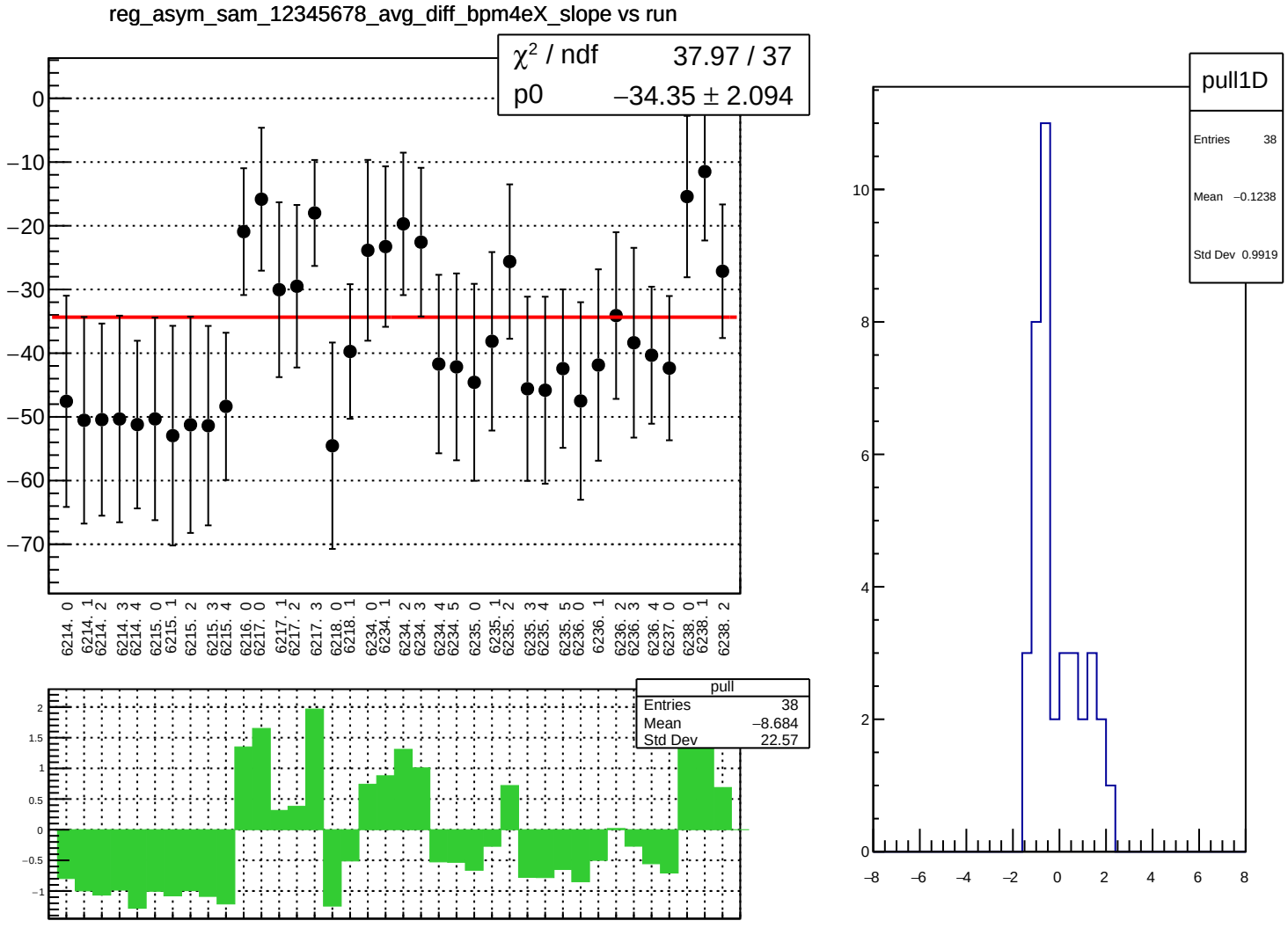
reg_asym_sam_12345678_avg_diff_bpm4eX_slope vs run
χ² / ndf 37.97 / 37
p0 −34.35 ± 2.094
0
−10
−20
−30
−40
−50
−60
−70
6214. 0
6214. 1
6214. 2
6214. 3
6214. 4
6215. 0
6215. 1
6215. 2
6215. 3
6215. 4
6216. 0
6217. 0
6217. 1
6217. 2
6217. 3
6218. 0
6218. 1
6234. 0
6234. 1
6234. 2
6234. 3
6234. 4
6234. 5
6235. 0
6235. 1
6235. 2
6235. 3
6235. 4
6235. 5
6236. 0
6236. 1
6236. 2
6236. 3
6236. 4
6237. 0
6238. 0
6238. 1
6238. 2
pull
Entries 38
Mean −8.684
Std Dev 22.57
2
1.5
1
0.5
0
−0.5
−1
pull1D
Entries 38
Mean −0.1238
Std Dev 0.9919
10
8
6
4
2
0
−8
−6
−4
−2
0
2
4
6
8

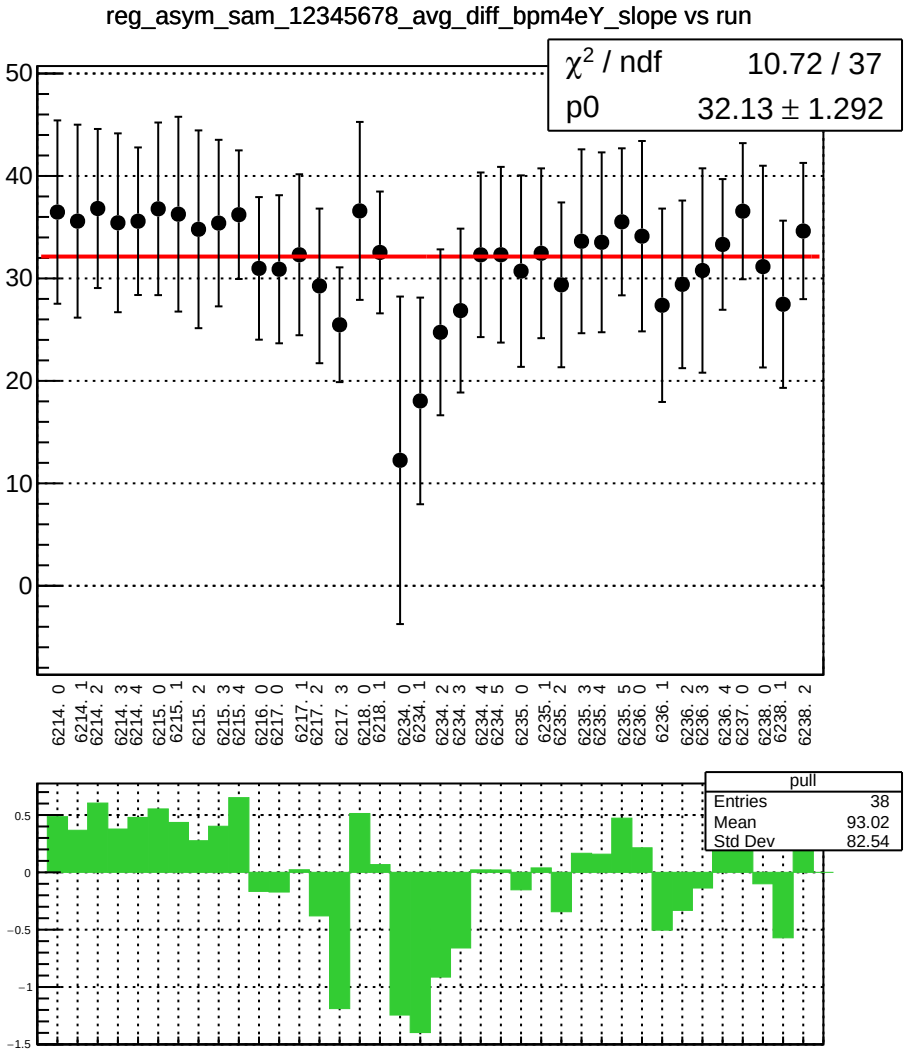
reg_asym_sam_12345678_avg_diff_bpm4eY_slope vs run
χ² / ndf 10.72 / 37
p0 32.13 ± 1.292
pull
Entries 38
Mean 93.02
Std Dev 82.54

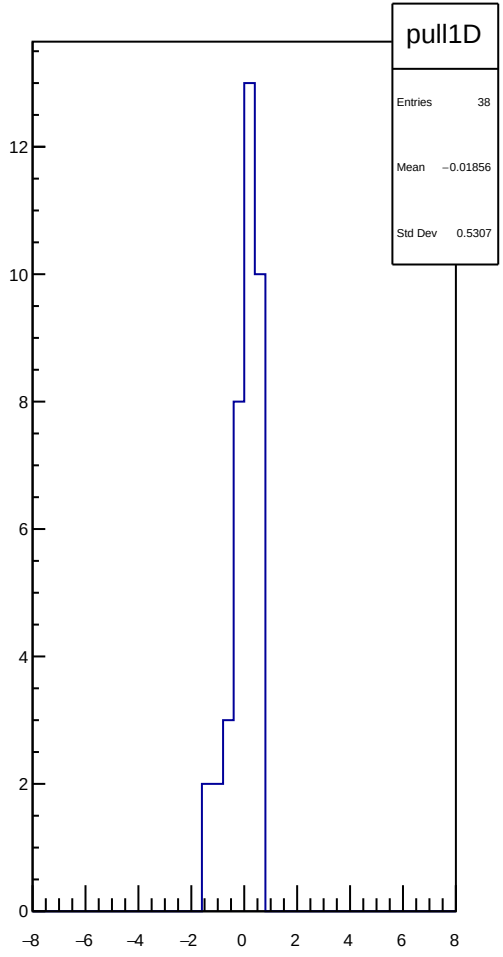
pull1D
Entries 38
Mean −0.01856
Std Dev 0.5307

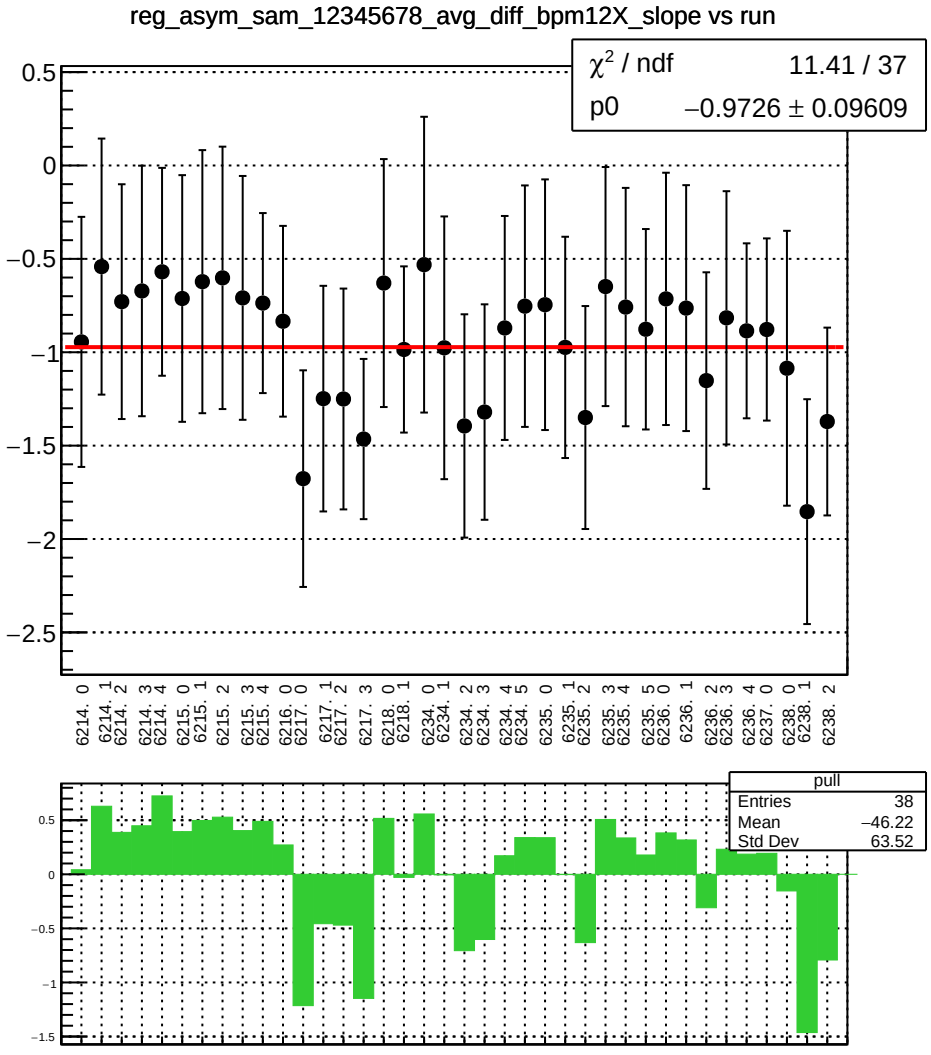
reg_asym_sam_12345678_avg_diff_bpm12X_slope vs run
χ² / ndf 11.41 / 37
p0 −0.9726 ± 0.09609
0.5
0
−0.5
−1
−1.5
−2
−2.5
6214. 0
6214. 1
6214. 2
6214. 3
6214. 4
6215. 0
6215. 1
6215. 2
6215. 3
6215. 4
6216. 0
6217. 0
6217. 1
6217. 2
6217. 3
6218. 0
6218. 1
6234. 0
6234. 1
6234. 2
6234. 3
6234. 4
6234. 5
6235. 0
6235. 1
6235. 2
6235. 3
6235. 4
6235. 5
6236. 0
6236. 1
6236. 2
6236. 3
6236. 4
6237. 0
6238. 0
6238. 1
6238. 2
pull
Entries 38
Mean −46.22
Std Dev 63.52
0.5
0
−0.5
−1
−1.5

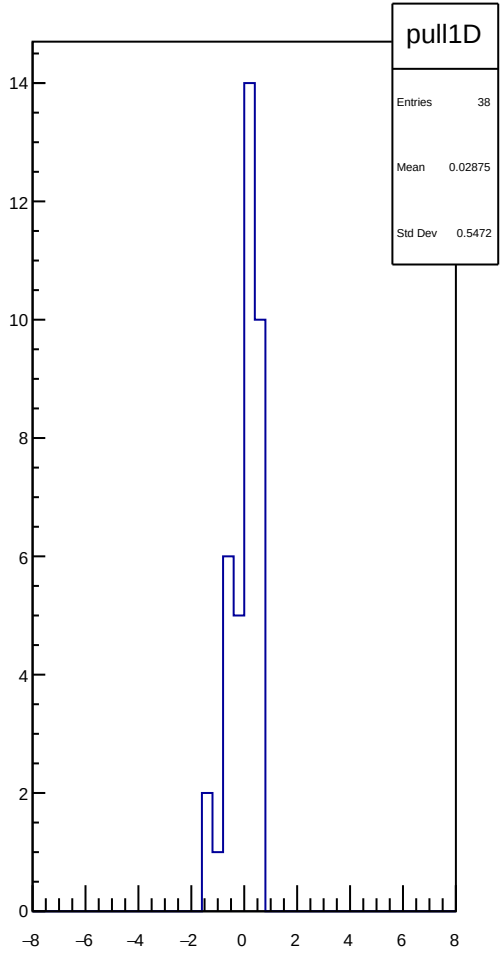
pull1D
Entries 38
Mean 0.02875
Std Dev 0.5472
14
12
10
8
6
4
2
0
−8
−6
−4
−2
0
2
4
6
8

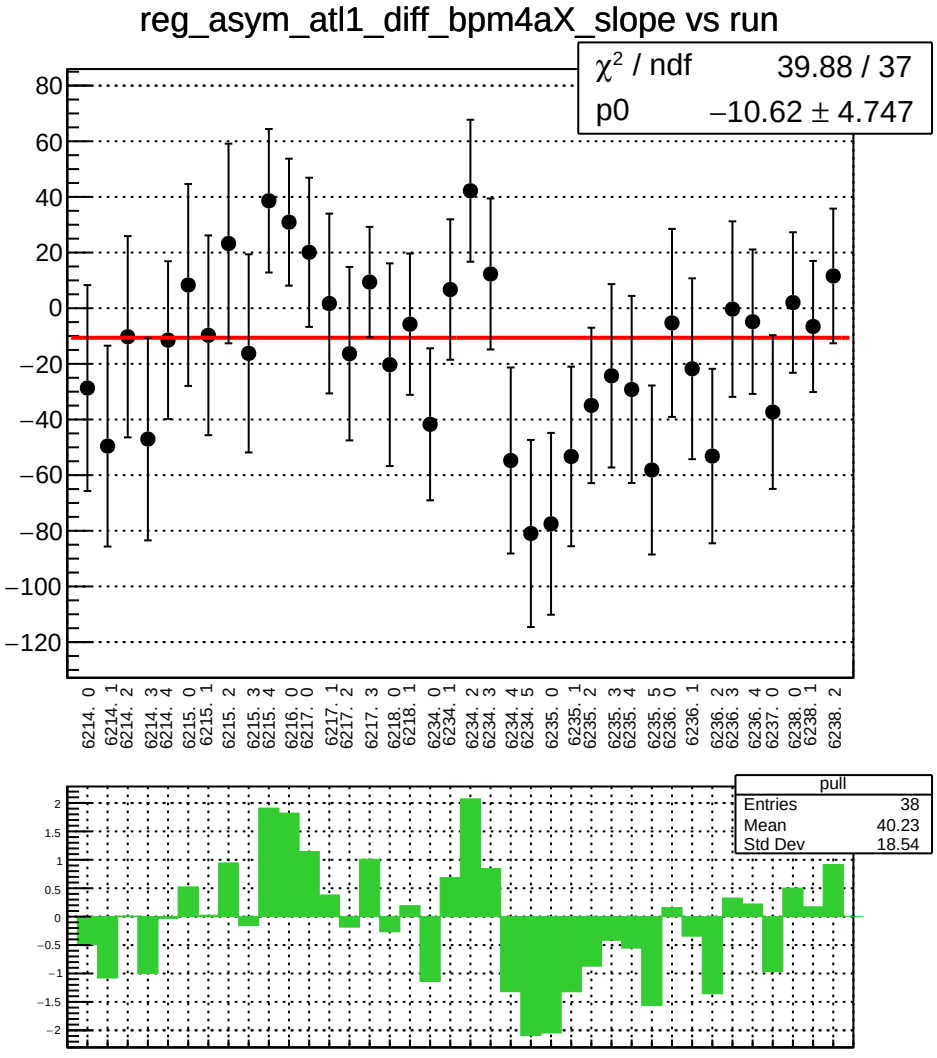
reg_asym_atl1_diff_bpm4aX_slope vs run
χ² / ndf 39.88 / 37
p0 −10.62 ± 4.747
6214. 0
6214. 1
6214. 2
6214. 3
6214. 4
6215. 0
6215. 1
6215. 2
6215. 3
6215. 4
6216. 0
6217. 0
6217. 1
6217. 2
6217. 3
6218. 0
6218. 1
6234. 0
6234. 1
6234. 2
6234. 3
6234. 4
6234. 5
6235. 0
6235. 1
6235. 2
6235. 3
6235. 4
6235. 5
6236. 0
6236. 1
6236. 2
6236. 3
6236. 4
6237. 0
6238. 0
6238. 1
6238. 2
pull
Entries 38
Mean 40.23
Std Dev 18.54

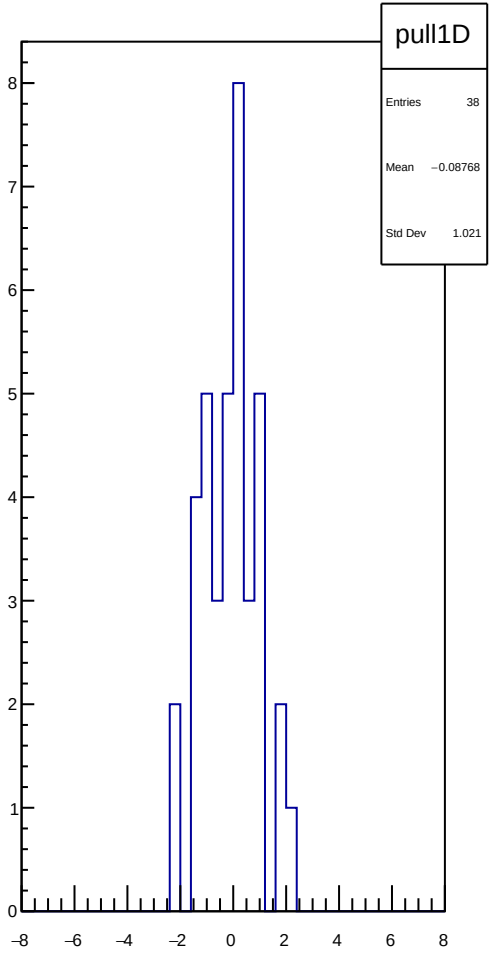
pull1D
Entries 38
Mean −0.08768
Std Dev 1.021

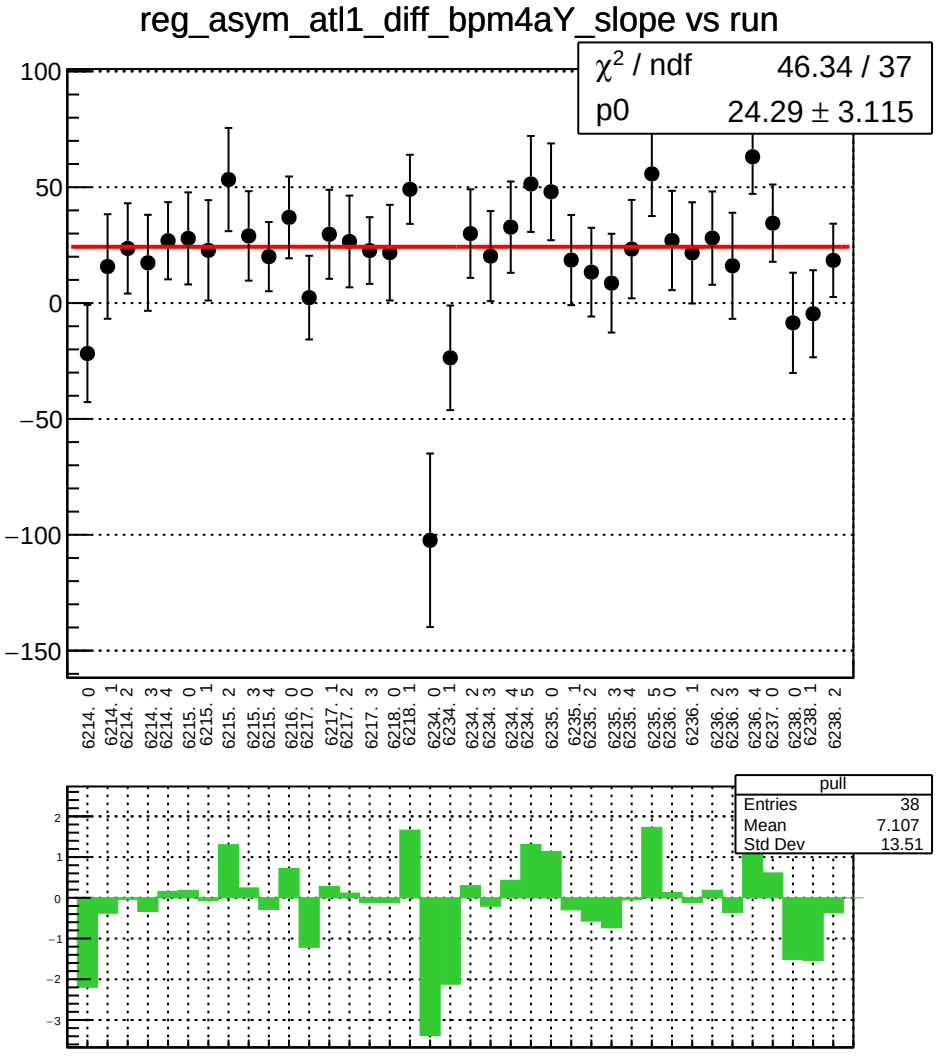
reg_asym_atl1_diff_bpm4aY_slope vs run
χ² / ndf 46.34 / 37
p0 24.29 ± 3.115
100
50
0
−50
−100
−150
6214. 0
6214. 1
6214. 2
6214. 3
6214. 4
6215. 0
6215. 1
6215. 2
6215. 3
6215. 4
6216. 0
6217. 0
6217. 1
6217. 2
6217. 3
6218. 0
6218. 1
6234. 0
6234. 1
6234. 2
6234. 3
6234. 4
6234. 5
6235. 0
6235. 1
6235. 2
6235. 3
6235. 4
6235. 5
6236. 0
6236. 1
6236. 2
6236. 3
6236. 4
6237. 0
6238. 0
6238. 1
6238. 2
pull
Entries 38
Mean 7.107
Std Dev 13.51
2
1
0
−1
−2
−3

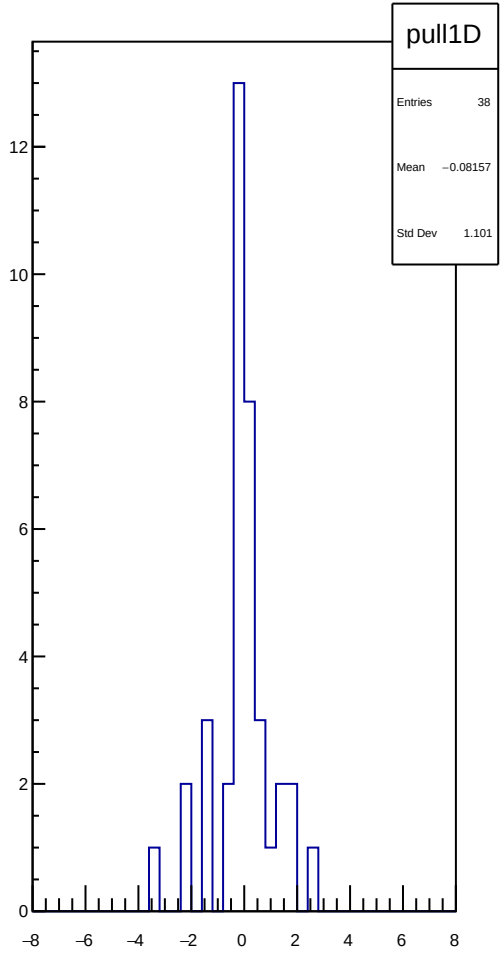
pull1D
Entries 38
Mean −0.08157
Std Dev 1.101
12
10
8
6
4
2
0
−8
−6
−4
−2
0
2
4
6
8

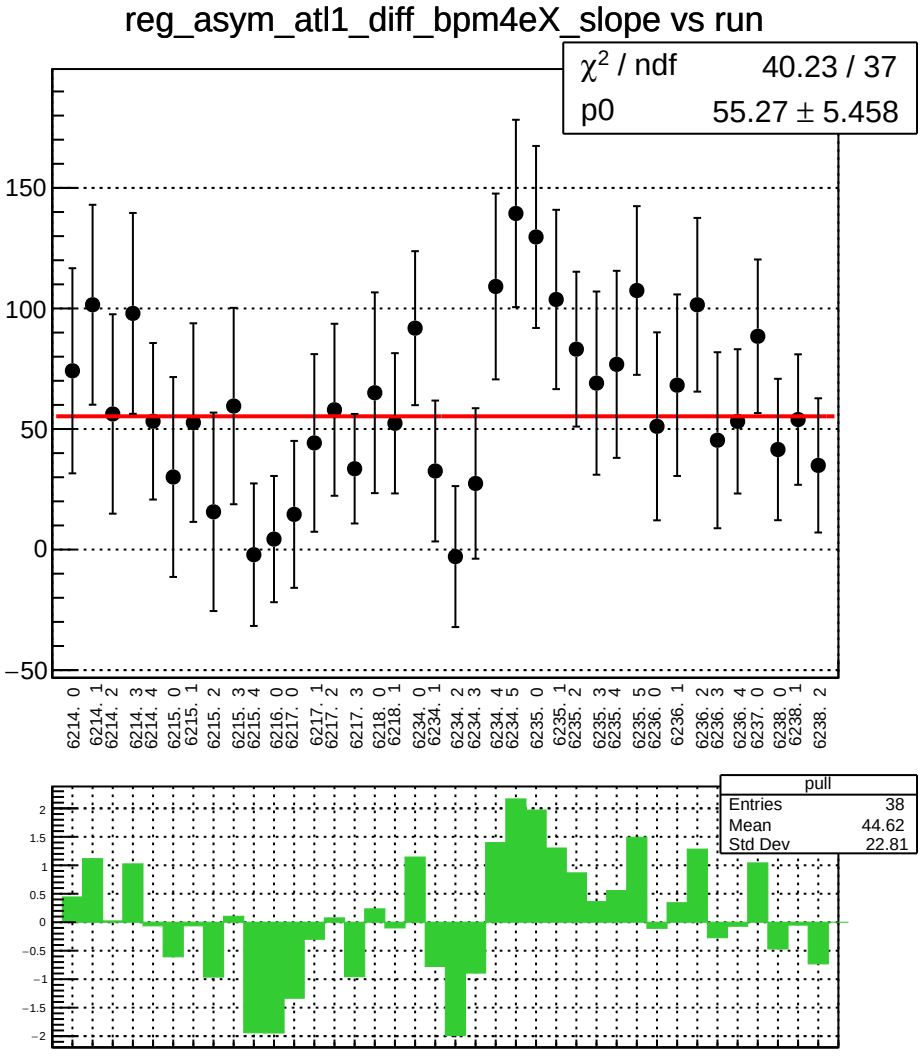
reg_asym_atl1_diff_bpm4eX_slope vs run
χ² / ndf 40.23 / 37
p0 55.27 ± 5.458
150
100
50
0
−50
6214. 0
6214. 1
6214. 2
6214. 3
6214. 4
6215. 0
6215. 1
6215. 2
6215. 3
6215. 4
6216. 0
6217. 0
6217. 1
6217. 2
6217. 3
6218. 0
6218. 1
6234. 0
6234. 1
6234. 2
6234. 3
6234. 4
6234. 5
6235. 0
6235. 1
6235. 2
6235. 3
6235. 4
6235. 5
6236. 0
6236. 1
6236. 2
6236. 3
6236. 4
6237. 0
6238. 0
6238. 1
6238. 2
pull
Entries 38
Mean 44.62
Std Dev 22.81
2
1.5
1
0.5
0
−0.5
−1
−1.5
−2

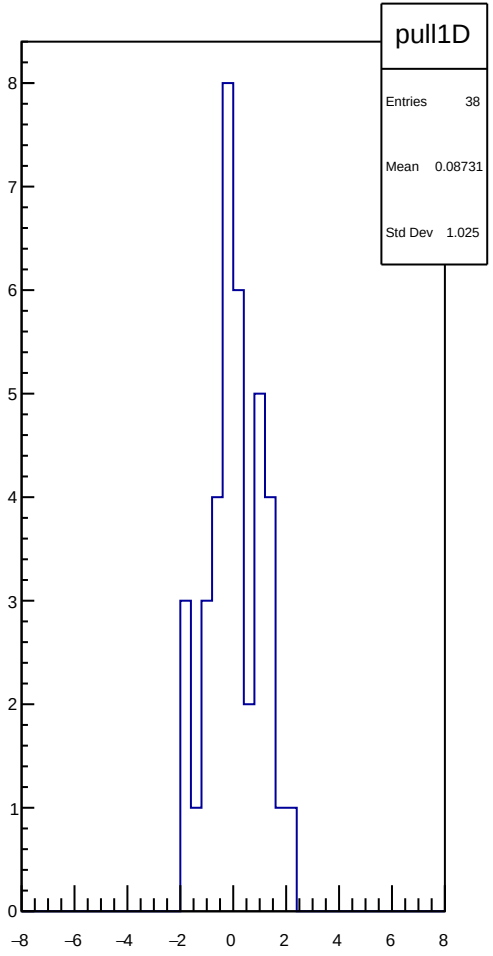
pull1D
Entries 38
Mean 0.08731
Std Dev 1.025
8
7
6
5
4
3
2
1
0
−8
−6
−4
−2
0
2
4
6
8

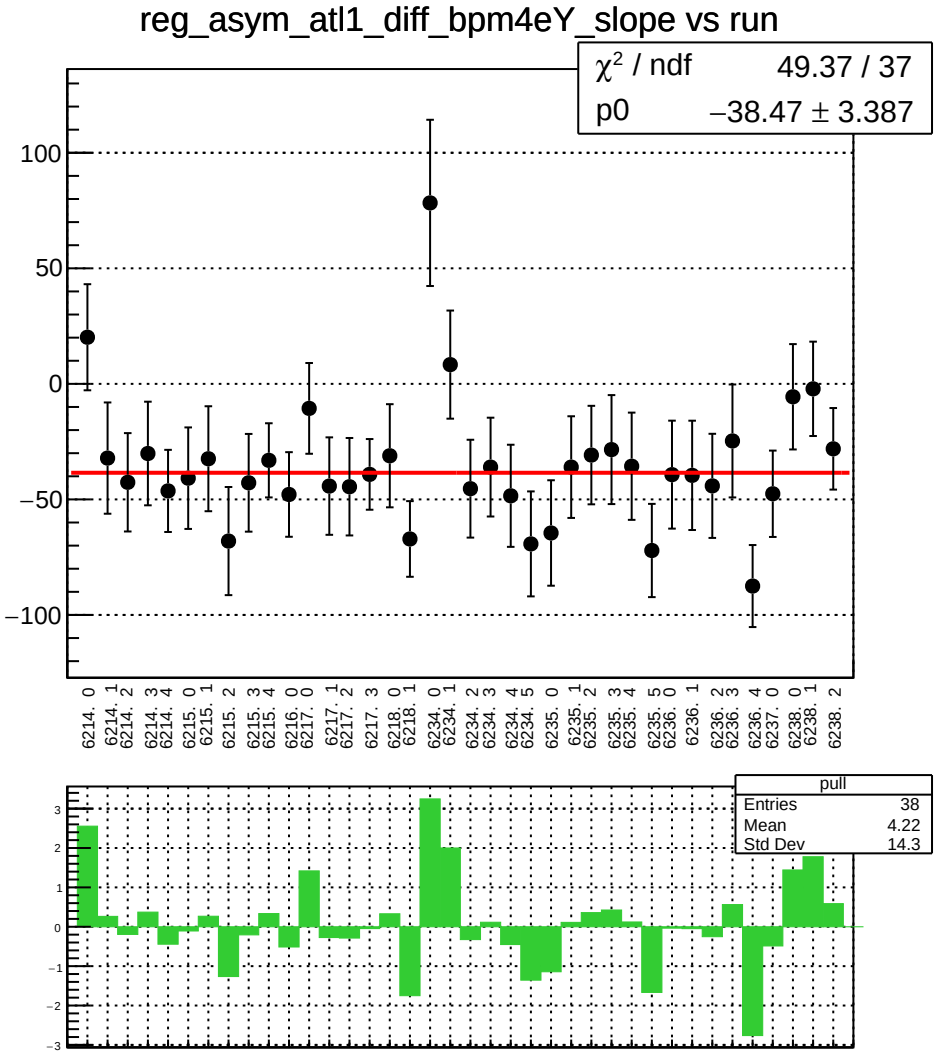
reg_asym_atl1_diff_bpm4eY_slope vs run
χ² / ndf 49.37 / 37
p0 −38.47 ± 3.387
100
50
0
−50
−100
6214. 0
6214. 1
6214. 2
6214. 3
6214. 4
6215. 0
6215. 1
6215. 2
6215. 3
6215. 4
6216. 0
6217. 0
6217. 1
6217. 2
6217. 3
6218. 0
6218. 1
6234. 0
6234. 1
6234. 2
6234. 3
6234. 4
6234. 5
6235. 0
6235. 1
6235. 2
6235. 3
6235. 4
6235. 5
6236. 0
6236. 1
6236. 2
6236. 3
6236. 4
6237. 0
6238. 0
6238. 1
6238. 2
pull
Entries 38
Mean 4.22
Std Dev 14.3
3
2
1
0
−1
−2
−3

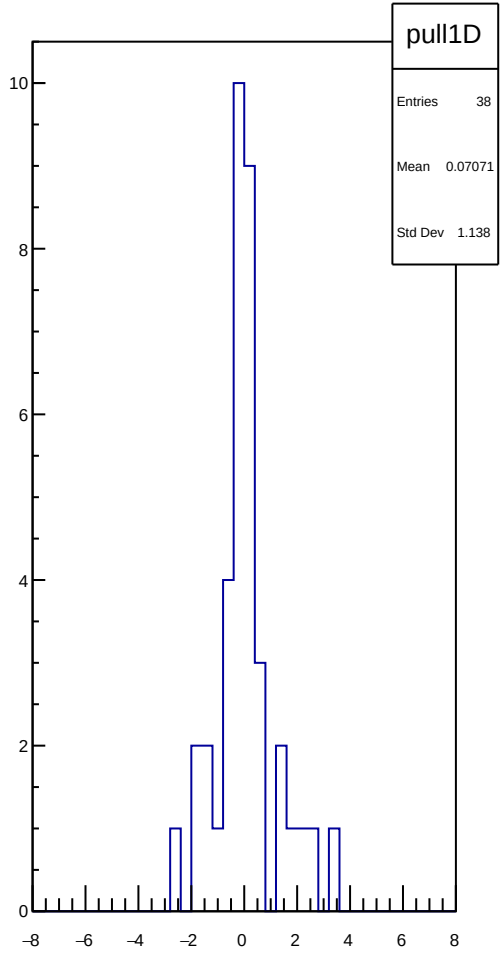
pull1D
Entries 38
Mean 0.07071
Std Dev 1.138
10
8
6
4
2
0
−8
−6
−4
−2
0
2
4
6
8

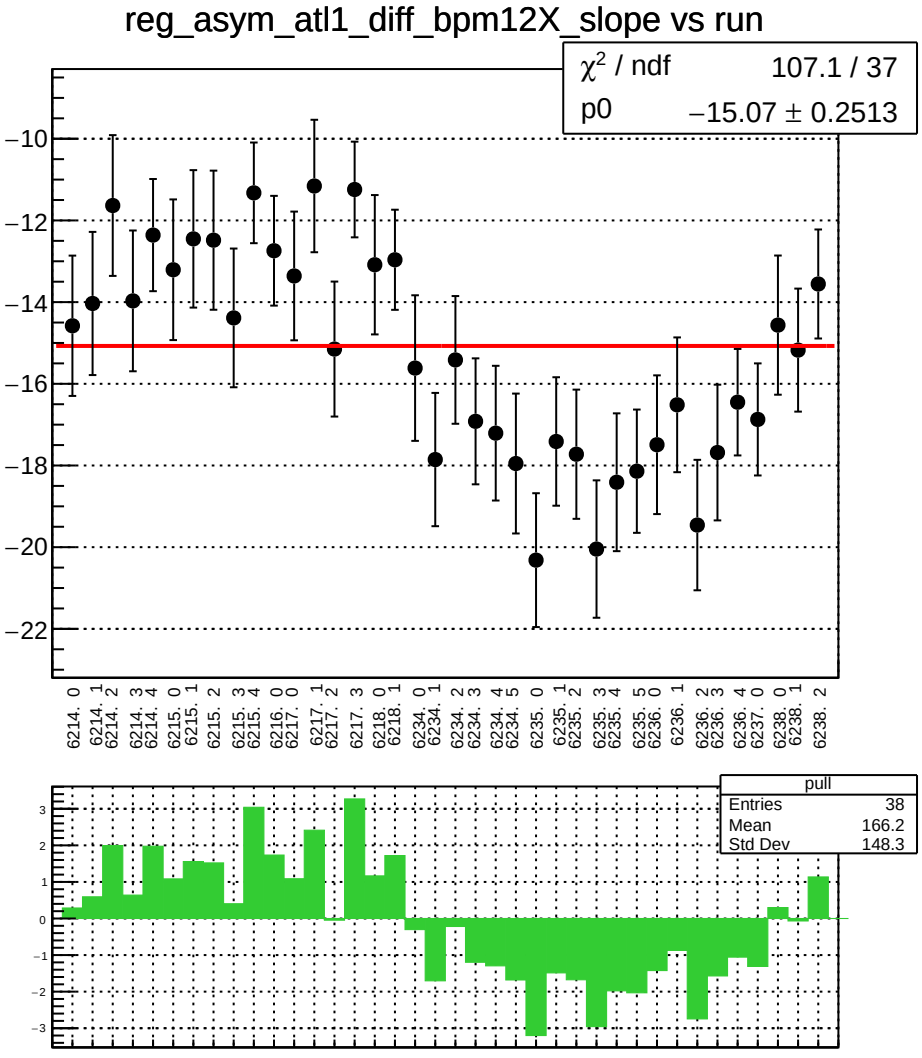
reg_asym_atl1_diff_bpm12X_slope vs run
χ² / ndf 107.1 / 37
p0 −15.07 ± 0.2513
−10
−12
−14
−16
−18
−20
−22
6214. 0
6214. 1
6214. 2
6214. 3
6214. 4
6215. 0
6215. 1
6215. 2
6215. 3
6215. 4
6216. 0
6217. 0
6217. 1
6217. 2
6217. 3
6218. 0
6218. 1
6234. 0
6234. 1
6234. 2
6234. 3
6234. 4
6234. 5
6235. 0
6235. 1
6235. 2
6235. 3
6235. 4
6235. 5
6236. 0
6236. 1
6236. 2
6236. 3
6236. 4
6237. 0
6238. 0
6238. 1
6238. 2
pull
Entries 38
Mean 166.2
Std Dev 148.3
3
2
1
0
−1
−2
−3

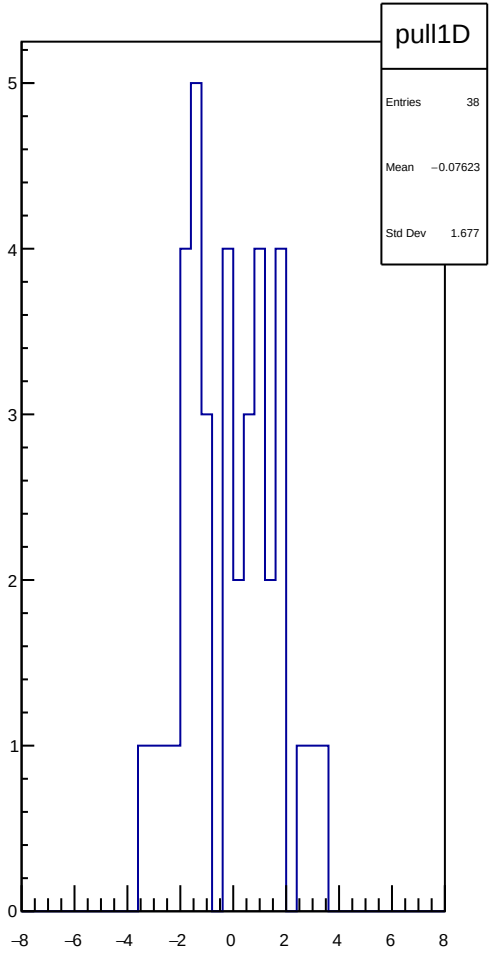
pull1D
Entries 38
Mean −0.07623
Std Dev 1.677
5
4
3
2
1
0
−8
−6
−4
−2
0
2
4
6
8

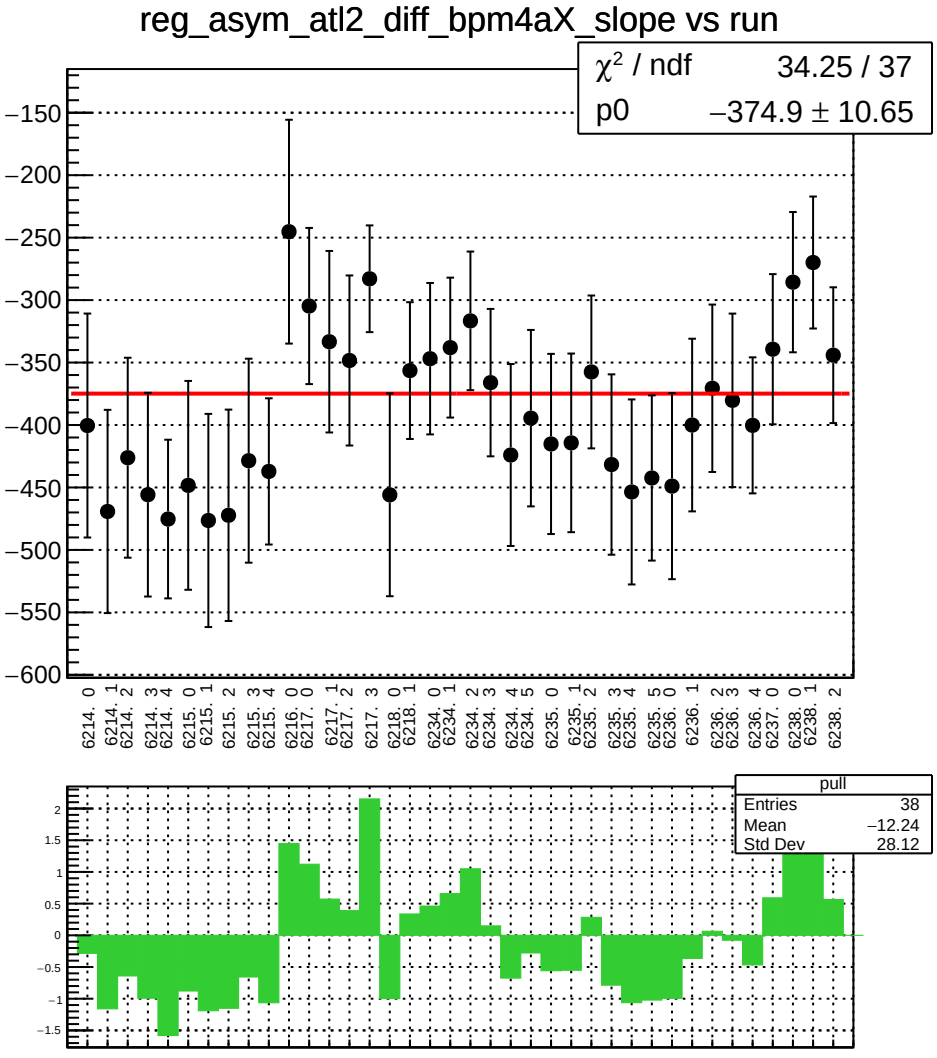
reg_asym_atl2_diff_bpm4aX_slope vs run
χ² / ndf 34.25 / 37
p0 −374.9 ± 10.65
−150
−200
−250
−300
−350
−400
−450
−500
−550
−600
6214. 0
6214. 1
6214. 2
6214. 3
6214. 4
6215. 0
6215. 1
6215. 2
6215. 3
6215. 4
6216. 0
6217. 0
6217. 1
6217. 2
6217. 3
6218. 0
6218. 1
6234. 0
6234. 1
6234. 2
6234. 3
6234. 4
6234. 5
6235. 0
6235. 1
6235. 2
6235. 3
6235. 4
6235. 5
6236. 0
6236. 1
6236. 2
6236. 3
6236. 4
6237. 0
6238. 0
6238. 1
6238. 2
pull
Entries 38
Mean −12.24
Std Dev 28.12
2
1.5
1
0.5
0
−0.5
−1
−1.5

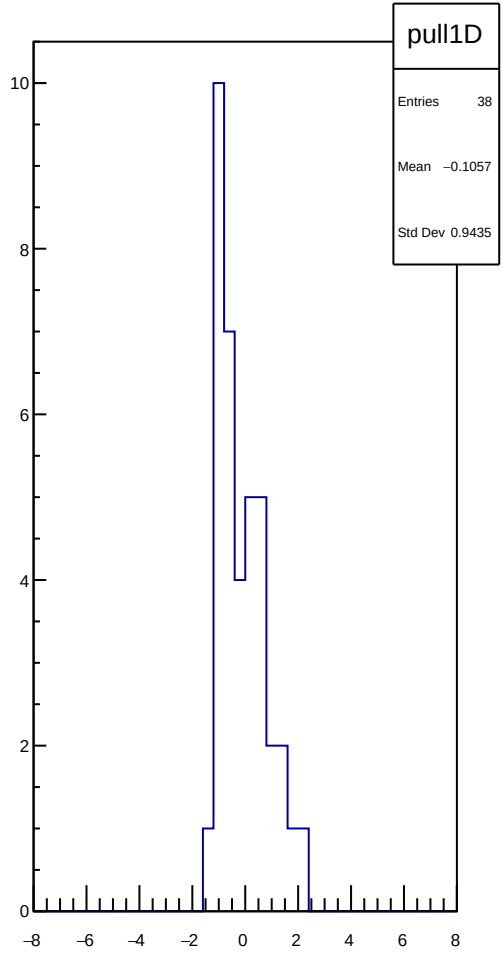
pull1D
Entries 38
Mean −0.1057
Std Dev 0.9435
10
8
6
4
2
0
−8
−6
−4
−2
0
2
4
6
8

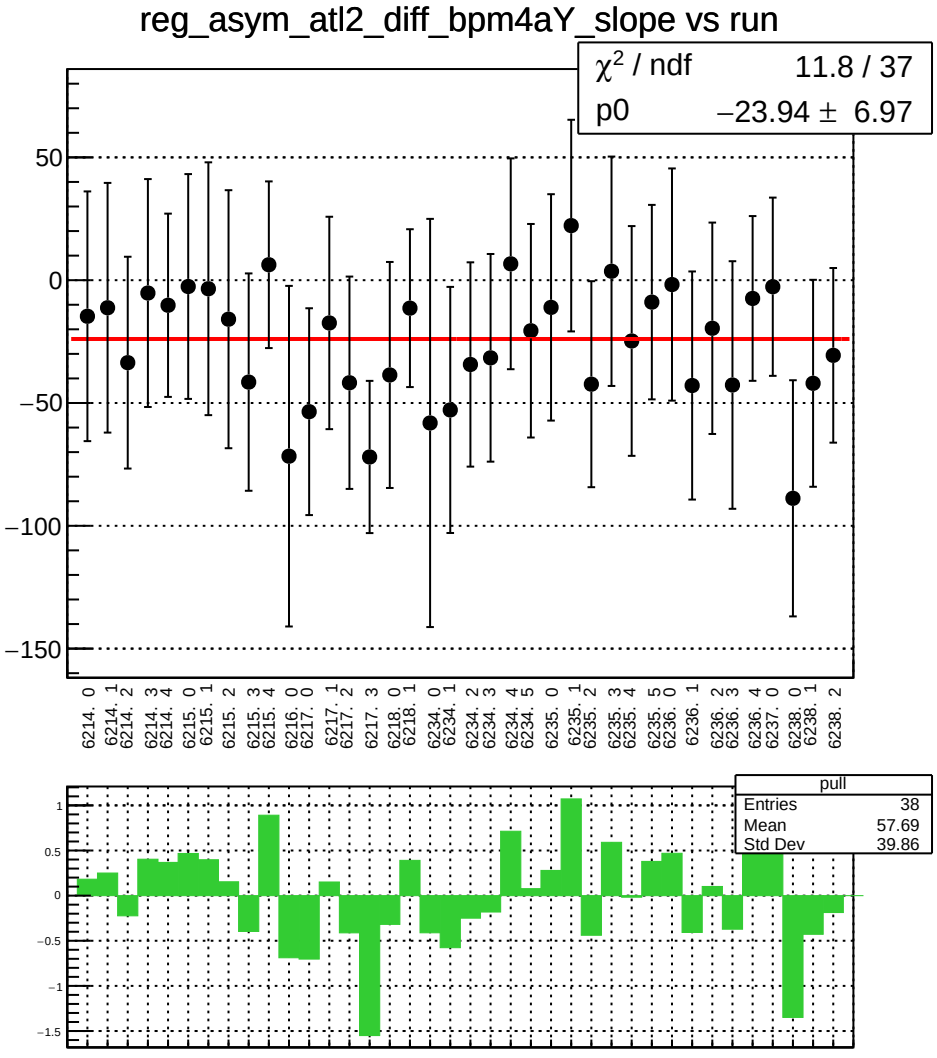
reg_asym_atl2_diff_bpm4aY_slope vs run
χ² / ndf 11.8 / 37
p0 −23.94 ± 6.97
50
0
−50
−100
−150
6214. 0
6214. 1
6214. 2
6214. 3
6214. 4
6215. 0
6215. 1
6215. 2
6215. 3
6215. 4
6216. 0
6217. 0
6217. 1
6217. 2
6217. 3
6218. 0
6218. 1
6234. 0
6234. 1
6234. 2
6234. 3
6234. 4
6234. 5
6235. 0
6235. 1
6235. 2
6235. 3
6235. 4
6235. 5
6236. 0
6236. 1
6236. 2
6236. 3
6236. 4
6237. 0
6238. 0
6238. 1
6238. 2
pull
Entries 38
Mean 57.69
Std Dev 39.86
1
0.5
0
−0.5
−1
−1.5

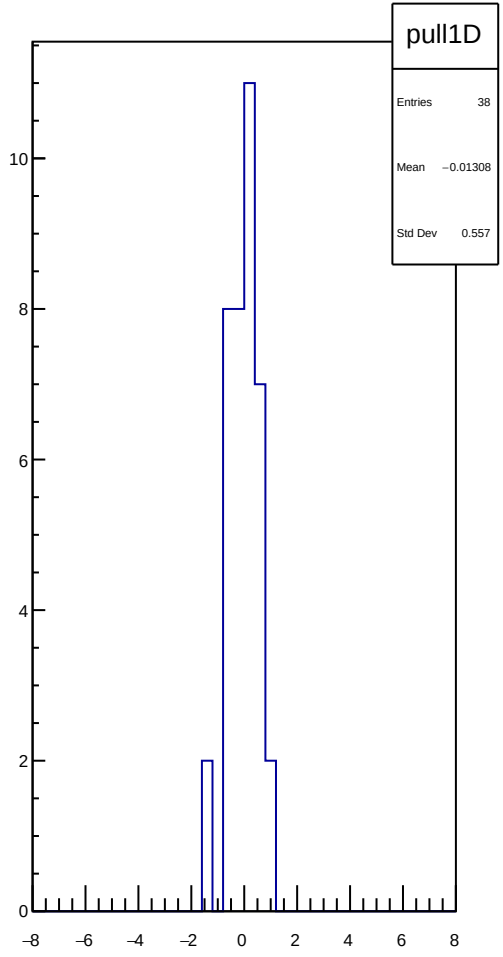
pull1D
Entries 38
Mean −0.01308
Std Dev 0.557
10
8
6
4
2
0
−8
−6
−4
−2
0
2
4
6
8

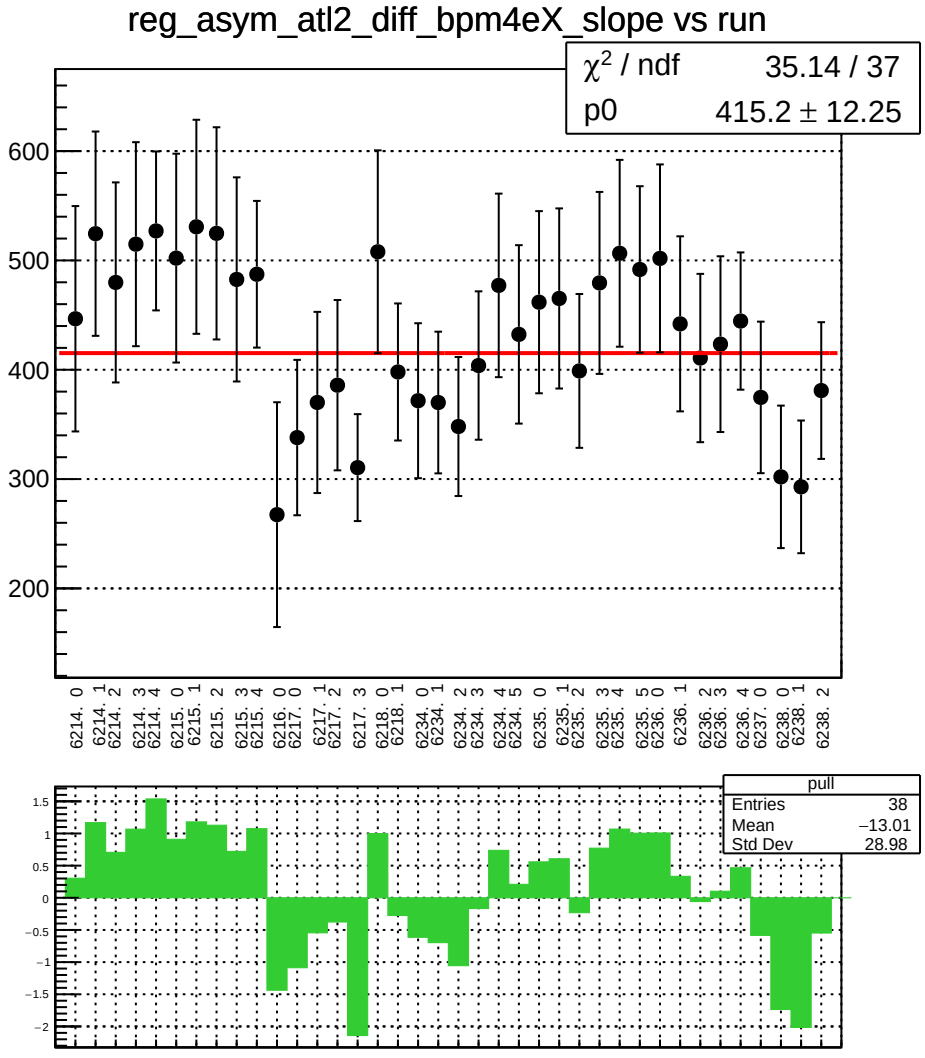
reg_asym_atl2_diff_bpm4eX_slope vs run
χ² / ndf 35.14 / 37
p0 415.2 ± 12.25
600
500
400
300
200
6214. 0
6214. 1
6214. 2
6214. 3
6214. 4
6215. 0
6215. 1
6215. 2
6215. 3
6215. 4
6216. 0
6217. 0
6217. 1
6217. 2
6217. 3
6218. 0
6218. 1
6234. 0
6234. 1
6234. 2
6234. 3
6234. 4
6234. 5
6235. 0
6235. 1
6235. 2
6235. 3
6235. 4
6235. 5
6236. 0
6236. 1
6236. 2
6236. 3
6236. 4
6237. 0
6238. 0
6238. 1
6238. 2
pull
Entries 38
Mean −13.01
Std Dev 28.98
1.5
1
0.5
0
−0.5
−1
−1.5
−2

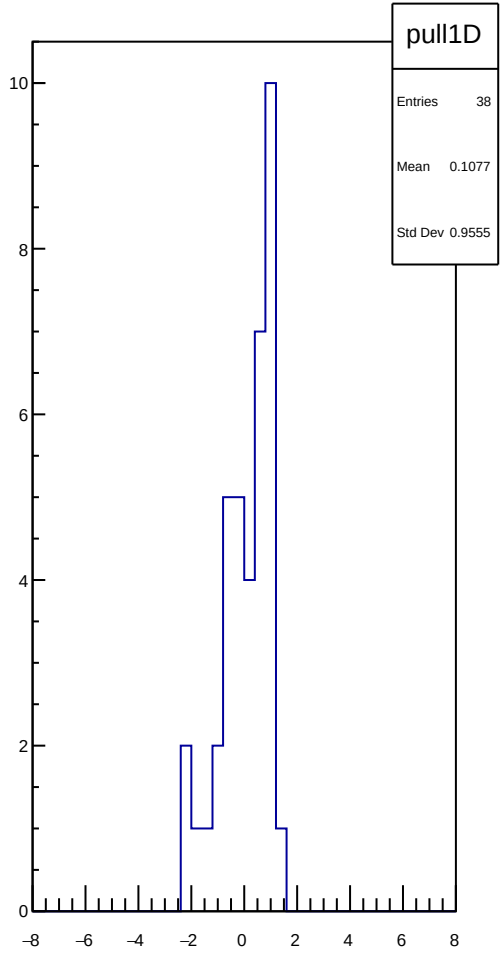
pull1D
Entries 38
Mean 0.1077
Std Dev 0.9555
10
8
6
4
2
0
−8
−6
−4
−2
0
2
4
6
8

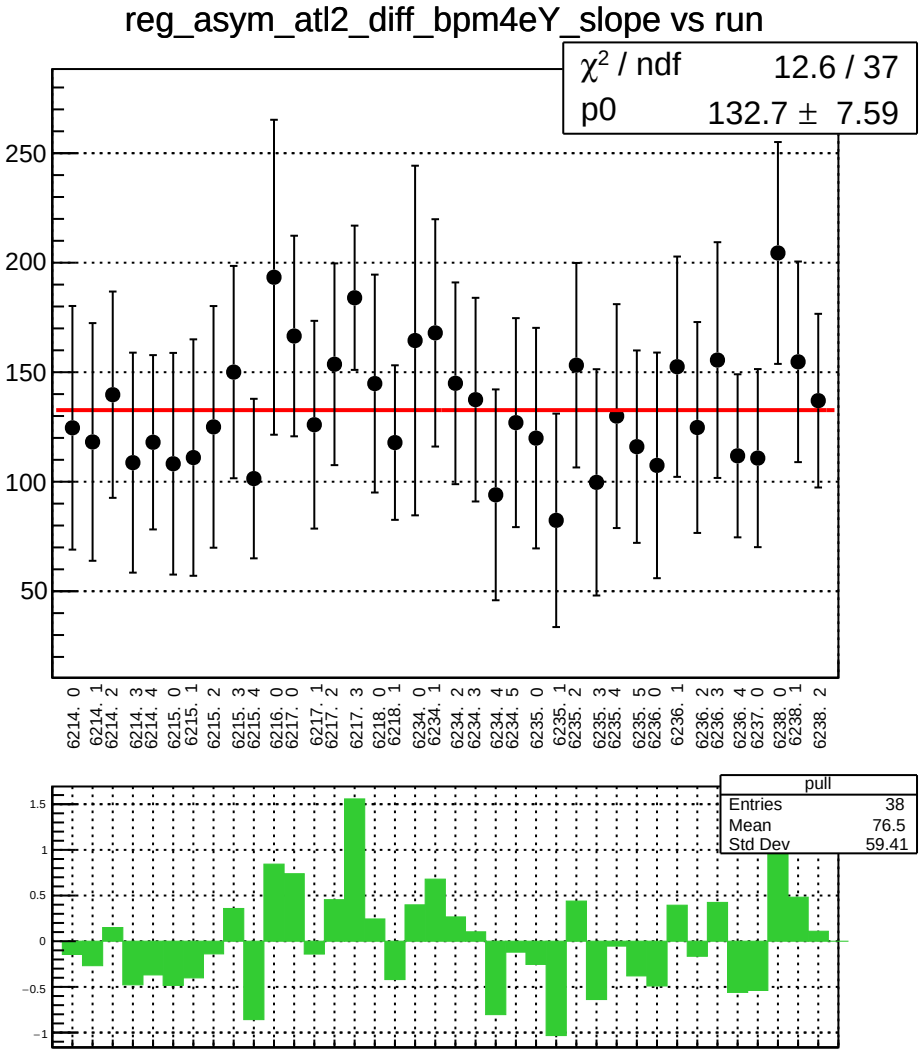
reg_asym_atl2_diff_bpm4eY_slope vs run
χ² / ndf 12.6 / 37
p0 132.7 ± 7.59
250
200
150
100
50
6214. 0
6214. 1
6214. 2
6214. 3
6214. 4
6215. 0
6215. 1
6215. 2
6215. 3
6215. 4
6216. 0
6217. 0
6217. 1
6217. 2
6217. 3
6218. 0
6218. 1
6234. 0
6234. 1
6234. 2
6234. 3
6234. 4
6234. 5
6235. 0
6235. 1
6235. 2
6235. 3
6235. 4
6235. 5
6236. 0
6236. 1
6236. 2
6236. 3
6236. 4
6237. 0
6238. 0
6238. 1
6238. 2
pull
Entries 38
Mean 76.5
Std Dev 59.41
1.5
1
0.5
0
−0.5
−1

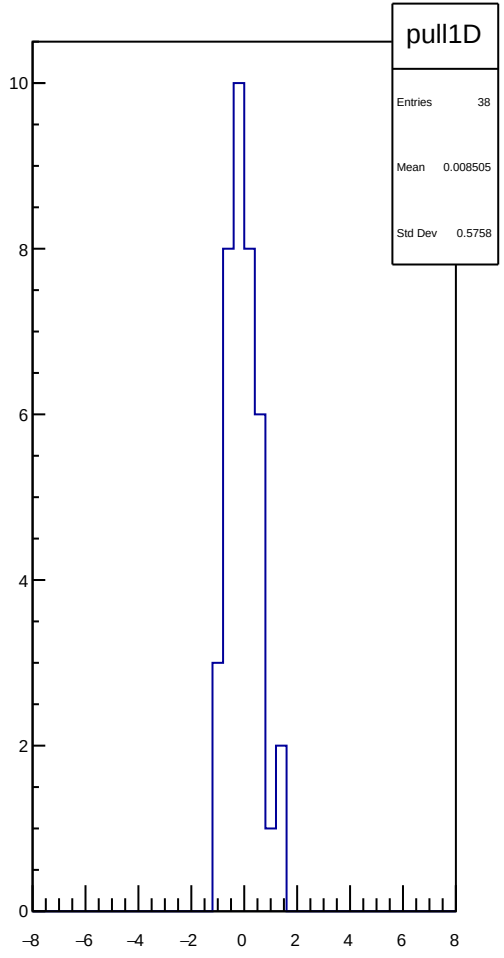
pull1D
Entries 38
Mean 0.008505
Std Dev 0.5758
10
8
6
4
2
0
−8
−6
−4
−2
0
2
4
6
8

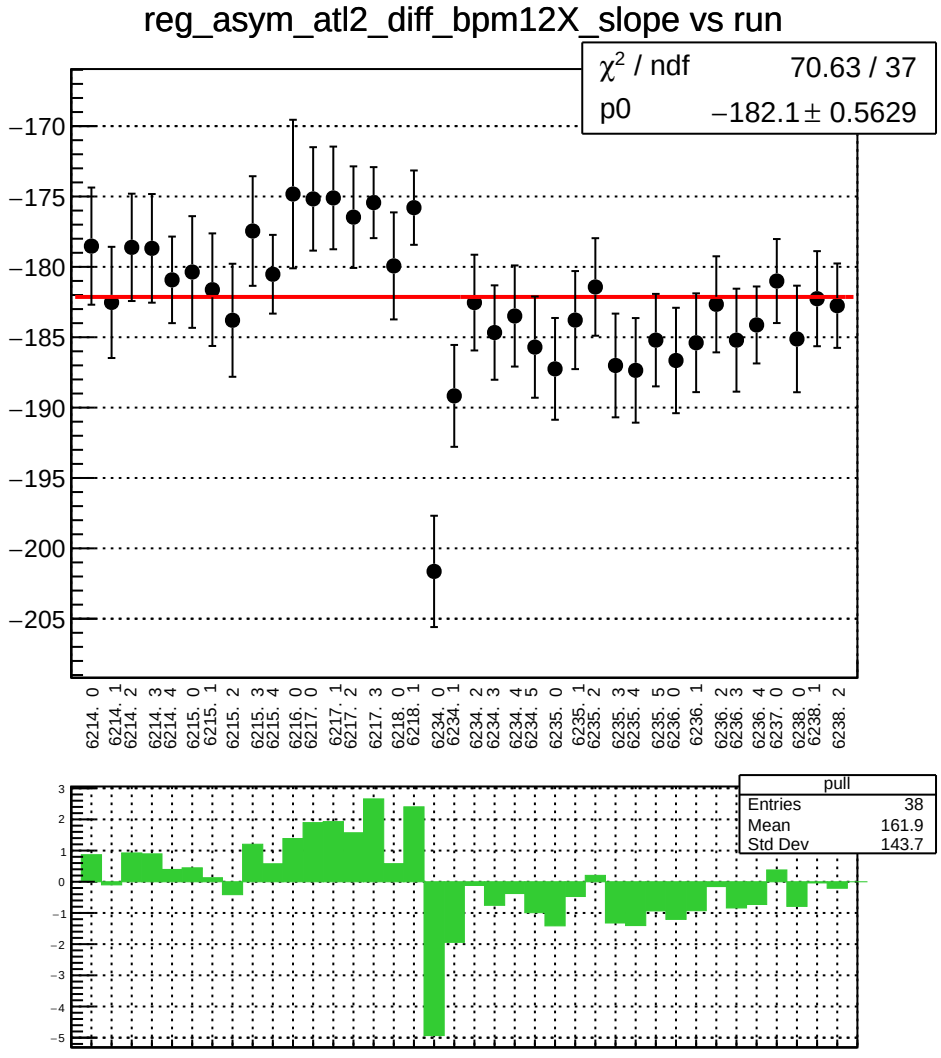
reg_asym_atl2_diff_bpm12X_slope vs run
χ² / ndf 70.63 / 37
p0 −182.1 ± 0.5629
−170
−175
−180
−185
−190
−195
−200
−205
6214. 0
6214. 1
6214. 2
6214. 3
6214. 4
6215. 0
6215. 1
6215. 2
6215. 3
6215. 4
6216. 0
6217. 0
6217. 1
6217. 2
6217. 3
6218. 0
6218. 1
6234. 0
6234. 1
6234. 2
6234. 3
6234. 4
6234. 5
6235. 0
6235. 1
6235. 2
6235. 3
6235. 4
6235. 5
6236. 0
6236. 1
6236. 2
6236. 3
6236. 4
6237. 0
6238. 0
6238. 1
6238. 2
pull
Entries 38
Mean 161.9
Std Dev 143.7

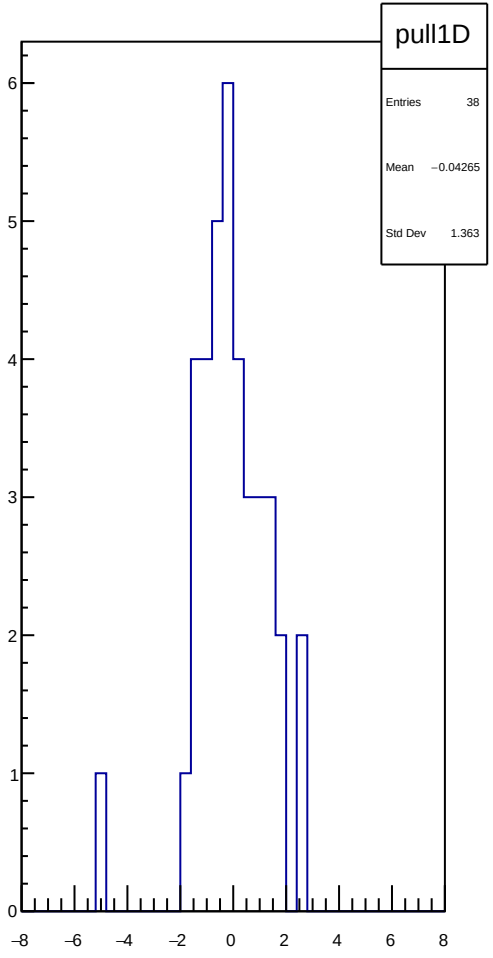
pull1D
Entries 38
Mean −0.04265
Std Dev 1.363

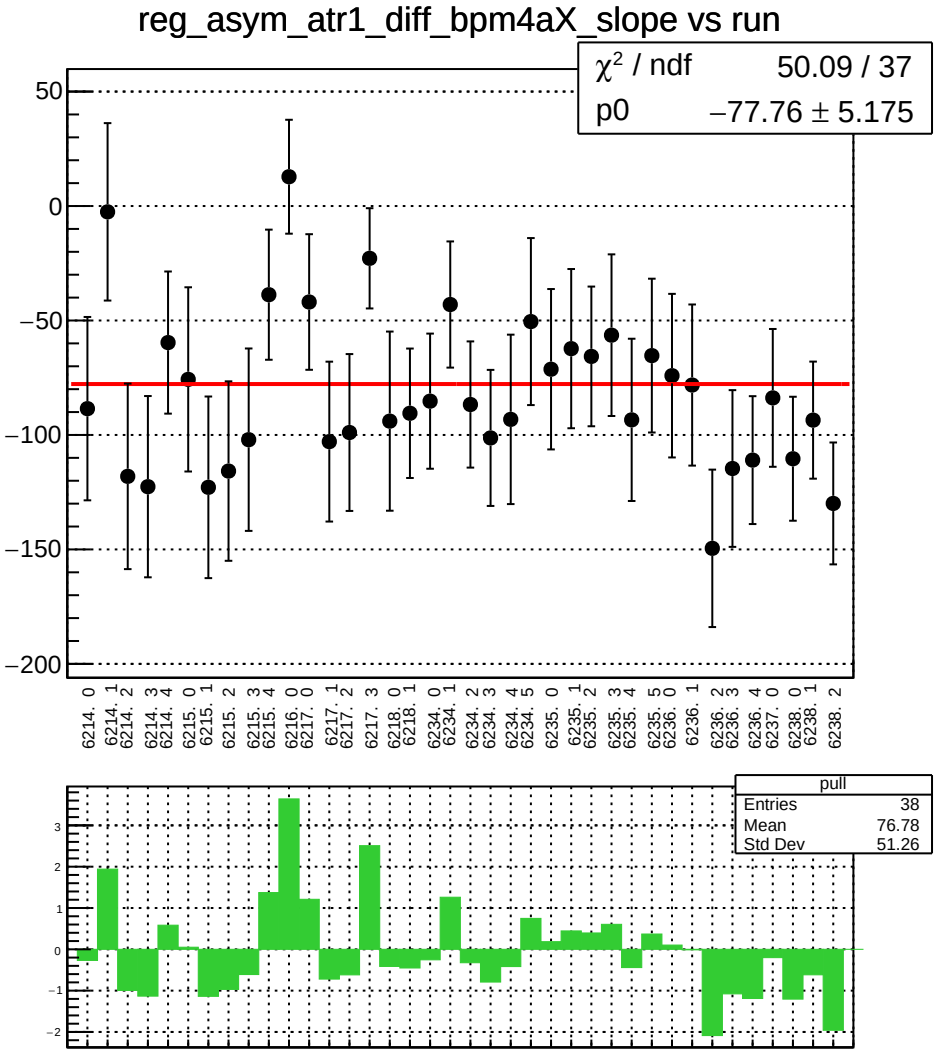
reg_asym_atr1_diff_bpm4aX_slope vs run
χ² / ndf 50.09 / 37
p0 −77.76 ± 5.175
50
0
−50
−100
−150
−200
6214. 0
6214. 1
6214. 2
6214. 3
6214. 4
6215. 0
6215. 1
6215. 2
6215. 3
6215. 4
6216. 0
6217. 0
6217. 1
6217. 2
6217. 3
6218. 0
6218. 1
6234. 0
6234. 1
6234. 2
6234. 3
6234. 4
6234. 5
6235. 0
6235. 1
6235. 2
6235. 3
6235. 4
6235. 5
6236. 0
6236. 1
6236. 2
6236. 3
6236. 4
6237. 0
6238. 0
6238. 1
6238. 2
pull
Entries 38
Mean 76.78
Std Dev 51.26
3
2
1
0
−1
−2

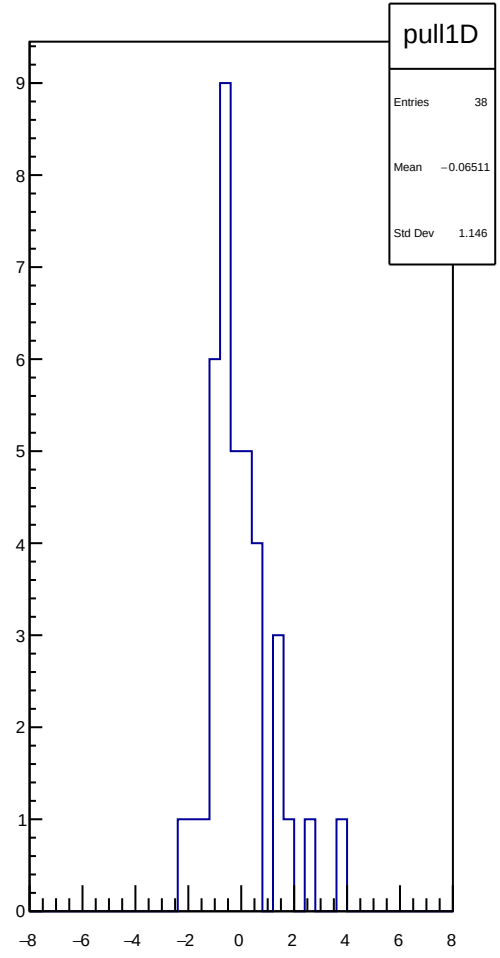
pull1D
Entries 38
Mean −0.06511
Std Dev 1.146
9
8
7
6
5
4
3
2
1
0
−8
−6
−4
−2
0
2
4
6
8

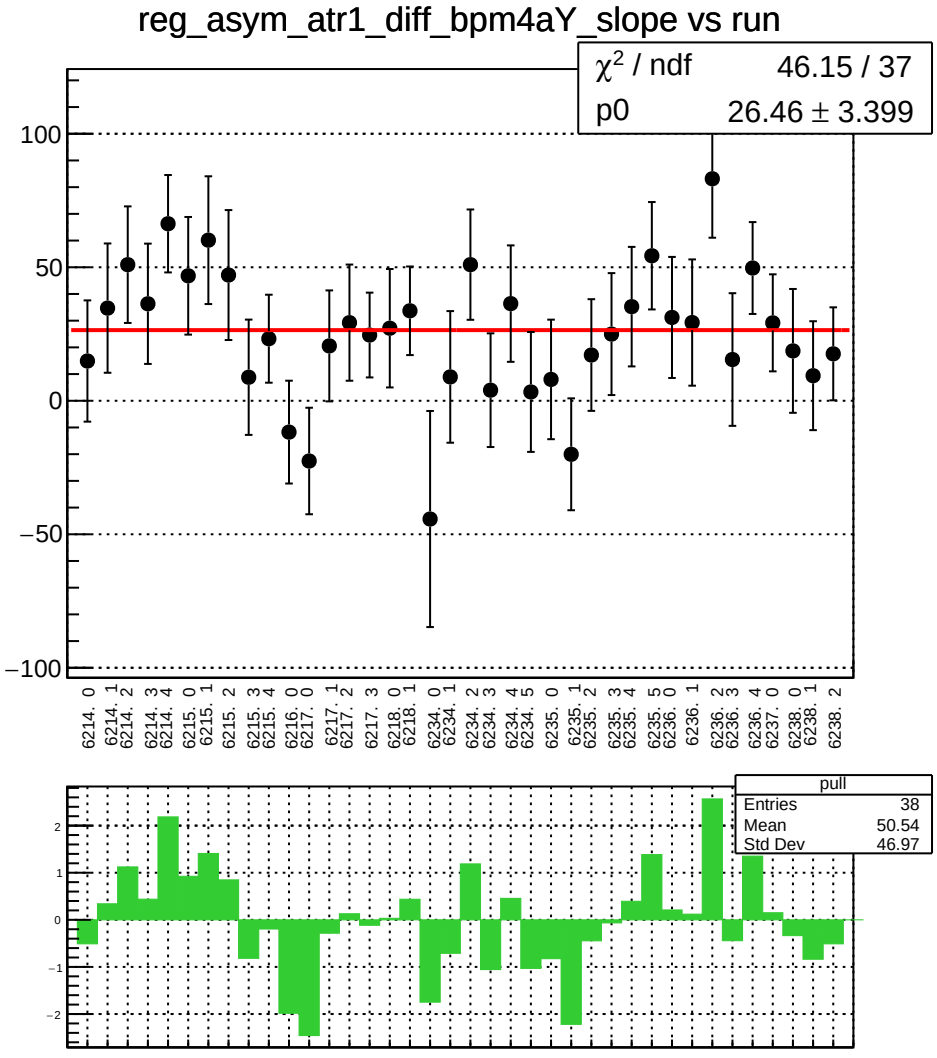
reg_asym_atr1_diff_bpm4aY_slope vs run
χ² / ndf 46.15 / 37
p0 26.46 ± 3.399
100
50
0
−50
−100
6214. 0
6214. 1
6214. 2
6214. 3
6214. 4
6215. 0
6215. 1
6215. 2
6215. 3
6215. 4
6216. 0
6217. 0
6217. 1
6217. 2
6217. 3
6218. 0
6218. 1
6234. 0
6234. 1
6234. 2
6234. 3
6234. 4
6234. 5
6235. 0
6235. 1
6235. 2
6235. 3
6235. 4
6235. 5
6236. 0
6236. 1
6236. 2
6236. 3
6236. 4
6237. 0
6238. 0
6238. 1
6238. 2
pull
Entries 38
Mean 50.54
Std Dev 46.97
2
1
0
−1
−2

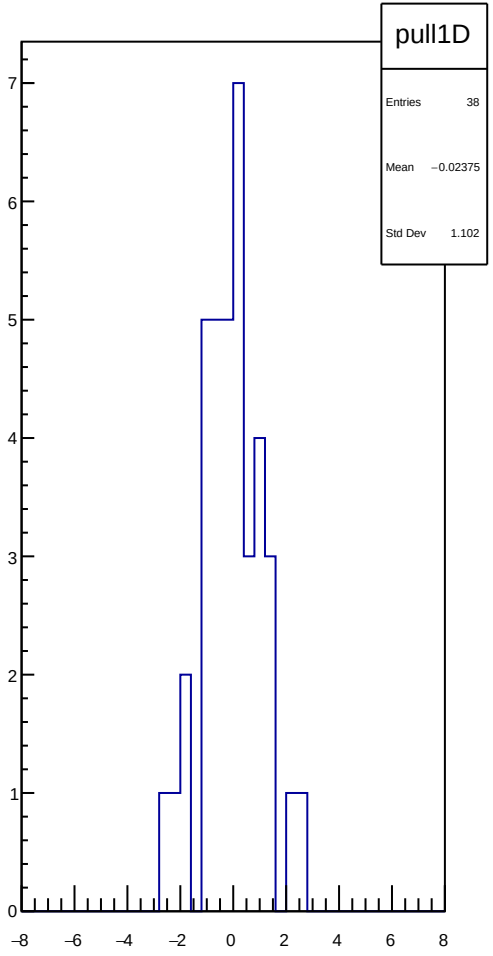
pull1D
Entries 38
Mean −0.02375
Std Dev 1.102
7
6
5
4
3
2
1
0
−8
−6
−4
−2
0
2
4
6
8

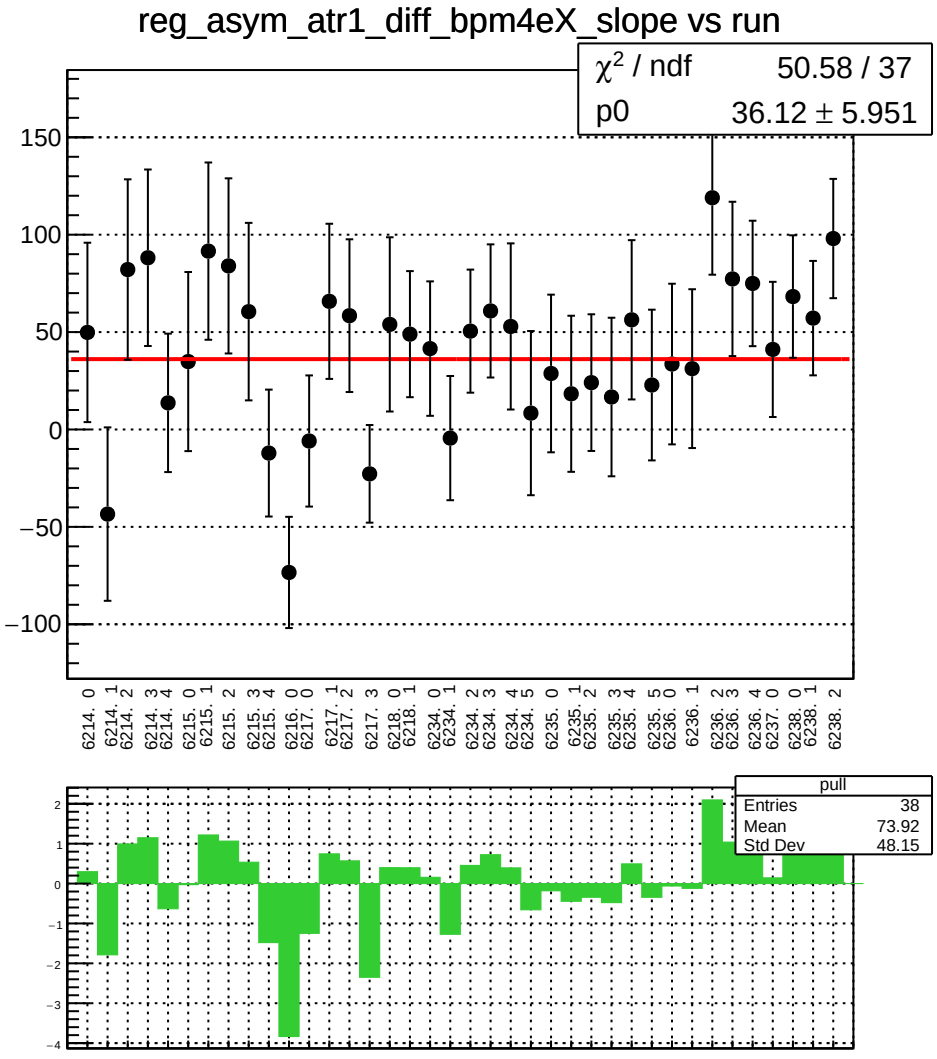
reg_asym_atr1_diff_bpm4eX_slope vs run
χ² / ndf 50.58 / 37
p0 36.12 ± 5.951
150
100
50
0
−50
−100
6214. 0
6214. 1
6214. 2
6214. 3
6214. 4
6215. 0
6215. 1
6215. 2
6215. 3
6215. 4
6216. 0
6217. 0
6217. 1
6217. 2
6217. 3
6218. 0
6218. 1
6234. 0
6234. 1
6234. 2
6234. 3
6234. 4
6234. 5
6235. 0
6235. 1
6235. 2
6235. 3
6235. 4
6235. 5
6236. 0
6236. 1
6236. 2
6236. 3
6236. 4
6237. 0
6238. 0
6238. 1
6238. 2
pull
Entries 38
Mean 73.92
Std Dev 48.15
2
1
0
−1
−2
−3
−4

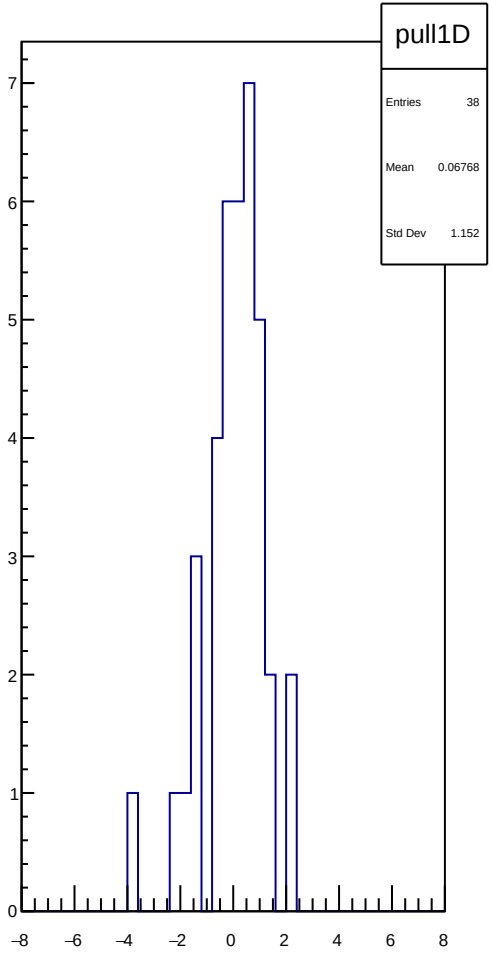
pull1D
Entries 38
Mean 0.06768
Std Dev 1.152
7
6
5
4
3
2
1
0
−8
−6
−4
−2
0
2
4
6
8

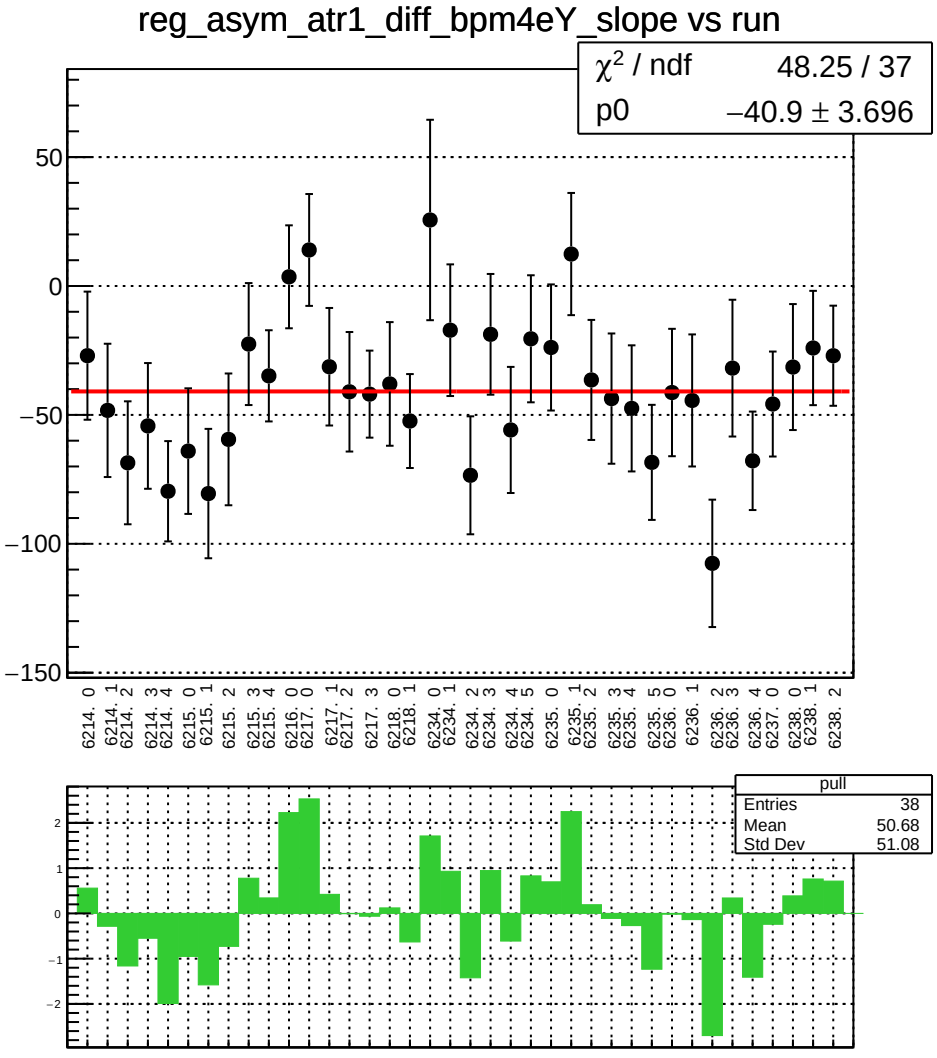
reg_asym_atr1_diff_bpm4eY_slope vs run
χ² / ndf 48.25 / 37
p0 −40.9 ± 3.696
50
0
−50
−100
−150
6214. 0
6214. 1
6214. 2
6214. 3
6214. 4
6215. 0
6215. 1
6215. 2
6215. 3
6215. 4
6216. 0
6217. 0
6217. 1
6217. 2
6217. 3
6218. 0
6218. 1
6234. 0
6234. 1
6234. 2
6234. 3
6234. 4
6234. 5
6235. 0
6235. 1
6235. 2
6235. 3
6235. 4
6235. 5
6236. 0
6236. 1
6236. 2
6236. 3
6236. 4
6237. 0
6238. 0
6238. 1
6238. 2
pull
Entries 38
Mean 50.68
Std Dev 51.08
2
1
0
−1
−2

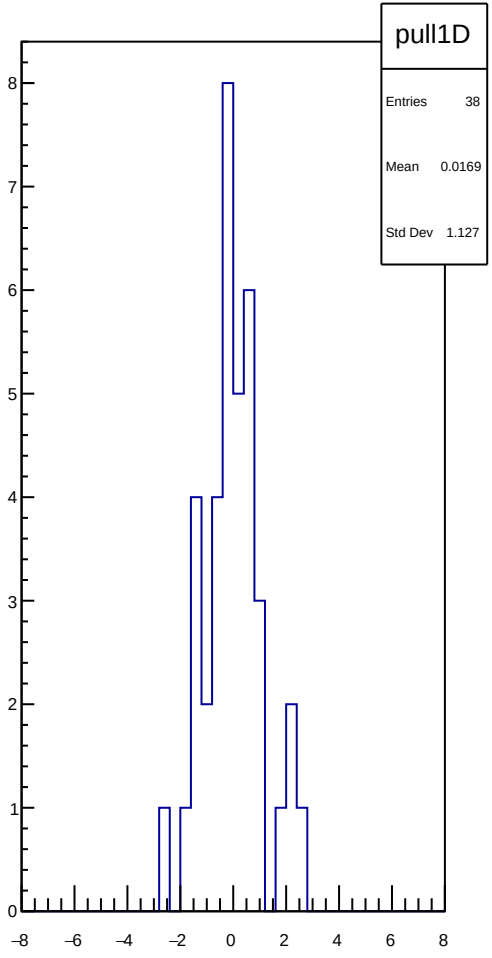
pull1D
Entries 38
Mean 0.0169
Std Dev 1.127
8
7
6
5
4
3
2
1
0
−8
−6
−4
−2
0
2
4
6
8

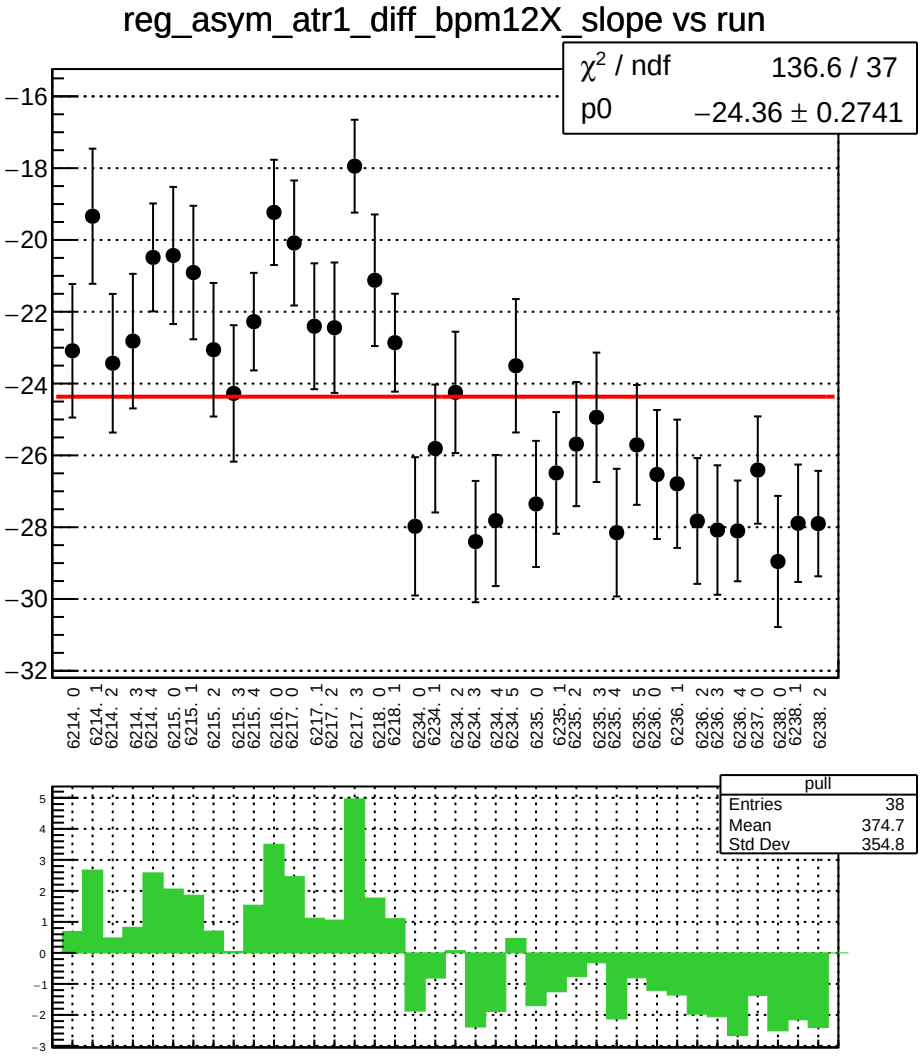
reg_asym_atr1_diff_bpm12X_slope vs run
χ² / ndf 136.6 / 37
p0 −24.36 ± 0.2741
−16
−18
−20
−22
−24
−26
−28
−30
−32
6214. 0
6214. 1
6214. 2
6214. 3
6214. 4
6215. 0
6215. 1
6215. 2
6215. 3
6215. 4
6216. 0
6217. 0
6217. 1
6217. 2
6217. 3
6218. 0
6218. 1
6234. 0
6234. 1
6234. 2
6234. 3
6234. 4
6234. 5
6235. 0
6235. 1
6235. 2
6235. 3
6235. 4
6235. 5
6236. 0
6236. 1
6236. 2
6236. 3
6236. 4
6237. 0
6238. 0
6238. 1
6238. 2
pull
Entries 38
Mean 374.7
Std Dev 354.8
5
4
3
2
1
0
−1
−2
−3

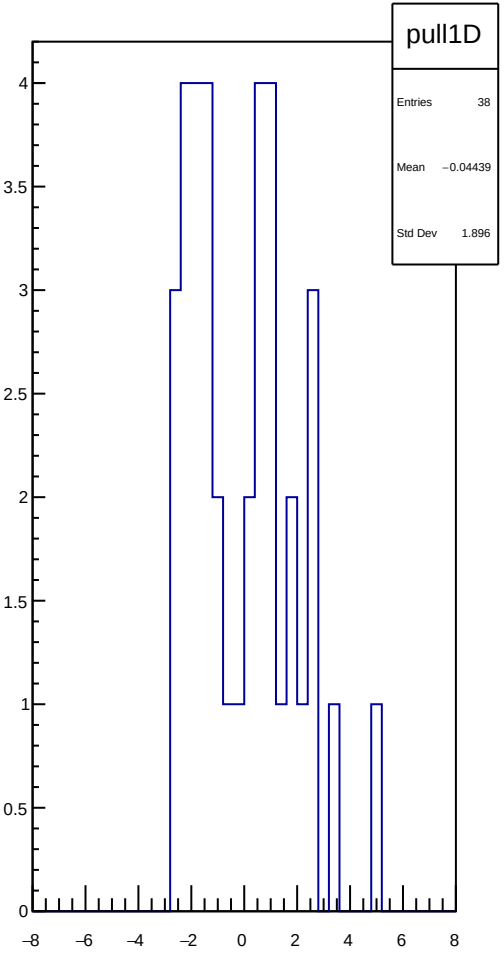
pull1D
Entries 38
Mean −0.04439
Std Dev 1.896
4
3.5
3
2.5
2
1.5
1
0.5
0
−8
−6
−4
−2
0
2
4
6
8

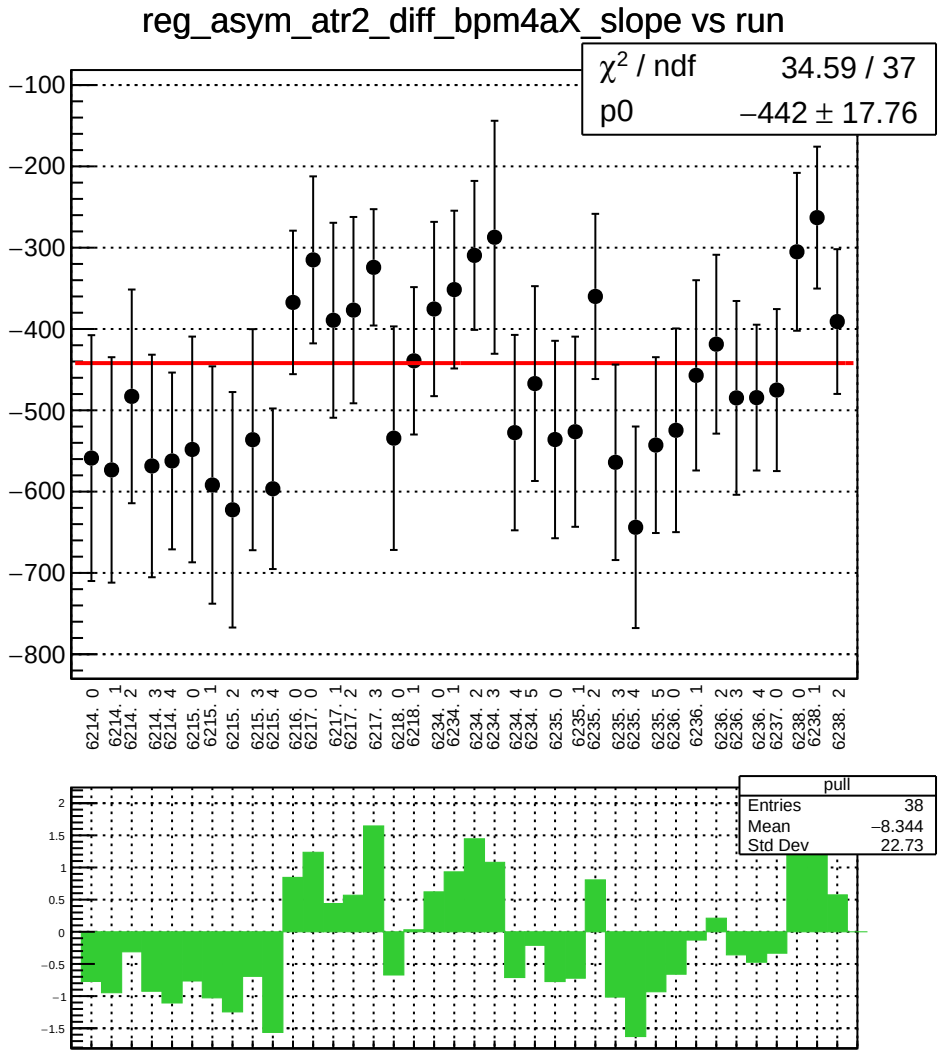
reg_asym_atr2_diff_bpm4aX_slope vs run
χ² / ndf 34.59 / 37
p0 −442 ± 17.76
−100
−200
−300
−400
−500
−600
−700
−800
6214. 0
6214. 1
6214. 2
6214. 3
6214. 4
6215. 0
6215. 1
6215. 2
6215. 3
6215. 4
6216. 0
6217. 0
6217. 1
6217. 2
6217. 3
6218. 0
6218. 1
6234. 0
6234. 1
6234. 2
6234. 3
6234. 4
6234. 5
6235. 0
6235. 1
6235. 2
6235. 3
6235. 4
6235. 5
6236. 0
6236. 1
6236. 2
6236. 3
6236. 4
6237. 0
6238. 0
6238. 1
6238. 2
pull
Entries 38
Mean −8.344
Std Dev 22.73
2
1.5
1
0.5
0
−0.5
−1
−1.5

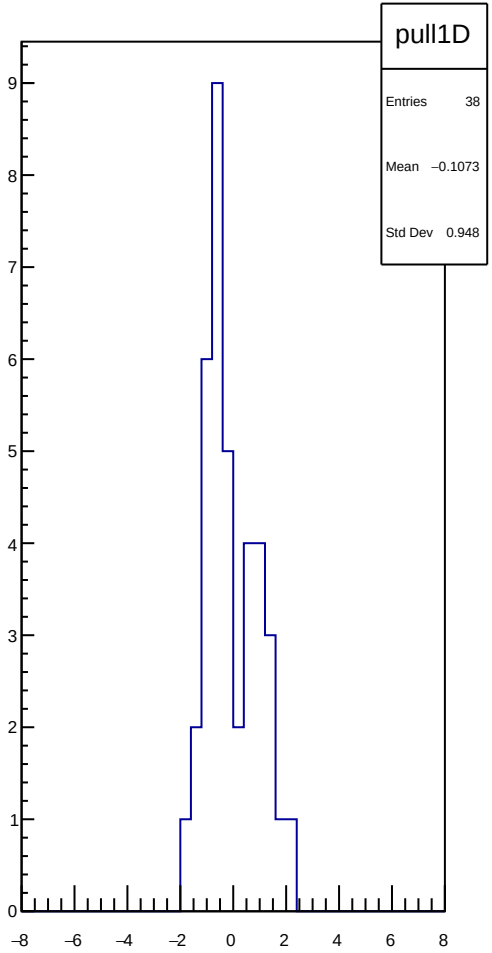
pull1D
Entries 38
Mean −0.1073
Std Dev 0.948
9
8
7
6
5
4
3
2
1
0
−8
−6
−4
−2
0
2
4
6
8

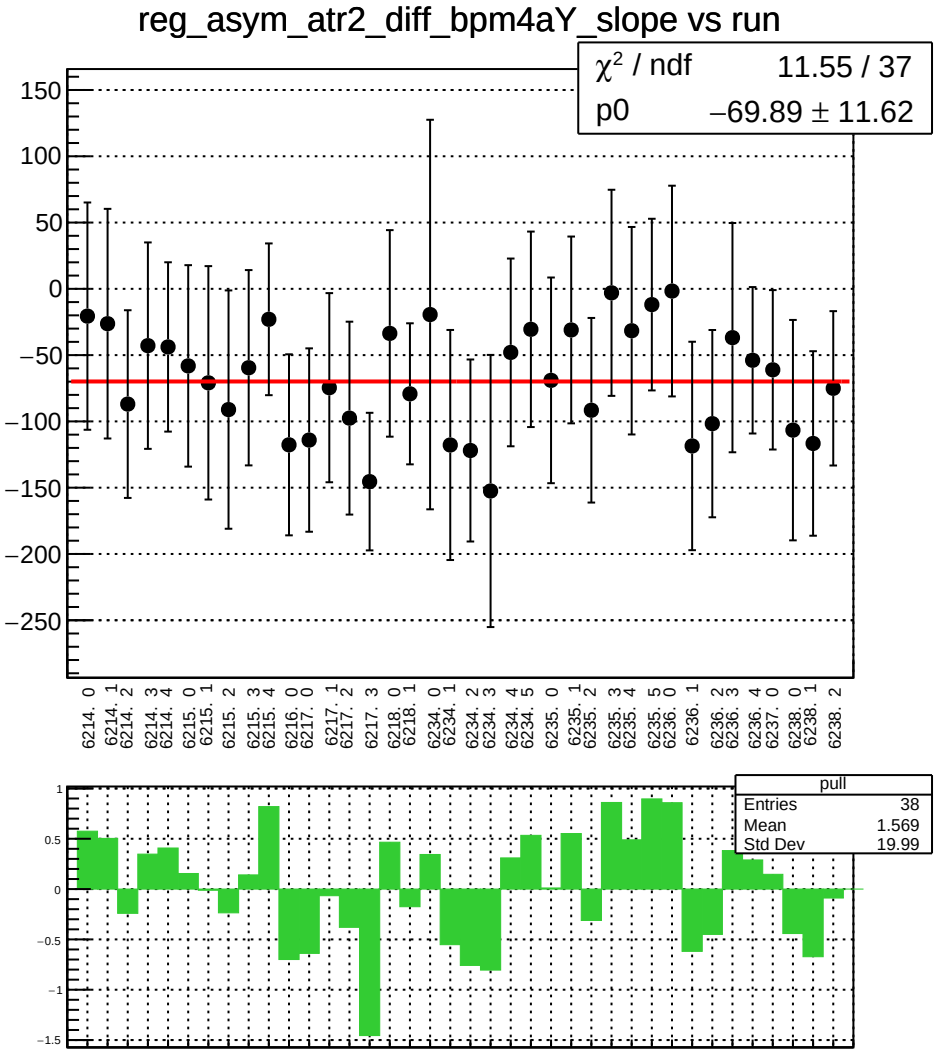
reg_asym_atr2_diff_bpm4aY_slope vs run
χ² / ndf 11.55 / 37
p0 −69.89 ± 11.62
150
100
50
0
−50
−100
−150
−200
−250
6214. 0
6214. 1
6214. 2
6214. 3
6214. 4
6215. 0
6215. 1
6215. 2
6215. 3
6215. 4
6216. 0
6217. 0
6217. 1
6217. 2
6217. 3
6218. 0
6218. 1
6234. 0
6234. 1
6234. 2
6234. 3
6234. 4
6234. 5
6235. 0
6235. 1
6235. 2
6235. 3
6235. 4
6235. 5
6236. 0
6236. 1
6236. 2
6236. 3
6236. 4
6237. 0
6238. 0
6238. 1
6238. 2
pull
Entries 38
Mean 1.569
Std Dev 19.99
1
0.5
0
−0.5
−1
−1.5

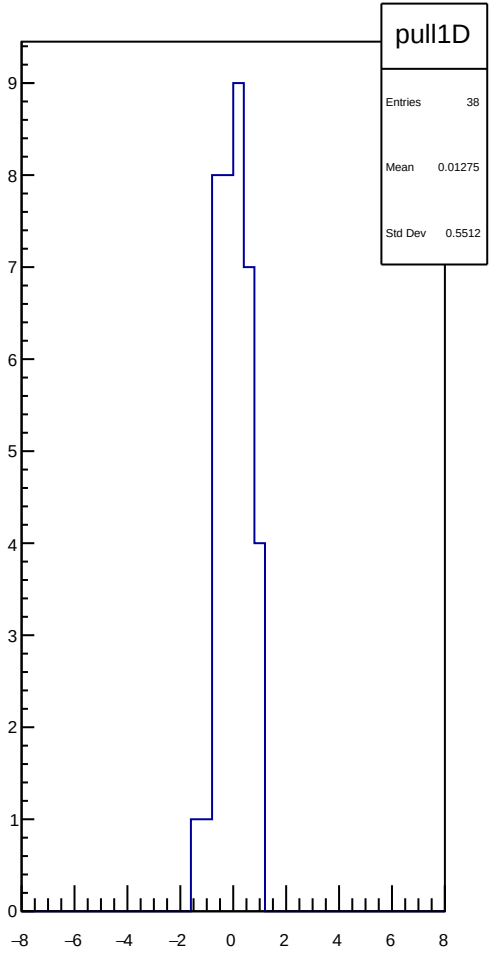
pull1D
Entries 38
Mean 0.01275
Std Dev 0.5512
9
8
7
6
5
4
3
2
1
0
−8
−6
−4
−2
0
2
4
6
8

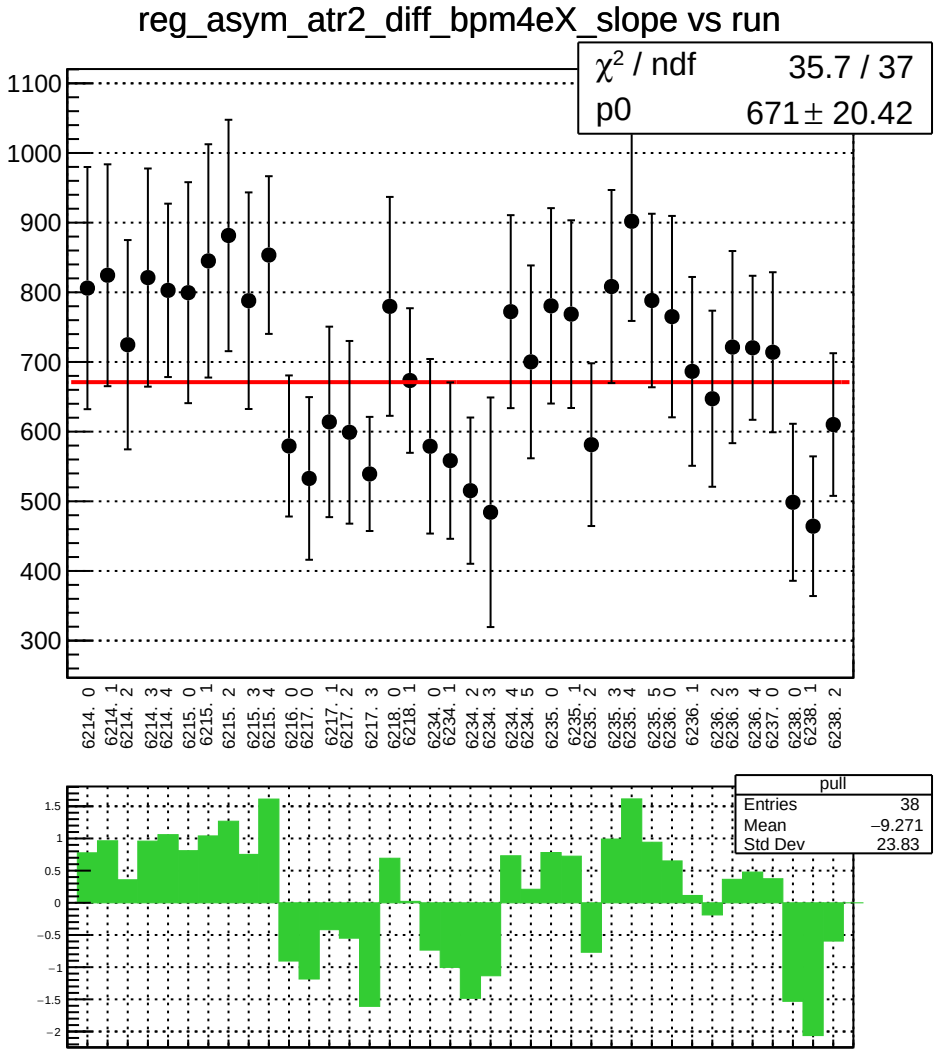
reg_asym_atr2_diff_bpm4eX_slope vs run
χ² / ndf 35.7 / 37
p0 671 ± 20.42
1100
1000
900
800
700
600
500
400
300
6214. 0
6214. 1
6214. 2
6214. 3
6214. 4
6215. 0
6215. 1
6215. 2
6215. 3
6215. 4
6216. 0
6217. 0
6217. 1
6217. 2
6217. 3
6218. 0
6218. 1
6234. 0
6234. 1
6234. 2
6234. 3
6234. 4
6234. 5
6235. 0
6235. 1
6235. 2
6235. 3
6235. 4
6235. 5
6236. 0
6236. 1
6236. 2
6236. 3
6236. 4
6237. 0
6238. 0
6238. 1
6238. 2
pull
Entries 38
Mean −9.271
Std Dev 23.83
1.5
1
0.5
0
−0.5
−1
−1.5
−2

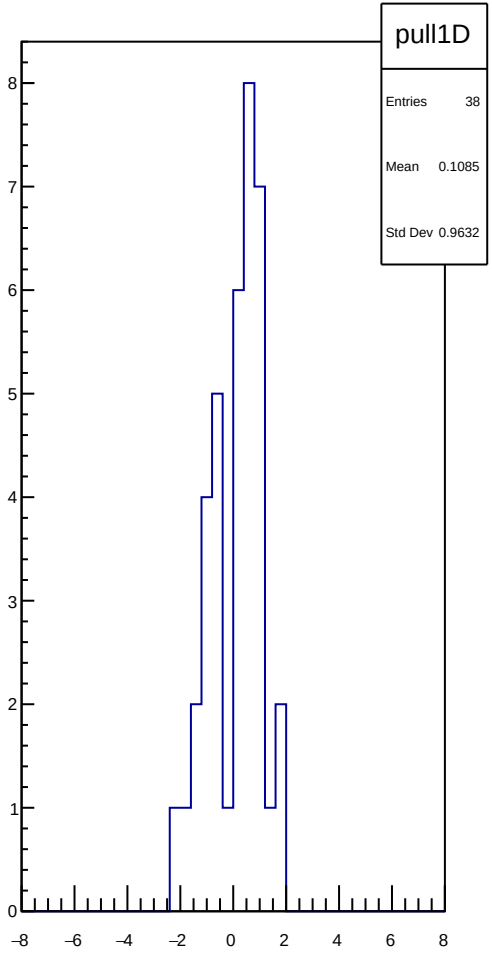
pull1D
Entries 38
Mean 0.1085
Std Dev 0.9632
8
7
6
5
4
3
2
1
0
−8
−6
−4
−2
0
2
4
6
8

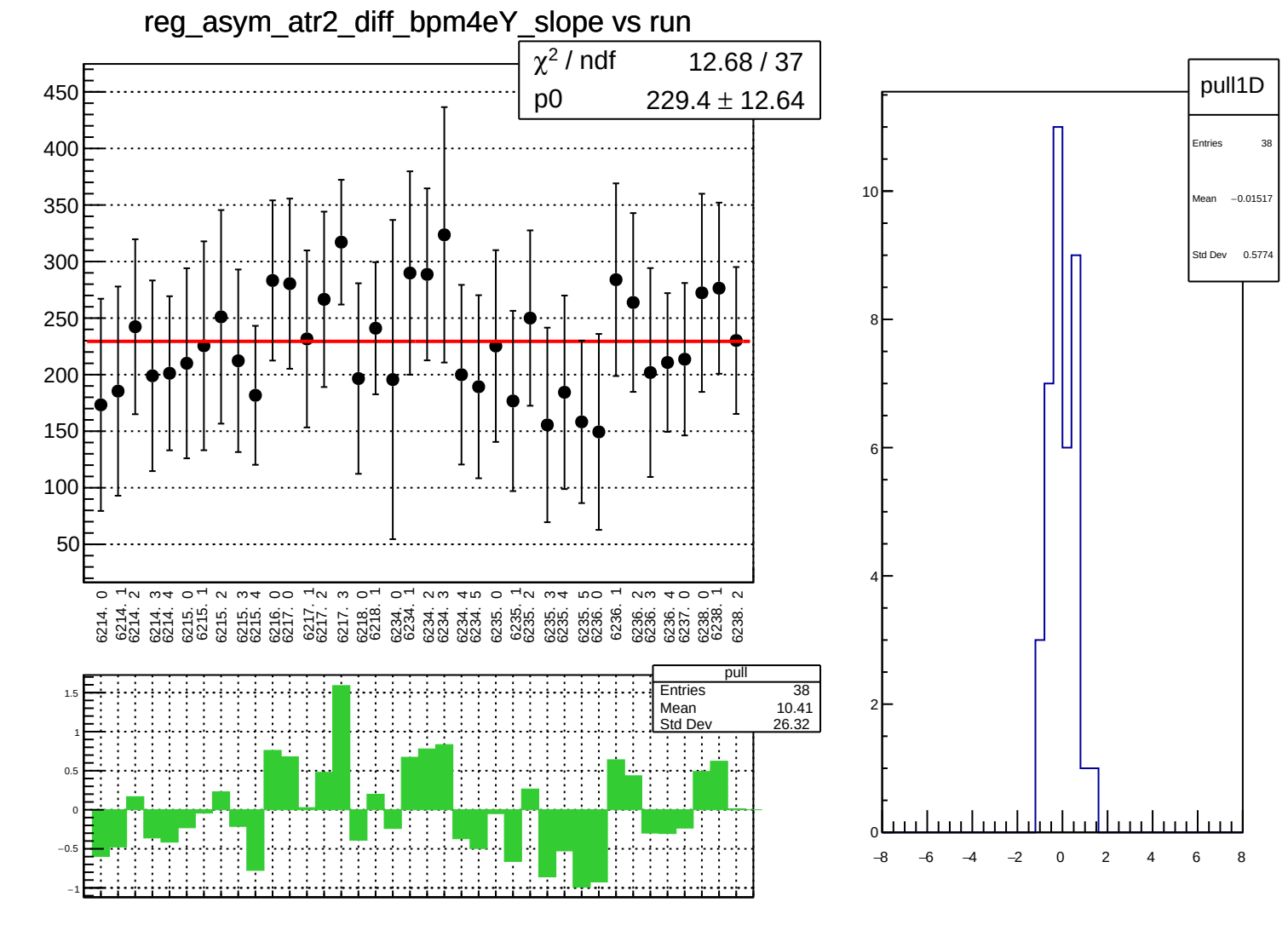
reg_asym_atr2_diff_bpm4eY_slope vs run
χ² / ndf 12.68 / 37
p0 229.4 ± 12.64
450
400
350
300
250
200
150
100
50
6214. 0
6214. 1
6214. 2
6214. 3
6214. 4
6215. 0
6215. 1
6215. 2
6215. 3
6215. 4
6216. 0
6217. 0
6217. 1
6217. 2
6217. 3
6218. 0
6218. 1
6234. 0
6234. 1
6234. 2
6234. 3
6234. 4
6234. 5
6235. 0
6235. 1
6235. 2
6235. 3
6235. 4
6235. 5
6236. 0
6236. 1
6236. 2
6236. 3
6236. 4
6237. 0
6238. 0
6238. 1
6238. 2
pull
Entries 38
Mean 10.41
Std Dev 26.32
1.5
1
0.5
0
−0.5
−1
pull1D
Entries 38
Mean −0.01517
Std Dev 0.5774
10
8
6
4
2
0
−8
−6
−4
−2
0
2
4
6
8

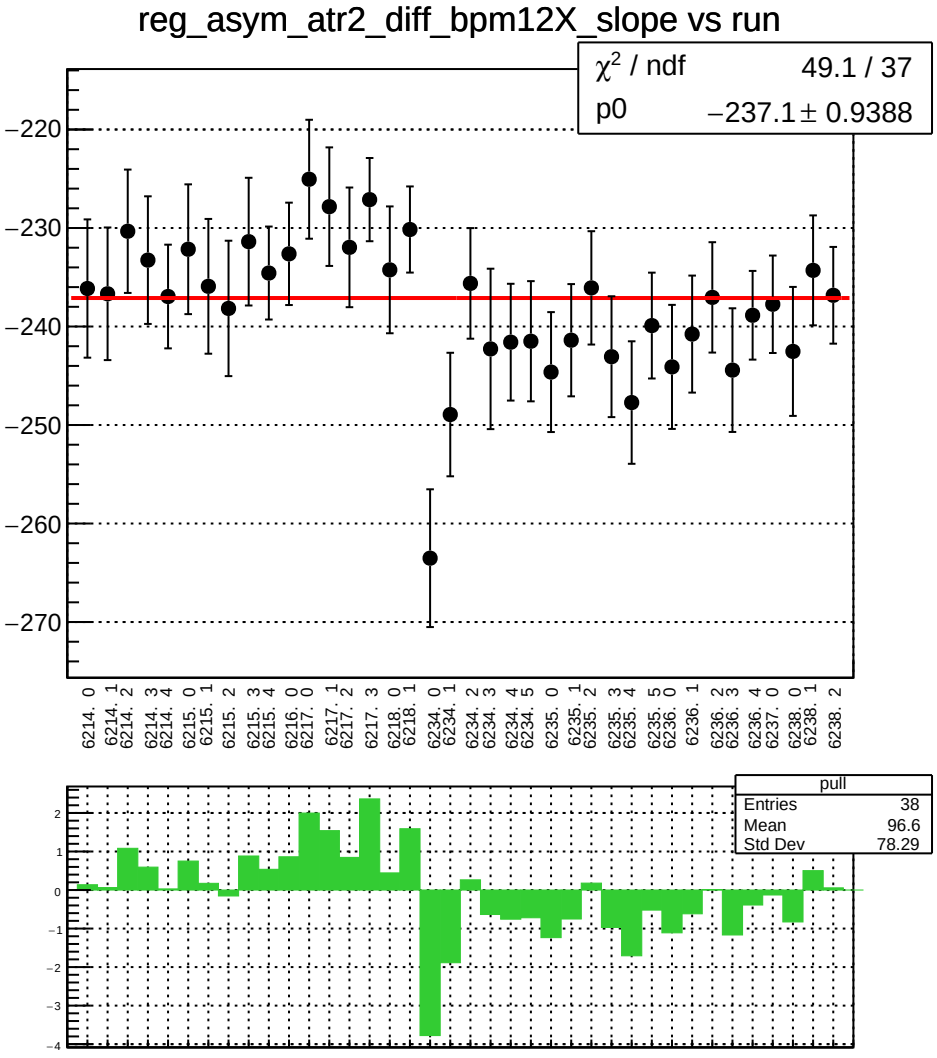
reg_asym_atr2_diff_bpm12X_slope vs run
χ² / ndf 49.1 / 37
p0 −237.1 ± 0.9388
−220
−230
−240
−250
−260
−270
6214. 0
6214. 1
6214. 2
6214. 3
6214. 4
6215. 0
6215. 1
6215. 2
6215. 3
6215. 4
6216. 0
6217. 0
6217. 1
6217. 2
6217. 3
6218. 0
6218. 1
6234. 0
6234. 1
6234. 2
6234. 3
6234. 4
6234. 5
6235. 0
6235. 1
6235. 2
6235. 3
6235. 4
6235. 5
6236. 0
6236. 1
6236. 2
6236. 3
6236. 4
6237. 0
6238. 0
6238. 1
6238. 2
pull
Entries 38
Mean 96.6
Std Dev 78.29

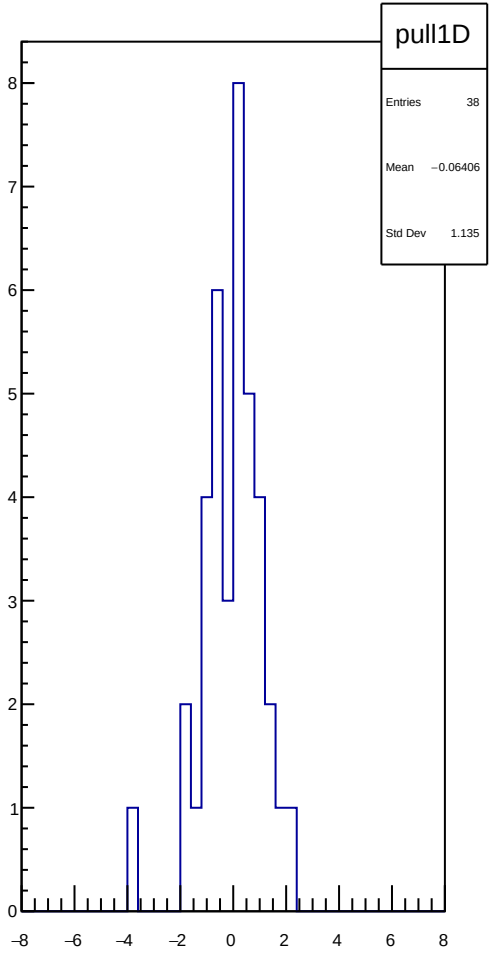
pull1D
Entries 38
Mean −0.06406
Std Dev 1.135

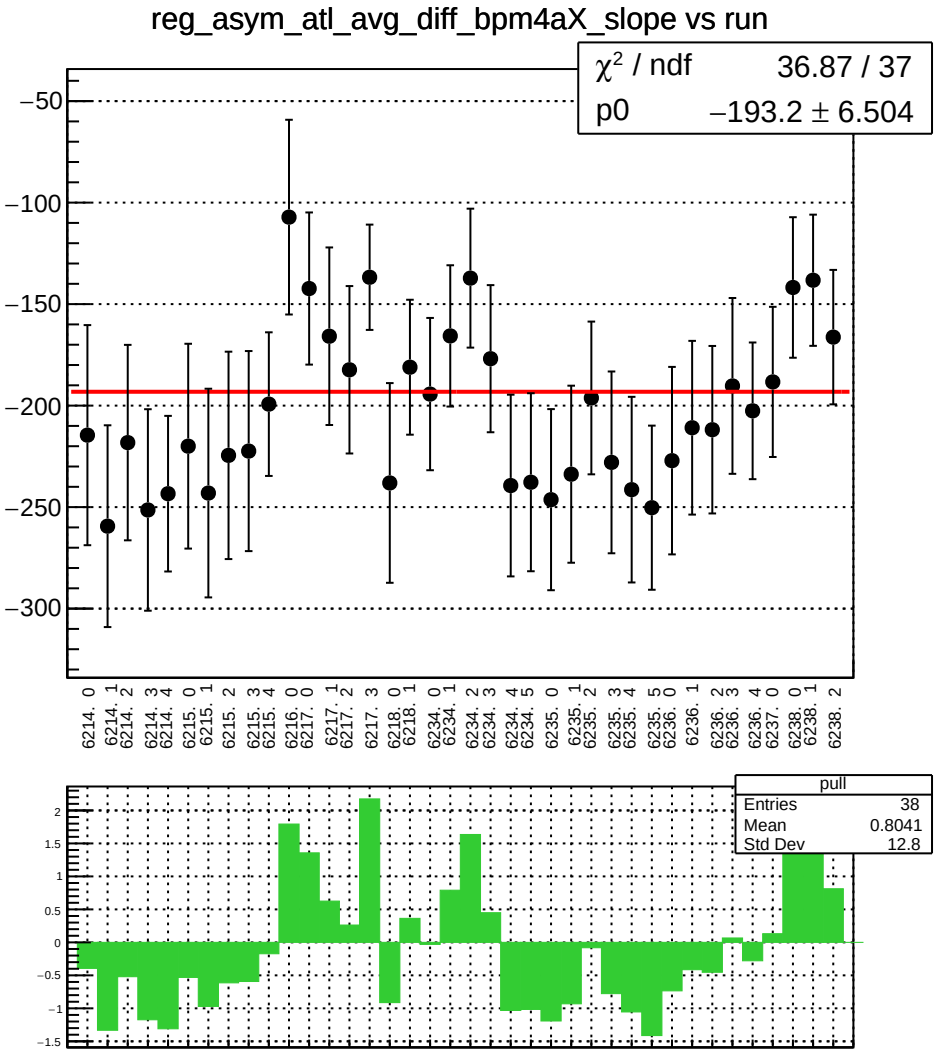
reg_asym_atl_avg_diff_bpm4aX_slope vs run
χ² / ndf 36.87 / 37
p0 −193.2 ± 6.504
−50
−100
−150
−200
−250
−300
6214. 0
6214. 1
6214. 2
6214. 3
6214. 4
6215. 0
6215. 1
6215. 2
6215. 3
6215. 4
6216. 0
6217. 0
6217. 1
6217. 2
6217. 3
6218. 0
6218. 1
6234. 0
6234. 1
6234. 2
6234. 3
6234. 4
6234. 5
6235. 0
6235. 1
6235. 2
6235. 3
6235. 4
6235. 5
6236. 0
6236. 1
6236. 2
6236. 3
6236. 4
6237. 0
6238. 0
6238. 1
6238. 2
pull
Entries 38
Mean 0.8041
Std Dev 12.8
2
1.5
1
0.5
0
−0.5
−1
−1.5

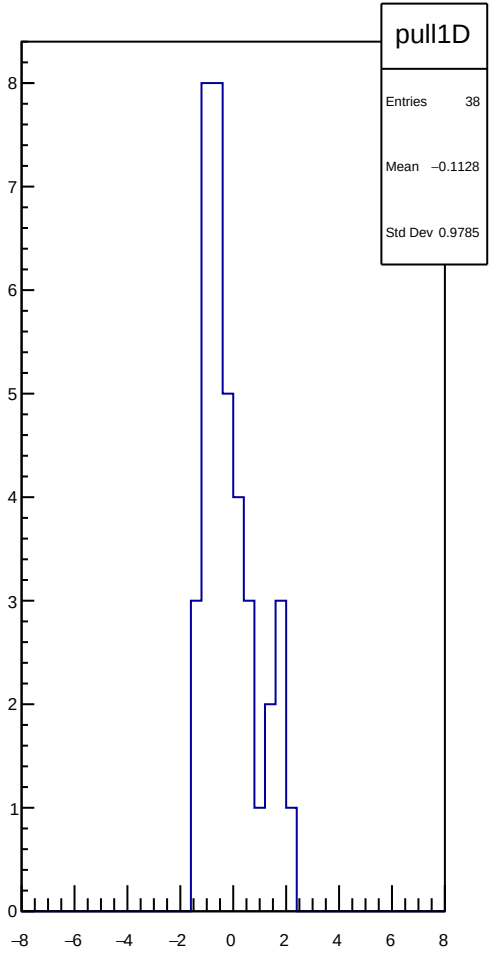
pull1D
Entries 38
Mean −0.1128
Std Dev 0.9785
8
7
6
5
4
3
2
1
0
−8
−6
−4
−2
0
2
4
6
8

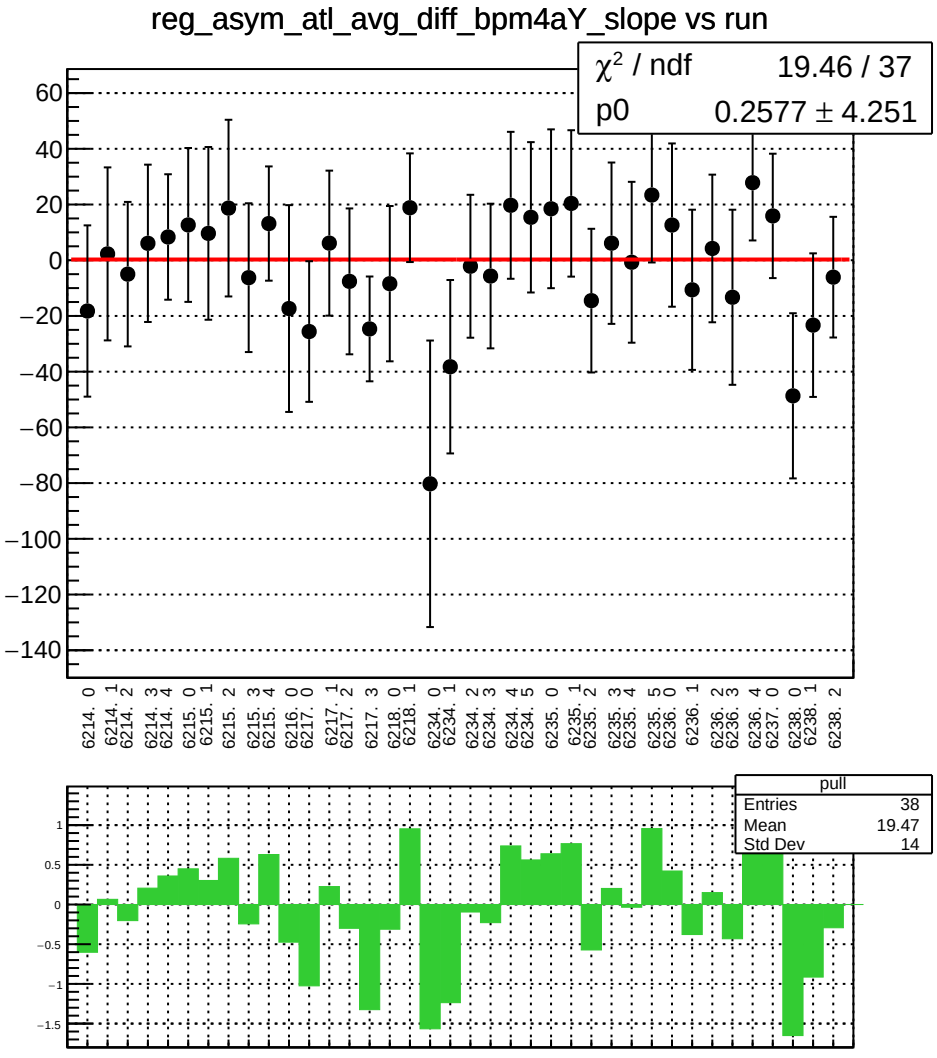
reg_asym_atl_avg_diff_bpm4aY_slope vs run
χ² / ndf 19.46 / 37
p0 0.2577 ± 4.251
60
40
20
0
−20
−40
−60
−80
−100
−120
−140
6214. 0
6214. 1
6214. 2
6214. 3
6214. 4
6215. 0
6215. 1
6215. 2
6215. 3
6215. 4
6216. 0
6217. 0
6217. 1
6217. 2
6217. 3
6218. 0
6218. 1
6234. 0
6234. 1
6234. 2
6234. 3
6234. 4
6234. 5
6235. 0
6235. 1
6235. 2
6235. 3
6235. 4
6235. 5
6236. 0
6236. 1
6236. 2
6236. 3
6236. 4
6237. 0
6238. 0
6238. 1
6238. 2
pull
Entries 38
Mean 19.47
Std Dev 14
1
0.5
0
−0.5
−1
−1.5

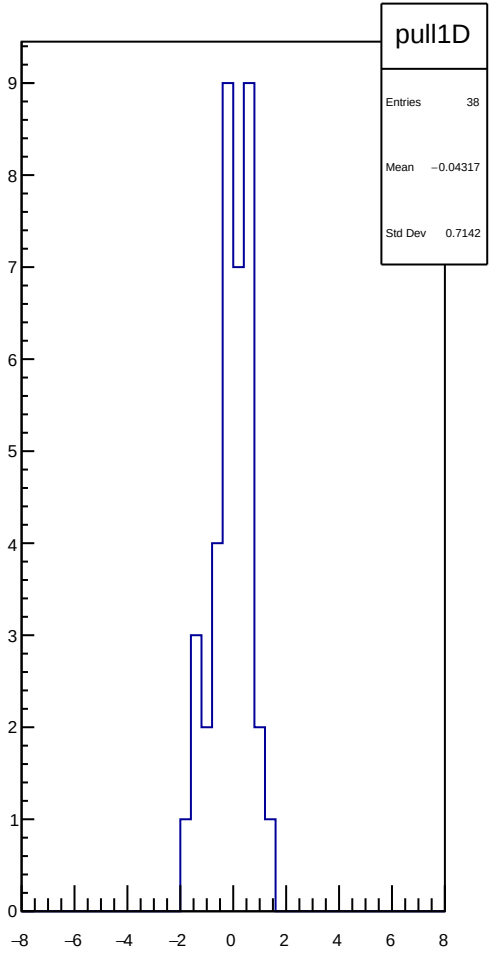
pull1D
Entries 38
Mean −0.04317
Std Dev 0.7142
9
8
7
6
5
4
3
2
1
0
−8
−6
−4
−2
0
2
4
6
8

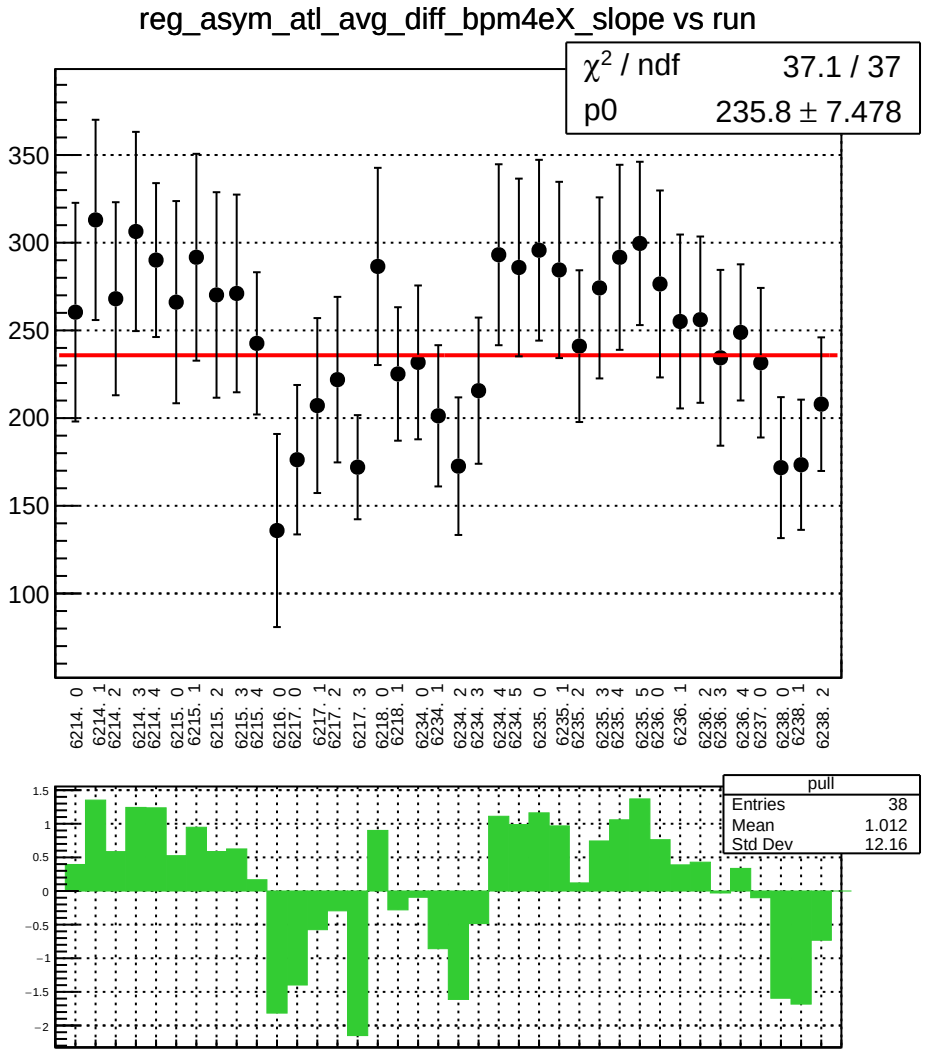
reg_asym_atl_avg_diff_bpm4eX_slope vs run
χ2 / ndf 37.1 / 37
p0 235.8 ± 7.478
350
300
250
200
150
100
6214. 0
6214. 1
6214. 2
6214. 3
6214. 4
6215. 0
6215. 1
6215. 2
6215. 3
6215. 4
6216. 0
6217. 0
6217. 1
6217. 2
6217. 3
6218. 0
6218. 1
6234. 0
6234. 1
6234. 2
6234. 3
6234. 4
6234. 5
6235. 0
6235. 1
6235. 2
6235. 3
6235. 4
6235. 5
6236. 0
6236. 1
6236. 2
6236. 3
6236. 4
6237. 0
6238. 0
6238. 1
6238. 2
pull
Entries 38
Mean 1.012
Std Dev 12.16
1.5
1
0.5
0
−0.5
−1
−1.5
−2

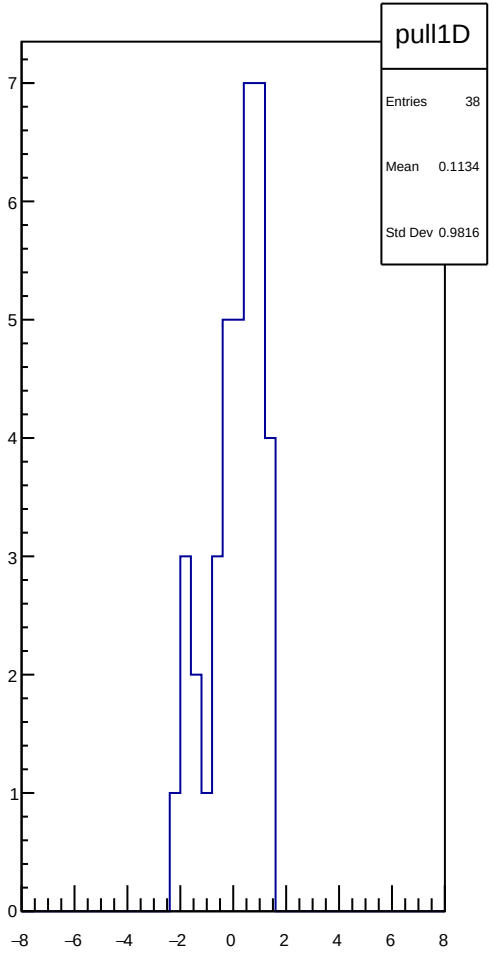
pull1D
Entries 38
Mean 0.1134
Std Dev 0.9816
7
6
5
4
3
2
1
0
−8
−6
−4
−2
0
2
4
6
8

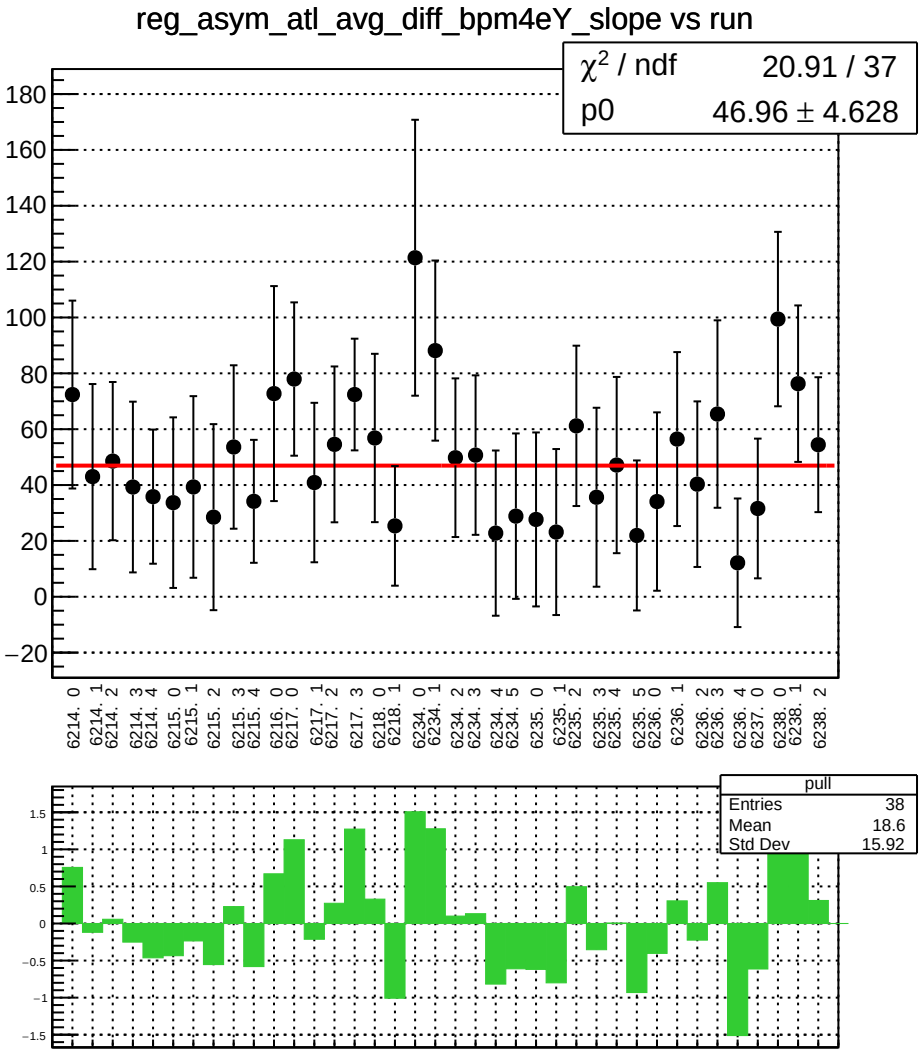
reg_asym_atl_avg_diff_bpm4eY_slope vs run
χ² / ndf 20.91 / 37
p0 46.96 ± 4.628
6214. 0
6214. 1
6214. 2
6214. 3
6214. 4
6215. 0
6215. 1
6215. 2
6215. 3
6215. 4
6216. 0
6217. 0
6217. 1
6217. 2
6217. 3
6218. 0
6218. 1
6234. 0
6234. 1
6234. 2
6234. 3
6234. 4
6234. 5
6235. 0
6235. 1
6235. 2
6235. 3
6235. 4
6235. 5
6236. 0
6236. 1
6236. 2
6236. 3
6236. 4
6237. 0
6238. 0
6238. 1
6238. 2
pull
Entries 38
Mean 18.6
Std Dev 15.92

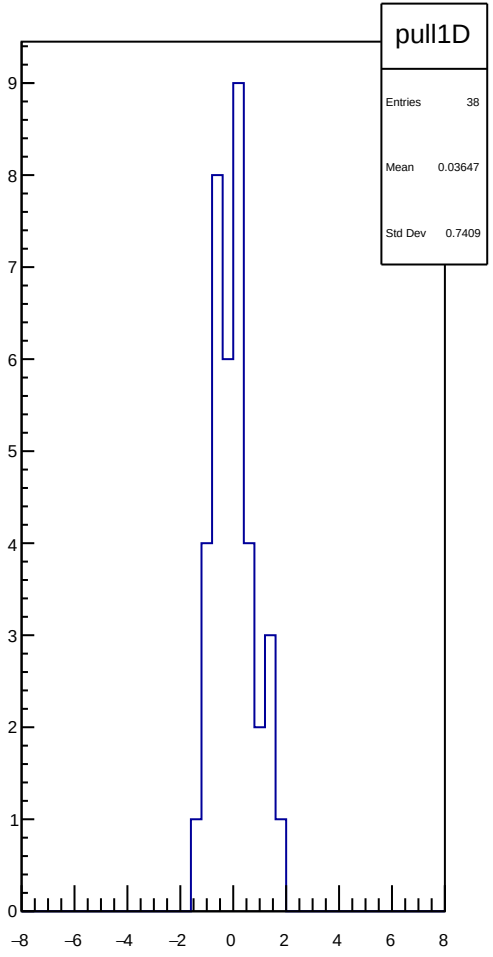
pull1D
Entries 38
Mean 0.03647
Std Dev 0.7409

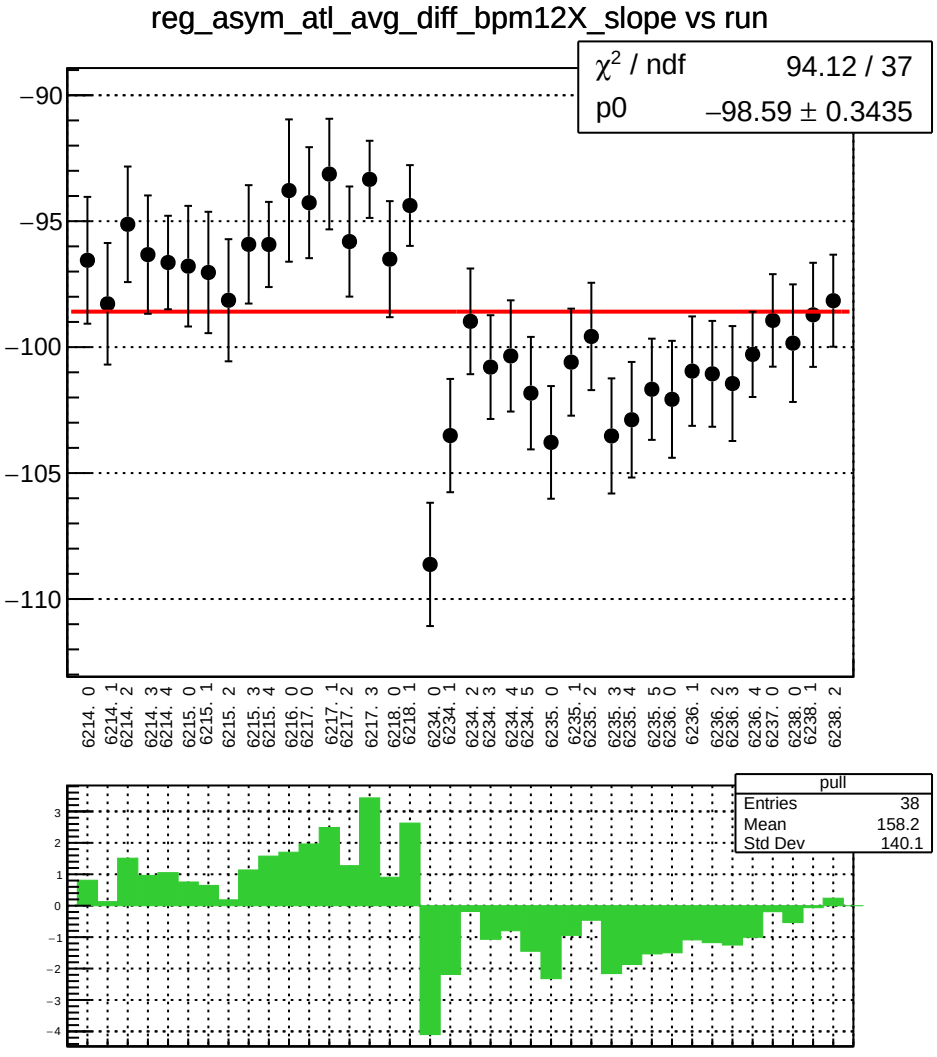
reg_asym_atl_avg_diff_bpm12X_slope vs run
χ² / ndf 94.12 / 37
p0 −98.59 ± 0.3435
−90
−95
−100
−105
−110
6214. 0
6214. 1
6214. 2
6214. 3
6214. 4
6215. 0
6215. 1
6215. 2
6215. 3
6215. 4
6216. 0
6217. 0
6217. 1
6217. 2
6217. 3
6218. 0
6218. 1
6234. 0
6234. 1
6234. 2
6234. 3
6234. 4
6234. 5
6235. 0
6235. 1
6235. 2
6235. 3
6235. 4
6235. 5
6236. 0
6236. 1
6236. 2
6236. 3
6236. 4
6237. 0
6238. 0
6238. 1
6238. 2
pull
Entries 38
Mean 158.2
Std Dev 140.1
3
2
1
0
−1
−2
−3
−4

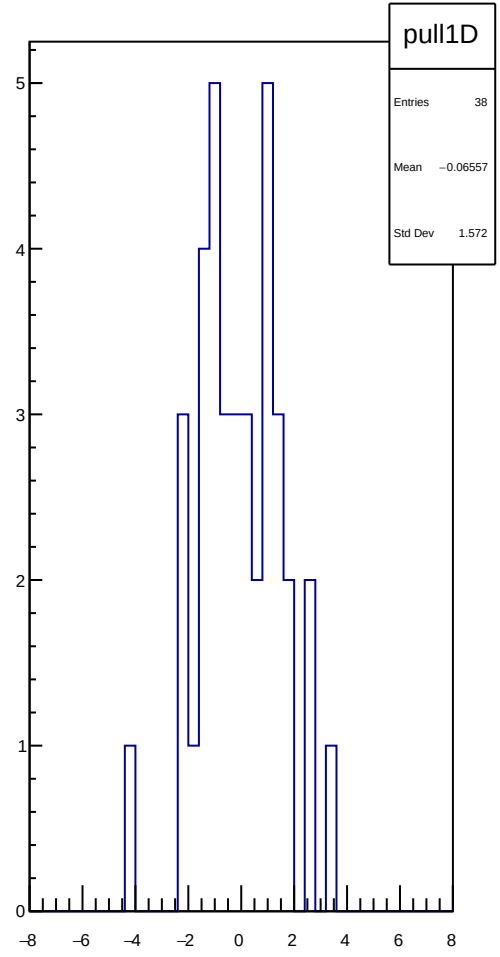
pull1D
Entries 38
Mean −0.06557
Std Dev 1.572
5
4
3
2
1
0
−8
−6
−4
−2
0
2
4
6
8

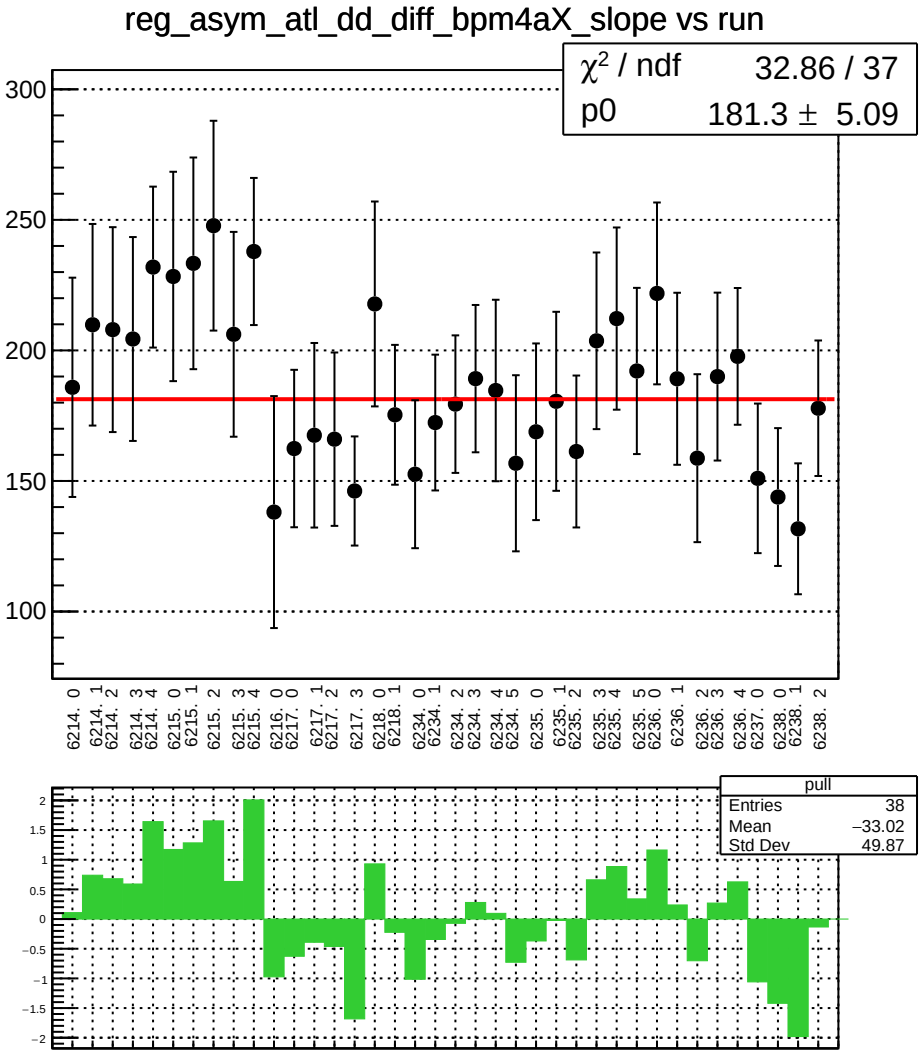
reg_asym_atl_dd_diff_bpm4aX_slope vs run
χ² / ndf 32.86 / 37
p0 181.3 ± 5.09
300
250
200
150
100
6214. 0
6214. 1
6214. 2
6214. 3
6214. 4
6215. 0
6215. 1
6215. 2
6215. 3
6215. 4
6216. 0
6217. 0
6217. 1
6217. 2
6217. 3
6218. 0
6218. 1
6234. 0
6234. 1
6234. 2
6234. 3
6234. 4
6234. 5
6235. 0
6235. 1
6235. 2
6235. 3
6235. 4
6235. 5
6236. 0
6236. 1
6236. 2
6236. 3
6236. 4
6237. 0
6238. 0
6238. 1
6238. 2
pull
Entries 38
Mean −33.02
Std Dev 49.87
2
1.5
1
0.5
0
−0.5
−1
−1.5
−2

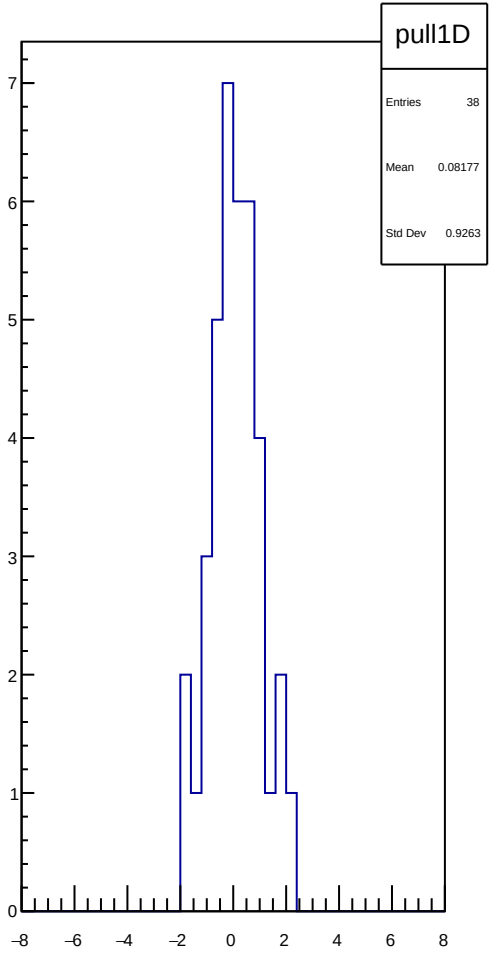
pull1D
Entries 38
Mean 0.08177
Std Dev 0.9263
7
6
5
4
3
2
1
0
−8
−6
−4
−2
0
2
4
6
8

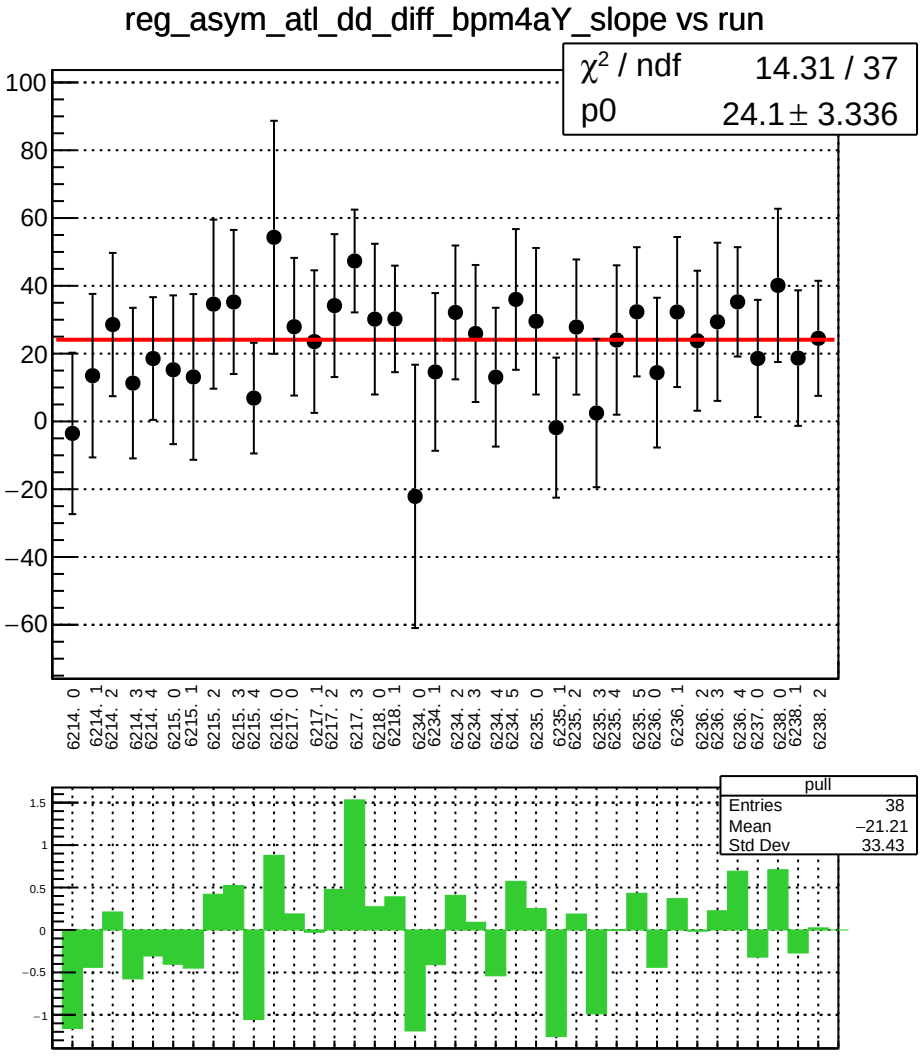
reg_asym_atl_dd_diff_bpm4aY_slope vs run
χ² / ndf 14.31 / 37
p0 24.1 ± 3.336
100
80
60
40
20
0
−20
−40
−60
6214. 0
6214. 1
6214. 2
6214. 3
6214. 4
6215. 0
6215. 1
6215. 2
6215. 3
6215. 4
6216. 0
6217. 0
6217. 1
6217. 2
6217. 3
6218. 0
6218. 1
6234. 0
6234. 1
6234. 2
6234. 3
6234. 4
6234. 5
6235. 0
6235. 1
6235. 2
6235. 3
6235. 4
6235. 5
6236. 0
6236. 1
6236. 2
6236. 3
6236. 4
6237. 0
6238. 0
6238. 1
6238. 2
pull
Entries 38
Mean −21.21
Std Dev 33.43
1.5
1
0.5
0
−0.5
−1

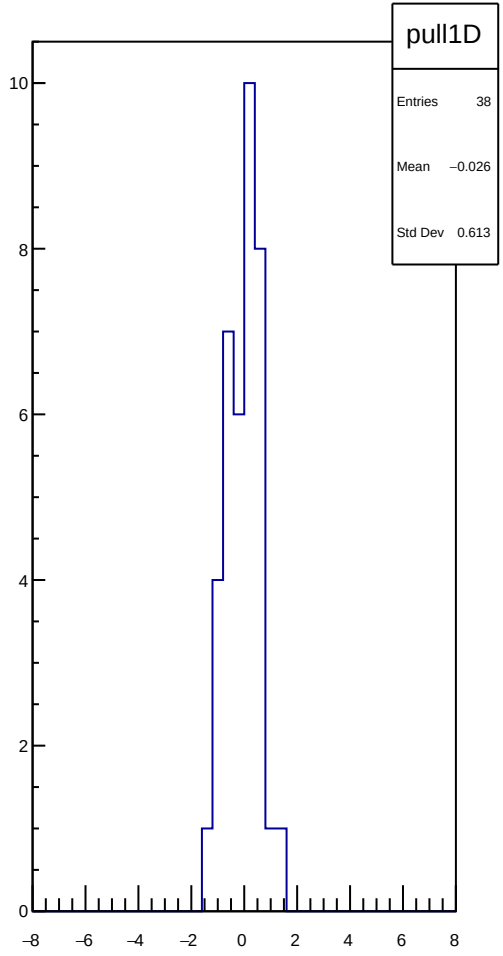
pull1D
Entries 38
Mean −0.026
Std Dev 0.613
10
8
6
4
2
0
−8
−6
−4
−2
0
2
4
6
8

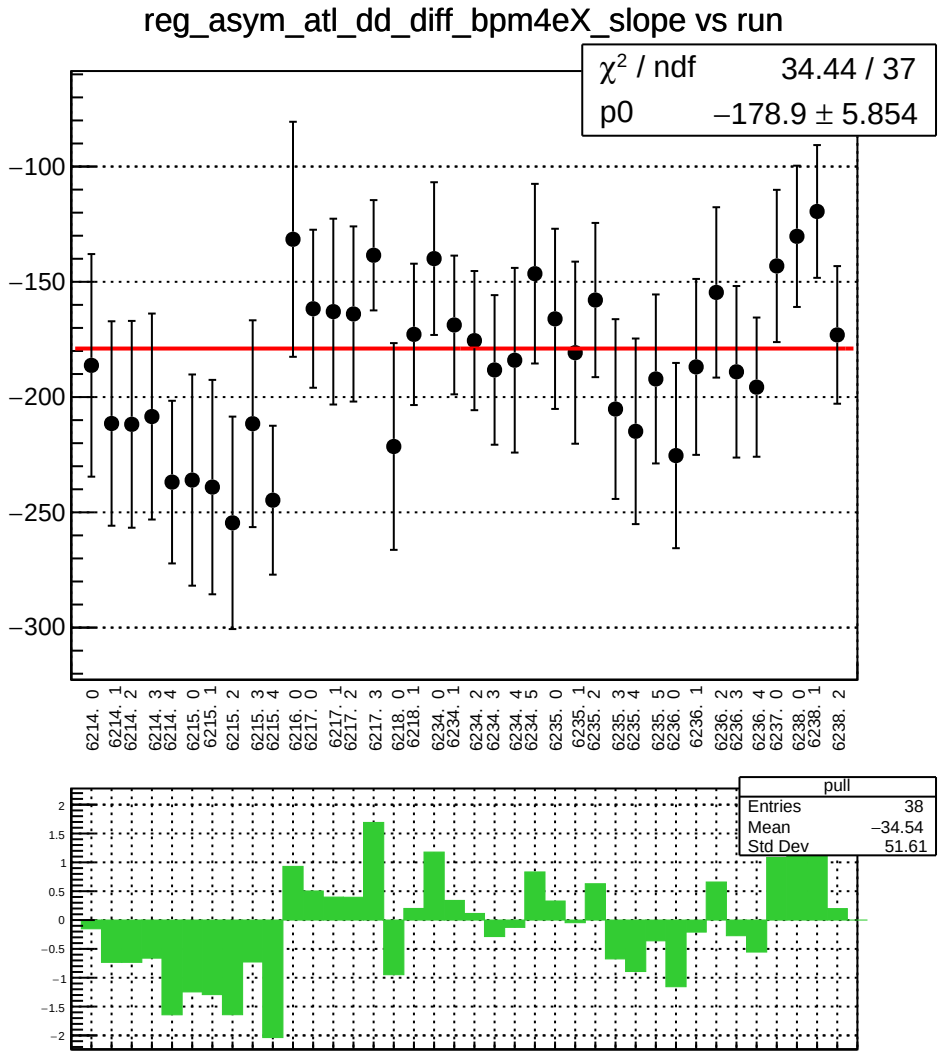
reg_asym_atl_dd_diff_bpm4eX_slope vs run
χ² / ndf 34.44 / 37
p0 −178.9 ± 5.854
−100
−150
−200
−250
−300
6214. 0
6214. 1
6214. 2
6214. 3
6214. 4
6215. 0
6215. 1
6215. 2
6215. 3
6215. 4
6216. 0
6217. 0
6217. 1
6217. 2
6217. 3
6218. 0
6218. 1
6234. 0
6234. 1
6234. 2
6234. 3
6234. 4
6234. 5
6235. 0
6235. 1
6235. 2
6235. 3
6235. 4
6235. 5
6236. 0
6236. 1
6236. 2
6236. 3
6236. 4
6237. 0
6238. 0
6238. 1
6238. 2
pull
Entries 38
Mean −34.54
Std Dev 51.61
2
1.5
1
0.5
0
−0.5
−1
−1.5
−2

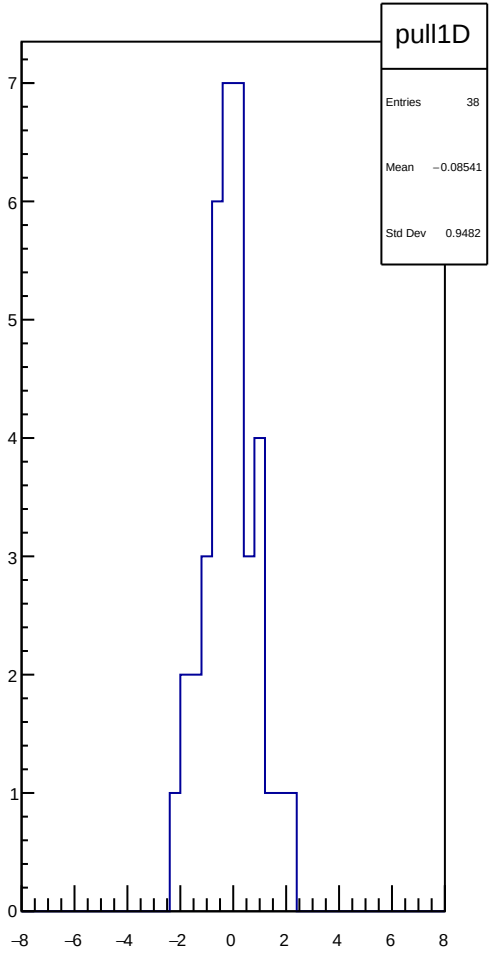
pull1D
Entries 38
Mean −0.08541
Std Dev 0.9482
7
6
5
4
3
2
1
0
−8
−6
−4
−2
0
2
4
6
8

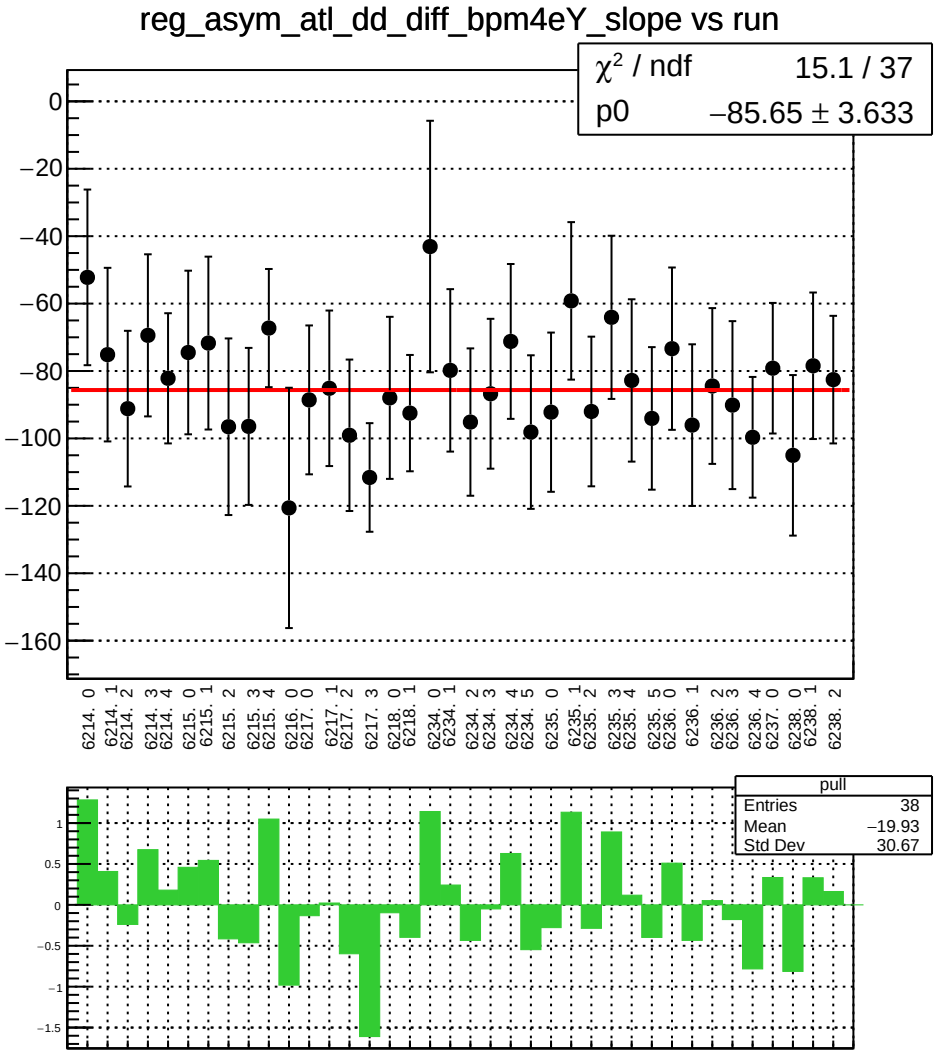
reg_asym_atl_dd_diff_bpm4eY_slope vs run
χ² / ndf 15.1 / 37
p0 −85.65 ± 3.633
0
−20
−40
−60
−80
−100
−120
−140
−160
6214. 0
6214. 1
6214. 2
6214. 3
6214. 4
6215. 0
6215. 1
6215. 2
6215. 3
6215. 4
6216. 0
6217. 0
6217. 1
6217. 2
6217. 3
6218. 0
6218. 1
6234. 0
6234. 1
6234. 2
6234. 3
6234. 4
6234. 5
6235. 0
6235. 1
6235. 2
6235. 3
6235. 4
6235. 5
6236. 0
6236. 1
6236. 2
6236. 3
6236. 4
6237. 0
6238. 0
6238. 1
6238. 2
pull
Entries 38
Mean −19.93
Std Dev 30.67
1
0.5
0
−0.5
−1
−1.5

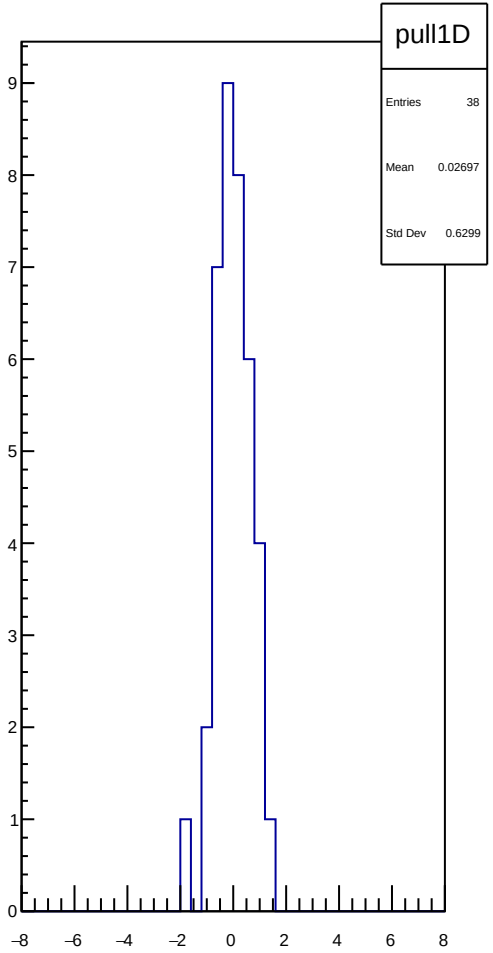
pull1D
Entries 38
Mean 0.02697
Std Dev 0.6299
9
8
7
6
5
4
3
2
1
0
−8
−6
−4
−2
0
2
4
6
8

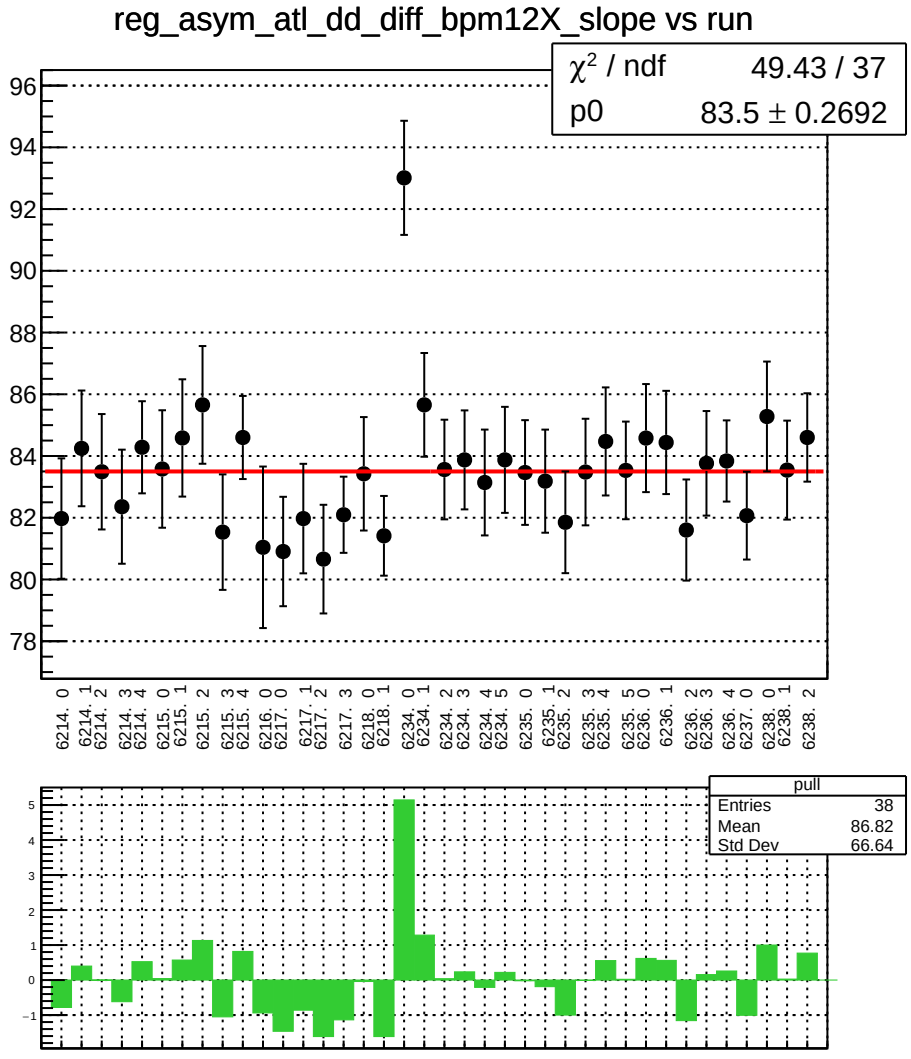
reg_asym_atl_dd_diff_bpm12X_slope vs run
χ² / ndf 49.43 / 37
p0 83.5 ± 0.2692
96
94
92
90
88
86
84
82
80
78
6214. 0
6214. 1
6214. 2
6214. 3
6214. 4
6215. 0
6215. 1
6215. 2
6215. 3
6215. 4
6216. 0
6217. 0
6217. 1
6217. 2
6217. 3
6218. 0
6218. 1
6234. 0
6234. 1
6234. 2
6234. 3
6234. 4
6234. 5
6235. 0
6235. 1
6235. 2
6235. 3
6235. 4
6235. 5
6236. 0
6236. 1
6236. 2
6236. 3
6236. 4
6237. 0
6238. 0
6238. 1
6238. 2
pull
Entries 38
Mean 86.82
Std Dev 66.64
5
4
3
2
1
0
−1

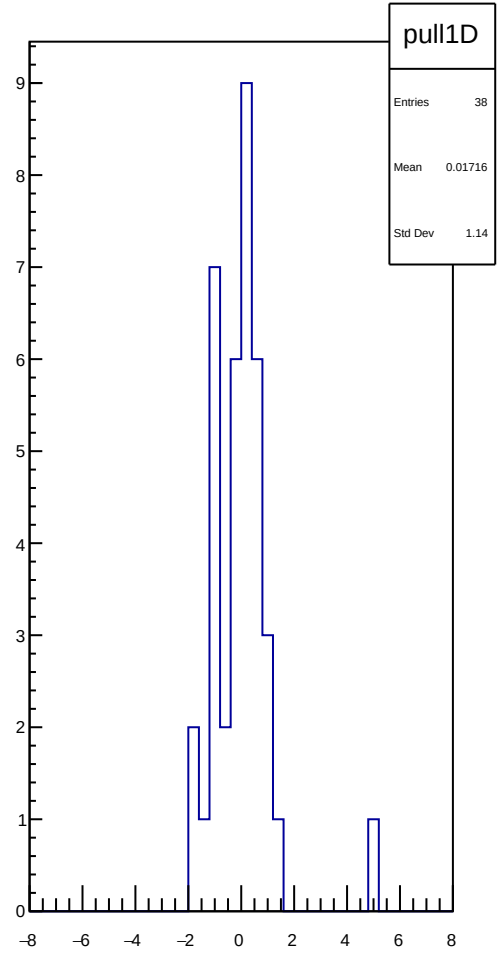
pull1D
Entries 38
Mean 0.01716
Std Dev 1.14
9
8
7
6
5
4
3
2
1
0
−8
−6
−4
−2
0
2
4
6
8

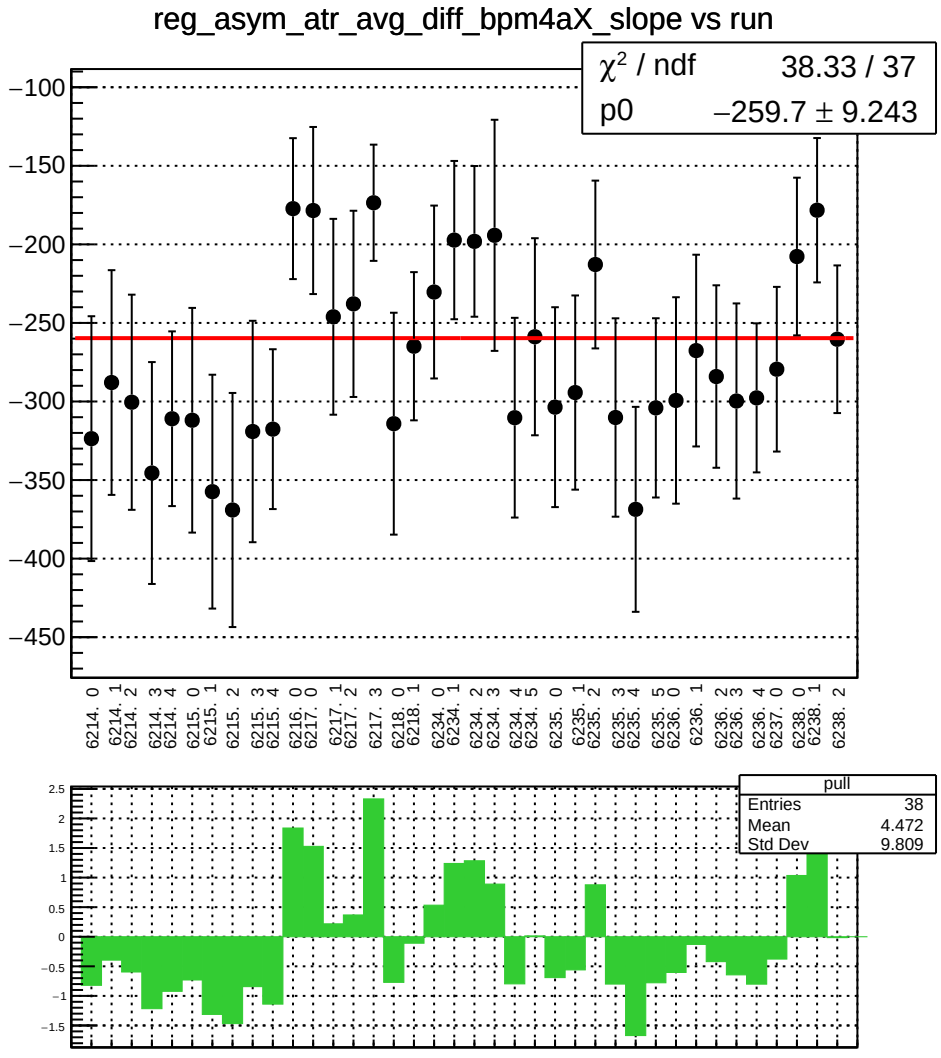
reg_asym_atr_avg_diff_bpm4aX_slope vs run
χ² / ndf 38.33 / 37
p0 −259.7 ± 9.243
−100
−150
−200
−250
−300
−350
−400
−450
6214. 0
6214. 1
6214. 2
6214. 3
6214. 4
6215. 0
6215. 1
6215. 2
6215. 3
6215. 4
6216. 0
6217. 0
6217. 1
6217. 2
6217. 3
6218. 0
6218. 1
6234. 0
6234. 1
6234. 2
6234. 3
6234. 4
6234. 5
6235. 0
6235. 1
6235. 2
6235. 3
6235. 4
6235. 5
6236. 0
6236. 1
6236. 2
6236. 3
6236. 4
6237. 0
6238. 0
6238. 1
6238. 2
pull
Entries 38
Mean 4.472
Std Dev 9.809
2.5
2
1.5
1
0.5
0
−0.5
−1
−1.5

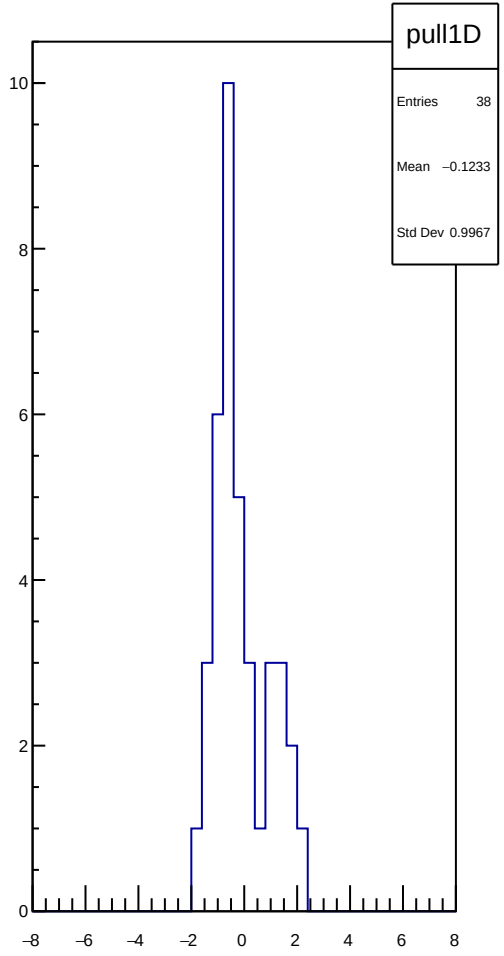
pull1D
Entries 38
Mean −0.1233
Std Dev 0.9967
10
8
6
4
2
0
−8
−6
−4
−2
0
2
4
6
8

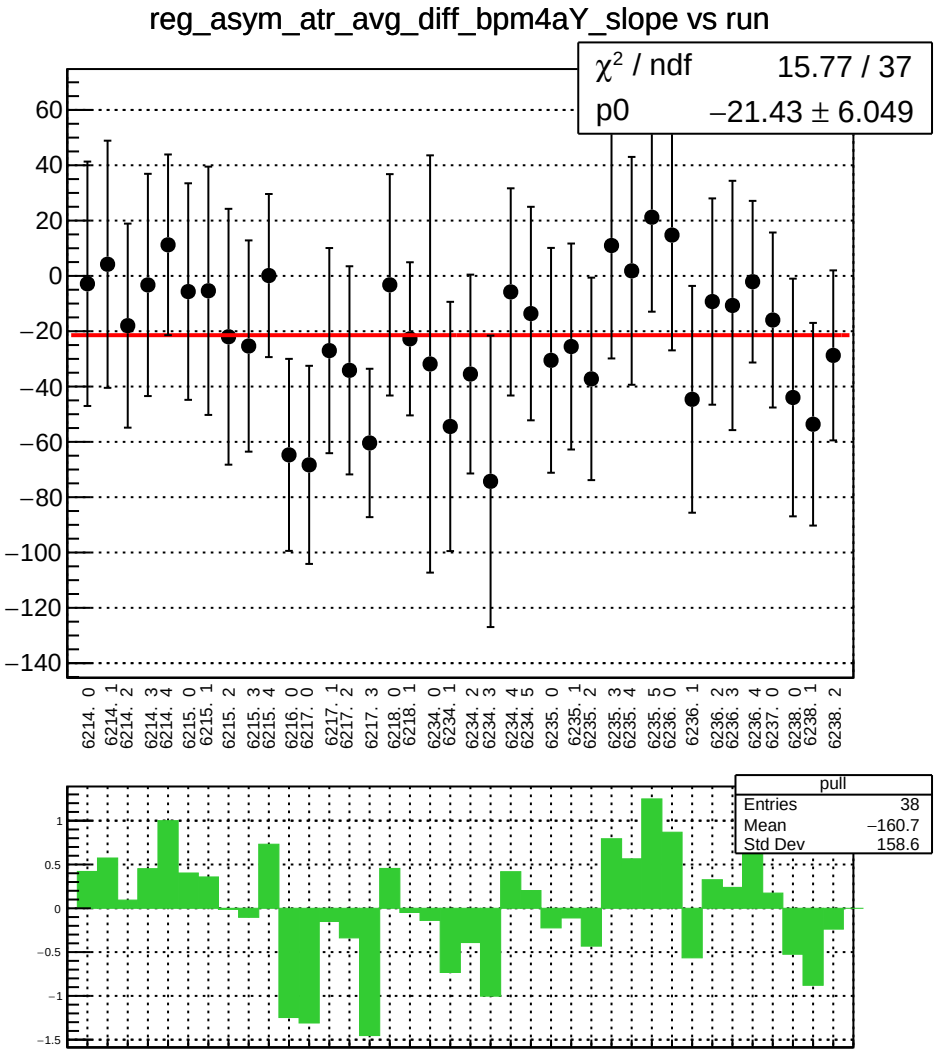
reg_asym_atr_avg_diff_bpm4aY_slope vs run
χ² / ndf 15.77 / 37
p0 −21.43 ± 6.049
60
40
20
0
−20
−40
−60
−80
−100
−120
−140
6214. 0
6214. 1
6214. 2
6214. 3
6214. 4
6215. 0
6215. 1
6215. 2
6215. 3
6215. 4
6216. 0
6217. 0
6217. 1
6217. 2
6217. 3
6218. 0
6218. 1
6234. 0
6234. 1
6234. 2
6234. 3
6234. 4
6234. 5
6235. 0
6235. 1
6235. 2
6235. 3
6235. 4
6235. 5
6236. 0
6236. 1
6236. 2
6236. 3
6236. 4
6237. 0
6238. 0
6238. 1
6238. 2
pull
Entries 38
Mean −160.7
Std Dev 158.6
1
0.5
0
−0.5
−1
−1.5

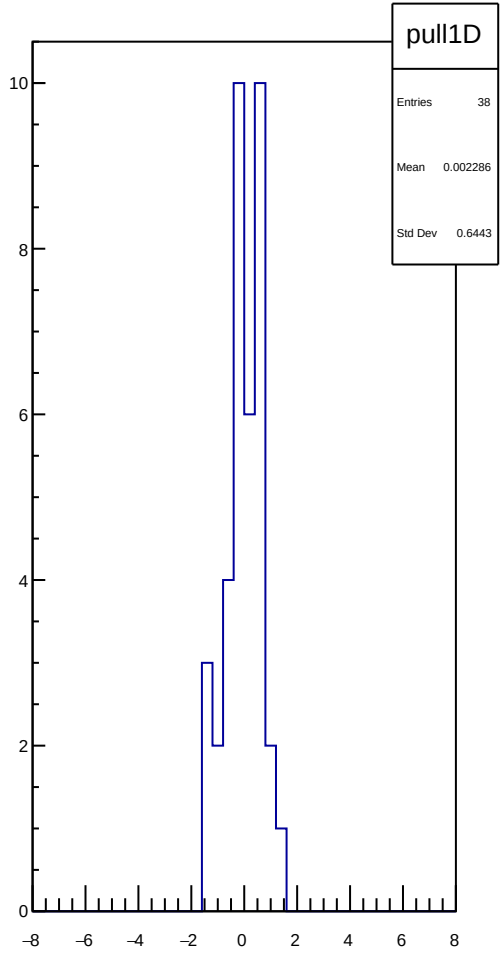
pull1D
Entries 38
Mean 0.002286
Std Dev 0.6443
10
8
6
4
2
0
−8
−6
−4
−2
0
2
4
6
8

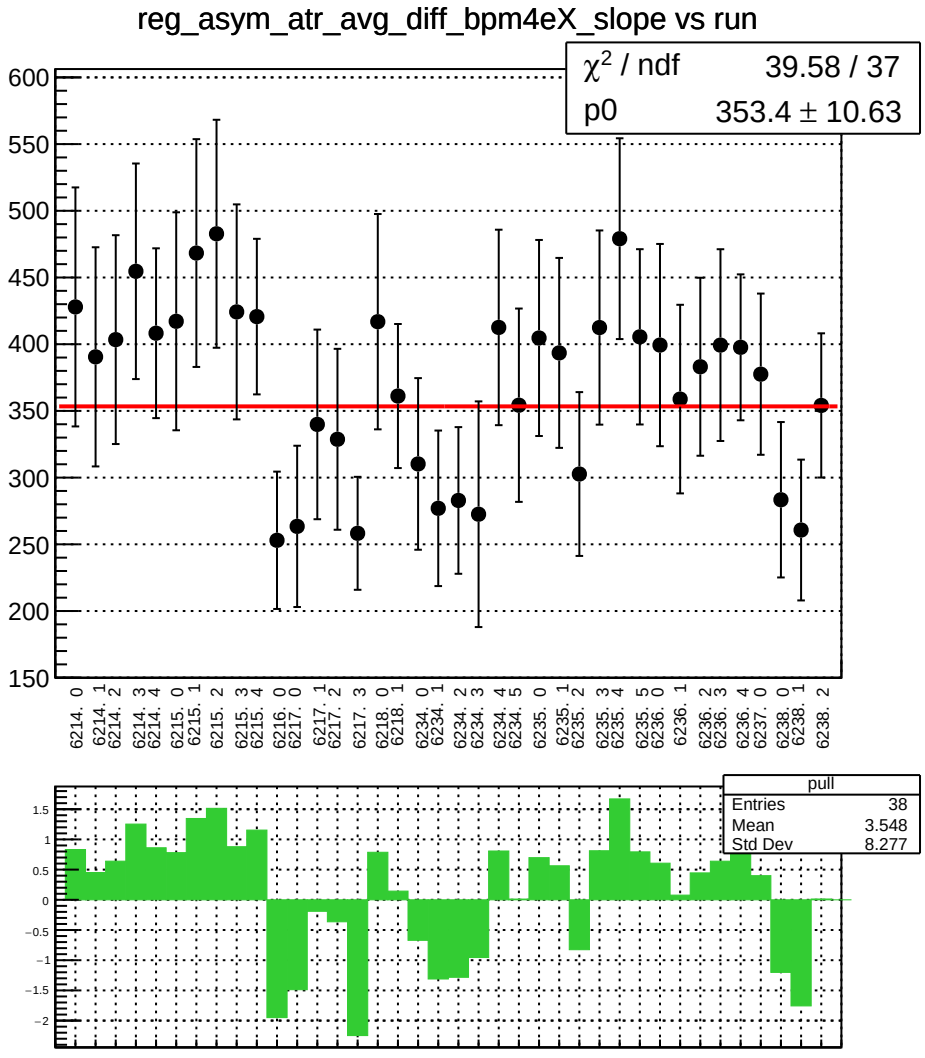
reg_asym_atr_avg_diff_bpm4eX_slope vs run
χ² / ndf 39.58 / 37
p0 353.4 ± 10.63
600
550
500
450
400
350
300
250
200
150
6214. 0
6214. 1
6214. 2
6214. 3
6214. 4
6215. 0
6215. 1
6215. 2
6215. 3
6215. 4
6216. 0
6217. 0
6217. 1
6217. 2
6217. 3
6218. 0
6218. 1
6234. 0
6234. 1
6234. 2
6234. 3
6234. 4
6234. 5
6235. 0
6235. 1
6235. 2
6235. 3
6235. 4
6235. 5
6236. 0
6236. 1
6236. 2
6236. 3
6236. 4
6237. 0
6238. 0
6238. 1
6238. 2
pull
Entries 38
Mean 3.548
Std Dev 8.277
1.5
1
0.5
0
−0.5
−1
−1.5
−2

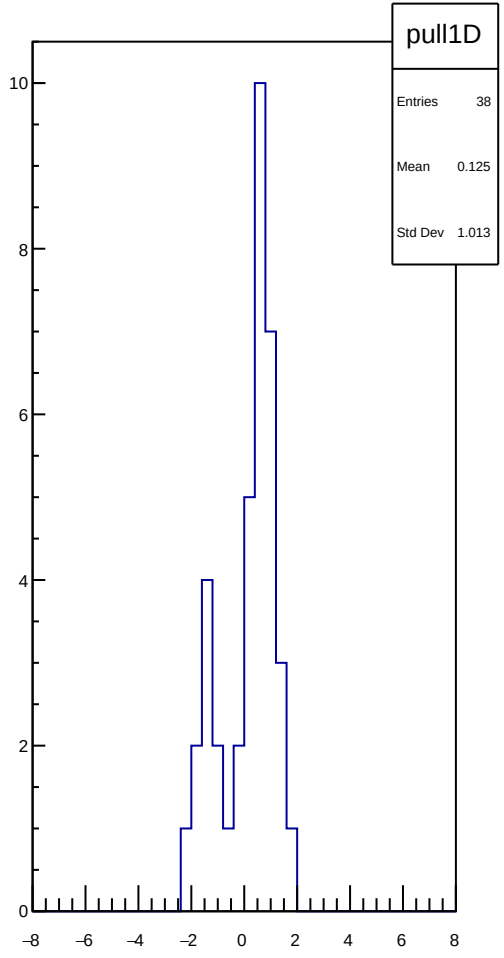
pull1D
Entries 38
Mean 0.125
Std Dev 1.013
10
8
6
4
2
0
−8
−6
−4
−2
0
2
4
6
8

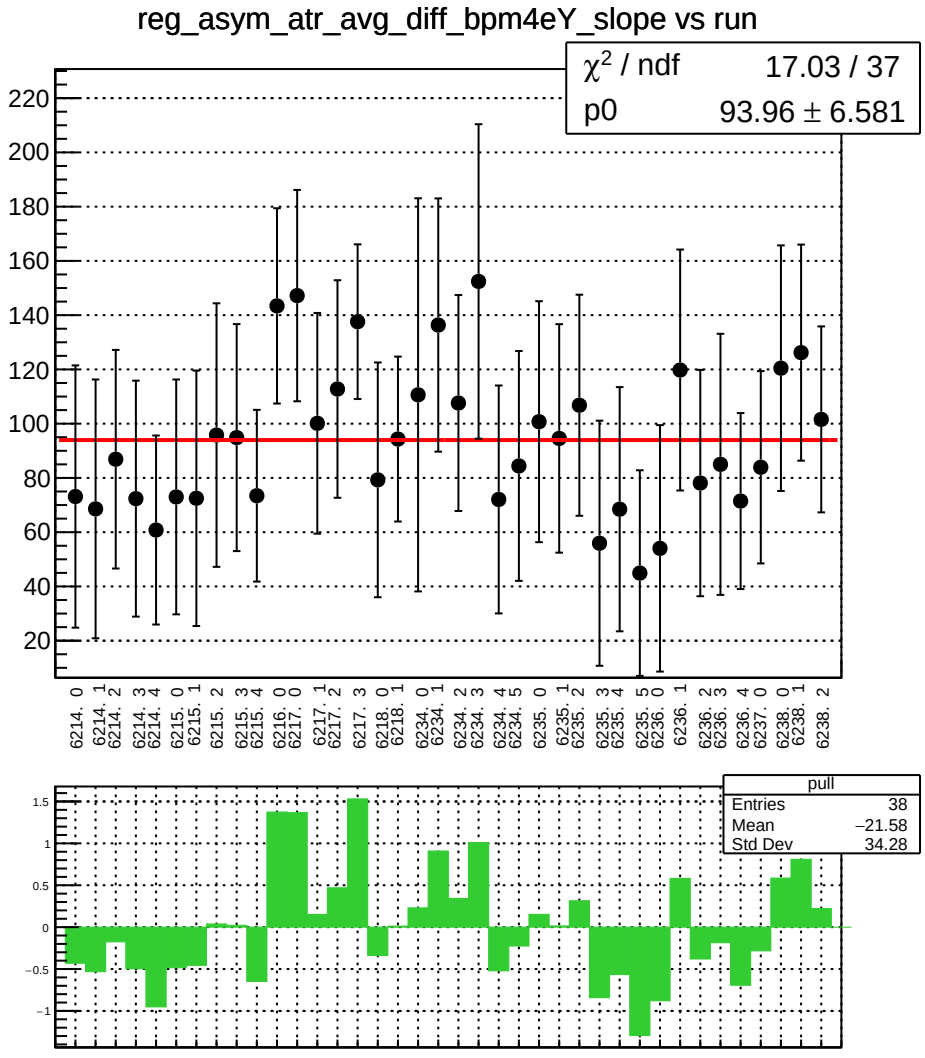
reg_asym_atr_avg_diff_bpm4eY_slope vs run
χ^2 / ndf 17.03 / 37
p0 93.96 ± 6.581
220
200
180
160
140
120
100
80
60
40
20
6214. 0
6214. 1
6214. 2
6214. 3
6214. 4
6215. 0
6215. 1
6215. 2
6215. 3
6215. 4
6216. 0
6217. 0
6217. 1
6217. 2
6217. 3
6218. 0
6218. 1
6234. 0
6234. 1
6234. 2
6234. 3
6234. 4
6234. 5
6235. 0
6235. 1
6235. 2
6235. 3
6235. 4
6235. 5
6236. 0
6236. 1
6236. 2
6236. 3
6236. 4
6237. 0
6238. 0
6238. 1
6238. 2
pull
Entries 38
Mean −21.58
Std Dev 34.28
1.5
1
0.5
0
−0.5
−1

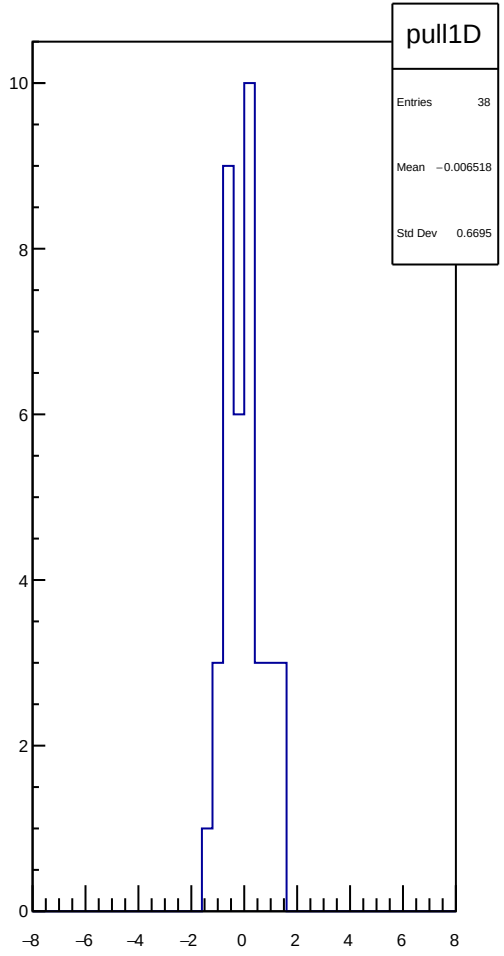
pull1D
Entries 38
Mean −0.006518
Std Dev 0.6695
10
8
6
4
2
0
−8
−6
−4
−2
0
2
4
6
8

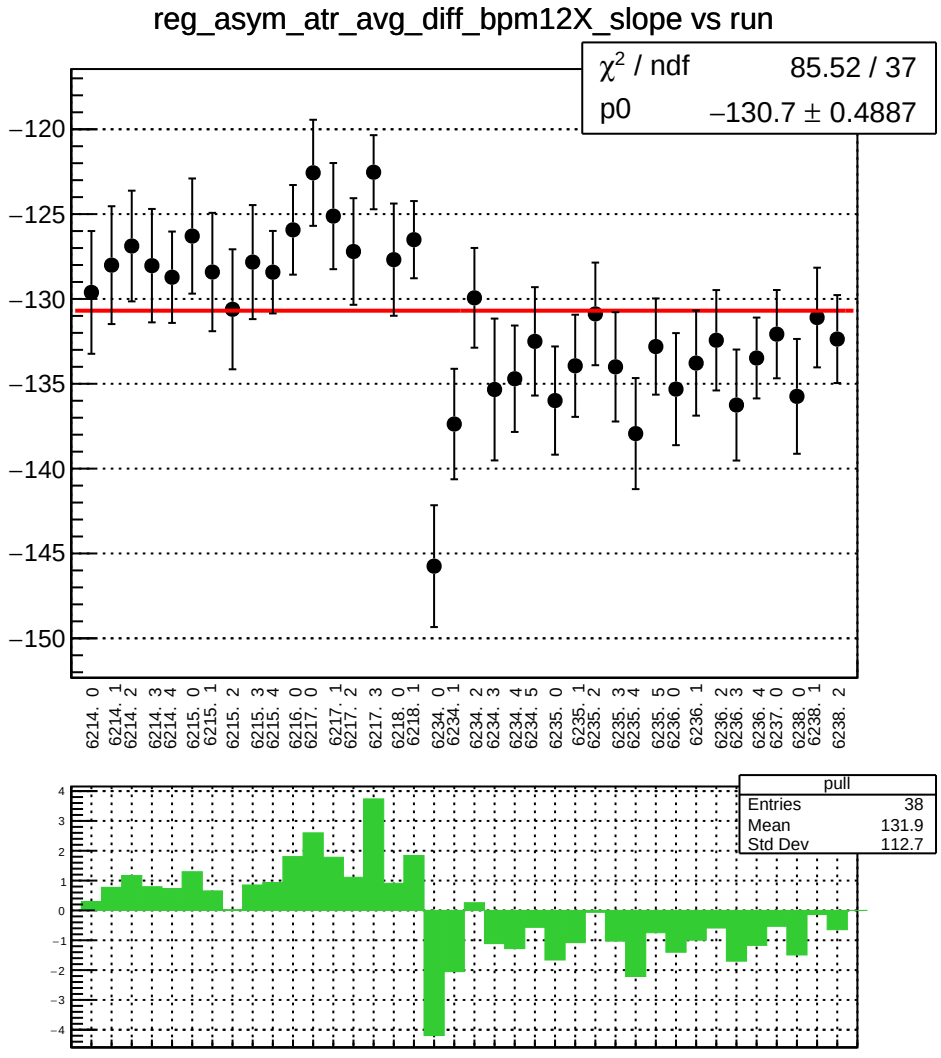
reg_asym_atr_avg_diff_bpm12X_slope vs run
χ² / ndf 85.52 / 37
p0 −130.7 ± 0.4887
−120
−125
−130
−135
−140
−145
−150
6214. 0
6214. 1
6214. 2
6214. 3
6214. 4
6215. 0
6215. 1
6215. 2
6215. 3
6215. 4
6216. 0
6217. 0
6217. 1
6217. 2
6217. 3
6218. 0
6218. 1
6234. 0
6234. 1
6234. 2
6234. 3
6234. 4
6234. 5
6235. 0
6235. 1
6235. 2
6235. 3
6235. 4
6235. 5
6236. 0
6236. 1
6236. 2
6236. 3
6236. 4
6237. 0
6238. 0
6238. 1
6238. 2
pull
Entries 38
Mean 131.9
Std Dev 112.7

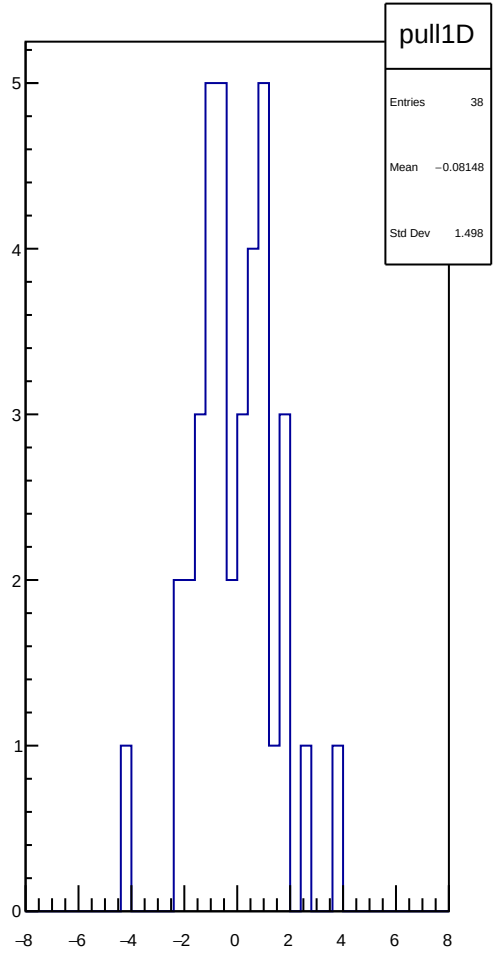
pull1D
Entries 38
Mean −0.08148
Std Dev 1.498
0
1
2
3
4
5
−8
−6
−4
−2
0
2
4
6
8

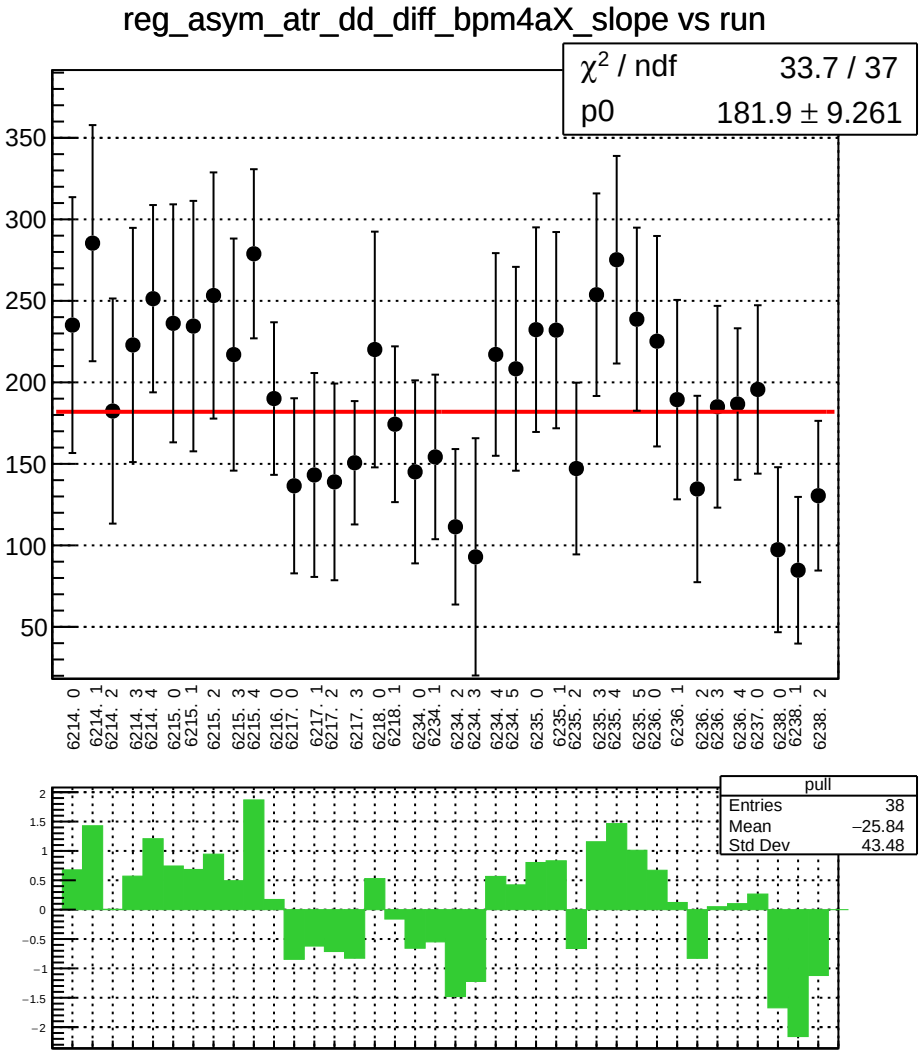
reg_asym_atr_dd_diff_bpm4aX_slope vs run
χ2 / ndf 33.7 / 37
p0 181.9 ± 9.261
350
300
250
200
150
100
50
6214. 0
6214. 1
6214. 2
6214. 3
6214. 4
6215. 0
6215. 1
6215. 2
6215. 3
6215. 4
6216. 0
6217. 0
6217. 1
6217. 2
6217. 3
6218. 0
6218. 1
6234. 0
6234. 1
6234. 2
6234. 3
6234. 4
6234. 5
6235. 0
6235. 1
6235. 2
6235. 3
6235. 4
6235. 5
6236. 0
6236. 1
6236. 2
6236. 3
6236. 4
6237. 0
6238. 0
6238. 1
6238. 2
pull
Entries 38
Mean −25.84
Std Dev 43.48
2
1.5
1
0.5
0
−0.5
−1
−1.5
−2

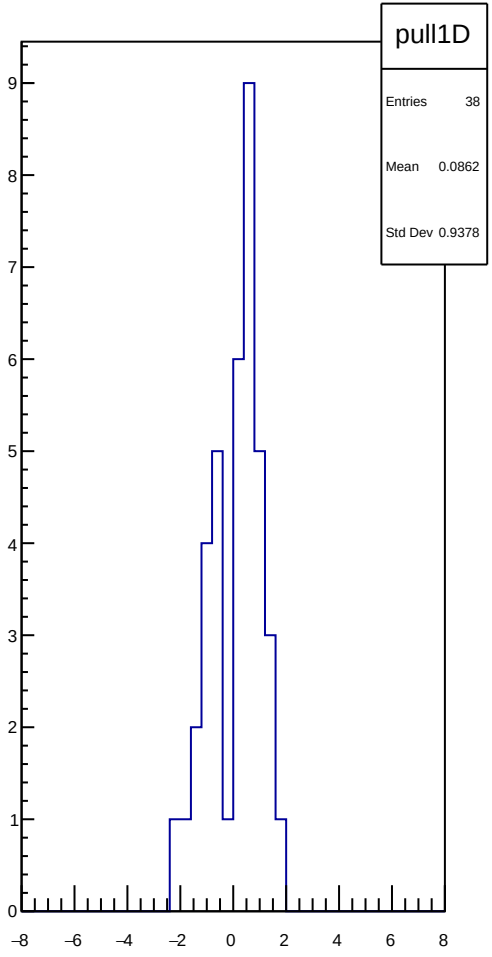
pull1D
Entries 38
Mean 0.0862
Std Dev 0.9378
9
8
7
6
5
4
3
2
1
0
−8
−6
−4
−2
0
2
4
6
8

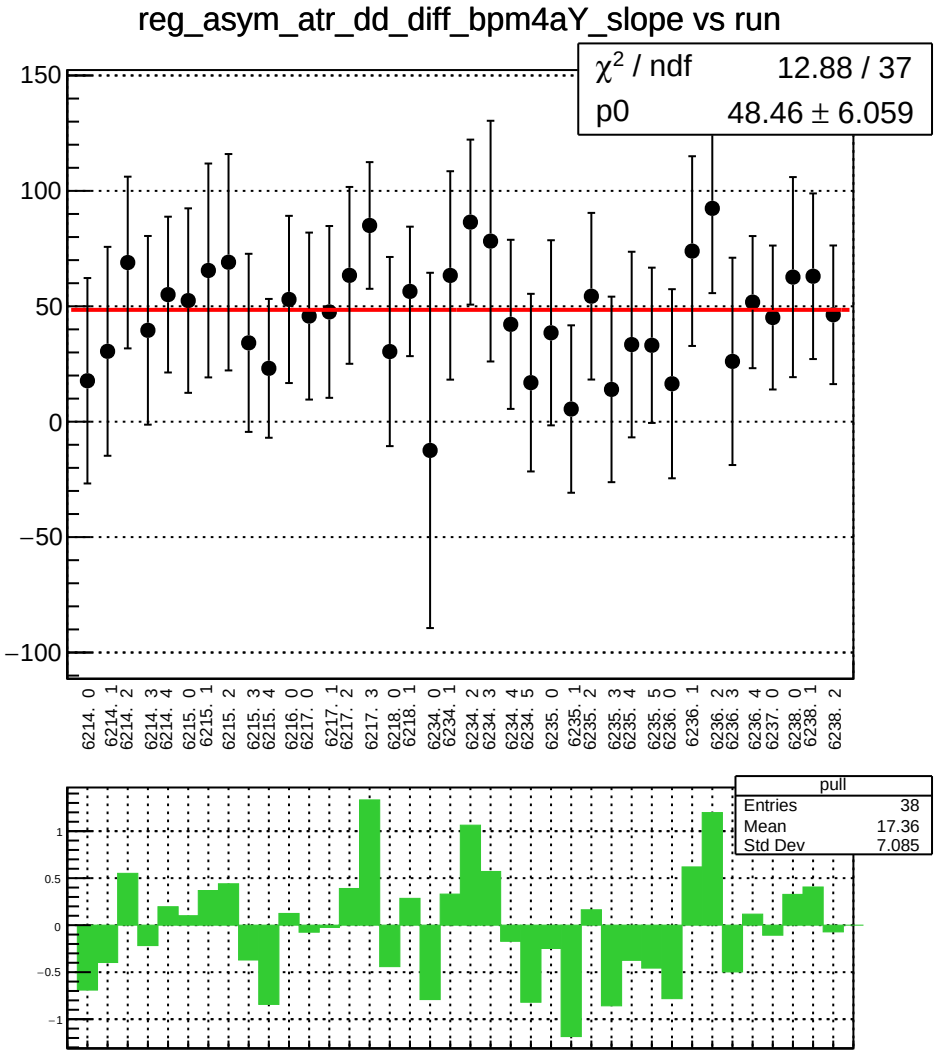
reg_asym_atr_dd_diff_bpm4aY_slope vs run
χ² / ndf 12.88 / 37
p0 48.46 ± 6.059
150
100
50
0
−50
−100
6214. 0
6214. 1
6214. 2
6214. 3
6214. 4
6215. 0
6215. 1
6215. 2
6215. 3
6215. 4
6216. 0
6217. 0
6217. 1
6217. 2
6217. 3
6218. 0
6218. 1
6234. 0
6234. 1
6234. 2
6234. 3
6234. 4
6234. 5
6235. 0
6235. 1
6235. 2
6235. 3
6235. 4
6235. 5
6236. 0
6236. 1
6236. 2
6236. 3
6236. 4
6237. 0
6238. 0
6238. 1
6238. 2
pull
Entries 38
Mean 17.36
Std Dev 7.085
1
0.5
0
−0.5
−1

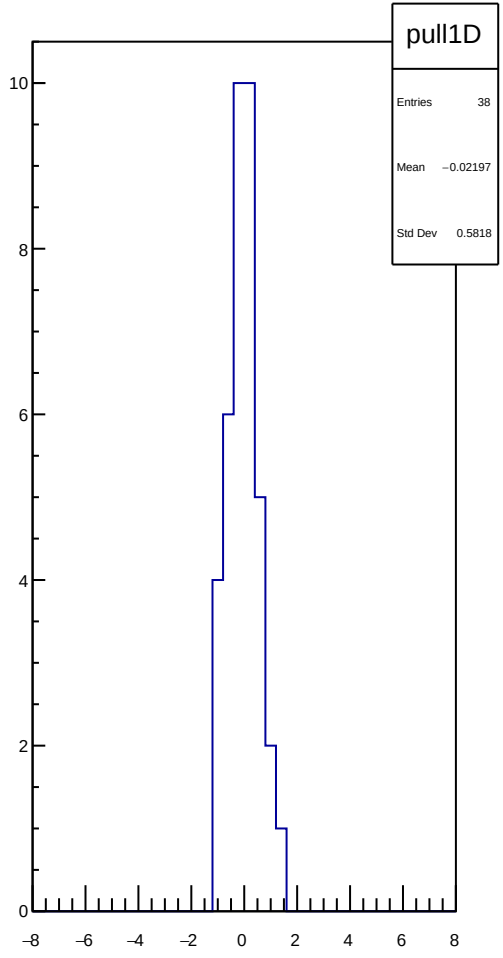
pull1D
Entries 38
Mean −0.02197
Std Dev 0.5818
10
8
6
4
2
0
−8
−6
−4
−2
0
2
4
6
8

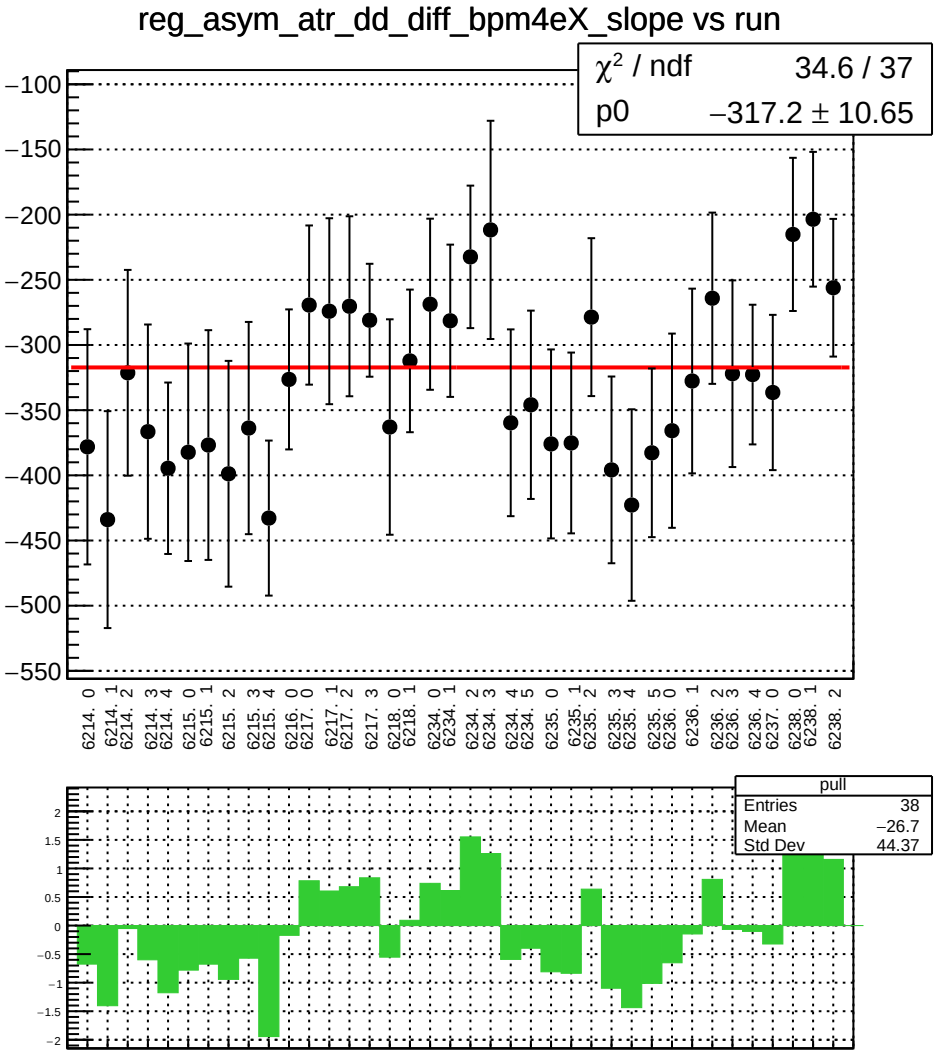
reg_asym_atr_dd_diff_bpm4eX_slope vs run
χ² / ndf 34.6 / 37
p0 −317.2 ± 10.65
−100
−150
−200
−250
−300
−350
−400
−450
−500
−550
6214. 0
6214. 1
6214. 2
6214. 3
6214. 4
6215. 0
6215. 1
6215. 2
6215. 3
6215. 4
6216. 0
6217. 0
6217. 1
6217. 2
6217. 3
6218. 0
6218. 1
6234. 0
6234. 1
6234. 2
6234. 3
6234. 4
6234. 5
6235. 0
6235. 1
6235. 2
6235. 3
6235. 4
6235. 5
6236. 0
6236. 1
6236. 2
6236. 3
6236. 4
6237. 0
6238. 0
6238. 1
6238. 2
pull
Entries 38
Mean −26.7
Std Dev 44.37
2
1.5
1
0.5
0
−0.5
−1
−1.5
−2

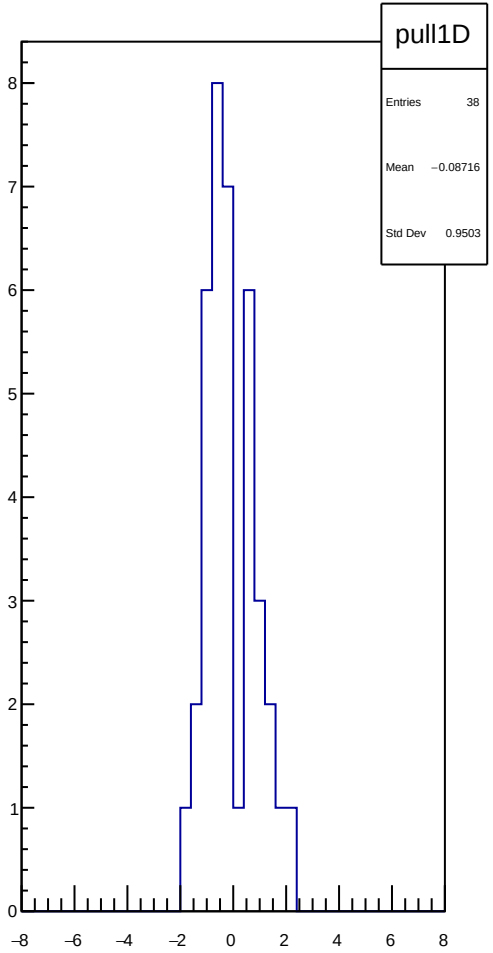
pull1D
Entries 38
Mean −0.08716
Std Dev 0.9503
8
7
6
5
4
3
2
1
0
−8
−6
−4
−2
0
2
4
6
8

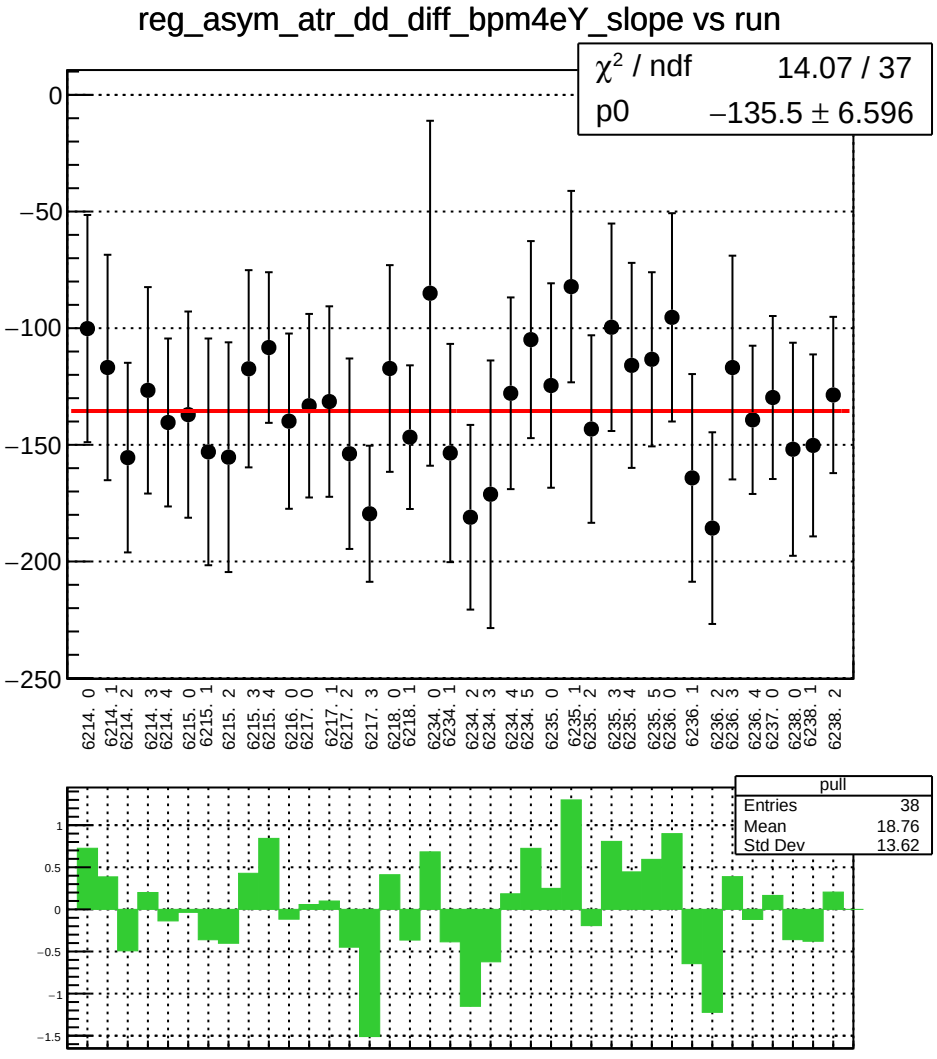
reg_asym_atr_dd_diff_bpm4eY_slope vs run
χ² / ndf 14.07 / 37
p0 −135.5 ± 6.596
0
−50
−100
−150
−200
−250
6214. 0
6214. 1
6214. 2
6214. 3
6214. 4
6215. 0
6215. 1
6215. 2
6215. 3
6215. 4
6216. 0
6217. 0
6217. 1
6217. 2
6217. 3
6218. 0
6218. 1
6234. 0
6234. 1
6234. 2
6234. 3
6234. 4
6234. 5
6235. 0
6235. 1
6235. 2
6235. 3
6235. 4
6235. 5
6236. 0
6236. 1
6236. 2
6236. 3
6236. 4
6237. 0
6238. 0
6238. 1
6238. 2
pull
Entries 38
Mean 18.76
Std Dev 13.62
1
0.5
0
−0.5
−1
−1.5

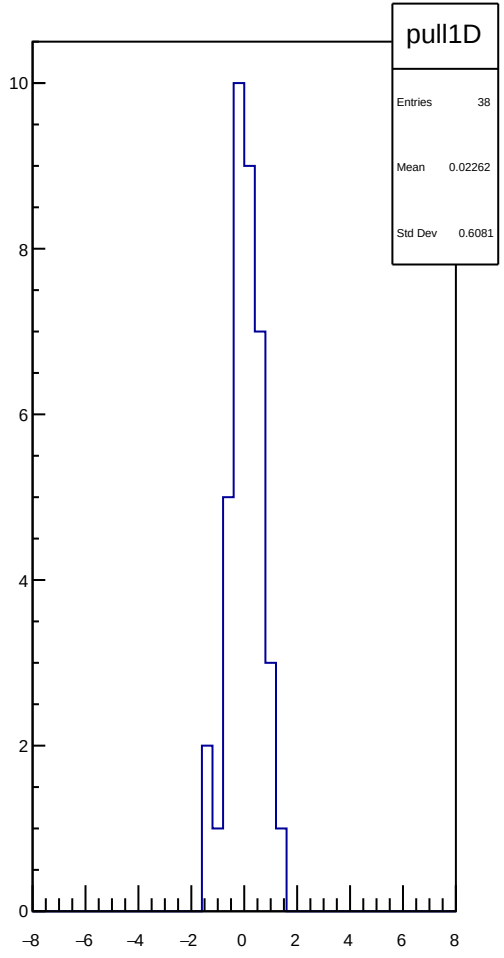
pull1D
Entries 38
Mean 0.02262
Std Dev 0.6081
10
8
6
4
2
0
−8
−6
−4
−2
0
2
4
6
8

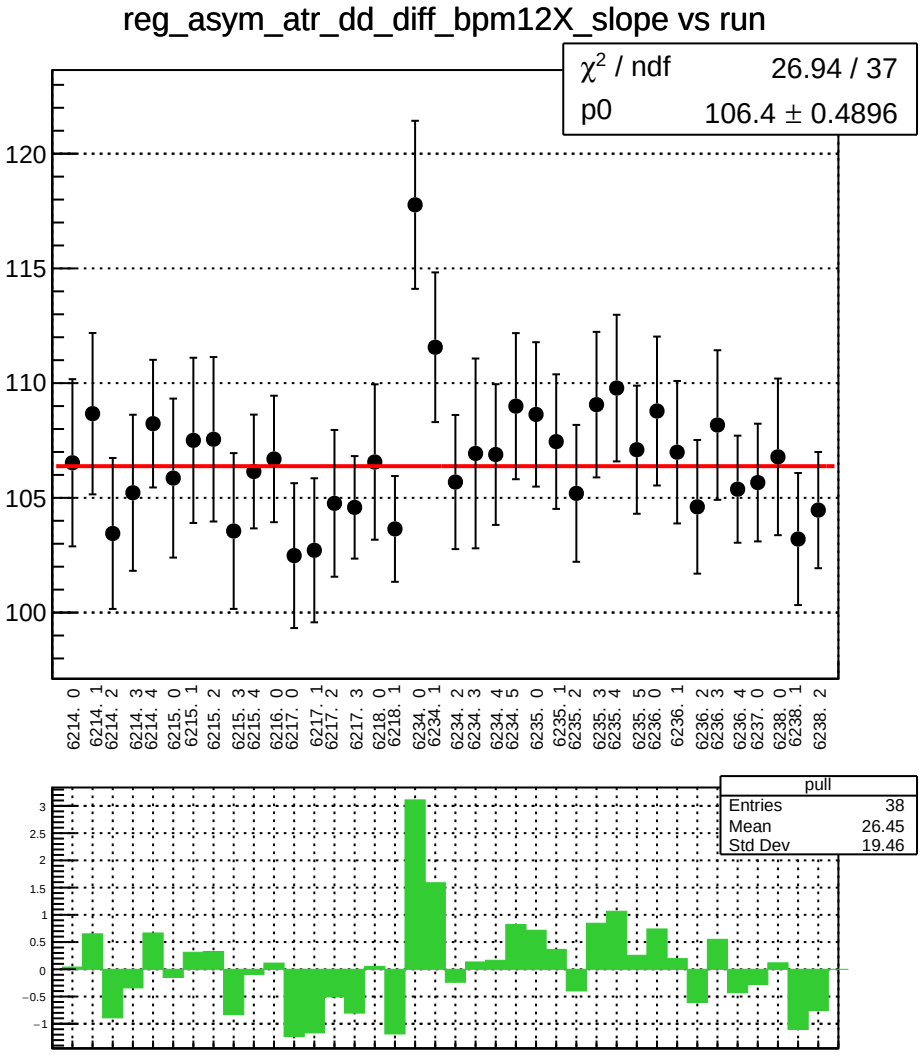
reg_asym_atr_dd_diff_bpm12X_slope vs run
χ² / ndf 26.94 / 37
p0 106.4 ± 0.4896
120
115
110
105
100
6214. 0
6214. 1
6214. 2
6214. 3
6214. 4
6215. 0
6215. 1
6215. 2
6215. 3
6215. 4
6216. 0
6217. 0
6217. 1
6217. 2
6217. 3
6218. 0
6218. 1
6234. 0
6234. 1
6234. 2
6234. 3
6234. 4
6234. 5
6235. 0
6235. 1
6235. 2
6235. 3
6235. 4
6235. 5
6236. 0
6236. 1
6236. 2
6236. 3
6236. 4
6237. 0
6238. 0
6238. 1
6238. 2
pull
Entries 38
Mean 26.45
Std Dev 19.46
3
2.5
2
1.5
1
0.5
0
−0.5
−1

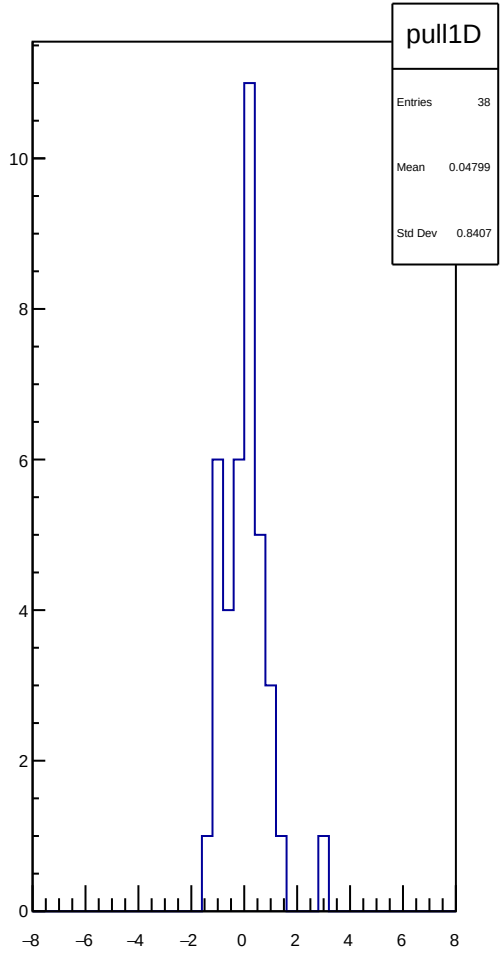
pull1D
Entries 38
Mean 0.04799
Std Dev 0.8407
10
8
6
4
2
0
−8
−6
−4
−2
0
2
4
6
8

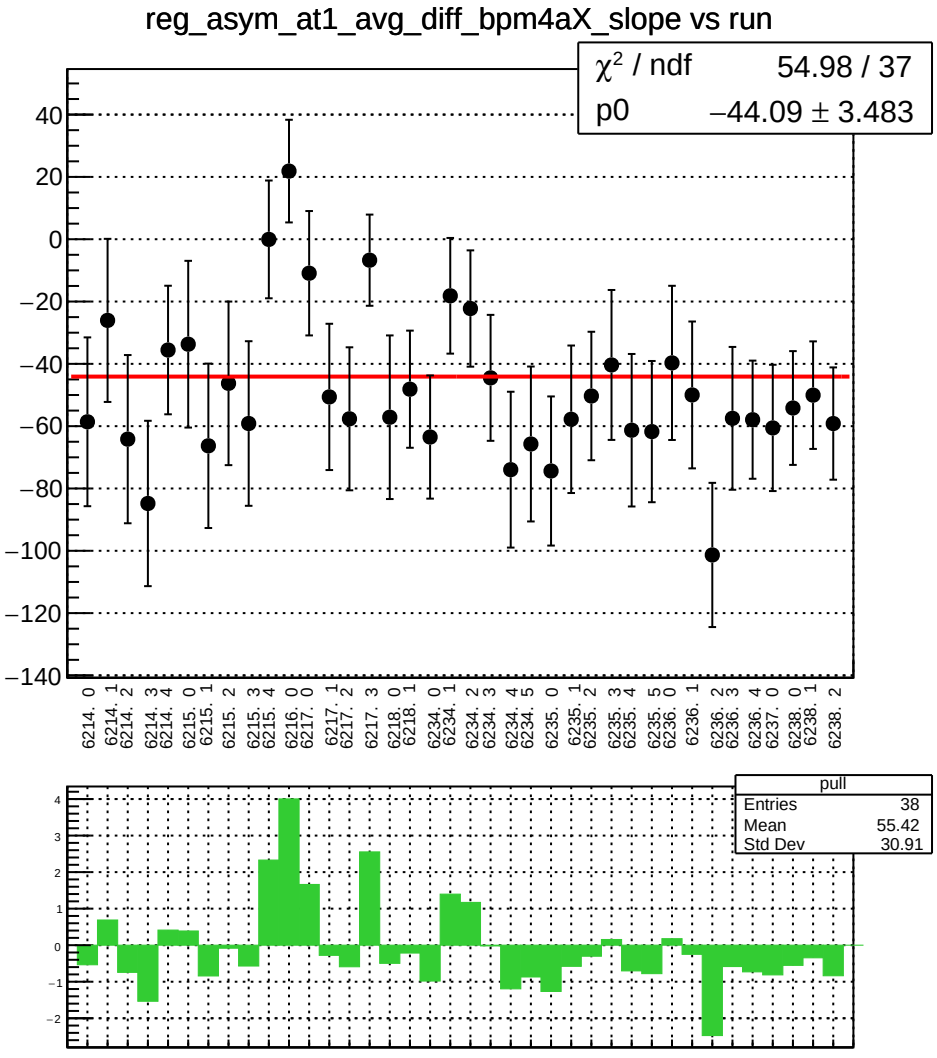
reg_asym_at1_avg_diff_bpm4aX_slope vs run
χ² / ndf 54.98 / 37
p0 −44.09 ± 3.483
40
20
0
−20
−40
−60
−80
−100
−120
−140
6214. 0
6214. 1
6214. 2
6214. 3
6214. 4
6215. 0
6215. 1
6215. 2
6215. 3
6215. 4
6216. 0
6217. 0
6217. 1
6217. 2
6217. 3
6218. 0
6218. 1
6234. 0
6234. 1
6234. 2
6234. 3
6234. 4
6234. 5
6235. 0
6235. 1
6235. 2
6235. 3
6235. 4
6235. 5
6236. 0
6236. 1
6236. 2
6236. 3
6236. 4
6237. 0
6238. 0
6238. 1
6238. 2
pull
Entries 38
Mean 55.42
Std Dev 30.91
4
3
2
1
0
−1
−2

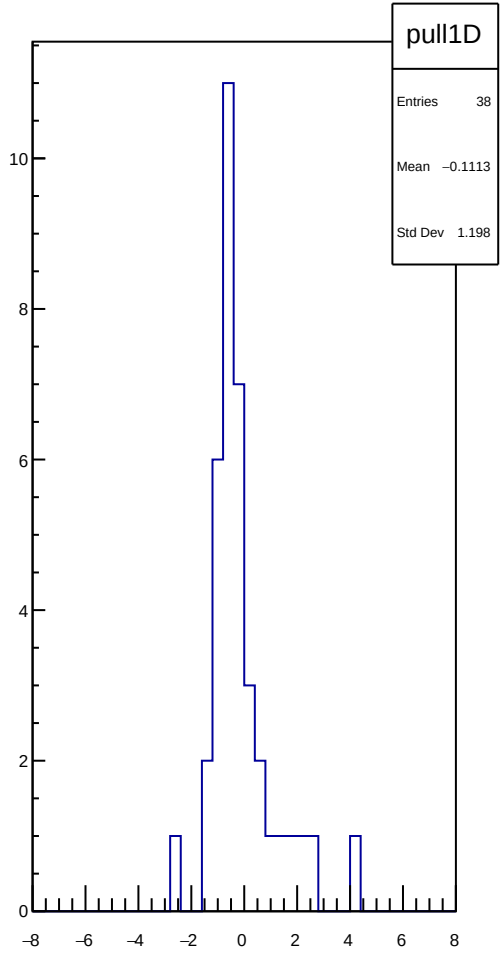
pull1D
Entries 38
Mean −0.1113
Std Dev 1.198
10
8
6
4
2
0
−8
−6
−4
−2
0
2
4
6
8

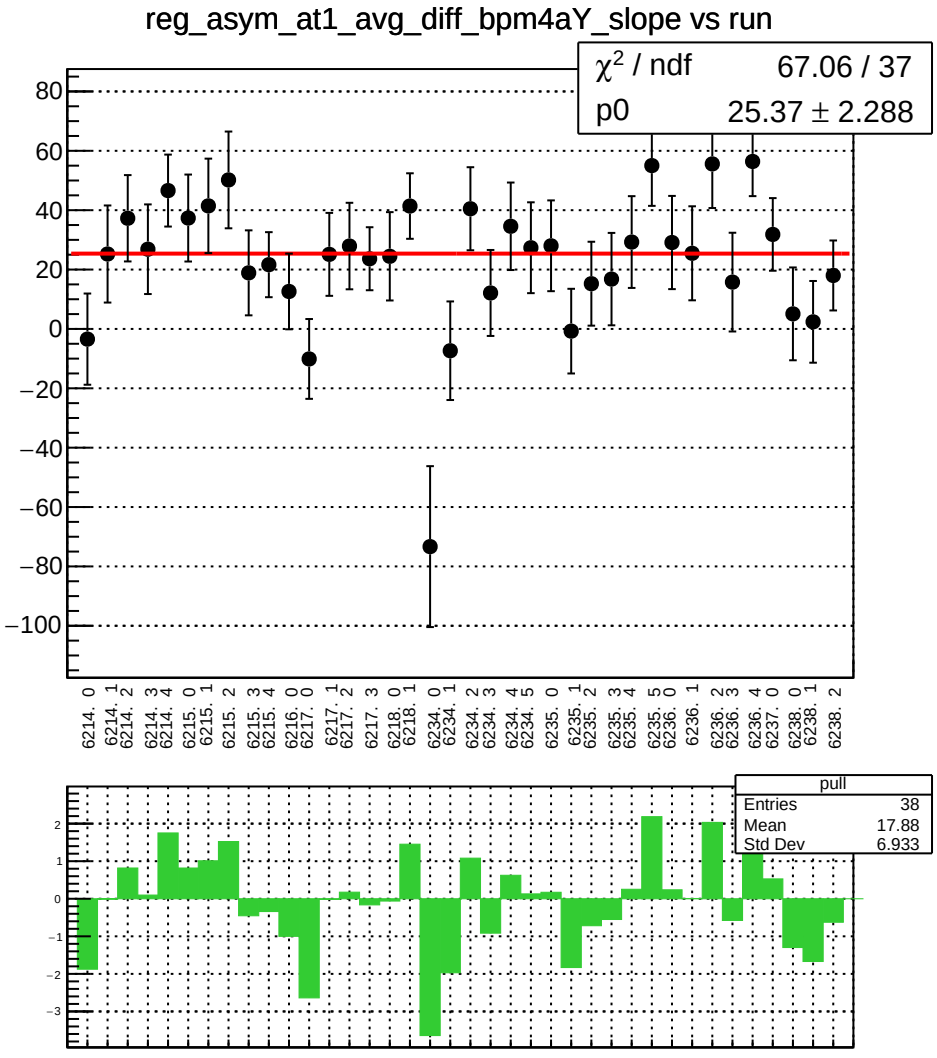
reg_asym_at1_avg_diff_bpm4aY_slope vs run
χ² / ndf 67.06 / 37
p0 25.37 ± 2.288
80
60
40
20
0
−20
−40
−60
−80
−100
6214. 0
6214. 1
6214. 2
6214. 3
6214. 4
6215. 0
6215. 1
6215. 2
6215. 3
6215. 4
6216. 0
6217. 0
6217. 1
6217. 2
6217. 3
6218. 0
6218. 1
6234. 0
6234. 1
6234. 2
6234. 3
6234. 4
6234. 5
6235. 0
6235. 1
6235. 2
6235. 3
6235. 4
6235. 5
6236. 0
6236. 1
6236. 2
6236. 3
6236. 4
6237. 0
6238. 0
6238. 1
6238. 2
pull
Entries 38
Mean 17.88
Std Dev 6.933
2
1
0
−1
−2
−3

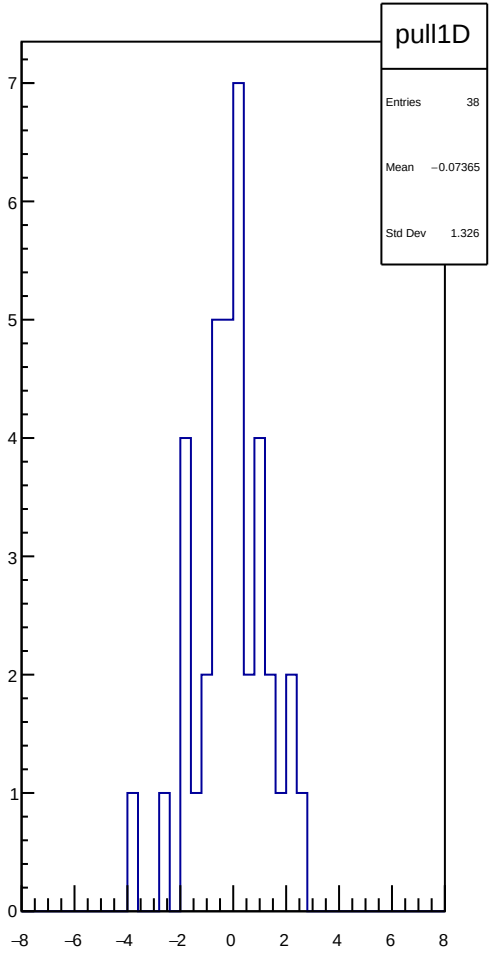
pull1D
Entries 38
Mean −0.07365
Std Dev 1.326
7
6
5
4
3
2
1
0
−8
−6
−4
−2
0
2
4
6
8

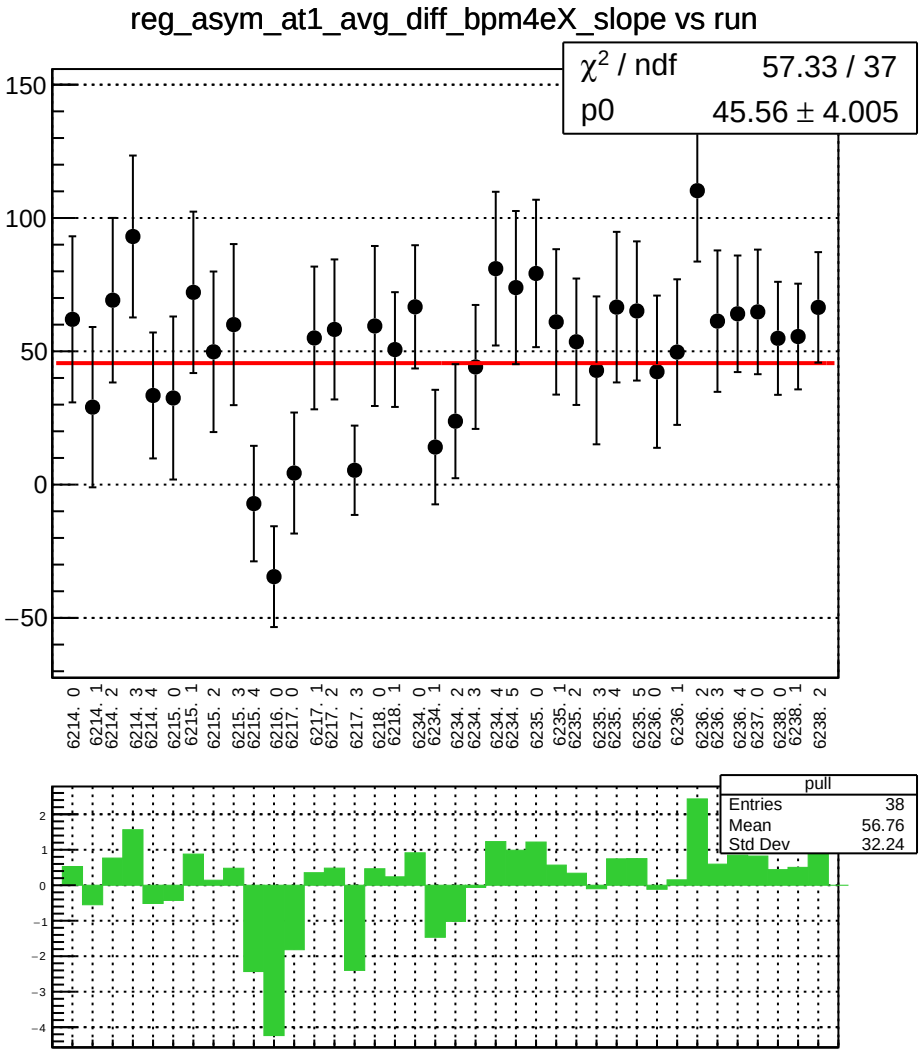
reg_asym_at1_avg_diff_bpm4eX_slope vs run
χ² / ndf 57.33 / 37
p0 45.56 ± 4.005
150
100
50
0
−50
6214. 0
6214. 1
6214. 2
6214. 3
6214. 4
6215. 0
6215. 1
6215. 2
6215. 3
6215. 4
6216. 0
6217. 0
6217. 1
6217. 2
6217. 3
6218. 0
6218. 1
6234. 0
6234. 1
6234. 2
6234. 3
6234. 4
6234. 5
6235. 0
6235. 1
6235. 2
6235. 3
6235. 4
6235. 5
6236. 0
6236. 1
6236. 2
6236. 3
6236. 4
6237. 0
6238. 0
6238. 1
6238. 2
pull
Entries 38
Mean 56.76
Std Dev 32.24
2
1
0
−1
−2
−3
−4

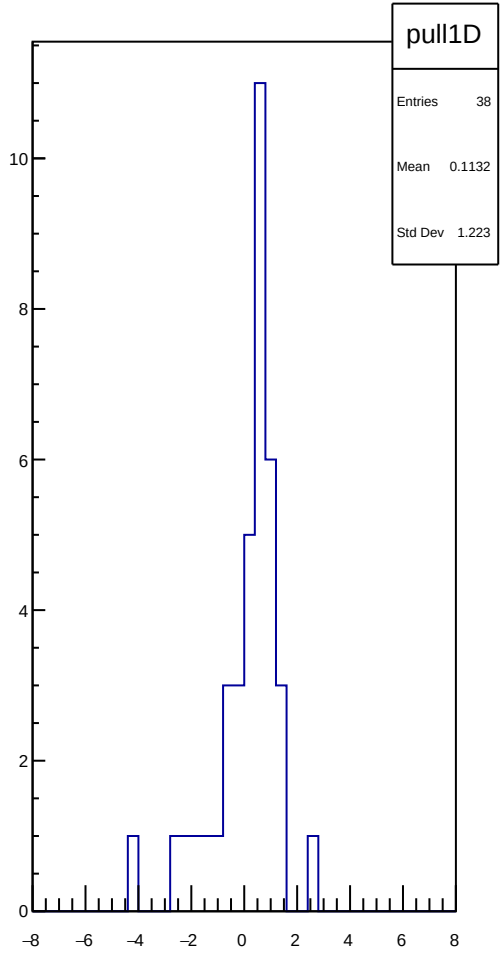
pull1D
Entries 38
Mean 0.1132
Std Dev 1.223
10
8
6
4
2
0
−8
−6
−4
−2
0
2
4
6
8

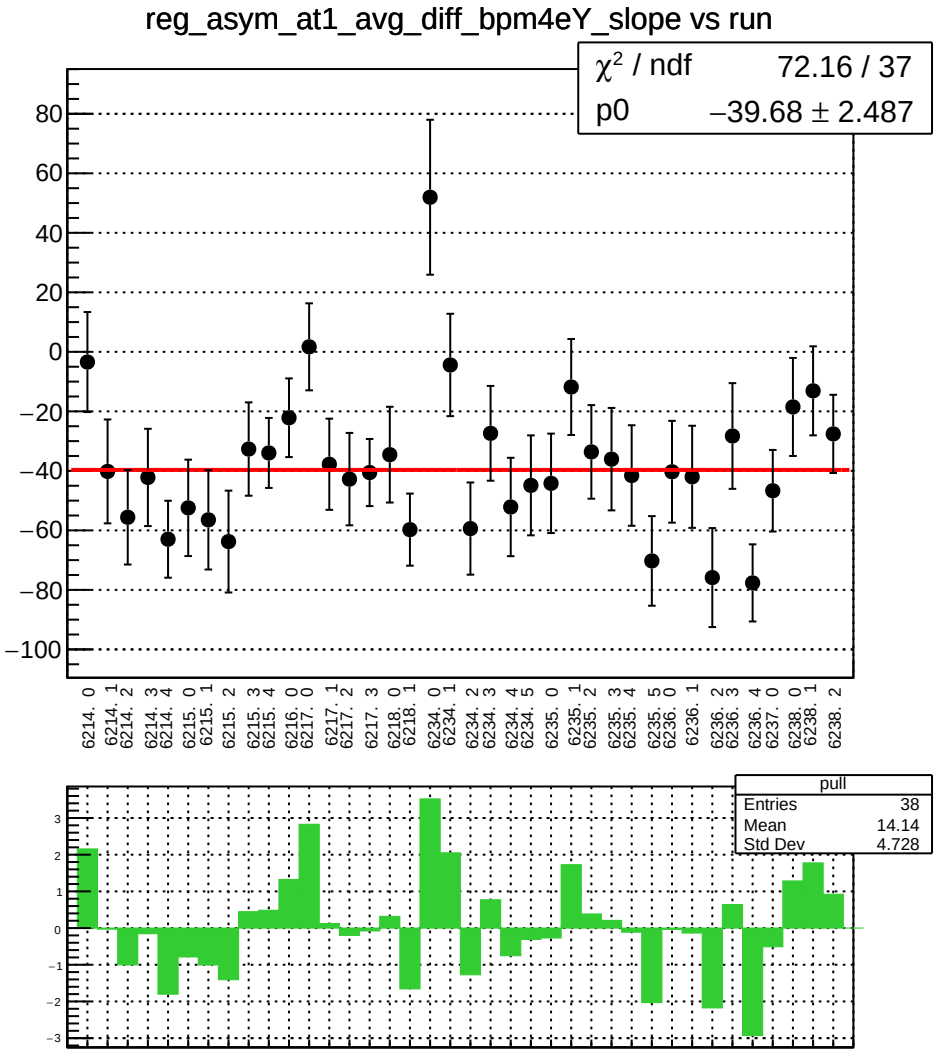
reg_asym_at1_avg_diff_bpm4eY_slope vs run
χ² / ndf 72.16 / 37
p0 −39.68 ± 2.487
80
60
40
20
0
−20
−40
−60
−80
−100
6214. 0
6214. 1
6214. 2
6214. 3
6214. 4
6215. 0
6215. 1
6215. 2
6215. 3
6215. 4
6216. 0
6217. 0
6217. 1
6217. 2
6217. 3
6218. 0
6218. 1
6234. 0
6234. 1
6234. 2
6234. 3
6234. 4
6234. 5
6235. 0
6235. 1
6235. 2
6235. 3
6235. 4
6235. 5
6236. 0
6236. 1
6236. 2
6236. 3
6236. 4
6237. 0
6238. 0
6238. 1
6238. 2
pull
Entries 38
Mean 14.14
Std Dev 4.728
3
2
1
0
−1
−2
−3

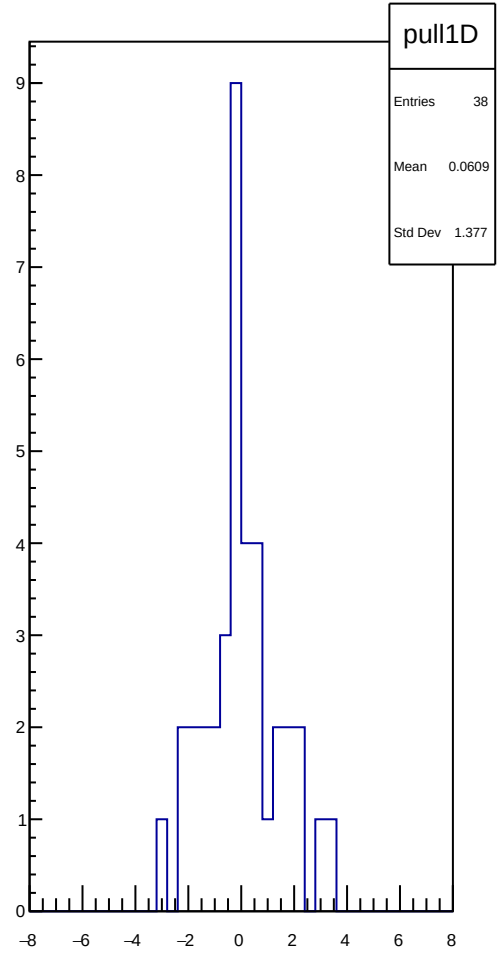
pull1D
Entries 38
Mean 0.0609
Std Dev 1.377
9
8
7
6
5
4
3
2
1
0
−8
−6
−4
−2
0
2
4
6
8

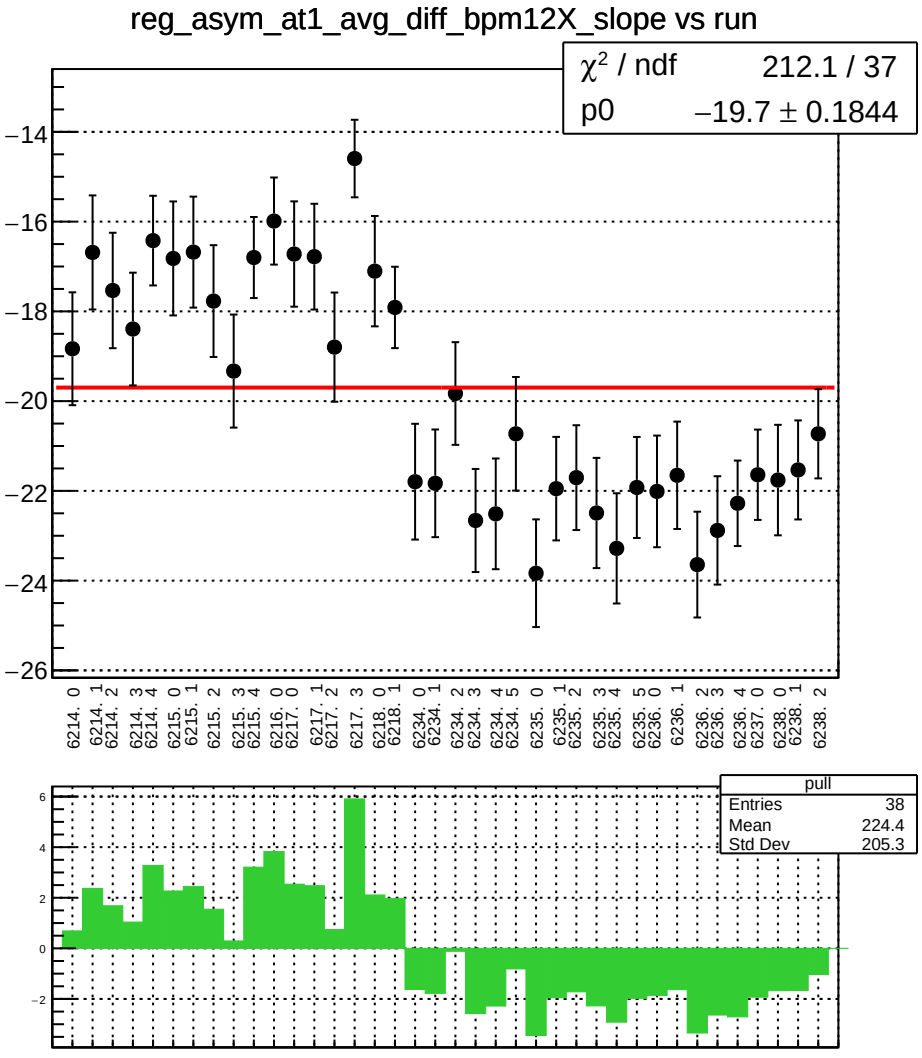
reg_asym_at1_avg_diff_bpm12X_slope vs run
χ² / ndf 212.1 / 37
p0 −19.7 ± 0.1844
−14
−16
−18
−20
−22
−24
−26
6214. 0
6214. 1
6214. 2
6214. 3
6214. 4
6215. 0
6215. 1
6215. 2
6215. 3
6215. 4
6216. 0
6217. 0
6217. 1
6217. 2
6217. 3
6218. 0
6218. 1
6234. 0
6234. 1
6234. 2
6234. 3
6234. 4
6234. 5
6235. 0
6235. 1
6235. 2
6235. 3
6235. 4
6235. 5
6236. 0
6236. 1
6236. 2
6236. 3
6236. 4
6237. 0
6238. 0
6238. 1
6238. 2
pull
Entries 38
Mean 224.4
Std Dev 205.3
6
4
2
0
−2

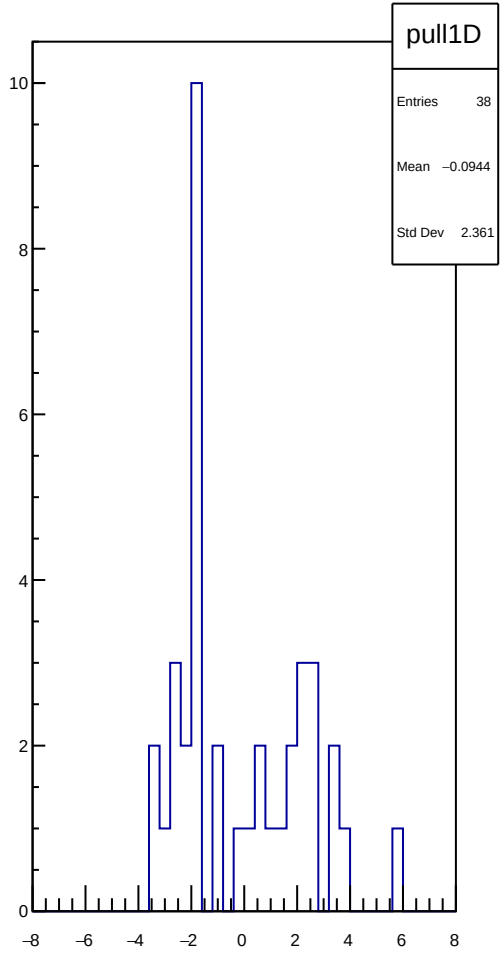
pull1D
Entries 38
Mean −0.0944
Std Dev 2.361
10
8
6
4
2
0
−8
−6
−4
−2
0
2
4
6
8

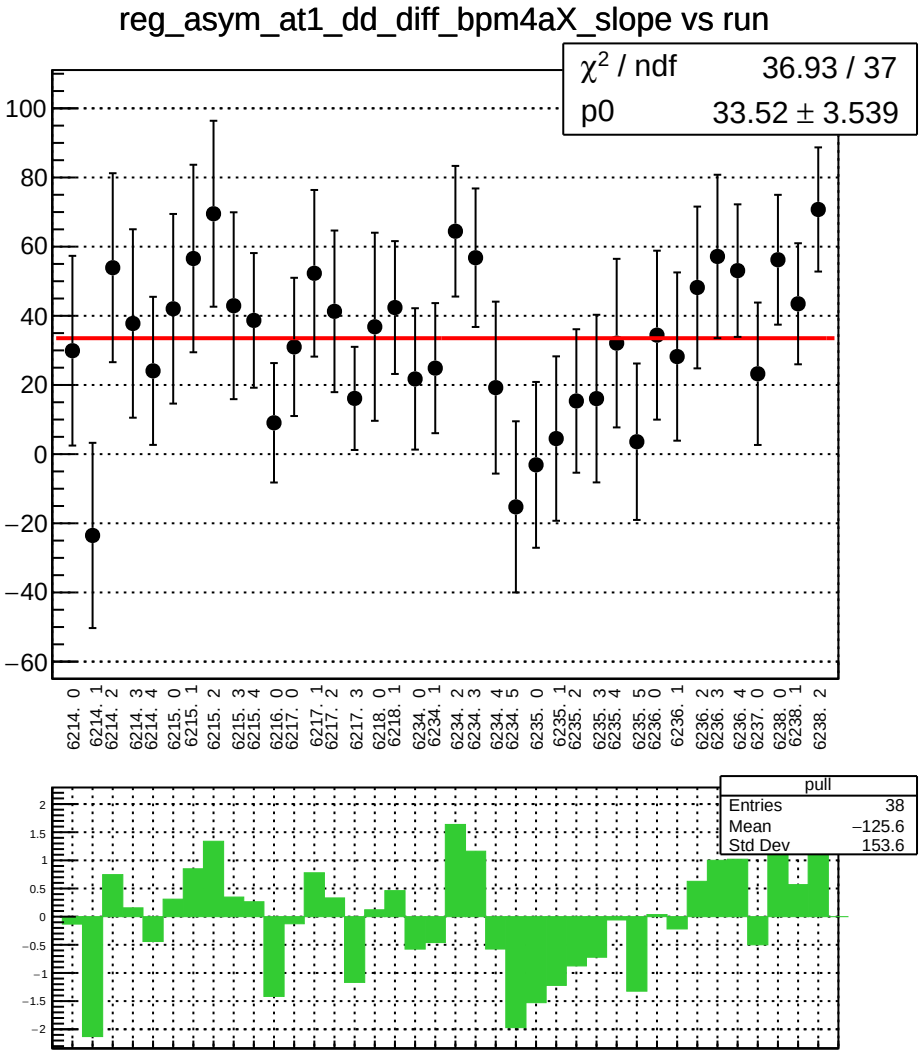
reg_asym_at1_dd_diff_bpm4aX_slope vs run
χ² / ndf 36.93 / 37
p0 33.52 ± 3.539
pull
Entries 38
Mean −125.6
Std Dev 153.6

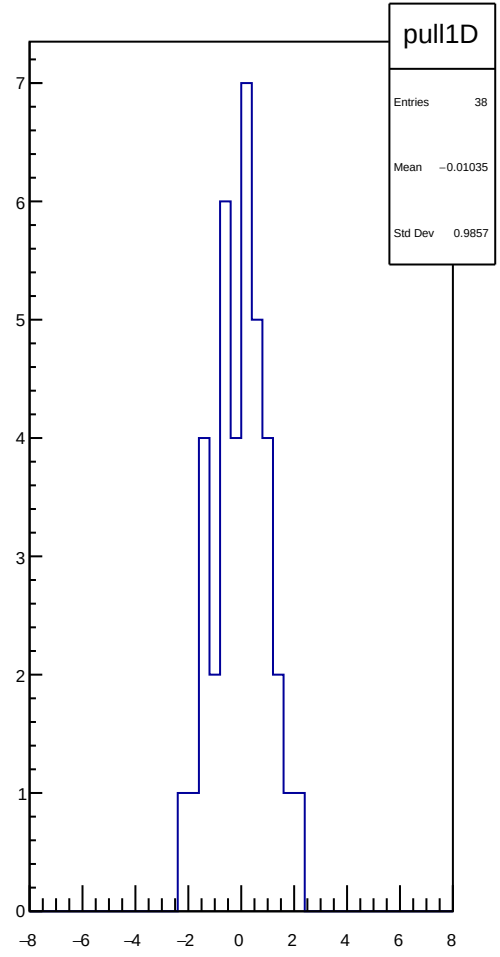
pull1D
Entries 38
Mean −0.01035
Std Dev 0.9857

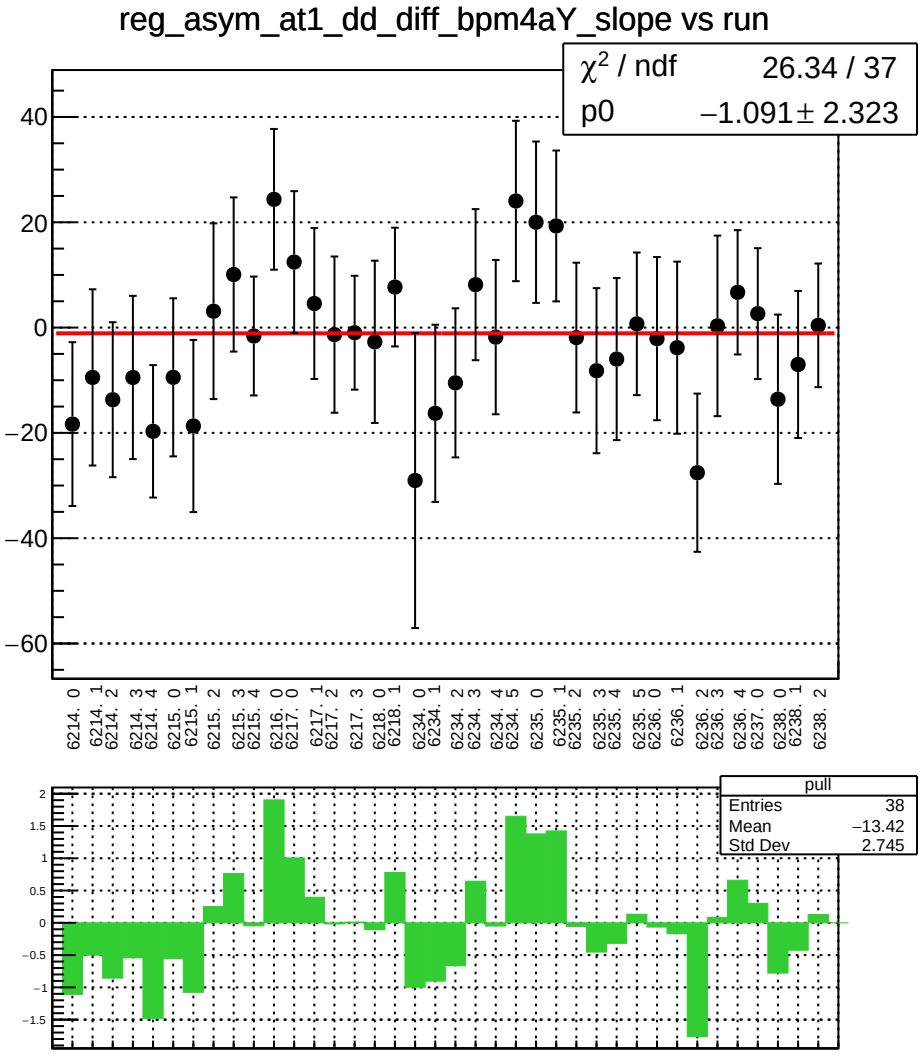
reg_asym_at1_dd_diff_bpm4aY_slope vs run
χ² / ndf 26.34 / 37
p0 −1.091 ± 2.323
40
20
0
−20
−40
−60
6214. 0
6214. 1
6214. 2
6214. 3
6214. 4
6215. 0
6215. 1
6215. 2
6215. 3
6215. 4
6216. 0
6217. 0
6217. 1
6217. 2
6217. 3
6218. 0
6218. 1
6234. 0
6234. 1
6234. 2
6234. 3
6234. 4
6234. 5
6235. 0
6235. 1
6235. 2
6235. 3
6235. 4
6235. 5
6236. 0
6236. 1
6236. 2
6236. 3
6236. 4
6237. 0
6238. 0
6238. 1
6238. 2
pull
Entries 38
Mean −13.42
Std Dev 2.745
2
1.5
1
0.5
0
−0.5
−1
−1.5

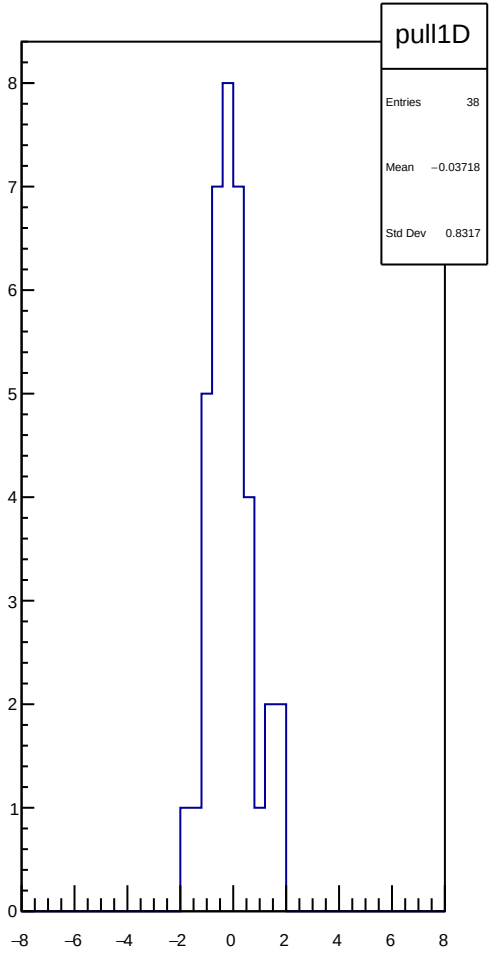
pull1D
Entries 38
Mean −0.03718
Std Dev 0.8317
8
7
6
5
4
3
2
1
0
−8
−6
−4
−2
0
2
4
6
8

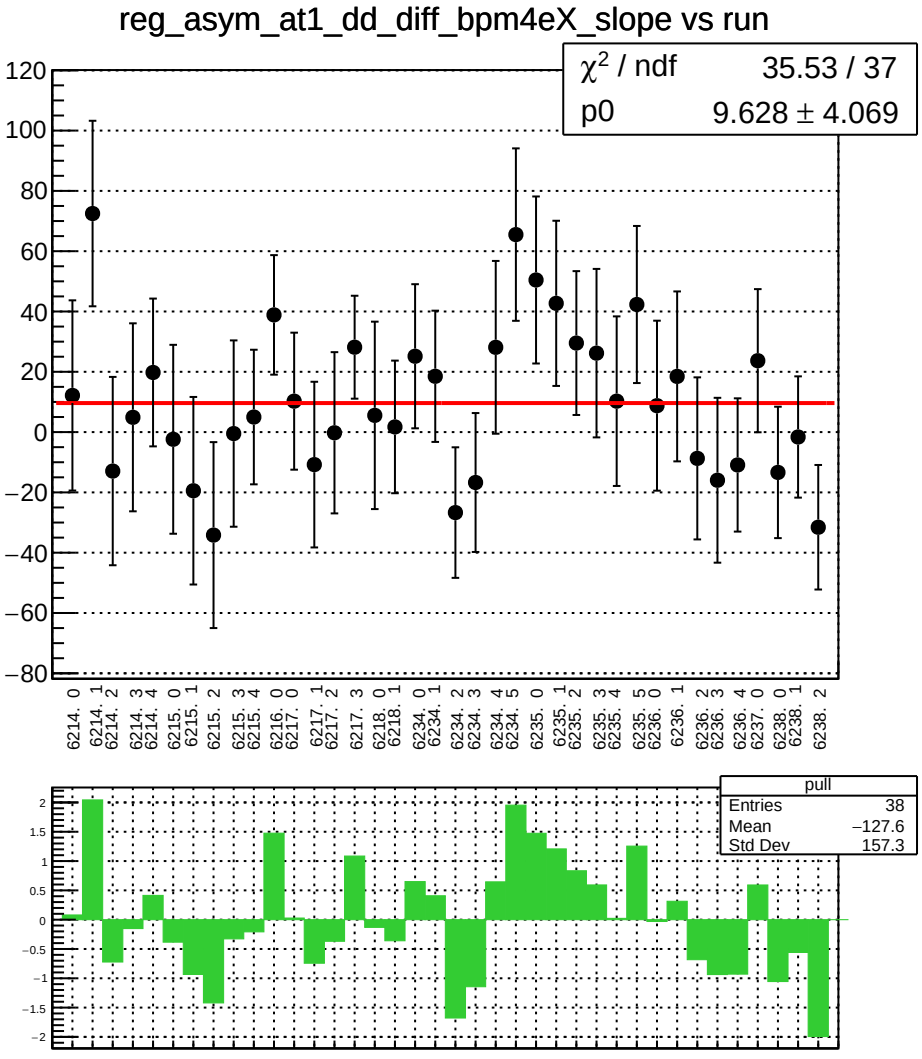
reg_asym_at1_dd_diff_bpm4eX_slope vs run
χ^2 / ndf 35.53 / 37
p0 9.628 ± 4.069
120
100
80
60
40
20
0
−20
−40
−60
−80
6214. 0
6214. 1
6214. 2
6214. 3
6214. 4
6215. 0
6215. 1
6215. 2
6215. 3
6215. 4
6216. 0
6217. 0
6217. 1
6217. 2
6217. 3
6218. 0
6218. 1
6234. 0
6234. 1
6234. 2
6234. 3
6234. 4
6234. 5
6235. 0
6235. 1
6235. 2
6235. 3
6235. 4
6235. 5
6236. 0
6236. 1
6236. 2
6236. 3
6236. 4
6237. 0
6238. 0
6238. 1
6238. 2
pull
Entries 38
Mean −127.6
Std Dev 157.3
2
1.5
1
0.5
0
−0.5
−1
−1.5
−2

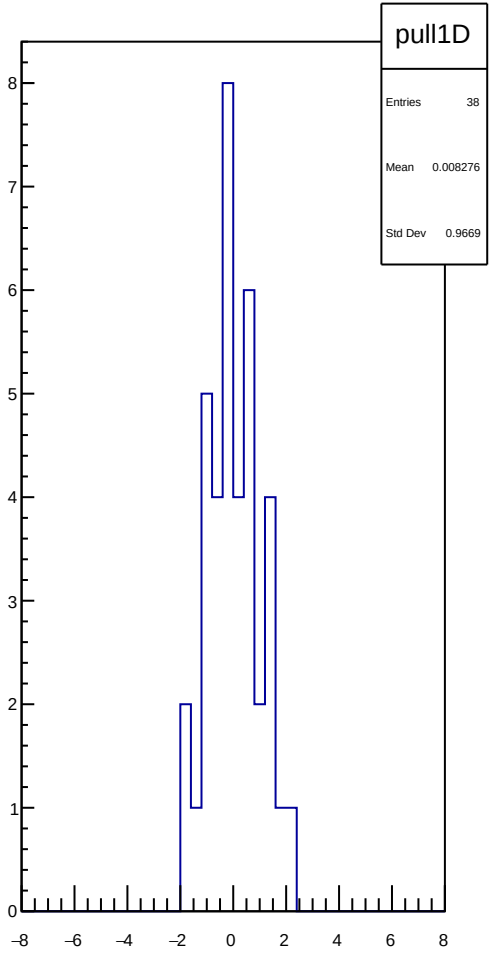
pull1D
Entries 38
Mean 0.008276
Std Dev 0.9669
8
7
6
5
4
3
2
1
0
−8
−6
−4
−2
0
2
4
6
8

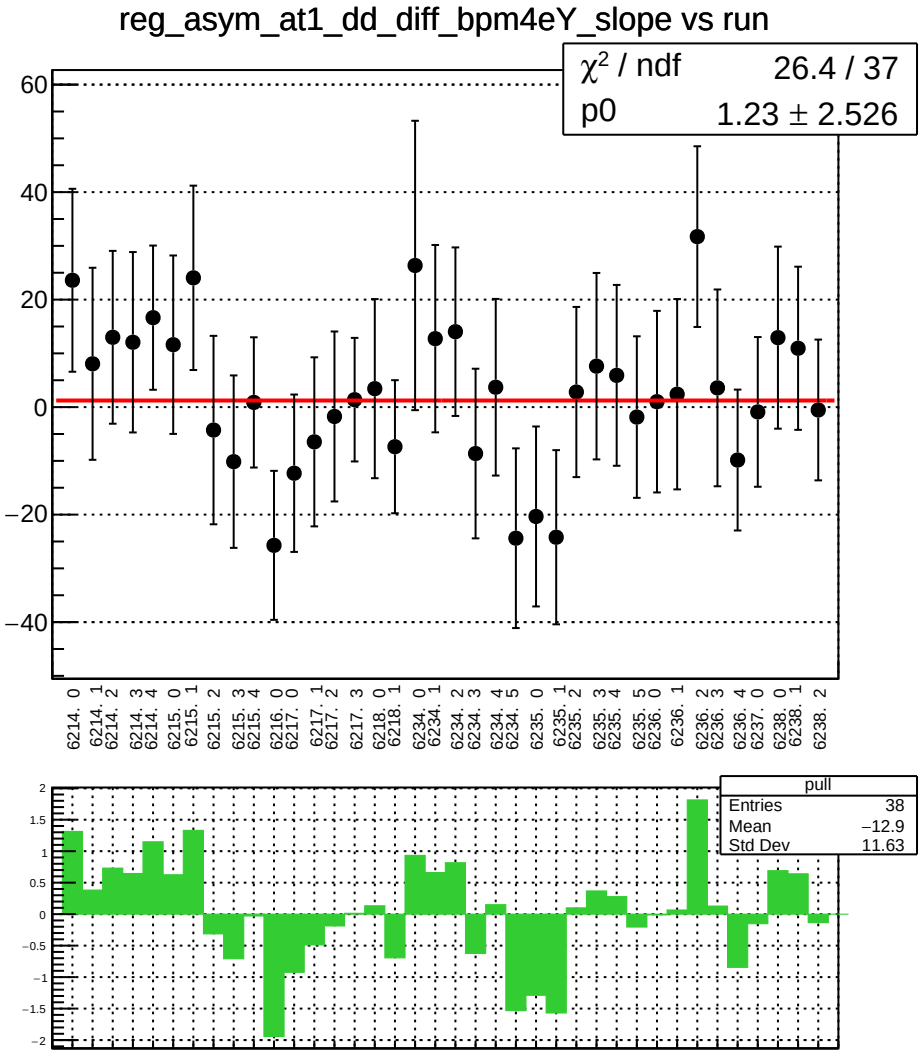
reg_asym_at1_dd_diff_bpm4eY_slope vs run
χ² / ndf 26.4 / 37
p0 1.23 ± 2.526
60
40
20
0
−20
−40
6214. 0
6214. 1
6214. 2
6214. 3
6214. 4
6215. 0
6215. 1
6215. 2
6215. 3
6215. 4
6216. 0
6217. 0
6217. 1
6217. 2
6217. 3
6218. 0
6218. 1
6234. 0
6234. 1
6234. 2
6234. 3
6234. 4
6234. 5
6235. 0
6235. 1
6235. 2
6235. 3
6235. 4
6235. 5
6236. 0
6236. 1
6236. 2
6236. 3
6236. 4
6237. 0
6238. 0
6238. 1
6238. 2
pull
Entries 38
Mean −12.9
Std Dev 11.63
2
1.5
1
0.5
0
−0.5
−1
−1.5
−2

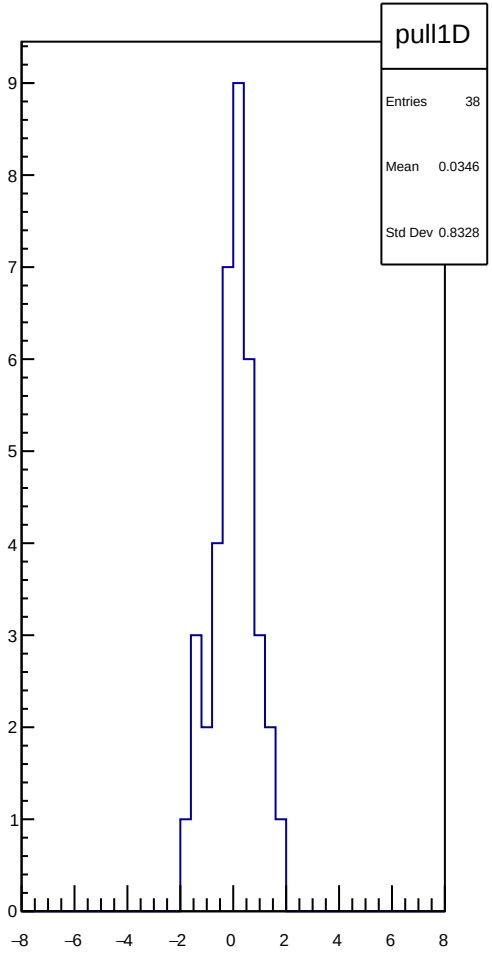
pull1D
Entries 38
Mean 0.0346
Std Dev 0.8328
9
8
7
6
5
4
3
2
1
0
−8
−6
−4
−2
0
2
4
6
8

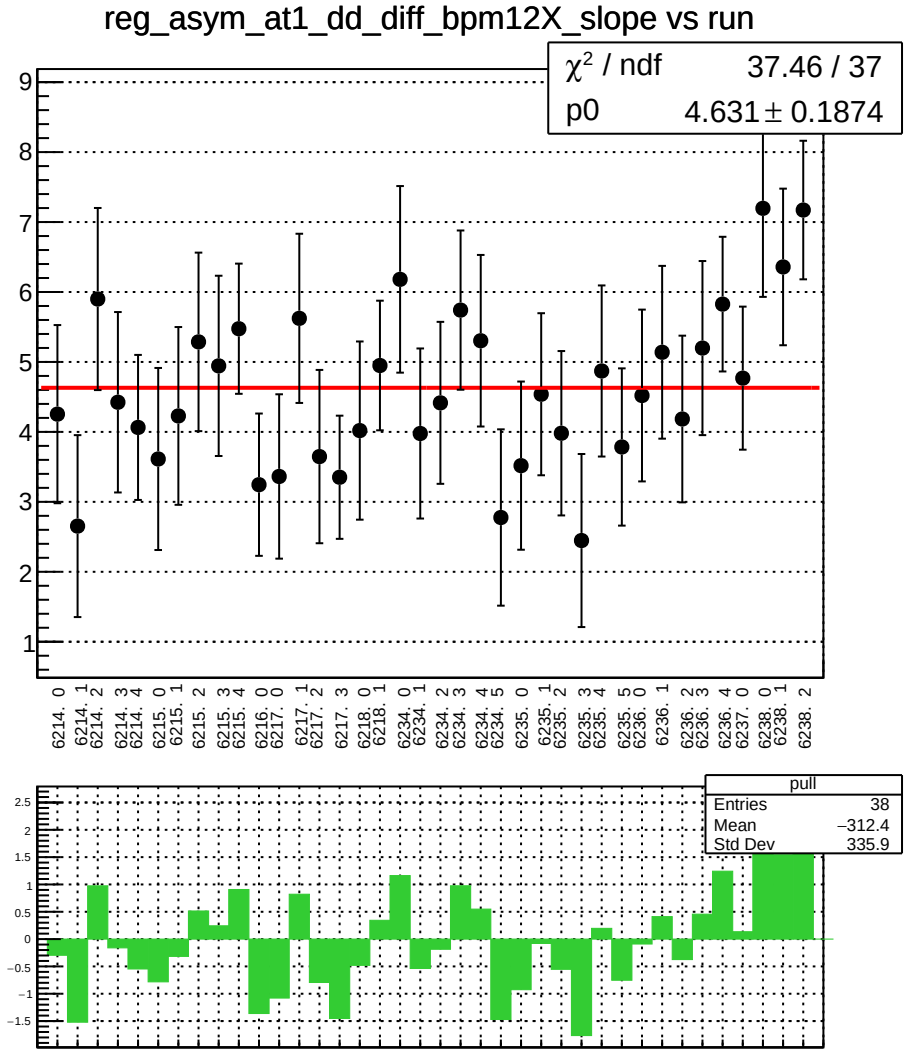
reg_asym_at1_dd_diff_bpm12X_slope vs run
χ² / ndf 37.46 / 37
p0 4.631 ± 0.1874
6214. 0
6214. 1
6214. 2
6214. 3
6214. 4
6215. 0
6215. 1
6215. 2
6215. 3
6215. 4
6216. 0
6217. 0
6217. 1
6217. 2
6217. 3
6218. 0
6218. 1
6234. 0
6234. 1
6234. 2
6234. 3
6234. 4
6234. 5
6235. 0
6235. 1
6235. 2
6235. 3
6235. 4
6235. 5
6236. 0
6236. 1
6236. 2
6236. 3
6236. 4
6237. 0
6238. 0
6238. 1
6238. 2
pull
Entries 38
Mean −312.4
Std Dev 335.9

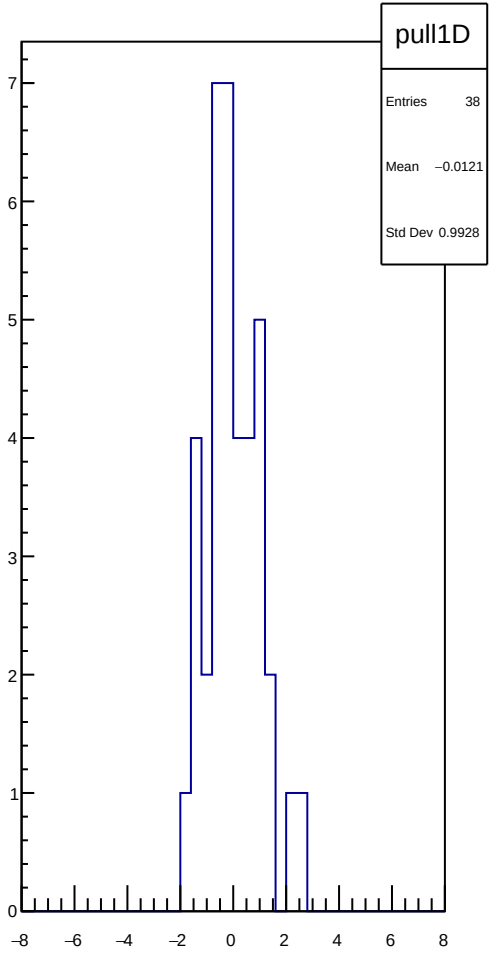
pull1D
Entries 38
Mean −0.0121
Std Dev 0.9928

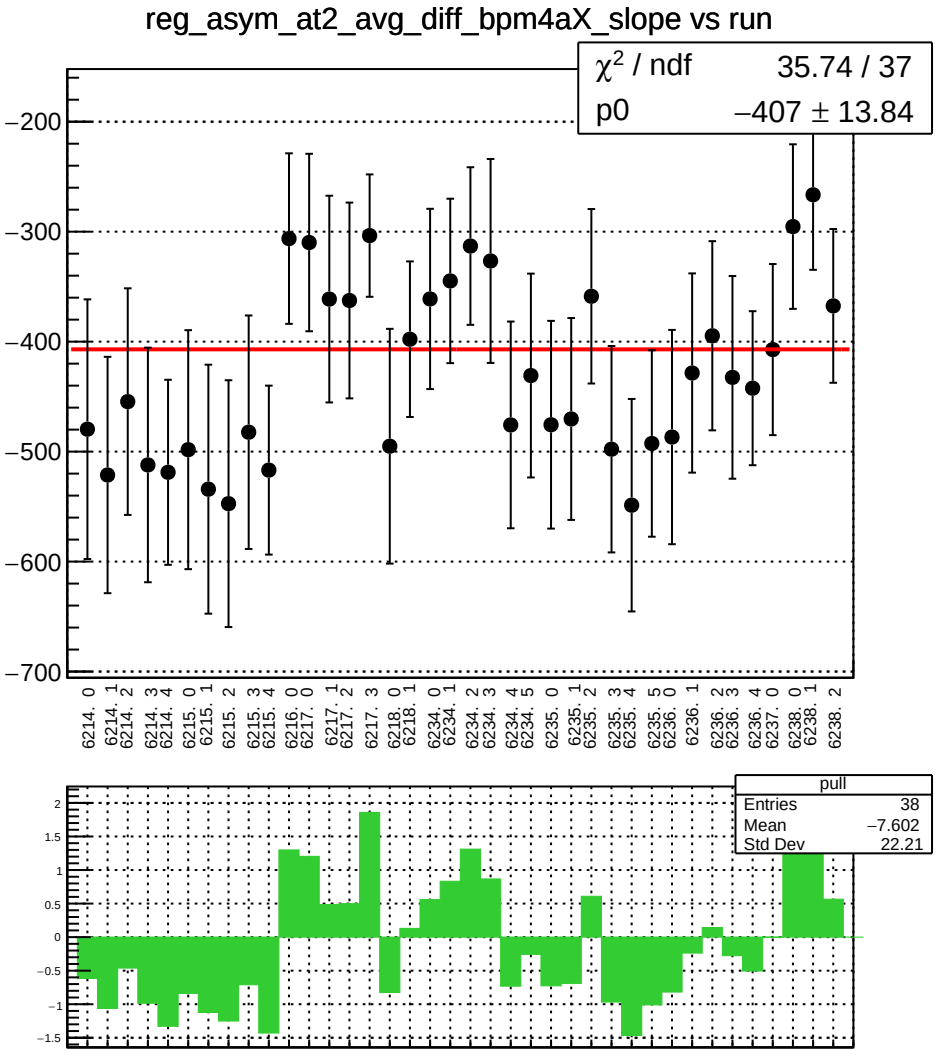
reg_asym_at2_avg_diff_bpm4aX_slope vs run
χ² / ndf 35.74 / 37
p0 −407 ± 13.84
−200
−300
−400
−500
−600
−700
6214. 0
6214. 1
6214. 2
6214. 3
6214. 4
6215. 0
6215. 1
6215. 2
6215. 3
6215. 4
6216. 0
6217. 0
6217. 1
6217. 2
6217. 3
6218. 0
6218. 1
6234. 0
6234. 1
6234. 2
6234. 3
6234. 4
6234. 5
6235. 0
6235. 1
6235. 2
6235. 3
6235. 4
6235. 5
6236. 0
6236. 1
6236. 2
6236. 3
6236. 4
6237. 0
6238. 0
6238. 1
6238. 2
pull
Entries 38
Mean −7.602
Std Dev 22.21
2
1.5
1
0.5
0
−0.5
−1
−1.5

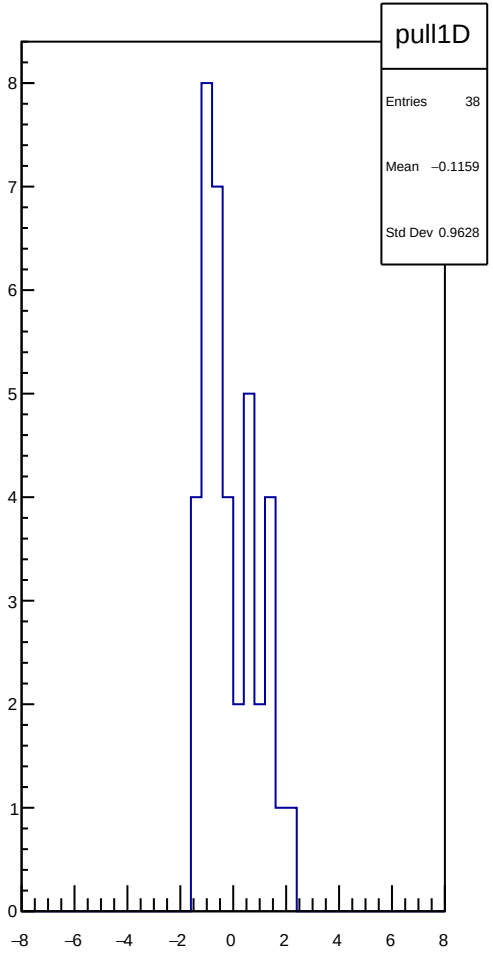
pull1D
Entries 38
Mean −0.1159
Std Dev 0.9628
8
7
6
5
4
3
2
1
0
−8
−6
−4
−2
0
2
4
6
8

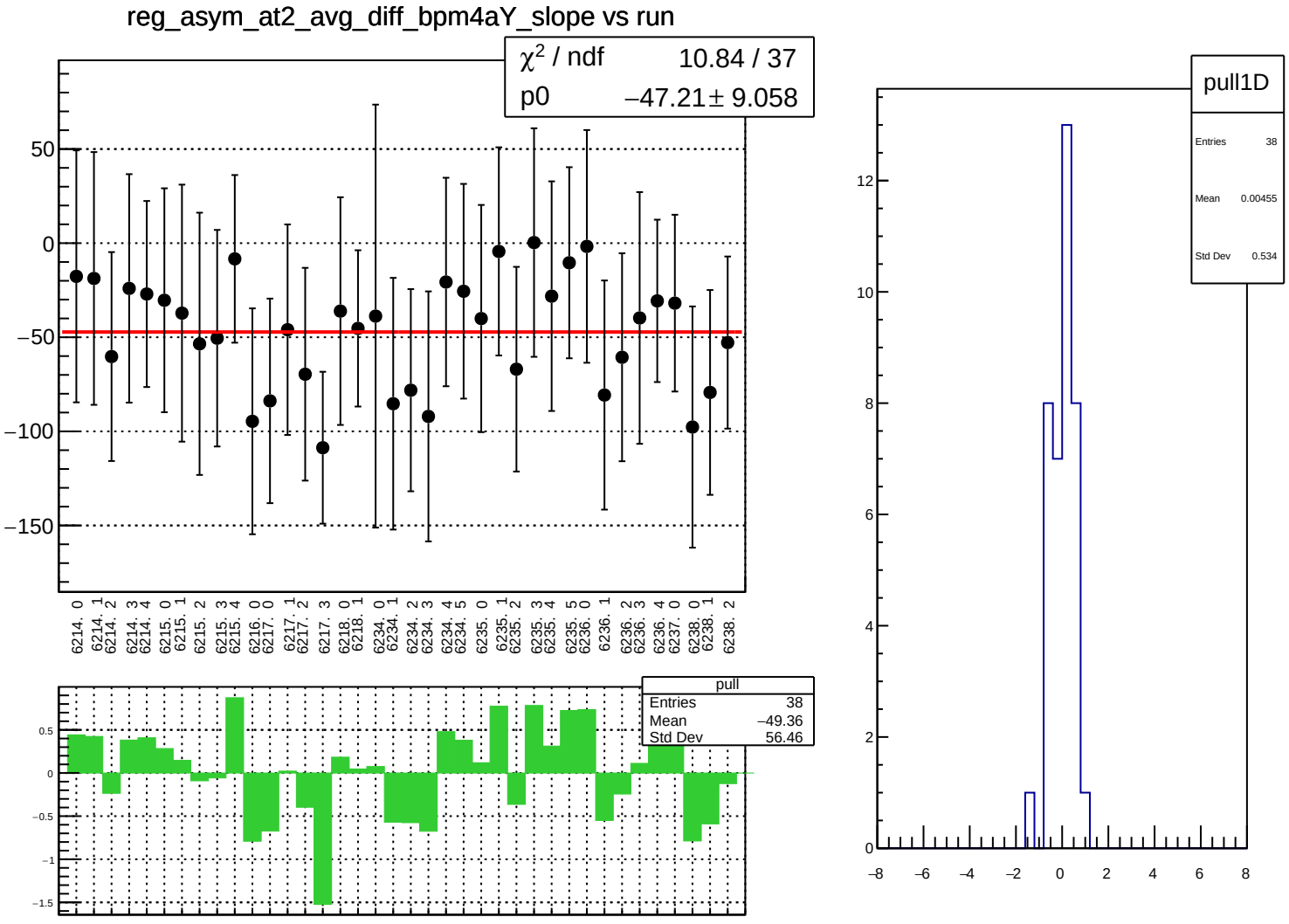
reg_asym_at2_avg_diff_bpm4aY_slope vs run
χ2 / ndf 10.84 / 37
p0 −47.21 ± 9.058
50
0
−50
−100
−150
6214. 0
6214. 1
6214. 2
6214. 3
6214. 4
6215. 0
6215. 1
6215. 2
6215. 3
6215. 4
6216. 0
6217. 0
6217. 1
6217. 2
6217. 3
6218. 0
6218. 1
6234. 0
6234. 1
6234. 2
6234. 3
6234. 4
6234. 5
6235. 0
6235. 1
6235. 2
6235. 3
6235. 4
6235. 5
6236. 0
6236. 1
6236. 2
6236. 3
6236. 4
6237. 0
6238. 0
6238. 1
6238. 2
pull
Entries 38
Mean −49.36
Std Dev 56.46
0.5
0
−0.5
−1
−1.5
pull1D
Entries 38
Mean 0.00455
Std Dev 0.534
12
10
8
6
4
2
0
−8
−6
−4
−2
0
2
4
6
8

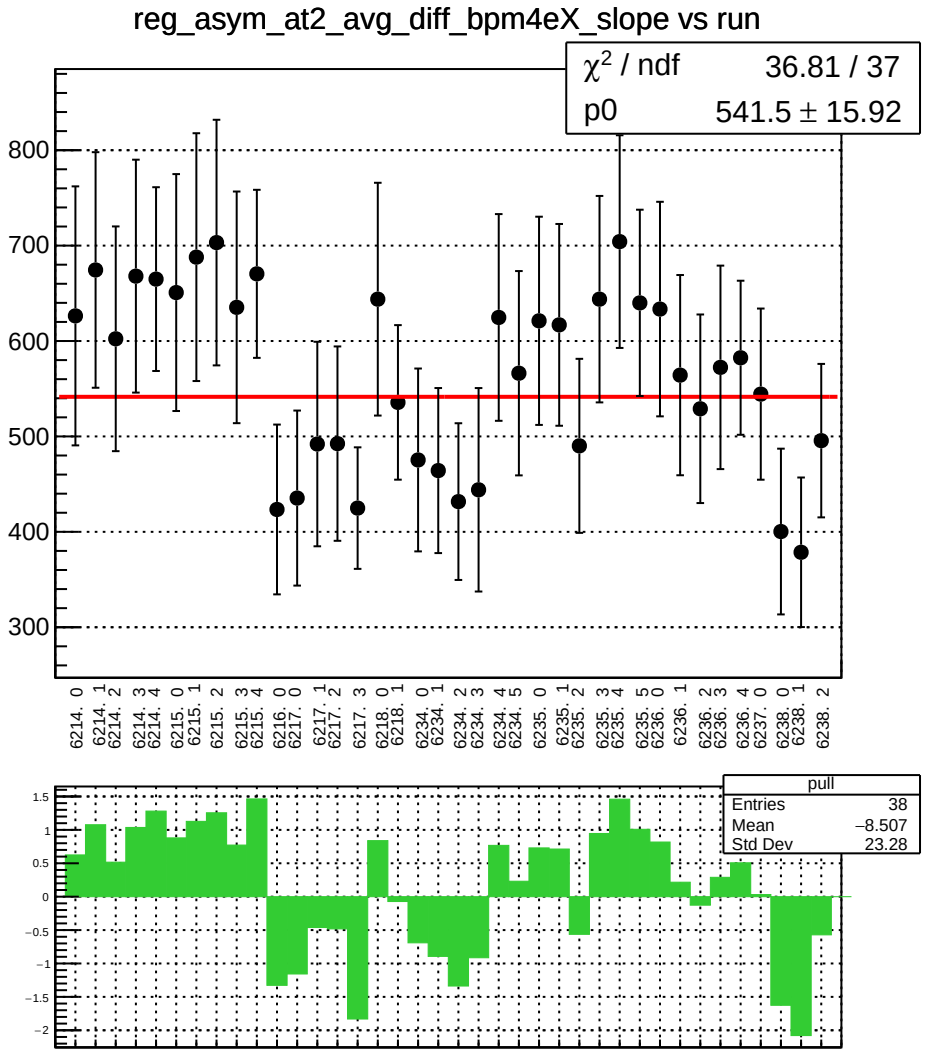
reg_asym_at2_avg_diff_bpm4eX_slope vs run
χ² / ndf 36.81 / 37
p0 541.5 ± 15.92
800
700
600
500
400
300
6214. 0
6214. 1
6214. 2
6214. 3
6214. 4
6215. 0
6215. 1
6215. 2
6215. 3
6215. 4
6216. 0
6217. 0
6217. 1
6217. 2
6217. 3
6218. 0
6218. 1
6234. 0
6234. 1
6234. 2
6234. 3
6234. 4
6234. 5
6235. 0
6235. 1
6235. 2
6235. 3
6235. 4
6235. 5
6236. 0
6236. 1
6236. 2
6236. 3
6236. 4
6237. 0
6238. 0
6238. 1
6238. 2
pull
Entries 38
Mean −8.507
Std Dev 23.28
1.5
1
0.5
0
−0.5
−1
−1.5
−2

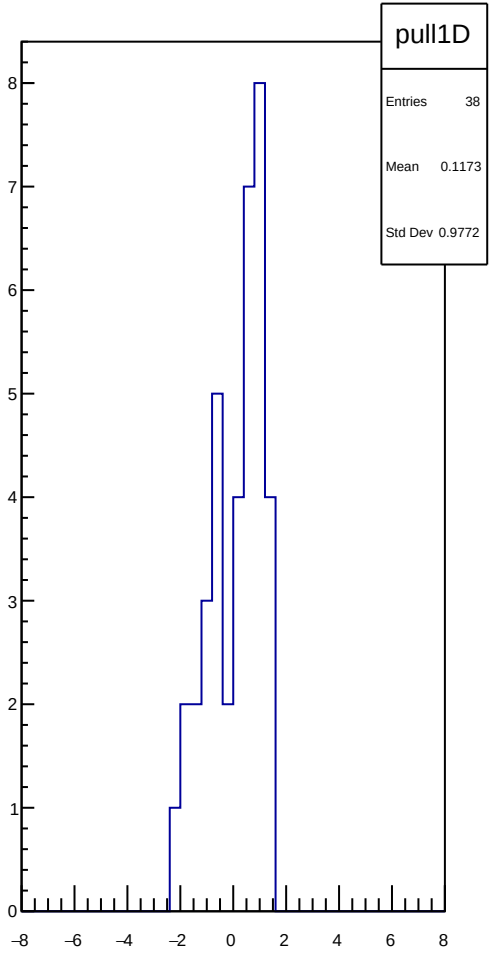
pull1D
Entries 38
Mean 0.1173
Std Dev 0.9772
8
7
6
5
4
3
2
1
0
−8
−6
−4
−2
0
2
4
6
8

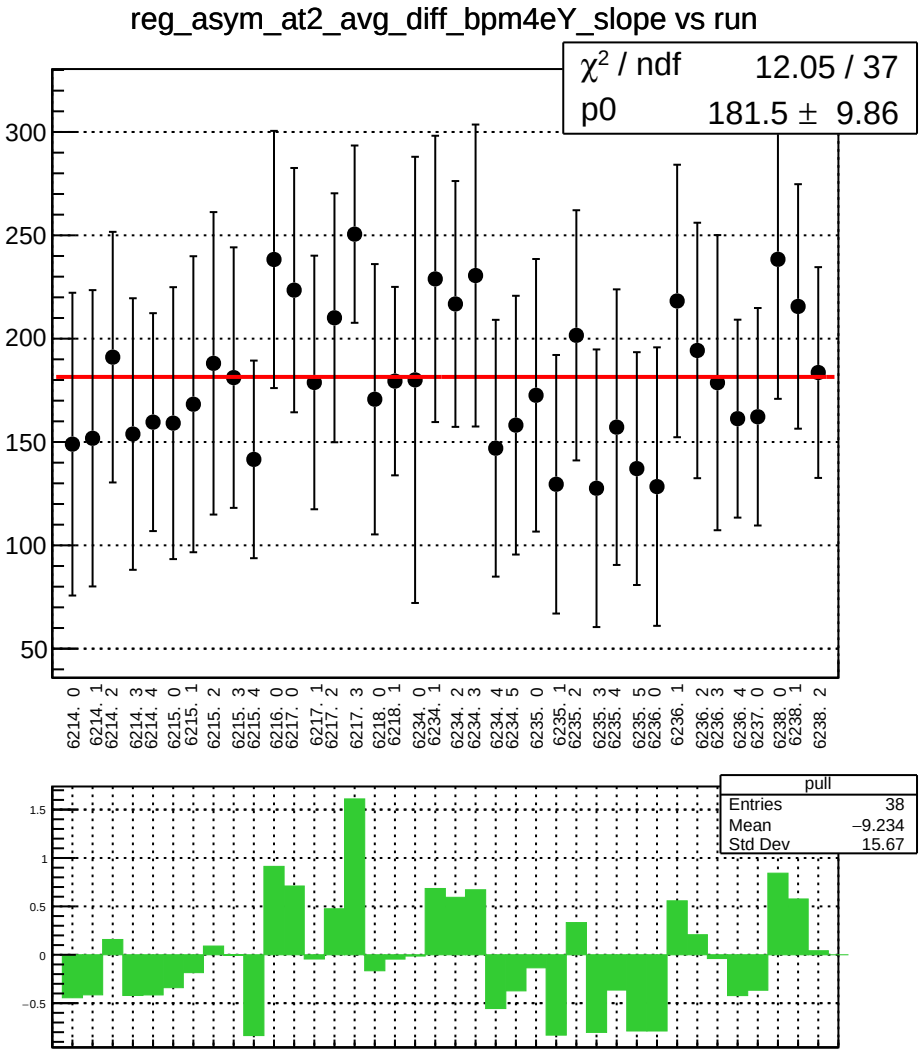
reg_asym_at2_avg_diff_bpm4eY_slope vs run
χ² / ndf 12.05 / 37
p0 181.5 ± 9.86
300
250
200
150
100
50
6214. 0
6214. 1
6214. 2
6214. 3
6214. 4
6215. 0
6215. 1
6215. 2
6215. 3
6215. 4
6216. 0
6217. 0
6217. 1
6217. 2
6217. 3
6218. 0
6218. 1
6234. 0
6234. 1
6234. 2
6234. 3
6234. 4
6234. 5
6235. 0
6235. 1
6235. 2
6235. 3
6235. 4
6235. 5
6236. 0
6236. 1
6236. 2
6236. 3
6236. 4
6237. 0
6238. 0
6238. 1
6238. 2
pull
Entries 38
Mean −9.234
Std Dev 15.67
1.5
1
0.5
0
−0.5

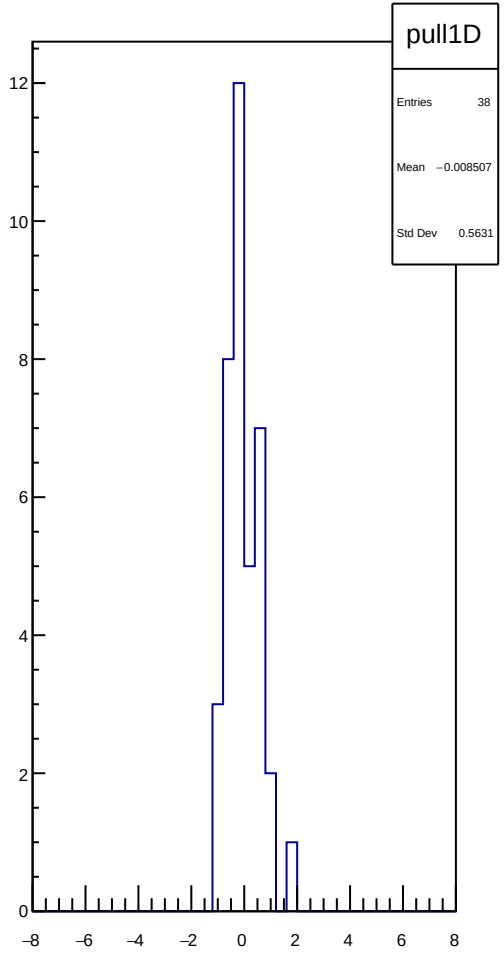
pull1D
Entries 38
Mean −0.008507
Std Dev 0.5631
12
10
8
6
4
2
0
−8
−6
−4
−2
0
2
4
6
8

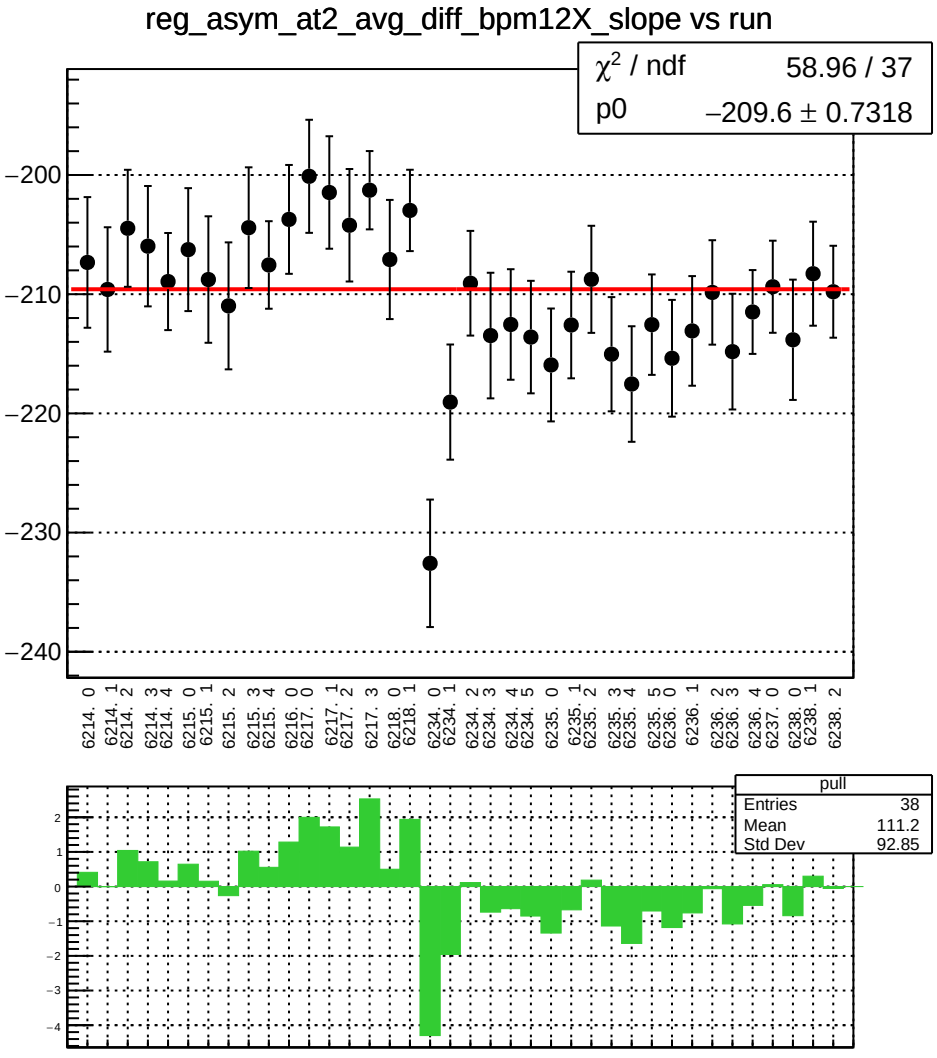
reg_asym_at2_avg_diff_bpm12X_slope vs run
χ² / ndf 58.96 / 37
p0 −209.6 ± 0.7318
−200
−210
−220
−230
−240
6214. 0
6214. 1
6214. 2
6214. 3
6214. 4
6215. 0
6215. 1
6215. 2
6215. 3
6215. 4
6216. 0
6217. 0
6217. 1
6217. 2
6217. 3
6218. 0
6218. 1
6234. 0
6234. 1
6234. 2
6234. 3
6234. 4
6234. 5
6235. 0
6235. 1
6235. 2
6235. 3
6235. 4
6235. 5
6236. 0
6236. 1
6236. 2
6236. 3
6236. 4
6237. 0
6238. 0
6238. 1
6238. 2
pull
Entries 38
Mean 111.2
Std Dev 92.85

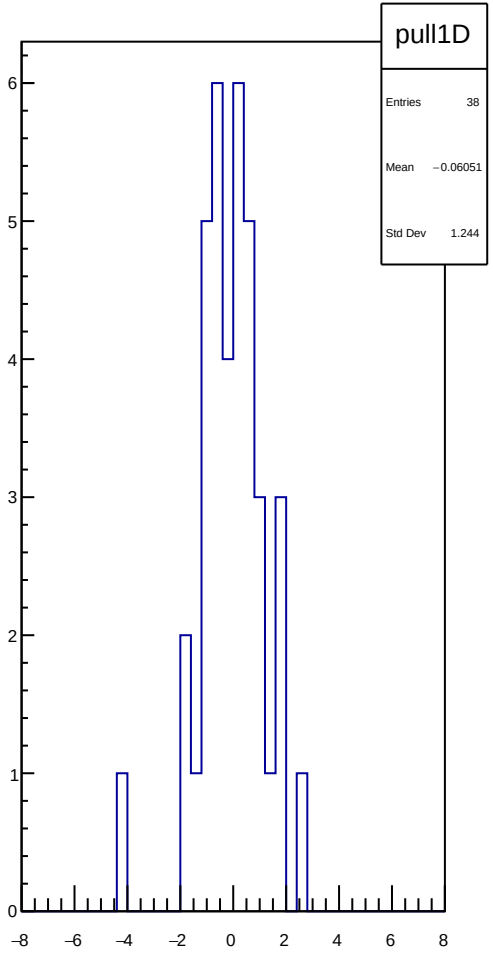
pull1D
Entries 38
Mean −0.06051
Std Dev 1.244

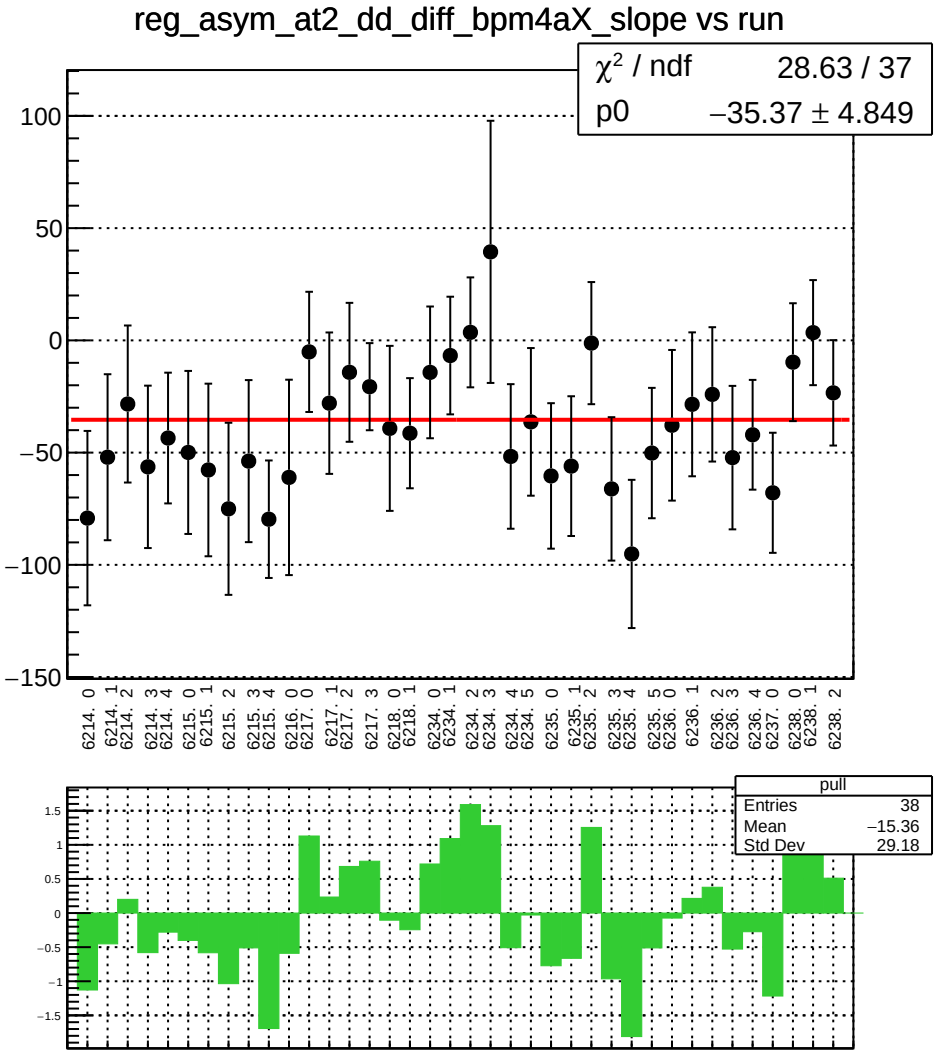
reg_asym_at2_dd_diff_bpm4aX_slope vs run
χ² / ndf 28.63 / 37
p0 −35.37 ± 4.849
100
50
0
−50
−100
−150
6214. 0
6214. 1
6214. 2
6214. 3
6214. 4
6215. 0
6215. 1
6215. 2
6215. 3
6215. 4
6216. 0
6217. 0
6217. 1
6217. 2
6217. 3
6218. 0
6218. 1
6234. 0
6234. 1
6234. 2
6234. 3
6234. 4
6234. 5
6235. 0
6235. 1
6235. 2
6235. 3
6235. 4
6235. 5
6236. 0
6236. 1
6236. 2
6236. 3
6236. 4
6237. 0
6238. 0
6238. 1
6238. 2
pull
Entries 38
Mean −15.36
Std Dev 29.18
1.5
1
0.5
0
−0.5
−1
−1.5

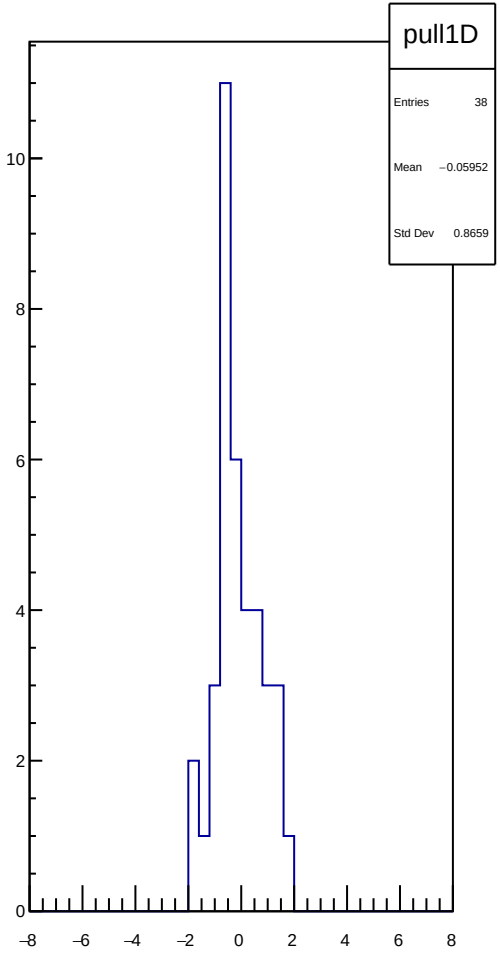
pull1D
Entries 38
Mean −0.05952
Std Dev 0.8659
10
8
6
4
2
0
−8
−6
−4
−2
0
2
4
6
8

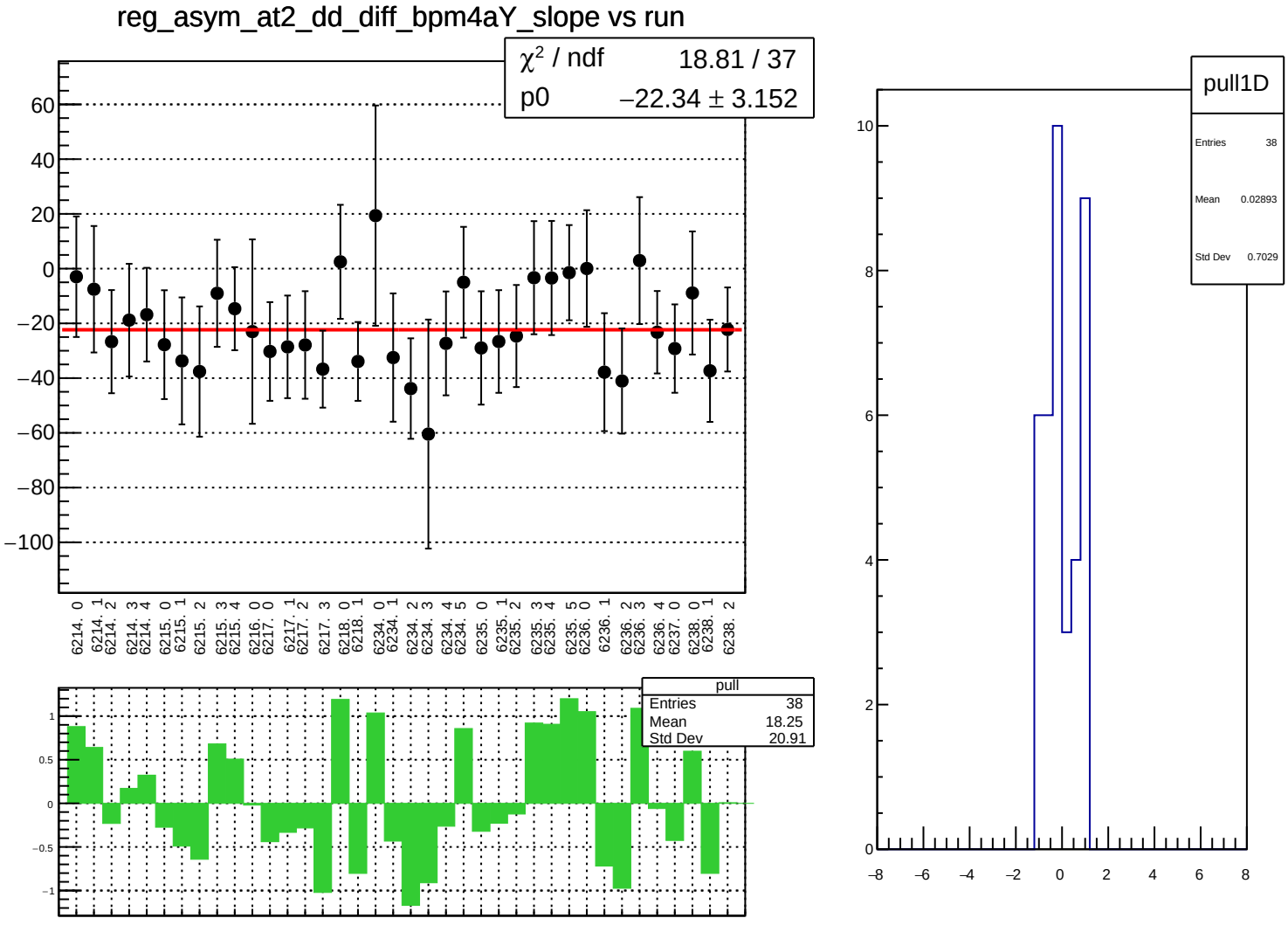
reg_asym_at2_dd_diff_bpm4aY_slope vs run
χ² / ndf 18.81 / 37
p0 −22.34 ± 3.152
60
40
20
0
−20
−40
−60
−80
−100
6214. 0
6214. 1
6214. 2
6214. 3
6214. 4
6215. 0
6215. 1
6215. 2
6215. 3
6215. 4
6216. 0
6217. 0
6217. 1
6217. 2
6217. 3
6218. 0
6218. 1
6234. 0
6234. 1
6234. 2
6234. 3
6234. 4
6234. 5
6235. 0
6235. 1
6235. 2
6235. 3
6235. 4
6235. 5
6236. 0
6236. 1
6236. 2
6236. 3
6236. 4
6237. 0
6238. 0
6238. 1
6238. 2
pull
Entries 38
Mean 18.25
Std Dev 20.91
1
0.5
0
−0.5
−1
pull1D
Entries 38
Mean 0.02893
Std Dev 0.7029
10
8
6
4
2
0
−8
−6
−4
−2
0
2
4
6
8

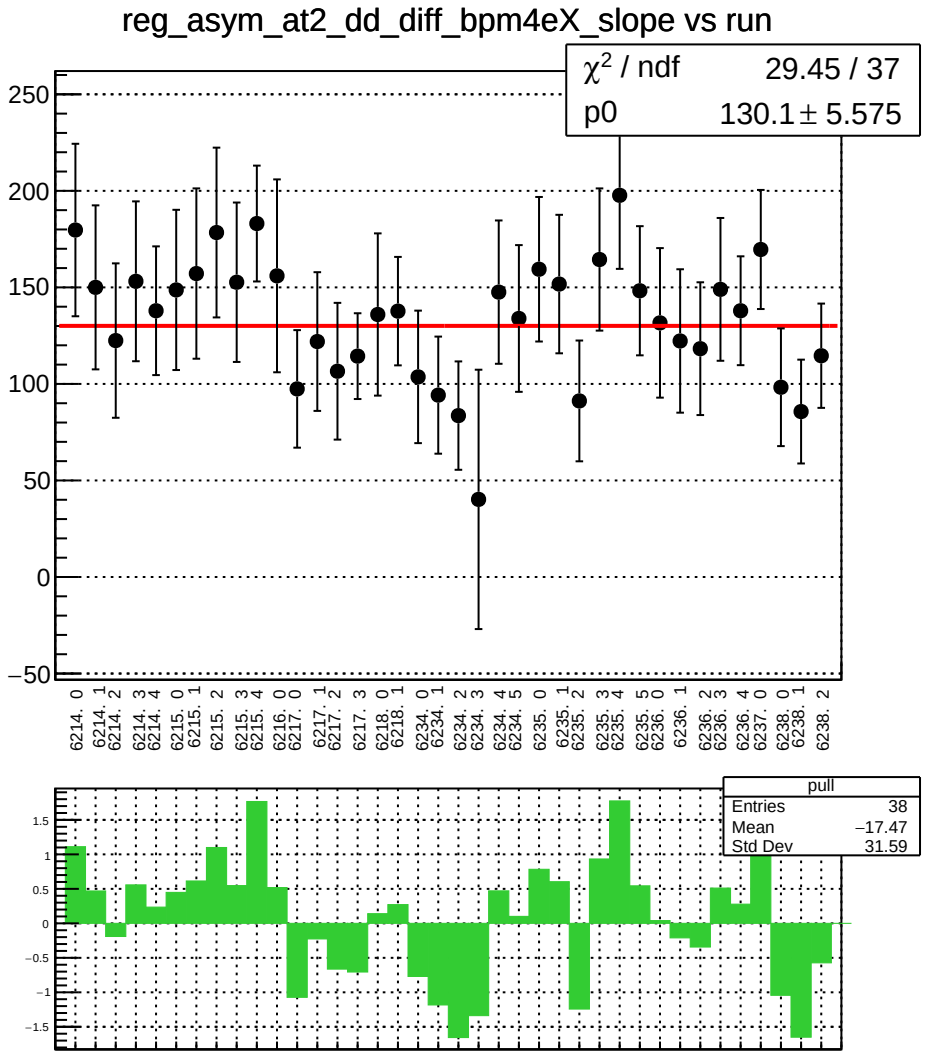
reg_asym_at2_dd_diff_bpm4eX_slope vs run
χ² / ndf 29.45 / 37
p0 130.1 ± 5.575
250
200
150
100
50
0
−50
6214. 0
6214. 1
6214. 2
6214. 3
6214. 4
6215. 0
6215. 1
6215. 2
6215. 3
6215. 4
6216. 0
6217. 0
6217. 1
6217. 2
6217. 3
6218. 0
6218. 1
6234. 0
6234. 1
6234. 2
6234. 3
6234. 4
6234. 5
6235. 0
6235. 1
6235. 2
6235. 3
6235. 4
6235. 5
6236. 0
6236. 1
6236. 2
6236. 3
6236. 4
6237. 0
6238. 0
6238. 1
6238. 2
pull
Entries 38
Mean −17.47
Std Dev 31.59
1.5
1
0.5
0
−0.5
−1
−1.5

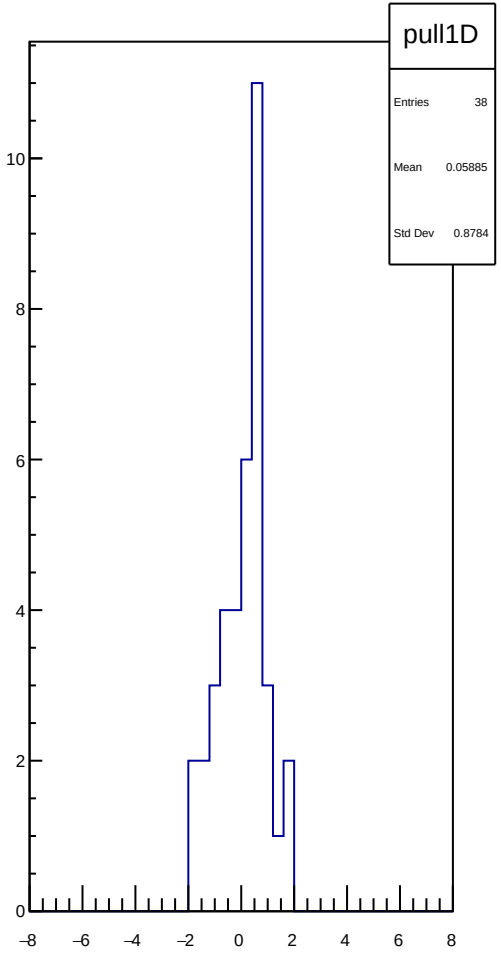
pull1D
Entries 38
Mean 0.05885
Std Dev 0.8784
10
8
6
4
2
0
−8
−6
−4
−2
0
2
4
6
8

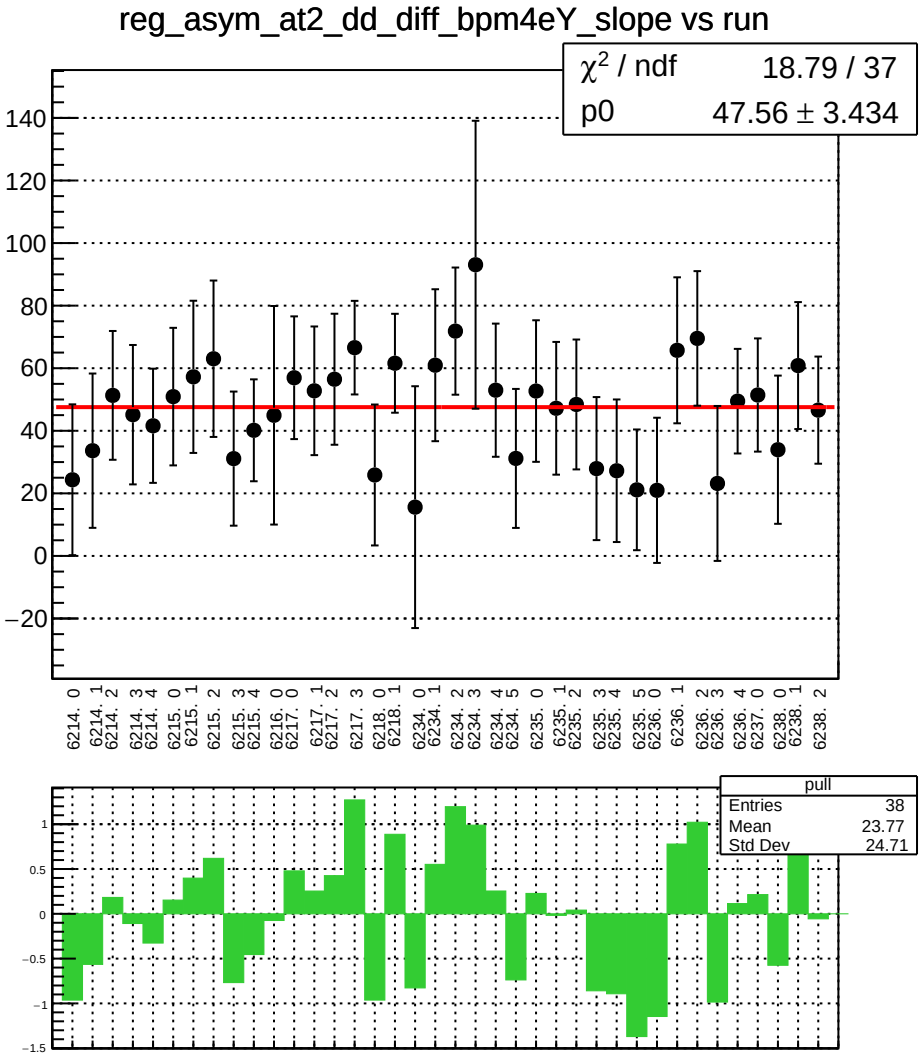
reg_asym_at2_dd_diff_bpm4eY_slope vs run
χ² / ndf 18.79 / 37
p0 47.56 ± 3.434
140
120
100
80
60
40
20
0
−20
6214. 0
6214. 1
6214. 2
6214. 3
6214. 4
6215. 0
6215. 1
6215. 2
6215. 3
6215. 4
6216. 0
6217. 0
6217. 1
6217. 2
6217. 3
6218. 0
6218. 1
6234. 0
6234. 1
6234. 2
6234. 3
6234. 4
6234. 5
6235. 0
6235. 1
6235. 2
6235. 3
6235. 4
6235. 5
6236. 0
6236. 1
6236. 2
6236. 3
6236. 4
6237. 0
6238. 0
6238. 1
6238. 2
pull
Entries 38
Mean 23.77
Std Dev 24.71
1
0.5
0
−0.5
−1
−1.5

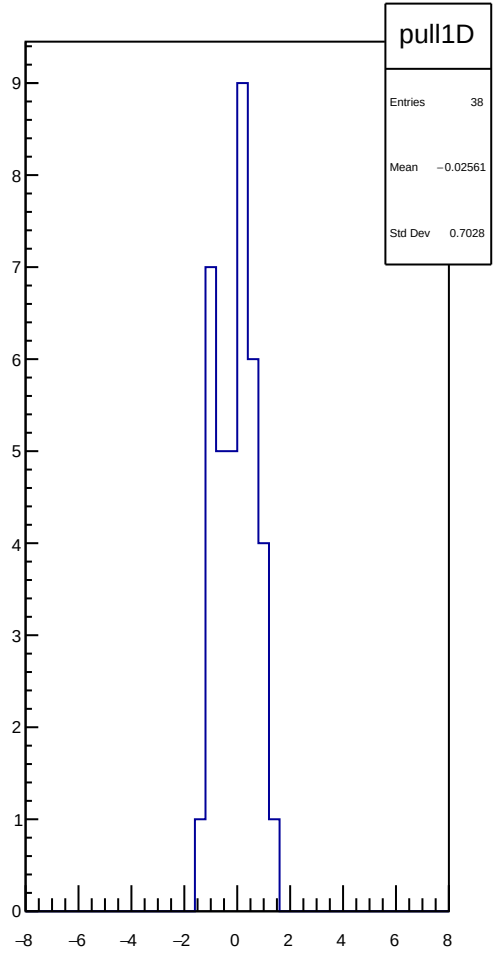
pull1D
Entries 38
Mean −0.02561
Std Dev 0.7028
9
8
7
6
5
4
3
2
1
0
−8
−6
−4
−2
0
2
4
6
8

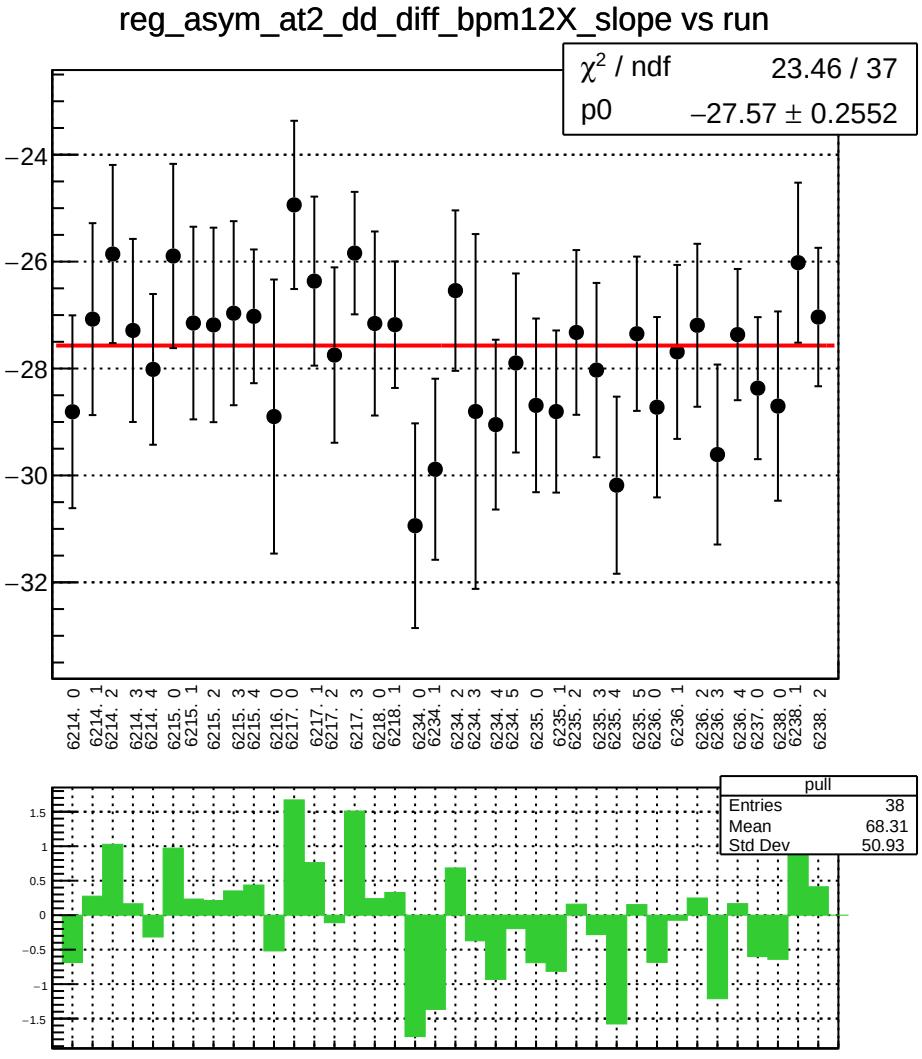
reg_asym_at2_dd_diff_bpm12X_slope vs run
χ² / ndf 23.46 / 37
p0 −27.57 ± 0.2552
−24
−26
−28
−30
−32
6214. 0
6214. 1
6214. 2
6214. 3
6214. 4
6215. 0
6215. 1
6215. 2
6215. 3
6215. 4
6216. 0
6217. 0
6217. 1
6217. 2
6217. 3
6218. 0
6218. 1
6234. 0
6234. 1
6234. 2
6234. 3
6234. 4
6234. 5
6235. 0
6235. 1
6235. 2
6235. 3
6235. 4
6235. 5
6236. 0
6236. 1
6236. 2
6236. 3
6236. 4
6237. 0
6238. 0
6238. 1
6238. 2
pull
Entries 38
Mean 68.31
Std Dev 50.93
1.5
1
0.5
0
−0.5
−1
−1.5

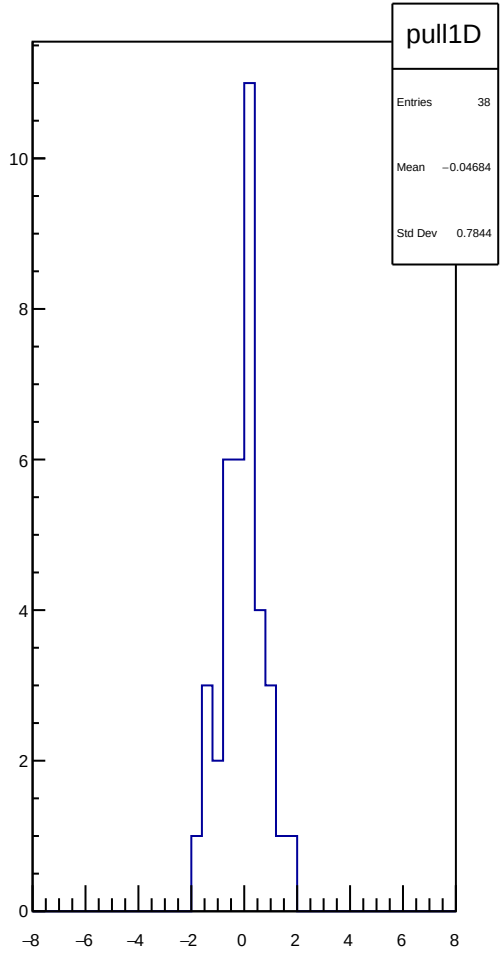
pull1D
Entries 38
Mean −0.04684
Std Dev 0.7844
10
8
6
4
2
0
−8
−6
−4
−2
0
2
4
6
8

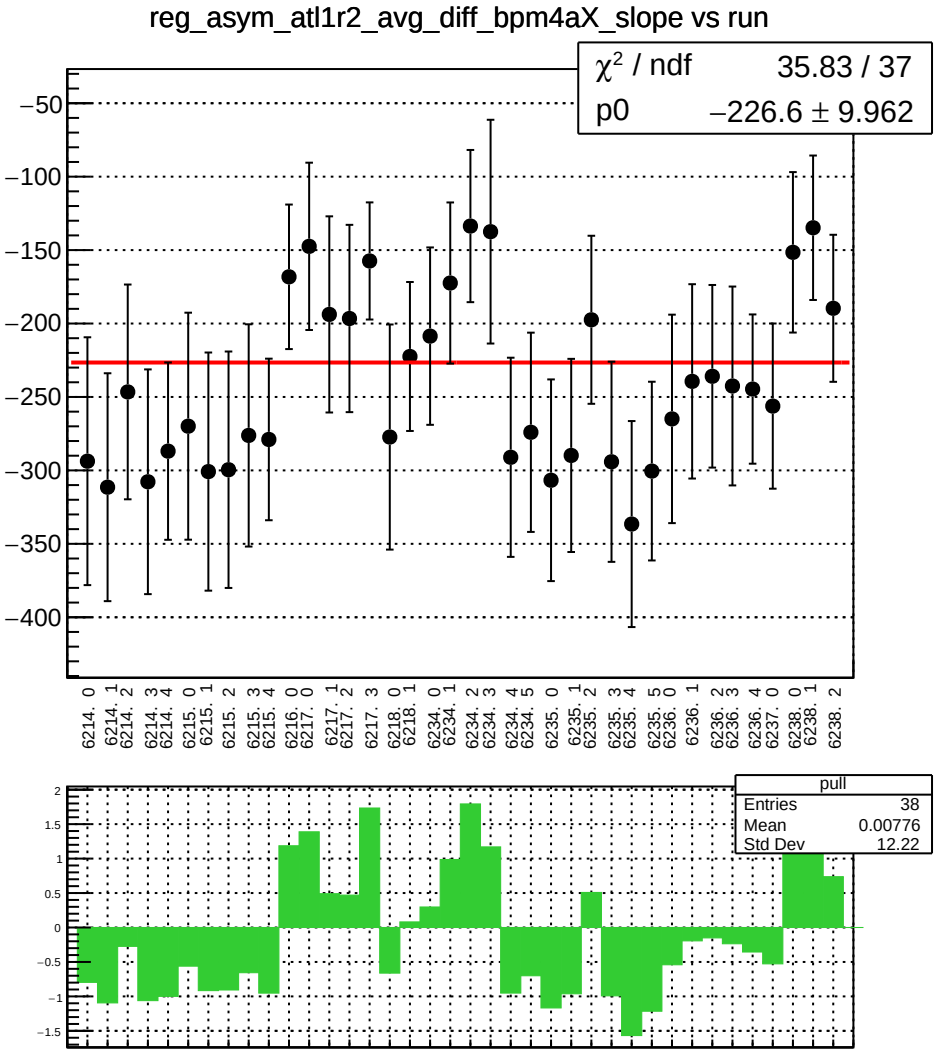
reg_asym_atl1r2_avg_diff_bpm4aX_slope vs run
χ² / ndf 35.83 / 37
p0 −226.6 ± 9.962
−50
−100
−150
−200
−250
−300
−350
−400
6214. 0
6214. 1
6214. 2
6214. 3
6214. 4
6215. 0
6215. 1
6215. 2
6215. 3
6215. 4
6216. 0
6217. 0
6217. 1
6217. 2
6217. 3
6218. 0
6218. 1
6234. 0
6234. 1
6234. 2
6234. 3
6234. 4
6234. 5
6235. 0
6235. 1
6235. 2
6235. 3
6235. 4
6235. 5
6236. 0
6236. 1
6236. 2
6236. 3
6236. 4
6237. 0
6238. 0
6238. 1
6238. 2
pull
Entries 38
Mean 0.00776
Std Dev 12.22
2
1.5
1
0.5
0
−0.5
−1
−1.5

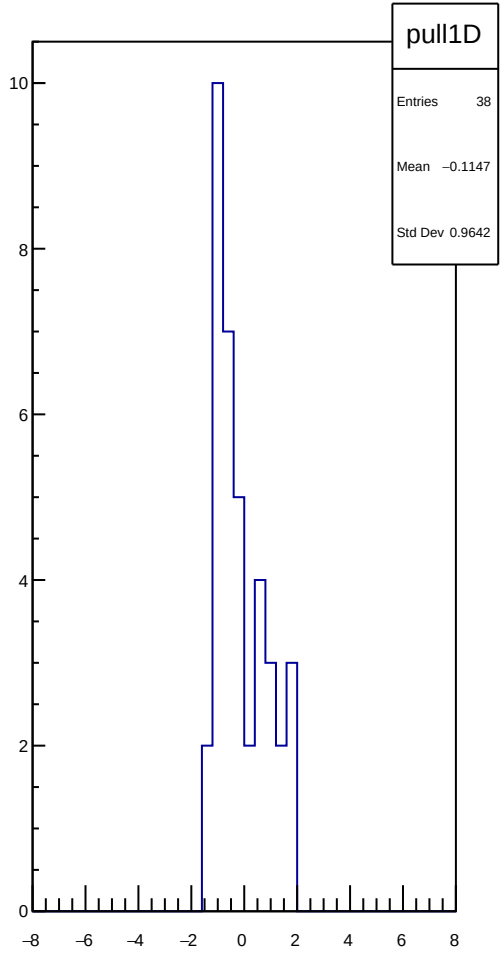
pull1D
Entries 38
Mean −0.1147
Std Dev 0.9642
10
8
6
4
2
0
−8
−6
−4
−2
0
2
4
6
8

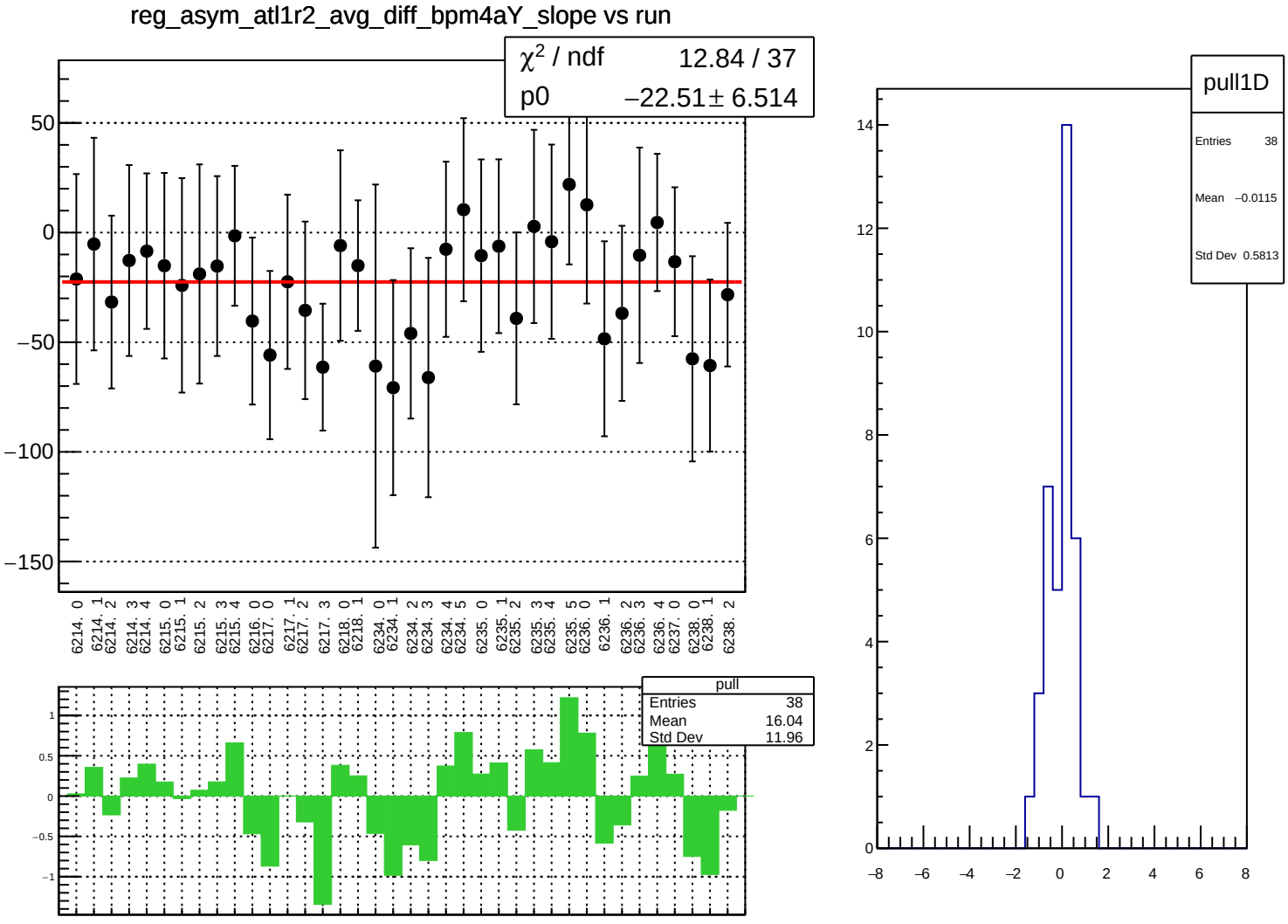
reg_asym_atl1r2_avg_diff_bpm4aY_slope vs run
χ² / ndf 12.84 / 37
p0 −22.51 ± 6.514
50
0
−50
−100
−150
6214. 0
6214. 1
6214. 2
6214. 3
6214. 4
6215. 0
6215. 1
6215. 2
6215. 3
6215. 4
6216. 0
6217. 0
6217. 1
6217. 2
6217. 3
6218. 0
6218. 1
6234. 0
6234. 1
6234. 2
6234. 3
6234. 4
6234. 5
6235. 0
6235. 1
6235. 2
6235. 3
6235. 4
6235. 5
6236. 0
6236. 1
6236. 2
6236. 3
6236. 4
6237. 0
6238. 0
6238. 1
6238. 2
pull
Entries 38
Mean 16.04
Std Dev 11.96
1
0.5
0
−0.5
−1
pull1D
Entries 38
Mean −0.0115
Std Dev 0.5813
14
12
10
8
6
4
2
0
−8
−6
−4
−2
0
2
4
6
8

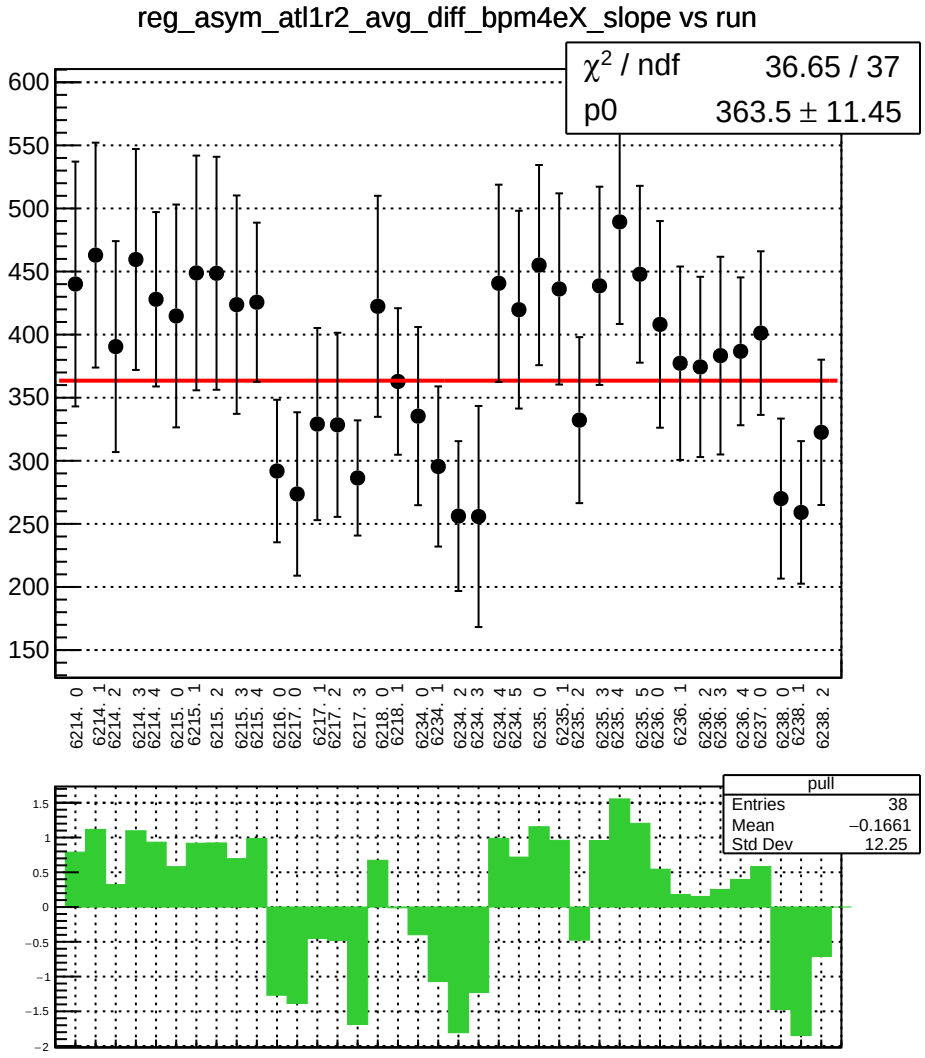
reg_asym_atl1r2_avg_diff_bpm4eX_slope vs run
χ² / ndf 36.65 / 37
p0 363.5 ± 11.45
600
550
500
450
400
350
300
250
200
150
6214. 0
6214. 1
6214. 2
6214. 3
6214. 4
6215. 0
6215. 1
6215. 2
6215. 3
6215. 4
6216. 0
6217. 0
6217. 1
6217. 2
6217. 3
6218. 0
6218. 1
6234. 0
6234. 1
6234. 2
6234. 3
6234. 4
6234. 5
6235. 0
6235. 1
6235. 2
6235. 3
6235. 4
6235. 5
6236. 0
6236. 1
6236. 2
6236. 3
6236. 4
6237. 0
6238. 0
6238. 1
6238. 2
pull
Entries 38
Mean −0.1661
Std Dev 12.25
1.5
1
0.5
0
−0.5
−1
−1.5
−2

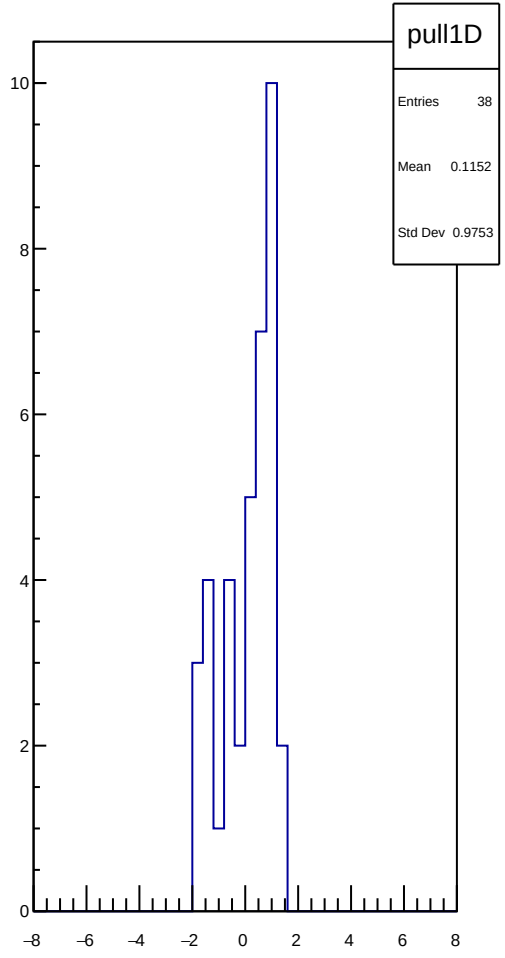
pull1D
Entries 38
Mean 0.1152
Std Dev 0.9753
10
8
6
4
2
0
−8
−6
−4
−2
0
2
4
6
8

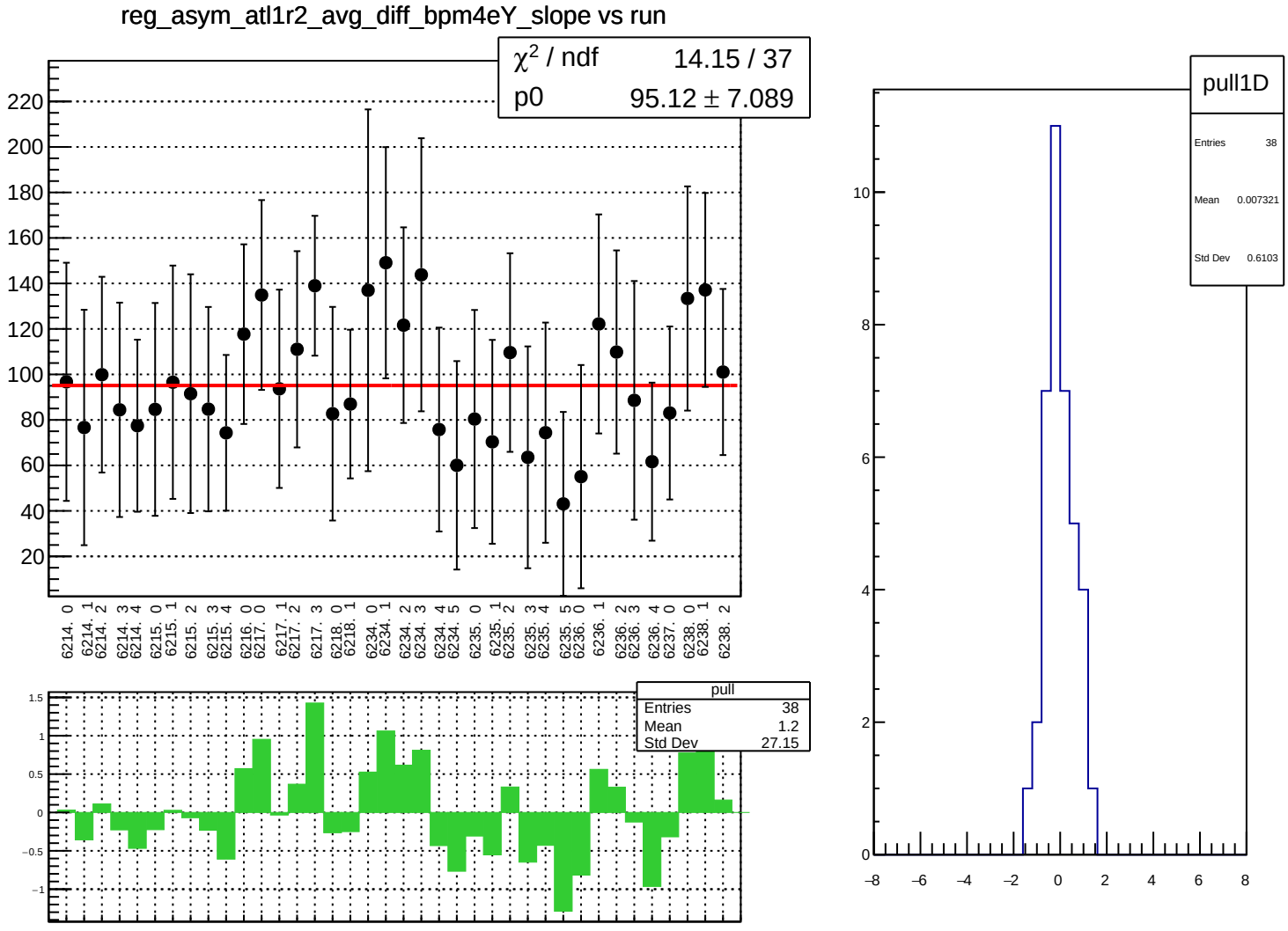
reg_asym_atl1r2_avg_diff_bpm4eY_slope vs run
χ² / ndf 14.15 / 37
p0 95.12 ± 7.089
220
200
180
160
140
120
100
80
60
40
20
6214. 0
6214. 1
6214. 2
6214. 3
6214. 4
6215. 0
6215. 1
6215. 2
6215. 3
6215. 4
6216. 0
6217. 0
6217. 1
6217. 2
6217. 3
6218. 0
6218. 1
6234. 0
6234. 1
6234. 2
6234. 3
6234. 4
6234. 5
6235. 0
6235. 1
6235. 2
6235. 3
6235. 4
6235. 5
6236. 0
6236. 1
6236. 2
6236. 3
6236. 4
6237. 0
6238. 0
6238. 1
6238. 2
pull
Entries 38
Mean 1.2
Std Dev 27.15
1.5
1
0.5
0
−0.5
−1
pull1D
Entries 38
Mean 0.007321
Std Dev 0.6103
10
8
6
4
2
0
−8
−6
−4
−2
0
2
4
6
8

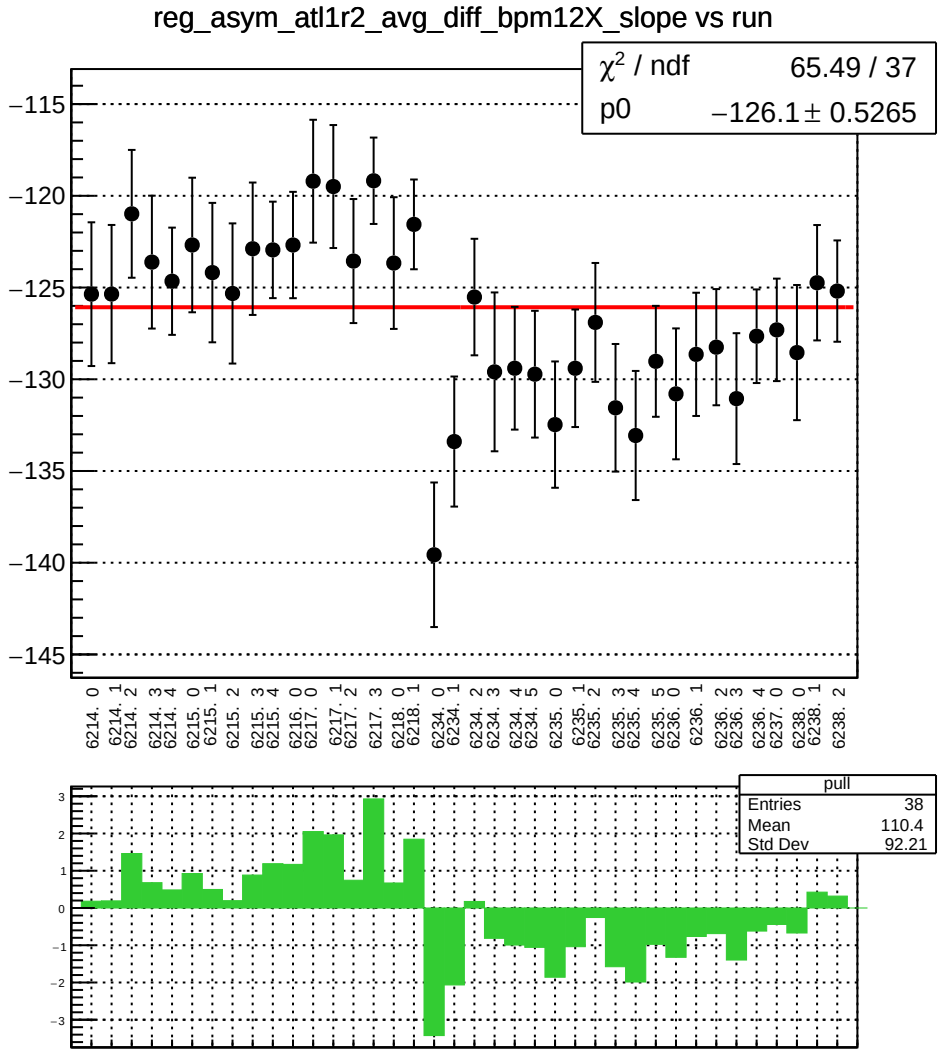
reg_asym_atl1r2_avg_diff_bpm12X_slope vs run
χ² / ndf 65.49 / 37
p0 −126.1 ± 0.5265
−115
−120
−125
−130
−135
−140
−145
6214. 0
6214. 1
6214. 2
6214. 3
6214. 4
6215. 0
6215. 1
6215. 2
6215. 3
6215. 4
6216. 0
6217. 0
6217. 1
6217. 2
6217. 3
6218. 0
6218. 1
6234. 0
6234. 1
6234. 2
6234. 3
6234. 4
6234. 5
6235. 0
6235. 1
6235. 2
6235. 3
6235. 4
6235. 5
6236. 0
6236. 1
6236. 2
6236. 3
6236. 4
6237. 0
6238. 0
6238. 1
6238. 2
pull
Entries 38
Mean 110.4
Std Dev 92.21
3
2
1
0
−1
−2
−3

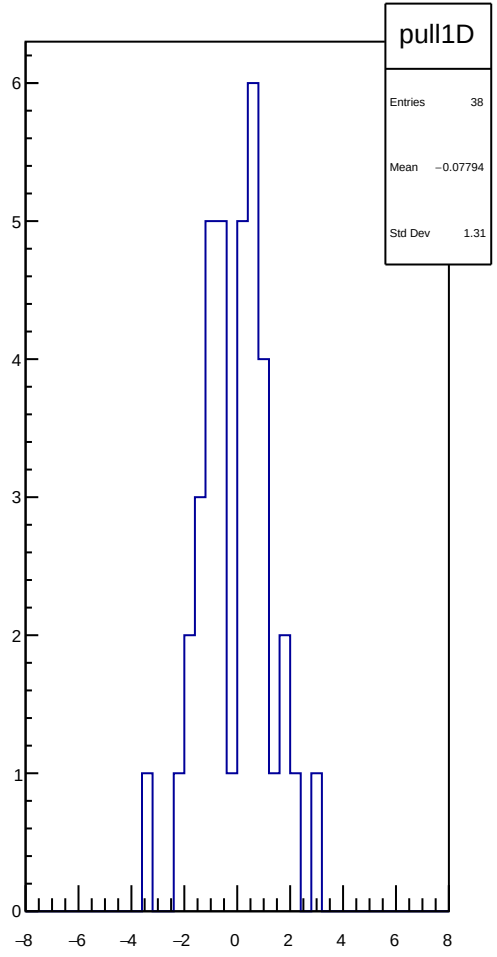
pull1D
Entries 38
Mean −0.07794
Std Dev 1.31
6
5
4
3
2
1
0
−8
−6
−4
−2
0
2
4
6
8

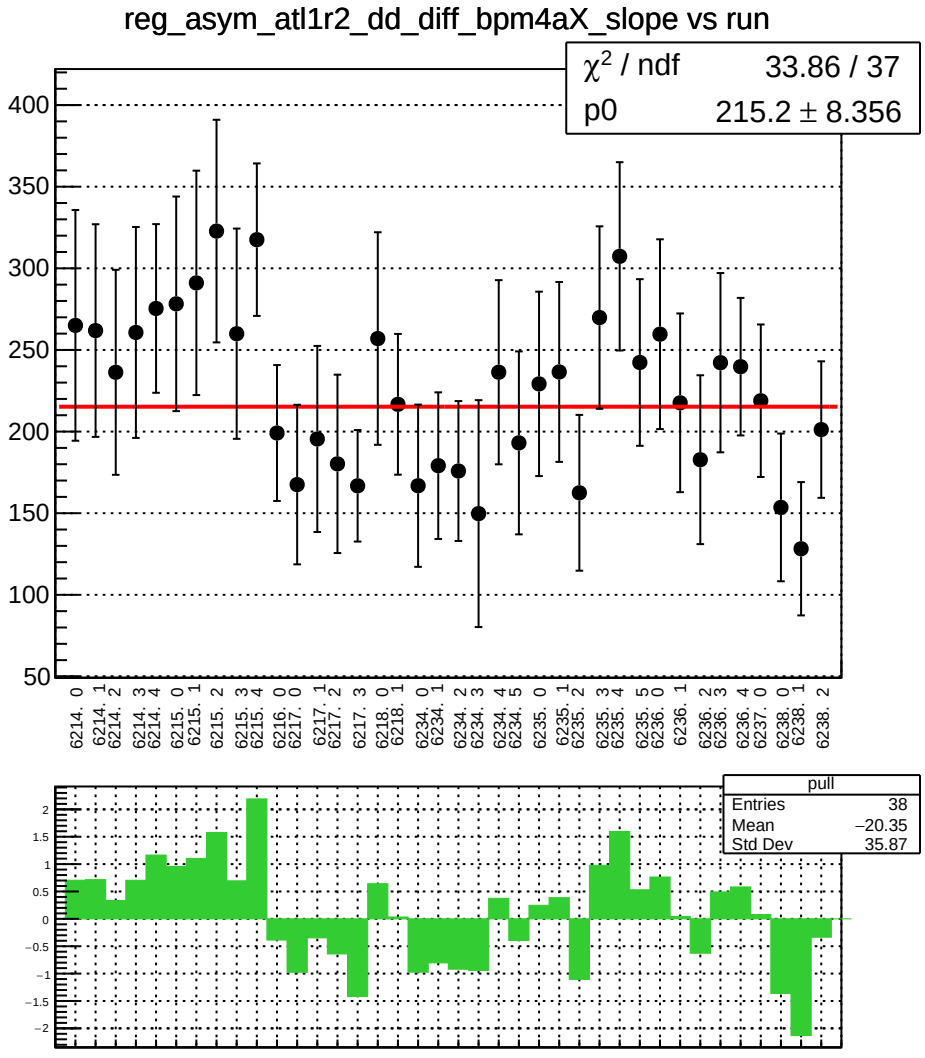
reg_asym_atl1r2_dd_diff_bpm4aX_slope vs run
χ² / ndf 33.86 / 37
p0 215.2 ± 8.356
400
350
300
250
200
150
100
50
6214. 0
6214. 1
6214. 2
6214. 3
6214. 4
6215. 0
6215. 1
6215. 2
6215. 3
6215. 4
6216. 0
6217. 0
6217. 1
6217. 2
6217. 3
6218. 0
6218. 1
6234. 0
6234. 1
6234. 2
6234. 3
6234. 4
6234. 5
6235. 0
6235. 1
6235. 2
6235. 3
6235. 4
6235. 5
6236. 0
6236. 1
6236. 2
6236. 3
6236. 4
6237. 0
6238. 0
6238. 1
6238. 2
pull
Entries 38
Mean −20.35
Std Dev 35.87
2
1.5
1
0.5
0
−0.5
−1
−1.5
−2

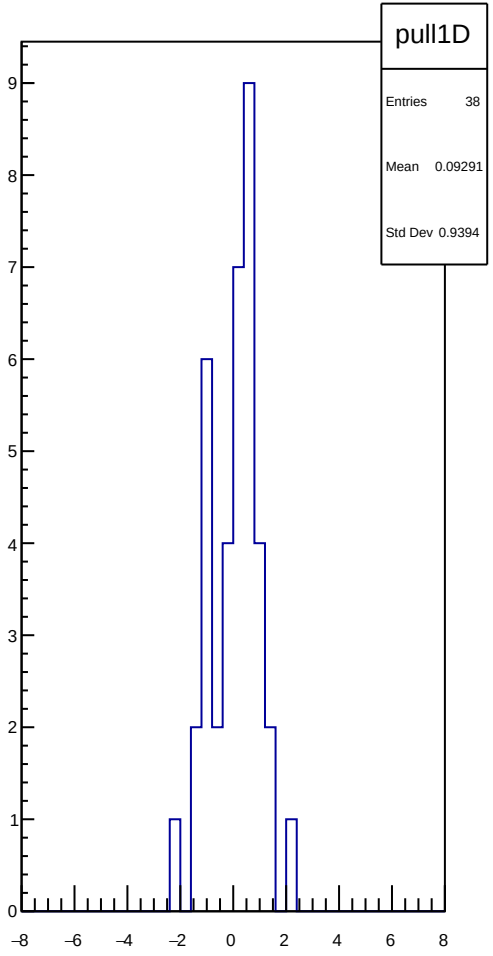
pull1D
Entries 38
Mean 0.09291
Std Dev 0.9394
9
8
7
6
5
4
3
2
1
0
−8
−6
−4
−2
0
2
4
6
8

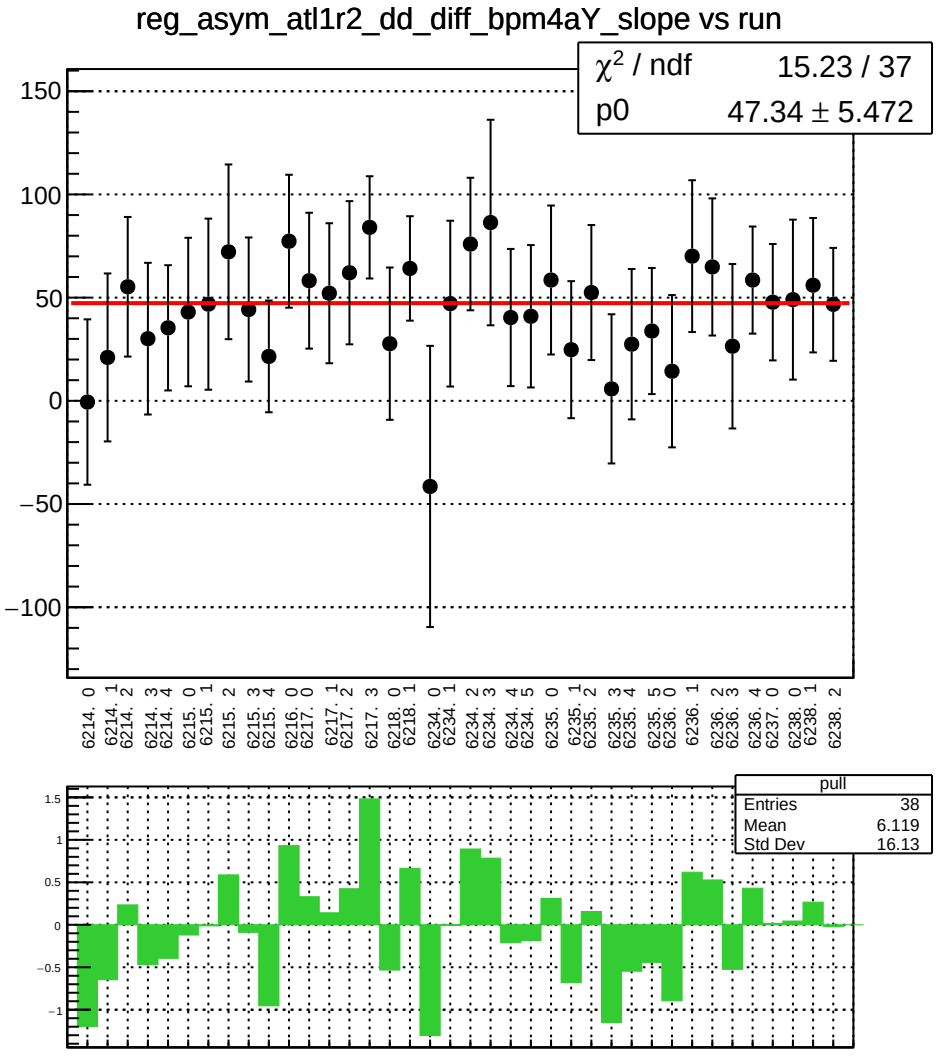
reg_asym_atl1r2_dd_diff_bpm4aY_slope vs run
χ² / ndf 15.23 / 37
p0 47.34 ± 5.472
150
100
50
0
−50
−100
6214. 0
6214. 1
6214. 2
6214. 3
6214. 4
6215. 0
6215. 1
6215. 2
6215. 3
6215. 4
6216. 0
6217. 0
6217. 1
6217. 2
6217. 3
6218. 0
6218. 1
6234. 0
6234. 1
6234. 2
6234. 3
6234. 4
6234. 5
6235. 0
6235. 1
6235. 2
6235. 3
6235. 4
6235. 5
6236. 0
6236. 1
6236. 2
6236. 3
6236. 4
6237. 0
6238. 0
6238. 1
6238. 2
pull
Entries 38
Mean 6.119
Std Dev 16.13
1.5
1
0.5
0
−0.5
−1

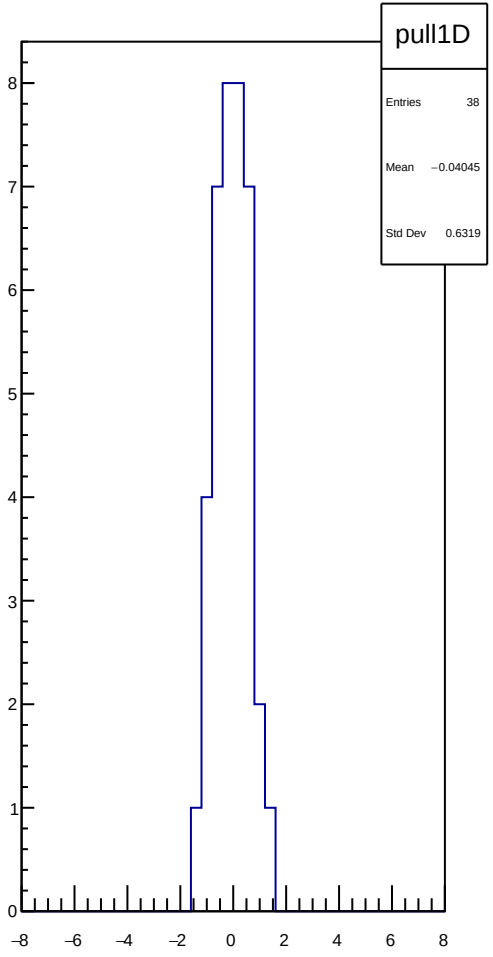
pull1D
Entries 38
Mean −0.04045
Std Dev 0.6319
8
7
6
5
4
3
2
1
0
−8
−6
−4
−2
0
2
4
6
8

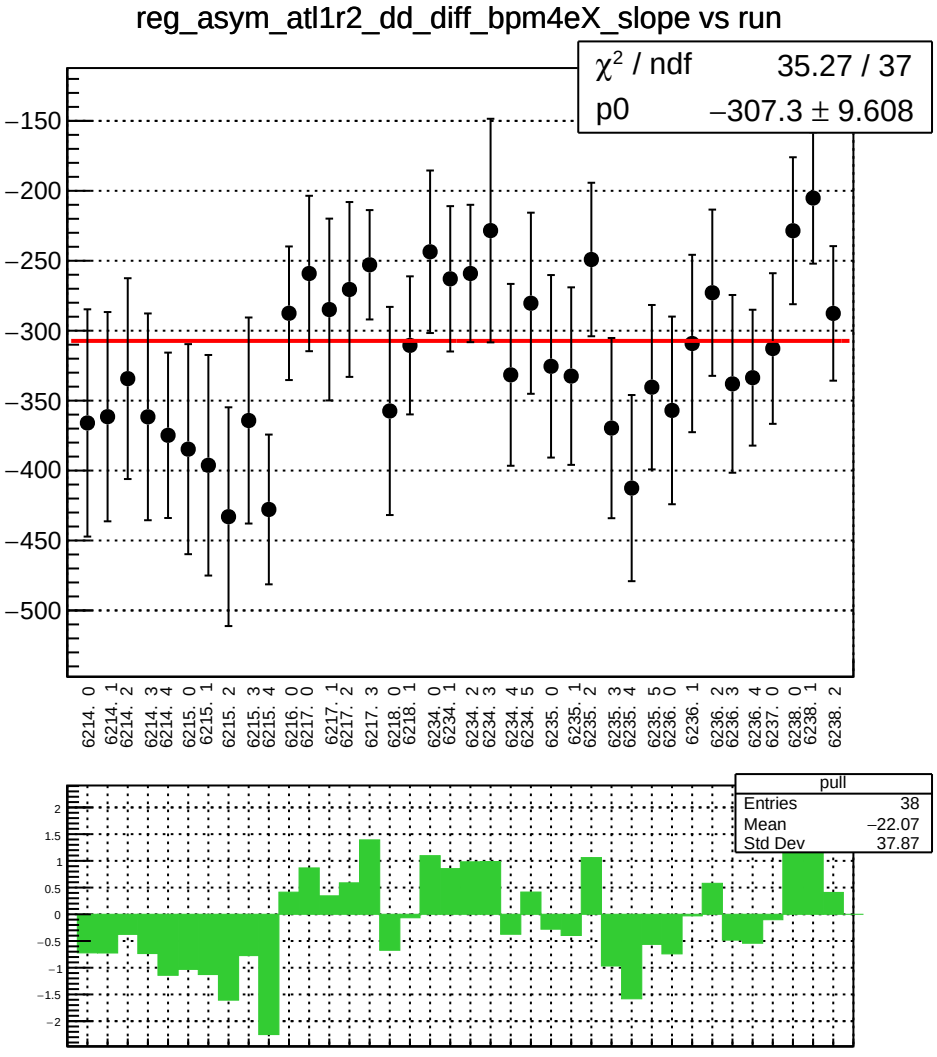
reg_asym_atl1r2_dd_diff_bpm4eX_slope vs run
χ² / ndf 35.27 / 37
p0 −307.3 ± 9.608
−150
−200
−250
−300
−350
−400
−450
−500
6214. 0
6214. 1
6214. 2
6214. 3
6214. 4
6215. 0
6215. 1
6215. 2
6215. 3
6215. 4
6216. 0
6217. 0
6217. 1
6217. 2
6217. 3
6218. 0
6218. 1
6234. 0
6234. 1
6234. 2
6234. 3
6234. 4
6234. 5
6235. 0
6235. 1
6235. 2
6235. 3
6235. 4
6235. 5
6236. 0
6236. 1
6236. 2
6236. 3
6236. 4
6237. 0
6238. 0
6238. 1
6238. 2
pull
Entries 38
Mean −22.07
Std Dev 37.87
2
1.5
1
0.5
0
−0.5
−1
−1.5
−2

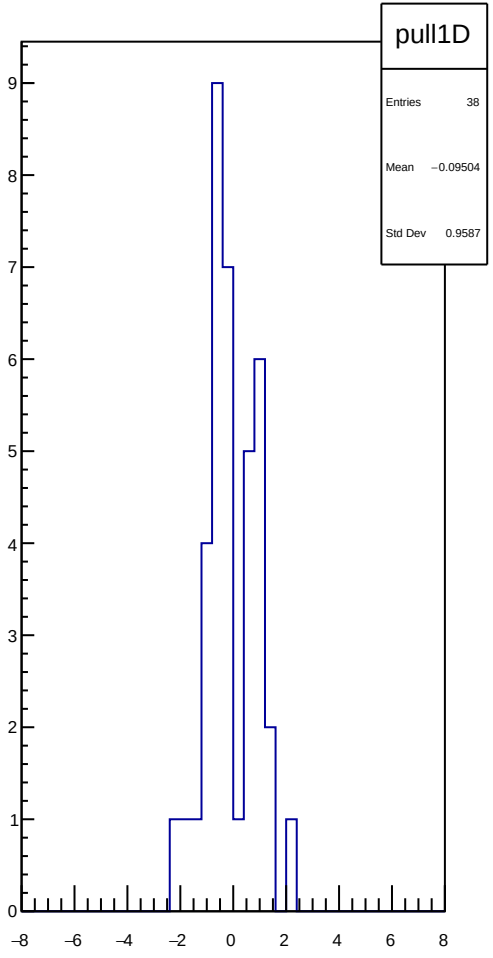
pull1D
Entries 38
Mean −0.09504
Std Dev 0.9587
9
8
7
6
5
4
3
2
1
0
−8
−6
−4
−2
0
2
4
6
8

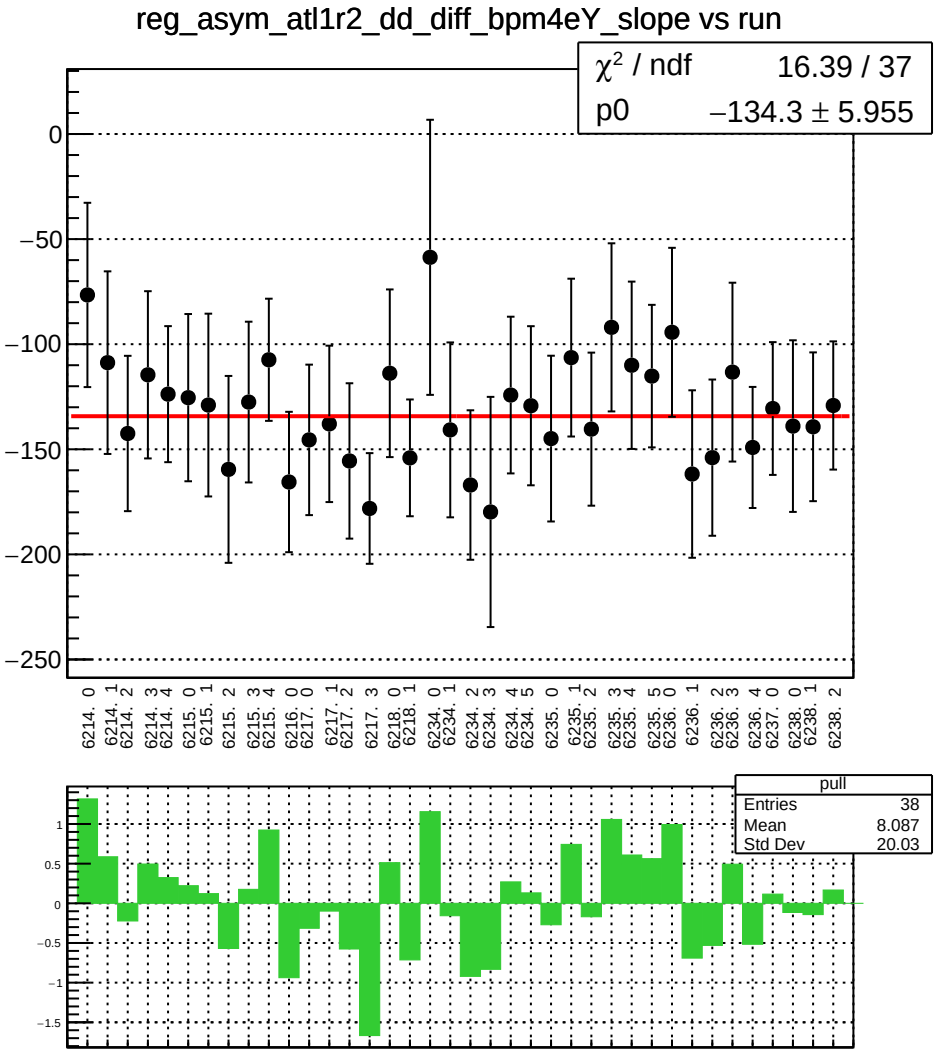
reg_asym_atl1r2_dd_diff_bpm4eY_slope vs run
χ² / ndf 16.39 / 37
p0 −134.3 ± 5.955
0
−50
−100
−150
−200
−250
6214. 0
6214. 1
6214. 2
6214. 3
6214. 4
6215. 0
6215. 1
6215. 2
6215. 3
6215. 4
6216. 0
6217. 0
6217. 1
6217. 2
6217. 3
6218. 0
6218. 1
6234. 0
6234. 1
6234. 2
6234. 3
6234. 4
6234. 5
6235. 0
6235. 1
6235. 2
6235. 3
6235. 4
6235. 5
6236. 0
6236. 1
6236. 2
6236. 3
6236. 4
6237. 0
6238. 0
6238. 1
6238. 2
pull
Entries 38
Mean 8.087
Std Dev 20.03
1
0.5
0
−0.5
−1
−1.5

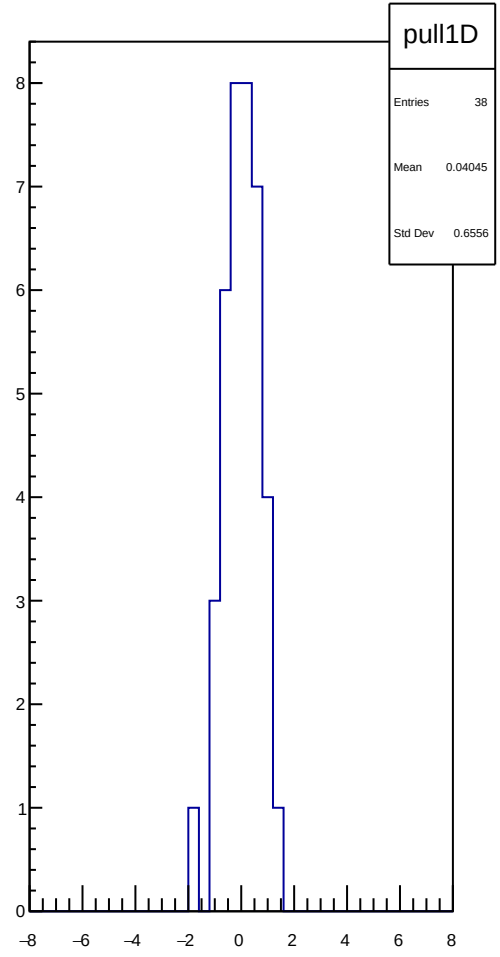
pull1D
Entries 38
Mean 0.04045
Std Dev 0.6556
8
7
6
5
4
3
2
1
0
−8
−6
−4
−2
0
2
4
6
8

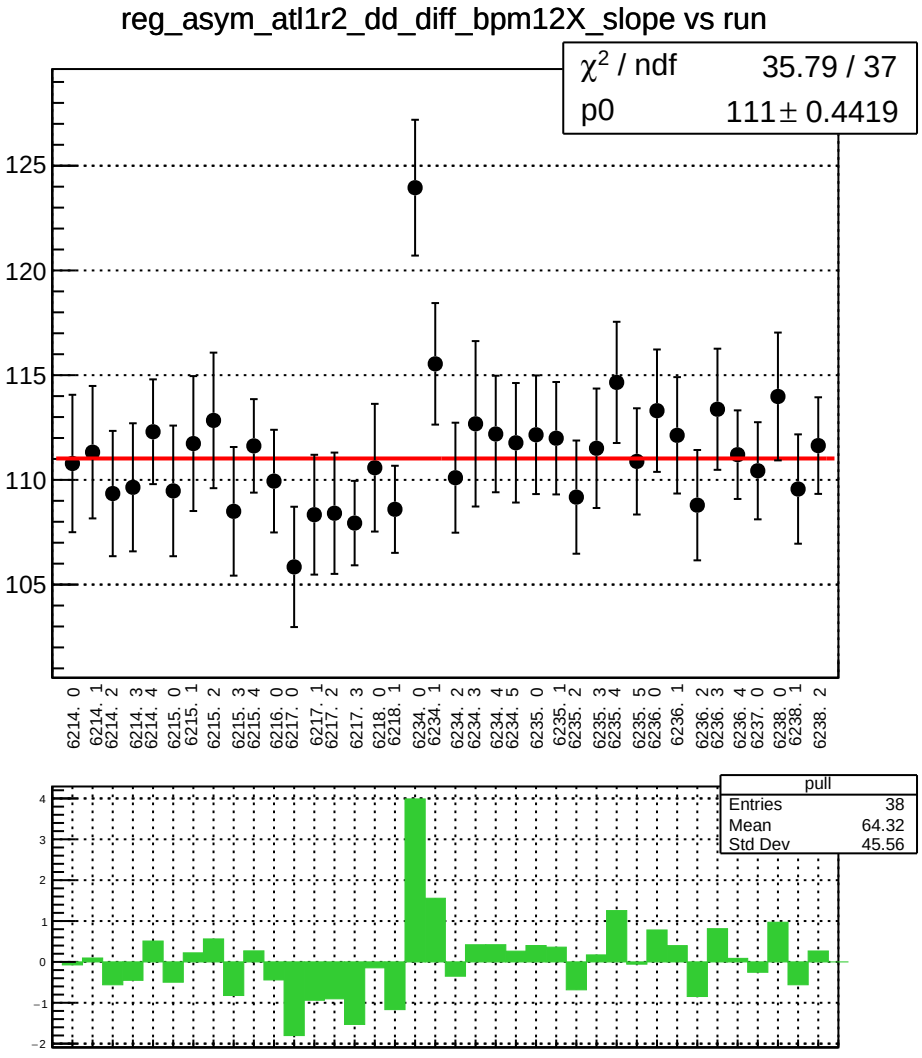
reg_asym_atl1r2_dd_diff_bpm12X_slope vs run
χ2 / ndf 35.79 / 37
p0 111 ± 0.4419
125
120
115
110
105
6214. 0
6214. 1
6214. 2
6214. 3
6214. 4
6215. 0
6215. 1
6215. 2
6215. 3
6215. 4
6216. 0
6217. 0
6217. 1
6217. 2
6217. 3
6218. 0
6218. 1
6234. 0
6234. 1
6234. 2
6234. 3
6234. 4
6234. 5
6235. 0
6235. 1
6235. 2
6235. 3
6235. 4
6235. 5
6236. 0
6236. 1
6236. 2
6236. 3
6236. 4
6237. 0
6238. 0
6238. 1
6238. 2
pull
Entries 38
Mean 64.32
Std Dev 45.56
4
3
2
1
0
−1
−2

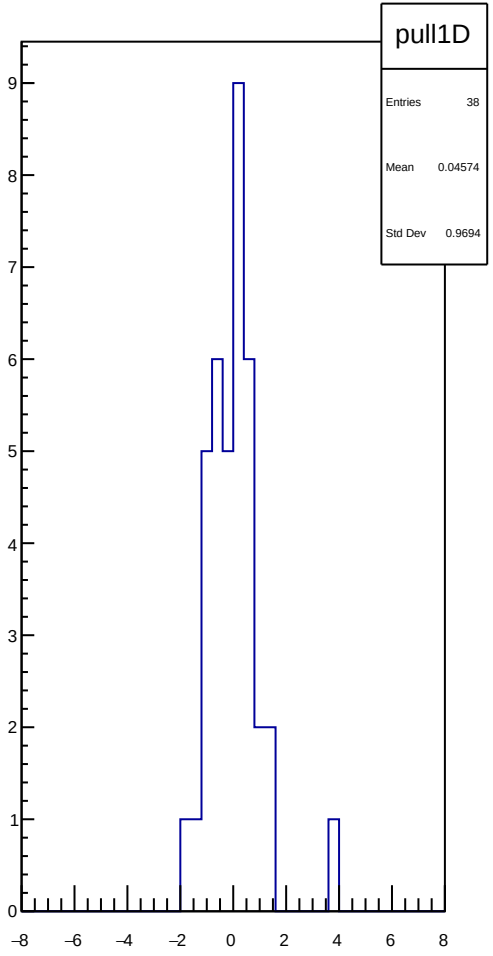
pull1D
Entries 38
Mean 0.04574
Std Dev 0.9694
9
8
7
6
5
4
3
2
1
0
−8
−6
−4
−2
0
2
4
6
8

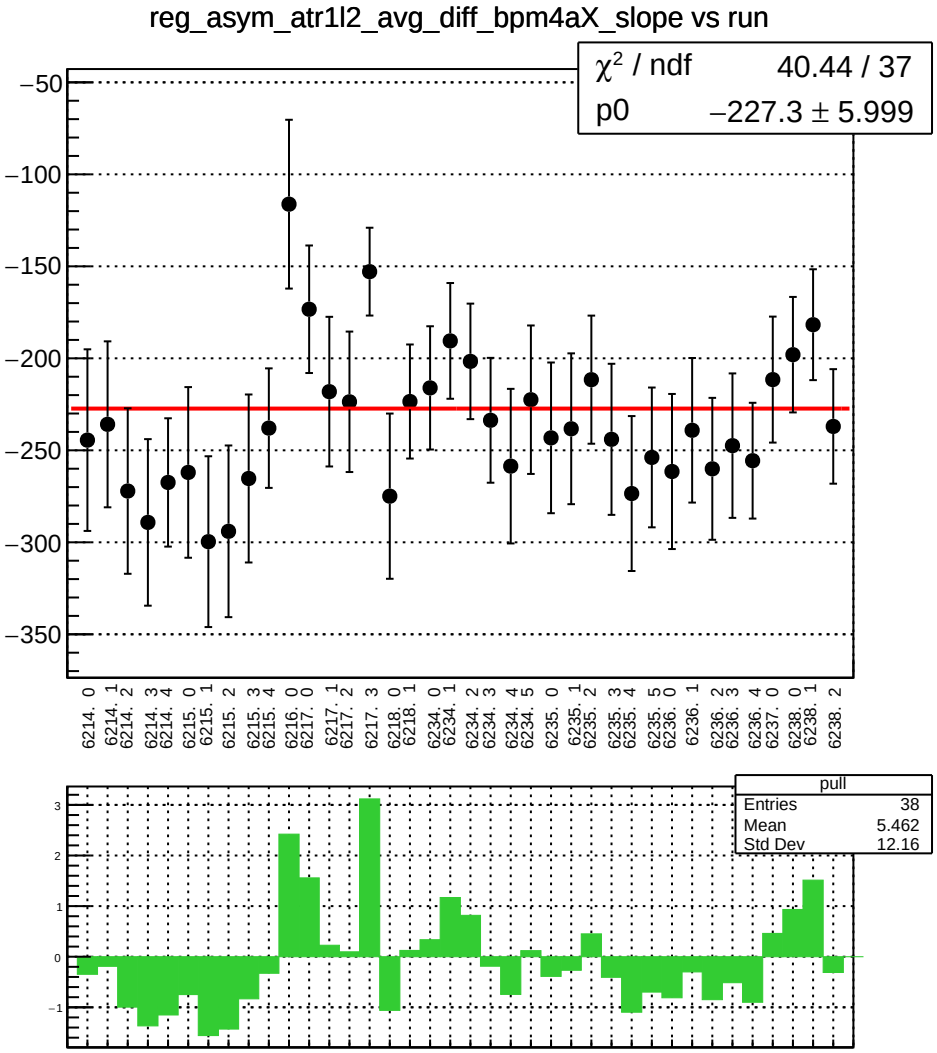
reg_asym_atr1l2_avg_diff_bpm4aX_slope vs run
χ² / ndf 40.44 / 37
p0 −227.3 ± 5.999
−50
−100
−150
−200
−250
−300
−350
6214. 0
6214. 1
6214. 2
6214. 3
6214. 4
6215. 0
6215. 1
6215. 2
6215. 3
6215. 4
6216. 0
6217. 0
6217. 1
6217. 2
6217. 3
6218. 0
6218. 1
6234. 0
6234. 1
6234. 2
6234. 3
6234. 4
6234. 5
6235. 0
6235. 1
6235. 2
6235. 3
6235. 4
6235. 5
6236. 0
6236. 1
6236. 2
6236. 3
6236. 4
6237. 0
6238. 0
6238. 1
6238. 2
pull
Entries 38
Mean 5.462
Std Dev 12.16
3
2
1
0
−1

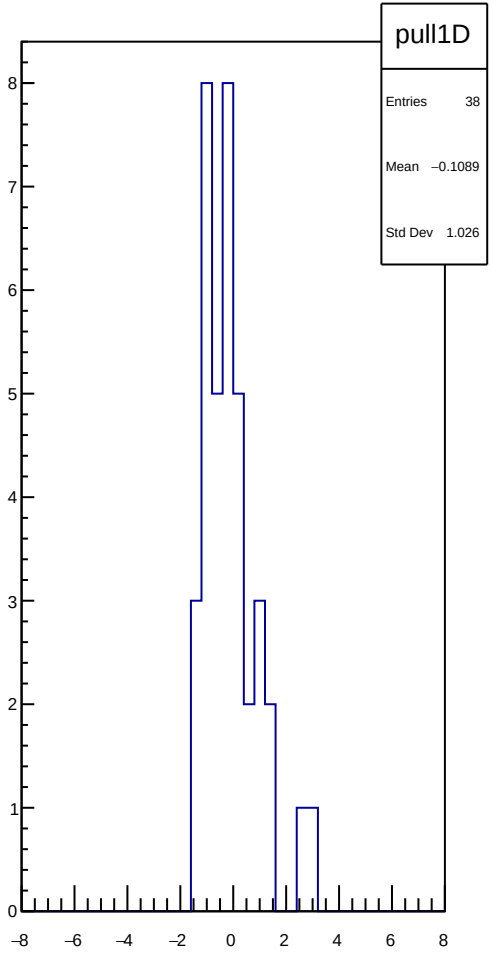
pull1D
Entries 38
Mean −0.1089
Std Dev 1.026
8
7
6
5
4
3
2
1
0
−8
−6
−4
−2
0
2
4
6
8

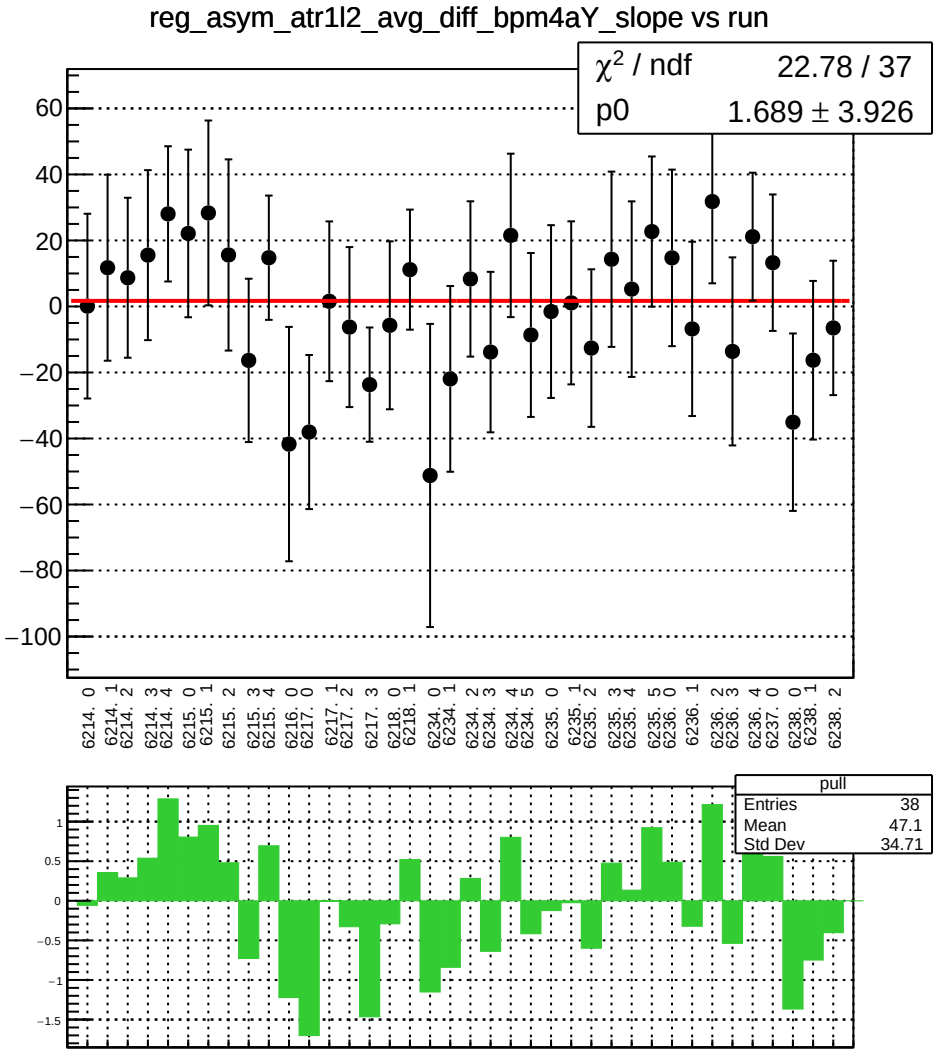
reg_asym_atr1l2_avg_diff_bpm4aY_slope vs run
χ² / ndf 22.78 / 37
p0 1.689 ± 3.926
60
40
20
0
−20
−40
−60
−80
−100
6214. 0
6214. 1
6214. 2
6214. 3
6214. 4
6215. 0
6215. 1
6215. 2
6215. 3
6215. 4
6216. 0
6217. 0
6217. 1
6217. 2
6217. 3
6218. 0
6218. 1
6234. 0
6234. 1
6234. 2
6234. 3
6234. 4
6234. 5
6235. 0
6235. 1
6235. 2
6235. 3
6235. 4
6235. 5
6236. 0
6236. 1
6236. 2
6236. 3
6236. 4
6237. 0
6238. 0
6238. 1
6238. 2
pull
Entries 38
Mean 47.1
Std Dev 34.71
1
0.5
0
−0.5
−1
−1.5

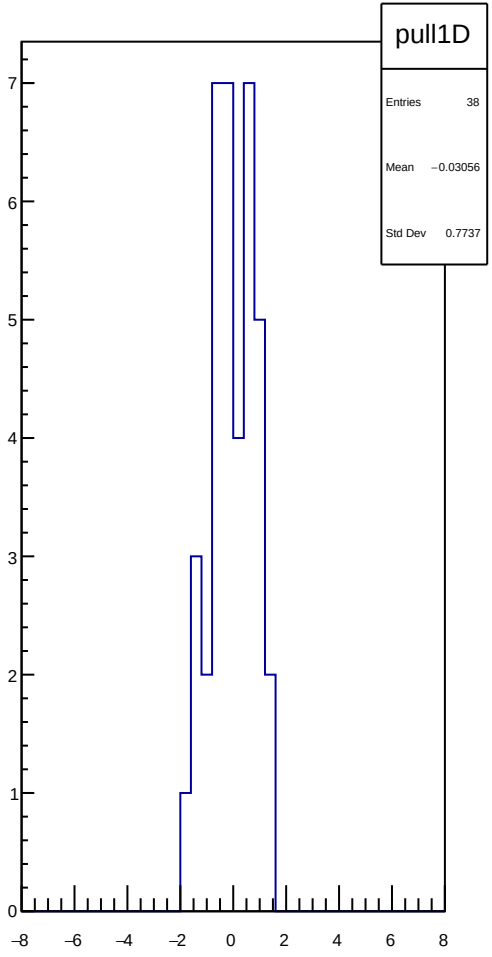
pull1D
Entries 38
Mean −0.03056
Std Dev 0.7737
7
6
5
4
3
2
1
0
−8
−6
−4
−2
0
2
4
6
8

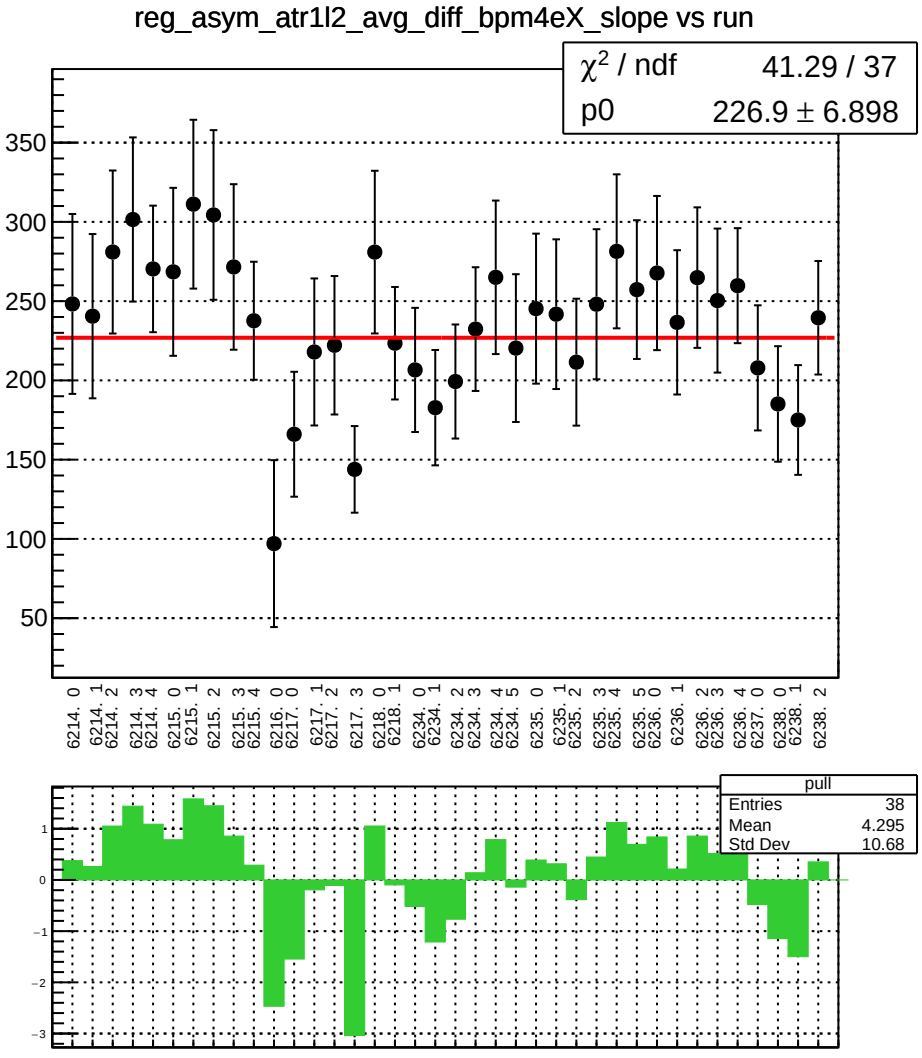
reg_asym_atr1l2_avg_diff_bpm4eX_slope vs run
χ² / ndf 41.29 / 37
p0 226.9 ± 6.898
350
300
250
200
150
100
50
6214. 0
6214. 1
6214. 2
6214. 3
6214. 4
6215. 0
6215. 1
6215. 2
6215. 3
6215. 4
6216. 0
6217. 0
6217. 1
6217. 2
6217. 3
6218. 0
6218. 1
6234. 0
6234. 1
6234. 2
6234. 3
6234. 4
6234. 5
6235. 0
6235. 1
6235. 2
6235. 3
6235. 4
6235. 5
6236. 0
6236. 1
6236. 2
6236. 3
6236. 4
6237. 0
6238. 0
6238. 1
6238. 2
pull
Entries 38
Mean 4.295
Std Dev 10.68
1
0
−1
−2
−3

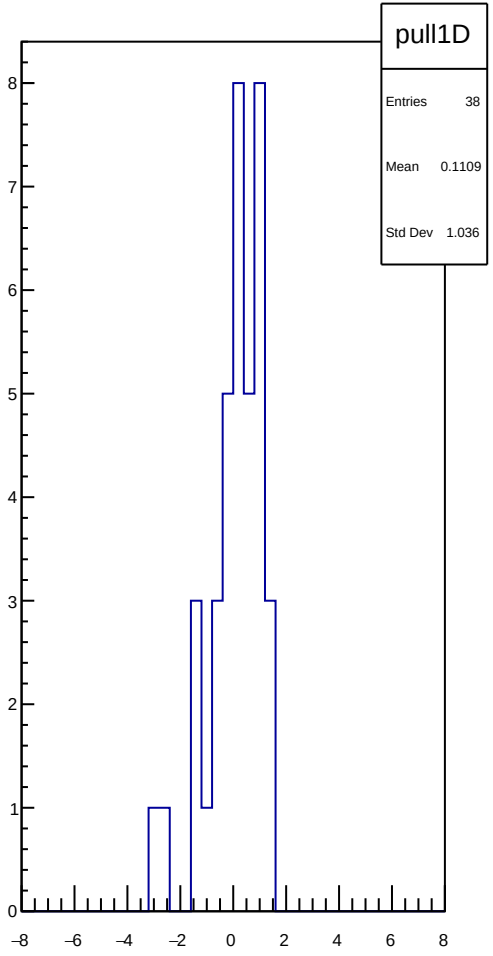
pull1D
Entries 38
Mean 0.1109
Std Dev 1.036
8
7
6
5
4
3
2
1
0
−8
−6
−4
−2
0
2
4
6
8

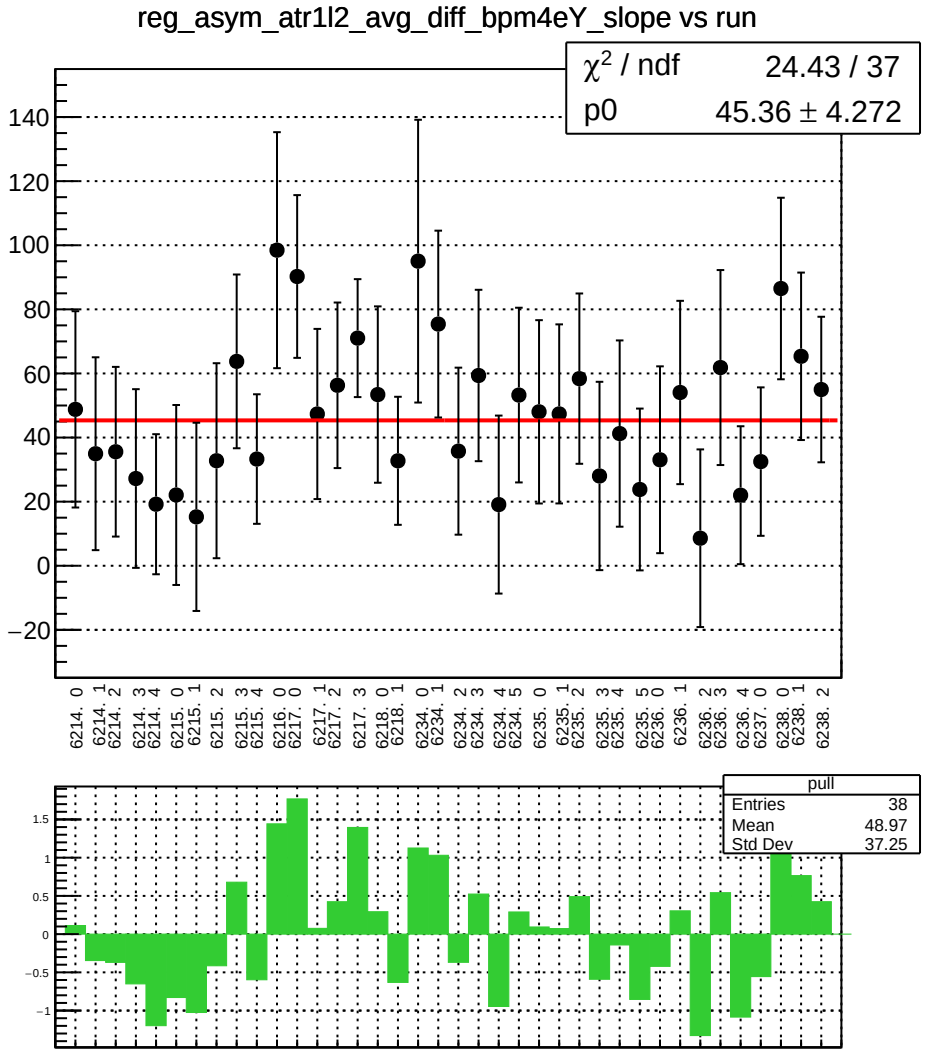
reg_asym_atr1l2_avg_diff_bpm4eY_slope vs run
χ² / ndf 24.43 / 37
p0 45.36 ± 4.272
140
120
100
80
60
40
20
0
−20
6214. 0
6214. 1
6214. 2
6214. 3
6214. 4
6215. 0
6215. 1
6215. 2
6215. 3
6215. 4
6216. 0
6217. 0
6217. 1
6217. 2
6217. 3
6218. 0
6218. 1
6234. 0
6234. 1
6234. 2
6234. 3
6234. 4
6234. 5
6235. 0
6235. 1
6235. 2
6235. 3
6235. 4
6235. 5
6236. 0
6236. 1
6236. 2
6236. 3
6236. 4
6237. 0
6238. 0
6238. 1
6238. 2
pull
Entries 38
Mean 48.97
Std Dev 37.25
1.5
1
0.5
0
−0.5
−1

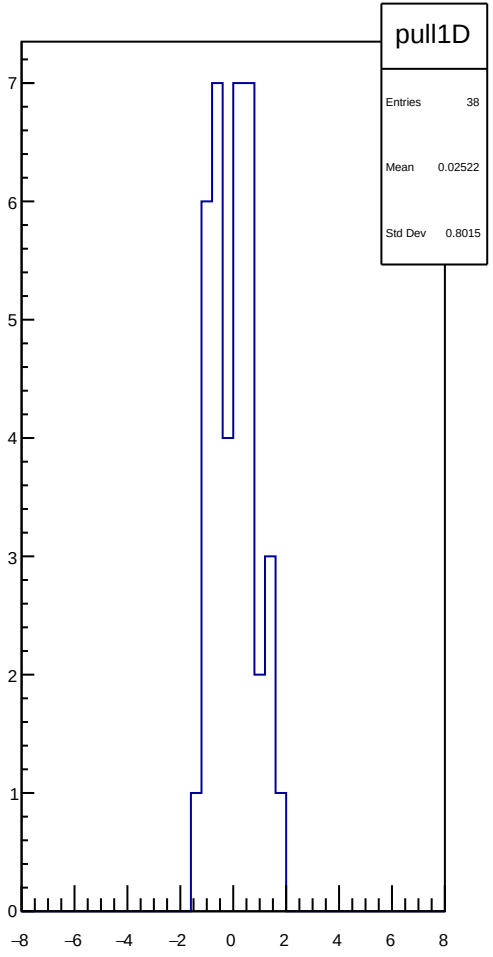
pull1D
Entries 38
Mean 0.02522
Std Dev 0.8015
7
6
5
4
3
2
1
0
−8
−6
−4
−2
0
2
4
6
8

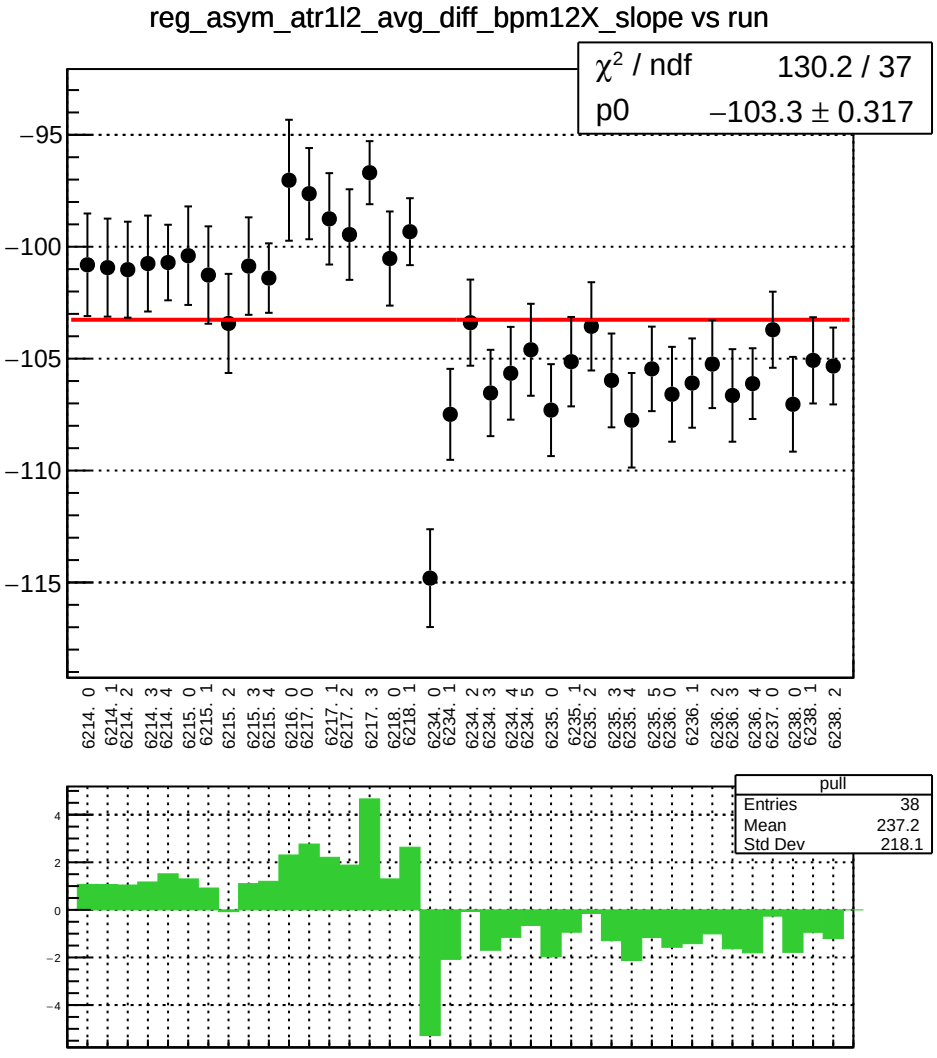
reg_asym_atr1l2_avg_diff_bpm12X_slope vs run
χ² / ndf 130.2 / 37
p0 −103.3 ± 0.317
−95
−100
−105
−110
−115
6214. 0
6214. 1
6214. 2
6214. 3
6214. 4
6215. 0
6215. 1
6215. 2
6215. 3
6215. 4
6216. 0
6217. 0
6217. 1
6217. 2
6217. 3
6218. 0
6218. 1
6234. 0
6234. 1
6234. 2
6234. 3
6234. 4
6234. 5
6235. 0
6235. 1
6235. 2
6235. 3
6235. 4
6235. 5
6236. 0
6236. 1
6236. 2
6236. 3
6236. 4
6237. 0
6238. 0
6238. 1
6238. 2
pull
Entries 38
Mean 237.2
Std Dev 218.1
4
2
0
−2
−4

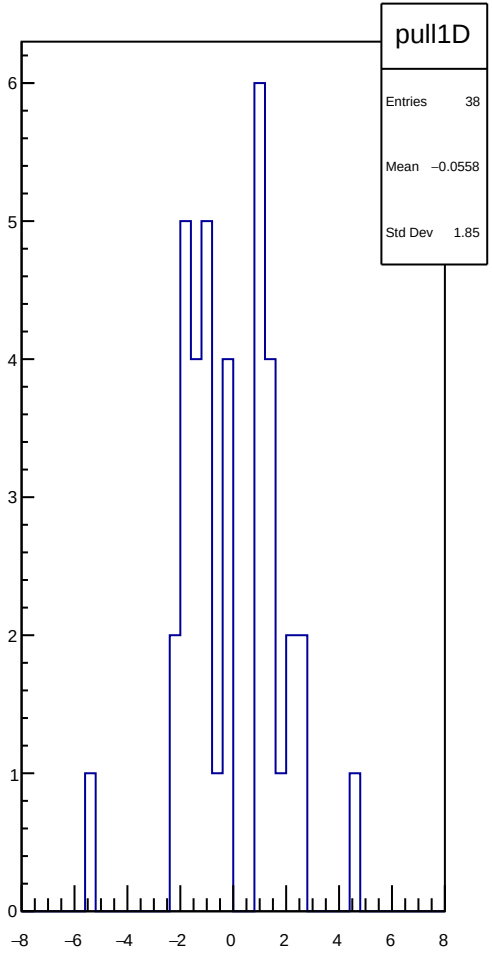
pull1D
Entries 38
Mean −0.0558
Std Dev 1.85
6
5
4
3
2
1
0
−8
−6
−4
−2
0
2
4
6
8

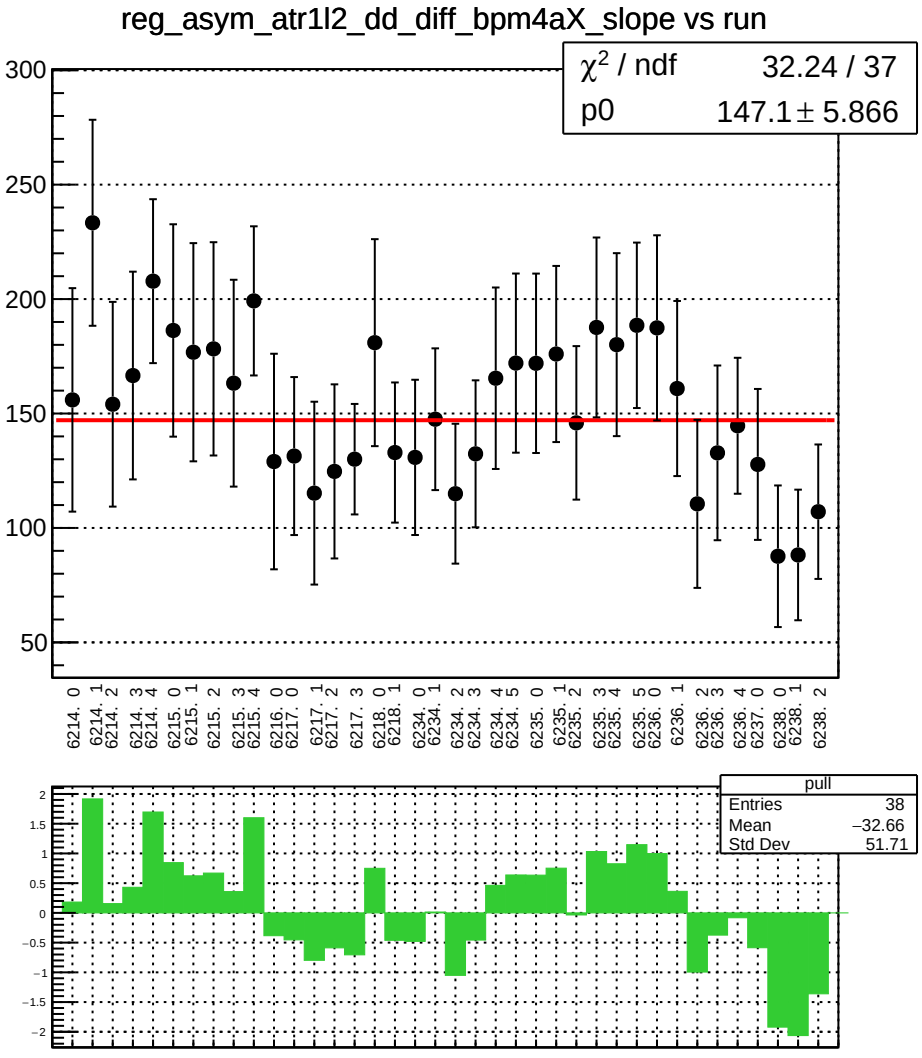
reg_asym_atr1l2_dd_diff_bpm4aX_slope vs run
χ² / ndf 32.24 / 37
p0 147.1 ± 5.866
300
250
200
150
100
50
6214. 0
6214. 1
6214. 2
6214. 3
6214. 4
6215. 0
6215. 1
6215. 2
6215. 3
6215. 4
6216. 0
6217. 0
6217. 1
6217. 2
6217. 3
6218. 0
6218. 1
6234. 0
6234. 1
6234. 2
6234. 3
6234. 4
6234. 5
6235. 0
6235. 1
6235. 2
6235. 3
6235. 4
6235. 5
6236. 0
6236. 1
6236. 2
6236. 3
6236. 4
6237. 0
6238. 0
6238. 1
6238. 2
pull
Entries 38
Mean −32.66
Std Dev 51.71
2
1.5
1
0.5
0
−0.5
−1
−1.5
−2

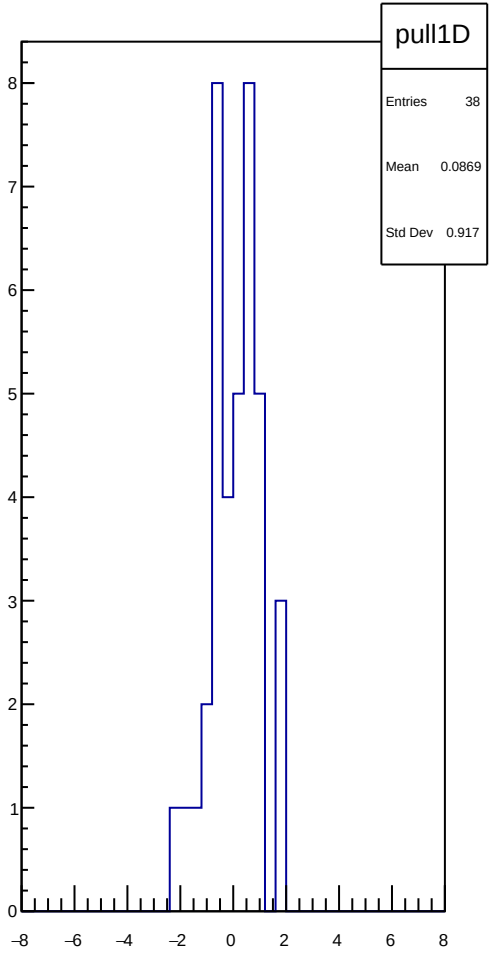
pull1D
Entries 38
Mean 0.0869
Std Dev 0.917
8
7
6
5
4
3
2
1
0
−8
−6
−4
−2
0
2
4
6
8

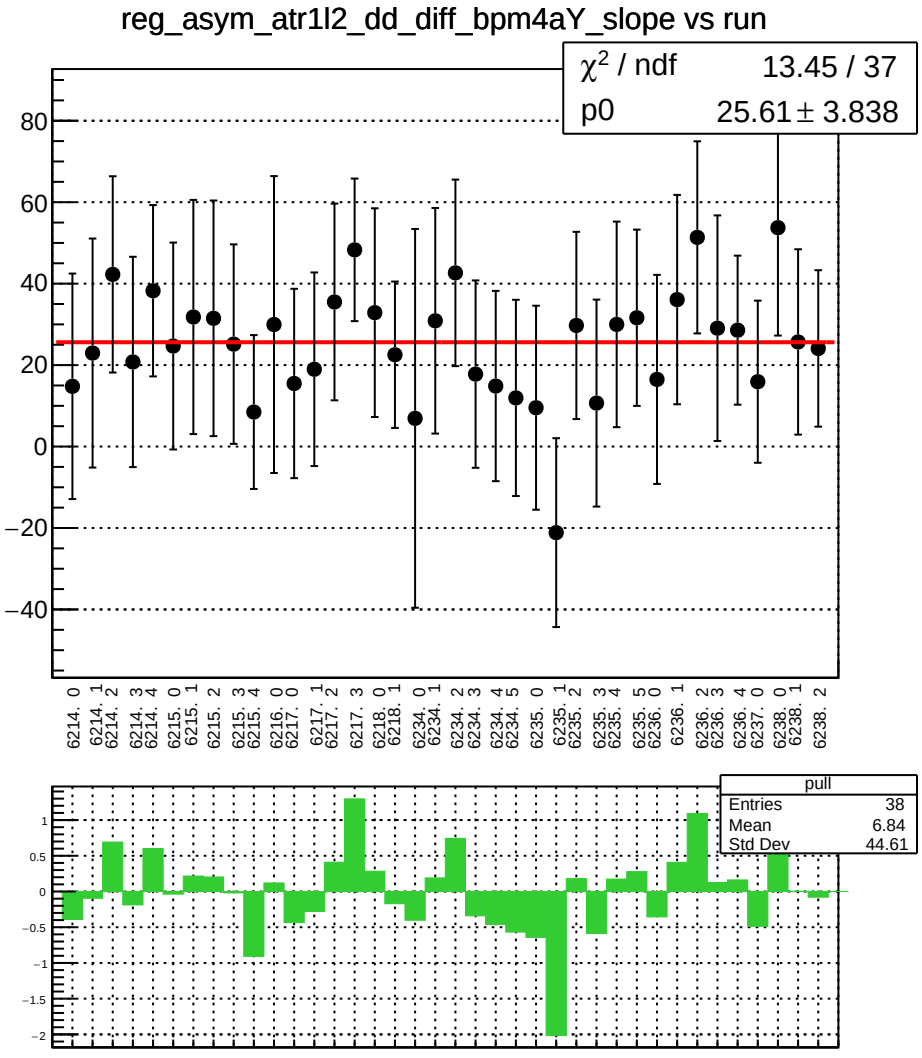
reg_asym_atr1l2_dd_diff_bpm4aY_slope vs run
χ2 / ndf 13.45 / 37
p0 25.61 ± 3.838
80
60
40
20
0
−20
−40
6214. 0
6214. 1
6214. 2
6214. 3
6214. 4
6215. 0
6215. 1
6215. 2
6215. 3
6215. 4
6216. 0
6217. 0
6217. 1
6217. 2
6217. 3
6218. 0
6218. 1
6234. 0
6234. 1
6234. 2
6234. 3
6234. 4
6234. 5
6235. 0
6235. 1
6235. 2
6235. 3
6235. 4
6235. 5
6236. 0
6236. 1
6236. 2
6236. 3
6236. 4
6237. 0
6238. 0
6238. 1
6238. 2
pull
Entries 38
Mean 6.84
Std Dev 44.61
1
0.5
0
−0.5
−1
−1.5
−2

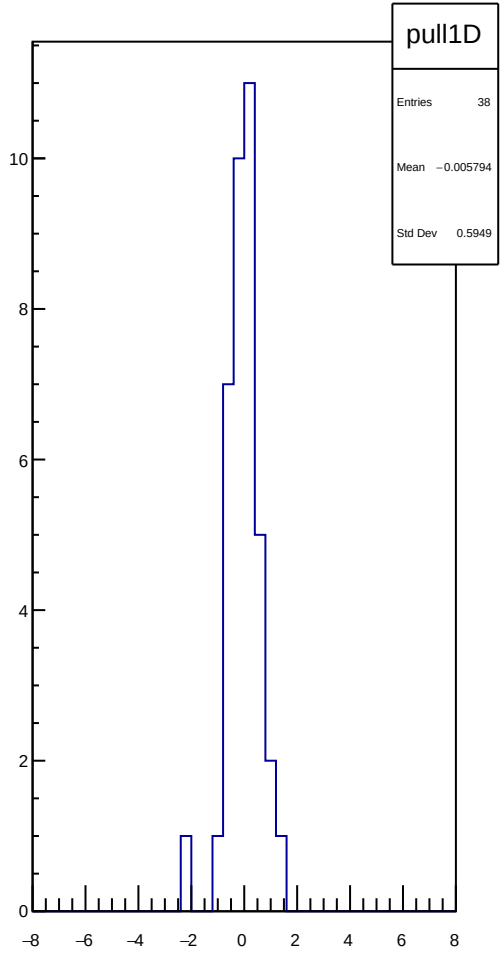
pull1D
Entries 38
Mean −0.005794
Std Dev 0.5949
10
8
6
4
2
0
−8
−6
−4
−2
0
2
4
6
8

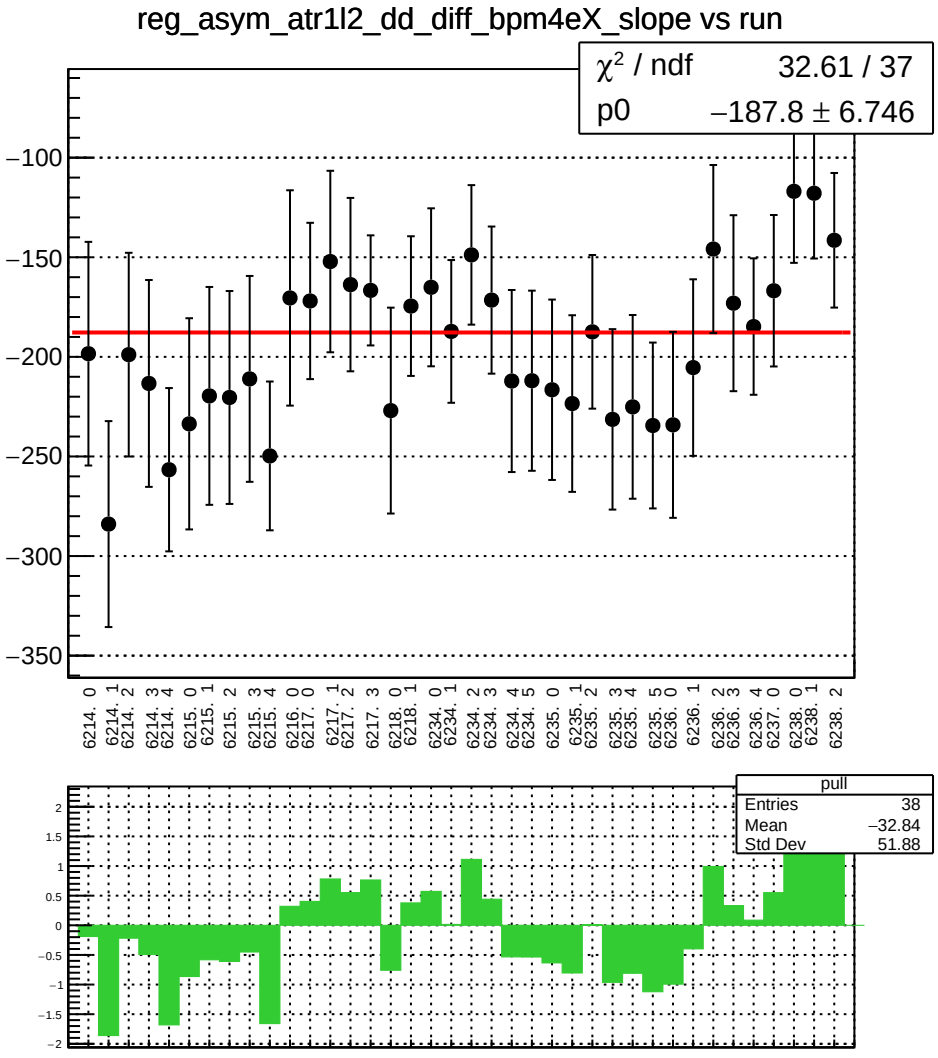
reg_asym_atr1l2_dd_diff_bpm4eX_slope vs run
χ² / ndf 32.61 / 37
p0 −187.8 ± 6.746
−100
−150
−200
−250
−300
−350
6214. 0
6214. 1
6214. 2
6214. 3
6214. 4
6215. 0
6215. 1
6215. 2
6215. 3
6215. 4
6216. 0
6217. 0
6217. 1
6217. 2
6217. 3
6218. 0
6218. 1
6234. 0
6234. 1
6234. 2
6234. 3
6234. 4
6234. 5
6235. 0
6235. 1
6235. 2
6235. 3
6235. 4
6235. 5
6236. 0
6236. 1
6236. 2
6236. 3
6236. 4
6237. 0
6238. 0
6238. 1
6238. 2
pull
Entries 38
Mean −32.84
Std Dev 51.88
2
1.5
1
0.5
0
−0.5
−1
−1.5
−2

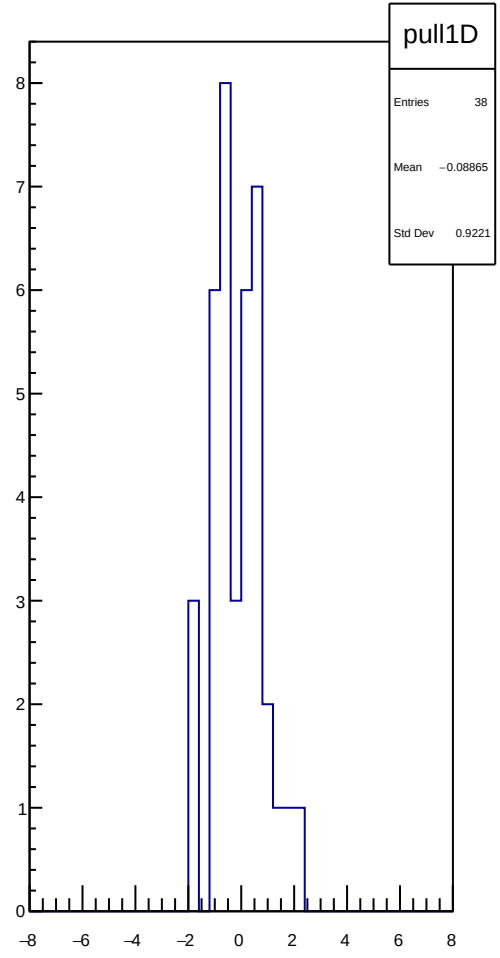
pull1D
Entries 38
Mean −0.08865
Std Dev 0.9221
8
7
6
5
4
3
2
1
0
−8
−6
−4
−2
0
2
4
6
8

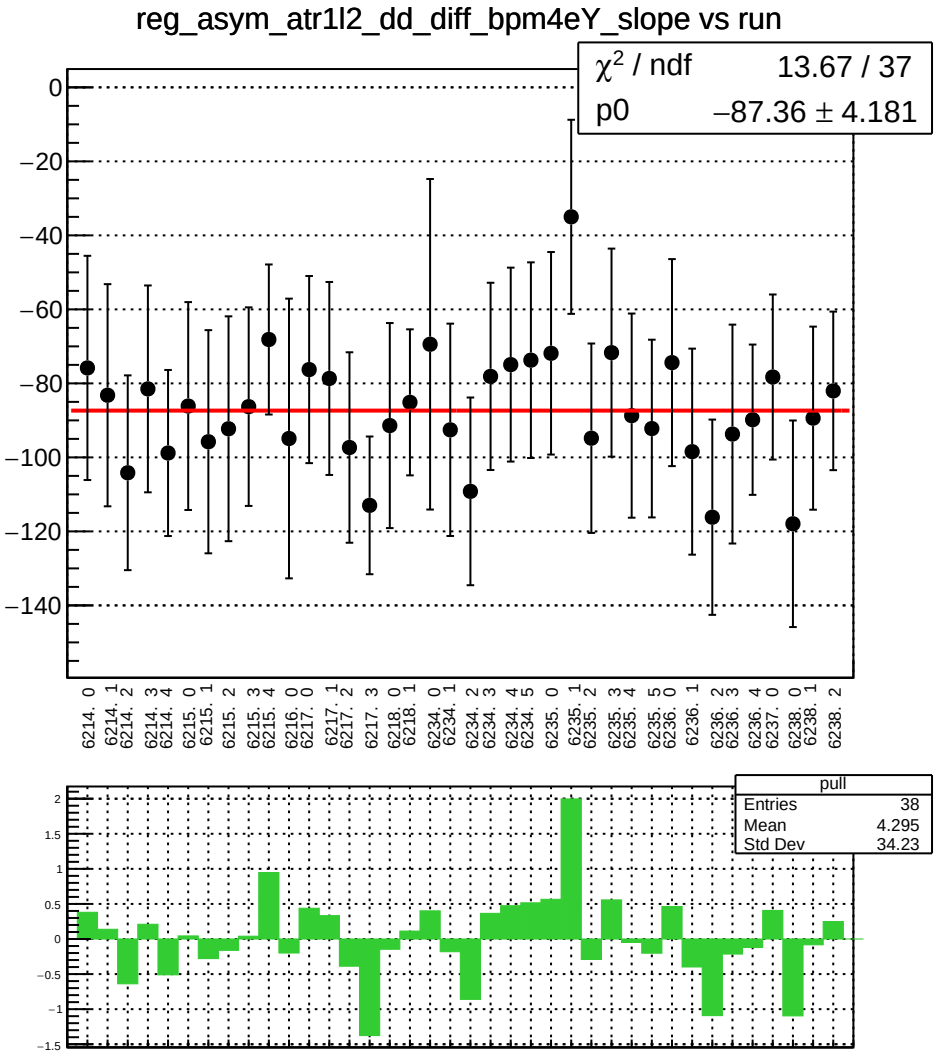
reg_asym_atr1l2_dd_diff_bpm4eY_slope vs run
χ² / ndf 13.67 / 37
p0 −87.36 ± 4.181
0
−20
−40
−60
−80
−100
−120
−140
6214. 0
6214. 1
6214. 2
6214. 3
6214. 4
6215. 0
6215. 1
6215. 2
6215. 3
6215. 4
6216. 0
6217. 0
6217. 1
6217. 2
6217. 3
6218. 0
6218. 1
6234. 0
6234. 1
6234. 2
6234. 3
6234. 4
6234. 5
6235. 0
6235. 1
6235. 2
6235. 3
6235. 4
6235. 5
6236. 0
6236. 1
6236. 2
6236. 3
6236. 4
6237. 0
6238. 0
6238. 1
6238. 2
pull
Entries 38
Mean 4.295
Std Dev 34.23
2
1.5
1
0.5
0
−0.5
−1
−1.5

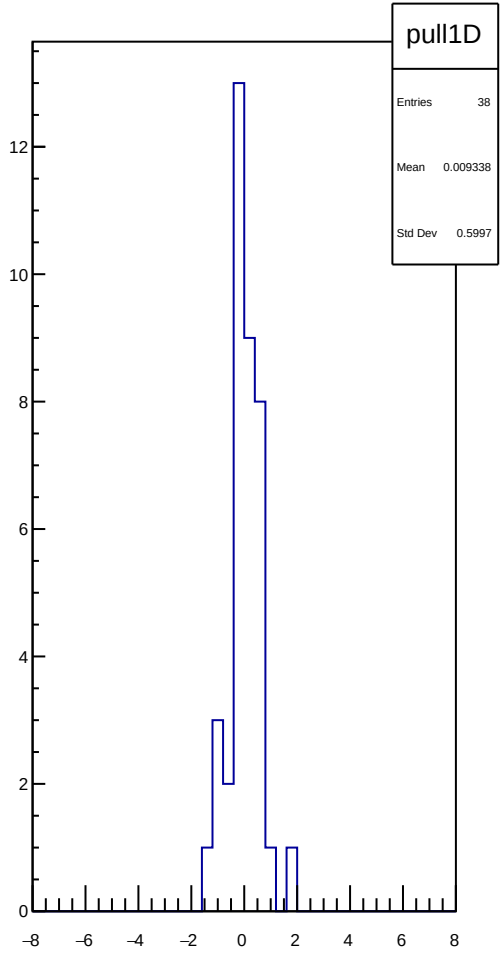
pull1D
Entries 38
Mean 0.009338
Std Dev 0.5997
12
10
8
6
4
2
0
−8
−6
−4
−2
0
2
4
6
8

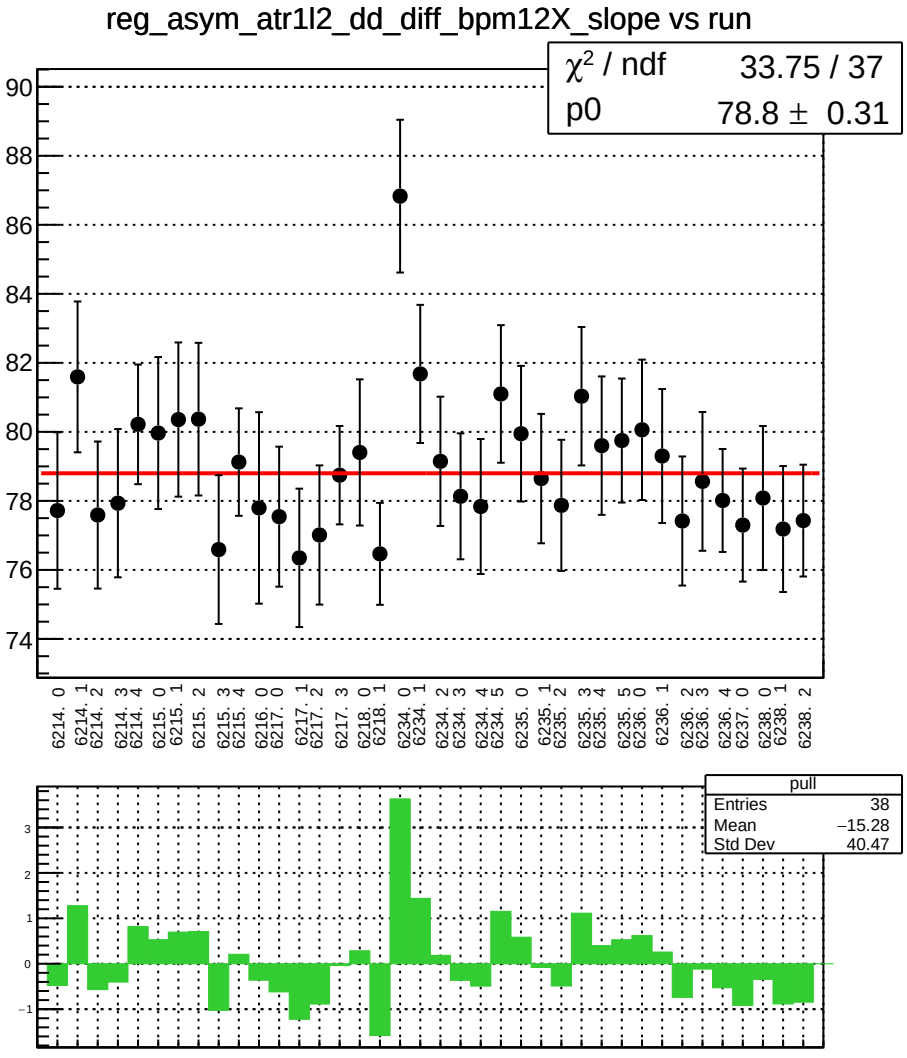
reg_asym_atr1l2_dd_diff_bpm12X_slope vs run
χ² / ndf 33.75 / 37
p0 78.8 ± 0.31
90
88
86
84
82
80
78
76
74
6214. 0
6214. 1
6214. 2
6214. 3
6214. 4
6215. 0
6215. 1
6215. 2
6215. 3
6215. 4
6216. 0
6217. 0
6217. 1
6217. 2
6217. 3
6218. 0
6218. 1
6234. 0
6234. 1
6234. 2
6234. 3
6234. 4
6234. 5
6235. 0
6235. 1
6235. 2
6235. 3
6235. 4
6235. 5
6236. 0
6236. 1
6236. 2
6236. 3
6236. 4
6237. 0
6238. 0
6238. 1
6238. 2
pull
Entries 38
Mean −15.28
Std Dev 40.47
3
2
1
0
−1

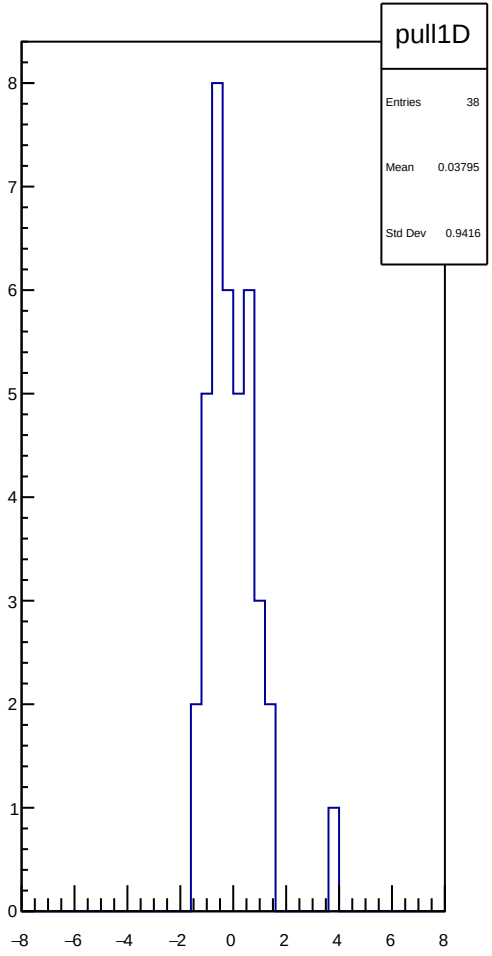
pull1D
Entries 38
Mean 0.03795
Std Dev 0.9416
8
7
6
5
4
3
2
1
0
−8
−6
−4
−2
0
2
4
6
8

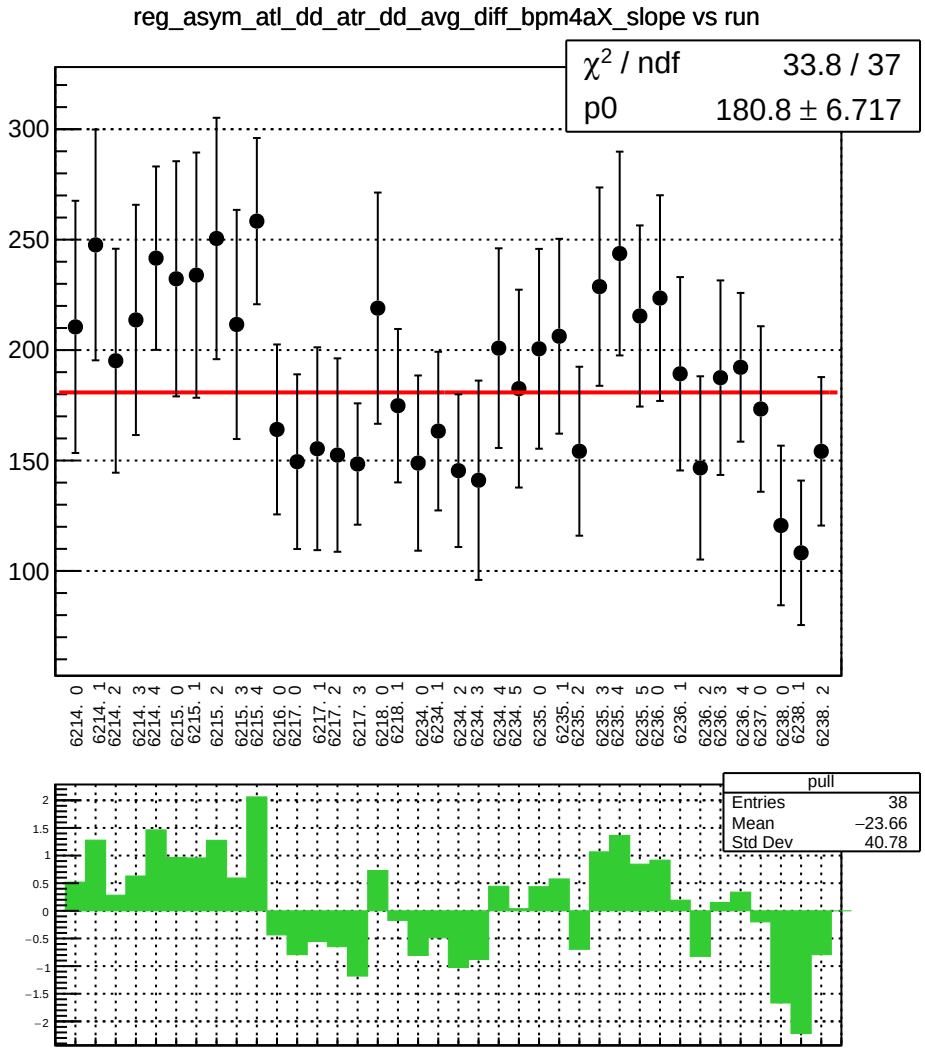
reg_asym_atl_dd_atr_dd_avg_diff_bpm4aX_slope vs run
χ2 / ndf 33.8 / 37
p0 180.8 ± 6.717
300
250
200
150
100
6214. 0
6214. 1
6214. 2
6214. 3
6214. 4
6215. 0
6215. 1
6215. 2
6215. 3
6215. 4
6216. 0
6217. 0
6217. 1
6217. 2
6217. 3
6218. 0
6218. 1
6234. 0
6234. 1
6234. 2
6234. 3
6234. 4
6234. 5
6235. 0
6235. 1
6235. 2
6235. 3
6235. 4
6235. 5
6236. 0
6236. 1
6236. 2
6236. 3
6236. 4
6237. 0
6238. 0
6238. 1
6238. 2
pull
Entries 38
Mean −23.66
Std Dev 40.78
2
1.5
1
0.5
0
−0.5
−1
−1.5
−2

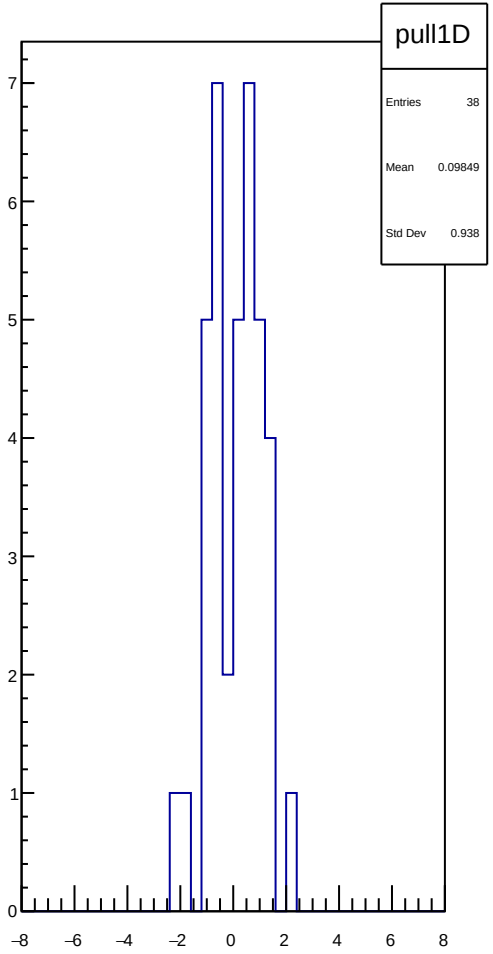
pull1D
Entries 38
Mean 0.09849
Std Dev 0.938
7
6
5
4
3
2
1
0
−8
−6
−4
−2
0
2
4
6
8

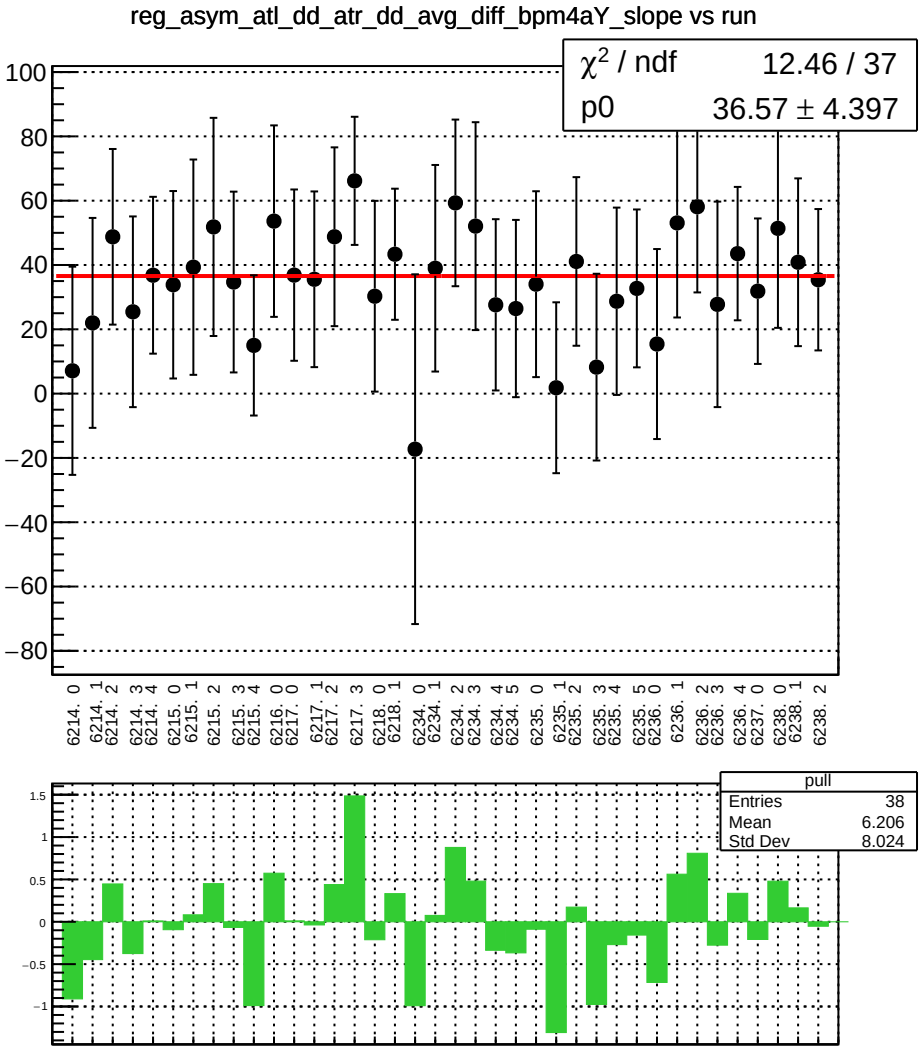
reg_asym_atl_dd_atr_dd_avg_diff_bpm4aY_slope vs run
χ² / ndf 12.46 / 37
p0 36.57 ± 4.397
100
80
60
40
20
0
−20
−40
−60
−80
6214. 0
6214. 1
6214. 2
6214. 3
6214. 4
6215. 0
6215. 1
6215. 2
6215. 3
6215. 4
6216. 0
6217. 0
6217. 1
6217. 2
6217. 3
6218. 0
6218. 1
6234. 0
6234. 1
6234. 2
6234. 3
6234. 4
6234. 5
6235. 0
6235. 1
6235. 2
6235. 3
6235. 4
6235. 5
6236. 0
6236. 1
6236. 2
6236. 3
6236. 4
6237. 0
6238. 0
6238. 1
6238. 2
pull
Entries 38
Mean 6.206
Std Dev 8.024
1.5
1
0.5
0
−0.5
−1

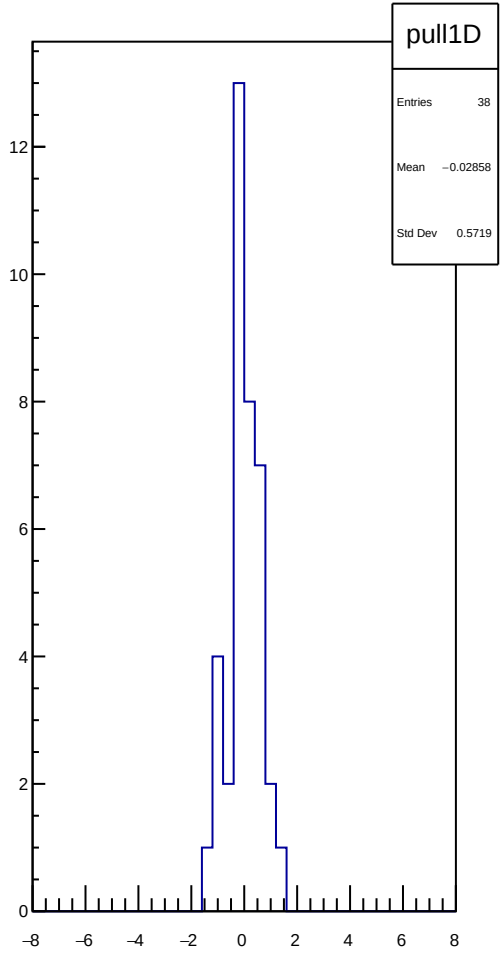
pull1D
Entries 38
Mean −0.02858
Std Dev 0.5719
12
10
8
6
4
2
0
−8
−6
−4
−2
0
2
4
6
8

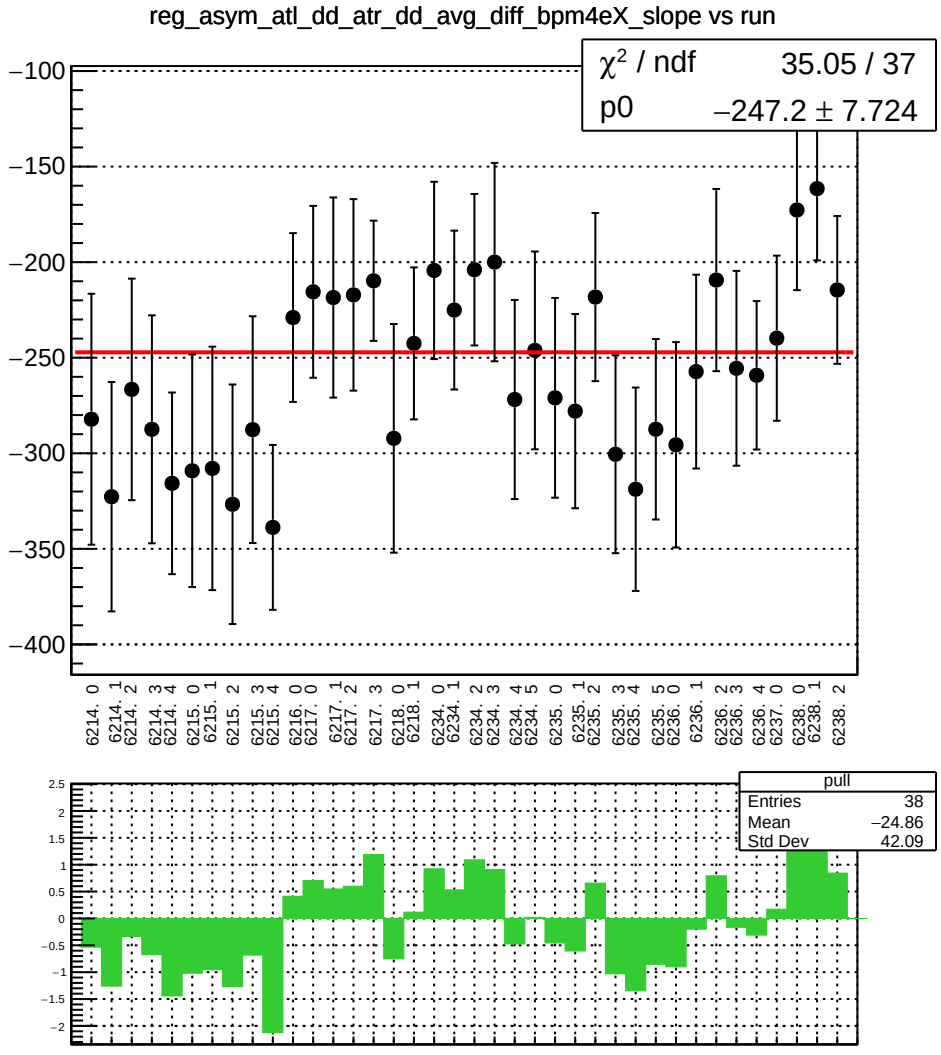
reg_asym_atl_dd_atr_dd_avg_diff_bpm4eX_slope vs run
χ² / ndf 35.05 / 37
p0 −247.2 ± 7.724
−100
−150
−200
−250
−300
−350
−400
6214. 0
6214. 1
6214. 2
6214. 3
6214. 4
6215. 0
6215. 1
6215. 2
6215. 3
6215. 4
6216. 0
6217. 0
6217. 1
6217. 2
6217. 3
6218. 0
6218. 1
6234. 0
6234. 1
6234. 2
6234. 3
6234. 4
6234. 5
6235. 0
6235. 1
6235. 2
6235. 3
6235. 4
6235. 5
6236. 0
6236. 1
6236. 2
6236. 3
6236. 4
6237. 0
6238. 0
6238. 1
6238. 2
pull
Entries 38
Mean −24.86
Std Dev 42.09
2.5
2
1.5
1
0.5
0
−0.5
−1
−1.5
−2

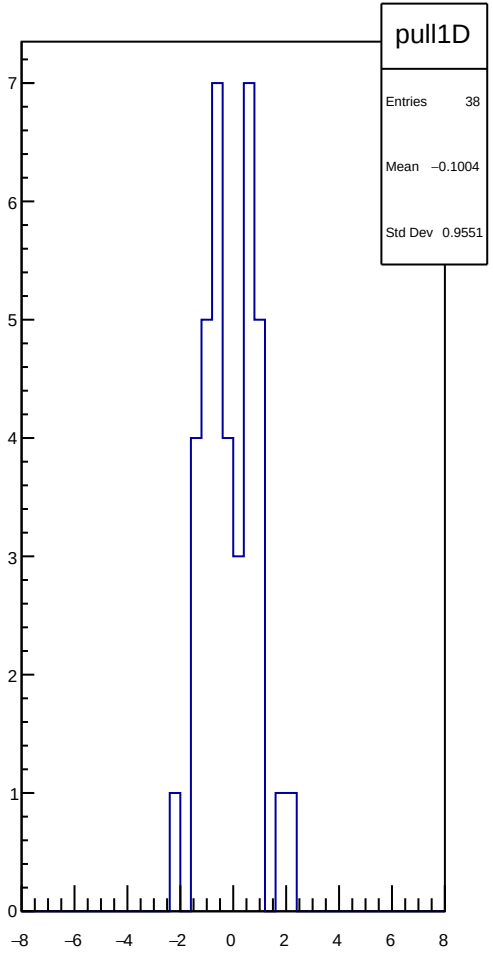
pull1D
Entries 38
Mean −0.1004
Std Dev 0.9551
7
6
5
4
3
2
1
0
−8
−6
−4
−2
0
2
4
6
8

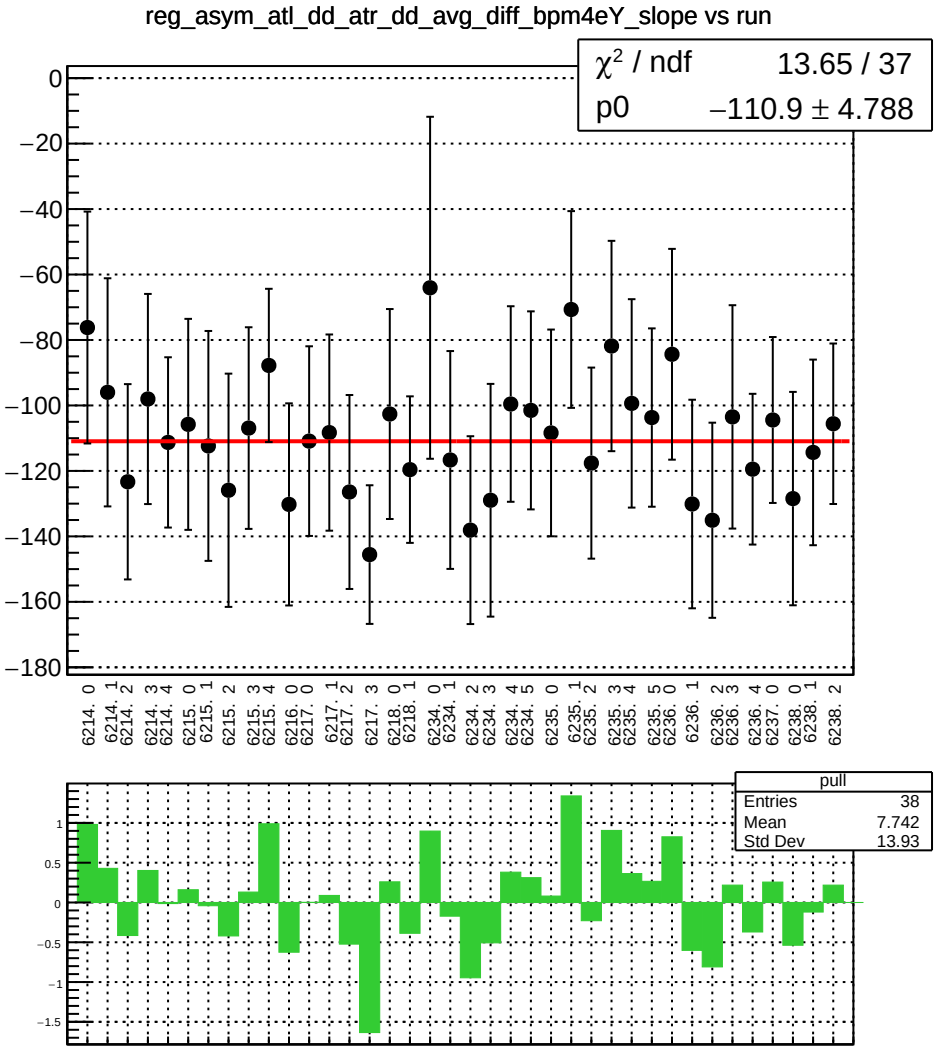
reg_asym_atl_dd_atr_dd_avg_diff_bpm4eY_slope vs run
χ² / ndf 13.65 / 37
p0 −110.9 ± 4.788
0
−20
−40
−60
−80
−100
−120
−140
−160
−180
6214. 0
6214. 1
6214. 2
6214. 3
6214. 4
6215. 0
6215. 1
6215. 2
6215. 3
6215. 4
6216. 0
6217. 0
6217. 1
6217. 2
6217. 3
6218. 0
6218. 1
6234. 0
6234. 1
6234. 2
6234. 3
6234. 4
6234. 5
6235. 0
6235. 1
6235. 2
6235. 3
6235. 4
6235. 5
6236. 0
6236. 1
6236. 2
6236. 3
6236. 4
6237. 0
6238. 0
6238. 1
6238. 2
pull
Entries 38
Mean 7.742
Std Dev 13.93
1
0.5
0
−0.5
−1
−1.5

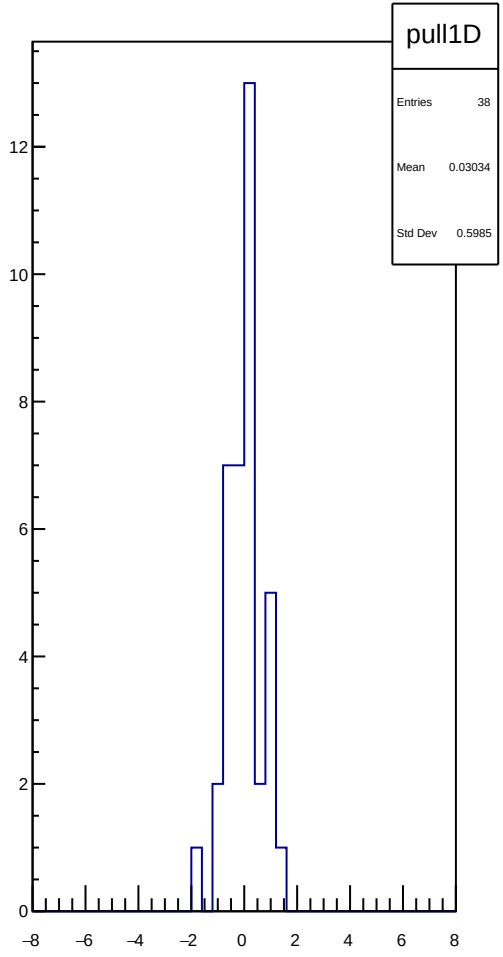
pull1D
Entries 38
Mean 0.03034
Std Dev 0.5985
12
10
8
6
4
2
0
−8
−6
−4
−2
0
2
4
6
8

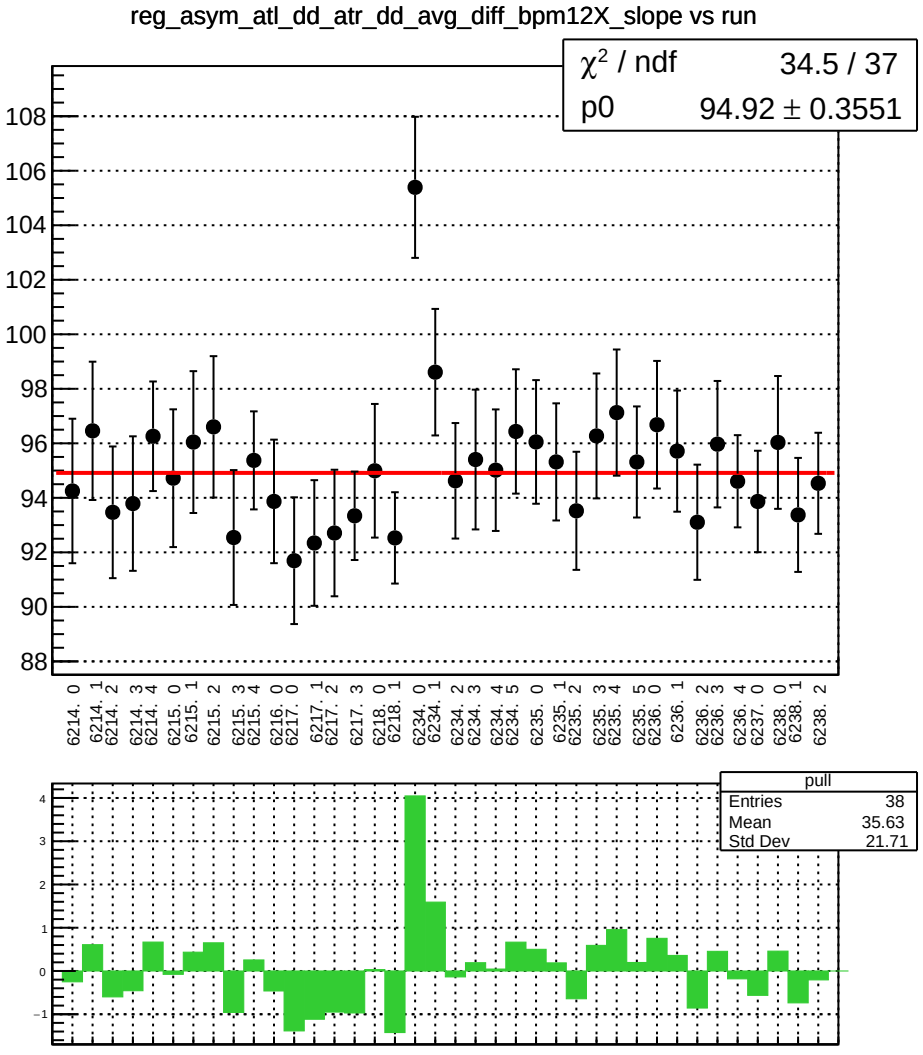
reg_asym_atl_dd_atr_dd_avg_diff_bpm12X_slope vs run
χ² / ndf 34.5 / 37
p0 94.92 ± 0.3551
108
106
104
102
100
98
96
94
92
90
88
6214. 0
6214. 1
6214. 2
6214. 3
6214. 4
6215. 0
6215. 1
6215. 2
6215. 3
6215. 4
6216. 0
6217. 0
6217. 1
6217. 2
6217. 3
6218. 0
6218. 1
6234. 0
6234. 1
6234. 2
6234. 3
6234. 4
6234. 5
6235. 0
6235. 1
6235. 2
6235. 3
6235. 4
6235. 5
6236. 0
6236. 1
6236. 2
6236. 3
6236. 4
6237. 0
6238. 0
6238. 1
6238. 2
pull
Entries 38
Mean 35.63
Std Dev 21.71
4
3
2
1
0
−1

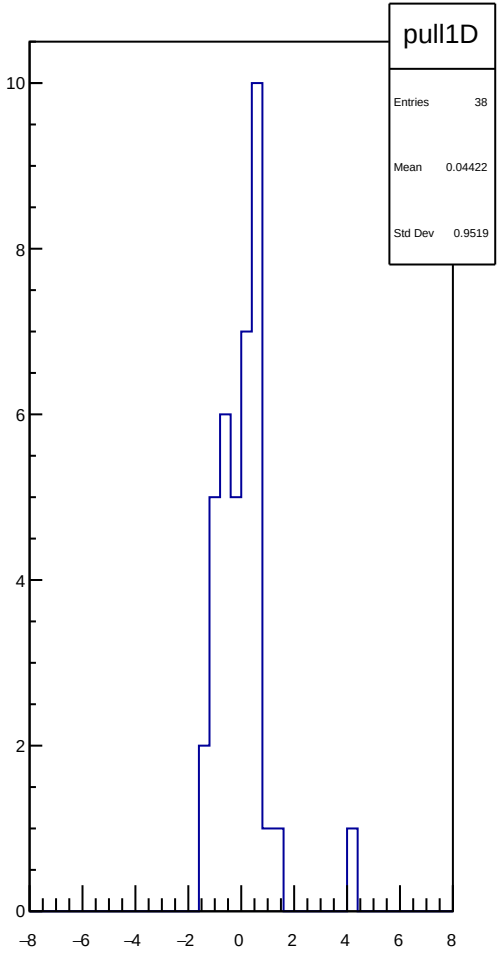
pull1D
Entries 38
Mean 0.04422
Std Dev 0.9519
10
8
6
4
2
0
−8
−6
−4
−2
0
2
4
6
8

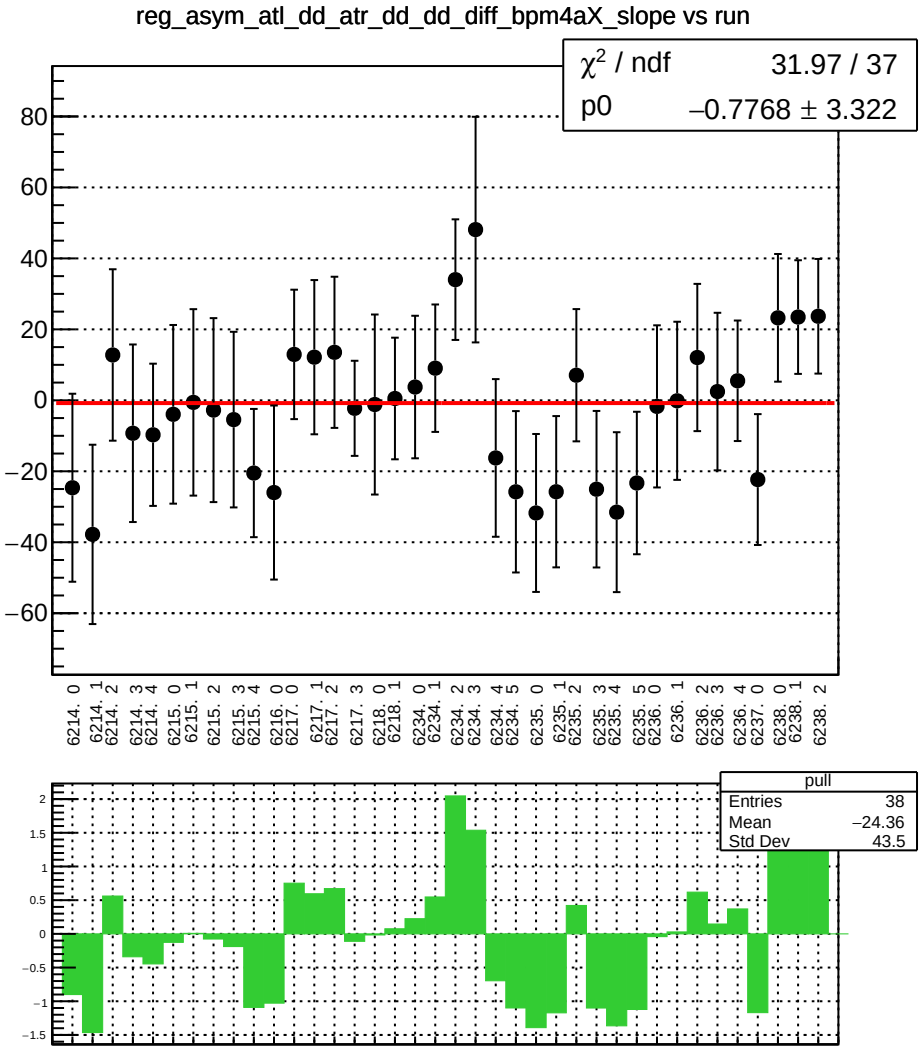
reg_asym_atl_dd_atr_dd_dd_diff_bpm4aX_slope vs run
χ² / ndf 31.97 / 37
p0 −0.7768 ± 3.322
80
60
40
20
0
−20
−40
−60
6214. 0
6214. 1
6214. 2
6214. 3
6214. 4
6215. 0
6215. 1
6215. 2
6215. 3
6215. 4
6216. 0
6217. 0
6217. 1
6217. 2
6217. 3
6218. 0
6218. 1
6234. 0
6234. 1
6234. 2
6234. 3
6234. 4
6234. 5
6235. 0
6235. 1
6235. 2
6235. 3
6235. 4
6235. 5
6236. 0
6236. 1
6236. 2
6236. 3
6236. 4
6237. 0
6238. 0
6238. 1
6238. 2
pull
Entries 38
Mean −24.36
Std Dev 43.5
2
1.5
1
0.5
0
−0.5
−1
−1.5

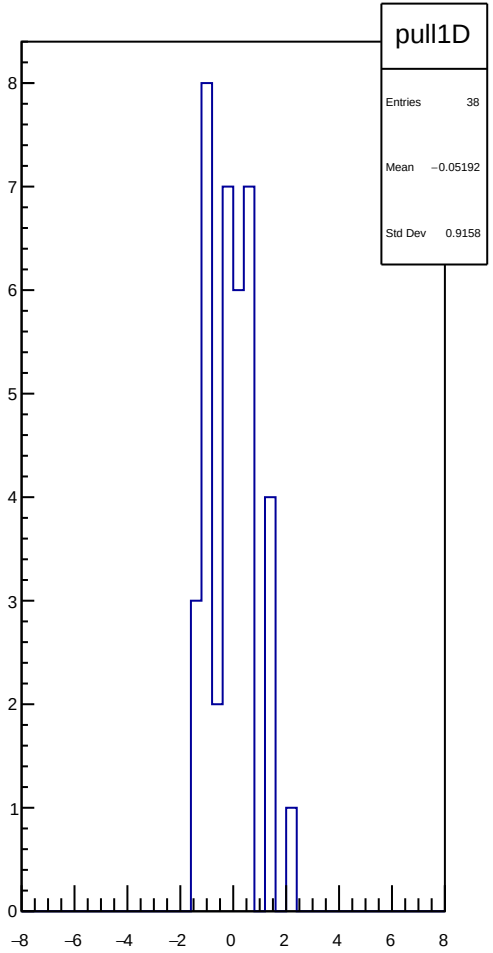
pull1D
Entries 38
Mean −0.05192
Std Dev 0.9158
8
7
6
5
4
3
2
1
0
−8
−6
−4
−2
0
2
4
6
8

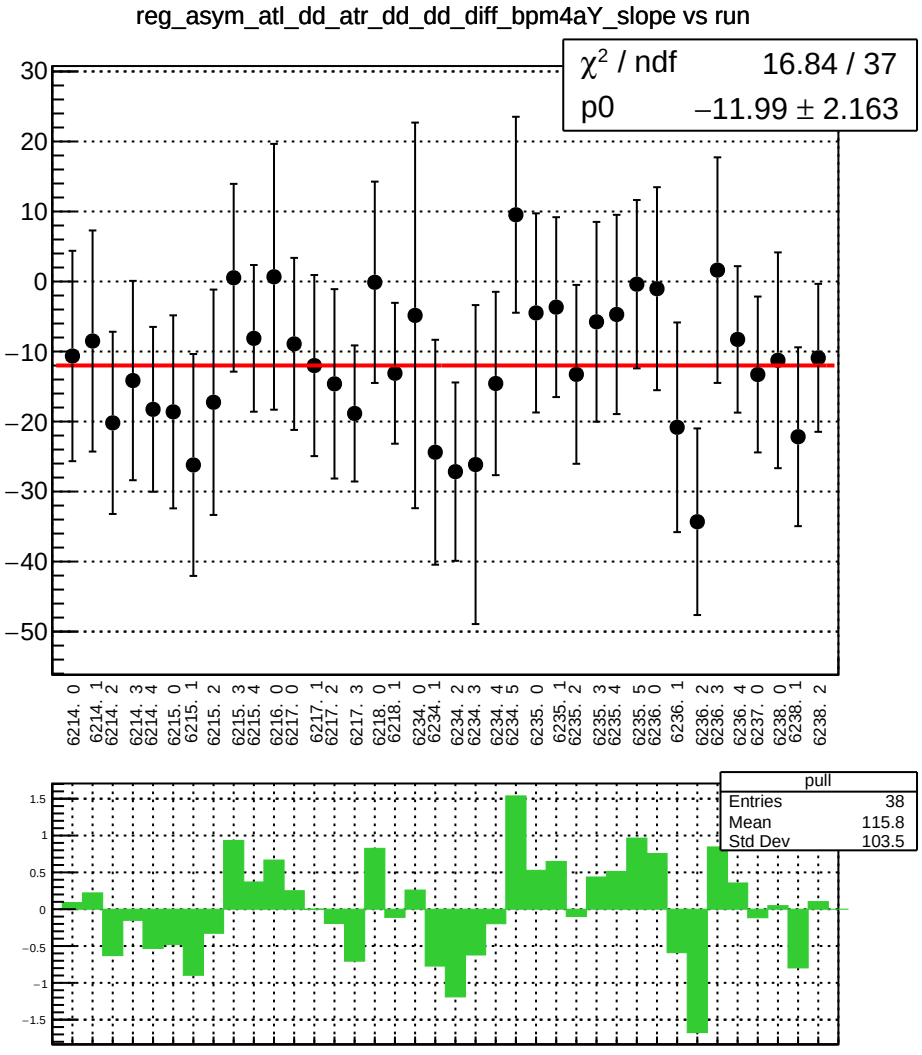
reg_asym_atl_dd_atr_dd_dd_diff_bpm4aY_slope vs run
χ² / ndf 16.84 / 37
p0 −11.99 ± 2.163
30
20
10
0
−10
−20
−30
−40
−50
6214. 0
6214. 1
6214. 2
6214. 3
6214. 4
6215. 0
6215. 1
6215. 2
6215. 3
6215. 4
6216. 0
6217. 0
6217. 1
6217. 2
6217. 3
6218. 0
6218. 1
6234. 0
6234. 1
6234. 2
6234. 3
6234. 4
6234. 5
6235. 0
6235. 1
6235. 2
6235. 3
6235. 4
6235. 5
6236. 0
6236. 1
6236. 2
6236. 3
6236. 4
6237. 0
6238. 0
6238. 1
6238. 2
pull
Entries 38
Mean 115.8
Std Dev 103.5
1.5
1
0.5
0
−0.5
−1
−1.5

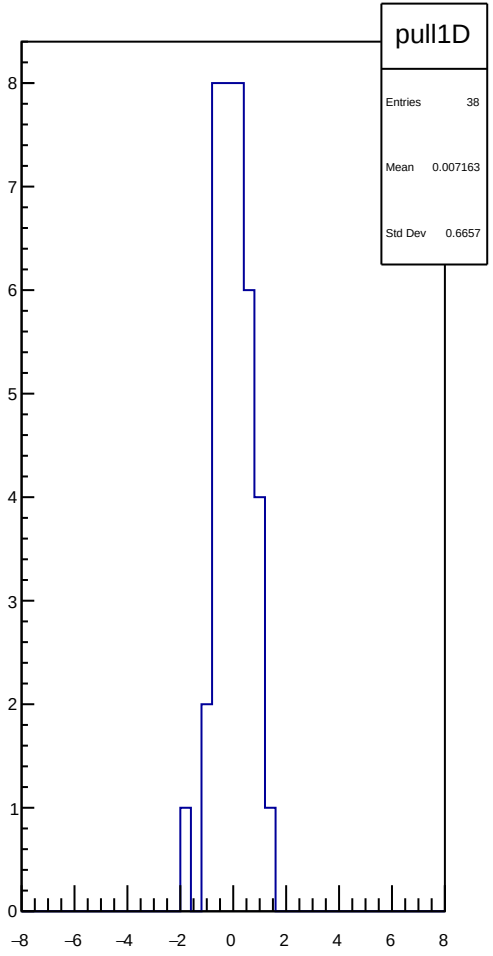
pull1D
Entries 38
Mean 0.007163
Std Dev 0.6657
8
7
6
5
4
3
2
1
0
−8
−6
−4
−2
0
2
4
6
8

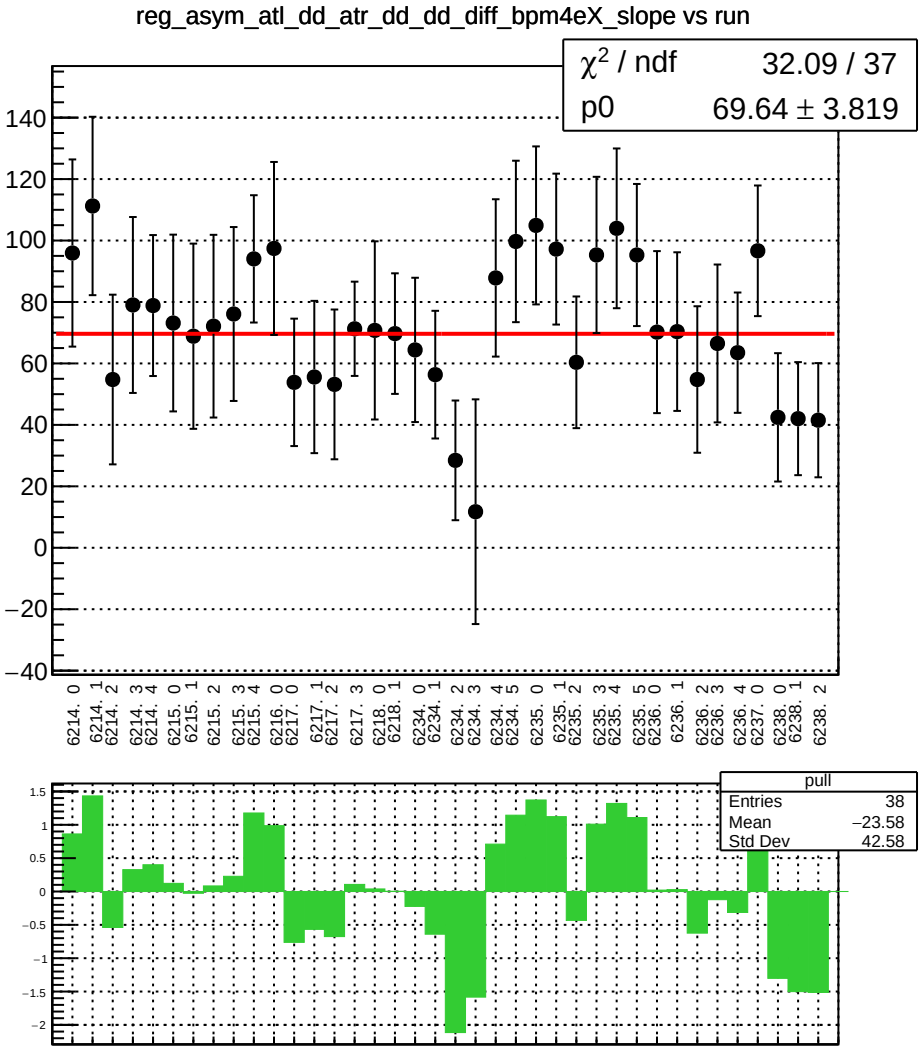
reg_asym_atl_dd_atr_dd_dd_diff_bpm4eX_slope vs run
χ² / ndf 32.09 / 37
p0 69.64 ± 3.819
140
120
100
80
60
40
20
0
−20
−40
6214. 0
6214. 1
6214. 2
6214. 3
6214. 4
6215. 0
6215. 1
6215. 2
6215. 3
6215. 4
6216. 0
6217. 0
6217. 1
6217. 2
6217. 3
6218. 0
6218. 1
6234. 0
6234. 1
6234. 2
6234. 3
6234. 4
6234. 5
6235. 0
6235. 1
6235. 2
6235. 3
6235. 4
6235. 5
6236. 0
6236. 1
6236. 2
6236. 3
6236. 4
6237. 0
6238. 0
6238. 1
6238. 2
pull
Entries 38
Mean −23.58
Std Dev 42.58
1.5
1
0.5
0
−0.5
−1
−1.5
−2

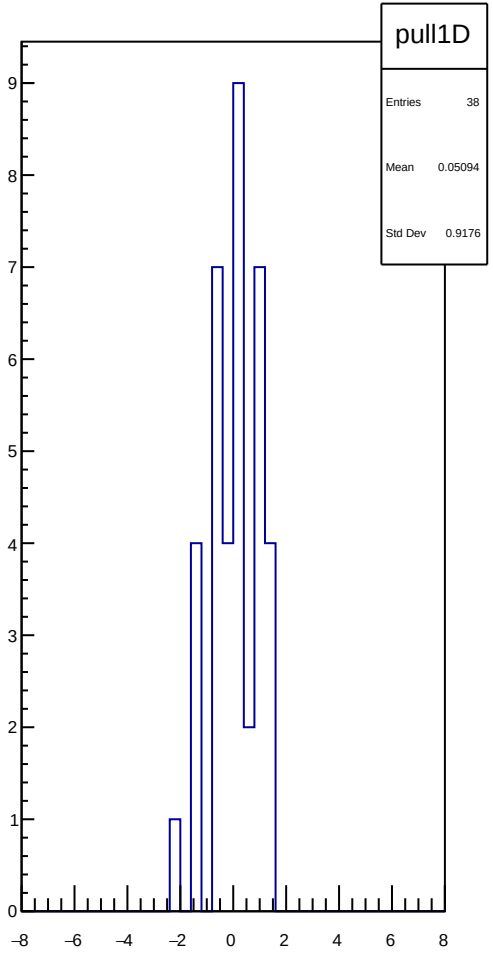
pull1D
Entries 38
Mean 0.05094
Std Dev 0.9176
9
8
7
6
5
4
3
2
1
0
−8
−6
−4
−2
0
2
4
6
8

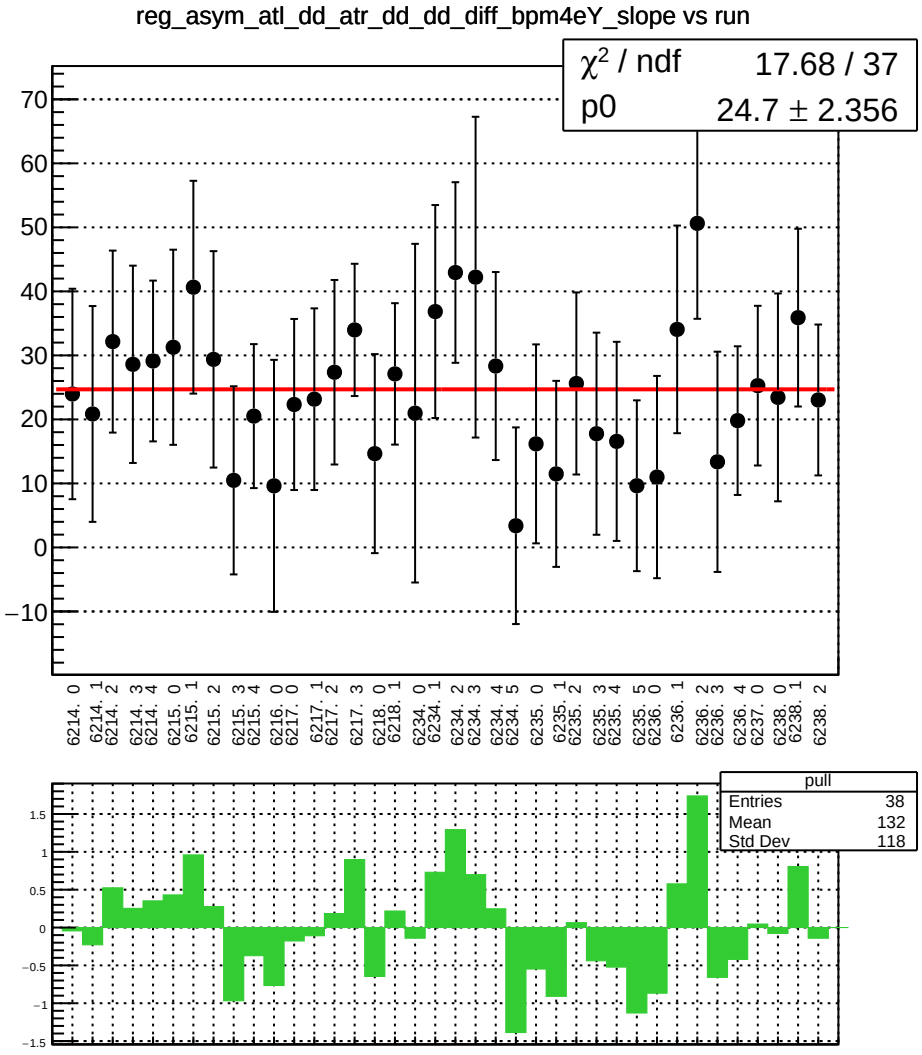
reg_asym_atl_dd_atr_dd_dd_diff_bpm4eY_slope vs run
χ² / ndf 17.68 / 37
p0 24.7 ± 2.356
70
60
50
40
30
20
10
0
−10
6214. 0
6214. 1
6214. 2
6214. 3
6214. 4
6215. 0
6215. 1
6215. 2
6215. 3
6215. 4
6216. 0
6217. 0
6217. 1
6217. 2
6217. 3
6218. 0
6218. 1
6234. 0
6234. 1
6234. 2
6234. 3
6234. 4
6234. 5
6235. 0
6235. 1
6235. 2
6235. 3
6235. 4
6235. 5
6236. 0
6236. 1
6236. 2
6236. 3
6236. 4
6237. 0
6238. 0
6238. 1
6238. 2
pull
Entries 38
Mean 132
Std Dev 118
1.5
1
0.5
0
−0.5
−1
−1.5

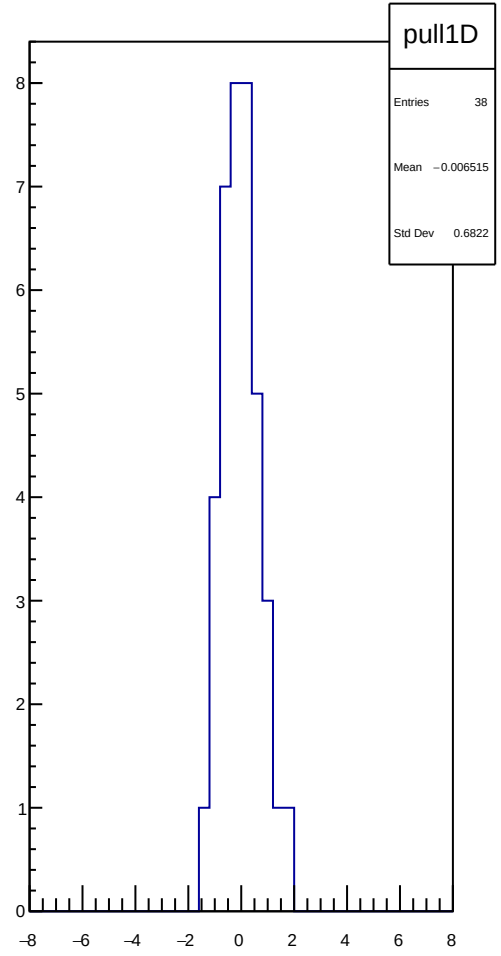
pull1D
Entries 38
Mean −0.006515
Std Dev 0.6822
8
7
6
5
4
3
2
1
0
−8
−6
−4
−2
0
2
4
6
8

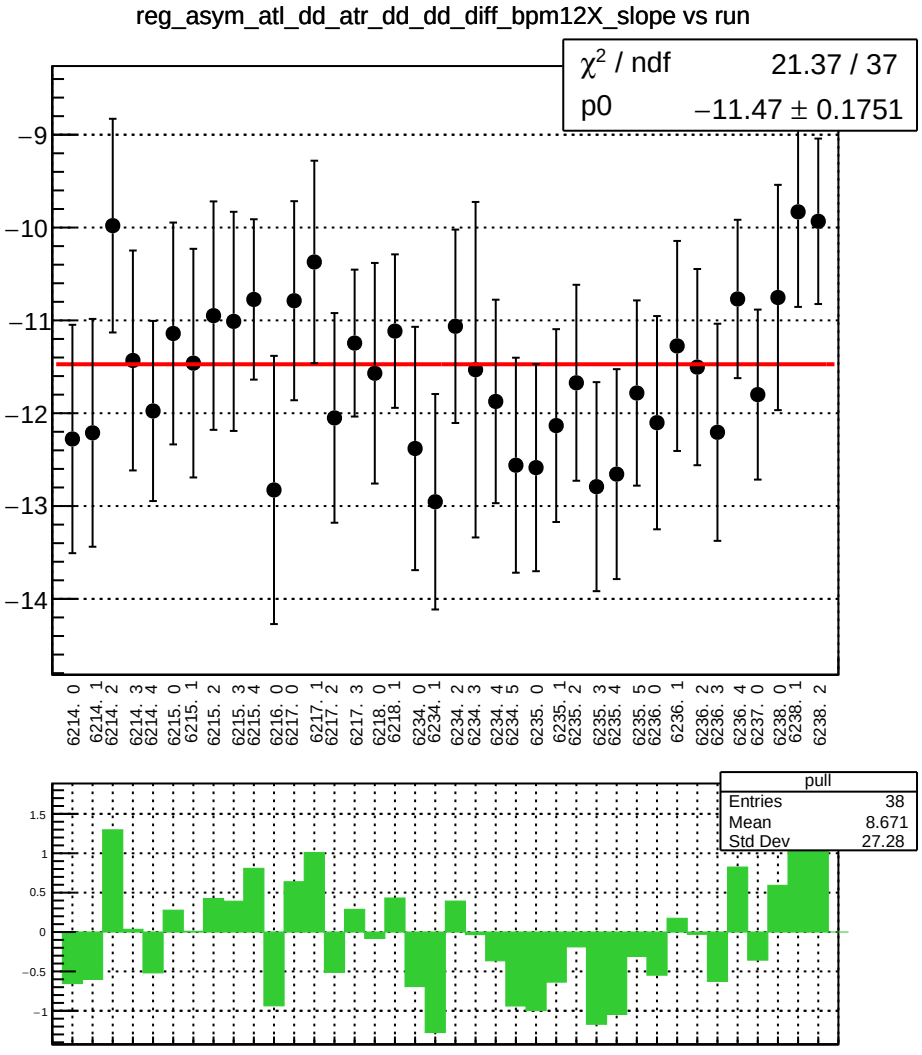
reg_asym_atl_dd_atr_dd_dd_diff_bpm12X_slope vs run
χ² / ndf 21.37 / 37
p0 −11.47 ± 0.1751
−9
−10
−11
−12
−13
−14
6214. 0
6214. 1
6214. 2
6214. 3
6214. 4
6215. 0
6215. 1
6215. 2
6215. 3
6215. 4
6216. 0
6217. 0
6217. 1
6217. 2
6217. 3
6218. 0
6218. 1
6234. 0
6234. 1
6234. 2
6234. 3
6234. 4
6234. 5
6235. 0
6235. 1
6235. 2
6235. 3
6235. 4
6235. 5
6236. 0
6236. 1
6236. 2
6236. 3
6236. 4
6237. 0
6238. 0
6238. 1
6238. 2
pull
Entries 38
Mean 8.671
Std Dev 27.28
1.5
1
0.5
0
−0.5
−1

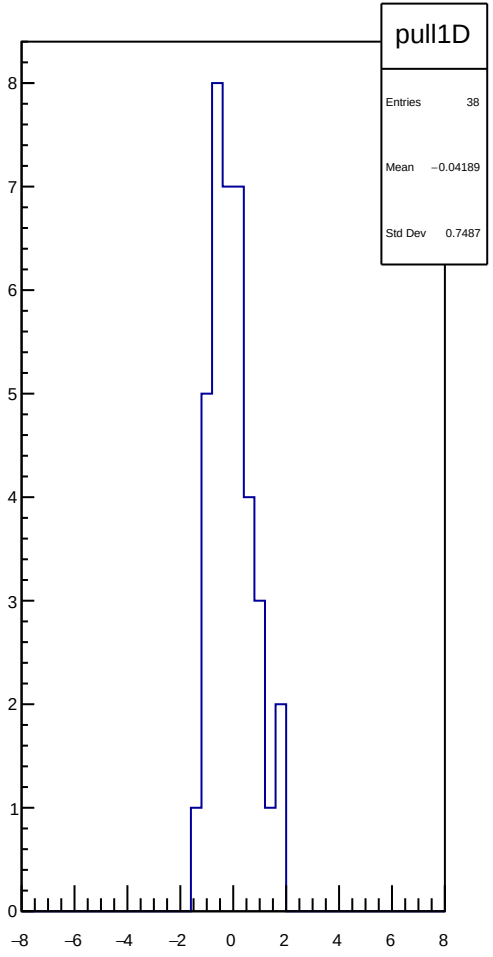
pull1D
Entries 38
Mean −0.04189
Std Dev 0.7487
8
7
6
5
4
3
2
1
0
−8
−6
−4
−2
0
2
4
6
8

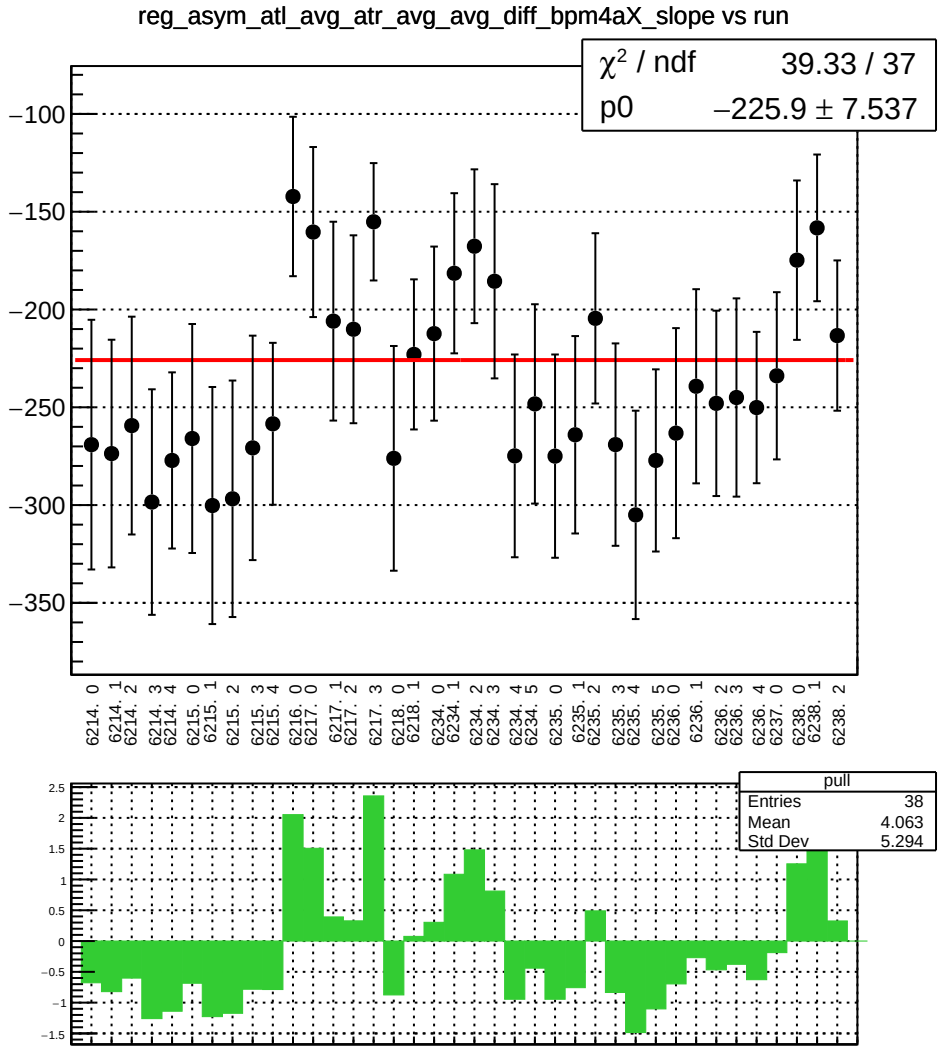
reg_asym_atl_avg_atr_avg_avg_diff_bpm4aX_slope vs run
χ² / ndf 39.33 / 37
p0 −225.9 ± 7.537
−100
−150
−200
−250
−300
−350
6214. 0
6214. 1
6214. 2
6214. 3
6214. 4
6215. 0
6215. 1
6215. 2
6215. 3
6215. 4
6216. 0
6217. 0
6217. 1
6217. 2
6217. 3
6218. 0
6218. 1
6234. 0
6234. 1
6234. 2
6234. 3
6234. 4
6234. 5
6235. 0
6235. 1
6235. 2
6235. 3
6235. 4
6235. 5
6236. 0
6236. 1
6236. 2
6236. 3
6236. 4
6237. 0
6238. 0
6238. 1
6238. 2
pull
Entries 38
Mean 4.063
Std Dev 5.294
2.5
2
1.5
1
0.5
0
−0.5
−1
−1.5

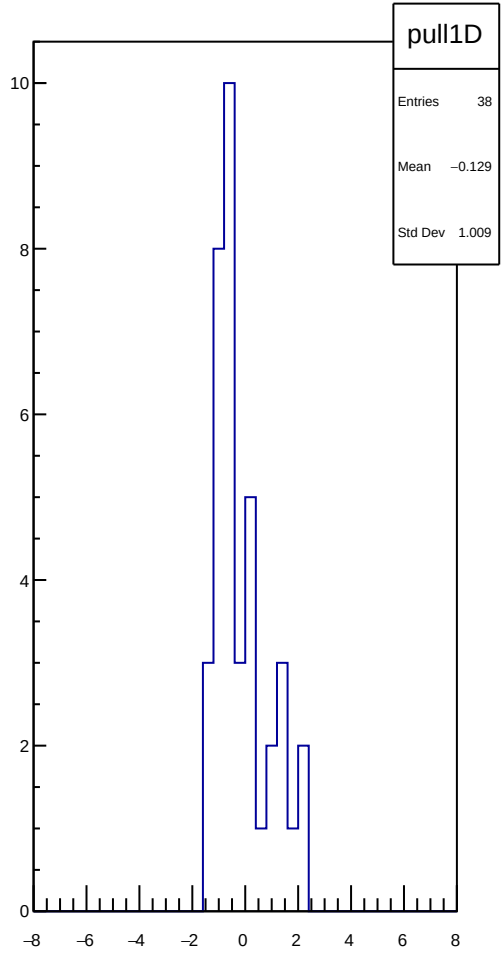
pull1D
Entries 38
Mean −0.129
Std Dev 1.009
10
8
6
4
2
0
−8
−6
−4
−2
0
2
4
6
8

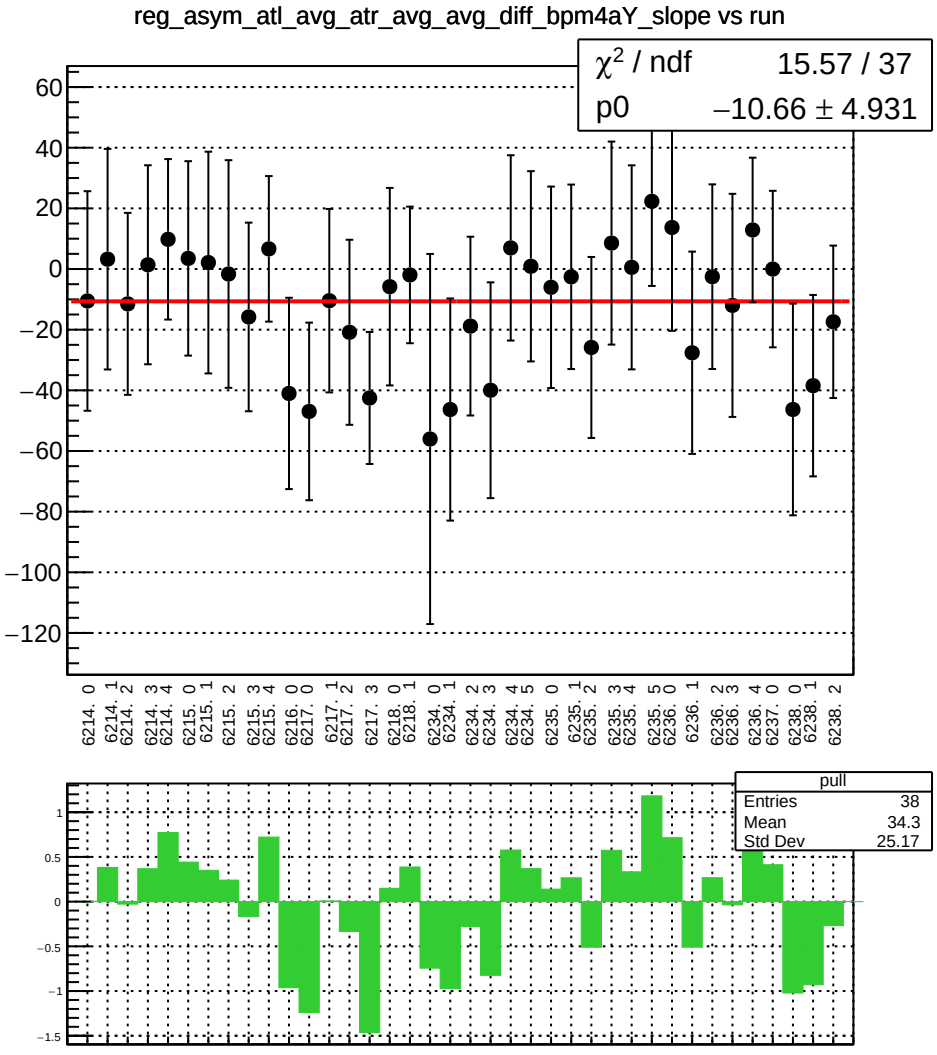
reg_asym_atl_avg_atr_avg_avg_diff_bpm4aY_slope vs run
χ² / ndf 15.57 / 37
p0 −10.66 ± 4.931
pull
Entries 38
Mean 34.3
Std Dev 25.17

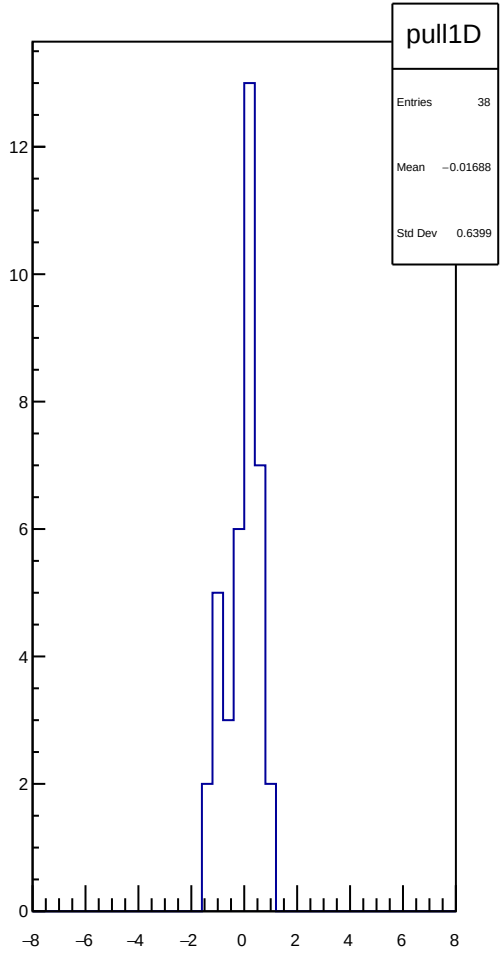
pull1D
Entries 38
Mean −0.01688
Std Dev 0.6399

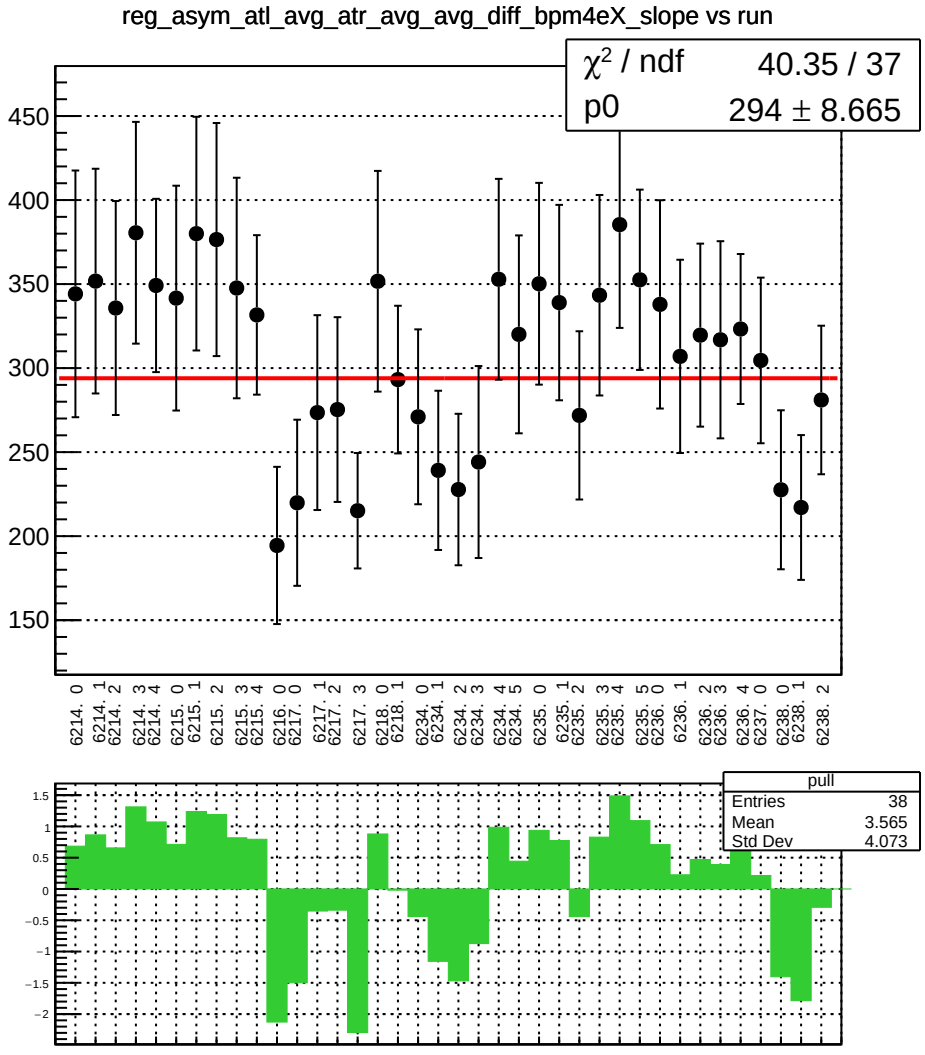
reg_asym_atl_avg_atr_avg_avg_diff_bpm4eX_slope vs run
χ² / ndf 40.35 / 37
p0 294 ± 8.665
450
400
350
300
250
200
150
6214. 0
6214. 1
6214. 2
6214. 3
6214. 4
6215. 0
6215. 1
6215. 2
6215. 3
6215. 4
6216. 0
6217. 0
6217. 1
6217. 2
6217. 3
6218. 0
6218. 1
6234. 0
6234. 1
6234. 2
6234. 3
6234. 4
6234. 5
6235. 0
6235. 1
6235. 2
6235. 3
6235. 4
6235. 5
6236. 0
6236. 1
6236. 2
6236. 3
6236. 4
6237. 0
6238. 0
6238. 1
6238. 2
pull
Entries 38
Mean 3.565
Std Dev 4.073
1.5
1
0.5
0
−0.5
−1
−1.5
−2

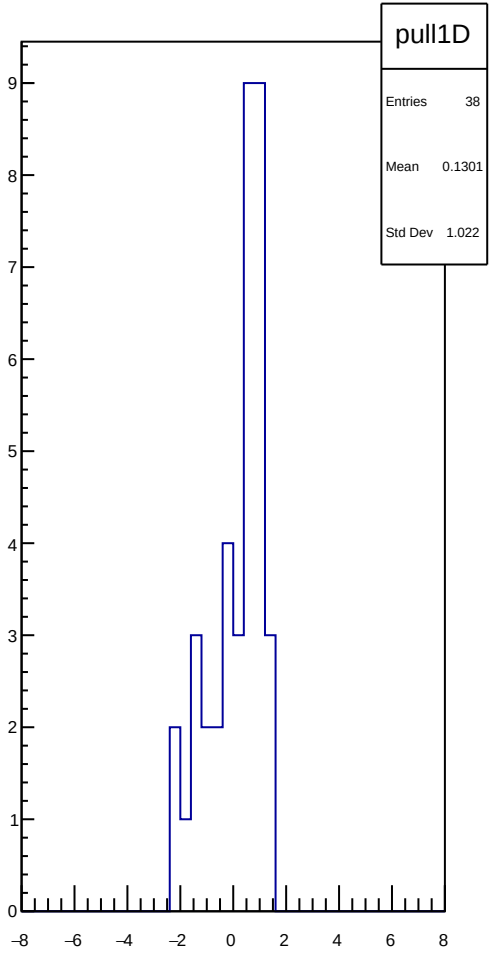
pull1D
Entries 38
Mean 0.1301
Std Dev 1.022
9
8
7
6
5
4
3
2
1
0
−8
−6
−4
−2
0
2
4
6
8

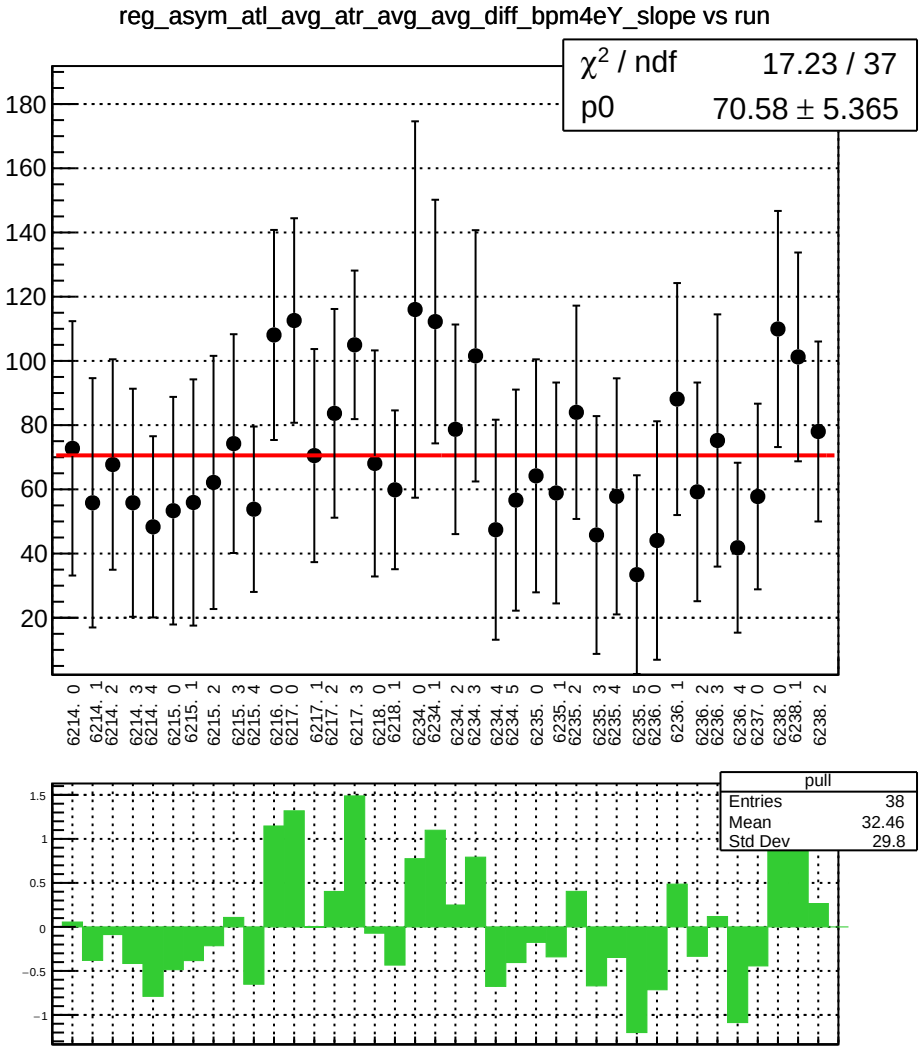
reg_asym_atl_avg_atr_avg_avg_diff_bpm4eY_slope vs run
χ² / ndf 17.23 / 37
p0 70.58 ± 5.365
180
160
140
120
100
80
60
40
20
6214. 0
6214. 1
6214. 2
6214. 3
6214. 4
6215. 0
6215. 1
6215. 2
6215. 3
6215. 4
6216. 0
6217. 0
6217. 1
6217. 2
6217. 3
6218. 0
6218. 1
6234. 0
6234. 1
6234. 2
6234. 3
6234. 4
6234. 5
6235. 0
6235. 1
6235. 2
6235. 3
6235. 4
6235. 5
6236. 0
6236. 1
6236. 2
6236. 3
6236. 4
6237. 0
6238. 0
6238. 1
6238. 2
pull
Entries 38
Mean 32.46
Std Dev 29.8
1.5
1
0.5
0
−0.5
−1

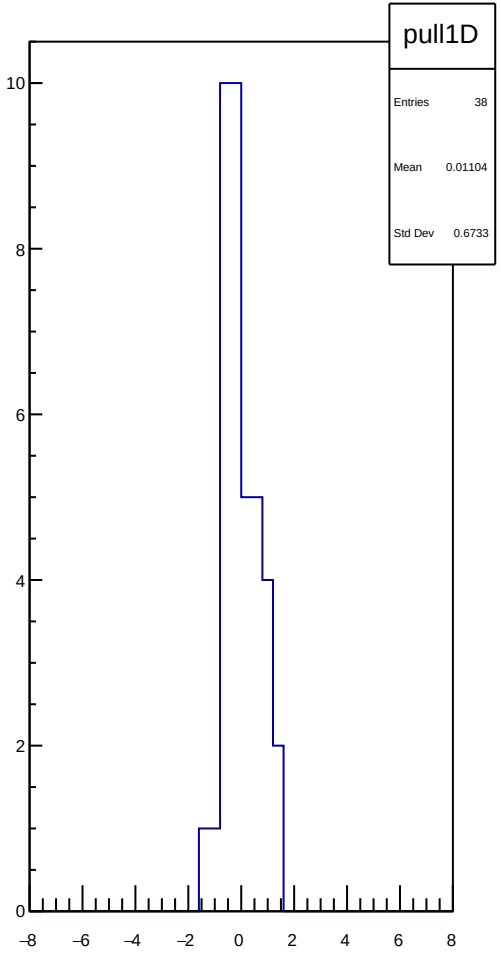
pull1D
Entries 38
Mean 0.01104
Std Dev 0.6733
10
8
6
4
2
0
−8
−6
−4
−2
0
2
4
6
8

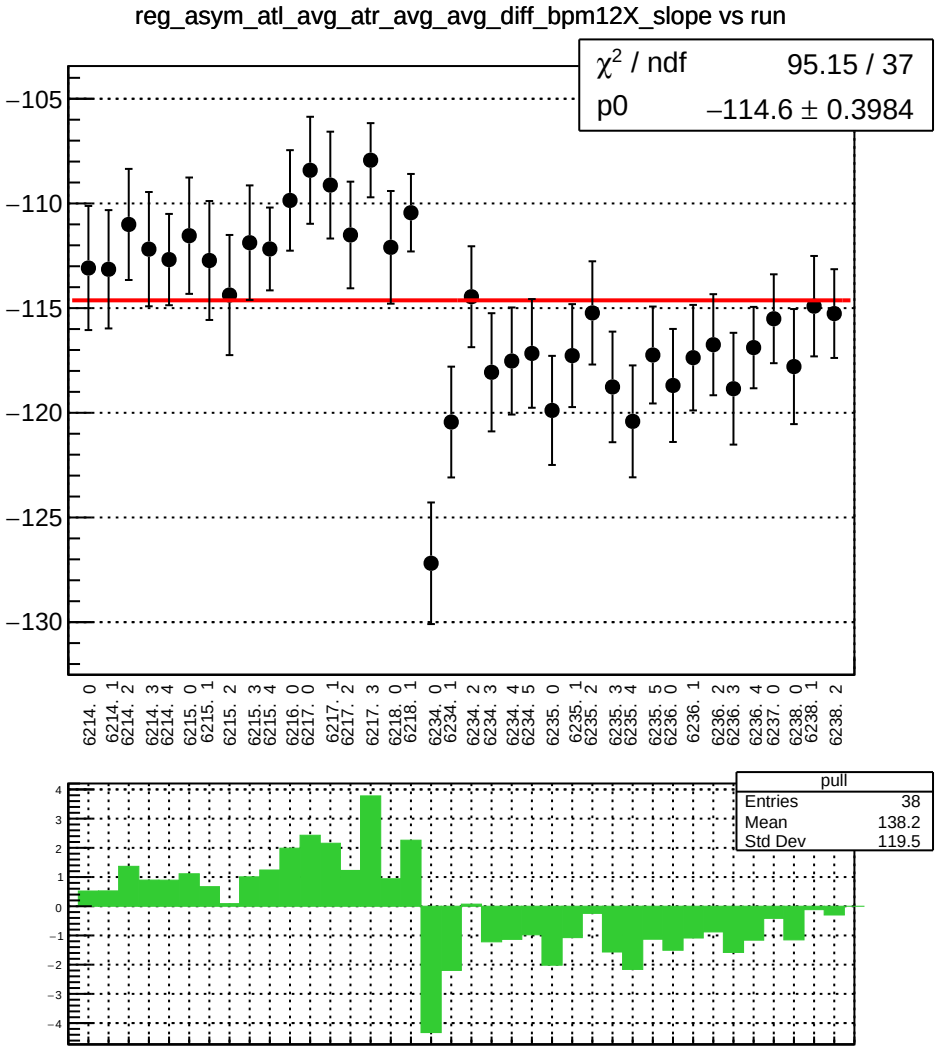
reg_asym_atl_avg_atr_avg_avg_diff_bpm12X_slope vs run
χ² / ndf 95.15 / 37
p0 −114.6 ± 0.3984
−105
−110
−115
−120
−125
−130
6214. 0
6214. 1
6214. 2
6214. 3
6214. 4
6215. 0
6215. 1
6215. 2
6215. 3
6215. 4
6216. 0
6217. 0
6217. 1
6217. 2
6217. 3
6218. 0
6218. 1
6234. 0
6234. 1
6234. 2
6234. 3
6234. 4
6234. 5
6235. 0
6235. 1
6235. 2
6235. 3
6235. 4
6235. 5
6236. 0
6236. 1
6236. 2
6236. 3
6236. 4
6237. 0
6238. 0
6238. 1
6238. 2
pull
Entries 38
Mean 138.2
Std Dev 119.5

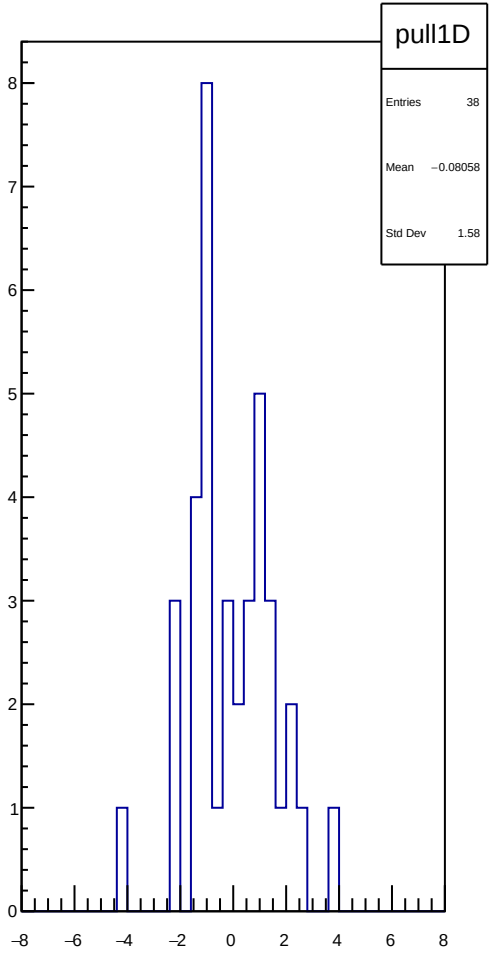
pull1D
Entries 38
Mean −0.08058
Std Dev 1.58

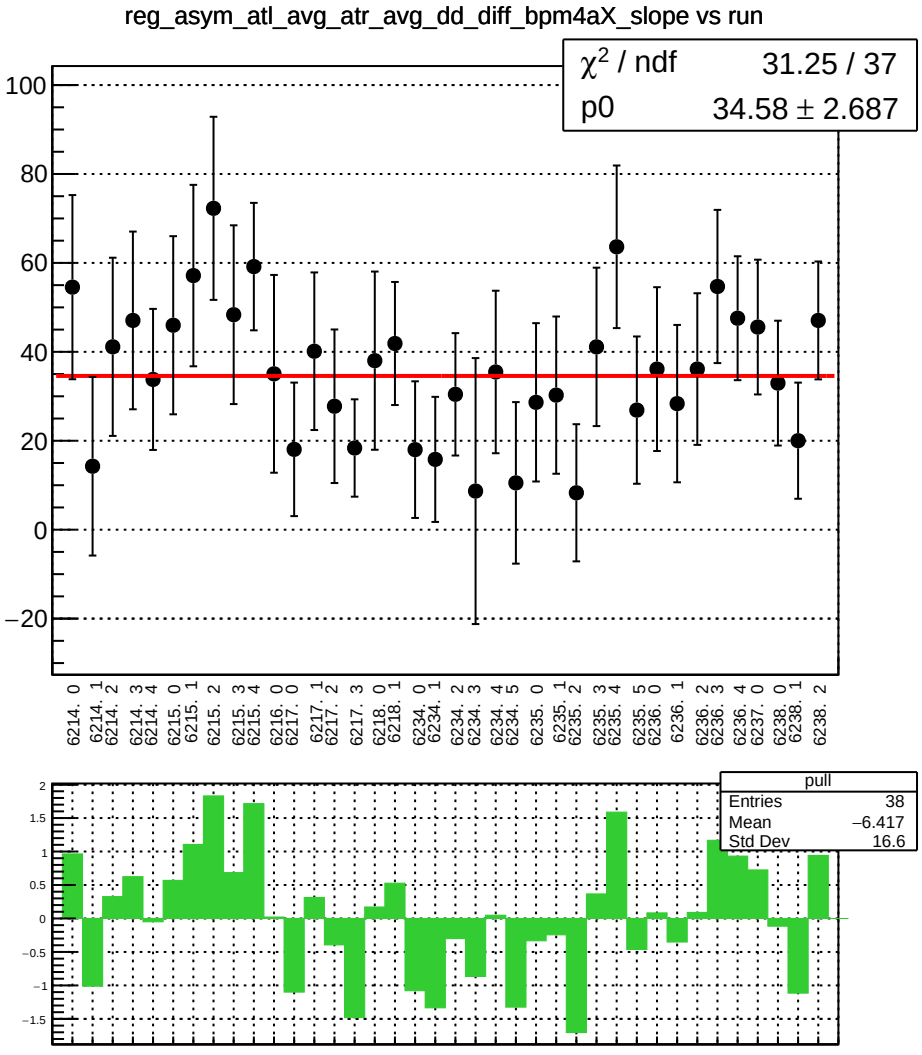
reg_asym_atl_avg_atr_avg_dd_diff_bpm4aX_slope vs run
χ² / ndf 31.25 / 37
p0 34.58 ± 2.687
100
80
60
40
20
0
−20
6214. 0
6214. 1
6214. 2
6214. 3
6214. 4
6215. 0
6215. 1
6215. 2
6215. 3
6215. 4
6216. 0
6217. 0
6217. 1
6217. 2
6217. 3
6218. 0
6218. 1
6234. 0
6234. 1
6234. 2
6234. 3
6234. 4
6234. 5
6235. 0
6235. 1
6235. 2
6235. 3
6235. 4
6235. 5
6236. 0
6236. 1
6236. 2
6236. 3
6236. 4
6237. 0
6238. 0
6238. 1
6238. 2
pull
Entries 38
Mean −6.417
Std Dev 16.6
2
1.5
1
0.5
0
−0.5
−1
−1.5

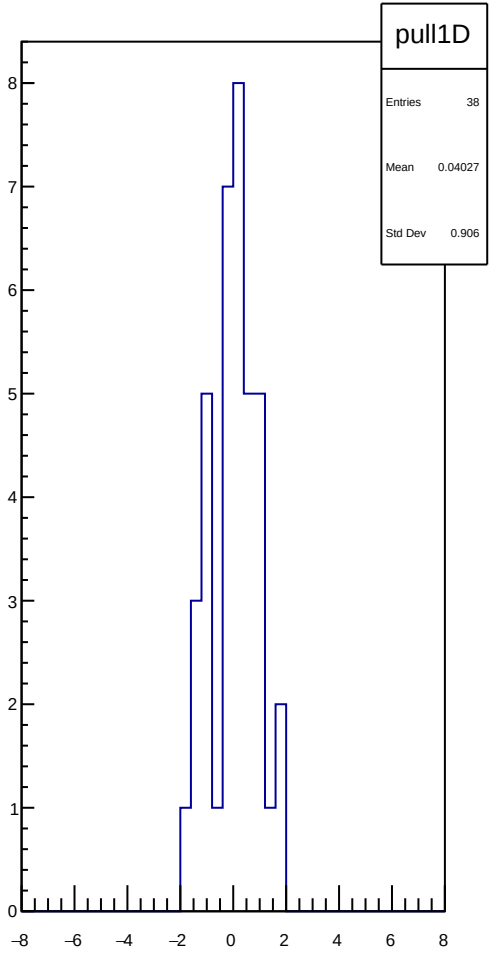
pull1D
Entries 38
Mean 0.04027
Std Dev 0.906
8
7
6
5
4
3
2
1
0
−8
−6
−4
−2
0
2
4
6
8

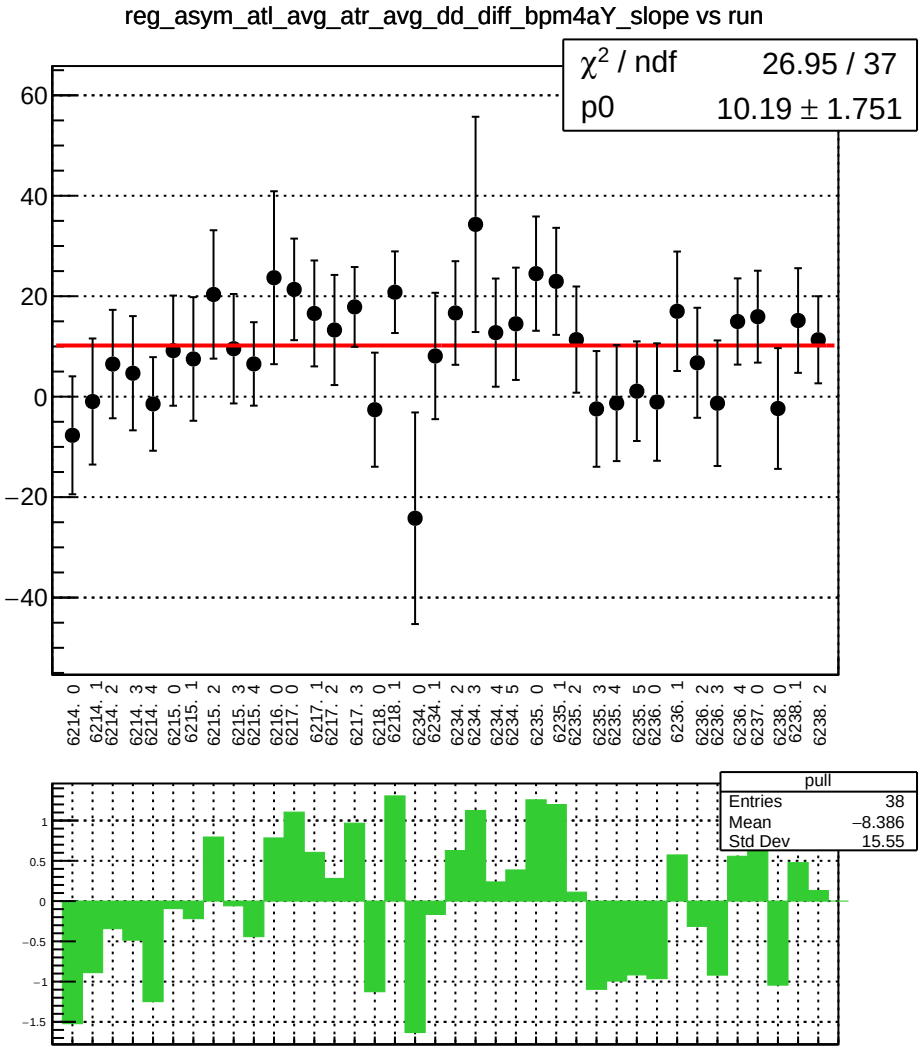
reg_asym_atl_avg_atr_avg_dd_diff_bpm4aY_slope vs run
χ2 / ndf 26.95 / 37
p0 10.19 ± 1.751
6214. 0
6214. 1
6214. 2
6214. 3
6214. 4
6215. 0
6215. 1
6215. 2
6215. 3
6215. 4
6216. 0
6217. 0
6217. 1
6217. 2
6217. 3
6218. 0
6218. 1
6234. 0
6234. 1
6234. 2
6234. 3
6234. 4
6234. 5
6235. 0
6235. 1
6235. 2
6235. 3
6235. 4
6235. 5
6236. 0
6236. 1
6236. 2
6236. 3
6236. 4
6237. 0
6238. 0
6238. 1
6238. 2
pull
Entries 38
Mean −8.386
Std Dev 15.55

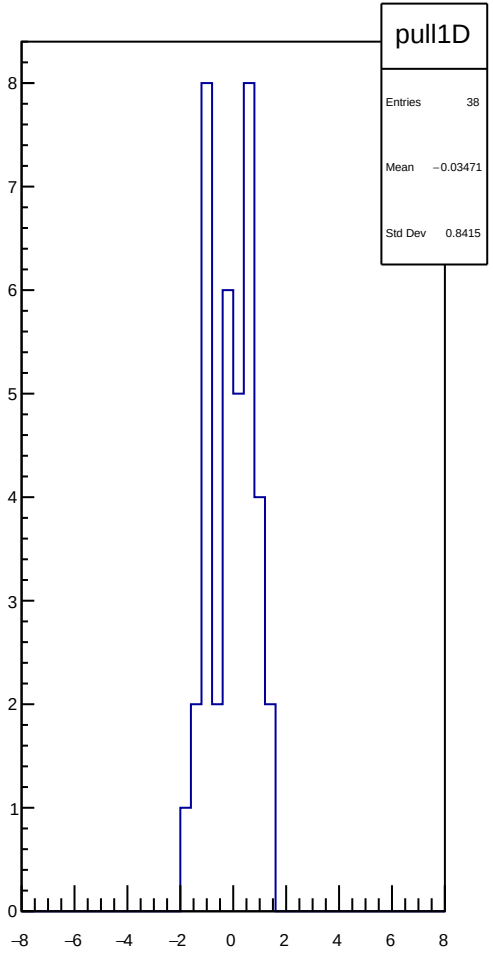
pull1D
Entries 38
Mean −0.03471
Std Dev 0.8415

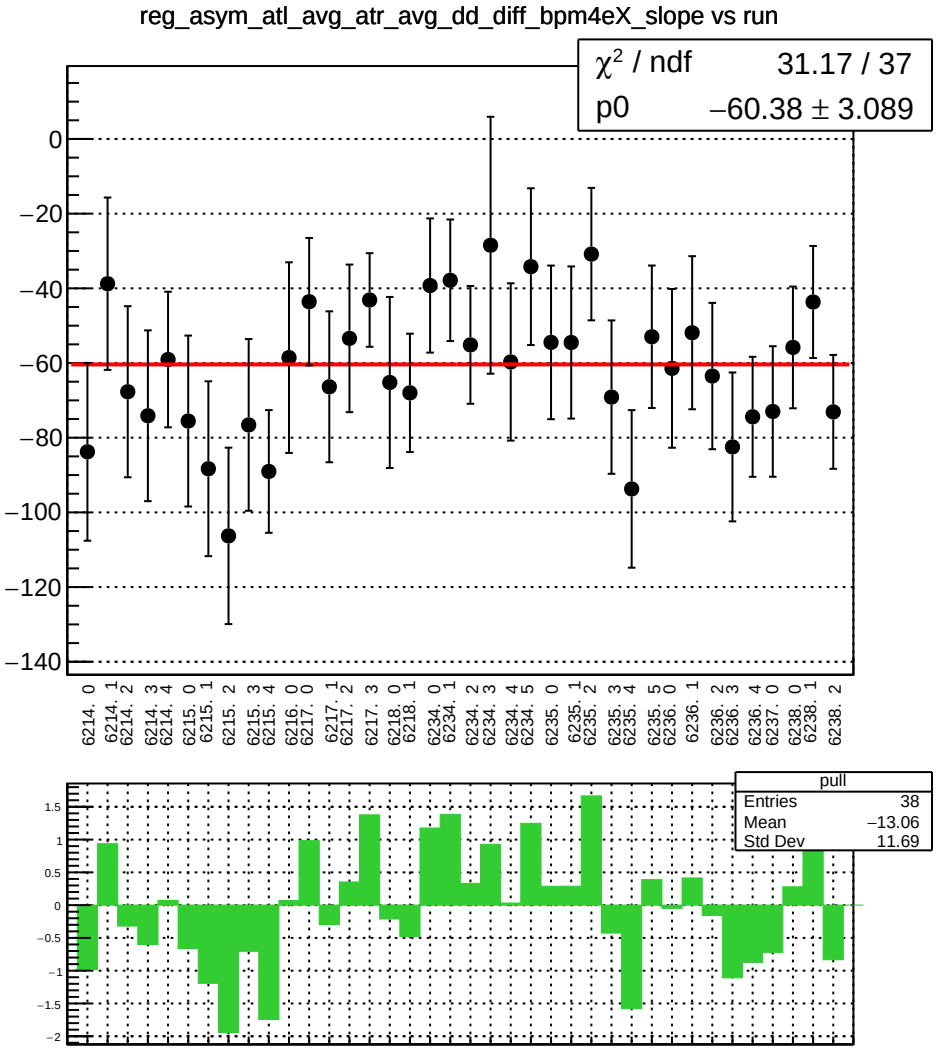
reg_asym_atl_avg_atr_avg_dd_diff_bpm4eX_slope vs run
χ² / ndf 31.17 / 37
p0 −60.38 ± 3.089
0
−20
−40
−60
−80
−100
−120
−140
6214. 0
6214. 1
6214. 2
6214. 3
6214. 4
6215. 0
6215. 1
6215. 2
6215. 3
6215. 4
6216. 0
6217. 0
6217. 1
6217. 2
6217. 3
6218. 0
6218. 1
6234. 0
6234. 1
6234. 2
6234. 3
6234. 4
6234. 5
6235. 0
6235. 1
6235. 2
6235. 3
6235. 4
6235. 5
6236. 0
6236. 1
6236. 2
6236. 3
6236. 4
6237. 0
6238. 0
6238. 1
6238. 2
pull
Entries 38
Mean −13.06
Std Dev 11.69
1.5
1
0.5
0
−0.5
−1
−1.5
−2

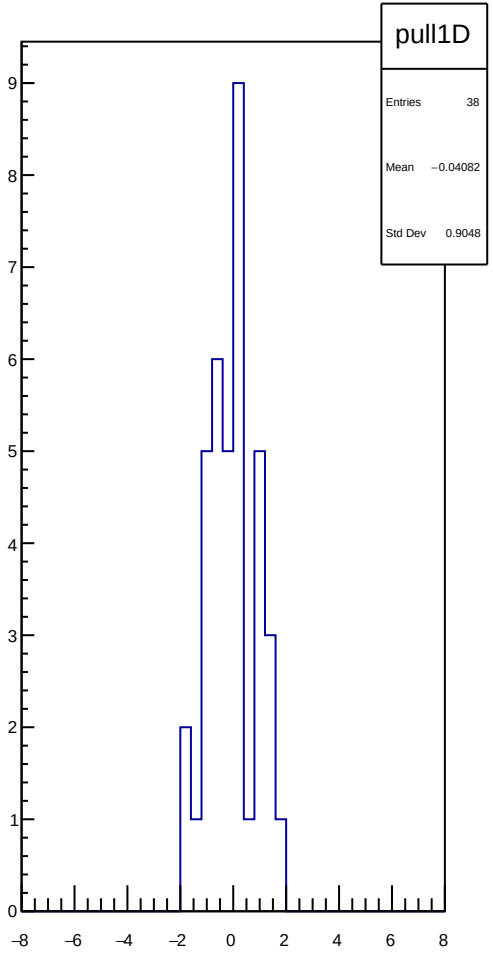
pull1D
Entries 38
Mean −0.04082
Std Dev 0.9048
9
8
7
6
5
4
3
2
1
0
−8
−6
−4
−2
0
2
4
6
8

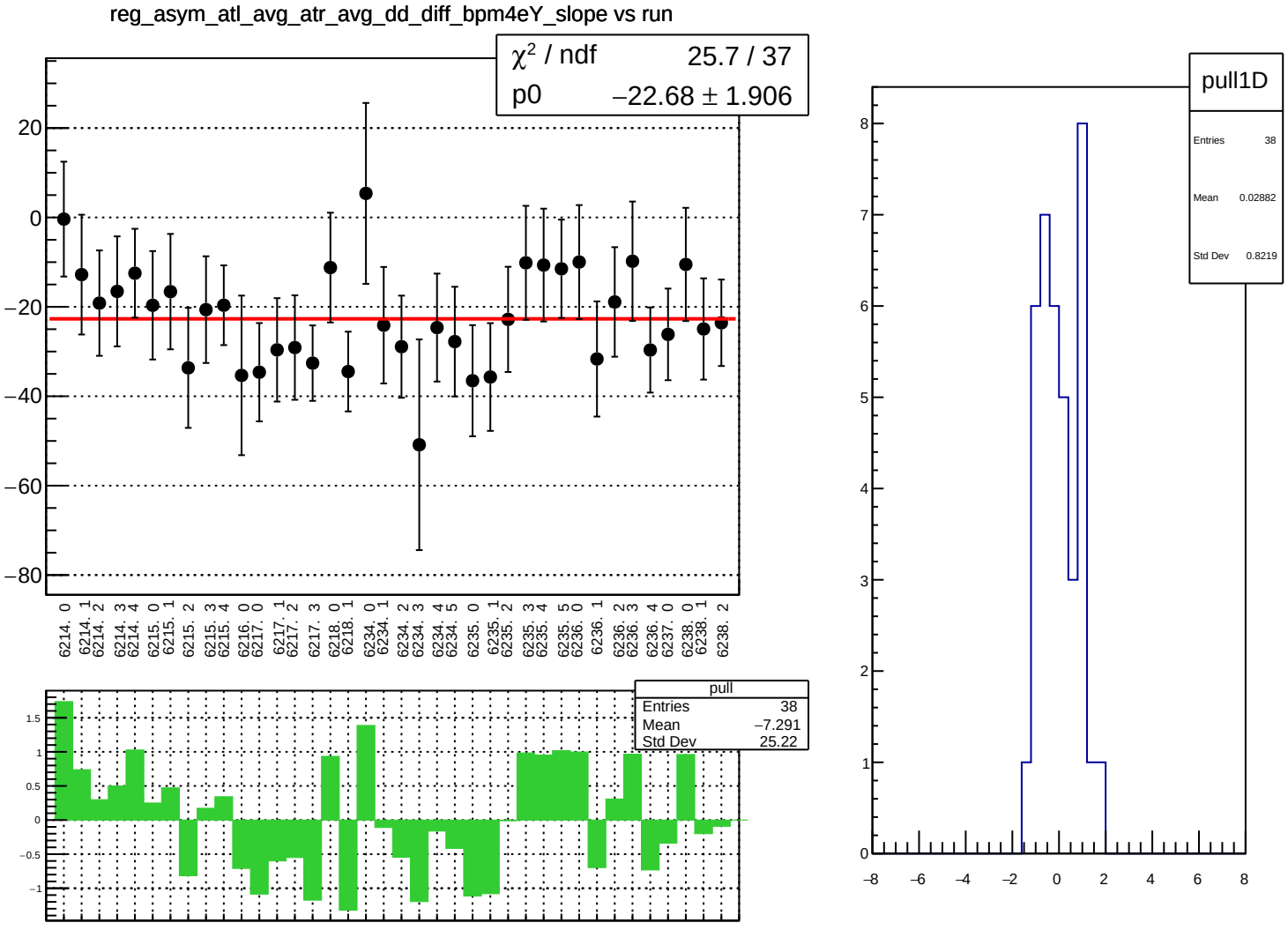
reg_asym_atl_avg_atr_avg_dd_diff_bpm4eY_slope vs run
χ² / ndf 25.7 / 37
p0 −22.68 ± 1.906
20
0
−20
−40
−60
−80
6214. 0
6214. 1
6214. 2
6214. 3
6214. 4
6215. 0
6215. 1
6215. 2
6215. 3
6215. 4
6216. 0
6217. 0
6217. 1
6217. 2
6217. 3
6218. 0
6218. 1
6234. 0
6234. 1
6234. 2
6234. 3
6234. 4
6234. 5
6235. 0
6235. 1
6235. 2
6235. 3
6235. 4
6235. 5
6236. 0
6236. 1
6236. 2
6236. 3
6236. 4
6237. 0
6238. 0
6238. 1
6238. 2
pull
Entries 38
Mean −7.291
Std Dev 25.22
1.5
1
0.5
0
−0.5
−1
pull1D
Entries 38
Mean 0.02882
Std Dev 0.8219
8
7
6
5
4
3
2
1
0
−8
−6
−4
−2
0
2
4
6
8

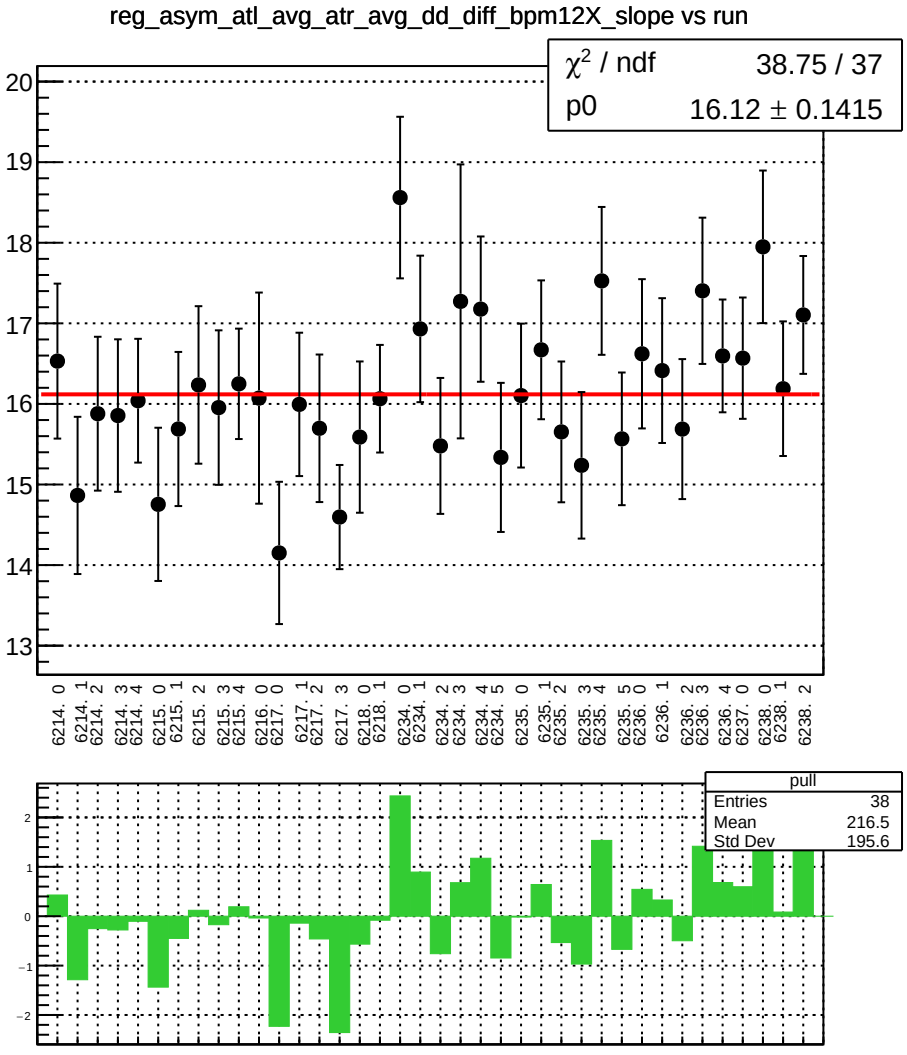
reg_asym_atl_avg_atr_avg_dd_diff_bpm12X_slope vs run
χ² / ndf 38.75 / 37
p0 16.12 ± 0.1415
20
19
18
17
16
15
14
13
6214. 0
6214. 1
6214. 2
6214. 3
6214. 4
6215. 0
6215. 1
6215. 2
6215. 3
6215. 4
6216. 0
6217. 0
6217. 1
6217. 2
6217. 3
6218. 0
6218. 1
6234. 0
6234. 1
6234. 2
6234. 3
6234. 4
6234. 5
6235. 0
6235. 1
6235. 2
6235. 3
6235. 4
6235. 5
6236. 0
6236. 1
6236. 2
6236. 3
6236. 4
6237. 0
6238. 0
6238. 1
6238. 2
pull
Entries 38
Mean 216.5
Std Dev 195.6
2
1
0
−1
−2

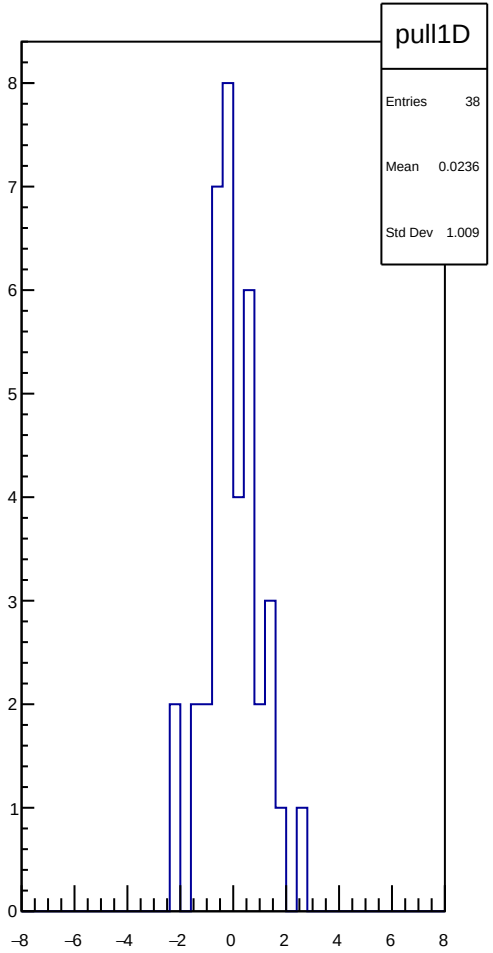
pull1D
Entries 38
Mean 0.0236
Std Dev 1.009
8
7
6
5
4
3
2
1
0
−8
−6
−4
−2
0
2
4
6
8

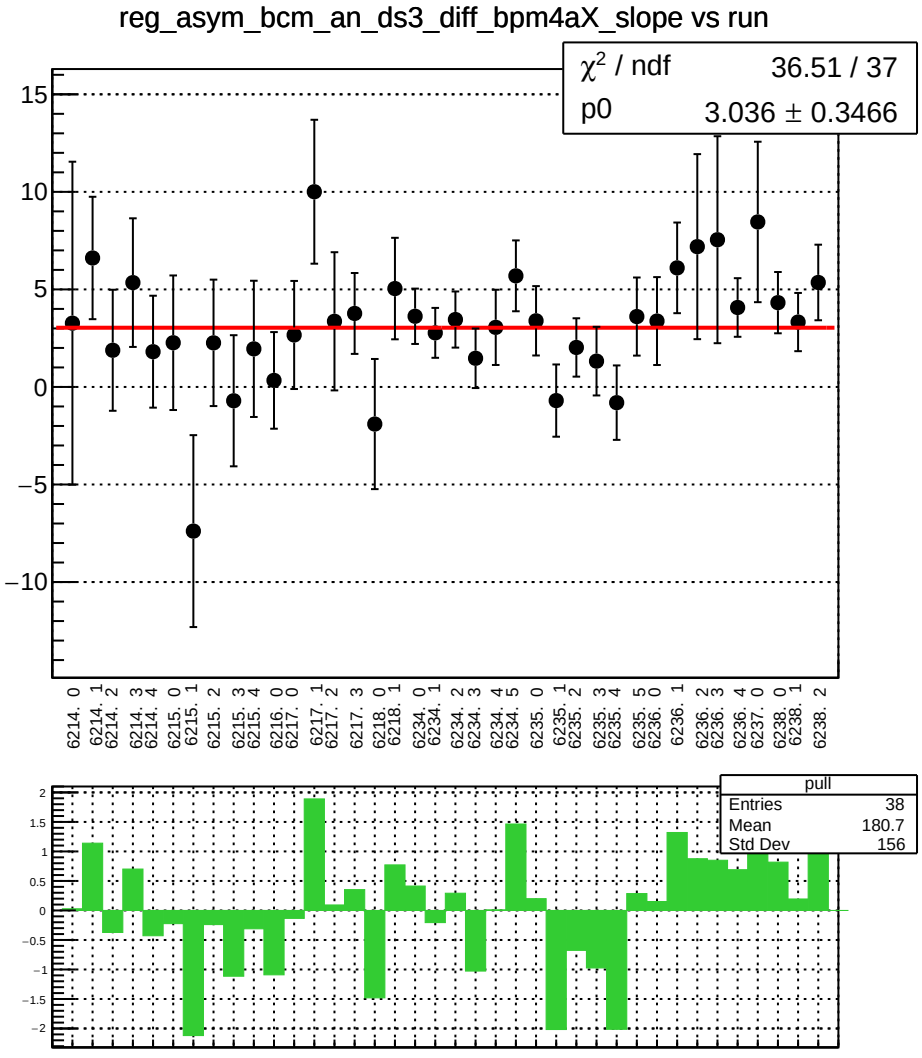
reg_asym_bcm_an_ds3_diff_bpm4aX_slope vs run
χ² / ndf 36.51 / 37
p0 3.036 ± 0.3466
15
10
5
0
−5
−10
6214. 0
6214. 1
6214. 2
6214. 3
6214. 4
6215. 0
6215. 1
6215. 2
6215. 3
6215. 4
6216. 0
6217. 0
6217. 1
6217. 2
6217. 3
6218. 0
6218. 1
6234. 0
6234. 1
6234. 2
6234. 3
6234. 4
6234. 5
6235. 0
6235. 1
6235. 2
6235. 3
6235. 4
6235. 5
6236. 0
6236. 1
6236. 2
6236. 3
6236. 4
6237. 0
6238. 0
6238. 1
6238. 2
pull
Entries 38
Mean 180.7
Std Dev 156
2
1.5
1
0.5
0
−0.5
−1
−1.5
−2

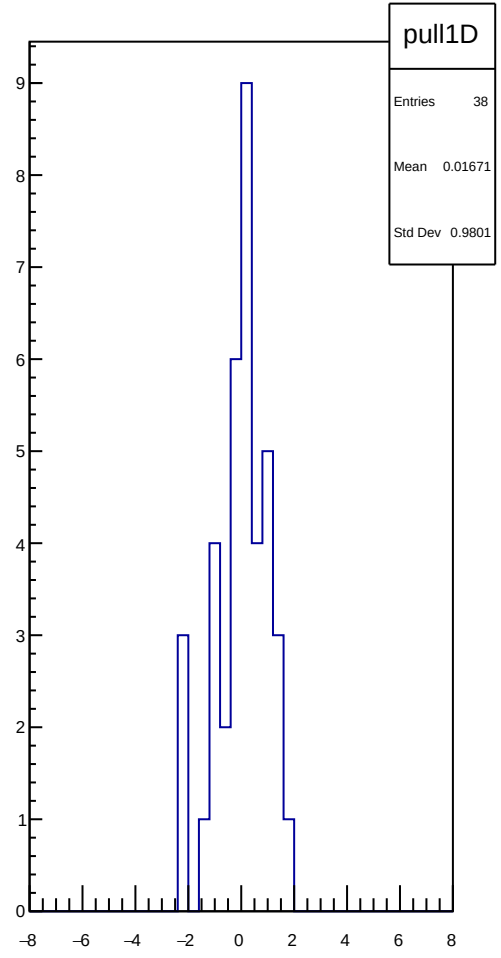
pull1D
Entries 38
Mean 0.01671
Std Dev 0.9801
9
8
7
6
5
4
3
2
1
0
−8
−6
−4
−2
0
2
4
6
8

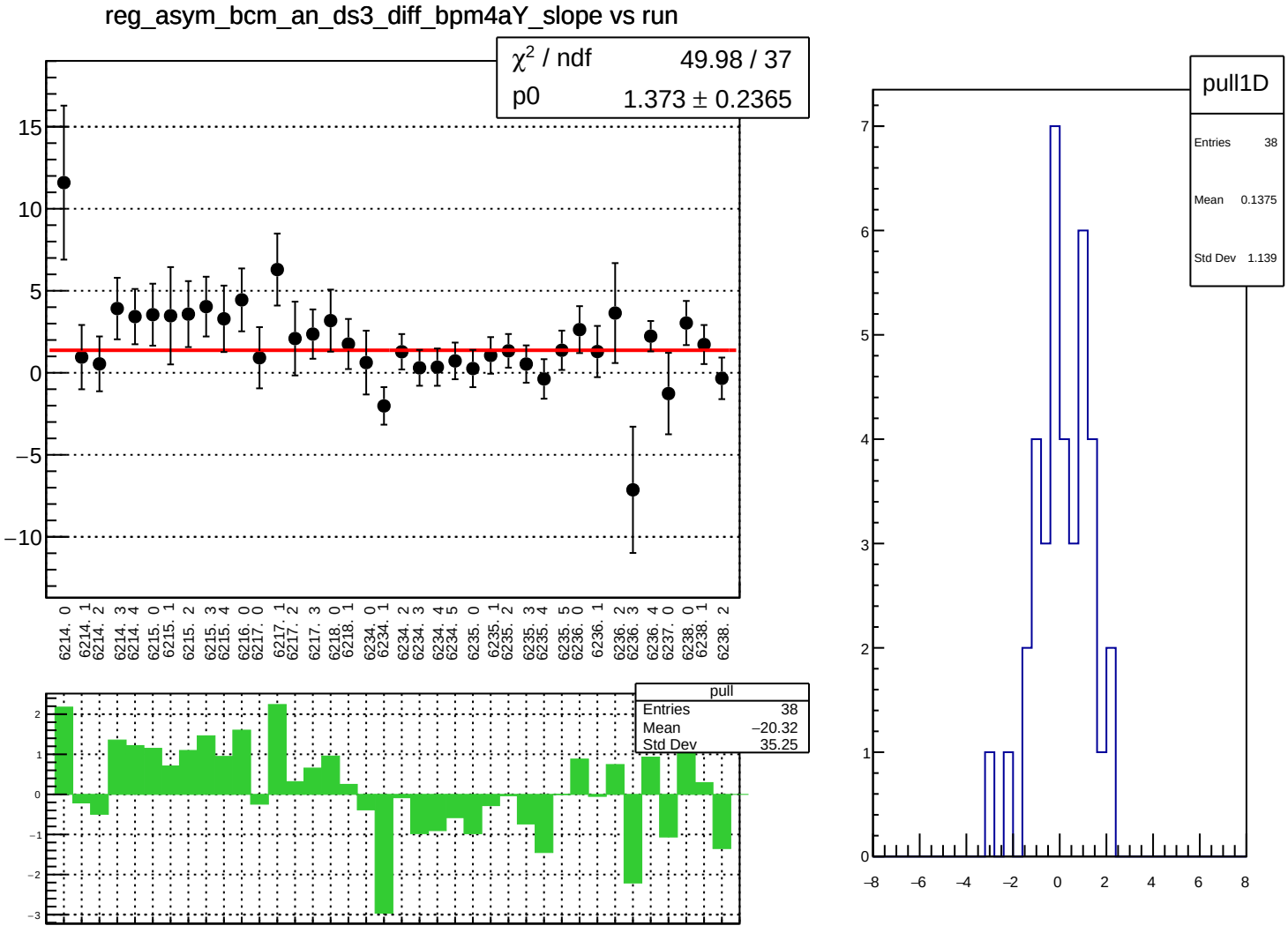
reg_asym_bcm_an_ds3_diff_bpm4aY_slope vs run
χ² / ndf 49.98 / 37
p0 1.373 ± 0.2365
15
10
5
0
−5
−10
6214. 0
6214. 1
6214. 2
6214. 3
6214. 4
6215. 0
6215. 1
6215. 2
6215. 3
6215. 4
6216. 0
6217. 0
6217. 1
6217. 2
6217. 3
6218. 0
6218. 1
6234. 0
6234. 1
6234. 2
6234. 3
6234. 4
6234. 5
6235. 0
6235. 1
6235. 2
6235. 3
6235. 4
6235. 5
6236. 0
6236. 1
6236. 2
6236. 3
6236. 4
6237. 0
6238. 0
6238. 1
6238. 2
pull
Entries 38
Mean −20.32
Std Dev 35.25
2
1
0
−1
−2
−3
pull1D
Entries 38
Mean 0.1375
Std Dev 1.139
7
6
5
4
3
2
1
0
−8
−6
−4
−2
0
2
4
6
8

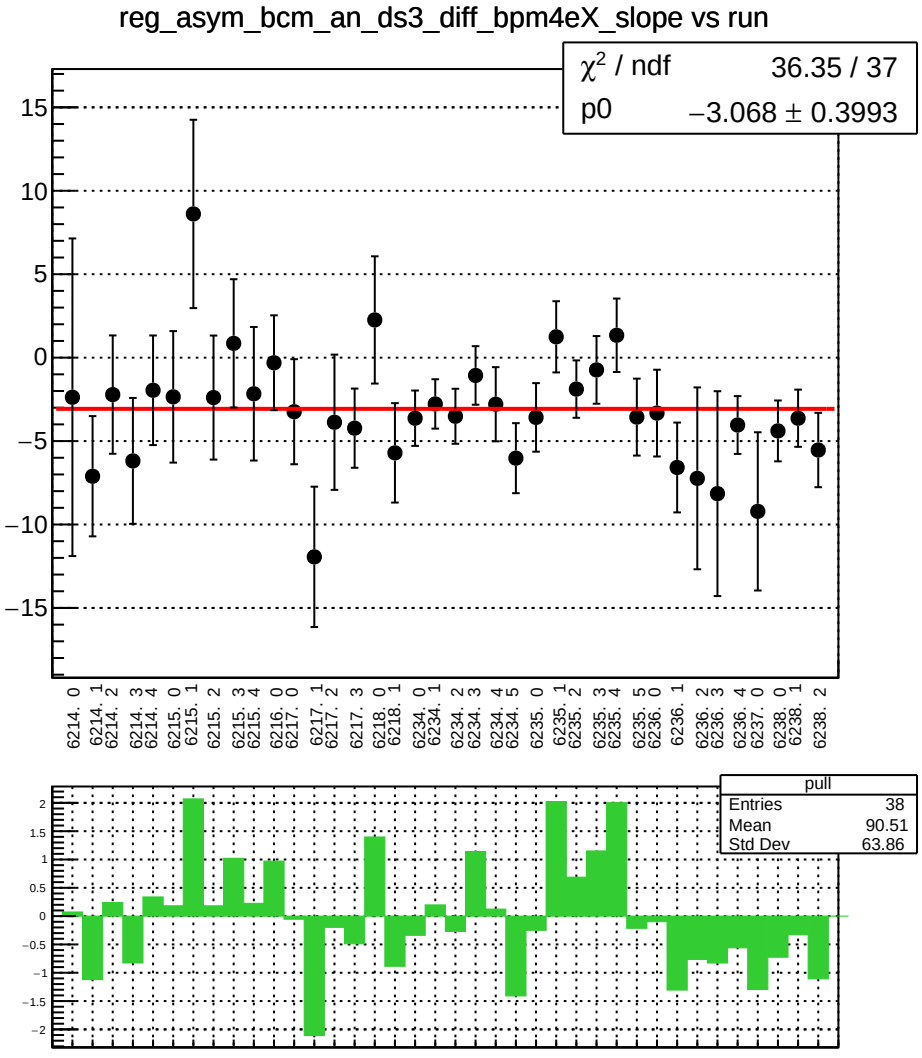
reg_asym_bcm_an_ds3_diff_bpm4eX_slope vs run
χ² / ndf 36.35 / 37
p0 −3.068 ± 0.3993
15
10
5
0
−5
−10
−15
6214. 0
6214. 1
6214. 2
6214. 3
6214. 4
6215. 0
6215. 1
6215. 2
6215. 3
6215. 4
6216. 0
6217. 0
6217. 1
6217. 2
6217. 3
6218. 0
6218. 1
6234. 0
6234. 1
6234. 2
6234. 3
6234. 4
6234. 5
6235. 0
6235. 1
6235. 2
6235. 3
6235. 4
6235. 5
6236. 0
6236. 1
6236. 2
6236. 3
6236. 4
6237. 0
6238. 0
6238. 1
6238. 2
pull
Entries 38
Mean 90.51
Std Dev 63.86
2
1.5
1
0.5
0
−0.5
−1
−1.5
−2

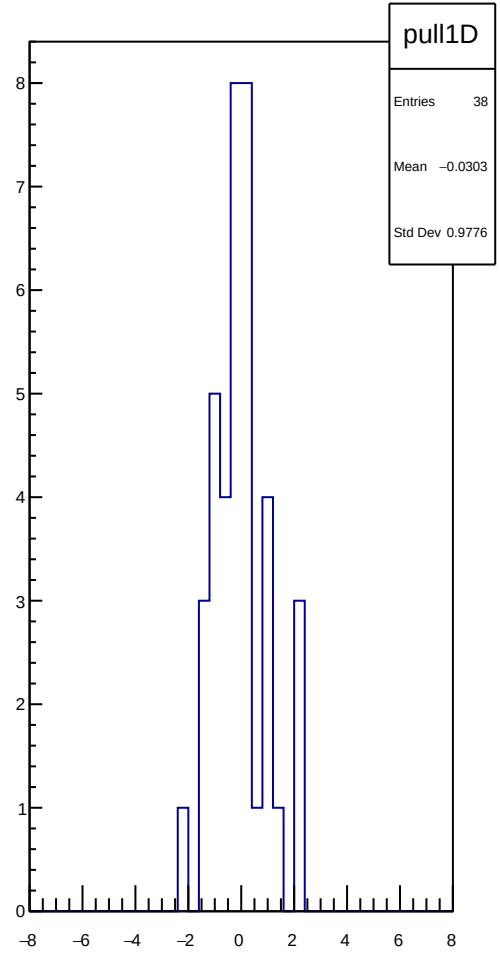
pull1D
Entries 38
Mean −0.0303
Std Dev 0.9776
8
7
6
5
4
3
2
1
0
−8
−6
−4
−2
0
2
4
6
8

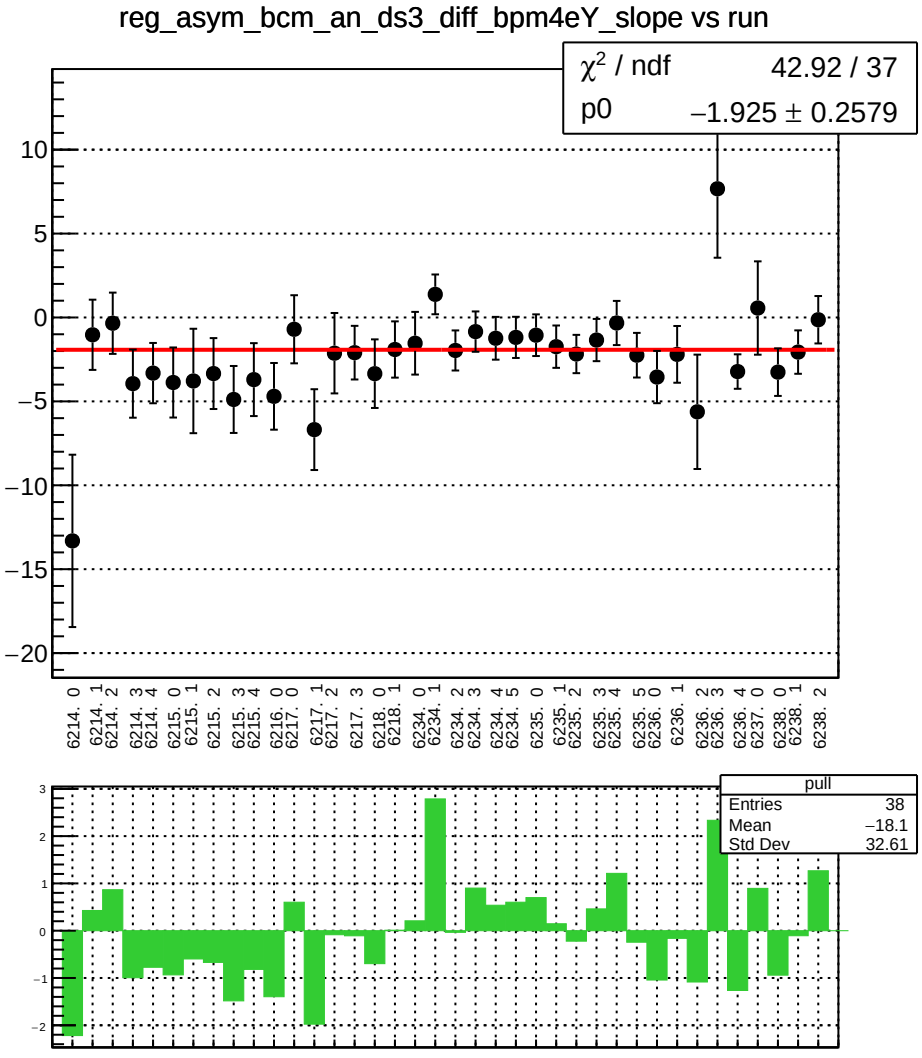
reg_asym_bcm_an_ds3_diff_bpm4eY_slope vs run
χ² / ndf 42.92 / 37
p0 −1.925 ± 0.2579
pull
Entries 38
Mean −18.1
Std Dev 32.61

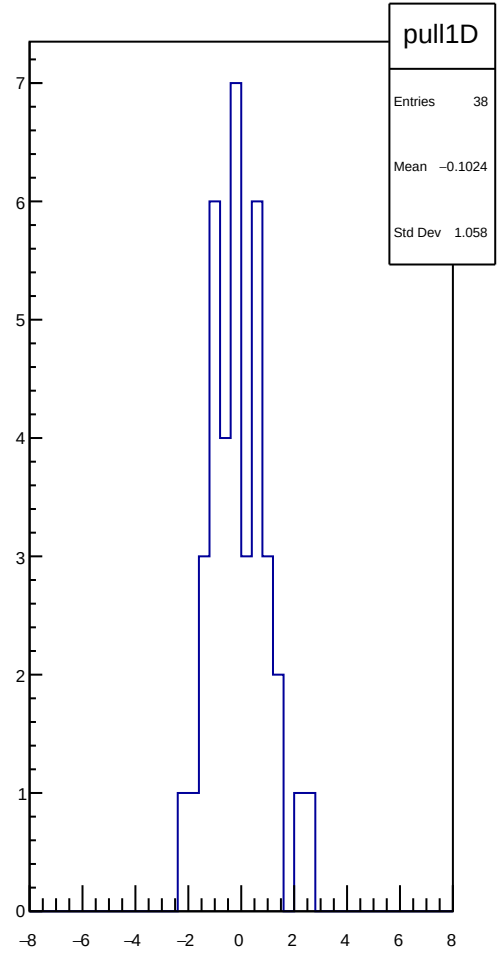
pull1D
Entries 38
Mean −0.1024
Std Dev 1.058

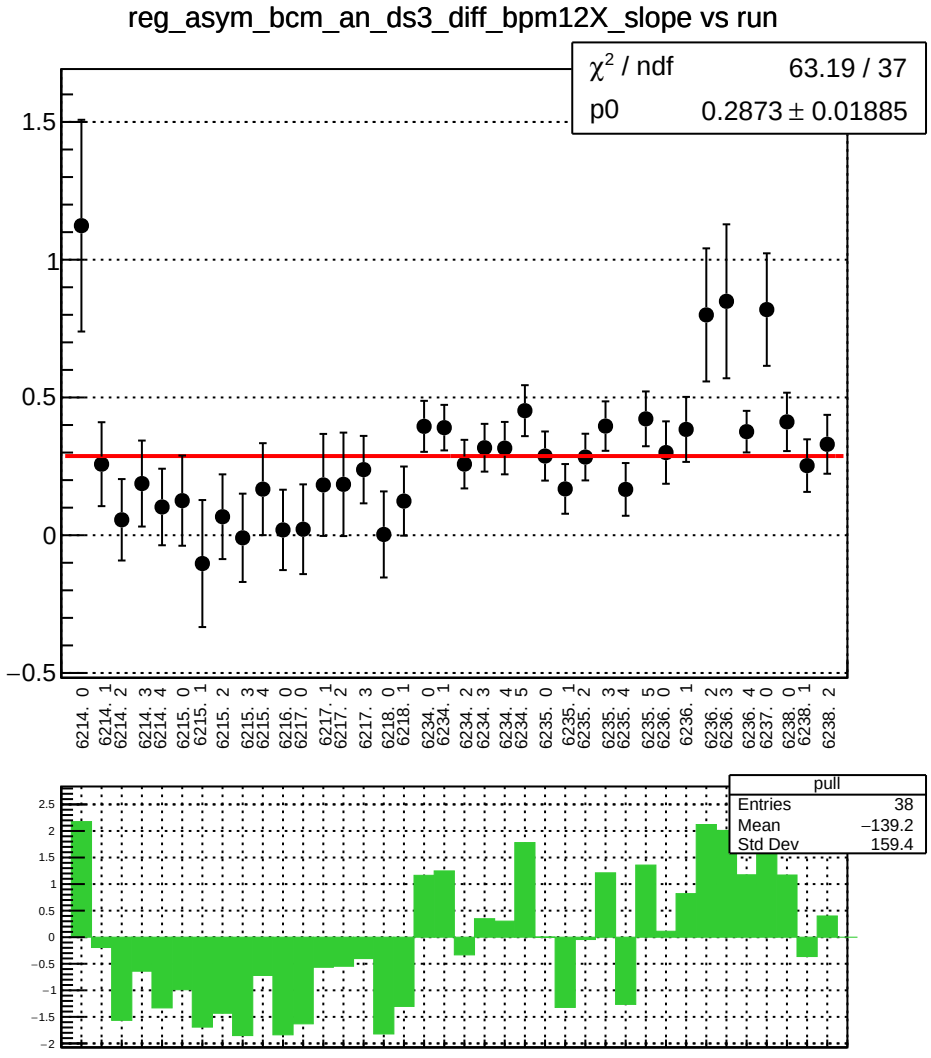
reg_asym_bcm_an_ds3_diff_bpm12X_slope vs run
χ² / ndf 63.19 / 37
p0 0.2873 ± 0.01885
1.5
1
0.5
0
−0.5
6214. 0
6214. 1
6214. 2
6214. 3
6214. 4
6215. 0
6215. 1
6215. 2
6215. 3
6215. 4
6216. 0
6217. 0
6217. 1
6217. 2
6217. 3
6218. 0
6218. 1
6234. 0
6234. 1
6234. 2
6234. 3
6234. 4
6234. 5
6235. 0
6235. 1
6235. 2
6235. 3
6235. 4
6235. 5
6236. 0
6236. 1
6236. 2
6236. 3
6236. 4
6237. 0
6238. 0
6238. 1
6238. 2
pull
Entries 38
Mean −139.2
Std Dev 159.4
2.5
2
1.5
1
0.5
0
−0.5
−1
−1.5
−2

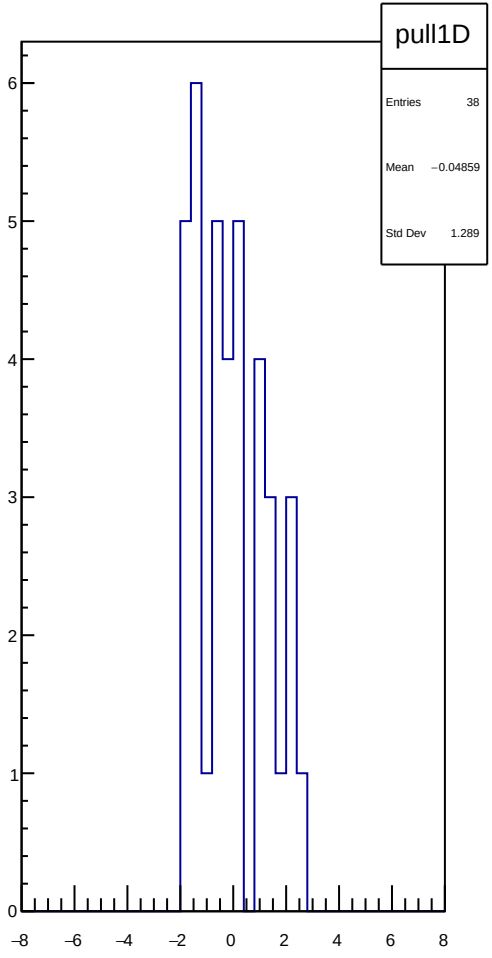
pull1D
Entries 38
Mean −0.04859
Std Dev 1.289
6
5
4
3
2
1
0
−8
−6
−4
−2
0
2
4
6
8

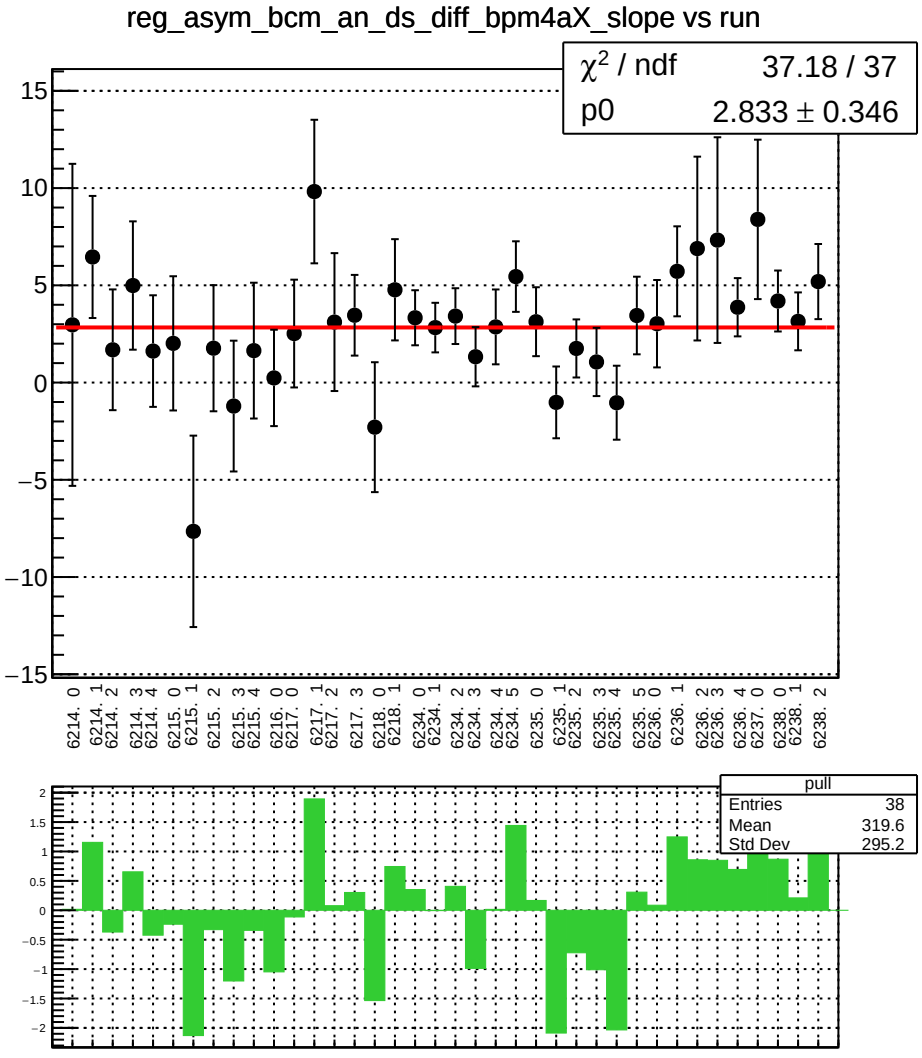
reg_asym_bcm_an_ds_diff_bpm4aX_slope vs run
χ2 / ndf 37.18 / 37
p0 2.833 ± 0.346
15
10
5
0
−5
−10
−15
6214. 0
6214. 1
6214. 2
6214. 3
6214. 4
6215. 0
6215. 1
6215. 2
6215. 3
6215. 4
6216. 0
6217. 0
6217. 1
6217. 2
6217. 3
6218. 0
6218. 1
6234. 0
6234. 1
6234. 2
6234. 3
6234. 4
6234. 5
6235. 0
6235. 1
6235. 2
6235. 3
6235. 4
6235. 5
6236. 0
6236. 1
6236. 2
6236. 3
6236. 4
6237. 0
6238. 0
6238. 1
6238. 2
pull
Entries 38
Mean 319.6
Std Dev 295.2
2
1.5
1
0.5
0
−0.5
−1
−1.5
−2

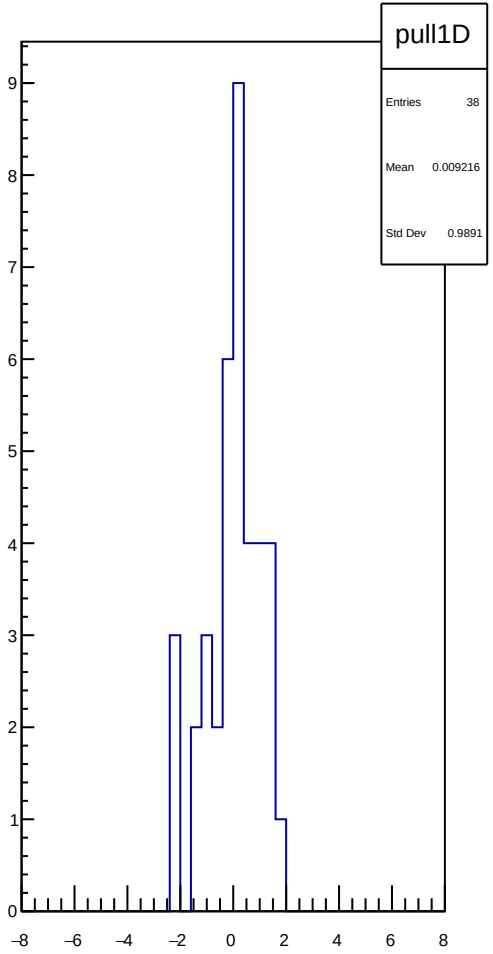
pull1D
Entries 38
Mean 0.009216
Std Dev 0.9891
9
8
7
6
5
4
3
2
1
0
−8
−6
−4
−2
0
2
4
6
8

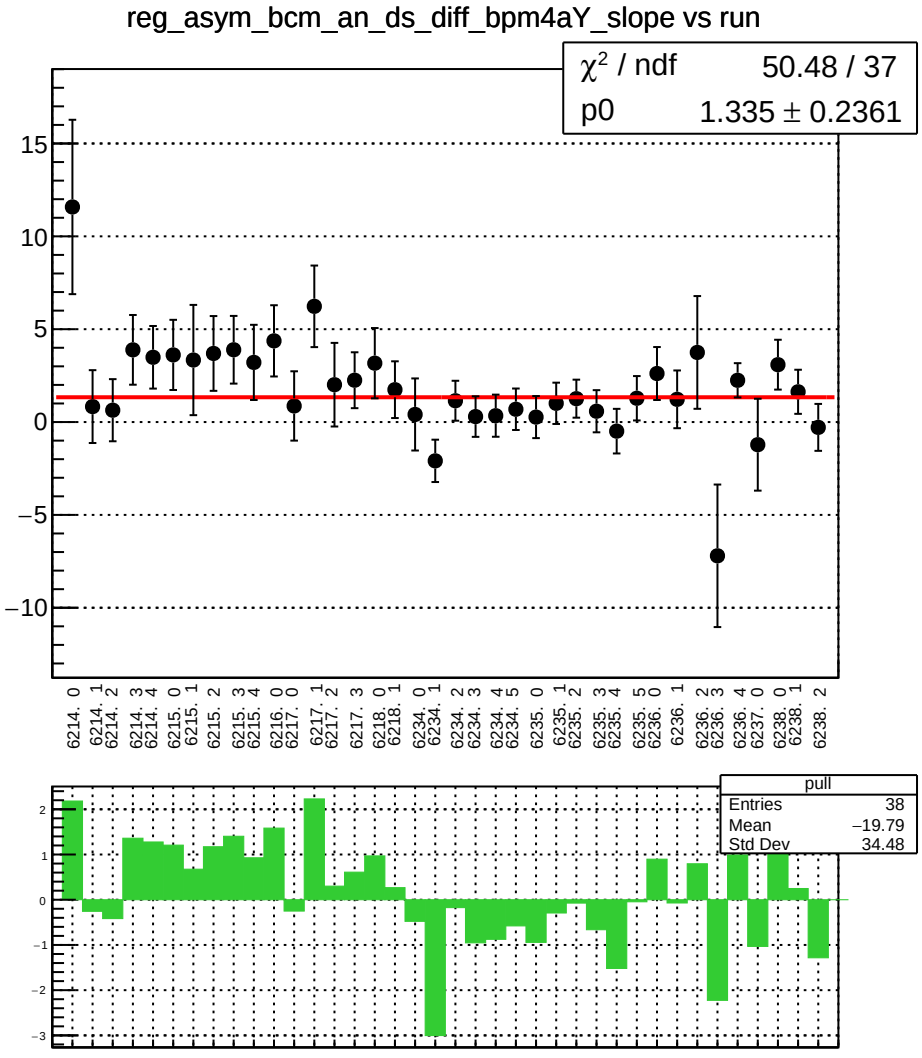
reg_asym_bcm_an_ds_diff_bpm4aY_slope vs run
χ² / ndf 50.48 / 37
p0 1.335 ± 0.2361
15
10
5
0
−5
−10
6214. 0
6214. 1
6214. 2
6214. 3
6214. 4
6215. 0
6215. 1
6215. 2
6215. 3
6215. 4
6216. 0
6217. 0
6217. 1
6217. 2
6217. 3
6218. 0
6218. 1
6234. 0
6234. 1
6234. 2
6234. 3
6234. 4
6234. 5
6235. 0
6235. 1
6235. 2
6235. 3
6235. 4
6235. 5
6236. 0
6236. 1
6236. 2
6236. 3
6236. 4
6237. 0
6238. 0
6238. 1
6238. 2
pull
Entries 38
Mean −19.79
Std Dev 34.48
2
1
0
−1
−2
−3

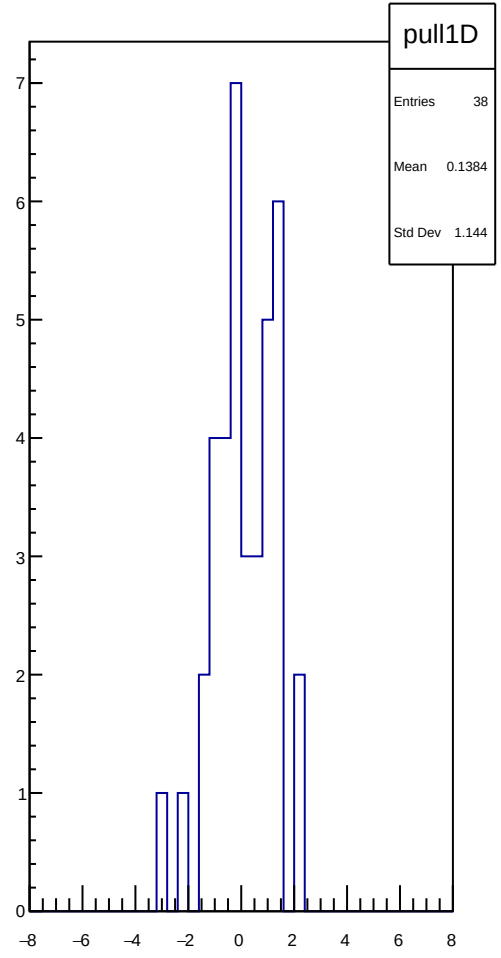
pull1D
Entries 38
Mean 0.1384
Std Dev 1.144
7
6
5
4
3
2
1
0
−8
−6
−4
−2
0
2
4
6
8

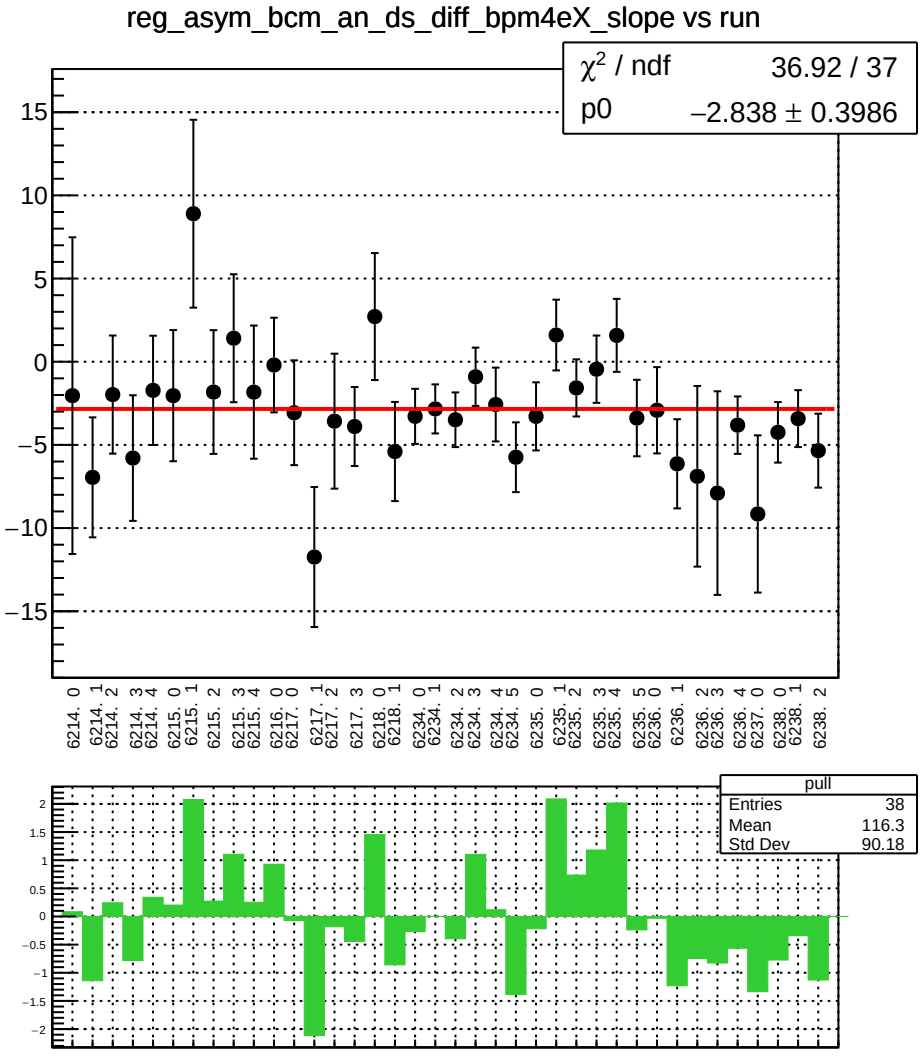
reg_asym_bcm_an_ds_diff_bpm4eX_slope vs run
χ² / ndf 36.92 / 37
p0 −2.838 ± 0.3986
15
10
5
0
−5
−10
−15
6214. 0
6214. 1
6214. 2
6214. 3
6214. 4
6215. 0
6215. 1
6215. 2
6215. 3
6215. 4
6216. 0
6217. 0
6217. 1
6217. 2
6217. 3
6218. 0
6218. 1
6234. 0
6234. 1
6234. 2
6234. 3
6234. 4
6234. 5
6235. 0
6235. 1
6235. 2
6235. 3
6235. 4
6235. 5
6236. 0
6236. 1
6236. 2
6236. 3
6236. 4
6237. 0
6238. 0
6238. 1
6238. 2
pull
Entries 38
Mean 116.3
Std Dev 90.18
2
1.5
1
0.5
0
−0.5
−1
−1.5
−2

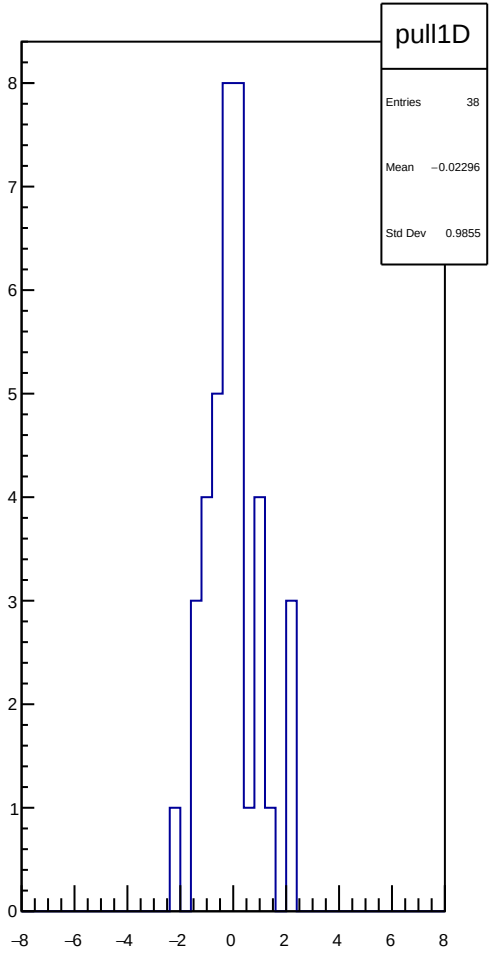
pull1D
Entries 38
Mean −0.02296
Std Dev 0.9855
8
7
6
5
4
3
2
1
0
−8
−6
−4
−2
0
2
4
6
8

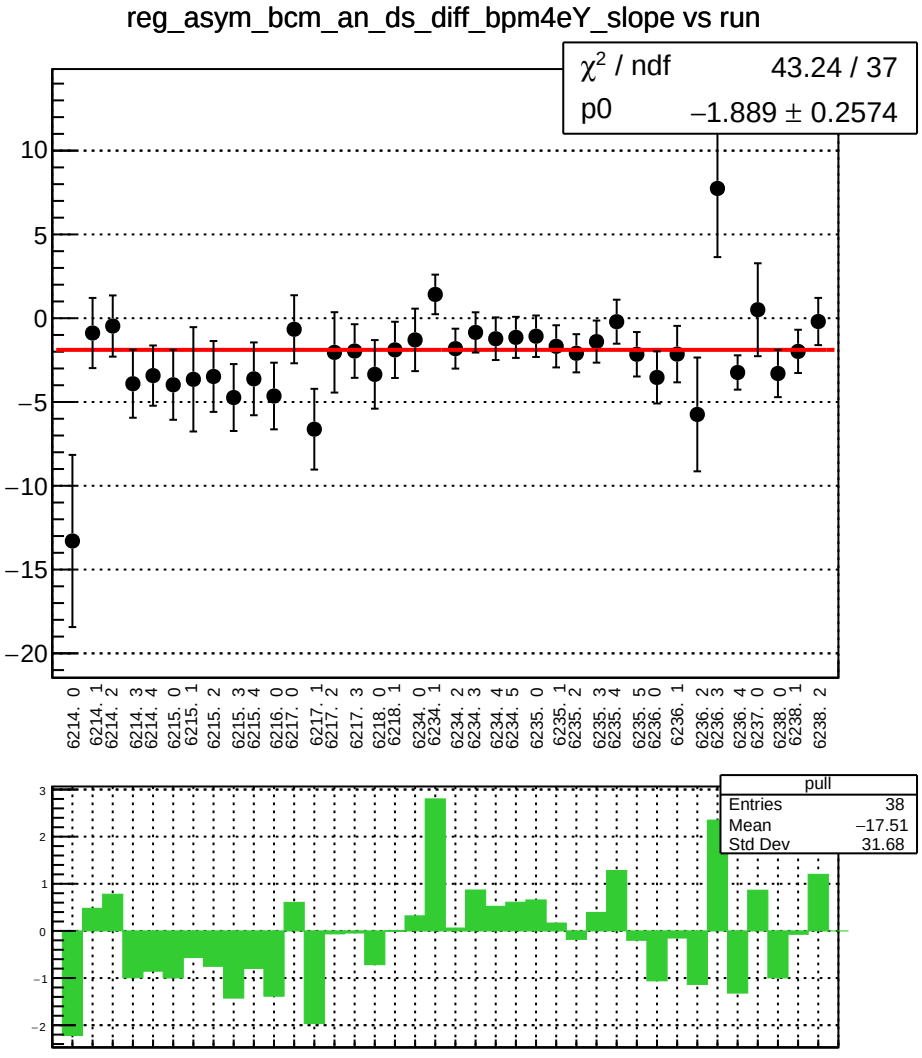
reg_asym_bcm_an_ds_diff_bpm4eY_slope vs run
χ² / ndf 43.24 / 37
p0 −1.889 ± 0.2574
pull
Entries 38
Mean −17.51
Std Dev 31.68

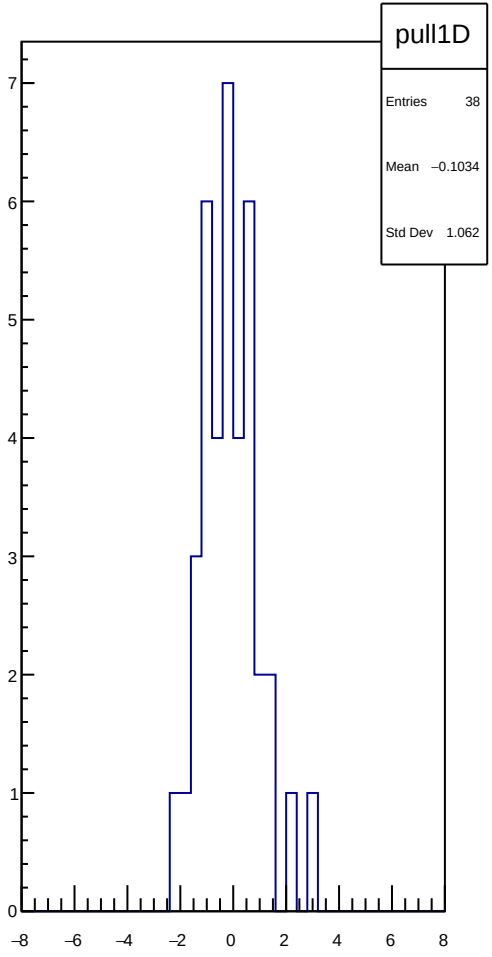
pull1D
Entries 38
Mean −0.1034
Std Dev 1.062

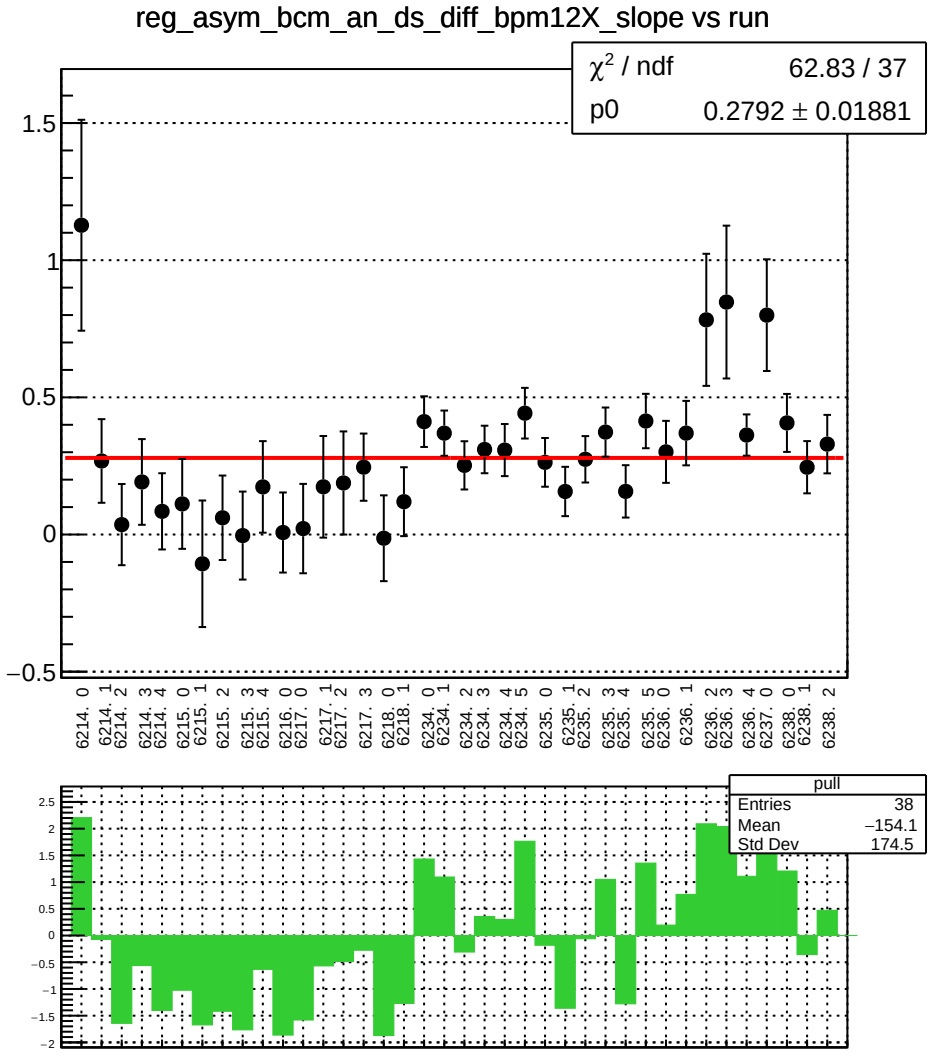
reg_asym_bcm_an_ds_diff_bpm12X_slope vs run
χ² / ndf 62.83 / 37
p0 0.2792 ± 0.01881
1.5
1
0.5
0
−0.5
6214. 0
6214. 1
6214. 2
6214. 3
6214. 4
6215. 0
6215. 1
6215. 2
6215. 3
6215. 4
6216. 0
6217. 0
6217. 1
6217. 2
6217. 3
6218. 0
6218. 1
6234. 0
6234. 1
6234. 2
6234. 3
6234. 4
6234. 5
6235. 0
6235. 1
6235. 2
6235. 3
6235. 4
6235. 5
6236. 0
6236. 1
6236. 2
6236. 3
6236. 4
6237. 0
6238. 0
6238. 1
6238. 2
pull
Entries 38
Mean −154.1
Std Dev 174.5
2.5
2
1.5
1
0.5
0
−0.5
−1
−1.5
−2

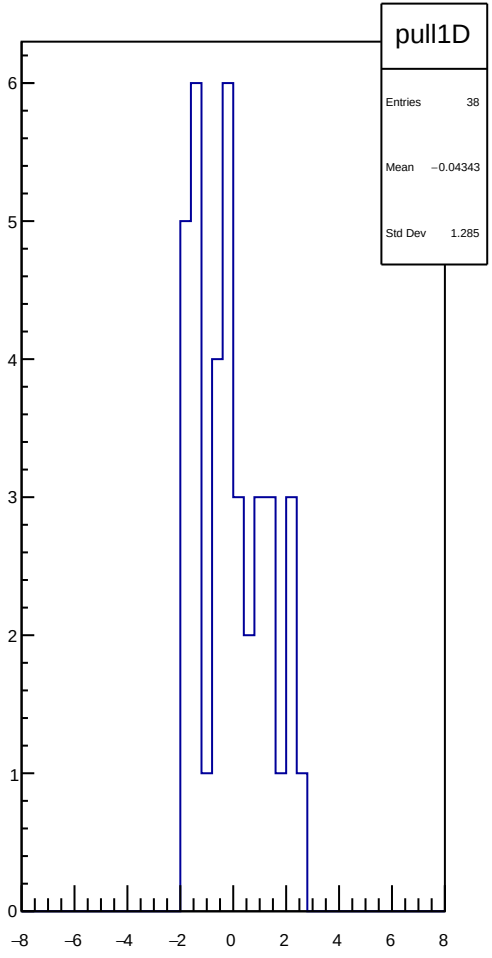
pull1D
Entries 38
Mean −0.04343
Std Dev 1.285
6
5
4
3
2
1
0
−8
−6
−4
−2
0
2
4
6
8

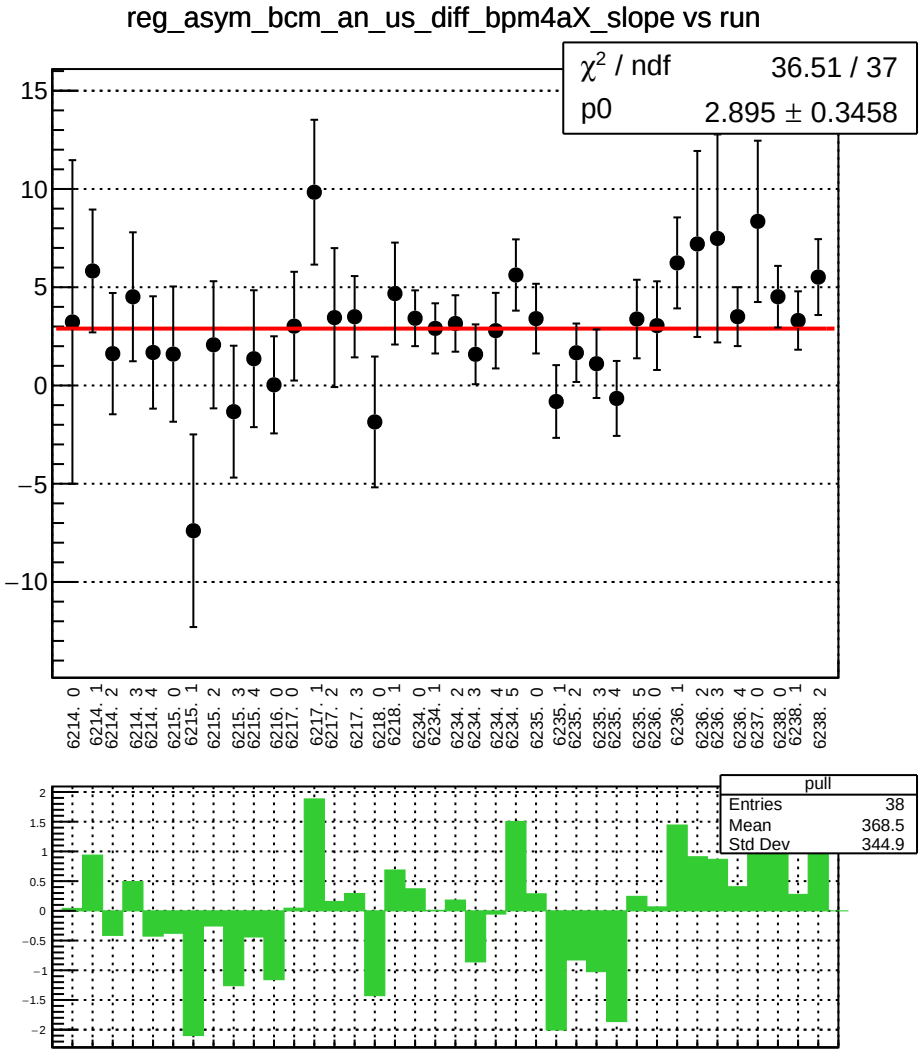
reg_asym_bcm_an_us_diff_bpm4aX_slope vs run
χ² / ndf 36.51 / 37
p0 2.895 ± 0.3458
15
10
5
0
−5
−10
6214. 0
6214. 1
6214. 2
6214. 3
6214. 4
6215. 0
6215. 1
6215. 2
6215. 3
6215. 4
6216. 0
6217. 0
6217. 1
6217. 2
6217. 3
6218. 0
6218. 1
6234. 0
6234. 1
6234. 2
6234. 3
6234. 4
6234. 5
6235. 0
6235. 1
6235. 2
6235. 3
6235. 4
6235. 5
6236. 0
6236. 1
6236. 2
6236. 3
6236. 4
6237. 0
6238. 0
6238. 1
6238. 2
pull
Entries 38
Mean 368.5
Std Dev 344.9
2
1.5
1
0.5
0
−0.5
−1
−1.5
−2

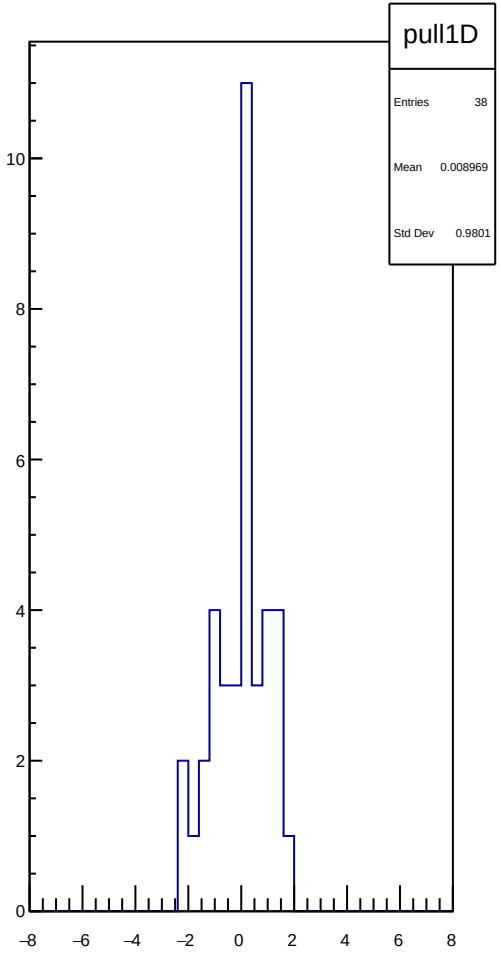
pull1D
Entries 38
Mean 0.008969
Std Dev 0.9801
10
8
6
4
2
0
−8
−6
−4
−2
0
2
4
6
8

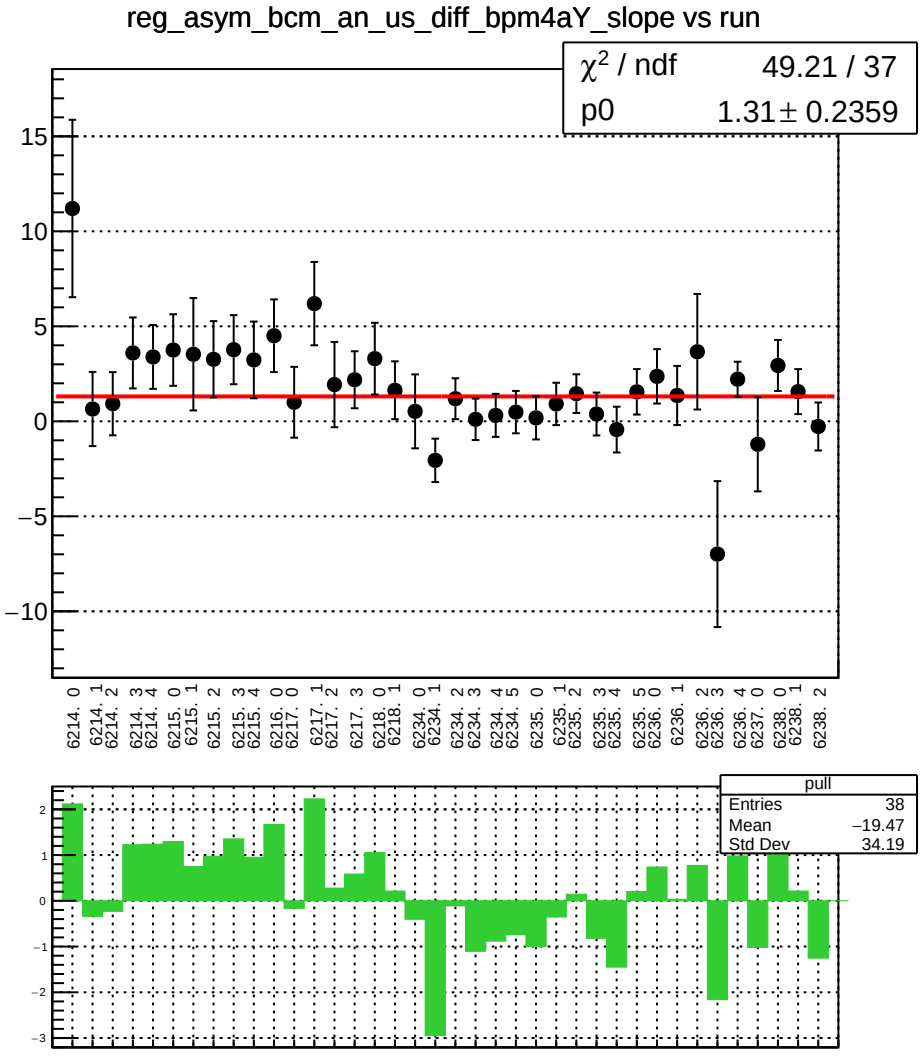
reg_asym_bcm_an_us_diff_bpm4aY_slope vs run
χ2 / ndf 49.21 / 37
p0 1.31 ± 0.2359
15
10
5
0
−5
−10
6214. 0
6214. 1
6214. 2
6214. 3
6214. 4
6215. 0
6215. 1
6215. 2
6215. 3
6215. 4
6216. 0
6217. 0
6217. 1
6217. 2
6217. 3
6218. 0
6218. 1
6234. 0
6234. 1
6234. 2
6234. 3
6234. 4
6234. 5
6235. 0
6235. 1
6235. 2
6235. 3
6235. 4
6235. 5
6236. 0
6236. 1
6236. 2
6236. 3
6236. 4
6237. 0
6238. 0
6238. 1
6238. 2
pull
Entries 38
Mean −19.47
Std Dev 34.19
2
1
0
−1
−2
−3

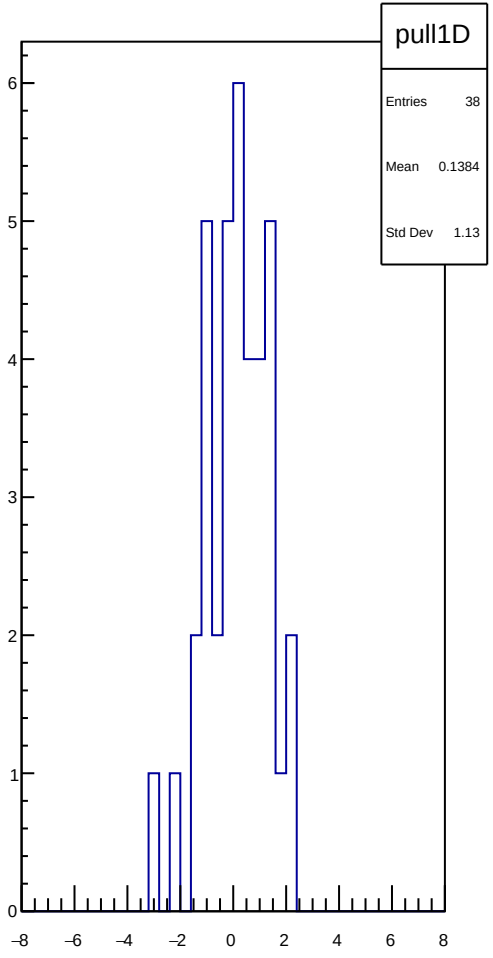
pull1D
Entries 38
Mean 0.1384
Std Dev 1.13
6
5
4
3
2
1
0
−8
−6
−4
−2
0
2
4
6
8

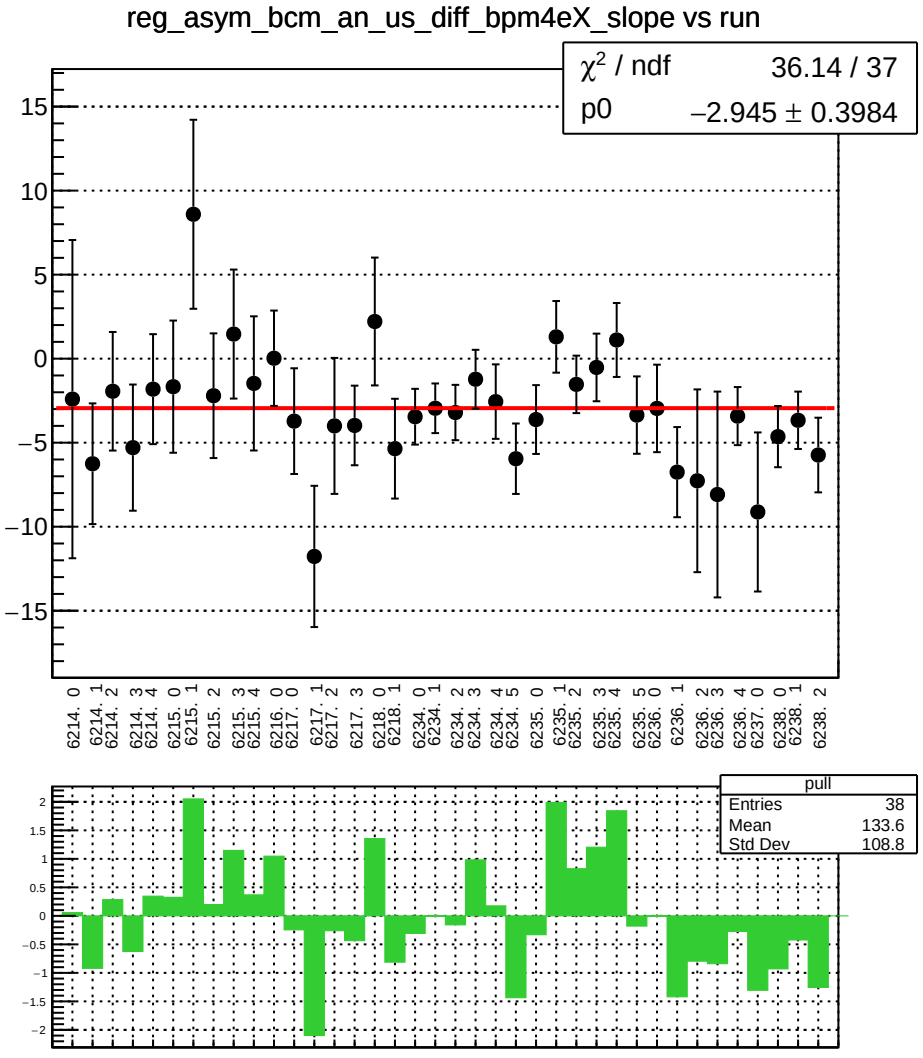
reg_asym_bcm_an_us_diff_bpm4eX_slope vs run
χ² / ndf 36.14 / 37
p0 −2.945 ± 0.3984
15
10
5
0
−5
−10
−15
6214. 0
6214. 1
6214. 2
6214. 3
6214. 4
6215. 0
6215. 1
6215. 2
6215. 3
6215. 4
6216. 0
6217. 0
6217. 1
6217. 2
6217. 3
6218. 0
6218. 1
6234. 0
6234. 1
6234. 2
6234. 3
6234. 4
6234. 5
6235. 0
6235. 1
6235. 2
6235. 3
6235. 4
6235. 5
6236. 0
6236. 1
6236. 2
6236. 3
6236. 4
6237. 0
6238. 0
6238. 1
6238. 2
pull
Entries 38
Mean 133.6
Std Dev 108.8
2
1.5
1
0.5
0
−0.5
−1
−1.5
−2

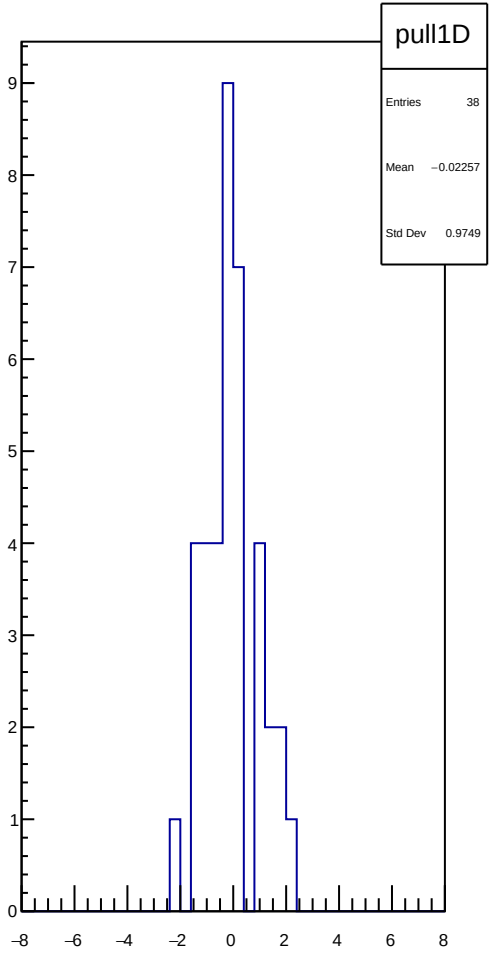
pull1D
Entries 38
Mean −0.02257
Std Dev 0.9749
9
8
7
6
5
4
3
2
1
0
−8
−6
−4
−2
0
2
4
6
8

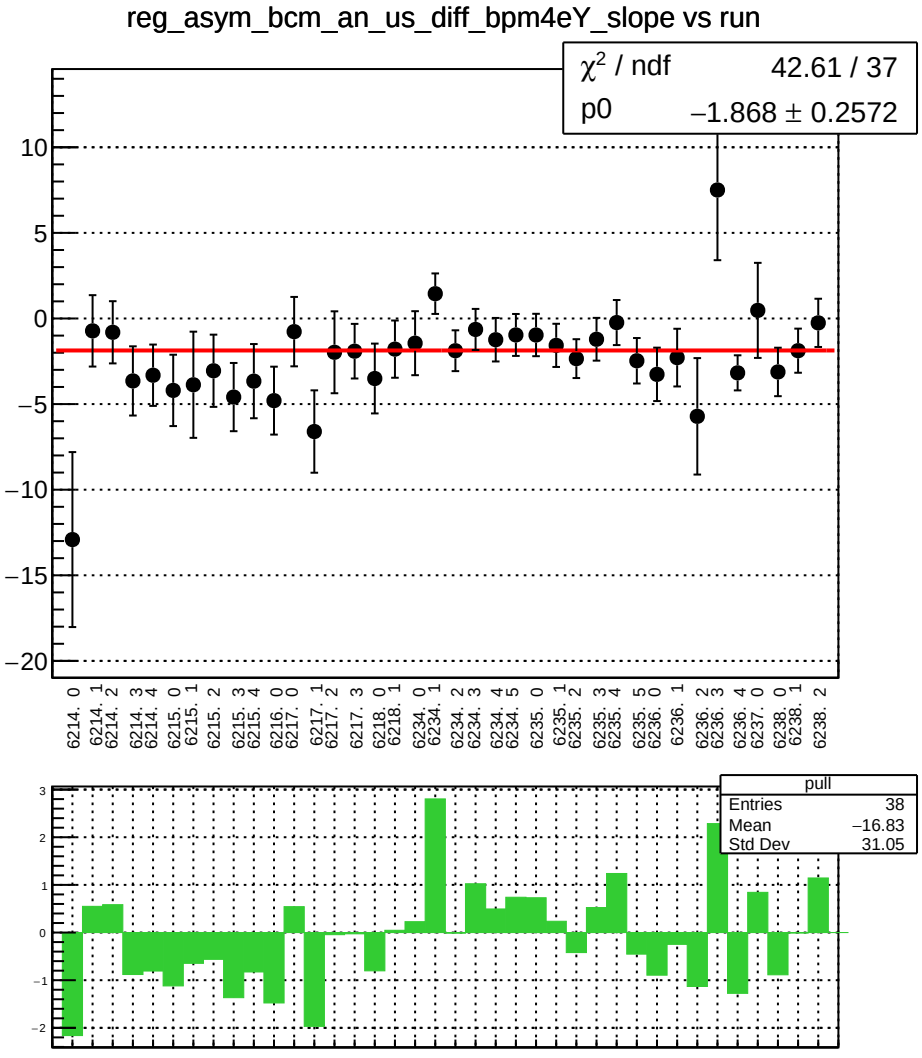
reg_asym_bcm_an_us_diff_bpm4eY_slope vs run
χ² / ndf 42.61 / 37
p0 −1.868 ± 0.2572
10
5
0
−5
−10
−15
−20
6214. 0
6214. 1
6214. 2
6214. 3
6214. 4
6215. 0
6215. 1
6215. 2
6215. 3
6215. 4
6216. 0
6217. 0
6217. 1
6217. 2
6217. 3
6218. 0
6218. 1
6234. 0
6234. 1
6234. 2
6234. 3
6234. 4
6234. 5
6235. 0
6235. 1
6235. 2
6235. 3
6235. 4
6235. 5
6236. 0
6236. 1
6236. 2
6236. 3
6236. 4
6237. 0
6238. 0
6238. 1
6238. 2
pull
Entries 38
Mean −16.83
Std Dev 31.05
3
2
1
0
−1
−2

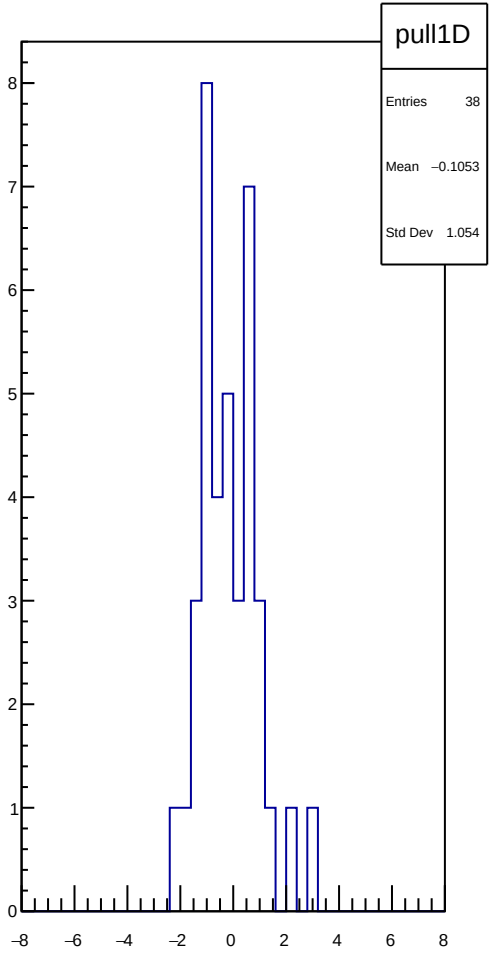
pull1D
Entries 38
Mean −0.1053
Std Dev 1.054
8
7
6
5
4
3
2
1
0
−8
−6
−4
−2
0
2
4
6
8

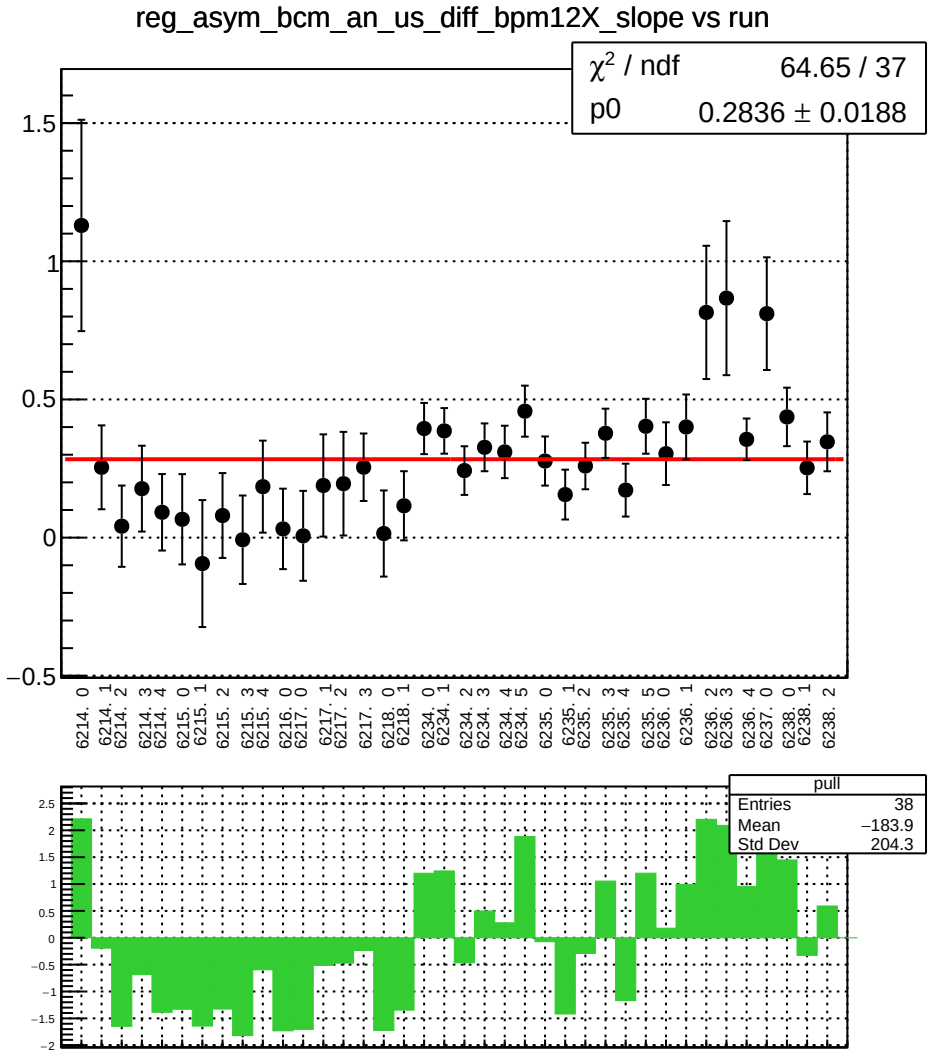
reg_asym_bcm_an_us_diff_bpm12X_slope vs run
χ² / ndf 64.65 / 37
p0 0.2836 ± 0.0188
1.5
1
0.5
0
−0.5
6214. 0
6214. 1
6214. 2
6214. 3
6214. 4
6215. 0
6215. 1
6215. 2
6215. 3
6215. 4
6216. 0
6217. 0
6217. 1
6217. 2
6217. 3
6218. 0
6218. 1
6234. 0
6234. 1
6234. 2
6234. 3
6234. 4
6234. 5
6235. 0
6235. 1
6235. 2
6235. 3
6235. 4
6235. 5
6236. 0
6236. 1
6236. 2
6236. 3
6236. 4
6237. 0
6238. 0
6238. 1
6238. 2
pull
Entries 38
Mean −183.9
Std Dev 204.3
2.5
2
1.5
1
0.5
0
−0.5
−1
−1.5
−2

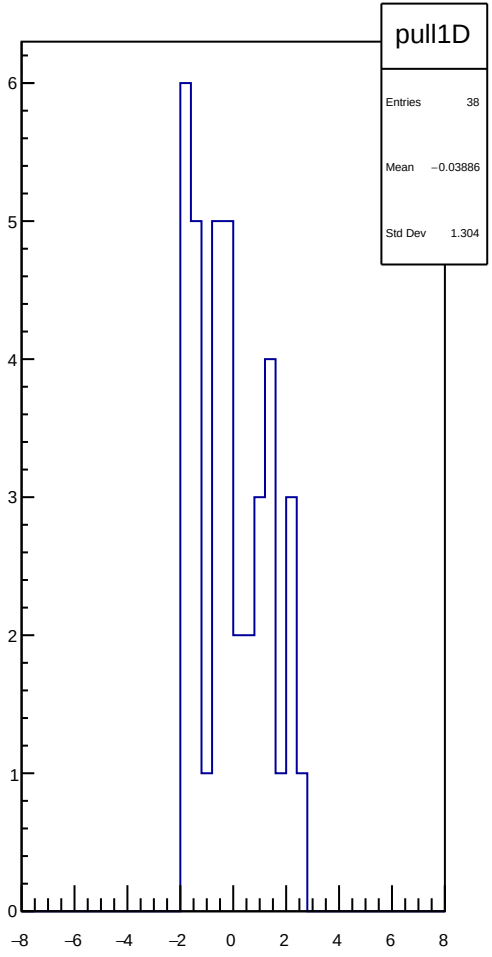
pull1D
Entries 38
Mean −0.03886
Std Dev 1.304
6
5
4
3
2
1
0
−8
−6
−4
−2
0
2
4
6
8

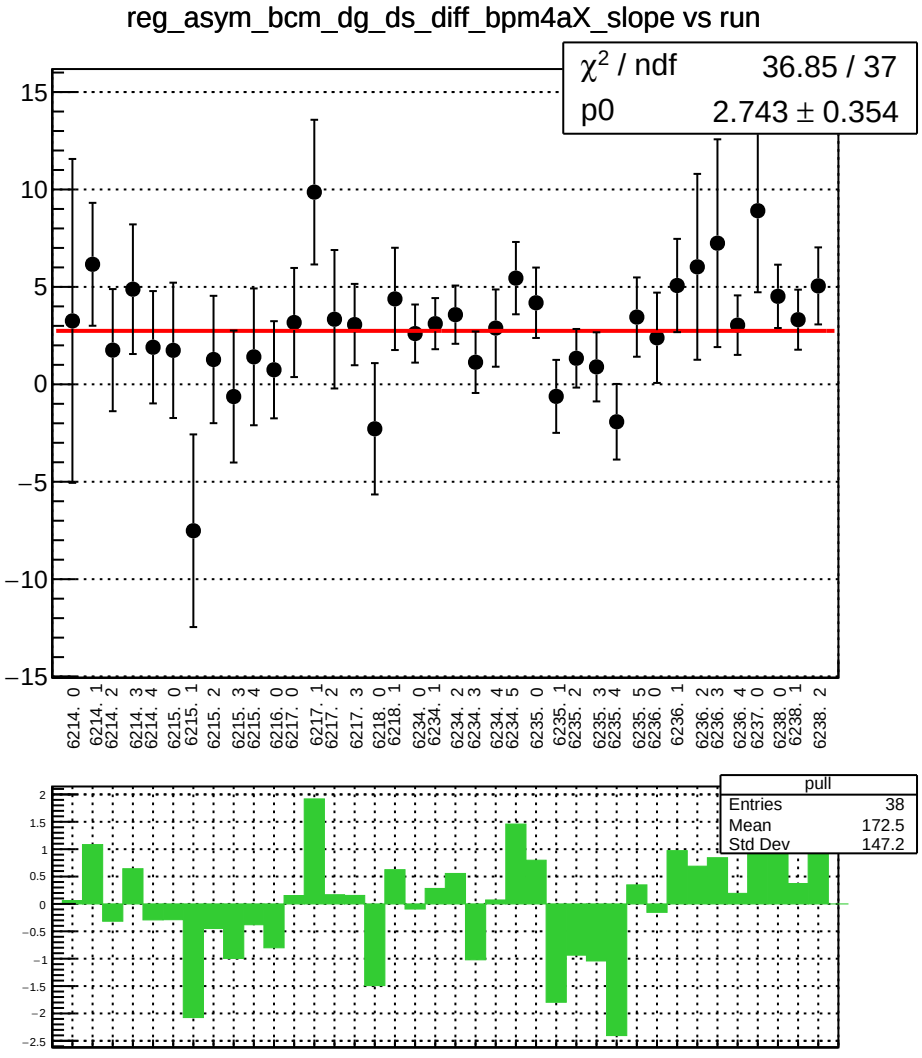
reg_asym_bcm_dg_ds_diff_bpm4aX_slope vs run
χ² / ndf 36.85 / 37
p0 2.743 ± 0.354
15
10
5
0
−5
−10
−15
6214. 0
6214. 1
6214. 2
6214. 3
6214. 4
6215. 0
6215. 1
6215. 2
6215. 3
6215. 4
6216. 0
6217. 0
6217. 1
6217. 2
6217. 3
6218. 0
6218. 1
6234. 0
6234. 1
6234. 2
6234. 3
6234. 4
6234. 5
6235. 0
6235. 1
6235. 2
6235. 3
6235. 4
6235. 5
6236. 0
6236. 1
6236. 2
6236. 3
6236. 4
6237. 0
6238. 0
6238. 1
6238. 2
pull
Entries 38
Mean 172.5
Std Dev 147.2
2
1.5
1
0.5
0
−0.5
−1
−1.5
−2
−2.5

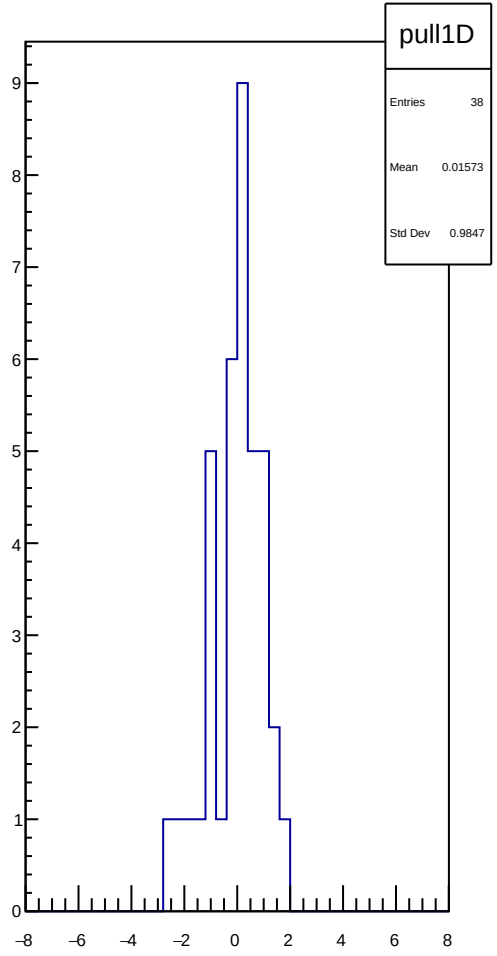
pull1D
Entries 38
Mean 0.01573
Std Dev 0.9847
9
8
7
6
5
4
3
2
1
0
−8
−6
−4
−2
0
2
4
6
8

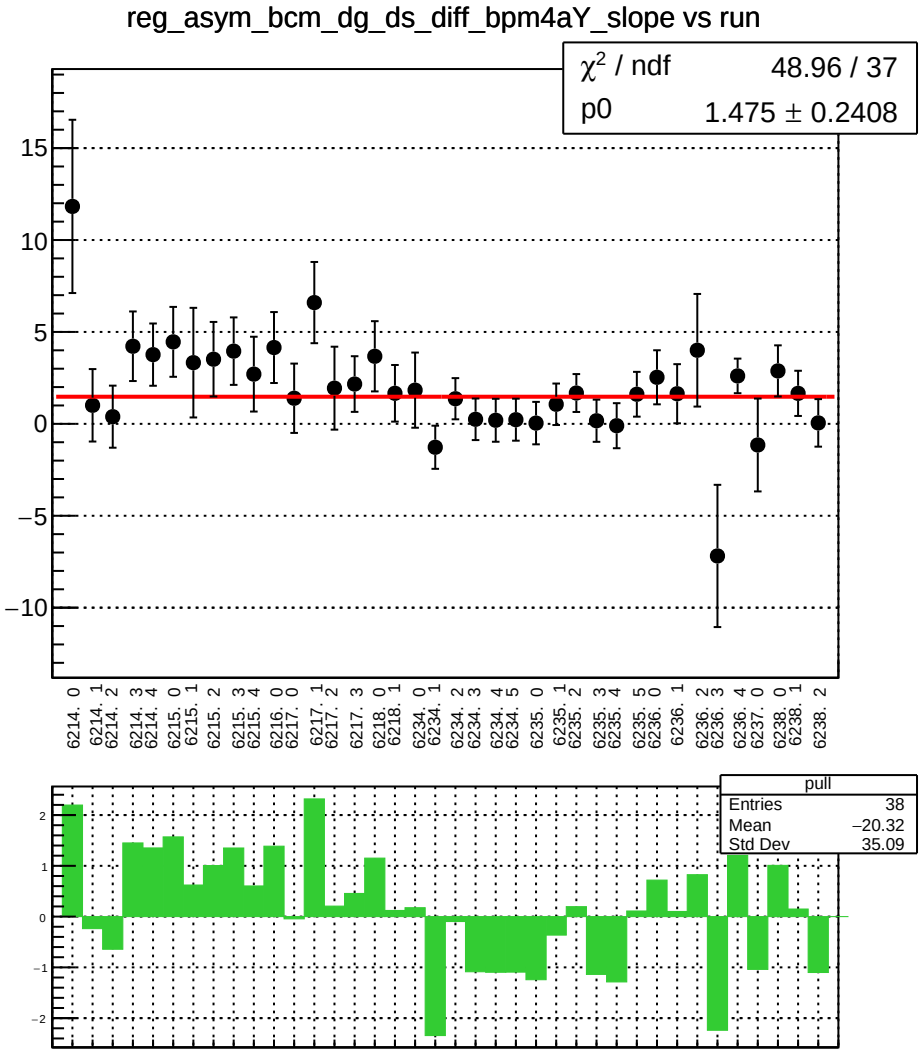
reg_asym_bcm_dg_ds_diff_bpm4aY_slope vs run
χ² / ndf 48.96 / 37
p0 1.475 ± 0.2408
15
10
5
0
−5
−10
6214. 0
6214. 1
6214. 2
6214. 3
6214. 4
6215. 0
6215. 1
6215. 2
6215. 3
6215. 4
6216. 0
6217. 0
6217. 1
6217. 2
6217. 3
6218. 0
6218. 1
6234. 0
6234. 1
6234. 2
6234. 3
6234. 4
6234. 5
6235. 0
6235. 1
6235. 2
6235. 3
6235. 4
6235. 5
6236. 0
6236. 1
6236. 2
6236. 3
6236. 4
6237. 0
6238. 0
6238. 1
6238. 2
pull
Entries 38
Mean −20.32
Std Dev 35.09
2
1
0
−1
−2

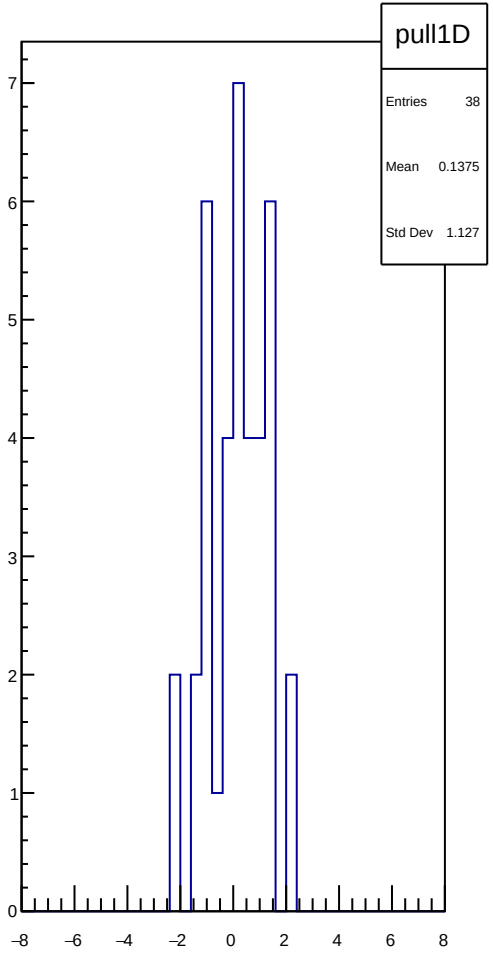
pull1D
Entries 38
Mean 0.1375
Std Dev 1.127
7
6
5
4
3
2
1
0
−8
−6
−4
−2
0
2
4
6
8

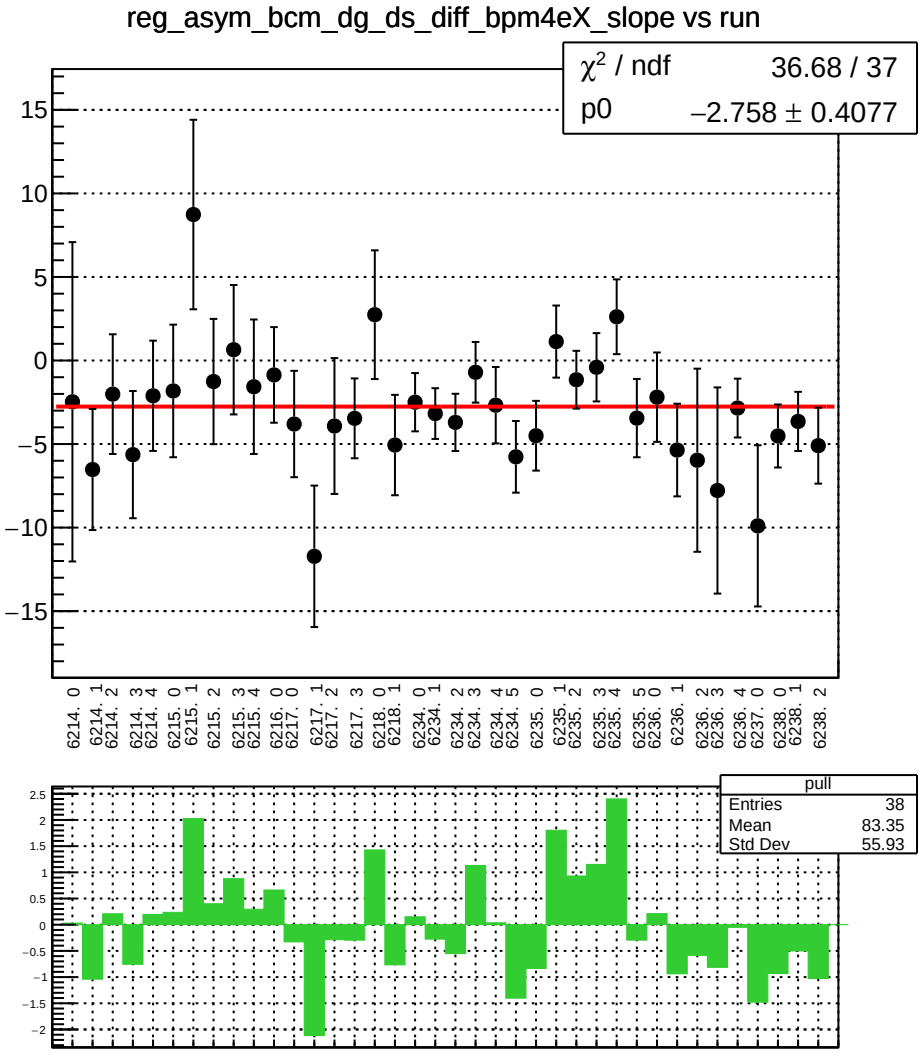
reg_asym_bcm_dg_ds_diff_bpm4eX_slope vs run
χ² / ndf 36.68 / 37
p0 −2.758 ± 0.4077
15
10
5
0
−5
−10
−15
6214. 0
6214. 1
6214. 2
6214. 3
6214. 4
6215. 0
6215. 1
6215. 2
6215. 3
6215. 4
6216. 0
6217. 0
6217. 1
6217. 2
6217. 3
6218. 0
6218. 1
6234. 0
6234. 1
6234. 2
6234. 3
6234. 4
6234. 5
6235. 0
6235. 1
6235. 2
6235. 3
6235. 4
6235. 5
6236. 0
6236. 1
6236. 2
6236. 3
6236. 4
6237. 0
6238. 0
6238. 1
6238. 2
pull
Entries 38
Mean 83.35
Std Dev 55.93
2.5
2
1.5
1
0.5
0
−0.5
−1
−1.5
−2

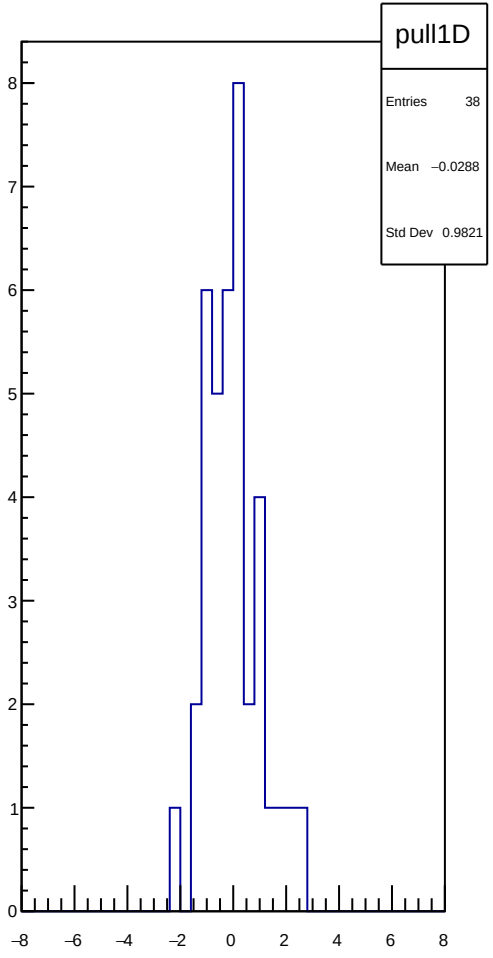
pull1D
Entries 38
Mean −0.0288
Std Dev 0.9821
8
7
6
5
4
3
2
1
0
−8
−6
−4
−2
0
2
4
6
8

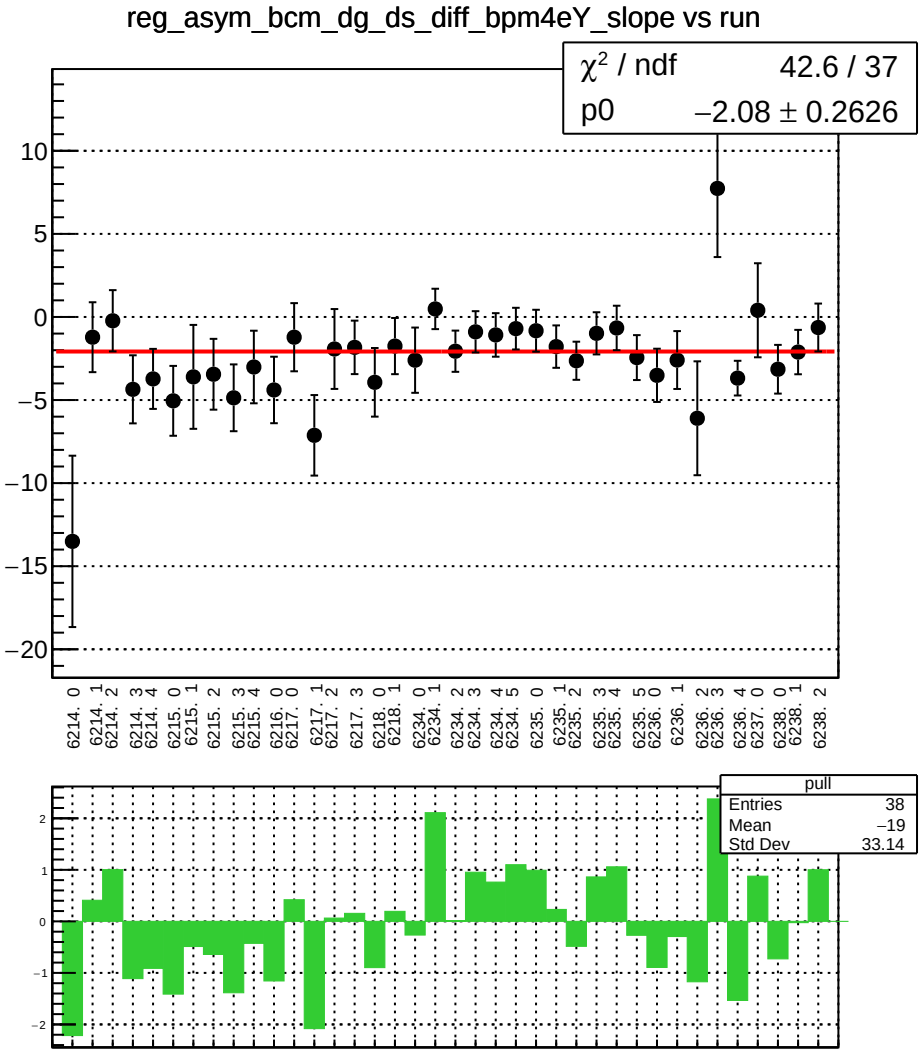
reg_asym_bcm_dg_ds_diff_bpm4eY_slope vs run
χ² / ndf 42.6 / 37
p0 −2.08 ± 0.2626
10
5
0
−5
−10
−15
−20
6214. 0
6214. 1
6214. 2
6214. 3
6214. 4
6215. 0
6215. 1
6215. 2
6215. 3
6215. 4
6216. 0
6217. 0
6217. 1
6217. 2
6217. 3
6218. 0
6218. 1
6234. 0
6234. 1
6234. 2
6234. 3
6234. 4
6234. 5
6235. 0
6235. 1
6235. 2
6235. 3
6235. 4
6235. 5
6236. 0
6236. 1
6236. 2
6236. 3
6236. 4
6237. 0
6238. 0
6238. 1
6238. 2
pull
Entries 38
Mean −19
Std Dev 33.14
2
1
0
−1
−2

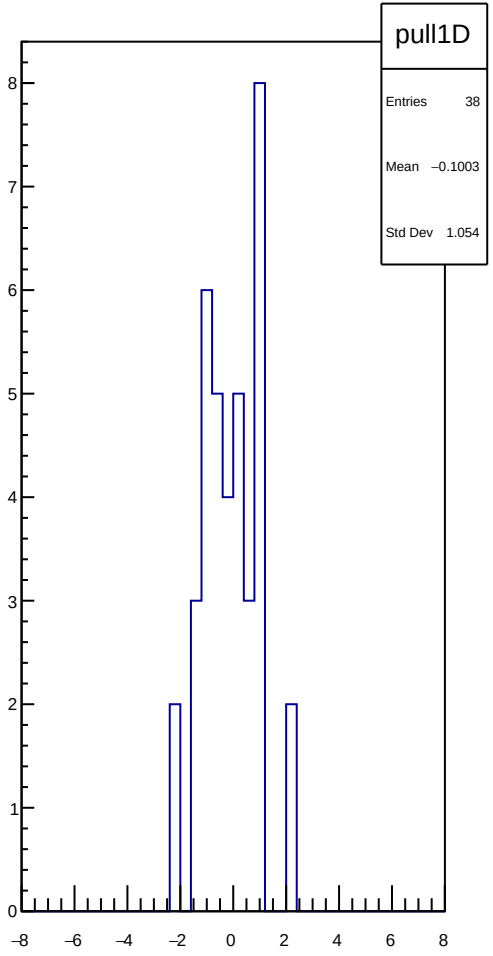
pull1D
Entries 38
Mean −0.1003
Std Dev 1.054
8
7
6
5
4
3
2
1
0
−8
−6
−4
−2
0
2
4
6
8

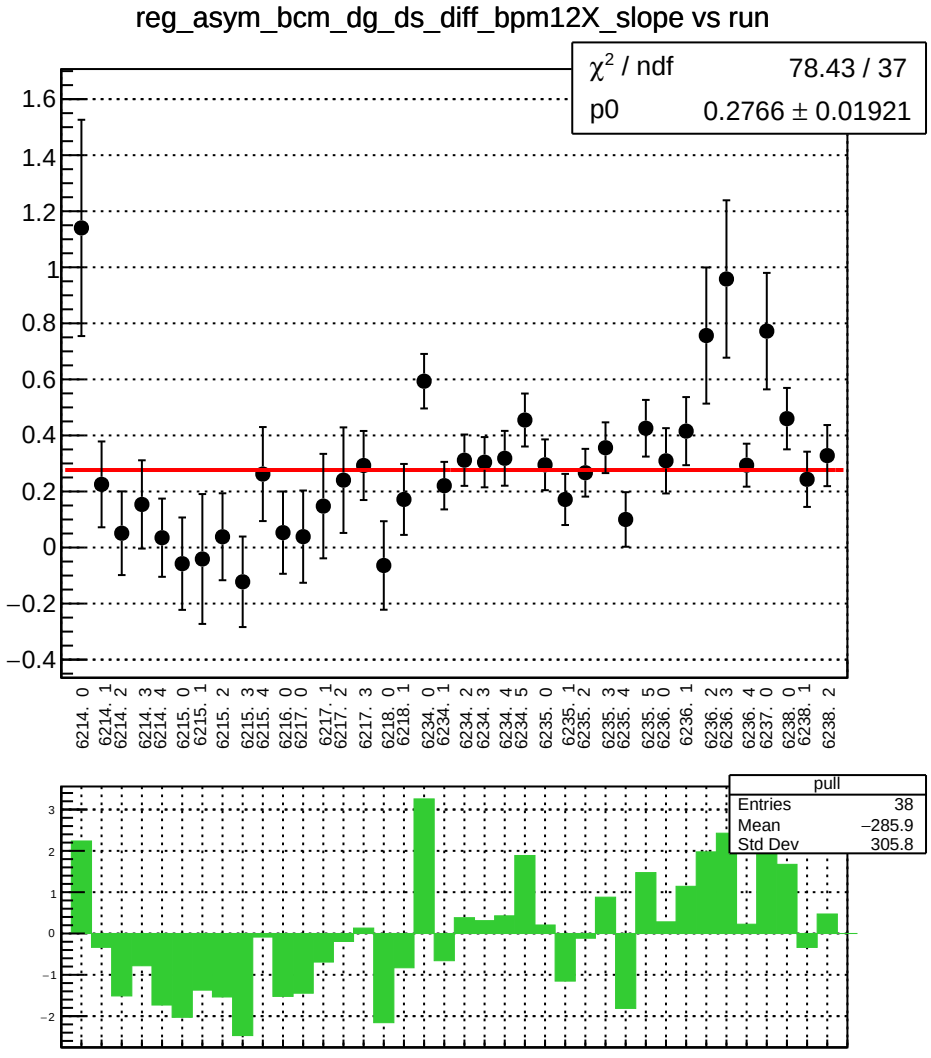
reg_asym_bcm_dg_ds_diff_bpm12X_slope vs run
χ² / ndf 78.43 / 37
p0 0.2766 ± 0.01921
pull
Entries 38
Mean −285.9
Std Dev 305.8

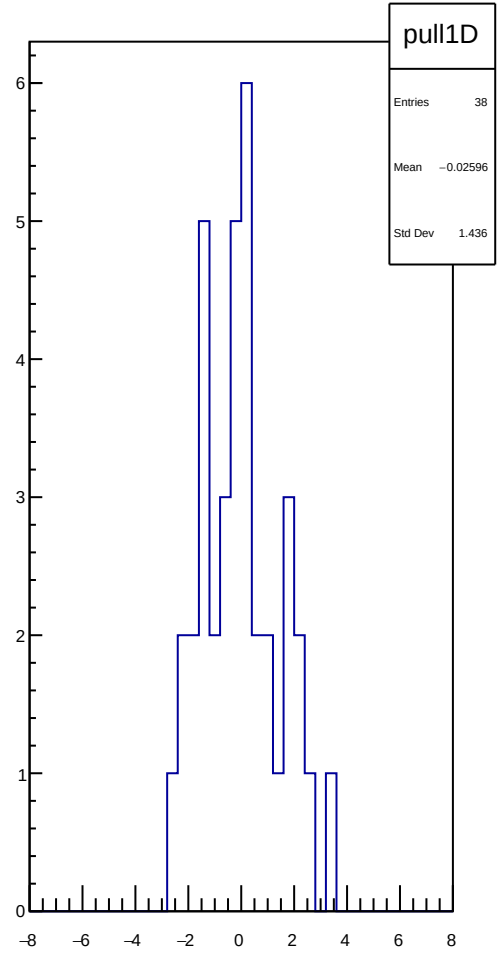
pull1D
Entries 38
Mean −0.02596
Std Dev 1.436

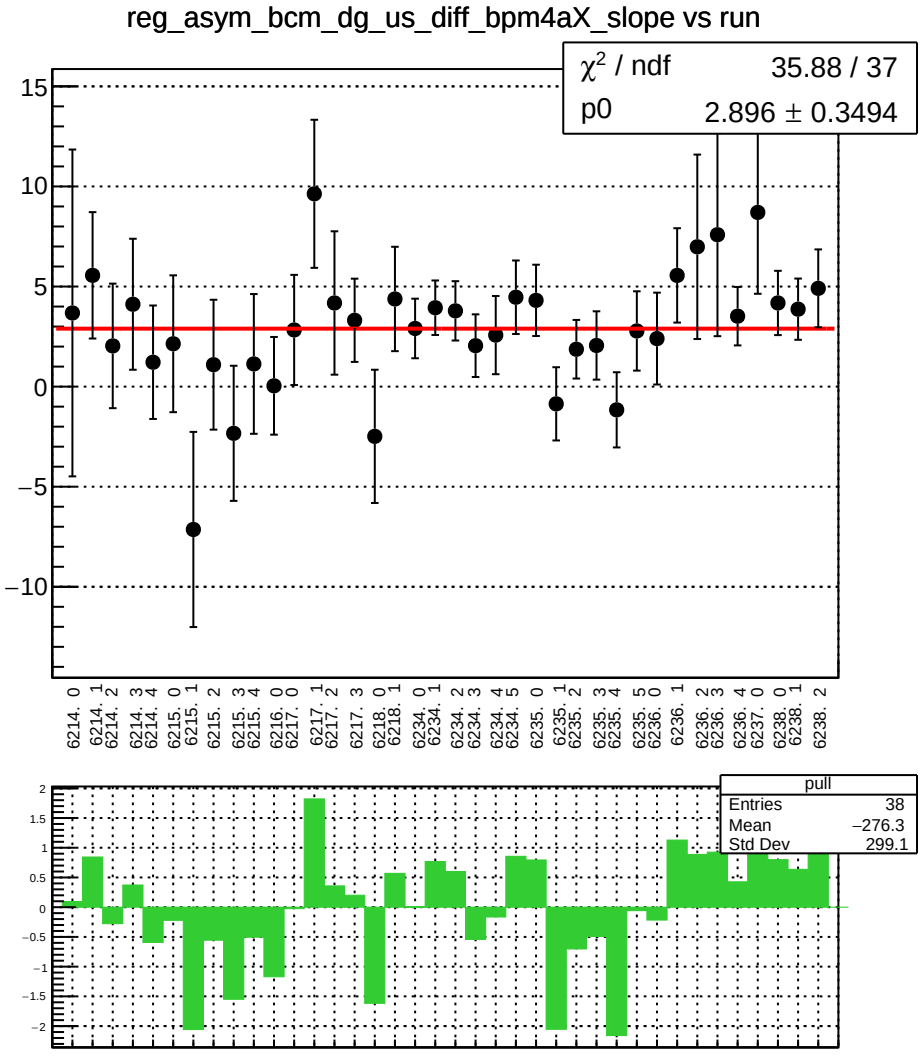
reg_asym_bcm_dg_us_diff_bpm4aX_slope vs run
χ² / ndf 35.88 / 37
p0 2.896 ± 0.3494
15
10
5
0
−5
−10
6214. 0
6214. 1
6214. 2
6214. 3
6214. 4
6215. 0
6215. 1
6215. 2
6215. 3
6215. 4
6216. 0
6217. 0
6217. 1
6217. 2
6217. 3
6218. 0
6218. 1
6234. 0
6234. 1
6234. 2
6234. 3
6234. 4
6234. 5
6235. 0
6235. 1
6235. 2
6235. 3
6235. 4
6235. 5
6236. 0
6236. 1
6236. 2
6236. 3
6236. 4
6237. 0
6238. 0
6238. 1
6238. 2
pull
Entries 38
Mean −276.3
Std Dev 299.1
2
1.5
1
0.5
0
−0.5
−1
−1.5
−2

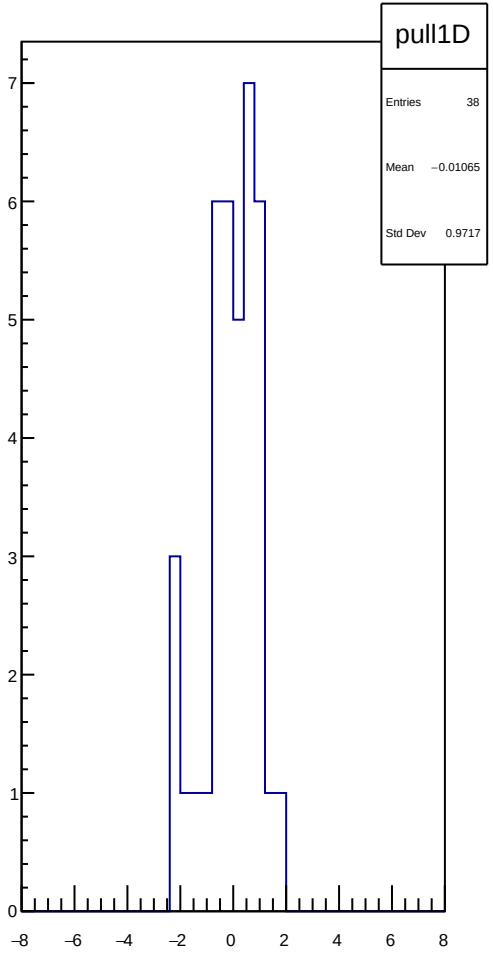
pull1D
Entries 38
Mean −0.01065
Std Dev 0.9717
7
6
5
4
3
2
1
0
−8
−6
−4
−2
0
2
4
6
8

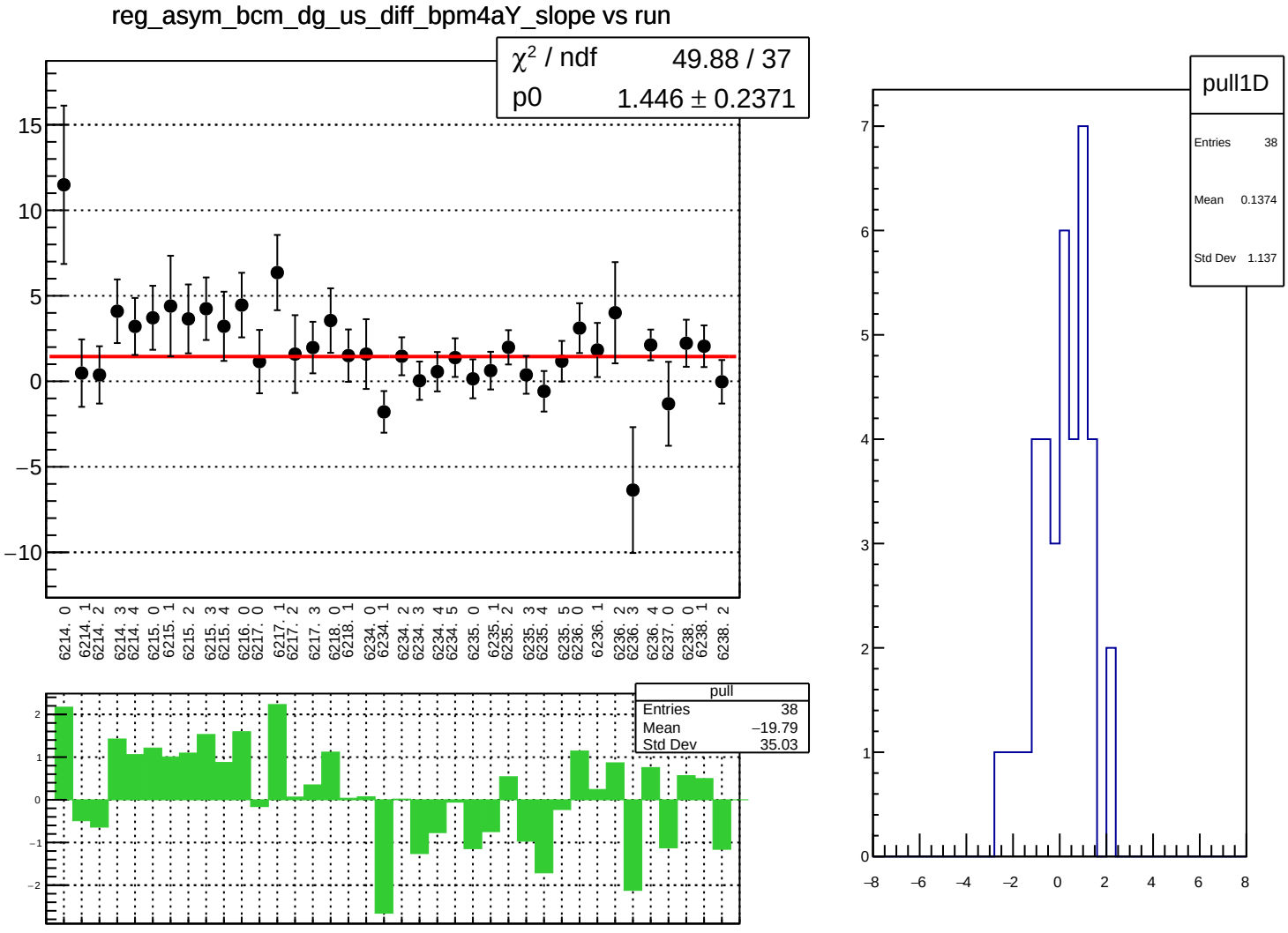
reg_asym_bcm_dg_us_diff_bpm4aY_slope vs run
χ² / ndf 49.88 / 37
p0 1.446 ± 0.2371
15
10
5
0
−5
−10
6214. 0
6214. 1
6214. 2
6214. 3
6214. 4
6215. 0
6215. 1
6215. 2
6215. 3
6215. 4
6216. 0
6217. 0
6217. 1
6217. 2
6217. 3
6218. 0
6218. 1
6234. 0
6234. 1
6234. 2
6234. 3
6234. 4
6234. 5
6235. 0
6235. 1
6235. 2
6235. 3
6235. 4
6235. 5
6236. 0
6236. 1
6236. 2
6236. 3
6236. 4
6237. 0
6238. 0
6238. 1
6238. 2
pull
Entries 38
Mean −19.79
Std Dev 35.03
2
1
0
−1
−2
pull1D
Entries 38
Mean 0.1374
Std Dev 1.137
7
6
5
4
3
2
1
0
−8
−6
−4
−2
0
2
4
6
8

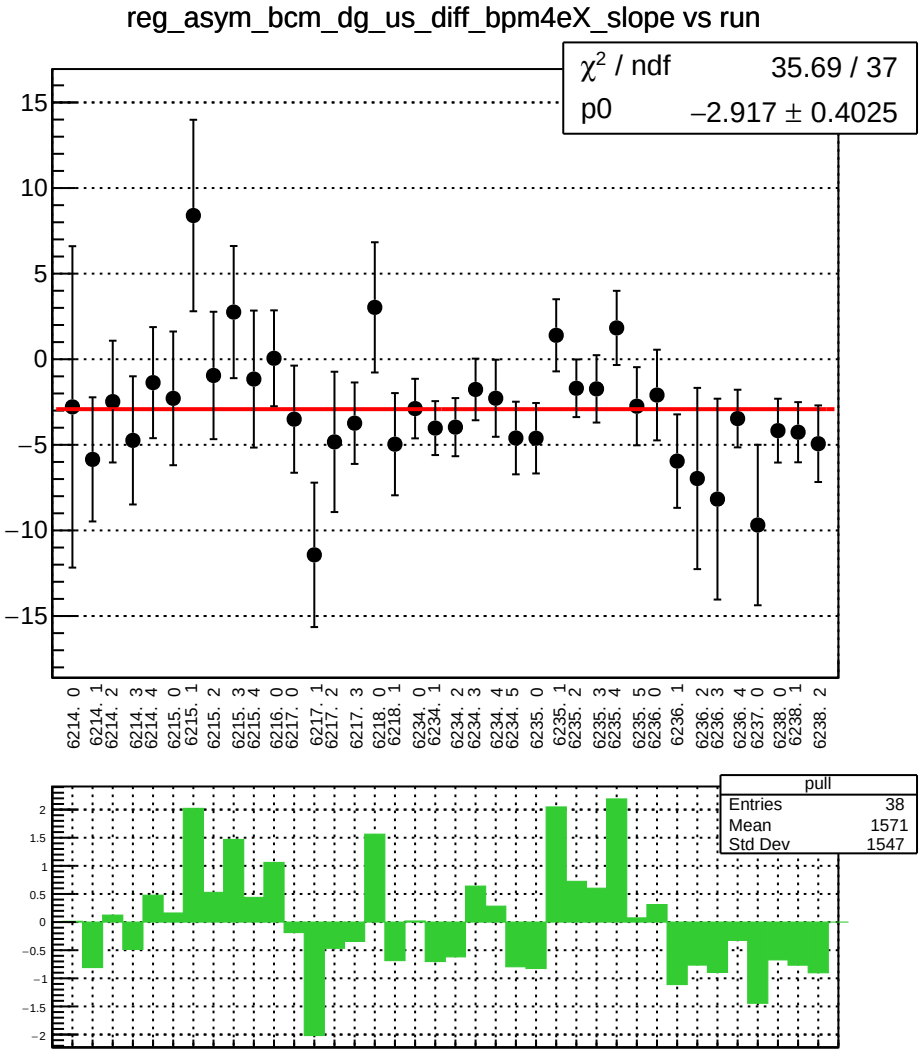
reg_asym_bcm_dg_us_diff_bpm4eX_slope vs run
χ² / ndf 35.69 / 37
p0 −2.917 ± 0.4025
15
10
5
0
−5
−10
−15
6214. 0
6214. 1
6214. 2
6214. 3
6214. 4
6215. 0
6215. 1
6215. 2
6215. 3
6215. 4
6216. 0
6217. 0
6217. 1
6217. 2
6217. 3
6218. 0
6218. 1
6234. 0
6234. 1
6234. 2
6234. 3
6234. 4
6234. 5
6235. 0
6235. 1
6235. 2
6235. 3
6235. 4
6235. 5
6236. 0
6236. 1
6236. 2
6236. 3
6236. 4
6237. 0
6238. 0
6238. 1
6238. 2
pull
Entries 38
Mean 1571
Std Dev 1547
2
1.5
1
0.5
0
−0.5
−1
−1.5
−2

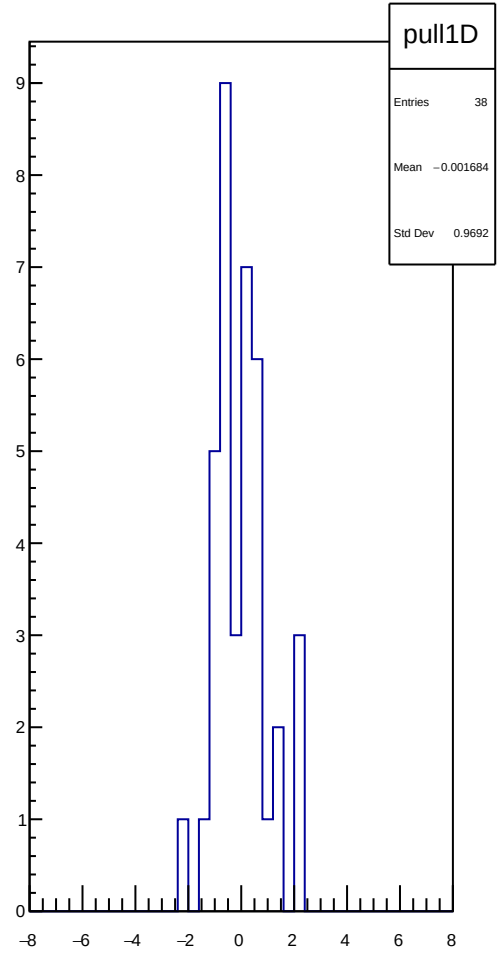
pull1D
Entries 38
Mean −0.001684
Std Dev 0.9692
9
8
7
6
5
4
3
2
1
0
−8
−6
−4
−2
0
2
4
6
8

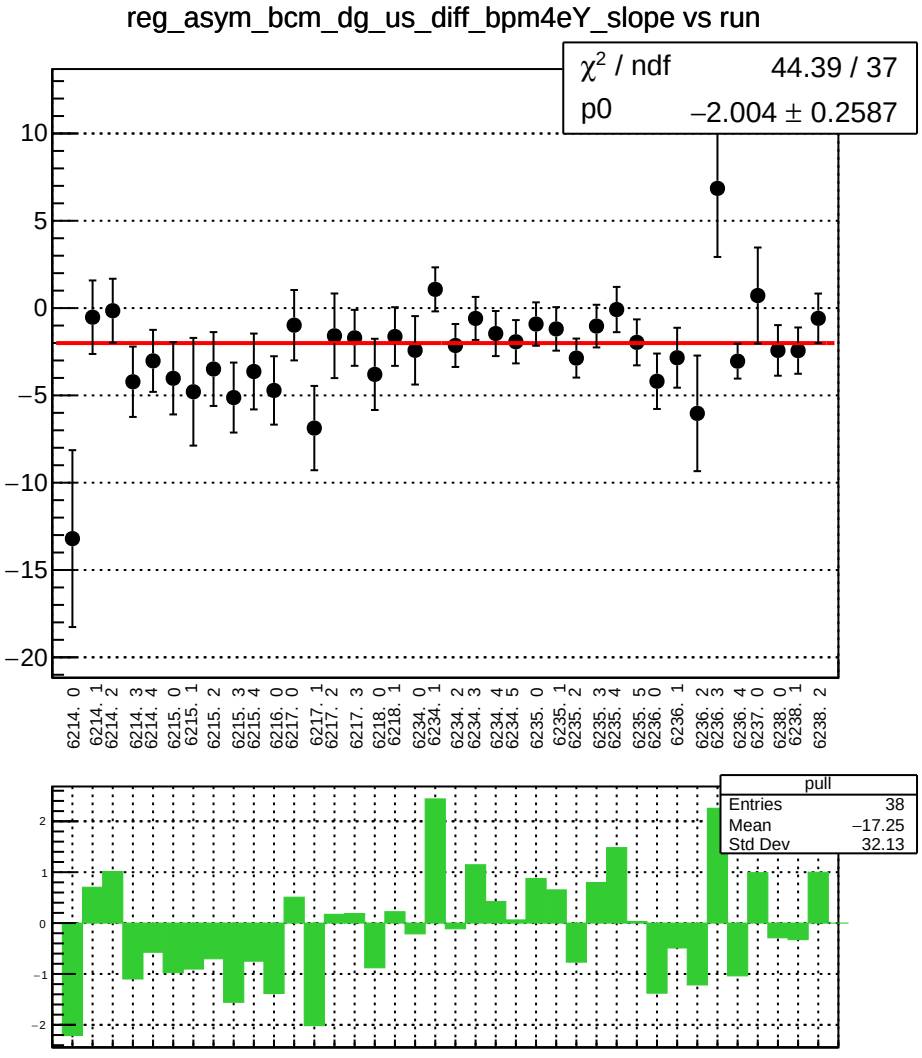
reg_asym_bcm_dg_us_diff_bpm4eY_slope vs run
χ² / ndf 44.39 / 37
p0 −2.004 ± 0.2587
10
5
0
−5
−10
−15
−20
6214. 0
6214. 1
6214. 2
6214. 3
6214. 4
6215. 0
6215. 1
6215. 2
6215. 3
6215. 4
6216. 0
6217. 0
6217. 1
6217. 2
6217. 3
6218. 0
6218. 1
6234. 0
6234. 1
6234. 2
6234. 3
6234. 4
6234. 5
6235. 0
6235. 1
6235. 2
6235. 3
6235. 4
6235. 5
6236. 0
6236. 1
6236. 2
6236. 3
6236. 4
6237. 0
6238. 0
6238. 1
6238. 2
pull
Entries 38
Mean −17.25
Std Dev 32.13
2
1
0
−1
−2

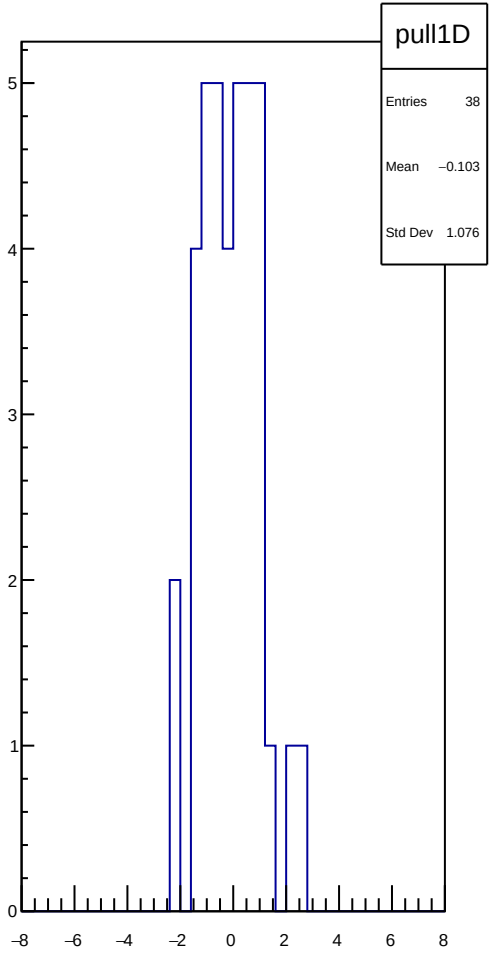
pull1D
Entries 38
Mean −0.103
Std Dev 1.076
5
4
3
2
1
0
−8
−6
−4
−2
0
2
4
6
8

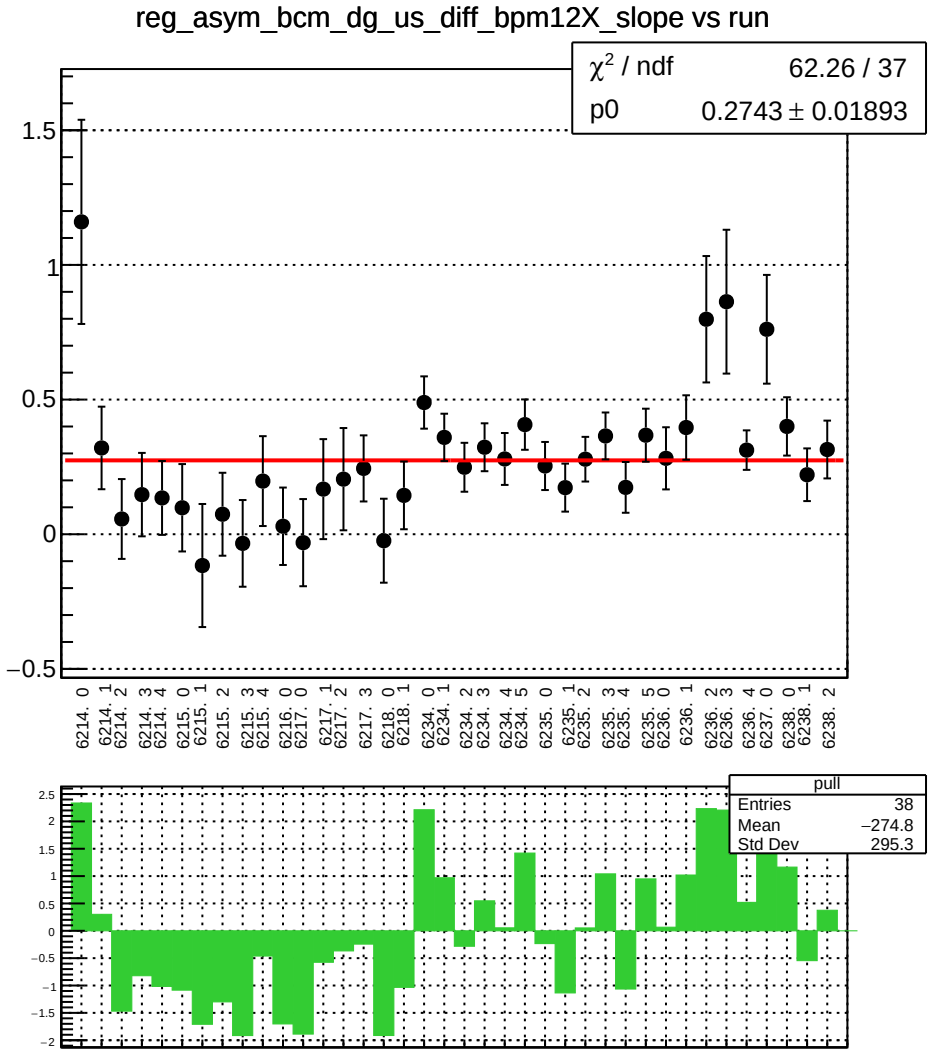
reg_asym_bcm_dg_us_diff_bpm12X_slope vs run
χ² / ndf 62.26 / 37
p0 0.2743 ± 0.01893
1.5
1
0.5
0
−0.5
6214. 0
6214. 1
6214. 2
6214. 3
6214. 4
6215. 0
6215. 1
6215. 2
6215. 3
6215. 4
6216. 0
6217. 0
6217. 1
6217. 2
6217. 3
6218. 0
6218. 1
6234. 0
6234. 1
6234. 2
6234. 3
6234. 4
6234. 5
6235. 0
6235. 1
6235. 2
6235. 3
6235. 4
6235. 5
6236. 0
6236. 1
6236. 2
6236. 3
6236. 4
6237. 0
6238. 0
6238. 1
6238. 2
pull
Entries 38
Mean −274.8
Std Dev 295.3
2.5
2
1.5
1
0.5
0
−0.5
−1
−1.5
−2

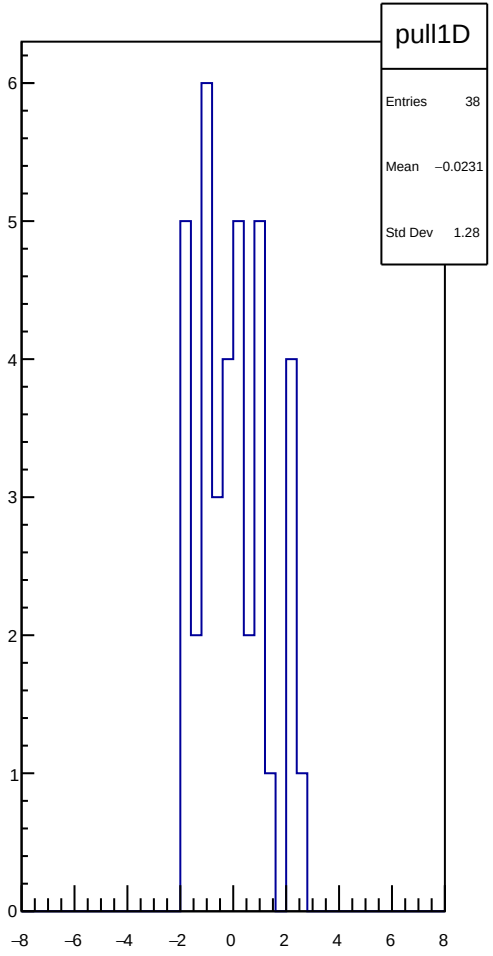
pull1D
Entries 38
Mean −0.0231
Std Dev 1.28
6
5
4
3
2
1
0
−8
−6
−4
−2
0
2
4
6
8