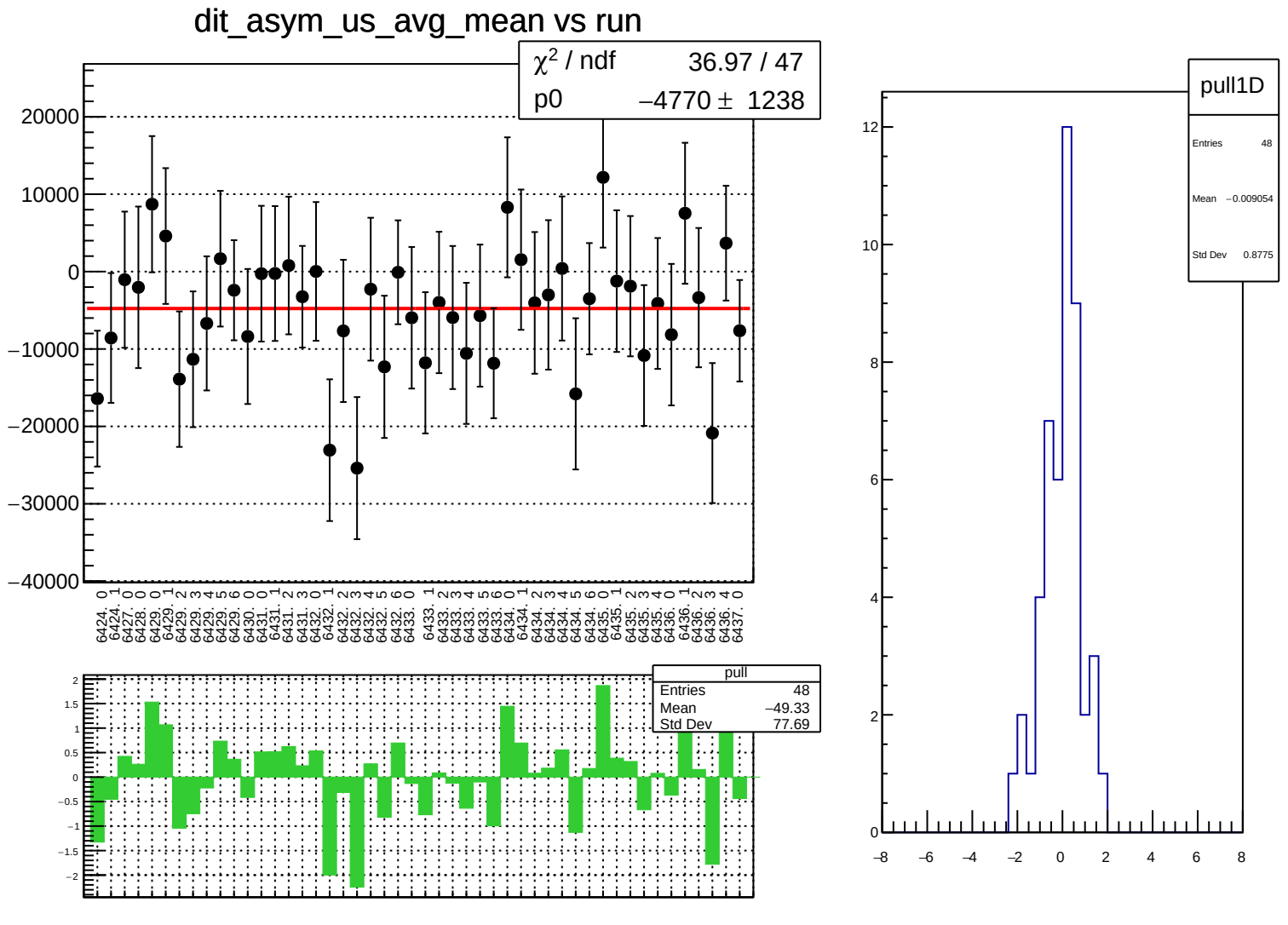
dit_asym_us_avg_mean vs run
χ² / ndf 36.97 / 47
p0 −4770 ± 1238
pull
Entries 48
Mean −49.33
Std Dev 77.69
pull1D
Entries 48
Mean −0.009054
Std Dev 0.8775

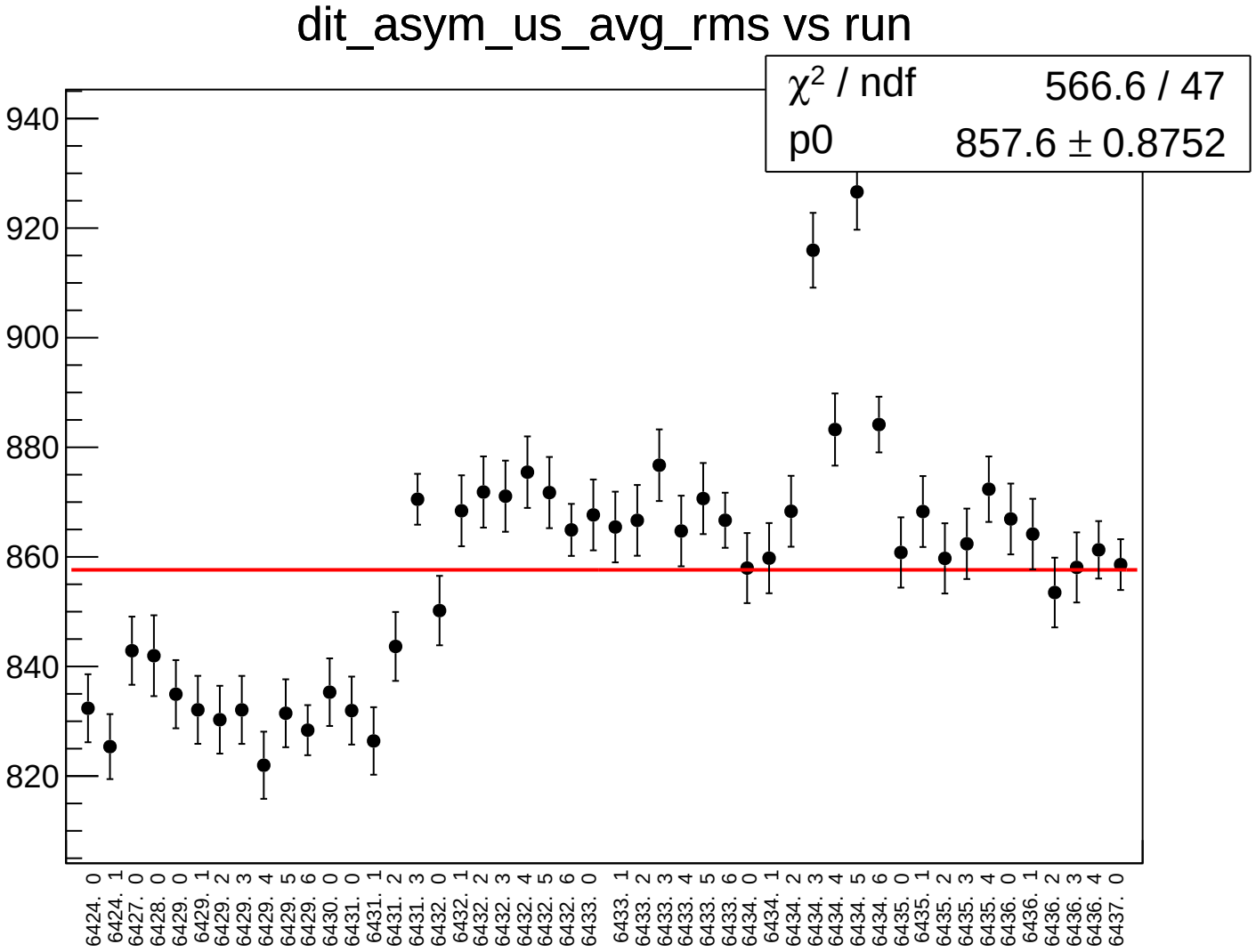
dit_asym_us_avg_rms vs run
χ² / ndf 566.6 / 47
p0 857.6 ± 0.8752
940
920
900
880
860
840
820
6424. 0
6424. 1
6427. 0
6428. 0
6429. 0
6429. 1
6429. 2
6429. 3
6429. 4
6429. 5
6429. 6
6430. 0
6431. 0
6431. 1
6431. 2
6431. 3
6432. 0
6432. 1
6432. 2
6432. 3
6432. 4
6432. 5
6432. 6
6433. 0
6433. 1
6433. 2
6433. 3
6433. 4
6433. 5
6433. 6
6434. 0
6434. 1
6434. 2
6434. 3
6434. 4
6434. 5
6434. 6
6435. 0
6435. 1
6435. 2
6435. 3
6435. 4
6436. 0
6436. 1
6436. 2
6436. 3
6436. 4
6437. 0

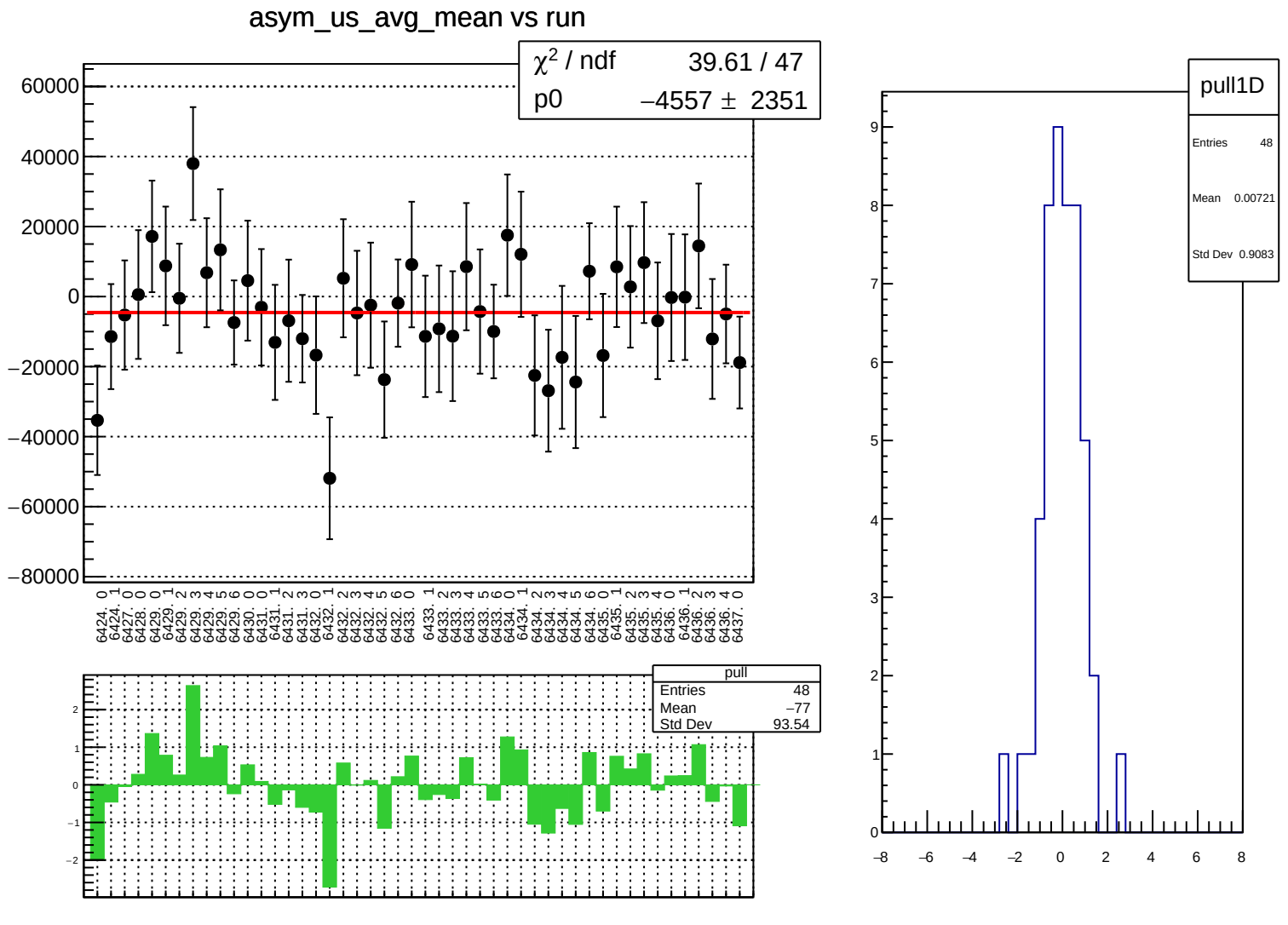
asym_us_avg_mean vs run
χ² / ndf 39.61 / 47
p0 −4557 ± 2351
pull
Entries 48
Mean −77
Std Dev 93.54
pull1D
Entries 48
Mean 0.00721
Std Dev 0.9083

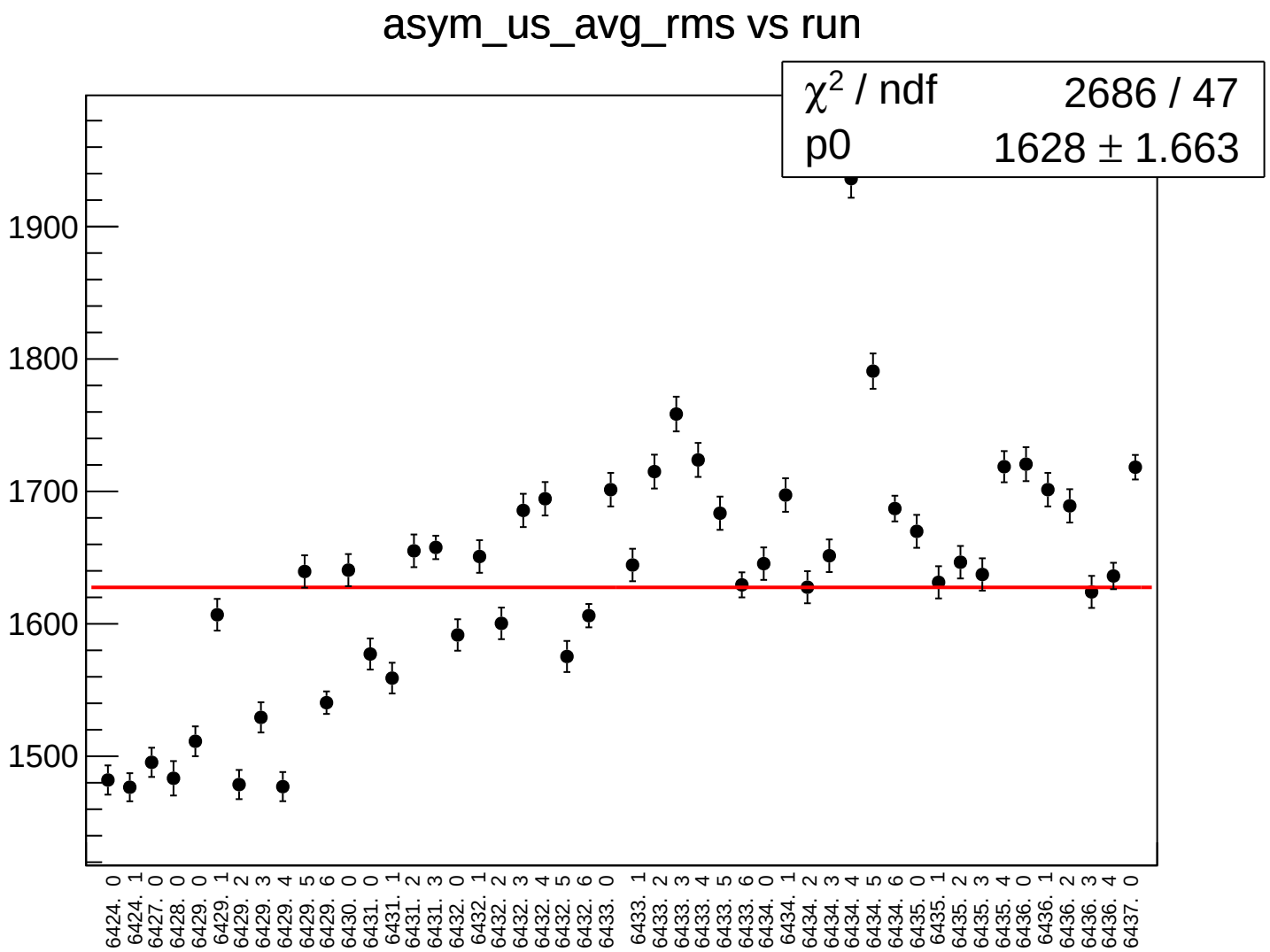
asym_us_avg_rms vs run
χ² / ndf 2686 / 47
p0 1628 ± 1.663
1900
1800
1700
1600
1500
6424. 0
6424. 1
6427. 0
6428. 0
6429. 0
6429. 1
6429. 2
6429. 3
6429. 4
6429. 5
6429. 6
6430. 0
6431. 0
6431. 1
6431. 2
6431. 3
6432. 0
6432. 1
6432. 2
6432. 3
6432. 4
6432. 5
6432. 6
6433. 0
6433. 1
6433. 2
6433. 3
6433. 4
6433. 5
6433. 6
6434. 0
6434. 1
6434. 2
6434. 3
6434. 4
6434. 5
6434. 6
6435. 0
6435. 1
6435. 2
6435. 3
6435. 4
6436. 0
6436. 1
6436. 2
6436. 3
6436. 4
6437. 0

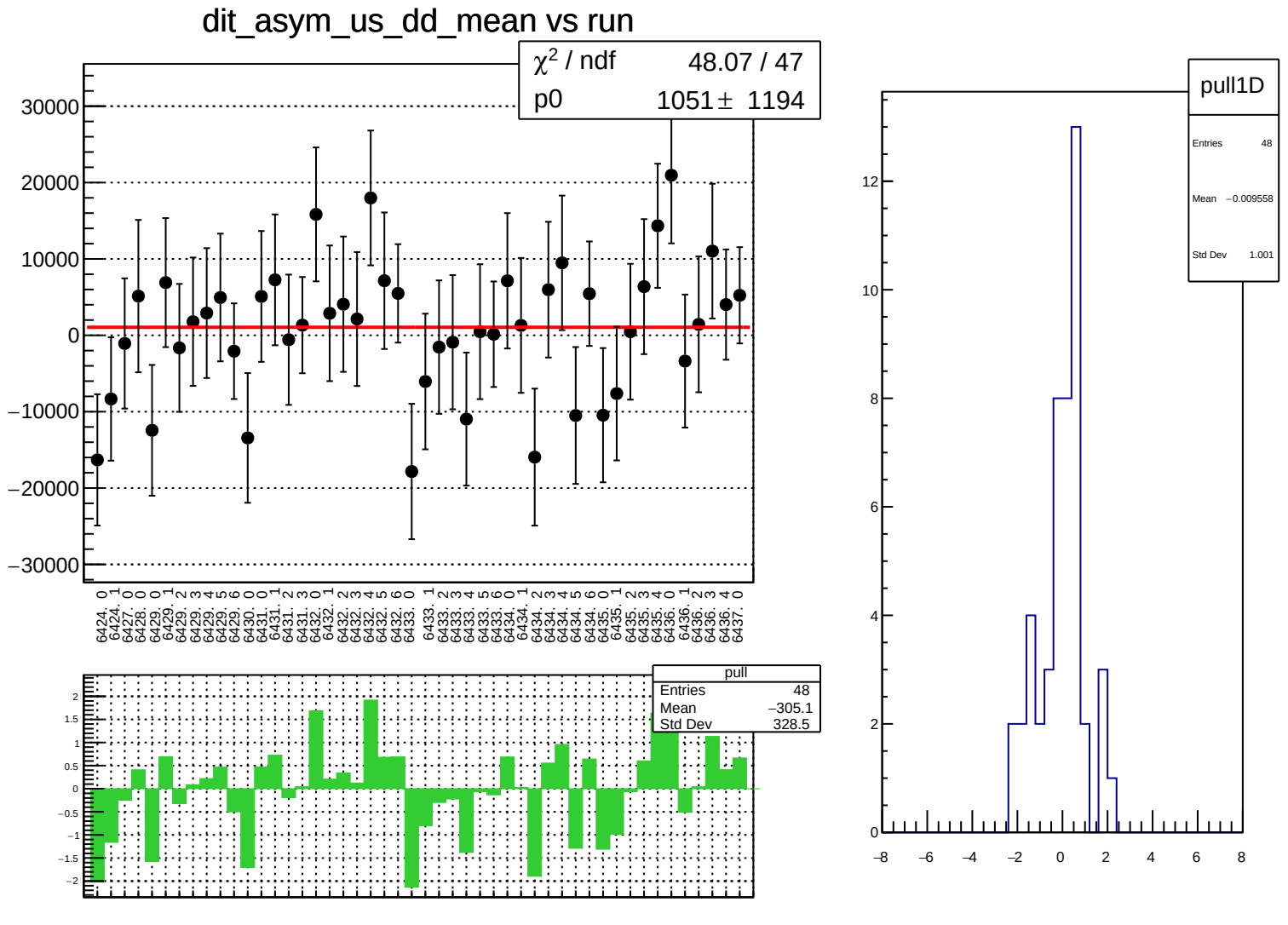
dit_asym_us_dd_mean vs run
χ2 / ndf 48.07 / 47
p0 1051 ± 1194
30000
20000
10000
0
−10000
−20000
−30000
6424. 0
6424. 1
6427. 0
6428. 0
6429. 0
6429. 1
6429. 2
6429. 3
6429. 4
6429. 5
6429. 6
6430. 0
6431. 0
6431. 1
6431. 2
6431. 3
6432. 0
6432. 1
6432. 2
6432. 3
6432. 4
6432. 5
6432. 6
6433. 0
6433. 1
6433. 2
6433. 3
6433. 4
6433. 5
6433. 6
6434. 0
6434. 1
6434. 2
6434. 3
6434. 4
6434. 5
6434. 6
6435. 0
6435. 1
6435. 2
6435. 3
6435. 4
6436. 0
6436. 1
6436. 2
6436. 3
6436. 4
6437. 0
pull
Entries 48
Mean −305.1
Std Dev 328.5
2
1.5
1
0.5
0
−0.5
−1
−1.5
−2
pull1D
Entries 48
Mean −0.009558
Std Dev 1.001
12
10
8
6
4
2
0
−8
−6
−4
−2
0
2
4
6
8

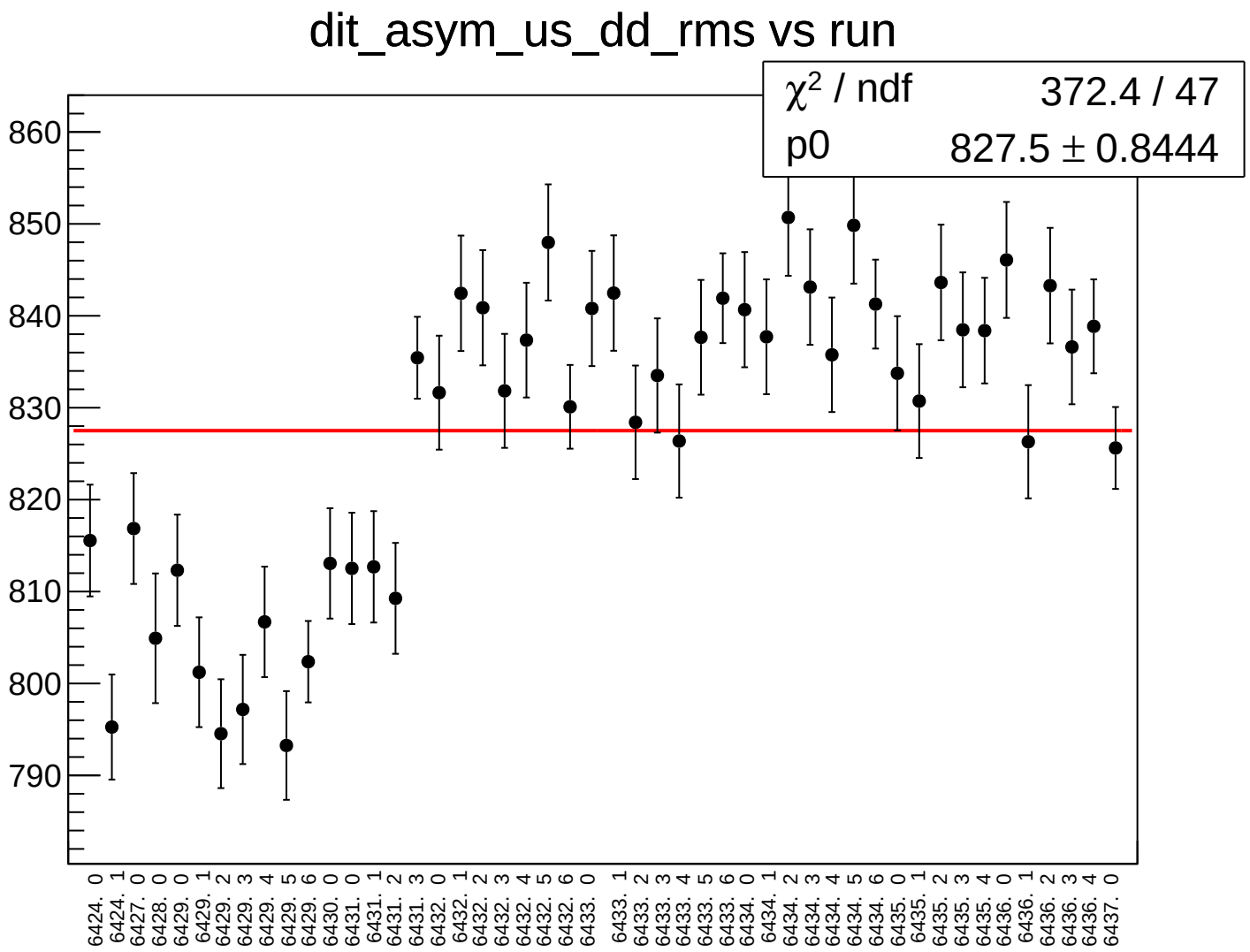
dit_asym_us_dd_rms vs run
χ² / ndf 372.4 / 47
p0 827.5 ± 0.8444
860
850
840
830
820
810
800
790
6424. 0
6424. 1
6427. 0
6428. 0
6429. 0
6429. 1
6429. 2
6429. 3
6429. 4
6429. 5
6429. 6
6430. 0
6431. 0
6431. 1
6431. 2
6431. 3
6432. 0
6432. 1
6432. 2
6432. 3
6432. 4
6432. 5
6432. 6
6433. 0
6433. 1
6433. 2
6433. 3
6433. 4
6433. 5
6433. 6
6434. 0
6434. 1
6434. 2
6434. 3
6434. 4
6434. 5
6434. 6
6435. 0
6435. 1
6435. 2
6435. 3
6435. 4
6436. 0
6436. 1
6436. 2
6436. 3
6436. 4
6437. 0

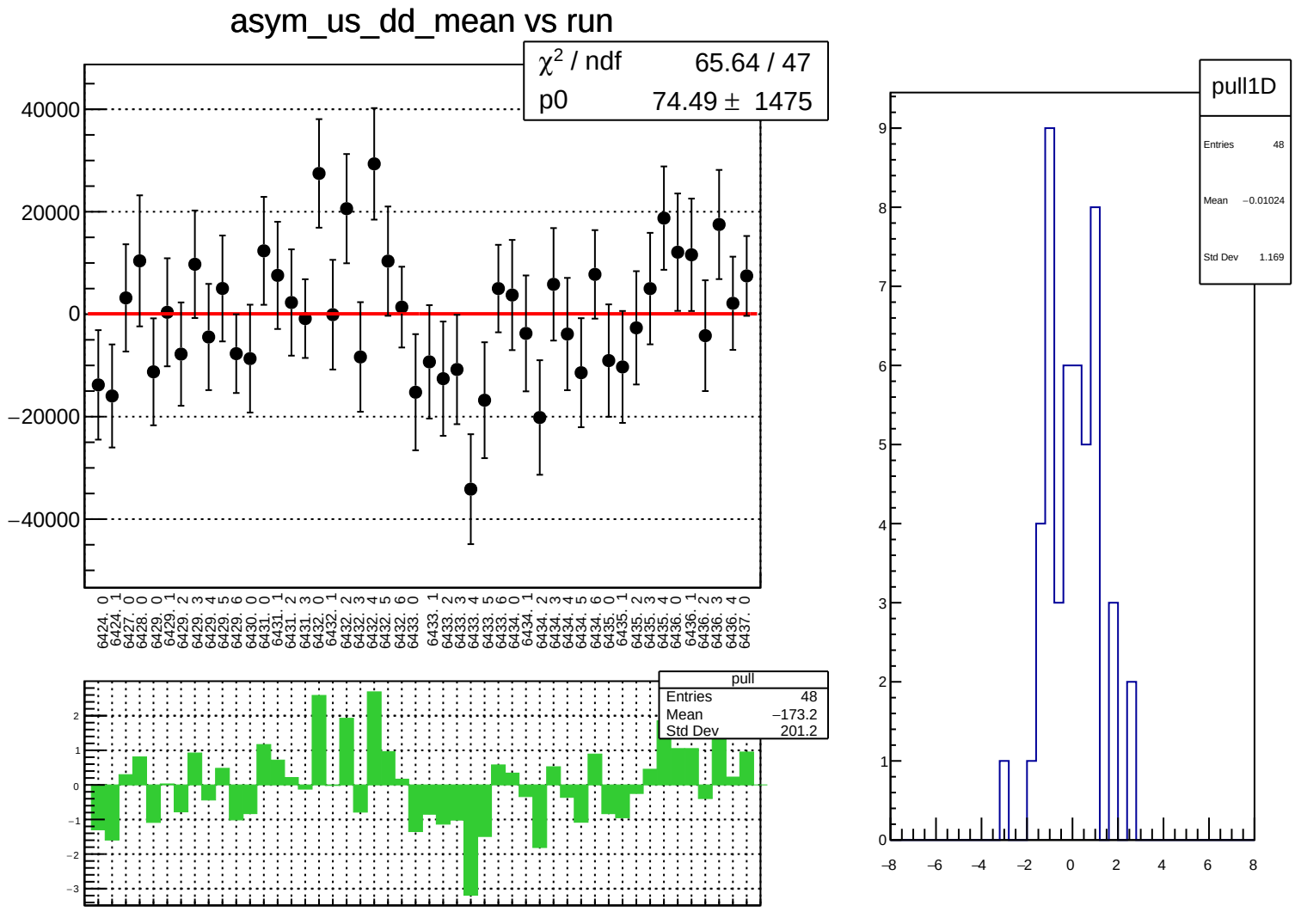
asym_us_dd_mean vs run
χ² / ndf 65.64 / 47
p0 74.49 ± 1475
40000
20000
0
−20000
−40000
6424. 0
6424. 1
6427. 0
6428. 0
6429. 0
6429. 1
6429. 2
6429. 3
6429. 4
6429. 5
6429. 6
6430. 0
6431. 0
6431. 1
6431. 2
6431. 3
6432. 0
6432. 1
6432. 2
6432. 3
6432. 4
6432. 5
6432. 6
6433. 0
6433. 1
6433. 2
6433. 3
6433. 4
6433. 5
6433. 6
6434. 0
6434. 1
6434. 2
6434. 3
6434. 4
6434. 5
6434. 6
6435. 0
6435. 1
6435. 2
6435. 3
6435. 4
6436. 0
6436. 1
6436. 2
6436. 3
6436. 4
6437. 0
pull
Entries 48
Mean −173.2
Std Dev 201.2
pull1D
Entries 48
Mean −0.01024
Std Dev 1.169

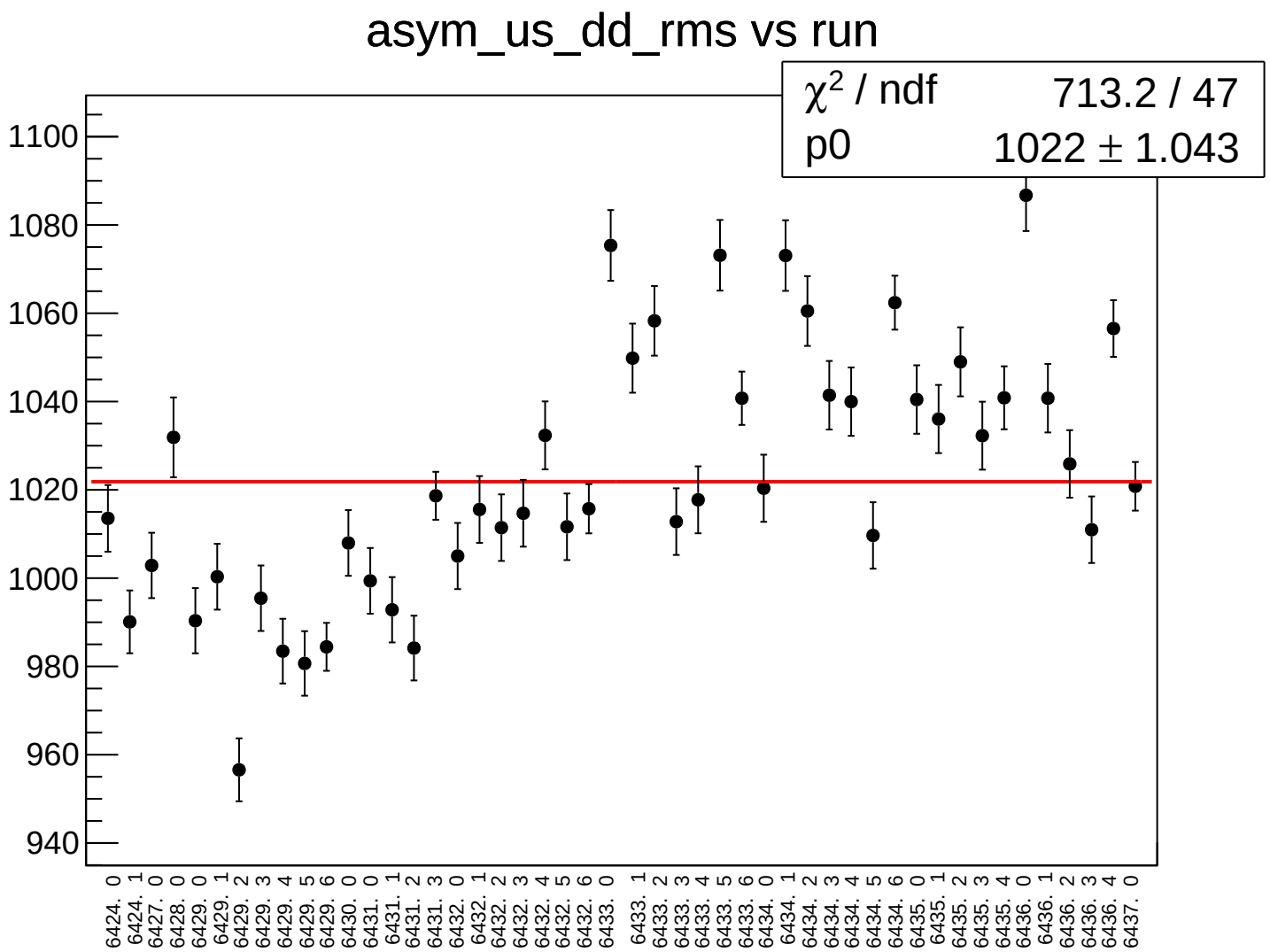
asym_us_dd_rms vs run
χ2 / ndf 713.2 / 47
p0 1022 ± 1.043
1100
1080
1060
1040
1020
1000
980
960
940
6424. 0
6424. 1
6427. 0
6428. 0
6429. 0
6429. 1
6429. 2
6429. 3
6429. 4
6429. 5
6429. 6
6430. 0
6431. 0
6431. 1
6431. 2
6431. 3
6432. 0
6432. 1
6432. 2
6432. 3
6432. 4
6432. 5
6432. 6
6433. 0
6433. 1
6433. 2
6433. 3
6433. 4
6433. 5
6433. 6
6434. 0
6434. 1
6434. 2
6434. 3
6434. 4
6434. 5
6434. 6
6435. 0
6435. 1
6435. 2
6435. 3
6435. 4
6436. 0
6436. 1
6436. 2
6436. 3
6436. 4
6437. 0

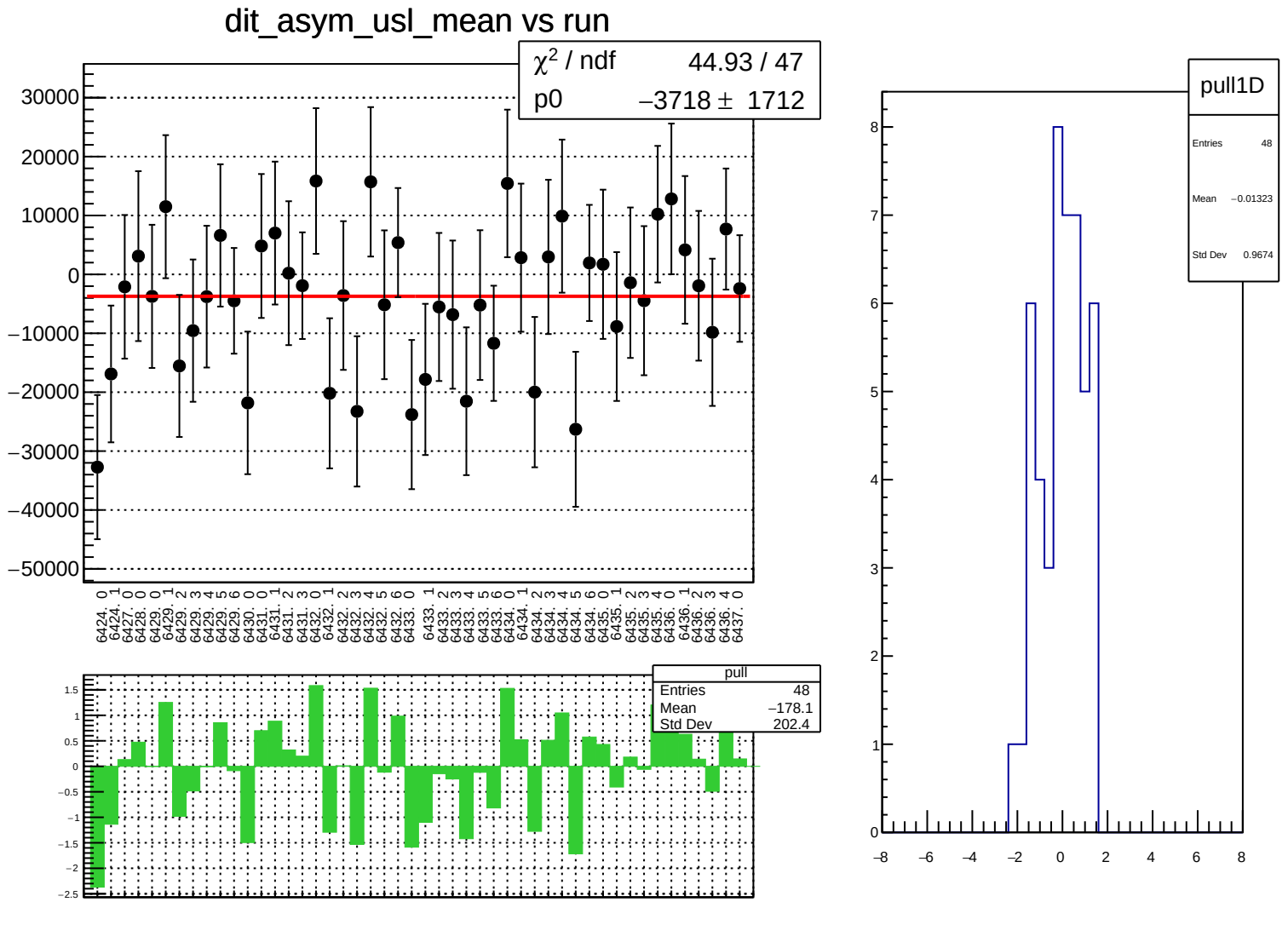
dit_asym_usl_mean vs run
χ² / ndf 44.93 / 47
p0 −3718 ± 1712
30000
20000
10000
0
−10000
−20000
−30000
−40000
−50000
6424. 0
6424. 1
6427. 0
6428. 0
6429. 0
6429. 1
6429. 2
6429. 3
6429. 4
6429. 5
6429. 6
6430. 0
6431. 0
6431. 1
6431. 2
6431. 3
6432. 0
6432. 1
6432. 2
6432. 3
6432. 4
6432. 5
6432. 6
6433. 0
6433. 1
6433. 2
6433. 3
6433. 4
6433. 5
6433. 6
6434. 0
6434. 1
6434. 2
6434. 3
6434. 4
6434. 5
6434. 6
6435. 0
6435. 1
6435. 2
6435. 3
6435. 4
6436. 0
6436. 1
6436. 2
6436. 3
6436. 4
6437. 0
pull
Entries 48
Mean −178.1
Std Dev 202.4
1.5
1
0.5
0
−0.5
−1
−1.5
−2
−2.5
pull1D
Entries 48
Mean −0.01323
Std Dev 0.9674
8
7
6
5
4
3
2
1
0
−8
−6
−4
−2
0
2
4
6
8

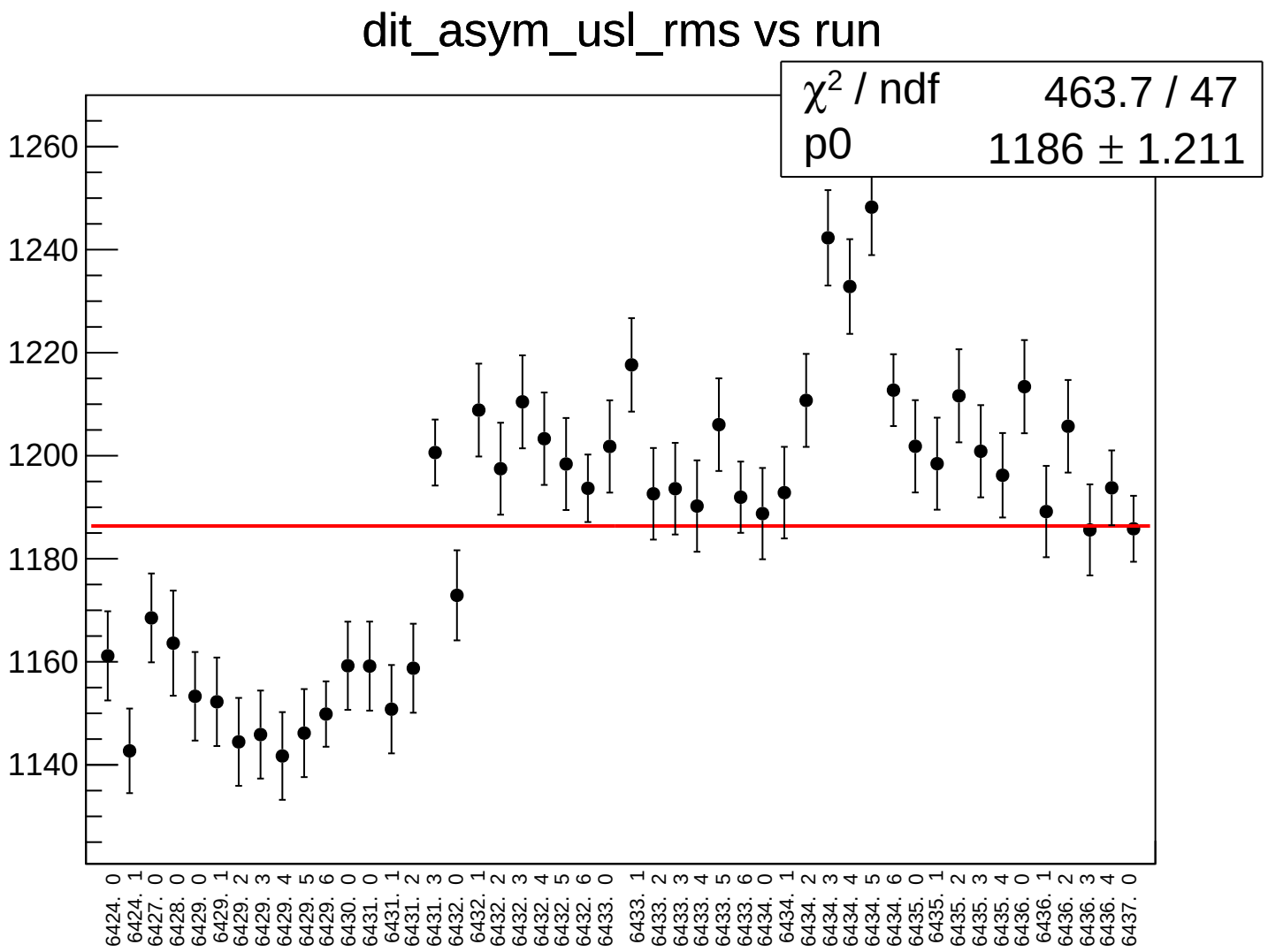
dit_asym_usl_rms vs run
χ² / ndf 463.7 / 47
p0 1186 ± 1.211
1260
1240
1220
1200
1180
1160
1140
6424. 0
6424. 1
6427. 0
6428. 0
6429. 0
6429. 1
6429. 2
6429. 3
6429. 4
6429. 5
6429. 6
6430. 0
6431. 0
6431. 1
6431. 2
6431. 3
6432. 0
6432. 1
6432. 2
6432. 3
6432. 4
6432. 5
6432. 6
6433. 0
6433. 1
6433. 2
6433. 3
6433. 4
6433. 5
6433. 6
6434. 0
6434. 1
6434. 2
6434. 3
6434. 4
6434. 5
6434. 6
6435. 0
6435. 1
6435. 2
6435. 3
6435. 4
6436. 0
6436. 1
6436. 2
6436. 3
6436. 4
6437. 0

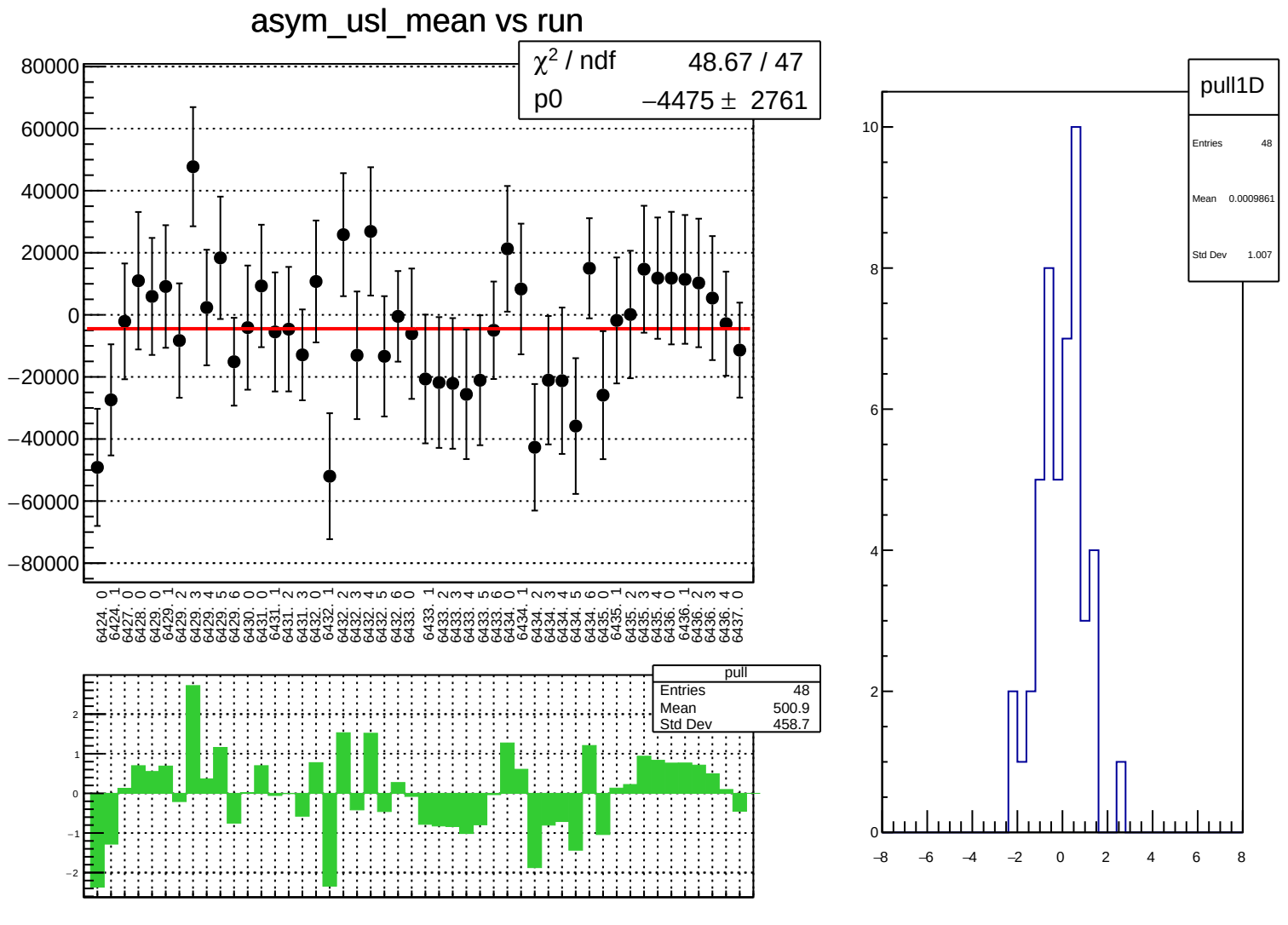
asym_usl_mean vs run
χ² / ndf 48.67 / 47
p0 −4475 ± 2761
80000
60000
40000
20000
0
−20000
−40000
−60000
−80000
6424. 0
6424. 1
6427. 0
6428. 0
6429. 0
6429. 1
6429. 2
6429. 3
6429. 4
6429. 5
6429. 6
6430. 0
6431. 0
6431. 1
6431. 2
6431. 3
6432. 0
6432. 1
6432. 2
6432. 3
6432. 4
6432. 5
6432. 6
6433. 0
6433. 1
6433. 2
6433. 3
6433. 4
6433. 5
6433. 6
6434. 0
6434. 1
6434. 2
6434. 3
6434. 4
6434. 5
6434. 6
6435. 0
6435. 1
6435. 2
6435. 3
6435. 4
6436. 0
6436. 1
6436. 2
6436. 3
6436. 4
6437. 0
pull
Entries 48
Mean 500.9
Std Dev 458.7
2
1
0
−1
−2
pull1D
Entries 48
Mean 0.0009861
Std Dev 1.007
10
8
6
4
2
0
−8
−6
−4
−2
0
2
4
6
8

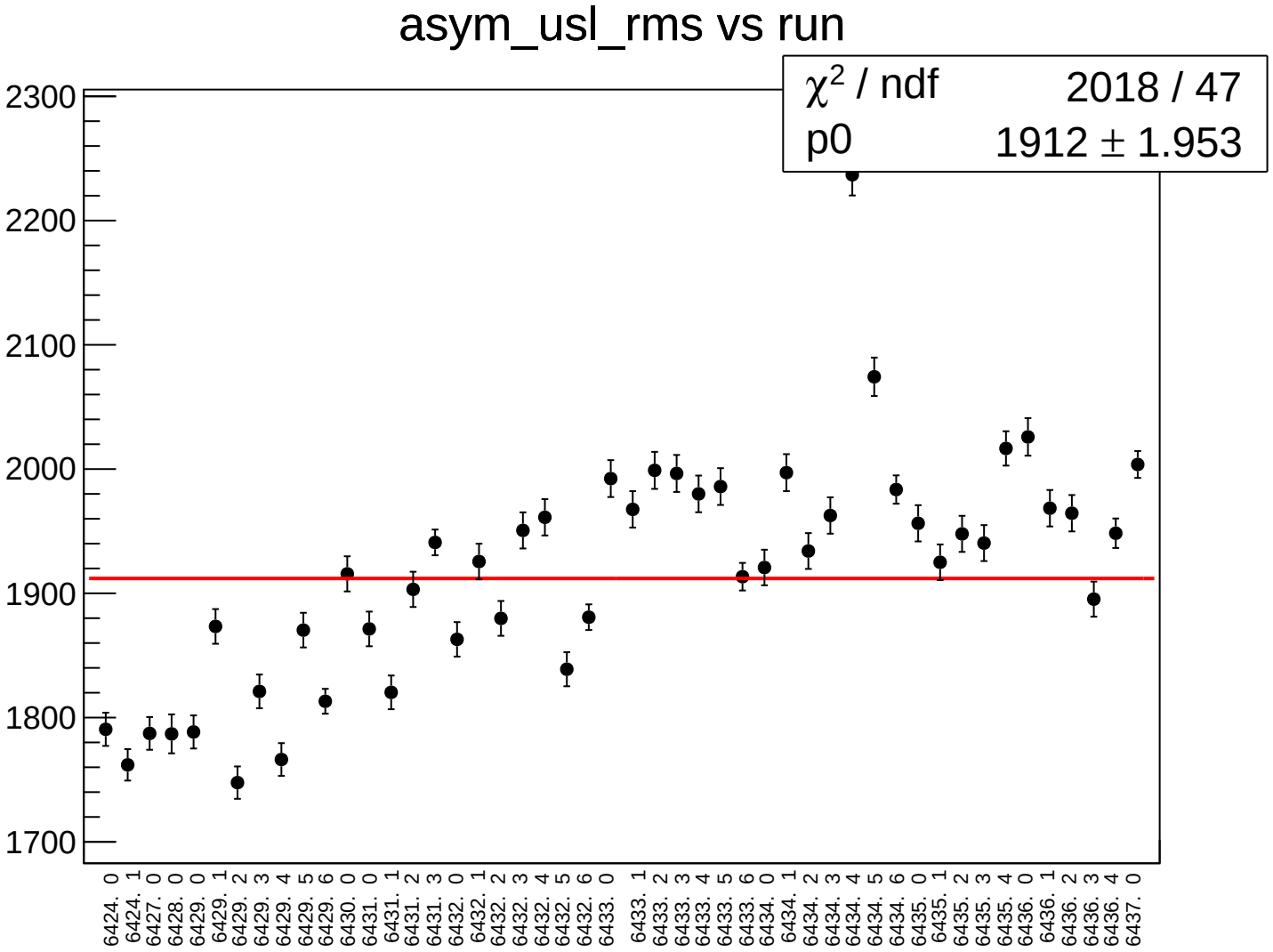
asym_usl_rms vs run
χ2 / ndf 2018 / 47
p0 1912 ± 1.953
2300
2200
2100
2000
1900
1800
1700
6424. 0
6424. 1
6427. 0
6428. 0
6429. 0
6429. 1
6429. 2
6429. 3
6429. 4
6429. 5
6429. 6
6430. 0
6431. 0
6431. 1
6431. 2
6431. 3
6432. 0
6432. 1
6432. 2
6432. 3
6432. 4
6432. 5
6432. 6
6433. 0
6433. 1
6433. 2
6433. 3
6433. 4
6433. 5
6433. 6
6434. 0
6434. 1
6434. 2
6434. 3
6434. 4
6434. 5
6434. 6
6435. 0
6435. 1
6435. 2
6435. 3
6435. 4
6436. 0
6436. 1
6436. 2
6436. 3
6436. 4
6437. 0

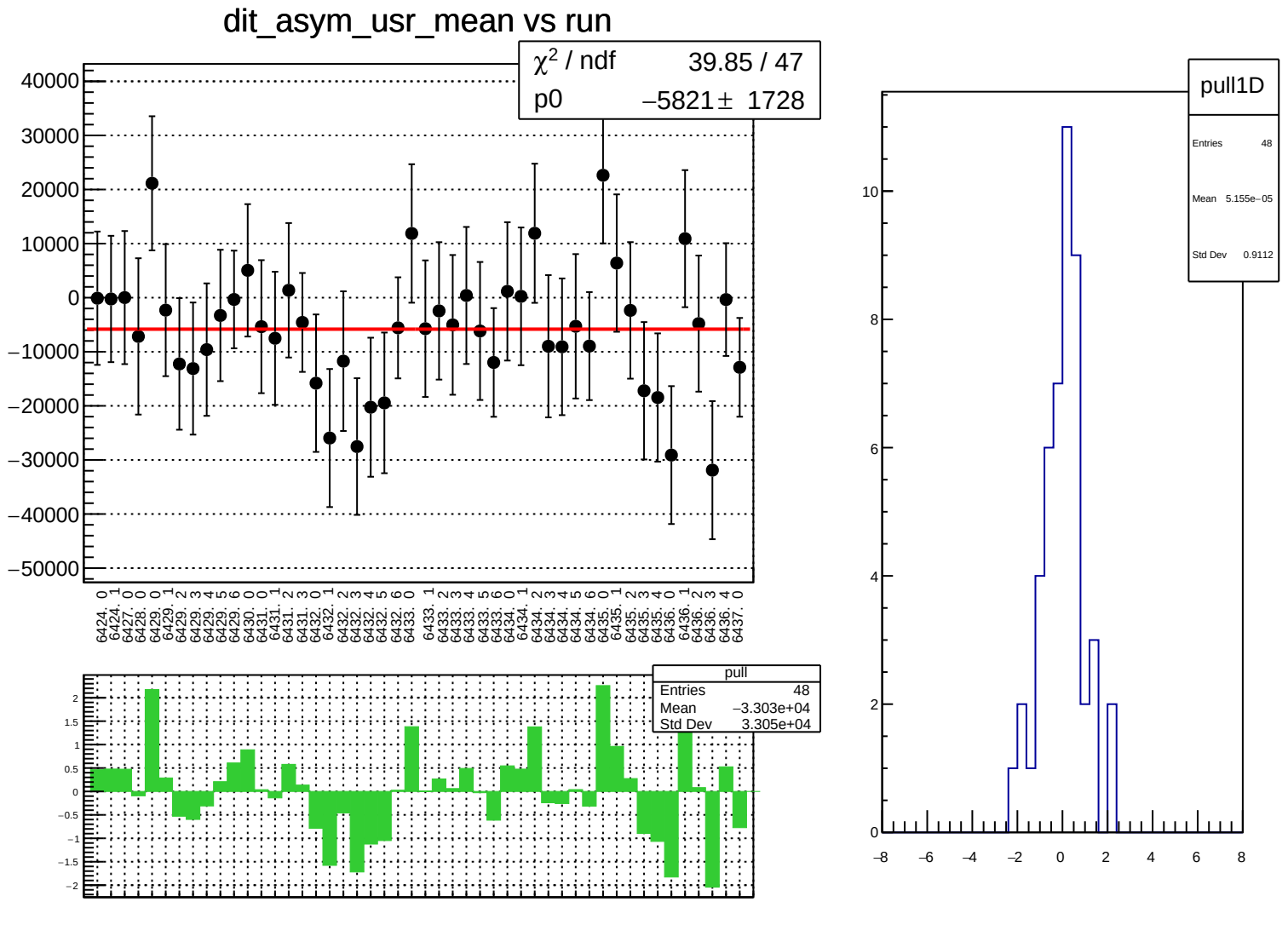
dit_asym_usr_mean vs run
χ² / ndf 39.85 / 47
p0 −5821 ± 1728
40000
30000
20000
10000
0
−10000
−20000
−30000
−40000
−50000
6424. 0
6424. 1
6427. 0
6428. 0
6429. 0
6429. 1
6429. 2
6429. 3
6429. 4
6429. 5
6429. 6
6430. 0
6431. 0
6431. 1
6431. 2
6431. 3
6432. 0
6432. 1
6432. 2
6432. 3
6432. 4
6432. 5
6432. 6
6433. 0
6433. 1
6433. 2
6433. 3
6433. 4
6433. 5
6433. 6
6434. 0
6434. 1
6434. 2
6434. 3
6434. 4
6434. 5
6434. 6
6435. 0
6435. 1
6435. 2
6435. 3
6435. 4
6436. 0
6436. 1
6436. 2
6436. 3
6436. 4
6437. 0
pull
Entries 48
Mean −3.303e+04
Std Dev 3.305e+04
2
1.5
1
0.5
0
−0.5
−1
−1.5
−2
pull1D
Entries 48
Mean 5.155e−05
Std Dev 0.9112
10
8
6
4
2
0
−8
−6
−4
−2
0
2
4
6
8

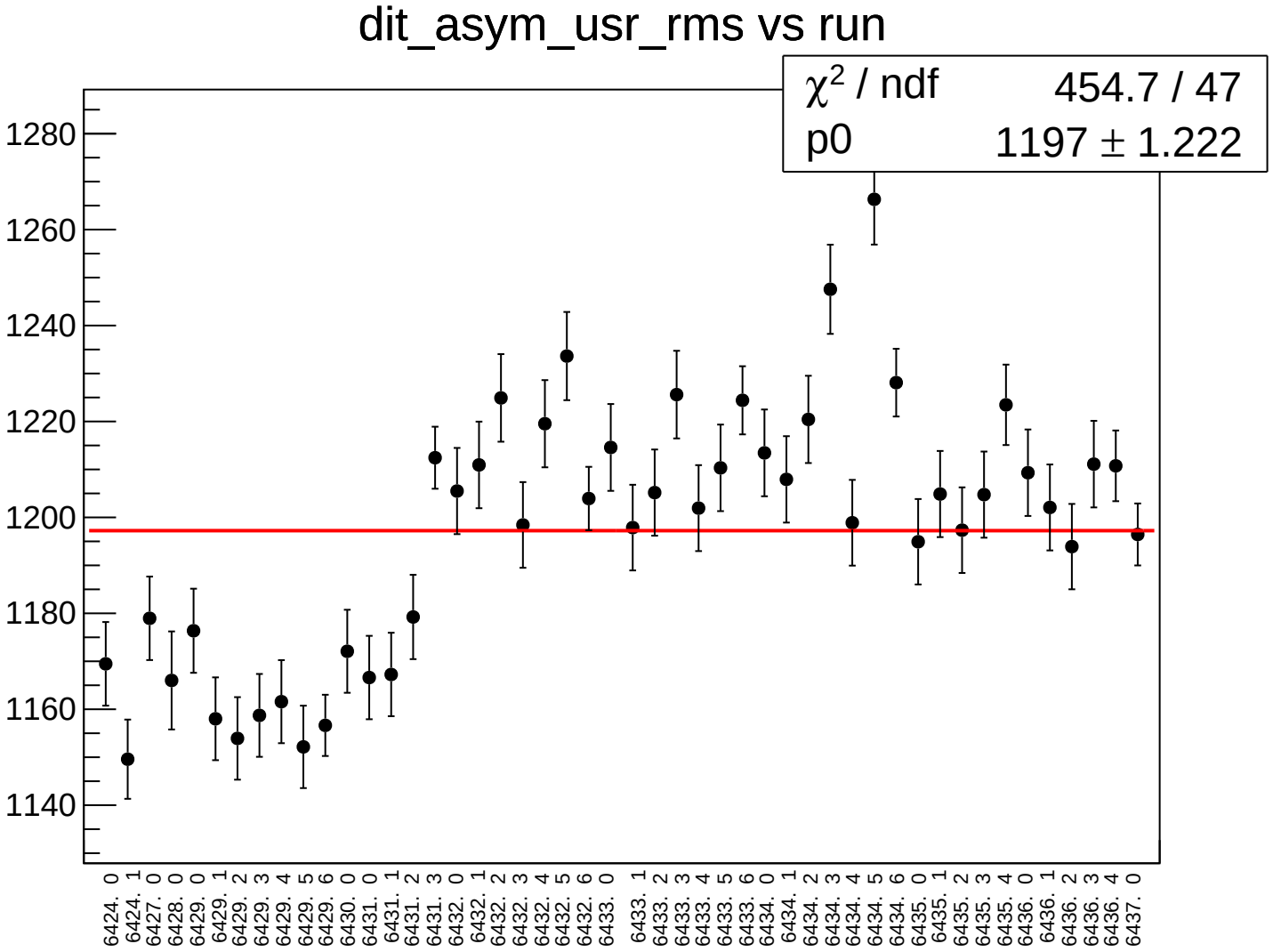
dit_asym_usr_rms vs run
χ² / ndf 454.7 / 47
p0 1197 ± 1.222
1280
1260
1240
1220
1200
1180
1160
1140
6424. 0
6424. 1
6427. 0
6428. 0
6429. 0
6429. 1
6429. 2
6429. 3
6429. 4
6429. 5
6429. 6
6430. 0
6431. 0
6431. 1
6431. 2
6431. 3
6432. 0
6432. 1
6432. 2
6432. 3
6432. 4
6432. 5
6432. 6
6433. 0
6433. 1
6433. 2
6433. 3
6433. 4
6433. 5
6433. 6
6434. 0
6434. 1
6434. 2
6434. 3
6434. 4
6434. 5
6434. 6
6435. 0
6435. 1
6435. 2
6435. 3
6435. 4
6436. 0
6436. 1
6436. 2
6436. 3
6436. 4
6437. 0

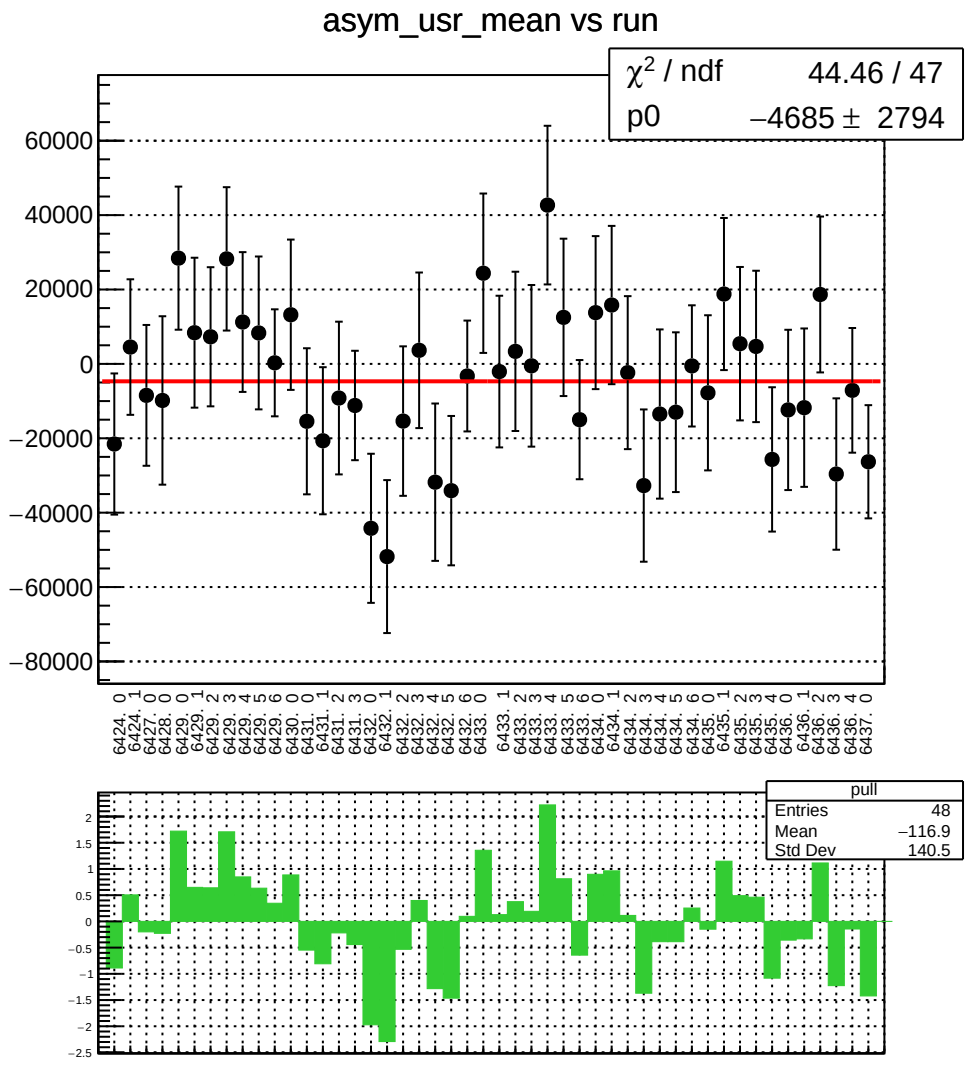
asym_usr_mean vs run
χ² / ndf 44.46 / 47
p0 −4685 ± 2794
pull
Entries 48
Mean −116.9
Std Dev 140.5

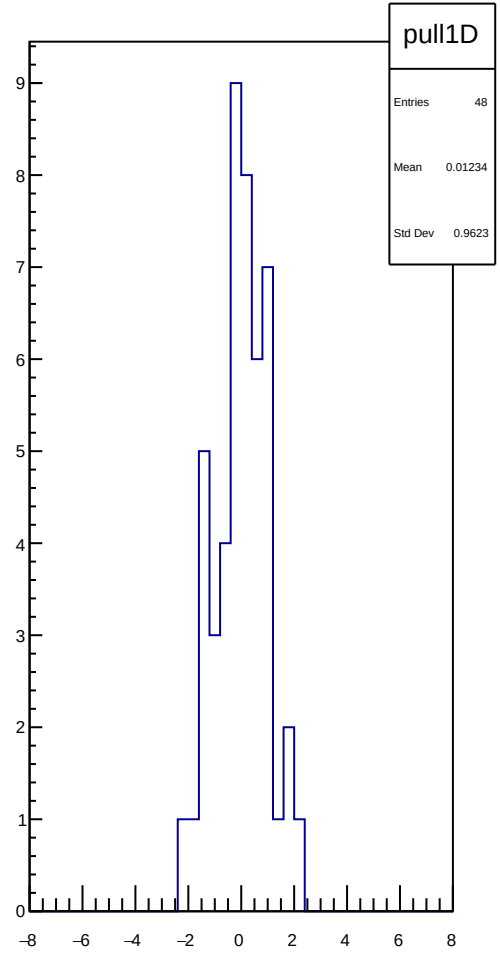
pull1D
Entries 48
Mean 0.01234
Std Dev 0.9623

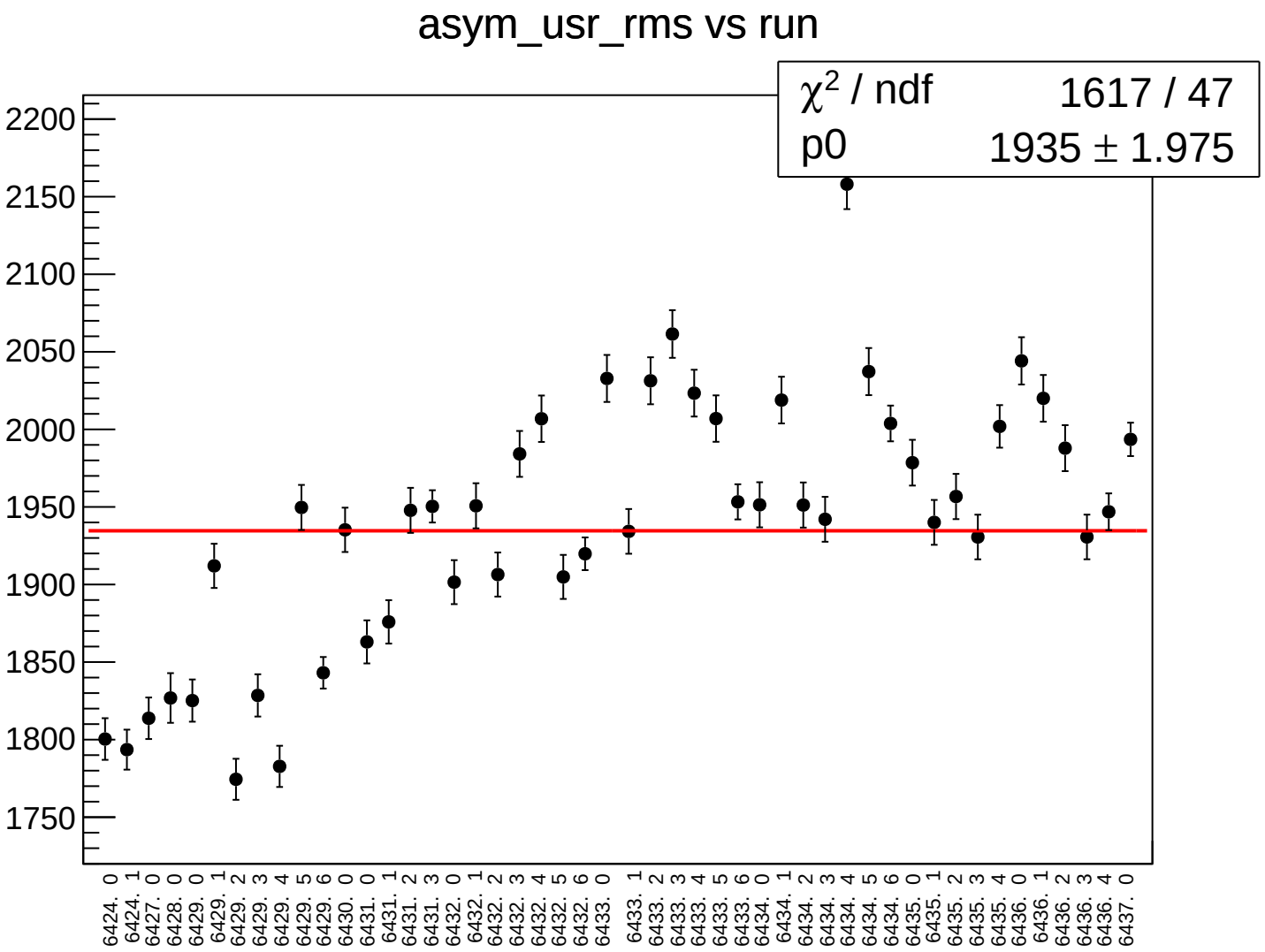
asym_usr_rms vs run
χ² / ndf 1617 / 47
p0 1935 ± 1.975
2200
2150
2100
2050
2000
1950
1900
1850
1800
1750
6424. 0
6424. 1
6427. 0
6428. 0
6429. 0
6429. 1
6429. 2
6429. 3
6429. 4
6429. 5
6429. 6
6430. 0
6431. 0
6431. 1
6431. 2
6431. 3
6432. 0
6432. 1
6432. 2
6432. 3
6432. 4
6432. 5
6432. 6
6433. 0
6433. 1
6433. 2
6433. 3
6433. 4
6433. 5
6433. 6
6434. 0
6434. 1
6434. 2
6434. 3
6434. 4
6434. 5
6434. 6
6435. 0
6435. 1
6435. 2
6435. 3
6435. 4
6436. 0
6436. 1
6436. 2
6436. 3
6436. 4
6437. 0

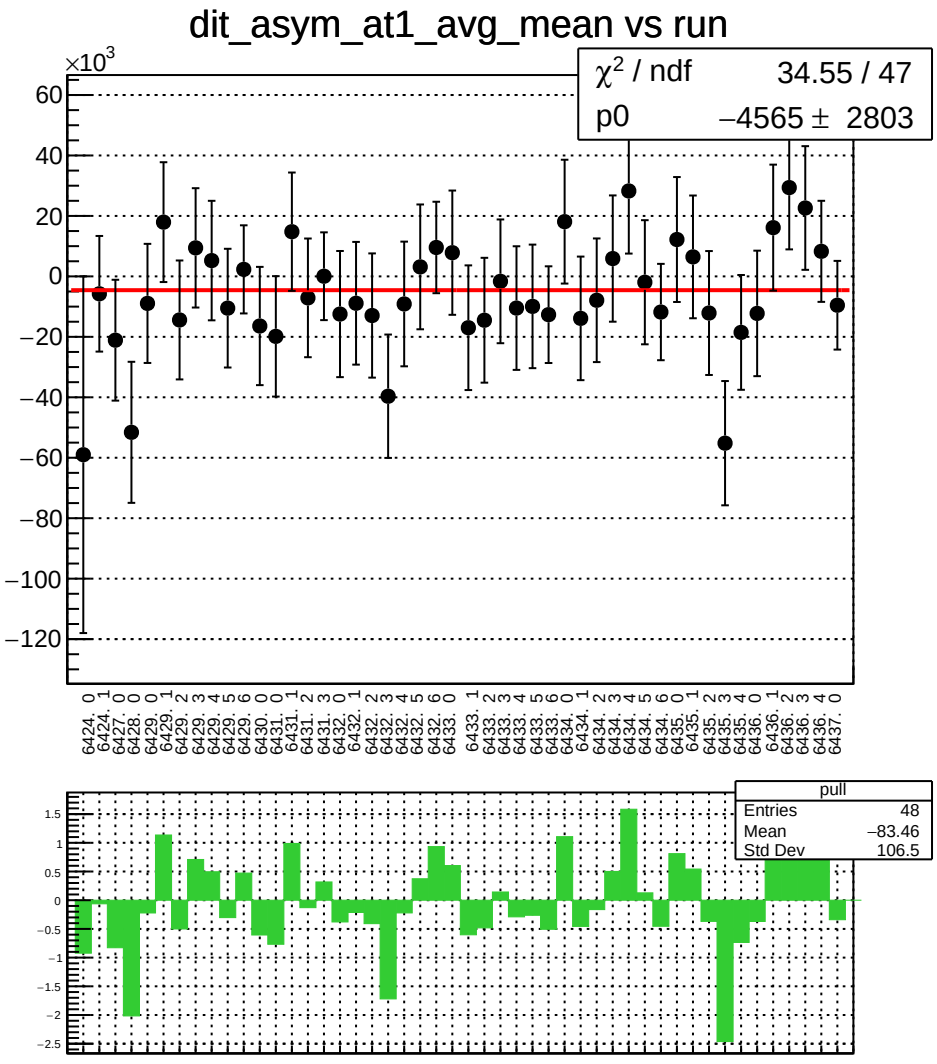
dit_asym_at1_avg_mean vs run
×10^3
χ^2 / ndf 34.55 / 47
p0 −4565 ± 2803
pull
Entries 48
Mean −83.46
Std Dev 106.5

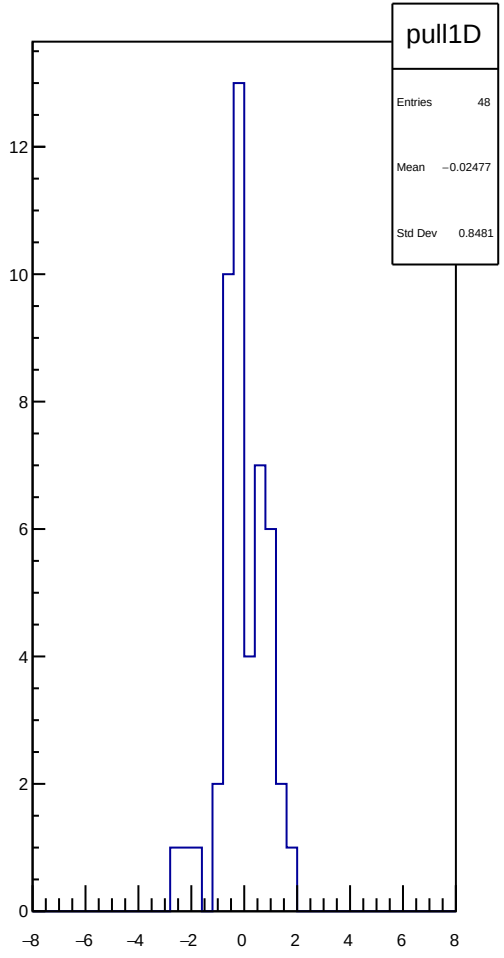
pull1D
Entries 48
Mean −0.02477
Std Dev 0.8481

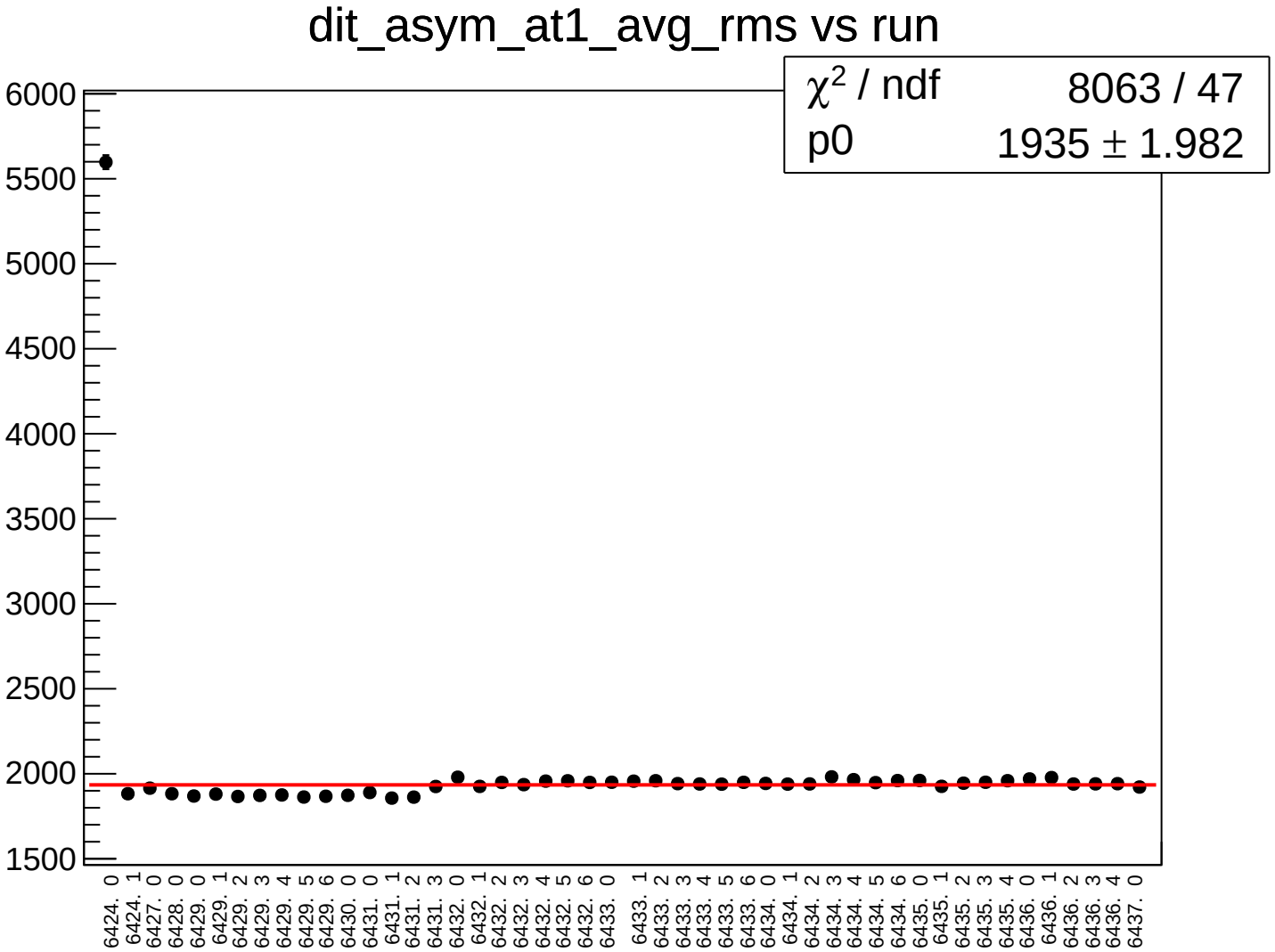
dit_asym_at1_avg_rms vs run
χ2 / ndf 8063 / 47
p0 1935 ± 1.982
6000
5500
5000
4500
4000
3500
3000
2500
2000
1500
6424. 0
6424. 1
6427. 0
6428. 0
6429. 0
6429. 1
6429. 2
6429. 3
6429. 4
6429. 5
6429. 6
6430. 0
6431. 0
6431. 1
6431. 2
6431. 3
6432. 0
6432. 1
6432. 2
6432. 3
6432. 4
6432. 5
6432. 6
6433. 0
6433. 1
6433. 2
6433. 3
6433. 4
6433. 5
6433. 6
6434. 0
6434. 1
6434. 2
6434. 3
6434. 4
6434. 5
6434. 6
6435. 0
6435. 1
6435. 2
6435. 3
6435. 4
6436. 0
6436. 1
6436. 2
6436. 3
6436. 4
6437. 0

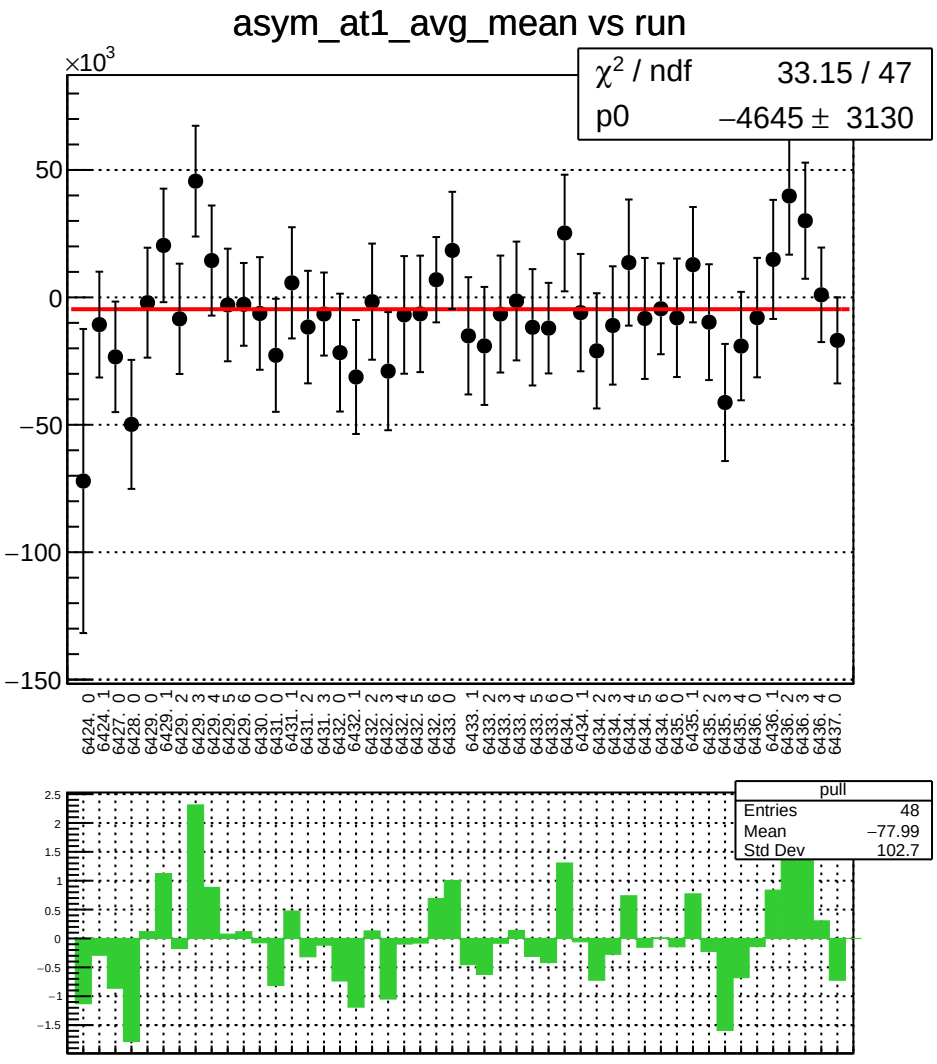
asym_at1_avg_mean vs run
×10^3
χ^2 / ndf 33.15 / 47
p0 −4645 ± 3130
50
0
−50
−100
−150
6424. 0
6424. 1
6427. 0
6428. 0
6429. 0
6429. 1
6429. 2
6429. 3
6429. 4
6429. 5
6429. 6
6430. 0
6431. 0
6431. 1
6431. 2
6431. 3
6432. 0
6432. 1
6432. 2
6432. 3
6432. 4
6432. 5
6432. 6
6433. 0
6433. 1
6433. 2
6433. 3
6433. 4
6433. 5
6433. 6
6434. 0
6434. 1
6434. 2
6434. 3
6434. 4
6434. 5
6434. 6
6435. 0
6435. 1
6435. 2
6435. 3
6435. 4
6436. 0
6436. 1
6436. 2
6436. 3
6436. 4
6437. 0
pull
Entries 48
Mean −77.99
Std Dev 102.7
2.5
2
1.5
1
0.5
0
−0.5
−1
−1.5

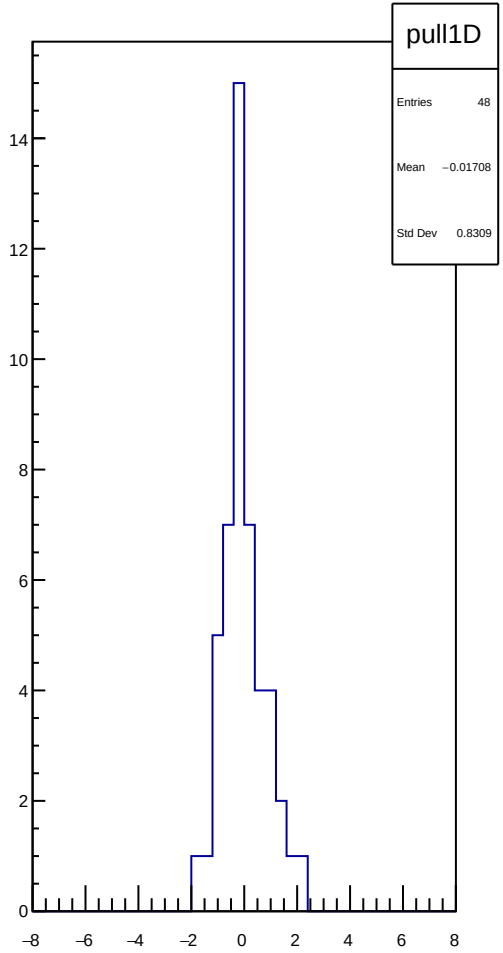
pull1D
Entries 48
Mean −0.01708
Std Dev 0.8309
14
12
10
8
6
4
2
0
−8
−6
−4
−2
0
2
4
6
8

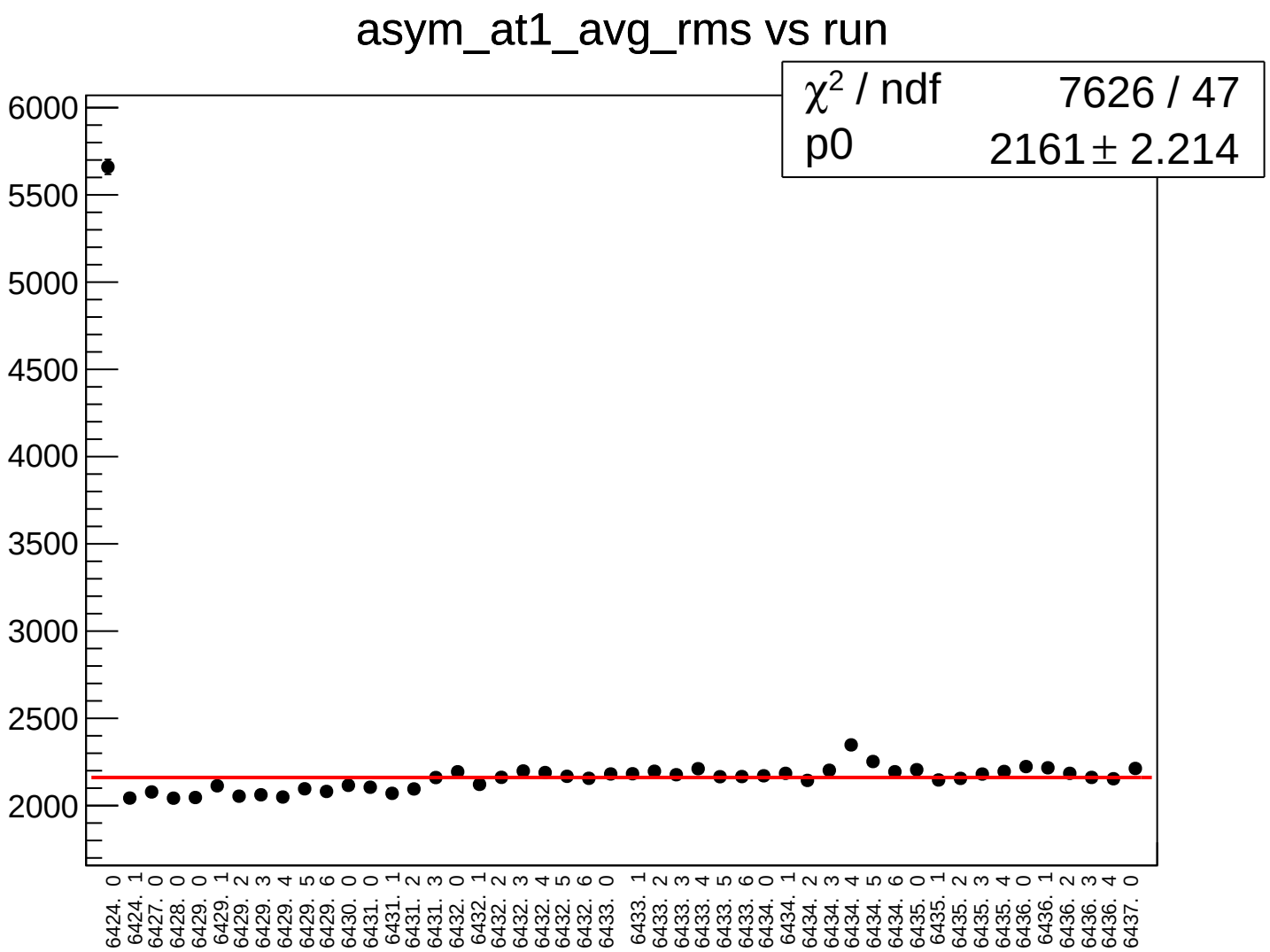
asym_at1_avg_rms vs run
χ² / ndf 7626 / 47
p0 2161 ± 2.214
6000
5500
5000
4500
4000
3500
3000
2500
2000
6424. 0
6424. 1
6427. 0
6428. 0
6429. 0
6429. 1
6429. 2
6429. 3
6429. 4
6429. 5
6429. 6
6430. 0
6431. 0
6431. 1
6431. 2
6431. 3
6432. 0
6432. 1
6432. 2
6432. 3
6432. 4
6432. 5
6432. 6
6433. 0
6433. 1
6433. 2
6433. 3
6433. 4
6433. 5
6433. 6
6434. 0
6434. 1
6434. 2
6434. 3
6434. 4
6434. 5
6434. 6
6435. 0
6435. 1
6435. 2
6435. 3
6435. 4
6436. 0
6436. 1
6436. 2
6436. 3
6436. 4
6437. 0

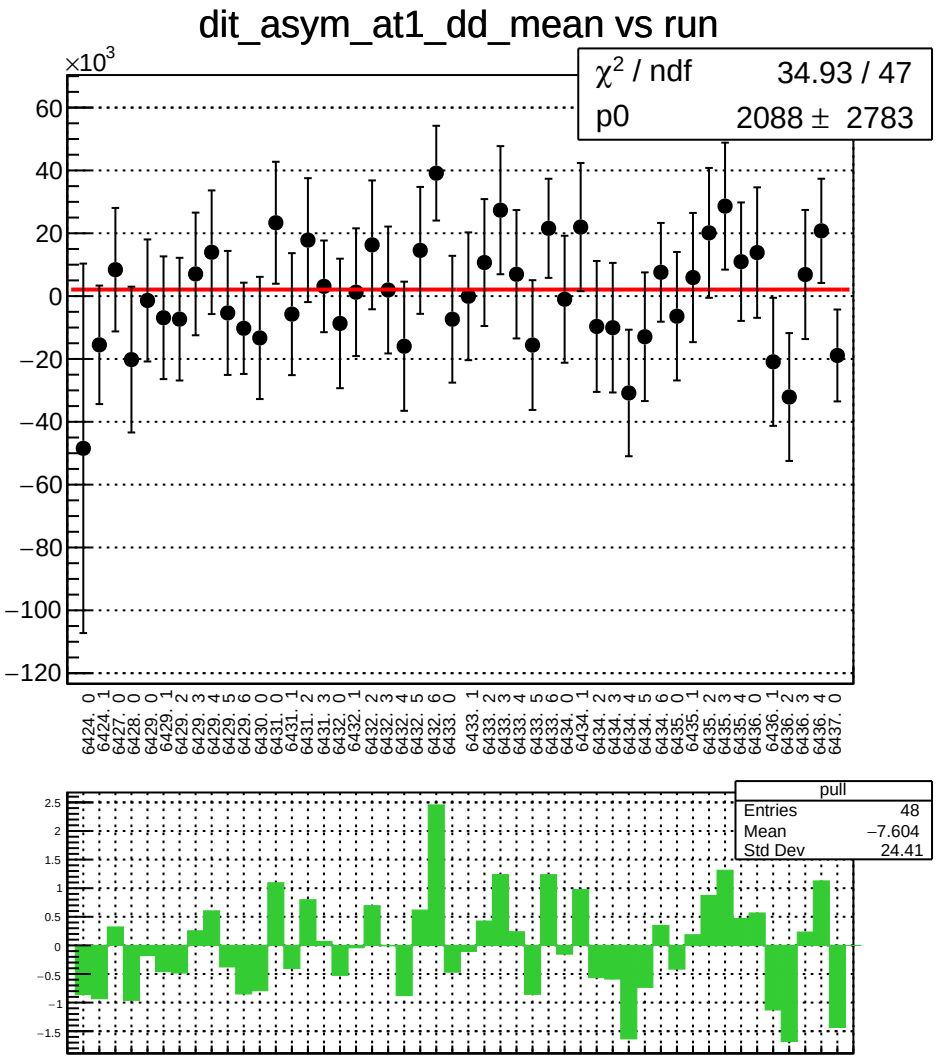
dit_asym_at1_dd_mean vs run
×10^3
χ² / ndf 34.93 / 47
p0 2088 ± 2783
pull
Entries 48
Mean −7.604
Std Dev 24.41

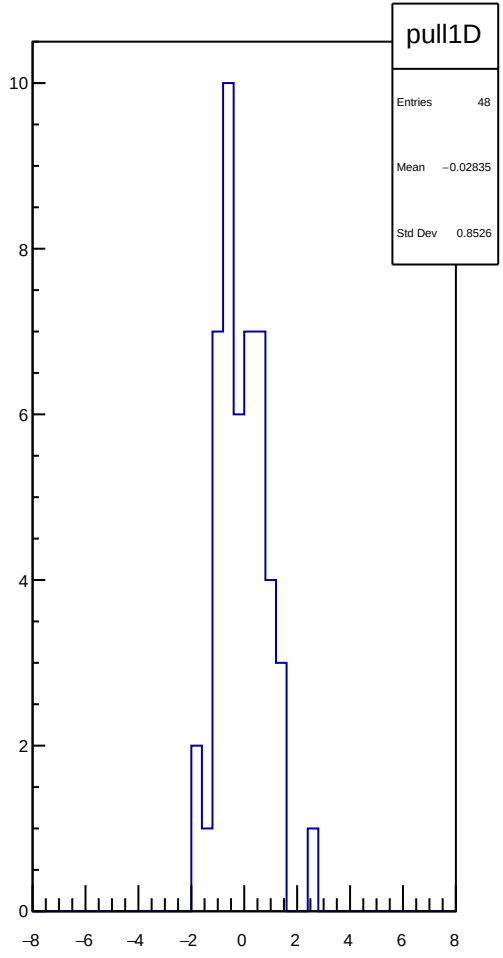
pull1D
Entries 48
Mean −0.02835
Std Dev 0.8526

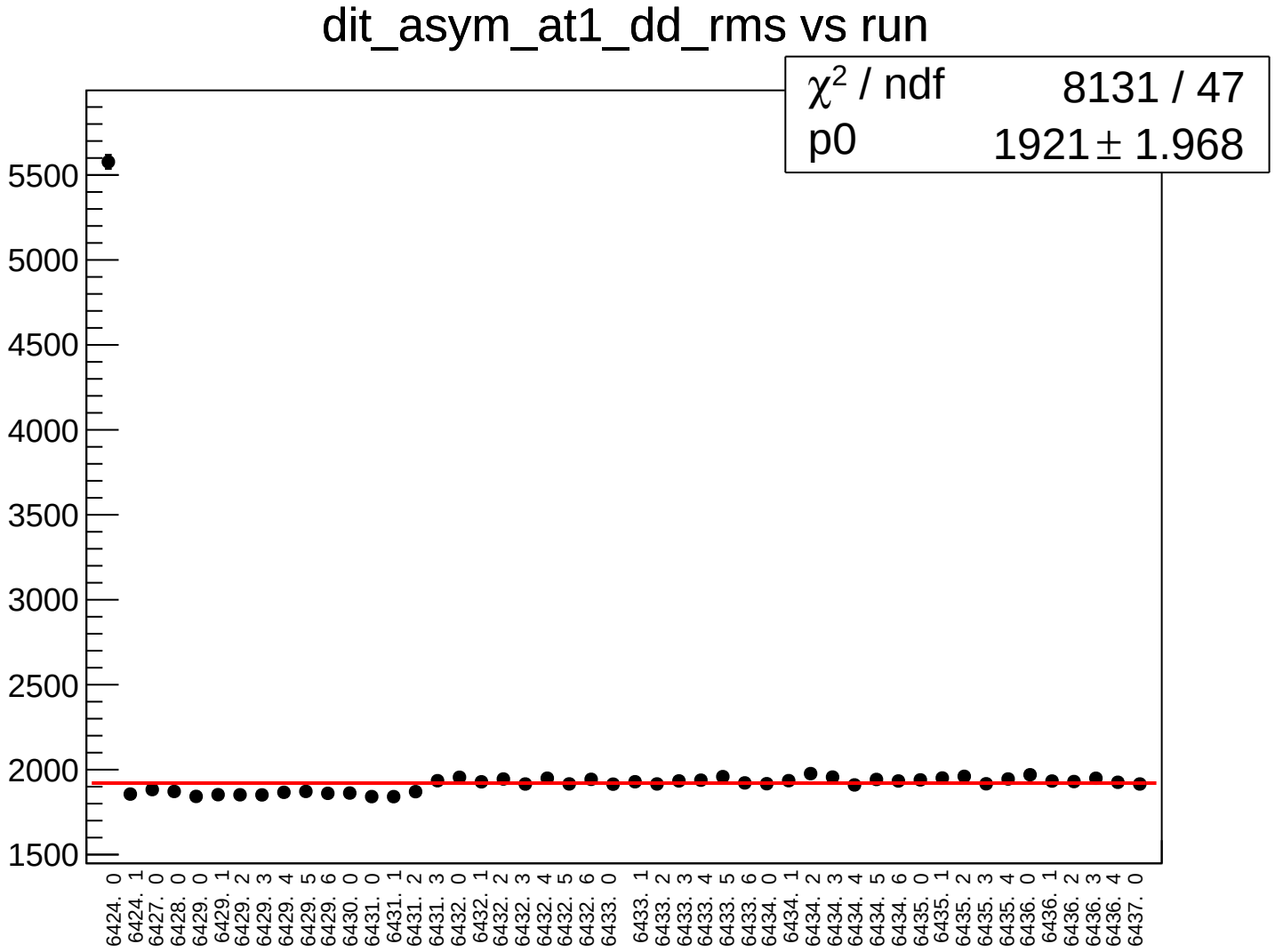
dit_asym_at1_dd_rms vs run
χ2 / ndf 8131 / 47
p0 1921 ± 1.968
5500
5000
4500
4000
3500
3000
2500
2000
1500
6424. 0
6424. 1
6427. 0
6428. 0
6429. 0
6429. 1
6429. 2
6429. 3
6429. 4
6429. 5
6429. 6
6430. 0
6431. 0
6431. 1
6431. 2
6431. 3
6432. 0
6432. 1
6432. 2
6432. 3
6432. 4
6432. 5
6432. 6
6433. 0
6433. 1
6433. 2
6433. 3
6433. 4
6433. 5
6433. 6
6434. 0
6434. 1
6434. 2
6434. 3
6434. 4
6434. 5
6434. 6
6435. 0
6435. 1
6435. 2
6435. 3
6435. 4
6436. 0
6436. 1
6436. 2
6436. 3
6436. 4
6437. 0

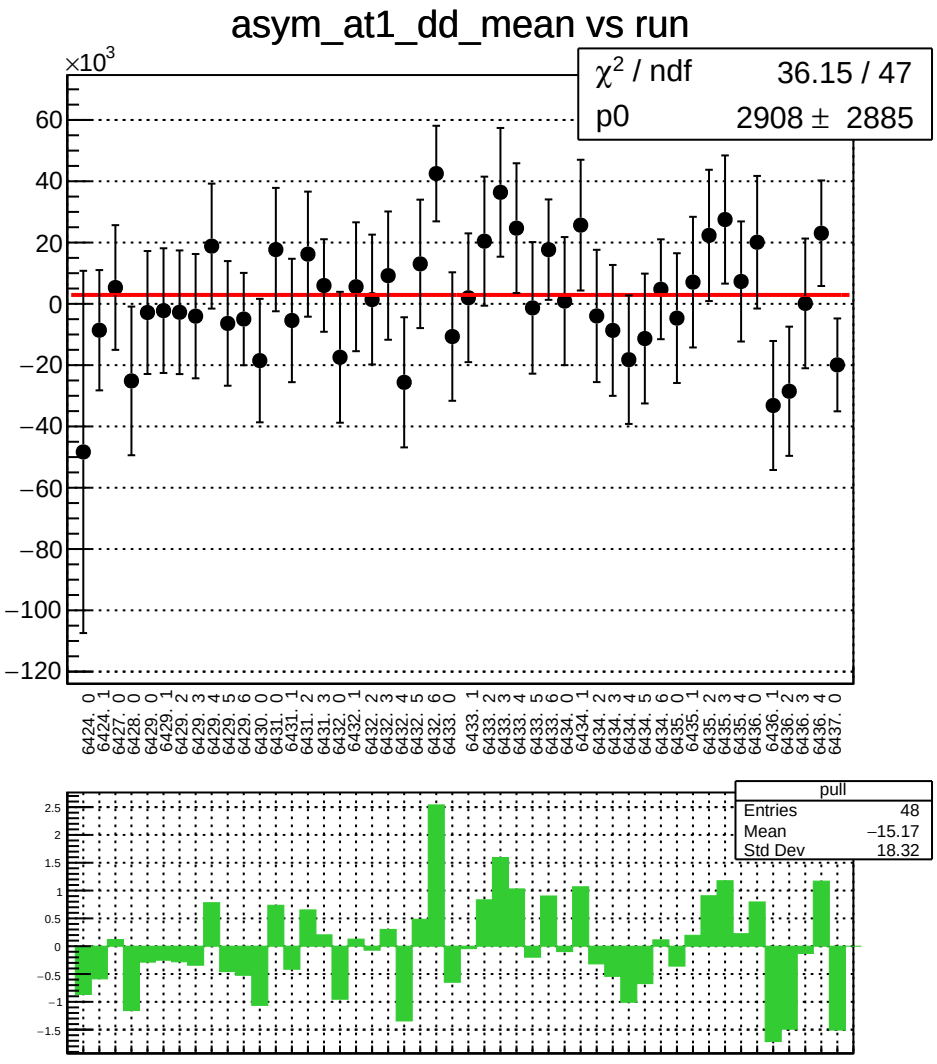
asym_at1_dd_mean vs run
×10^3
χ^2 / ndf 36.15 / 47
p0 2908 ± 2885
pull
Entries 48
Mean −15.17
Std Dev 18.32

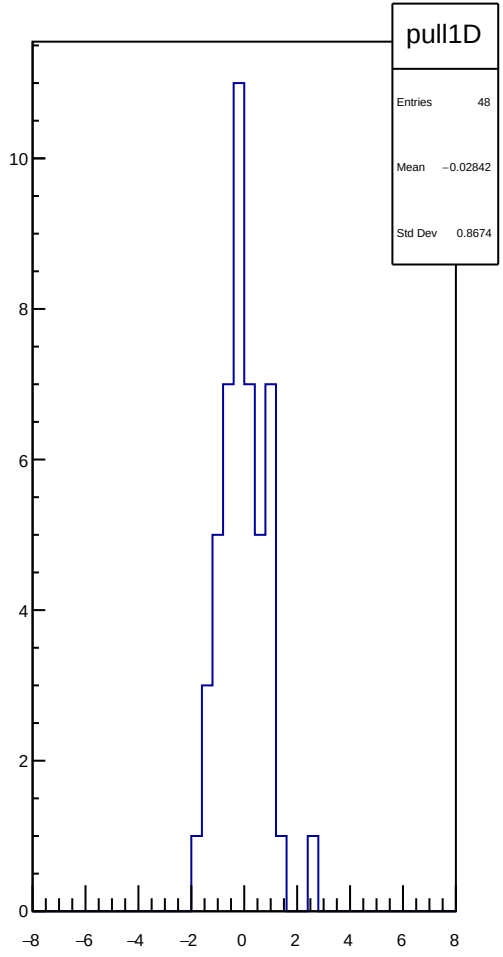
pull1D
Entries 48
Mean −0.02842
Std Dev 0.8674

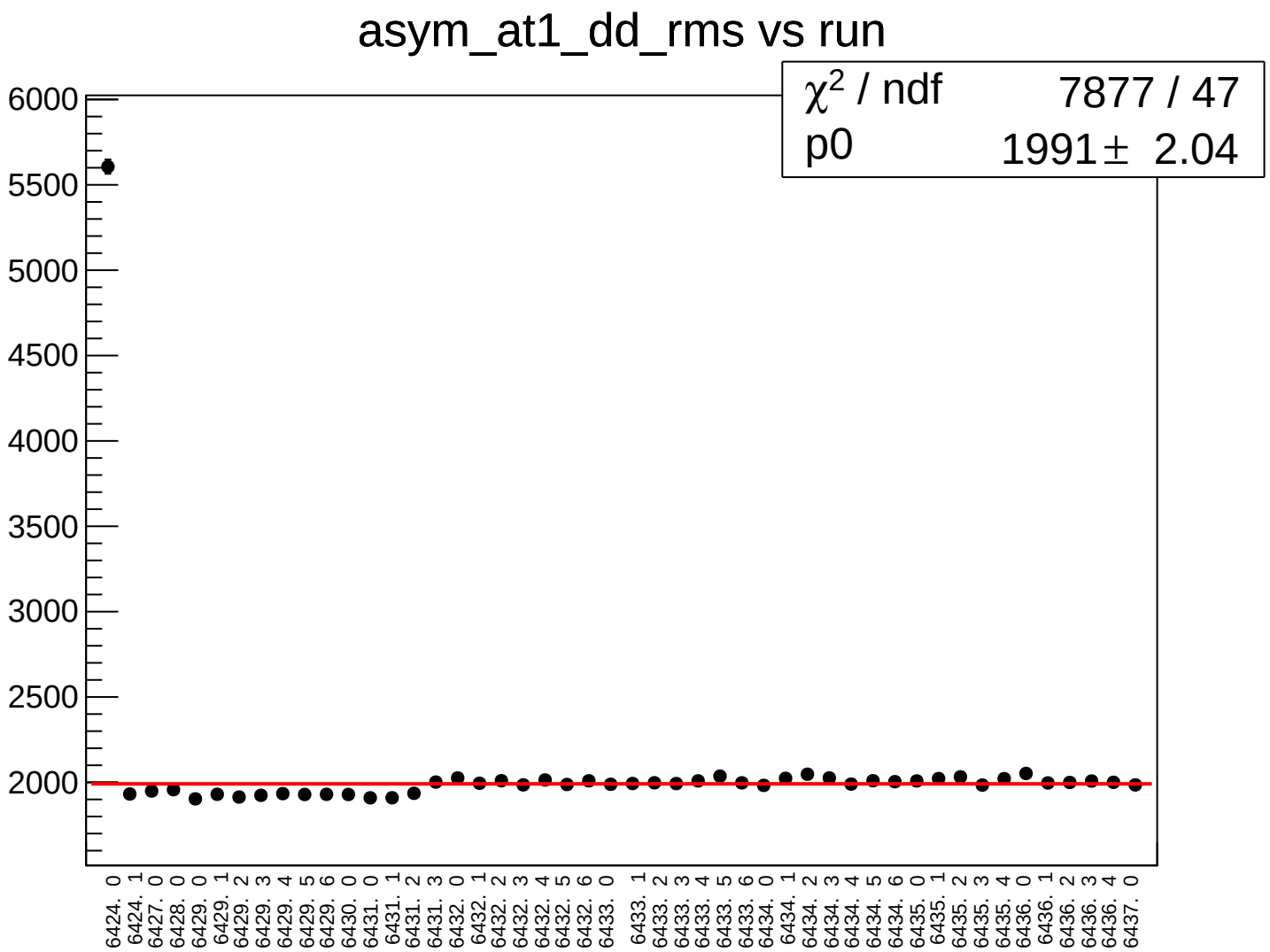
asym_at1_dd_rms vs run
χ2 / ndf 7877 / 47
p0 1991 ± 2.04
6000
5500
5000
4500
4000
3500
3000
2500
2000
6424. 0
6424. 1
6427. 0
6428. 0
6429. 0
6429. 1
6429. 2
6429. 3
6429. 4
6429. 5
6429. 6
6430. 0
6431. 0
6431. 1
6431. 2
6431. 3
6432. 0
6432. 1
6432. 2
6432. 3
6432. 4
6432. 5
6432. 6
6433. 0
6433. 1
6433. 2
6433. 3
6433. 4
6433. 5
6433. 6
6434. 0
6434. 1
6434. 2
6434. 3
6434. 4
6434. 5
6434. 6
6435. 0
6435. 1
6435. 2
6435. 3
6435. 4
6436. 0
6436. 1
6436. 2
6436. 3
6436. 4
6437. 0

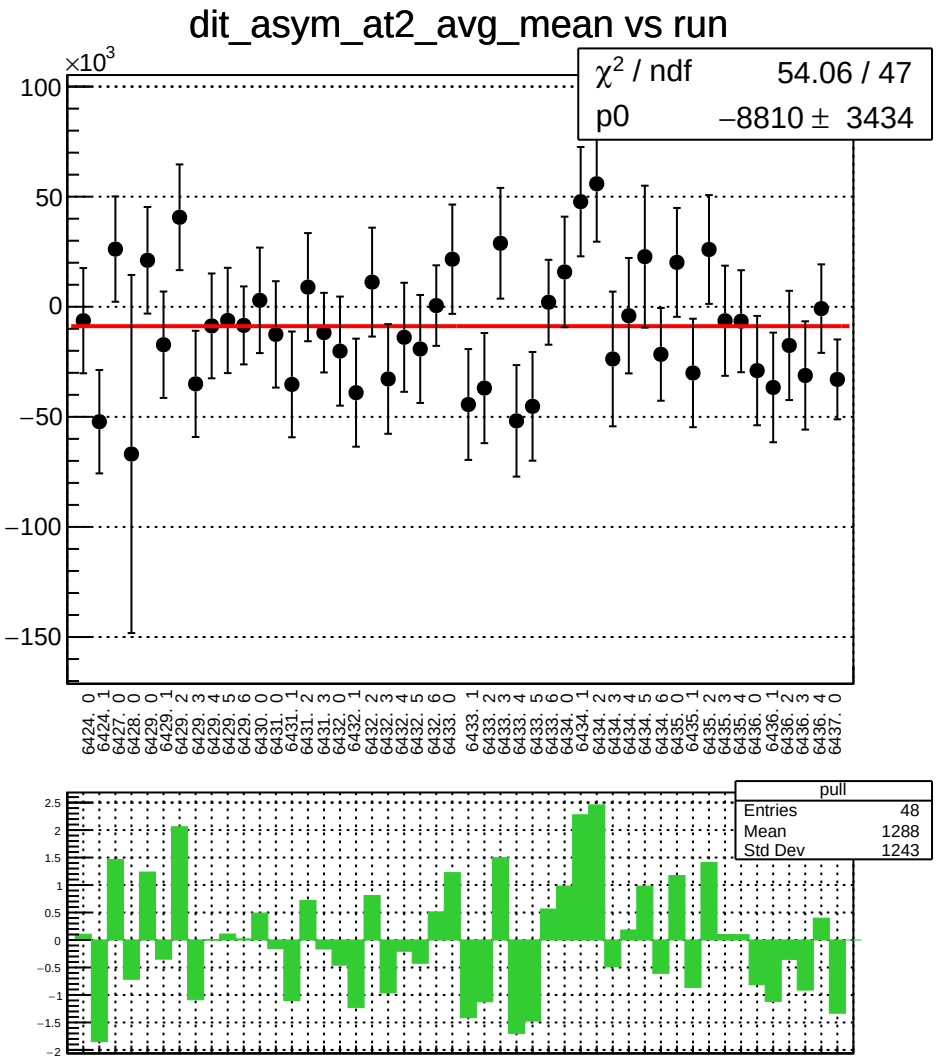
dit_asym_at2_avg_mean vs run
×10^3
χ² / ndf 54.06 / 47
p0 −8810 ± 3434
100
50
0
−50
−100
−150
6424. 0
6424. 1
6427. 0
6428. 0
6429. 0
6429. 1
6429. 2
6429. 3
6429. 4
6429. 5
6429. 6
6430. 0
6431. 0
6431. 1
6431. 2
6431. 3
6432. 0
6432. 1
6432. 2
6432. 3
6432. 4
6432. 5
6432. 6
6433. 0
6433. 1
6433. 2
6433. 3
6433. 4
6433. 5
6433. 6
6434. 0
6434. 1
6434. 2
6434. 3
6434. 4
6434. 5
6434. 6
6435. 0
6435. 1
6435. 2
6435. 3
6435. 4
6436. 0
6436. 1
6436. 2
6436. 3
6436. 4
6437. 0
pull
Entries 48
Mean 1288
Std Dev 1243
2.5
2
1.5
1
0.5
0
−0.5
−1
−1.5
−2

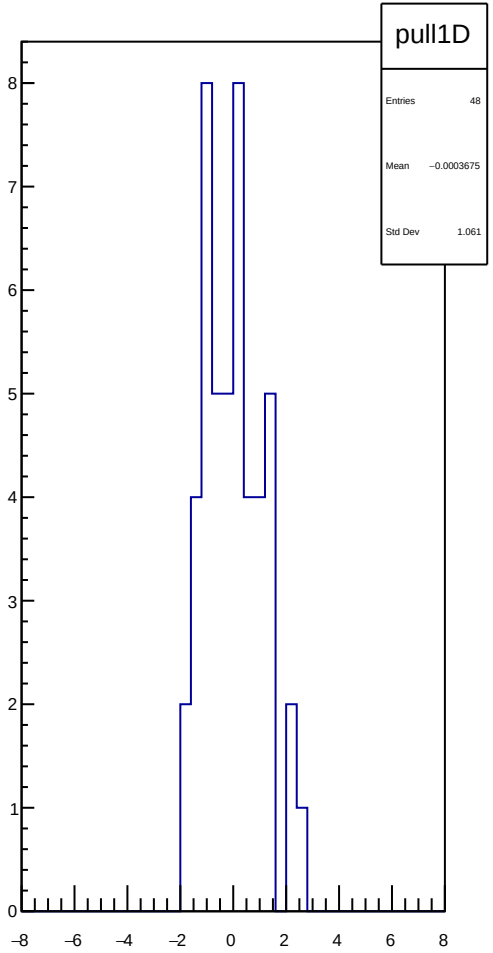
pull1D
Entries 48
Mean −0.0003675
Std Dev 1.061
8
7
6
5
4
3
2
1
0
−8
−6
−4
−2
0
2
4
6
8

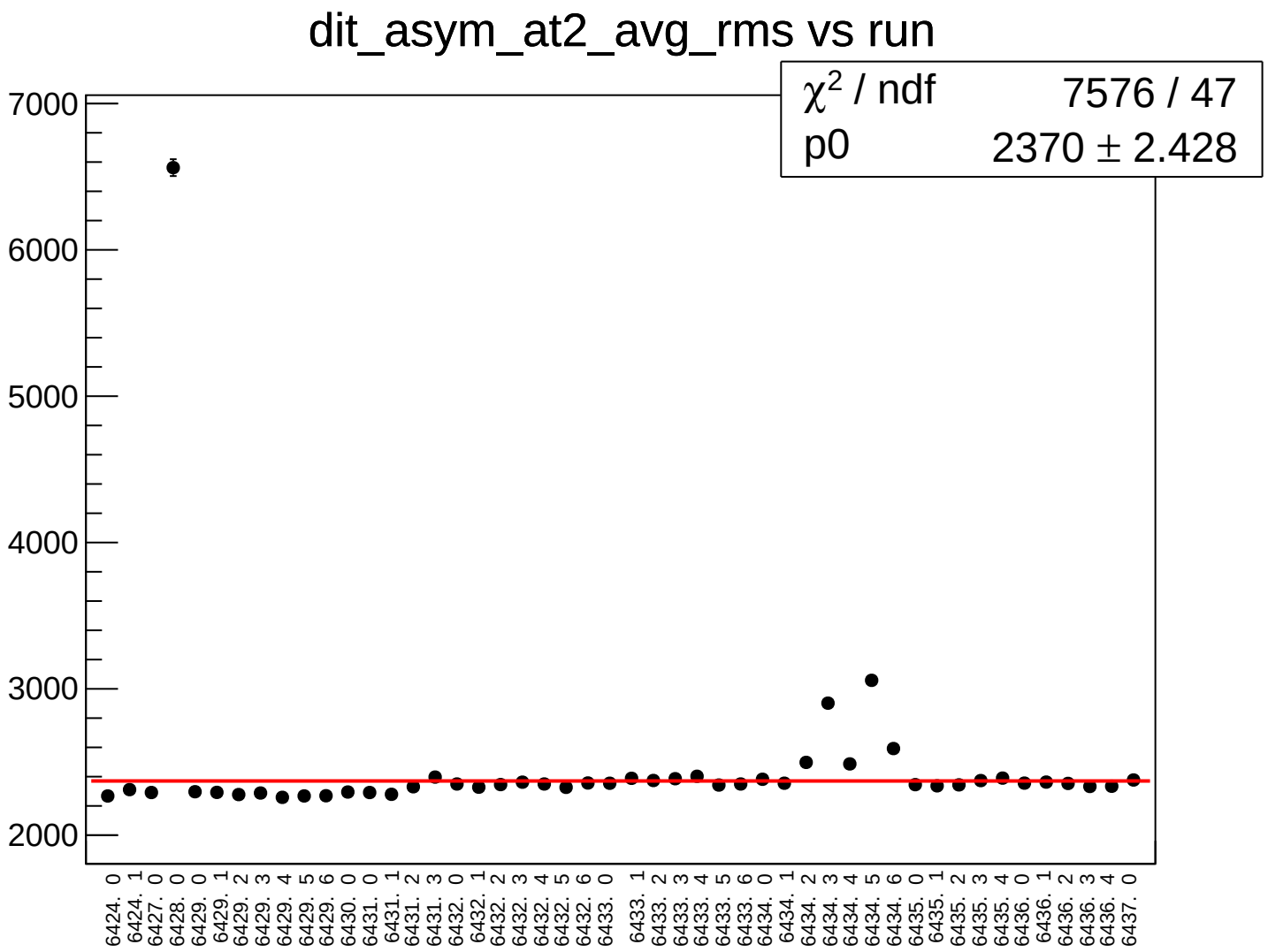
dit_asym_at2_avg_rms vs run
χ2 / ndf 7576 / 47
p0 2370 ± 2.428
7000
6000
5000
4000
3000
2000
6424. 0
6424. 1
6427. 0
6428. 0
6429. 0
6429. 1
6429. 2
6429. 3
6429. 4
6429. 5
6429. 6
6430. 0
6431. 0
6431. 1
6431. 2
6431. 3
6432. 0
6432. 1
6432. 2
6432. 3
6432. 4
6432. 5
6432. 6
6433. 0
6433. 1
6433. 2
6433. 3
6433. 4
6433. 5
6433. 6
6434. 0
6434. 1
6434. 2
6434. 3
6434. 4
6434. 5
6434. 6
6435. 0
6435. 1
6435. 2
6435. 3
6435. 4
6436. 0
6436. 1
6436. 2
6436. 3
6436. 4
6437. 0

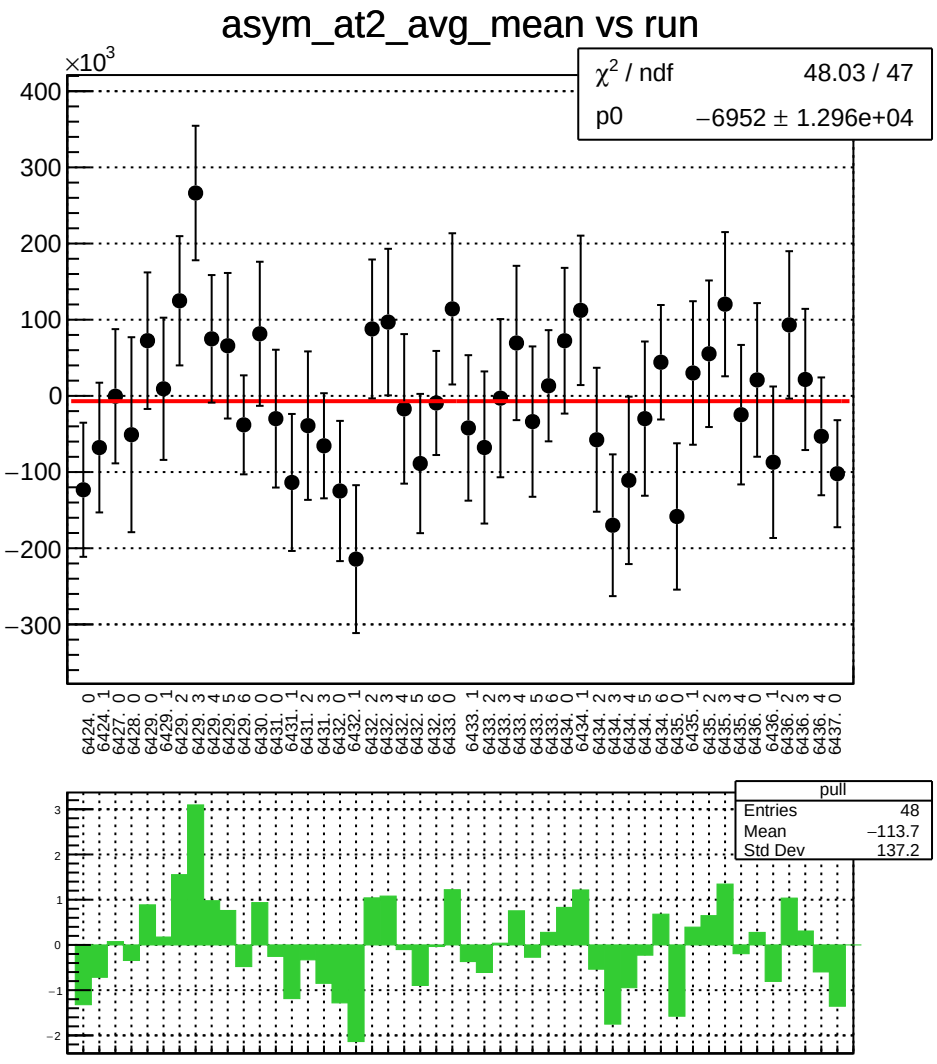
asym_at2_avg_mean vs run
×10^3
χ² / ndf 48.03 / 47
p0 −6952 ± 1.296e+04
pull
Entries 48
Mean −113.7
Std Dev 137.2

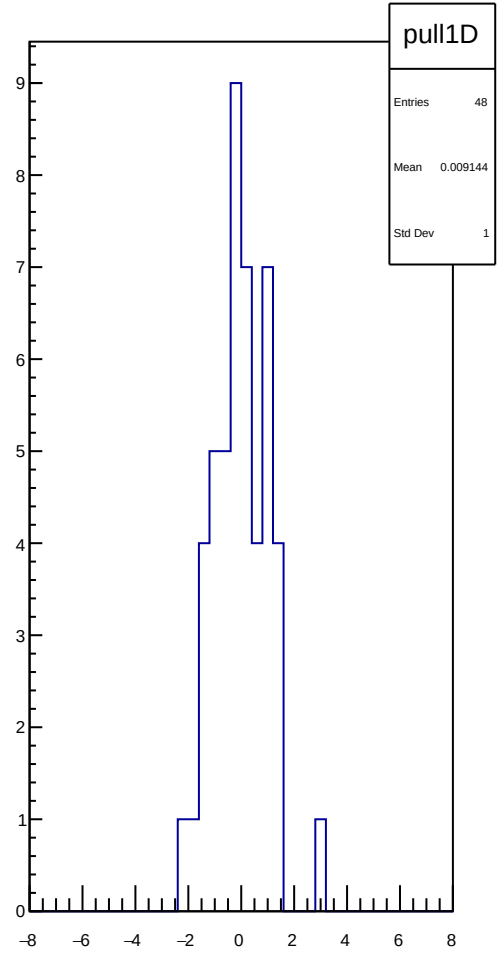
pull1D
Entries 48
Mean 0.009144
Std Dev 1

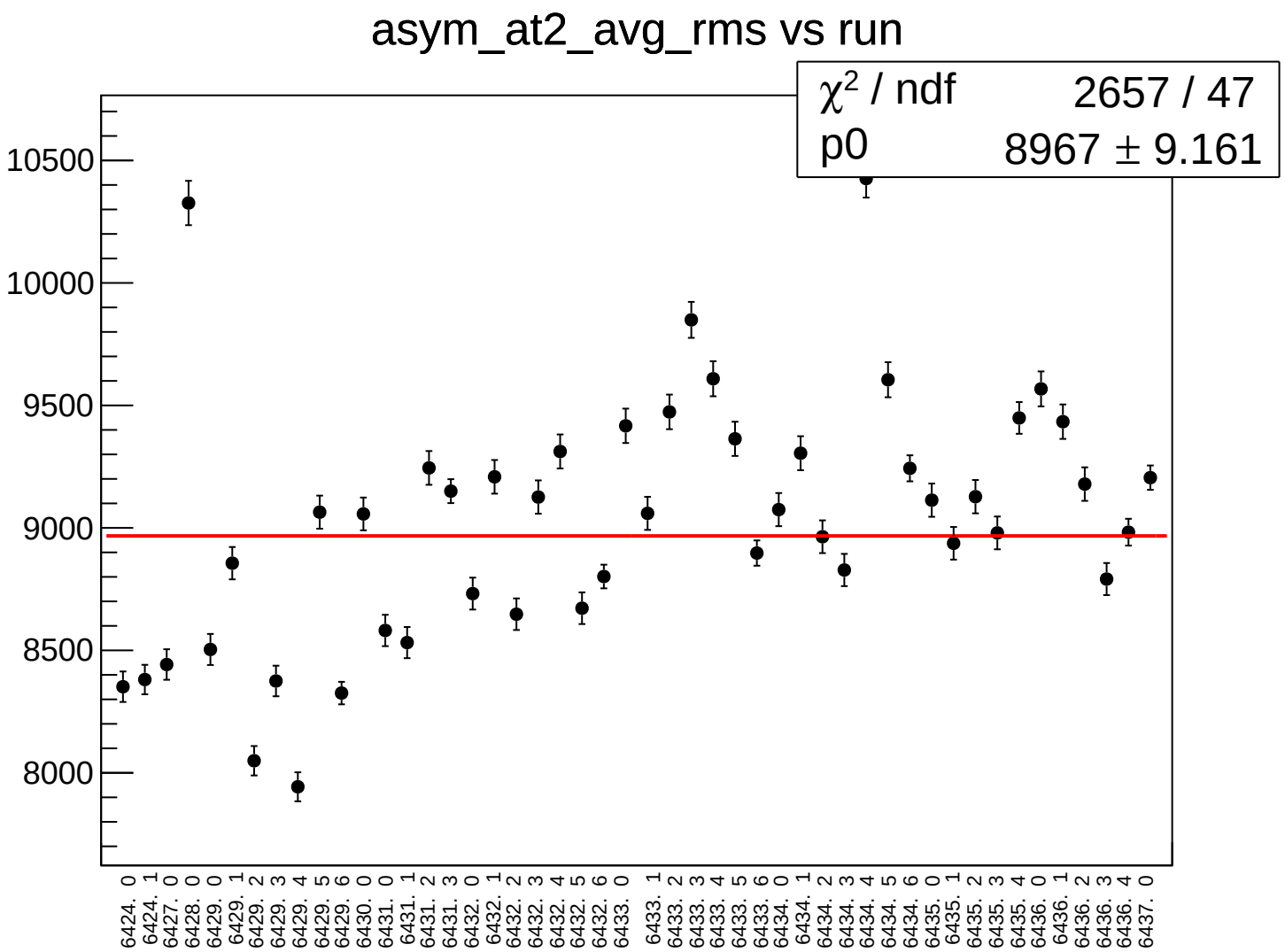
asym_at2_avg_rms vs run
χ² / ndf 2657 / 47
p0 8967 ± 9.161
10500
10000
9500
9000
8500
8000
6424. 0
6424. 1
6427. 0
6428. 0
6429. 0
6429. 1
6429. 2
6429. 3
6429. 4
6429. 5
6429. 6
6430. 0
6431. 0
6431. 1
6431. 2
6431. 3
6432. 0
6432. 1
6432. 2
6432. 3
6432. 4
6432. 5
6432. 6
6433. 0
6433. 1
6433. 2
6433. 3
6433. 4
6433. 5
6433. 6
6434. 0
6434. 1
6434. 2
6434. 3
6434. 4
6434. 5
6434. 6
6435. 0
6435. 1
6435. 2
6435. 3
6435. 4
6436. 0
6436. 1
6436. 2
6436. 3
6436. 4
6437. 0

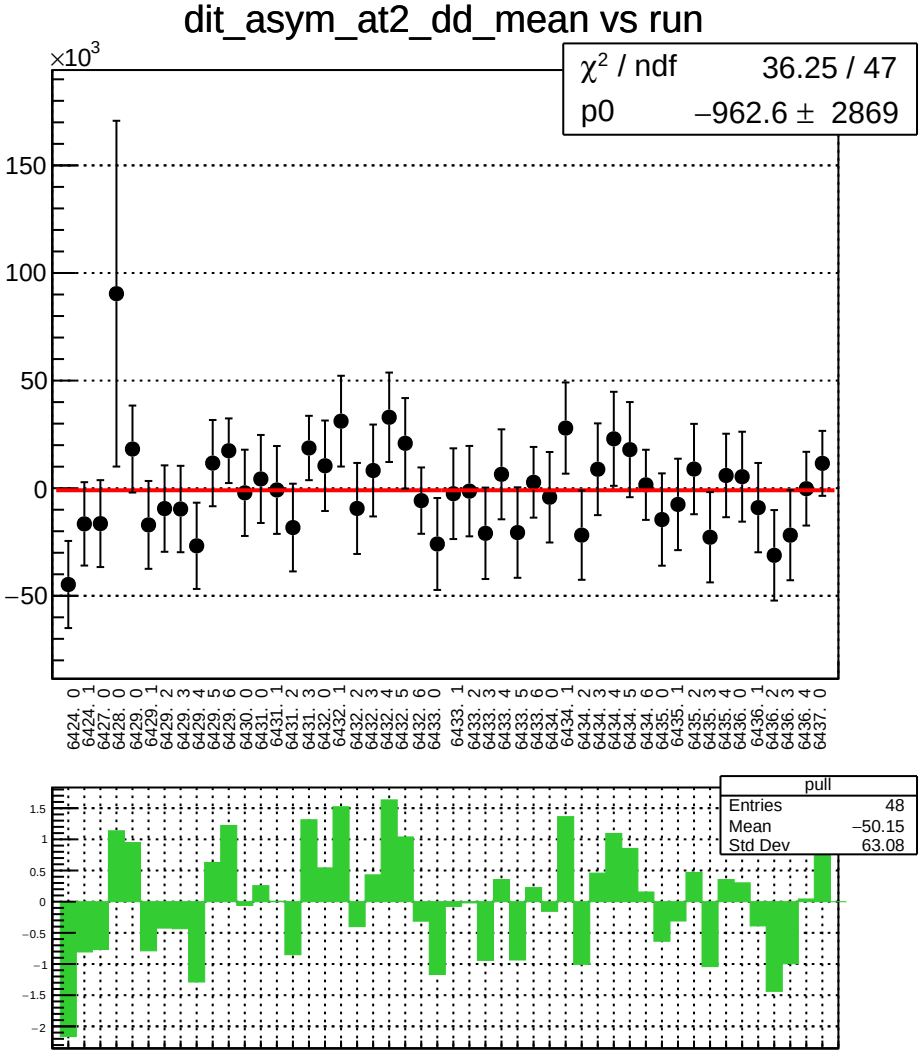
dit_asym_at2_dd_mean vs run
×10^3
χ² / ndf 36.25 / 47
p0 −962.6 ± 2869
150
100
50
0
−50
6424. 0
6424. 1
6427. 0
6428. 0
6429. 0
6429. 1
6429. 2
6429. 3
6429. 4
6429. 5
6429. 6
6430. 0
6431. 0
6431. 1
6431. 2
6431. 3
6432. 0
6432. 1
6432. 2
6432. 3
6432. 4
6432. 5
6432. 6
6433. 0
6433. 1
6433. 2
6433. 3
6433. 4
6433. 5
6433. 6
6434. 0
6434. 1
6434. 2
6434. 3
6434. 4
6434. 5
6434. 6
6435. 0
6435. 1
6435. 2
6435. 3
6435. 4
6436. 0
6436. 1
6436. 2
6436. 3
6436. 4
6437. 0
pull
Entries 48
Mean −50.15
Std Dev 63.08
1.5
1
0.5
0
−0.5
−1
−1.5
−2

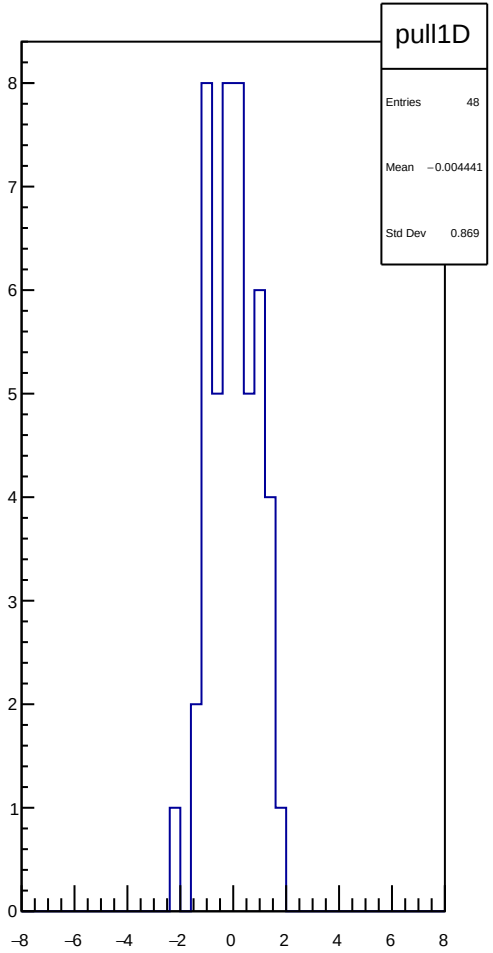
pull1D
Entries 48
Mean −0.004441
Std Dev 0.869
8
7
6
5
4
3
2
1
0
−8
−6
−4
−2
0
2
4
6
8

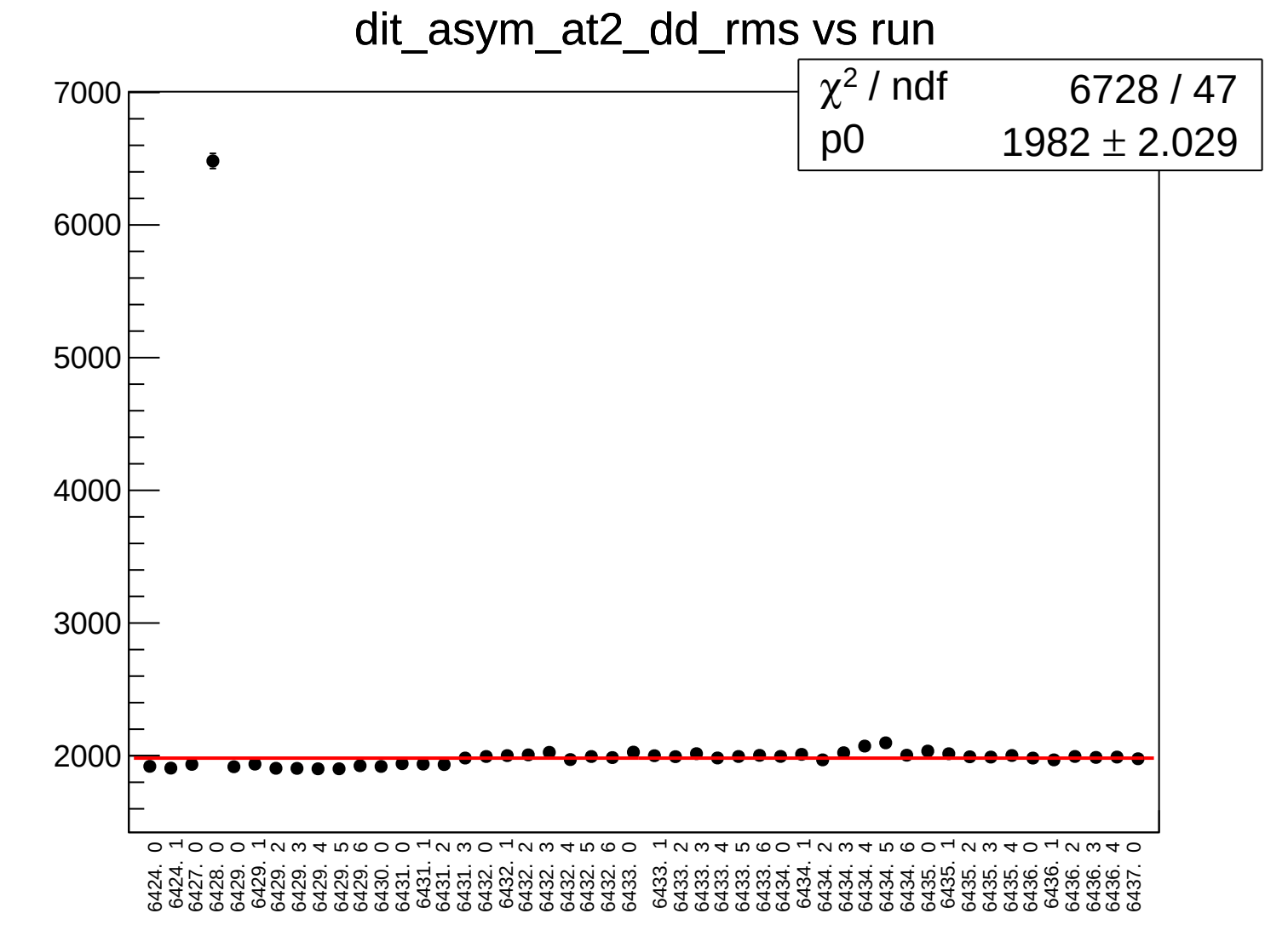
dit_asym_at2_dd_rms vs run
χ2 / ndf 6728 / 47
p0 1982 ± 2.029
7000
6000
5000
4000
3000
2000
6424. 0
6424. 1
6427. 0
6428. 0
6429. 0
6429. 1
6429. 2
6429. 3
6429. 4
6429. 5
6429. 6
6430. 0
6431. 0
6431. 1
6431. 2
6431. 3
6432. 0
6432. 1
6432. 2
6432. 3
6432. 4
6432. 5
6432. 6
6433. 0
6433. 1
6433. 2
6433. 3
6433. 4
6433. 5
6433. 6
6434. 0
6434. 1
6434. 2
6434. 3
6434. 4
6434. 5
6434. 6
6435. 0
6435. 1
6435. 2
6435. 3
6435. 4
6436. 0
6436. 1
6436. 2
6436. 3
6436. 4
6437. 0

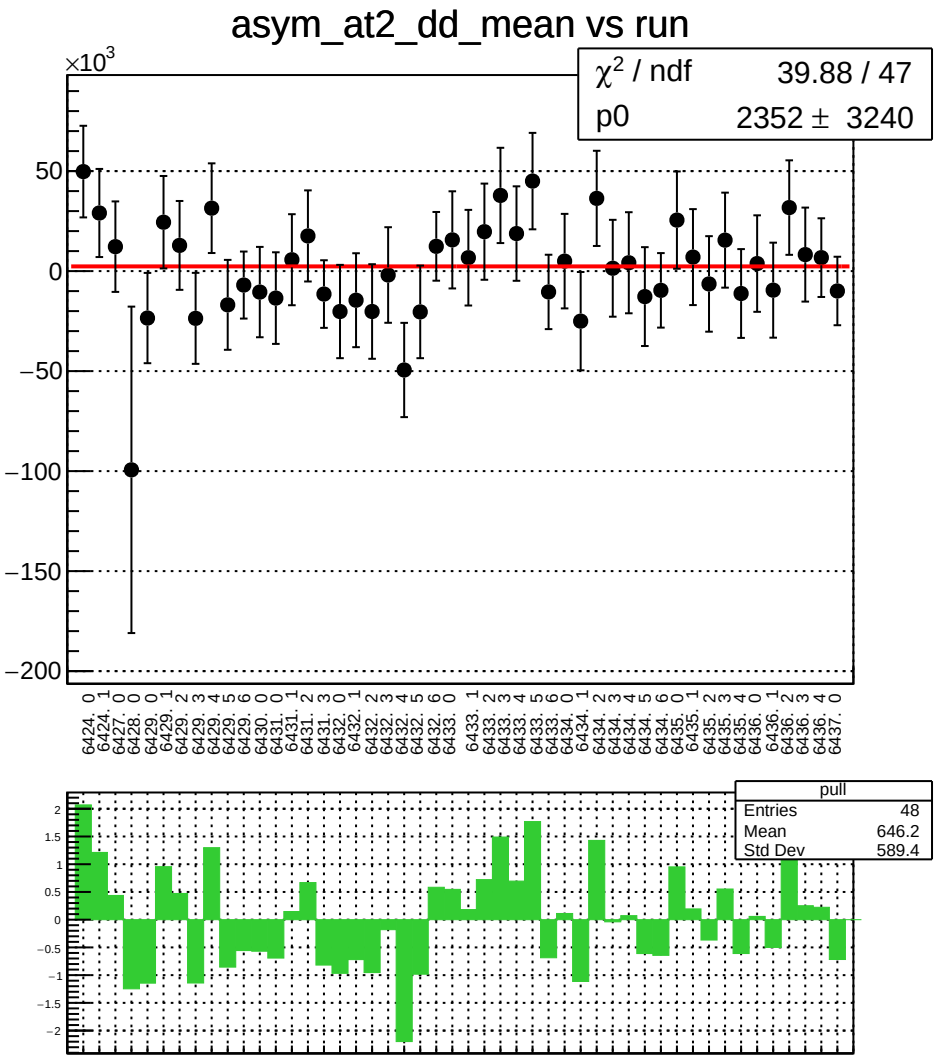
asym_at2_dd_mean vs run
×10^3
χ^2 / ndf 39.88 / 47
p0 2352 ± 3240
pull
Entries 48
Mean 646.2
Std Dev 589.4

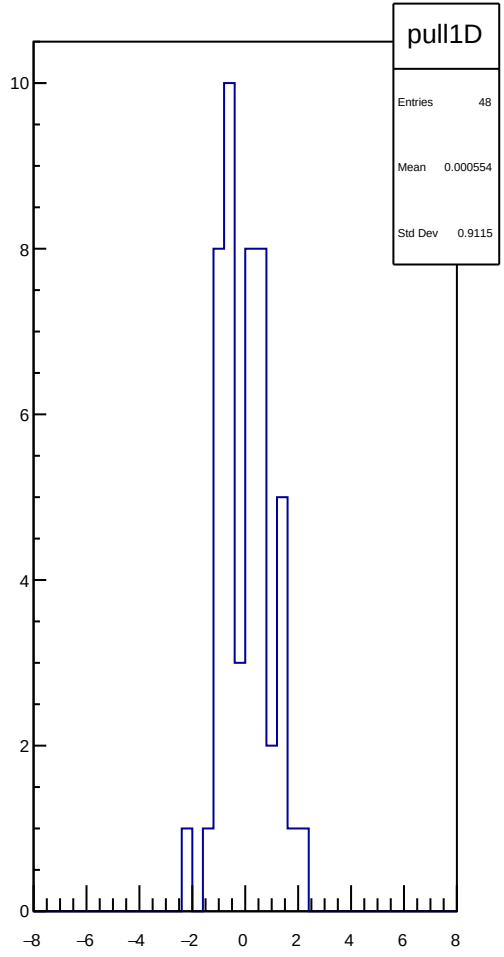
pull1D
Entries 48
Mean 0.000554
Std Dev 0.9115

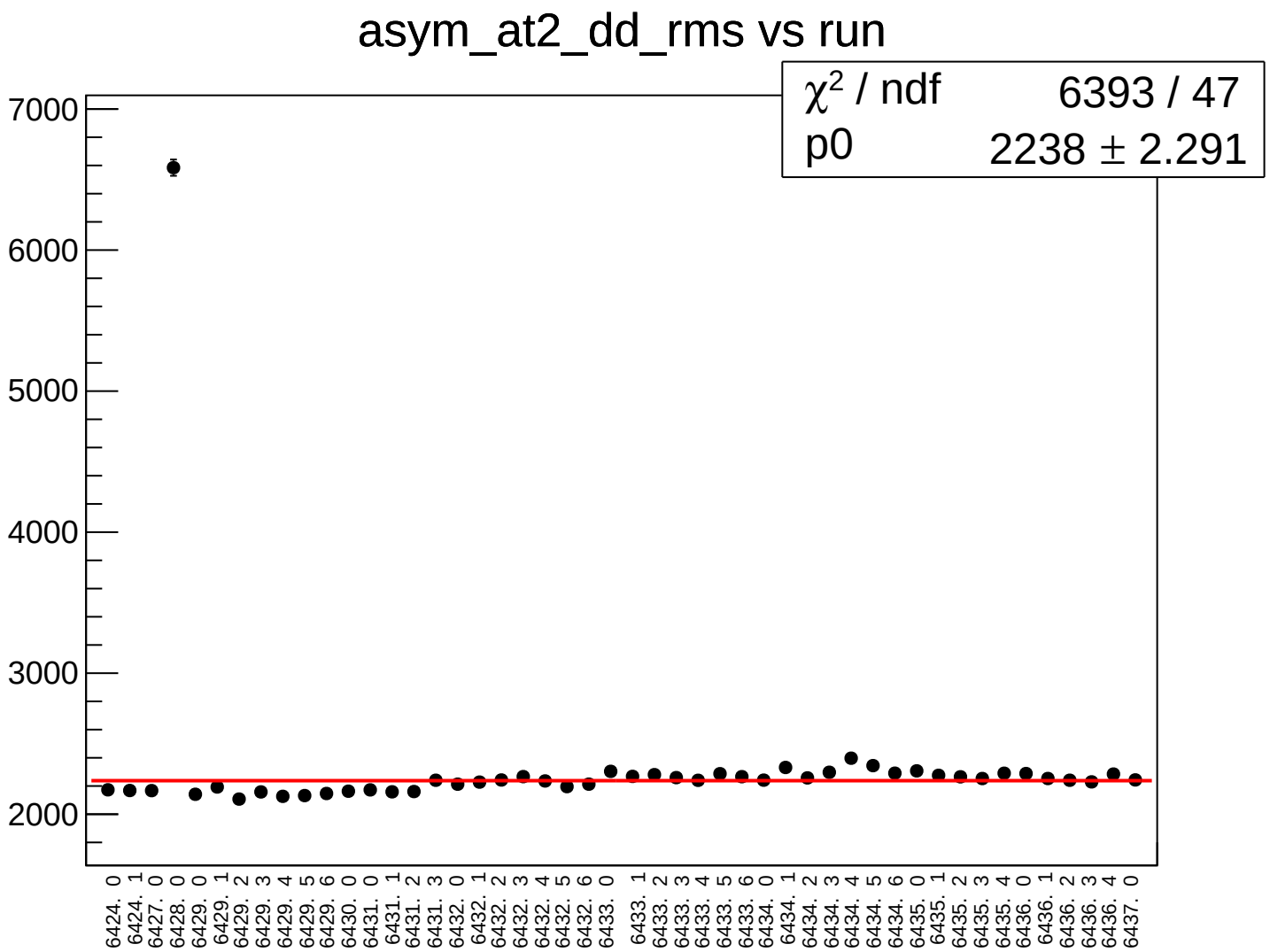
asym_at2_dd_rms vs run
χ² / ndf 6393 / 47
p0 2238 ± 2.291
7000
6000
5000
4000
3000
2000
6424. 0
6424. 1
6427. 0
6428. 0
6429. 0
6429. 1
6429. 2
6429. 3
6429. 4
6429. 5
6429. 6
6430. 0
6431. 0
6431. 1
6431. 2
6431. 3
6432. 0
6432. 1
6432. 2
6432. 3
6432. 4
6432. 5
6432. 6
6433. 0
6433. 1
6433. 2
6433. 3
6433. 4
6433. 5
6433. 6
6434. 0
6434. 1
6434. 2
6434. 3
6434. 4
6434. 5
6434. 6
6435. 0
6435. 1
6435. 2
6435. 3
6435. 4
6436. 0
6436. 1
6436. 2
6436. 3
6436. 4
6437. 0

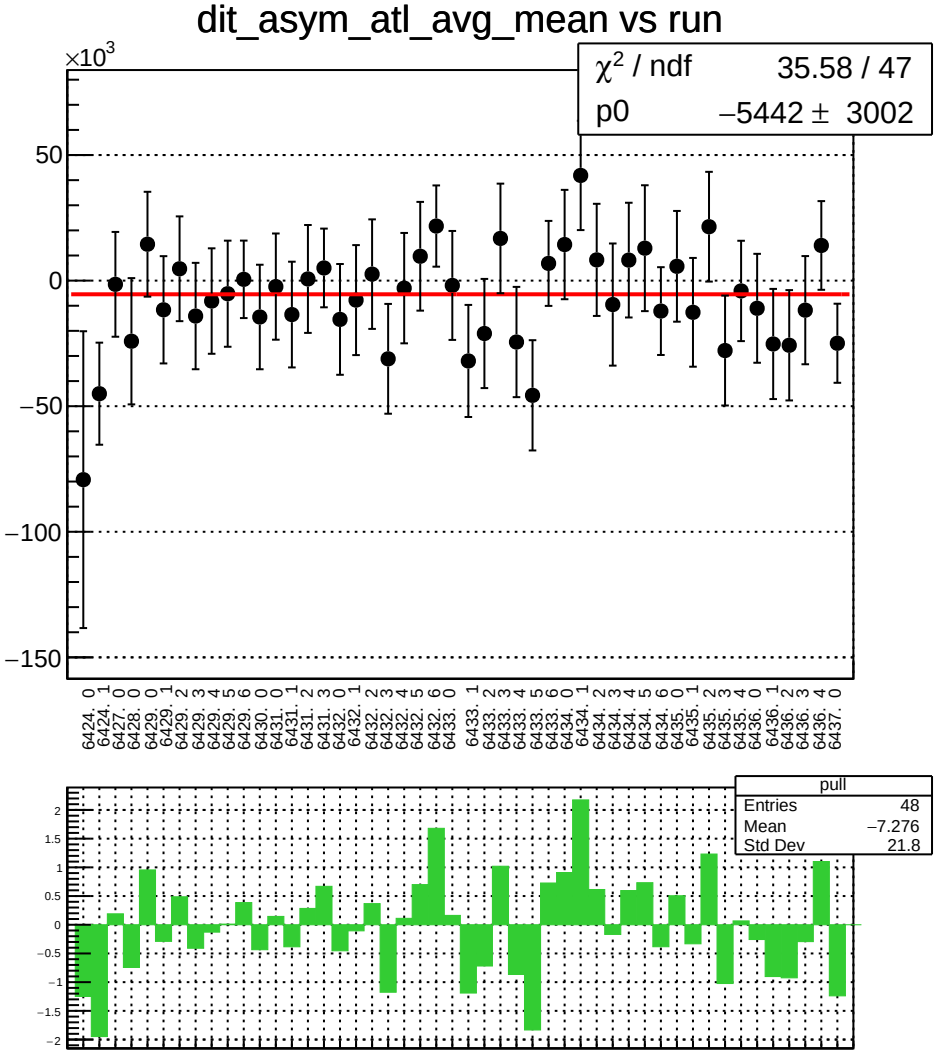
dit_asym_atl_avg_mean vs run
×10^3
χ^2 / ndf 35.58 / 47
p0 −5442 ± 3002
50
0
−50
−100
−150
6424. 0
6424. 1
6427. 0
6428. 0
6429. 0
6429. 1
6429. 2
6429. 3
6429. 4
6429. 5
6429. 6
6430. 0
6431. 0
6431. 1
6431. 2
6431. 3
6432. 0
6432. 1
6432. 2
6432. 3
6432. 4
6432. 5
6432. 6
6433. 0
6433. 1
6433. 2
6433. 3
6433. 4
6433. 5
6433. 6
6434. 0
6434. 1
6434. 2
6434. 3
6434. 4
6434. 5
6434. 6
6435. 0
6435. 1
6435. 2
6435. 3
6435. 4
6436. 0
6436. 1
6436. 2
6436. 3
6436. 4
6437. 0
pull
Entries 48
Mean −7.276
Std Dev 21.8
2
1.5
1
0.5
0
−0.5
−1
−1.5
−2

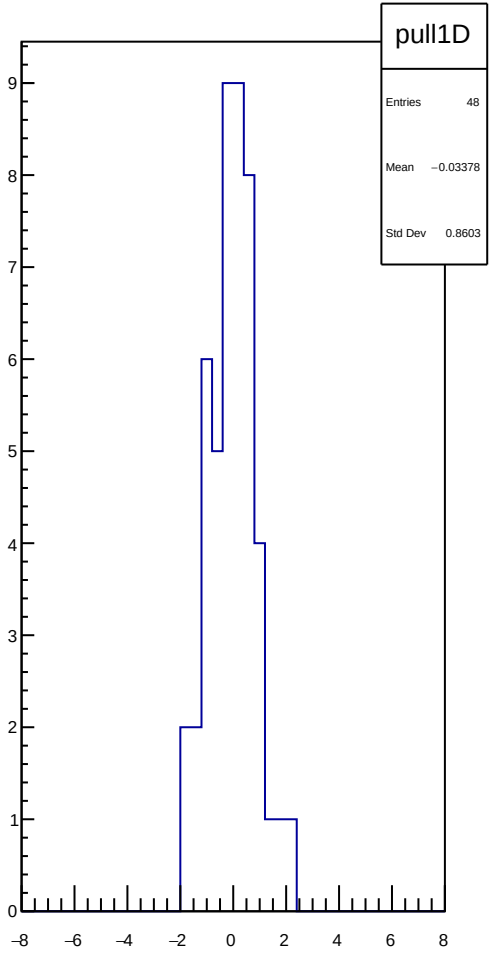
pull1D
Entries 48
Mean −0.03378
Std Dev 0.8603
9
8
7
6
5
4
3
2
1
0
−8
−6
−4
−2
0
2
4
6
8

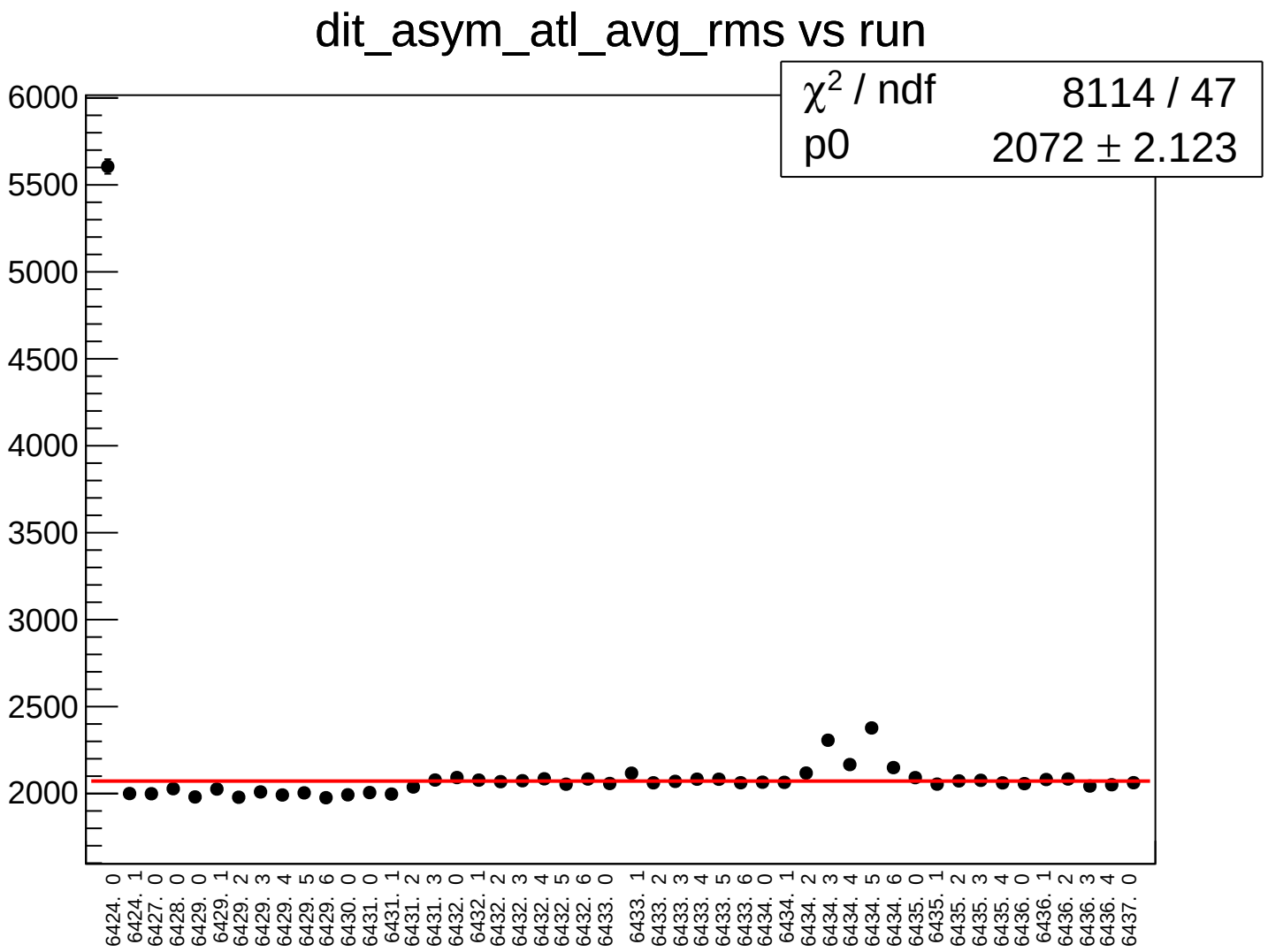
dit_asym_atl_avg_rms vs run
χ2 / ndf 8114 / 47
p0 2072 ± 2.123
6000
5500
5000
4500
4000
3500
3000
2500
2000
6424. 0
6424. 1
6427. 0
6428. 0
6429. 0
6429. 1
6429. 2
6429. 3
6429. 4
6429. 5
6429. 6
6430. 0
6431. 0
6431. 1
6431. 2
6431. 3
6432. 0
6432. 1
6432. 2
6432. 3
6432. 4
6432. 5
6432. 6
6433. 0
6433. 1
6433. 2
6433. 3
6433. 4
6433. 5
6433. 6
6434. 0
6434. 1
6434. 2
6434. 3
6434. 4
6434. 5
6434. 6
6435. 0
6435. 1
6435. 2
6435. 3
6435. 4
6436. 0
6436. 1
6436. 2
6436. 3
6436. 4
6437. 0

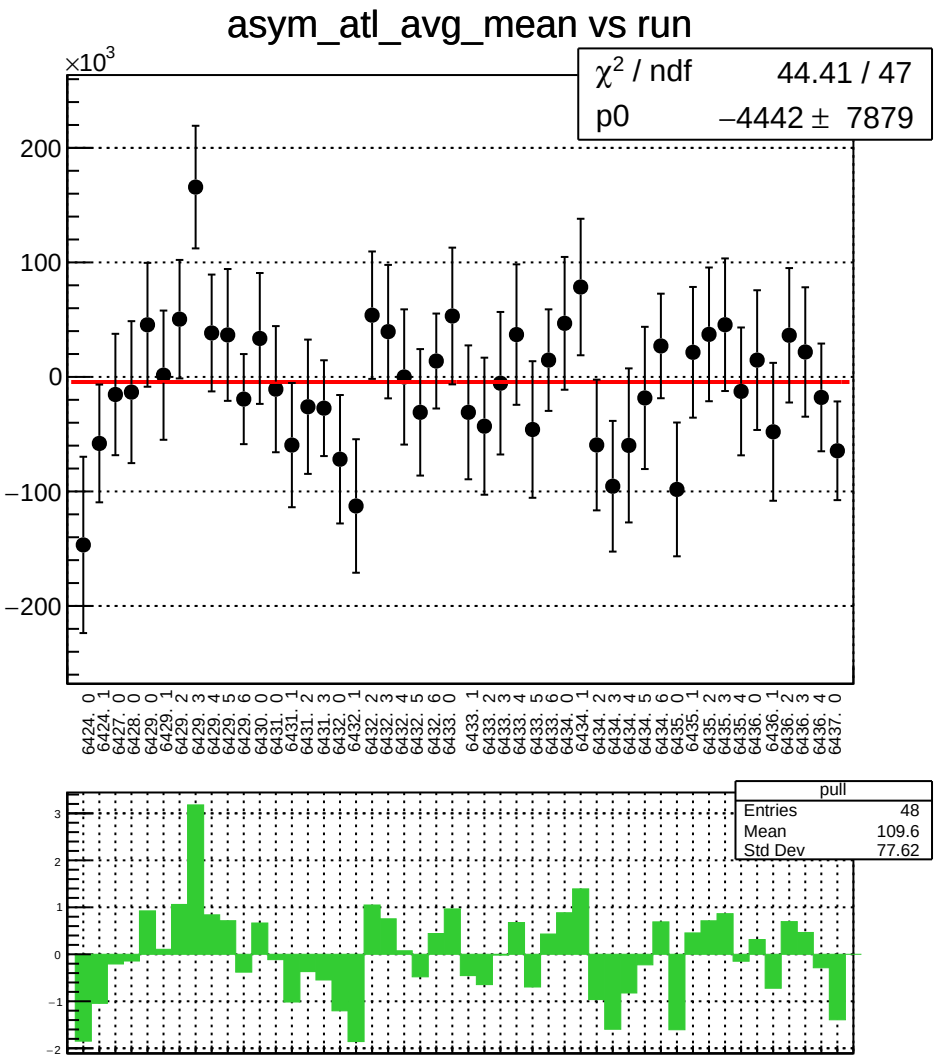
asym_atl_avg_mean vs run
×10^3
χ² / ndf 44.41 / 47
p0 −4442 ± 7879
200
100
0
−100
−200
6424. 0
6424. 1
6427. 0
6428. 0
6429. 0
6429. 1
6429. 2
6429. 3
6429. 4
6429. 5
6429. 6
6430. 0
6431. 0
6431. 1
6431. 2
6431. 3
6432. 0
6432. 1
6432. 2
6432. 3
6432. 4
6432. 5
6432. 6
6433. 0
6433. 1
6433. 2
6433. 3
6433. 4
6433. 5
6433. 6
6434. 0
6434. 1
6434. 2
6434. 3
6434. 4
6434. 5
6434. 6
6435. 0
6435. 1
6435. 2
6435. 3
6435. 4
6436. 0
6436. 1
6436. 2
6436. 3
6436. 4
6437. 0
pull
Entries 48
Mean 109.6
Std Dev 77.62
3
2
1
0
−1
−2

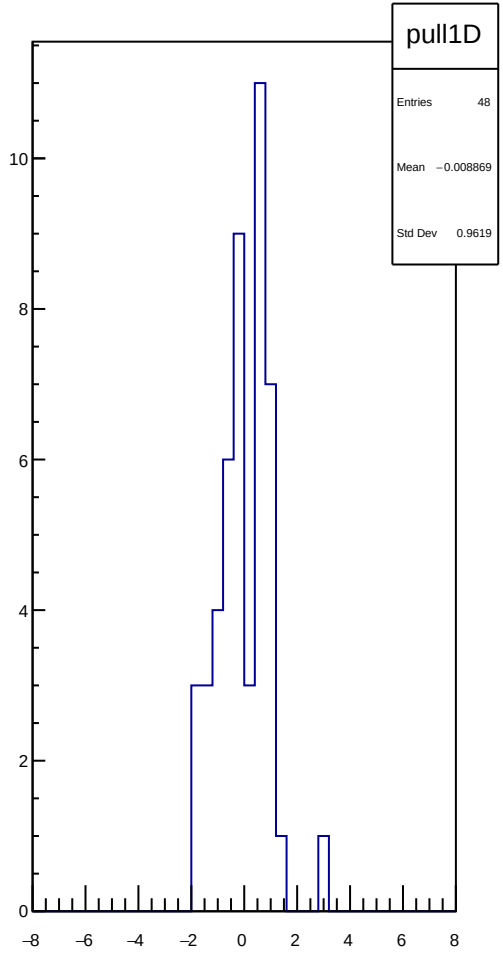
pull1D
Entries 48
Mean −0.008869
Std Dev 0.9619
10
8
6
4
2
0
−8
−6
−4
−2
0
2
4
6
8

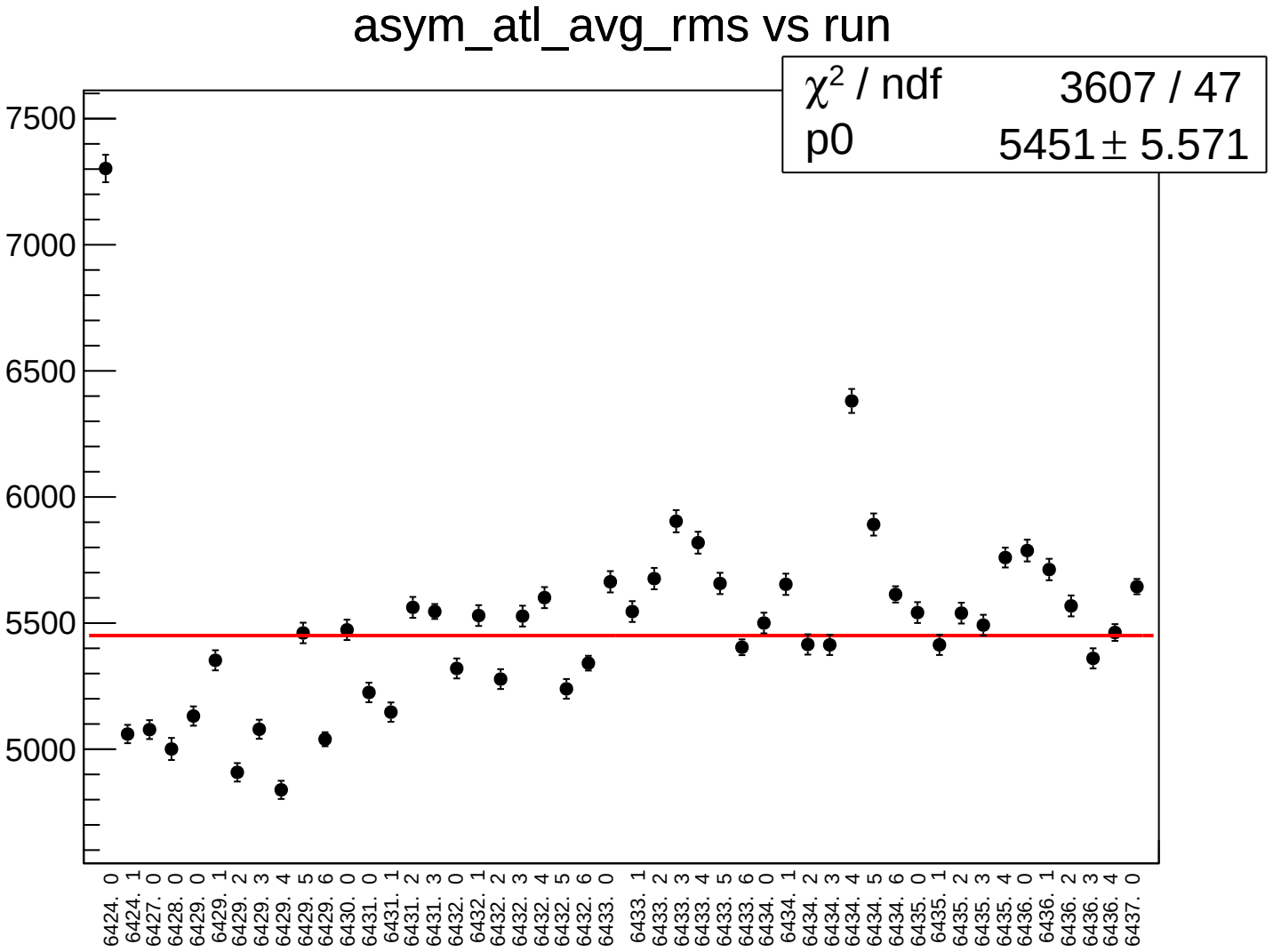
asym_atl_avg_rms vs run
χ² / ndf 3607 / 47
p0 5451 ± 5.571
7500
7000
6500
6000
5500
5000
6424. 0
6424. 1
6427. 0
6428. 0
6429. 0
6429. 1
6429. 2
6429. 3
6429. 4
6429. 5
6429. 6
6430. 0
6431. 0
6431. 1
6431. 2
6431. 3
6432. 0
6432. 1
6432. 2
6432. 3
6432. 4
6432. 5
6432. 6
6433. 0
6433. 1
6433. 2
6433. 3
6433. 4
6433. 5
6433. 6
6434. 0
6434. 1
6434. 2
6434. 3
6434. 4
6434. 5
6434. 6
6435. 0
6435. 1
6435. 2
6435. 3
6435. 4
6436. 0
6436. 1
6436. 2
6436. 3
6436. 4
6437. 0

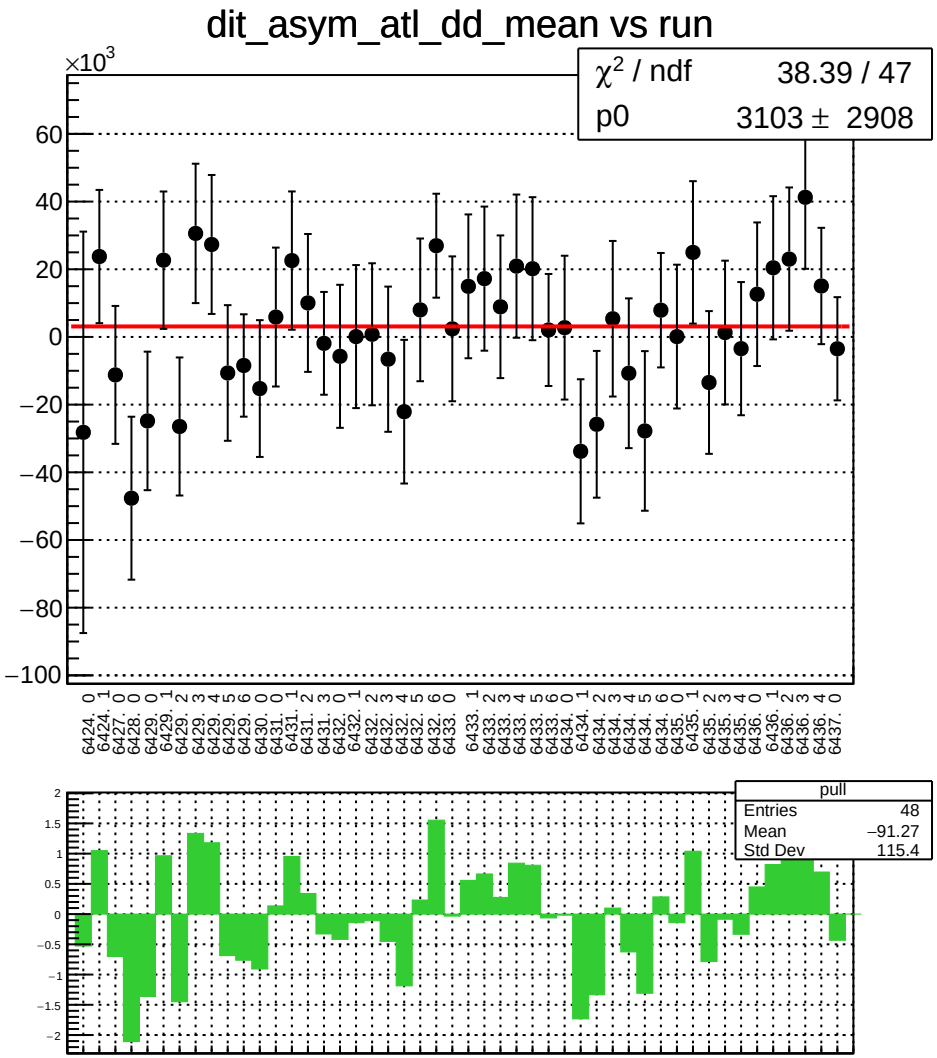
dit_asym_atl_dd_mean vs run
×10^3
χ² / ndf 38.39 / 47
p0 3103 ± 2908
pull
Entries 48
Mean −91.27
Std Dev 115.4

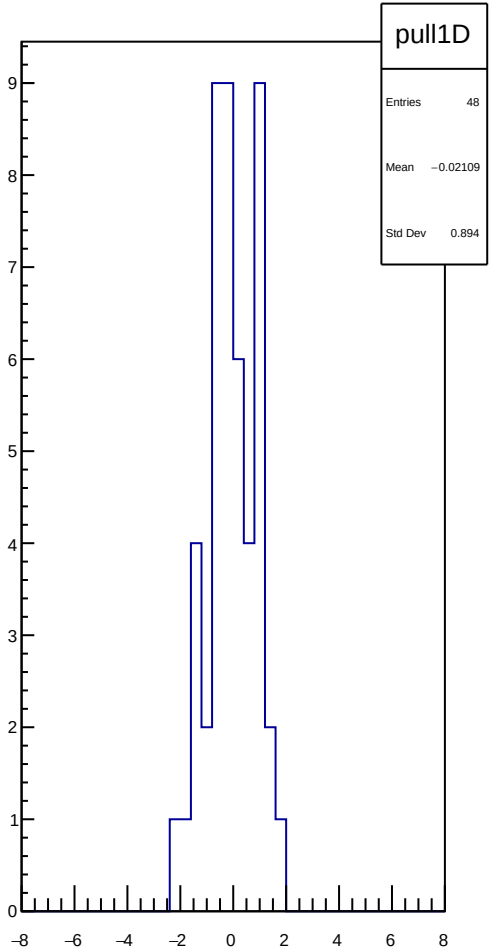
pull1D
Entries 48
Mean −0.02109
Std Dev 0.894

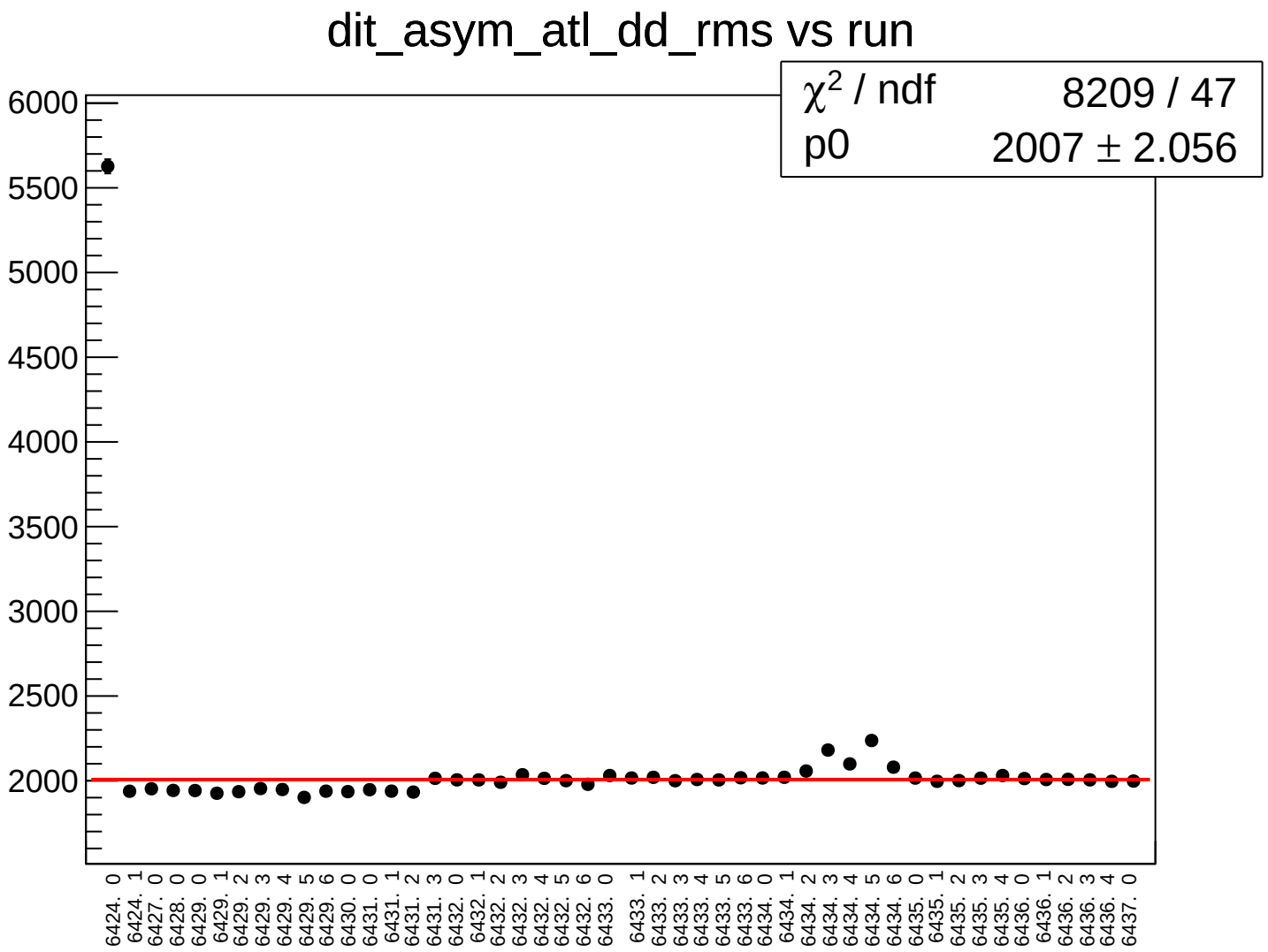
dit_asym_atl_dd_rms vs run
χ2 / ndf 8209 / 47
p0 2007 ± 2.056
6000
5500
5000
4500
4000
3500
3000
2500
2000
6424. 0
6424. 1
6427. 0
6428. 0
6429. 0
6429. 1
6429. 2
6429. 3
6429. 4
6429. 5
6429. 6
6430. 0
6431. 0
6431. 1
6431. 2
6431. 3
6432. 0
6432. 1
6432. 2
6432. 3
6432. 4
6432. 5
6432. 6
6433. 0
6433. 1
6433. 2
6433. 3
6433. 4
6433. 5
6433. 6
6434. 0
6434. 1
6434. 2
6434. 3
6434. 4
6434. 5
6434. 6
6435. 0
6435. 1
6435. 2
6435. 3
6435. 4
6436. 0
6436. 1
6436. 2
6436. 3
6436. 4
6437. 0

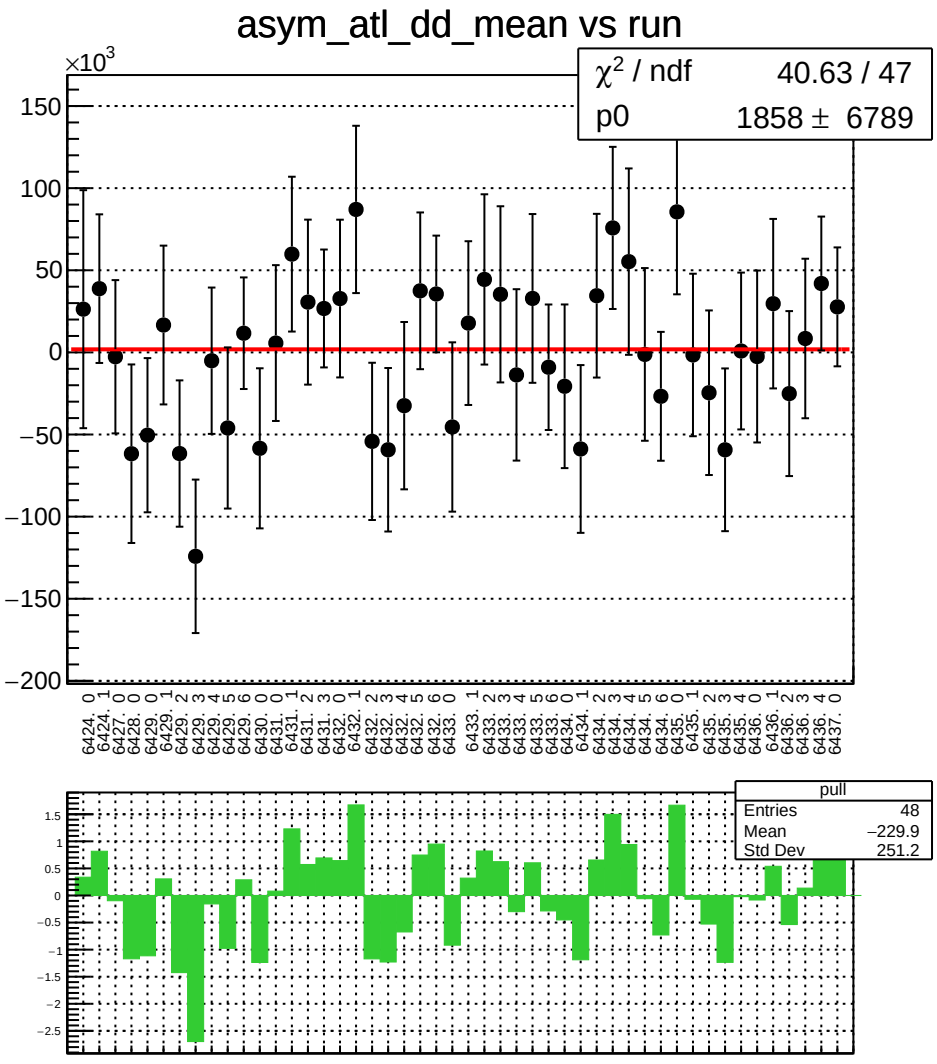
asym_atl_dd_mean vs run
×10^3
χ² / ndf 40.63 / 47
p0 1858 ± 6789
150
100
50
0
−50
−100
−150
−200
6424. 0
6424. 1
6427. 0
6428. 0
6429. 0
6429. 1
6429. 2
6429. 3
6429. 4
6429. 5
6429. 6
6430. 0
6431. 0
6431. 1
6431. 2
6431. 3
6432. 0
6432. 1
6432. 2
6432. 3
6432. 4
6432. 5
6432. 6
6433. 0
6433. 1
6433. 2
6433. 3
6433. 4
6433. 5
6433. 6
6434. 0
6434. 1
6434. 2
6434. 3
6434. 4
6434. 5
6434. 6
6435. 0
6435. 1
6435. 2
6435. 3
6435. 4
6435. 0
6436. 1
6436. 2
6436. 3
6436. 4
6437. 0
pull
Entries 48
Mean −229.9
Std Dev 251.2
1.5
1
0.5
0
−0.5
−1
−1.5
−2
−2.5
pull1D
Entries 48
Mean −0.01046
Std Dev 0.92
9
8
7
6
5
4
3
2
1
0
−8
−6
−4
−2
0
2
4
6
8

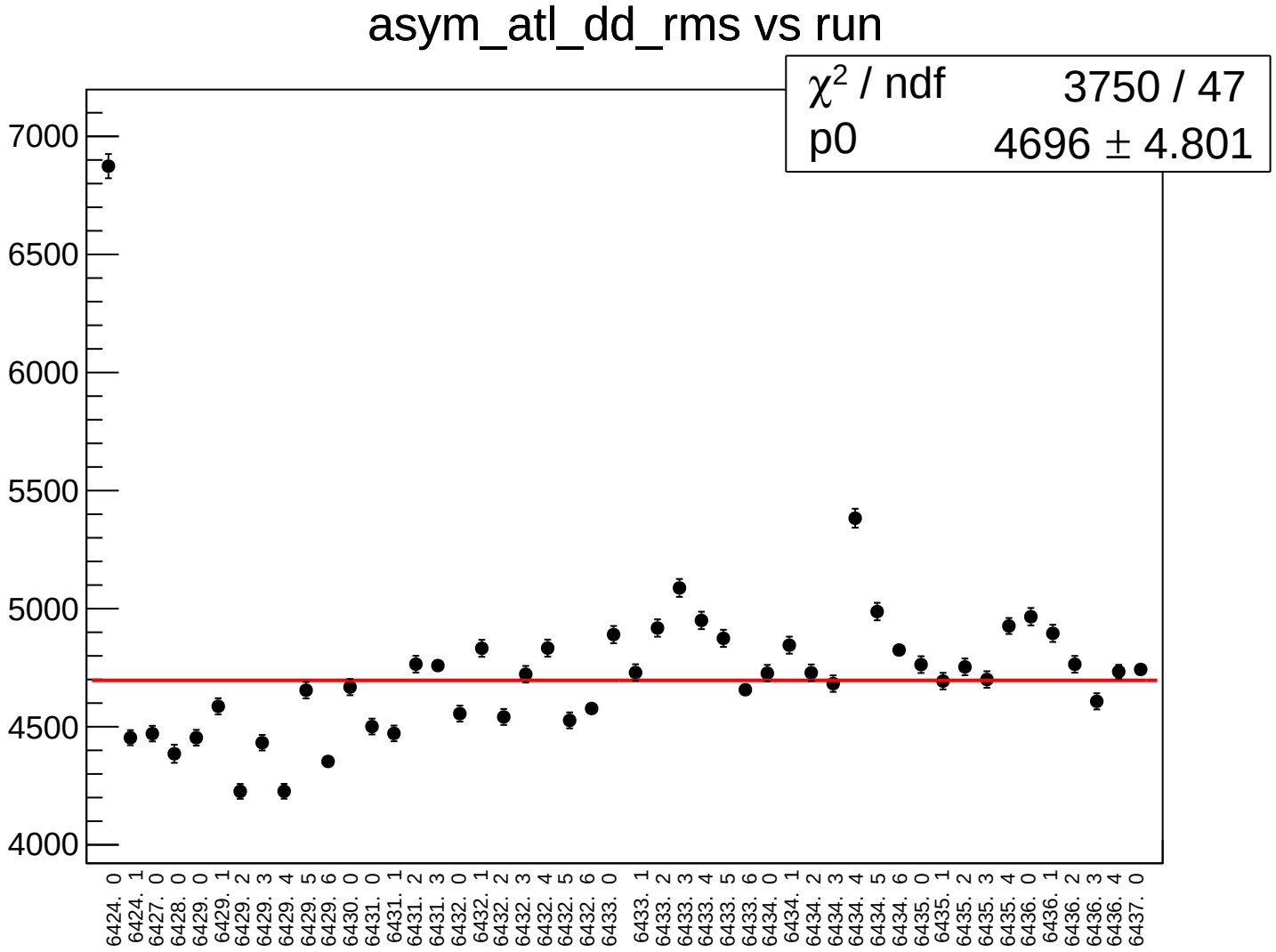
asym_atl_dd_rms vs run
χ² / ndf 3750 / 47
p0 4696 ± 4.801
7000
6500
6000
5500
5000
4500
4000
6424. 0
6424. 1
6427. 0
6428. 0
6429. 0
6429. 1
6429. 2
6429. 3
6429. 4
6429. 5
6429. 6
6430. 0
6431. 0
6431. 1
6431. 2
6431. 3
6432. 0
6432. 1
6432. 2
6432. 3
6432. 4
6432. 5
6432. 6
6433. 0
6433. 1
6433. 2
6433. 3
6433. 4
6433. 5
6433. 6
6434. 0
6434. 1
6434. 2
6434. 3
6434. 4
6434. 5
6434. 6
6435. 0
6435. 1
6435. 2
6435. 3
6435. 4
6436. 0
6436. 1
6436. 2
6436. 3
6436. 4
6437. 0

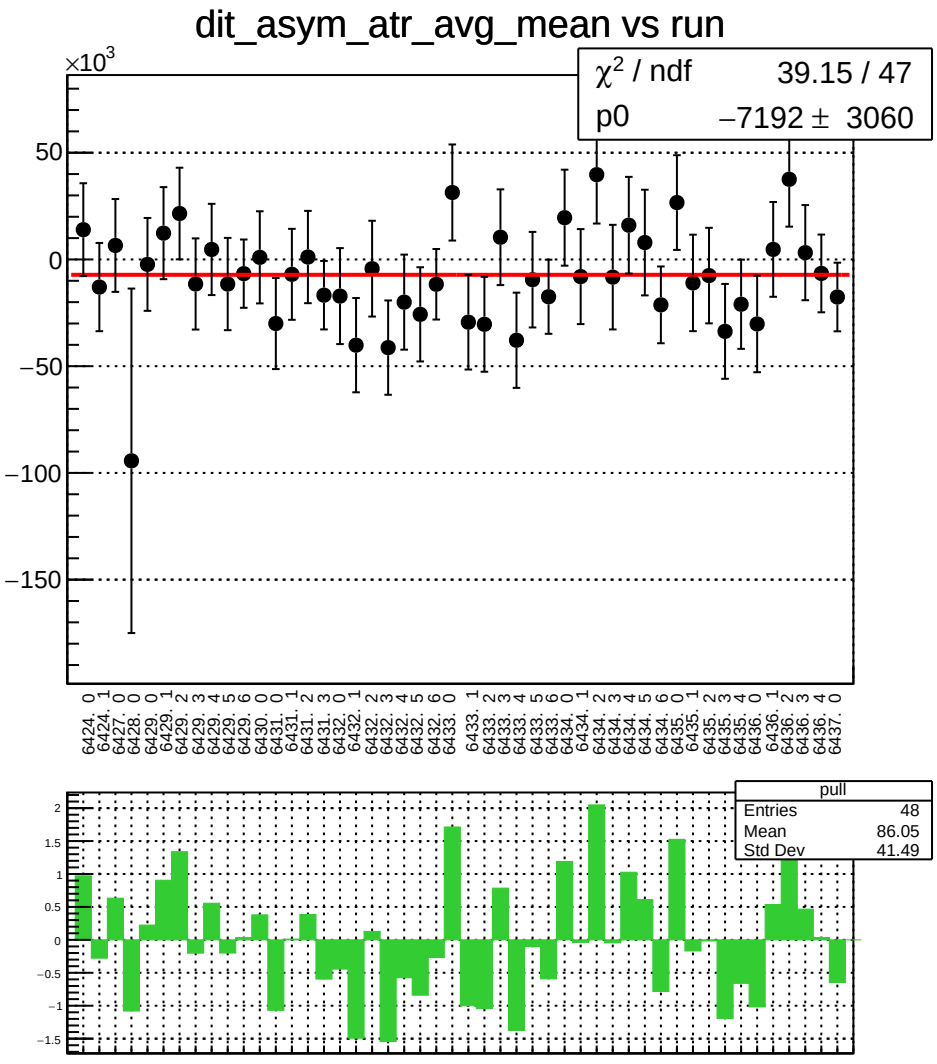
dit_asym_atr_avg_mean vs run
×10^3
χ^2 / ndf 39.15 / 47
p0 −7192 ± 3060
50
0
−50
−100
−150
6424. 0
6424. 1
6427. 0
6428. 0
6429. 0
6429. 1
6429. 2
6429. 3
6429. 4
6429. 5
6429. 6
6430. 0
6431. 0
6431. 1
6431. 2
6431. 3
6432. 0
6432. 1
6432. 2
6432. 3
6432. 4
6432. 5
6432. 6
6433. 0
6433. 1
6433. 2
6433. 3
6433. 4
6433. 5
6433. 6
6434. 0
6434. 1
6434. 2
6434. 3
6434. 4
6434. 5
6434. 6
6435. 0
6435. 1
6435. 2
6435. 3
6435. 4
6436. 0
6436. 1
6436. 2
6436. 3
6436. 4
6437. 0
pull
Entries 48
Mean 86.05
Std Dev 41.49
2
1.5
1
0.5
0
−0.5
−1
−1.5

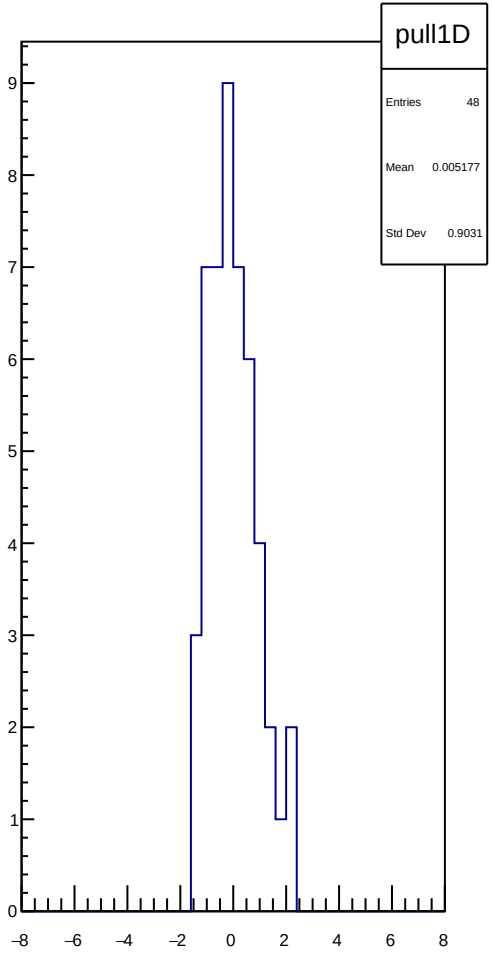
pull1D
Entries 48
Mean 0.005177
Std Dev 0.9031
9
8
7
6
5
4
3
2
1
0
−8
−6
−4
−2
0
2
4
6
8

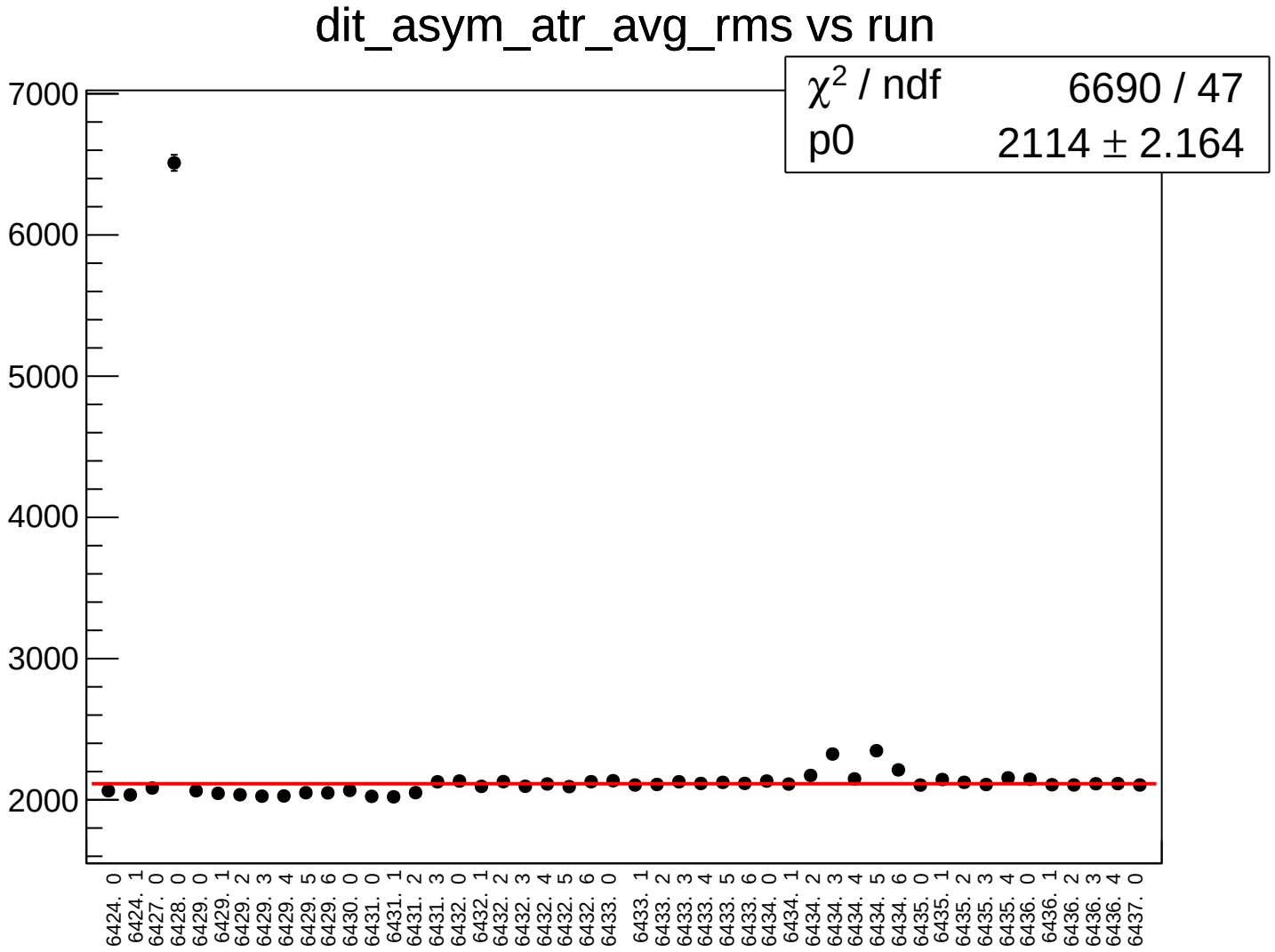
dit_asym_atr_avg_rms vs run
χ2 / ndf 6690 / 47
p0 2114 ± 2.164
7000
6000
5000
4000
3000
2000
6424. 0
6424. 1
6427. 0
6428. 0
6429. 0
6429. 1
6429. 2
6429. 3
6429. 4
6429. 5
6429. 6
6430. 0
6431. 0
6431. 1
6431. 2
6431. 3
6432. 0
6432. 1
6432. 2
6432. 3
6432. 4
6432. 5
6432. 6
6433. 0
6433. 1
6433. 2
6433. 3
6433. 4
6433. 5
6433. 6
6434. 0
6434. 1
6434. 2
6434. 3
6434. 4
6434. 5
6434. 6
6435. 0
6435. 1
6435. 2
6435. 3
6435. 4
6436. 0
6436. 1
6436. 2
6436. 3
6436. 4
6437. 0

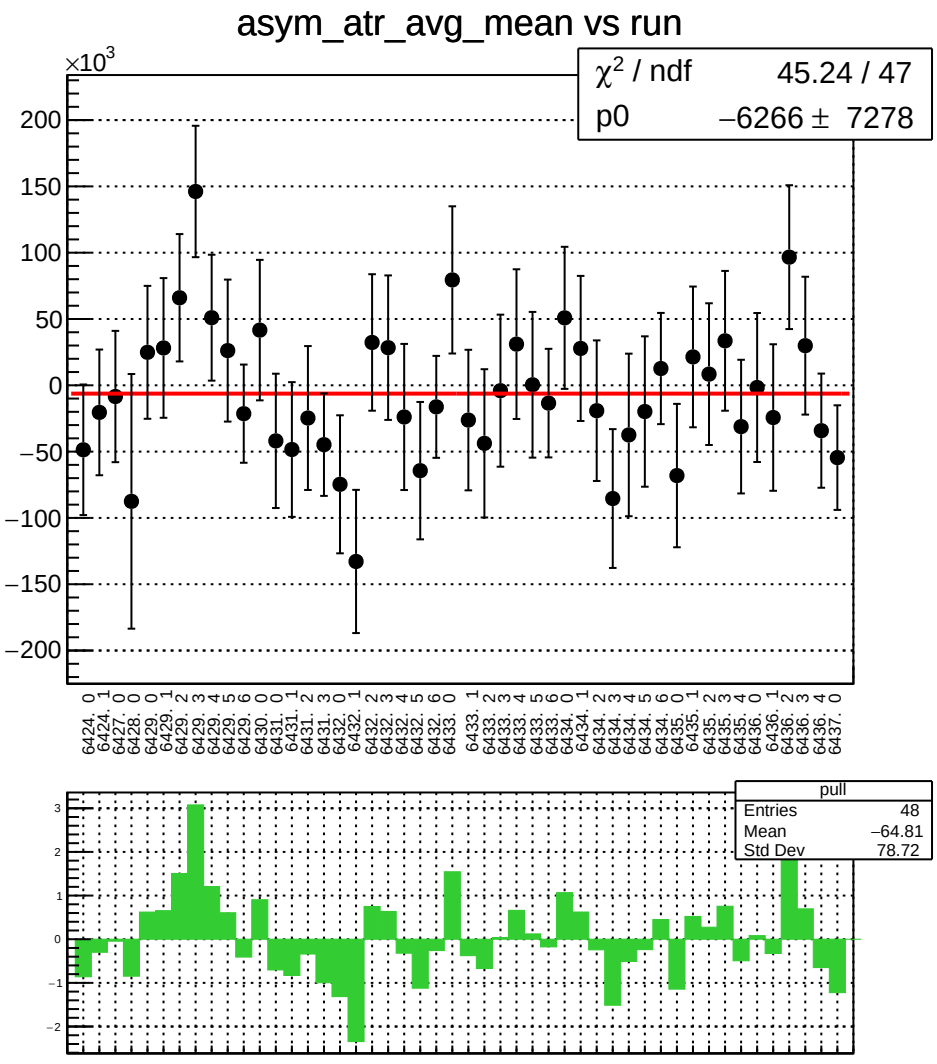
asym_atr_avg_mean vs run
×10^3
χ^2 / ndf 45.24 / 47
p0 −6266 ± 7278
pull
Entries 48
Mean −64.81
Std Dev 78.72

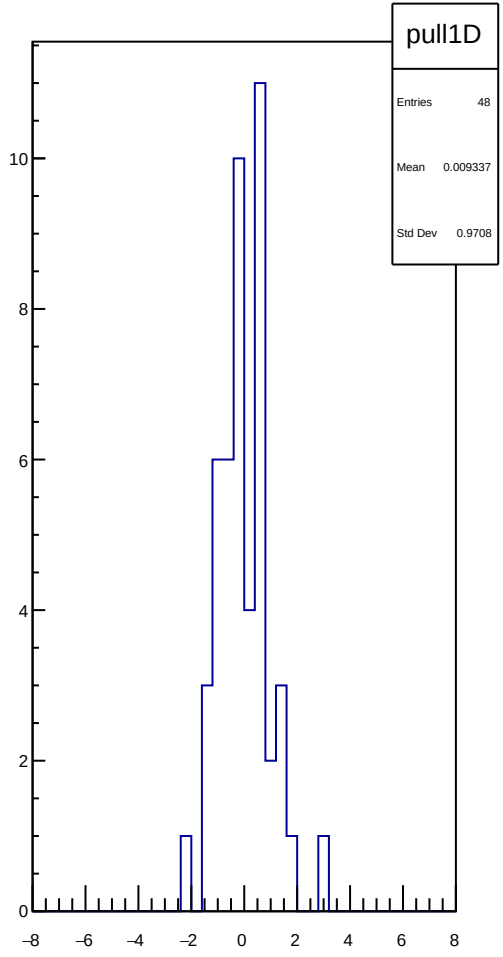
pull1D
Entries 48
Mean 0.009337
Std Dev 0.9708

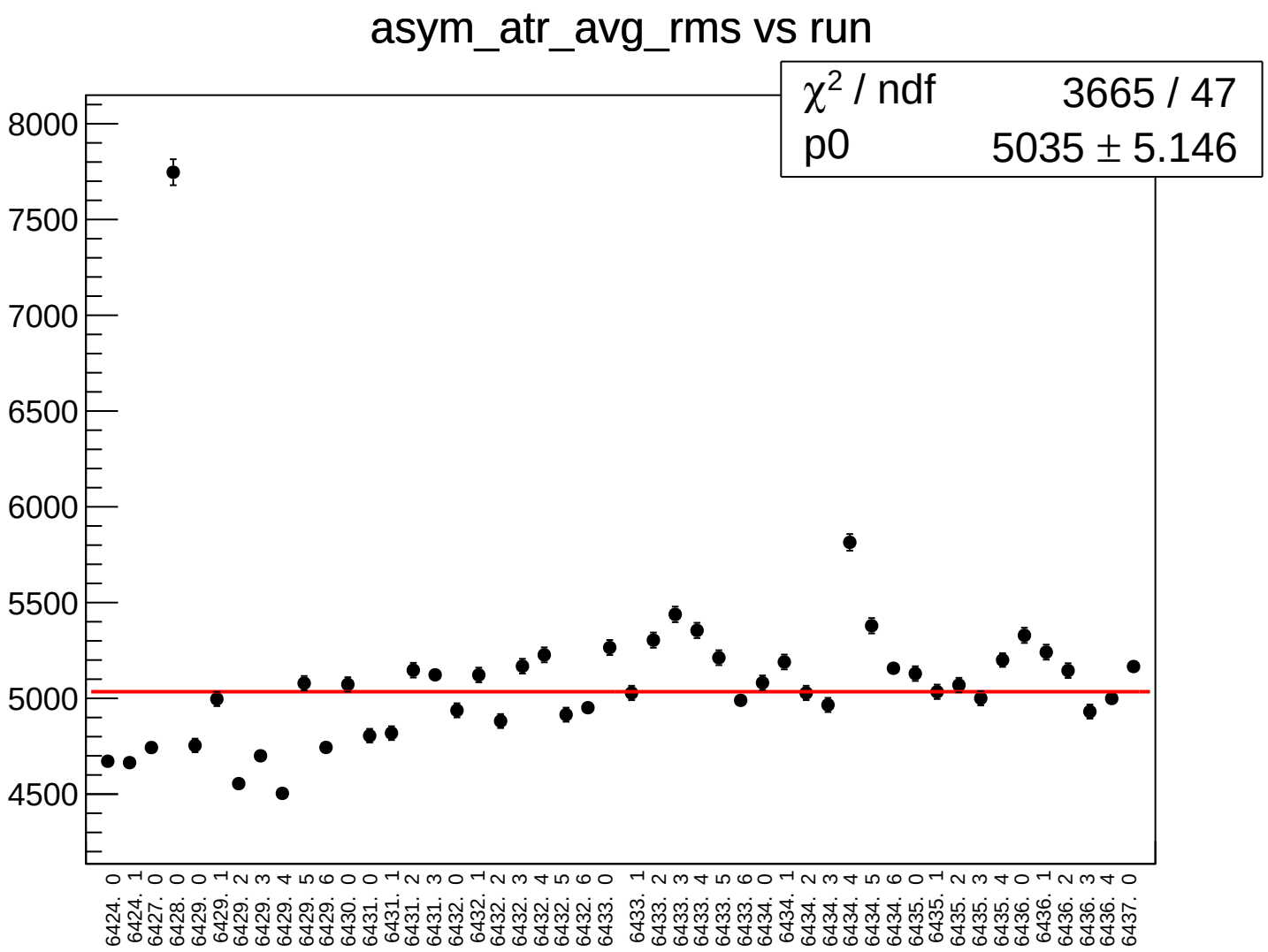
asym_atr_avg_rms vs run
χ² / ndf 3665 / 47
p0 5035 ± 5.146
8000
7500
7000
6500
6000
5500
5000
4500
6424. 0
6424. 1
6427. 0
6428. 0
6429. 0
6429. 1
6429. 2
6429. 3
6429. 4
6429. 5
6429. 6
6430. 0
6431. 0
6431. 1
6431. 2
6431. 3
6432. 0
6432. 1
6432. 2
6432. 3
6432. 4
6432. 5
6432. 6
6433. 0
6433. 1
6433. 2
6433. 3
6433. 4
6433. 5
6433. 6
6434. 0
6434. 1
6434. 2
6434. 3
6434. 4
6434. 5
6434. 6
6435. 0
6435. 1
6435. 2
6435. 3
6435. 4
6436. 0
6436. 1
6436. 2
6436. 3
6436. 4
6437. 0

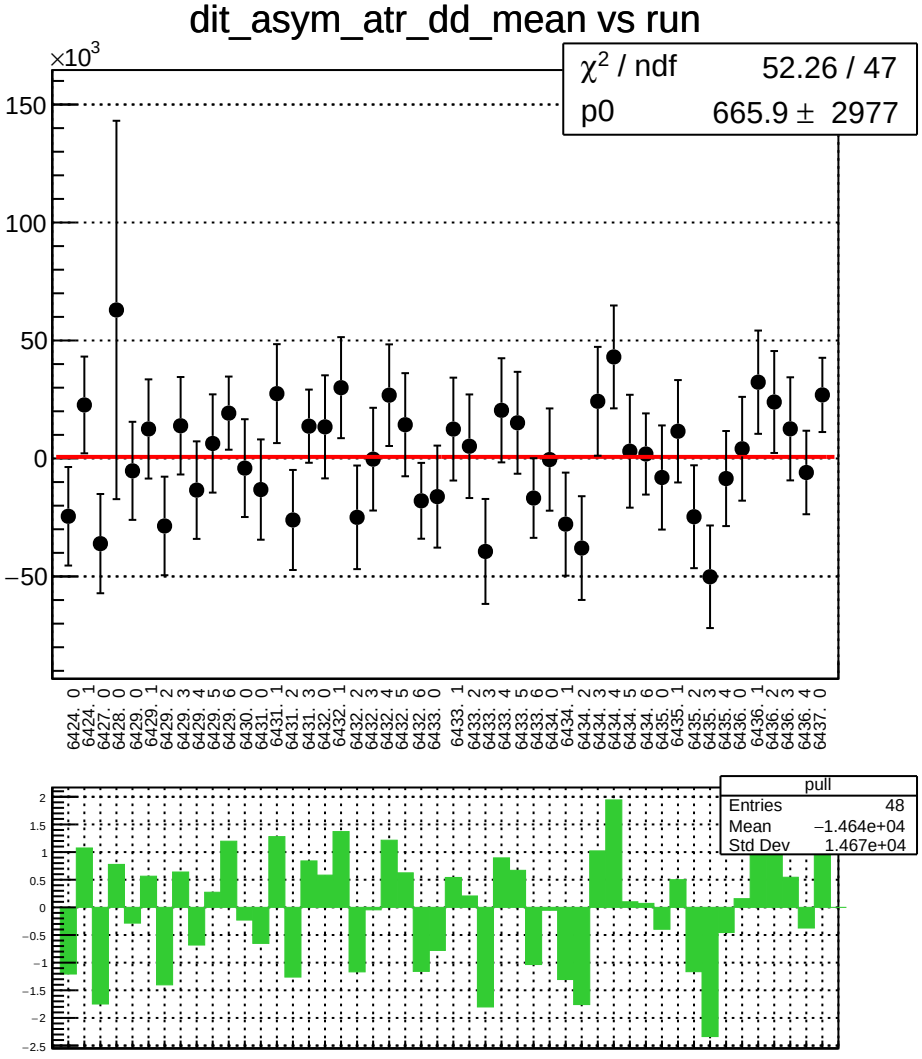
dit_asym_atr_dd_mean vs run
×10^3
χ^2 / ndf 52.26 / 47
p0 665.9 ± 2977
150
100
50
0
−50
6424. 0
6424. 1
6427. 0
6428. 0
6429. 0
6429. 1
6429. 2
6429. 3
6429. 4
6429. 5
6429. 6
6430. 0
6431. 0
6431. 1
6431. 2
6431. 3
6432. 0
6432. 1
6432. 2
6432. 3
6432. 4
6432. 5
6432. 6
6433. 0
6433. 1
6433. 2
6433. 3
6433. 4
6433. 5
6433. 6
6434. 0
6434. 1
6434. 2
6434. 3
6434. 4
6434. 5
6434. 6
6435. 0
6435. 1
6435. 2
6435. 3
6435. 4
6436. 0
6436. 1
6436. 2
6436. 3
6436. 4
6437. 0
pull
Entries 48
Mean −1.464e+04
Std Dev 1.467e+04
2
1.5
1
0.5
0
−0.5
−1
−1.5
−2
−2.5
pull1D
Entries 48
Mean −7.603e−05
Std Dev 1.043
9
8
7
6
5
4
3
2
1
0
−8
−6
−4
−2
0
2
4
6
8

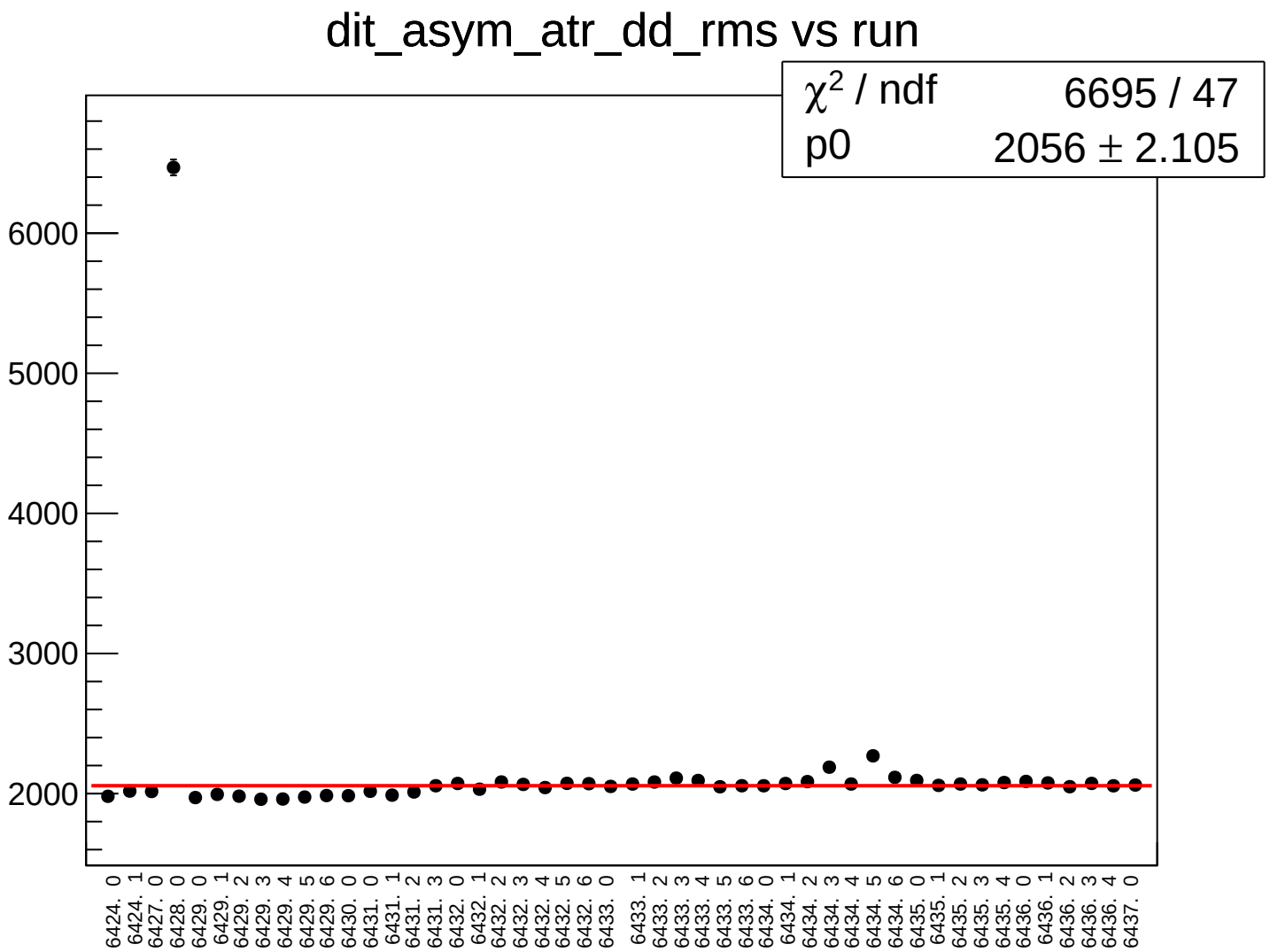
dit_asym_atr_dd_rms vs run
χ2 / ndf 6695 / 47
p0 2056 ± 2.105
6000
5000
4000
3000
2000
6424. 0
6424. 1
6427. 0
6428. 0
6429. 0
6429. 1
6429. 2
6429. 3
6429. 4
6429. 5
6429. 6
6430. 0
6431. 0
6431. 1
6431. 2
6431. 3
6432. 0
6432. 1
6432. 2
6432. 3
6432. 4
6432. 5
6432. 6
6433. 0
6433. 1
6433. 2
6433. 3
6433. 4
6433. 5
6433. 6
6434. 0
6434. 1
6434. 2
6434. 3
6434. 4
6434. 5
6434. 6
6435. 0
6435. 1
6435. 2
6435. 3
6435. 4
6436. 0
6436. 1
6436. 2
6436. 3
6436. 4
6437. 0

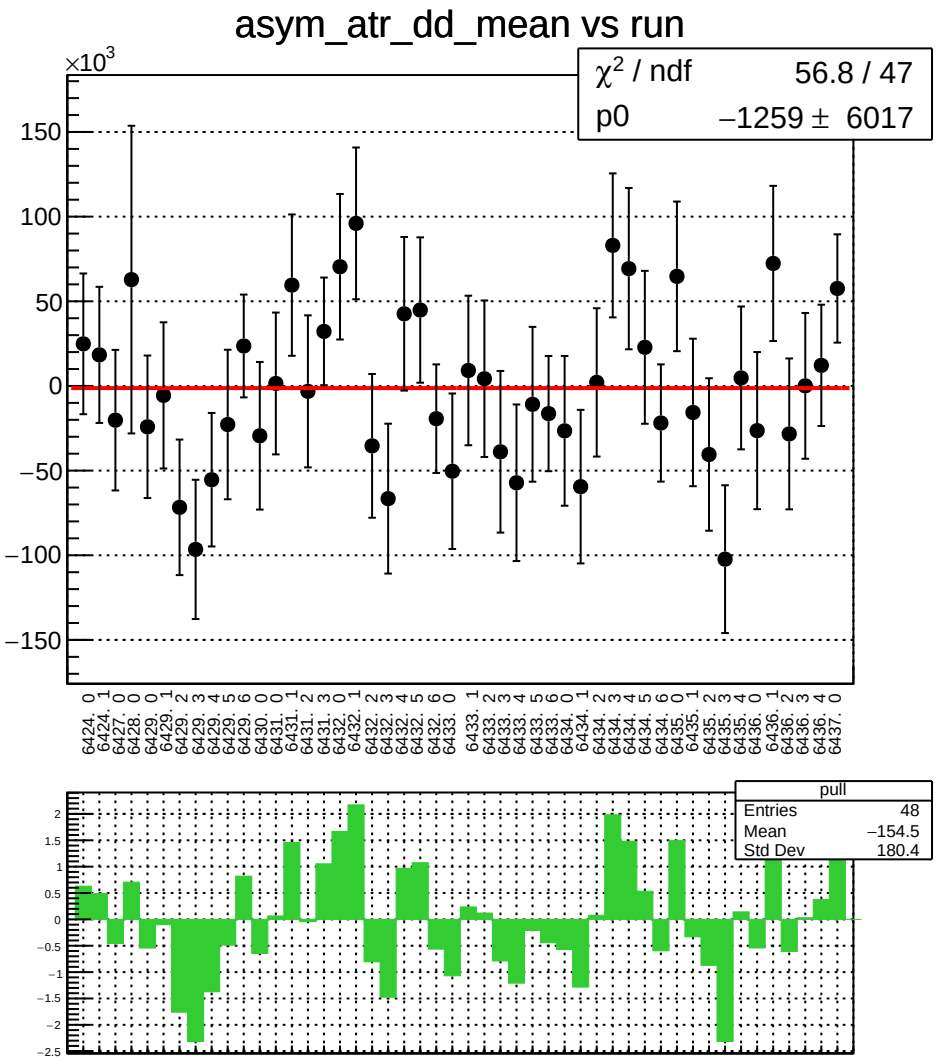
asym_atr_dd_mean vs run
×10^3
χ² / ndf 56.8 / 47
p0 −1259 ± 6017
150
100
50
0
−50
−100
−150
6424. 0
6424. 1
6427. 0
6428. 0
6429. 0
6429. 1
6429. 2
6429. 3
6429. 4
6429. 5
6429. 6
6430. 0
6431. 0
6431. 1
6431. 2
6431. 3
6432. 0
6432. 1
6432. 2
6432. 3
6432. 4
6432. 5
6432. 6
6433. 0
6433. 1
6433. 2
6433. 3
6433. 4
6433. 5
6433. 6
6434. 0
6434. 1
6434. 2
6434. 3
6434. 4
6434. 5
6434. 6
6435. 0
6435. 1
6435. 2
6435. 3
6435. 4
6435. 0
6436. 1
6436. 2
6436. 3
6436. 4
6436. 0
6437. 0
pull
Entries 48
Mean −154.5
Std Dev 180.4
2
1.5
1
0.5
0
−0.5
−1
−1.5
−2
−2.5

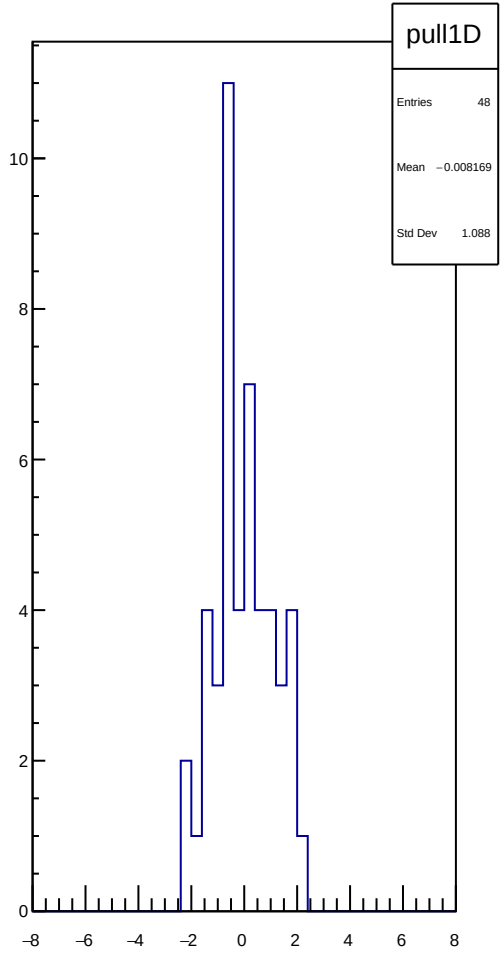
pull1D
Entries 48
Mean −0.008169
Std Dev 1.088
10
8
6
4
2
0
−8
−6
−4
−2
0
2
4
6
8

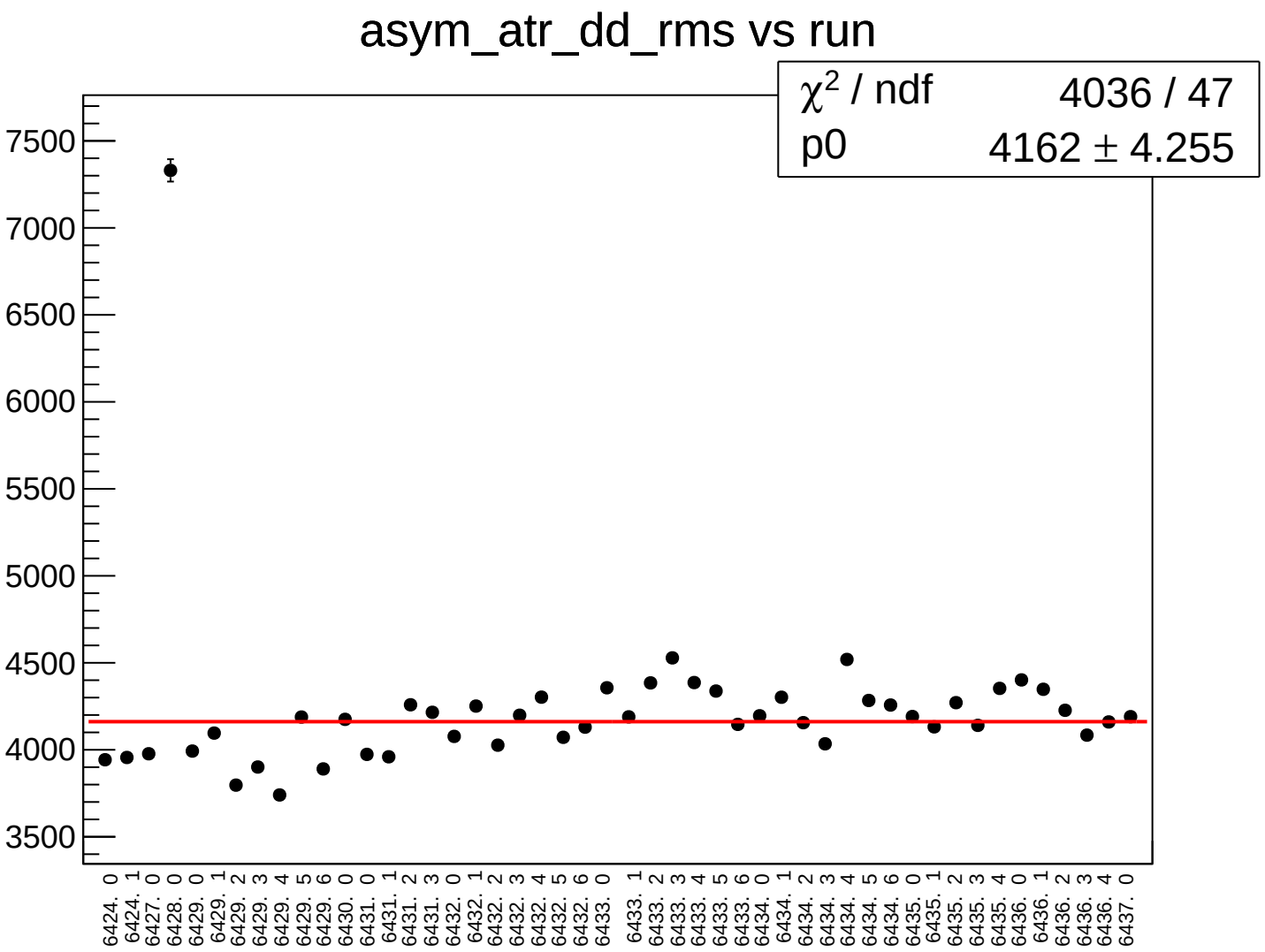
asym_atr_dd_rms vs run
χ² / ndf 4036 / 47
p0 4162 ± 4.255
7500
7000
6500
6000
5500
5000
4500
4000
3500
6424. 0
6424. 1
6427. 0
6428. 0
6429. 0
6429. 1
6429. 2
6429. 3
6429. 4
6429. 5
6429. 6
6430. 0
6431. 0
6431. 1
6431. 2
6431. 3
6432. 0
6432. 1
6432. 2
6432. 3
6432. 4
6432. 5
6432. 6
6433. 0
6433. 1
6433. 2
6433. 3
6433. 4
6433. 5
6433. 6
6434. 0
6434. 1
6434. 2
6434. 3
6434. 4
6434. 5
6434. 6
6435. 0
6435. 1
6435. 2
6435. 3
6435. 4
6436. 0
6436. 1
6436. 2
6436. 3
6436. 4
6437. 0

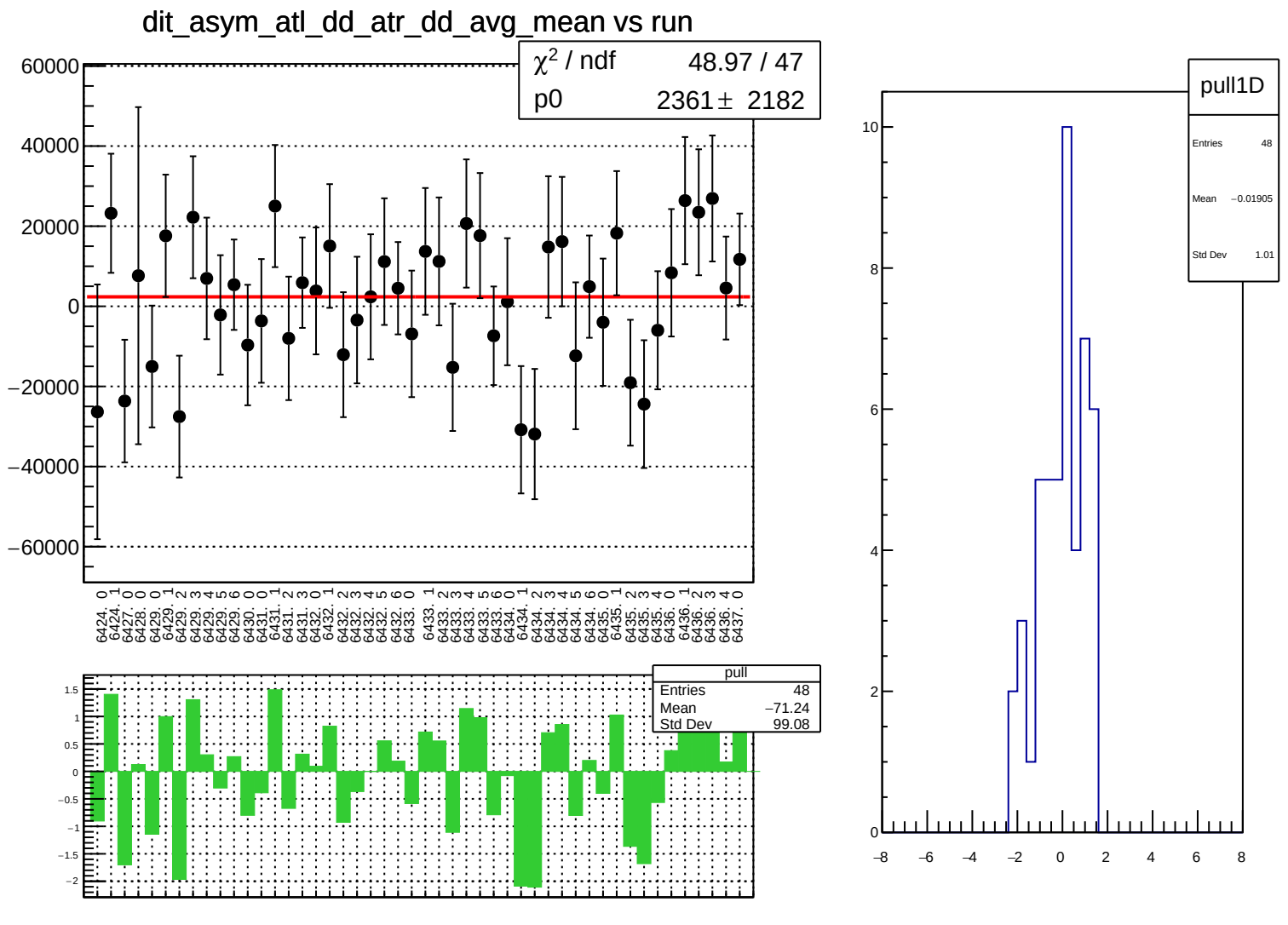
dit_asym_atl_dd_atr_dd_avg_mean vs run
χ² / ndf 48.97 / 47
p0 2361 ± 2182
pull
Entries 48
Mean −71.24
Std Dev 99.08
pull1D
Entries 48
Mean −0.01905
Std Dev 1.01

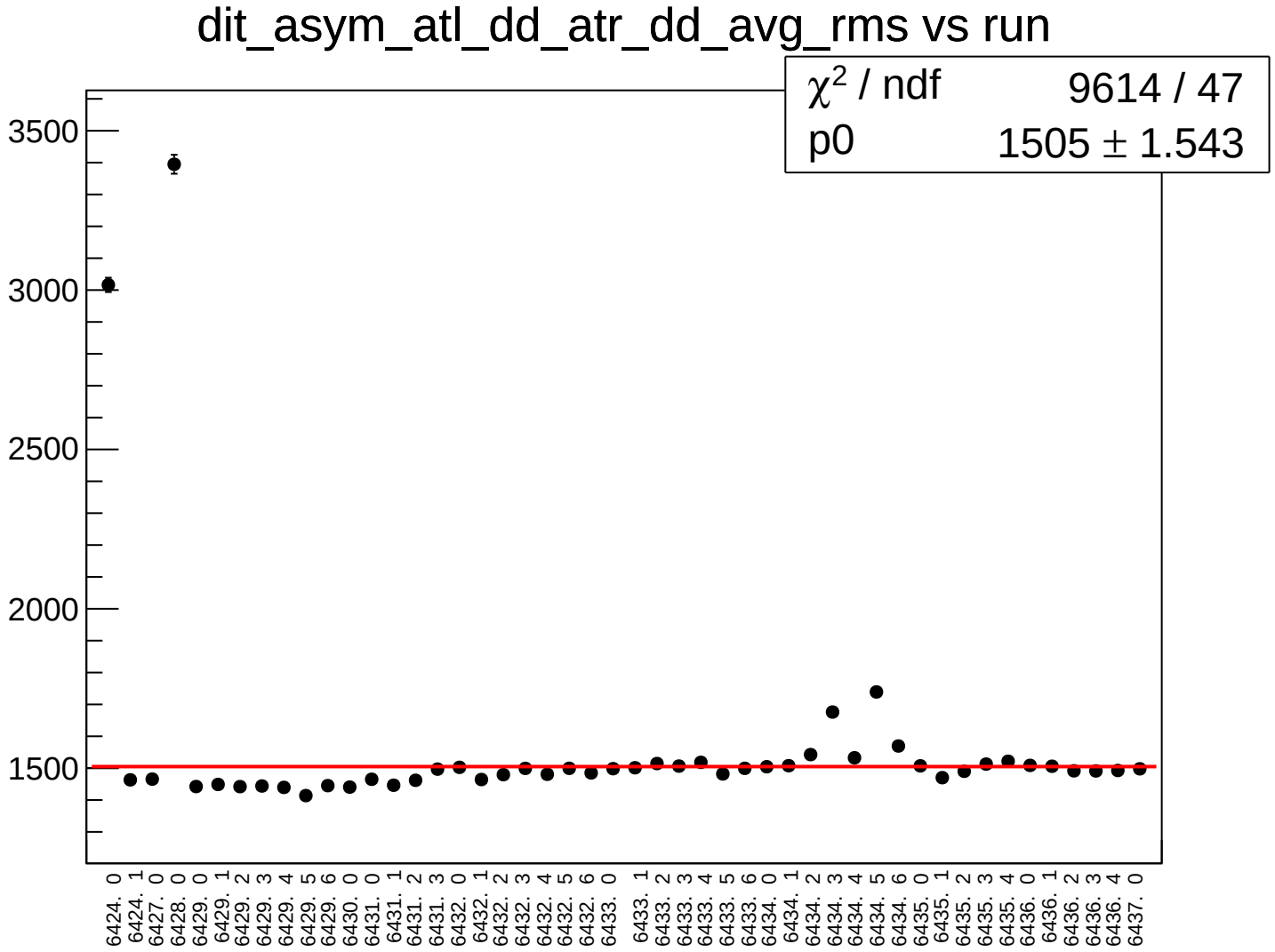
dit_asym_atl_dd_atr_dd_avg_rms vs run
χ2 / ndf 9614 / 47
p0 1505 ± 1.543
3500
3000
2500
2000
1500
6424. 0
6424. 1
6427. 0
6428. 0
6429. 0
6429. 1
6429. 2
6429. 3
6429. 4
6429. 5
6429. 6
6430. 0
6431. 0
6431. 1
6431. 2
6431. 3
6432. 0
6432. 1
6432. 2
6432. 3
6432. 4
6432. 5
6432. 6
6433. 0
6433. 1
6433. 2
6433. 3
6433. 4
6433. 5
6433. 6
6434. 0
6434. 1
6434. 2
6434. 3
6434. 4
6434. 5
6434. 6
6435. 0
6435. 1
6435. 2
6435. 3
6435. 4
6436. 0
6436. 1
6436. 2
6436. 3
6436. 4
6437. 0

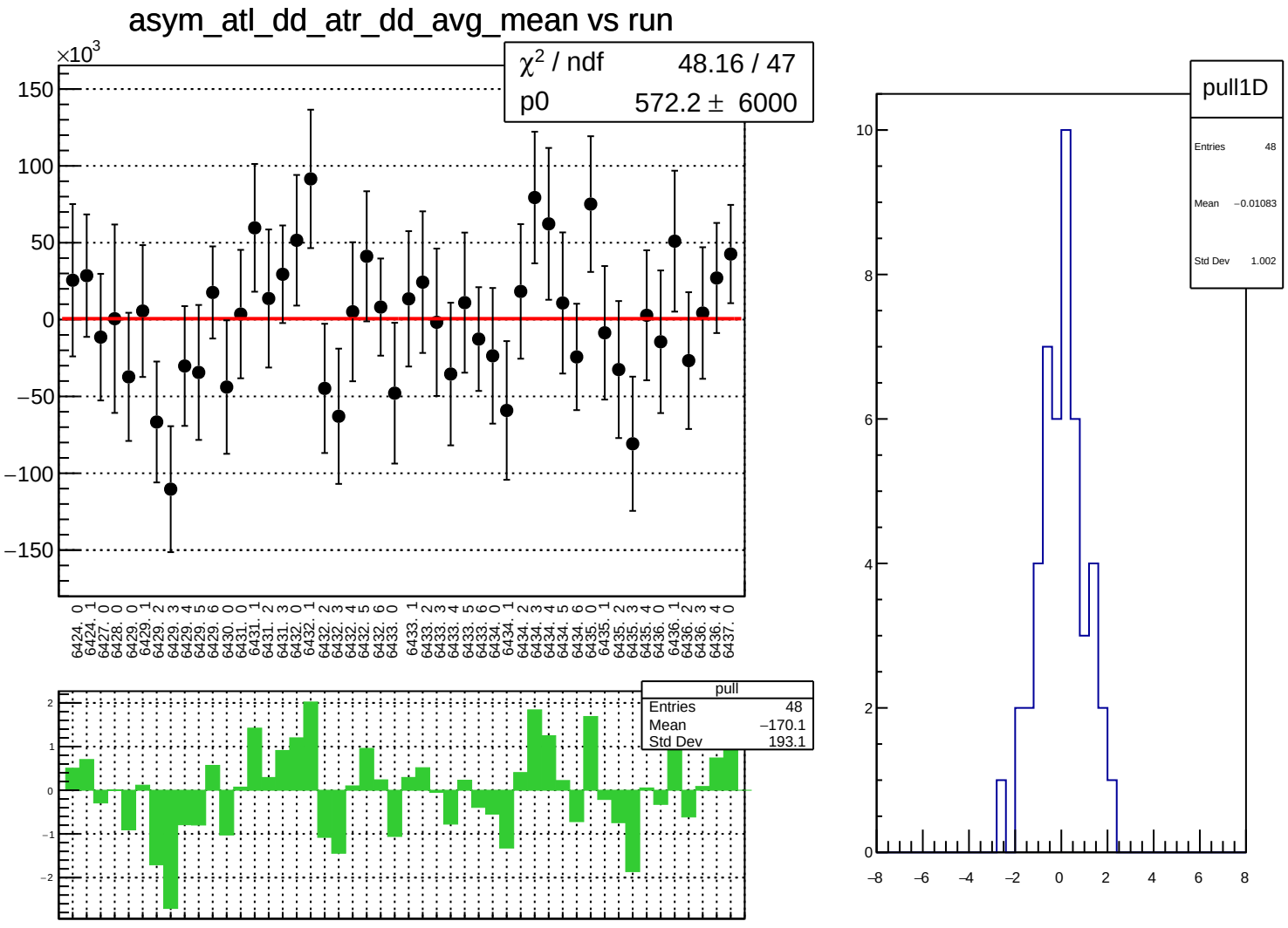
asym_atl_dd_atr_dd_avg_mean vs run
×10^3
χ² / ndf 48.16 / 47
p0 572.2 ± 6000
150
100
50
0
−50
−100
−150
6424. 0
6424. 1
6427. 0
6428. 0
6429. 0
6429. 1
6429. 2
6429. 3
6429. 4
6429. 5
6429. 6
6430. 0
6430. 0
6431. 1
6431. 1
6431. 2
6431. 3
6432. 0
6432. 1
6432. 2
6432. 3
6432. 4
6432. 5
6432. 6
6433. 0
6433. 1
6433. 2
6433. 3
6433. 4
6433. 5
6433. 6
6434. 0
6434. 1
6434. 2
6434. 3
6434. 4
6434. 5
6434. 6
6435. 0
6435. 1
6435. 2
6435. 3
6435. 4
6436. 0
6436. 1
6436. 2
6436. 3
6436. 4
6437. 0
pull
Entries 48
Mean −170.1
Std Dev 193.1
2
1
0
−1
−2
pull1D
Entries 48
Mean −0.01083
Std Dev 1.002
10
8
6
4
2
0
−8
−6
−4
−2
0
2
4
6
8

asym_atl_dd_atr_dd_avg_rms vs run

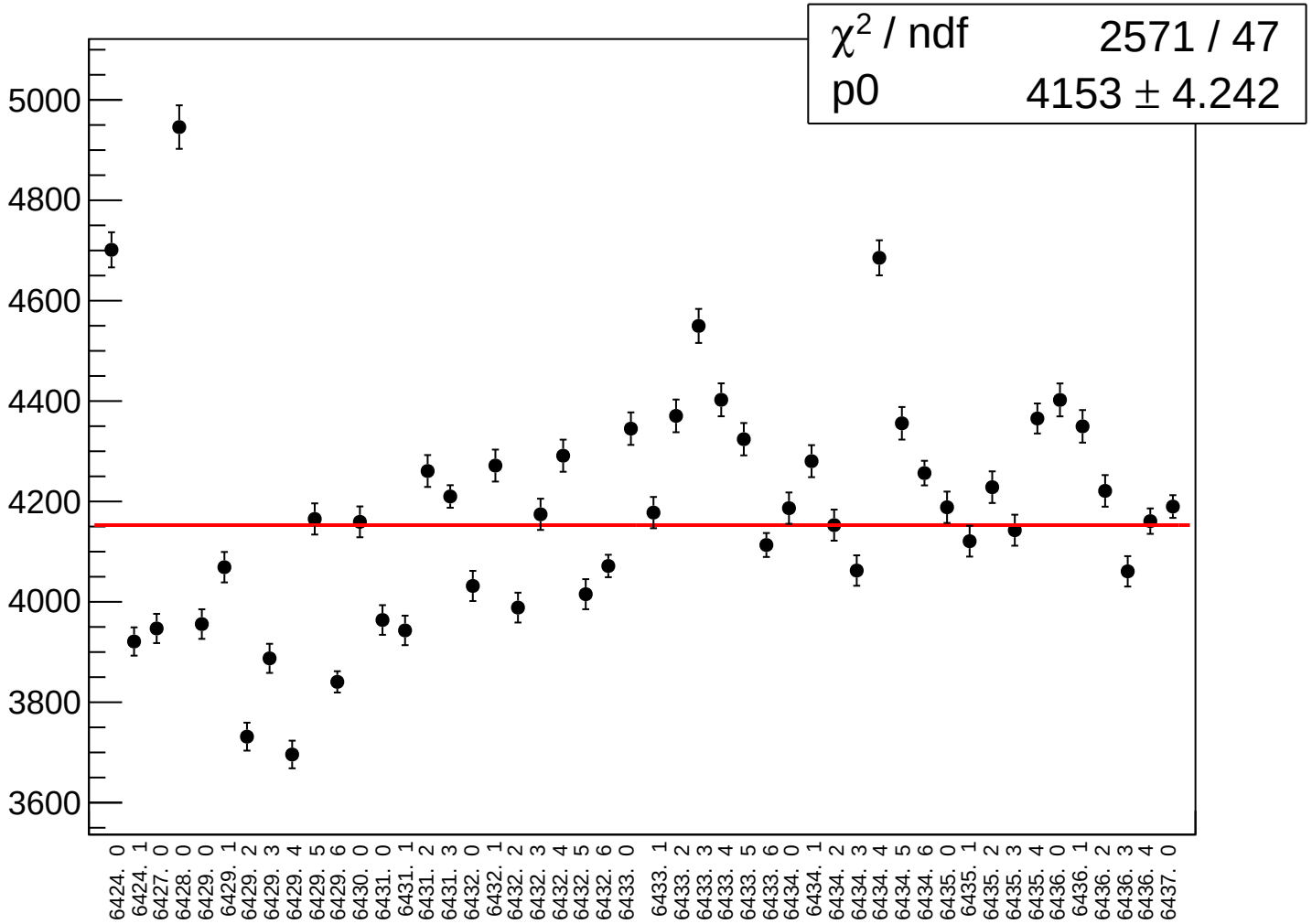

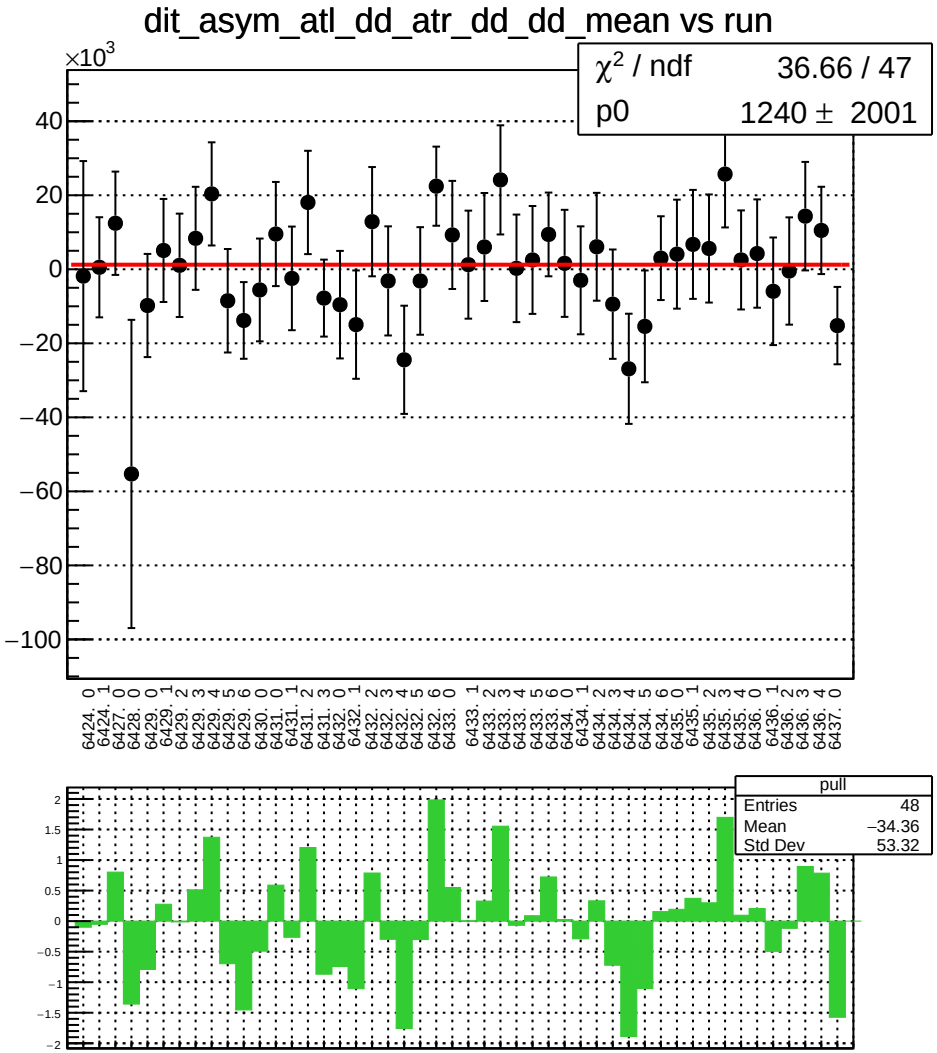
dit_asym_atl_dd_atr_dd_dd_mean vs run
×10^3
χ² / ndf 36.66 / 47
p0 1240 ± 2001
pull
Entries 48
Mean −34.36
Std Dev 53.32

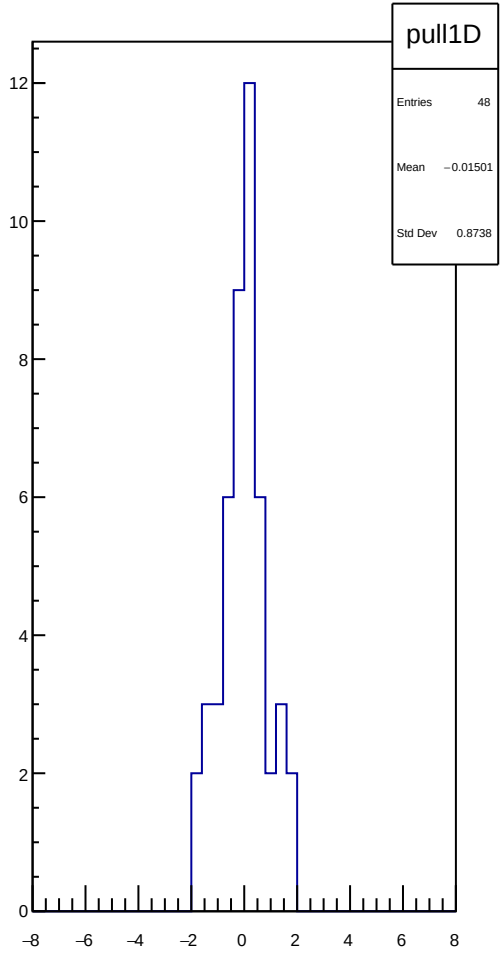
pull1D
Entries 48
Mean −0.01501
Std Dev 0.8738

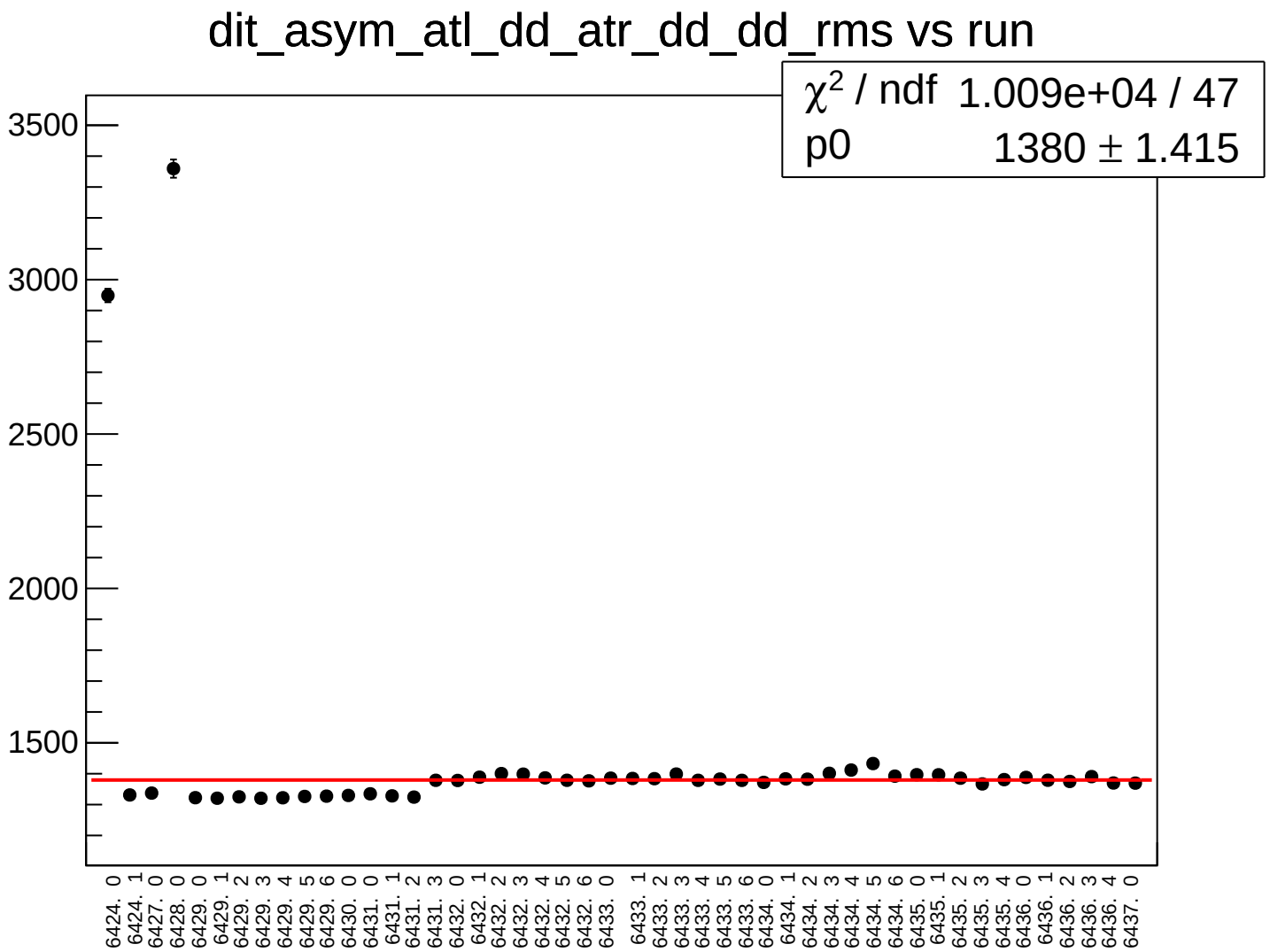
dit_asym_atl_dd_atr_dd_dd_rms vs run
χ2 / ndf 1.009e+04 / 47
p0 1380 ± 1.415
3500
3000
2500
2000
1500
6424. 0
6424. 1
6427. 0
6428. 0
6429. 0
6429. 1
6429. 2
6429. 3
6429. 4
6429. 5
6429. 6
6430. 0
6431. 0
6431. 1
6431. 2
6431. 3
6432. 0
6432. 1
6432. 2
6432. 3
6432. 4
6432. 5
6432. 6
6433. 0
6433. 1
6433. 2
6433. 3
6433. 4
6433. 5
6433. 6
6434. 0
6434. 1
6434. 2
6434. 3
6434. 4
6434. 5
6434. 6
6435. 0
6435. 1
6435. 2
6435. 3
6435. 4
6436. 0
6436. 1
6436. 2
6436. 3
6436. 4
6437. 0

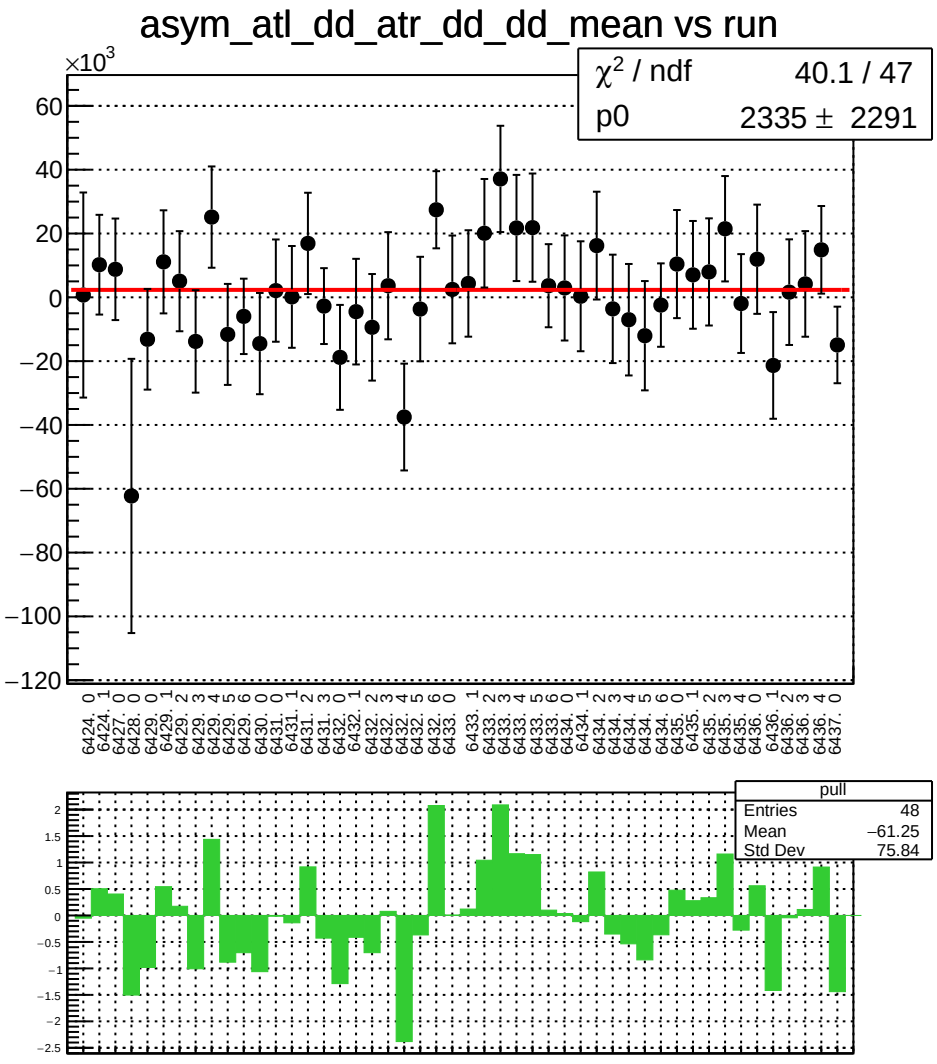
asym_atl_dd_atr_dd_dd_mean vs run
×10^3
χ² / ndf 40.1 / 47
p0 2335 ± 2291
pull
Entries 48
Mean −61.25
Std Dev 75.84

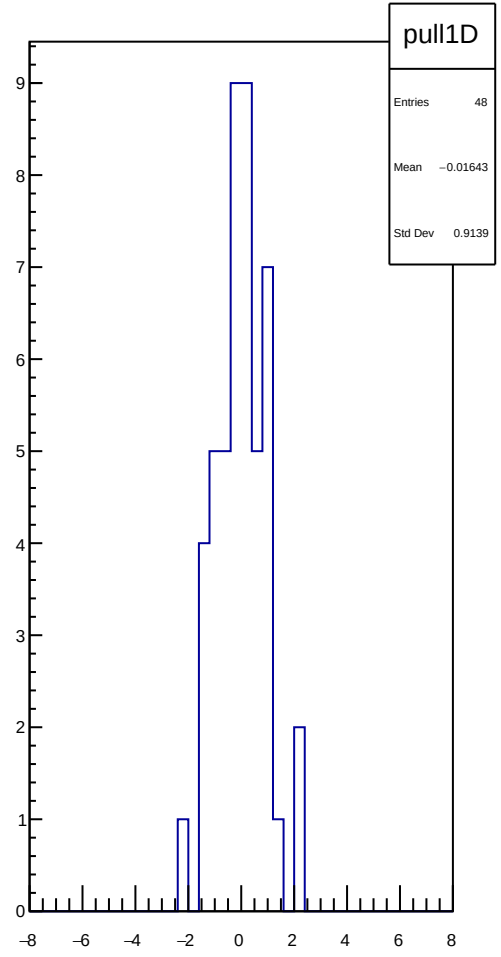
pull1D
Entries 48
Mean −0.01643
Std Dev 0.9139

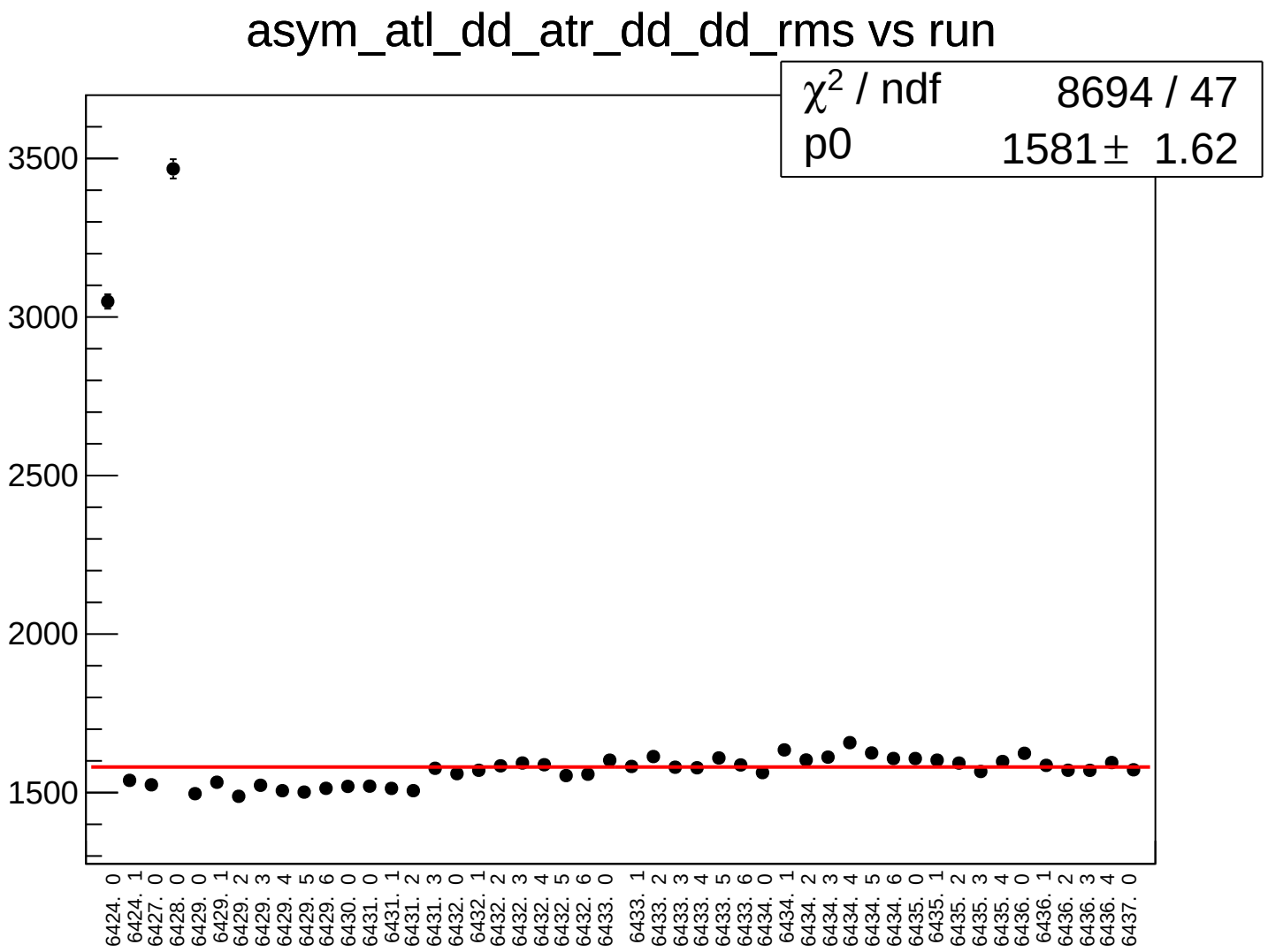
asym_atl_dd_atr_dd_dd_rms vs run
χ2 / ndf 8694 / 47
p0 1581 ± 1.62
3500
3000
2500
2000
1500
6424. 0
6424. 1
6427. 0
6428. 0
6429. 0
6429. 1
6429. 2
6429. 3
6429. 4
6429. 5
6429. 6
6430. 0
6431. 0
6431. 1
6431. 2
6431. 3
6432. 0
6432. 1
6432. 2
6432. 3
6432. 4
6432. 5
6432. 6
6433. 0
6433. 1
6433. 2
6433. 3
6433. 4
6433. 5
6433. 6
6434. 0
6434. 1
6434. 2
6434. 3
6434. 4
6434. 5
6434. 6
6435. 0
6435. 1
6435. 2
6435. 3
6435. 4
6436. 0
6436. 1
6436. 2
6436. 3
6436. 4
6437. 0

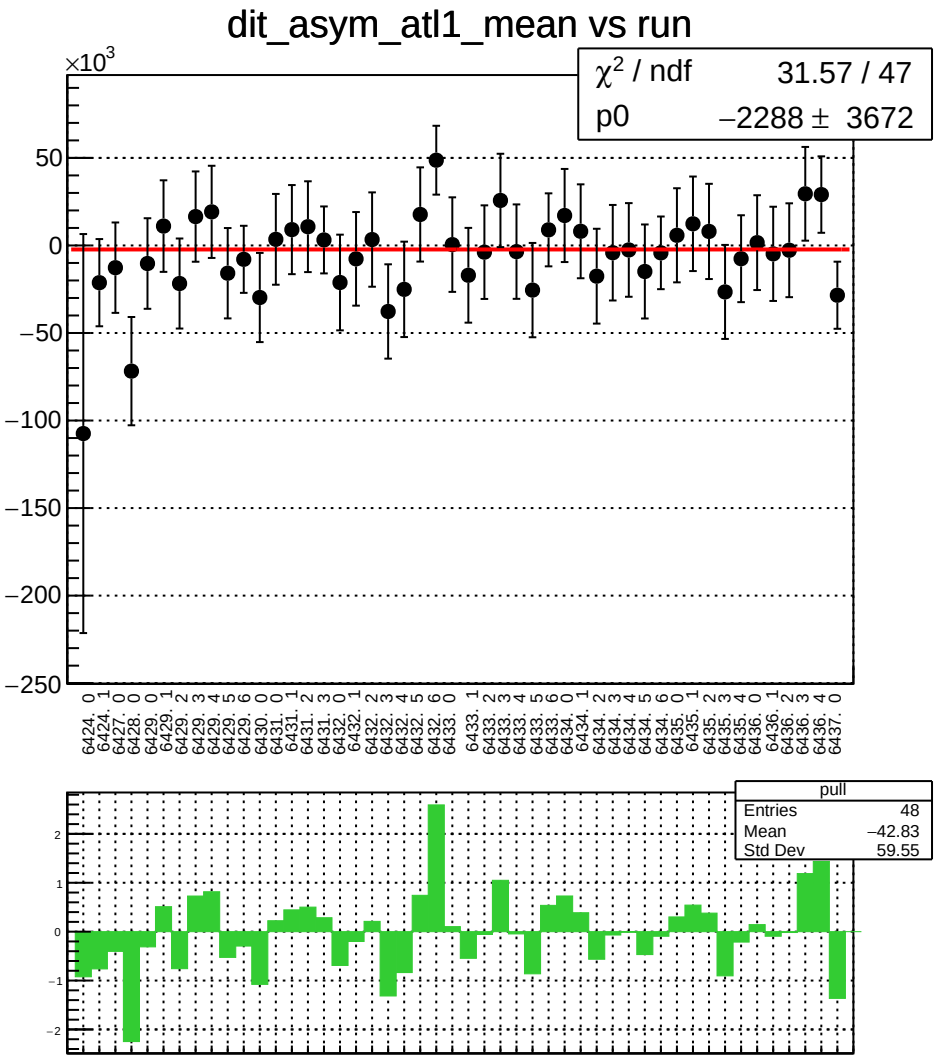
dit_asym_atl1_mean vs run
×10^3
χ² / ndf 31.57 / 47
p0 −2288 ± 3672
50
0
−50
−100
−150
−200
−250
6424. 0
6424. 1
6427. 0
6428. 0
6429. 0
6429. 1
6429. 2
6429. 3
6429. 4
6429. 5
6429. 6
6430. 0
6431. 0
6431. 1
6431. 2
6431. 3
6432. 0
6432. 1
6432. 2
6432. 3
6432. 4
6432. 5
6432. 6
6433. 0
6433. 1
6433. 2
6433. 3
6433. 4
6433. 5
6433. 6
6434. 0
6434. 1
6434. 2
6434. 3
6434. 4
6434. 5
6434. 6
6435. 0
6435. 1
6435. 2
6435. 3
6435. 4
6436. 0
6436. 1
6436. 2
6436. 3
6436. 4
6437. 0
pull
Entries 48
Mean −42.83
Std Dev 59.55
2
1
0
−1
−2

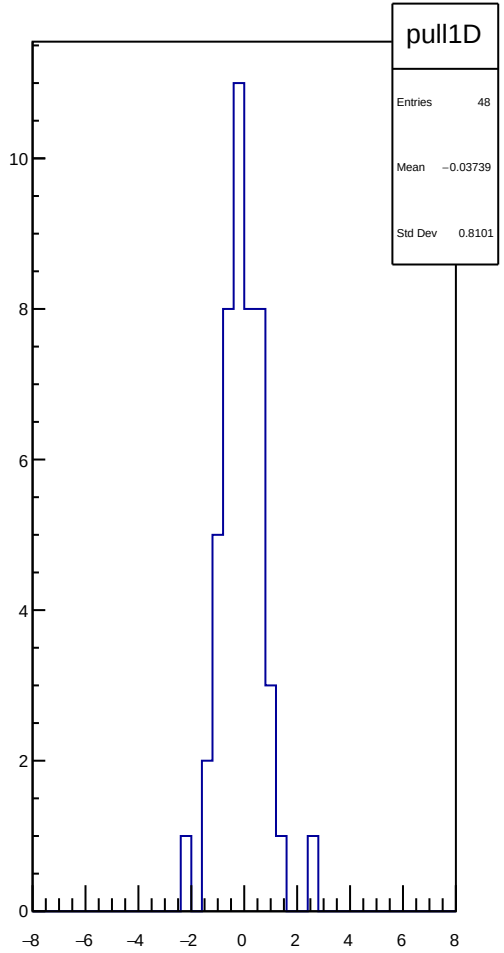
pull1D
Entries 48
Mean −0.03739
Std Dev 0.8101
10
8
6
4
2
0
−8
−6
−4
−2
0
2
4
6
8

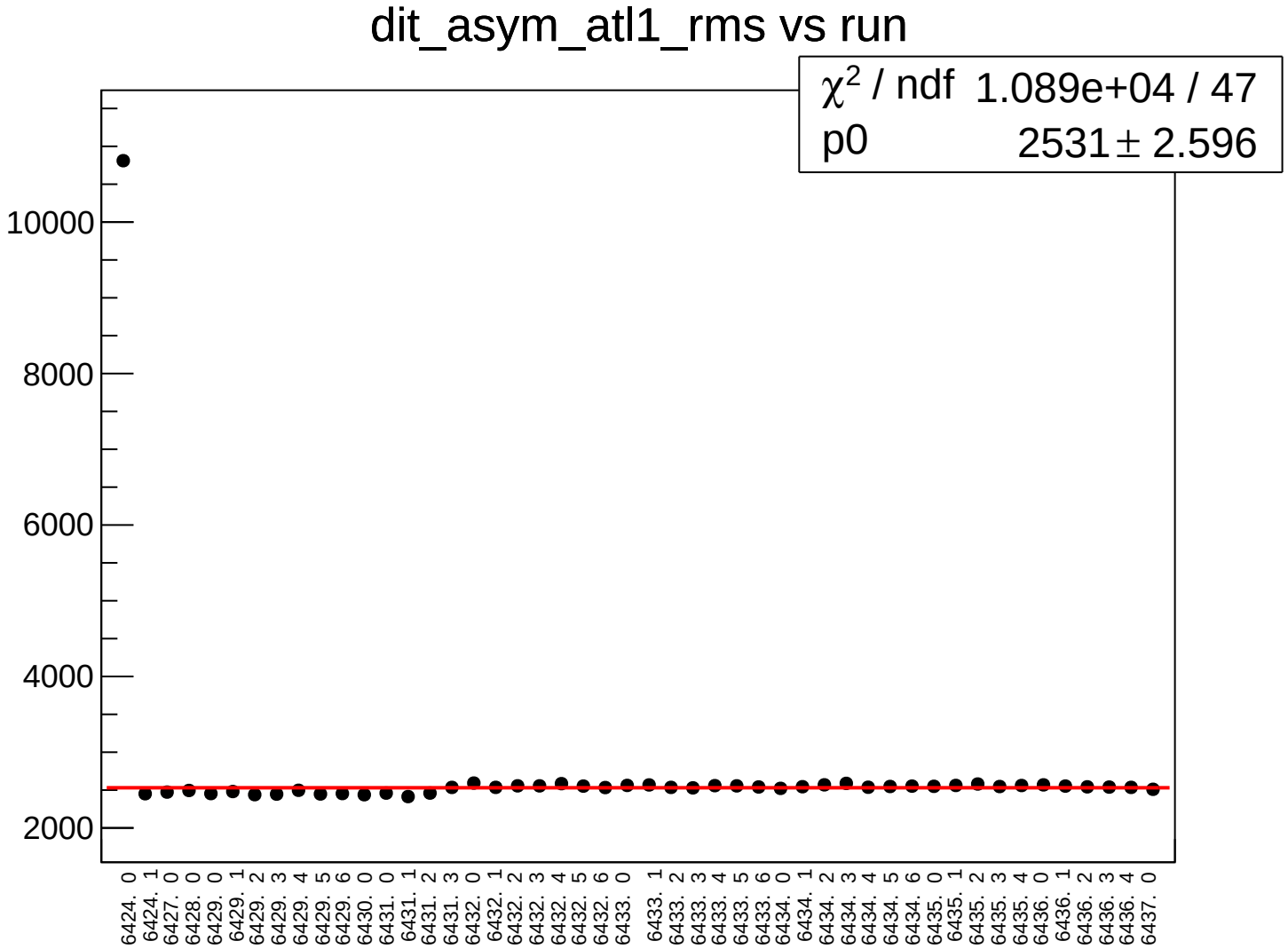
dit_asym_atl1_rms vs run
χ2 / ndf 1.089e+04 / 47
p0 2531 ± 2.596
10000
8000
6000
4000
2000
6424. 0
6424. 1
6427. 0
6428. 0
6429. 0
6429. 1
6429. 2
6429. 3
6429. 4
6429. 5
6429. 6
6430. 0
6431. 0
6431. 1
6431. 2
6431. 3
6432. 0
6432. 1
6432. 2
6432. 3
6432. 4
6432. 5
6432. 6
6433. 0
6433. 1
6433. 2
6433. 3
6433. 4
6433. 5
6433. 6
6434. 0
6434. 1
6434. 2
6434. 3
6434. 4
6434. 5
6434. 6
6435. 0
6435. 1
6435. 2
6435. 3
6435. 4
6436. 0
6436. 1
6436. 2
6436. 3
6436. 4
6437. 0

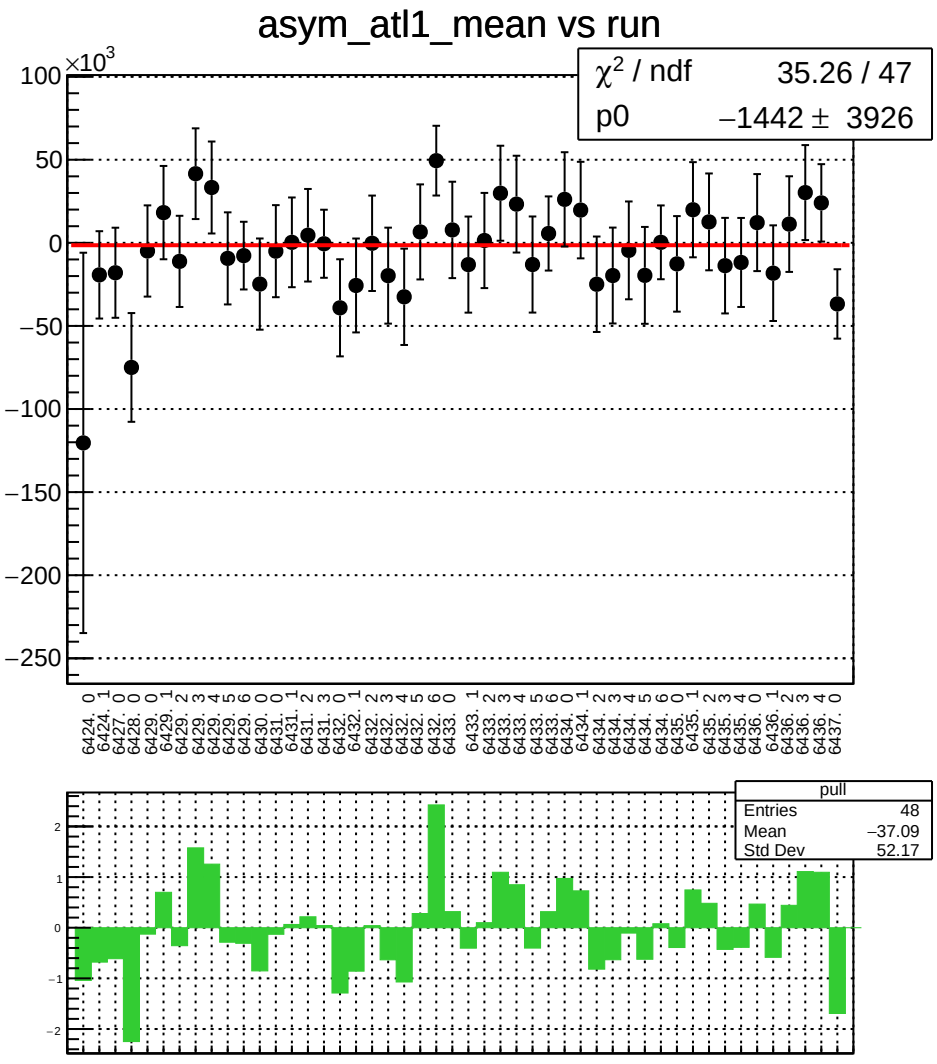
asym_atl1_mean vs run
×10^3
χ² / ndf 35.26 / 47
p0 −1442 ± 3926
pull
Entries 48
Mean −37.09
Std Dev 52.17

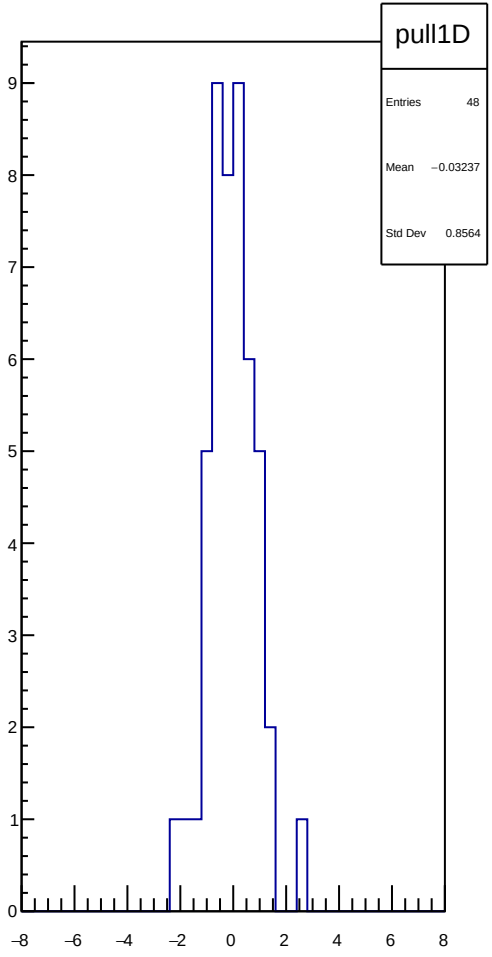
pull1D
Entries 48
Mean −0.03237
Std Dev 0.8564

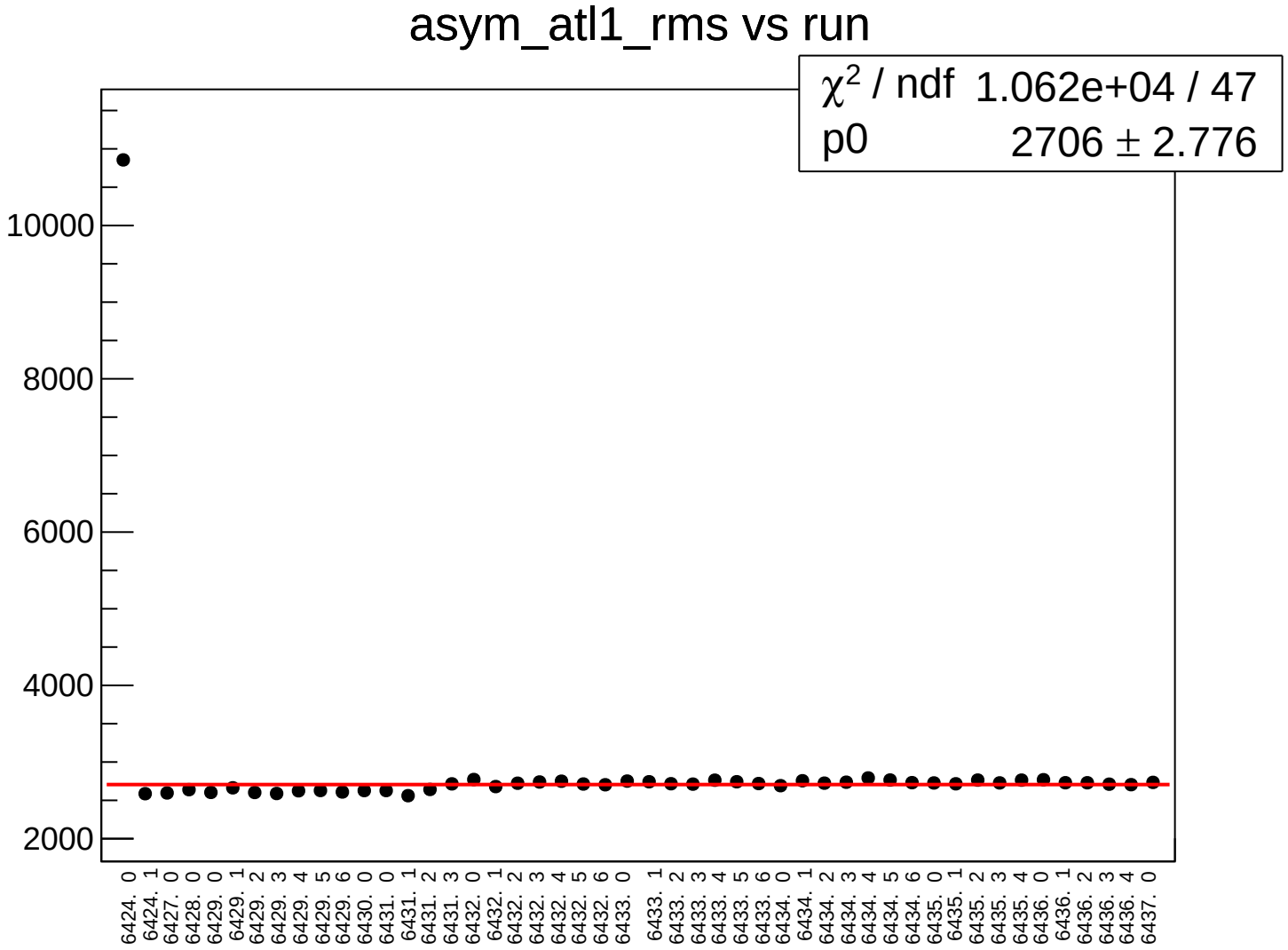
asym_atl1_rms vs run
χ2 / ndf 1.062e+04 / 47
p0 2706 ± 2.776
10000
8000
6000
4000
2000
6424. 0
6424. 1
6427. 0
6428. 0
6429. 0
6429. 1
6429. 2
6429. 3
6429. 4
6429. 5
6429. 6
6430. 0
6431. 0
6431. 1
6431. 2
6431. 3
6432. 0
6432. 1
6432. 2
6432. 3
6432. 4
6432. 5
6432. 6
6433. 0
6433. 1
6433. 2
6433. 3
6433. 4
6433. 5
6433. 6
6434. 0
6434. 1
6434. 2
6434. 3
6434. 4
6434. 5
6434. 6
6435. 0
6435. 1
6435. 2
6435. 3
6435. 4
6436. 0
6436. 1
6436. 2
6436. 3
6436. 4
6437. 0

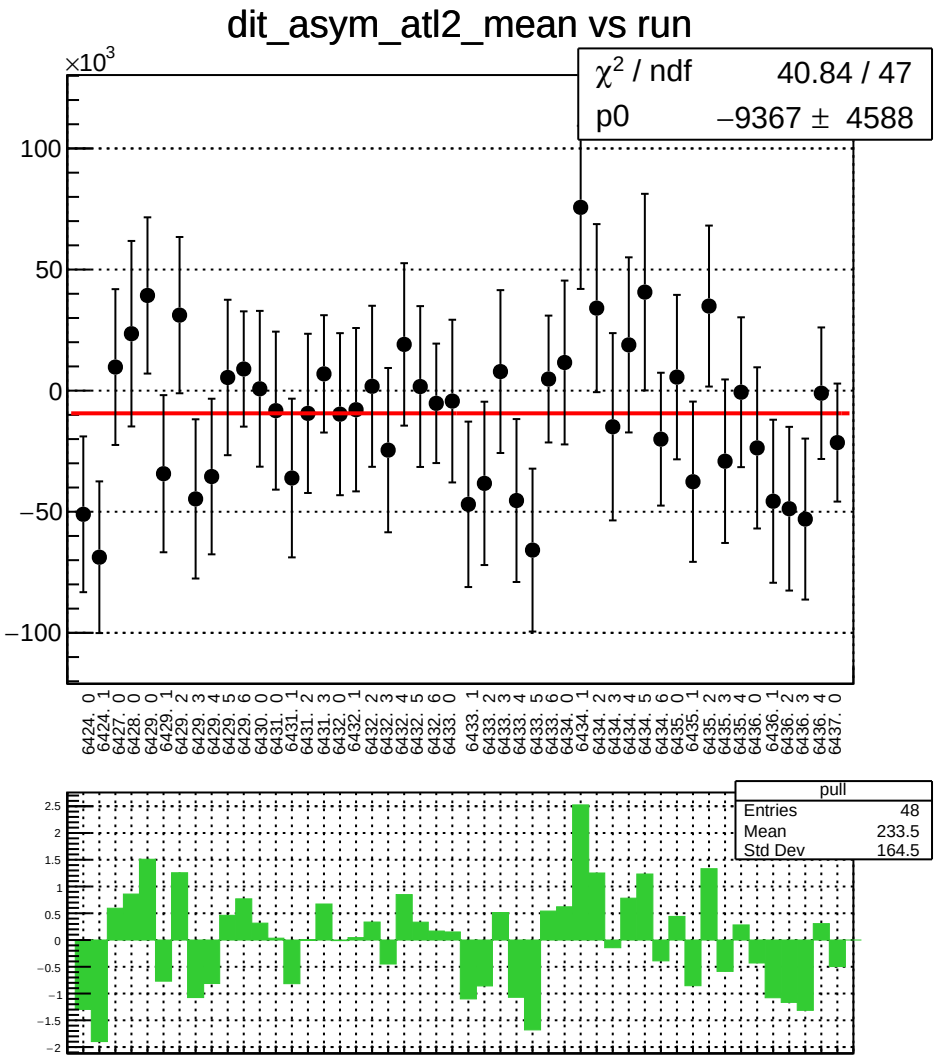
dit_asym_atl2_mean vs run
×10^3
χ^2 / ndf 40.84 / 47
p0 −9367 ± 4588
100
50
0
−50
−100
6424. 0
6424. 1
6427. 0
6428. 0
6429. 0
6429. 1
6429. 2
6429. 3
6429. 4
6429. 5
6429. 6
6430. 0
6431. 0
6431. 1
6431. 2
6431. 3
6432. 0
6432. 1
6432. 2
6432. 3
6432. 4
6432. 5
6432. 6
6433. 0
6433. 1
6433. 2
6433. 3
6433. 4
6433. 5
6433. 6
6434. 0
6434. 1
6434. 2
6434. 3
6434. 4
6434. 5
6434. 6
6435. 0
6435. 1
6435. 2
6435. 3
6435. 4
6436. 0
6436. 1
6436. 2
6436. 3
6436. 4
6437. 0
pull
Entries 48
Mean 233.5
Std Dev 164.5
2.5
2
1.5
1
0.5
0
−0.5
−1
−1.5
−2

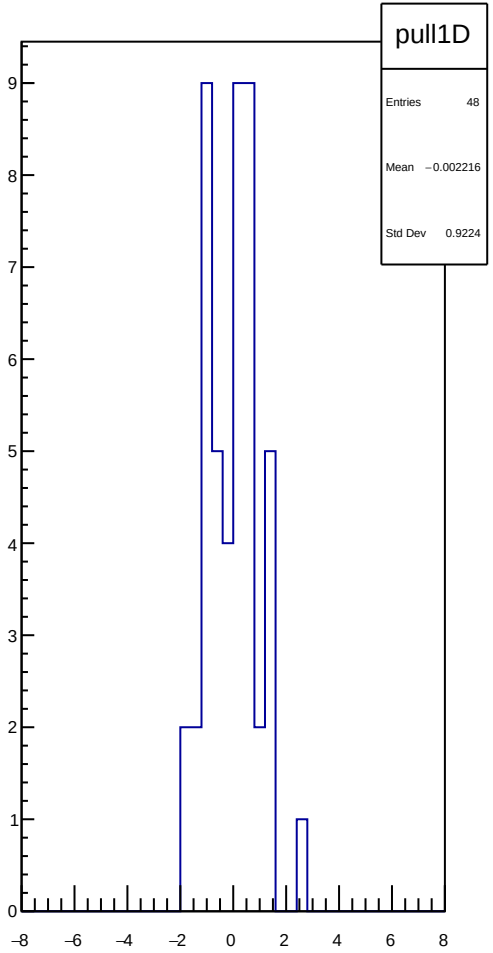
pull1D
Entries 48
Mean −0.002216
Std Dev 0.9224
9
8
7
6
5
4
3
2
1
0
−8
−6
−4
−2
0
2
4
6
8

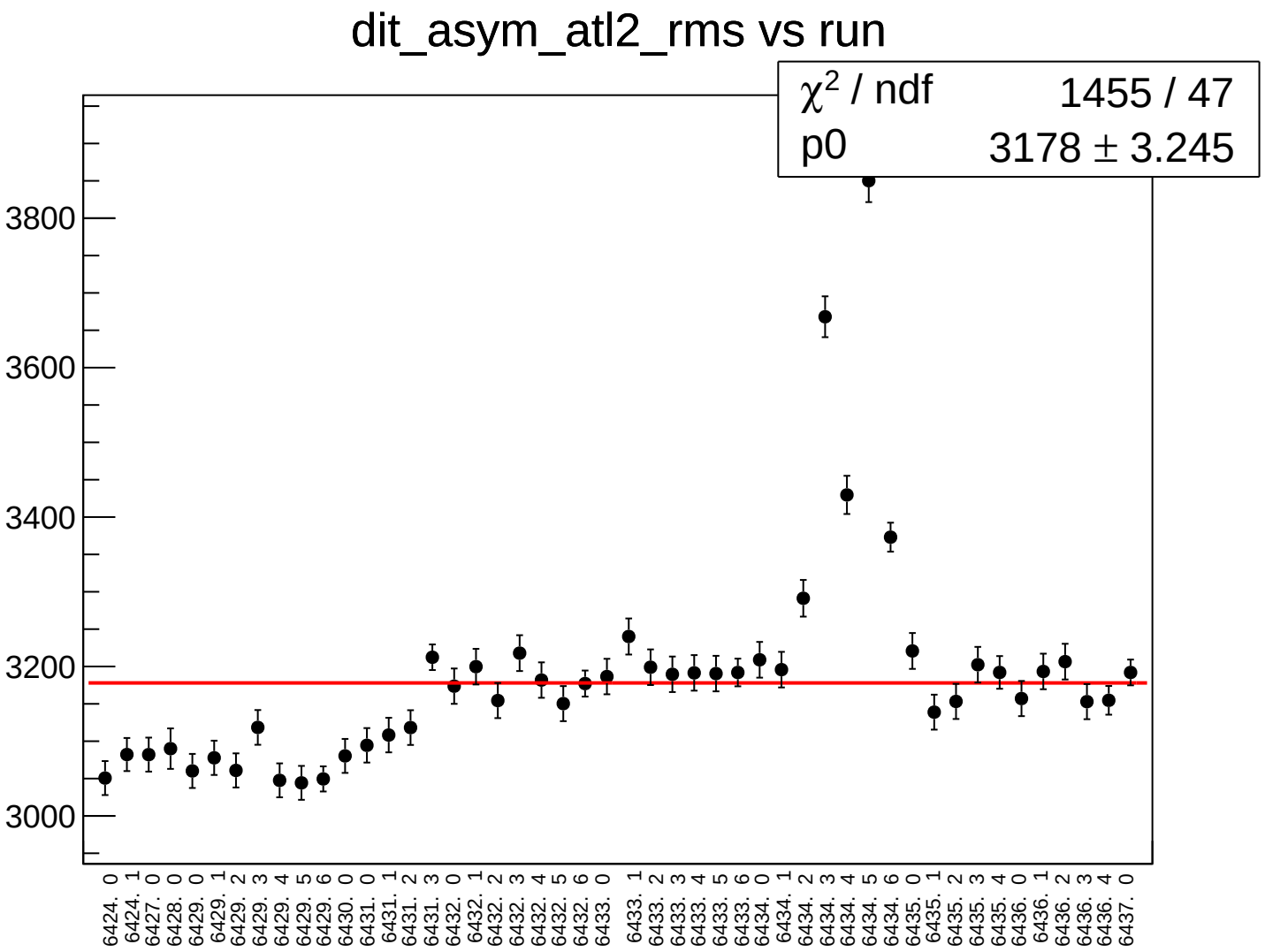
dit_asym_atl2_rms vs run
χ2 / ndf 1455 / 47
p0 3178 ± 3.245
3800
3600
3400
3200
3000
6424. 0
6424. 1
6427. 0
6428. 0
6429. 0
6429. 1
6429. 2
6429. 3
6429. 4
6429. 5
6429. 6
6430. 0
6431. 0
6431. 1
6431. 2
6431. 3
6432. 0
6432. 1
6432. 2
6432. 3
6432. 4
6432. 5
6432. 6
6433. 0
6433. 1
6433. 2
6433. 3
6433. 4
6433. 5
6433. 6
6434. 0
6434. 1
6434. 2
6434. 3
6434. 4
6434. 5
6434. 6
6435. 0
6435. 1
6435. 2
6435. 3
6435. 4
6436. 0
6436. 1
6436. 2
6436. 3
6436. 4
6437. 0

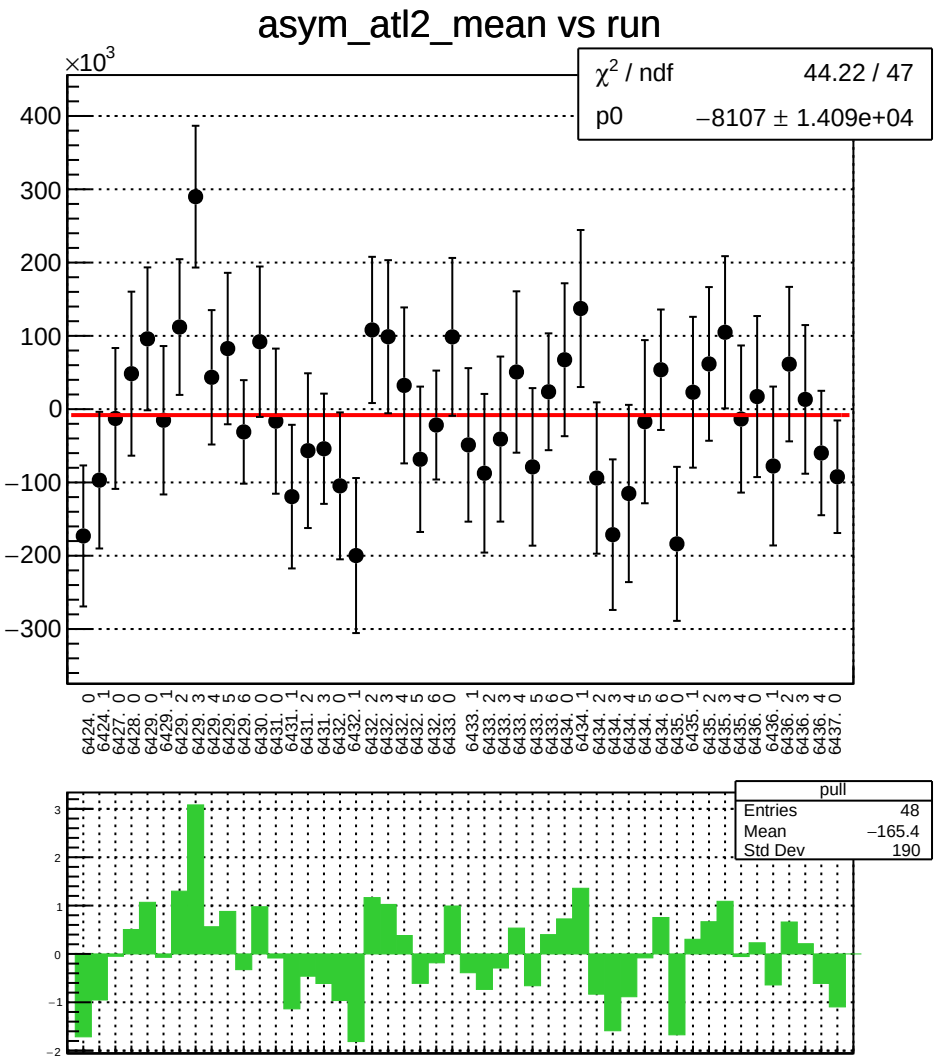
asym_atl2_mean vs run
×10^3
χ² / ndf 44.22 / 47
p0 −8107 ± 1.409e+04
pull
Entries 48
Mean −165.4
Std Dev 190

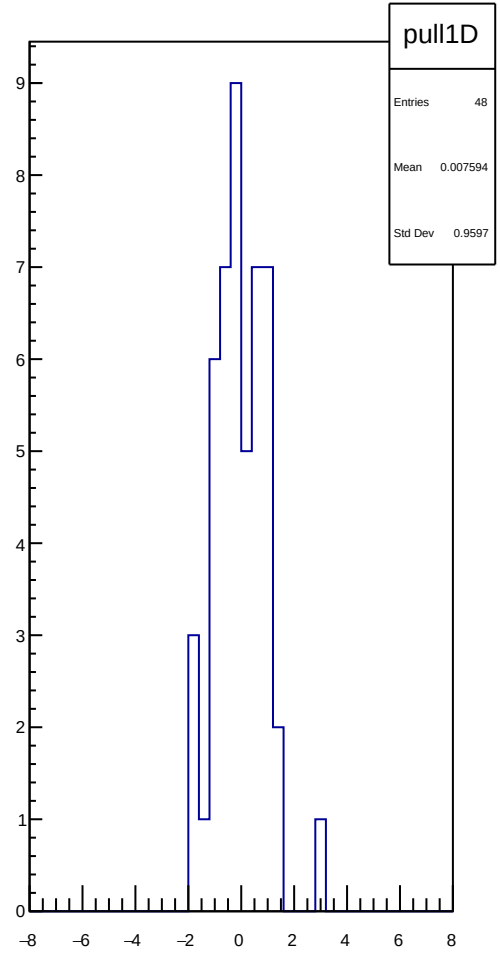
pull1D
Entries 48
Mean 0.007594
Std Dev 0.9597

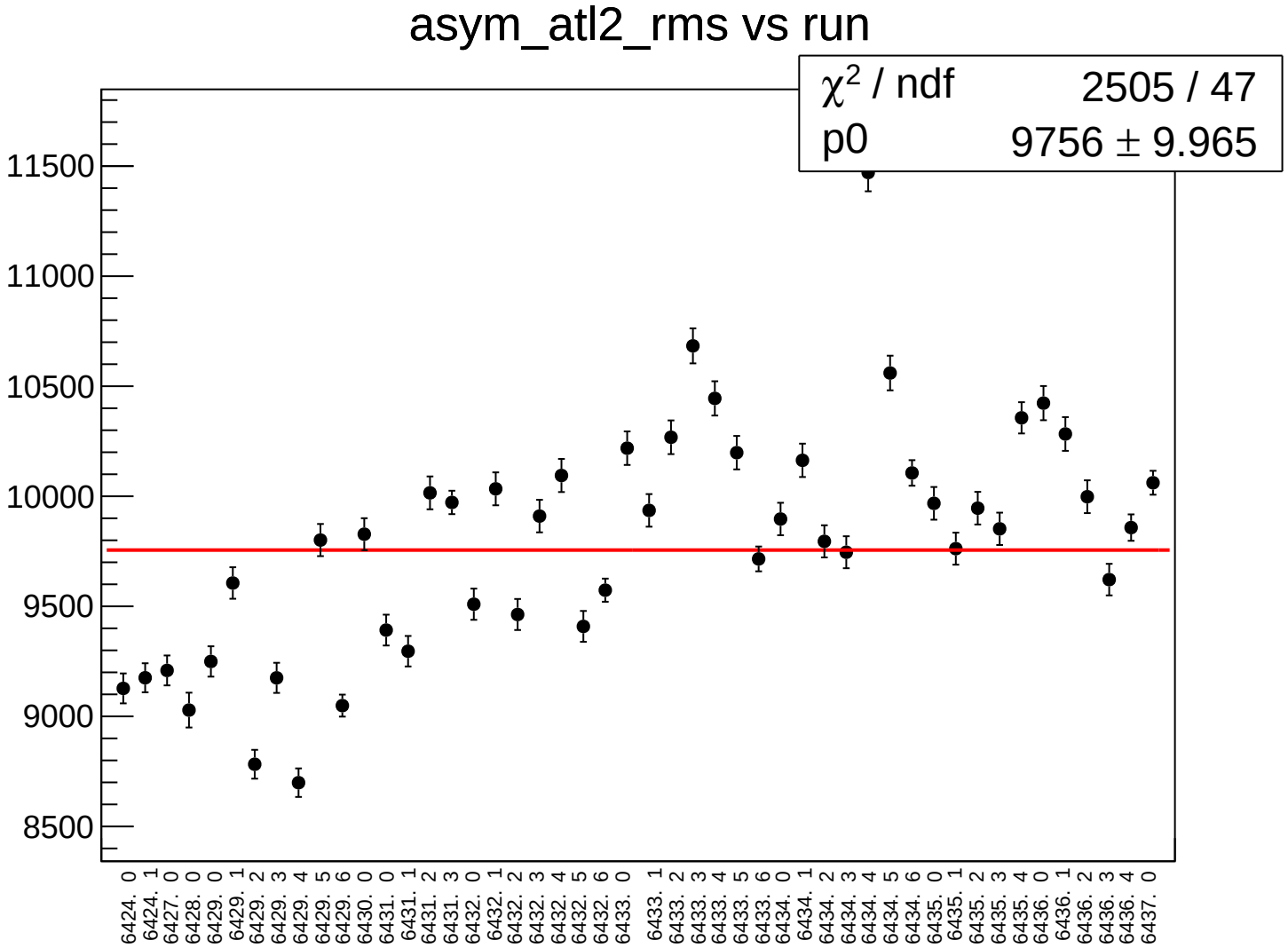
asym_atl2_rms vs run
χ2 / ndf 2505 / 47
p0 9756 ± 9.965
11500
11000
10500
10000
9500
9000
8500
6424. 0
6424. 1
6427. 0
6428. 0
6429. 0
6429. 1
6429. 2
6429. 3
6429. 4
6429. 5
6429. 6
6430. 0
6431. 0
6431. 1
6431. 2
6431. 3
6432. 0
6432. 1
6432. 2
6432. 3
6432. 4
6432. 5
6432. 6
6433. 0
6433. 1
6433. 2
6433. 3
6433. 4
6433. 5
6433. 6
6434. 0
6434. 1
6434. 2
6434. 3
6434. 4
6434. 5
6434. 6
6435. 0
6435. 1
6435. 2
6435. 3
6435. 4
6436. 0
6436. 1
6436. 2
6436. 3
6436. 4
6437. 0

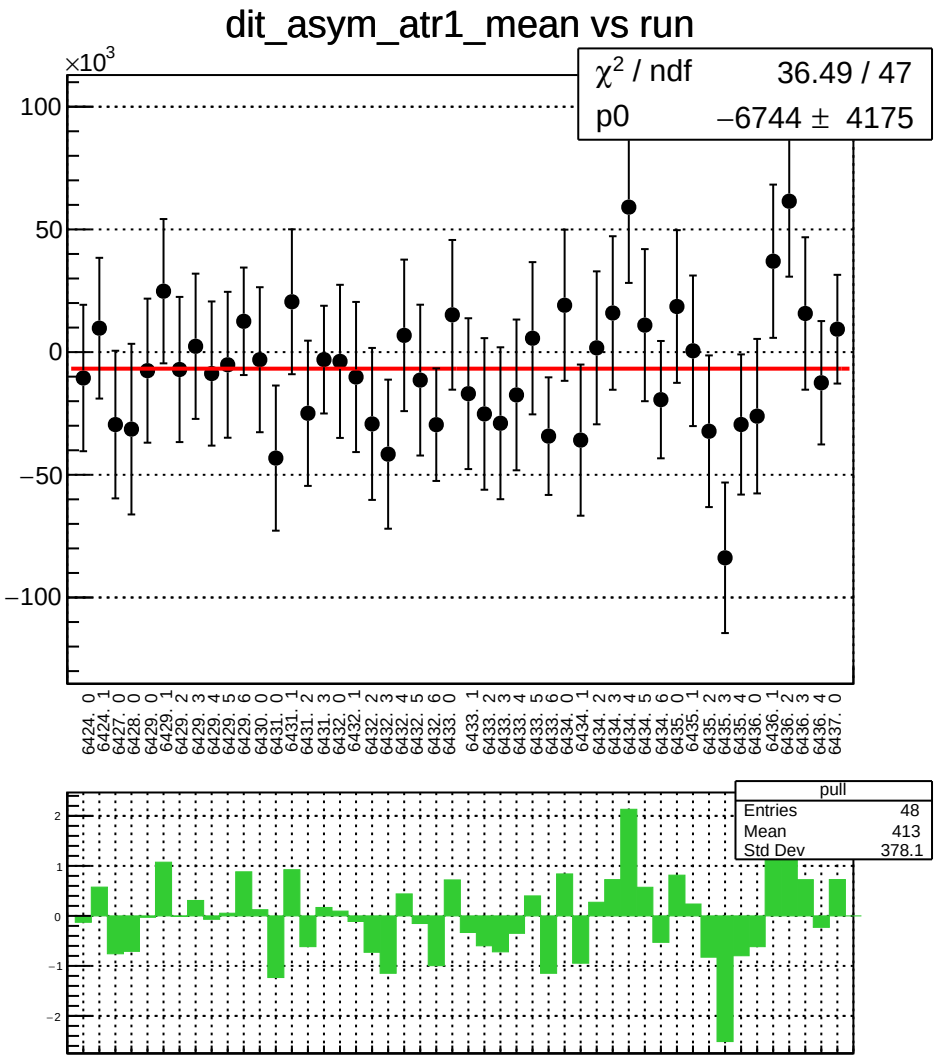
dit_asym_atr1_mean vs run
×10^3
χ^2 / ndf 36.49 / 47
p0 −6744 ± 4175
100
50
0
−50
−100
6424. 0
6424. 1
6427. 0
6428. 0
6429. 0
6429. 1
6429. 2
6429. 3
6429. 4
6429. 5
6429. 6
6430. 0
6431. 0
6431. 1
6431. 2
6431. 3
6432. 0
6432. 1
6432. 2
6432. 3
6432. 4
6432. 5
6432. 6
6433. 0
6433. 1
6433. 2
6433. 3
6433. 4
6433. 5
6433. 6
6434. 0
6434. 1
6434. 2
6434. 3
6434. 4
6434. 5
6434. 6
6435. 0
6435. 1
6435. 2
6435. 3
6435. 4
6435. 5
6436. 0
6436. 1
6436. 2
6436. 3
6436. 4
6437. 0
pull
Entries 48
Mean 413
Std Dev 378.1
2
1
0
−1
−2

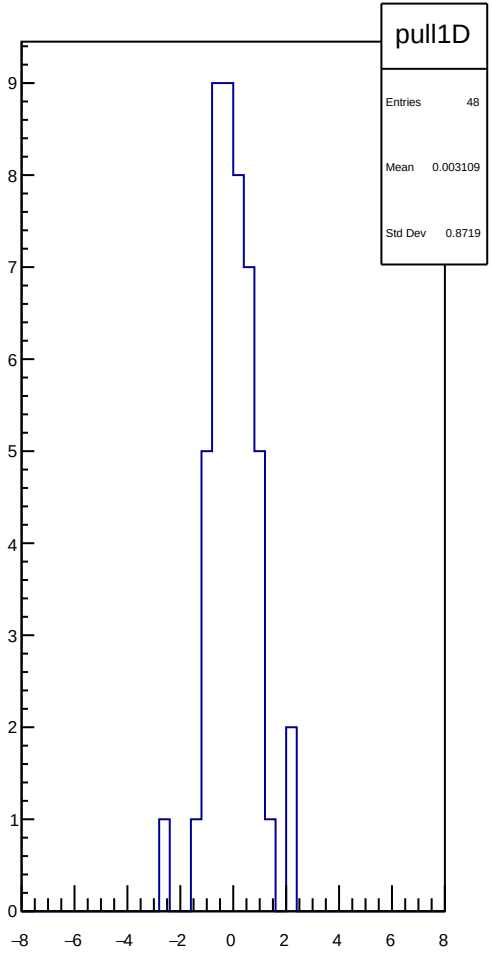
pull1D
Entries 48
Mean 0.003109
Std Dev 0.8719
9
8
7
6
5
4
3
2
1
0
−8
−6
−4
−2
0
2
4
6
8

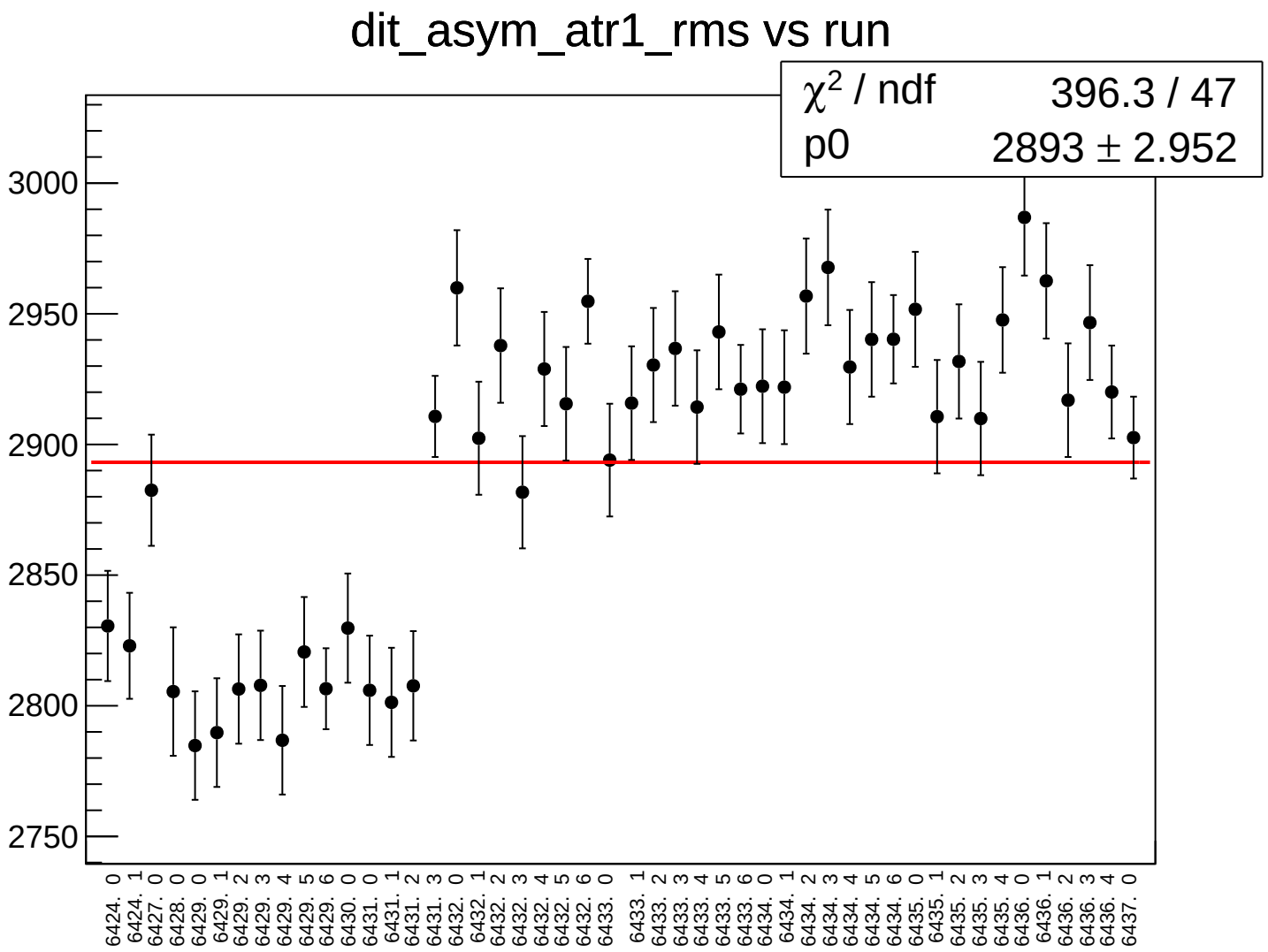
dit_asym_atr1_rms vs run
χ² / ndf 396.3 / 47
p0 2893 ± 2.952
3000
2950
2900
2850
2800
2750
6424. 0
6424. 1
6427. 0
6428. 0
6429. 0
6429. 1
6429. 2
6429. 3
6429. 4
6429. 5
6429. 6
6430. 0
6431. 0
6431. 1
6431. 2
6431. 3
6432. 0
6432. 1
6432. 2
6432. 3
6432. 4
6432. 5
6432. 6
6433. 0
6433. 1
6433. 2
6433. 3
6433. 4
6433. 5
6433. 6
6434. 0
6434. 1
6434. 2
6434. 3
6434. 4
6434. 5
6434. 6
6435. 0
6435. 1
6435. 2
6435. 3
6435. 4
6436. 0
6436. 1
6436. 2
6436. 3
6436. 4
6437. 0

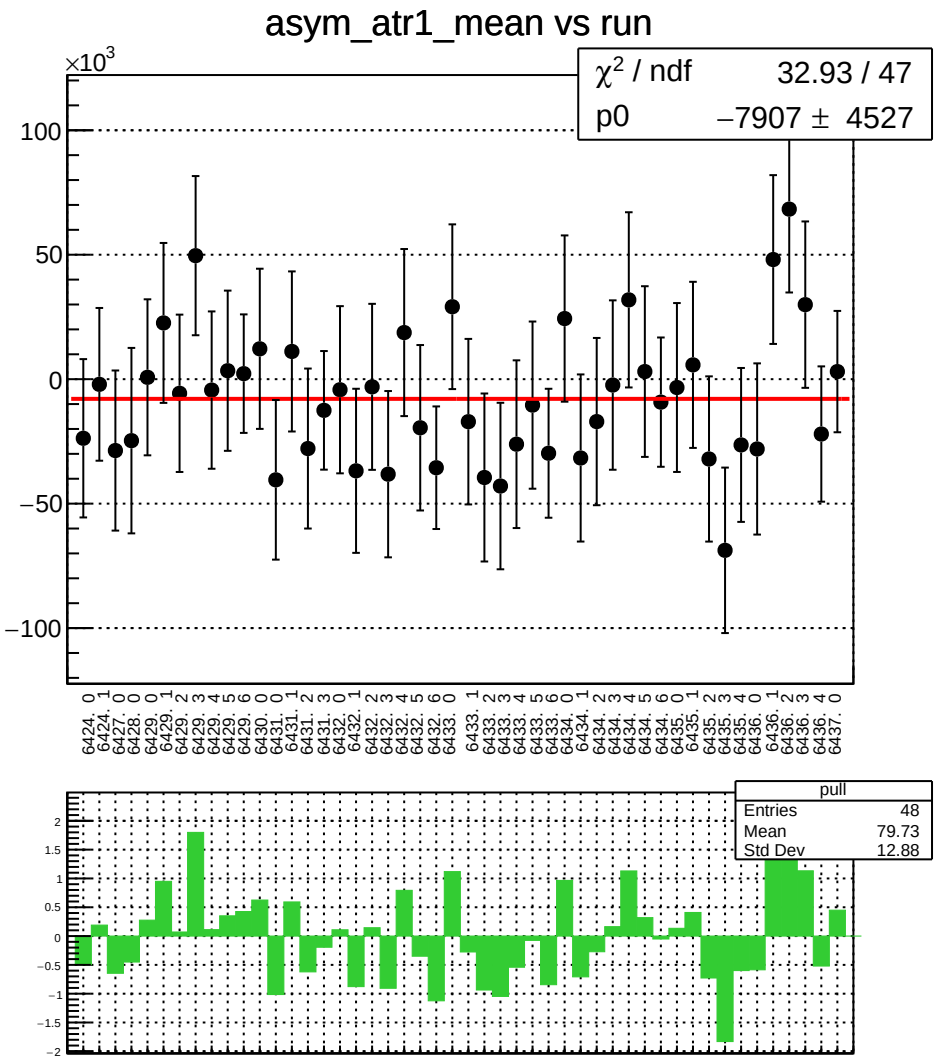
asym_atr1_mean vs run
×10^3
χ² / ndf 32.93 / 47
p0 −7907 ± 4527
100
50
0
−50
−100
6424. 0
6424. 1
6427. 0
6428. 0
6429. 0
6429. 1
6429. 2
6429. 3
6429. 4
6429. 5
6429. 6
6430. 0
6431. 0
6431. 1
6431. 2
6431. 3
6432. 0
6432. 1
6432. 2
6432. 3
6432. 4
6432. 5
6432. 6
6433. 0
6433. 1
6433. 2
6433. 3
6433. 4
6433. 5
6433. 6
6434. 0
6434. 1
6434. 2
6434. 3
6434. 4
6434. 5
6434. 6
6435. 0
6435. 1
6435. 2
6435. 3
6435. 4
6436. 0
6436. 1
6436. 2
6436. 3
6436. 4
6437. 0
pull
Entries 48
Mean 79.73
Std Dev 12.88
2
1.5
1
0.5
0
−0.5
−1
−1.5
−2

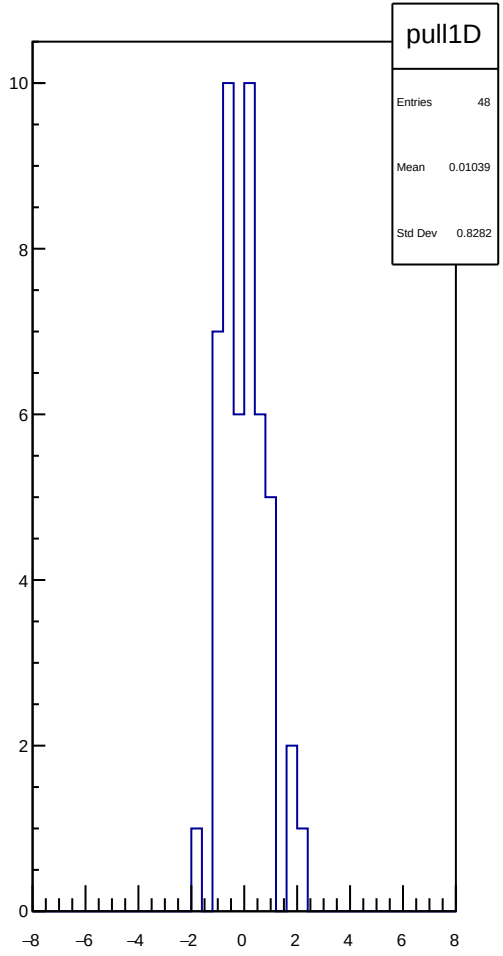
pull1D
Entries 48
Mean 0.01039
Std Dev 0.8282
10
8
6
4
2
0
−8
−6
−4
−2
0
2
4
6
8

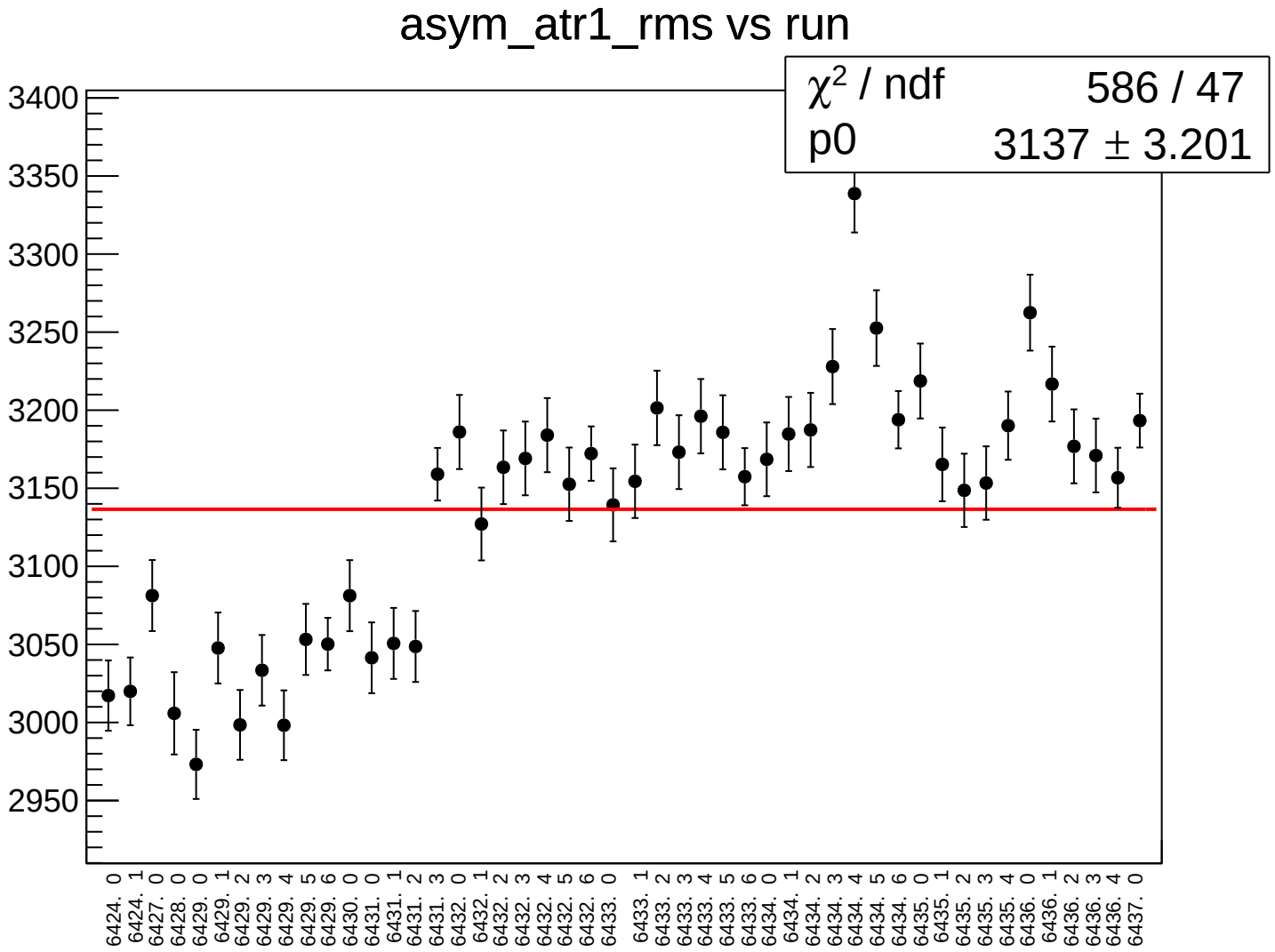
asym_atr1_rms vs run
χ² / ndf 586 / 47
p0 3137 ± 3.201
3400
3350
3300
3250
3200
3150
3100
3050
3000
2950
6424. 0
6424. 1
6427. 0
6428. 0
6429. 0
6429. 1
6429. 2
6429. 3
6429. 4
6429. 5
6429. 6
6430. 0
6431. 0
6431. 1
6431. 2
6431. 3
6432. 0
6432. 1
6432. 2
6432. 3
6432. 4
6432. 5
6432. 6
6433. 0
6433. 1
6433. 2
6433. 3
6433. 4
6433. 5
6433. 6
6434. 0
6434. 1
6434. 2
6434. 3
6434. 4
6434. 5
6434. 6
6435. 0
6435. 1
6435. 2
6435. 3
6435. 4
6436. 0
6436. 1
6436. 2
6436. 3
6436. 4
6437. 0

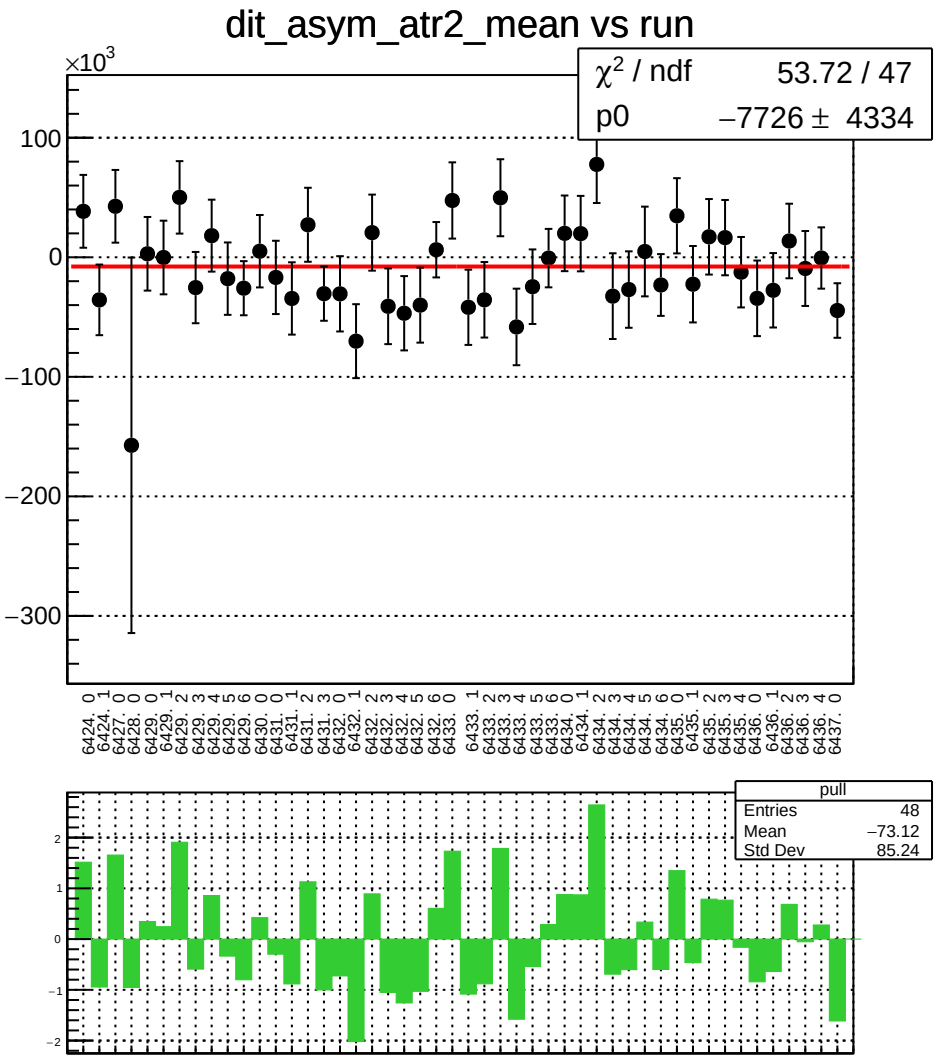
dit_asym_atr2_mean vs run
×10^3
χ² / ndf 53.72 / 47
p0 −7726 ± 4334
100
0
−100
−200
−300
6424. 0
6424. 1
6427. 0
6428. 0
6429. 0
6429. 1
6429. 2
6429. 3
6429. 4
6429. 5
6429. 6
6430. 0
6431. 0
6431. 1
6431. 2
6431. 3
6432. 0
6432. 1
6432. 2
6432. 3
6432. 4
6432. 5
6432. 6
6433. 0
6433. 1
6433. 2
6433. 3
6433. 4
6433. 5
6433. 6
6434. 0
6434. 1
6434. 2
6434. 3
6434. 4
6434. 5
6434. 6
6435. 0
6435. 1
6435. 2
6435. 3
6435. 4
6436. 0
6436. 1
6436. 2
6436. 3
6436. 4
6437. 0
pull
Entries 48
Mean −73.12
Std Dev 85.24
2
1
0
−1
−2
pull1D
Entries 48
Mean 0.007087
Std Dev 1.058
10
8
6
4
2
0
−8
−6
−4
−2
0
2
4
6
8

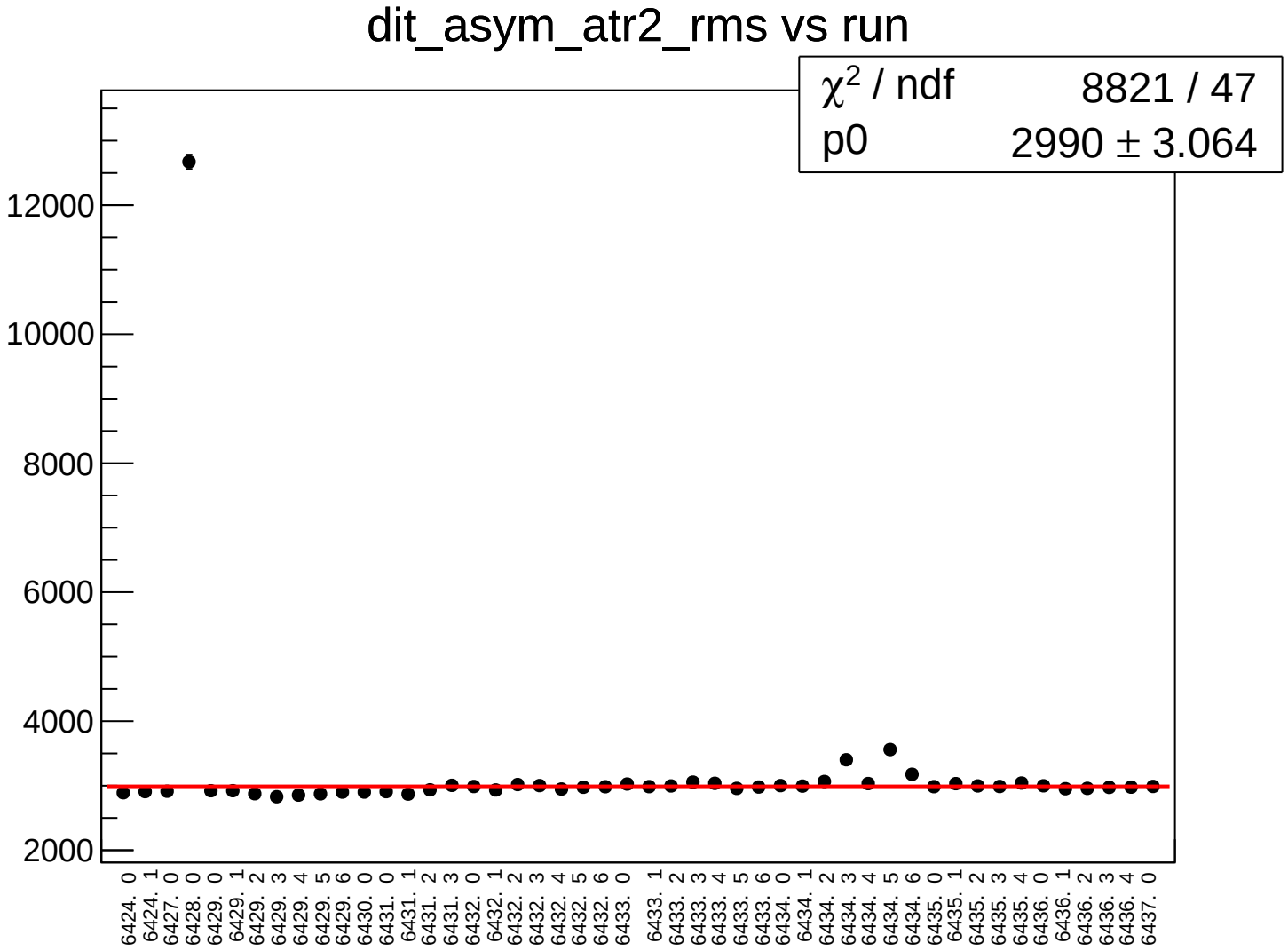
dit_asym_atr2_rms vs run
χ2 / ndf 8821 / 47
p0 2990 ± 3.064
12000
10000
8000
6000
4000
2000
6424. 0
6424. 1
6427. 0
6428. 0
6429. 0
6429. 1
6429. 2
6429. 3
6429. 4
6429. 5
6429. 6
6430. 0
6431. 0
6431. 1
6431. 2
6431. 3
6432. 0
6432. 1
6432. 2
6432. 3
6432. 4
6432. 5
6432. 6
6433. 0
6433. 1
6433. 2
6433. 3
6433. 4
6433. 5
6433. 6
6434. 0
6434. 1
6434. 2
6434. 3
6434. 4
6434. 5
6434. 6
6435. 0
6435. 1
6435. 2
6435. 3
6435. 4
6436. 0
6436. 1
6436. 2
6436. 3
6436. 4
6437. 0

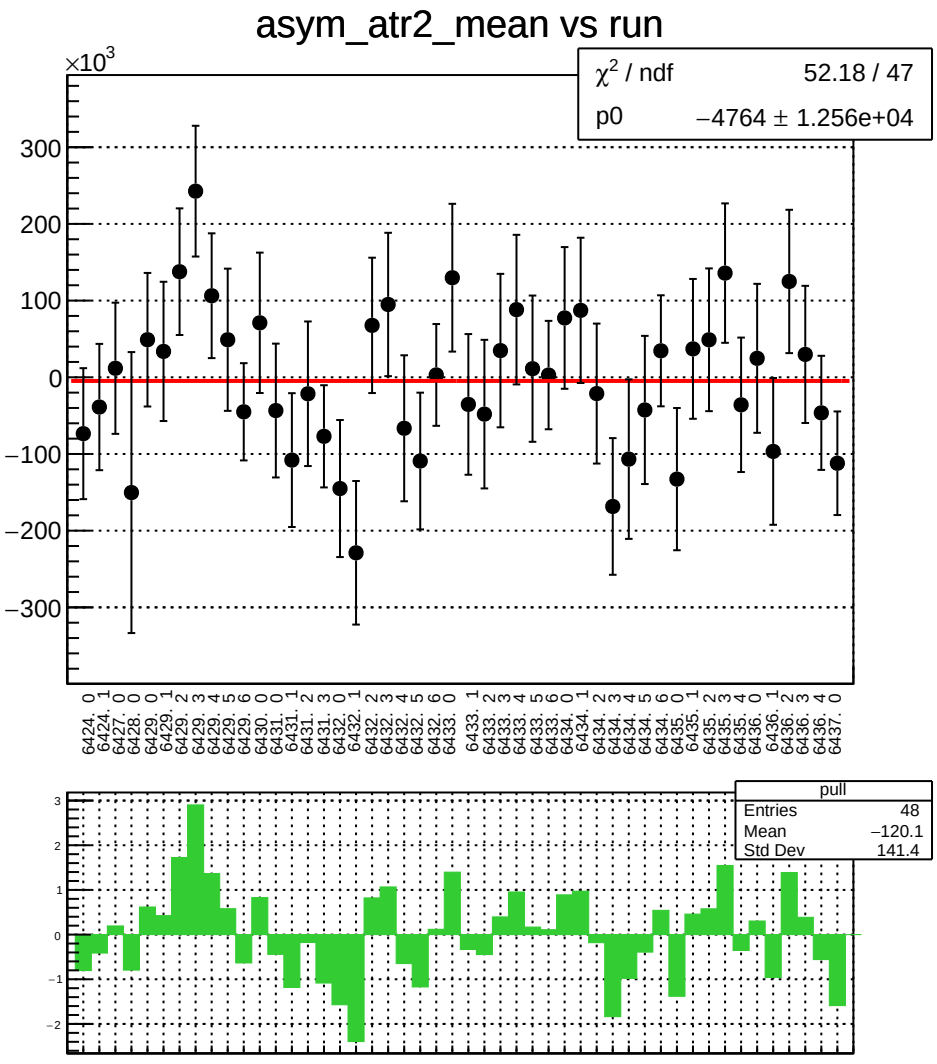
asym_atr2_mean vs run
×10^3
χ² / ndf 52.18 / 47
p0 −4764 ± 1.256e+04
300
200
100
0
−100
−200
−300
6424. 0
6424. 1
6427. 0
6428. 0
6429. 0
6429. 1
6429. 2
6429. 3
6429. 4
6429. 5
6429. 6
6430. 0
6431. 0
6431. 1
6431. 2
6431. 3
6432. 0
6432. 1
6432. 2
6432. 3
6432. 4
6432. 5
6432. 6
6433. 0
6433. 1
6433. 2
6433. 3
6433. 4
6433. 5
6433. 6
6434. 0
6434. 1
6434. 2
6434. 3
6434. 4
6434. 5
6434. 6
6435. 0
6435. 1
6435. 2
6435. 3
6435. 4
6436. 0
6436. 1
6436. 2
6436. 3
6436. 4
6437. 0
pull
Entries 48
Mean −120.1
Std Dev 141.4
3
2
1
0
−1
−2

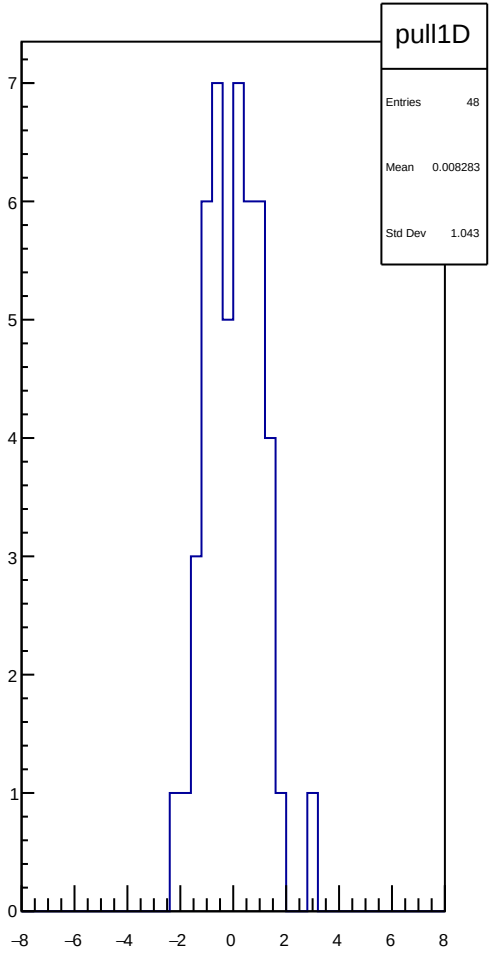
pull1D
Entries 48
Mean 0.008283
Std Dev 1.043
7
6
5
4
3
2
1
0
−8
−6
−4
−2
0
2
4
6
8

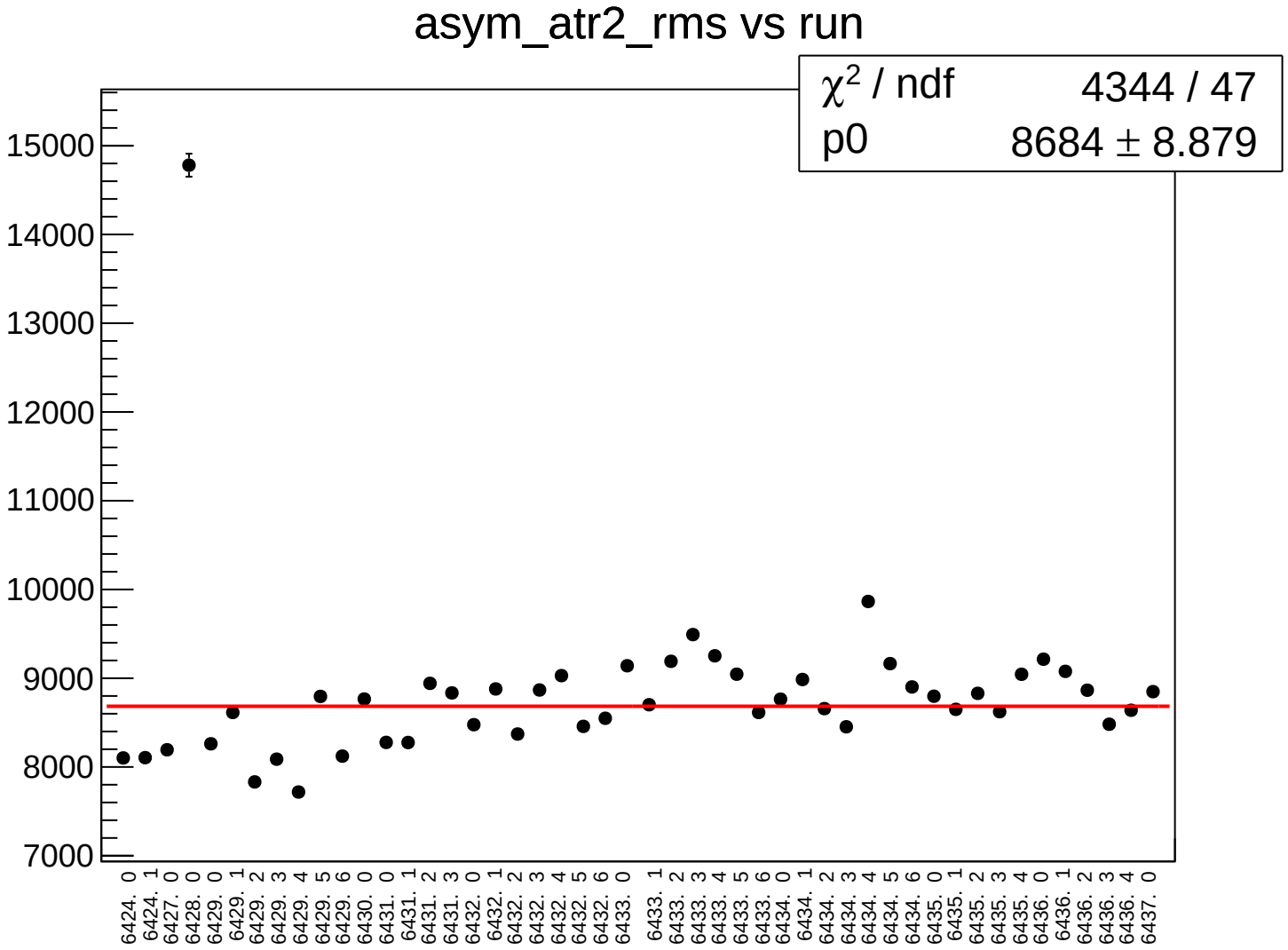
asym_atr2_rms vs run
χ2 / ndf 4344 / 47
p0 8684 ± 8.879
15000
14000
13000
12000
11000
10000
9000
8000
7000
6424. 0
6424. 1
6427. 0
6428. 0
6429. 0
6429. 1
6429. 2
6429. 3
6429. 4
6429. 5
6429. 6
6430. 0
6431. 0
6431. 1
6431. 2
6431. 3
6432. 0
6432. 1
6432. 2
6432. 3
6432. 4
6432. 5
6432. 6
6433. 0
6433. 1
6433. 2
6433. 3
6433. 4
6433. 5
6433. 6
6434. 0
6434. 1
6434. 2
6434. 3
6434. 4
6434. 5
6434. 6
6435. 0
6435. 1
6435. 2
6435. 3
6435. 4
6436. 0
6436. 1
6436. 2
6436. 3
6436. 4
6437. 0

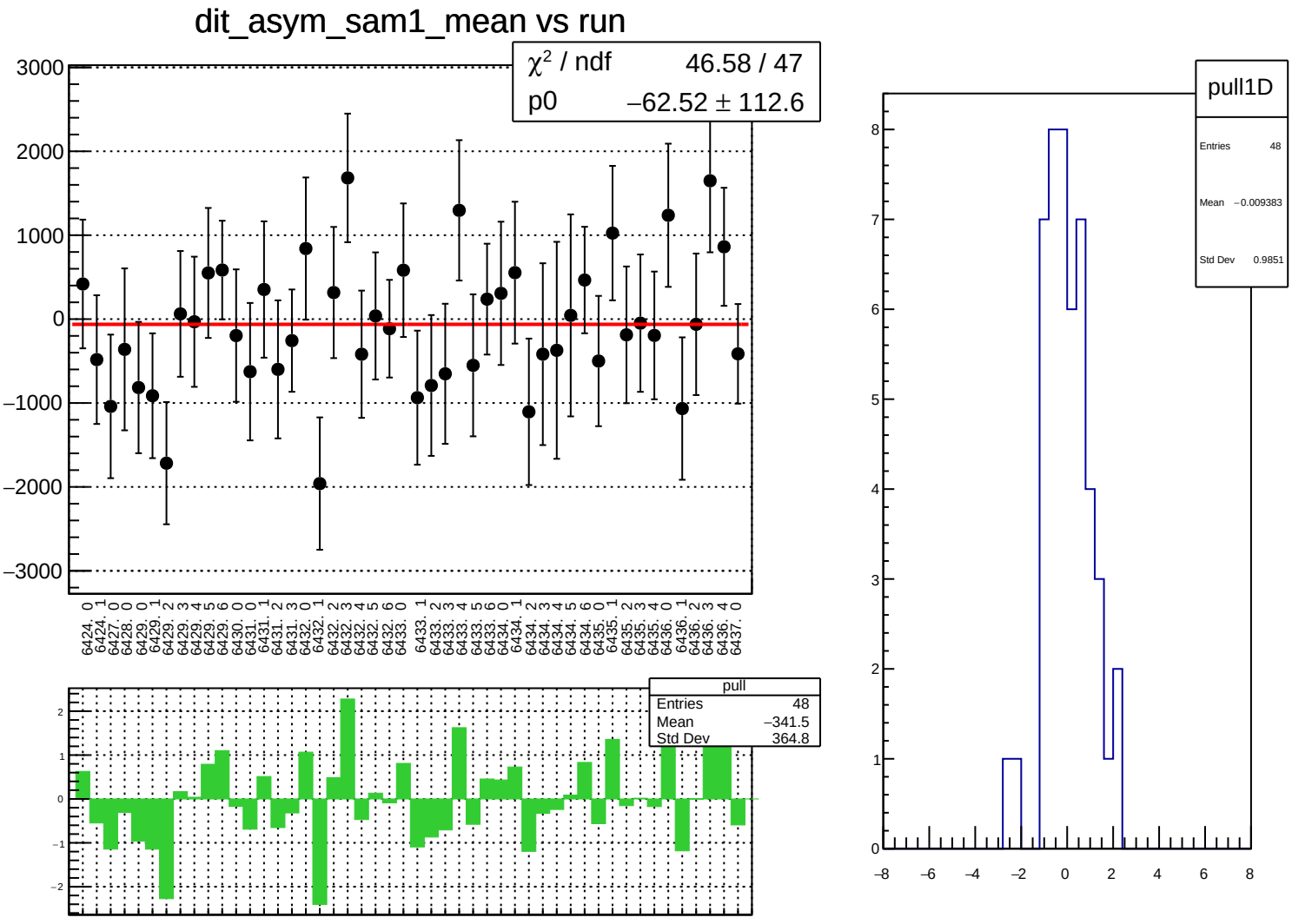
dit_asym_sam1_mean vs run
χ² / ndf 46.58 / 47
p0 −62.52 ± 112.6
3000
2000
1000
0
−1000
−2000
−3000
6424. 0
6424. 1
6427. 0
6428. 0
6429. 0
6429. 1
6429. 2
6429. 3
6429. 4
6429. 5
6429. 6
6430. 0
6431. 0
6431. 1
6431. 2
6431. 3
6432. 0
6432. 1
6432. 2
6432. 3
6432. 4
6432. 5
6432. 6
6433. 0
6433. 1
6433. 2
6433. 3
6433. 4
6433. 5
6433. 6
6434. 0
6434. 1
6434. 2
6434. 3
6434. 4
6434. 5
6434. 6
6435. 0
6435. 1
6435. 2
6435. 3
6435. 4
6436. 0
6436. 1
6436. 2
6436. 3
6436. 4
6437. 0
pull
Entries 48
Mean −341.5
Std Dev 364.8
2
1
0
−1
−2
pull1D
Entries 48
Mean −0.009383
Std Dev 0.9851
8
7
6
5
4
3
2
1
0
−8
−6
−4
−2
0
2
4
6
8

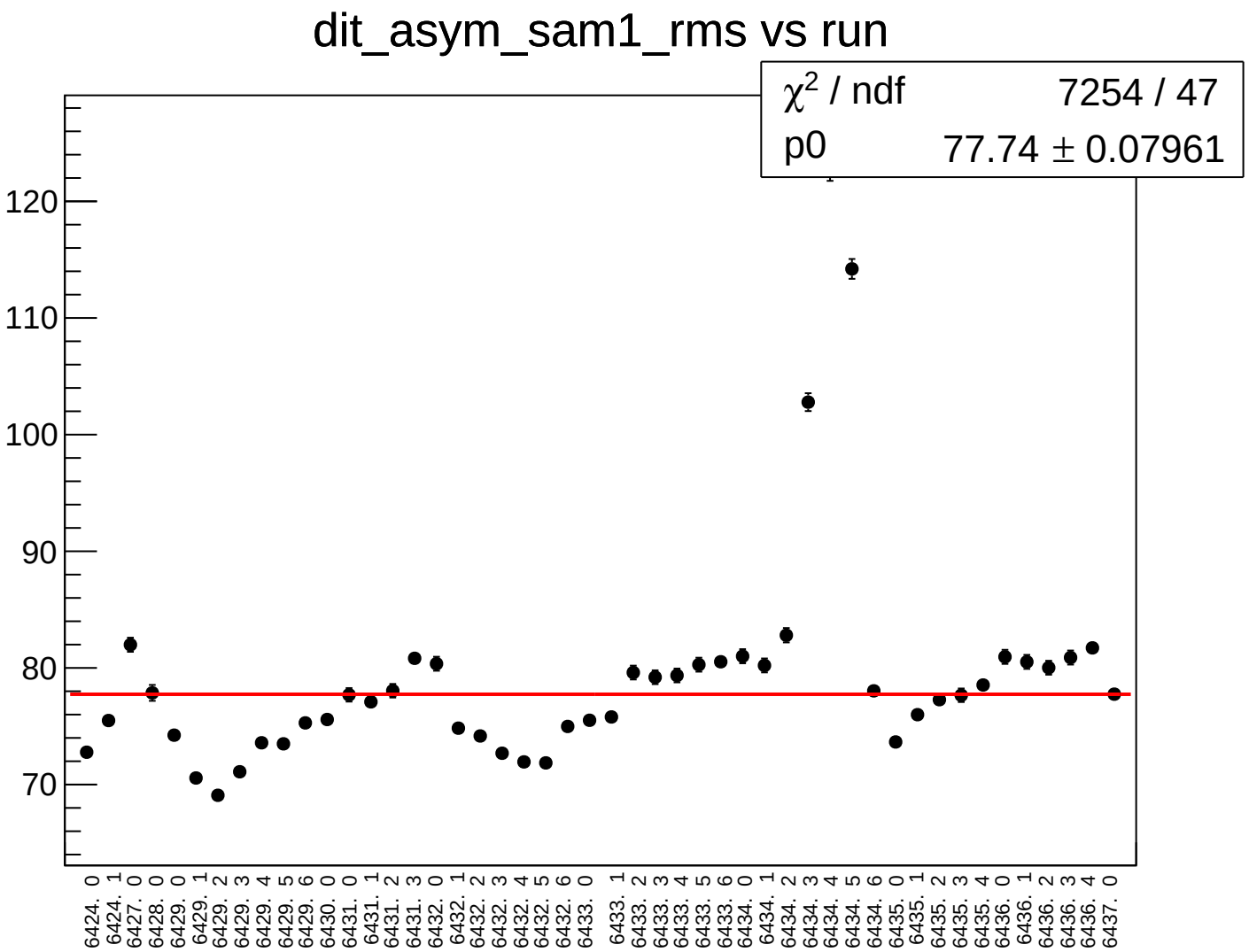
dit_asym_sam1_rms vs run
χ2 / ndf 7254 / 47
p0 77.74 ± 0.07961
120
110
100
90
80
70
6424. 0
6424. 1
6427. 0
6428. 0
6429. 0
6429. 1
6429. 2
6429. 3
6429. 4
6429. 5
6429. 6
6430. 0
6431. 0
6431. 1
6431. 2
6431. 3
6432. 0
6432. 1
6432. 2
6432. 3
6432. 4
6432. 5
6432. 6
6433. 0
6433. 1
6433. 2
6433. 3
6433. 4
6433. 5
6433. 6
6434. 0
6434. 1
6434. 2
6434. 3
6434. 4
6434. 5
6434. 6
6435. 0
6435. 1
6435. 2
6435. 3
6435. 4
6436. 0
6436. 1
6436. 2
6436. 3
6436. 4
6437. 0

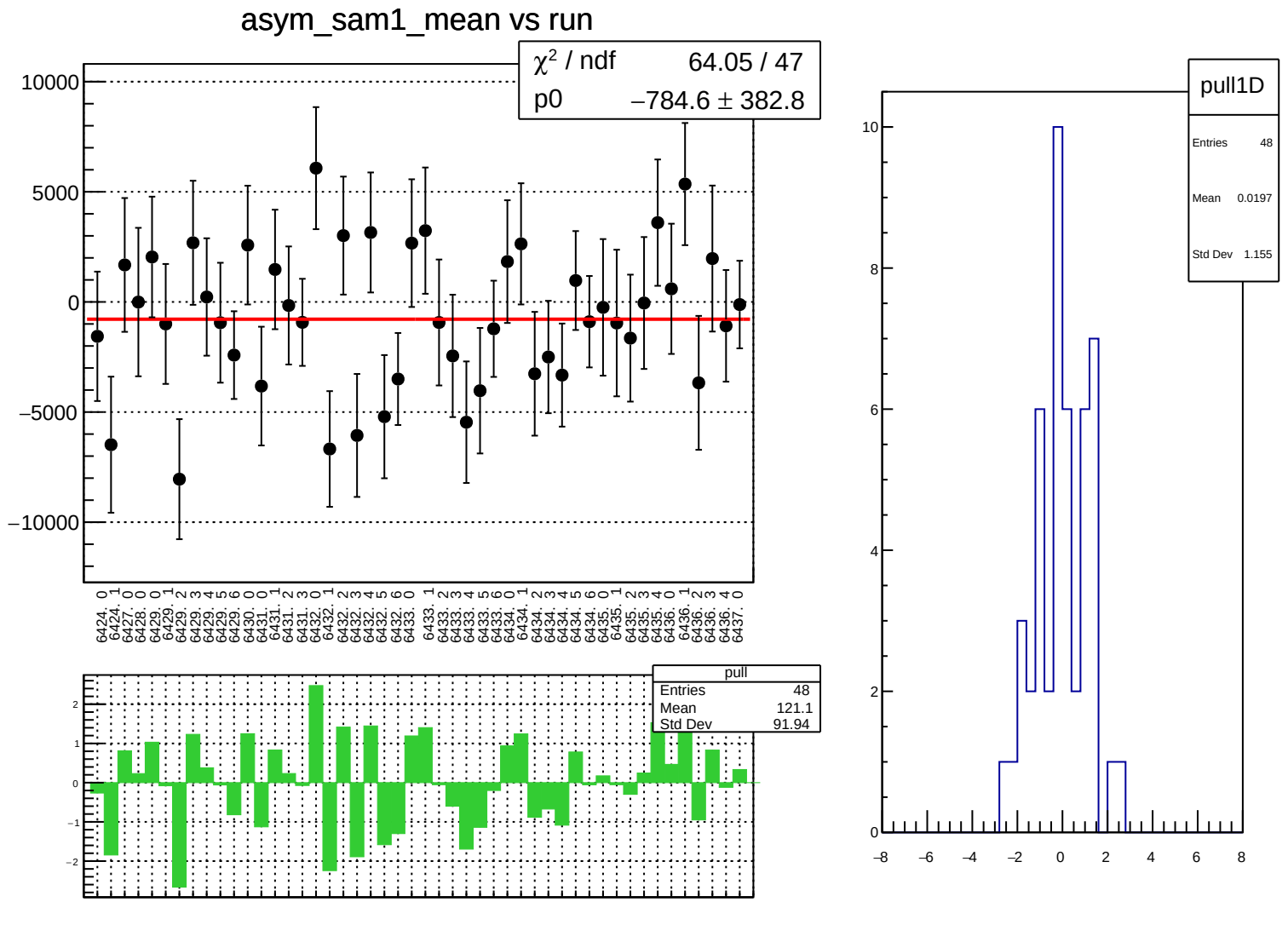
asym_sam1_mean vs run
χ² / ndf 64.05 / 47
p0 −784.6 ± 382.8
10000
5000
0
−5000
−10000
6424. 0
6424. 1
6427. 0
6428. 0
6429. 0
6429. 1
6429. 2
6429. 3
6429. 4
6429. 5
6429. 6
6430. 0
6431. 0
6431. 1
6431. 2
6431. 3
6432. 0
6432. 1
6432. 2
6432. 3
6432. 4
6432. 5
6432. 6
6433. 0
6433. 1
6433. 2
6433. 3
6433. 4
6433. 5
6433. 6
6434. 0
6434. 1
6434. 2
6434. 3
6434. 4
6434. 5
6434. 6
6435. 0
6435. 1
6435. 2
6435. 3
6435. 4
6436. 0
6436. 1
6436. 2
6436. 3
6436. 4
6437. 0
pull
Entries 48
Mean 121.1
Std Dev 91.94
2
1
0
−1
−2
pull1D
Entries 48
Mean 0.0197
Std Dev 1.155
10
8
6
4
2
0
−8
−6
−4
−2
0
2
4
6
8

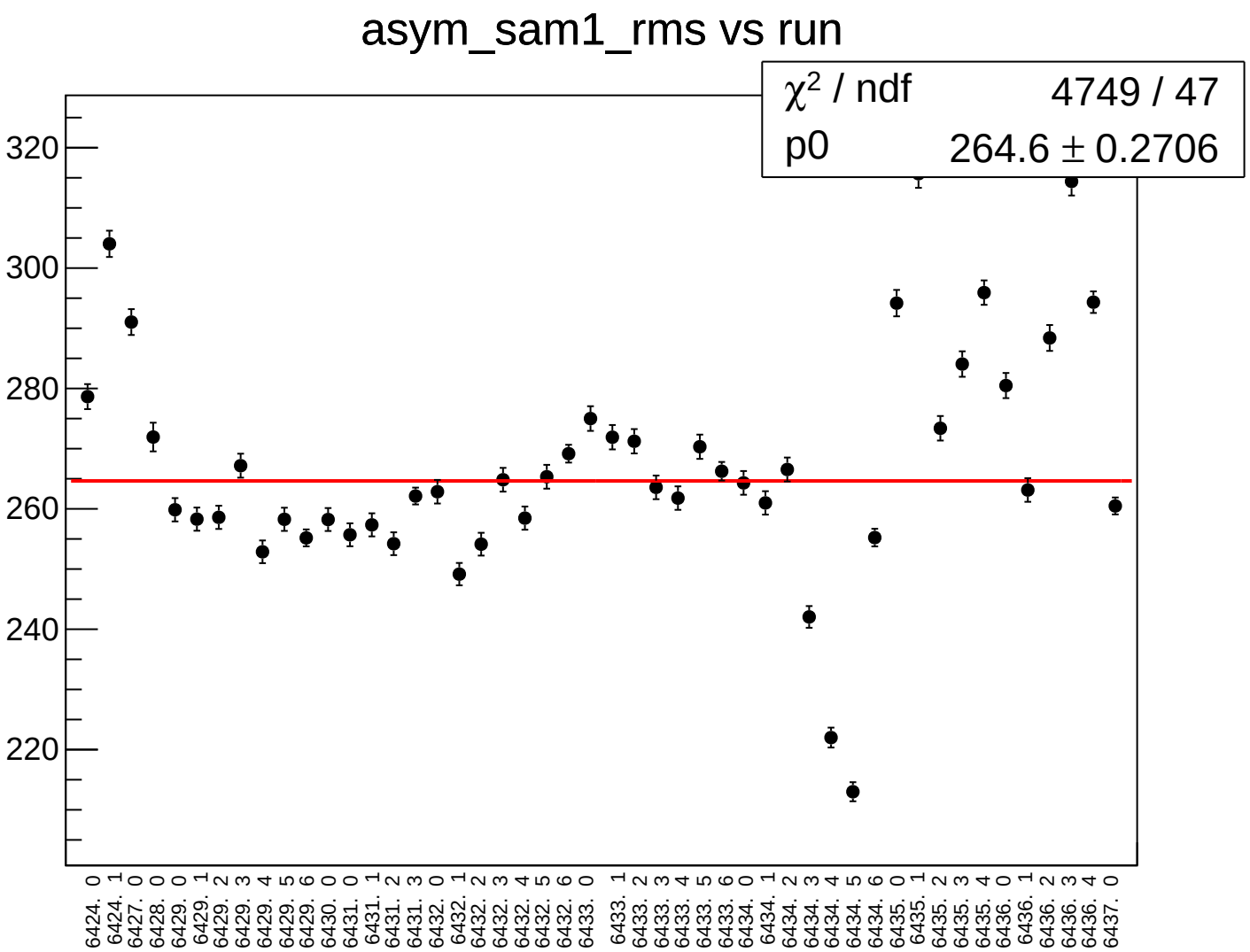
asym_sam1_rms vs run
χ² / ndf 4749 / 47
p0 264.6 ± 0.2706
320
300
280
260
240
220
6424. 0
6424. 1
6427. 0
6428. 0
6429. 0
6429. 1
6429. 2
6429. 3
6429. 4
6429. 5
6429. 6
6430. 0
6431. 0
6431. 1
6431. 2
6431. 3
6432. 0
6432. 1
6432. 2
6432. 3
6432. 4
6432. 5
6432. 6
6433. 0
6433. 1
6433. 2
6433. 3
6433. 4
6433. 5
6433. 6
6434. 0
6434. 1
6434. 2
6434. 3
6434. 4
6434. 5
6434. 6
6435. 0
6435. 1
6435. 2
6435. 3
6435. 4
6436. 0
6436. 1
6436. 2
6436. 3
6436. 4
6437. 0

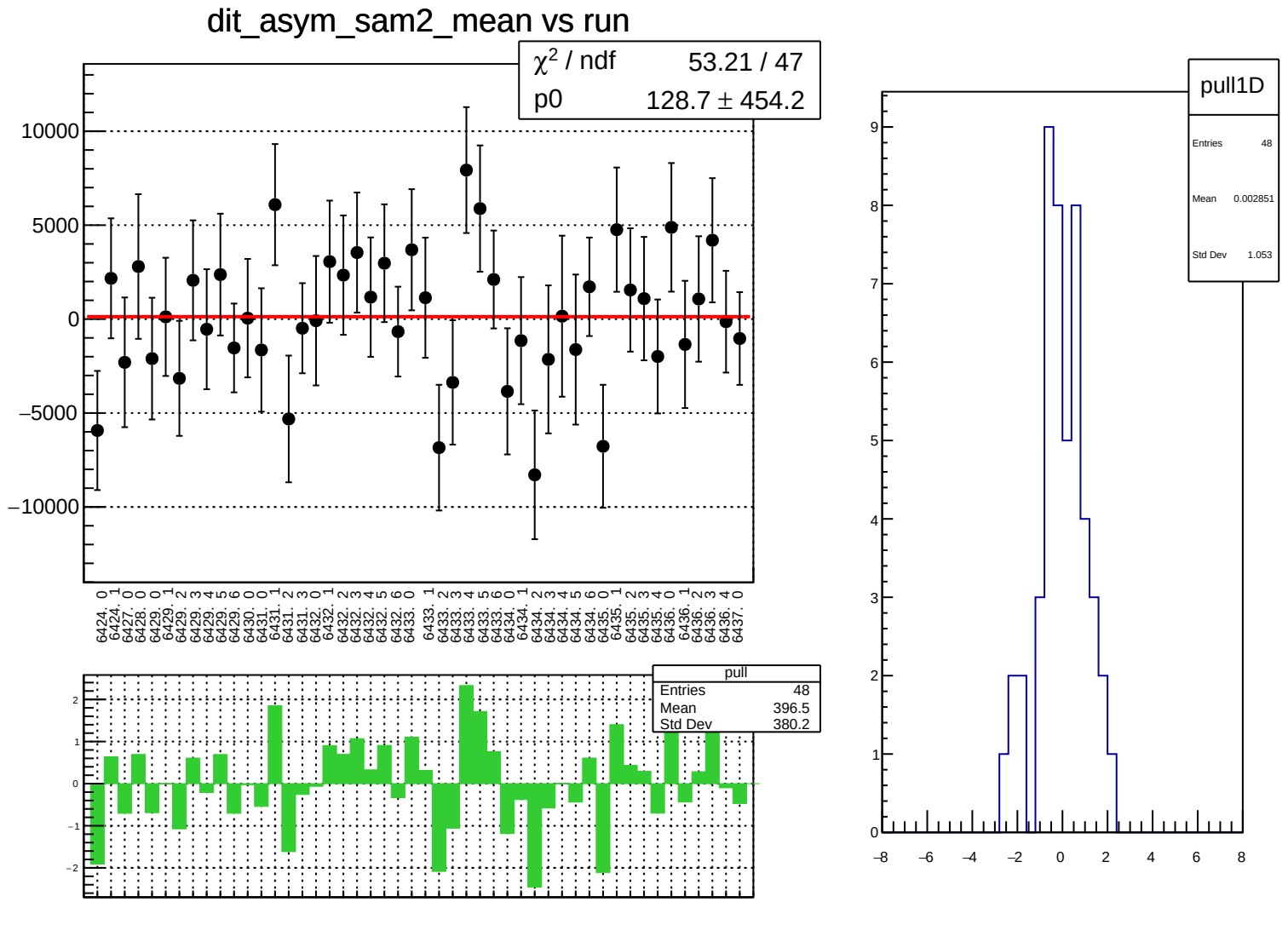
dit_asym_sam2_mean vs run
χ2 / ndf 53.21 / 47
p0 128.7 ± 454.2
10000
5000
0
−5000
−10000
6424. 0
6424. 1
6427. 0
6428. 0
6429. 0
6429. 1
6429. 2
6429. 3
6429. 4
6429. 5
6429. 6
6430. 0
6430. 0
6431. 0
6431. 1
6431. 2
6431. 3
6432. 0
6432. 1
6432. 2
6432. 3
6432. 4
6432. 5
6432. 6
6433. 0
6433. 1
6433. 2
6433. 3
6433. 4
6433. 5
6433. 6
6434. 0
6434. 1
6434. 2
6434. 3
6434. 4
6434. 5
6434. 6
6435. 0
6435. 1
6435. 2
6435. 3
6435. 4
6436. 0
6436. 1
6436. 2
6436. 3
6436. 4
6437. 0
pull
Entries 48
Mean 396.5
Std Dev 380.2
2
1
0
−1
−2
pull1D
Entries 48
Mean 0.002851
Std Dev 1.053
9
8
7
6
5
4
3
2
1
0
−8
−6
−4
−2
0
2
4
6
8

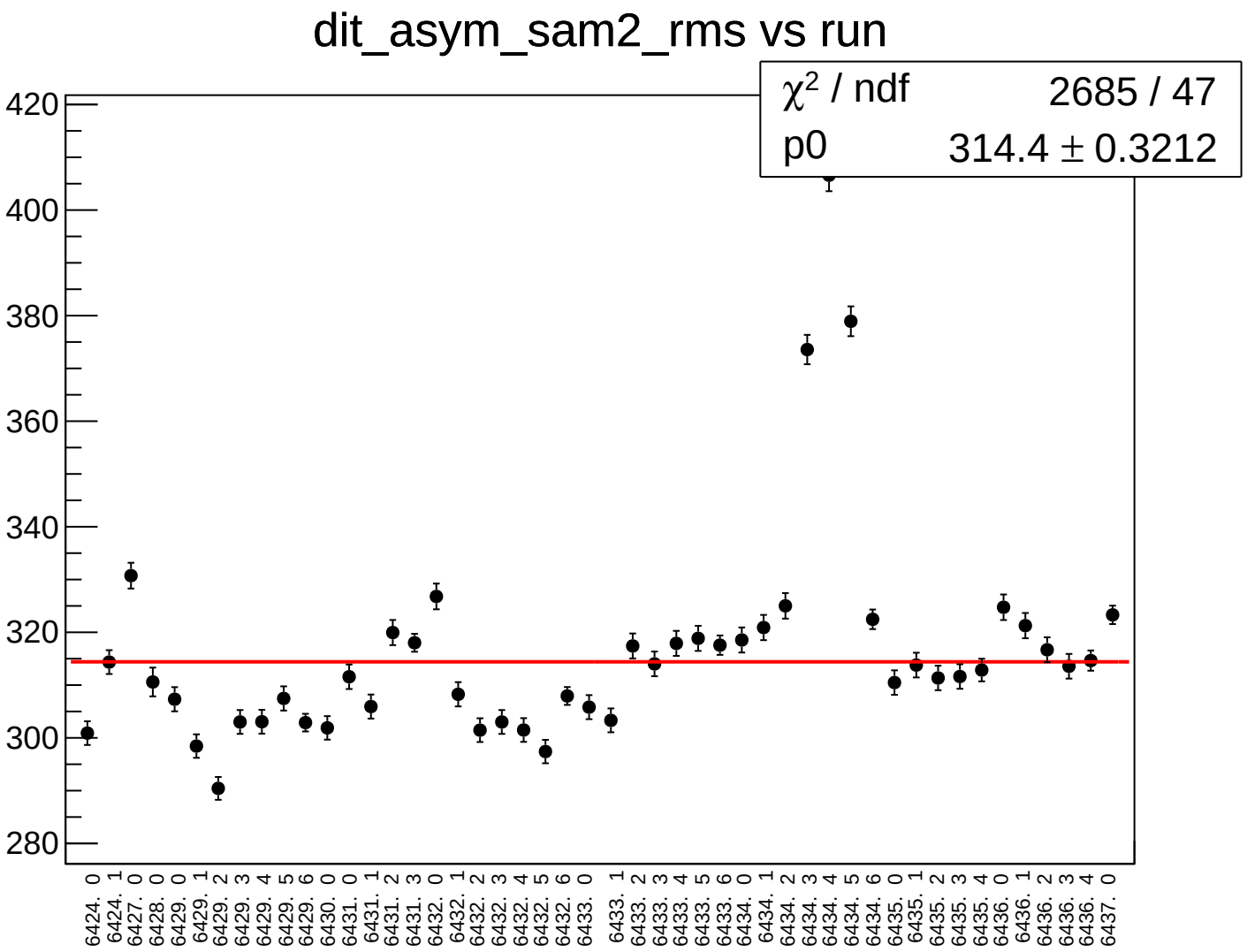
dit_asym_sam2_rms vs run
χ² / ndf 2685 / 47
p0 314.4 ± 0.3212
420
400
380
360
340
320
300
280
6424. 0
6424. 1
6427. 0
6428. 0
6429. 0
6429. 1
6429. 2
6429. 3
6429. 4
6429. 5
6429. 6
6430. 0
6431. 0
6431. 1
6431. 2
6431. 3
6432. 0
6432. 1
6432. 2
6432. 3
6432. 4
6432. 5
6432. 6
6433. 0
6433. 1
6433. 2
6433. 3
6433. 4
6433. 5
6433. 6
6434. 0
6434. 1
6434. 2
6434. 3
6434. 4
6434. 5
6434. 6
6435. 0
6435. 1
6435. 2
6435. 3
6435. 4
6436. 0
6436. 1
6436. 2
6436. 3
6436. 4
6437. 0

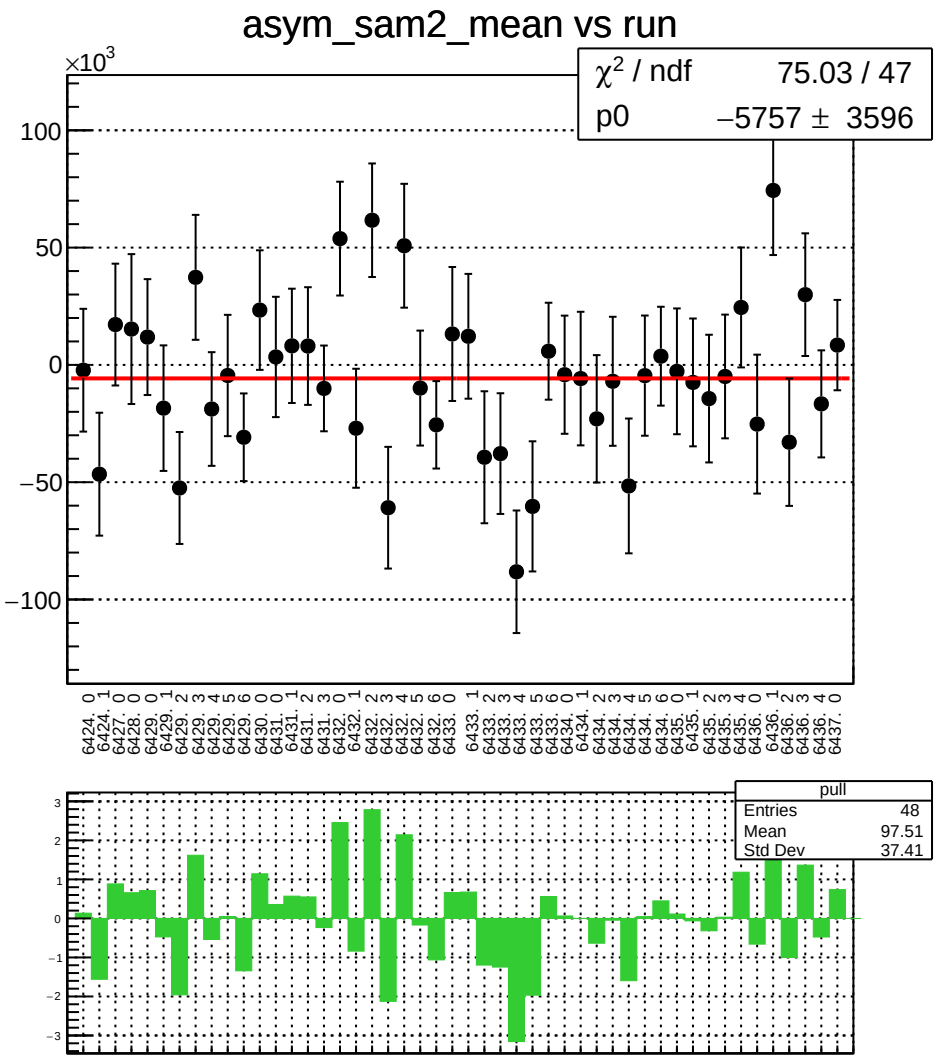
asym_sam2_mean vs run
×10^3
χ² / ndf 75.03 / 47
p0 −5757 ± 3596
100
50
0
−50
−100
6424. 0
6424. 1
6427. 0
6428. 0
6429. 0
6429. 1
6429. 2
6429. 3
6429. 4
6429. 5
6429. 6
6430. 0
6431. 0
6431. 1
6431. 2
6431. 3
6432. 0
6432. 1
6432. 2
6432. 3
6432. 4
6432. 5
6432. 6
6433. 0
6433. 1
6433. 2
6433. 3
6433. 4
6433. 5
6433. 6
6434. 0
6434. 1
6434. 2
6434. 3
6434. 4
6434. 5
6434. 6
6435. 0
6435. 1
6435. 2
6435. 3
6435. 4
6436. 0
6436. 1
6436. 2
6436. 3
6436. 4
6437. 0
pull
Entries 48
Mean 97.51
Std Dev 37.41
3
2
1
0
−1
−2
−3

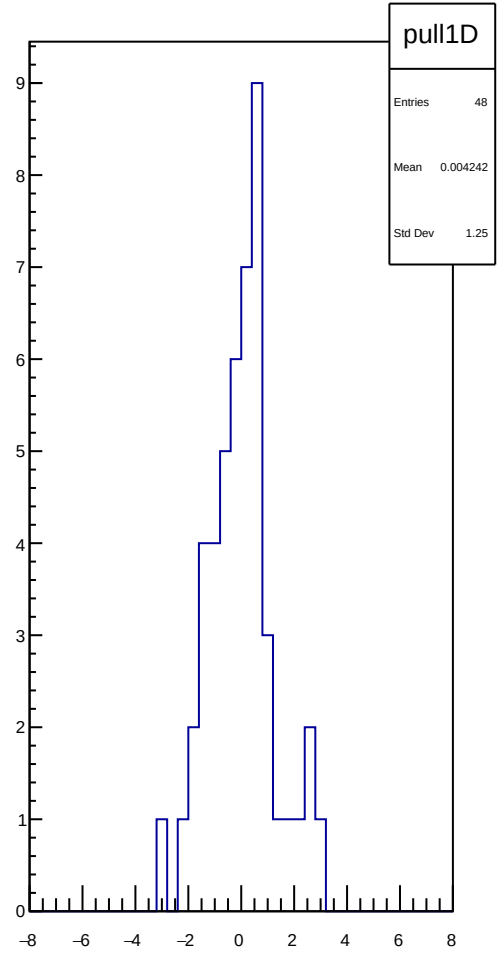
pull1D
Entries 48
Mean 0.004242
Std Dev 1.25
9
8
7
6
5
4
3
2
1
0
−8
−6
−4
−2
0
2
4
6
8

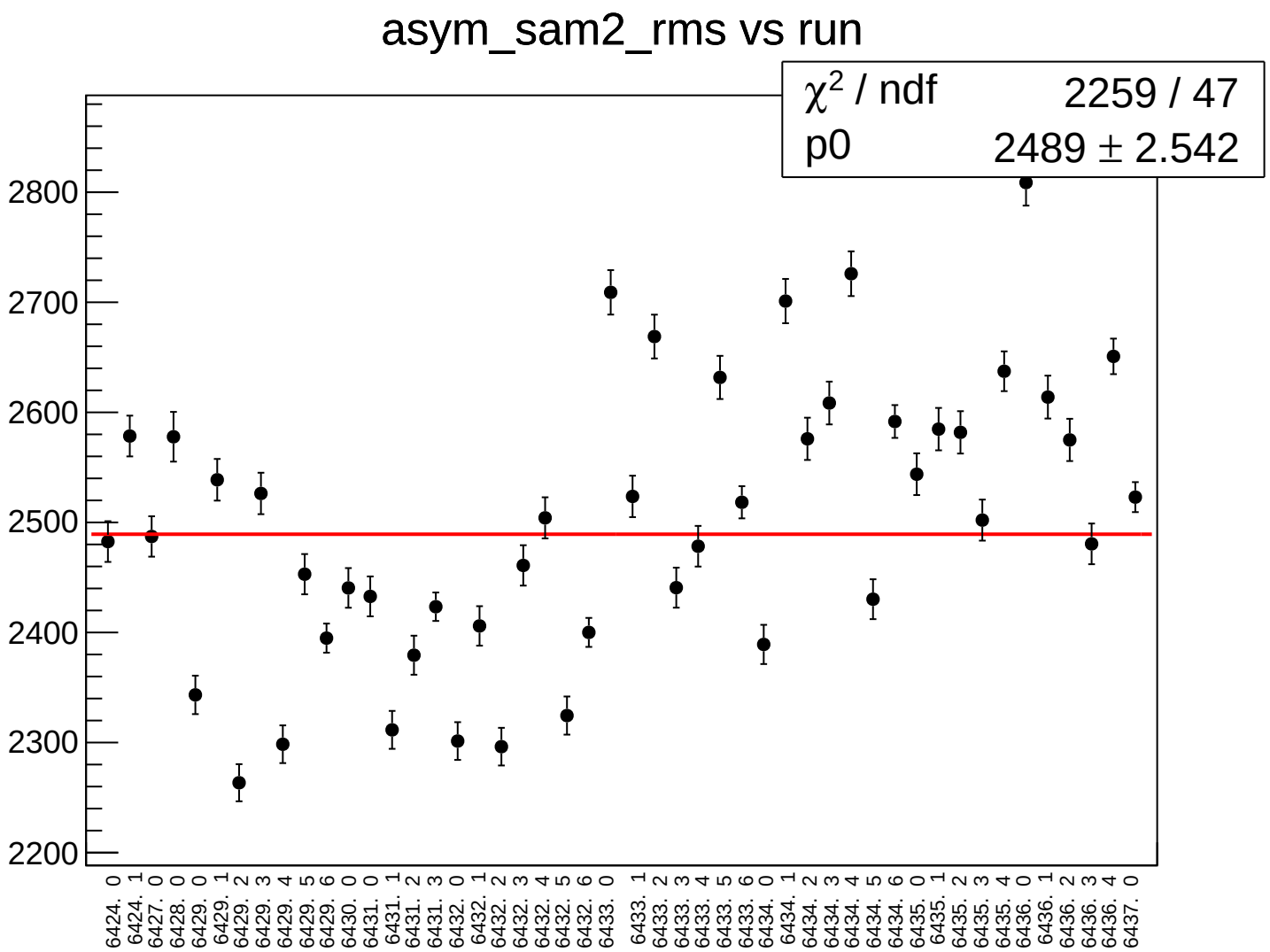
asym_sam2_rms vs run
χ² / ndf 2259 / 47
p0 2489 ± 2.542
2800
2700
2600
2500
2400
2300
2200
6424. 0
6424. 1
6427. 0
6428. 0
6429. 0
6429. 1
6429. 2
6429. 3
6429. 4
6429. 5
6429. 6
6430. 0
6431. 0
6431. 1
6431. 2
6431. 3
6432. 0
6432. 1
6432. 2
6432. 3
6432. 4
6432. 5
6432. 6
6433. 0
6433. 1
6433. 2
6433. 3
6433. 4
6433. 5
6433. 6
6434. 0
6434. 1
6434. 2
6434. 3
6434. 4
6434. 5
6434. 6
6435. 0
6435. 1
6435. 2
6435. 3
6435. 4
6436. 0
6436. 1
6436. 2
6436. 3
6436. 4
6437. 0

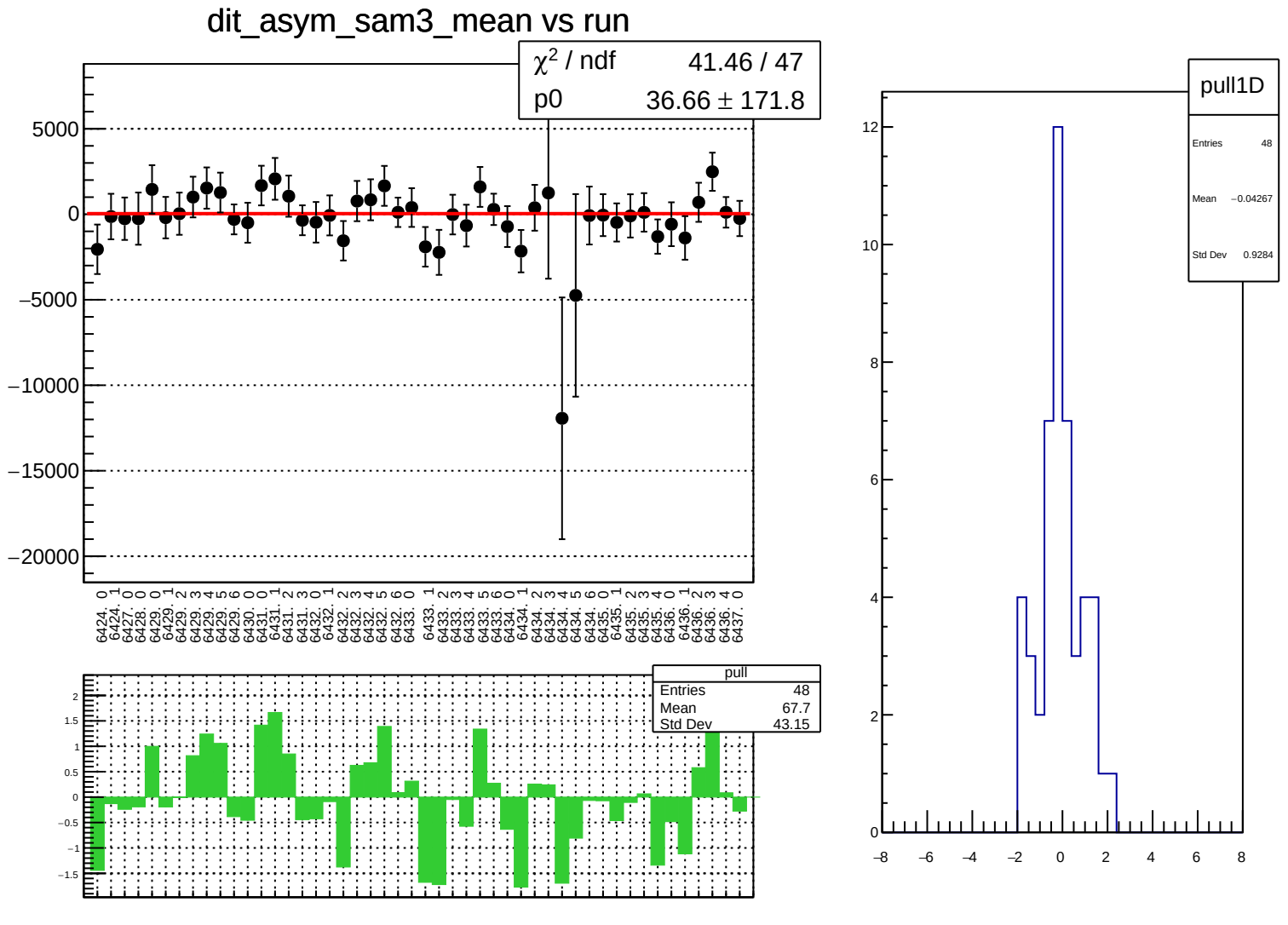
dit_asym_sam3_mean vs run
χ² / ndf 41.46 / 47
p0 36.66 ± 171.8
5000
0
−5000
−10000
−15000
−20000
6424. 0
6424. 1
6427. 0
6428. 0
6429. 0
6429. 1
6429. 2
6429. 3
6429. 4
6429. 5
6429. 6
6430. 0
6431. 0
6431. 1
6431. 2
6431. 3
6432. 0
6432. 1
6432. 2
6432. 3
6432. 4
6432. 5
6432. 6
6433. 0
6433. 1
6433. 2
6433. 3
6433. 4
6433. 5
6433. 6
6434. 0
6434. 1
6434. 2
6434. 3
6434. 4
6434. 5
6434. 6
6435. 0
6435. 1
6435. 2
6435. 3
6435. 4
6436. 0
6436. 1
6436. 2
6436. 3
6436. 4
6437. 0
pull
Entries 48
Mean 67.7
Std Dev 43.15
2
1.5
1
0.5
0
−0.5
−1
−1.5
pull1D
Entries 48
Mean −0.04267
Std Dev 0.9284
12
10
8
6
4
2
0
−8
−6
−4
−2
0
2
4
6
8

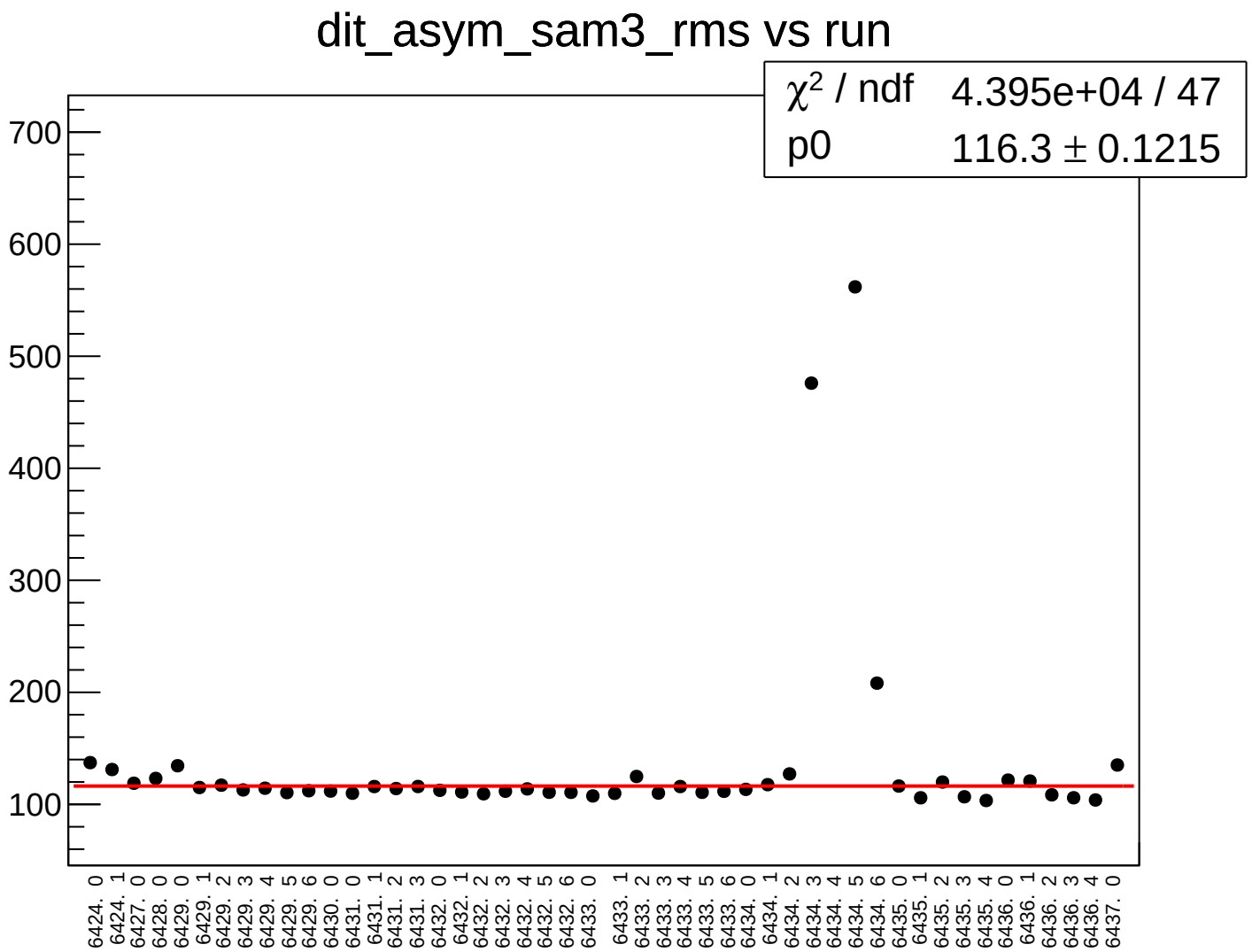
dit_asym_sam3_rms vs run
χ2 / ndf 4.395e+04 / 47
p0 116.3 ± 0.1215
700
600
500
400
300
200
100
6424. 0
6424. 1
6427. 0
6428. 0
6429. 0
6429. 1
6429. 2
6429. 3
6429. 4
6429. 5
6429. 6
6430. 0
6431. 0
6431. 1
6431. 2
6431. 3
6432. 0
6432. 1
6432. 2
6432. 3
6432. 4
6432. 5
6432. 6
6433. 0
6433. 1
6433. 2
6433. 3
6433. 4
6433. 5
6433. 6
6434. 0
6434. 1
6434. 2
6434. 3
6434. 4
6434. 5
6434. 6
6435. 0
6435. 1
6435. 2
6435. 3
6435. 4
6436. 0
6436. 1
6436. 2
6436. 3
6436. 4
6437. 0

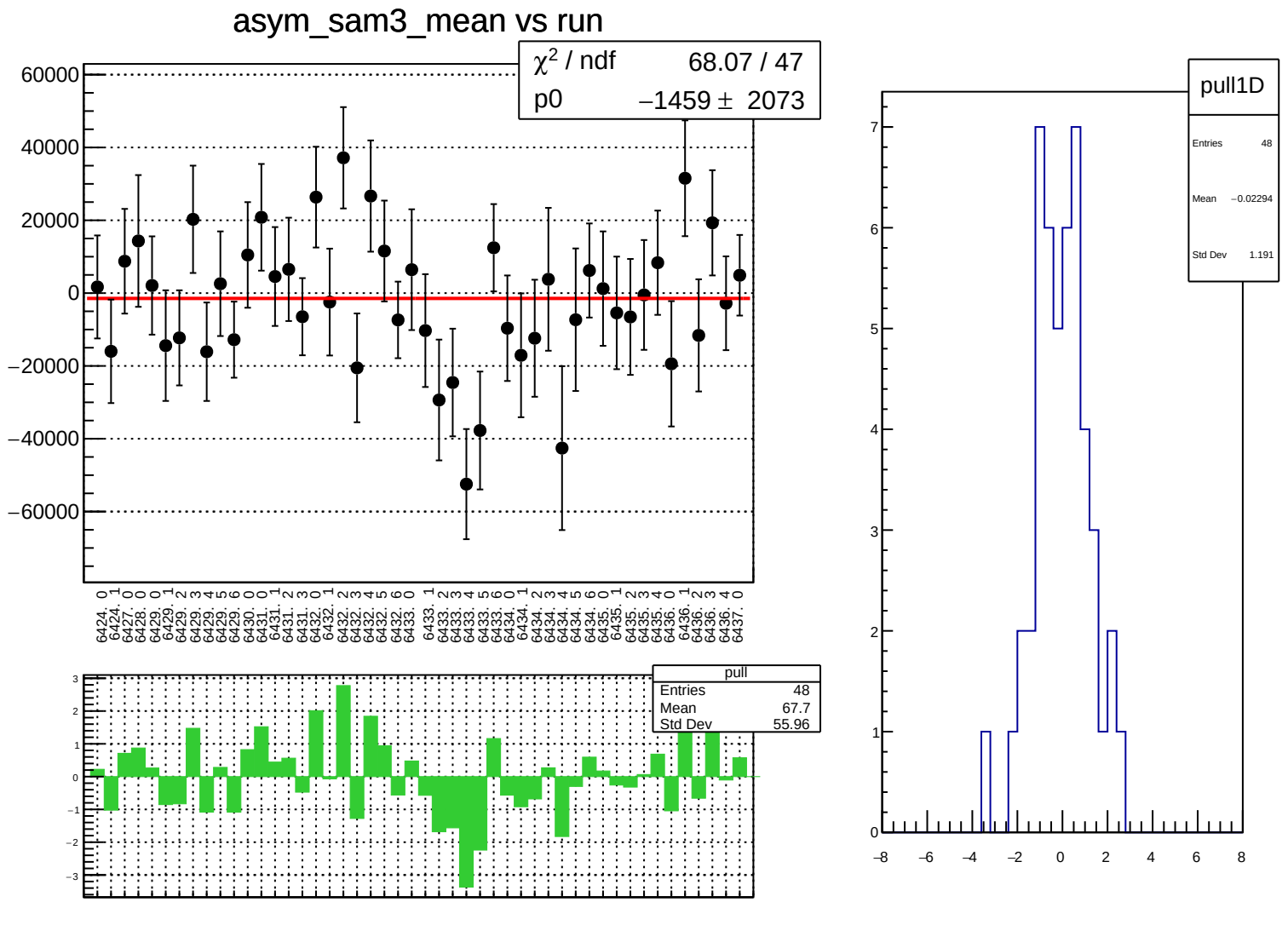
asym_sam3_mean vs run
χ² / ndf 68.07 / 47
p0 −1459 ± 2073
pull
Entries 48
Mean 67.7
Std Dev 55.96
pull1D
Entries 48
Mean −0.02294
Std Dev 1.191

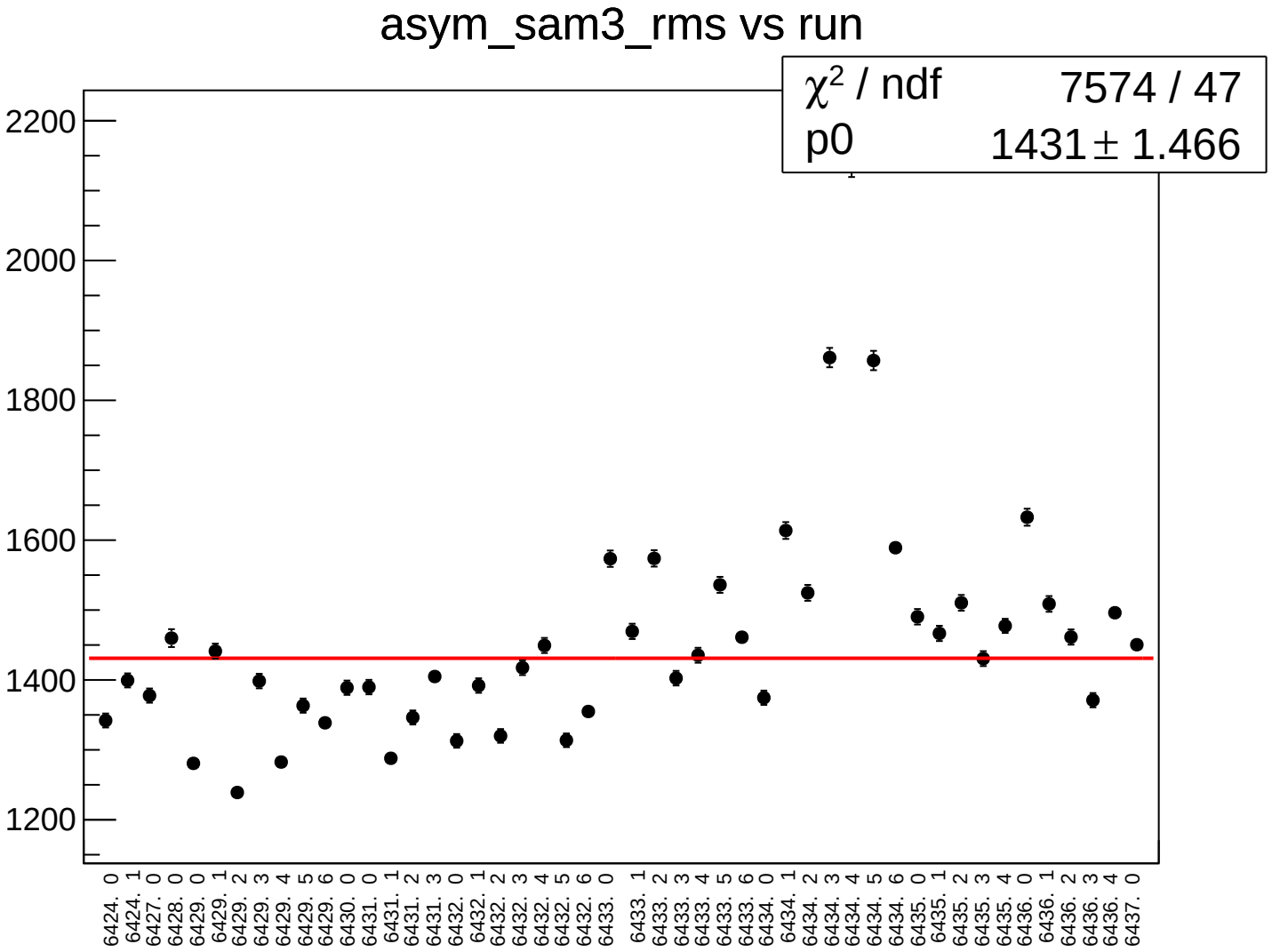
asym_sam3_rms vs run
χ² / ndf 7574 / 47
p0 1431 ± 1.466
2200
2000
1800
1600
1400
1200
6424. 0
6424. 1
6427. 0
6428. 0
6429. 0
6429. 1
6429. 2
6429. 3
6429. 4
6429. 5
6429. 6
6430. 0
6431. 0
6431. 1
6431. 2
6431. 3
6432. 0
6432. 1
6432. 2
6432. 3
6432. 4
6432. 5
6432. 6
6433. 0
6433. 1
6433. 2
6433. 3
6433. 4
6433. 5
6433. 6
6434. 0
6434. 1
6434. 2
6434. 3
6434. 4
6434. 5
6434. 6
6435. 0
6435. 1
6435. 2
6435. 3
6435. 4
6436. 0
6436. 1
6436. 2
6436. 3
6436. 4
6437. 0

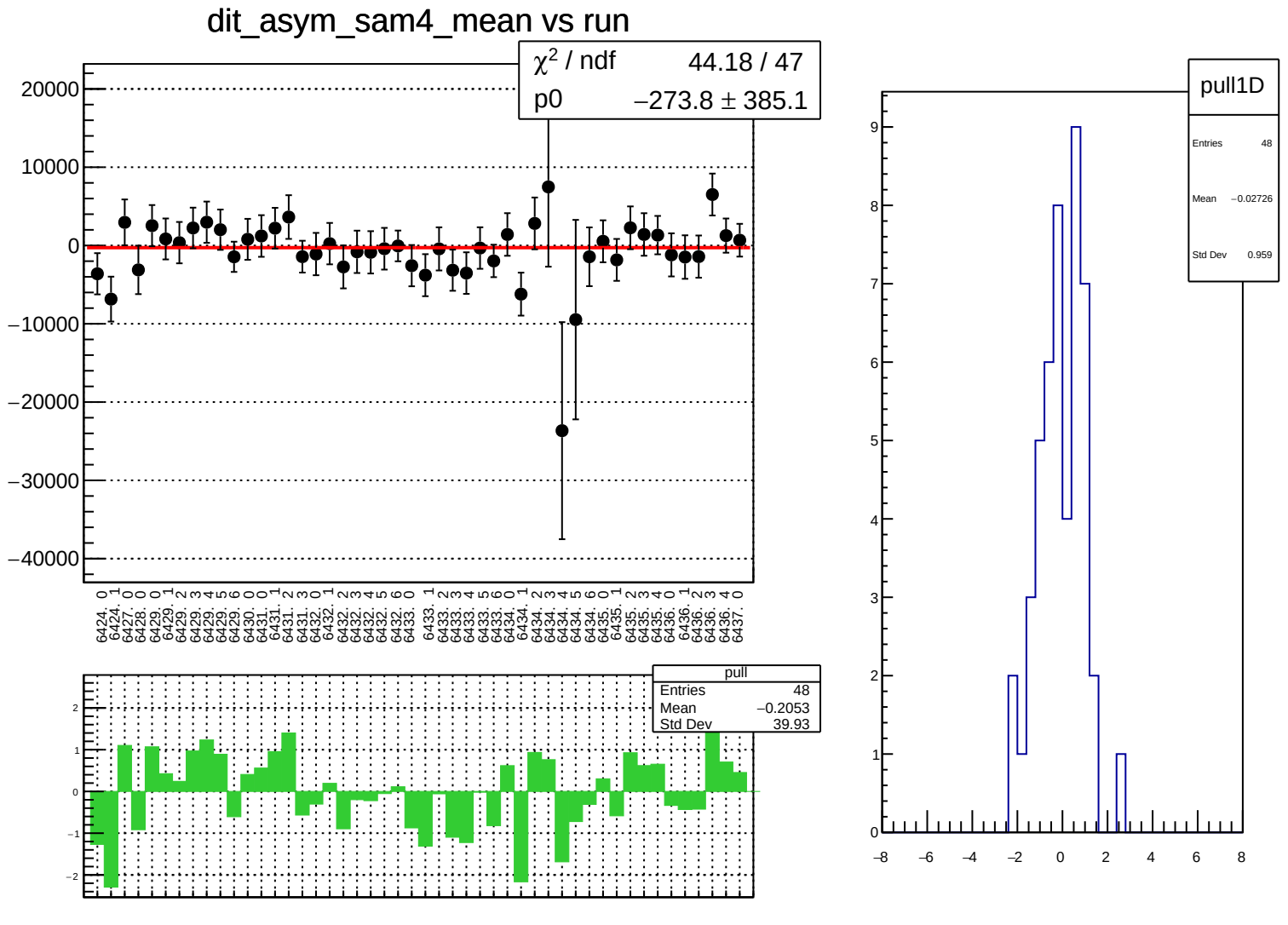
dit_asym_sam4_mean vs run
χ² / ndf 44.18 / 47
p0 −273.8 ± 385.1
20000
10000
0
−10000
−20000
−30000
−40000
6424. 0
6424. 1
6427. 0
6428. 0
6429. 0
6429. 1
6429. 2
6429. 3
6429. 4
6429. 5
6429. 6
6430. 0
6431. 0
6431. 1
6431. 2
6431. 3
6432. 0
6432. 1
6432. 2
6432. 3
6432. 4
6432. 5
6432. 6
6433. 0
6433. 1
6433. 2
6433. 3
6433. 4
6433. 5
6433. 6
6434. 0
6434. 1
6434. 2
6434. 3
6434. 4
6434. 5
6434. 6
6435. 0
6435. 1
6435. 2
6435. 3
6435. 4
6436. 0
6436. 1
6436. 2
6436. 3
6436. 4
6437. 0
pull
Entries 48
Mean −0.2053
Std Dev 39.93
2
1
0
−1
−2
pull1D
Entries 48
Mean −0.02726
Std Dev 0.959
9
8
7
6
5
4
3
2
1
0
−8
−6
−4
−2
0
2
4
6
8

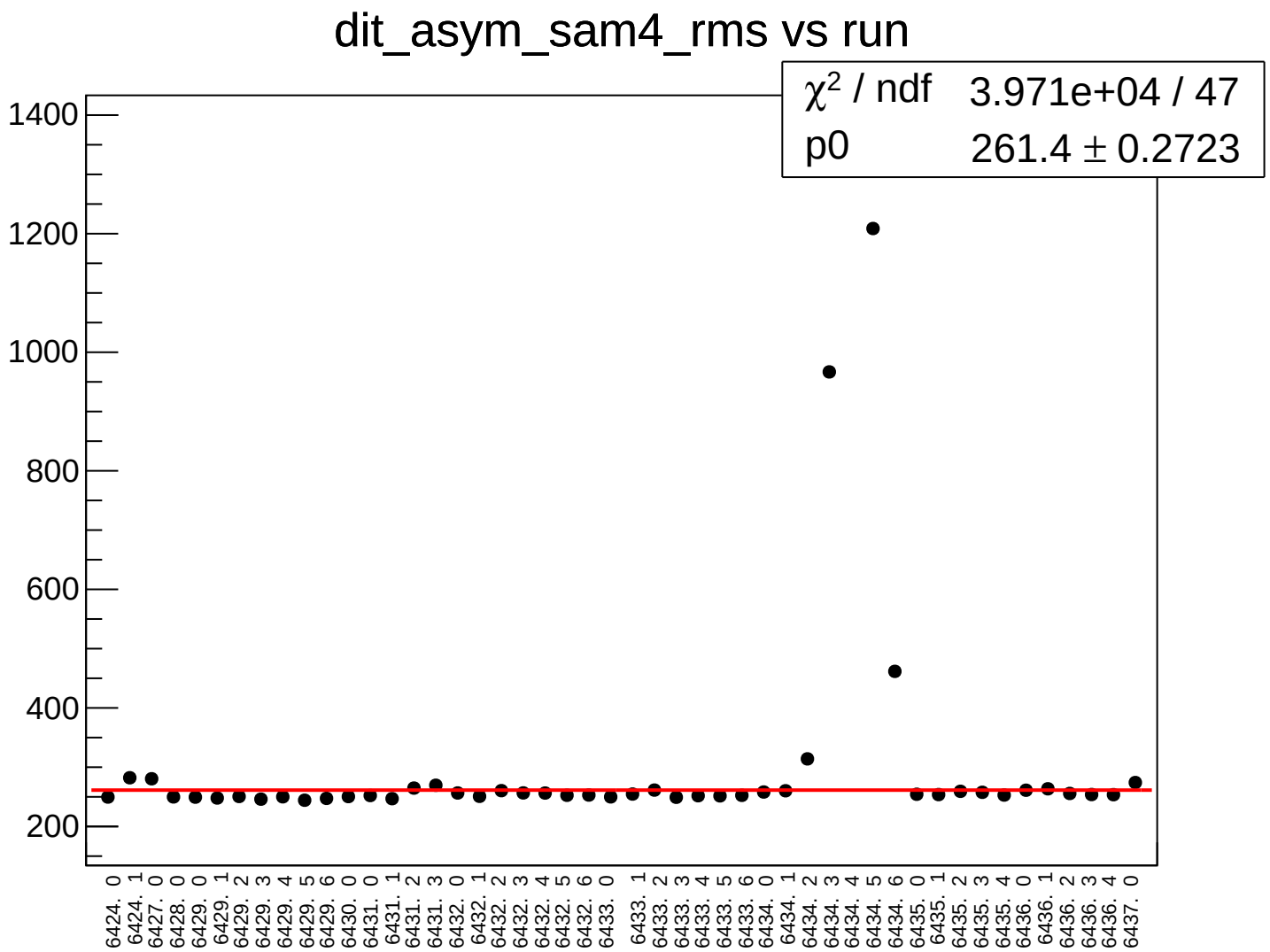
dit_asym_sam4_rms vs run
χ2 / ndf 3.971e+04 / 47
p0 261.4 ± 0.2723
1400
1200
1000
800
600
400
200
6424. 0
6424. 1
6427. 0
6428. 0
6429. 0
6429. 1
6429. 2
6429. 3
6429. 4
6429. 5
6429. 6
6430. 0
6431. 0
6431. 1
6431. 2
6431. 3
6432. 0
6432. 1
6432. 2
6432. 3
6432. 4
6432. 5
6432. 6
6433. 0
6433. 1
6433. 2
6433. 3
6433. 4
6433. 5
6433. 6
6434. 0
6434. 1
6434. 2
6434. 3
6434. 4
6434. 5
6434. 6
6435. 0
6435. 1
6435. 2
6435. 3
6435. 4
6436. 0
6436. 1
6436. 2
6436. 3
6436. 4
6437. 0

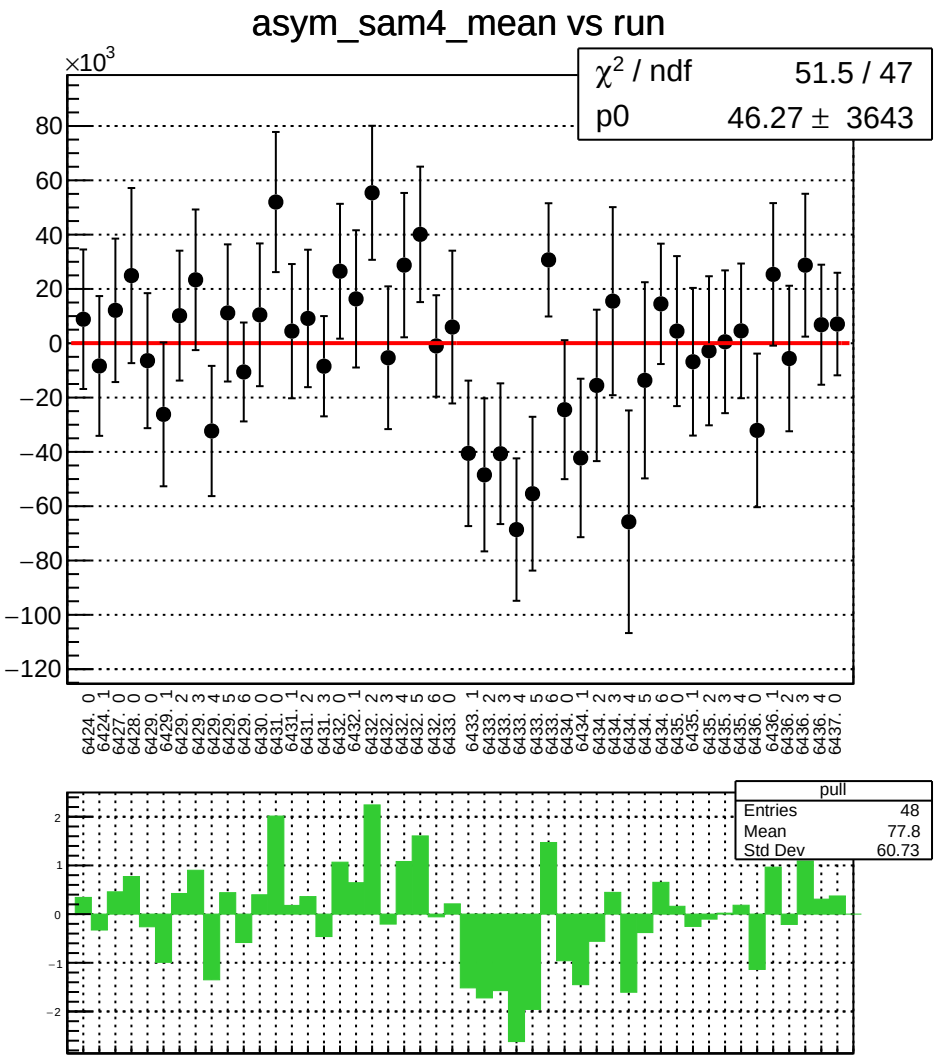
asym_sam4_mean vs run
×10^3
χ² / ndf 51.5 / 47
p0 46.27 ± 3643
pull
Entries 48
Mean 77.8
Std Dev 60.73

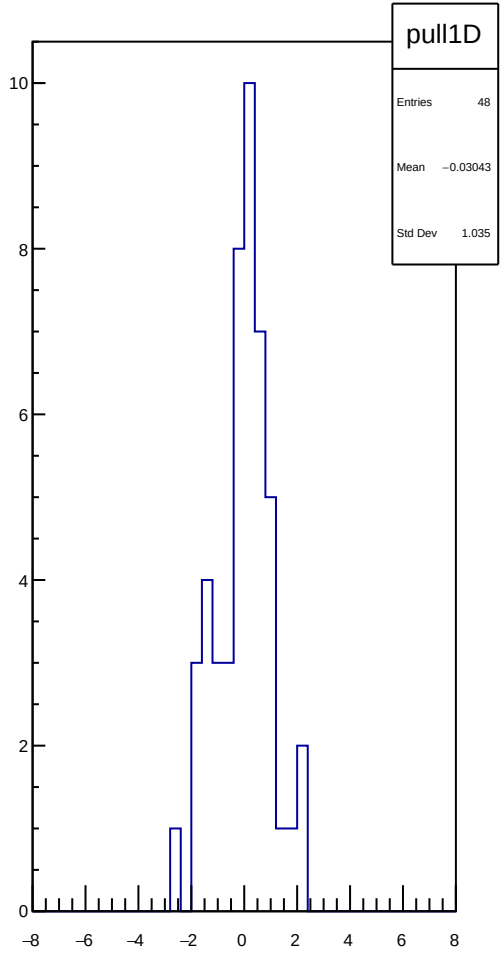
pull1D
Entries 48
Mean −0.03043
Std Dev 1.035

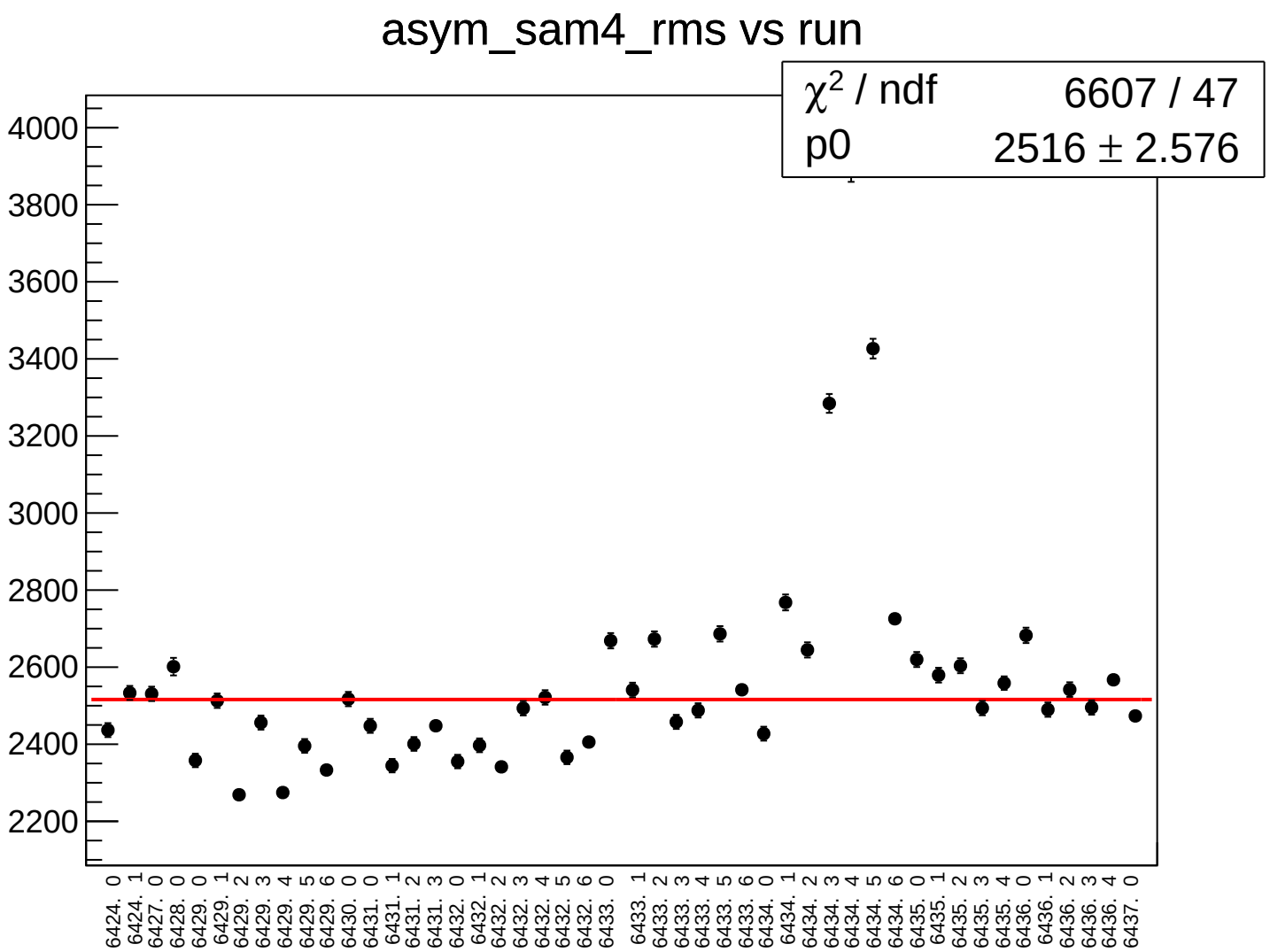
asym_sam4_rms vs run
χ2 / ndf 6607 / 47
p0 2516 ± 2.576
4000
3800
3600
3400
3200
3000
2800
2600
2400
2200
6424. 0
6424. 1
6427. 0
6428. 0
6429. 0
6429. 1
6429. 2
6429. 3
6429. 4
6429. 5
6429. 6
6430. 0
6431. 0
6431. 1
6431. 2
6431. 3
6432. 0
6432. 1
6432. 2
6432. 3
6432. 4
6432. 5
6432. 6
6433. 0
6433. 1
6433. 2
6433. 3
6433. 4
6433. 5
6433. 6
6434. 0
6434. 1
6434. 2
6434. 3
6434. 4
6434. 5
6434. 6
6435. 0
6435. 1
6435. 2
6435. 3
6435. 4
6436. 0
6436. 1
6436. 2
6436. 3
6436. 4
6437. 0

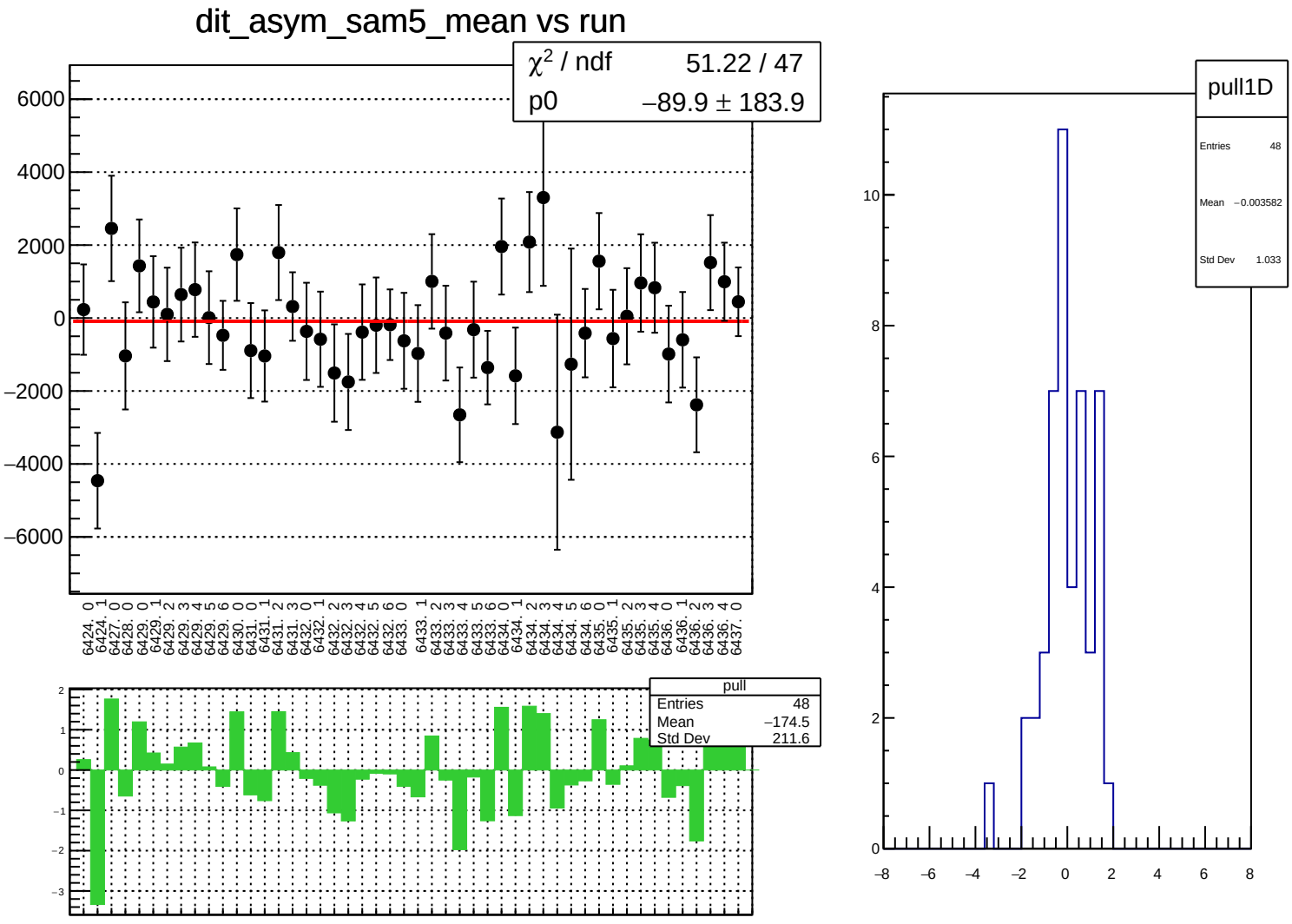
dit_asym_sam5_mean vs run
χ² / ndf 51.22 / 47
p0 −89.9 ± 183.9
6000
4000
2000
0
−2000
−4000
−6000
6424. 0
6424. 1
6427. 0
6428. 0
6429. 0
6429. 1
6429. 2
6429. 3
6429. 4
6429. 5
6429. 6
6430. 0
6431. 0
6431. 1
6431. 2
6431. 3
6432. 0
6432. 1
6432. 2
6432. 3
6432. 4
6432. 5
6432. 6
6433. 0
6433. 1
6433. 2
6433. 3
6433. 4
6433. 5
6433. 6
6434. 0
6434. 1
6434. 2
6434. 3
6434. 4
6434. 5
6434. 6
6435. 0
6435. 1
6435. 2
6435. 3
6435. 4
6436. 0
6436. 1
6436. 2
6436. 3
6436. 4
6437. 0
pull
Entries 48
Mean −174.5
Std Dev 211.6
2
1
0
−1
−2
−3
pull1D
Entries 48
Mean −0.003582
Std Dev 1.033
10
8
6
4
2
0
−8
−6
−4
−2
0
2
4
6
8

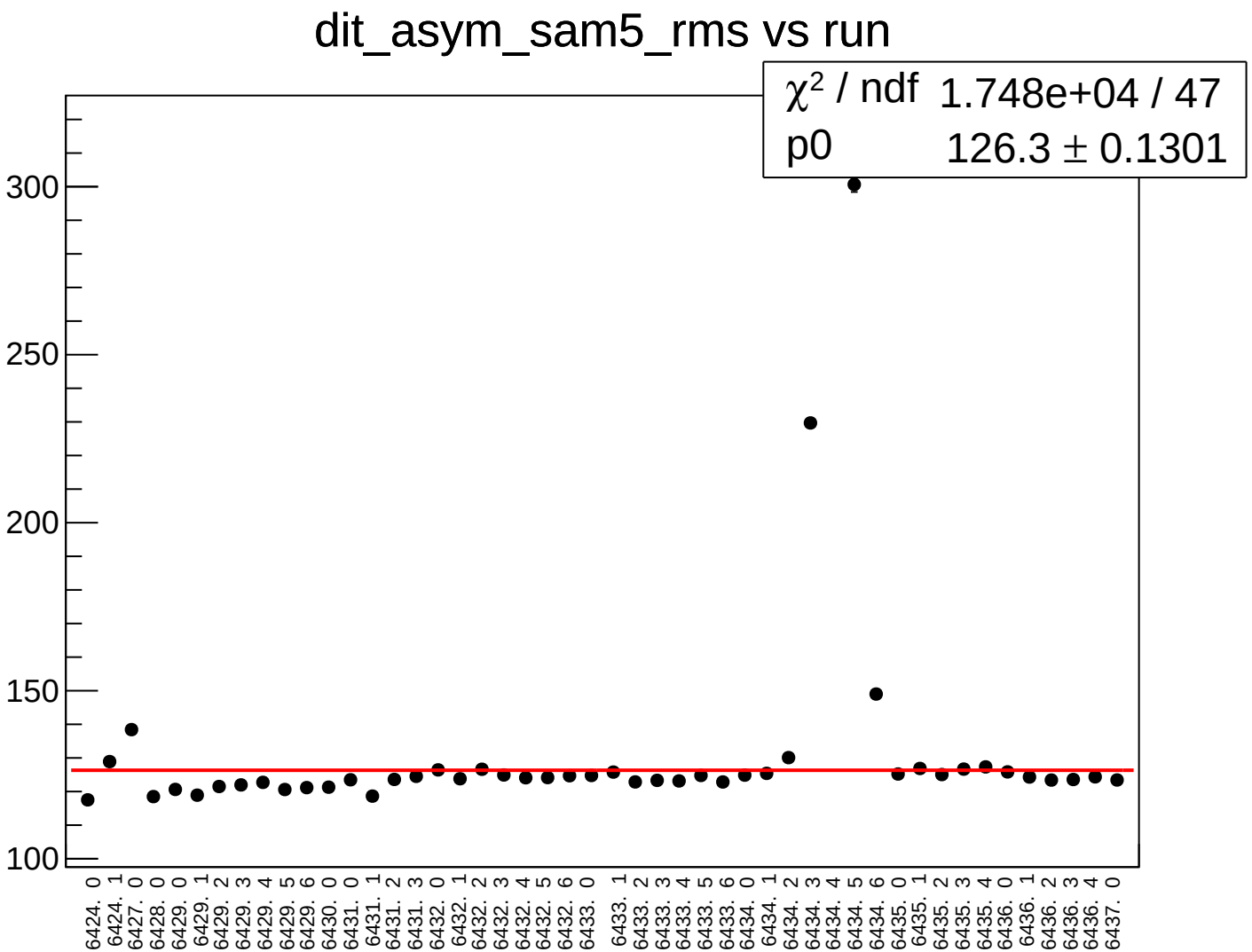
dit_asym_sam5_rms vs run
χ² / ndf 1.748e+04 / 47
p0 126.3 ± 0.1301
300
250
200
150
100
6424. 0
6424. 1
6427. 0
6428. 0
6429. 0
6429. 1
6429. 2
6429. 3
6429. 4
6429. 5
6429. 6
6430. 0
6431. 0
6431. 1
6431. 2
6431. 3
6432. 0
6432. 1
6432. 2
6432. 3
6432. 4
6432. 5
6432. 6
6433. 0
6433. 1
6433. 2
6433. 3
6433. 4
6433. 5
6433. 6
6434. 0
6434. 1
6434. 2
6434. 3
6434. 4
6434. 5
6434. 6
6435. 0
6435. 1
6435. 2
6435. 3
6435. 4
6436. 0
6436. 1
6436. 2
6436. 3
6436. 4
6437. 0

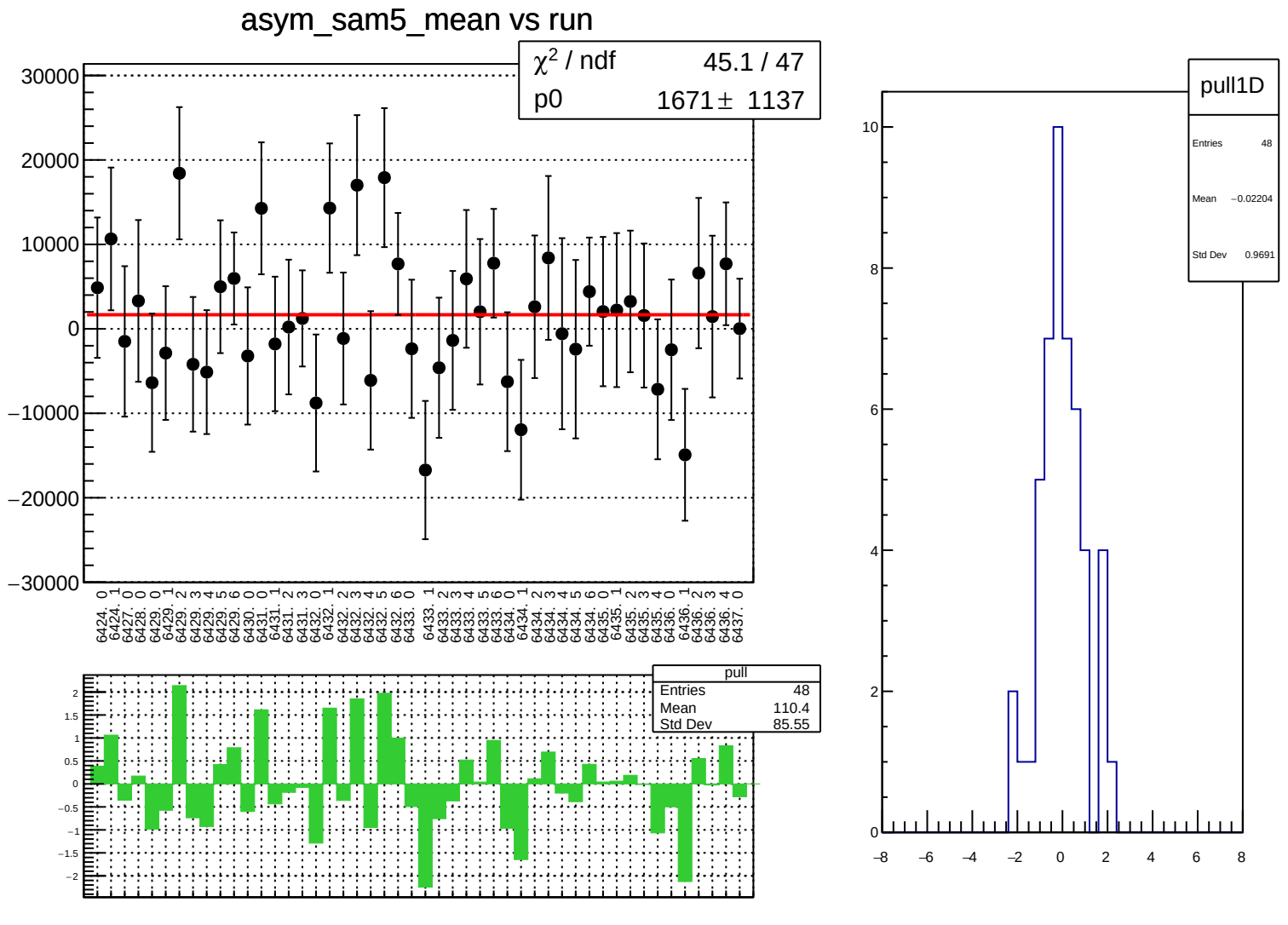
asym_sam5_mean vs run
χ² / ndf 45.1 / 47
p0 1671 ± 1137
30000
20000
10000
0
−10000
−20000
−30000
6424. 0
6424. 1
6427. 0
6428. 0
6429. 0
6429. 1
6429. 2
6429. 3
6429. 4
6429. 5
6429. 6
6430. 0
6431. 0
6431. 1
6431. 2
6431. 3
6432. 0
6432. 1
6432. 2
6432. 3
6432. 4
6432. 5
6432. 6
6433. 0
6433. 1
6433. 2
6433. 3
6433. 4
6433. 5
6433. 6
6434. 0
6434. 1
6434. 2
6434. 3
6434. 4
6434. 5
6434. 6
6435. 0
6435. 1
6435. 2
6435. 3
6435. 4
6436. 0
6436. 1
6436. 2
6436. 3
6436. 4
6437. 0
pull
Entries 48
Mean 110.4
Std Dev 85.55
2
1.5
1
0.5
0
−0.5
−1
−1.5
−2
pull1D
Entries 48
Mean −0.02204
Std Dev 0.9691
10
8
6
4
2
0
−8
−6
−4
−2
0
2
4
6
8

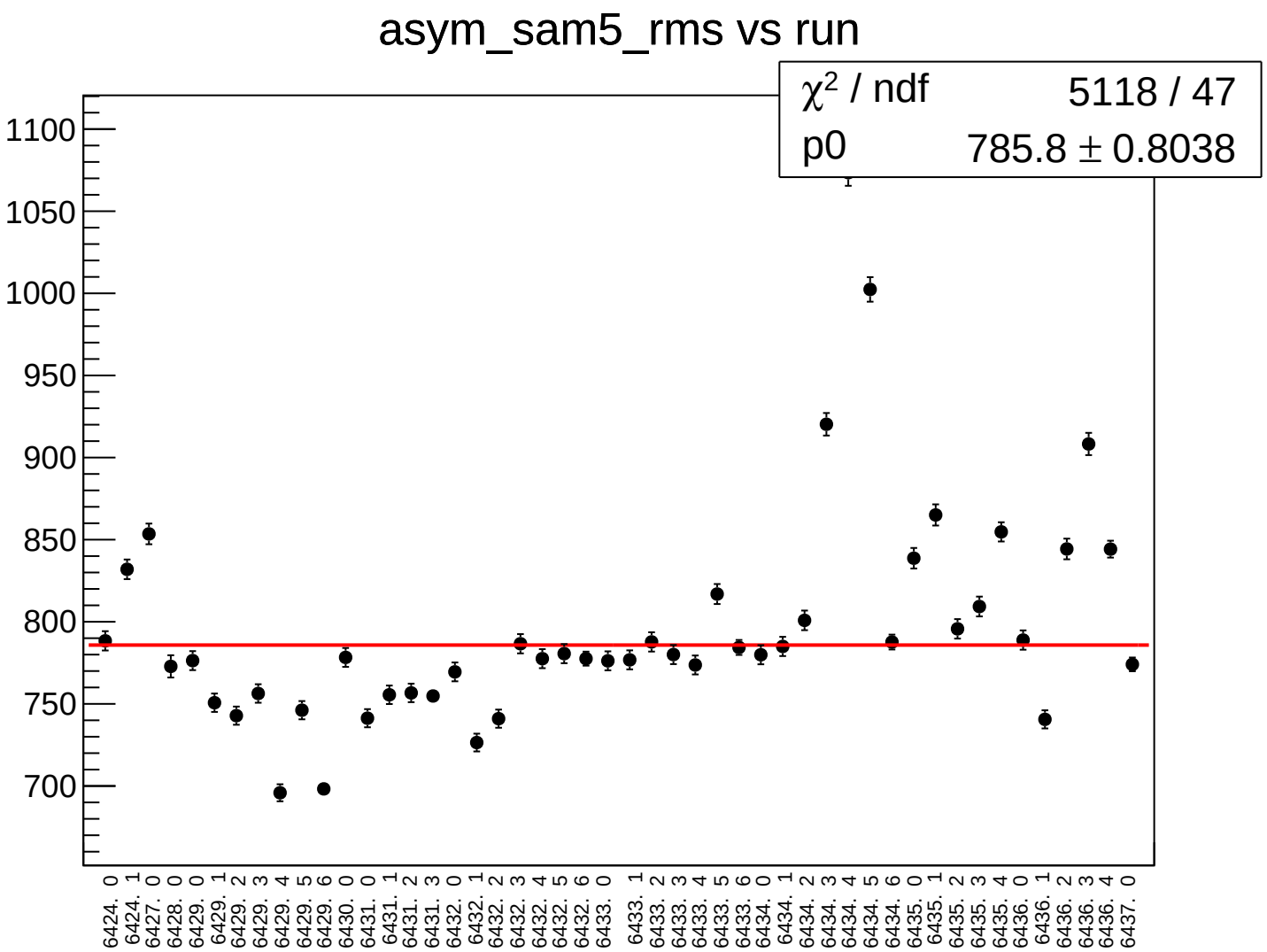
asym_sam5_rms vs run
χ2 / ndf 5118 / 47
p0 785.8 ± 0.8038
1100
1050
1000
950
900
850
800
750
700
6424. 0
6424. 1
6427. 0
6428. 0
6429. 0
6429. 1
6429. 2
6429. 3
6429. 4
6429. 5
6429. 6
6430. 0
6431. 0
6431. 1
6431. 2
6431. 3
6432. 0
6432. 1
6432. 2
6432. 3
6432. 4
6432. 5
6432. 6
6433. 0
6433. 1
6433. 2
6433. 3
6433. 4
6433. 5
6433. 6
6434. 0
6434. 1
6434. 2
6434. 3
6434. 4
6434. 5
6434. 6
6435. 0
6435. 1
6435. 2
6435. 3
6435. 4
6436. 0
6436. 1
6436. 2
6436. 3
6436. 4
6437. 0

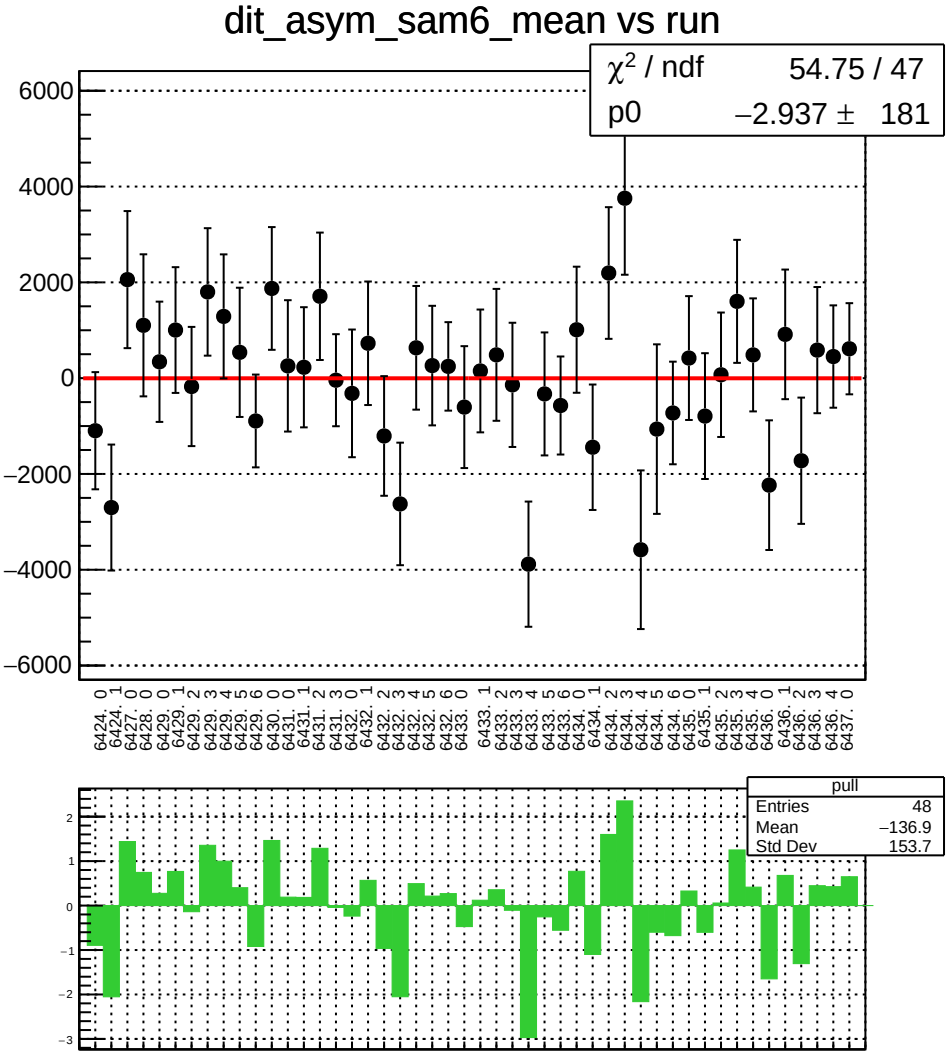
dit_asym_sam6_mean vs run
χ² / ndf 54.75 / 47
p0 −2.937 ± 181
6000
4000
2000
0
−2000
−4000
−6000
6424. 0
6424. 1
6427. 0
6428. 0
6429. 0
6429. 1
6429. 2
6429. 3
6429. 4
6429. 5
6429. 6
6430. 0
6431. 0
6431. 1
6431. 2
6431. 3
6432. 0
6432. 1
6432. 2
6432. 3
6432. 4
6432. 5
6432. 6
6433. 0
6433. 1
6433. 2
6433. 3
6433. 4
6433. 5
6433. 6
6434. 0
6434. 1
6434. 2
6434. 3
6434. 4
6434. 5
6434. 6
6435. 0
6435. 1
6435. 2
6435. 3
6435. 4
6436. 0
6436. 1
6436. 2
6436. 3
6436. 4
6437. 0
pull
Entries 48
Mean −136.9
Std Dev 153.7
2
1
0
−1
−2
−3

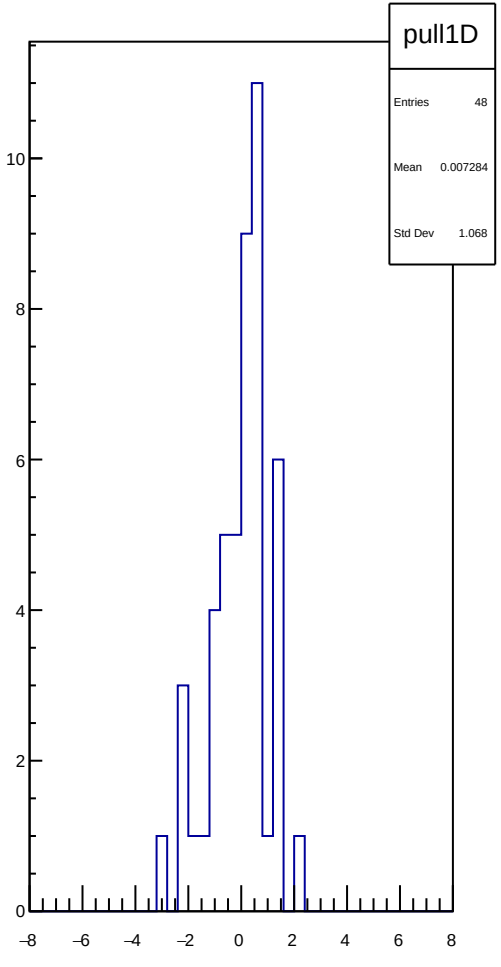
pull1D
Entries 48
Mean 0.007284
Std Dev 1.068
10
8
6
4
2
0
−8
−6
−4
−2
0
2
4
6
8

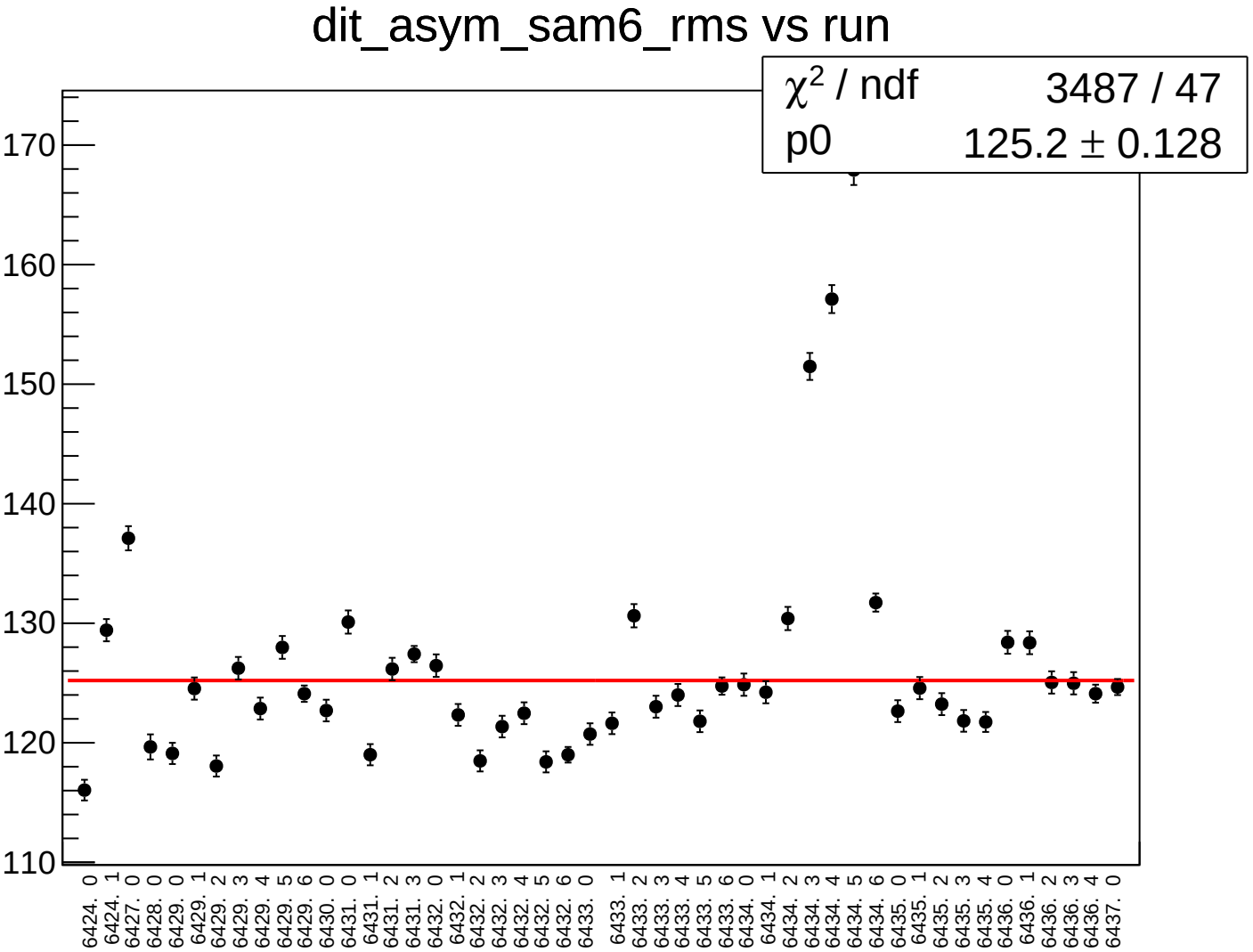
dit_asym_sam6_rms vs run
χ2 / ndf 3487 / 47
p0 125.2 ± 0.128
170
160
150
140
130
120
110
6424. 0
6424. 1
6427. 0
6428. 0
6429. 0
6429. 1
6429. 2
6429. 3
6429. 4
6429. 5
6429. 6
6430. 0
6431. 0
6431. 1
6431. 2
6431. 3
6432. 0
6432. 1
6432. 2
6432. 3
6432. 4
6432. 5
6432. 6
6433. 0
6433. 1
6433. 2
6433. 3
6433. 4
6433. 5
6433. 6
6434. 0
6434. 1
6434. 2
6434. 3
6434. 4
6434. 5
6434. 6
6435. 0
6435. 1
6435. 2
6435. 3
6435. 4
6436. 0
6436. 1
6436. 2
6436. 3
6436. 4
6437. 0

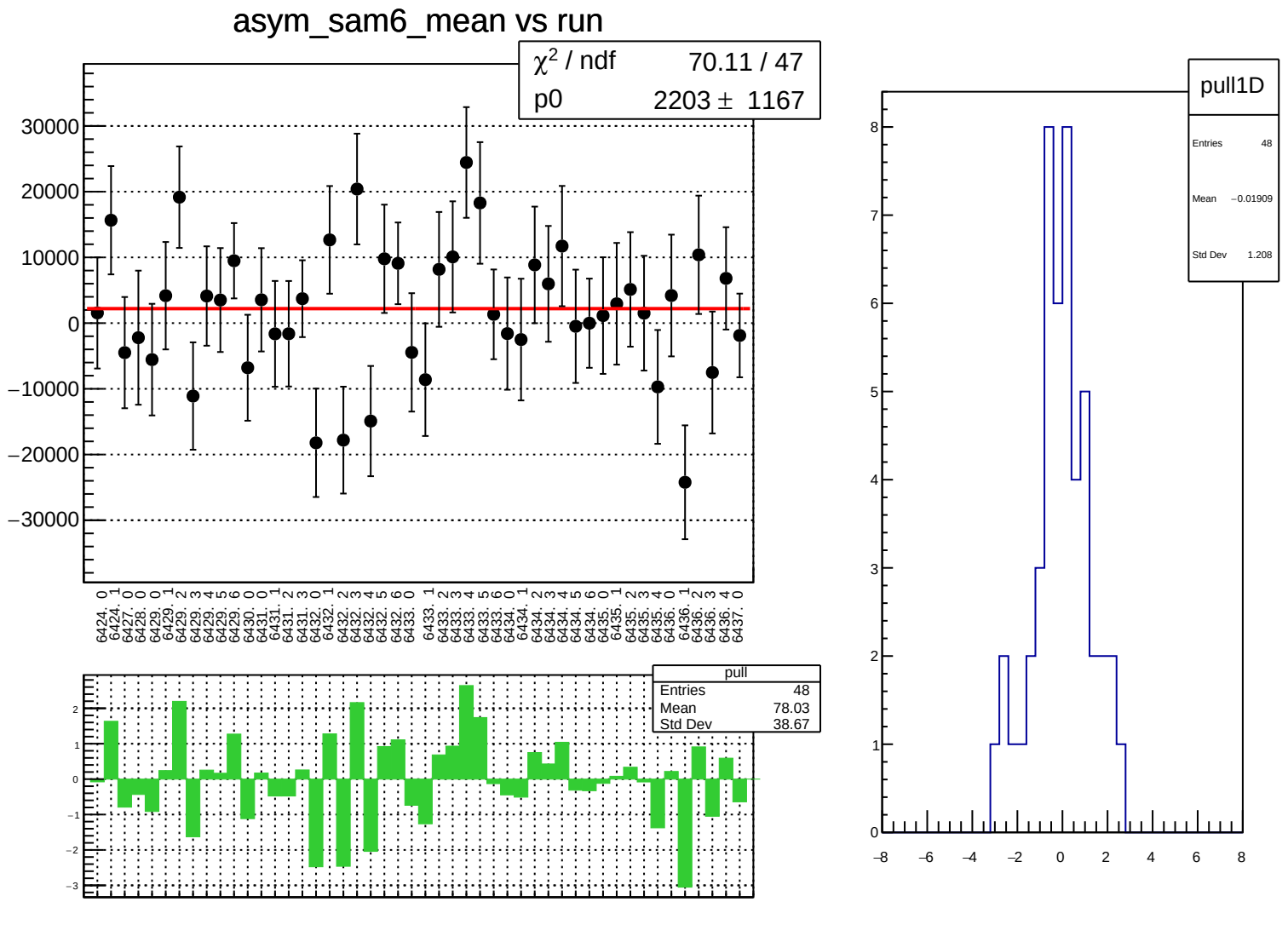
asym_sam6_mean vs run
χ2 / ndf 70.11 / 47
p0 2203 ± 1167
30000
20000
10000
0
−10000
−20000
−30000
6424. 0
6424. 1
6427. 0
6428. 0
6429. 0
6429. 1
6429. 2
6429. 3
6429. 4
6429. 5
6429. 6
6430. 0
6431. 0
6431. 1
6431. 2
6431. 3
6432. 0
6432. 1
6432. 2
6432. 3
6432. 4
6432. 5
6432. 6
6433. 0
6433. 1
6433. 2
6433. 3
6433. 4
6433. 5
6433. 6
6434. 0
6434. 1
6434. 2
6434. 3
6434. 4
6434. 5
6434. 6
6435. 0
6435. 1
6435. 2
6435. 3
6435. 4
6436. 0
6436. 1
6436. 2
6436. 3
6436. 4
6437. 0
pull
Entries 48
Mean 78.03
Std Dev 38.67
2
1
0
−1
−2
−3
pull1D
Entries 48
Mean −0.01909
Std Dev 1.208
8
7
6
5
4
3
2
1
0
−8
−6
−4
−2
0
2
4
6
8

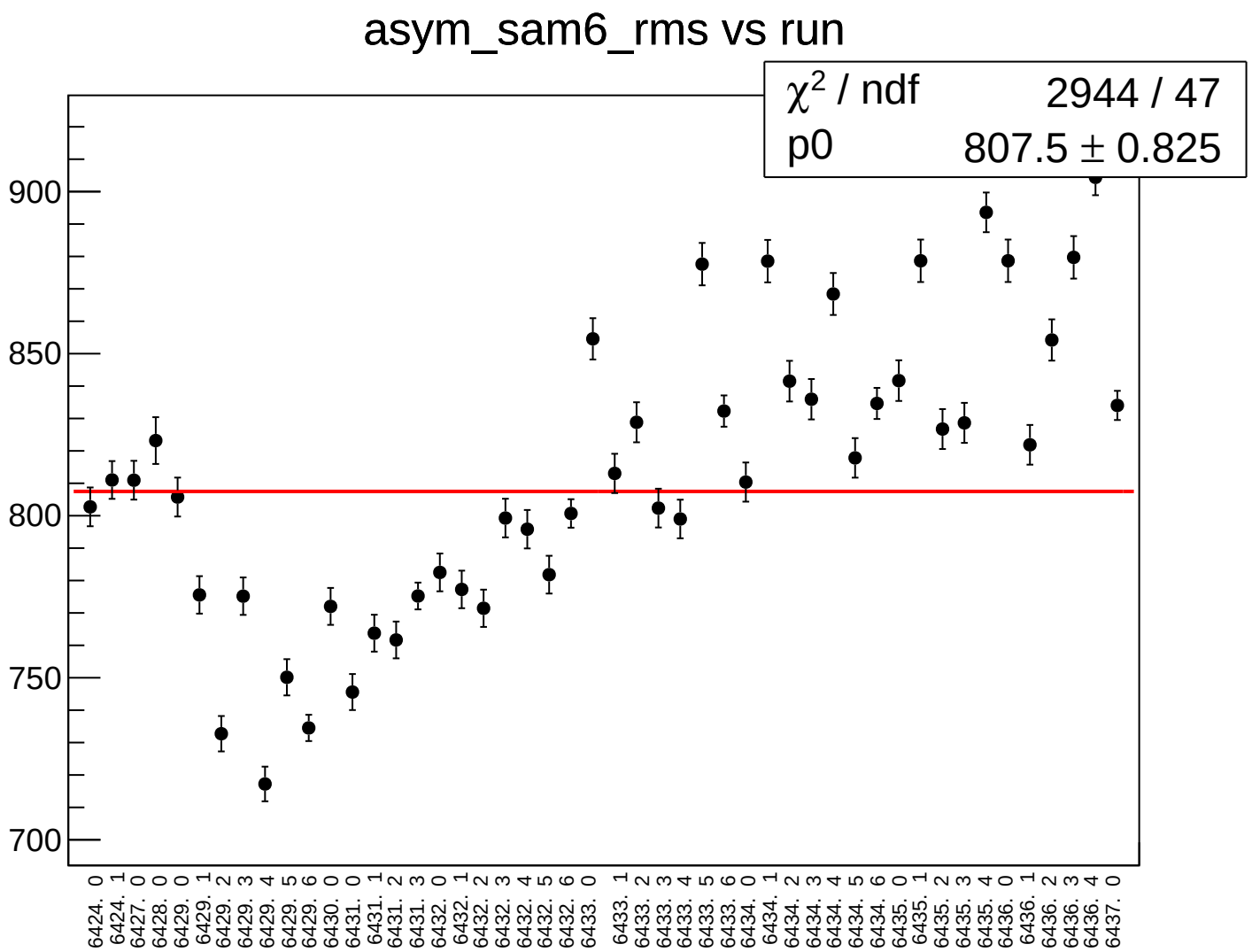
asym_sam6_rms vs run
χ2 / ndf 2944 / 47
p0 807.5 ± 0.825
900
850
800
750
700
6424. 0
6424. 1
6427. 0
6428. 0
6429. 0
6429. 1
6429. 2
6429. 3
6429. 4
6429. 5
6429. 6
6430. 0
6431. 0
6431. 1
6431. 2
6431. 3
6432. 0
6432. 1
6432. 2
6432. 3
6432. 4
6432. 5
6432. 6
6433. 0
6433. 1
6433. 2
6433. 3
6433. 4
6433. 5
6433. 6
6434. 0
6434. 1
6434. 2
6434. 3
6434. 4
6434. 5
6434. 6
6435. 0
6435. 1
6435. 2
6435. 3
6435. 4
6436. 0
6436. 1
6436. 2
6436. 3
6436. 4
6437. 0

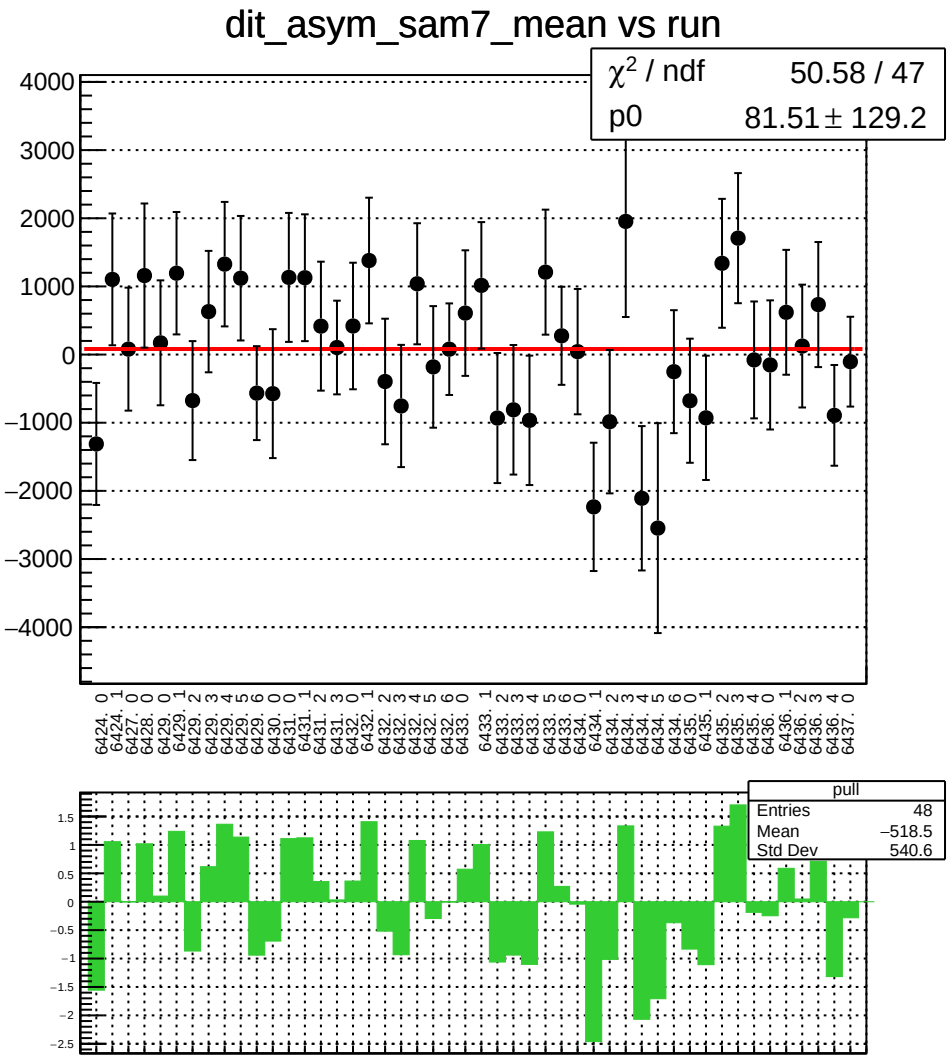
dit_asym_sam7_mean vs run
χ² / ndf 50.58 / 47
p0 81.51 ± 129.2
4000
3000
2000
1000
0
−1000
−2000
−3000
−4000
6424. 0
6424. 1
6427. 0
6428. 0
6429. 0
6429. 1
6429. 2
6429. 3
6429. 4
6429. 5
6429. 6
6430. 0
6431. 0
6431. 1
6431. 2
6431. 3
6432. 0
6432. 1
6432. 2
6432. 3
6432. 4
6432. 5
6432. 6
6433. 0
6433. 1
6433. 2
6433. 3
6433. 4
6433. 5
6433. 6
6434. 0
6434. 1
6434. 2
6434. 3
6434. 4
6434. 5
6434. 6
6435. 0
6435. 1
6435. 2
6435. 3
6435. 4
6436. 0
6436. 1
6436. 2
6436. 3
6436. 4
6437. 0
pull
Entries 48
Mean −518.5
Std Dev 540.6
1.5
1
0.5
0
−0.5
−1
−1.5
−2
−2.5

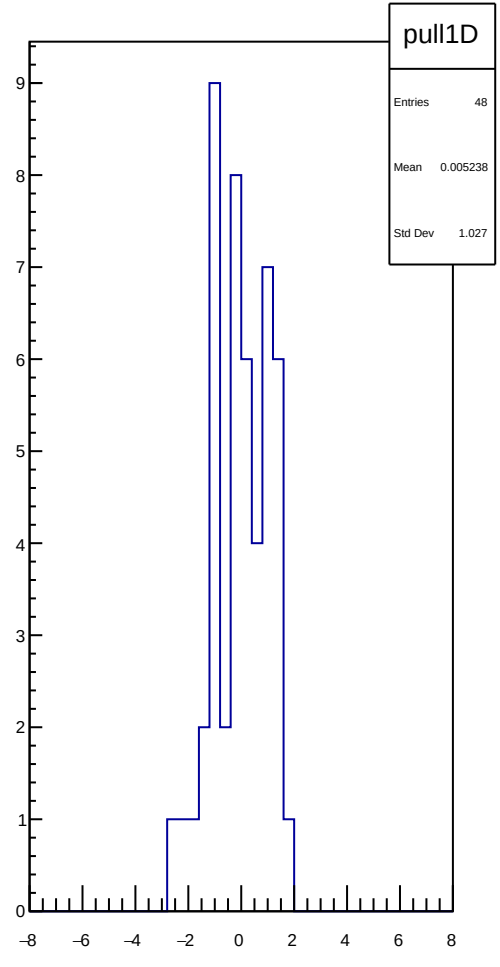
pull1D
Entries 48
Mean 0.005238
Std Dev 1.027
9
8
7
6
5
4
3
2
1
0
−8
−6
−4
−2
0
2
4
6
8

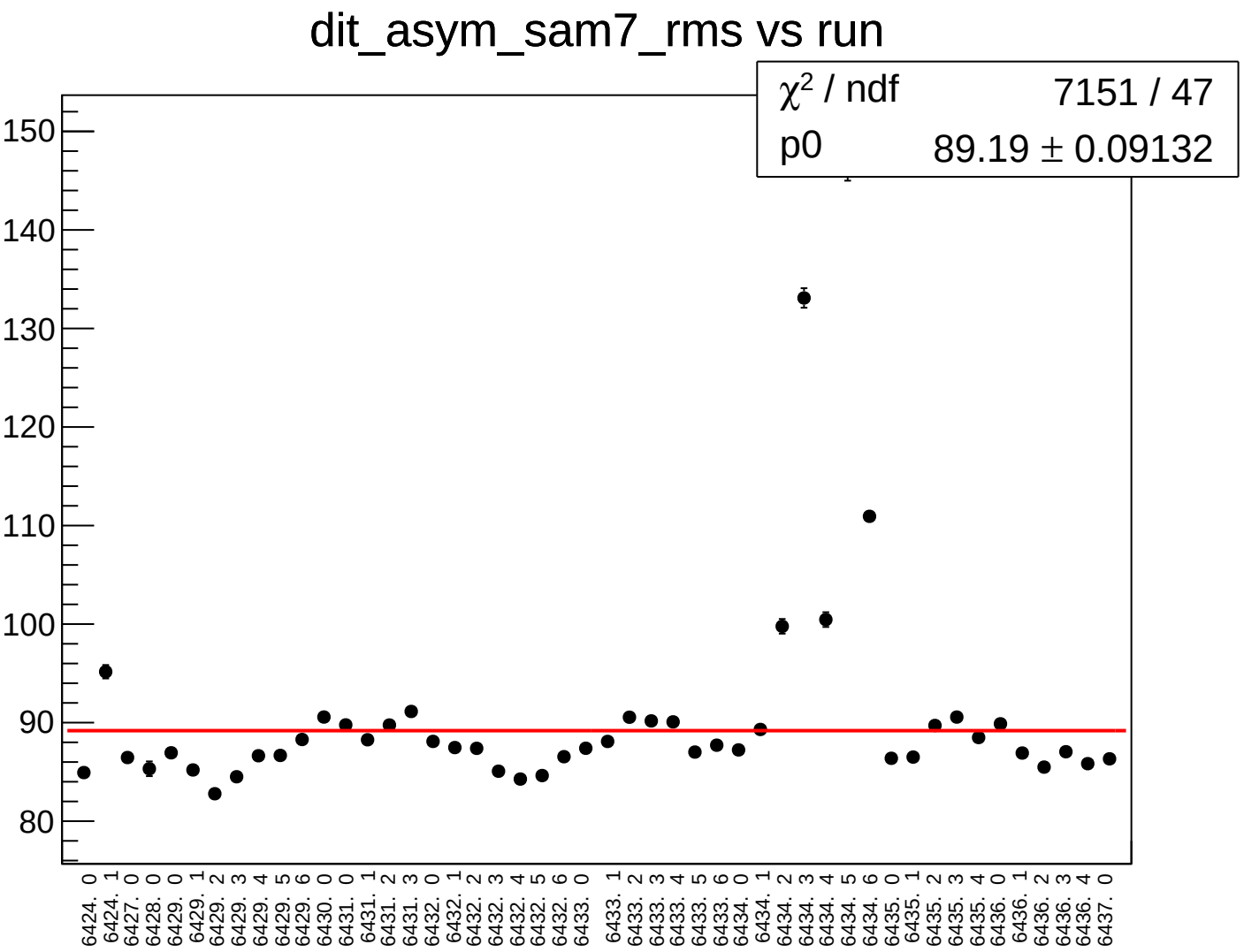
dit_asym_sam7_rms vs run
χ2 / ndf 7151 / 47
p0 89.19 ± 0.09132
150
140
130
120
110
100
90
80
6424. 0
6424. 1
6427. 0
6428. 0
6429. 0
6429. 1
6429. 2
6429. 3
6429. 4
6429. 5
6429. 6
6430. 0
6431. 0
6431. 1
6431. 2
6431. 3
6432. 0
6432. 1
6432. 2
6432. 3
6432. 4
6432. 5
6432. 6
6433. 0
6433. 1
6433. 2
6433. 3
6433. 4
6433. 5
6433. 6
6434. 0
6434. 1
6434. 2
6434. 3
6434. 4
6434. 5
6434. 6
6435. 0
6435. 1
6435. 2
6435. 3
6435. 4
6436. 0
6436. 1
6436. 2
6436. 3
6436. 4
6437. 0

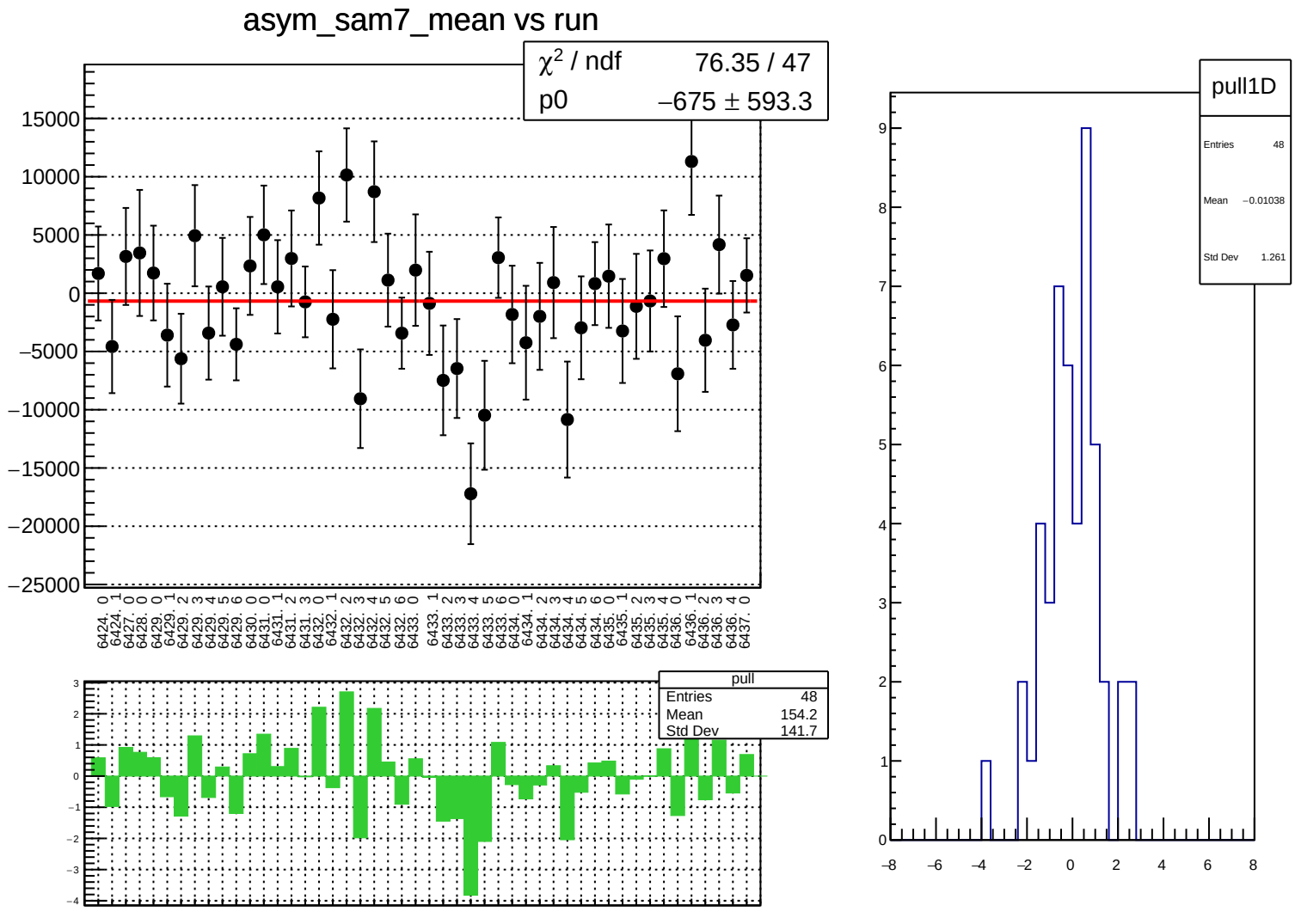
asym_sam7_mean vs run
χ² / ndf 76.35 / 47
p0 −675 ± 593.3
15000
10000
5000
0
−5000
−10000
−15000
−20000
−25000
6424. 0
6424. 1
6427. 0
6428. 0
6429. 0
6429. 1
6429. 2
6429. 3
6429. 4
6429. 5
6429. 6
6430. 0
6431. 0
6431. 1
6431. 2
6431. 3
6432. 0
6432. 1
6432. 2
6432. 3
6432. 4
6432. 5
6432. 6
6433. 0
6433. 1
6433. 2
6433. 3
6433. 4
6433. 5
6433. 6
6434. 0
6434. 1
6434. 2
6434. 3
6434. 4
6434. 5
6434. 6
6435. 0
6435. 1
6435. 2
6435. 3
6435. 4
6436. 0
6436. 1
6436. 2
6436. 3
6436. 4
6437. 0
pull
Entries 48
Mean 154.2
Std Dev 141.7
3
2
1
0
−1
−2
−3
−4
pull1D
Entries 48
Mean −0.01038
Std Dev 1.261
9
8
7
6
5
4
3
2
1
0
−8
−6
−4
−2
0
2
4
6
8

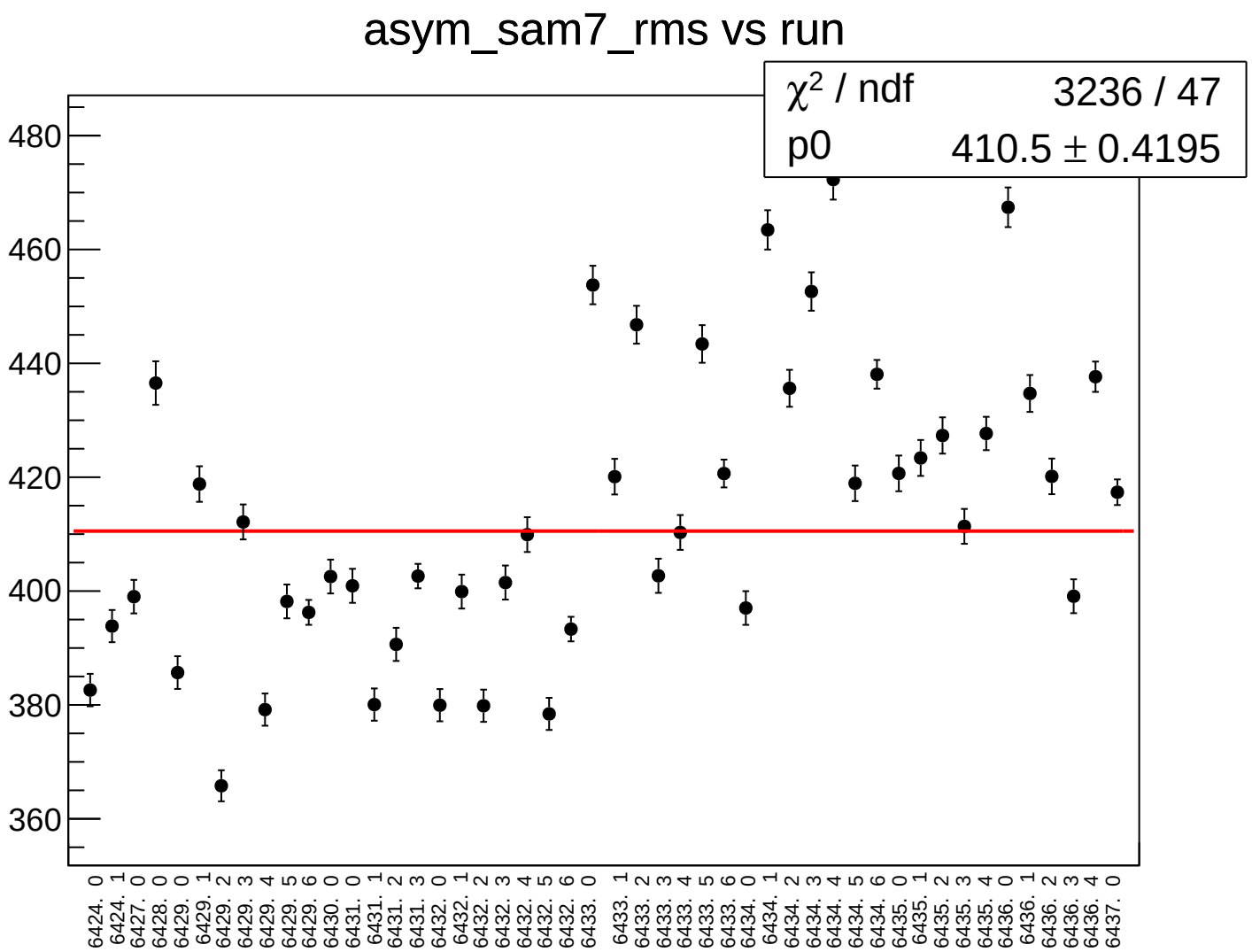
asym_sam7_rms vs run
χ² / ndf 3236 / 47
p0 410.5 ± 0.4195
480
460
440
420
400
380
360
6424. 0
6424. 1
6427. 0
6428. 0
6429. 0
6429. 1
6429. 2
6429. 3
6429. 4
6429. 5
6429. 6
6430. 0
6431. 0
6431. 1
6431. 2
6431. 3
6432. 0
6432. 1
6432. 2
6432. 3
6432. 4
6432. 5
6432. 6
6433. 0
6433. 1
6433. 2
6433. 3
6433. 4
6433. 5
6433. 6
6434. 0
6434. 1
6434. 2
6434. 3
6434. 4
6434. 5
6434. 6
6435. 0
6435. 1
6435. 2
6435. 3
6435. 4
6436. 0
6436. 1
6436. 2
6436. 3
6436. 4
6437. 0

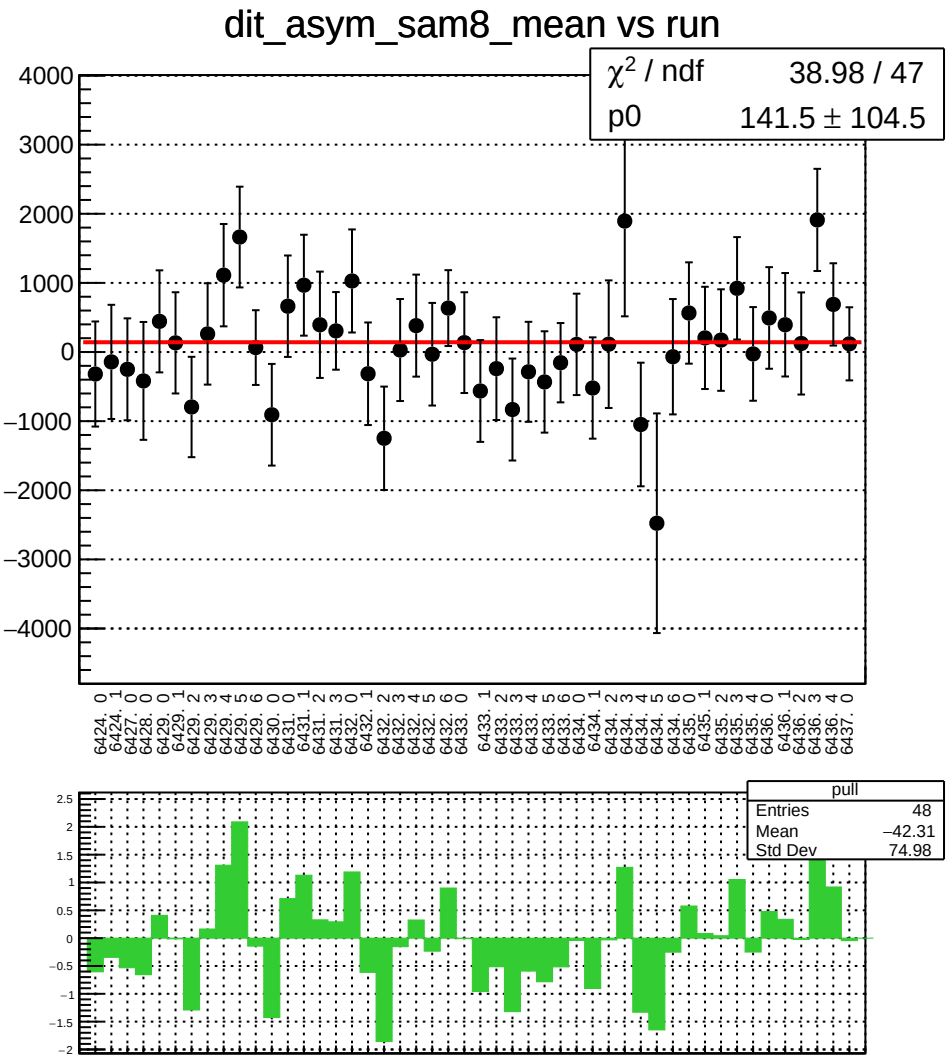
dit_asym_sam8_mean vs run
χ² / ndf 38.98 / 47
p0 141.5 ± 104.5
pull
Entries 48
Mean −42.31
Std Dev 74.98

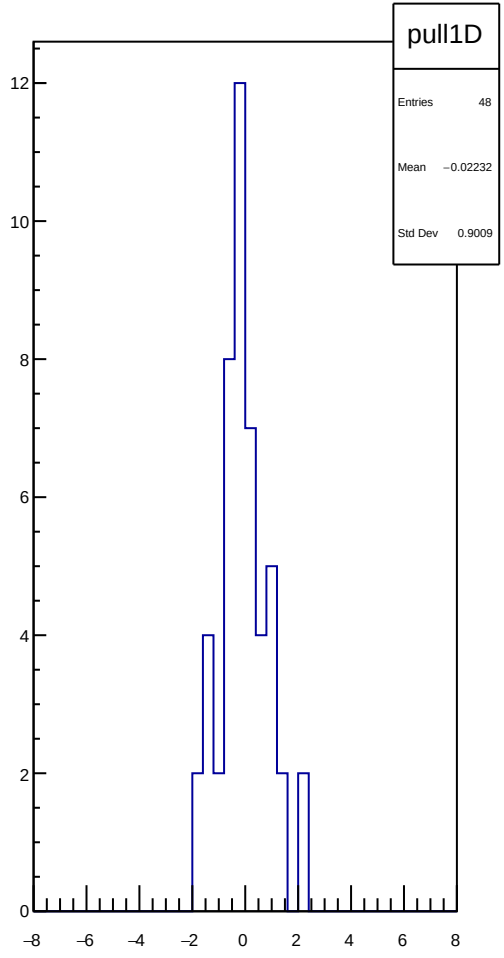
pull1D
Entries 48
Mean −0.02232
Std Dev 0.9009

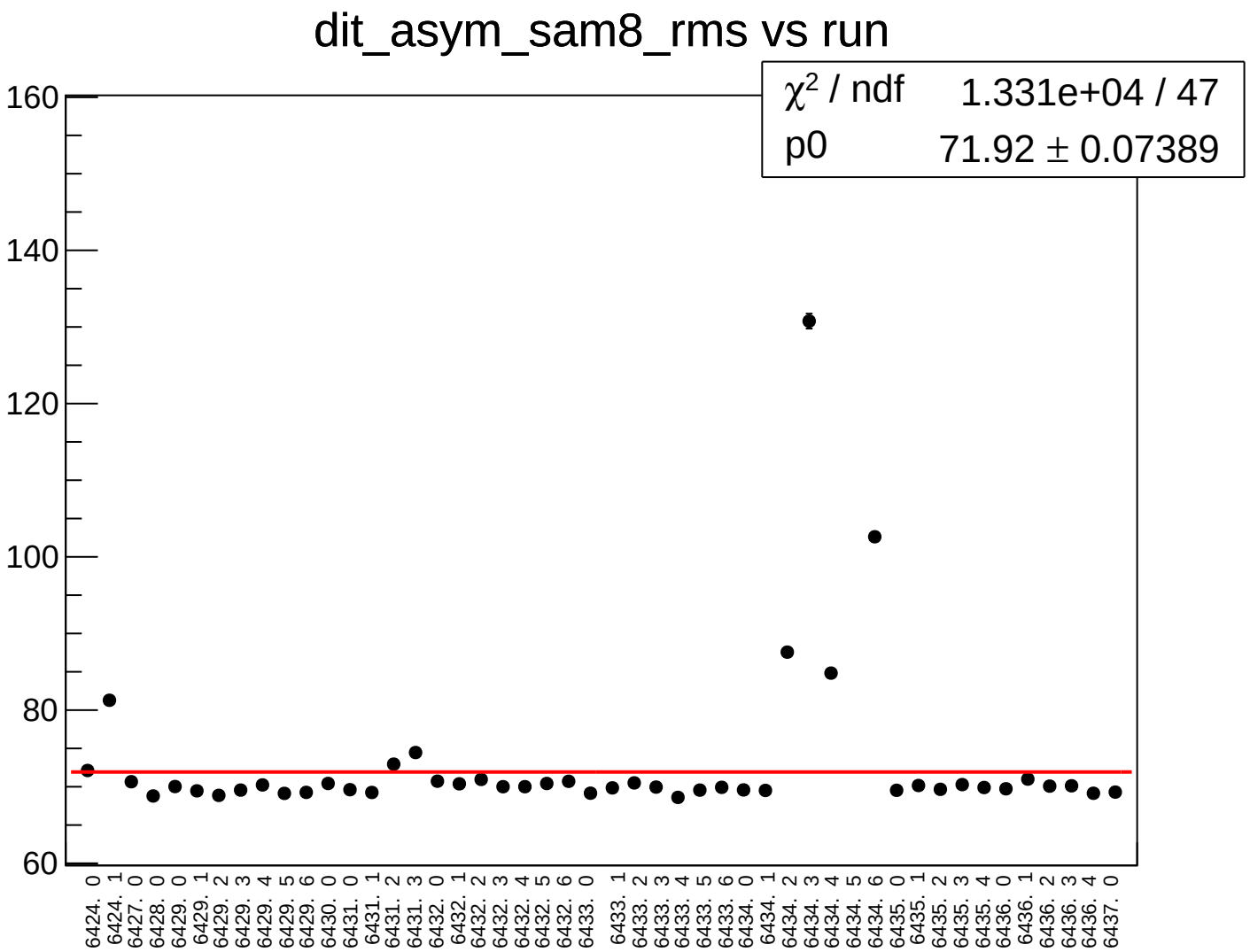
dit_asym_sam8_rms vs run
χ2 / ndf 1.331e+04 / 47
p0 71.92 ± 0.07389
160
140
120
100
80
60
6424. 0
6424. 1
6427. 0
6428. 0
6429. 0
6429. 1
6429. 2
6429. 3
6429. 4
6429. 5
6429. 6
6430. 0
6431. 0
6431. 1
6431. 2
6431. 3
6432. 0
6432. 1
6432. 2
6432. 3
6432. 4
6432. 5
6432. 6
6433. 0
6433. 1
6433. 2
6433. 3
6433. 4
6433. 5
6433. 6
6434. 0
6434. 1
6434. 2
6434. 3
6434. 4
6434. 5
6434. 6
6435. 0
6435. 1
6435. 2
6435. 3
6435. 4
6436. 0
6436. 1
6436. 2
6436. 3
6436. 4
6437. 0

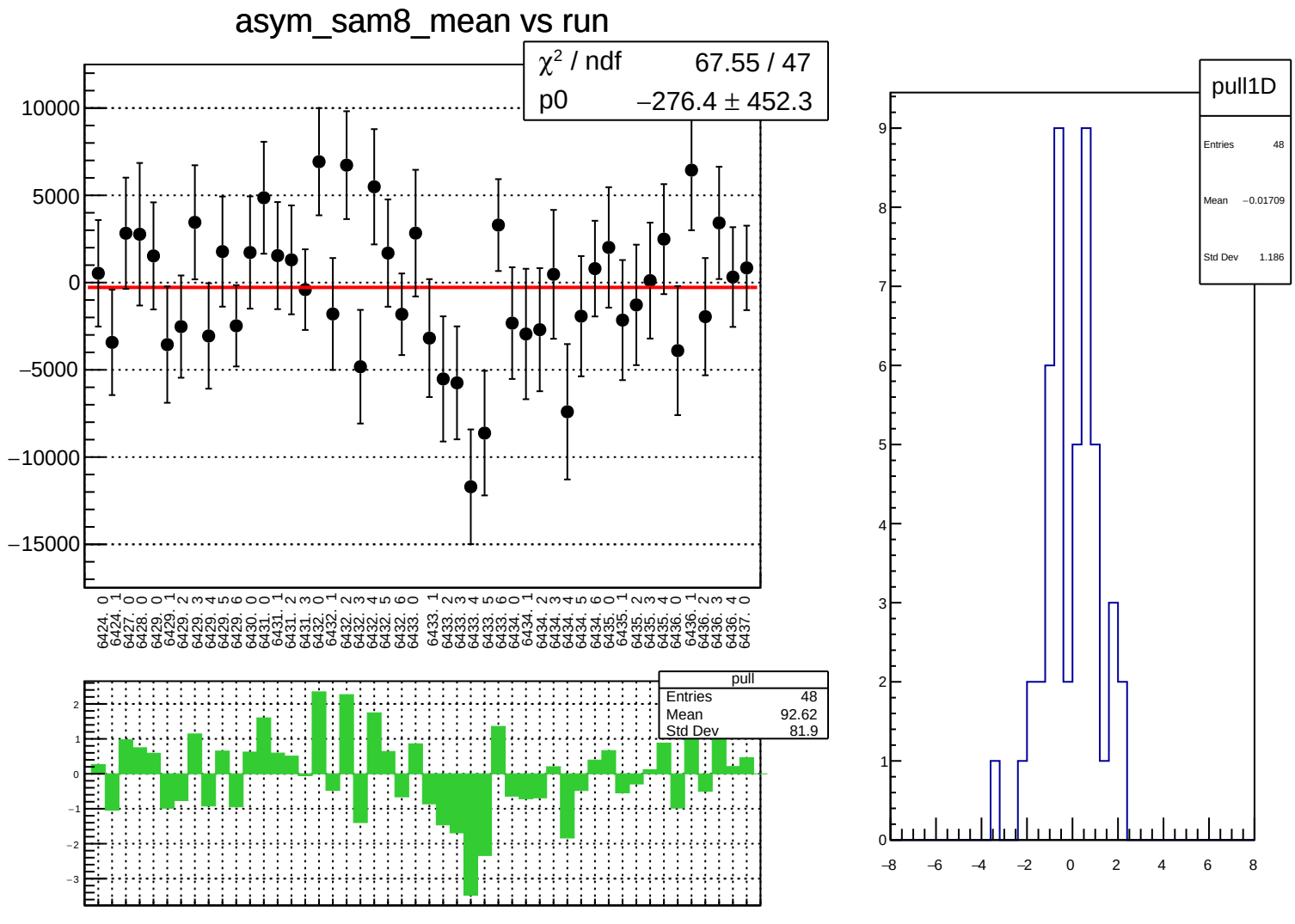
asym_sam8_mean vs run
χ² / ndf 67.55 / 47
p0 −276.4 ± 452.3
10000
5000
0
−5000
−10000
−15000
6424. 0
6424. 1
6427. 0
6428. 0
6429. 0
6429. 1
6429. 2
6429. 3
6429. 4
6429. 5
6429. 6
6430. 0
6431. 0
6431. 1
6431. 2
6431. 3
6432. 0
6432. 1
6432. 2
6432. 3
6432. 4
6432. 5
6432. 6
6433. 0
6433. 1
6433. 2
6433. 3
6433. 4
6433. 5
6433. 6
6434. 0
6434. 1
6434. 2
6434. 3
6434. 4
6434. 5
6434. 6
6435. 0
6435. 1
6435. 2
6435. 3
6435. 4
6436. 0
6436. 1
6436. 2
6436. 3
6436. 4
6437. 0
pull
Entries 48
Mean 92.62
Std Dev 81.9
2
1
0
−1
−2
−3
pull1D
Entries 48
Mean −0.01709
Std Dev 1.186
9
8
7
6
5
4
3
2
1
0
−8
−6
−4
−2
0
2
4
6
8

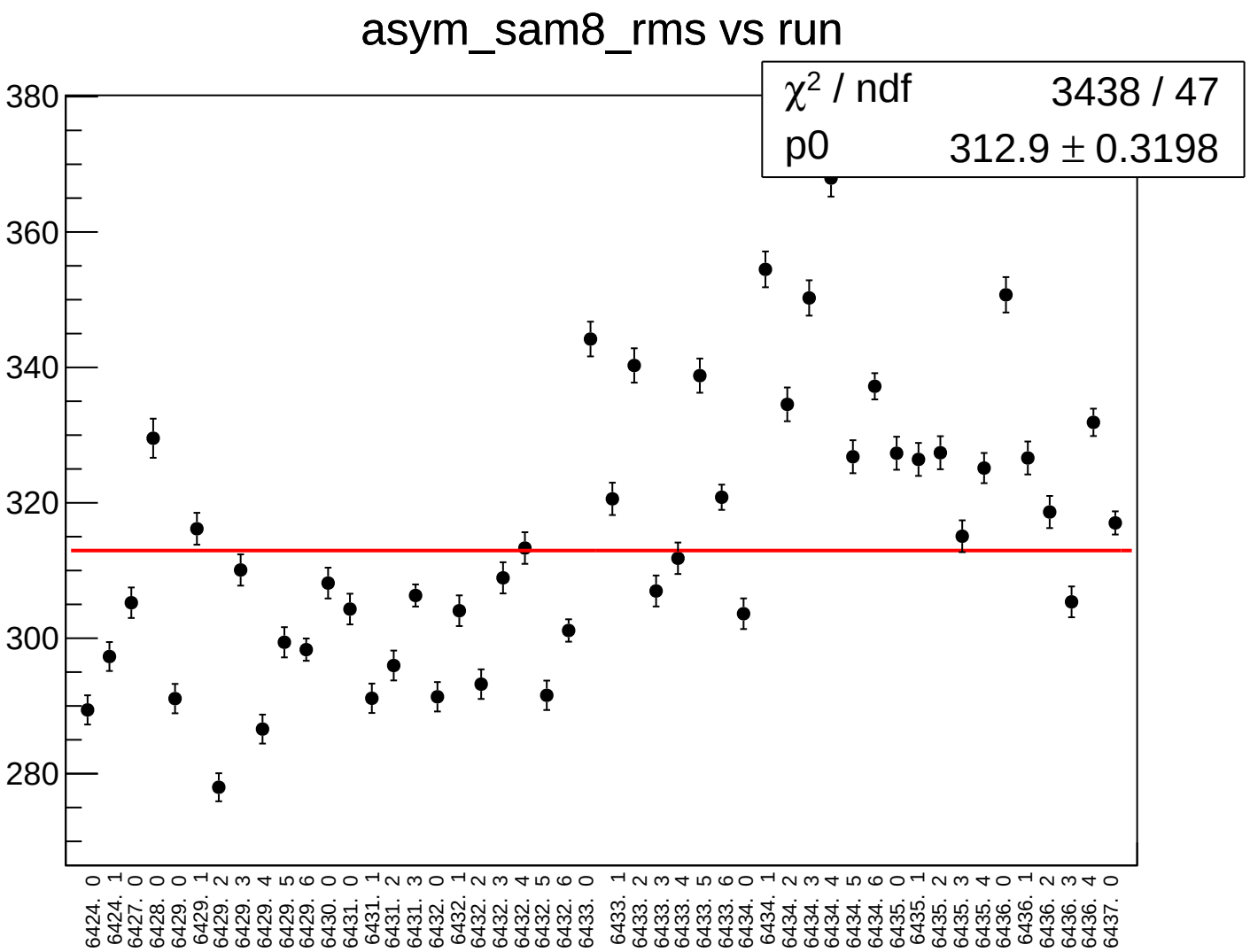
asym_sam8_rms vs run
χ² / ndf 3438 / 47
p0 312.9 ± 0.3198
380
360
340
320
300
280
6424. 0
6424. 1
6427. 0
6428. 0
6429. 0
6429. 1
6429. 2
6429. 3
6429. 4
6429. 5
6429. 6
6430. 0
6431. 0
6431. 1
6431. 2
6431. 3
6432. 0
6432. 1
6432. 2
6432. 3
6432. 4
6432. 5
6432. 6
6433. 0
6433. 1
6433. 2
6433. 3
6433. 4
6433. 5
6433. 6
6434. 0
6434. 1
6434. 2
6434. 3
6434. 4
6434. 5
6434. 6
6435. 0
6435. 1
6435. 2
6435. 3
6435. 4
6436. 0
6436. 1
6436. 2
6436. 3
6436. 4
6437. 0

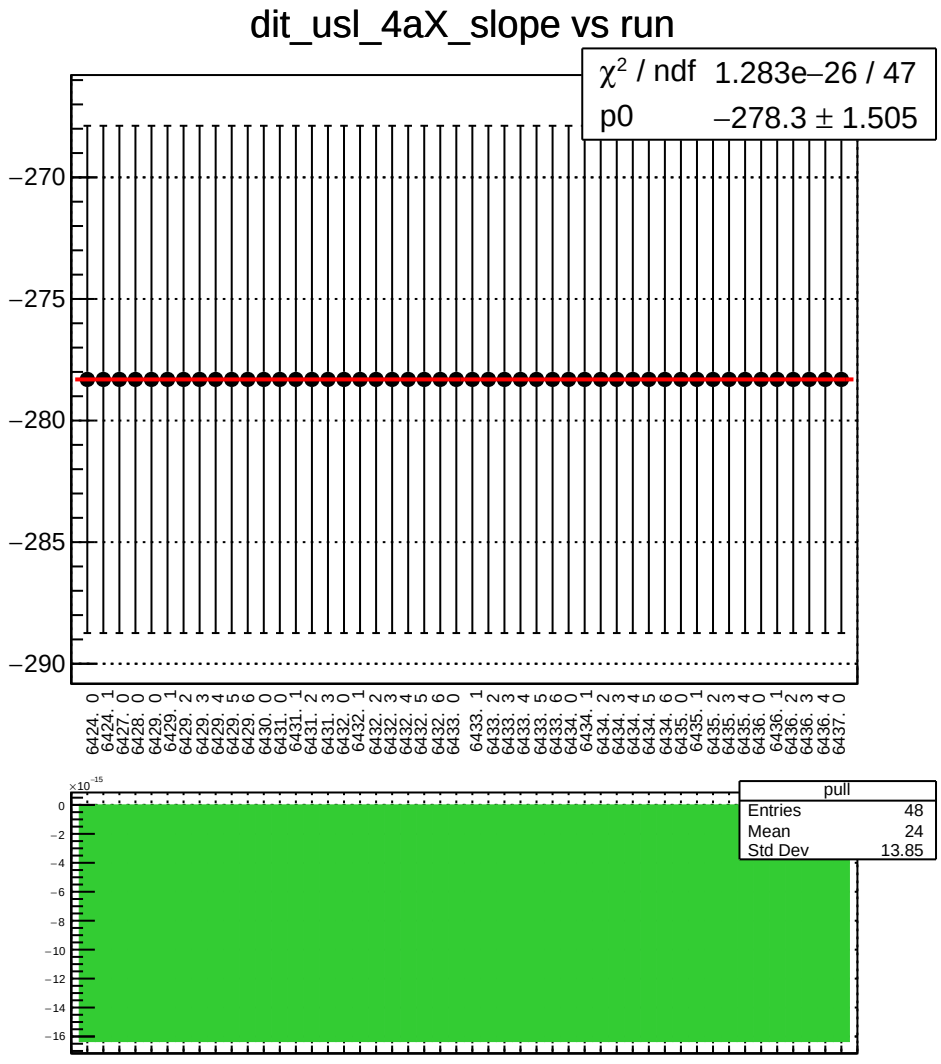
dit_usl_4aX_slope vs run
χ² / ndf 1.283e−26 / 47
p0 −278.3 ± 1.505
−270
−275
−280
−285
−290
6424. 0
6424. 1
6427. 0
6428. 0
6429. 0
6429. 1
6429. 2
6429. 3
6429. 4
6429. 5
6429. 6
6430. 0
6431. 0
6431. 1
6431. 2
6431. 3
6432. 0
6432. 1
6432. 2
6432. 3
6432. 4
6432. 5
6432. 6
6433. 0
6433. 1
6433. 2
6433. 3
6433. 4
6433. 5
6433. 6
6434. 0
6434. 1
6434. 2
6434. 3
6434. 4
6434. 5
6434. 6
6435. 0
6435. 1
6435. 2
6435. 3
6435. 4
6436. 0
6436. 1
6436. 2
6436. 3
6436. 4
6437. 0
×10⁻¹⁵
0
−2
−4
−6
−8
−10
−12
−14
−16
pull
Entries 48
Mean 24
Std Dev 13.85


pull1D
Entries 48
Mean −1.635e−14
Std Dev 5.989e−22
50
40
30
20
10
0
−8
−6
−4
−2
0
2
4
6
8

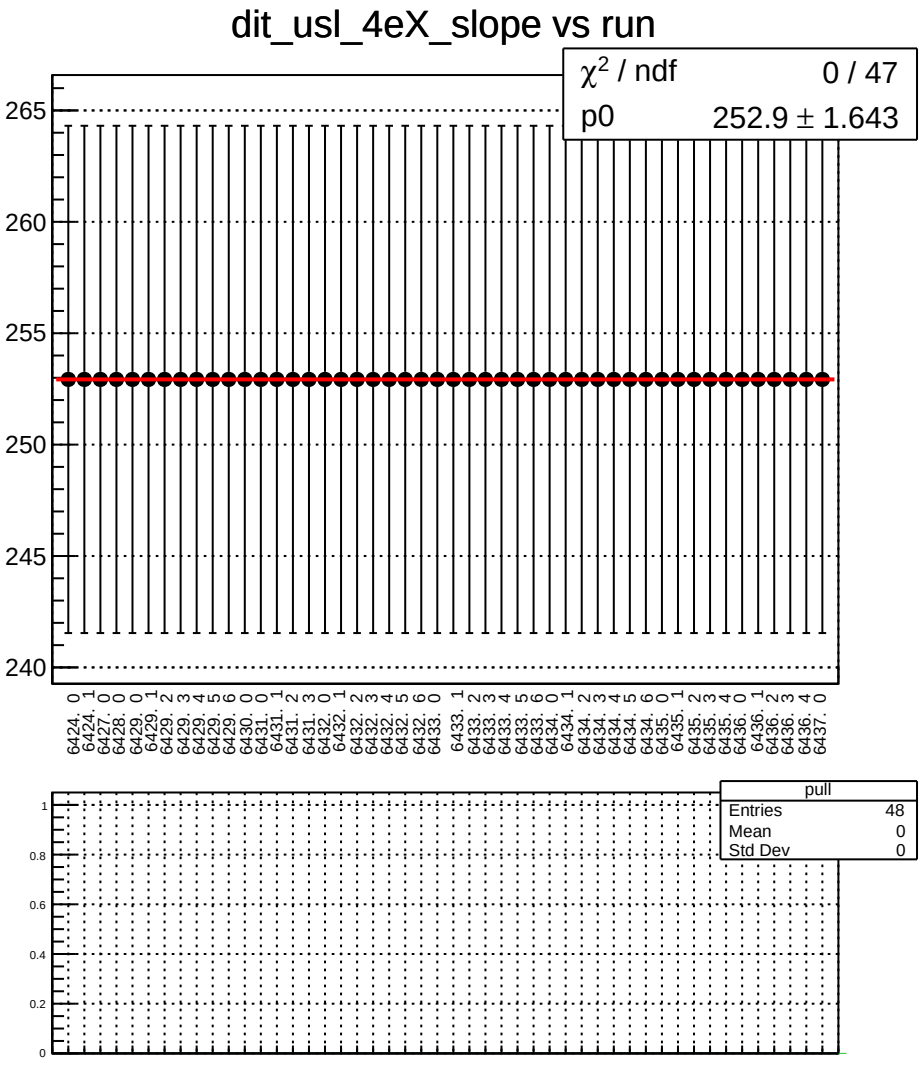
dit_usl_4eX_slope vs run
χ2 / ndf 0 / 47
p0 252.9 ± 1.643
265
260
255
250
245
240
6424. 0
6424. 1
6427. 0
6428. 0
6429. 0
6429. 1
6429. 2
6429. 3
6429. 4
6429. 5
6429. 6
6430. 0
6431. 0
6431. 1
6431. 2
6431. 3
6432. 0
6432. 1
6432. 2
6432. 3
6432. 4
6432. 5
6432. 6
6433. 0
6433. 1
6433. 2
6433. 3
6433. 4
6433. 5
6433. 6
6434. 0
6434. 1
6434. 2
6434. 3
6434. 4
6434. 5
6434. 6
6435. 0
6435. 1
6435. 2
6435. 3
6435. 4
6436. 0
6436. 1
6436. 2
6436. 3
6436. 4
6437. 0
pull
Entries 48
Mean 0
Std Dev 0
1
0.8
0.6
0.4
0.2
0

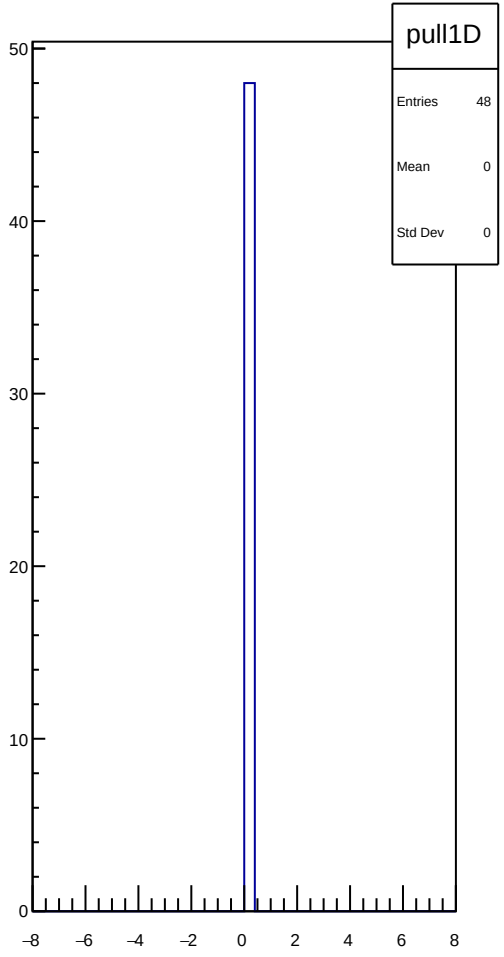
pull1D
Entries 48
Mean 0
Std Dev 0
50
40
30
20
10
0
−8
−6
−4
−2
0
2
4
6
8

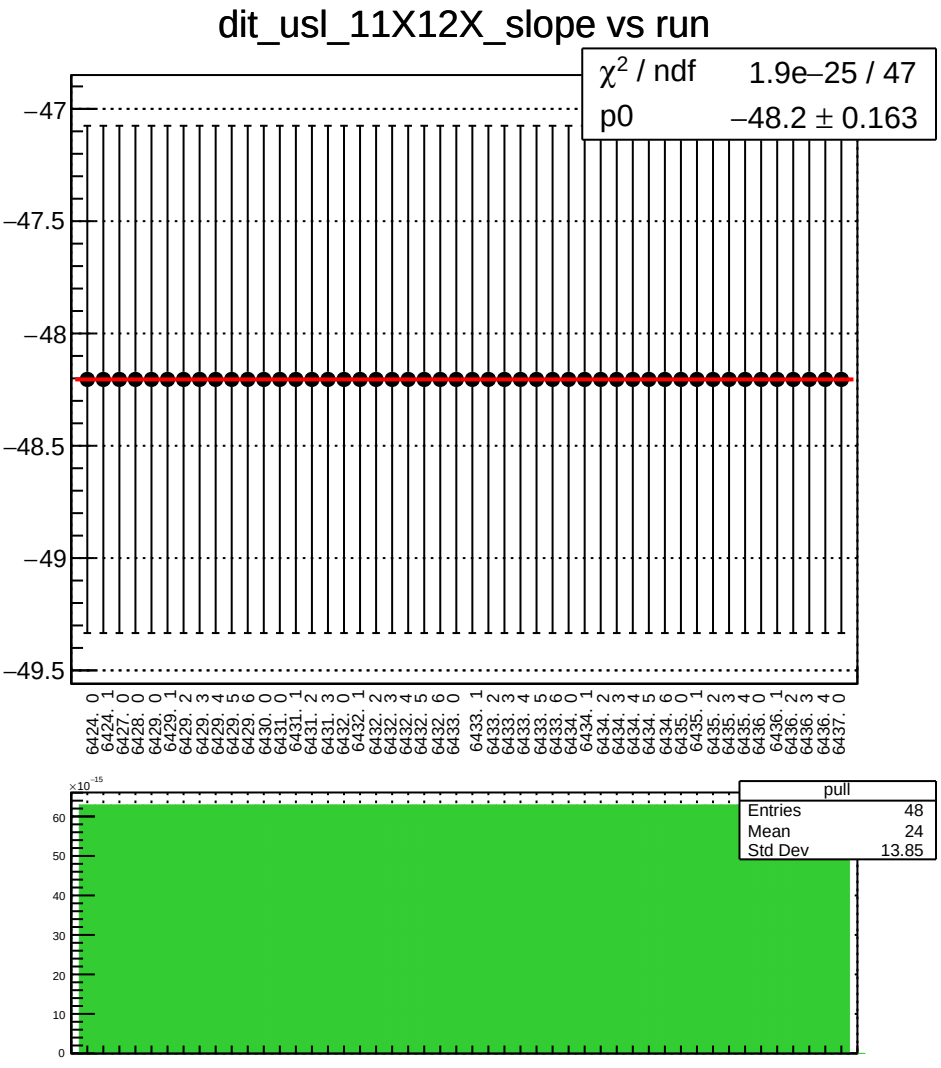
dit_usl_11X12X_slope vs run
χ² / ndf 1.9e−25 / 47
p0 −48.2 ± 0.163
−47
−47.5
−48
−48.5
−49
−49.5
6424. 0
6424. 1
6427. 0
6428. 0
6429. 0
6429. 1
6429. 2
6429. 3
6429. 4
6429. 5
6429. 6
6430. 0
6431. 0
6431. 1
6431. 2
6431. 3
6432. 0
6432. 1
6432. 2
6432. 3
6432. 4
6432. 5
6432. 6
6433. 0
6433. 1
6433. 2
6433. 3
6433. 4
6433. 5
6433. 6
6434. 0
6434. 1
6434. 2
6434. 3
6434. 4
6434. 5
6434. 6
6435. 0
6435. 1
6435. 2
6435. 3
6435. 4
6436. 0
6436. 1
6436. 2
6436. 3
6436. 4
6437. 0
×10⁻¹⁵
60
50
40
30
20
10
0
pull
Entries 48
Mean 24
Std Dev 13.85
pull1D
Entries 48
Mean 6.292e−14
Std Dev 3.054e−21
50
40
30
20
10
0
−8
−6
−4
−2
0
2
4
6
8

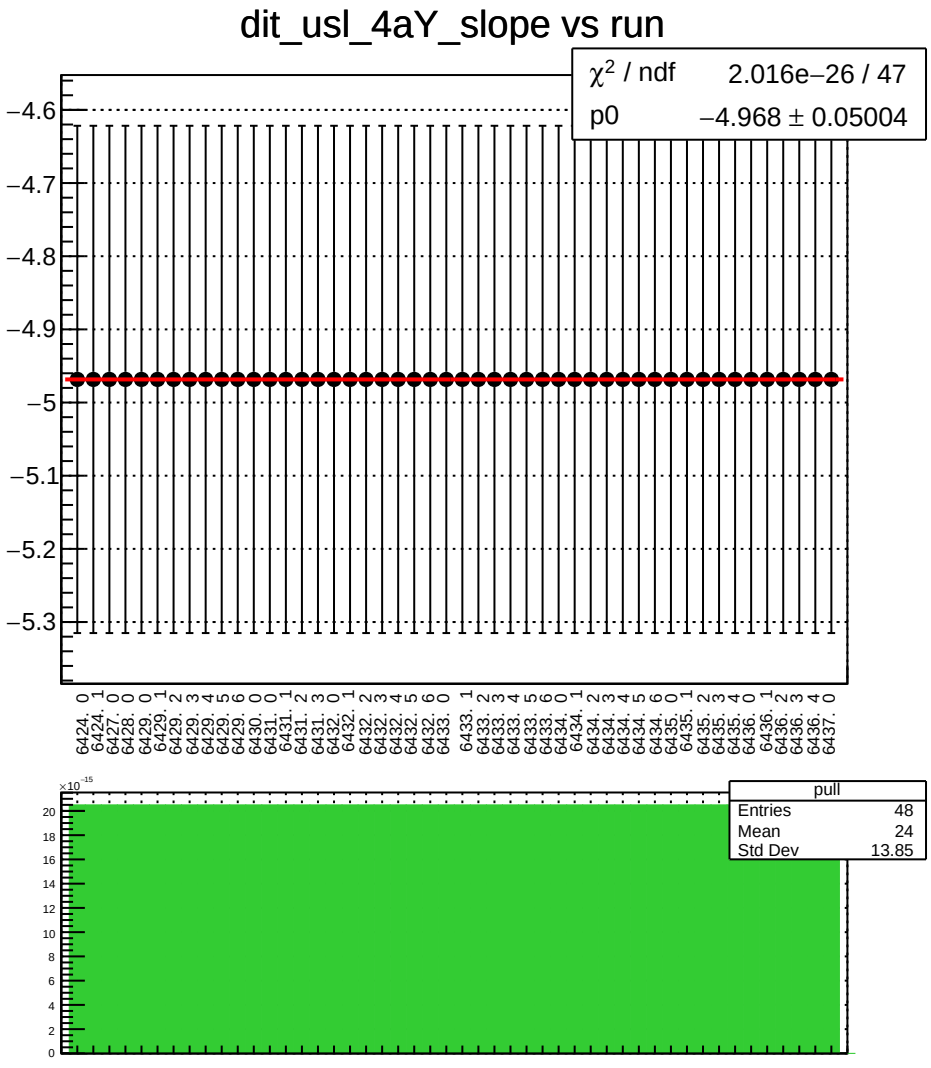
dit_usl_4aY_slope vs run
χ² / ndf 2.016e−26 / 47
p0 −4.968 ± 0.05004
−4.6
−4.7
−4.8
−4.9
−5
−5.1
−5.2
−5.3
6424. 0
6424. 1
6427. 0
6428. 0
6429. 0
6429. 1
6429. 2
6429. 3
6429. 4
6429. 5
6429. 6
6430. 0
6431. 0
6431. 1
6431. 2
6431. 3
6432. 0
6432. 1
6432. 2
6432. 3
6432. 4
6432. 5
6432. 6
6433. 0
6433. 1
6433. 2
6433. 3
6433. 4
6433. 5
6433. 6
6434. 0
6434. 1
6434. 2
6434. 3
6434. 4
6434. 5
6434. 6
6435. 0
6435. 1
6435. 2
6435. 3
6435. 4
6436. 0
6436. 1
6436. 2
6436. 3
6436. 4
6437. 0
×10⁻¹⁵
pull
Entries 48
Mean 24
Std Dev 13.85
20
18
16
14
12
10
8
6
4
2
0

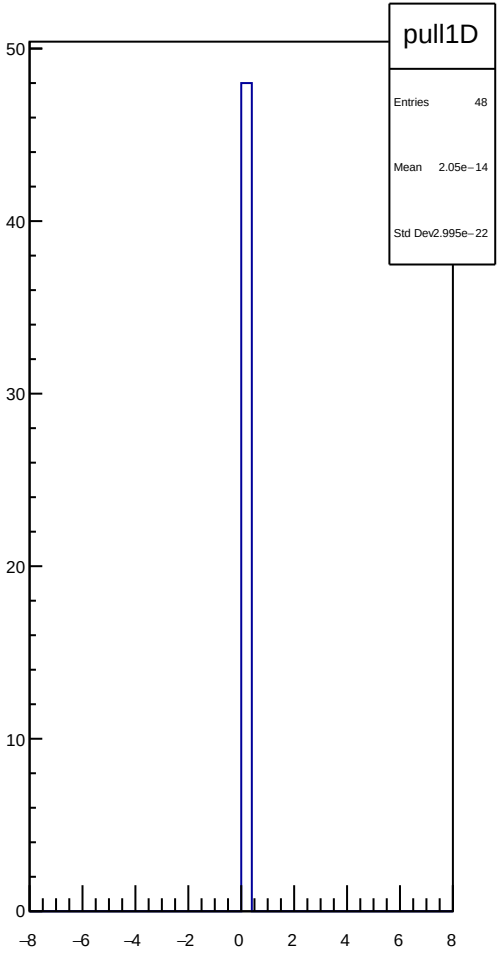
pull1D
Entries 48
Mean 2.05e−14
Std Dev 2.995e−22
50
40
30
20
10
0
−8
−6
−4
−2
0
2
4
6
8

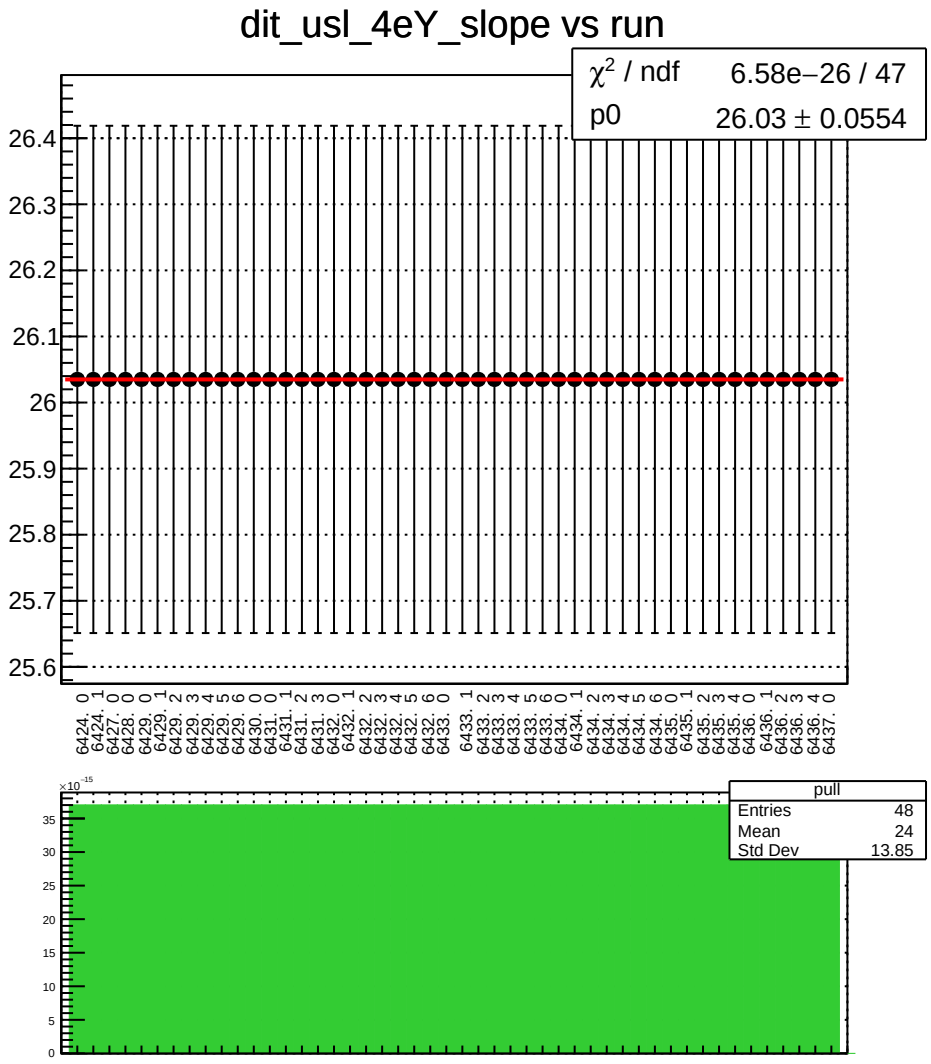
dit_usl_4eY_slope vs run
χ2 / ndf 6.58e−26 / 47
p0 26.03 ± 0.0554
26.4
26.3
26.2
26.1
26
25.9
25.8
25.7
25.6
6424. 0
6424. 1
6427. 0
6428. 0
6429. 0
6429. 1
6429. 2
6429. 3
6429. 4
6429. 5
6429. 6
6430. 0
6431. 0
6431. 1
6431. 2
6431. 3
6432. 0
6432. 1
6432. 2
6432. 3
6432. 4
6432. 5
6432. 6
6433. 0
6433. 1
6433. 2
6433. 3
6433. 4
6433. 5
6433. 6
6434. 0
6434. 1
6434. 2
6434. 3
6434. 4
6434. 5
6434. 6
6435. 0
6435. 1
6435. 2
6435. 3
6435. 4
6436. 0
6436. 1
6436. 2
6436. 3
6436. 4
6437. 0
×10−15
35
30
25
20
15
10
5
0
pull
Entries 48
Mean 24
Std Dev 13.85

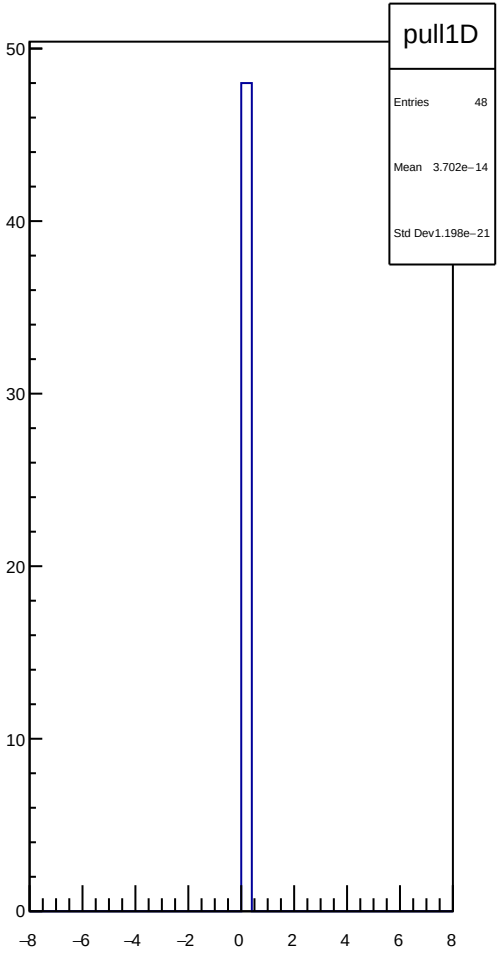
pull1D
Entries 48
Mean 3.702e−14
Std Dev1.198e−21
50
40
30
20
10
0
−8
−6
−4
−2
0
2
4
6
8

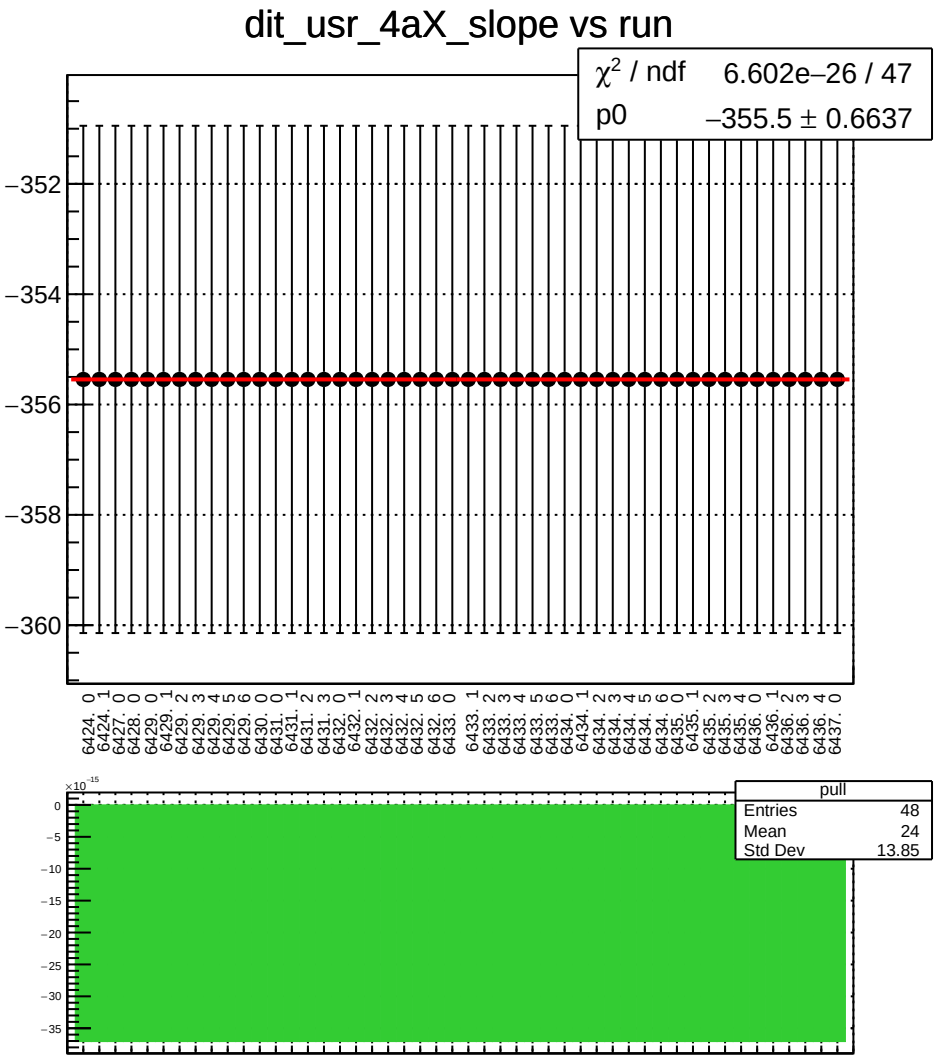
dit_usr_4aX_slope vs run
χ² / ndf 6.602e−26 / 47
p0 −355.5 ± 0.6637
−352
−354
−356
−358
−360
6424. 0
6424. 1
6427. 0
6428. 0
6429. 0
6429. 1
6429. 2
6429. 3
6429. 4
6429. 5
6429. 6
6430. 0
6431. 0
6431. 1
6431. 2
6431. 3
6432. 0
6432. 1
6432. 2
6432. 3
6432. 4
6432. 5
6432. 6
6433. 0
6433. 1
6433. 2
6433. 3
6433. 4
6433. 5
6433. 6
6434. 0
6434. 1
6434. 2
6434. 3
6434. 4
6434. 5
6434. 6
6435. 0
6435. 1
6435. 2
6435. 3
6435. 4
6436. 0
6436. 1
6436. 2
6436. 3
6436. 4
6437. 0
×10⁻¹⁵
0
−5
−10
−15
−20
−25
−30
−35
pull
Entries 48
Mean 24
Std Dev 13.85

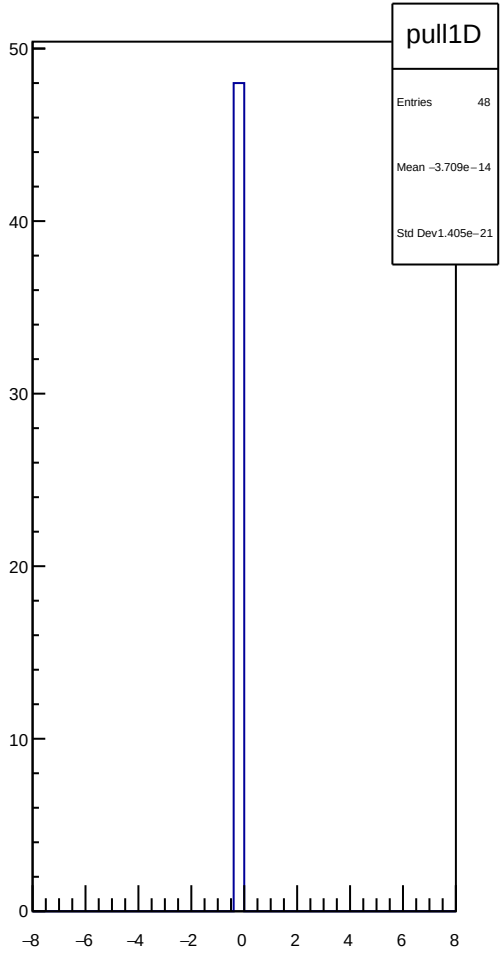
pull1D
Entries 48
Mean −3.709e−14
Std Dev 1.405e−21
50
40
30
20
10
0
−8
−6
−4
−2
0
2
4
6
8

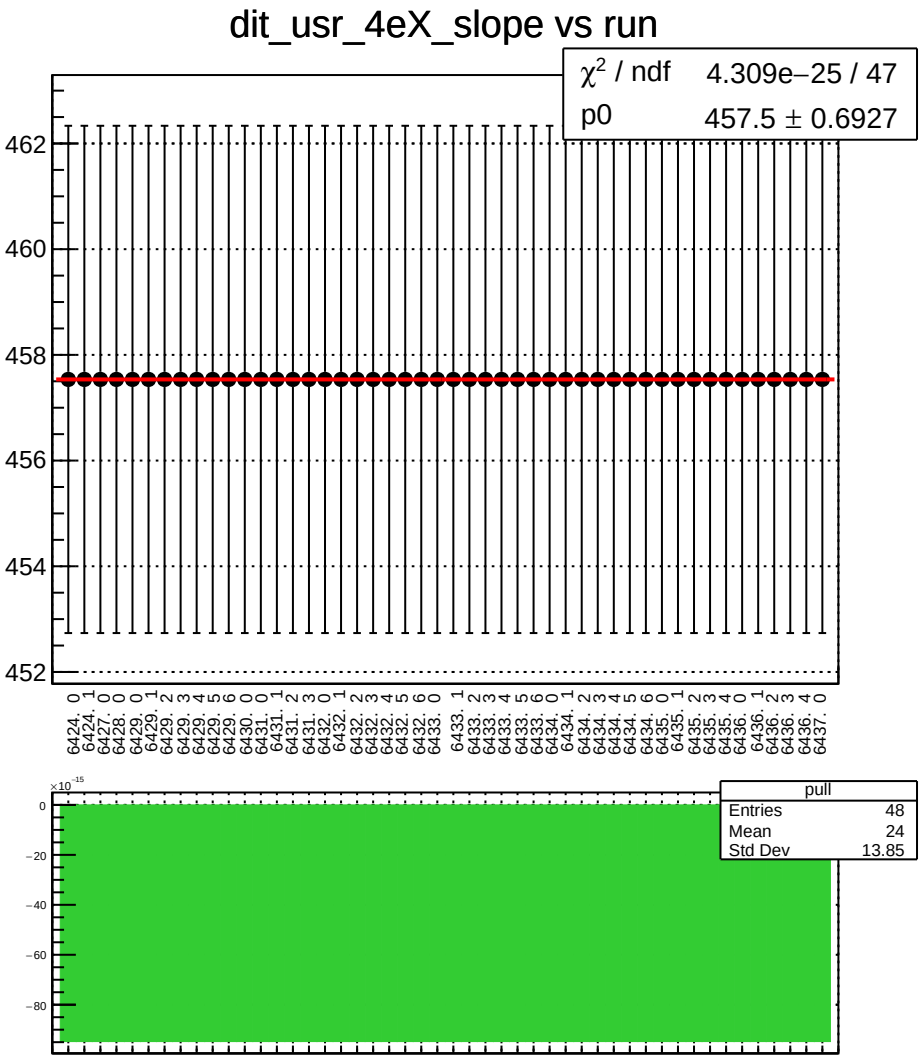
dit_usr_4eX_slope vs run
χ^2 / ndf 4.309e−25 / 47
p0 457.5 ± 0.6927
462
460
458
456
454
452
6424. 0
6424. 1
6427. 0
6428. 0
6429. 0
6429. 1
6429. 2
6429. 3
6429. 4
6429. 5
6429. 6
6430. 0
6431. 0
6431. 1
6431. 2
6431. 3
6432. 0
6432. 1
6432. 2
6432. 3
6432. 4
6432. 5
6432. 6
6433. 0
6433. 1
6433. 2
6433. 3
6433. 4
6433. 5
6433. 6
6434. 0
6434. 1
6434. 2
6434. 3
6434. 4
6434. 5
6434. 6
6435. 0
6435. 1
6435. 2
6435. 3
6435. 4
6436. 0
6436. 1
6436. 2
6436. 3
6436. 4
6437. 0
×10^-15
0
−20
−40
−60
−80
pull
Entries 48
Mean 24
Std Dev 13.85


pull1D
Entries 48
Mean −9.475e−14
Std Dev3.788e−21
50
40
30
20
10
0
−8
−6
−4
−2
0
2
4
6
8

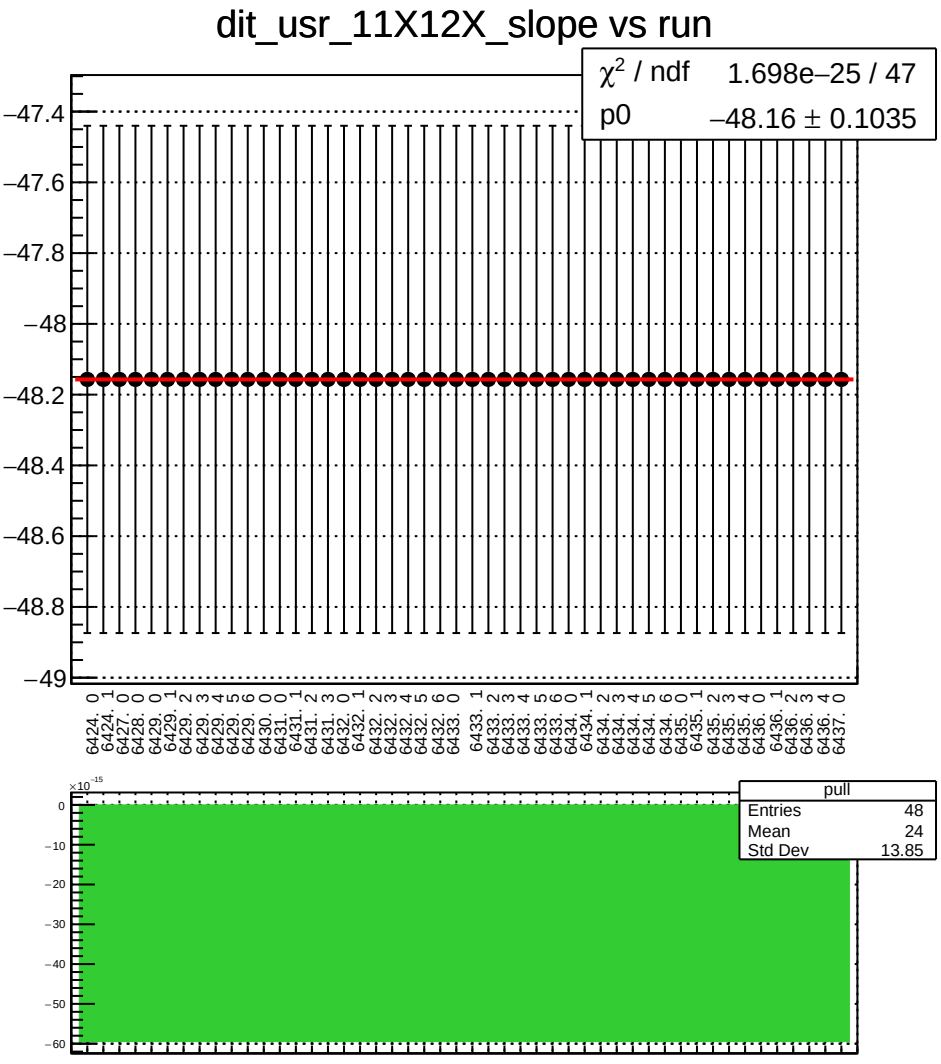
dit_usr_11X12X_slope vs run
χ² / ndf 1.698e−25 / 47
p0 −48.16 ± 0.1035
−47.4
−47.6
−47.8
−48
−48.2
−48.4
−48.6
−48.8
−49
6424. 0
6424. 1
6427. 0
6428. 0
6429. 0
6429. 1
6429. 2
6429. 3
6429. 4
6429. 5
6429. 6
6430. 0
6431. 0
6431. 1
6431. 2
6431. 3
6432. 0
6432. 1
6432. 2
6432. 3
6432. 4
6432. 5
6432. 6
6433. 0
6433. 1
6433. 2
6433. 3
6433. 4
6433. 5
6433. 6
6434. 0
6434. 1
6434. 2
6434. 3
6434. 4
6434. 5
6434. 6
6435. 0
6435. 1
6435. 2
6435. 3
6435. 4
6436. 0
6436. 1
6436. 2
6436. 3
6436. 4
6437. 0
×10⁻¹⁵
0
−10
−20
−30
−40
−50
−60
pull
Entries 48
Mean 24
Std Dev 13.85

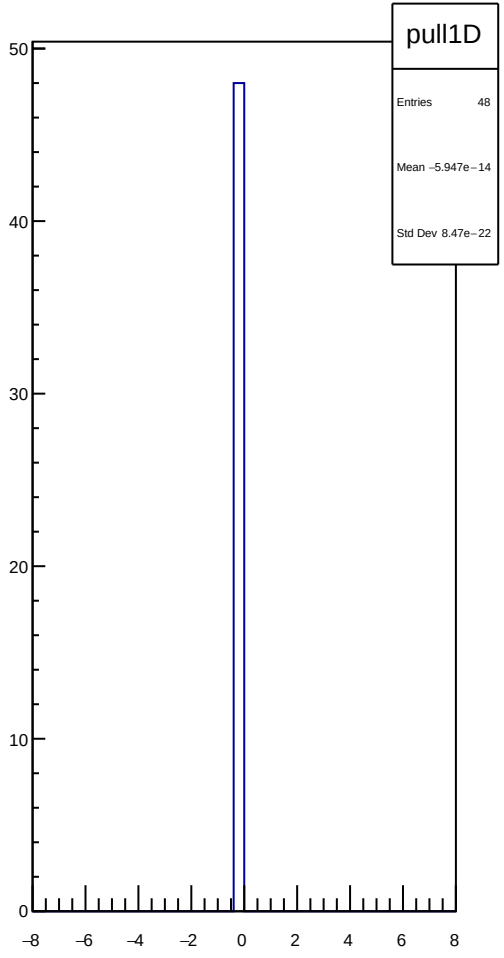
pull1D
Entries 48
Mean −5.947e−14
Std Dev 8.47e−22
50
40
30
20
10
0
−8
−6
−4
−2
0
2
4
6
8

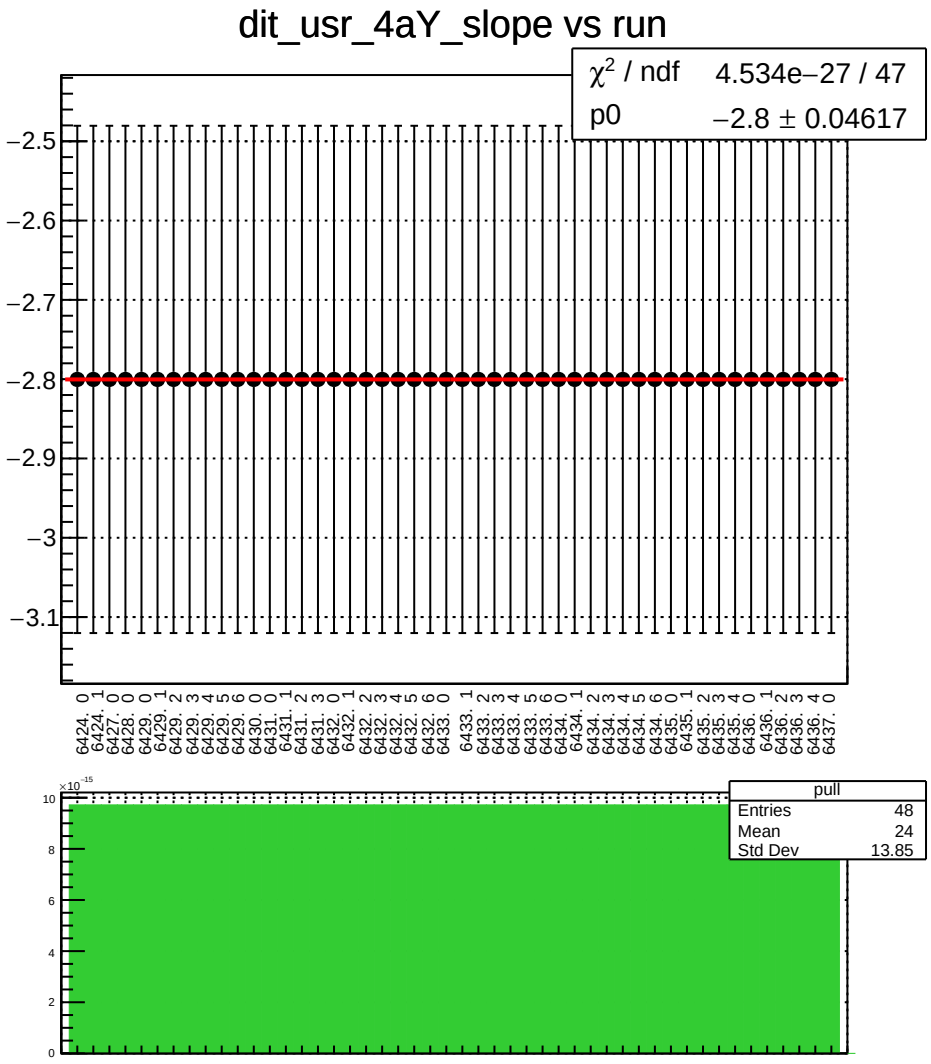
dit_usr_4aY_slope vs run
χ² / ndf 4.534e−27 / 47
p0 −2.8 ± 0.04617
−2.5
−2.6
−2.7
−2.8
−2.9
−3
−3.1
6424. 0
6424. 1
6427. 0
6428. 0
6429. 0
6429. 1
6429. 2
6429. 3
6429. 4
6429. 5
6429. 6
6430. 0
6431. 0
6431. 1
6431. 2
6431. 3
6432. 0
6432. 1
6432. 2
6432. 3
6432. 4
6432. 5
6432. 6
6433. 0
6433. 1
6433. 2
6433. 3
6433. 4
6433. 5
6433. 6
6434. 0
6434. 1
6434. 2
6434. 3
6434. 4
6434. 5
6434. 6
6435. 0
6435. 1
6435. 2
6435. 3
6435. 4
6436. 0
6436. 1
6436. 2
6436. 3
6436. 4
6437. 0
×10⁻¹⁵
10
8
6
4
2
0
pull
Entries 48
Mean 24
Std Dev 13.85

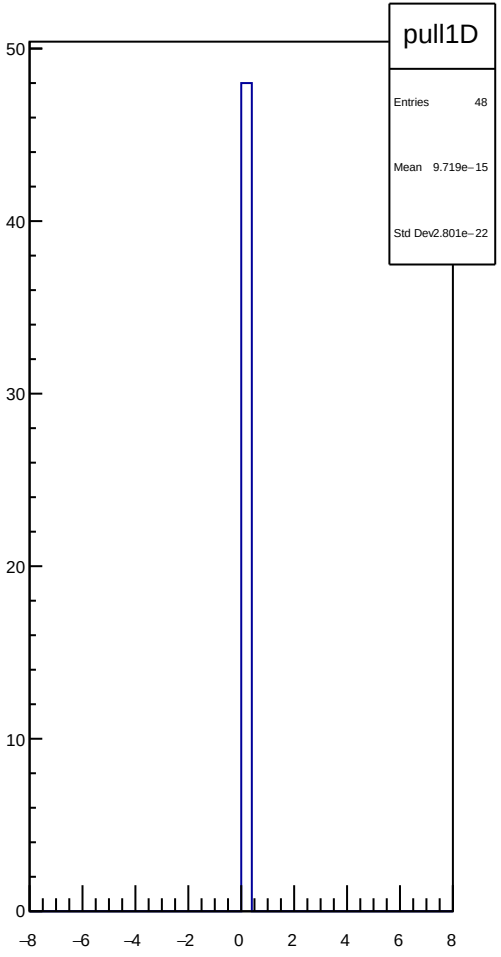
pull1D
Entries 48
Mean 9.719e−15
Std Dev 2.801e−22
50
40
30
20
10
0
−8
−6
−4
−2
0
2
4
6
8

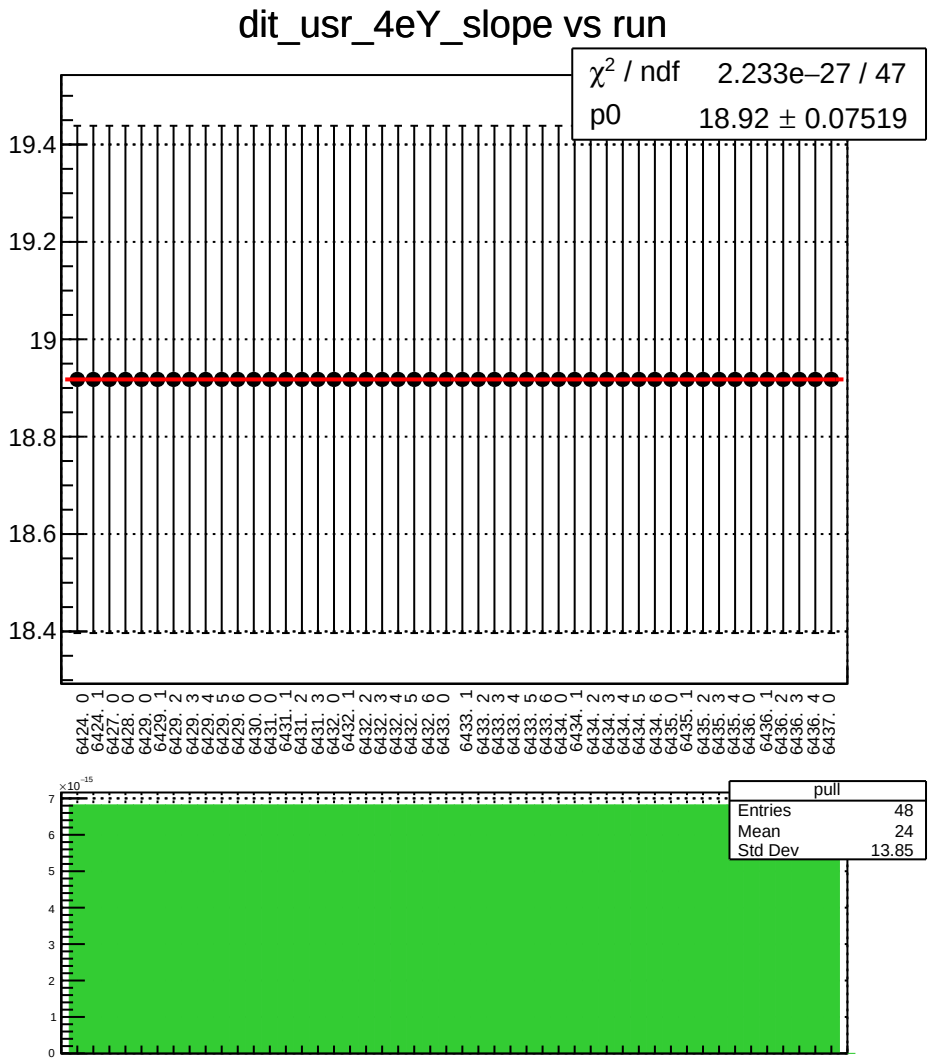
dit_usr_4eY_slope vs run
χ2 / ndf 2.233e−27 / 47
p0 18.92 ± 0.07519
19.4
19.2
19
18.8
18.6
18.4
6424. 0
6424. 1
6427. 0
6428. 0
6429. 0
6429. 1
6429. 2
6429. 3
6429. 4
6429. 5
6429. 6
6430. 0
6431. 0
6431. 1
6431. 2
6431. 3
6432. 0
6432. 1
6432. 2
6432. 3
6432. 4
6432. 5
6432. 6
6433. 0
6433. 1
6433. 2
6433. 3
6433. 4
6433. 5
6433. 6
6434. 0
6434. 1
6434. 2
6434. 3
6434. 4
6434. 5
6434. 6
6435. 0
6435. 1
6435. 2
6435. 3
6435. 4
6436. 0
6436. 1
6436. 2
6436. 3
6436. 4
6437. 0
×10−15
7
6
5
4
3
2
1
0
pull
Entries 48
Mean 24
Std Dev 13.85

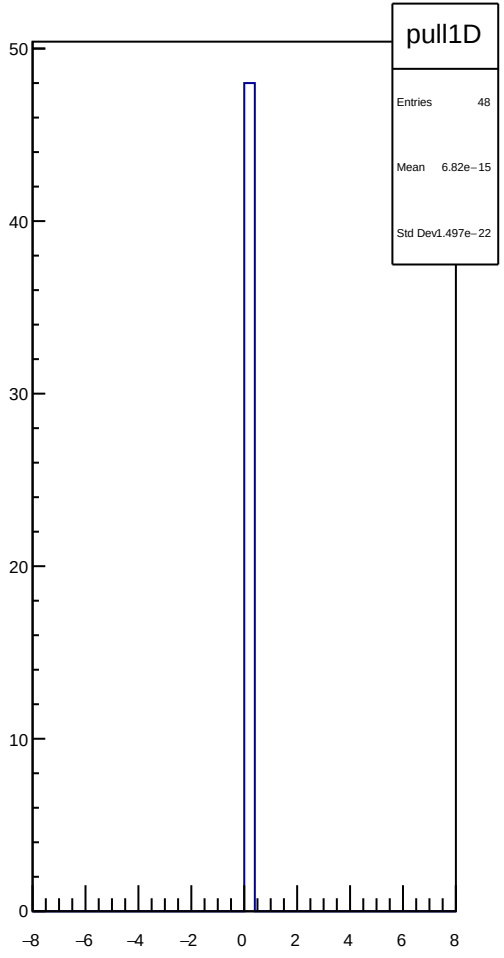
pull1D
Entries 48
Mean 6.82e−15
Std Dev1.497e−22
50
40
30
20
10
0
−8
−6
−4
−2
0
2
4
6
8

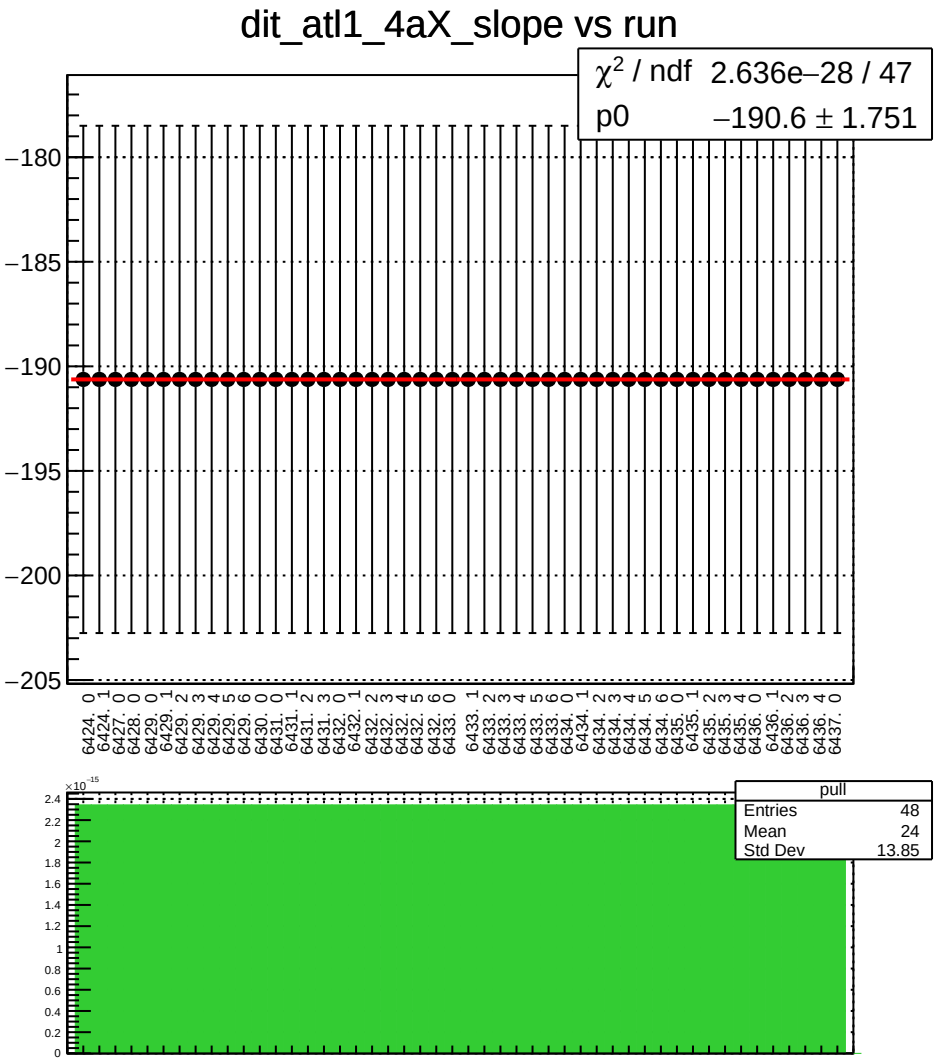
dit_atl1_4aX_slope vs run
χ^2 / ndf 2.636e−28 / 47
p0 −190.6 ± 1.751
−180
−185
−190
−195
−200
−205
6424. 0
6424. 1
6427. 0
6428. 0
6429. 0
6429. 1
6429. 2
6429. 3
6429. 4
6429. 5
6429. 6
6430. 0
6431. 0
6431. 1
6431. 2
6431. 3
6432. 0
6432. 1
6432. 2
6432. 3
6432. 4
6432. 5
6432. 6
6433. 0
6433. 1
6433. 2
6433. 3
6433. 4
6433. 5
6433. 6
6434. 0
6434. 1
6434. 2
6434. 3
6434. 4
6434. 5
6434. 6
6435. 0
6435. 1
6435. 2
6435. 3
6435. 4
6436. 0
6436. 1
6436. 2
6436. 3
6436. 4
6437. 0
×10^-15
2.4
2.2
2
1.8
1.6
1.4
1.2
1
0.8
0.6
0.4
0.2
0
pull
Entries 48
Mean 24
Std Dev 13.85

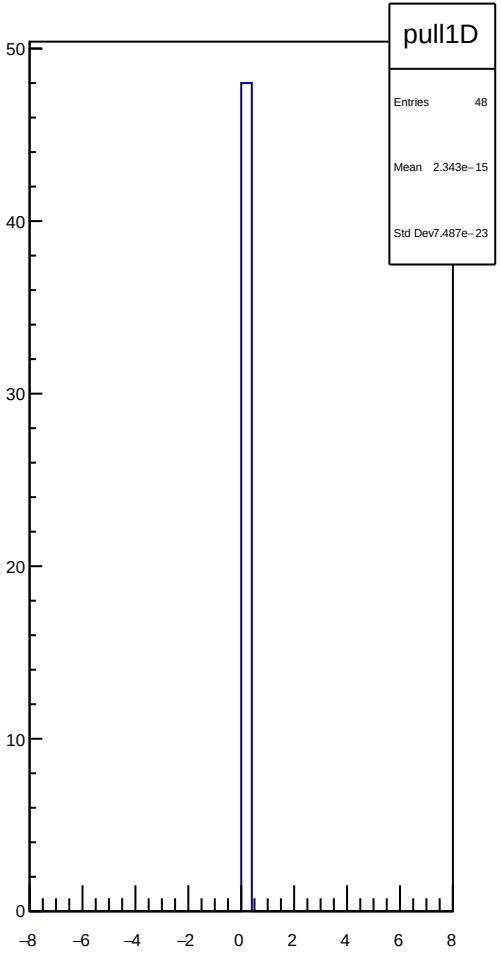
pull1D
Entries 48
Mean 2.343e−15
Std Dev7.487e−23
50
40
30
20
10
0
−8
−6
−4
−2
0
2
4
6
8

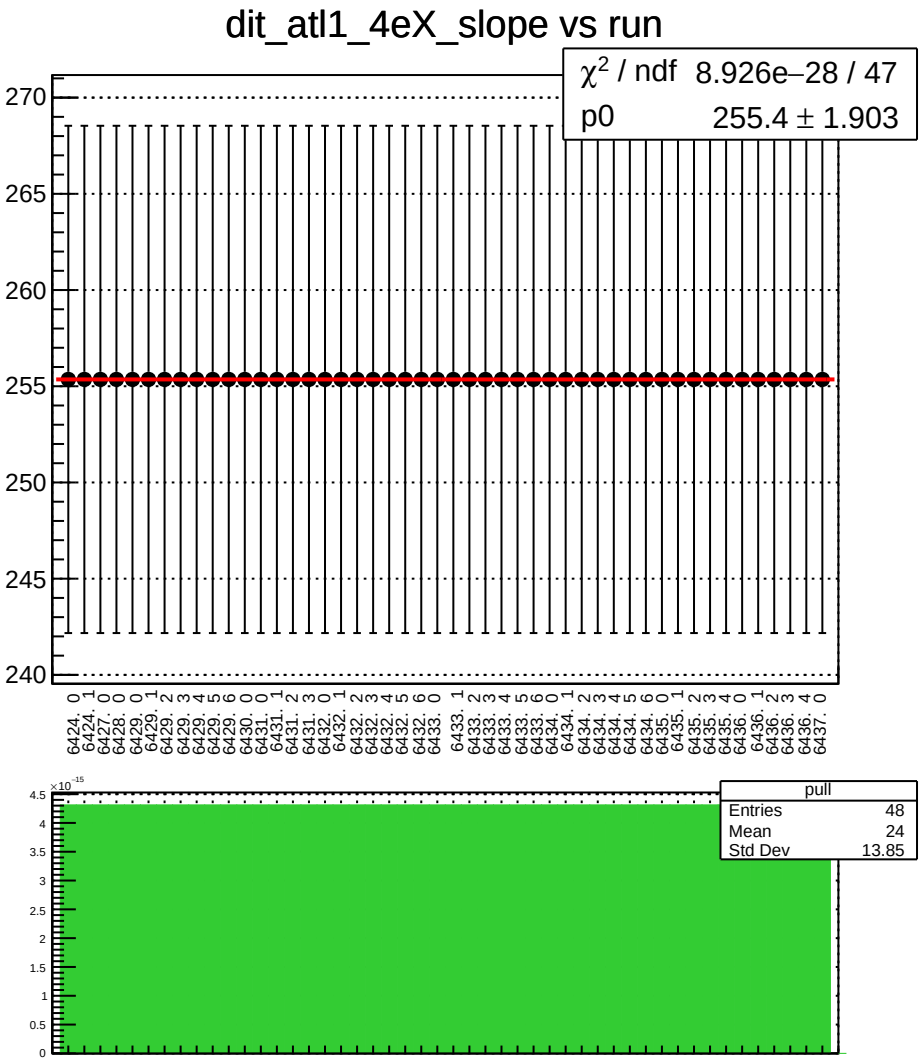
dit_atl1_4eX_slope vs run
χ^2 / ndf 8.926e−28 / 47
p0 255.4 ± 1.903
270
265
260
255
250
245
240
6424. 0
6424. 1
6427. 0
6428. 0
6429. 0
6429. 1
6429. 2
6429. 3
6429. 4
6429. 5
6429. 6
6430. 0
6431. 0
6431. 1
6431. 2
6431. 3
6432. 0
6432. 1
6432. 2
6432. 3
6432. 4
6432. 5
6432. 6
6433. 0
6433. 1
6433. 2
6433. 3
6433. 4
6433. 5
6433. 6
6434. 0
6434. 1
6434. 2
6434. 3
6434. 4
6434. 5
6434. 6
6435. 0
6435. 1
6435. 2
6435. 3
6435. 4
6436. 0
6436. 1
6436. 2
6436. 3
6436. 4
6437. 0
pull
Entries 48
Mean 24
Std Dev 13.85
$\times 10^{-15}$
4.5
4
3.5
3
2.5
2
1.5
1
0.5
0

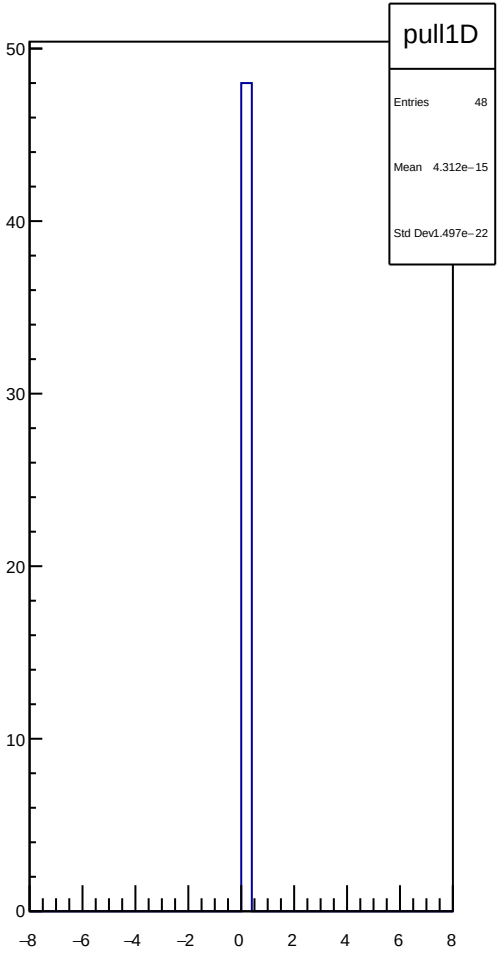
pull1D
Entries 48
Mean 4.312e−15
Std Dev 1.497e−22
50
40
30
20
10
0
−8
−6
−4
−2
0
2
4
6
8

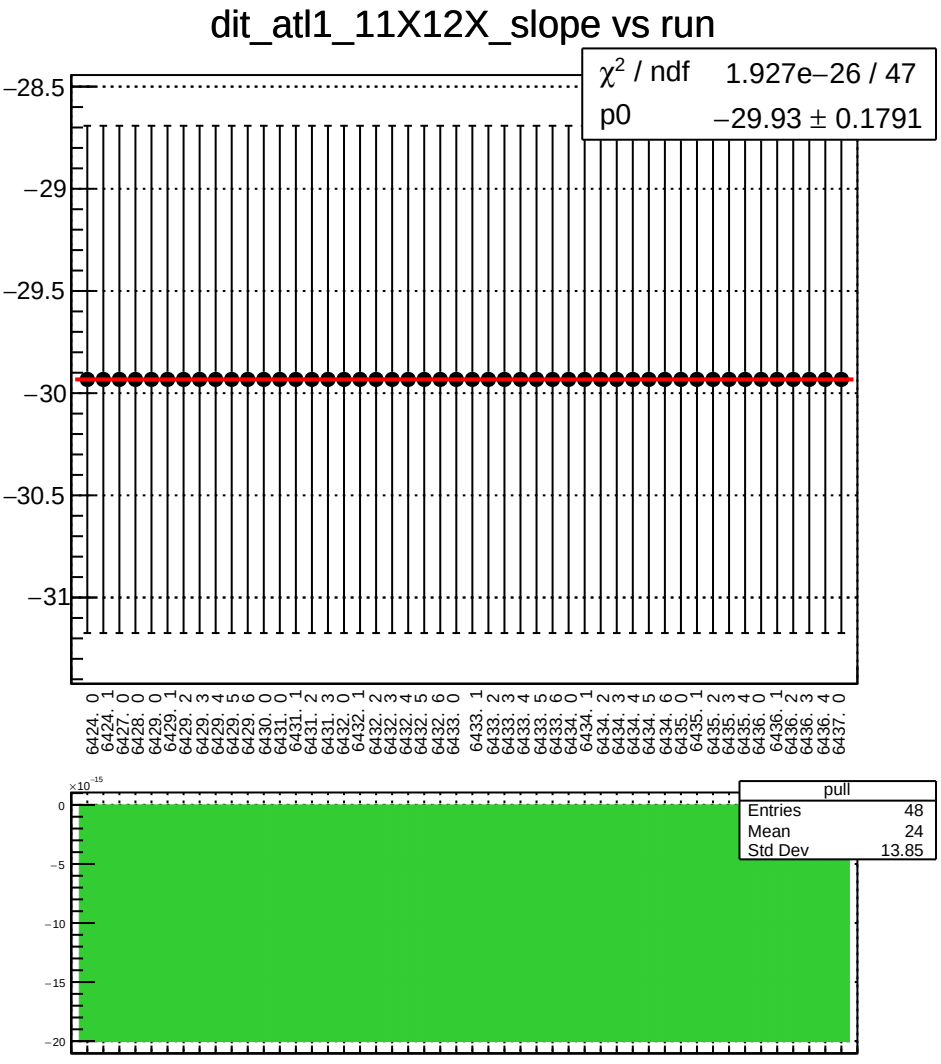
dit_atl1_11X12X_slope vs run
χ² / ndf 1.927e−26 / 47
p0 −29.93 ± 0.1791
−28.5
−29
−29.5
−30
−30.5
−31
6424. 0
6424. 1
6427. 0
6428. 0
6429. 0
6429. 1
6429. 2
6429. 3
6429. 4
6429. 5
6429. 6
6430. 0
6431. 0
6431. 1
6431. 2
6431. 3
6432. 0
6432. 1
6432. 2
6432. 3
6432. 4
6432. 5
6432. 6
6433. 0
6433. 1
6433. 2
6433. 3
6433. 4
6433. 5
6433. 6
6434. 0
6434. 1
6434. 2
6434. 3
6434. 4
6434. 5
6434. 6
6435. 0
6435. 1
6435. 2
6435. 3
6435. 4
6436. 0
6436. 1
6436. 2
6436. 3
6436. 4
6437. 0
×10⁻¹⁵
0
−5
−10
−15
−20
pull
Entries 48
Mean 24
Std Dev 13.85
pull1D
Entries 48
Mean −2.004e−14
Std Dev4.235e−22
50
40
30
20
10
0
−8
−6
−4
−2
0
2
4
6
8

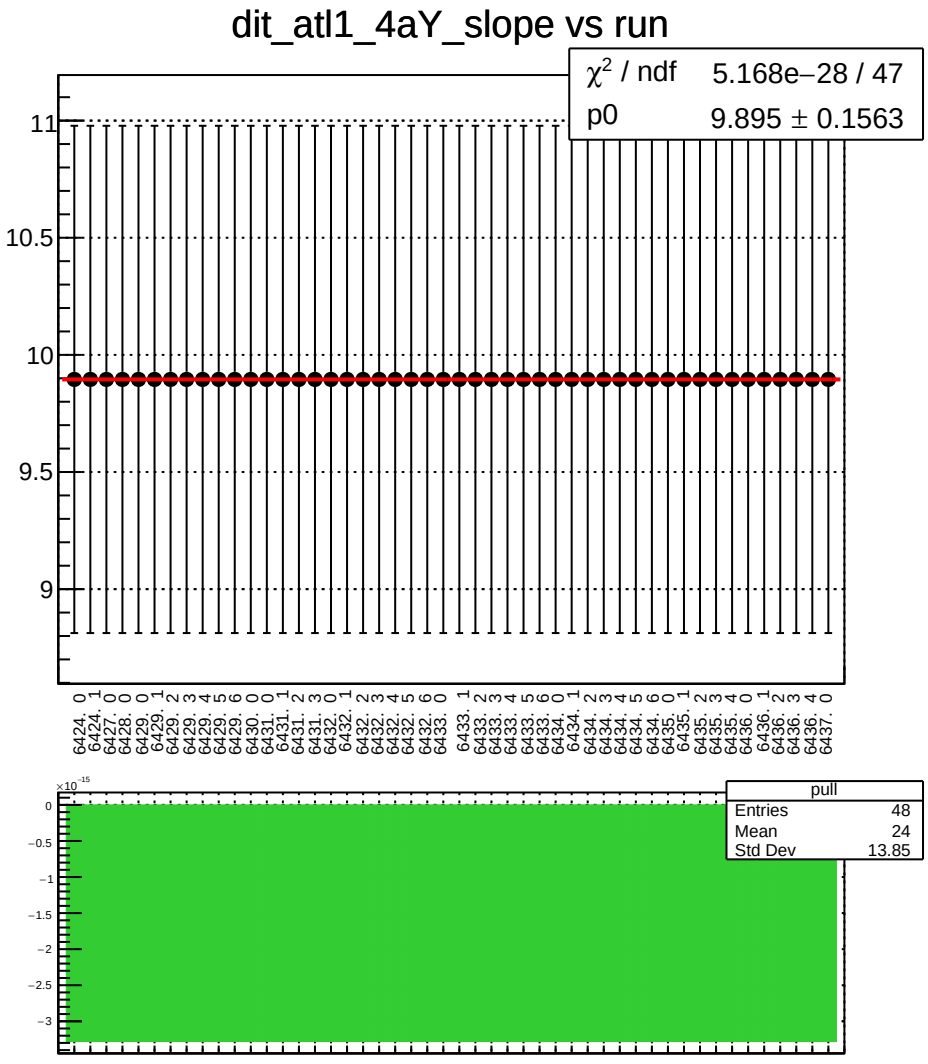
dit_atl1_4aY_slope vs run
χ² / ndf 5.168e−28 / 47
p0 9.895 ± 0.1563
11
10.5
10
9.5
9
6424. 0
6424. 1
6427. 0
6428. 0
6429. 0
6429. 1
6429. 2
6429. 3
6429. 4
6429. 5
6429. 6
6430. 0
6431. 0
6431. 1
6431. 2
6431. 3
6432. 0
6432. 1
6432. 2
6432. 3
6432. 4
6432. 5
6432. 6
6433. 0
6433. 1
6433. 2
6433. 3
6433. 4
6433. 5
6433. 6
6434. 0
6434. 1
6434. 2
6434. 3
6434. 4
6434. 5
6434. 6
6435. 0
6435. 1
6435. 2
6435. 3
6435. 4
6436. 0
6436. 1
6436. 2
6436. 3
6436. 4
6437. 0
×10⁻¹⁵
0
−0.5
−1
−1.5
−2
−2.5
−3
pull
Entries 48
Mean 24
Std Dev 13.85

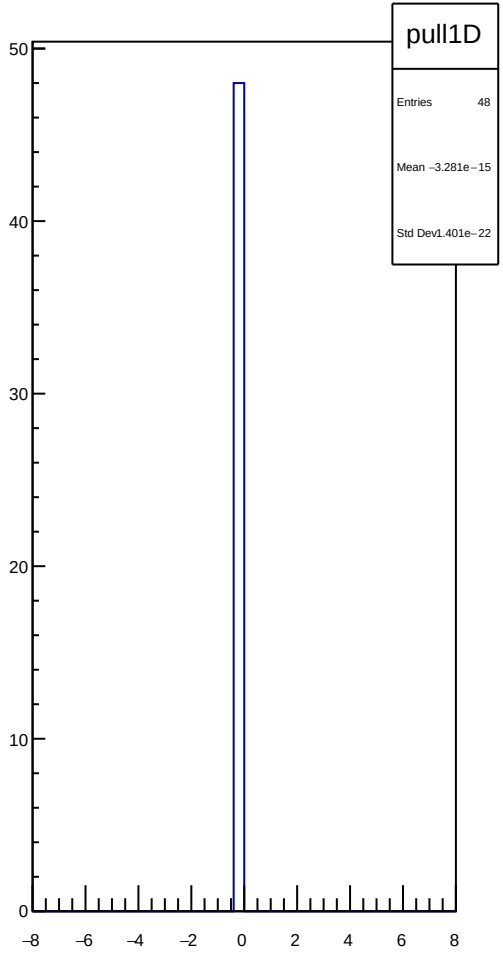
pull1D
Entries 48
Mean −3.281e−15
Std Dev1.401e−22
50
40
30
20
10
0
−8
−6
−4
−2
0
2
4
6
8

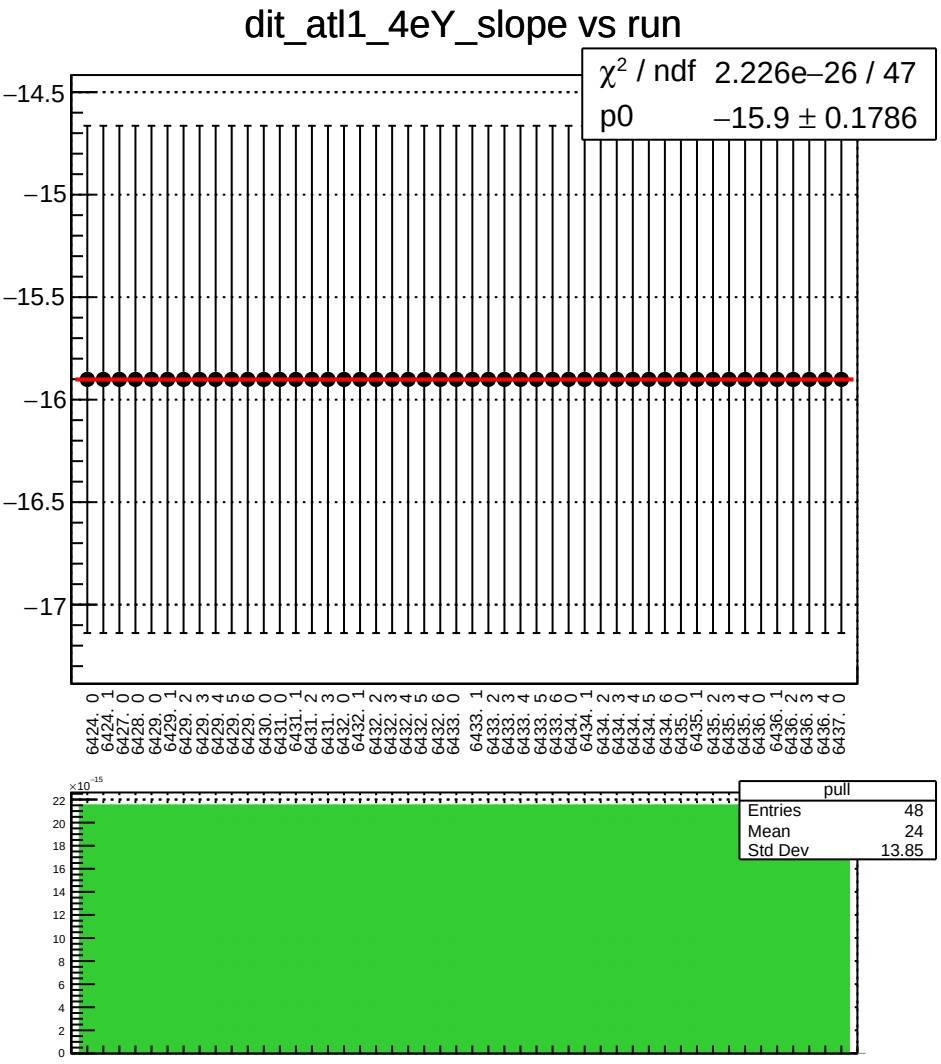
dit_atl1_4eY_slope vs run
χ² / ndf 2.226e−26 / 47
p0 −15.9 ± 0.1786
−14.5
−15
−15.5
−16
−16.5
−17
6424. 0
6424. 1
6427. 0
6428. 0
6429. 0
6429. 1
6429. 2
6429. 3
6429. 4
6429. 5
6429. 6
6430. 0
6431. 0
6431. 1
6431. 2
6431. 3
6432. 0
6432. 1
6432. 2
6432. 3
6432. 4
6432. 5
6432. 6
6433. 0
6433. 1
6433. 2
6433. 3
6433. 4
6433. 5
6433. 6
6434. 0
6434. 1
6434. 2
6434. 3
6434. 4
6434. 5
6434. 6
6435. 0
6435. 1
6435. 2
6435. 3
6435. 4
6436. 0
6436. 1
6436. 2
6436. 3
6436. 4
6437. 0
×10⁻¹⁵
22
20
18
16
14
12
10
8
6
4
2
0
pull
Entries 48
Mean 24
Std Dev 13.85

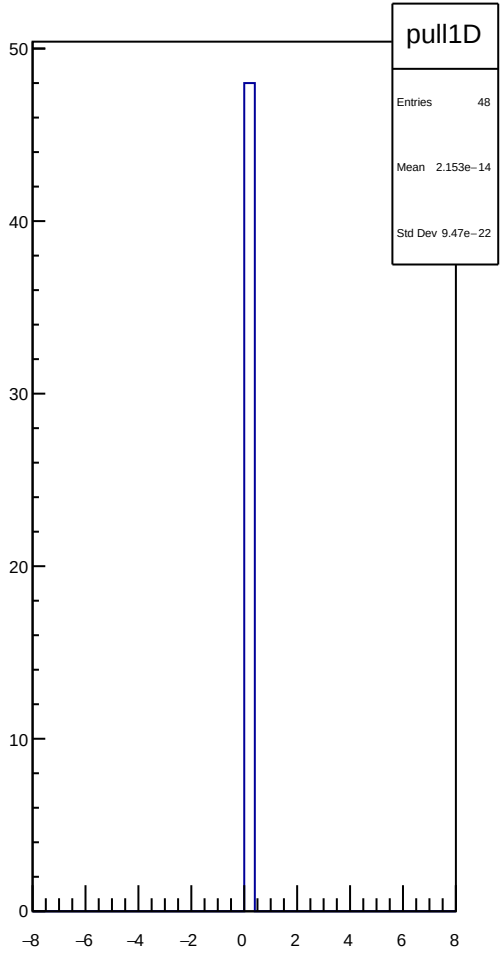
pull1D
Entries 48
Mean 2.153e−14
Std Dev 9.47e−22
50
40
30
20
10
0
−8
−6
−4
−2
0
2
4
6
8

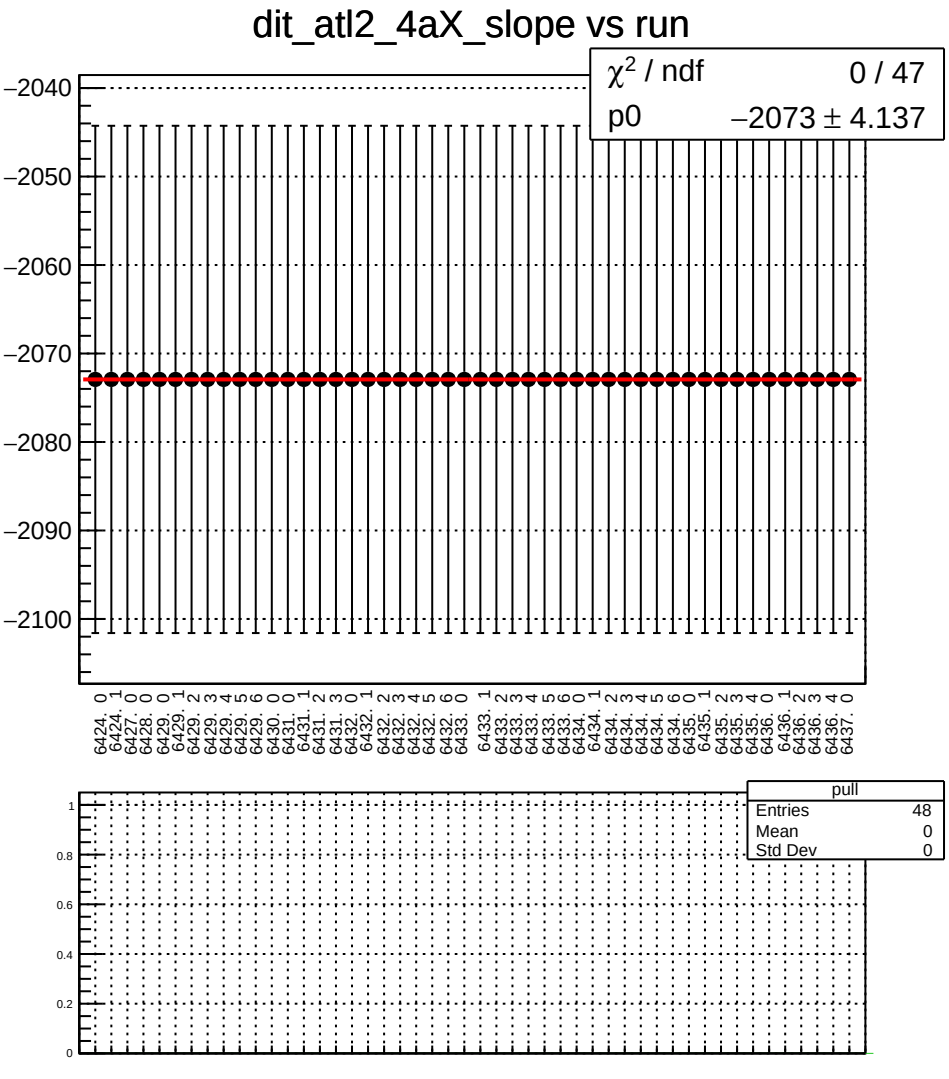
dit_atl2_4aX_slope vs run
χ² / ndf 0 / 47
p0 −2073 ± 4.137
−2040
−2050
−2060
−2070
−2080
−2090
−2100
6424. 0
6424. 1
6427. 0
6428. 0
6429. 0
6429. 1
6429. 2
6429. 3
6429. 4
6429. 5
6429. 6
6430. 0
6431. 0
6431. 1
6431. 2
6431. 3
6432. 0
6432. 1
6432. 2
6432. 3
6432. 4
6432. 5
6432. 6
6433. 0
6433. 1
6433. 2
6433. 3
6433. 4
6433. 5
6433. 6
6434. 0
6434. 1
6434. 2
6434. 3
6434. 4
6434. 5
6434. 6
6435. 0
6435. 1
6435. 2
6435. 3
6435. 4
6436. 0
6436. 1
6436. 2
6436. 3
6436. 4
6437. 0
pull
Entries 48
Mean 0
Std Dev 0
1
0.8
0.6
0.4
0.2
0

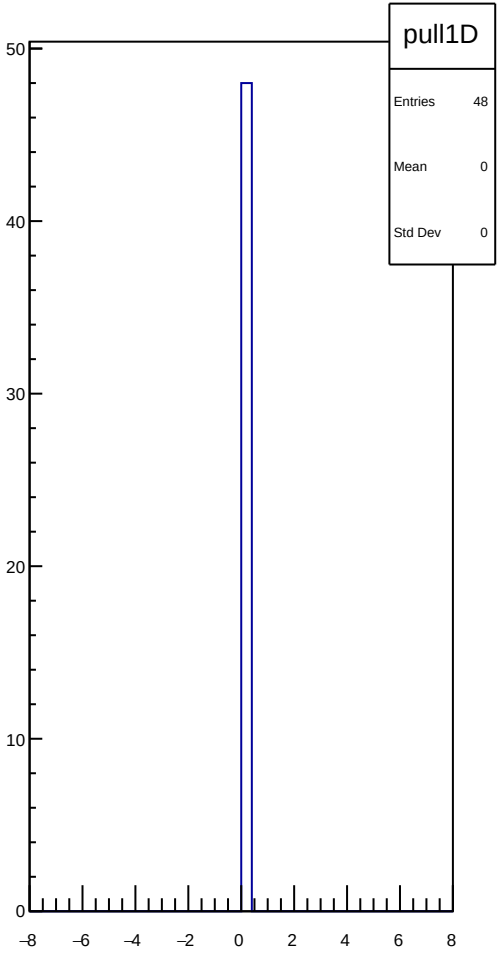
pull1D
Entries 48
Mean 0
Std Dev 0
50
40
30
20
10
0
−8
−6
−4
−2
0
2
4
6
8

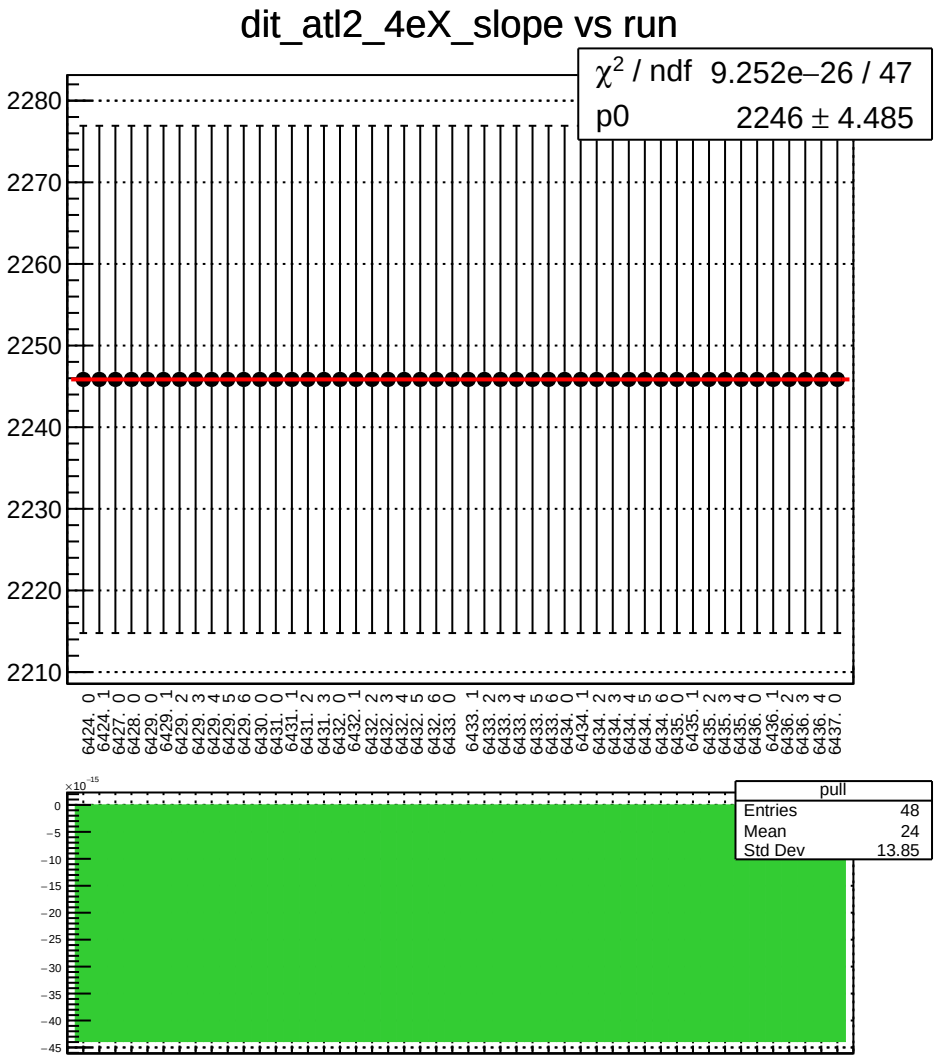
dit_atl2_4eX_slope vs run
χ² / ndf 9.252e−26 / 47
p0 2246 ± 4.485
2280
2270
2260
2250
2240
2230
2220
2210
6424. 0
6424. 1
6427. 0
6428. 0
6429. 0
6429. 1
6429. 2
6429. 3
6429. 4
6429. 5
6429. 6
6430. 0
6431. 0
6431. 1
6431. 2
6431. 3
6432. 0
6432. 1
6432. 2
6432. 3
6432. 4
6432. 5
6432. 6
6433. 0
6433. 1
6433. 2
6433. 3
6433. 4
6433. 5
6433. 6
6434. 0
6434. 1
6434. 2
6434. 3
6434. 4
6434. 5
6434. 6
6435. 0
6435. 1
6435. 2
6435. 3
6435. 4
6436. 0
6436. 1
6436. 2
6436. 3
6436. 4
6437. 0
×10⁻¹⁵
0
−5
−10
−15
−20
−25
−30
−35
−40
−45
pull
Entries 48
Mean 24
Std Dev 13.85

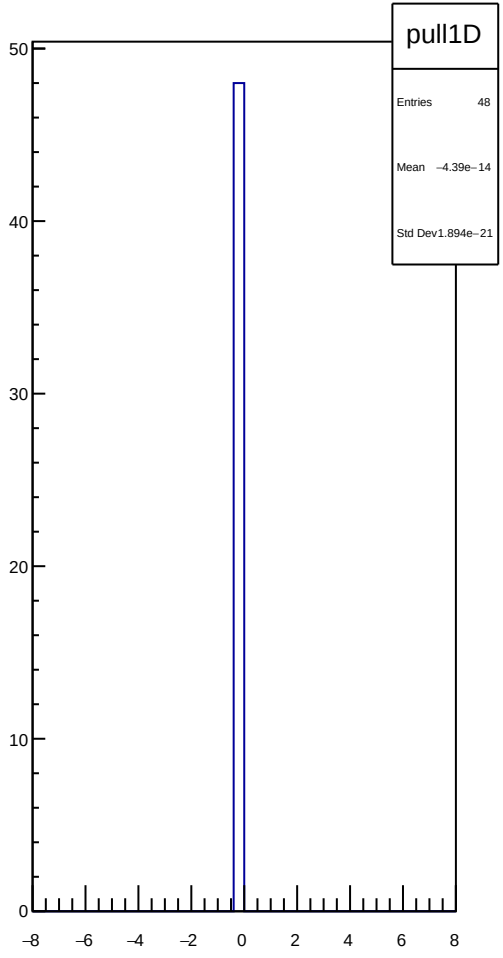
pull1D
Entries 48
Mean −4.39e−14
Std Dev 1.894e−21
50
40
30
20
10
0
−8
−6
−4
−2
0
2
4
6
8

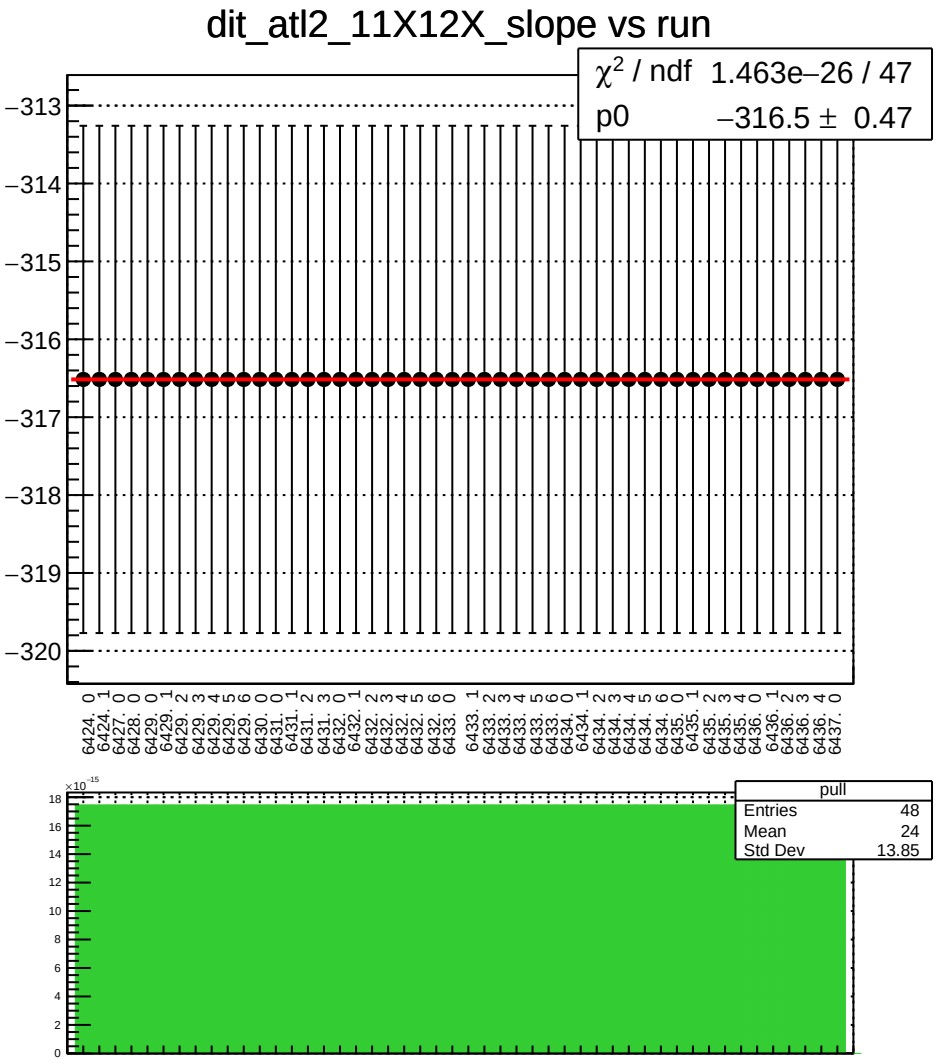
dit_atl2_11X12X_slope vs run
χ² / ndf 1.463e−26 / 47
p0 −316.5 ± 0.47
−313
−314
−315
−316
−317
−318
−319
−320
6424. 0
6424. 1
6427. 0
6428. 0
6429. 0
6429. 1
6429. 2
6429. 3
6429. 4
6429. 5
6429. 6
6430. 0
6431. 0
6431. 1
6431. 2
6431. 3
6432. 0
6432. 1
6432. 2
6432. 3
6432. 4
6432. 5
6432. 6
6433. 0
6433. 1
6433. 2
6433. 3
6433. 4
6433. 5
6433. 6
6434. 0
6434. 1
6434. 2
6434. 3
6434. 4
6434. 5
6434. 6
6435. 0
6435. 1
6435. 2
6435. 3
6435. 4
6436. 0
6436. 1
6436. 2
6436. 3
6436. 4
6437. 0
×10⁻¹⁵
pull
Entries 48
Mean 24
Std Dev 13.85
pull1D
Entries 48
Mean 1.746e−14
Std Dev 3.668e−22

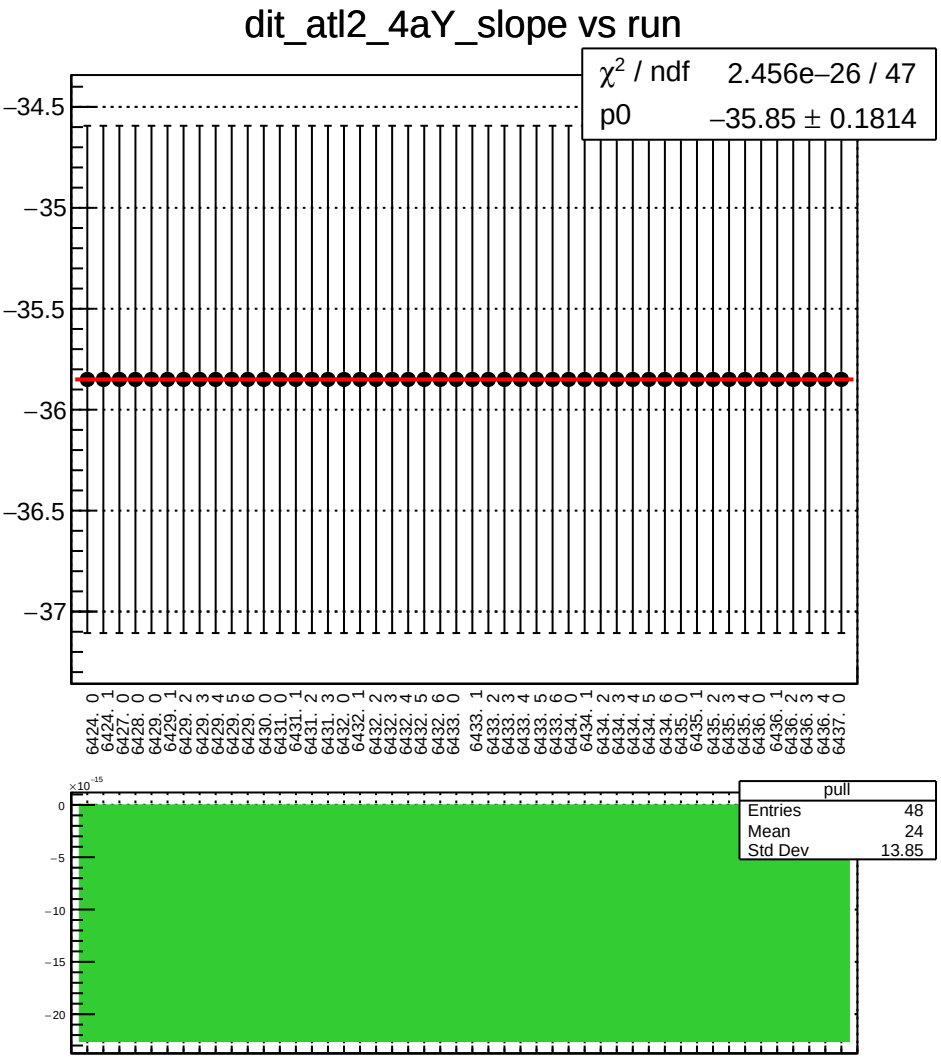
dit_atl2_4aY_slope vs run
χ² / ndf 2.456e−26 / 47
p0 −35.85 ± 0.1814
−34.5
−35
−35.5
−36
−36.5
−37
6424. 0
6424. 1
6427. 0
6428. 0
6429. 0
6429. 1
6429. 2
6429. 3
6429. 4
6429. 5
6429. 6
6430. 0
6431. 0
6431. 1
6431. 2
6431. 3
6432. 0
6432. 1
6432. 2
6432. 3
6432. 4
6432. 5
6432. 6
6433. 0
6433. 1
6433. 2
6433. 3
6433. 4
6433. 5
6433. 6
6434. 0
6434. 1
6434. 2
6434. 3
6434. 4
6434. 5
6434. 6
6435. 0
6435. 1
6435. 2
6435. 3
6435. 4
6436. 0
6436. 1
6436. 2
6436. 3
6436. 4
6437. 0
×10⁻¹⁵
0
−5
−10
−15
−20
pull
Entries 48
Mean 24
Std Dev 13.85

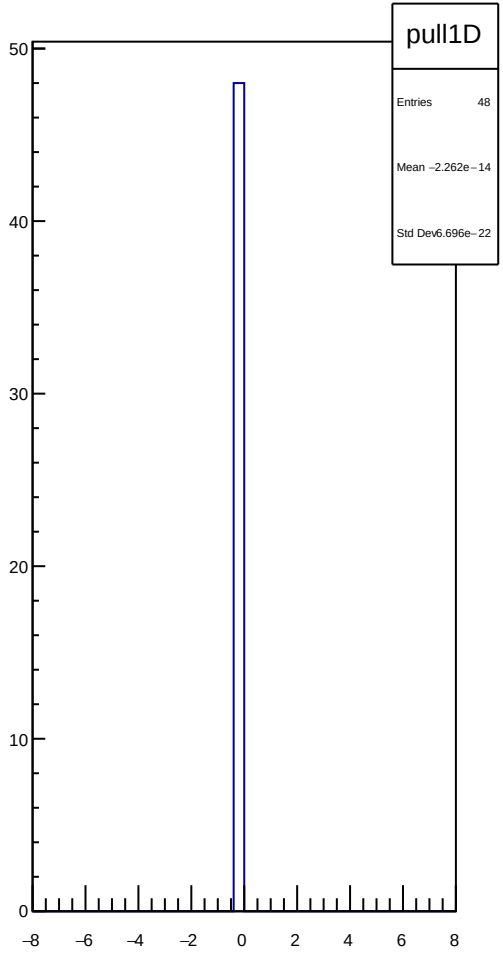
pull1D
Entries 48
Mean −2.262e−14
Std Dev 6.696e−22
50
40
30
20
10
0
−8
−6
−4
−2
0
2
4
6
8

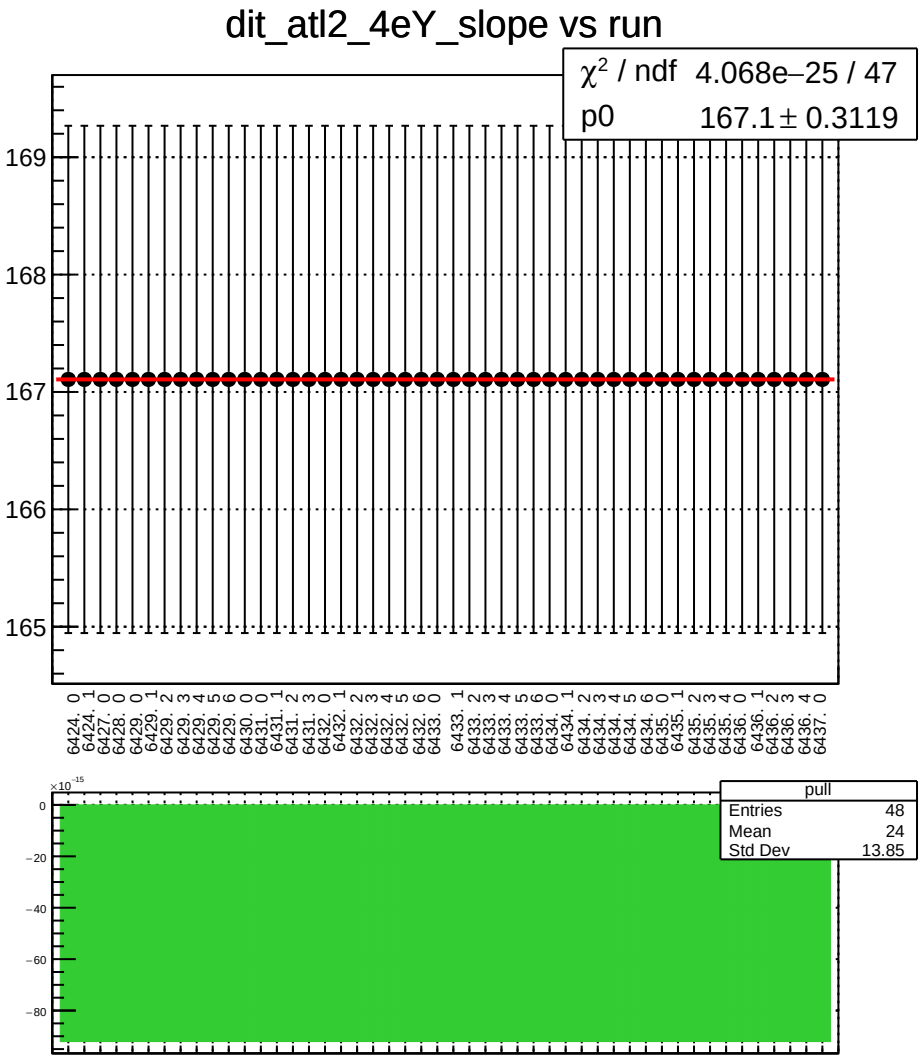
dit_atl2_4eY_slope vs run
χ² / ndf 4.068e−25 / 47
p0 167.1 ± 0.3119
169
168
167
166
165
6424. 0
6424. 1
6427. 0
6428. 0
6429. 0
6429. 1
6429. 2
6429. 3
6429. 4
6429. 5
6429. 6
6430. 0
6431. 0
6431. 1
6431. 2
6431. 3
6432. 0
6432. 1
6432. 2
6432. 3
6432. 4
6432. 5
6432. 6
6433. 0
6433. 1
6433. 2
6433. 3
6433. 4
6433. 5
6433. 6
6434. 0
6434. 1
6434. 2
6434. 3
6434. 4
6434. 5
6434. 6
6435. 0
6435. 1
6435. 2
6435. 3
6435. 4
6436. 0
6436. 1
6436. 2
6436. 3
6436. 4
6437. 0
×10⁻¹⁵
0
−20
−40
−60
−80
pull
Entries 48
Mean 24
Std Dev 13.85

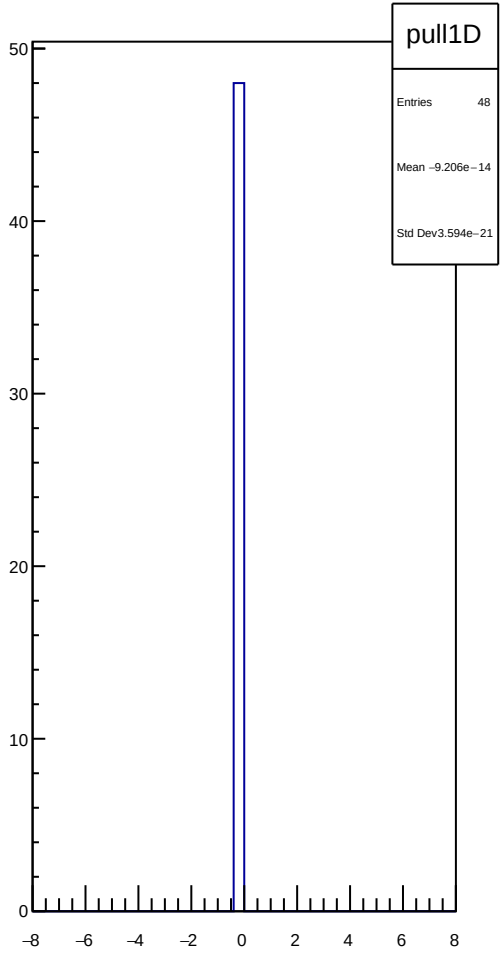
pull1D
Entries 48
Mean −9.206e−14
Std Dev3.594e−21
50
40
30
20
10
0
−8
−6
−4
−2
0
2
4
6
8

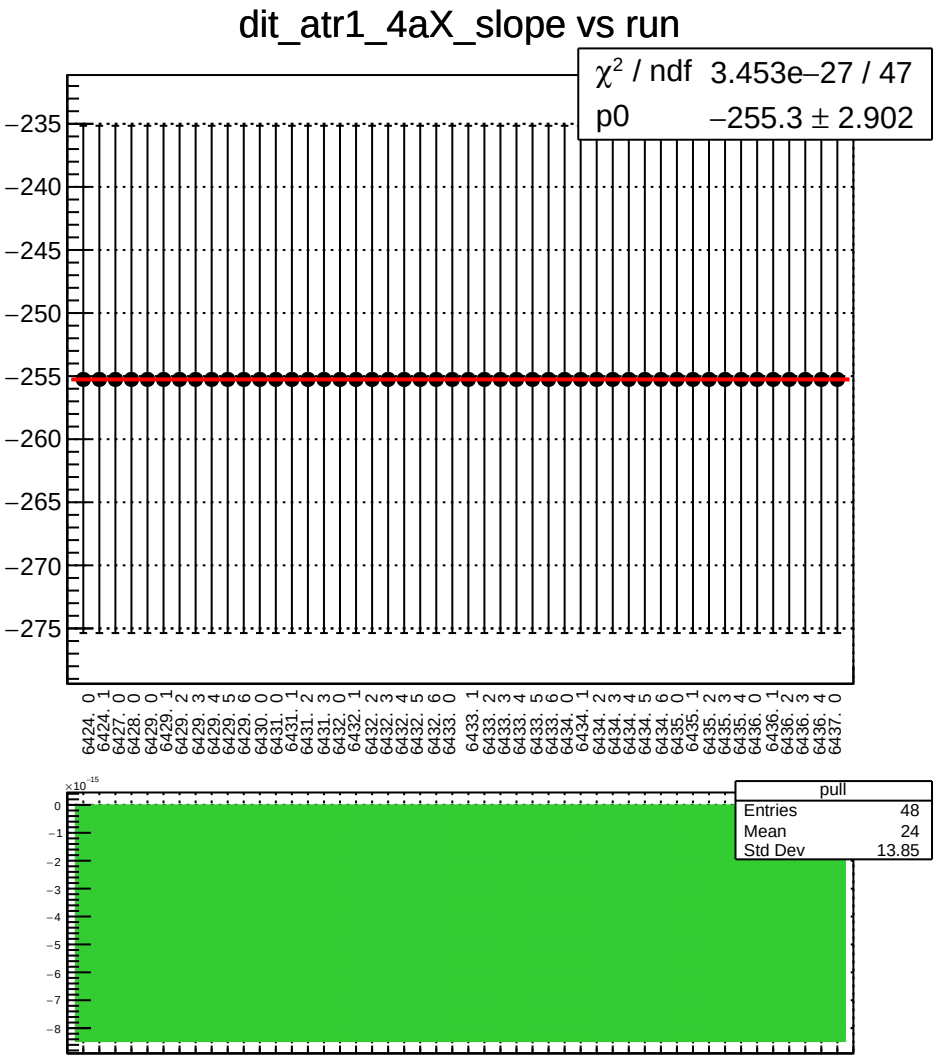
dit_atr1_4aX_slope vs run
χ² / ndf 3.453e−27 / 47
p0 −255.3 ± 2.902
−235
−240
−245
−250
−255
−260
−265
−270
−275
6424. 0
6424. 1
6427. 0
6428. 0
6429. 0
6429. 1
6429. 2
6429. 3
6429. 4
6429. 5
6429. 6
6430. 0
6431. 0
6431. 1
6431. 2
6431. 3
6432. 0
6432. 1
6432. 2
6432. 3
6432. 4
6432. 5
6432. 6
6433. 0
6433. 1
6433. 2
6433. 3
6433. 4
6433. 5
6433. 6
6434. 0
6434. 1
6434. 2
6434. 3
6434. 4
6434. 5
6434. 6
6435. 0
6435. 1
6435. 2
6435. 3
6435. 4
6436. 0
6436. 1
6436. 2
6436. 3
6436. 4
6437. 0
×10⁻¹⁵
0
−1
−2
−3
−4
−5
−6
−7
−8
pull
Entries 48
Mean 24
Std Dev 13.85

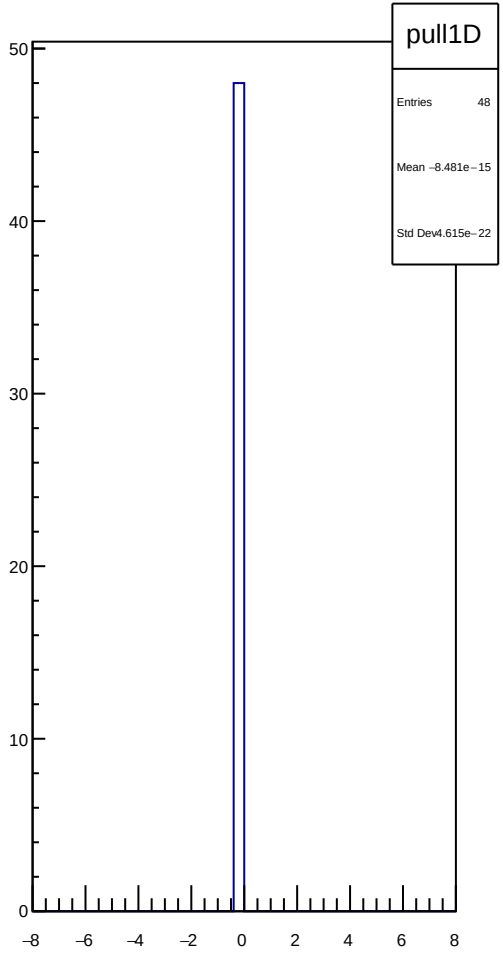
pull1D
Entries 48
Mean −8.481e−15
Std Dev4.615e−22
50
40
30
20
10
0
−8
−6
−4
−2
0
2
4
6
8

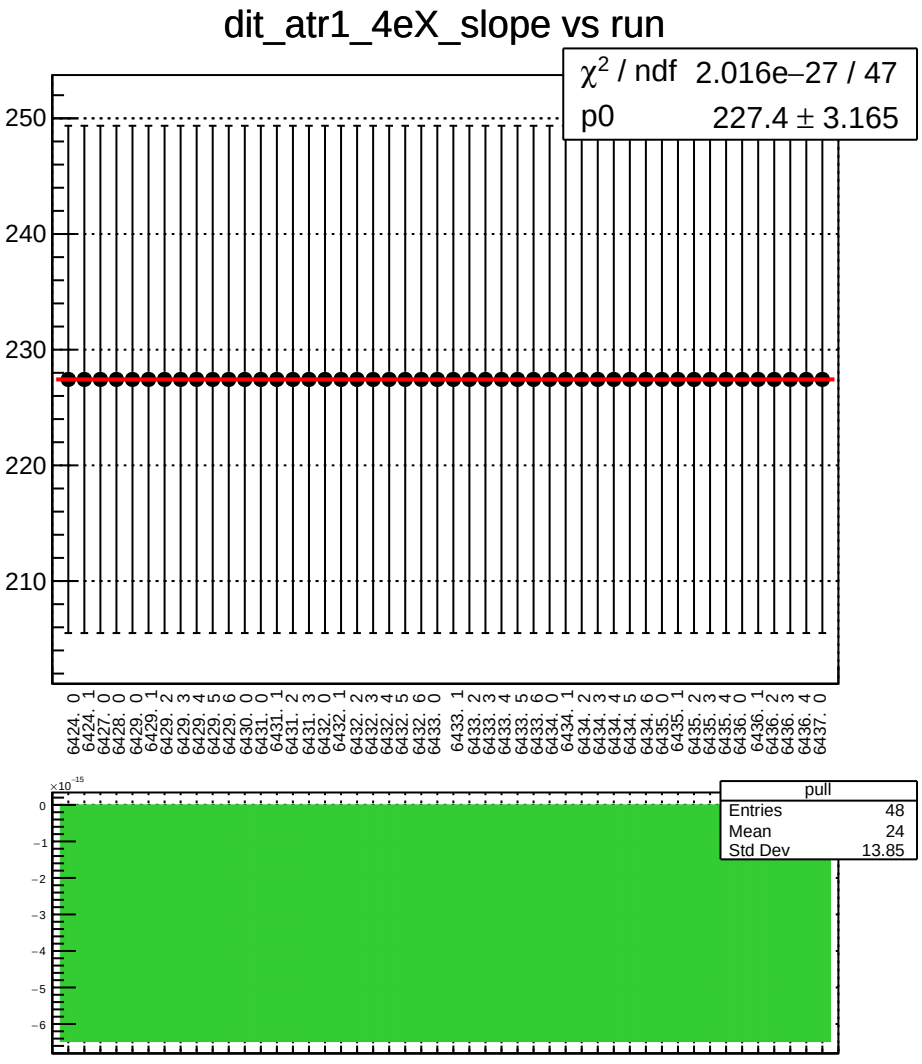
dit_atr1_4eX_slope vs run
χ2 / ndf 2.016e−27 / 47
p0 227.4 ± 3.165
250
240
230
220
210
6424. 0
6424. 1
6427. 0
6428. 0
6429. 0
6429. 1
6429. 2
6429. 3
6429. 4
6429. 5
6429. 6
6430. 0
6431. 0
6431. 1
6431. 2
6431. 3
6432. 0
6432. 1
6432. 2
6432. 3
6432. 4
6432. 5
6432. 6
6433. 0
6433. 1
6433. 2
6433. 3
6433. 4
6433. 5
6433. 6
6434. 0
6434. 1
6434. 2
6434. 3
6434. 4
6434. 5
6434. 6
6435. 0
6435. 1
6435. 2
6435. 3
6435. 4
6436. 0
6436. 1
6436. 2
6436. 3
6436. 4
6437. 0
×10−15
0
−1
−2
−3
−4
−5
−6
pull
Entries 48
Mean 24
Std Dev 13.85

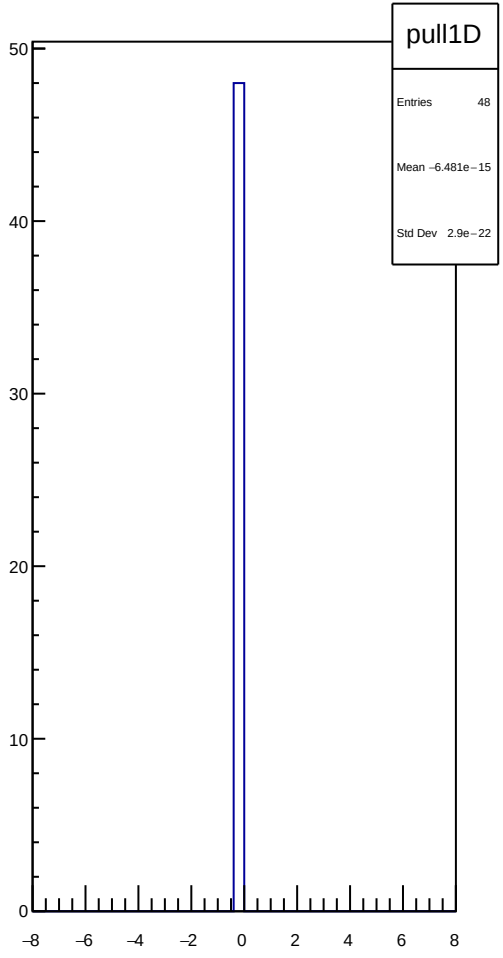
pull1D
Entries 48
Mean −6.481e−15
Std Dev 2.9e−22
50
40
30
20
10
0
−8
−6
−4
−2
0
2
4
6
8

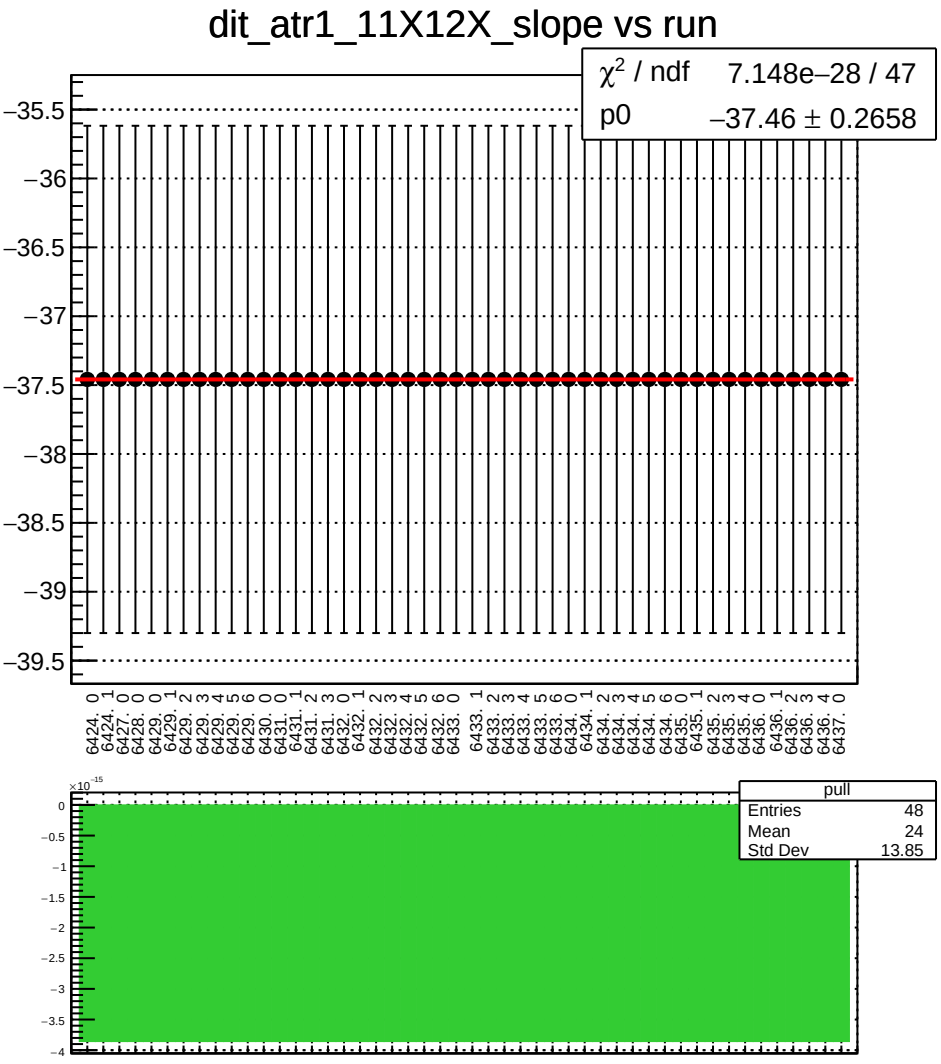
dit_atr1_11X12X_slope vs run
χ² / ndf 7.148e−28 / 47
p0 −37.46 ± 0.2658
−35.5
−36
−36.5
−37
−37.5
−38
−38.5
−39
−39.5
6424. 0
6424. 1
6427. 0
6428. 0
6429. 0
6429. 1
6429. 2
6429. 3
6429. 4
6429. 5
6429. 6
6430. 0
6431. 0
6431. 1
6431. 2
6431. 3
6432. 0
6432. 1
6432. 2
6432. 3
6432. 4
6432. 5
6432. 6
6433. 0
6433. 1
6433. 2
6433. 3
6433. 4
6433. 5
6433. 6
6434. 0
6434. 1
6434. 2
6434. 3
6434. 4
6434. 5
6434. 6
6435. 0
6435. 1
6435. 2
6435. 3
6435. 4
6436. 0
6436. 1
6436. 2
6436. 3
6436. 4
6437. 0
×10⁻¹⁵
0
−0.5
−1
−1.5
−2
−2.5
−3
−3.5
−4
pull
Entries 48
Mean 24
Std Dev 13.85
pull1D
Entries 48
Mean −3.859e−15
Std Dev 2.05e−22
50
40
30
20
10
0
−8
−6
−4
−2
0
2
4
6
8

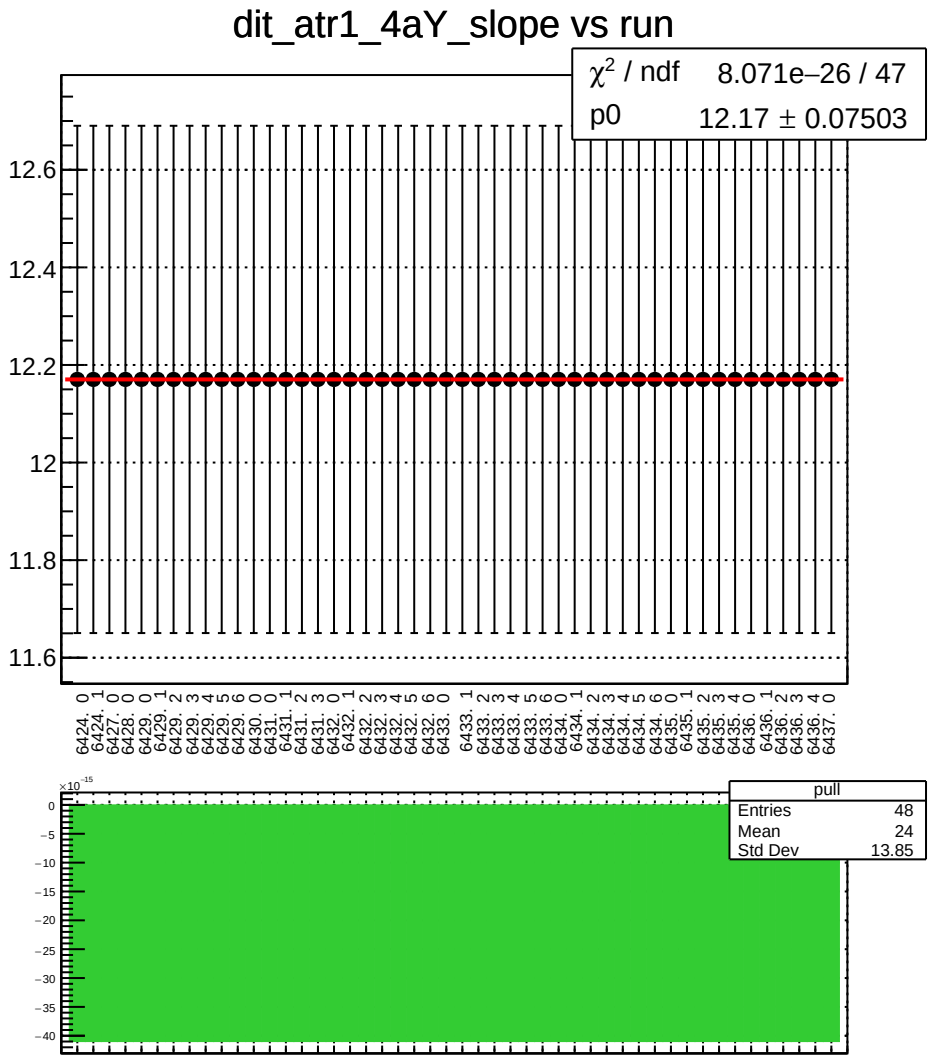
dit_atr1_4aY_slope vs run
χ^2 / ndf 8.071e−26 / 47
p0 12.17 ± 0.07503
12.6
12.4
12.2
12
11.8
11.6
6424. 0
6424. 1
6427. 0
6428. 0
6429. 0
6429. 1
6429. 2
6429. 3
6429. 4
6429. 5
6429. 6
6430. 0
6431. 0
6431. 1
6431. 2
6431. 3
6432. 0
6432. 1
6432. 2
6432. 3
6432. 4
6432. 5
6432. 6
6433. 0
6433. 1
6433. 2
6433. 3
6433. 4
6433. 5
6433. 6
6434. 0
6434. 1
6434. 2
6434. 3
6434. 4
6434. 5
6434. 6
6435. 0
6435. 1
6435. 2
6435. 3
6435. 4
6436. 0
6436. 1
6436. 2
6436. 3
6436. 4
6437. 0
×10^-15
0
−5
−10
−15
−20
−25
−30
−35
−40
pull
Entries 48
Mean 24
Std Dev 13.85

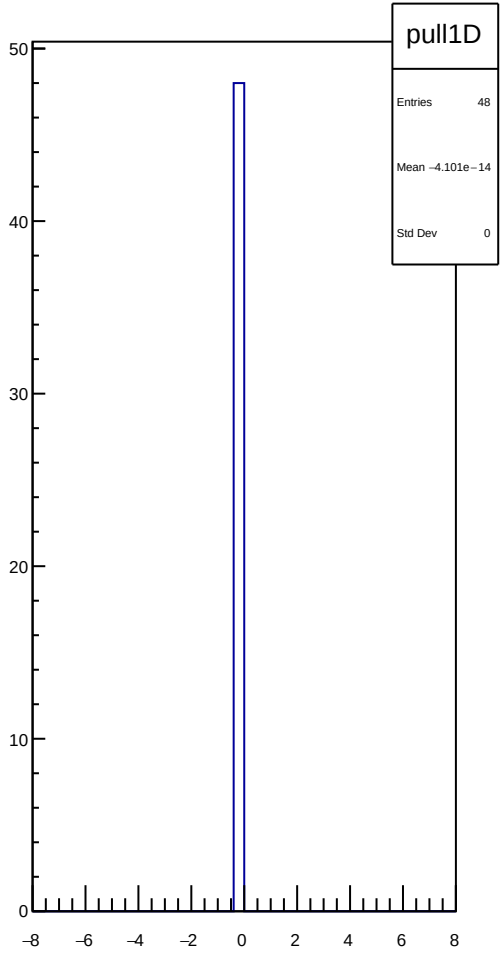
pull1D
Entries 48
Mean −4.101e−14
Std Dev 0
50
40
30
20
10
0
−8
−6
−4
−2
0
2
4
6
8

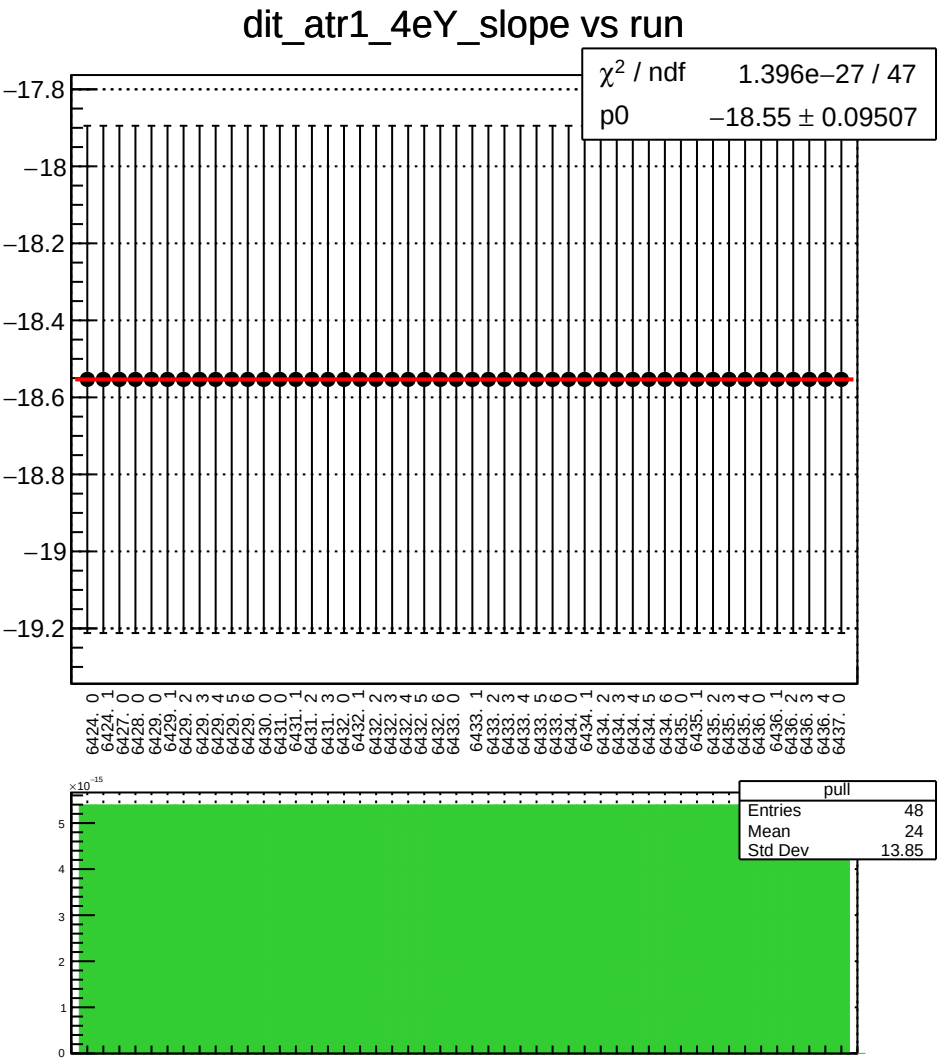
dit_atr1_4eY_slope vs run
χ² / ndf 1.396e−27 / 47
p0 −18.55 ± 0.09507
−17.8
−18
−18.2
−18.4
−18.6
−18.8
−19
−19.2
6424. 0
6424. 1
6427. 0
6428. 0
6429. 0
6429. 1
6429. 2
6429. 3
6429. 4
6429. 5
6429. 6
6430. 0
6431. 0
6431. 1
6431. 2
6431. 3
6432. 0
6432. 1
6432. 2
6432. 3
6432. 4
6432. 5
6432. 6
6433. 0
6433. 1
6433. 2
6433. 3
6433. 4
6433. 5
6433. 6
6434. 0
6434. 1
6434. 2
6434. 3
6434. 4
6434. 5
6434. 6
6435. 0
6435. 1
6435. 2
6435. 3
6435. 4
6436. 0
6436. 1
6436. 2
6436. 3
6436. 4
6437. 0
×10⁻¹⁵
pull
Entries 48
Mean 24
Std Dev 13.85
pull1D
Entries 48
Mean 5.394e−15
Std Dev 1.674e−22

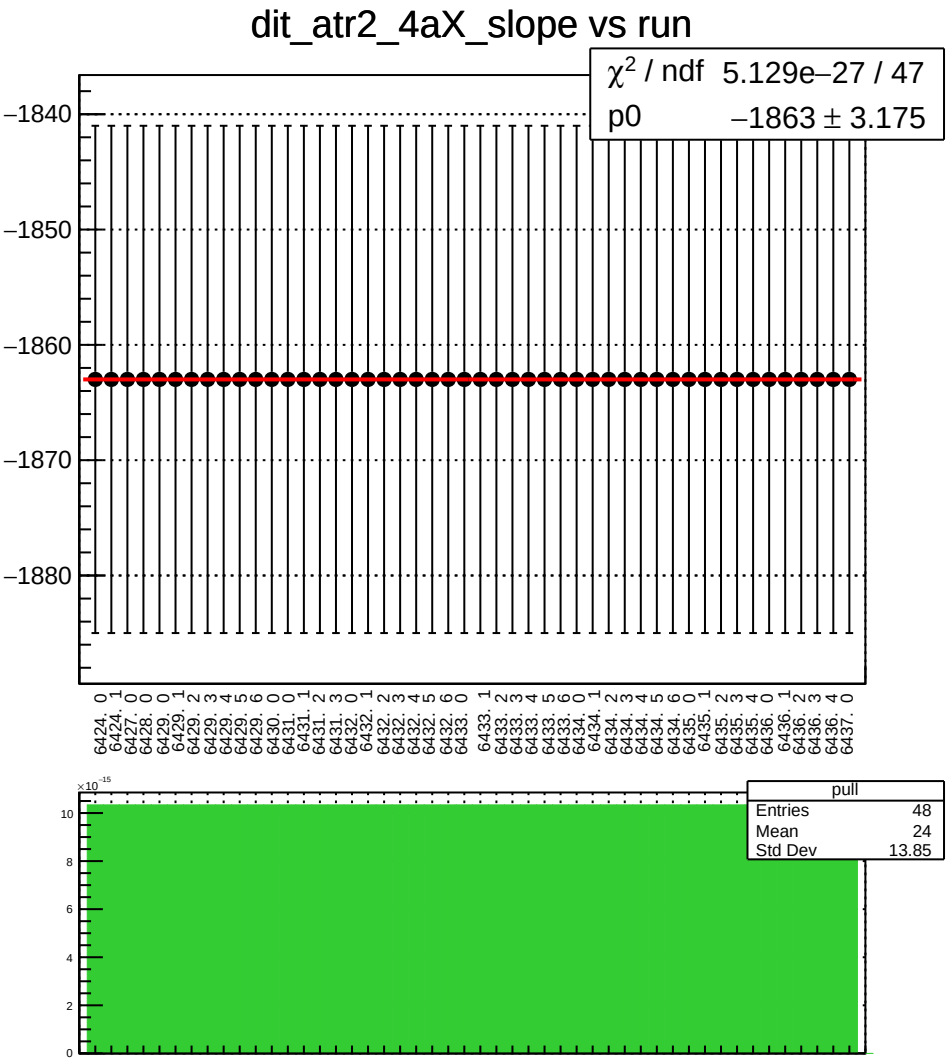
dit_atr2_4aX_slope vs run
χ^2 / ndf 5.129e−27 / 47
p0 −1863 ± 3.175
−1840
−1850
−1860
−1870
−1880
6424. 0
6424. 1
6427. 0
6428. 0
6429. 0
6429. 1
6429. 2
6429. 3
6429. 4
6429. 5
6429. 6
6430. 0
6431. 0
6431. 1
6431. 2
6431. 3
6432. 0
6432. 1
6432. 2
6432. 3
6432. 4
6432. 5
6432. 6
6433. 0
6433. 1
6433. 2
6433. 3
6433. 4
6433. 5
6433. 6
6434. 0
6434. 1
6434. 2
6434. 3
6434. 4
6434. 5
6434. 6
6435. 0
6435. 1
6435. 2
6435. 3
6435. 4
6436. 0
6436. 1
6436. 2
6436. 3
6436. 4
6437. 0
×10^-15
pull
Entries 48
Mean 24
Std Dev 13.85
10
8
6
4
2
0

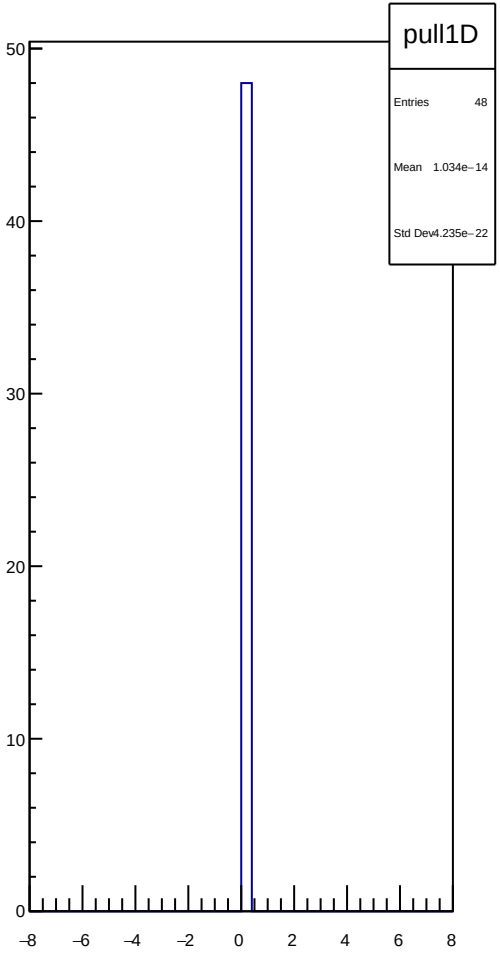
pull1D
Entries 48
Mean 1.034e−14
Std Dev 4.235e−22
50
40
30
20
10
0
−8
−6
−4
−2
0
2
4
6
8

dit_atr2_4eX_slope vs run

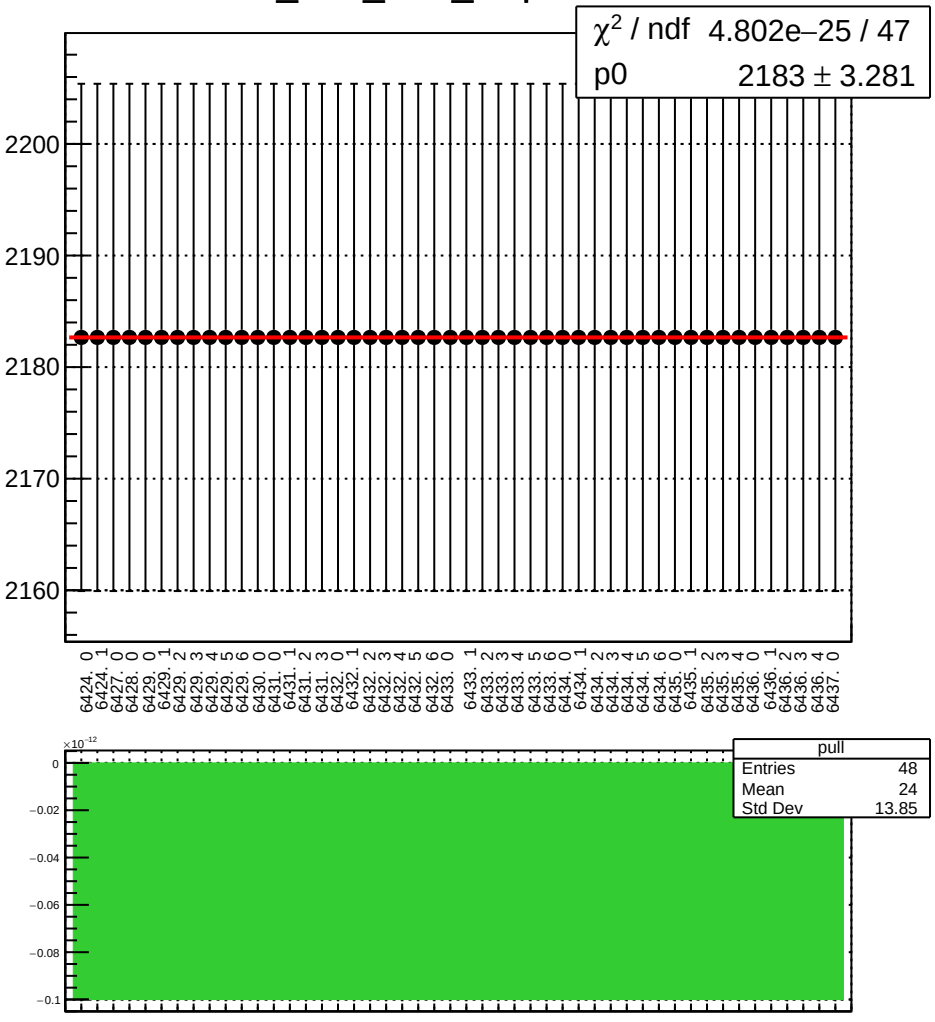

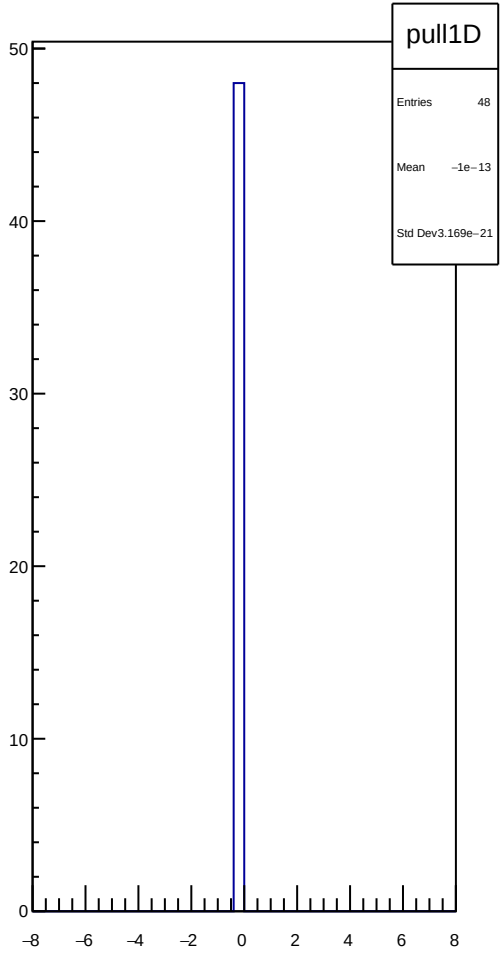

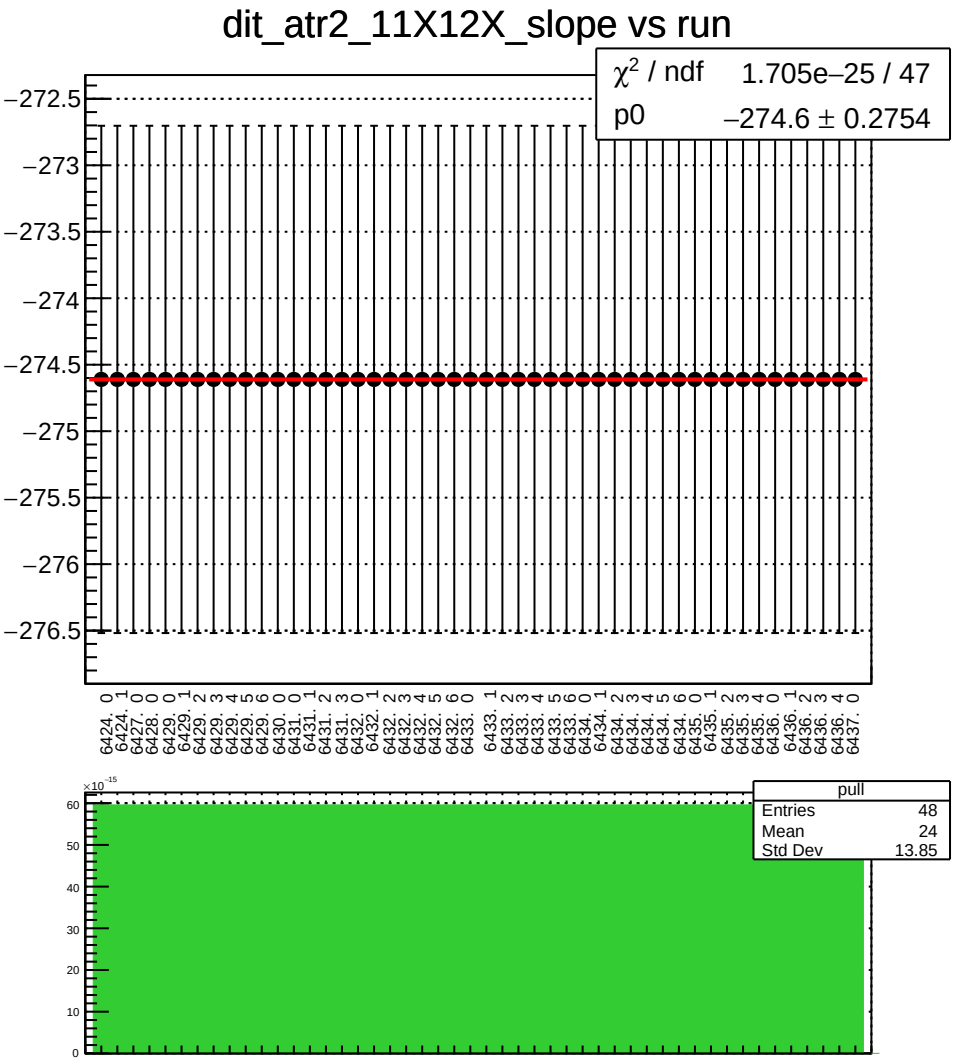
dit_atr2_11X12X_slope vs run
χ² / ndf 1.705e−25 / 47
p0 −274.6 ± 0.2754
−272.5
−273
−273.5
−274
−274.5
−275
−275.5
−276
−276.5
6424. 0
6424. 1
6427. 0
6428. 0
6429. 0
6429. 1
6429. 2
6429. 3
6429. 4
6429. 5
6429. 6
6430. 0
6431. 0
6431. 1
6431. 2
6431. 3
6432. 0
6432. 1
6432. 2
6432. 3
6432. 4
6432. 5
6432. 6
6433. 0
6433. 1
6433. 2
6433. 3
6433. 4
6433. 5
6433. 6
6434. 0
6434. 1
6434. 2
6434. 3
6434. 4
6434. 5
6434. 6
6435. 0
6435. 1
6435. 2
6435. 3
6435. 4
6436. 0
6436. 1
6436. 2
6436. 3
6436. 4
6437. 0
×10⁻¹⁵
pull
Entries 48
Mean 24
Std Dev 13.85
60
50
40
30
20
10
0

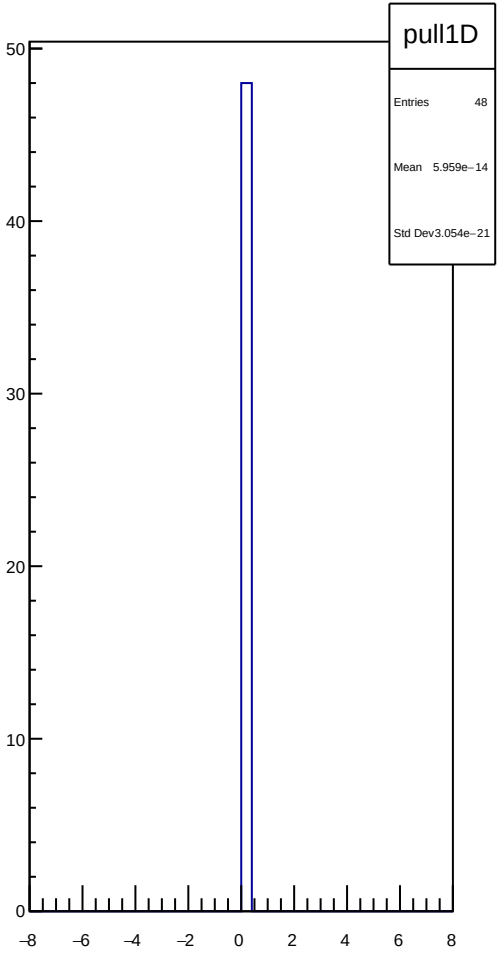
pull1D
Entries 48
Mean 5.959e−14
Std Dev3.054e−21
50
40
30
20
10
0
−8
−6
−4
−2
0
2
4
6
8

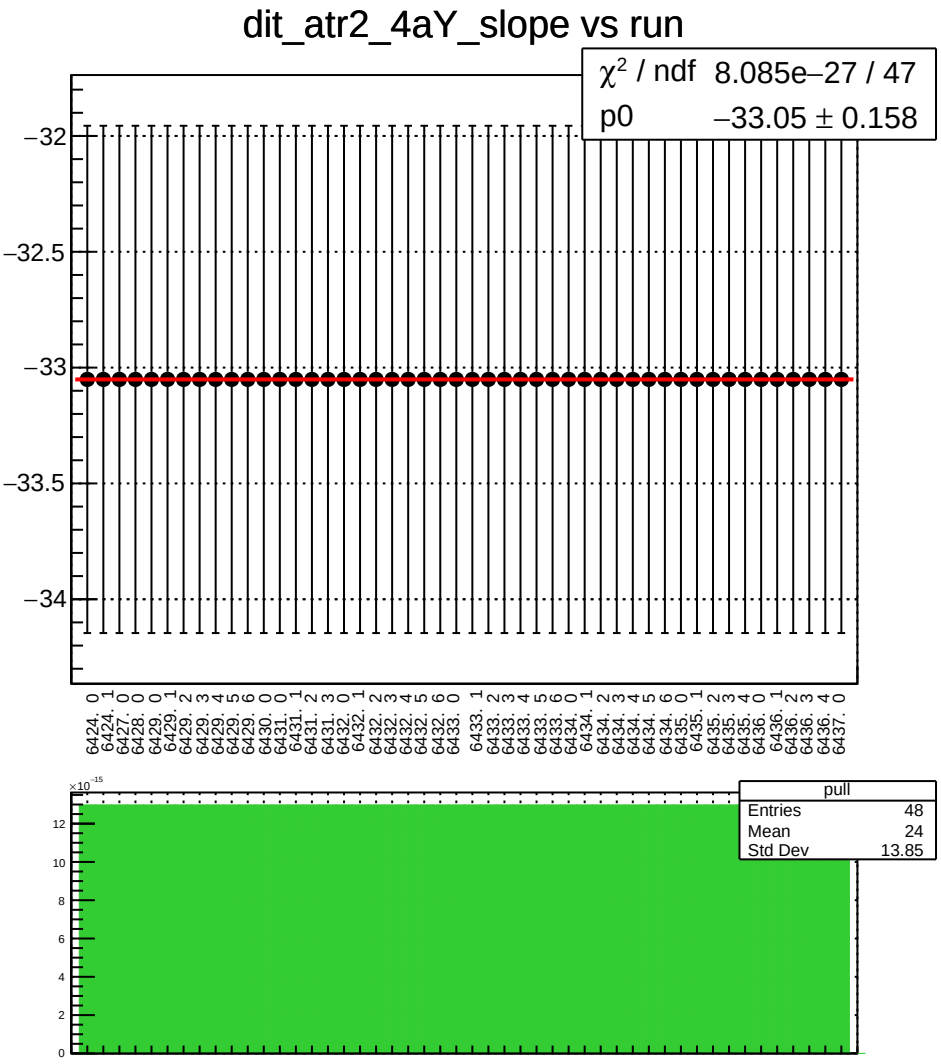
dit_atr2_4aY_slope vs run
χ² / ndf 8.085e−27 / 47
p0 −33.05 ± 0.158
−32
−32.5
−33
−33.5
−34
6424. 0
6424. 1
6427. 0
6428. 0
6429. 0
6429. 1
6429. 2
6429. 3
6429. 4
6429. 5
6429. 6
6430. 0
6431. 0
6431. 1
6431. 2
6431. 3
6432. 0
6432. 1
6432. 2
6432. 3
6432. 4
6432. 5
6432. 6
6433. 0
6433. 1
6433. 2
6433. 3
6433. 4
6433. 5
6433. 6
6434. 0
6434. 1
6434. 2
6434. 3
6434. 4
6434. 5
6434. 6
6435. 0
6435. 1
6435. 2
6435. 3
6435. 4
6436. 0
6436. 1
6436. 2
6436. 3
6436. 4
6437. 0
×10⁻¹⁵
12
10
8
6
4
2
0
pull
Entries 48
Mean 24
Std Dev 13.85

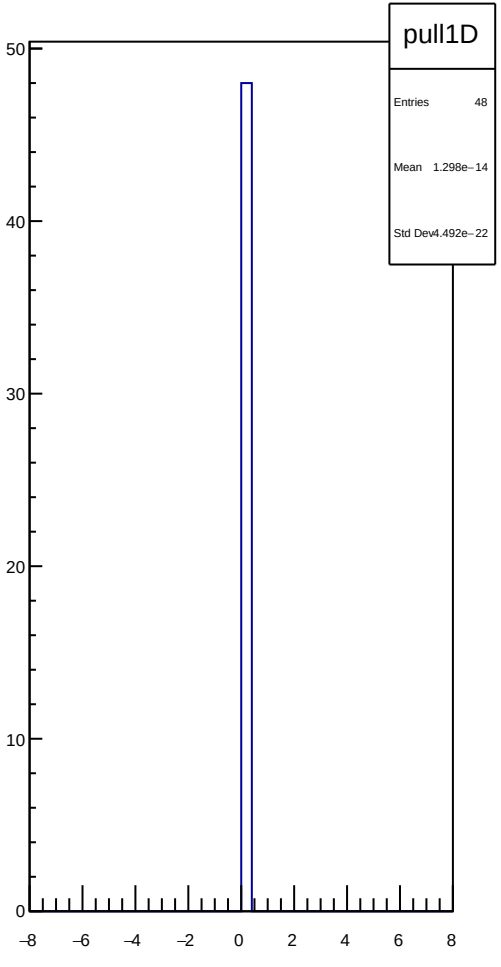
pull1D
Entries 48
Mean 1.298e−14
Std Dev4.492e−22
50
40
30
20
10
0
−8
−6
−4
−2
0
2
4
6
8

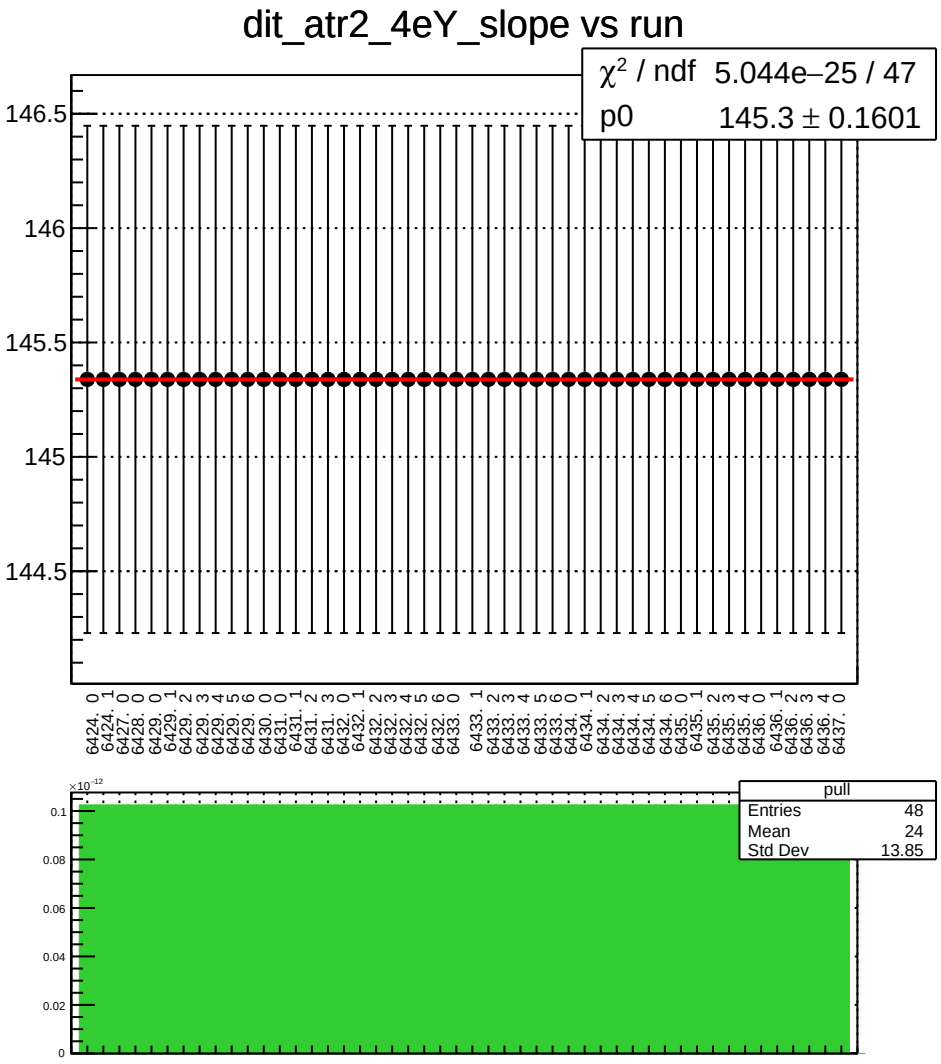
dit_atr2_4eY_slope vs run
χ² / ndf 5.044e−25 / 47
p0 145.3 ± 0.1601
146.5
146
145.5
145
144.5
6424. 0
6424. 1
6427. 0
6428. 0
6429. 0
6429. 1
6429. 2
6429. 3
6429. 4
6429. 5
6429. 6
6430. 0
6431. 0
6431. 1
6431. 2
6431. 3
6432. 0
6432. 1
6432. 2
6432. 3
6432. 4
6432. 5
6432. 6
6433. 0
6433. 1
6433. 2
6433. 3
6433. 4
6433. 5
6433. 6
6434. 0
6434. 1
6434. 2
6434. 3
6434. 4
6434. 5
6434. 6
6435. 0
6435. 1
6435. 2
6435. 3
6435. 4
6436. 0
6436. 1
6436. 2
6436. 3
6436. 4
6437. 0
×10⁻¹²
0.1
0.08
0.06
0.04
0.02
0
pull
Entries 48
Mean 24
Std Dev 13.85

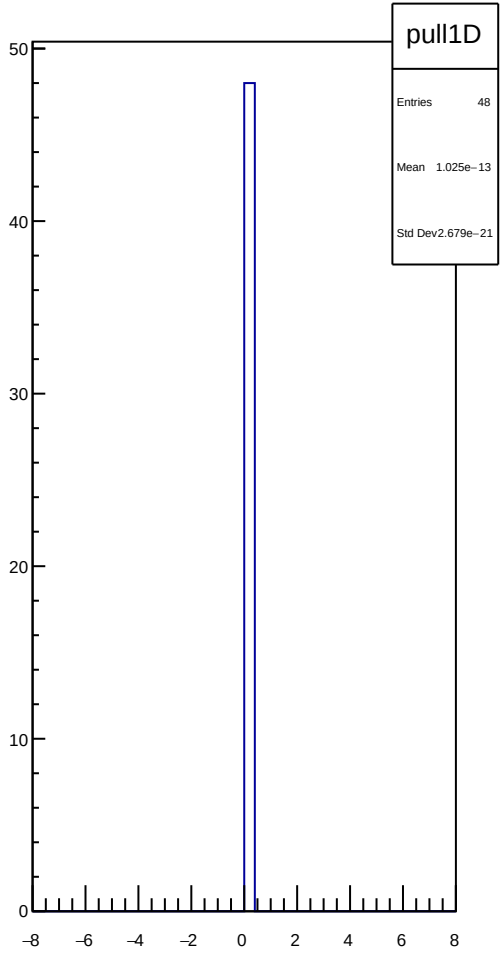
pull1D
Entries 48
Mean 1.025e−13
Std Dev 2.679e−21
50
40
30
20
10
0
−8
−6
−4
−2
0
2
4
6
8

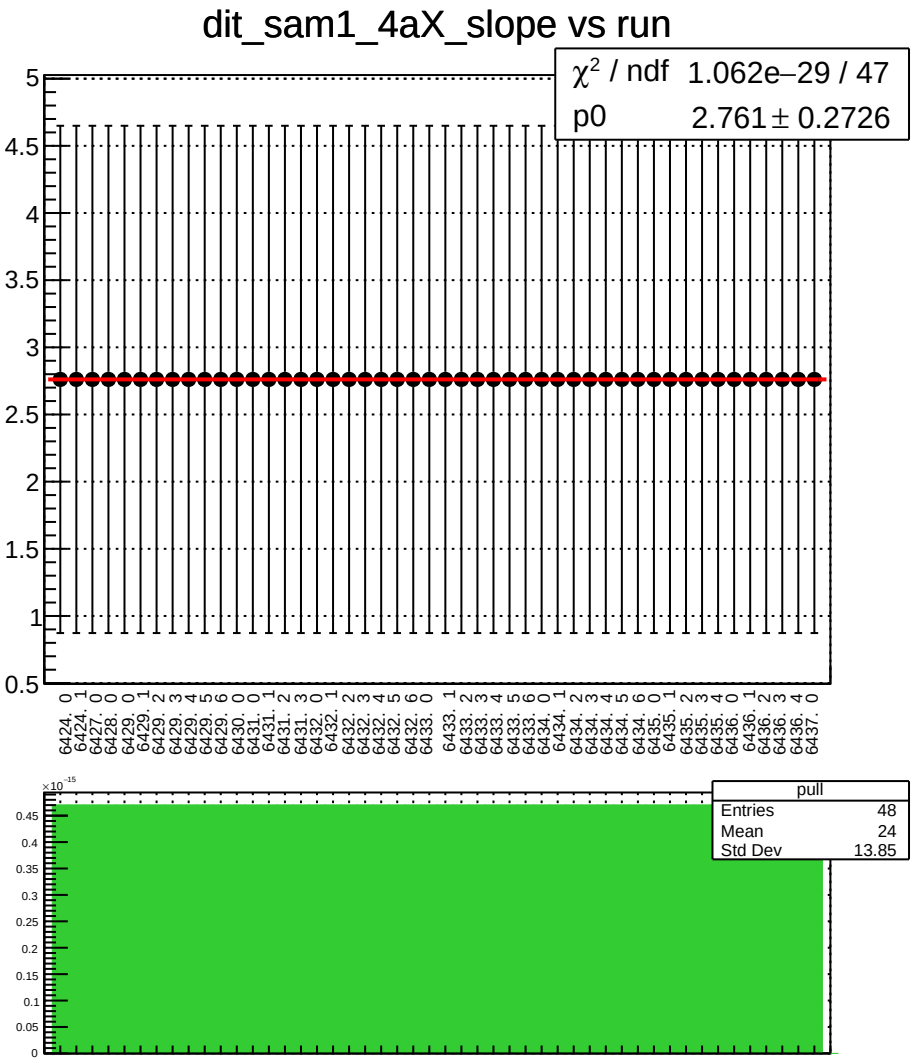
dit_sam1_4aX_slope vs run
χ^2 / ndf 1.062e−29 / 47
p0 2.761 ± 0.2726
pull
Entries 48
Mean 24
Std Dev 13.85

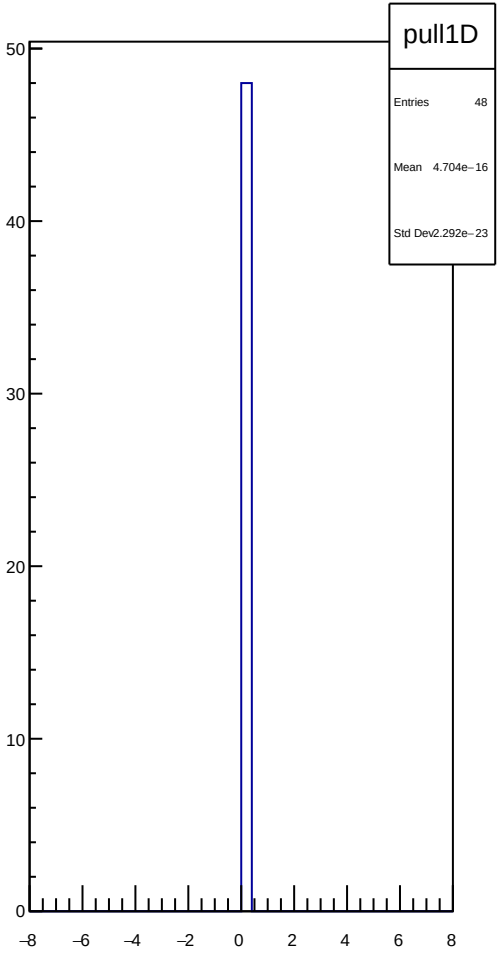
pull1D
Entries 48
Mean 4.704e−16
Std Dev 2.292e−23

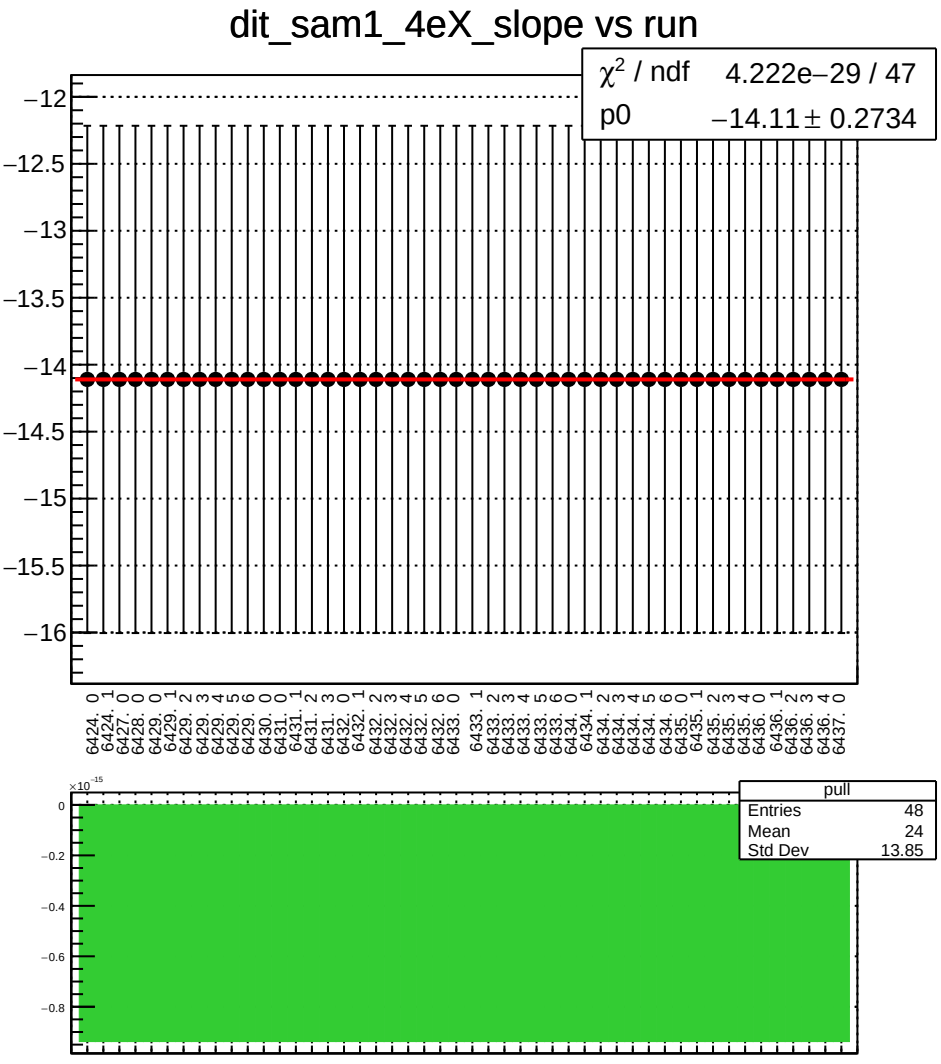
dit_sam1_4eX_slope vs run
χ² / ndf 4.222e−29 / 47
p0 −14.11 ± 0.2734
−12
−12.5
−13
−13.5
−14
−14.5
−15
−15.5
−16
6424. 0
6424. 1
6427. 0
6428. 0
6429. 0
6429. 1
6429. 2
6429. 3
6429. 4
6429. 5
6429. 6
6430. 0
6431. 0
6431. 1
6431. 2
6431. 3
6432. 0
6432. 1
6432. 2
6432. 3
6432. 4
6432. 5
6432. 6
6433. 0
6433. 1
6433. 2
6433. 3
6433. 4
6433. 5
6433. 6
6434. 0
6434. 1
6434. 2
6434. 3
6434. 4
6434. 5
6434. 6
6435. 0
6435. 1
6435. 2
6435. 3
6435. 4
6436. 0
6436. 1
6436. 2
6436. 3
6436. 4
6437. 0
×10⁻¹⁵
0
−0.2
−0.4
−0.6
−0.8
pull
Entries 48
Mean 24
Std Dev 13.85


pull1D
Entries 48
Mean −9.378e−16
Std Dev 3.97e−23
50
40
30
20
10
0
−8
−6
−4
−2
0
2
4
6
8

dit_sam1_11X12X_slope vs run

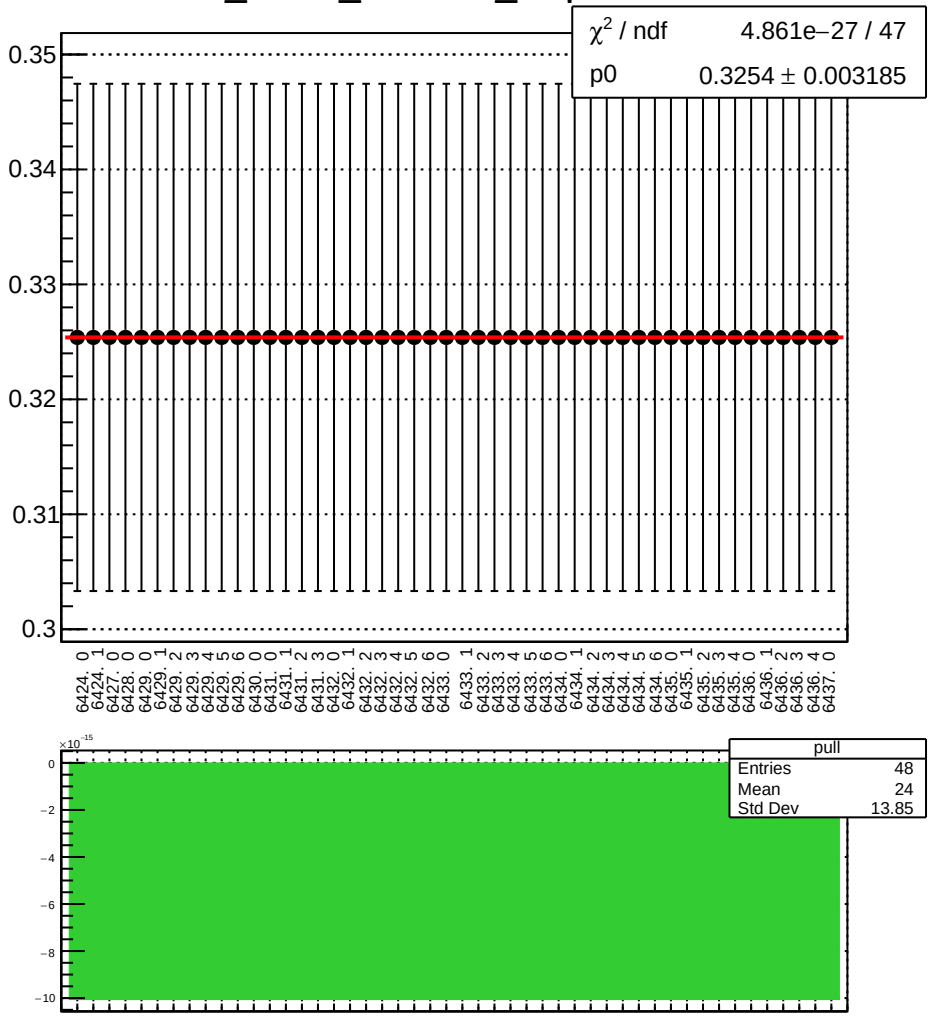

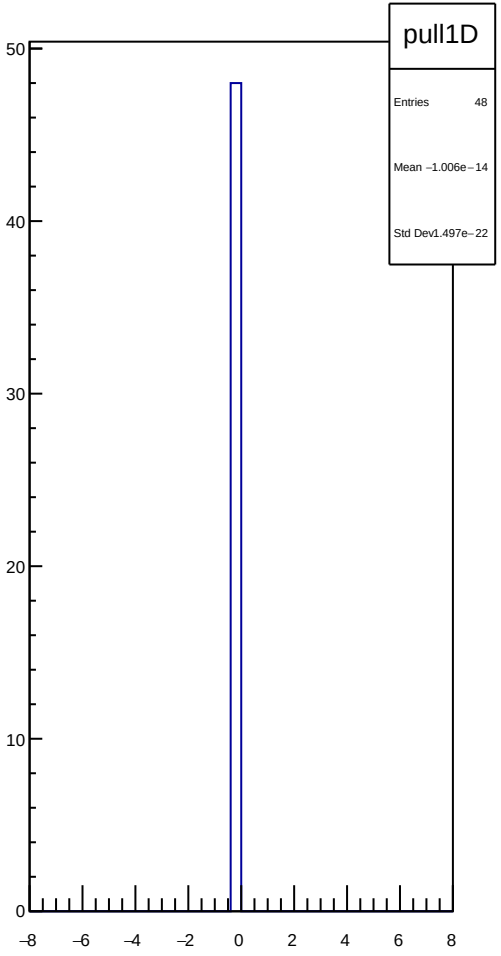

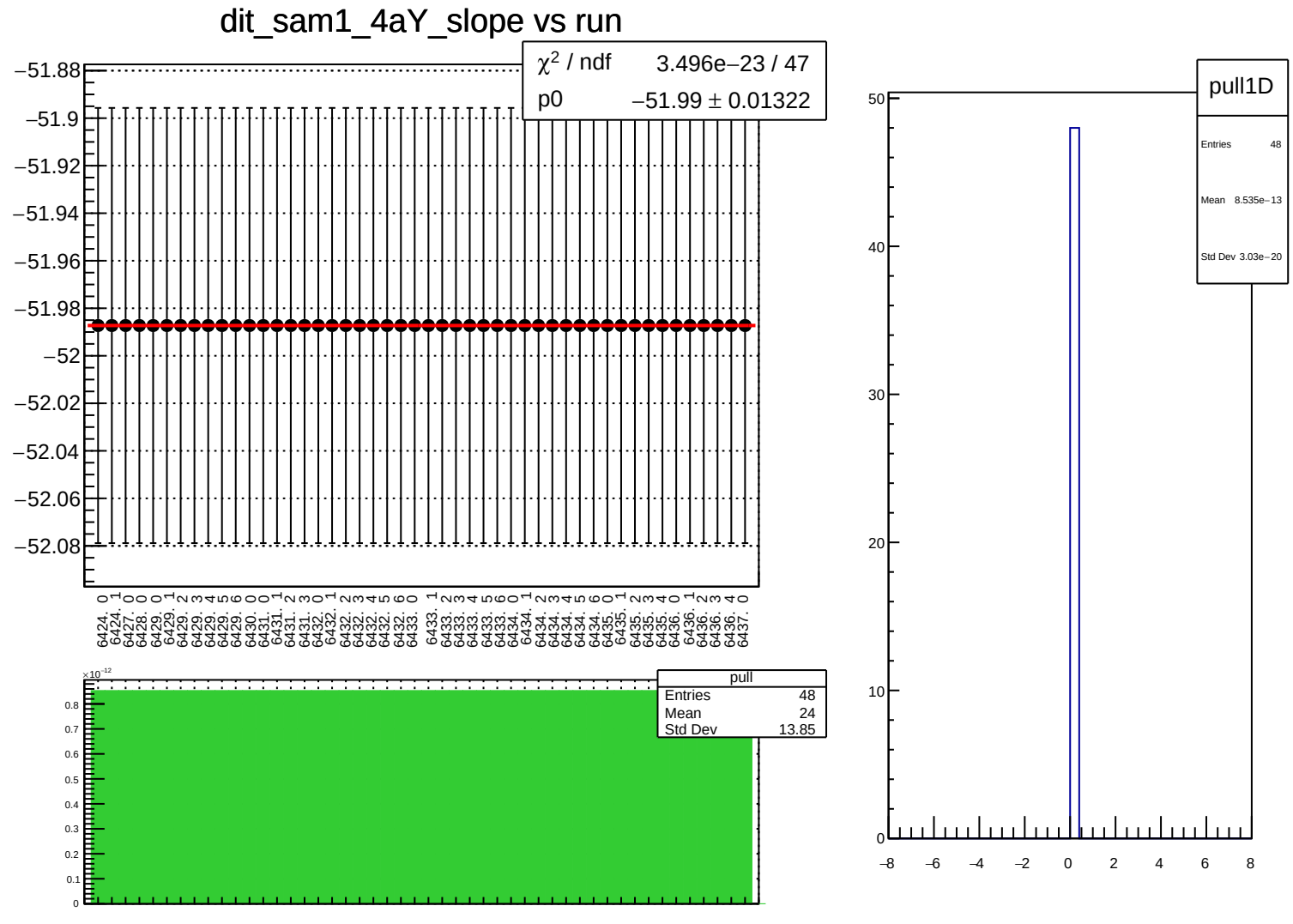
dit_sam1_4aY_slope vs run
χ² / ndf 3.496e−23 / 47
p0 −51.99 ± 0.01322
−51.88
−51.9
−51.92
−51.94
−51.96
−51.98
−52
−52.02
−52.04
−52.06
−52.08
6424. 0
6424. 1
6427. 0
6428. 0
6429. 0
6429. 1
6429. 2
6429. 3
6429. 4
6429. 5
6429. 6
6430. 0
6431. 0
6431. 1
6431. 2
6431. 3
6432. 0
6432. 1
6432. 2
6432. 3
6432. 4
6432. 5
6432. 6
6433. 0
6433. 1
6433. 2
6433. 3
6433. 4
6433. 5
6433. 6
6434. 0
6434. 1
6434. 2
6434. 3
6434. 4
6434. 5
6434. 6
6435. 0
6435. 1
6435. 2
6435. 3
6435. 4
6436. 0
6436. 1
6436. 2
6436. 3
6436. 4
6437. 0
×10⁻¹²
0.8
0.7
0.6
0.5
0.4
0.3
0.2
0.1
0
pull
Entries 48
Mean 24
Std Dev 13.85
pull1D
Entries 48
Mean 8.535e−13
Std Dev 3.03e−20
50
40
30
20
10
0
−8
−6
−4
−2
0
2
4
6
8

dit_sam1_4eY_slope vs run

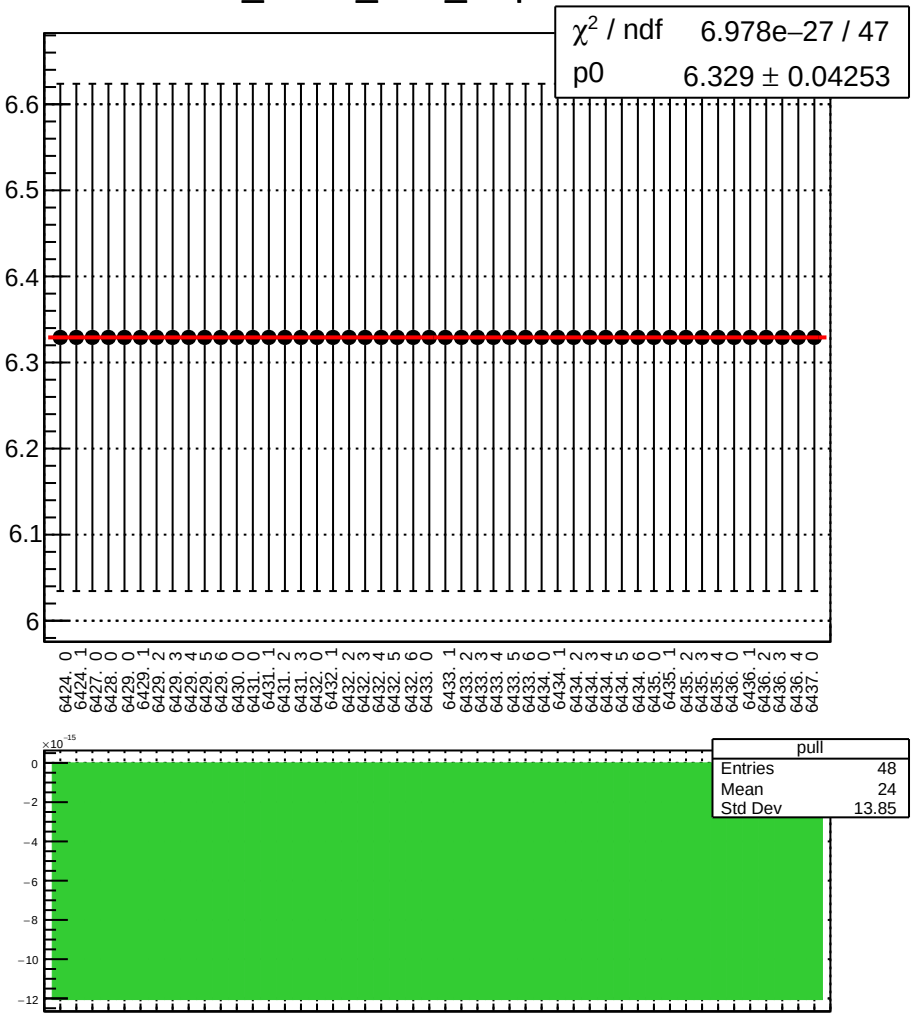

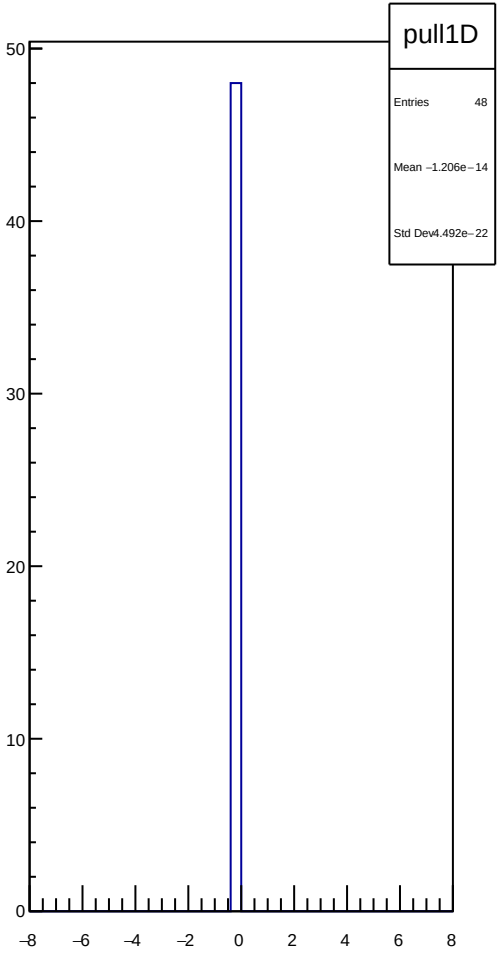

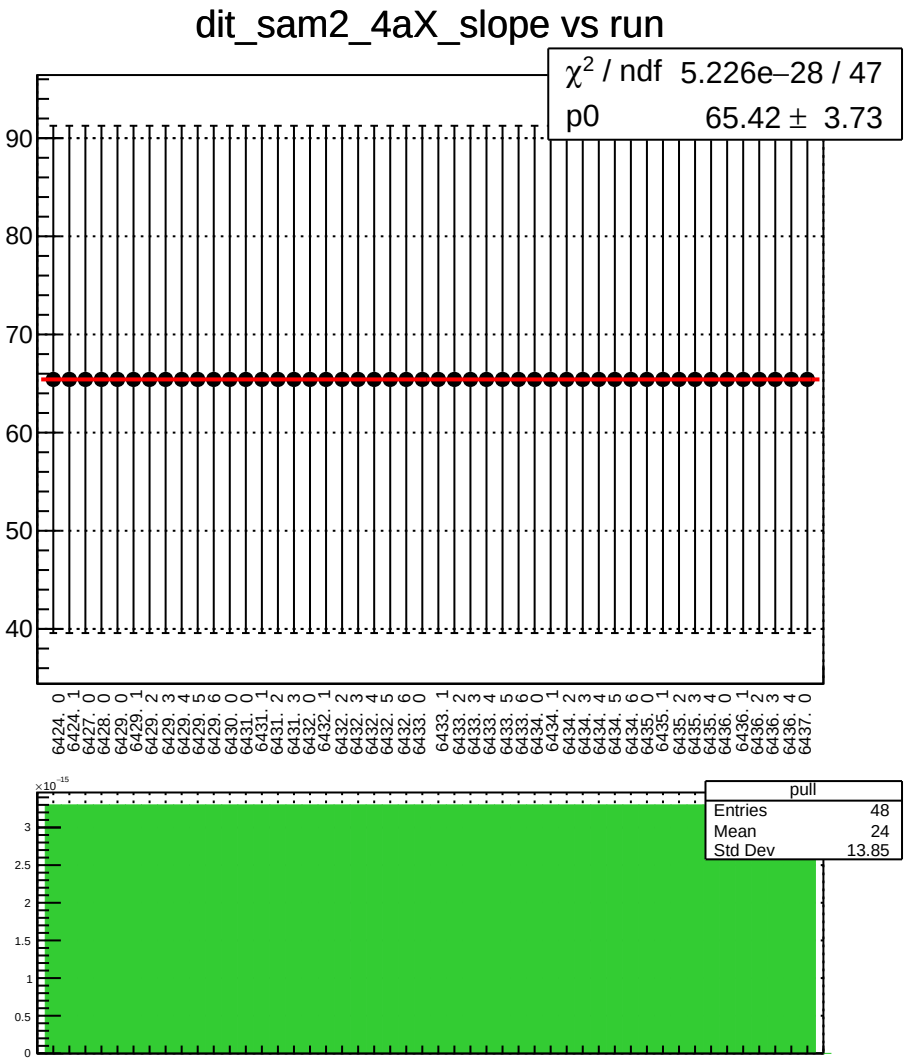
dit_sam2_4aX_slope vs run
χ2 / ndf 5.226e−28 / 47
p0 65.42 ± 3.73
90
80
70
60
50
40
6424. 0
6424. 1
6427. 0
6428. 0
6429. 0
6429. 1
6429. 2
6429. 3
6429. 4
6429. 5
6429. 6
6430. 0
6431. 0
6431. 1
6431. 2
6431. 3
6432. 0
6432. 1
6432. 2
6432. 3
6432. 4
6432. 5
6432. 6
6433. 0
6433. 1
6433. 2
6433. 3
6433. 4
6433. 5
6433. 6
6434. 0
6434. 1
6434. 2
6434. 3
6434. 4
6434. 5
6434. 6
6435. 0
6435. 1
6435. 2
6435. 3
6435. 4
6436. 0
6436. 1
6436. 2
6436. 3
6436. 4
6437. 0
×10−15
3
2.5
2
1.5
1
0.5
0
pull
Entries 48
Mean 24
Std Dev 13.85

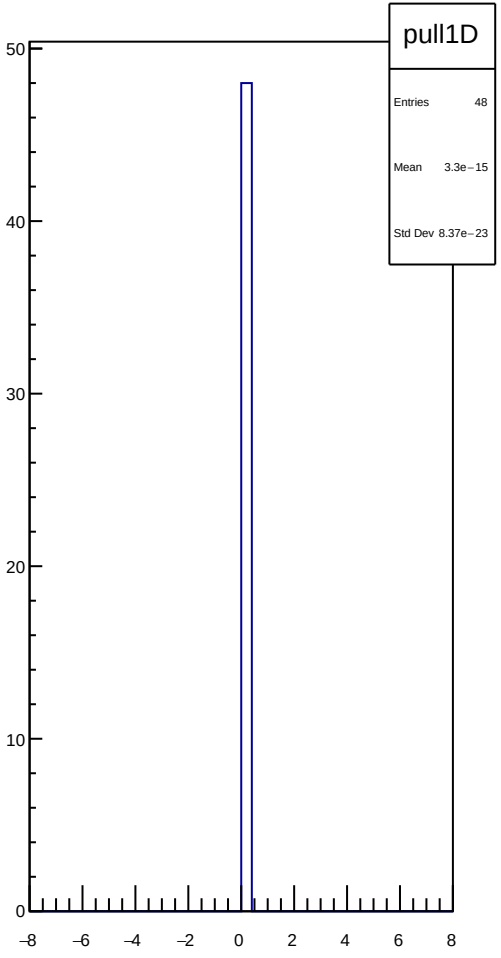
pull1D
Entries 48
Mean 3.3e−15
Std Dev 8.37e−23
50
40
30
20
10
0
−8
−6
−4
−2
0
2
4
6
8

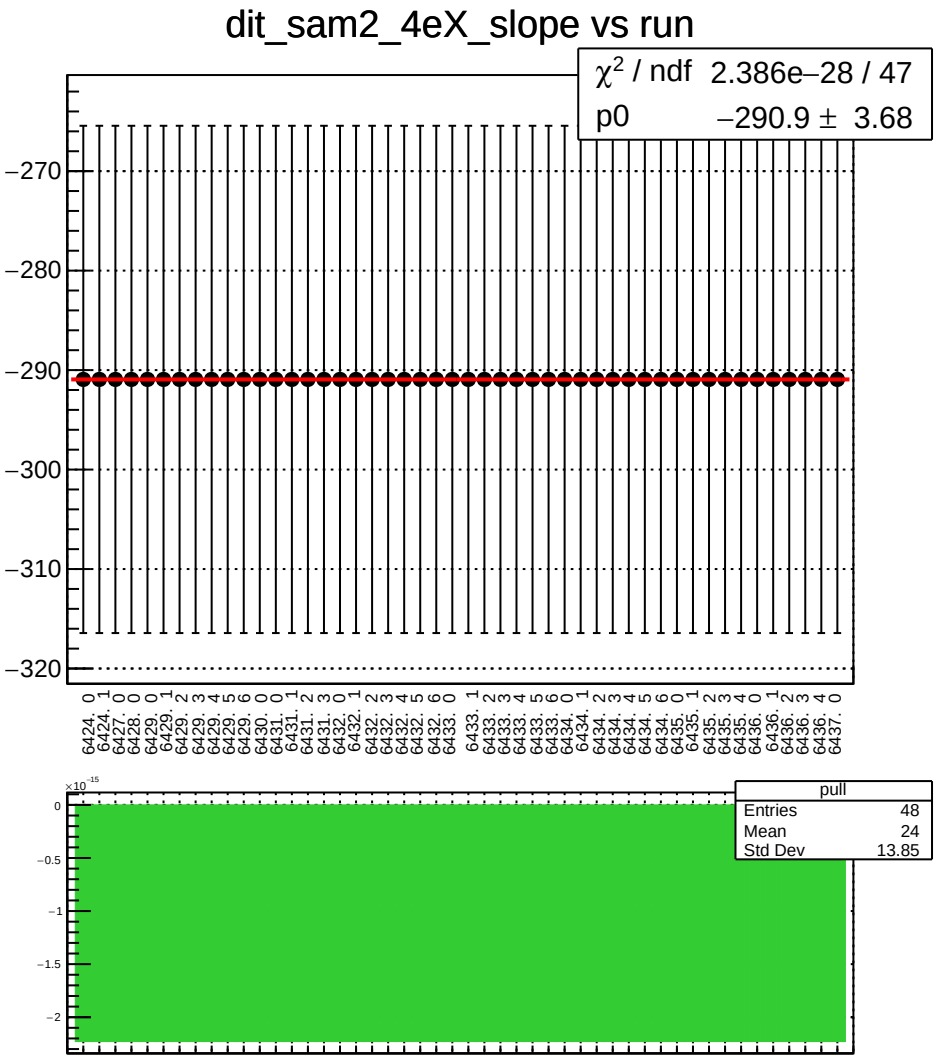
dit_sam2_4eX_slope vs run
χ² / ndf 2.386e−28 / 47
p0 −290.9 ± 3.68
−270
−280
−290
−300
−310
−320
6424. 0
6424. 1
6427. 0
6428. 0
6429. 0
6429. 1
6429. 2
6429. 3
6429. 4
6429. 5
6429. 6
6430. 0
6431. 0
6431. 1
6431. 2
6431. 3
6432. 0
6432. 1
6432. 2
6432. 3
6432. 4
6432. 5
6432. 6
6433. 0
6433. 1
6433. 2
6433. 3
6433. 4
6433. 5
6433. 6
6434. 0
6434. 1
6434. 2
6434. 3
6434. 4
6434. 5
6434. 6
6435. 0
6435. 1
6435. 2
6435. 3
6435. 4
6436. 0
6436. 1
6436. 2
6436. 3
6436. 4
6437. 0
×10⁻¹⁵
0
−0.5
−1
−1.5
−2
pull
Entries 48
Mean 24
Std Dev 13.85


pull1D
Entries 48
Mean −2.229e−15
Std Dev7.941e−23
50
40
30
20
10
0
−8
−6
−4
−2
0
2
4
6
8

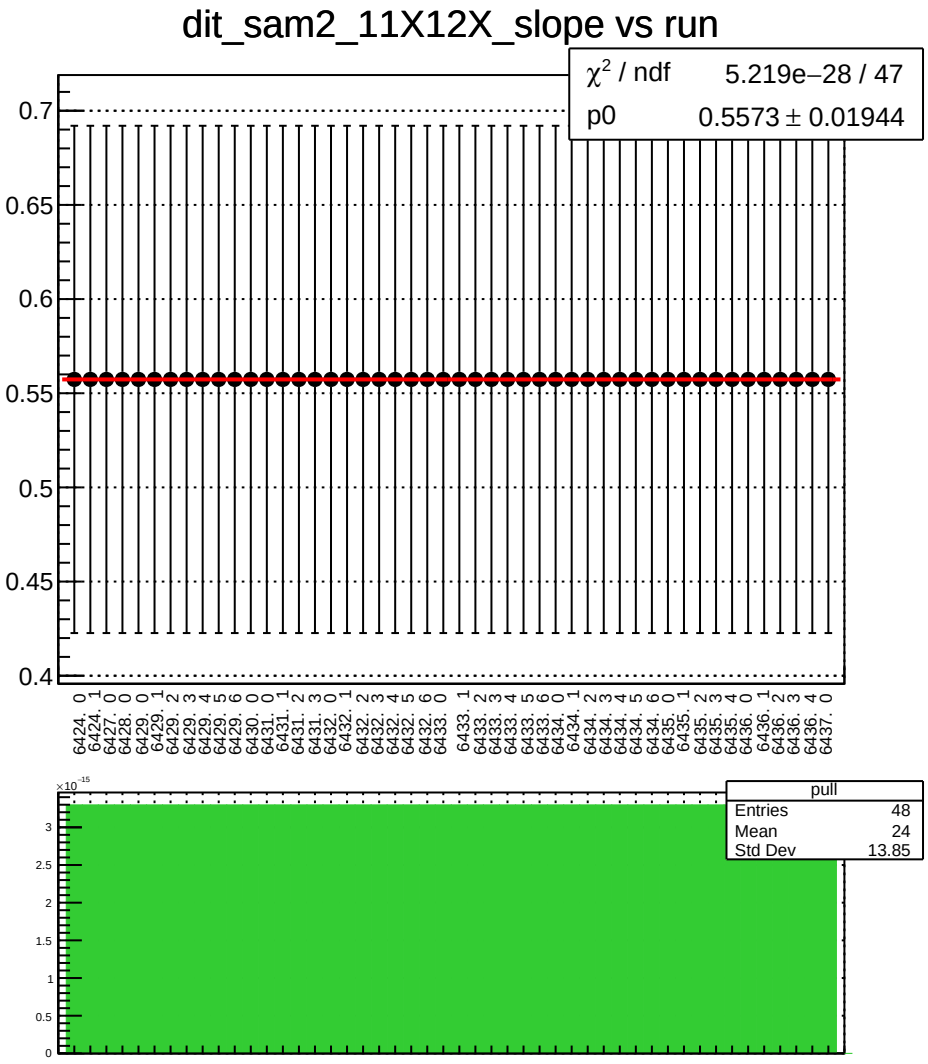
dit_sam2_11X12X_slope vs run
χ^2 / ndf 5.219e−28 / 47
p0 0.5573 ± 0.01944
0.7
0.65
0.6
0.55
0.5
0.45
0.4
6424. 0
6424. 1
6427. 0
6428. 0
6429. 0
6429. 1
6429. 2
6429. 3
6429. 4
6429. 5
6429. 6
6430. 0
6431. 0
6431. 1
6431. 2
6431. 3
6432. 0
6432. 1
6432. 2
6432. 3
6432. 4
6432. 5
6432. 6
6433. 0
6433. 1
6433. 2
6433. 3
6433. 4
6433. 5
6433. 6
6434. 0
6434. 1
6434. 2
6434. 3
6434. 4
6434. 5
6434. 6
6435. 0
6435. 1
6435. 2
6435. 3
6435. 4
6436. 0
6436. 1
6436. 2
6436. 3
6436. 4
6437. 0
×10^-15
3
2.5
2
1.5
1
0.5
0
pull
Entries 48
Mean 24
Std Dev 13.85

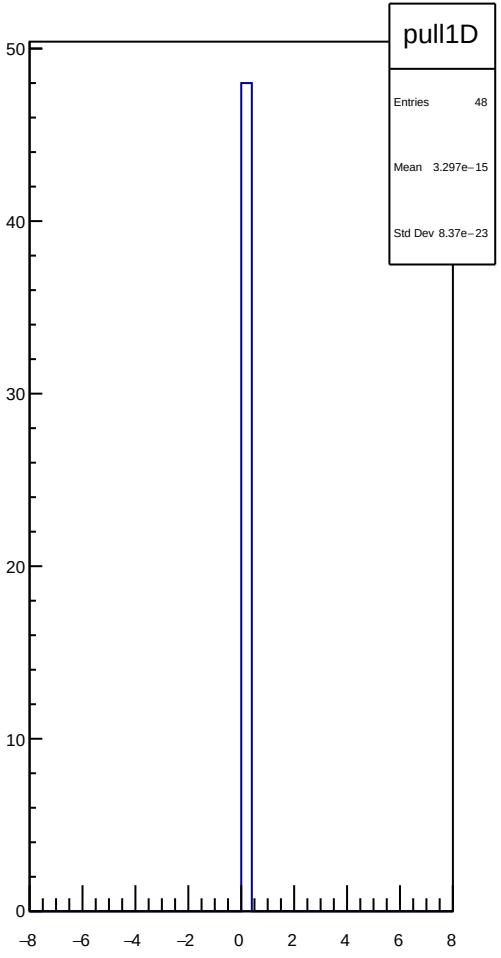
pull1D
Entries 48
Mean 3.297e−15
Std Dev 8.37e−23
50
40
30
20
10
0
−8
−6
−4
−2
0
2
4
6
8

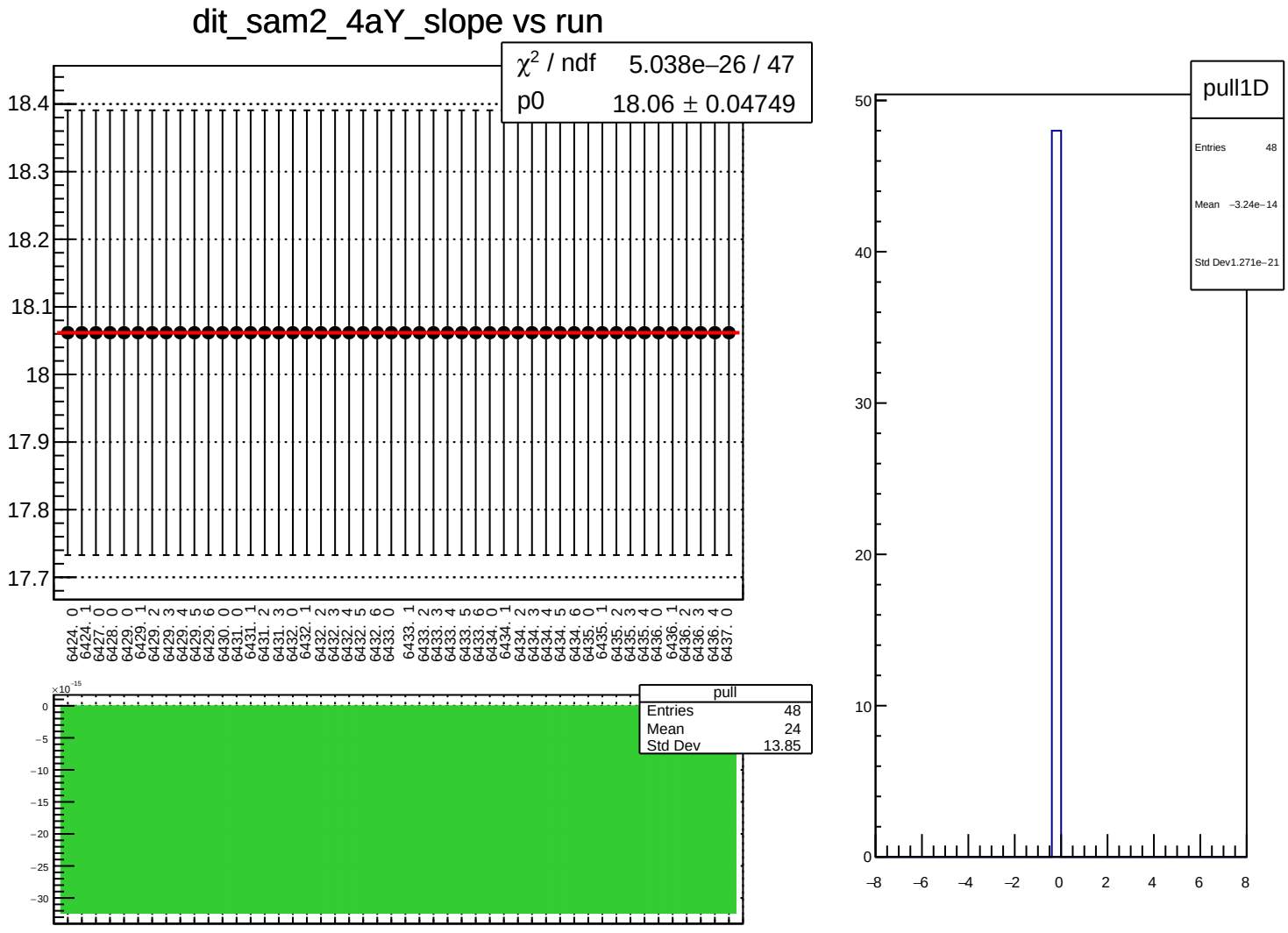
dit_sam2_4aY_slope vs run
χ2 / ndf 5.038e−26 / 47
p0 18.06 ± 0.04749
18.4
18.3
18.2
18.1
18
17.9
17.8
17.7
6424. 0
6424. 1
6427. 0
6428. 0
6429. 0
6429. 1
6429. 2
6429. 3
6429. 4
6429. 5
6429. 6
6430. 0
6431. 0
6431. 1
6431. 2
6431. 3
6432. 0
6432. 1
6432. 2
6432. 3
6432. 4
6432. 5
6432. 6
6433. 0
6433. 1
6433. 2
6433. 3
6433. 4
6433. 5
6433. 6
6434. 0
6434. 1
6434. 2
6434. 3
6434. 4
6434. 5
6434. 6
6435. 0
6435. 1
6435. 2
6435. 3
6435. 4
6436. 0
6436. 1
6436. 2
6436. 3
6436. 4
6437. 0
×10−15
0
−5
−10
−15
−20
−25
−30
pull
Entries 48
Mean 24
Std Dev 13.85
pull1D
Entries 48
Mean −3.24e−14
Std Dev1.271e−21
50
40
30
20
10
0
−8
−6
−4
−2
0
2
4
6
8

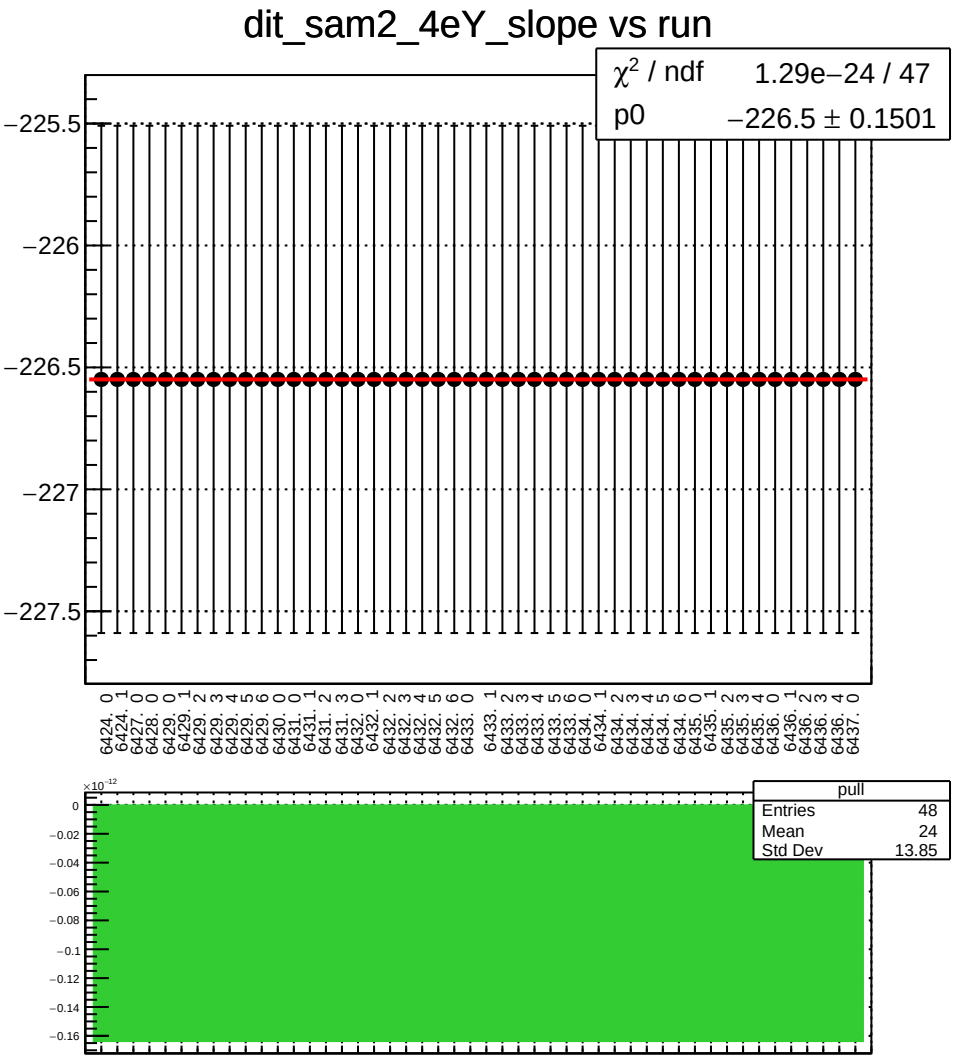
dit_sam2_4eY_slope vs run
χ² / ndf 1.29e−24 / 47
p0 −226.5 ± 0.1501
−225.5
−226
−226.5
−227
−227.5
6424. 0
6424. 1
6427. 0
6428. 0
6429. 0
6429. 1
6429. 2
6429. 3
6429. 4
6429. 5
6429. 6
6430. 0
6431. 0
6431. 1
6431. 2
6431. 3
6432. 0
6432. 1
6432. 2
6432. 3
6432. 4
6432. 5
6432. 6
6433. 0
6433. 1
6433. 2
6433. 3
6433. 4
6433. 5
6433. 6
6434. 0
6434. 1
6434. 2
6434. 3
6434. 4
6434. 5
6434. 6
6435. 0
6435. 1
6435. 2
6435. 3
6435. 4
6436. 0
6436. 1
6436. 2
6436. 3
6436. 4
6437. 0
×10⁻¹²
0
−0.02
−0.04
−0.06
−0.08
−0.1
−0.12
−0.14
−0.16
pull
Entries 48
Mean 24
Std Dev 13.85
pull1D
Entries 48
Mean −1.639e−13
Std Dev 4.15e−21
50
40
30
20
10
0
−8
−6
−4
−2
0
2
4
6
8

dit_sam3_4aX_slope vs run

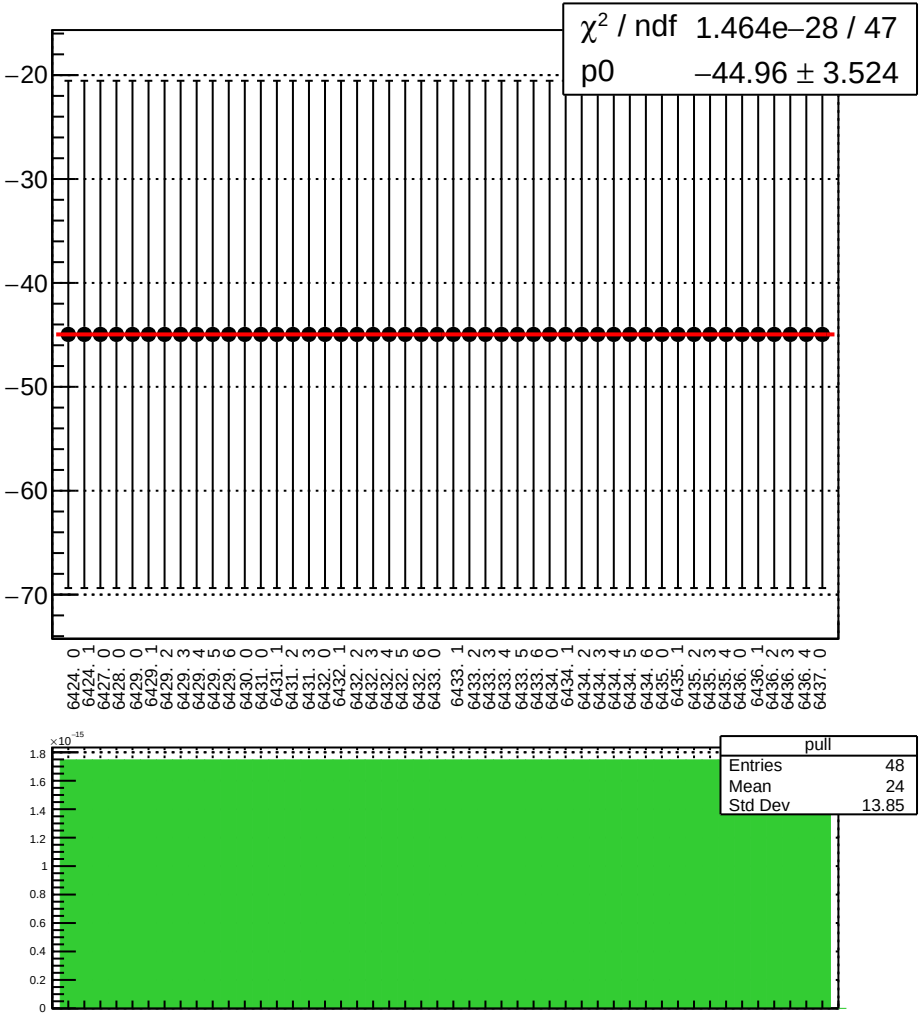

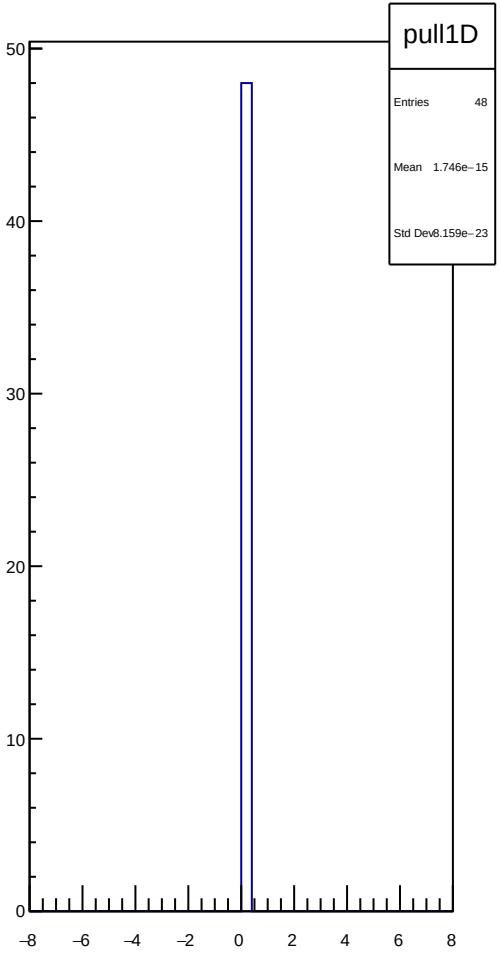

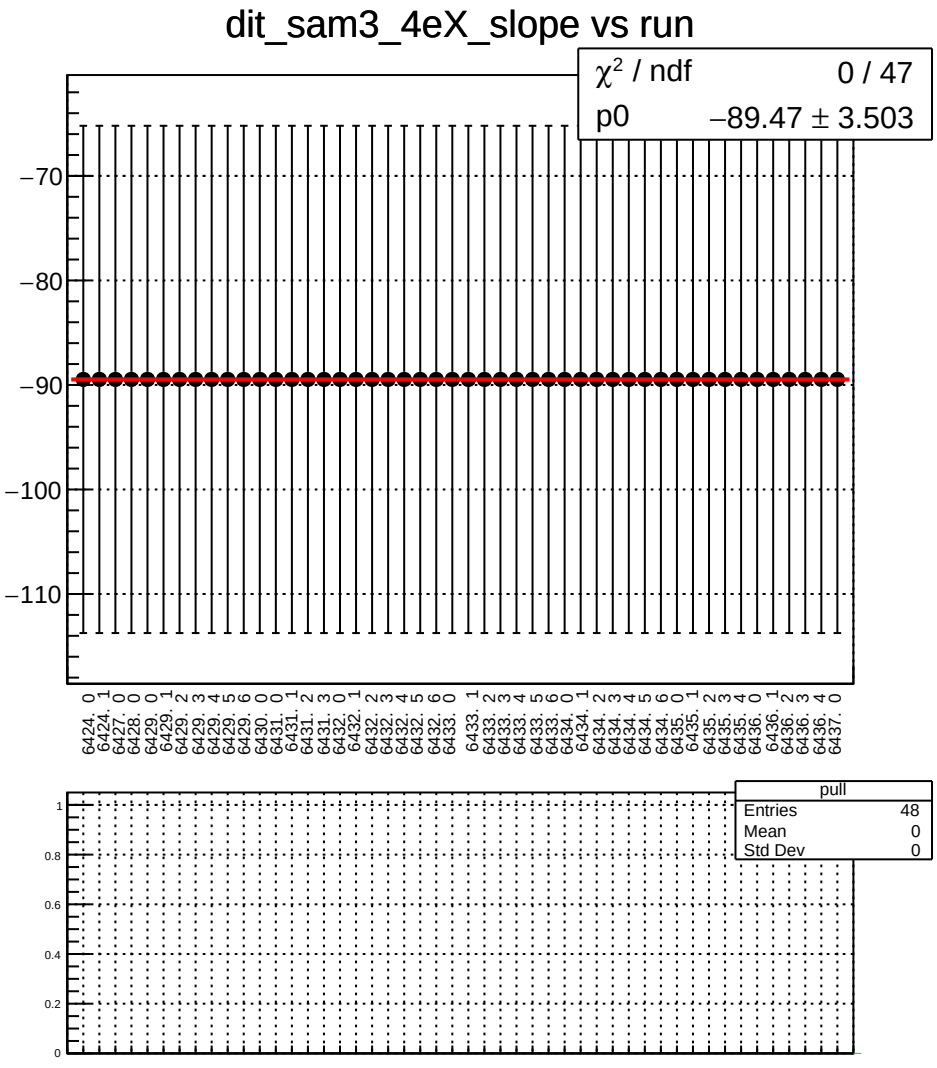
dit_sam3_4eX_slope vs run
χ² / ndf 0 / 47
p0 −89.47 ± 3.503
−70
−80
−90
−100
−110
6424. 0
6424. 1
6427. 0
6428. 0
6429. 0
6429. 1
6429. 2
6429. 3
6429. 4
6429. 5
6429. 6
6430. 0
6431. 0
6431. 1
6431. 2
6431. 3
6432. 0
6432. 1
6432. 2
6432. 3
6432. 4
6432. 5
6432. 6
6433. 0
6433. 1
6433. 2
6433. 3
6433. 4
6433. 5
6433. 6
6434. 0
6434. 1
6434. 2
6434. 3
6434. 4
6434. 5
6434. 6
6435. 0
6435. 1
6435. 2
6435. 3
6435. 4
6436. 0
6436. 1
6436. 2
6436. 3
6436. 4
6437. 0
pull
Entries 48
Mean 0
Std Dev 0
1
0.8
0.6
0.4
0.2
0

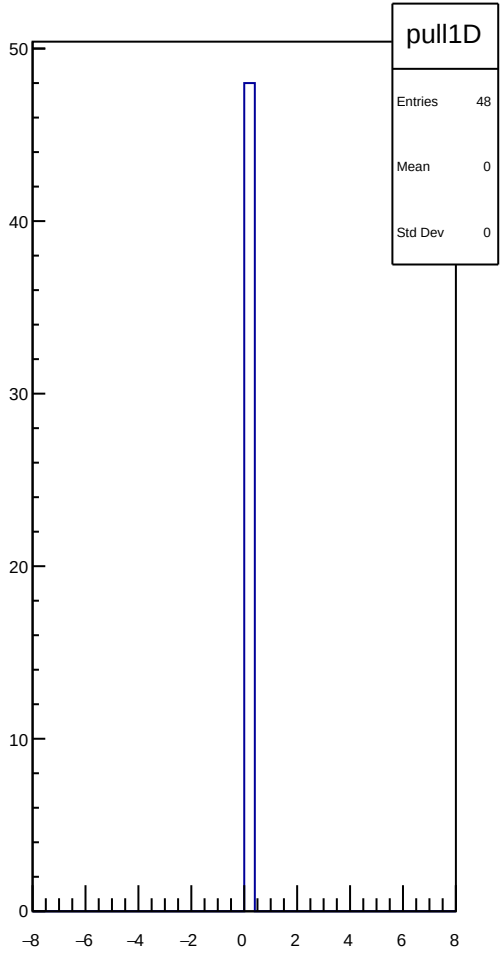
pull1D
Entries 48
Mean 0
Std Dev 0
50
40
30
20
10
0
−8
−6
−4
−2
0
2
4
6
8

dit_sam3_11X12X_slope vs run

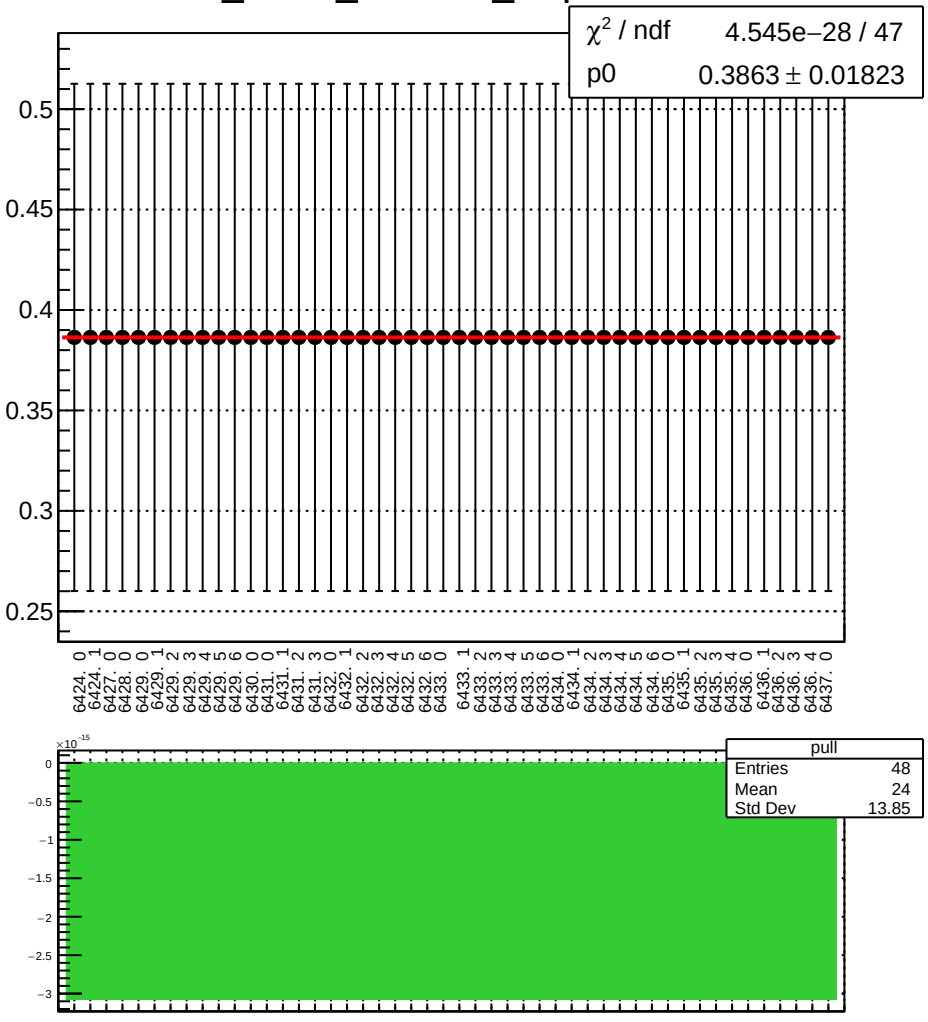

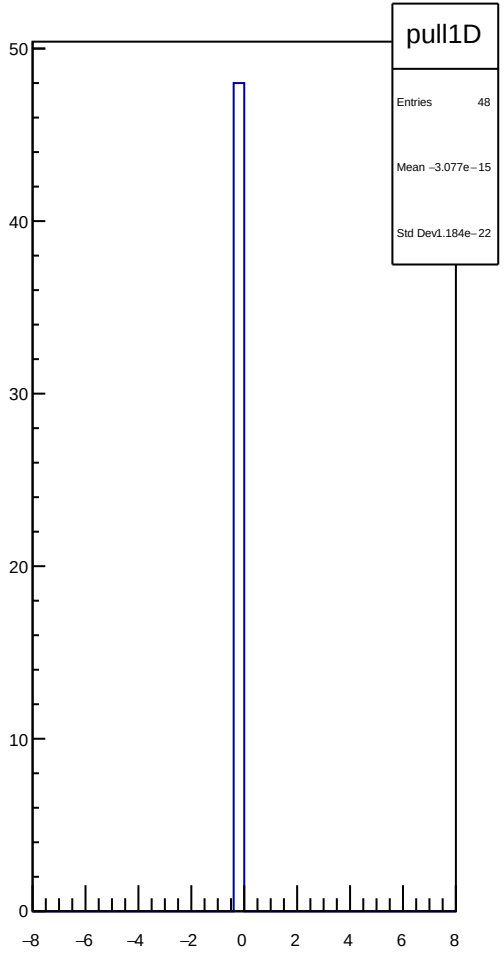

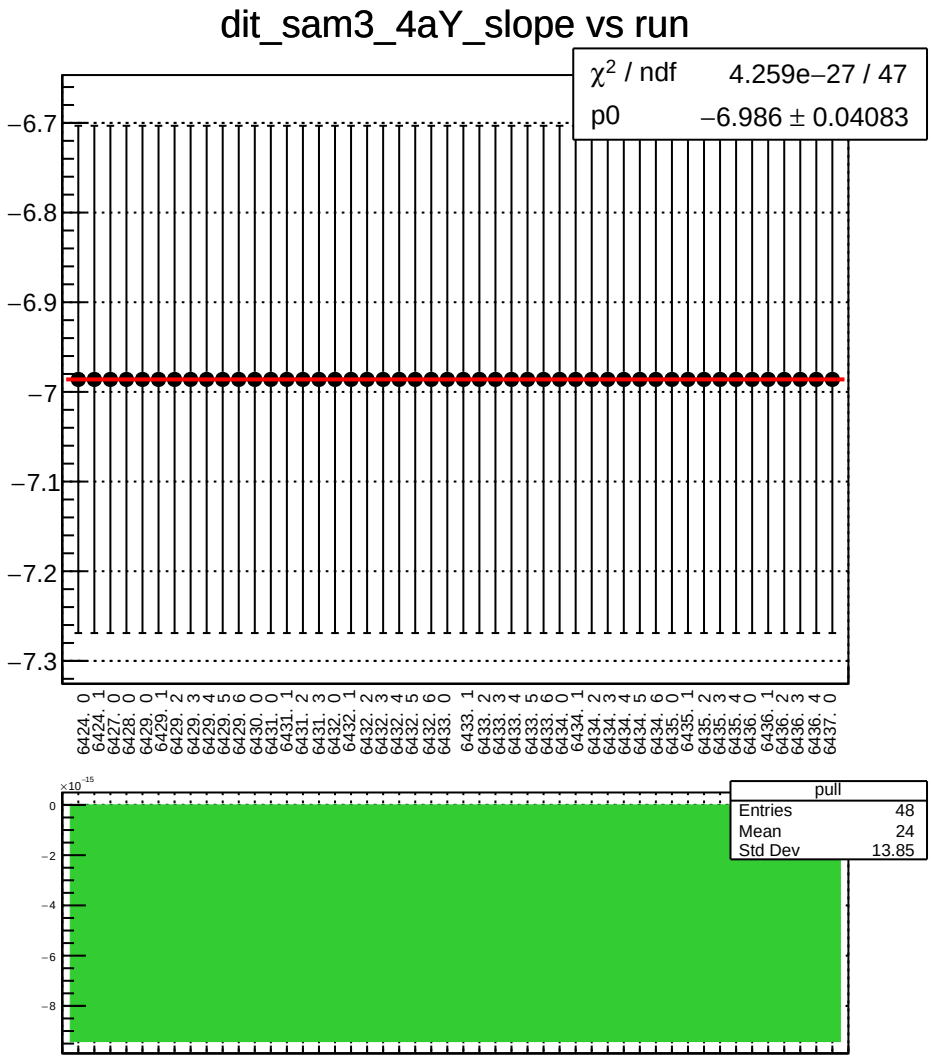
dit_sam3_4aY_slope vs run
χ2 / ndf 4.259e−27 / 47
p0 −6.986 ± 0.04083
−6.7
−6.8
−6.9
−7
−7.1
−7.2
−7.3
6424. 0
6424. 1
6427. 0
6428. 0
6429. 0
6429. 1
6429. 2
6429. 3
6429. 4
6429. 5
6429. 6
6430. 0
6431. 0
6431. 1
6431. 2
6431. 3
6432. 0
6432. 1
6432. 2
6432. 3
6432. 4
6432. 5
6432. 6
6433. 0
6433. 1
6433. 2
6433. 3
6433. 4
6433. 5
6433. 6
6434. 0
6434. 1
6434. 2
6434. 3
6434. 4
6434. 5
6434. 6
6435. 0
6435. 1
6435. 2
6435. 3
6435. 4
6436. 0
6436. 1
6436. 2
6436. 3
6436. 4
6437. 0
×10−15
0
−2
−4
−6
−8
pull
Entries 48
Mean 24
Std Dev 13.85

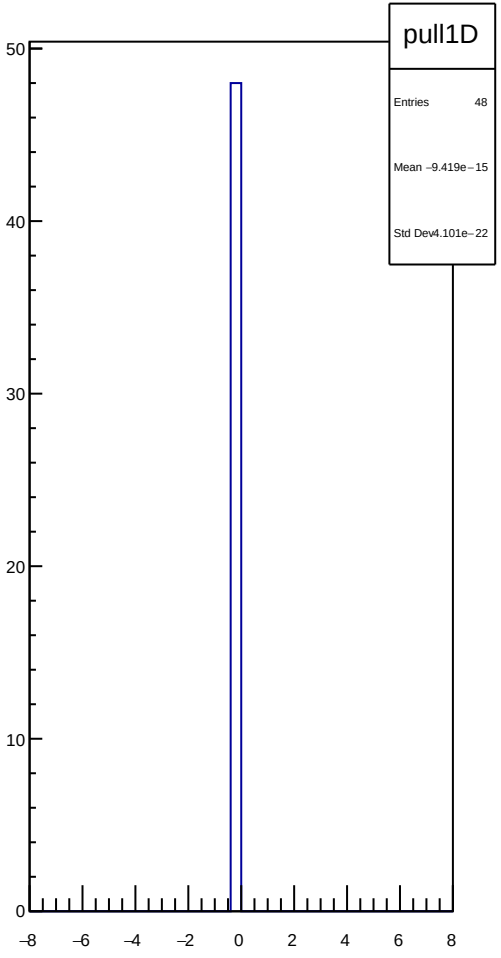
pull1D
Entries 48
Mean −9.419e−15
Std Dev4.101e−22
50
40
30
20
10
0
−8
−6
−4
−2
0
2
4
6
8

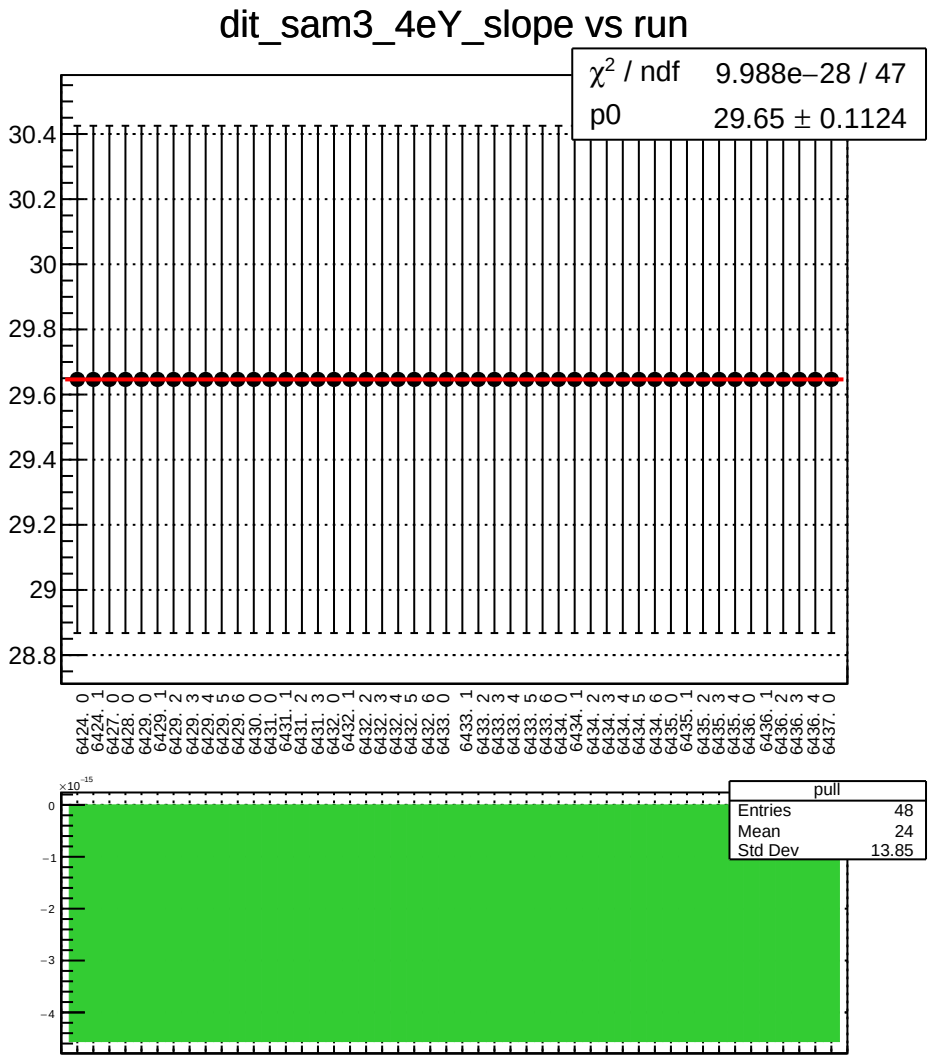
dit_sam3_4eY_slope vs run
χ² / ndf 9.988e−28 / 47
p0 29.65 ± 0.1124
30.4
30.2
30
29.8
29.6
29.4
29.2
29
28.8
6424. 0
6424. 1
6427. 0
6428. 0
6429. 0
6429. 1
6429. 2
6429. 3
6429. 4
6429. 5
6429. 6
6430. 0
6431. 0
6431. 1
6431. 2
6431. 3
6432. 0
6432. 1
6432. 2
6432. 3
6432. 4
6432. 5
6432. 6
6433. 0
6433. 1
6433. 2
6433. 3
6433. 4
6433. 5
6433. 6
6434. 0
6434. 1
6434. 2
6434. 3
6434. 4
6434. 5
6434. 6
6435. 0
6435. 1
6435. 2
6435. 3
6435. 4
6436. 0
6436. 1
6436. 2
6436. 3
6436. 4
6437. 0
×10⁻¹⁵
0
−1
−2
−3
−4
pull
Entries 48
Mean 24
Std Dev 13.85

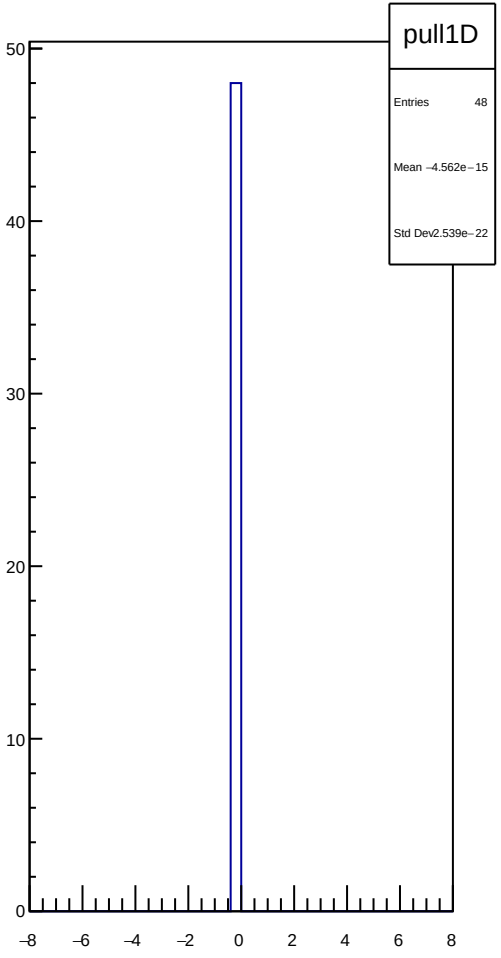
pull1D
Entries 48
Mean −4.562e−15
Std Dev2.539e−22
50
40
30
20
10
0
−8
−6
−4
−2
0
2
4
6
8

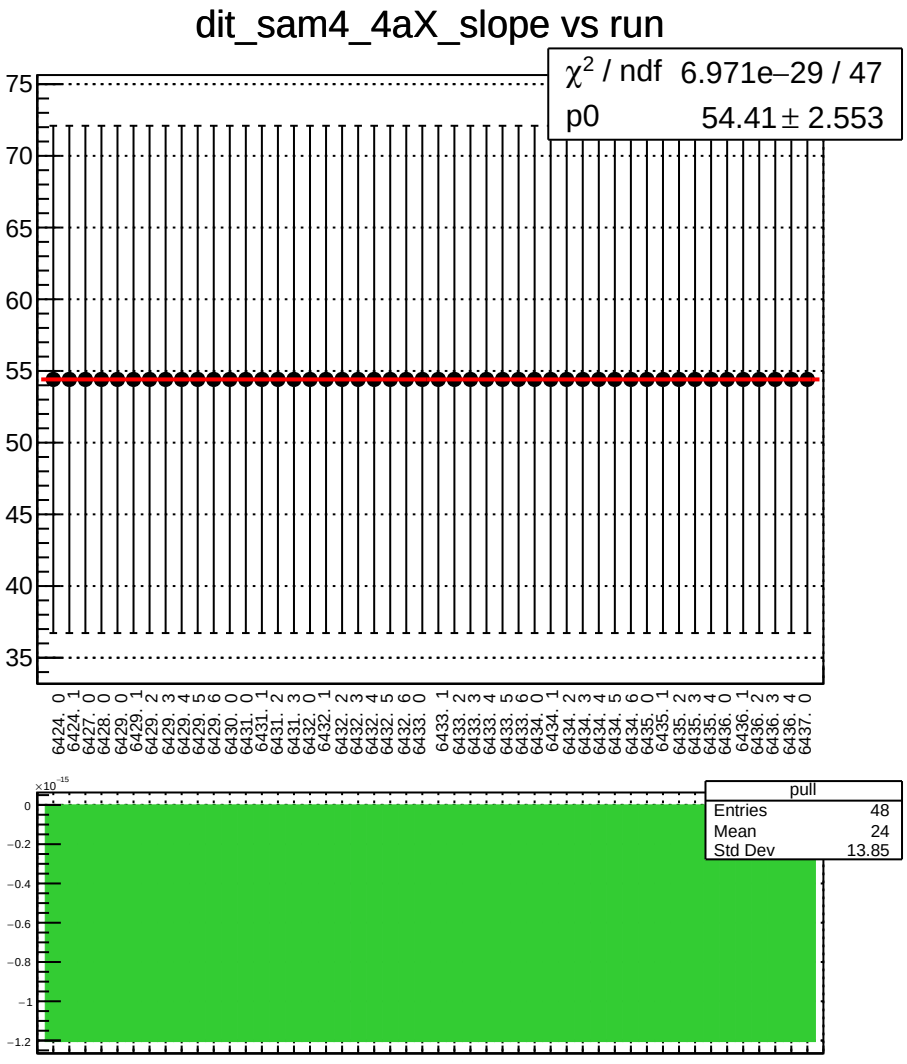
dit_sam4_4aX_slope vs run
χ^2 / ndf 6.971e−29 / 47
p0 54.41 ± 2.553
75
70
65
60
55
50
45
40
35
6424. 0
6424. 1
6427. 0
6428. 0
6429. 0
6429. 1
6429. 2
6429. 3
6429. 4
6429. 5
6429. 6
6430. 0
6431. 0
6431. 1
6431. 2
6431. 3
6432. 0
6432. 1
6432. 2
6432. 3
6432. 4
6432. 5
6432. 6
6433. 0
6433. 1
6433. 2
6433. 3
6433. 4
6433. 5
6433. 6
6434. 0
6434. 1
6434. 2
6434. 3
6434. 4
6434. 5
6434. 6
6435. 0
6435. 1
6435. 2
6435. 3
6435. 4
6436. 0
6436. 1
6436. 2
6436. 3
6436. 4
6437. 0
×10⁻¹⁵
0
−0.2
−0.4
−0.6
−0.8
−1
−1.2
pull
Entries 48
Mean 24
Std Dev 13.85


pull1D
Entries 48
Mean −1.205e−15
Std Dev4.952e−23
50
40
30
20
10
0
−8
−6
−4
−2
0
2
4
6
8

dit_sam4_4eX_slope vs run

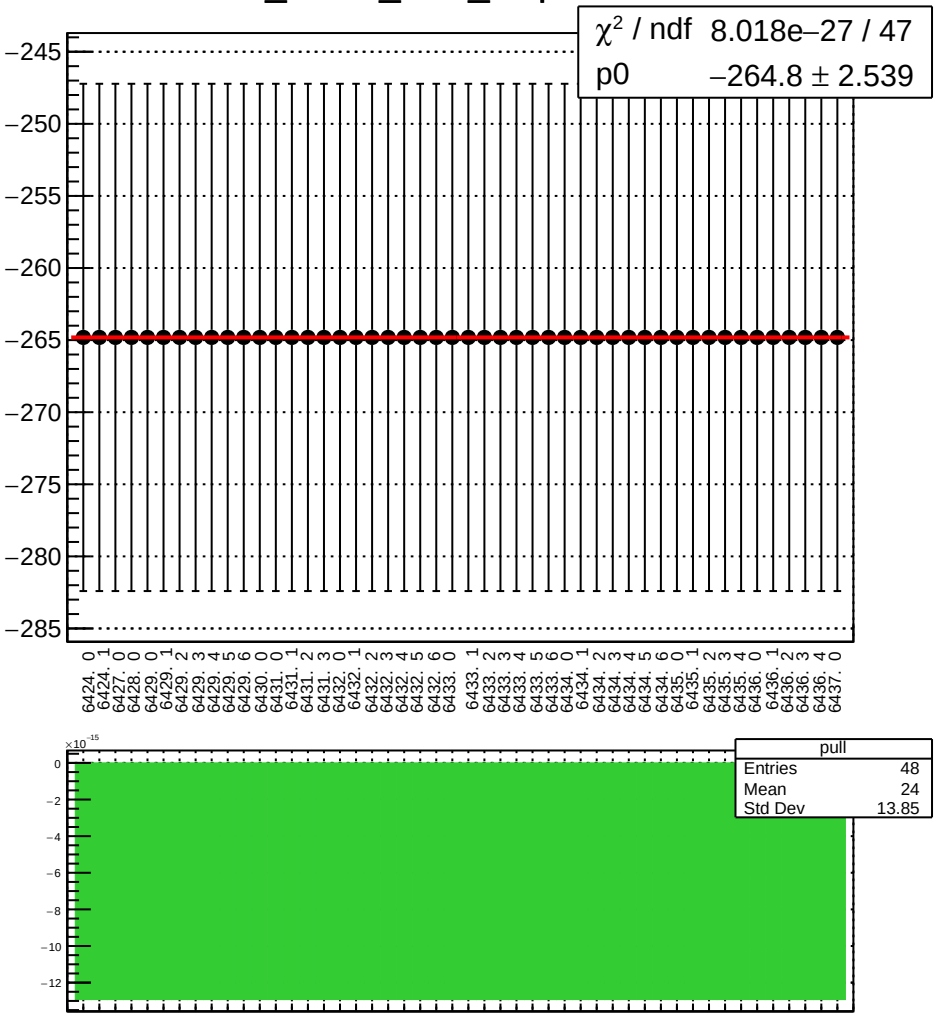



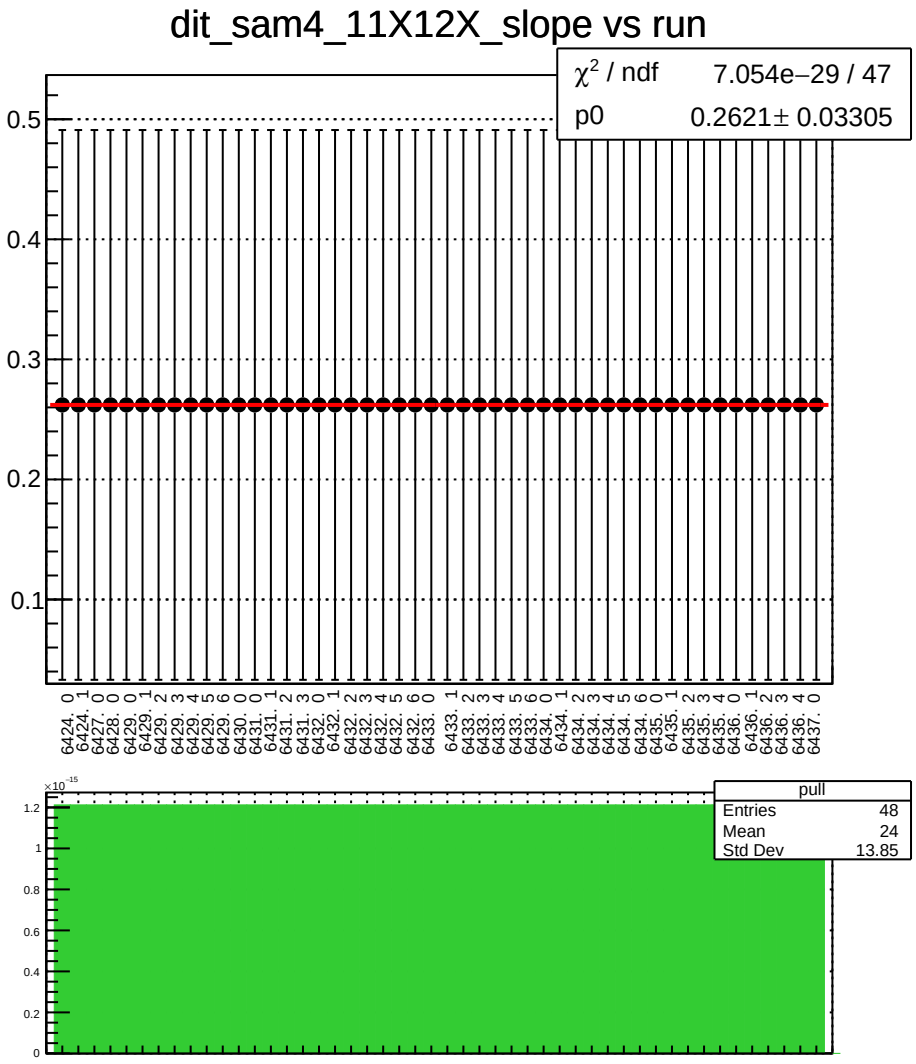
dit_sam4_11X12X_slope vs run
χ² / ndf 7.054e−29 / 47
p0 0.2621± 0.03305
0.5
0.4
0.3
0.2
0.1
6424. 0
6424. 1
6427. 0
6428. 0
6429. 0
6429. 1
6429. 2
6429. 3
6429. 4
6429. 5
6429. 6
6430. 0
6431. 0
6431. 1
6431. 2
6431. 3
6432. 0
6432. 1
6432. 2
6432. 3
6432. 4
6432. 5
6432. 6
6433. 0
6433. 1
6433. 2
6433. 3
6433. 4
6433. 5
6433. 6
6434. 0
6434. 1
6434. 2
6434. 3
6434. 4
6434. 5
6434. 6
6435. 0
6435. 1
6435. 2
6435. 3
6435. 4
6436. 0
6436. 1
6436. 2
6436. 3
6436. 4
6437. 0
×10⁻¹⁵
1.2
1
0.8
0.6
0.4
0.2
0
pull
Entries 48
Mean 24
Std Dev 13.85
pull1D
Entries 48
Mean 1.212e−15
Std Dev 5.769e−23
50
40
30
20
10
0
−8
−6
−4
−2
0
2
4
6
8

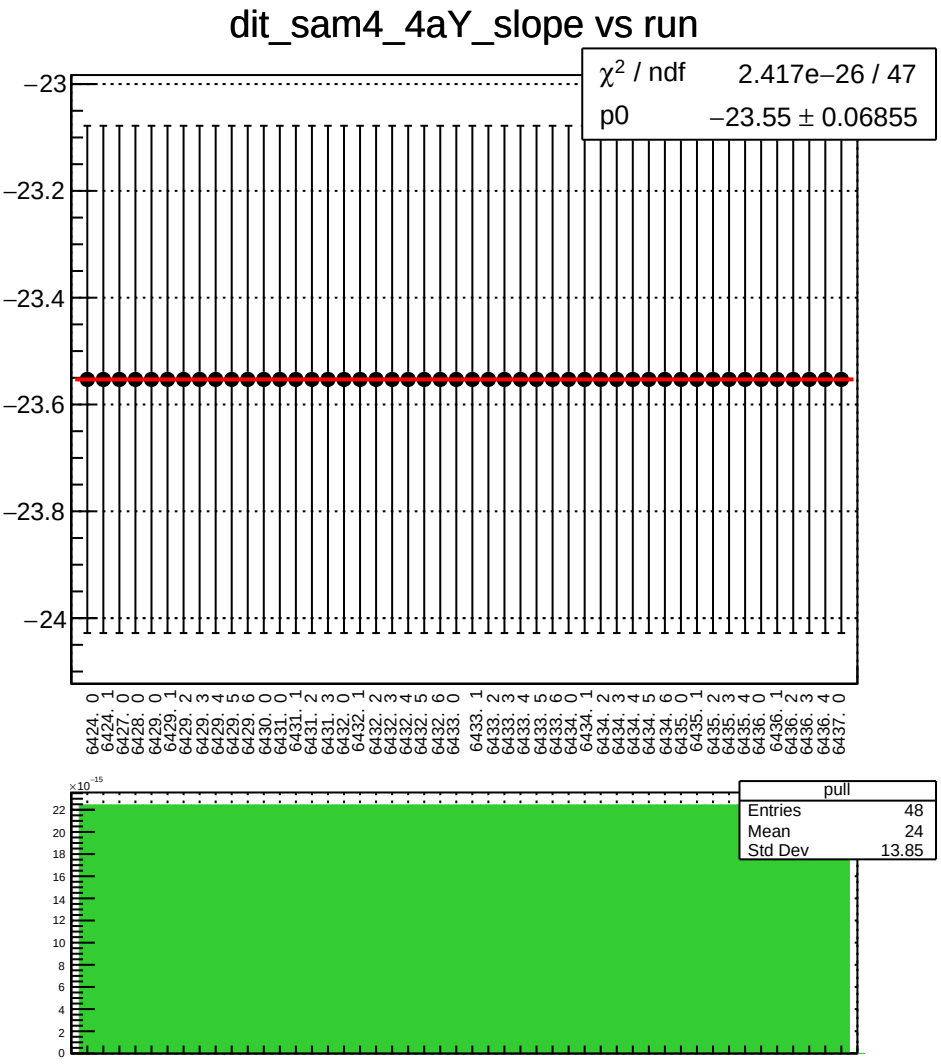
dit_sam4_4aY_slope vs run
χ² / ndf 2.417e−26 / 47
p0 −23.55 ± 0.06855
−23
−23.2
−23.4
−23.6
−23.8
−24
6424. 0
6424. 1
6427. 0
6428. 0
6429. 0
6429. 1
6429. 2
6429. 3
6429. 4
6429. 5
6429. 6
6430. 0
6431. 0
6431. 1
6431. 2
6431. 3
6432. 0
6432. 1
6432. 2
6432. 3
6432. 4
6432. 5
6432. 6
6433. 0
6433. 1
6433. 2
6433. 3
6433. 4
6433. 5
6433. 6
6434. 0
6434. 1
6434. 2
6434. 3
6434. 4
6434. 5
6434. 6
6435. 0
6435. 1
6435. 2
6435. 3
6435. 4
6436. 0
6436. 1
6436. 2
6436. 3
6436. 4
6437. 0
×10⁻¹⁵
22
20
18
16
14
12
10
8
6
4
2
0
pull
Entries 48
Mean 24
Std Dev 13.85

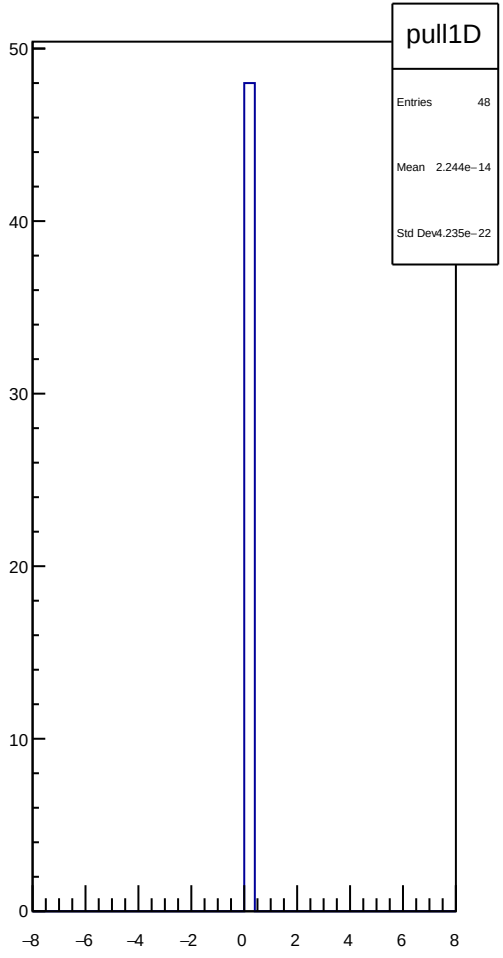
pull1D
Entries 48
Mean 2.244e−14
Std Dev 4.235e−22
50
40
30
20
10
0
−8
−6
−4
−2
0
2
4
6
8

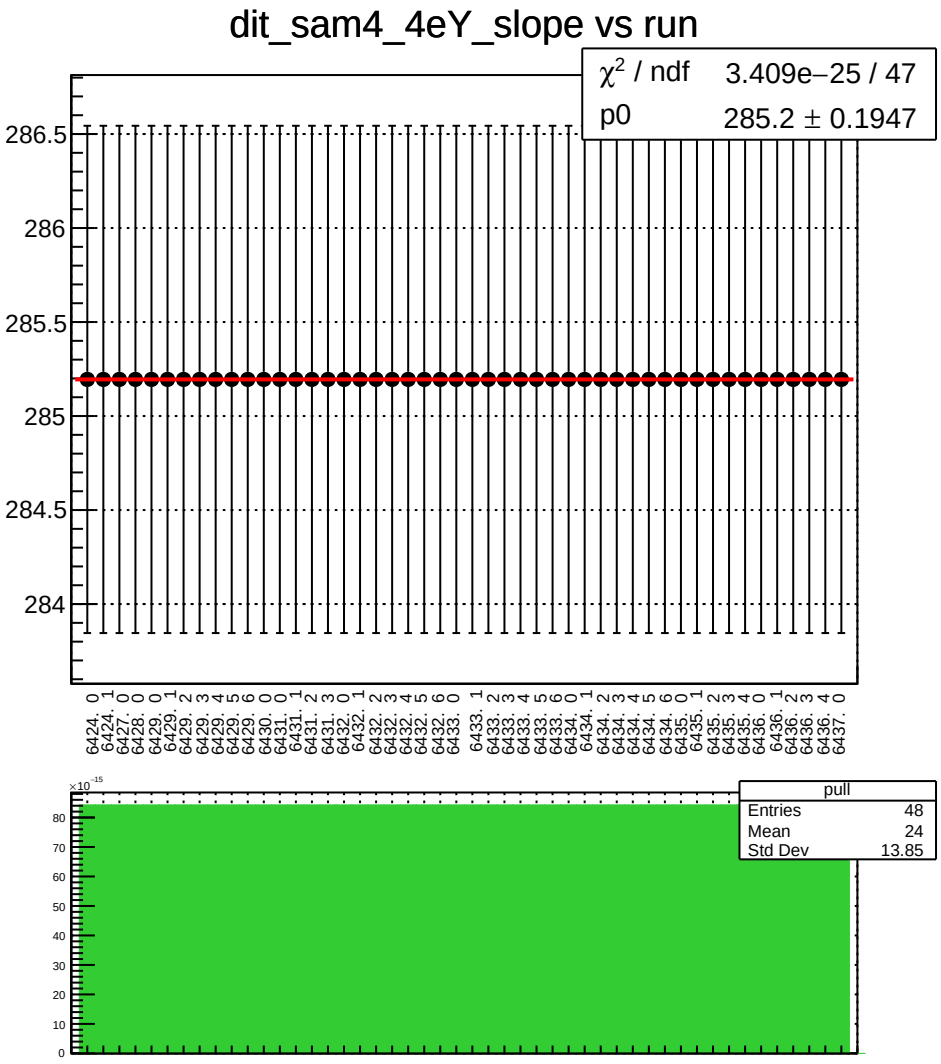
dit_sam4_4eY_slope vs run
χ2 / ndf 3.409e−25 / 47
p0 285.2 ± 0.1947
286.5
286
285.5
285
284.5
284
6424. 0
6424. 1
6427. 0
6428. 0
6429. 0
6429. 1
6429. 2
6429. 3
6429. 4
6429. 5
6429. 6
6430. 0
6431. 0
6431. 1
6431. 2
6431. 3
6432. 0
6432. 1
6432. 2
6432. 3
6432. 4
6432. 5
6432. 6
6433. 0
6433. 1
6433. 2
6433. 3
6433. 4
6433. 5
6433. 6
6434. 0
6434. 1
6434. 2
6434. 3
6434. 4
6434. 5
6434. 6
6435. 0
6435. 1
6435. 2
6435. 3
6435. 4
6436. 0
6436. 1
6436. 2
6436. 3
6436. 4
6437. 0
×10−15
80
70
60
50
40
30
20
10
0
pull
Entries 48
Mean 24
Std Dev 13.85

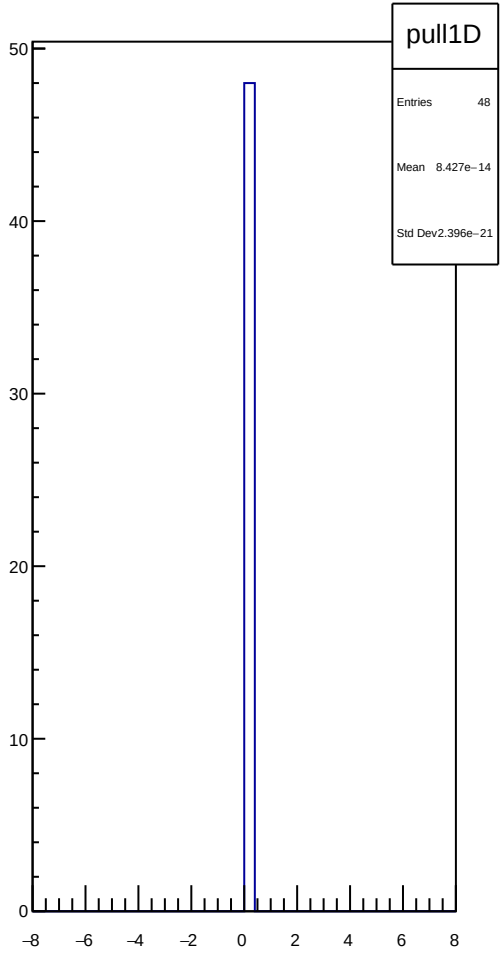
pull1D
Entries 48
Mean 8.427e−14
Std Dev2.396e−21
50
40
30
20
10
0
−8
−6
−4
−2
0
2
4
6
8

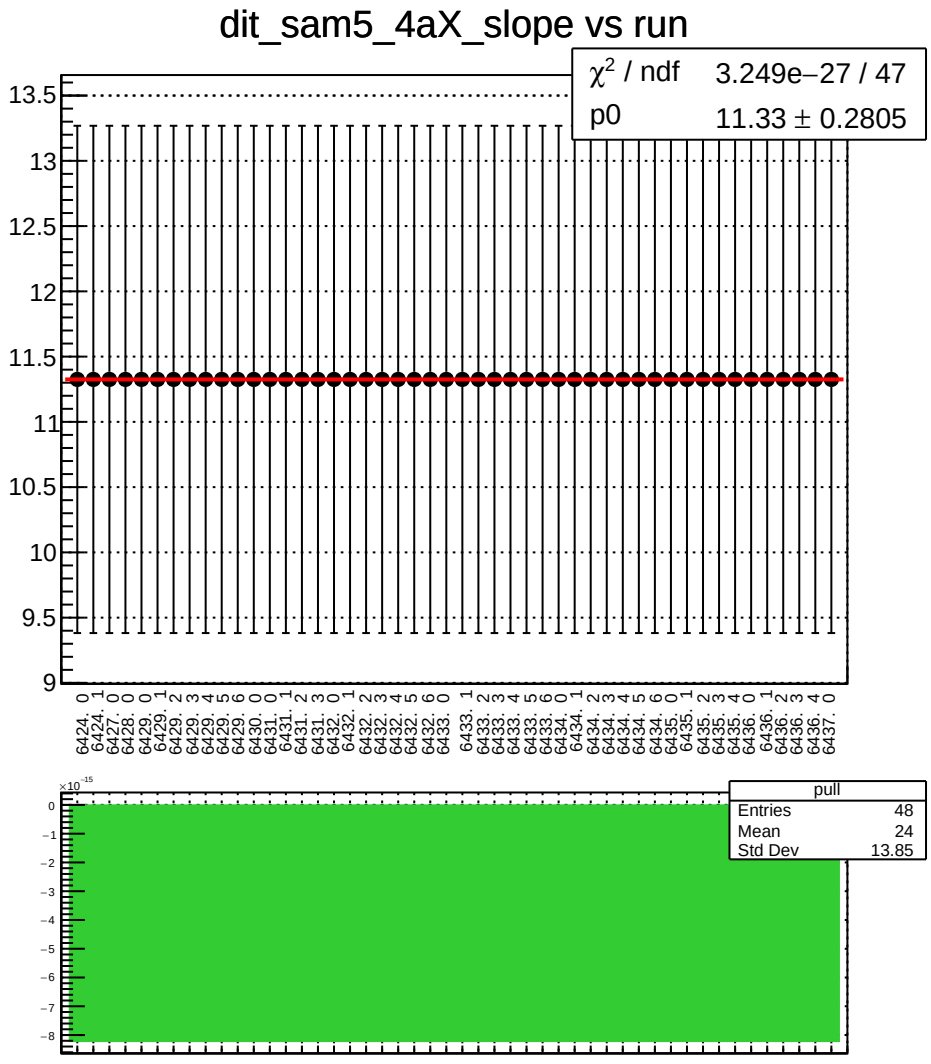
dit_sam5_4aX_slope vs run
χ² / ndf 3.249e−27 / 47
p0 11.33 ± 0.2805
13.5
13
12.5
12
11.5
11
10.5
10
9.5
9
6424. 0
6424. 1
6427. 0
6428. 0
6429. 0
6429. 1
6429. 2
6429. 3
6429. 4
6429. 5
6429. 6
6430. 0
6431. 0
6431. 1
6431. 2
6431. 3
6432. 0
6432. 1
6432. 2
6432. 3
6432. 4
6432. 5
6432. 6
6433. 0
6433. 1
6433. 2
6433. 3
6433. 4
6433. 5
6433. 6
6434. 0
6434. 1
6434. 2
6434. 3
6434. 4
6434. 5
6434. 6
6435. 0
6435. 1
6435. 2
6435. 3
6435. 4
6436. 0
6436. 1
6436. 2
6436. 3
6436. 4
6437. 0
×10⁻¹⁵
0
−1
−2
−3
−4
−5
−6
−7
−8
pull
Entries 48
Mean 24
Std Dev 13.85

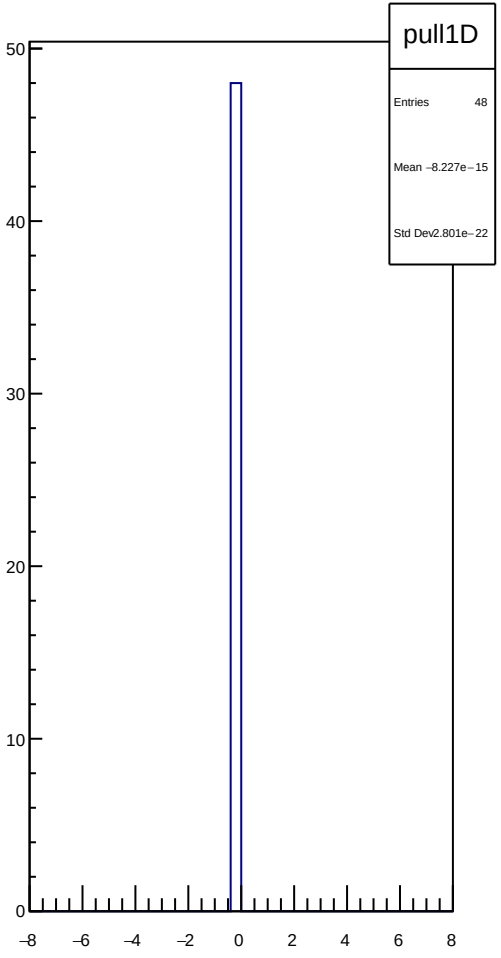
pull1D
Entries 48
Mean −8.227e−15
Std Dev 2.801e−22
50
40
30
20
10
0
−8
−6
−4
−2
0
2
4
6
8

dit_sam5_4eX_slope vs run

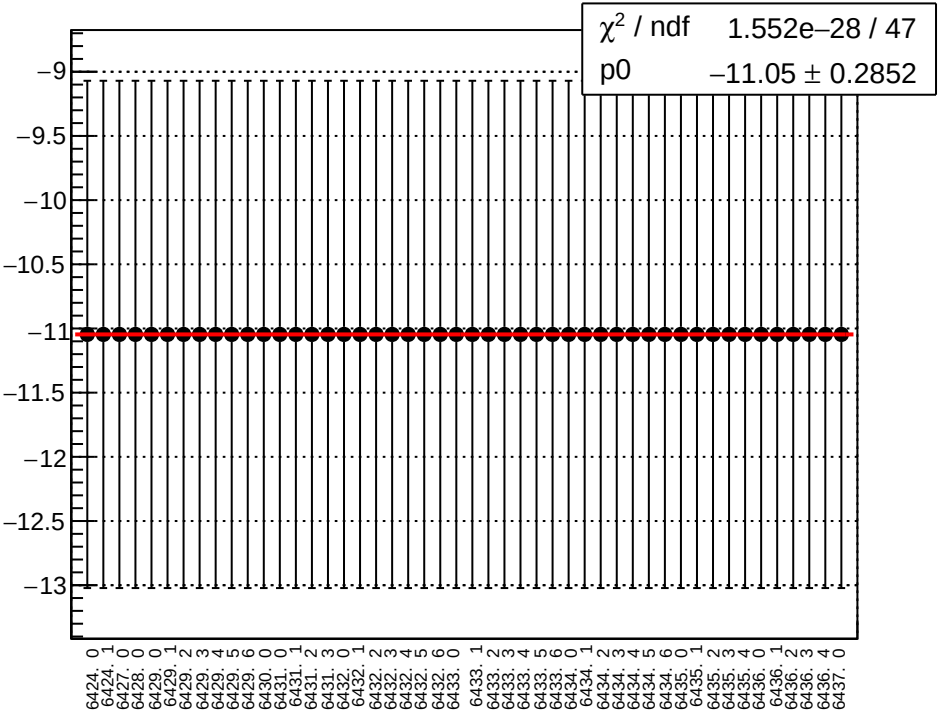



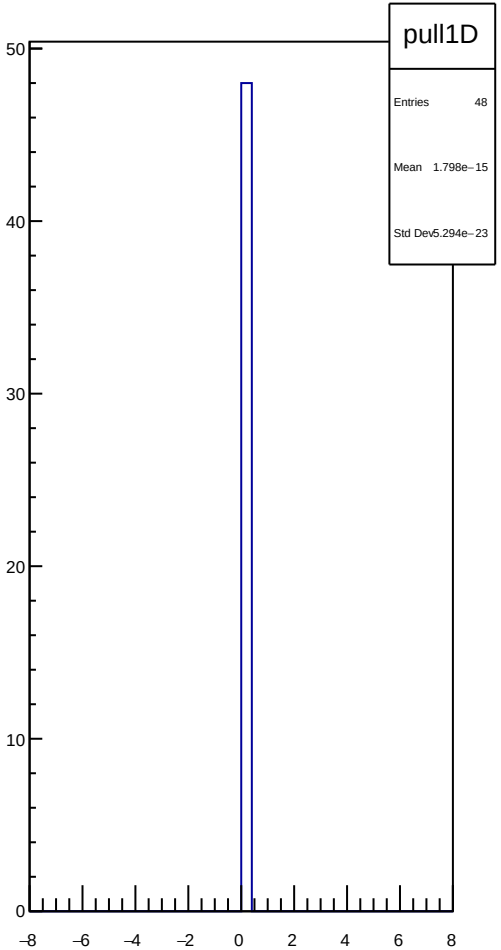

dit_sam5_11X12X_slope vs run

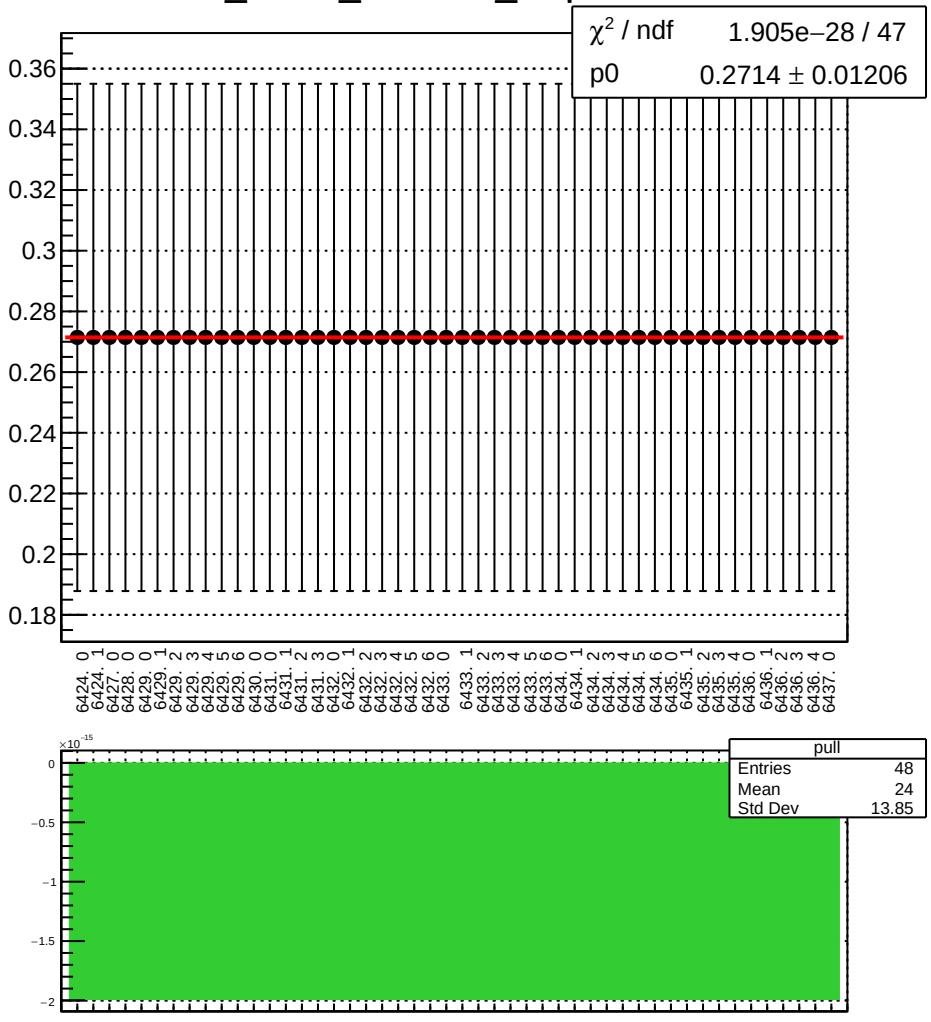

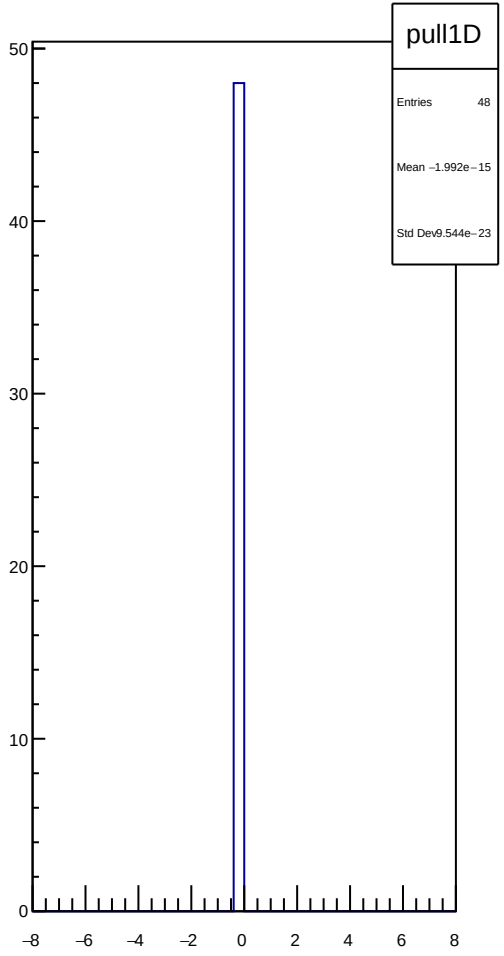

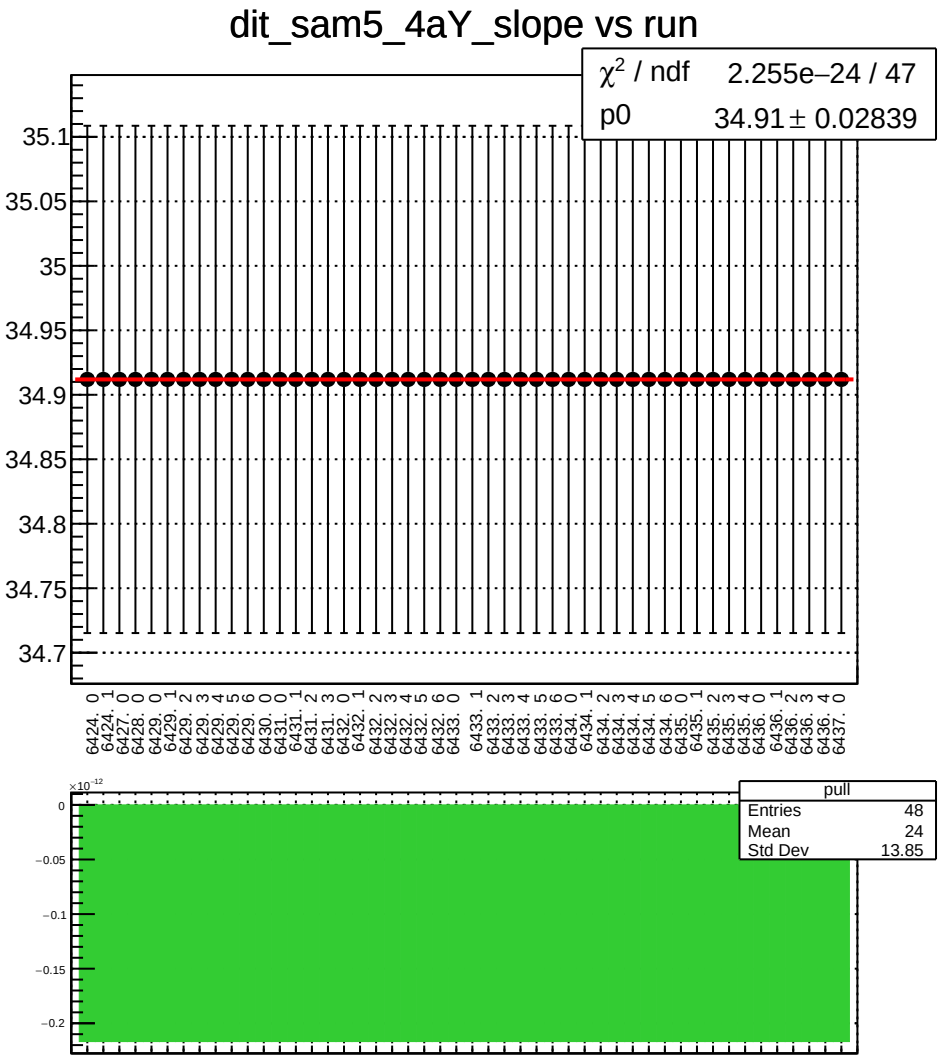
dit_sam5_4aY_slope vs run
χ2 / ndf 2.255e−24 / 47
p0 34.91 ± 0.02839
35.1
35.05
35
34.95
34.9
34.85
34.8
34.75
34.7
6424. 0
6424. 1
6427. 0
6428. 0
6429. 0
6429. 1
6429. 2
6429. 3
6429. 4
6429. 5
6429. 6
6430. 0
6431. 0
6431. 1
6431. 2
6431. 3
6432. 0
6432. 1
6432. 2
6432. 3
6432. 4
6432. 5
6432. 6
6433. 0
6433. 1
6433. 2
6433. 3
6433. 4
6433. 5
6433. 6
6434. 0
6434. 1
6434. 2
6434. 3
6434. 4
6434. 5
6434. 6
6435. 0
6435. 1
6435. 2
6435. 3
6435. 4
6436. 0
6436. 1
6436. 2
6436. 3
6436. 4
6437. 0
×10−12
0
−0.05
−0.1
−0.15
−0.2
pull
Entries 48
Mean 24
Std Dev 13.85

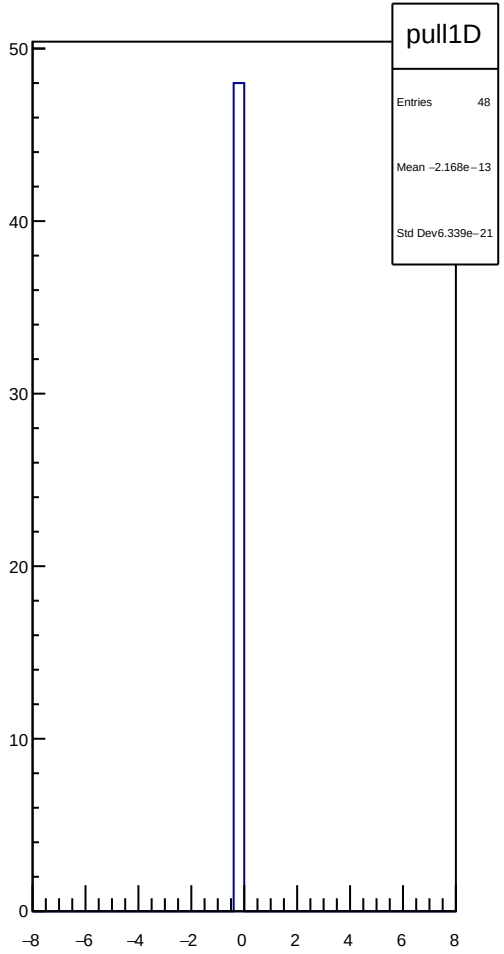
pull1D
Entries 48
Mean −2.168e−13
Std Dev6.339e−21
50
40
30
20
10
0
−8
−6
−4
−2
0
2
4
6
8

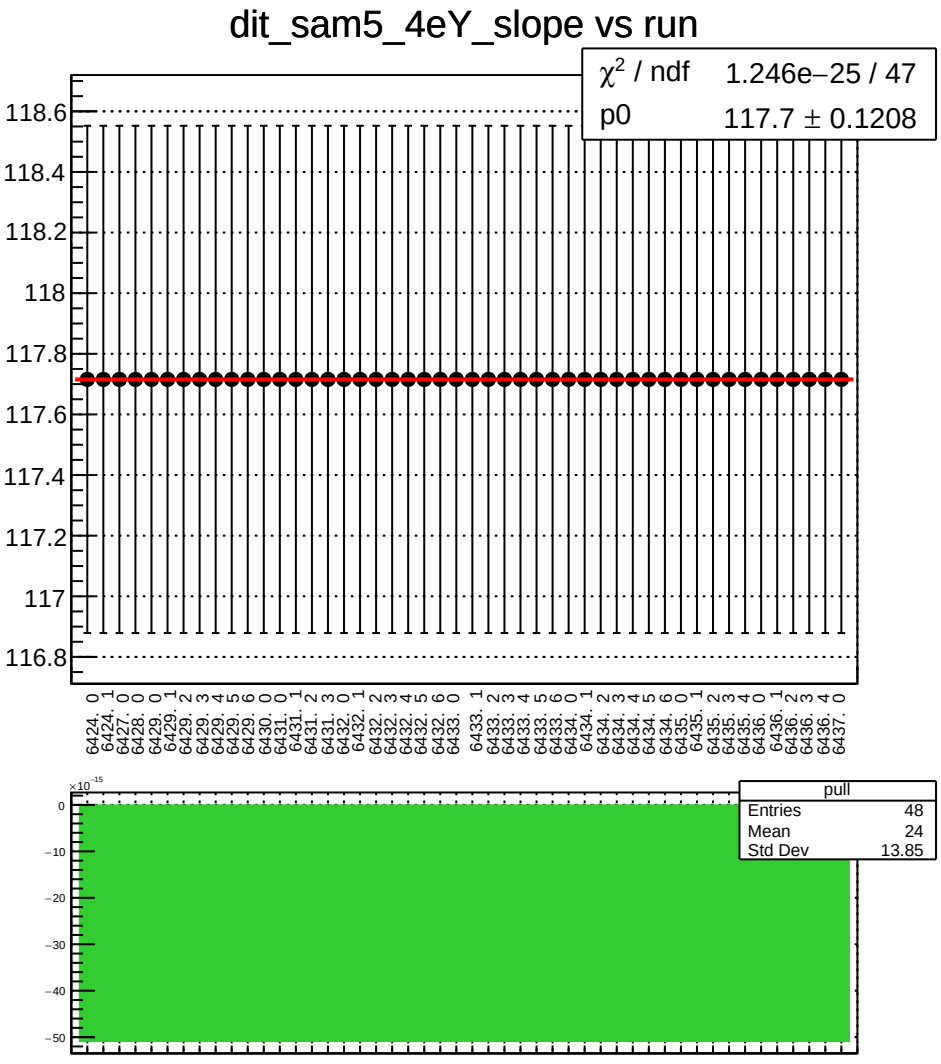
dit_sam5_4eY_slope vs run
χ² / ndf 1.246e−25 / 47
p0 117.7 ± 0.1208
118.6
118.4
118.2
118
117.8
117.6
117.4
117.2
117
116.8
6424. 0
6424. 1
6427. 0
6428. 0
6429. 0
6429. 1
6429. 2
6429. 3
6429. 4
6429. 5
6429. 6
6430. 0
6431. 0
6431. 1
6431. 2
6431. 3
6432. 0
6432. 1
6432. 2
6432. 3
6432. 4
6432. 5
6432. 6
6433. 0
6433. 1
6433. 2
6433. 3
6433. 4
6433. 5
6433. 6
6434. 0
6434. 1
6434. 2
6434. 3
6434. 4
6434. 5
6434. 6
6435. 0
6435. 1
6435. 2
6435. 3
6435. 4
6436. 0
6436. 1
6436. 2
6436. 3
6436. 4
6437. 0
×10⁻¹⁵
0
−10
−20
−30
−40
−50
pull
Entries 48
Mean 24
Std Dev 13.85

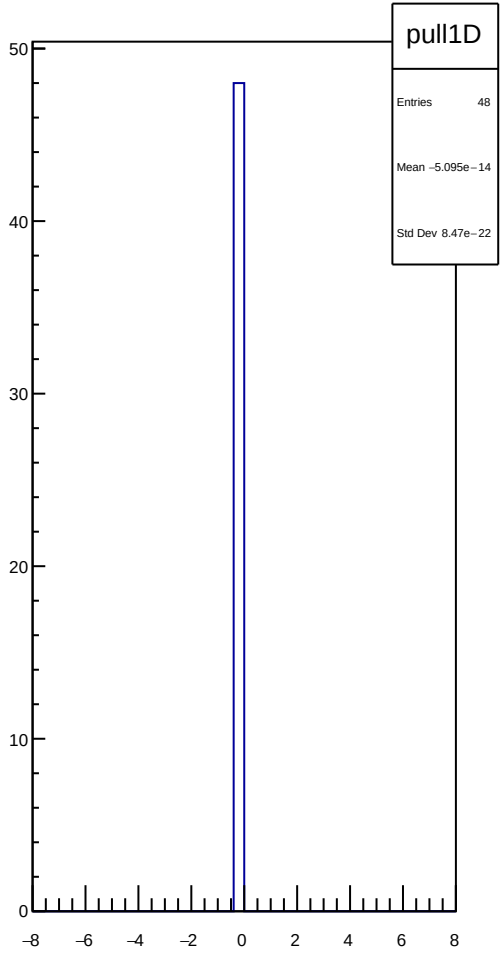
pull1D
Entries 48
Mean −5.095e−14
Std Dev 8.47e−22
50
40
30
20
10
0
−8
−6
−4
−2
0
2
4
6
8

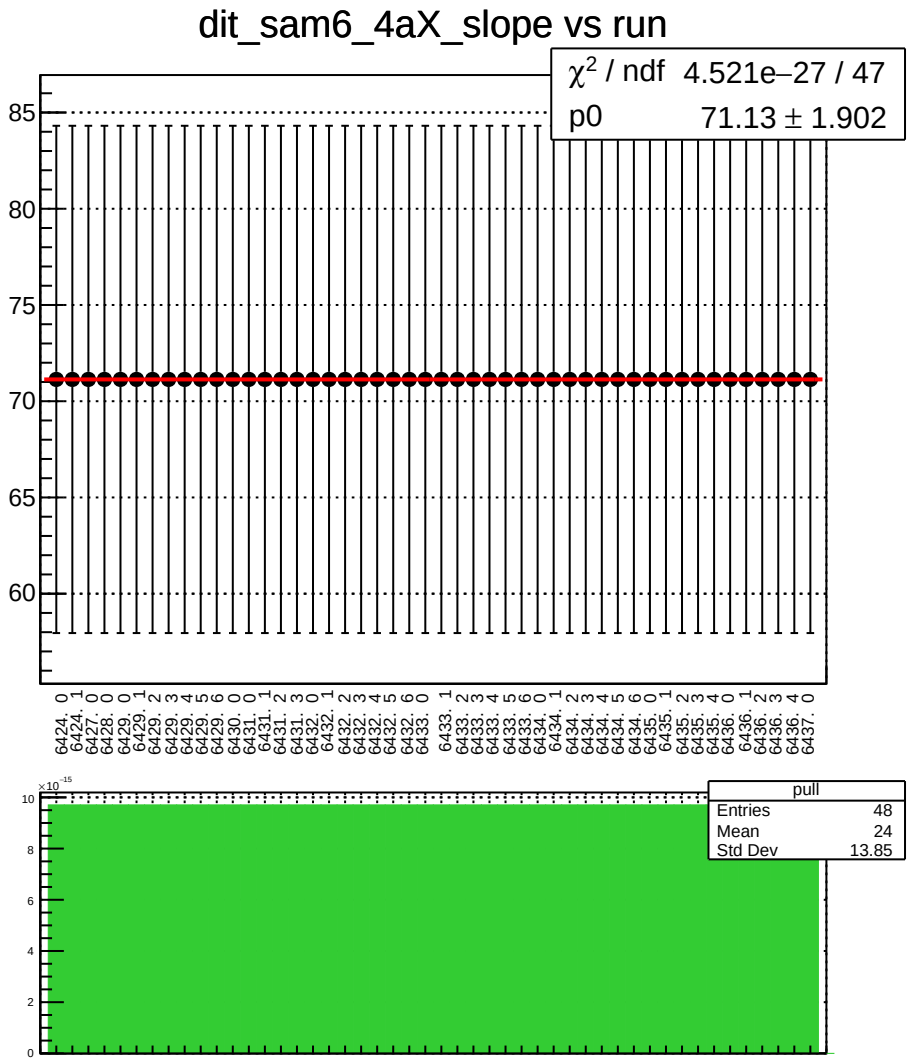
dit_sam6_4aX_slope vs run
χ2 / ndf 4.521e−27 / 47
p0 71.13 ± 1.902
85
80
75
70
65
60
6424. 0
6424. 1
6427. 0
6428. 0
6429. 0
6429. 1
6429. 2
6429. 3
6429. 4
6429. 5
6429. 6
6430. 0
6431. 0
6431. 1
6431. 2
6431. 3
6432. 0
6432. 1
6432. 2
6432. 3
6432. 4
6432. 5
6432. 6
6433. 0
6433. 1
6433. 2
6433. 3
6433. 4
6433. 5
6433. 6
6434. 0
6434. 1
6434. 2
6434. 3
6434. 4
6434. 5
6434. 6
6435. 0
6435. 1
6435. 2
6435. 3
6435. 4
6436. 0
6436. 1
6436. 2
6436. 3
6436. 4
6437. 0
×10−15
10
8
6
4
2
0
pull
Entries 48
Mean 24
Std Dev 13.85

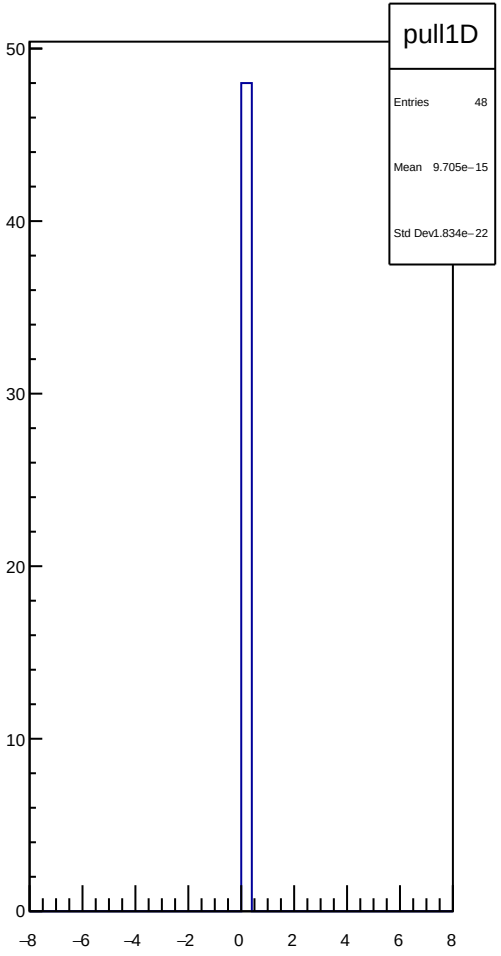
pull1D
Entries 48
Mean 9.705e−15
Std Dev1.834e−22
50
40
30
20
10
0
−8
−6
−4
−2
0
2
4
6
8

dit_sam6_4eX_slope vs run

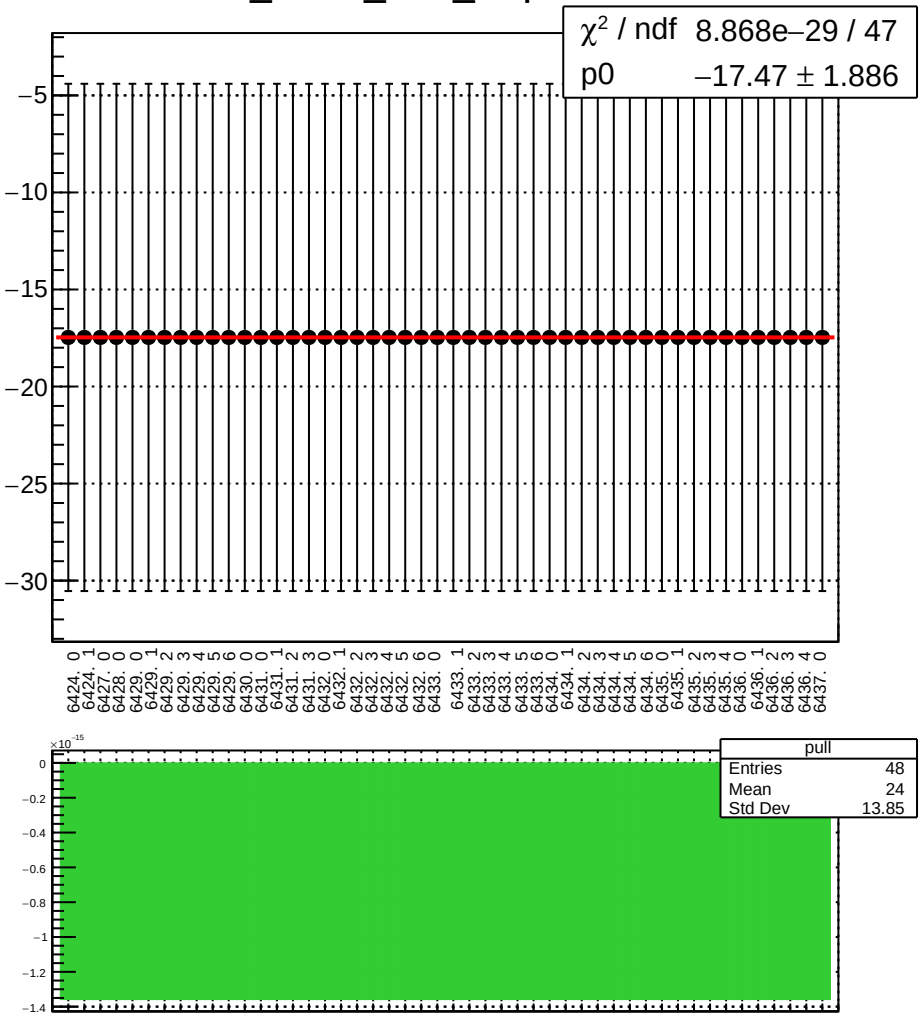

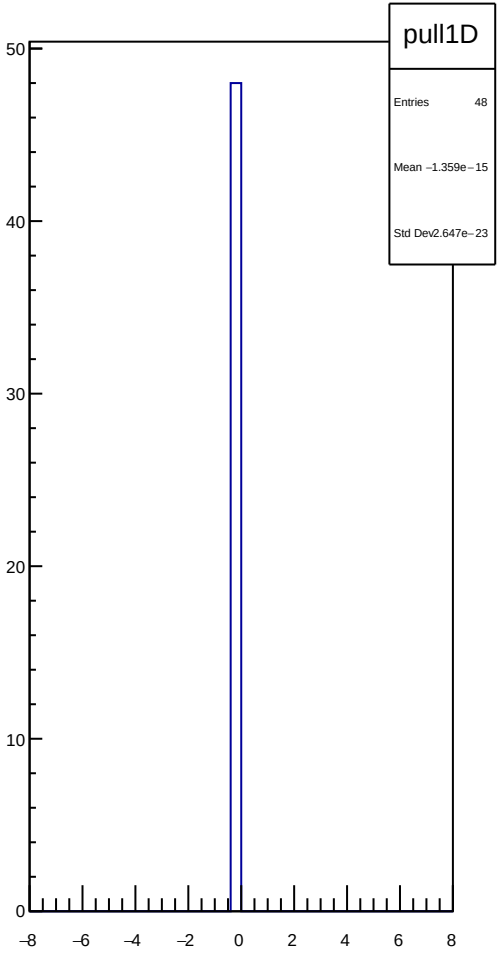

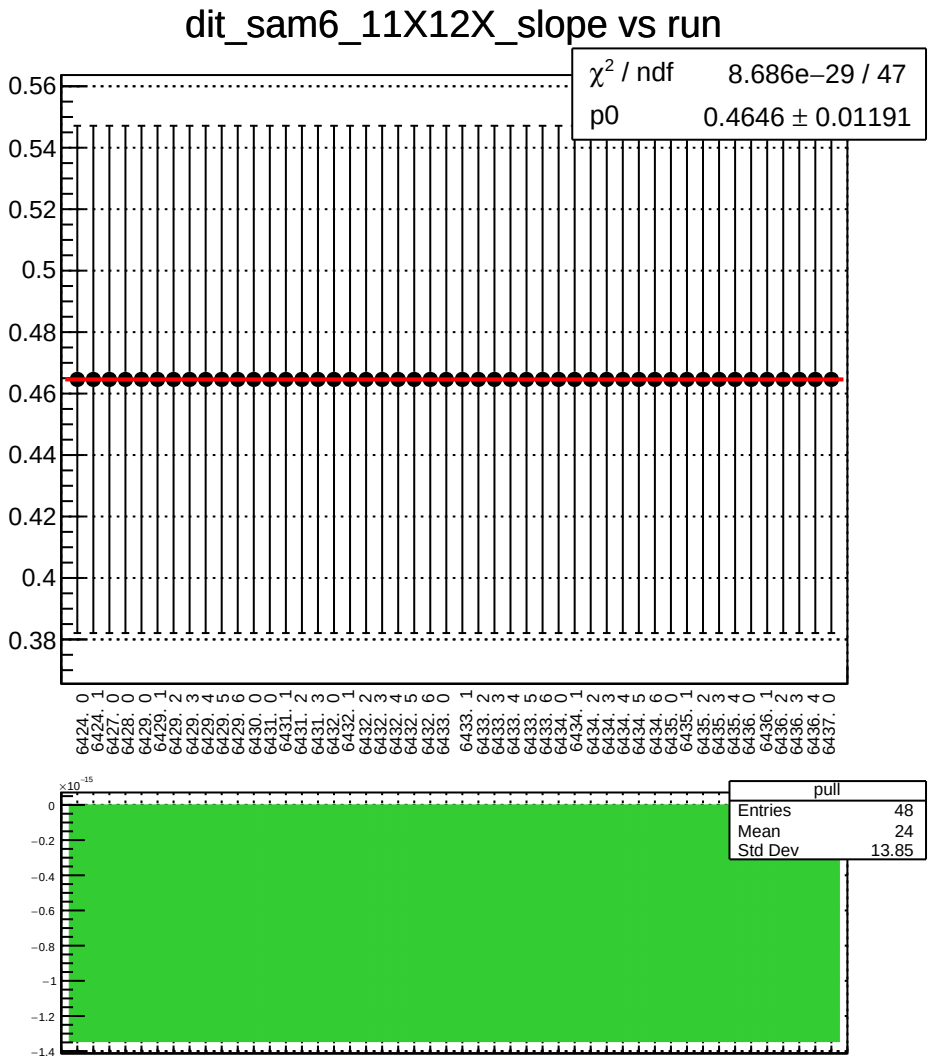
dit_sam6_11X12X_slope vs run
χ² / ndf 8.686e−29 / 47
p0 0.4646 ± 0.01191
0.56
0.54
0.52
0.5
0.48
0.46
0.44
0.42
0.4
0.38
6424. 0
6424. 1
6427. 0
6428. 0
6429. 0
6429. 1
6429. 2
6429. 3
6429. 4
6429. 5
6429. 6
6430. 0
6431. 0
6431. 1
6431. 2
6431. 3
6432. 0
6432. 1
6432. 2
6432. 3
6432. 4
6432. 5
6432. 6
6433. 0
6433. 1
6433. 2
6433. 3
6433. 4
6433. 5
6433. 6
6434. 0
6434. 1
6434. 2
6434. 3
6434. 4
6434. 5
6434. 6
6435. 0
6435. 1
6435. 2
6435. 3
6435. 4
6436. 0
6436. 1
6436. 2
6436. 3
6436. 4
6437. 0
×10⁻¹⁵
0
−0.2
−0.4
−0.6
−0.8
−1
−1.2
−1.4
pull
Entries 48
Mean 24
Std Dev 13.85

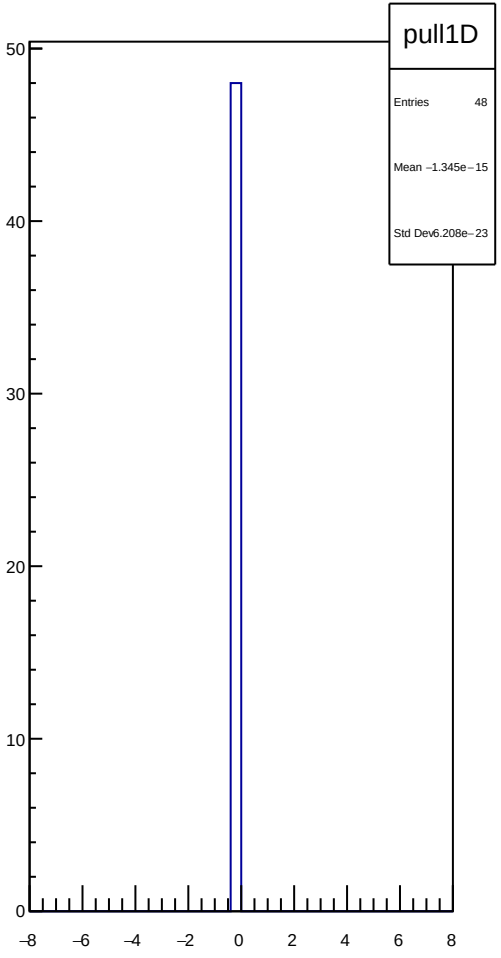
pull1D
Entries 48
Mean −1.345e−15
Std Dev 6.208e−23
50
40
30
20
10
0
−8
−6
−4
−2
0
2
4
6
8

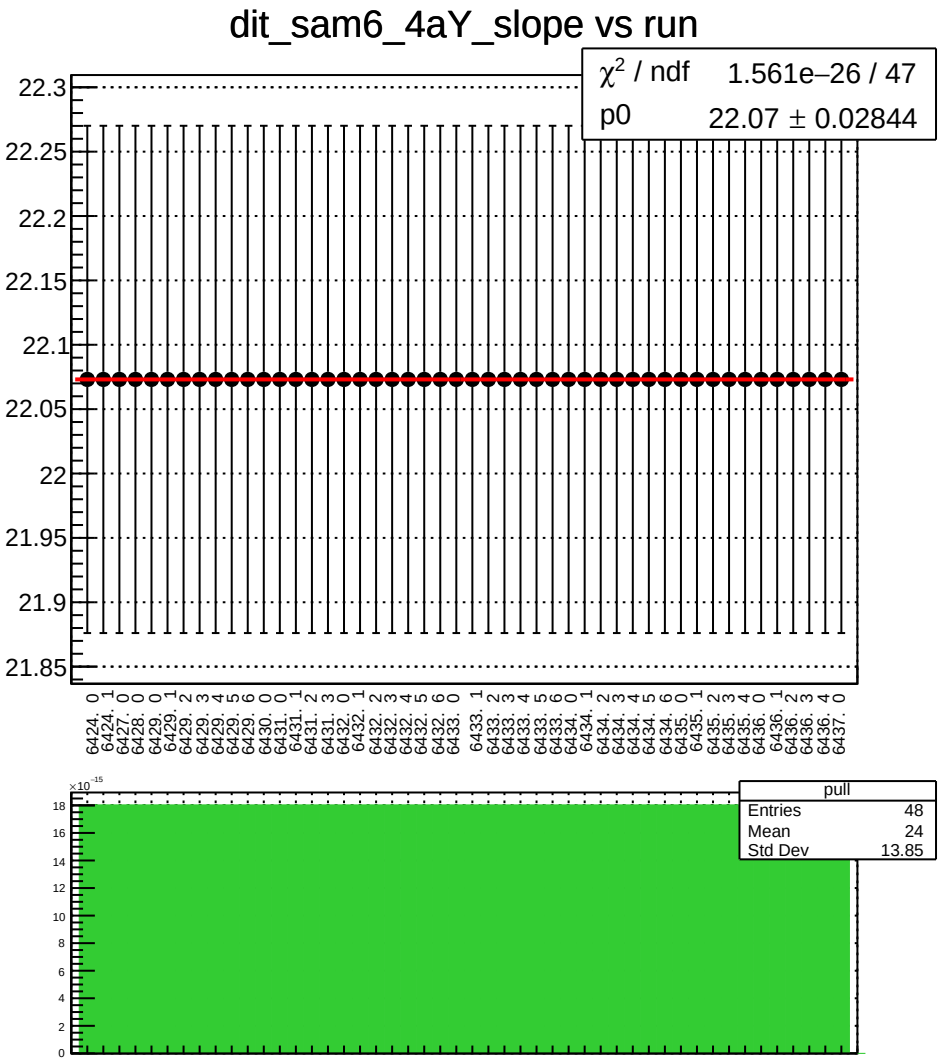
dit_sam6_4aY_slope vs run
χ² / ndf 1.561e−26 / 47
p0 22.07 ± 0.02844
22.3
22.25
22.2
22.15
22.1
22.05
22
21.95
21.9
21.85
6424. 0
6424. 1
6427. 0
6428. 0
6429. 0
6429. 1
6429. 2
6429. 3
6429. 4
6429. 5
6429. 6
6430. 0
6431. 0
6431. 1
6431. 2
6431. 3
6432. 0
6432. 1
6432. 2
6432. 3
6432. 4
6432. 5
6432. 6
6433. 0
6433. 1
6433. 2
6433. 3
6433. 4
6433. 5
6433. 6
6434. 0
6434. 1
6434. 2
6434. 3
6434. 4
6434. 5
6434. 6
6435. 0
6435. 1
6435. 2
6435. 3
6435. 4
6436. 0
6436. 1
6436. 2
6436. 3
6436. 4
6437. 0
×10⁻¹⁵
18
16
14
12
10
8
6
4
2
0
pull
Entries 48
Mean 24
Std Dev 13.85

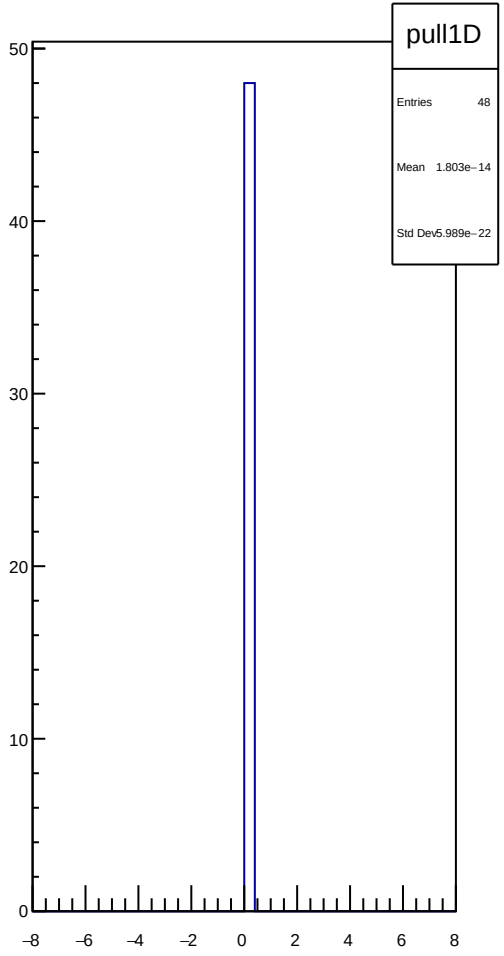
pull1D
Entries 48
Mean 1.803e−14
Std Dev 5.989e−22
50
40
30
20
10
0
−8
−6
−4
−2
0
2
4
6
8

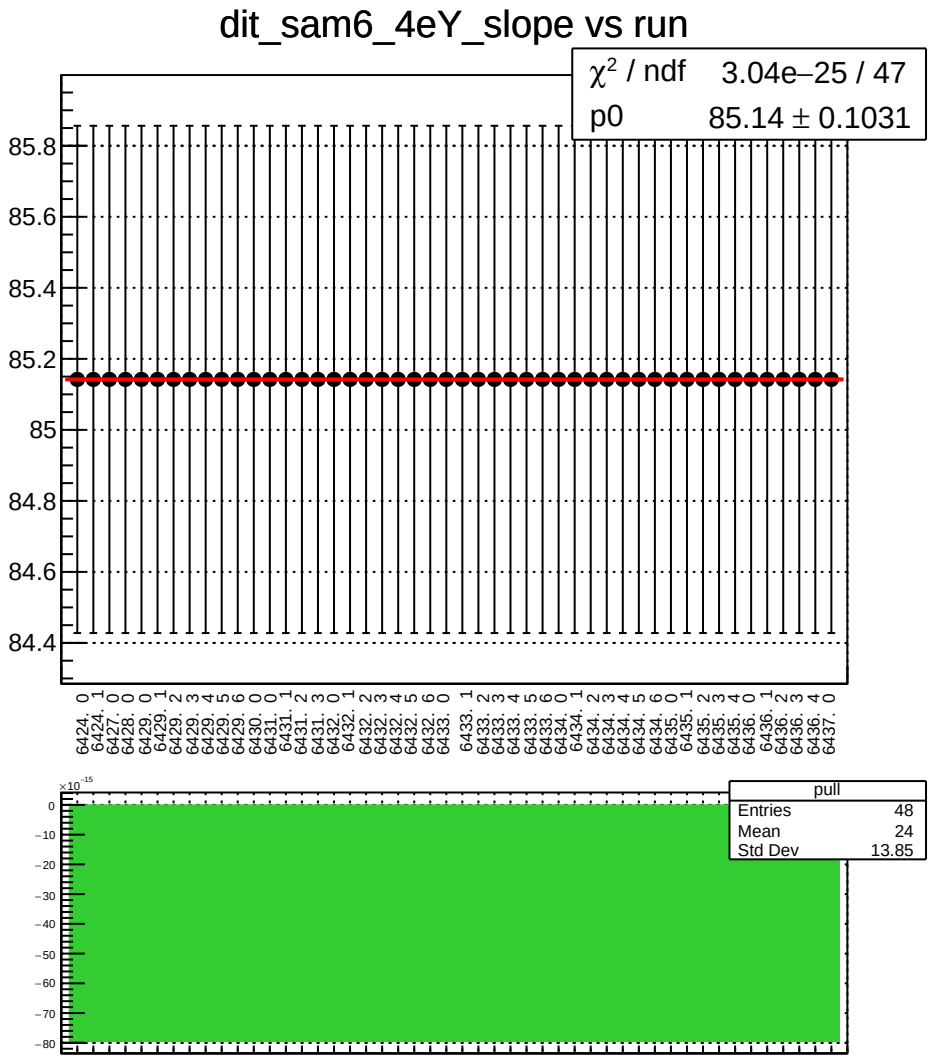
dit_sam6_4eY_slope vs run
χ² / ndf 3.04e−25 / 47
p0 85.14 ± 0.1031
85.8
85.6
85.4
85.2
85
84.8
84.6
84.4
6424. 0
6424. 1
6427. 0
6428. 0
6429. 0
6429. 1
6429. 2
6429. 3
6429. 4
6429. 5
6429. 6
6430. 0
6431. 0
6431. 1
6431. 2
6431. 3
6432. 0
6432. 1
6432. 2
6432. 3
6432. 4
6432. 5
6432. 6
6433. 0
6433. 1
6433. 2
6433. 3
6433. 4
6433. 5
6433. 6
6434. 0
6434. 1
6434. 2
6434. 3
6434. 4
6434. 5
6434. 6
6435. 0
6435. 1
6435. 2
6435. 3
6435. 4
6436. 0
6436. 1
6436. 2
6436. 3
6436. 4
6437. 0
×10⁻¹⁵
0
−10
−20
−30
−40
−50
−60
−70
−80
pull
Entries 48
Mean 24
Std Dev 13.85

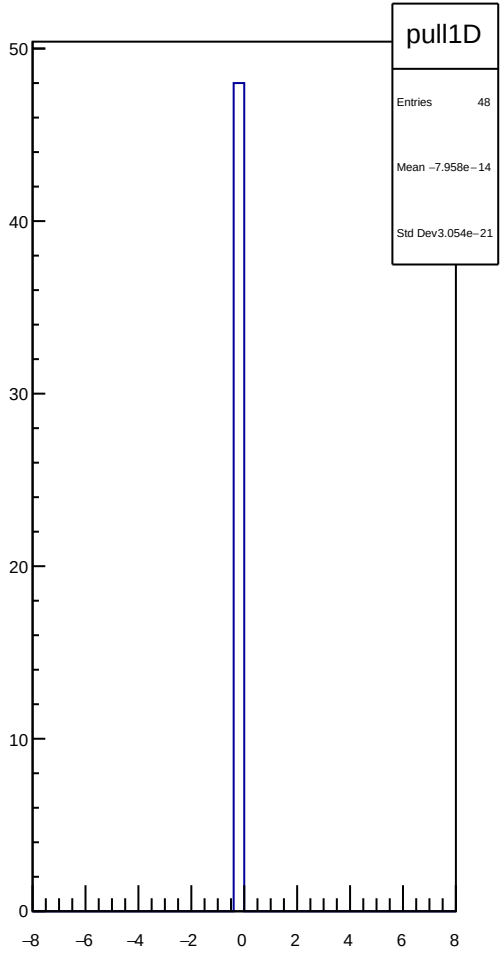
pull1D
Entries 48
Mean −7.958e−14
Std Dev3.054e−21
50
40
30
20
10
0
−8
−6
−4
−2
0
2
4
6
8

dit_sam7_4aX_slope vs run

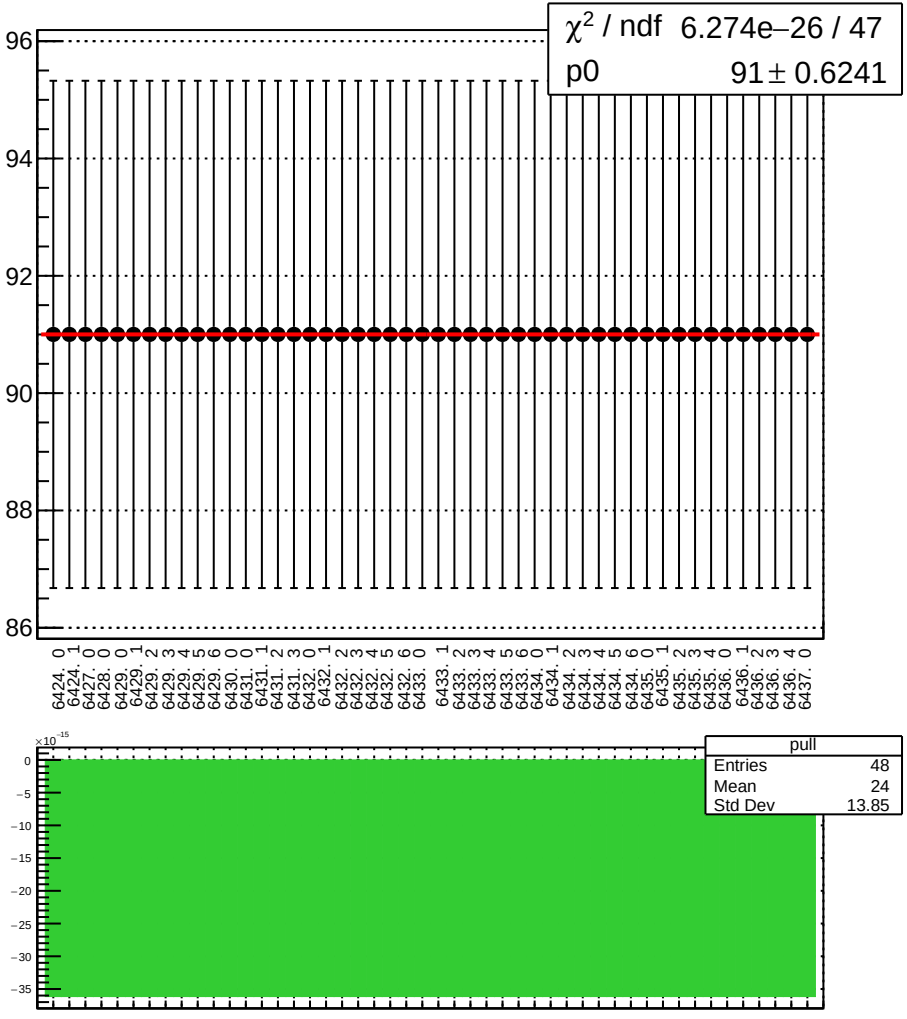

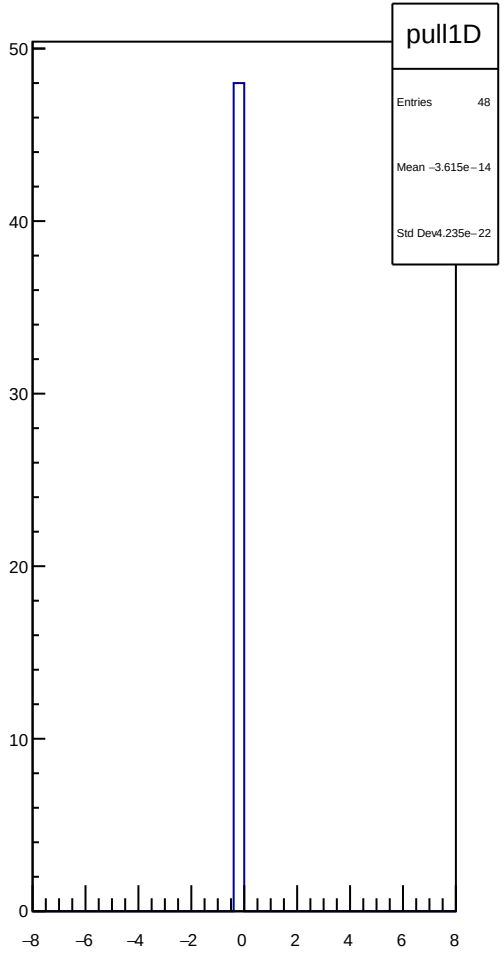

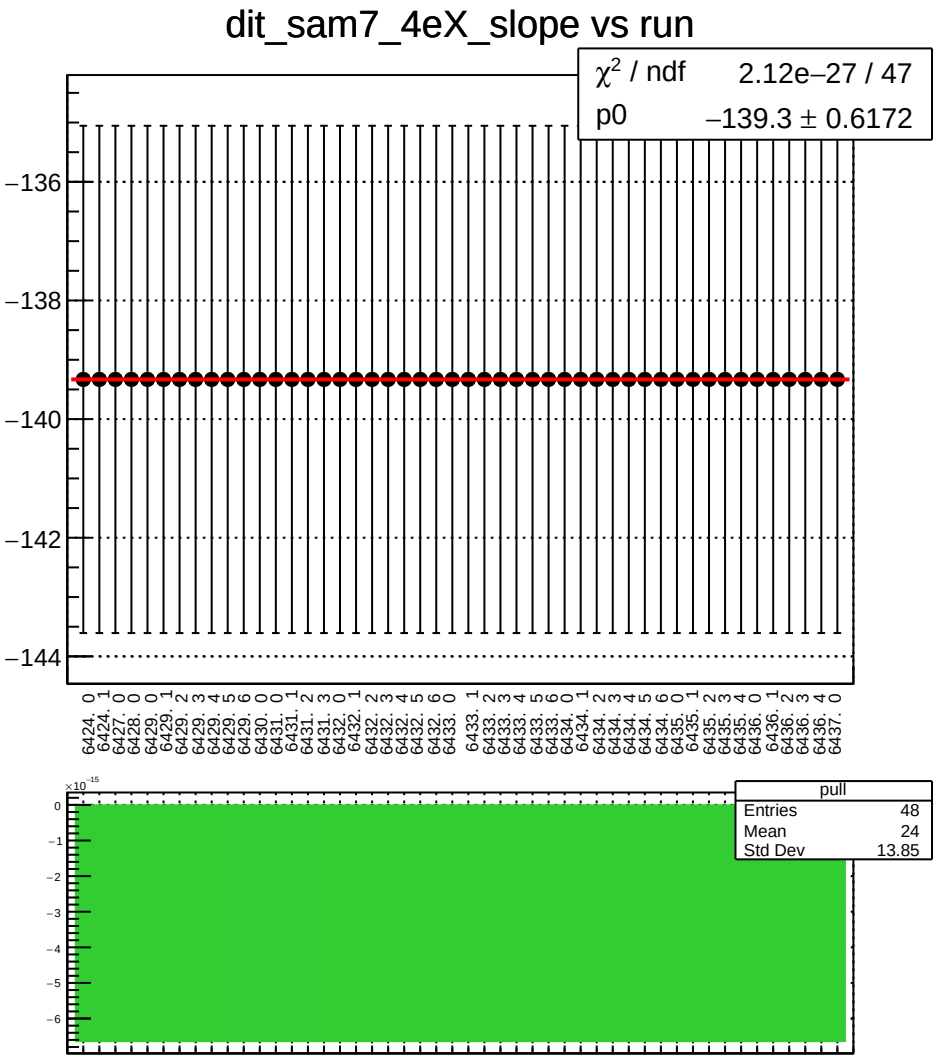
dit_sam7_4eX_slope vs run
χ² / ndf 2.12e−27 / 47
p0 −139.3 ± 0.6172
−136
−138
−140
−142
−144
6424. 0
6424. 1
6427. 0
6428. 0
6429. 0
6429. 1
6429. 2
6429. 3
6429. 4
6429. 5
6429. 6
6430. 0
6431. 0
6431. 1
6431. 2
6431. 3
6432. 0
6432. 1
6432. 2
6432. 3
6432. 4
6432. 5
6432. 6
6433. 0
6433. 1
6433. 2
6433. 3
6433. 4
6433. 5
6433. 6
6434. 0
6434. 1
6434. 2
6434. 3
6434. 4
6434. 5
6434. 6
6435. 0
6435. 1
6435. 2
6435. 3
6435. 4
6436. 0
6436. 1
6436. 2
6436. 3
6436. 4
6437. 0
×10⁻¹⁵
0
−1
−2
−3
−4
−5
−6
pull
Entries 48
Mean 24
Std Dev 13.85

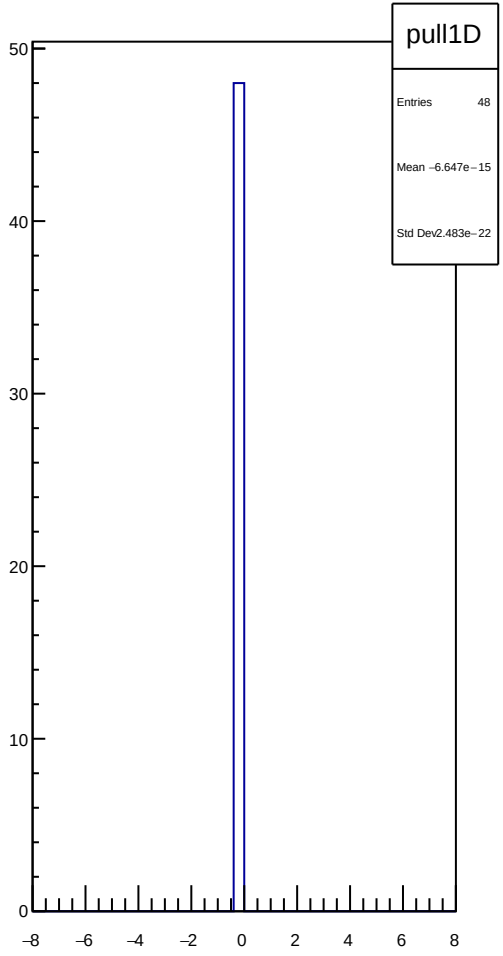
pull1D
Entries 48
Mean −6.647e−15
Std Dev2.483e−22
50
40
30
20
10
0
−8
−6
−4
−2
0
2
4
6
8

dit_sam7_11X12X_slope vs run

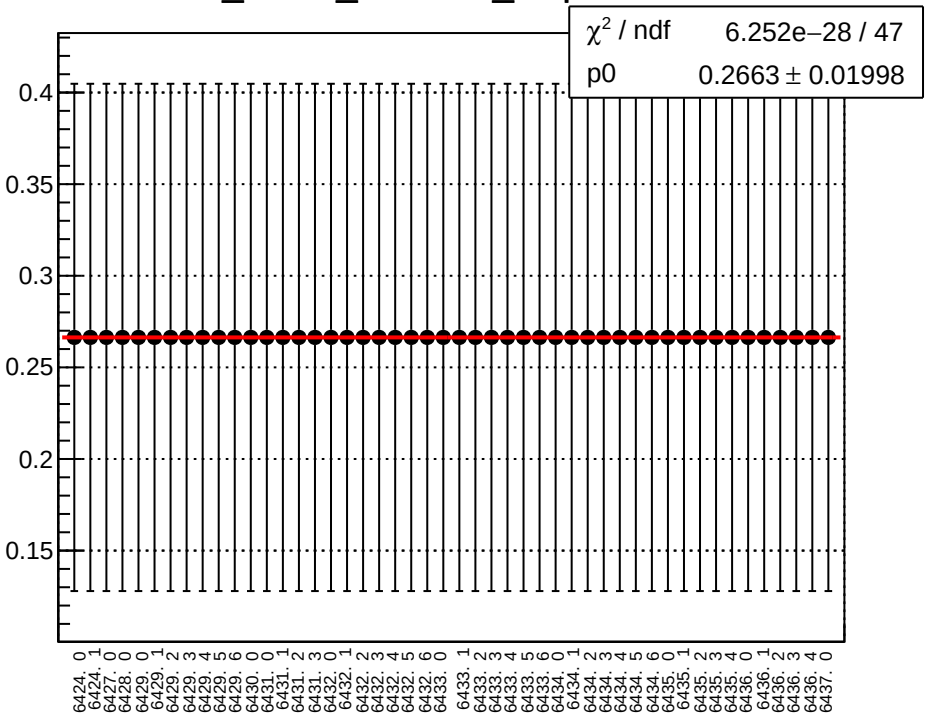



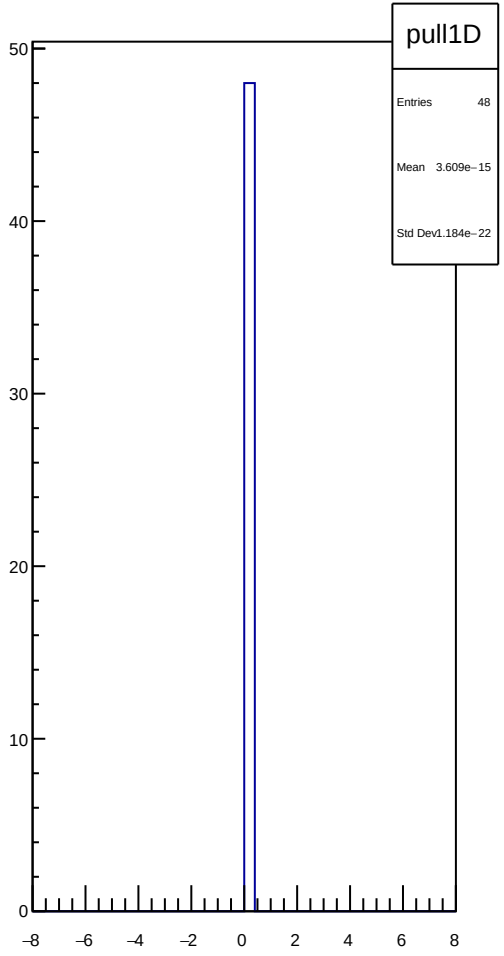

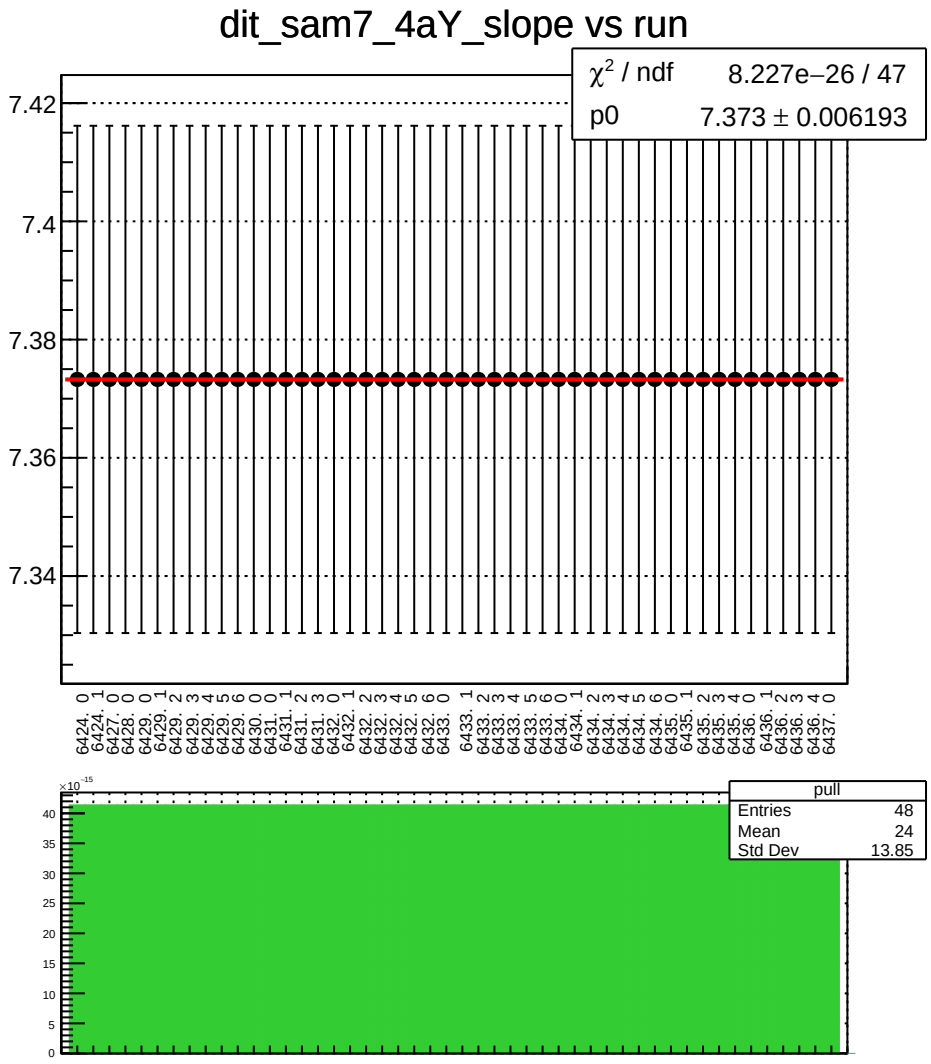
dit_sam7_4aY_slope vs run
χ² / ndf 8.227e−26 / 47
p0 7.373 ± 0.006193
7.42
7.4
7.38
7.36
7.34
6424. 0
6424. 1
6427. 0
6428. 0
6429. 0
6429. 1
6429. 2
6429. 3
6429. 4
6429. 5
6429. 6
6430. 0
6431. 0
6431. 1
6431. 2
6431. 3
6432. 0
6432. 1
6432. 2
6432. 3
6432. 4
6432. 5
6432. 6
6433. 0
6433. 1
6433. 2
6433. 3
6433. 4
6433. 5
6433. 6
6434. 0
6434. 1
6434. 2
6434. 3
6434. 4
6434. 5
6434. 6
6435. 0
6435. 1
6435. 2
6435. 3
6435. 4
6436. 0
6436. 1
6436. 2
6436. 3
6436. 4
6437. 0
×10⁻¹⁵
pull
Entries 48
Mean 24
Std Dev 13.85
40
35
30
25
20
15
10
5
0

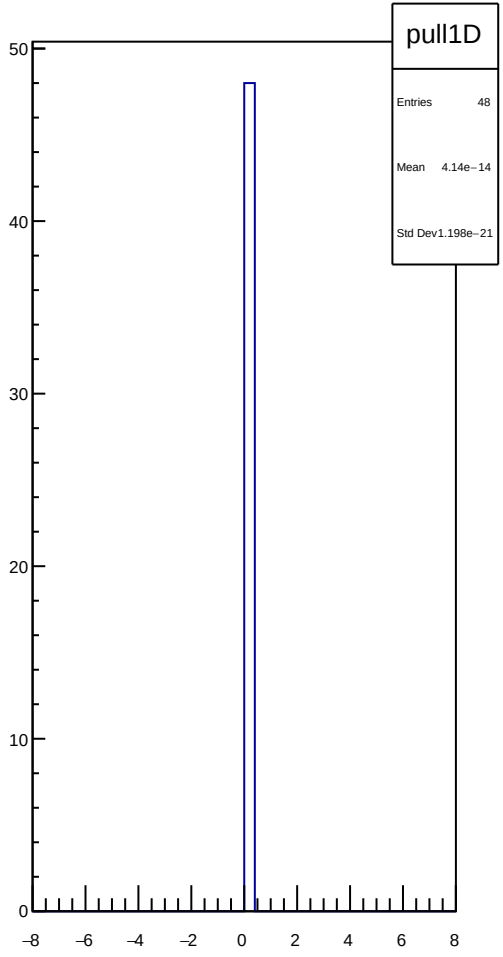
pull1D
Entries 48
Mean 4.14e−14
Std Dev 1.198e−21
50
40
30
20
10
0
−8
−6
−4
−2
0
2
4
6
8

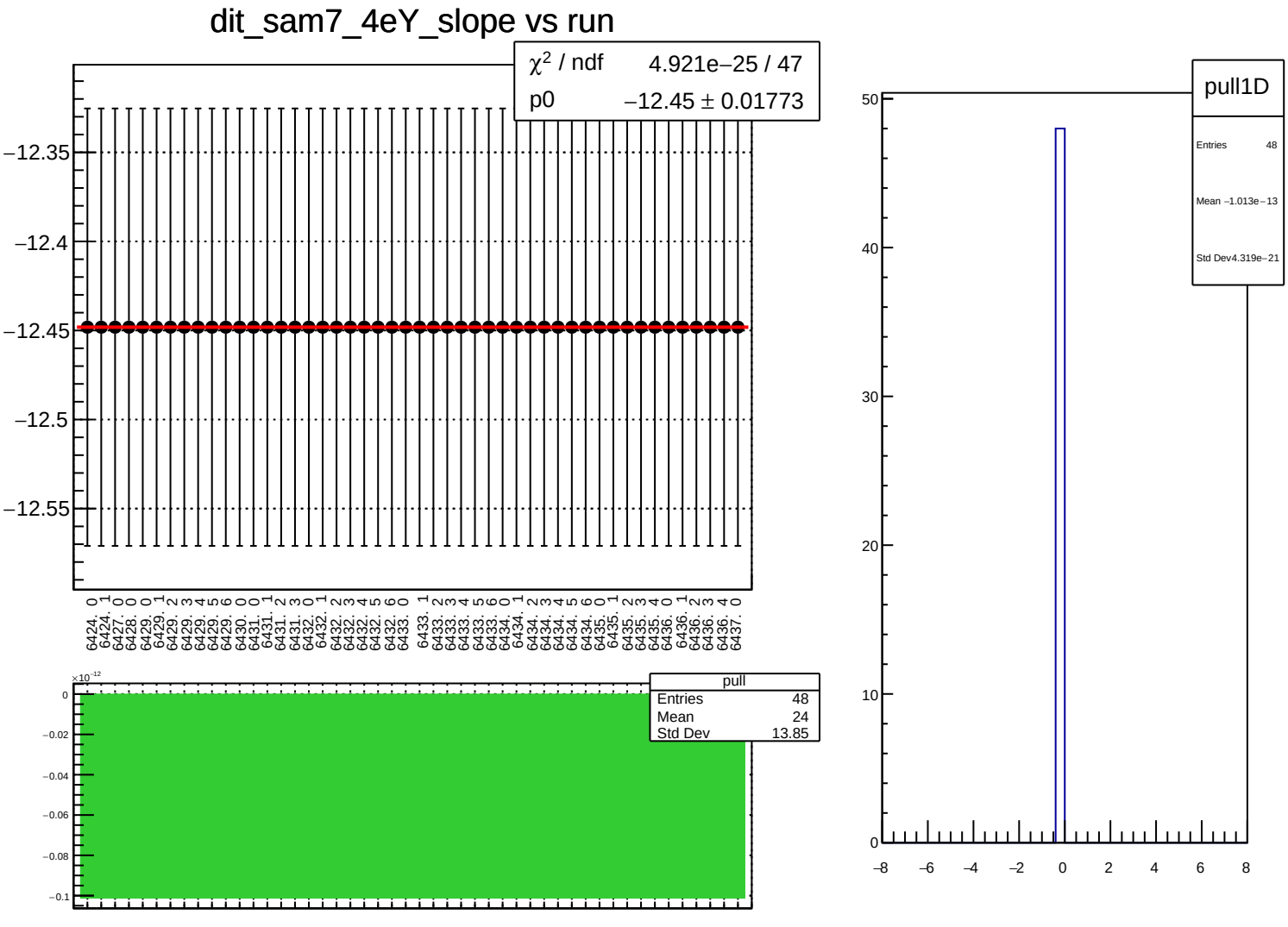
dit_sam7_4eY_slope vs run
χ2 / ndf 4.921e−25 / 47
p0 −12.45 ± 0.01773
−12.35
−12.4
−12.45
−12.5
−12.55
6424. 0
6424. 1
6427. 0
6428. 0
6429. 0
6429. 1
6429. 2
6429. 3
6429. 4
6429. 5
6429. 6
6430. 0
6431. 0
6431. 1
6431. 2
6431. 3
6432. 0
6432. 1
6432. 2
6432. 3
6432. 4
6432. 5
6432. 6
6433. 0
6433. 1
6433. 2
6433. 3
6433. 4
6433. 5
6433. 6
6434. 0
6434. 1
6434. 2
6434. 3
6434. 4
6434. 5
6434. 6
6435. 0
6435. 1
6435. 2
6435. 3
6435. 4
6436. 0
6436. 1
6436. 2
6436. 3
6436. 4
6437. 0
×10−12
0
−0.02
−0.04
−0.06
−0.08
−0.1
pull
Entries 48
Mean 24
Std Dev 13.85
pull1D
Entries 48
Mean −1.013e−13
Std Dev4.319e−21
50
40
30
20
10
0
−8
−6
−4
−2
0
2
4
6
8

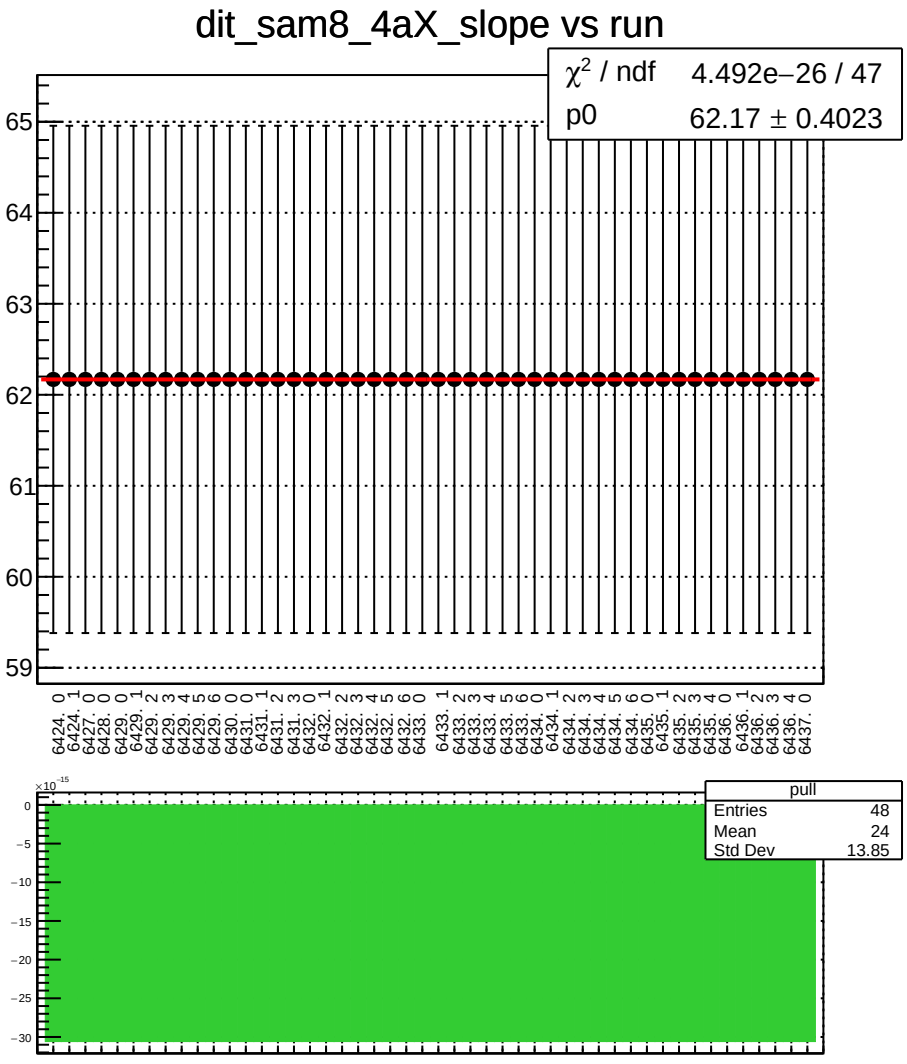
dit_sam8_4aX_slope vs run
χ2 / ndf 4.492e−26 / 47
p0 62.17 ± 0.4023
65
64
63
62
61
60
59
6424. 0
6424. 1
6427. 0
6428. 0
6429. 0
6429. 1
6429. 2
6429. 3
6429. 4
6429. 5
6429. 6
6430. 0
6431. 0
6431. 1
6431. 2
6431. 3
6432. 0
6432. 1
6432. 2
6432. 3
6432. 4
6432. 5
6432. 6
6433. 0
6433. 1
6433. 2
6433. 3
6433. 4
6433. 5
6433. 6
6434. 0
6434. 1
6434. 2
6434. 3
6434. 4
6434. 5
6434. 6
6435. 0
6435. 1
6435. 2
6435. 3
6435. 4
6436. 0
6436. 1
6436. 2
6436. 3
6436. 4
6437. 0
×10−15
0
−5
−10
−15
−20
−25
−30
pull
Entries 48
Mean 24
Std Dev 13.85

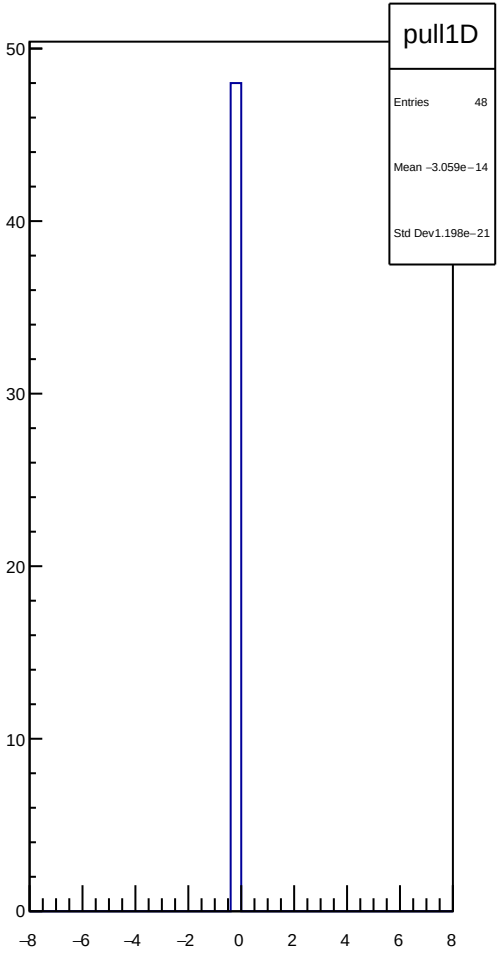
pull1D
Entries 48
Mean −3.059e−14
Std Dev1.198e−21
50
40
30
20
10
0
−8
−6
−4
−2
0
2
4
6
8

dit_sam8_4eX_slope vs run

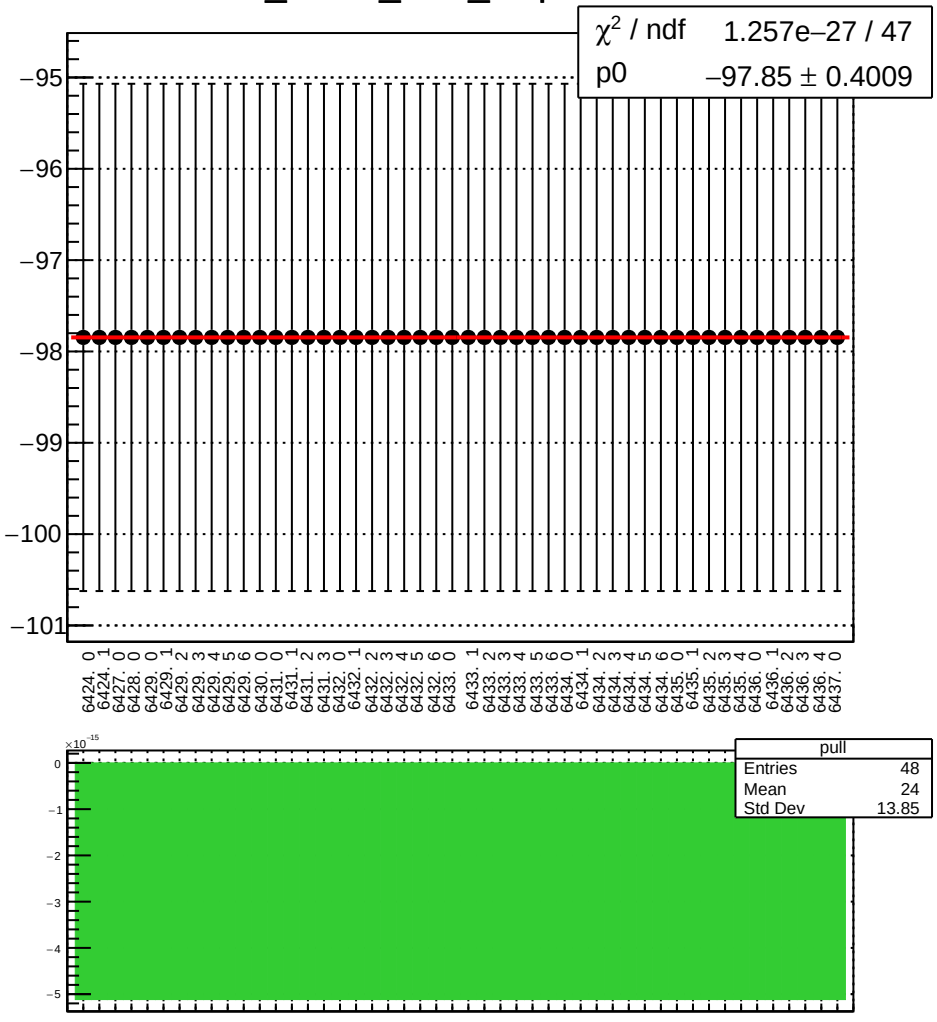

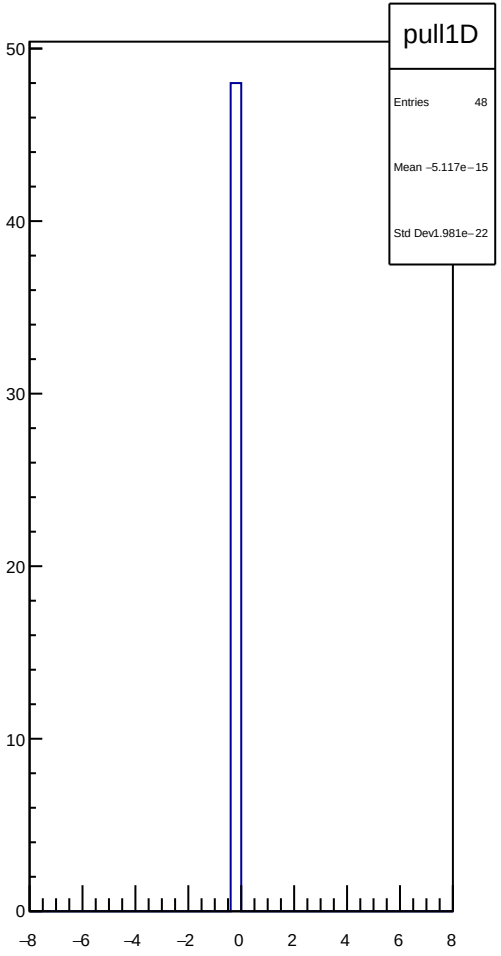

dit_sam8_11X12X_slope vs run

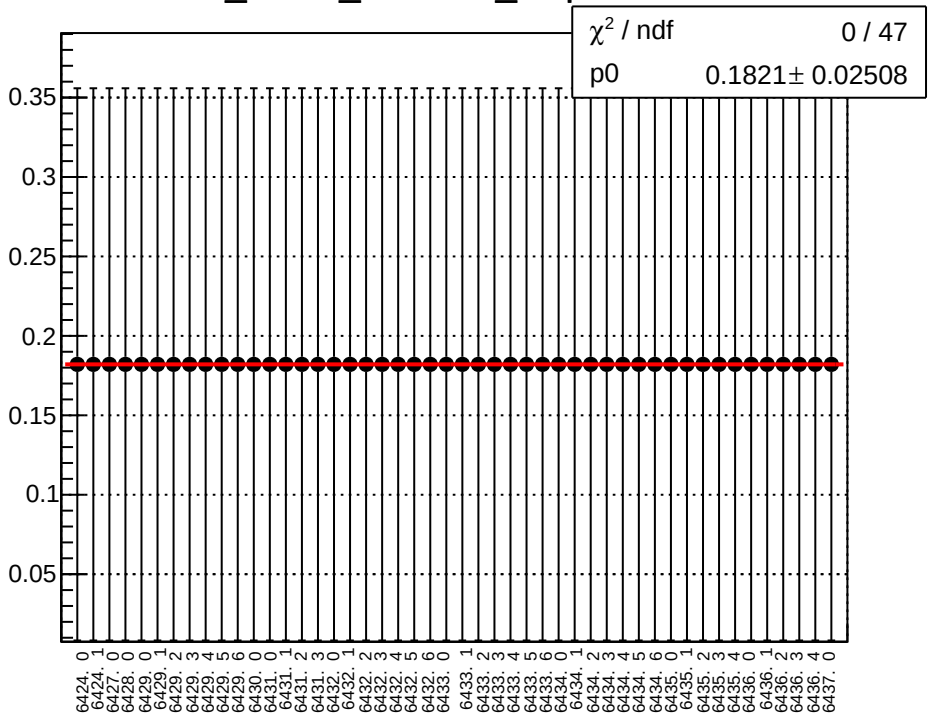



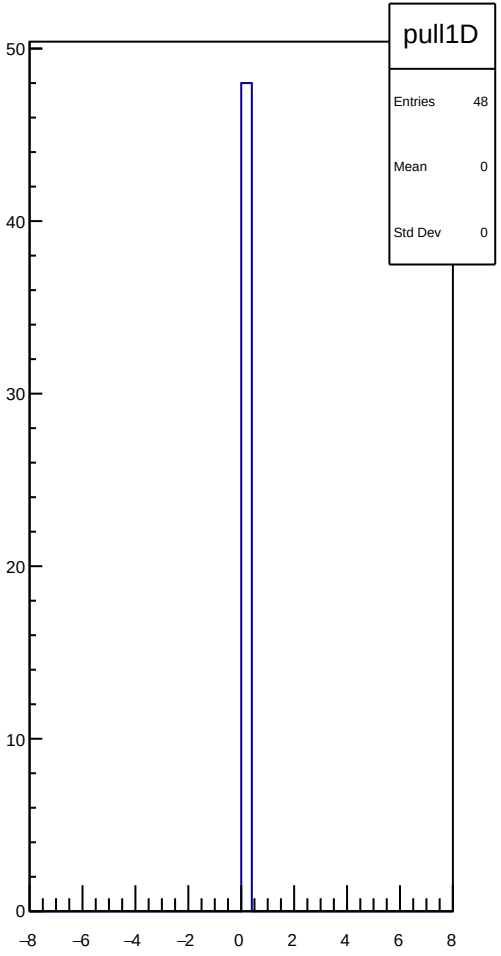

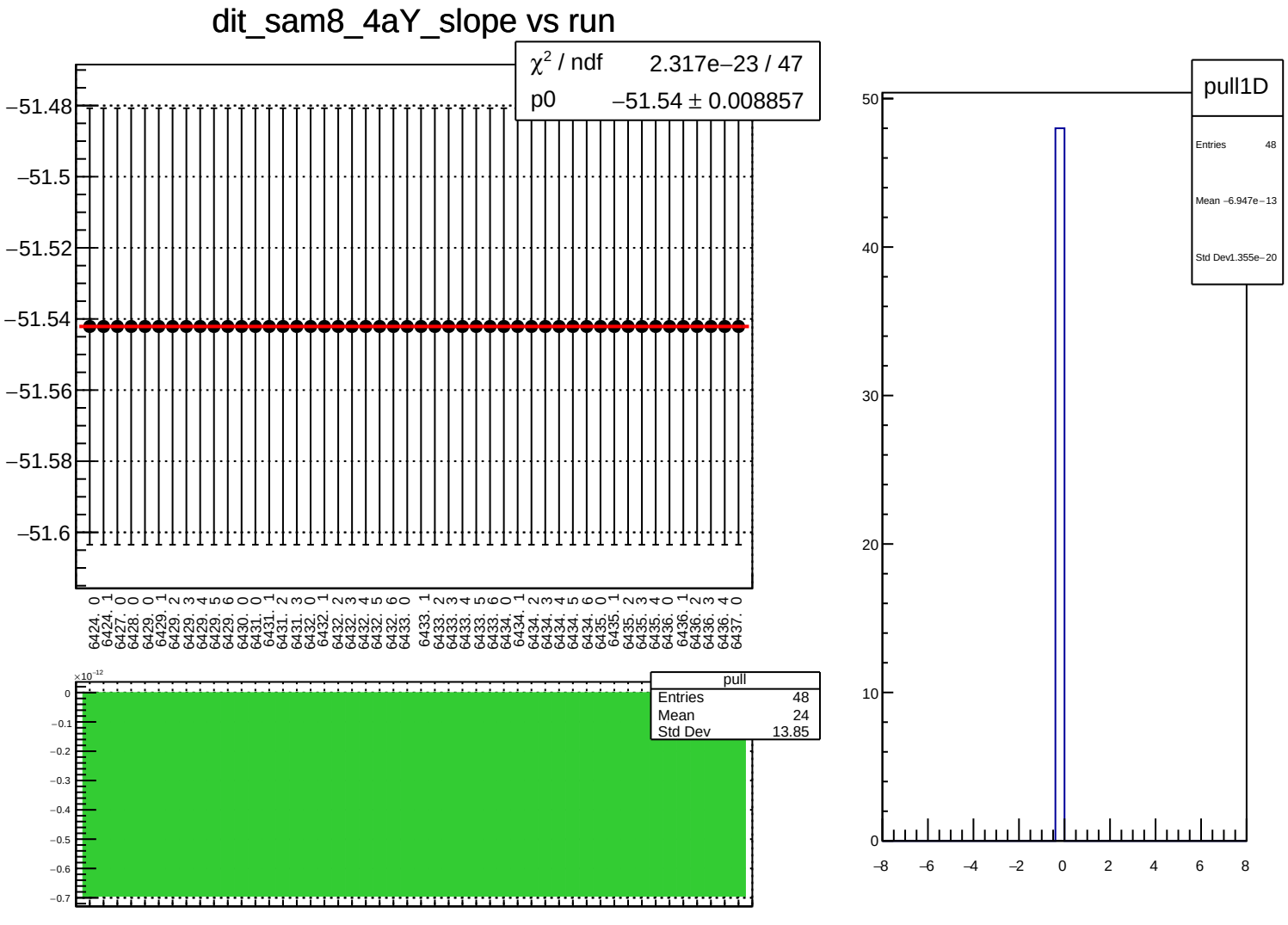
dit_sam8_4aY_slope vs run
χ² / ndf 2.317e−23 / 47
p0 −51.54 ± 0.008857
−51.48
−51.5
−51.52
−51.54
−51.56
−51.58
−51.6
6424. 0
6424. 1
6427. 0
6428. 0
6429. 0
6429. 1
6429. 2
6429. 3
6429. 4
6429. 5
6429. 6
6430. 0
6431. 0
6431. 1
6431. 2
6431. 3
6432. 0
6432. 1
6432. 2
6432. 3
6432. 4
6432. 5
6432. 6
6433. 0
6433. 1
6433. 2
6433. 3
6433. 4
6433. 5
6433. 6
6434. 0
6434. 1
6434. 2
6434. 3
6434. 4
6434. 5
6434. 6
6435. 0
6435. 1
6435. 2
6435. 3
6435. 4
6436. 0
6436. 1
6436. 2
6436. 3
6436. 4
6437. 0
×10⁻¹²
0
−0.1
−0.2
−0.3
−0.4
−0.5
−0.6
−0.7
pull
Entries 48
Mean 24
Std Dev 13.85
pull1D
Entries 48
Mean −6.947e−13
Std Dev1.355e−20
50
40
30
20
10
0
−8
−6
−4
−2
0
2
4
6
8

dit_sam8_4eY_slope vs run

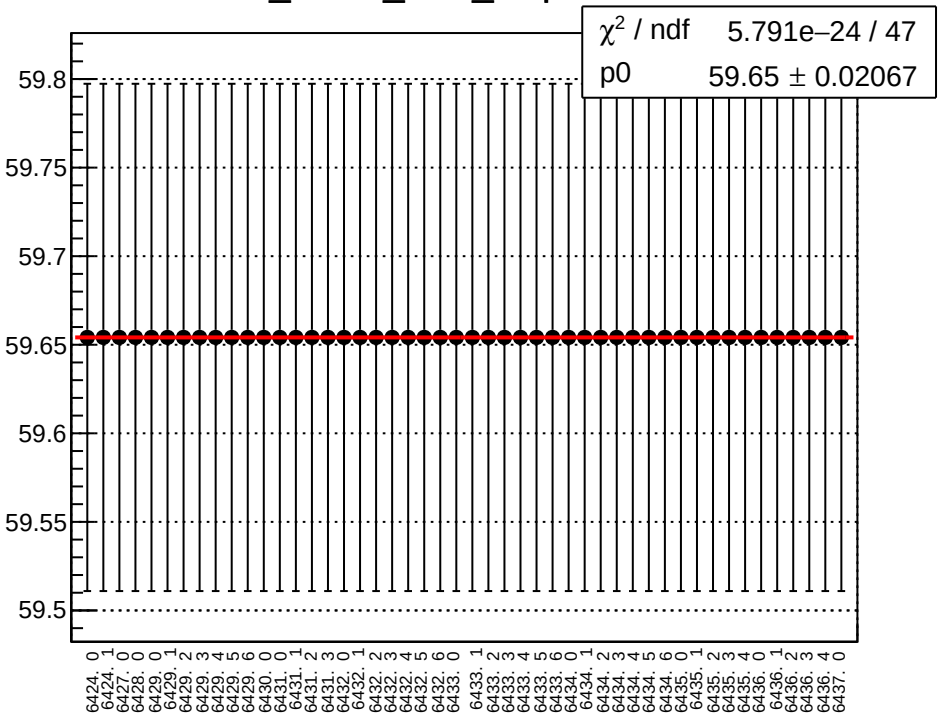



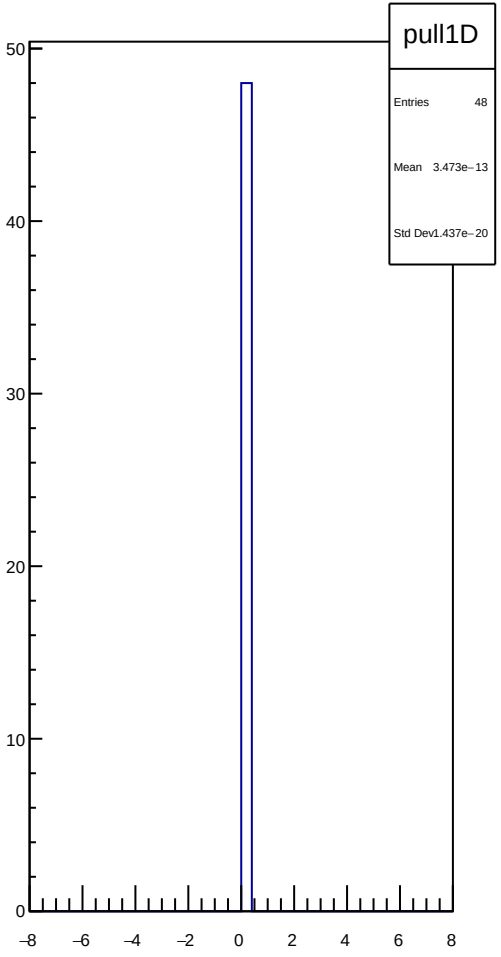

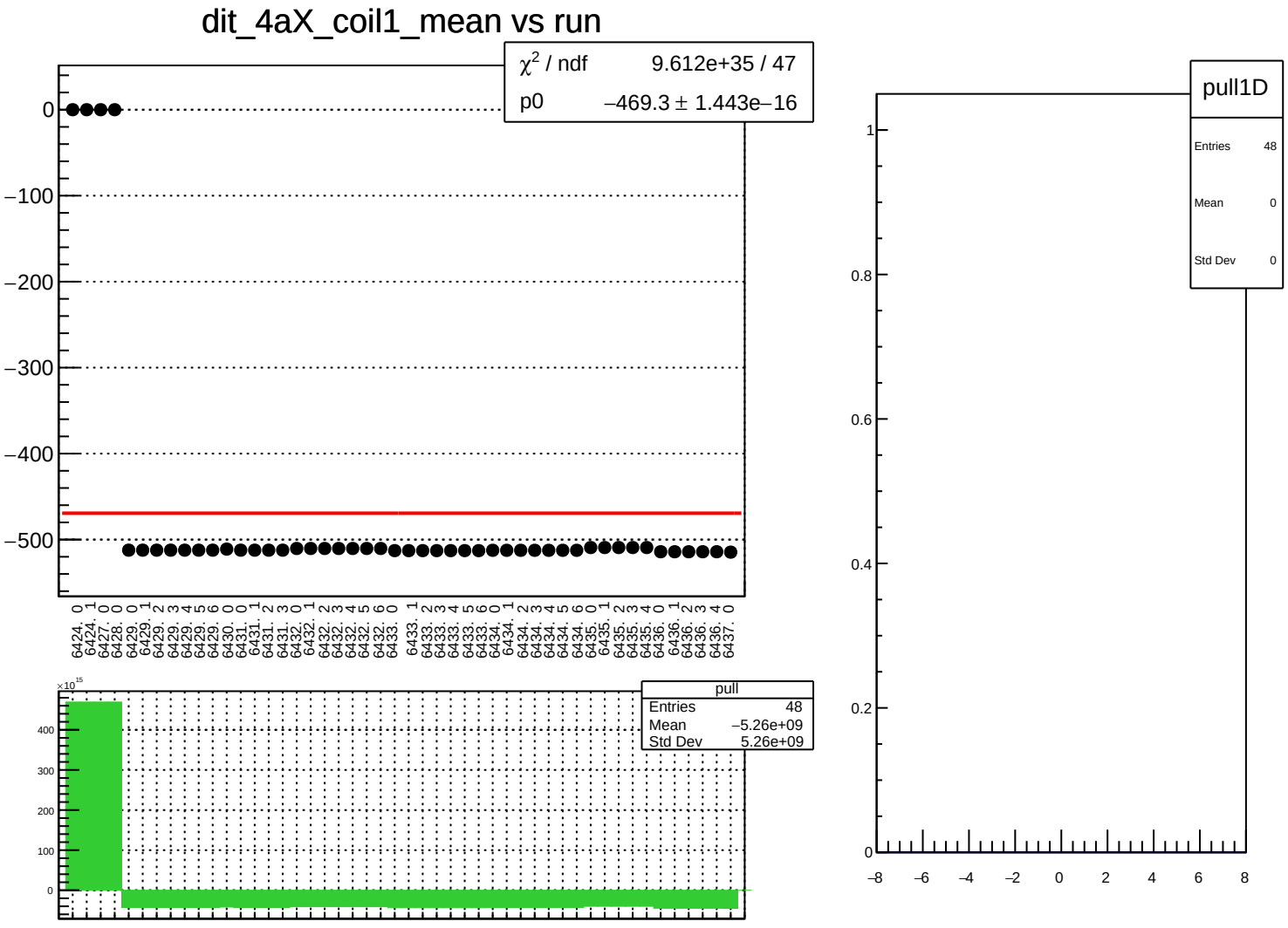
dit_4aX_coil1_mean vs run
χ2 / ndf 9.612e+35 / 47
p0 –469.3 ± 1.443e–16
0
–100
–200
–300
–400
–500
6424. 0
6424. 1
6427. 0
6428. 0
6429. 0
6429. 1
6429. 2
6429. 3
6429. 4
6429. 5
6429. 6
6430. 0
6431. 0
6431. 1
6431. 2
6431. 3
6432. 0
6432. 1
6432. 2
6432. 3
6432. 4
6432. 5
6432. 6
6433. 0
6433. 1
6433. 2
6433. 3
6433. 4
6433. 5
6433. 6
6434. 0
6434. 1
6434. 2
6434. 3
6434. 4
6434. 5
6434. 6
6435. 0
6435. 1
6435. 2
6435. 3
6435. 4
6436. 0
6436. 1
6436. 2
6436. 3
6436. 4
6437. 0
×10^15
400
300
200
100
0
pull
Entries 48
Mean –5.26e+09
Std Dev 5.26e+09
pull1D
Entries 48
Mean 0
Std Dev 0
1
0.8
0.6
0.4
0.2
0
–8
–6
–4
–2
0
2
4
6
8

dit_4aX_coil1_err_mean vs run

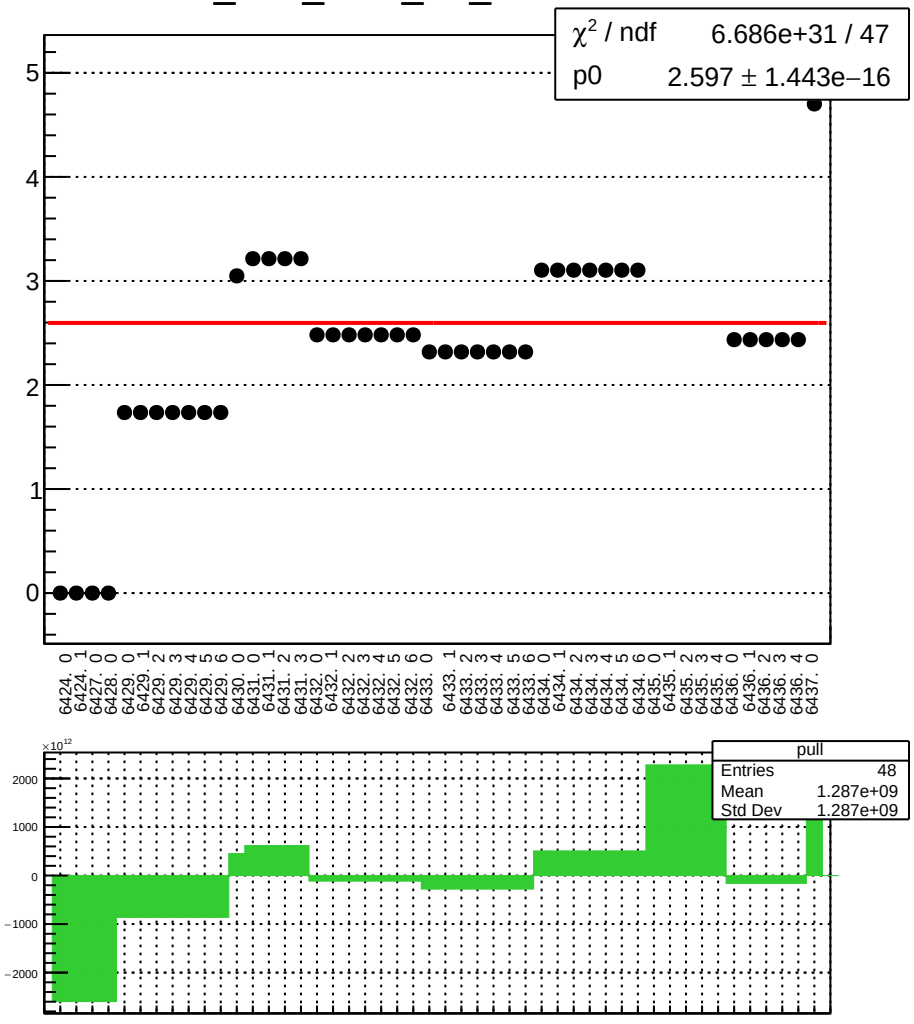

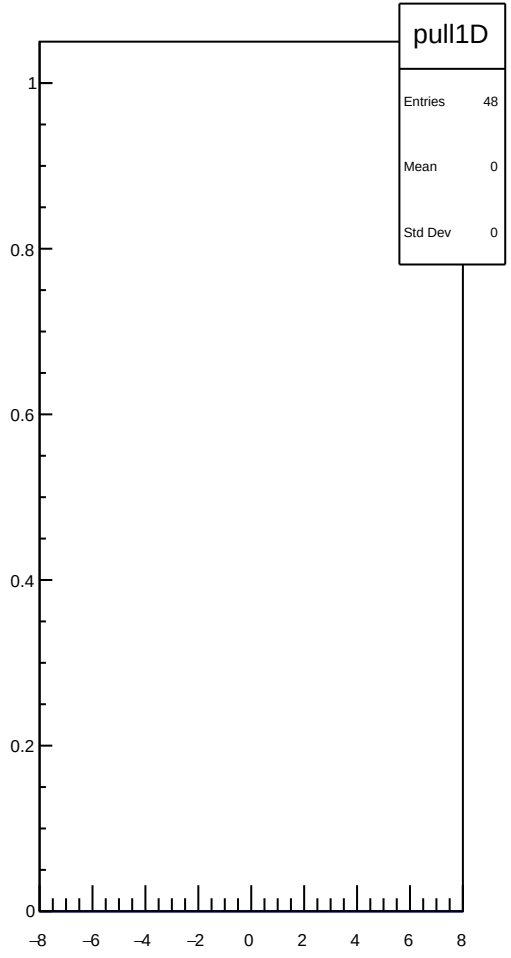

dit_4aX_coil1_Ndata_mean vs run

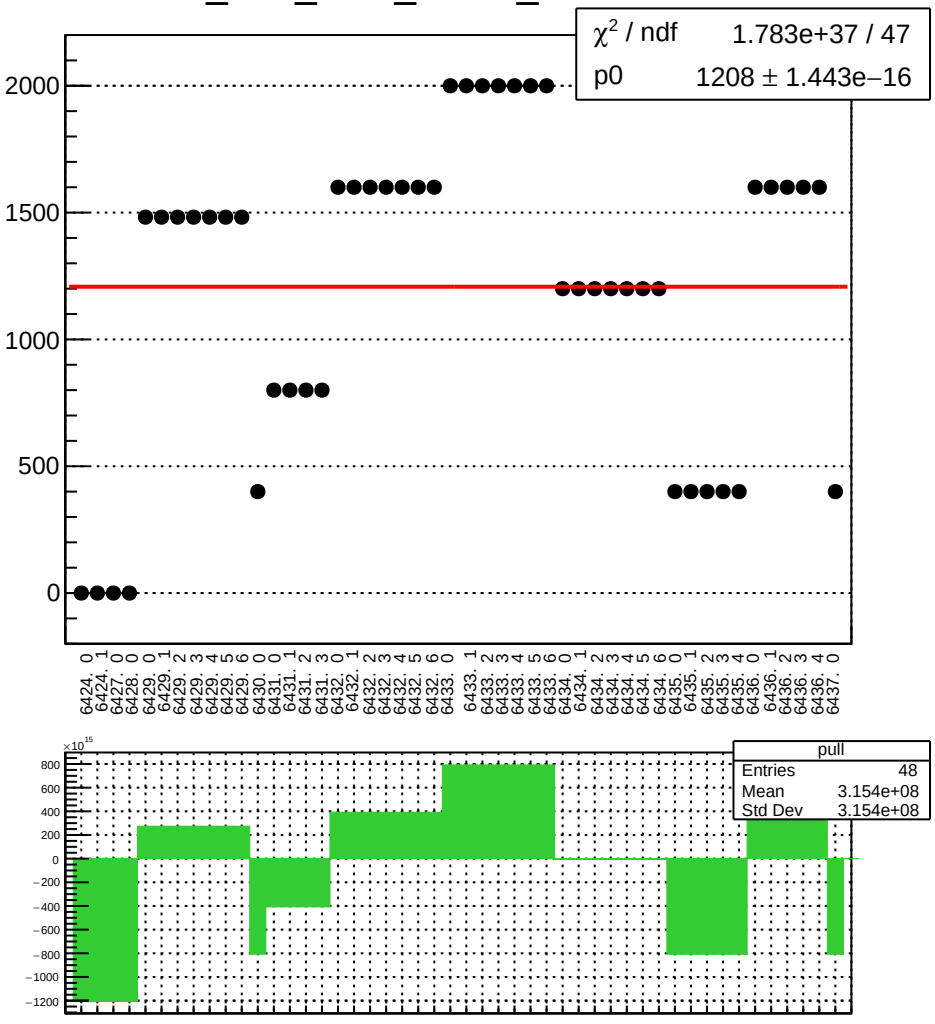

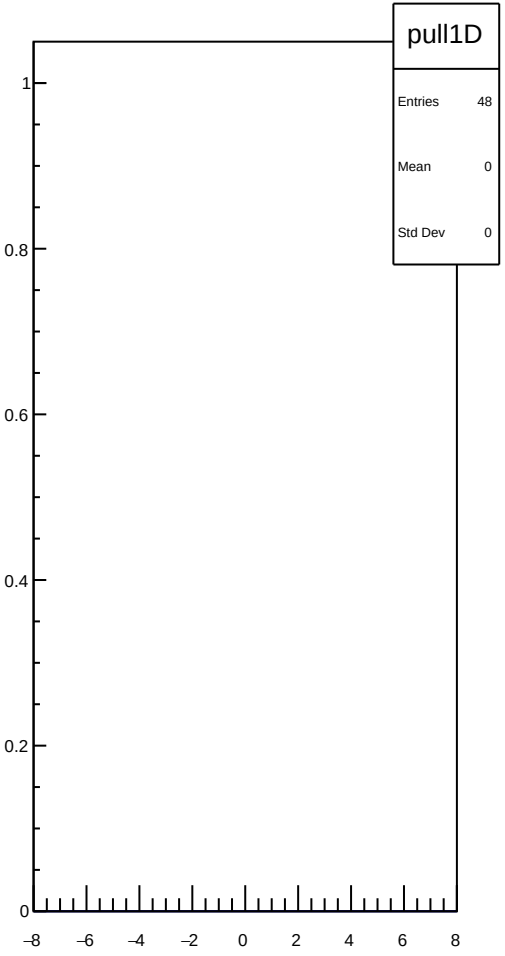

dit_4eX_coil1_mean vs run

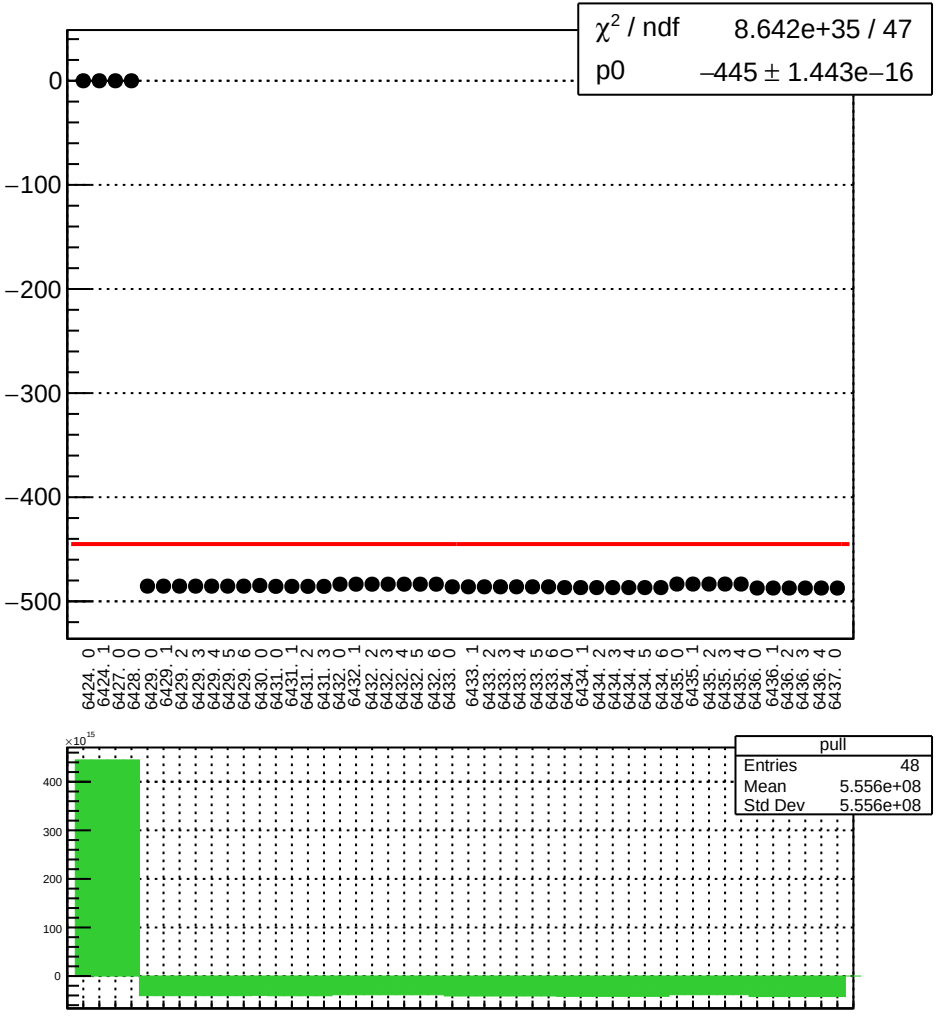

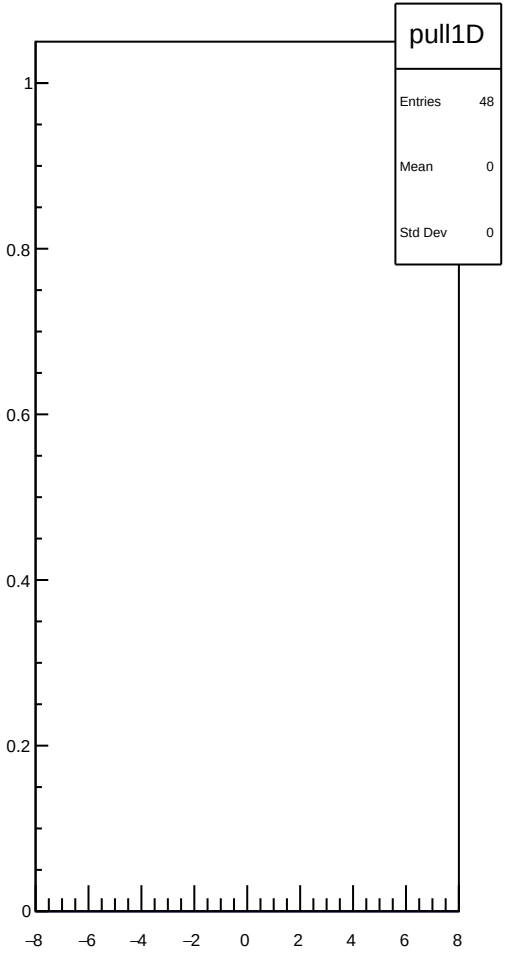

dit_4eX_coil1_err_mean vs run

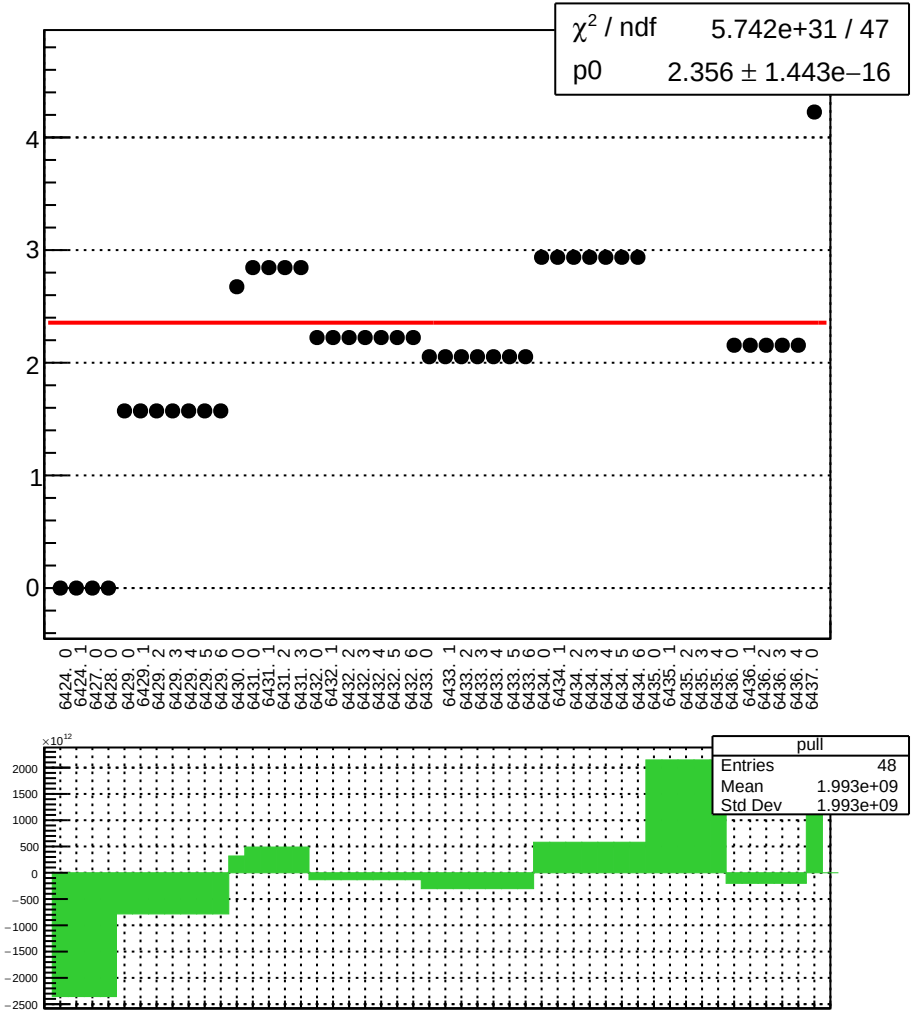

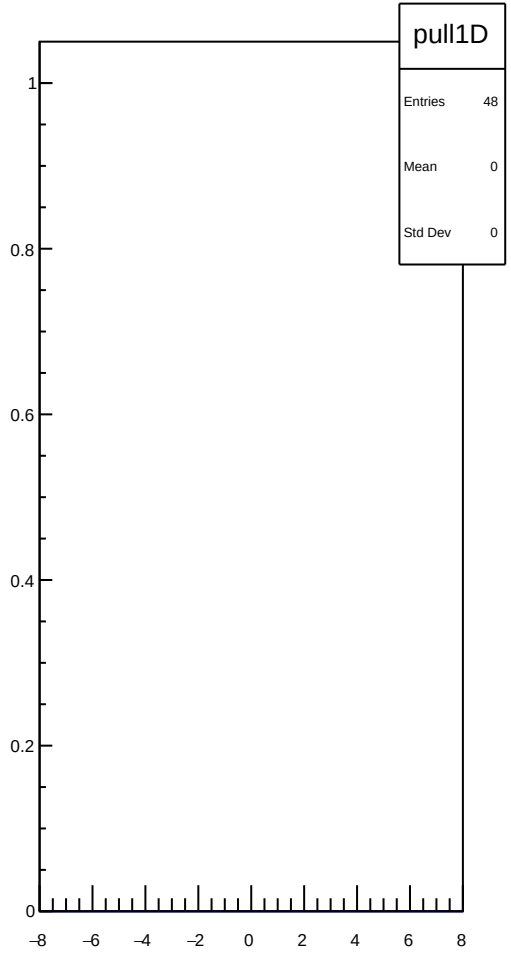

dit_4eX_coil1_Ndata_mean vs run

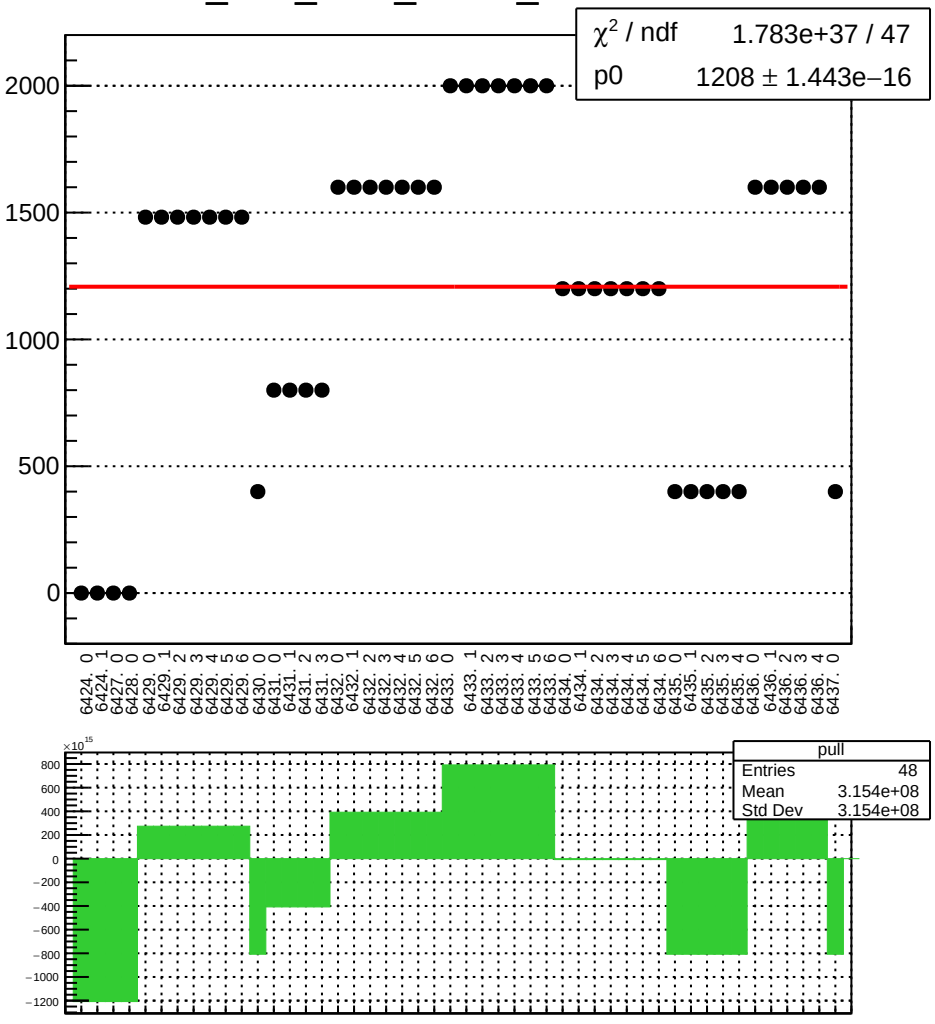

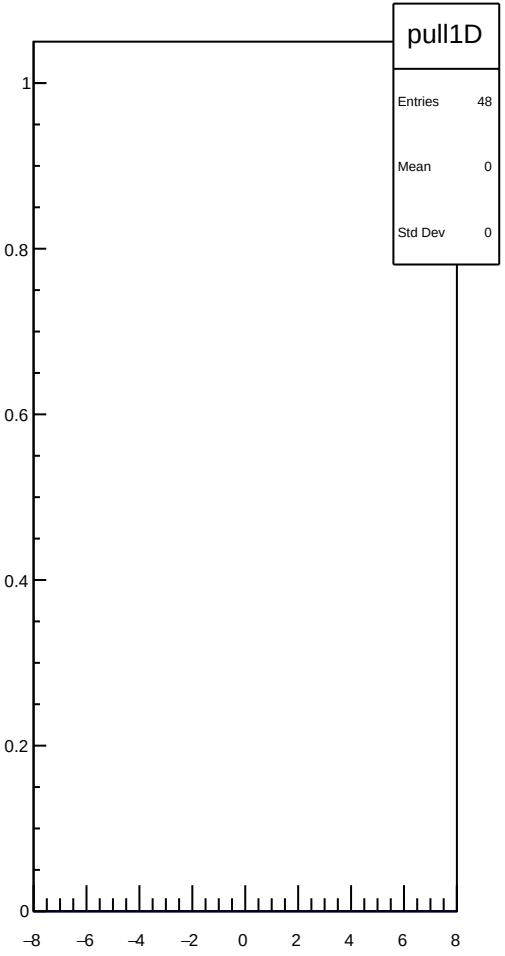

dit_11X12X_coil1_mean vs run

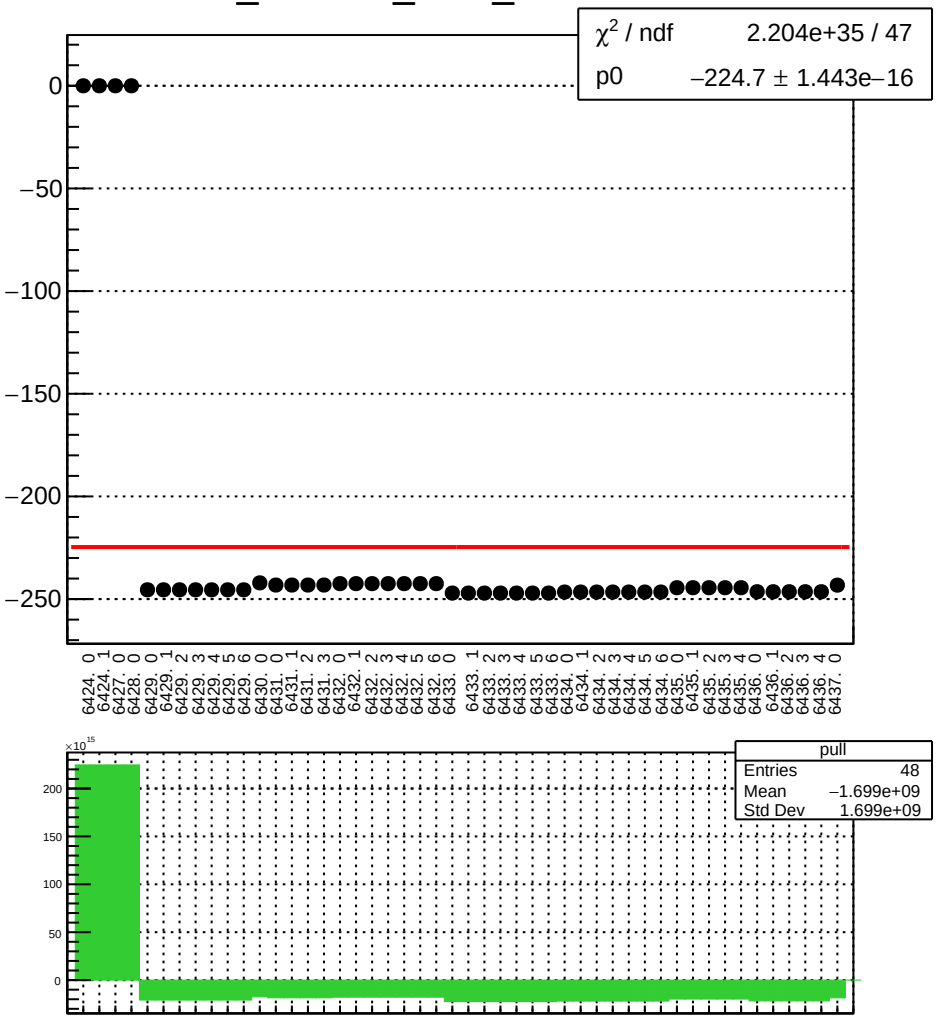

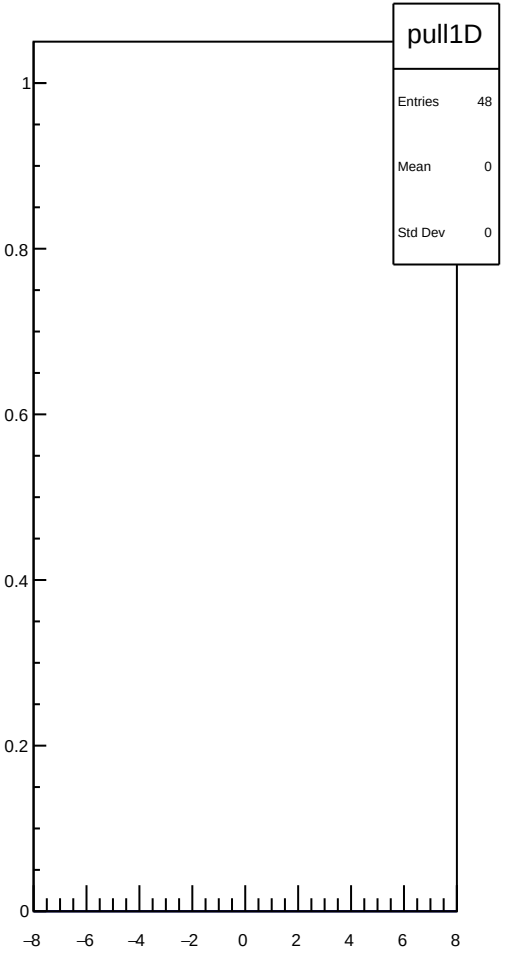

dit_11X12X_coil1_err_mean vs run

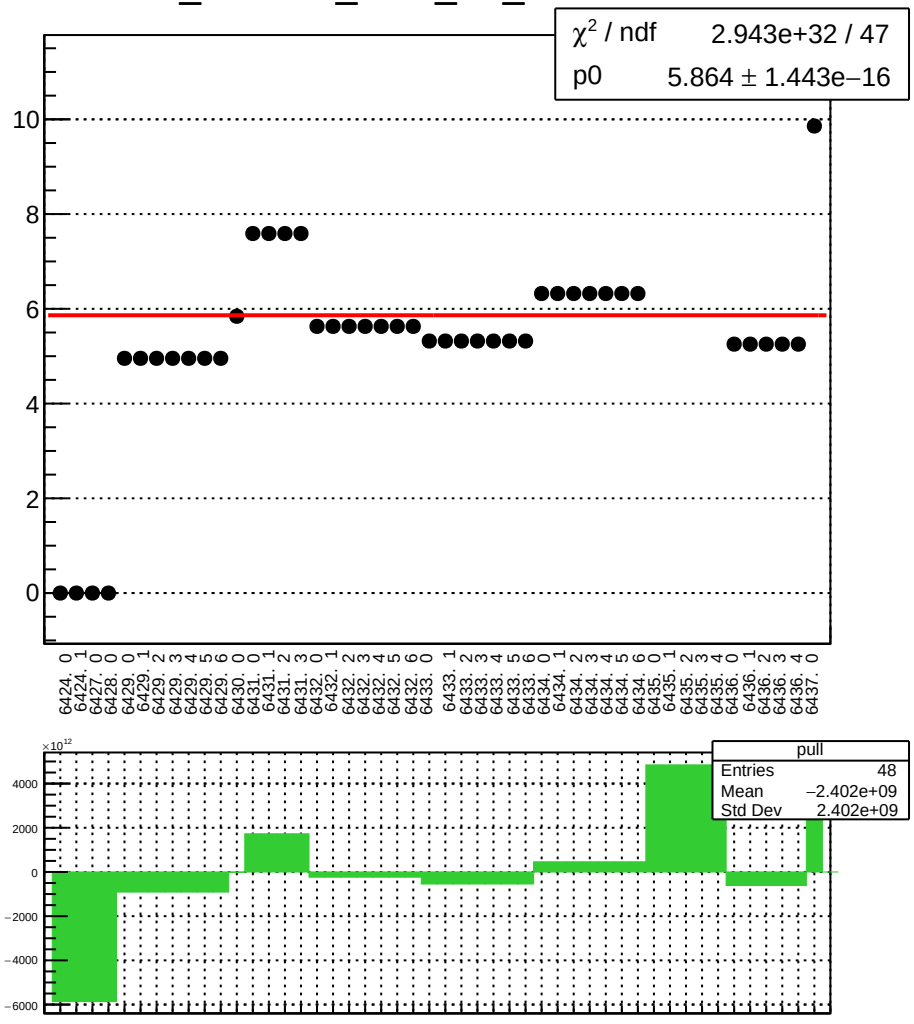

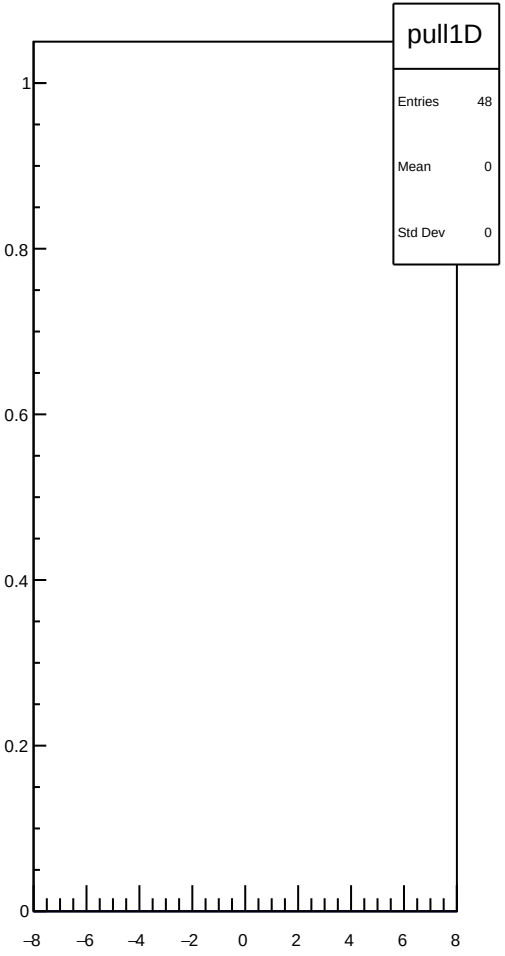

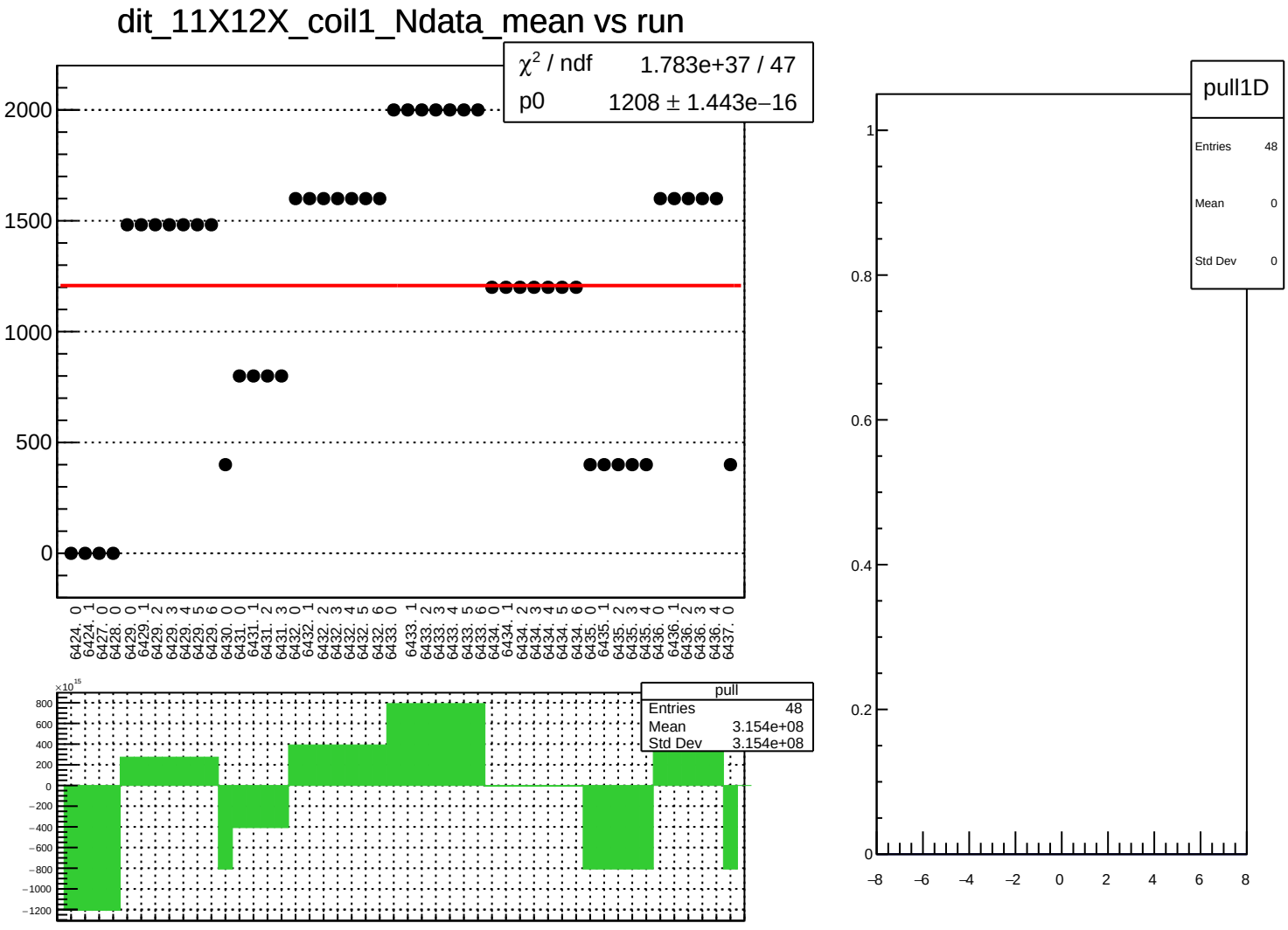
dit_11X12X_coil1_Ndata_mean vs run
χ² / ndf 1.783e+37 / 47
p0 1208 ± 1.443e−16
2000
1500
1000
500
0
6424. 0
6424. 1
6427. 0
6428. 0
6429. 0
6429. 1
6429. 2
6429. 3
6429. 4
6429. 5
6429. 6
6430. 0
6431. 0
6431. 1
6431. 2
6431. 3
6432. 0
6432. 1
6432. 2
6432. 3
6432. 4
6432. 5
6432. 6
6433. 0
6433. 1
6433. 2
6433. 3
6433. 4
6433. 5
6433. 6
6434. 0
6434. 1
6434. 2
6434. 3
6434. 4
6434. 5
6434. 6
6435. 0
6435. 1
6435. 2
6435. 3
6435. 4
6436. 0
6436. 1
6436. 2
6436. 3
6436. 4
6437. 0
×10^15
800
600
400
200
0
−200
−400
−600
−800
−1000
−1200
pull
Entries 48
Mean 3.154e+08
Std Dev 3.154e+08
pull1D
Entries 48
Mean 0
Std Dev 0
1
0.8
0.6
0.4
0.2
0
−8
−6
−4
−2
0
2
4
6
8

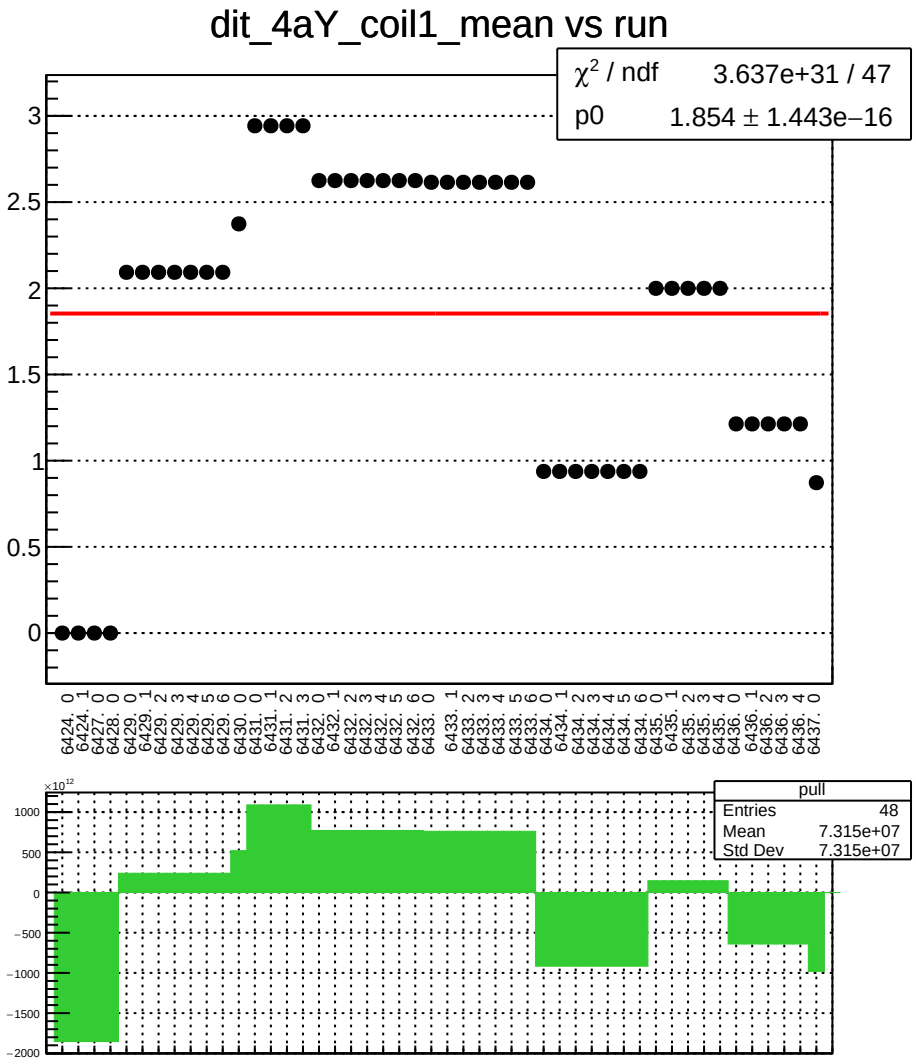
dit_4aY_coil1_mean vs run
χ² / ndf 3.637e+31 / 47
p0 1.854 ± 1.443e−16
pull
Entries 48
Mean 7.315e+07
Std Dev 7.315e+07

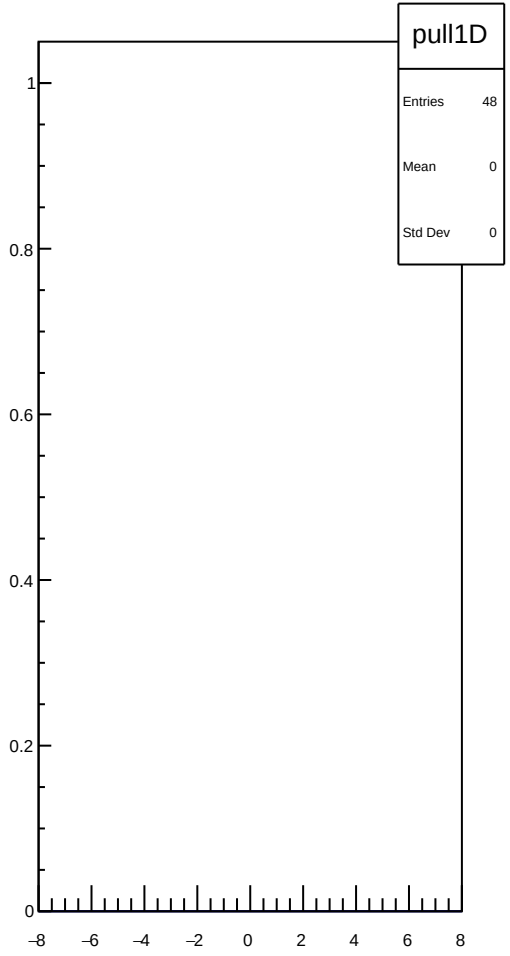
pull1D
Entries 48
Mean 0
Std Dev 0

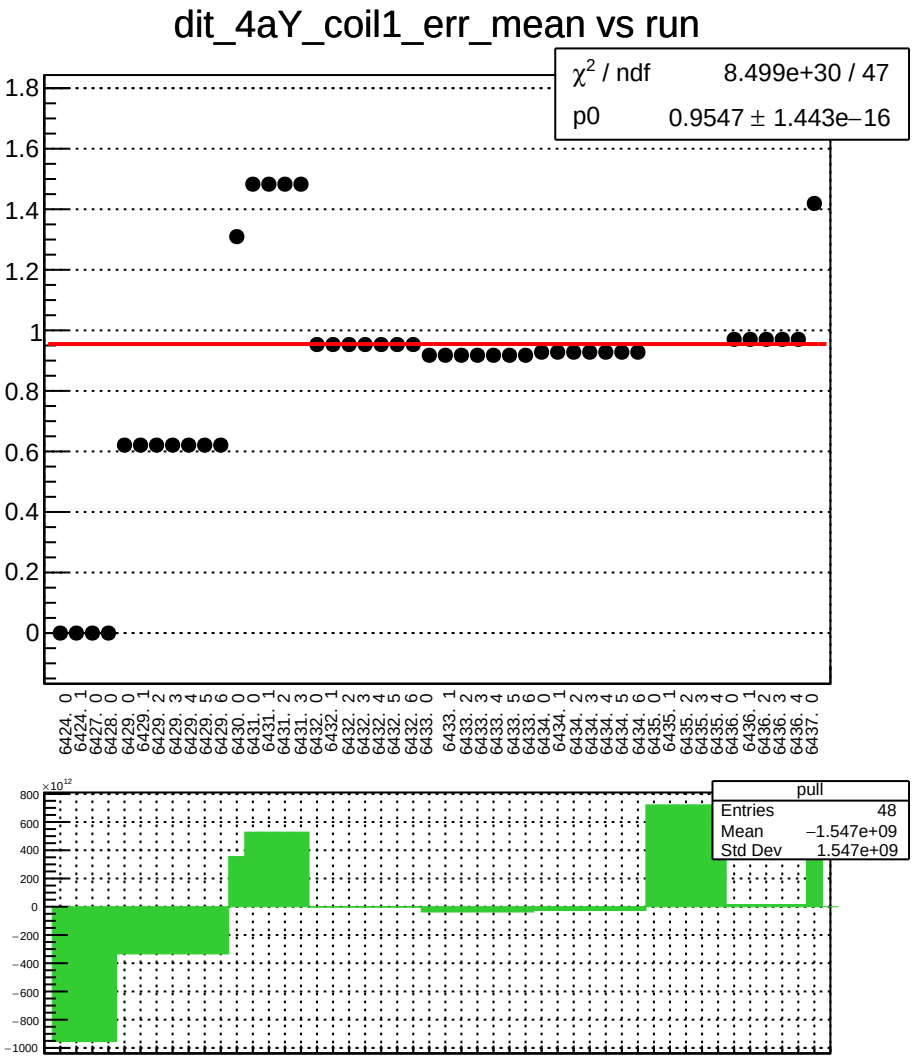
dit_4aY_coil1_err_mean vs run
χ² / ndf 8.499e+30 / 47
p0 0.9547 ± 1.443e−16
pull
Entries 48
Mean −1.547e+09
Std Dev 1.547e+09

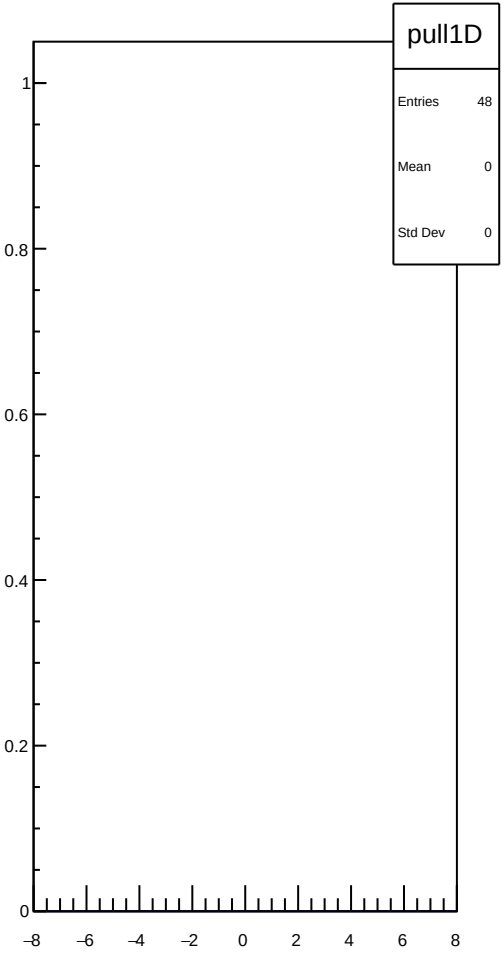
pull1D
Entries 48
Mean 0
Std Dev 0

dit_4aY_coil1_Ndata_mean vs run

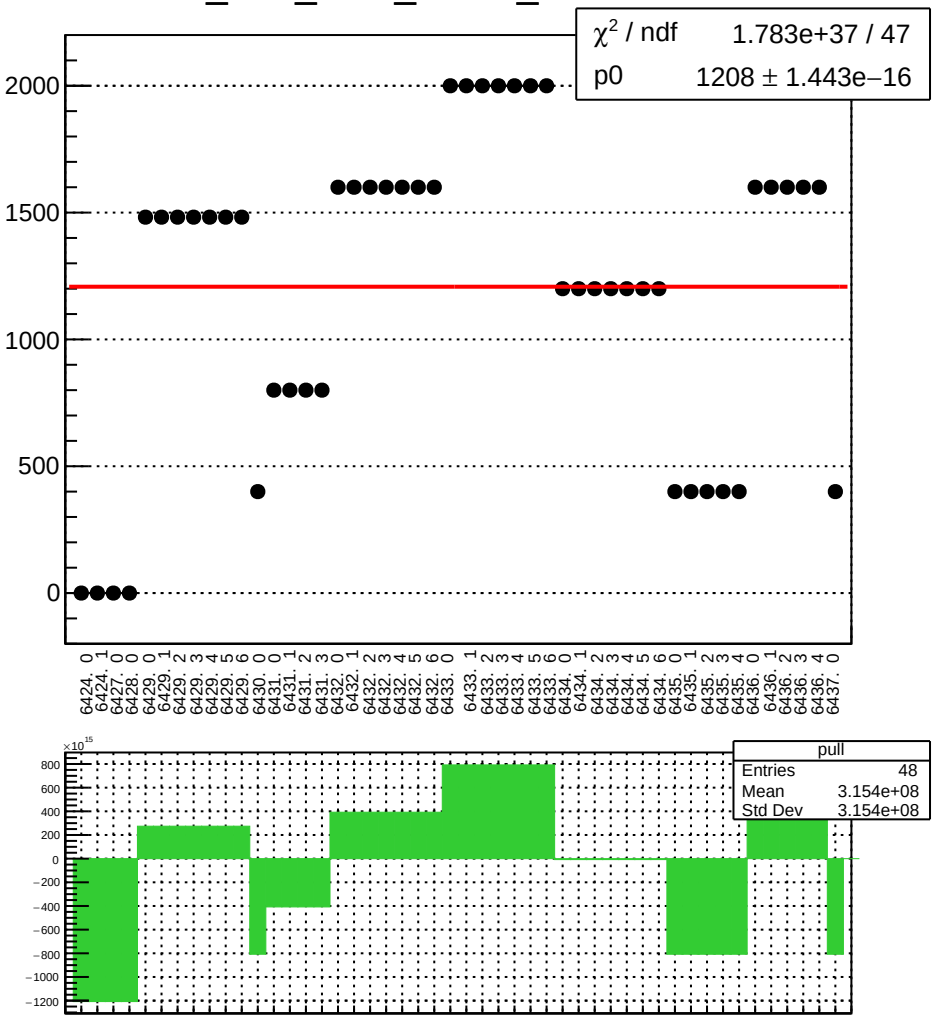

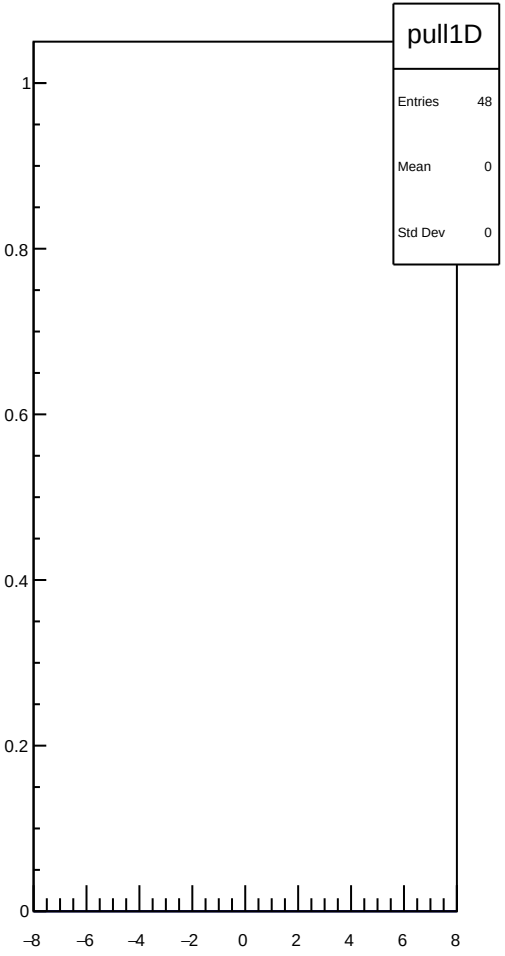

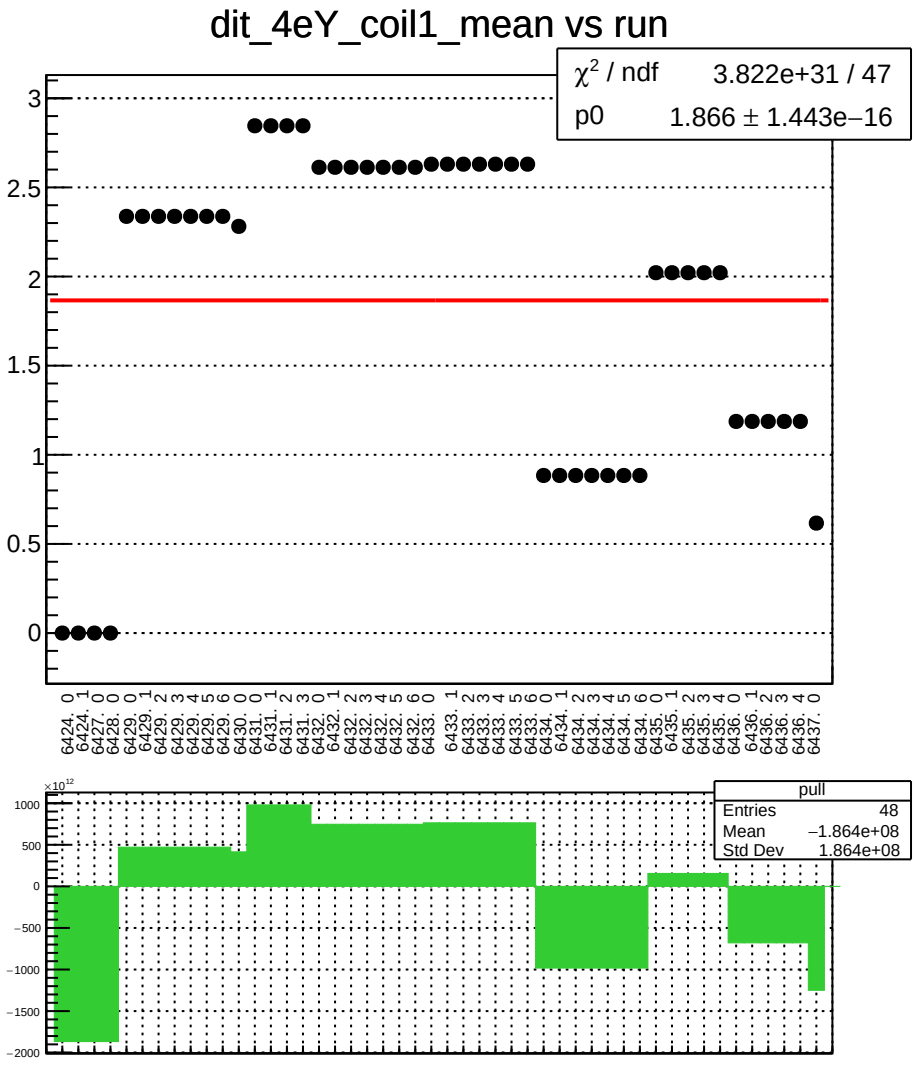
dit_4eY_coil1_mean vs run
χ² / ndf 3.822e+31 / 47
p0 1.866 ± 1.443e−16
pull
Entries 48
Mean −1.864e+08
Std Dev 1.864e+08

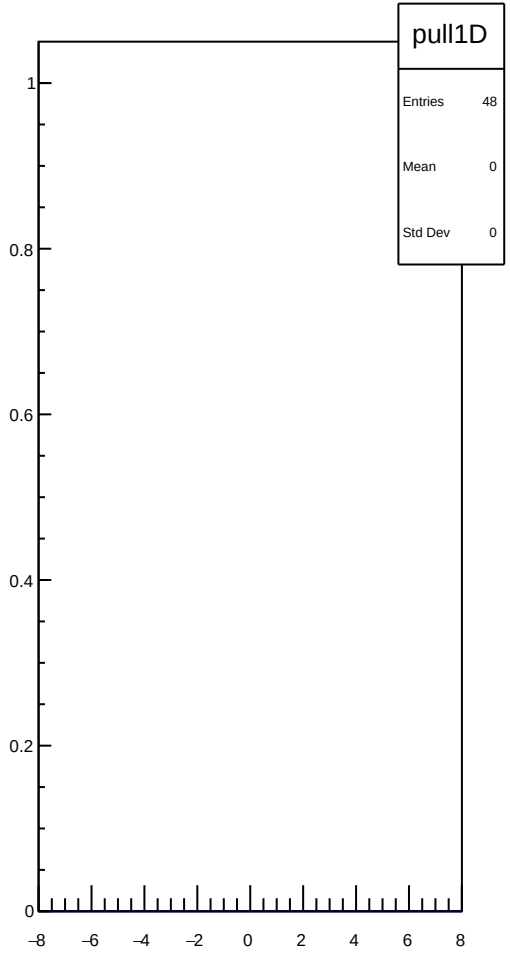
pull1D
Entries 48
Mean 0
Std Dev 0

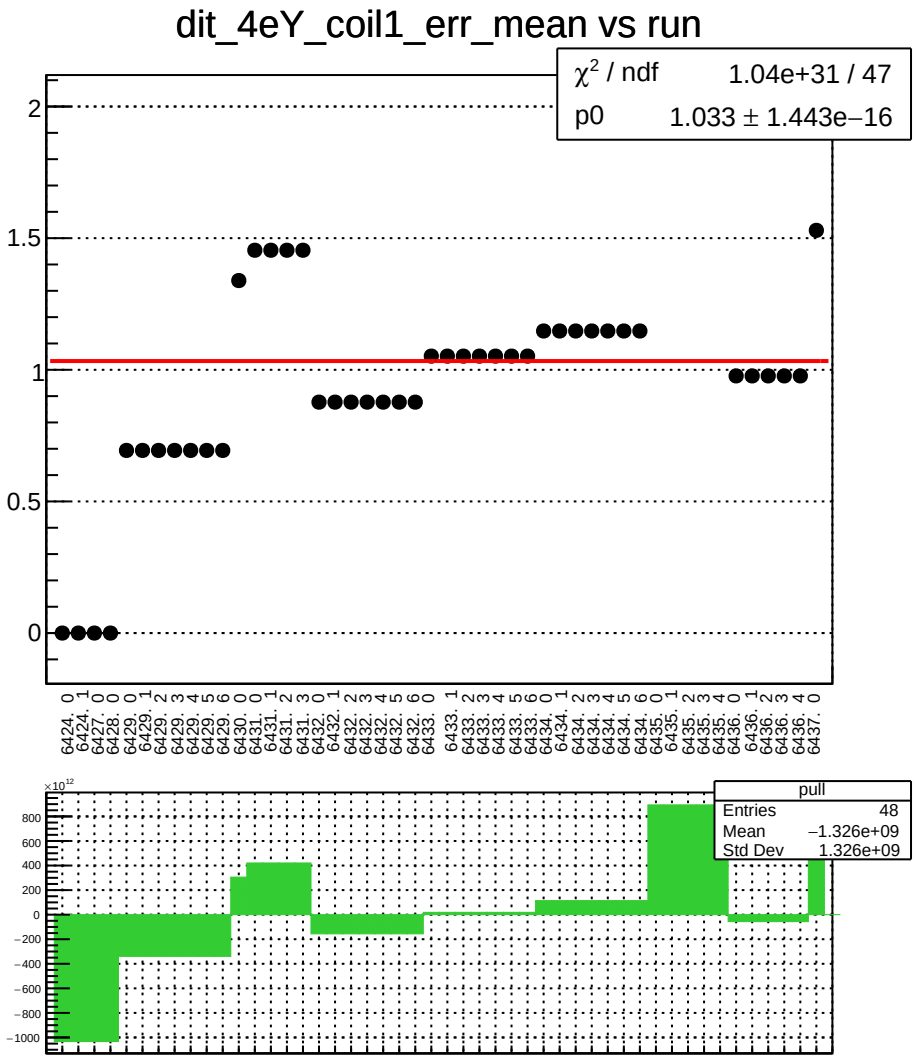
dit_4eY_coil1_err_mean vs run
χ² / ndf 1.04e+31 / 47
p0 1.033 ± 1.443e−16
2
1.5
1
0.5
0
6424. 0
6424. 1
6427. 0
6428. 0
6429. 0
6429. 1
6429. 2
6429. 3
6429. 4
6429. 5
6429. 6
6430. 0
6431. 0
6431. 1
6431. 2
6431. 3
6432. 0
6432. 1
6432. 2
6432. 3
6432. 4
6432. 5
6432. 6
6433. 0
6433. 1
6433. 2
6433. 3
6433. 4
6433. 5
6433. 6
6434. 0
6434. 1
6434. 2
6434. 3
6434. 4
6434. 5
6434. 6
6435. 0
6435. 1
6435. 2
6435. 3
6435. 4
6436. 0
6436. 1
6436. 2
6436. 3
6436. 4
6437. 0
×10¹²
800
600
400
200
0
−200
−400
−600
−800
−1000
pull
Entries 48
Mean −1.326e+09
Std Dev 1.326e+09
pull1D
Entries 48
Mean 0
Std Dev 0
1
0.8
0.6
0.4
0.2
0
−8
−6
−4
−2
0
2
4
6
8

dit_4eY_coil1_Ndata_mean vs run

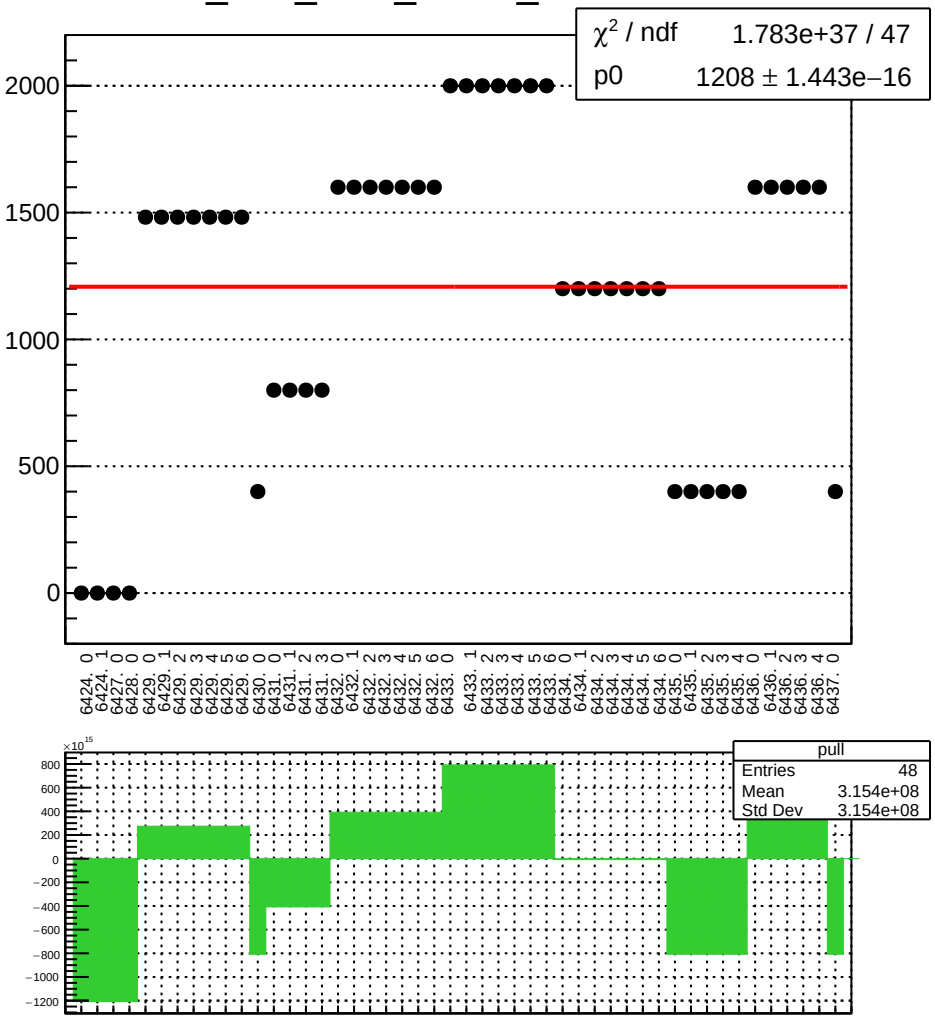

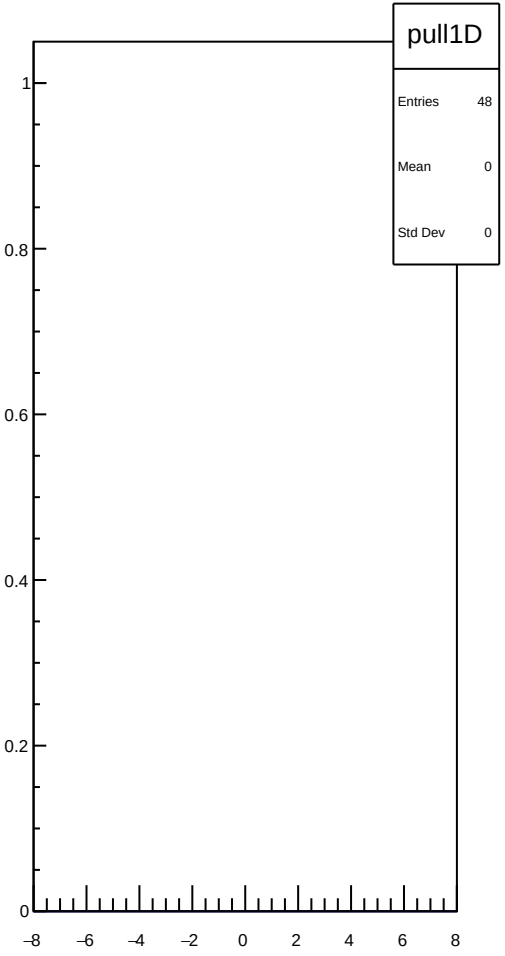

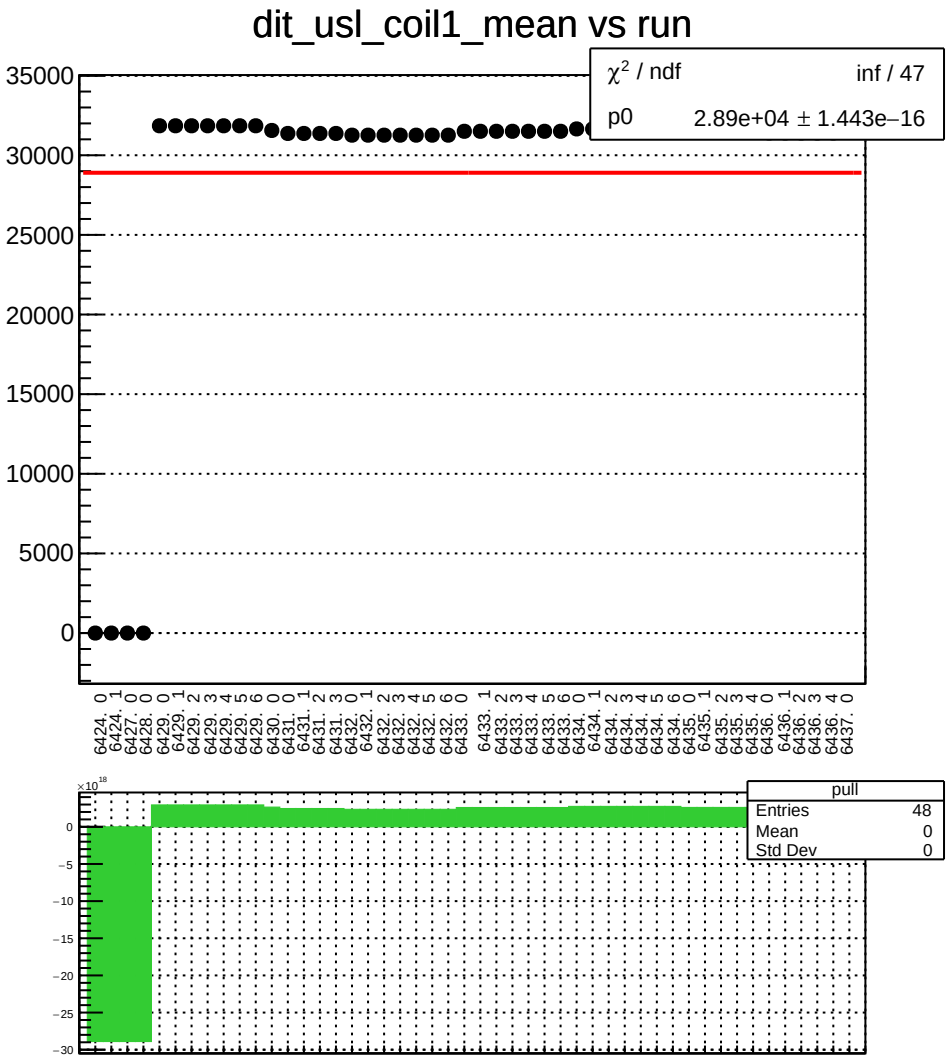
dit_usl_coil1_mean vs run
χ² / ndf inf / 47
p0 2.89e+04 ± 1.443e−16
35000
30000
25000
20000
15000
10000
5000
0
6424. 0
6424. 1
6427. 0
6428. 0
6429. 0
6429. 1
6429. 2
6429. 3
6429. 4
6429. 5
6429. 6
6430. 0
6431. 0
6431. 1
6431. 2
6431. 3
6432. 0
6432. 1
6432. 2
6432. 3
6432. 4
6432. 5
6432. 6
6433. 0
6433. 1
6433. 2
6433. 3
6433. 4
6433. 5
6433. 6
6434. 0
6434. 1
6434. 2
6434. 3
6434. 4
6434. 5
6434. 6
6435. 0
6435. 1
6435. 2
6435. 3
6435. 4
6436. 0
6436. 1
6436. 2
6436. 3
6436. 4
6437. 0
×10¹⁸
0
−5
−10
−15
−20
−25
−30
pull
Entries 48
Mean 0
Std Dev 0
pull1D
Entries 48
Mean 0
Std Dev 0
1
0.8
0.6
0.4
0.2
0
−8
−6
−4
−2
0
2
4
6
8

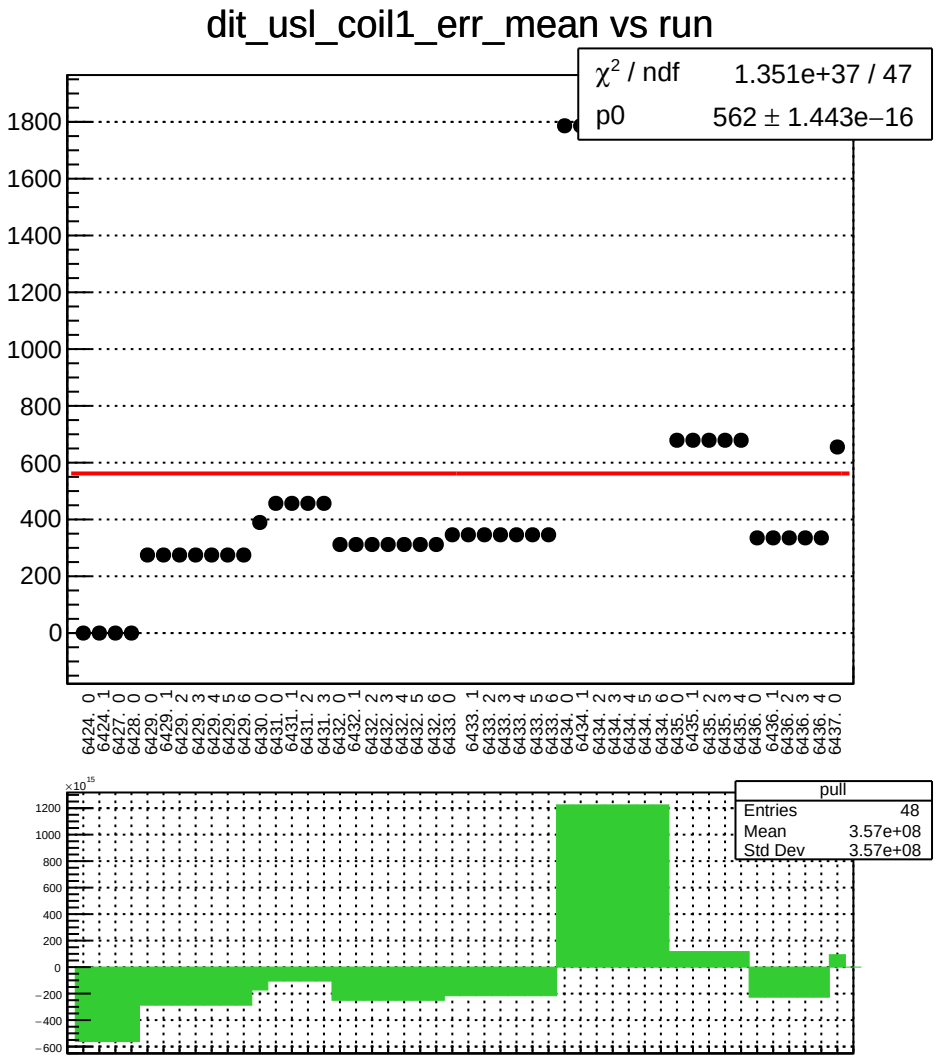
dit_usl_coil1_err_mean vs run
χ² / ndf 1.351e+37 / 47
p0 562 ± 1.443e−16
pull
Entries 48
Mean 3.57e+08
Std Dev 3.57e+08

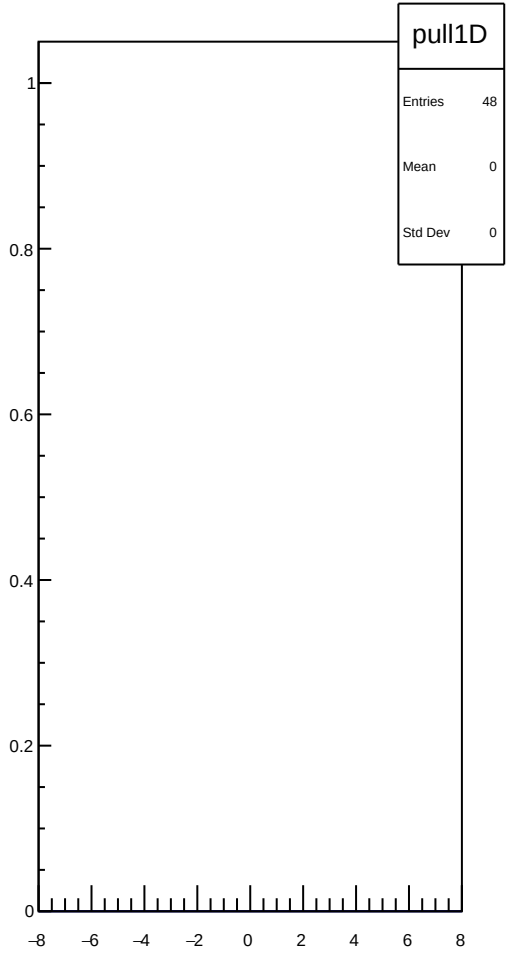
pull1D
Entries 48
Mean 0
Std Dev 0

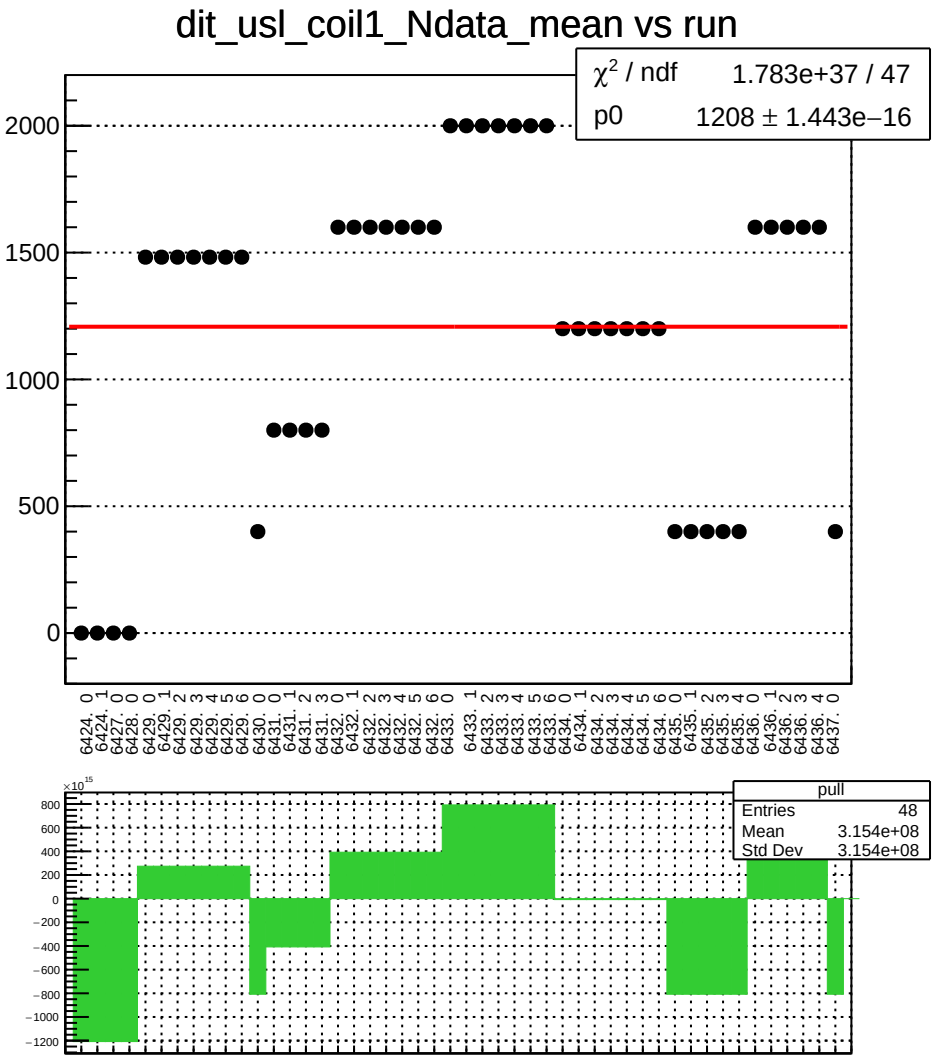
dit_usl_coil1_Ndata_mean vs run
χ² / ndf 1.783e+37 / 47
p0 1208 ± 1.443e−16
2000
1500
1000
500
0
6424. 0
6424. 1
6427. 0
6428. 0
6429. 0
6429. 1
6429. 2
6429. 3
6429. 4
6429. 5
6429. 6
6430. 0
6431. 0
6431. 1
6431. 2
6431. 3
6432. 0
6432. 1
6432. 2
6432. 3
6432. 4
6432. 5
6432. 6
6433. 0
6433. 1
6433. 2
6433. 3
6433. 4
6433. 5
6433. 6
6434. 0
6434. 1
6434. 2
6434. 3
6434. 4
6434. 5
6434. 6
6435. 0
6435. 1
6435. 2
6435. 3
6435. 4
6436. 0
6436. 1
6436. 2
6436. 3
6436. 4
6437. 0
×10¹⁵
800
600
400
200
0
−200
−400
−600
−800
−1000
−1200
pull
Entries 48
Mean 3.154e+08
Std Dev 3.154e+08
pull1D
Entries 48
Mean 0
Std Dev 0
1
0.8
0.6
0.4
0.2
0
−8
−6
−4
−2
0
2
4
6
8

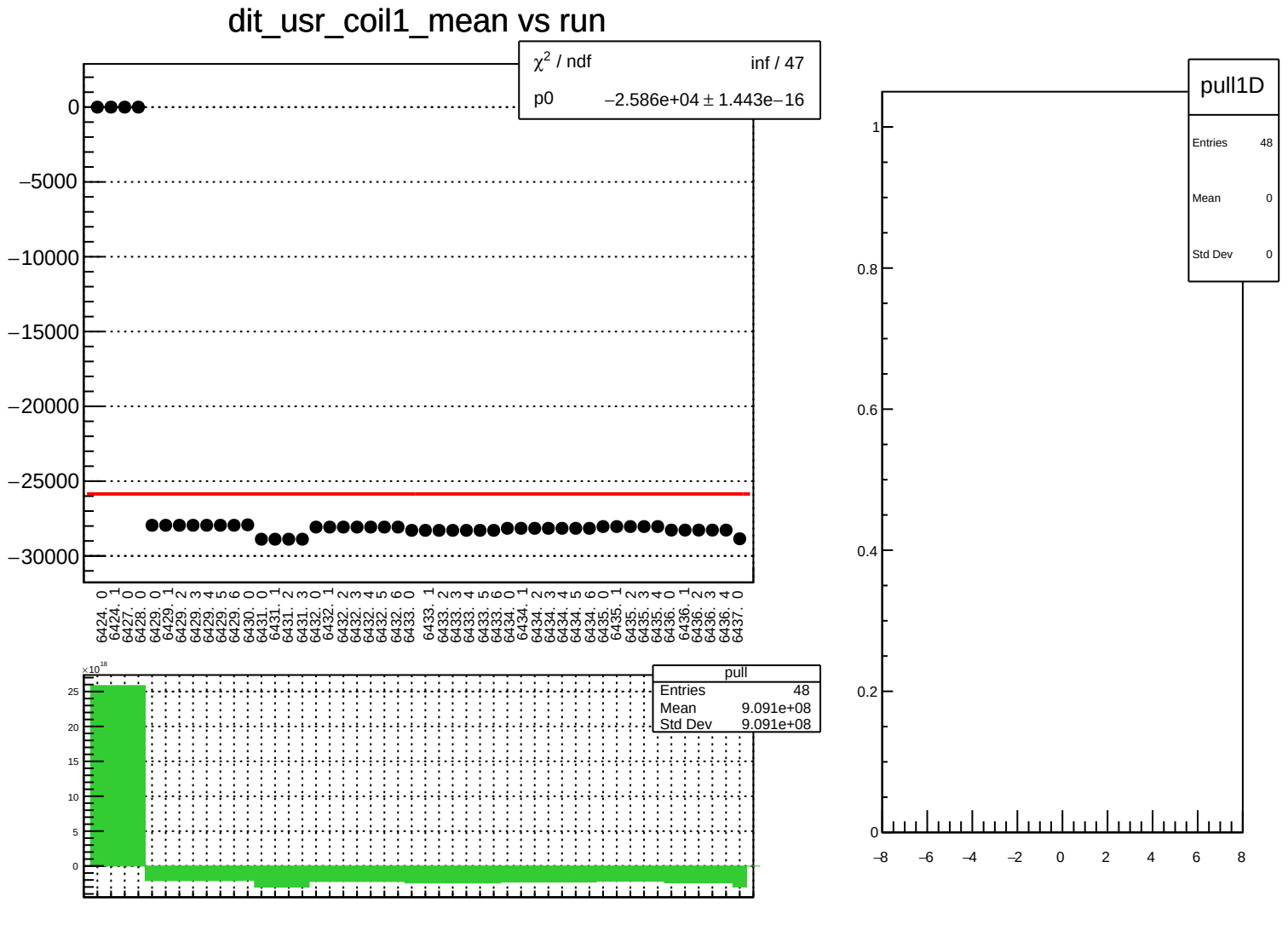
dit_usr_coil1_mean vs run
χ² / ndf inf / 47
p0 −2.586e+04 ± 1.443e−16
0
−5000
−10000
−15000
−20000
−25000
−30000
6424. 0
6424. 1
6427. 0
6428. 0
6429. 0
6429. 1
6429. 2
6429. 3
6429. 4
6429. 5
6429. 6
6430. 0
6431. 0
6431. 1
6431. 2
6431. 3
6432. 0
6432. 1
6432. 2
6432. 3
6432. 4
6432. 5
6432. 6
6433. 0
6433. 1
6433. 2
6433. 3
6433. 4
6433. 5
6433. 6
6434. 0
6434. 1
6434. 2
6434. 3
6434. 4
6434. 5
6434. 6
6435. 0
6435. 1
6435. 2
6435. 3
6435. 4
6436. 0
6436. 1
6436. 2
6436. 3
6436. 4
6437. 0
×10¹⁸
25
20
15
10
5
0
pull
Entries 48
Mean 9.091e+08
Std Dev 9.091e+08
pull1D
Entries 48
Mean 0
Std Dev 0
1
0.8
0.6
0.4
0.2
0
−8
−6
−4
−2
0
2
4
6
8

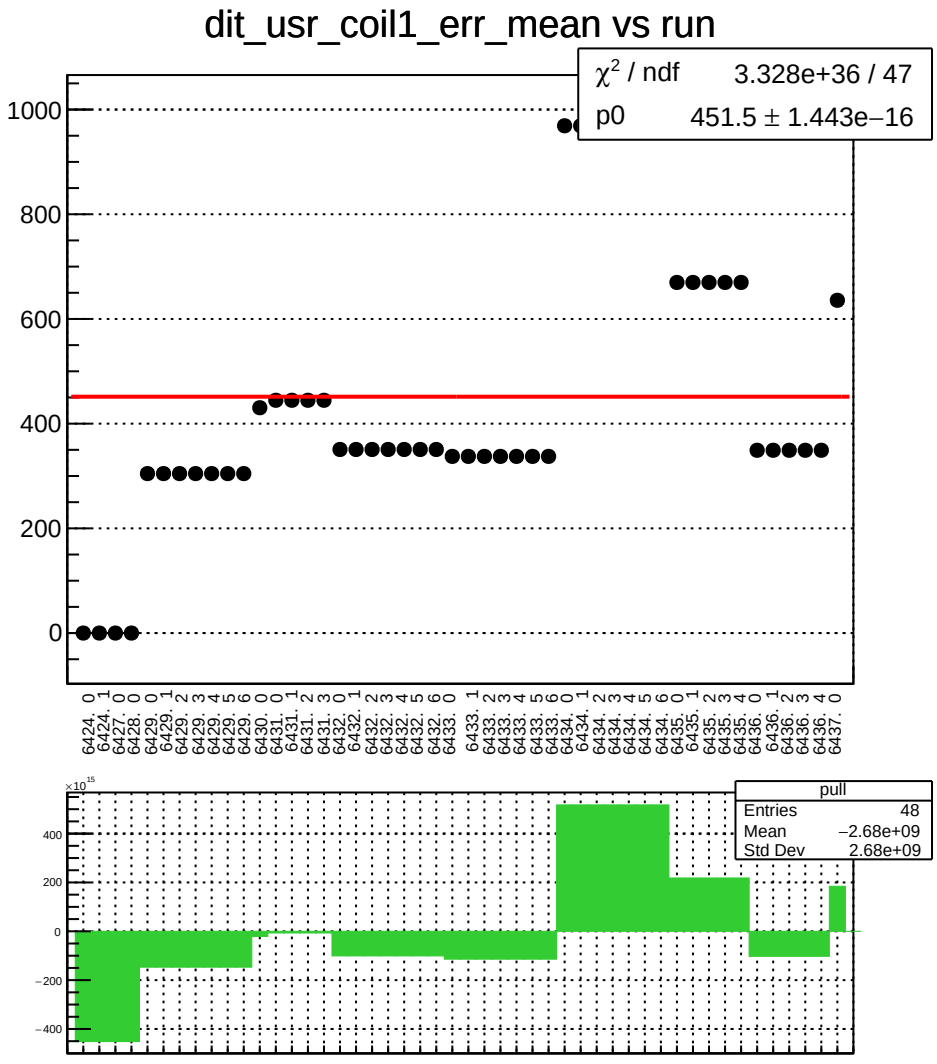
dit_usr_coil1_err_mean vs run
χ² / ndf 3.328e+36 / 47
p0 451.5 ± 1.443e−16
1000
800
600
400
200
0
6424. 0
6424. 1
6427. 0
6428. 0
6429. 0
6429. 1
6429. 2
6429. 3
6429. 4
6429. 5
6429. 6
6430. 0
6431. 0
6431. 1
6431. 2
6431. 3
6432. 0
6432. 1
6432. 2
6432. 3
6432. 4
6432. 5
6432. 6
6433. 0
6433. 1
6433. 2
6433. 3
6433. 4
6433. 5
6433. 6
6434. 0
6434. 1
6434. 2
6434. 3
6434. 4
6434. 5
6434. 6
6435. 0
6435. 1
6435. 2
6435. 3
6435. 4
6436. 0
6436. 1
6436. 2
6436. 3
6436. 4
6437. 0
×10¹⁵
400
200
0
−200
−400
pull
Entries 48
Mean −2.68e+09
Std Dev 2.68e+09

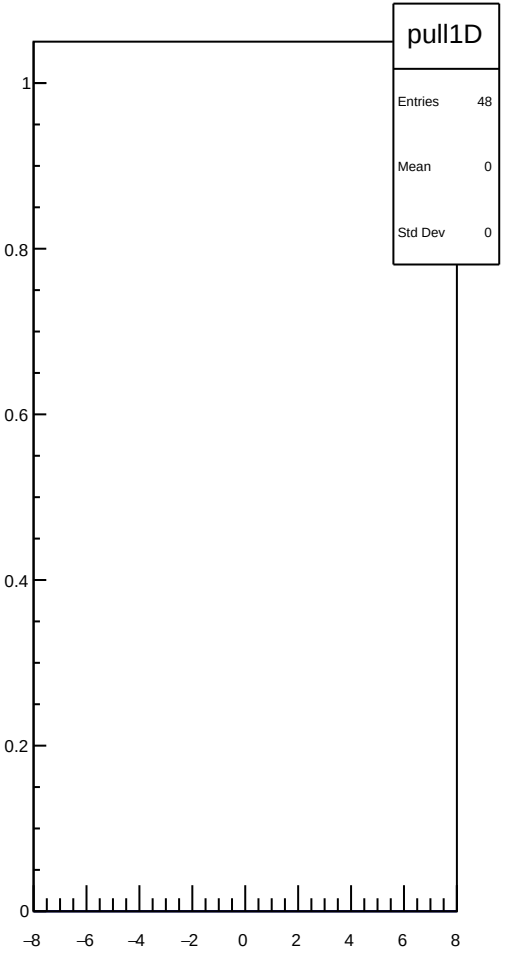
pull1D
Entries 48
Mean 0
Std Dev 0
1
0.8
0.6
0.4
0.2
0
−8
−6
−4
−2
0
2
4
6
8

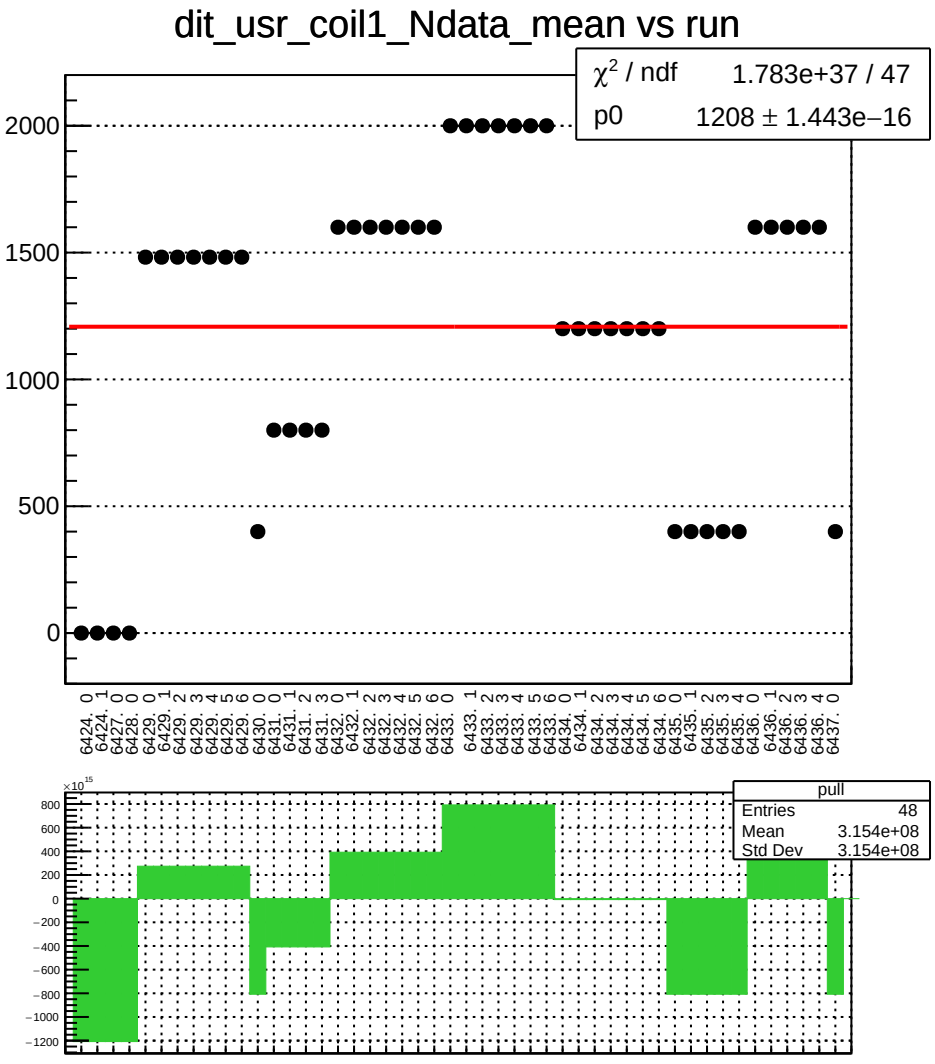
dit_usr_coil1_Ndata_mean vs run
χ² / ndf 1.783e+37 / 47
p0 1208 ± 1.443e−16
2000
1500
1000
500
0
6424. 0
6424. 1
6427. 0
6428. 0
6429. 0
6429. 1
6429. 2
6429. 3
6429. 4
6429. 5
6429. 6
6430. 0
6431. 0
6431. 1
6431. 2
6431. 3
6432. 0
6432. 1
6432. 2
6432. 3
6432. 4
6432. 5
6432. 6
6433. 0
6433. 1
6433. 2
6433. 3
6433. 4
6433. 5
6433. 6
6434. 0
6434. 1
6434. 2
6434. 3
6434. 4
6434. 5
6434. 6
6435. 0
6435. 1
6435. 2
6435. 3
6435. 4
6436. 0
6436. 1
6436. 2
6436. 3
6436. 4
6437. 0
×10^15
800
600
400
200
0
−200
−400
−600
−800
−1000
−1200
pull
Entries 48
Mean 3.154e+08
Std Dev 3.154e+08

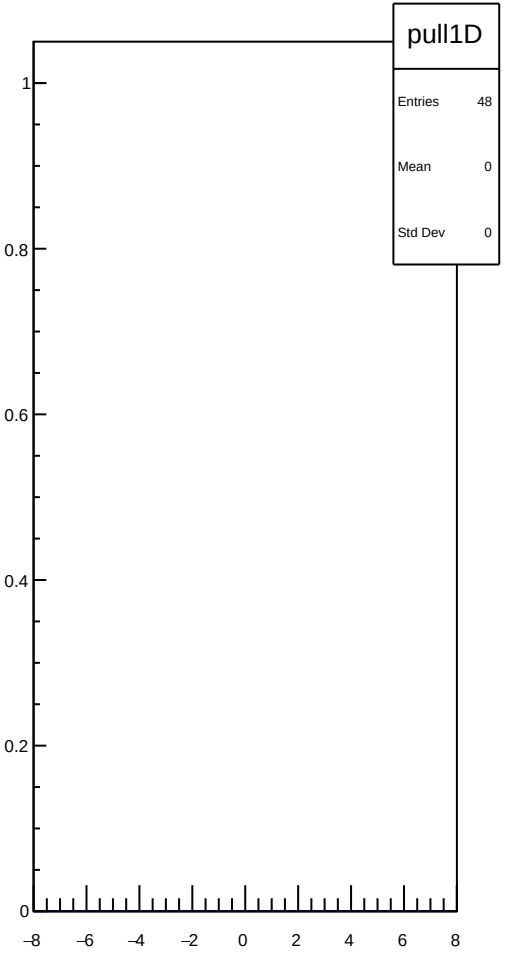
pull1D
Entries 48
Mean 0
Std Dev 0
1
0.8
0.6
0.4
0.2
0
−8
−6
−4
−2
0
2
4
6
8

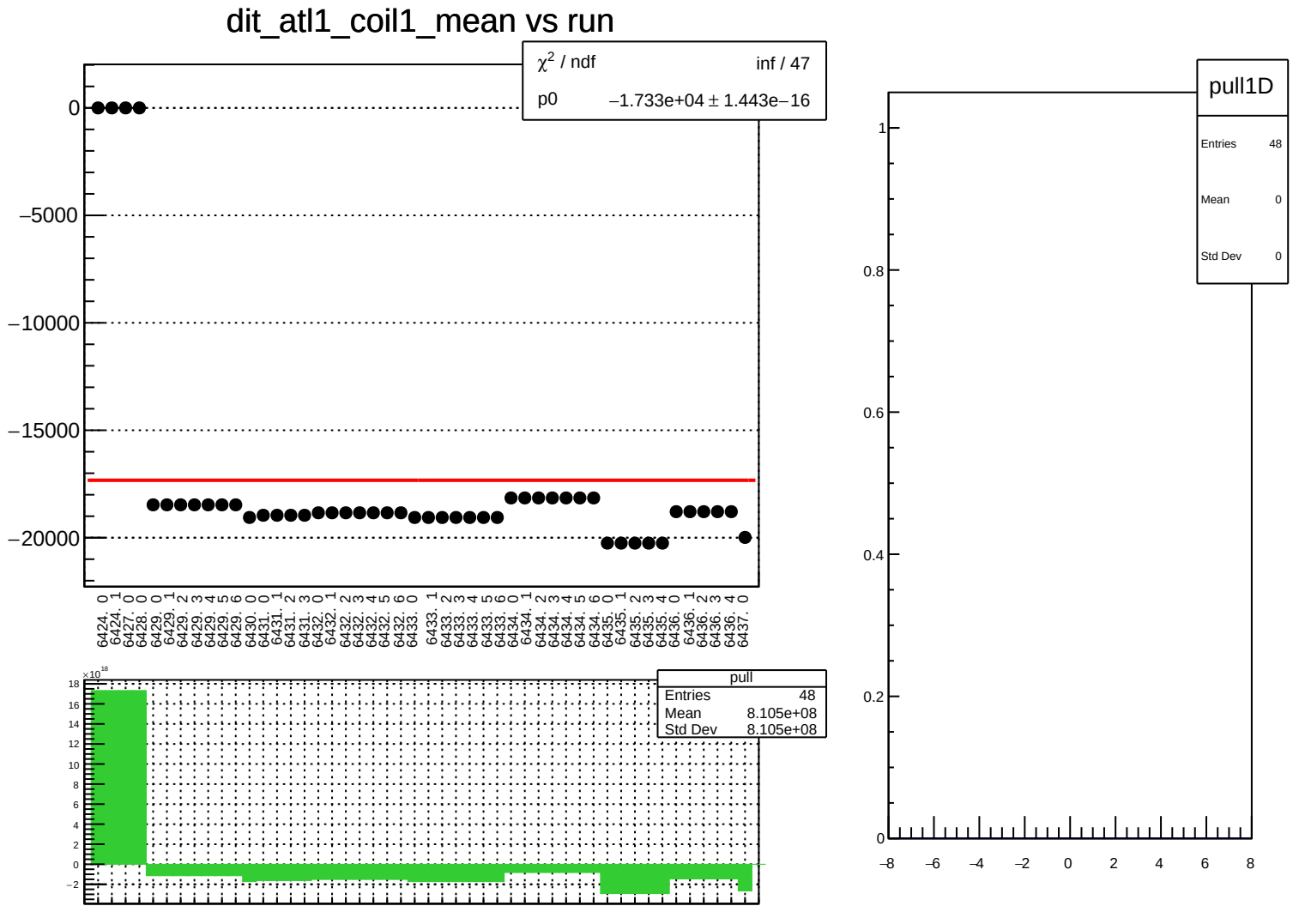
dit_atl1_coil1_mean vs run
χ² / ndf inf / 47
p0 −1.733e+04 ± 1.443e−16
0
−5000
−10000
−15000
−20000
6424. 0
6424. 1
6427. 0
6428. 0
6429. 0
6429. 1
6429. 2
6429. 3
6429. 4
6429. 5
6429. 6
6430. 0
6431. 0
6431. 1
6431. 2
6431. 3
6432. 0
6432. 1
6432. 2
6432. 3
6432. 4
6432. 5
6432. 6
6433. 0
6433. 1
6433. 2
6433. 3
6433. 4
6433. 5
6433. 6
6434. 0
6434. 1
6434. 2
6434. 3
6434. 4
6434. 5
6434. 6
6435. 0
6435. 1
6435. 2
6435. 3
6435. 4
6436. 0
6436. 1
6436. 2
6436. 3
6436. 4
6437. 0
×10¹⁸
18
16
14
12
10
8
6
4
2
0
−2
pull
Entries 48
Mean 8.105e+08
Std Dev 8.105e+08
pull1D
Entries 48
Mean 0
Std Dev 0
1
0.8
0.6
0.4
0.2
0
−8
−6
−4
−2
0
2
4
6
8

dit_atl1_coil1_err_mean vs run

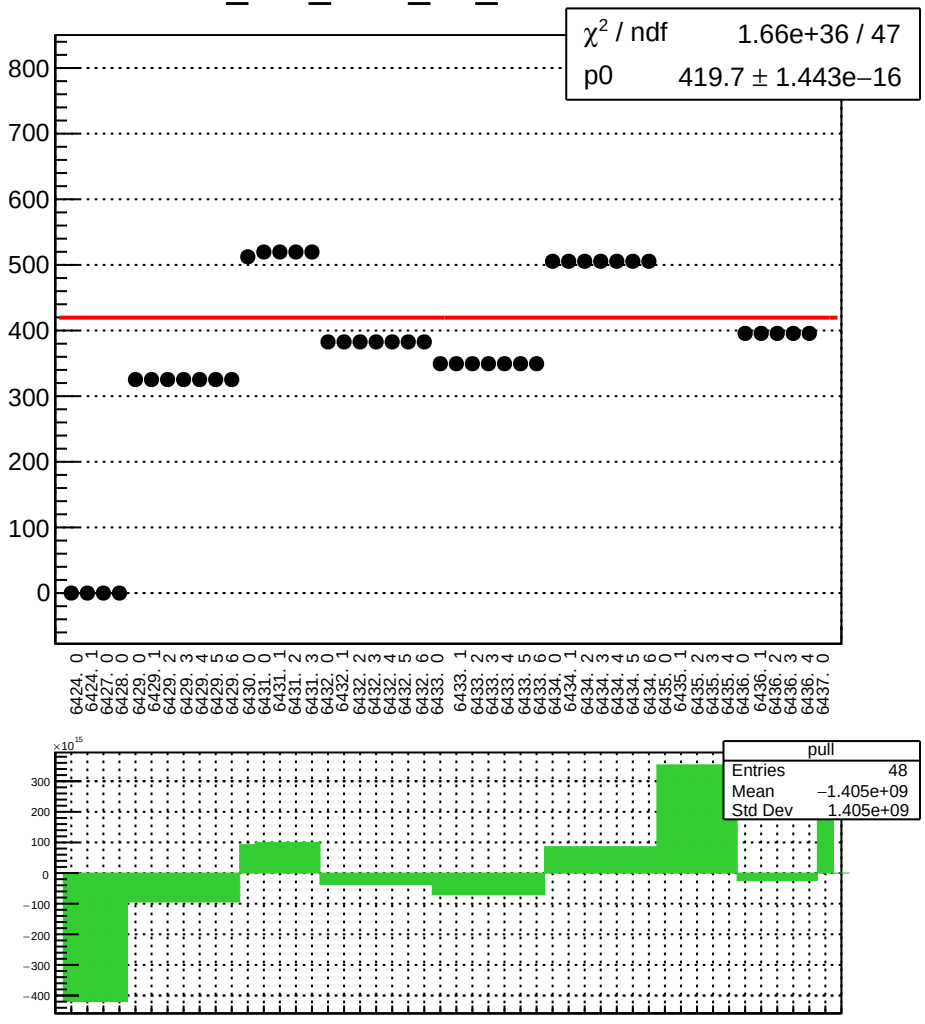

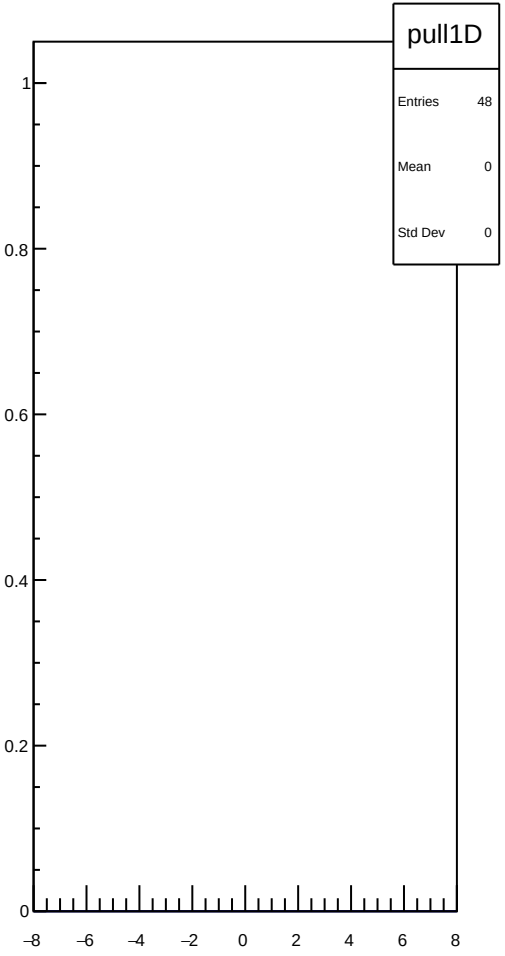

dit_atl1_coil1_Ndata_mean vs run

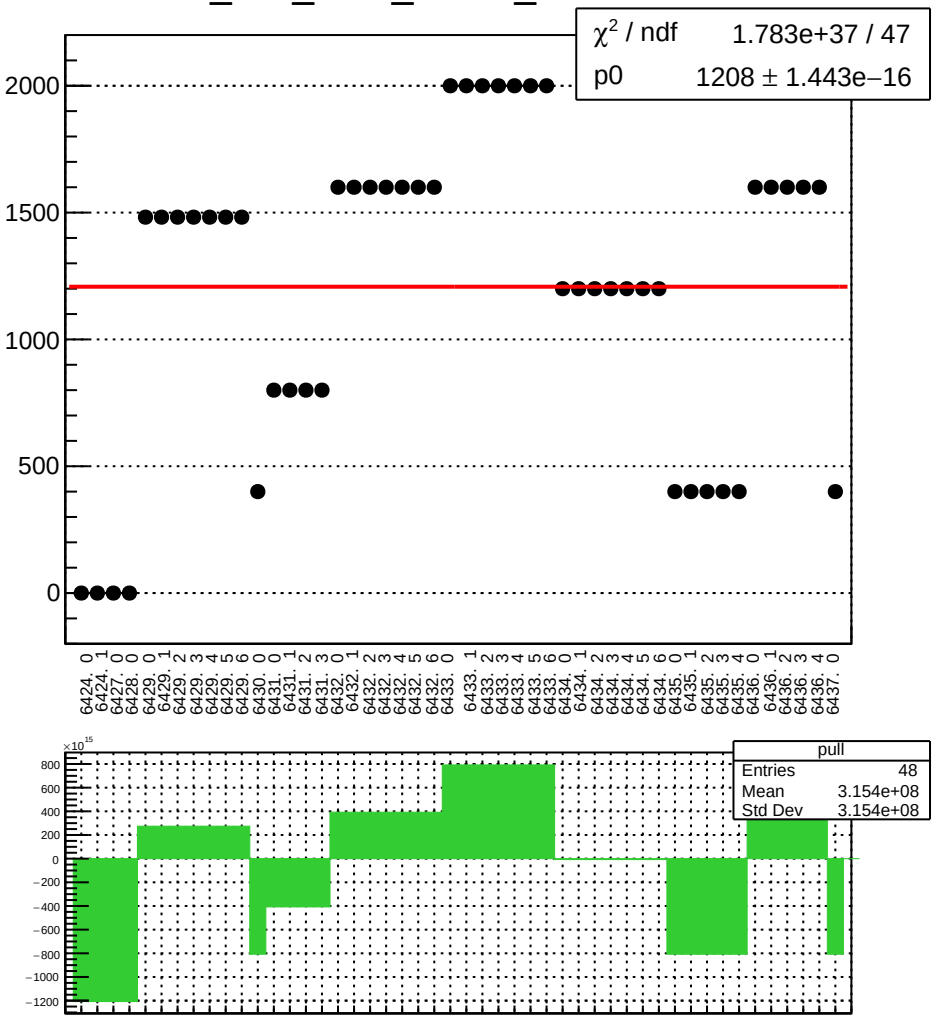

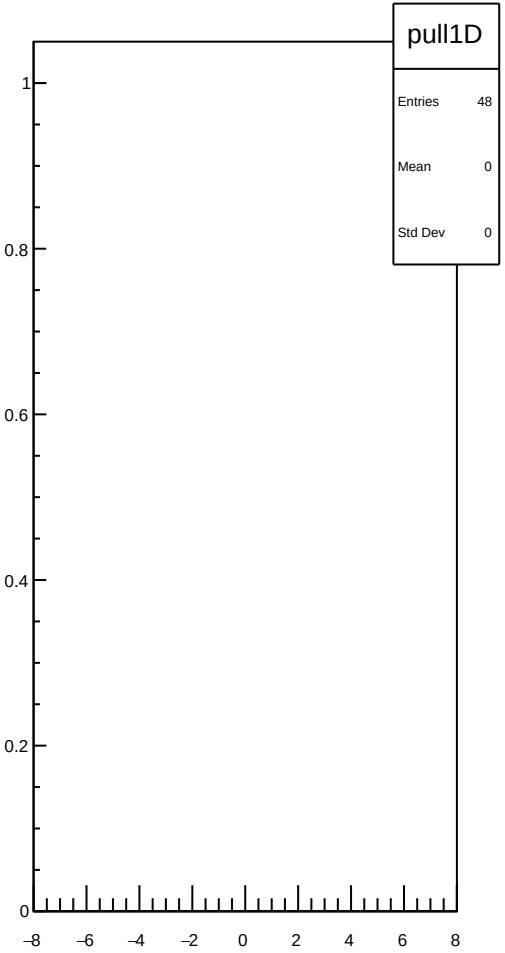

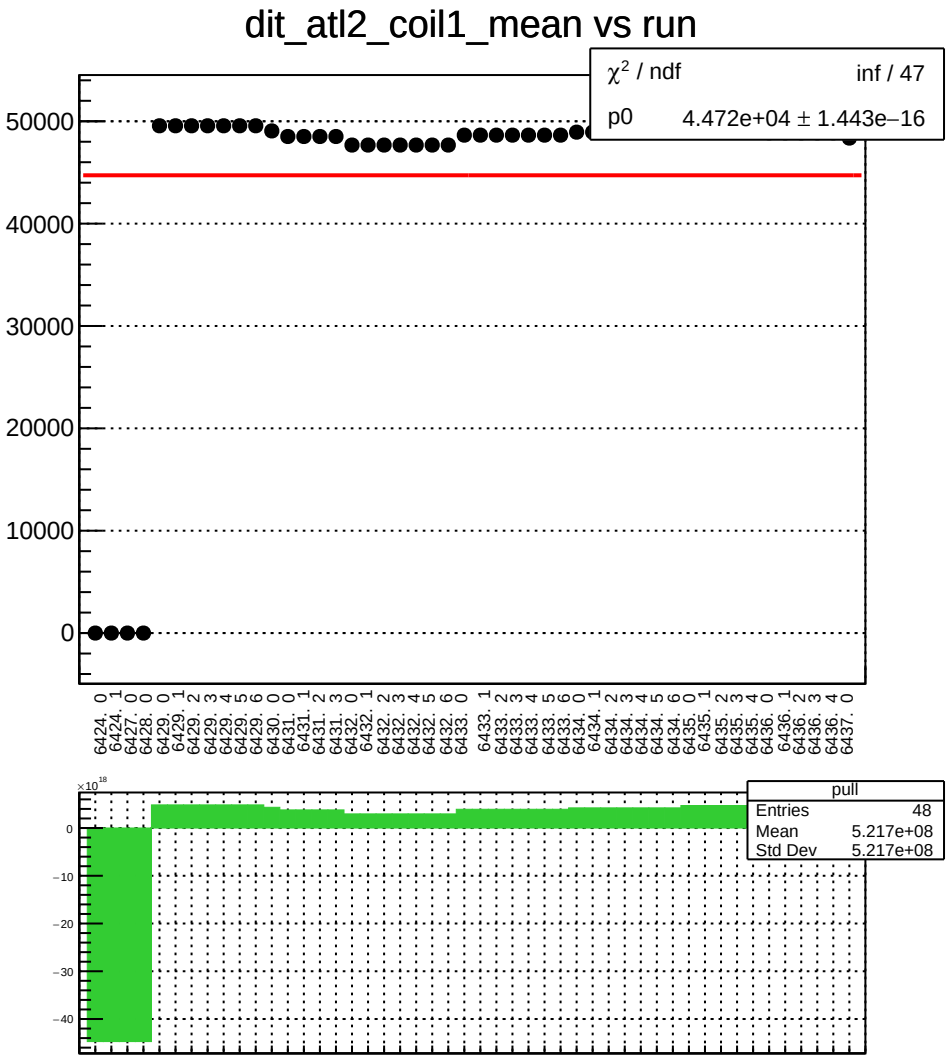
dit_atl2_coil1_mean vs run
χ² / ndf inf / 47
p0 4.472e+04 ± 1.443e−16
50000
40000
30000
20000
10000
0
6424. 0
6424. 1
6427. 0
6428. 0
6429. 0
6429. 1
6429. 2
6429. 3
6429. 4
6429. 5
6429. 6
6430. 0
6431. 0
6431. 1
6431. 2
6431. 3
6432. 0
6432. 1
6432. 2
6432. 3
6432. 4
6432. 5
6432. 6
6433. 0
6433. 1
6433. 2
6433. 3
6433. 4
6433. 5
6433. 6
6434. 0
6434. 1
6434. 2
6434. 3
6434. 4
6434. 5
6434. 6
6435. 0
6435. 1
6435. 2
6435. 3
6435. 4
6436. 0
6436. 1
6436. 2
6436. 3
6436. 4
6437. 0
×10¹⁸
0
−10
−20
−30
−40
pull
Entries 48
Mean 5.217e+08
Std Dev 5.217e+08

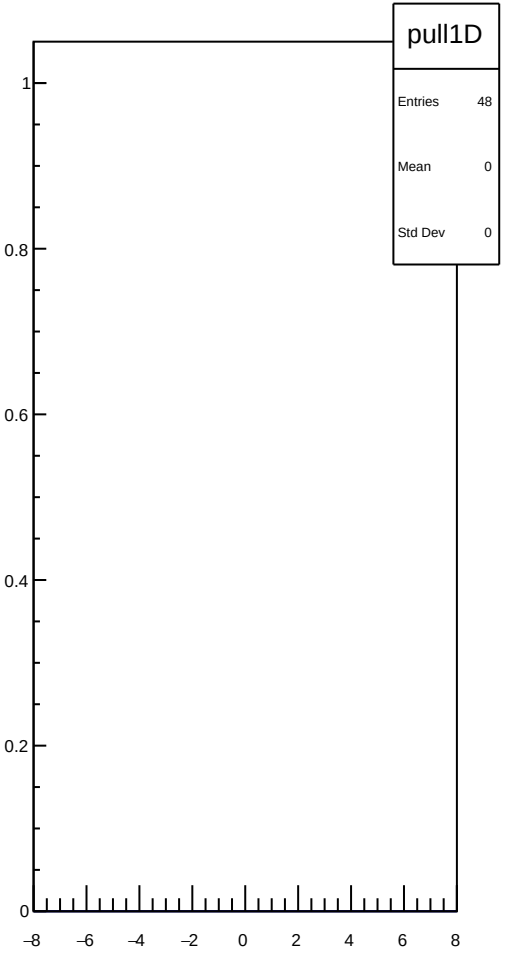
pull1D
Entries 48
Mean 0
Std Dev 0
1
0.8
0.6
0.4
0.2
0
−8
−6
−4
−2
0
2
4
6
8

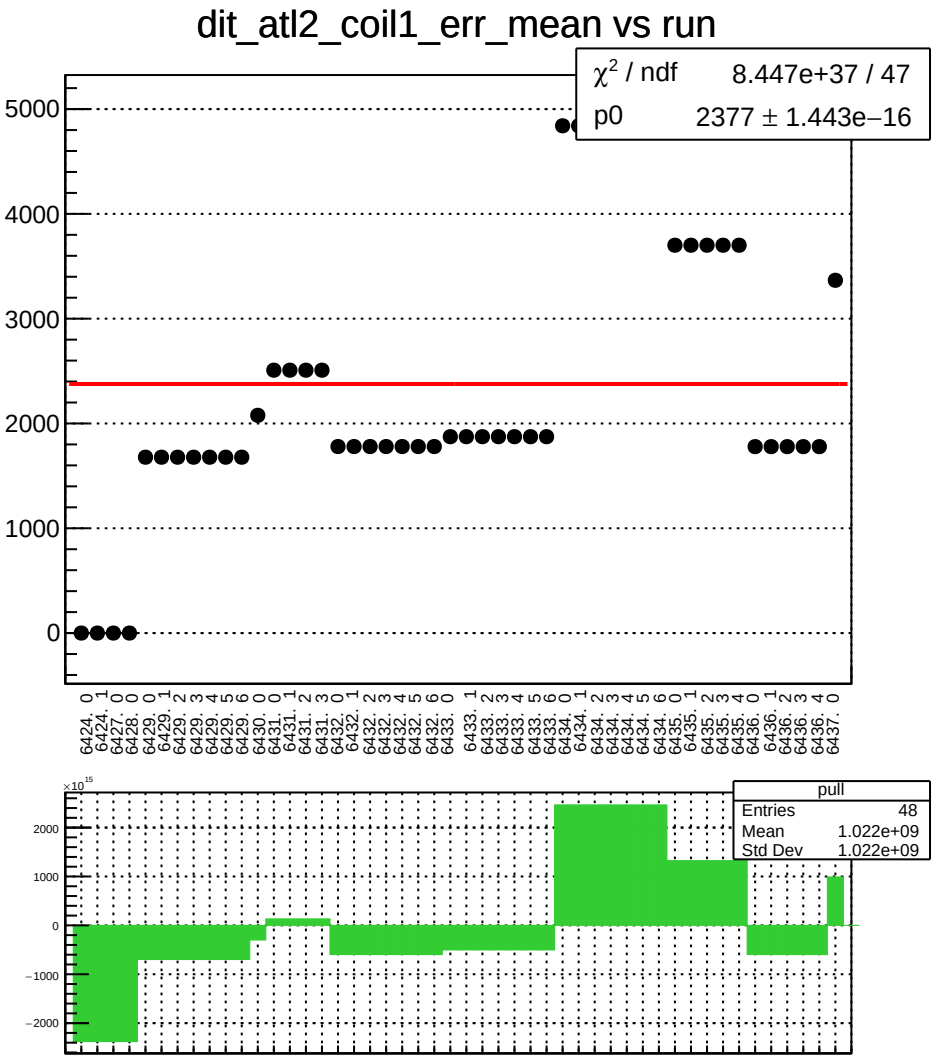
dit_atl2_coil1_err_mean vs run
χ² / ndf 8.447e+37 / 47
p0 2377 ± 1.443e−16
5000
4000
3000
2000
1000
0
6424. 0
6424. 1
6427. 0
6428. 0
6429. 0
6429. 1
6429. 2
6429. 3
6429. 4
6429. 5
6429. 6
6430. 0
6431. 0
6431. 1
6431. 2
6431. 3
6432. 0
6432. 1
6432. 2
6432. 3
6432. 4
6432. 5
6432. 6
6433. 0
6433. 1
6433. 2
6433. 3
6433. 4
6433. 5
6433. 6
6434. 0
6434. 1
6434. 2
6434. 3
6434. 4
6434. 5
6434. 6
6435. 0
6435. 1
6435. 2
6435. 3
6435. 4
6436. 0
6436. 1
6436. 2
6436. 3
6436. 4
6437. 0
×10^15
2000
1000
0
−1000
−2000
pull
Entries 48
Mean 1.022e+09
Std Dev 1.022e+09

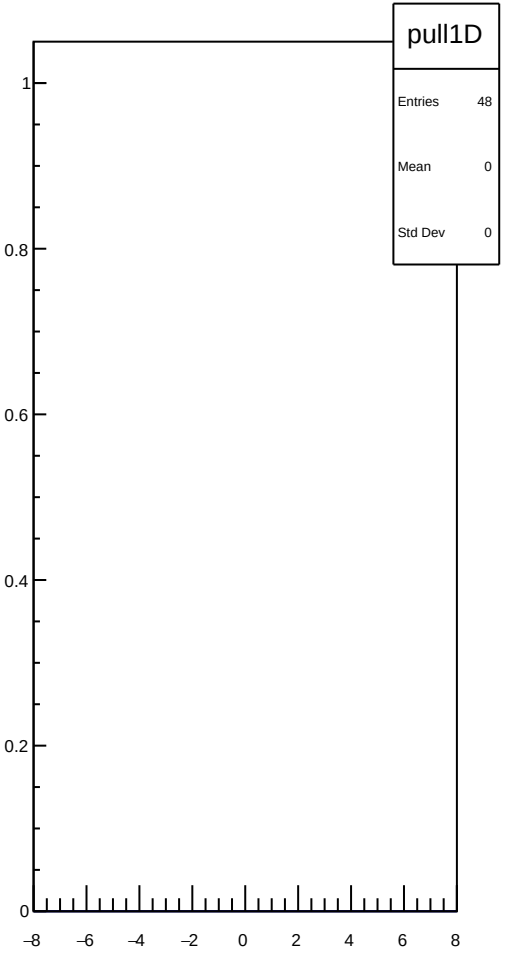
pull1D
Entries 48
Mean 0
Std Dev 0
1
0.8
0.6
0.4
0.2
0
−8
−6
−4
−2
0
2
4
6
8

dit_atl2_coil1_Ndata_mean vs run

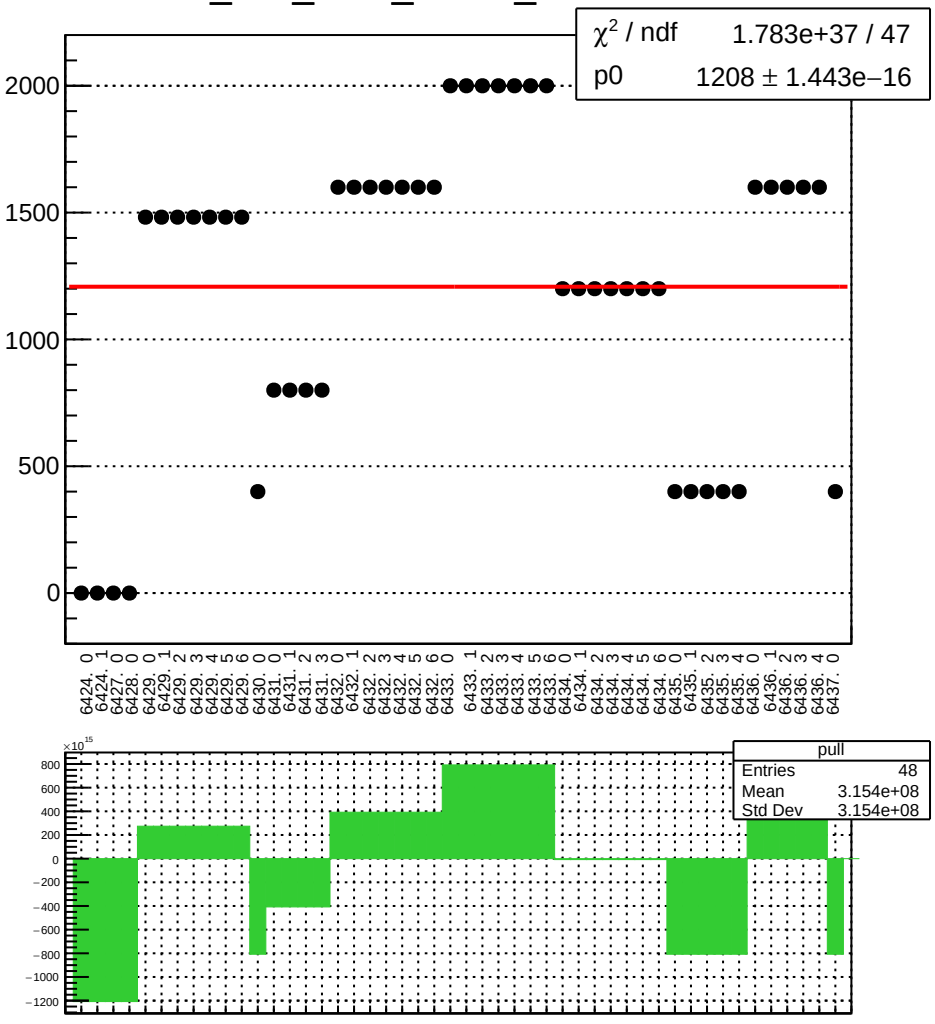

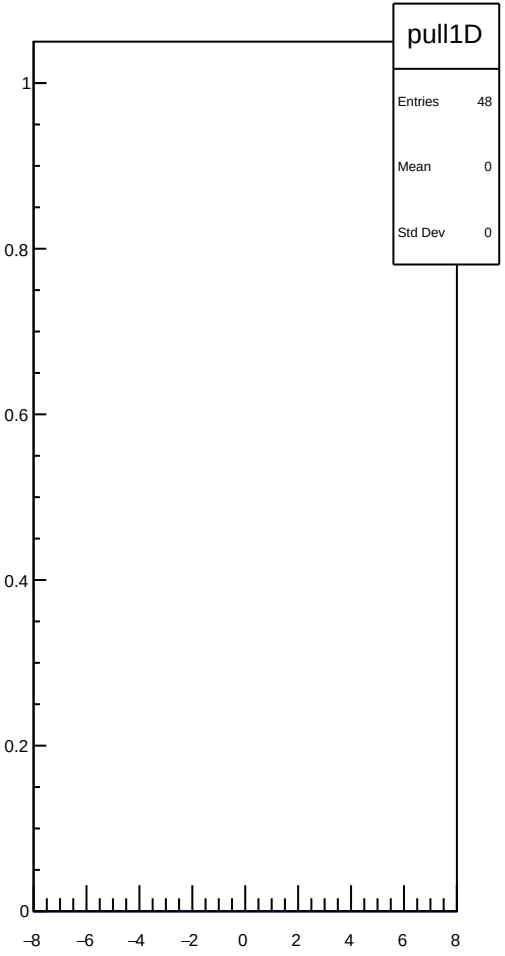

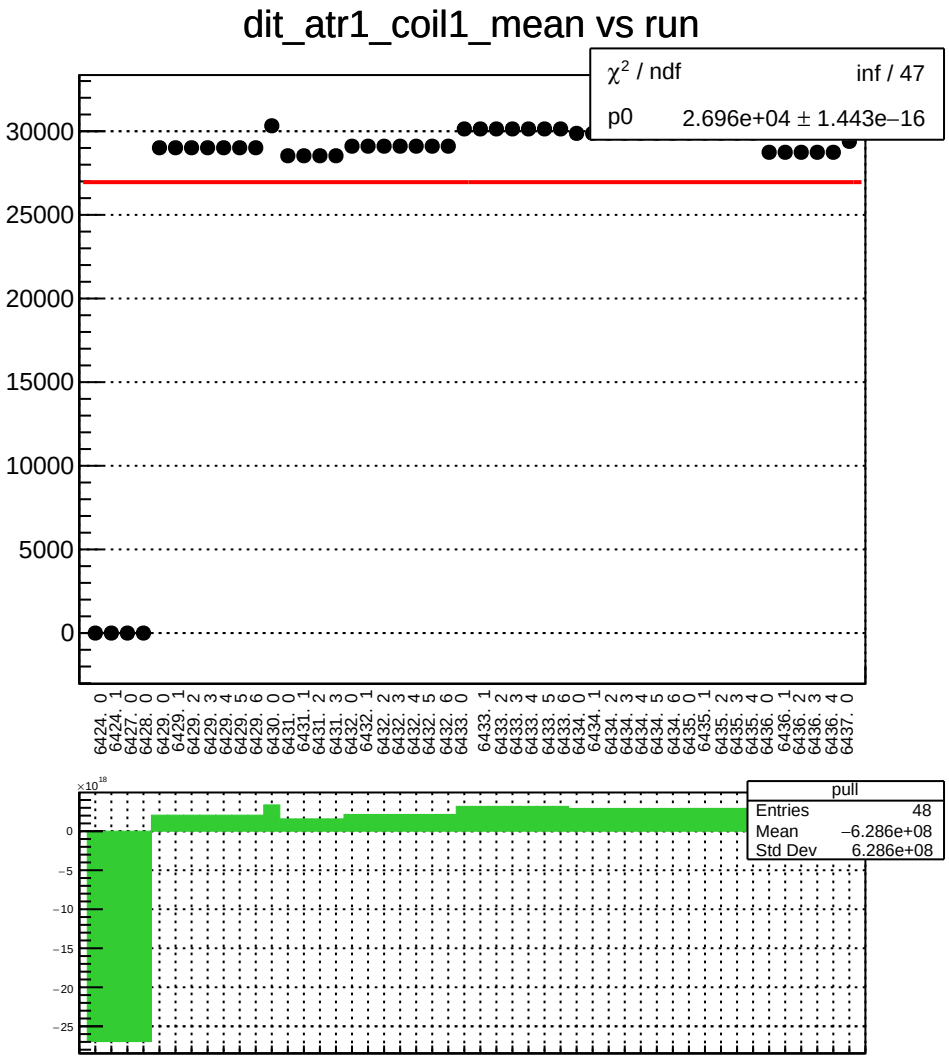
dit_atr1_coil1_mean vs run
χ² / ndf inf / 47
p0 2.696e+04 ± 1.443e−16
30000
25000
20000
15000
10000
5000
0
6424. 0
6424. 1
6427. 0
6428. 0
6429. 0
6429. 1
6429. 2
6429. 3
6429. 4
6429. 5
6429. 6
6430. 0
6430. 0
6431. 1
6431. 1
6431. 2
6431. 3
6432. 0
6432. 1
6432. 2
6432. 3
6432. 4
6432. 5
6432. 6
6433. 0
6433. 1
6433. 2
6433. 3
6433. 4
6433. 5
6433. 6
6434. 0
6434. 1
6434. 2
6434. 3
6434. 4
6434. 5
6434. 6
6435. 0
6435. 1
6435. 2
6435. 3
6435. 4
6436. 0
6436. 1
6436. 2
6436. 3
6436. 4
6437. 0
×10¹⁸
0
−5
−10
−15
−20
−25
pull
Entries 48
Mean −6.286e+08
Std Dev 6.286e+08

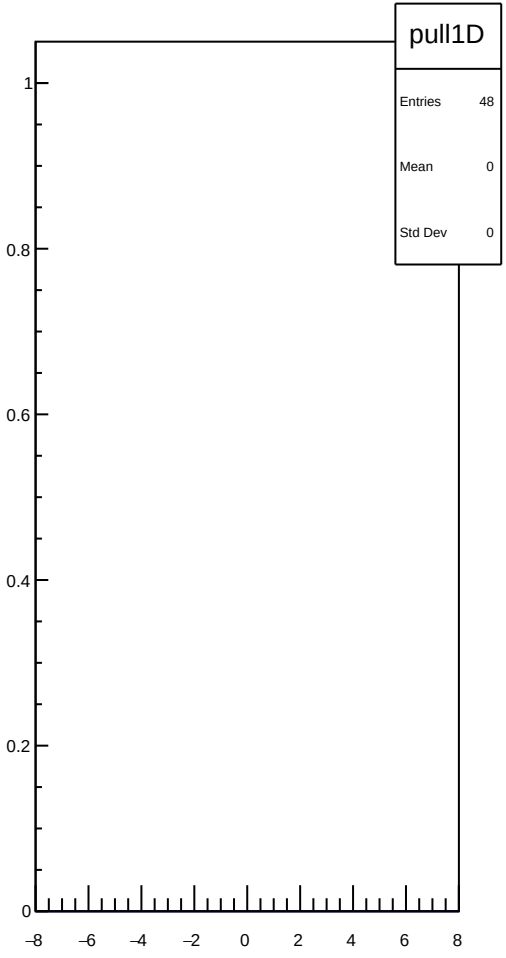
pull1D
Entries 48
Mean 0
Std Dev 0
1
0.8
0.6
0.4
0.2
0
−8
−6
−4
−2
0
2
4
6
8

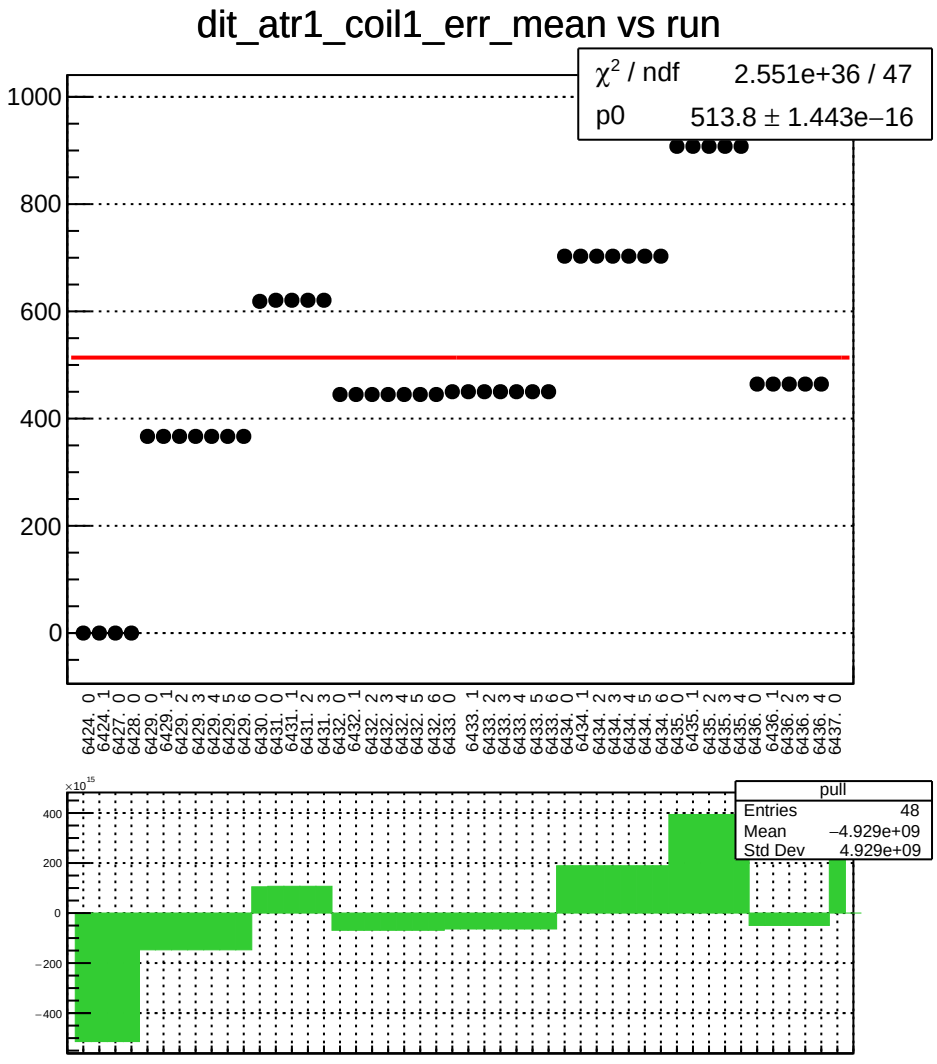
dit_atr1_coil1_err_mean vs run
χ² / ndf 2.551e+36 / 47
p0 513.8 ± 1.443e−16
1000
800
600
400
200
0
6424. 0
6424. 1
6427. 0
6428. 0
6429. 0
6429. 1
6429. 2
6429. 3
6429. 4
6429. 5
6429. 6
6430. 0
6430. 0
6431. 1
6431. 1
6431. 2
6431. 3
6432. 0
6432. 1
6432. 2
6432. 3
6432. 4
6432. 5
6432. 6
6433. 0
6433. 1
6433. 2
6433. 3
6433. 4
6433. 5
6433. 6
6434. 0
6434. 1
6434. 2
6434. 3
6434. 4
6434. 5
6434. 6
6435. 0
6435. 1
6435. 2
6435. 3
6435. 4
6436. 0
6436. 1
6436. 2
6436. 3
6436. 4
6437. 0
×10¹⁵
400
200
0
−200
−400
pull
Entries 48
Mean −4.929e+09
Std Dev 4.929e+09

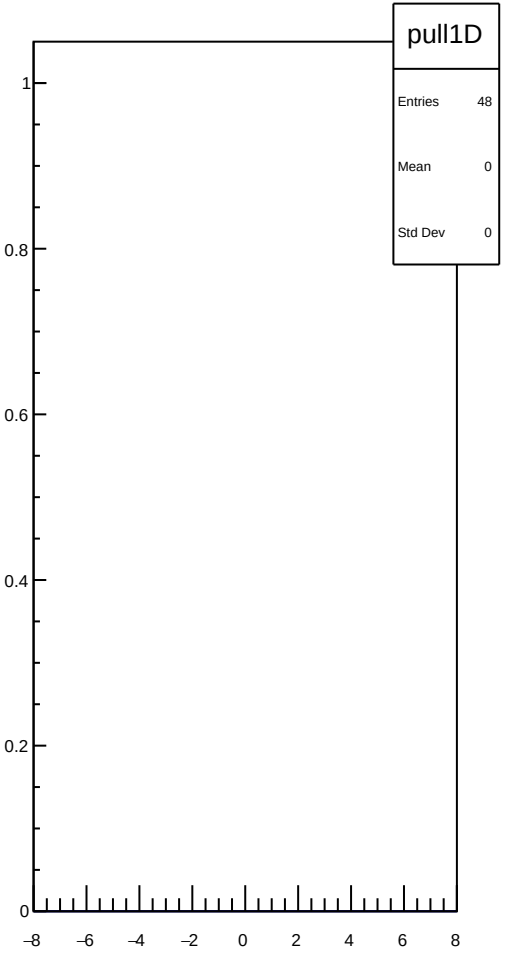
pull1D
Entries 48
Mean 0
Std Dev 0
1
0.8
0.6
0.4
0.2
0
−8
−6
−4
−2
0
2
4
6
8

dit_atr1_coil1_Ndata_mean vs run

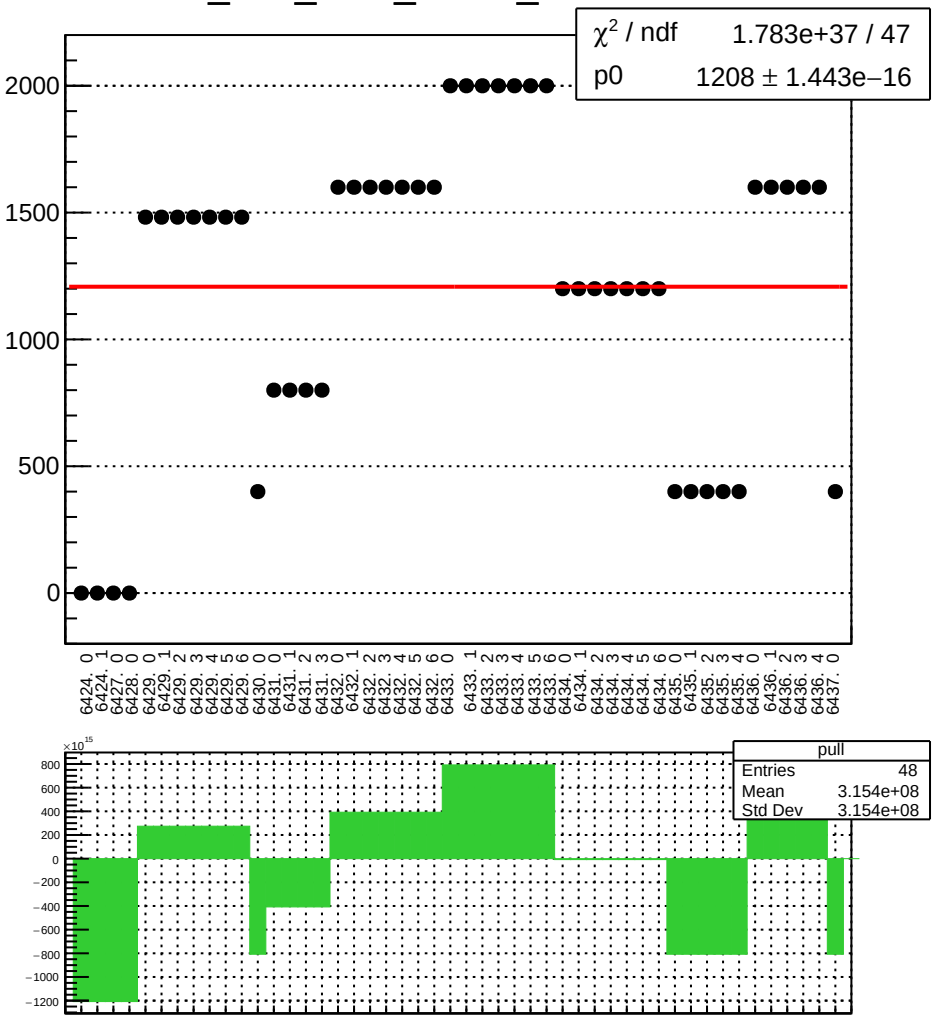

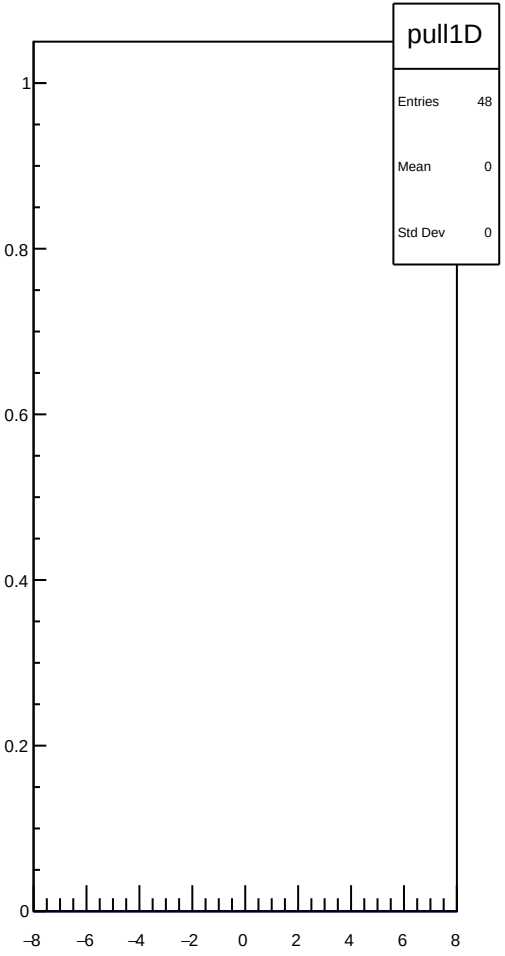

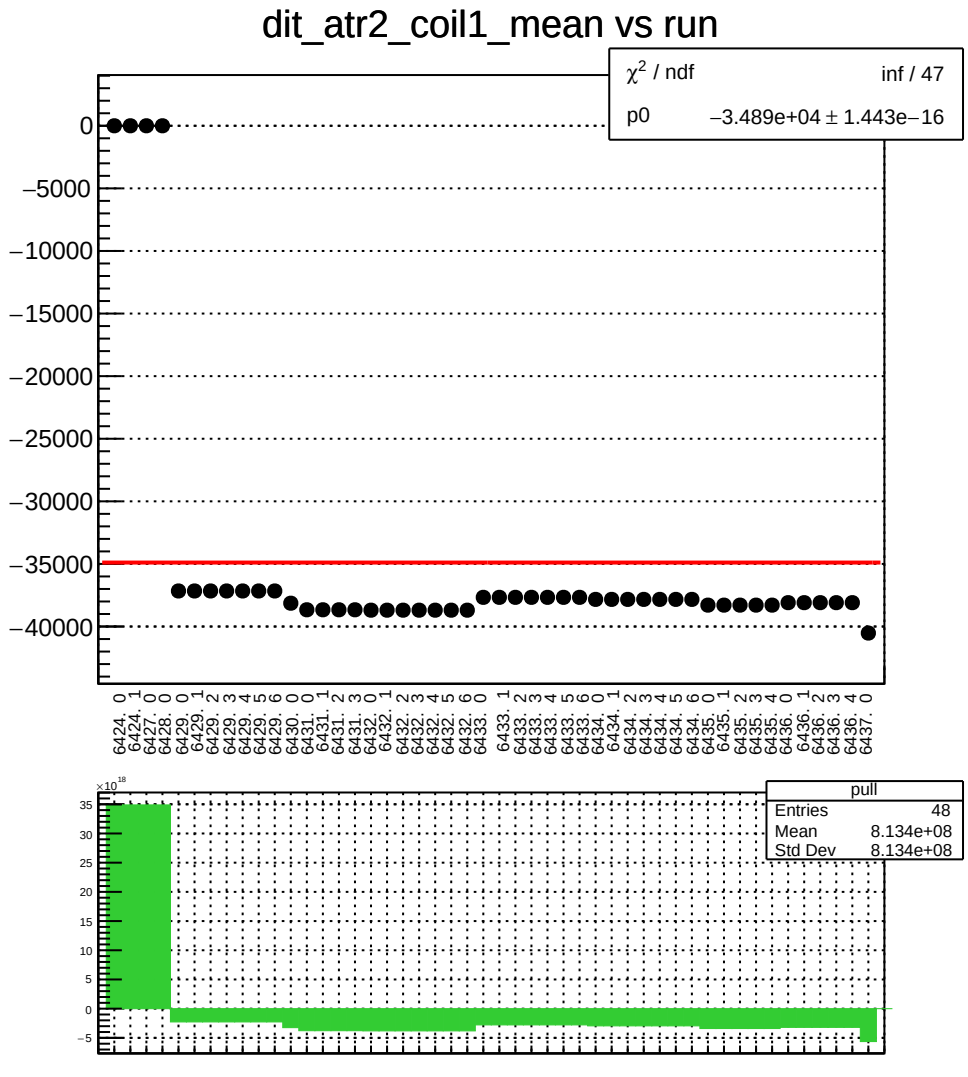
dit_atr2_coil1_mean vs run
χ² / ndf inf / 47
p0 −3.489e+04 ± 1.443e−16
0
−5000
−10000
−15000
−20000
−25000
−30000
−35000
−40000
6424. 0
6424. 1
6427. 0
6428. 0
6429. 0
6429. 1
6429. 2
6429. 3
6429. 4
6429. 5
6429. 6
6430. 0
6431. 0
6431. 1
6431. 2
6431. 3
6431. 0
6432. 0
6432. 1
6432. 2
6432. 3
6432. 4
6432. 5
6432. 6
6433. 0
6433. 1
6433. 2
6433. 3
6433. 4
6433. 5
6433. 6
6434. 0
6434. 1
6434. 2
6434. 3
6434. 4
6434. 5
6434. 6
6435. 0
6435. 1
6435. 2
6435. 3
6435. 4
6436. 0
6436. 1
6436. 2
6436. 3
6436. 4
6437. 0
×10¹⁸
35
30
25
20
15
10
5
0
−5
pull
Entries 48
Mean 8.134e+08
Std Dev 8.134e+08

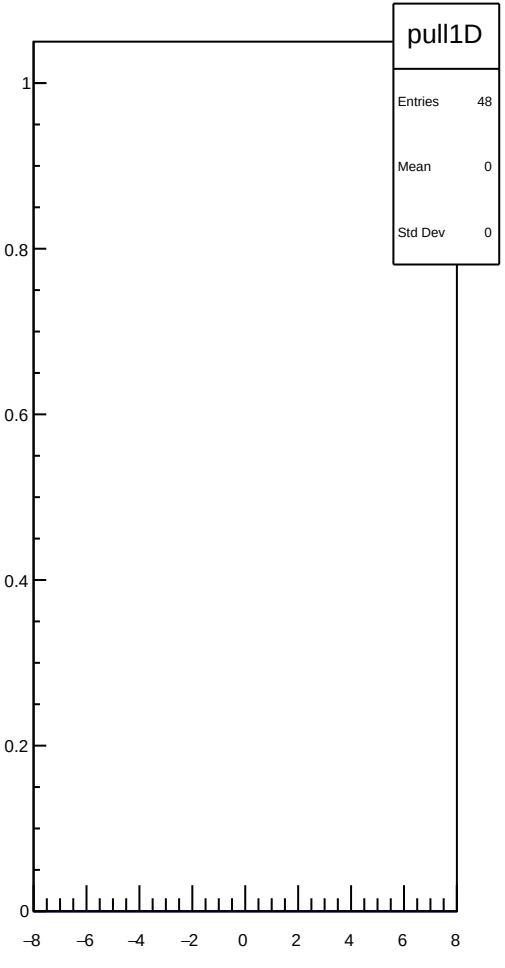
pull1D
Entries 48
Mean 0
Std Dev 0
1
0.8
0.6
0.4
0.2
0
−8
−6
−4
−2
0
2
4
6
8

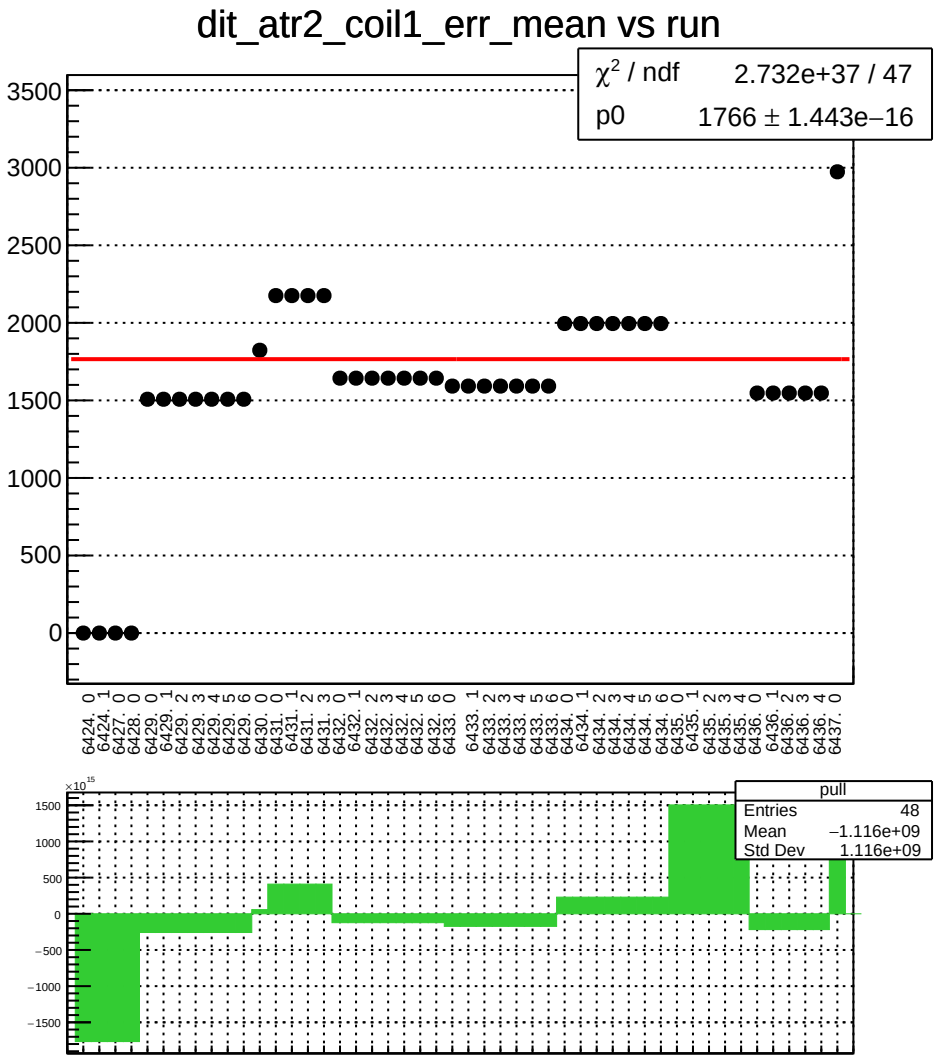
dit_atr2_coil1_err_mean vs run
χ² / ndf 2.732e+37 / 47
p0 1766 ± 1.443e−16
3500
3000
2500
2000
1500
1000
500
0
6424. 0
6424. 1
6427. 0
6428. 0
6429. 0
6429. 1
6429. 2
6429. 3
6429. 4
6429. 5
6429. 6
6430. 0
6431. 0
6431. 1
6431. 2
6431. 3
6432. 0
6432. 1
6432. 2
6432. 3
6432. 4
6432. 5
6432. 6
6433. 0
6433. 1
6433. 2
6433. 3
6433. 4
6433. 5
6433. 6
6434. 0
6434. 1
6434. 2
6434. 3
6434. 4
6434. 5
6434. 6
6435. 0
6435. 1
6435. 2
6435. 3
6435. 4
6436. 0
6436. 1
6436. 2
6436. 3
6436. 4
6437. 0
×10¹⁵
1500
1000
500
0
−500
−1000
−1500
pull
Entries 48
Mean −1.116e+09
Std Dev 1.116e+09

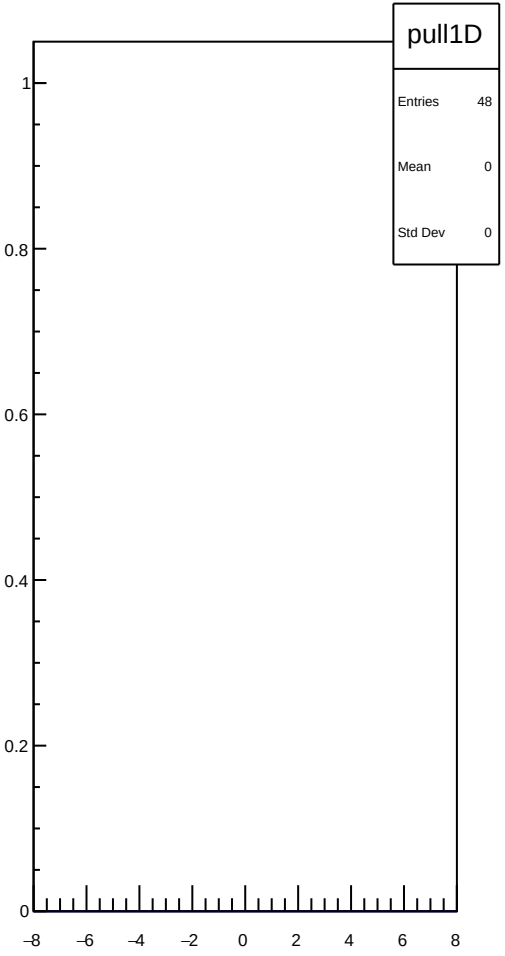
pull1D
Entries 48
Mean 0
Std Dev 0
1
0.8
0.6
0.4
0.2
0
−8
−6
−4
−2
0
2
4
6
8

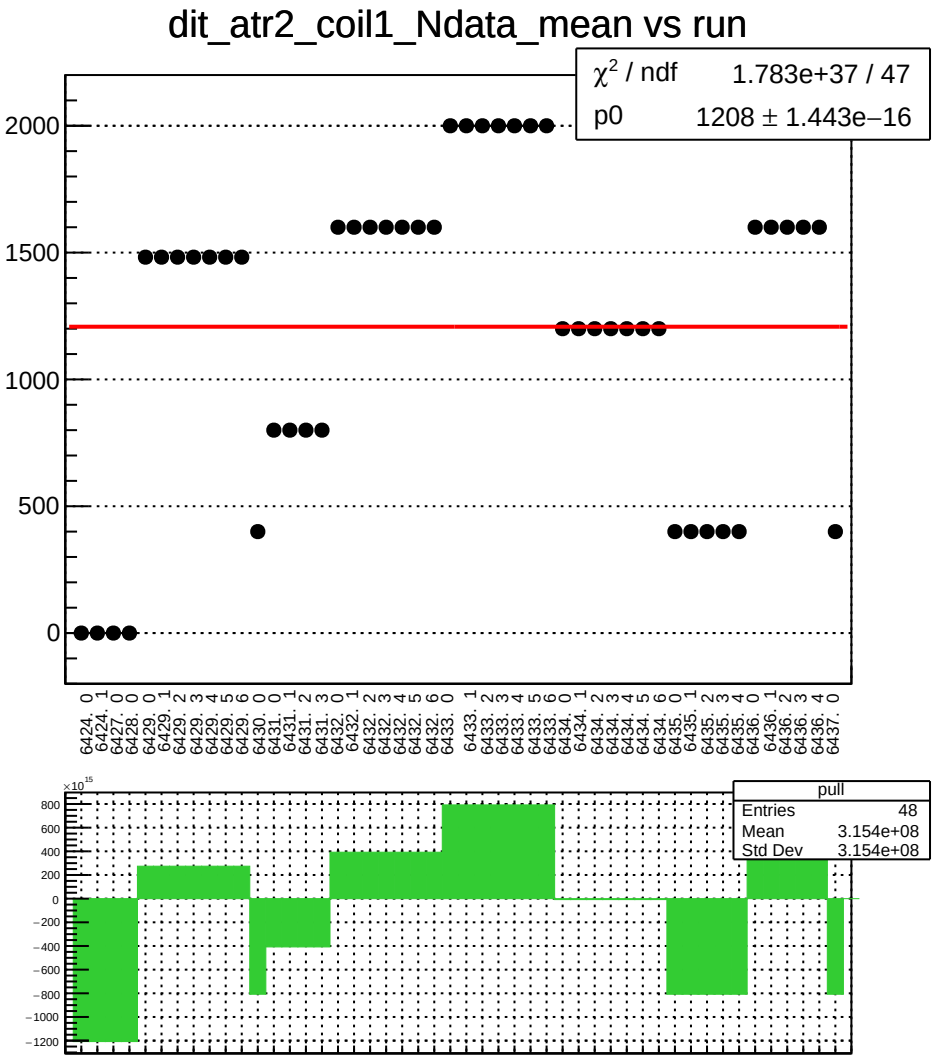
dit_atr2_coil1_Ndata_mean vs run
χ² / ndf 1.783e+37 / 47
p0 1208 ± 1.443e−16
2000
1500
1000
500
0
6424. 0
6424. 1
6427. 0
6428. 0
6429. 0
6429. 1
6429. 2
6429. 3
6429. 4
6429. 5
6429. 6
6430. 0
6431. 0
6431. 1
6431. 2
6431. 3
6432. 0
6432. 1
6432. 2
6432. 3
6432. 4
6432. 5
6432. 6
6433. 0
6433. 1
6433. 2
6433. 3
6433. 4
6433. 5
6433. 6
6434. 0
6434. 1
6434. 2
6434. 3
6434. 4
6434. 5
6434. 6
6435. 0
6435. 1
6435. 2
6435. 3
6435. 4
6436. 0
6436. 1
6436. 2
6436. 3
6436. 4
6437. 0
×10^15
800
600
400
200
0
−200
−400
−600
−800
−1000
−1200
pull
Entries 48
Mean 3.154e+08
Std Dev 3.154e+08
pull1D
Entries 48
Mean 0
Std Dev 0
1
0.8
0.6
0.4
0.2
0
−8
−6
−4
−2
0
2
4
6
8

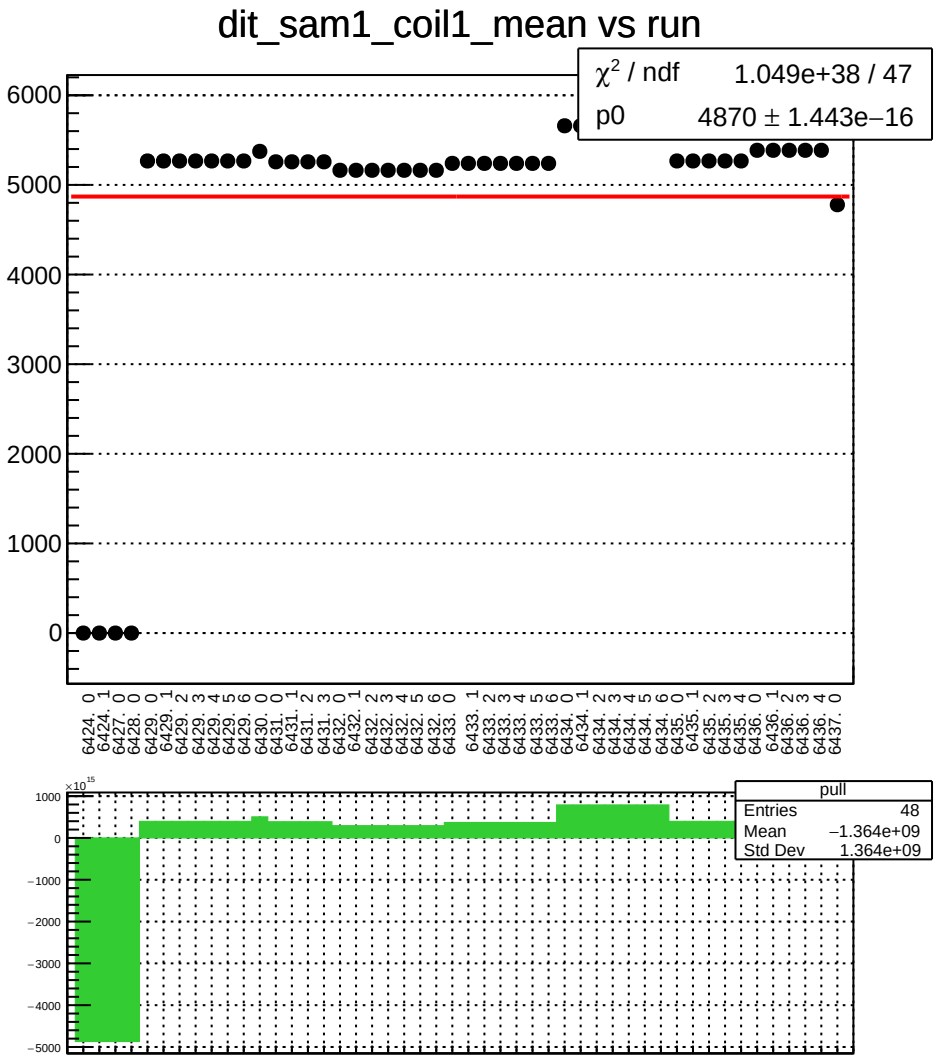
dit_sam1_coil1_mean vs run
χ² / ndf 1.049e+38 / 47
p0 4870 ± 1.443e−16
6000
5000
4000
3000
2000
1000
0
6424. 0
6424. 1
6427. 0
6428. 0
6429. 0
6429. 1
6429. 2
6429. 3
6429. 4
6429. 5
6429. 6
6430. 0
6431. 0
6431. 1
6431. 2
6431. 3
6432. 0
6432. 1
6432. 2
6432. 3
6432. 4
6432. 5
6432. 6
6433. 0
6433. 1
6433. 2
6433. 3
6433. 4
6433. 5
6433. 6
6434. 0
6434. 1
6434. 2
6434. 3
6434. 4
6434. 5
6434. 6
6435. 0
6435. 1
6435. 2
6435. 3
6435. 4
6436. 0
6436. 1
6436. 2
6436. 3
6436. 4
6437. 0
×10¹⁵
1000
0
−1000
−2000
−3000
−4000
−5000
pull
Entries 48
Mean −1.364e+09
Std Dev 1.364e+09

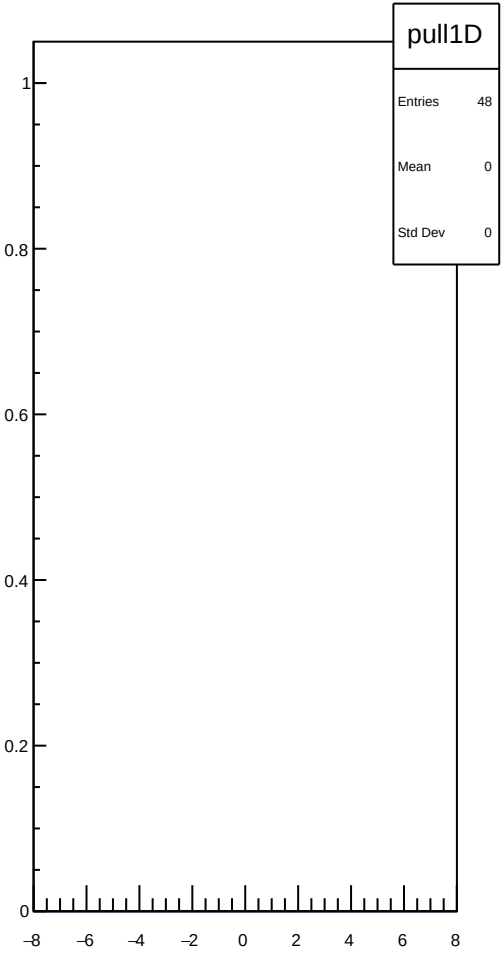
pull1D
Entries 48
Mean 0
Std Dev 0
1
0.8
0.6
0.4
0.2
0
−8
−6
−4
−2
0
2
4
6
8

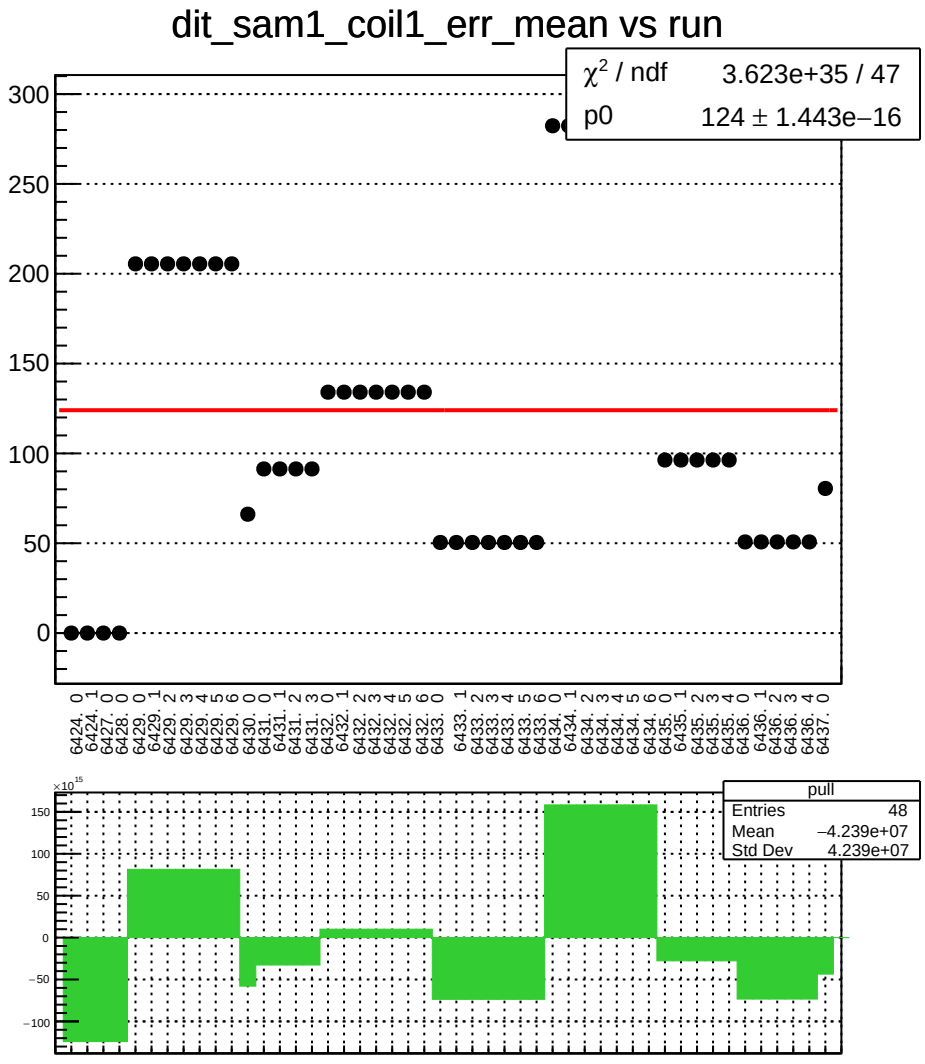
dit_sam1_coil1_err_mean vs run
χ² / ndf 3.623e+35 / 47
p0 124 ± 1.443e−16
300
250
200
150
100
50
0
6424. 0
6424. 1
6427. 0
6428. 0
6429. 0
6429. 1
6429. 2
6429. 3
6429. 4
6429. 5
6429. 6
6430. 0
6431. 0
6431. 1
6431. 2
6431. 3
6432. 0
6432. 1
6432. 2
6432. 3
6432. 4
6432. 5
6432. 6
6433. 0
6433. 1
6433. 2
6433. 3
6433. 4
6433. 5
6433. 6
6434. 0
6434. 1
6434. 2
6434. 3
6434. 4
6434. 5
6434. 6
6435. 0
6435. 1
6435. 2
6435. 3
6435. 4
6436. 0
6436. 1
6436. 2
6436. 3
6436. 4
6437. 0
×10¹⁵
150
100
50
0
−50
−100
pull
Entries 48
Mean −4.239e+07
Std Dev 4.239e+07
pull1D
Entries 48
Mean 0
Std Dev 0
1
0.8
0.6
0.4
0.2
0
−8
−6
−4
−2
0
2
4
6
8

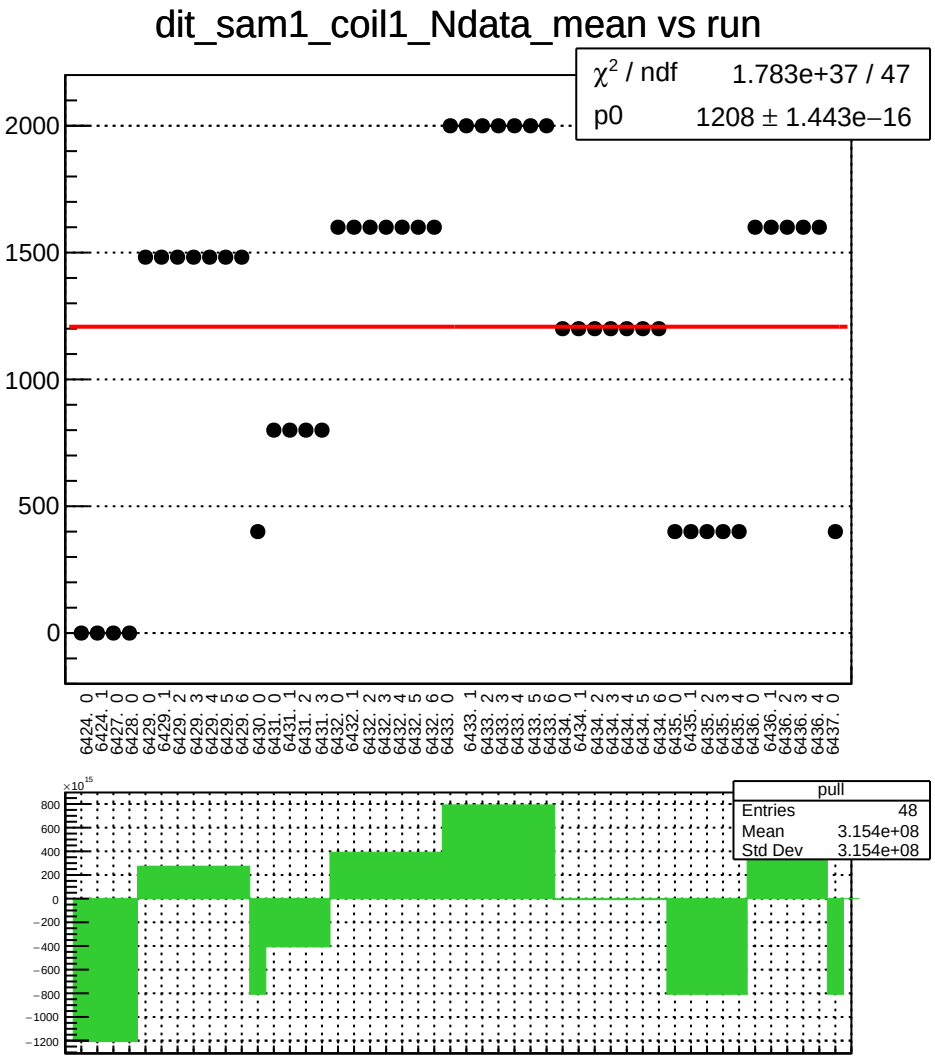
dit_sam1_coil1_Ndata_mean vs run
χ² / ndf 1.783e+37 / 47
p0 1208 ± 1.443e−16
2000
1500
1000
500
0
6424. 0
6424. 1
6427. 0
6428. 0
6429. 0
6429. 1
6429. 2
6429. 3
6429. 4
6429. 5
6429. 6
6430. 0
6431. 0
6431. 1
6431. 2
6431. 3
6432. 0
6432. 1
6432. 2
6432. 3
6432. 4
6432. 5
6432. 6
6433. 0
6433. 1
6433. 2
6433. 3
6433. 4
6433. 5
6433. 6
6434. 0
6434. 1
6434. 2
6434. 3
6434. 4
6434. 5
6434. 6
6435. 0
6435. 1
6435. 2
6435. 3
6435. 4
6436. 0
6436. 1
6436. 2
6436. 3
6436. 4
6437. 0
×10^15
800
600
400
200
0
−200
−400
−600
−800
−1000
−1200
pull
Entries 48
Mean 3.154e+08
Std Dev 3.154e+08

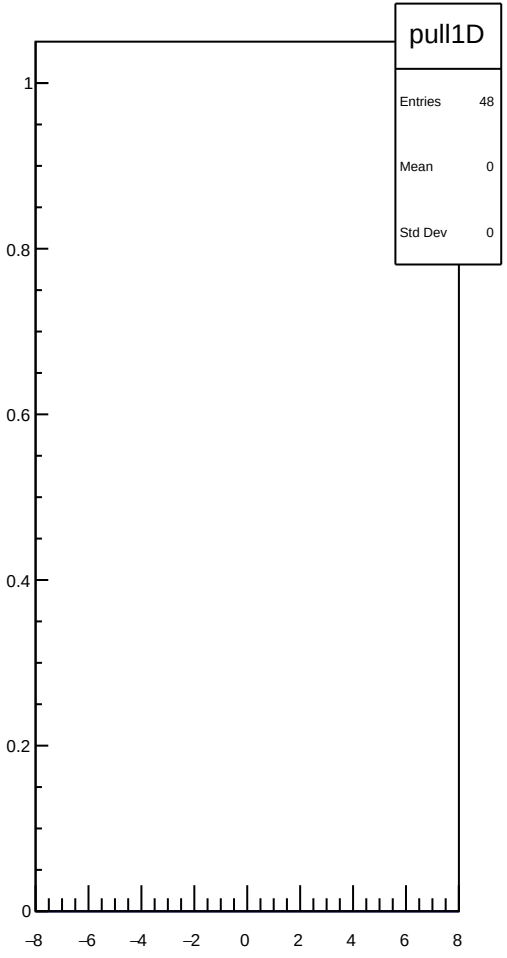
pull1D
Entries 48
Mean 0
Std Dev 0
1
0.8
0.6
0.4
0.2
0
−8
−6
−4
−2
0
2
4
6
8

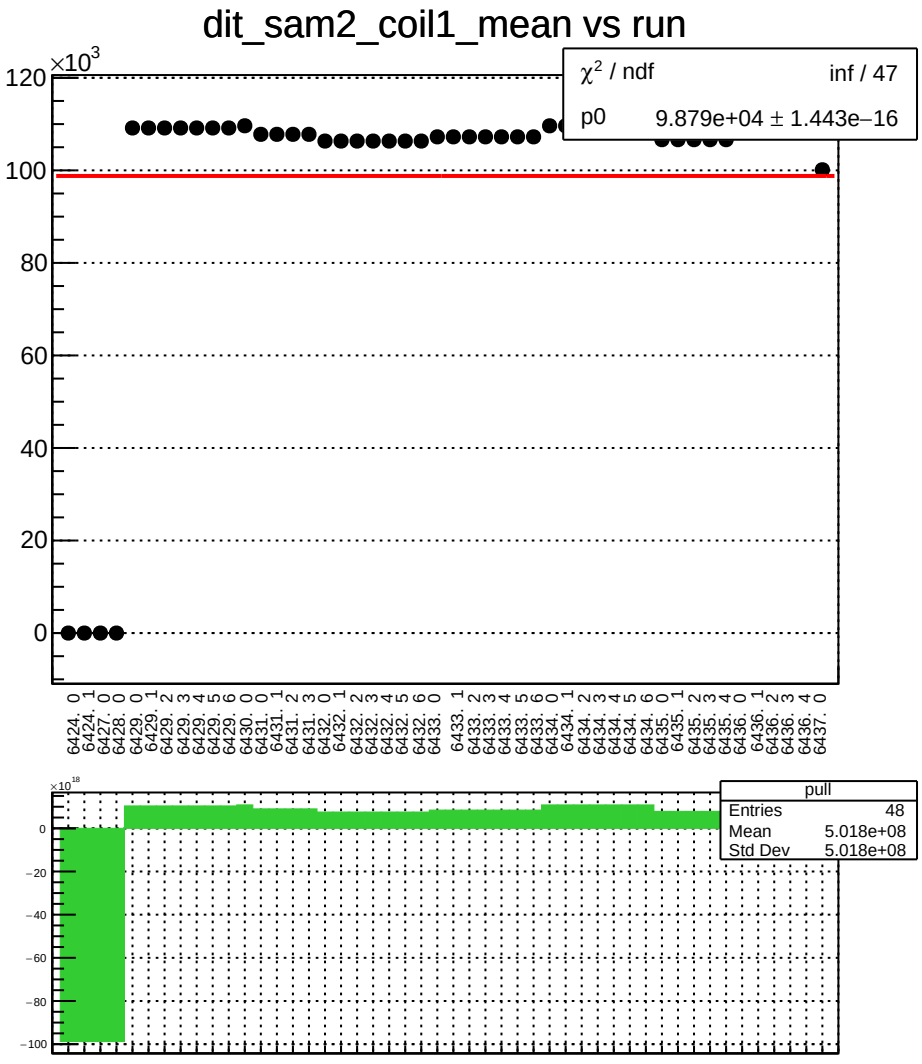
dit_sam2_coil1_mean vs run
×10^3
120
100
80
60
40
20
0
χ² / ndf inf / 47
p0 9.879e+04 ± 1.443e−16
6424. 0
6424. 1
6427. 0
6428. 0
6429. 0
6429. 1
6429. 2
6429. 3
6429. 4
6429. 5
6429. 6
6430. 0
6431. 0
6431. 1
6431. 2
6431. 3
6432. 0
6432. 1
6432. 2
6432. 3
6432. 4
6432. 5
6432. 6
6433. 0
6433. 1
6433. 2
6433. 3
6433. 4
6433. 5
6433. 6
6434. 0
6434. 1
6434. 2
6434. 3
6434. 4
6434. 5
6434. 6
6435. 0
6435. 1
6435. 2
6435. 3
6435. 4
6436. 0
6436. 1
6436. 2
6436. 3
6436. 4
6437. 0
×10^18
0
−20
−40
−60
−80
−100
pull
Entries 48
Mean 5.018e+08
Std Dev 5.018e+08

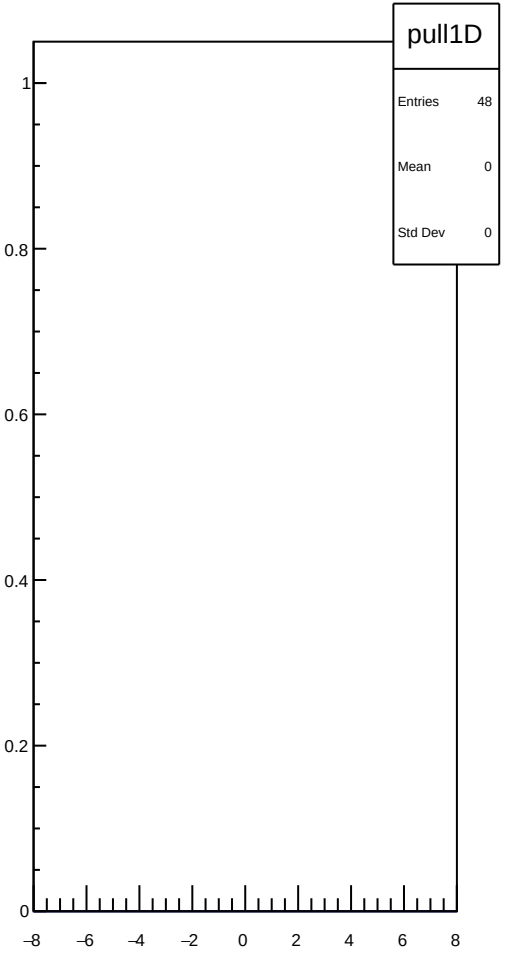
pull1D
Entries 48
Mean 0
Std Dev 0
1
0.8
0.6
0.4
0.2
0
−8
−6
−4
−2
0
2
4
6
8

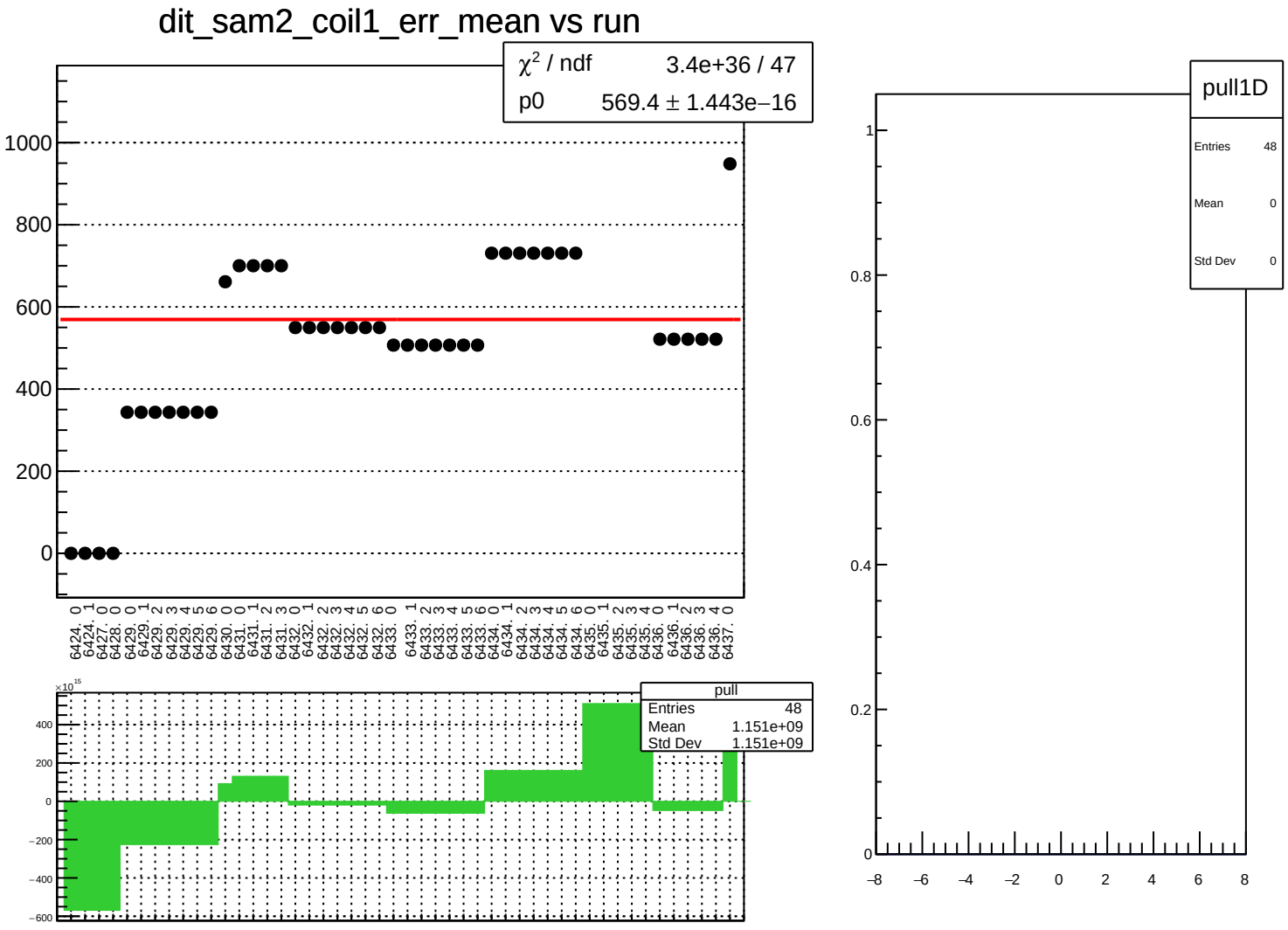
dit_sam2_coil1_err_mean vs run
χ² / ndf 3.4e+36 / 47
p0 569.4 ± 1.443e−16
1000
800
600
400
200
0
6424. 0
6424. 1
6427. 0
6428. 0
6429. 0
6429. 1
6429. 2
6429. 3
6429. 4
6429. 5
6429. 6
6430. 0
6431. 0
6431. 1
6431. 2
6431. 3
6432. 0
6432. 1
6432. 2
6432. 3
6432. 4
6432. 5
6432. 6
6433. 0
6433. 1
6433. 2
6433. 3
6433. 4
6433. 5
6433. 6
6434. 0
6434. 1
6434. 2
6434. 3
6434. 4
6434. 5
6434. 6
6435. 0
6435. 1
6435. 2
6435. 3
6435. 4
6436. 0
6436. 1
6436. 2
6436. 3
6436. 4
6437. 0
×10¹⁵
400
200
0
−200
−400
−600
pull
Entries 48
Mean 1.151e+09
Std Dev 1.151e+09
pull1D
Entries 48
Mean 0
Std Dev 0
1
0.8
0.6
0.4
0.2
0
−8
−6
−4
−2
0
2
4
6
8

dit_sam2_coil1_Ndata_mean vs run

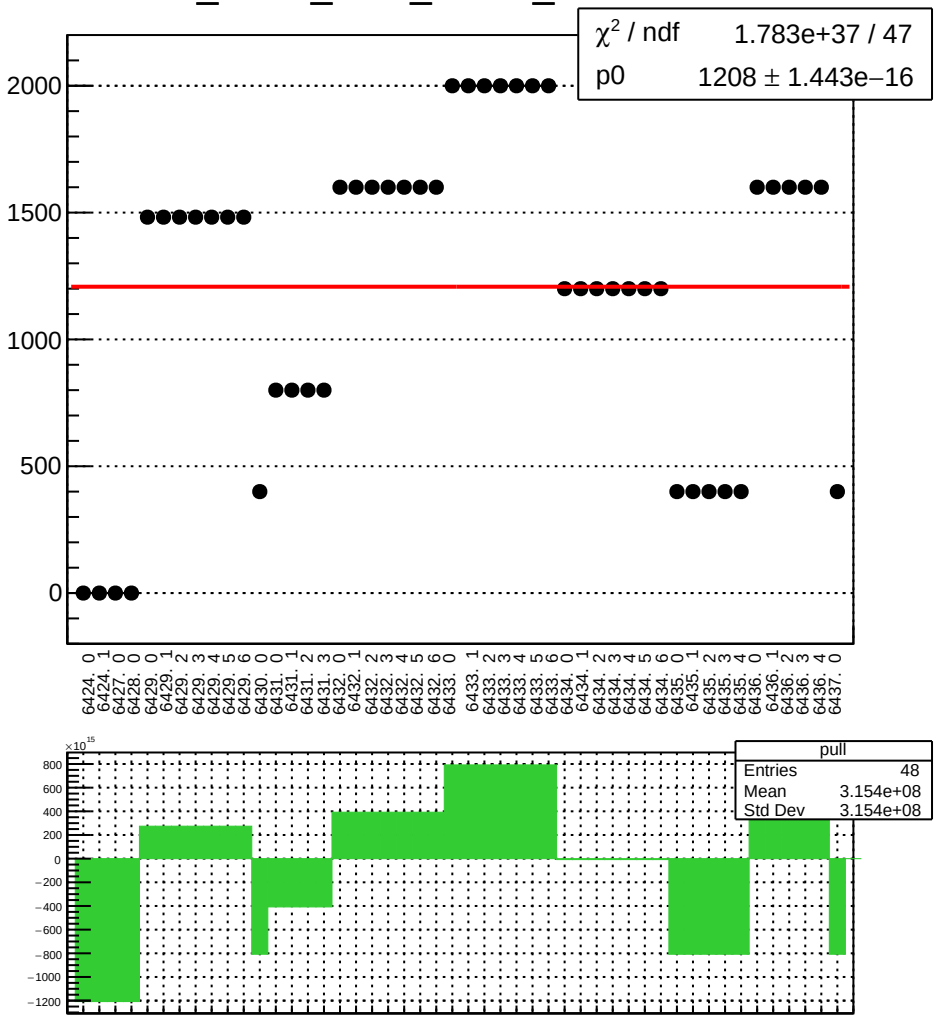

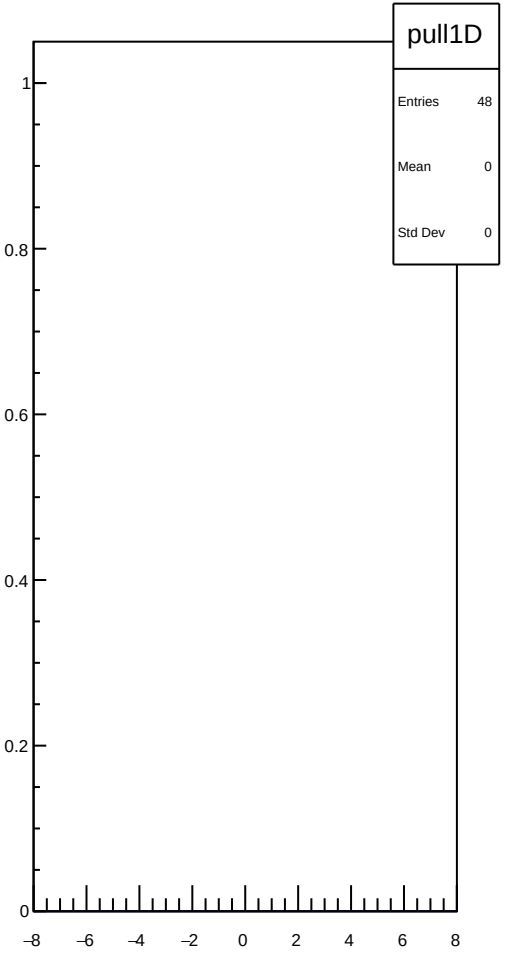

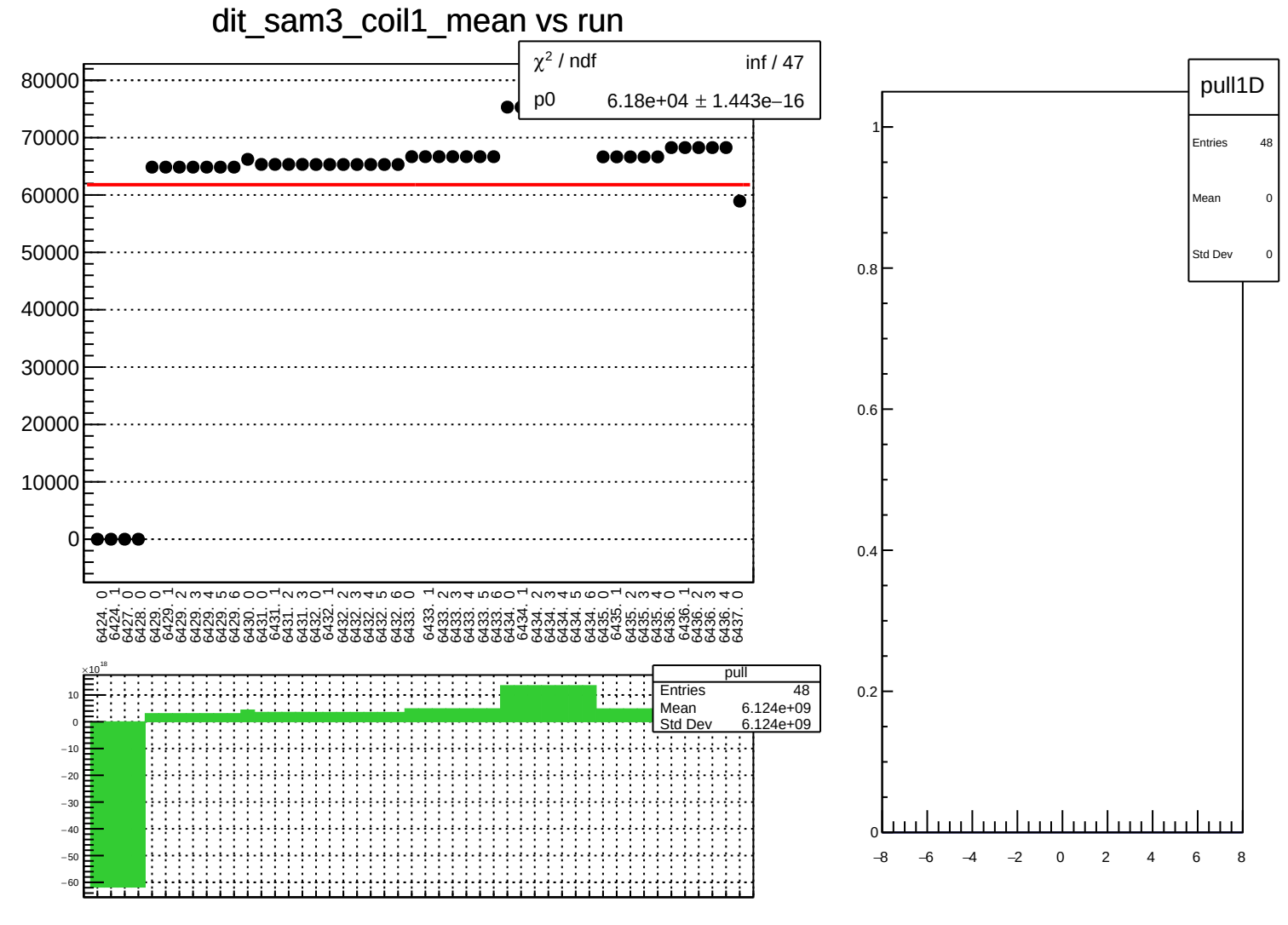
dit_sam3_coil1_mean vs run
χ² / ndf inf / 47
p0 6.18e+04 ± 1.443e−16
80000
70000
60000
50000
40000
30000
20000
10000
0
6424. 0
6424. 1
6427. 0
6428. 0
6429. 0
6429. 1
6429. 2
6429. 3
6429. 4
6429. 5
6429. 6
6430. 0
6430. 0
6431. 1
6431. 1
6431. 2
6431. 3
6432. 0
6432. 0
6432. 1
6432. 2
6432. 3
6432. 4
6432. 5
6432. 6
6433. 0
6433. 1
6433. 2
6433. 3
6433. 4
6433. 5
6433. 6
6434. 0
6434. 1
6434. 2
6434. 3
6434. 4
6434. 5
6434. 6
6435. 0
6435. 1
6435. 2
6435. 3
6435. 4
6436. 0
6436. 1
6436. 2
6436. 3
6436. 4
6437. 0
×10¹⁸
10
0
−10
−20
−30
−40
−50
−60
pull
Entries 48
Mean 6.124e+09
Std Dev 6.124e+09
pull1D
Entries 48
Mean 0
Std Dev 0
1
0.8
0.6
0.4
0.2
0
−8
−6
−4
−2
0
2
4
6
8

dit_sam3_coil1_err_mean vs run

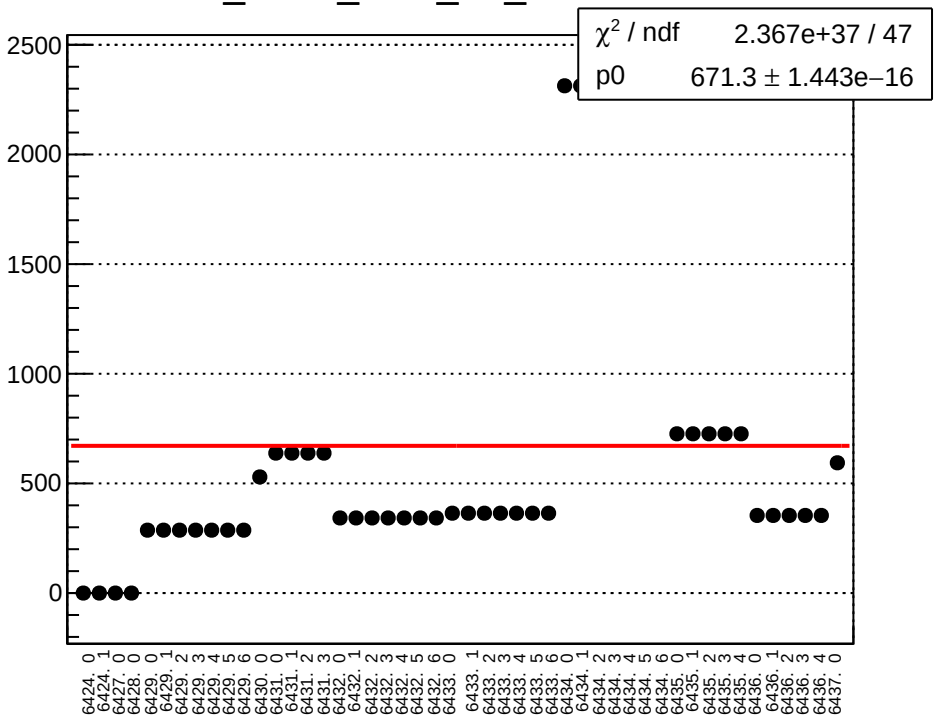

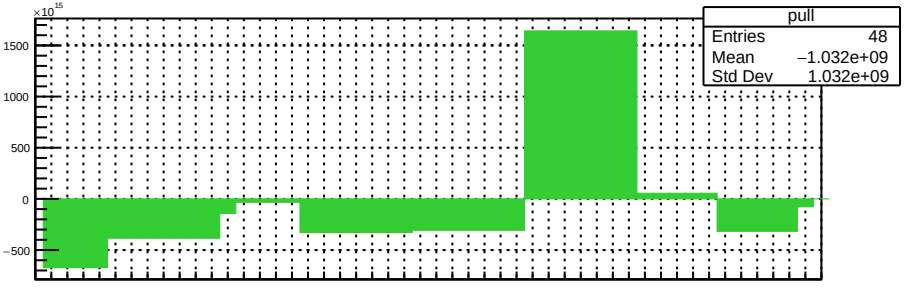

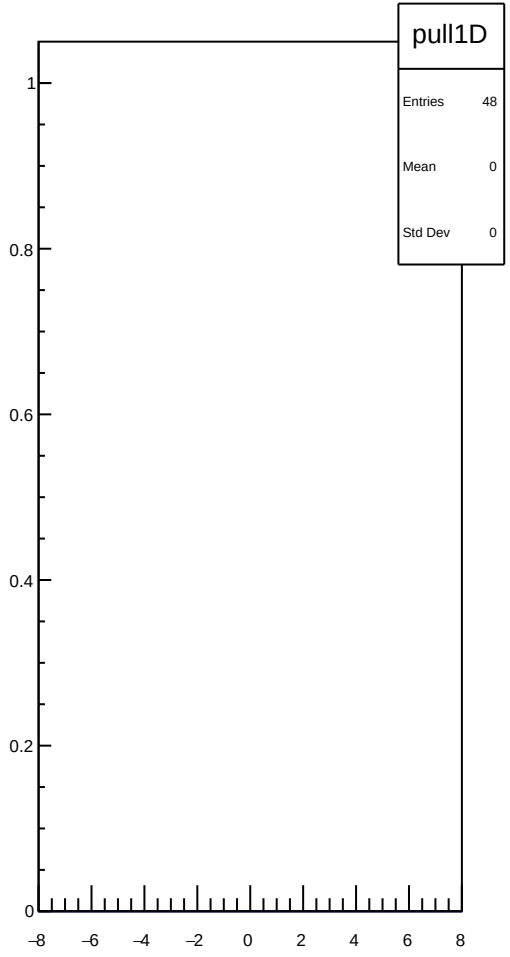

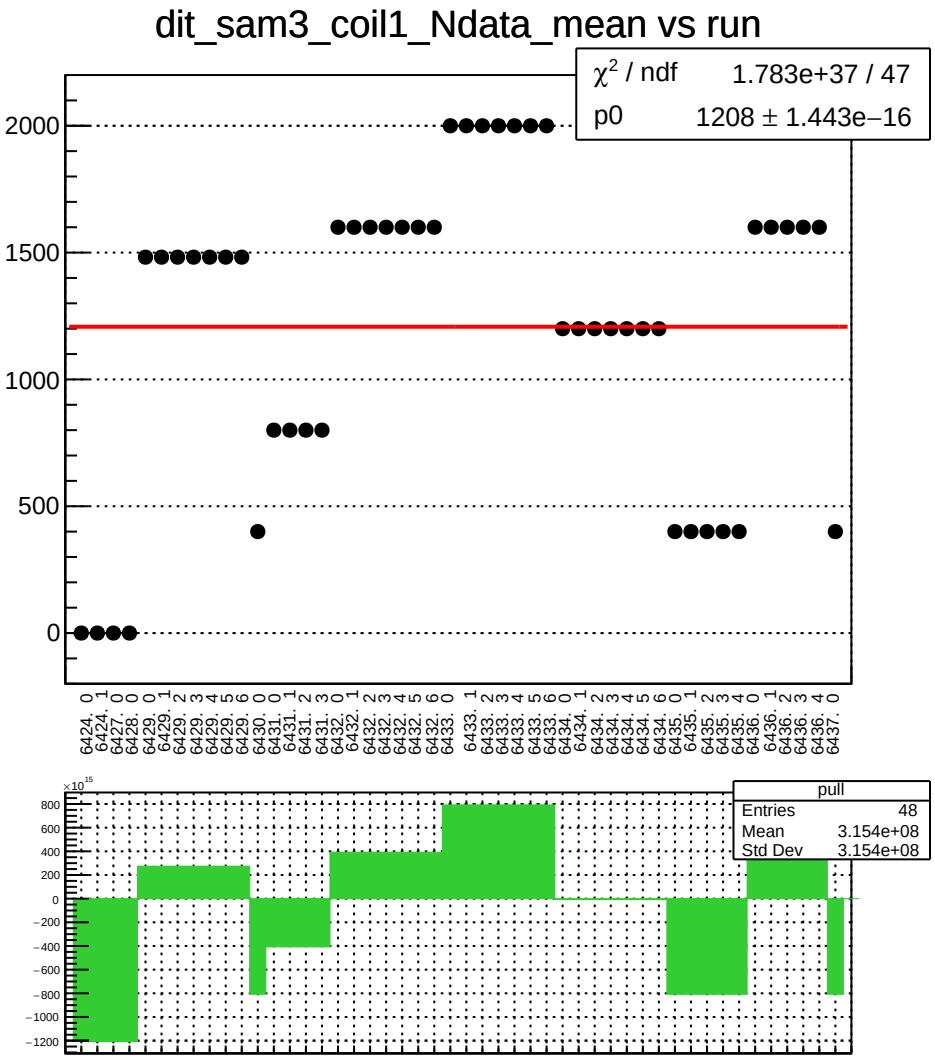
dit_sam3_coil1_Ndata_mean vs run
χ² / ndf 1.783e+37 / 47
p0 1208 ± 1.443e−16
2000
1500
1000
500
0
6424. 0
6424. 1
6427. 0
6428. 0
6429. 0
6429. 1
6429. 2
6429. 3
6429. 4
6429. 5
6429. 6
6430. 0
6431. 0
6431. 1
6431. 2
6431. 3
6432. 0
6432. 1
6432. 2
6432. 3
6432. 4
6432. 5
6432. 6
6433. 0
6433. 1
6433. 2
6433. 3
6433. 4
6433. 5
6433. 6
6434. 0
6434. 1
6434. 2
6434. 3
6434. 4
6434. 5
6434. 6
6435. 0
6435. 1
6435. 2
6435. 3
6435. 4
6436. 0
6436. 1
6436. 2
6436. 3
6436. 4
6437. 0
×10^15
800
600
400
200
0
−200
−400
−600
−800
−1000
−1200
pull
Entries 48
Mean 3.154e+08
Std Dev 3.154e+08
pull1D
Entries 48
Mean 0
Std Dev 0
1
0.8
0.6
0.4
0.2
0
−8
−6
−4
−2
0
2
4
6
8

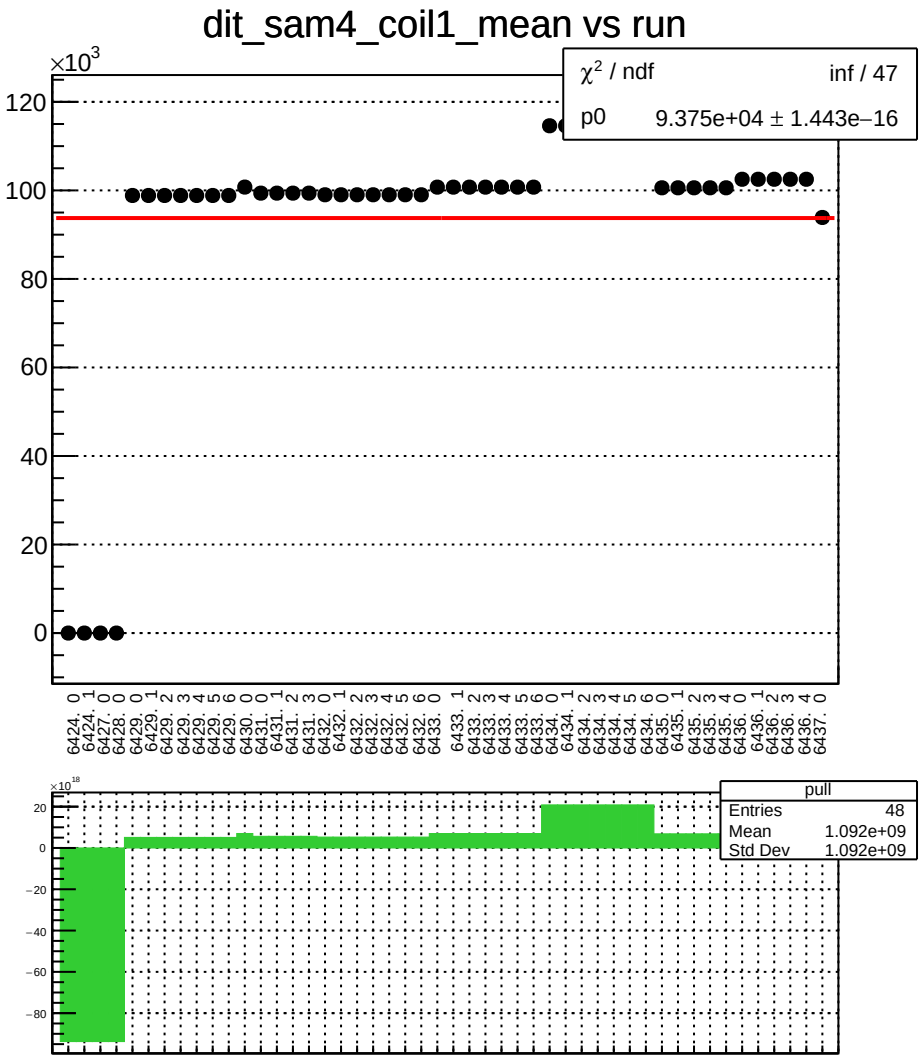
dit_sam4_coil1_mean vs run
×10^3
120
100
80
60
40
20
0
χ² / ndf inf / 47
p0 9.375e+04 ± 1.443e−16
6424. 0
6424. 1
6427. 0
6428. 0
6429. 0
6429. 1
6429. 2
6429. 3
6429. 4
6429. 5
6429. 6
6430. 0
6431. 0
6431. 1
6431. 2
6431. 3
6432. 0
6432. 1
6432. 2
6432. 3
6432. 4
6432. 5
6432. 6
6433. 0
6433. 1
6433. 2
6433. 3
6433. 4
6433. 5
6433. 6
6434. 0
6434. 1
6434. 2
6434. 3
6434. 4
6434. 5
6434. 6
6435. 0
6435. 1
6435. 2
6435. 3
6435. 4
6436. 0
6436. 1
6436. 2
6436. 3
6436. 4
6437. 0
×10^18
20
0
−20
−40
−60
−80
pull
Entries 48
Mean 1.092e+09
Std Dev 1.092e+09

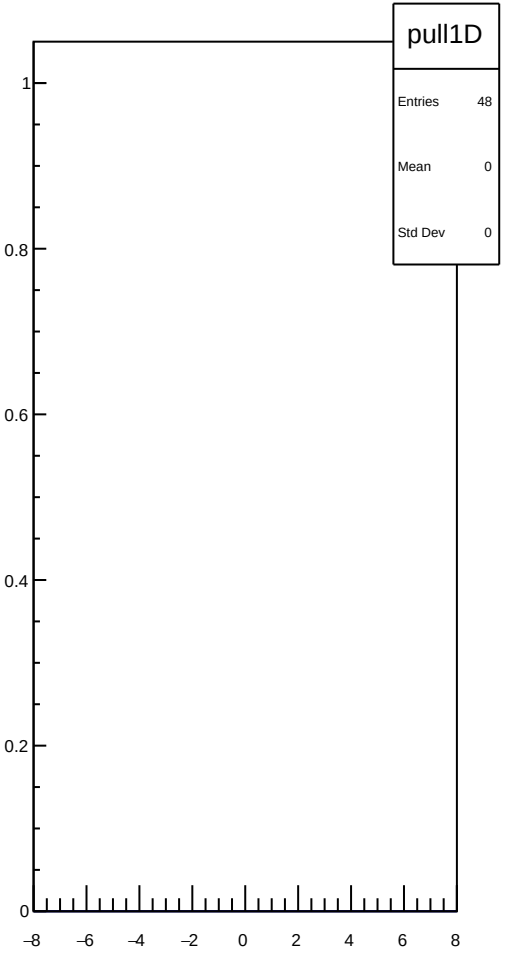
pull1D
Entries 48
Mean 0
Std Dev 0
1
0.8
0.6
0.4
0.2
0
−8
−6
−4
−2
0
2
4
6
8

dit_sam4_coil1_err_mean vs run

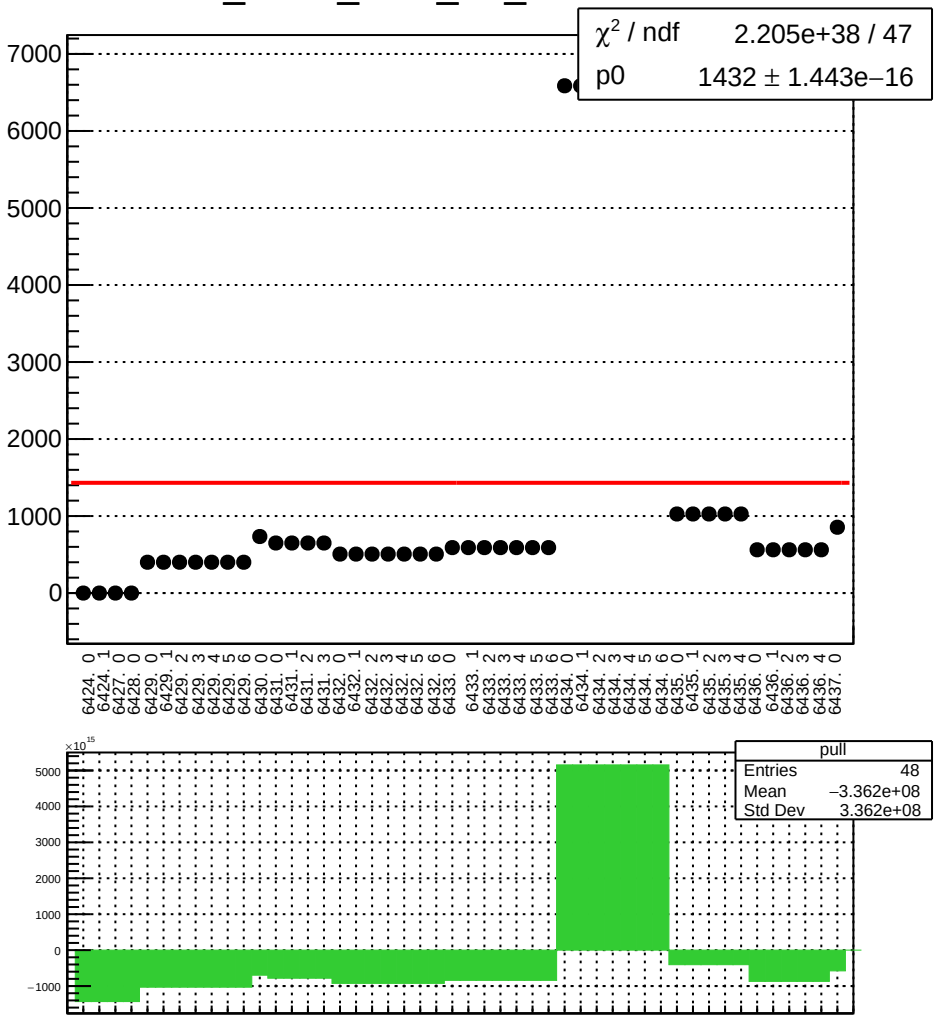

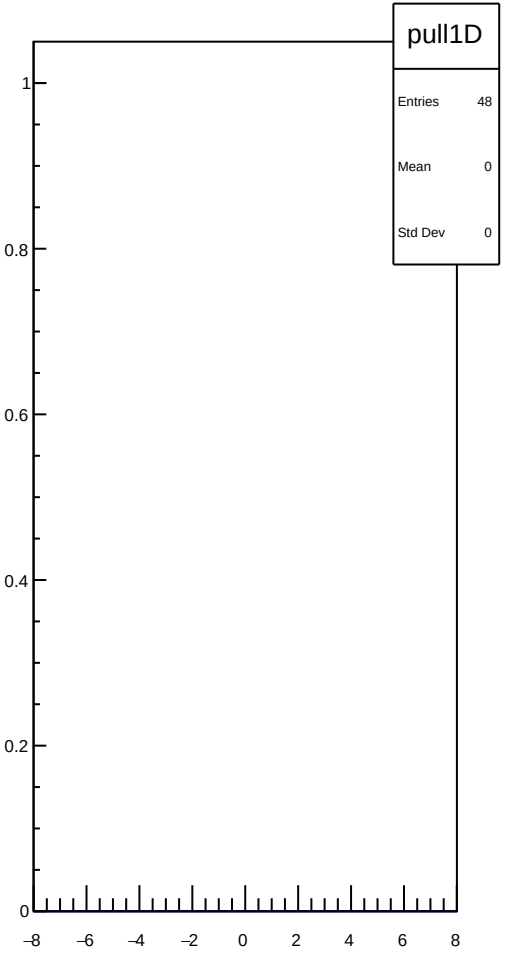

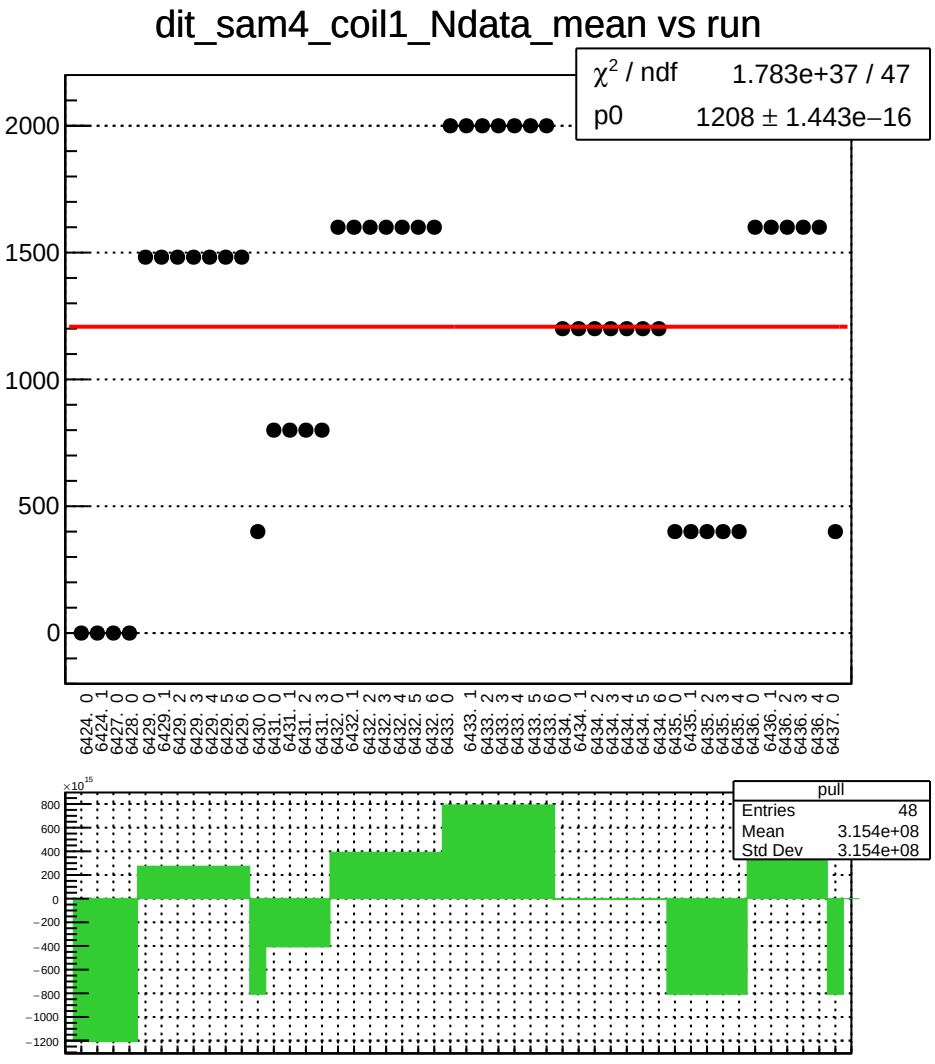
dit_sam4_coil1_Ndata_mean vs run
χ² / ndf 1.783e+37 / 47
p0 1208 ± 1.443e−16
2000
1500
1000
500
0
6424. 0
6424. 1
6427. 0
6428. 0
6429. 0
6429. 1
6429. 2
6429. 3
6429. 4
6429. 5
6429. 6
6430. 0
6431. 0
6431. 1
6431. 2
6431. 3
6432. 0
6432. 1
6432. 2
6432. 3
6432. 4
6432. 5
6432. 6
6433. 0
6433. 1
6433. 2
6433. 3
6433. 4
6433. 5
6433. 6
6434. 0
6434. 1
6434. 2
6434. 3
6434. 4
6434. 5
6434. 6
6435. 0
6435. 1
6435. 2
6435. 3
6435. 4
6436. 0
6436. 1
6436. 2
6436. 3
6436. 4
6437. 0
×10^15
800
600
400
200
0
−200
−400
−600
−800
−1000
−1200
pull
Entries 48
Mean 3.154e+08
Std Dev 3.154e+08
pull1D
Entries 48
Mean 0
Std Dev 0
1
0.8
0.6
0.4
0.2
0
−8
−6
−4
−2
0
2
4
6
8

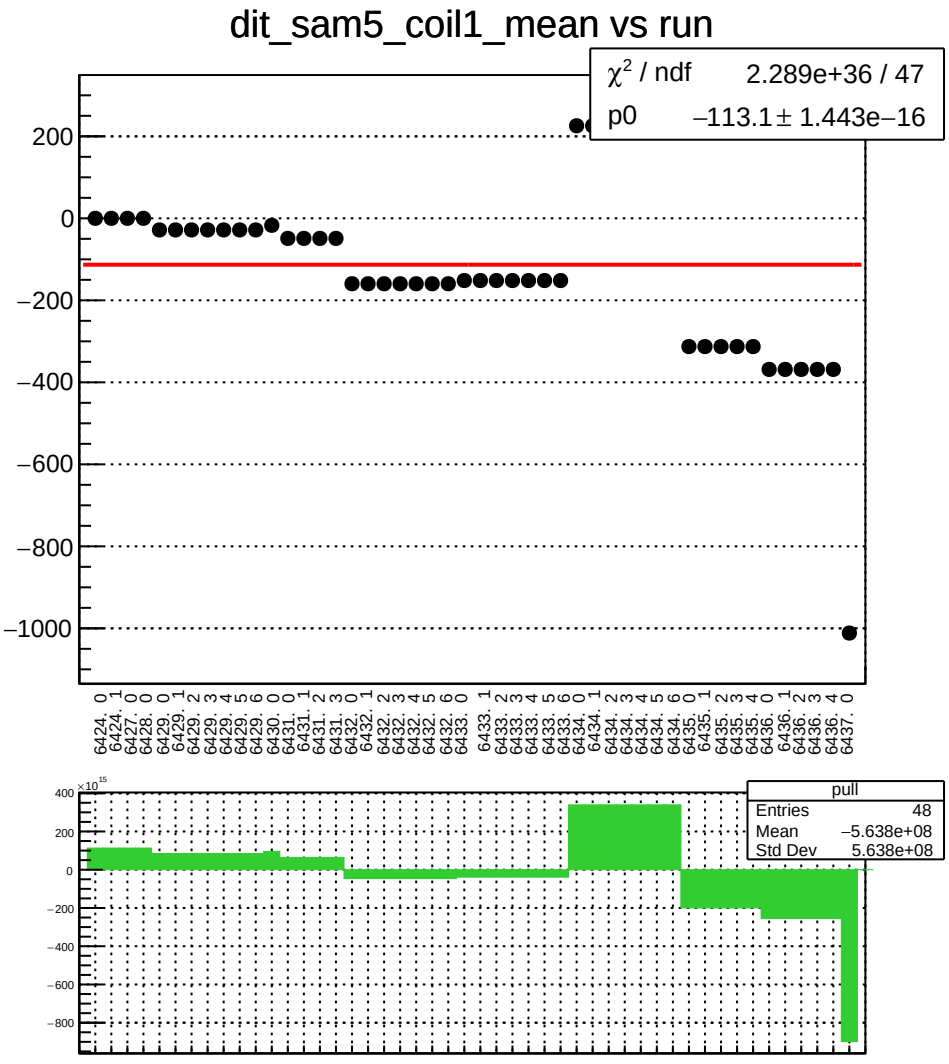
dit_sam5_coil1_mean vs run
χ² / ndf 2.289e+36 / 47
p0 −113.1 ± 1.443e−16
200
0
−200
−400
−600
−800
−1000
6424. 0
6424. 1
6427. 0
6428. 0
6429. 0
6429. 1
6429. 2
6429. 3
6429. 4
6429. 5
6429. 6
6430. 0
6431. 0
6431. 1
6431. 2
6431. 3
6432. 0
6432. 1
6432. 2
6432. 3
6432. 4
6432. 5
6432. 6
6433. 0
6433. 1
6433. 2
6433. 3
6433. 4
6433. 5
6433. 6
6434. 0
6434. 1
6434. 2
6434. 3
6434. 4
6434. 5
6434. 6
6435. 0
6435. 1
6435. 2
6435. 3
6435. 4
6436. 0
6436. 1
6436. 2
6436. 3
6436. 4
6437. 0
×10¹⁵
400
200
0
−200
−400
−600
−800
pull
Entries 48
Mean −5.638e+08
Std Dev 5.638e+08

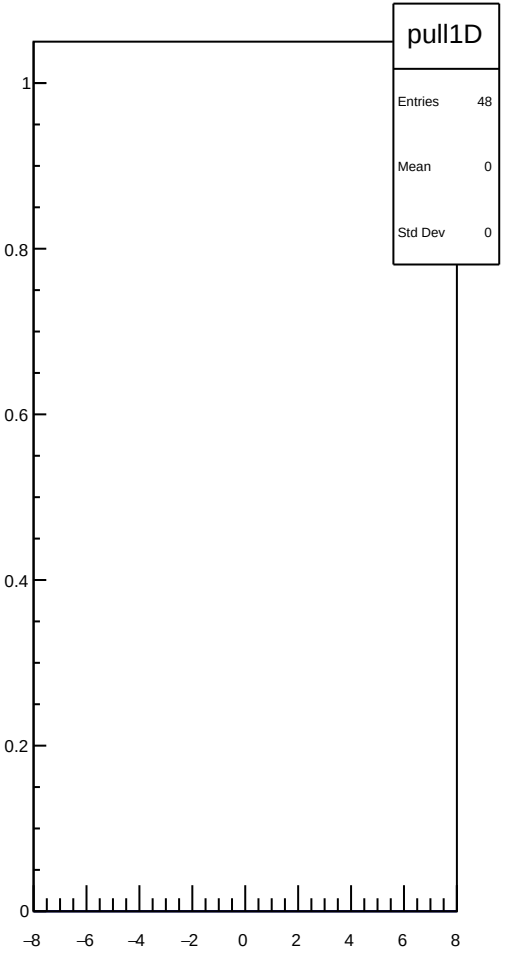
pull1D
Entries 48
Mean 0
Std Dev 0
1
0.8
0.6
0.4
0.2
0
−8
−6
−4
−2
0
2
4
6
8

dit_sam5_coil1_err_mean vs run

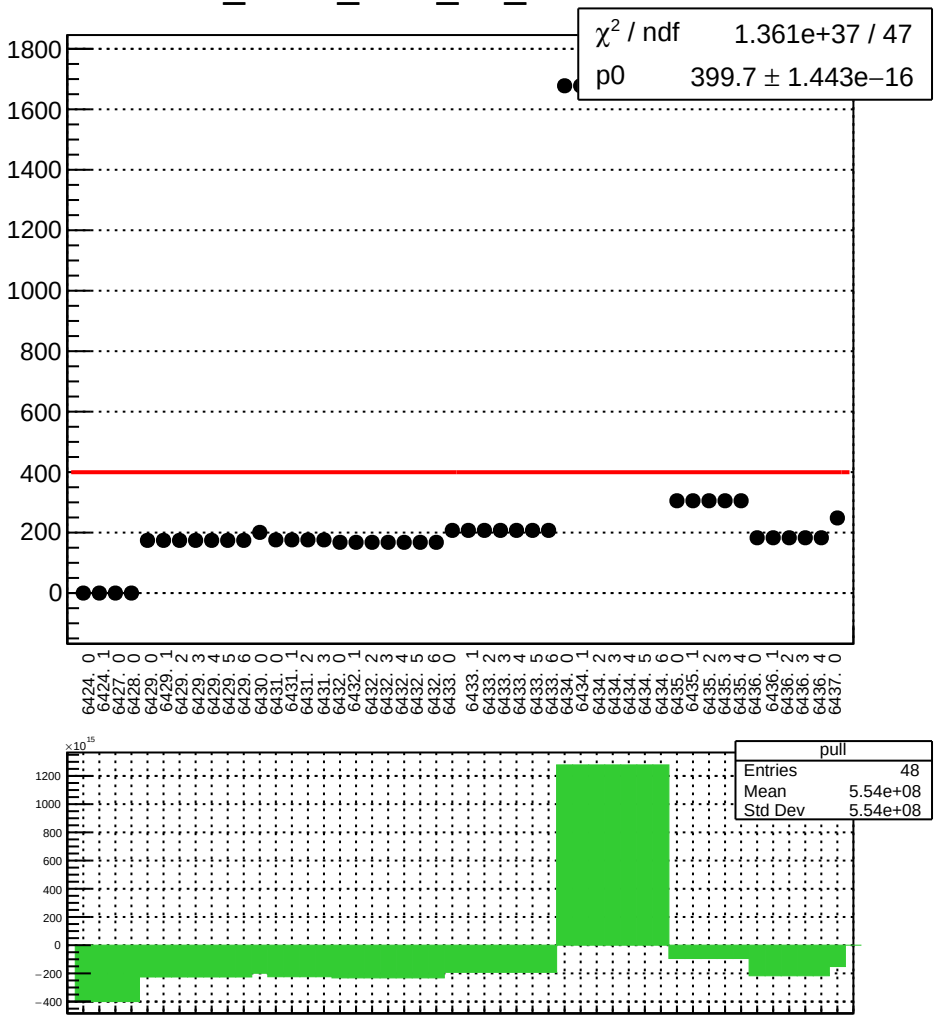

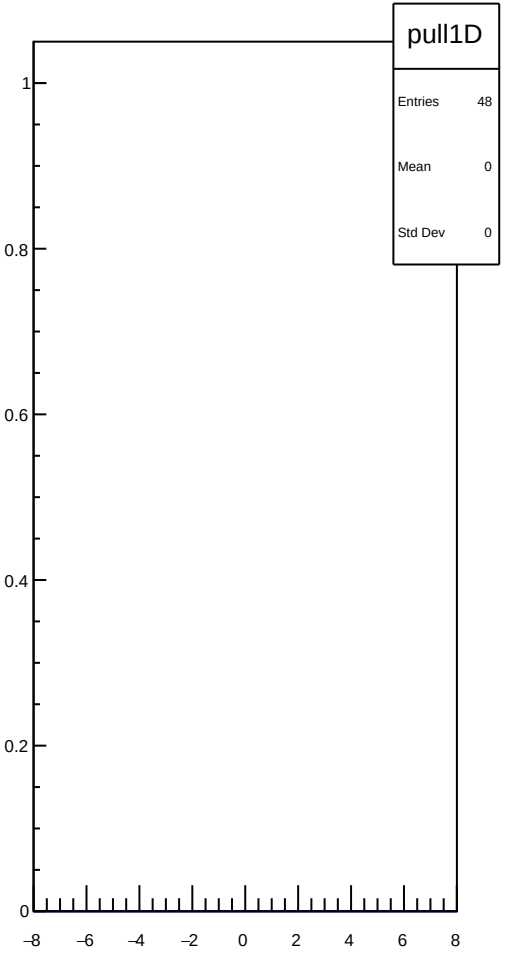

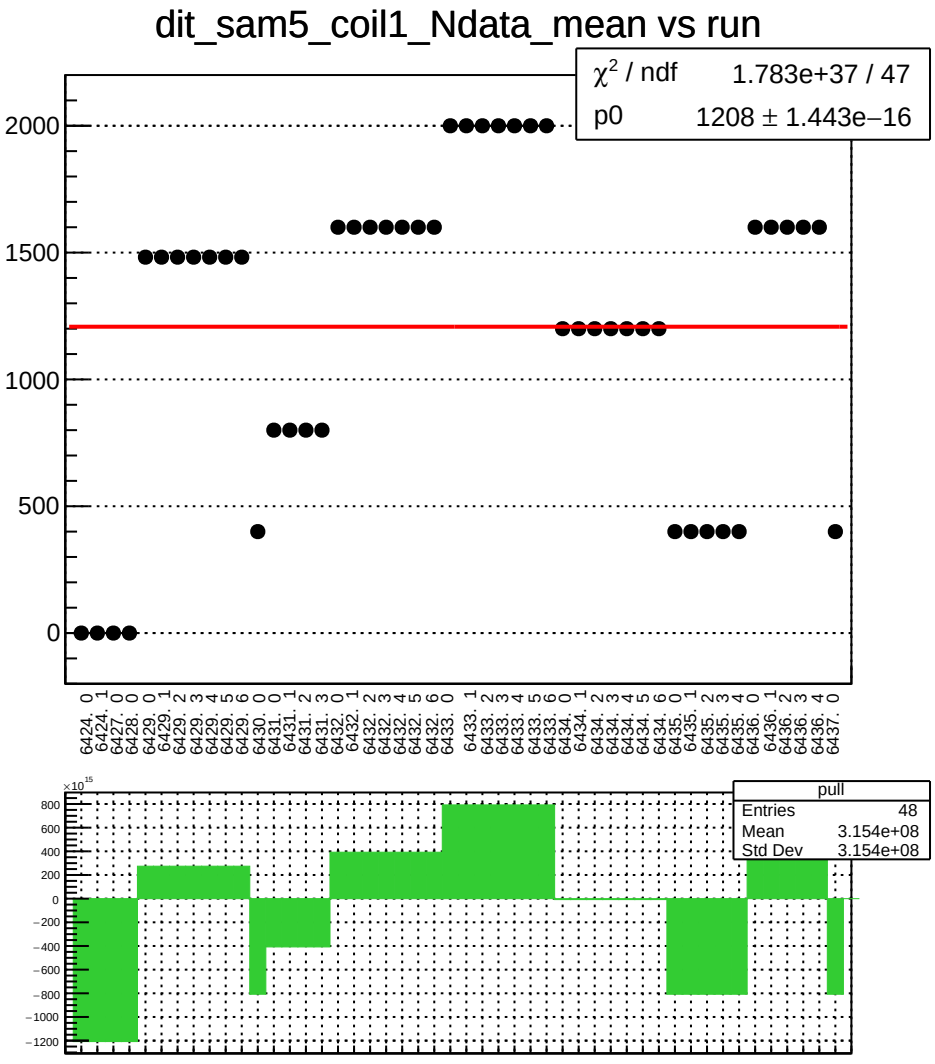
dit_sam5_coil1_Ndata_mean vs run
χ² / ndf 1.783e+37 / 47
p0 1208 ± 1.443e−16
2000
1500
1000
500
0
6424. 0
6424. 1
6427. 0
6428. 0
6429. 0
6429. 1
6429. 2
6429. 3
6429. 4
6429. 5
6429. 6
6430. 0
6431. 0
6431. 1
6431. 2
6431. 3
6432. 0
6432. 1
6432. 2
6432. 3
6432. 4
6432. 5
6432. 6
6433. 0
6433. 1
6433. 2
6433. 3
6433. 4
6433. 5
6433. 6
6434. 0
6434. 1
6434. 2
6434. 3
6434. 4
6434. 5
6434. 6
6435. 0
6435. 1
6435. 2
6435. 3
6435. 4
6436. 0
6436. 1
6436. 2
6436. 3
6436. 4
6437. 0
×10^15
800
600
400
200
0
−200
−400
−600
−800
−1000
−1200
pull
Entries 48
Mean 3.154e+08
Std Dev 3.154e+08
pull1D
Entries 48
Mean 0
Std Dev 0
1
0.8
0.6
0.4
0.2
0
−8
−6
−4
−2
0
2
4
6
8

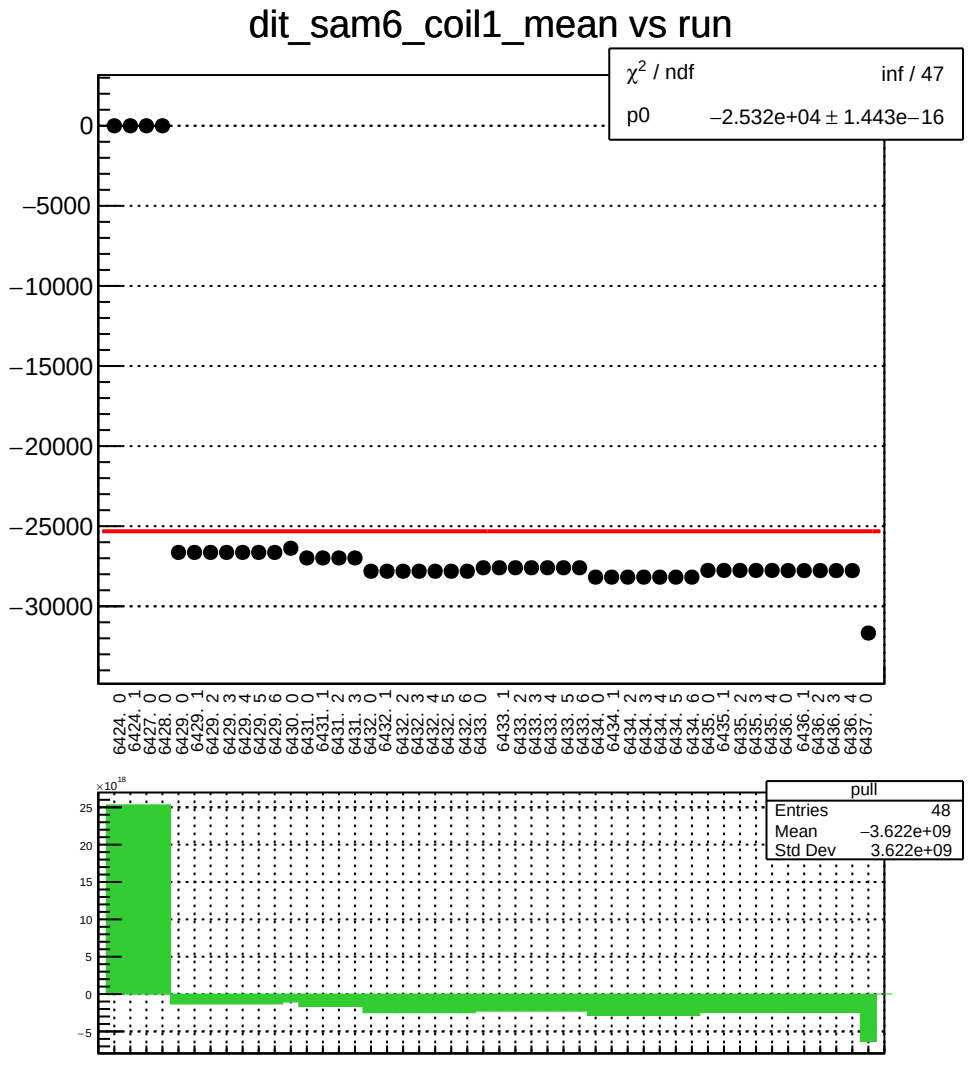
dit_sam6_coil1_mean vs run
χ2 / ndf inf / 47
p0 −2.532e+04 ± 1.443e−16
0
−5000
−10000
−15000
−20000
−25000
−30000
6424. 0
6424. 1
6427. 0
6428. 0
6429. 0
6429. 1
6429. 2
6429. 3
6429. 4
6429. 5
6429. 6
6430. 0
6431. 0
6431. 1
6431. 2
6431. 3
6432. 0
6432. 1
6432. 2
6432. 3
6432. 4
6432. 5
6432. 6
6433. 0
6433. 1
6433. 2
6433. 3
6433. 4
6433. 5
6433. 6
6434. 0
6434. 1
6434. 2
6434. 3
6434. 4
6434. 5
6434. 6
6435. 0
6435. 1
6435. 2
6435. 3
6435. 4
6436. 0
6436. 1
6436. 2
6436. 3
6436. 4
6437. 0
×10^18
25
20
15
10
5
0
−5
pull
Entries 48
Mean −3.622e+09
Std Dev 3.622e+09
pull1D
Entries 48
Mean 0
Std Dev 0
1
0.8
0.6
0.4
0.2
0
−8
−6
−4
−2
0
2
4
6
8

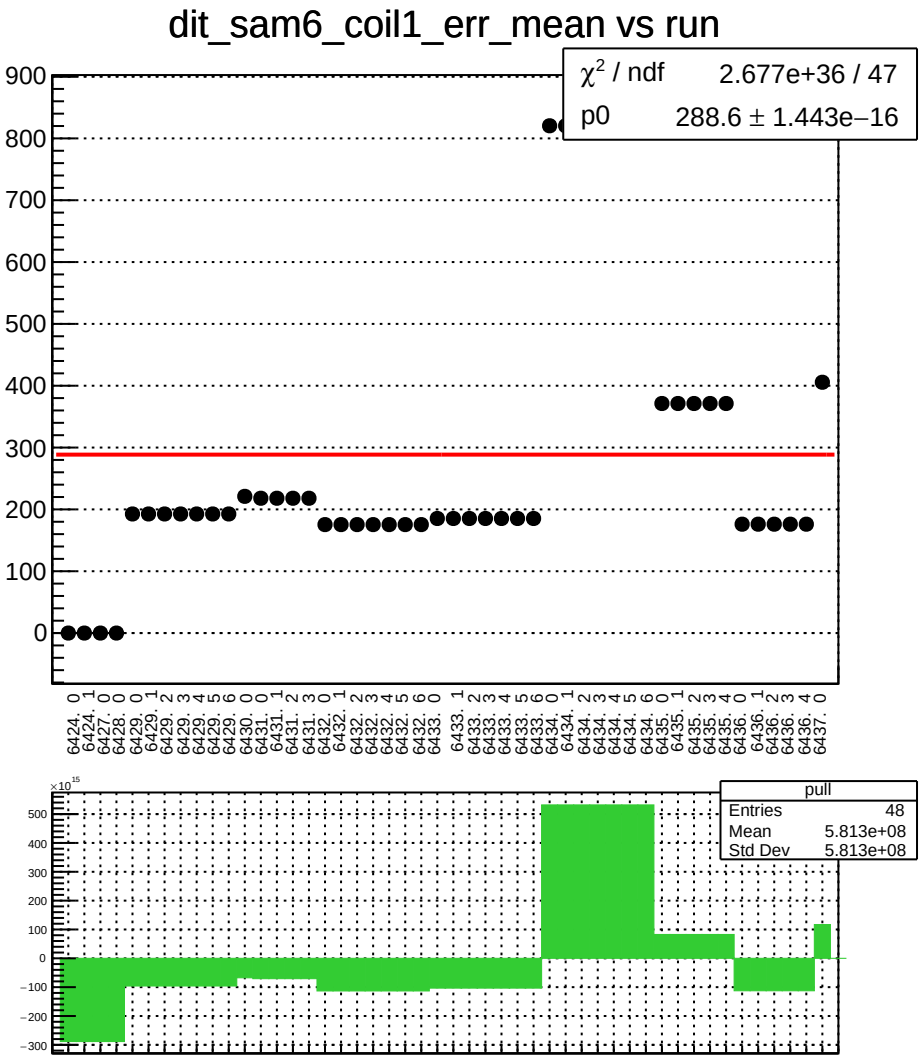
dit_sam6_coil1_err_mean vs run
χ² / ndf 2.677e+36 / 47
p0 288.6 ± 1.443e−16
900
800
700
600
500
400
300
200
100
0
6424. 0
6424. 1
6427. 0
6428. 0
6429. 0
6429. 1
6429. 2
6429. 3
6429. 4
6429. 5
6429. 6
6430. 0
6431. 0
6431. 1
6431. 2
6431. 3
6432. 0
6432. 1
6432. 2
6432. 3
6432. 4
6432. 5
6432. 6
6433. 0
6433. 1
6433. 2
6433. 3
6433. 4
6433. 5
6433. 6
6434. 0
6434. 1
6434. 2
6434. 3
6434. 4
6434. 5
6434. 6
6435. 0
6435. 1
6435. 2
6435. 3
6435. 4
6436. 0
6436. 1
6436. 2
6436. 3
6436. 4
6437. 0
×10¹⁵
500
400
300
200
100
0
−100
−200
−300
pull
Entries 48
Mean 5.813e+08
Std Dev 5.813e+08
pull1D
Entries 48
Mean 0
Std Dev 0
1
0.8
0.6
0.4
0.2
0
−8
−6
−4
−2
0
2
4
6
8

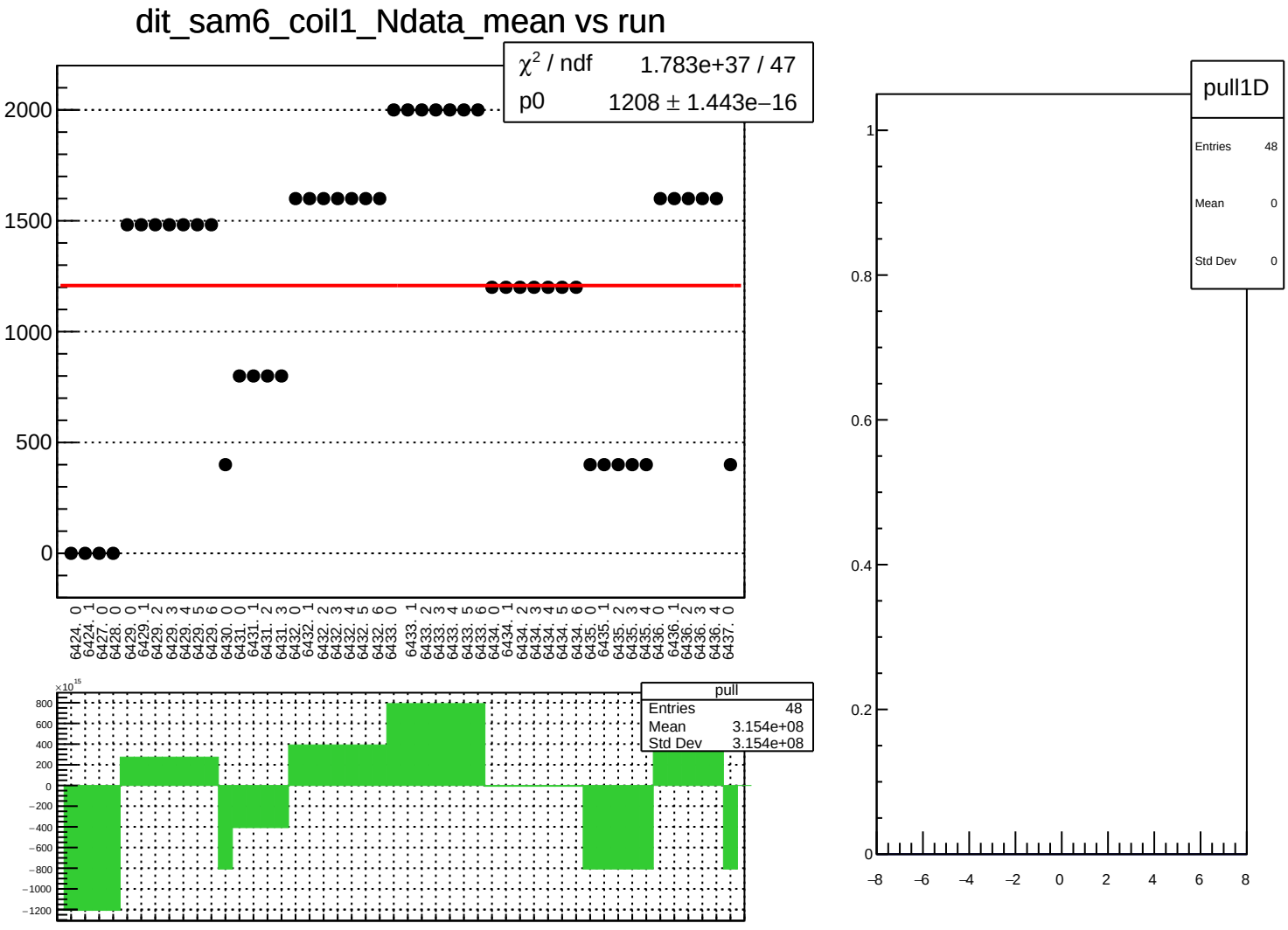
dit_sam6_coil1_Ndata_mean vs run
χ² / ndf 1.783e+37 / 47
p0 1208 ± 1.443e−16
2000
1500
1000
500
0
6424. 0
6424. 1
6427. 0
6428. 0
6429. 0
6429. 1
6429. 2
6429. 3
6429. 4
6429. 5
6429. 6
6430. 0
6431. 0
6431. 1
6431. 2
6431. 3
6432. 0
6432. 1
6432. 2
6432. 3
6432. 4
6432. 5
6432. 6
6433. 0
6433. 1
6433. 2
6433. 3
6433. 4
6433. 5
6433. 6
6434. 0
6434. 1
6434. 2
6434. 3
6434. 4
6434. 5
6434. 6
6435. 0
6435. 1
6435. 2
6435. 3
6435. 4
6436. 0
6436. 1
6436. 2
6436. 3
6436. 4
6437. 0
×10¹⁵
800
600
400
200
0
−200
−400
−600
−800
−1000
−1200
pull
Entries 48
Mean 3.154e+08
Std Dev 3.154e+08
pull1D
Entries 48
Mean 0
Std Dev 0
1
0.8
0.6
0.4
0.2
0
−8
−6
−4
−2
0
2
4
6
8

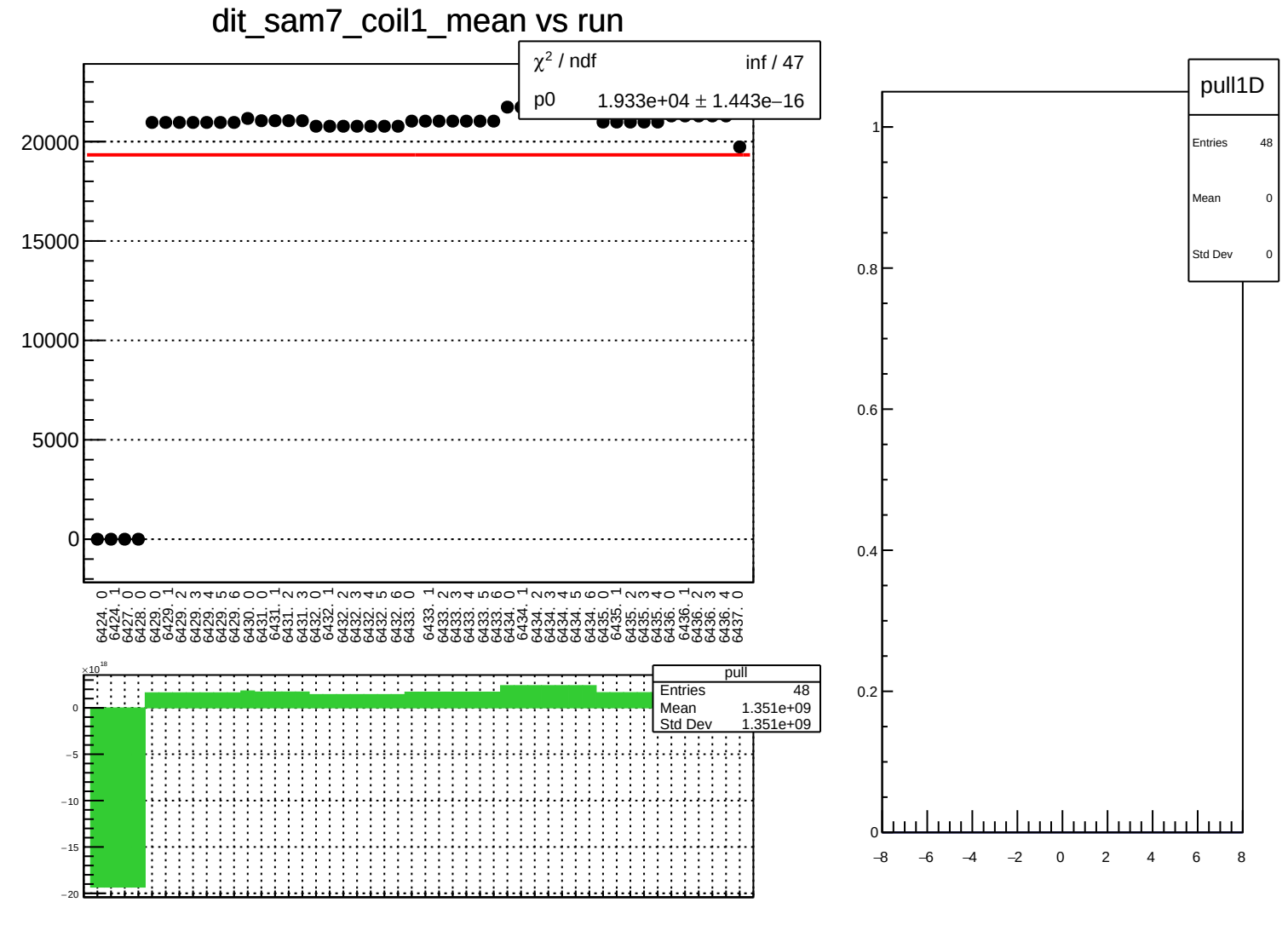
dit_sam7_coil1_mean vs run
χ² / ndf inf / 47
p0 1.933e+04 ± 1.443e−16
20000
15000
10000
5000
0
6424. 0
6424. 1
6427. 0
6428. 0
6429. 0
6429. 1
6429. 2
6429. 3
6429. 4
6429. 5
6429. 6
6430. 0
6431. 0
6431. 1
6431. 2
6431. 3
6431. 0
6432. 0
6432. 1
6432. 2
6432. 3
6432. 4
6432. 5
6432. 6
6433. 0
6433. 1
6433. 2
6433. 3
6433. 4
6433. 5
6433. 6
6434. 0
6434. 1
6434. 2
6434. 3
6434. 4
6434. 5
6434. 6
6435. 0
6435. 1
6435. 2
6435. 3
6435. 4
6436. 0
6436. 1
6436. 2
6436. 3
6436. 4
6437. 0
×10¹⁸
0
−5
−10
−15
−20
pull
Entries 48
Mean 1.351e+09
Std Dev 1.351e+09
pull1D
Entries 48
Mean 0
Std Dev 0
1
0.8
0.6
0.4
0.2
0
−8
−6
−4
−2
0
2
4
6
8

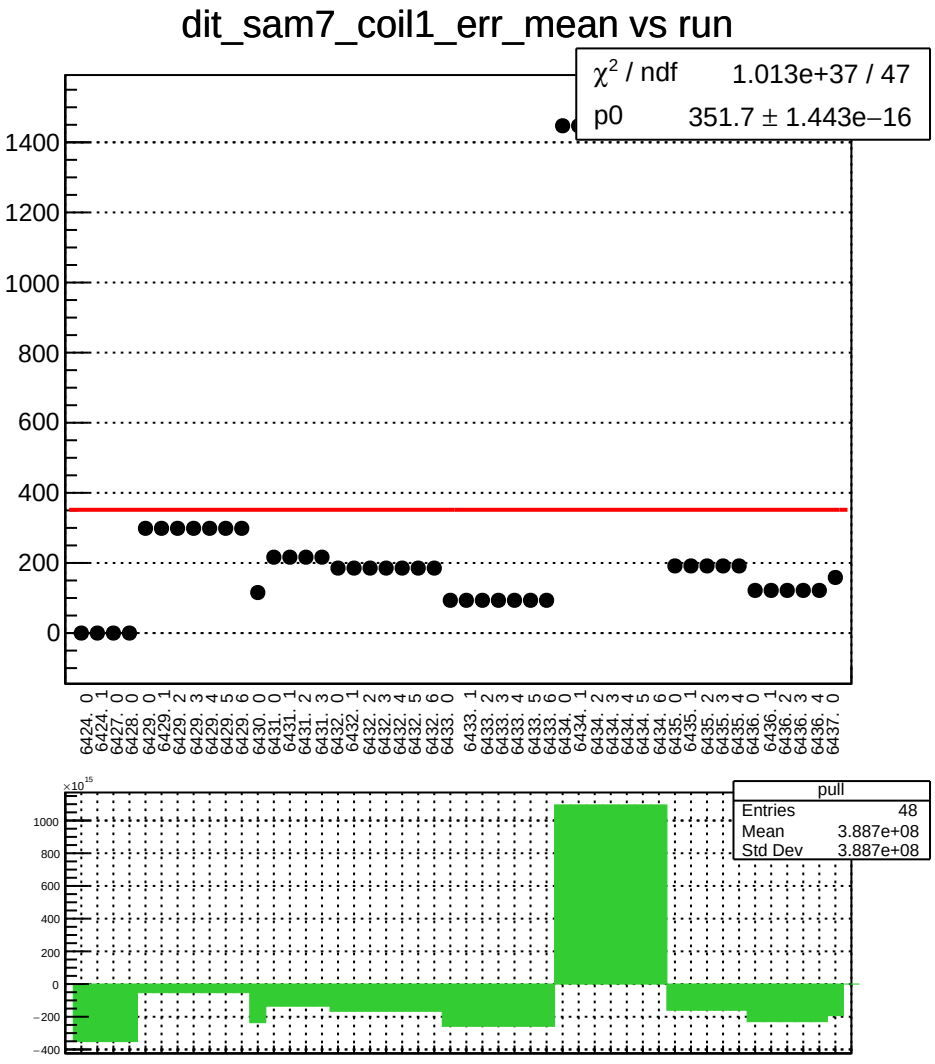
dit_sam7_coil1_err_mean vs run
χ² / ndf 1.013e+37 / 47
p0 351.7 ± 1.443e−16
1400
1200
1000
800
600
400
200
0
6424. 0
6424. 1
6427. 0
6428. 0
6429. 0
6429. 1
6429. 2
6429. 3
6429. 4
6429. 5
6429. 6
6430. 0
6431. 0
6431. 1
6431. 2
6431. 3
6432. 0
6432. 1
6432. 2
6432. 3
6432. 4
6432. 5
6432. 6
6433. 0
6433. 1
6433. 2
6433. 3
6433. 4
6433. 5
6433. 6
6434. 0
6434. 1
6434. 2
6434. 3
6434. 4
6434. 5
6434. 6
6435. 0
6435. 1
6435. 2
6435. 3
6435. 4
6436. 0
6436. 1
6436. 2
6436. 3
6436. 4
6437. 0
×10^15
1000
800
600
400
200
0
−200
−400
pull
Entries 48
Mean 3.887e+08
Std Dev 3.887e+08

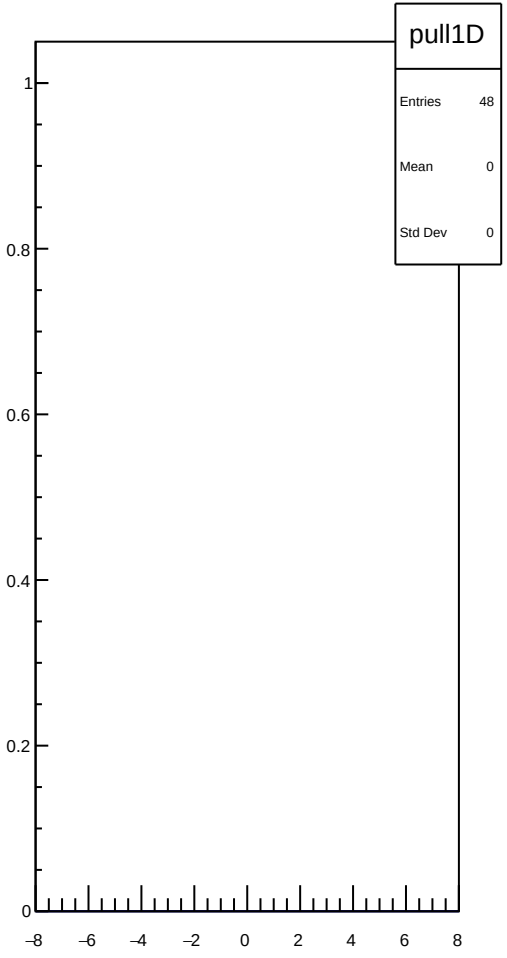
pull1D
Entries 48
Mean 0
Std Dev 0
1
0.8
0.6
0.4
0.2
0
−8
−6
−4
−2
0
2
4
6
8

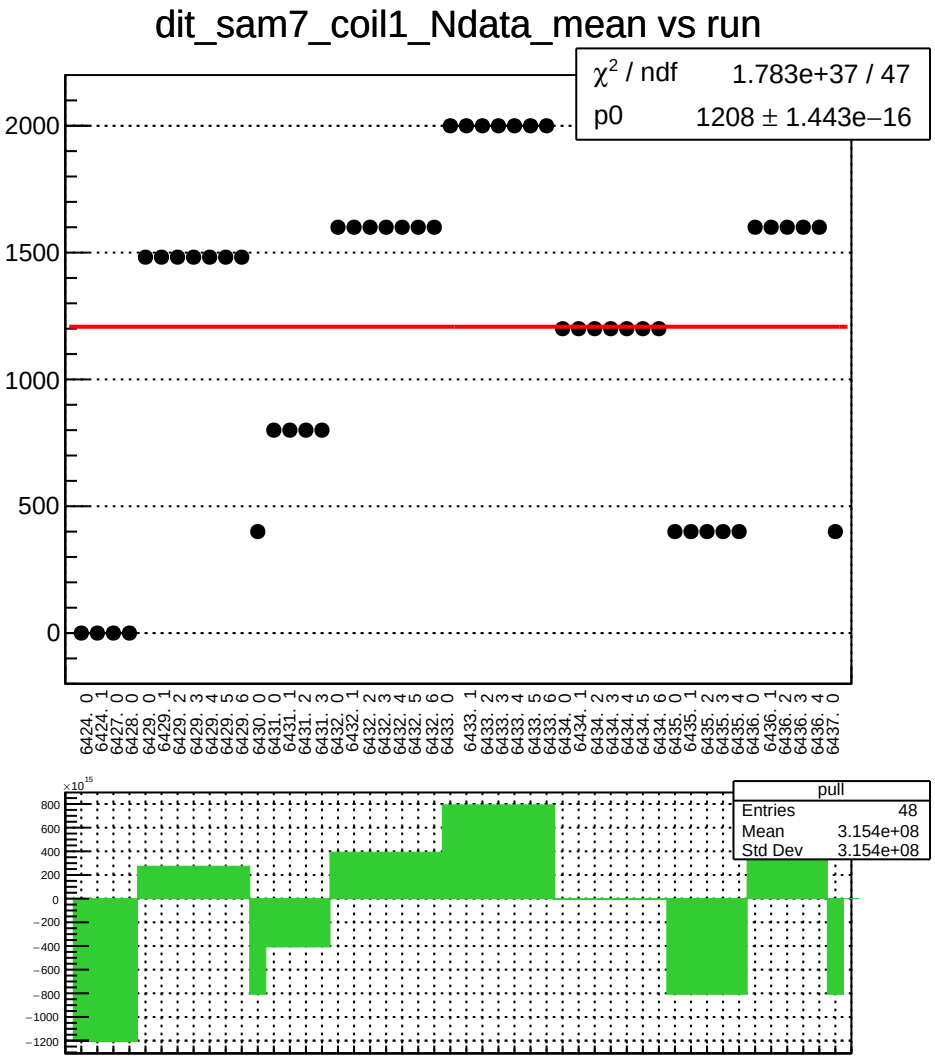
dit_sam7_coil1_Ndata_mean vs run
χ² / ndf 1.783e+37 / 47
p0 1208 ± 1.443e−16
2000
1500
1000
500
0
6424. 0
6424. 1
6427. 0
6428. 0
6429. 0
6429. 1
6429. 2
6429. 3
6429. 4
6429. 5
6429. 6
6430. 0
6431. 0
6431. 1
6431. 2
6431. 3
6432. 0
6432. 1
6432. 2
6432. 3
6432. 4
6432. 5
6432. 6
6433. 0
6433. 1
6433. 2
6433. 3
6433. 4
6433. 5
6433. 6
6434. 0
6434. 1
6434. 2
6434. 3
6434. 4
6434. 5
6434. 6
6435. 0
6435. 1
6435. 2
6435. 3
6435. 4
6436. 0
6436. 1
6436. 2
6436. 3
6436. 4
6437. 0
×10^15
800
600
400
200
0
−200
−400
−600
−800
−1000
−1200
pull
Entries 48
Mean 3.154e+08
Std Dev 3.154e+08

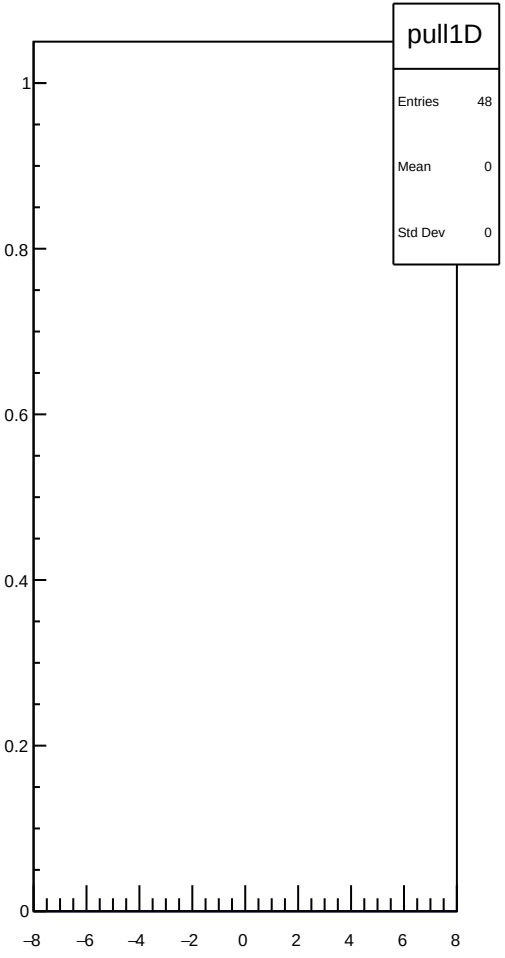
pull1D
Entries 48
Mean 0
Std Dev 0
1
0.8
0.6
0.4
0.2
0
−8
−6
−4
−2
0
2
4
6
8

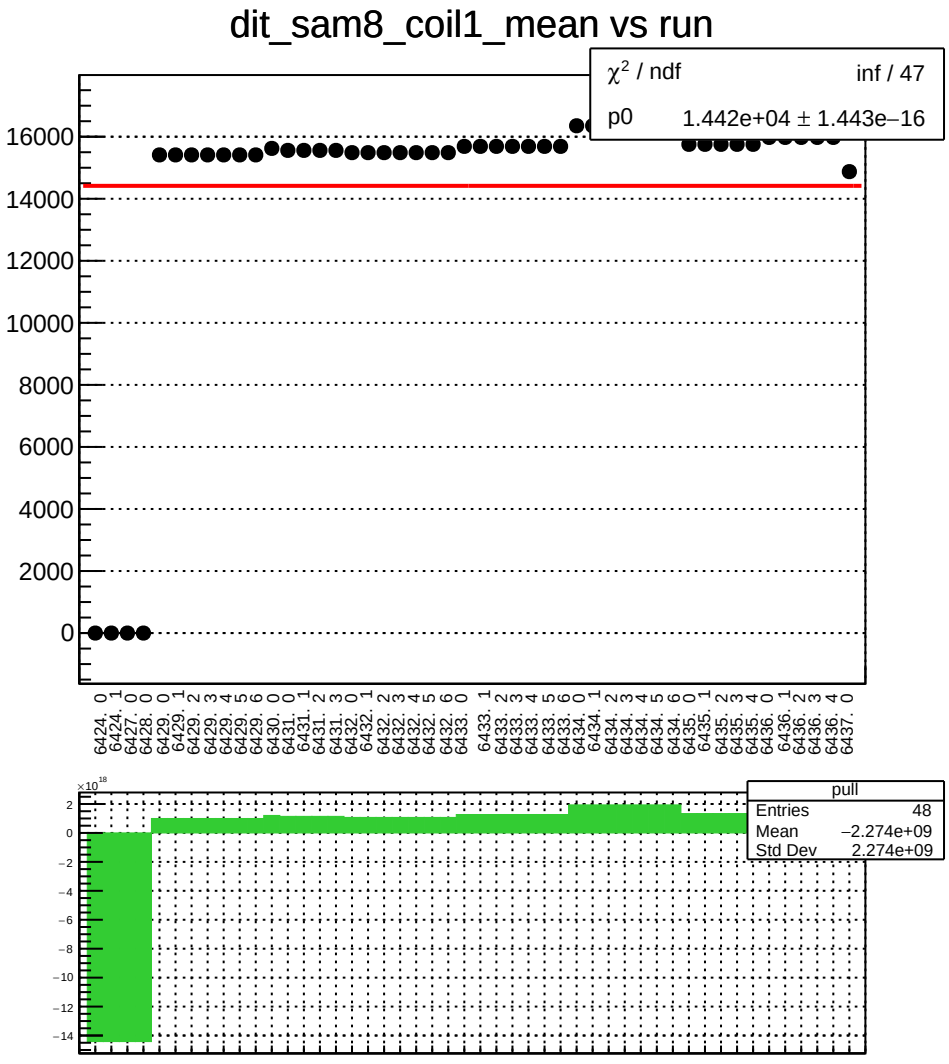
dit_sam8_coil1_mean vs run
χ² / ndf inf / 47
p0 1.442e+04 ± 1.443e−16
16000
14000
12000
10000
8000
6000
4000
2000
0
6424. 0
6424. 1
6427. 0
6428. 0
6429. 0
6429. 1
6429. 2
6429. 3
6429. 4
6429. 5
6429. 6
6430. 0
6431. 0
6431. 1
6431. 2
6431. 3
6432. 0
6432. 1
6432. 2
6432. 3
6432. 4
6432. 5
6432. 6
6433. 0
6433. 1
6433. 2
6433. 3
6433. 4
6433. 5
6433. 6
6434. 0
6434. 1
6434. 2
6434. 3
6434. 4
6434. 5
6434. 6
6435. 0
6435. 1
6435. 2
6435. 3
6435. 4
6436. 0
6436. 1
6436. 2
6436. 3
6436. 4
6437. 0
×10¹⁸
2
0
−2
−4
−6
−8
−10
−12
−14
pull
Entries 48
Mean −2.274e+09
Std Dev 2.274e+09

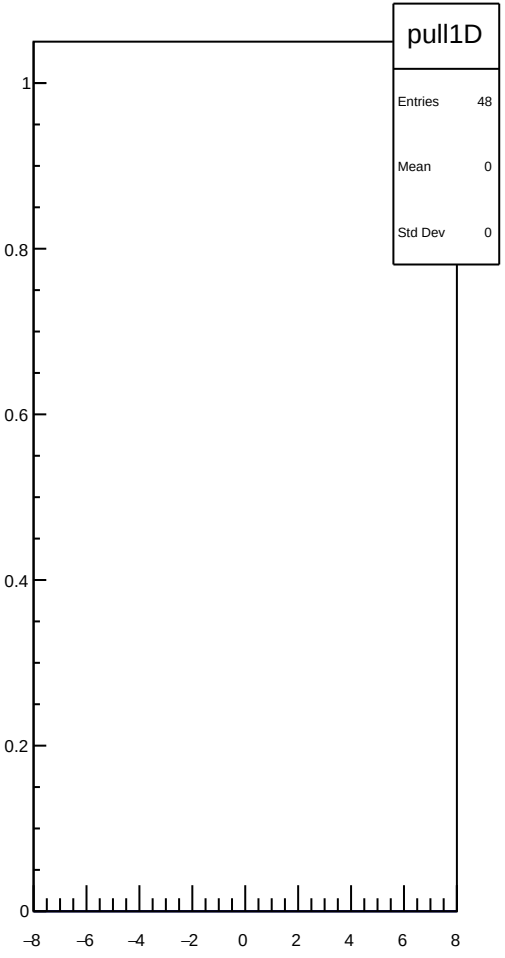
pull1D
Entries 48
Mean 0
Std Dev 0
1
0.8
0.6
0.4
0.2
0
−8
−6
−4
−2
0
2
4
6
8

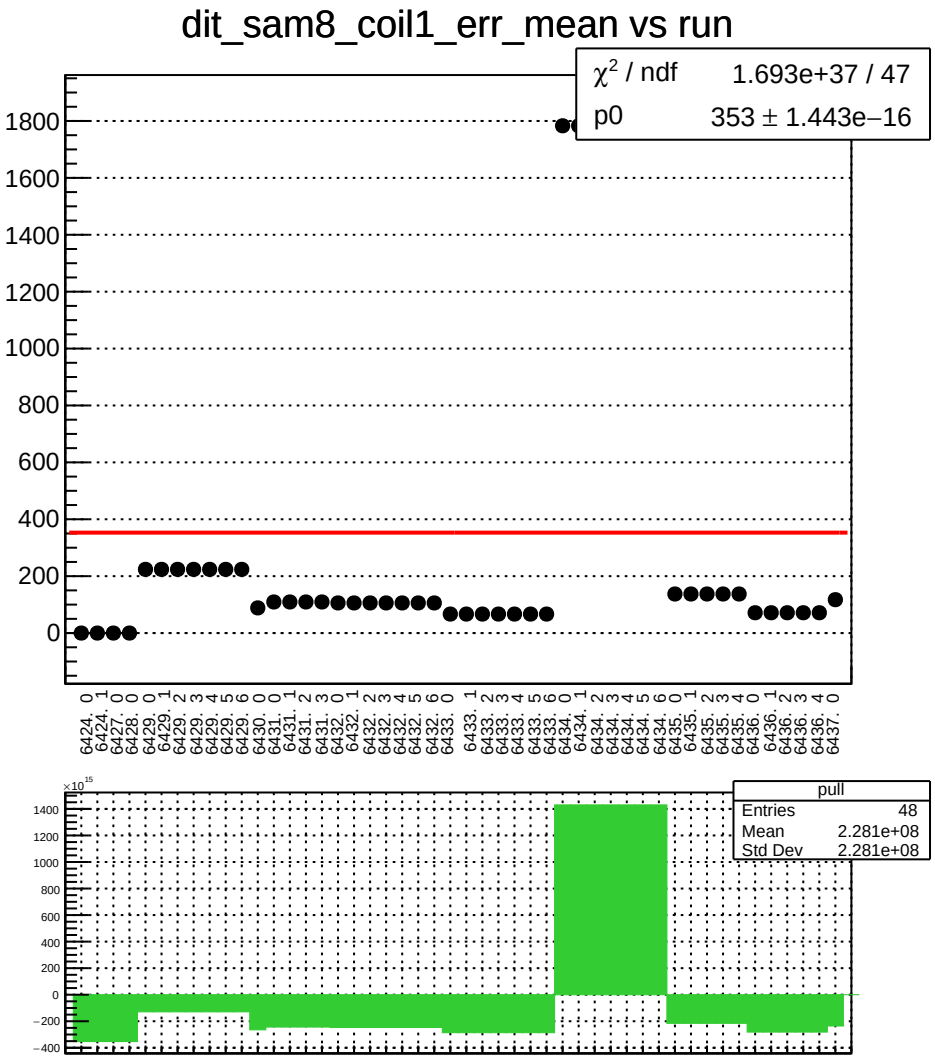
dit_sam8_coil1_err_mean vs run
χ² / ndf 1.693e+37 / 47
p0 353 ± 1.443e−16
1800
1600
1400
1200
1000
800
600
400
200
0
6424. 0
6424. 1
6427. 0
6428. 0
6429. 0
6429. 1
6429. 2
6429. 3
6429. 4
6429. 5
6429. 6
6430. 0
6431. 0
6431. 1
6431. 2
6431. 3
6431. 0
6432. 0
6432. 1
6432. 2
6432. 3
6432. 4
6432. 5
6432. 6
6433. 0
6433. 1
6433. 2
6433. 3
6433. 4
6433. 5
6433. 6
6434. 0
6434. 1
6434. 2
6434. 3
6434. 4
6434. 5
6434. 6
6435. 0
6435. 1
6435. 2
6435. 3
6435. 4
6436. 0
6436. 1
6436. 2
6436. 3
6436. 4
6437. 0
×10¹⁵
1400
1200
1000
800
600
400
200
0
−200
−400
pull
Entries 48
Mean 2.281e+08
Std Dev 2.281e+08
pull1D
Entries 48
Mean 0
Std Dev 0
1
0.8
0.6
0.4
0.2
0
−8
−6
−4
−2
0
2
4
6
8

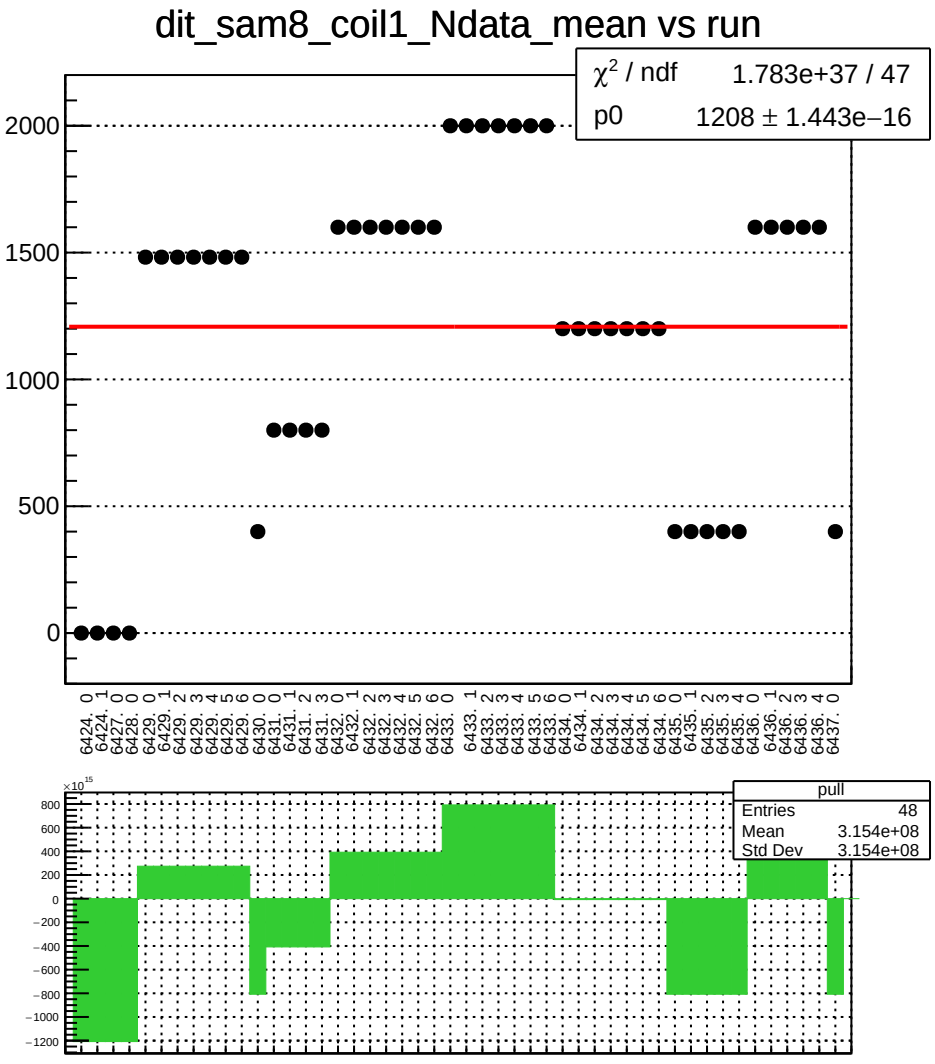
dit_sam8_coil1_Ndata_mean vs run
χ² / ndf 1.783e+37 / 47
p0 1208 ± 1.443e−16
2000
1500
1000
500
0
6424. 0
6424. 1
6427. 0
6428. 0
6429. 0
6429. 1
6429. 2
6429. 3
6429. 4
6429. 5
6429. 6
6430. 0
6431. 0
6431. 1
6431. 2
6431. 3
6432. 0
6432. 1
6432. 2
6432. 3
6432. 4
6432. 5
6432. 6
6433. 0
6433. 1
6433. 2
6433. 3
6433. 4
6433. 5
6433. 6
6434. 0
6434. 1
6434. 2
6434. 3
6434. 4
6434. 5
6434. 6
6435. 0
6435. 1
6435. 2
6435. 3
6435. 4
6436. 0
6436. 1
6436. 2
6436. 3
6436. 4
6437. 0
×10^15
800
600
400
200
0
−200
−400
−600
−800
−1000
−1200
pull
Entries 48
Mean 3.154e+08
Std Dev 3.154e+08

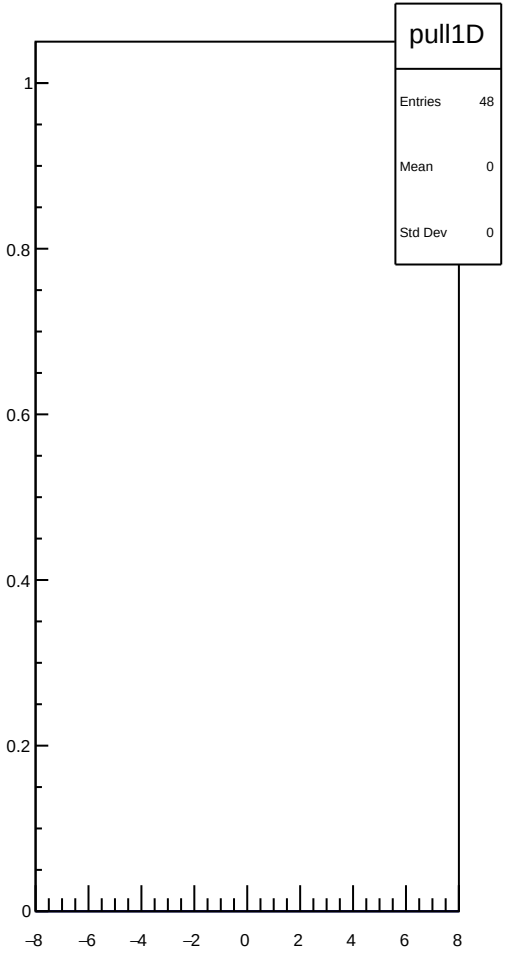
pull1D
Entries 48
Mean 0
Std Dev 0
1
0.8
0.6
0.4
0.2
0
−8
−6
−4
−2
0
2
4
6
8

dit_4aX_coil3_mean vs run

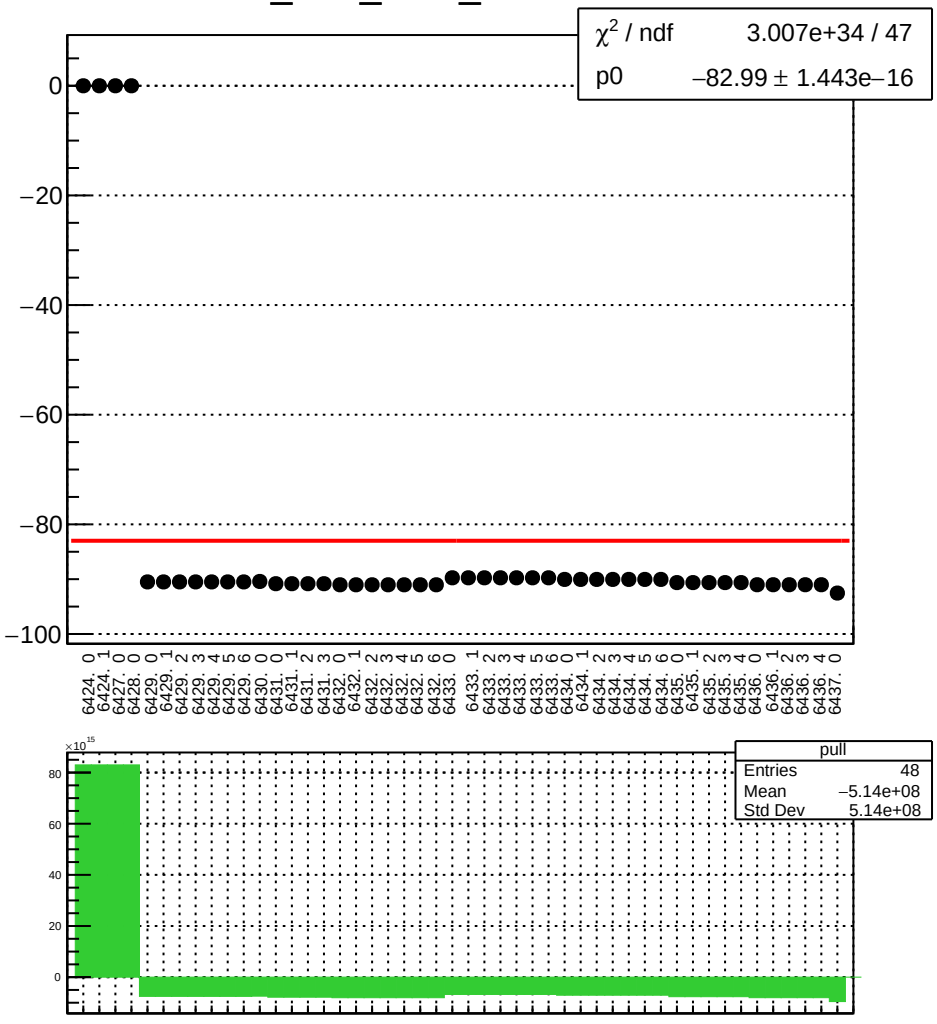

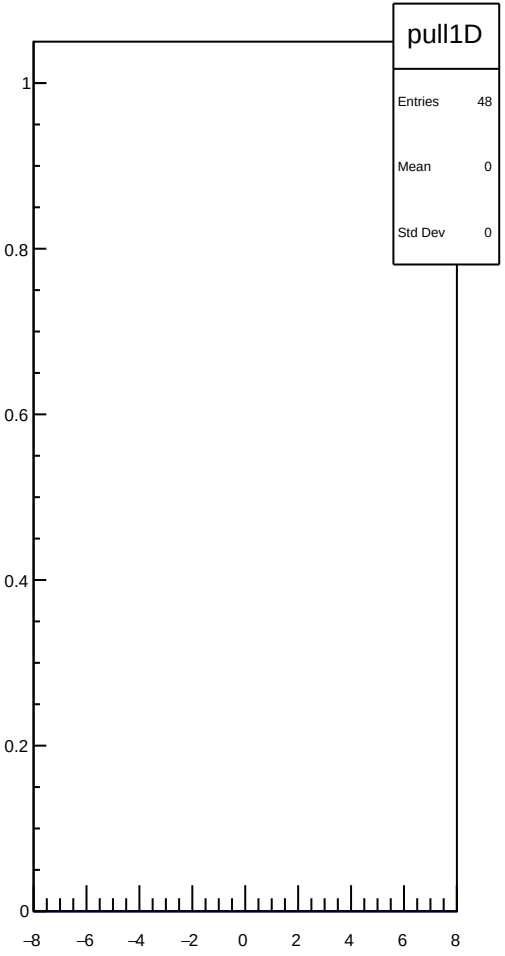

dit_4aX_coil3_err_mean vs run

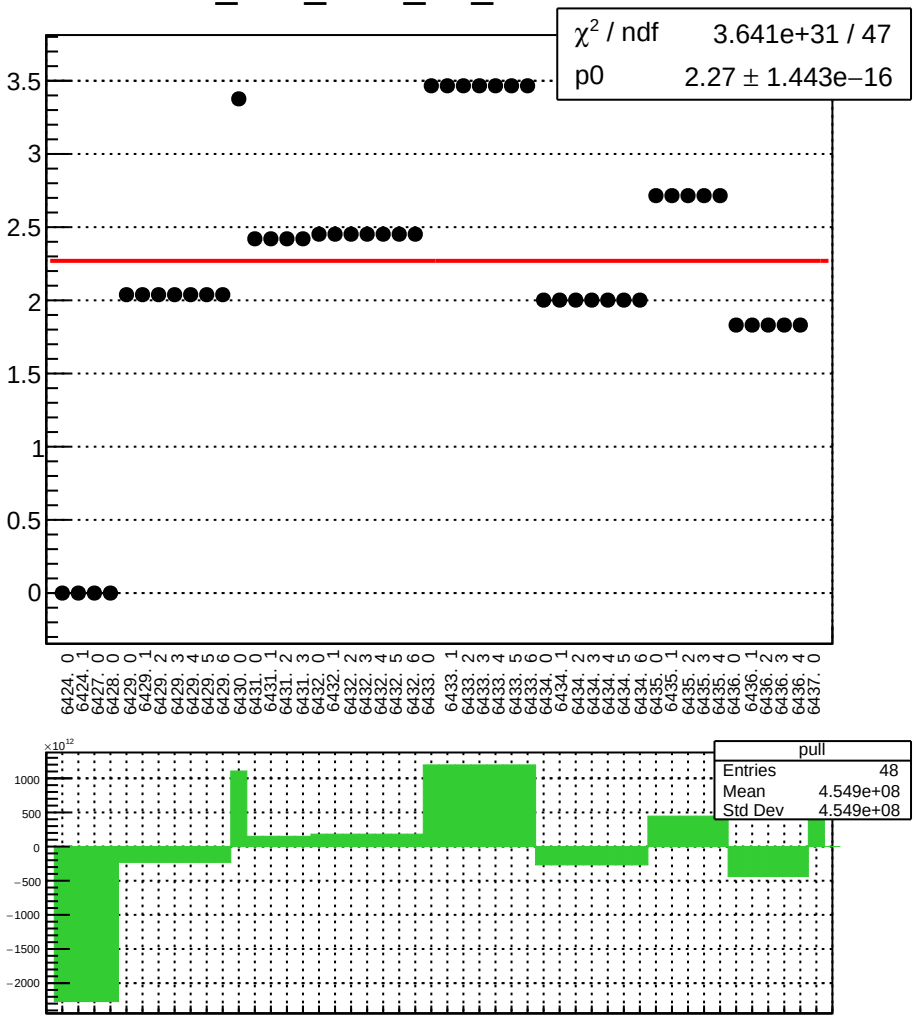

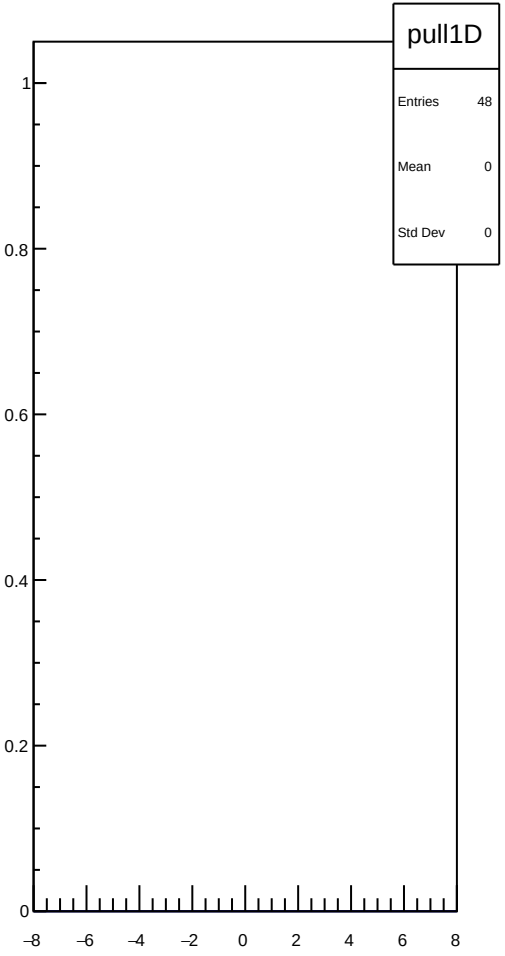

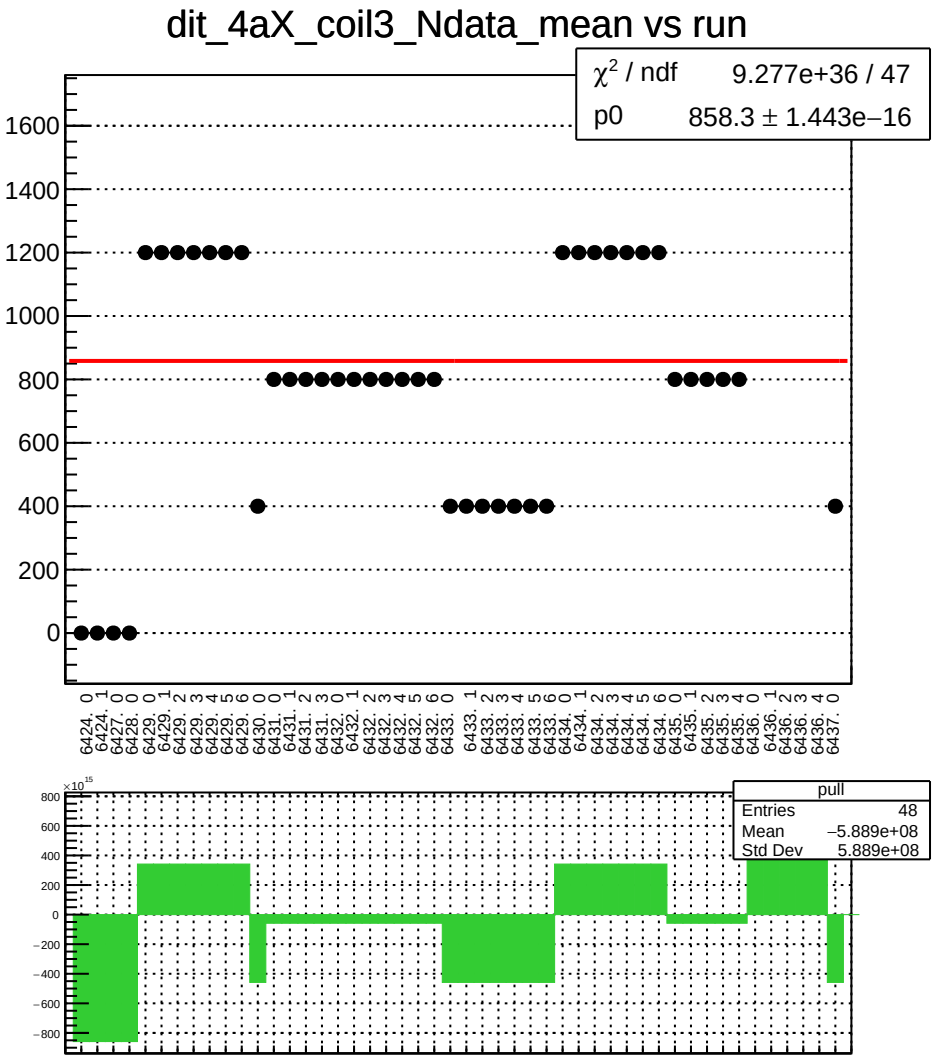
dit_4aX_coil3_Ndata_mean vs run
χ² / ndf 9.277e+36 / 47
p0 858.3 ± 1.443e−16
1600
1400
1200
1000
800
600
400
200
0
6424. 0
6424. 1
6427. 0
6428. 0
6429. 0
6429. 1
6429. 2
6429. 3
6429. 4
6429. 5
6429. 6
6430. 0
6431. 0
6431. 1
6431. 2
6431. 3
6432. 0
6432. 1
6432. 2
6432. 3
6432. 4
6432. 5
6432. 6
6433. 0
6433. 1
6433. 2
6433. 3
6433. 4
6433. 5
6433. 6
6434. 0
6434. 1
6434. 2
6434. 3
6434. 4
6434. 5
6434. 6
6435. 0
6435. 1
6435. 2
6435. 3
6435. 4
6436. 0
6436. 1
6436. 2
6436. 3
6436. 4
6437. 0
×10¹⁵
800
600
400
200
0
−200
−400
−600
−800
pull
Entries 48
Mean −5.889e+08
Std Dev 5.889e+08

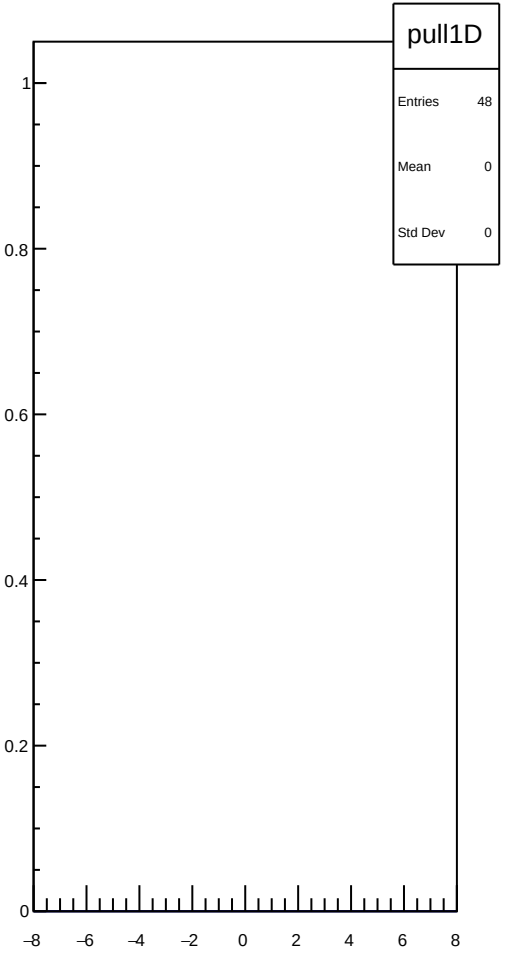
pull1D
Entries 48
Mean 0
Std Dev 0
1
0.8
0.6
0.4
0.2
0
−8
−6
−4
−2
0
2
4
6
8

dit_4eX_coil3_mean vs run

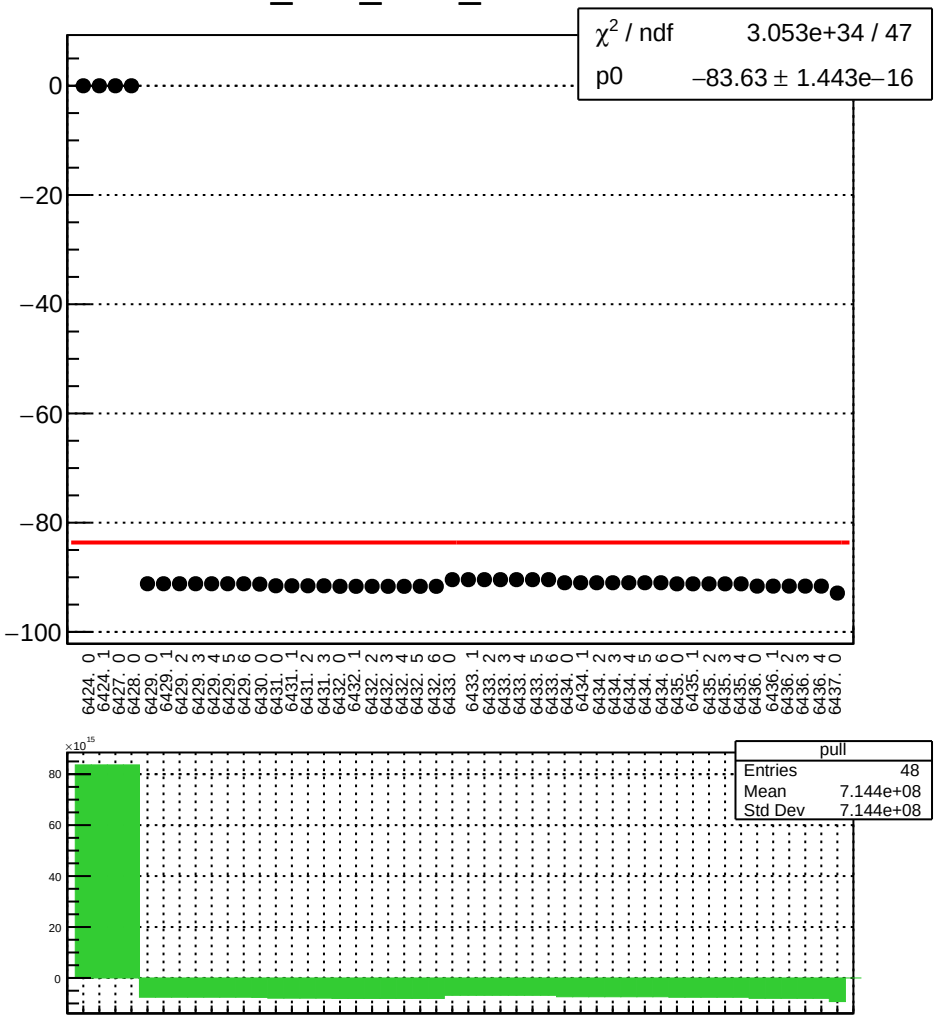

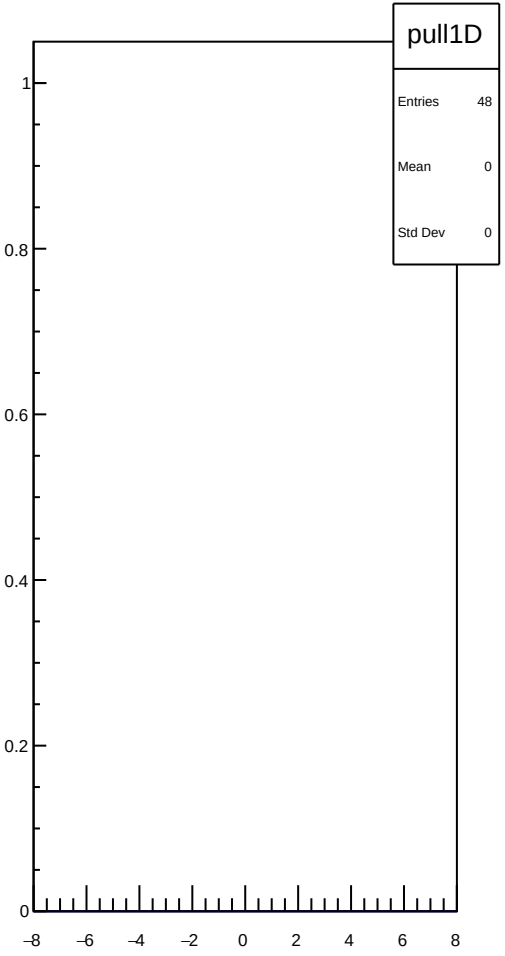

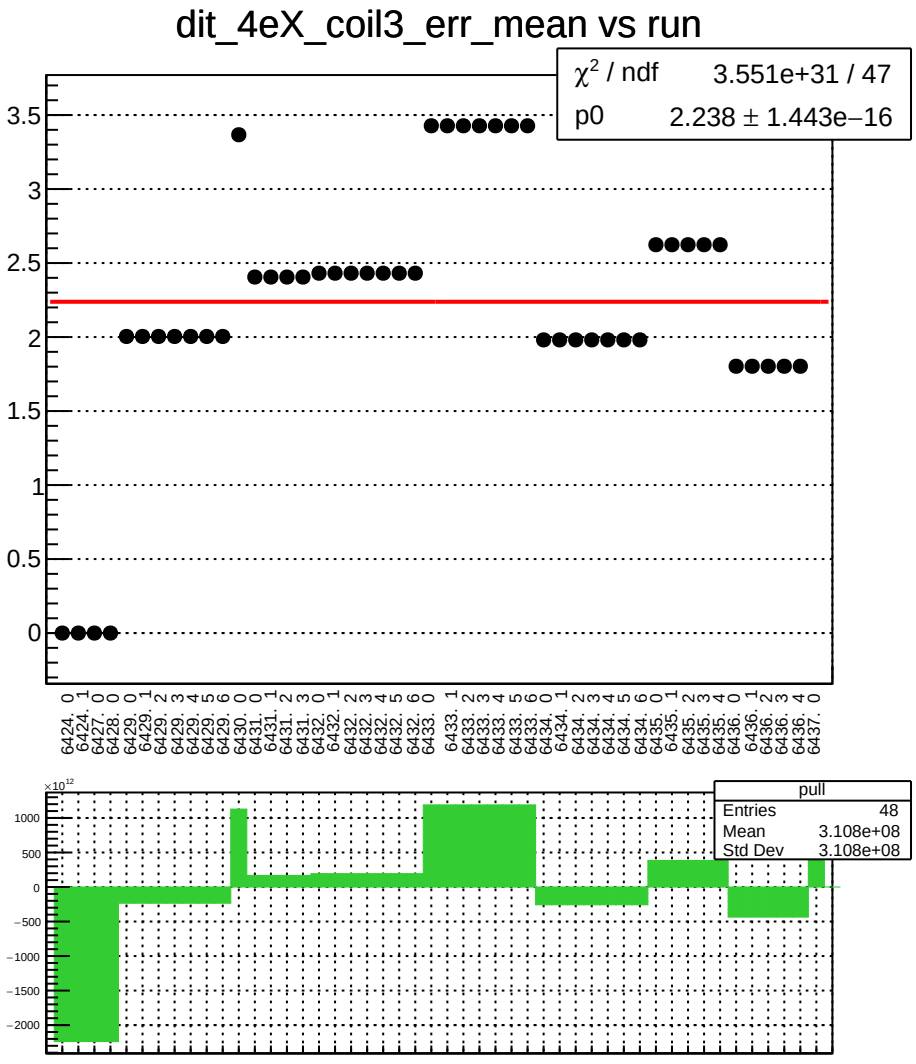
dit_4eX_coil3_err_mean vs run
χ² / ndf 3.551e+31 / 47
p0 2.238 ± 1.443e−16
3.5
3
2.5
2
1.5
1
0.5
0
6424. 0
6424. 1
6427. 0
6428. 0
6429. 0
6429. 1
6429. 2
6429. 3
6429. 4
6429. 5
6429. 6
6430. 0
6430. 0
6431. 0
6431. 1
6431. 2
6431. 3
6432. 0
6432. 1
6432. 2
6432. 3
6432. 4
6432. 5
6432. 6
6433. 0
6433. 1
6433. 2
6433. 3
6433. 4
6433. 5
6433. 6
6434. 0
6434. 1
6434. 2
6434. 3
6434. 4
6434. 5
6434. 6
6435. 0
6435. 1
6435. 2
6435. 3
6435. 4
6436. 0
6436. 1
6436. 2
6436. 3
6436. 4
6437. 0
×10¹²
1000
500
0
−500
−1000
−1500
−2000
pull
Entries 48
Mean 3.108e+08
Std Dev 3.108e+08

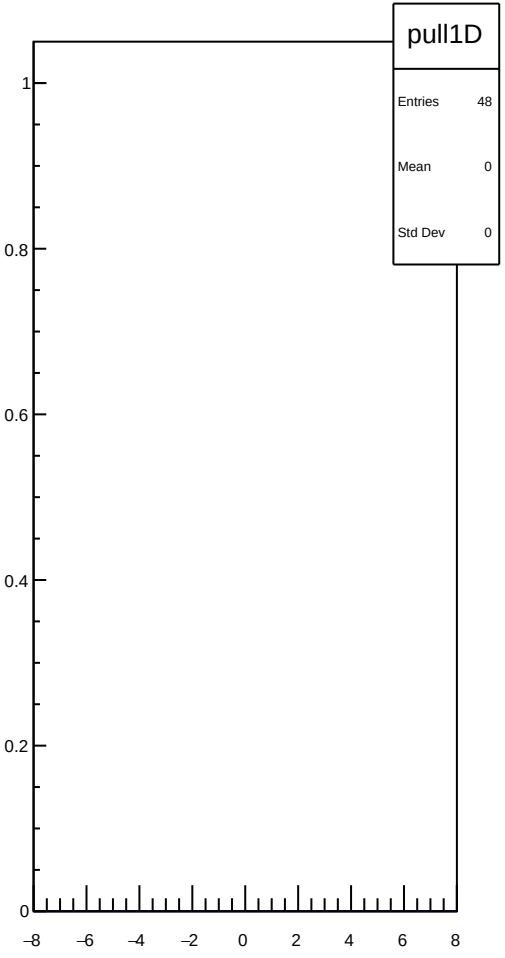
pull1D
Entries 48
Mean 0
Std Dev 0
1
0.8
0.6
0.4
0.2
0
−8
−6
−4
−2
0
2
4
6
8

dit_4eX_coil3_Ndata_mean vs run

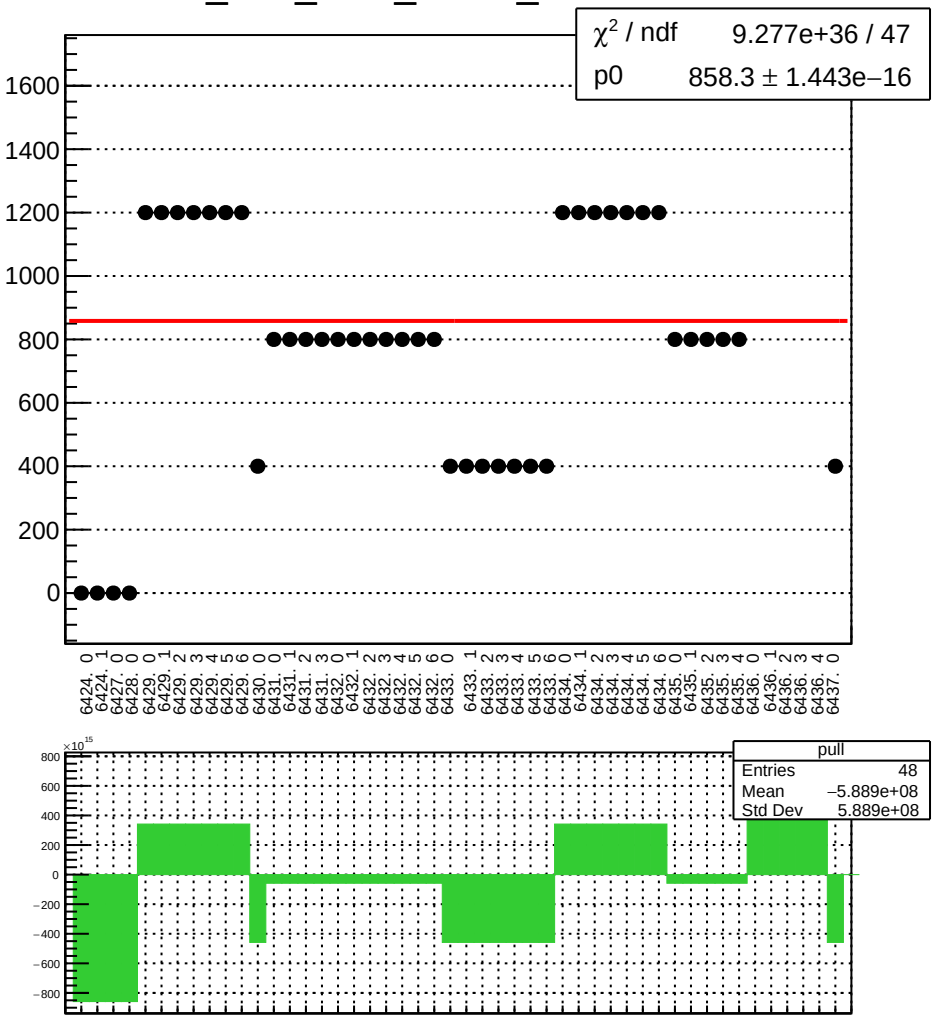

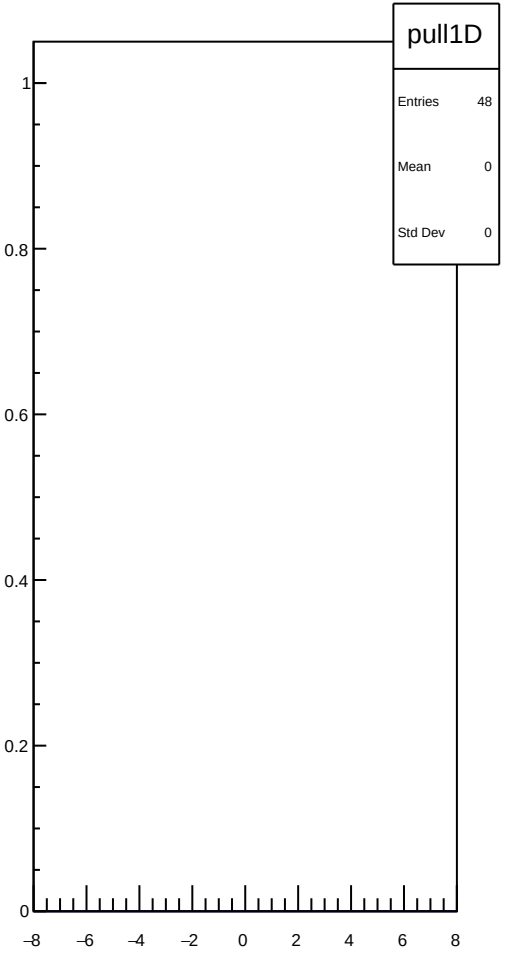

dit_11X12X_coil3_mean vs run

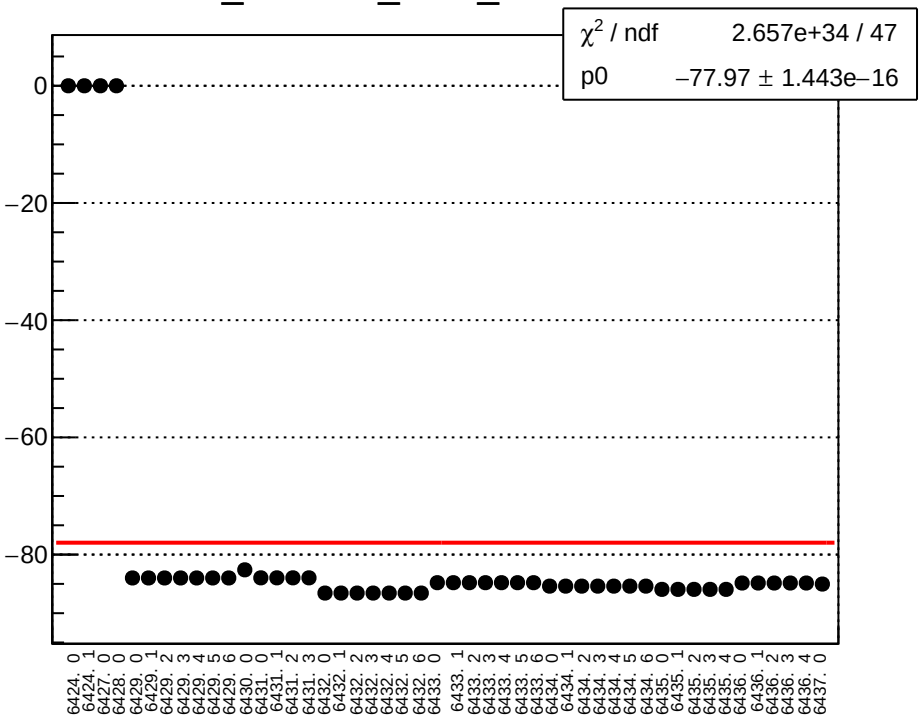

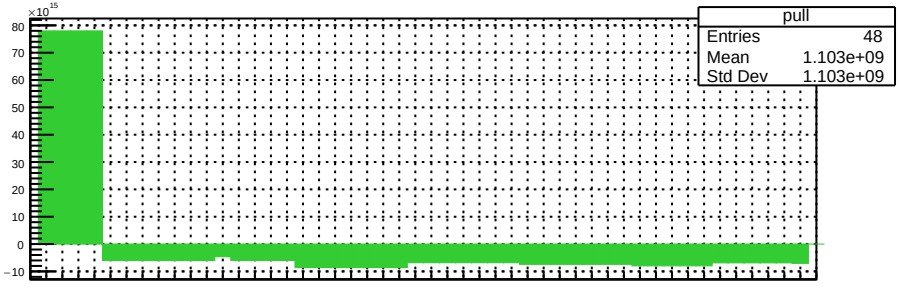

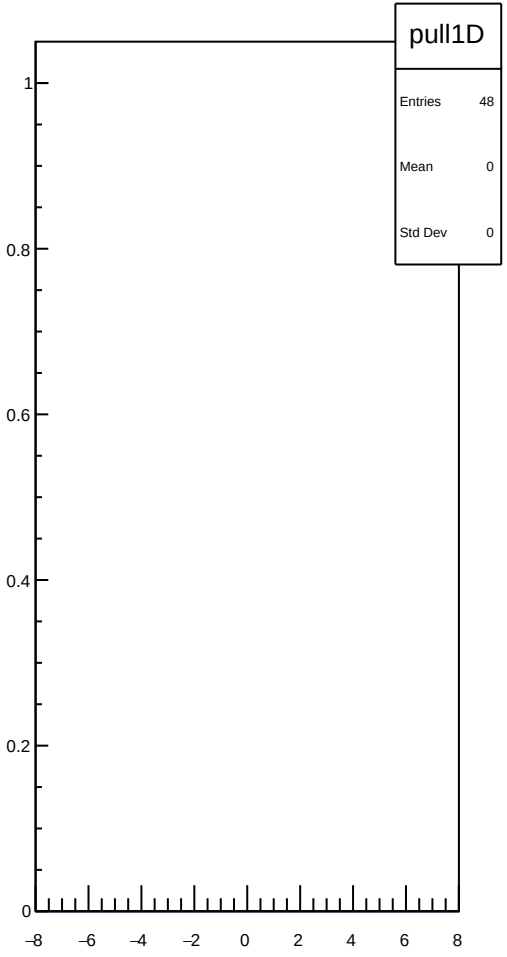

dit_11X12X_coil3_err_mean vs run

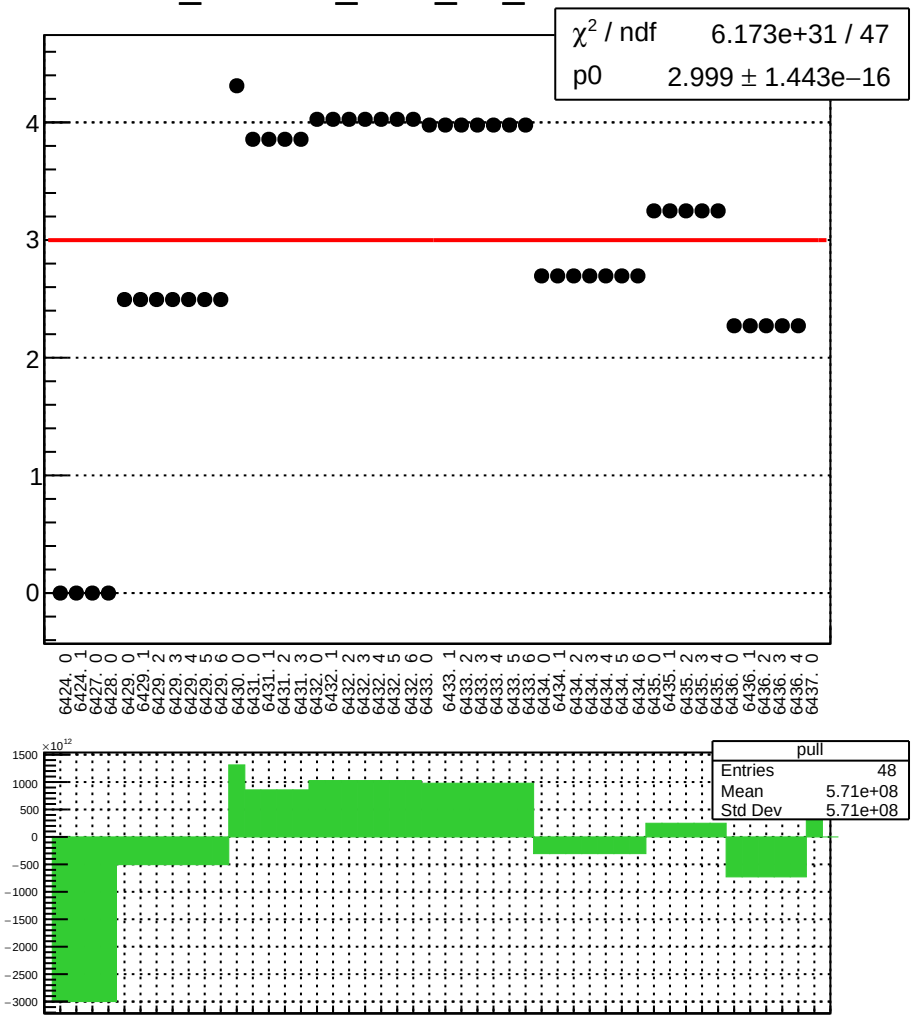

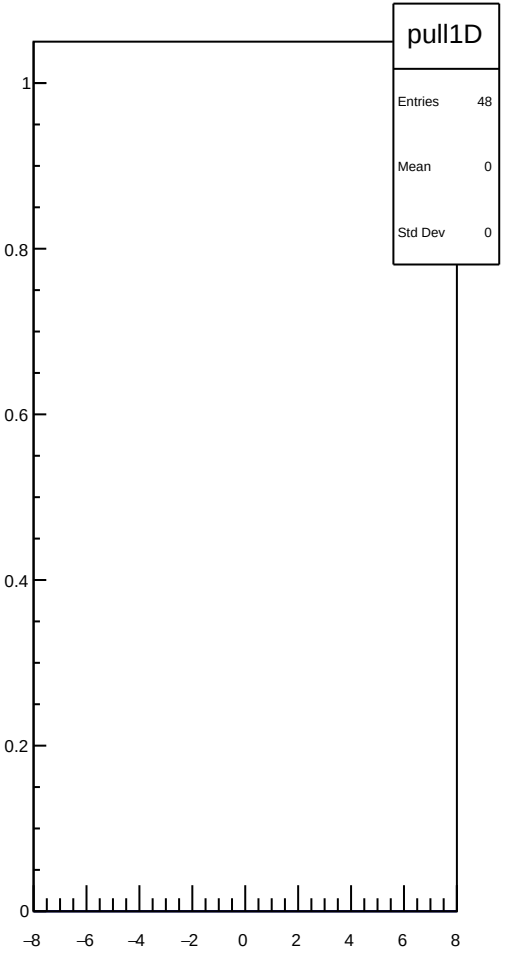

dit_11X12X_coil3_Ndata_mean vs run

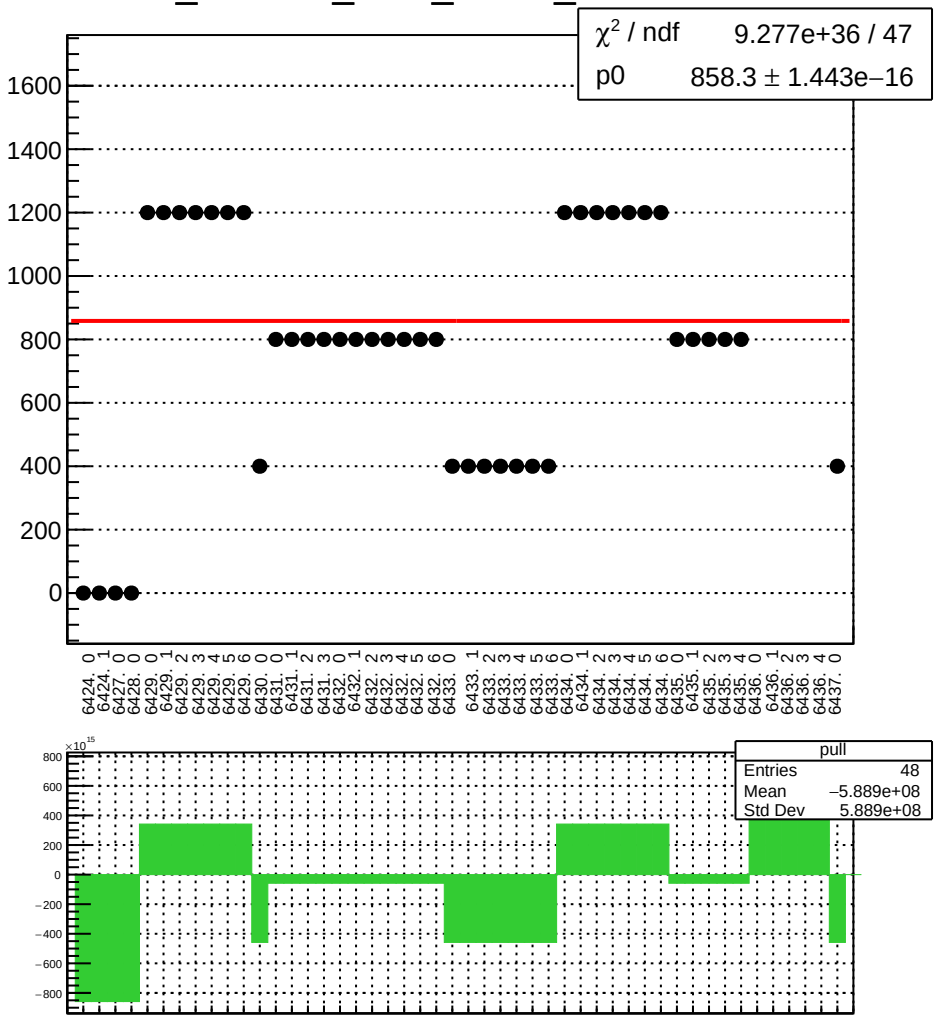

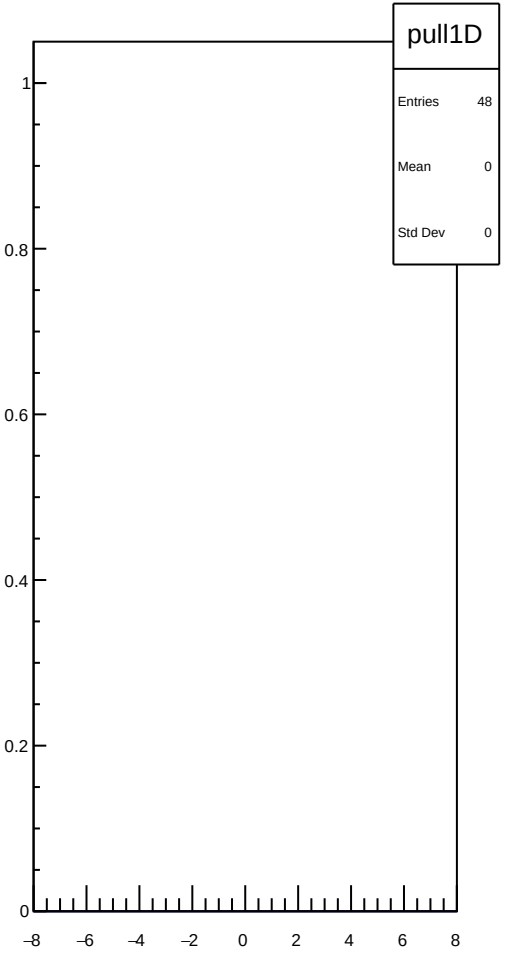

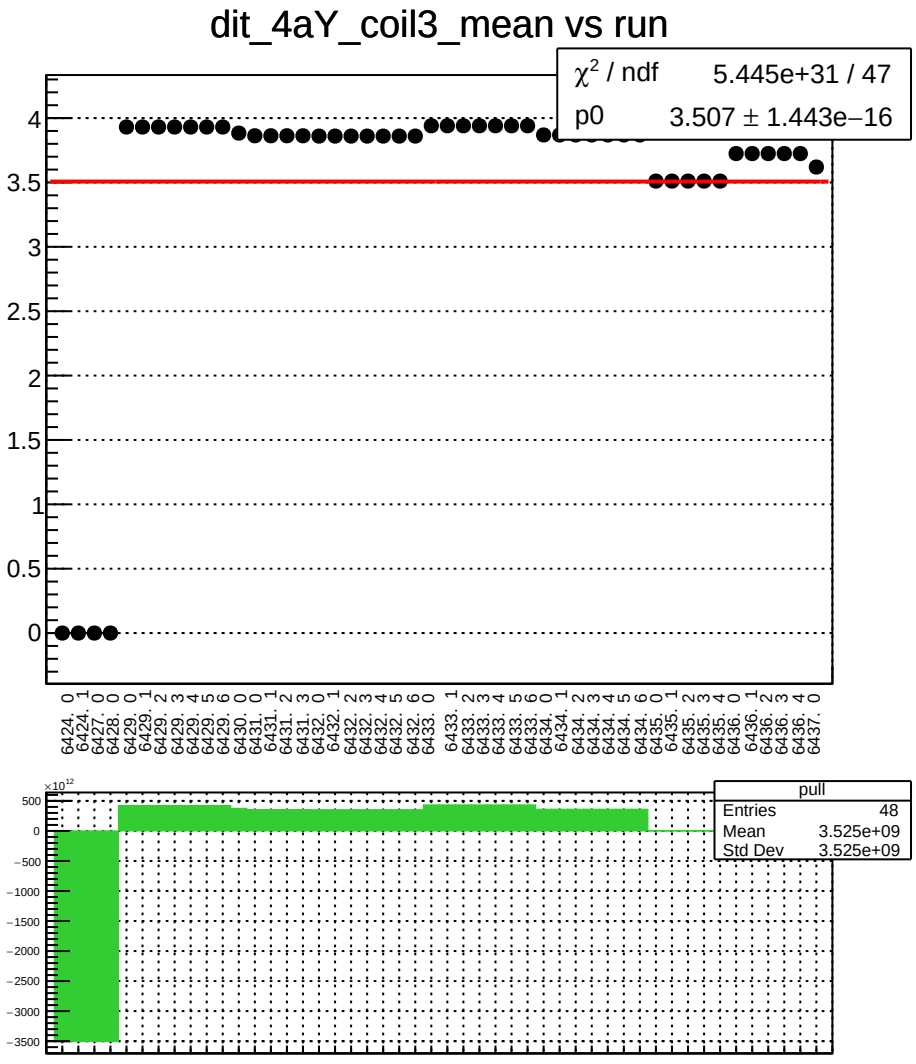
dit_4aY_coil3_mean vs run
χ² / ndf 5.445e+31 / 47
p0 3.507 ± 1.443e−16
pull
Entries 48
Mean 3.525e+09
Std Dev 3.525e+09

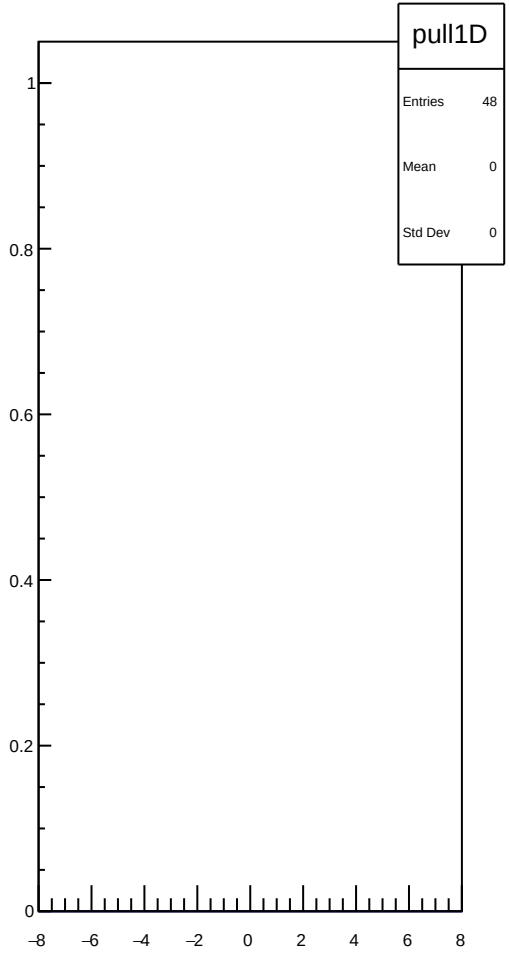
pull1D
Entries 48
Mean 0
Std Dev 0

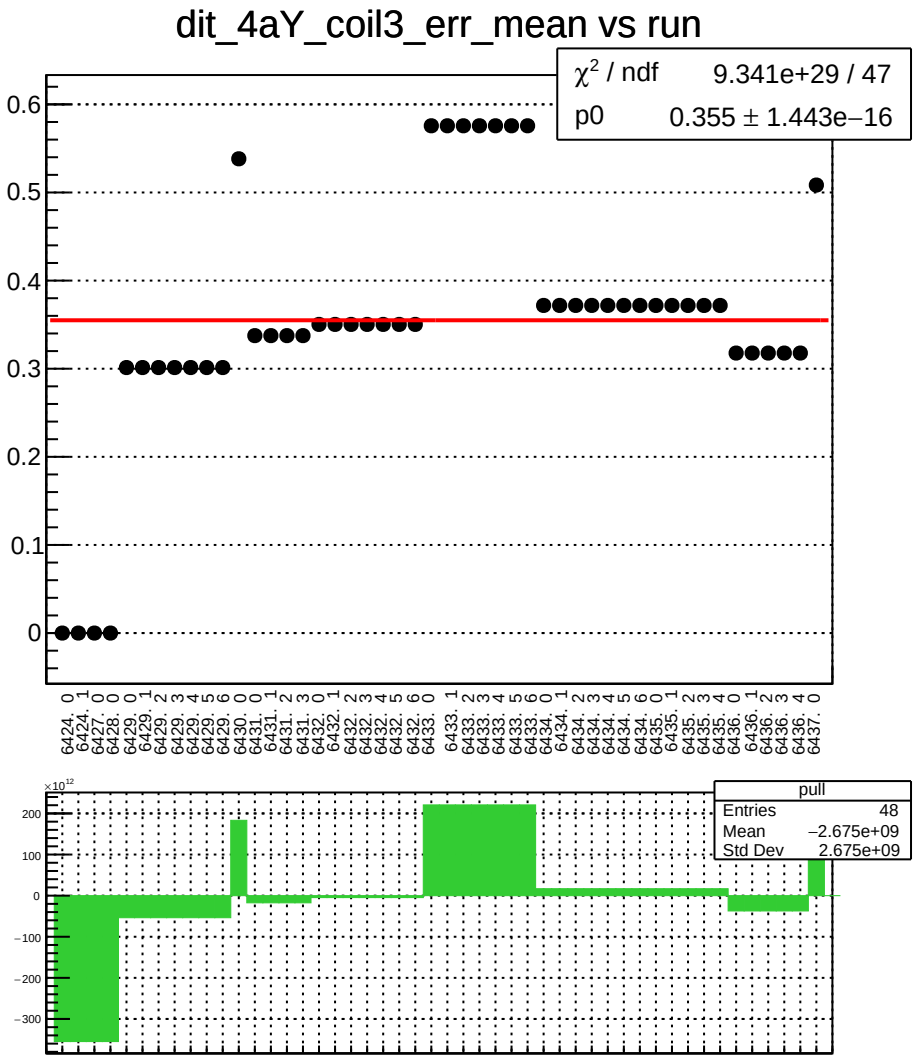
dit_4aY_coil3_err_mean vs run
χ² / ndf 9.341e+29 / 47
p0 0.355 ± 1.443e−16
0.6
0.5
0.4
0.3
0.2
0.1
0
6424. 0
6424. 1
6427. 0
6428. 0
6429. 0
6429. 1
6429. 2
6429. 3
6429. 4
6429. 5
6429. 6
6430. 0
6431. 0
6431. 1
6431. 2
6431. 3
6432. 0
6432. 1
6432. 2
6432. 3
6432. 4
6432. 5
6432. 6
6433. 0
6433. 1
6433. 2
6433. 3
6433. 4
6433. 5
6433. 6
6434. 0
6434. 1
6434. 2
6434. 3
6434. 4
6434. 5
6434. 6
6435. 0
6435. 1
6435. 2
6435. 3
6435. 4
6436. 0
6436. 1
6436. 2
6436. 3
6436. 4
6437. 0
×10¹²
200
100
0
−100
−200
−300
pull
Entries 48
Mean −2.675e+09
Std Dev 2.675e+09

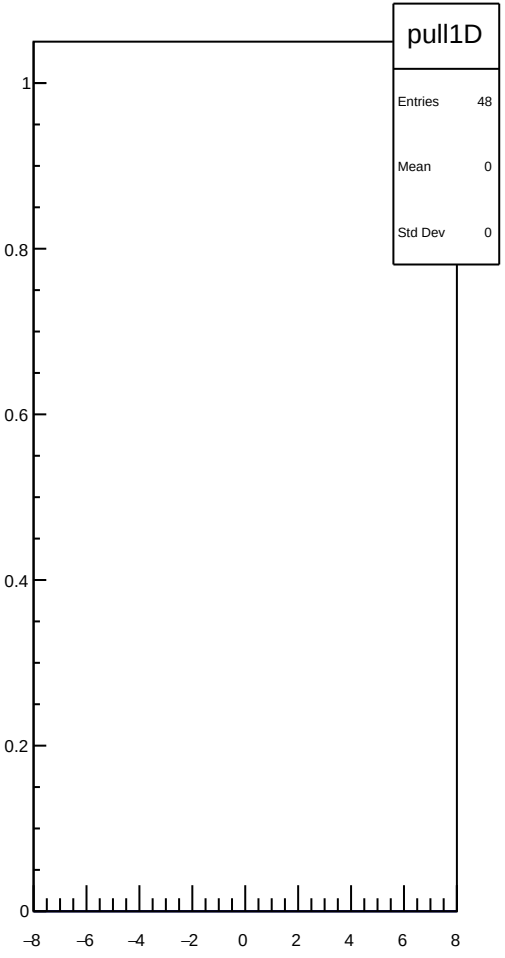
pull1D
Entries 48
Mean 0
Std Dev 0
1
0.8
0.6
0.4
0.2
0
−8
−6
−4
−2
0
2
4
6
8

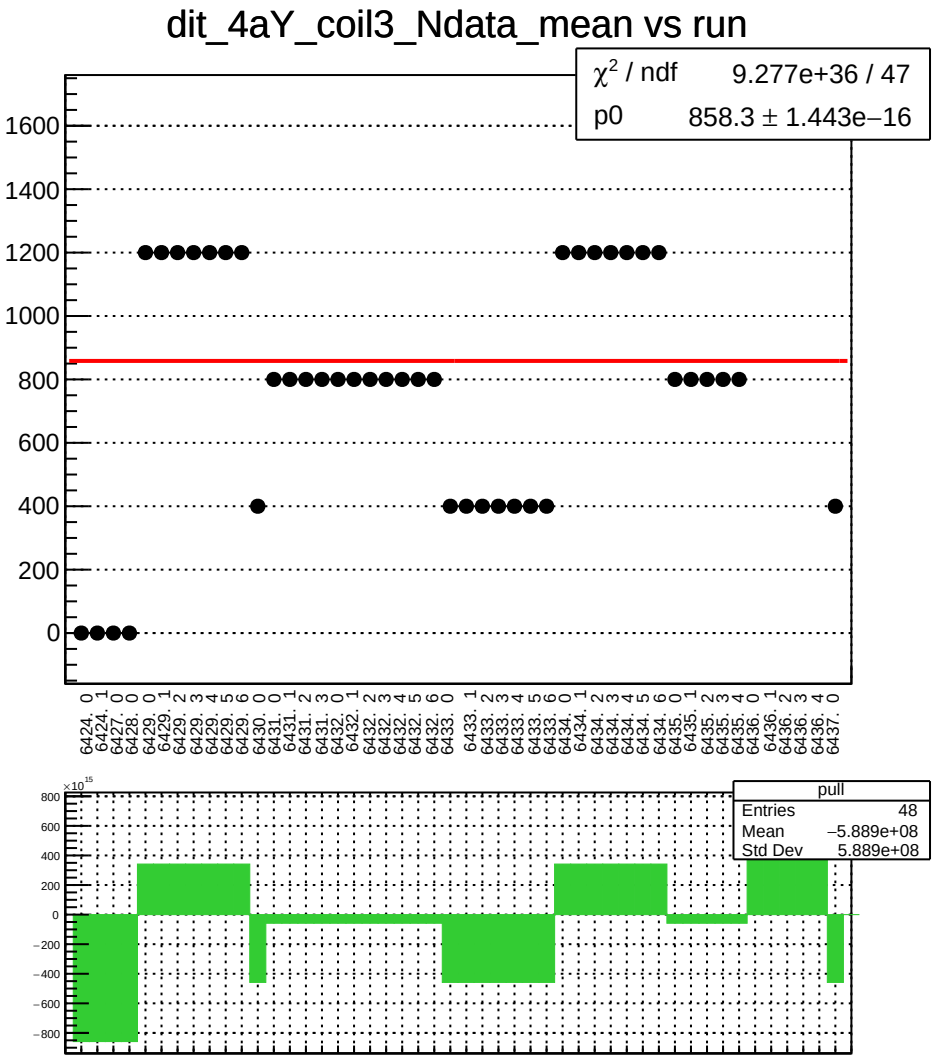
dit_4aY_coil3_Ndata_mean vs run
χ² / ndf 9.277e+36 / 47
p0 858.3 ± 1.443e−16
1600
1400
1200
1000
800
600
400
200
0
6424. 0
6424. 1
6427. 0
6428. 0
6429. 0
6429. 1
6429. 2
6429. 3
6429. 4
6429. 5
6429. 6
6430. 0
6431. 0
6431. 1
6431. 2
6431. 3
6432. 0
6432. 1
6432. 2
6432. 3
6432. 4
6432. 5
6432. 6
6433. 0
6433. 1
6433. 2
6433. 3
6433. 4
6433. 5
6433. 6
6434. 0
6434. 1
6434. 2
6434. 3
6434. 4
6434. 5
6434. 6
6435. 0
6435. 1
6435. 2
6435. 3
6435. 4
6436. 0
6436. 1
6436. 2
6436. 3
6436. 4
6437. 0
×10¹⁵
800
600
400
200
0
−200
−400
−600
−800
pull
Entries 48
Mean −5.889e+08
Std Dev 5.889e+08

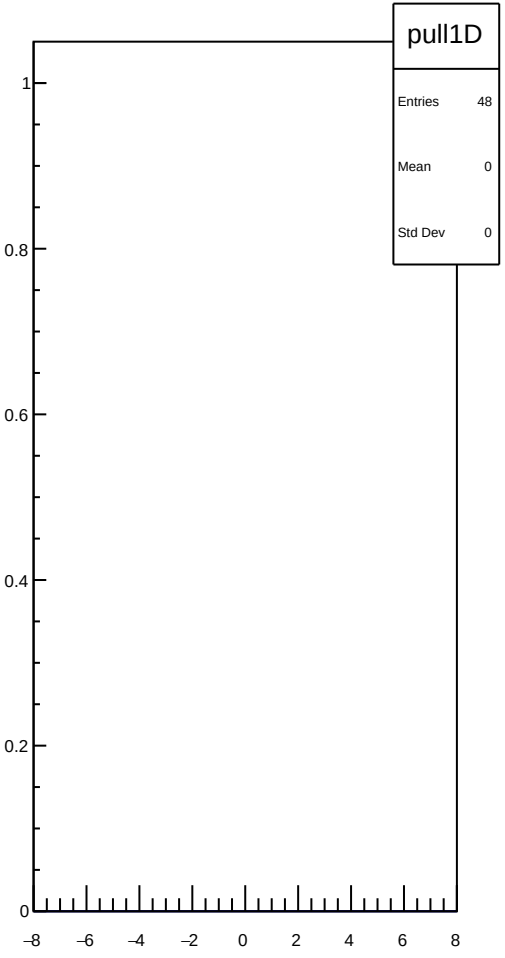
pull1D
Entries 48
Mean 0
Std Dev 0
1
0.8
0.6
0.4
0.2
0
−8
−6
−4
−2
0
2
4
6
8

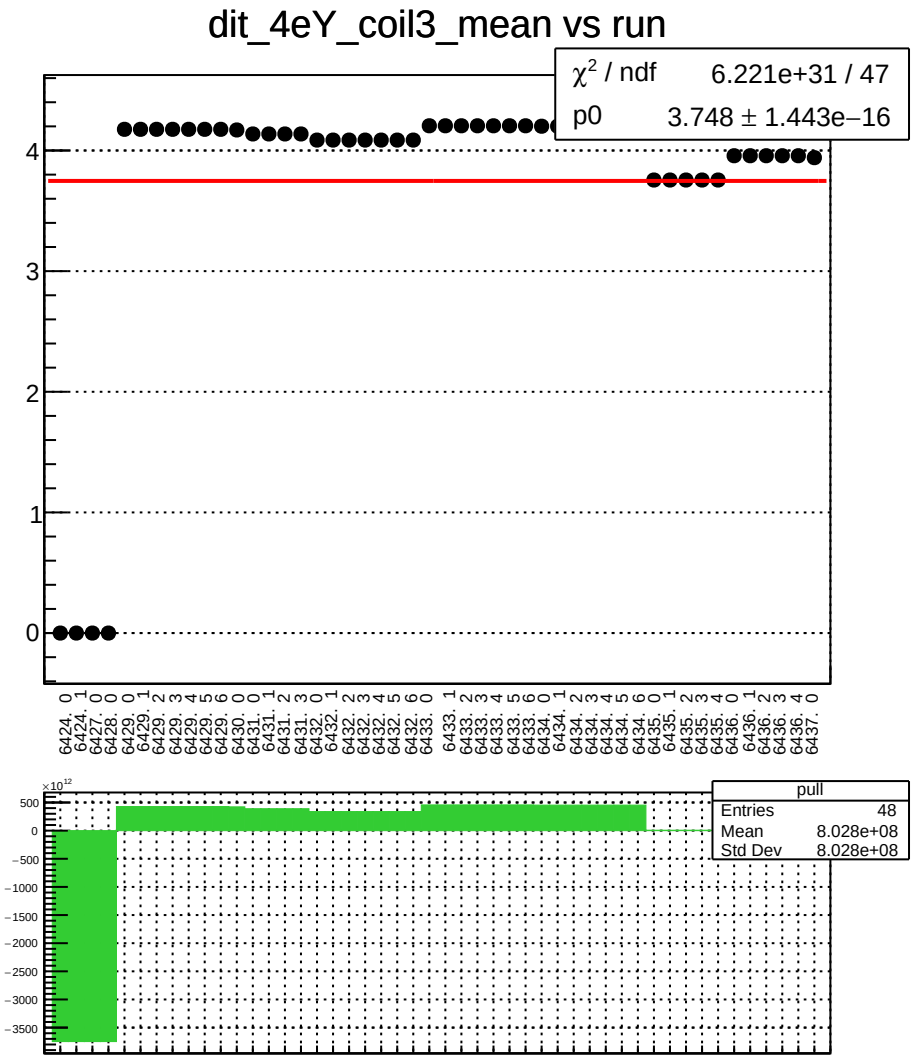
dit_4eY_coil3_mean vs run
χ^2 / ndf 6.221e+31 / 47
p0 3.748 ± 1.443e−16
pull
Entries 48
Mean 8.028e+08
Std Dev 8.028e+08

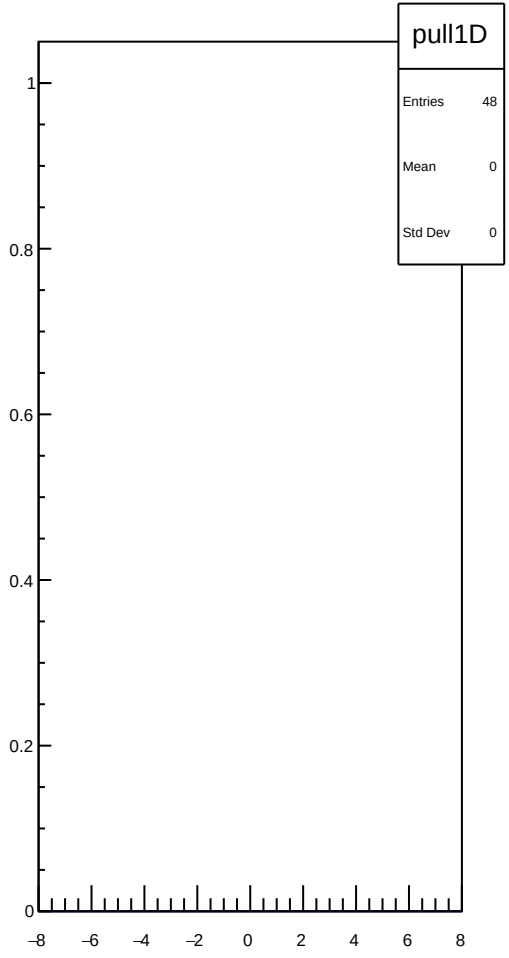
pull1D
Entries 48
Mean 0
Std Dev 0

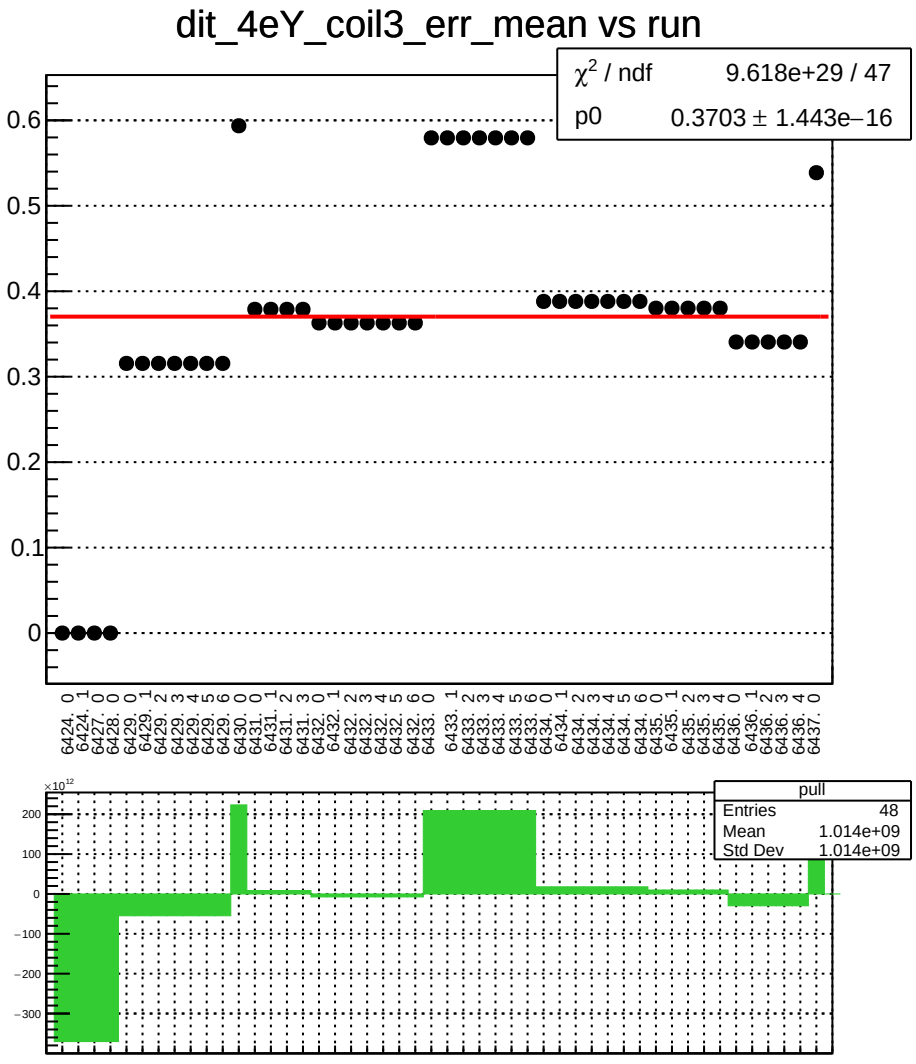
dit_4eY_coil3_err_mean vs run
χ2 / ndf 9.618e+29 / 47
p0 0.3703 ± 1.443e−16
0.6
0.5
0.4
0.3
0.2
0.1
0
6424. 0
6424. 1
6427. 0
6428. 0
6429. 0
6429. 1
6429. 2
6429. 3
6429. 4
6429. 5
6429. 6
6430. 0
6430. 0
6431. 1
6431. 1
6431. 2
6431. 3
6432. 0
6432. 1
6432. 2
6432. 3
6432. 4
6432. 5
6432. 6
6433. 0
6433. 1
6433. 2
6433. 3
6433. 4
6433. 5
6433. 6
6434. 0
6434. 1
6434. 2
6434. 3
6434. 4
6434. 5
6434. 6
6435. 0
6435. 1
6435. 2
6435. 3
6435. 4
6436. 0
6436. 1
6436. 2
6436. 3
6436. 4
6437. 0
×10^12
200
100
0
−100
−200
−300
pull
Entries 48
Mean 1.014e+09
Std Dev 1.014e+09
pull1D
Entries 48
Mean 0
Std Dev 0
1
0.8
0.6
0.4
0.2
0
−8
−6
−4
−2
0
2
4
6
8

dit_4eY_coil3_Ndata_mean vs run

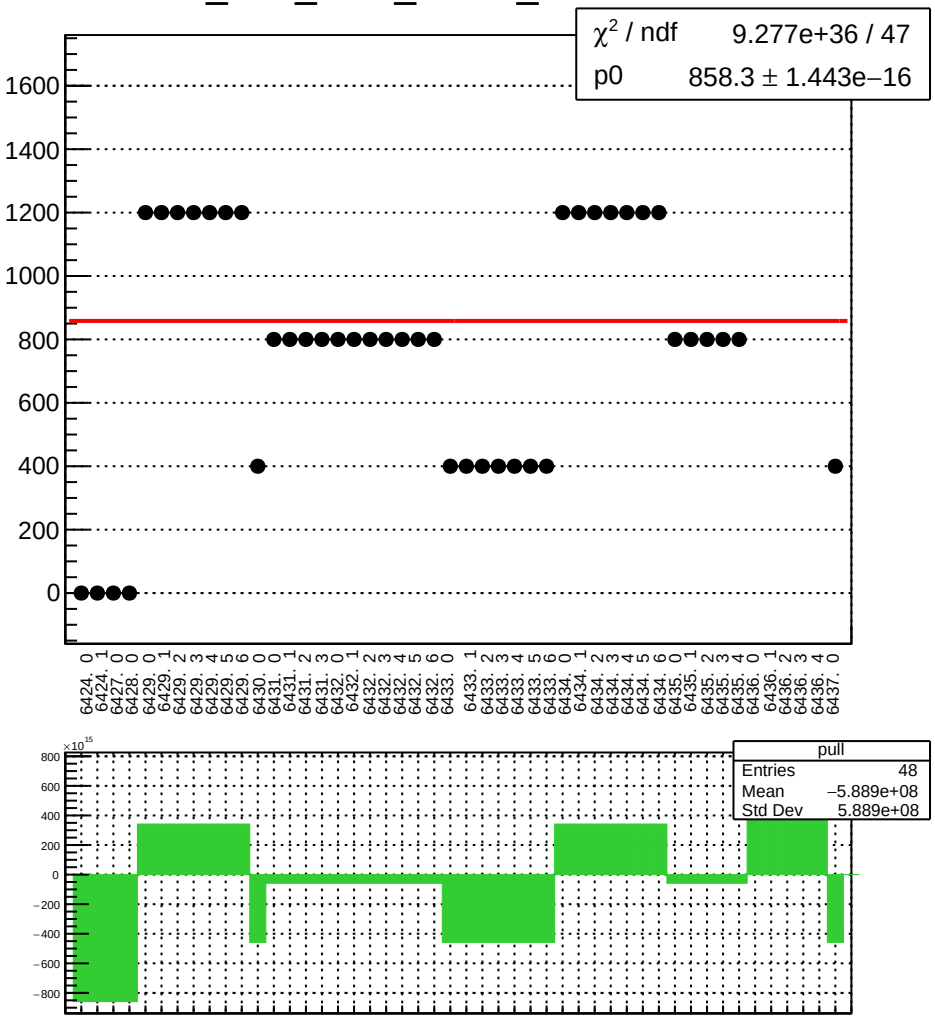

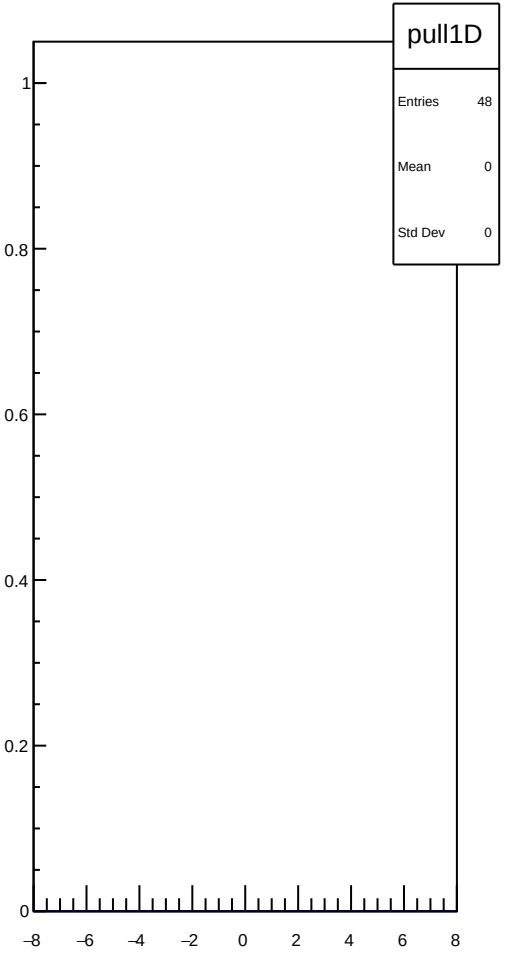

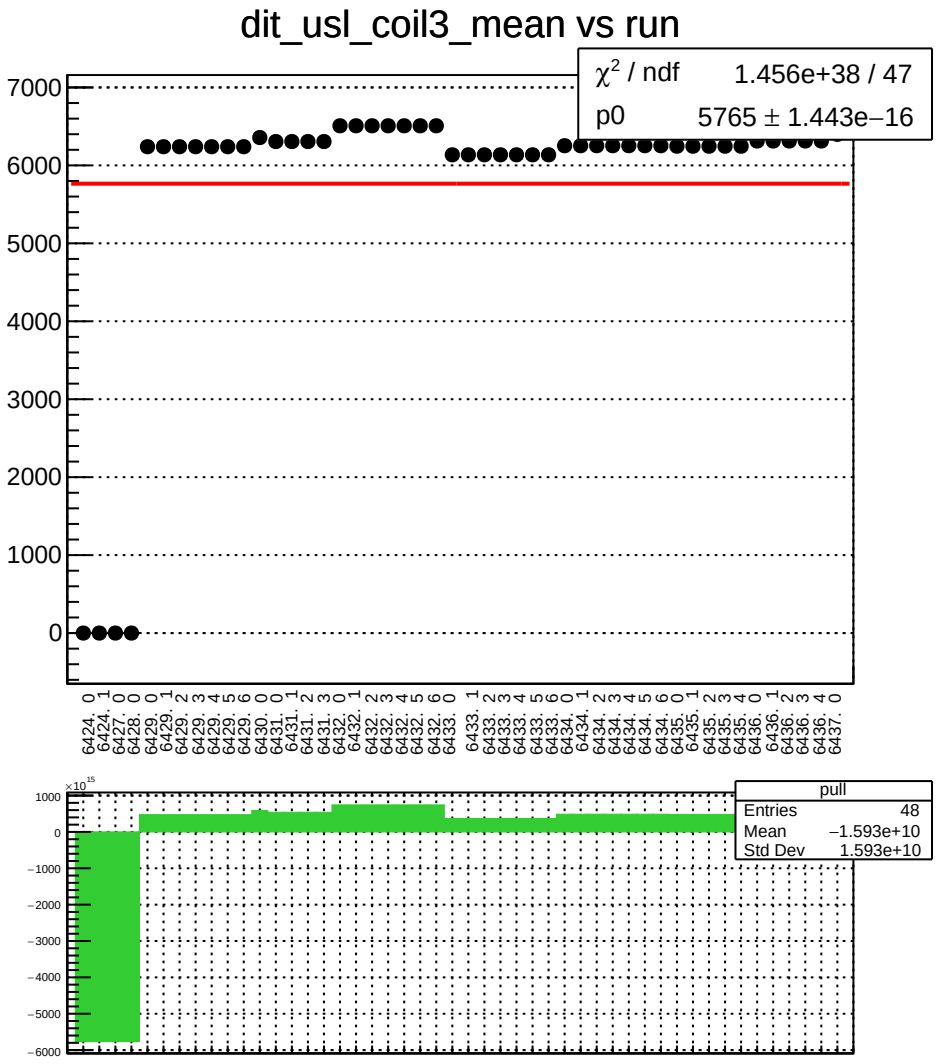
dit_usl_coil3_mean vs run
χ² / ndf 1.456e+38 / 47
p0 5765 ± 1.443e−16
7000
6000
5000
4000
3000
2000
1000
0
6424. 0
6424. 1
6427. 0
6428. 0
6429. 0
6429. 1
6429. 2
6429. 3
6429. 4
6429. 5
6429. 6
6430. 0
6431. 0
6431. 1
6431. 2
6431. 3
6432. 0
6432. 1
6432. 2
6432. 3
6432. 4
6432. 5
6432. 6
6433. 0
6433. 1
6433. 2
6433. 3
6433. 4
6433. 5
6433. 6
6434. 0
6434. 1
6434. 2
6434. 3
6434. 4
6434. 5
6434. 6
6435. 0
6435. 1
6435. 2
6435. 3
6435. 4
6436. 0
6436. 1
6436. 2
6436. 3
6436. 4
6437. 0
×10¹⁵
1000
0
−1000
−2000
−3000
−4000
−5000
−6000
pull
Entries 48
Mean −1.593e+10
Std Dev 1.593e+10
pull1D
Entries 48
Mean 0
Std Dev 0
1
0.8
0.6
0.4
0.2
0
−8
−6
−4
−2
0
2
4
6
8

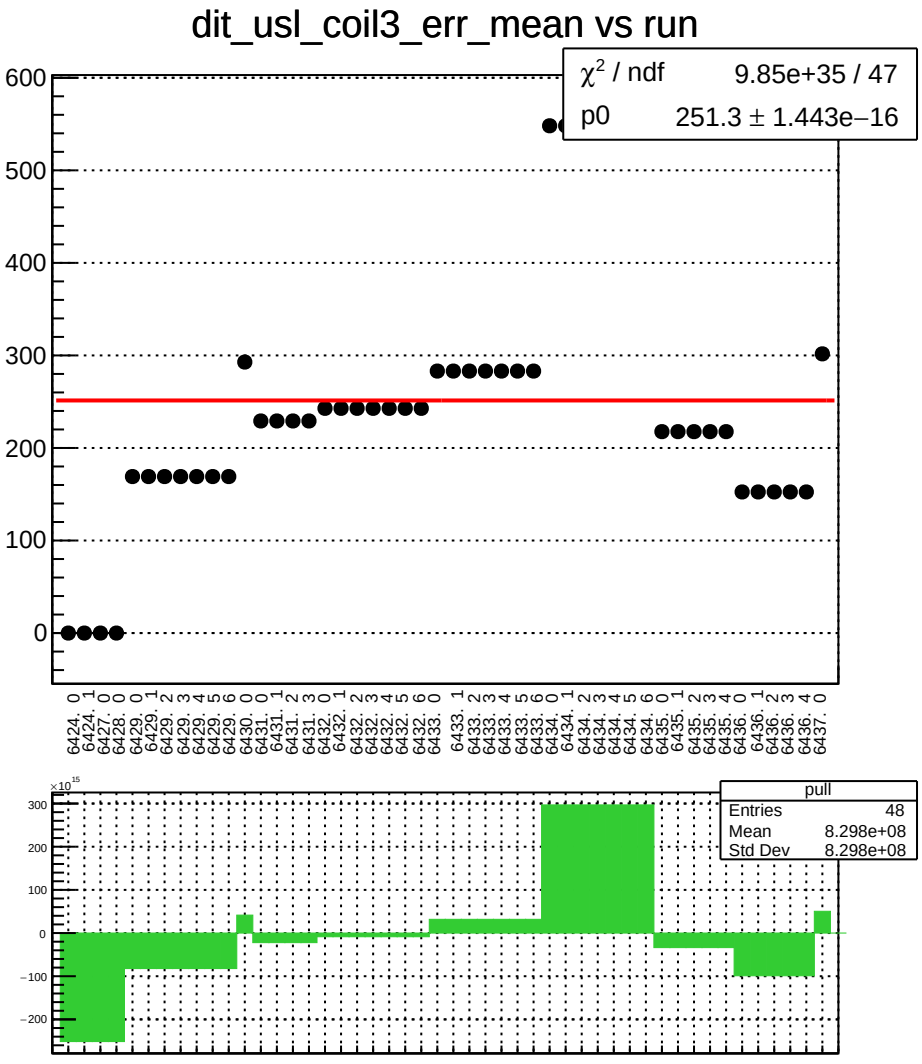
dit_usl_coil3_err_mean vs run
χ² / ndf 9.85e+35 / 47
p0 251.3 ± 1.443e−16
600
500
400
300
200
100
0
6424. 0
6424. 1
6427. 0
6428. 0
6429. 0
6429. 1
6429. 2
6429. 3
6429. 4
6429. 5
6429. 6
6430. 0
6431. 0
6431. 1
6431. 2
6431. 3
6432. 0
6432. 1
6432. 2
6432. 3
6432. 4
6432. 5
6432. 6
6433. 0
6433. 1
6433. 2
6433. 3
6433. 4
6433. 5
6433. 6
6434. 0
6434. 1
6434. 2
6434. 3
6434. 4
6434. 5
6434. 6
6435. 0
6435. 1
6435. 2
6435. 3
6435. 4
6436. 0
6436. 1
6436. 2
6436. 3
6436. 4
6437. 0
×10^15
300
200
100
0
−100
−200
pull
Entries 48
Mean 8.298e+08
Std Dev 8.298e+08

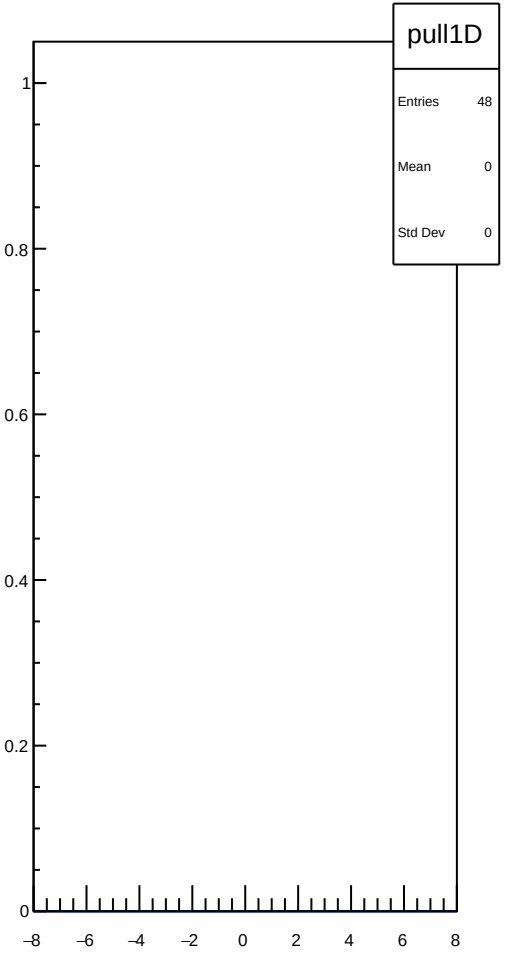
pull1D
Entries 48
Mean 0
Std Dev 0
1
0.8
0.6
0.4
0.2
0
−8
−6
−4
−2
0
2
4
6
8

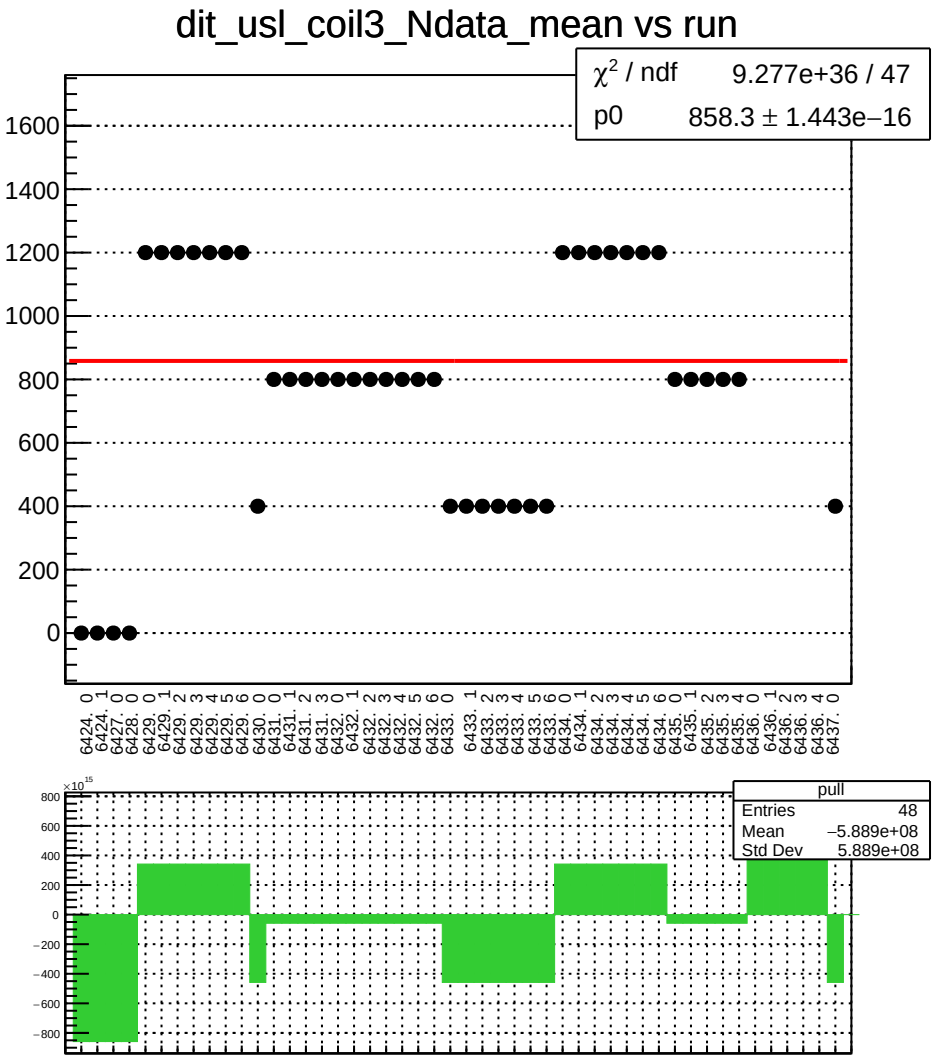
dit_usl_coil3_Ndata_mean vs run
χ² / ndf 9.277e+36 / 47
p0 858.3 ± 1.443e−16
1600
1400
1200
1000
800
600
400
200
0
6424. 0
6424. 1
6427. 0
6428. 0
6429. 0
6429. 1
6429. 2
6429. 3
6429. 4
6429. 5
6429. 6
6430. 0
6431. 0
6431. 1
6431. 2
6431. 3
6432. 0
6432. 1
6432. 2
6432. 3
6432. 4
6432. 5
6432. 6
6433. 0
6433. 1
6433. 2
6433. 3
6433. 4
6433. 5
6433. 6
6434. 0
6434. 1
6434. 2
6434. 3
6434. 4
6434. 5
6434. 6
6435. 0
6435. 1
6435. 2
6435. 3
6435. 4
6436. 0
6436. 1
6436. 2
6436. 3
6436. 4
6437. 0
×10¹⁵
800
600
400
200
0
−200
−400
−600
−800
pull
Entries 48
Mean −5.889e+08
Std Dev 5.889e+08

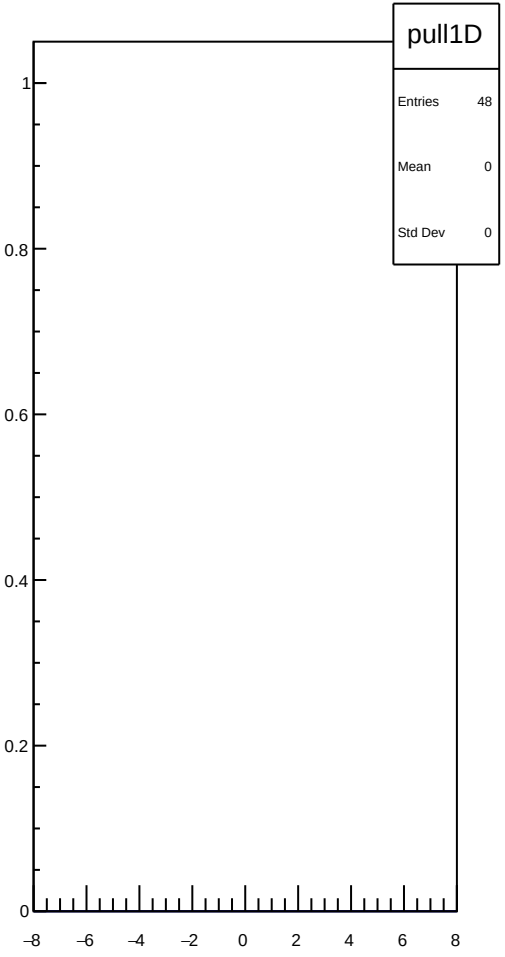
pull1D
Entries 48
Mean 0
Std Dev 0
1
0.8
0.6
0.4
0.2
0
−8
−6
−4
−2
0
2
4
6
8

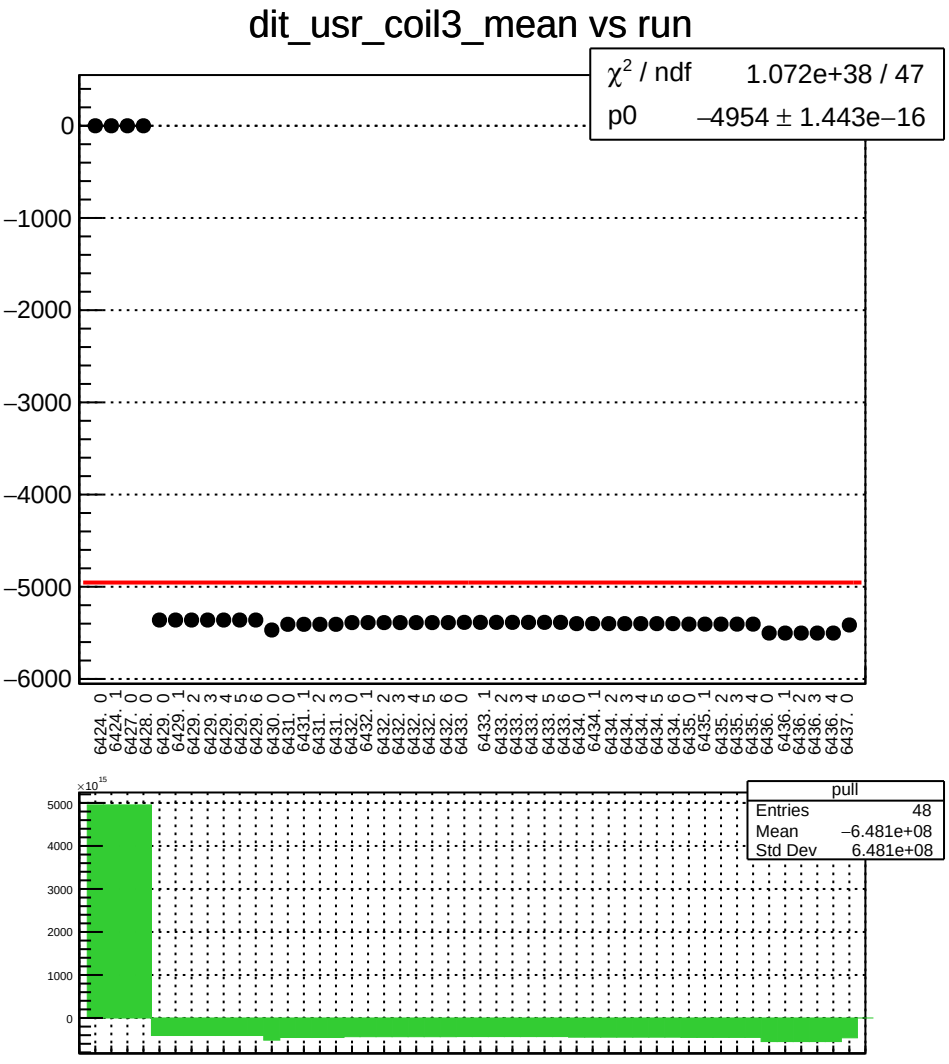
dit_usr_coil3_mean vs run
χ² / ndf 1.072e+38 / 47
p0 –4954 ± 1.443e–16
0
–1000
–2000
–3000
–4000
–5000
–6000
6424. 0
6424. 1
6427. 0
6428. 0
6429. 0
6429. 1
6429. 2
6429. 3
6429. 4
6429. 5
6429. 6
6430. 0
6431. 0
6431. 1
6431. 2
6431. 3
6431. 0
6432. 0
6432. 1
6432. 2
6432. 3
6432. 4
6432. 5
6432. 6
6433. 0
6433. 1
6433. 2
6433. 3
6433. 4
6433. 5
6433. 6
6434. 0
6434. 1
6434. 2
6434. 3
6434. 4
6434. 5
6434. 6
6435. 0
6435. 1
6435. 2
6435. 3
6435. 4
6436. 0
6436. 1
6436. 2
6436. 3
6436. 4
6437. 0
×10^15
5000
4000
3000
2000
1000
0
pull
Entries 48
Mean –6.481e+08
Std Dev 6.481e+08

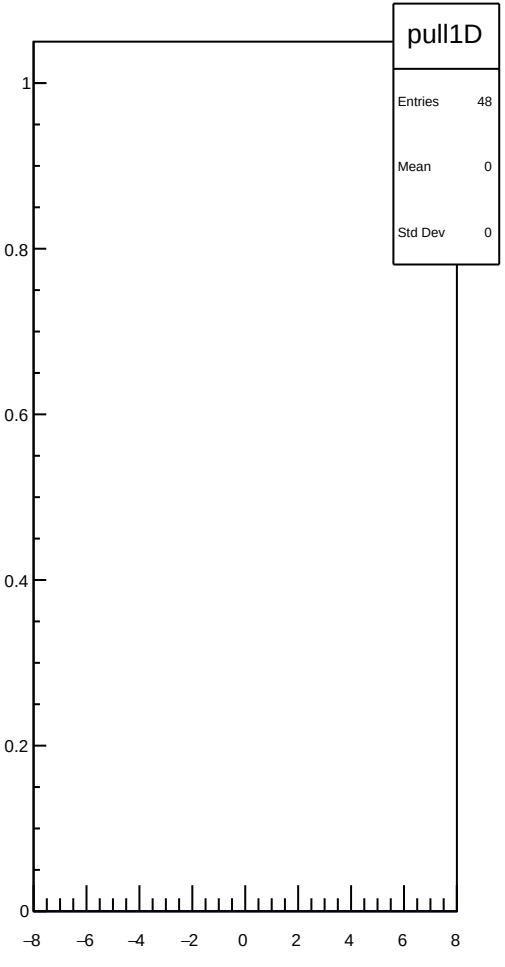
pull1D
Entries 48
Mean 0
Std Dev 0
1
0.8
0.6
0.4
0.2
0
–8
–6
–4
–2
0
2
4
6
8

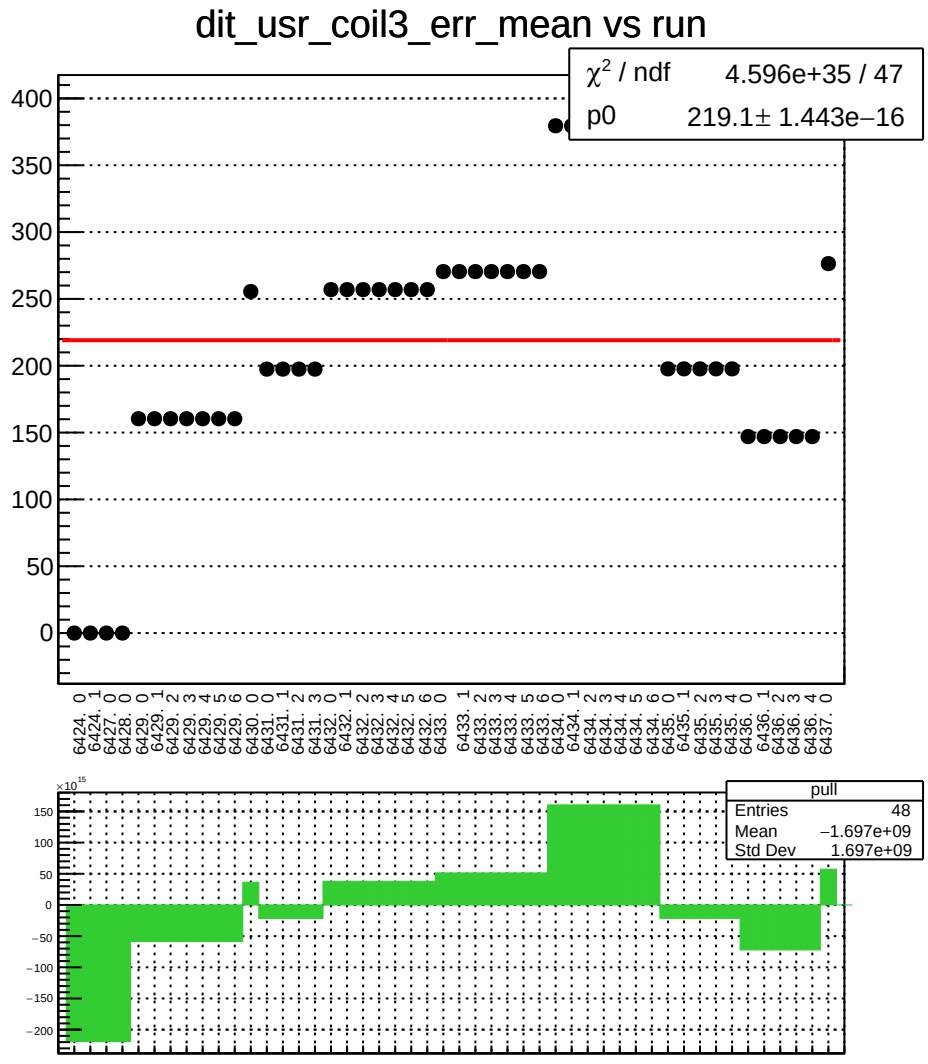
dit_usr_coil3_err_mean vs run
χ² / ndf 4.596e+35 / 47
p0 219.1± 1.443e−16
400
350
300
250
200
150
100
50
0
6424. 0
6424. 1
6427. 0
6428. 0
6429. 0
6429. 1
6429. 2
6429. 3
6429. 4
6429. 5
6429. 6
6430. 0
6430. 0
6431. 1
6431. 1
6431. 2
6431. 3
6432. 0
6432. 1
6432. 2
6432. 3
6432. 4
6432. 5
6432. 6
6433. 0
6433. 1
6433. 2
6433. 3
6433. 4
6433. 5
6433. 6
6434. 0
6434. 1
6434. 2
6434. 3
6434. 4
6434. 5
6434. 6
6435. 0
6435. 1
6435. 2
6435. 3
6435. 4
6435. 0
6436. 1
6436. 2
6436. 3
6436. 4
6436. 0
6437. 0
×10¹⁵
150
100
50
0
−50
−100
−150
−200
pull
Entries 48
Mean −1.697e+09
Std Dev 1.697e+09
pull1D
Entries 48
Mean 0
Std Dev 0
1
0.8
0.6
0.4
0.2
0
−8
−6
−4
−2
0
2
4
6
8

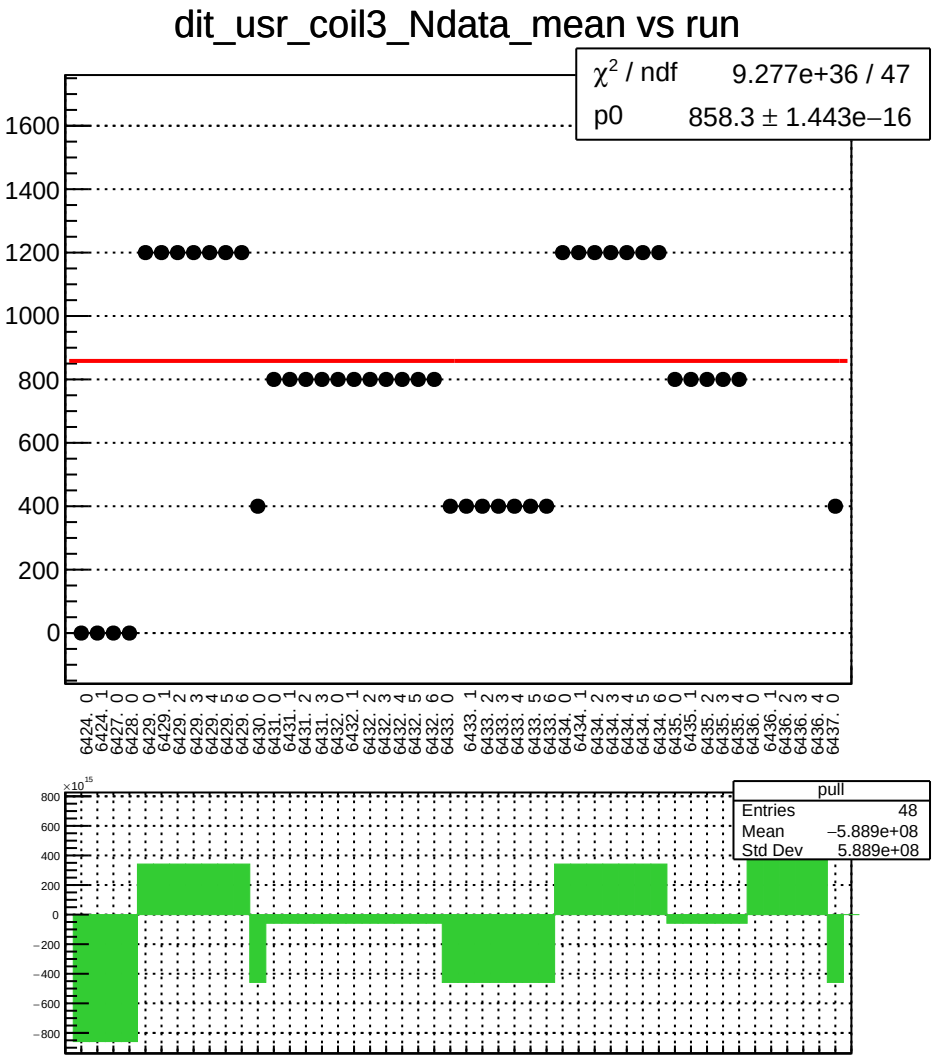
dit_usr_coil3_Ndata_mean vs run
χ² / ndf 9.277e+36 / 47
p0 858.3 ± 1.443e−16
1600
1400
1200
1000
800
600
400
200
0
6424. 0
6424. 1
6427. 0
6428. 0
6429. 0
6429. 1
6429. 2
6429. 3
6429. 4
6429. 5
6429. 6
6430. 0
6431. 0
6431. 1
6431. 2
6431. 3
6432. 0
6432. 1
6432. 2
6432. 3
6432. 4
6432. 5
6432. 6
6433. 0
6433. 1
6433. 2
6433. 3
6433. 4
6433. 5
6433. 6
6434. 0
6434. 1
6434. 2
6434. 3
6434. 4
6434. 5
6434. 6
6435. 0
6435. 1
6435. 2
6435. 3
6435. 4
6436. 0
6436. 1
6436. 2
6436. 3
6436. 4
6437. 0
×10¹⁵
800
600
400
200
0
−200
−400
−600
−800
pull
Entries 48
Mean −5.889e+08
Std Dev 5.889e+08

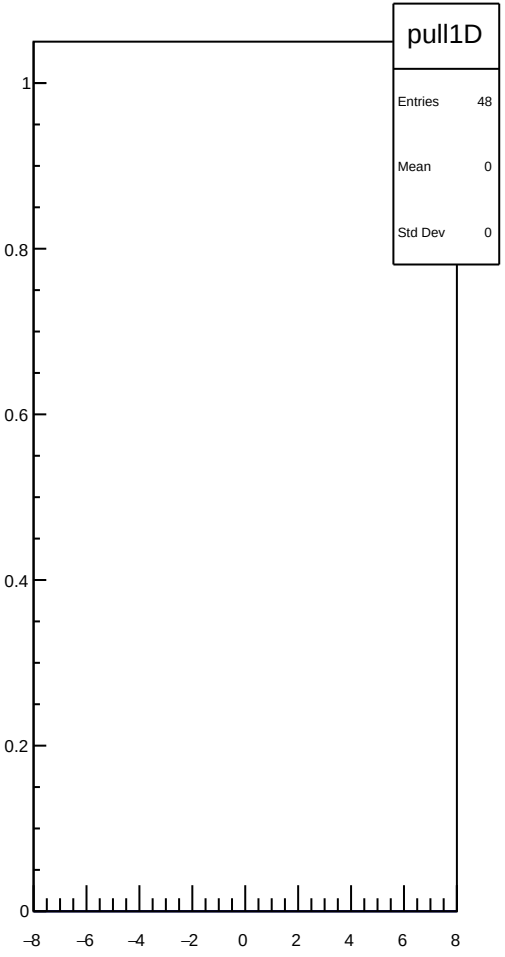
pull1D
Entries 48
Mean 0
Std Dev 0
1
0.8
0.6
0.4
0.2
0
−8
−6
−4
−2
0
2
4
6
8

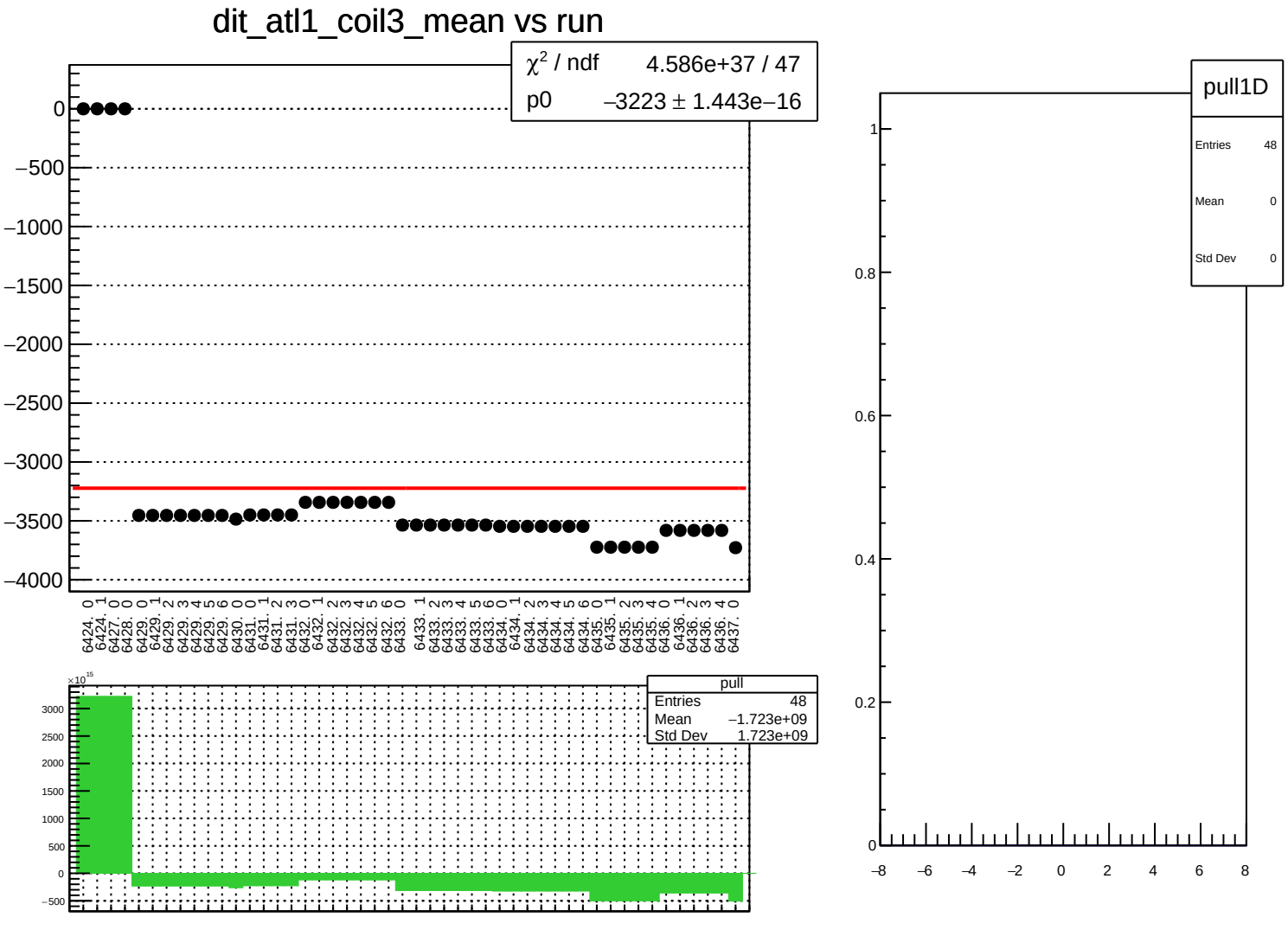
dit_atl1_coil3_mean vs run
χ² / ndf 4.586e+37 / 47
p0 −3223 ± 1.443e−16
0
−500
−1000
−1500
−2000
−2500
−3000
−3500
−4000
6424. 0
6424. 1
6427. 0
6428. 0
6429. 0
6429. 1
6429. 2
6429. 3
6429. 4
6429. 5
6429. 6
6430. 0
6431. 0
6431. 1
6431. 2
6431. 3
6432. 0
6432. 1
6432. 2
6432. 3
6432. 4
6432. 5
6432. 6
6433. 0
6433. 1
6433. 2
6433. 3
6433. 4
6433. 5
6433. 6
6434. 0
6434. 1
6434. 2
6434. 3
6434. 4
6434. 5
6434. 6
6435. 0
6435. 1
6435. 2
6435. 3
6435. 4
6436. 0
6436. 1
6436. 2
6436. 3
6436. 4
6437. 0
×10¹⁵
3000
2500
2000
1500
1000
500
0
−500
pull
Entries 48
Mean −1.723e+09
Std Dev 1.723e+09
pull1D
Entries 48
Mean 0
Std Dev 0
1
0.8
0.6
0.4
0.2
0
−8
−6
−4
−2
0
2
4
6
8

dit_atl1_coil3_err_mean vs run

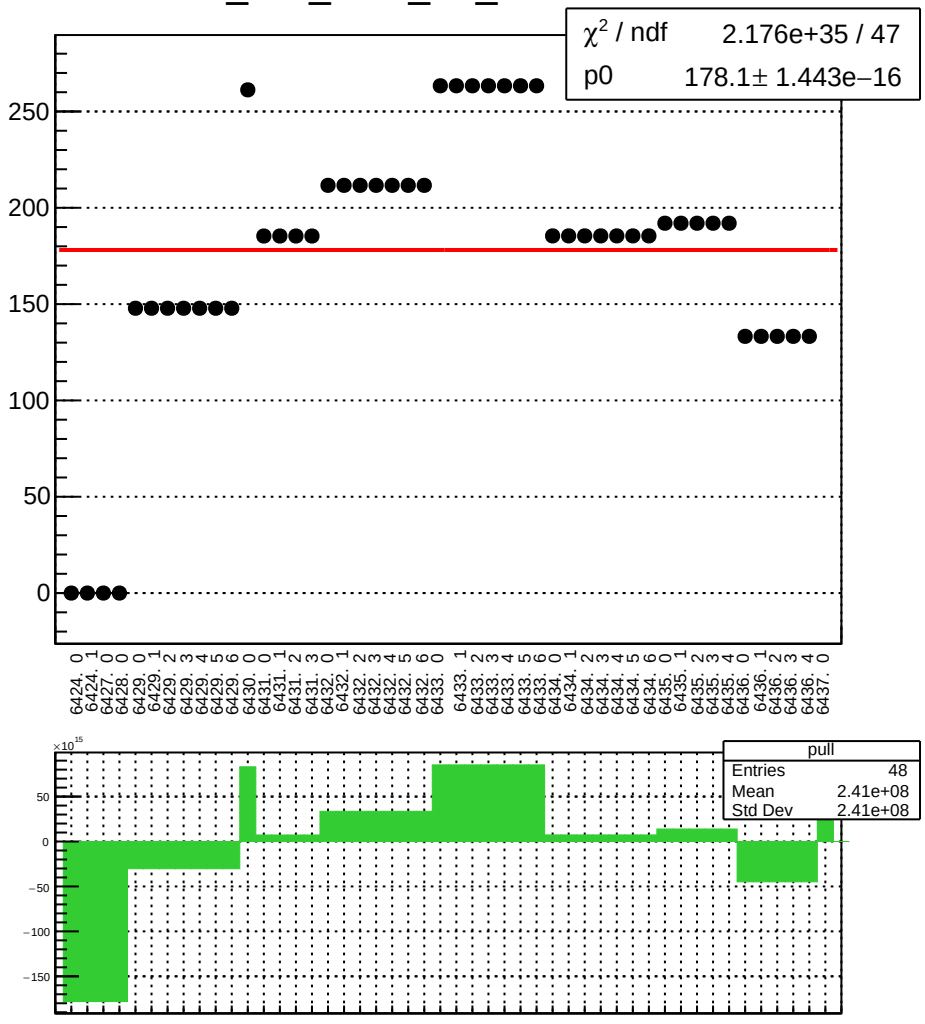

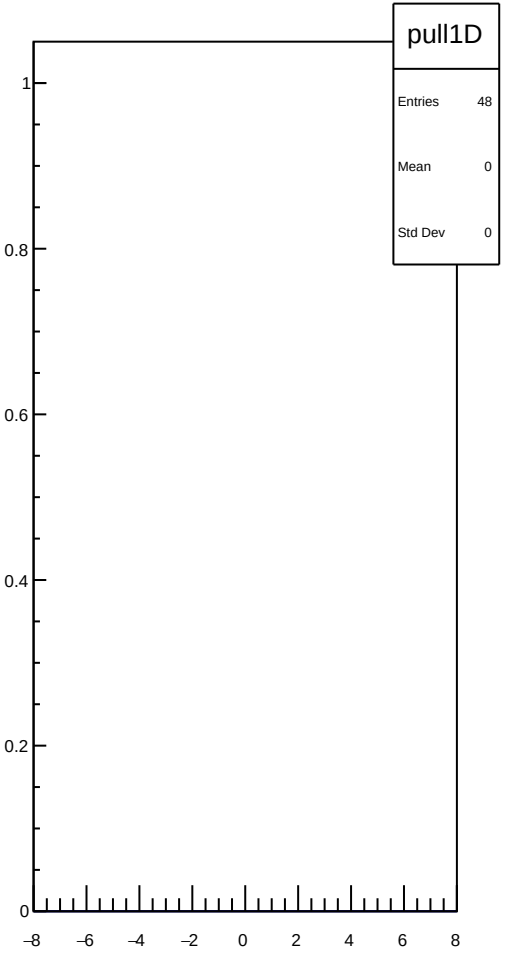

dit_atl1_coil3_Ndata_mean vs run

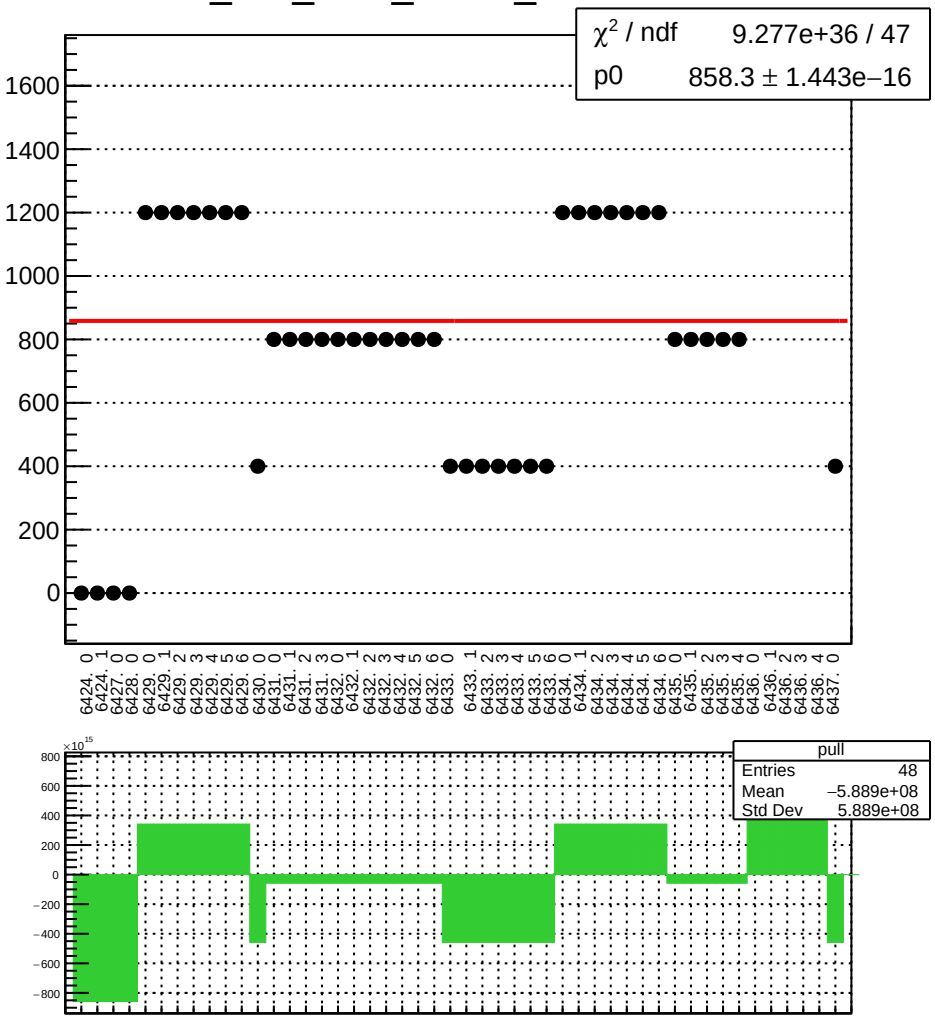

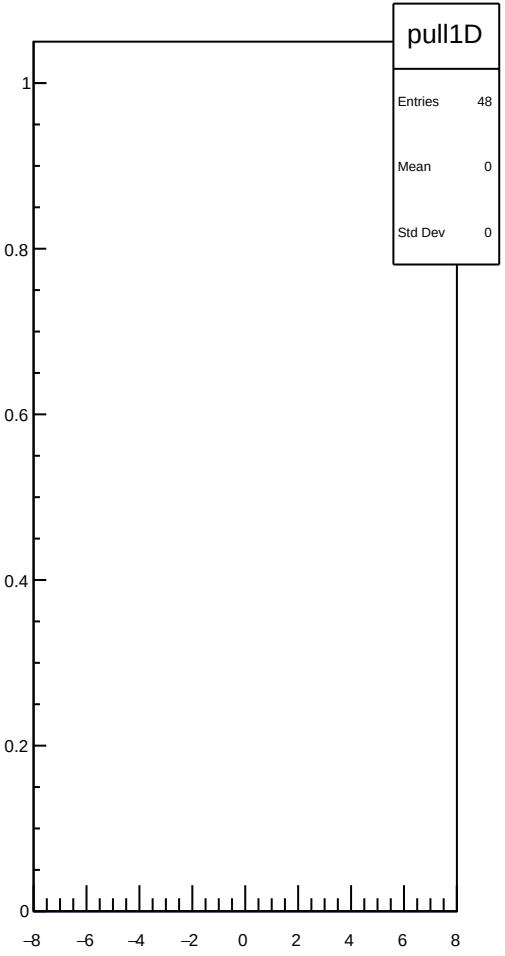

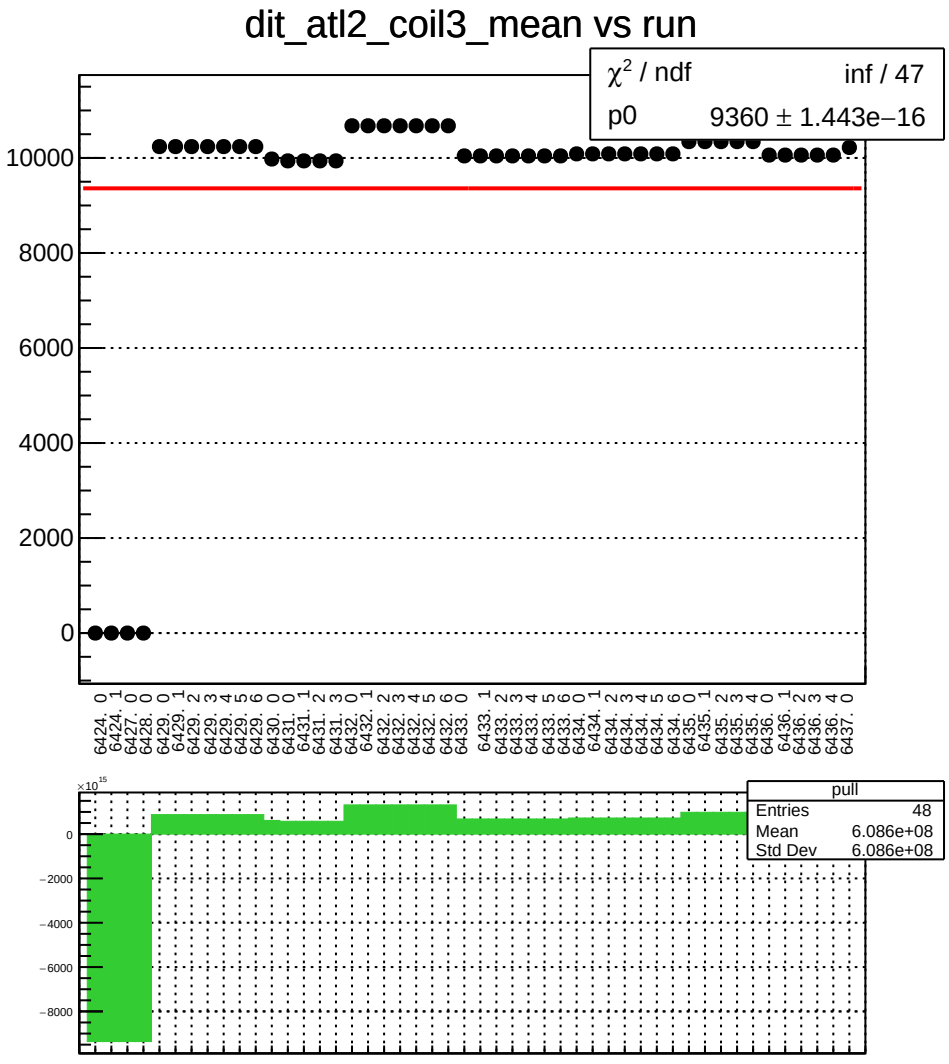
dit_atl2_coil3_mean vs run
χ² / ndf inf / 47
p0 9360 ± 1.443e−16
10000
8000
6000
4000
2000
0
6424. 0
6424. 1
6427. 0
6428. 0
6429. 0
6429. 1
6429. 2
6429. 3
6429. 4
6429. 5
6429. 6
6430. 0
6431. 0
6431. 1
6431. 2
6431. 3
6432. 0
6432. 1
6432. 2
6432. 3
6432. 4
6432. 5
6432. 6
6433. 0
6433. 1
6433. 2
6433. 3
6433. 4
6433. 5
6433. 6
6434. 0
6434. 1
6434. 2
6434. 3
6434. 4
6434. 5
6434. 6
6435. 0
6435. 1
6435. 2
6435. 3
6435. 4
6436. 0
6436. 1
6436. 2
6436. 3
6436. 4
6437. 0
×10^15
0
−2000
−4000
−6000
−8000
pull
Entries 48
Mean 6.086e+08
Std Dev 6.086e+08

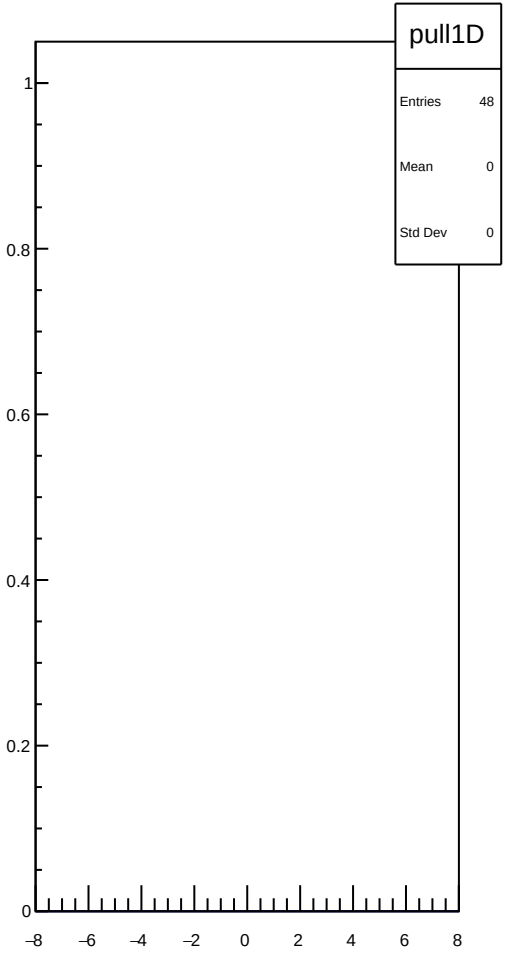
pull1D
Entries 48
Mean 0
Std Dev 0
1
0.8
0.6
0.4
0.2
0
−8
−6
−4
−2
0
2
4
6
8

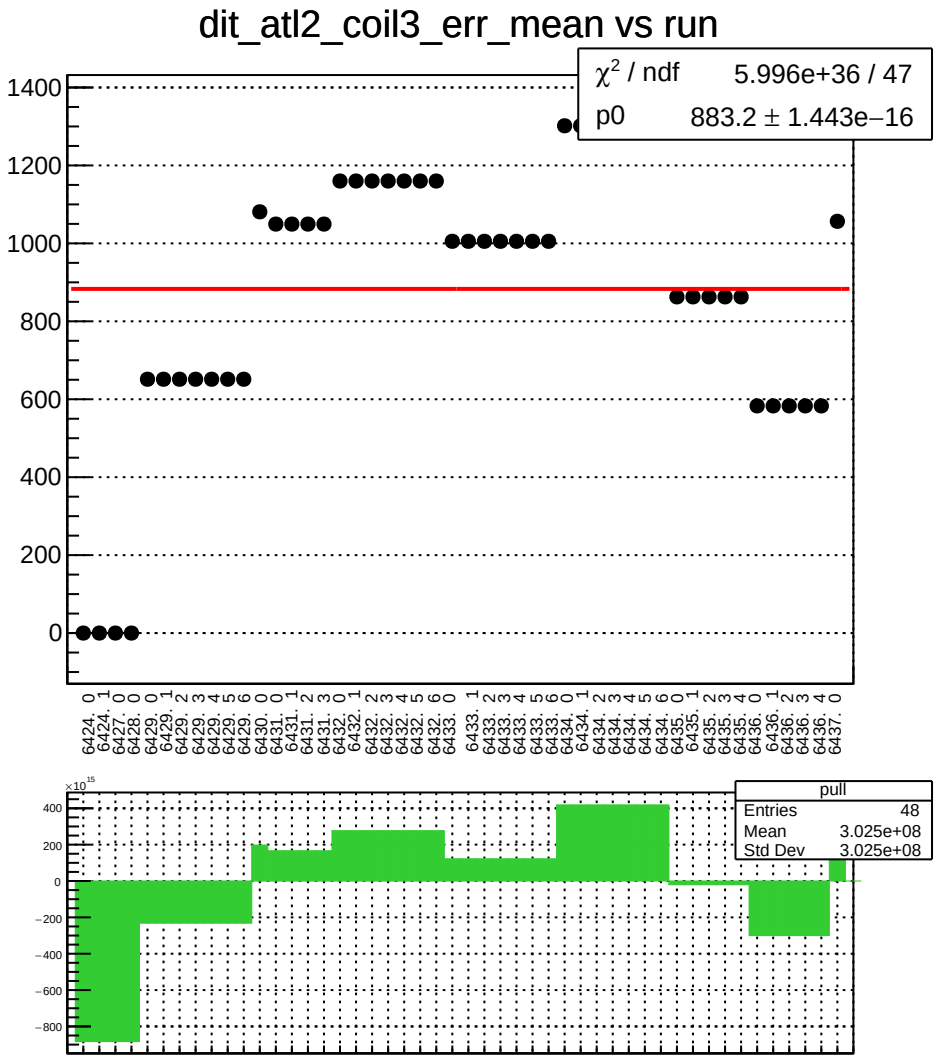
dit_atl2_coil3_err_mean vs run
χ² / ndf 5.996e+36 / 47
p0 883.2 ± 1.443e−16
1400
1200
1000
800
600
400
200
0
6424. 0
6424. 1
6427. 0
6428. 0
6429. 0
6429. 1
6429. 2
6429. 3
6429. 4
6429. 5
6429. 6
6430. 0
6431. 0
6431. 1
6431. 2
6431. 3
6432. 0
6432. 1
6432. 2
6432. 3
6432. 4
6432. 5
6432. 6
6433. 0
6433. 1
6433. 2
6433. 3
6433. 4
6433. 5
6433. 6
6434. 0
6434. 1
6434. 2
6434. 3
6434. 4
6434. 5
6434. 6
6435. 0
6435. 1
6435. 2
6435. 3
6435. 4
6436. 0
6436. 1
6436. 2
6436. 3
6436. 4
6437. 0
×10¹⁵
400
200
0
−200
−400
−600
−800
pull
Entries 48
Mean 3.025e+08
Std Dev 3.025e+08
pull1D
Entries 48
Mean 0
Std Dev 0
1
0.8
0.6
0.4
0.2
0
−8
−6
−4
−2
0
2
4
6
8

dit_atl2_coil3_Ndata_mean vs run

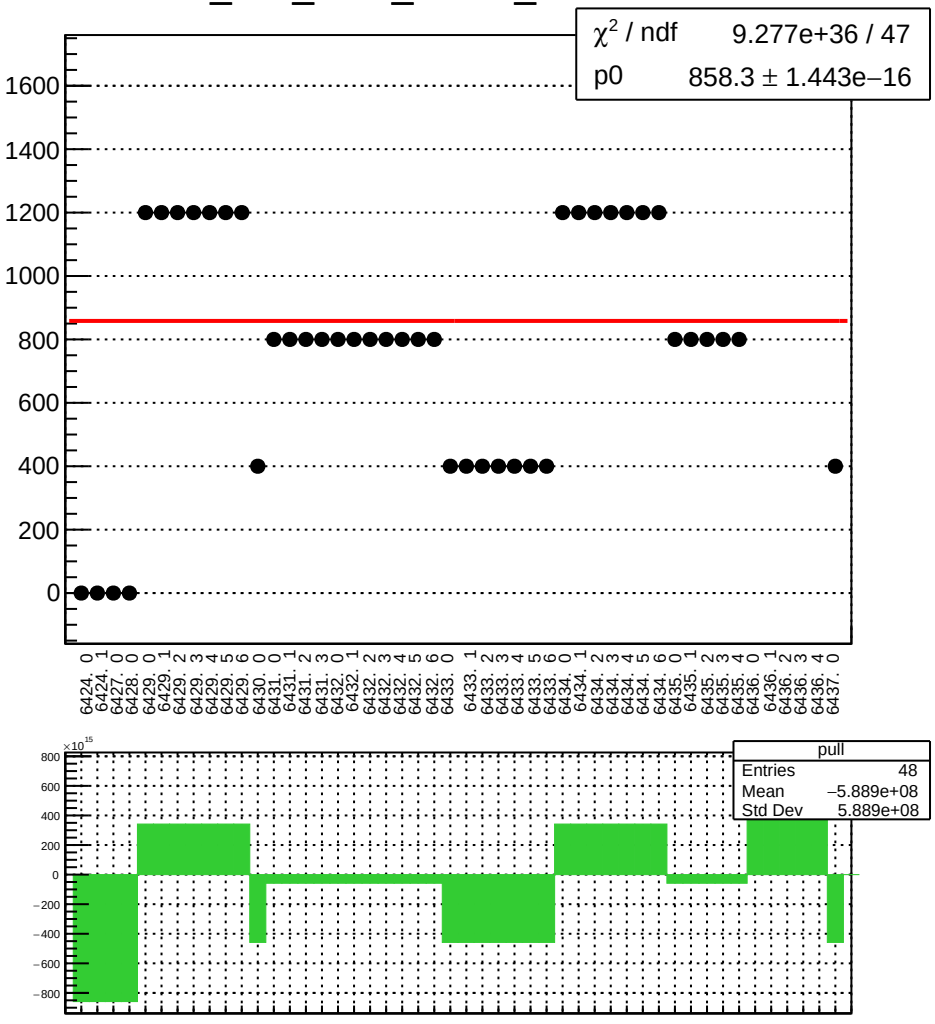

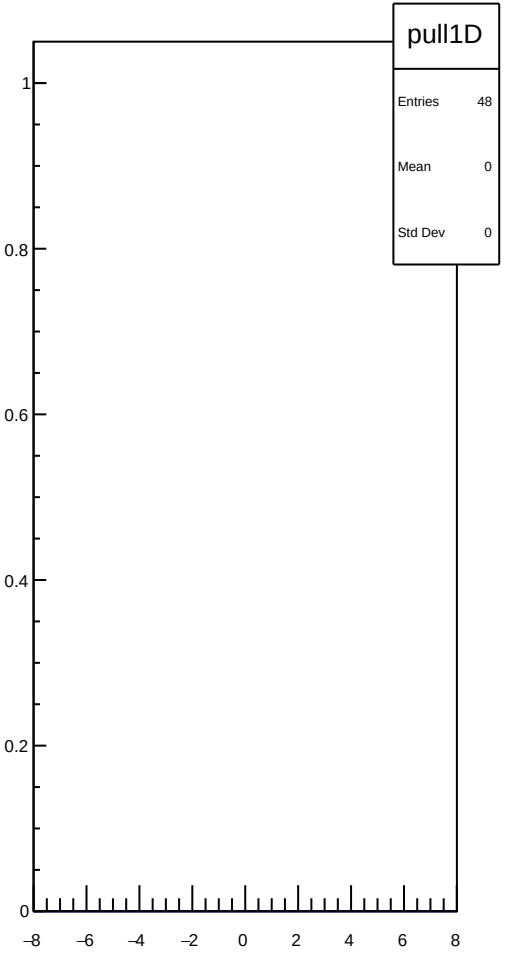

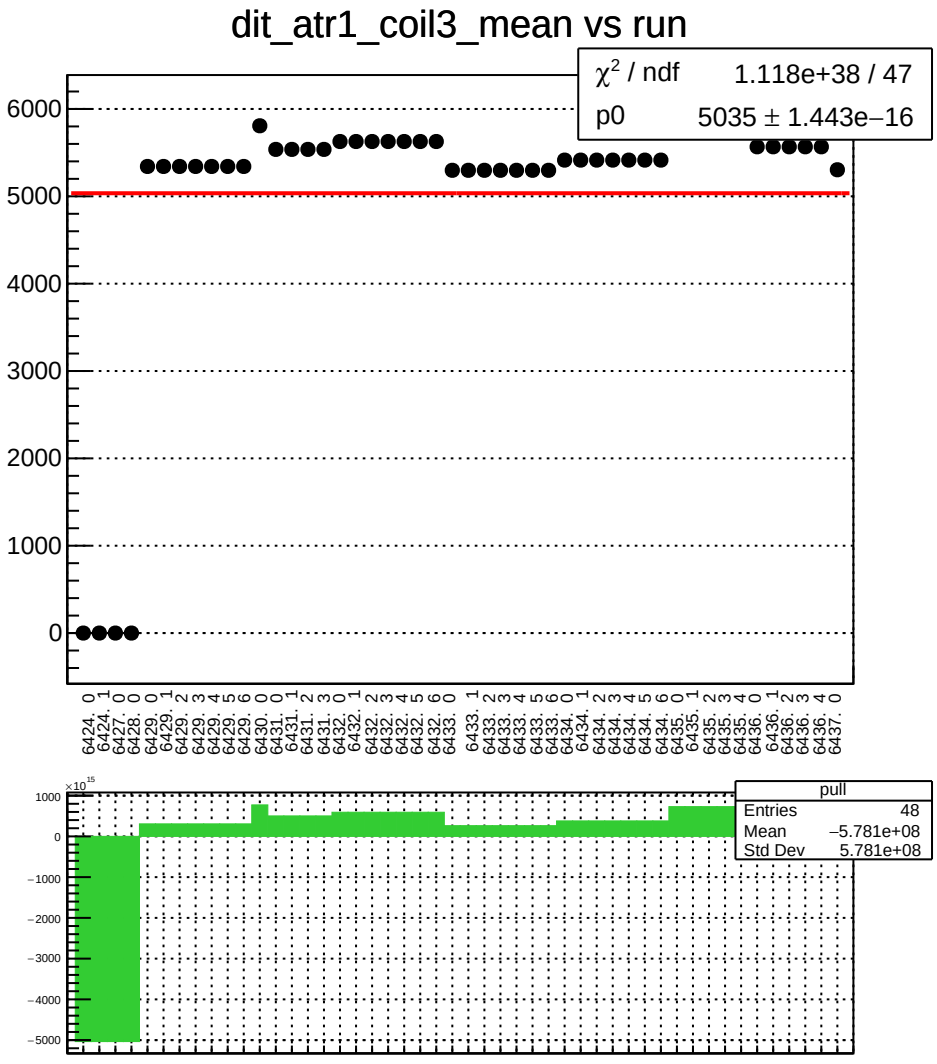
dit_atr1_coil3_mean vs run
χ² / ndf 1.118e+38 / 47
p0 5035 ± 1.443e−16
6000
5000
4000
3000
2000
1000
0
6424. 0
6424. 1
6427. 0
6428. 0
6429. 0
6429. 1
6429. 2
6429. 3
6429. 4
6429. 5
6429. 6
6430. 0
6431. 0
6431. 1
6431. 2
6431. 3
6432. 0
6432. 1
6432. 2
6432. 3
6432. 4
6432. 5
6432. 6
6433. 0
6433. 1
6433. 2
6433. 3
6433. 4
6433. 5
6433. 6
6434. 0
6434. 1
6434. 2
6434. 3
6434. 4
6434. 5
6434. 6
6435. 0
6435. 1
6435. 2
6435. 3
6435. 4
6436. 0
6436. 1
6436. 2
6436. 3
6436. 4
6437. 0
×10¹⁵
1000
0
−1000
−2000
−3000
−4000
−5000
pull
Entries 48
Mean −5.781e+08
Std Dev 5.781e+08
pull1D
Entries 48
Mean 0
Std Dev 0
1
0.8
0.6
0.4
0.2
0
−8
−6
−4
−2
0
2
4
6
8

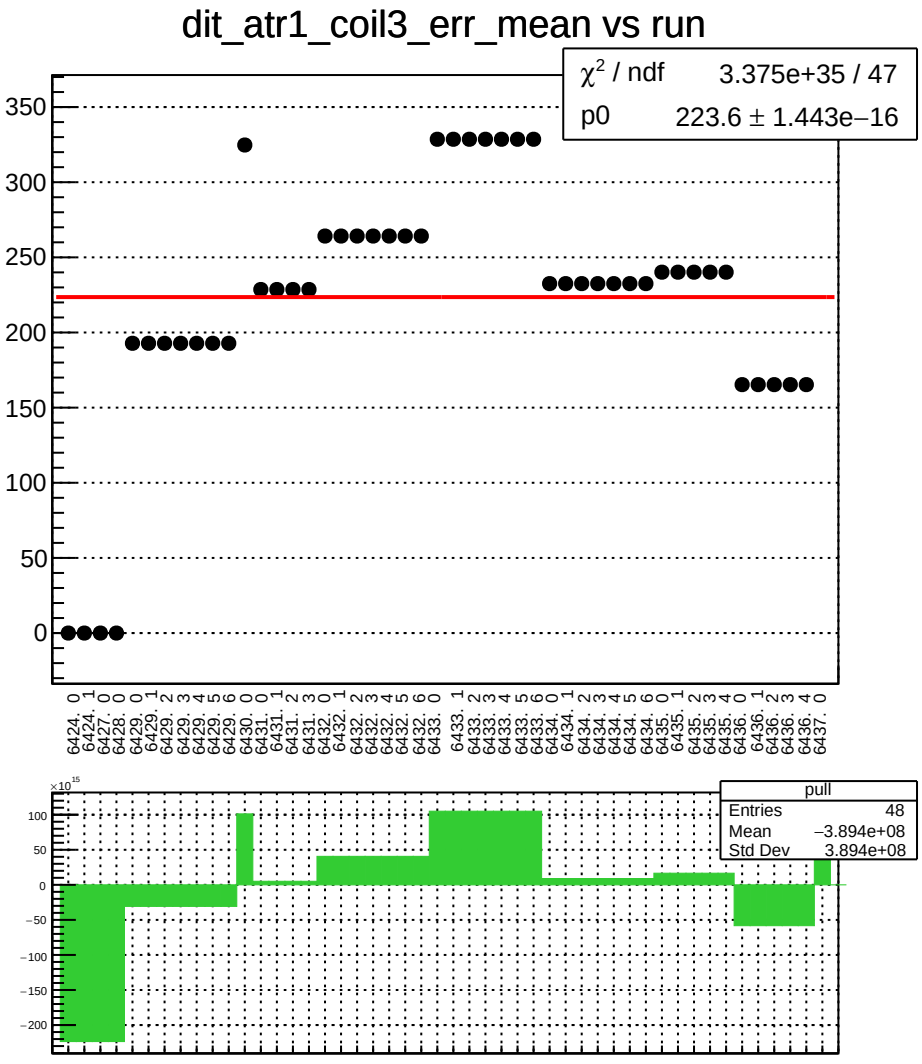
dit_atr1_coil3_err_mean vs run
χ² / ndf 3.375e+35 / 47
p0 223.6 ± 1.443e−16
350
300
250
200
150
100
50
0
6424. 0
6424. 1
6427. 0
6428. 0
6429. 0
6429. 1
6429. 2
6429. 3
6429. 4
6429. 5
6429. 6
6430. 0
6430. 0
6431. 1
6431. 1
6431. 2
6431. 3
6432. 0
6432. 1
6432. 2
6432. 3
6432. 4
6432. 5
6432. 6
6433. 0
6433. 1
6433. 2
6433. 3
6433. 4
6433. 5
6433. 6
6434. 0
6434. 1
6434. 2
6434. 3
6434. 4
6434. 5
6434. 6
6435. 0
6435. 1
6435. 2
6435. 3
6435. 4
6436. 0
6436. 1
6436. 2
6436. 3
6436. 4
6437. 0
×10¹⁵
100
50
0
−50
−100
−150
−200
pull
Entries 48
Mean −3.894e+08
Std Dev 3.894e+08

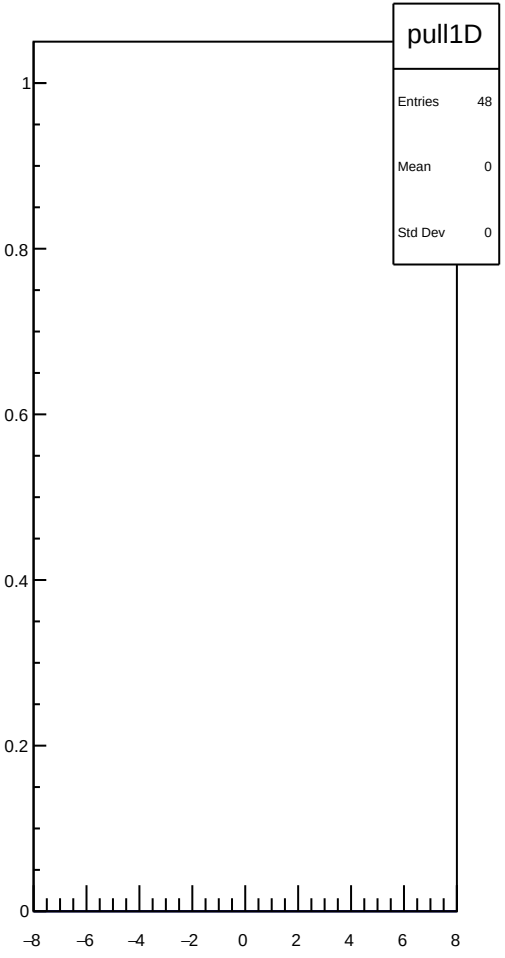
pull1D
Entries 48
Mean 0
Std Dev 0
1
0.8
0.6
0.4
0.2
0
−8
−6
−4
−2
0
2
4
6
8

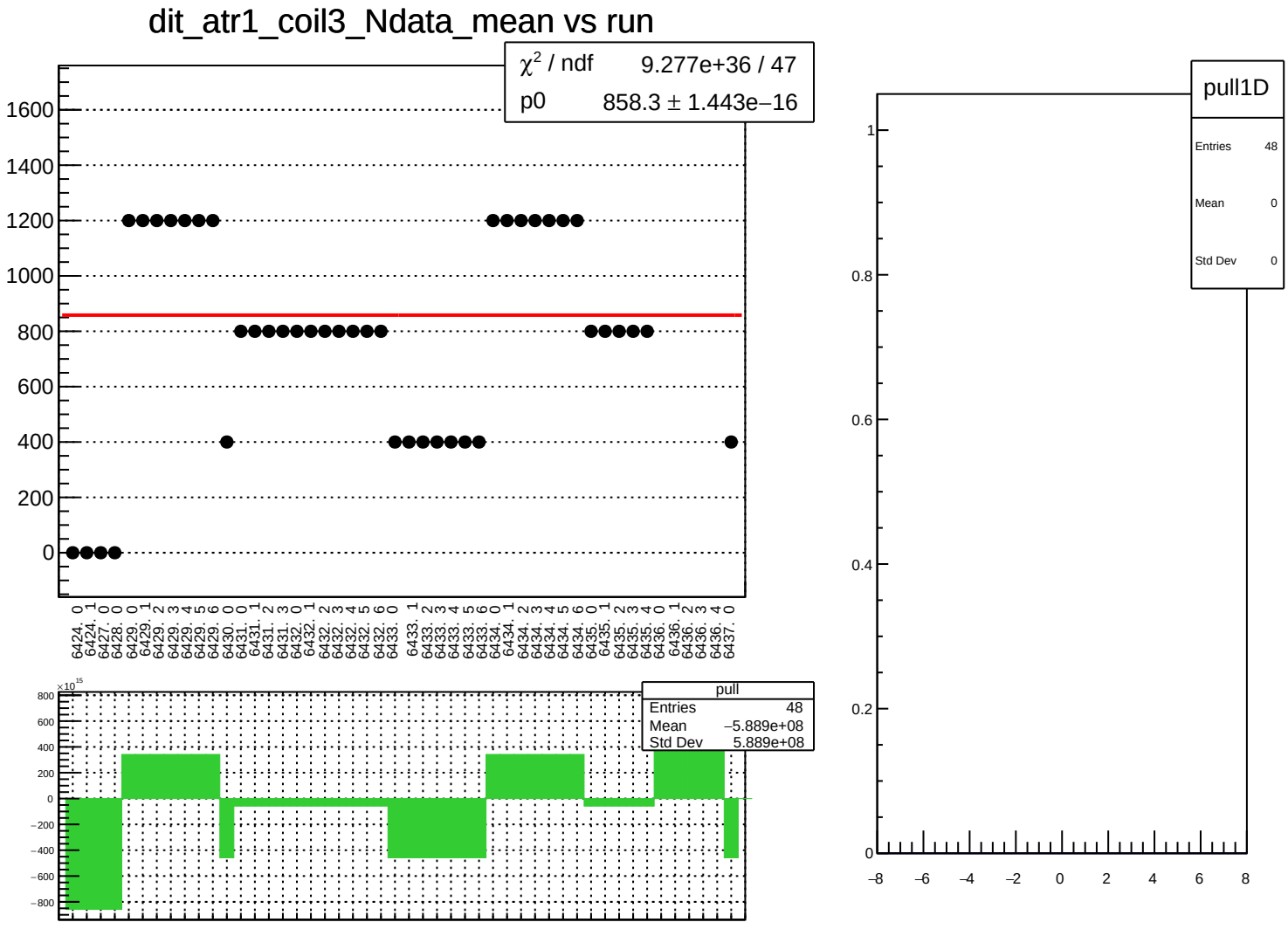
dit_atr1_coil3_Ndata_mean vs run
χ² / ndf 9.277e+36 / 47
p0 858.3 ± 1.443e−16
1600
1400
1200
1000
800
600
400
200
0
6424. 0
6424. 1
6427. 0
6428. 0
6429. 0
6429. 1
6429. 2
6429. 3
6429. 4
6429. 5
6429. 6
6430. 0
6431. 0
6431. 1
6431. 2
6431. 3
6432. 0
6432. 1
6432. 2
6432. 3
6432. 4
6432. 5
6432. 6
6433. 0
6433. 1
6433. 2
6433. 3
6433. 4
6433. 5
6433. 6
6434. 0
6434. 1
6434. 2
6434. 3
6434. 4
6434. 5
6434. 6
6435. 0
6435. 1
6435. 2
6435. 3
6435. 4
6436. 0
6436. 1
6436. 2
6436. 3
6436. 4
6437. 0
×10¹⁵
800
600
400
200
0
−200
−400
−600
−800
pull
Entries 48
Mean −5.889e+08
Std Dev 5.889e+08
pull1D
Entries 48
Mean 0
Std Dev 0
1
0.8
0.6
0.4
0.2
0
−8
−6
−4
−2
0
2
4
6
8

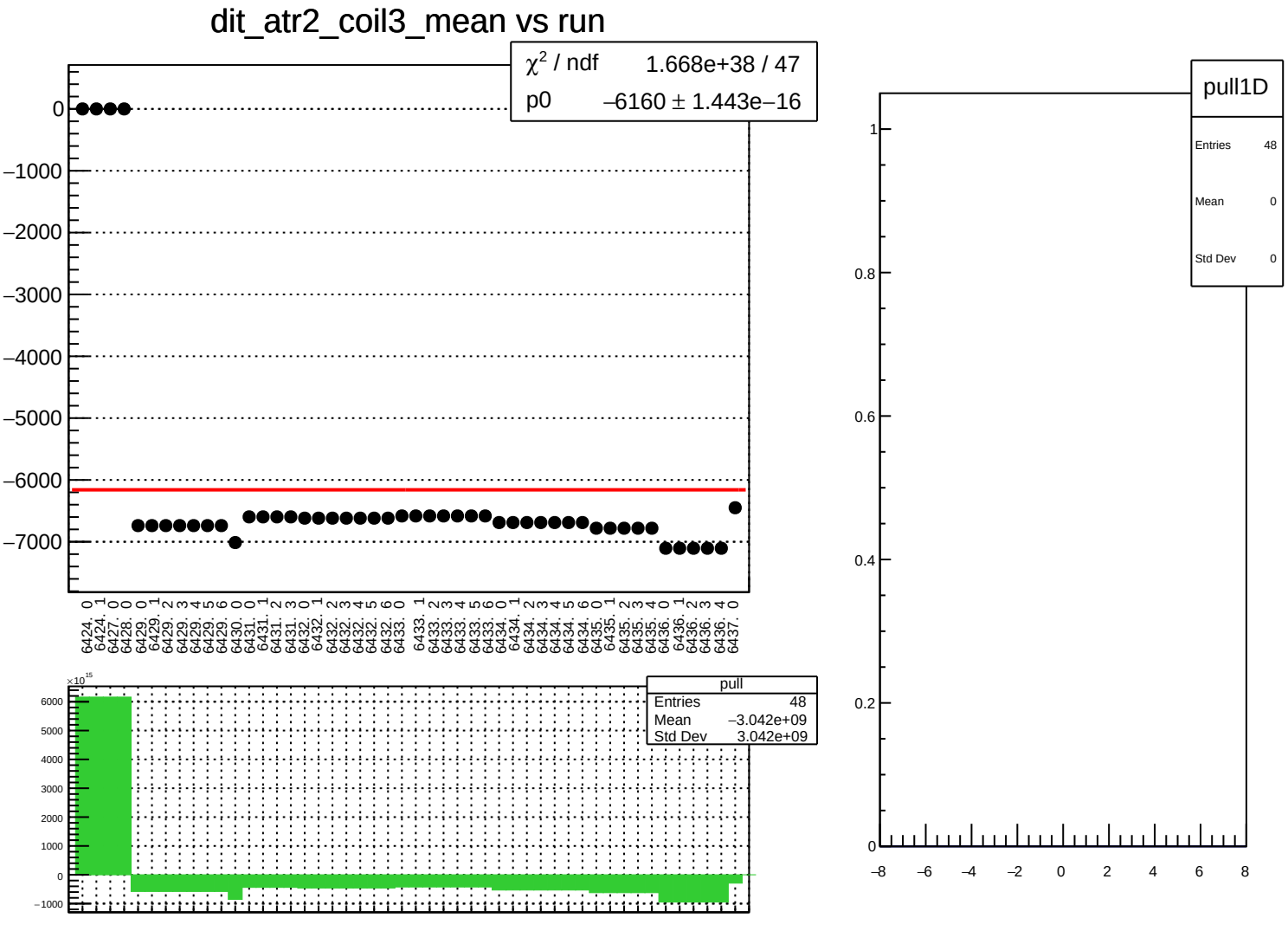
dit_atr2_coil3_mean vs run
χ² / ndf 1.668e+38 / 47
p0 −6160 ± 1.443e−16
0
−1000
−2000
−3000
−4000
−5000
−6000
−7000
6424. 0
6424. 1
6427. 0
6428. 0
6429. 0
6429. 1
6429. 2
6429. 3
6429. 4
6429. 5
6429. 6
6430. 0
6431. 0
6431. 1
6431. 2
6431. 3
6432. 0
6432. 1
6432. 2
6432. 3
6432. 4
6432. 5
6432. 6
6433. 0
6433. 1
6433. 2
6433. 3
6433. 4
6433. 5
6433. 6
6434. 0
6434. 1
6434. 2
6434. 3
6434. 4
6434. 5
6434. 6
6435. 0
6435. 1
6435. 2
6435. 3
6435. 4
6436. 0
6436. 1
6436. 2
6436. 3
6436. 4
6437. 0
×10¹⁵
6000
5000
4000
3000
2000
1000
0
−1000
pull
Entries 48
Mean −3.042e+09
Std Dev 3.042e+09
pull1D
Entries 48
Mean 0
Std Dev 0
1
0.8
0.6
0.4
0.2
0
−8
−6
−4
−2
0
2
4
6
8

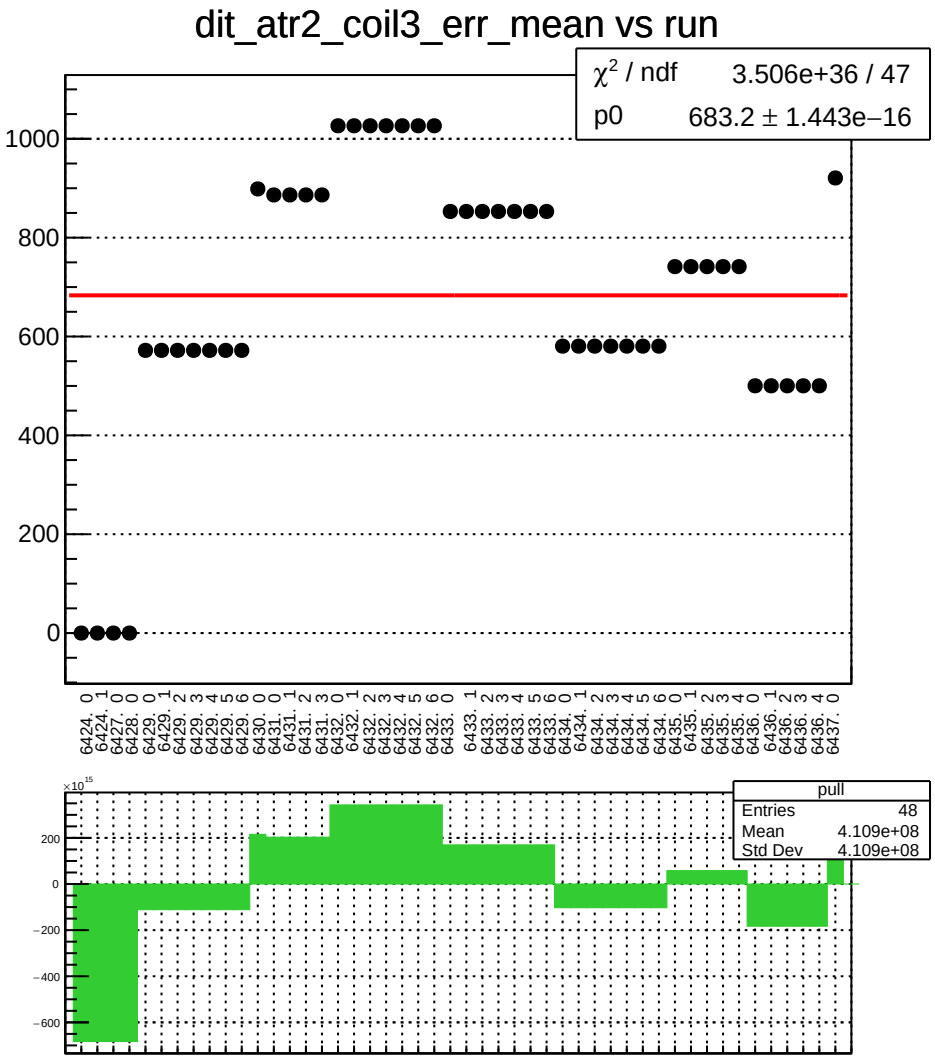
dit_atr2_coil3_err_mean vs run
χ² / ndf 3.506e+36 / 47
p0 683.2 ± 1.443e−16
1000
800
600
400
200
0
6424. 0
6424. 1
6427. 0
6428. 0
6429. 0
6429. 1
6429. 2
6429. 3
6429. 4
6429. 5
6429. 6
6430. 0
6431. 0
6431. 1
6431. 2
6431. 3
6432. 0
6432. 1
6432. 2
6432. 3
6432. 4
6432. 5
6432. 6
6433. 0
6433. 1
6433. 2
6433. 3
6433. 4
6433. 5
6433. 6
6434. 0
6434. 1
6434. 2
6434. 3
6434. 4
6434. 5
6434. 6
6435. 0
6435. 1
6435. 2
6435. 3
6435. 4
6436. 0
6436. 1
6436. 2
6436. 3
6436. 4
6437. 0
×10¹⁵
200
0
−200
−400
−600
pull
Entries 48
Mean 4.109e+08
Std Dev 4.109e+08

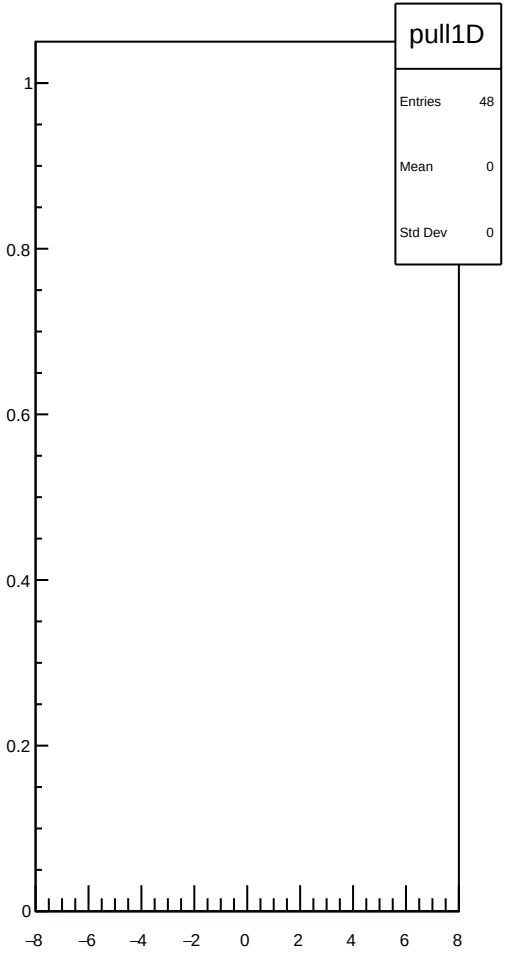
pull1D
Entries 48
Mean 0
Std Dev 0
1
0.8
0.6
0.4
0.2
0
−8
−6
−4
−2
0
2
4
6
8

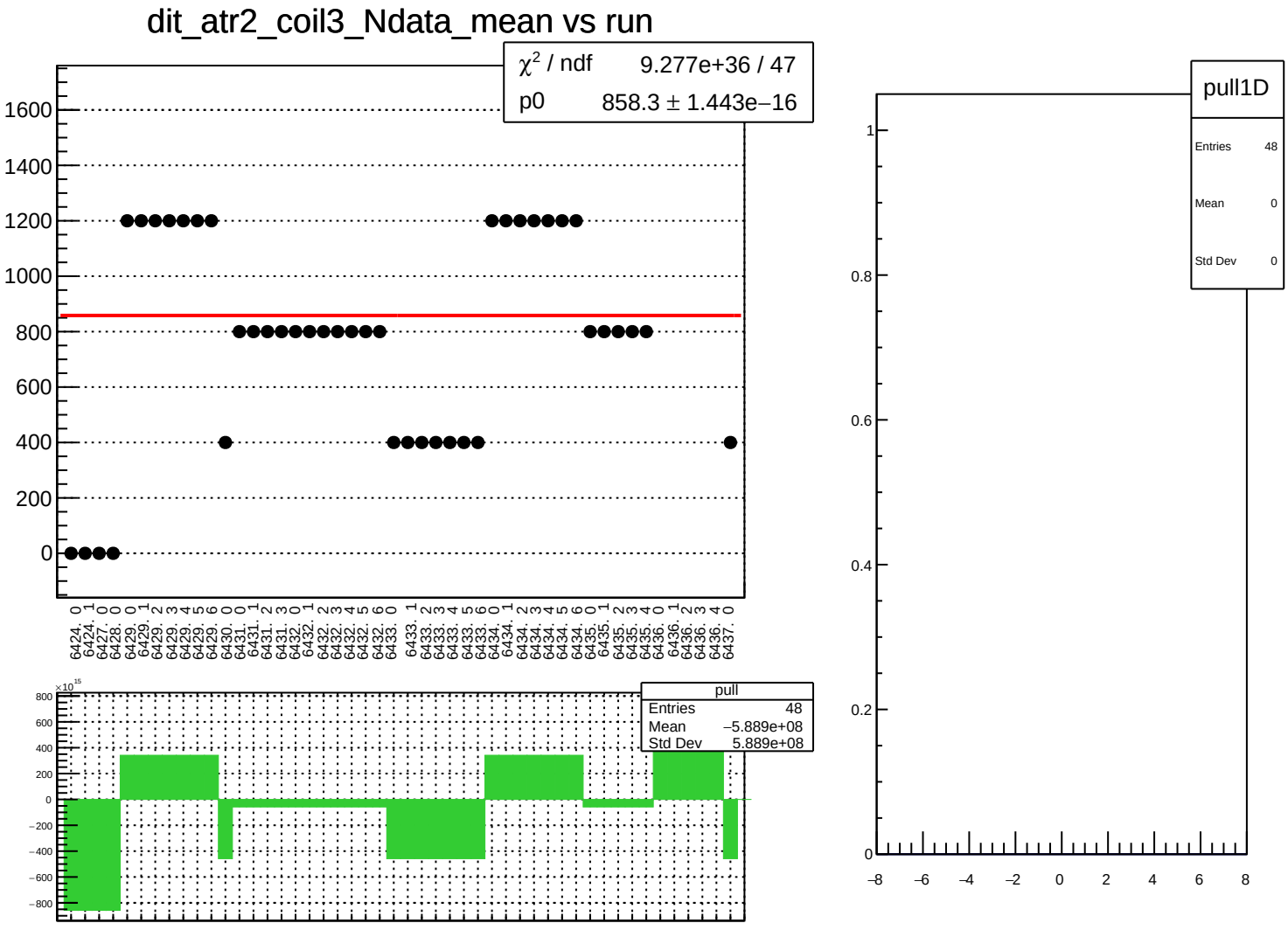
dit_atr2_coil3_Ndata_mean vs run
χ² / ndf 9.277e+36 / 47
p0 858.3 ± 1.443e−16
1600
1400
1200
1000
800
600
400
200
0
6424. 0
6424. 1
6427. 0
6428. 0
6429. 0
6429. 1
6429. 2
6429. 3
6429. 4
6429. 5
6429. 6
6430. 0
6431. 0
6431. 1
6431. 2
6431. 3
6432. 0
6432. 1
6432. 2
6432. 3
6432. 4
6432. 5
6432. 6
6433. 0
6433. 1
6433. 2
6433. 3
6433. 4
6433. 5
6433. 6
6434. 0
6434. 1
6434. 2
6434. 3
6434. 4
6434. 5
6434. 6
6435. 0
6435. 1
6435. 2
6435. 3
6435. 4
6436. 0
6436. 1
6436. 2
6436. 3
6436. 4
6437. 0
×10¹⁵
800
600
400
200
0
−200
−400
−600
−800
pull
Entries 48
Mean −5.889e+08
Std Dev 5.889e+08
pull1D
Entries 48
Mean 0
Std Dev 0
1
0.8
0.6
0.4
0.2
0
−8
−6
−4
−2
0
2
4
6
8

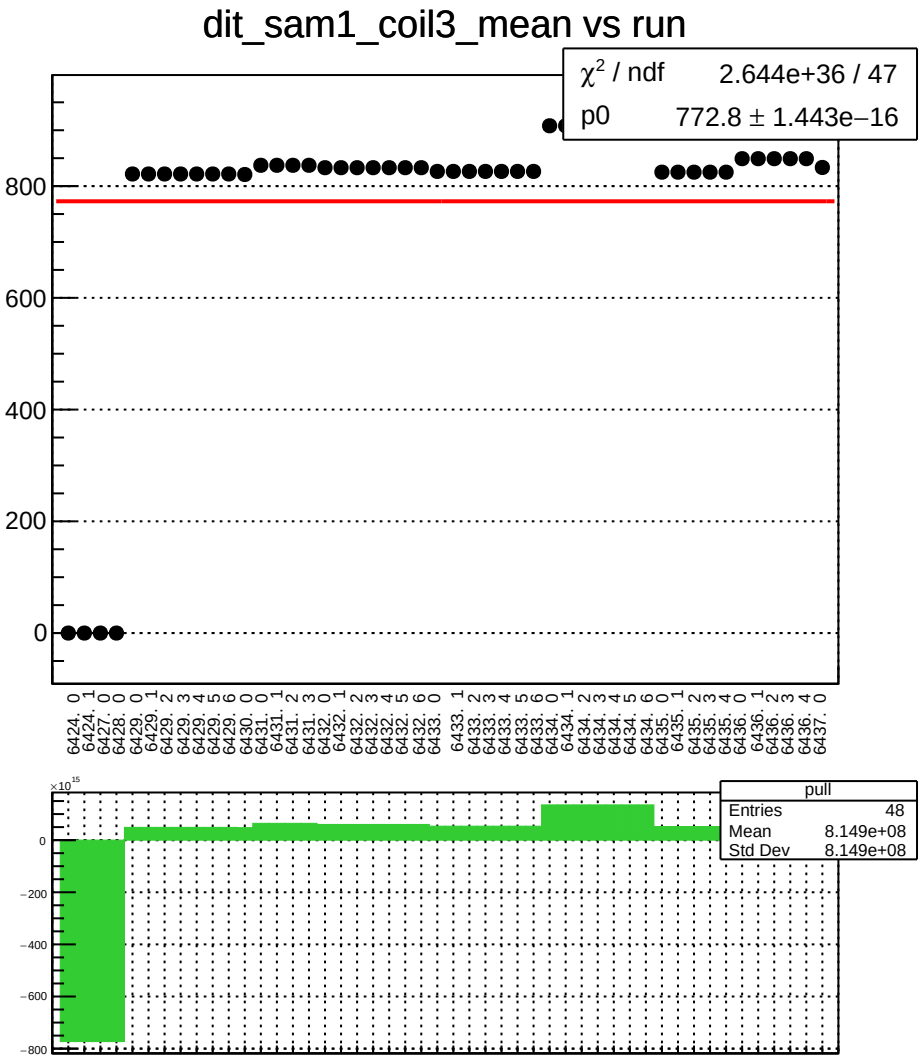
dit_sam1_coil3_mean vs run
χ² / ndf 2.644e+36 / 47
p0 772.8 ± 1.443e−16
800
600
400
200
0
6424. 0
6424. 1
6427. 0
6428. 0
6429. 0
6429. 1
6429. 2
6429. 3
6429. 4
6429. 5
6429. 6
6430. 0
6431. 0
6431. 1
6431. 2
6431. 3
6432. 0
6432. 1
6432. 2
6432. 3
6432. 4
6432. 5
6432. 6
6433. 0
6433. 1
6433. 2
6433. 3
6433. 4
6433. 5
6433. 6
6434. 0
6434. 1
6434. 2
6434. 3
6434. 4
6434. 5
6434. 6
6435. 0
6435. 1
6435. 2
6435. 3
6435. 4
6436. 0
6436. 1
6436. 2
6436. 3
6436. 4
6437. 0
×10¹⁵
0
−200
−400
−600
−800
pull
Entries 48
Mean 8.149e+08
Std Dev 8.149e+08

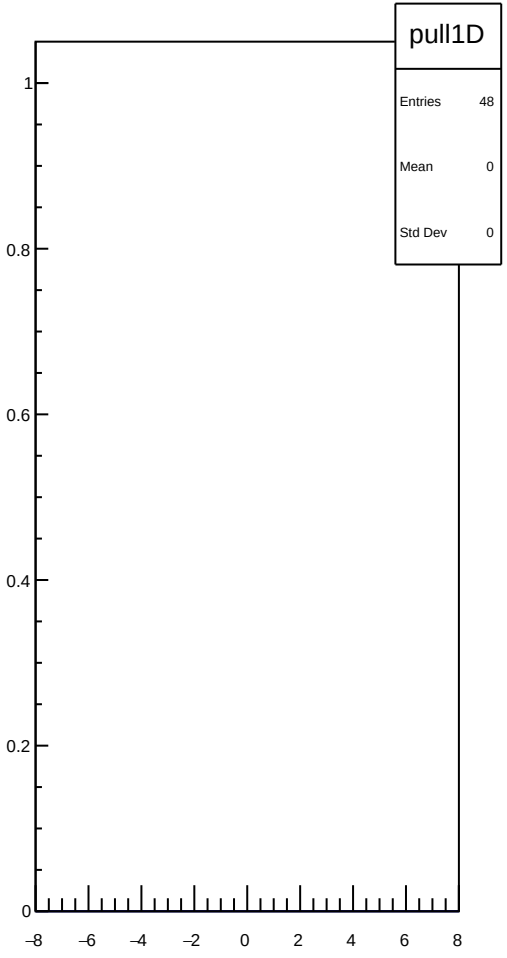
pull1D
Entries 48
Mean 0
Std Dev 0
1
0.8
0.6
0.4
0.2
0
−8
−6
−4
−2
0
2
4
6
8

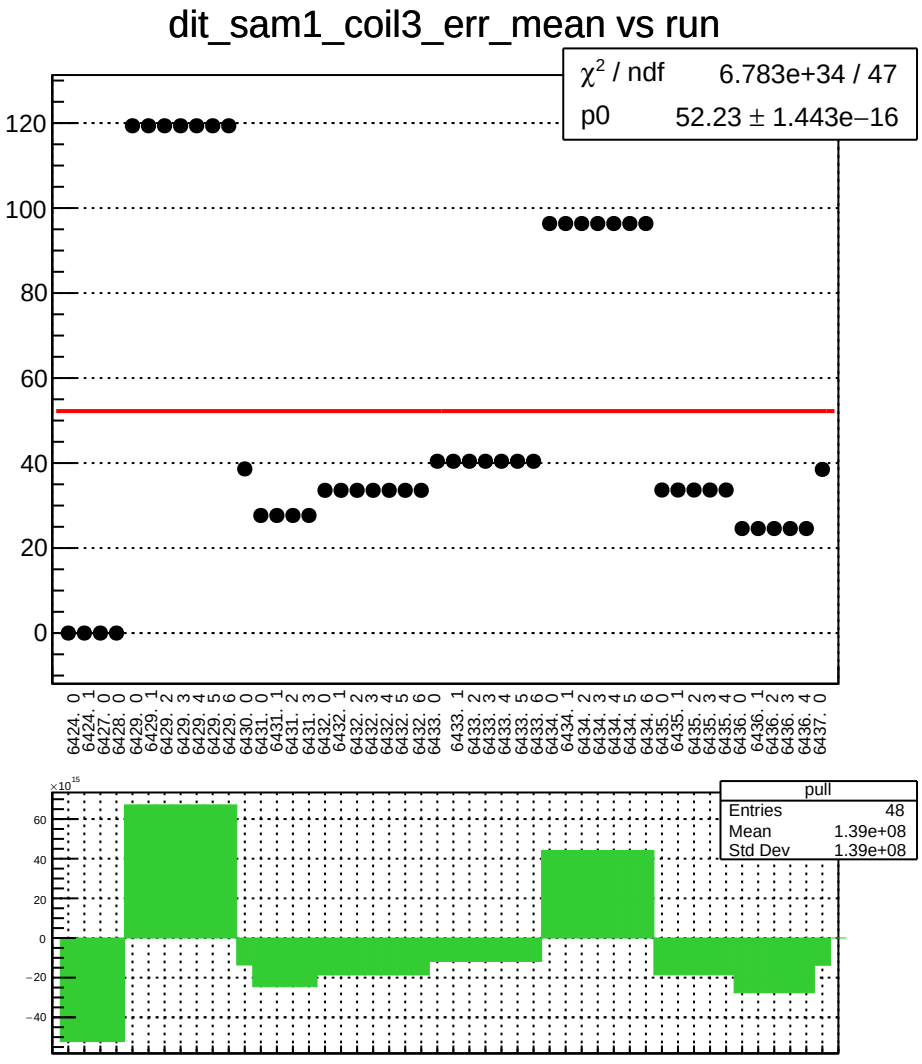
dit_sam1_coil3_err_mean vs run
χ² / ndf 6.783e+34 / 47
p0 52.23 ± 1.443e−16
120
100
80
60
40
20
0
6424. 0
6424. 1
6427. 0
6428. 0
6429. 0
6429. 1
6429. 2
6429. 3
6429. 4
6429. 5
6429. 6
6430. 0
6431. 0
6431. 1
6431. 2
6431. 3
6432. 0
6432. 1
6432. 2
6432. 3
6432. 4
6432. 5
6432. 6
6433. 0
6433. 1
6433. 2
6433. 3
6433. 4
6433. 5
6433. 6
6434. 0
6434. 1
6434. 2
6434. 3
6434. 4
6434. 5
6434. 6
6435. 0
6435. 1
6435. 2
6435. 3
6435. 4
6435. 0
6436. 1
6436. 2
6436. 3
6436. 4
6436. 4
6437. 0
×10¹⁵
60
40
20
0
−20
−40
pull
Entries 48
Mean 1.39e+08
Std Dev 1.39e+08
pull1D
Entries 48
Mean 0
Std Dev 0
1
0.8
0.6
0.4
0.2
0
−8
−6
−4
−2
0
2
4
6
8

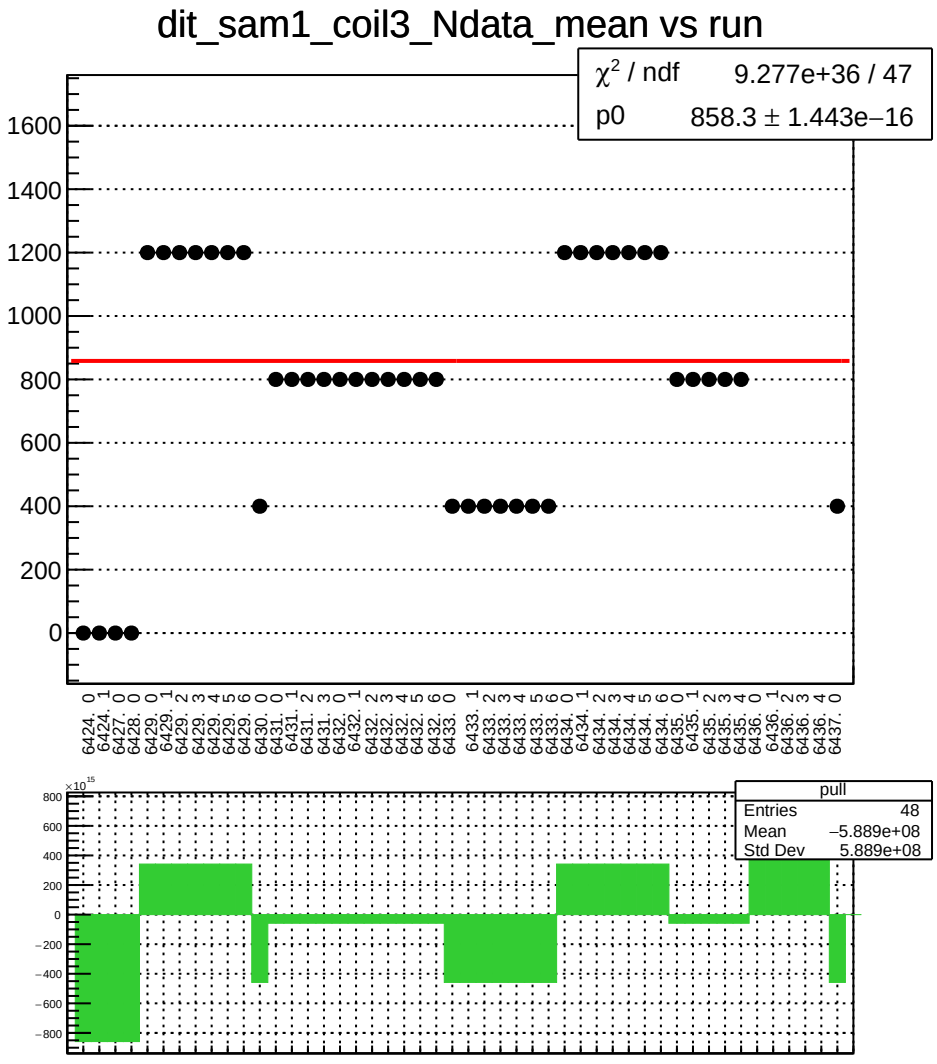
dit_sam1_coil3_Ndata_mean vs run
χ² / ndf 9.277e+36 / 47
p0 858.3 ± 1.443e−16
1600
1400
1200
1000
800
600
400
200
0
6424. 0
6424. 1
6427. 0
6428. 0
6429. 0
6429. 1
6429. 2
6429. 3
6429. 4
6429. 5
6429. 6
6430. 0
6431. 0
6431. 1
6431. 2
6431. 3
6432. 0
6432. 1
6432. 2
6432. 3
6432. 4
6432. 5
6432. 6
6433. 0
6433. 1
6433. 2
6433. 3
6433. 4
6433. 5
6433. 6
6434. 0
6434. 1
6434. 2
6434. 3
6434. 4
6434. 5
6434. 6
6435. 0
6435. 1
6435. 2
6435. 3
6435. 4
6436. 0
6436. 1
6436. 2
6436. 3
6436. 4
6437. 0
×10¹⁵
800
600
400
200
0
−200
−400
−600
−800
pull
Entries 48
Mean −5.889e+08
Std Dev 5.889e+08

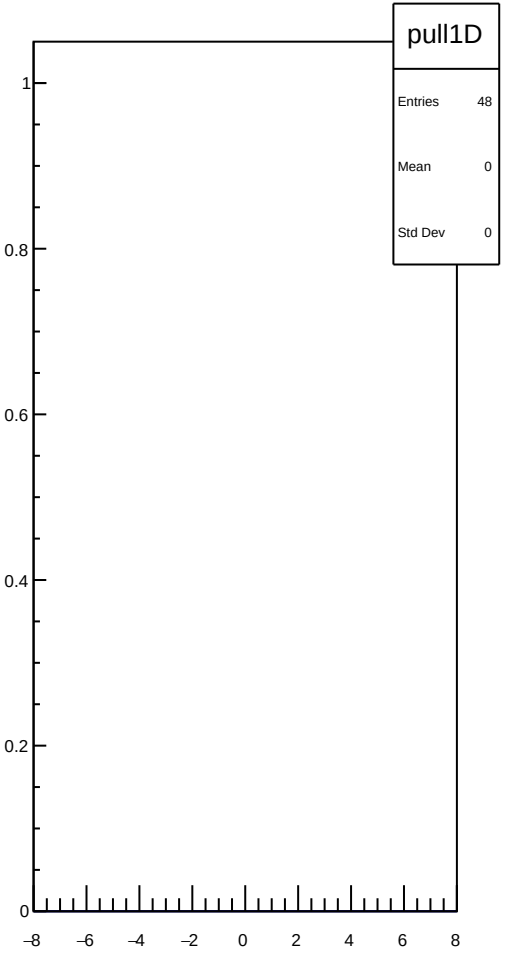
pull1D
Entries 48
Mean 0
Std Dev 0
1
0.8
0.6
0.4
0.2
0
−8
−6
−4
−2
0
2
4
6
8

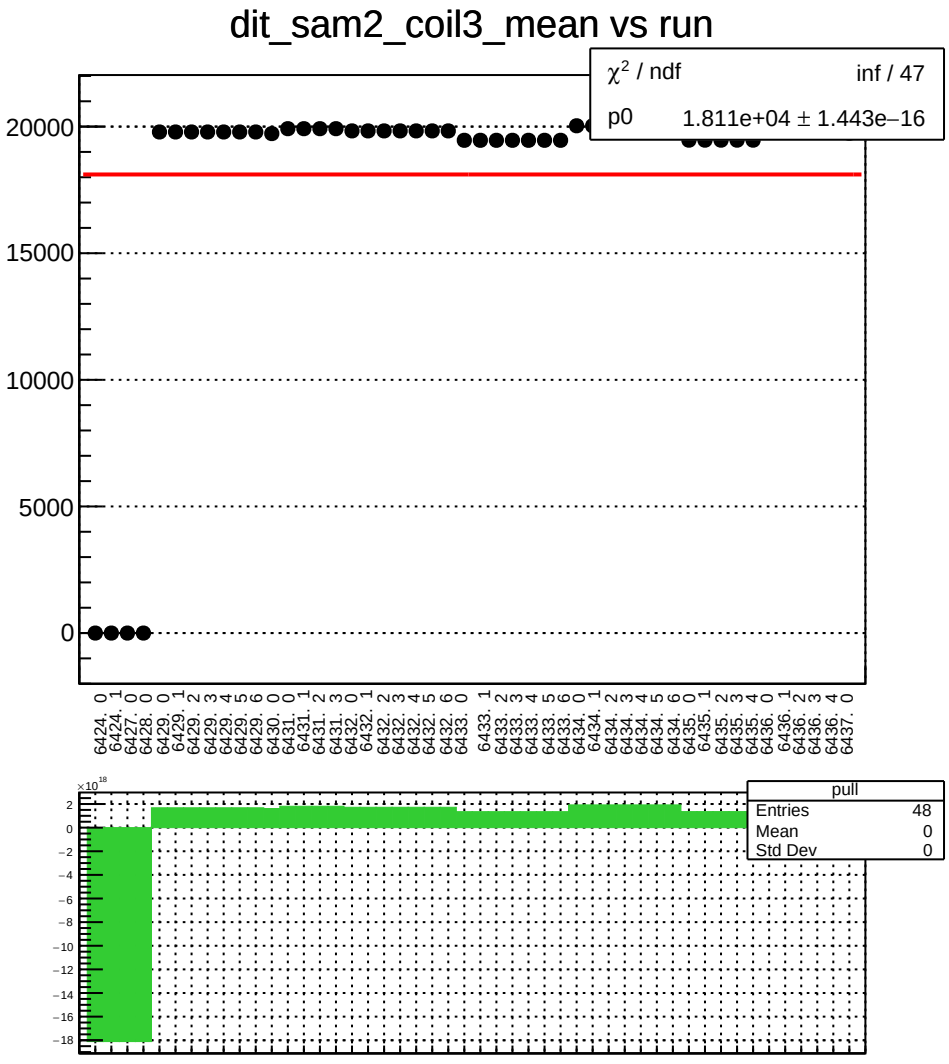
dit_sam2_coil3_mean vs run
χ² / ndf inf / 47
p0 1.811e+04 ± 1.443e−16
20000
15000
10000
5000
0
6424. 0
6424. 1
6427. 0
6428. 0
6429. 0
6429. 1
6429. 2
6429. 3
6429. 4
6429. 5
6429. 6
6430. 0
6431. 0
6431. 1
6431. 2
6431. 3
6432. 0
6432. 1
6432. 2
6432. 3
6432. 4
6432. 5
6432. 6
6433. 0
6433. 1
6433. 2
6433. 3
6433. 4
6433. 5
6433. 6
6434. 0
6434. 1
6434. 2
6434. 3
6434. 4
6434. 5
6434. 6
6435. 0
6435. 1
6435. 2
6435. 3
6435. 4
6436. 0
6436. 1
6436. 2
6436. 3
6436. 4
6437. 0
×10¹⁸
2
0
−2
−4
−6
−8
−10
−12
−14
−16
−18
pull
Entries 48
Mean 0
Std Dev 0

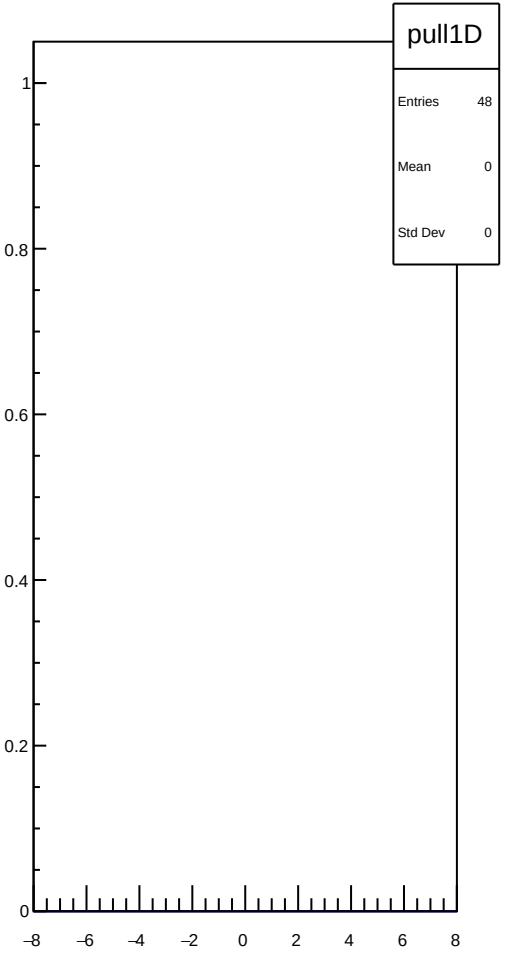
pull1D
Entries 48
Mean 0
Std Dev 0
1
0.8
0.6
0.4
0.2
0
−8
−6
−4
−2
0
2
4
6
8

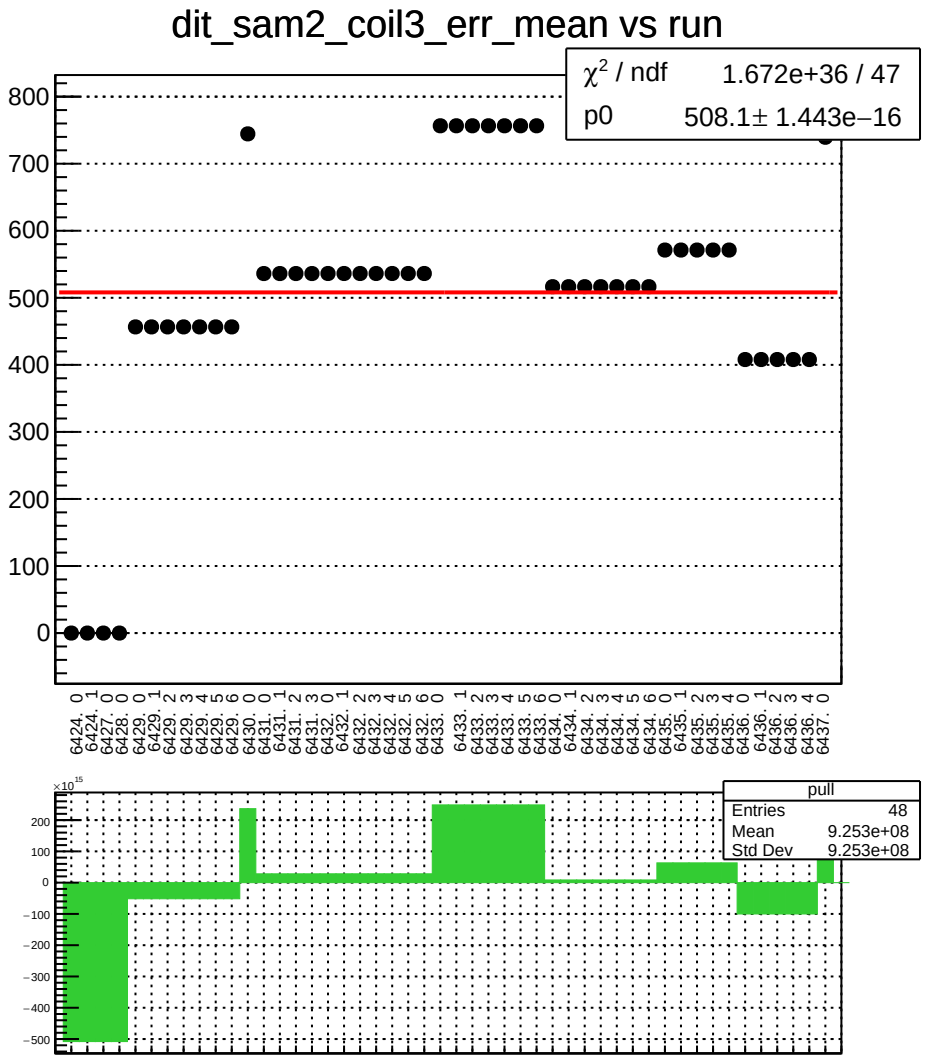
dit_sam2_coil3_err_mean vs run
χ² / ndf 1.672e+36 / 47
p0 508.1± 1.443e−16
800
700
600
500
400
300
200
100
0
6424. 0
6424. 1
6427. 0
6428. 0
6429. 0
6429. 1
6429. 2
6429. 3
6429. 4
6429. 5
6429. 6
6430. 0
6431. 0
6431. 1
6431. 2
6431. 3
6432. 0
6432. 1
6432. 2
6432. 3
6432. 4
6432. 5
6432. 6
6433. 0
6433. 1
6433. 2
6433. 3
6433. 4
6433. 5
6433. 6
6434. 0
6434. 1
6434. 2
6434. 3
6434. 4
6434. 5
6434. 6
6435. 0
6435. 1
6435. 2
6435. 3
6435. 4
6436. 0
6436. 1
6436. 2
6436. 3
6436. 4
6437. 0
×10^15
200
100
0
−100
−200
−300
−400
−500
pull
Entries 48
Mean 9.253e+08
Std Dev 9.253e+08

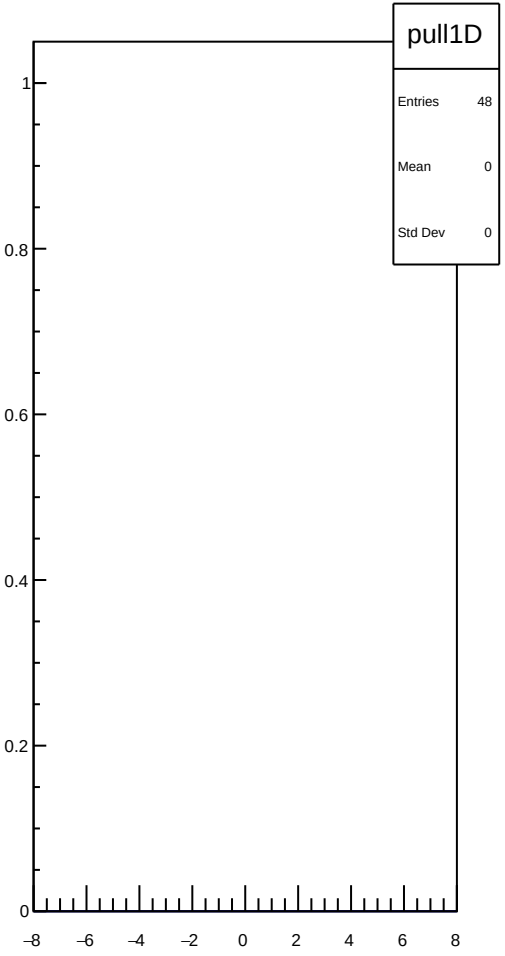
pull1D
Entries 48
Mean 0
Std Dev 0
1
0.8
0.6
0.4
0.2
0
−8
−6
−4
−2
0
2
4
6
8

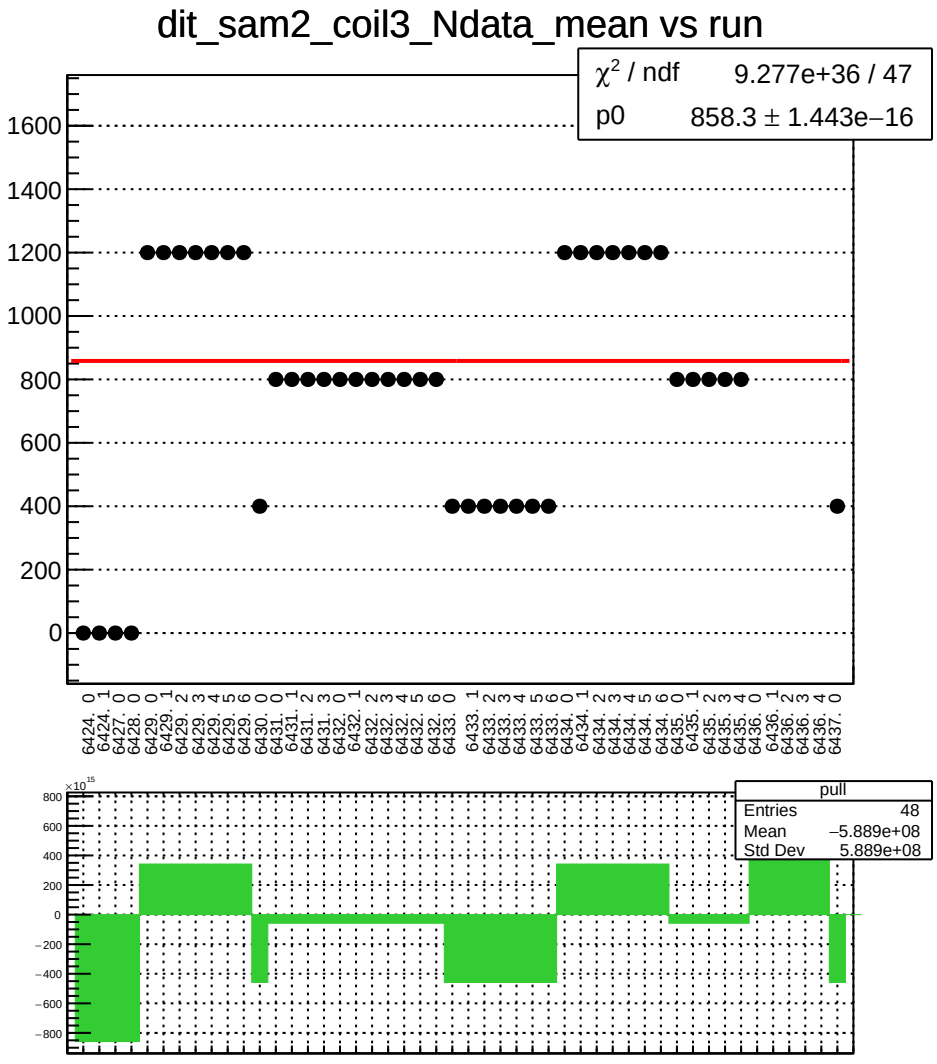
dit_sam2_coil3_Ndata_mean vs run
χ² / ndf 9.277e+36 / 47
p0 858.3 ± 1.443e−16
1600
1400
1200
1000
800
600
400
200
0
6424. 0
6424. 1
6427. 0
6428. 0
6429. 0
6429. 1
6429. 2
6429. 3
6429. 4
6429. 5
6429. 6
6430. 0
6431. 0
6431. 1
6431. 2
6431. 3
6432. 0
6432. 1
6432. 2
6432. 3
6432. 4
6432. 5
6432. 6
6433. 0
6433. 1
6433. 2
6433. 3
6433. 4
6433. 5
6433. 6
6434. 0
6434. 1
6434. 2
6434. 3
6434. 4
6434. 5
6434. 6
6435. 0
6435. 1
6435. 2
6435. 3
6435. 4
6436. 0
6436. 1
6436. 2
6436. 3
6436. 4
6437. 0
×10¹⁵
800
600
400
200
0
−200
−400
−600
−800
pull
Entries 48
Mean −5.889e+08
Std Dev 5.889e+08

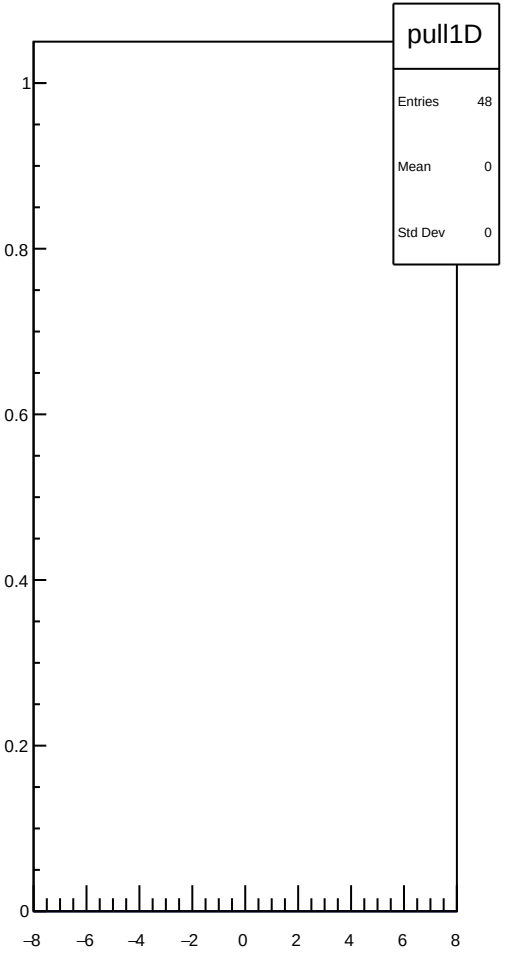
pull1D
Entries 48
Mean 0
Std Dev 0
1
0.8
0.6
0.4
0.2
0
−8
−6
−4
−2
0
2
4
6
8

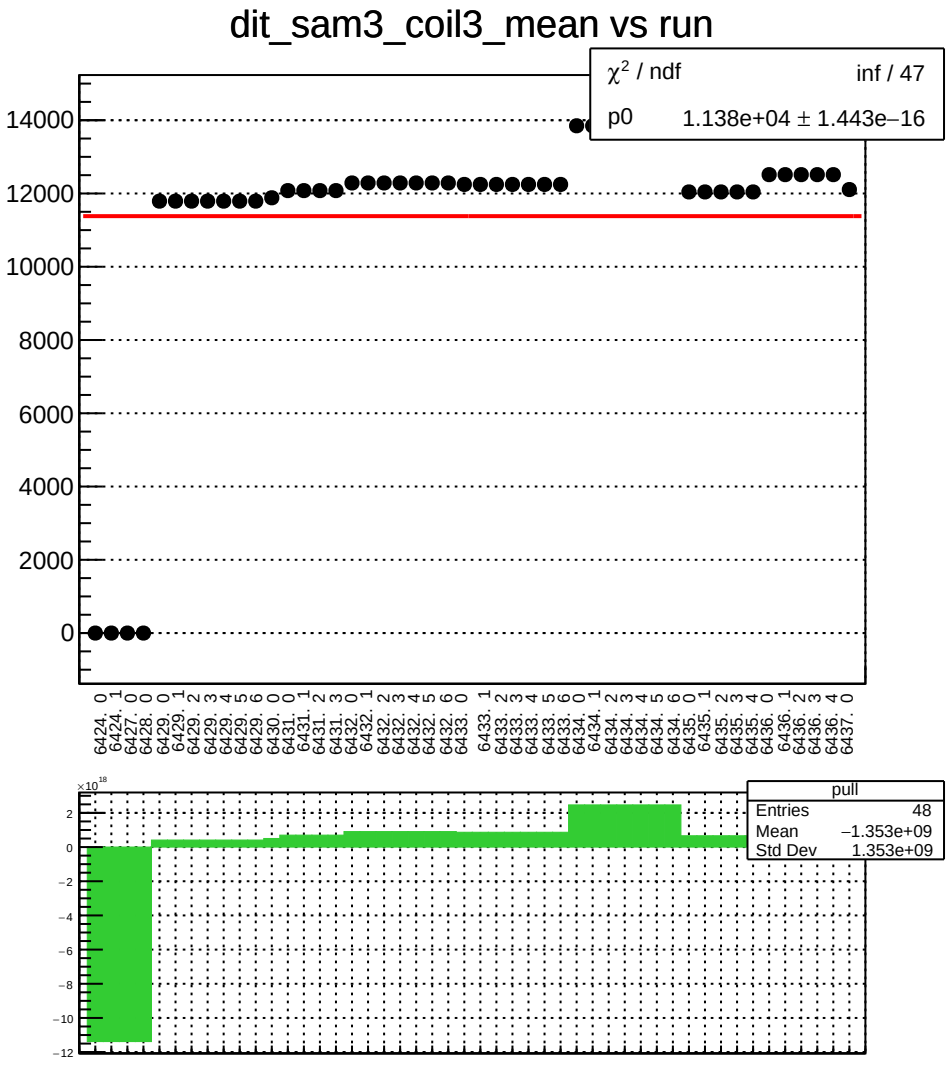
dit_sam3_coil3_mean vs run
χ² / ndf inf / 47
p0 1.138e+04 ± 1.443e−16
14000
12000
10000
8000
6000
4000
2000
0
6424. 0
6424. 1
6427. 0
6428. 0
6429. 0
6429. 1
6429. 2
6429. 3
6429. 4
6429. 5
6429. 6
6430. 0
6430. 0
6431. 1
6431. 1
6431. 2
6431. 3
6432. 0
6432. 1
6432. 2
6432. 3
6432. 4
6432. 5
6432. 6
6433. 0
6433. 1
6433. 2
6433. 3
6433. 4
6433. 5
6433. 6
6434. 0
6434. 1
6434. 2
6434. 3
6434. 4
6434. 5
6434. 6
6435. 0
6435. 1
6435. 2
6435. 3
6435. 4
6436. 0
6436. 1
6436. 2
6436. 3
6436. 4
6437. 0
×10¹⁸
2
0
−2
−4
−6
−8
−10
−12
pull
Entries 48
Mean −1.353e+09
Std Dev 1.353e+09
pull1D
Entries 48
Mean 0
Std Dev 0
1
0.8
0.6
0.4
0.2
0
−8
−6
−4
−2
0
2
4
6
8

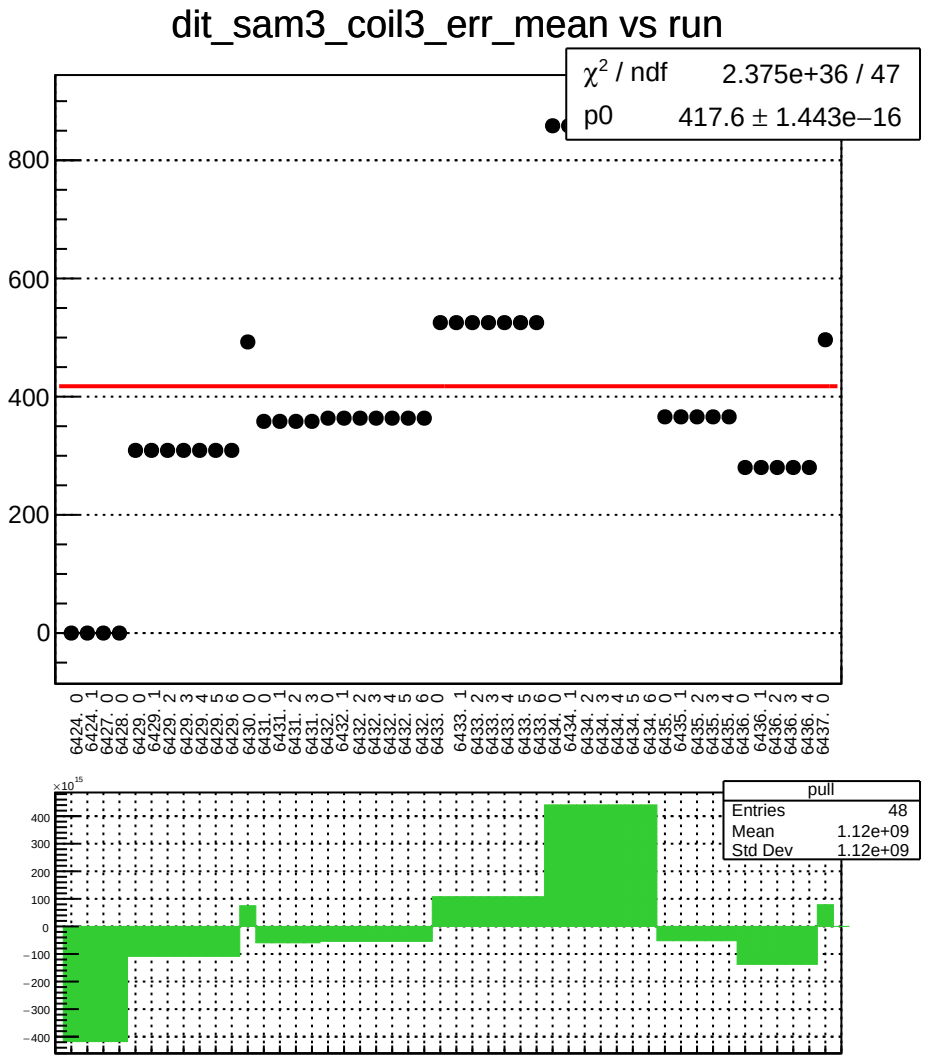
dit_sam3_coil3_err_mean vs run
χ² / ndf 2.375e+36 / 47
p0 417.6 ± 1.443e−16
800
600
400
200
0
6424. 0
6424. 1
6427. 0
6428. 0
6429. 0
6429. 1
6429. 2
6429. 3
6429. 4
6429. 5
6429. 6
6430. 0
6431. 0
6431. 1
6431. 2
6431. 3
6432. 0
6432. 1
6432. 2
6432. 3
6432. 4
6432. 5
6432. 6
6433. 0
6433. 1
6433. 2
6433. 3
6433. 4
6433. 5
6433. 6
6434. 0
6434. 1
6434. 2
6434. 3
6434. 4
6434. 5
6434. 6
6435. 0
6435. 1
6435. 2
6435. 3
6435. 4
6436. 0
6436. 1
6436. 2
6436. 3
6436. 4
6437. 0
×10¹⁵
400
300
200
100
0
−100
−200
−300
−400
pull
Entries 48
Mean 1.12e+09
Std Dev 1.12e+09
pull1D
Entries 48
Mean 0
Std Dev 0
1
0.8
0.6
0.4
0.2
0
−8
−6
−4
−2
0
2
4
6
8

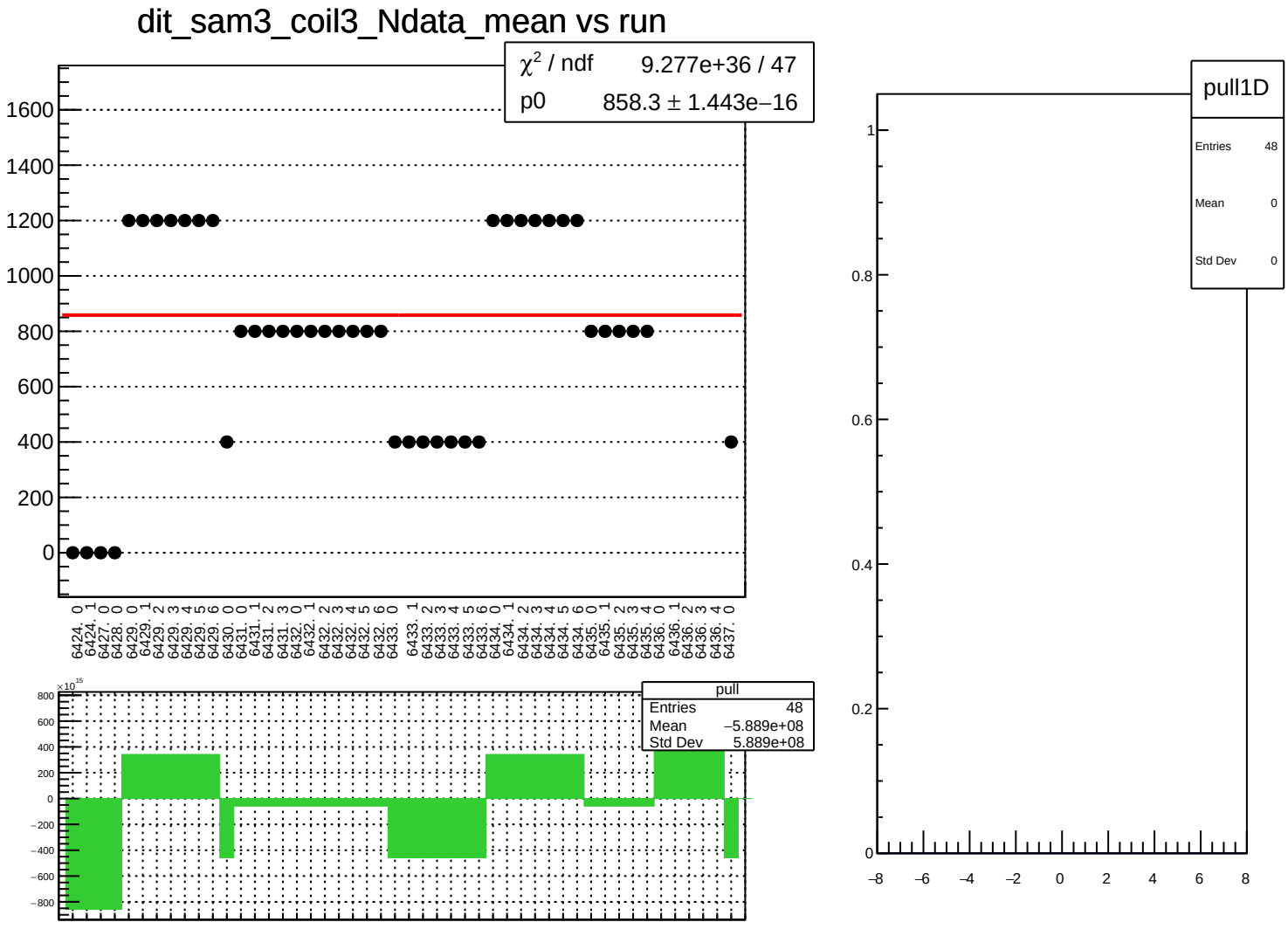
dit_sam3_coil3_Ndata_mean vs run
χ² / ndf 9.277e+36 / 47
p0 858.3 ± 1.443e−16
1600
1400
1200
1000
800
600
400
200
0
6424. 0
6424. 1
6427. 0
6428. 0
6429. 0
6429. 1
6429. 2
6429. 3
6429. 4
6429. 5
6429. 6
6430. 0
6431. 0
6431. 1
6431. 2
6431. 3
6432. 0
6432. 1
6432. 2
6432. 3
6432. 4
6432. 5
6432. 6
6433. 0
6433. 1
6433. 2
6433. 3
6433. 4
6433. 5
6433. 6
6434. 0
6434. 1
6434. 2
6434. 3
6434. 4
6434. 5
6434. 6
6435. 0
6435. 1
6435. 2
6435. 3
6435. 4
6436. 0
6436. 1
6436. 2
6436. 3
6436. 4
6437. 0
×10¹⁵
800
600
400
200
0
−200
−400
−600
−800
pull
Entries 48
Mean −5.889e+08
Std Dev 5.889e+08
pull1D
Entries 48
Mean 0
Std Dev 0
1
0.8
0.6
0.4
0.2
0
−8
−6
−4
−2
0
2
4
6
8

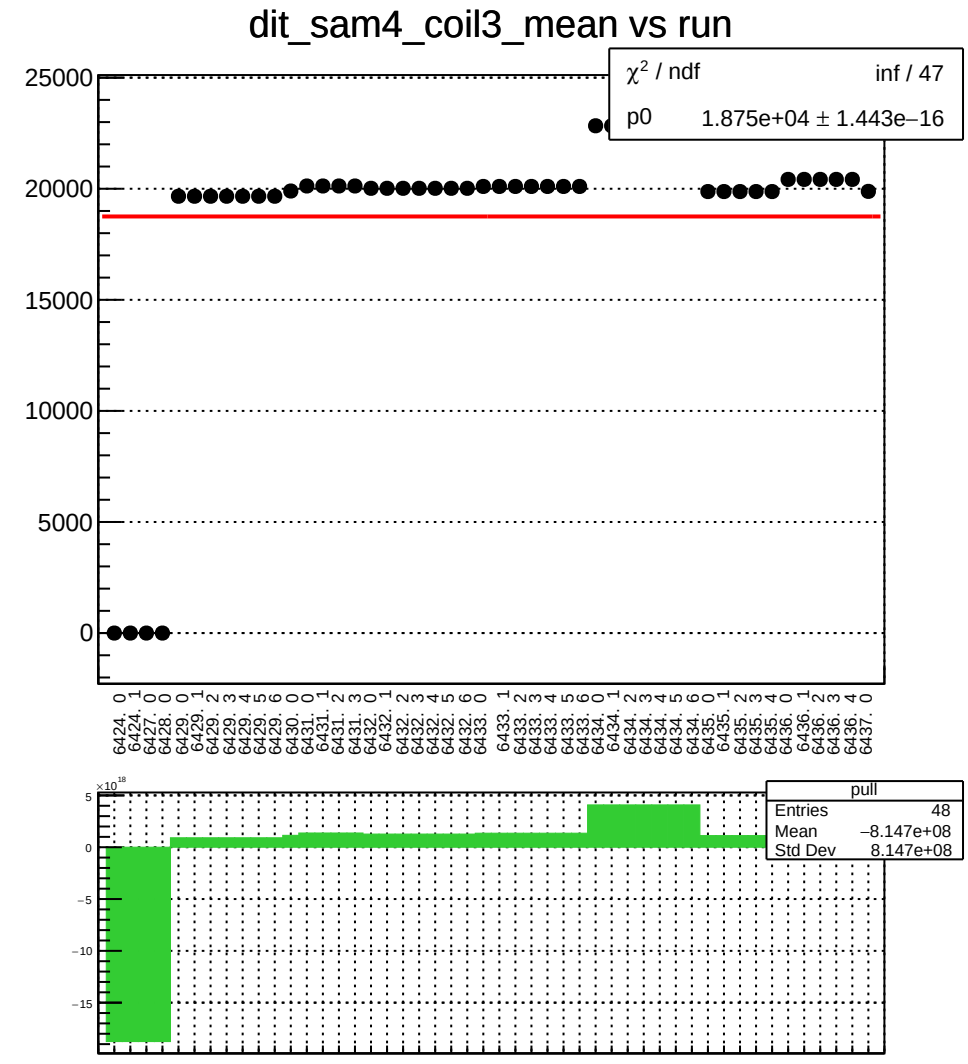
dit_sam4_coil3_mean vs run
χ² / ndf inf / 47
p0 1.875e+04 ± 1.443e−16
25000
20000
15000
10000
5000
0
6424. 0
6424. 1
6427. 0
6428. 0
6429. 0
6429. 1
6429. 2
6429. 3
6429. 4
6429. 5
6429. 6
6430. 0
6431. 0
6431. 1
6431. 2
6431. 3
6432. 0
6432. 1
6432. 2
6432. 3
6432. 4
6432. 5
6432. 6
6433. 0
6433. 1
6433. 2
6433. 3
6433. 4
6433. 5
6433. 6
6434. 0
6434. 1
6434. 2
6434. 3
6434. 4
6434. 5
6434. 6
6435. 0
6435. 1
6435. 2
6435. 3
6435. 4
6436. 0
6436. 1
6436. 2
6436. 3
6436. 4
6437. 0
×10¹⁸
5
0
−5
−10
−15
pull
Entries 48
Mean −8.147e+08
Std Dev 8.147e+08
pull1D
Entries 48
Mean 0
Std Dev 0
1
0.8
0.6
0.4
0.2
0
−8
−6
−4
−2
0
2
4
6
8

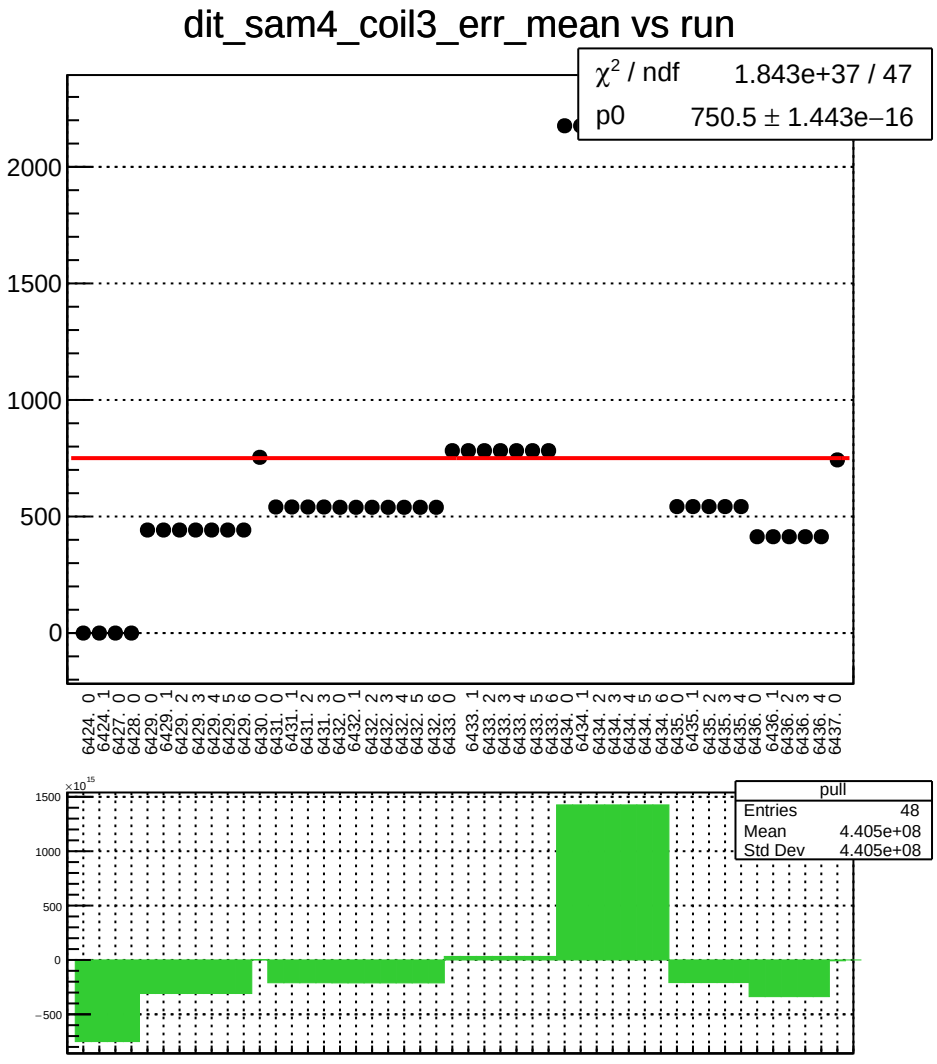
dit_sam4_coil3_err_mean vs run
χ² / ndf 1.843e+37 / 47
p0 750.5 ± 1.443e−16
2000
1500
1000
500
0
6424. 0
6424. 1
6427. 0
6428. 0
6429. 0
6429. 1
6429. 2
6429. 3
6429. 4
6429. 5
6429. 6
6430. 0
6431. 0
6431. 1
6431. 2
6431. 3
6432. 0
6432. 1
6432. 2
6432. 3
6432. 4
6432. 5
6432. 6
6433. 0
6433. 1
6433. 2
6433. 3
6433. 4
6433. 5
6433. 6
6434. 0
6434. 1
6434. 2
6434. 3
6434. 4
6434. 5
6434. 6
6435. 0
6435. 1
6435. 2
6435. 3
6435. 4
6436. 0
6436. 1
6436. 2
6436. 3
6436. 4
6437. 0
×10¹⁵
1500
1000
500
0
−500
pull
Entries 48
Mean 4.405e+08
Std Dev 4.405e+08

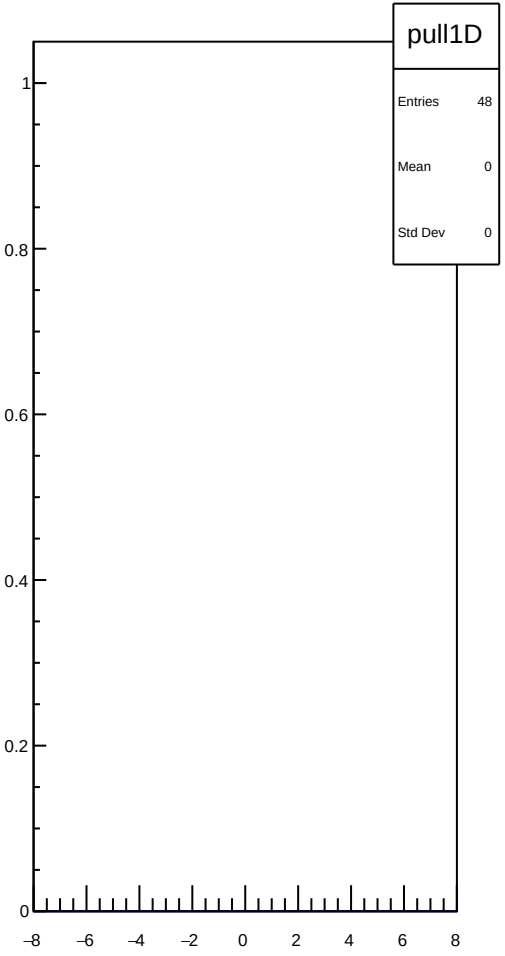
pull1D
Entries 48
Mean 0
Std Dev 0
1
0.8
0.6
0.4
0.2
0
−8
−6
−4
−2
0
2
4
6
8

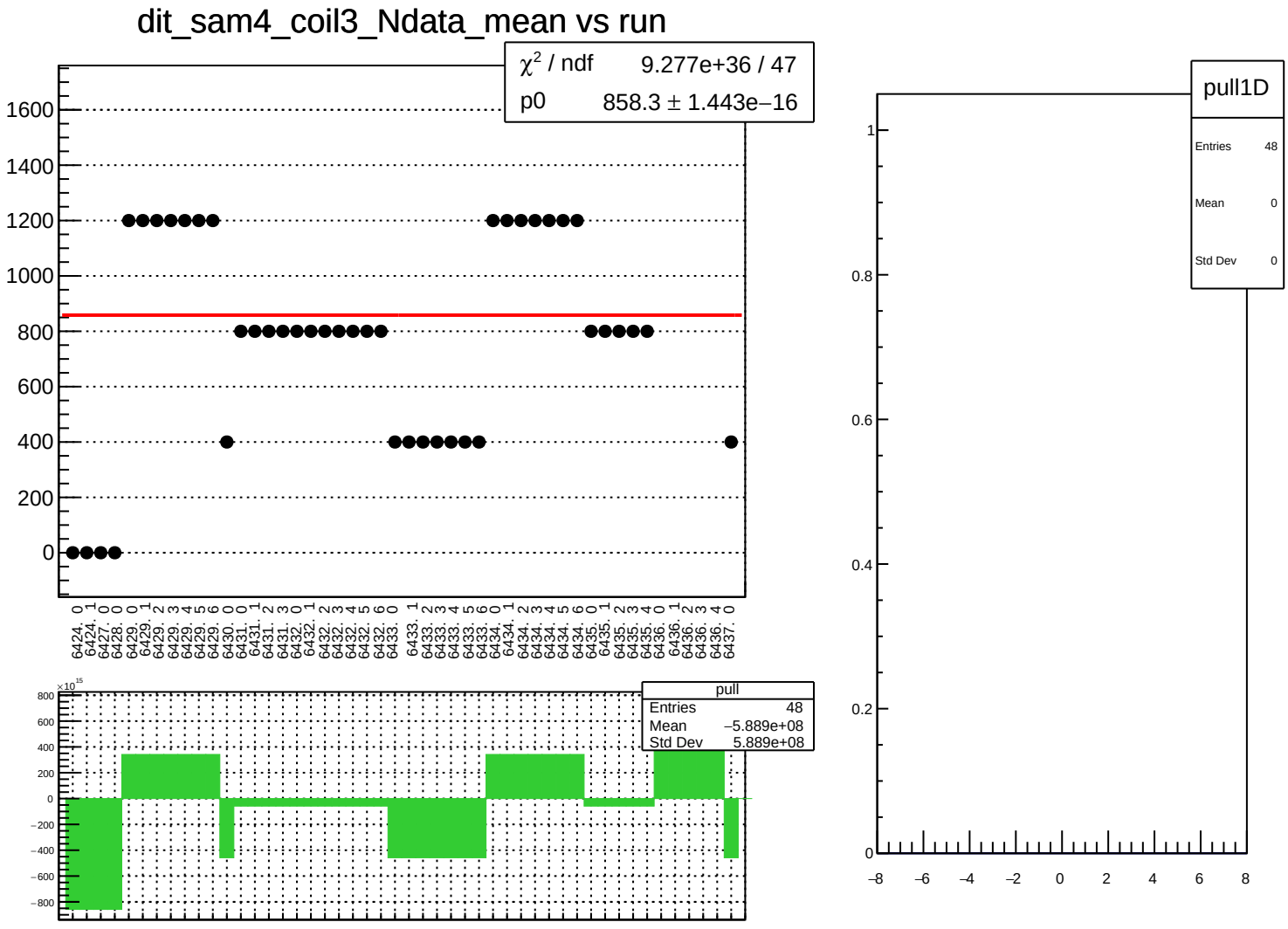
dit_sam4_coil3_Ndata_mean vs run
χ² / ndf 9.277e+36 / 47
p0 858.3 ± 1.443e−16
1600
1400
1200
1000
800
600
400
200
0
6424. 0
6424. 1
6427. 0
6428. 0
6429. 0
6429. 1
6429. 2
6429. 3
6429. 4
6429. 5
6429. 6
6430. 0
6431. 0
6431. 1
6431. 2
6431. 3
6432. 0
6432. 1
6432. 2
6432. 3
6432. 4
6432. 5
6432. 6
6433. 0
6433. 1
6433. 2
6433. 3
6433. 4
6433. 5
6433. 6
6434. 0
6434. 1
6434. 2
6434. 3
6434. 4
6434. 5
6434. 6
6435. 0
6435. 1
6435. 2
6435. 3
6435. 4
6436. 0
6436. 1
6436. 2
6436. 3
6436. 4
6437. 0
×10¹⁵
800
600
400
200
0
−200
−400
−600
−800
pull
Entries 48
Mean −5.889e+08
Std Dev 5.889e+08
pull1D
Entries 48
Mean 0
Std Dev 0
1
0.8
0.6
0.4
0.2
0
−8
−6
−4
−2
0
2
4
6
8

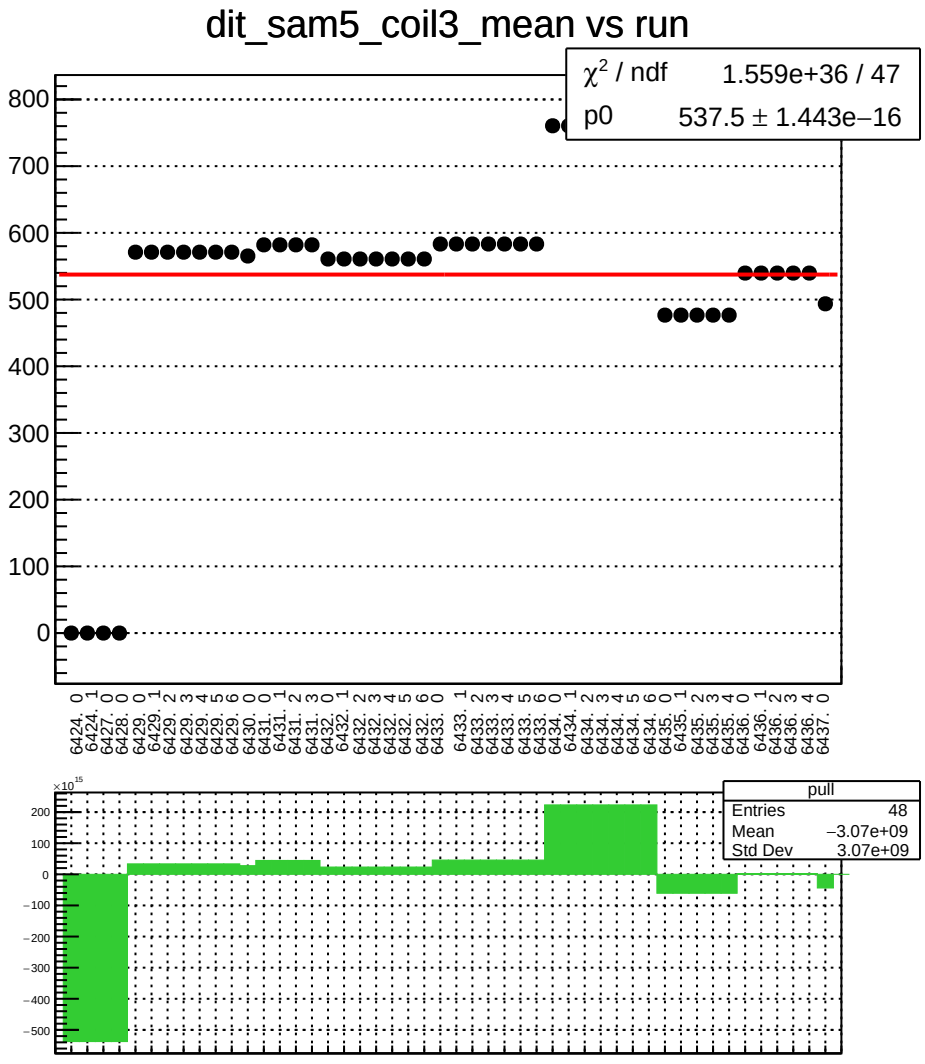
dit_sam5_coil3_mean vs run
χ² / ndf 1.559e+36 / 47
p0 537.5 ± 1.443e−16
800
700
600
500
400
300
200
100
0
6424. 0
6424. 1
6427. 0
6428. 0
6429. 0
6429. 1
6429. 2
6429. 3
6429. 4
6429. 5
6429. 6
6430. 0
6431. 0
6431. 1
6431. 2
6431. 3
6432. 0
6432. 1
6432. 2
6432. 3
6432. 4
6432. 5
6432. 6
6433. 0
6433. 1
6433. 2
6433. 3
6433. 4
6433. 5
6433. 6
6434. 0
6434. 1
6434. 2
6434. 3
6434. 4
6434. 5
6434. 6
6435. 0
6435. 1
6435. 2
6435. 3
6435. 4
6436. 0
6436. 1
6436. 2
6436. 3
6436. 4
6437. 0
×10¹⁵
200
100
0
−100
−200
−300
−400
−500
pull
Entries 48
Mean −3.07e+09
Std Dev 3.07e+09

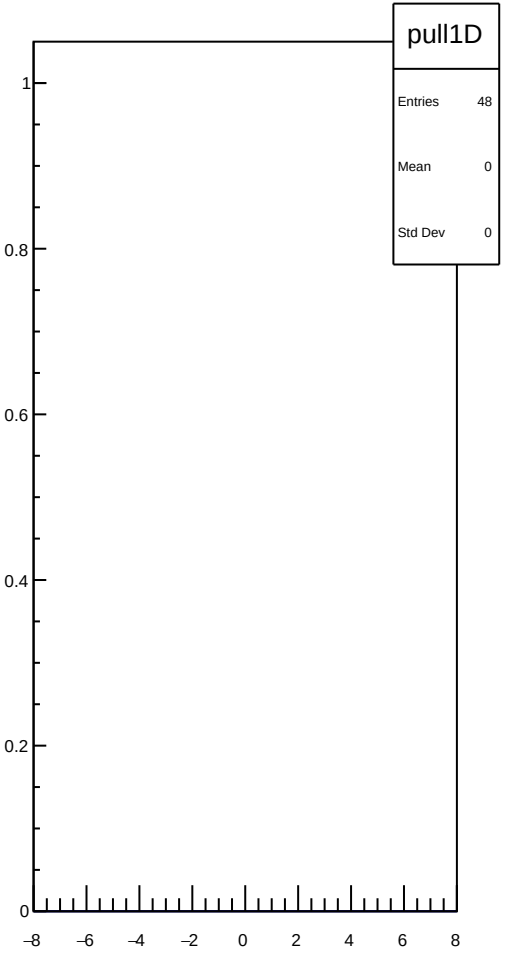
pull1D
Entries 48
Mean 0
Std Dev 0
1
0.8
0.6
0.4
0.2
0
−8
−6
−4
−2
0
2
4
6
8

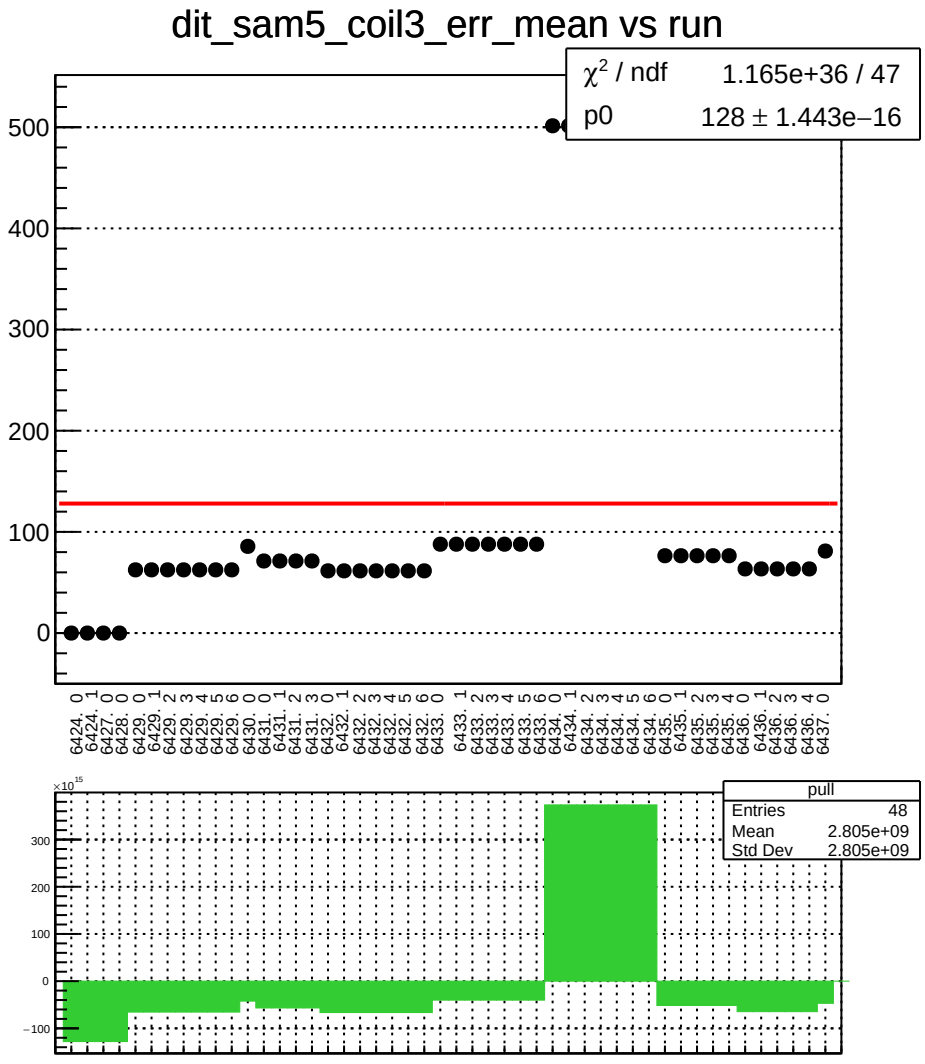
dit_sam5_coil3_err_mean vs run
χ² / ndf 1.165e+36 / 47
p0 128 ± 1.443e−16
500
400
300
200
100
0
6424. 0
6424. 1
6427. 0
6428. 0
6429. 0
6429. 1
6429. 2
6429. 3
6429. 4
6429. 5
6429. 6
6430. 0
6431. 0
6431. 1
6431. 2
6431. 3
6432. 0
6432. 1
6432. 2
6432. 3
6432. 4
6432. 5
6432. 6
6433. 0
6433. 1
6433. 2
6433. 3
6433. 4
6433. 5
6433. 6
6434. 0
6434. 1
6434. 2
6434. 3
6434. 4
6434. 5
6434. 6
6435. 0
6435. 1
6435. 2
6435. 3
6435. 4
6436. 0
6436. 1
6436. 2
6436. 3
6436. 4
6437. 0
×10^15
300
200
100
0
−100
pull
Entries 48
Mean 2.805e+09
Std Dev 2.805e+09

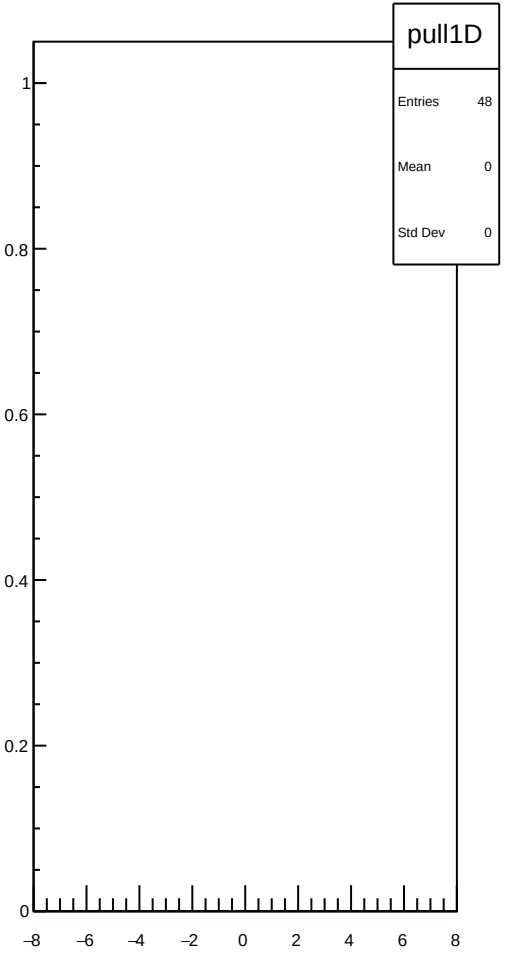
pull1D
Entries 48
Mean 0
Std Dev 0
1
0.8
0.6
0.4
0.2
0
−8
−6
−4
−2
0
2
4
6
8

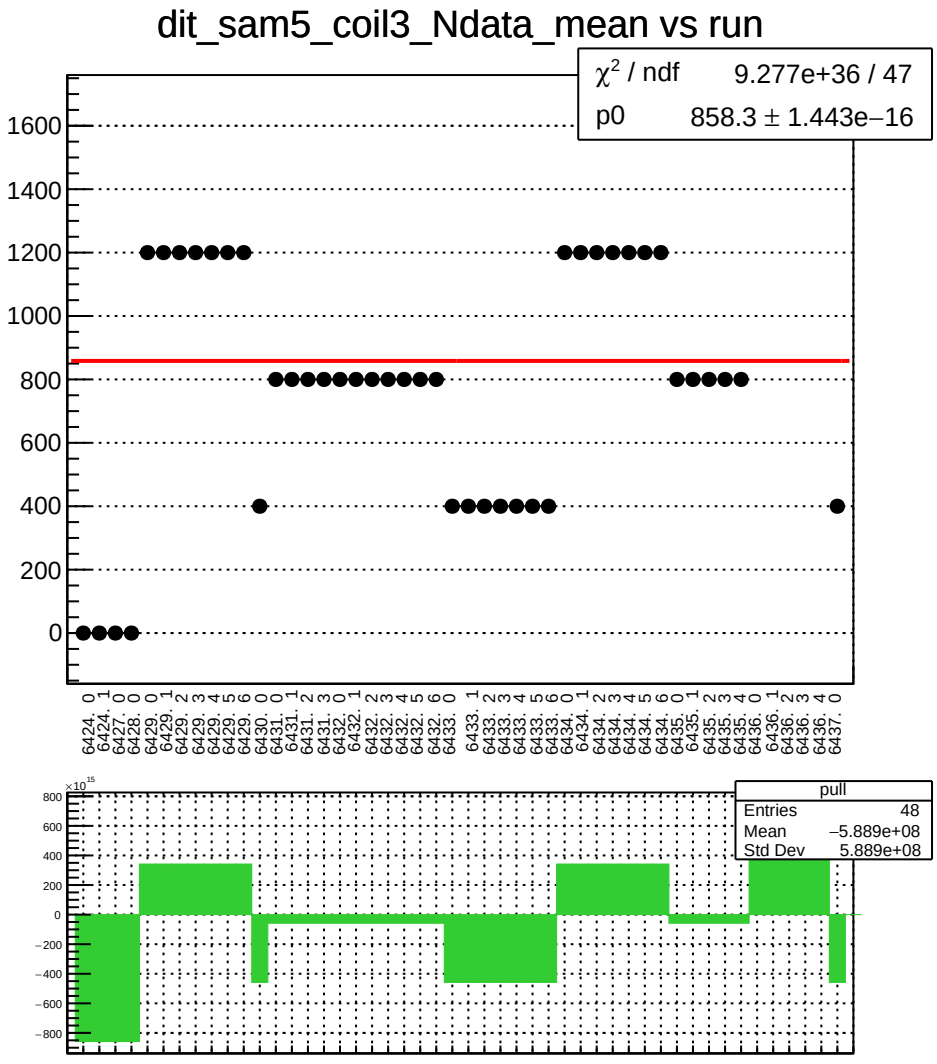
dit_sam5_coil3_Ndata_mean vs run
χ² / ndf 9.277e+36 / 47
p0 858.3 ± 1.443e−16
1600
1400
1200
1000
800
600
400
200
0
6424. 0
6424. 1
6427. 0
6428. 0
6429. 0
6429. 1
6429. 2
6429. 3
6429. 4
6429. 5
6429. 6
6430. 0
6431. 0
6431. 1
6431. 2
6431. 3
6432. 0
6432. 1
6432. 2
6432. 3
6432. 4
6432. 5
6432. 6
6433. 0
6433. 1
6433. 2
6433. 3
6433. 4
6433. 5
6433. 6
6434. 0
6434. 1
6434. 2
6434. 3
6434. 4
6434. 5
6434. 6
6435. 0
6435. 1
6435. 2
6435. 3
6435. 4
6436. 0
6436. 1
6436. 2
6436. 3
6436. 4
6437. 0
×10¹⁵
800
600
400
200
0
−200
−400
−600
−800
pull
Entries 48
Mean −5.889e+08
Std Dev 5.889e+08

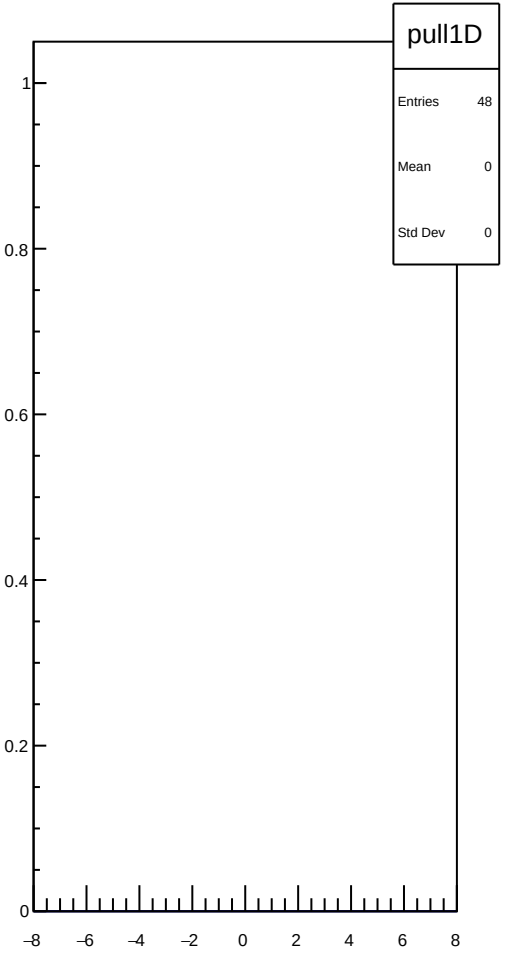
pull1D
Entries 48
Mean 0
Std Dev 0
1
0.8
0.6
0.4
0.2
0
−8
−6
−4
−2
0
2
4
6
8

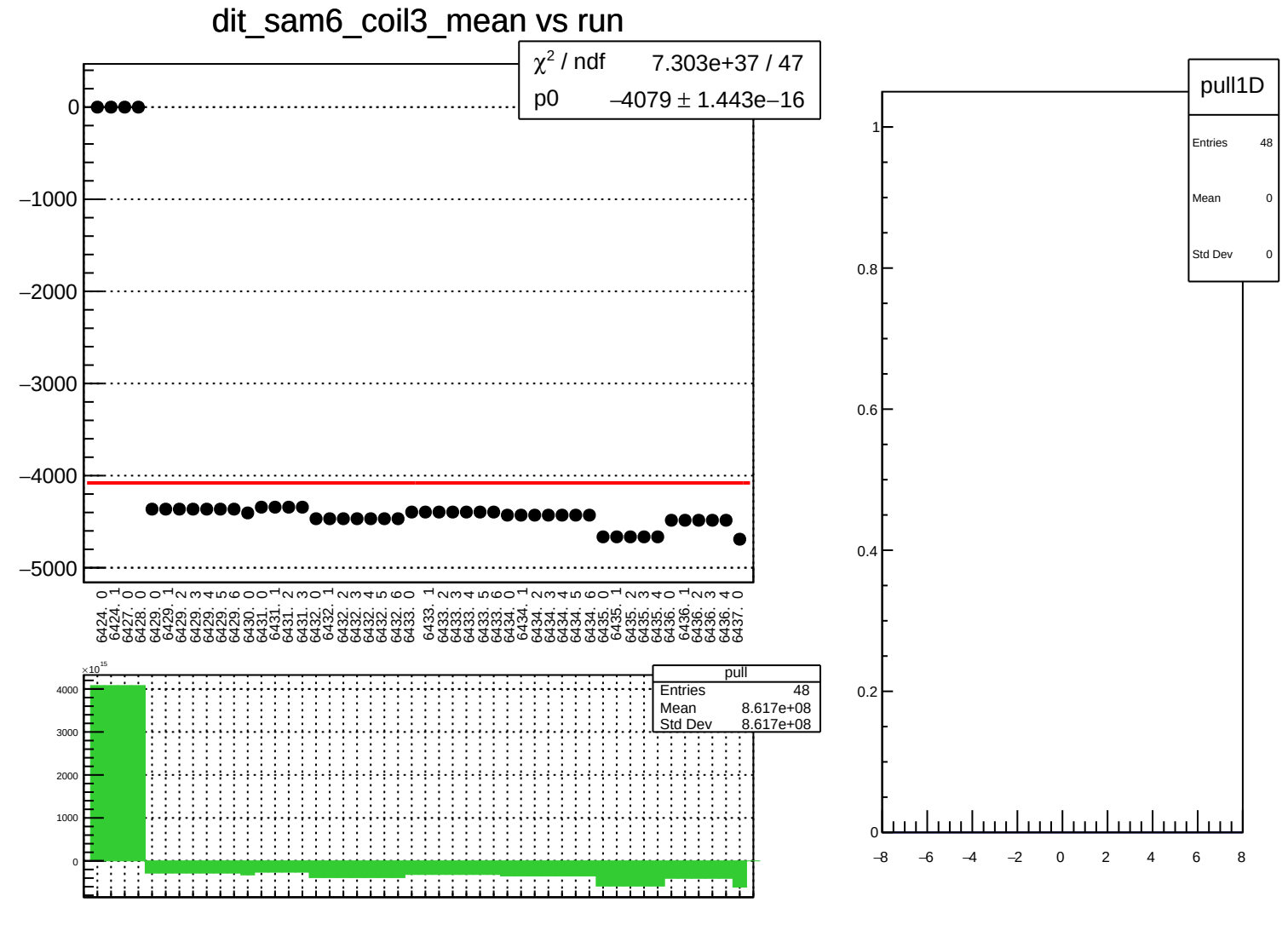
dit_sam6_coil3_mean vs run
χ² / ndf 7.303e+37 / 47
p0 –4079 ± 1.443e–16
0
–1000
–2000
–3000
–4000
–5000
6424. 0
6424. 1
6427. 0
6428. 0
6429. 0
6429. 1
6429. 2
6429. 3
6429. 4
6429. 5
6429. 6
6430. 0
6431. 0
6431. 1
6431. 2
6431. 3
6432. 0
6432. 1
6432. 2
6432. 3
6432. 4
6432. 5
6432. 6
6433. 0
6433. 1
6433. 2
6433. 3
6433. 4
6433. 5
6433. 6
6434. 0
6434. 1
6434. 2
6434. 3
6434. 4
6434. 5
6434. 6
6435. 0
6435. 1
6435. 2
6435. 3
6435. 4
6436. 0
6436. 1
6436. 2
6436. 3
6436. 4
6437. 0
×10^15
4000
3000
2000
1000
0
pull
Entries 48
Mean 8.617e+08
Std Dev 8.617e+08
pull1D
Entries 48
Mean 0
Std Dev 0
1
0.8
0.6
0.4
0.2
0
–8
–6
–4
–2
0
2
4
6
8

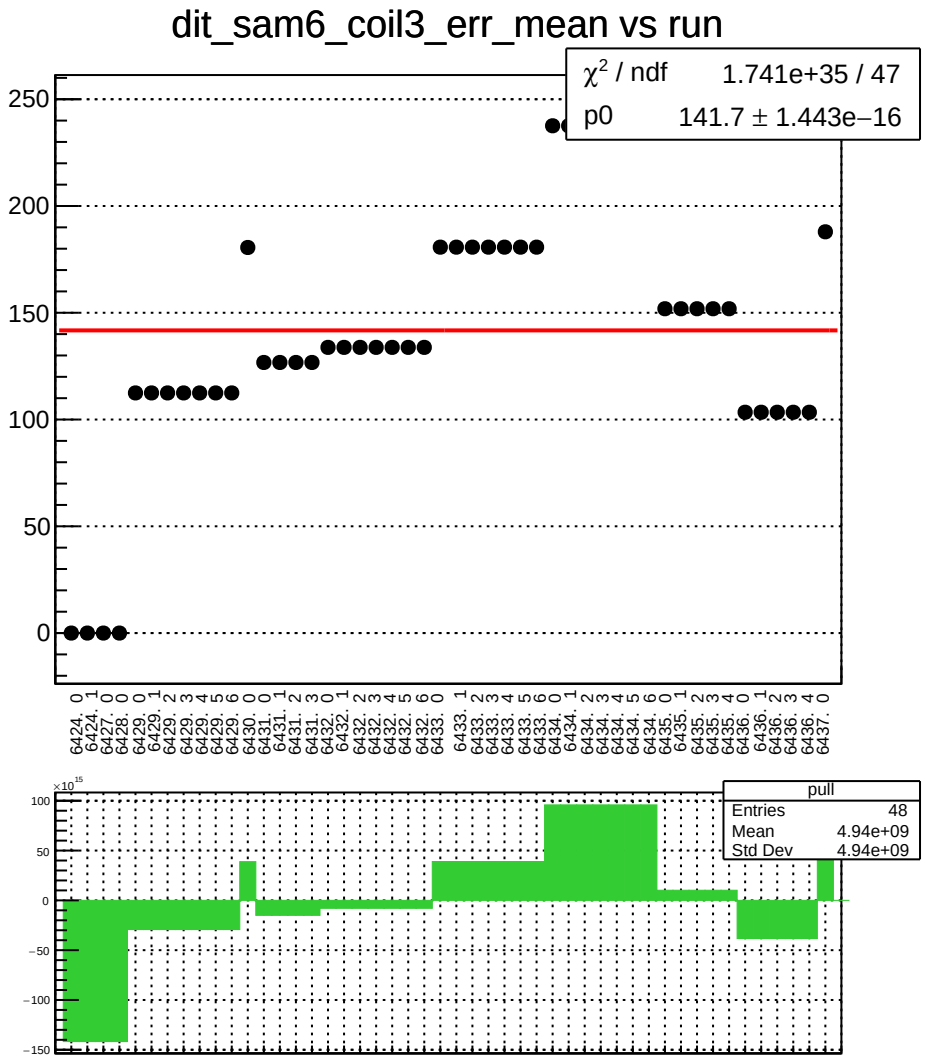
dit_sam6_coil3_err_mean vs run
χ² / ndf 1.741e+35 / 47
p0 141.7 ± 1.443e−16
250
200
150
100
50
0
6424. 0
6424. 1
6427. 0
6428. 0
6429. 0
6429. 1
6429. 2
6429. 3
6429. 4
6429. 5
6429. 6
6430. 0
6431. 0
6431. 1
6431. 2
6431. 3
6432. 0
6432. 1
6432. 2
6432. 3
6432. 4
6432. 5
6432. 6
6433. 0
6433. 1
6433. 2
6433. 3
6433. 4
6433. 5
6433. 6
6434. 0
6434. 1
6434. 2
6434. 3
6434. 4
6434. 5
6434. 6
6435. 0
6435. 1
6435. 2
6435. 3
6435. 4
6436. 0
6436. 1
6436. 2
6436. 3
6436. 4
6437. 0
×10¹⁵
100
50
0
−50
−100
−150
pull
Entries 48
Mean 4.94e+09
Std Dev 4.94e+09

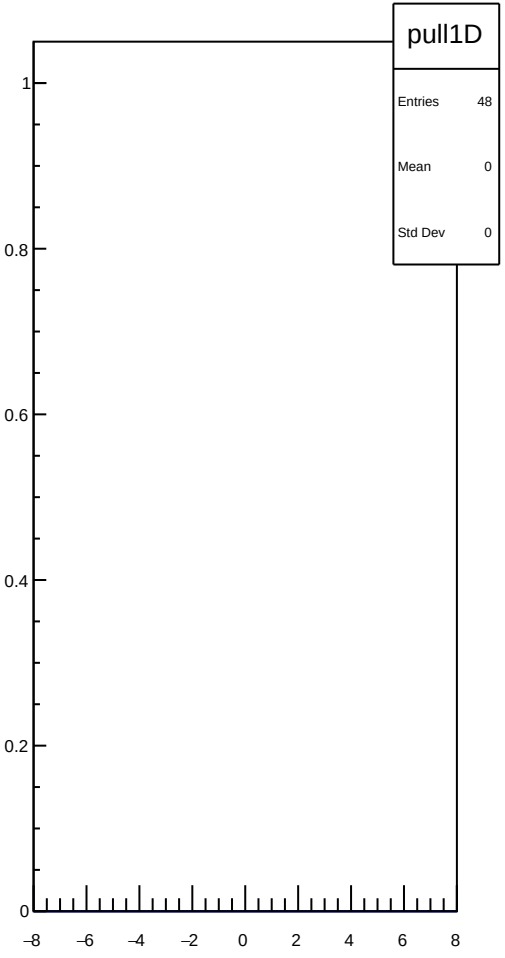
pull1D
Entries 48
Mean 0
Std Dev 0
1
0.8
0.6
0.4
0.2
0
−8
−6
−4
−2
0
2
4
6
8

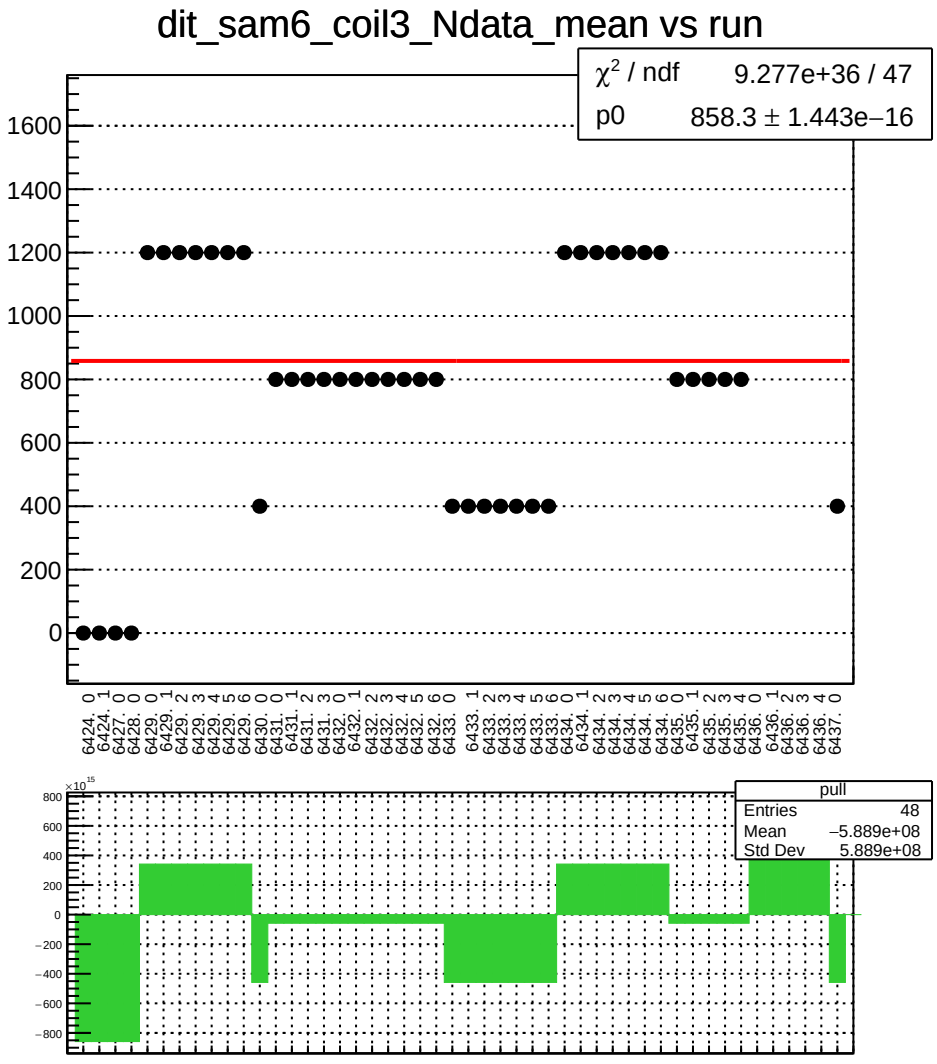
dit_sam6_coil3_Ndata_mean vs run
χ² / ndf 9.277e+36 / 47
p0 858.3 ± 1.443e−16
1600
1400
1200
1000
800
600
400
200
0
6424. 0
6424. 1
6427. 0
6428. 0
6429. 0
6429. 1
6429. 2
6429. 3
6429. 4
6429. 5
6429. 6
6430. 0
6431. 0
6431. 1
6431. 2
6431. 3
6432. 0
6432. 1
6432. 2
6432. 3
6432. 4
6432. 5
6432. 6
6433. 0
6433. 1
6433. 2
6433. 3
6433. 4
6433. 5
6433. 6
6434. 0
6434. 1
6434. 2
6434. 3
6434. 4
6434. 5
6434. 6
6435. 0
6435. 1
6435. 2
6435. 3
6435. 4
6436. 0
6436. 1
6436. 2
6436. 3
6436. 4
6437. 0
×10¹⁵
800
600
400
200
0
−200
−400
−600
−800
pull
Entries 48
Mean −5.889e+08
Std Dev 5.889e+08

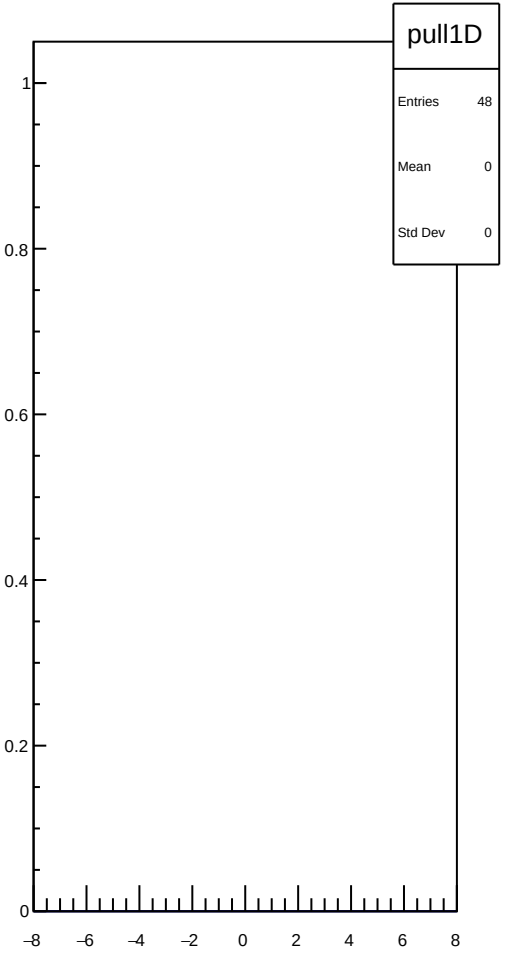
pull1D
Entries 48
Mean 0
Std Dev 0
1
0.8
0.6
0.4
0.2
0
−8
−6
−4
−2
0
2
4
6
8

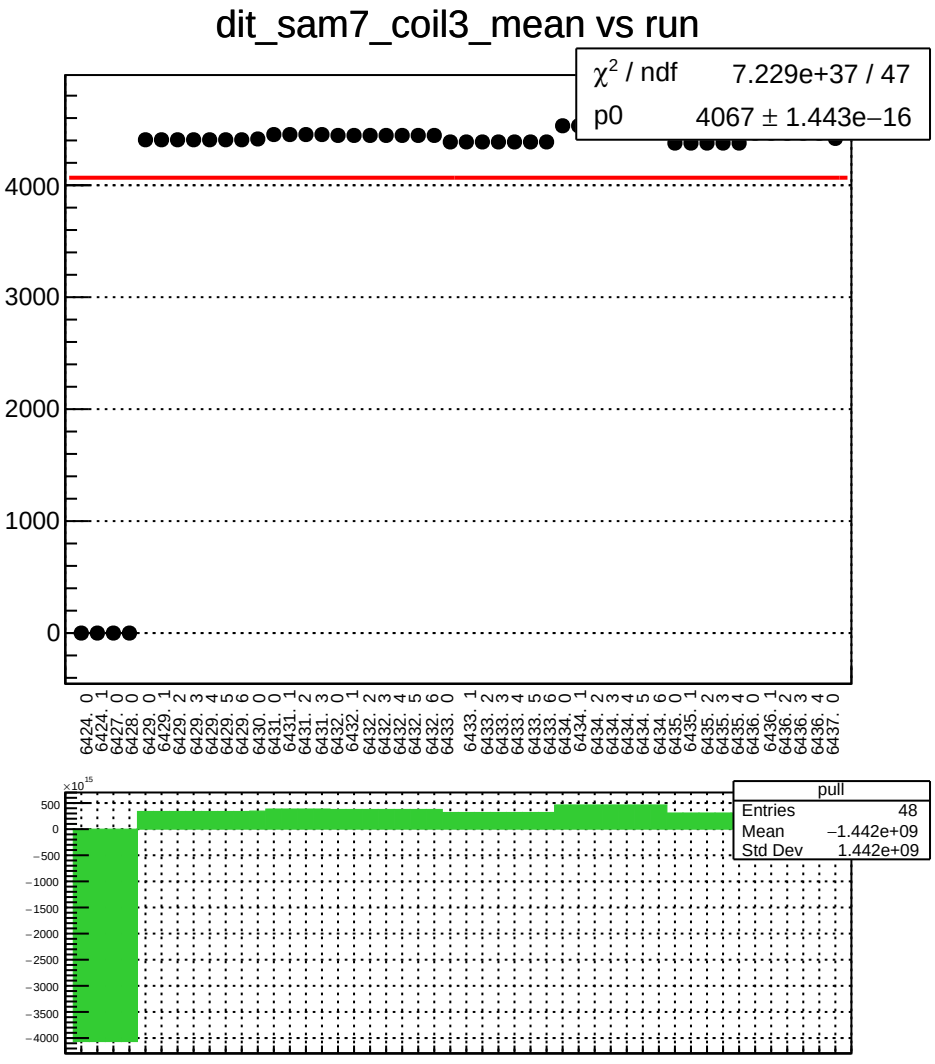
dit_sam7_coil3_mean vs run
χ² / ndf 7.229e+37 / 47
p0 4067 ± 1.443e−16
4000
3000
2000
1000
0
6424. 0
6424. 1
6427. 0
6428. 0
6429. 0
6429. 1
6429. 2
6429. 3
6429. 4
6429. 5
6429. 6
6430. 0
6431. 0
6431. 1
6431. 2
6431. 3
6432. 0
6432. 1
6432. 2
6432. 3
6432. 4
6432. 5
6432. 6
6433. 0
6433. 1
6433. 2
6433. 3
6433. 4
6433. 5
6433. 6
6434. 0
6434. 1
6434. 2
6434. 3
6434. 4
6434. 5
6434. 6
6435. 0
6435. 1
6435. 2
6435. 3
6435. 4
6436. 0
6436. 1
6436. 2
6436. 3
6436. 4
6437. 0
×10¹⁵
500
0
−500
−1000
−1500
−2000
−2500
−3000
−3500
−4000
pull
Entries 48
Mean −1.442e+09
Std Dev 1.442e+09

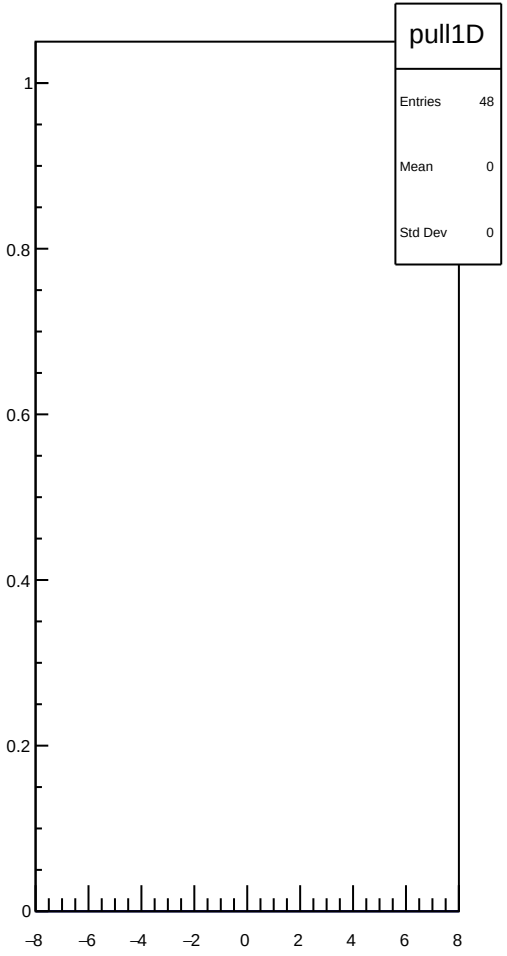
pull1D
Entries 48
Mean 0
Std Dev 0
1
0.8
0.6
0.4
0.2
0
−8
−6
−4
−2
0
2
4
6
8

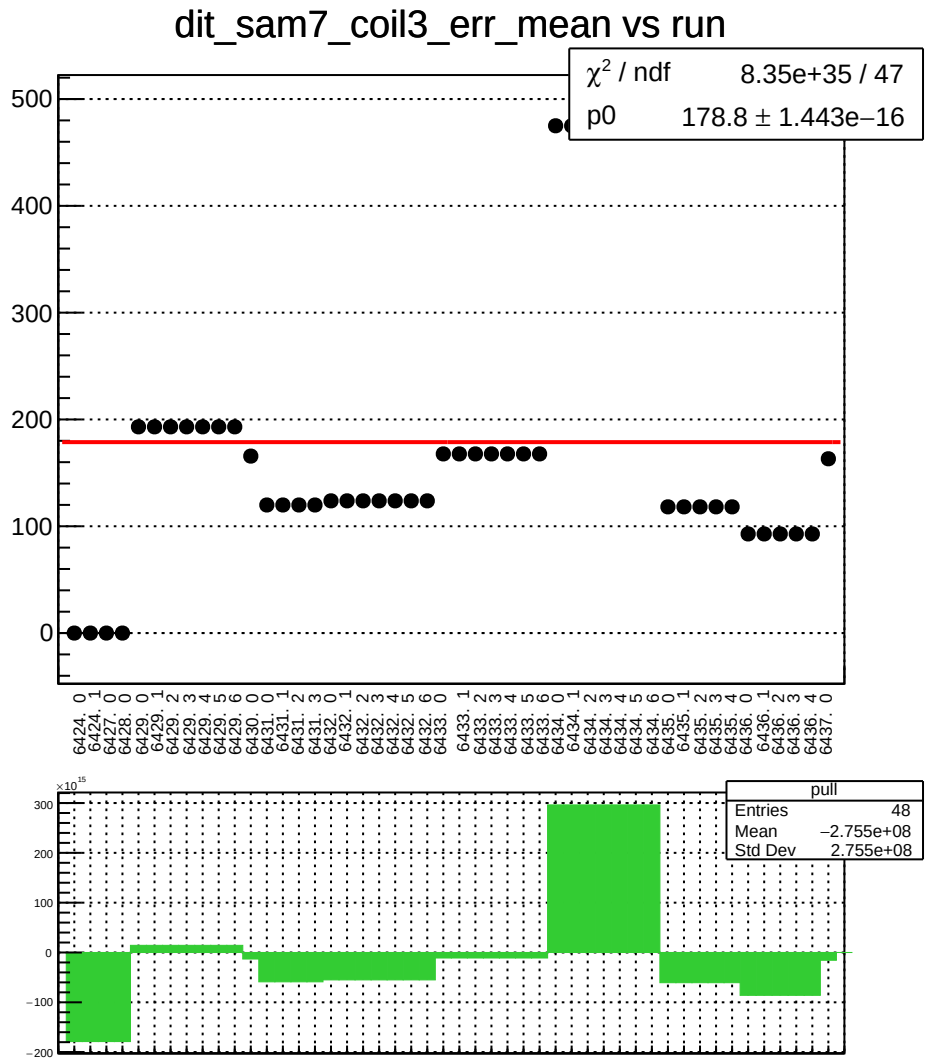
dit_sam7_coil3_err_mean vs run
χ² / ndf 8.35e+35 / 47
p0 178.8 ± 1.443e−16
500
400
300
200
100
0
6424. 0
6424. 1
6427. 0
6428. 0
6429. 0
6429. 1
6429. 2
6429. 3
6429. 4
6429. 5
6429. 6
6430. 0
6431. 0
6431. 1
6431. 2
6431. 3
6431. 0
6432. 1
6432. 2
6432. 3
6432. 4
6432. 5
6432. 6
6433. 0
6433. 1
6433. 2
6433. 3
6433. 4
6433. 5
6433. 6
6434. 0
6434. 1
6434. 2
6434. 3
6434. 4
6434. 5
6434. 6
6435. 0
6435. 1
6435. 2
6435. 3
6435. 4
6436. 0
6436. 1
6436. 2
6436. 3
6436. 4
6437. 0
×10¹⁵
300
200
100
0
−100
−200
pull
Entries 48
Mean −2.755e+08
Std Dev 2.755e+08

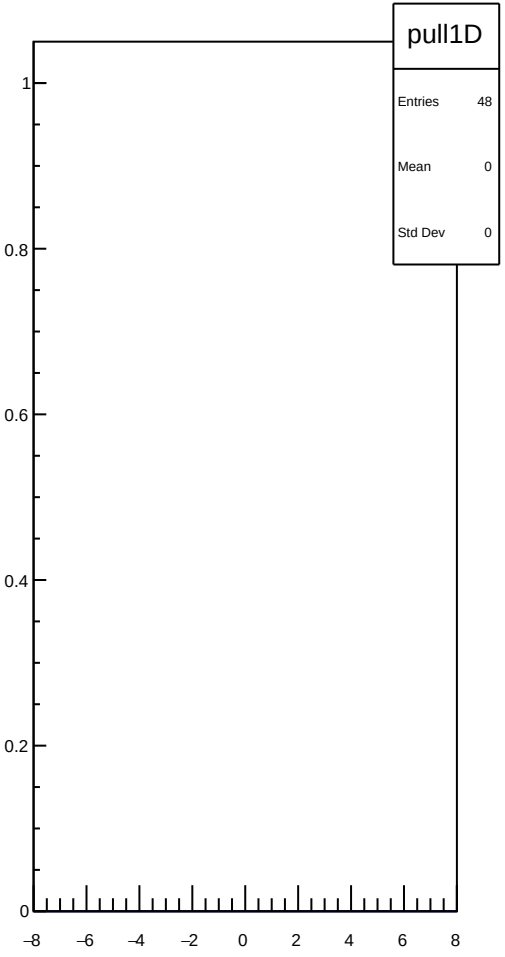
pull1D
Entries 48
Mean 0
Std Dev 0
1
0.8
0.6
0.4
0.2
0
−8
−6
−4
−2
0
2
4
6
8

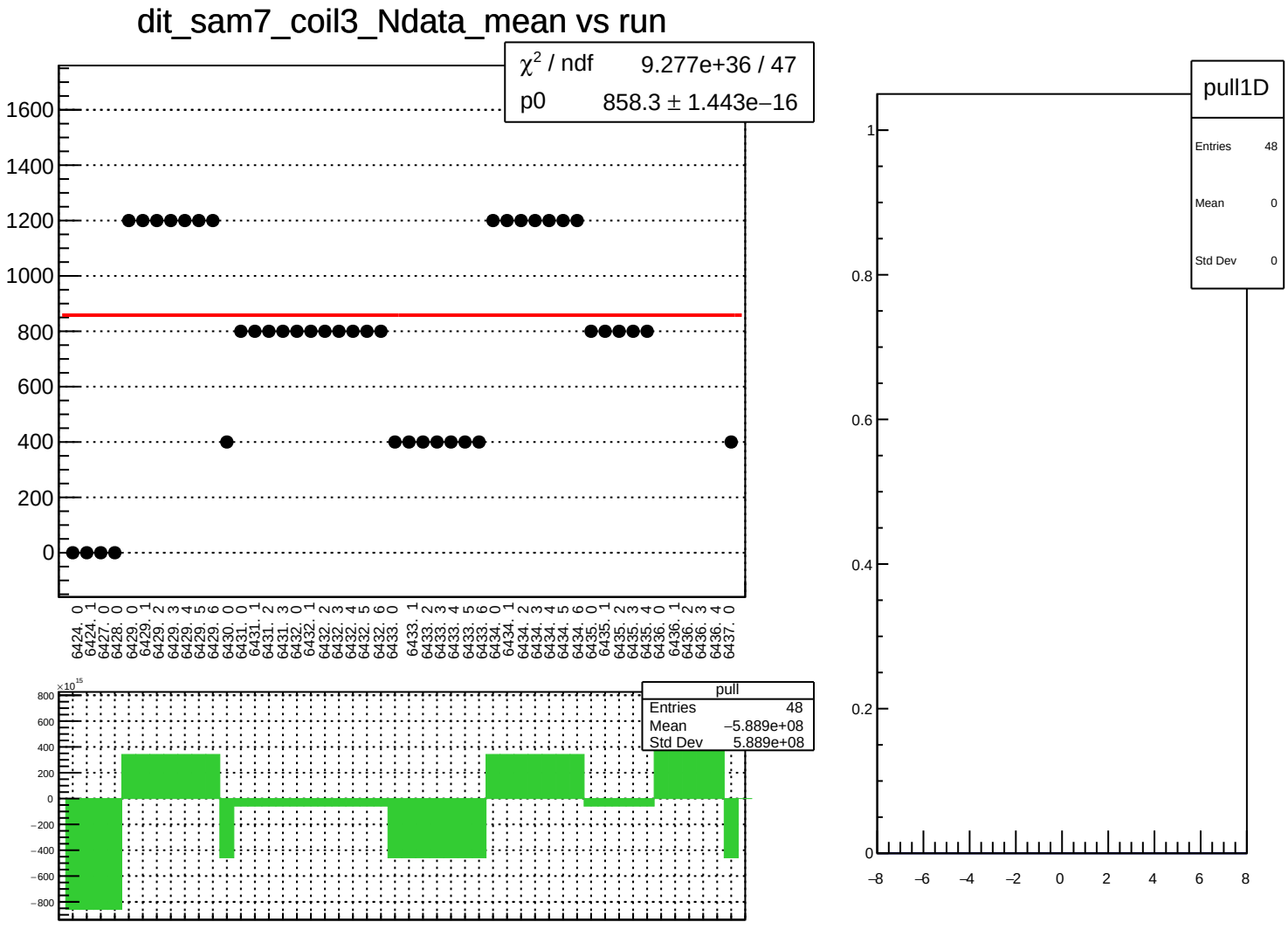
dit_sam7_coil3_Ndata_mean vs run
χ² / ndf 9.277e+36 / 47
p0 858.3 ± 1.443e−16
1600
1400
1200
1000
800
600
400
200
0
6424. 0
6424. 1
6427. 0
6428. 0
6429. 0
6429. 1
6429. 2
6429. 3
6429. 4
6429. 5
6429. 6
6430. 0
6430. 0
6431. 1
6431. 2
6431. 3
6432. 0
6432. 1
6432. 2
6432. 3
6432. 4
6432. 5
6432. 6
6433. 0
6433. 1
6433. 2
6433. 3
6433. 4
6433. 5
6433. 6
6434. 0
6434. 1
6434. 2
6434. 3
6434. 4
6434. 5
6434. 6
6435. 0
6435. 1
6435. 2
6435. 3
6435. 4
6436. 0
6436. 1
6436. 2
6436. 3
6436. 4
6437. 0
×10¹⁵
800
600
400
200
0
−200
−400
−600
−800
pull
Entries 48
Mean −5.889e+08
Std Dev 5.889e+08
pull1D
Entries 48
Mean 0
Std Dev 0
1
0.8
0.6
0.4
0.2
0
−8
−6
−4
−2
0
2
4
6
8

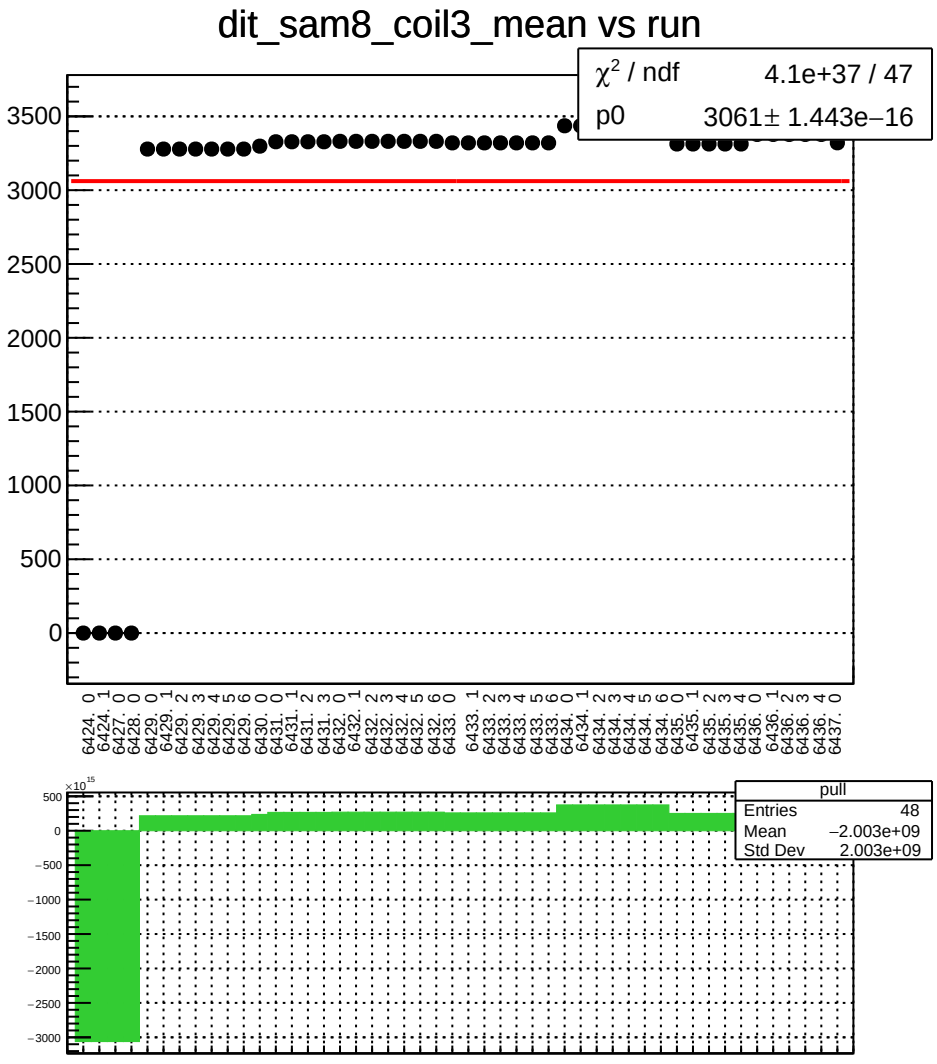
dit_sam8_coil3_mean vs run
χ² / ndf 4.1e+37 / 47
p0 3061± 1.443e−16
3500
3000
2500
2000
1500
1000
500
0
6424. 0
6424. 1
6427. 0
6428. 0
6429. 0
6429. 1
6429. 2
6429. 3
6429. 4
6429. 5
6429. 6
6430. 0
6431. 0
6431. 1
6431. 2
6431. 3
6432. 0
6432. 1
6432. 2
6432. 3
6432. 4
6432. 5
6432. 6
6433. 0
6433. 1
6433. 2
6433. 3
6433. 4
6433. 5
6433. 6
6434. 0
6434. 1
6434. 2
6434. 3
6434. 4
6434. 5
6434. 6
6435. 0
6435. 1
6435. 2
6435. 3
6435. 4
6436. 0
6436. 1
6436. 2
6436. 3
6436. 4
6437. 0
×10^15
500
0
−500
−1000
−1500
−2000
−2500
−3000
pull
Entries 48
Mean −2.003e+09
Std Dev 2.003e+09

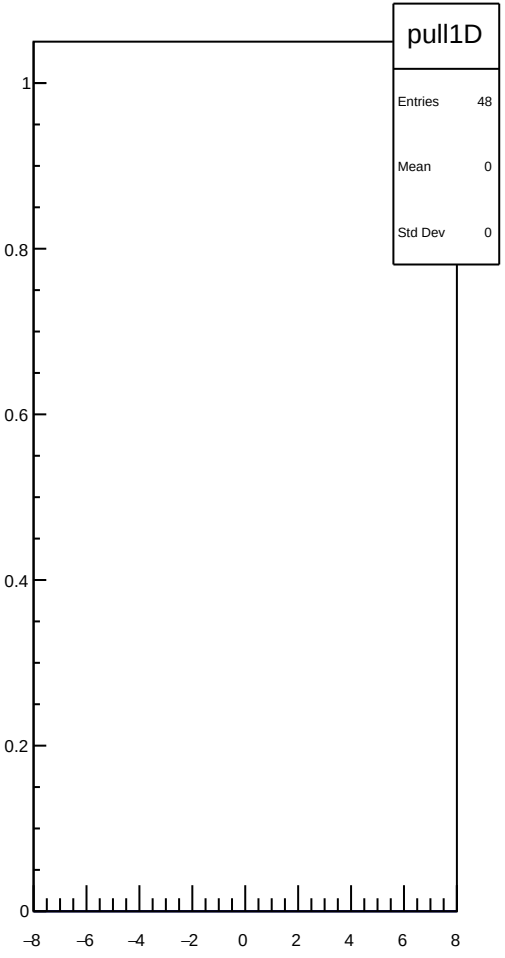
pull1D
Entries 48
Mean 0
Std Dev 0
1
0.8
0.6
0.4
0.2
0
−8
−6
−4
−2
0
2
4
6
8

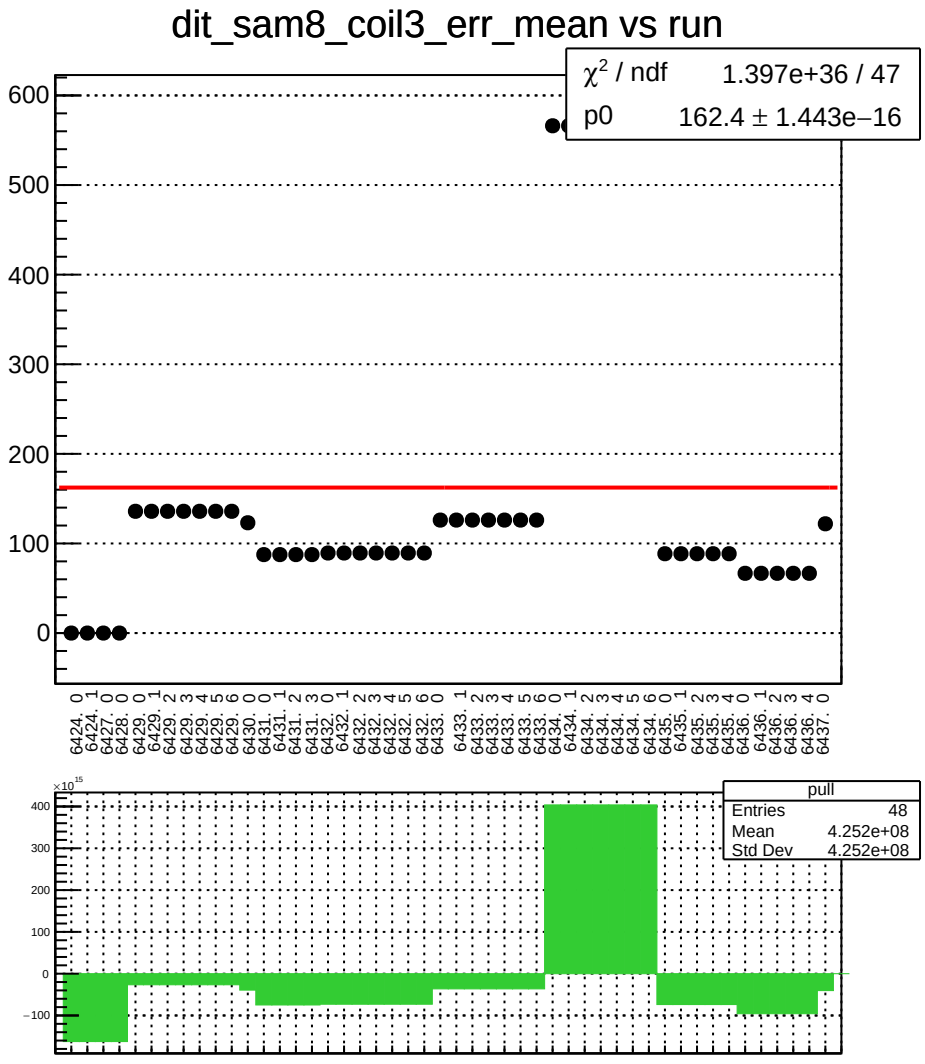
dit_sam8_coil3_err_mean vs run
χ² / ndf 1.397e+36 / 47
p0 162.4 ± 1.443e−16
600
500
400
300
200
100
0
6424. 0
6424. 1
6427. 0
6428. 0
6429. 0
6429. 1
6429. 2
6429. 3
6429. 4
6429. 5
6429. 6
6430. 0
6431. 0
6431. 1
6431. 2
6431. 3
6432. 0
6432. 1
6432. 2
6432. 3
6432. 4
6432. 5
6432. 6
6433. 0
6433. 1
6433. 2
6433. 3
6433. 4
6433. 5
6433. 6
6434. 0
6434. 1
6434. 2
6434. 3
6434. 4
6434. 5
6434. 6
6435. 0
6435. 1
6435. 2
6435. 3
6435. 4
6436. 0
6436. 1
6436. 2
6436. 3
6436. 4
6437. 0
×10¹⁵
400
300
200
100
0
−100
pull
Entries 48
Mean 4.252e+08
Std Dev 4.252e+08
pull1D
Entries 48
Mean 0
Std Dev 0
1
0.8
0.6
0.4
0.2
0
−8
−6
−4
−2
0
2
4
6
8

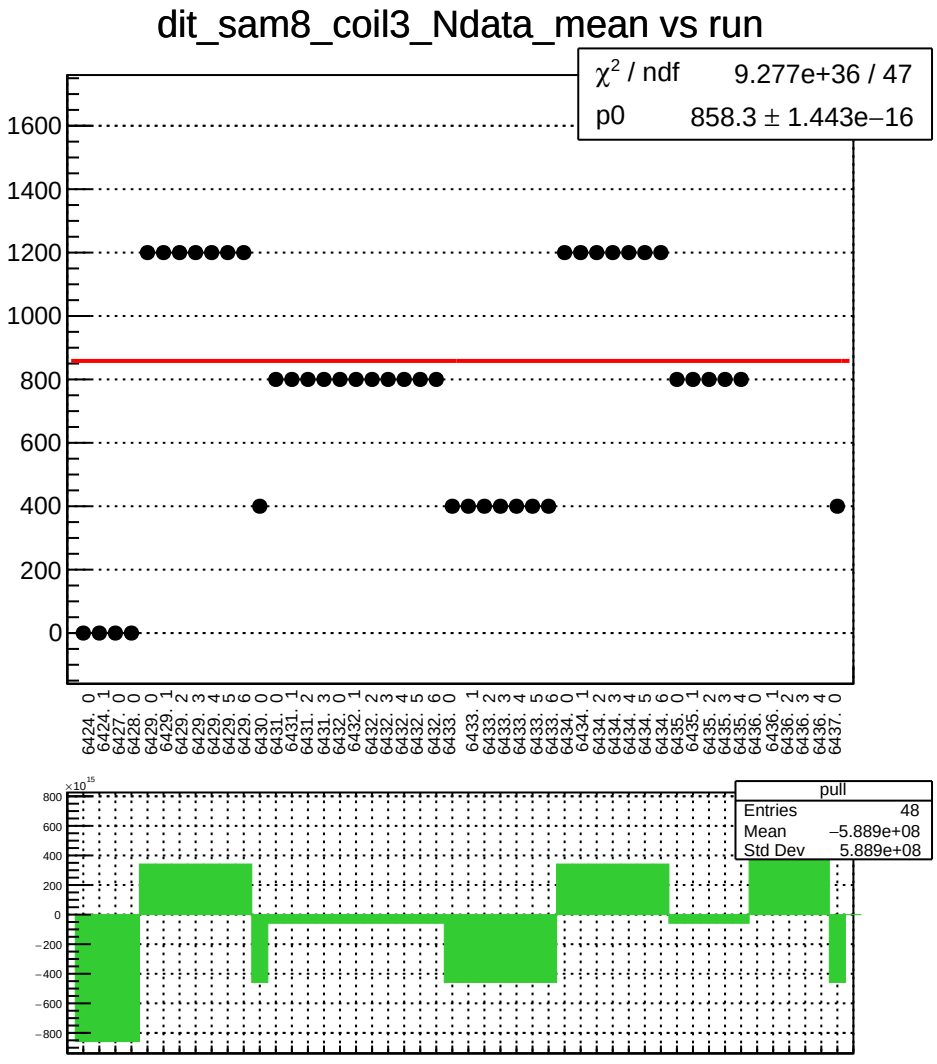
dit_sam8_coil3_Ndata_mean vs run
χ² / ndf 9.277e+36 / 47
p0 858.3 ± 1.443e−16
1600
1400
1200
1000
800
600
400
200
0
6424. 0
6424. 1
6427. 0
6428. 0
6429. 0
6429. 1
6429. 2
6429. 3
6429. 4
6429. 5
6429. 6
6430. 0
6431. 0
6431. 1
6431. 2
6431. 3
6432. 0
6432. 1
6432. 2
6432. 3
6432. 4
6432. 5
6432. 6
6433. 0
6433. 1
6433. 2
6433. 3
6433. 4
6433. 5
6433. 6
6434. 0
6434. 1
6434. 2
6434. 3
6434. 4
6434. 5
6434. 6
6435. 0
6435. 1
6435. 2
6435. 3
6435. 4
6436. 0
6436. 1
6436. 2
6436. 3
6436. 4
6437. 0
×10¹⁵
800
600
400
200
0
−200
−400
−600
−800
pull
Entries 48
Mean −5.889e+08
Std Dev 5.889e+08

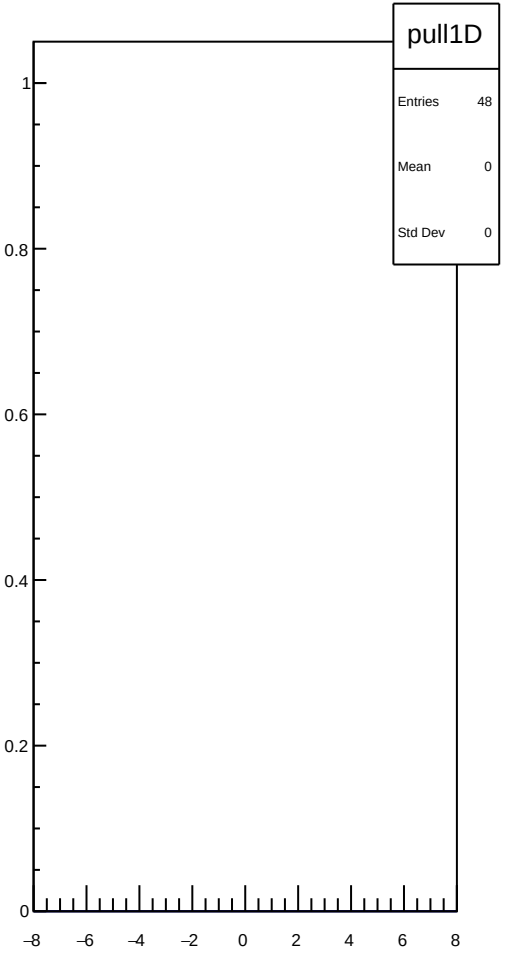
pull1D
Entries 48
Mean 0
Std Dev 0
1
0.8
0.6
0.4
0.2
0
−8
−6
−4
−2
0
2
4
6
8

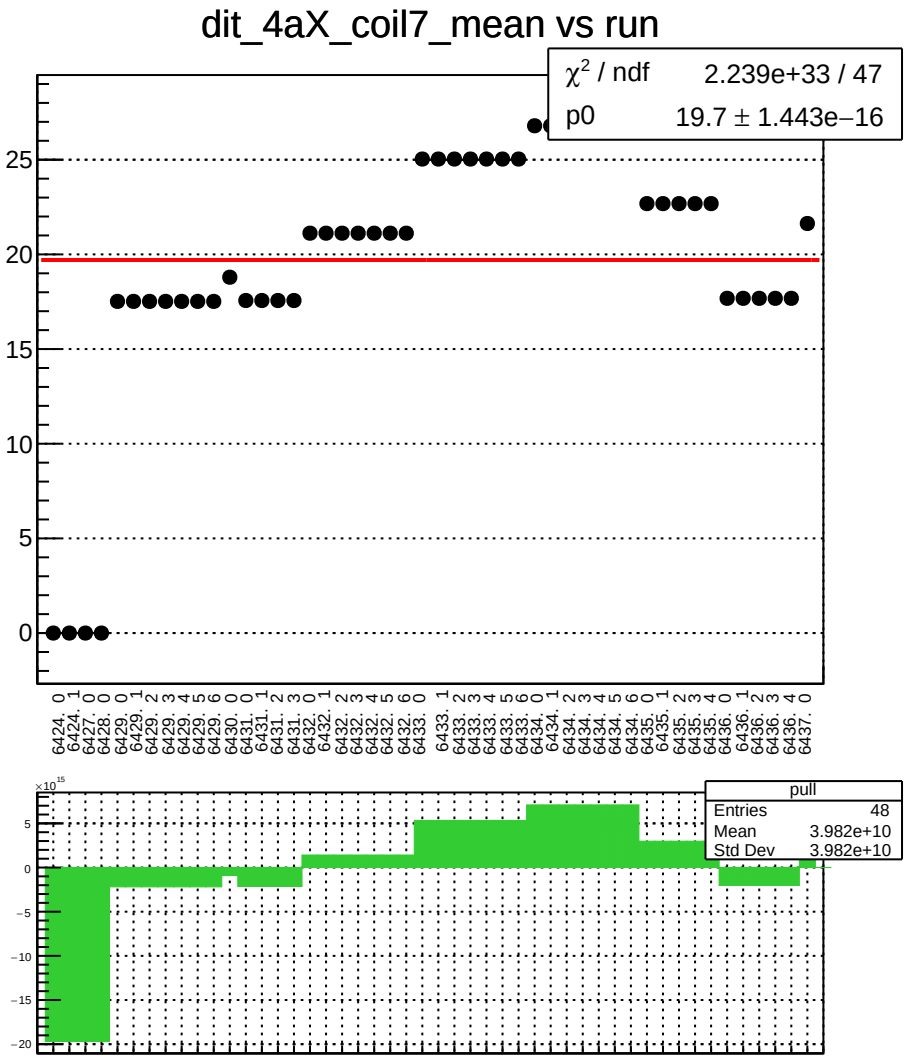
dit_4aX_coil7_mean vs run
χ² / ndf 2.239e+33 / 47
p0 19.7 ± 1.443e−16
pull
Entries 48
Mean 3.982e+10
Std Dev 3.982e+10

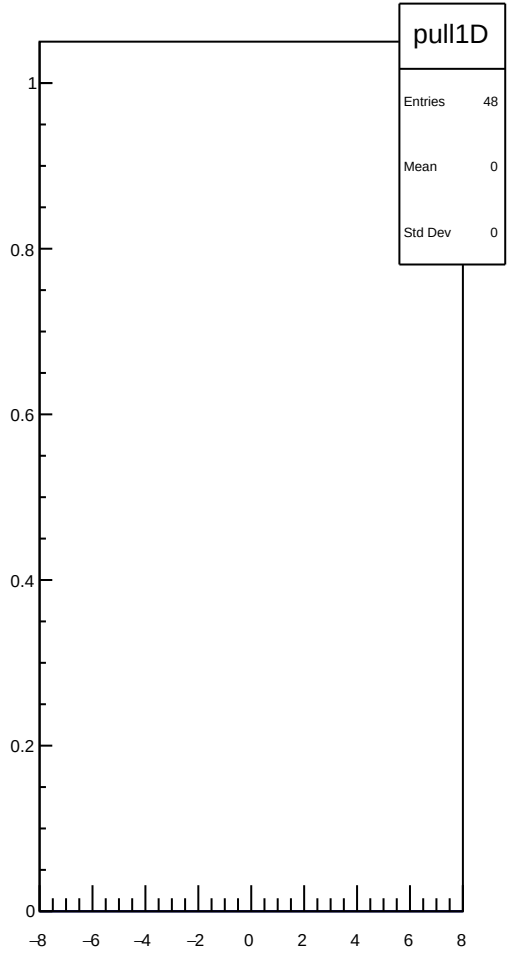
pull1D
Entries 48
Mean 0
Std Dev 0

dit_4aX_coil7_err_mean vs run

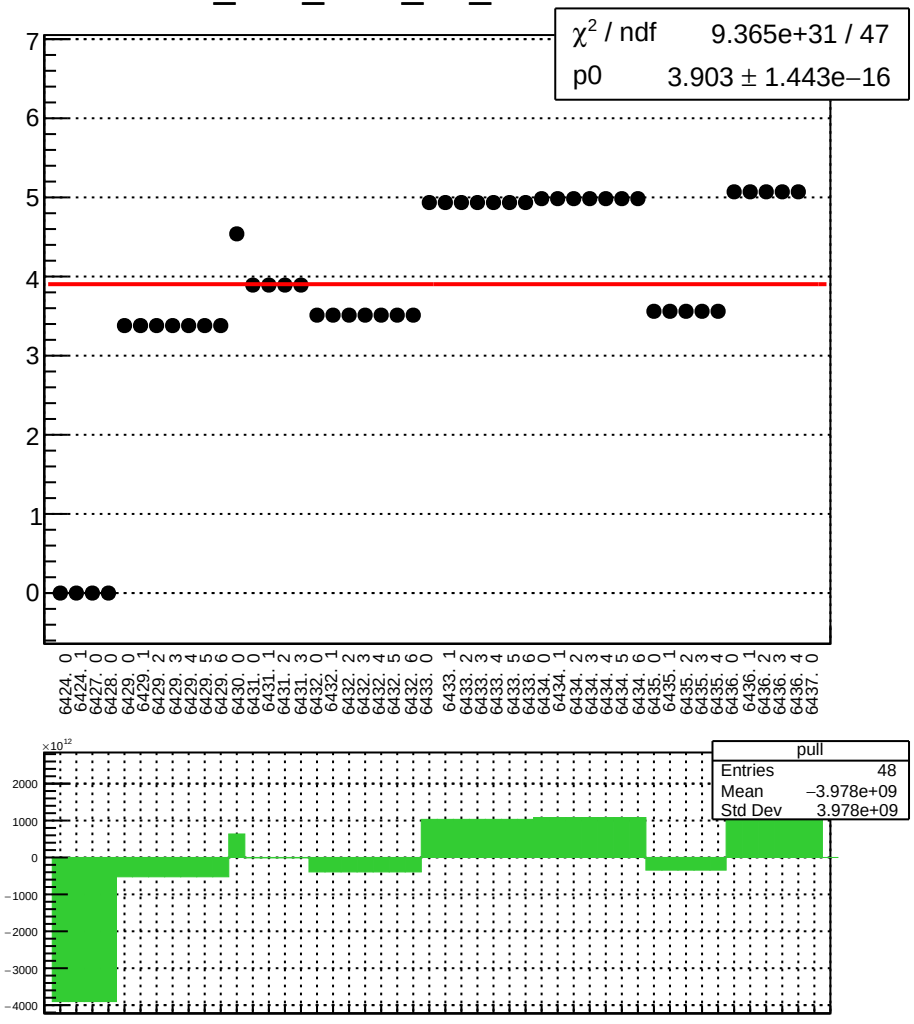

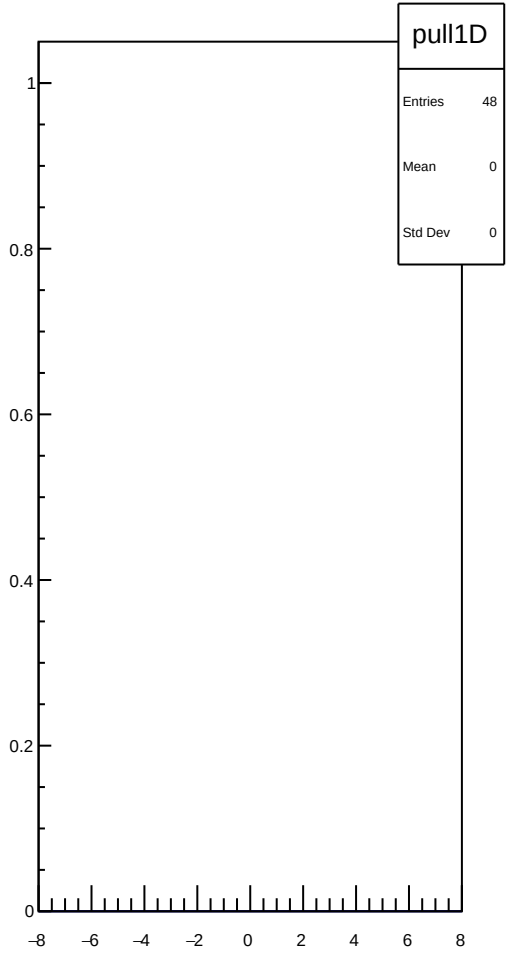

dit_4aX_coil7_Ndata_mean vs run

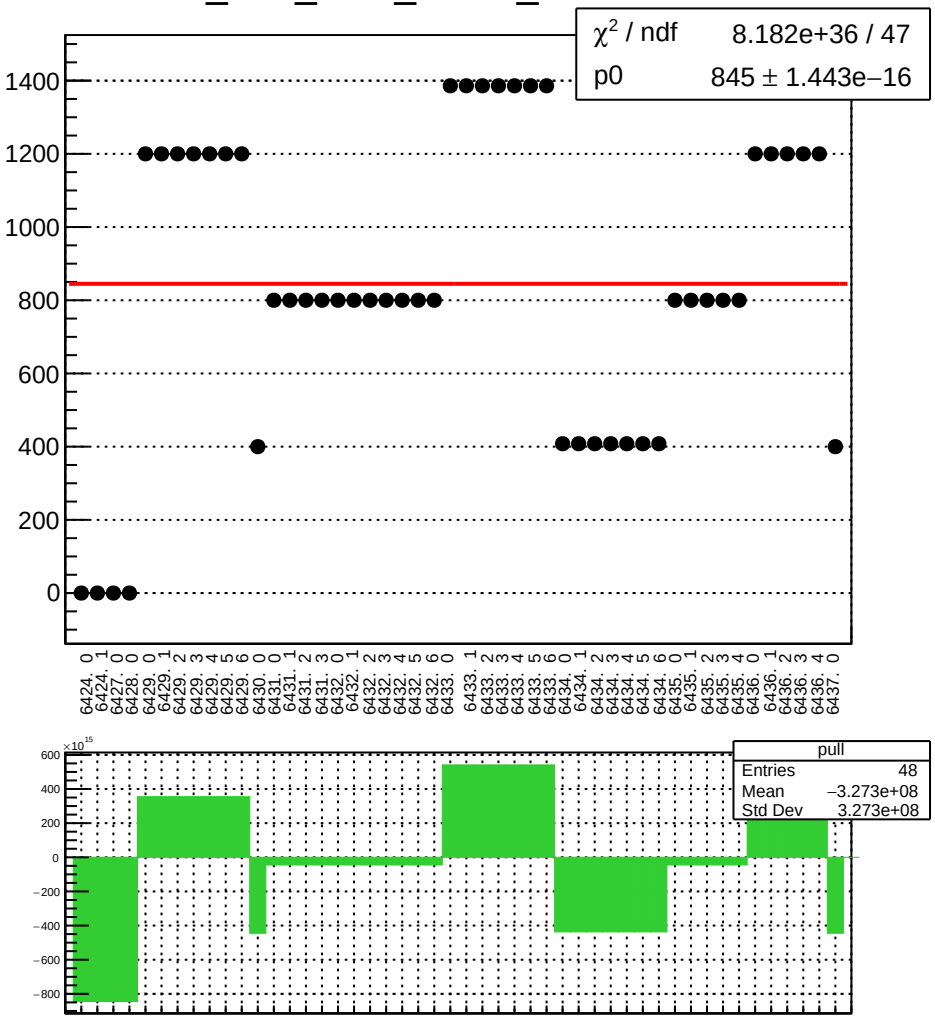

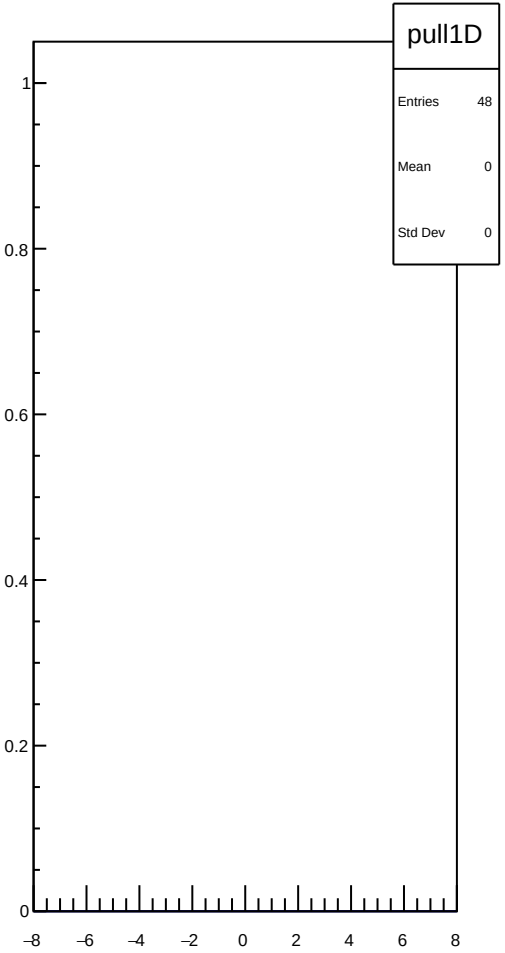

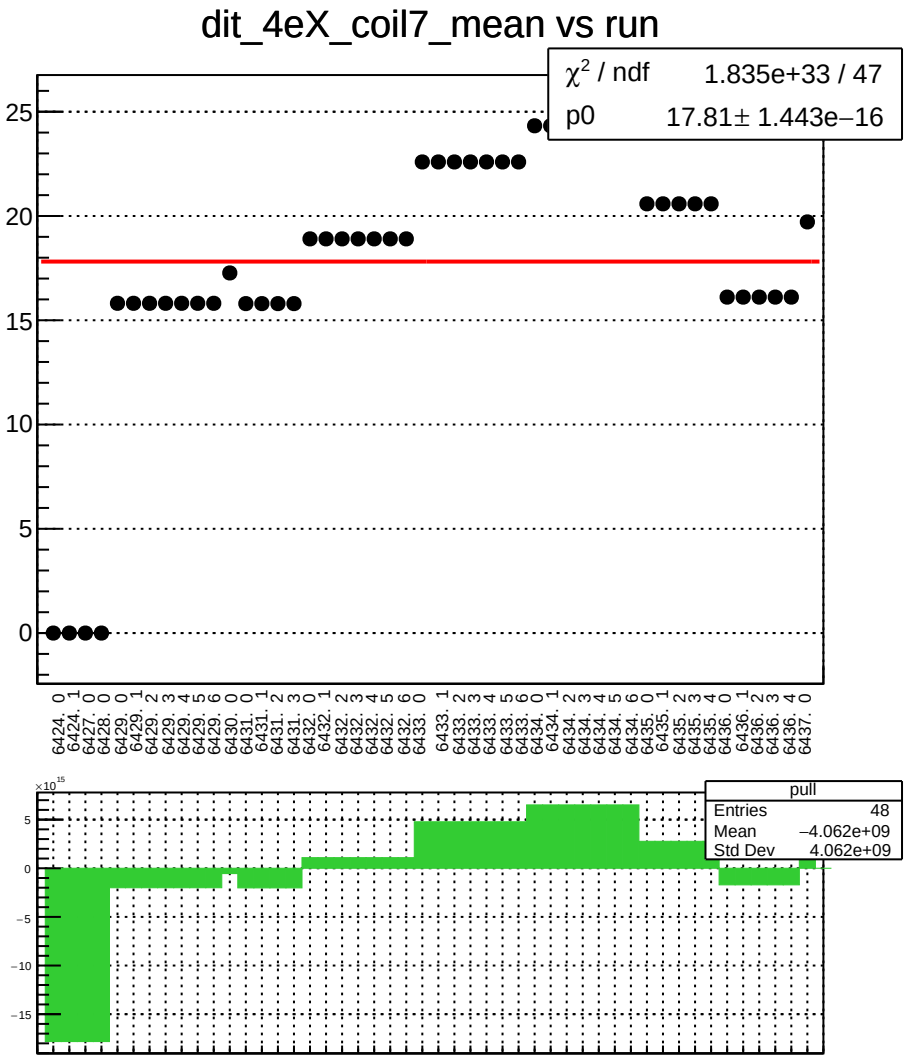
dit_4eX_coil7_mean vs run
χ² / ndf 1.835e+33 / 47
p0 17.81± 1.443e−16
pull
Entries 48
Mean −4.062e+09
Std Dev 4.062e+09

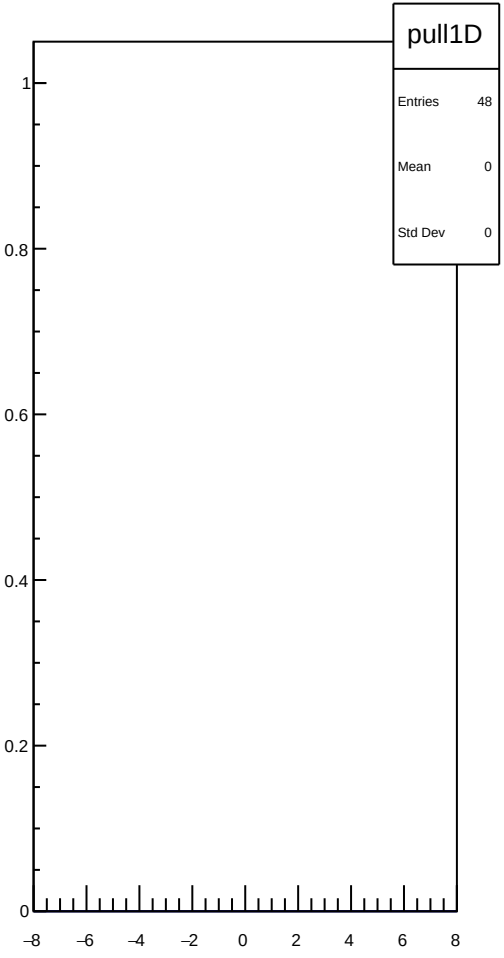
pull1D
Entries 48
Mean 0
Std Dev 0

dit_4eX_coil7_err_mean vs run

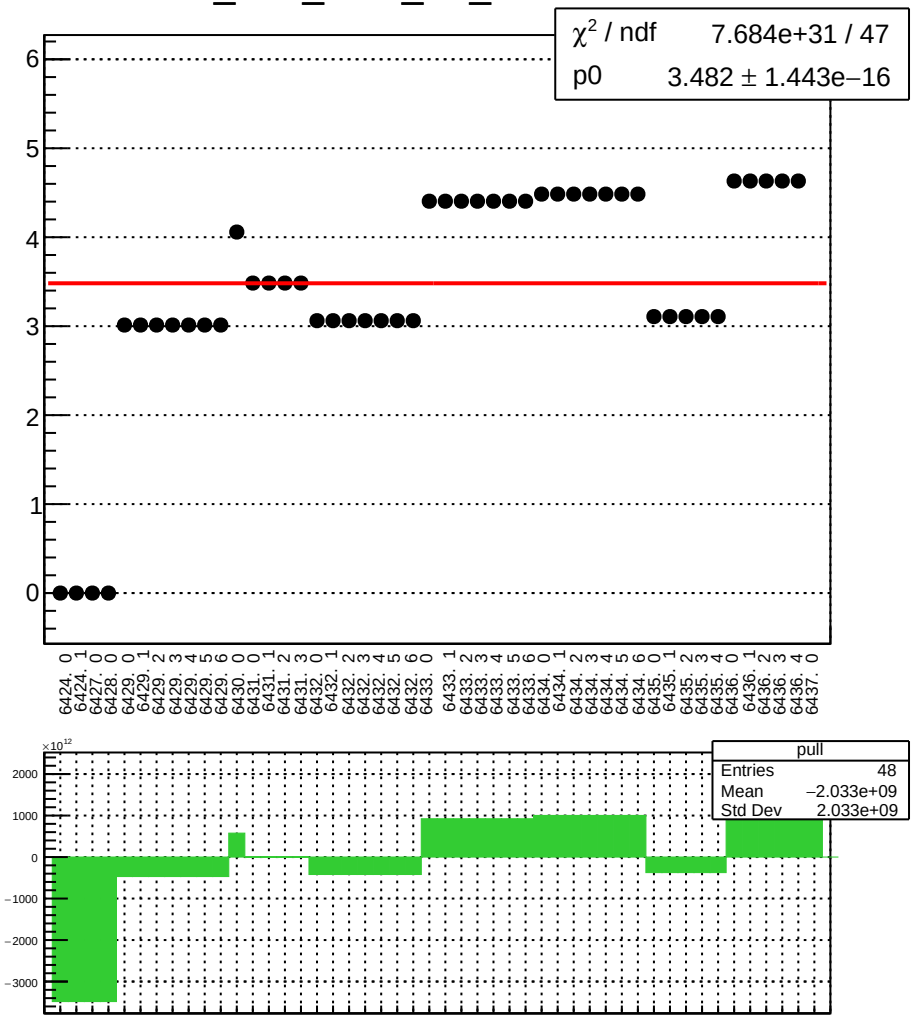

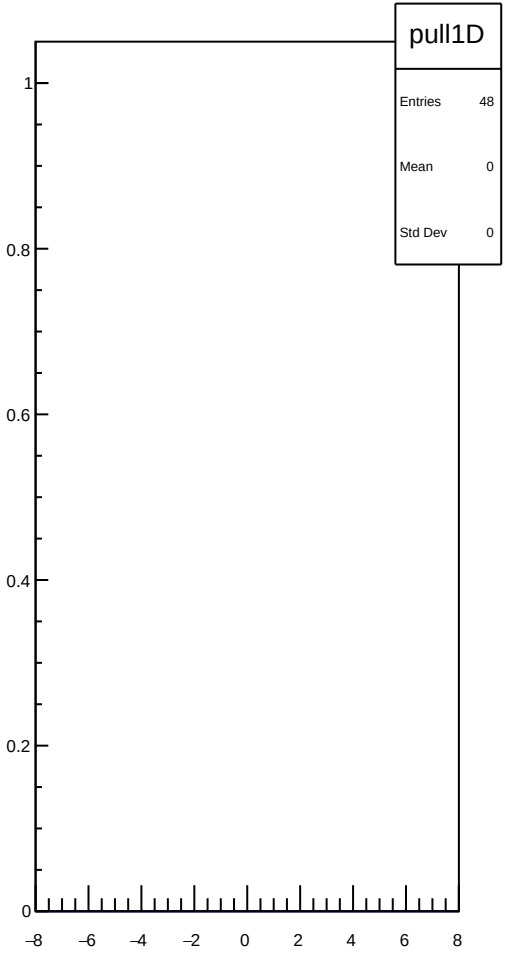

dit_4eX_coil7_Ndata_mean vs run

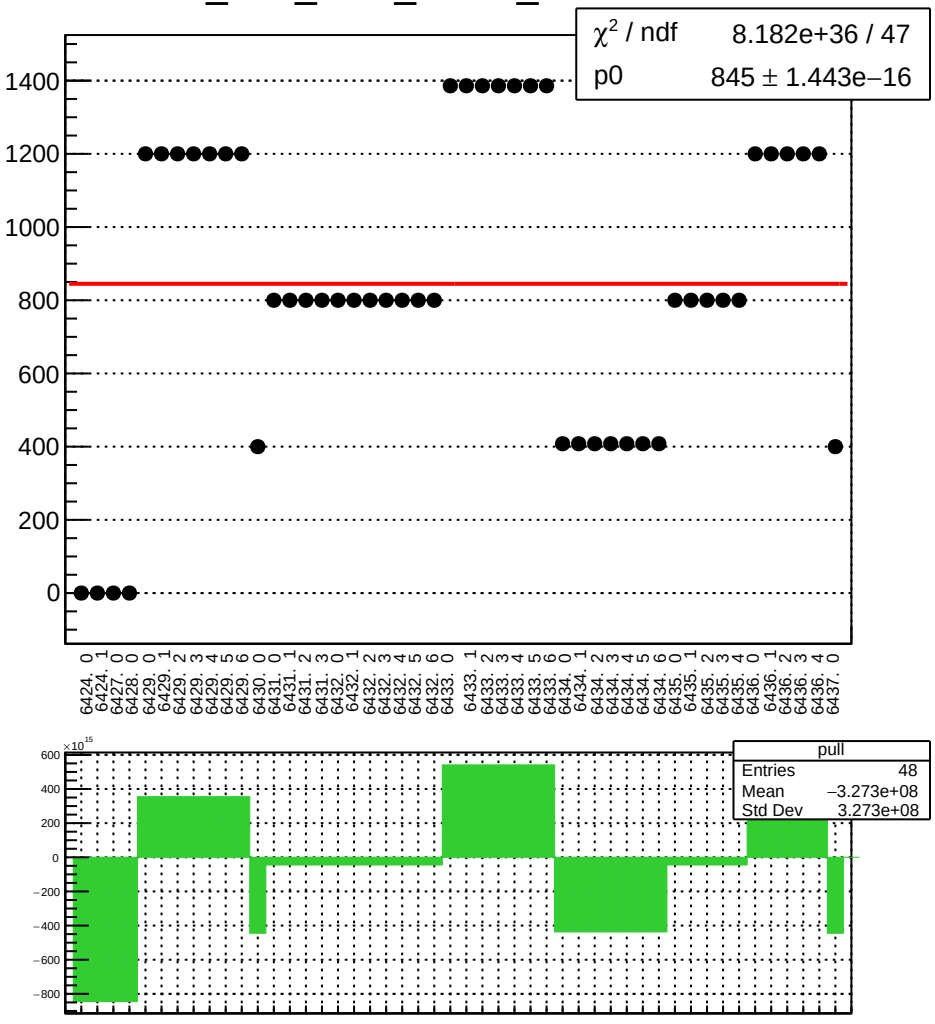

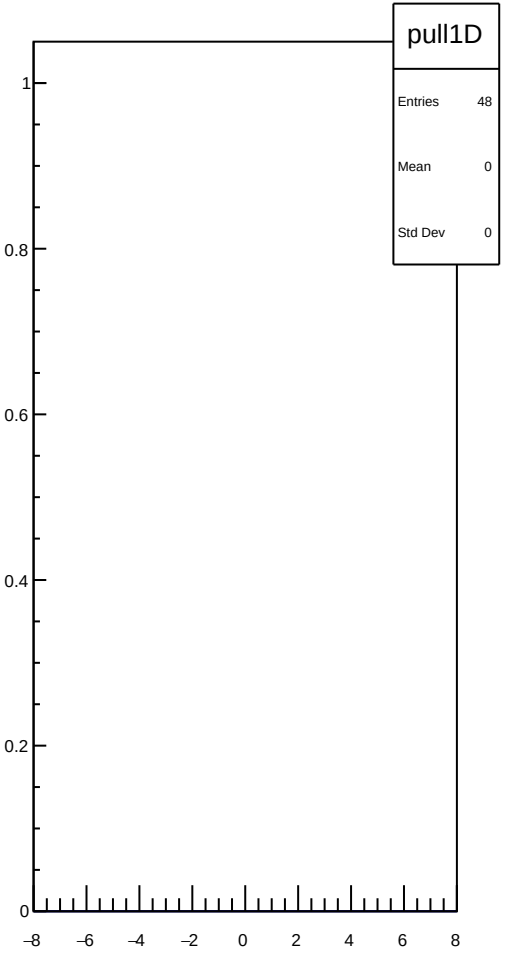

dit_11X12X_coil7_mean vs run

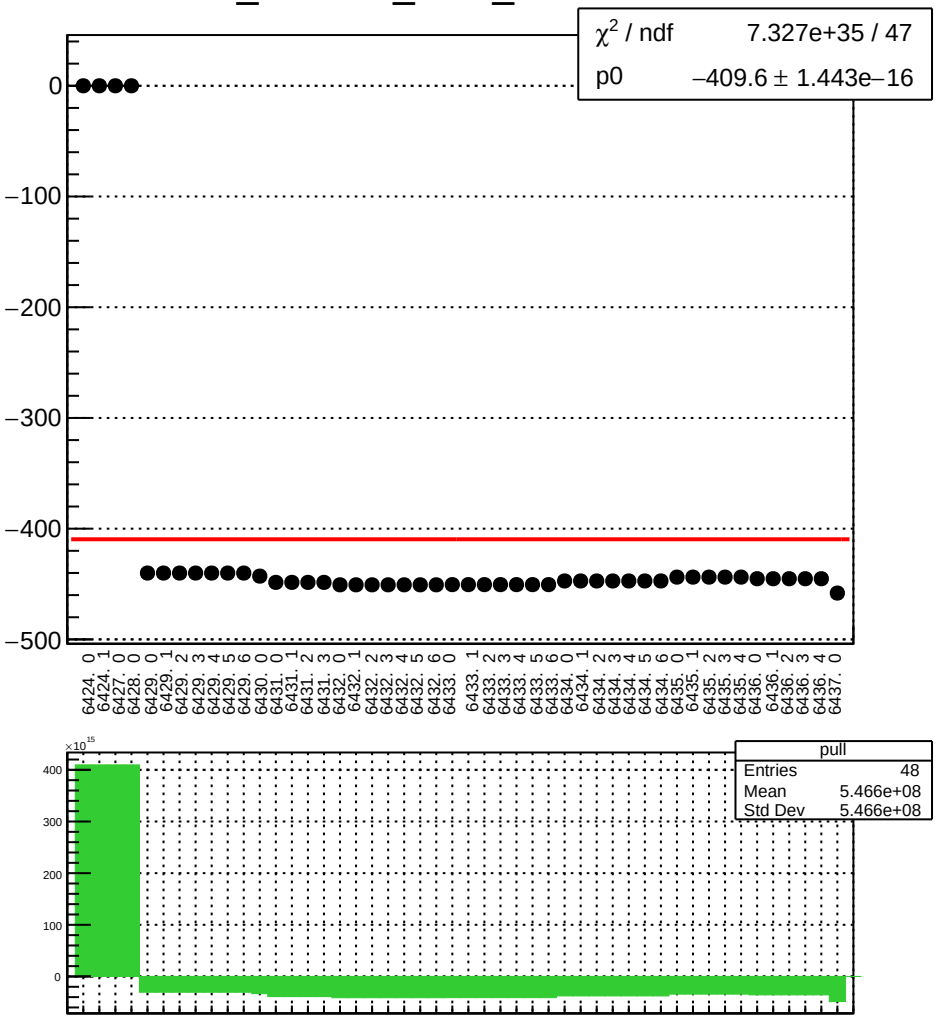

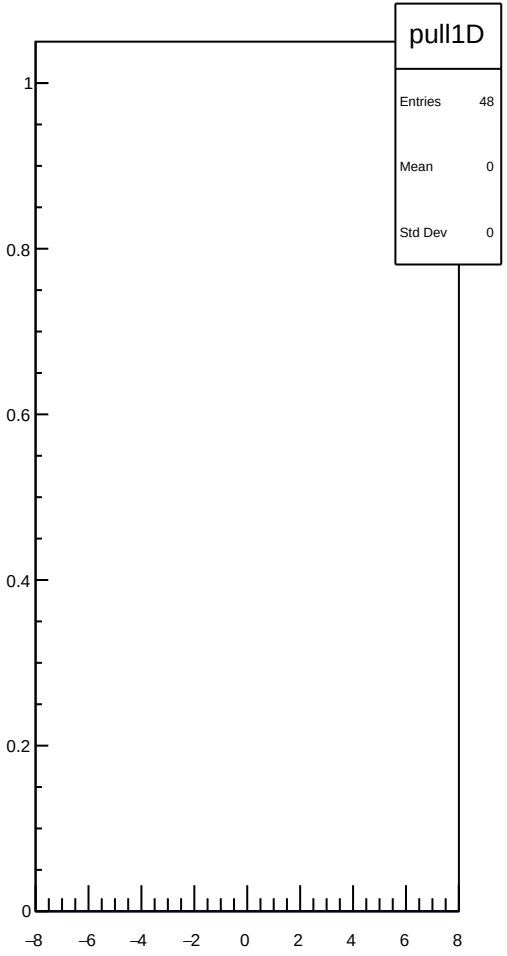

dit_11X12X_coil7_err_mean vs run

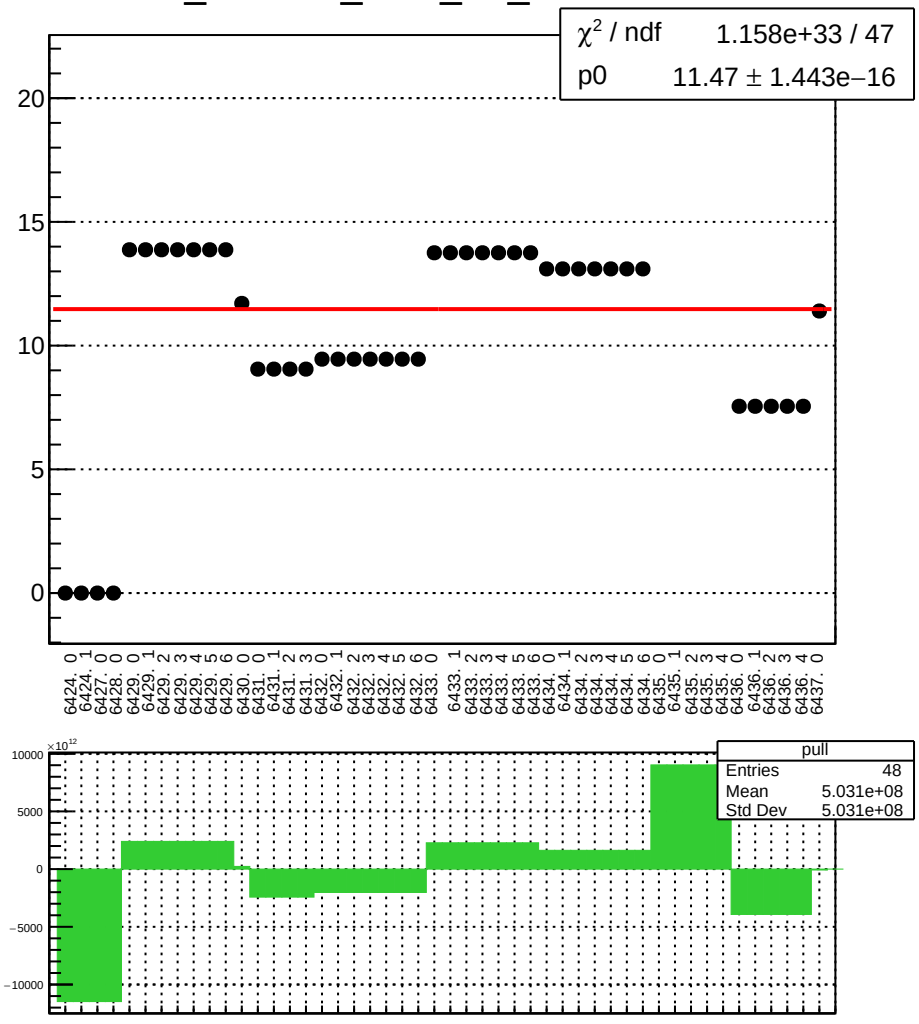

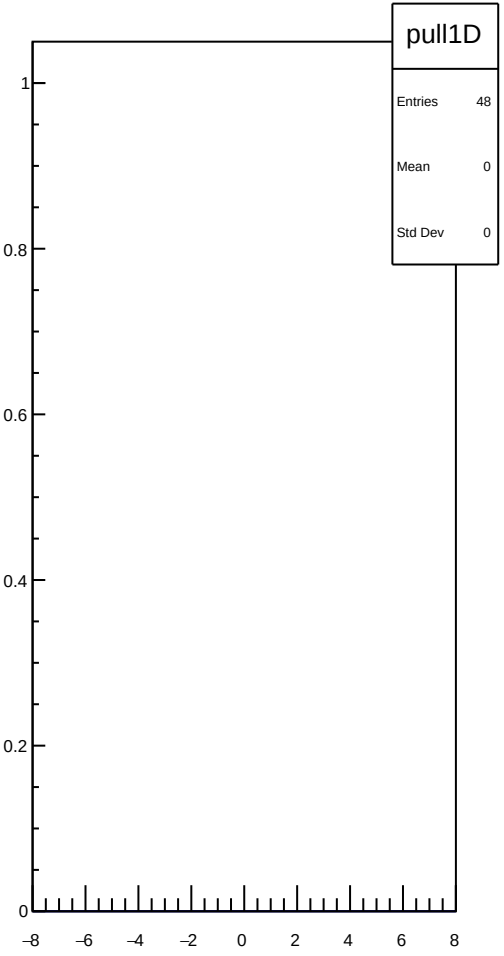

dit_11X12X_coil7_Ndata_mean vs run

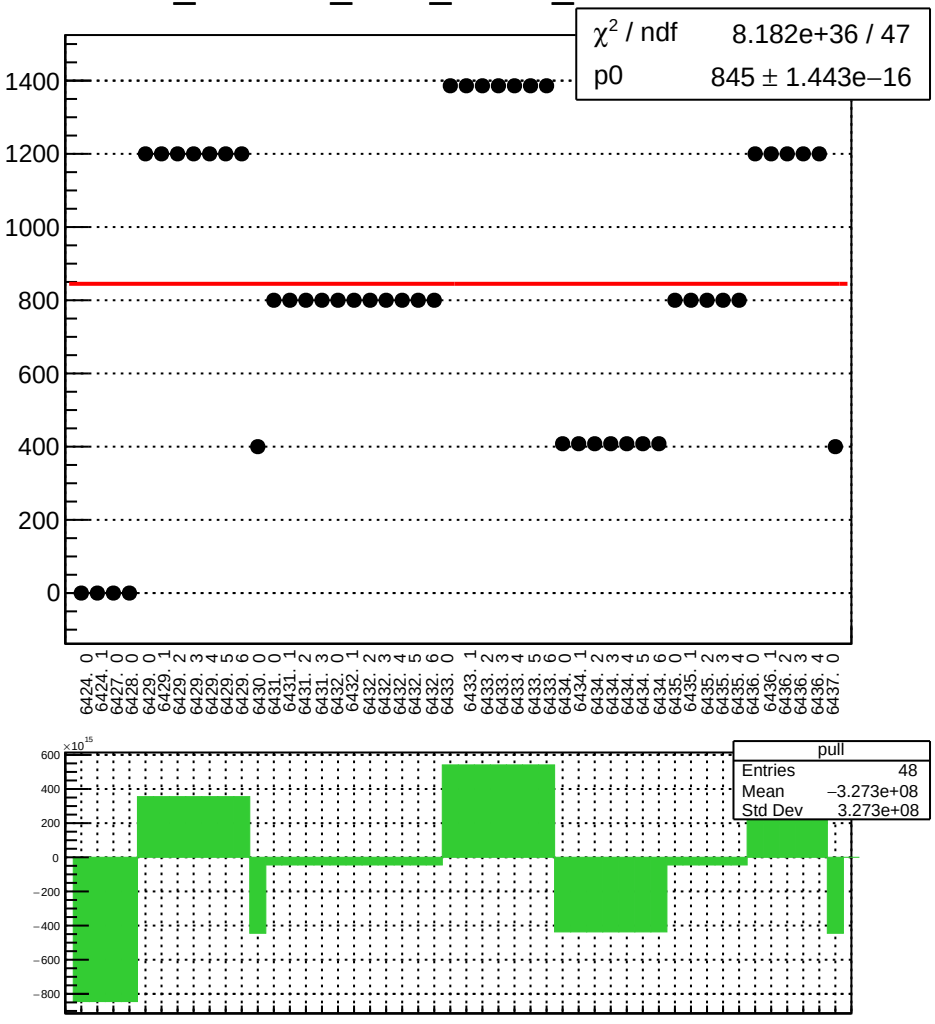

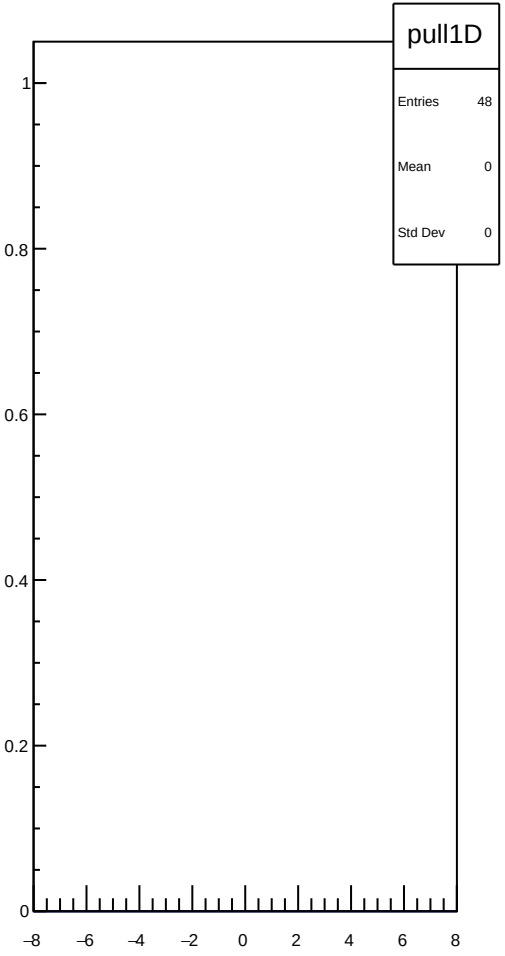

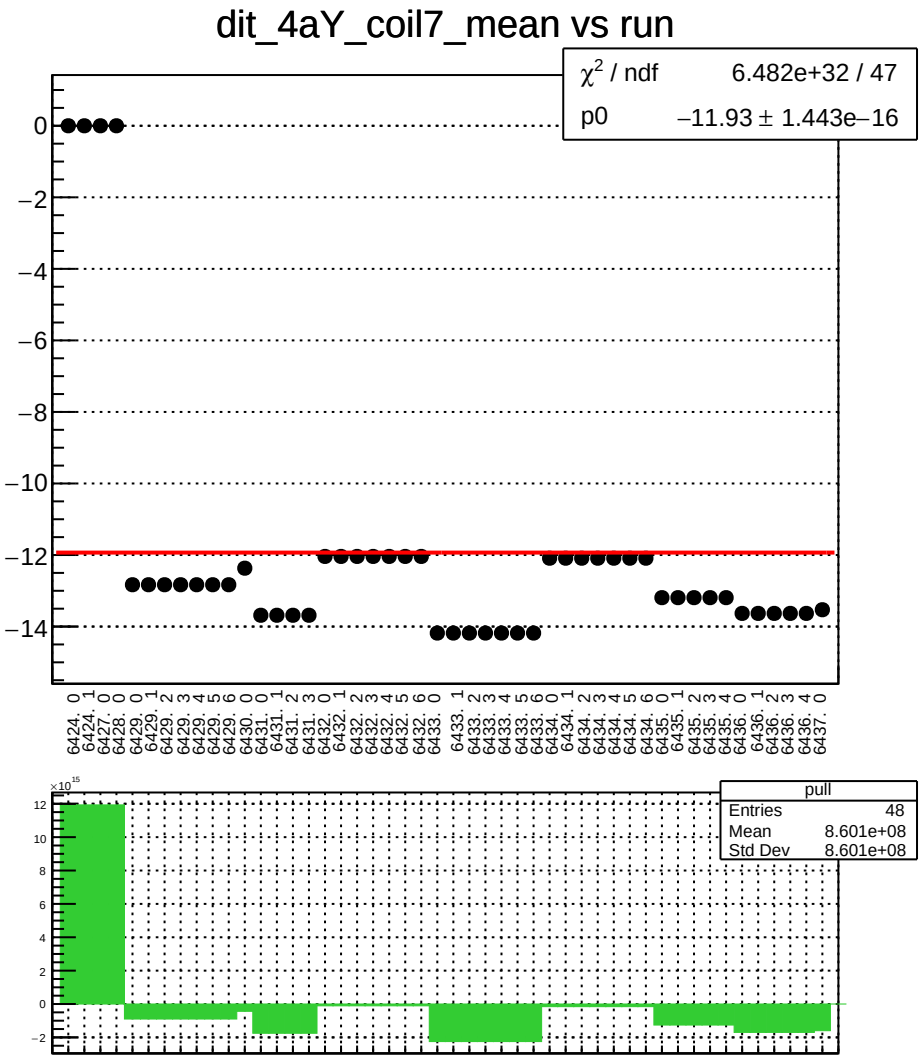
dit_4aY_coil7_mean vs run
χ² / ndf 6.482e+32 / 47
p0 −11.93 ± 1.443e−16
0
−2
−4
−6
−8
−10
−12
−14
6424. 0
6424. 1
6427. 0
6428. 0
6429. 0
6429. 1
6429. 2
6429. 3
6429. 4
6429. 5
6429. 6
6430. 0
6431. 0
6431. 1
6431. 2
6431. 3
6432. 0
6432. 1
6432. 2
6432. 3
6432. 4
6432. 5
6432. 6
6433. 0
6433. 1
6433. 2
6433. 3
6433. 4
6433. 5
6433. 6
6434. 0
6434. 1
6434. 2
6434. 3
6434. 4
6434. 5
6434. 6
6435. 0
6435. 1
6435. 2
6435. 3
6435. 4
6436. 0
6436. 1
6436. 2
6436. 3
6436. 4
6437. 0
×10¹⁵
12
10
8
6
4
2
0
−2
pull
Entries 48
Mean 8.601e+08
Std Dev 8.601e+08

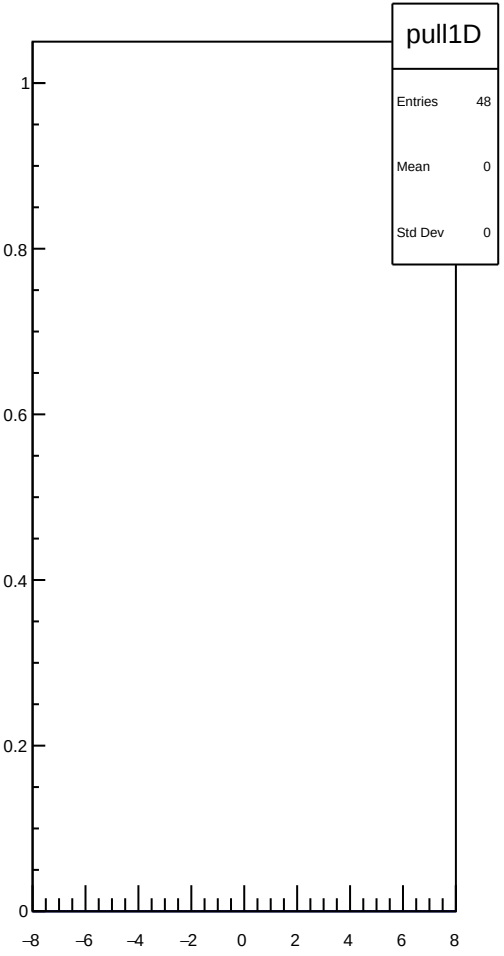
pull1D
Entries 48
Mean 0
Std Dev 0
1
0.8
0.6
0.4
0.2
0
−8
−6
−4
−2
0
2
4
6
8

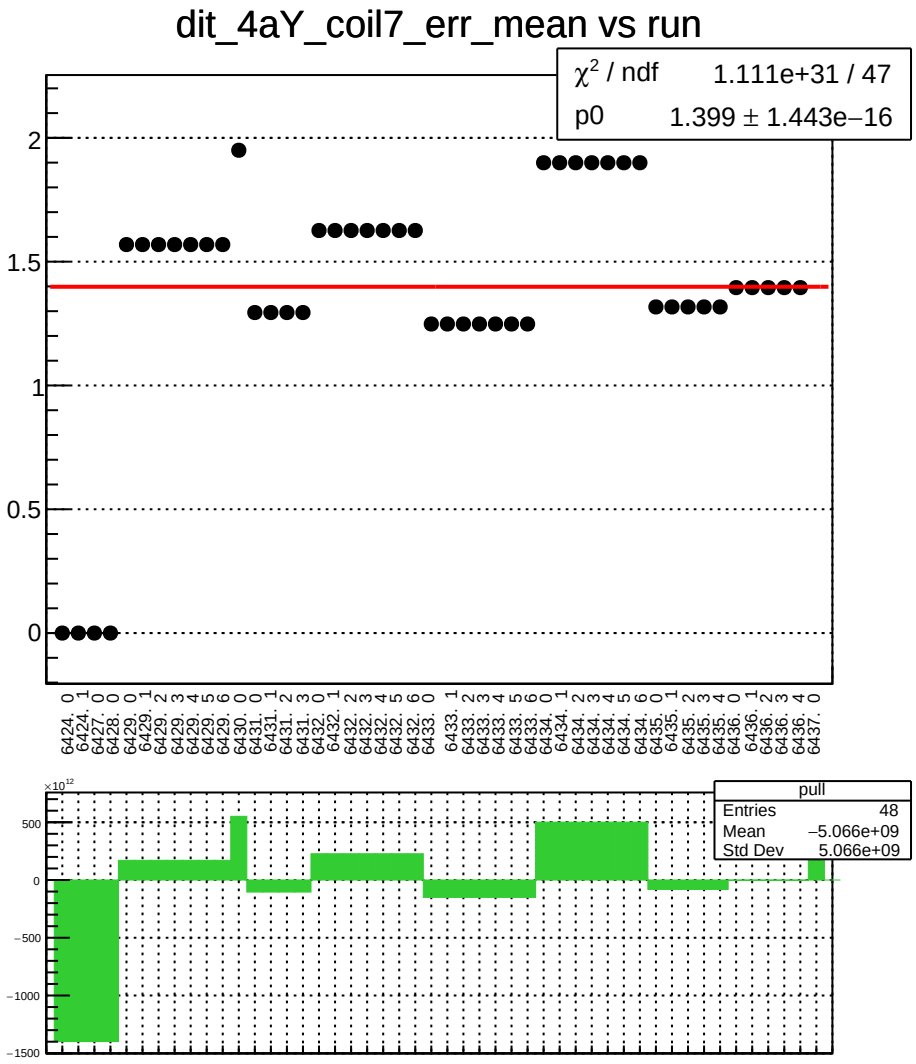
dit_4aY_coil7_err_mean vs run
χ² / ndf 1.111e+31 / 47
p0 1.399 ± 1.443e−16
pull
Entries 48
Mean −5.066e+09
Std Dev 5.066e+09

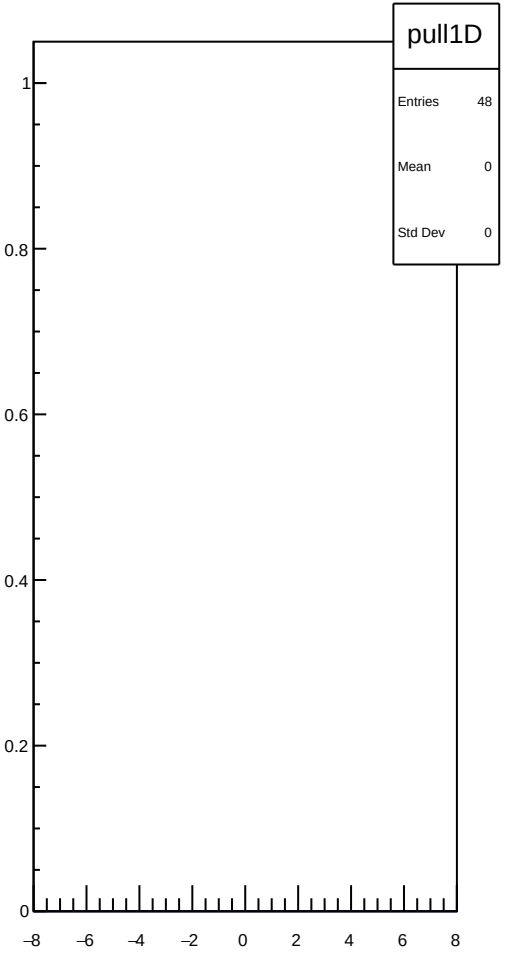
pull1D
Entries 48
Mean 0
Std Dev 0

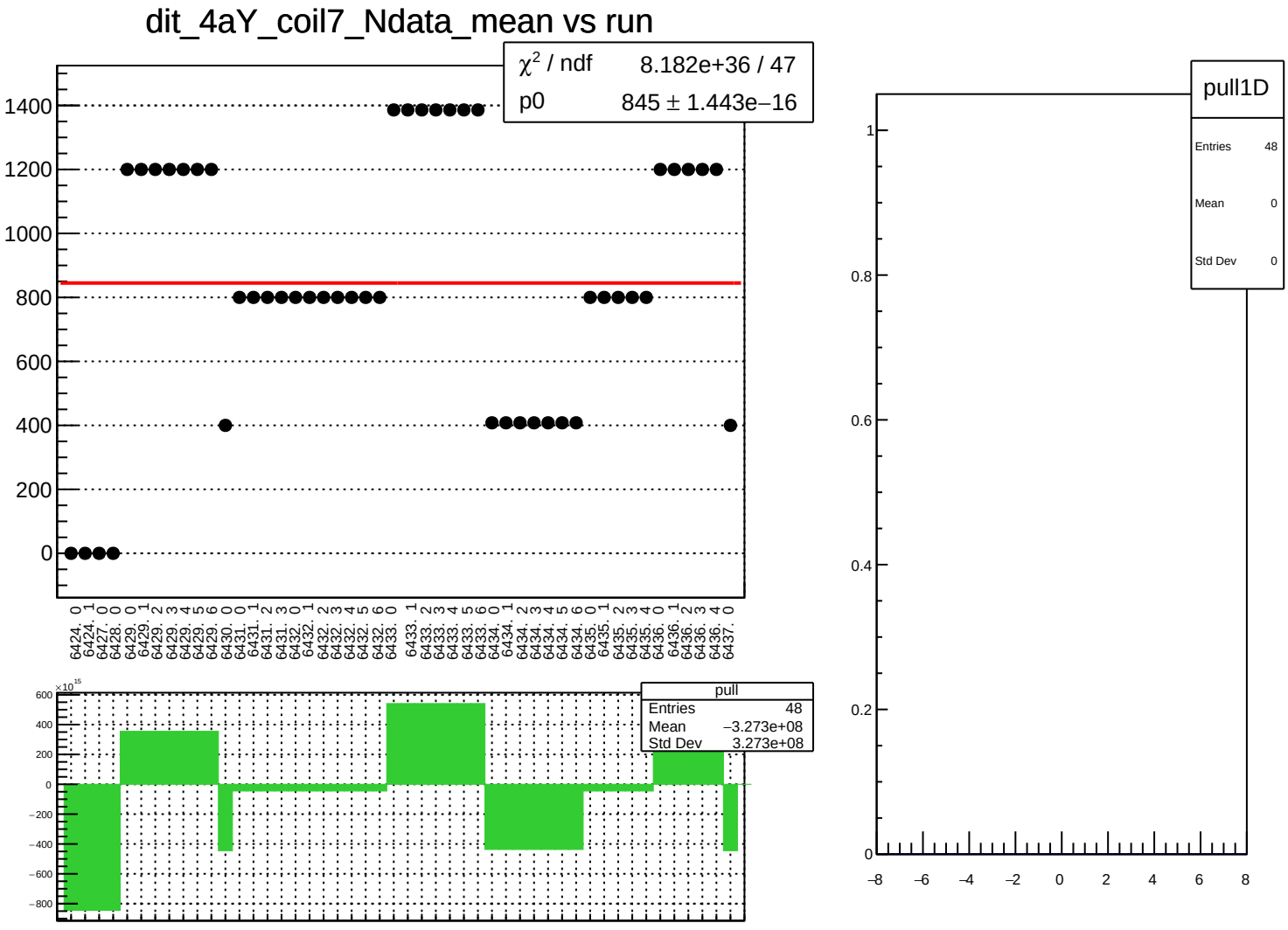
dit_4aY_coil7_Ndata_mean vs run
χ² / ndf 8.182e+36 / 47
p0 845 ± 1.443e−16
1400
1200
1000
800
600
400
200
0
6424. 0
6424. 1
6427. 0
6428. 0
6429. 0
6429. 1
6429. 2
6429. 3
6429. 4
6429. 5
6429. 6
6430. 0
6431. 0
6431. 1
6431. 2
6431. 3
6432. 0
6432. 1
6432. 2
6432. 3
6432. 4
6432. 5
6432. 6
6433. 0
6433. 1
6433. 2
6433. 3
6433. 4
6433. 5
6433. 6
6434. 0
6434. 1
6434. 2
6434. 3
6434. 4
6434. 5
6434. 6
6435. 0
6435. 1
6435. 2
6435. 3
6435. 4
6436. 0
6436. 1
6436. 2
6436. 3
6436. 4
6437. 0
×10¹⁵
600
400
200
0
−200
−400
−600
−800
pull
Entries 48
Mean −3.273e+08
Std Dev 3.273e+08
pull1D
Entries 48
Mean 0
Std Dev 0
1
0.8
0.6
0.4
0.2
0
−8
−6
−4
−2
0
2
4
6
8

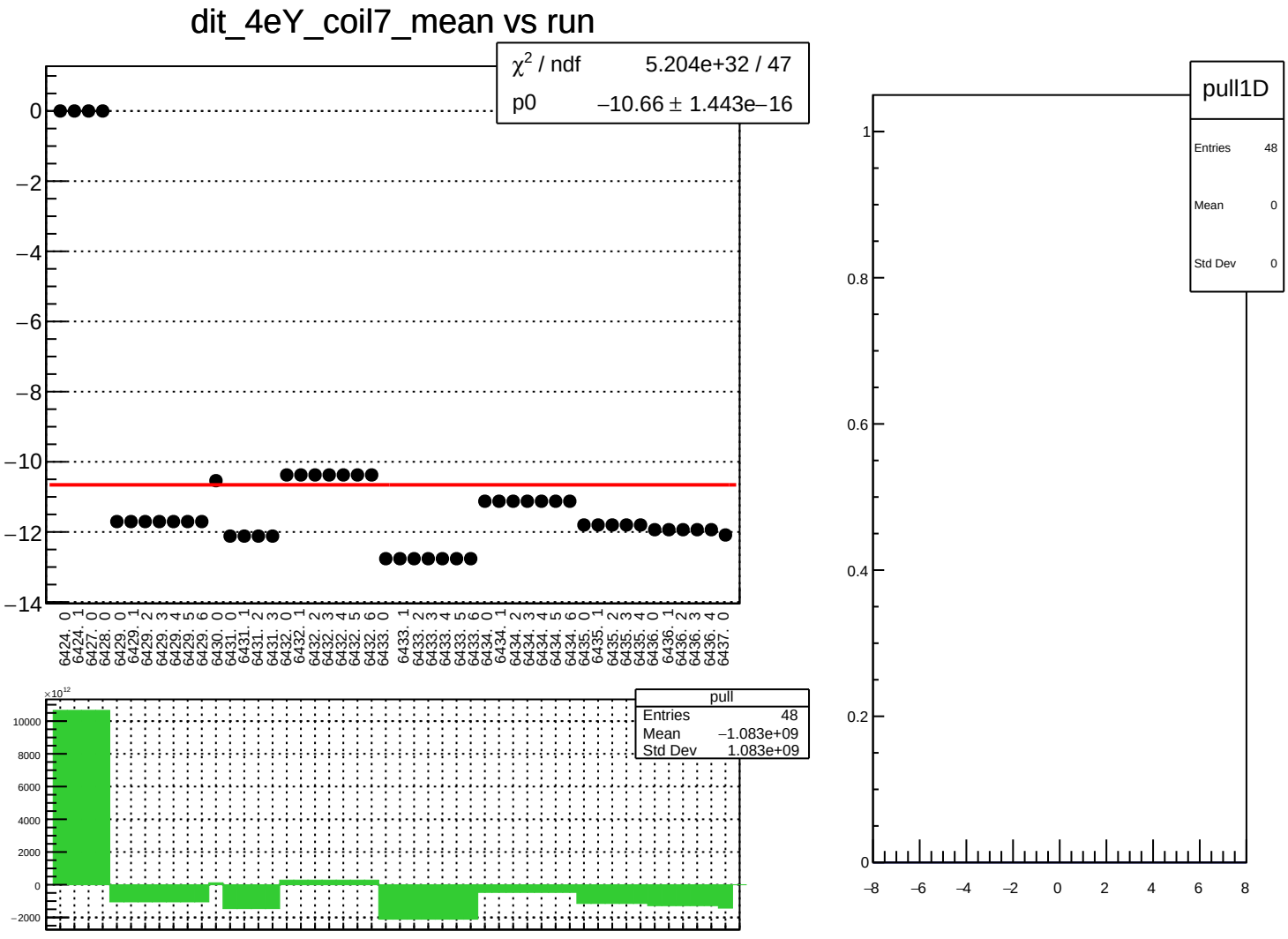
dit_4eY_coil7_mean vs run
χ² / ndf 5.204e+32 / 47
p0 −10.66 ± 1.443e−16
0
−2
−4
−6
−8
−10
−12
−14
6424. 0
6424. 1
6427. 0
6428. 0
6429. 0
6429. 1
6429. 2
6429. 3
6429. 4
6429. 5
6429. 6
6430. 0
6431. 0
6431. 1
6431. 2
6431. 3
6432. 0
6432. 1
6432. 2
6432. 3
6432. 4
6432. 5
6432. 6
6433. 0
6433. 1
6433. 2
6433. 3
6433. 4
6433. 5
6433. 6
6434. 0
6434. 1
6434. 2
6434. 3
6434. 4
6434. 5
6434. 6
6435. 0
6435. 1
6435. 2
6435. 3
6435. 4
6436. 0
6436. 1
6436. 2
6436. 3
6436. 4
6437. 0
×10¹²
10000
8000
6000
4000
2000
0
−2000
pull
Entries 48
Mean −1.083e+09
Std Dev 1.083e+09
pull1D
Entries 48
Mean 0
Std Dev 0
1
0.8
0.6
0.4
0.2
0
−8
−6
−4
−2
0
2
4
6
8

dit_4eY_coil7_err_mean vs run

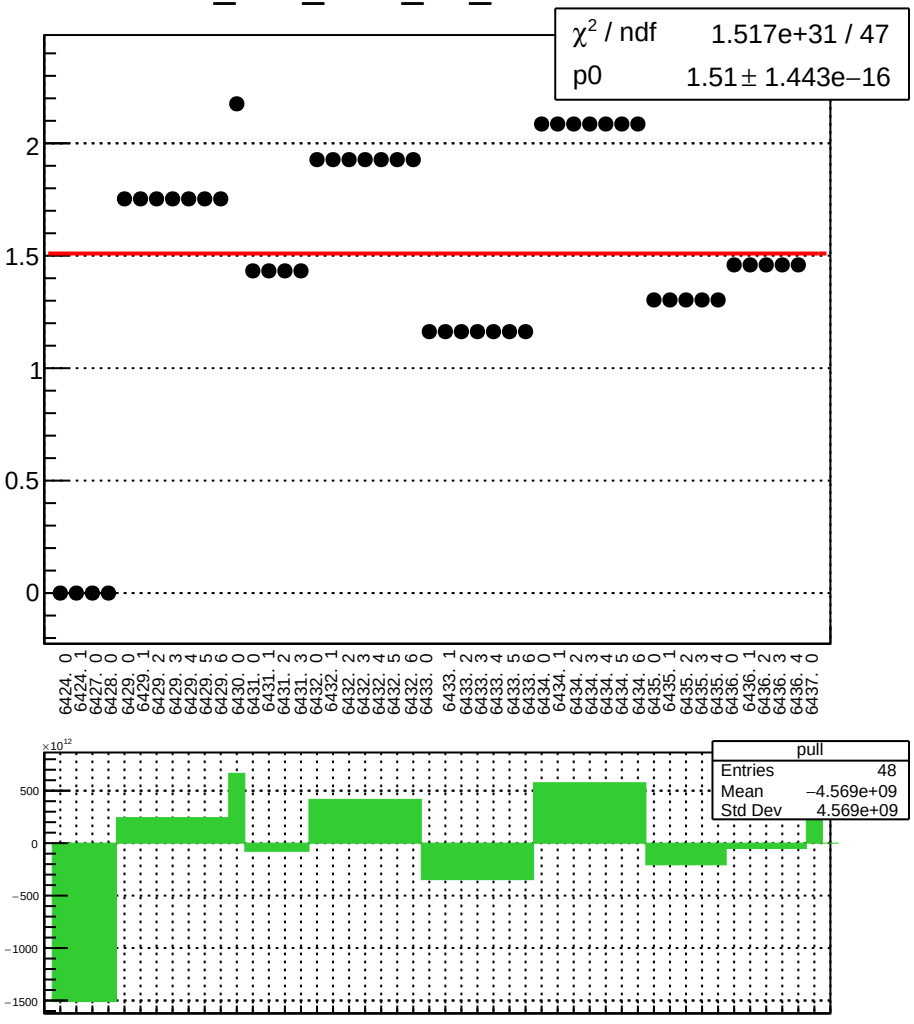

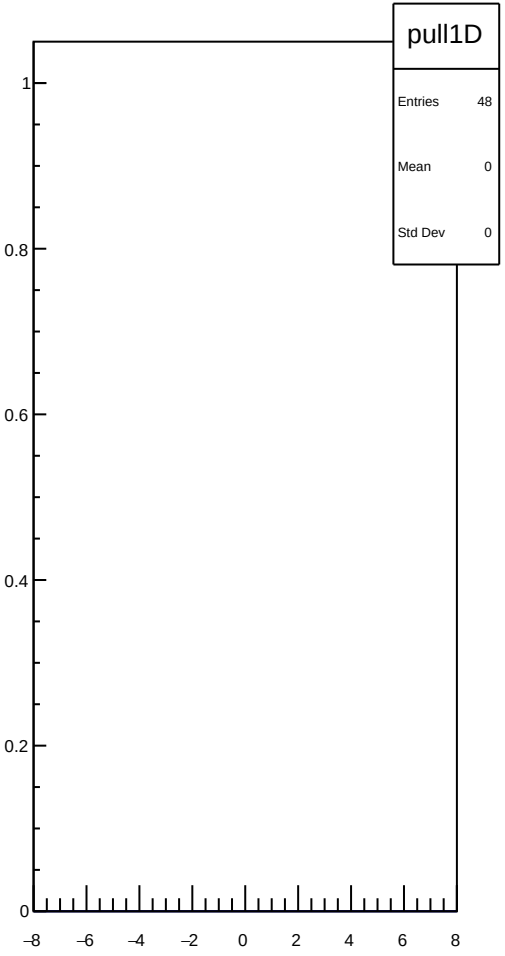

dit_4eY_coil7_Ndata_mean vs run

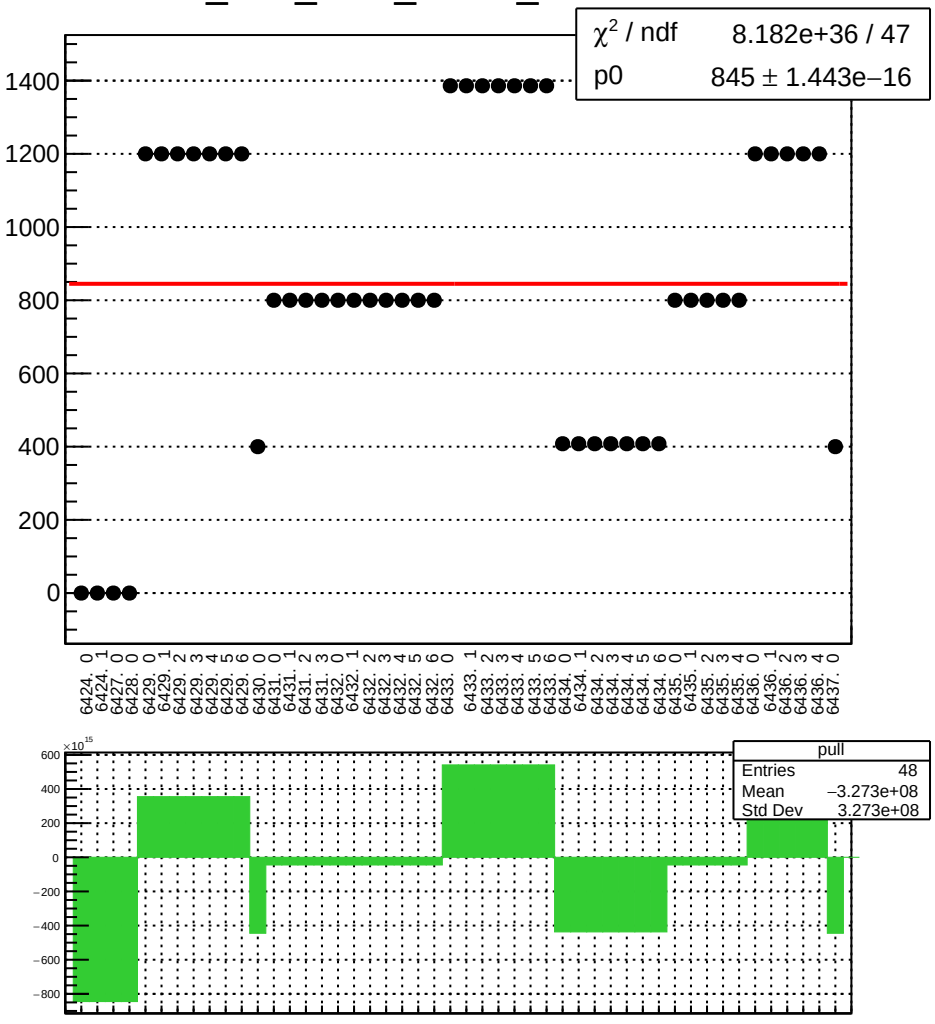

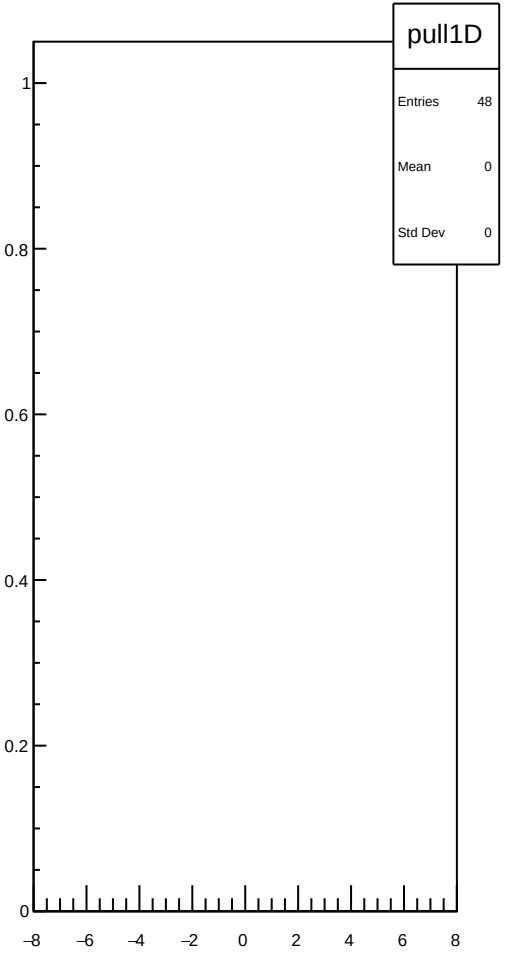

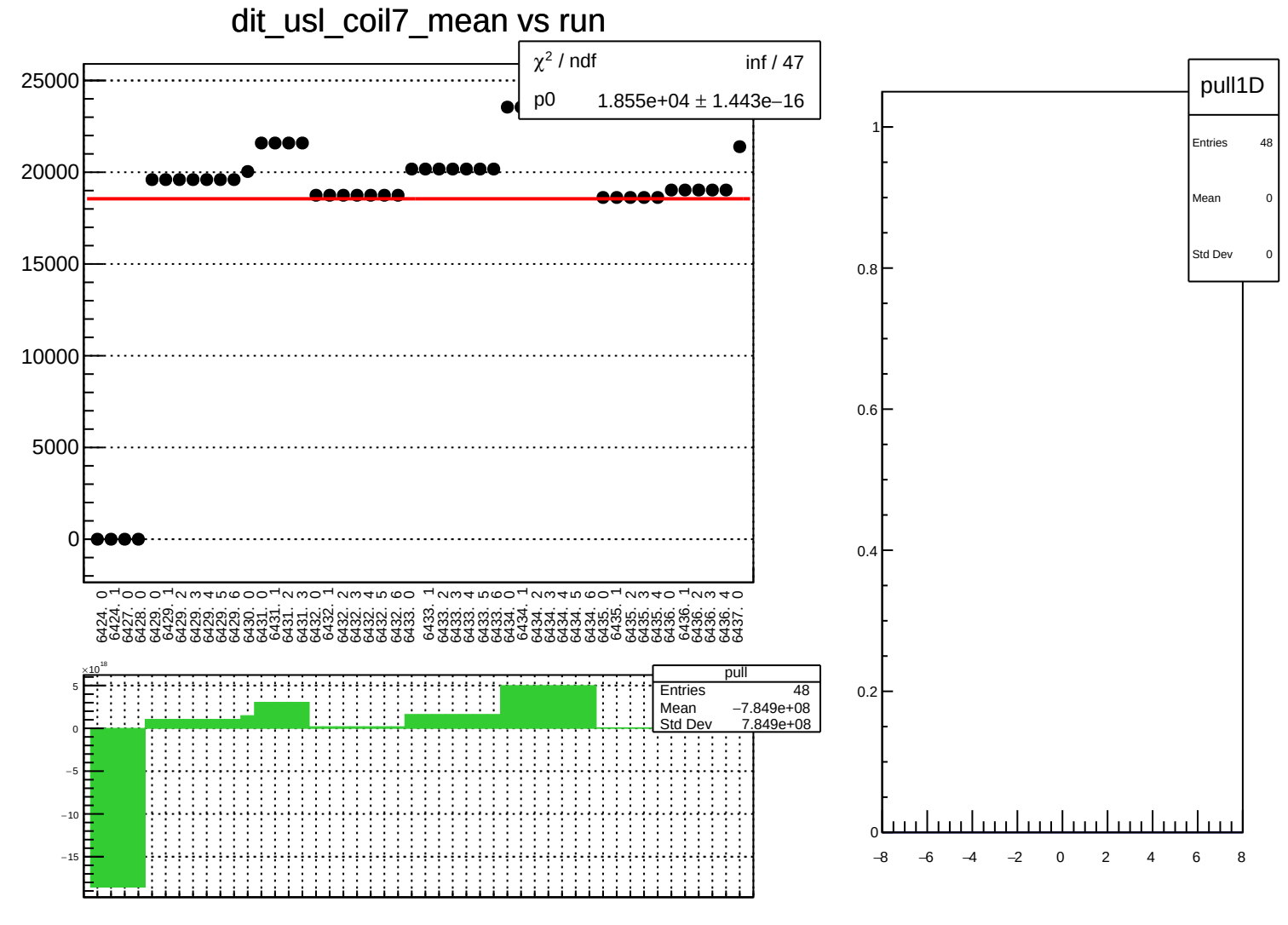
dit_usl_coil7_mean vs run
χ² / ndf inf / 47
p0 1.855e+04 ± 1.443e−16
25000
20000
15000
10000
5000
0
6424. 0
6424. 1
6427. 0
6428. 0
6429. 0
6429. 1
6429. 2
6429. 3
6429. 4
6429. 5
6429. 6
6430. 0
6431. 0
6431. 1
6431. 2
6431. 3
6432. 0
6432. 1
6432. 2
6432. 3
6432. 4
6432. 5
6432. 6
6433. 0
6433. 1
6433. 2
6433. 3
6433. 4
6433. 5
6433. 6
6434. 0
6434. 1
6434. 2
6434. 3
6434. 4
6434. 5
6434. 6
6435. 0
6435. 1
6435. 2
6435. 3
6435. 4
6436. 0
6436. 1
6436. 2
6436. 3
6436. 4
6437. 0
×10¹⁸
5
0
−5
−10
−15
pull
Entries 48
Mean −7.849e+08
Std Dev 7.849e+08
pull1D
Entries 48
Mean 0
Std Dev 0
1
0.8
0.6
0.4
0.2
0
−8
−6
−4
−2
0
2
4
6
8

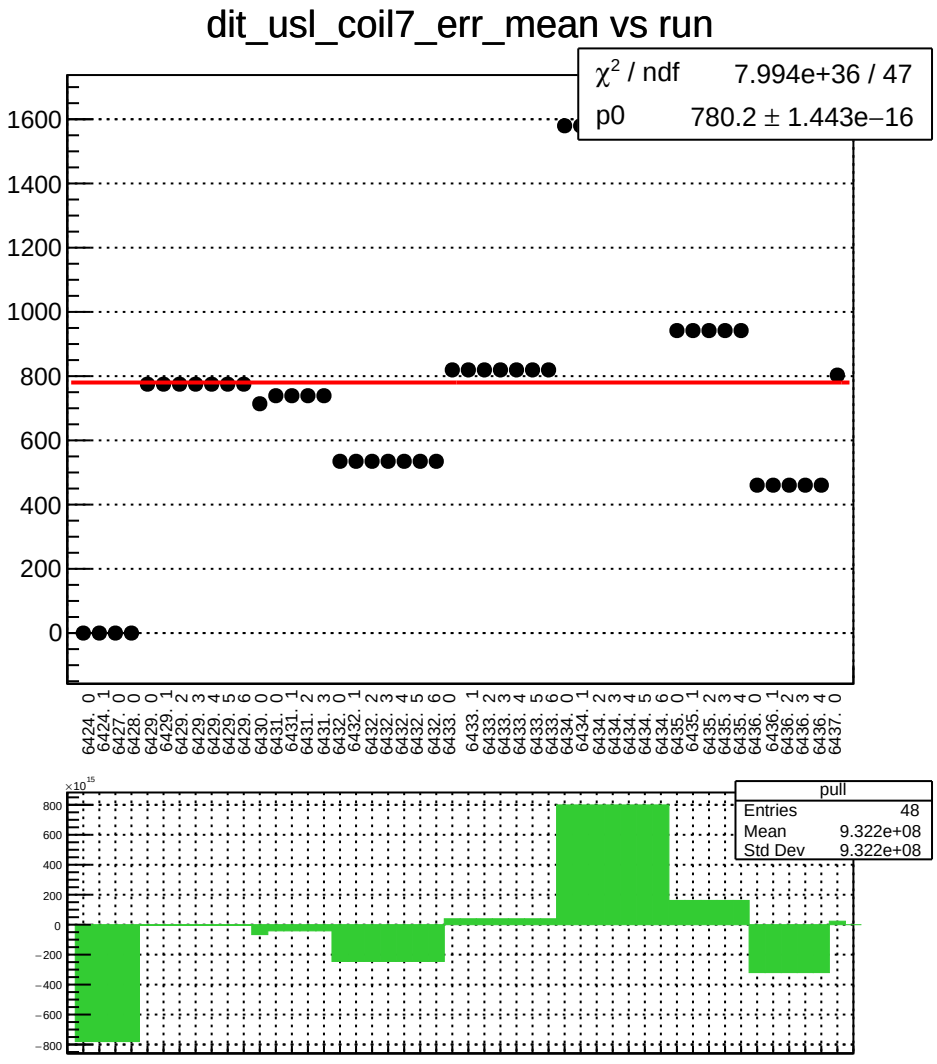
dit_usl_coil7_err_mean vs run
χ² / ndf 7.994e+36 / 47
p0 780.2 ± 1.443e−16
1600
1400
1200
1000
800
600
400
200
0
6424. 0
6424. 1
6427. 0
6428. 0
6429. 0
6429. 1
6429. 2
6429. 3
6429. 4
6429. 5
6429. 6
6430. 0
6431. 0
6431. 1
6431. 2
6431. 3
6432. 0
6432. 1
6432. 2
6432. 3
6432. 4
6432. 5
6432. 6
6433. 0
6433. 1
6433. 2
6433. 3
6433. 4
6433. 5
6433. 6
6434. 0
6434. 1
6434. 2
6434. 3
6434. 4
6434. 5
6434. 6
6435. 0
6435. 1
6435. 2
6435. 3
6435. 4
6436. 0
6436. 1
6436. 2
6436. 3
6436. 4
6437. 0
×10¹⁵
800
600
400
200
0
−200
−400
−600
−800
pull
Entries 48
Mean 9.322e+08
Std Dev 9.322e+08
pull1D
Entries 48
Mean 0
Std Dev 0
1
0.8
0.6
0.4
0.2
0
−8
−6
−4
−2
0
2
4
6
8

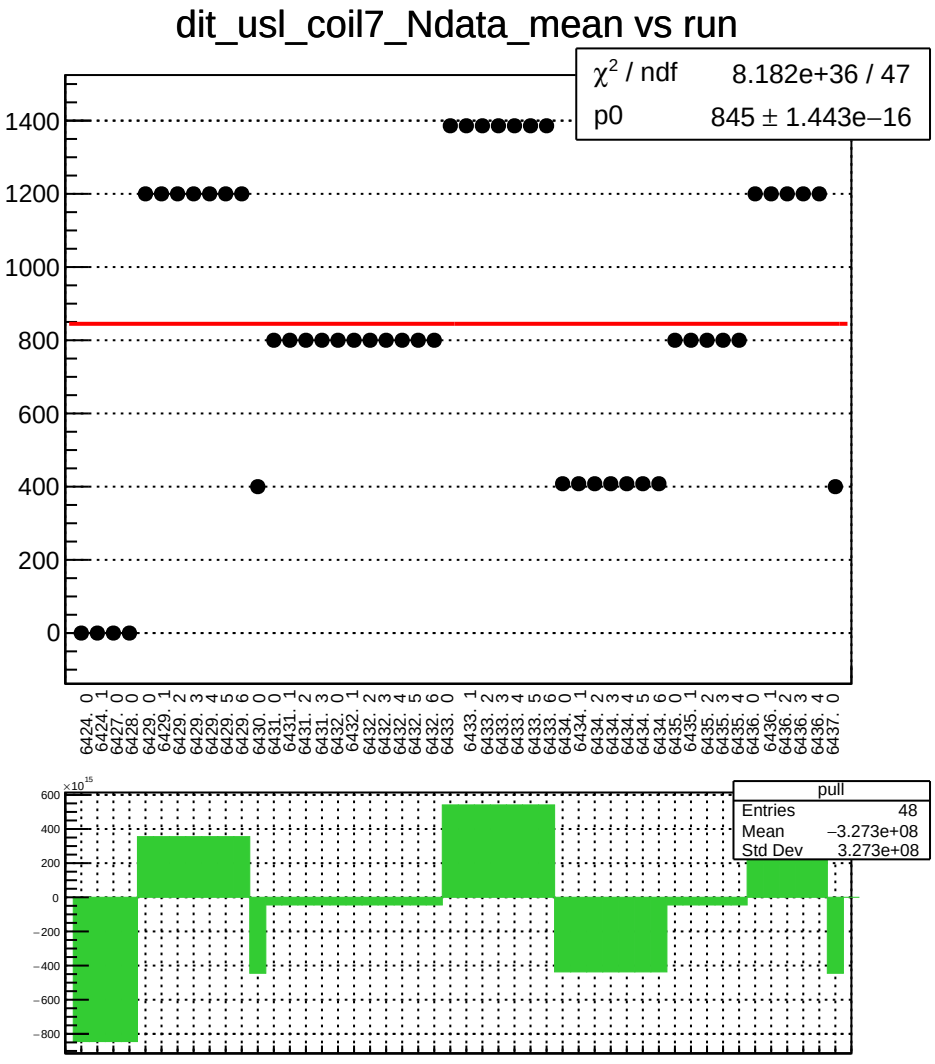
dit_usl_coil7_Ndata_mean vs run
χ² / ndf 8.182e+36 / 47
p0 845 ± 1.443e−16
1400
1200
1000
800
600
400
200
0
6424. 0
6424. 1
6427. 0
6428. 0
6429. 0
6429. 1
6429. 2
6429. 3
6429. 4
6429. 5
6429. 6
6430. 0
6431. 0
6431. 1
6431. 2
6431. 3
6432. 0
6432. 1
6432. 2
6432. 3
6432. 4
6432. 5
6432. 6
6433. 0
6433. 1
6433. 2
6433. 3
6433. 4
6433. 5
6433. 6
6434. 0
6434. 1
6434. 2
6434. 3
6434. 4
6434. 5
6434. 6
6435. 0
6435. 1
6435. 2
6435. 3
6435. 4
6436. 0
6436. 1
6436. 2
6436. 3
6436. 4
6437. 0
×10¹⁵
600
400
200
0
−200
−400
−600
−800
pull
Entries 48
Mean −3.273e+08
Std Dev 3.273e+08
pull1D
Entries 48
Mean 0
Std Dev 0
1
0.8
0.6
0.4
0.2
0
−8
−6
−4
−2
0
2
4
6
8

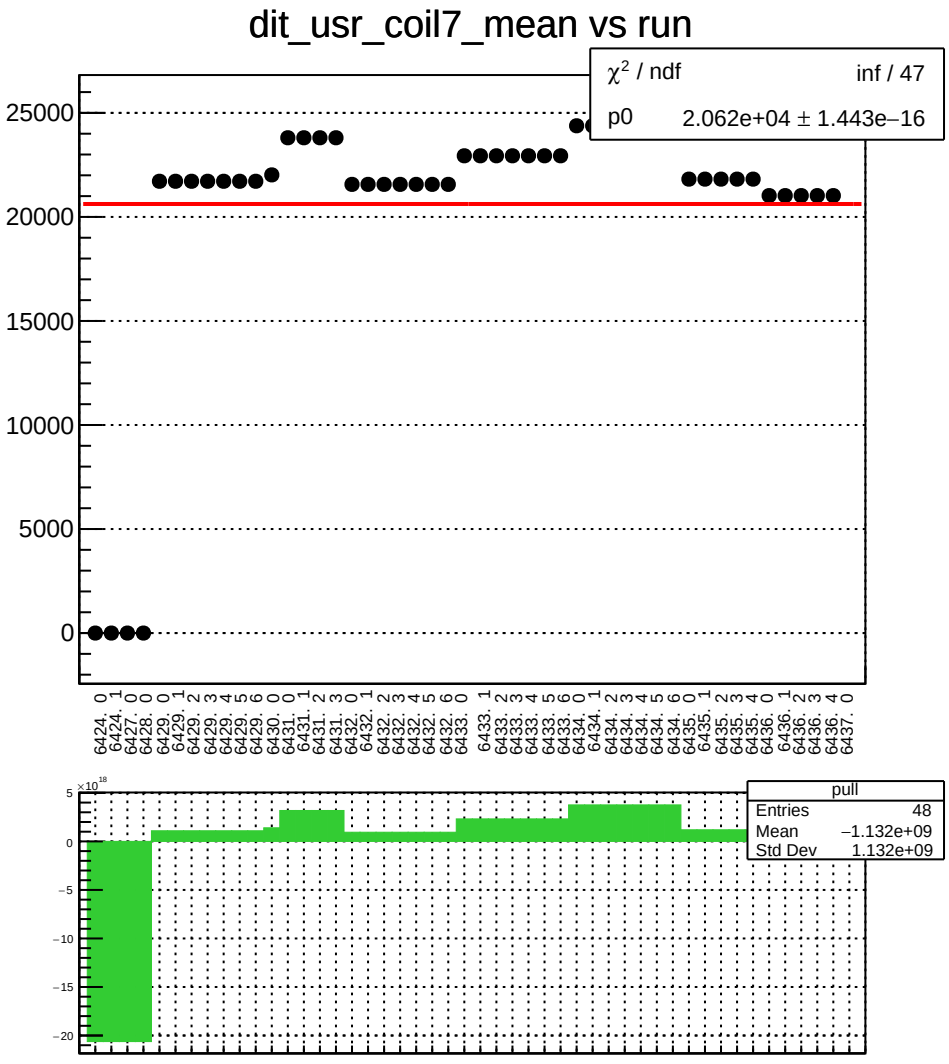
dit_usr_coil7_mean vs run
χ² / ndf inf / 47
p0 2.062e+04 ± 1.443e−16
25000
20000
15000
10000
5000
0
6424. 0
6424. 1
6427. 0
6428. 0
6429. 0
6429. 1
6429. 2
6429. 3
6429. 4
6429. 5
6429. 6
6430. 0
6431. 0
6431. 1
6431. 2
6431. 3
6432. 0
6432. 1
6432. 2
6432. 3
6432. 4
6432. 5
6432. 6
6433. 0
6433. 1
6433. 2
6433. 3
6433. 4
6433. 5
6433. 6
6434. 0
6434. 1
6434. 2
6434. 3
6434. 4
6434. 5
6434. 6
6435. 0
6435. 1
6435. 2
6435. 3
6435. 4
6436. 0
6436. 1
6436. 2
6436. 3
6436. 4
6437. 0
×10¹⁸
5
0
−5
−10
−15
−20
pull
Entries 48
Mean −1.132e+09
Std Dev 1.132e+09

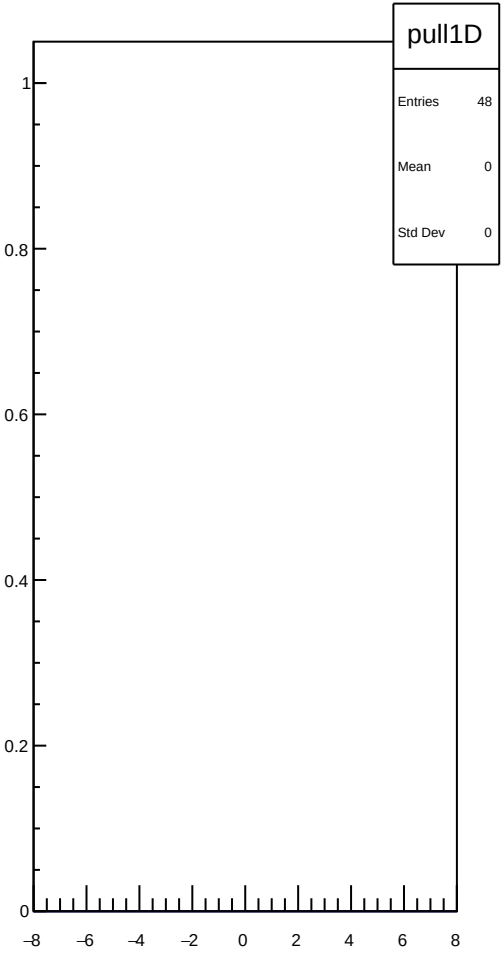
pull1D
Entries 48
Mean 0
Std Dev 0
1
0.8
0.6
0.4
0.2
0
−8
−6
−4
−2
0
2
4
6
8

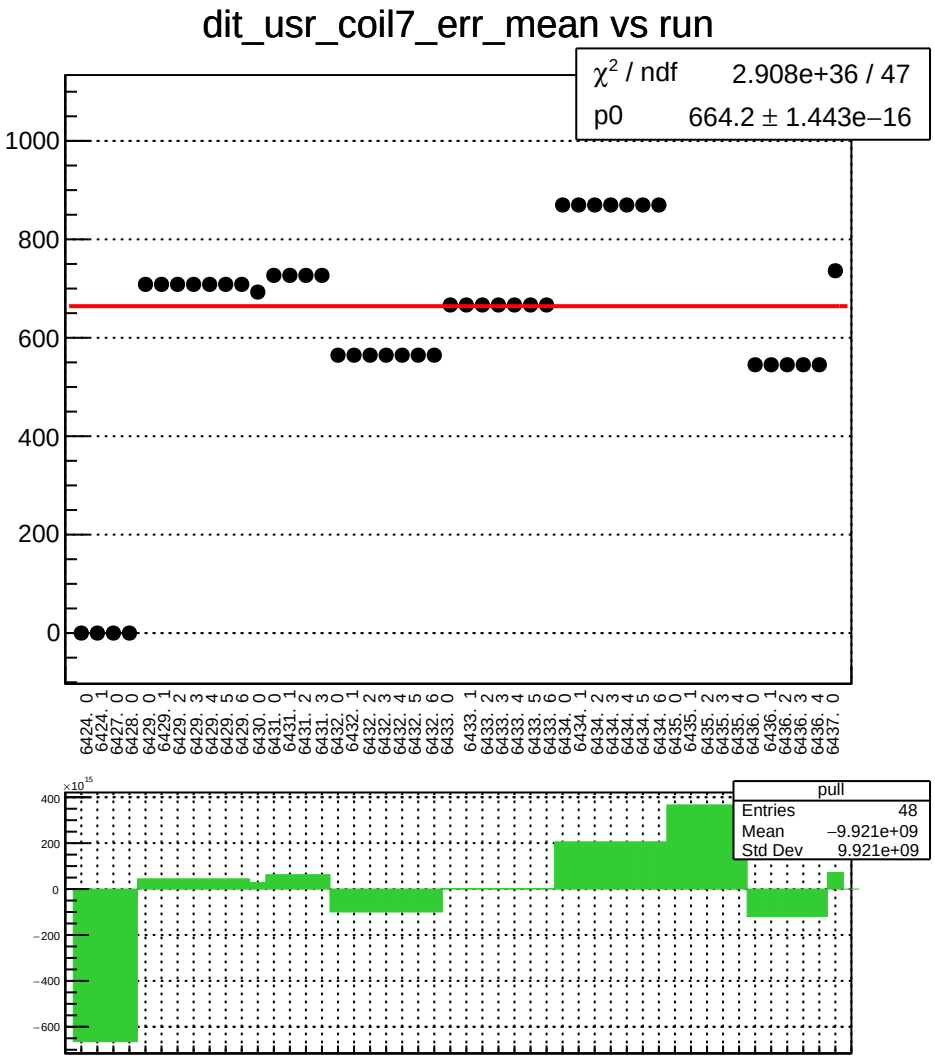
dit_usr_coil7_err_mean vs run
χ² / ndf 2.908e+36 / 47
p0 664.2 ± 1.443e−16
1000
800
600
400
200
0
6424. 0
6424. 1
6427. 0
6428. 0
6429. 0
6429. 1
6429. 2
6429. 3
6429. 4
6429. 5
6429. 6
6430. 0
6431. 0
6431. 1
6431. 2
6431. 3
6432. 0
6432. 1
6432. 2
6432. 3
6432. 4
6432. 5
6432. 6
6433. 0
6433. 1
6433. 2
6433. 3
6433. 4
6433. 5
6433. 6
6434. 0
6434. 1
6434. 2
6434. 3
6434. 4
6434. 5
6434. 6
6435. 0
6435. 1
6435. 2
6435. 3
6435. 4
6436. 0
6436. 1
6436. 2
6436. 3
6436. 4
6437. 0
×10¹⁵
400
200
0
−200
−400
−600
pull
Entries 48
Mean −9.921e+09
Std Dev 9.921e+09

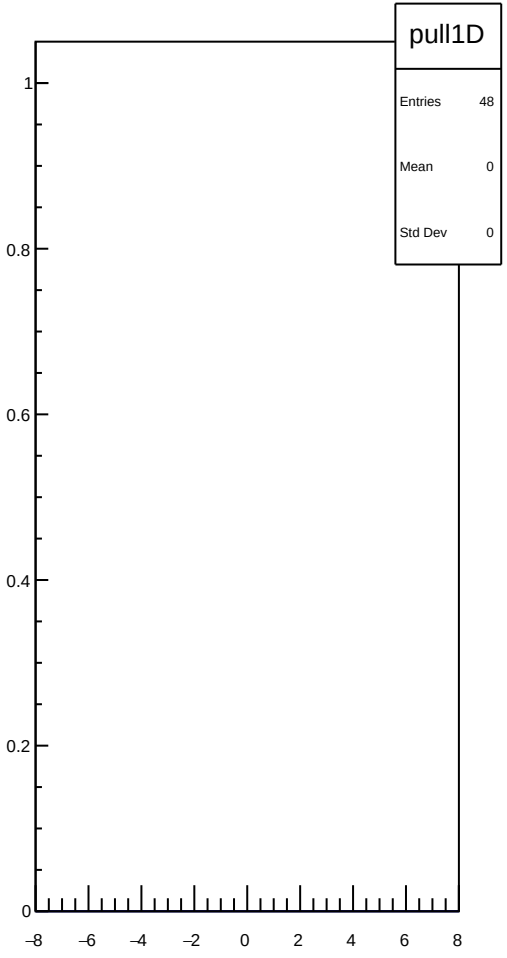
pull1D
Entries 48
Mean 0
Std Dev 0
1
0.8
0.6
0.4
0.2
0
−8
−6
−4
−2
0
2
4
6
8

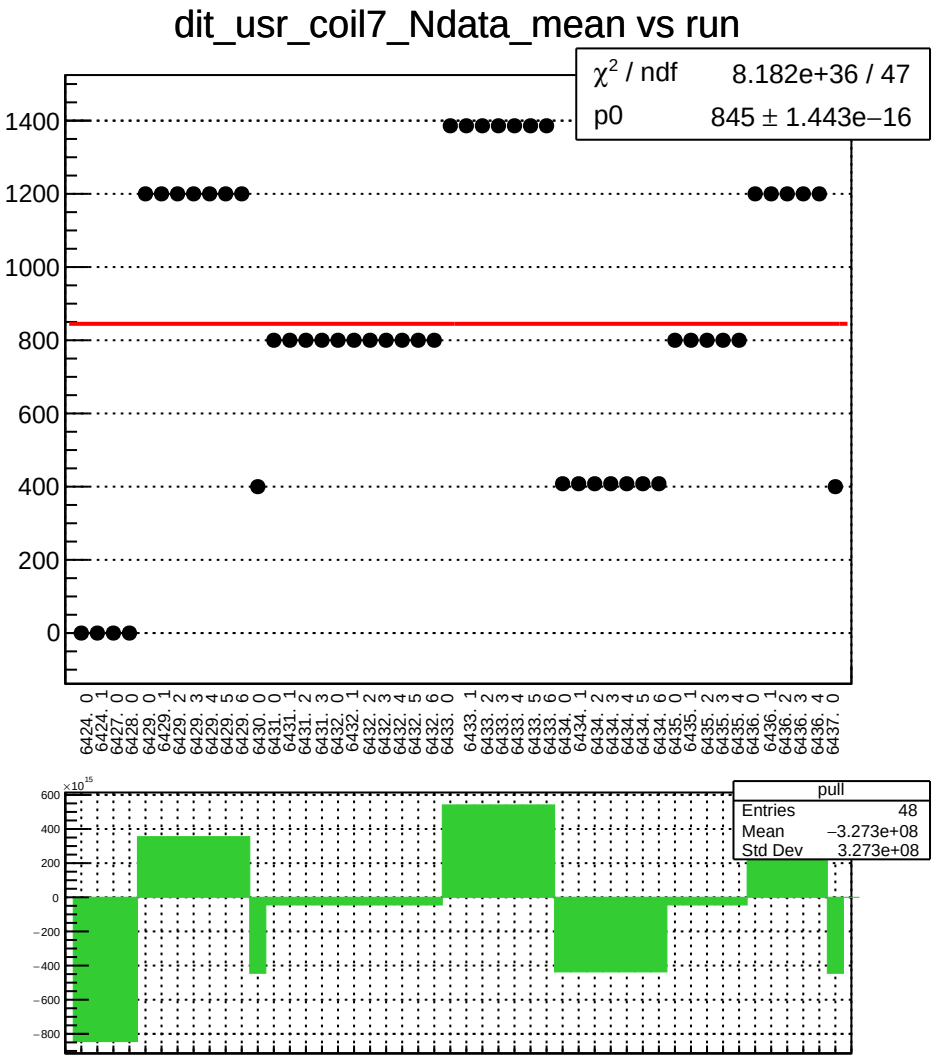
dit_usr_coil7_Ndata_mean vs run
χ² / ndf 8.182e+36 / 47
p0 845 ± 1.443e−16
1400
1200
1000
800
600
400
200
0
6424. 0
6424. 1
6427. 0
6428. 0
6429. 0
6429. 1
6429. 2
6429. 3
6429. 4
6429. 5
6429. 6
6430. 0
6431. 0
6431. 1
6431. 2
6431. 3
6432. 0
6432. 1
6432. 2
6432. 3
6432. 4
6432. 5
6432. 6
6433. 0
6433. 1
6433. 2
6433. 3
6433. 4
6433. 5
6433. 6
6434. 0
6434. 1
6434. 2
6434. 3
6434. 4
6434. 5
6434. 6
6435. 0
6435. 1
6435. 2
6435. 3
6435. 4
6436. 0
6436. 1
6436. 2
6436. 3
6436. 4
6437. 0
×10¹⁵
600
400
200
0
−200
−400
−600
−800
pull
Entries 48
Mean −3.273e+08
Std Dev 3.273e+08
pull1D
Entries 48
Mean 0
Std Dev 0
1
0.8
0.6
0.4
0.2
0
−8
−6
−4
−2
0
2
4
6
8

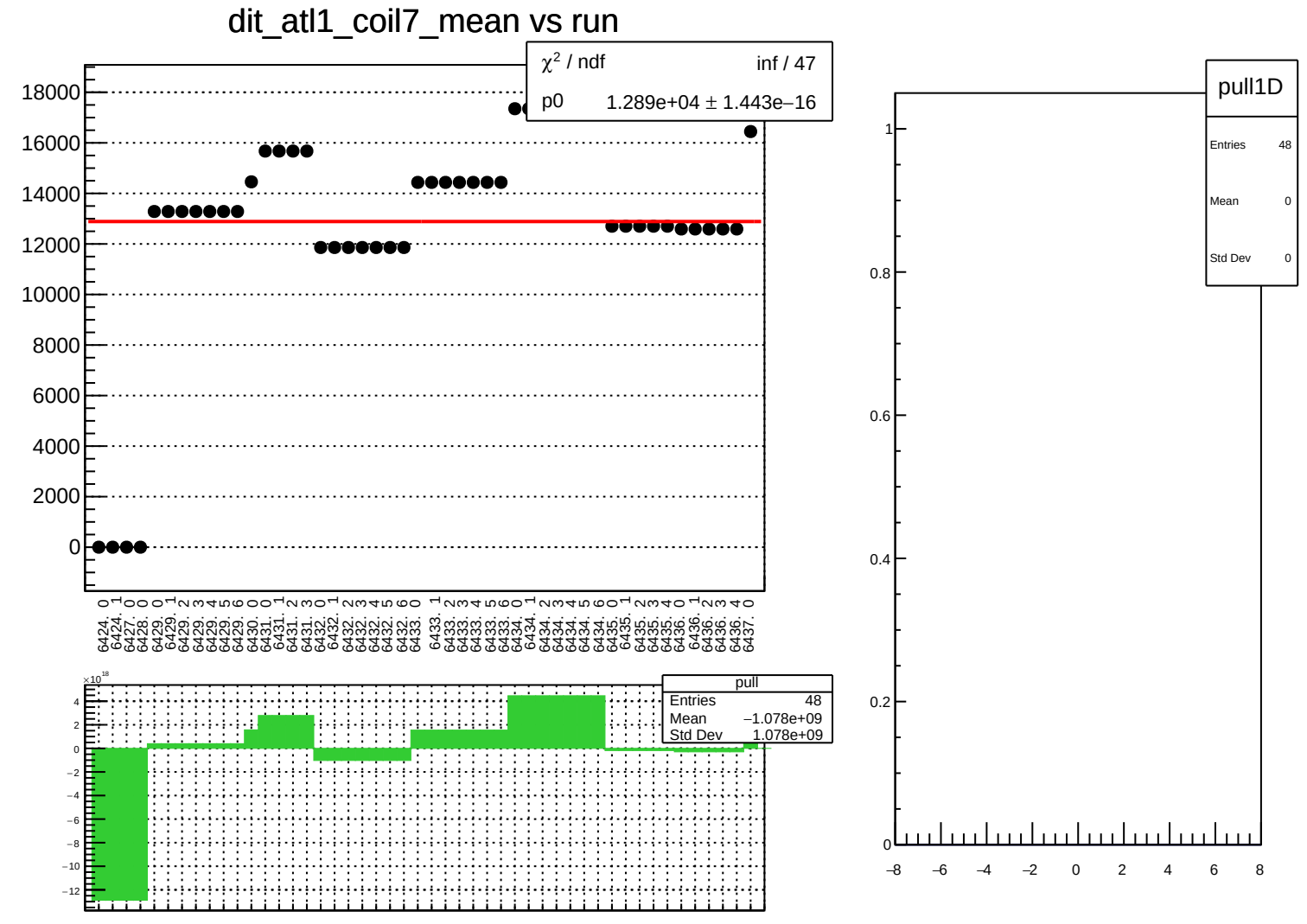
dit_atl1_coil7_mean vs run
χ² / ndf inf / 47
p0 1.289e+04 ± 1.443e−16
18000
16000
14000
12000
10000
8000
6000
4000
2000
0
6424. 0
6424. 1
6427. 0
6428. 0
6429. 0
6429. 1
6429. 2
6429. 3
6429. 4
6429. 5
6429. 6
6430. 0
6431. 0
6431. 1
6431. 2
6431. 3
6432. 0
6432. 1
6432. 2
6432. 3
6432. 4
6432. 5
6432. 6
6433. 0
6433. 1
6433. 2
6433. 3
6433. 4
6433. 5
6433. 6
6434. 0
6434. 1
6434. 2
6434. 3
6434. 4
6434. 5
6434. 6
6435. 0
6435. 1
6435. 2
6435. 3
6435. 4
6436. 0
6436. 1
6436. 2
6436. 3
6436. 4
6437. 0
×10¹⁸
pull
Entries 48
Mean −1.078e+09
Std Dev 1.078e+09
pull1D
Entries 48
Mean 0
Std Dev 0

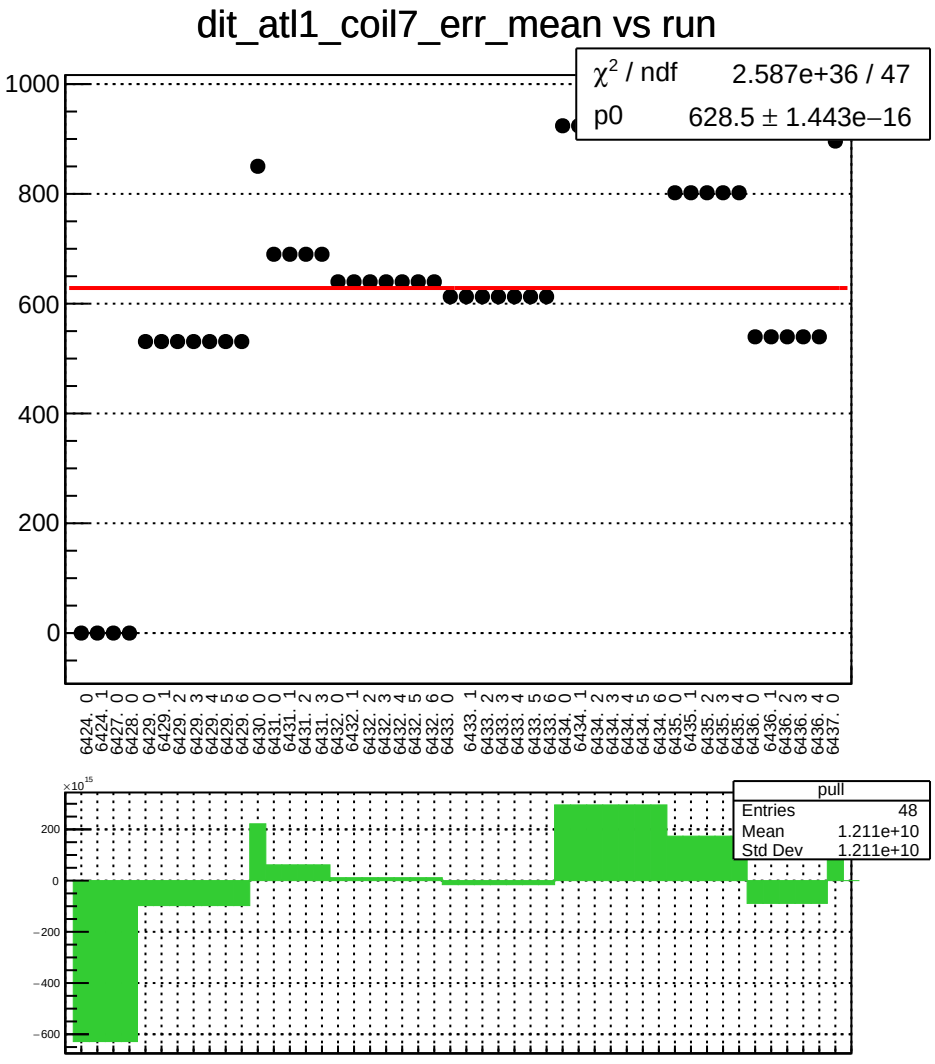
dit_atl1_coil7_err_mean vs run
χ² / ndf 2.587e+36 / 47
p0 628.5 ± 1.443e−16
1000
800
600
400
200
0
6424. 0
6424. 1
6427. 0
6428. 0
6429. 0
6429. 1
6429. 2
6429. 3
6429. 4
6429. 5
6429. 6
6430. 0
6431. 0
6431. 1
6431. 2
6431. 3
6432. 0
6432. 1
6432. 2
6432. 3
6432. 4
6432. 5
6432. 6
6433. 0
6433. 1
6433. 2
6433. 3
6433. 4
6433. 5
6433. 6
6434. 0
6434. 1
6434. 2
6434. 3
6434. 4
6434. 5
6434. 6
6435. 0
6435. 1
6435. 2
6435. 3
6435. 4
6436. 0
6436. 1
6436. 2
6436. 3
6436. 4
6437. 0
×10¹⁵
200
0
−200
−400
−600
pull
Entries 48
Mean 1.211e+10
Std Dev 1.211e+10

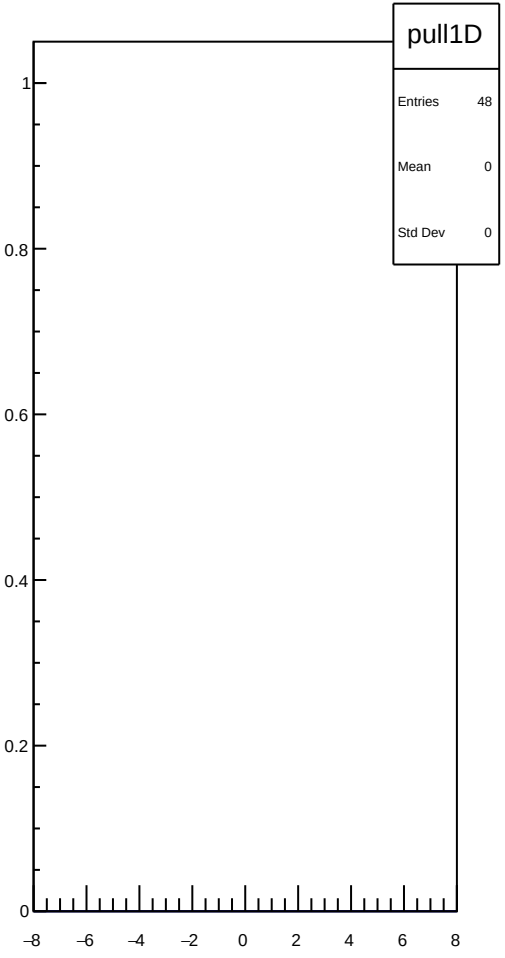
pull1D
Entries 48
Mean 0
Std Dev 0
1
0.8
0.6
0.4
0.2
0
−8
−6
−4
−2
0
2
4
6
8

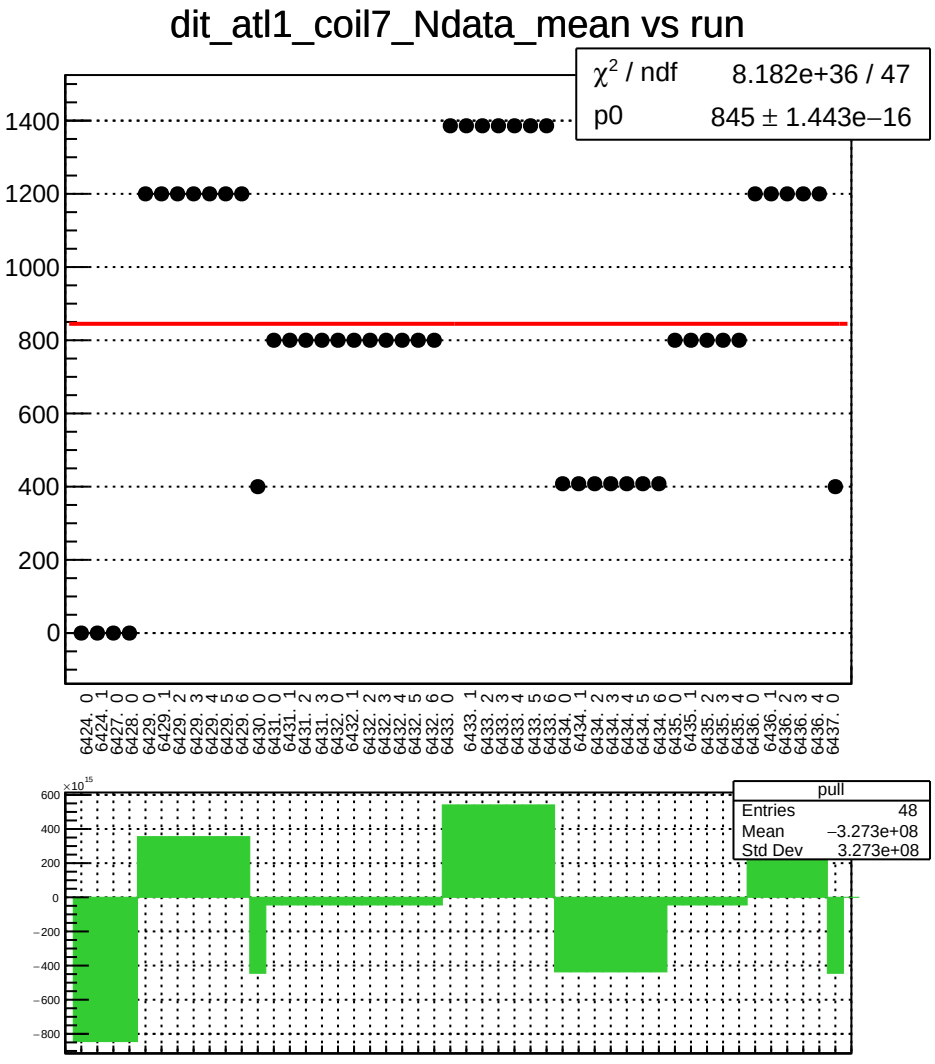
dit_atl1_coil7_Ndata_mean vs run
χ² / ndf 8.182e+36 / 47
p0 845 ± 1.443e−16
1400
1200
1000
800
600
400
200
0
6424. 0
6424. 1
6427. 0
6428. 0
6429. 0
6429. 1
6429. 2
6429. 3
6429. 4
6429. 5
6429. 6
6430. 0
6431. 0
6431. 1
6431. 2
6431. 3
6432. 0
6432. 1
6432. 2
6432. 3
6432. 4
6432. 5
6432. 6
6433. 0
6433. 1
6433. 2
6433. 3
6433. 4
6433. 5
6433. 6
6434. 0
6434. 1
6434. 2
6434. 3
6434. 4
6434. 5
6434. 6
6435. 0
6435. 1
6435. 2
6435. 3
6435. 4
6436. 0
6436. 1
6436. 2
6436. 3
6436. 4
6437. 0
×10^15
600
400
200
0
−200
−400
−600
−800
pull
Entries 48
Mean −3.273e+08
Std Dev 3.273e+08
pull1D
Entries 48
Mean 0
Std Dev 0
1
0.8
0.6
0.4
0.2
0
−8
−6
−4
−2
0
2
4
6
8

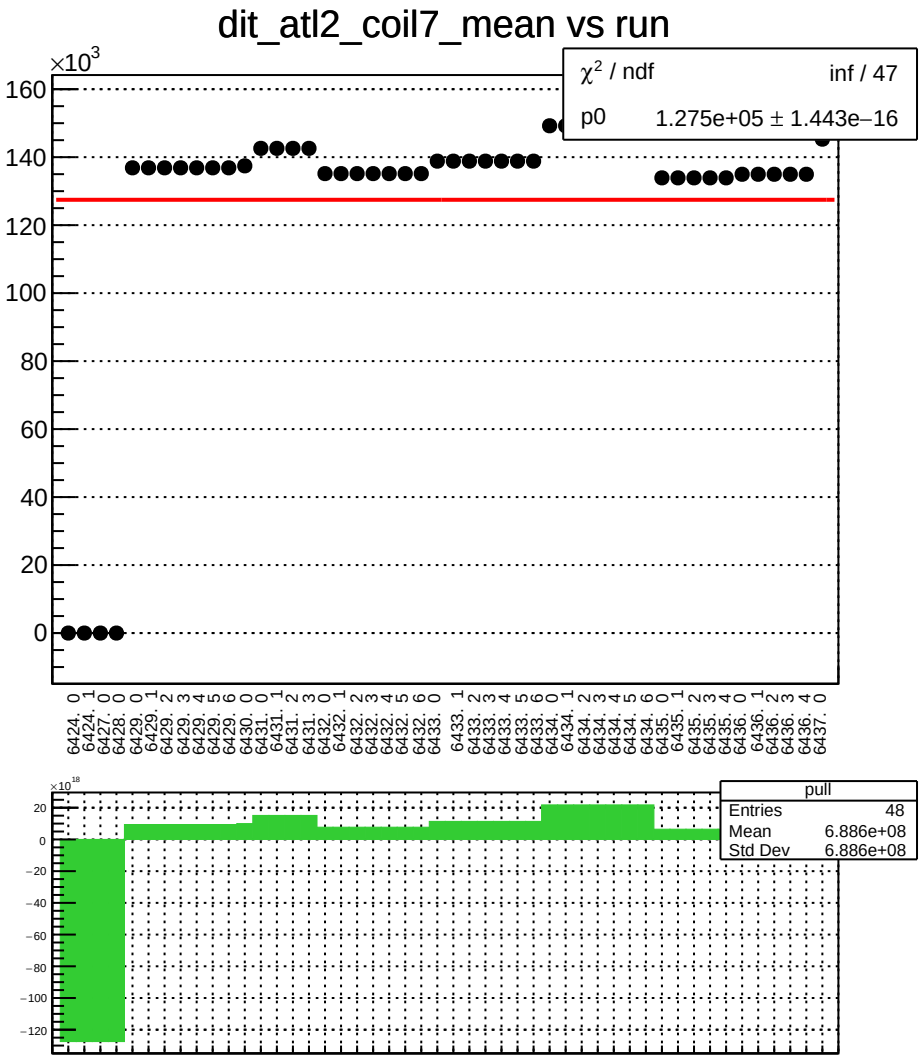
dit_atl2_coil7_mean vs run
×10^3
χ² / ndf inf / 47
p0 1.275e+05 ± 1.443e−16
160
140
120
100
80
60
40
20
0
6424. 0
6424. 1
6427. 0
6428. 0
6429. 0
6429. 1
6429. 2
6429. 3
6429. 4
6429. 5
6429. 6
6430. 0
6431. 0
6431. 1
6431. 2
6431. 3
6432. 0
6432. 1
6432. 2
6432. 3
6432. 4
6432. 5
6432. 6
6433. 0
6433. 1
6433. 2
6433. 3
6433. 4
6433. 5
6433. 6
6434. 0
6434. 1
6434. 2
6434. 3
6434. 4
6434. 5
6434. 6
6435. 0
6435. 1
6435. 2
6435. 3
6435. 4
6436. 0
6436. 1
6436. 2
6436. 3
6436. 4
6437. 0
×10^18
pull
Entries 48
Mean 6.886e+08
Std Dev 6.886e+08
20
0
−20
−40
−60
−80
−100
−120

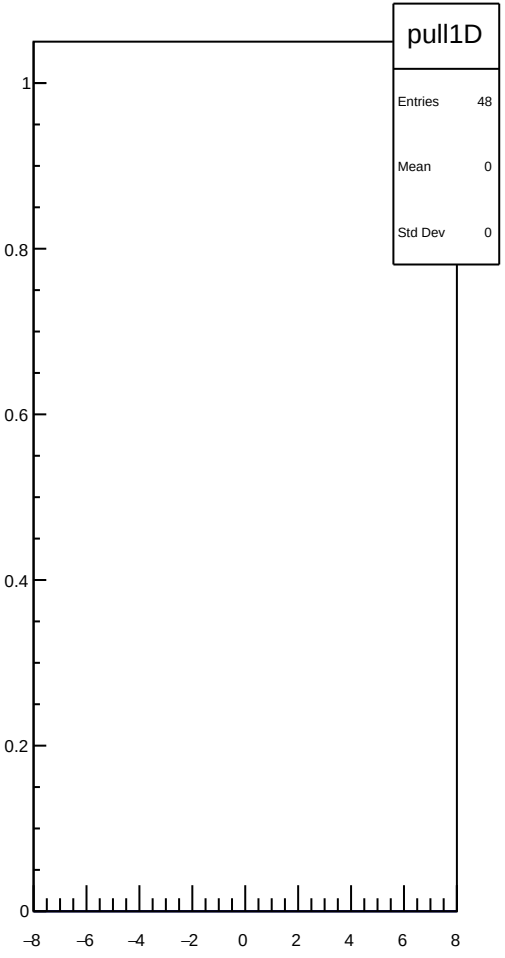
pull1D
Entries 48
Mean 0
Std Dev 0
1
0.8
0.6
0.4
0.2
0
−8
−6
−4
−2
0
2
4
6
8

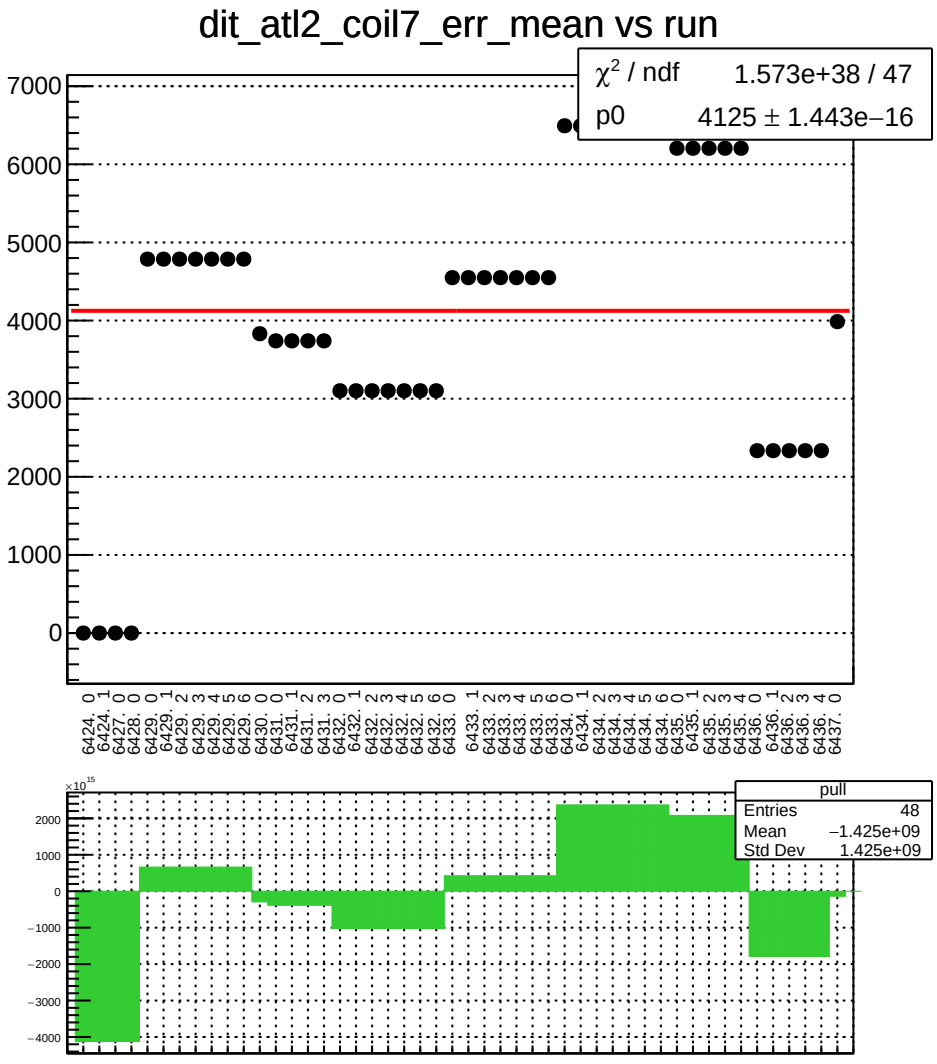
dit_atl2_coil7_err_mean vs run
χ² / ndf 1.573e+38 / 47
p0 4125 ± 1.443e−16
7000
6000
5000
4000
3000
2000
1000
0
6424. 0
6424. 1
6427. 0
6428. 0
6429. 0
6429. 1
6429. 2
6429. 3
6429. 4
6429. 5
6429. 6
6430. 0
6431. 0
6431. 1
6431. 2
6431. 3
6432. 0
6432. 1
6432. 2
6432. 3
6432. 4
6432. 5
6432. 6
6433. 0
6433. 1
6433. 2
6433. 3
6433. 4
6433. 5
6433. 6
6434. 0
6434. 1
6434. 2
6434. 3
6434. 4
6434. 5
6434. 6
6435. 0
6435. 1
6435. 2
6435. 3
6435. 4
6436. 0
6436. 1
6436. 2
6436. 3
6436. 4
6437. 0
×10¹⁵
2000
1000
0
−1000
−2000
−3000
−4000
pull
Entries 48
Mean −1.425e+09
Std Dev 1.425e+09
pull1D
Entries 48
Mean 0
Std Dev 0
1
0.8
0.6
0.4
0.2
0
−8
−6
−4
−2
0
2
4
6
8

dit_atl2_coil7_Ndata_mean vs run

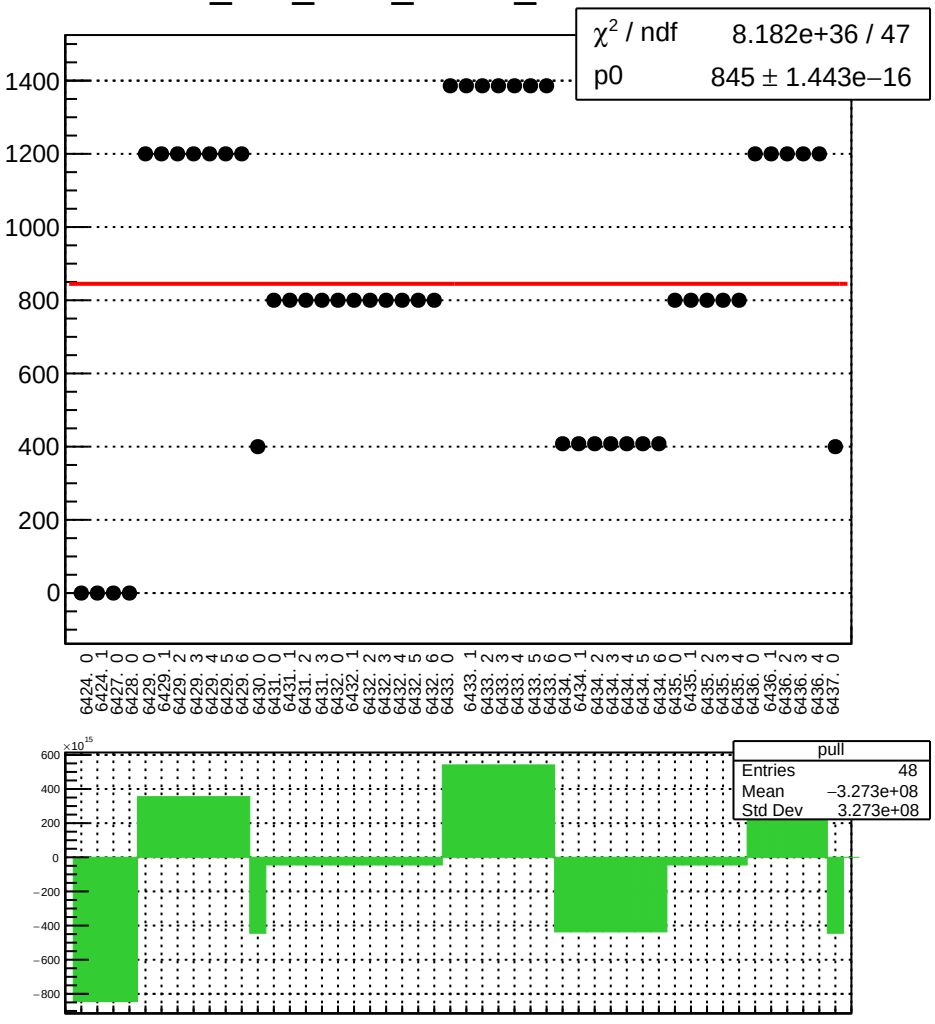

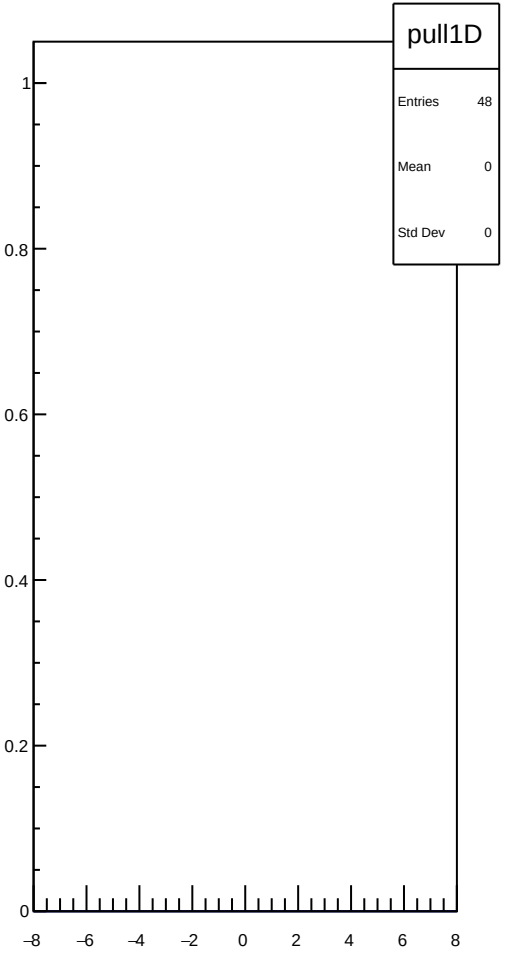

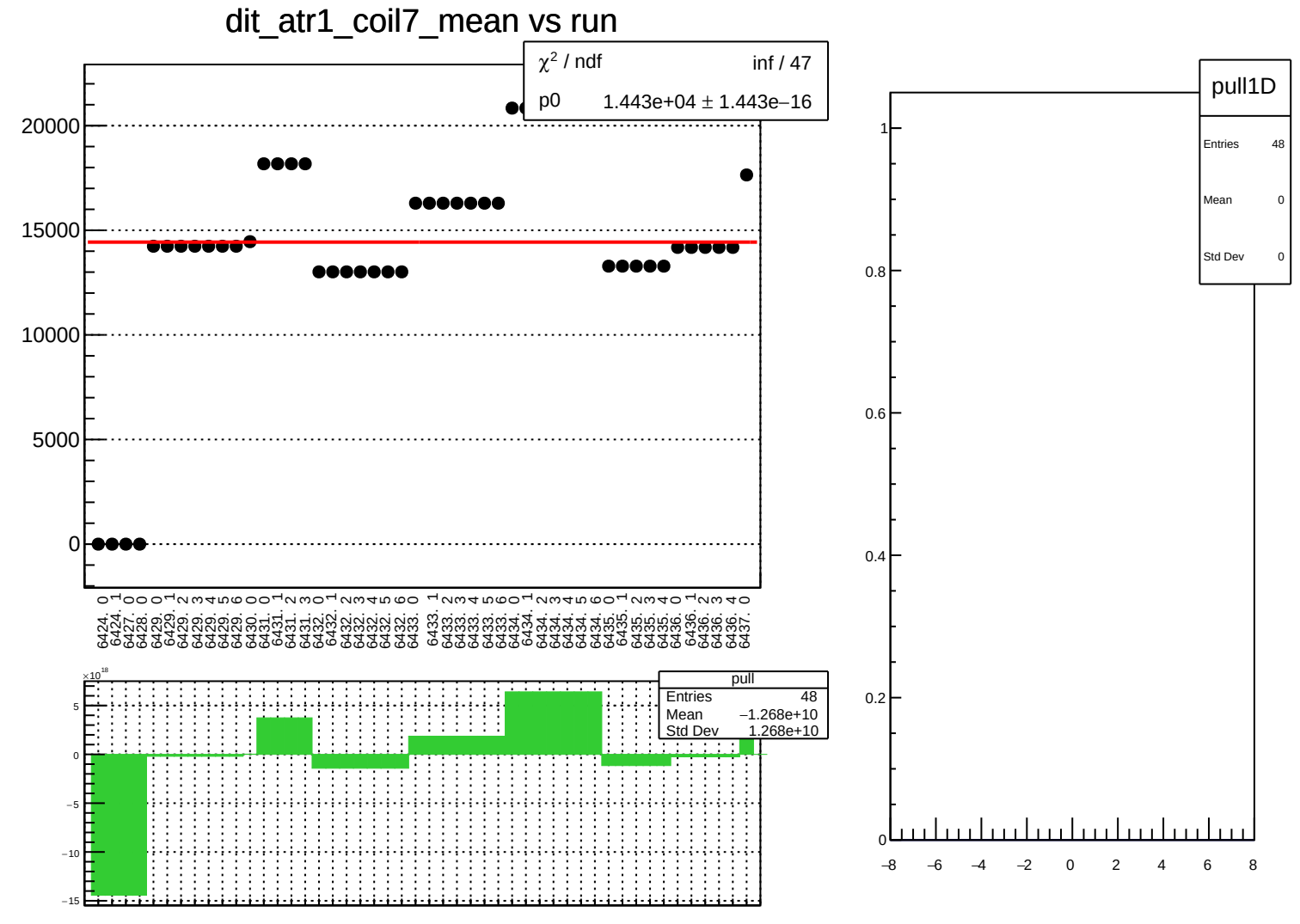
dit_atr1_coil7_mean vs run
χ² / ndf inf / 47
p0 1.443e+04 ± 1.443e−16
20000
15000
10000
5000
0
6424. 0
6424. 1
6427. 0
6428. 0
6429. 0
6429. 1
6429. 2
6429. 3
6429. 4
6429. 5
6429. 6
6430. 0
6431. 0
6431. 1
6431. 2
6431. 3
6432. 0
6432. 1
6432. 2
6432. 3
6432. 4
6432. 5
6432. 6
6433. 0
6433. 1
6433. 2
6433. 3
6433. 4
6433. 5
6433. 6
6434. 0
6434. 1
6434. 2
6434. 3
6434. 4
6434. 5
6434. 6
6435. 0
6435. 1
6435. 2
6435. 3
6435. 4
6436. 0
6436. 1
6436. 2
6436. 3
6436. 4
6437. 0
×10¹⁸
5
0
−5
−10
−15
pull
Entries 48
Mean −1.268e+10
Std Dev 1.268e+10
pull1D
Entries 48
Mean 0
Std Dev 0
1
0.8
0.6
0.4
0.2
0
−8
−6
−4
−2
0
2
4
6
8

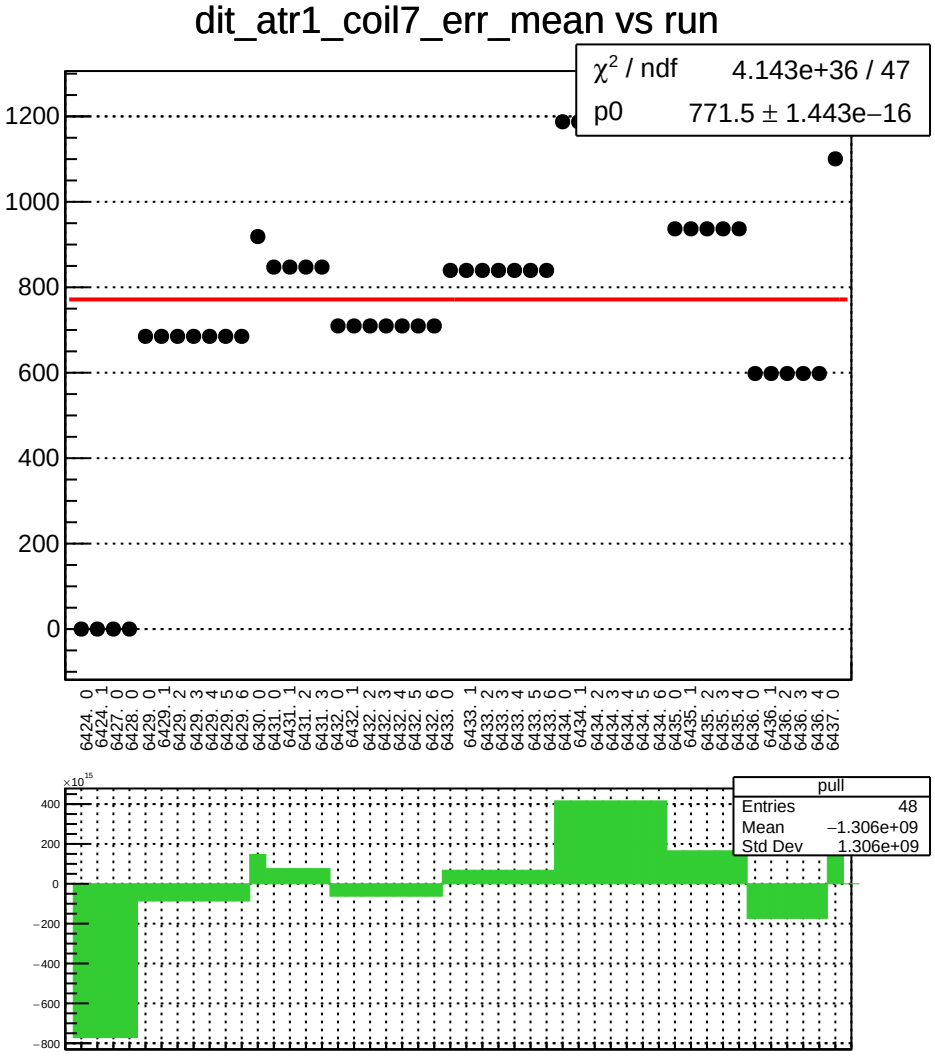
dit_atr1_coil7_err_mean vs run
χ² / ndf 4.143e+36 / 47
p0 771.5 ± 1.443e−16
1200
1000
800
600
400
200
0
6424. 0
6424. 1
6427. 0
6428. 0
6429. 0
6429. 1
6429. 2
6429. 3
6429. 4
6429. 5
6429. 6
6430. 0
6431. 0
6431. 1
6431. 2
6431. 3
6432. 0
6432. 1
6432. 2
6432. 3
6432. 4
6432. 5
6432. 6
6433. 0
6433. 1
6433. 2
6433. 3
6433. 4
6433. 5
6433. 6
6434. 0
6434. 1
6434. 2
6434. 3
6434. 4
6434. 5
6434. 6
6435. 0
6435. 1
6435. 2
6435. 3
6435. 4
6436. 0
6436. 1
6436. 2
6436. 3
6436. 4
6437. 0
×10¹⁵
400
200
0
−200
−400
−600
−800
pull
Entries 48
Mean −1.306e+09
Std Dev 1.306e+09

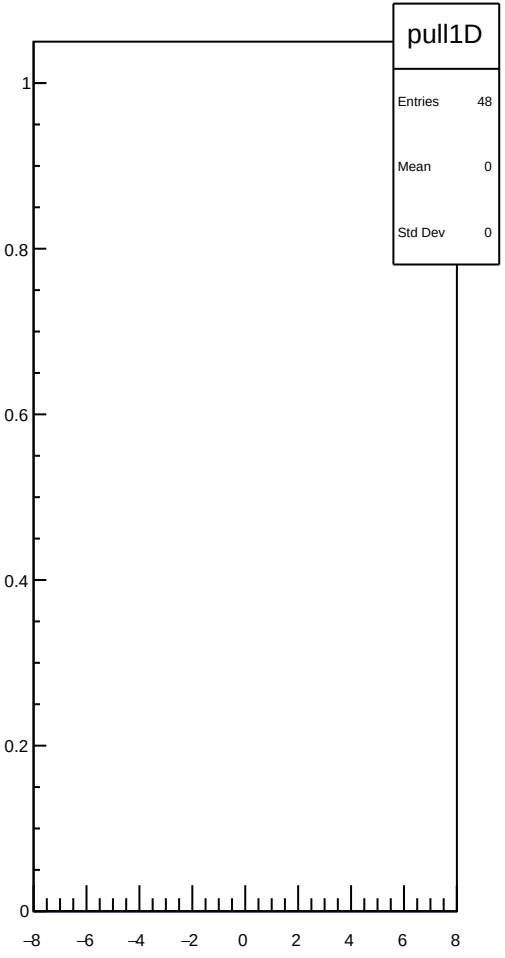
pull1D
Entries 48
Mean 0
Std Dev 0
1
0.8
0.6
0.4
0.2
0
−8
−6
−4
−2
0
2
4
6
8

dit_atr1_coil7_Ndata_mean vs run

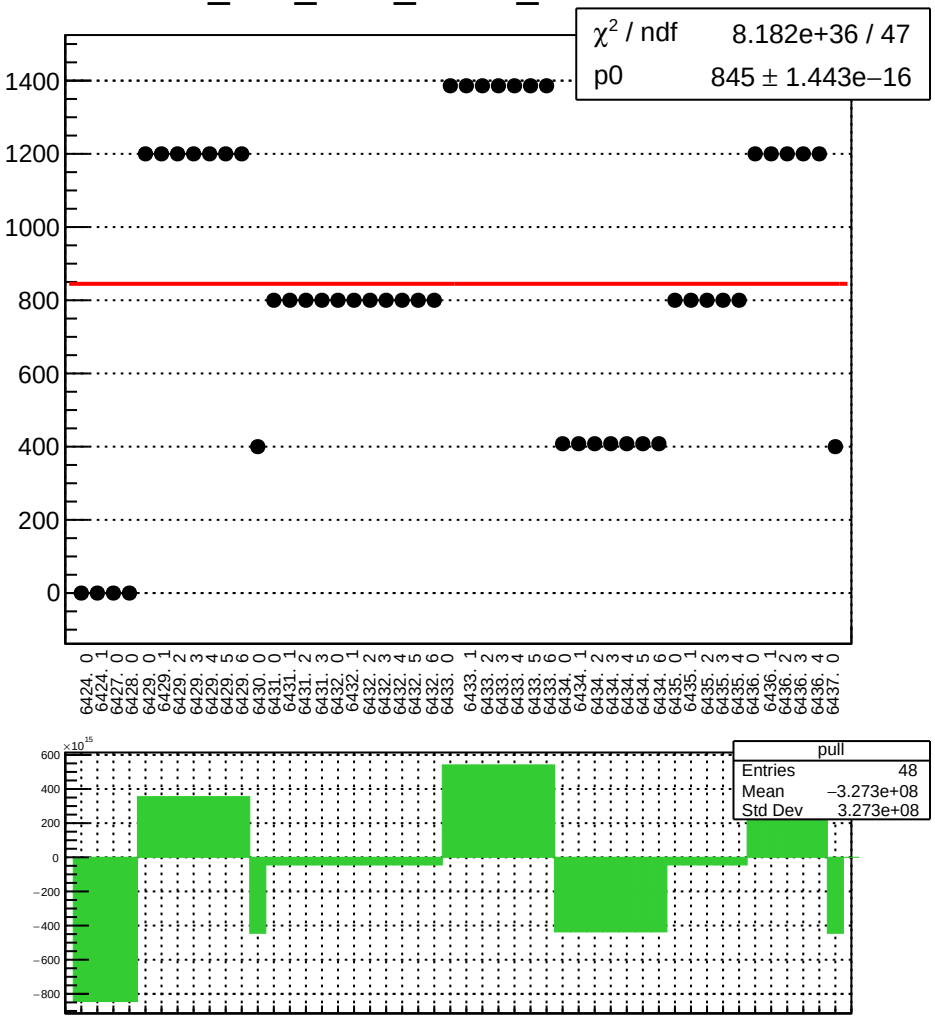

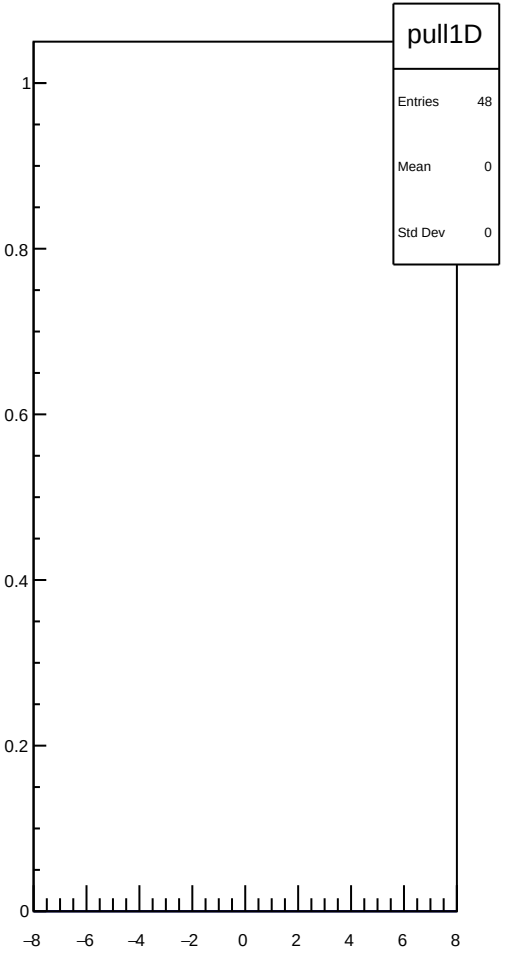

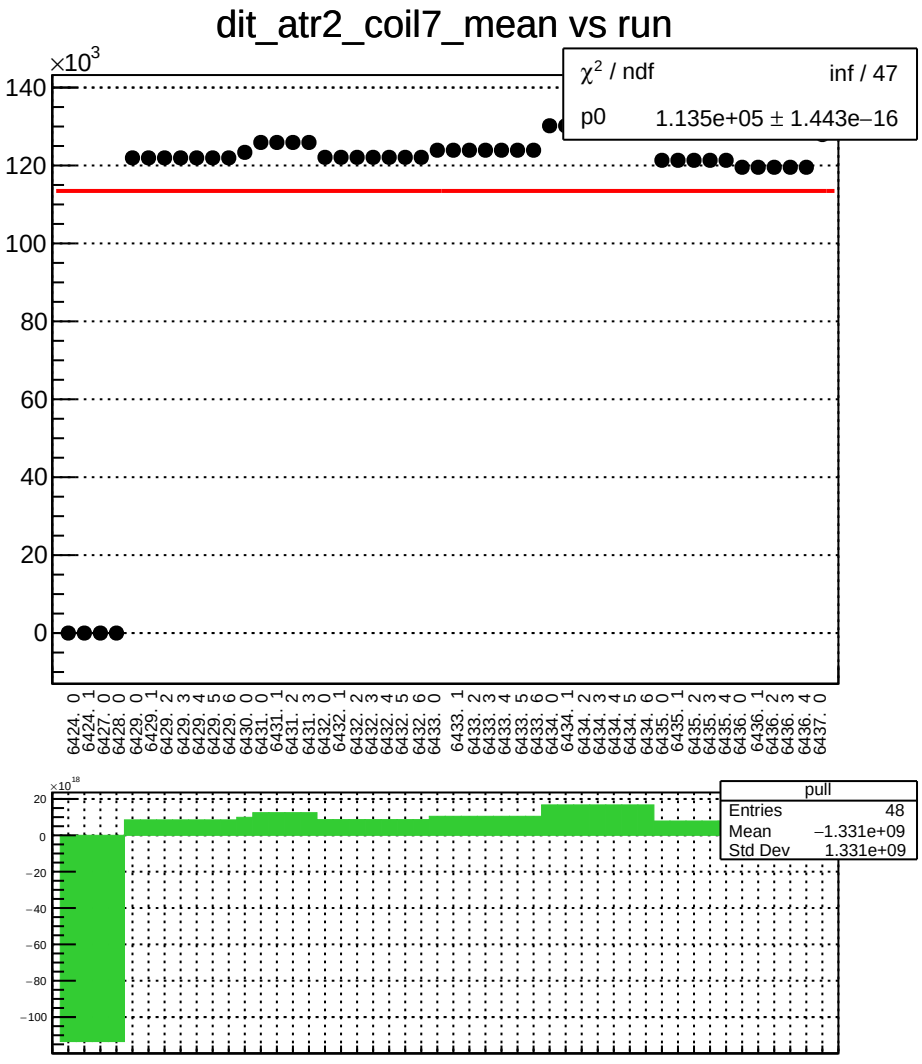
dit_atr2_coil7_mean vs run
×10^3
140
120
100
80
60
40
20
0
χ² / ndf inf / 47
p0 1.135e+05 ± 1.443e−16
6424. 0
6424. 1
6427. 0
6428. 0
6429. 0
6429. 1
6429. 2
6429. 3
6429. 4
6429. 5
6429. 6
6430. 0
6431. 0
6431. 1
6431. 2
6431. 3
6432. 0
6432. 1
6432. 2
6432. 3
6432. 4
6432. 5
6432. 6
6433. 0
6433. 1
6433. 2
6433. 3
6433. 4
6433. 5
6433. 6
6434. 0
6434. 1
6434. 2
6434. 3
6434. 4
6434. 5
6434. 6
6435. 0
6435. 1
6435. 2
6435. 3
6435. 4
6436. 0
6436. 1
6436. 2
6436. 3
6436. 4
6437. 0
×10^18
20
0
−20
−40
−60
−80
−100
pull
Entries 48
Mean −1.331e+09
Std Dev 1.331e+09

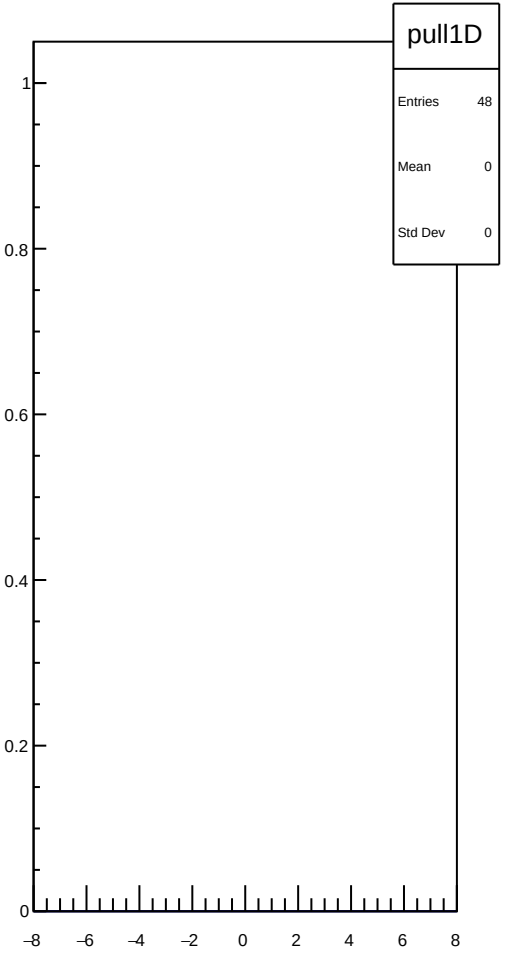
pull1D
Entries 48
Mean 0
Std Dev 0
1
0.8
0.6
0.4
0.2
0
−8
−6
−4
−2
0
2
4
6
8

dit_atr2_coil7_err_mean vs run

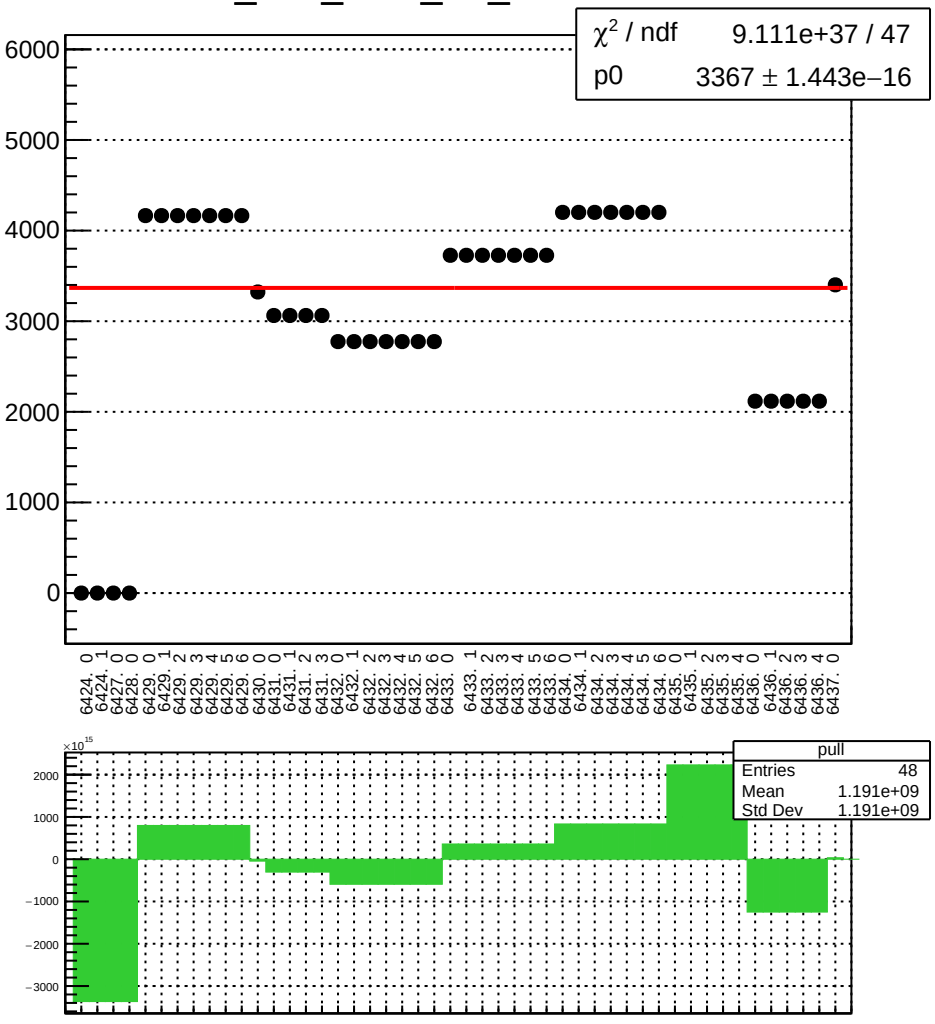

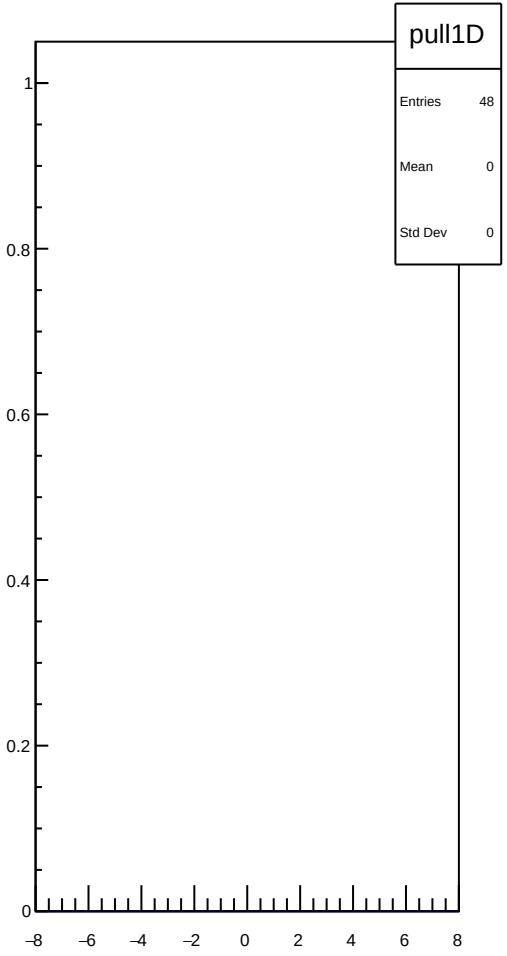

dit_atr2_coil7_Ndata_mean vs run

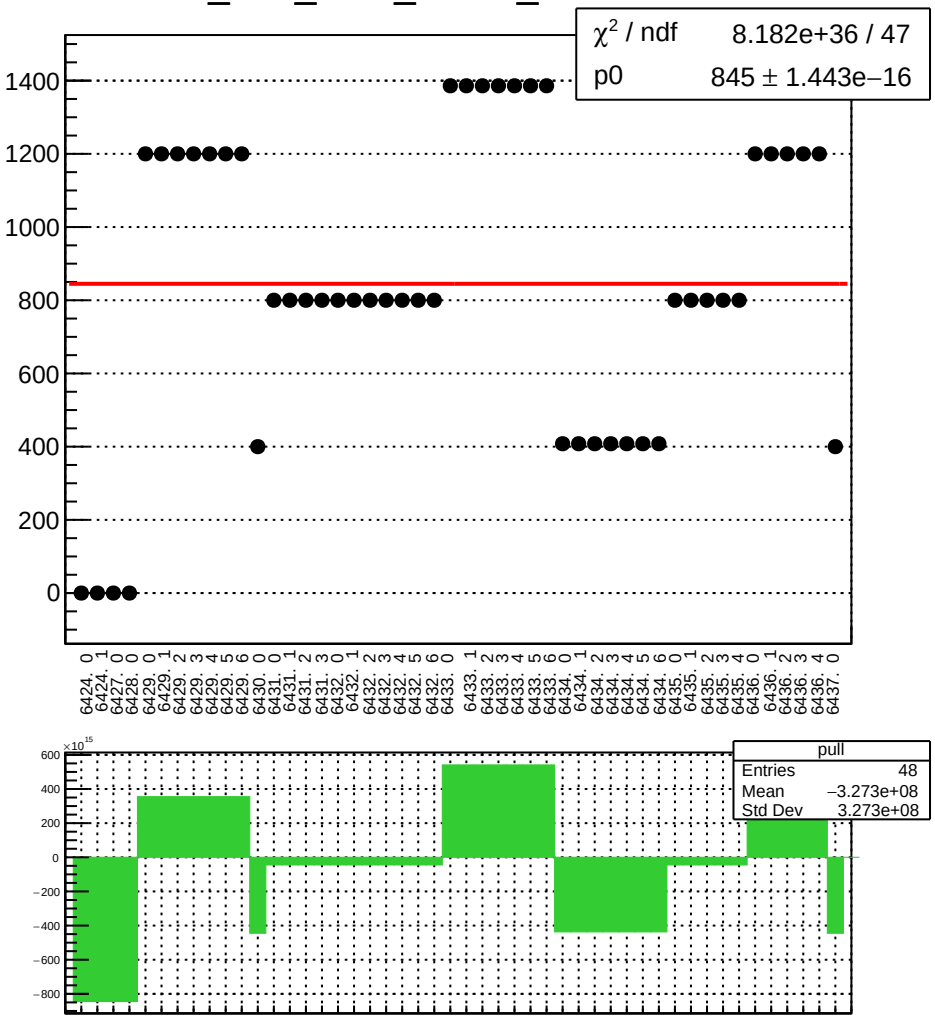

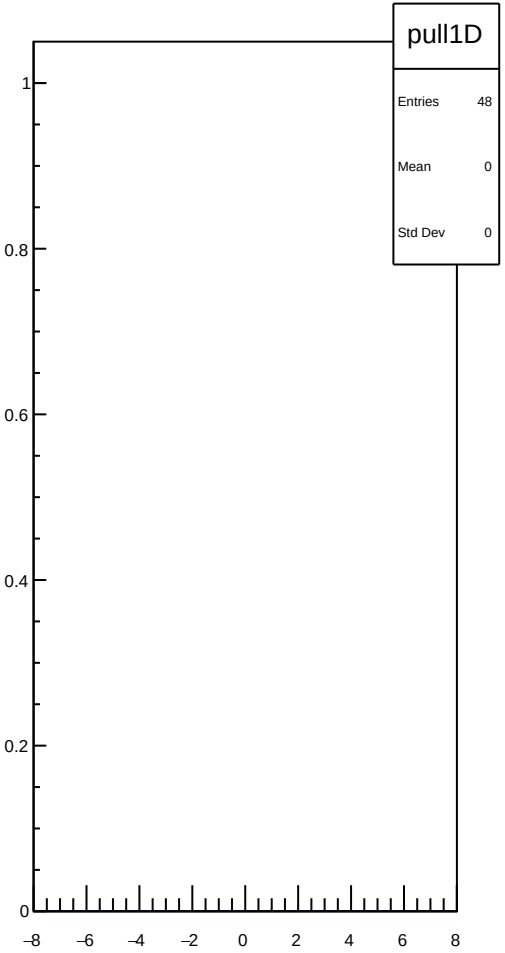

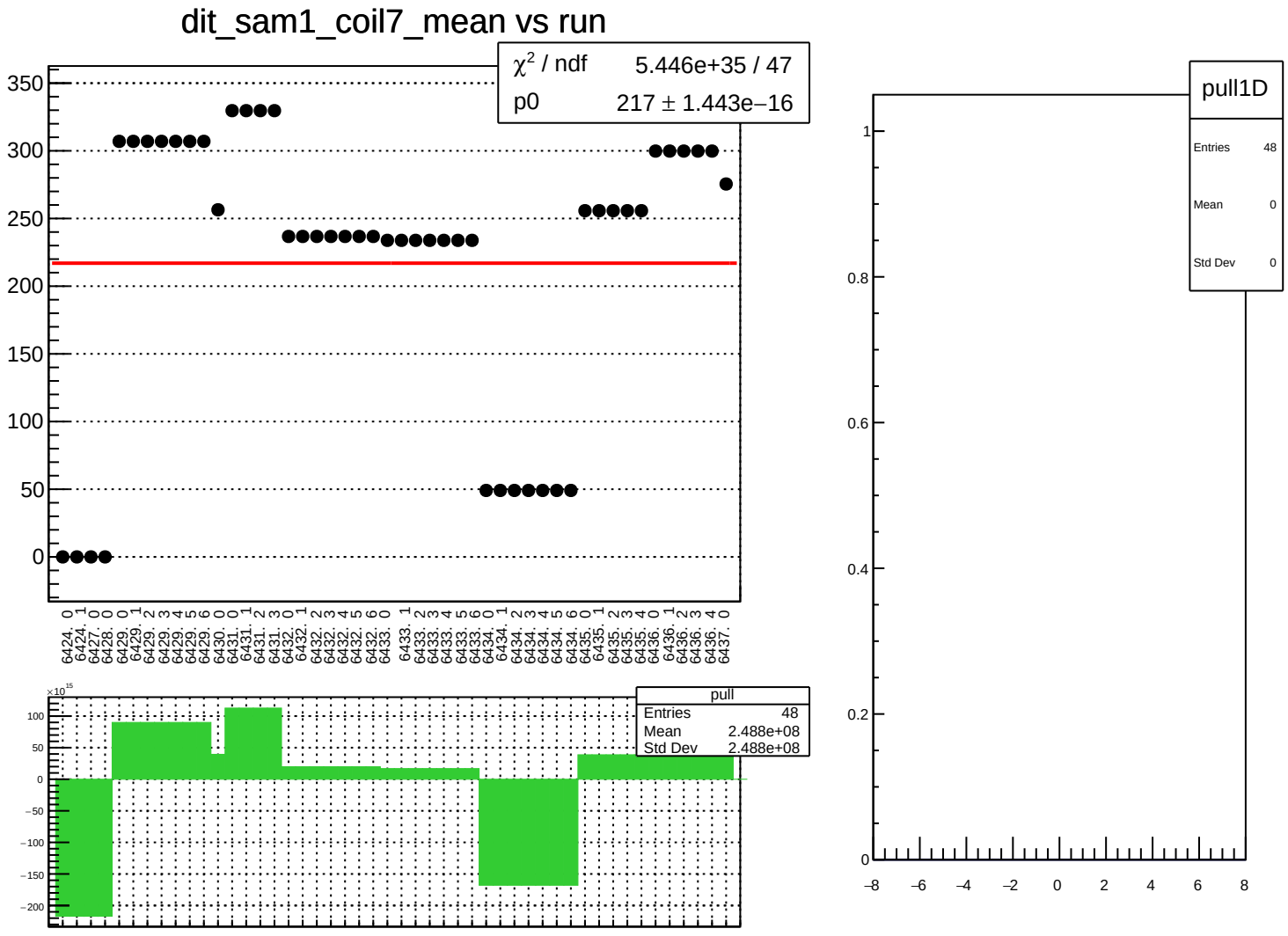
dit_sam1_coil7_mean vs run
χ² / ndf 5.446e+35 / 47
p0 217 ± 1.443e−16
pull
Entries 48
Mean 2.488e+08
Std Dev 2.488e+08
pull1D
Entries 48
Mean 0
Std Dev 0

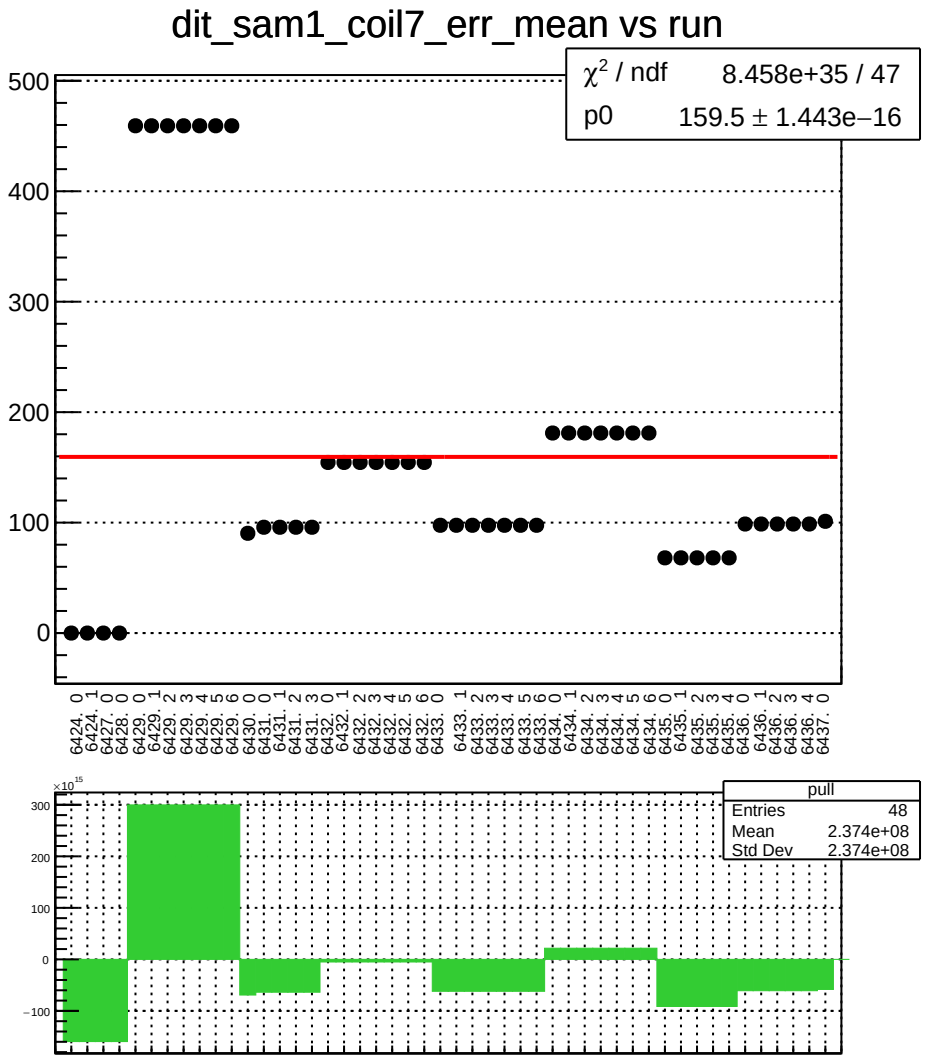
dit_sam1_coil7_err_mean vs run
χ^2 / ndf 8.458e+35 / 47
p0 159.5 ± 1.443e−16
500
400
300
200
100
0
6424. 0
6424. 1
6427. 0
6428. 0
6429. 0
6429. 1
6429. 2
6429. 3
6429. 4
6429. 5
6429. 6
6430. 0
6431. 0
6431. 1
6431. 2
6431. 3
6432. 0
6432. 1
6432. 2
6432. 3
6432. 4
6432. 5
6432. 6
6433. 0
6433. 1
6433. 2
6433. 3
6433. 4
6433. 5
6433. 6
6434. 0
6434. 1
6434. 2
6434. 3
6434. 4
6434. 5
6434. 6
6435. 0
6435. 1
6435. 2
6435. 3
6435. 4
6436. 0
6436. 1
6436. 2
6436. 3
6436. 4
6437. 0
×10^15
300
200
100
0
−100
pull
Entries 48
Mean 2.374e+08
Std Dev 2.374e+08
pull1D
Entries 48
Mean 0
Std Dev 0
1
0.8
0.6
0.4
0.2
0
−8
−6
−4
−2
0
2
4
6
8

dit_sam1_coil7_Ndata_mean vs run

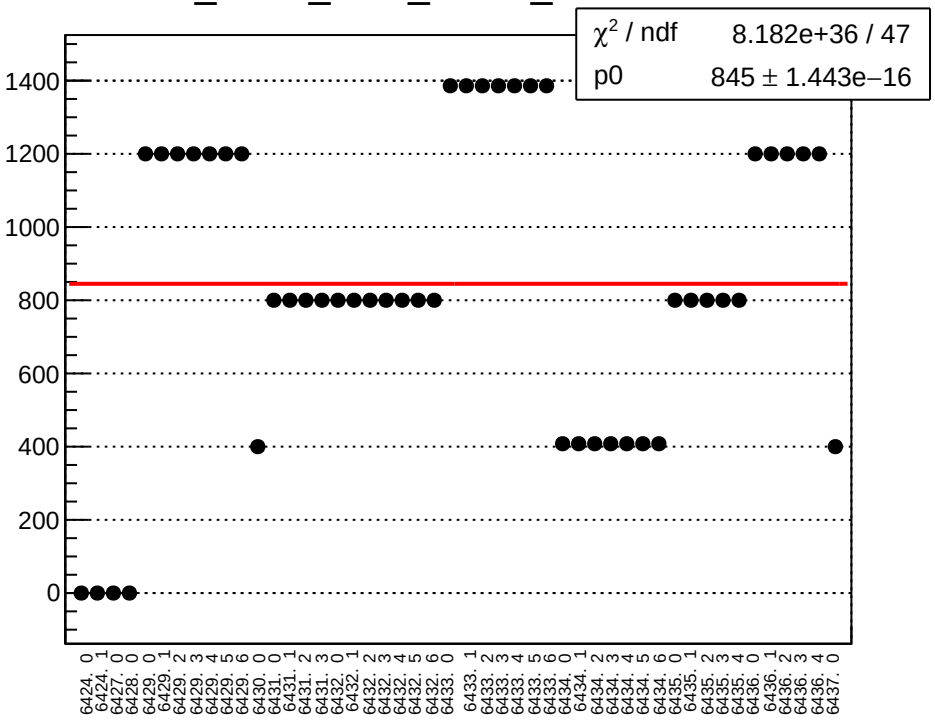

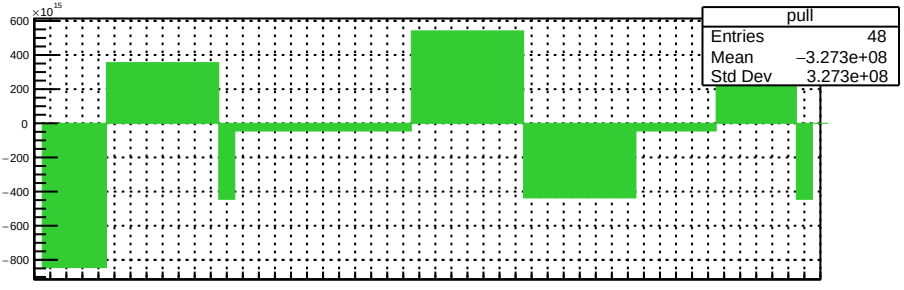

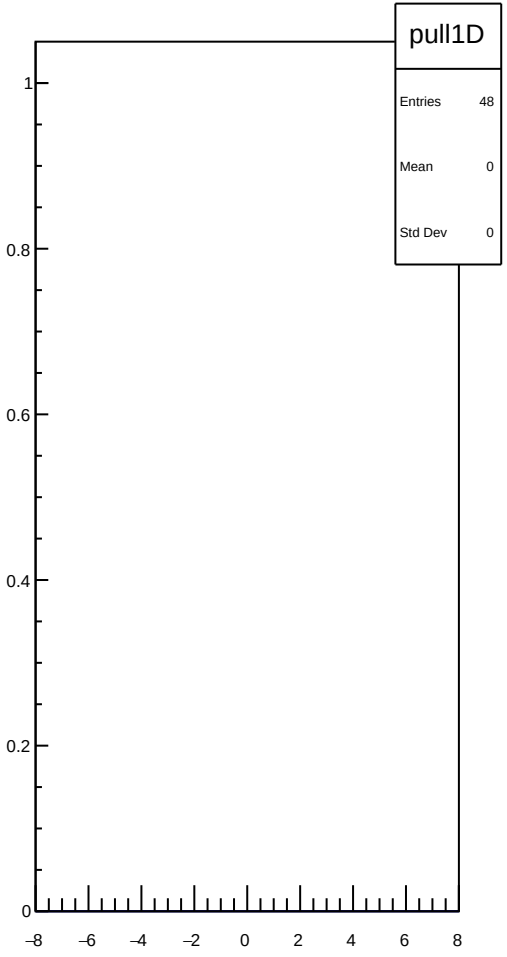

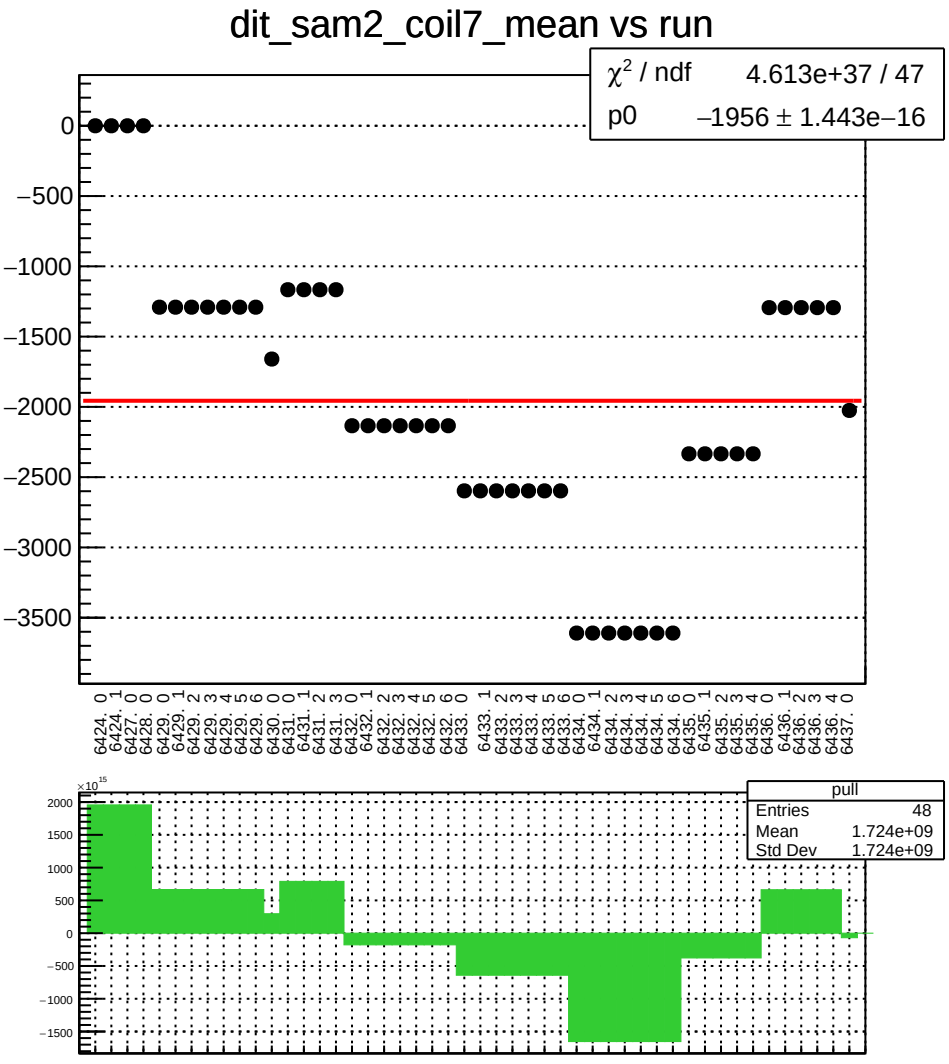
dit_sam2_coil7_mean vs run
χ² / ndf 4.613e+37 / 47
p0 −1956 ± 1.443e−16
0
−500
−1000
−1500
−2000
−2500
−3000
−3500
6424. 0
6424. 1
6427. 0
6428. 0
6429. 0
6429. 1
6429. 2
6429. 3
6429. 4
6429. 5
6429. 6
6430. 0
6431. 0
6431. 1
6431. 2
6431. 3
6432. 0
6432. 1
6432. 2
6432. 3
6432. 4
6432. 5
6432. 6
6433. 0
6433. 1
6433. 2
6433. 3
6433. 4
6433. 5
6433. 6
6434. 0
6434. 1
6434. 2
6434. 3
6434. 4
6434. 5
6434. 6
6435. 0
6435. 1
6435. 2
6435. 3
6435. 4
6436. 0
6436. 1
6436. 2
6436. 3
6436. 4
6437. 0
×10^15
2000
1500
1000
500
0
−500
−1000
−1500
pull
Entries 48
Mean 1.724e+09
Std Dev 1.724e+09

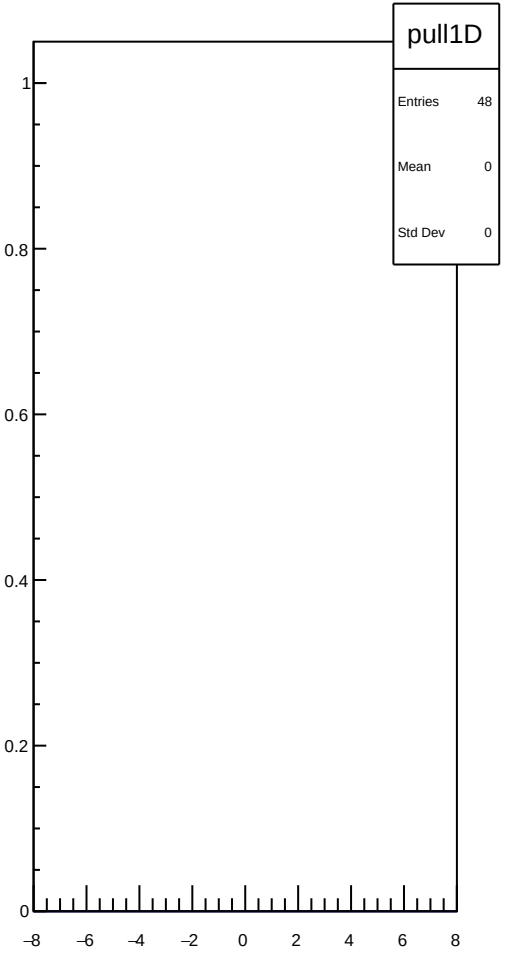
pull1D
Entries 48
Mean 0
Std Dev 0
1
0.8
0.6
0.4
0.2
0
−8
−6
−4
−2
0
2
4
6
8

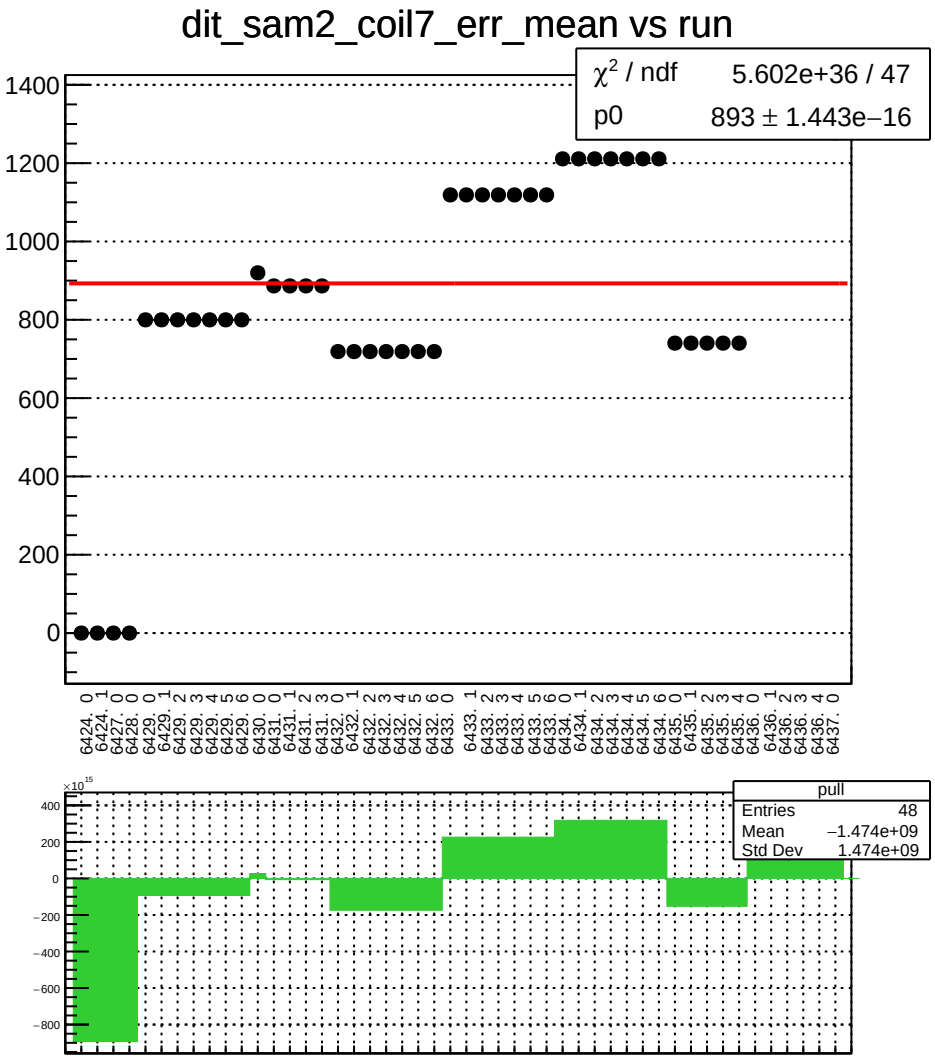
dit_sam2_coil7_err_mean vs run
χ² / ndf 5.602e+36 / 47
p0 893 ± 1.443e−16
1400
1200
1000
800
600
400
200
0
6424. 0
6424. 1
6427. 0
6428. 0
6429. 0
6429. 1
6429. 2
6429. 3
6429. 4
6429. 5
6429. 6
6430. 0
6431. 0
6431. 1
6431. 2
6431. 3
6432. 0
6432. 1
6432. 2
6432. 3
6432. 4
6432. 5
6432. 6
6433. 0
6433. 1
6433. 2
6433. 3
6433. 4
6433. 5
6433. 6
6434. 0
6434. 1
6434. 2
6434. 3
6434. 4
6434. 5
6434. 6
6435. 0
6435. 1
6435. 2
6435. 3
6435. 4
6436. 0
6436. 1
6436. 2
6436. 3
6436. 4
6437. 0
×10¹⁵
400
200
0
−200
−400
−600
−800
pull
Entries 48
Mean −1.474e+09
Std Dev 1.474e+09
pull1D
Entries 48
Mean 0
Std Dev 0
1
0.8
0.6
0.4
0.2
0
−8
−6
−4
−2
0
2
4
6
8

dit_sam2_coil7_Ndata_mean vs run

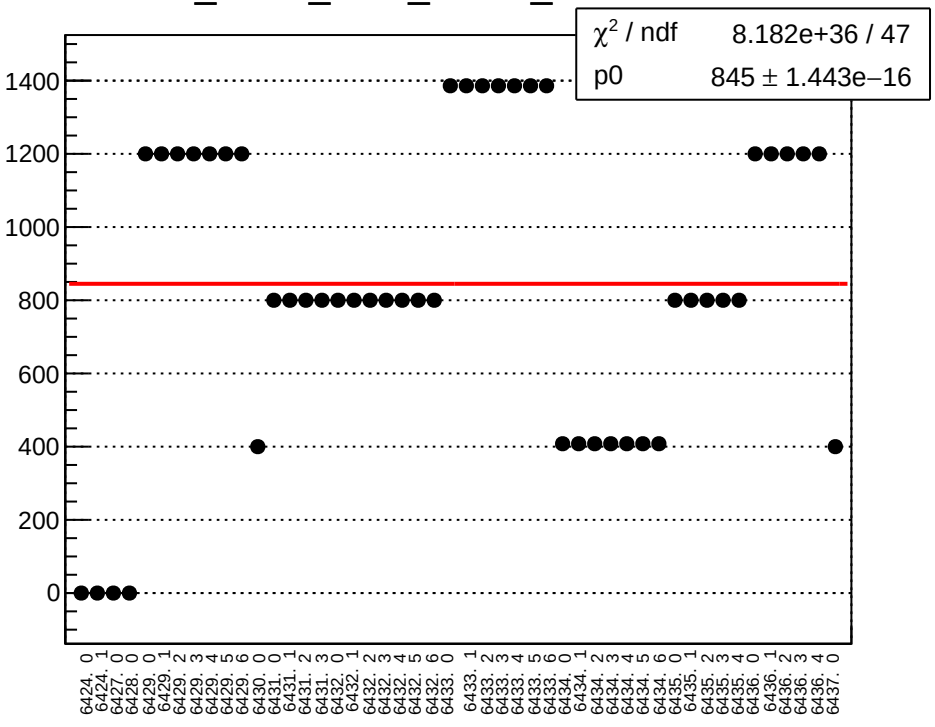

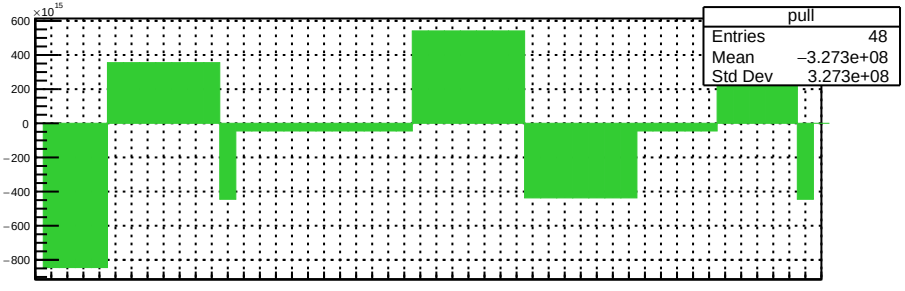

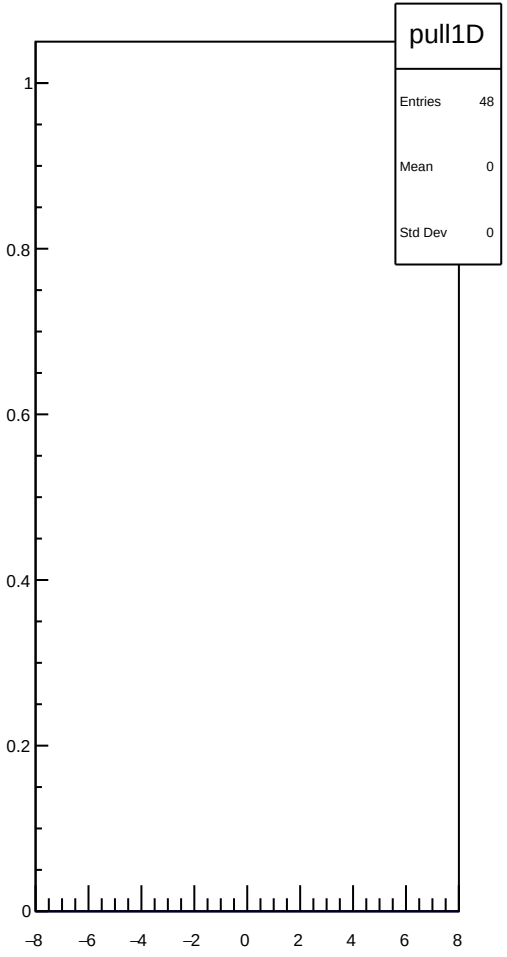

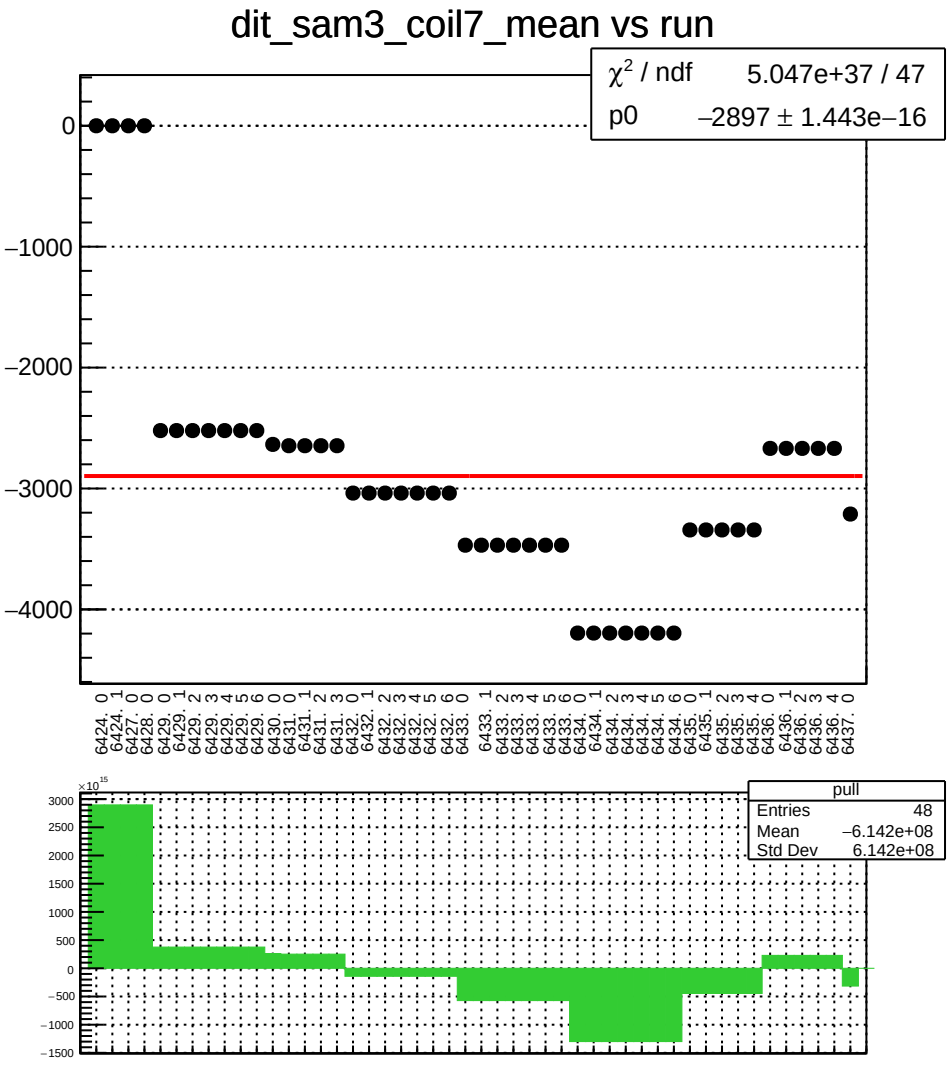
dit_sam3_coil7_mean vs run
χ² / ndf 5.047e+37 / 47
p0 −2897 ± 1.443e−16
0
−1000
−2000
−3000
−4000
6424. 0
6424. 1
6427. 0
6428. 0
6429. 0
6429. 1
6429. 2
6429. 3
6429. 4
6429. 5
6429. 6
6430. 0
6431. 0
6431. 1
6431. 2
6431. 3
6432. 0
6432. 1
6432. 2
6432. 3
6432. 4
6432. 5
6432. 6
6433. 0
6433. 1
6433. 2
6433. 3
6433. 4
6433. 5
6433. 6
6434. 0
6434. 1
6434. 2
6434. 3
6434. 4
6434. 5
6434. 6
6435. 0
6435. 1
6435. 2
6435. 3
6435. 4
6436. 0
6436. 1
6436. 2
6436. 3
6436. 4
6437. 0
×10^15
3000
2500
2000
1500
1000
500
0
−500
−1000
−1500
pull
Entries 48
Mean −6.142e+08
Std Dev 6.142e+08
pull1D
Entries 48
Mean 0
Std Dev 0
1
0.8
0.6
0.4
0.2
0
−8
−6
−4
−2
0
2
4
6
8

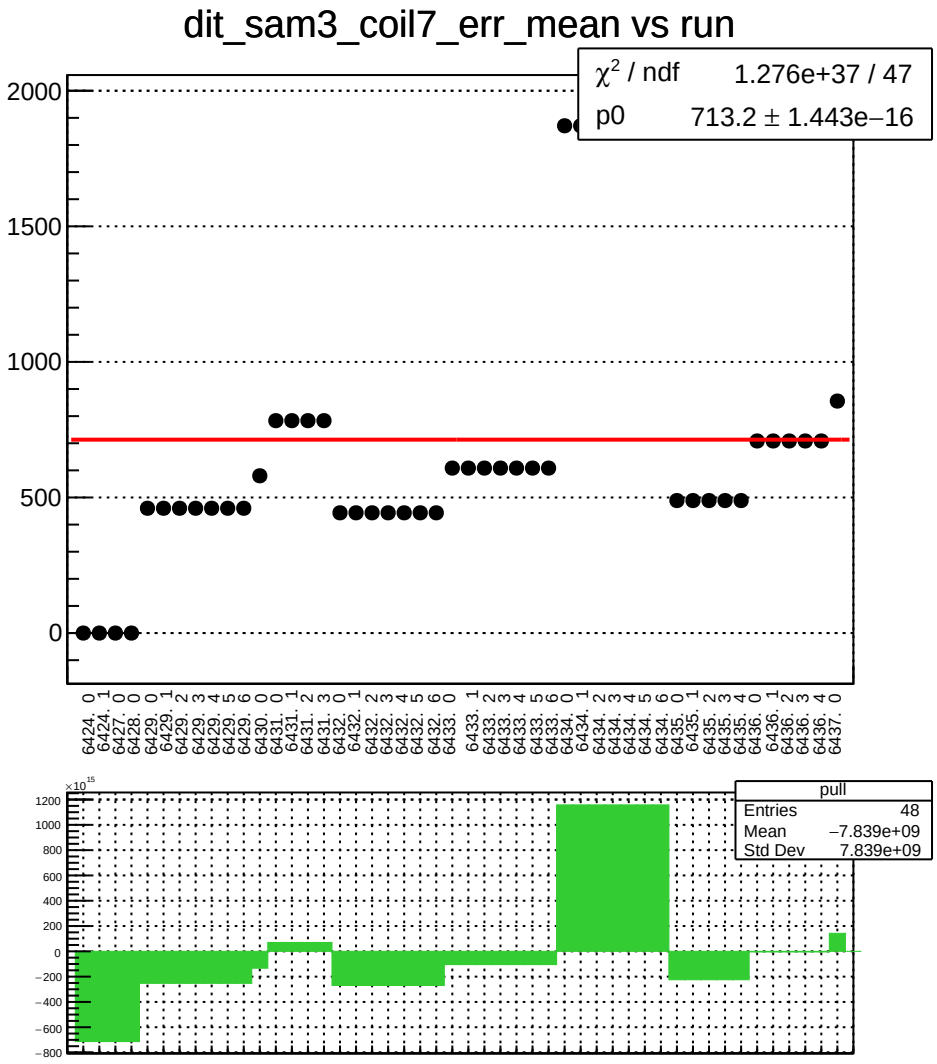
dit_sam3_coil7_err_mean vs run
χ² / ndf 1.276e+37 / 47
p0 713.2 ± 1.443e−16
2000
1500
1000
500
0
6424. 0
6424. 1
6427. 0
6428. 0
6429. 0
6429. 1
6429. 2
6429. 3
6429. 4
6429. 5
6429. 6
6430. 0
6431. 0
6431. 1
6431. 2
6431. 3
6432. 0
6432. 1
6432. 2
6432. 3
6432. 4
6432. 5
6432. 6
6433. 0
6433. 1
6433. 2
6433. 3
6433. 4
6433. 5
6433. 6
6434. 0
6434. 1
6434. 2
6434. 3
6434. 4
6434. 5
6434. 6
6435. 0
6435. 1
6435. 2
6435. 3
6435. 4
6436. 0
6436. 1
6436. 2
6436. 3
6436. 4
6437. 0
×10^15
1200
1000
800
600
400
200
0
−200
−400
−600
−800
pull
Entries 48
Mean −7.839e+09
Std Dev 7.839e+09
pull1D
Entries 48
Mean 0
Std Dev 0
1
0.8
0.6
0.4
0.2
0
−8
−6
−4
−2
0
2
4
6
8

dit_sam3_coil7_Ndata_mean vs run

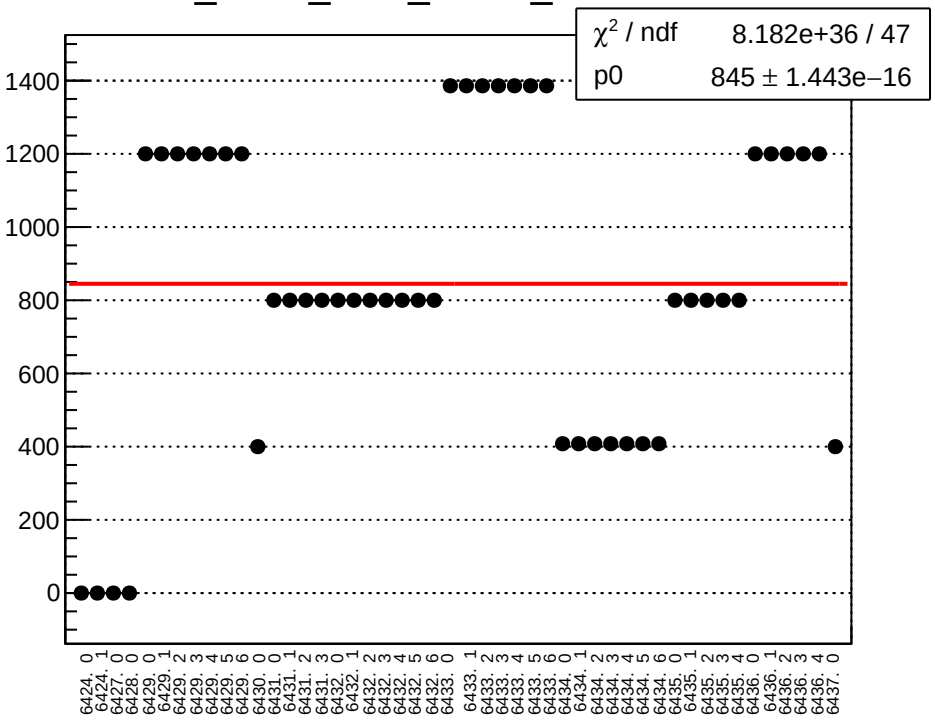

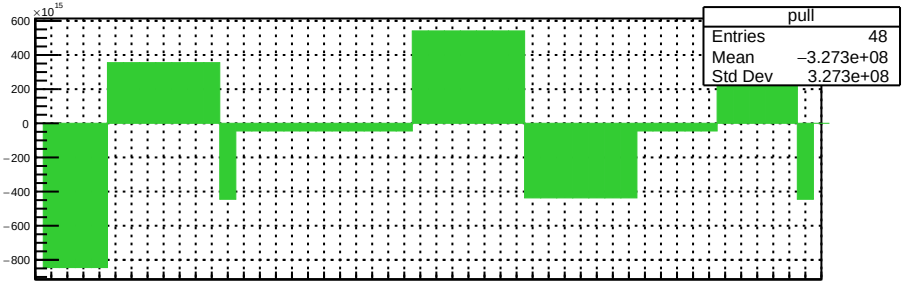

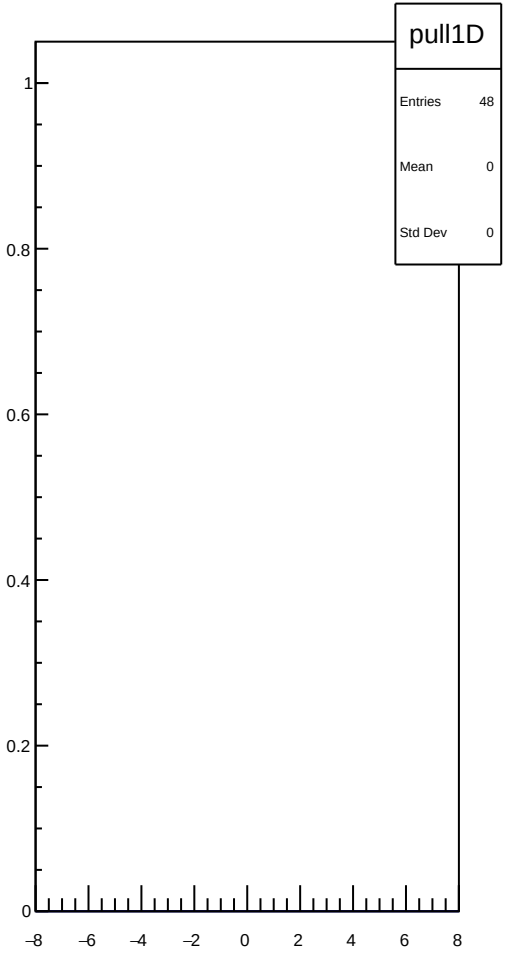

dit_sam4_coil7_mean vs run

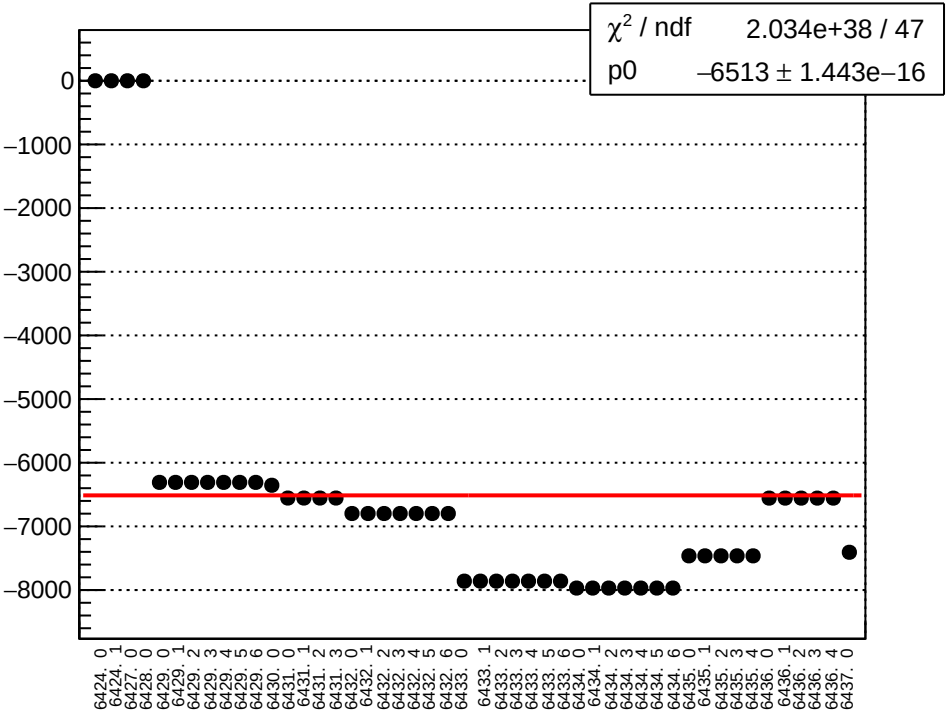



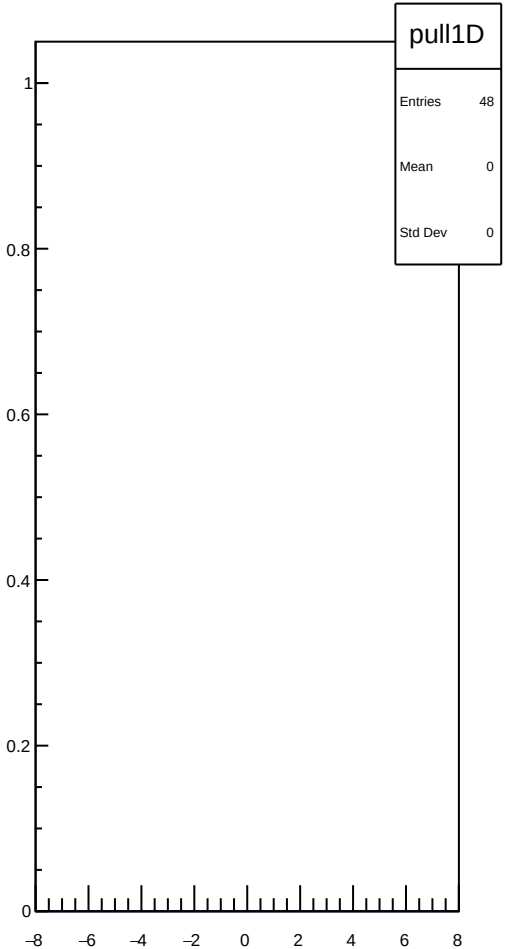

dit_sam4_coil7_err_mean vs run

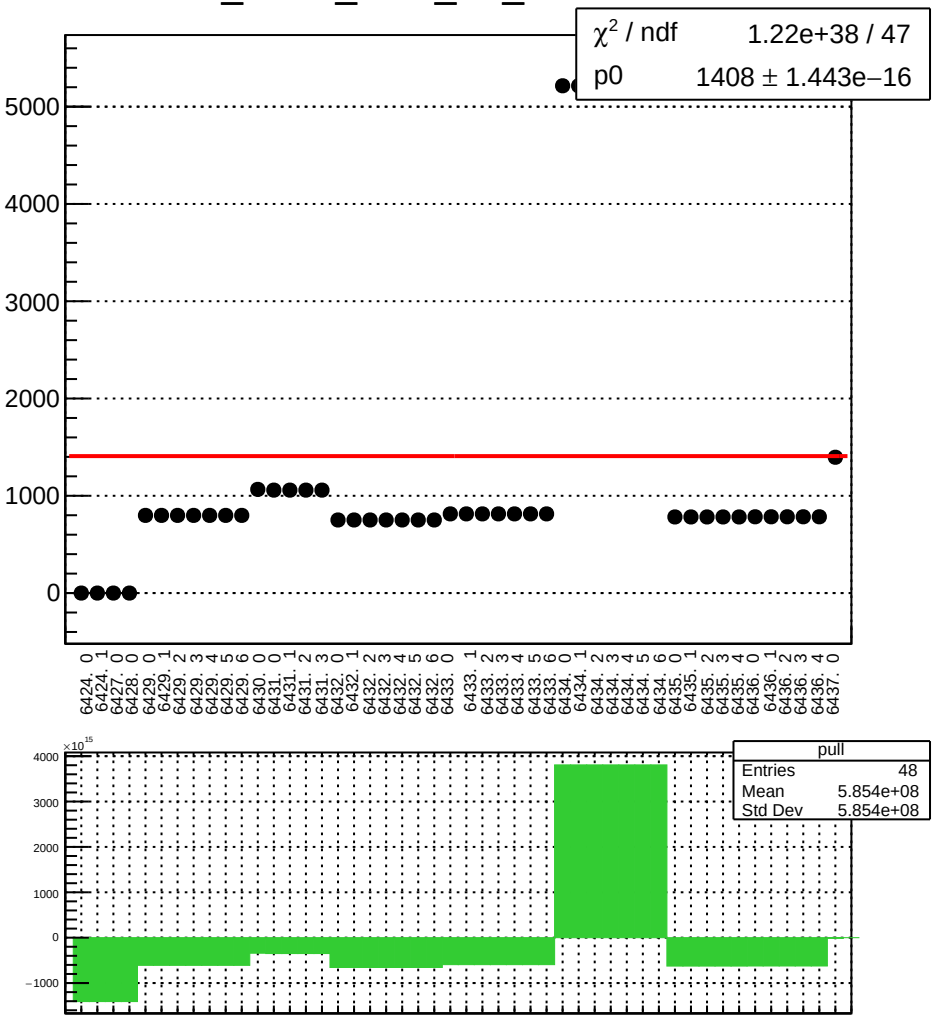

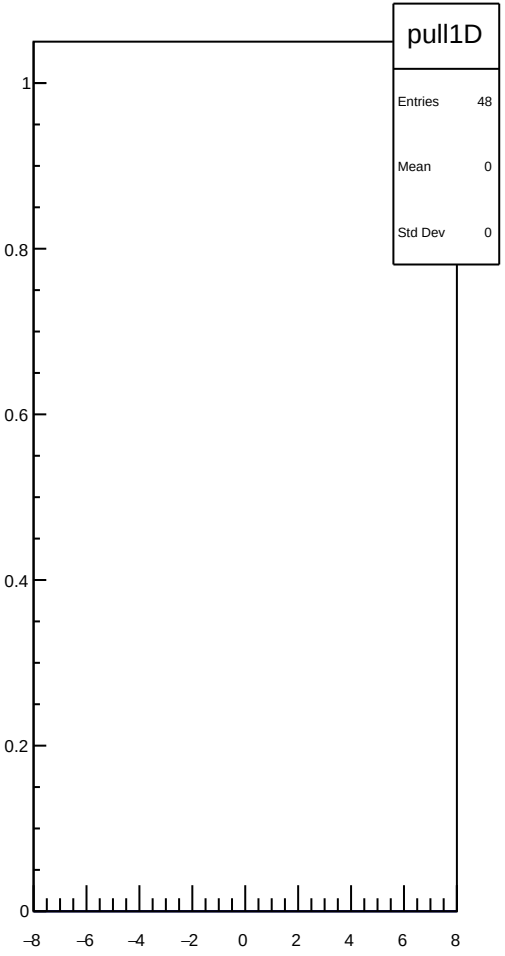

dit_sam4_coil7_Ndata_mean vs run

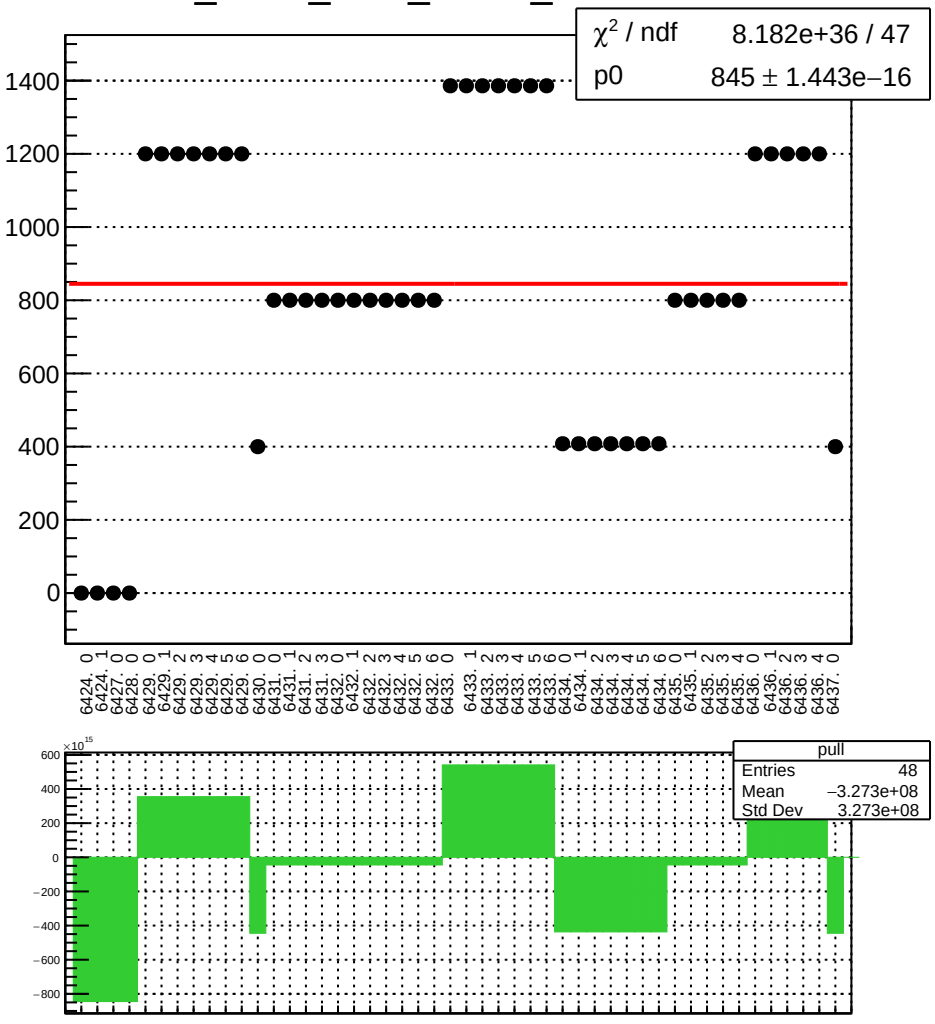

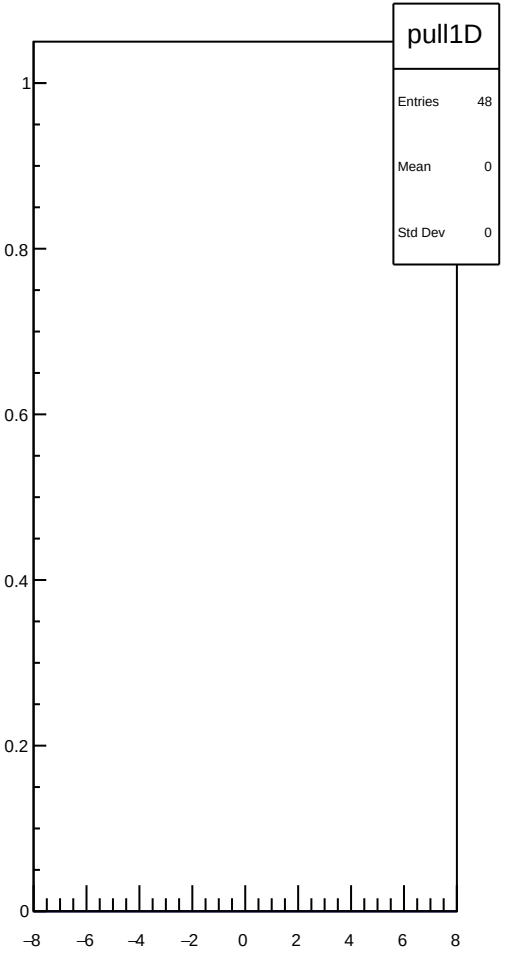

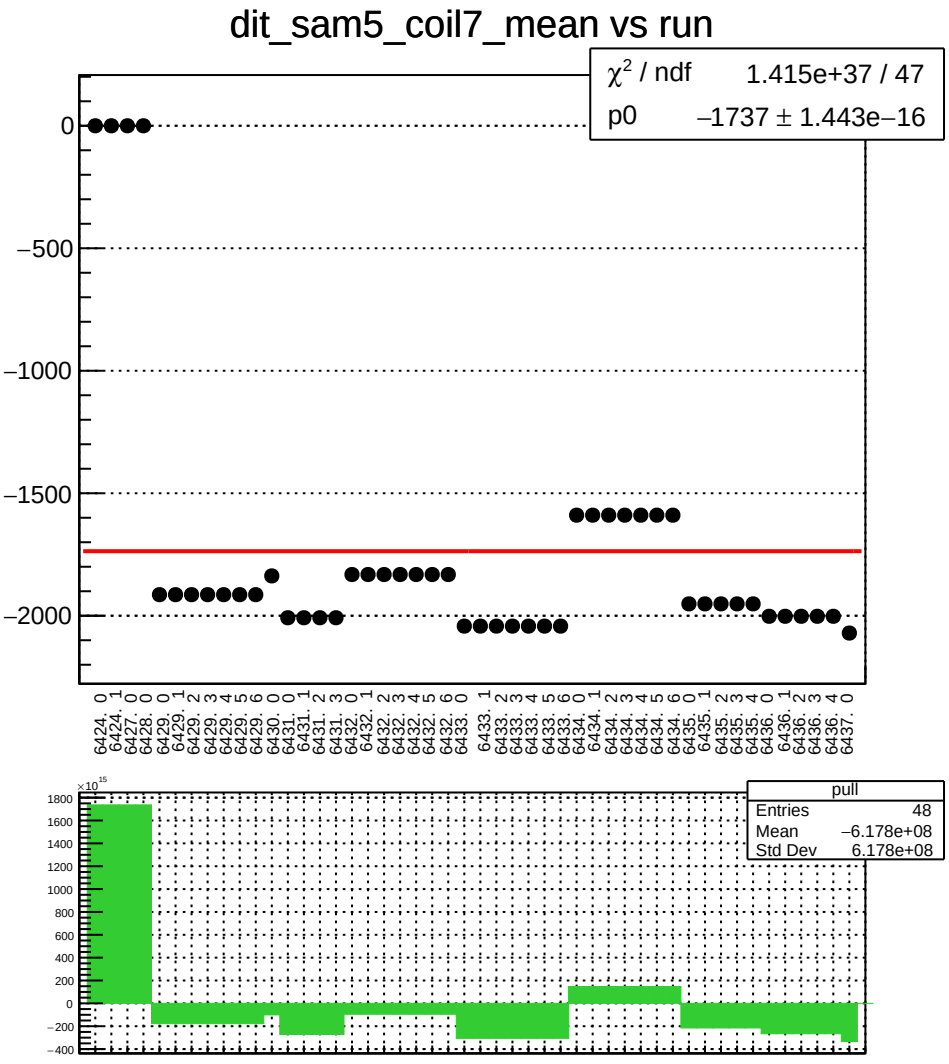
dit_sam5_coil7_mean vs run
χ² / ndf 1.415e+37 / 47
p0 −1737 ± 1.443e−16
0
−500
−1000
−1500
−2000
6424. 0
6424. 1
6427. 0
6428. 0
6429. 0
6429. 1
6429. 2
6429. 3
6429. 4
6429. 5
6429. 6
6430. 0
6431. 0
6431. 1
6431. 2
6431. 3
6432. 0
6432. 1
6432. 2
6432. 3
6432. 4
6432. 5
6432. 6
6433. 0
6433. 1
6433. 2
6433. 3
6433. 4
6433. 5
6433. 6
6434. 0
6434. 1
6434. 2
6434. 3
6434. 4
6434. 5
6434. 6
6435. 0
6435. 1
6435. 2
6435. 3
6435. 4
6436. 0
6436. 1
6436. 2
6436. 3
6436. 4
6437. 0
×10^15
1800
1600
1400
1200
1000
800
600
400
200
0
−200
−400
pull
Entries 48
Mean −6.178e+08
Std Dev 6.178e+08

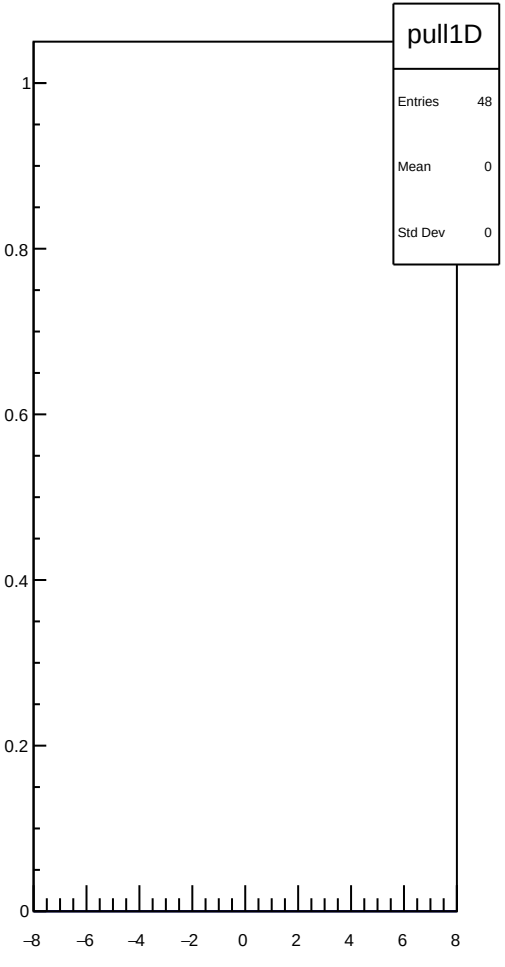
pull1D
Entries 48
Mean 0
Std Dev 0
1
0.8
0.6
0.4
0.2
0
−8
−6
−4
−2
0
2
4
6
8

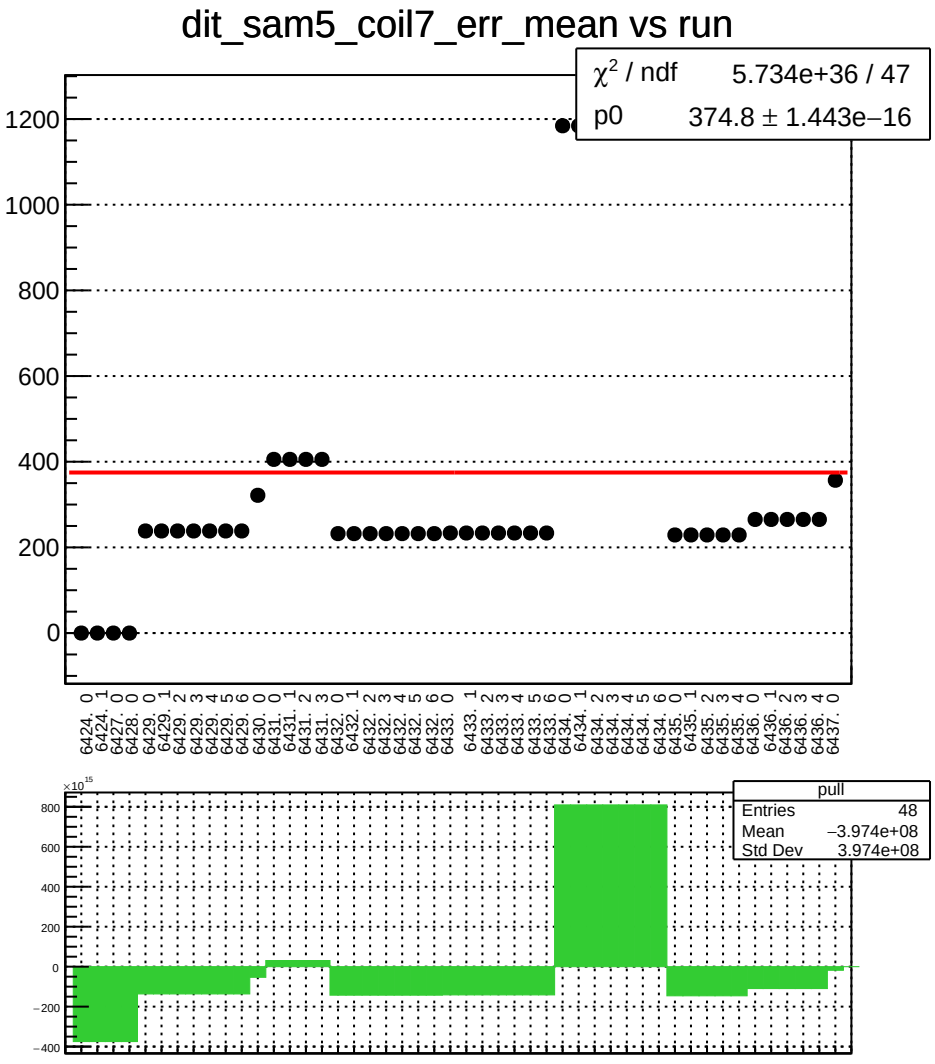
dit_sam5_coil7_err_mean vs run
χ² / ndf 5.734e+36 / 47
p0 374.8 ± 1.443e−16
1200
1000
800
600
400
200
0
6424. 0
6424. 1
6427. 0
6428. 0
6429. 0
6429. 1
6429. 2
6429. 3
6429. 4
6429. 5
6429. 6
6430. 0
6431. 0
6431. 1
6431. 2
6431. 3
6432. 0
6432. 1
6432. 2
6432. 3
6432. 4
6432. 5
6432. 6
6433. 0
6433. 1
6433. 2
6433. 3
6433. 4
6433. 5
6433. 6
6434. 0
6434. 1
6434. 2
6434. 3
6434. 4
6434. 5
6434. 6
6435. 0
6435. 1
6435. 2
6435. 3
6435. 4
6436. 0
6436. 1
6436. 2
6436. 3
6436. 4
6437. 0
×10^15
800
600
400
200
0
−200
−400
pull
Entries 48
Mean −3.974e+08
Std Dev 3.974e+08

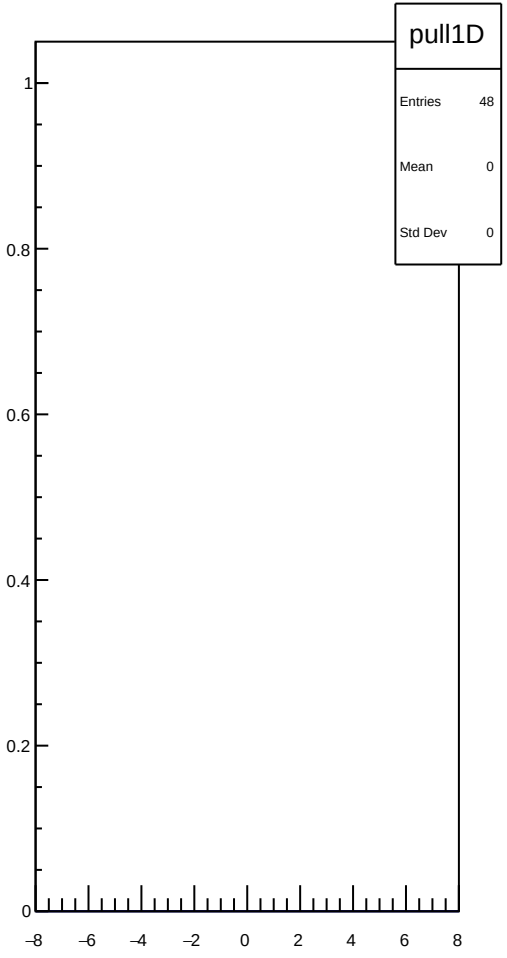
pull1D
Entries 48
Mean 0
Std Dev 0
1
0.8
0.6
0.4
0.2
0
−8
−6
−4
−2
0
2
4
6
8

dit_sam5_coil7_Ndata_mean vs run

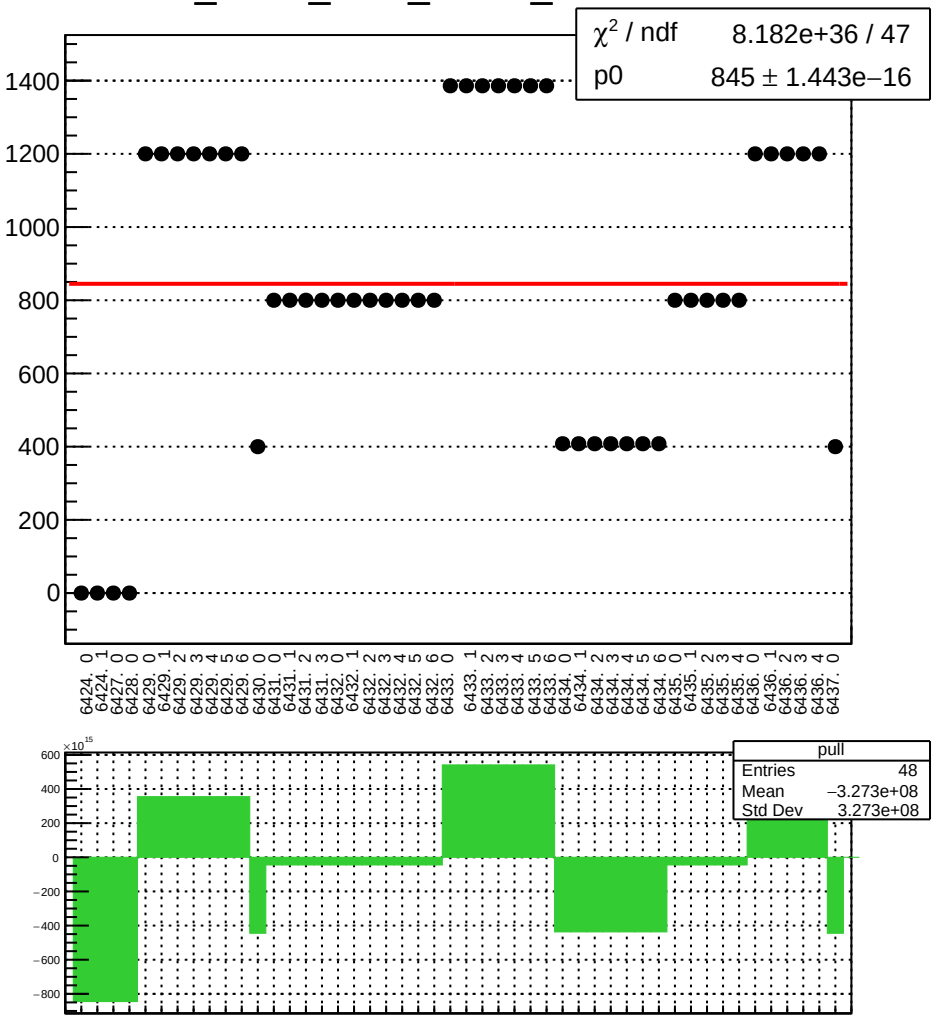

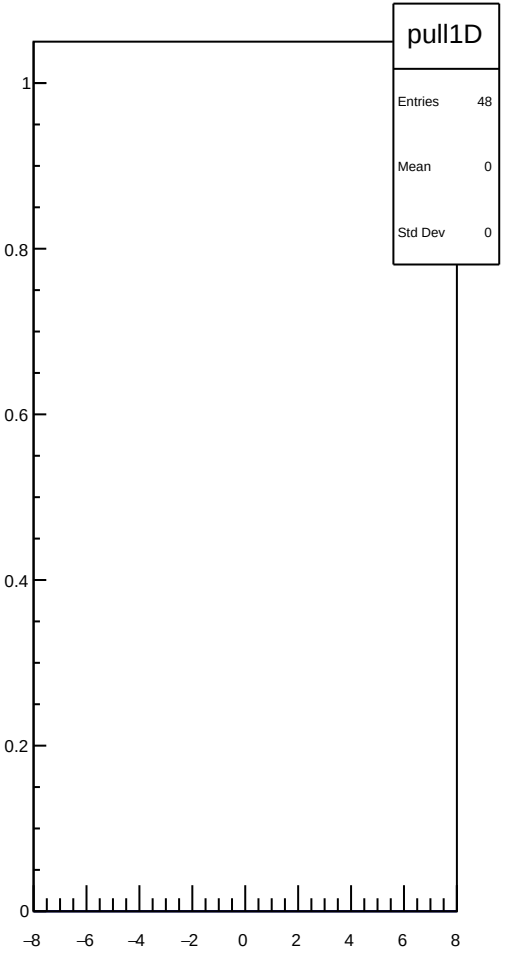

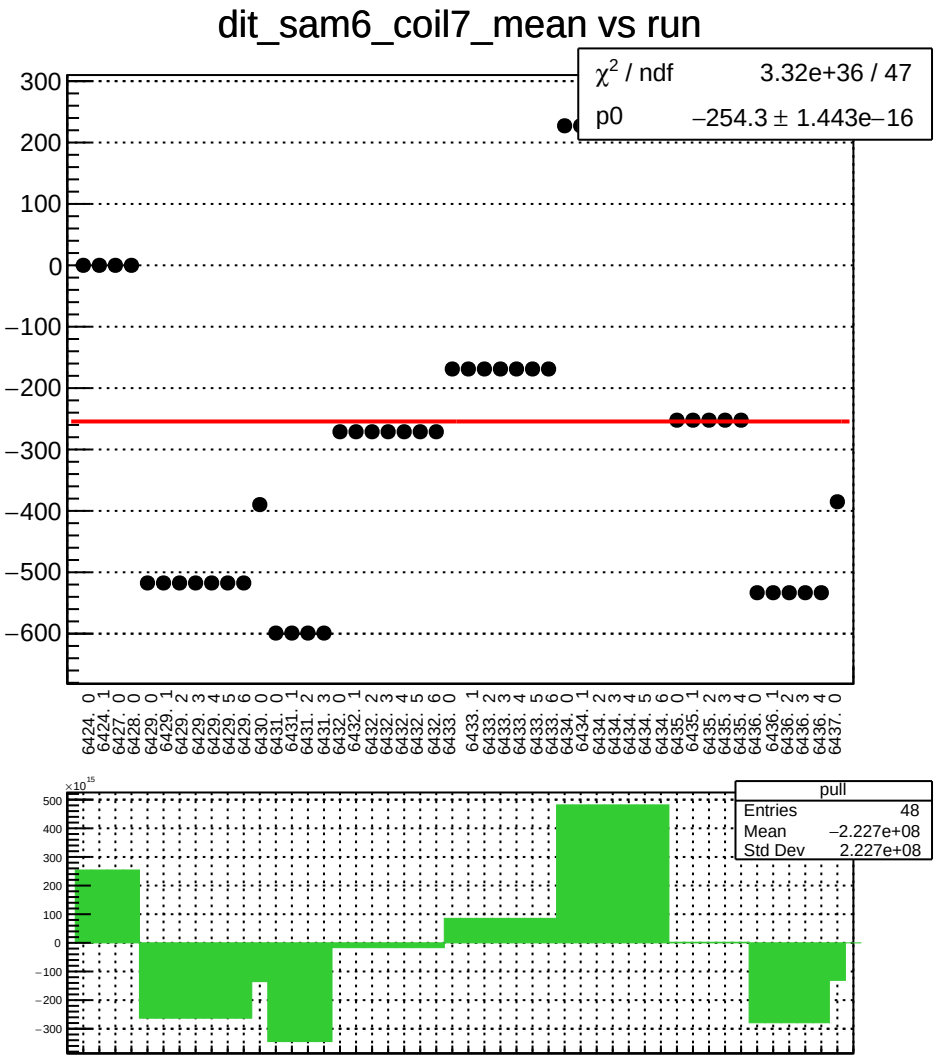
dit_sam6_coil7_mean vs run
χ² / ndf 3.32e+36 / 47
p0 −254.3 ± 1.443e−16
300
200
100
0
−100
−200
−300
−400
−500
−600
6424. 0
6424. 1
6427. 0
6428. 0
6429. 0
6429. 1
6429. 2
6429. 3
6429. 4
6429. 5
6429. 6
6430. 0
6431. 0
6431. 1
6431. 2
6431. 3
6432. 0
6432. 1
6432. 2
6432. 3
6432. 4
6432. 5
6432. 6
6433. 0
6433. 1
6433. 2
6433. 3
6433. 4
6433. 5
6433. 6
6434. 0
6434. 1
6434. 2
6434. 3
6434. 4
6434. 5
6434. 6
6435. 0
6435. 1
6435. 2
6435. 3
6435. 4
6436. 0
6436. 1
6436. 2
6436. 3
6436. 4
6437. 0
×10^15
500
400
300
200
100
0
−100
−200
−300
pull
Entries 48
Mean −2.227e+08
Std Dev 2.227e+08

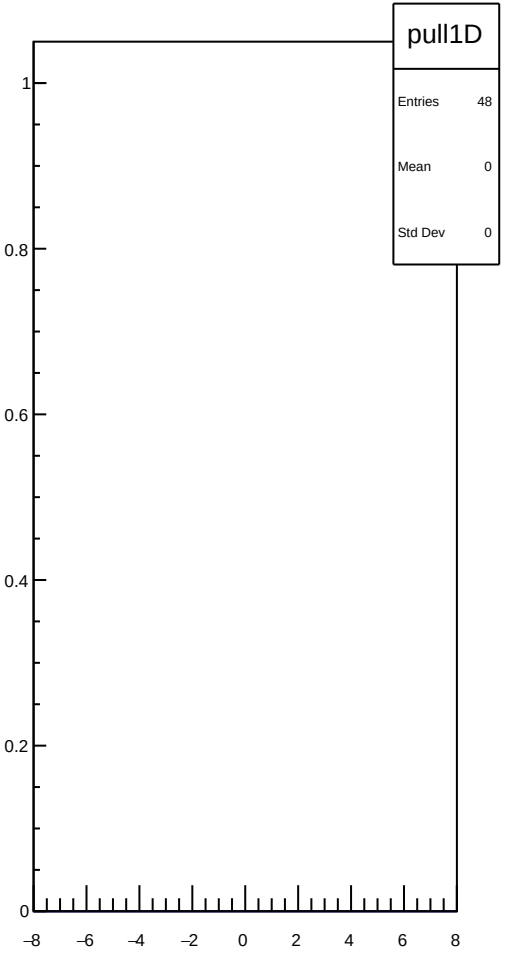
pull1D
Entries 48
Mean 0
Std Dev 0
1
0.8
0.6
0.4
0.2
0
−8
−6
−4
−2
0
2
4
6
8

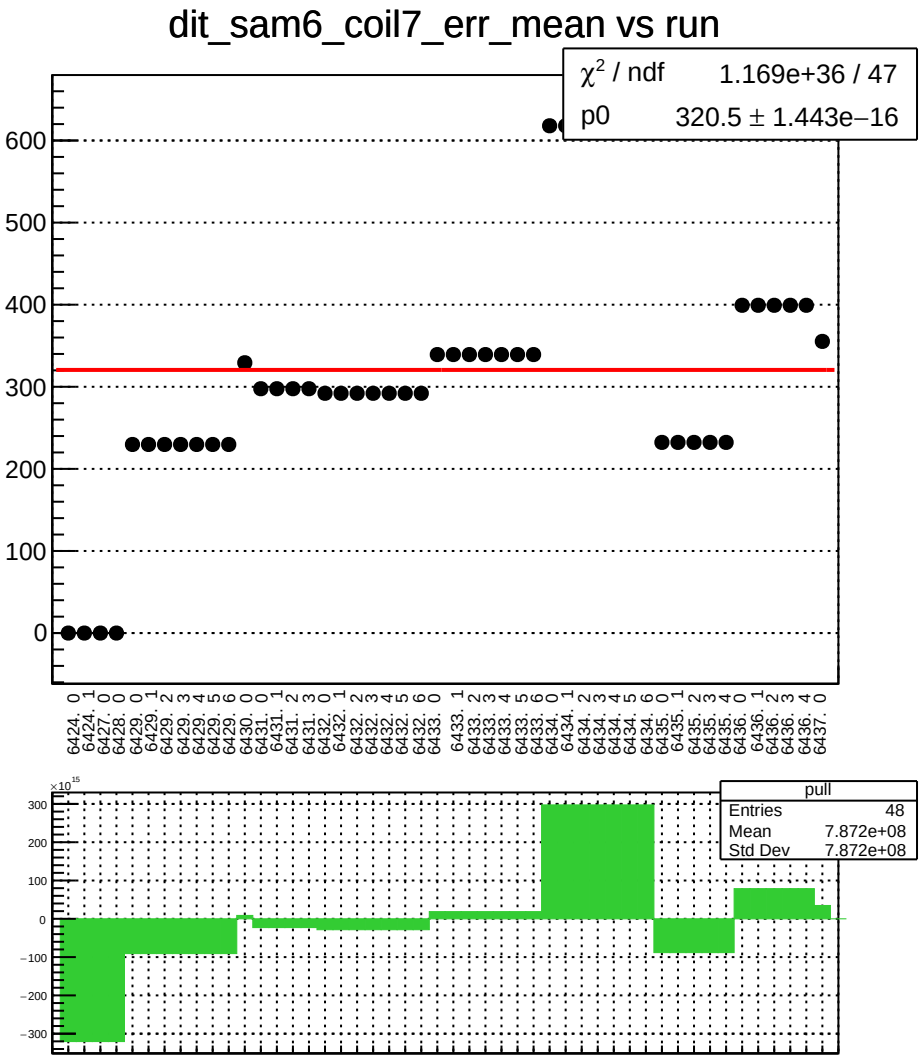
dit_sam6_coil7_err_mean vs run
χ² / ndf 1.169e+36 / 47
p0 320.5 ± 1.443e−16
600
500
400
300
200
100
0
6424. 0
6424. 1
6427. 0
6428. 0
6429. 0
6429. 1
6429. 2
6429. 3
6429. 4
6429. 5
6429. 6
6430. 0
6430. 0
6431. 1
6431. 1
6431. 2
6431. 3
6432. 0
6432. 1
6432. 2
6432. 3
6432. 4
6432. 5
6432. 6
6433. 0
6433. 1
6433. 2
6433. 3
6433. 4
6433. 5
6433. 6
6434. 0
6434. 1
6434. 2
6434. 3
6434. 4
6434. 5
6434. 6
6435. 0
6435. 1
6435. 2
6435. 3
6435. 4
6436. 0
6436. 1
6436. 2
6436. 3
6436. 4
6437. 0
×10^15
300
200
100
0
−100
−200
−300
pull
Entries 48
Mean 7.872e+08
Std Dev 7.872e+08
pull1D
Entries 48
Mean 0
Std Dev 0
1
0.8
0.6
0.4
0.2
0
−8
−6
−4
−2
0
2
4
6
8

dit_sam6_coil7_Ndata_mean vs run

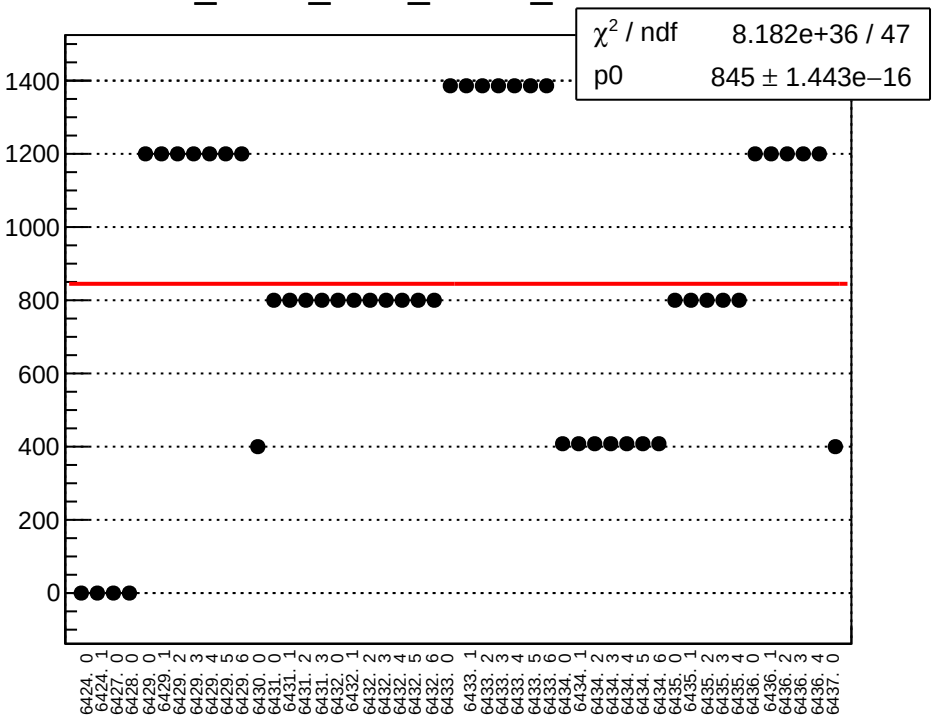

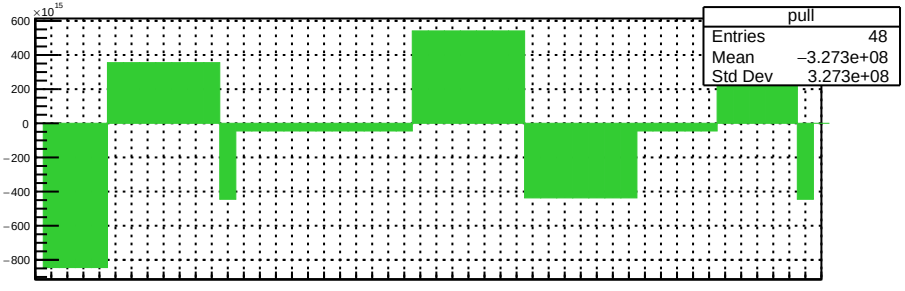

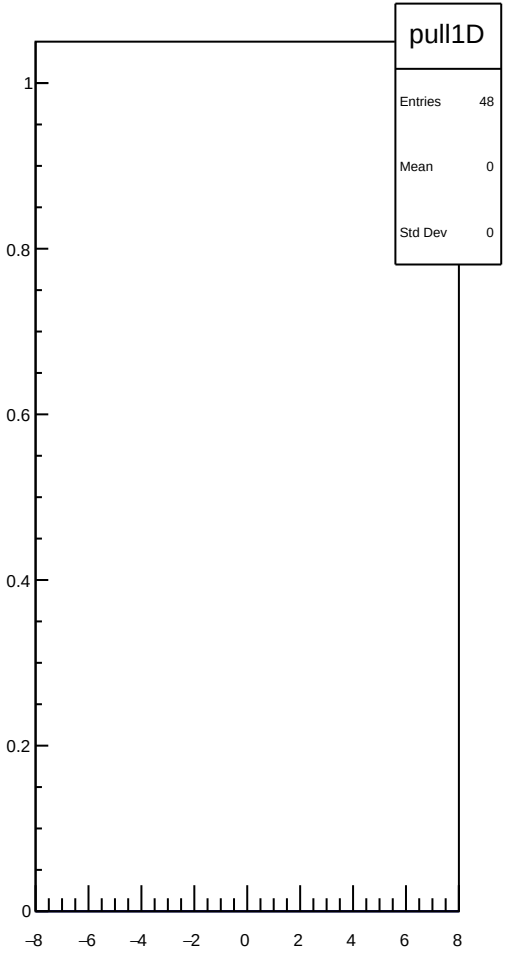

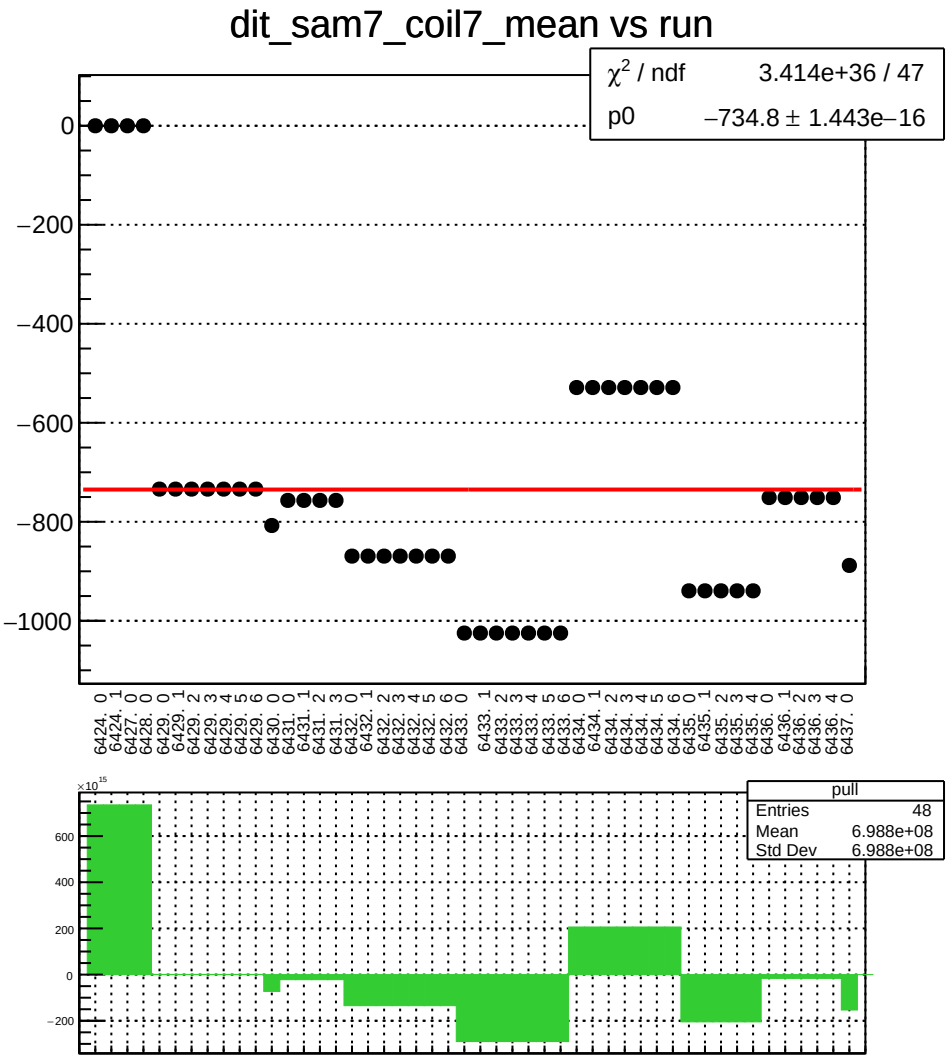
dit_sam7_coil7_mean vs run
χ² / ndf 3.414e+36 / 47
p0 −734.8 ± 1.443e−16
0
−200
−400
−600
−800
−1000
6424. 0
6424. 1
6427. 0
6428. 0
6429. 0
6429. 1
6429. 2
6429. 3
6429. 4
6429. 5
6429. 6
6430. 0
6431. 0
6431. 1
6431. 2
6431. 3
6432. 0
6432. 1
6432. 2
6432. 3
6432. 4
6432. 5
6432. 6
6433. 0
6433. 1
6433. 2
6433. 3
6433. 4
6433. 5
6433. 6
6434. 0
6434. 1
6434. 2
6434. 3
6434. 4
6434. 5
6434. 6
6435. 0
6435. 1
6435. 2
6435. 3
6435. 4
6436. 0
6436. 1
6436. 2
6436. 3
6436. 4
6437. 0
×10^15
600
400
200
0
−200
pull
Entries 48
Mean 6.988e+08
Std Dev 6.988e+08
pull1D
Entries 48
Mean 0
Std Dev 0
1
0.8
0.6
0.4
0.2
0
−8
−6
−4
−2
0
2
4
6
8

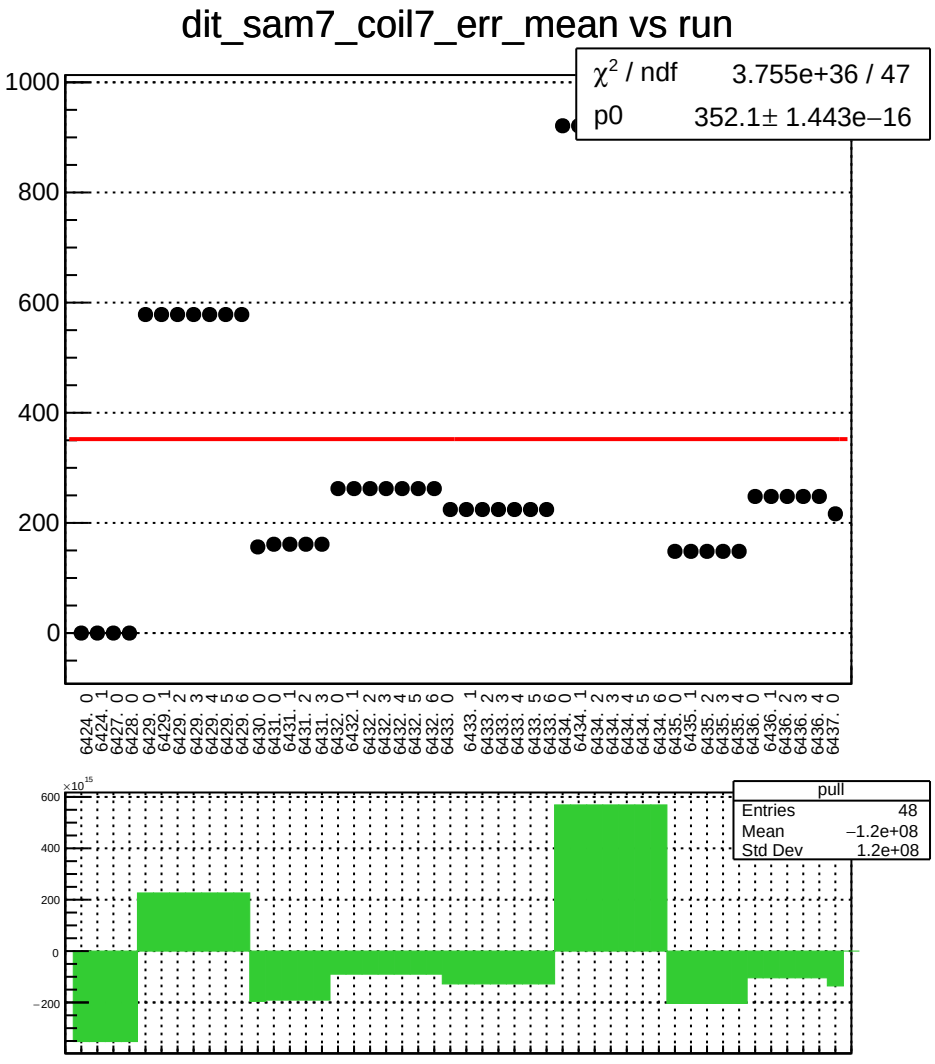
dit_sam7_coil7_err_mean vs run
χ² / ndf 3.755e+36 / 47
p0 352.1± 1.443e−16
1000
800
600
400
200
0
6424. 0
6424. 1
6427. 0
6428. 0
6429. 0
6429. 1
6429. 2
6429. 3
6429. 4
6429. 5
6429. 6
6430. 0
6431. 0
6431. 1
6431. 2
6431. 3
6432. 0
6432. 1
6432. 2
6432. 3
6432. 4
6432. 5
6432. 6
6433. 0
6433. 1
6433. 2
6433. 3
6433. 4
6433. 5
6433. 6
6434. 0
6434. 1
6434. 2
6434. 3
6434. 4
6434. 5
6434. 6
6435. 0
6435. 1
6435. 2
6435. 3
6435. 4
6436. 0
6436. 1
6436. 2
6436. 3
6436. 4
6437. 0
×10^15
600
400
200
0
−200
pull
Entries 48
Mean −1.2e+08
Std Dev 1.2e+08

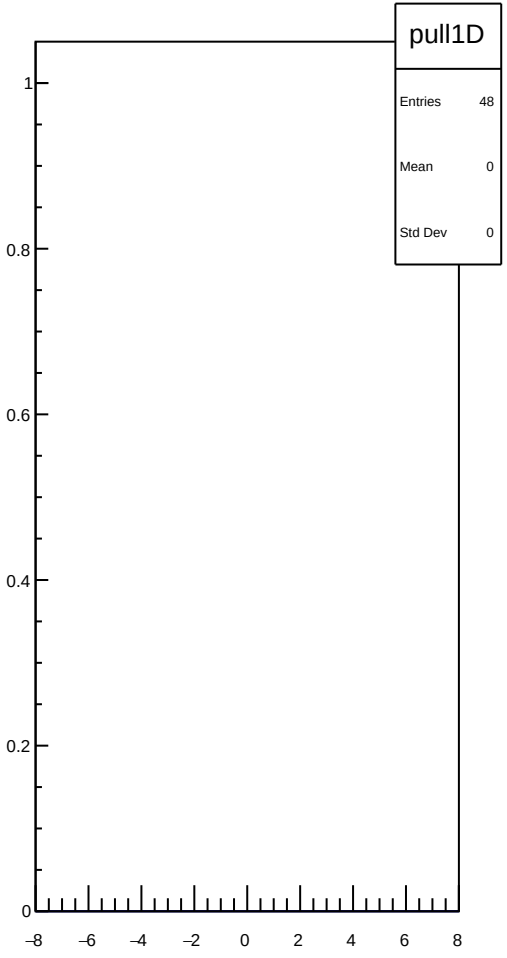
pull1D
Entries 48
Mean 0
Std Dev 0
1
0.8
0.6
0.4
0.2
0
−8
−6
−4
−2
0
2
4
6
8

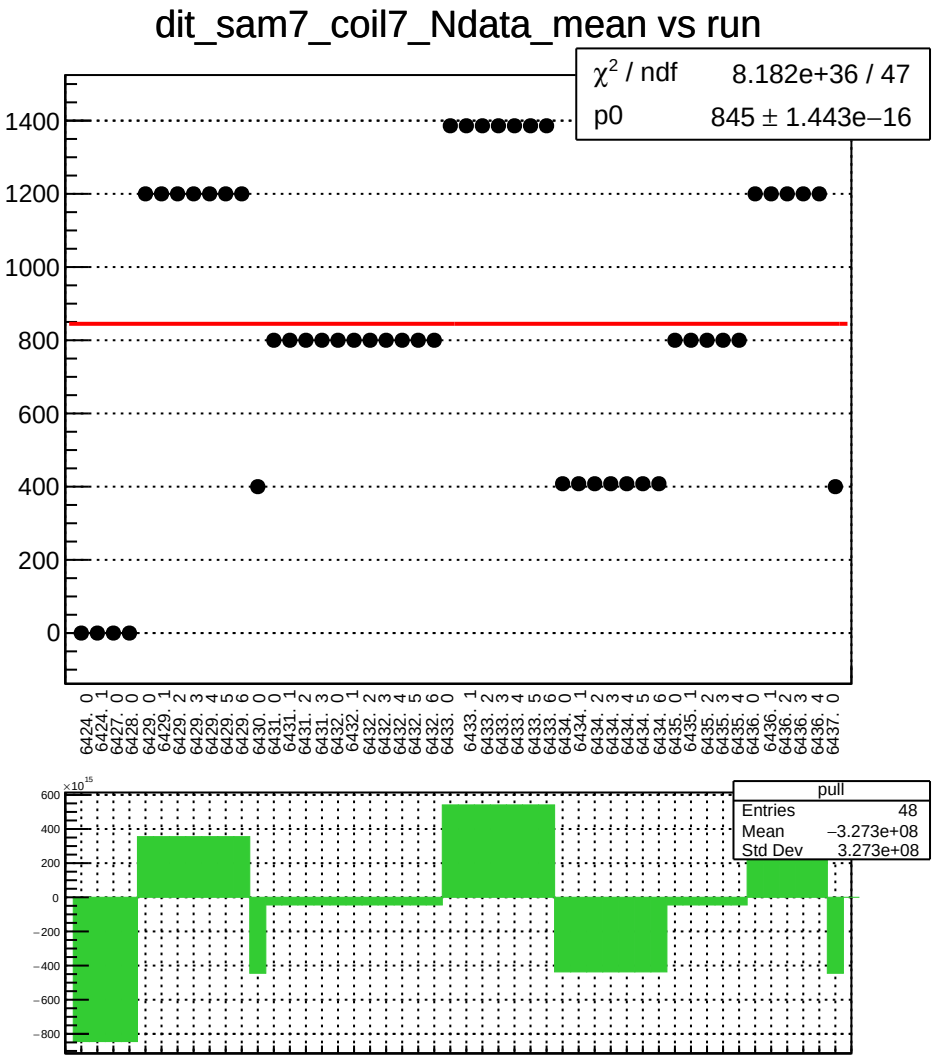
dit_sam7_coil7_Ndata_mean vs run
χ² / ndf 8.182e+36 / 47
p0 845 ± 1.443e−16
1400
1200
1000
800
600
400
200
0
6424. 0
6424. 1
6427. 0
6428. 0
6429. 0
6429. 1
6429. 2
6429. 3
6429. 4
6429. 5
6429. 6
6430. 0
6431. 0
6431. 1
6431. 2
6431. 3
6432. 0
6432. 1
6432. 2
6432. 3
6432. 4
6432. 5
6432. 6
6433. 0
6433. 1
6433. 2
6433. 3
6433. 4
6433. 5
6433. 6
6434. 0
6434. 1
6434. 2
6434. 3
6434. 4
6434. 5
6434. 6
6435. 0
6435. 1
6435. 2
6435. 3
6435. 4
6436. 0
6436. 1
6436. 2
6436. 3
6436. 4
6437. 0
×10^15
600
400
200
0
−200
−400
−600
−800
pull
Entries 48
Mean −3.273e+08
Std Dev 3.273e+08
pull1D
Entries 48
Mean 0
Std Dev 0
1
0.8
0.6
0.4
0.2
0
−8
−6
−4
−2
0
2
4
6
8

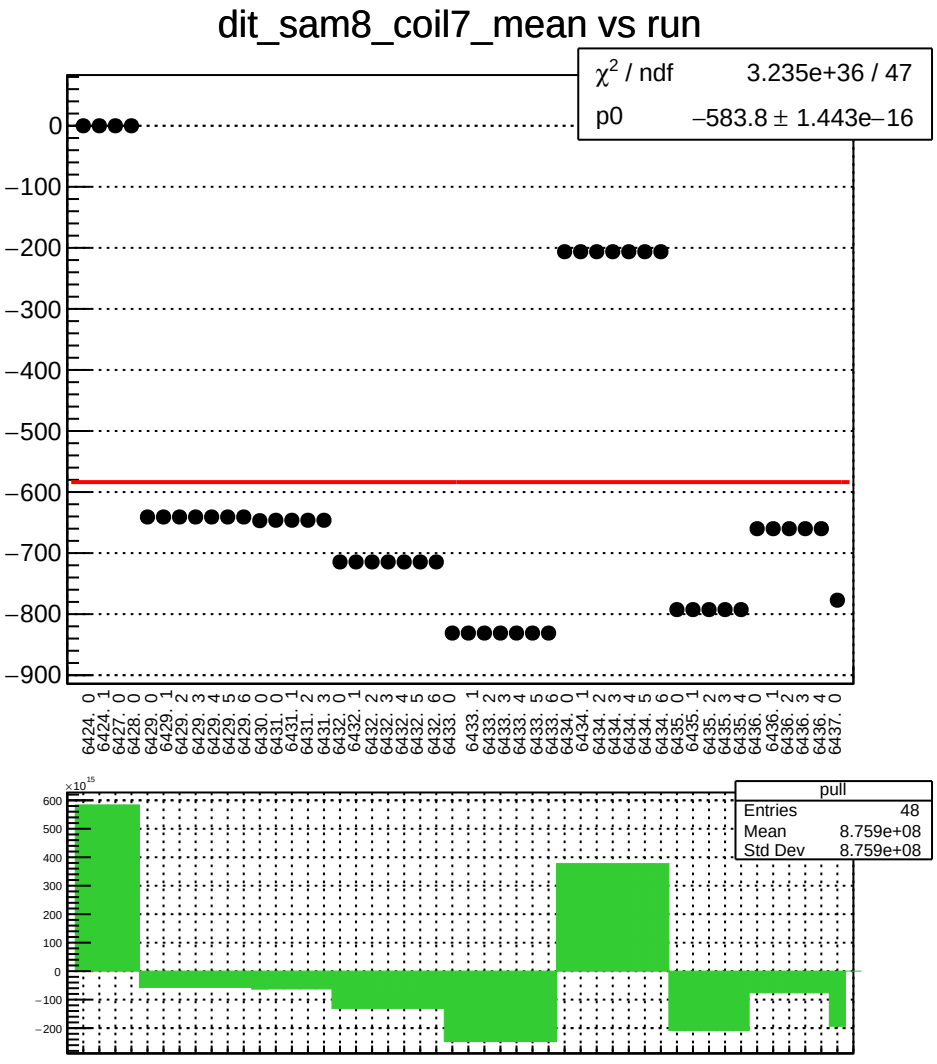
dit_sam8_coil7_mean vs run
χ² / ndf 3.235e+36 / 47
p0 −583.8 ± 1.443e−16
0
−100
−200
−300
−400
−500
−600
−700
−800
−900
6424. 0
6424. 1
6427. 0
6428. 0
6429. 0
6429. 1
6429. 2
6429. 3
6429. 4
6429. 5
6429. 6
6430. 0
6431. 0
6431. 1
6431. 2
6431. 3
6432. 0
6432. 1
6432. 2
6432. 3
6432. 4
6432. 5
6432. 6
6433. 0
6433. 1
6433. 2
6433. 3
6433. 4
6433. 5
6433. 6
6434. 0
6434. 1
6434. 2
6434. 3
6434. 4
6434. 5
6434. 6
6435. 0
6435. 1
6435. 2
6435. 3
6435. 4
6436. 0
6436. 1
6436. 2
6436. 3
6436. 4
6437. 0
×10^15
600
500
400
300
200
100
0
−100
−200
pull
Entries 48
Mean 8.759e+08
Std Dev 8.759e+08

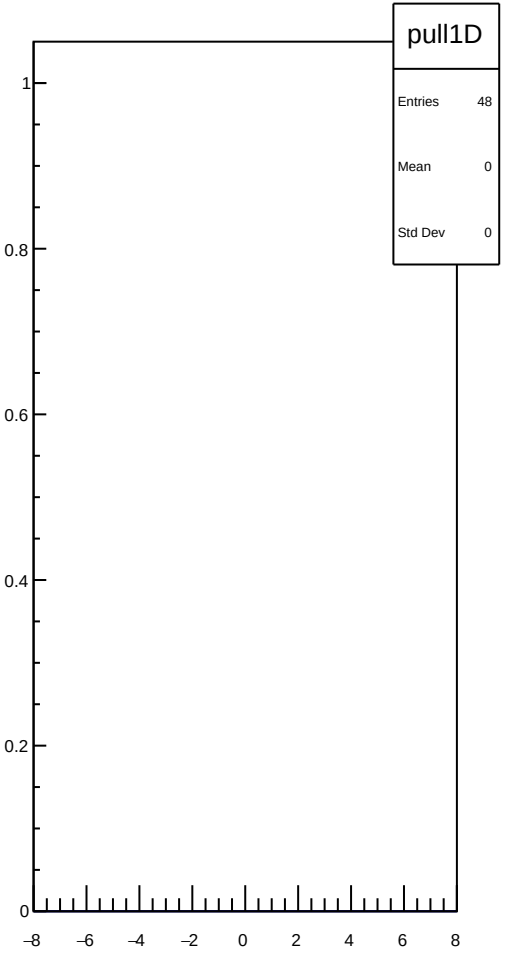
pull1D
Entries 48
Mean 0
Std Dev 0
1
0.8
0.6
0.4
0.2
0
−8
−6
−4
−2
0
2
4
6
8

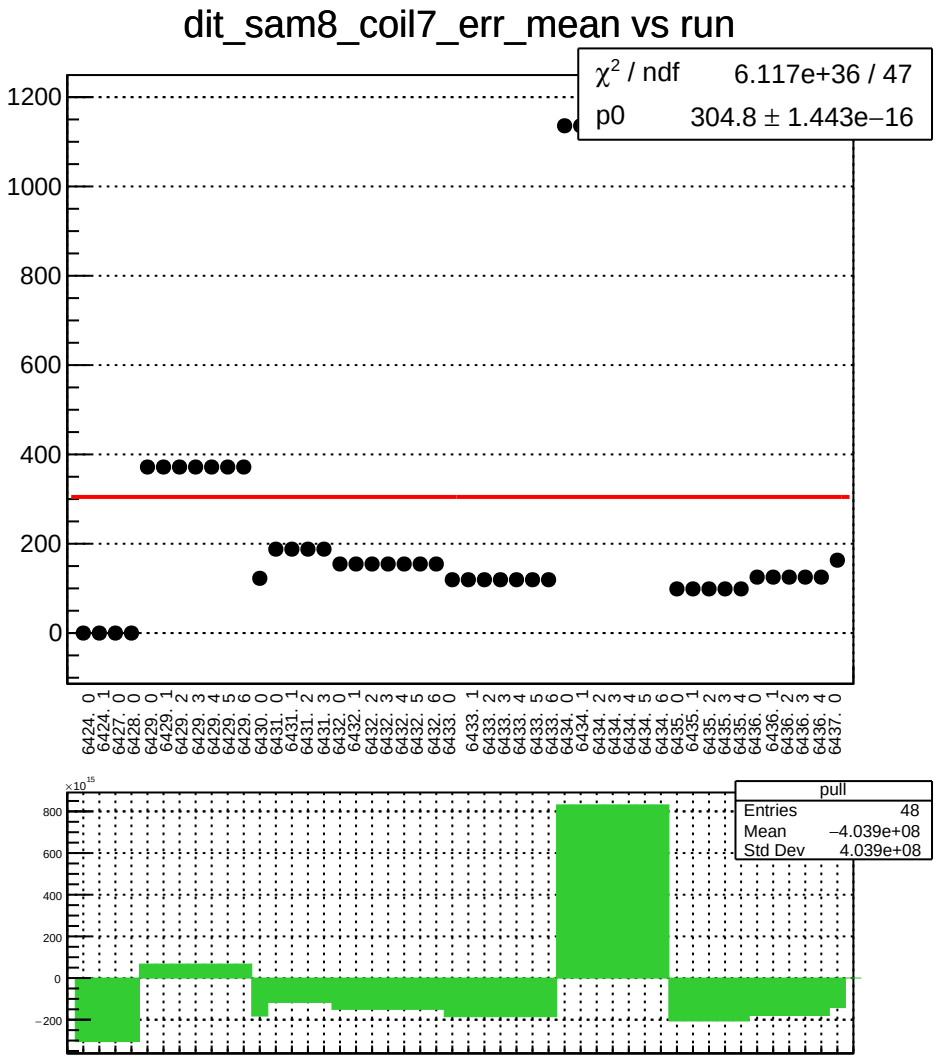
dit_sam8_coil7_err_mean vs run
χ² / ndf 6.117e+36 / 47
p0 304.8 ± 1.443e−16
1200
1000
800
600
400
200
0
6424. 0
6424. 1
6427. 0
6428. 0
6429. 0
6429. 1
6429. 2
6429. 3
6429. 4
6429. 5
6429. 6
6430. 0
6431. 0
6431. 1
6431. 2
6431. 3
6432. 0
6432. 1
6432. 2
6432. 3
6432. 4
6432. 5
6432. 6
6433. 0
6433. 1
6433. 2
6433. 3
6433. 4
6433. 5
6433. 6
6434. 0
6434. 1
6434. 2
6434. 3
6434. 4
6434. 5
6434. 6
6435. 0
6435. 1
6435. 2
6435. 3
6435. 4
6436. 0
6436. 1
6436. 2
6436. 3
6436. 4
6437. 0
×10^15
800
600
400
200
0
−200
pull
Entries 48
Mean −4.039e+08
Std Dev 4.039e+08
pull1D
Entries 48
Mean 0
Std Dev 0
1
0.8
0.6
0.4
0.2
0
−8
−6
−4
−2
0
2
4
6
8

dit_sam8_coil7_Ndata_mean vs run

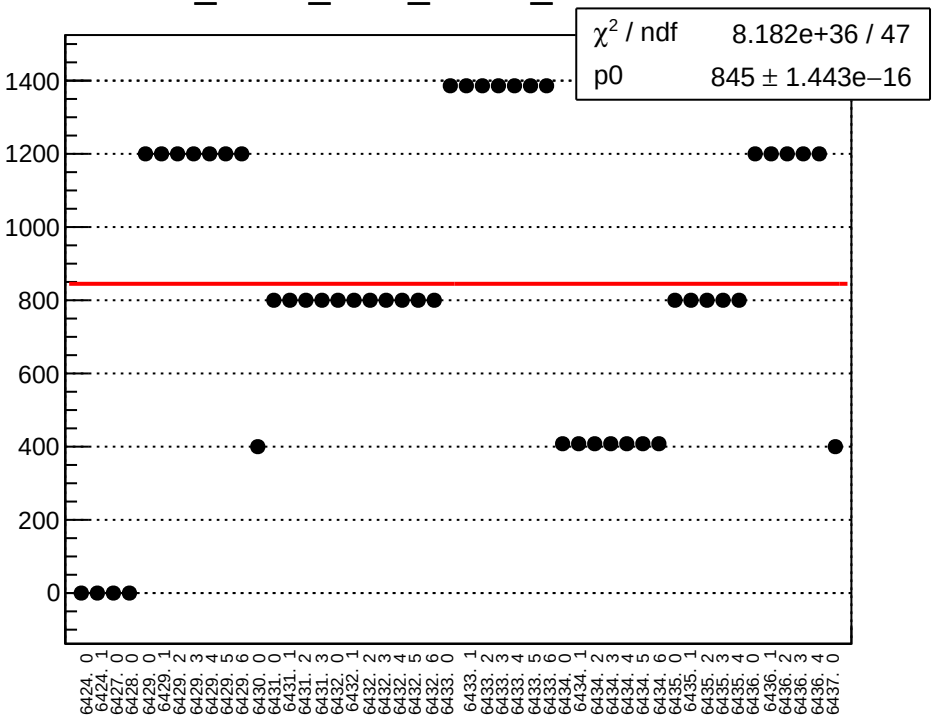

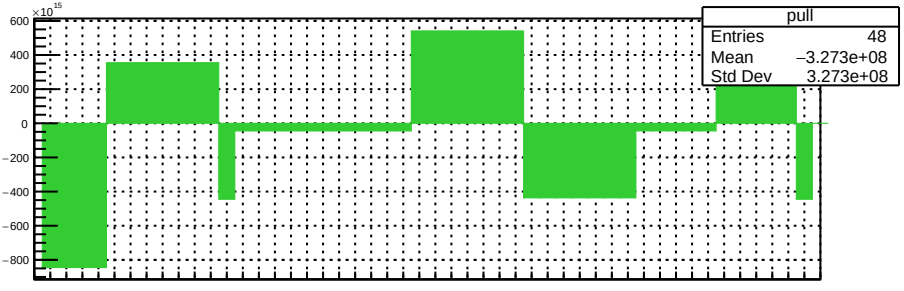

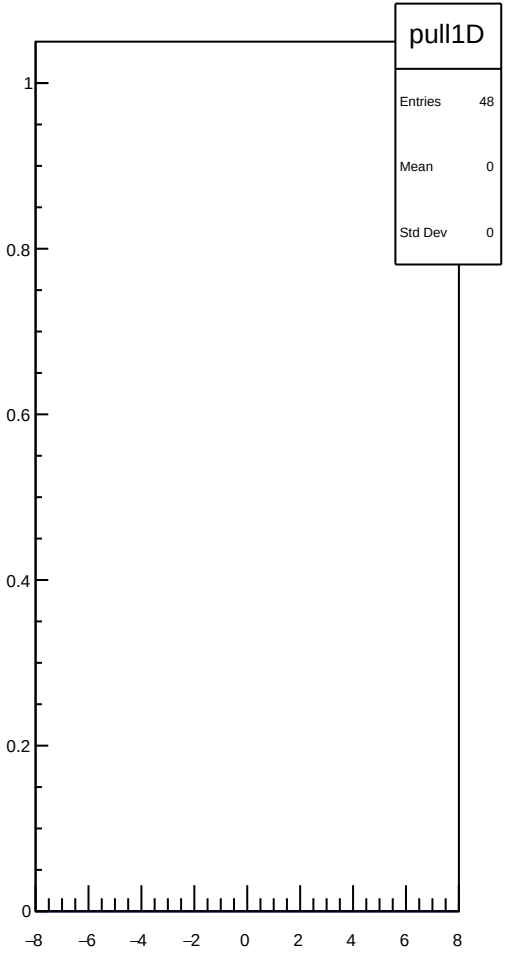

dit_4aX_coil4_mean vs run

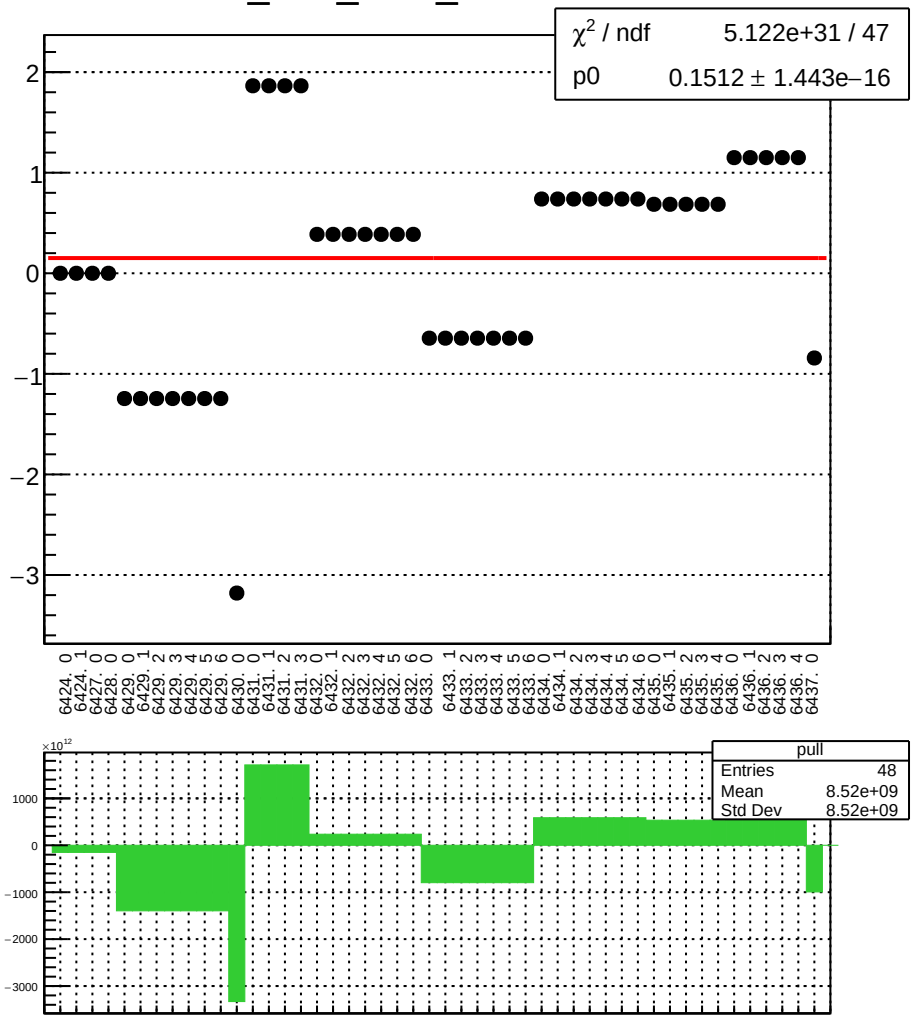

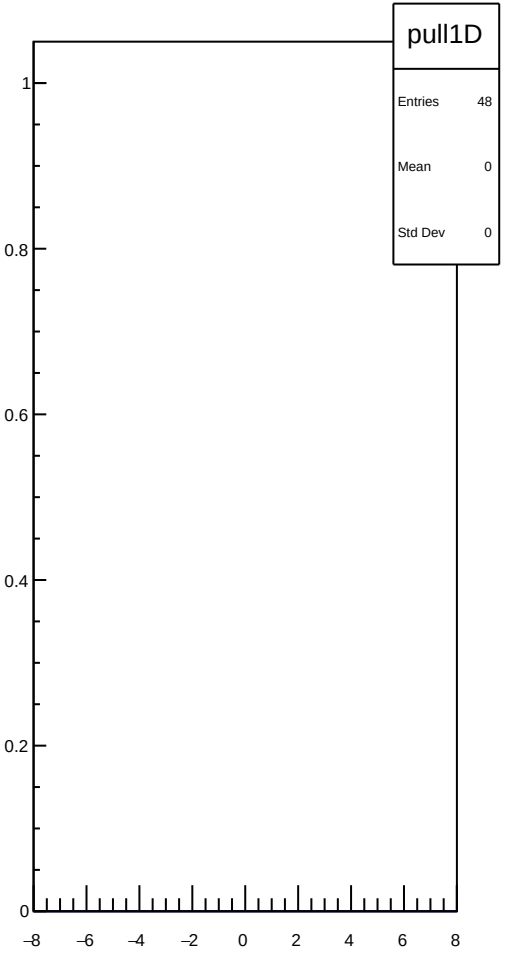

dit_4aX_coil4_err_mean vs run

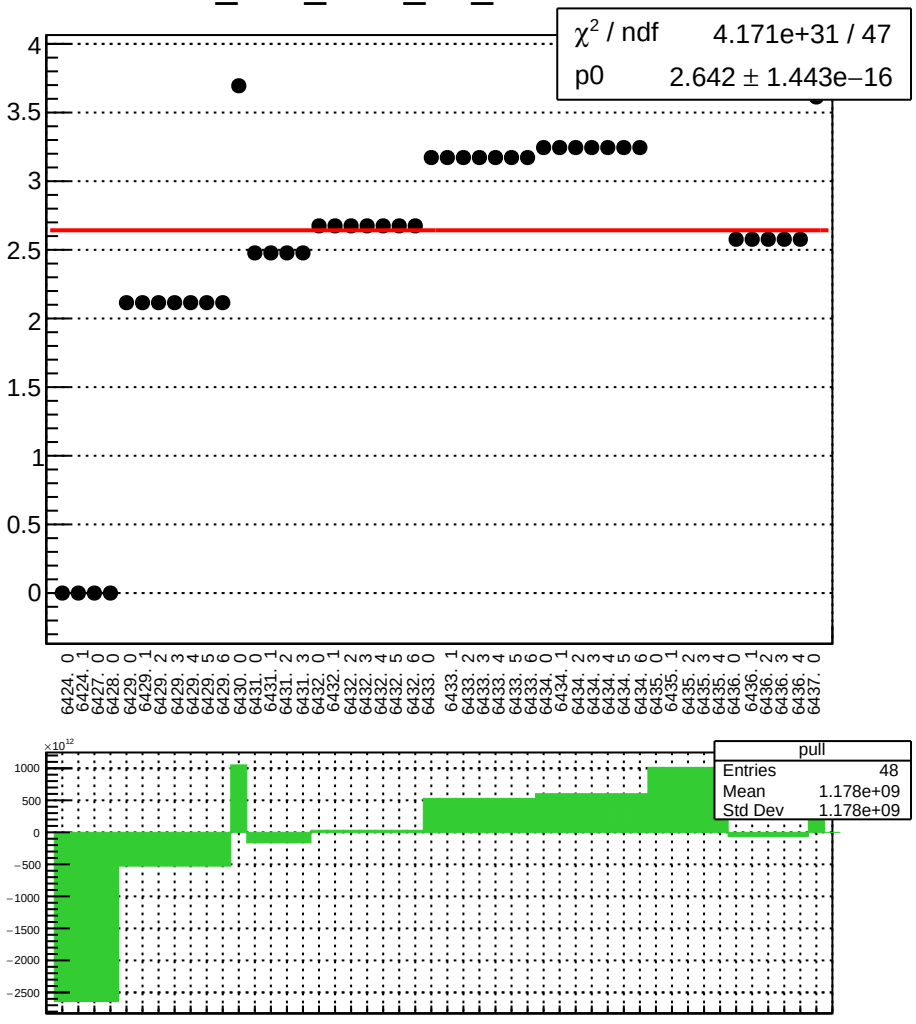

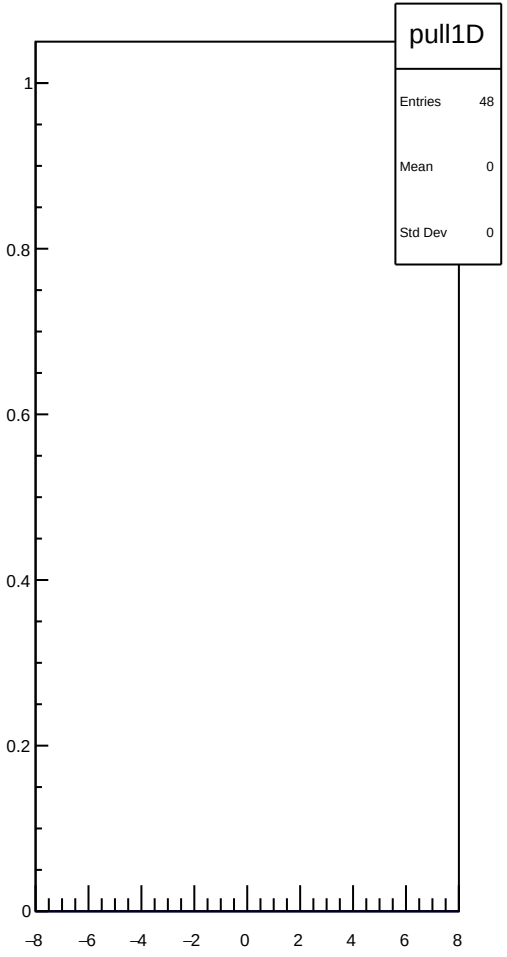

dit_4aX_coil4_Ndata_mean vs run

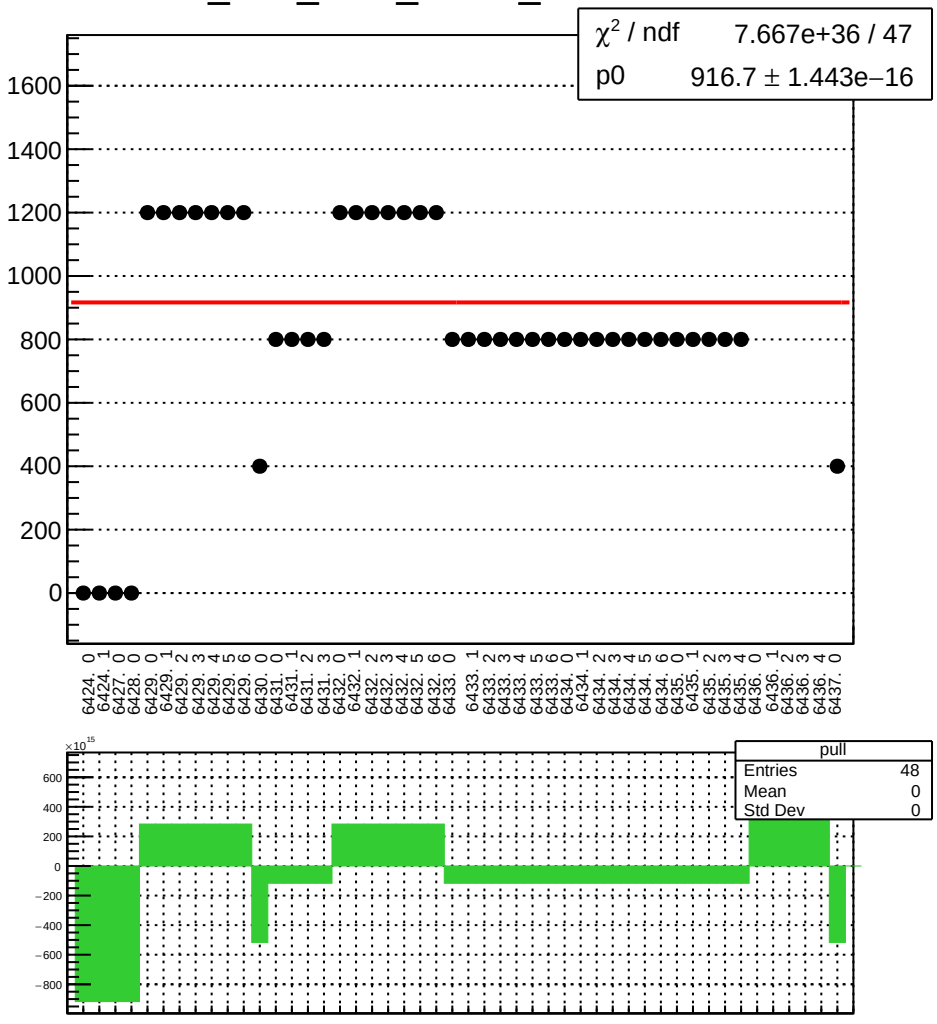

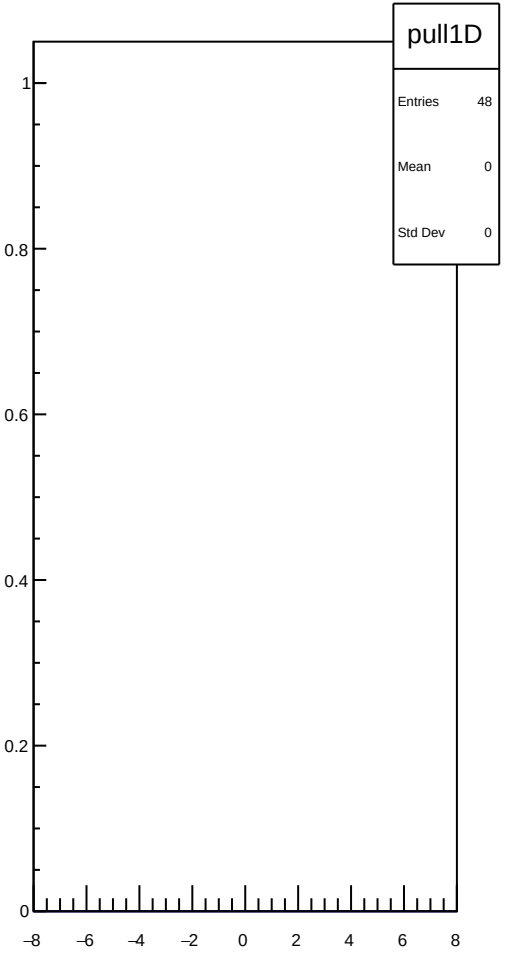

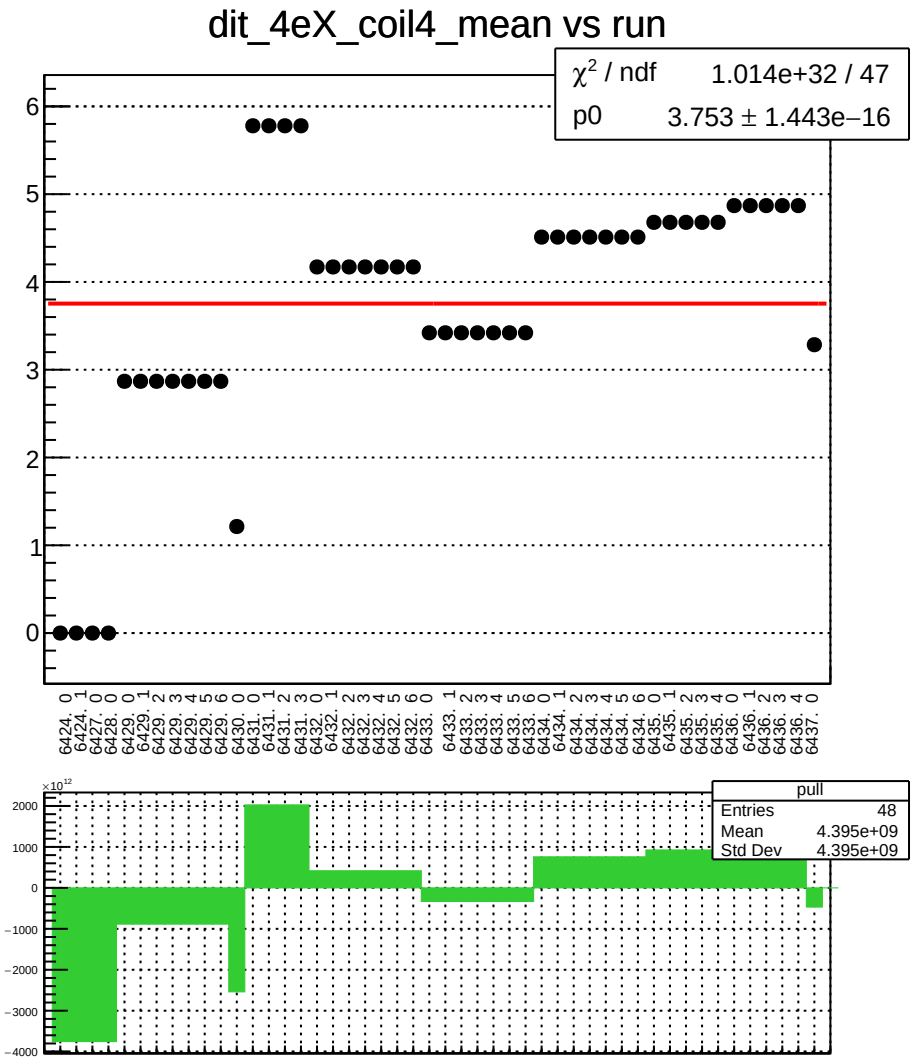
dit_4eX_coil4_mean vs run
χ^2 / ndf 1.014e+32 / 47
p0 3.753 ± 1.443e−16
6424. 0
6424. 1
6427. 0
6428. 0
6429. 0
6429. 1
6429. 2
6429. 3
6429. 4
6429. 5
6429. 6
6430. 0
6431. 0
6431. 1
6431. 2
6431. 3
6432. 0
6432. 1
6432. 2
6432. 3
6432. 4
6432. 5
6432. 6
6433. 0
6433. 1
6433. 2
6433. 3
6433. 4
6433. 5
6433. 6
6434. 0
6434. 1
6434. 2
6434. 3
6434. 4
6434. 5
6434. 6
6435. 0
6435. 1
6435. 2
6435. 3
6435. 4
6436. 0
6436. 1
6436. 2
6436. 3
6436. 4
6437. 0
pull
Entries 48
Mean 4.395e+09
Std Dev 4.395e+09
$\times 10^{12}$

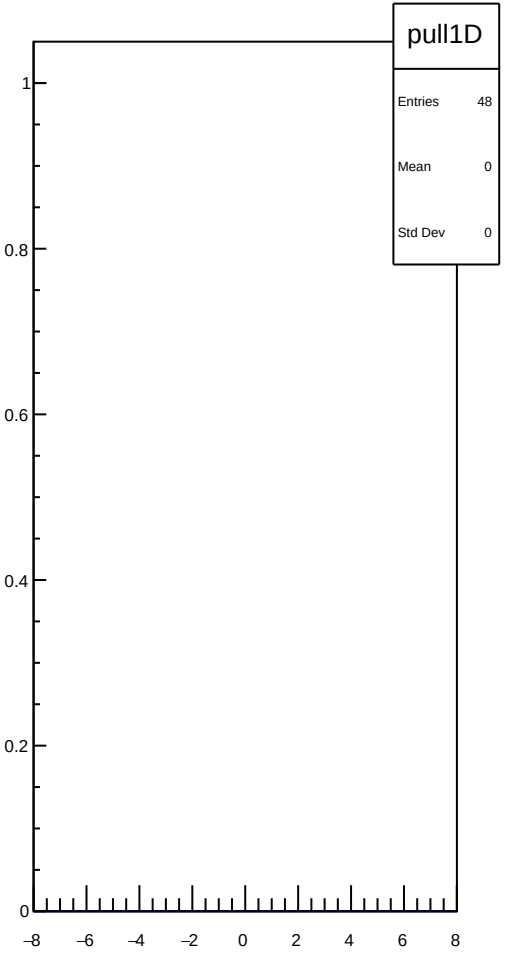
pull1D
Entries 48
Mean 0
Std Dev 0

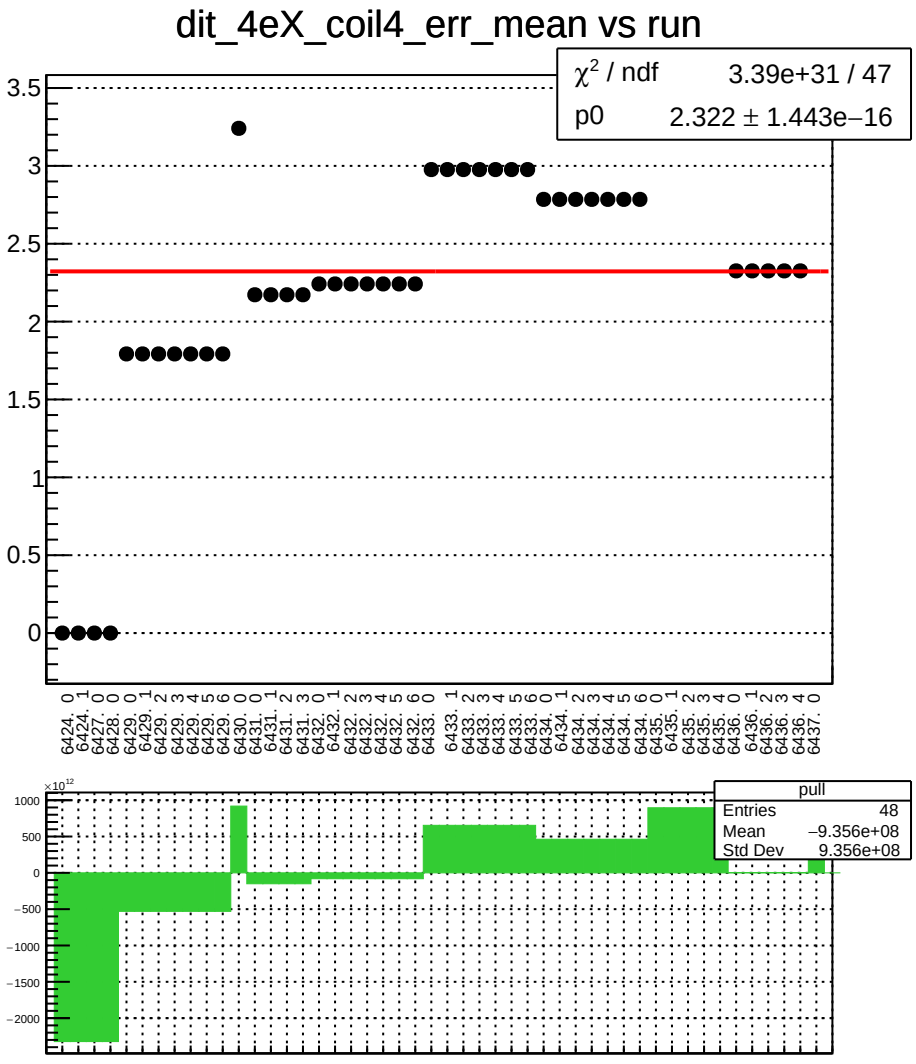
dit_4eX_coil4_err_mean vs run
χ² / ndf 3.39e+31 / 47
p0 2.322 ± 1.443e−16
3.5
3
2.5
2
1.5
1
0.5
0
6424. 0
6424. 1
6427. 0
6428. 0
6429. 0
6429. 1
6429. 2
6429. 3
6429. 4
6429. 5
6429. 6
6430. 0
6430. 0
6431. 1
6431. 1
6431. 2
6431. 3
6432. 0
6432. 1
6432. 2
6432. 3
6432. 4
6432. 5
6432. 6
6433. 0
6433. 1
6433. 2
6433. 3
6433. 4
6433. 5
6433. 6
6434. 0
6434. 1
6434. 2
6434. 3
6434. 4
6434. 5
6434. 6
6435. 0
6435. 1
6435. 2
6435. 3
6435. 4
6436. 0
6436. 1
6436. 2
6436. 3
6436. 4
6437. 0
×10¹²
1000
500
0
−500
−1000
−1500
−2000
pull
Entries 48
Mean −9.356e+08
Std Dev 9.356e+08

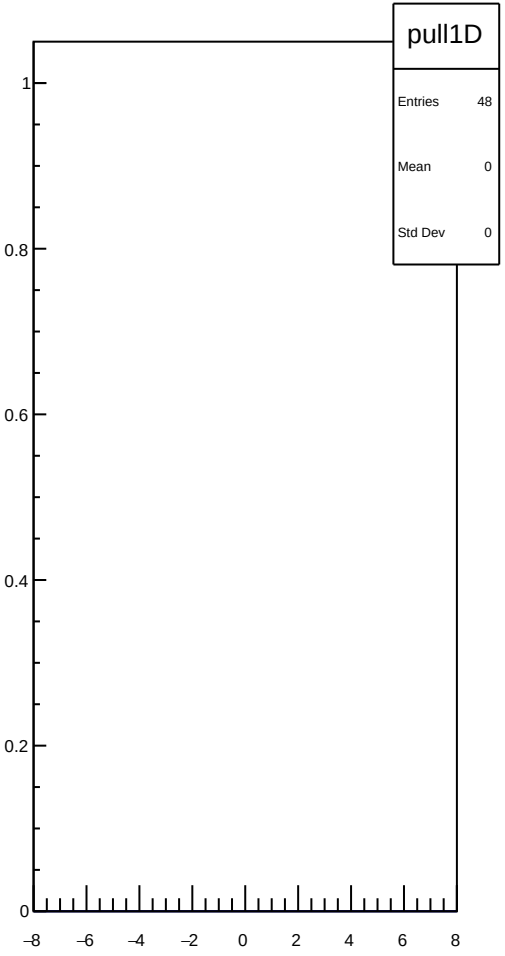
pull1D
Entries 48
Mean 0
Std Dev 0
1
0.8
0.6
0.4
0.2
0
−8
−6
−4
−2
0
2
4
6
8

dit_4eX_coil4_Ndata_mean vs run

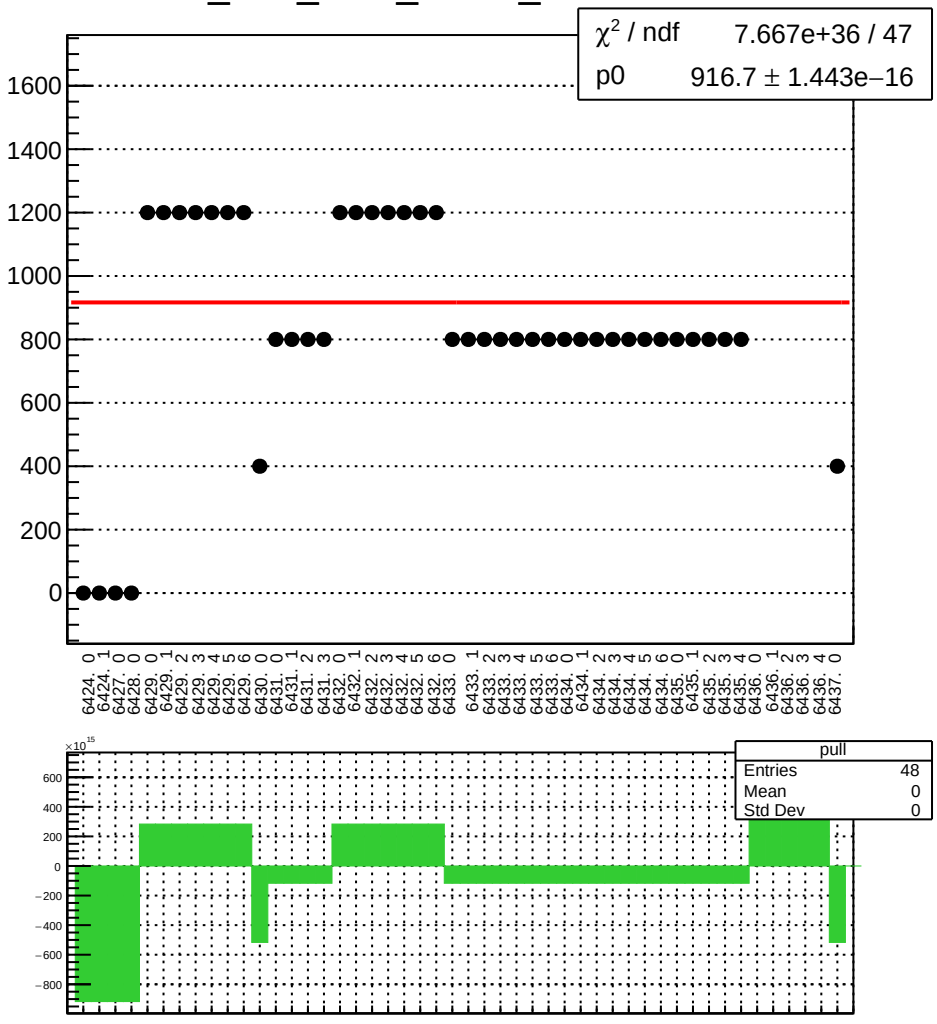

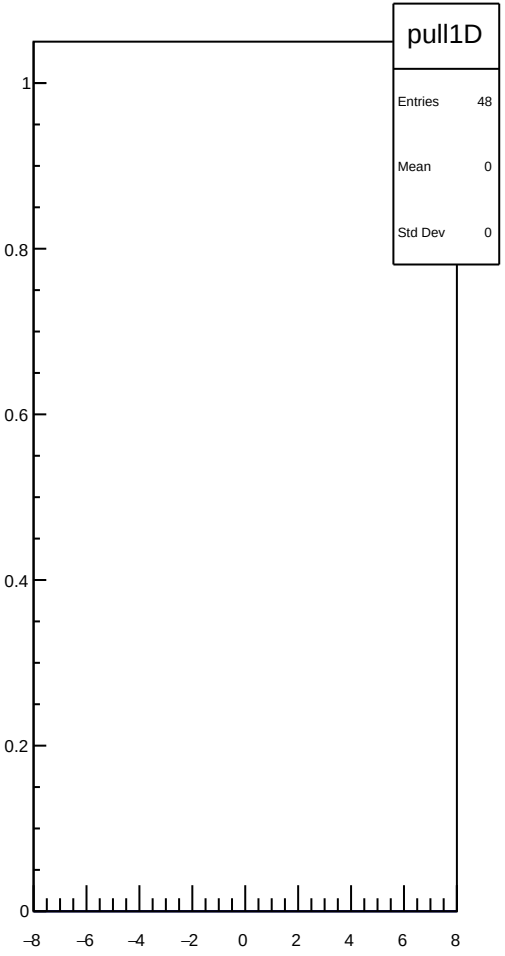

dit_11X12X_coil4_mean vs run

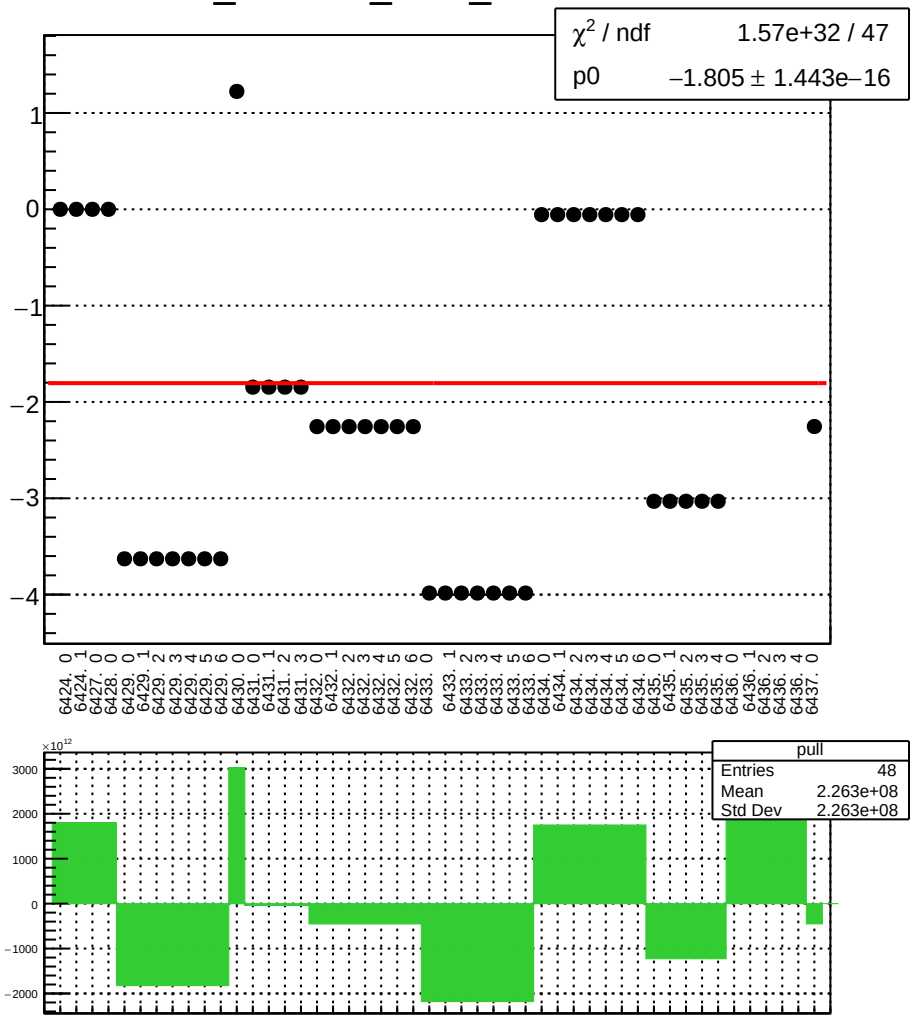

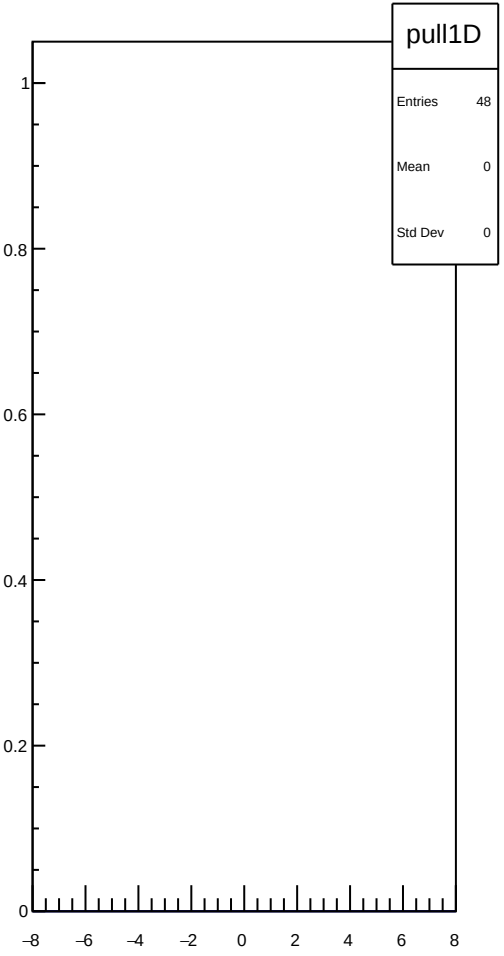

dit_11X12X_coil4_err_mean vs run

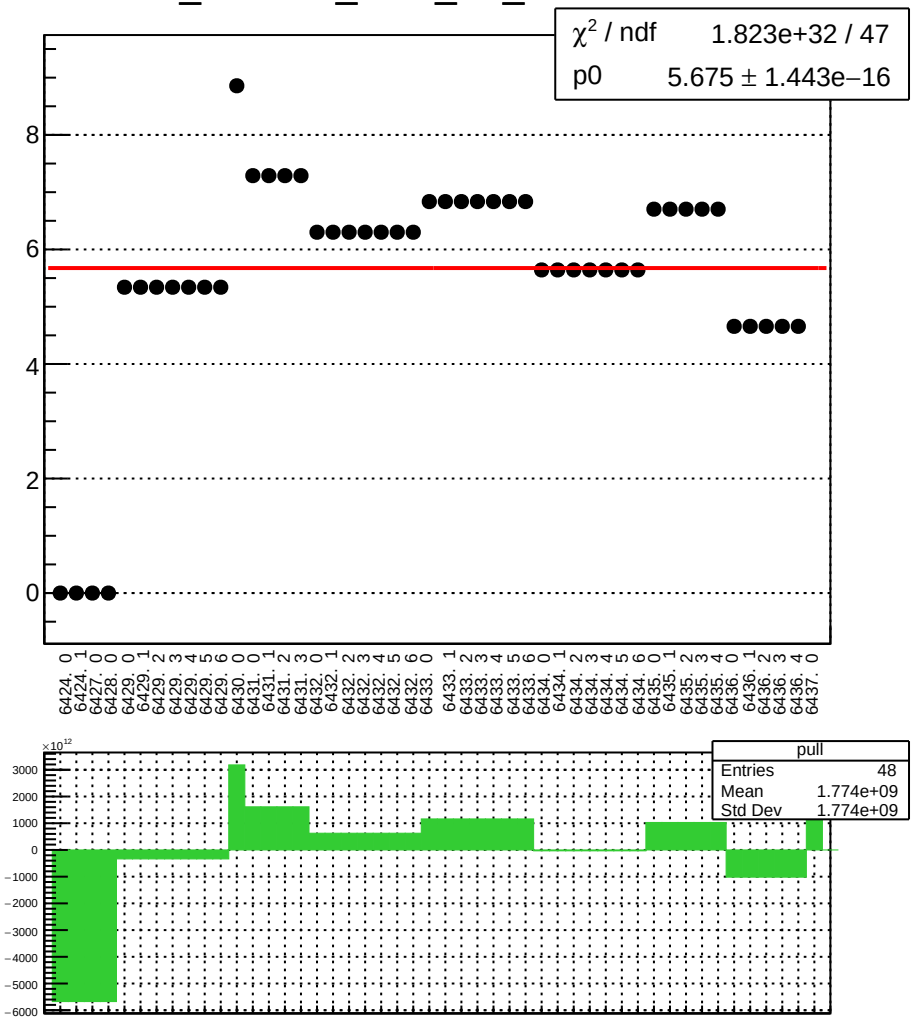

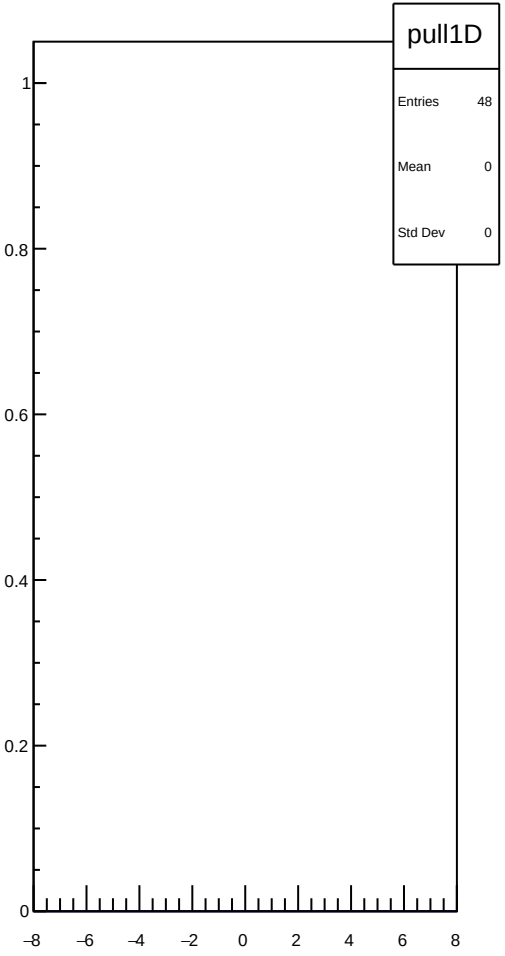

dit_11X12X_coil4_Ndata_mean vs run

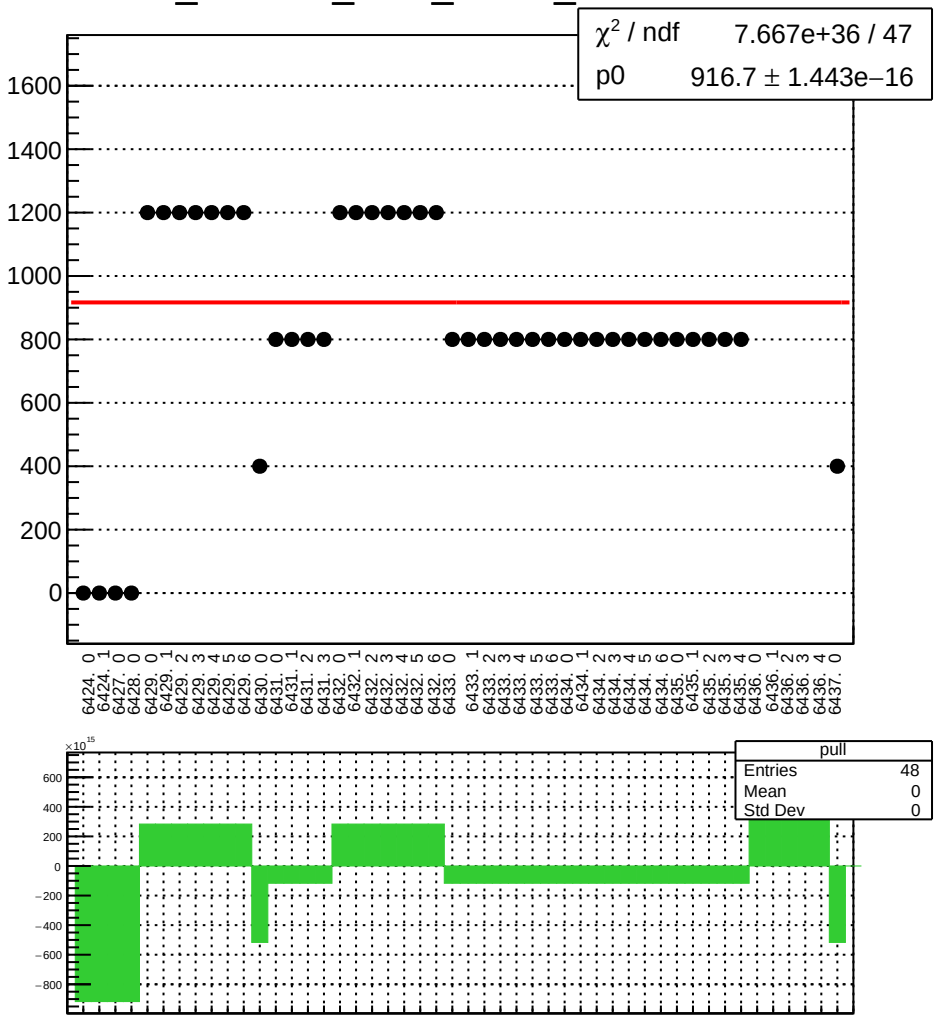

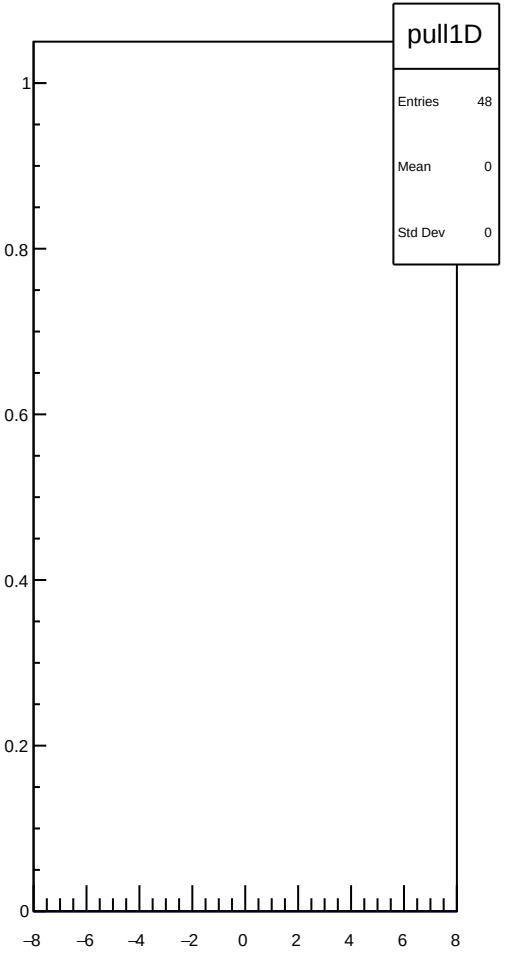

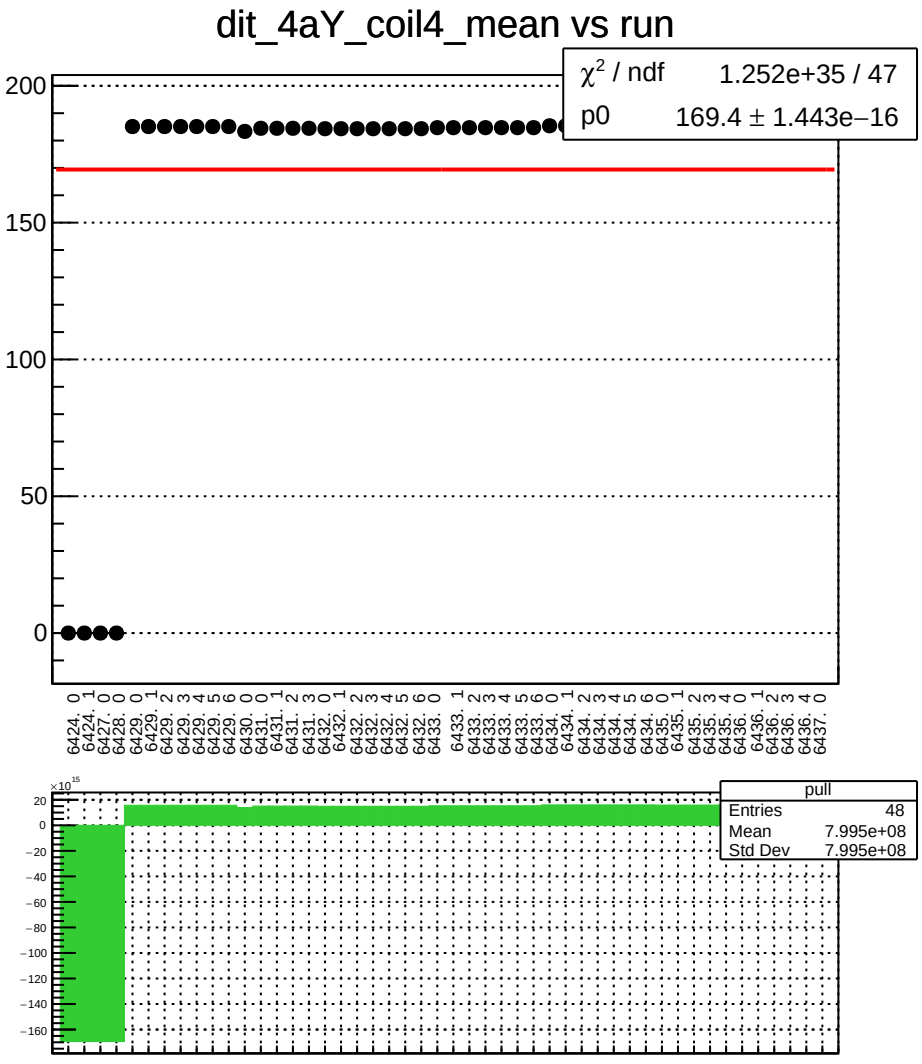
dit_4aY_coil4_mean vs run
χ² / ndf 1.252e+35 / 47
p0 169.4 ± 1.443e−16
200
150
100
50
0
6424. 0
6424. 1
6427. 0
6428. 0
6429. 0
6429. 1
6429. 2
6429. 3
6429. 4
6429. 5
6429. 6
6430. 0
6431. 0
6431. 1
6431. 2
6431. 3
6432. 0
6432. 1
6432. 2
6432. 3
6432. 4
6432. 5
6432. 6
6433. 0
6433. 1
6433. 2
6433. 3
6433. 4
6433. 5
6433. 6
6434. 0
6434. 1
6434. 2
6434. 3
6434. 4
6434. 5
6434. 6
6435. 0
6435. 1
6435. 2
6435. 3
6435. 4
6436. 0
6436. 1
6436. 2
6436. 3
6436. 4
6437. 0
×10¹⁵
20
0
−20
−40
−60
−80
−100
−120
−140
−160
pull
Entries 48
Mean 7.995e+08
Std Dev 7.995e+08
pull1D
Entries 48
Mean 0
Std Dev 0
1
0.8
0.6
0.4
0.2
0
−8
−6
−4
−2
0
2
4
6
8

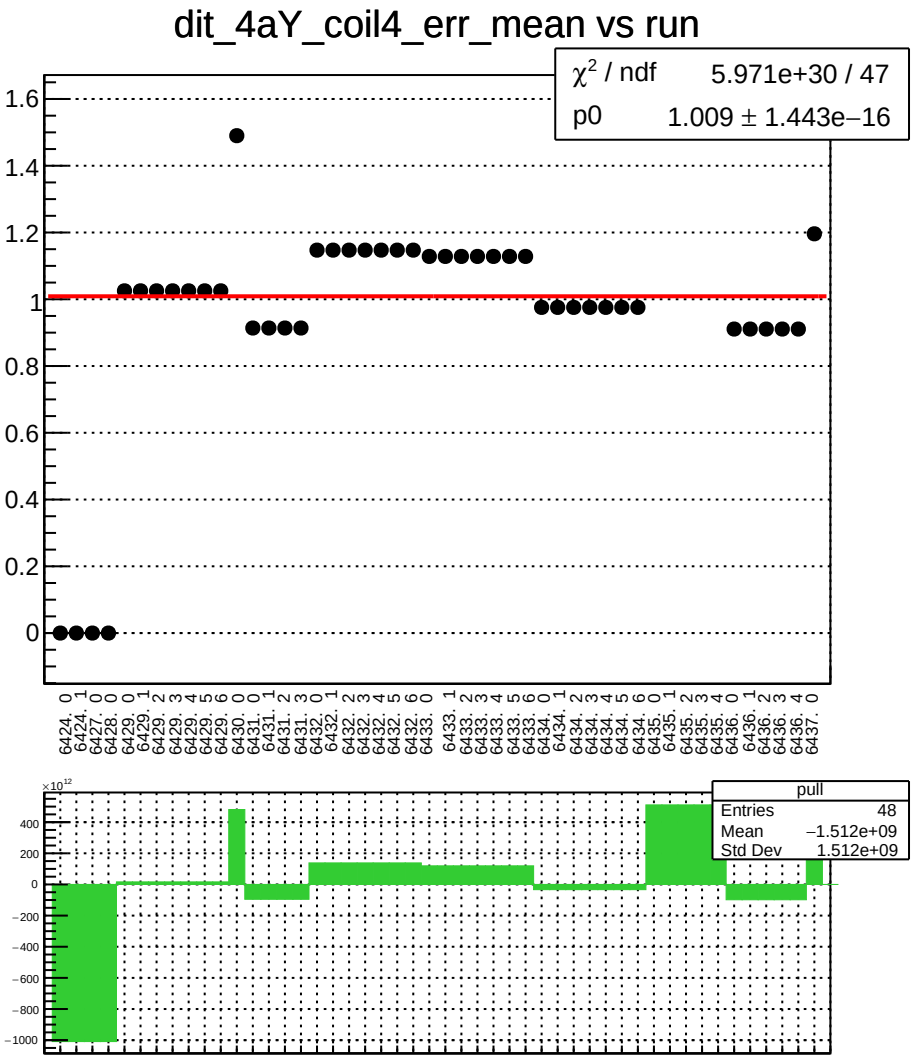
dit_4aY_coil4_err_mean vs run
χ² / ndf 5.971e+30 / 47
p0 1.009 ± 1.443e−16
pull
Entries 48
Mean −1.512e+09
Std Dev 1.512e+09

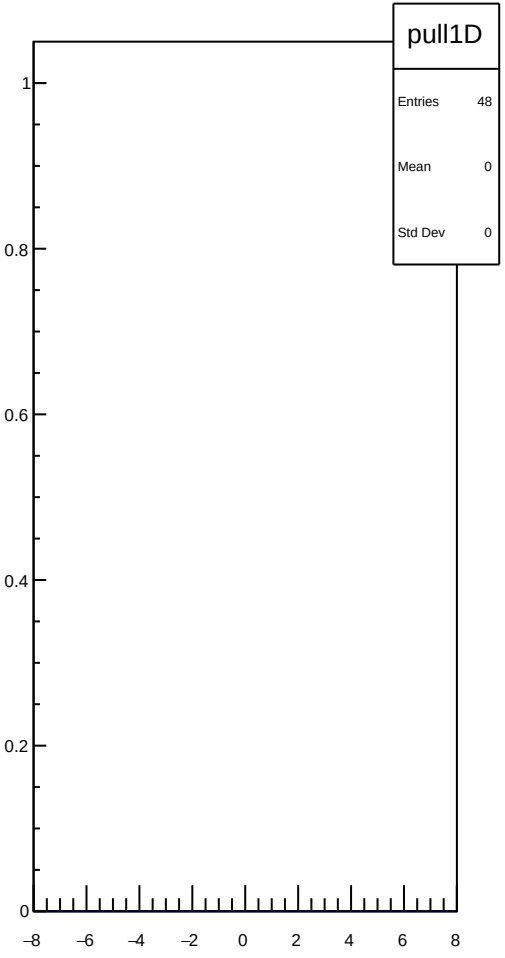
pull1D
Entries 48
Mean 0
Std Dev 0

dit_4aY_coil4_Ndata_mean vs run

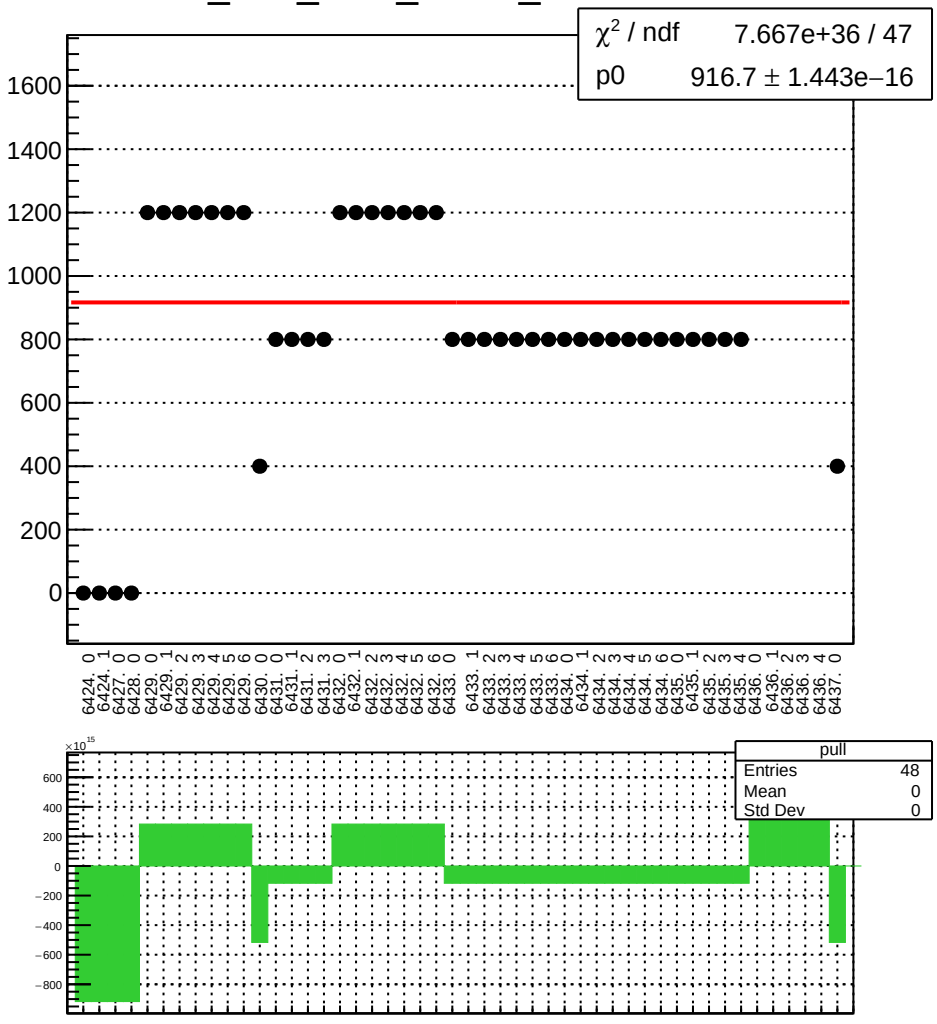

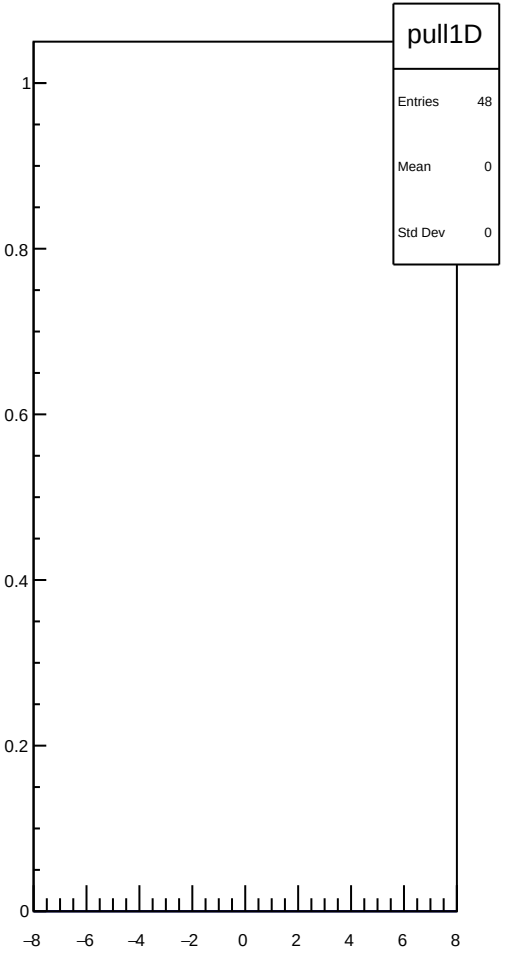

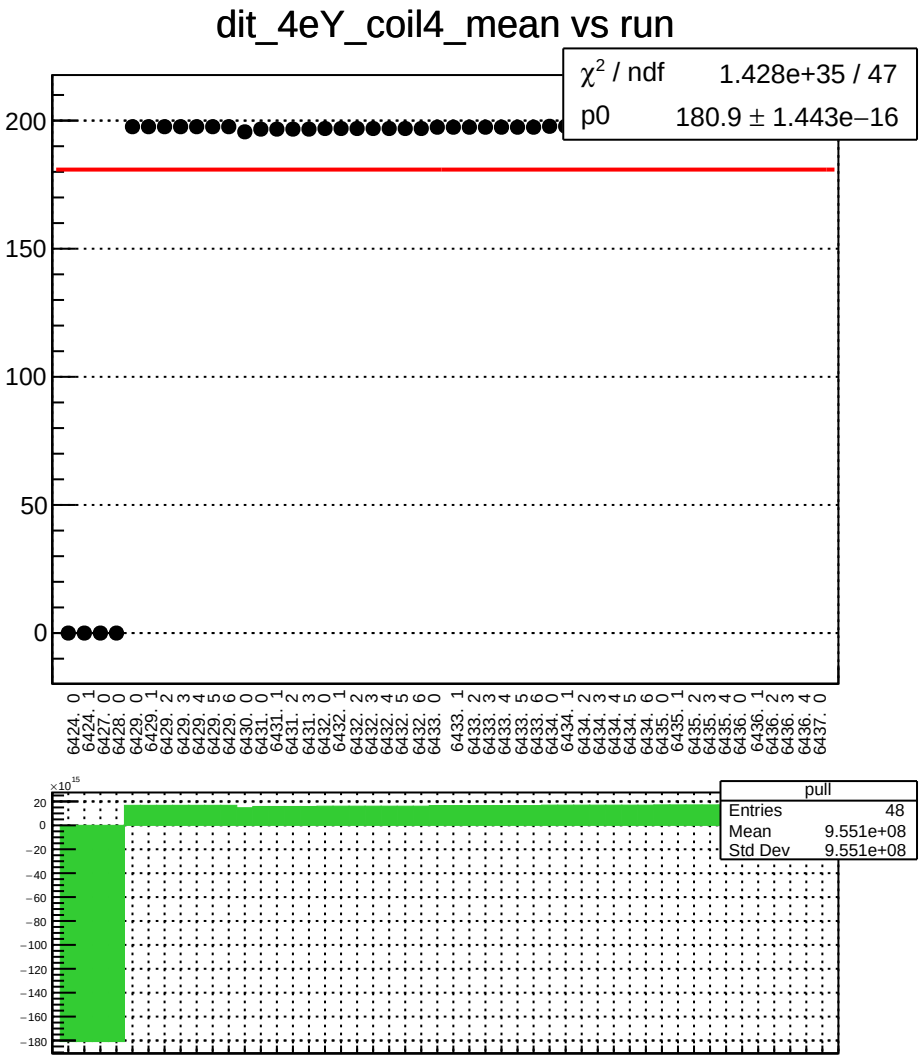
dit_4eY_coil4_mean vs run
χ^2 / ndf 1.428e+35 / 47
p0 180.9 ± 1.443e−16
200
150
100
50
0
6424. 0
6424. 1
6427. 0
6428. 0
6429. 0
6429. 1
6429. 2
6429. 3
6429. 4
6429. 5
6429. 6
6430. 0
6431. 0
6431. 1
6431. 2
6431. 3
6432. 0
6432. 1
6432. 2
6432. 3
6432. 4
6432. 5
6432. 6
6433. 0
6433. 1
6433. 2
6433. 3
6433. 4
6433. 5
6433. 6
6434. 0
6434. 1
6434. 2
6434. 3
6434. 4
6434. 5
6434. 6
6435. 0
6435. 1
6435. 2
6435. 3
6435. 4
6436. 0
6436. 1
6436. 2
6436. 3
6436. 4
6437. 0
×10^15
20
0
−20
−40
−60
−80
−100
−120
−140
−160
−180
pull
Entries 48
Mean 9.551e+08
Std Dev 9.551e+08

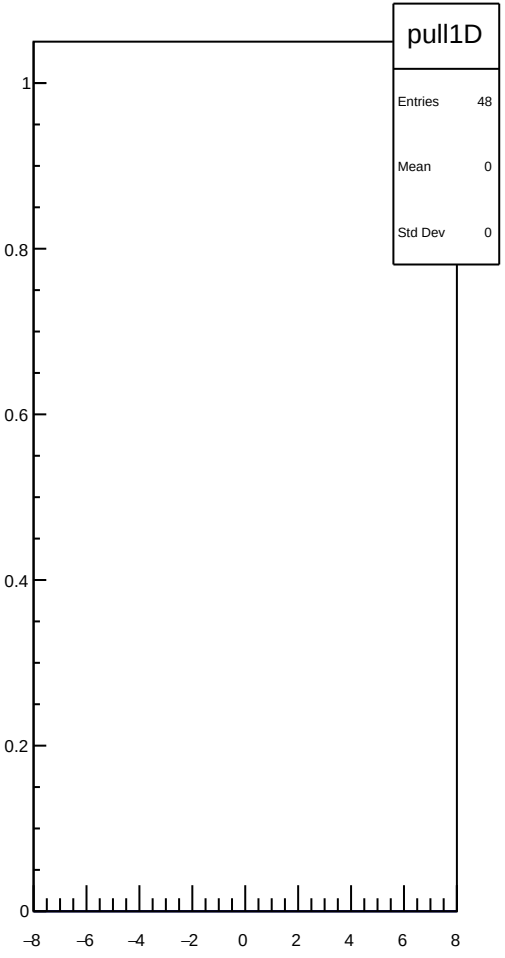
pull1D
Entries 48
Mean 0
Std Dev 0
1
0.8
0.6
0.4
0.2
0
−8
−6
−4
−2
0
2
4
6
8

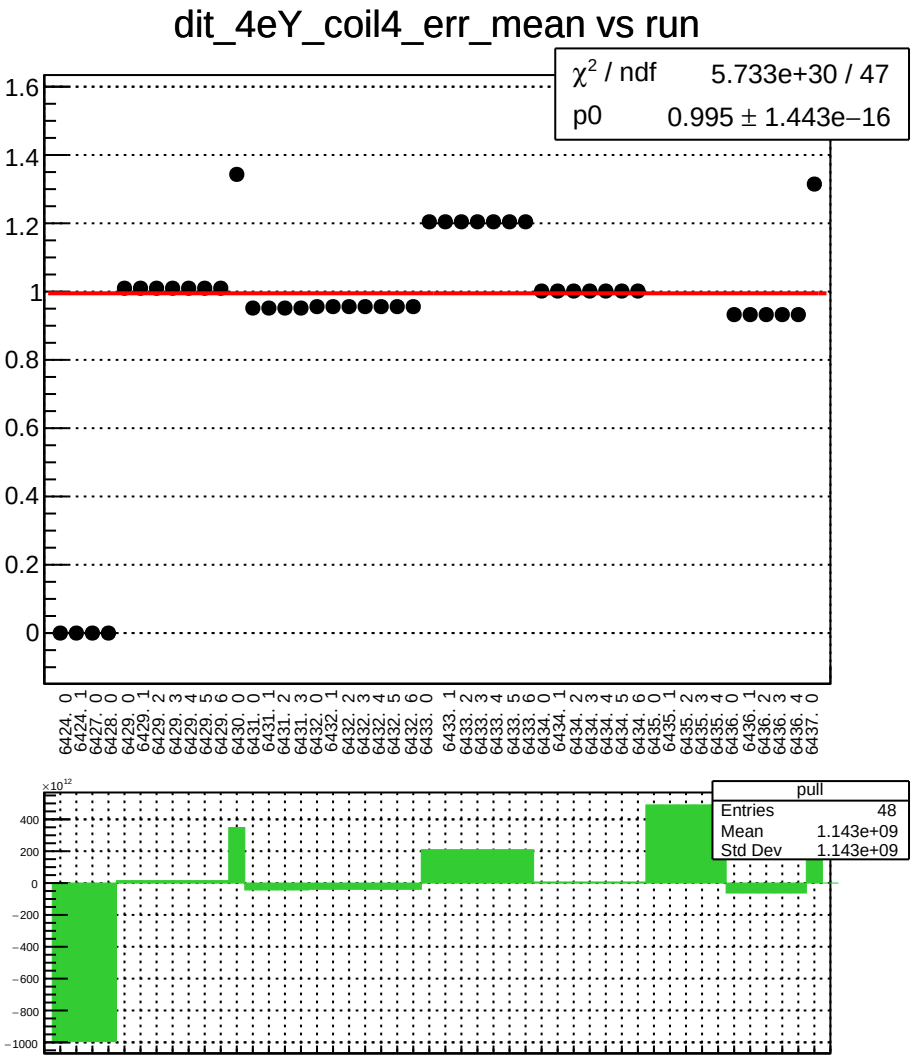
dit_4eY_coil4_err_mean vs run
χ² / ndf 5.733e+30 / 47
p0 0.995 ± 1.443e−16
1.6
1.4
1.2
1
0.8
0.6
0.4
0.2
0
6424. 0
6424. 1
6427. 0
6428. 0
6429. 0
6429. 1
6429. 2
6429. 3
6429. 4
6429. 5
6429. 6
6430. 0
6431. 0
6431. 1
6431. 2
6431. 3
6432. 0
6432. 1
6432. 2
6432. 3
6432. 4
6432. 5
6432. 6
6433. 0
6433. 1
6433. 2
6433. 3
6433. 4
6433. 5
6433. 6
6434. 0
6434. 1
6434. 2
6434. 3
6434. 4
6434. 5
6434. 6
6435. 0
6435. 1
6435. 2
6435. 3
6435. 4
6436. 0
6436. 1
6436. 2
6436. 3
6436. 4
6437. 0
×10¹²
400
200
0
−200
−400
−600
−800
−1000
pull
Entries 48
Mean 1.143e+09
Std Dev 1.143e+09

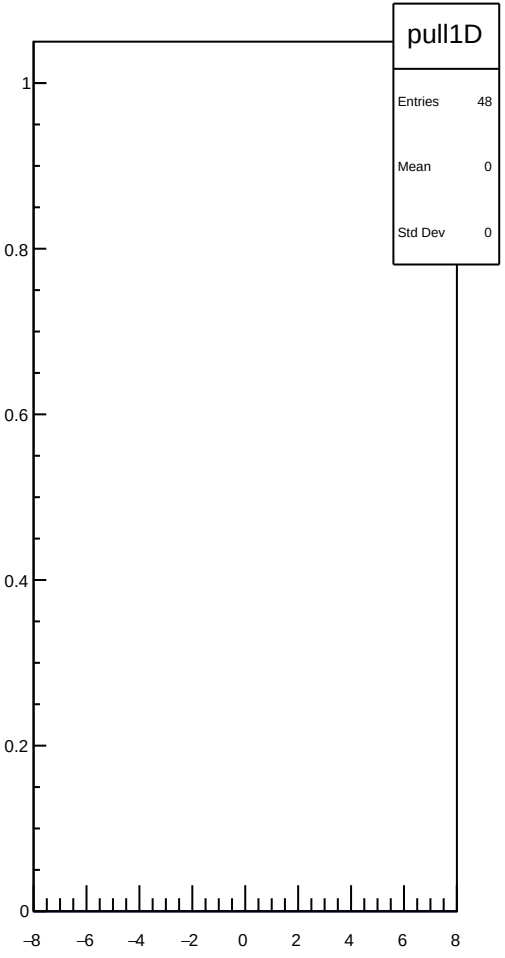
pull1D
Entries 48
Mean 0
Std Dev 0
1
0.8
0.6
0.4
0.2
0
−8
−6
−4
−2
0
2
4
6
8

dit_4eY_coil4_Ndata_mean vs run

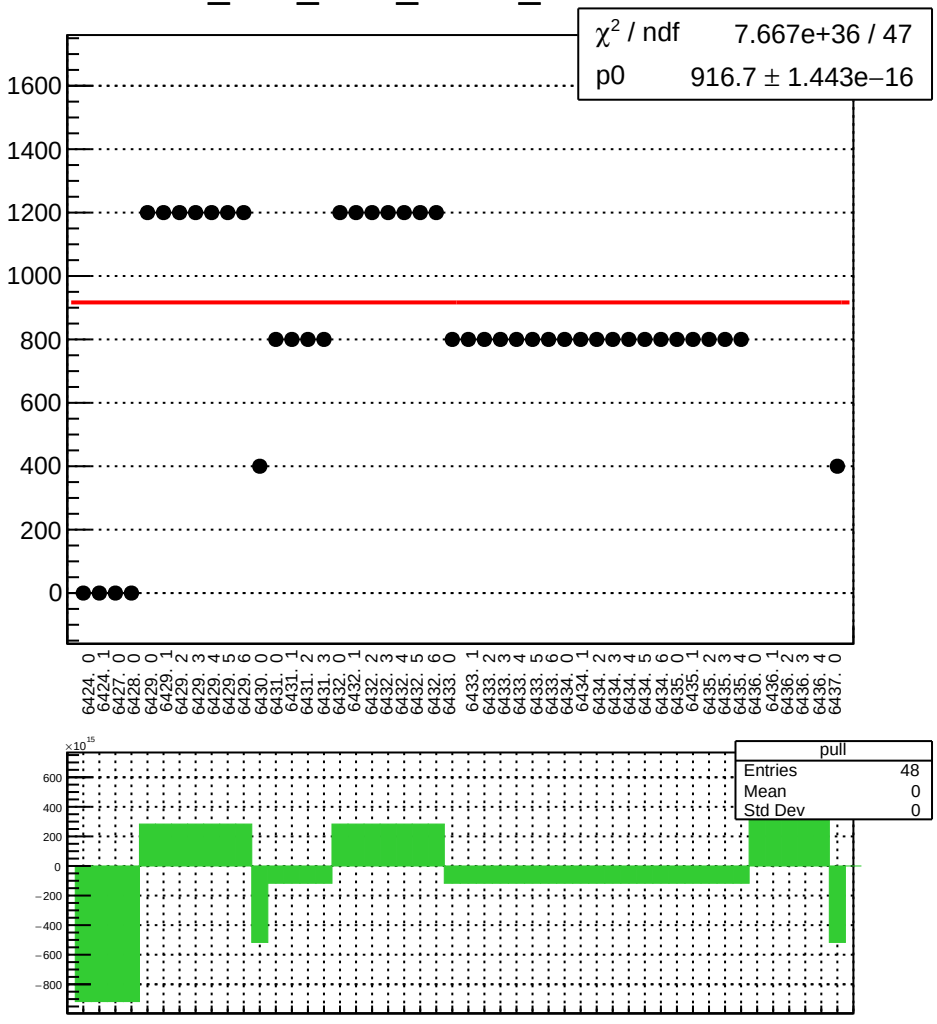

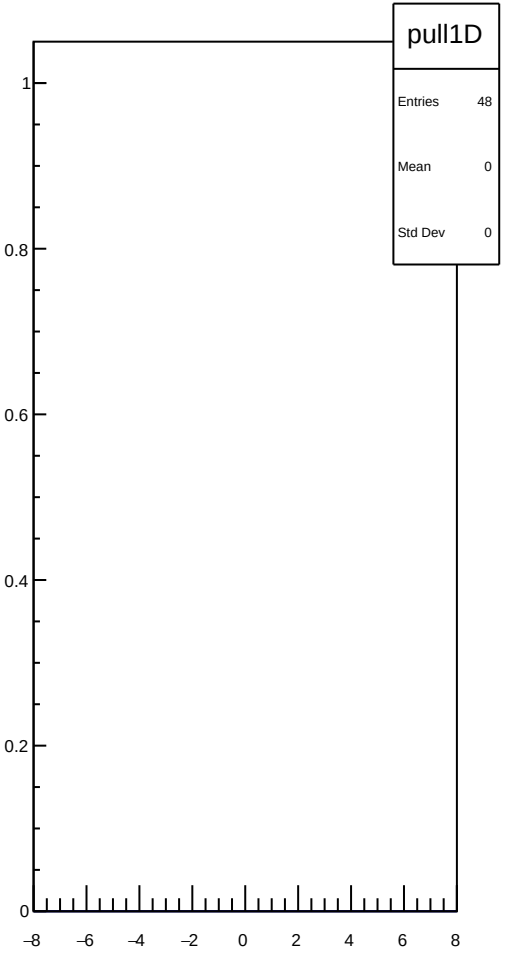

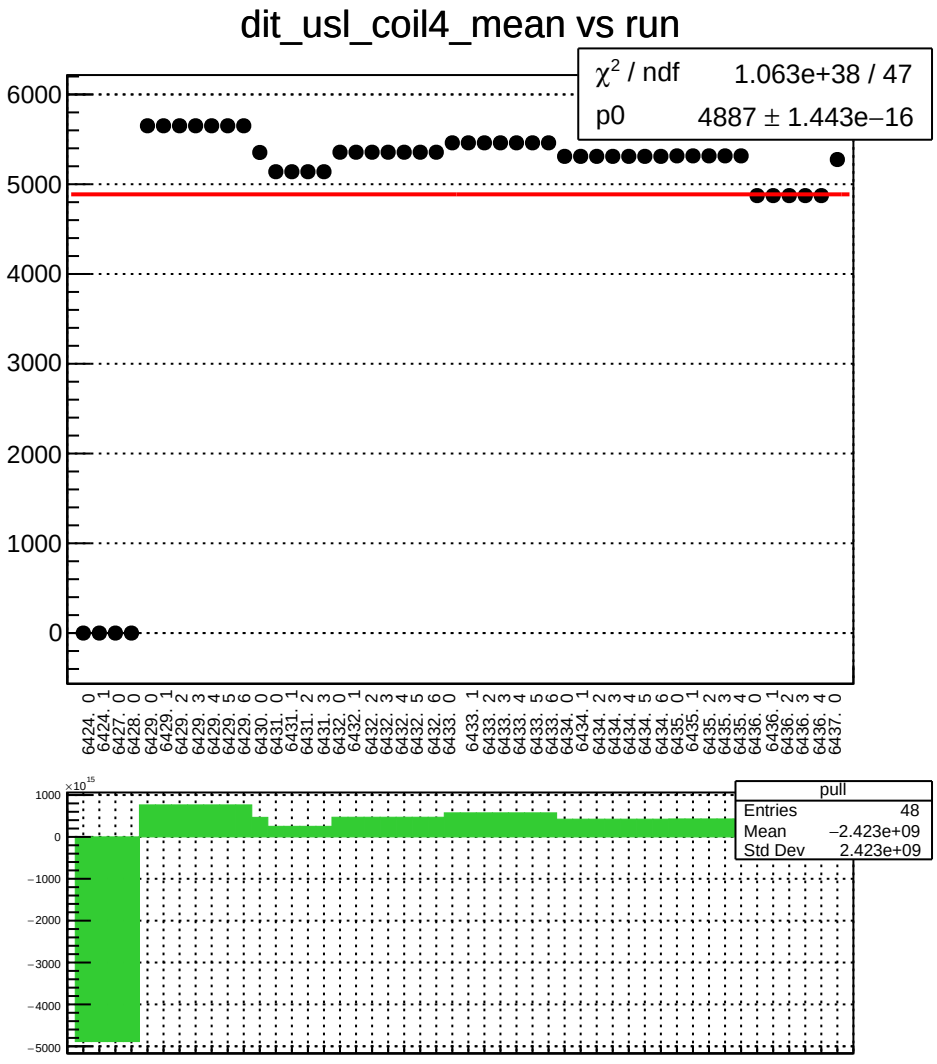
dit_usl_coil4_mean vs run
χ² / ndf 1.063e+38 / 47
p0 4887 ± 1.443e−16
6000
5000
4000
3000
2000
1000
0
6424. 0
6424. 1
6427. 0
6428. 0
6429. 0
6429. 1
6429. 2
6429. 3
6429. 4
6429. 5
6429. 6
6430. 0
6431. 0
6431. 1
6431. 2
6431. 3
6432. 0
6432. 1
6432. 2
6432. 3
6432. 4
6432. 5
6432. 6
6433. 0
6433. 1
6433. 2
6433. 3
6433. 4
6433. 5
6433. 6
6434. 0
6434. 1
6434. 2
6434. 3
6434. 4
6434. 5
6434. 6
6435. 0
6435. 1
6435. 2
6435. 3
6435. 4
6436. 0
6436. 1
6436. 2
6436. 3
6436. 4
6437. 0
×10^15
1000
0
−1000
−2000
−3000
−4000
−5000
pull
Entries 48
Mean −2.423e+09
Std Dev 2.423e+09

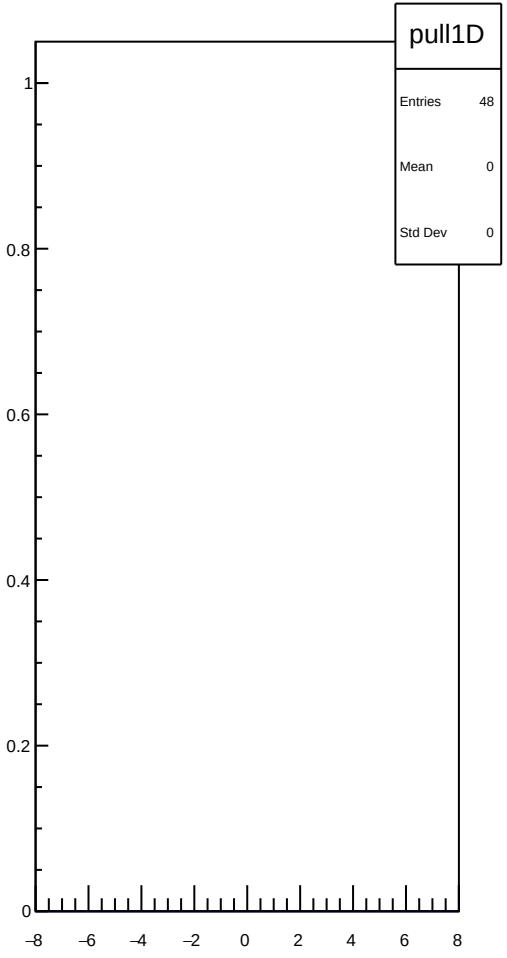
pull1D
Entries 48
Mean 0
Std Dev 0
1
0.8
0.6
0.4
0.2
0
−8
−6
−4
−2
0
2
4
6
8

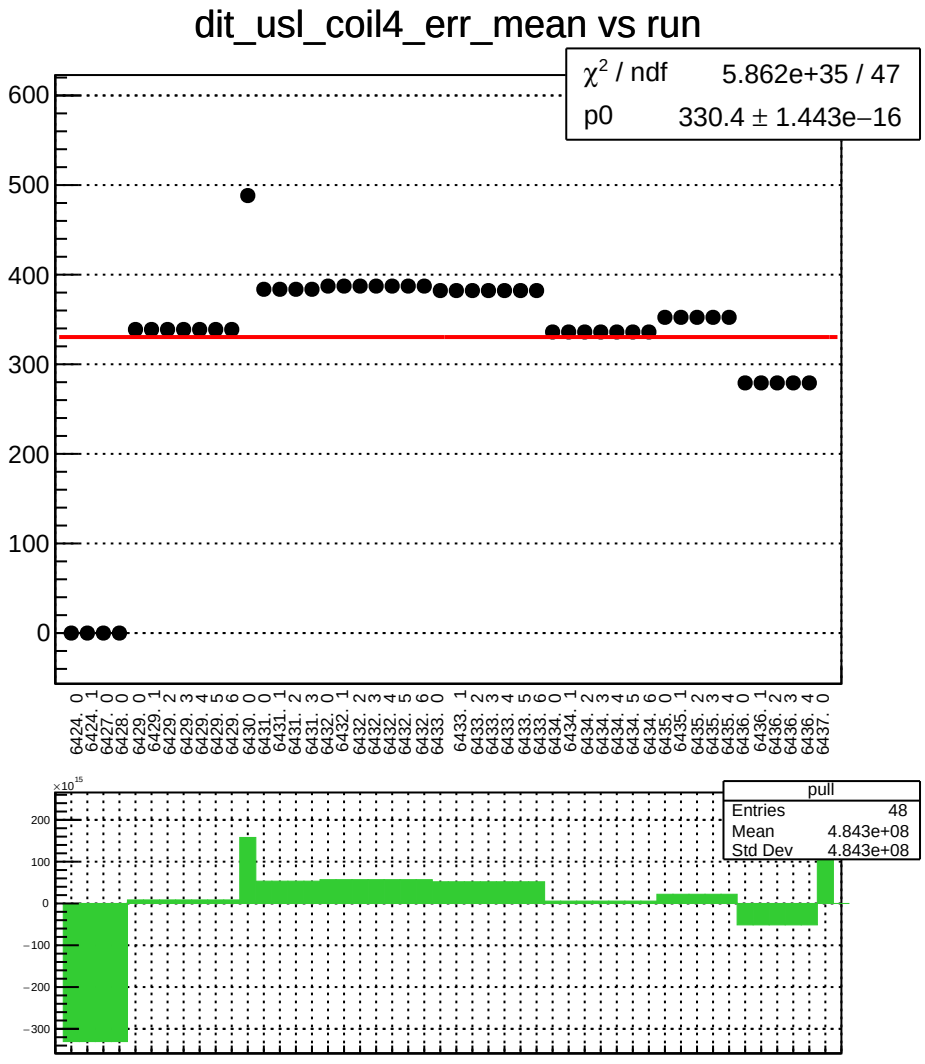
dit_usl_coil4_err_mean vs run
χ² / ndf 5.862e+35 / 47
p0 330.4 ± 1.443e−16
600
500
400
300
200
100
0
6424. 0
6424. 1
6427. 0
6428. 0
6429. 0
6429. 1
6429. 2
6429. 3
6429. 4
6429. 5
6429. 6
6430. 0
6431. 0
6431. 1
6431. 2
6431. 3
6432. 0
6432. 1
6432. 2
6432. 3
6432. 4
6432. 5
6432. 6
6433. 0
6433. 1
6433. 2
6433. 3
6433. 4
6433. 5
6433. 6
6434. 0
6434. 1
6434. 2
6434. 3
6434. 4
6434. 5
6434. 6
6435. 0
6435. 1
6435. 2
6435. 3
6435. 4
6436. 0
6436. 1
6436. 2
6436. 3
6436. 4
6437. 0
×10¹⁵
200
100
0
−100
−200
−300
pull
Entries 48
Mean 4.843e+08
Std Dev 4.843e+08

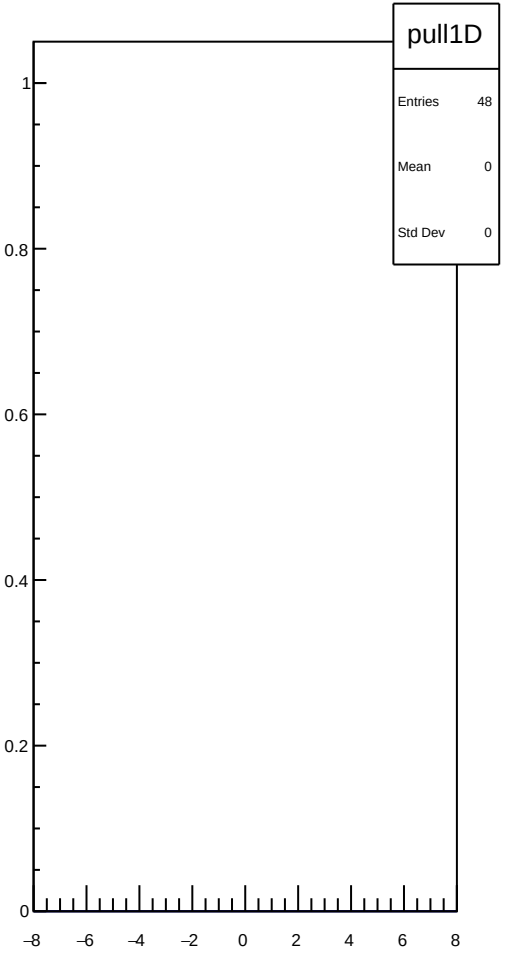
pull1D
Entries 48
Mean 0
Std Dev 0
1
0.8
0.6
0.4
0.2
0
−8
−6
−4
−2
0
2
4
6
8

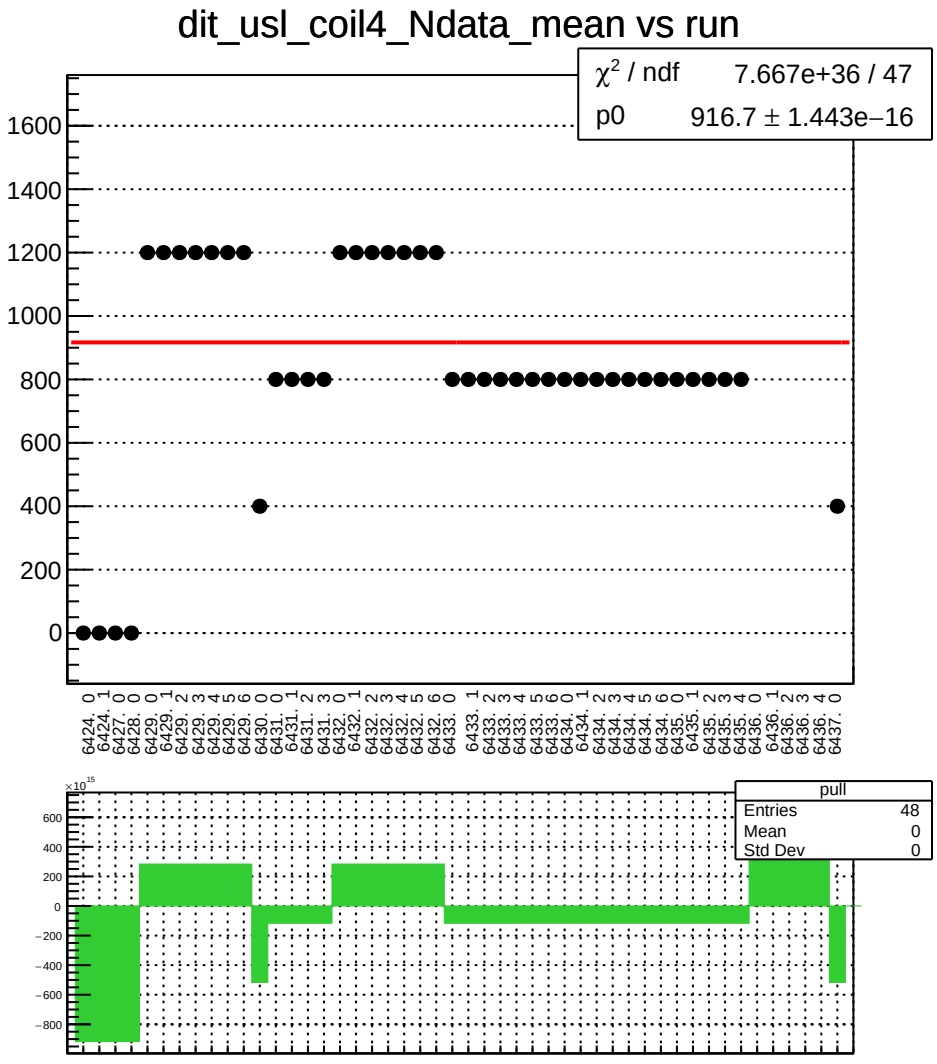
dit_usl_coil4_Ndata_mean vs run
χ² / ndf 7.667e+36 / 47
p0 916.7 ± 1.443e−16
1600
1400
1200
1000
800
600
400
200
0
6424. 0
6424. 1
6427. 0
6428. 0
6429. 0
6429. 1
6429. 2
6429. 3
6429. 4
6429. 5
6429. 6
6430. 0
6430. 0
6431. 1
6431. 1
6431. 2
6431. 3
6432. 0
6432. 1
6432. 2
6432. 3
6432. 4
6432. 5
6432. 6
6433. 0
6433. 1
6433. 2
6433. 3
6433. 4
6433. 5
6433. 6
6434. 0
6434. 1
6434. 2
6434. 3
6434. 4
6434. 5
6434. 6
6435. 0
6435. 1
6435. 2
6435. 3
6435. 4
6436. 0
6436. 1
6436. 2
6436. 3
6436. 4
6437. 0
×10¹⁵
600
400
200
0
−200
−400
−600
−800
pull
Entries 48
Mean 0
Std Dev 0

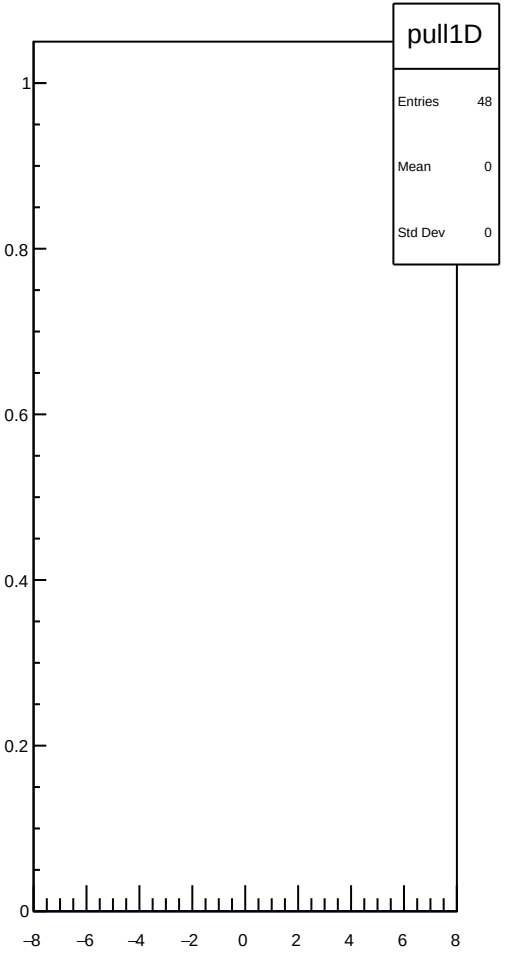
pull1D
Entries 48
Mean 0
Std Dev 0
1
0.8
0.6
0.4
0.2
0
−8
−6
−4
−2
0
2
4
6
8

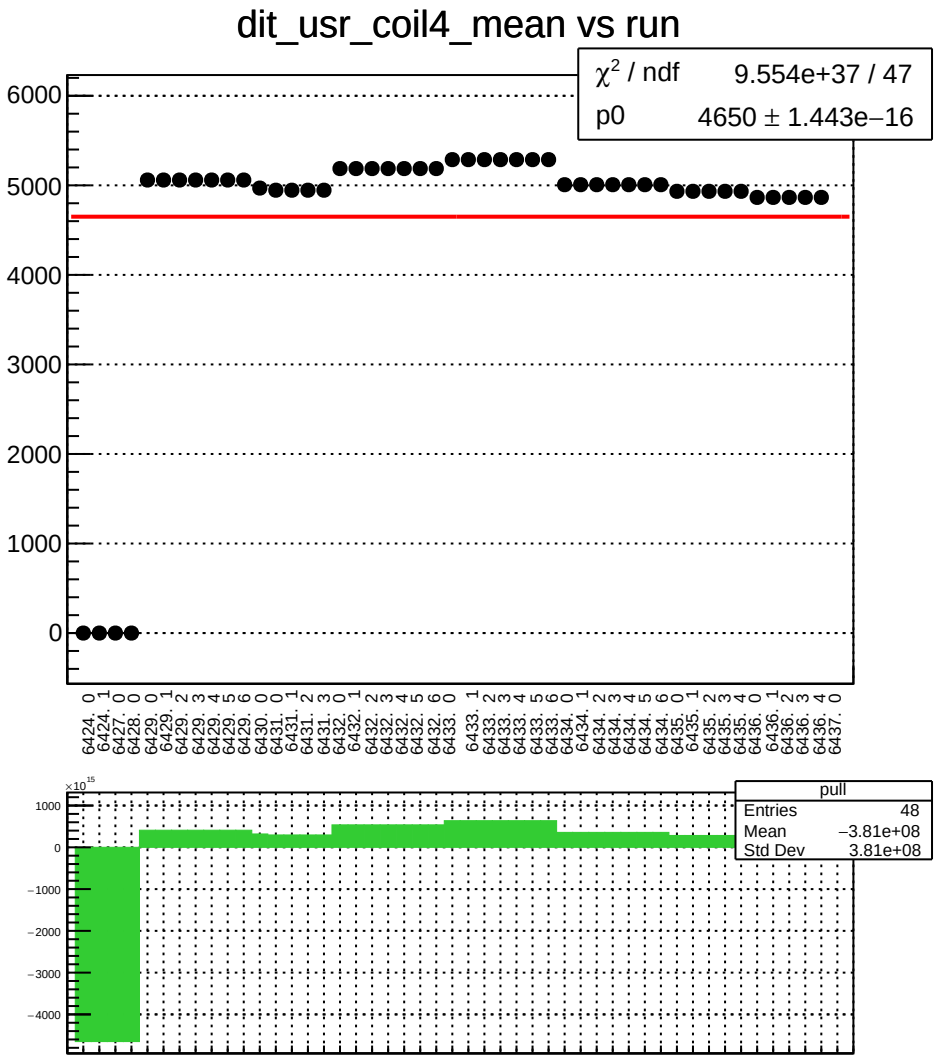
dit_usr_coil4_mean vs run
χ² / ndf 9.554e+37 / 47
p0 4650 ± 1.443e−16
6000
5000
4000
3000
2000
1000
0
6424. 0
6424. 1
6427. 0
6428. 0
6429. 0
6429. 1
6429. 2
6429. 3
6429. 4
6429. 5
6429. 6
6430. 0
6431. 0
6431. 1
6431. 2
6431. 3
6432. 0
6432. 1
6432. 2
6432. 3
6432. 4
6432. 5
6432. 6
6433. 0
6433. 1
6433. 2
6433. 3
6433. 4
6433. 5
6433. 6
6434. 0
6434. 1
6434. 2
6434. 3
6434. 4
6434. 5
6434. 6
6435. 0
6435. 1
6435. 2
6435. 3
6435. 4
6436. 0
6436. 1
6436. 2
6436. 3
6436. 4
6437. 0
×10¹⁵
1000
0
−1000
−2000
−3000
−4000
pull
Entries 48
Mean −3.81e+08
Std Dev 3.81e+08

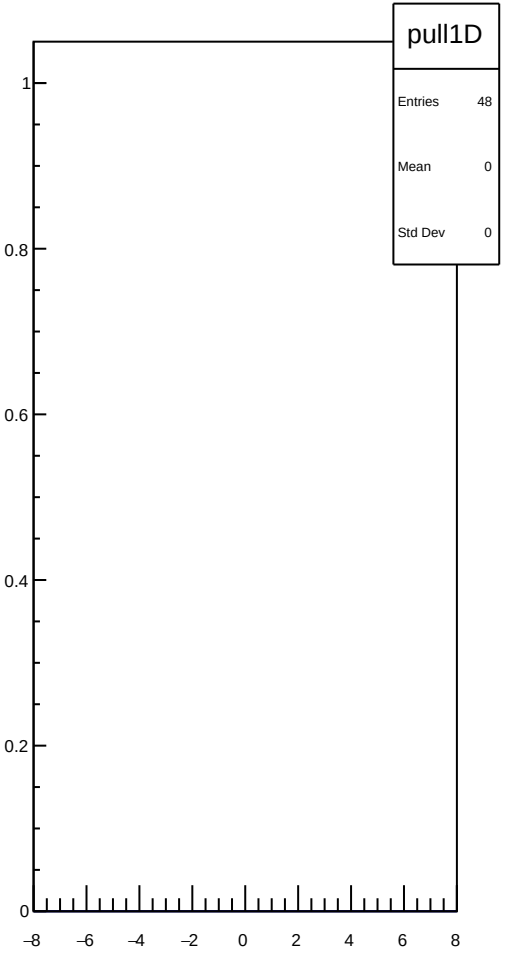
pull1D
Entries 48
Mean 0
Std Dev 0
1
0.8
0.6
0.4
0.2
0
−8
−6
−4
−2
0
2
4
6
8

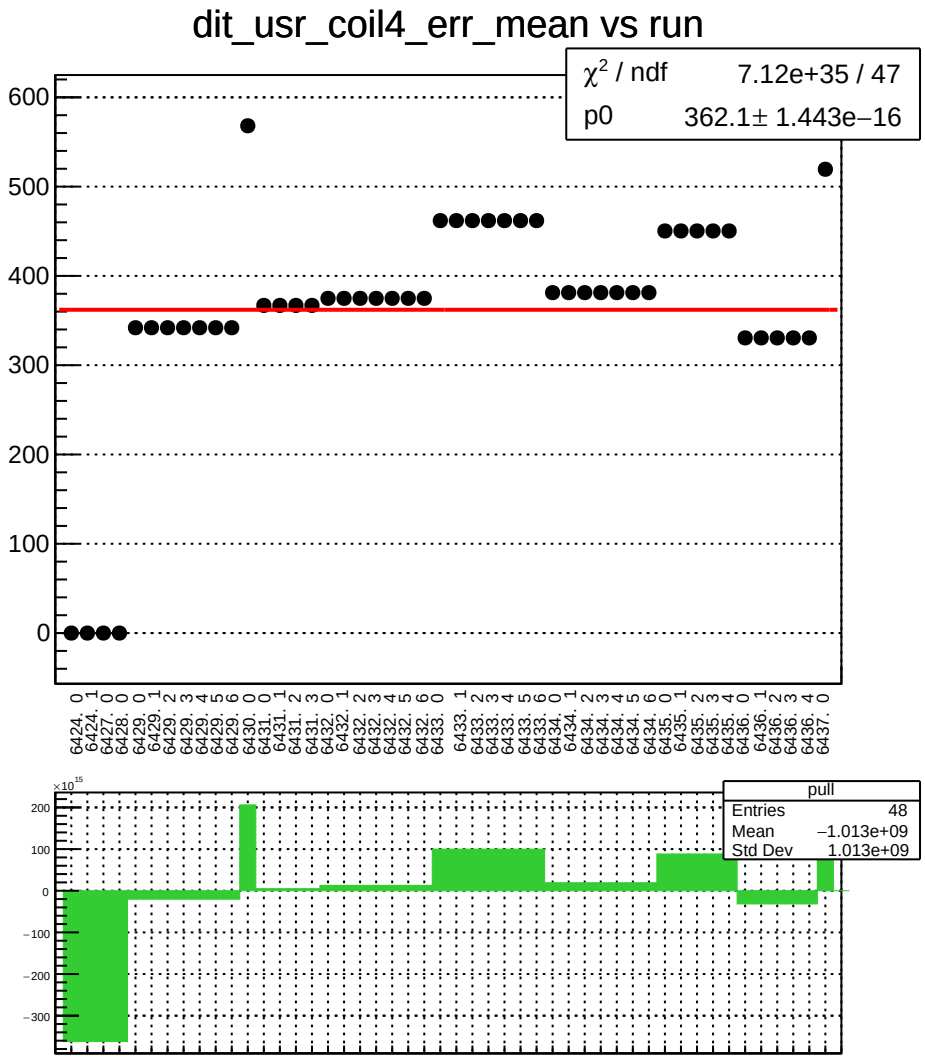
dit_usr_coil4_err_mean vs run
χ² / ndf 7.12e+35 / 47
p0 362.1± 1.443e−16
600
500
400
300
200
100
0
6424. 0
6424. 1
6427. 0
6428. 0
6429. 0
6429. 1
6429. 2
6429. 3
6429. 4
6429. 5
6429. 6
6430. 0
6431. 0
6431. 1
6431. 2
6431. 3
6432. 0
6432. 1
6432. 2
6432. 3
6432. 4
6432. 5
6432. 6
6433. 0
6433. 1
6433. 2
6433. 3
6433. 4
6433. 5
6433. 6
6434. 0
6434. 1
6434. 2
6434. 3
6434. 4
6434. 5
6434. 6
6435. 0
6435. 1
6435. 2
6435. 3
6435. 4
6436. 0
6436. 1
6436. 2
6436. 3
6436. 4
6437. 0
×10^15
200
100
0
−100
−200
−300
pull
Entries 48
Mean −1.013e+09
Std Dev 1.013e+09

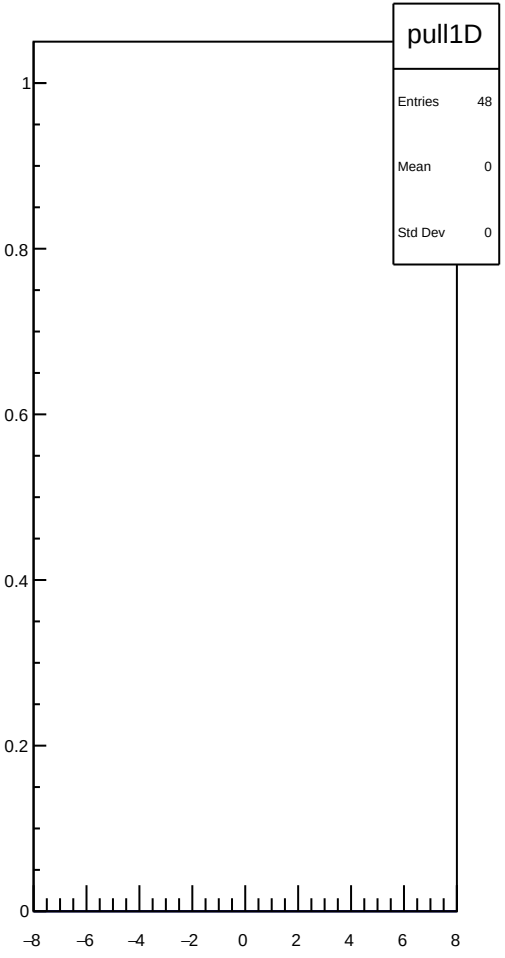
pull1D
Entries 48
Mean 0
Std Dev 0
1
0.8
0.6
0.4
0.2
0
−8
−6
−4
−2
0
2
4
6
8

dit_usr_coil4_Ndata_mean vs run

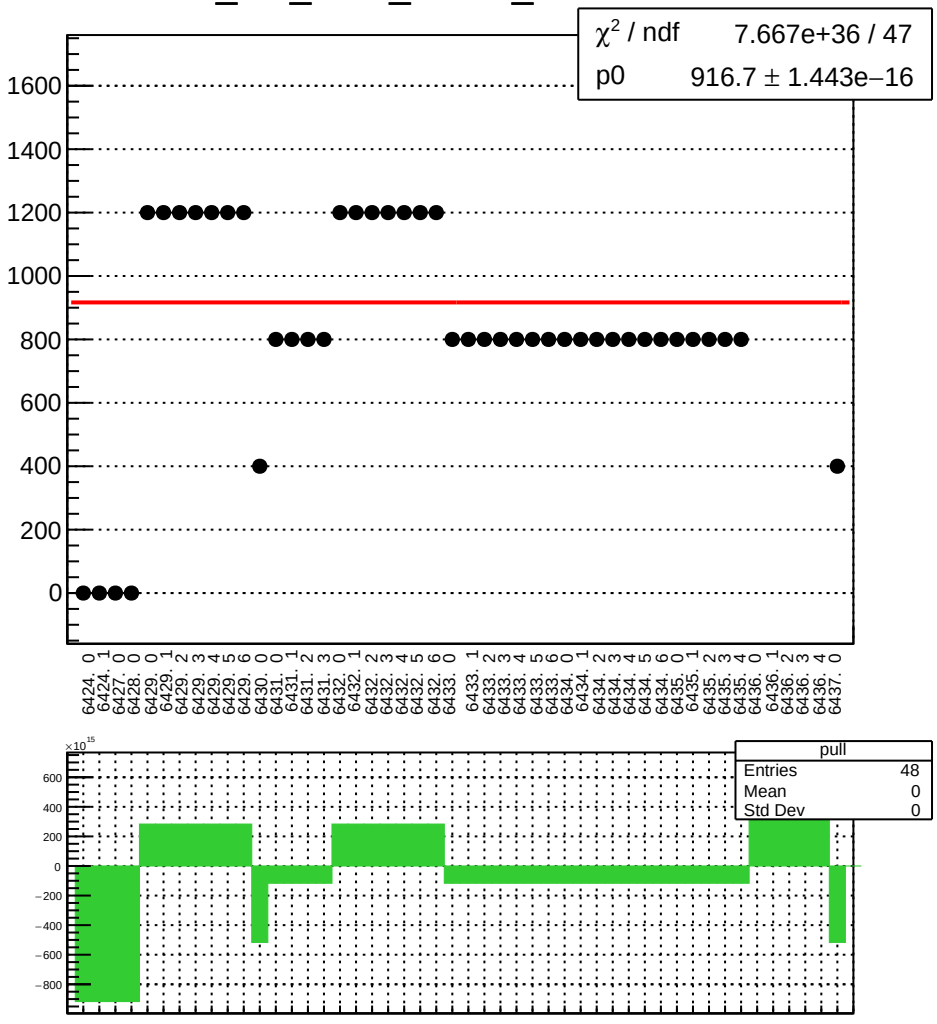

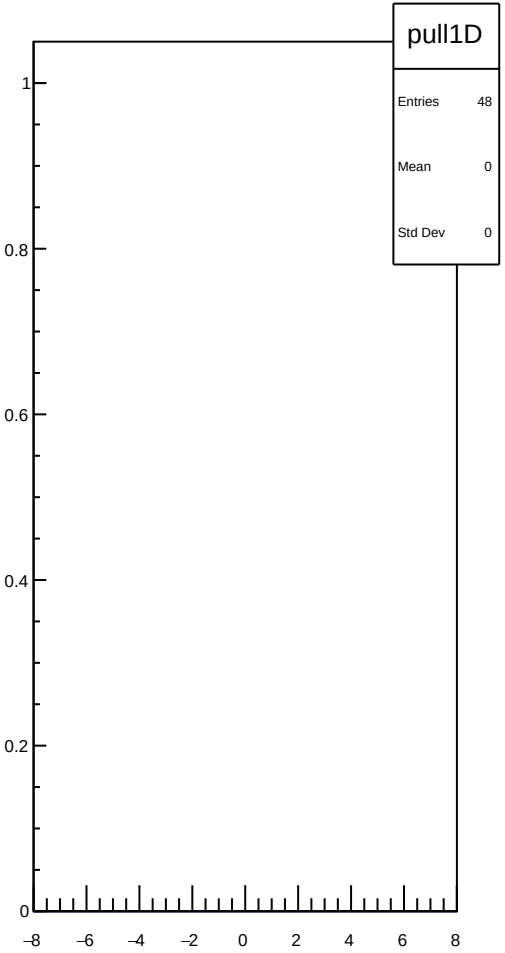

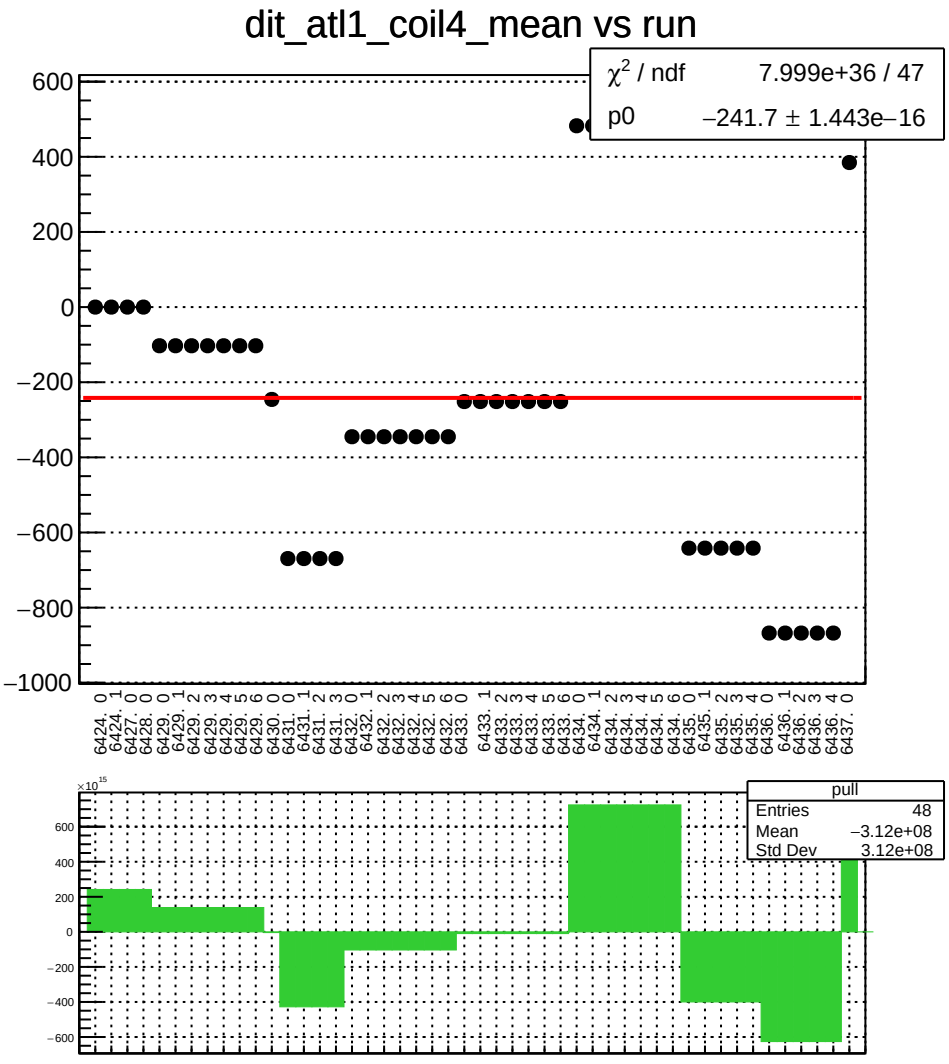
dit_atl1_coil4_mean vs run
χ² / ndf 7.999e+36 / 47
p0 −241.7 ± 1.443e−16
600
400
200
0
−200
−400
−600
−800
−1000
6424. 0
6424. 1
6427. 0
6428. 0
6429. 0
6429. 1
6429. 2
6429. 3
6429. 4
6429. 5
6429. 6
6430. 0
6431. 0
6431. 1
6431. 2
6431. 3
6432. 0
6432. 1
6432. 2
6432. 3
6432. 4
6432. 5
6432. 6
6433. 0
6433. 1
6433. 2
6433. 3
6433. 4
6433. 5
6433. 6
6434. 0
6434. 1
6434. 2
6434. 3
6434. 4
6434. 5
6434. 6
6435. 0
6435. 1
6435. 2
6435. 3
6435. 4
6436. 0
6436. 1
6436. 2
6436. 3
6436. 4
6437. 0
×10^15
pull
Entries 48
Mean −3.12e+08
Std Dev 3.12e+08
600
400
200
0
−200
−400
−600

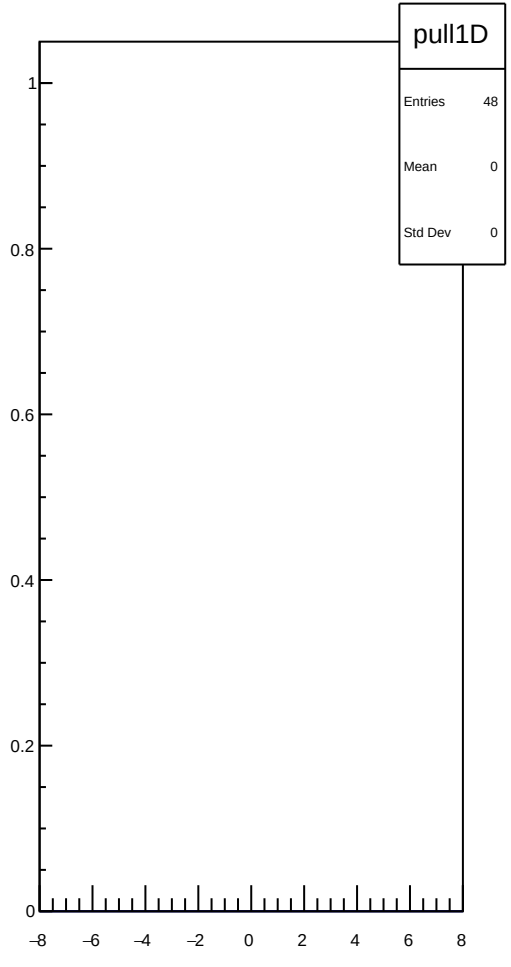
pull1D
Entries 48
Mean 0
Std Dev 0
1
0.8
0.6
0.4
0.2
0
−8
−6
−4
−2
0
2
4
6
8

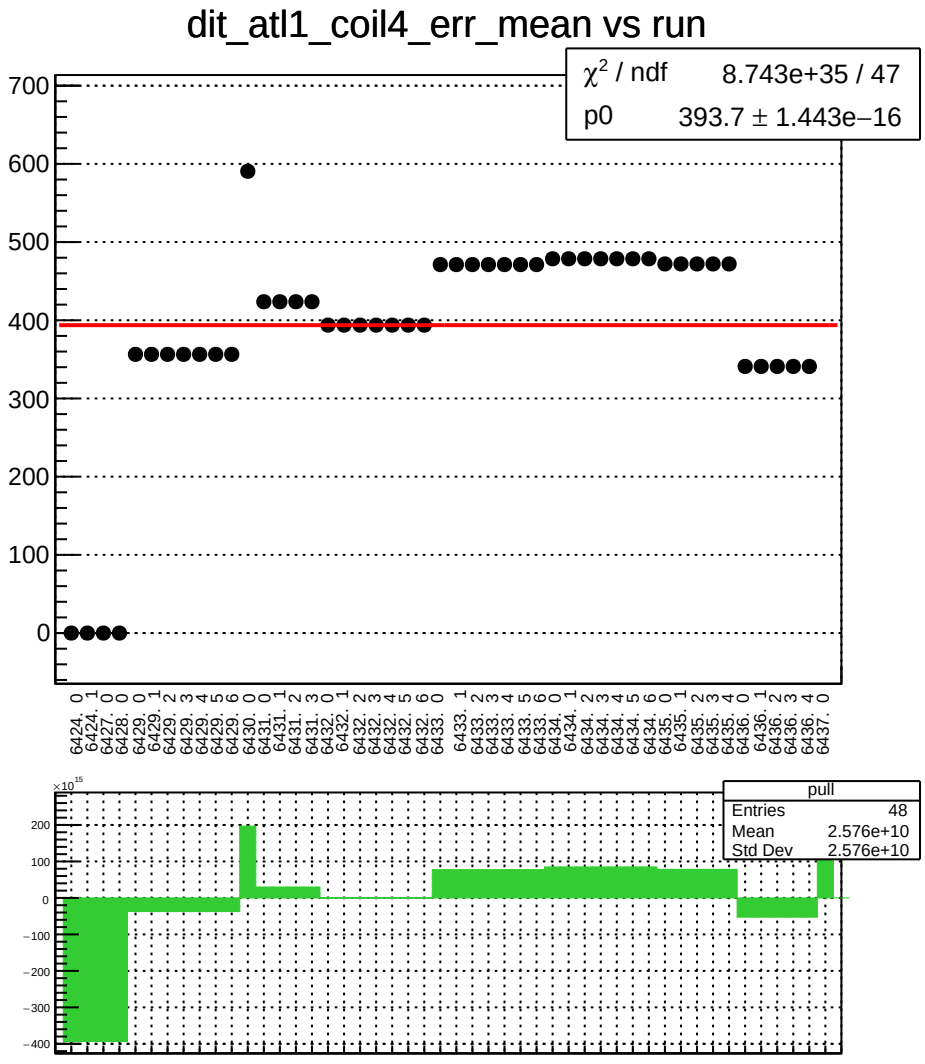
dit_atl1_coil4_err_mean vs run
χ² / ndf 8.743e+35 / 47
p0 393.7 ± 1.443e−16
700
600
500
400
300
200
100
0
6424. 0
6424. 1
6427. 0
6428. 0
6429. 0
6429. 1
6429. 2
6429. 3
6429. 4
6429. 5
6429. 6
6430. 0
6431. 0
6431. 1
6431. 2
6431. 3
6432. 0
6432. 1
6432. 2
6432. 3
6432. 4
6432. 5
6432. 6
6433. 0
6433. 1
6433. 2
6433. 3
6433. 4
6433. 5
6433. 6
6434. 0
6434. 1
6434. 2
6434. 3
6434. 4
6434. 5
6434. 6
6435. 0
6435. 1
6435. 2
6435. 3
6435. 4
6436. 0
6436. 1
6436. 2
6436. 3
6436. 4
6437. 0
×10^15
200
100
0
−100
−200
−300
−400
pull
Entries 48
Mean 2.576e+10
Std Dev 2.576e+10
pull1D
Entries 48
Mean 0
Std Dev 0
1
0.8
0.6
0.4
0.2
0
−8
−6
−4
−2
0
2
4
6
8

dit_atl1_coil4_Ndata_mean vs run

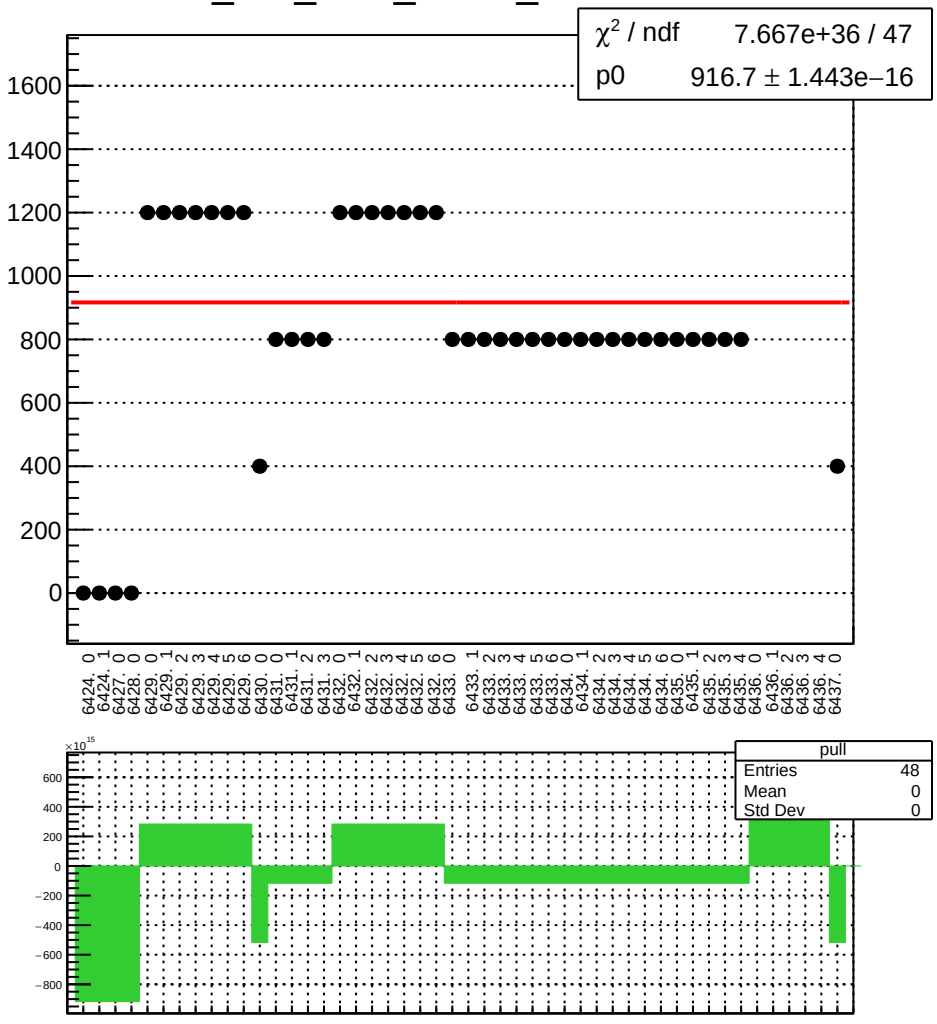

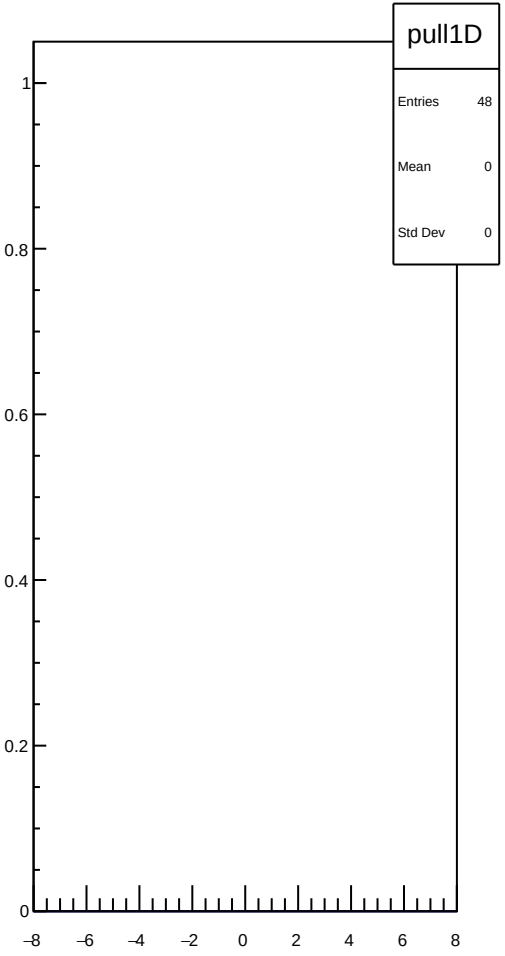

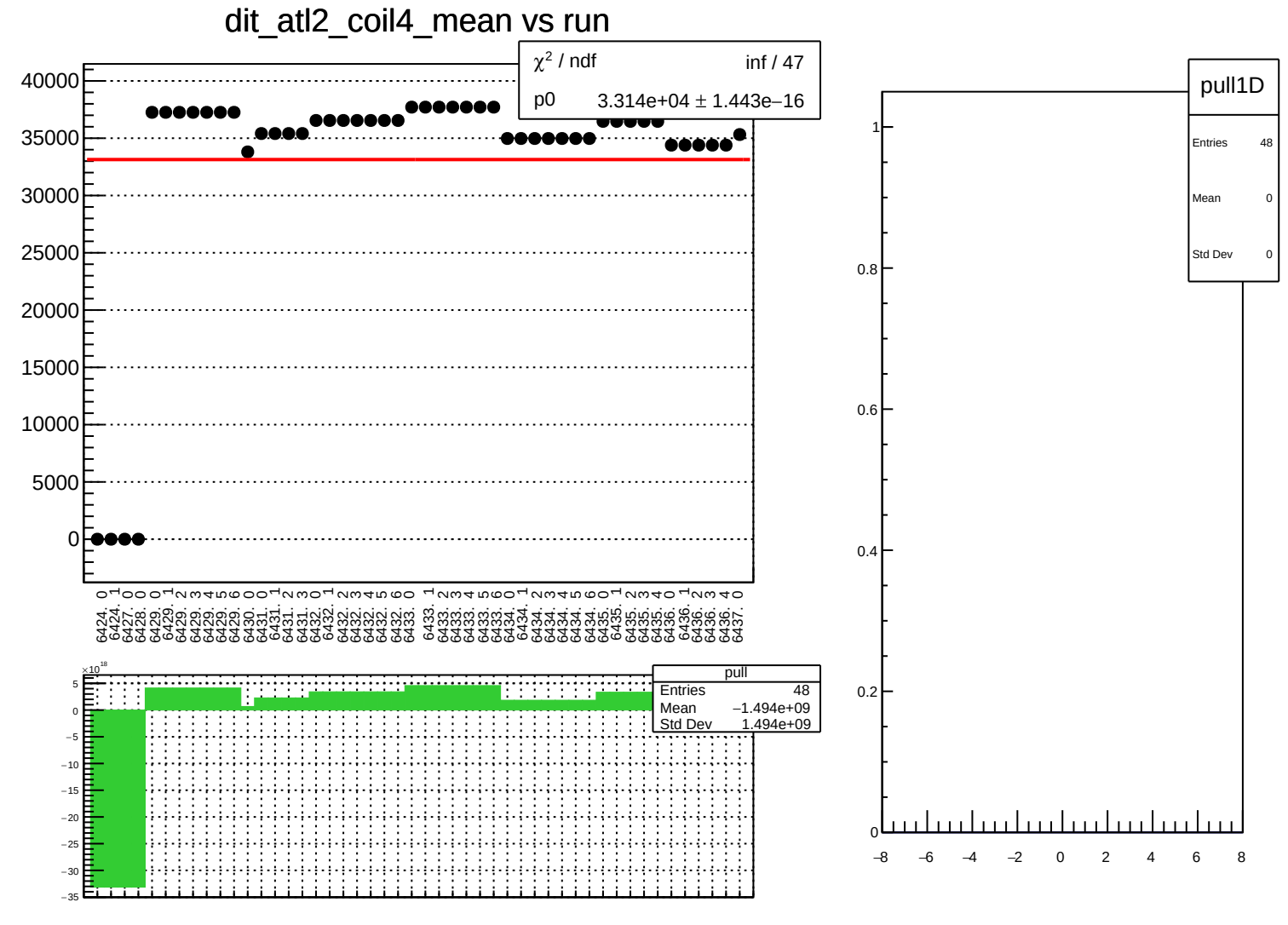
dit_atl2_coil4_mean vs run
χ² / ndf inf / 47
p0 3.314e+04 ± 1.443e−16
40000
35000
30000
25000
20000
15000
10000
5000
0
6424. 0
6424. 1
6427. 0
6428. 0
6429. 0
6429. 1
6429. 2
6429. 3
6429. 4
6429. 5
6429. 6
6430. 0
6431. 0
6431. 1
6431. 2
6431. 3
6432. 0
6432. 1
6432. 2
6432. 3
6432. 4
6432. 5
6432. 6
6433. 0
6433. 1
6433. 2
6433. 3
6433. 4
6433. 5
6433. 6
6434. 0
6434. 1
6434. 2
6434. 3
6434. 4
6434. 5
6434. 6
6435. 0
6435. 1
6435. 2
6435. 3
6435. 4
6436. 0
6436. 1
6436. 2
6436. 3
6436. 4
6437. 0
×10¹⁸
5
0
−5
−10
−15
−20
−25
−30
−35
pull
Entries 48
Mean −1.494e+09
Std Dev 1.494e+09
pull1D
Entries 48
Mean 0
Std Dev 0
1
0.8
0.6
0.4
0.2
0
−8
−6
−4
−2
0
2
4
6
8

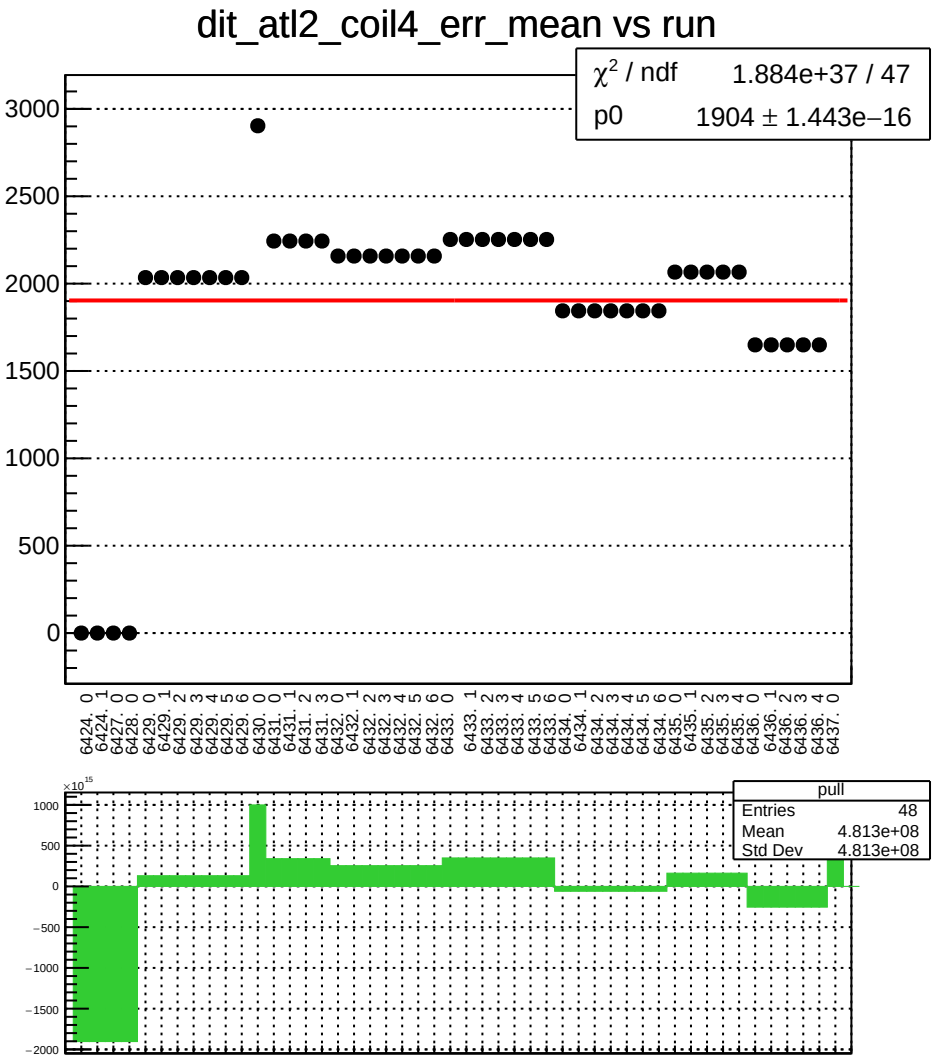
dit_atl2_coil4_err_mean vs run
χ^2 / ndf 1.884e+37 / 47
p0 1904 ± 1.443e−16
3000
2500
2000
1500
1000
500
0
6424. 0
6424. 1
6427. 0
6428. 0
6429. 0
6429. 1
6429. 2
6429. 3
6429. 4
6429. 5
6429. 6
6430. 0
6431. 0
6431. 1
6431. 2
6431. 3
6432. 0
6432. 1
6432. 2
6432. 3
6432. 4
6432. 5
6432. 6
6433. 0
6433. 1
6433. 2
6433. 3
6433. 4
6433. 5
6433. 6
6434. 0
6434. 1
6434. 2
6434. 3
6434. 4
6434. 5
6434. 6
6435. 0
6435. 1
6435. 2
6435. 3
6435. 4
6436. 0
6436. 1
6436. 2
6436. 3
6436. 4
6437. 0
$\times 10^{15}$
1000
500
0
−500
−1000
−1500
−2000
pull
Entries 48
Mean 4.813e+08
Std Dev 4.813e+08

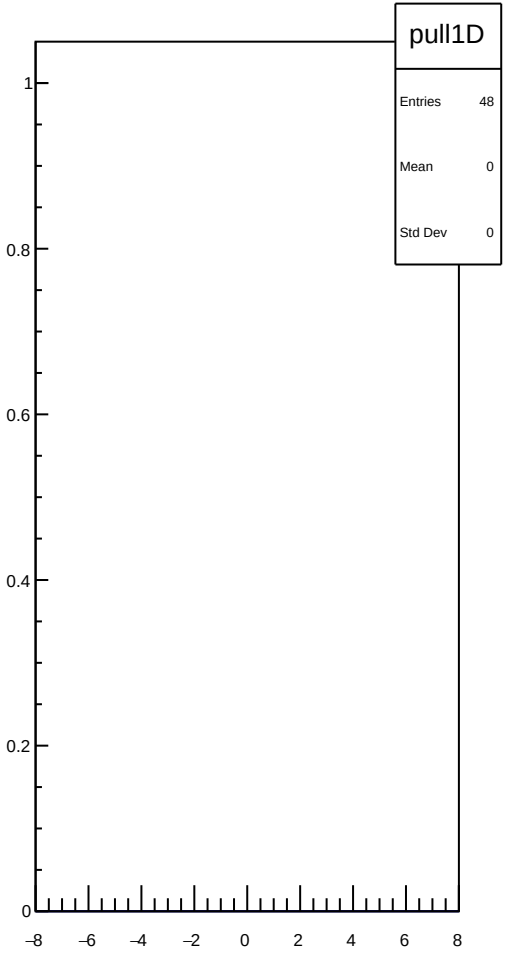
pull1D
Entries 48
Mean 0
Std Dev 0
1
0.8
0.6
0.4
0.2
0
−8
−6
−4
−2
0
2
4
6
8

dit_atl2_coil4_Ndata_mean vs run

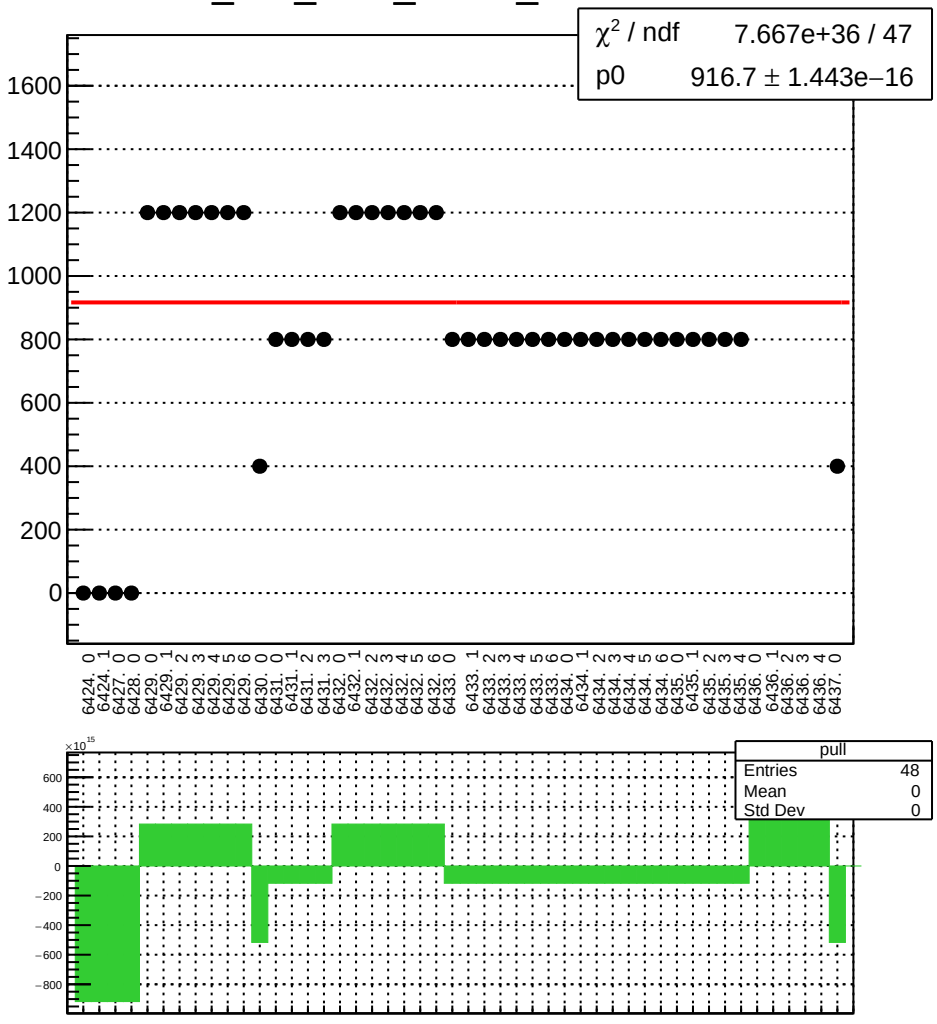

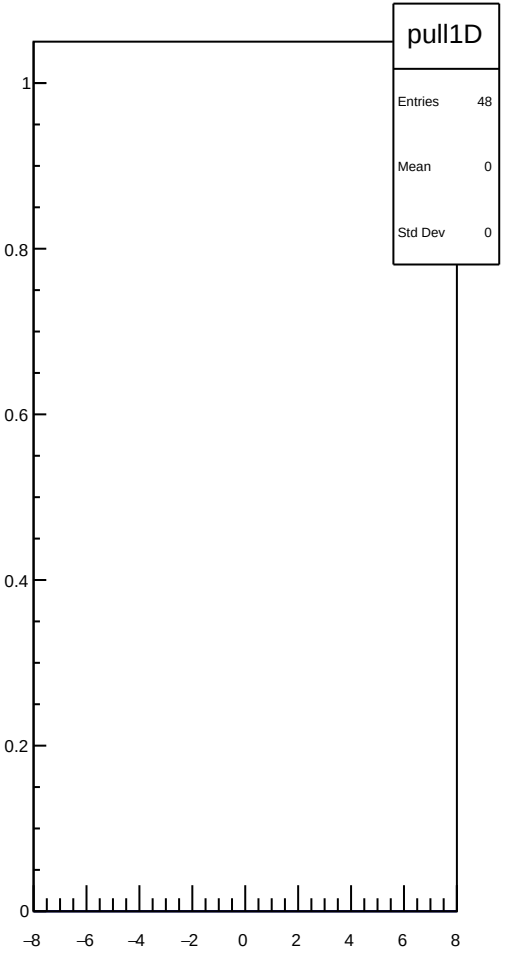

dit_atr1_coil4_mean vs run

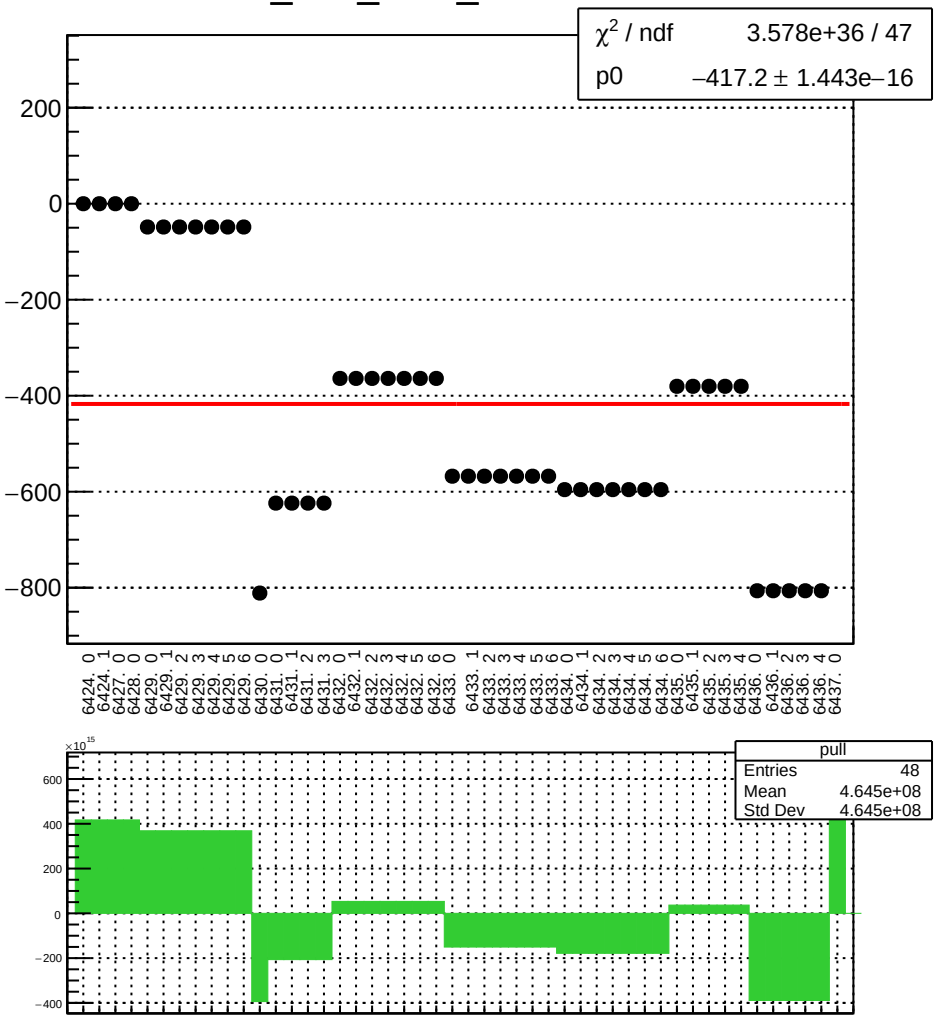

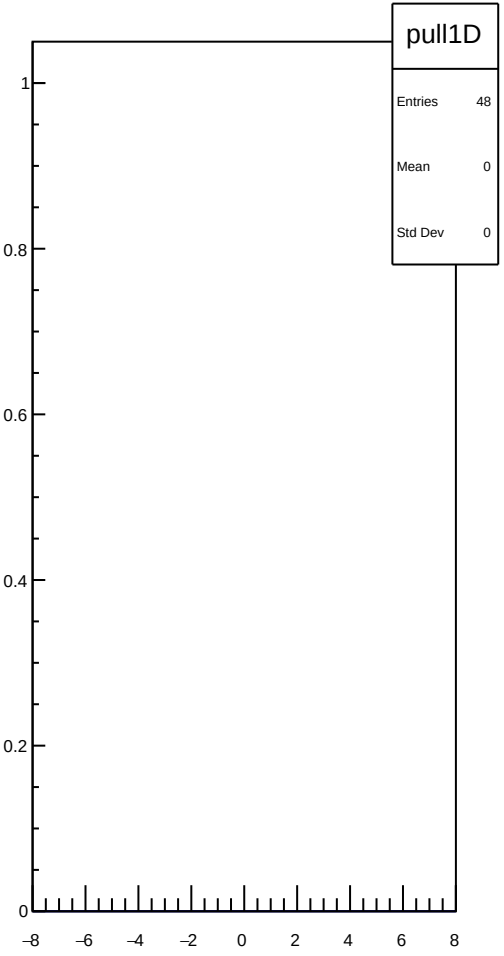

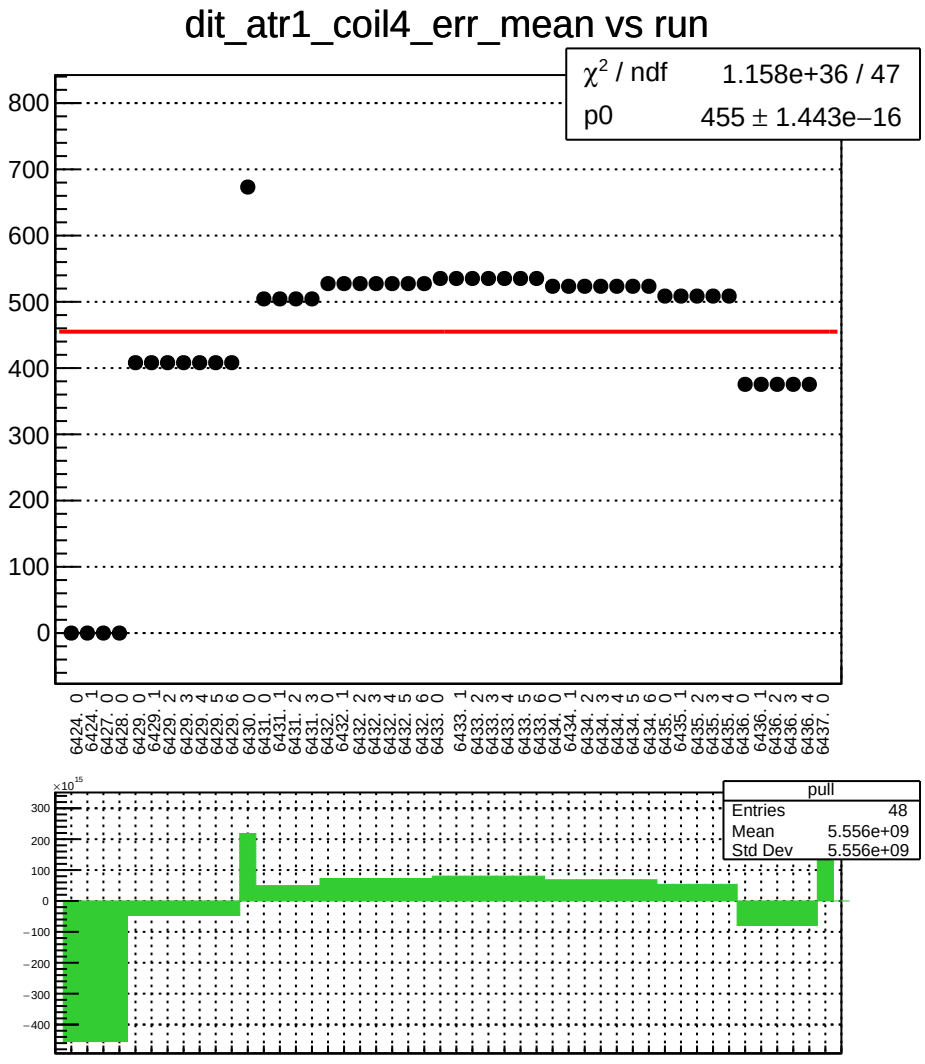
dit_atr1_coil4_err_mean vs run
χ² / ndf 1.158e+36 / 47
p0 455 ± 1.443e−16
800
700
600
500
400
300
200
100
0
6424. 0
6424. 1
6427. 0
6428. 0
6429. 0
6429. 1
6429. 2
6429. 3
6429. 4
6429. 5
6429. 6
6430. 0
6430. 0
6431. 1
6431. 1
6431. 2
6431. 3
6432. 0
6432. 1
6432. 2
6432. 3
6432. 4
6432. 5
6432. 6
6433. 0
6433. 1
6433. 2
6433. 3
6433. 4
6433. 5
6433. 6
6434. 0
6434. 1
6434. 2
6434. 3
6434. 4
6434. 5
6434. 6
6435. 0
6435. 1
6435. 2
6435. 3
6435. 4
6436. 0
6436. 1
6436. 2
6436. 3
6436. 4
6437. 0
×10¹⁵
300
200
100
0
−100
−200
−300
−400
pull
Entries 48
Mean 5.556e+09
Std Dev 5.556e+09

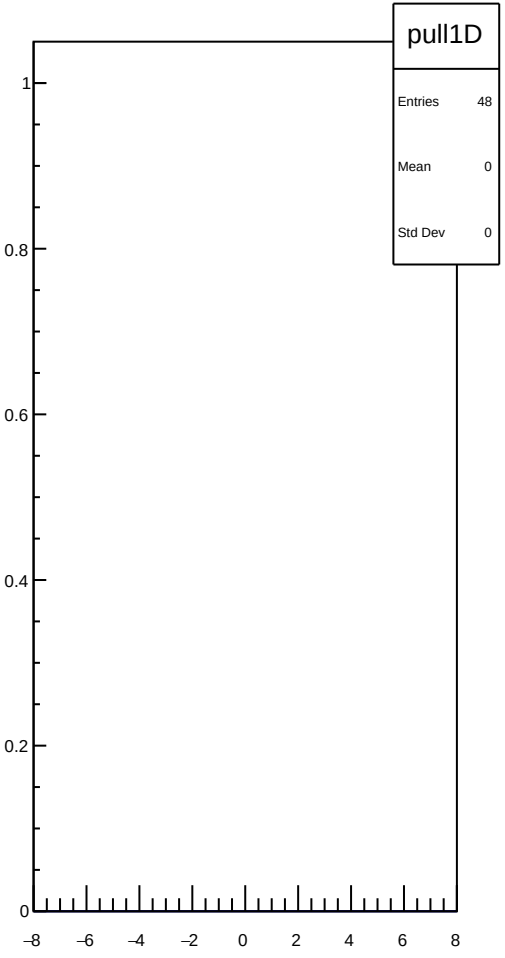
pull1D
Entries 48
Mean 0
Std Dev 0
1
0.8
0.6
0.4
0.2
0
−8
−6
−4
−2
0
2
4
6
8

dit_atr1_coil4_Ndata_mean vs run

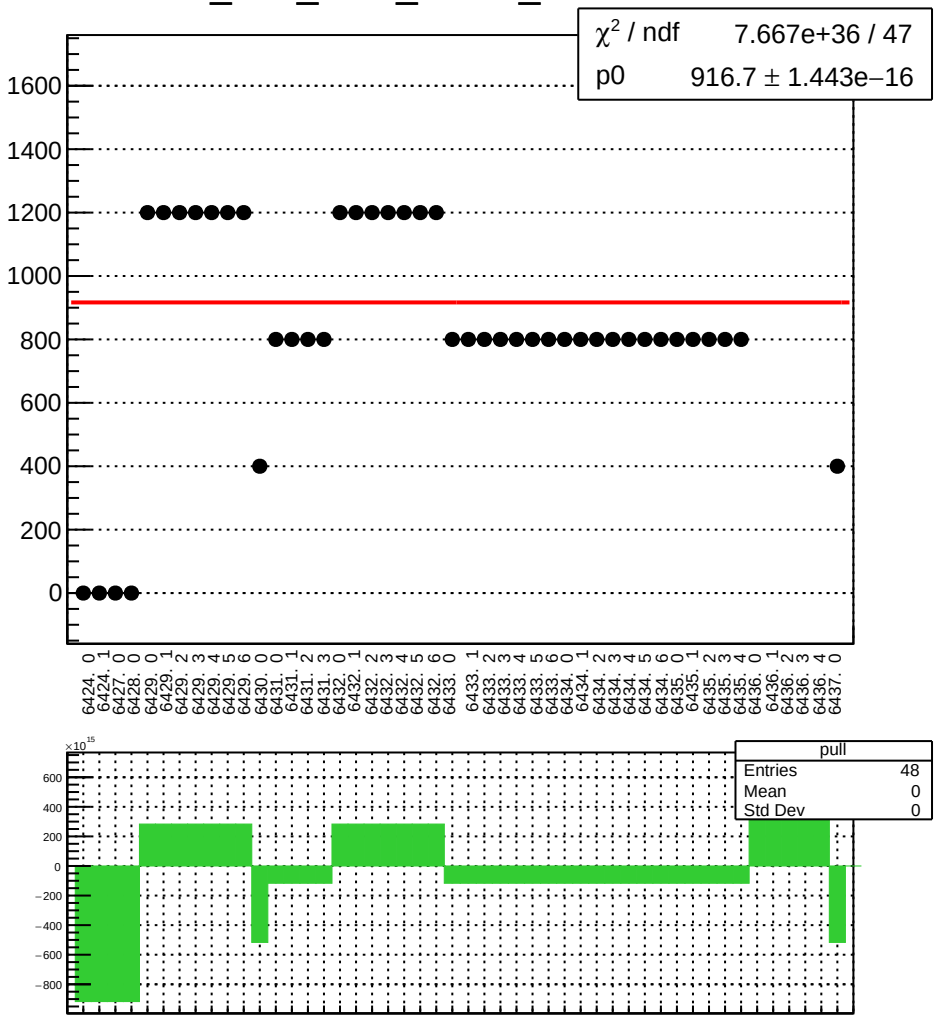

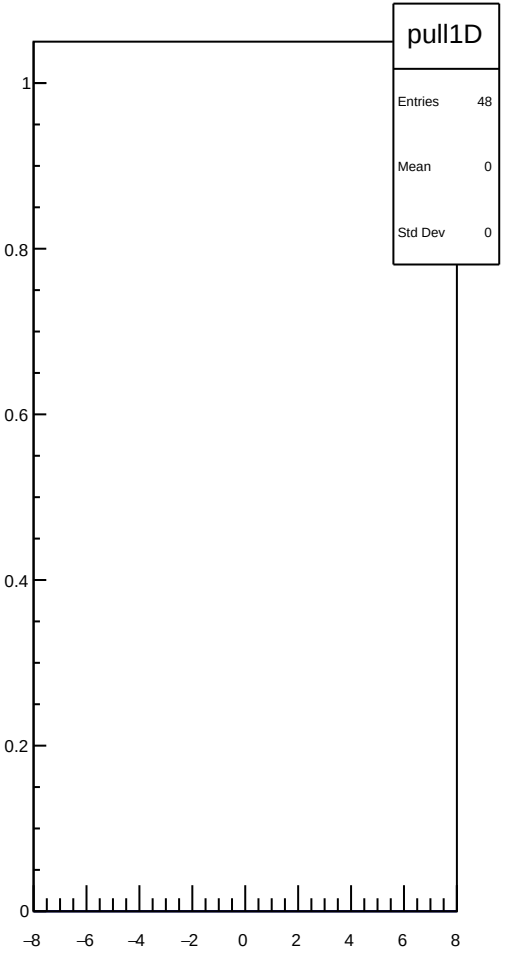

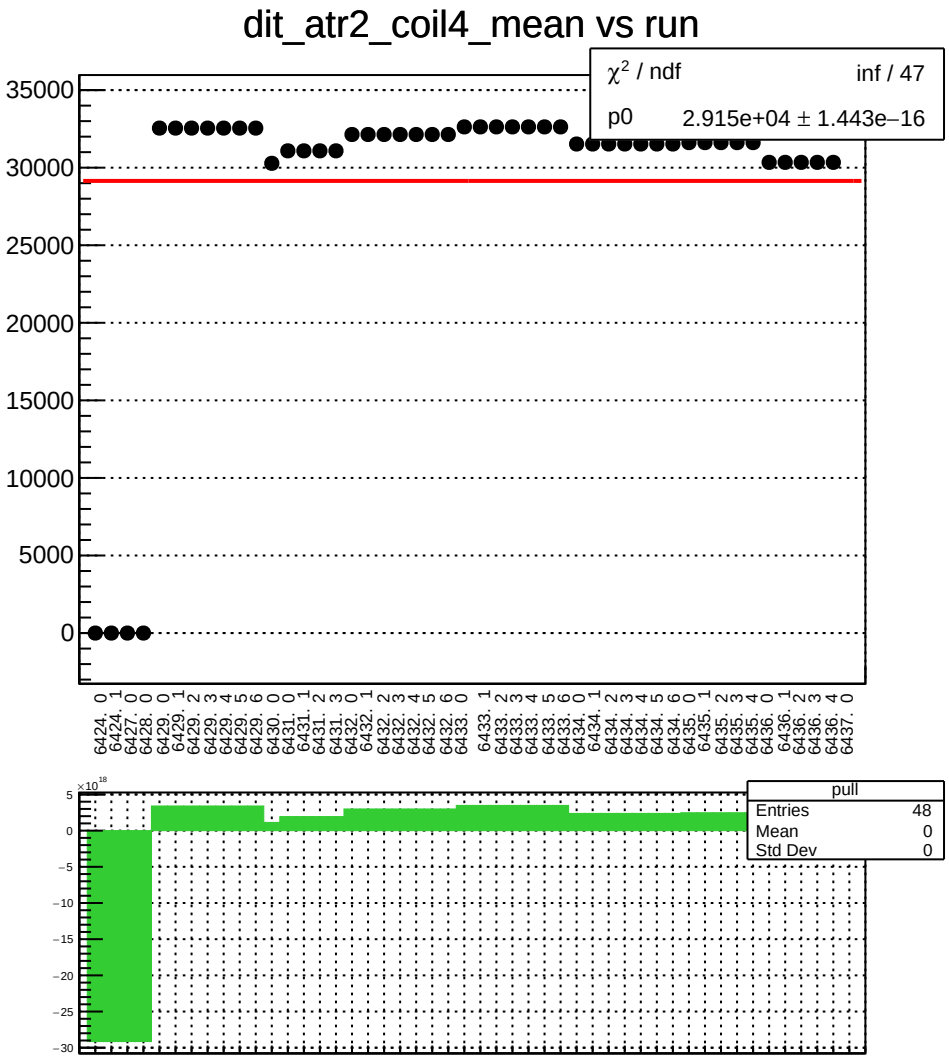
dit_atr2_coil4_mean vs run
χ² / ndf inf / 47
p0 2.915e+04 ± 1.443e−16
35000
30000
25000
20000
15000
10000
5000
0
6424. 0
6424. 1
6427. 0
6428. 0
6429. 0
6429. 1
6429. 2
6429. 3
6429. 4
6429. 5
6429. 6
6430. 0
6431. 0
6431. 1
6431. 2
6431. 3
6432. 0
6432. 1
6432. 2
6432. 3
6432. 4
6432. 5
6432. 6
6433. 0
6433. 1
6433. 2
6433. 3
6433. 4
6433. 5
6433. 6
6434. 0
6434. 1
6434. 2
6434. 3
6434. 4
6434. 5
6434. 6
6435. 0
6435. 1
6435. 2
6435. 3
6435. 4
6436. 0
6436. 1
6436. 2
6436. 3
6436. 4
6437. 0
×10¹⁸
5
0
−5
−10
−15
−20
−25
−30
pull
Entries 48
Mean 0
Std Dev 0
pull1D
Entries 48
Mean 0
Std Dev 0
1
0.8
0.6
0.4
0.2
0
−8
−6
−4
−2
0
2
4
6
8

dit_atr2_coil4_err_mean vs run

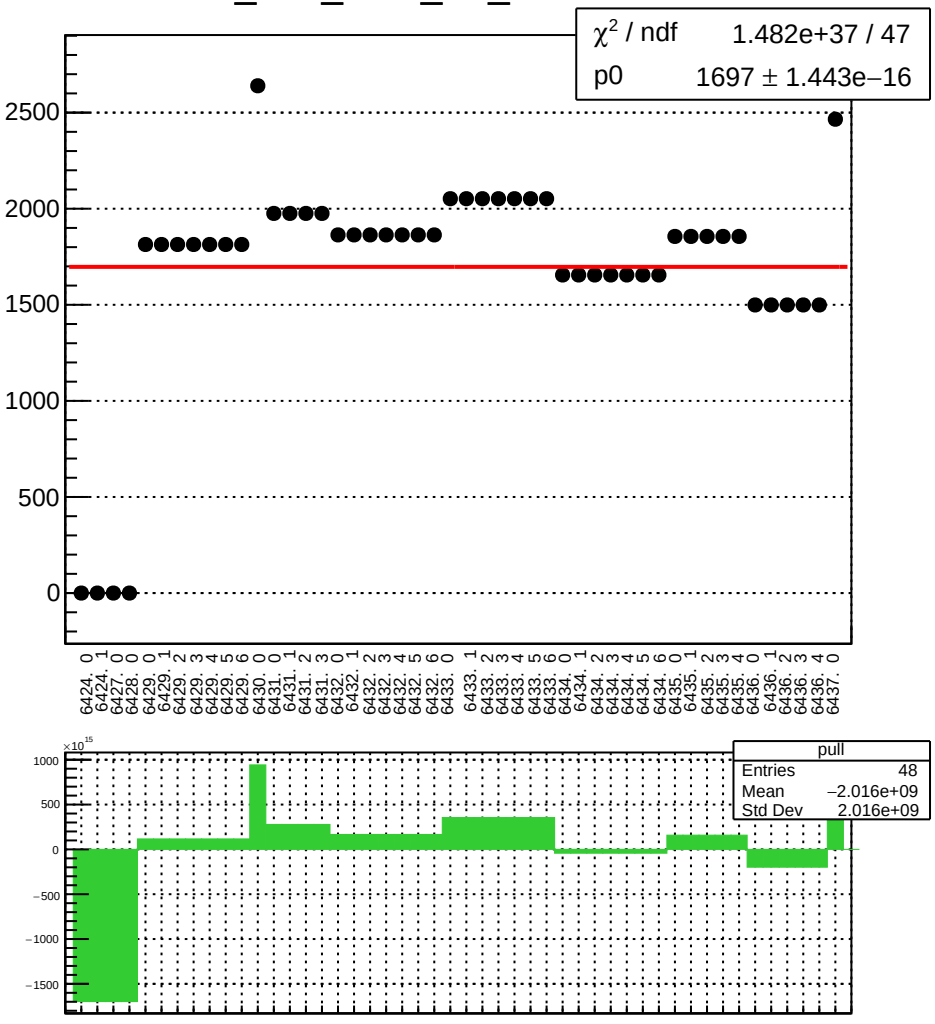

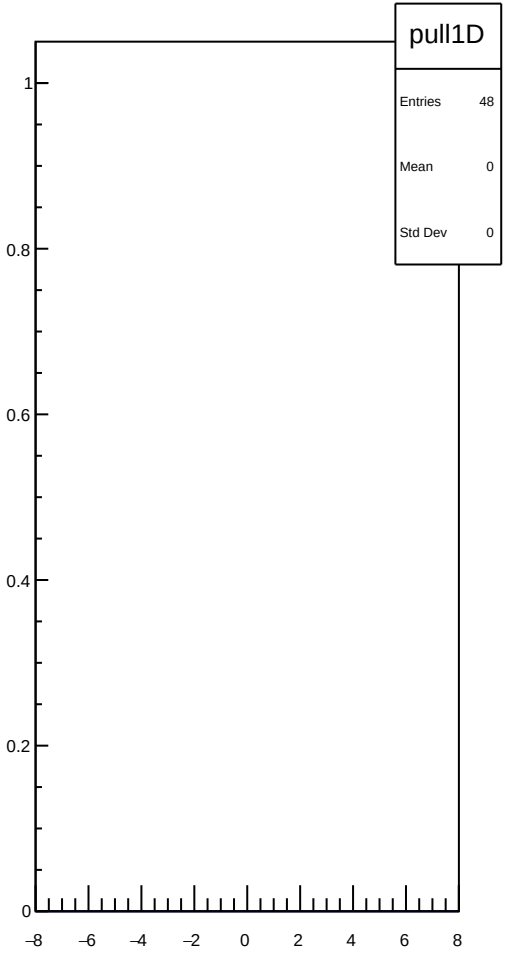

dit_atr2_coil4_Ndata_mean vs run

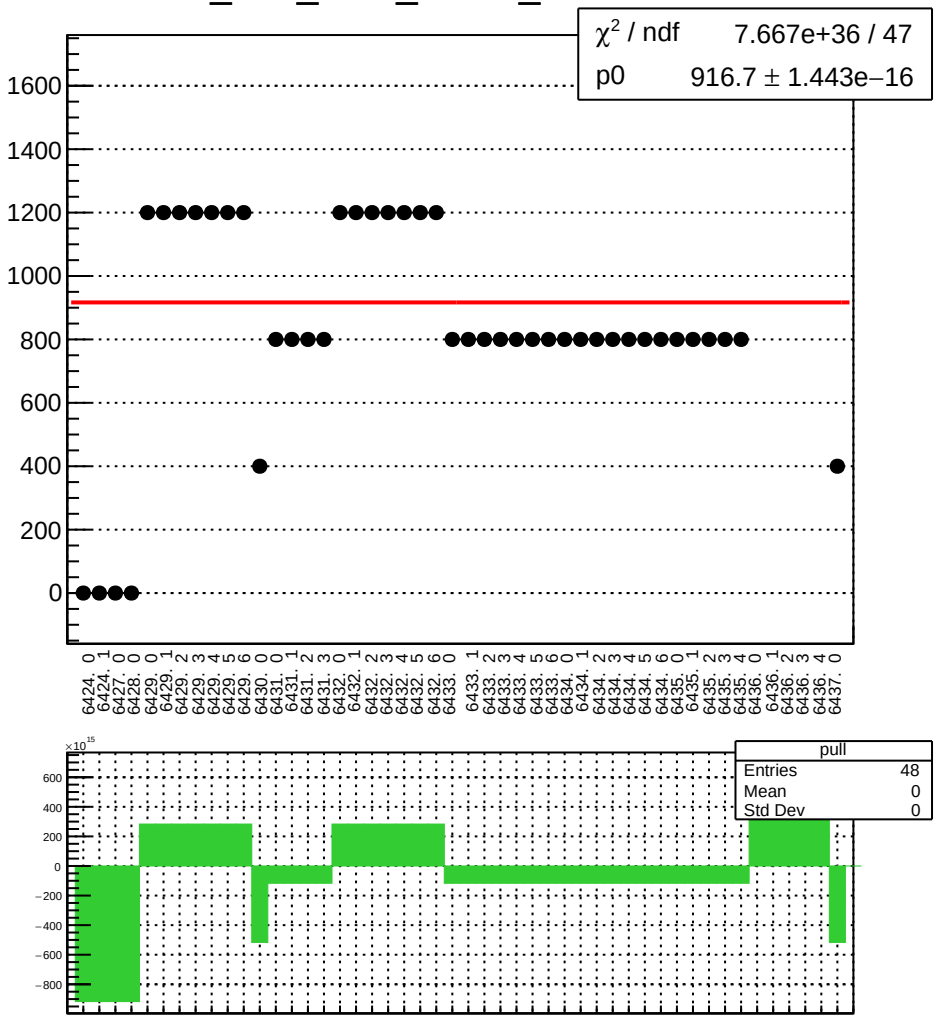

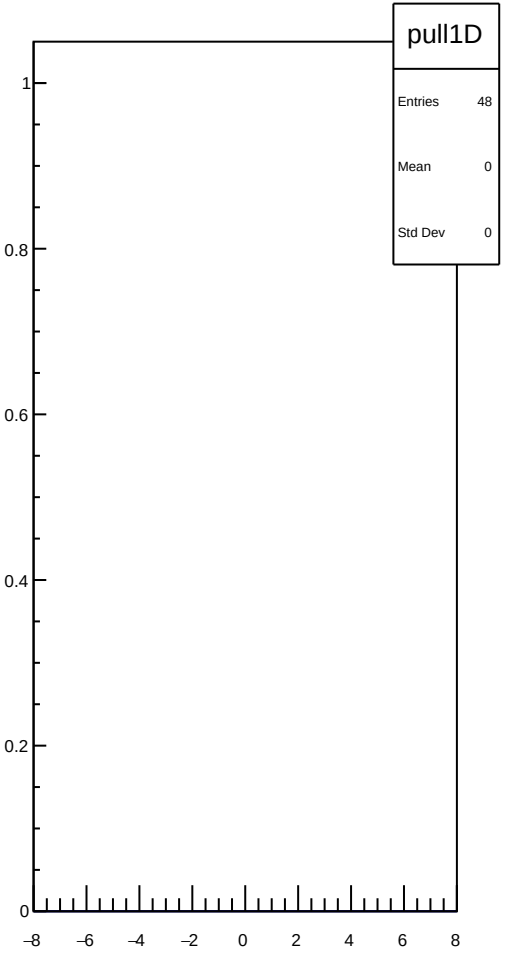

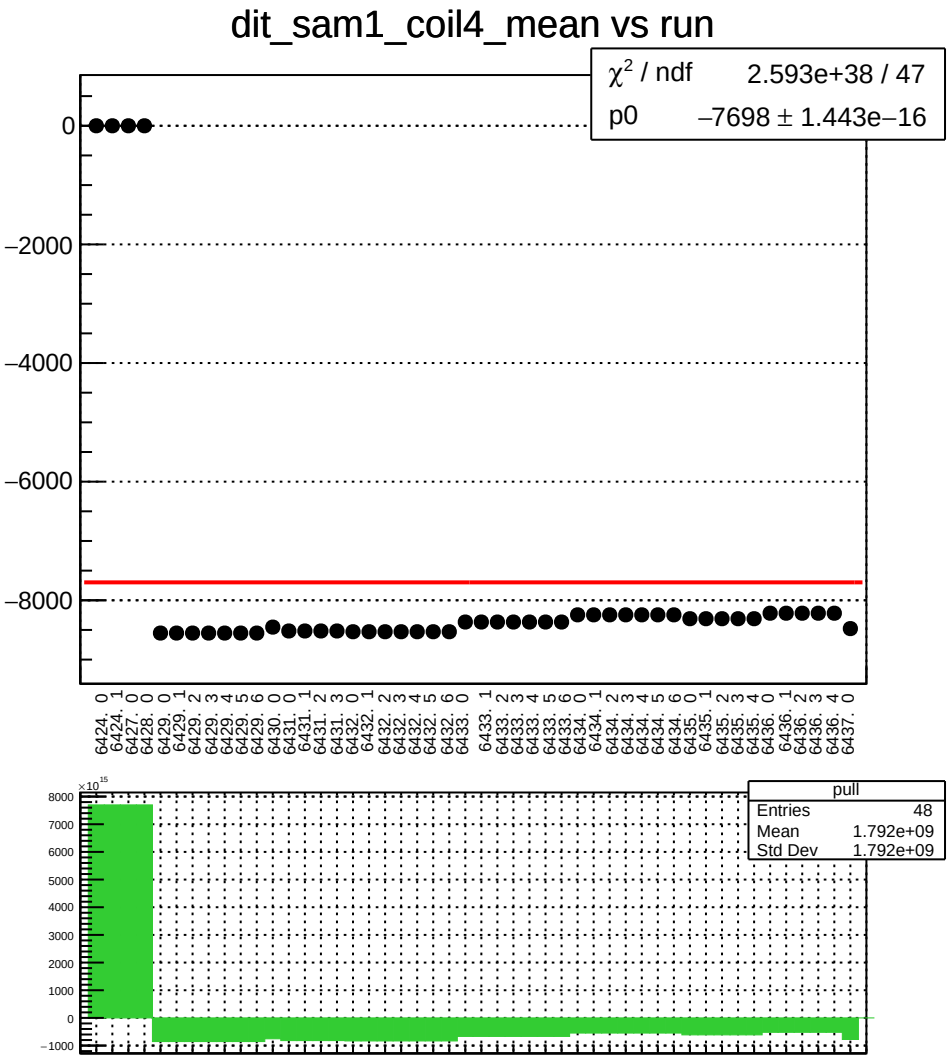
dit_sam1_coil4_mean vs run
χ² / ndf 2.593e+38 / 47
p0 −7698 ± 1.443e−16
0
−2000
−4000
−6000
−8000
6424. 0
6424. 1
6427. 0
6428. 0
6429. 0
6429. 1
6429. 2
6429. 3
6429. 4
6429. 5
6429. 6
6430. 0
6431. 0
6431. 1
6431. 2
6431. 3
6432. 0
6432. 1
6432. 2
6432. 3
6432. 4
6432. 5
6432. 6
6433. 0
6433. 1
6433. 2
6433. 3
6433. 4
6433. 5
6433. 6
6434. 0
6434. 1
6434. 2
6434. 3
6434. 4
6434. 5
6434. 6
6435. 0
6435. 1
6435. 2
6435. 3
6435. 4
6436. 0
6436. 1
6436. 2
6436. 3
6436. 4
6437. 0
×10^15
8000
7000
6000
5000
4000
3000
2000
1000
0
−1000
pull
Entries 48
Mean 1.792e+09
Std Dev 1.792e+09

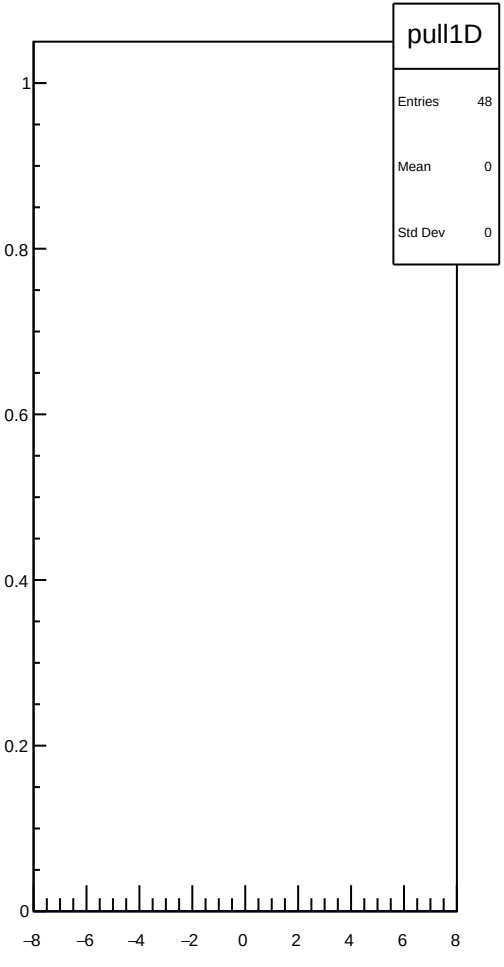
pull1D
Entries 48
Mean 0
Std Dev 0
1
0.8
0.6
0.4
0.2
0
−8
−6
−4
−2
0
2
4
6
8

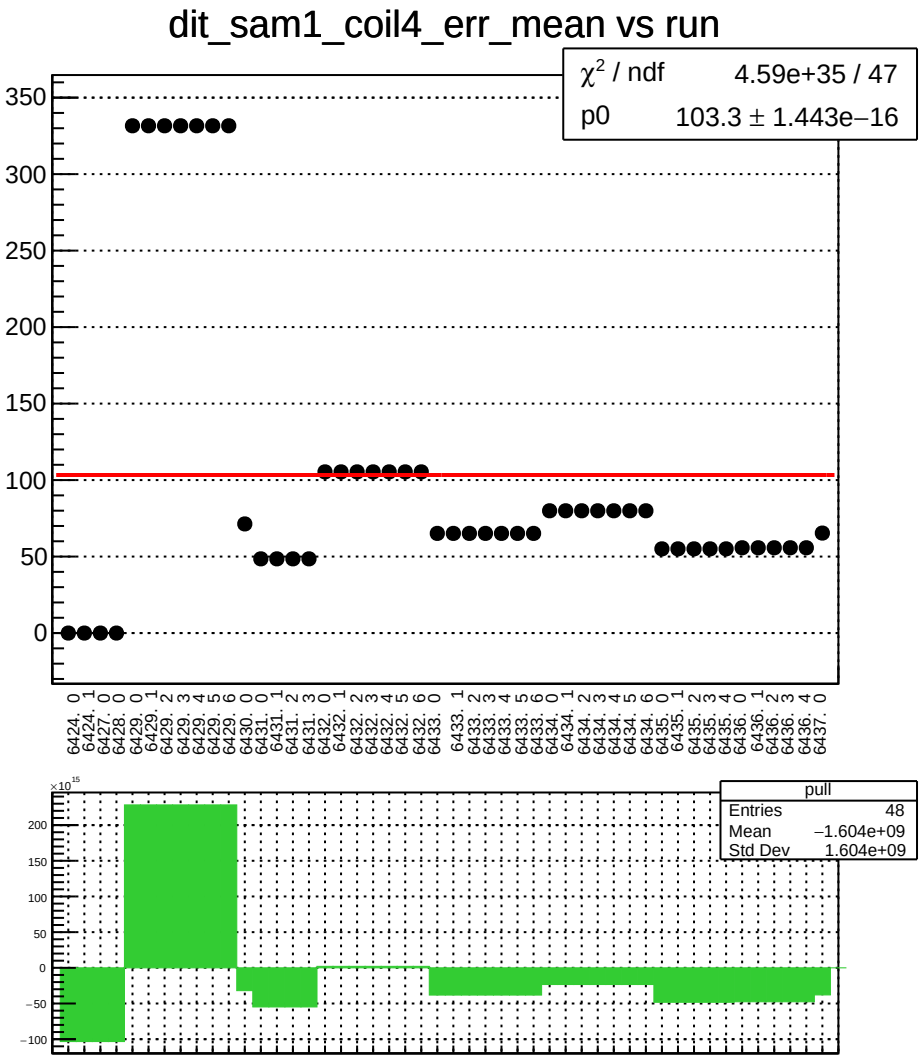
dit_sam1_coil4_err_mean vs run
χ² / ndf 4.59e+35 / 47
p0 103.3 ± 1.443e−16
350
300
250
200
150
100
50
0
6424. 0
6424. 1
6427. 0
6428. 0
6429. 0
6429. 1
6429. 2
6429. 3
6429. 4
6429. 5
6429. 6
6430. 0
6431. 0
6431. 1
6431. 2
6431. 3
6432. 0
6432. 1
6432. 2
6432. 3
6432. 4
6432. 5
6432. 6
6433. 0
6433. 1
6433. 2
6433. 3
6433. 4
6433. 5
6433. 6
6434. 0
6434. 1
6434. 2
6434. 3
6434. 4
6434. 5
6434. 6
6435. 0
6435. 1
6435. 2
6435. 3
6435. 4
6435. 0
6436. 1
6436. 2
6436. 3
6436. 4
6436. 0
6437. 0
×10^15
200
150
100
50
0
−50
−100
pull
Entries 48
Mean −1.604e+09
Std Dev 1.604e+09
pull1D
Entries 48
Mean 0
Std Dev 0
1
0.8
0.6
0.4
0.2
0
−8
−6
−4
−2
0
2
4
6
8

dit_sam1_coil4_Ndata_mean vs run

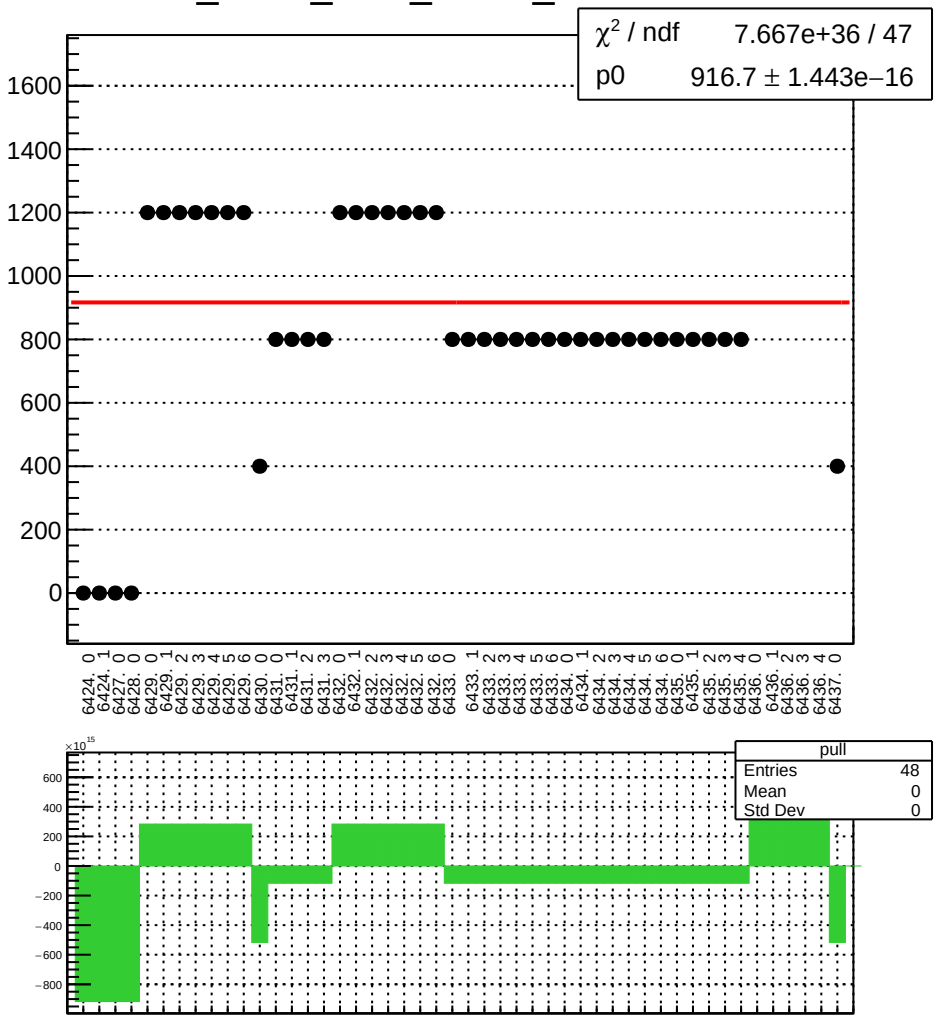

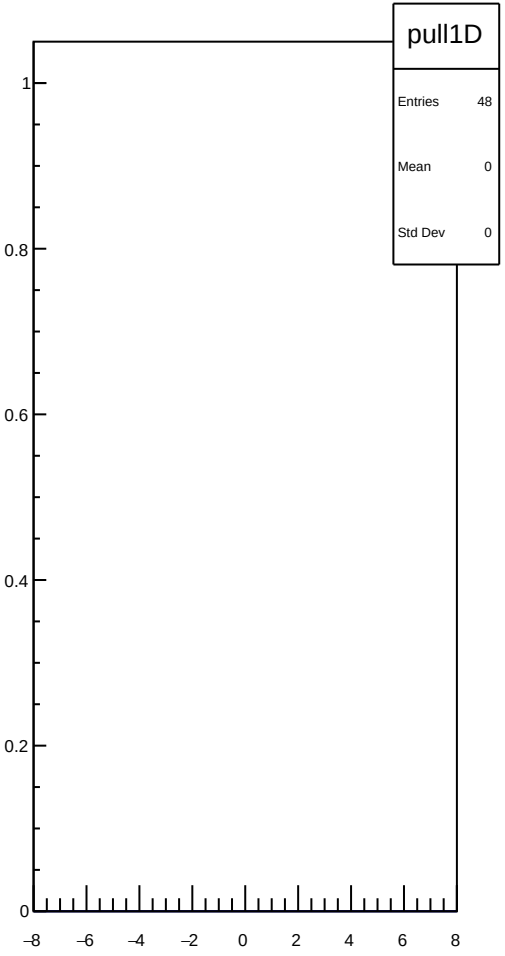

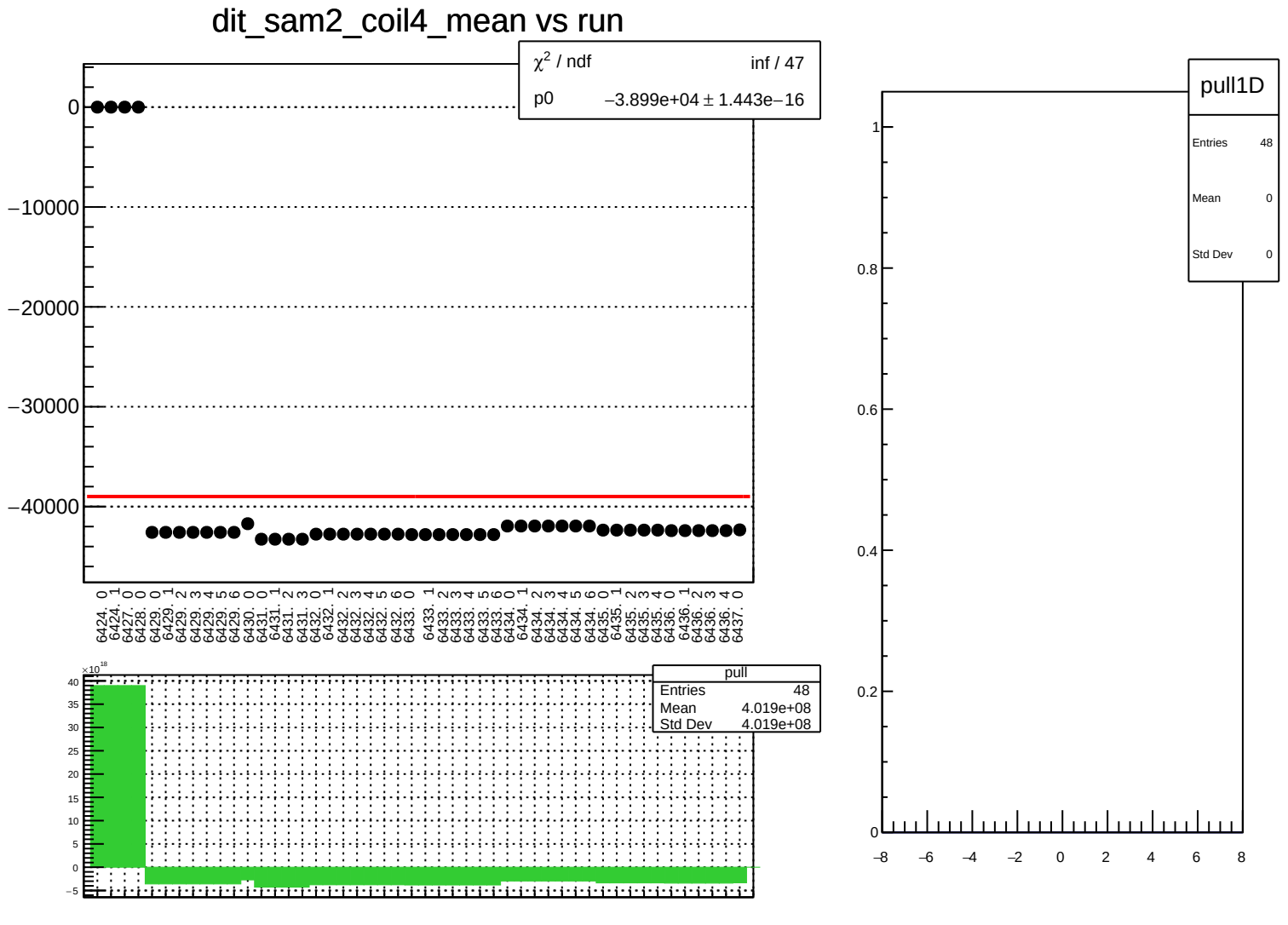
dit_sam2_coil4_mean vs run
χ2 / ndf inf / 47
p0 −3.899e+04 ± 1.443e−16
0
−10000
−20000
−30000
−40000
6424. 0
6424. 1
6427. 0
6428. 0
6429. 0
6429. 1
6429. 2
6429. 3
6429. 4
6429. 5
6429. 6
6430. 0
6431. 0
6431. 1
6431. 2
6431. 3
6432. 0
6432. 1
6432. 2
6432. 3
6432. 4
6432. 5
6432. 6
6433. 0
6433. 1
6433. 2
6433. 3
6433. 4
6433. 5
6433. 6
6434. 0
6434. 1
6434. 2
6434. 3
6434. 4
6434. 5
6434. 6
6435. 0
6435. 1
6435. 2
6435. 3
6435. 4
6436. 0
6436. 1
6436. 2
6436. 3
6436. 4
6437. 0
×10^18
40
35
30
25
20
15
10
5
0
−5
pull
Entries 48
Mean 4.019e+08
Std Dev 4.019e+08
pull1D
Entries 48
Mean 0
Std Dev 0
1
0.8
0.6
0.4
0.2
0
−8
−6
−4
−2
0
2
4
6
8

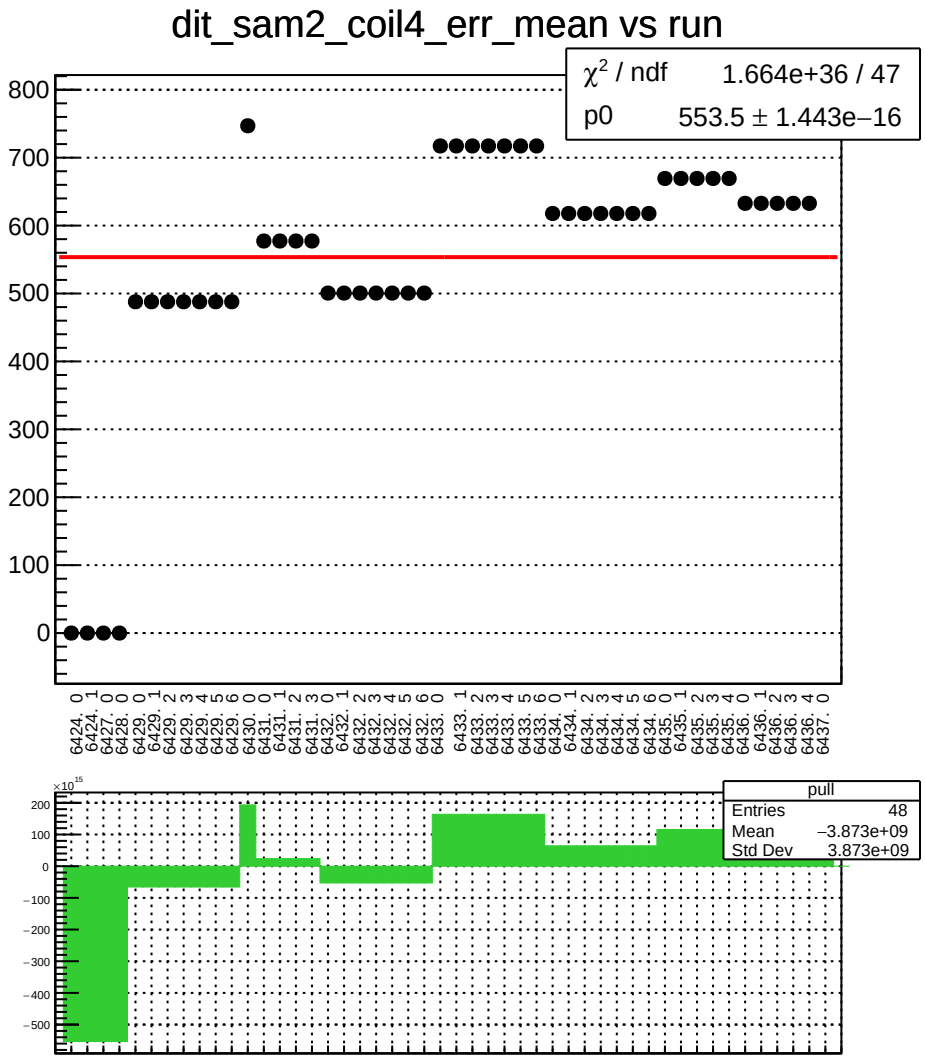
dit_sam2_coil4_err_mean vs run
χ² / ndf 1.664e+36 / 47
p0 553.5 ± 1.443e−16
800
700
600
500
400
300
200
100
0
6424. 0
6424. 1
6427. 0
6428. 0
6429. 0
6429. 1
6429. 2
6429. 3
6429. 4
6429. 5
6429. 6
6430. 0
6431. 0
6431. 1
6431. 2
6431. 3
6432. 0
6432. 1
6432. 2
6432. 3
6432. 4
6432. 5
6432. 6
6433. 0
6433. 1
6433. 2
6433. 3
6433. 4
6433. 5
6433. 6
6434. 0
6434. 1
6434. 2
6434. 3
6434. 4
6434. 5
6434. 6
6435. 0
6435. 1
6435. 2
6435. 3
6435. 4
6436. 0
6436. 1
6436. 2
6436. 3
6436. 4
6437. 0
×10^15
200
100
0
−100
−200
−300
−400
−500
pull
Entries 48
Mean −3.873e+09
Std Dev 3.873e+09

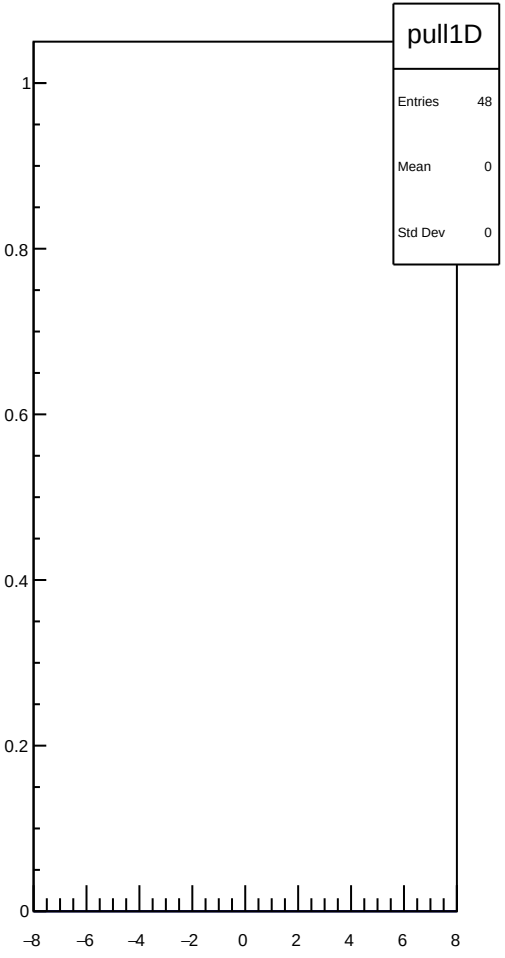
pull1D
Entries 48
Mean 0
Std Dev 0
1
0.8
0.6
0.4
0.2
0
−8
−6
−4
−2
0
2
4
6
8

dit_sam2_coil4_Ndata_mean vs run

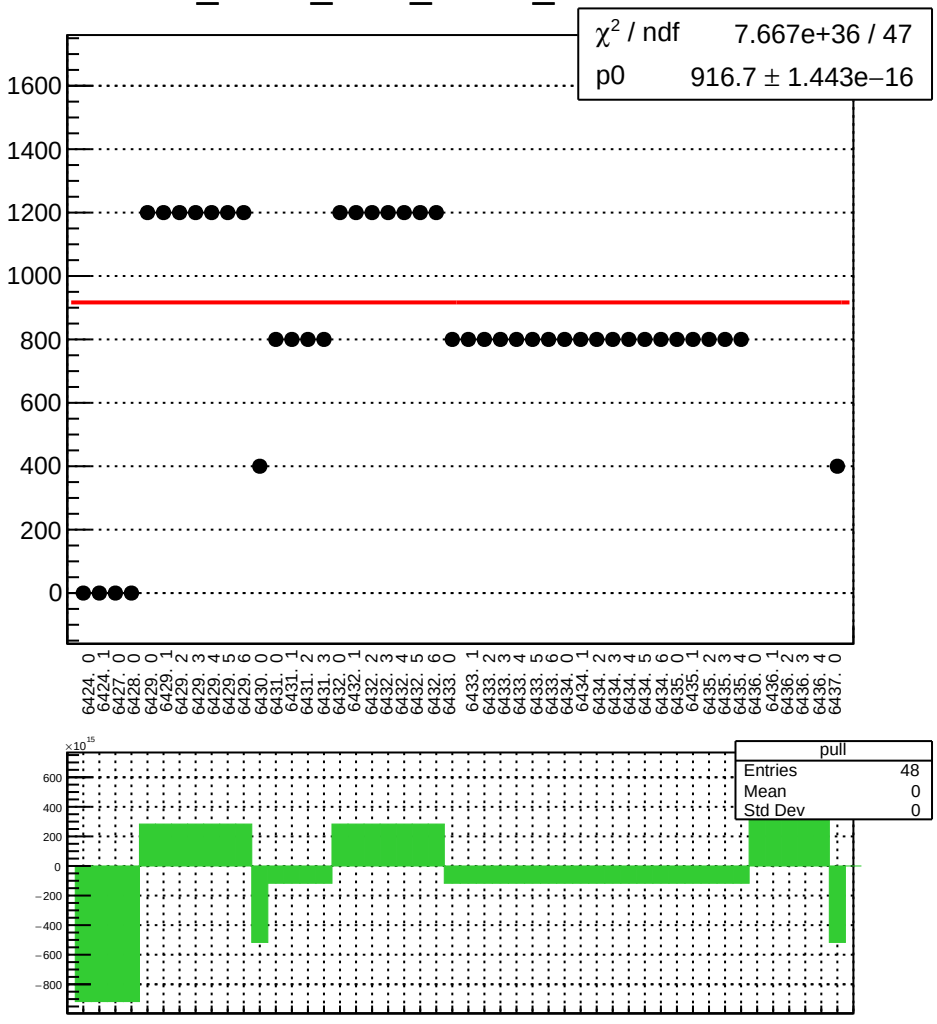

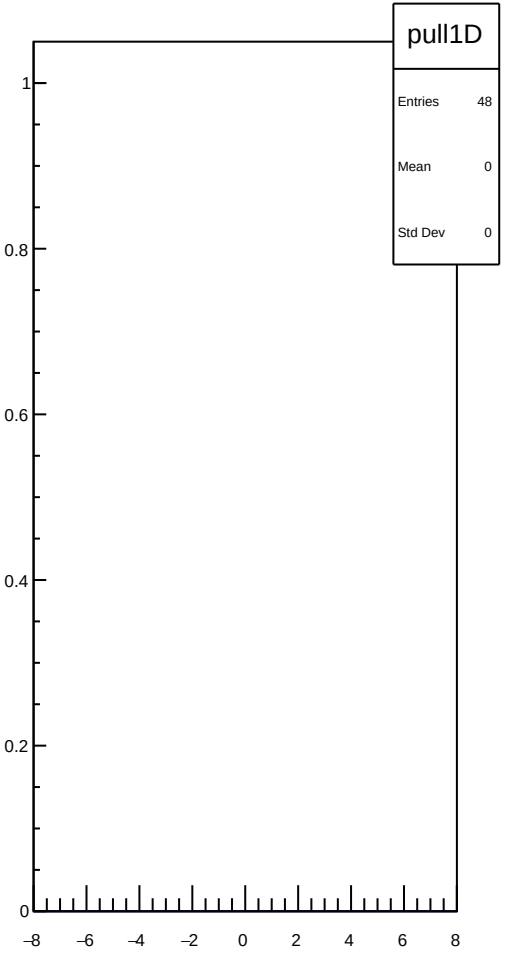

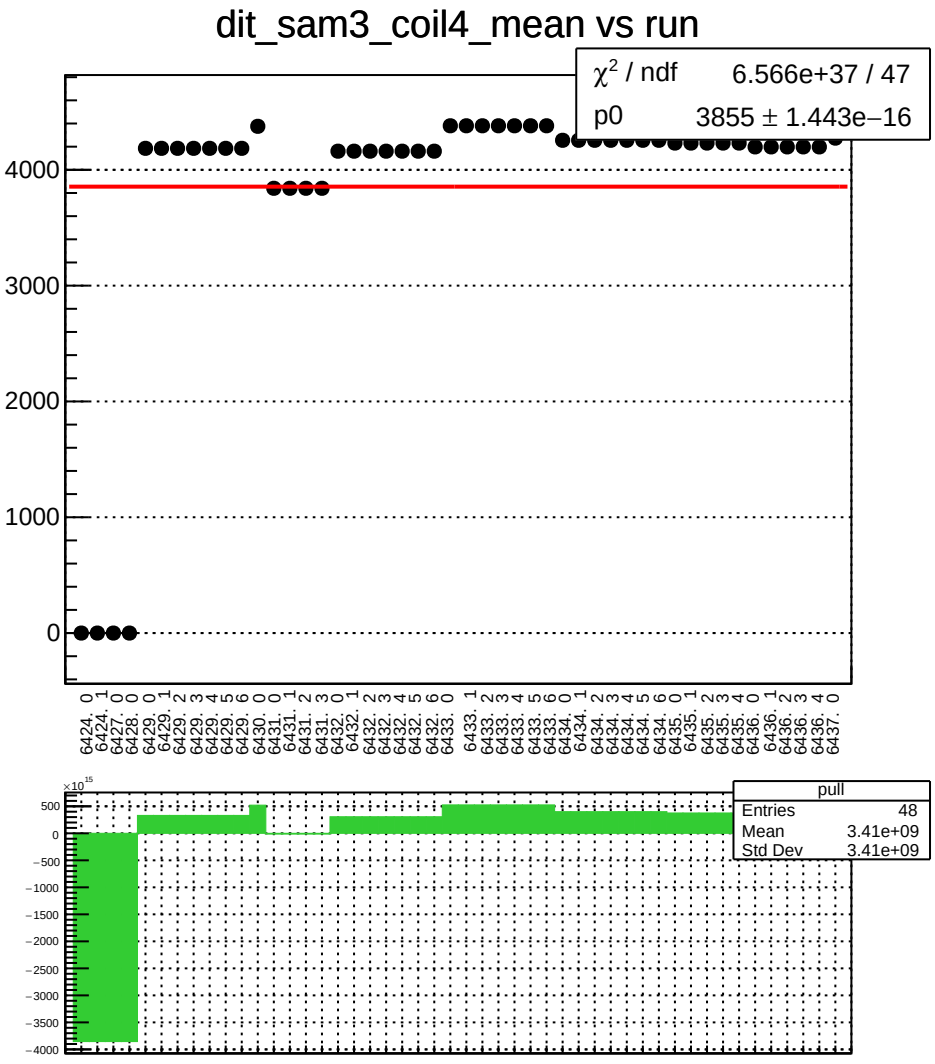
dit_sam3_coil4_mean vs run
χ² / ndf 6.566e+37 / 47
p0 3855 ± 1.443e−16
4000
3000
2000
1000
0
6424. 0
6424. 1
6427. 0
6428. 0
6429. 0
6429. 1
6429. 2
6429. 3
6429. 4
6429. 5
6429. 6
6430. 0
6431. 0
6431. 1
6431. 2
6431. 3
6432. 0
6432. 1
6432. 2
6432. 3
6432. 4
6432. 5
6432. 6
6433. 0
6433. 1
6433. 2
6433. 3
6433. 4
6433. 5
6433. 6
6434. 0
6434. 1
6434. 2
6434. 3
6434. 4
6434. 5
6434. 6
6435. 0
6435. 1
6435. 2
6435. 3
6435. 4
6436. 0
6436. 1
6436. 2
6436. 3
6436. 4
6437. 0
×10¹⁵
500
0
−500
−1000
−1500
−2000
−2500
−3000
−3500
−4000
pull
Entries 48
Mean 3.41e+09
Std Dev 3.41e+09

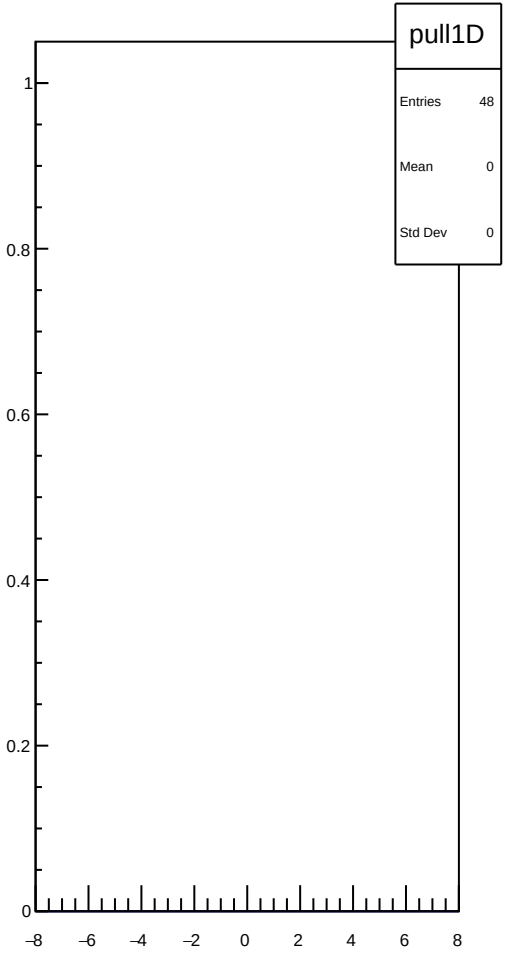
pull1D
Entries 48
Mean 0
Std Dev 0
1
0.8
0.6
0.4
0.2
0
−8
−6
−4
−2
0
2
4
6
8

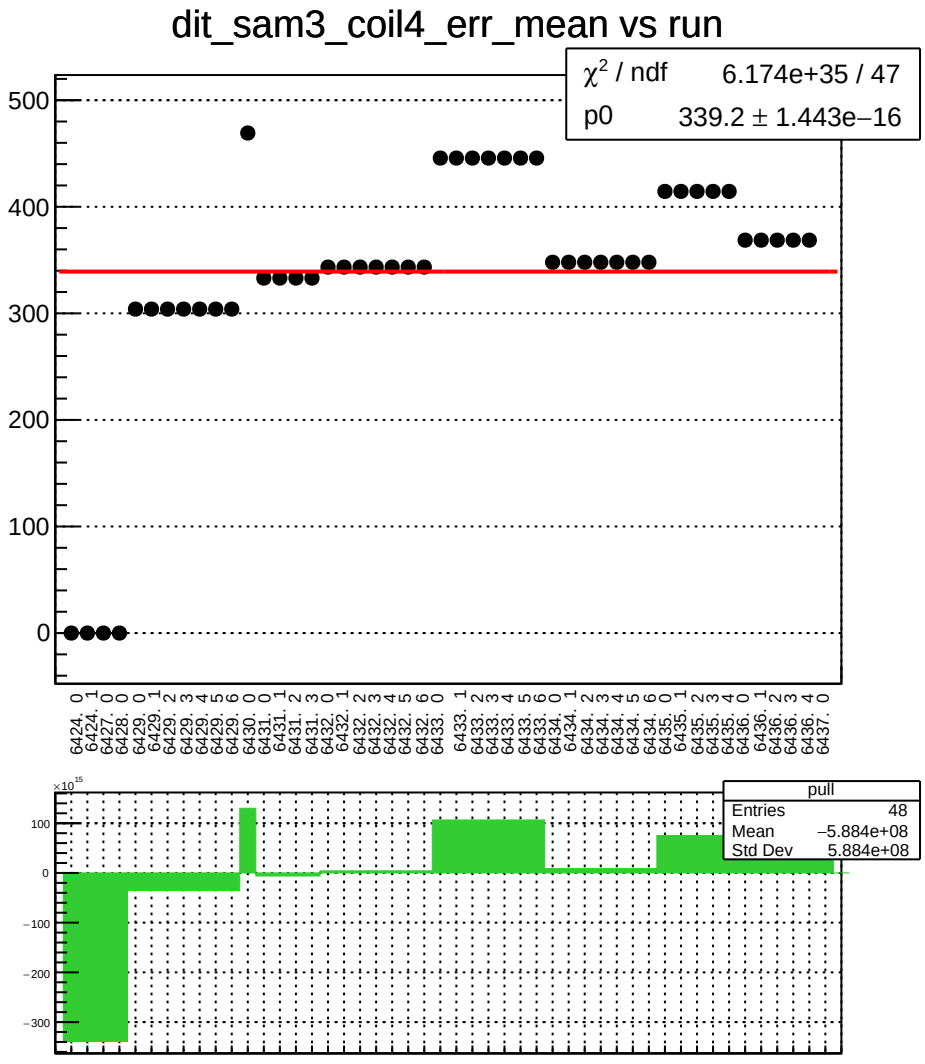
dit_sam3_coil4_err_mean vs run
χ² / ndf 6.174e+35 / 47
p0 339.2 ± 1.443e−16
500
400
300
200
100
0
6424. 0
6424. 1
6427. 0
6428. 0
6429. 0
6429. 1
6429. 2
6429. 3
6429. 4
6429. 5
6429. 6
6430. 0
6431. 0
6431. 1
6431. 2
6431. 3
6432. 0
6432. 1
6432. 2
6432. 3
6432. 4
6432. 5
6432. 6
6433. 0
6433. 1
6433. 2
6433. 3
6433. 4
6433. 5
6433. 6
6434. 0
6434. 1
6434. 2
6434. 3
6434. 4
6434. 5
6434. 6
6435. 0
6435. 1
6435. 2
6435. 3
6435. 4
6436. 0
6436. 1
6436. 2
6436. 3
6436. 4
6437. 0
×10¹⁵
100
0
−100
−200
−300
pull
Entries 48
Mean −5.884e+08
Std Dev 5.884e+08
pull1D
Entries 48
Mean 0
Std Dev 0
1
0.8
0.6
0.4
0.2
0
−8
−6
−4
−2
0
2
4
6
8

dit_sam3_coil4_Ndata_mean vs run

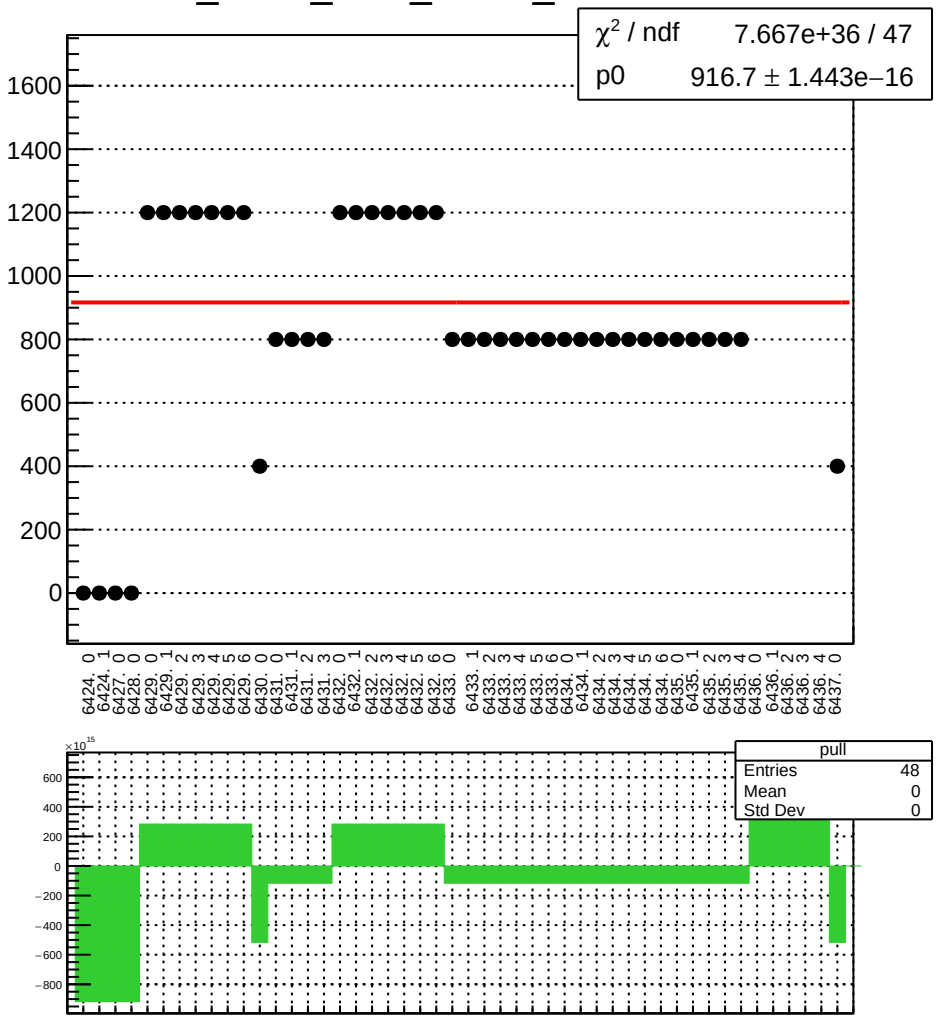

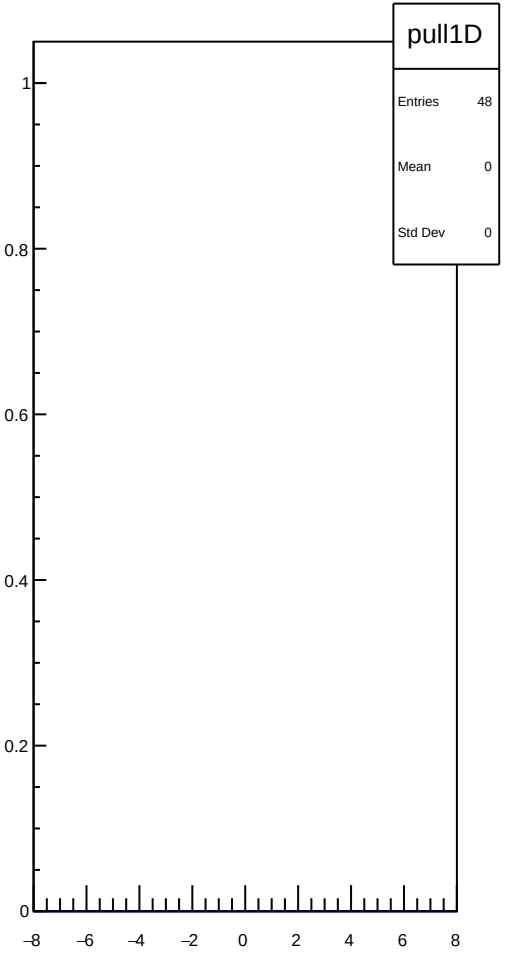

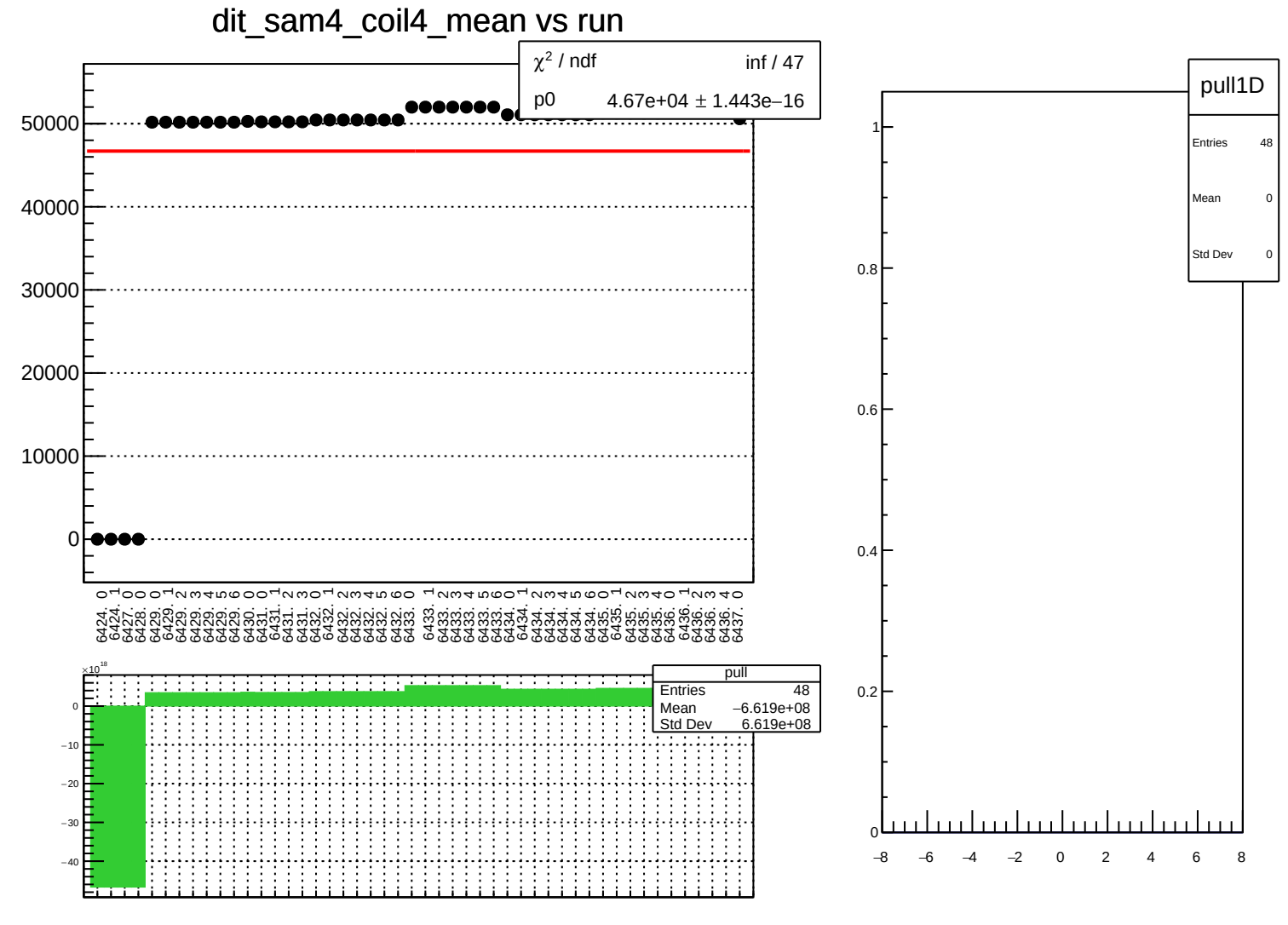
dit_sam4_coil4_mean vs run
χ² / ndf inf / 47
p0 4.67e+04 ± 1.443e−16
50000
40000
30000
20000
10000
0
6424. 0
6424. 1
6427. 0
6428. 0
6429. 0
6429. 1
6429. 2
6429. 3
6429. 4
6429. 5
6429. 6
6430. 0
6431. 0
6431. 1
6431. 2
6431. 3
6432. 0
6432. 1
6432. 2
6432. 3
6432. 4
6432. 5
6432. 6
6433. 0
6433. 1
6433. 2
6433. 3
6433. 4
6433. 5
6433. 6
6434. 0
6434. 1
6434. 2
6434. 3
6434. 4
6434. 5
6434. 6
6435. 0
6435. 1
6435. 2
6435. 3
6435. 4
6436. 0
6436. 1
6436. 2
6436. 3
6436. 4
6437. 0
×10¹⁸
0
−10
−20
−30
−40
pull
Entries 48
Mean −6.619e+08
Std Dev 6.619e+08
pull1D
Entries 48
Mean 0
Std Dev 0
1
0.8
0.6
0.4
0.2
0
−8
−6
−4
−2
0
2
4
6
8

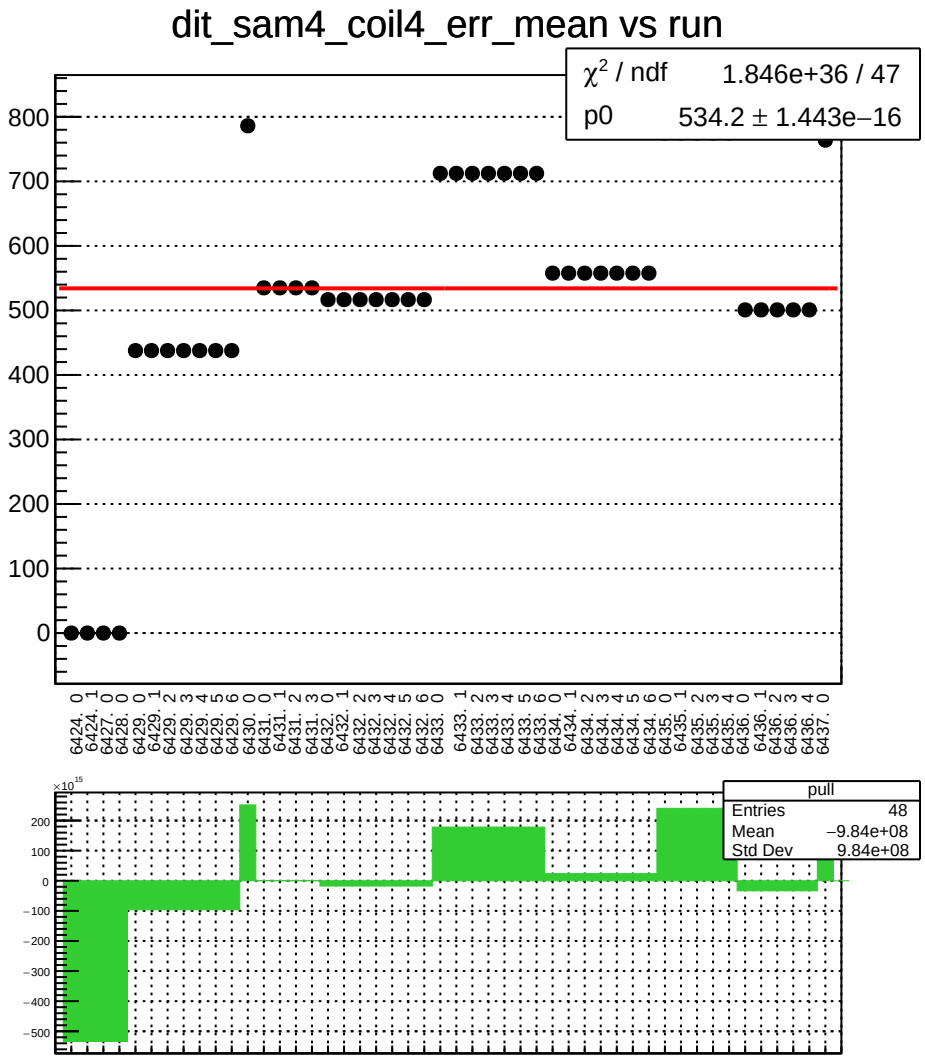
dit_sam4_coil4_err_mean vs run
χ² / ndf 1.846e+36 / 47
p0 534.2 ± 1.443e−16
800
700
600
500
400
300
200
100
0
6424. 0
6424. 1
6427. 0
6428. 0
6429. 0
6429. 1
6429. 2
6429. 3
6429. 4
6429. 5
6429. 6
6430. 0
6430. 0
6431. 1
6431. 2
6431. 3
6432. 0
6432. 1
6432. 2
6432. 3
6432. 4
6432. 5
6432. 6
6433. 0
6433. 1
6433. 2
6433. 3
6433. 4
6433. 5
6433. 6
6434. 0
6434. 1
6434. 2
6434. 3
6434. 4
6434. 5
6434. 6
6435. 0
6435. 1
6435. 2
6435. 3
6435. 4
6436. 0
6436. 1
6436. 2
6436. 3
6436. 4
6437. 0
×10¹⁵
200
100
0
−100
−200
−300
−400
−500
pull
Entries 48
Mean −9.84e+08
Std Dev 9.84e+08

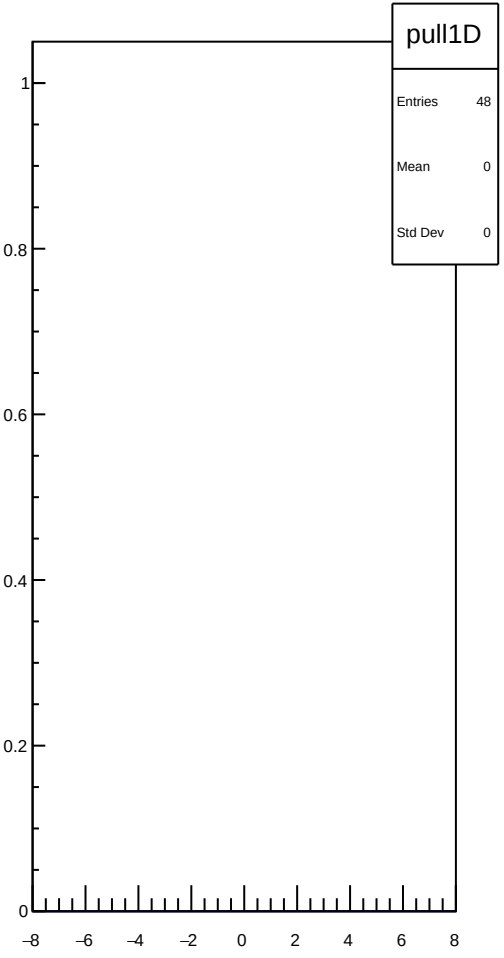
pull1D
Entries 48
Mean 0
Std Dev 0
1
0.8
0.6
0.4
0.2
0
−8
−6
−4
−2
0
2
4
6
8

dit_sam4_coil4_Ndata_mean vs run

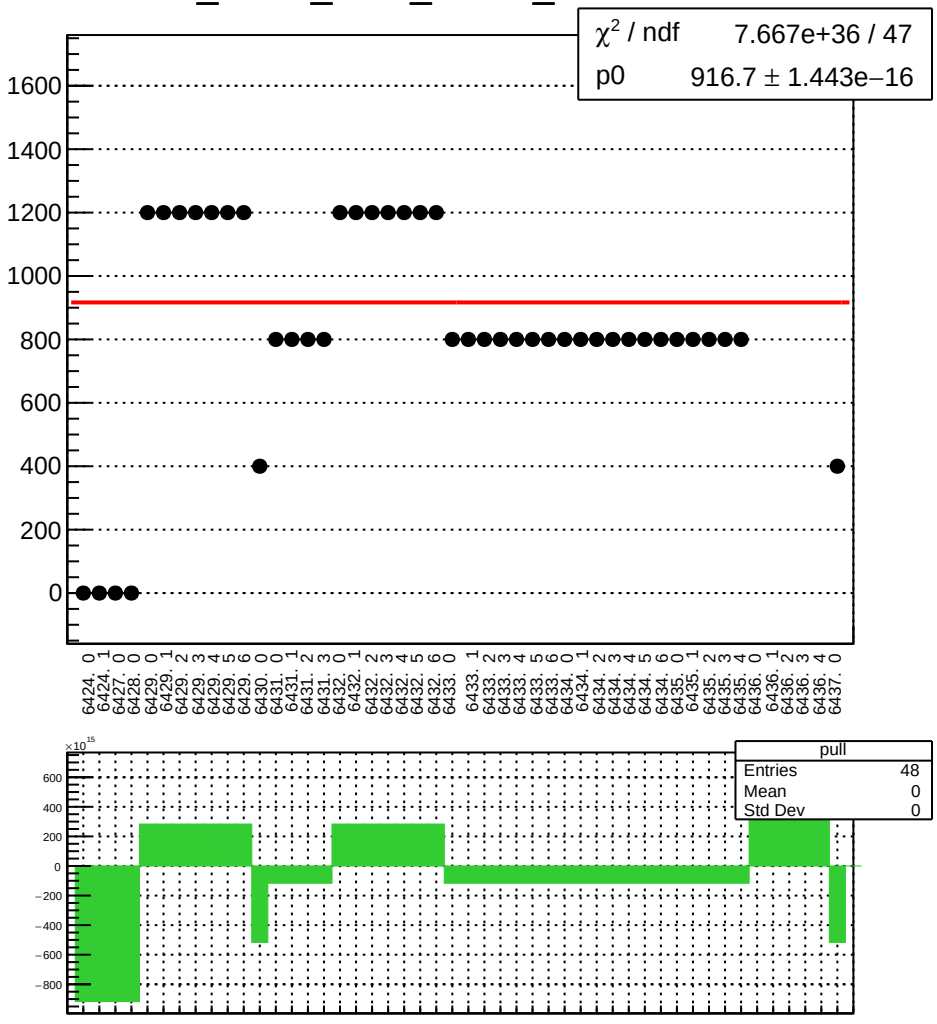

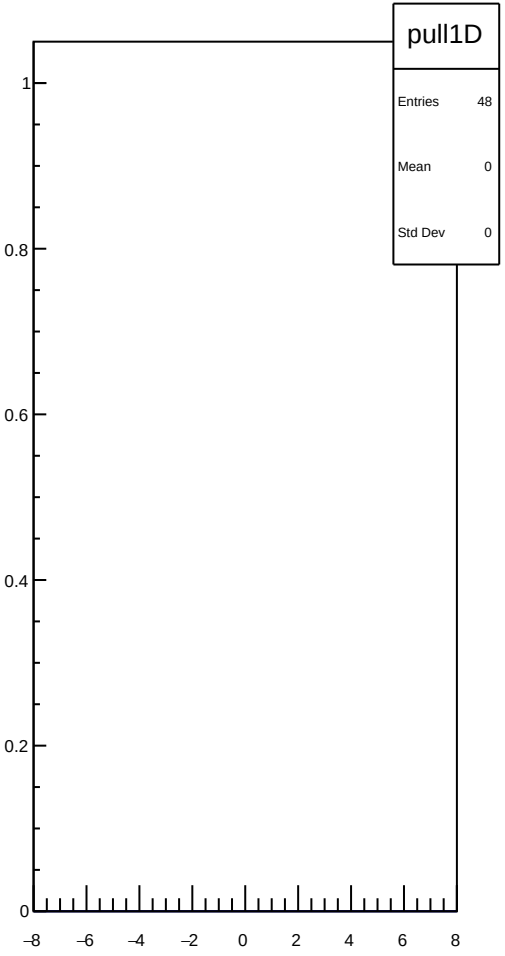

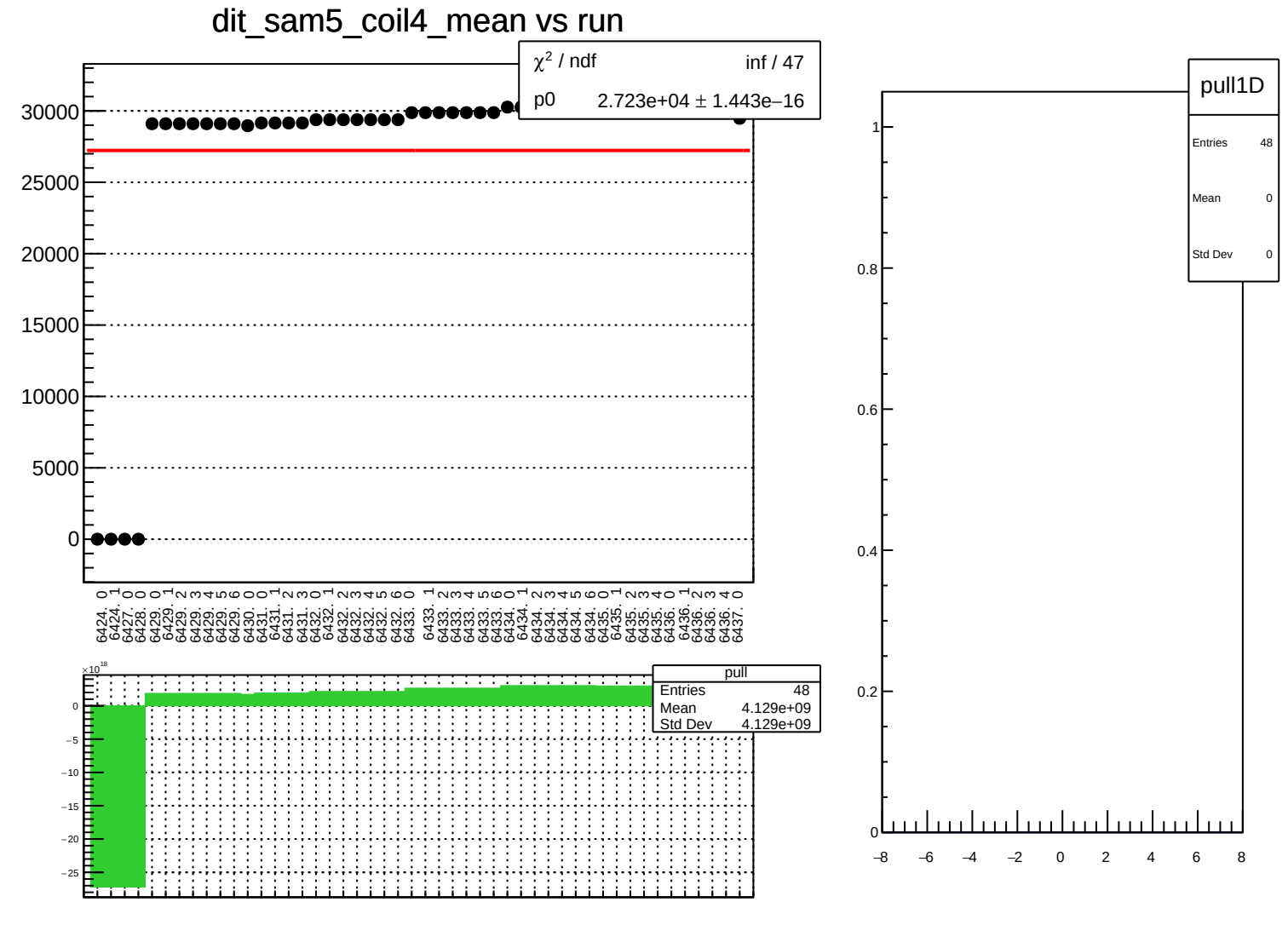
dit_sam5_coil4_mean vs run
χ² / ndf inf / 47
p0 2.723e+04 ± 1.443e−16
30000
25000
20000
15000
10000
5000
0
6424. 0
6424. 1
6427. 0
6428. 0
6429. 0
6429. 1
6429. 2
6429. 3
6429. 4
6429. 5
6429. 6
6430. 0
6431. 0
6431. 1
6431. 2
6431. 3
6432. 0
6432. 1
6432. 2
6432. 3
6432. 4
6432. 5
6432. 6
6433. 0
6433. 1
6433. 2
6433. 3
6433. 4
6433. 5
6433. 6
6434. 0
6434. 1
6434. 2
6434. 3
6434. 4
6434. 5
6434. 6
6435. 0
6435. 1
6435. 2
6435. 3
6435. 4
6436. 0
6436. 1
6436. 2
6436. 3
6436. 4
6437. 0
×10¹⁸
0
−5
−10
−15
−20
−25
pull
Entries 48
Mean 4.129e+09
Std Dev 4.129e+09
pull1D
Entries 48
Mean 0
Std Dev 0
1
0.8
0.6
0.4
0.2
0
−8
−6
−4
−2
0
2
4
6
8

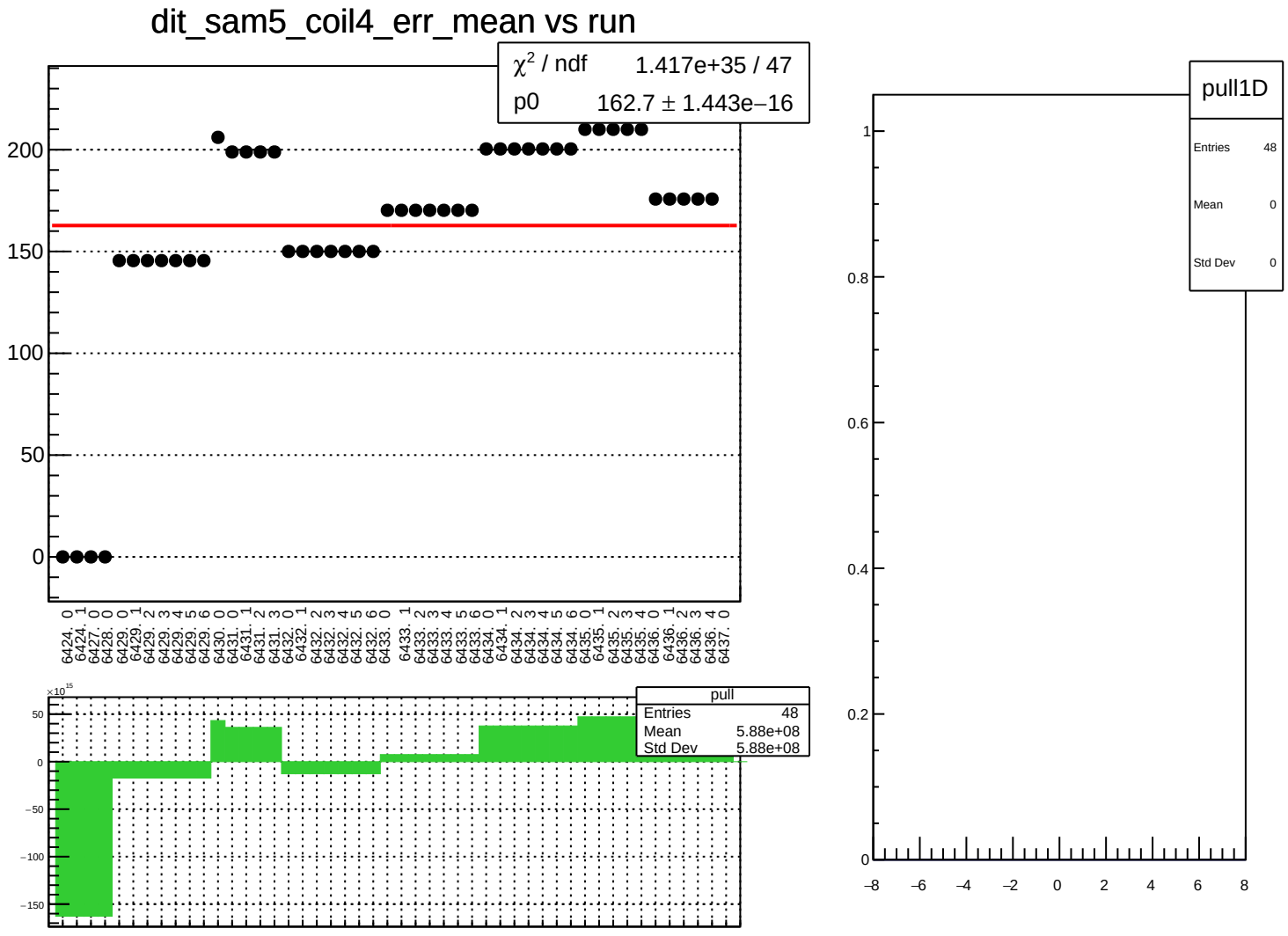
dit_sam5_coil4_err_mean vs run
χ² / ndf 1.417e+35 / 47
p0 162.7 ± 1.443e−16
pull
Entries 48
Mean 5.88e+08
Std Dev 5.88e+08
pull1D
Entries 48
Mean 0
Std Dev 0

dit_sam5_coil4_Ndata_mean vs run

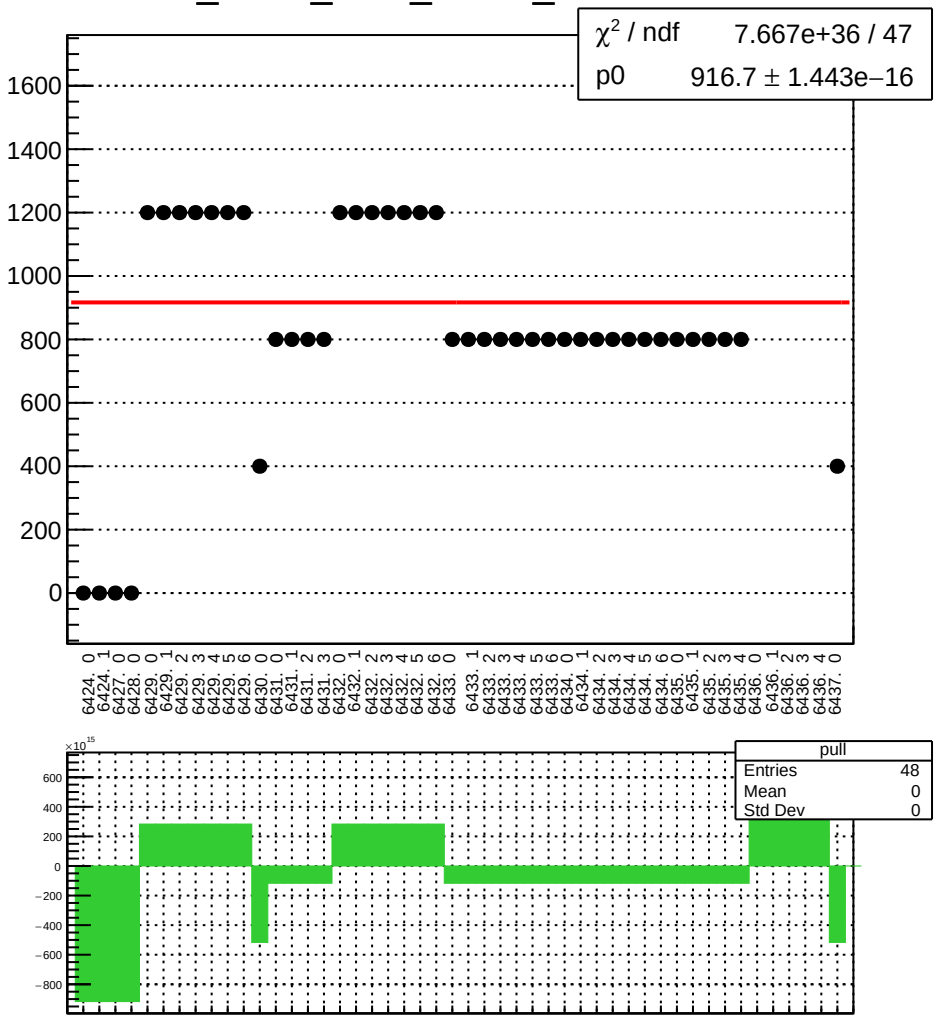

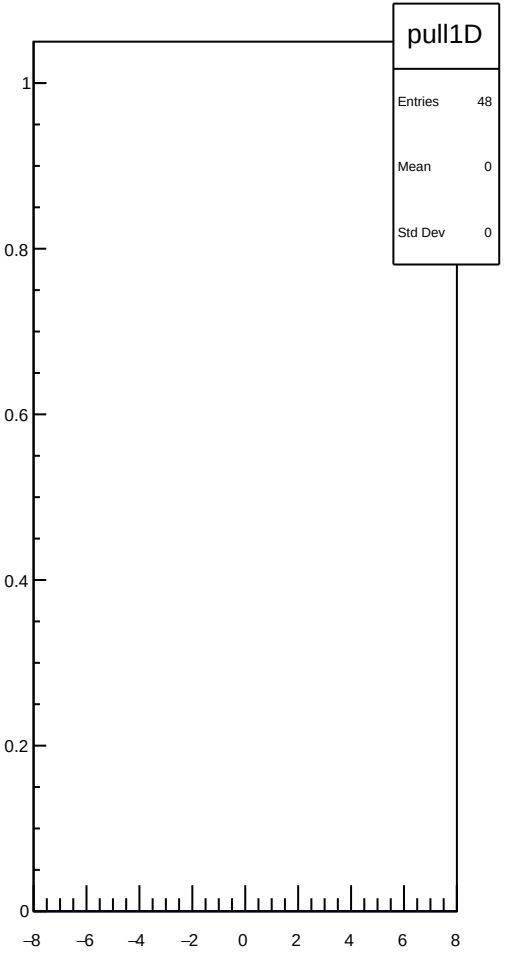

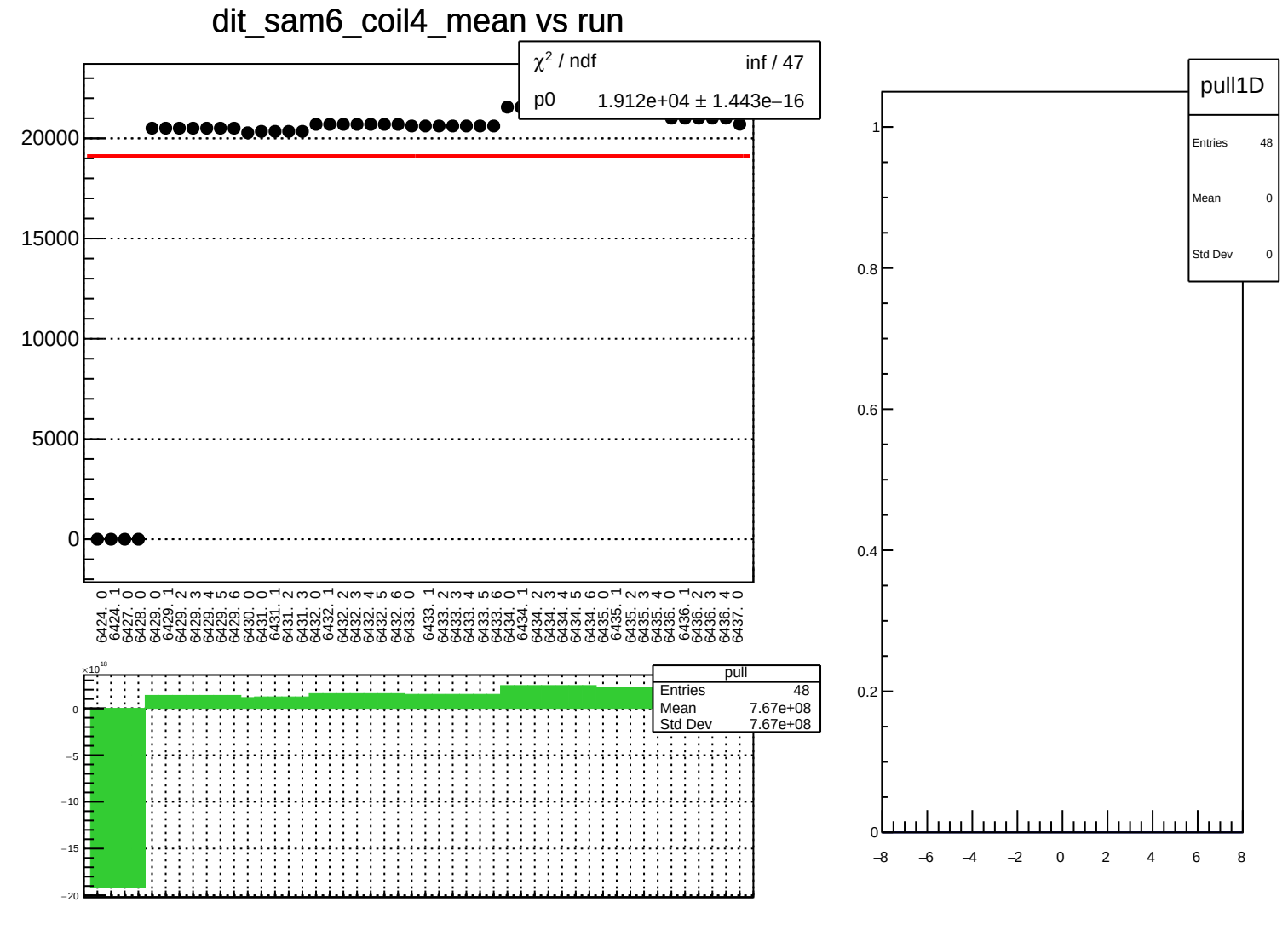
dit_sam6_coil4_mean vs run
χ² / ndf inf / 47
p0 1.912e+04 ± 1.443e−16
20000
15000
10000
5000
0
6424. 0
6424. 1
6427. 0
6428. 0
6429. 0
6429. 1
6429. 2
6429. 3
6429. 4
6429. 5
6429. 6
6430. 0
6431. 0
6431. 1
6431. 2
6431. 3
6432. 0
6432. 1
6432. 2
6432. 3
6432. 4
6432. 5
6432. 6
6433. 0
6433. 1
6433. 2
6433. 3
6433. 4
6433. 5
6433. 6
6434. 0
6434. 1
6434. 2
6434. 3
6434. 4
6434. 5
6434. 6
6435. 0
6435. 1
6435. 2
6435. 3
6435. 4
6436. 0
6436. 1
6436. 2
6436. 3
6436. 4
6437. 0
×10¹⁸
0
−5
−10
−15
−20
pull
Entries 48
Mean 7.67e+08
Std Dev 7.67e+08
pull1D
Entries 48
Mean 0
Std Dev 0
1
0.8
0.6
0.4
0.2
0
−8
−6
−4
−2
0
2
4
6
8

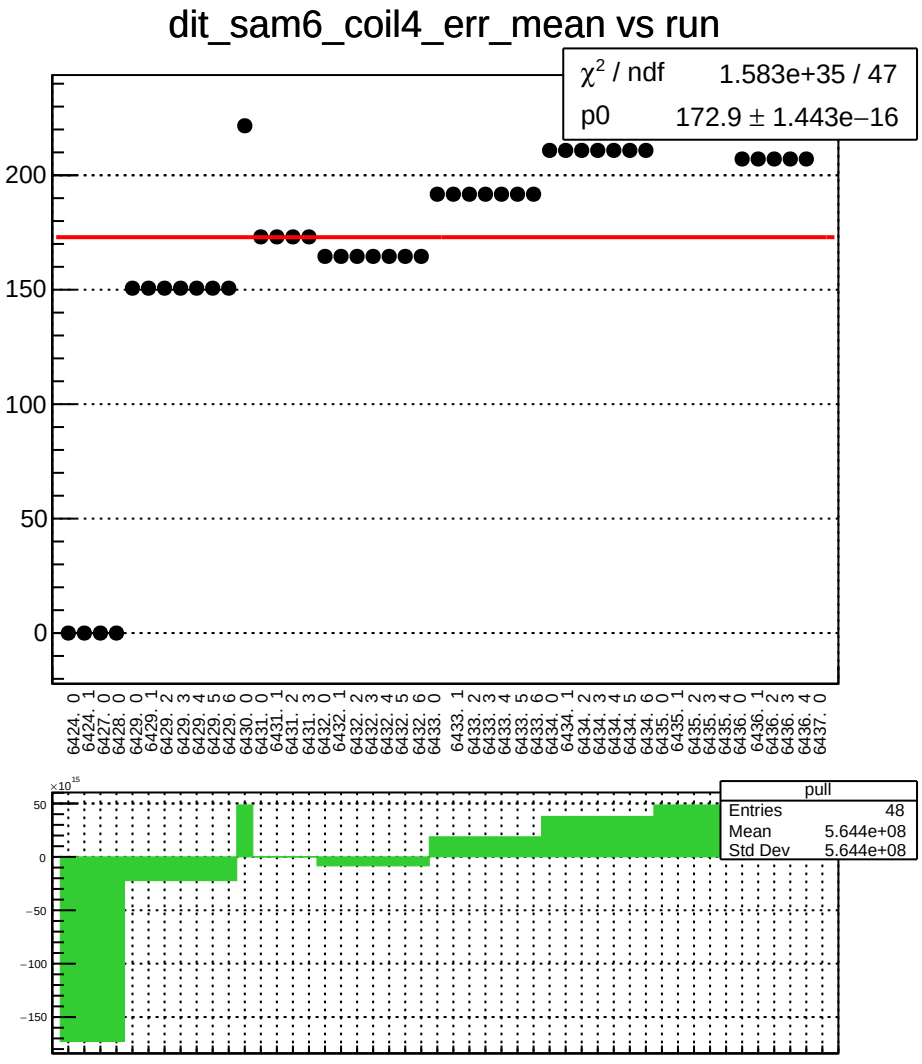
dit_sam6_coil4_err_mean vs run
χ² / ndf 1.583e+35 / 47
p0 172.9 ± 1.443e−16
200
150
100
50
0
6424. 0
6424. 1
6427. 0
6428. 0
6429. 0
6429. 1
6429. 2
6429. 3
6429. 4
6429. 5
6429. 6
6430. 0
6431. 0
6431. 1
6431. 2
6431. 3
6432. 0
6432. 1
6432. 2
6432. 3
6432. 4
6432. 5
6432. 6
6433. 0
6433. 1
6433. 2
6433. 3
6433. 4
6433. 5
6433. 6
6434. 0
6434. 1
6434. 2
6434. 3
6434. 4
6434. 5
6434. 6
6435. 0
6435. 1
6435. 2
6435. 3
6435. 4
6436. 0
6436. 1
6436. 2
6436. 3
6436. 4
6437. 0
×10¹⁵
50
0
−50
−100
−150
pull
Entries 48
Mean 5.644e+08
Std Dev 5.644e+08

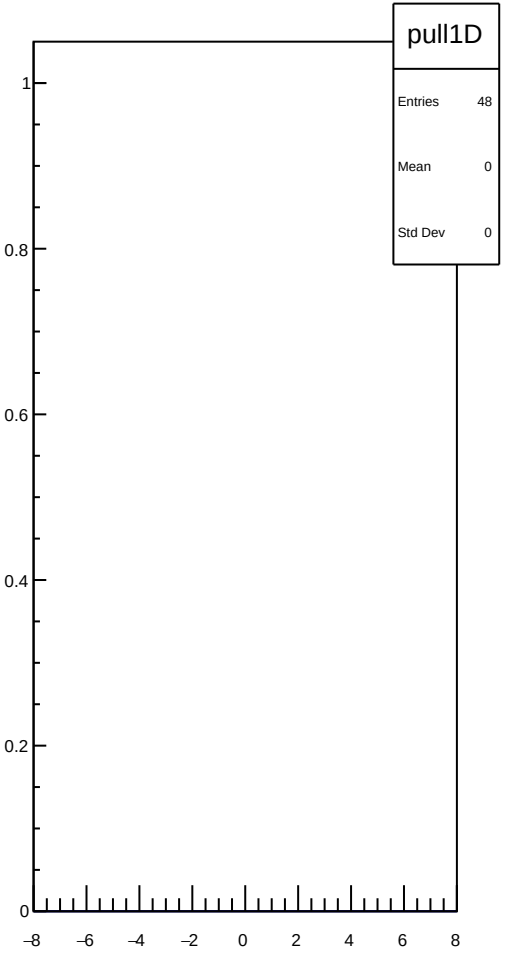
pull1D
Entries 48
Mean 0
Std Dev 0
1
0.8
0.6
0.4
0.2
0
−8
−6
−4
−2
0
2
4
6
8

dit_sam6_coil4_Ndata_mean vs run

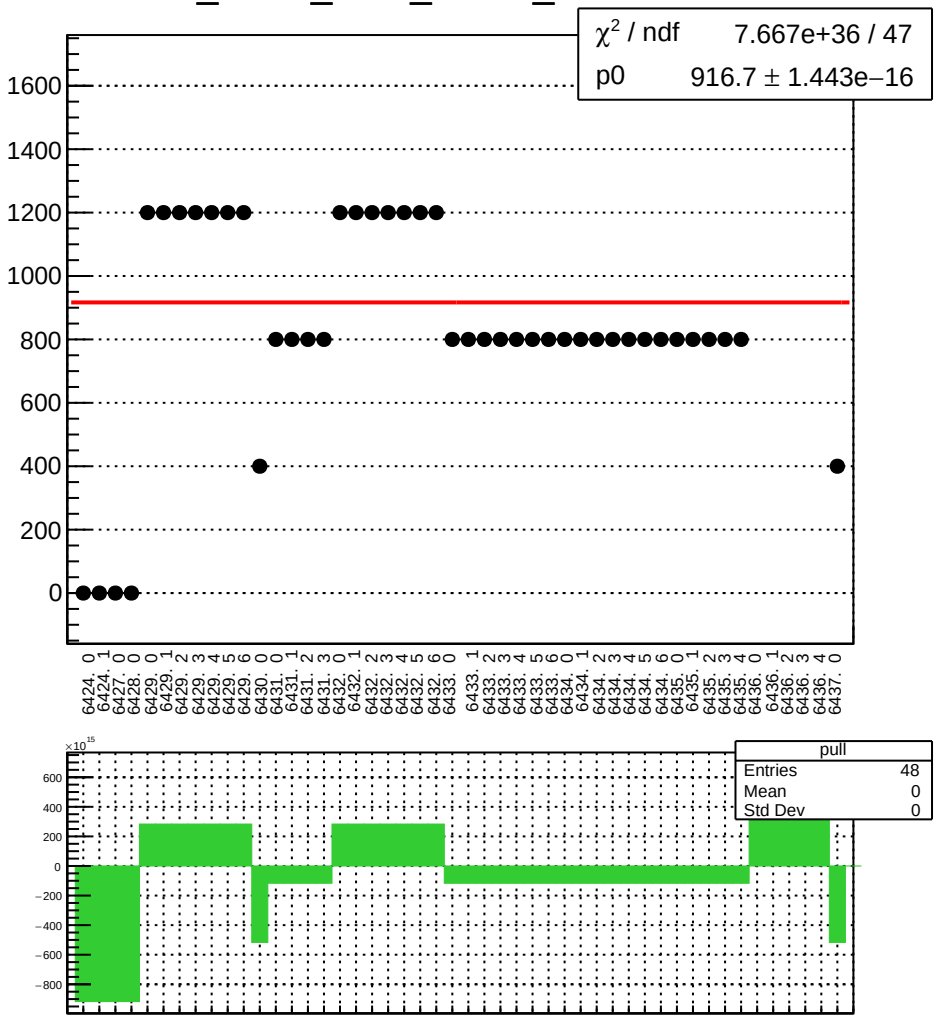

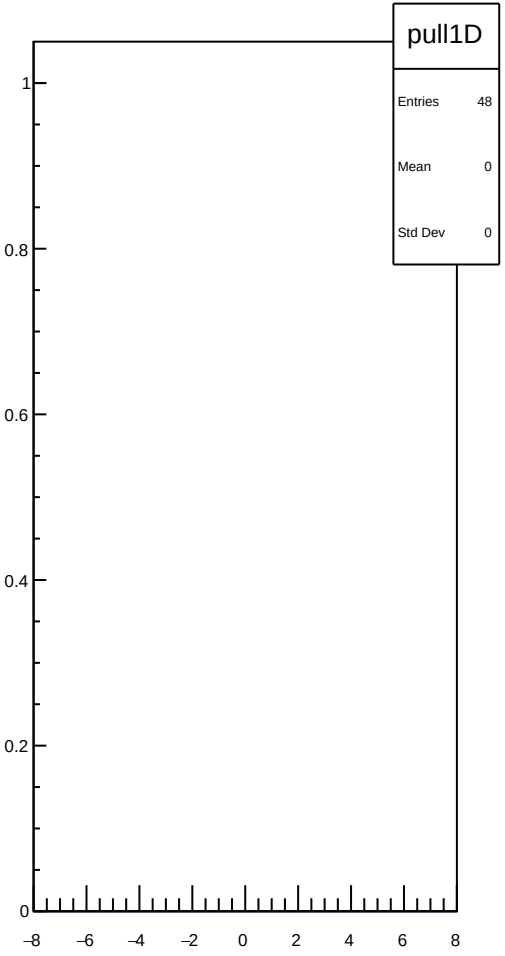

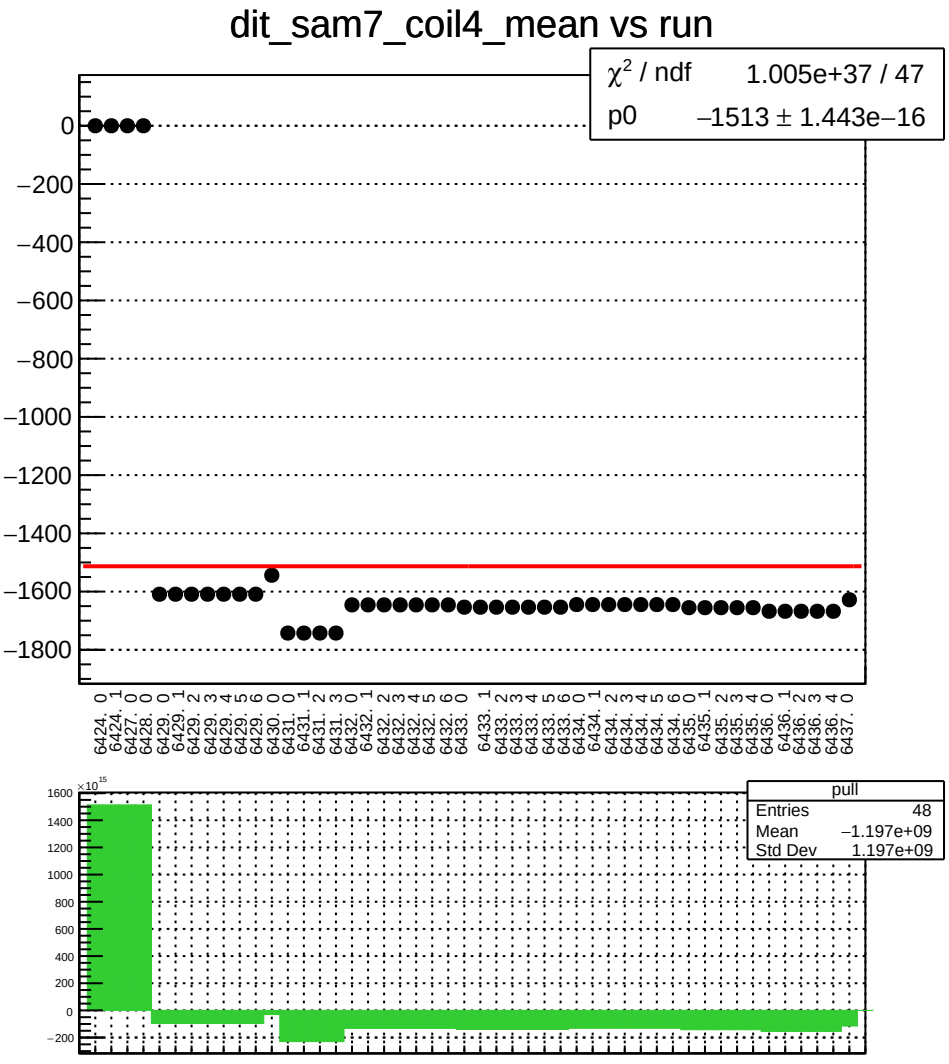
dit_sam7_coil4_mean vs run
χ² / ndf 1.005e+37 / 47
p0 −1513 ± 1.443e−16
0
−200
−400
−600
−800
−1000
−1200
−1400
−1600
−1800
6424. 0
6424. 1
6427. 0
6428. 0
6429. 0
6429. 1
6429. 2
6429. 3
6429. 4
6429. 5
6429. 6
6430. 0
6431. 0
6431. 1
6431. 2
6431. 3
6432. 0
6432. 1
6432. 2
6432. 3
6432. 4
6432. 5
6432. 6
6433. 0
6433. 1
6433. 2
6433. 3
6433. 4
6433. 5
6433. 6
6434. 0
6434. 1
6434. 2
6434. 3
6434. 4
6434. 5
6434. 6
6435. 0
6435. 1
6435. 2
6435. 3
6435. 4
6436. 0
6436. 1
6436. 2
6436. 3
6436. 4
6437. 0
×10¹⁵
1600
1400
1200
1000
800
600
400
200
0
−200
pull
Entries 48
Mean −1.197e+09
Std Dev 1.197e+09

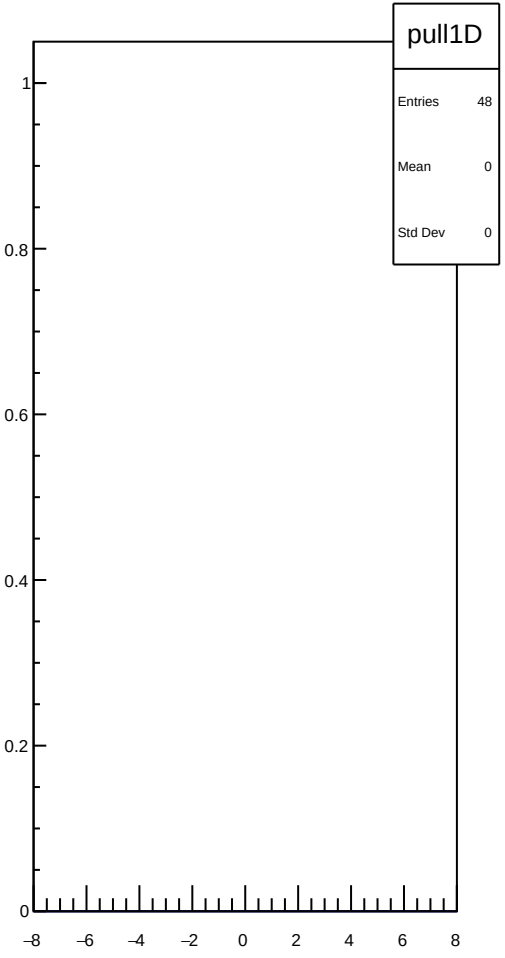
pull1D
Entries 48
Mean 0
Std Dev 0
1
0.8
0.6
0.4
0.2
0
−8
−6
−4
−2
0
2
4
6
8

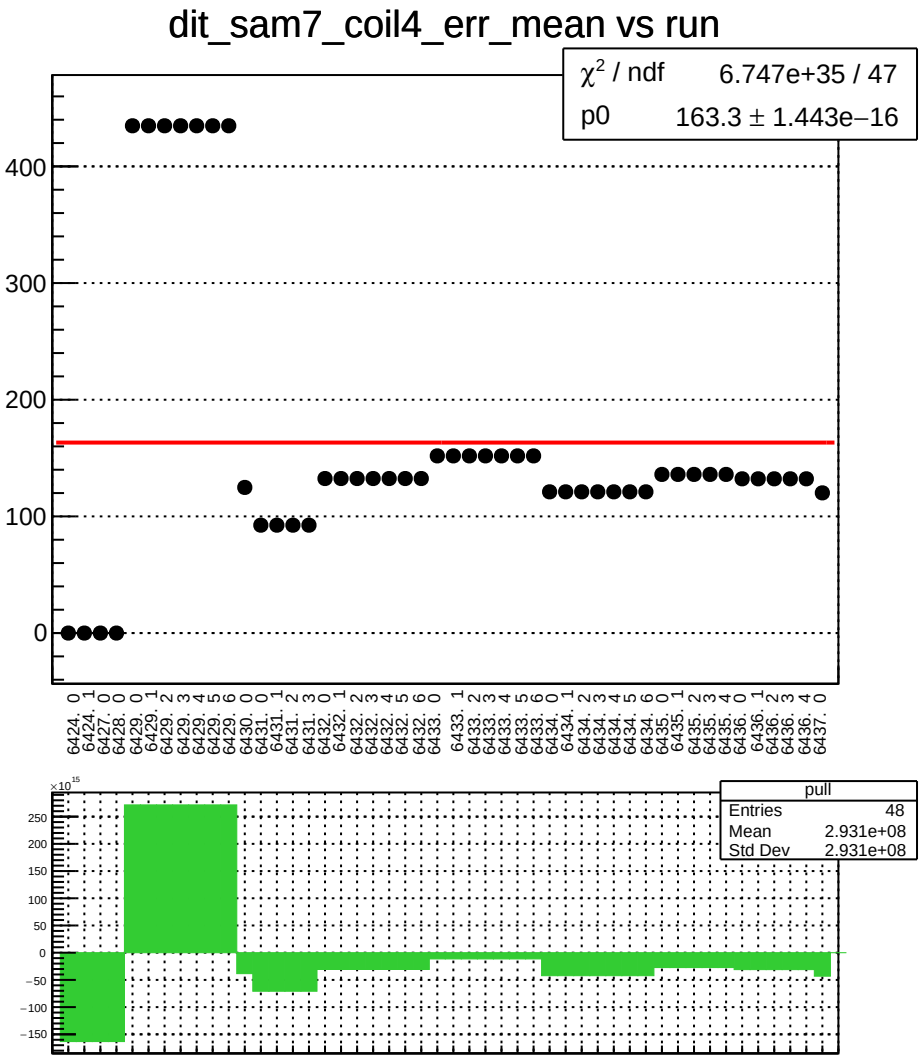
dit_sam7_coil4_err_mean vs run
χ² / ndf 6.747e+35 / 47
p0 163.3 ± 1.443e−16
400
300
200
100
0
6424. 0
6424. 1
6427. 0
6428. 0
6429. 0
6429. 1
6429. 2
6429. 3
6429. 4
6429. 5
6429. 6
6430. 0
6431. 0
6431. 1
6431. 2
6431. 3
6432. 0
6432. 1
6432. 2
6432. 3
6432. 4
6432. 5
6432. 6
6433. 0
6433. 1
6433. 2
6433. 3
6433. 4
6433. 5
6433. 6
6434. 0
6434. 1
6434. 2
6434. 3
6434. 4
6434. 5
6434. 6
6435. 0
6435. 1
6435. 2
6435. 3
6435. 4
6436. 0
6436. 1
6436. 2
6436. 3
6436. 4
6437. 0
×10¹⁵
250
200
150
100
50
0
−50
−100
−150
pull
Entries 48
Mean 2.931e+08
Std Dev 2.931e+08
pull1D
Entries 48
Mean 0
Std Dev 0
1
0.8
0.6
0.4
0.2
0
−8
−6
−4
−2
0
2
4
6
8

dit_sam7_coil4_Ndata_mean vs run

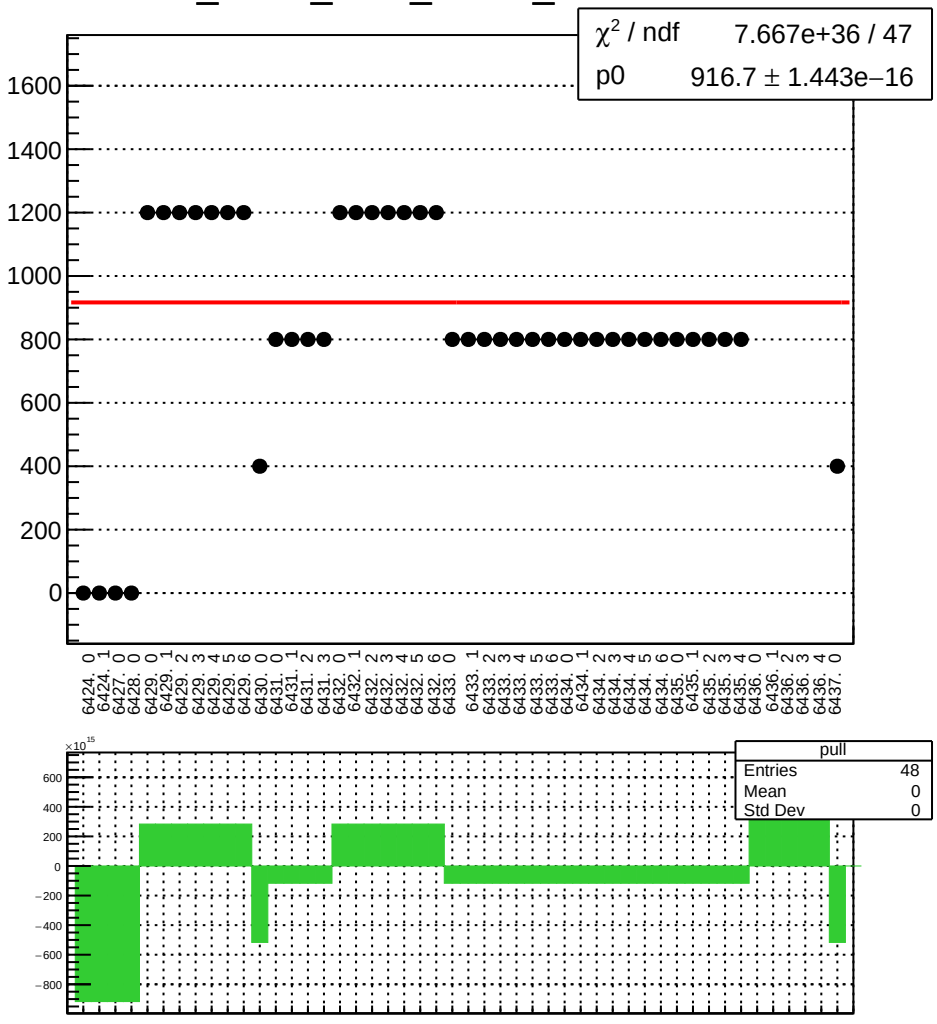

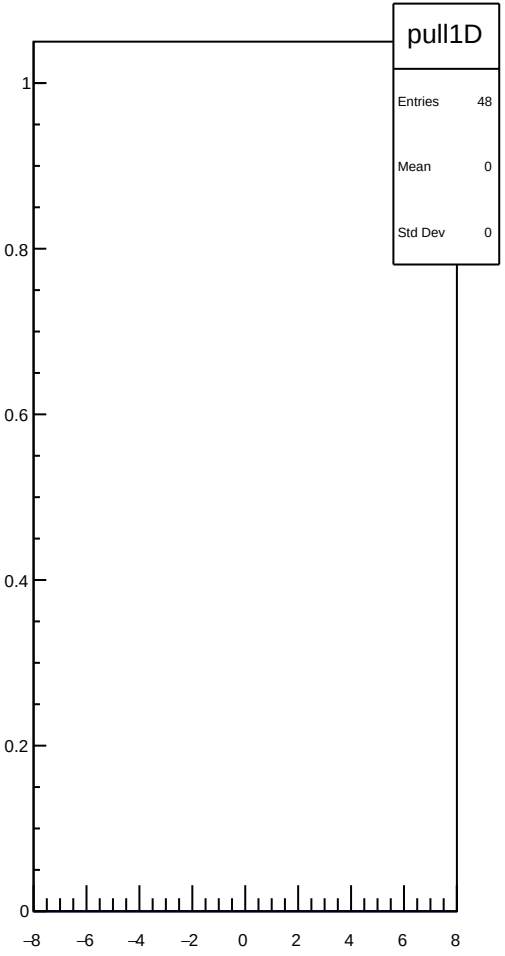

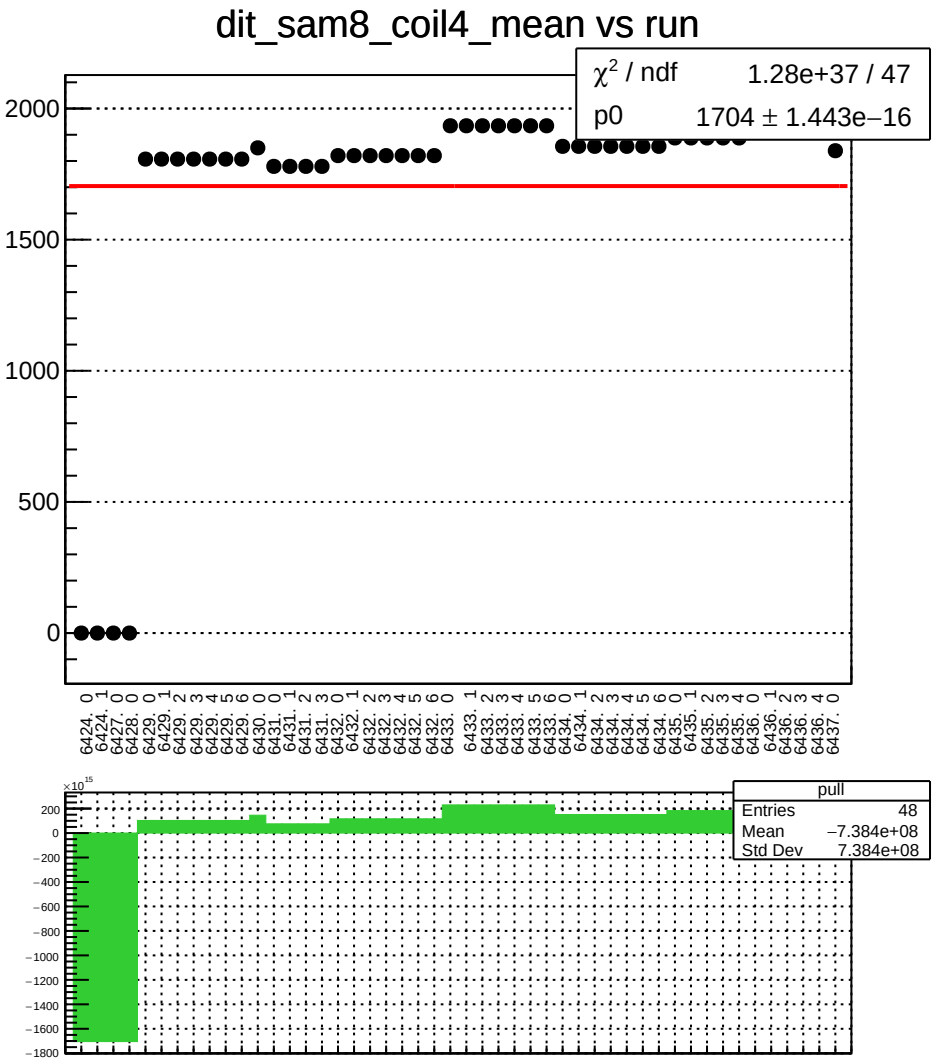
dit_sam8_coil4_mean vs run
χ² / ndf 1.28e+37 / 47
p0 1704 ± 1.443e−16
2000
1500
1000
500
0
6424. 0
6424. 1
6427. 0
6428. 0
6429. 0
6429. 1
6429. 2
6429. 3
6429. 4
6429. 5
6429. 6
6430. 0
6431. 0
6431. 1
6431. 2
6431. 3
6432. 0
6432. 1
6432. 2
6432. 3
6432. 4
6432. 5
6432. 6
6433. 0
6433. 1
6433. 2
6433. 3
6433. 4
6433. 5
6433. 6
6434. 0
6434. 1
6434. 2
6434. 3
6434. 4
6434. 5
6434. 6
6435. 0
6435. 1
6435. 2
6435. 3
6435. 4
6436. 0
6436. 1
6436. 2
6436. 3
6436. 4
6437. 0
×10^15
200
0
−200
−400
−600
−800
−1000
−1200
−1400
−1600
−1800
pull
Entries 48
Mean −7.384e+08
Std Dev 7.384e+08

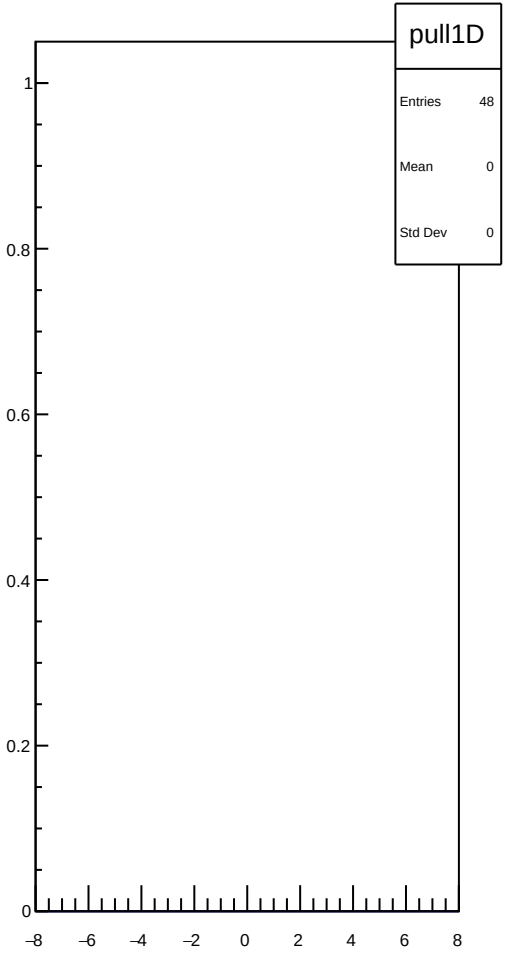
pull1D
Entries 48
Mean 0
Std Dev 0
1
0.8
0.6
0.4
0.2
0
−8
−6
−4
−2
0
2
4
6
8

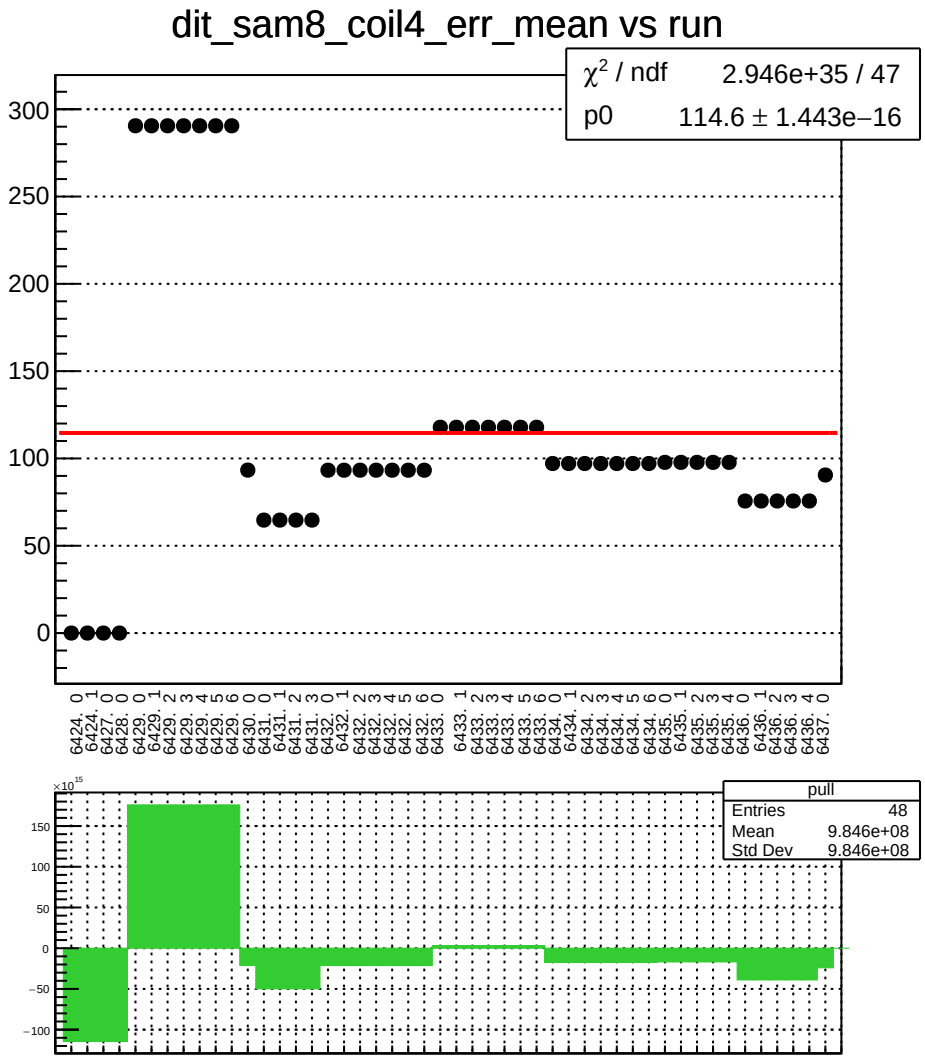
dit_sam8_coil4_err_mean vs run
χ² / ndf 2.946e+35 / 47
p0 114.6 ± 1.443e−16
300
250
200
150
100
50
0
6424. 0
6424. 1
6427. 0
6428. 0
6429. 0
6429. 1
6429. 2
6429. 3
6429. 4
6429. 5
6429. 6
6430. 0
6431. 0
6431. 1
6431. 2
6431. 3
6432. 0
6432. 1
6432. 2
6432. 3
6432. 4
6432. 5
6432. 6
6433. 0
6433. 1
6433. 2
6433. 3
6433. 4
6433. 5
6433. 6
6434. 0
6434. 1
6434. 2
6434. 3
6434. 4
6434. 5
6434. 6
6435. 0
6435. 1
6435. 2
6435. 3
6435. 4
6436. 0
6436. 1
6436. 2
6436. 3
6436. 4
6437. 0
×10¹⁵
150
100
50
0
−50
−100
pull
Entries 48
Mean 9.846e+08
Std Dev 9.846e+08

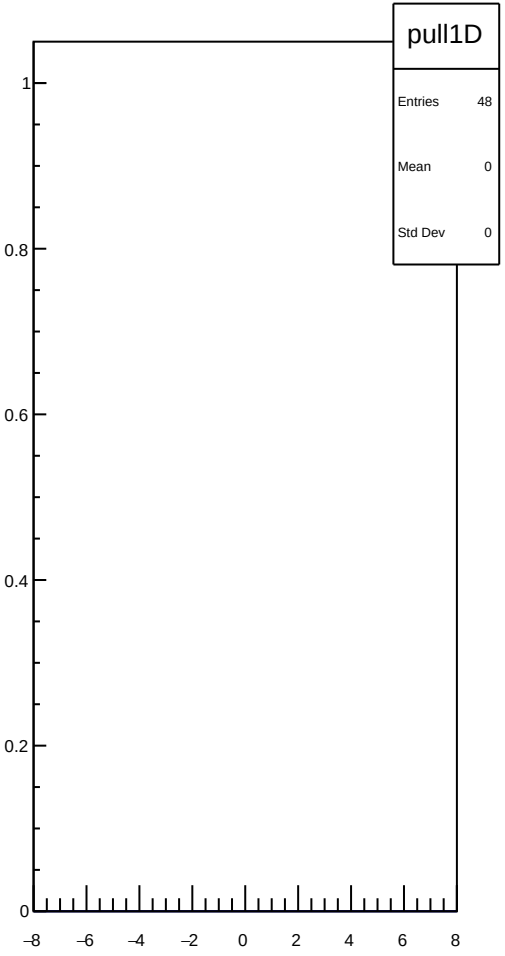
pull1D
Entries 48
Mean 0
Std Dev 0
1
0.8
0.6
0.4
0.2
0
−8
−6
−4
−2
0
2
4
6
8

dit_sam8_coil4_Ndata_mean vs run

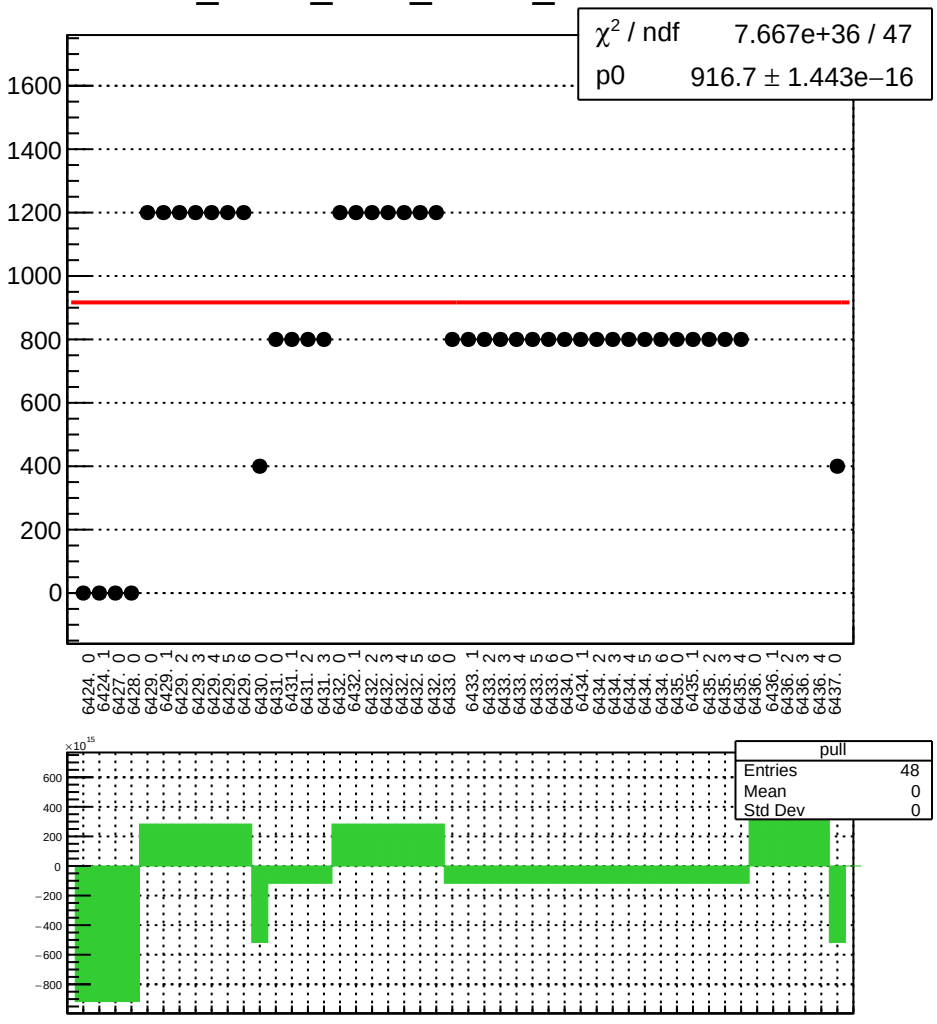

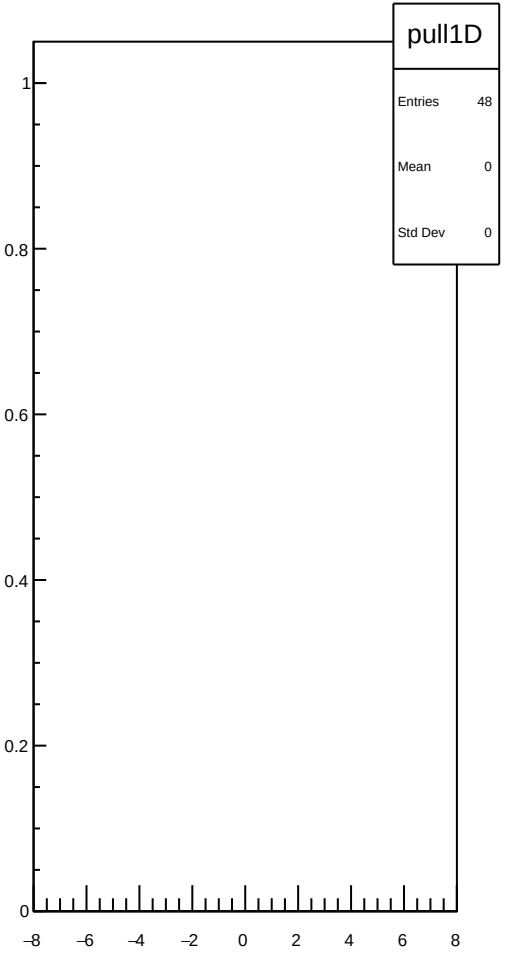

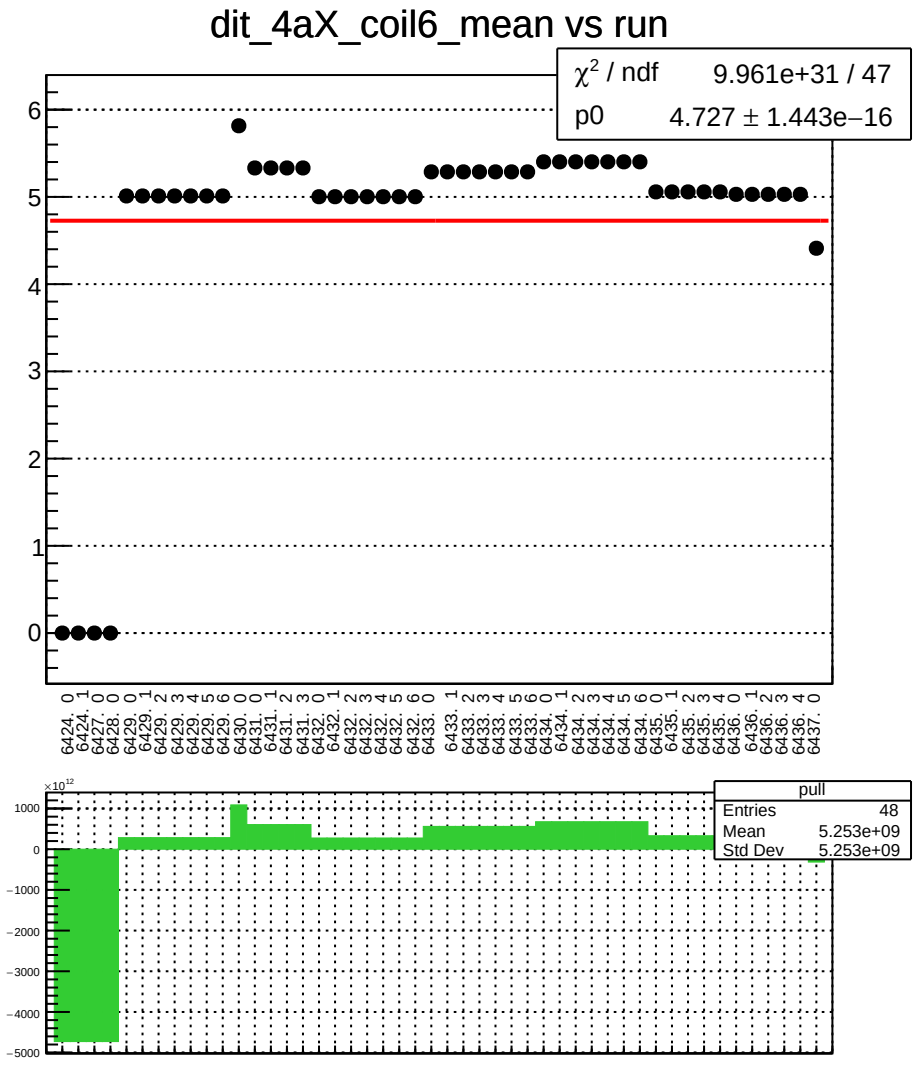
dit_4aX_coil6_mean vs run
χ² / ndf 9.961e+31 / 47
p0 4.727 ± 1.443e−16
6424. 0
6424. 1
6427. 0
6428. 0
6429. 0
6429. 1
6429. 2
6429. 3
6429. 4
6429. 5
6429. 6
6430. 0
6431. 0
6431. 1
6431. 2
6431. 3
6432. 0
6432. 1
6432. 2
6432. 3
6432. 4
6432. 5
6432. 6
6433. 0
6433. 1
6433. 2
6433. 3
6433. 4
6433. 5
6433. 6
6434. 0
6434. 1
6434. 2
6434. 3
6434. 4
6434. 5
6434. 6
6435. 0
6435. 1
6435. 2
6435. 3
6435. 4
6436. 0
6436. 1
6436. 2
6436. 3
6436. 4
6437. 0
×10¹²
pull
Entries 48
Mean 5.253e+09
Std Dev 5.253e+09

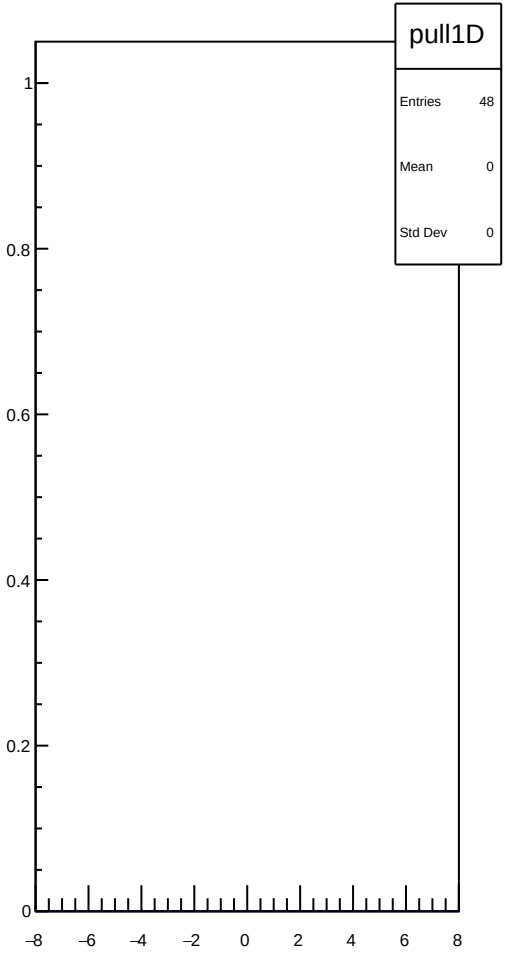
pull1D
Entries 48
Mean 0
Std Dev 0

dit_4aX_coil6_err_mean vs run

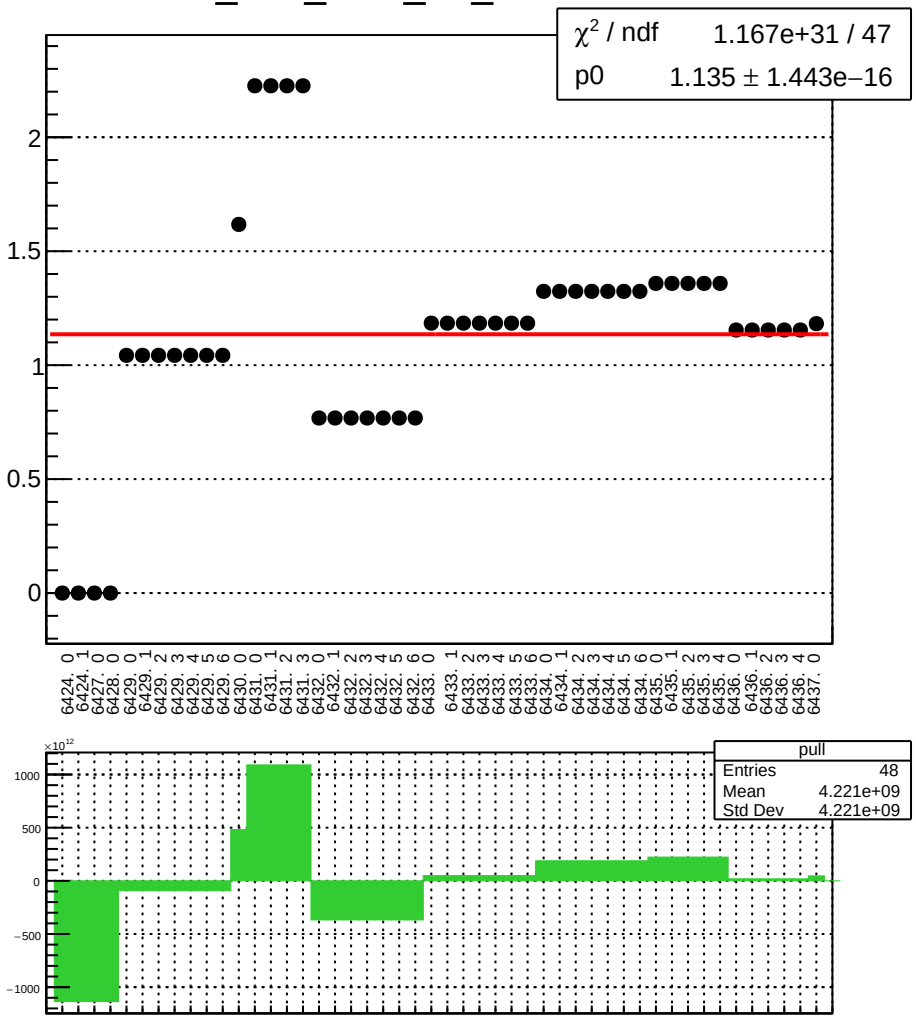

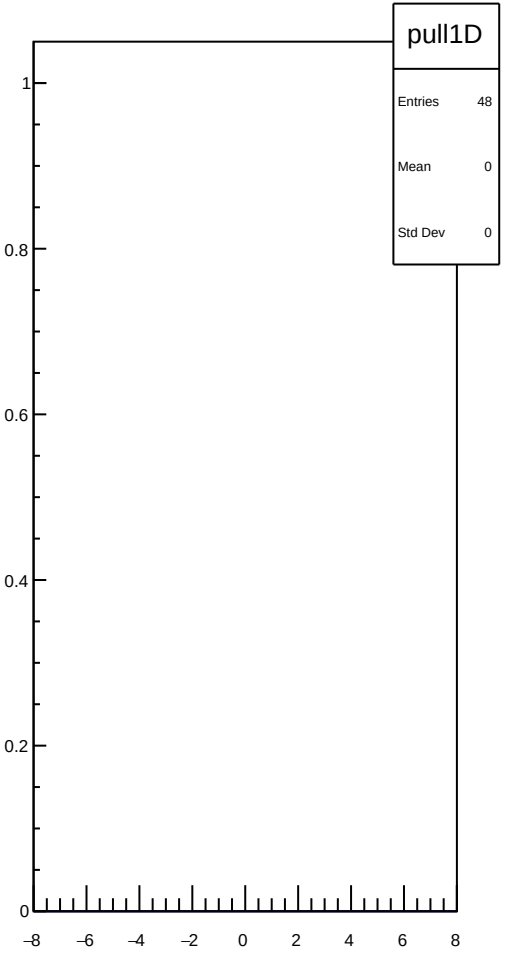

dit_4aX_coil6_Ndata_mean vs run

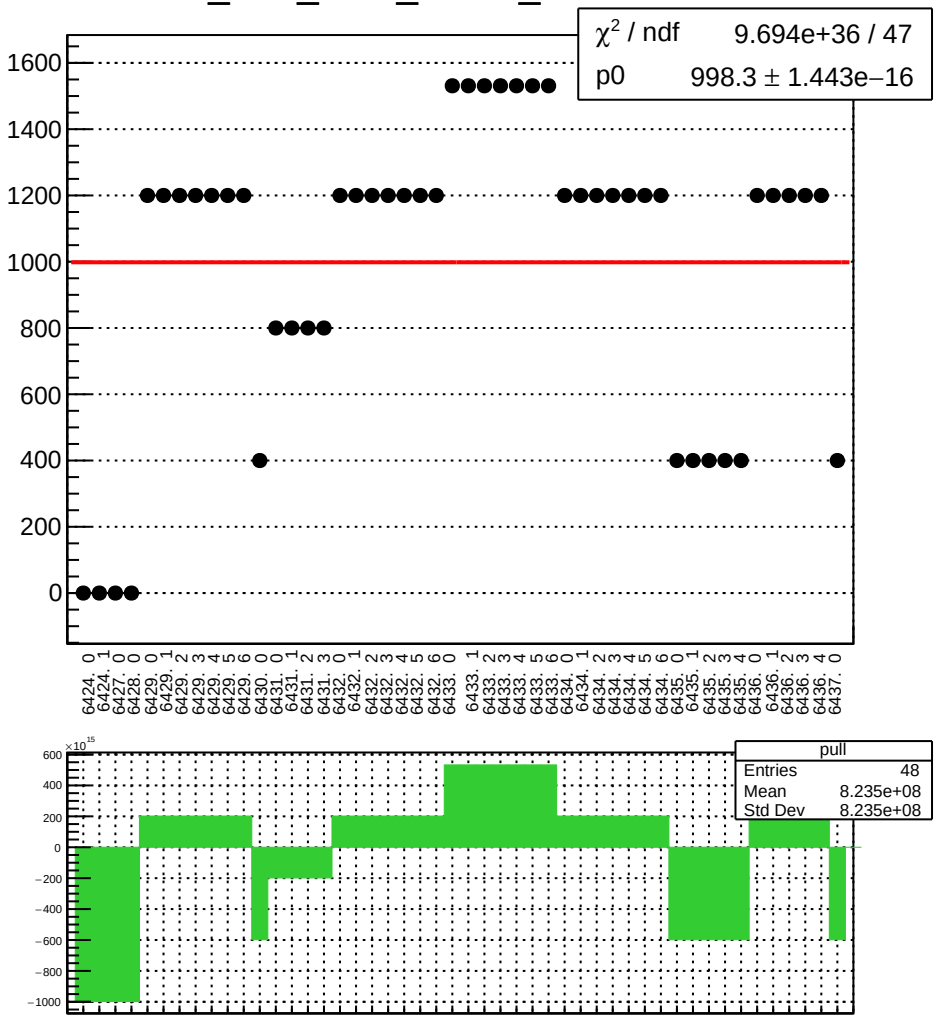

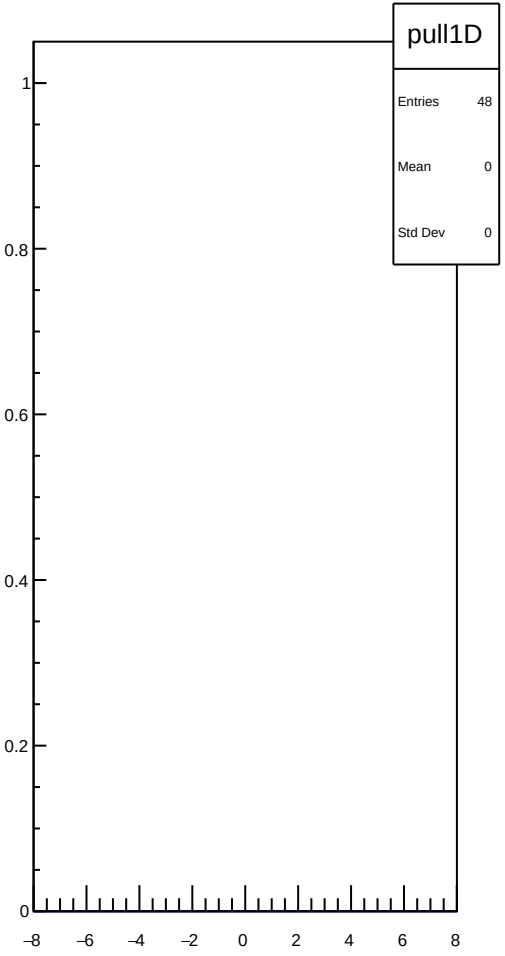

dit_4eX_coil6_mean vs run

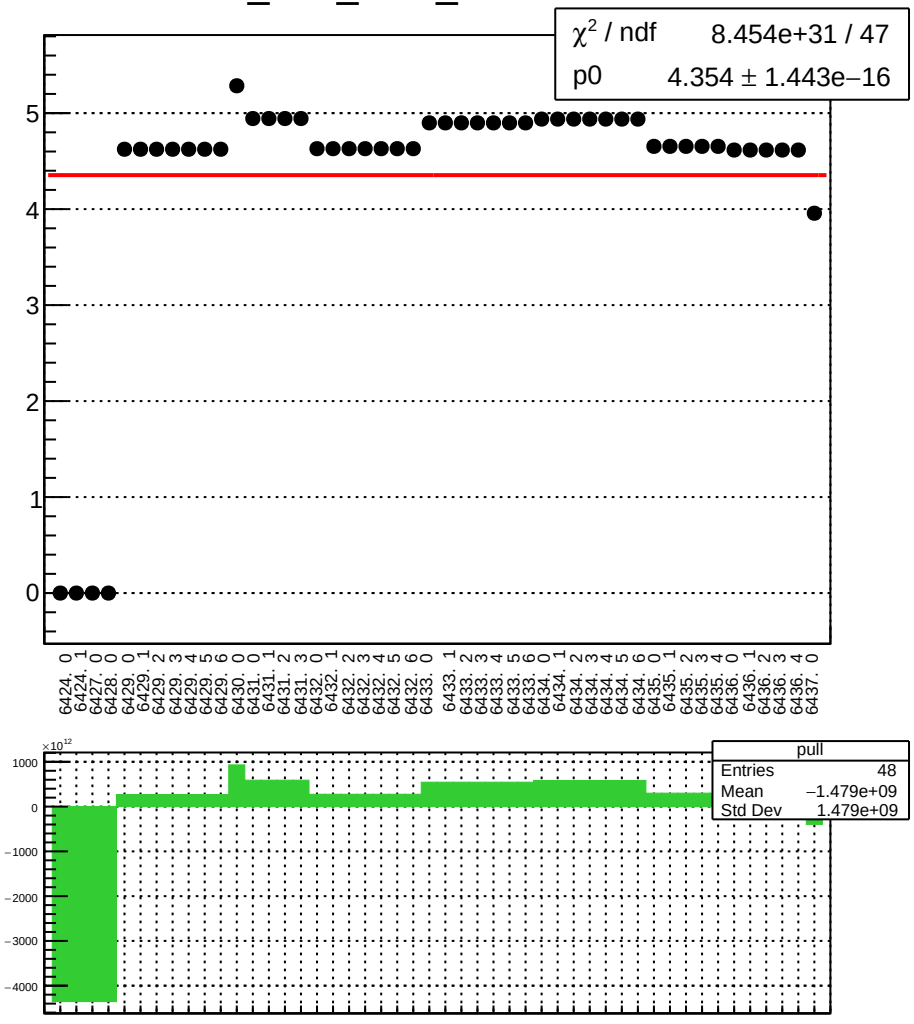

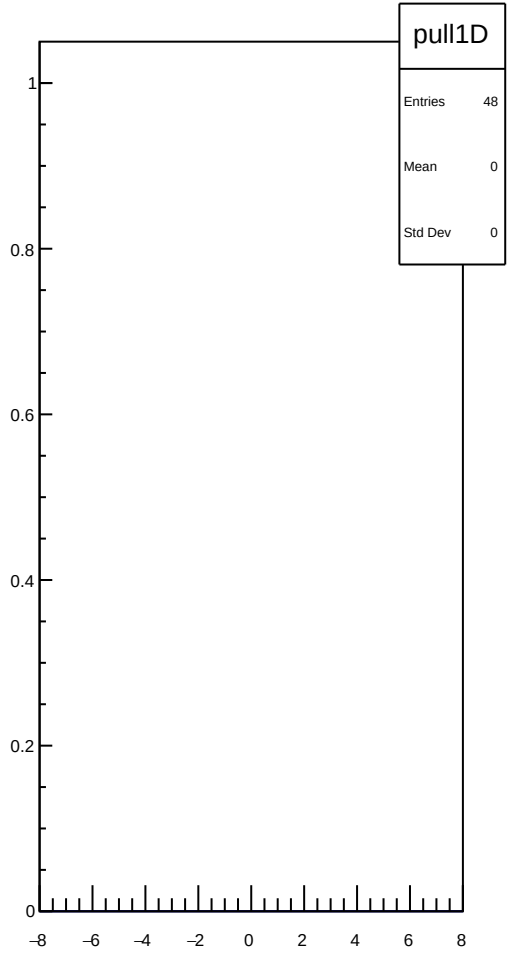

dit_4eX_coil6_err_mean vs run

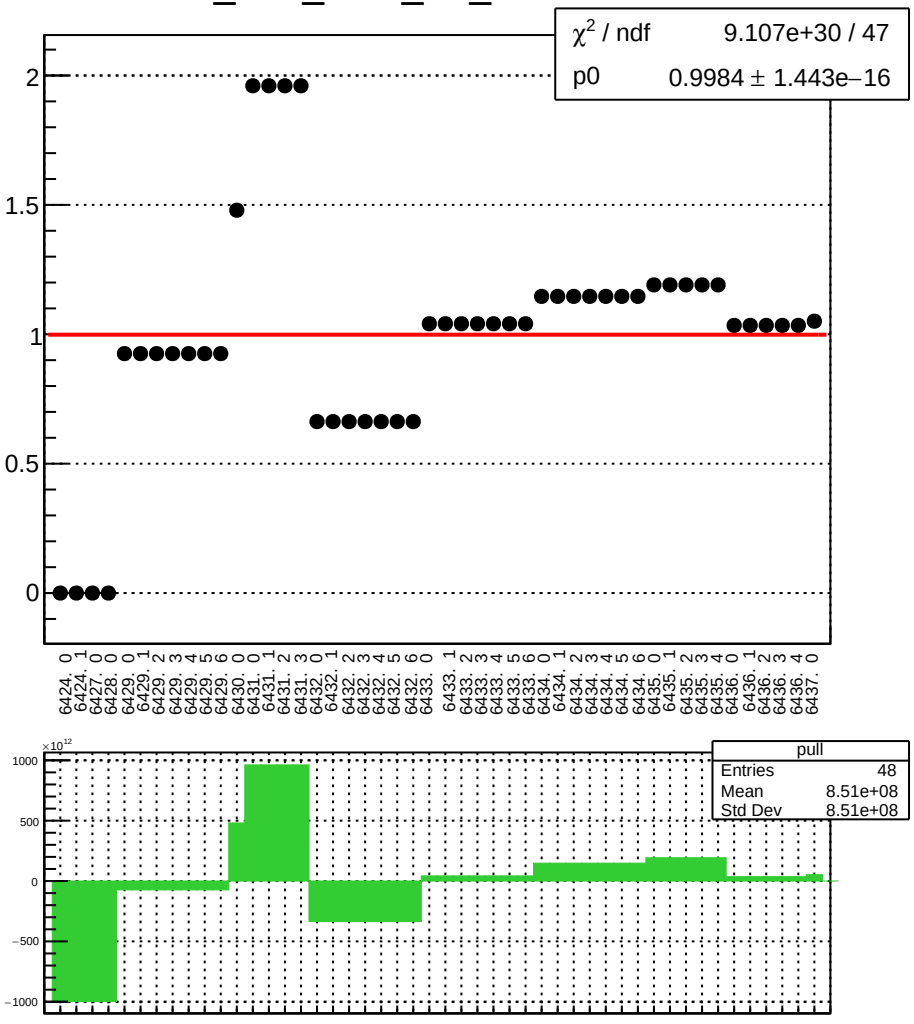

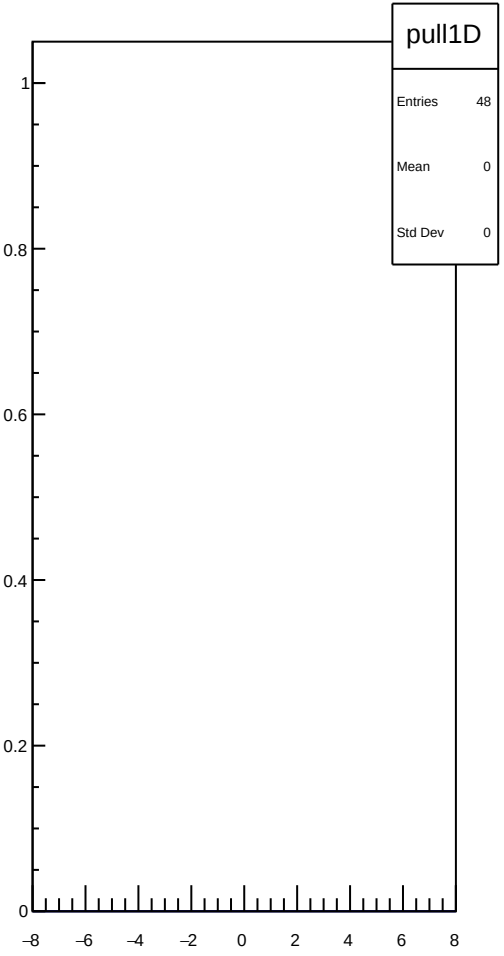

dit_4eX_coil6_Ndata_mean vs run

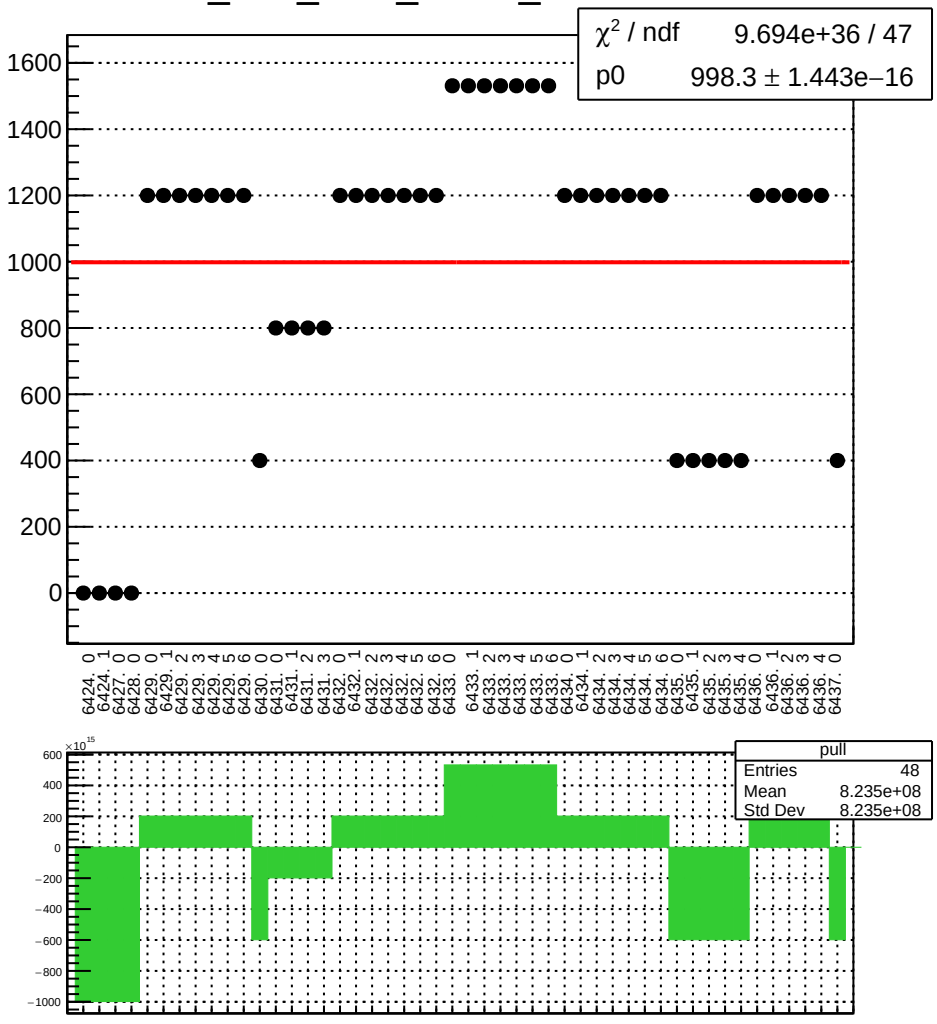

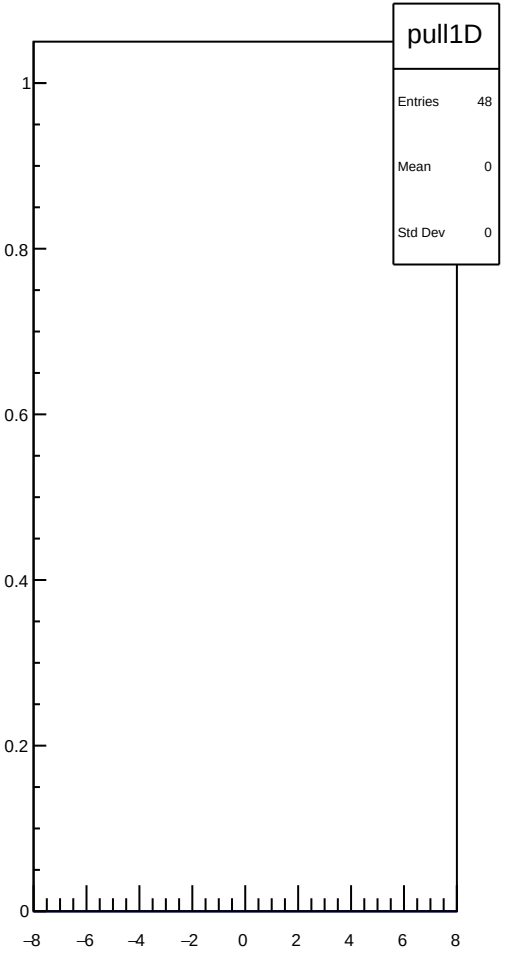

dit_11X12X_coil6_mean vs run

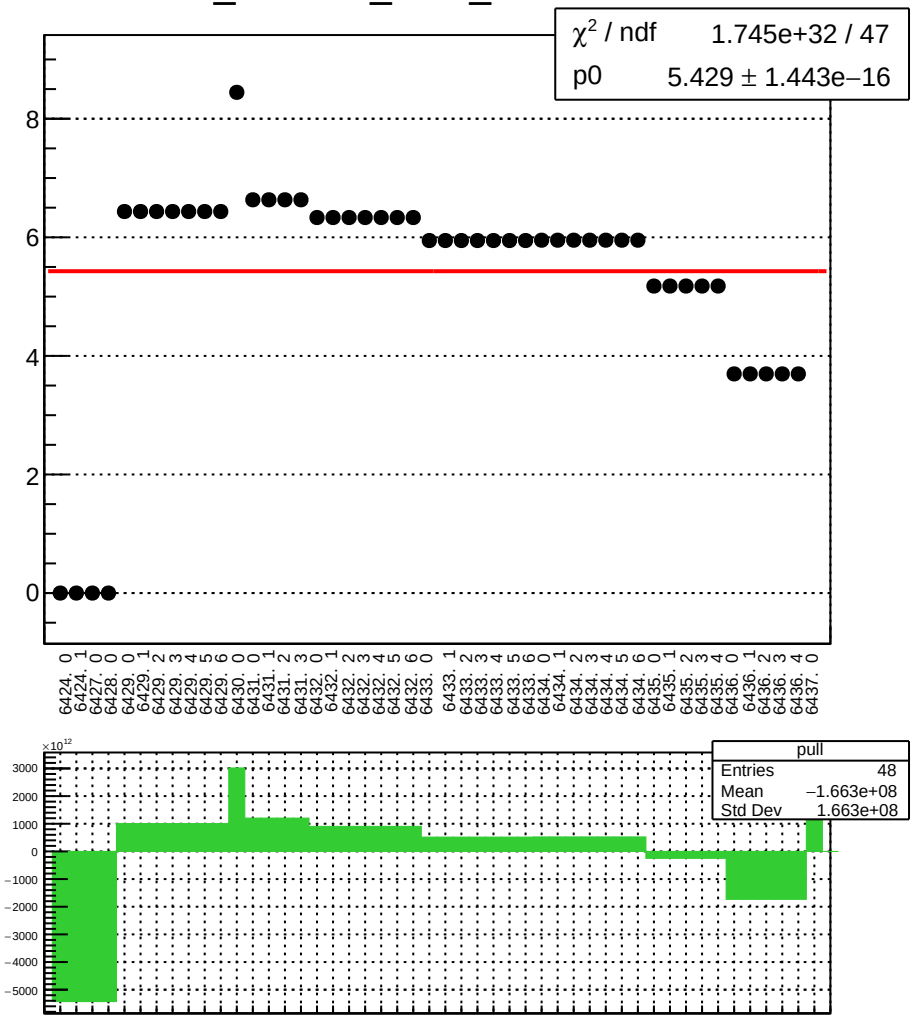

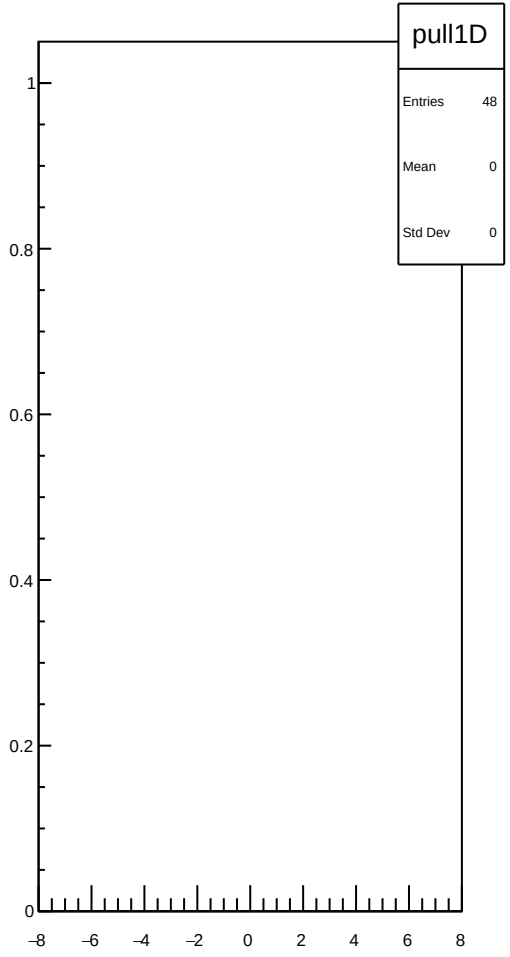

dit_11X12X_coil6_err_mean vs run

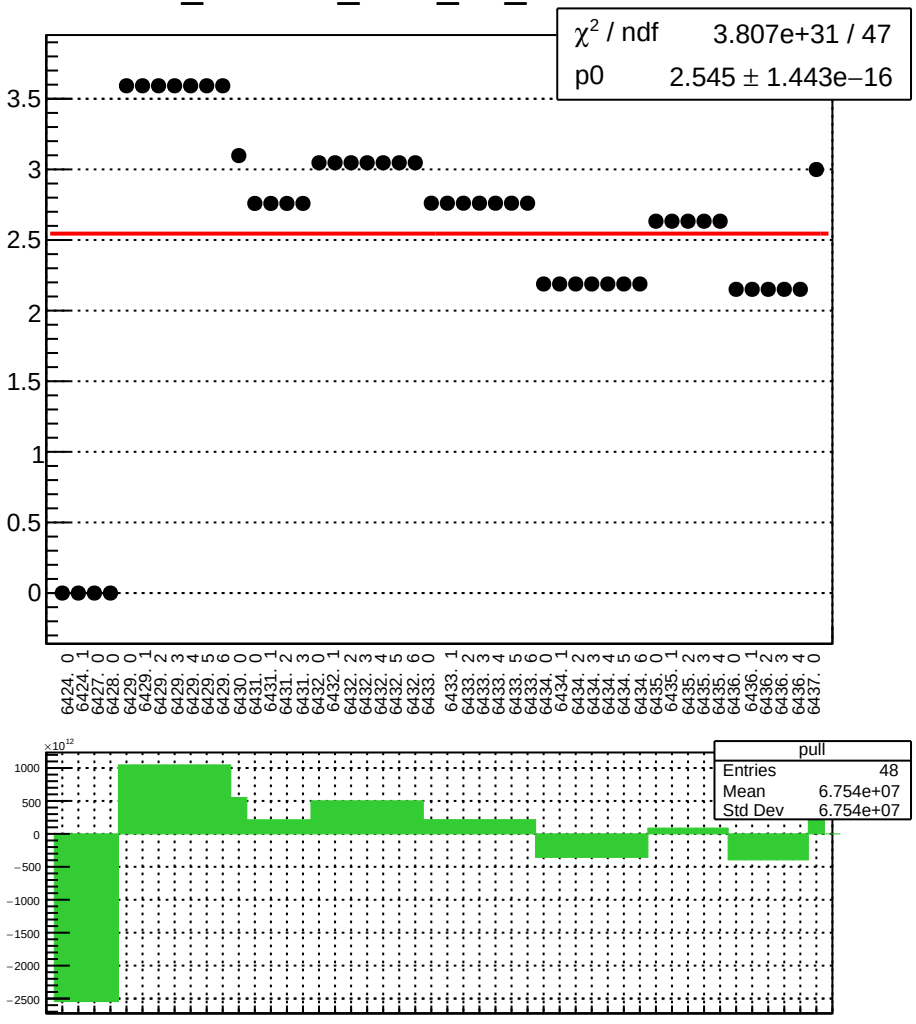

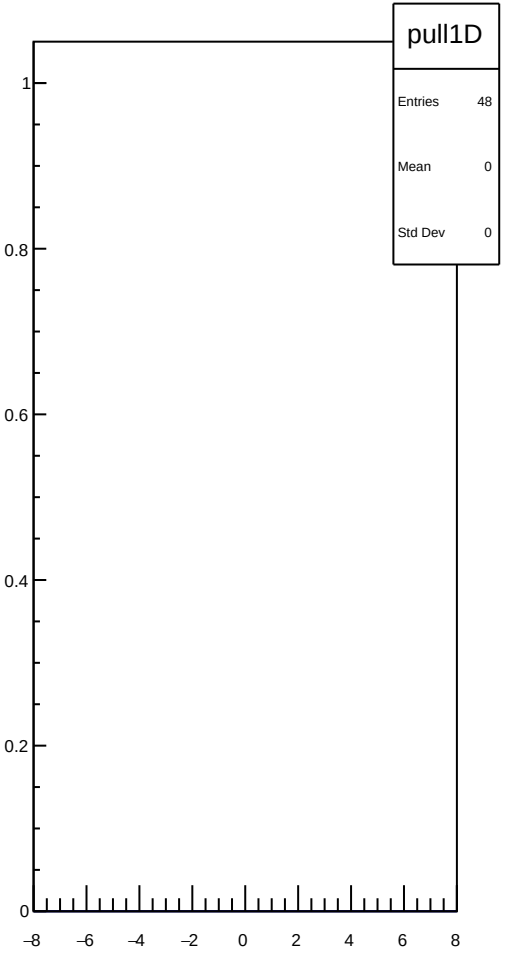

dit_11X12X_coil6_Ndata_mean vs run

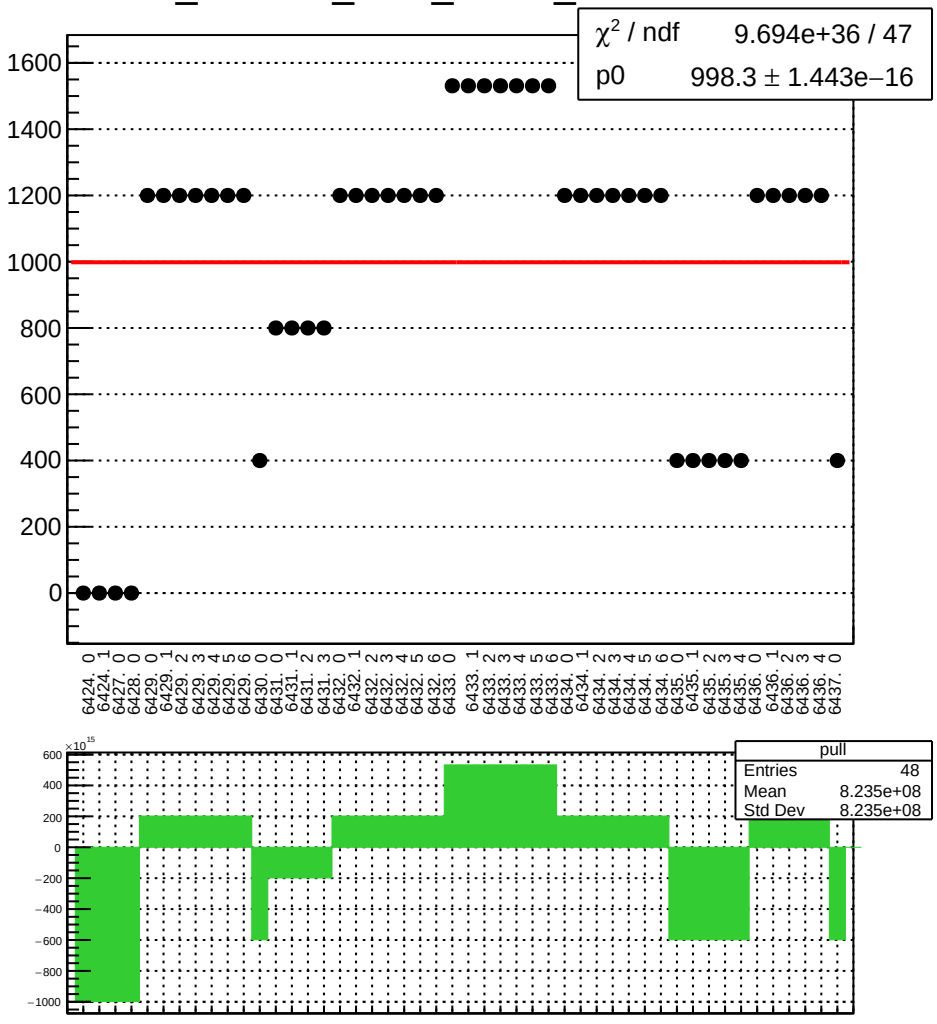

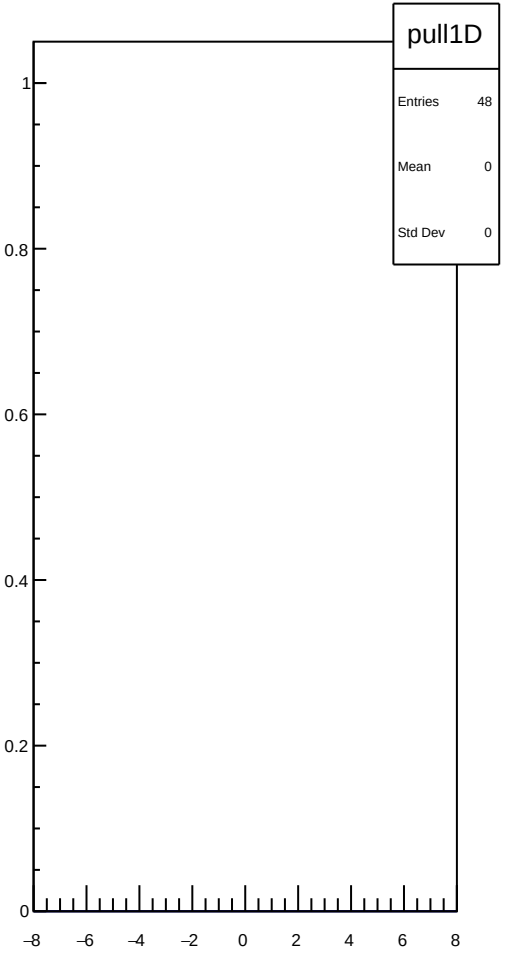

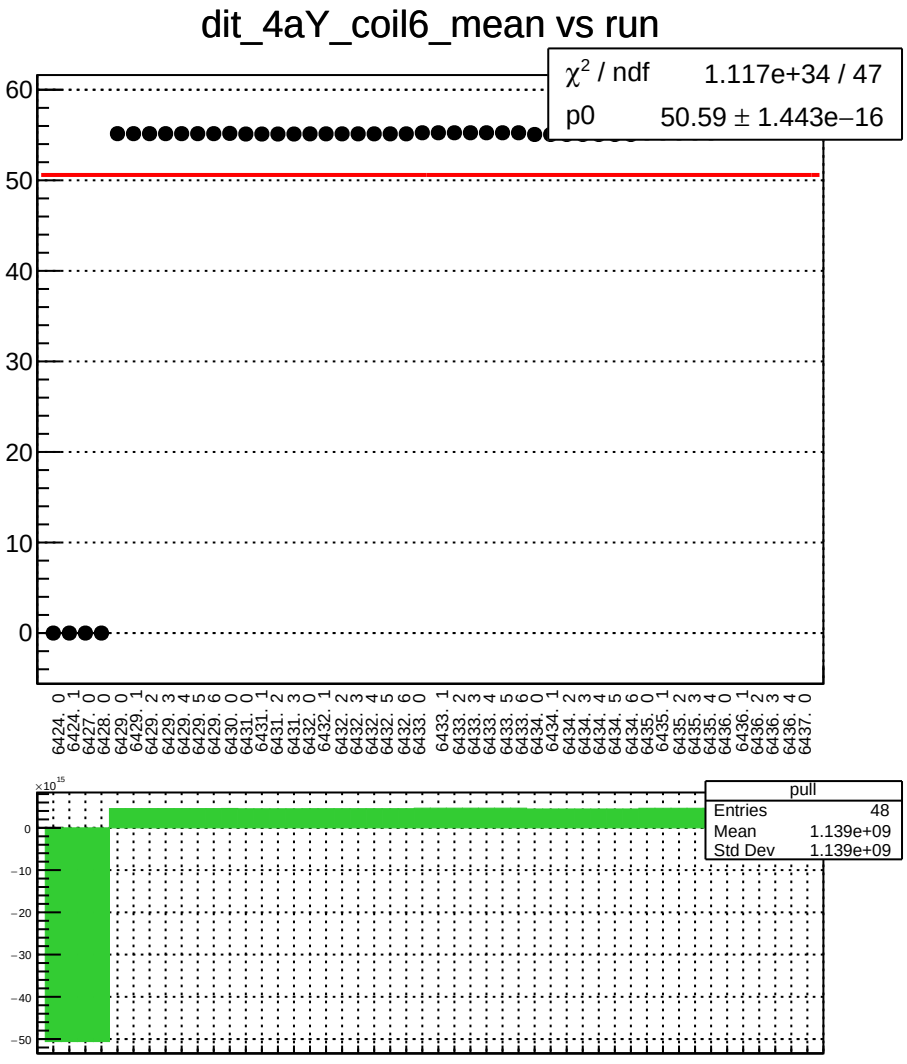
dit_4aY_coil6_mean vs run
χ² / ndf 1.117e+34 / 47
p0 50.59 ± 1.443e−16
pull
Entries 48
Mean 1.139e+09
Std Dev 1.139e+09

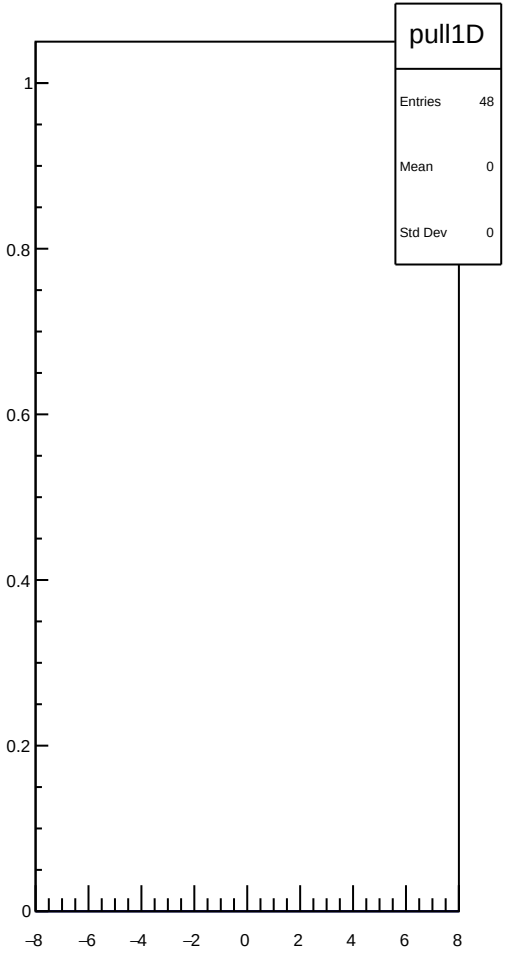
pull1D
Entries 48
Mean 0
Std Dev 0

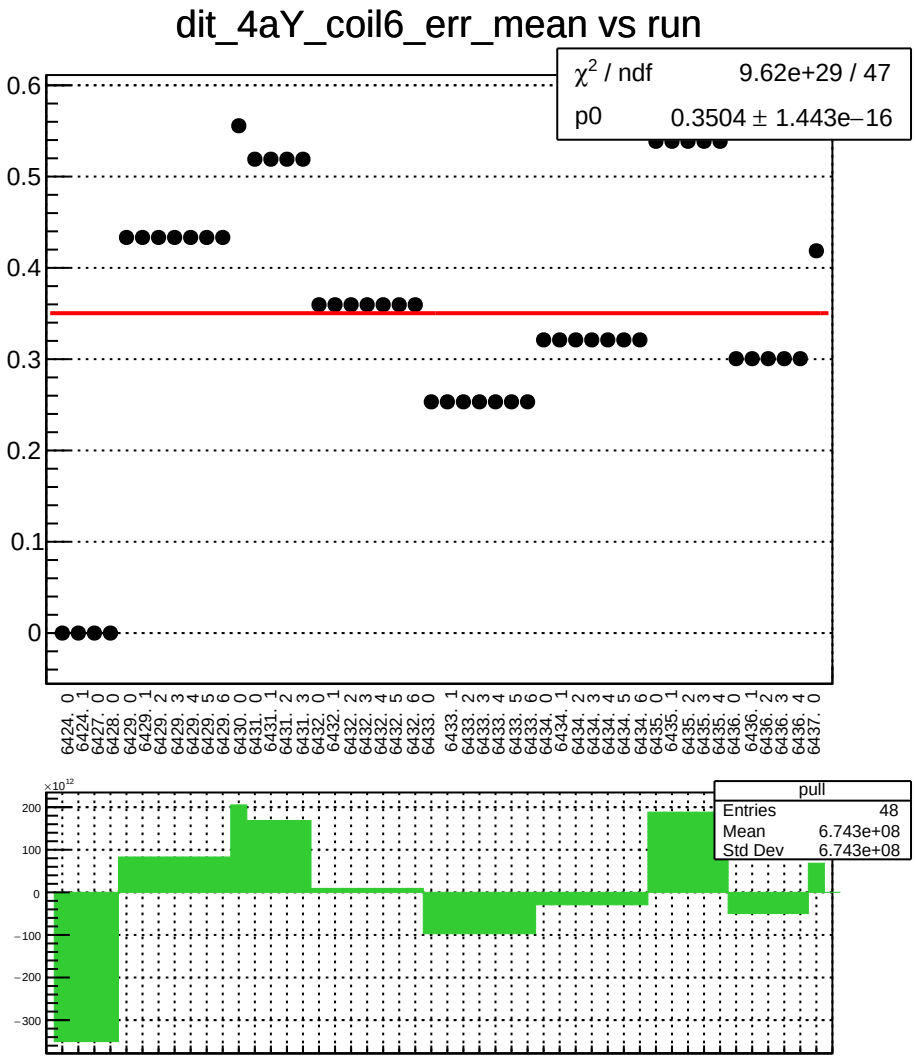
dit_4aY_coil6_err_mean vs run
χ2 / ndf 9.62e+29 / 47
p0 0.3504 ± 1.443e−16
0.6
0.5
0.4
0.3
0.2
0.1
0
6424. 0
6424. 1
6427. 0
6428. 0
6429. 0
6429. 1
6429. 2
6429. 3
6429. 4
6429. 5
6429. 6
6430. 0
6431. 0
6431. 1
6431. 2
6431. 3
6432. 0
6432. 1
6432. 2
6432. 3
6432. 4
6432. 5
6432. 6
6433. 0
6433. 1
6433. 2
6433. 3
6433. 4
6433. 5
6433. 6
6434. 0
6434. 1
6434. 2
6434. 3
6434. 4
6434. 5
6434. 6
6435. 0
6435. 1
6435. 2
6435. 3
6435. 4
6436. 0
6436. 1
6436. 2
6436. 3
6436. 4
6437. 0
×10^12
200
100
0
−100
−200
−300
pull
Entries 48
Mean 6.743e+08
Std Dev 6.743e+08

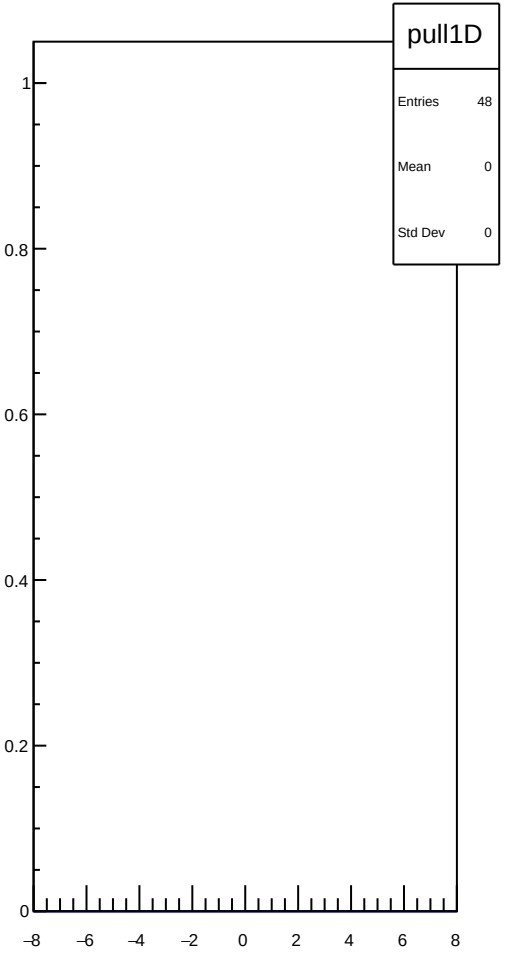
pull1D
Entries 48
Mean 0
Std Dev 0
1
0.8
0.6
0.4
0.2
0
−8
−6
−4
−2
0
2
4
6
8

dit_4aY_coil6_Ndata_mean vs run

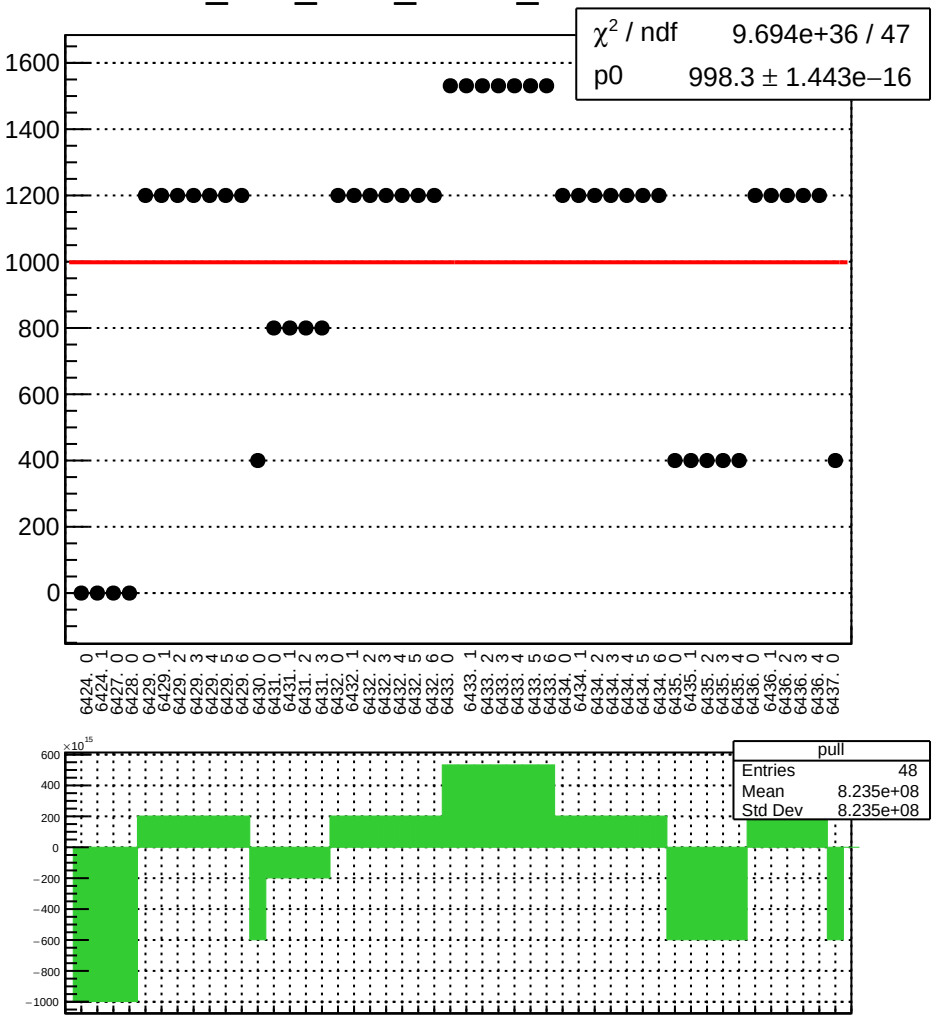

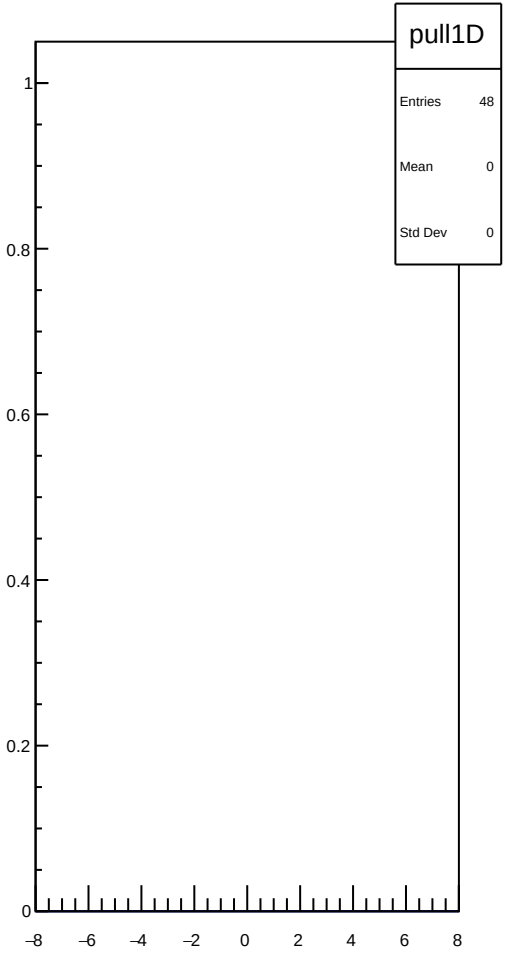

dit_4eY_coil6_mean vs run

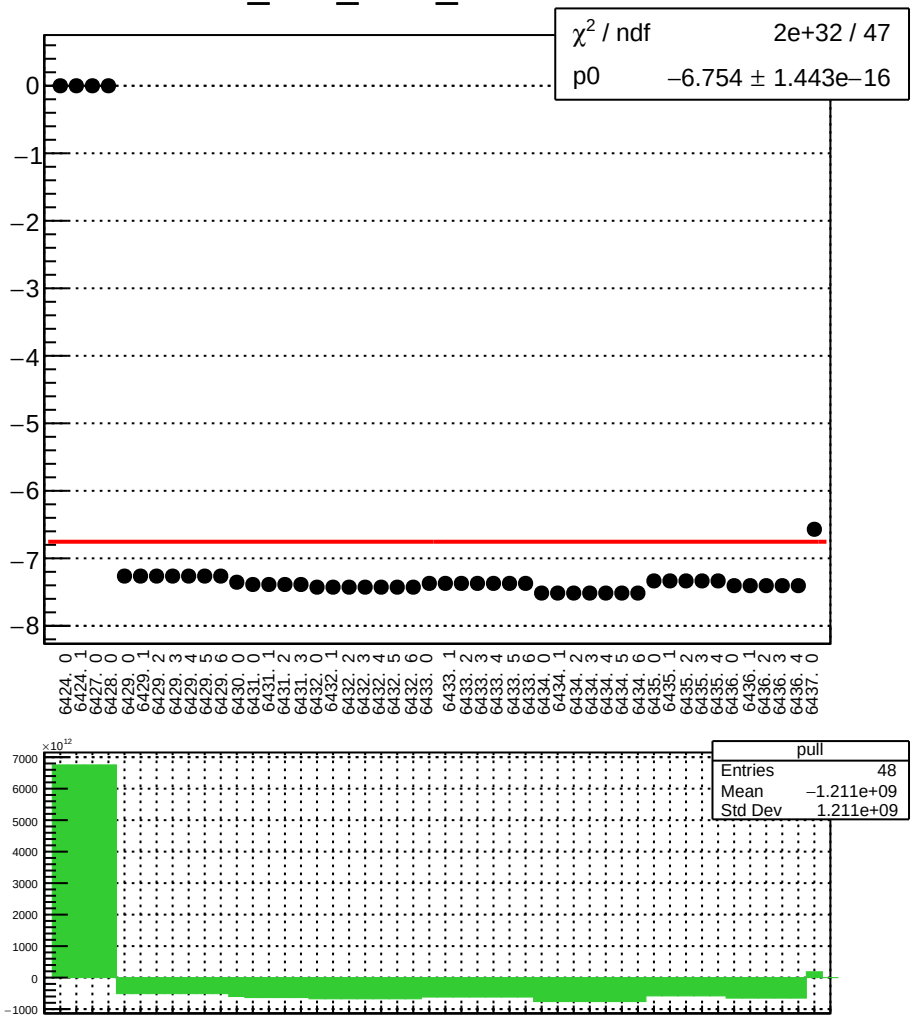

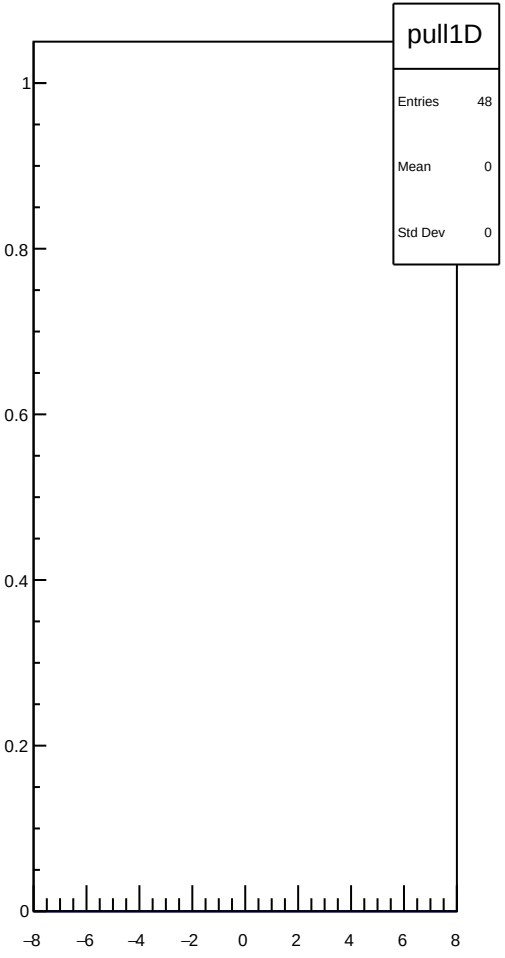

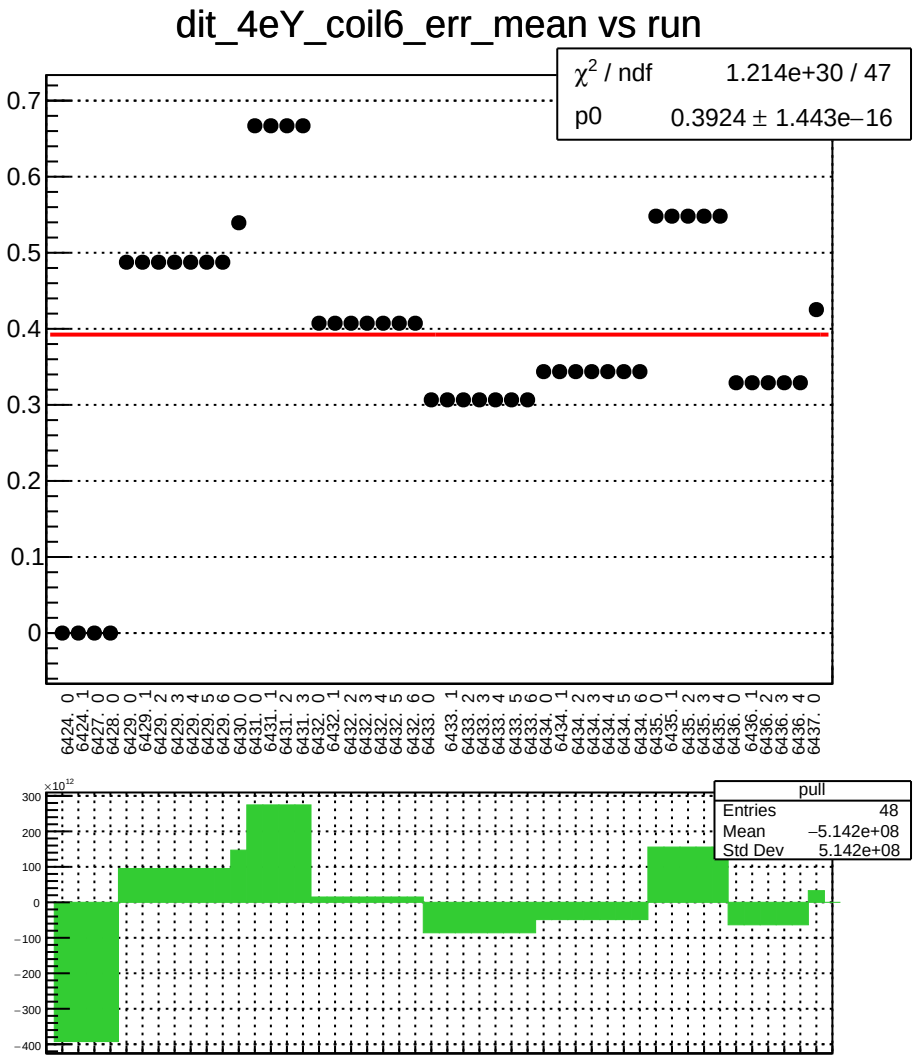
dit_4eY_coil6_err_mean vs run
χ2 / ndf 1.214e+30 / 47
p0 0.3924 ± 1.443e−16
0.7
0.6
0.5
0.4
0.3
0.2
0.1
0
6424. 0
6424. 1
6427. 0
6428. 0
6429. 0
6429. 1
6429. 2
6429. 3
6429. 4
6429. 5
6429. 6
6430. 0
6431. 0
6431. 1
6431. 2
6431. 3
6432. 0
6432. 1
6432. 2
6432. 3
6432. 4
6432. 5
6432. 6
6433. 0
6433. 1
6433. 2
6433. 3
6433. 4
6433. 5
6433. 6
6434. 0
6434. 1
6434. 2
6434. 3
6434. 4
6434. 5
6434. 6
6435. 0
6435. 1
6435. 2
6435. 3
6435. 4
6436. 0
6436. 1
6436. 2
6436. 3
6436. 4
6437. 0
×10^12
300
200
100
0
−100
−200
−300
−400
pull
Entries 48
Mean −5.142e+08
Std Dev 5.142e+08

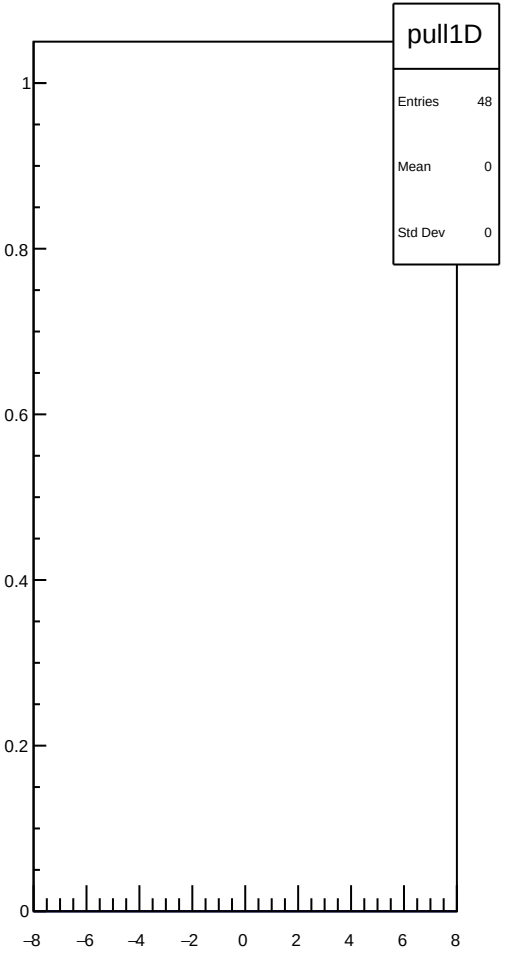
pull1D
Entries 48
Mean 0
Std Dev 0
1
0.8
0.6
0.4
0.2
0
−8
−6
−4
−2
0
2
4
6
8

dit_4eY_coil6_Ndata_mean vs run

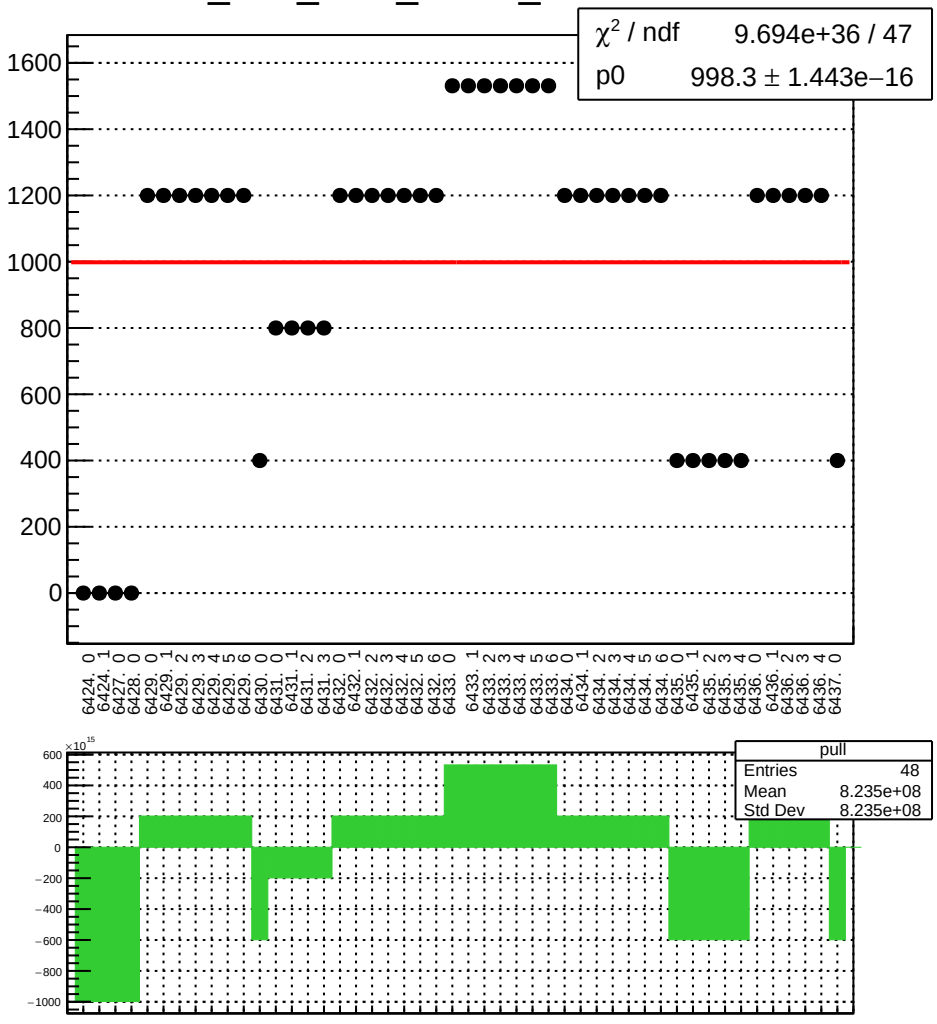

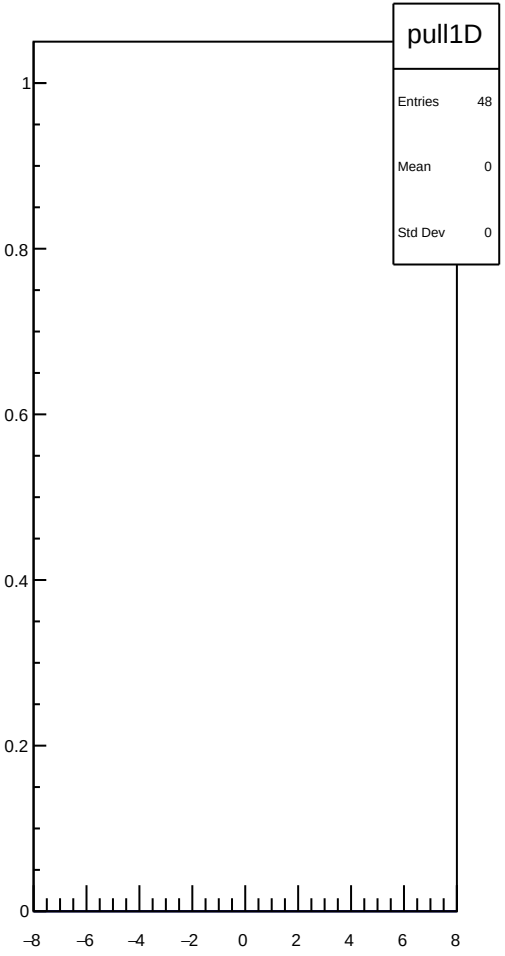

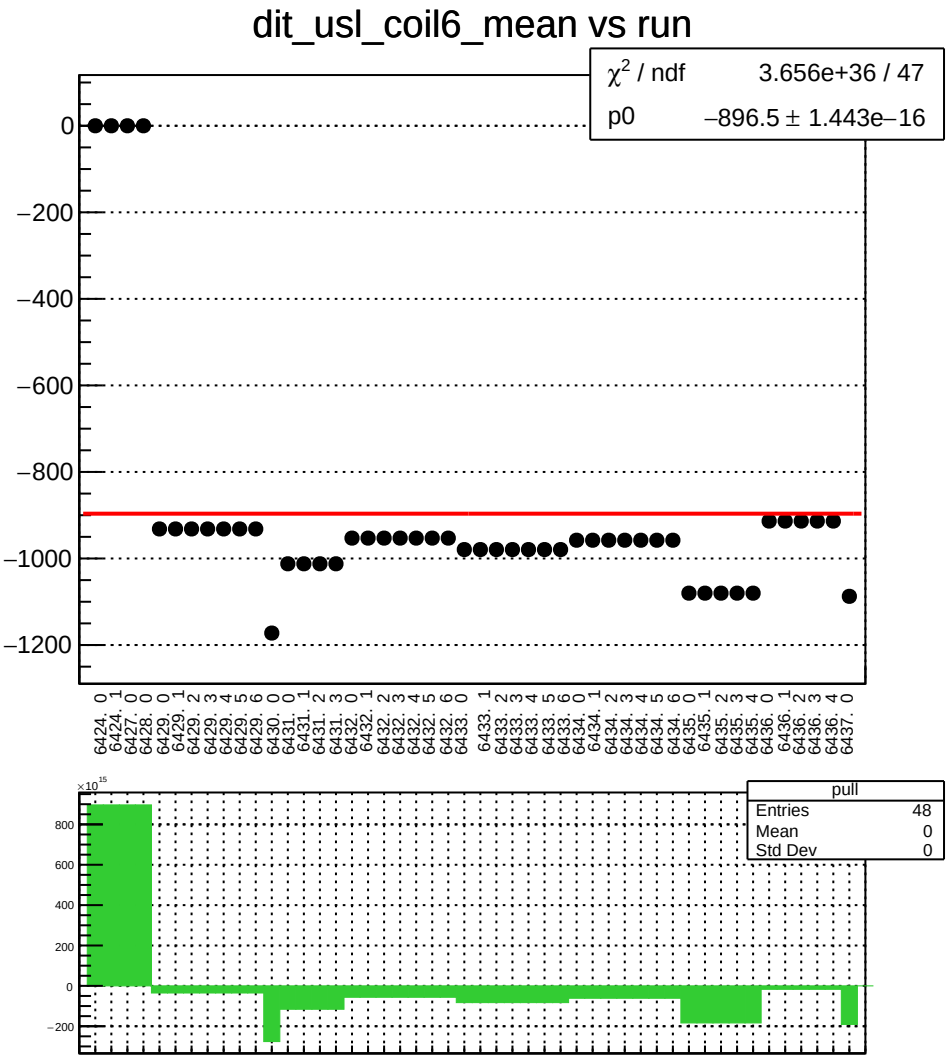
dit_usl_coil6_mean vs run
χ² / ndf 3.656e+36 / 47
p0 −896.5 ± 1.443e−16
0
−200
−400
−600
−800
−1000
−1200
6424. 0
6424. 1
6427. 0
6428. 0
6429. 0
6429. 1
6429. 2
6429. 3
6429. 4
6429. 5
6429. 6
6430. 0
6431. 0
6431. 1
6431. 2
6431. 3
6432. 0
6432. 1
6432. 2
6432. 3
6432. 4
6432. 5
6432. 6
6433. 0
6433. 1
6433. 2
6433. 3
6433. 4
6433. 5
6433. 6
6434. 0
6434. 1
6434. 2
6434. 3
6434. 4
6434. 5
6434. 6
6435. 0
6435. 1
6435. 2
6435. 3
6435. 4
6436. 0
6436. 1
6436. 2
6436. 3
6436. 4
6437. 0
×10¹⁵
800
600
400
200
0
−200
pull
Entries 48
Mean 0
Std Dev 0

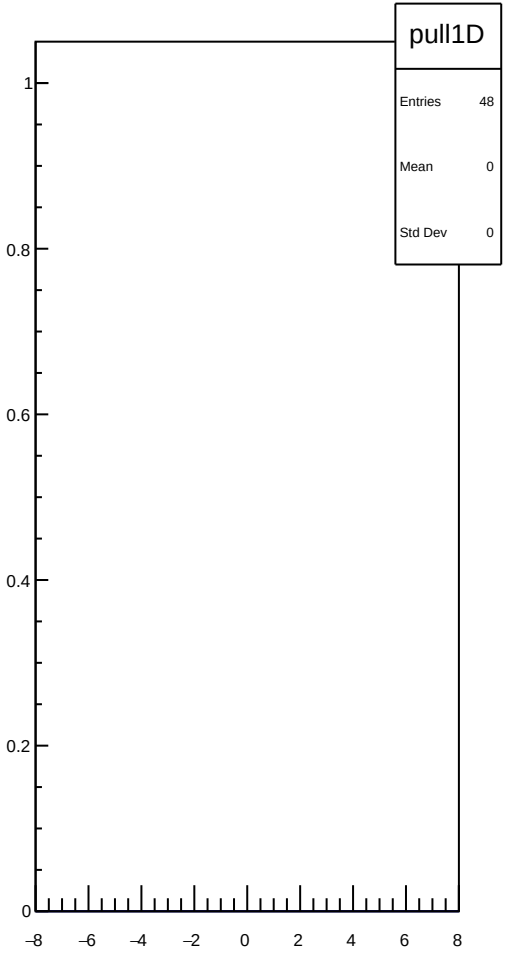
pull1D
Entries 48
Mean 0
Std Dev 0
1
0.8
0.6
0.4
0.2
0
−8
−6
−4
−2
0
2
4
6
8

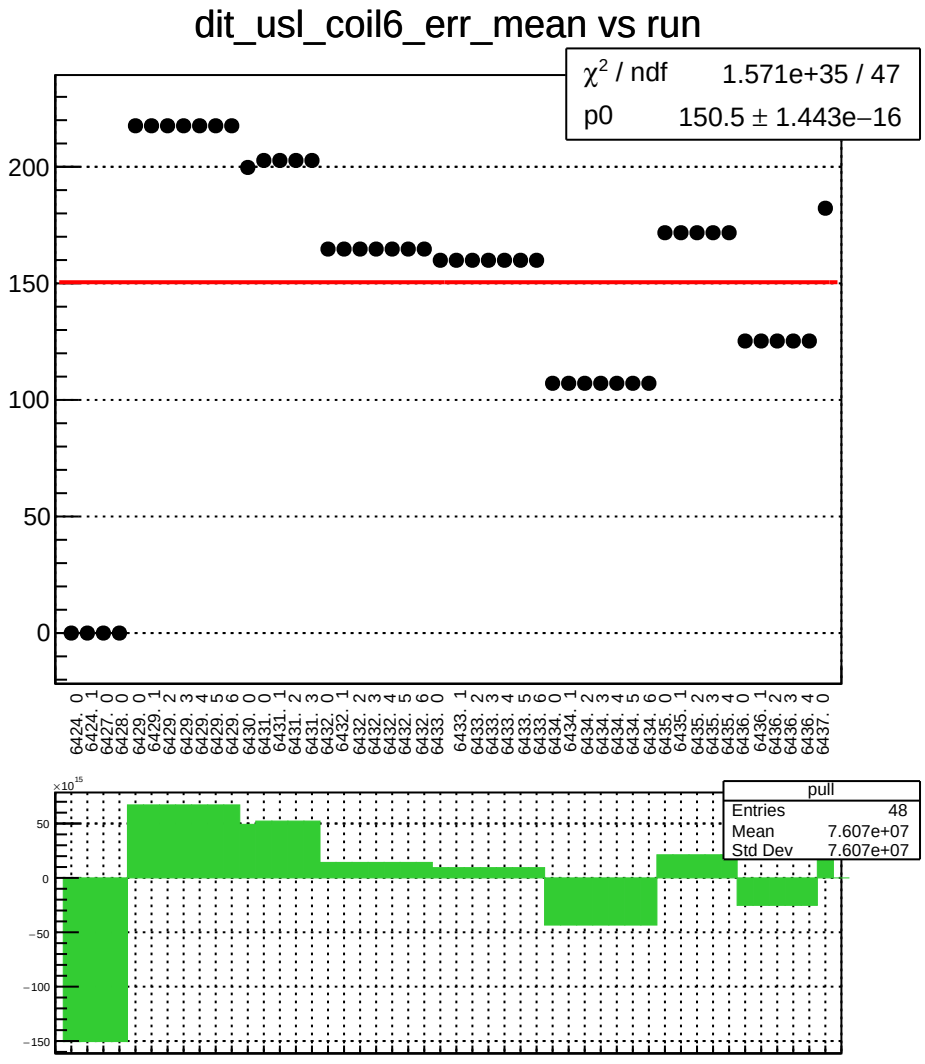
dit_usl_coil6_err_mean vs run
χ² / ndf 1.571e+35 / 47
p0 150.5 ± 1.443e−16
200
150
100
50
0
6424. 0
6424. 1
6427. 0
6428. 0
6429. 0
6429. 1
6429. 2
6429. 3
6429. 4
6429. 5
6429. 6
6430. 0
6431. 0
6431. 1
6431. 2
6431. 3
6432. 0
6432. 1
6432. 2
6432. 3
6432. 4
6432. 5
6432. 6
6433. 0
6433. 1
6433. 2
6433. 3
6433. 4
6433. 5
6433. 6
6434. 0
6434. 1
6434. 2
6434. 3
6434. 4
6434. 5
6434. 6
6435. 0
6435. 1
6435. 2
6435. 3
6435. 4
6436. 0
6436. 1
6436. 2
6436. 3
6436. 4
6437. 0
×10¹⁵
50
0
−50
−100
−150
pull
Entries 48
Mean 7.607e+07
Std Dev 7.607e+07

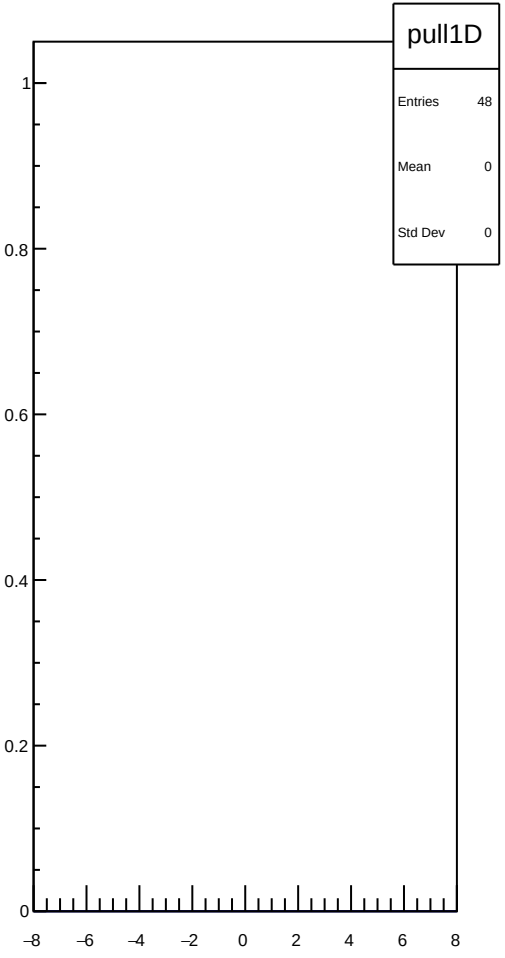
pull1D
Entries 48
Mean 0
Std Dev 0
1
0.8
0.6
0.4
0.2
0
−8
−6
−4
−2
0
2
4
6
8

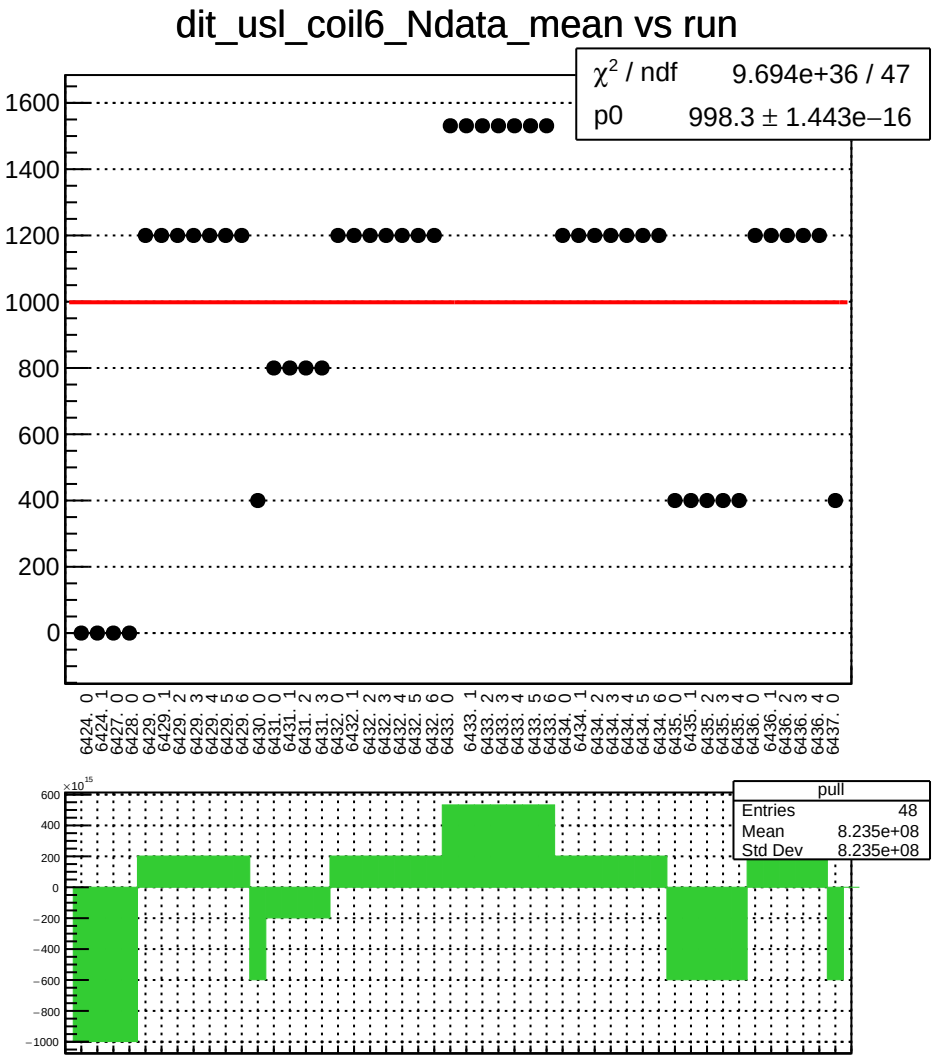
dit_usl_coil6_Ndata_mean vs run
χ² / ndf 9.694e+36 / 47
p0 998.3 ± 1.443e−16
1600
1400
1200
1000
800
600
400
200
0
6424. 0
6424. 1
6427. 0
6428. 0
6429. 0
6429. 1
6429. 2
6429. 3
6429. 4
6429. 5
6429. 6
6430. 0
6430. 0
6431. 1
6431. 1
6431. 2
6431. 3
6432. 0
6432. 1
6432. 2
6432. 3
6432. 4
6432. 5
6432. 6
6433. 0
6433. 1
6433. 2
6433. 3
6433. 4
6433. 5
6433. 6
6434. 0
6434. 1
6434. 2
6434. 3
6434. 4
6434. 5
6434. 6
6435. 0
6435. 1
6435. 2
6435. 3
6435. 4
6436. 0
6436. 1
6436. 2
6436. 3
6436. 4
6437. 0
×10¹⁵
600
400
200
0
−200
−400
−600
−800
−1000
pull
Entries 48
Mean 8.235e+08
Std Dev 8.235e+08

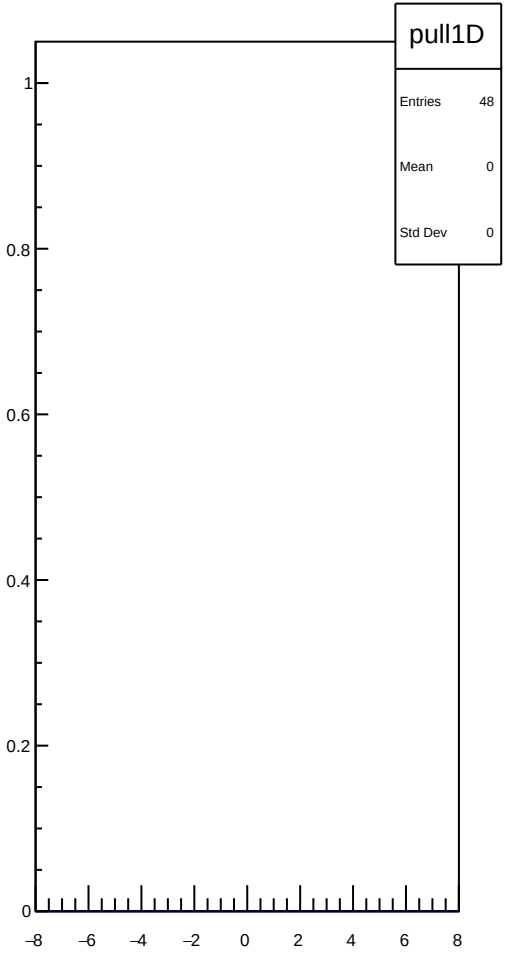
pull1D
Entries 48
Mean 0
Std Dev 0
1
0.8
0.6
0.4
0.2
0
−8
−6
−4
−2
0
2
4
6
8

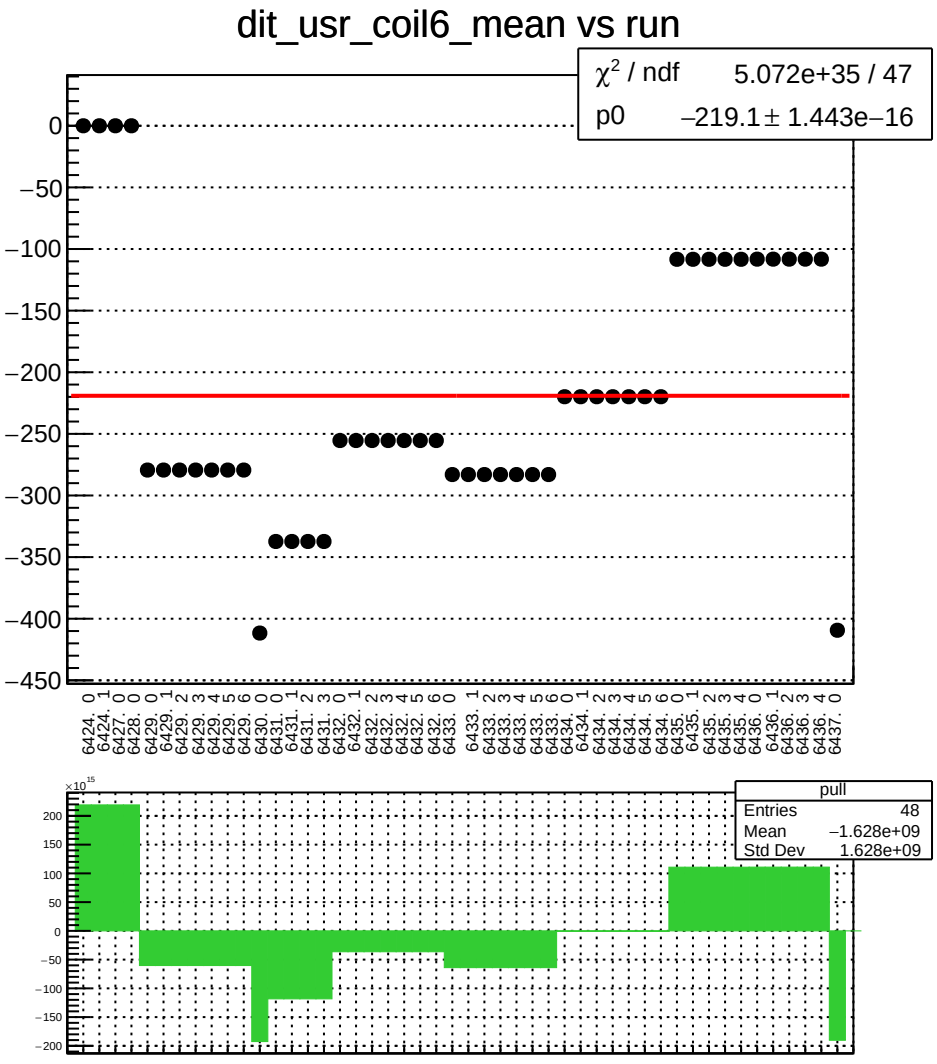
dit_usr_coil6_mean vs run
χ² / ndf 5.072e+35 / 47
p0 −219.1 ± 1.443e−16
0
−50
−100
−150
−200
−250
−300
−350
−400
−450
6424. 0
6424. 1
6427. 0
6428. 0
6429. 0
6429. 1
6429. 2
6429. 3
6429. 4
6429. 5
6429. 6
6430. 0
6431. 0
6431. 1
6431. 2
6431. 3
6432. 0
6432. 1
6432. 2
6432. 3
6432. 4
6432. 5
6432. 6
6433. 0
6433. 1
6433. 2
6433. 3
6433. 4
6433. 5
6433. 6
6434. 0
6434. 1
6434. 2
6434. 3
6434. 4
6434. 5
6434. 6
6435. 0
6435. 1
6435. 2
6435. 3
6435. 4
6436. 0
6436. 1
6436. 2
6436. 3
6436. 4
6437. 0
×10¹⁵
200
150
100
50
0
−50
−100
−150
−200
pull
Entries 48
Mean −1.628e+09
Std Dev 1.628e+09

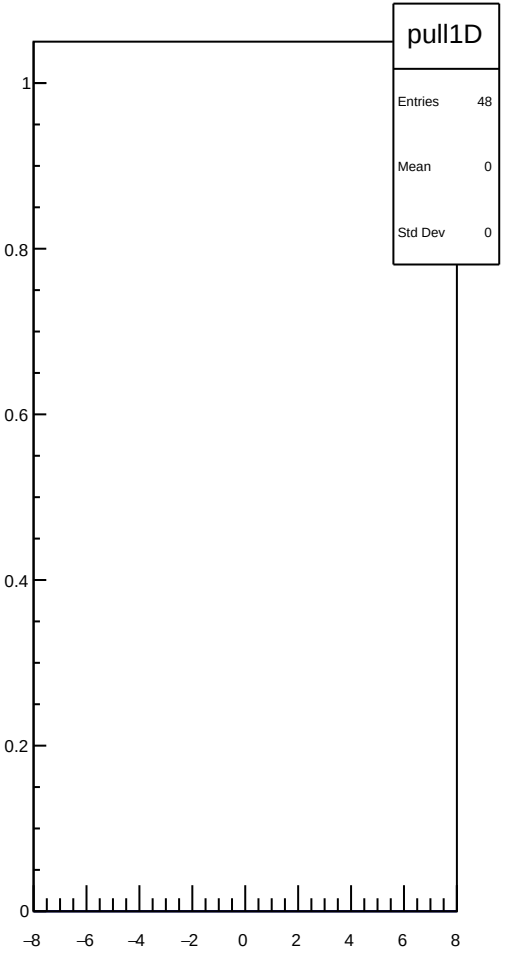
pull1D
Entries 48
Mean 0
Std Dev 0
1
0.8
0.6
0.4
0.2
0
−8
−6
−4
−2
0
2
4
6
8

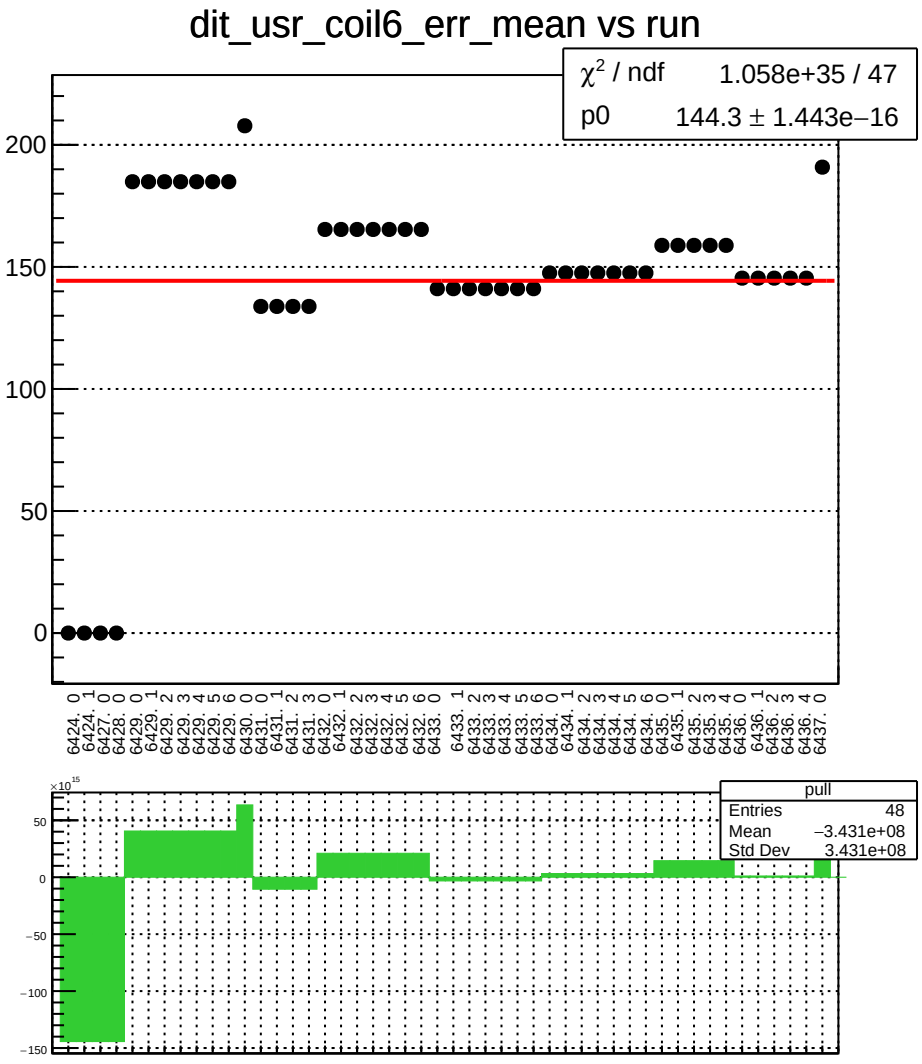
dit_usr_coil6_err_mean vs run
χ^2 / ndf 1.058e+35 / 47
p0 144.3 ± 1.443e−16
200
150
100
50
0
6424. 0
6424. 1
6427. 0
6428. 0
6429. 0
6429. 1
6429. 2
6429. 3
6429. 4
6429. 5
6429. 6
6430. 0
6430. 0
6431. 1
6431. 1
6431. 2
6431. 3
6432. 0
6432. 1
6432. 2
6432. 3
6432. 4
6432. 5
6432. 6
6433. 0
6433. 1
6433. 2
6433. 3
6433. 4
6433. 5
6433. 6
6434. 0
6434. 1
6434. 2
6434. 3
6434. 4
6434. 5
6434. 6
6435. 0
6435. 1
6435. 2
6435. 3
6435. 4
6436. 0
6436. 1
6436. 2
6436. 3
6436. 4
6437. 0
×10^15
50
0
−50
−100
−150
pull
Entries 48
Mean −3.431e+08
Std Dev 3.431e+08

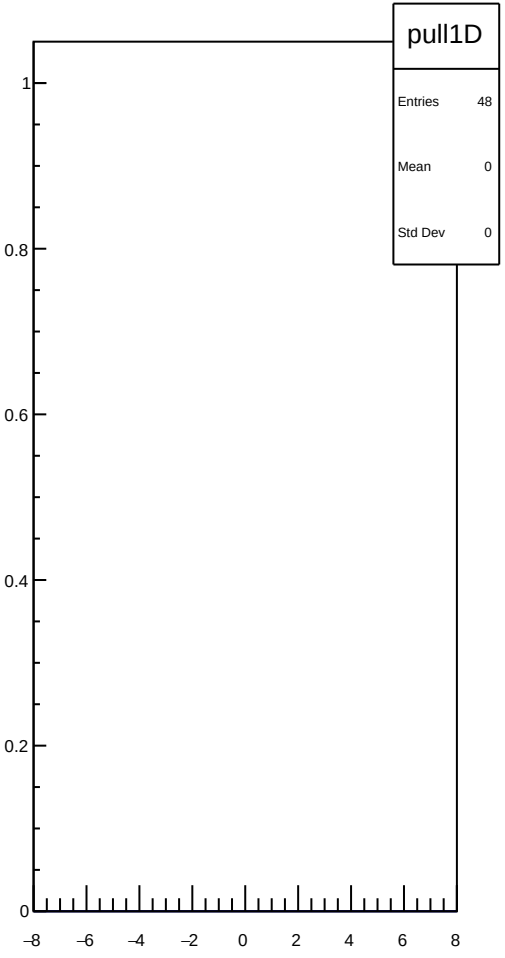
pull1D
Entries 48
Mean 0
Std Dev 0
1
0.8
0.6
0.4
0.2
0
−8
−6
−4
−2
0
2
4
6
8

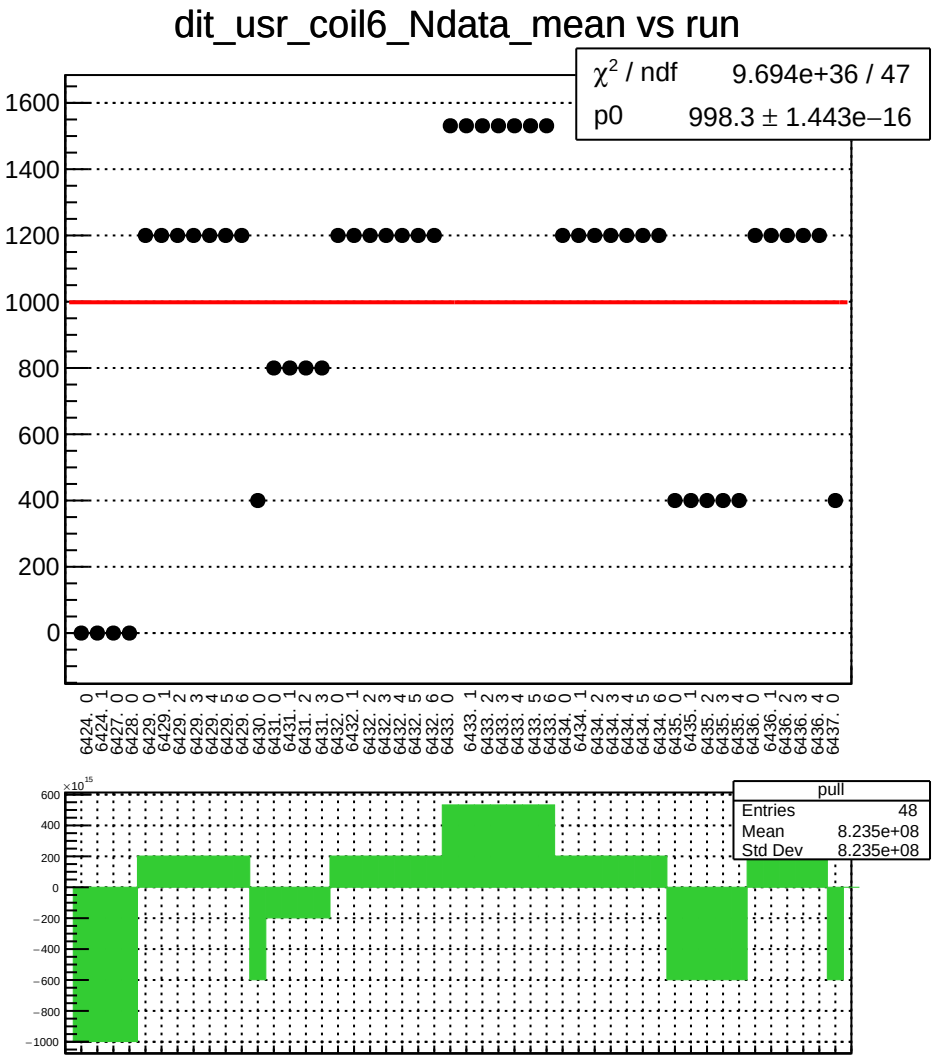
dit_usr_coil6_Ndata_mean vs run
χ² / ndf 9.694e+36 / 47
p0 998.3 ± 1.443e−16
1600
1400
1200
1000
800
600
400
200
0
6424. 0
6424. 1
6427. 0
6428. 0
6429. 0
6429. 1
6429. 2
6429. 3
6429. 4
6429. 5
6429. 6
6430. 0
6430. 0
6431. 1
6431. 1
6431. 2
6431. 3
6432. 0
6432. 1
6432. 2
6432. 3
6432. 4
6432. 5
6432. 6
6433. 0
6433. 1
6433. 2
6433. 3
6433. 4
6433. 5
6433. 6
6434. 0
6434. 1
6434. 2
6434. 3
6434. 4
6434. 5
6434. 6
6435. 0
6435. 1
6435. 2
6435. 3
6435. 4
6436. 0
6436. 1
6436. 2
6436. 3
6436. 4
6437. 0
×10¹⁵
600
400
200
0
−200
−400
−600
−800
−1000
pull
Entries 48
Mean 8.235e+08
Std Dev 8.235e+08
pull1D
Entries 48
Mean 0
Std Dev 0
1
0.8
0.6
0.4
0.2
0
−8
−6
−4
−2
0
2
4
6
8

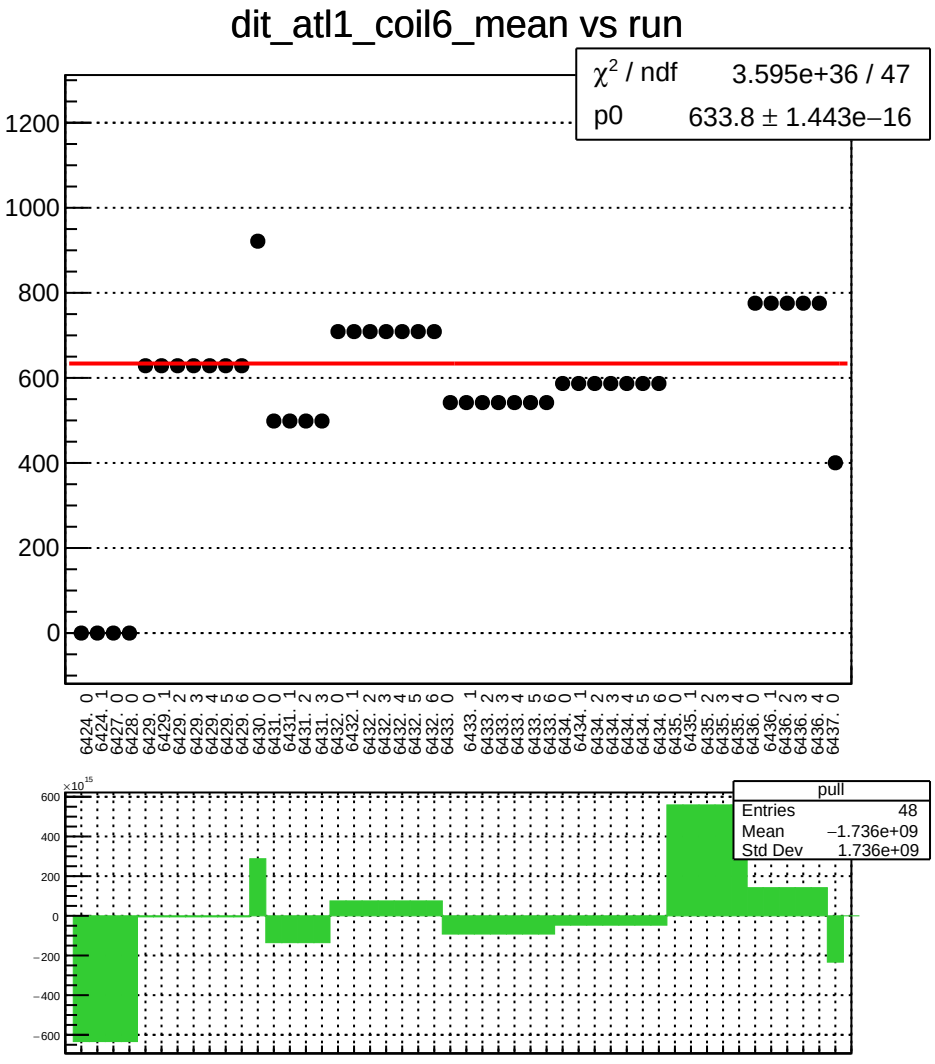
dit_atl1_coil6_mean vs run
χ² / ndf 3.595e+36 / 47
p0 633.8 ± 1.443e−16
1200
1000
800
600
400
200
0
6424. 0
6424. 1
6427. 0
6428. 0
6429. 0
6429. 1
6429. 2
6429. 3
6429. 4
6429. 5
6429. 6
6430. 0
6431. 0
6431. 1
6431. 2
6431. 3
6432. 0
6432. 1
6432. 2
6432. 3
6432. 4
6432. 5
6432. 6
6433. 0
6433. 1
6433. 2
6433. 3
6433. 4
6433. 5
6433. 6
6434. 0
6434. 1
6434. 2
6434. 3
6434. 4
6434. 5
6434. 6
6435. 0
6435. 1
6435. 2
6435. 3
6435. 4
6436. 0
6436. 1
6436. 2
6436. 3
6436. 4
6437. 0
×10¹⁵
600
400
200
0
−200
−400
−600
pull
Entries 48
Mean −1.736e+09
Std Dev 1.736e+09
pull1D
Entries 48
Mean 0
Std Dev 0
1
0.8
0.6
0.4
0.2
0
−8
−6
−4
−2
0
2
4
6
8

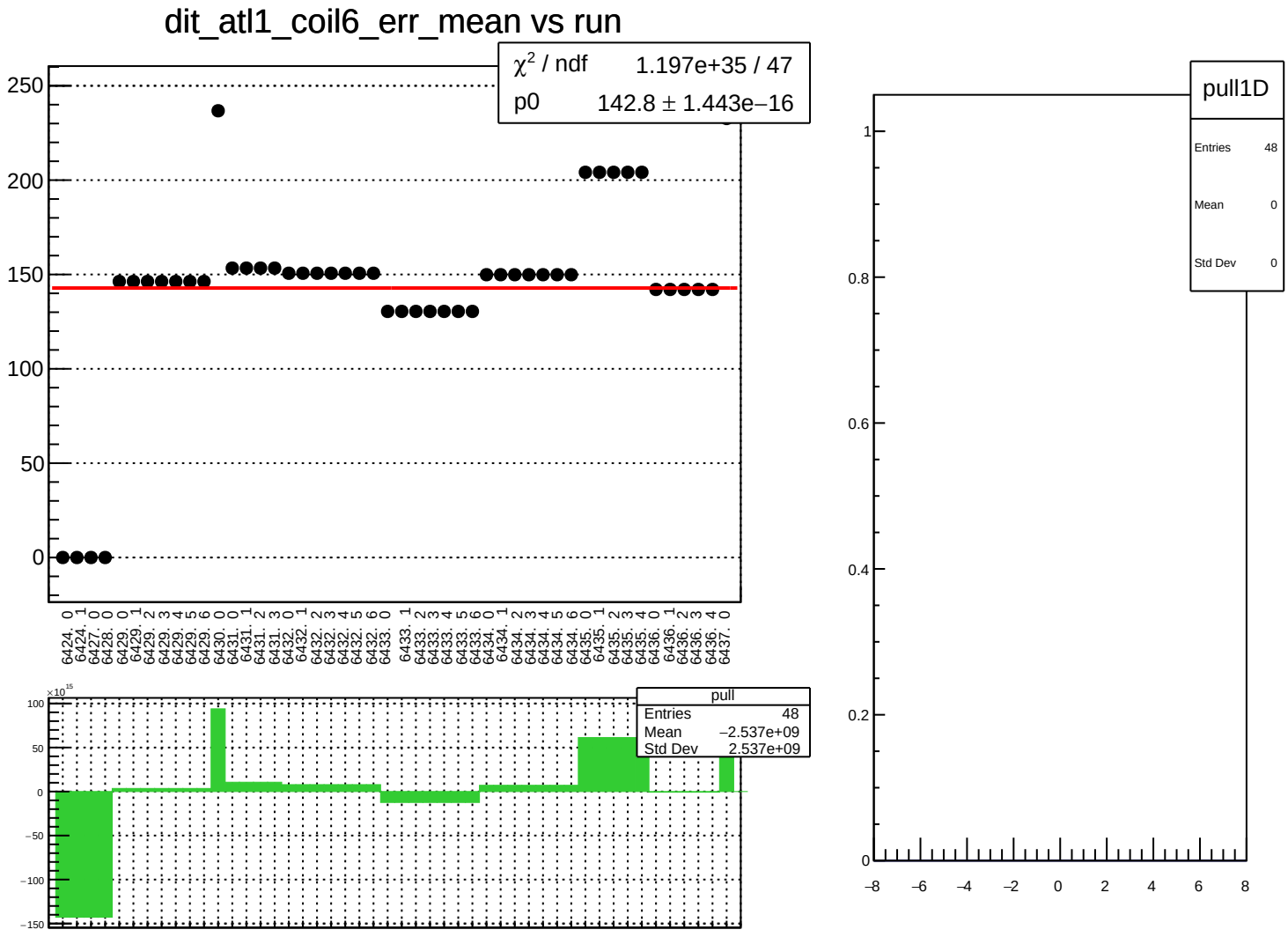
dit_atl1_coil6_err_mean vs run
χ² / ndf 1.197e+35 / 47
p0 142.8 ± 1.443e−16
250
200
150
100
50
0
6424. 0
6424. 1
6427. 0
6428. 0
6429. 0
6429. 1
6429. 2
6429. 3
6429. 4
6429. 5
6429. 6
6430. 0
6430. 0
6431. 1
6431. 2
6431. 3
6431. 0
6432. 0
6432. 1
6432. 2
6432. 3
6432. 4
6432. 5
6432. 6
6433. 0
6433. 1
6433. 2
6433. 3
6433. 4
6433. 5
6433. 6
6434. 0
6434. 1
6434. 2
6434. 3
6434. 4
6434. 5
6434. 6
6435. 0
6435. 1
6435. 2
6435. 3
6435. 4
6436. 0
6436. 1
6436. 2
6436. 3
6436. 4
6437. 0
×10¹⁵
100
50
0
−50
−100
−150
pull
Entries 48
Mean −2.537e+09
Std Dev 2.537e+09
pull1D
Entries 48
Mean 0
Std Dev 0
1
0.8
0.6
0.4
0.2
0
−8
−6
−4
−2
0
2
4
6
8

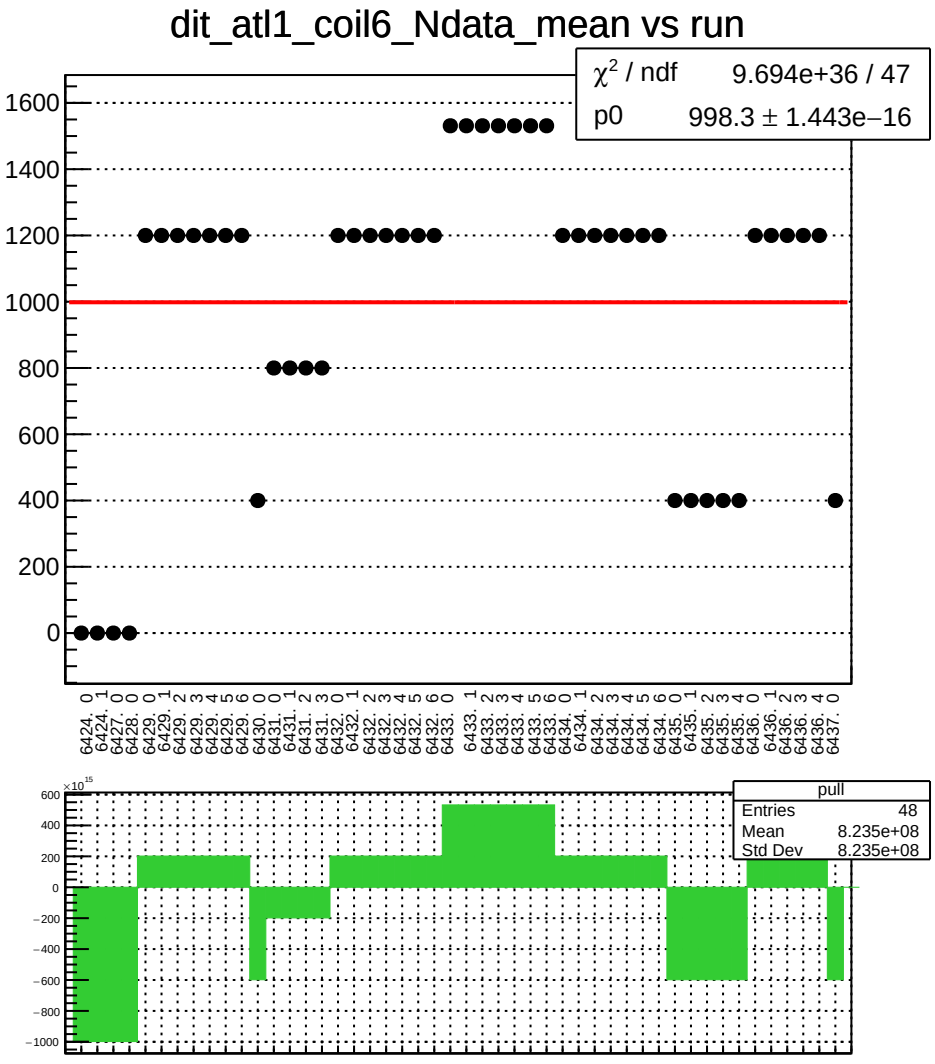
dit_atl1_coil6_Ndata_mean vs run
χ² / ndf 9.694e+36 / 47
p0 998.3 ± 1.443e−16
1600
1400
1200
1000
800
600
400
200
0
6424. 0
6424. 1
6427. 0
6428. 0
6429. 0
6429. 1
6429. 2
6429. 3
6429. 4
6429. 5
6429. 6
6430. 0
6431. 0
6431. 1
6431. 2
6431. 3
6432. 0
6432. 1
6432. 2
6432. 3
6432. 4
6432. 5
6432. 6
6433. 0
6433. 1
6433. 2
6433. 3
6433. 4
6433. 5
6433. 6
6434. 0
6434. 1
6434. 2
6434. 3
6434. 4
6434. 5
6434. 6
6435. 0
6435. 1
6435. 2
6435. 3
6435. 4
6436. 0
6436. 1
6436. 2
6436. 3
6436. 4
6437. 0
×10¹⁵
600
400
200
0
−200
−400
−600
−800
−1000
pull
Entries 48
Mean 8.235e+08
Std Dev 8.235e+08

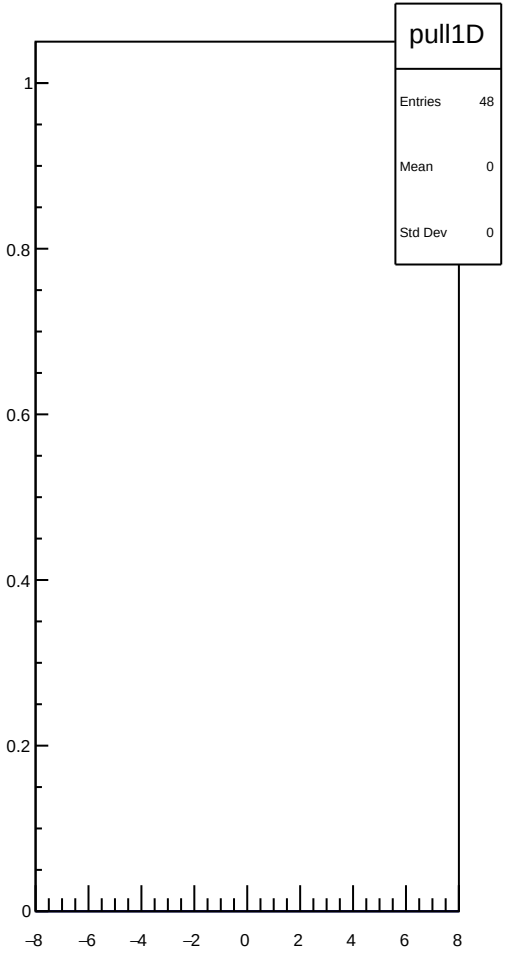
pull1D
Entries 48
Mean 0
Std Dev 0
1
0.8
0.6
0.4
0.2
0
−8
−6
−4
−2
0
2
4
6
8

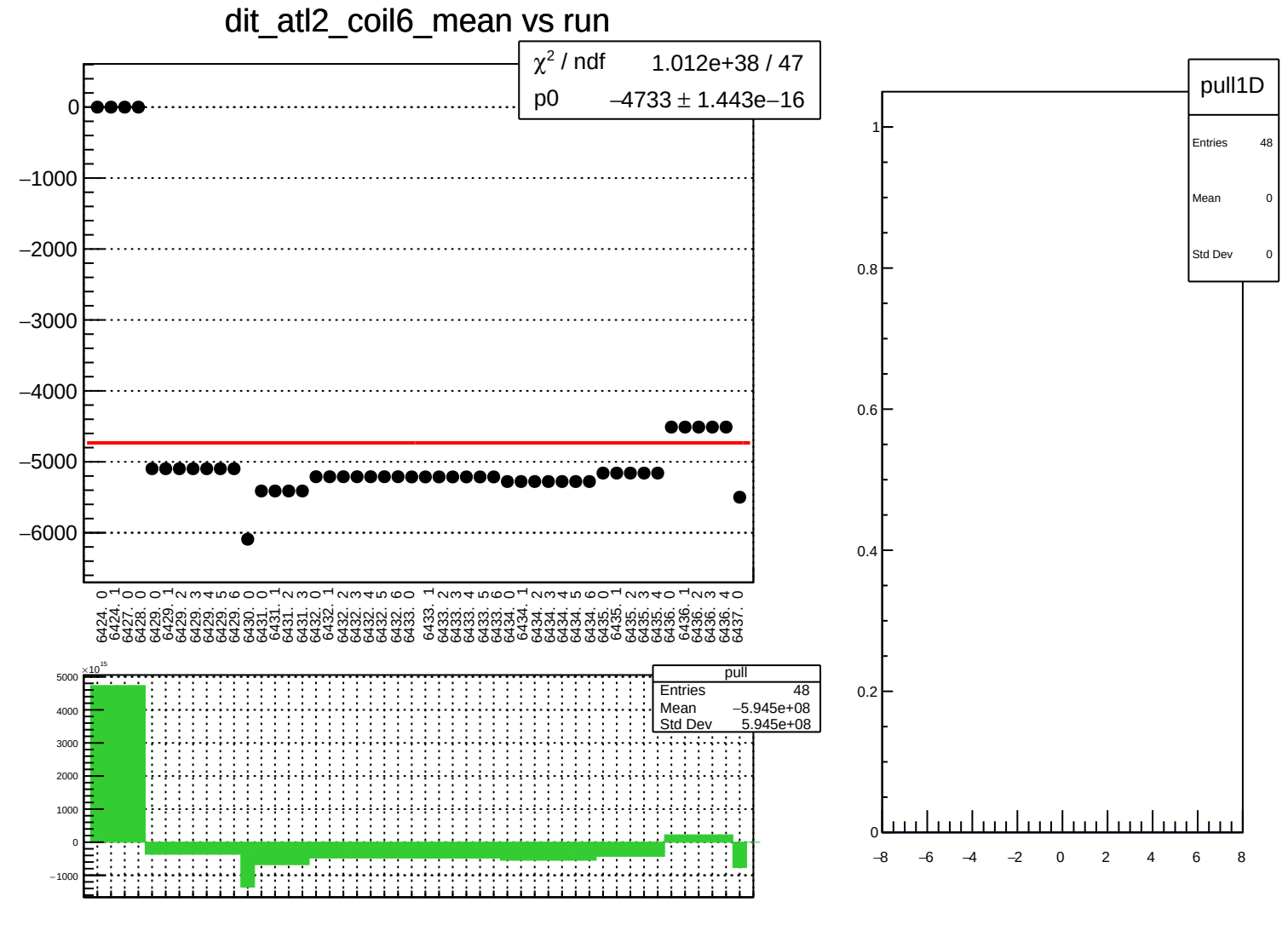
dit_atl2_coil6_mean vs run
χ² / ndf 1.012e+38 / 47
p0 –4733 ± 1.443e–16
0
–1000
–2000
–3000
–4000
–5000
–6000
6424. 0
6424. 1
6427. 0
6428. 0
6429. 0
6429. 1
6429. 2
6429. 3
6429. 4
6429. 5
6429. 6
6430. 0
6431. 0
6431. 1
6431. 2
6431. 3
6432. 0
6432. 1
6432. 2
6432. 3
6432. 4
6432. 5
6432. 6
6433. 0
6433. 1
6433. 2
6433. 3
6433. 4
6433. 5
6433. 6
6434. 0
6434. 1
6434. 2
6434. 3
6434. 4
6434. 5
6434. 6
6435. 0
6435. 1
6435. 2
6435. 3
6435. 4
6436. 0
6436. 1
6436. 2
6436. 3
6436. 4
6437. 0
×10¹⁵
5000
4000
3000
2000
1000
0
–1000
pull
Entries 48
Mean –5.945e+08
Std Dev 5.945e+08
pull1D
Entries 48
Mean 0
Std Dev 0
1
0.8
0.6
0.4
0.2
0
–8
–6
–4
–2
0
2
4
6
8

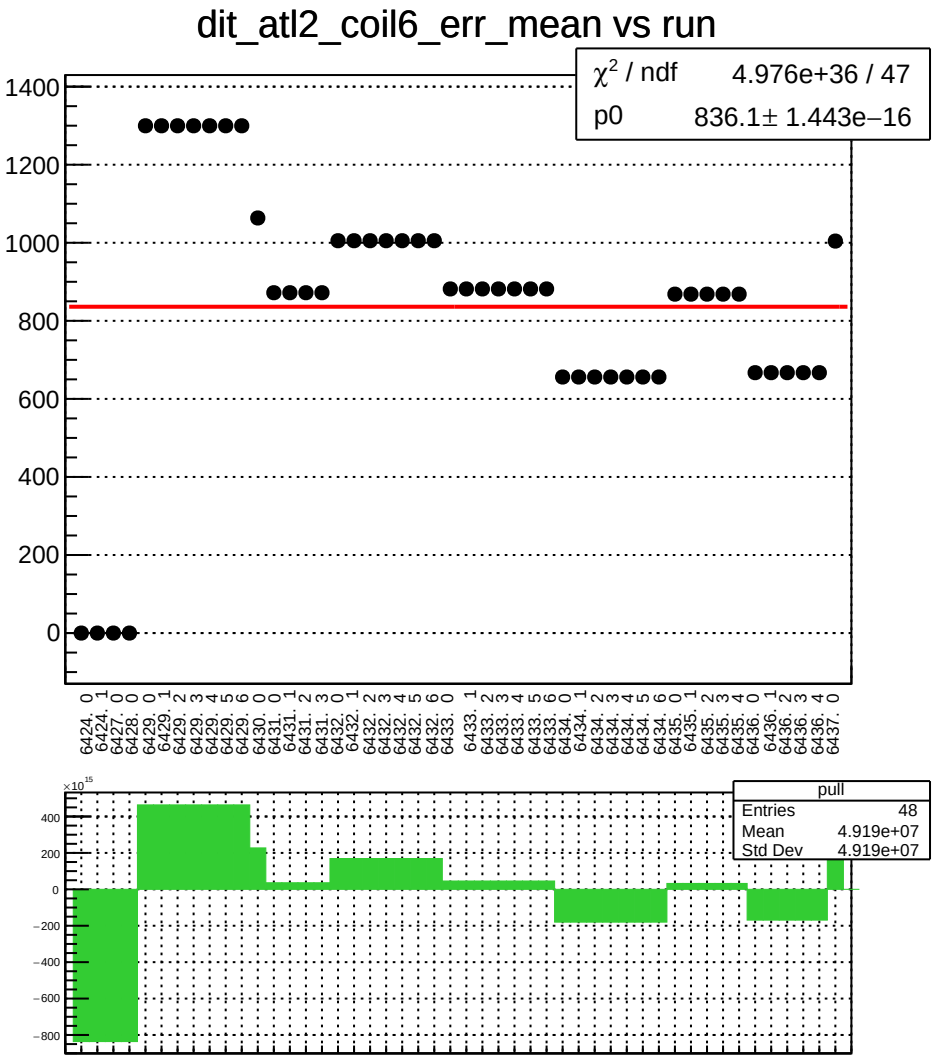
dit_atl2_coil6_err_mean vs run
χ² / ndf 4.976e+36 / 47
p0 836.1± 1.443e−16
1400
1200
1000
800
600
400
200
0
6424. 0
6424. 1
6427. 0
6428. 0
6429. 0
6429. 1
6429. 2
6429. 3
6429. 4
6429. 5
6429. 6
6430. 0
6431. 0
6431. 1
6431. 2
6431. 3
6432. 0
6432. 1
6432. 2
6432. 3
6432. 4
6432. 5
6432. 6
6433. 0
6433. 1
6433. 2
6433. 3
6433. 4
6433. 5
6433. 6
6434. 0
6434. 1
6434. 2
6434. 3
6434. 4
6434. 5
6434. 6
6435. 0
6435. 1
6435. 2
6435. 3
6435. 4
6436. 0
6436. 1
6436. 2
6436. 3
6436. 4
6437. 0
×10¹⁵
400
200
0
−200
−400
−600
−800
pull
Entries 48
Mean 4.919e+07
Std Dev 4.919e+07

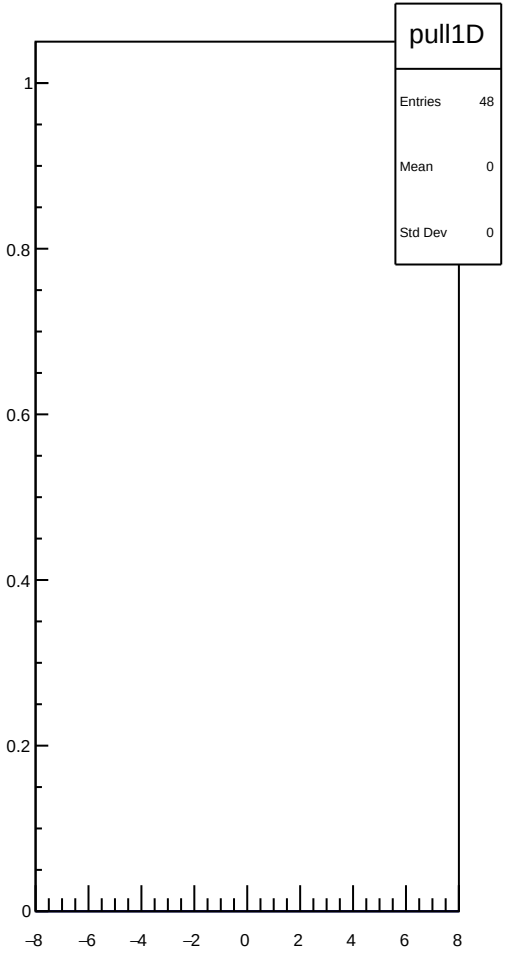
pull1D
Entries 48
Mean 0
Std Dev 0
1
0.8
0.6
0.4
0.2
0
−8
−6
−4
−2
0
2
4
6
8

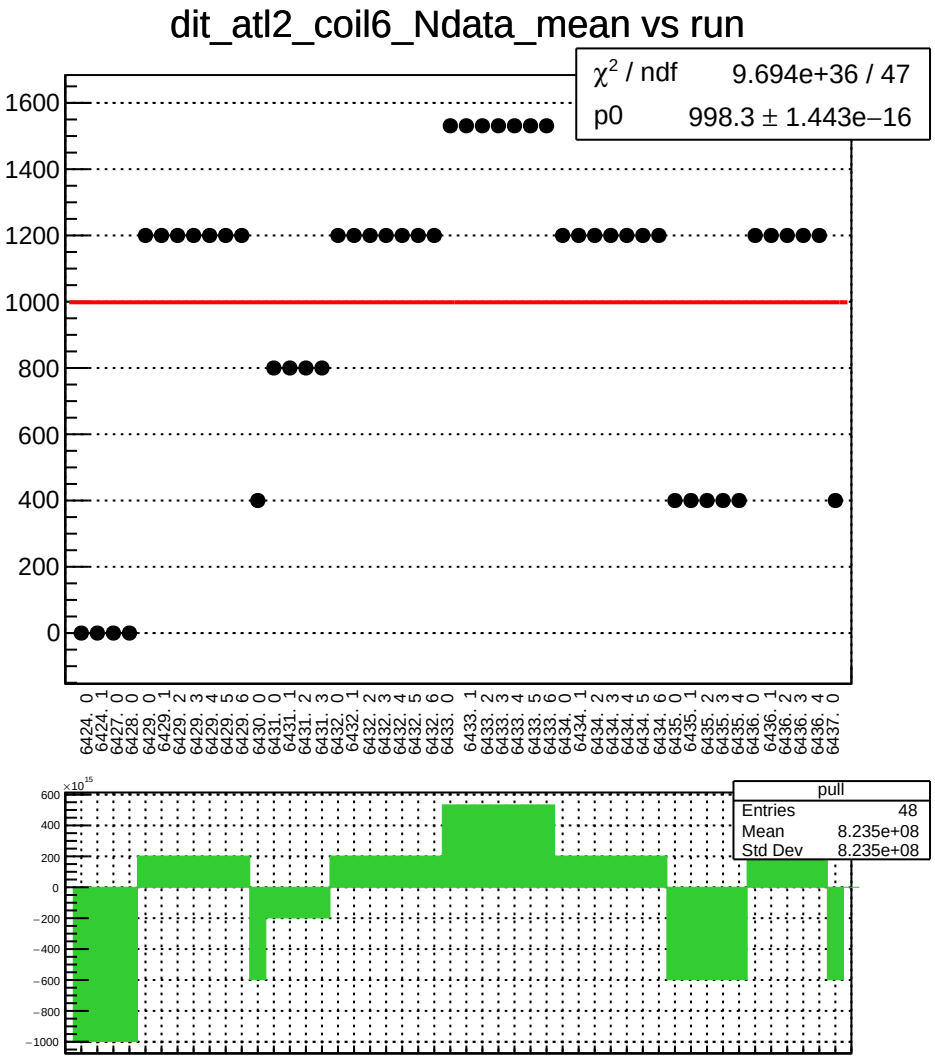
dit_atl2_coil6_Ndata_mean vs run
χ² / ndf 9.694e+36 / 47
p0 998.3 ± 1.443e−16
1600
1400
1200
1000
800
600
400
200
0
6424. 0
6424. 1
6427. 0
6428. 0
6429. 0
6429. 1
6429. 2
6429. 3
6429. 4
6429. 5
6429. 6
6430. 0
6431. 0
6431. 1
6431. 2
6431. 3
6432. 0
6432. 1
6432. 2
6432. 3
6432. 4
6432. 5
6432. 6
6433. 0
6433. 1
6433. 2
6433. 3
6433. 4
6433. 5
6433. 6
6434. 0
6434. 1
6434. 2
6434. 3
6434. 4
6434. 5
6434. 6
6435. 0
6435. 1
6435. 2
6435. 3
6435. 4
6436. 0
6436. 1
6436. 2
6436. 3
6436. 4
6437. 0
×10¹⁵
600
400
200
0
−200
−400
−600
−800
−1000
pull
Entries 48
Mean 8.235e+08
Std Dev 8.235e+08

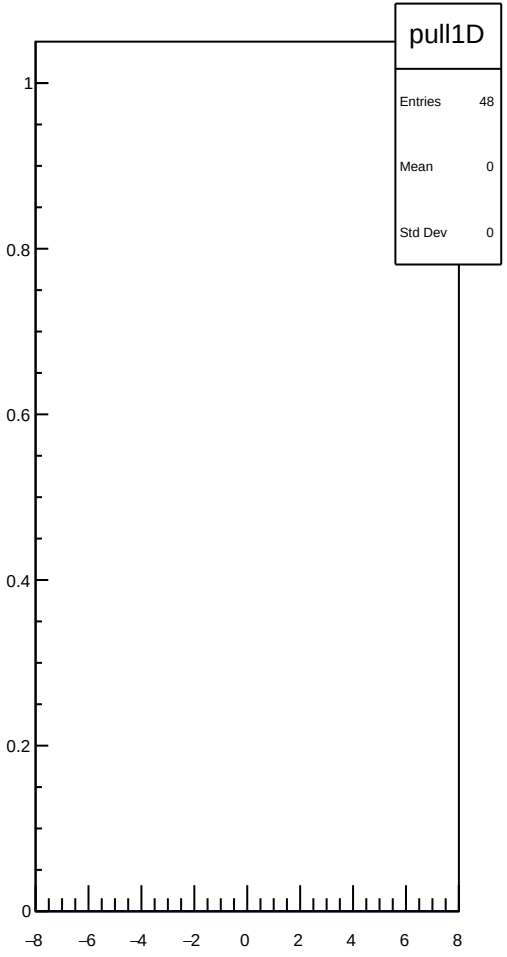
pull1D
Entries 48
Mean 0
Std Dev 0
1
0.8
0.6
0.4
0.2
0
−8
−6
−4
−2
0
2
4
6
8

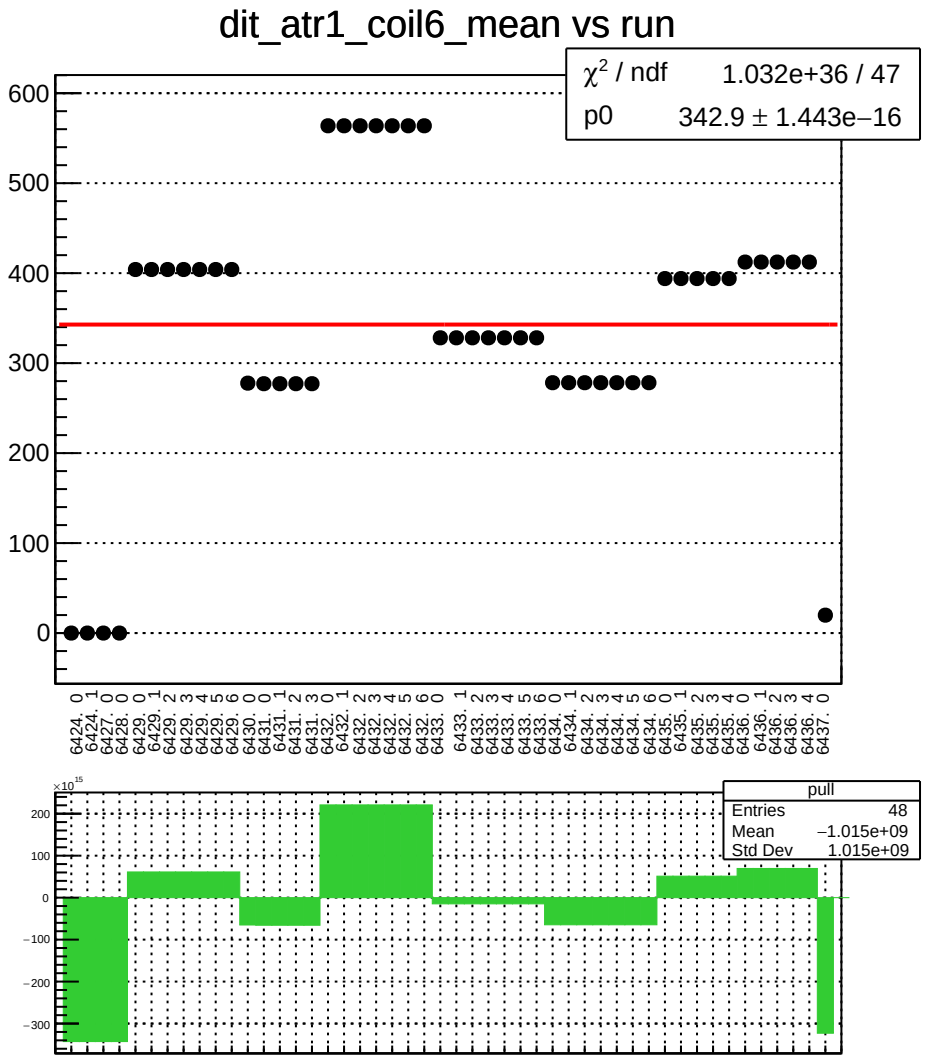
dit_atr1_coil6_mean vs run
χ² / ndf 1.032e+36 / 47
p0 342.9 ± 1.443e−16
600
500
400
300
200
100
0
6424. 0
6424. 1
6427. 0
6428. 0
6429. 0
6429. 1
6429. 2
6429. 3
6429. 4
6429. 5
6429. 6
6430. 0
6431. 0
6431. 1
6431. 2
6431. 3
6432. 0
6432. 1
6432. 2
6432. 3
6432. 4
6432. 5
6432. 6
6433. 0
6433. 1
6433. 2
6433. 3
6433. 4
6433. 5
6433. 6
6434. 0
6434. 1
6434. 2
6434. 3
6434. 4
6434. 5
6434. 6
6435. 0
6435. 1
6435. 2
6435. 3
6435. 4
6436. 0
6436. 1
6436. 2
6436. 3
6436. 4
6437. 0
×10^15
200
100
0
−100
−200
−300
pull
Entries 48
Mean −1.015e+09
Std Dev 1.015e+09

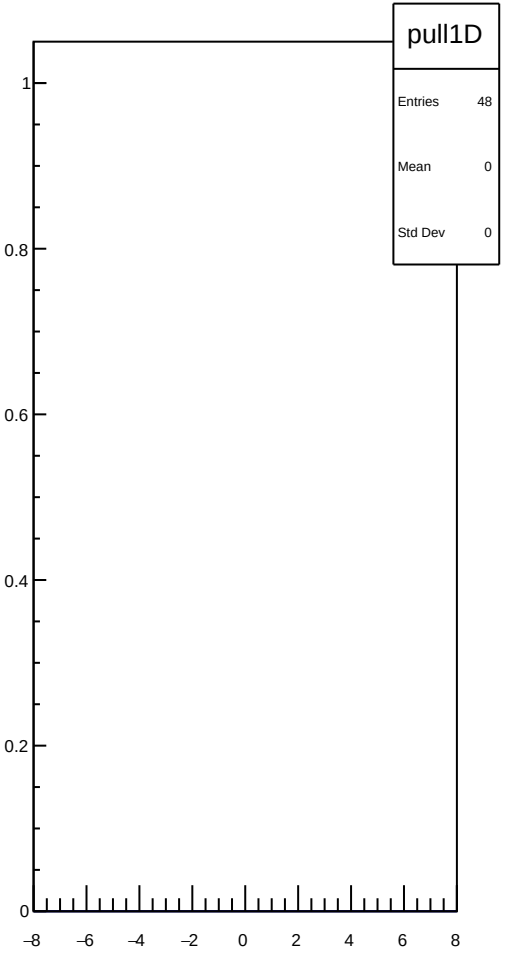
pull1D
Entries 48
Mean 0
Std Dev 0
1
0.8
0.6
0.4
0.2
0
−8
−6
−4
−2
0
2
4
6
8

dit_atr1_coil6_err_mean vs run

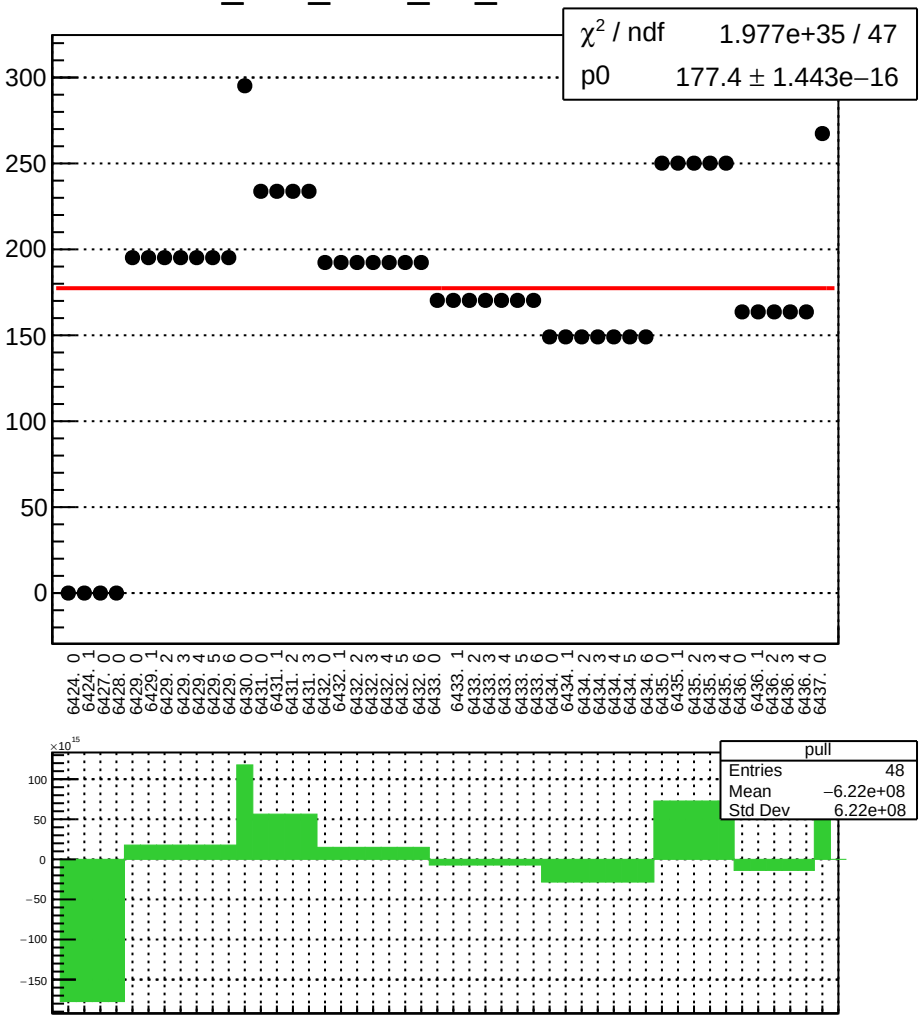

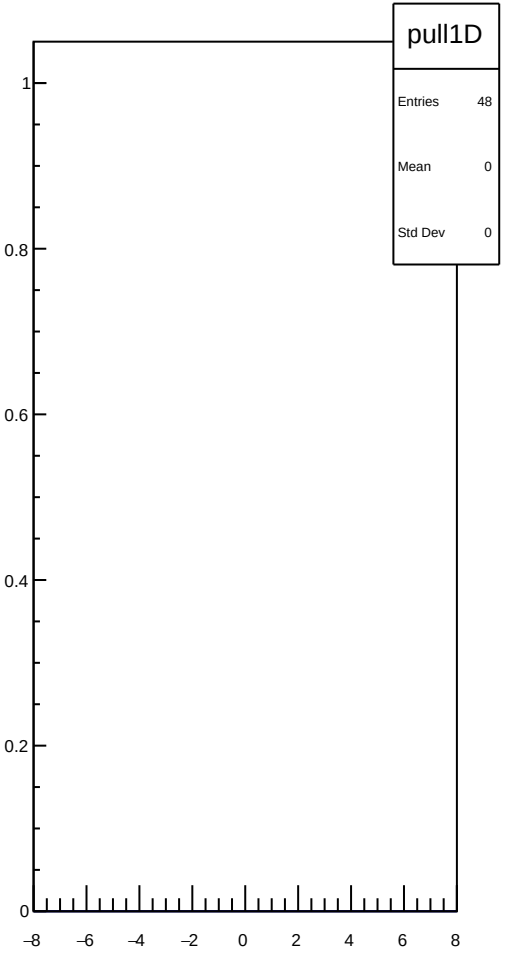

dit_atr1_coil6_Ndata_mean vs run

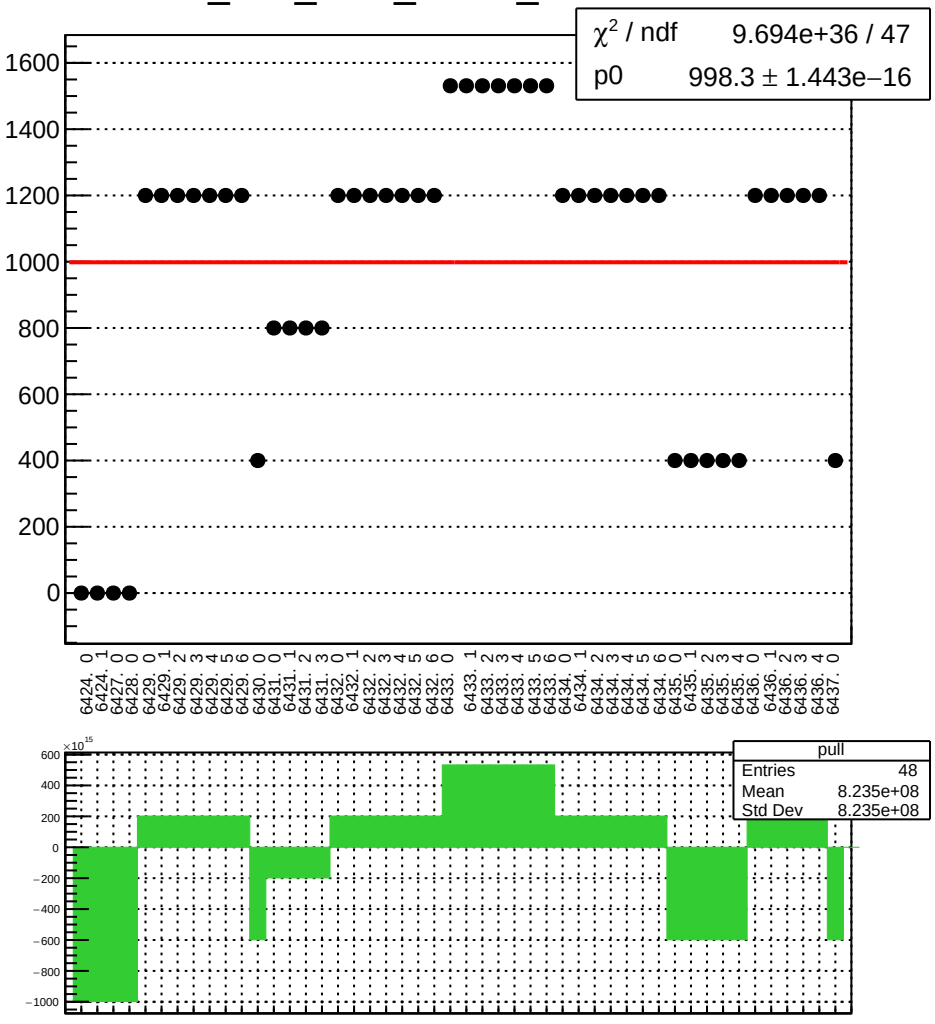

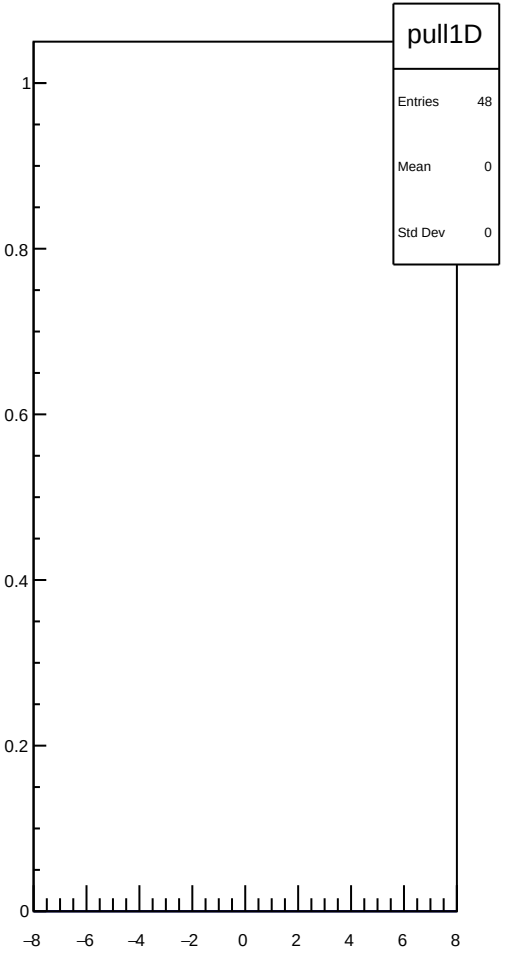

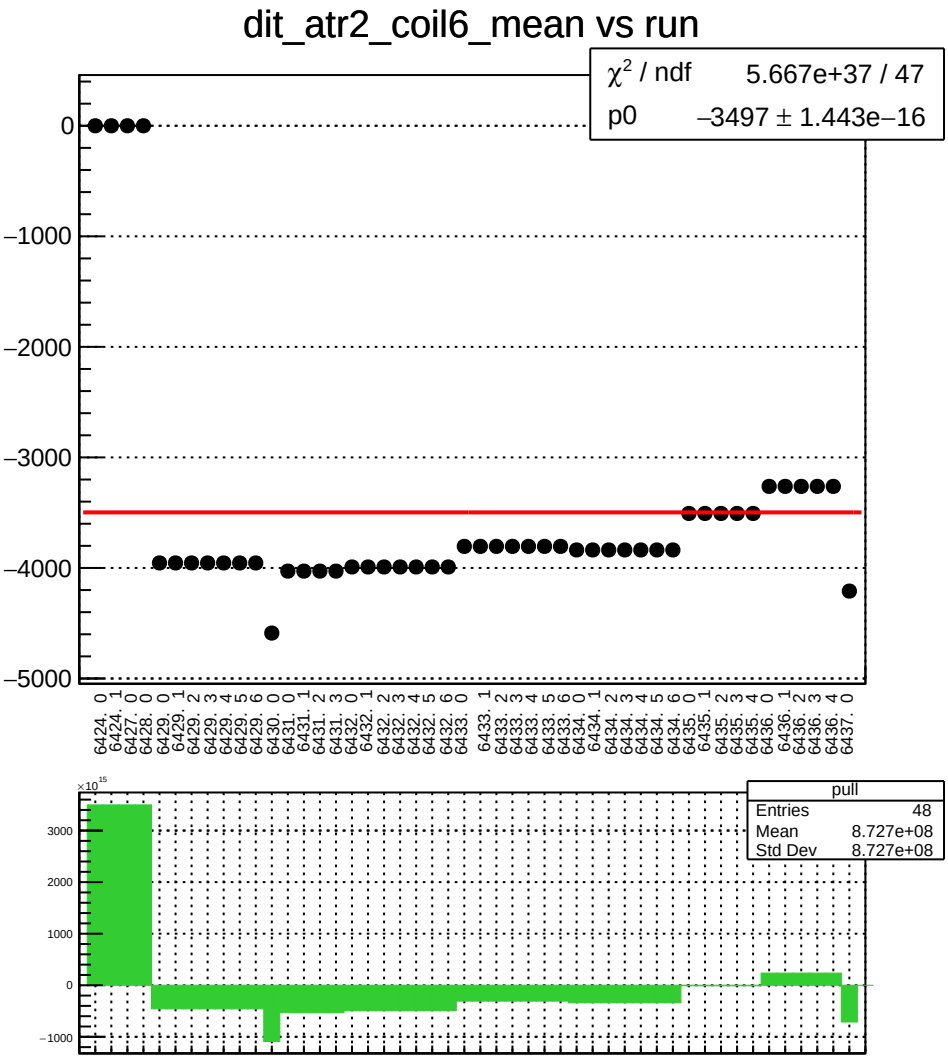
dit_atr2_coil6_mean vs run
χ² / ndf 5.667e+37 / 47
p0 −3497 ± 1.443e−16
0
−1000
−2000
−3000
−4000
−5000
6424. 0
6424. 1
6427. 0
6428. 0
6429. 0
6429. 1
6429. 2
6429. 3
6429. 4
6429. 5
6429. 6
6430. 0
6431. 0
6431. 1
6431. 2
6431. 3
6432. 0
6432. 1
6432. 2
6432. 3
6432. 4
6432. 5
6432. 6
6433. 0
6433. 1
6433. 2
6433. 3
6433. 4
6433. 5
6433. 6
6434. 0
6434. 1
6434. 2
6434. 3
6434. 4
6434. 5
6434. 6
6435. 0
6435. 1
6435. 2
6435. 3
6435. 4
6436. 0
6436. 1
6436. 2
6436. 3
6436. 4
6437. 0
×10¹⁵
3000
2000
1000
0
−1000
pull
Entries 48
Mean 8.727e+08
Std Dev 8.727e+08

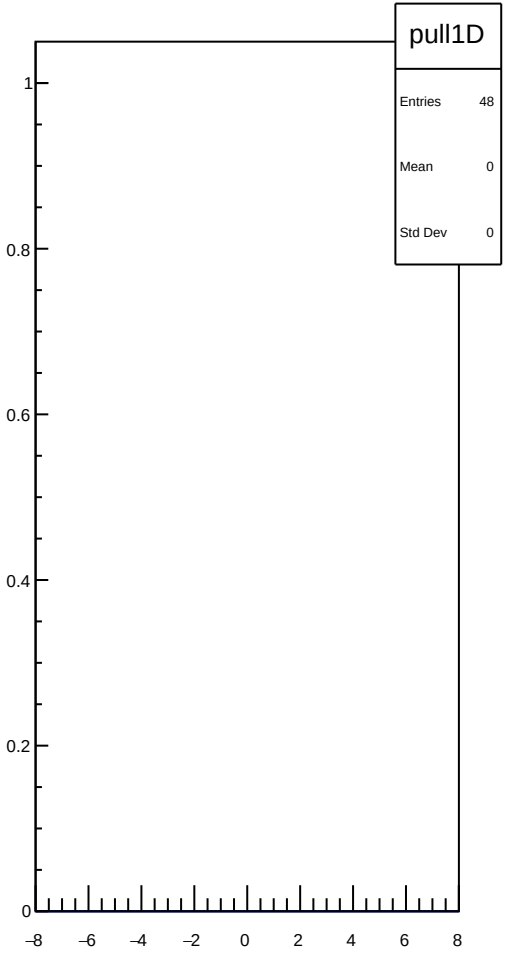
pull1D
Entries 48
Mean 0
Std Dev 0
1
0.8
0.6
0.4
0.2
0
−8
−6
−4
−2
0
2
4
6
8

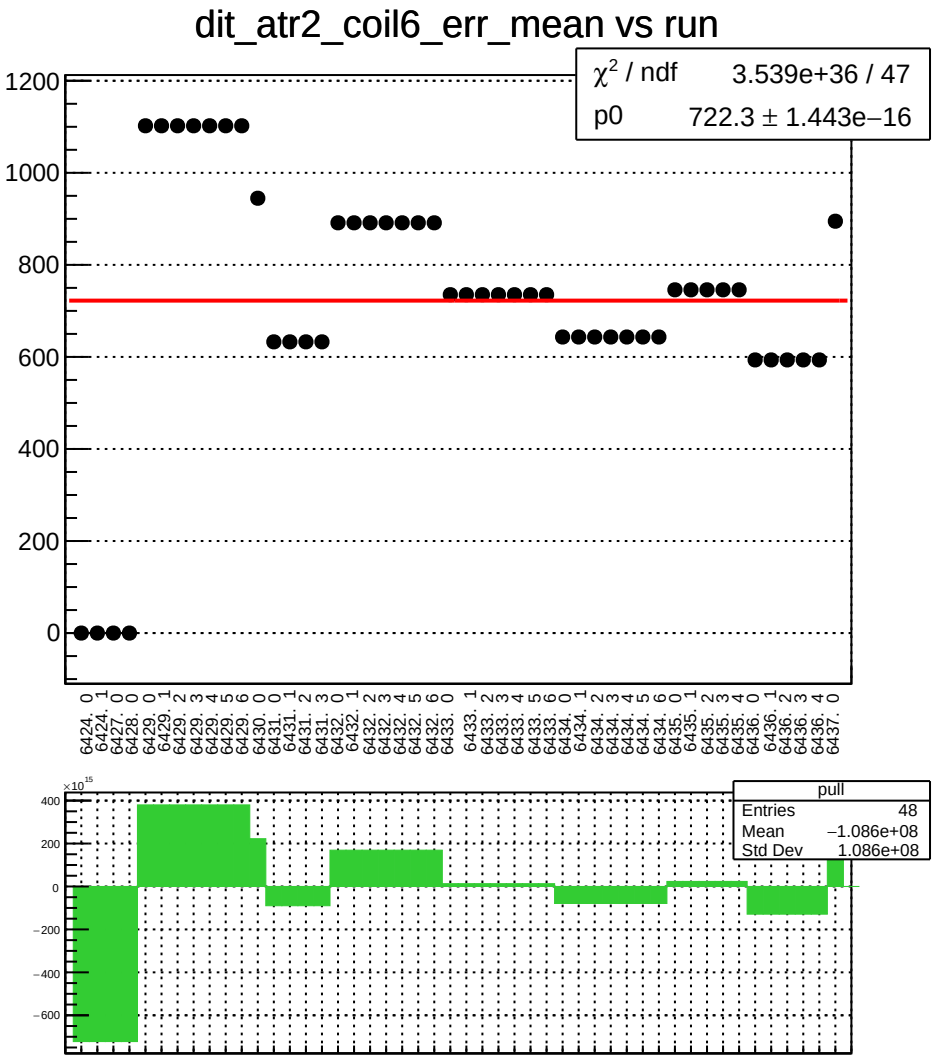
dit_atr2_coil6_err_mean vs run
χ² / ndf 3.539e+36 / 47
p0 722.3 ± 1.443e−16
1200
1000
800
600
400
200
0
6424. 0
6424. 1
6427. 0
6428. 0
6429. 0
6429. 1
6429. 2
6429. 3
6429. 4
6429. 5
6429. 6
6430. 0
6431. 0
6431. 1
6431. 2
6431. 3
6432. 0
6432. 1
6432. 2
6432. 3
6432. 4
6432. 5
6432. 6
6433. 0
6433. 1
6433. 2
6433. 3
6433. 4
6433. 5
6433. 6
6434. 0
6434. 1
6434. 2
6434. 3
6434. 4
6434. 5
6434. 6
6435. 0
6435. 1
6435. 2
6435. 3
6435. 4
6436. 0
6436. 1
6436. 2
6436. 3
6436. 4
6437. 0
×10¹⁵
400
200
0
−200
−400
−600
pull
Entries 48
Mean −1.086e+08
Std Dev 1.086e+08
pull1D
Entries 48
Mean 0
Std Dev 0
1
0.8
0.6
0.4
0.2
0
−8
−6
−4
−2
0
2
4
6
8

dit_atr2_coil6_Ndata_mean vs run

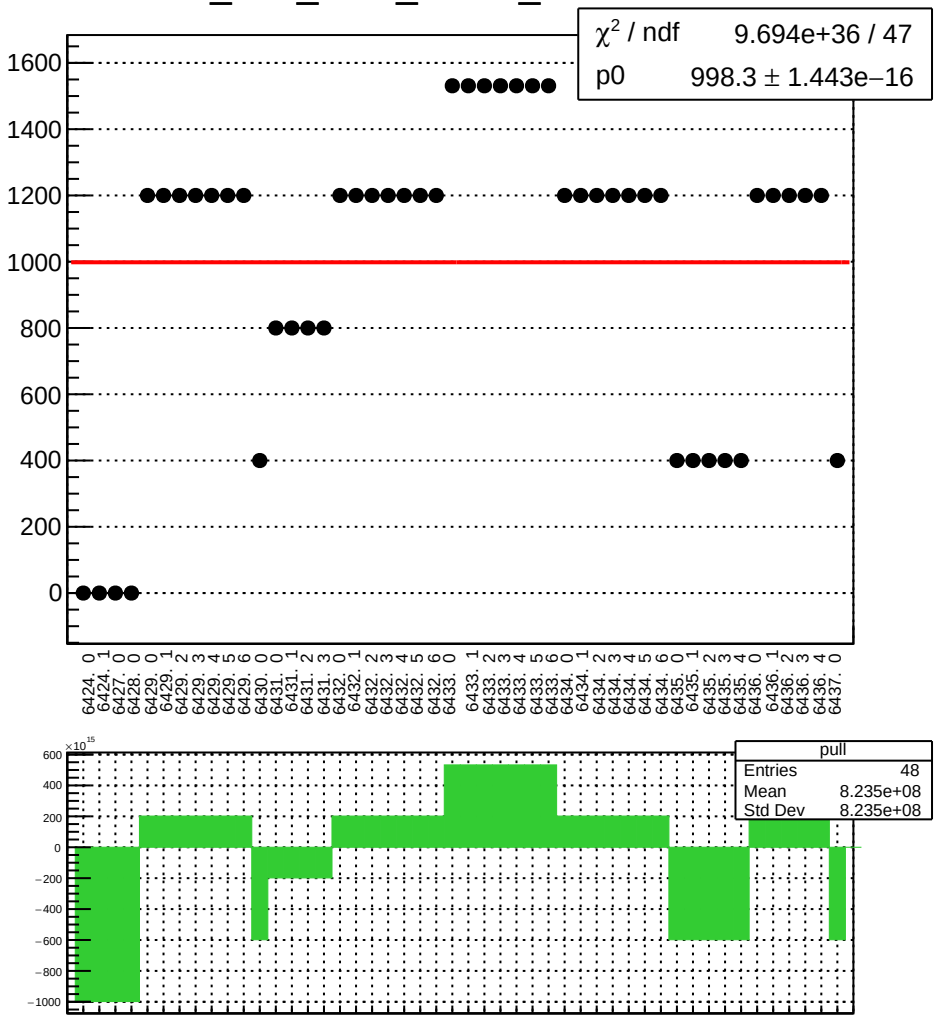

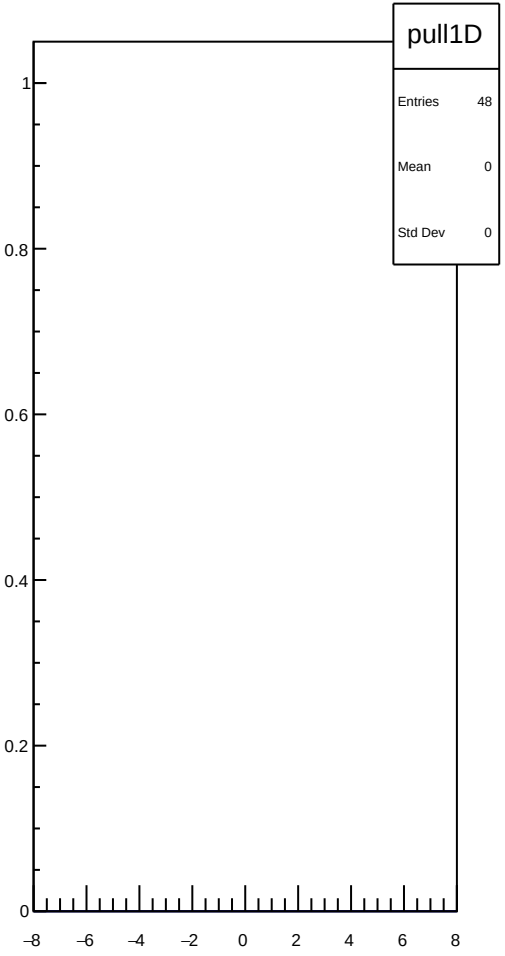

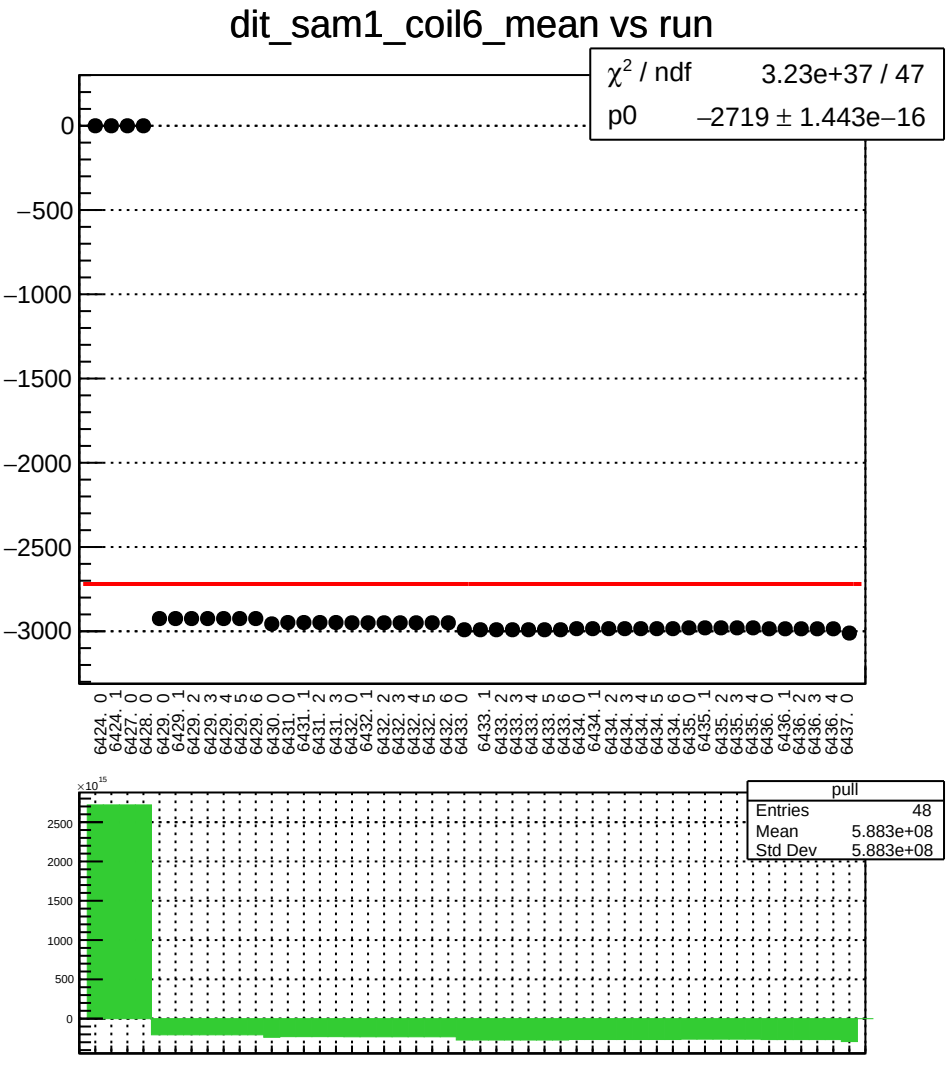
dit_sam1_coil6_mean vs run
χ² / ndf 3.23e+37 / 47
p0 −2719 ± 1.443e−16
0
−500
−1000
−1500
−2000
−2500
−3000
6424. 0
6424. 1
6427. 0
6428. 0
6429. 0
6429. 1
6429. 2
6429. 3
6429. 4
6429. 5
6429. 6
6430. 0
6431. 0
6431. 1
6431. 2
6431. 3
6432. 0
6432. 1
6432. 2
6432. 3
6432. 4
6432. 5
6432. 6
6433. 0
6433. 1
6433. 2
6433. 3
6433. 4
6433. 5
6433. 6
6434. 0
6434. 1
6434. 2
6434. 3
6434. 4
6434. 5
6434. 6
6435. 0
6435. 1
6435. 2
6435. 3
6435. 4
6436. 0
6436. 1
6436. 2
6436. 3
6436. 4
6437. 0
×10¹⁵
2500
2000
1500
1000
500
0
pull
Entries 48
Mean 5.883e+08
Std Dev 5.883e+08

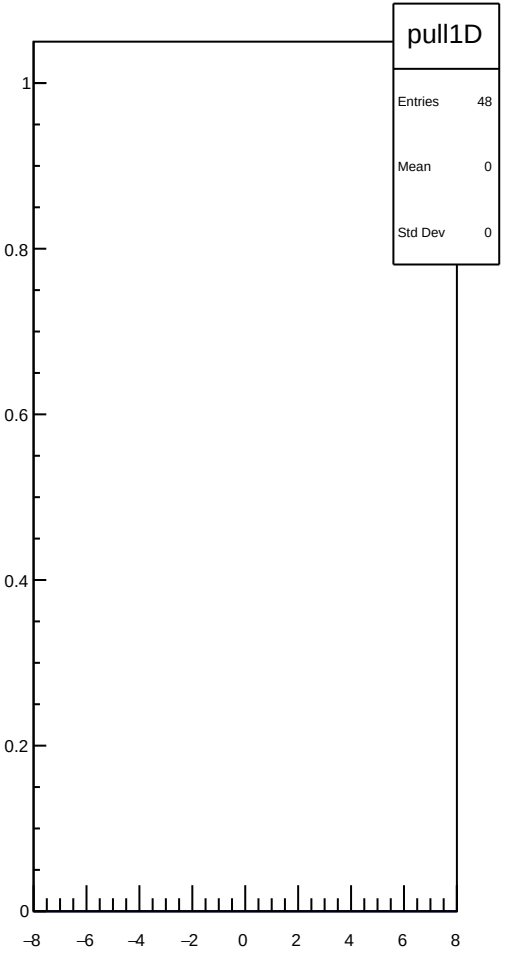
pull1D
Entries 48
Mean 0
Std Dev 0
1
0.8
0.6
0.4
0.2
0
−8
−6
−4
−2
0
2
4
6
8

dit_sam1_coil6_err_mean vs run

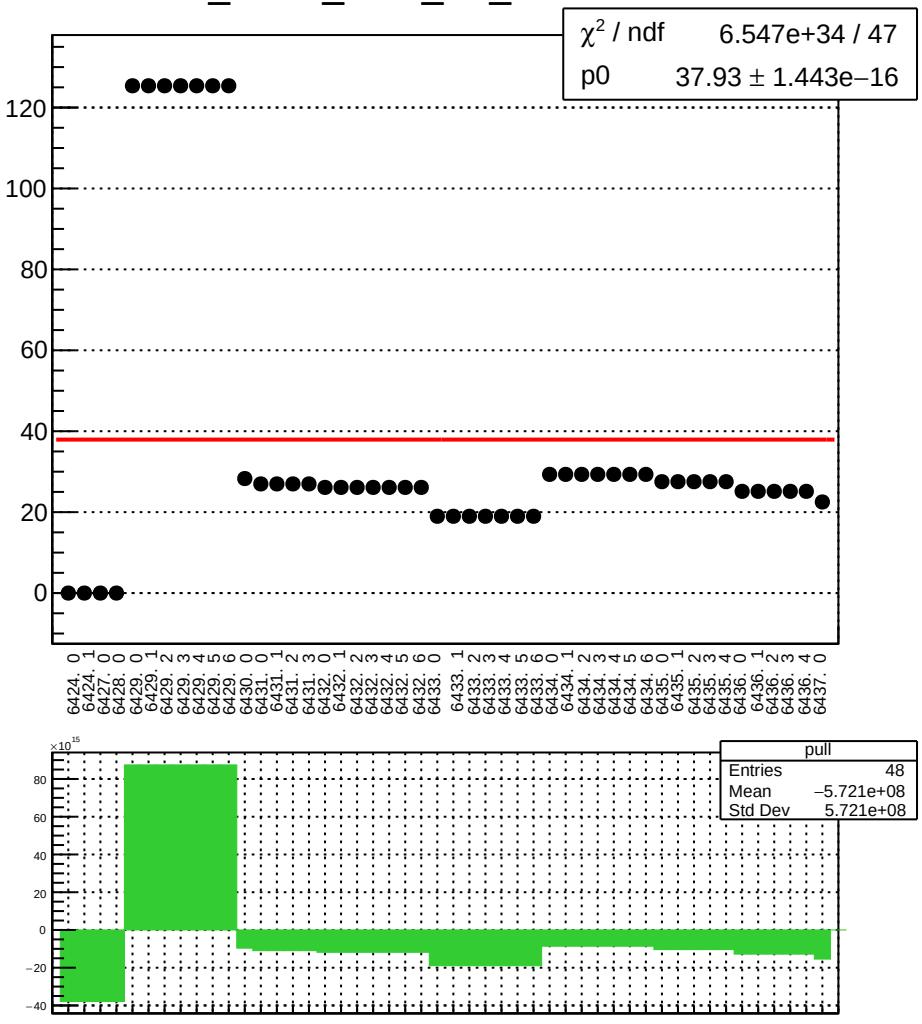

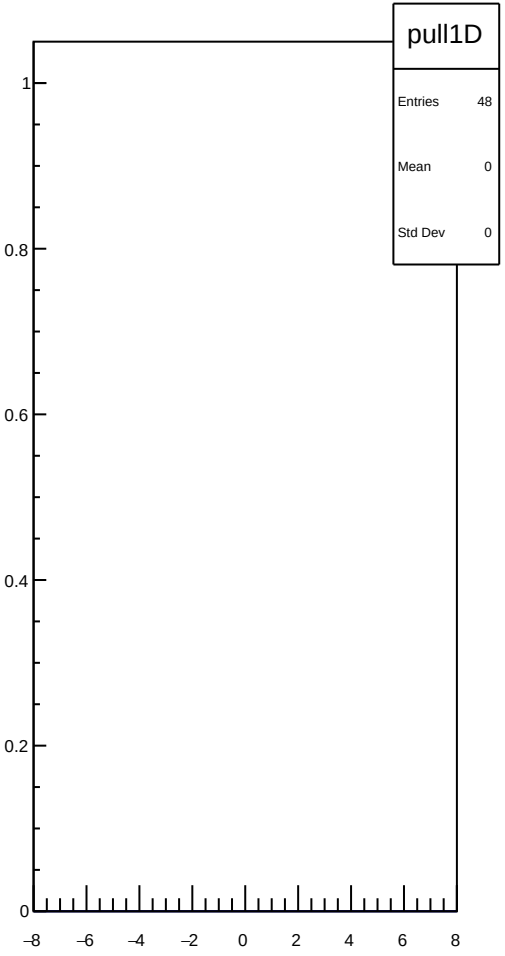

dit_sam1_coil6_Ndata_mean vs run

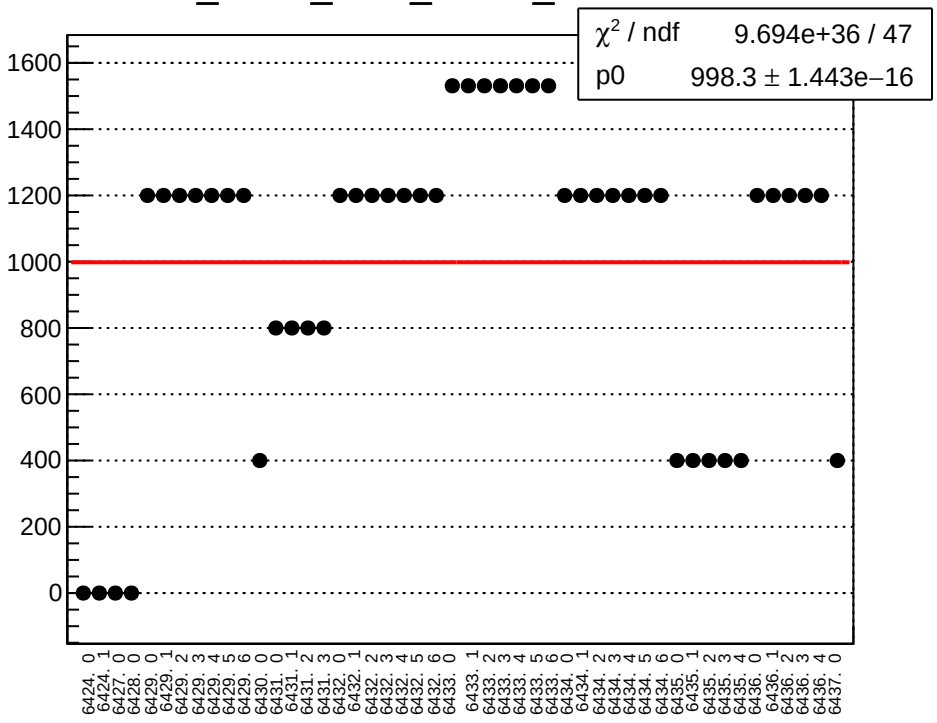

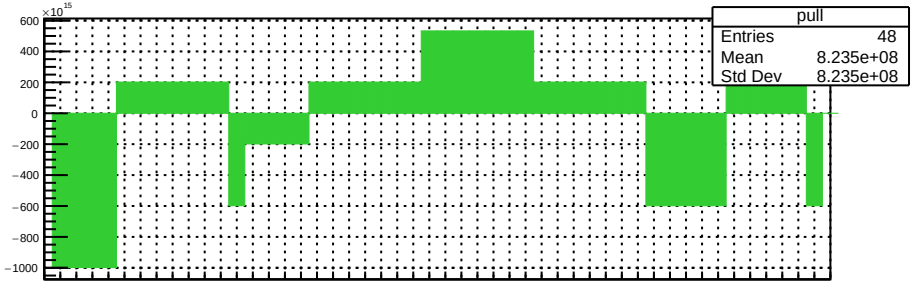

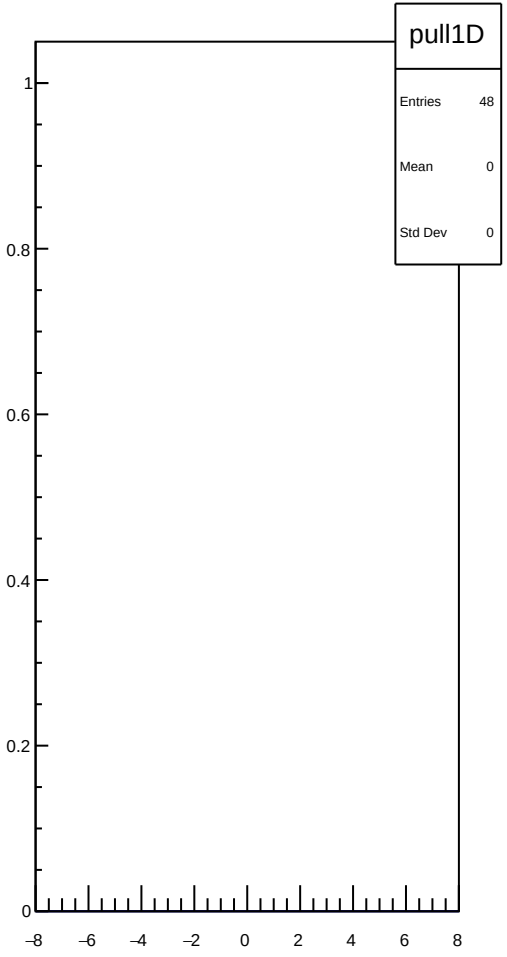

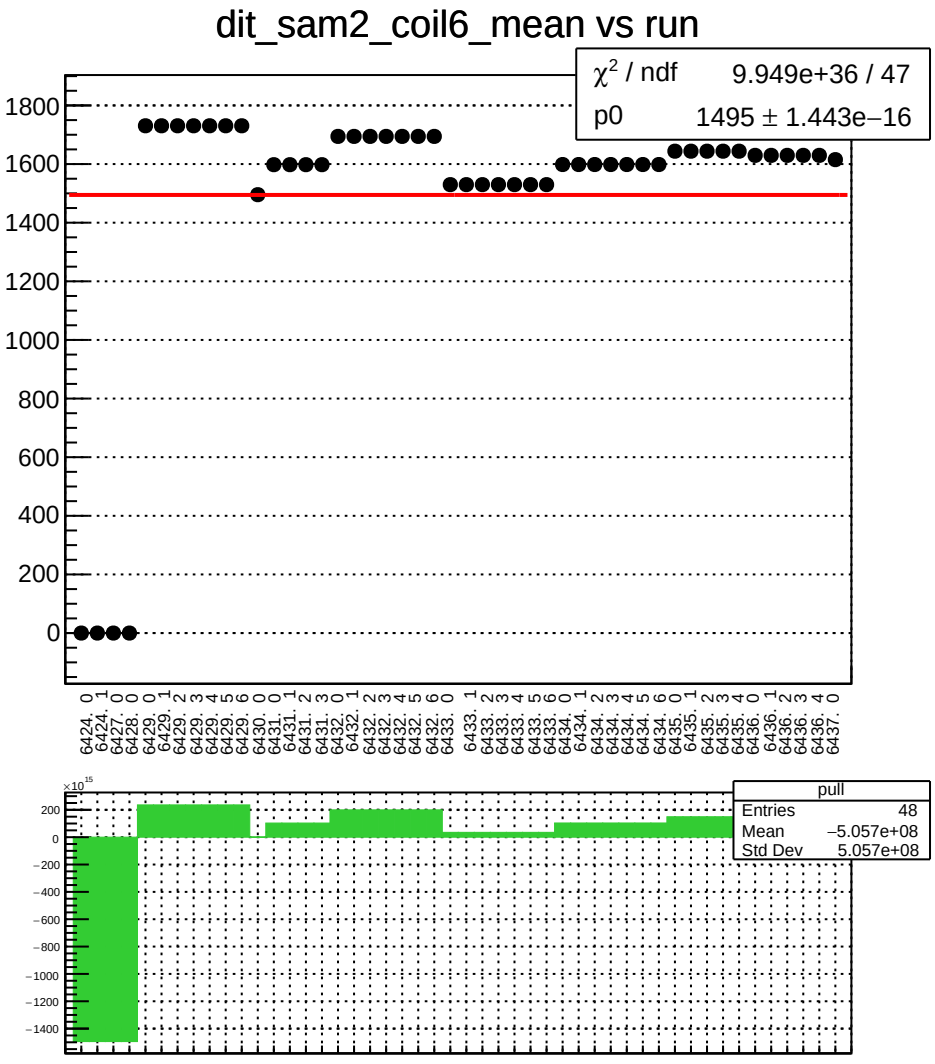
dit_sam2_coil6_mean vs run
χ² / ndf 9.949e+36 / 47
p0 1495 ± 1.443e−16
1800
1600
1400
1200
1000
800
600
400
200
0
6424. 0
6424. 1
6427. 0
6428. 0
6429. 0
6429. 1
6429. 2
6429. 3
6429. 4
6429. 5
6429. 6
6430. 0
6431. 0
6431. 1
6431. 2
6431. 3
6432. 0
6432. 1
6432. 2
6432. 3
6432. 4
6432. 5
6432. 6
6433. 0
6433. 1
6433. 2
6433. 3
6433. 4
6433. 5
6433. 6
6434. 0
6434. 1
6434. 2
6434. 3
6434. 4
6434. 5
6434. 6
6435. 0
6435. 1
6435. 2
6435. 3
6435. 4
6435. 5
6436. 0
6436. 1
6436. 2
6436. 3
6436. 4
6437. 0
×10¹⁵
200
0
−200
−400
−600
−800
−1000
−1200
−1400
pull
Entries 48
Mean −5.057e+08
Std Dev 5.057e+08
pull1D
Entries 48
Mean 0
Std Dev 0
1
0.8
0.6
0.4
0.2
0
−8
−6
−4
−2
0
2
4
6
8

dit_sam2_coil6_err_mean vs run

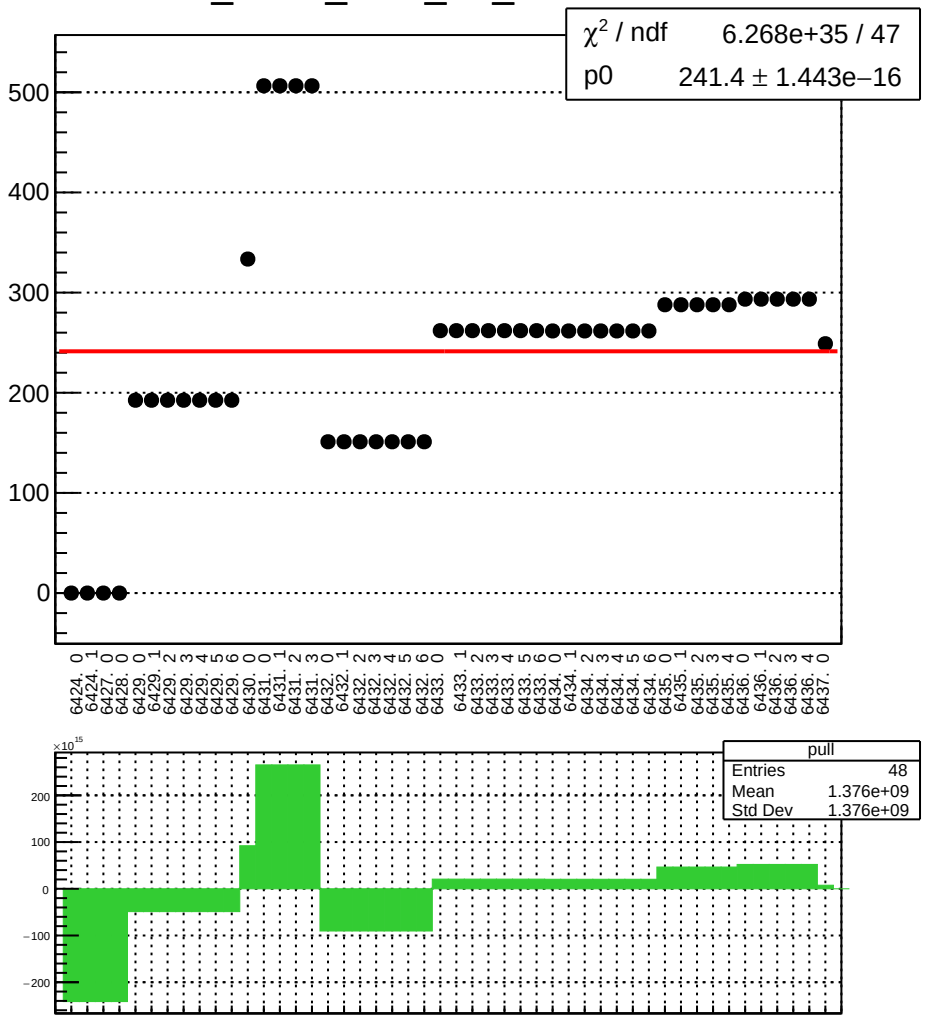

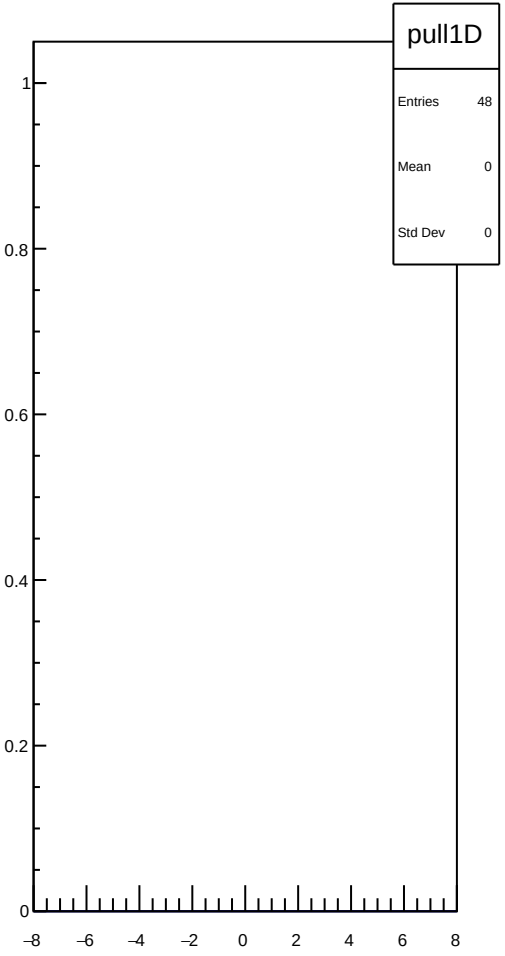

dit_sam2_coil6_Ndata_mean vs run

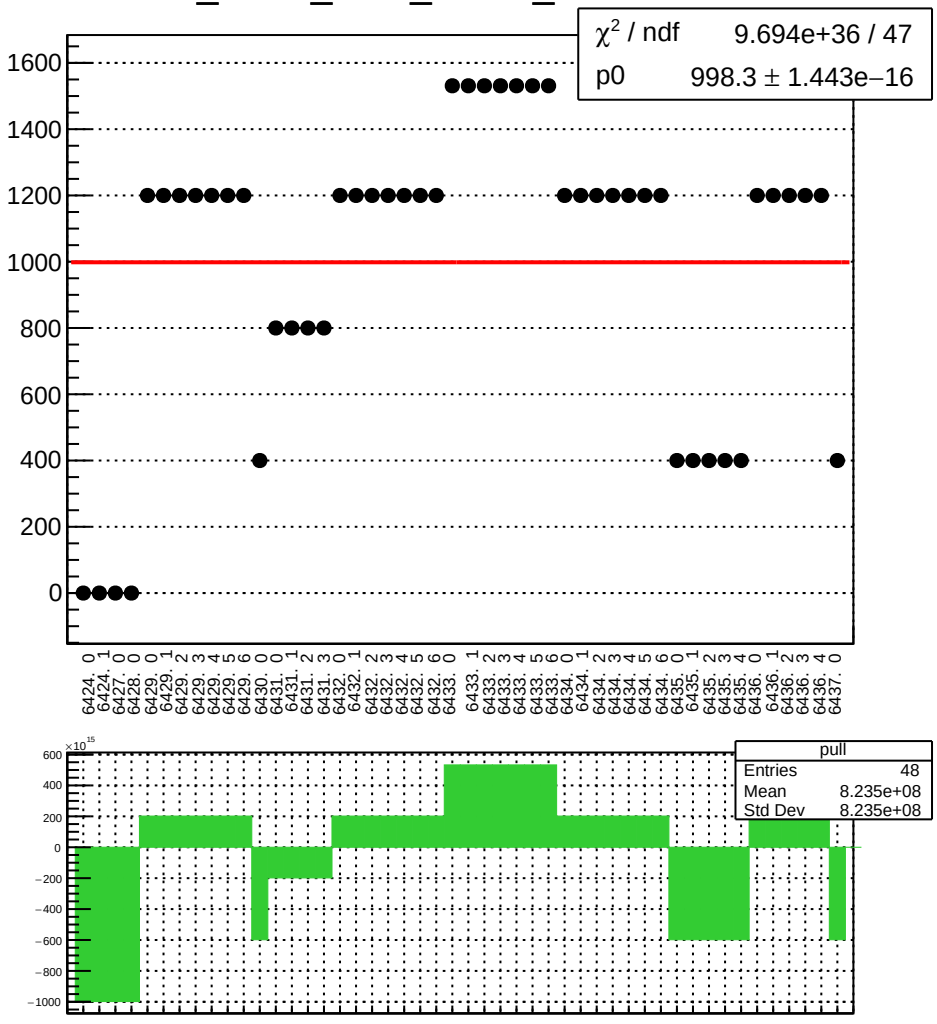

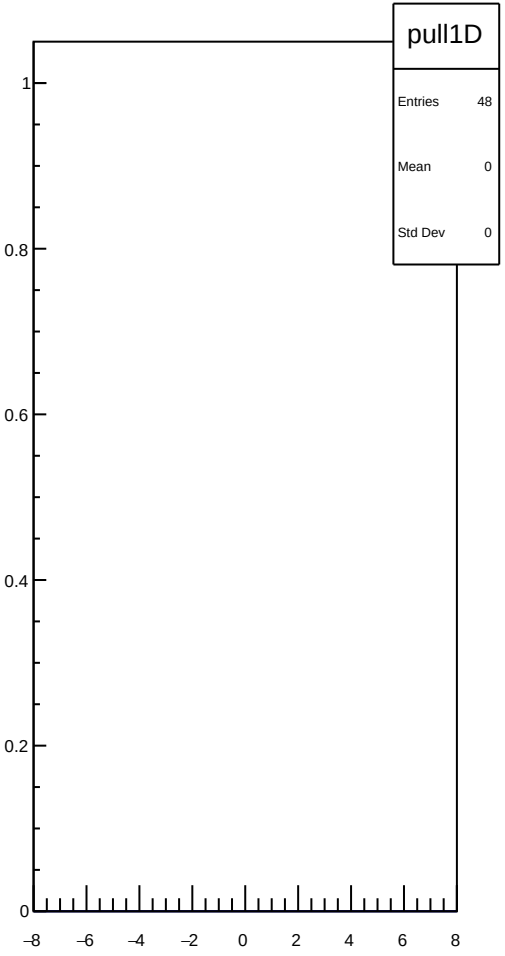

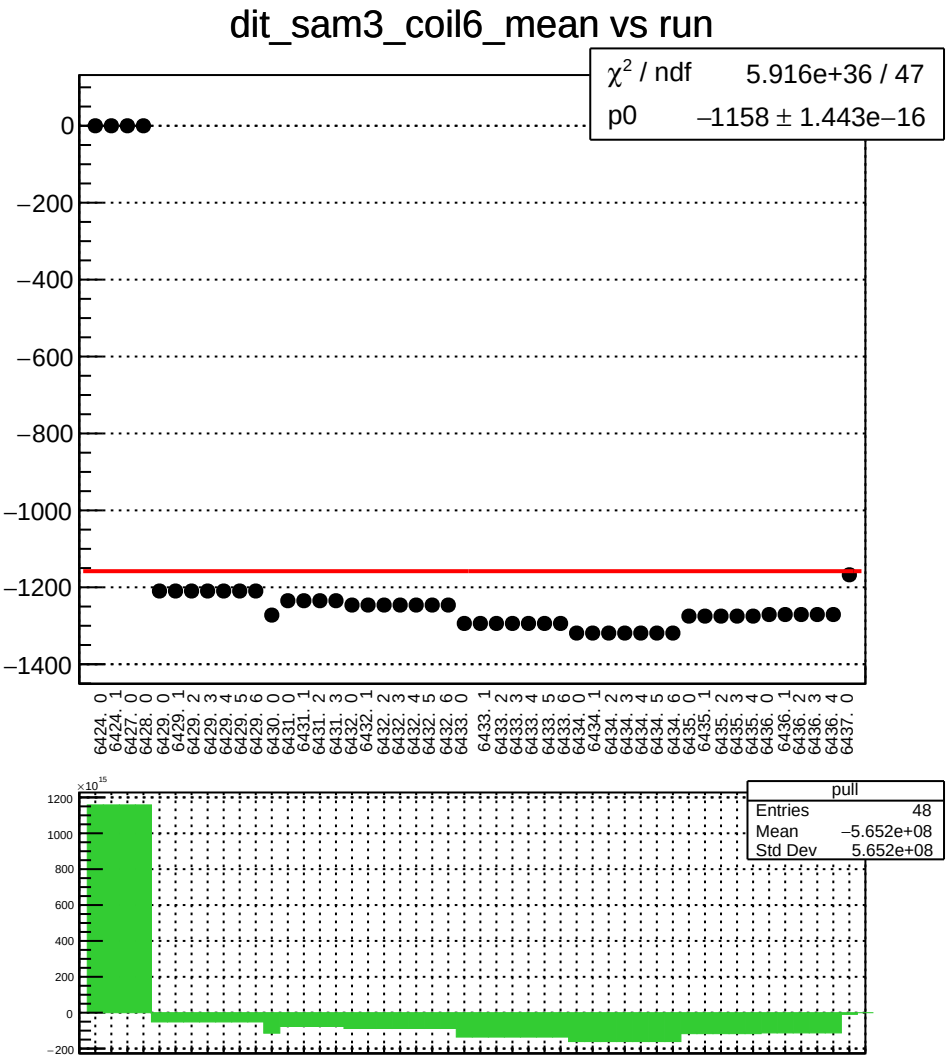
dit_sam3_coil6_mean vs run
χ² / ndf 5.916e+36 / 47
p0 −1158 ± 1.443e−16
0
−200
−400
−600
−800
−1000
−1200
−1400
6424.0 6424.1 6427.0 6428.0 6429.0 6429.1 6429.2 6429.3 6429.4 6429.5 6429.6 6430.0 6431.0 6431.1 6431.2 6431.3 6432.0 6432.1 6432.2 6432.3 6432.4 6432.5 6432.6 6433.0 6433.1 6433.2 6433.3 6433.4 6433.5 6433.6 6434.0 6434.1 6434.2 6434.3 6434.4 6434.5 6434.6 6435.0 6435.1 6435.2 6435.3 6435.4 6436.0 6436.1 6436.2 6436.3 6436.4 6437.0
×10¹⁵
1200
1000
800
600
400
200
0
−200
pull
Entries 48
Mean −5.652e+08
Std Dev 5.652e+08

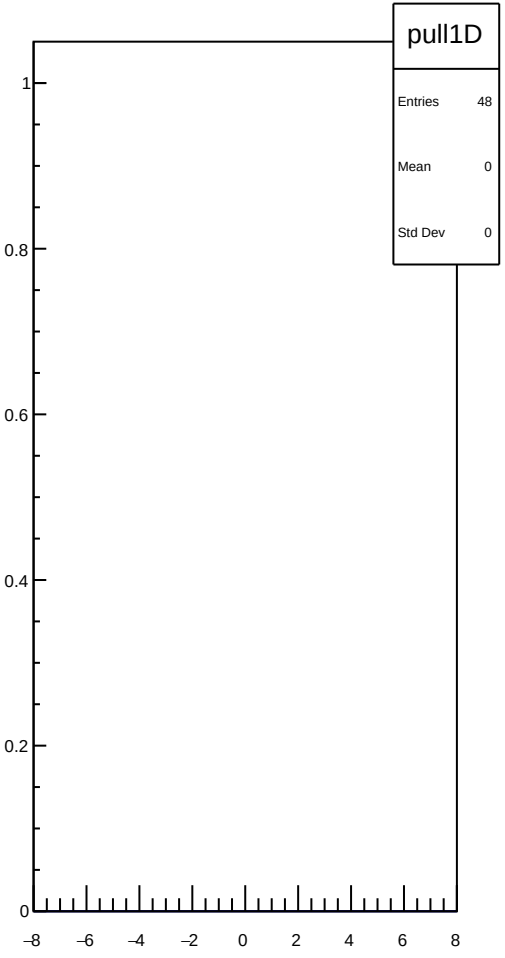
pull1D
Entries 48
Mean 0
Std Dev 0
1
0.8
0.6
0.4
0.2
0
−8
−6
−4
−2
0
2
4
6
8

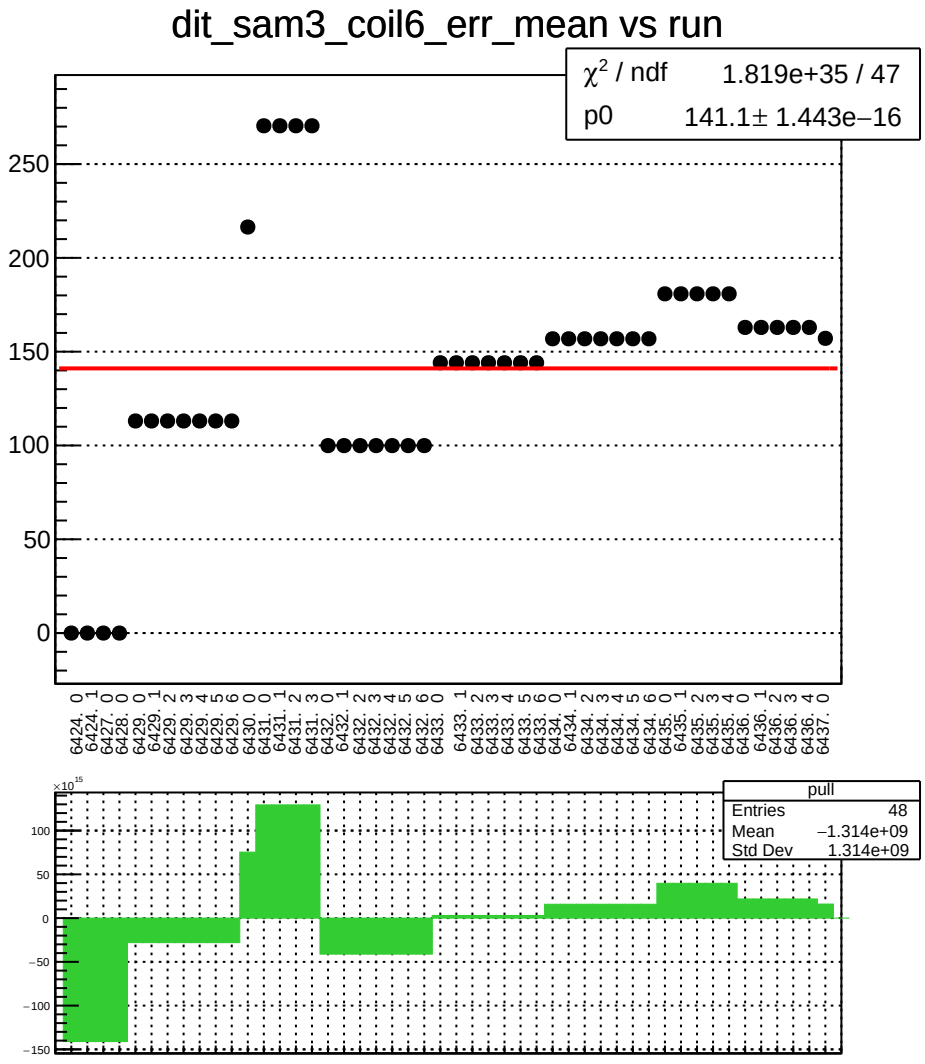
dit_sam3_coil6_err_mean vs run
χ² / ndf 1.819e+35 / 47
p0 141.1± 1.443e−16
250
200
150
100
50
0
6424. 0
6424. 1
6427. 0
6428. 0
6429. 0
6429. 1
6429. 2
6429. 3
6429. 4
6429. 5
6429. 6
6430. 0
6430. 0
6431. 1
6431. 1
6431. 2
6431. 3
6432. 0
6432. 1
6432. 2
6432. 3
6432. 4
6432. 5
6432. 6
6433. 0
6433. 1
6433. 2
6433. 3
6433. 4
6433. 5
6433. 6
6434. 0
6434. 1
6434. 2
6434. 3
6434. 4
6434. 5
6434. 6
6435. 0
6435. 1
6435. 2
6435. 3
6435. 4
6436. 0
6436. 1
6436. 2
6436. 3
6436. 4
6437. 0
×10¹⁵
100
50
0
−50
−100
−150
pull
Entries 48
Mean −1.314e+09
Std Dev 1.314e+09

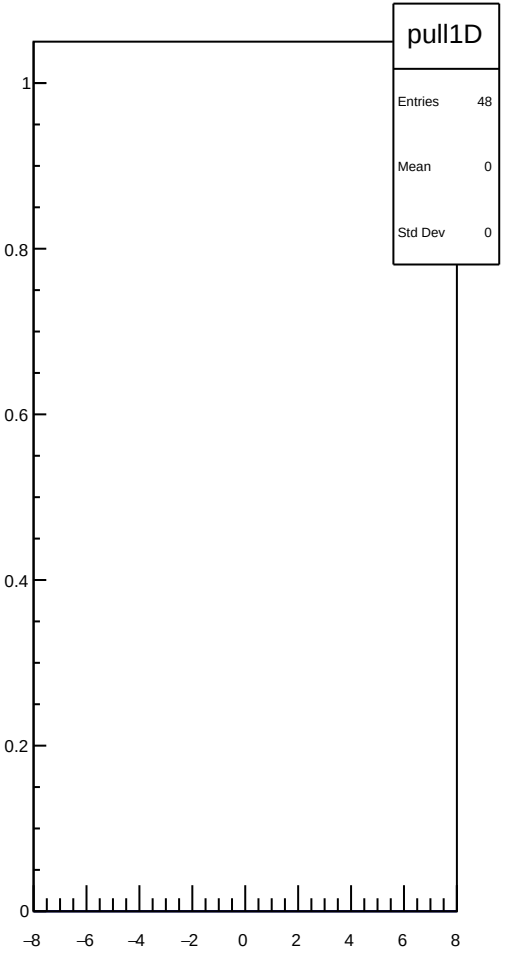
pull1D
Entries 48
Mean 0
Std Dev 0
1
0.8
0.6
0.4
0.2
0
−8
−6
−4
−2
0
2
4
6
8

dit_sam3_coil6_Ndata_mean vs run

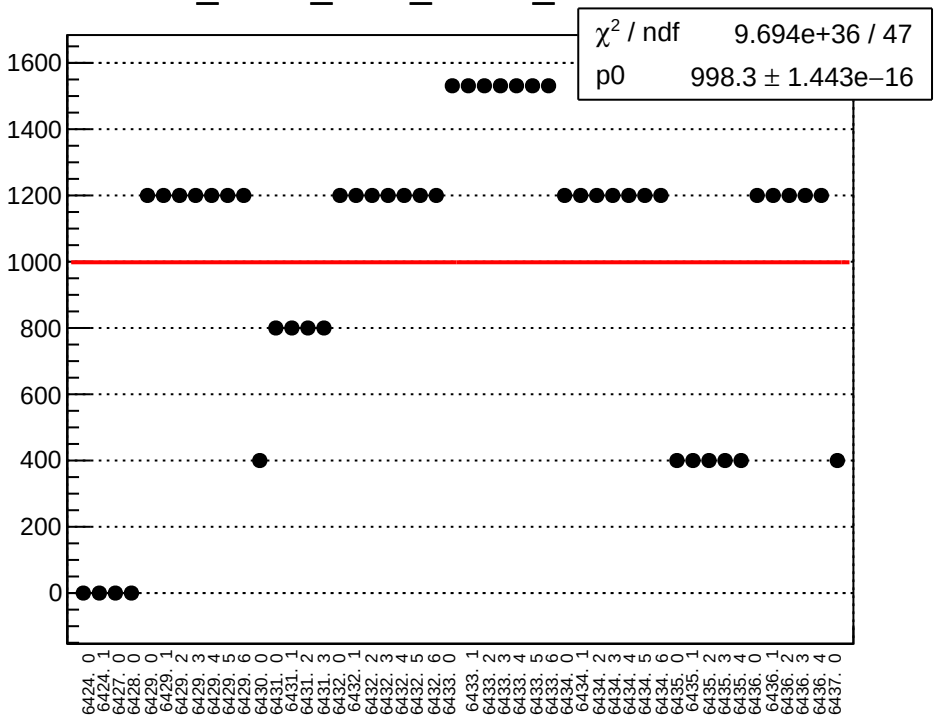

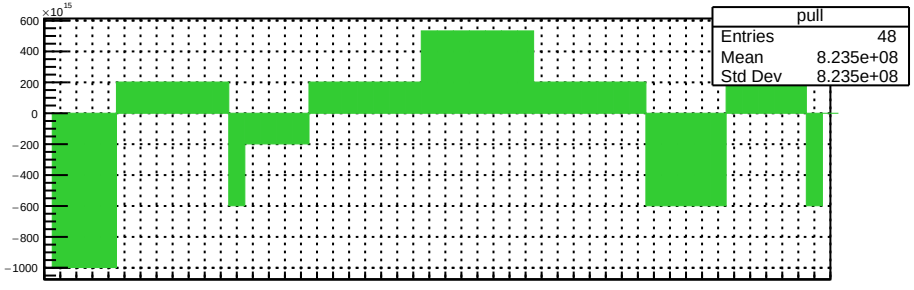

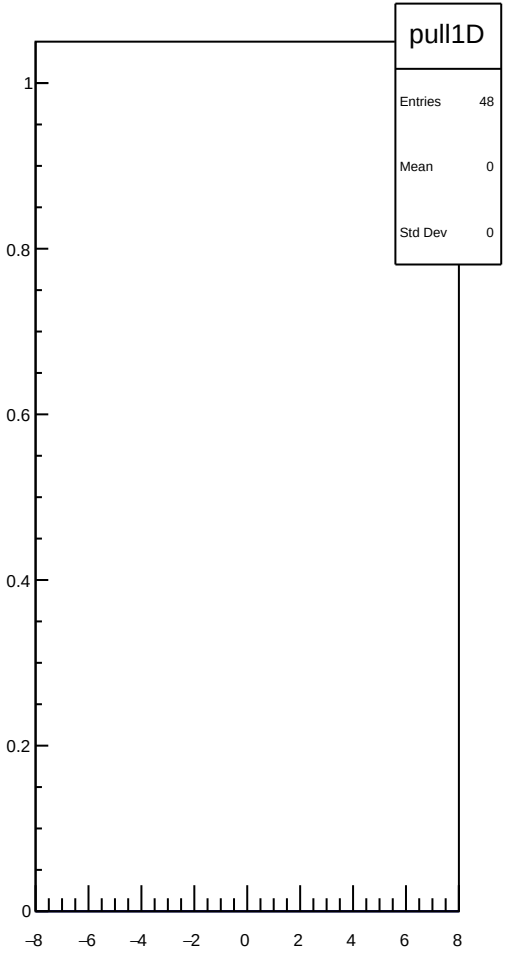

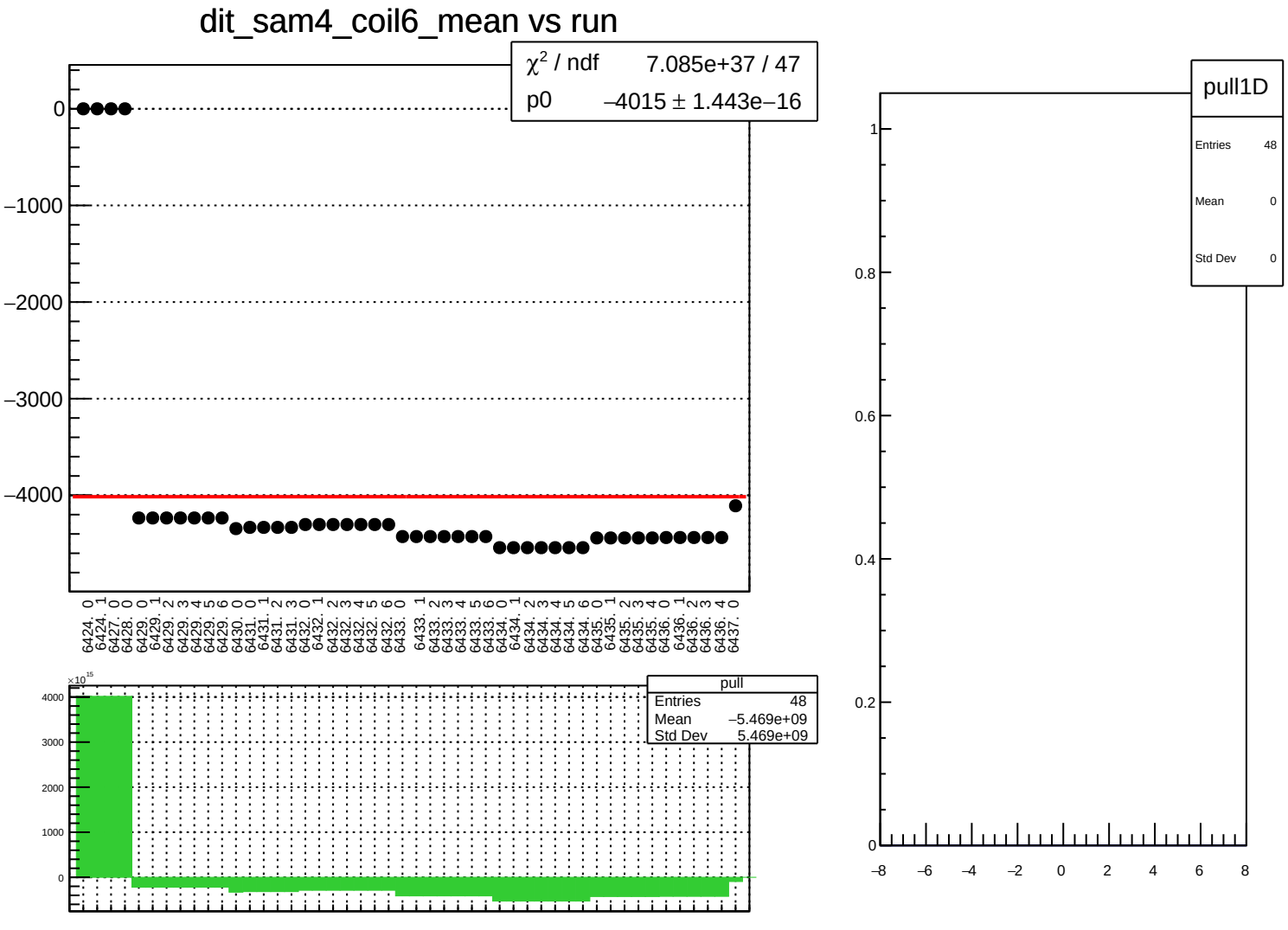
dit_sam4_coil6_mean vs run
χ² / ndf 7.085e+37 / 47
p0 –4015 ± 1.443e–16
0
–1000
–2000
–3000
–4000
6424. 0
6424. 1
6427. 0
6428. 0
6429. 0
6429. 1
6429. 2
6429. 3
6429. 4
6429. 5
6429. 6
6430. 0
6431. 0
6431. 1
6431. 2
6431. 3
6432. 0
6432. 1
6432. 2
6432. 3
6432. 4
6432. 5
6432. 6
6433. 0
6433. 1
6433. 2
6433. 3
6433. 4
6433. 5
6433. 6
6434. 0
6434. 1
6434. 2
6434. 3
6434. 4
6434. 5
6434. 6
6435. 0
6435. 1
6435. 2
6435. 3
6435. 4
6436. 0
6436. 1
6436. 2
6436. 3
6436. 4
6437. 0
×10^15
4000
3000
2000
1000
0
pull
Entries 48
Mean –5.469e+09
Std Dev 5.469e+09
pull1D
Entries 48
Mean 0
Std Dev 0
1
0.8
0.6
0.4
0.2
0
–8
–6
–4
–2
0
2
4
6
8

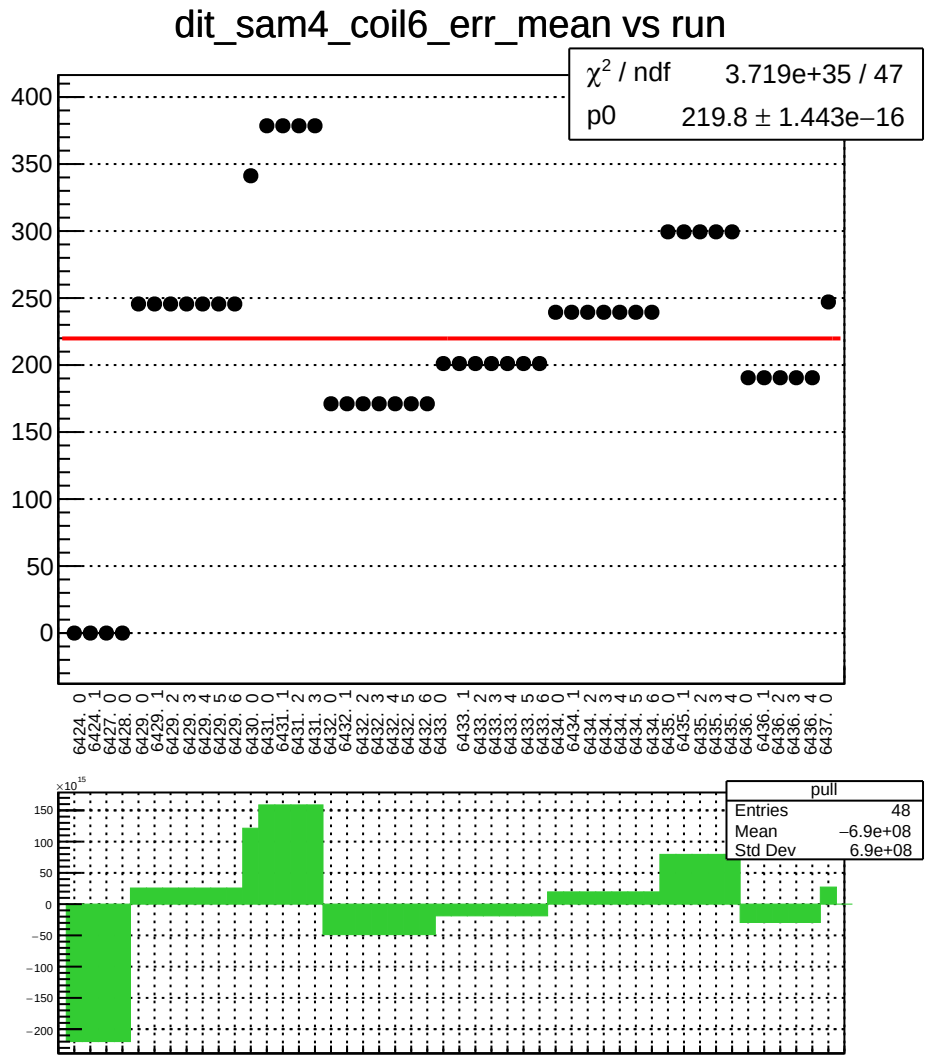
dit_sam4_coil6_err_mean vs run
χ² / ndf 3.719e+35 / 47
p0 219.8 ± 1.443e−16
400
350
300
250
200
150
100
50
0
6424. 0
6424. 1
6427. 0
6428. 0
6429. 0
6429. 1
6429. 2
6429. 3
6429. 4
6429. 5
6429. 6
6430. 0
6430. 0
6431. 0
6431. 1
6431. 2
6431. 3
6432. 0
6432. 1
6432. 2
6432. 3
6432. 4
6432. 5
6432. 6
6433. 0
6433. 1
6433. 2
6433. 3
6433. 4
6433. 5
6433. 6
6434. 0
6434. 1
6434. 2
6434. 3
6434. 4
6434. 5
6434. 6
6435. 0
6435. 1
6435. 2
6435. 3
6435. 4
6436. 0
6436. 1
6436. 2
6436. 3
6436. 4
6437. 0
×10^15
150
100
50
0
−50
−100
−150
−200
pull
Entries 48
Mean −6.9e+08
Std Dev 6.9e+08

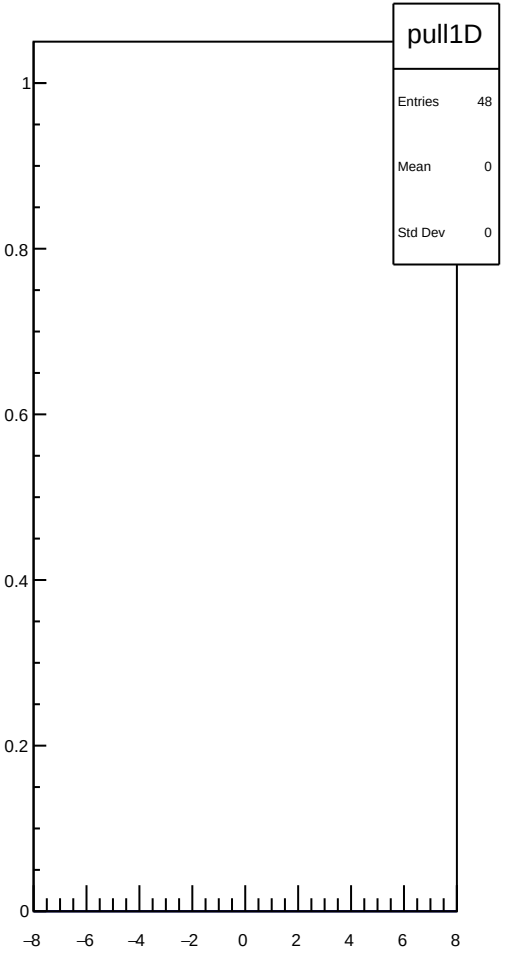
pull1D
Entries 48
Mean 0
Std Dev 0
1
0.8
0.6
0.4
0.2
0
−8
−6
−4
−2
0
2
4
6
8

dit_sam4_coil6_Ndata_mean vs run

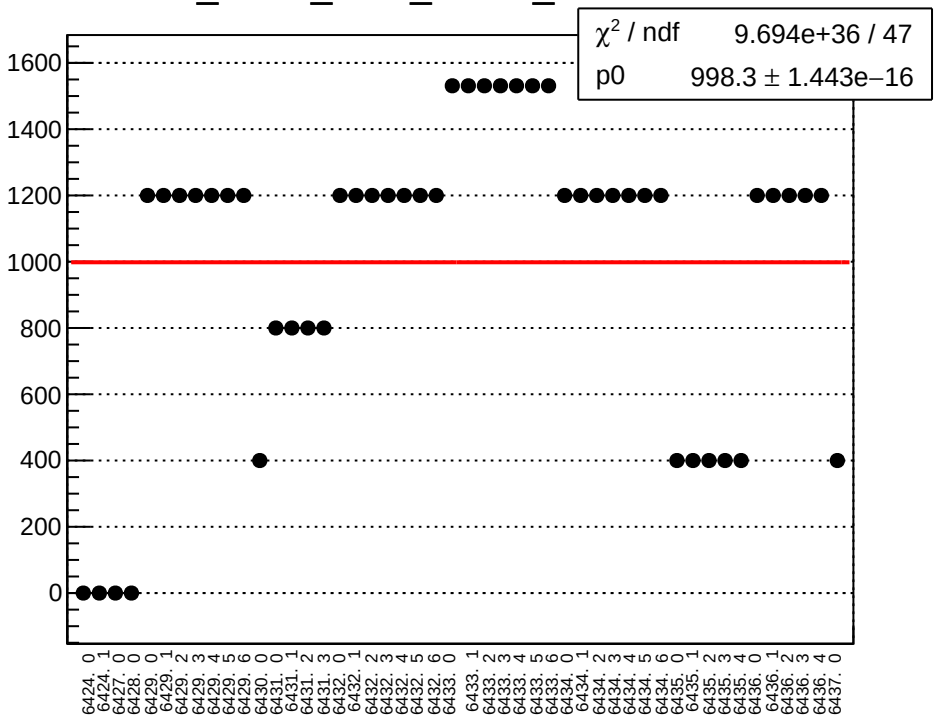

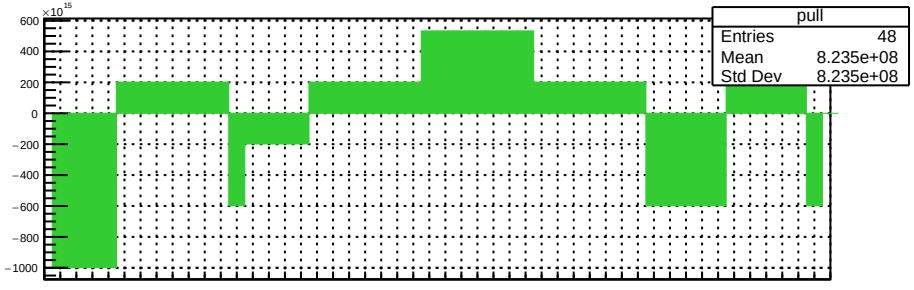

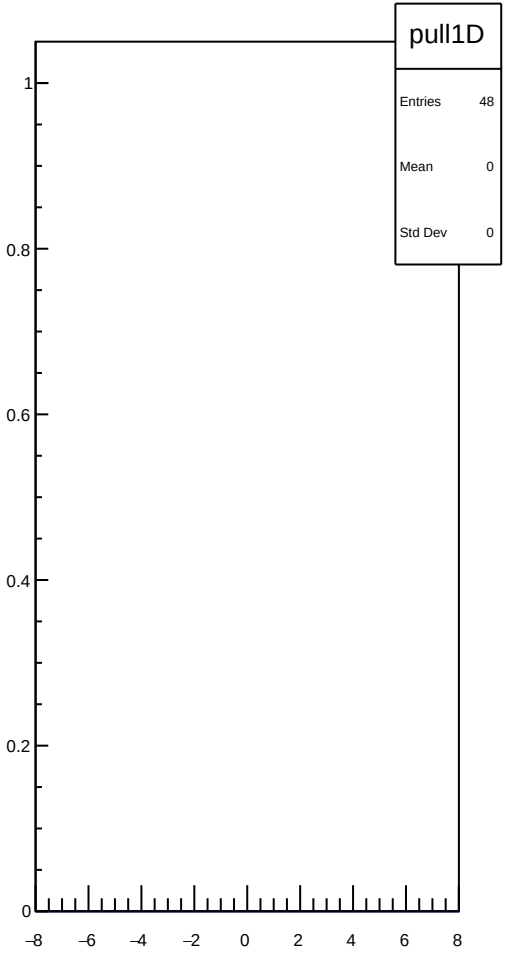

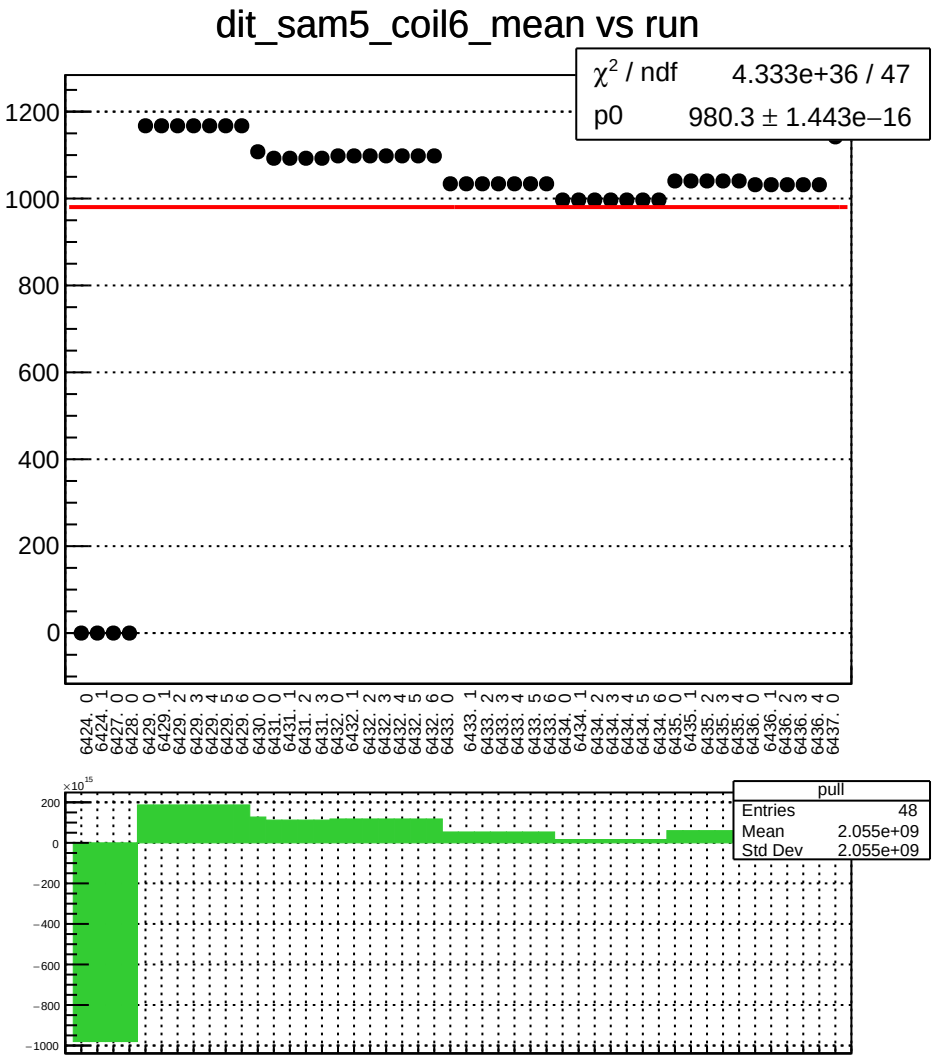
dit_sam5_coil6_mean vs run
χ² / ndf 4.333e+36 / 47
p0 980.3 ± 1.443e−16
1200
1000
800
600
400
200
0
6424. 0
6424. 1
6427. 0
6428. 0
6429. 0
6429. 1
6429. 2
6429. 3
6429. 4
6429. 5
6429. 6
6430. 0
6431. 0
6431. 1
6431. 2
6431. 3
6431. 0
6432. 0
6432. 1
6432. 2
6432. 3
6432. 4
6432. 5
6432. 6
6433. 0
6433. 1
6433. 2
6433. 3
6433. 4
6433. 5
6433. 6
6434. 0
6434. 1
6434. 2
6434. 3
6434. 4
6434. 5
6434. 6
6435. 0
6435. 1
6435. 2
6435. 3
6435. 4
6436. 0
6436. 1
6436. 2
6436. 3
6436. 4
6437. 0
×10^15
200
0
−200
−400
−600
−800
−1000
pull
Entries 48
Mean 2.055e+09
Std Dev 2.055e+09
pull1D
Entries 48
Mean 0
Std Dev 0
1
0.8
0.6
0.4
0.2
0
−8
−6
−4
−2
0
2
4
6
8

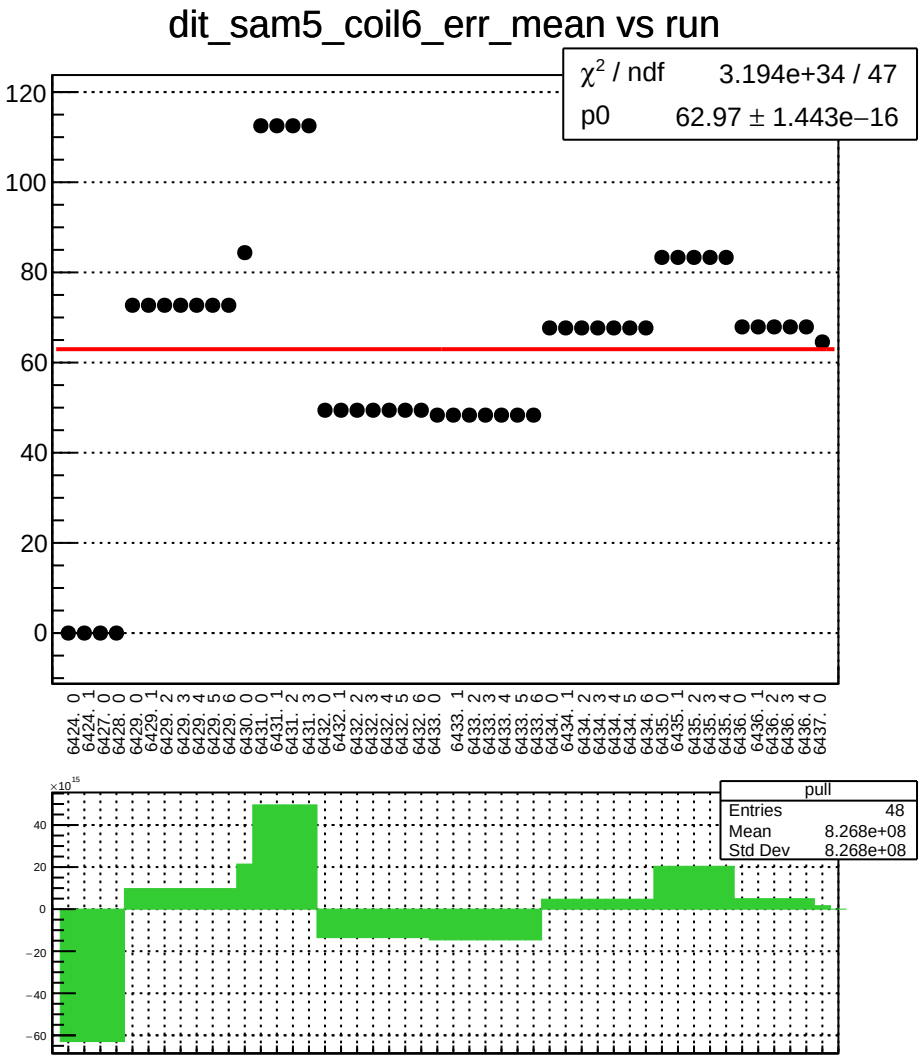
dit_sam5_coil6_err_mean vs run
χ² / ndf 3.194e+34 / 47
p0 62.97 ± 1.443e−16
120
100
80
60
40
20
0
6424. 0
6424. 1
6427. 0
6428. 0
6429. 0
6429. 1
6429. 2
6429. 3
6429. 4
6429. 5
6429. 6
6430. 0
6431. 0
6431. 1
6431. 2
6431. 3
6432. 0
6432. 1
6432. 2
6432. 3
6432. 4
6432. 5
6432. 6
6433. 0
6433. 1
6433. 2
6433. 3
6433. 4
6433. 5
6433. 6
6434. 0
6434. 1
6434. 2
6434. 3
6434. 4
6434. 5
6434. 6
6435. 0
6435. 1
6435. 2
6435. 3
6435. 4
6436. 0
6436. 1
6436. 2
6436. 3
6436. 4
6437. 0
×10¹⁵
40
20
0
−20
−40
−60
pull
Entries 48
Mean 8.268e+08
Std Dev 8.268e+08

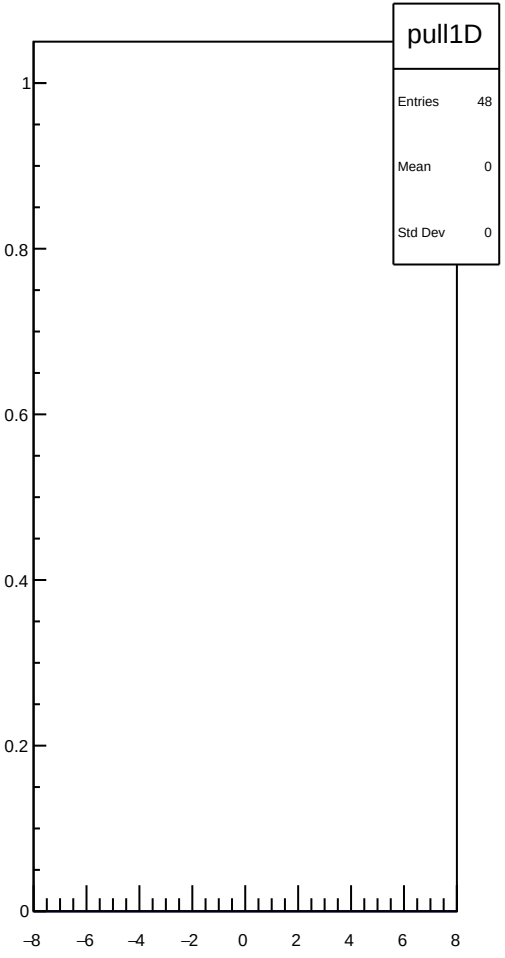
pull1D
Entries 48
Mean 0
Std Dev 0
1
0.8
0.6
0.4
0.2
0
−8
−6
−4
−2
0
2
4
6
8

dit_sam5_coil6_Ndata_mean vs run

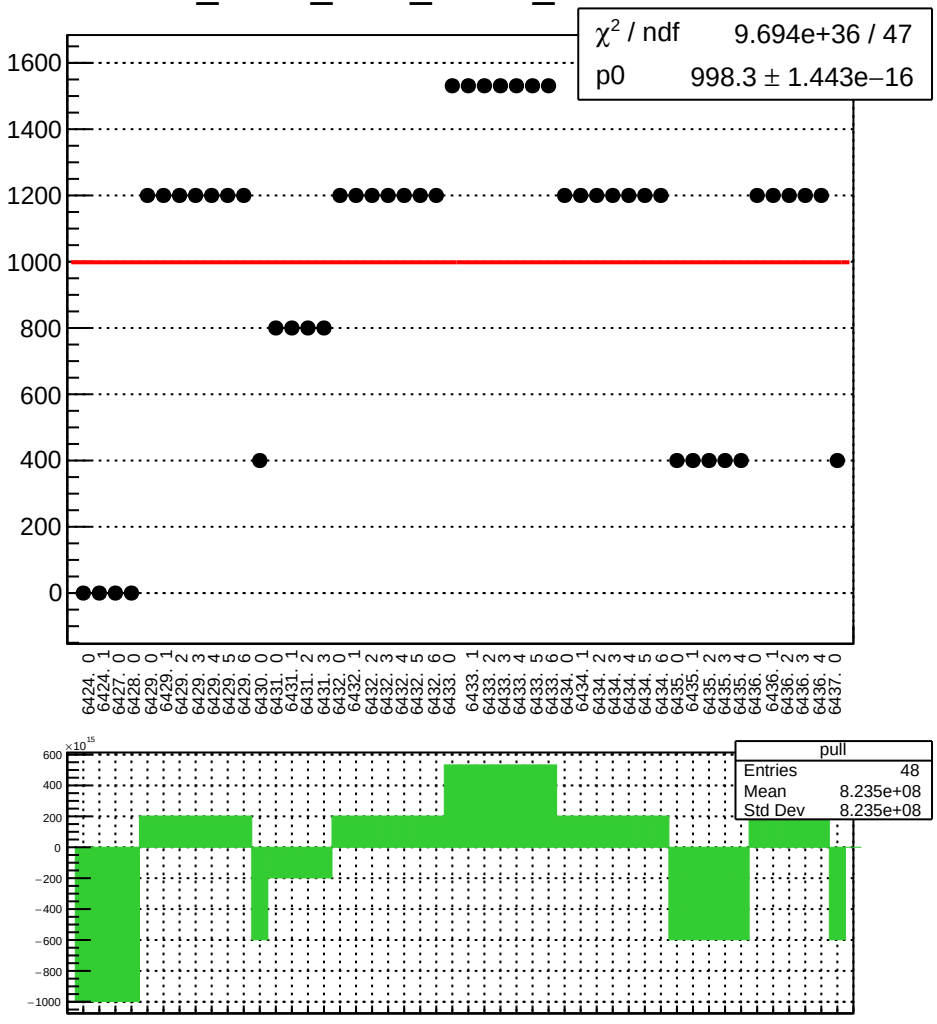

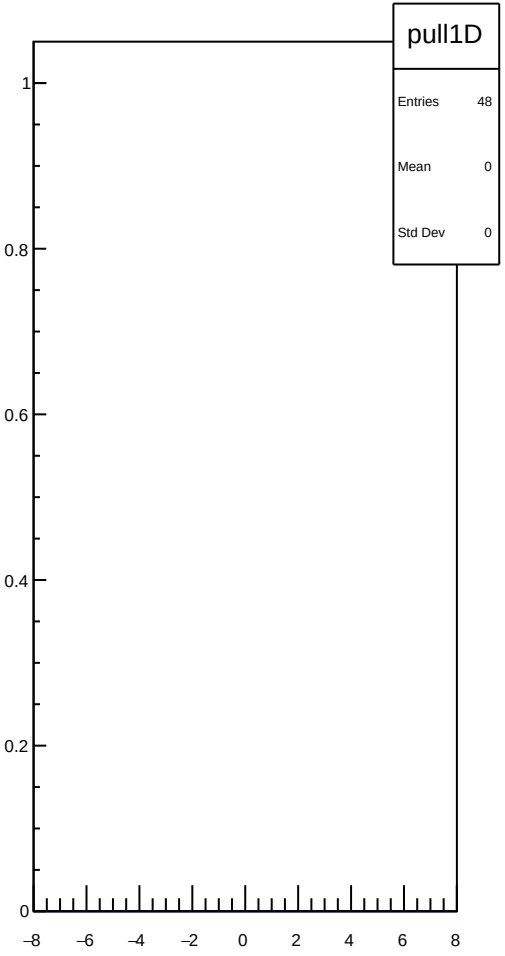

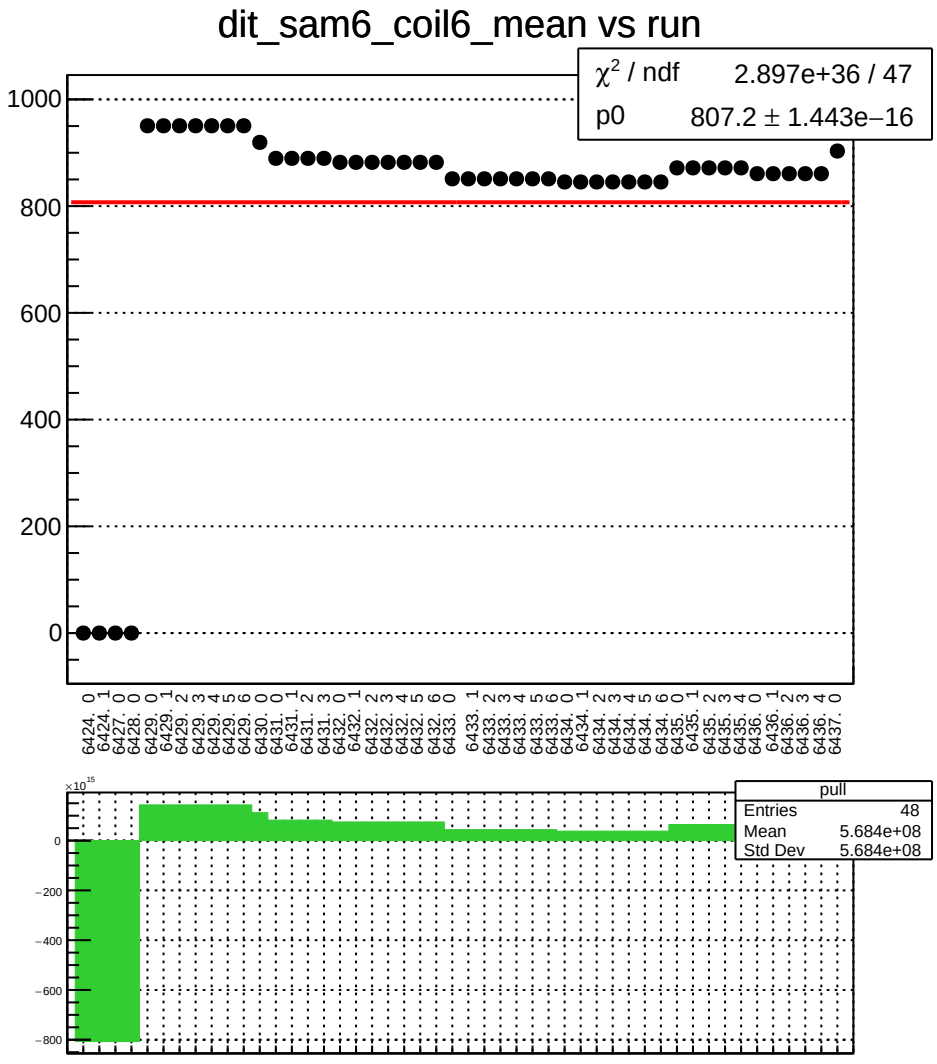
dit_sam6_coil6_mean vs run
χ² / ndf 2.897e+36 / 47
p0 807.2 ± 1.443e−16
1000
800
600
400
200
0
6424. 0
6424. 1
6427. 0
6428. 0
6429. 0
6429. 1
6429. 2
6429. 3
6429. 4
6429. 5
6429. 6
6430. 0
6431. 0
6431. 1
6431. 2
6431. 3
6432. 0
6432. 1
6432. 2
6432. 3
6432. 4
6432. 5
6432. 6
6433. 0
6433. 1
6433. 2
6433. 3
6433. 4
6433. 5
6433. 6
6434. 0
6434. 1
6434. 2
6434. 3
6434. 4
6434. 5
6434. 6
6435. 0
6435. 1
6435. 2
6435. 3
6435. 4
6436. 0
6436. 1
6436. 2
6436. 3
6436. 4
6437. 0
×10¹⁵
0
−200
−400
−600
−800
pull
Entries 48
Mean 5.684e+08
Std Dev 5.684e+08

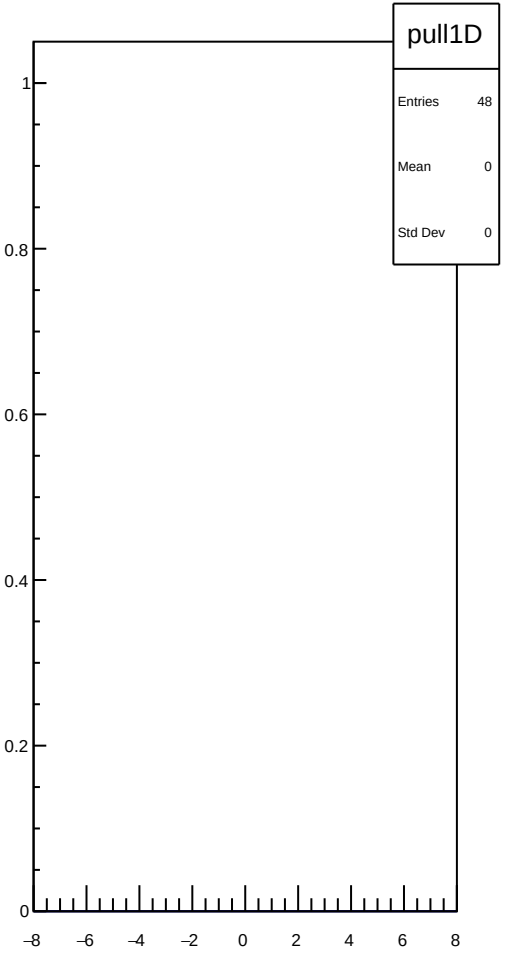
pull1D
Entries 48
Mean 0
Std Dev 0
1
0.8
0.6
0.4
0.2
0
−8
−6
−4
−2
0
2
4
6
8

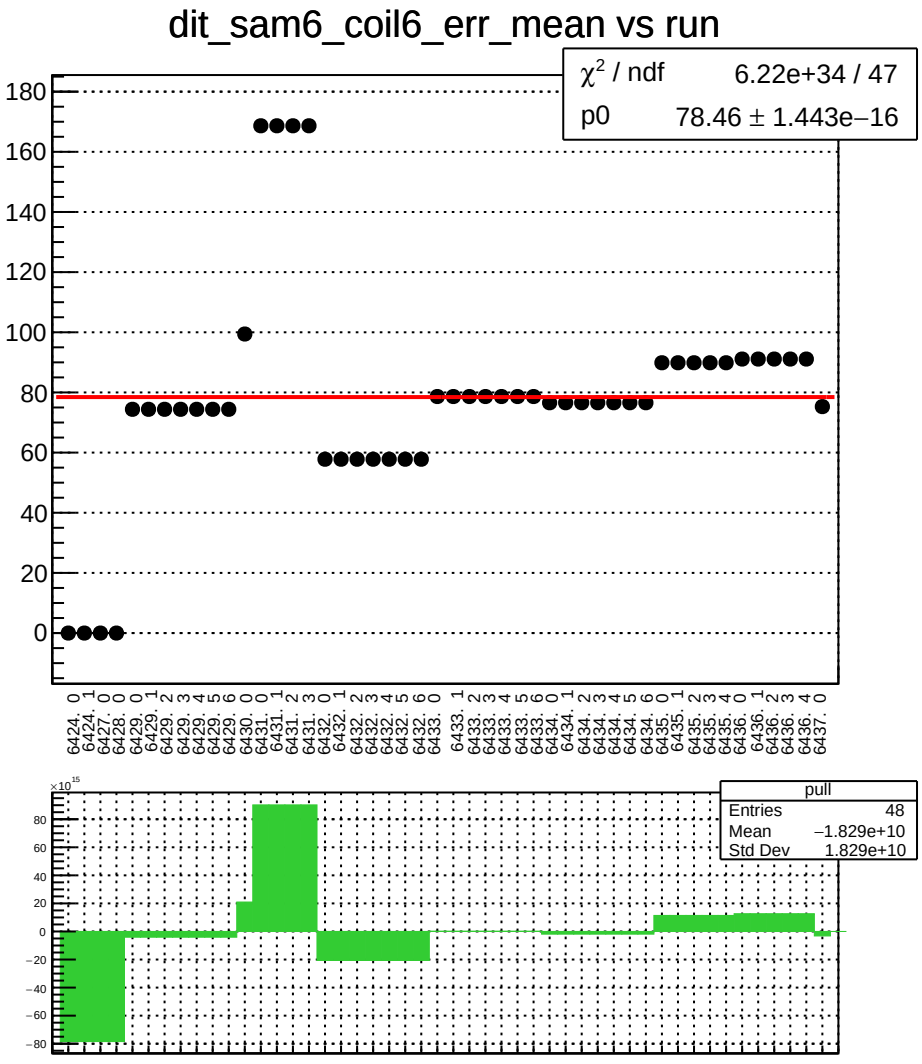
dit_sam6_coil6_err_mean vs run
χ² / ndf 6.22e+34 / 47
p0 78.46 ± 1.443e−16
pull
Entries 48
Mean −1.829e+10
Std Dev 1.829e+10

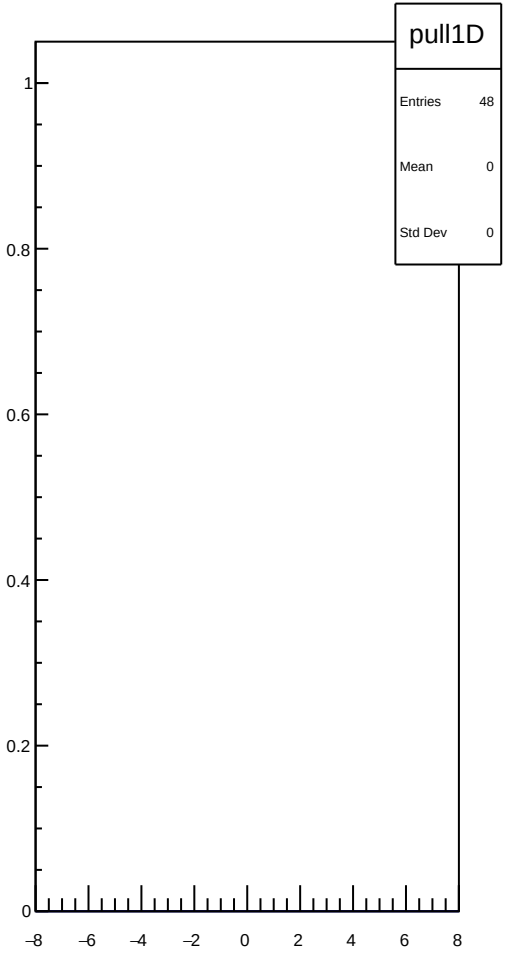
pull1D
Entries 48
Mean 0
Std Dev 0

dit_sam6_coil6_Ndata_mean vs run

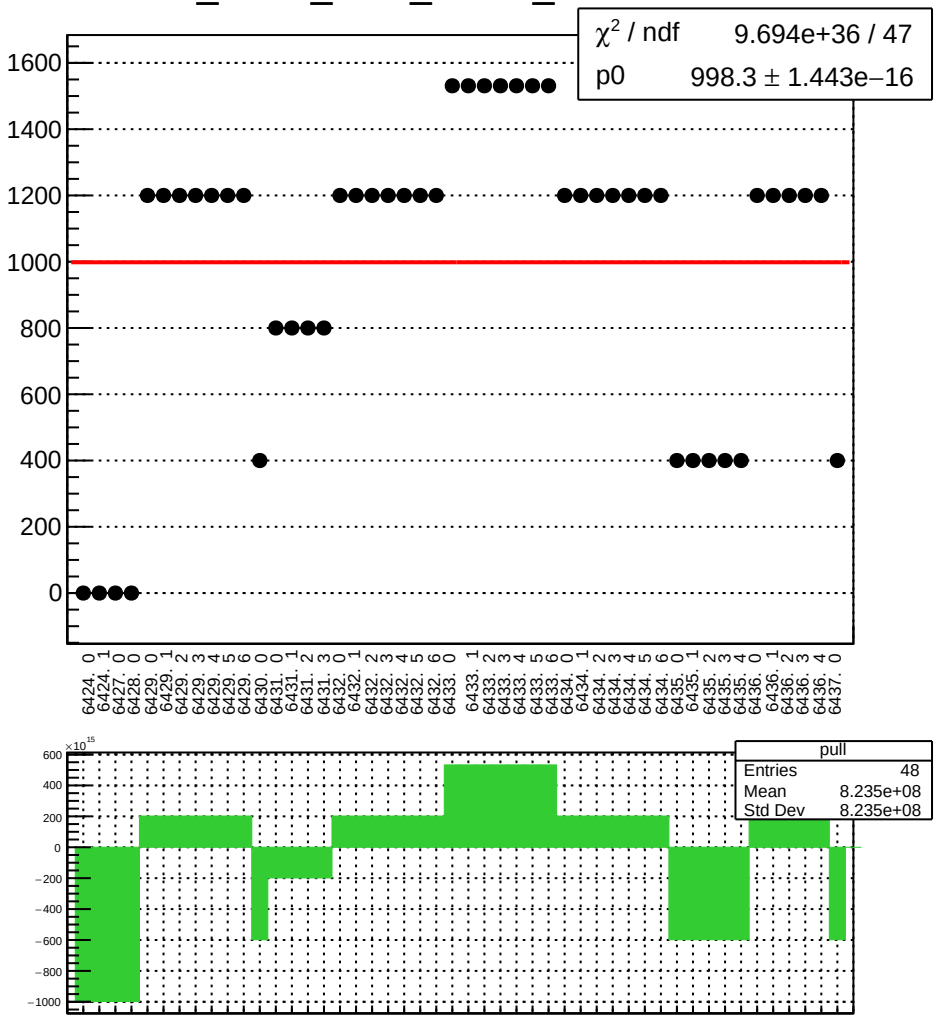

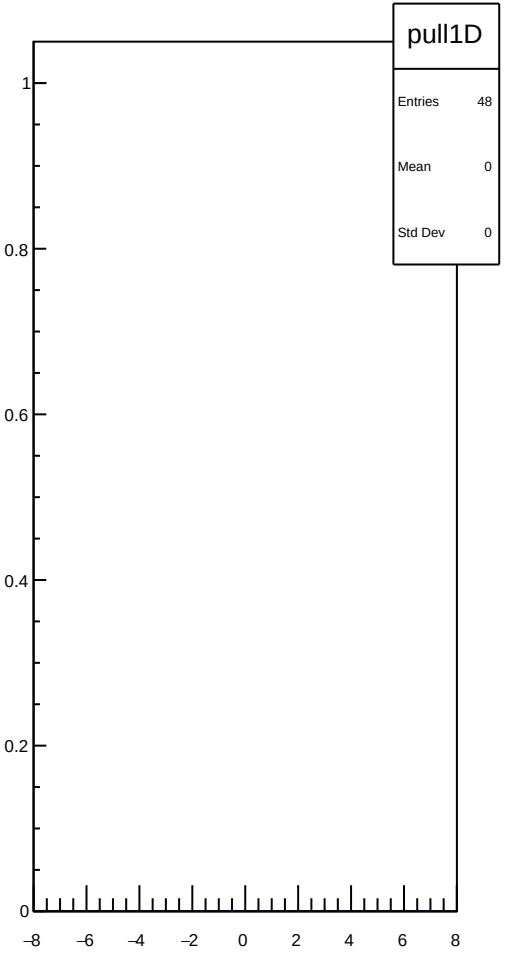

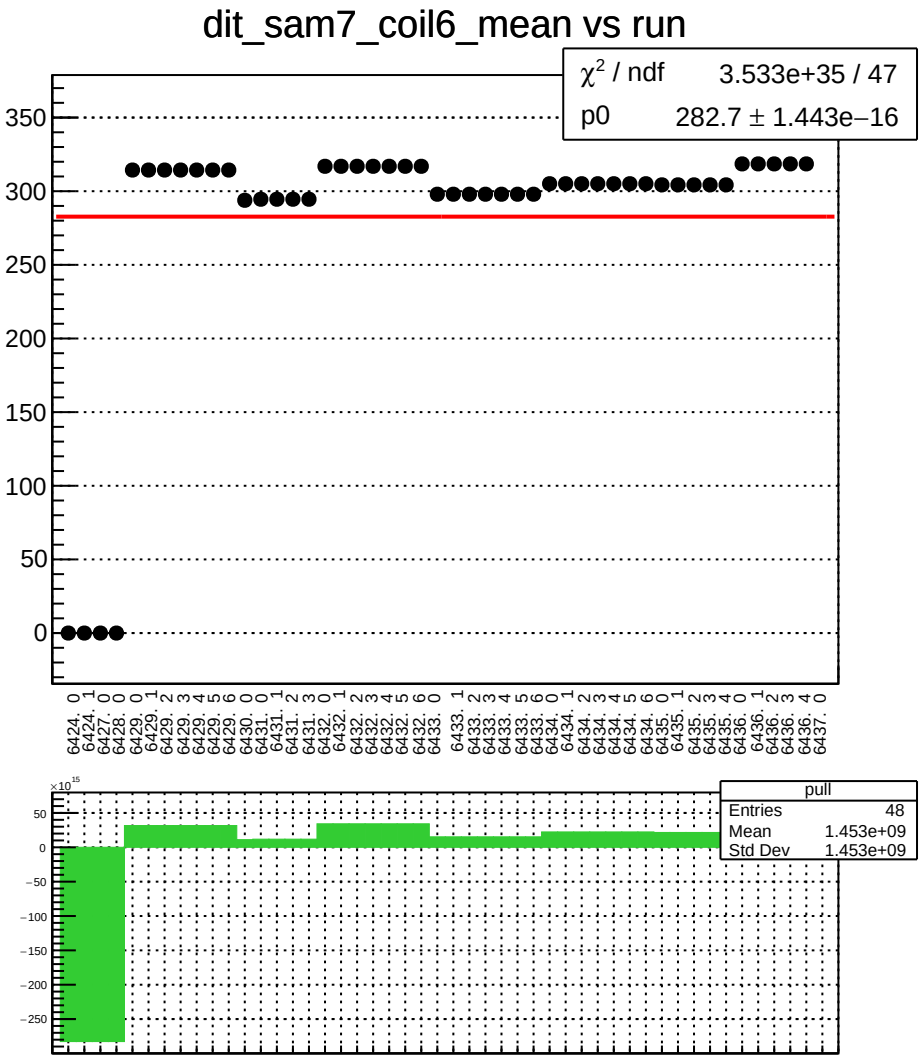
dit_sam7_coil6_mean vs run
χ² / ndf 3.533e+35 / 47
p0 282.7 ± 1.443e−16
350
300
250
200
150
100
50
0
6424. 0
6424. 1
6427. 0
6428. 0
6429. 0
6429. 1
6429. 2
6429. 3
6429. 4
6429. 5
6429. 6
6430. 0
6431. 0
6431. 1
6431. 2
6431. 3
6432. 0
6432. 1
6432. 2
6432. 3
6432. 4
6432. 5
6432. 6
6433. 0
6433. 1
6433. 2
6433. 3
6433. 4
6433. 5
6433. 6
6434. 0
6434. 1
6434. 2
6434. 3
6434. 4
6434. 5
6434. 6
6435. 0
6435. 1
6435. 2
6435. 3
6435. 4
6436. 0
6436. 1
6436. 2
6436. 3
6436. 4
6437. 0
×10¹⁵
50
0
−50
−100
−150
−200
−250
pull
Entries 48
Mean 1.453e+09
Std Dev 1.453e+09

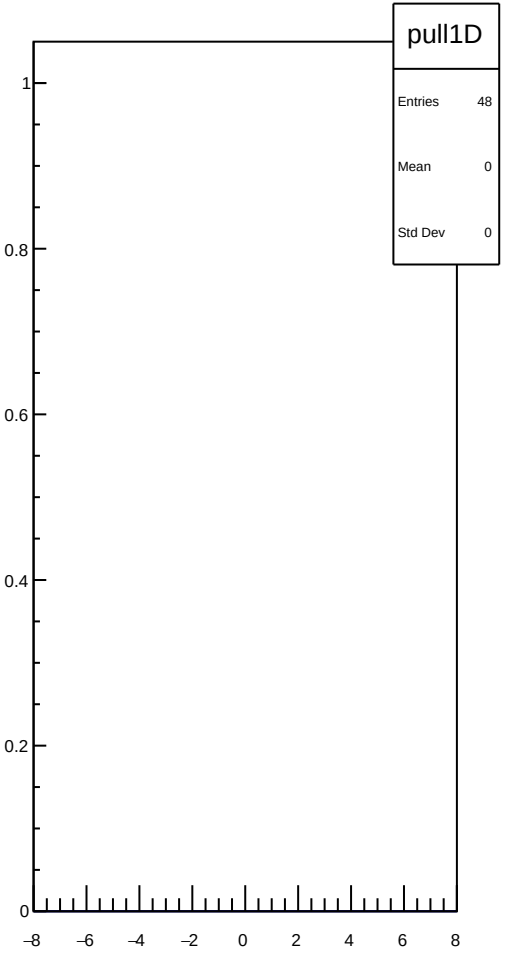
pull1D
Entries 48
Mean 0
Std Dev 0
1
0.8
0.6
0.4
0.2
0
−8
−6
−4
−2
0
2
4
6
8

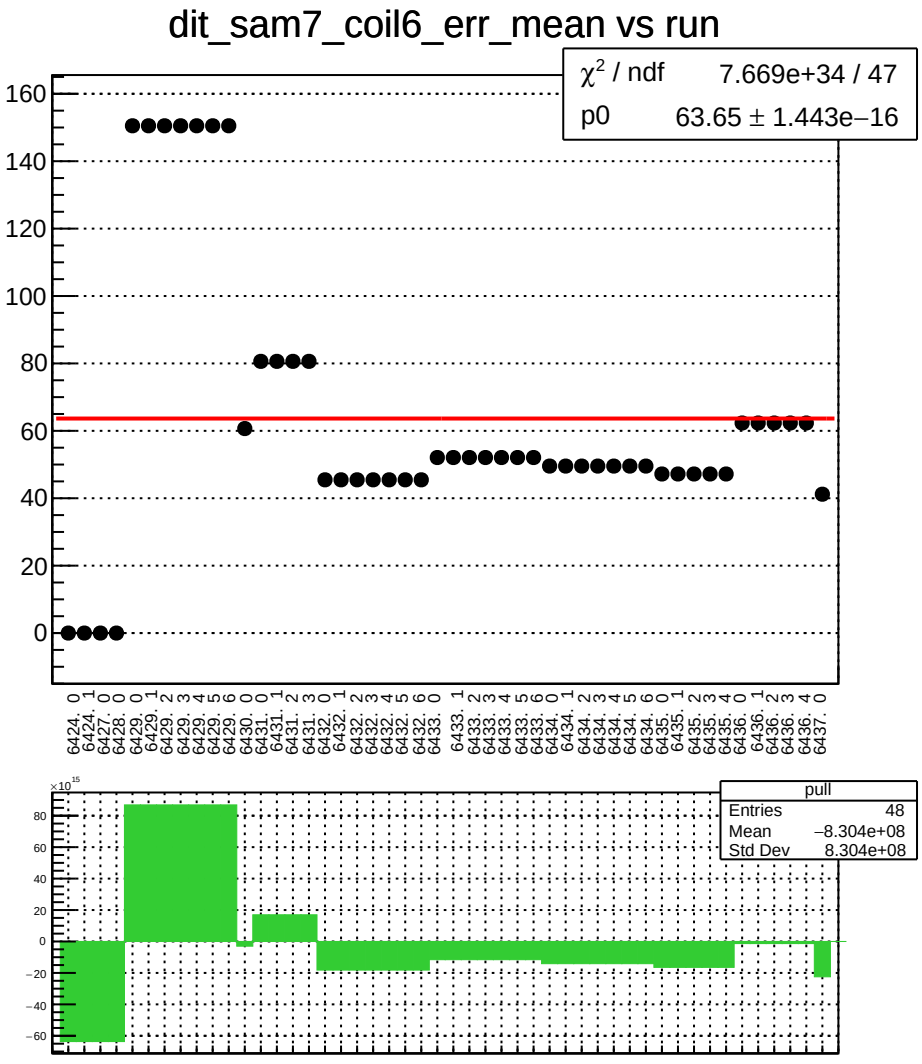
dit_sam7_coil6_err_mean vs run
χ² / ndf 7.669e+34 / 47
p0 63.65 ± 1.443e−16
160
140
120
100
80
60
40
20
0
6424. 0
6424. 1
6427. 0
6428. 0
6429. 0
6429. 1
6429. 2
6429. 3
6429. 4
6429. 5
6429. 6
6430. 0
6430. 0
6431. 1
6431. 1
6431. 2
6431. 3
6432. 0
6432. 1
6432. 2
6432. 3
6432. 4
6432. 5
6432. 6
6433. 0
6433. 1
6433. 2
6433. 3
6433. 4
6433. 5
6433. 6
6434. 0
6434. 1
6434. 2
6434. 3
6434. 4
6434. 5
6434. 6
6435. 0
6435. 1
6435. 2
6435. 3
6435. 4
6436. 0
6436. 1
6436. 2
6436. 3
6436. 4
6437. 0
×10¹⁵
80
60
40
20
0
−20
−40
−60
pull
Entries 48
Mean −8.304e+08
Std Dev 8.304e+08
pull1D
Entries 48
Mean 0
Std Dev 0
1
0.8
0.6
0.4
0.2
0
−8
−6
−4
−2
0
2
4
6
8

dit_sam7_coil6_Ndata_mean vs run

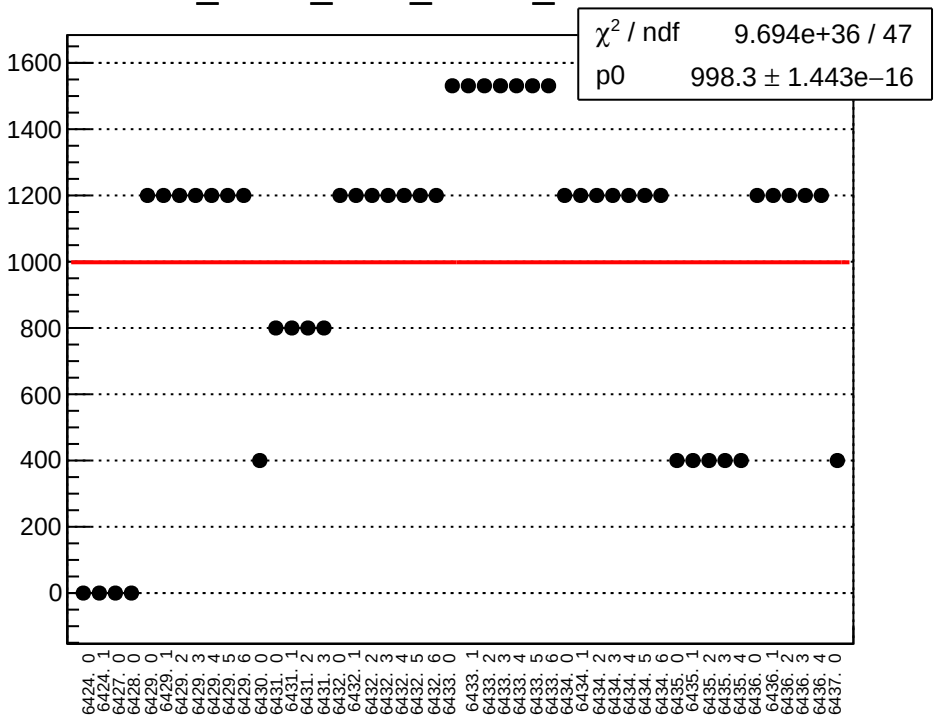

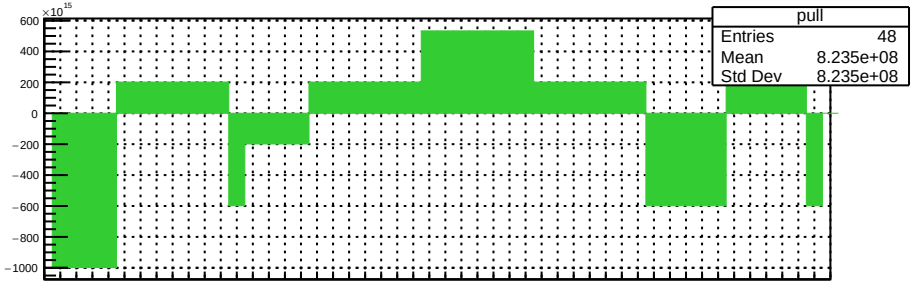

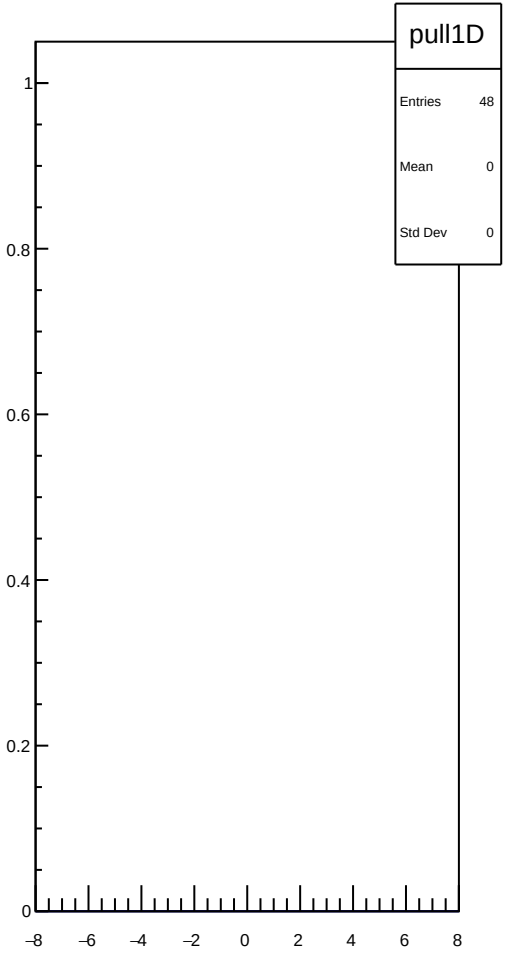

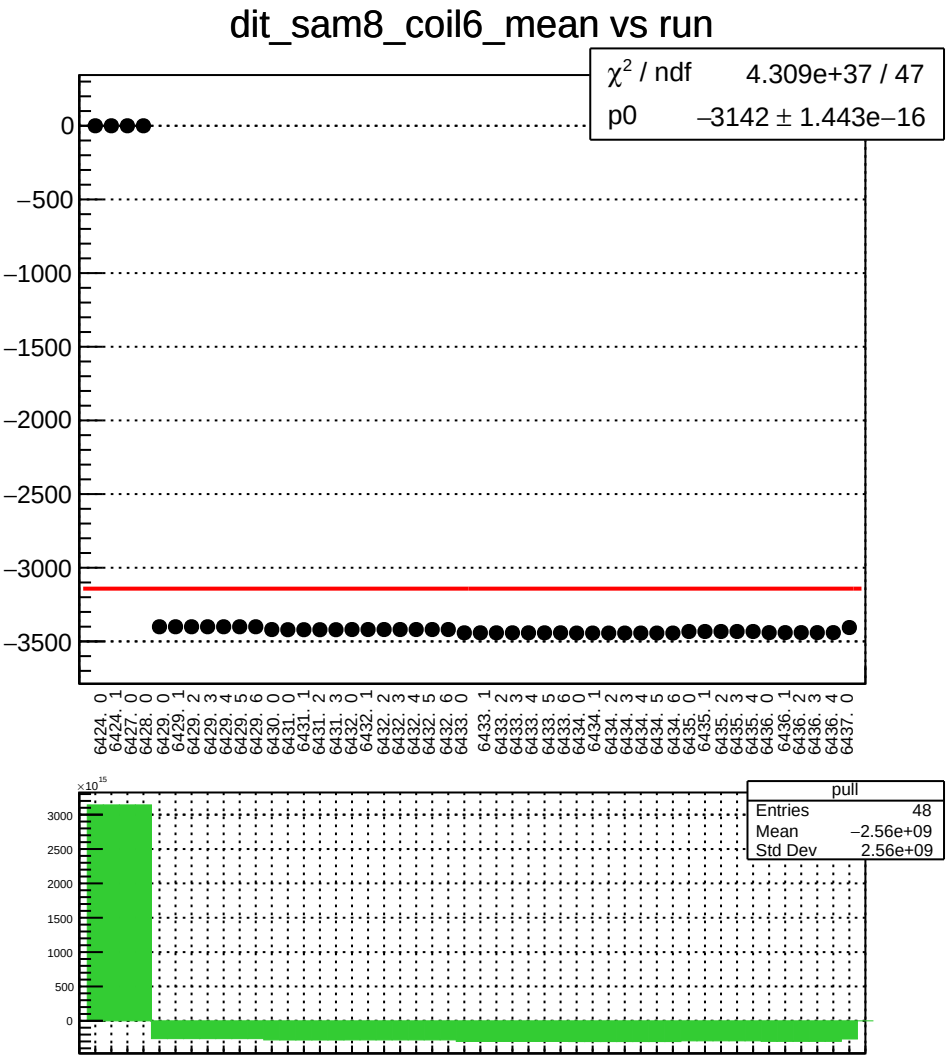
dit_sam8_coil6_mean vs run
χ² / ndf 4.309e+37 / 47
p0 −3142 ± 1.443e−16
0
−500
−1000
−1500
−2000
−2500
−3000
−3500
6424. 0
6424. 1
6427. 0
6428. 0
6429. 0
6429. 1
6429. 2
6429. 3
6429. 4
6429. 5
6429. 6
6430. 0
6431. 0
6431. 1
6431. 2
6431. 3
6432. 0
6432. 1
6432. 2
6432. 3
6432. 4
6432. 5
6432. 6
6433. 0
6433. 1
6433. 2
6433. 3
6433. 4
6433. 5
6433. 6
6434. 0
6434. 1
6434. 2
6434. 3
6434. 4
6434. 5
6434. 6
6435. 0
6435. 1
6435. 2
6435. 3
6435. 4
6436. 0
6436. 1
6436. 2
6436. 3
6436. 4
6437. 0
×10^15
3000
2500
2000
1500
1000
500
0
pull
Entries 48
Mean −2.56e+09
Std Dev 2.56e+09

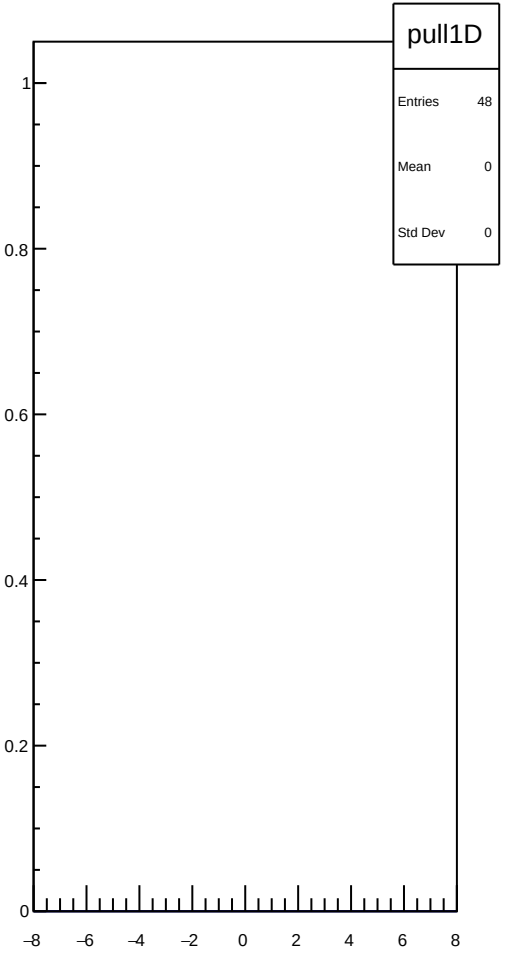
pull1D
Entries 48
Mean 0
Std Dev 0
1
0.8
0.6
0.4
0.2
0
−8
−6
−4
−2
0
2
4
6
8

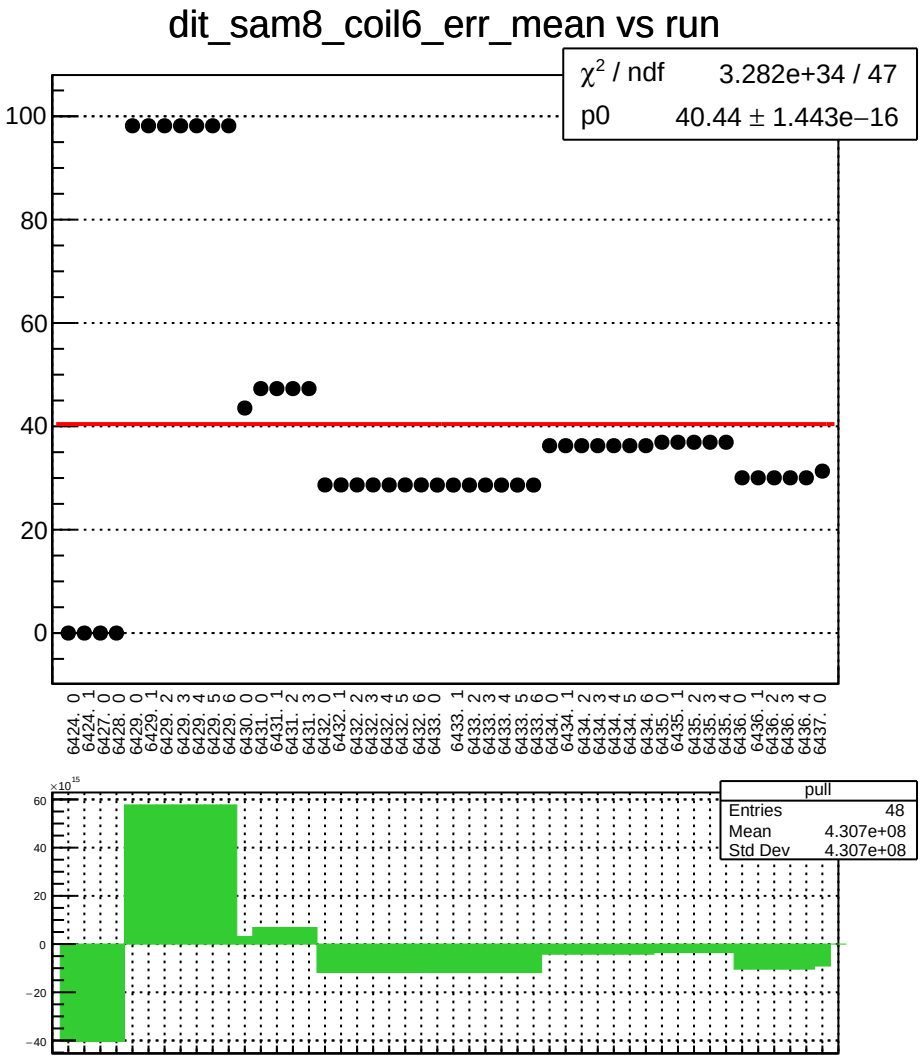
dit_sam8_coil6_err_mean vs run
χ² / ndf 3.282e+34 / 47
p0 40.44 ± 1.443e−16
100
80
60
40
20
0
6424. 0
6424. 1
6427. 0
6428. 0
6429. 0
6429. 1
6429. 2
6429. 3
6429. 4
6429. 5
6429. 6
6430. 0
6431. 0
6431. 1
6431. 2
6431. 3
6432. 0
6432. 1
6432. 2
6432. 3
6432. 4
6432. 5
6432. 6
6433. 0
6433. 1
6433. 2
6433. 3
6433. 4
6433. 5
6433. 6
6434. 0
6434. 1
6434. 2
6434. 3
6434. 4
6434. 5
6434. 6
6435. 0
6435. 1
6435. 2
6435. 3
6435. 4
6436. 0
6436. 1
6436. 2
6436. 3
6436. 4
6437. 0
×10¹⁵
60
40
20
0
−20
−40
pull
Entries 48
Mean 4.307e+08
Std Dev 4.307e+08

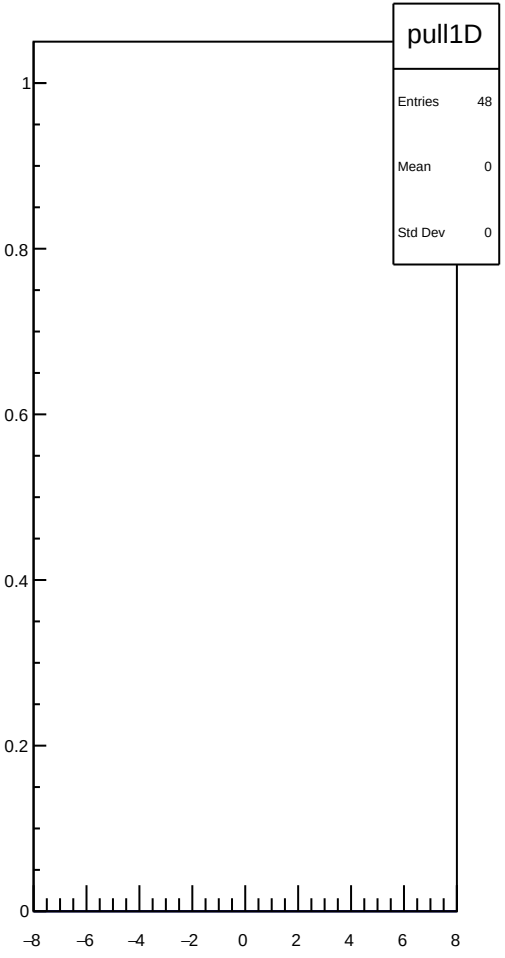
pull1D
Entries 48
Mean 0
Std Dev 0
1
0.8
0.6
0.4
0.2
0
−8
−6
−4
−2
0
2
4
6
8

dit_sam8_coil6_Ndata_mean vs run

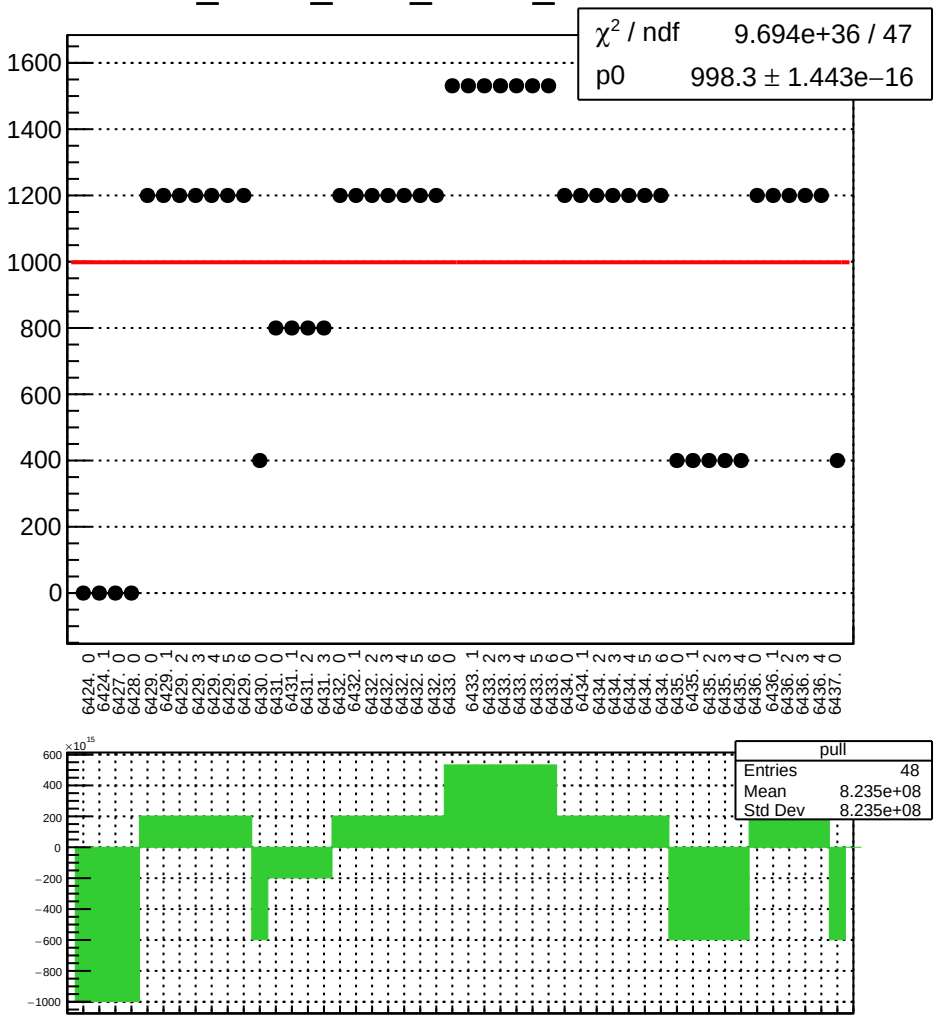

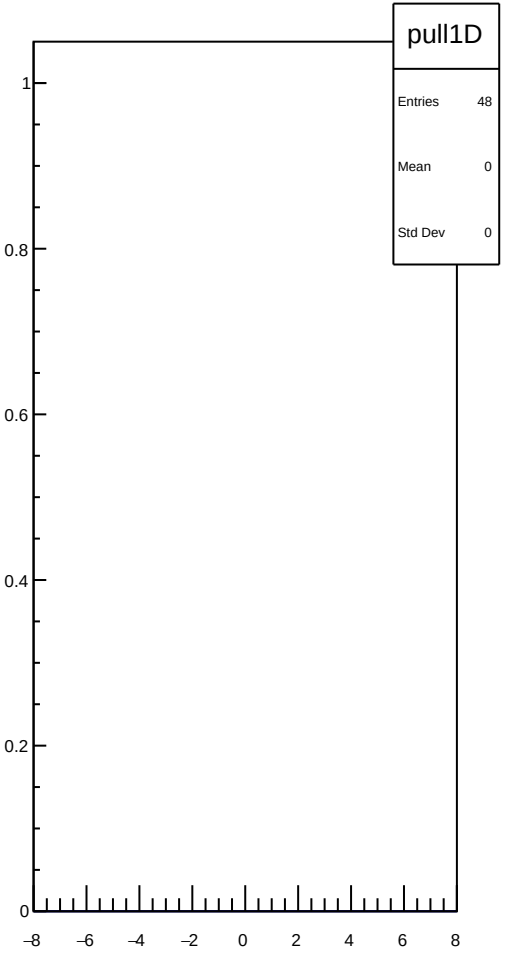

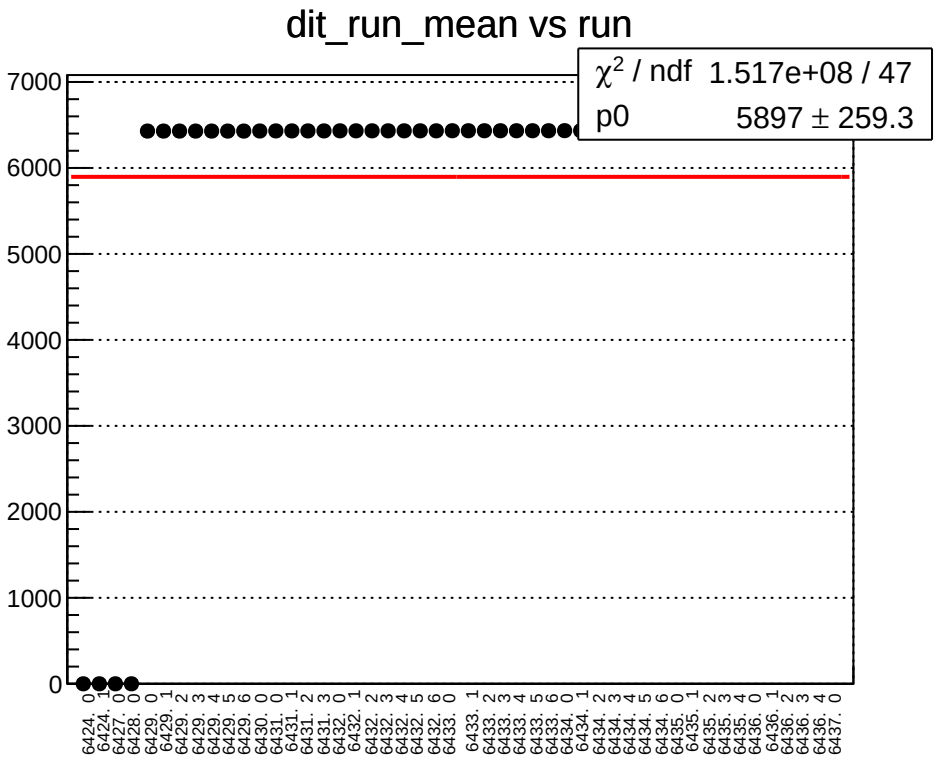
dit_run_mean vs run
χ^2 / ndf 1.517e+08 / 47
p0 5897 ± 259.3
7000
6000
5000
4000
3000
2000
1000
0
6424. 0
6424. 1
6427. 0
6428. 0
6429. 0
6429. 1
6429. 2
6429. 3
6429. 4
6429. 5
6429. 6
6430. 0
6431. 0
6431. 1
6431. 2
6431. 3
6432. 0
6432. 1
6432. 2
6432. 3
6432. 4
6432. 5
6432. 6
6433. 0
6433. 1
6433. 2
6433. 3
6433. 4
6433. 5
6433. 6
6434. 0
6434. 1
6434. 2
6434. 3
6434. 4
6434. 5
6434. 6
6435. 0
6435. 1
6435. 2
6435. 3
6435. 4
6436. 0
6436. 1
6436. 2
6436. 3
6436. 4
6437. 0

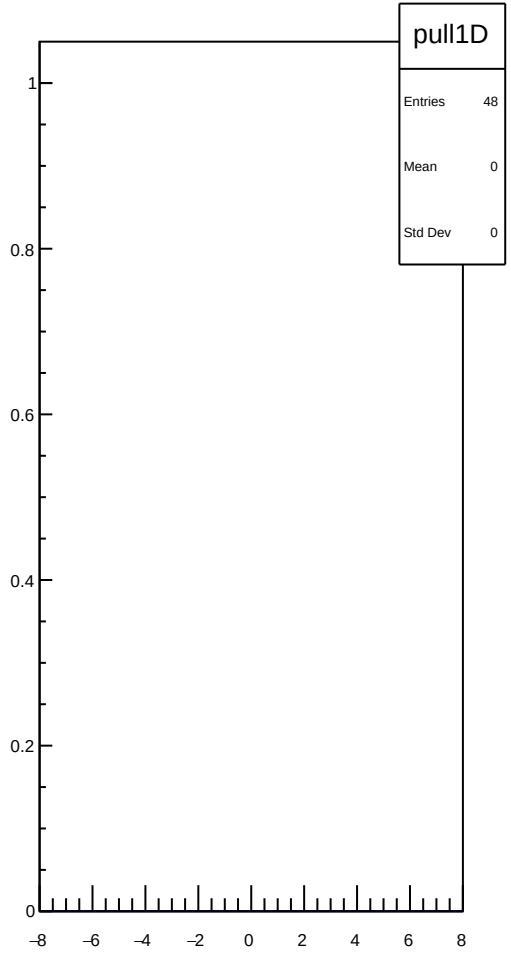
pull1D
Entries 48
Mean 0
Std Dev 0
1
0.8
0.6
0.4
0.2
0
–8
–6
–4
–2
0
2
4
6
8

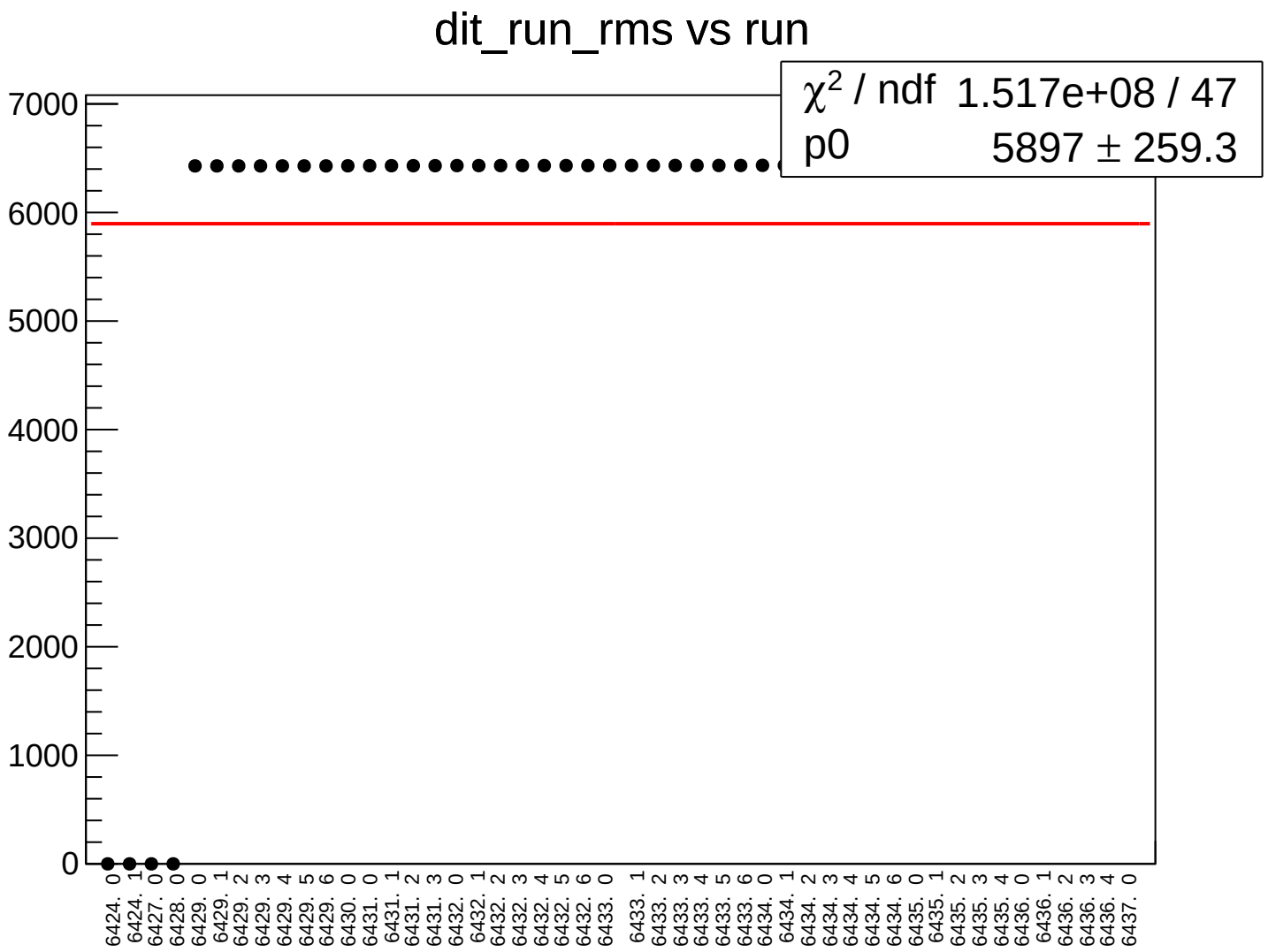
dit_run_rms vs run
χ2 / ndf 1.517e+08 / 47
p0 5897 ± 259.3
7000
6000
5000
4000
3000
2000
1000
0
6424. 0
6424. 1
6427. 0
6428. 0
6429. 0
6429. 1
6429. 2
6429. 3
6429. 4
6429. 5
6429. 6
6430. 0
6431. 0
6431. 1
6431. 2
6431. 3
6432. 0
6432. 1
6432. 2
6432. 3
6432. 4
6432. 5
6432. 6
6433. 0
6433. 1
6433. 2
6433. 3
6433. 4
6433. 5
6433. 6
6434. 0
6434. 1
6434. 2
6434. 3
6434. 4
6434. 5
6434. 6
6435. 0
6435. 1
6435. 2
6435. 3
6435. 4
6436. 0
6436. 1
6436. 2
6436. 3
6436. 4
6437. 0

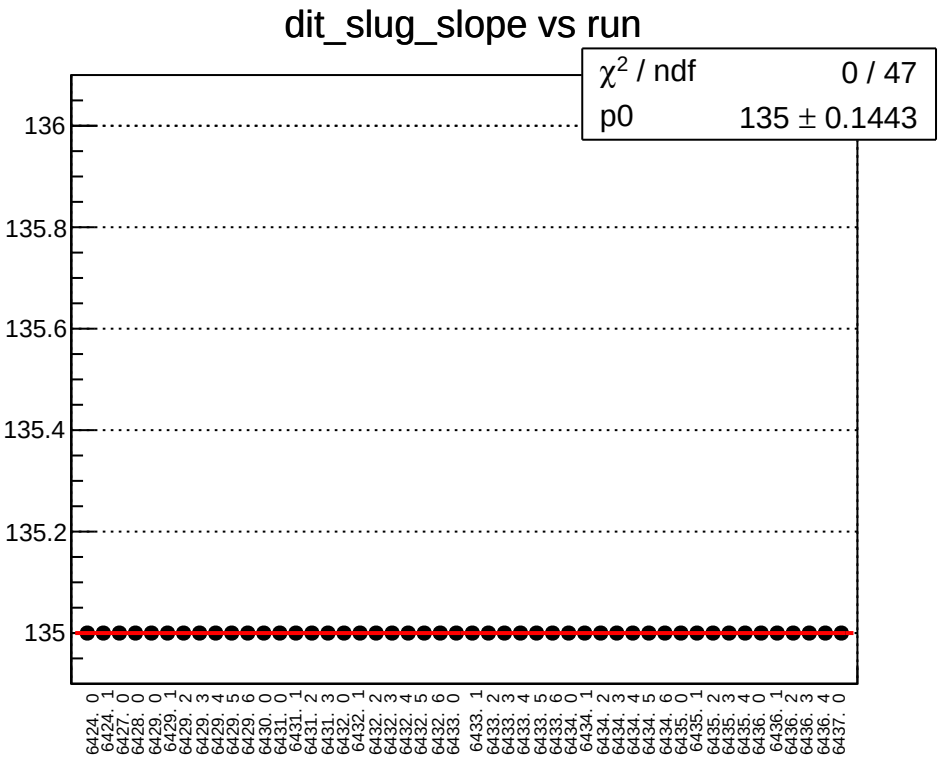
dit_slug_slope vs run
χ2 / ndf 0 / 47
p0 135 ± 0.1443
136
135.8
135.6
135.4
135.2
135
6424. 0
6424. 1
6427. 0
6428. 0
6429. 0
6429. 1
6429. 2
6429. 3
6429. 4
6429. 5
6429. 6
6430. 0
6431. 0
6431. 1
6431. 2
6431. 3
6432. 0
6432. 1
6432. 2
6432. 3
6432. 4
6432. 5
6432. 6
6433. 0
6433. 1
6433. 2
6433. 3
6433. 4
6433. 5
6433. 6
6434. 0
6434. 1
6434. 2
6434. 3
6434. 4
6434. 5
6434. 6
6435. 0
6435. 1
6435. 2
6435. 3
6435. 4
6436. 0
6436. 1
6436. 2
6436. 3
6436. 4
6437. 0

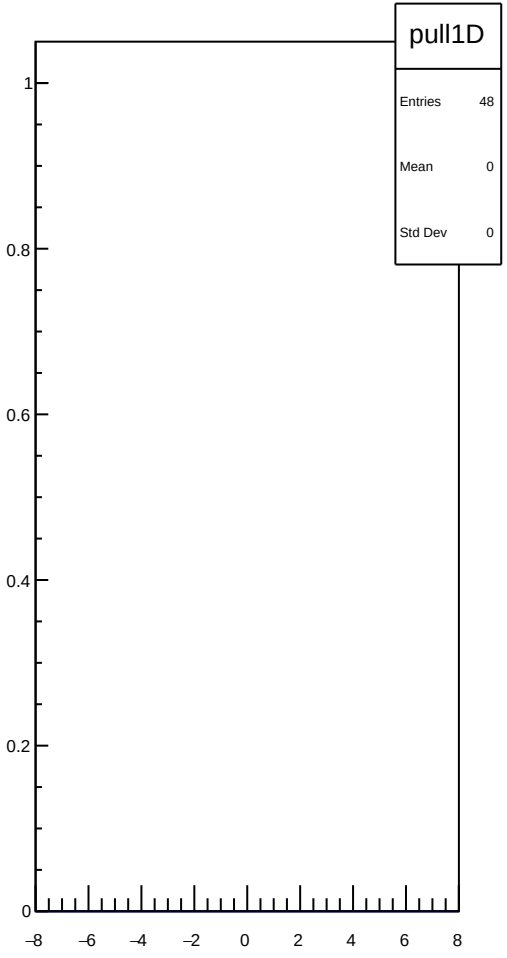
pull1D
Entries 48
Mean 0
Std Dev 0
1
0.8
0.6
0.4
0.2
0
–8
–6
–4
–2
0
2
4
6
8

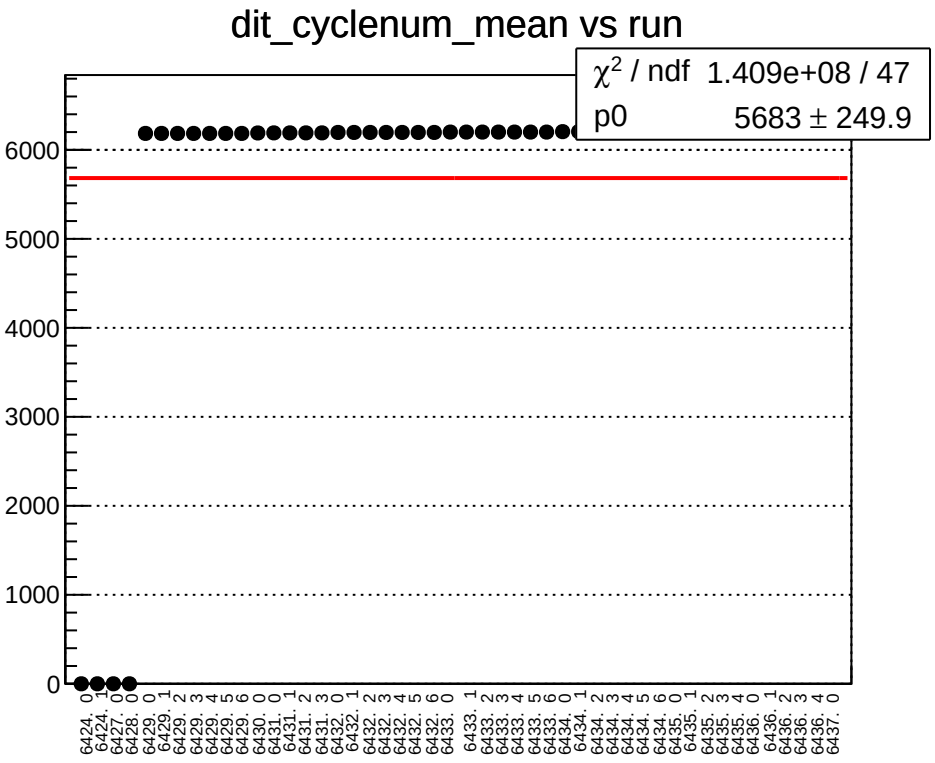
dit_cyclenum_mean vs run
χ^2 / ndf 1.409e+08 / 47
p0 5683 ± 249.9
6000
5000
4000
3000
2000
1000
0
6424. 0
6424. 1
6427. 0
6428. 0
6429. 0
6429. 1
6429. 2
6429. 3
6429. 4
6429. 5
6429. 6
6430. 0
6431. 0
6431. 1
6431. 2
6431. 3
6432. 0
6432. 1
6432. 2
6432. 3
6432. 4
6432. 5
6432. 6
6433. 0
6433. 1
6433. 2
6433. 3
6433. 4
6433. 5
6433. 6
6434. 0
6434. 1
6434. 2
6434. 3
6434. 4
6434. 5
6434. 6
6435. 0
6435. 1
6435. 2
6435. 3
6435. 4
6436. 0
6436. 1
6436. 2
6436. 3
6436. 4
6437. 0

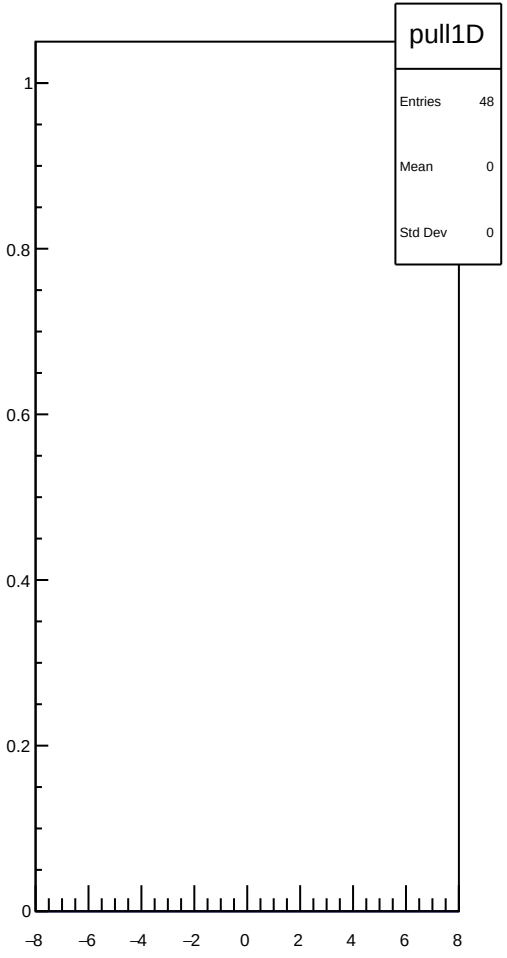
pull1D
Entries 48
Mean 0
Std Dev 0
1
0.8
0.6
0.4
0.2
0
–8
–6
–4
–2
0
2
4
6
8

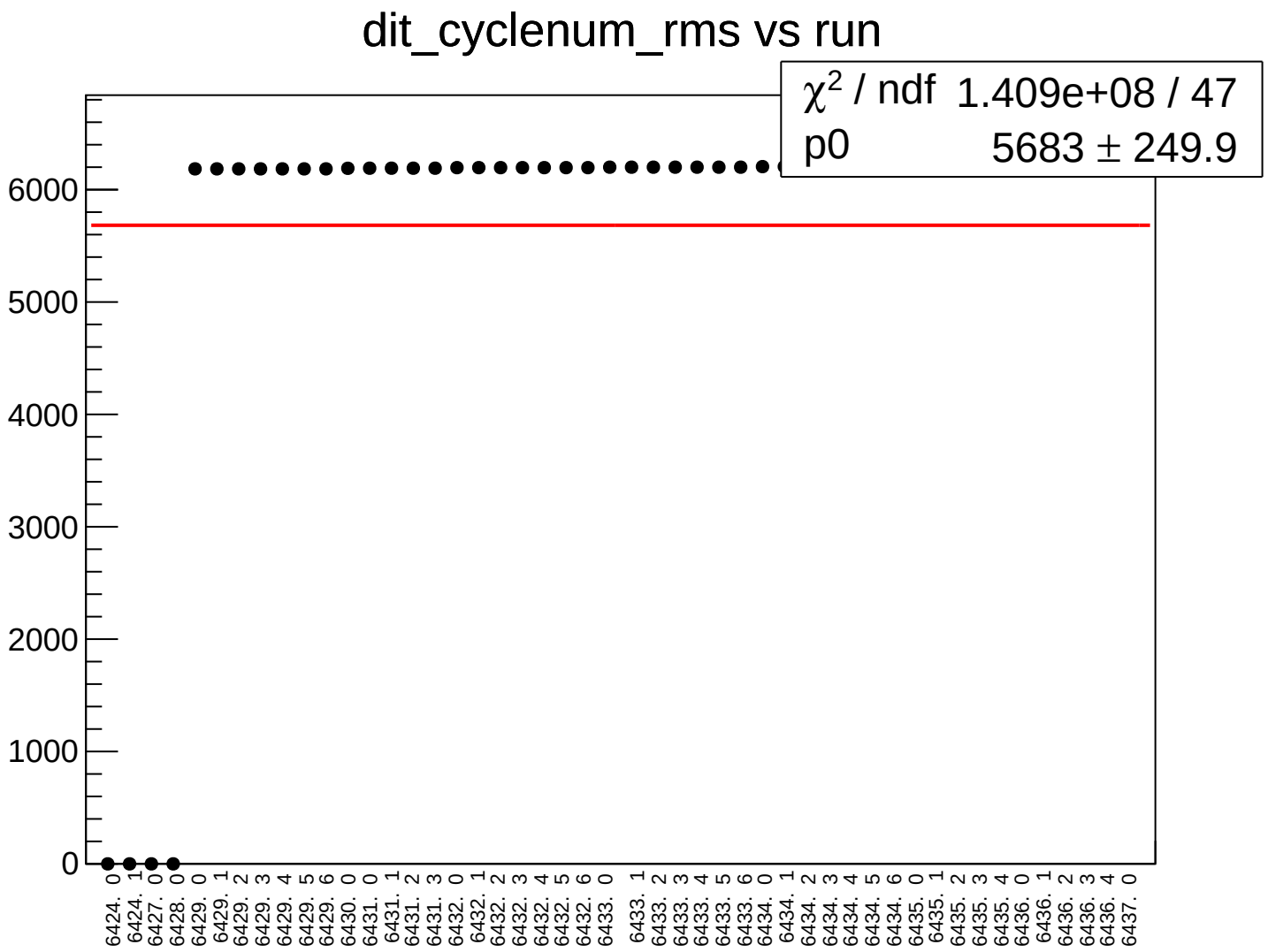
dit_cyclenum_rms vs run
χ2 / ndf 1.409e+08 / 47
p0 5683 ± 249.9
6000
5000
4000
3000
2000
1000
0
6424. 0
6424. 1
6427. 0
6428. 0
6429. 0
6429. 1
6429. 2
6429. 3
6429. 4
6429. 5
6429. 6
6430. 0
6431. 0
6431. 1
6431. 2
6431. 3
6432. 0
6432. 1
6432. 2
6432. 3
6432. 4
6432. 5
6432. 6
6433. 0
6433. 1
6433. 2
6433. 3
6433. 4
6433. 5
6433. 6
6434. 0
6434. 1
6434. 2
6434. 3
6434. 4
6434. 5
6434. 6
6435. 0
6435. 1
6435. 2
6435. 3
6435. 4
6436. 0
6436. 1
6436. 2
6436. 3
6436. 4
6437. 0

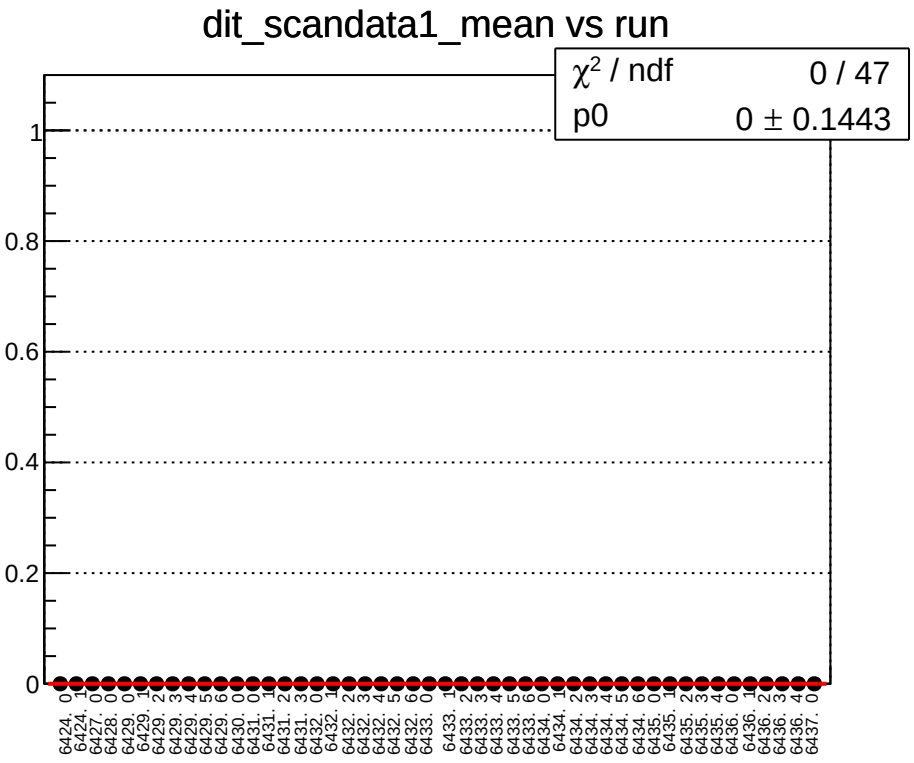
dit_scandata1_mean vs run
χ^2 / ndf 0 / 47
p0 0 ± 0.1443
1
0.8
0.6
0.4
0.2
0
6424. 0
6424. 1
6427. 0
6428. 0
6429. 0
6429. 1
6429. 2
6429. 3
6429. 4
6429. 5
6429. 6
6430. 0
6431. 0
6431. 1
6431. 2
6431. 3
6432. 0
6432. 1
6432. 2
6432. 3
6432. 4
6432. 5
6432. 6
6433. 0
6433. 1
6433. 2
6433. 3
6433. 4
6433. 5
6433. 6
6434. 0
6434. 1
6434. 2
6434. 3
6434. 4
6434. 5
6434. 6
6435. 0
6435. 1
6435. 2
6435. 3
6435. 4
6436. 0
6436. 1
6436. 2
6436. 3
6436. 4
6437. 0

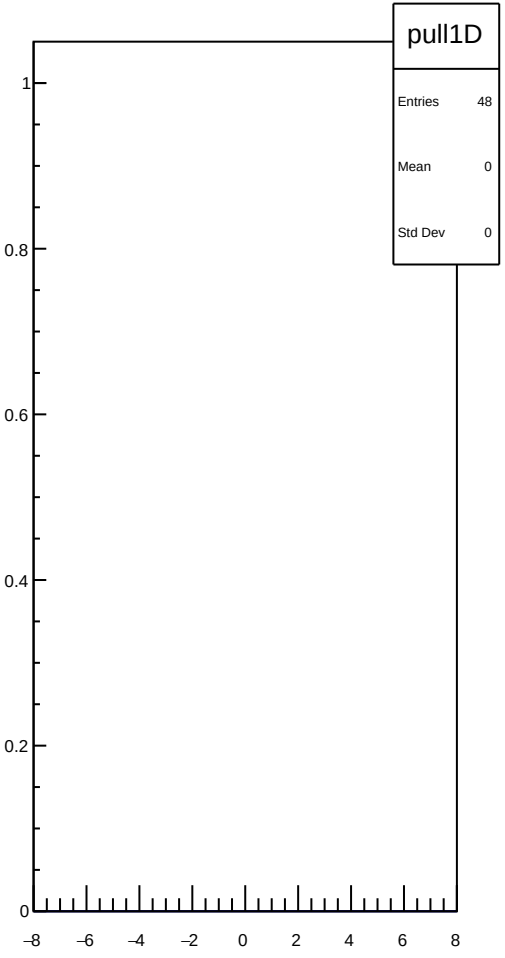
pull1D
Entries 48
Mean 0
Std Dev 0
1
0.8
0.6
0.4
0.2
0
–8
–6
–4
–2
0
2
4
6
8

dit_scandata1_rms vs run

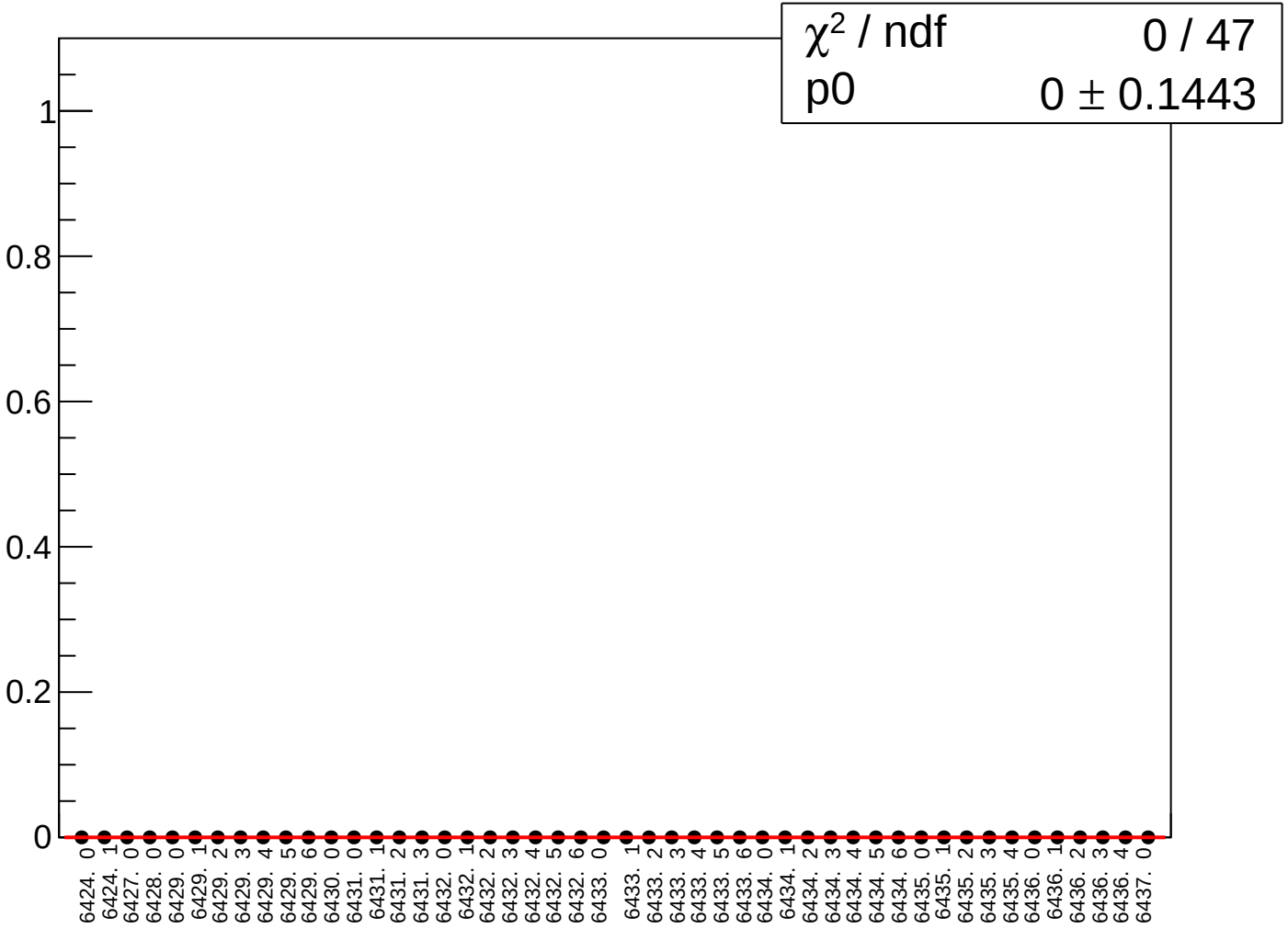

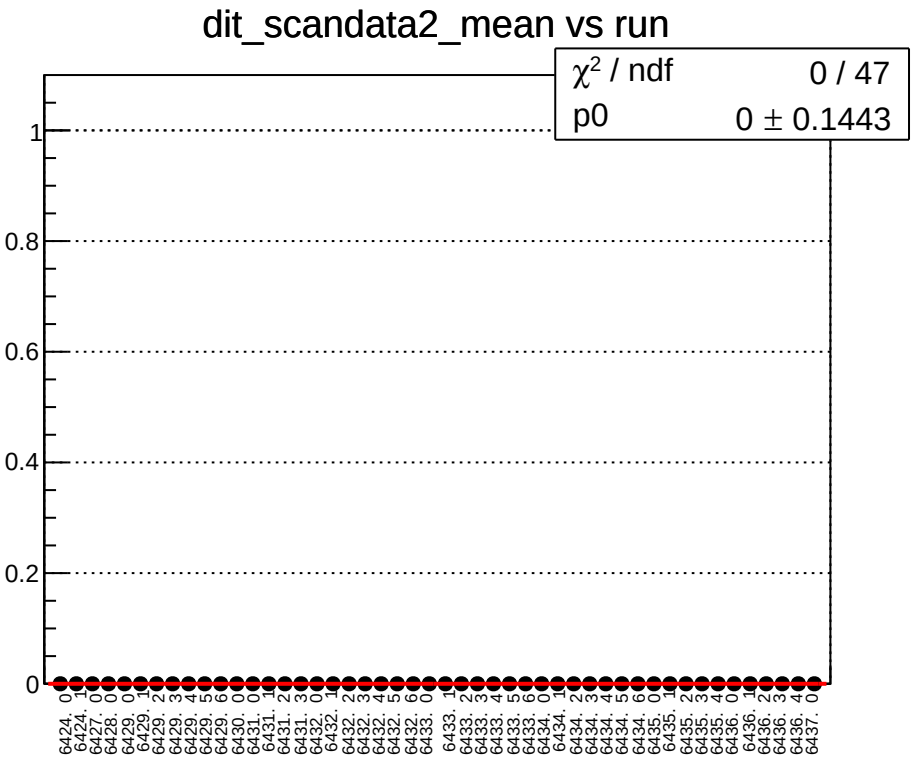
dit_scandata2_mean vs run
χ^2 / ndf 0 / 47
p0 0 ± 0.1443
1
0.8
0.6
0.4
0.2
0
6424. 0
6424. 1
6427. 0
6428. 0
6429. 0
6429. 1
6429. 2
6429. 3
6429. 4
6429. 5
6429. 6
6430. 0
6431. 0
6431. 1
6431. 2
6431. 3
6432. 0
6432. 1
6432. 2
6432. 3
6432. 4
6432. 5
6432. 6
6433. 0
6433. 1
6433. 2
6433. 3
6433. 4
6433. 5
6433. 6
6434. 0
6434. 1
6434. 2
6434. 3
6434. 4
6434. 5
6434. 6
6435. 0
6435. 1
6435. 2
6435. 3
6435. 4
6436. 0
6436. 1
6436. 2
6436. 3
6436. 4
6437. 0

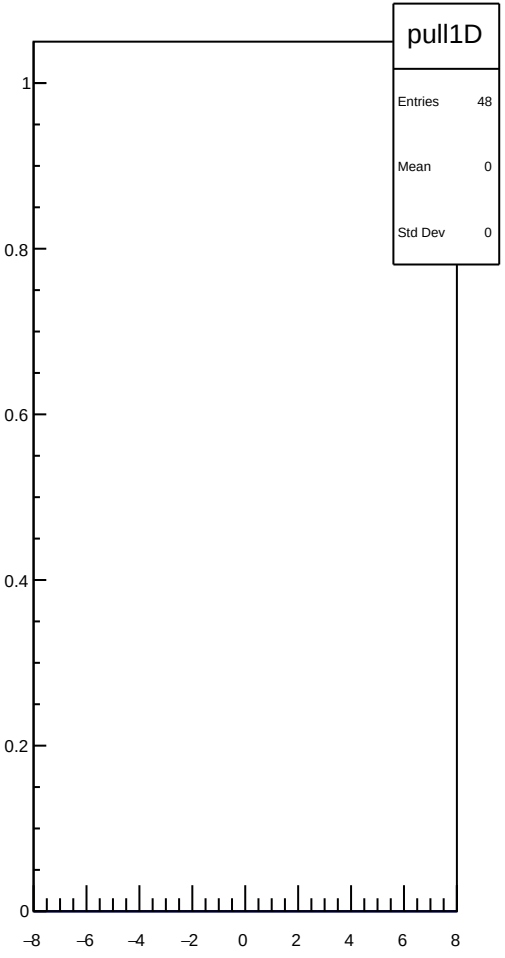
pull1D
Entries 48
Mean 0
Std Dev 0
1
0.8
0.6
0.4
0.2
0
–8
–6
–4
–2
0
2
4
6
8

dit_scandata2_rms vs run

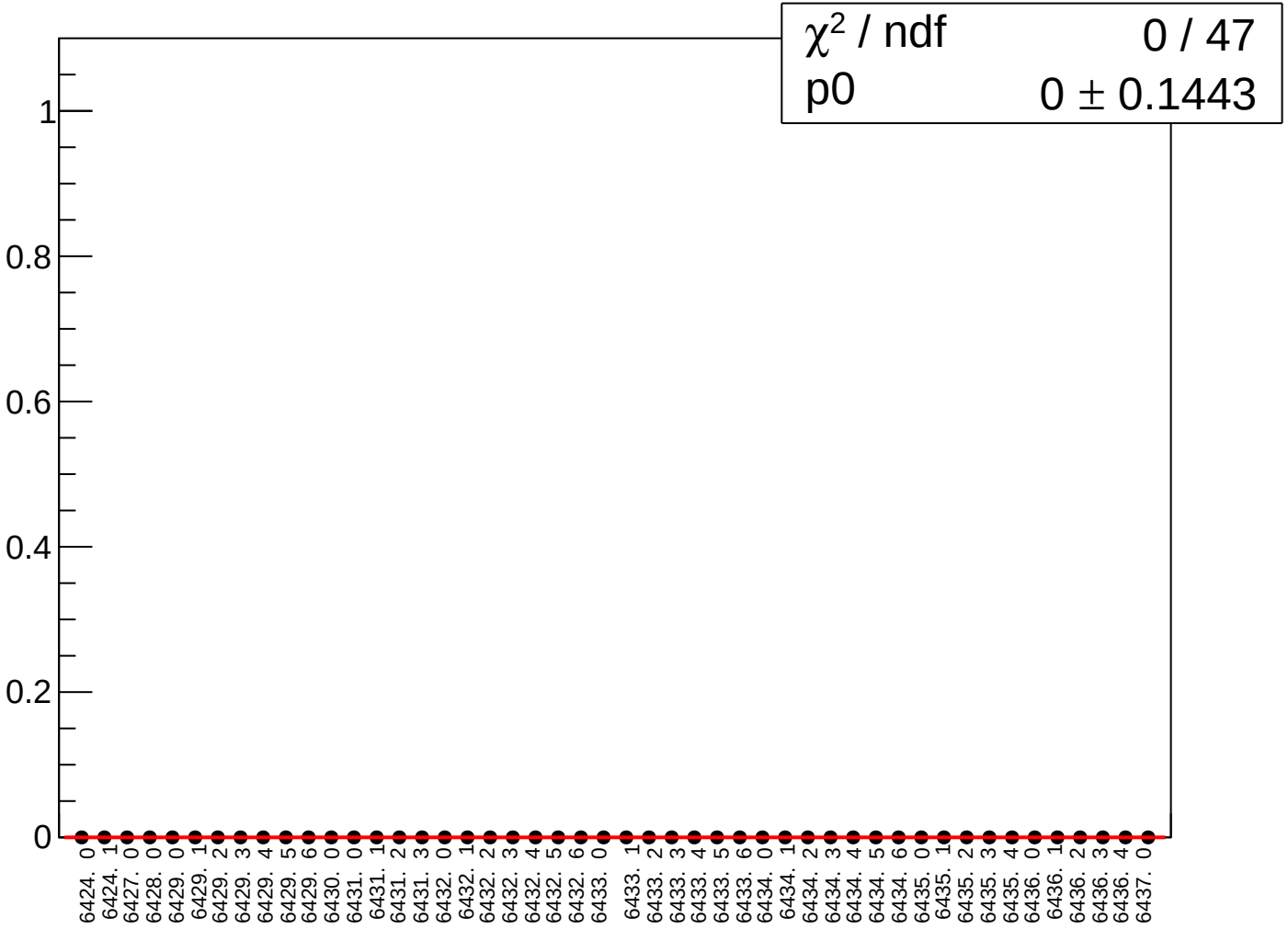

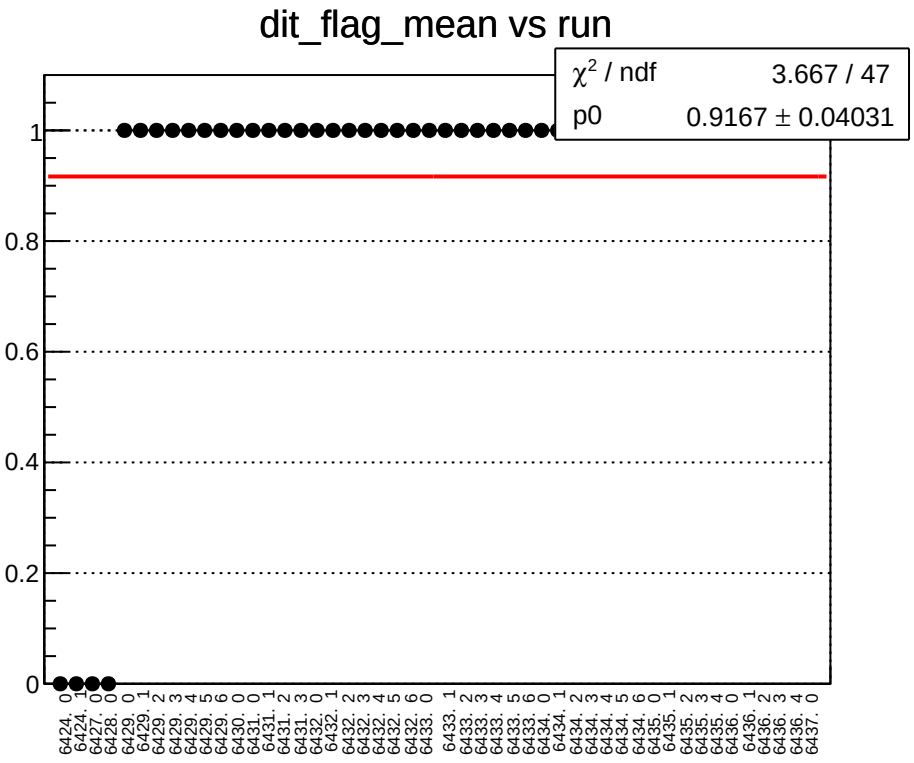
dit_flag_mean vs run
χ^2 / ndf 3.667 / 47
p0 0.9167 ± 0.04031
1
0.8
0.6
0.4
0.2
0
6424. 0
6424. 1
6427. 0
6428. 0
6429. 0
6429. 1
6429. 2
6429. 3
6429. 4
6429. 5
6429. 6
6430. 0
6431. 0
6431. 1
6431. 2
6431. 3
6432. 0
6432. 1
6432. 2
6432. 3
6432. 4
6432. 5
6432. 6
6433. 0
6433. 1
6433. 2
6433. 3
6433. 4
6433. 5
6433. 6
6434. 0
6434. 1
6434. 2
6434. 3
6434. 4
6434. 5
6434. 6
6435. 0
6435. 1
6435. 2
6435. 3
6435. 4
6436. 0
6436. 1
6436. 2
6436. 3
6436. 4
6437. 0

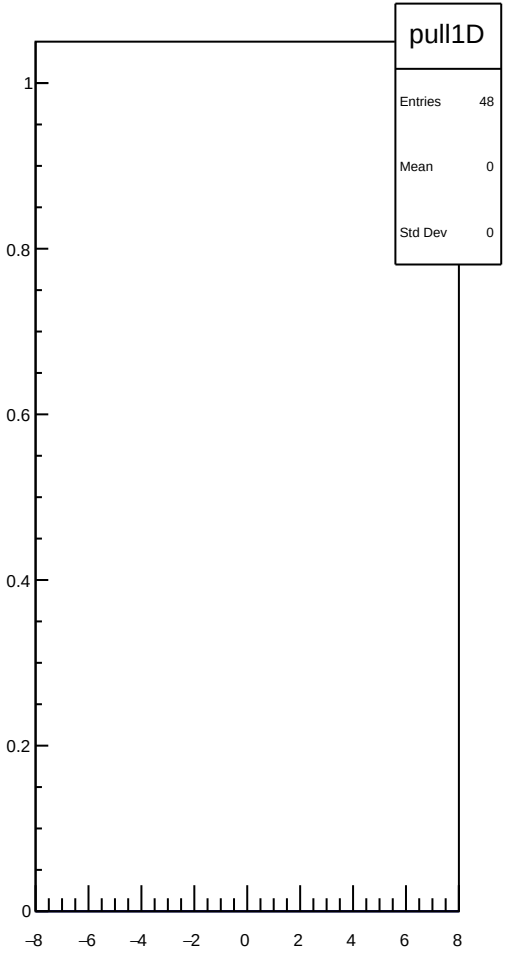
pull1D
Entries 48
Mean 0
Std Dev 0
1
0.8
0.6
0.4
0.2
0
–8
–6
–4
–2
0
2
4
6
8

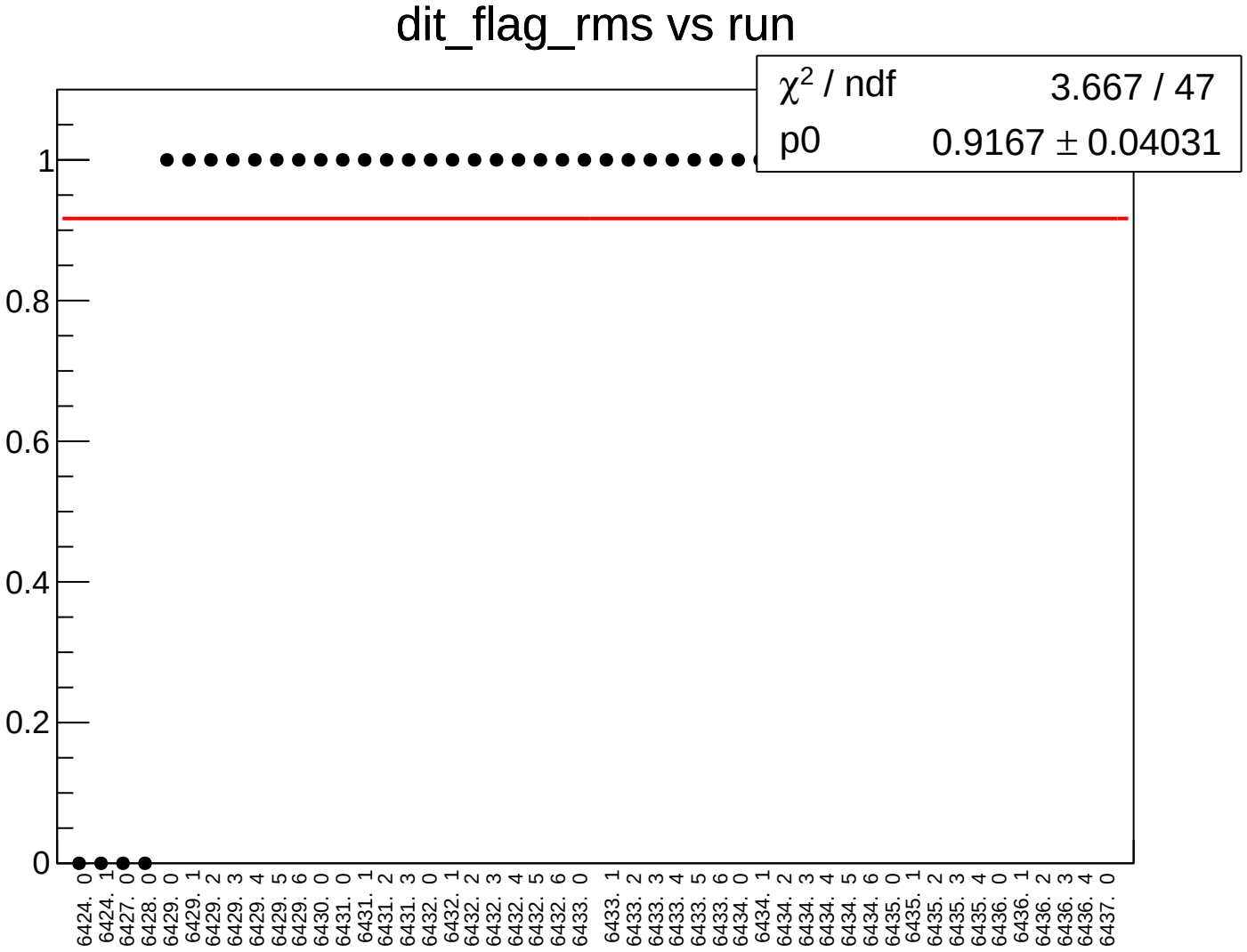
dit_flag_rms vs run
χ2 / ndf 3.667 / 47
p0 0.9167 ± 0.04031
1
0.8
0.6
0.4
0.2
0
6424. 0
6424. 1
6427. 0
6428. 0
6429. 0
6429. 1
6429. 2
6429. 3
6429. 4
6429. 5
6429. 6
6430. 0
6431. 0
6431. 1
6431. 2
6431. 3
6432. 0
6432. 1
6432. 2
6432. 3
6432. 4
6432. 5
6432. 6
6433. 0
6433. 1
6433. 2
6433. 3
6433. 4
6433. 5
6433. 6
6434. 0
6434. 1
6434. 2
6434. 3
6434. 4
6434. 5
6434. 6
6435. 0
6435. 1
6435. 2
6435. 3
6435. 4
6436. 0
6436. 1
6436. 2
6436. 3
6436. 4
6437. 0

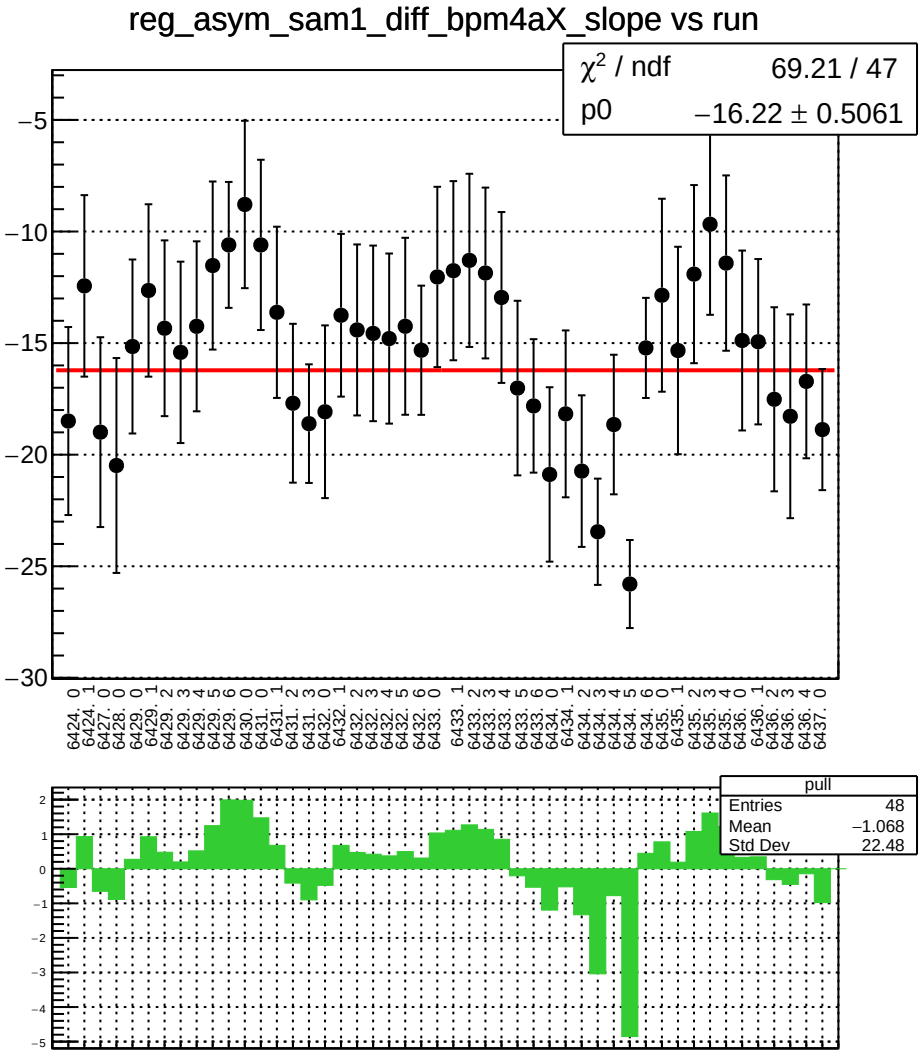
reg_asym_sam1_diff_bpm4aX_slope vs run
χ² / ndf 69.21 / 47
p0 −16.22 ± 0.5061
pull
Entries 48
Mean −1.068
Std Dev 22.48

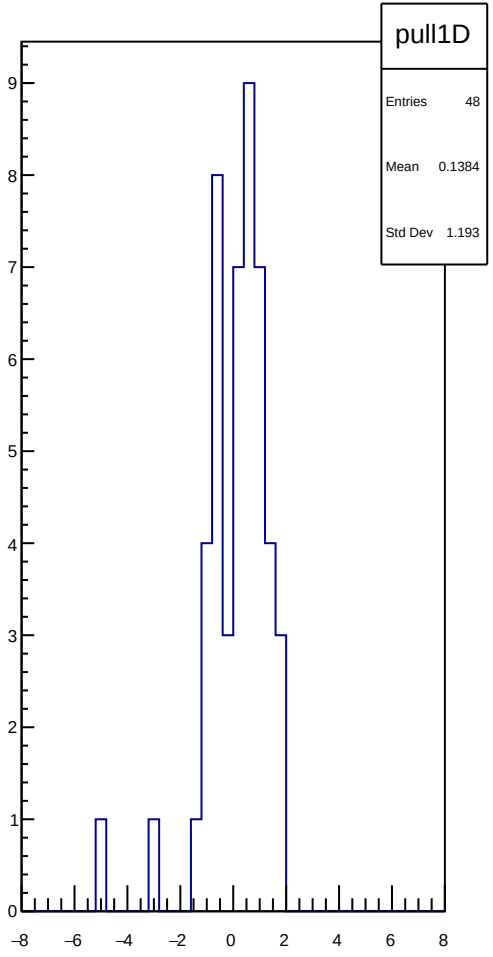
pull1D
Entries 48
Mean 0.1384
Std Dev 1.193

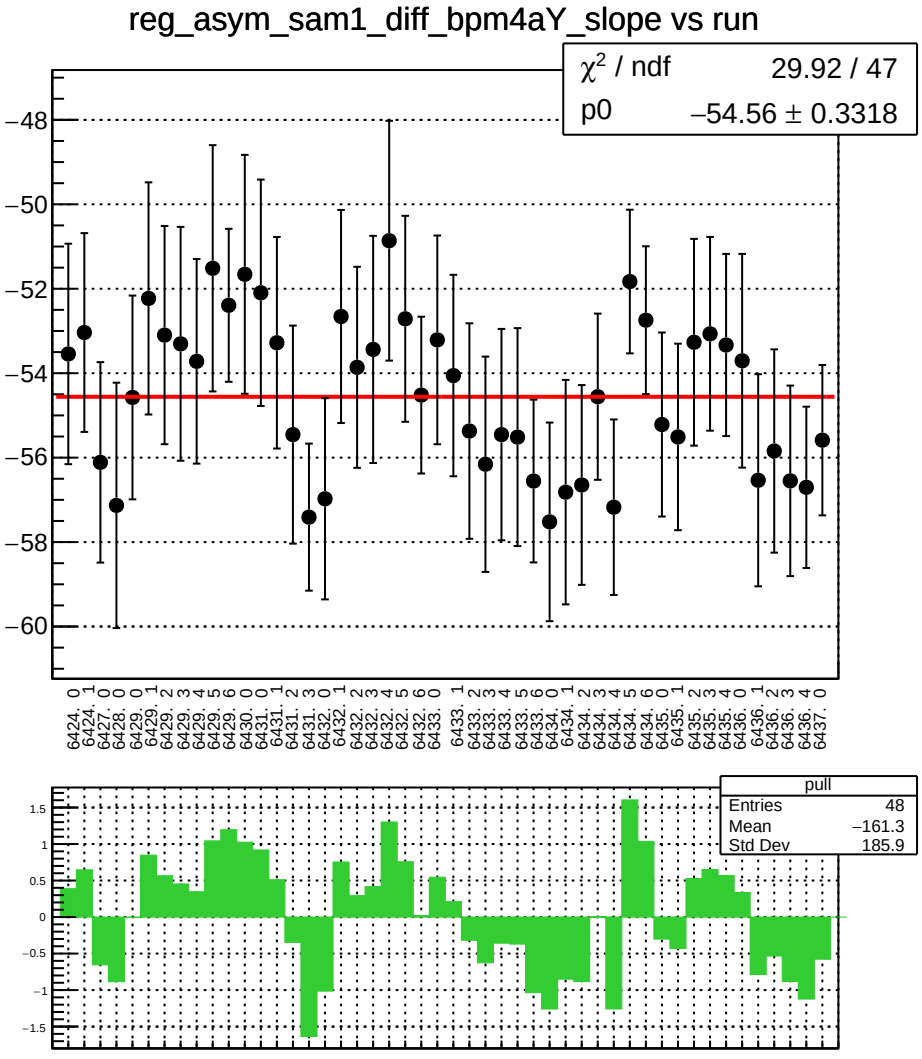
reg_asym_sam1_diff_bpm4aY_slope vs run
χ2 / ndf 29.92 / 47
p0 −54.56 ± 0.3318
pull
Entries 48
Mean −161.3
Std Dev 185.9

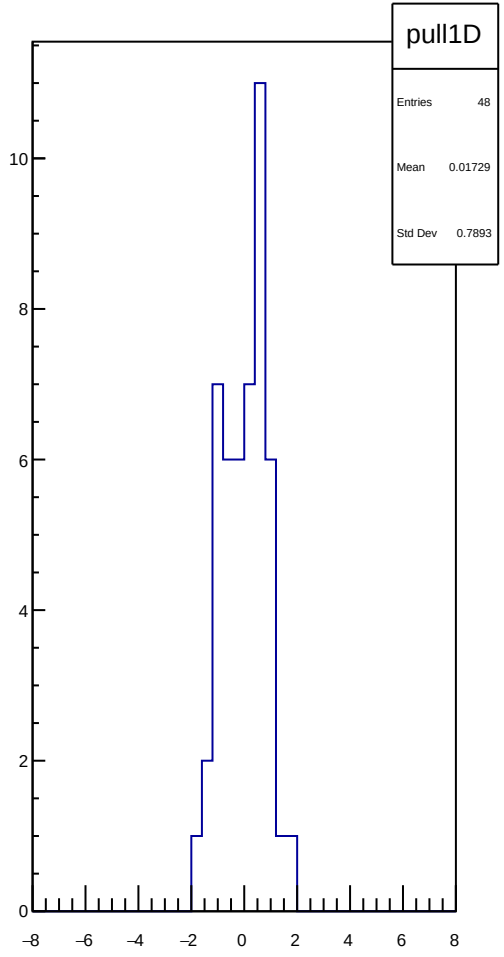
pull1D
Entries 48
Mean 0.01729
Std Dev 0.7893

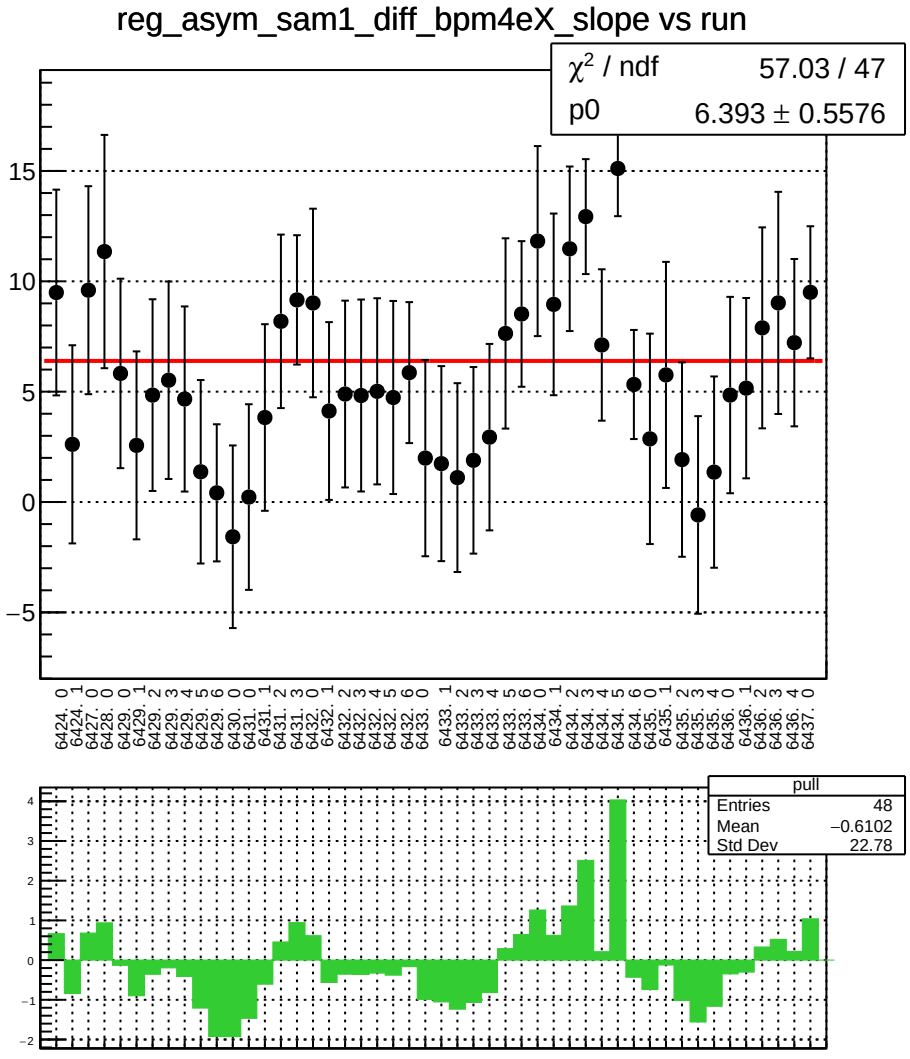
reg_asym_sam1_diff_bpm4eX_slope vs run
χ² / ndf 57.03 / 47
p0 6.393 ± 0.5576
pull
Entries 48
Mean −0.6102
Std Dev 22.78

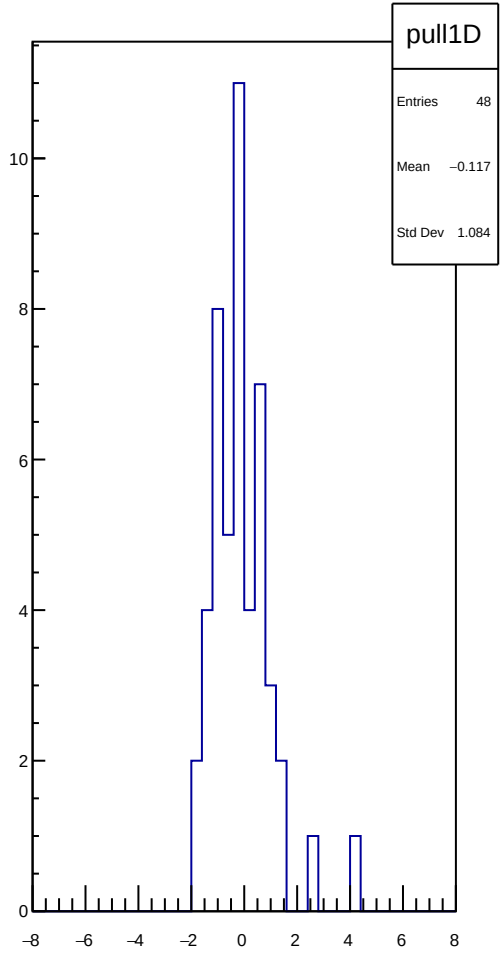
pull1D
Entries 48
Mean −0.117
Std Dev 1.084

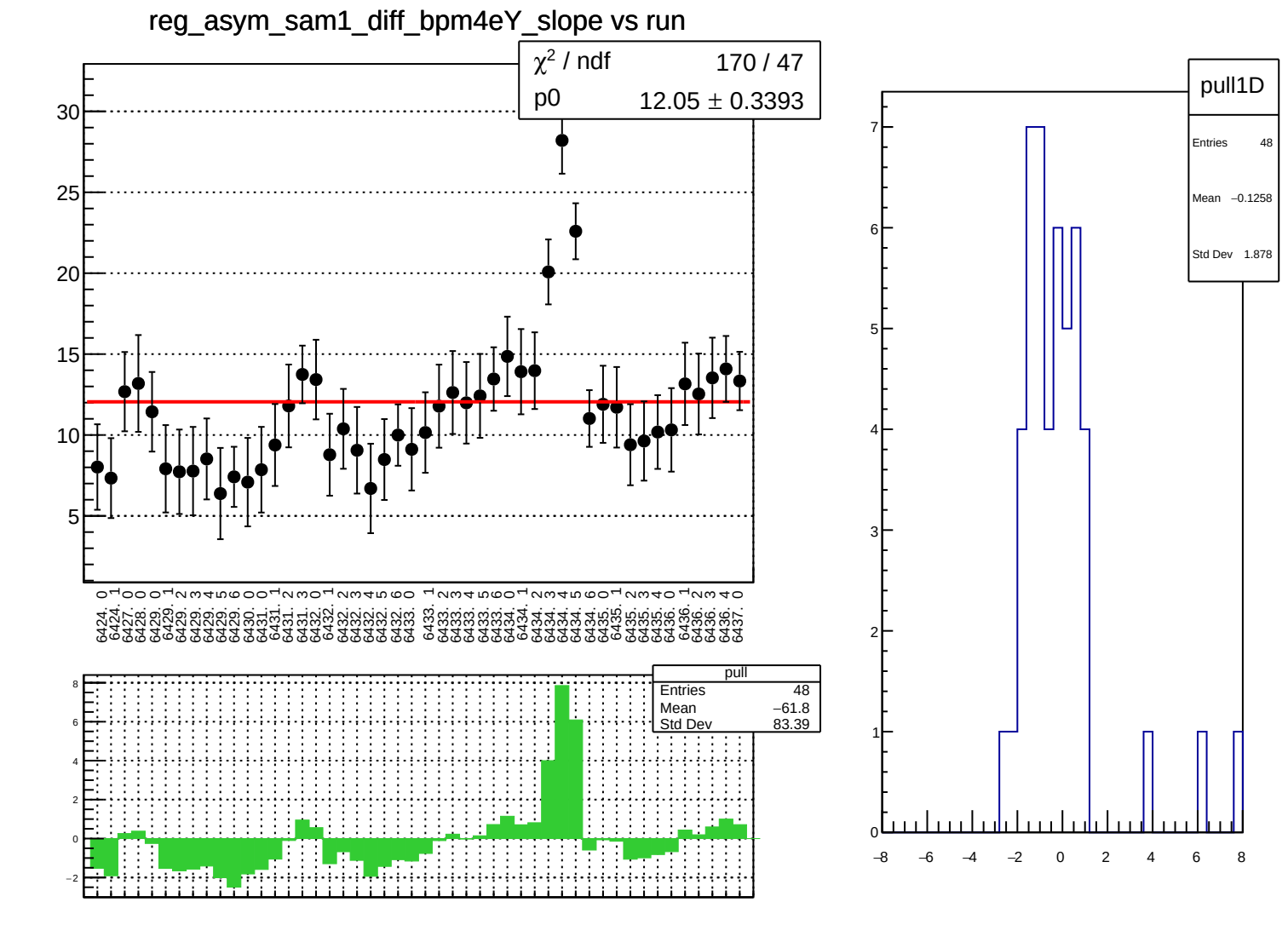
reg_asym_sam1_diff_bpm4eY_slope vs run
χ2 / ndf 170 / 47
p0 12.05 ± 0.3393
pull
Entries 48
Mean −61.8
Std Dev 83.39
pull1D
Entries 48
Mean −0.1258
Std Dev 1.878

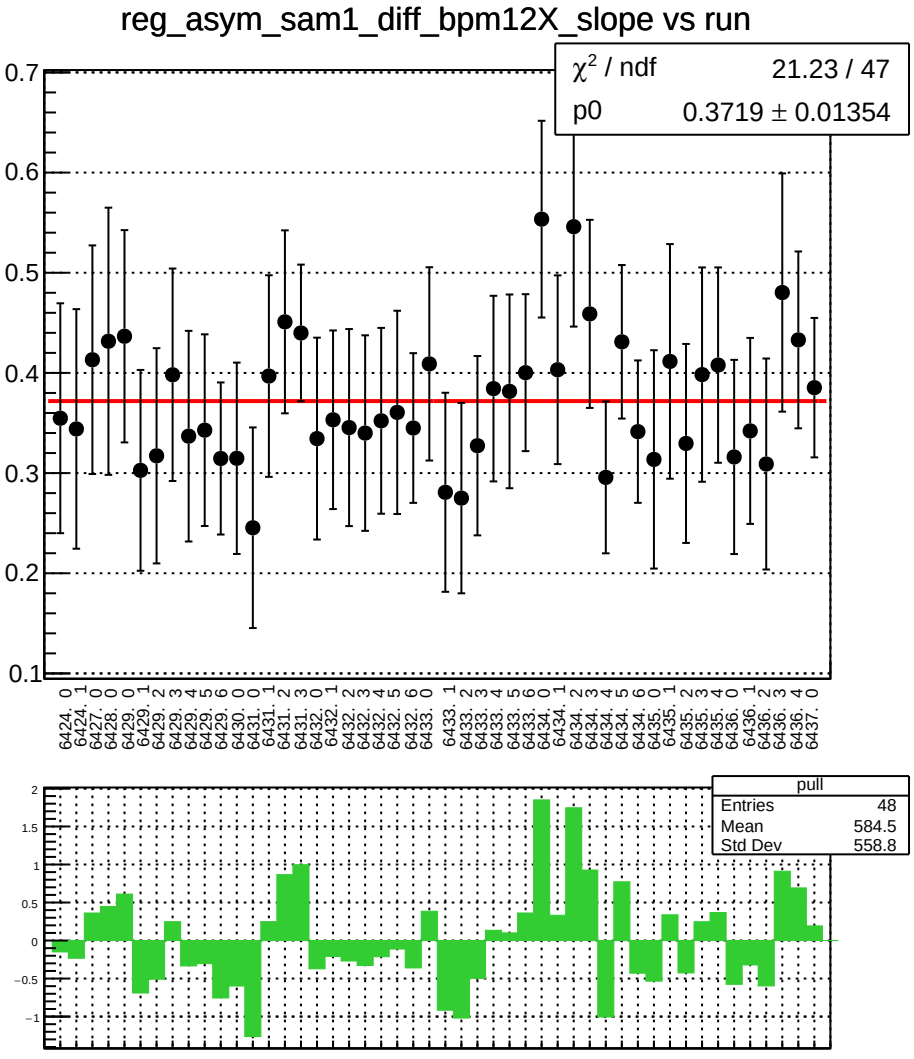
reg_asym_sam1_diff_bpm12X_slope vs run
χ^2 / ndf 21.23 / 47
p0 0.3719 ± 0.01354
0.7
0.6
0.5
0.4
0.3
0.2
0.1
6424. 0
6424. 1
6427. 0
6428. 0
6429. 0
6429. 1
6429. 2
6429. 3
6429. 4
6429. 5
6429. 6
6430. 0
6431. 0
6431. 1
6431. 2
6431. 3
6431. 0
6432. 0
6432. 1
6432. 2
6432. 3
6432. 4
6432. 5
6432. 6
6433. 0
6433. 1
6433. 2
6433. 3
6433. 4
6433. 5
6433. 6
6434. 0
6434. 1
6434. 2
6434. 3
6434. 4
6434. 5
6434. 6
6435. 0
6435. 1
6435. 2
6435. 3
6435. 4
6436. 0
6436. 1
6436. 2
6436. 3
6436. 4
6437. 0
pull
Entries 48
Mean 584.5
Std Dev 558.8
2
1.5
1
0.5
0
−0.5
−1
pull1D
Entries 48
Mean 0.002652
Std Dev 0.6651
12
10
8
6
4
2
0
−8
−6
−4
−2
0
2
4
6
8

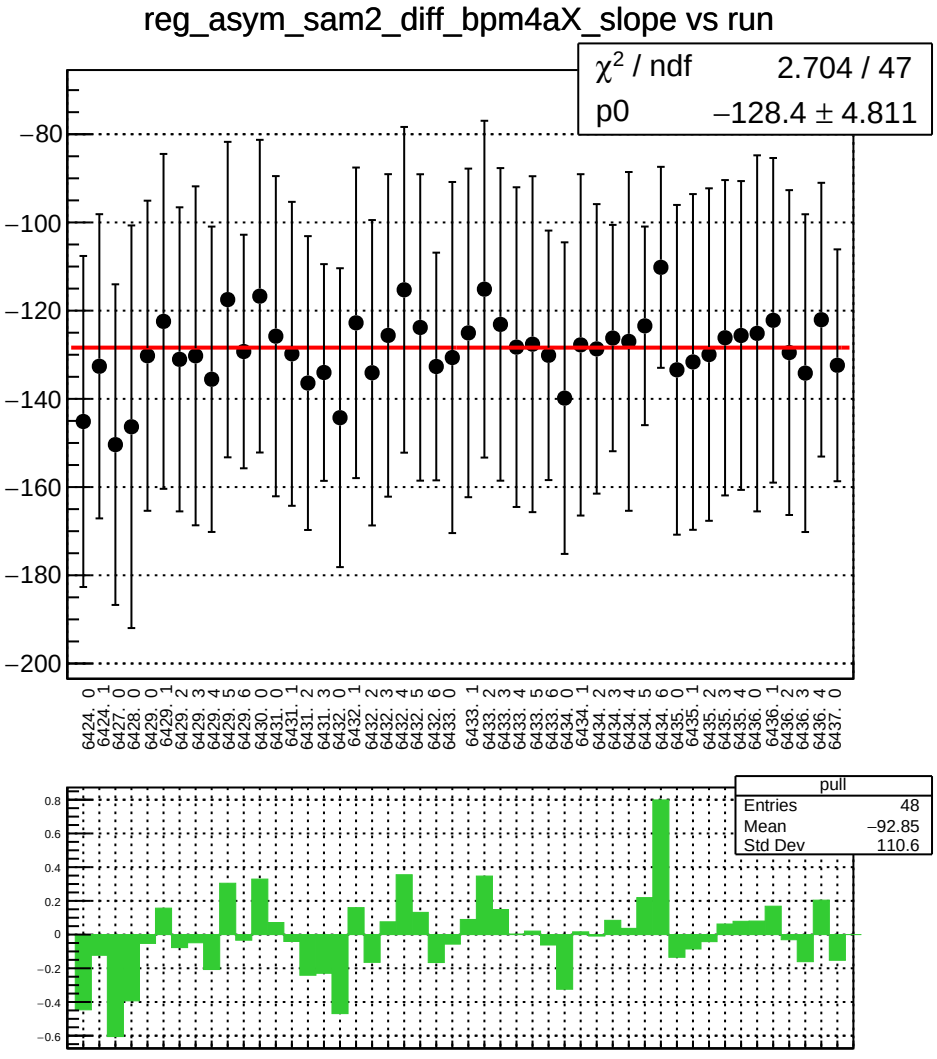
reg_asym_sam2_diff_bpm4aX_slope vs run
χ² / ndf 2.704 / 47
p0 −128.4 ± 4.811
−80
−100
−120
−140
−160
−180
−200
6424. 0
6424. 1
6427. 0
6428. 0
6429. 0
6429. 1
6429. 2
6429. 3
6429. 4
6429. 5
6429. 6
6430. 0
6431. 0
6431. 1
6431. 2
6431. 3
6432. 0
6432. 1
6432. 2
6432. 3
6432. 4
6432. 5
6432. 6
6433. 0
6433. 1
6433. 2
6433. 3
6433. 4
6433. 5
6433. 6
6434. 0
6434. 1
6434. 2
6434. 3
6434. 4
6434. 5
6434. 6
6435. 0
6435. 1
6435. 2
6435. 3
6435. 4
6435. 5
6436. 0
6436. 1
6436. 2
6436. 3
6436. 4
6437. 0
pull
Entries 48
Mean −92.85
Std Dev 110.6
0.8
0.6
0.4
0.2
0
−0.2
−0.4
−0.6

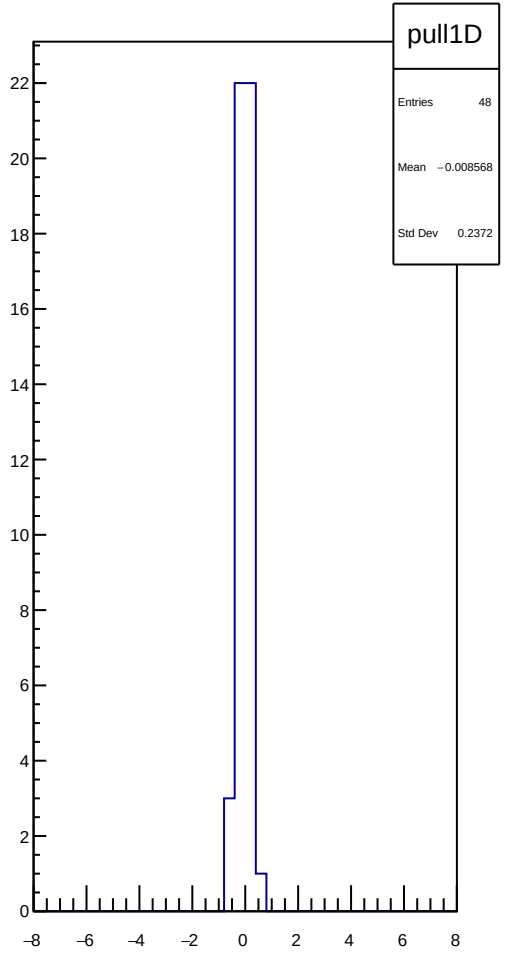
pull1D
Entries 48
Mean −0.008568
Std Dev 0.2372
22
20
18
16
14
12
10
8
6
4
2
0
−8
−6
−4
−2
0
2
4
6
8

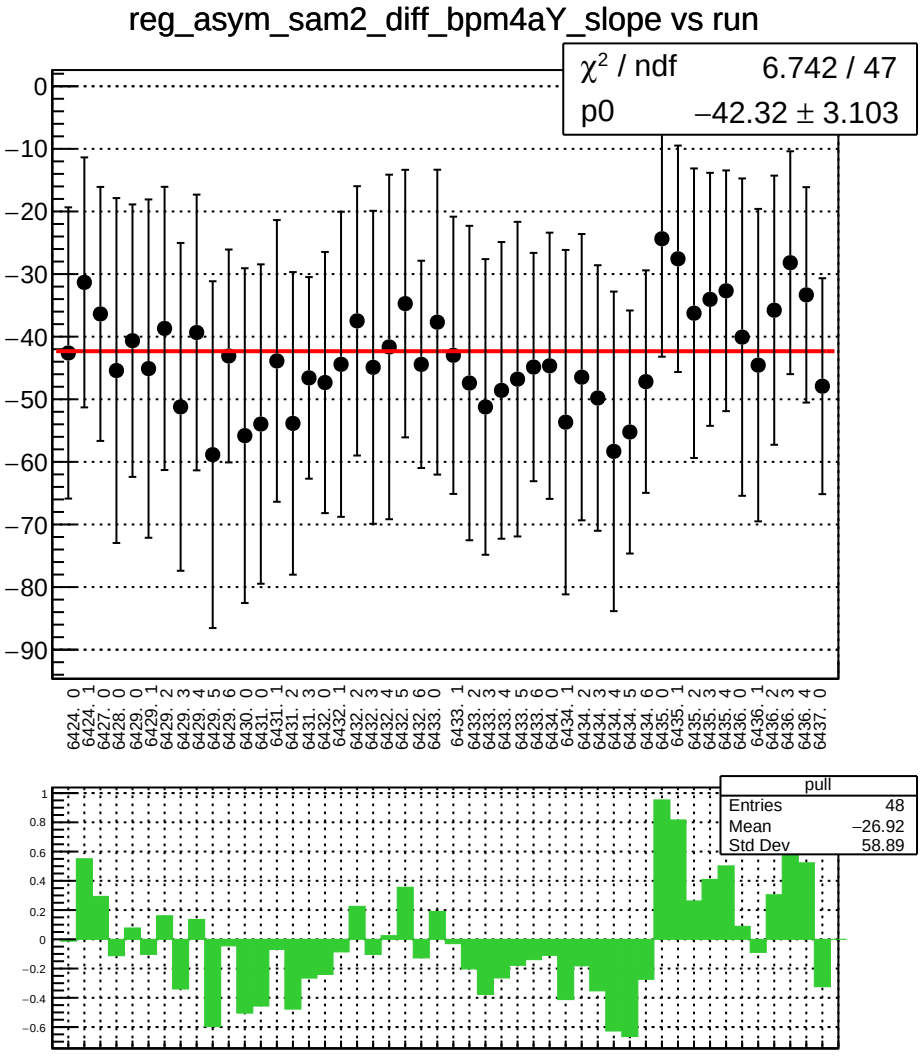
reg_asym_sam2_diff_bpm4aY_slope vs run
χ² / ndf 6.742 / 47
p0 −42.32 ± 3.103
pull
Entries 48
Mean −26.92
Std Dev 58.89

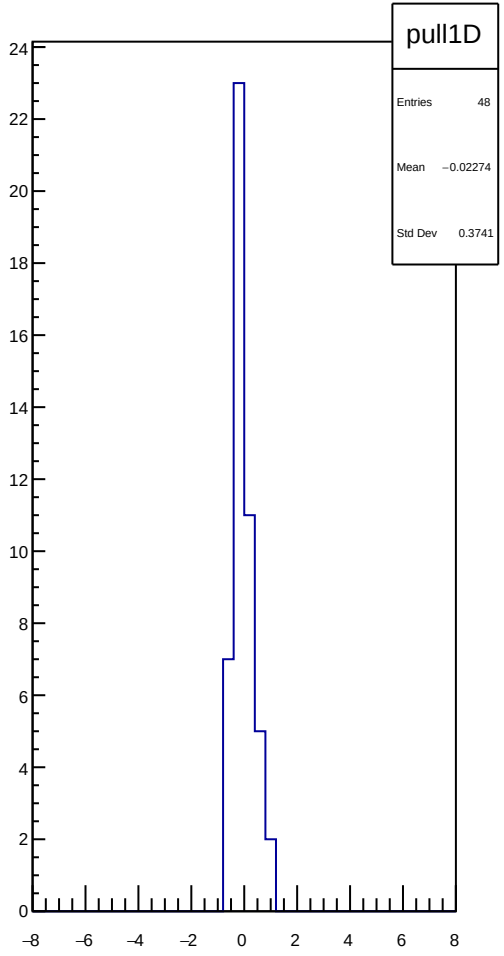
pull1D
Entries 48
Mean −0.02274
Std Dev 0.3741

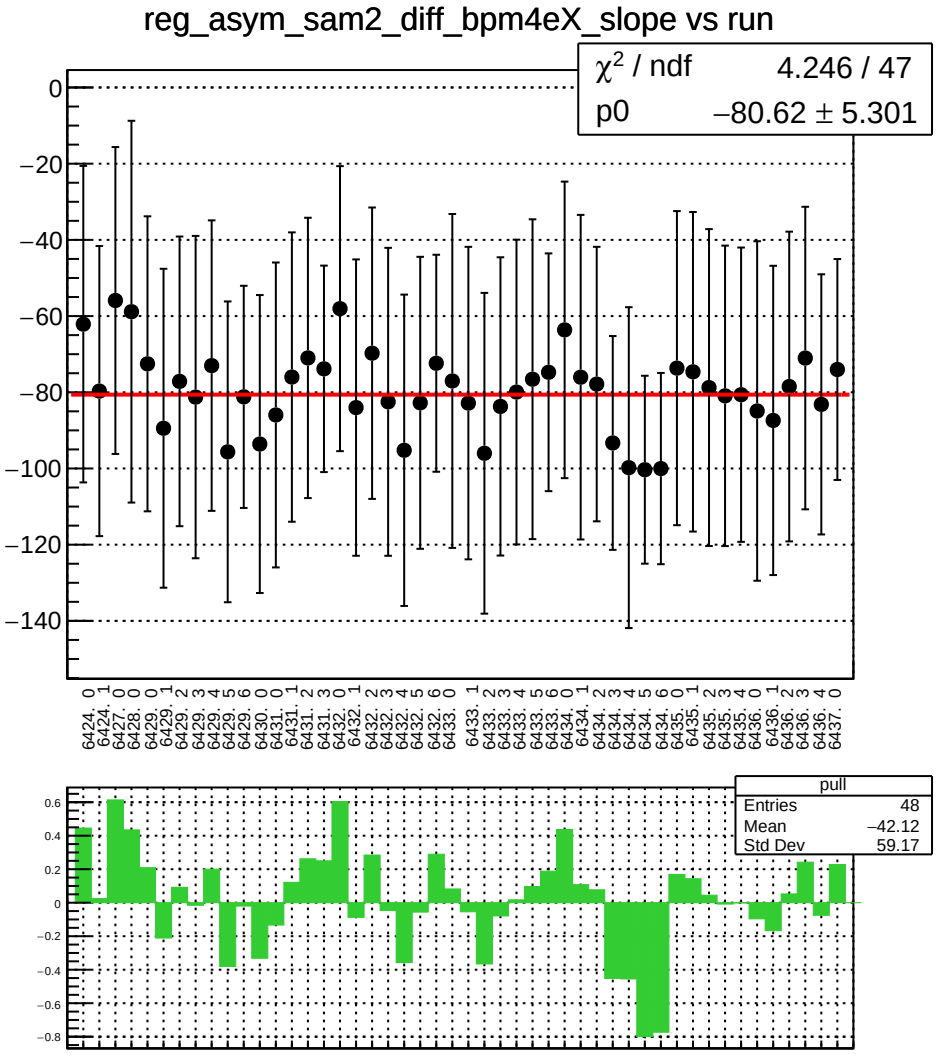
reg_asym_sam2_diff_bpm4eX_slope vs run
χ² / ndf 4.246 / 47
p0 −80.62 ± 5.301
0
−20
−40
−60
−80
−100
−120
−140
6424. 0
6424. 1
6427. 0
6428. 0
6429. 0
6429. 1
6429. 2
6429. 3
6429. 4
6429. 5
6429. 6
6430. 0
6431. 0
6431. 1
6431. 2
6431. 3
6432. 0
6432. 1
6432. 2
6432. 3
6432. 4
6432. 5
6432. 6
6433. 0
6433. 1
6433. 2
6433. 3
6433. 4
6433. 5
6433. 6
6434. 0
6434. 1
6434. 2
6434. 3
6434. 4
6434. 5
6434. 6
6435. 0
6435. 1
6435. 2
6435. 3
6435. 4
6436. 0
6436. 1
6436. 2
6436. 3
6436. 4
6437. 0
pull
Entries 48
Mean −42.12
Std Dev 59.17
0.6
0.4
0.2
0
−0.2
−0.4
−0.6
−0.8

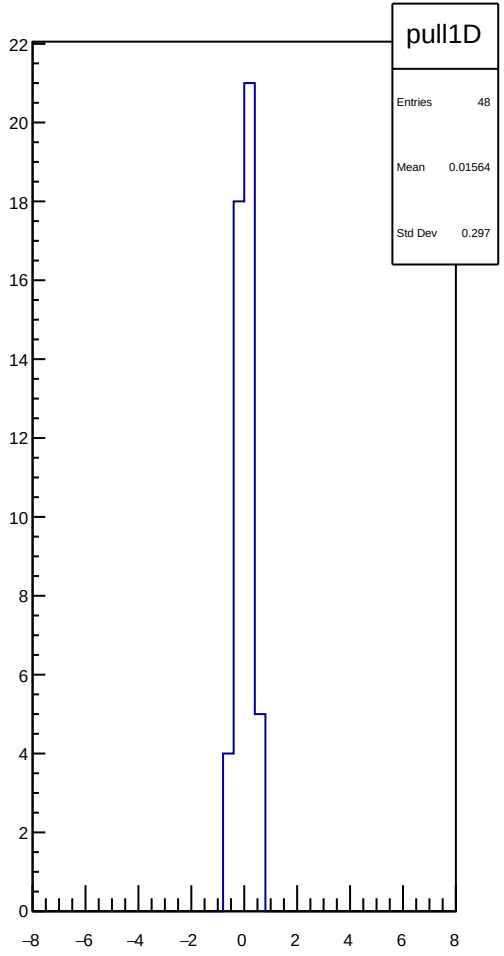
pull1D
Entries 48
Mean 0.01564
Std Dev 0.297
22
20
18
16
14
12
10
8
6
4
2
0
−8
−6
−4
−2
0
2
4
6
8

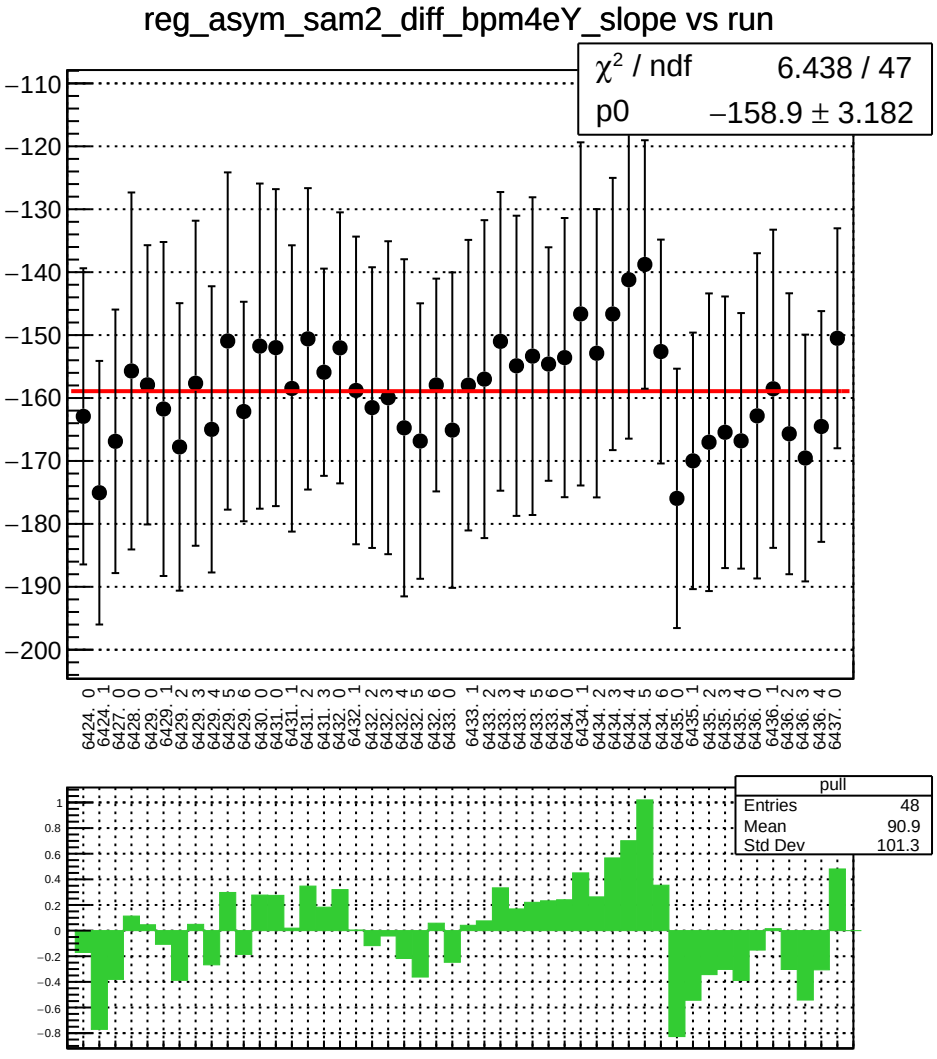
reg_asym_sam2_diff_bpm4eY_slope vs run
χ² / ndf 6.438 / 47
p0 −158.9 ± 3.182
pull
Entries 48
Mean 90.9
Std Dev 101.3

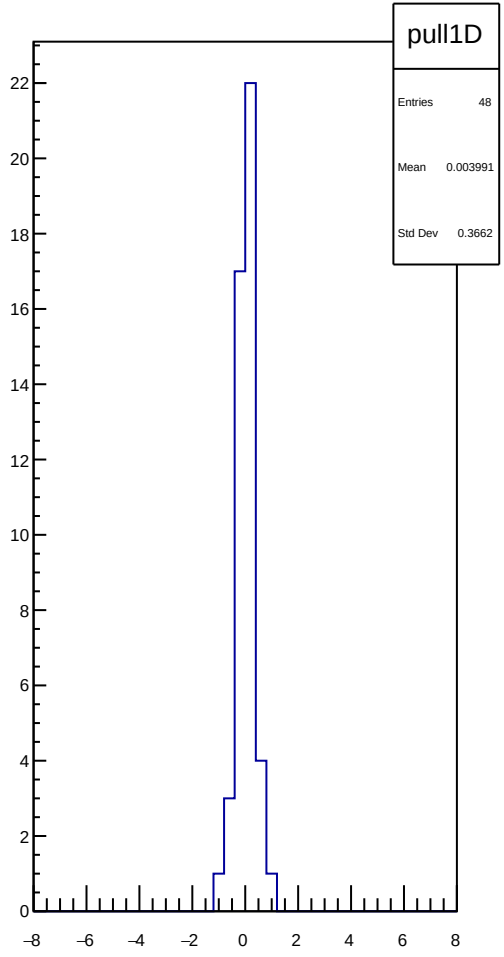
pull1D
Entries 48
Mean 0.003991
Std Dev 0.3662

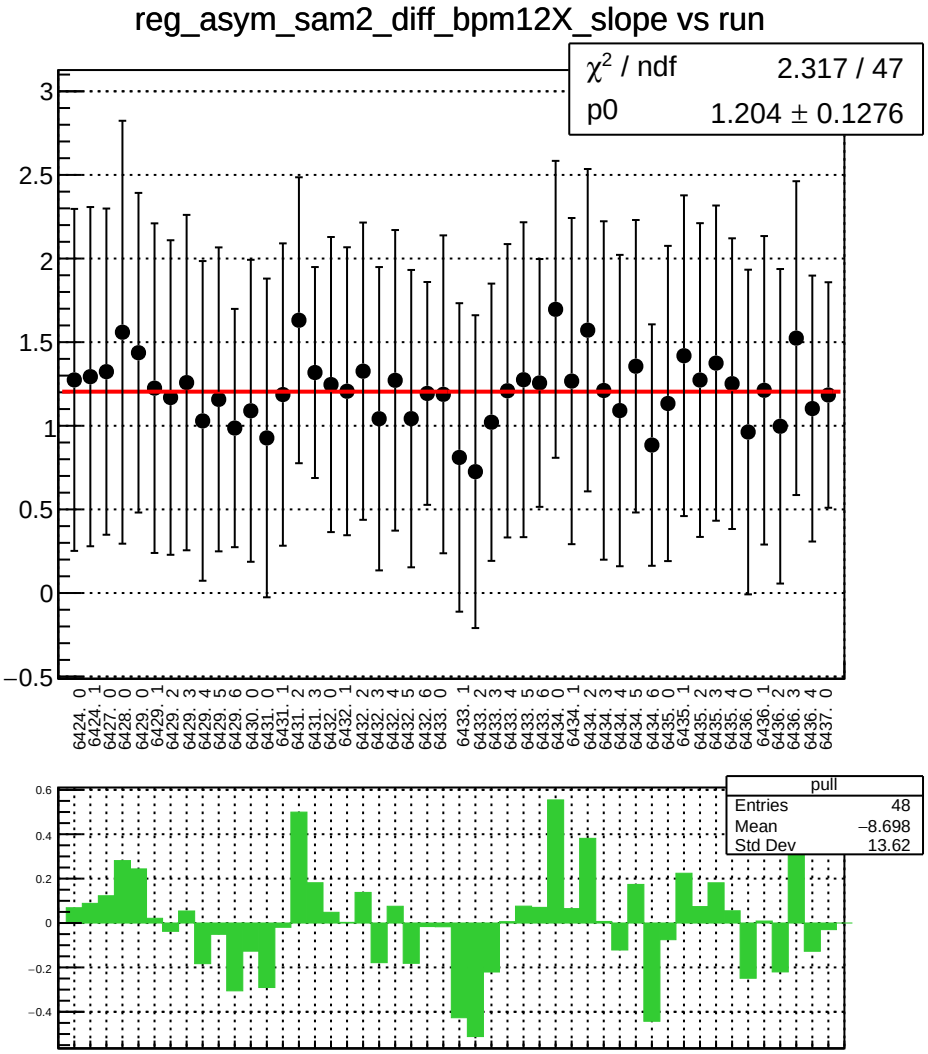
reg_asym_sam2_diff_bpm12X_slope vs run
χ² / ndf 2.317 / 47
p0 1.204 ± 0.1276
pull
Entries 48
Mean −8.698
Std Dev 13.62

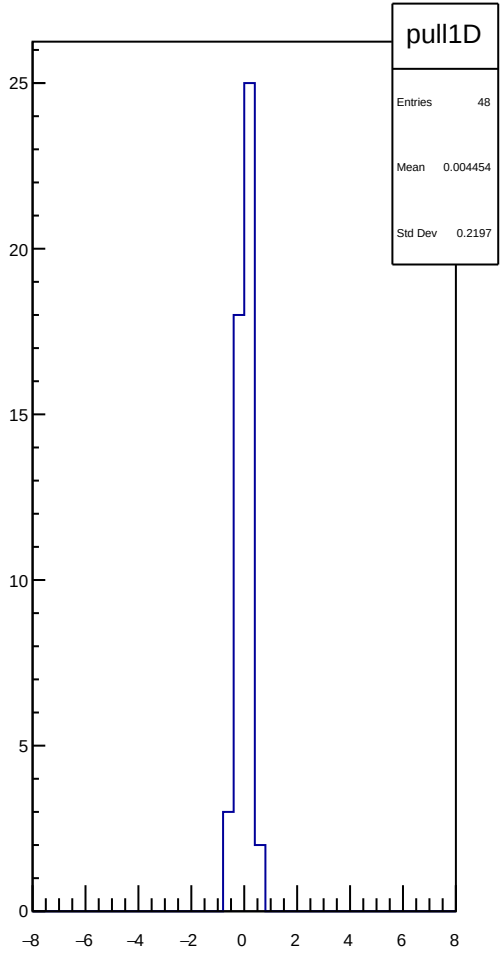
pull1D
Entries 48
Mean 0.004454
Std Dev 0.2197

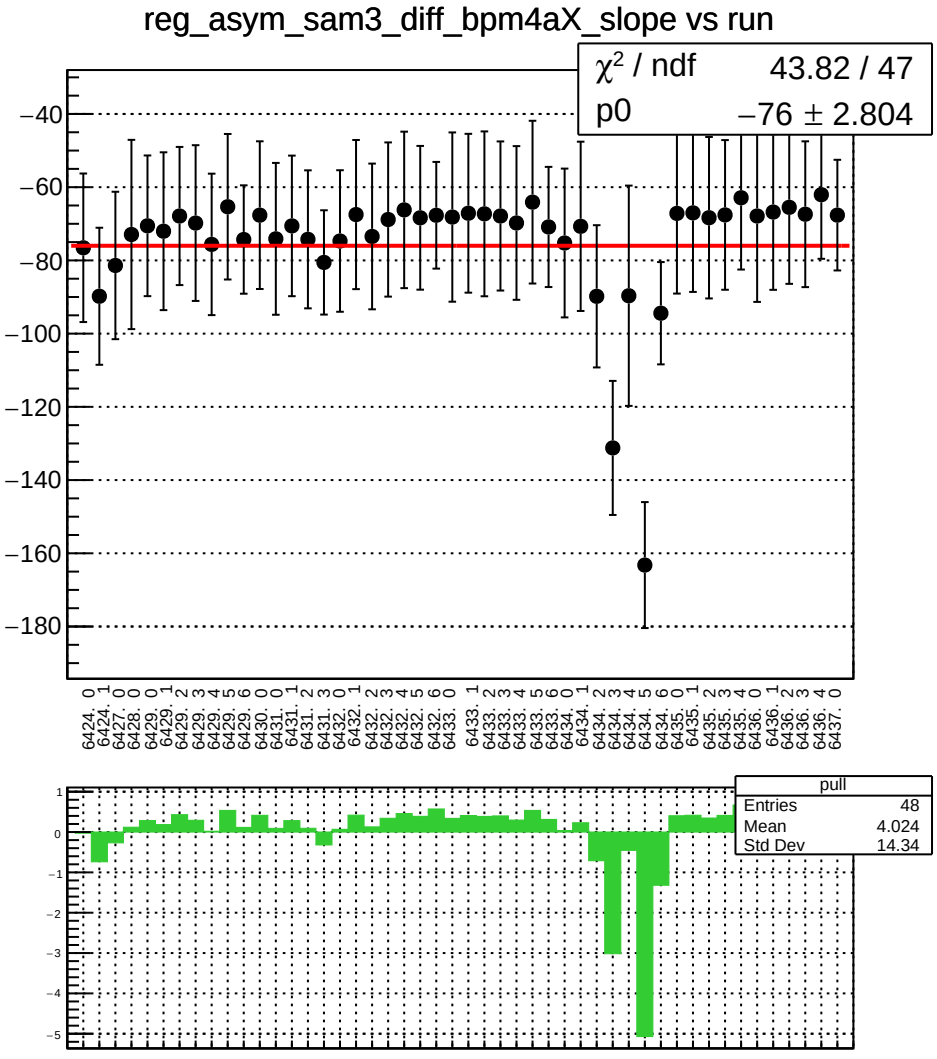
reg_asym_sam3_diff_bpm4aX_slope vs run
χ^2 / ndf 43.82 / 47
p0 −76 ± 2.804
pull
Entries 48
Mean 4.024
Std Dev 14.34

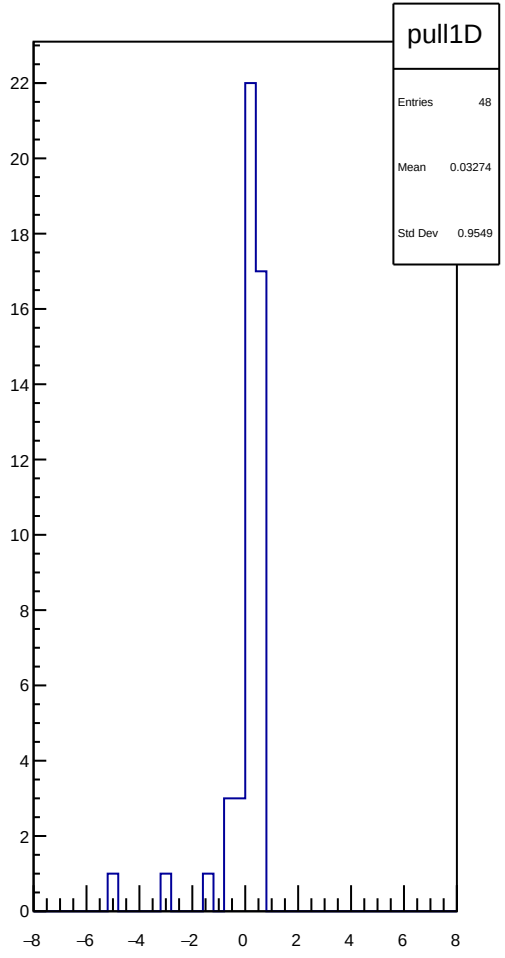
pull1D
Entries 48
Mean 0.03274
Std Dev 0.9549

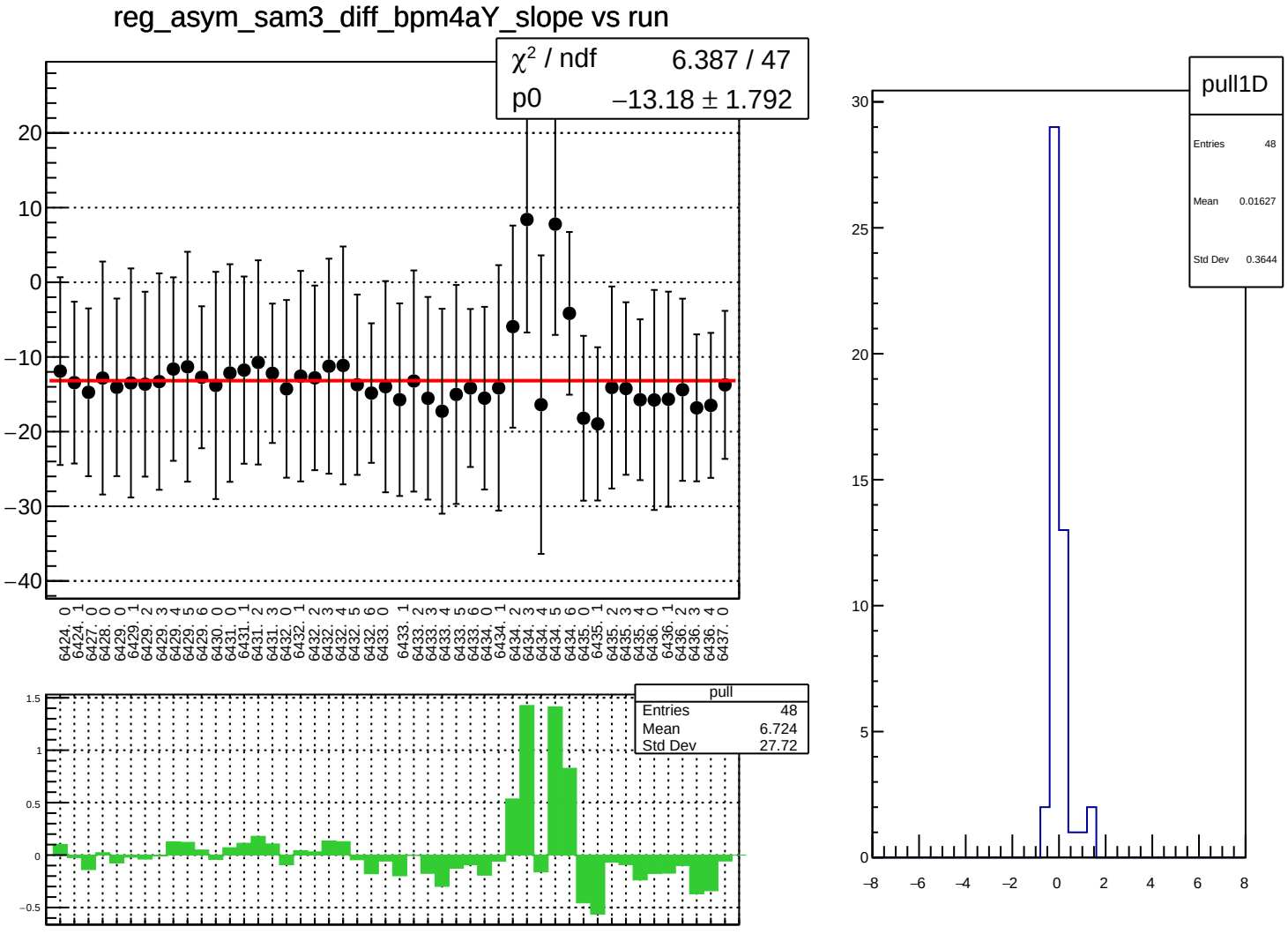
reg_asym_sam3_diff_bpm4aY_slope vs run
χ² / ndf 6.387 / 47
p0 −13.18 ± 1.792
pull
Entries 48
Mean 6.724
Std Dev 27.72
pull1D
Entries 48
Mean 0.01627
Std Dev 0.3644

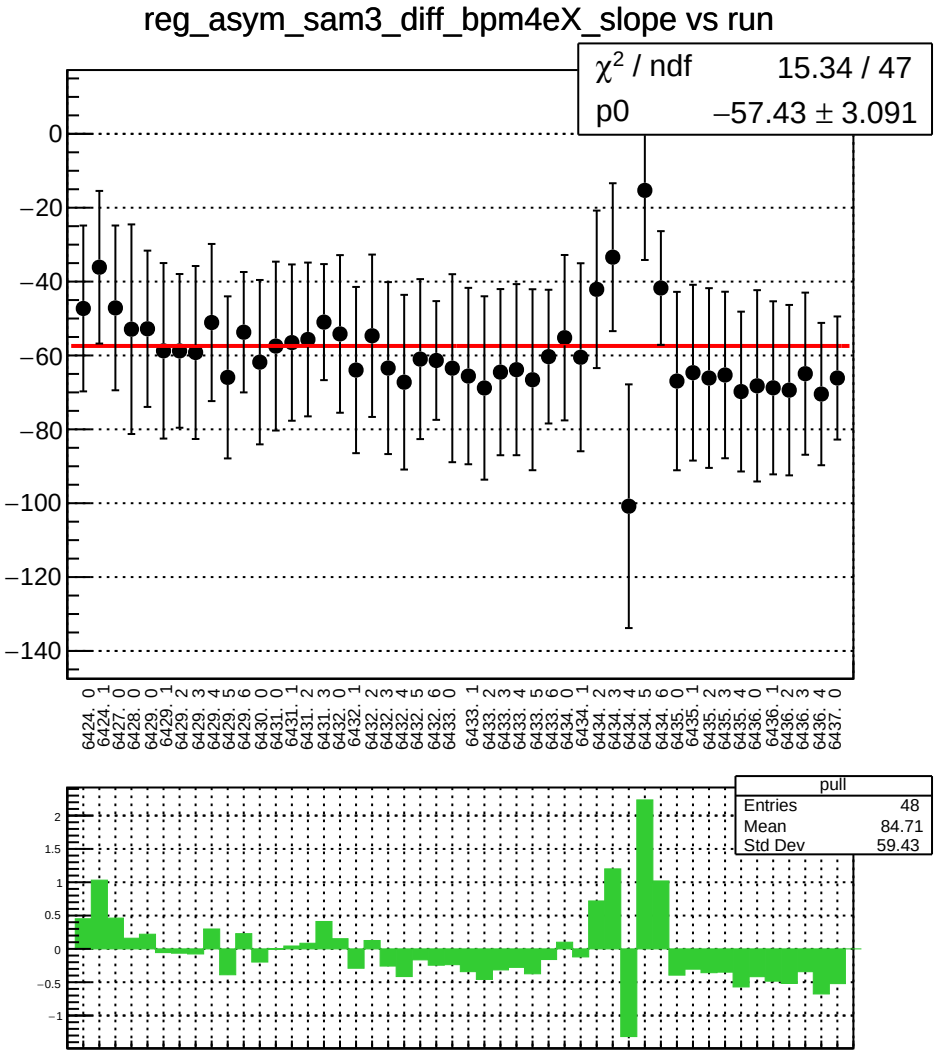
reg_asym_sam3_diff_bpm4eX_slope vs run
χ2 / ndf 15.34 / 47
p0 −57.43 ± 3.091
pull
Entries 48
Mean 84.71
Std Dev 59.43

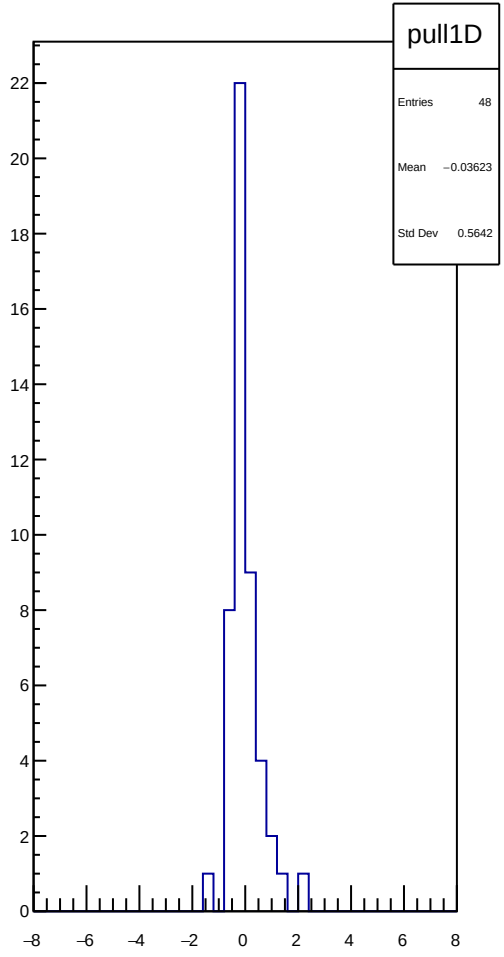
pull1D
Entries 48
Mean −0.03623
Std Dev 0.5642

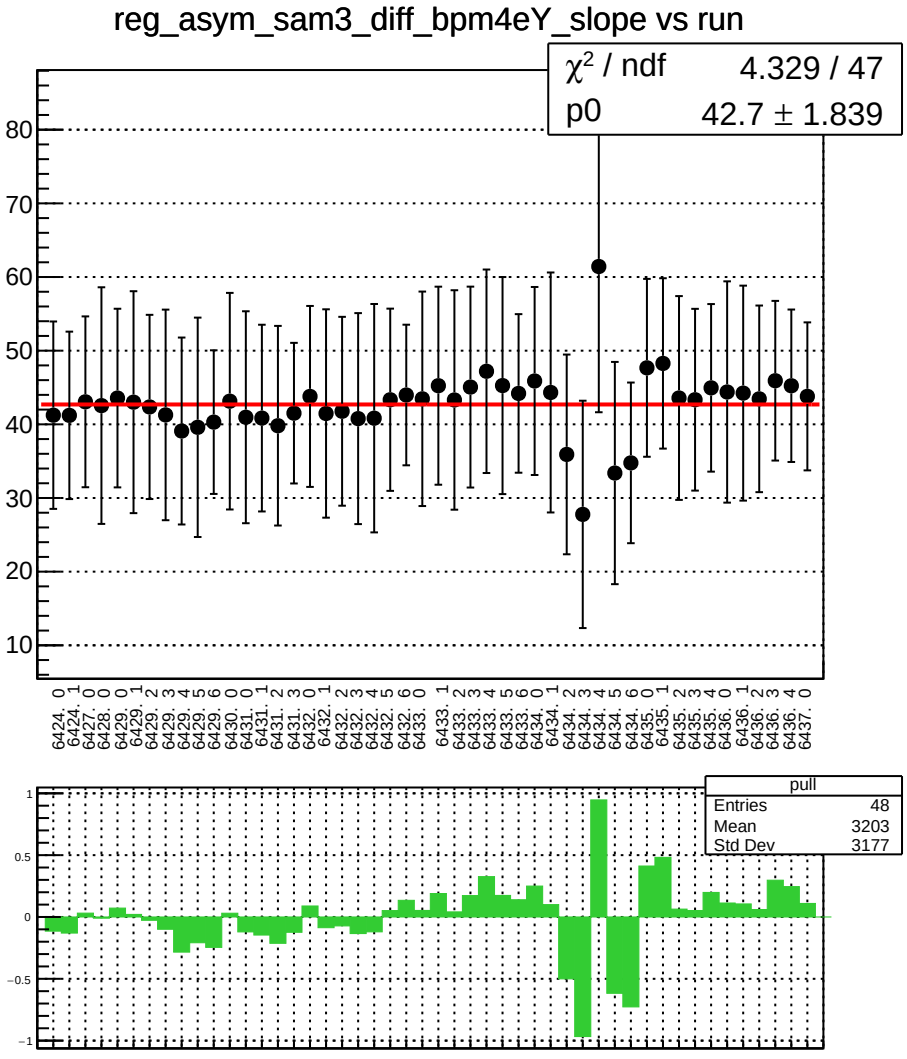
reg_asym_sam3_diff_bpm4eY_slope vs run
χ2 / ndf 4.329 / 47
p0 42.7 ± 1.839
pull
Entries 48
Mean 3203
Std Dev 3177

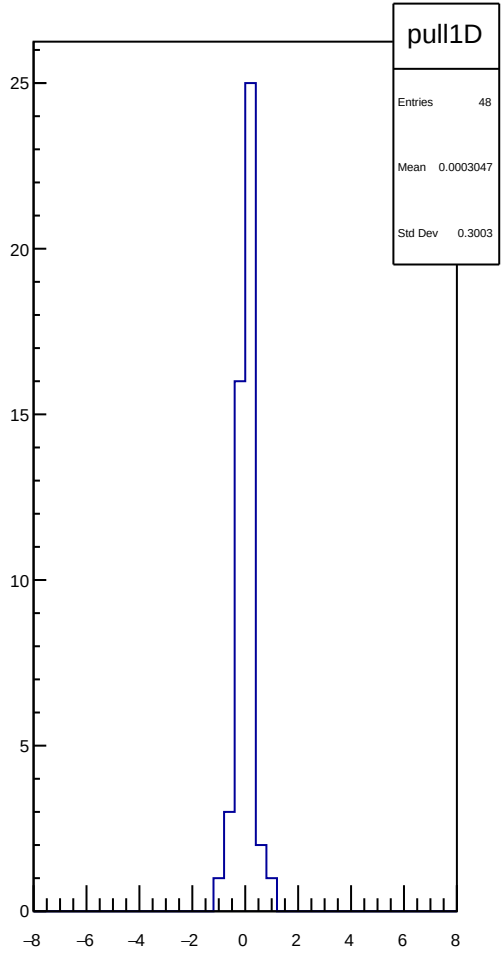
pull1D
Entries 48
Mean 0.0003047
Std Dev 0.3003

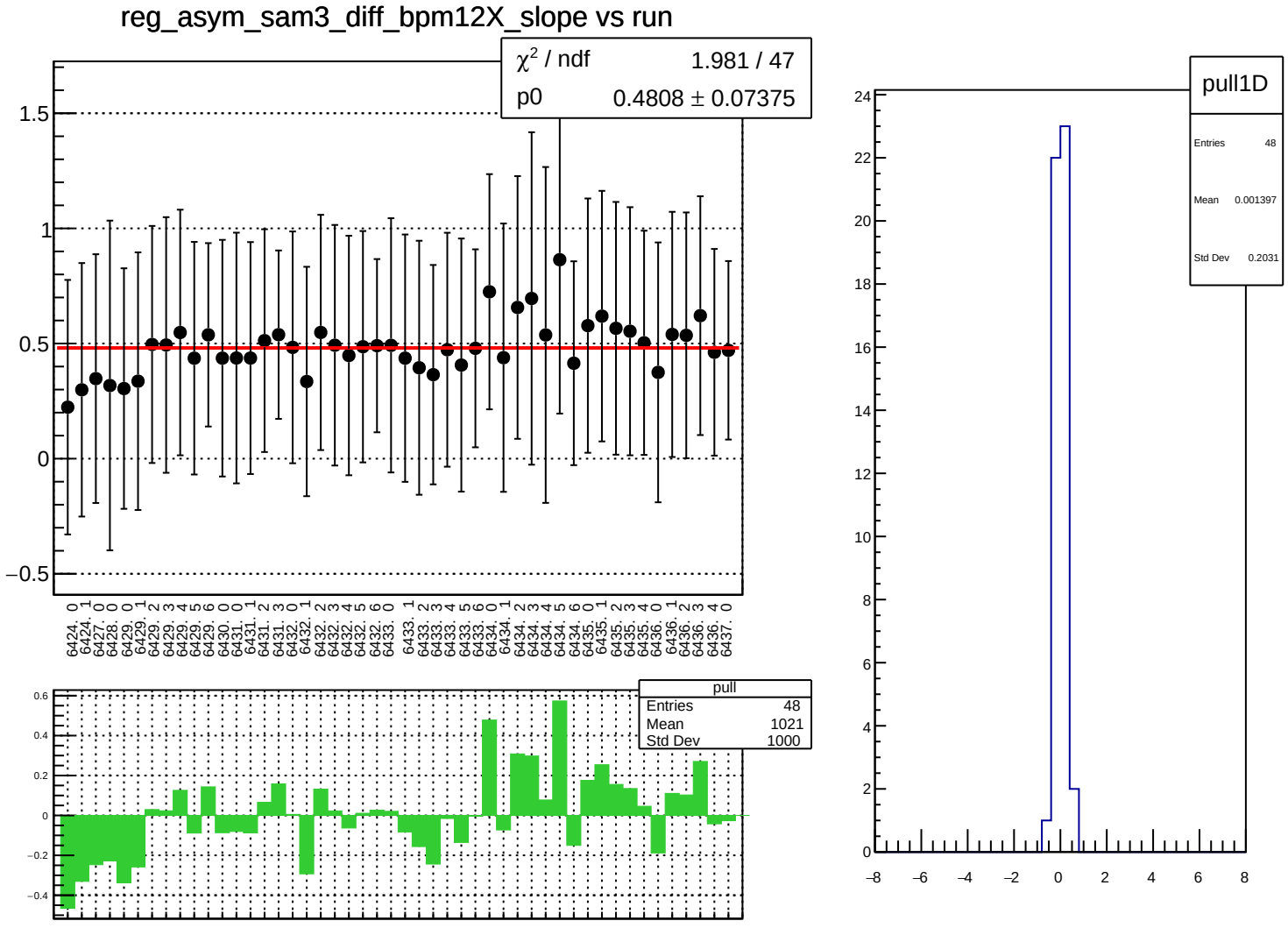
reg_asym_sam3_diff_bpm12X_slope vs run
χ² / ndf 1.981 / 47
p0 0.4808 ± 0.07375
pull
Entries 48
Mean 1021
Std Dev 1000
pull1D
Entries 48
Mean 0.001397
Std Dev 0.2031

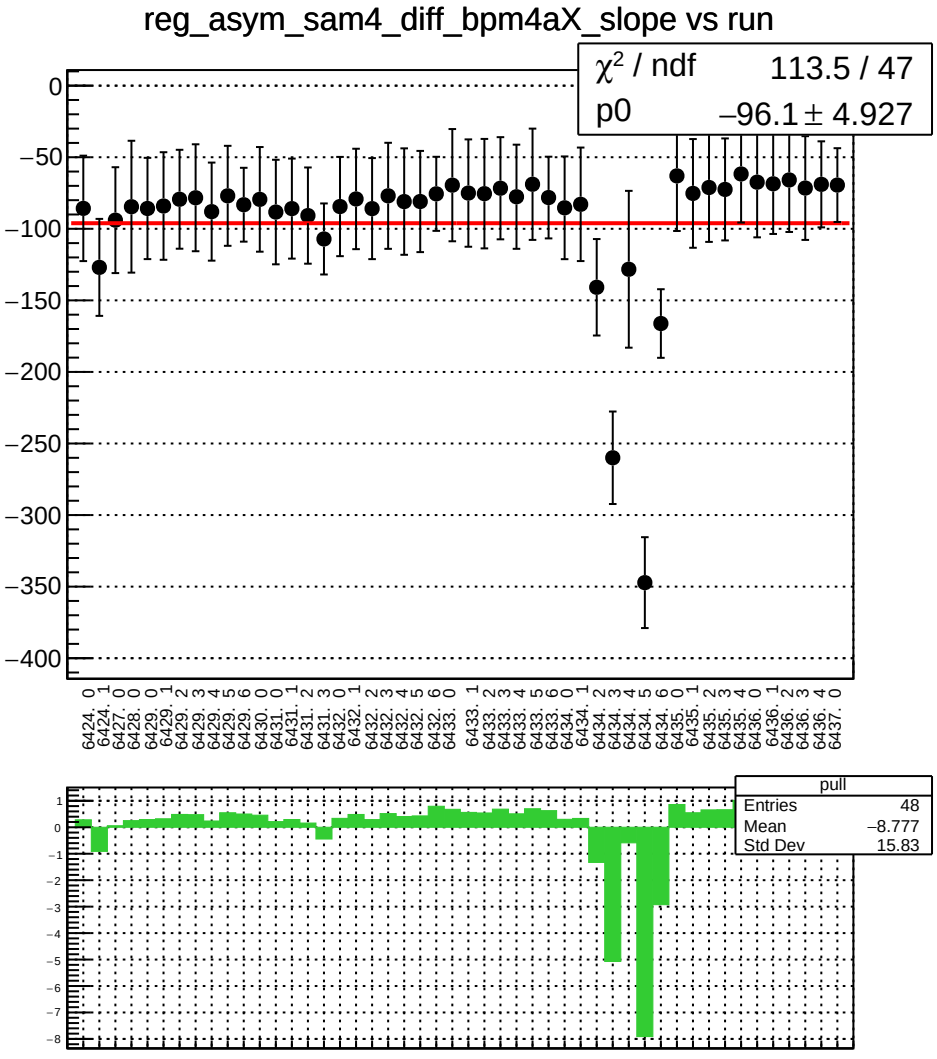
reg_asym_sam4_diff_bpm4aX_slope vs run
χ² / ndf 113.5 / 47
p0 −96.1 ± 4.927
pull
Entries 48
Mean −8.777
Std Dev 15.83

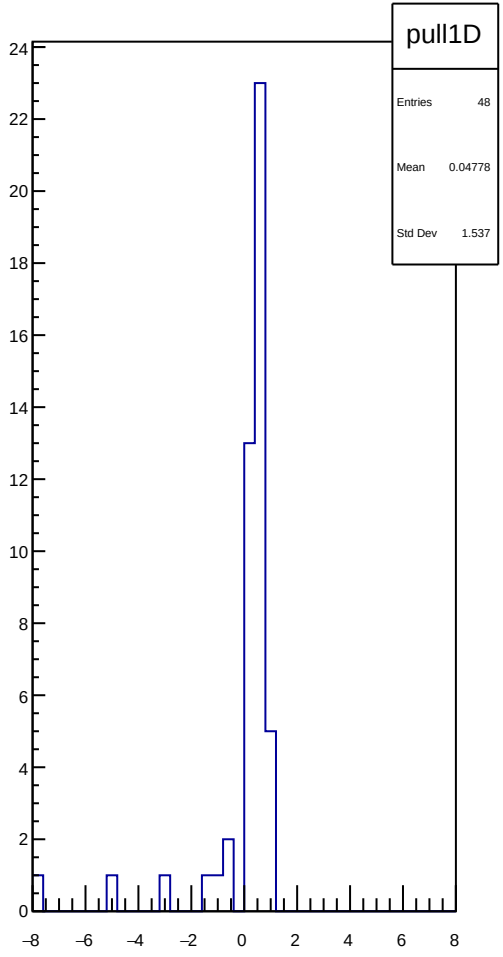
pull1D
Entries 48
Mean 0.04778
Std Dev 1.537

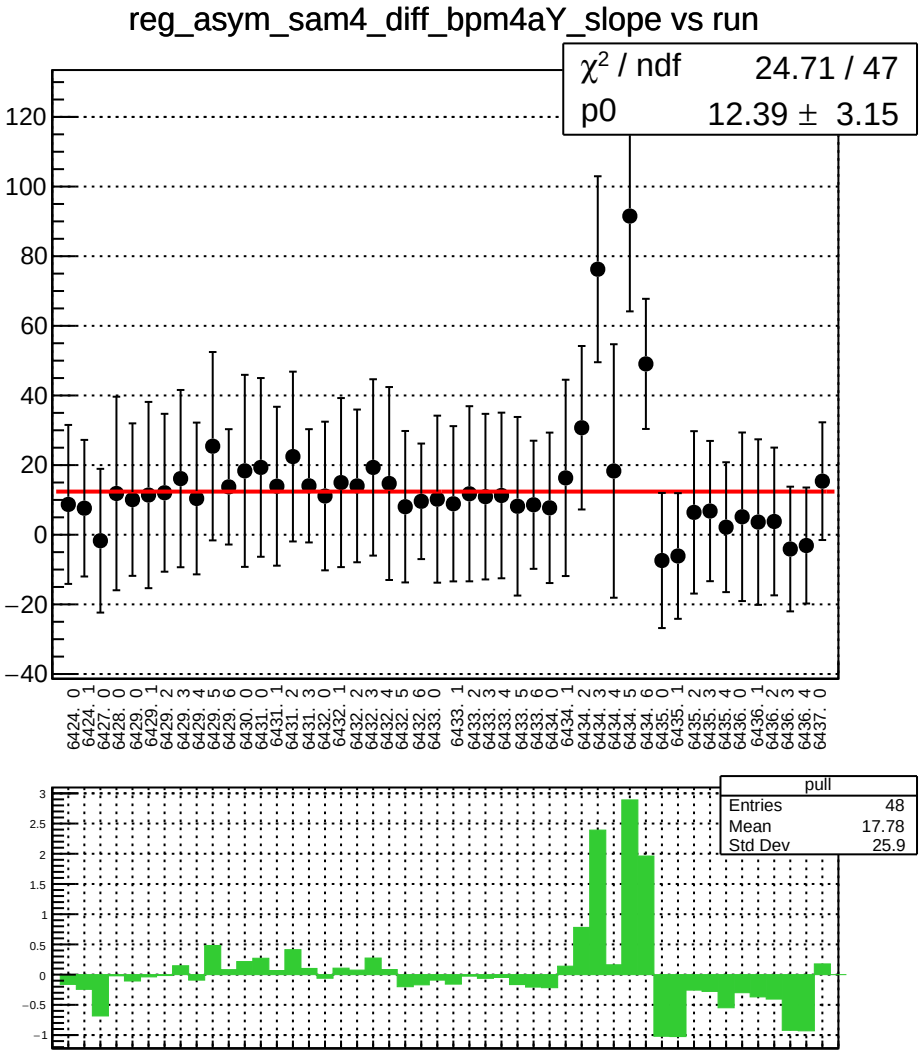
reg_asym_sam4_diff_bpm4aY_slope vs run
χ2 / ndf 24.71 / 47
p0 12.39 ± 3.15
pull
Entries 48
Mean 17.78
Std Dev 25.9

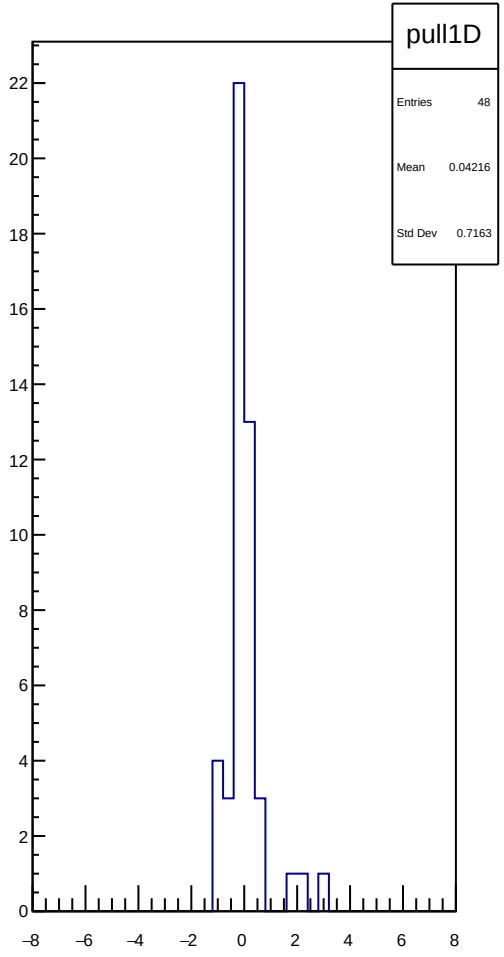
pull1D
Entries 48
Mean 0.04216
Std Dev 0.7163

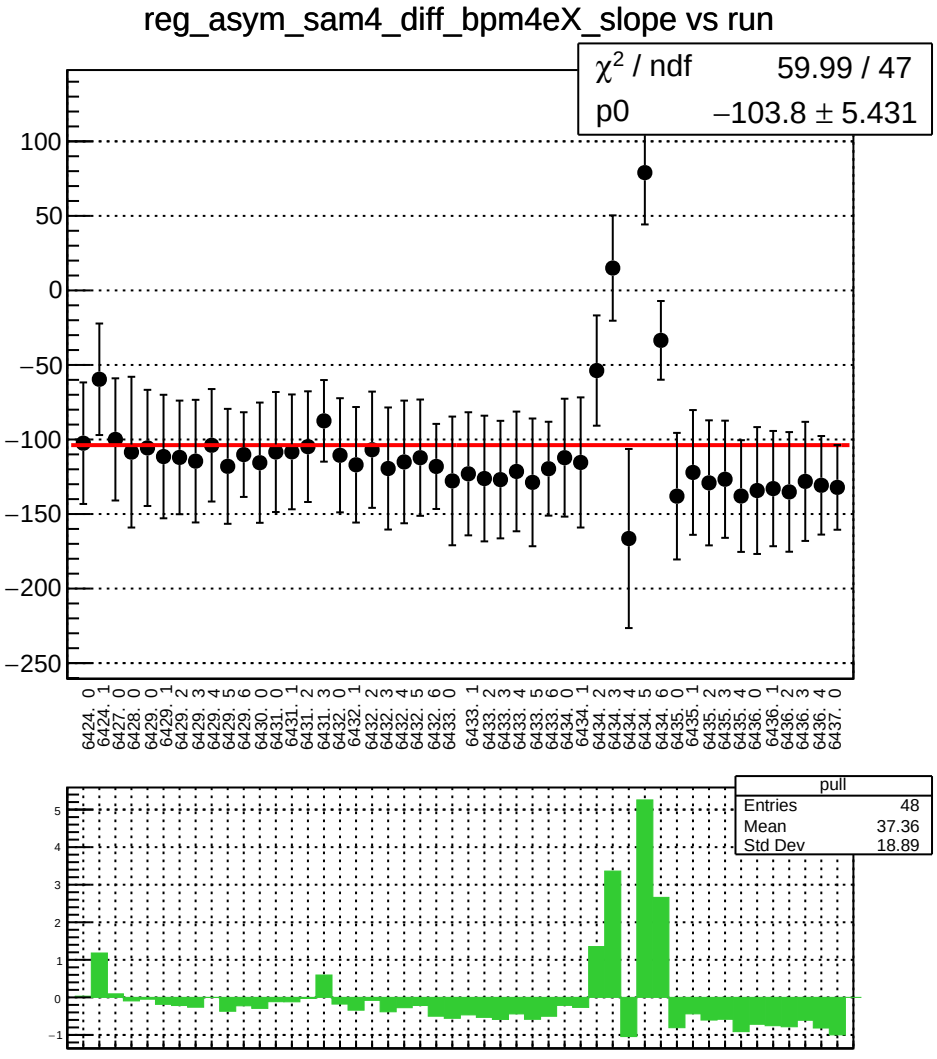
reg_asym_sam4_diff_bpm4eX_slope vs run
χ² / ndf 59.99 / 47
p0 −103.8 ± 5.431
pull
Entries 48
Mean 37.36
Std Dev 18.89

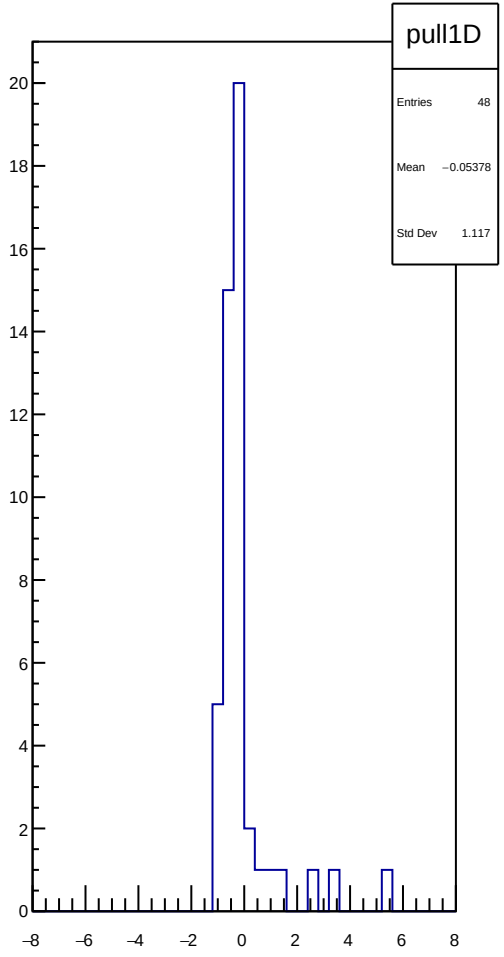
pull1D
Entries 48
Mean −0.05378
Std Dev 1.117

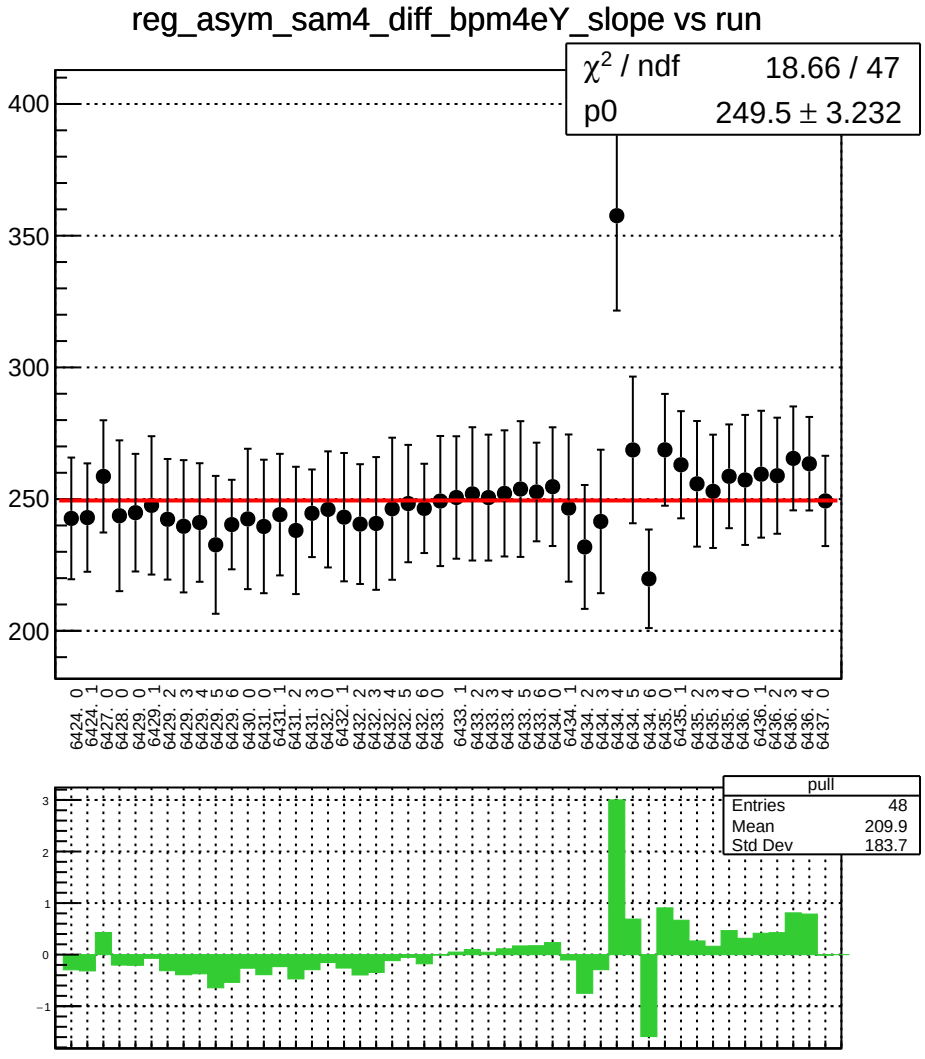
reg_asym_sam4_diff_bpm4eY_slope vs run
χ2 / ndf 18.66 / 47
p0 249.5 ± 3.232
400
350
300
250
200
6424. 0
6424. 1
6427. 0
6428. 0
6429. 0
6429. 1
6429. 2
6429. 3
6429. 4
6429. 5
6429. 6
6430. 0
6431. 0
6431. 1
6431. 2
6431. 3
6432. 0
6432. 1
6432. 2
6432. 3
6432. 4
6432. 5
6432. 6
6433. 0
6433. 1
6433. 2
6433. 3
6433. 4
6433. 5
6433. 6
6434. 0
6434. 1
6434. 2
6434. 3
6434. 4
6434. 5
6434. 6
6435. 0
6435. 1
6435. 2
6435. 3
6435. 4
6436. 0
6436. 1
6436. 2
6436. 3
6436. 4
6437. 0
pull
Entries 48
Mean 209.9
Std Dev 183.7
3
2
1
0
−1

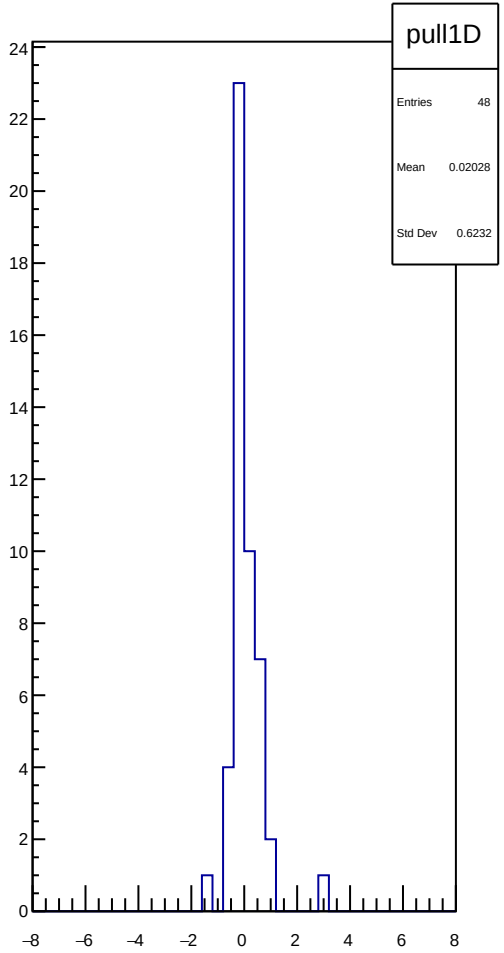
pull1D
Entries 48
Mean 0.02028
Std Dev 0.6232
24
22
20
18
16
14
12
10
8
6
4
2
0
−8
−6
−4
−2
0
2
4
6
8

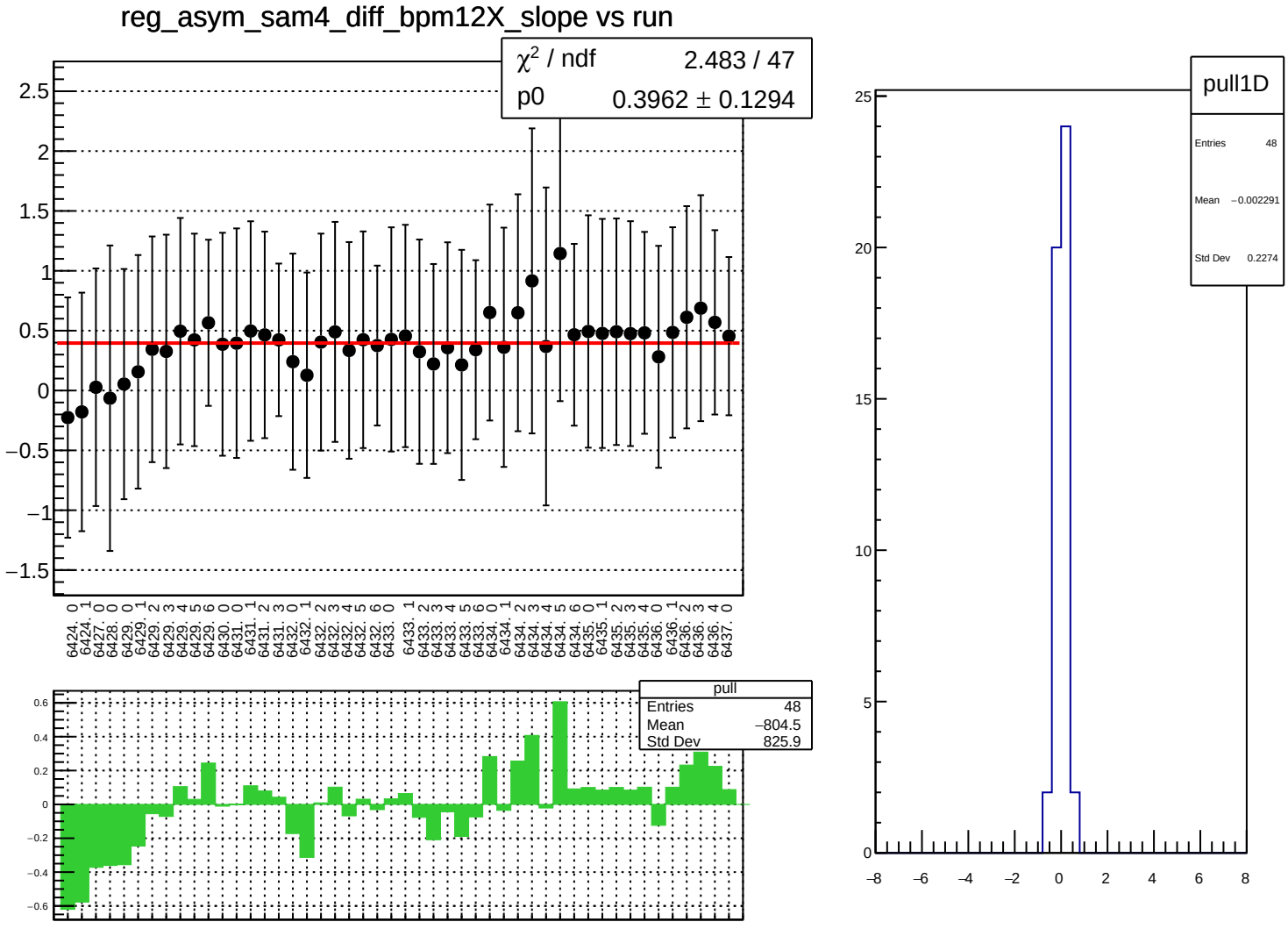
reg_asym_sam4_diff_bpm12X_slope vs run
χ2 / ndf 2.483 / 47
p0 0.3962 ± 0.1294
pull
Entries 48
Mean −804.5
Std Dev 825.9
pull1D
Entries 48
Mean −0.002291
Std Dev 0.2274

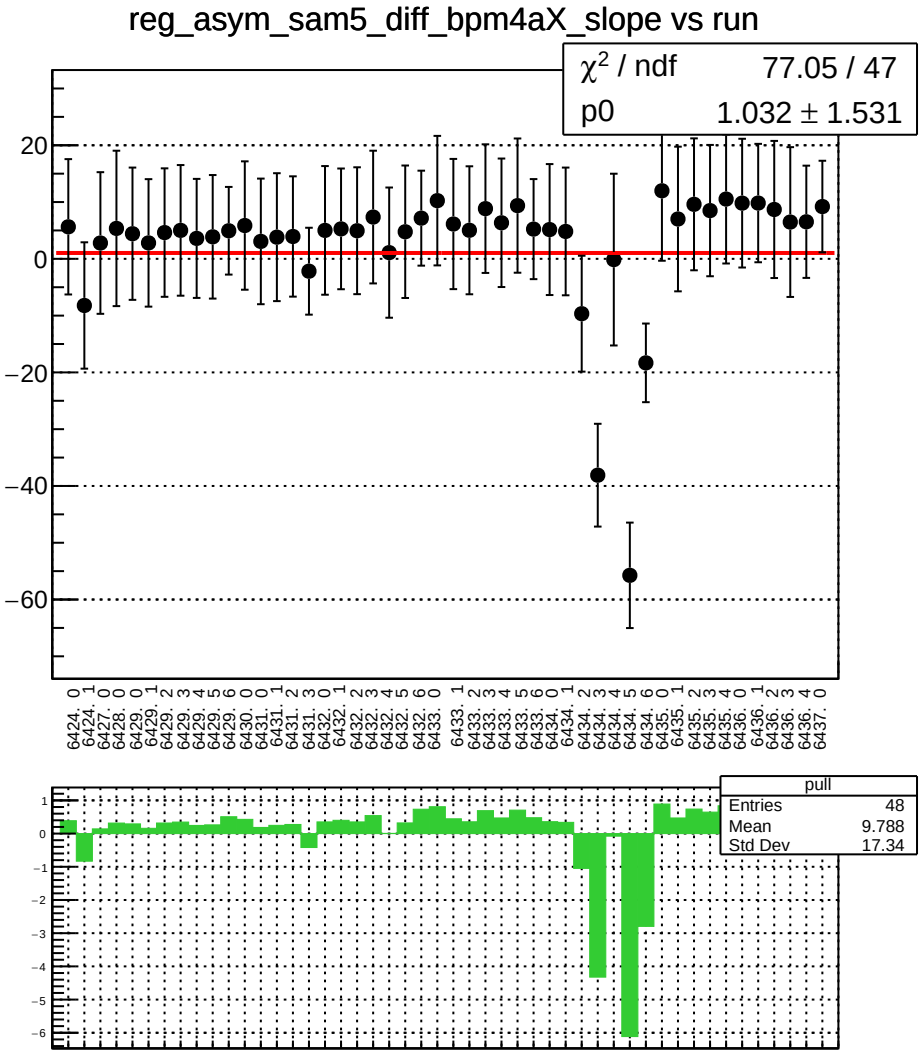
reg_asym_sam5_diff_bpm4aX_slope vs run
χ² / ndf 77.05 / 47
p0 1.032 ± 1.531
pull
Entries 48
Mean 9.788
Std Dev 17.34

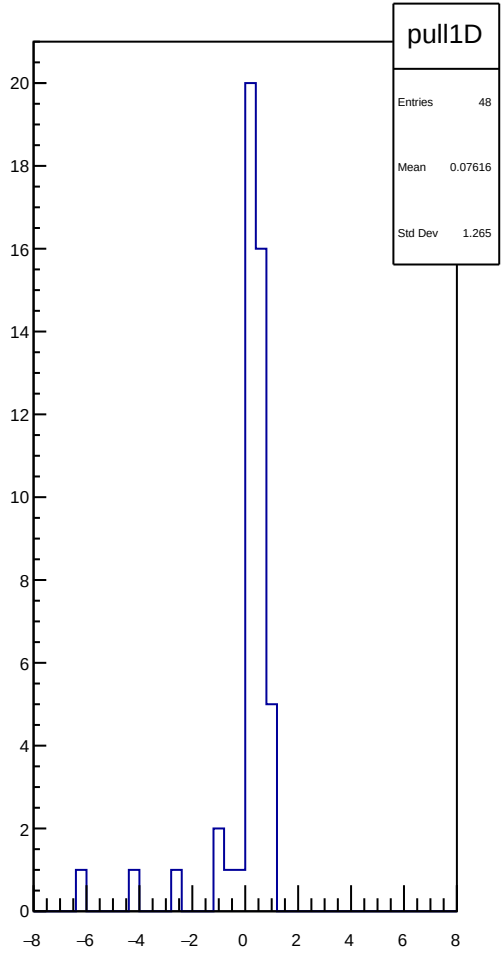
pull1D
Entries 48
Mean 0.07616
Std Dev 1.265

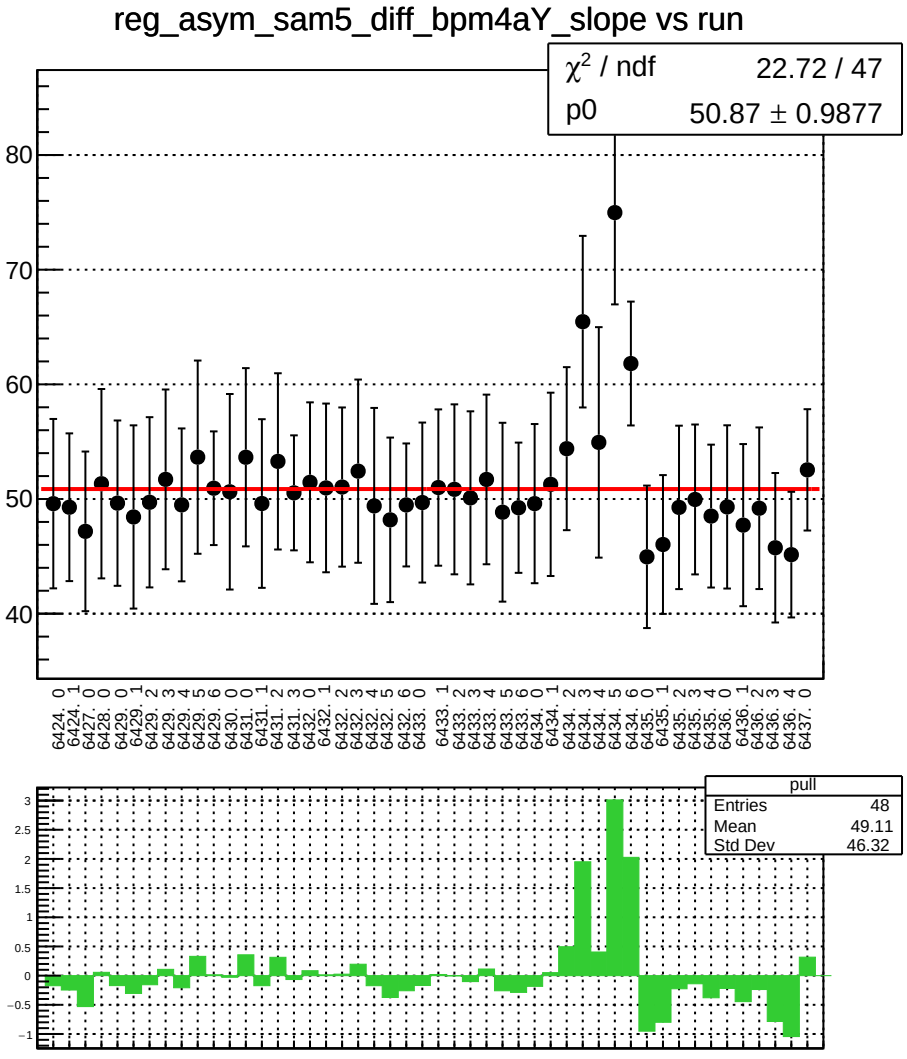
reg_asym_sam5_diff_bpm4aY_slope vs run
χ² / ndf 22.72 / 47
p0 50.87 ± 0.9877
pull
Entries 48
Mean 49.11
Std Dev 46.32

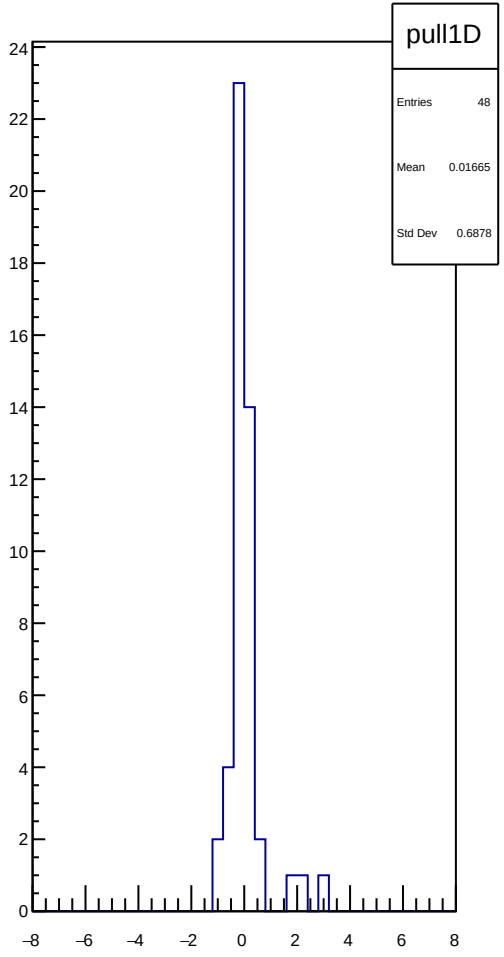
pull1D
Entries 48
Mean 0.01665
Std Dev 0.6878

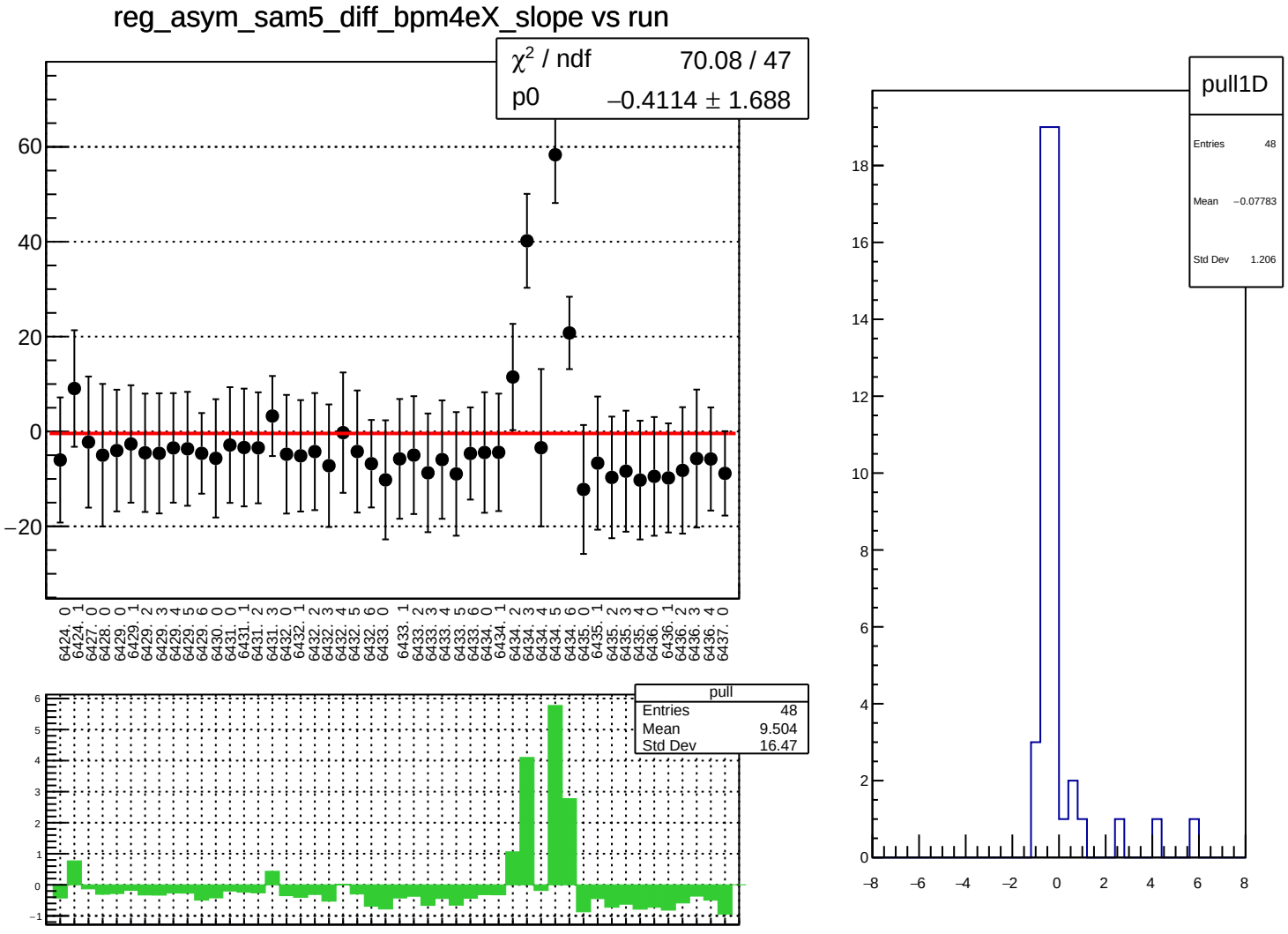
reg_asym_sam5_diff_bpm4eX_slope vs run
χ² / ndf 70.08 / 47
p0 −0.4114 ± 1.688
pull
Entries 48
Mean 9.504
Std Dev 16.47
pull1D
Entries 48
Mean −0.07783
Std Dev 1.206

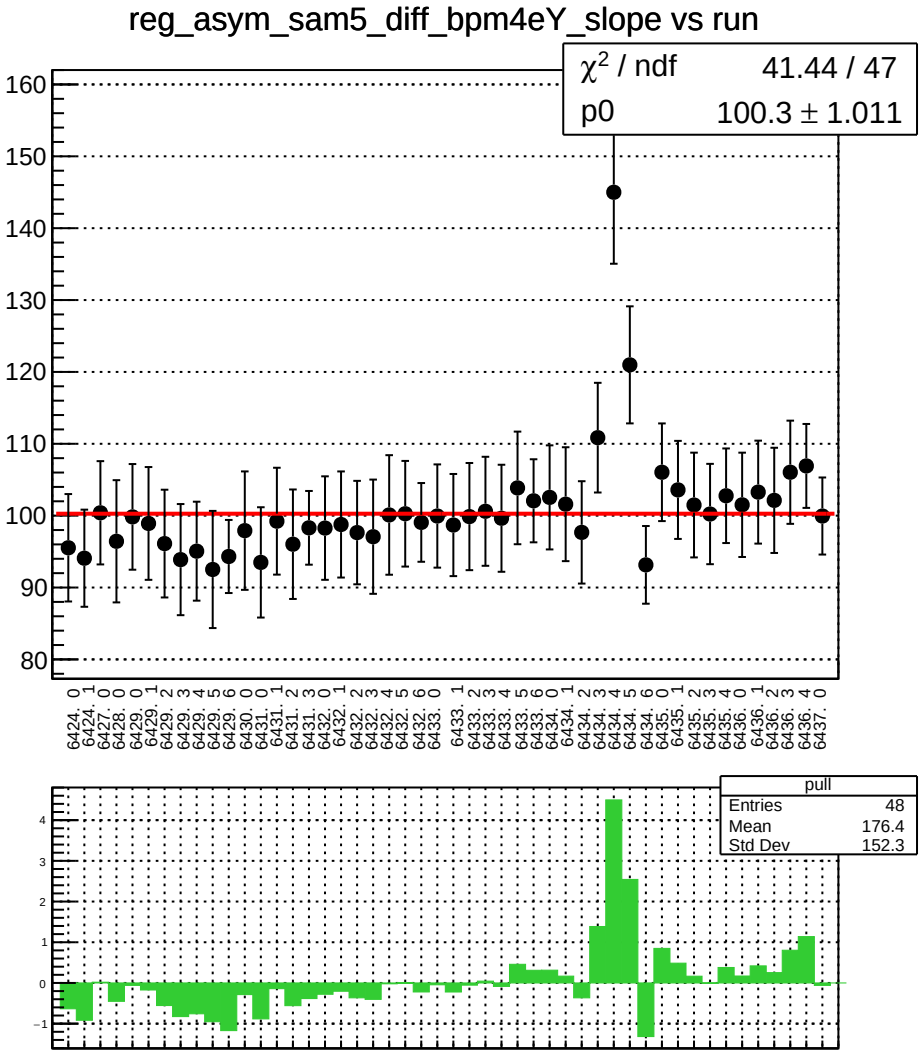
reg_asym_sam5_diff_bpm4eY_slope vs run
χ2 / ndf 41.44 / 47
p0 100.3 ± 1.011
pull
Entries 48
Mean 176.4
Std Dev 152.3

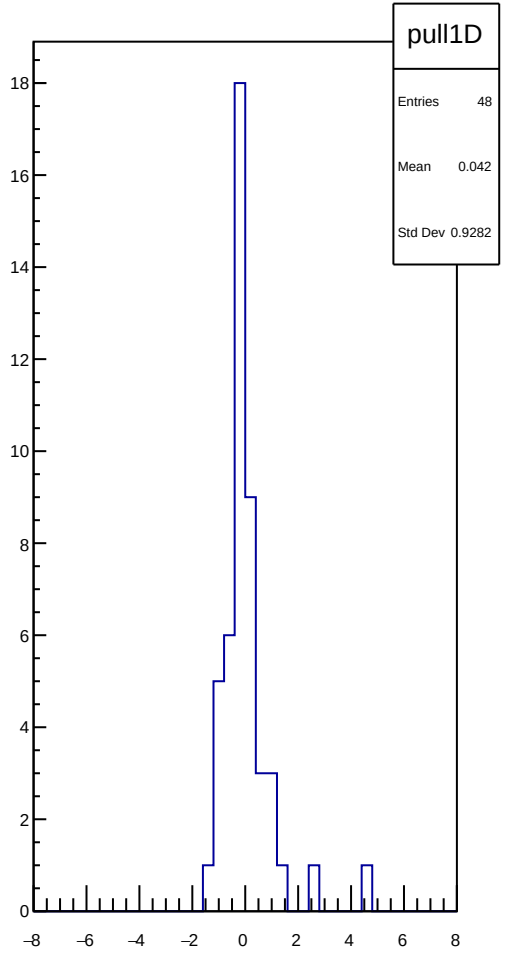
pull1D
Entries 48
Mean 0.042
Std Dev 0.9282

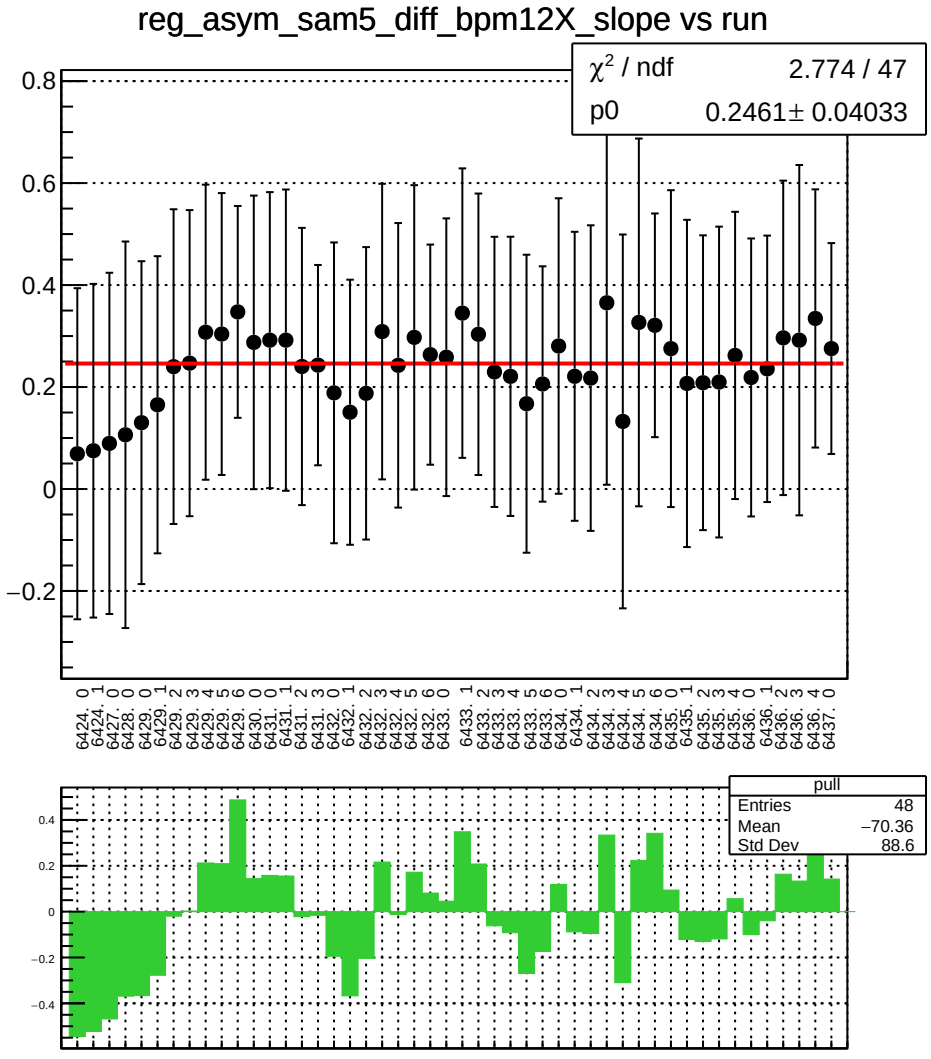
reg_asym_sam5_diff_bpm12X_slope vs run
χ² / ndf 2.774 / 47
p0 0.2461± 0.04033
pull
Entries 48
Mean −70.36
Std Dev 88.6

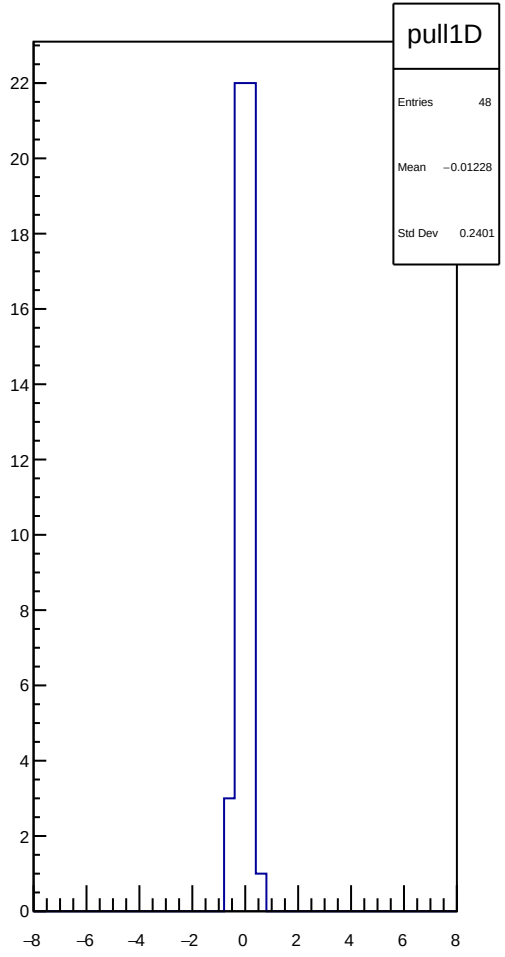
pull1D
Entries 48
Mean −0.01228
Std Dev 0.2401

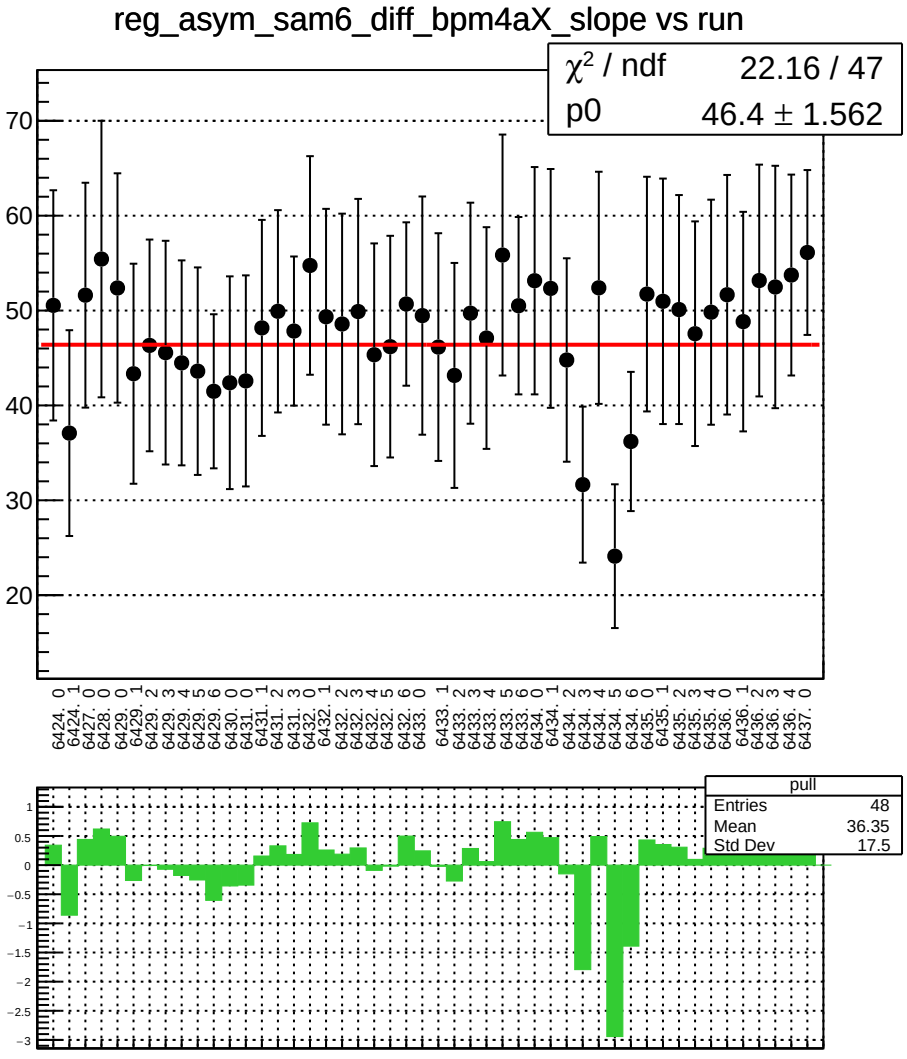
reg_asym_sam6_diff_bpm4aX_slope vs run
χ² / ndf 22.16 / 47
p0 46.4 ± 1.562
pull
Entries 48
Mean 36.35
Std Dev 17.5

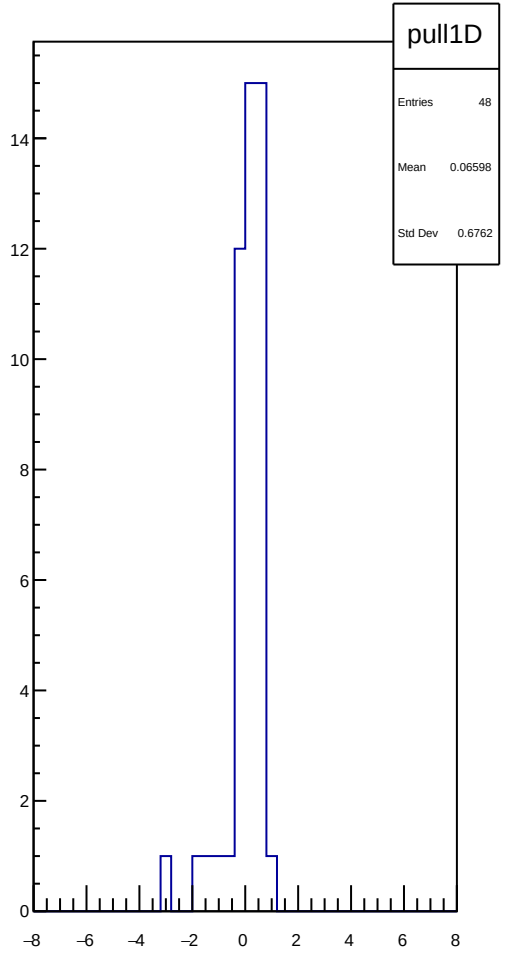
pull1D
Entries 48
Mean 0.06598
Std Dev 0.6762

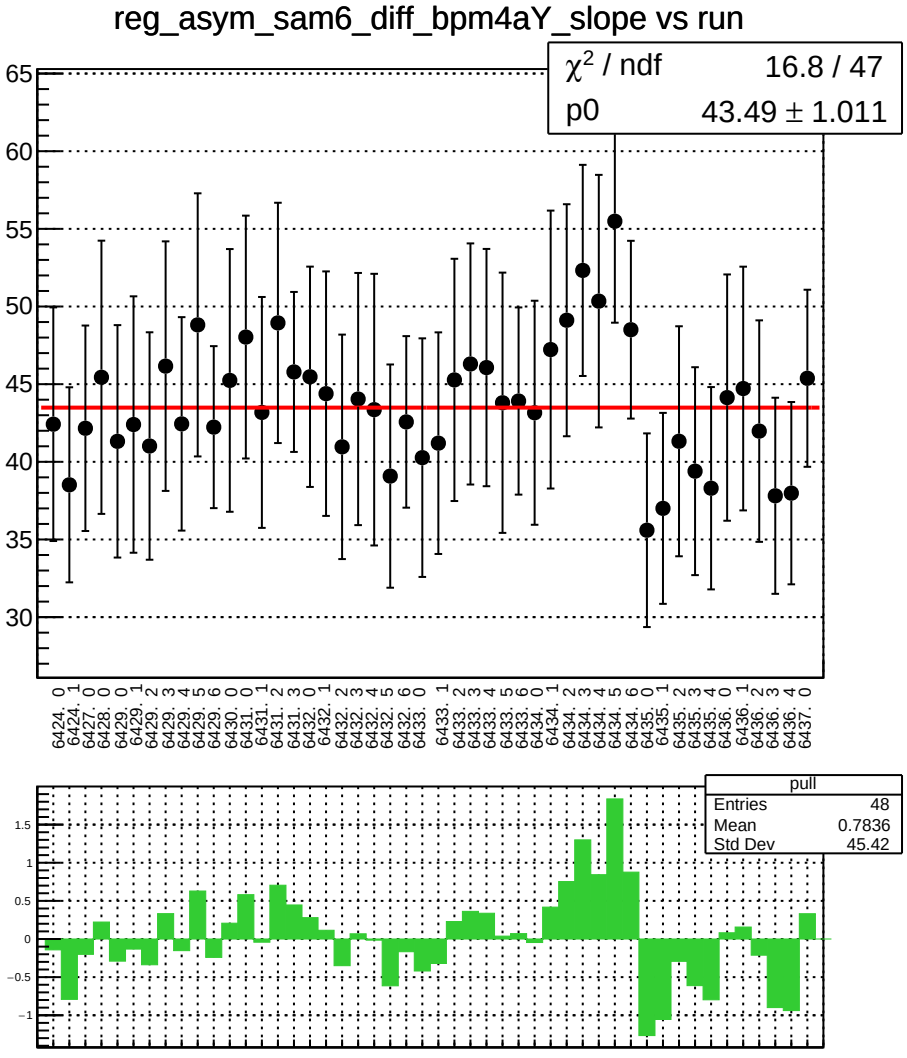
reg_asym_sam6_diff_bpm4aY_slope vs run
χ² / ndf 16.8 / 47
p0 43.49 ± 1.011
pull
Entries 48
Mean 0.7836
Std Dev 45.42

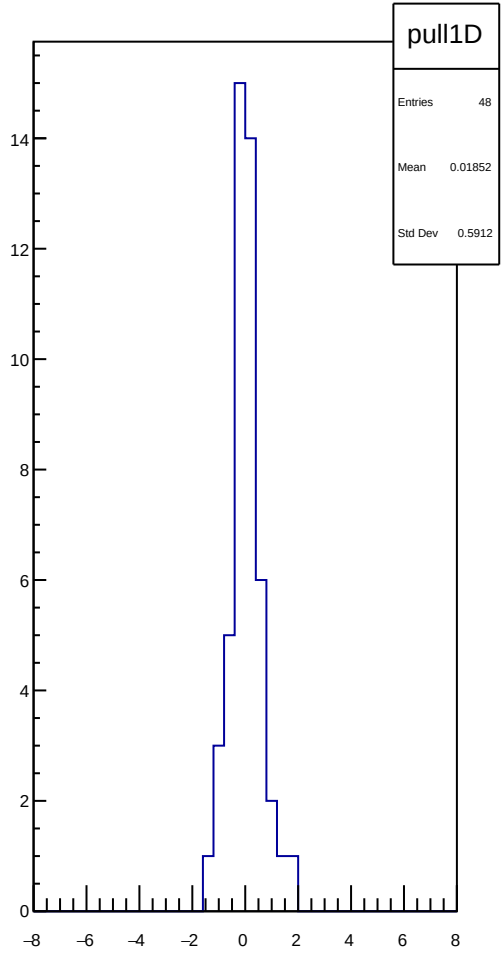
pull1D
Entries 48
Mean 0.01852
Std Dev 0.5912

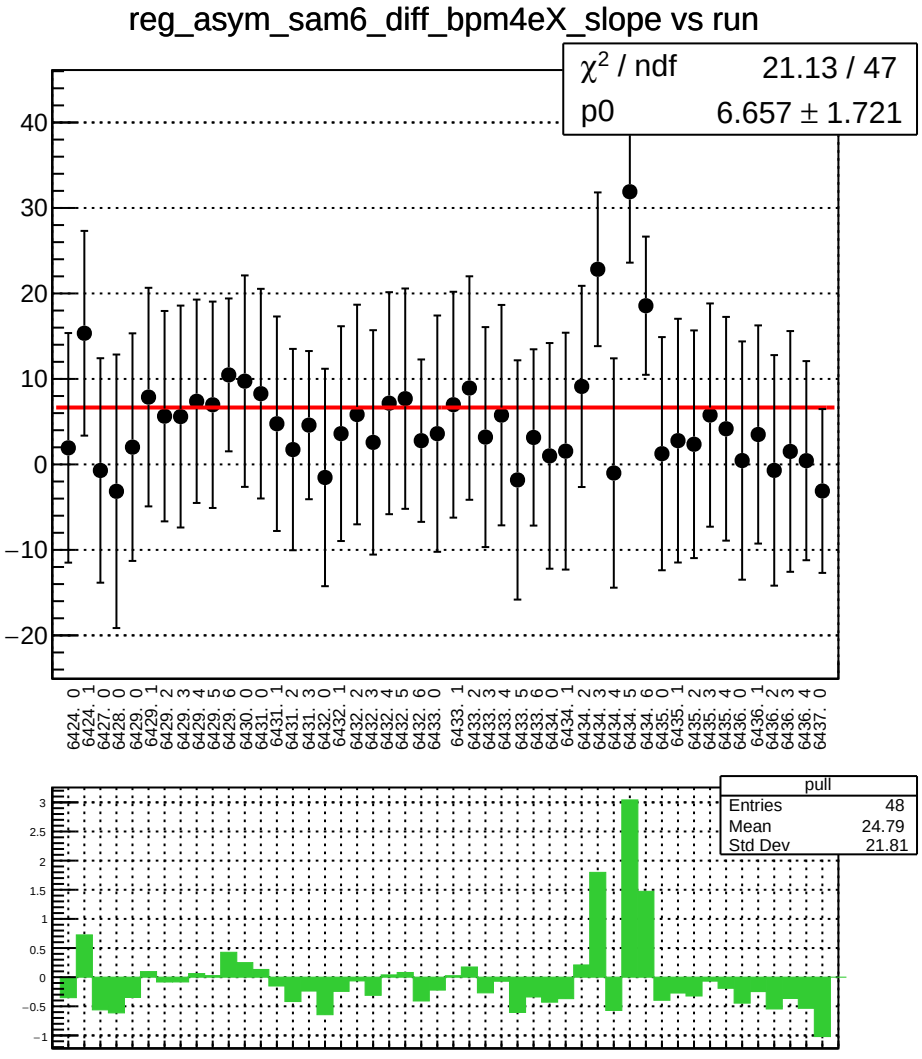
reg_asym_sam6_diff_bpm4eX_slope vs run
χ2 / ndf 21.13 / 47
p0 6.657 ± 1.721
pull
Entries 48
Mean 24.79
Std Dev 21.81

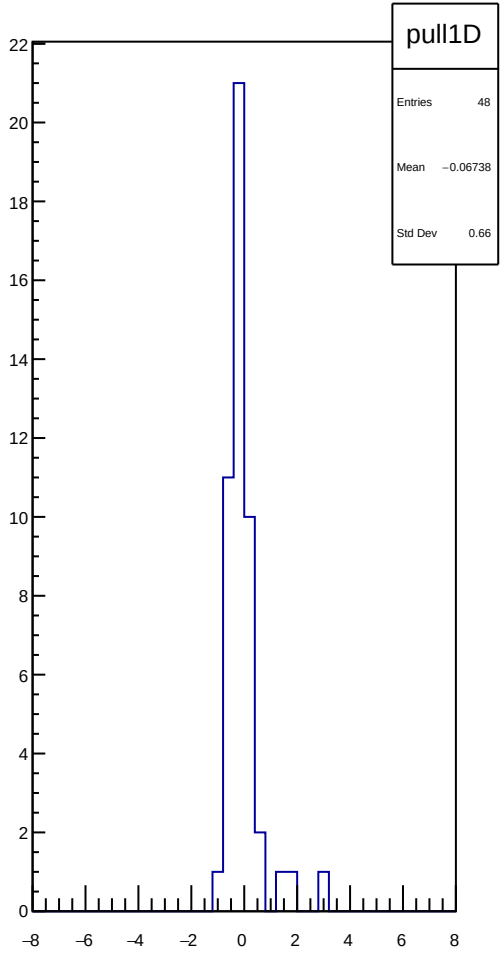
pull1D
Entries 48
Mean −0.06738
Std Dev 0.66

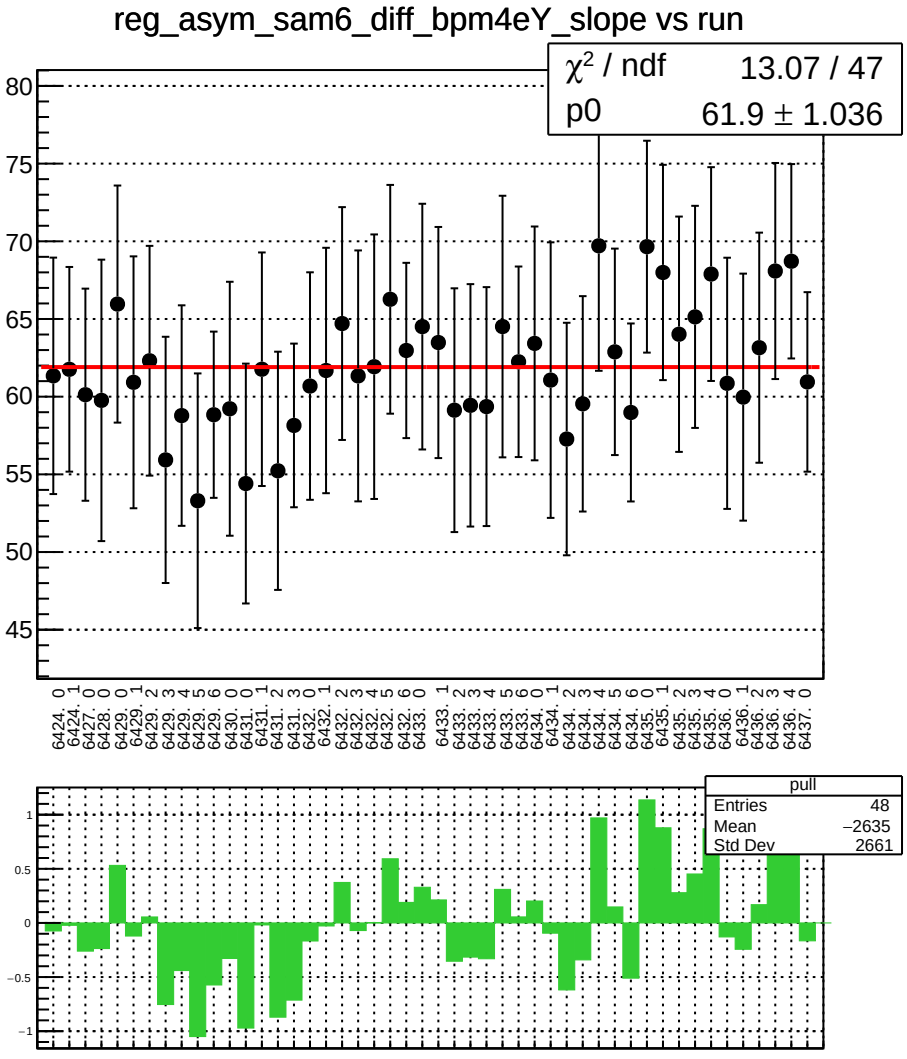
reg_asym_sam6_diff_bpm4eY_slope vs run
χ² / ndf 13.07 / 47
p0 61.9 ± 1.036
pull
Entries 48
Mean −2635
Std Dev 2661

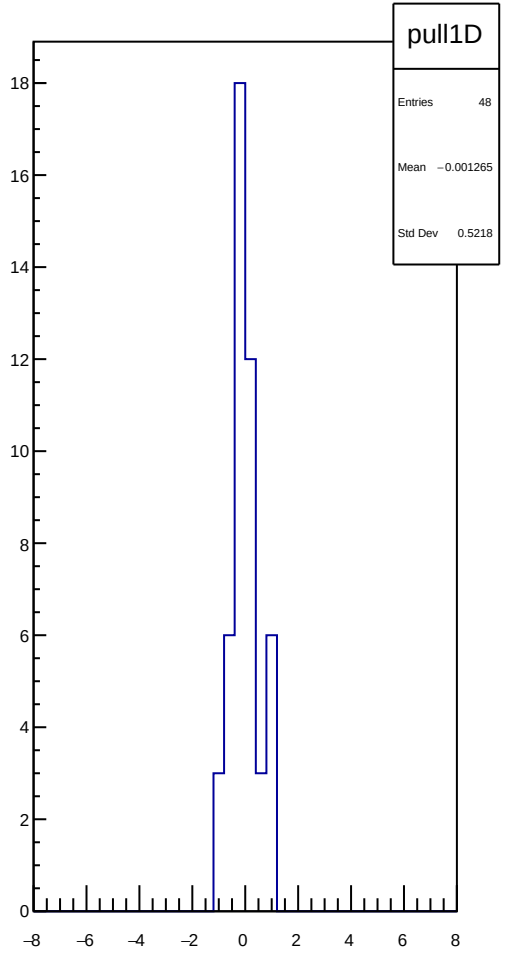
pull1D
Entries 48
Mean −0.001265
Std Dev 0.5218

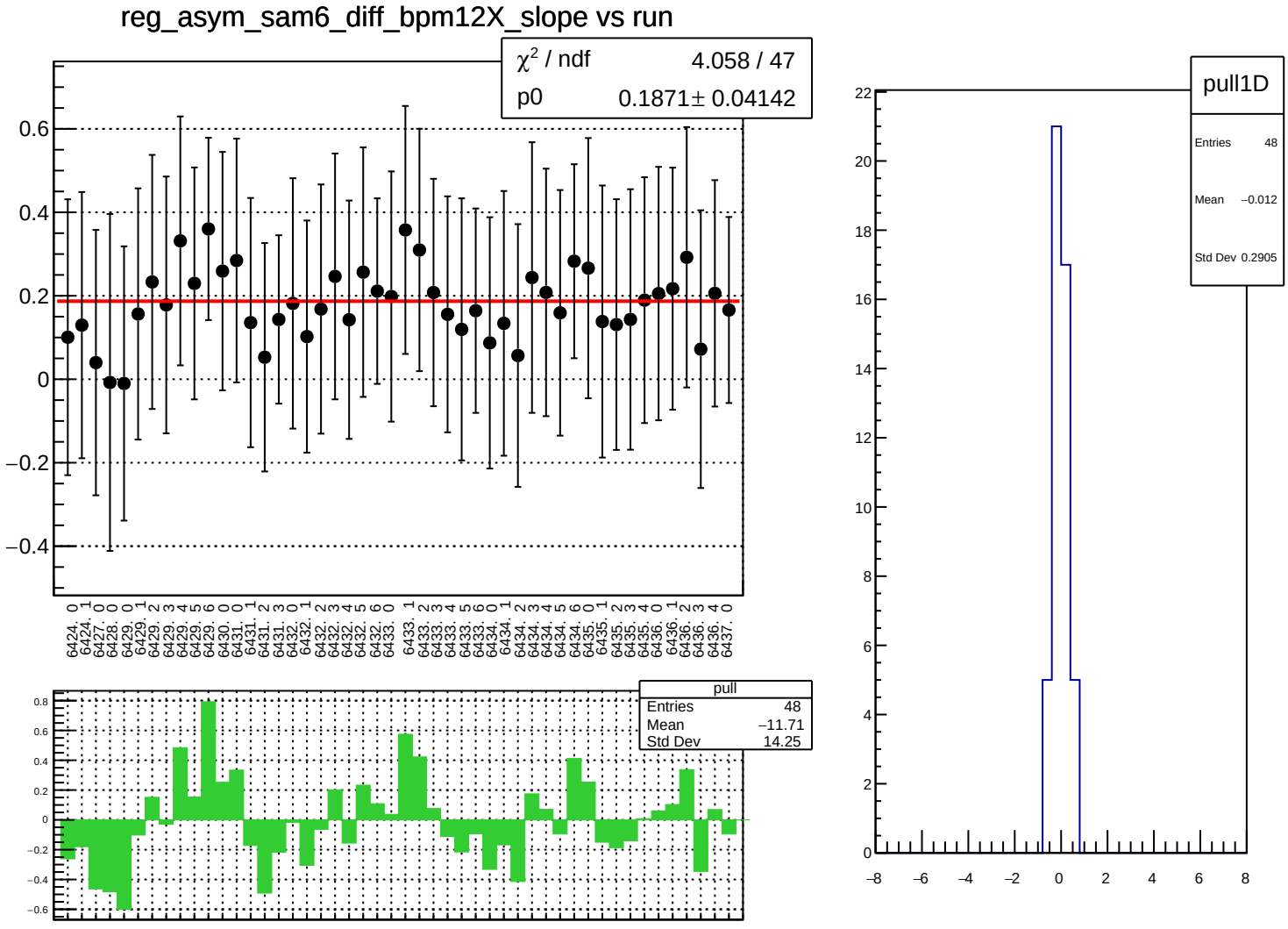
reg_asym_sam6_diff_bpm12X_slope vs run
χ² / ndf 4.058 / 47
p0 0.1871± 0.04142
pull
Entries 48
Mean −11.71
Std Dev 14.25
pull1D
Entries 48
Mean −0.012
Std Dev 0.2905

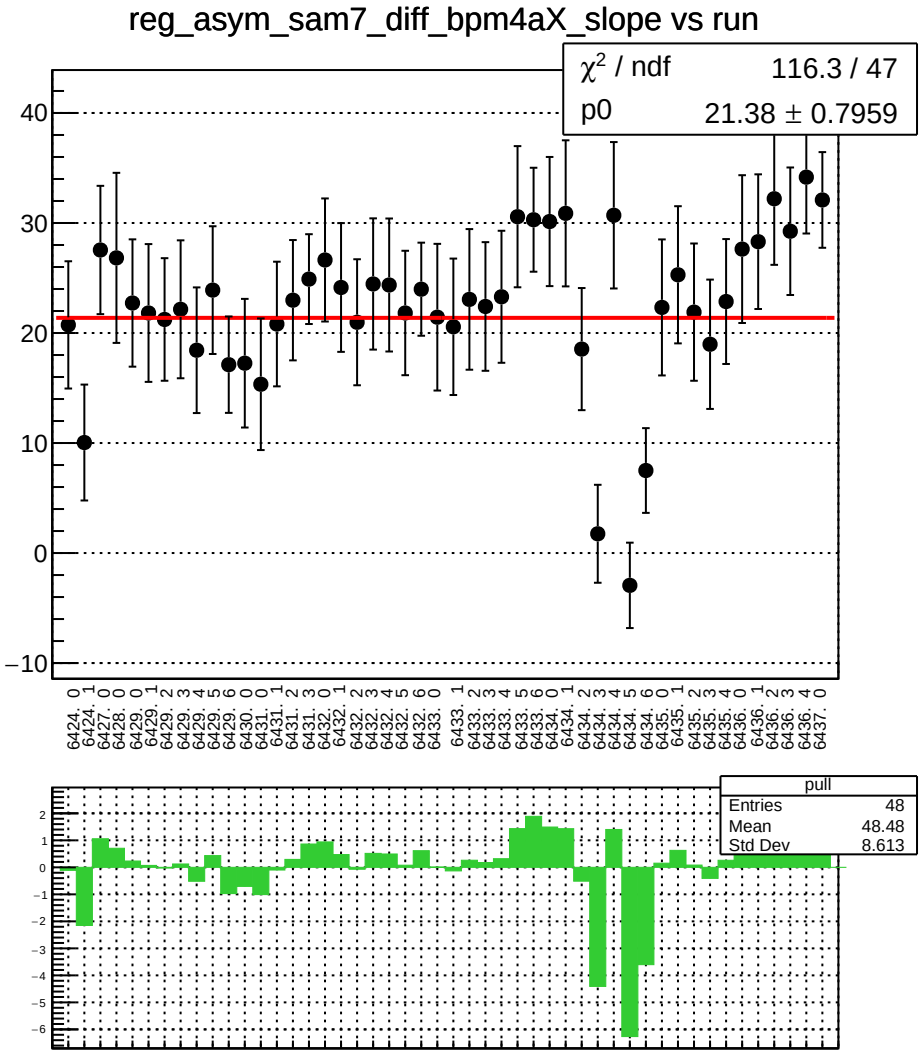
reg_asym_sam7_diff_bpm4aX_slope vs run
χ² / ndf 116.3 / 47
p0 21.38 ± 0.7959
pull
Entries 48
Mean 48.48
Std Dev 8.613

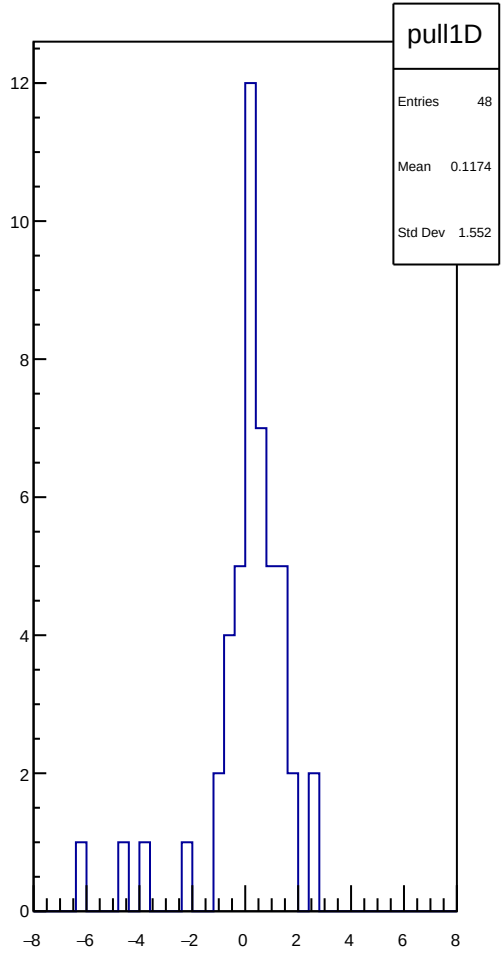
pull1D
Entries 48
Mean 0.1174
Std Dev 1.552

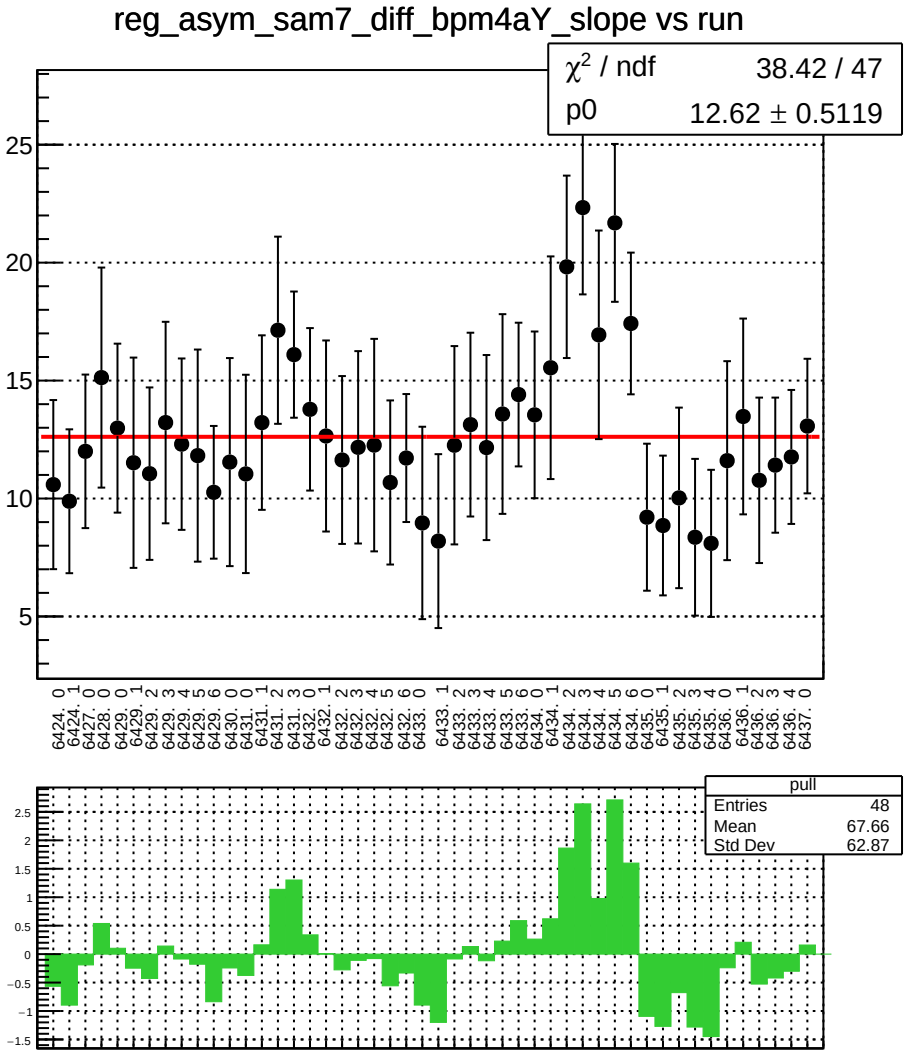
reg_asym_sam7_diff_bpm4aY_slope vs run
χ2 / ndf 38.42 / 47
p0 12.62 ± 0.5119
pull
Entries 48
Mean 67.66
Std Dev 62.87

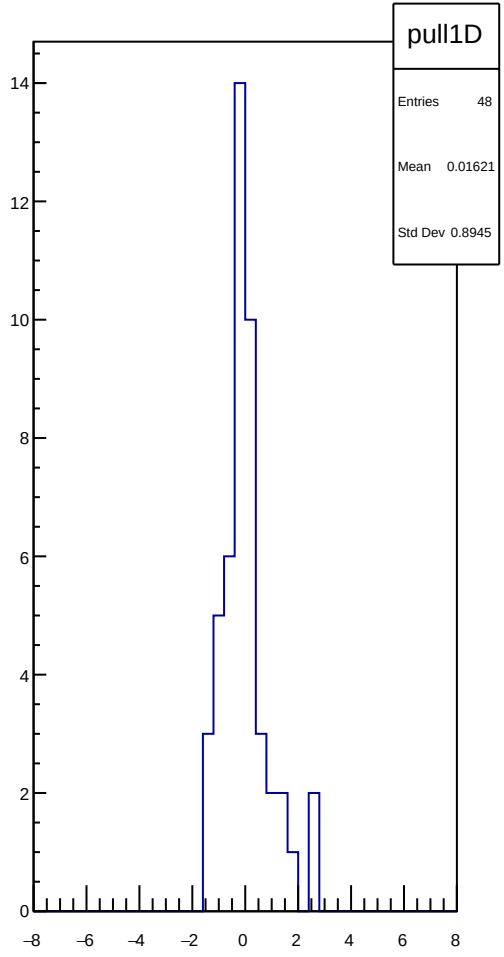
pull1D
Entries 48
Mean 0.01621
Std Dev 0.8945

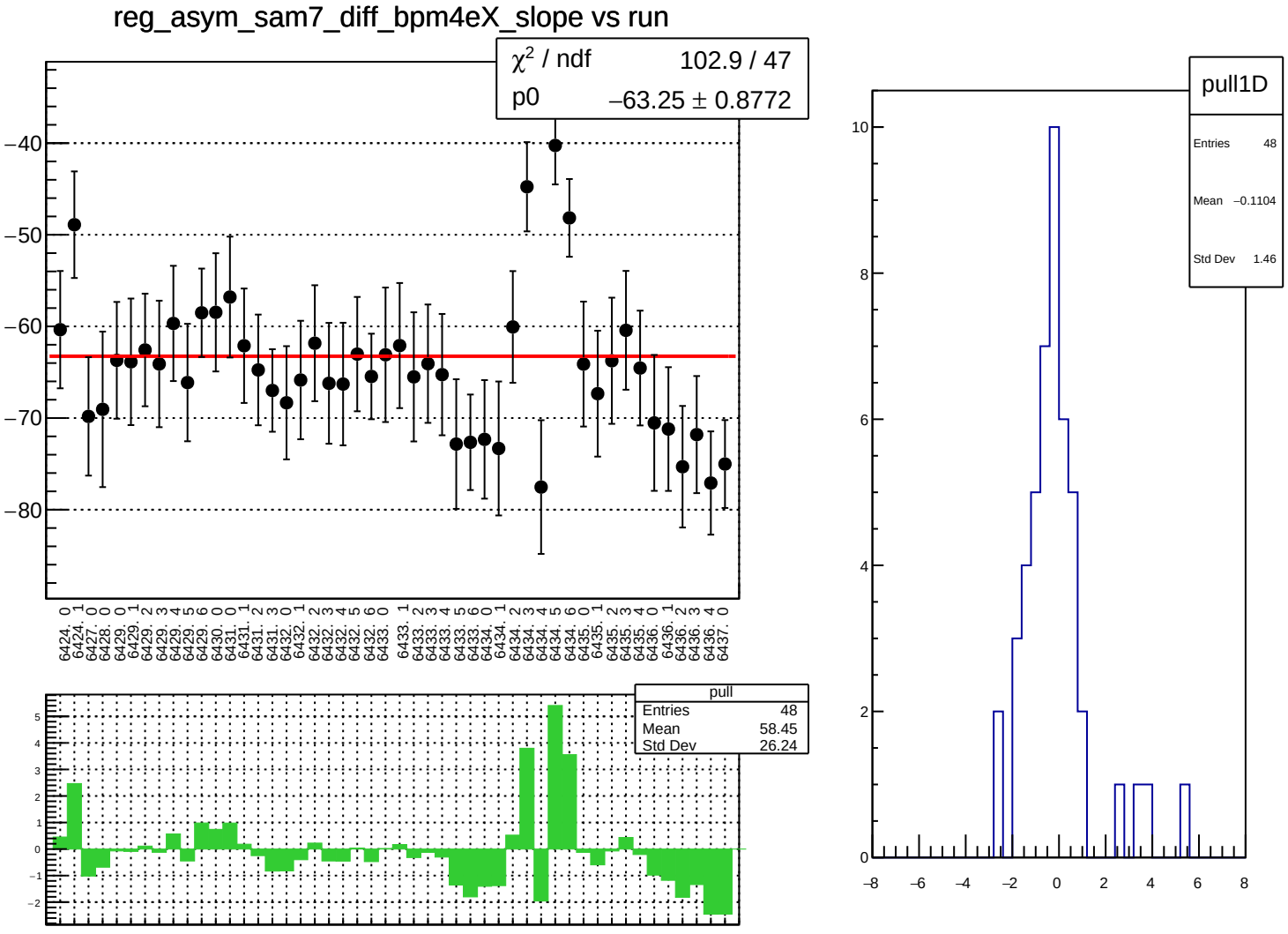
reg_asym_sam7_diff_bpm4eX_slope vs run
χ² / ndf 102.9 / 47
p0 −63.25 ± 0.8772
−40
−50
−60
−70
−80
6424. 0
6424. 1
6427. 0
6428. 0
6429. 0
6429. 1
6429. 2
6429. 3
6429. 4
6429. 5
6429. 6
6430. 0
6431. 0
6431. 1
6431. 2
6431. 3
6432. 0
6432. 1
6432. 2
6432. 3
6432. 4
6432. 5
6432. 6
6433. 0
6433. 1
6433. 2
6433. 3
6433. 4
6433. 5
6433. 6
6434. 0
6434. 1
6434. 2
6434. 3
6434. 4
6434. 5
6434. 6
6435. 0
6435. 1
6435. 2
6435. 3
6435. 4
6436. 0
6436. 1
6436. 2
6436. 3
6436. 4
6437. 0
pull
Entries 48
Mean 58.45
Std Dev 26.24
pull1D
Entries 48
Mean −0.1104
Std Dev 1.46

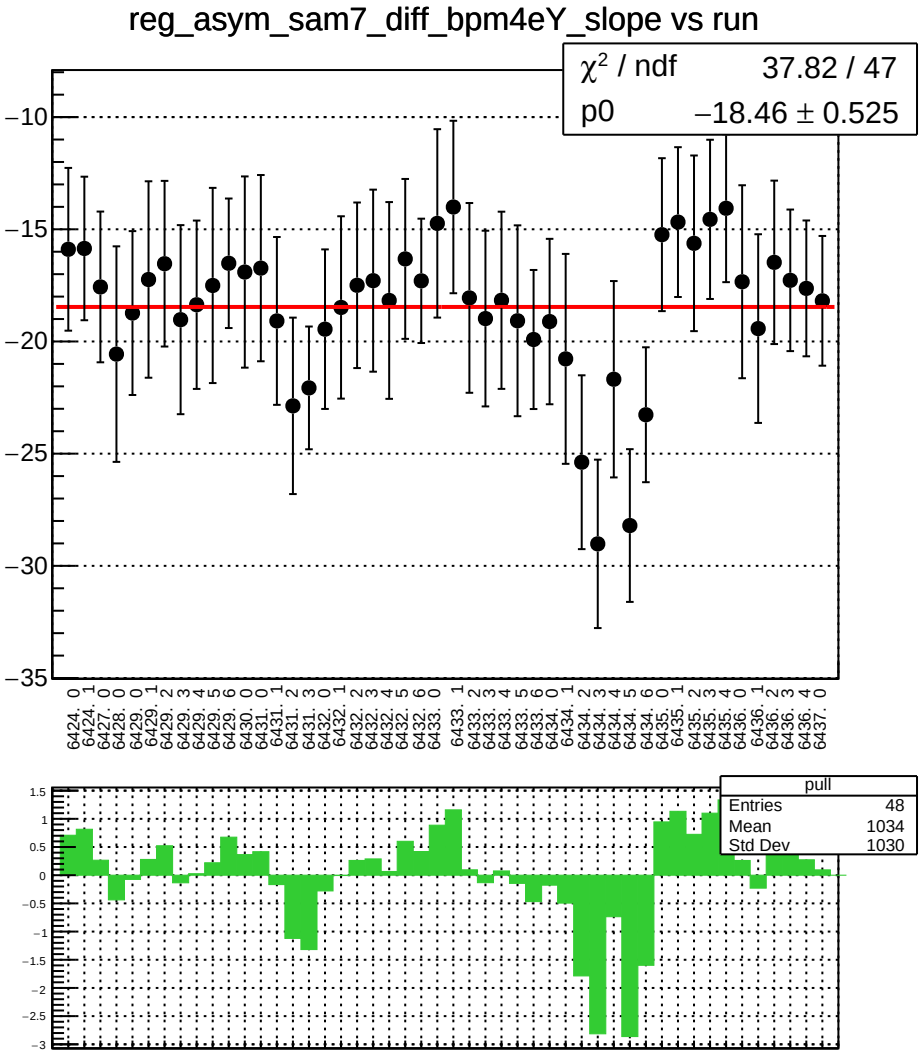
reg_asym_sam7_diff_bpm4eY_slope vs run
χ² / ndf 37.82 / 47
p0 −18.46 ± 0.525
pull
Entries 48
Mean 1034
Std Dev 1030

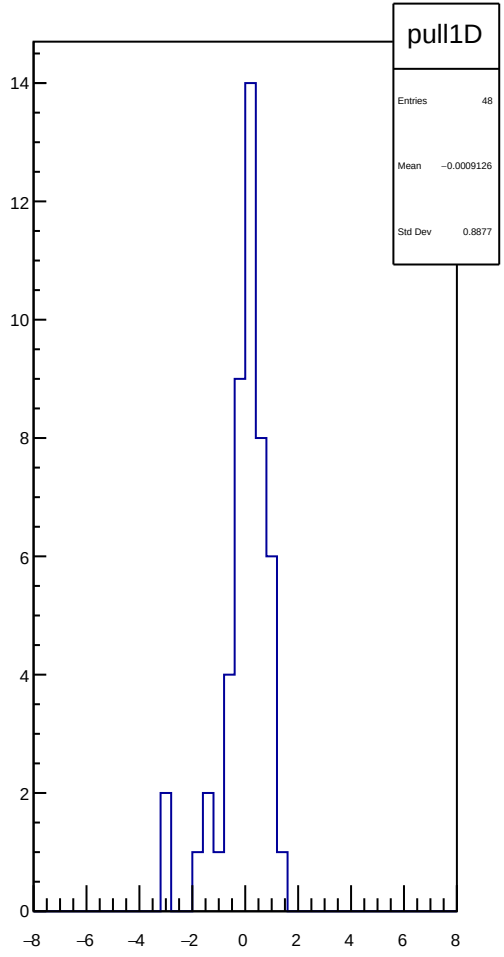
pull1D
Entries 48
Mean −0.0009126
Std Dev 0.8877

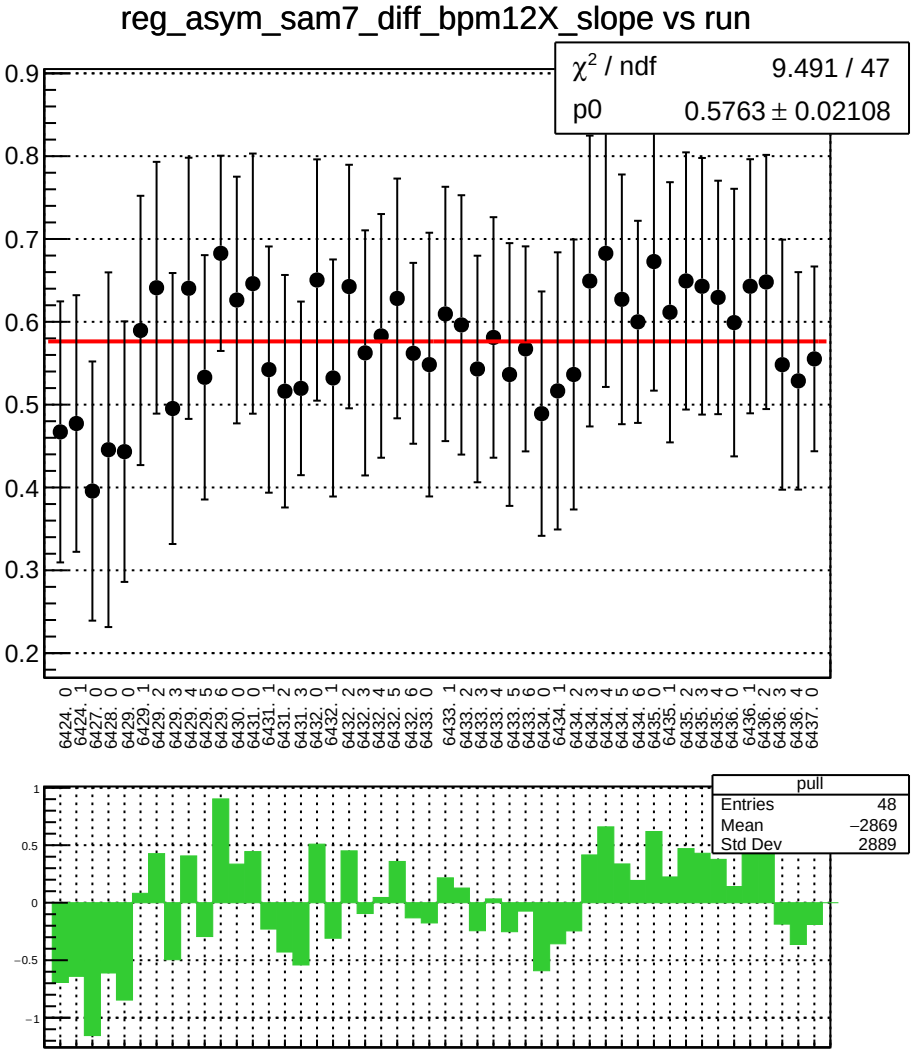
reg_asym_sam7_diff_bpm12X_slope vs run
χ^2 / ndf 9.491 / 47
p0 0.5763 ± 0.02108
0.9
0.8
0.7
0.6
0.5
0.4
0.3
0.2
6424. 0
6424. 1
6427. 0
6428. 0
6429. 0
6429. 1
6429. 2
6429. 3
6429. 4
6429. 5
6429. 6
6430. 0
6431. 0
6431. 1
6431. 2
6431. 3
6432. 0
6432. 1
6432. 2
6432. 3
6432. 4
6432. 5
6432. 6
6433. 0
6433. 1
6433. 2
6433. 3
6433. 4
6433. 5
6433. 6
6434. 0
6434. 1
6434. 2
6434. 3
6434. 4
6434. 5
6434. 6
6435. 0
6435. 1
6435. 2
6435. 3
6435. 4
6436. 0
6436. 1
6436. 2
6436. 3
6436. 4
6437. 0
pull
Entries 48
Mean −2869
Std Dev 2889
1
0.5
0
−0.5
−1

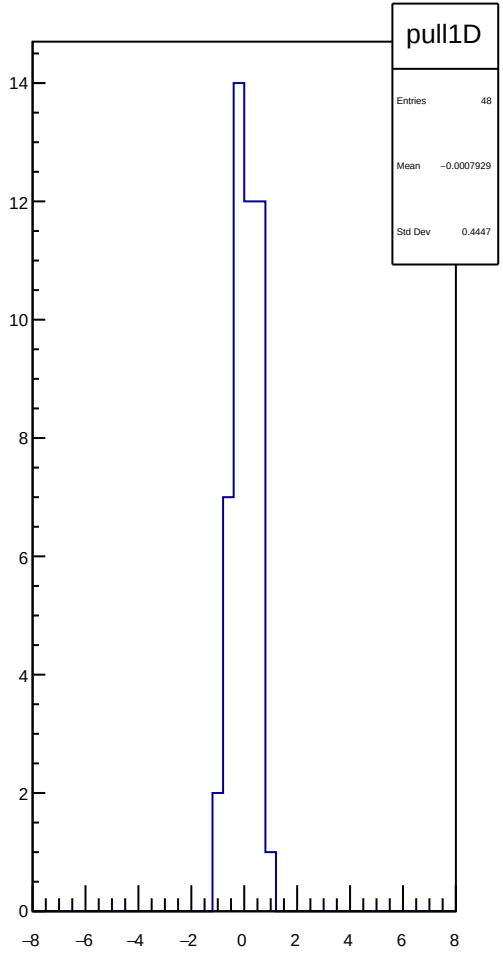
pull1D
Entries 48
Mean −0.0007929
Std Dev 0.4447
14
12
10
8
6
4
2
0
−8
−6
−4
−2
0
2
4
6
8

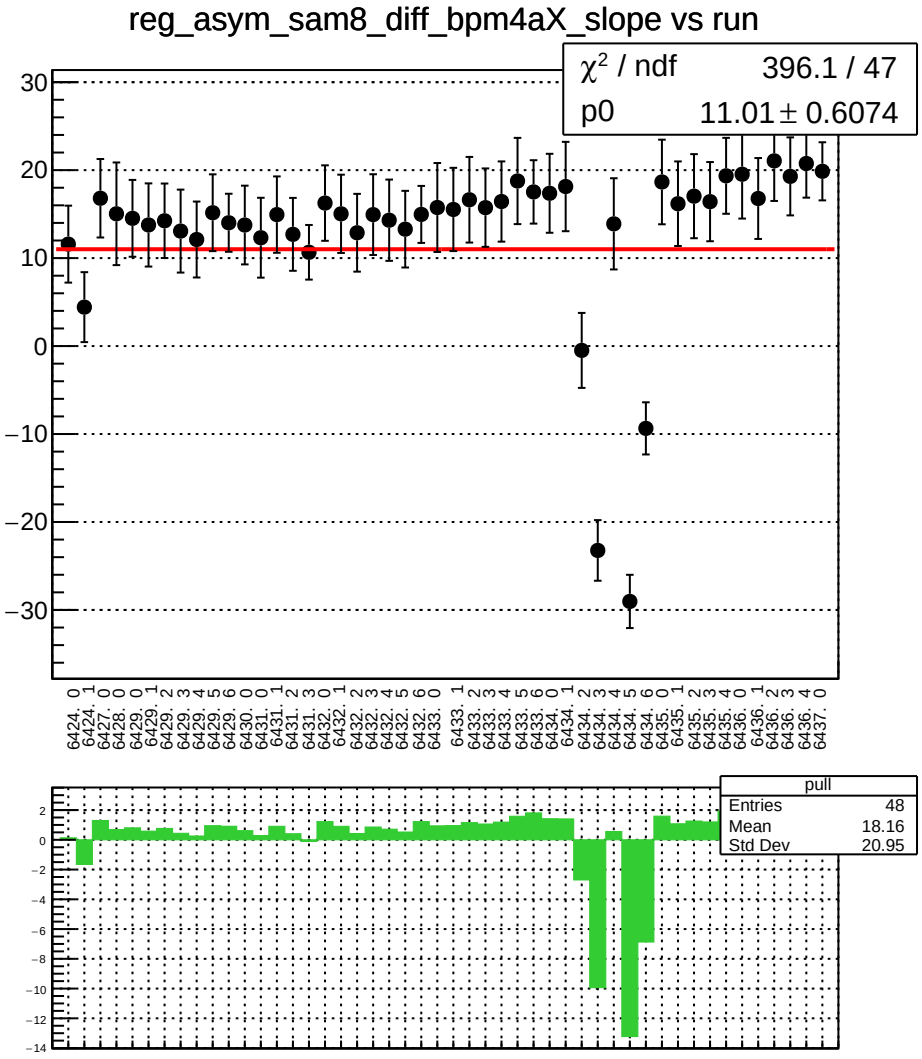
reg_asym_sam8_diff_bpm4aX_slope vs run
χ² / ndf 396.1 / 47
p0 11.01 ± 0.6074
pull
Entries 48
Mean 18.16
Std Dev 20.95

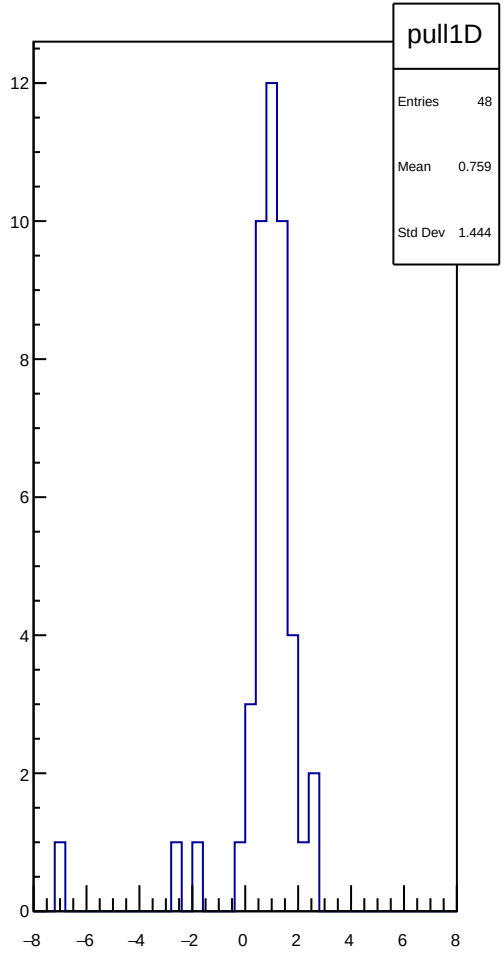
pull1D
Entries 48
Mean 0.759
Std Dev 1.444

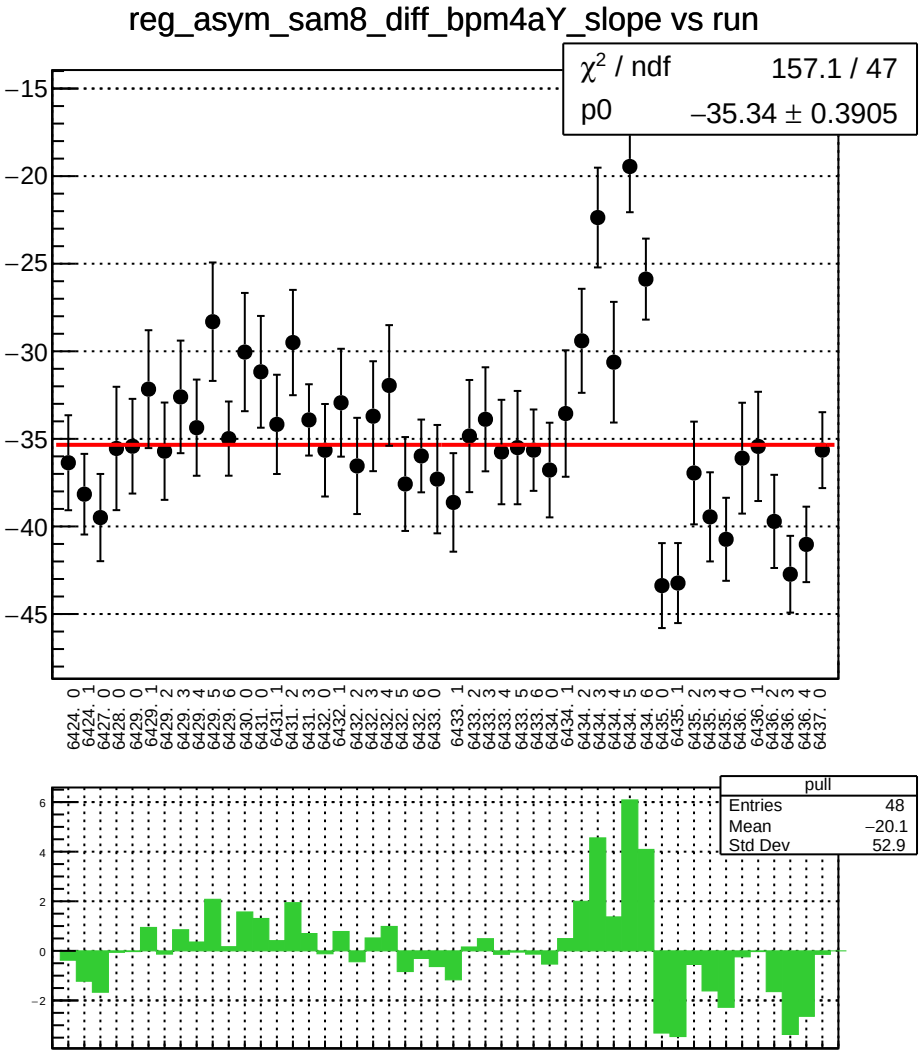
reg_asym_sam8_diff_bpm4aY_slope vs run
χ² / ndf 157.1 / 47
p0 −35.34 ± 0.3905
−15
−20
−25
−30
−35
−40
−45
6424. 0
6424. 1
6427. 0
6428. 0
6429. 0
6429. 1
6429. 2
6429. 3
6429. 4
6429. 5
6429. 6
6430. 0
6431. 0
6431. 1
6431. 2
6431. 3
6432. 0
6432. 1
6432. 2
6432. 3
6432. 4
6432. 5
6432. 6
6433. 0
6433. 1
6433. 2
6433. 3
6433. 4
6433. 5
6433. 6
6434. 0
6434. 1
6434. 2
6434. 3
6434. 4
6434. 5
6434. 6
6435. 0
6435. 1
6435. 2
6435. 3
6435. 4
6436. 0
6436. 1
6436. 2
6436. 3
6436. 4
6437. 0
pull
Entries 48
Mean −20.1
Std Dev 52.9
6
4
2
0
−2

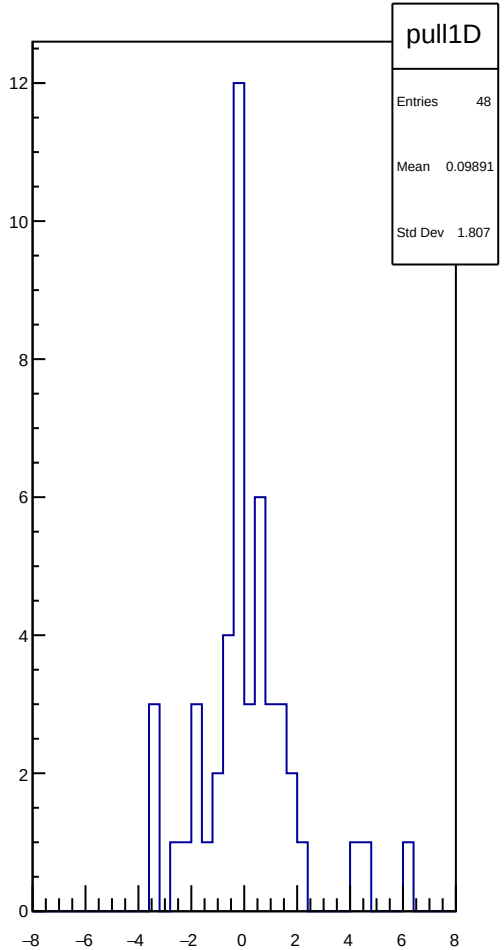
pull1D
Entries 48
Mean 0.09891
Std Dev 1.807
12
10
8
6
4
2
0
−8
−6
−4
−2
0
2
4
6
8

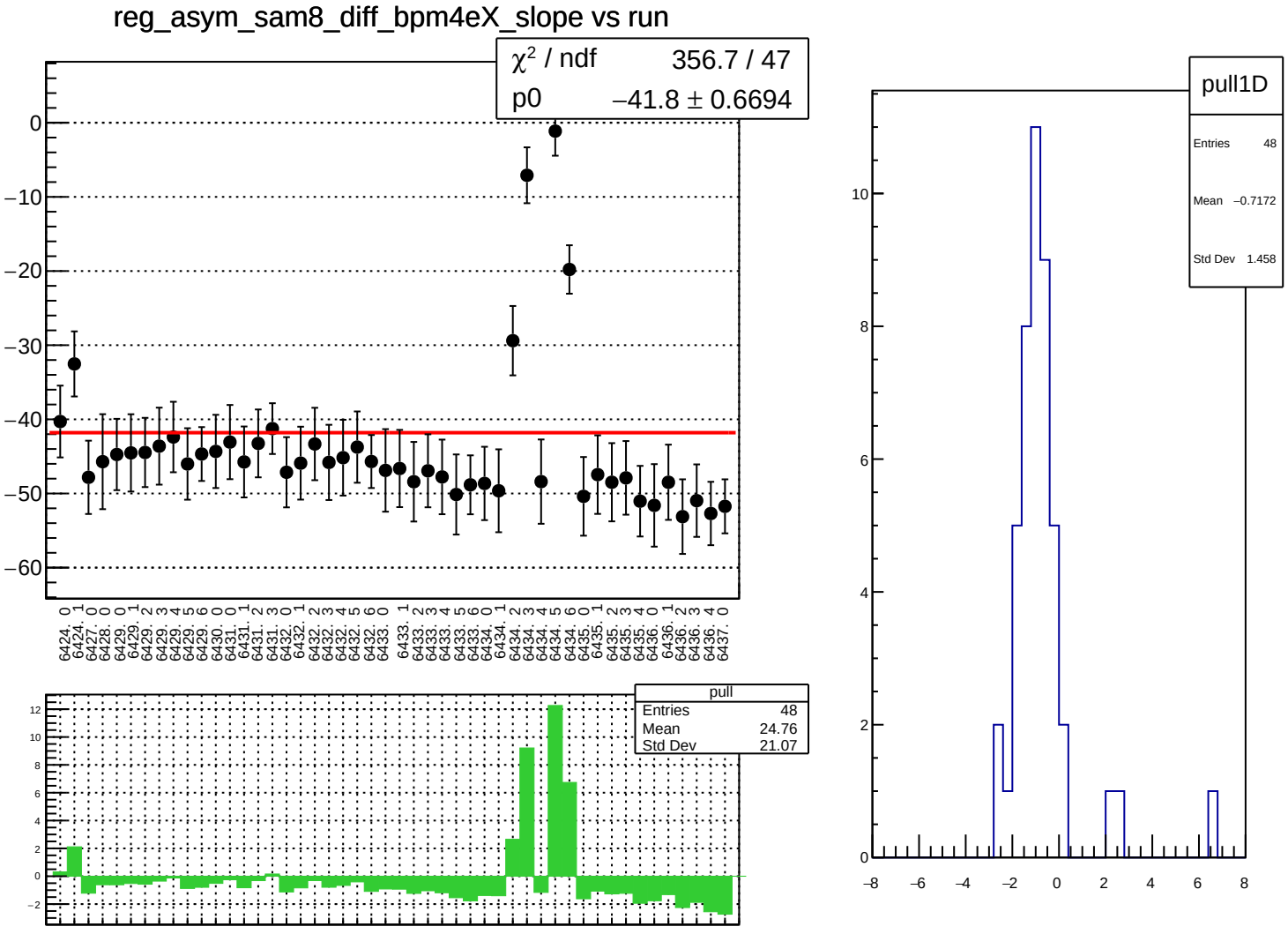
reg_asym_sam8_diff_bpm4eX_slope vs run
χ² / ndf 356.7 / 47
p0 −41.8 ± 0.6694
0
−10
−20
−30
−40
−50
−60
6424. 0
6424. 1
6427. 0
6428. 0
6429. 0
6429. 1
6429. 2
6429. 3
6429. 4
6429. 5
6429. 6
6430. 0
6431. 0
6431. 1
6431. 2
6431. 3
6432. 0
6432. 1
6432. 2
6432. 3
6432. 4
6432. 5
6432. 6
6433. 0
6433. 1
6433. 2
6433. 3
6433. 4
6433. 5
6433. 6
6434. 0
6434. 1
6434. 2
6434. 3
6434. 4
6434. 5
6434. 6
6435. 0
6435. 1
6435. 2
6435. 3
6435. 4
6436. 0
6436. 1
6436. 2
6436. 3
6436. 4
6437. 0
pull
Entries 48
Mean 24.76
Std Dev 21.07
12
10
8
6
4
2
0
−2
pull1D
Entries 48
Mean −0.7172
Std Dev 1.458
10
8
6
4
2
0
−8
−6
−4
−2
0
2
4
6
8

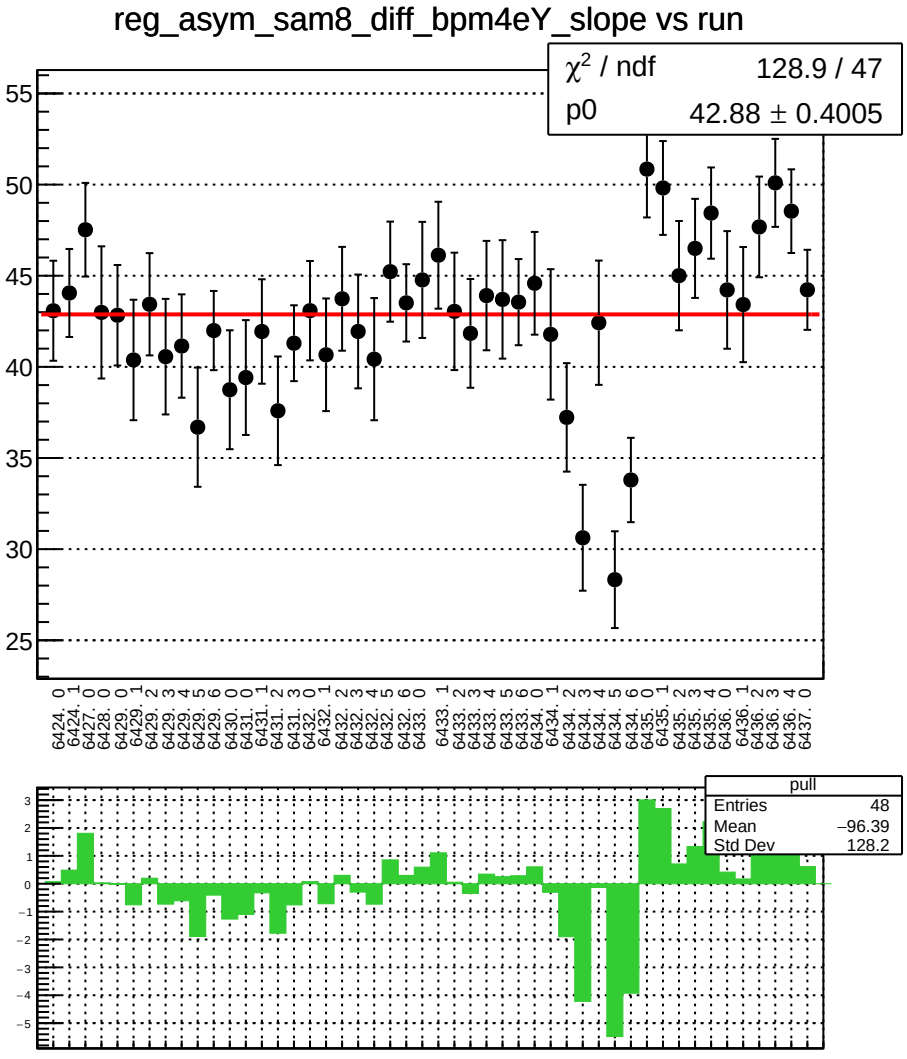
reg_asym_sam8_diff_bpm4eY_slope vs run
χ² / ndf 128.9 / 47
p0 42.88 ± 0.4005
pull
Entries 48
Mean −96.39
Std Dev 128.2

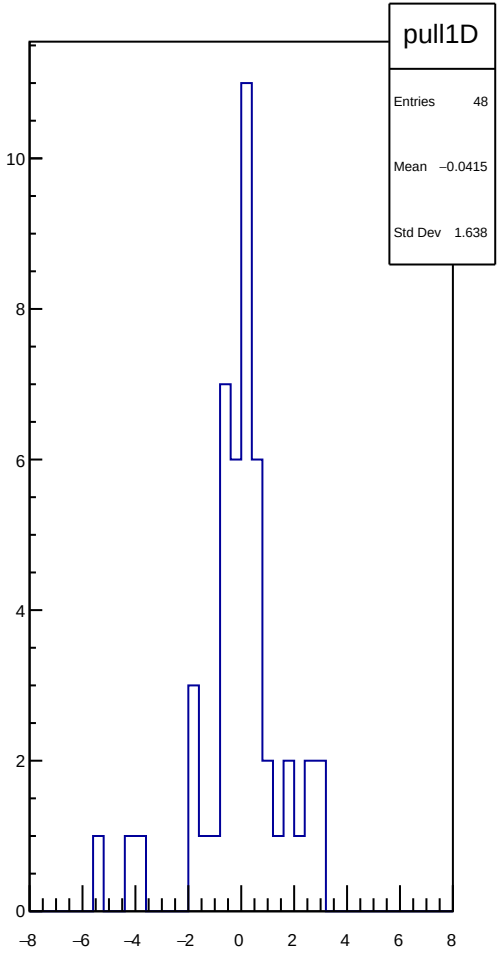
pull1D
Entries 48
Mean −0.0415
Std Dev 1.638

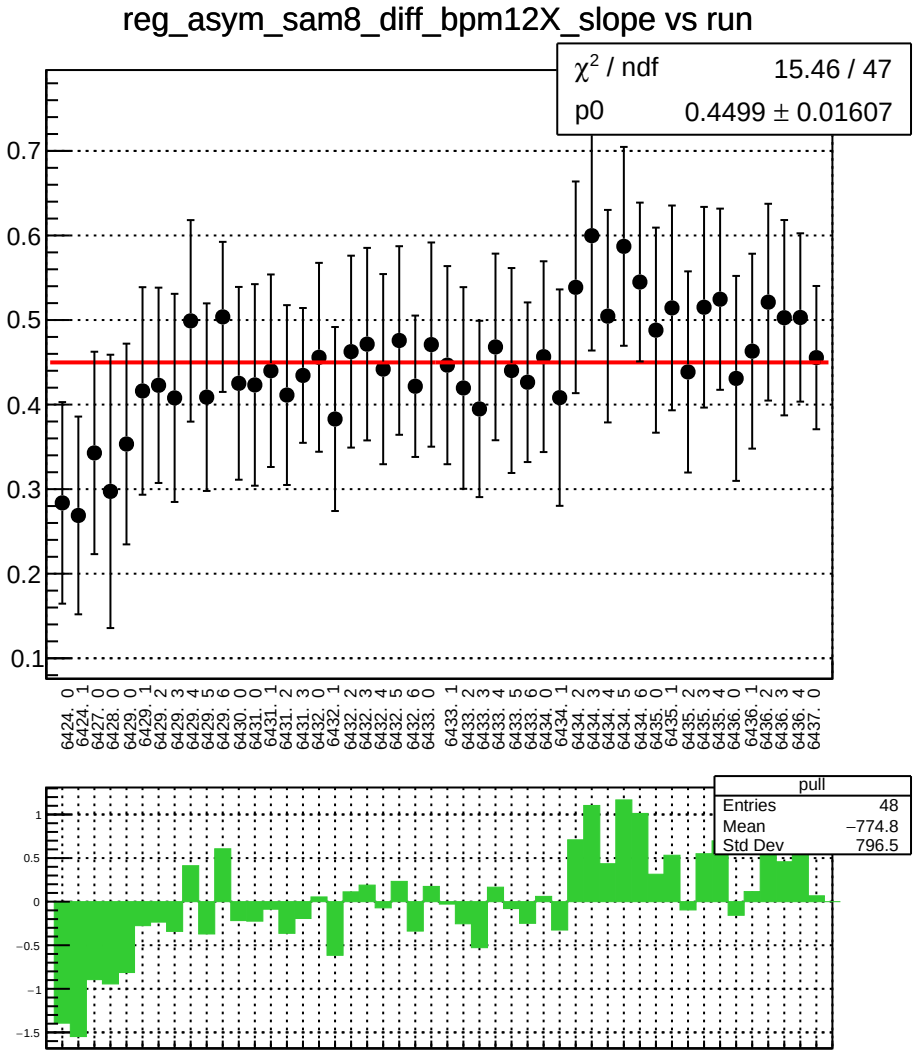
reg_asym_sam8_diff_bpm12X_slope vs run
χ² / ndf 15.46 / 47
p0 0.4499 ± 0.01607
pull
Entries 48
Mean −774.8
Std Dev 796.5

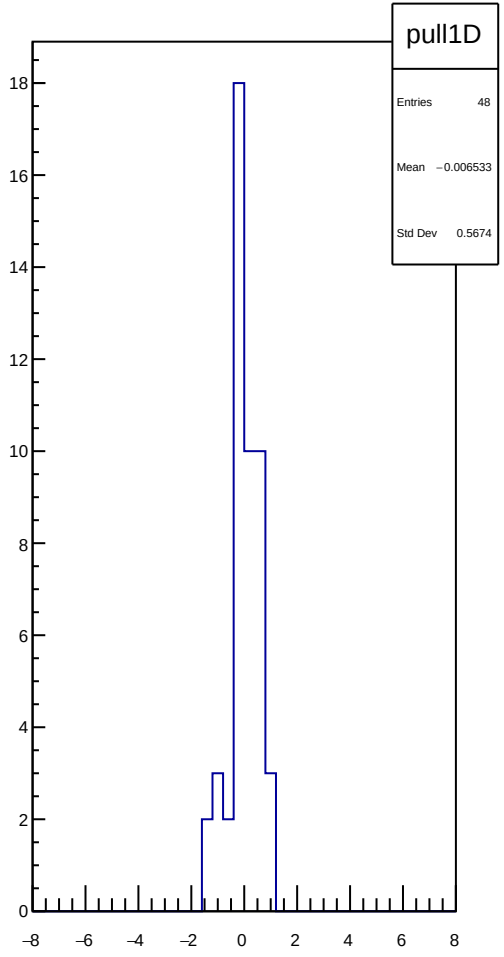
pull1D
Entries 48
Mean −0.006533
Std Dev 0.5674

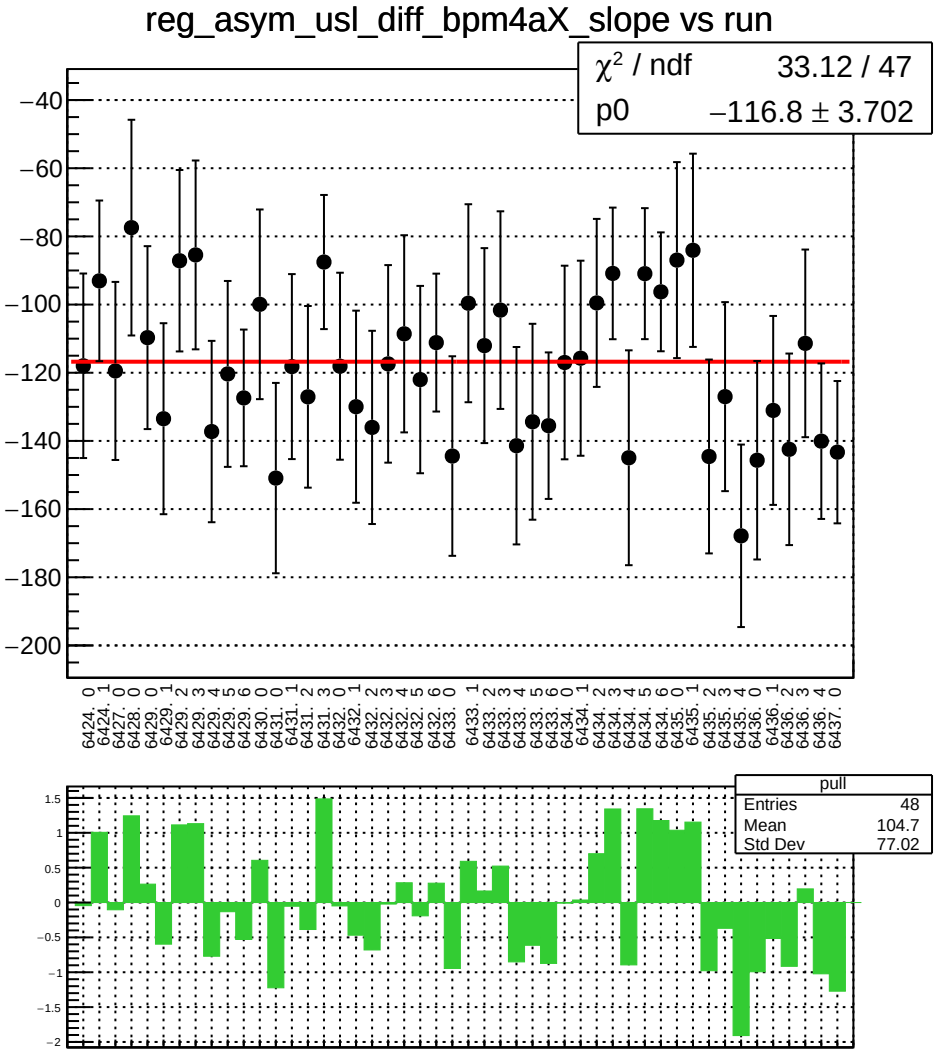
reg_asym_usl_diff_bpm4aX_slope vs run
χ² / ndf 33.12 / 47
p0 −116.8 ± 3.702
pull
Entries 48
Mean 104.7
Std Dev 77.02

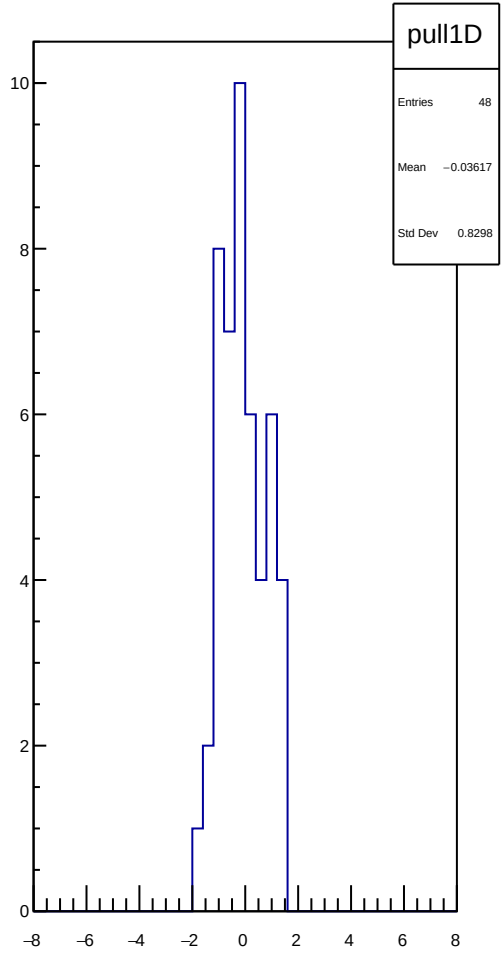
pull1D
Entries 48
Mean −0.03617
Std Dev 0.8298

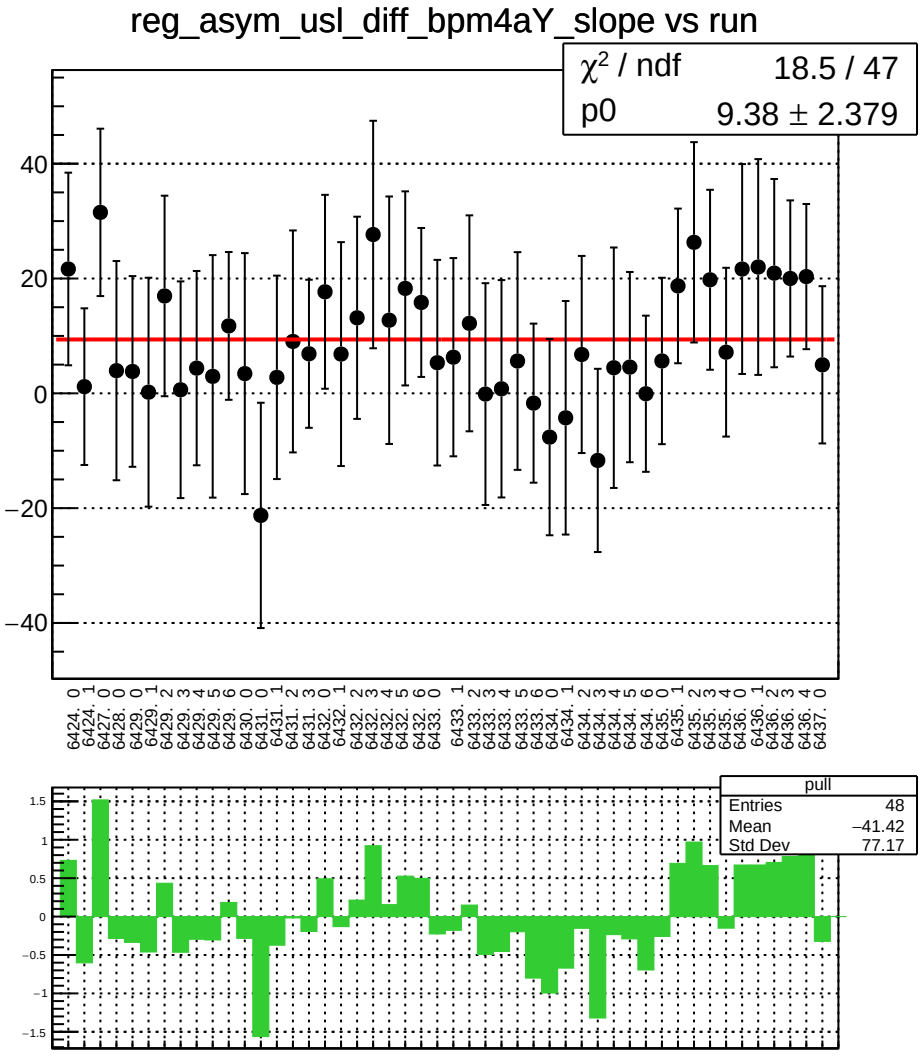
reg_asym_usl_diff_bpm4aY_slope vs run
χ² / ndf 18.5 / 47
p0 9.38 ± 2.379
40
20
0
−20
−40
6424. 0
6424. 1
6427. 0
6428. 0
6429. 0
6429. 1
6429. 2
6429. 3
6429. 4
6429. 5
6429. 6
6430. 0
6431. 0
6431. 1
6431. 2
6431. 3
6432. 0
6432. 1
6432. 2
6432. 3
6432. 4
6432. 5
6432. 6
6433. 0
6433. 1
6433. 2
6433. 3
6433. 4
6433. 5
6433. 6
6434. 0
6434. 1
6434. 2
6434. 3
6434. 4
6434. 5
6434. 6
6435. 0
6435. 1
6435. 2
6435. 3
6435. 4
6436. 0
6436. 1
6436. 2
6436. 3
6436. 4
6437. 0
pull
Entries 48
Mean −41.42
Std Dev 77.17
1.5
1
0.5
0
−0.5
−1
−1.5

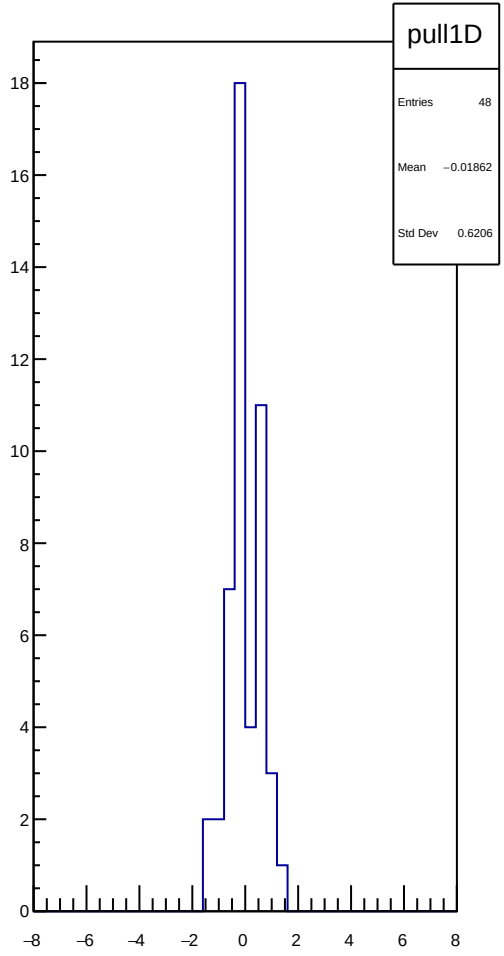
pull1D
Entries 48
Mean −0.01862
Std Dev 0.6206
18
16
14
12
10
8
6
4
2
0
−8
−6
−4
−2
0
2
4
6
8

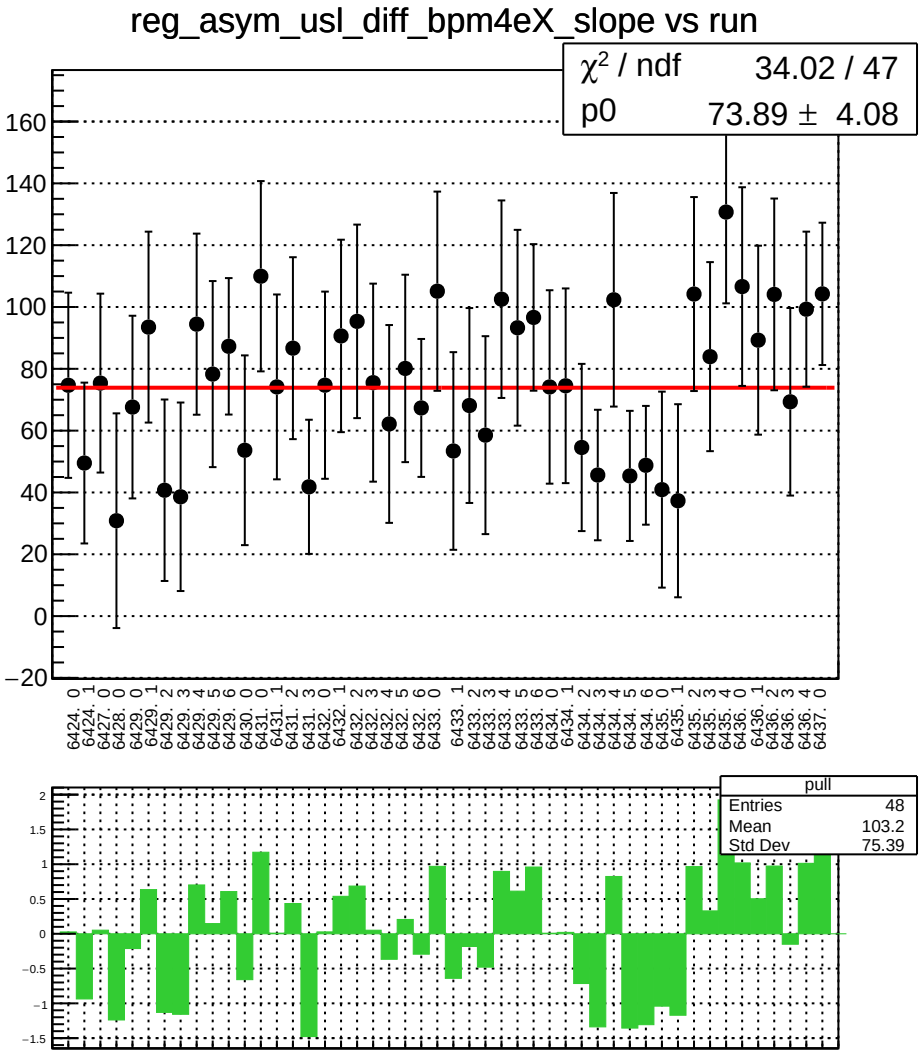
reg_asym_usl_diff_bpm4eX_slope vs run
χ² / ndf 34.02 / 47
p0 73.89 ± 4.08
pull
Entries 48
Mean 103.2
Std Dev 75.39

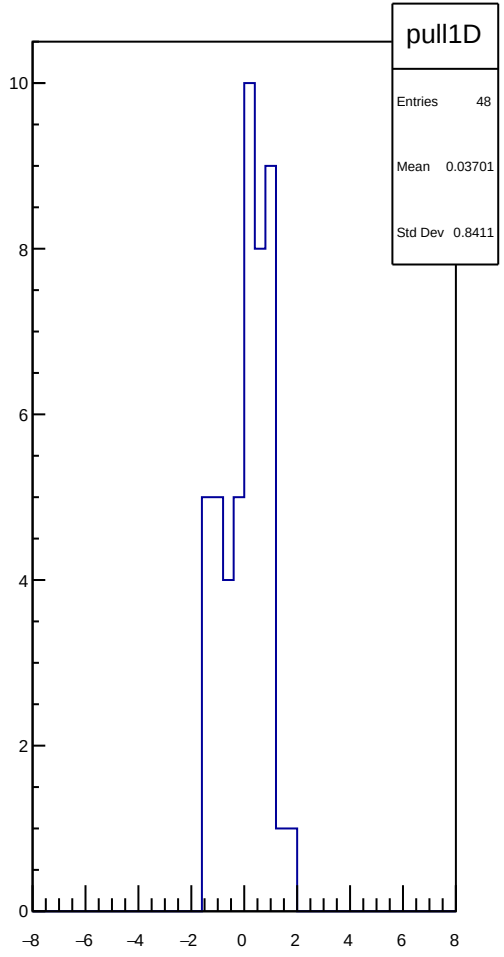
pull1D
Entries 48
Mean 0.03701
Std Dev 0.8411

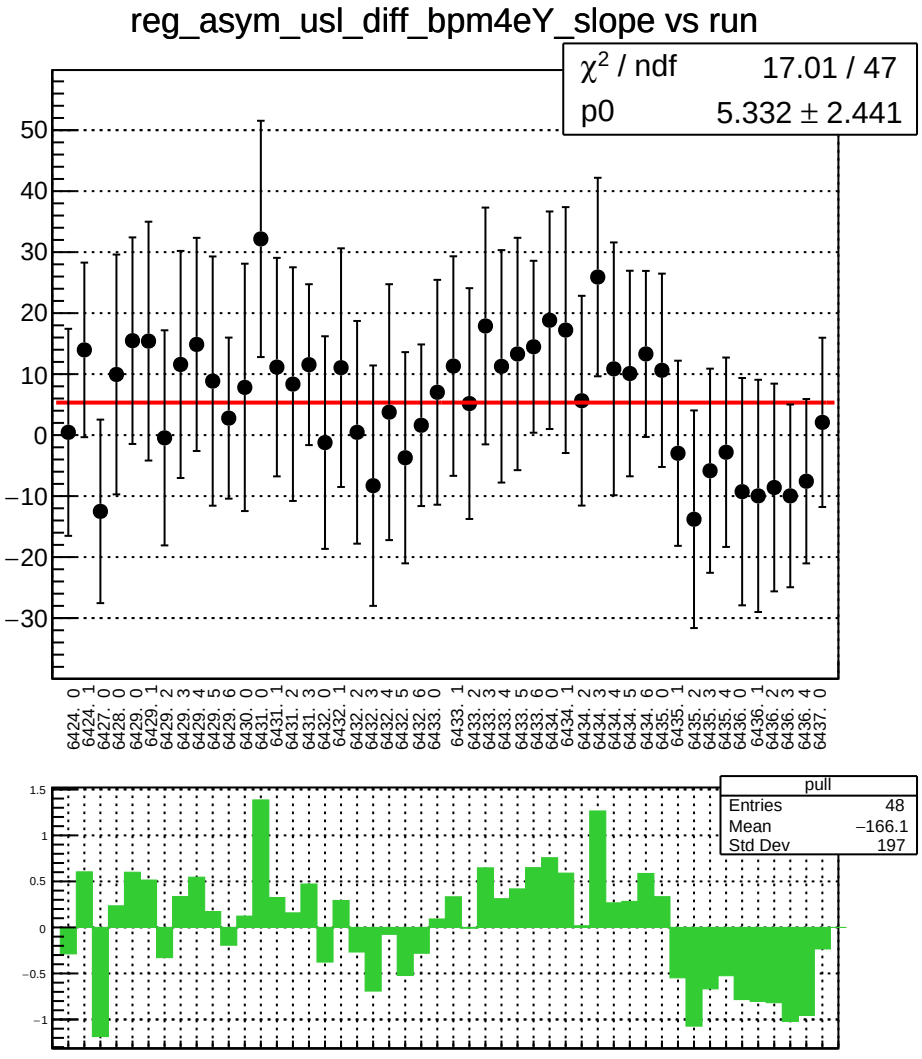
reg_asym_usl_diff_bpm4eY_slope vs run
χ2 / ndf 17.01 / 47
p0 5.332 ± 2.441
pull
Entries 48
Mean −166.1
Std Dev 197

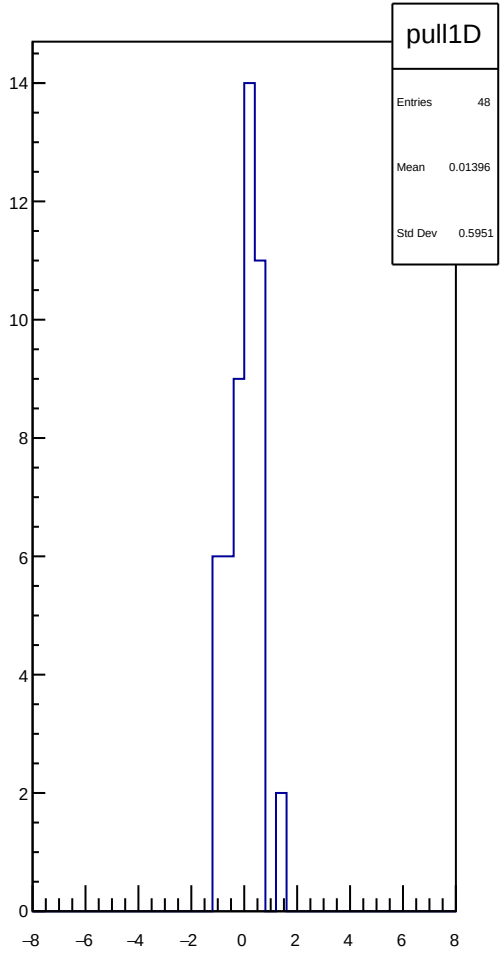
pull1D
Entries 48
Mean 0.01396
Std Dev 0.5951

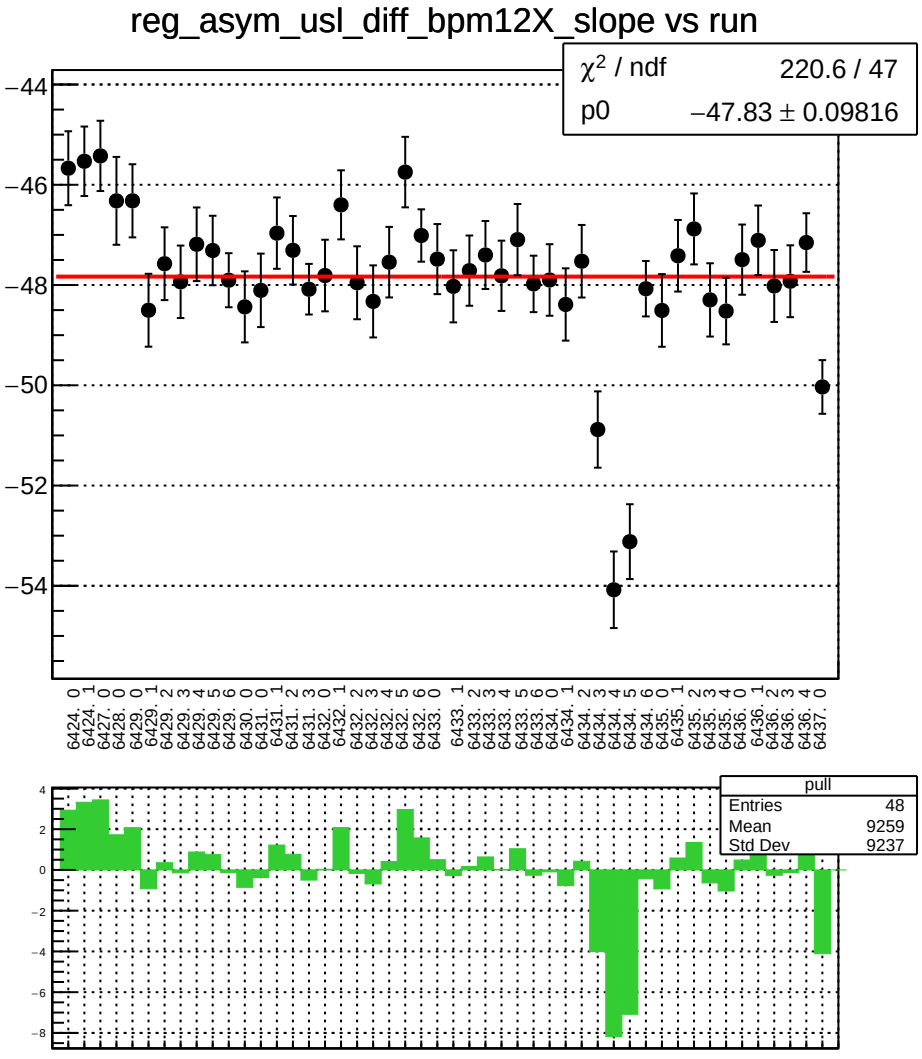
reg_asym_usl_diff_bpm12X_slope vs run
χ² / ndf 220.6 / 47
p0 −47.83 ± 0.09816
pull
Entries 48
Mean 9259
Std Dev 9237

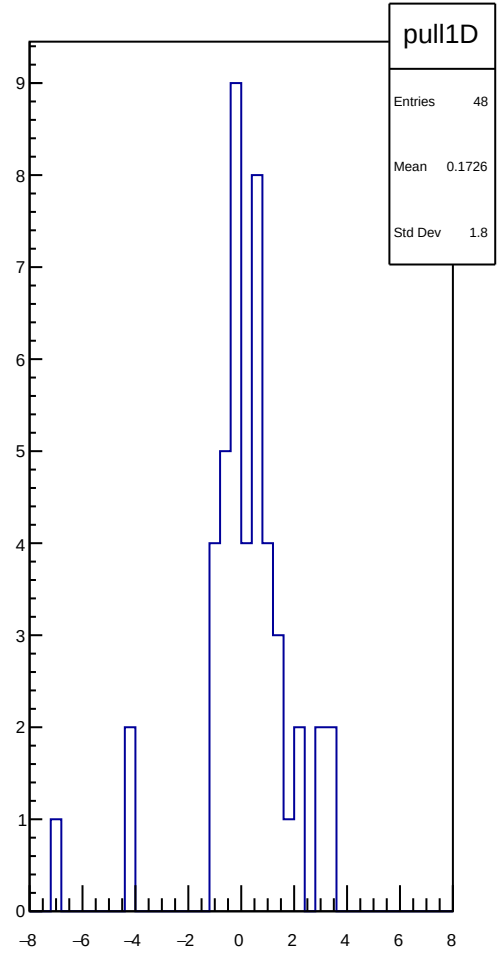
pull1D
Entries 48
Mean 0.1726
Std Dev 1.8

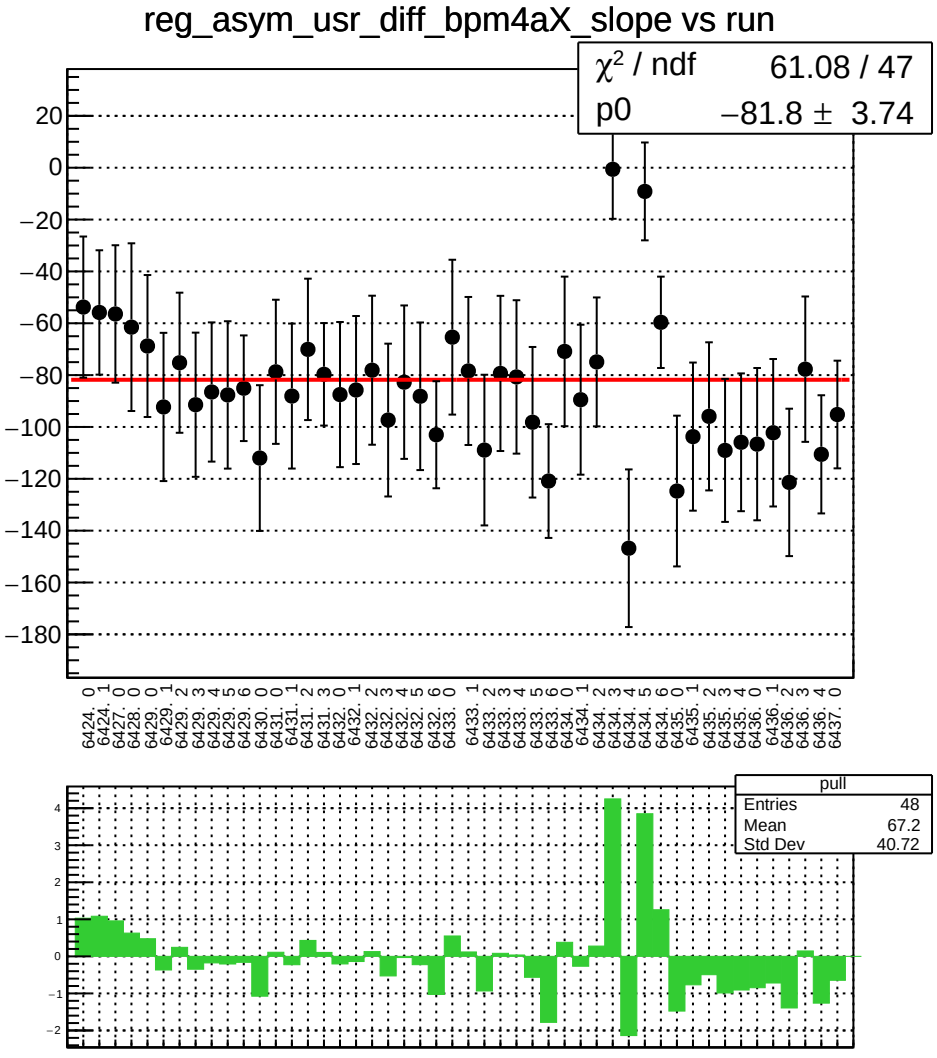
reg_asym_usr_diff_bpm4aX_slope vs run
χ² / ndf 61.08 / 47
p0 −81.8 ± 3.74
20
0
−20
−40
−60
−80
−100
−120
−140
−160
−180
6424. 0
6424. 1
6427. 0
6428. 0
6429. 0
6429. 1
6429. 2
6429. 3
6429. 4
6429. 5
6429. 6
6430. 0
6431. 0
6431. 1
6431. 2
6431. 3
6432. 0
6432. 1
6432. 2
6432. 3
6432. 4
6432. 5
6432. 6
6433. 0
6433. 1
6433. 2
6433. 3
6433. 4
6433. 5
6433. 6
6434. 0
6434. 1
6434. 2
6434. 3
6434. 4
6434. 5
6434. 6
6435. 0
6435. 1
6435. 2
6435. 3
6435. 4
6436. 0
6436. 1
6436. 2
6436. 3
6436. 4
6437. 0
pull
Entries 48
Mean 67.2
Std Dev 40.72
4
3
2
1
0
−1
−2

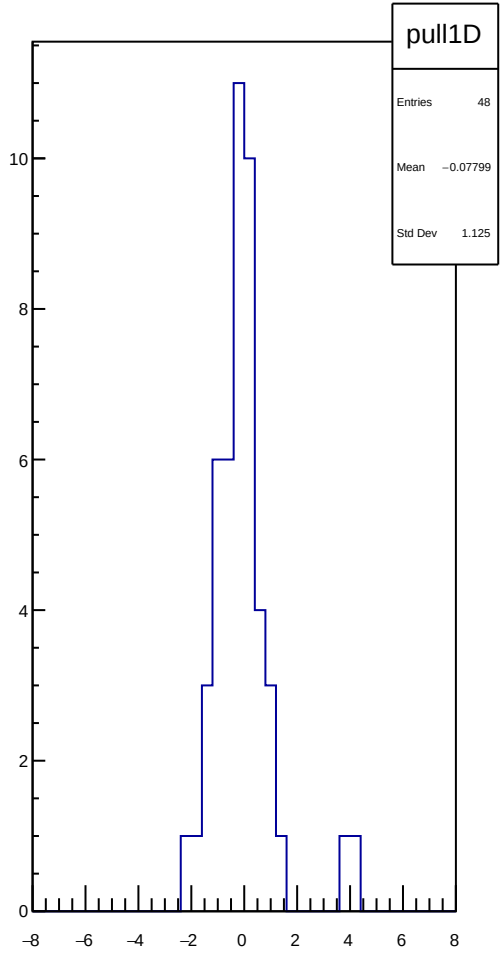
pull1D
Entries 48
Mean −0.07799
Std Dev 1.125
10
8
6
4
2
0
−8
−6
−4
−2
0
2
4
6
8

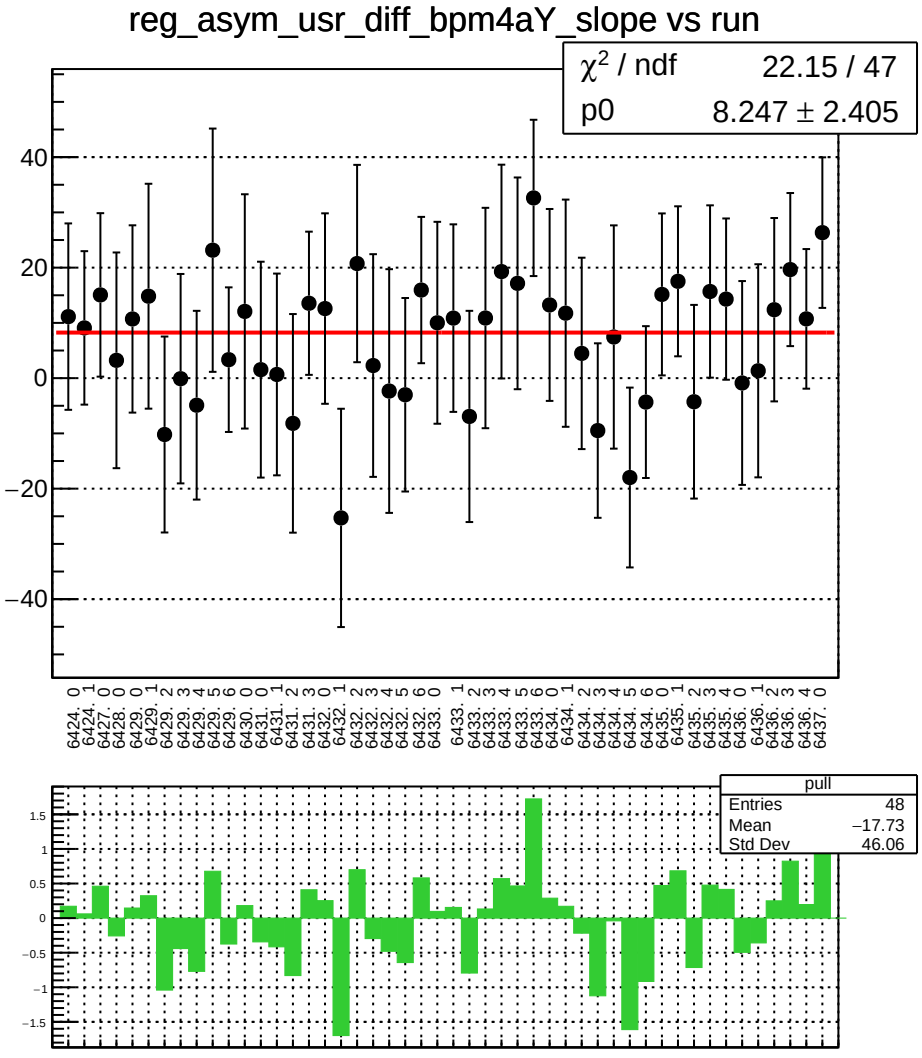
reg_asym_usr_diff_bpm4aY_slope vs run
χ2 / ndf 22.15 / 47
p0 8.247 ± 2.405
40
20
0
−20
−40
6424. 0
6424. 1
6427. 0
6428. 0
6429. 0
6429. 1
6429. 2
6429. 3
6429. 4
6429. 5
6429. 6
6430. 0
6431. 0
6431. 1
6431. 2
6431. 3
6432. 0
6432. 1
6432. 2
6432. 3
6432. 4
6432. 5
6432. 6
6433. 0
6433. 1
6433. 2
6433. 3
6433. 4
6433. 5
6433. 6
6434. 0
6434. 1
6434. 2
6434. 3
6434. 4
6434. 5
6434. 6
6435. 0
6435. 1
6435. 2
6435. 3
6435. 4
6436. 0
6436. 1
6436. 2
6436. 3
6436. 4
6437. 0
pull
Entries 48
Mean −17.73
Std Dev 46.06
1.5
1
0.5
0
−0.5
−1
−1.5

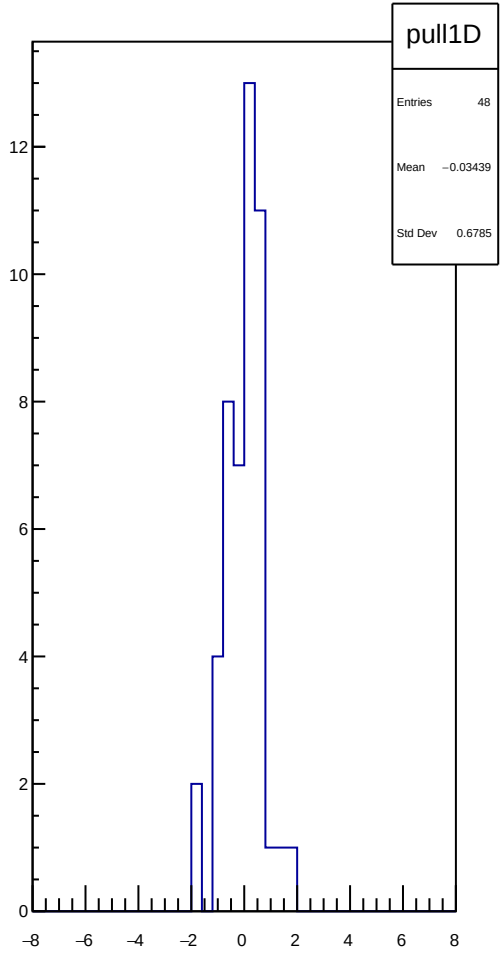
pull1D
Entries 48
Mean −0.03439
Std Dev 0.6785
12
10
8
6
4
2
0
−8
−6
−4
−2
0
2
4
6
8

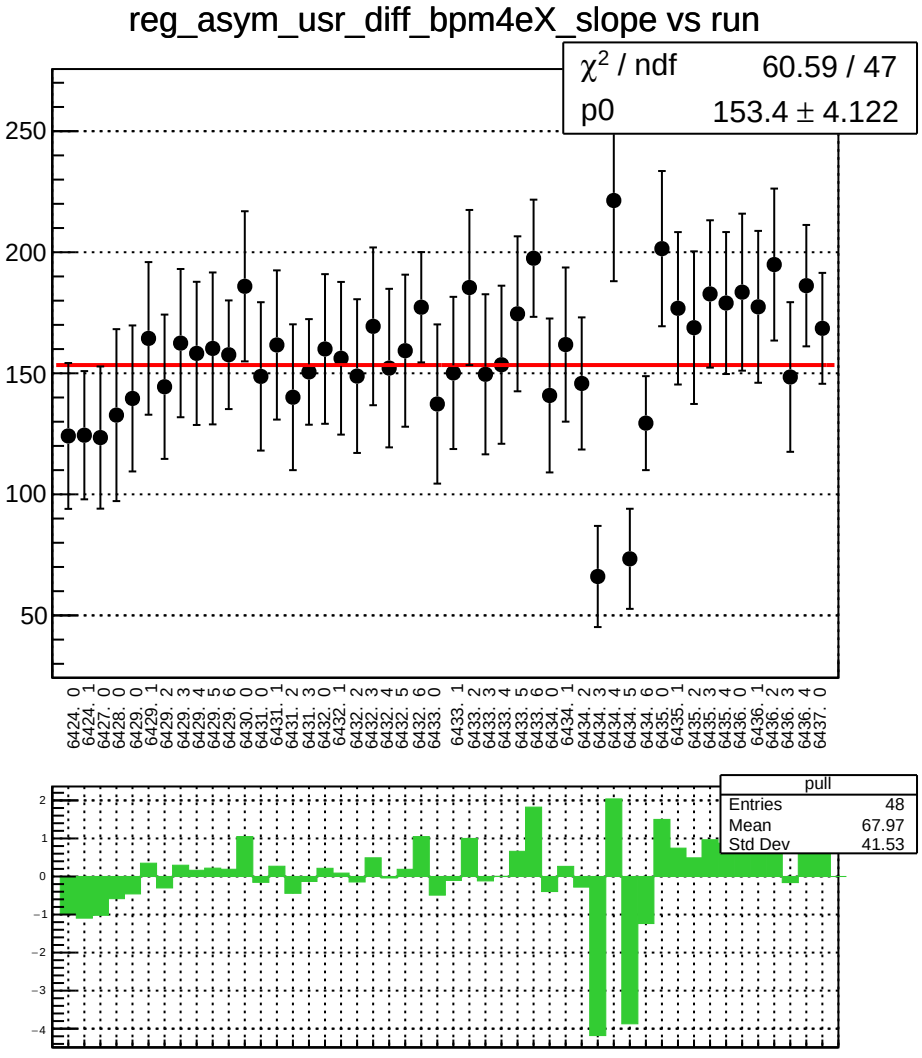
reg_asym_usr_diff_bpm4eX_slope vs run
χ^2 / ndf 60.59 / 47
p0 153.4 ± 4.122
250
200
150
100
50
6424. 0
6424. 1
6427. 0
6428. 0
6429. 0
6429. 1
6429. 2
6429. 3
6429. 4
6429. 5
6429. 6
6430. 0
6430. 0
6431. 1
6431. 1
6431. 2
6431. 3
6432. 0
6432. 1
6432. 2
6432. 3
6432. 4
6432. 5
6432. 6
6433. 0
6433. 1
6433. 2
6433. 3
6433. 4
6433. 5
6433. 6
6434. 0
6434. 1
6434. 2
6434. 3
6434. 4
6434. 5
6434. 6
6435. 0
6435. 1
6435. 2
6435. 3
6435. 4
6436. 0
6436. 1
6436. 2
6436. 3
6436. 4
6437. 0
pull
Entries 48
Mean 67.97
Std Dev 41.53
2
1
0
−1
−2
−3
−4

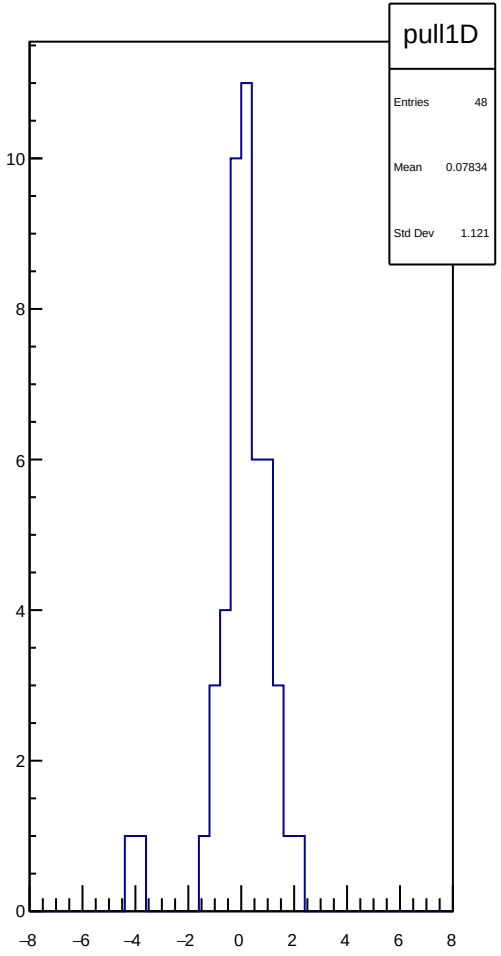
pull1D
Entries 48
Mean 0.07834
Std Dev 1.121
10
8
6
4
2
0
−8
−6
−4
−2
0
2
4
6
8

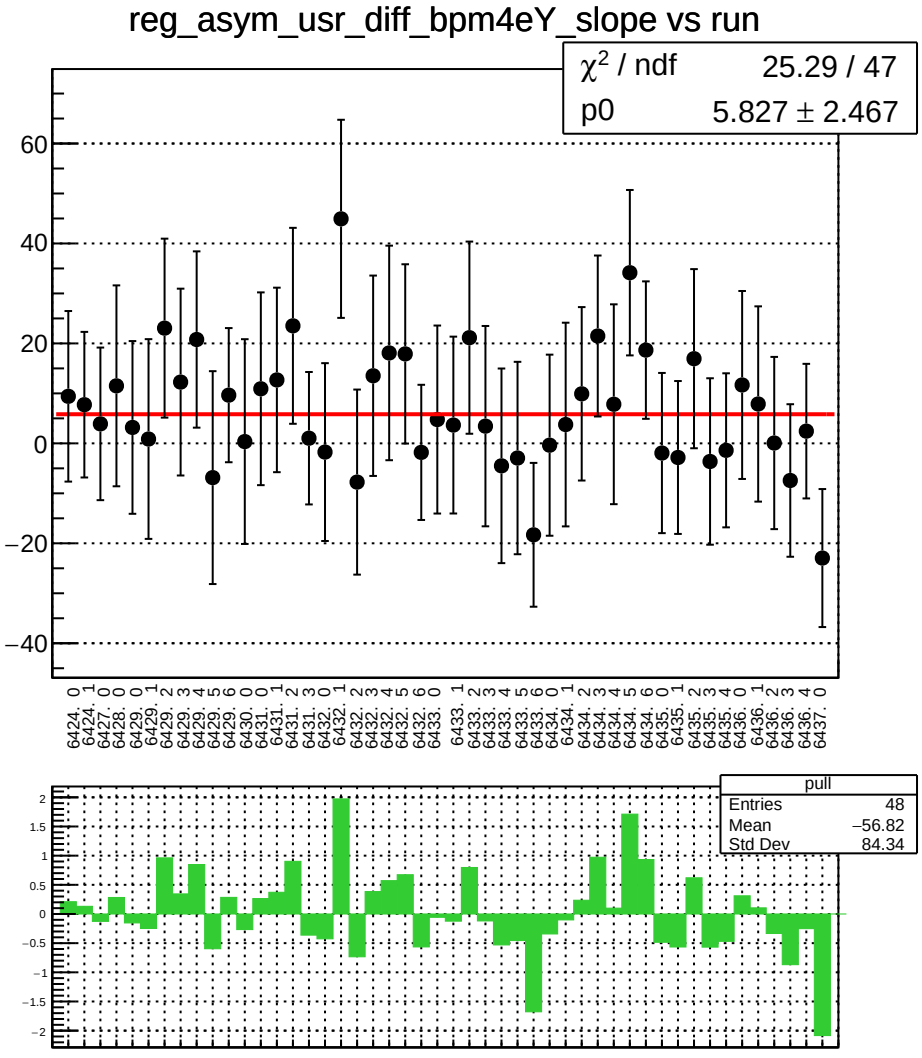
reg_asym_usr_diff_bpm4eY_slope vs run
χ² / ndf 25.29 / 47
p0 5.827 ± 2.467
pull
Entries 48
Mean −56.82
Std Dev 84.34

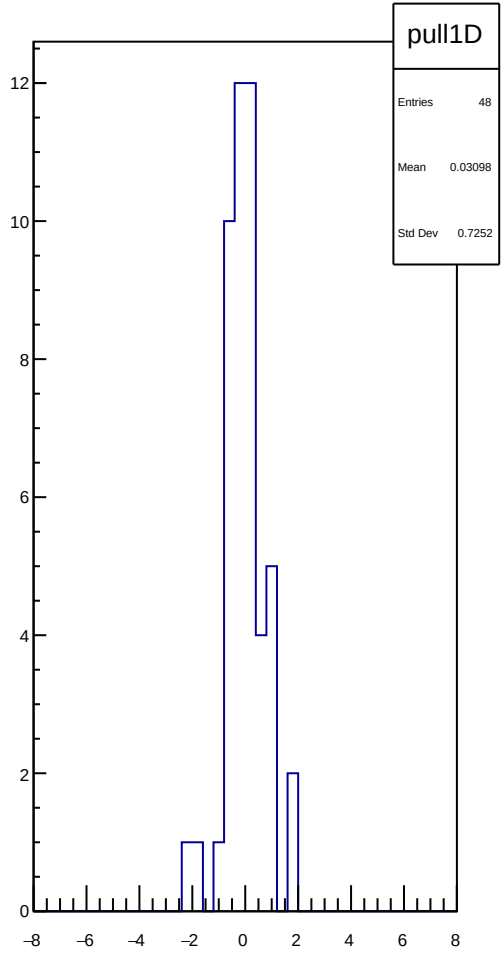
pull1D
Entries 48
Mean 0.03098
Std Dev 0.7252

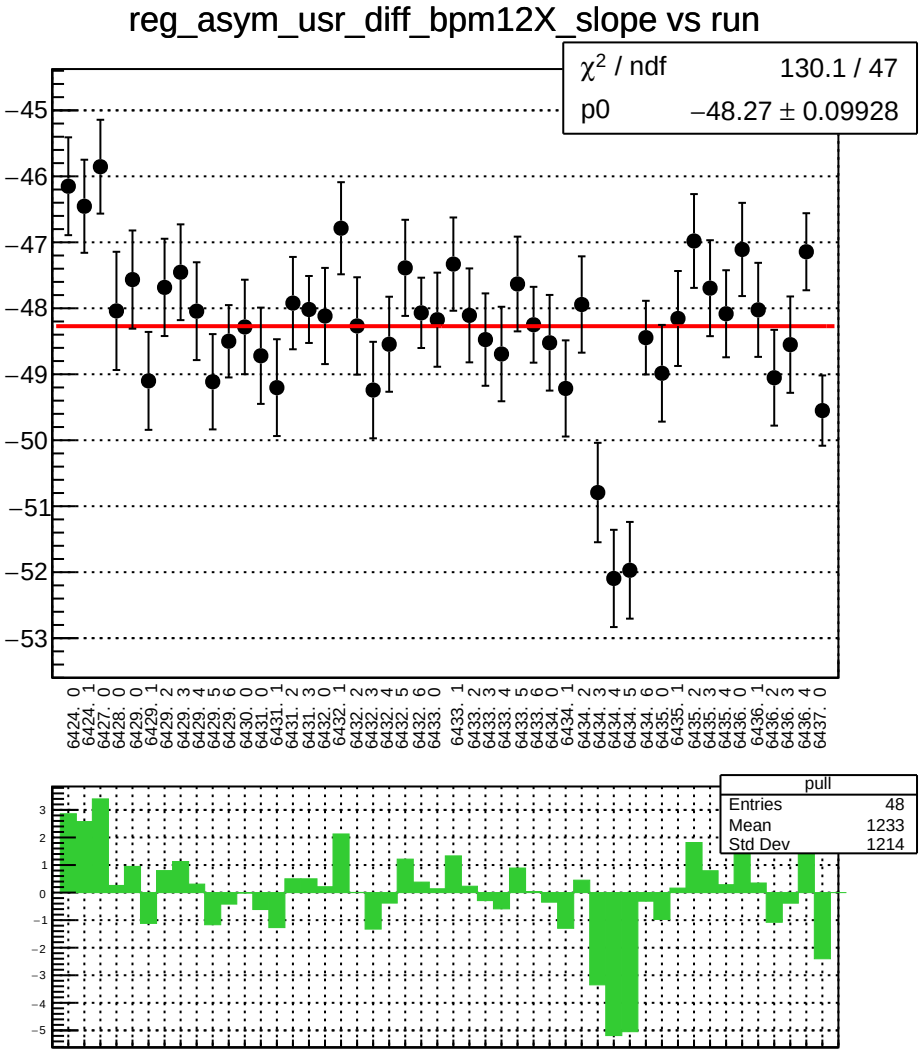
reg_asym_usr_diff_bpm12X_slope vs run
χ² / ndf 130.1 / 47
p0 −48.27 ± 0.09928
−45
−46
−47
−48
−49
−50
−51
−52
−53
6424. 0
6424. 1
6427. 0
6428. 0
6429. 0
6429. 1
6429. 2
6429. 3
6429. 4
6429. 5
6429. 6
6430. 0
6431. 0
6431. 1
6431. 2
6431. 3
6432. 0
6432. 1
6432. 2
6432. 3
6432. 4
6432. 5
6432. 6
6433. 0
6433. 1
6433. 2
6433. 3
6433. 4
6433. 5
6433. 6
6434. 0
6434. 1
6434. 2
6434. 3
6434. 4
6434. 5
6434. 6
6435. 0
6435. 1
6435. 2
6435. 3
6435. 4
6436. 0
6436. 1
6436. 2
6436. 3
6436. 4
6437. 0
pull
Entries 48
Mean 1233
Std Dev 1214
3
2
1
0
−1
−2
−3
−4
−5

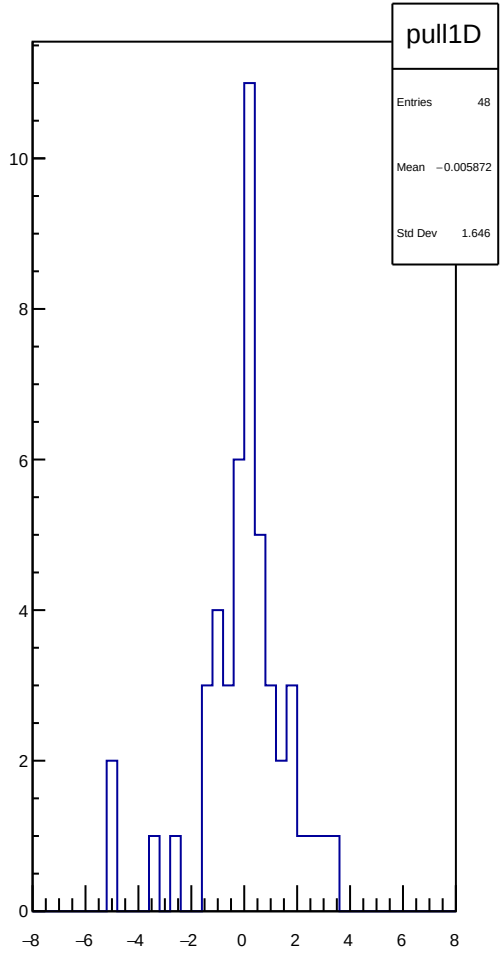
pull1D
Entries 48
Mean −0.005872
Std Dev 1.646
10
8
6
4
2
0
−8
−6
−4
−2
0
2
4
6
8

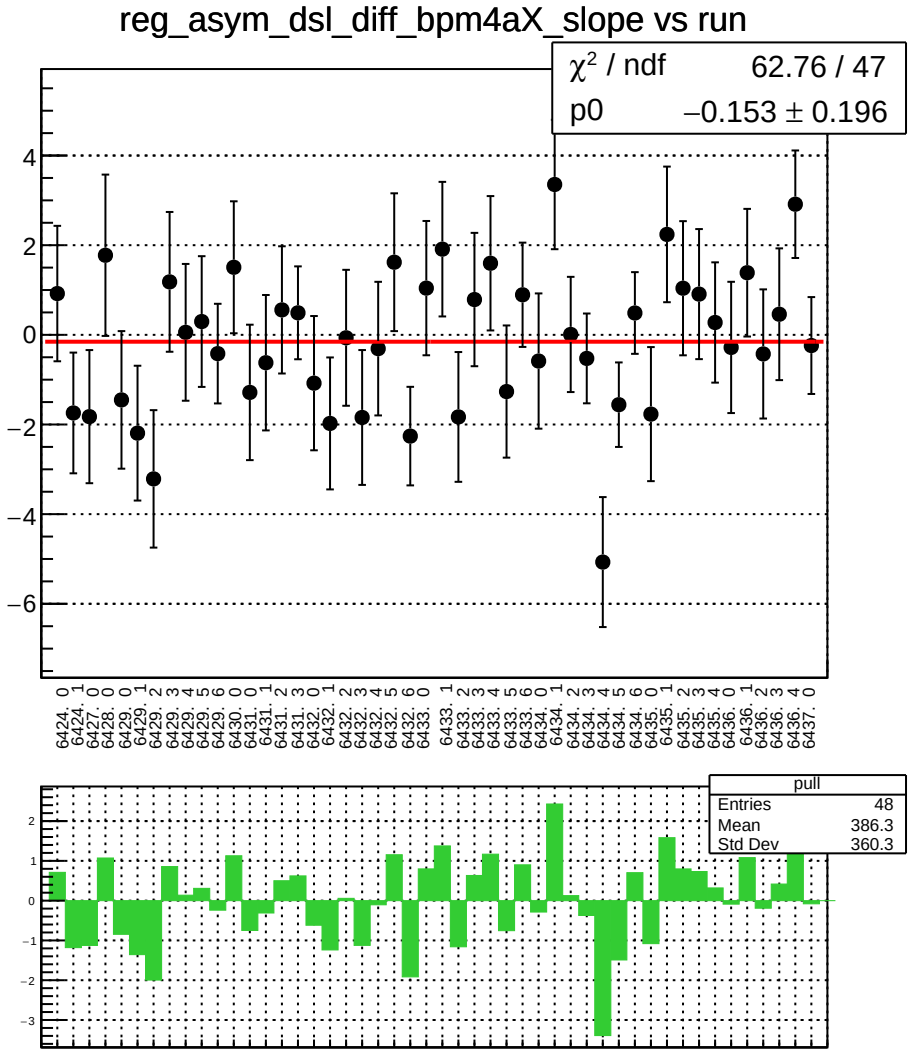
reg_asym_dsl_diff_bpm4aX_slope vs run
χ² / ndf 62.76 / 47
p0 −0.153 ± 0.196
pull
Entries 48
Mean 386.3
Std Dev 360.3

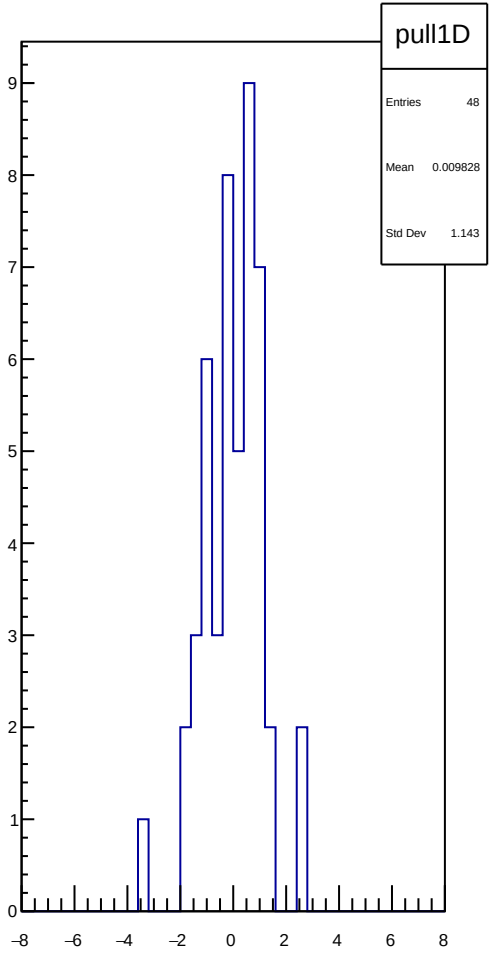
pull1D
Entries 48
Mean 0.009828
Std Dev 1.143

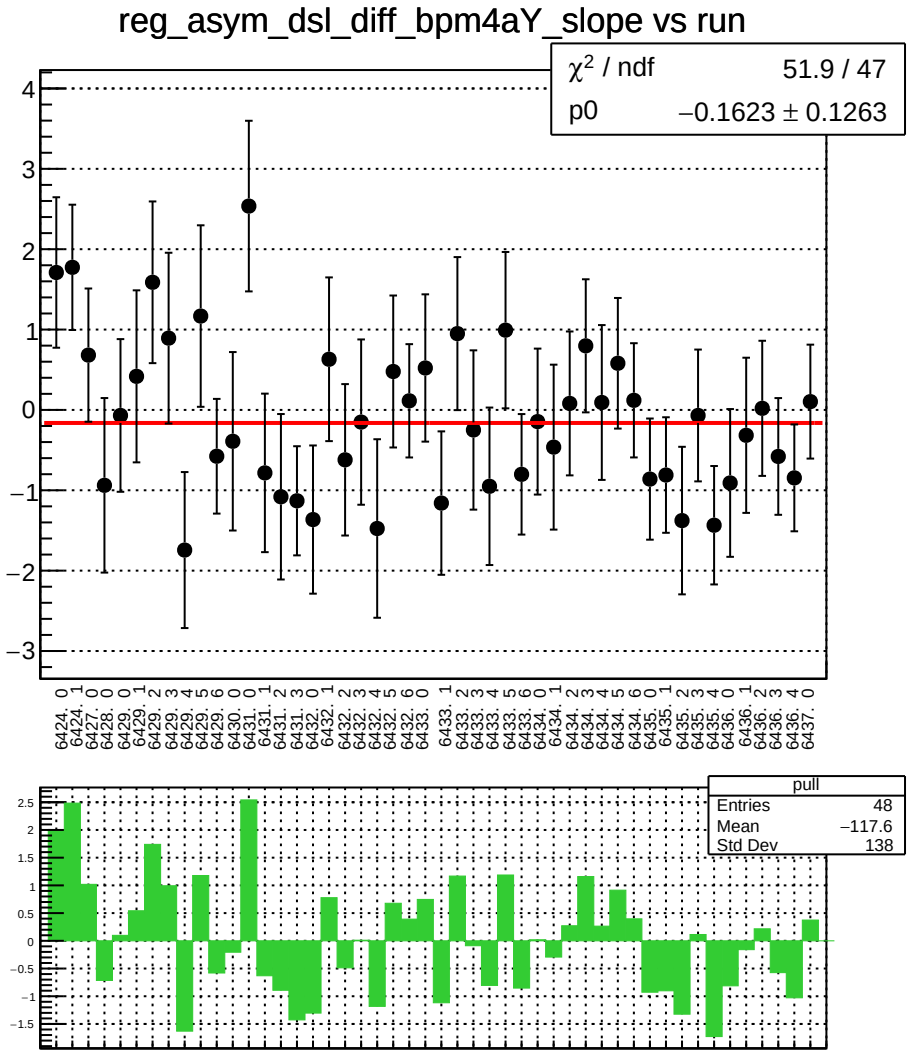
reg_asym_dsl_diff_bpm4aY_slope vs run
χ² / ndf 51.9 / 47
p0 −0.1623 ± 0.1263
pull
Entries 48
Mean −117.6
Std Dev 138

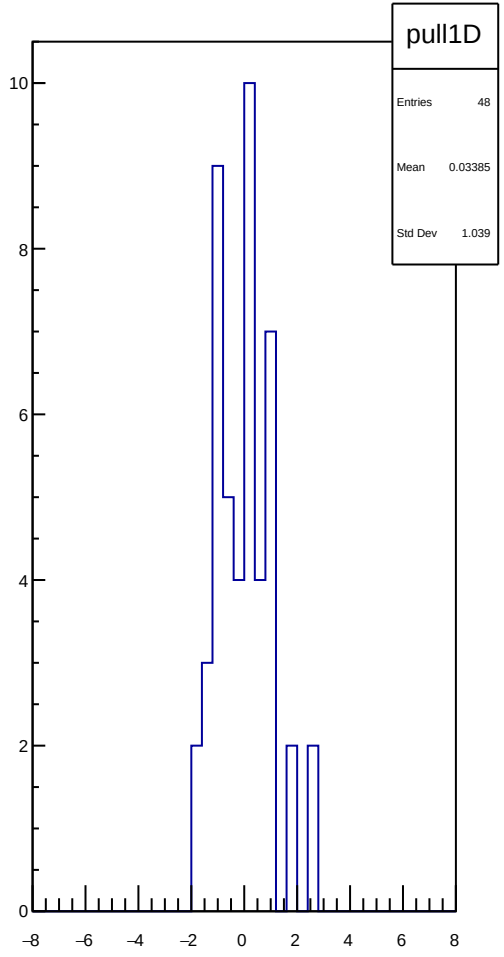
pull1D
Entries 48
Mean 0.03385
Std Dev 1.039

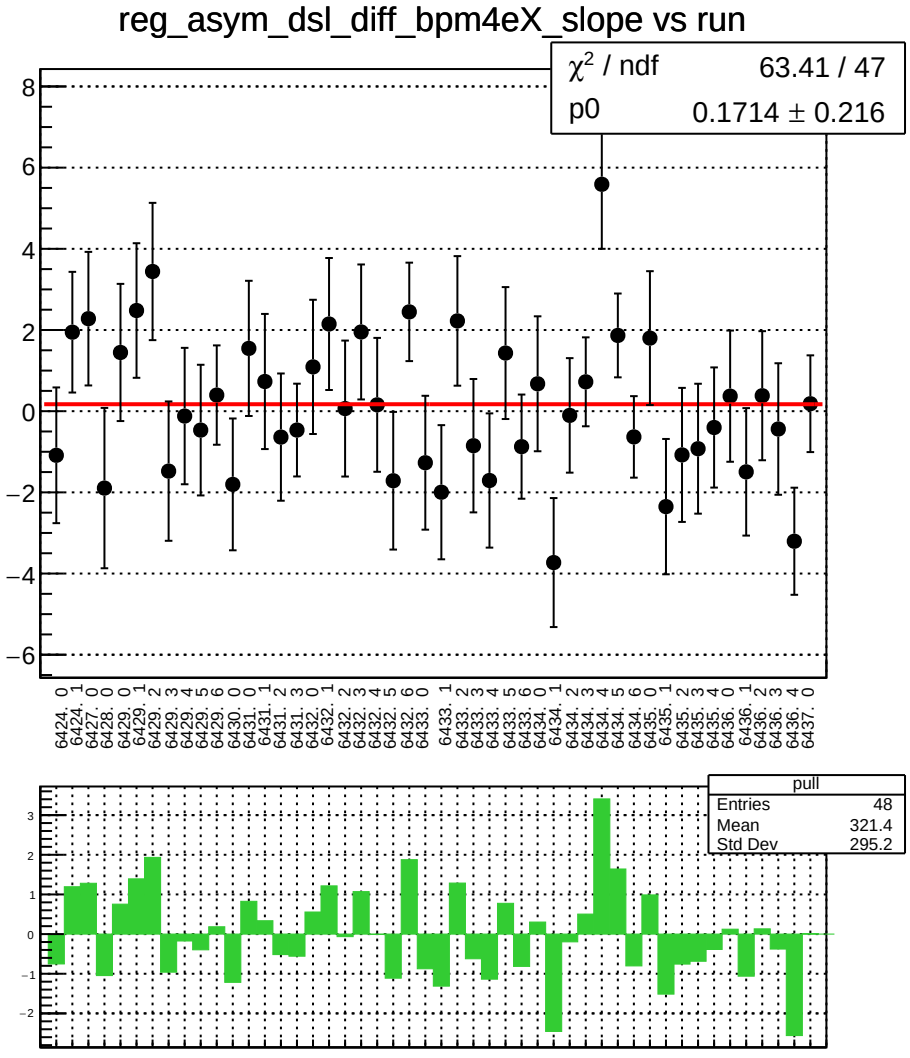
reg_asym_dsl_diff_bpm4eX_slope vs run
χ² / ndf 63.41 / 47
p0 0.1714 ± 0.216
pull
Entries 48
Mean 321.4
Std Dev 295.2

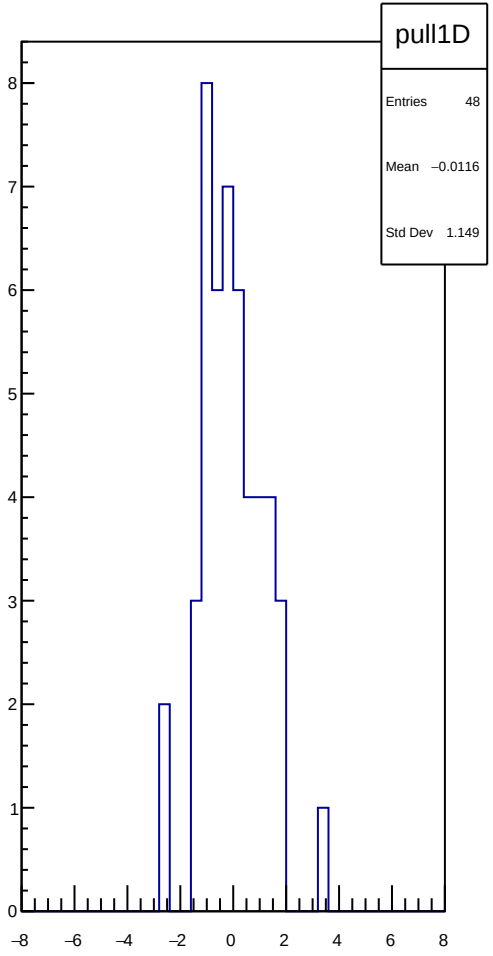
pull1D
Entries 48
Mean −0.0116
Std Dev 1.149

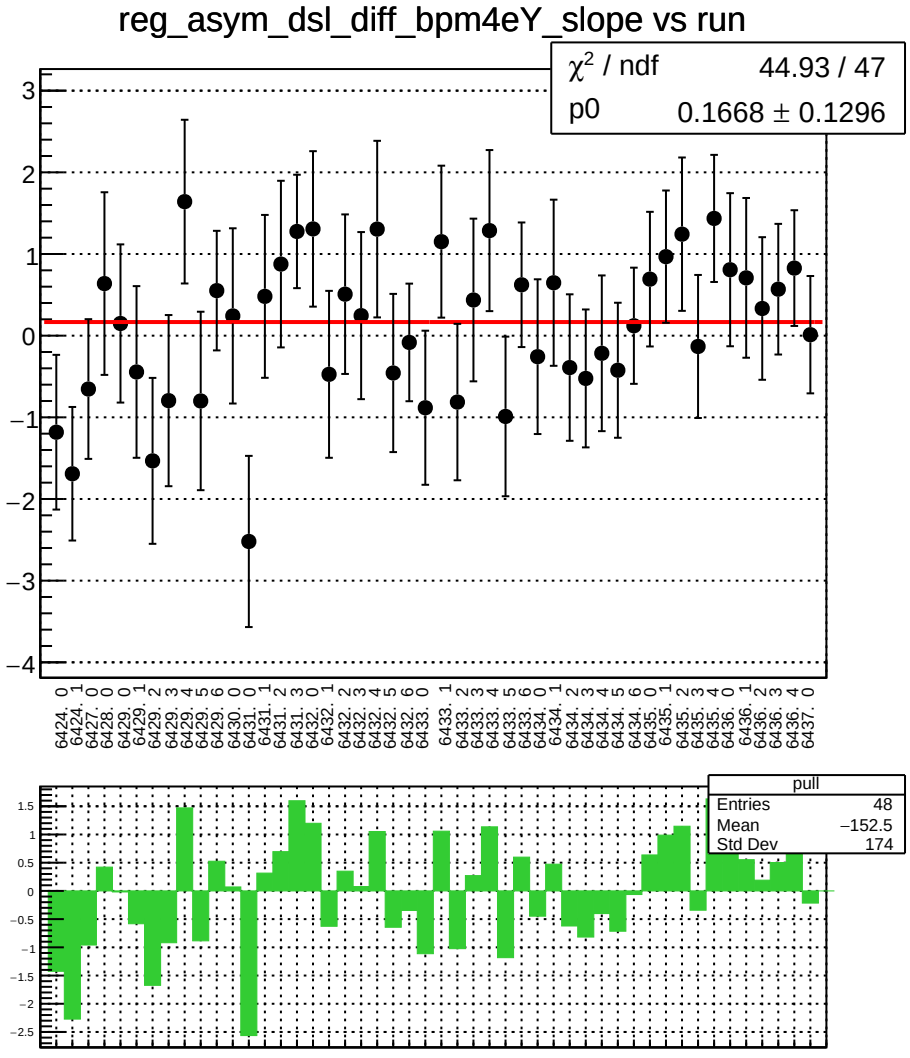
reg_asym_dsl_diff_bpm4eY_slope vs run
χ² / ndf 44.93 / 47
p0 0.1668 ± 0.1296
pull
Entries 48
Mean −152.5
Std Dev 174

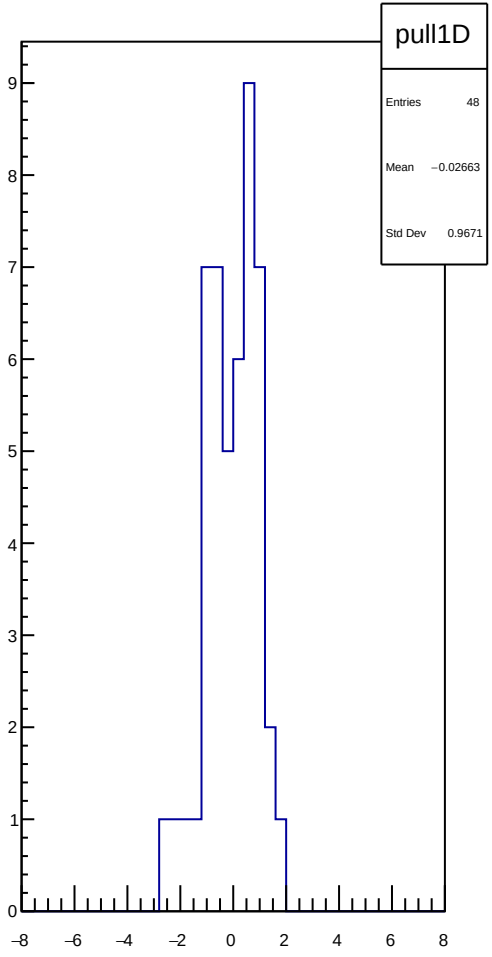
pull1D
Entries 48
Mean −0.02663
Std Dev 0.9671

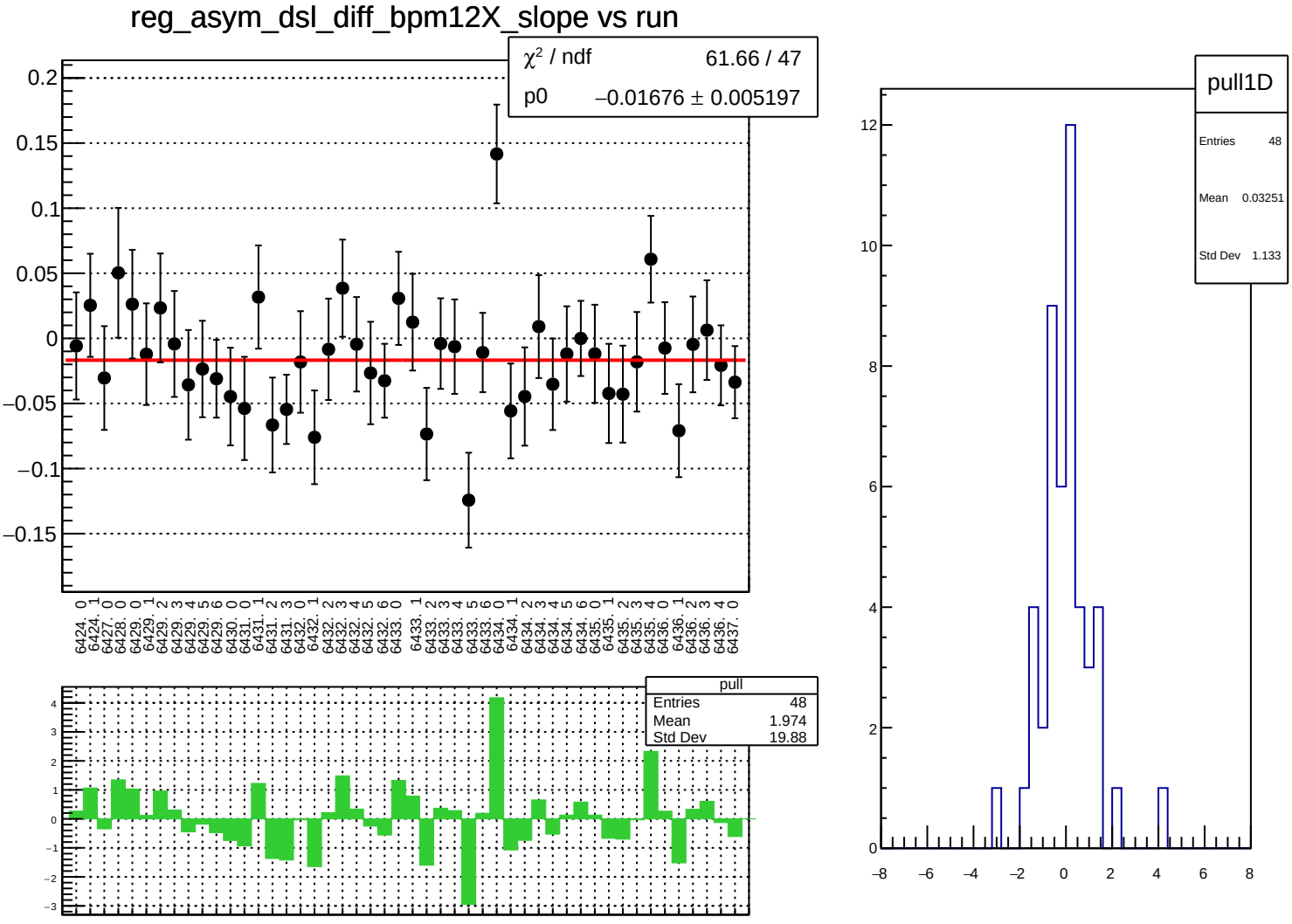
reg_asym_dsl_diff_bpm12X_slope vs run
χ² / ndf 61.66 / 47
p0 −0.01676 ± 0.005197
pull
Entries 48
Mean 1.974
Std Dev 19.88
pull1D
Entries 48
Mean 0.03251
Std Dev 1.133

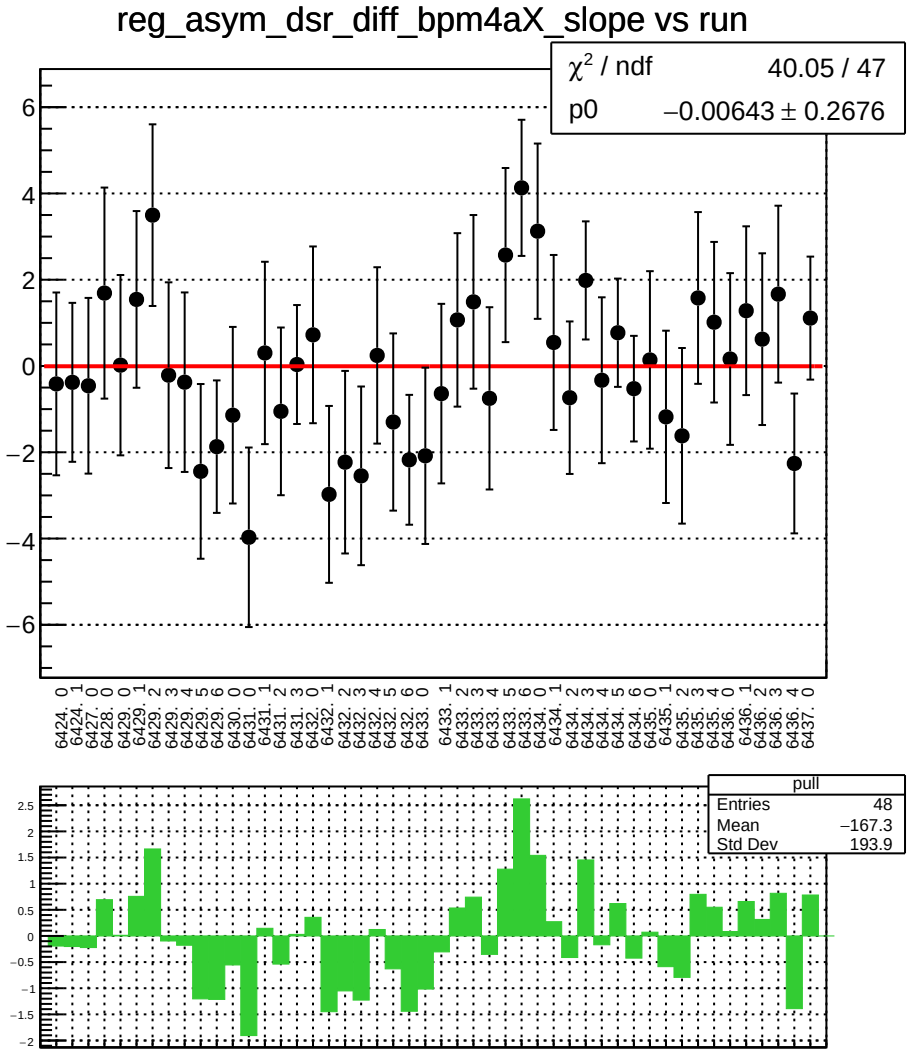
reg_asym_dsr_diff_bpm4aX_slope vs run
χ² / ndf 40.05 / 47
p0 −0.00643 ± 0.2676
pull
Entries 48
Mean −167.3
Std Dev 193.9

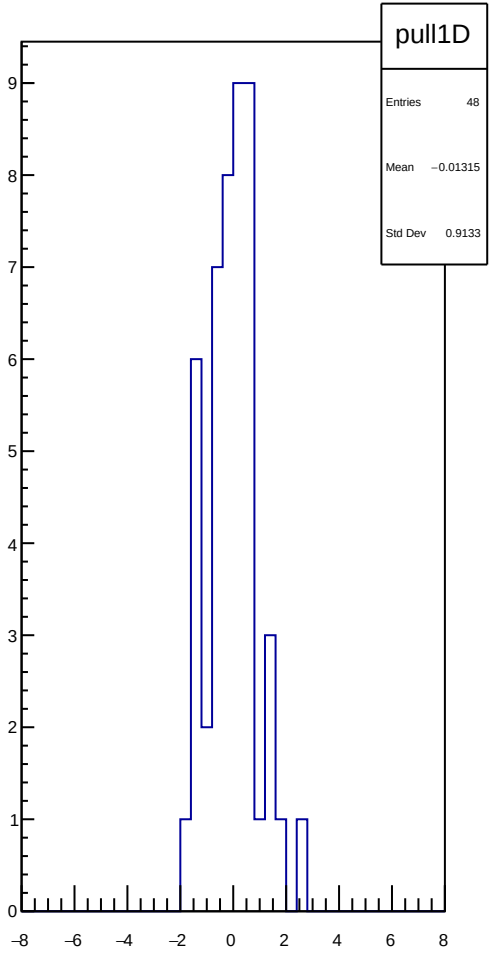
pull1D
Entries 48
Mean −0.01315
Std Dev 0.9133

reg_asym_dsr_diff_bpm4aY_slope vs run

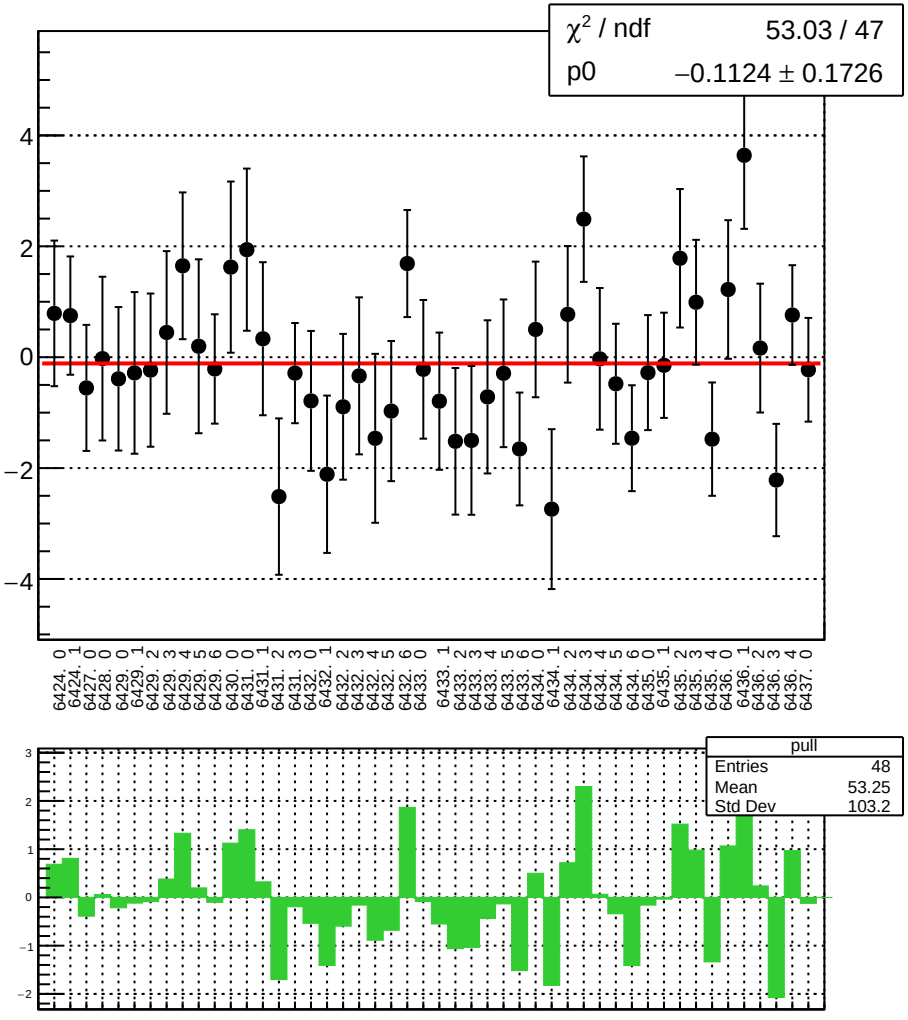

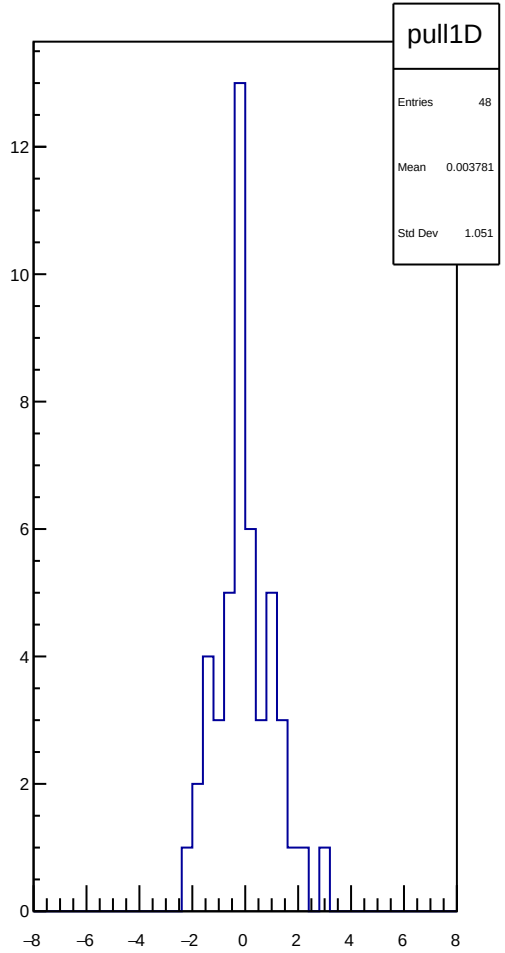

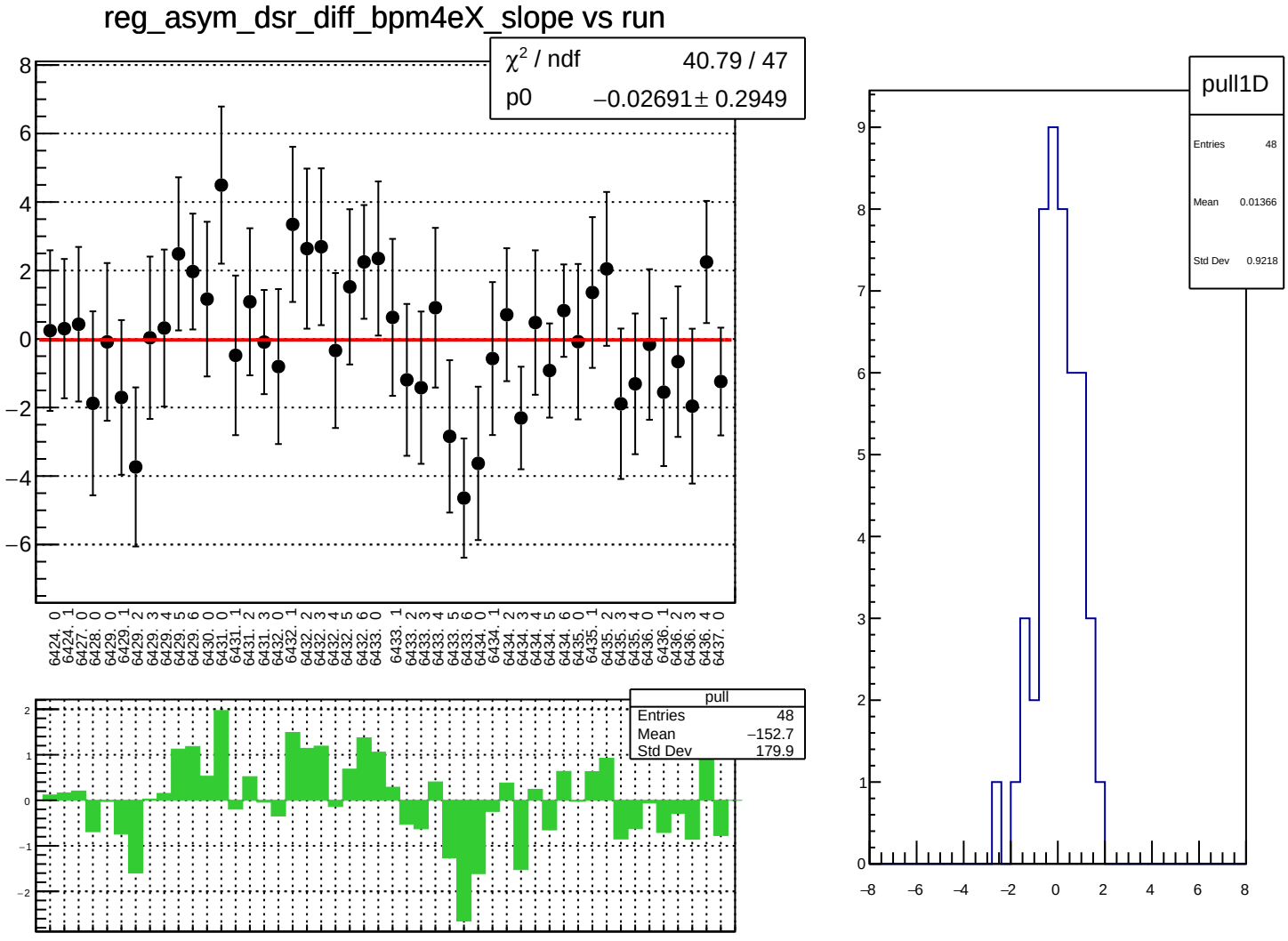
reg_asym_dsr_diff_bpm4eX_slope vs run
χ² / ndf 40.79 / 47
p0 −0.02691 ± 0.2949
pull
Entries 48
Mean −152.7
Std Dev 179.9
pull1D
Entries 48
Mean 0.01366
Std Dev 0.9218

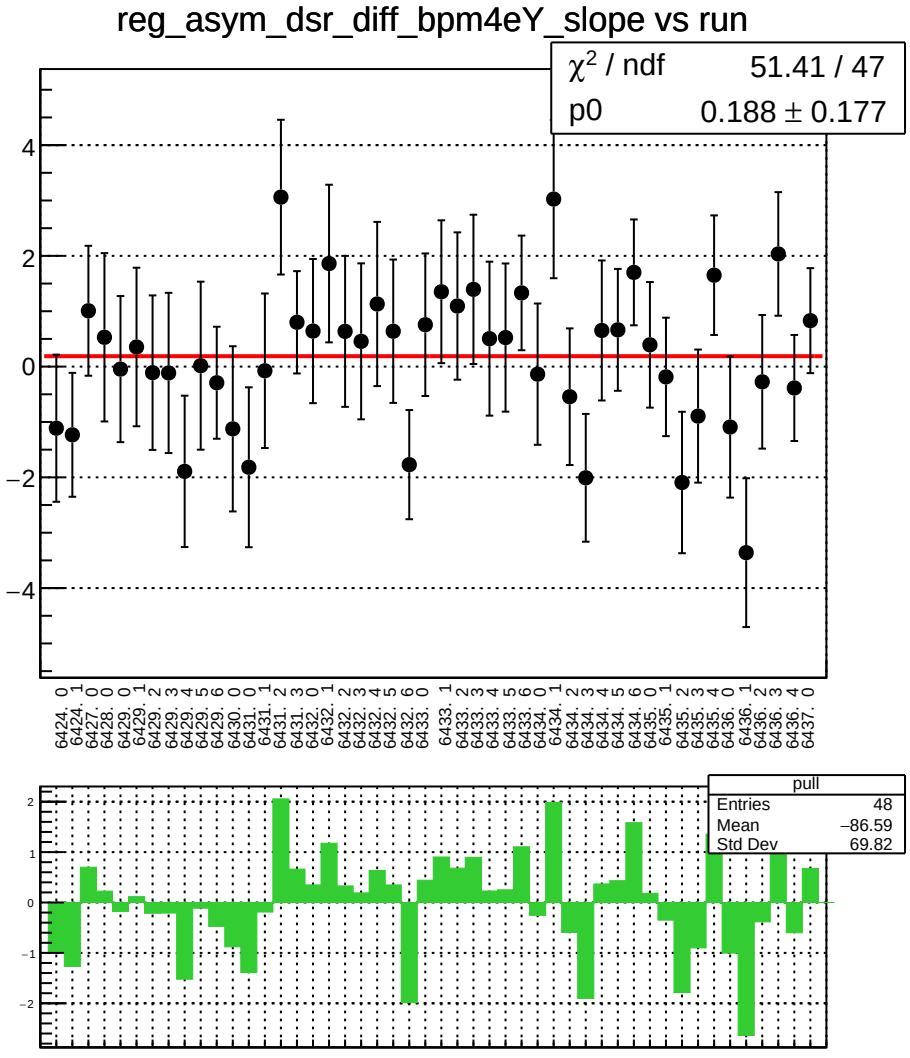
reg_asym_dsr_diff_bpm4eY_slope vs run
χ² / ndf 51.41 / 47
p0 0.188 ± 0.177
pull
Entries 48
Mean −86.59
Std Dev 69.82

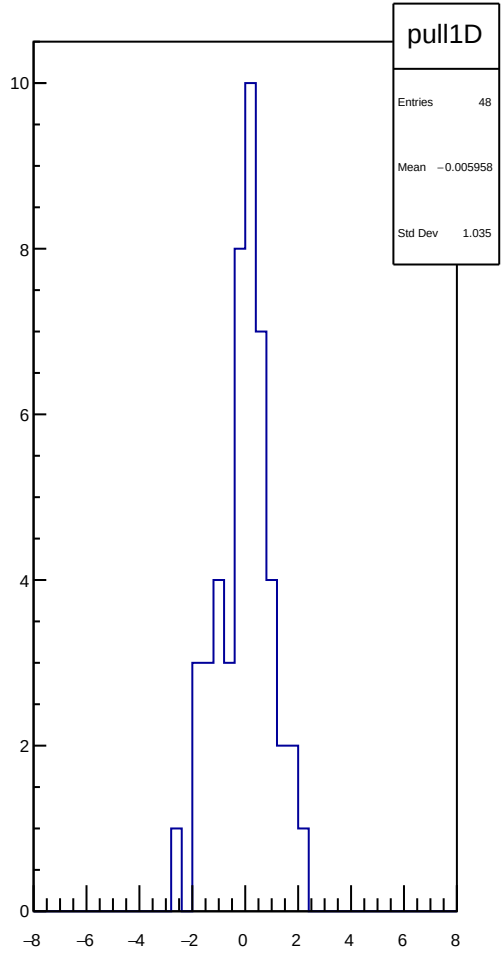
pull1D
Entries 48
Mean −0.005958
Std Dev 1.035

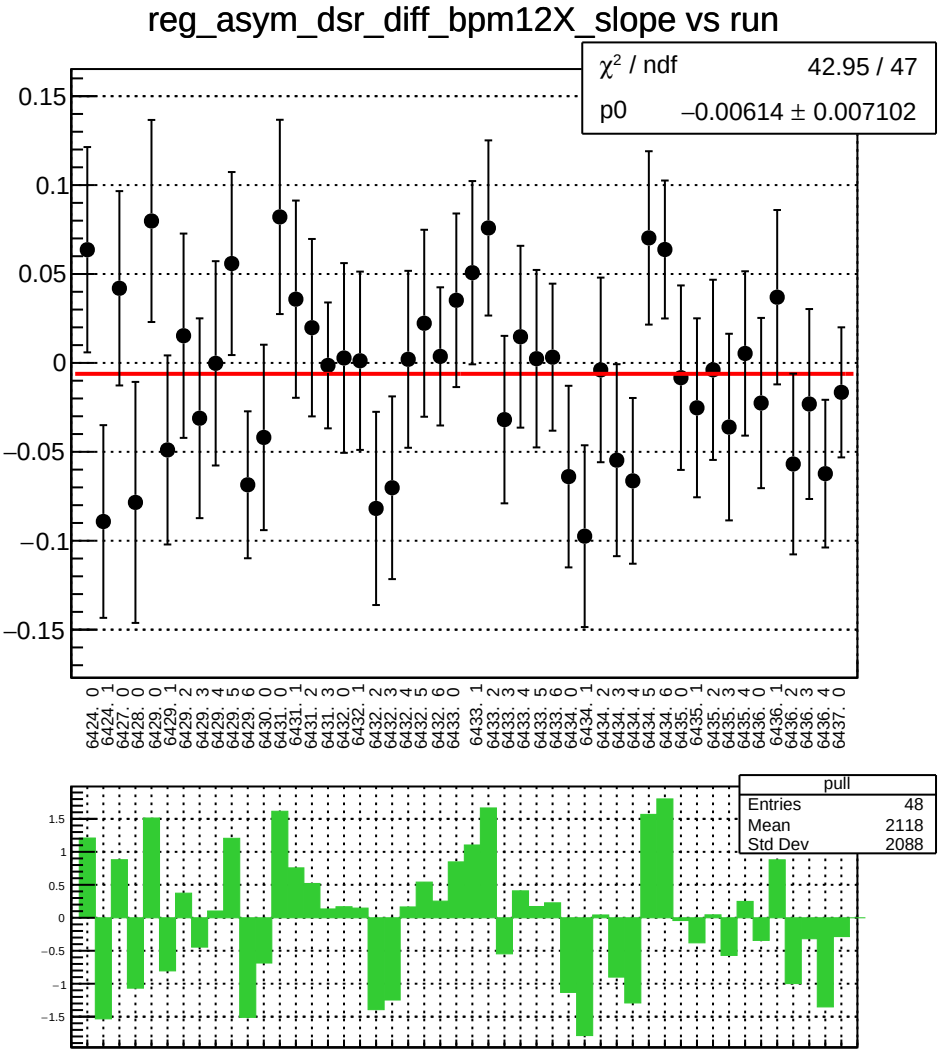
reg_asym_dsr_diff_bpm12X_slope vs run
χ² / ndf 42.95 / 47
p0 −0.00614 ± 0.007102
0.15
0.1
0.05
0
−0.05
−0.1
−0.15
6424. 0
6424. 1
6427. 0
6428. 0
6429. 0
6429. 1
6429. 2
6429. 3
6429. 4
6429. 5
6429. 6
6430. 0
6430. 0
6431. 1
6431. 1
6431. 2
6431. 3
6432. 0
6432. 1
6432. 2
6432. 3
6432. 4
6432. 5
6432. 6
6433. 0
6433. 1
6433. 2
6433. 3
6433. 4
6433. 5
6433. 6
6434. 0
6434. 1
6434. 2
6434. 3
6434. 4
6434. 5
6434. 6
6435. 0
6435. 1
6435. 2
6435. 3
6435. 4
6436. 0
6436. 1
6436. 2
6436. 3
6436. 4
6437. 0
pull
Entries 48
Mean 2118
Std Dev 2088
1.5
1
0.5
0
−0.5
−1
−1.5
pull1D
Entries 48
Mean −0.0007961
Std Dev 0.946
12
10
8
6
4
2
0
−8
−6
−4
−2
0
2
4
6
8

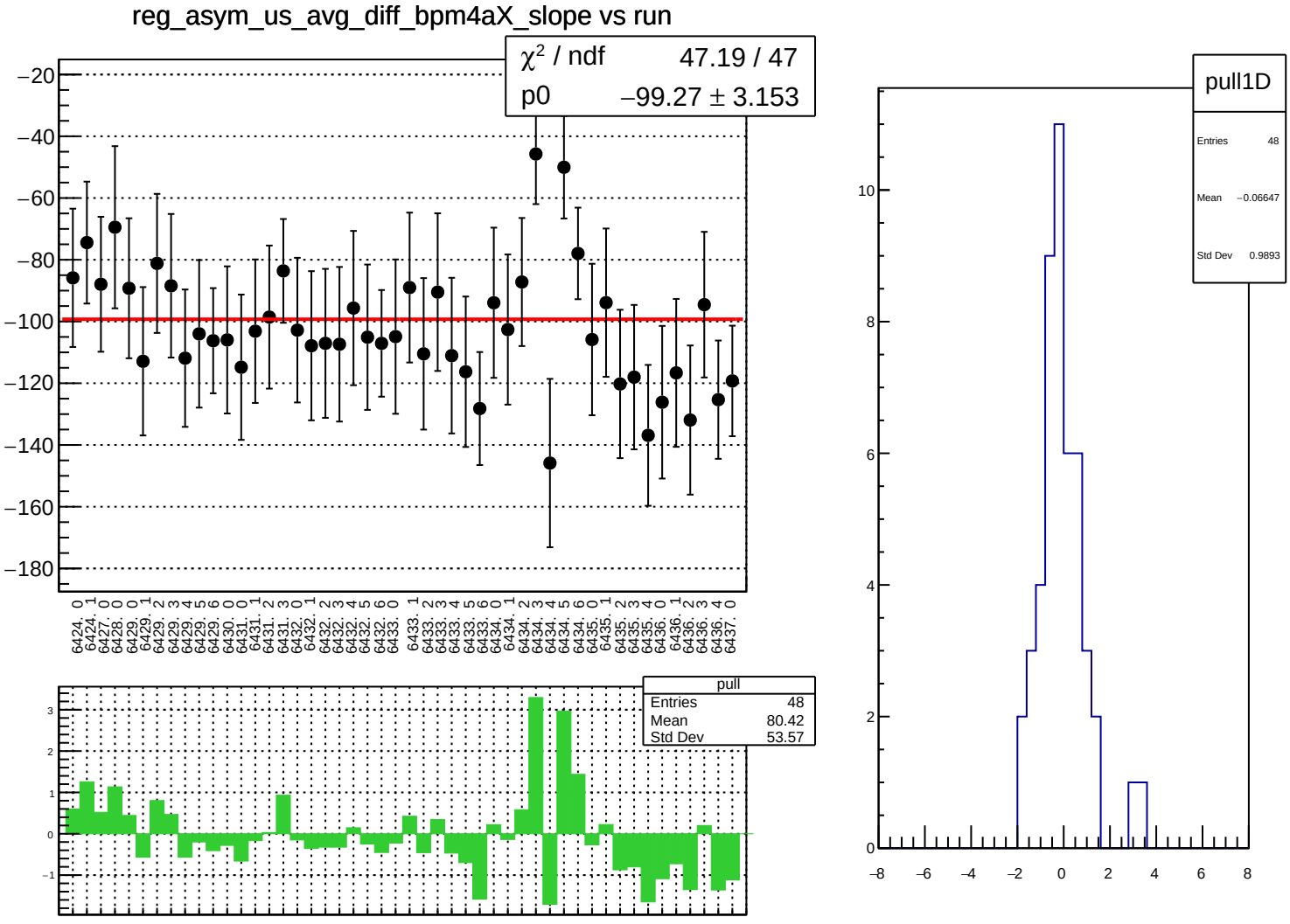
reg_asym_us_avg_diff_bpm4aX_slope vs run
χ² / ndf 47.19 / 47
p0 −99.27 ± 3.153
pull
Entries 48
Mean 80.42
Std Dev 53.57
pull1D
Entries 48
Mean −0.06647
Std Dev 0.9893

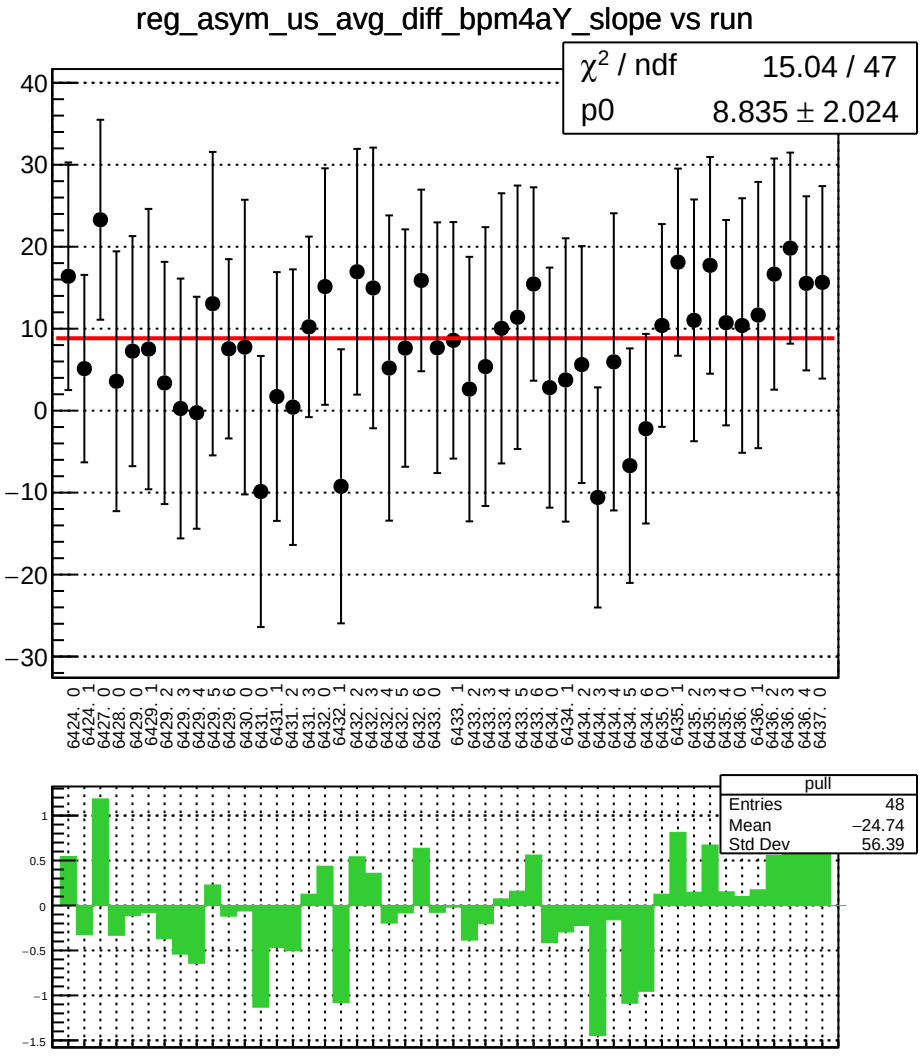
reg_asym_us_avg_diff_bpm4aY_slope vs run
χ² / ndf 15.04 / 47
p0 8.835 ± 2.024
pull
Entries 48
Mean −24.74
Std Dev 56.39

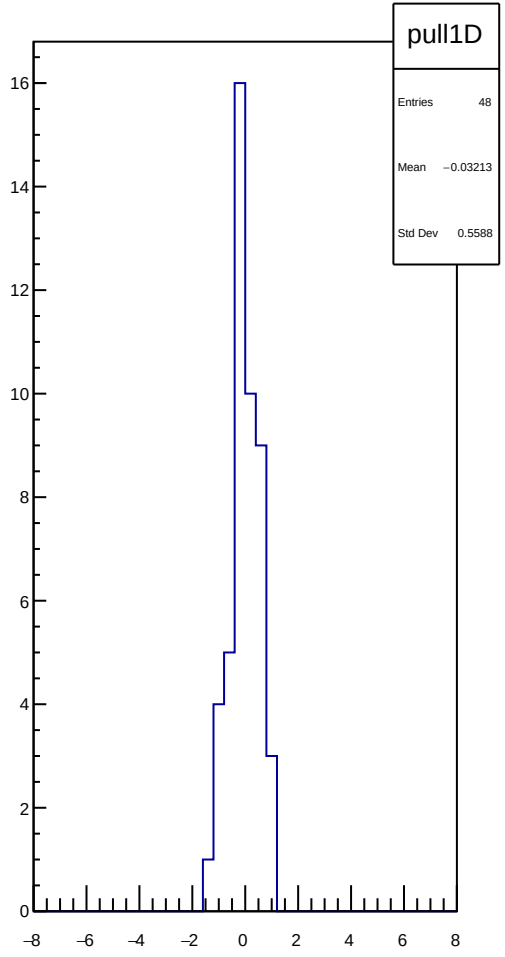
pull1D
Entries 48
Mean −0.03213
Std Dev 0.5588

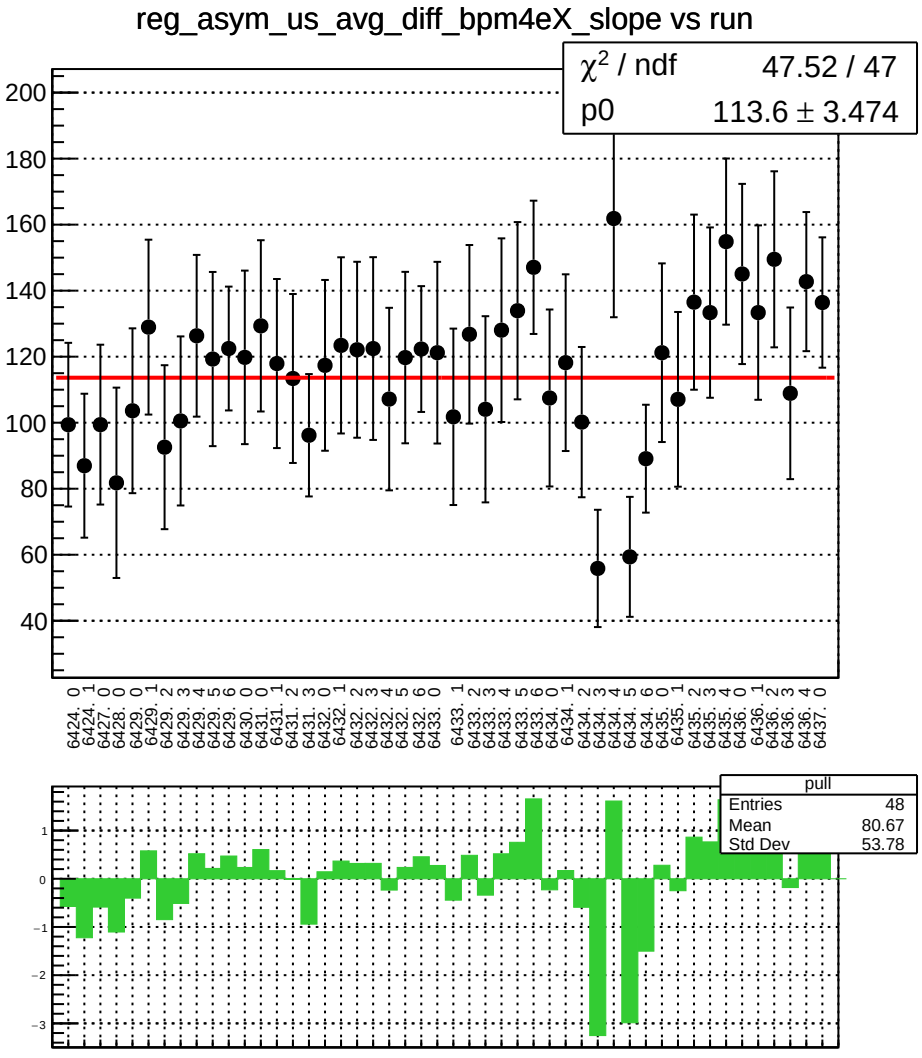
reg_asym_us_avg_diff_bpm4eX_slope vs run
χ^2 / ndf 47.52 / 47
p0 113.6 ± 3.474
pull
Entries 48
Mean 80.67
Std Dev 53.78

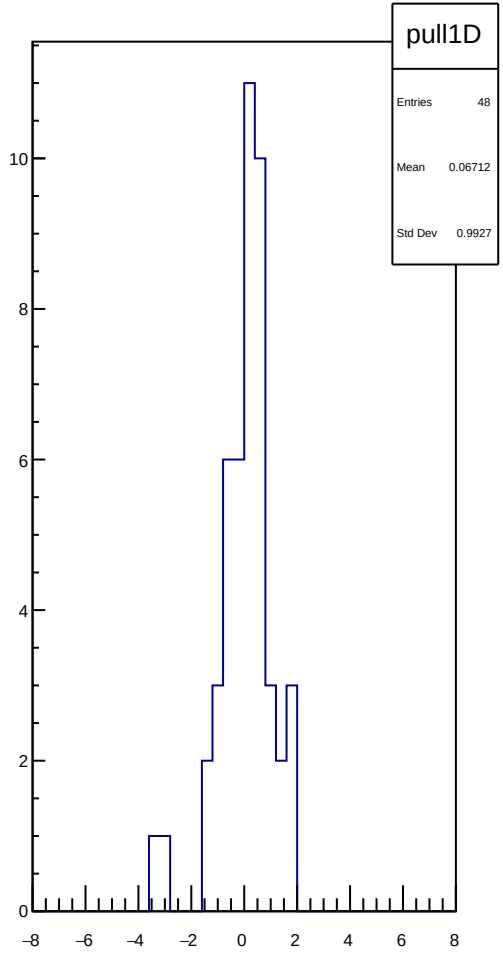
pull1D
Entries 48
Mean 0.06712
Std Dev 0.9927

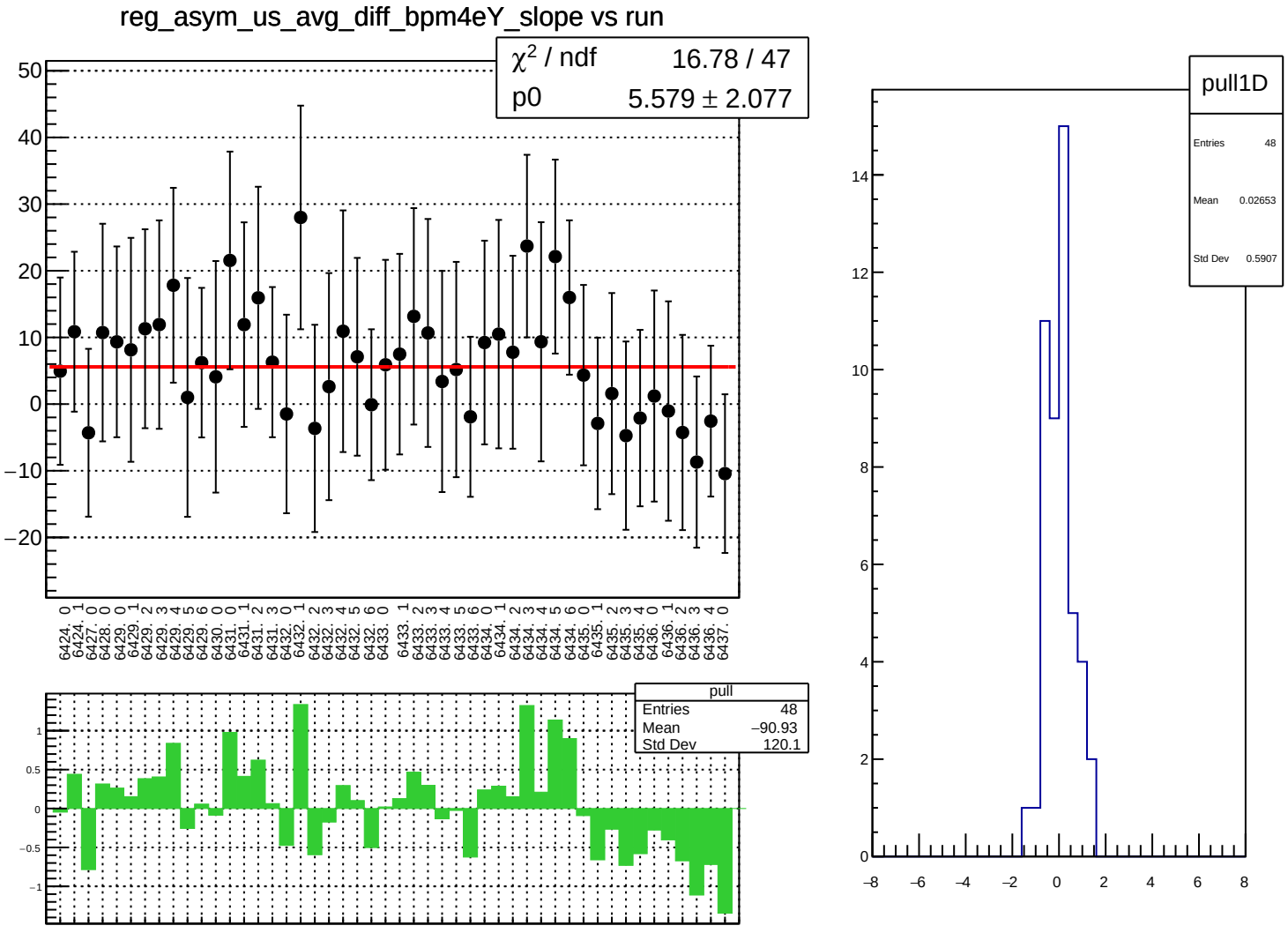
reg_asym_us_avg_diff_bpm4eY_slope vs run
χ² / ndf 16.78 / 47
p0 5.579 ± 2.077
pull
Entries 48
Mean −90.93
Std Dev 120.1
pull1D
Entries 48
Mean 0.02653
Std Dev 0.5907

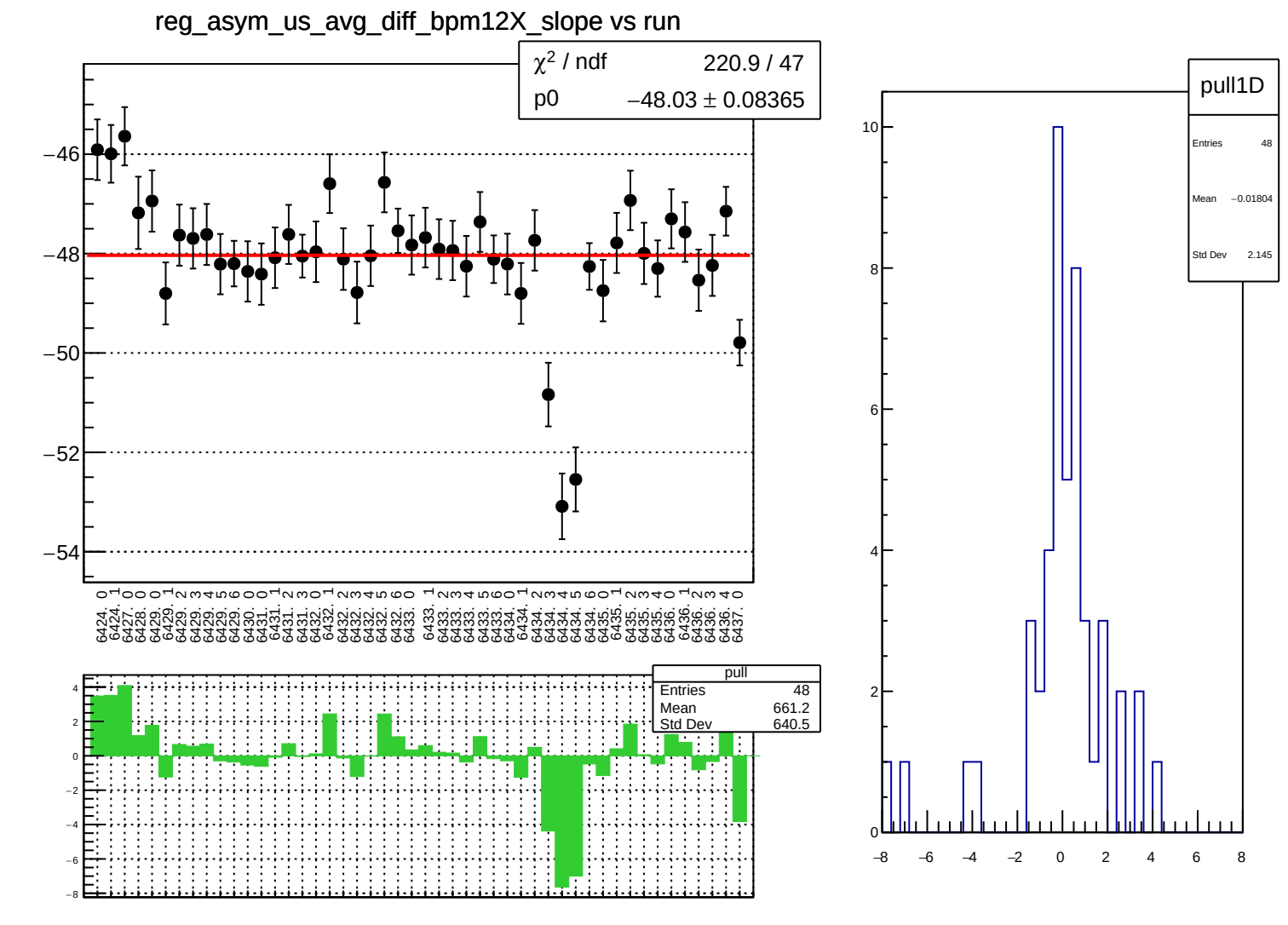
reg_asym_us_avg_diff_bpm12X_slope vs run
χ² / ndf 220.9 / 47
p0 −48.03 ± 0.08365
−46
−48
−50
−52
−54
6424.0
6424.1
6427.0
6428.0
6429.0
6429.1
6429.2
6429.3
6429.4
6429.5
6429.6
6430.0
6431.0
6431.1
6431.2
6431.3
6432.0
6432.1
6432.2
6432.3
6432.4
6432.5
6432.6
6433.0
6433.1
6433.2
6433.3
6433.4
6433.5
6433.6
6434.0
6434.1
6434.2
6434.3
6434.4
6434.5
6434.6
6435.0
6435.1
6435.2
6435.3
6435.4
6436.0
6436.1
6436.2
6436.3
6436.4
6437.0
pull
Entries 48
Mean 661.2
Std Dev 640.5
4
2
0
−2
−4
−6
−8
pull1D
Entries 48
Mean −0.01804
Std Dev 2.145
10
8
6
4
2
0
−8
−6
−4
−2
0
2
4
6
8

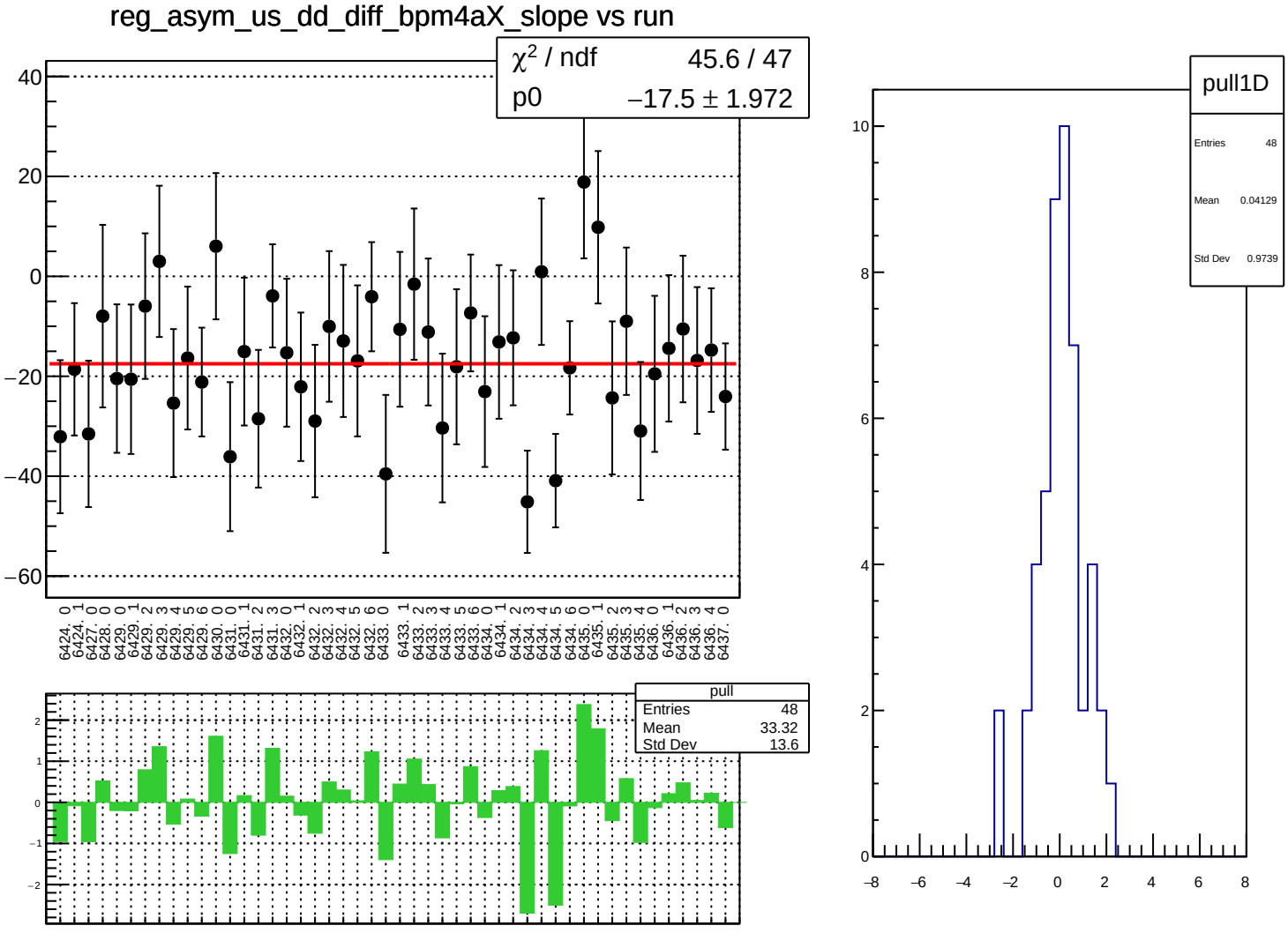
reg_asym_us_dd_diff_bpm4aX_slope vs run
χ² / ndf 45.6 / 47
p0 −17.5 ± 1.972
pull
Entries 48
Mean 33.32
Std Dev 13.6
pull1D
Entries 48
Mean 0.04129
Std Dev 0.9739

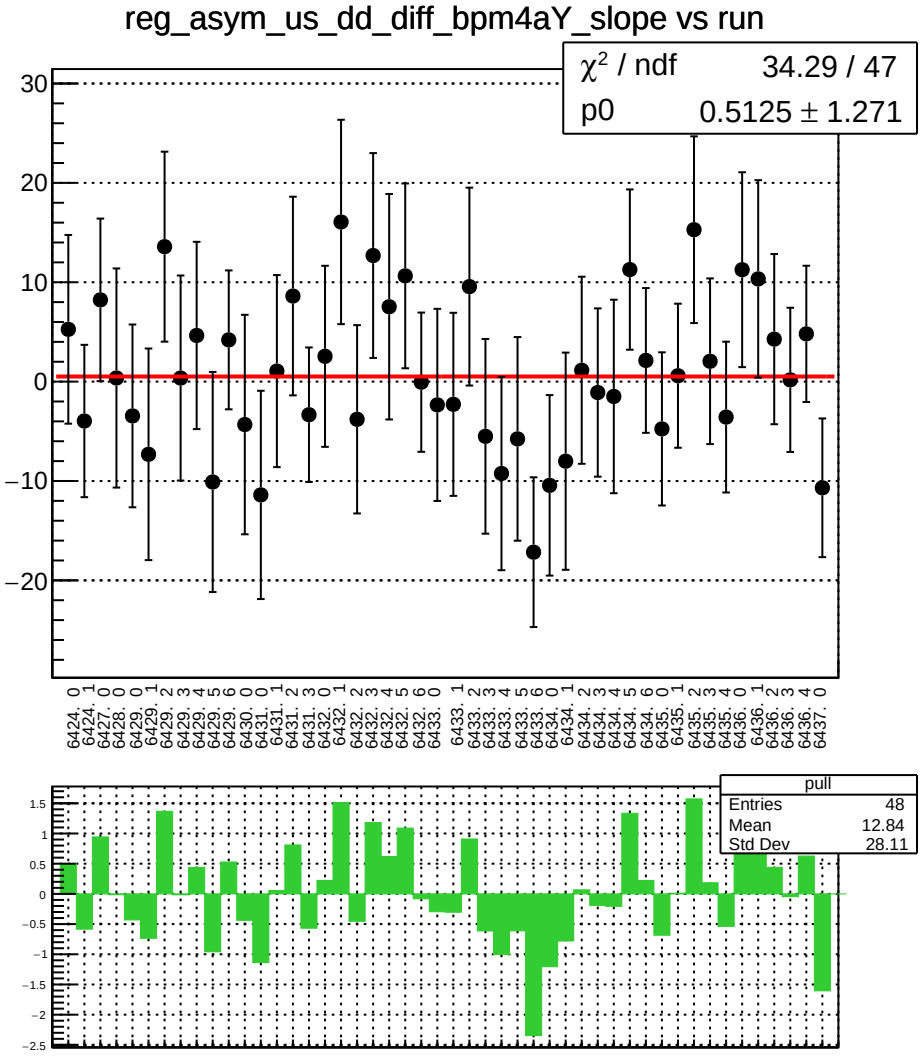
reg_asym_us_dd_diff_bpm4aY_slope vs run
χ² / ndf 34.29 / 47
p0 0.5125 ± 1.271
pull
Entries 48
Mean 12.84
Std Dev 28.11

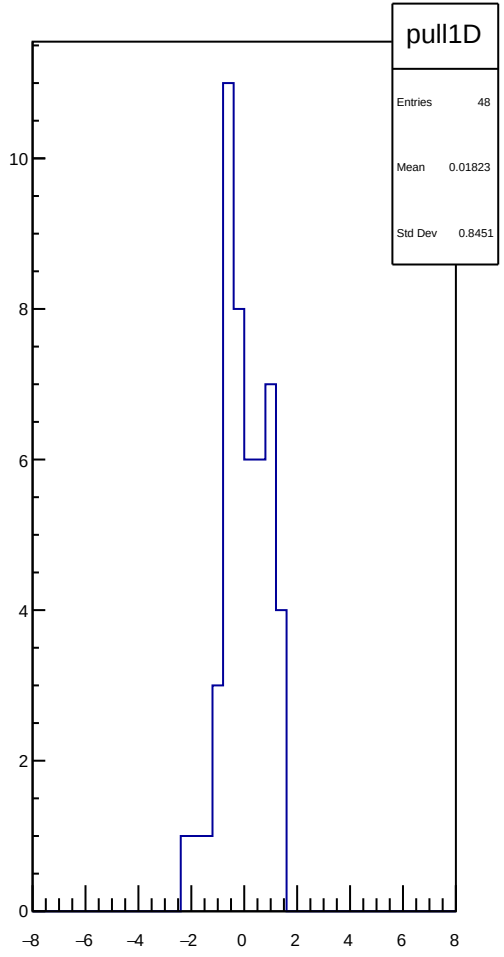
pull1D
Entries 48
Mean 0.01823
Std Dev 0.8451

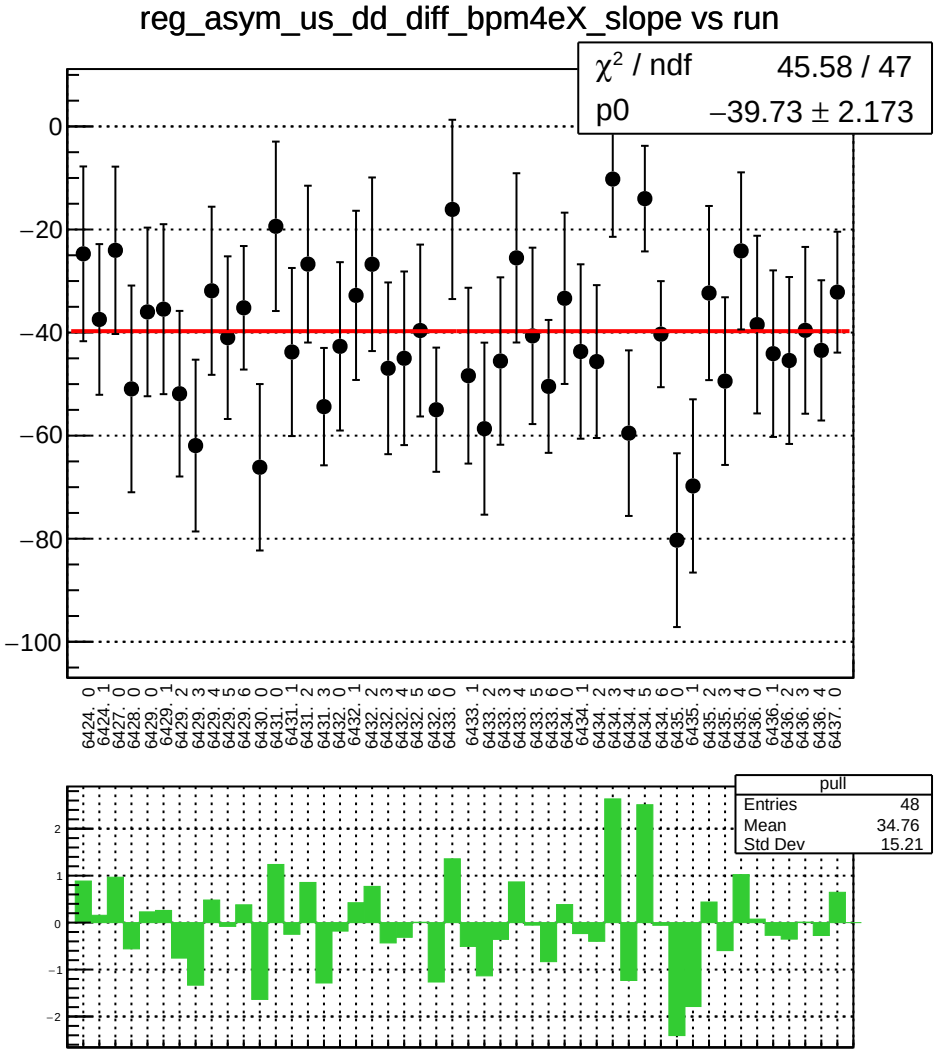
reg_asym_us_dd_diff_bpm4eX_slope vs run
χ² / ndf 45.58 / 47
p0 −39.73 ± 2.173
0
−20
−40
−60
−80
−100
6424.0
6424.1
6427.0
6428.0
6429.0
6429.1
6429.2
6429.3
6429.4
6429.5
6429.6
6430.0
6431.0
6431.1
6431.2
6431.3
6432.0
6432.1
6432.2
6432.3
6432.4
6432.5
6432.6
6433.0
6433.1
6433.2
6433.3
6433.4
6433.5
6433.6
6434.0
6434.1
6434.2
6434.3
6434.4
6434.5
6434.6
6435.0
6435.1
6435.2
6435.3
6435.4
6436.0
6436.1
6436.2
6436.3
6436.4
6437.0
pull
Entries 48
Mean 34.76
Std Dev 15.21
2
1
0
−1
−2

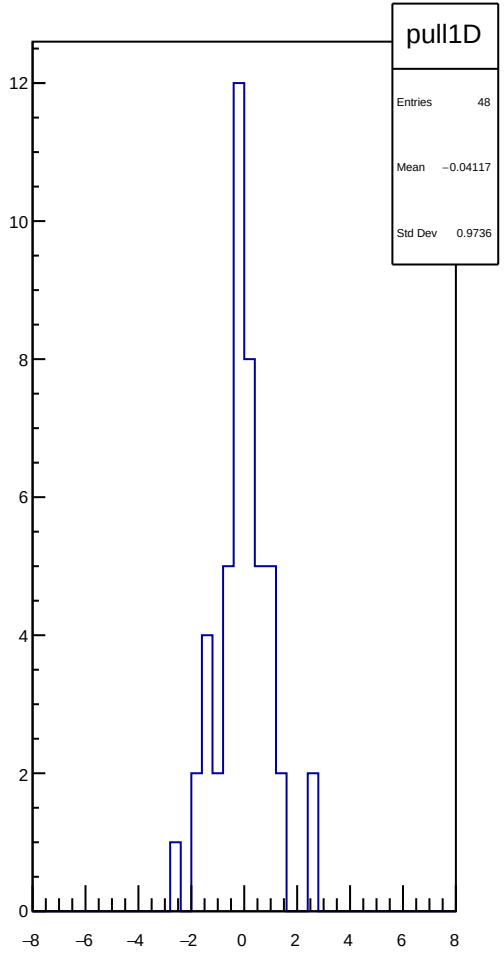
pull1D
Entries 48
Mean −0.04117
Std Dev 0.9736
12
10
8
6
4
2
0
−8
−6
−4
−2
0
2
4
6
8

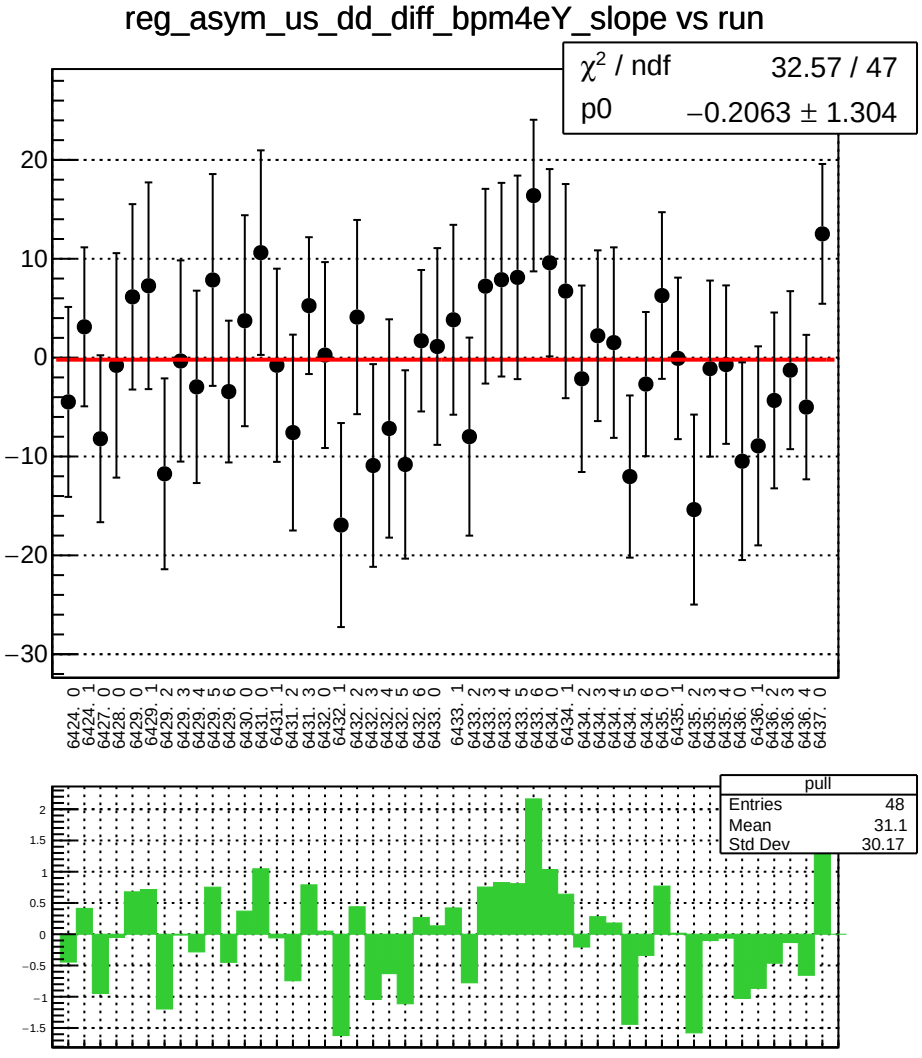
reg_asym_us_dd_diff_bpm4eY_slope vs run
χ² / ndf 32.57 / 47
p0 −0.2063 ± 1.304
pull
Entries 48
Mean 31.1
Std Dev 30.17

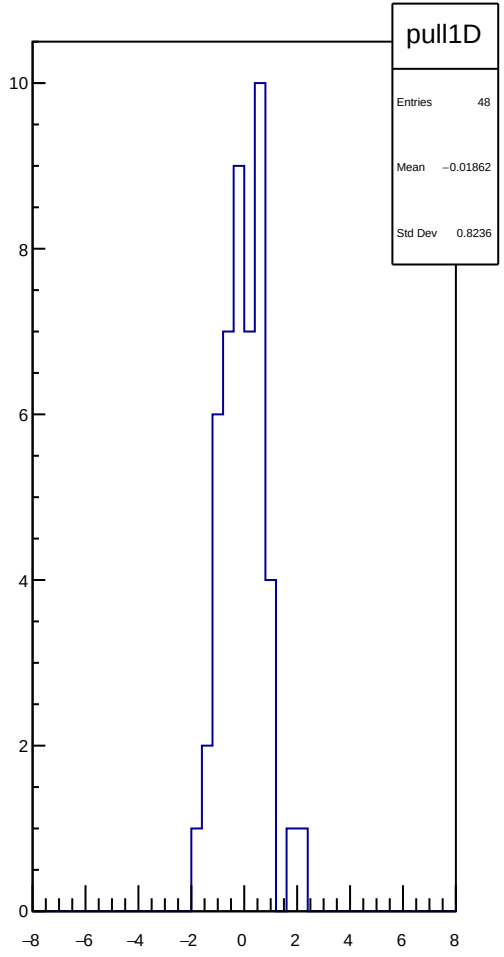
pull1D
Entries 48
Mean −0.01862
Std Dev 0.8236

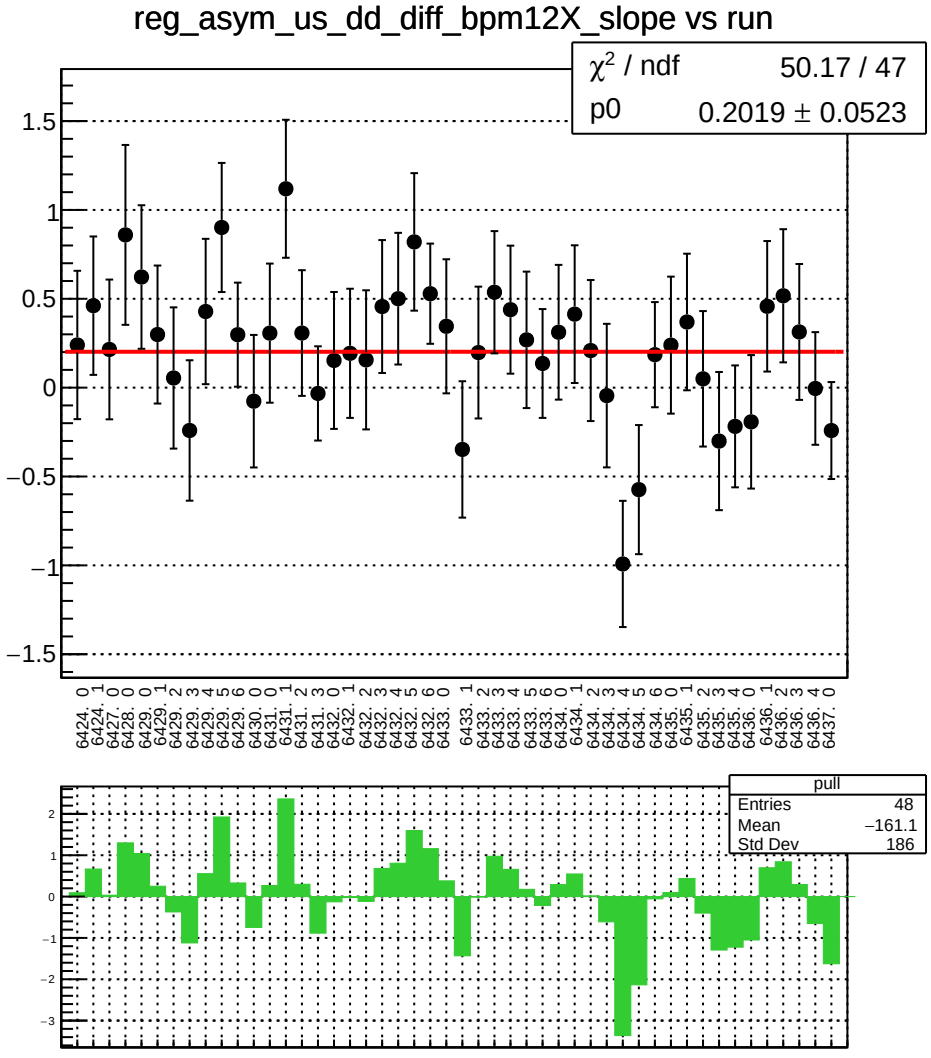
reg_asym_us_dd_diff_bpm12X_slope vs run
χ² / ndf 50.17 / 47
p0 0.2019 ± 0.0523
pull
Entries 48
Mean −161.1
Std Dev 186

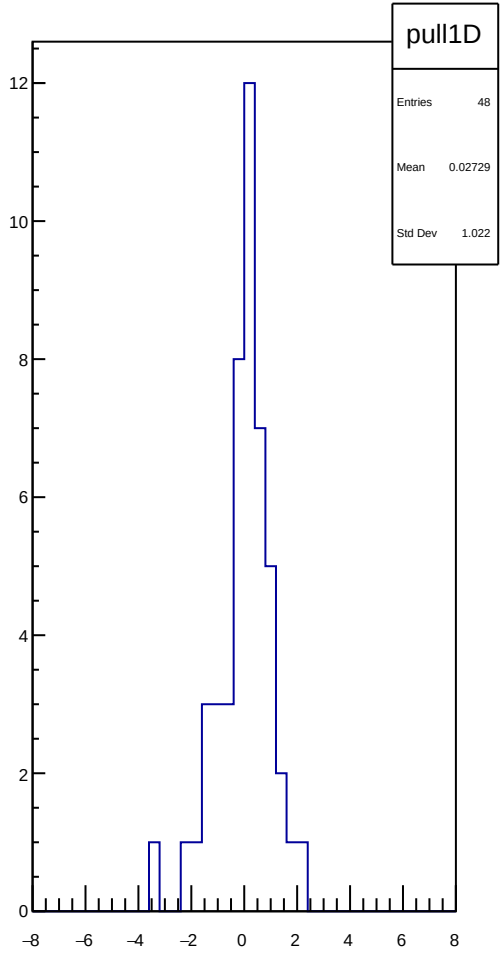
pull1D
Entries 48
Mean 0.02729
Std Dev 1.022

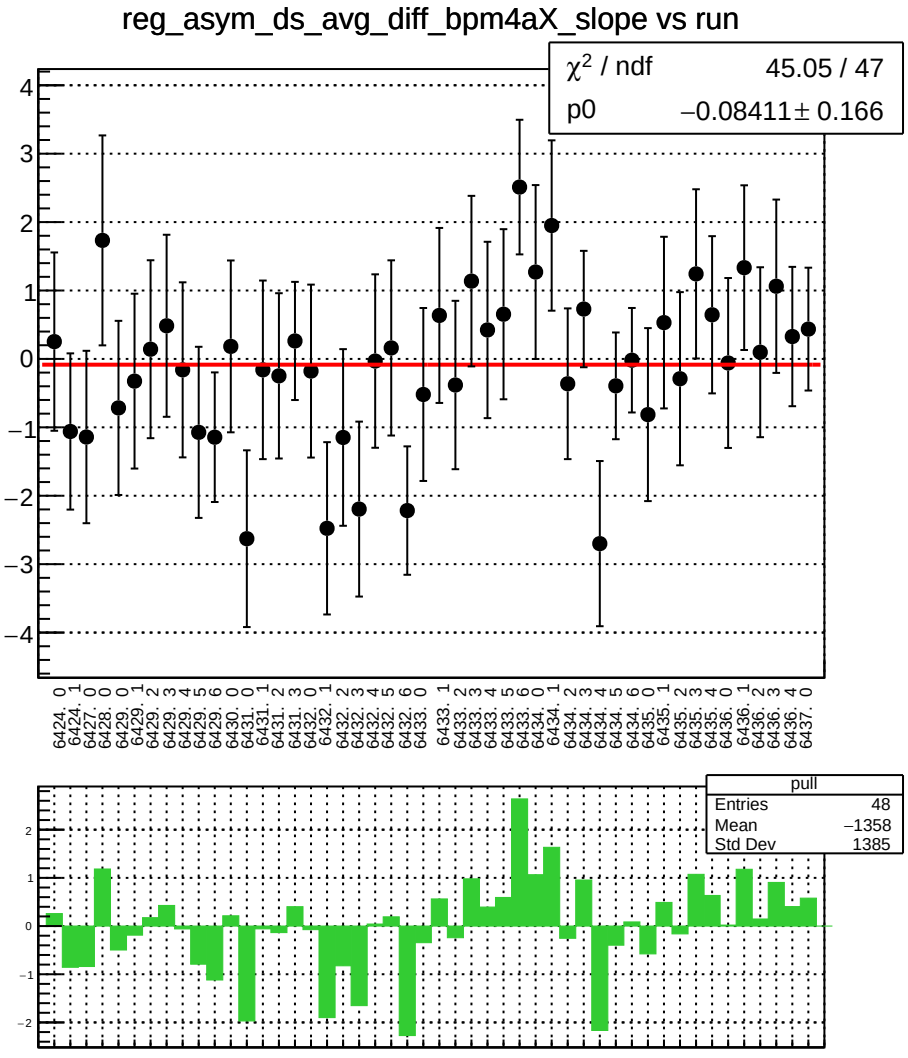
reg_asym_ds_avg_diff_bpm4aX_slope vs run
χ² / ndf 45.05 / 47
p0 −0.08411 ± 0.166
pull
Entries 48
Mean −1358
Std Dev 1385

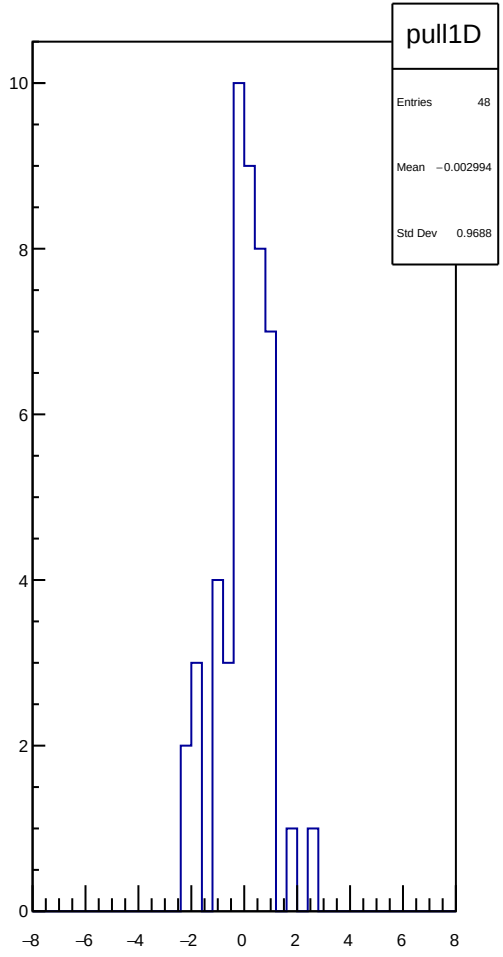
pull1D
Entries 48
Mean −0.002994
Std Dev 0.9688

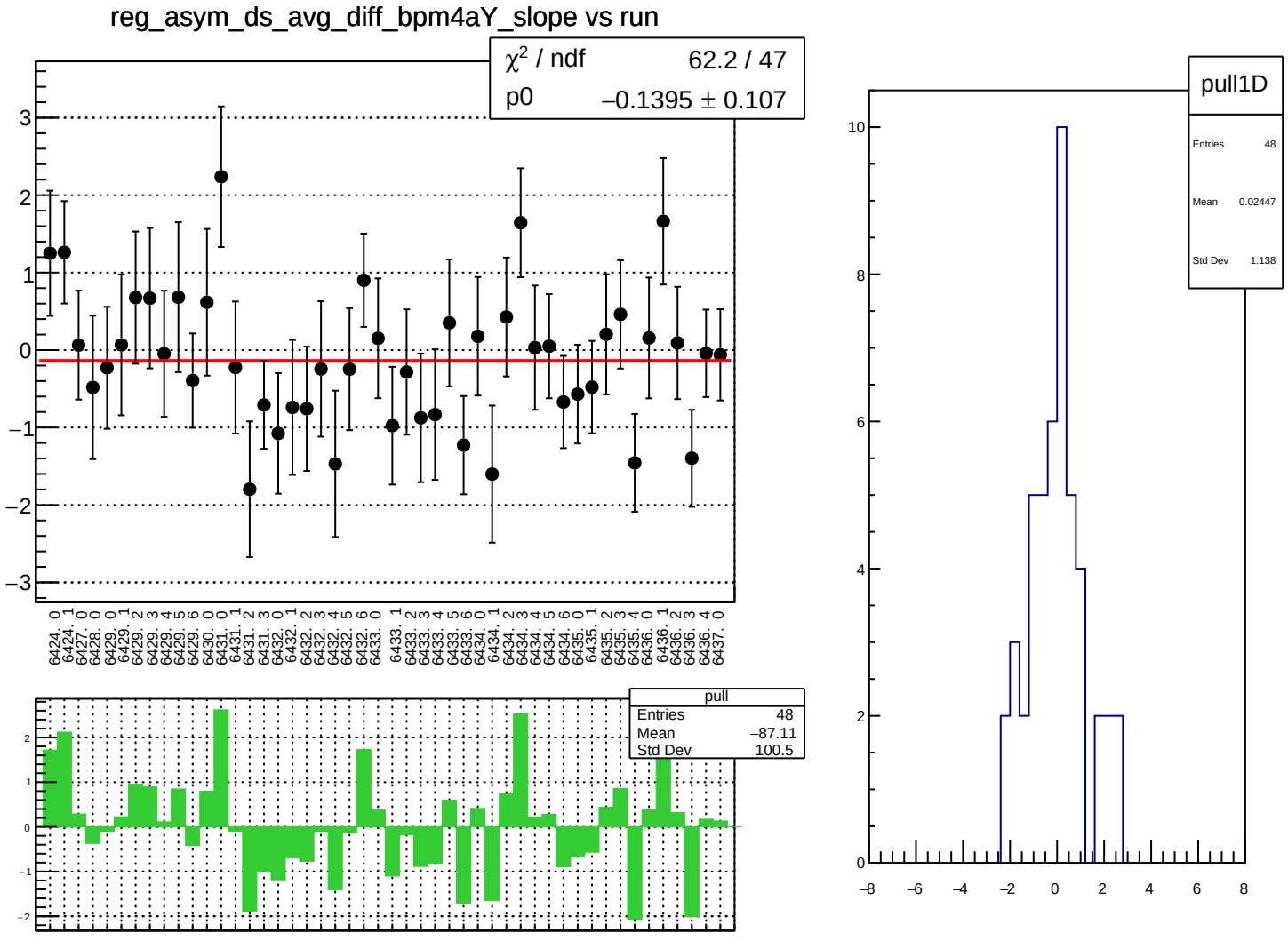
reg_asym_ds_avg_diff_bpm4aY_slope vs run
χ² / ndf 62.2 / 47
p0 −0.1395 ± 0.107
pull
Entries 48
Mean −87.11
Std Dev 100.5
pull1D
Entries 48
Mean 0.02447
Std Dev 1.138

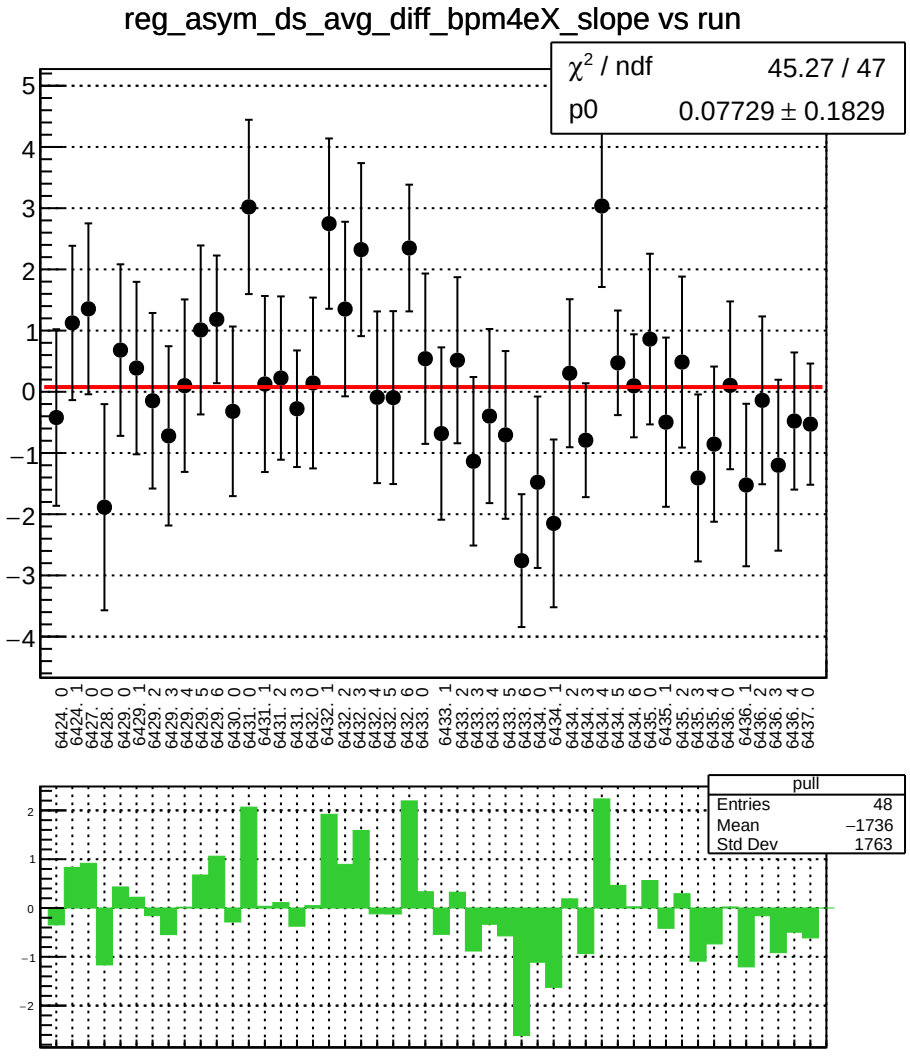
reg_asym_ds_avg_diff_bpm4eX_slope vs run
χ² / ndf 45.27 / 47
p0 0.07729 ± 0.1829
pull
Entries 48
Mean −1736
Std Dev 1763

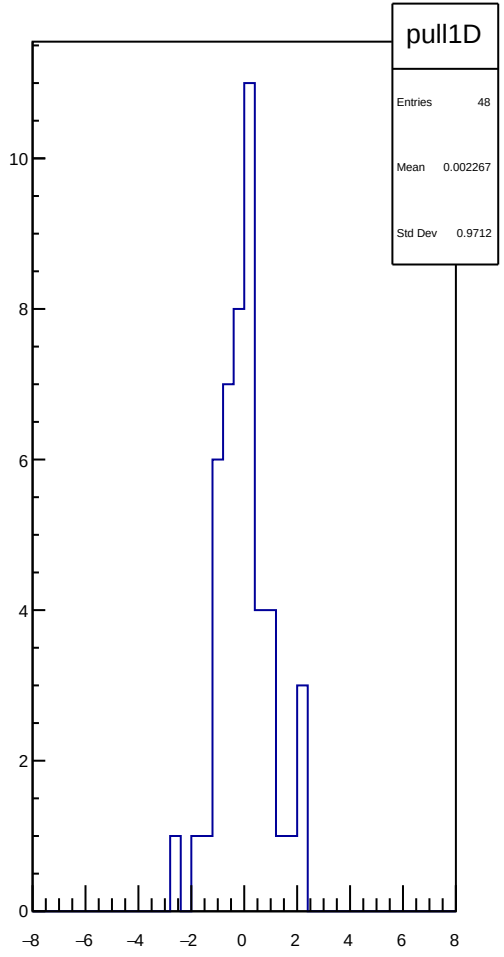
pull1D
Entries 48
Mean 0.002267
Std Dev 0.9712

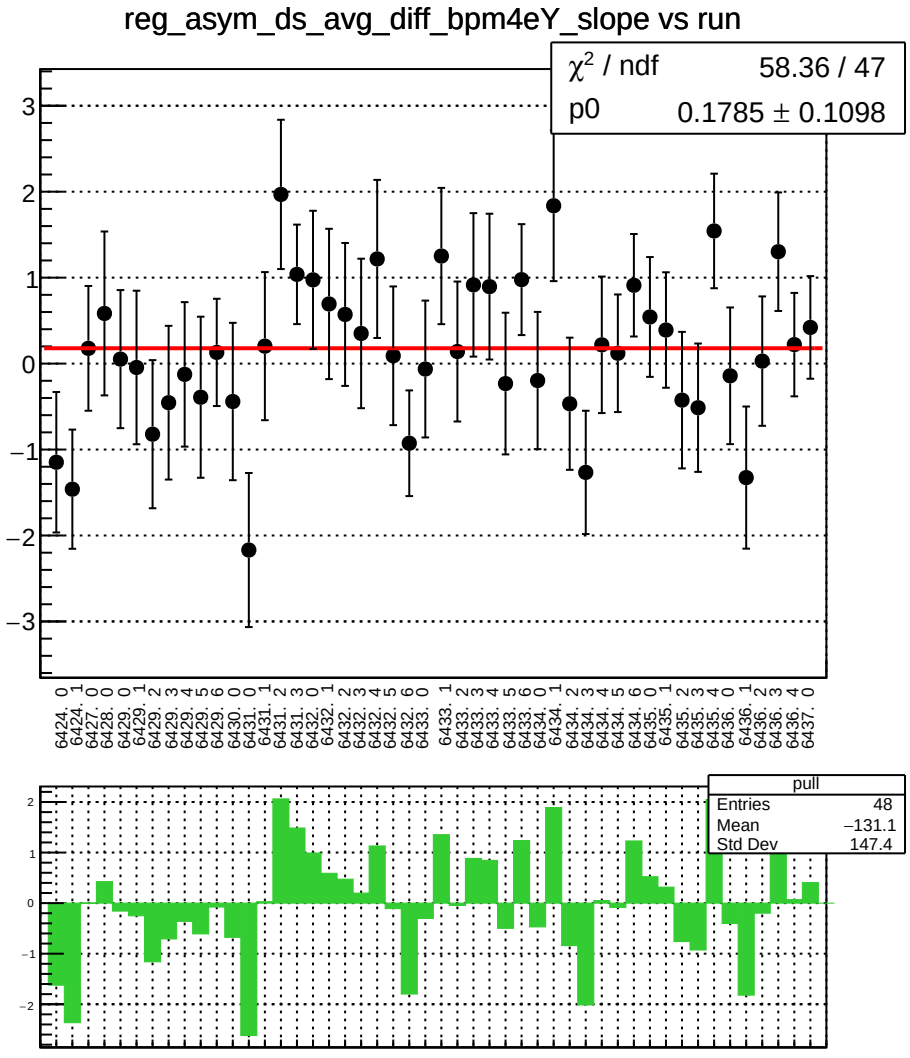
reg_asym_ds_avg_diff_bpm4eY_slope vs run
χ² / ndf 58.36 / 47
p0 0.1785 ± 0.1098
pull
Entries 48
Mean −131.1
Std Dev 147.4

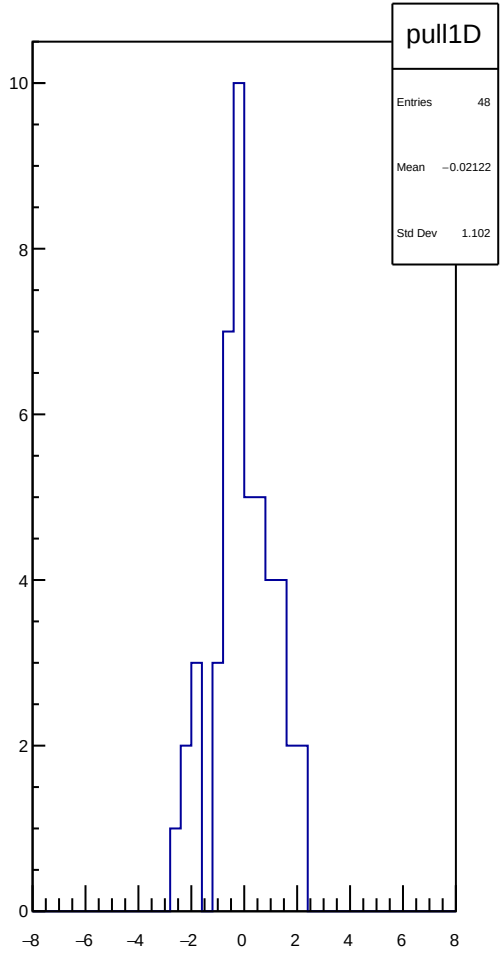
pull1D
Entries 48
Mean −0.02122
Std Dev 1.102

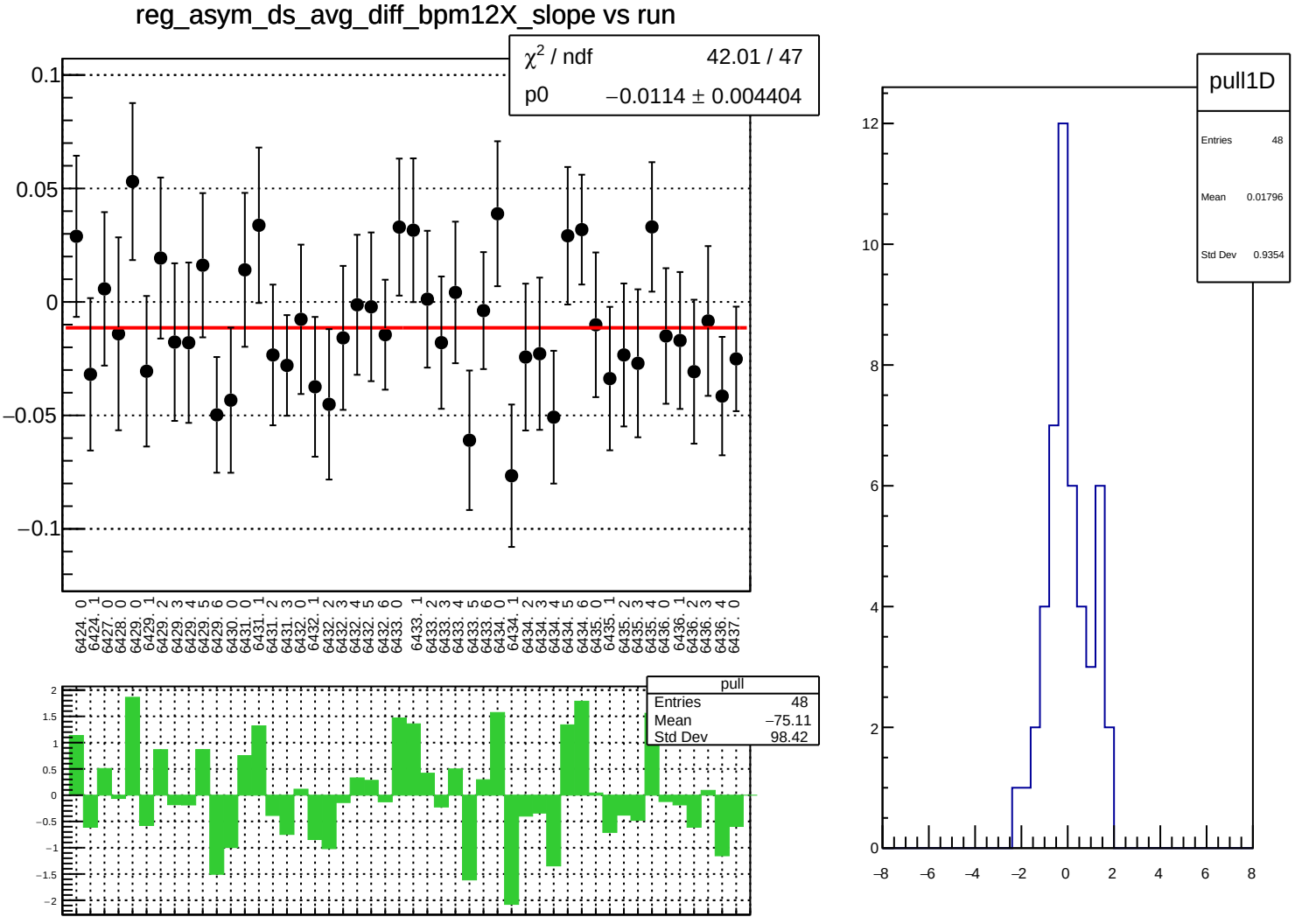
reg_asym_ds_avg_diff_bpm12X_slope vs run
χ² / ndf 42.01 / 47
p0 −0.0114 ± 0.004404
pull
Entries 48
Mean −75.11
Std Dev 98.42
pull1D
Entries 48
Mean 0.01796
Std Dev 0.9354

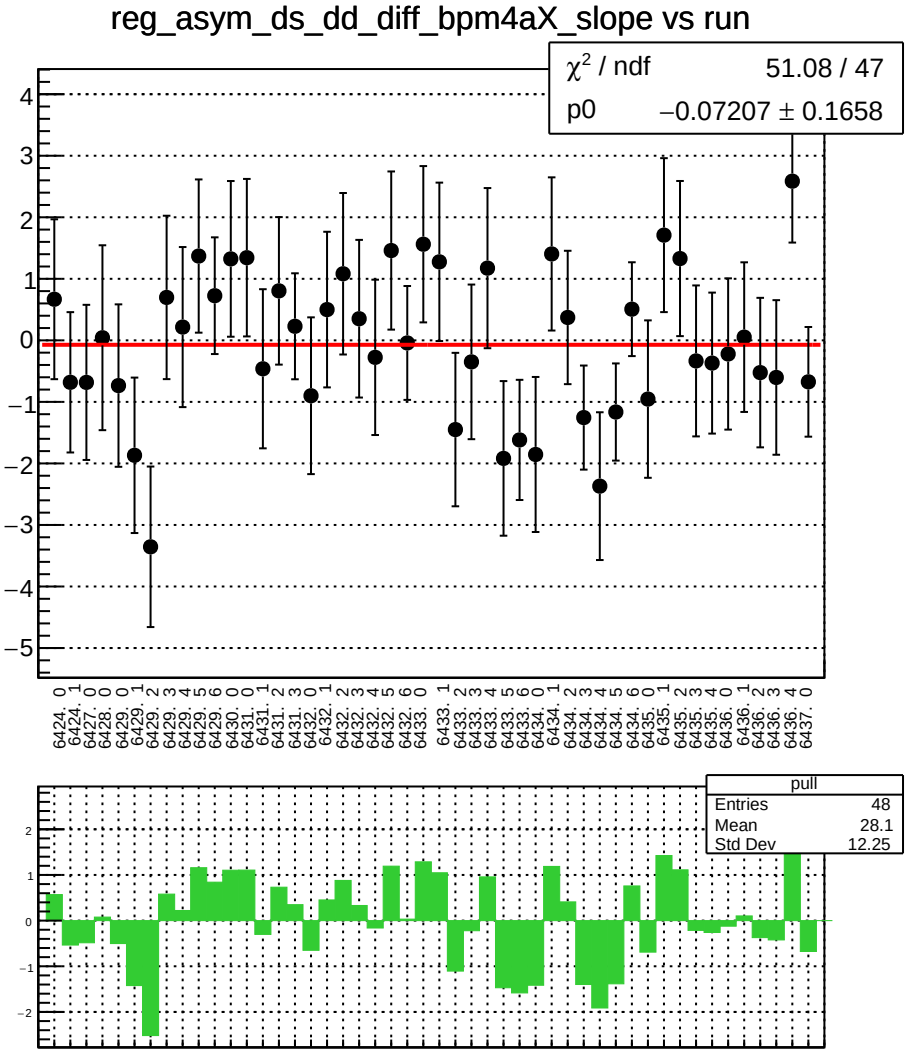
reg_asym_ds_dd_diff_bpm4aX_slope vs run
χ² / ndf 51.08 / 47
p0 −0.07207 ± 0.1658
pull
Entries 48
Mean 28.1
Std Dev 12.25

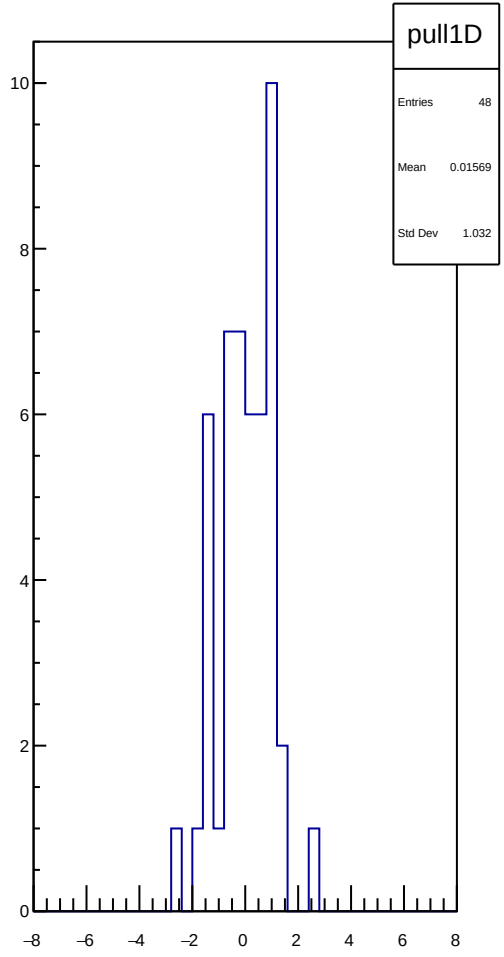
pull1D
Entries 48
Mean 0.01569
Std Dev 1.032

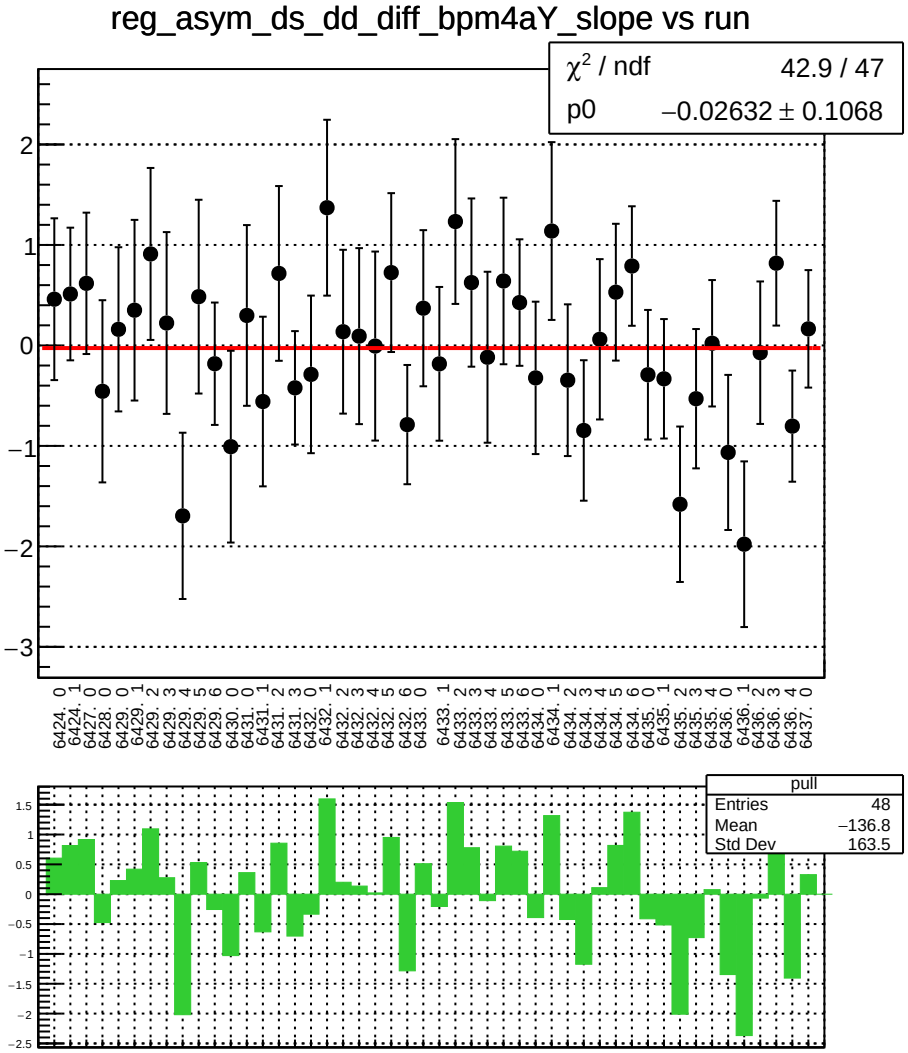
reg_asym_ds_dd_diff_bpm4aY_slope vs run
χ² / ndf 42.9 / 47
p0 −0.02632 ± 0.1068
pull
Entries 48
Mean −136.8
Std Dev 163.5

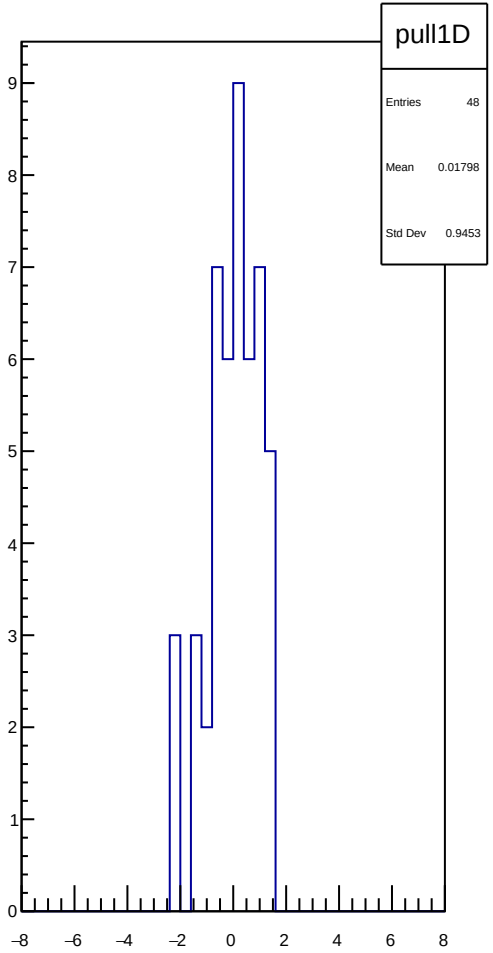
pull1D
Entries 48
Mean 0.01798
Std Dev 0.9453

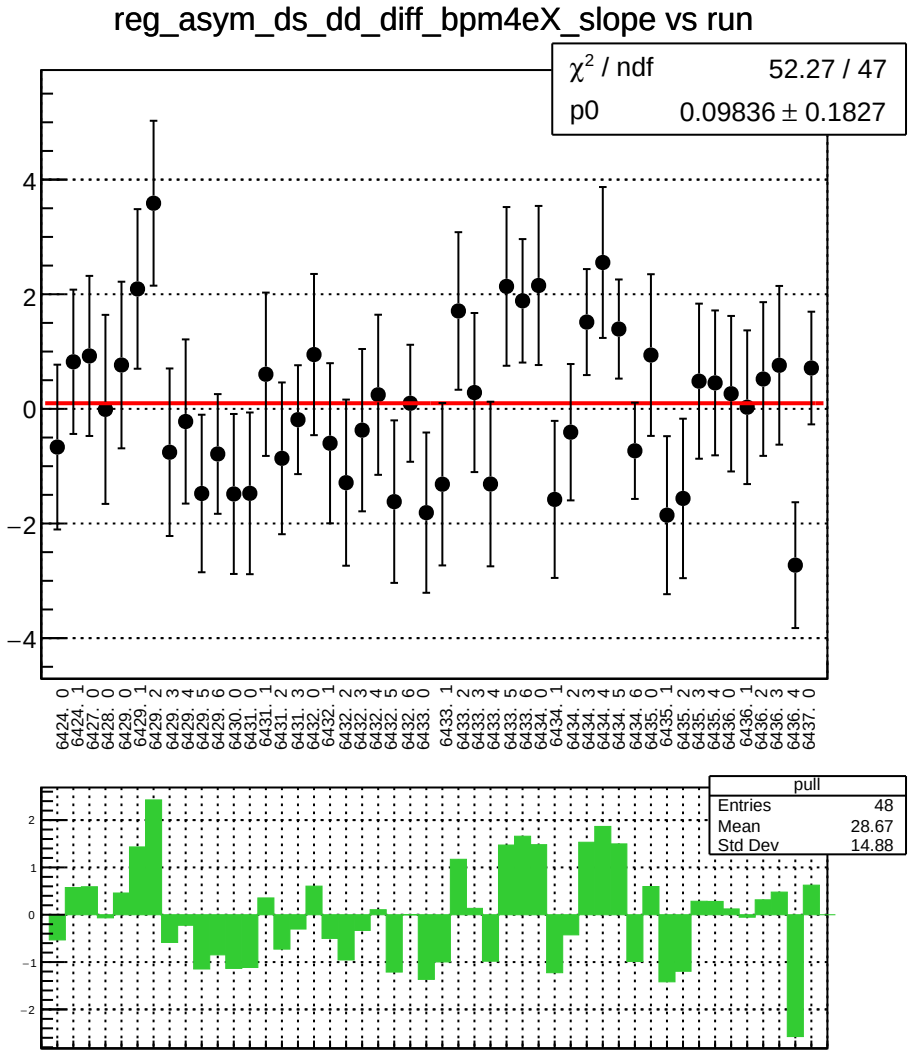
reg_asym_ds_dd_diff_bpm4eX_slope vs run
χ² / ndf 52.27 / 47
p0 0.09836 ± 0.1827
pull
Entries 48
Mean 28.67
Std Dev 14.88

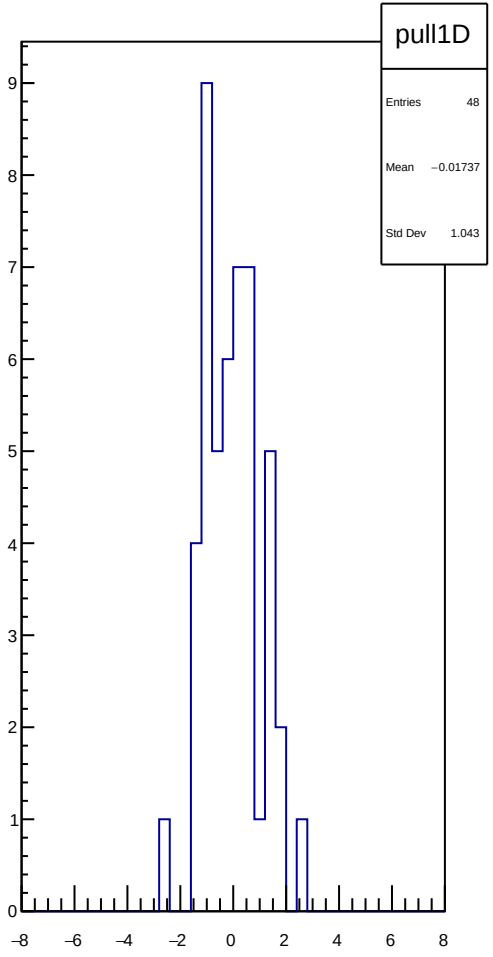
pull1D
Entries 48
Mean −0.01737
Std Dev 1.043

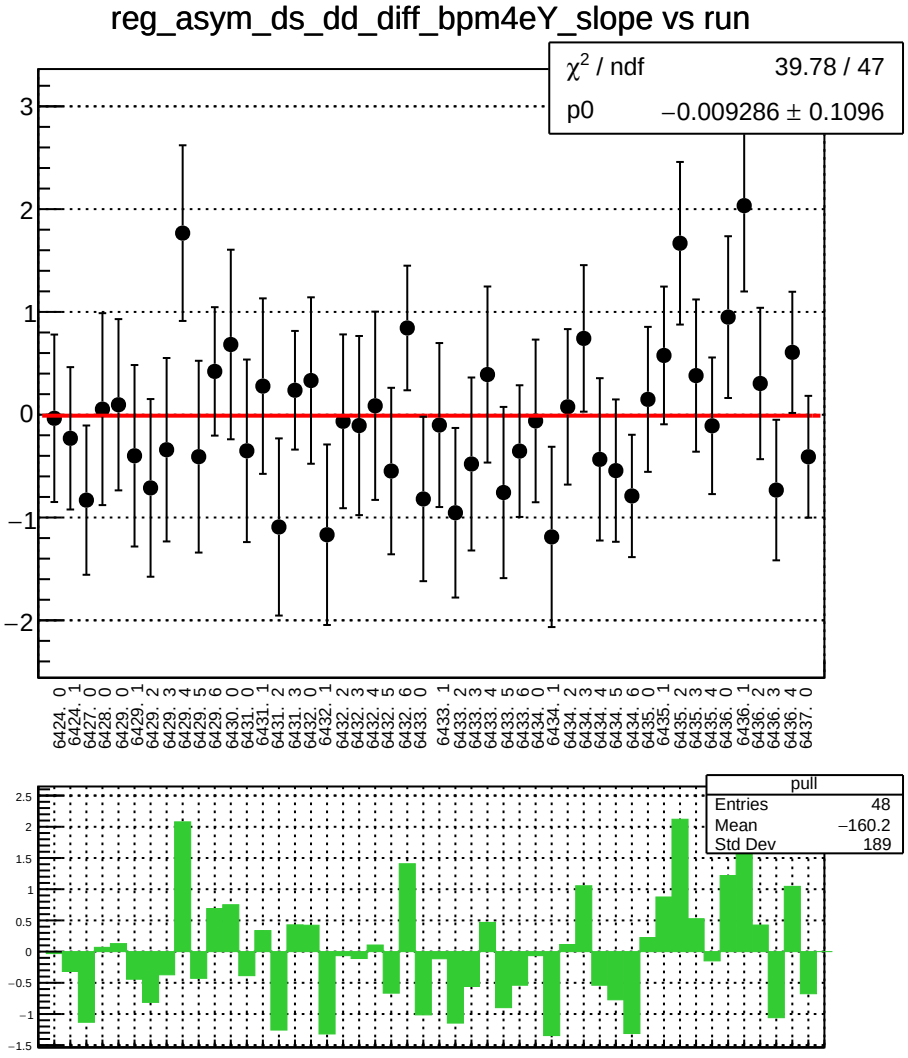
reg_asym_ds_dd_diff_bpm4eY_slope vs run
χ^2 / ndf 39.78 / 47
p0 −0.009286 ± 0.1096
pull
Entries 48
Mean −160.2
Std Dev 189

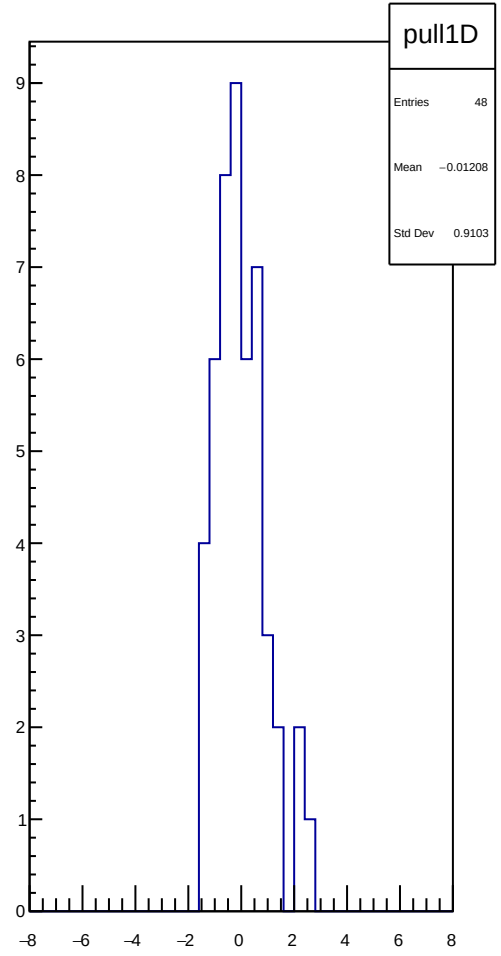
pull1D
Entries 48
Mean −0.01208
Std Dev 0.9103

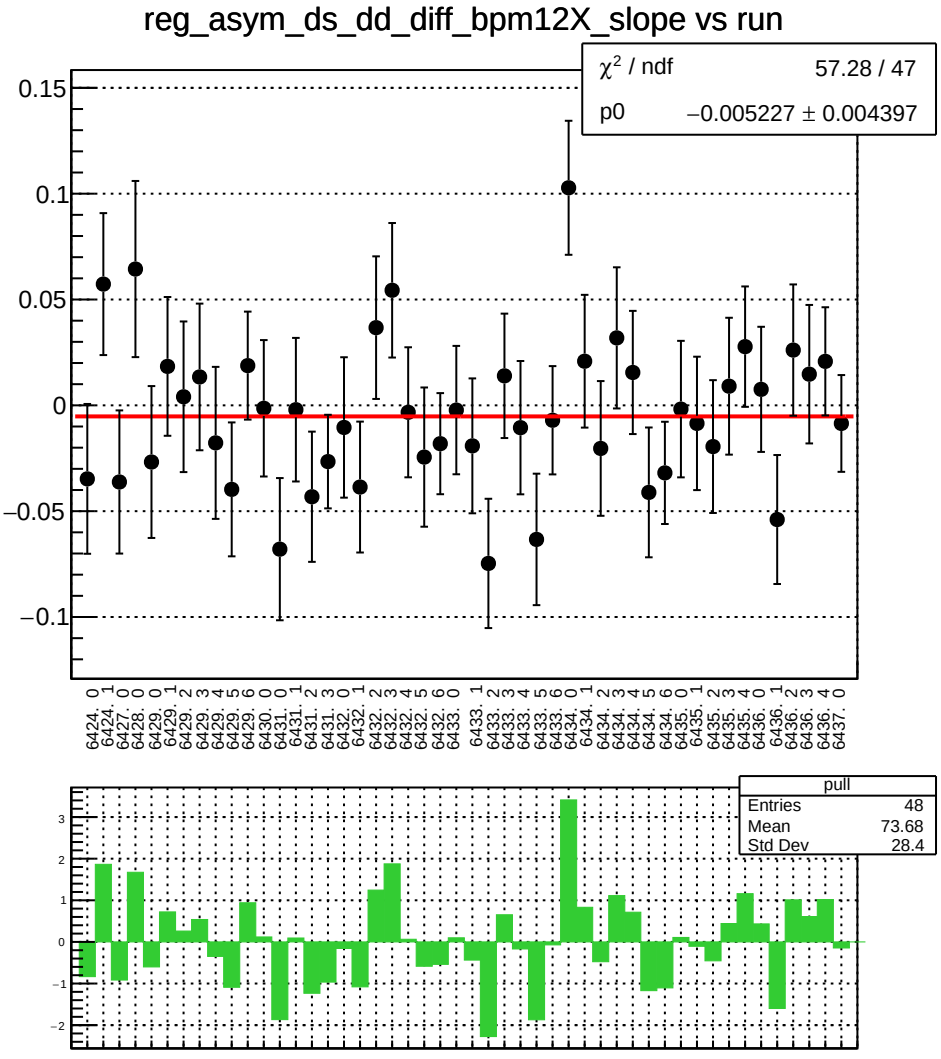
reg_asym_ds_dd_diff_bpm12X_slope vs run
χ² / ndf 57.28 / 47
p0 −0.005227 ± 0.004397
0.15
0.1
0.05
0
−0.05
−0.1
6424.0
6424.1
6427.0
6428.0
6429.0
6429.1
6429.2
6429.3
6429.4
6429.5
6429.6
6430.0
6431.0
6431.1
6431.2
6431.3
6432.0
6432.1
6432.2
6432.3
6432.4
6432.5
6432.6
6433.0
6433.1
6433.2
6433.3
6433.4
6433.5
6433.6
6434.0
6434.1
6434.2
6434.3
6434.4
6434.5
6434.6
6435.0
6435.1
6435.2
6435.3
6435.4
6436.0
6436.1
6436.2
6436.3
6436.4
6437.0
pull
Entries 48
Mean 73.68
Std Dev 28.4
3
2
1
0
−1
−2

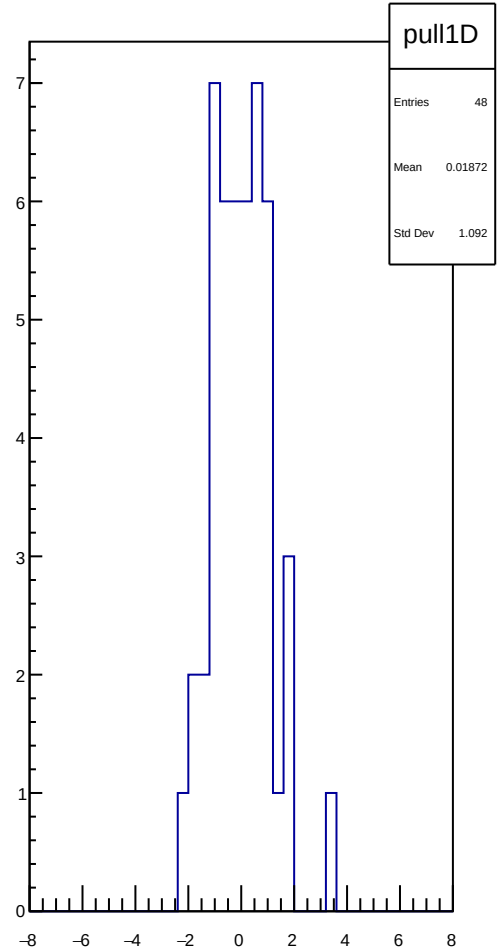
pull1D
Entries 48
Mean 0.01872
Std Dev 1.092
7
6
5
4
3
2
1
0
−8
−6
−4
−2
0
2
4
6
8

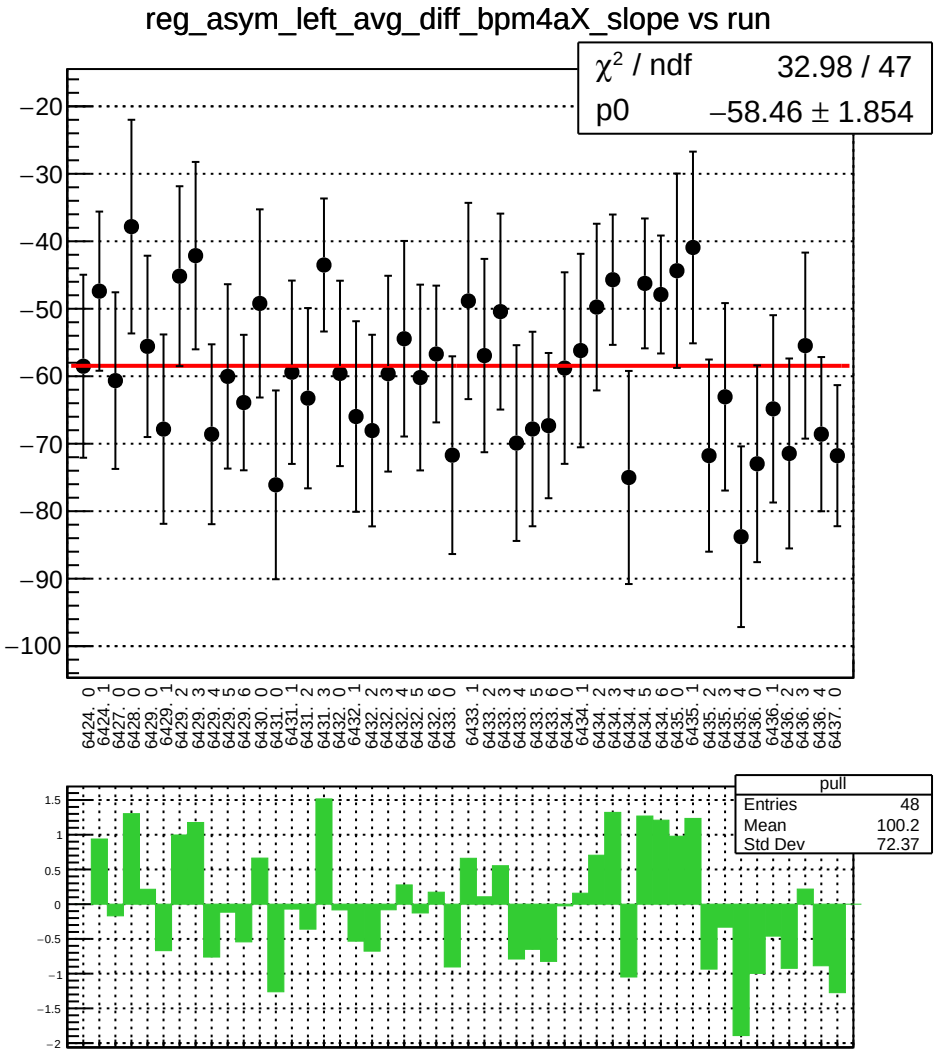
reg_asym_left_avg_diff_bpm4aX_slope vs run
χ² / ndf 32.98 / 47
p0 −58.46 ± 1.854
pull
Entries 48
Mean 100.2
Std Dev 72.37

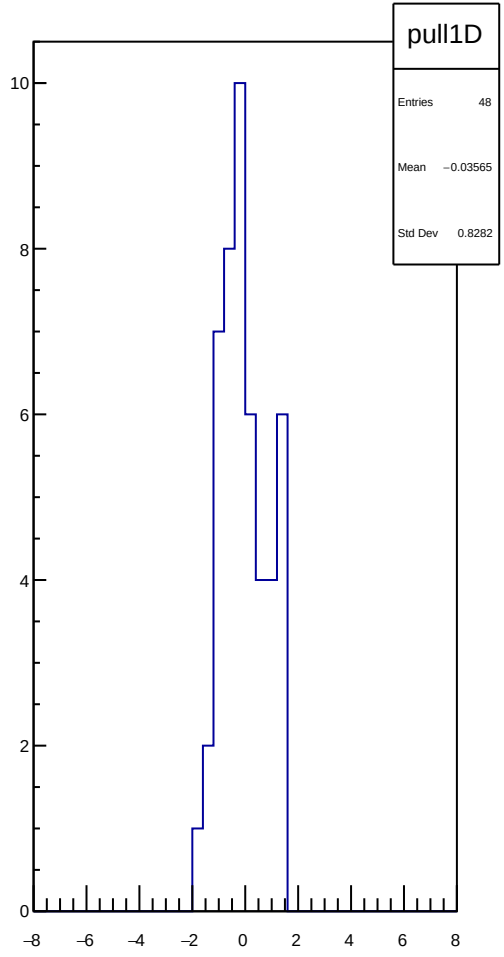
pull1D
Entries 48
Mean −0.03565
Std Dev 0.8282

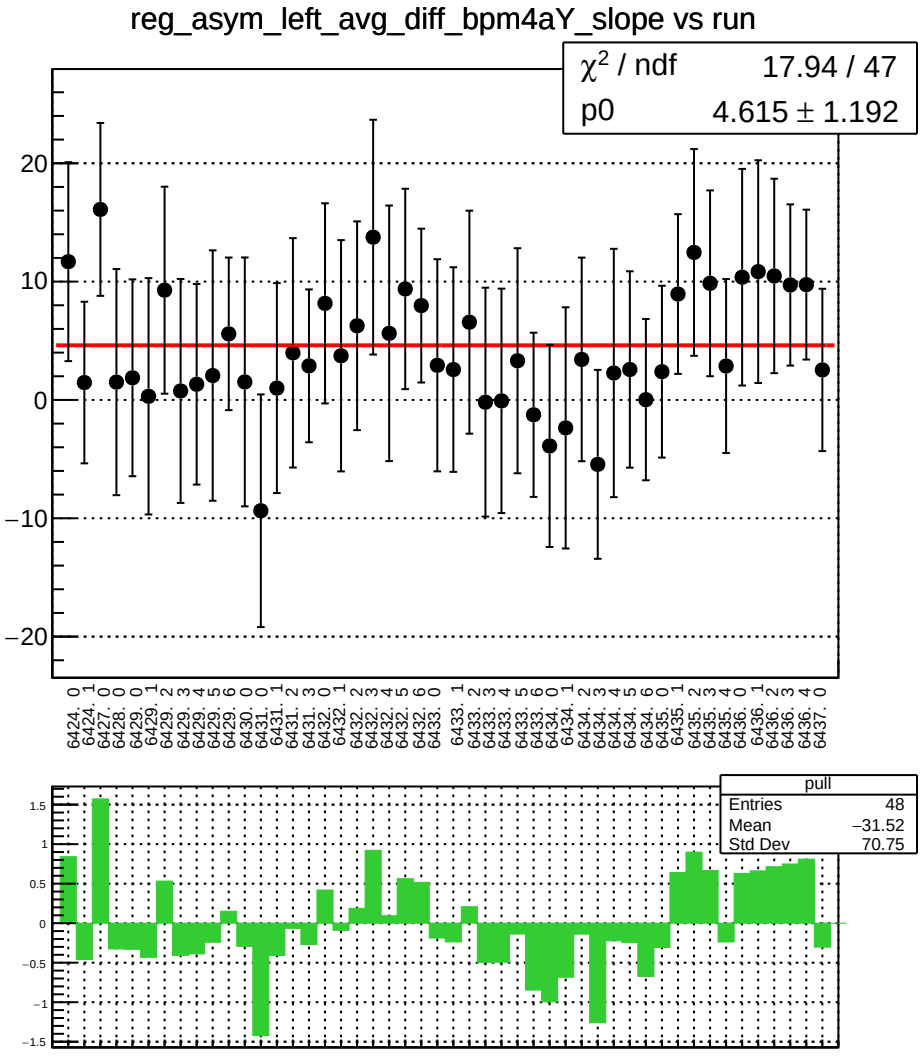
reg_asym_left_avg_diff_bpm4aY_slope vs run
χ² / ndf 17.94 / 47
p0 4.615 ± 1.192
pull
Entries 48
Mean −31.52
Std Dev 70.75

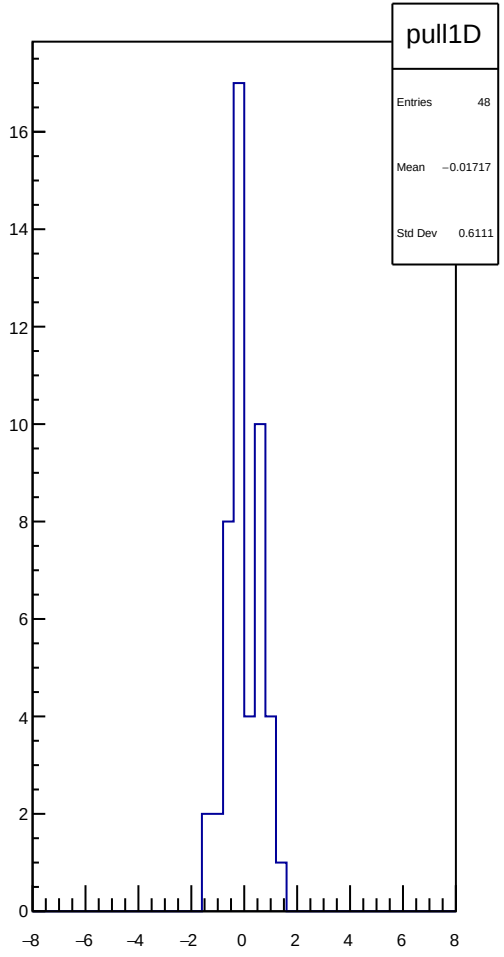
pull1D
Entries 48
Mean −0.01717
Std Dev 0.6111

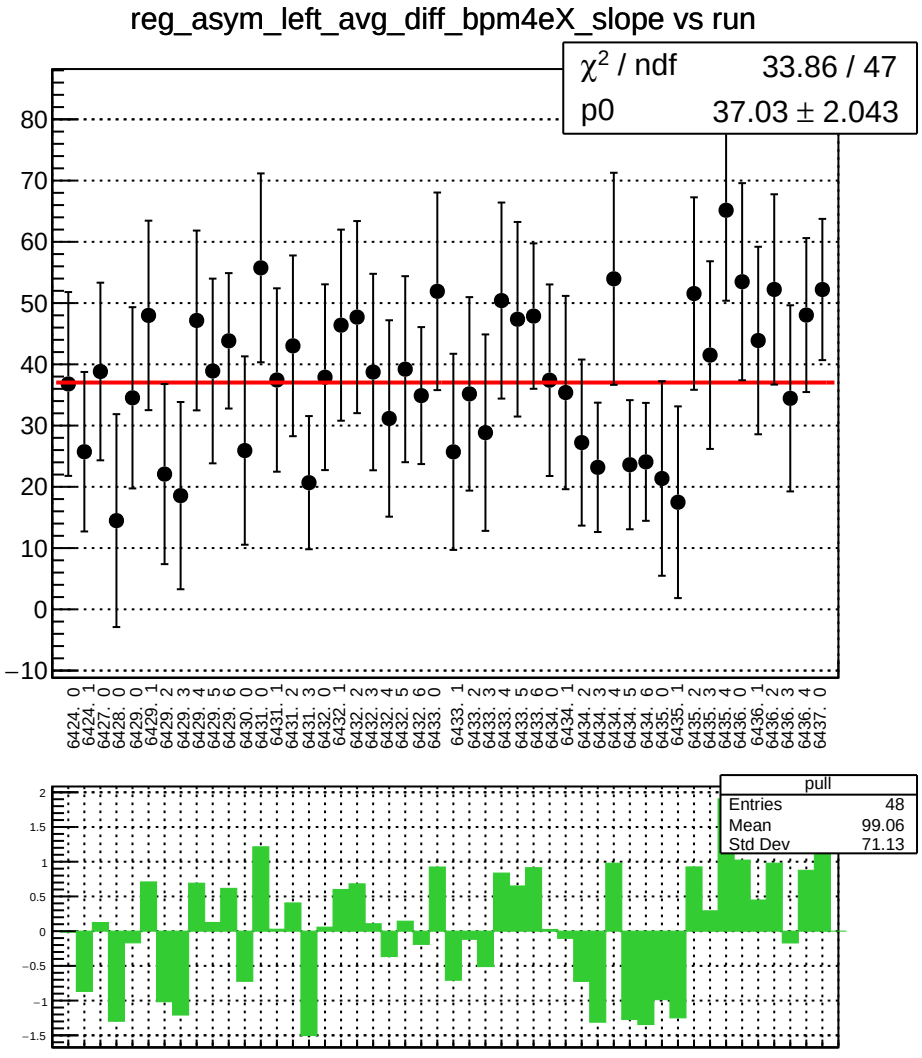
reg_asym_left_avg_diff_bpm4eX_slope vs run
χ^2 / ndf 33.86 / 47
p0 37.03 ± 2.043
pull
Entries 48
Mean 99.06
Std Dev 71.13

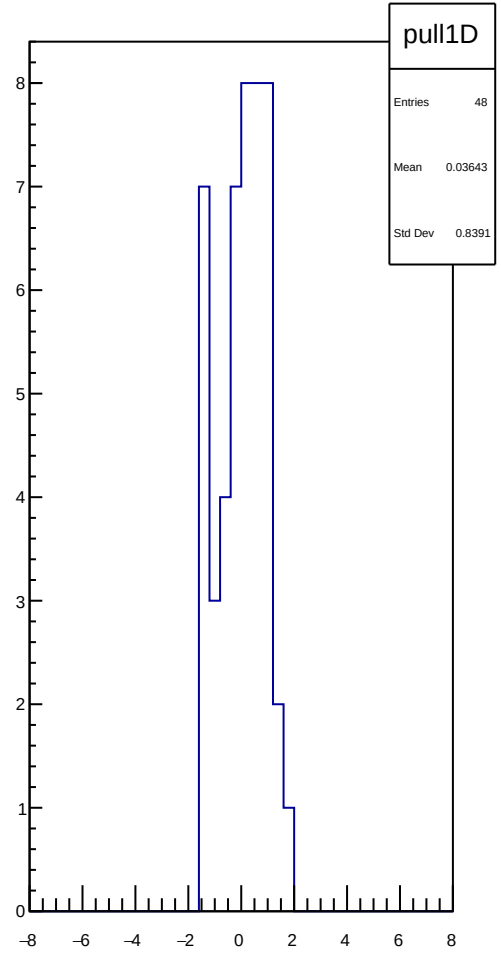
pull1D
Entries 48
Mean 0.03643
Std Dev 0.8391

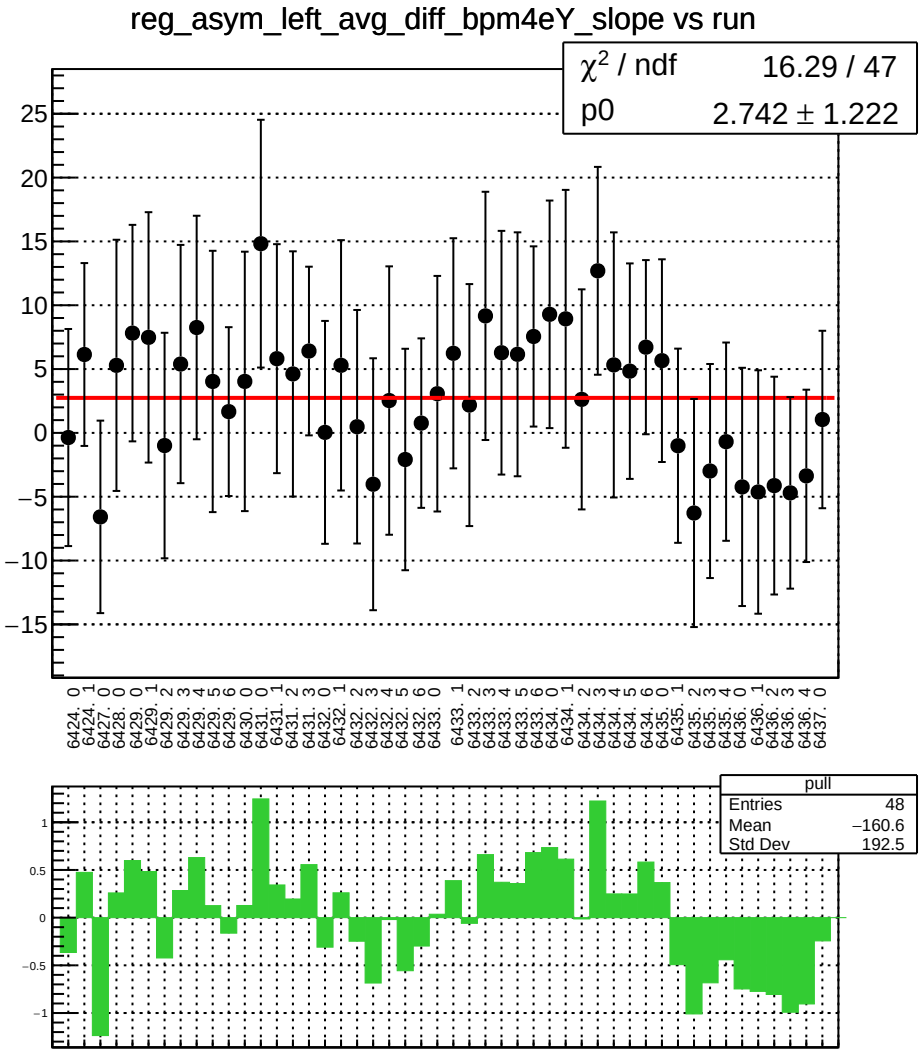
reg_asym_left_avg_diff_bpm4eY_slope vs run
χ² / ndf 16.29 / 47
p0 2.742 ± 1.222
pull
Entries 48
Mean −160.6
Std Dev 192.5

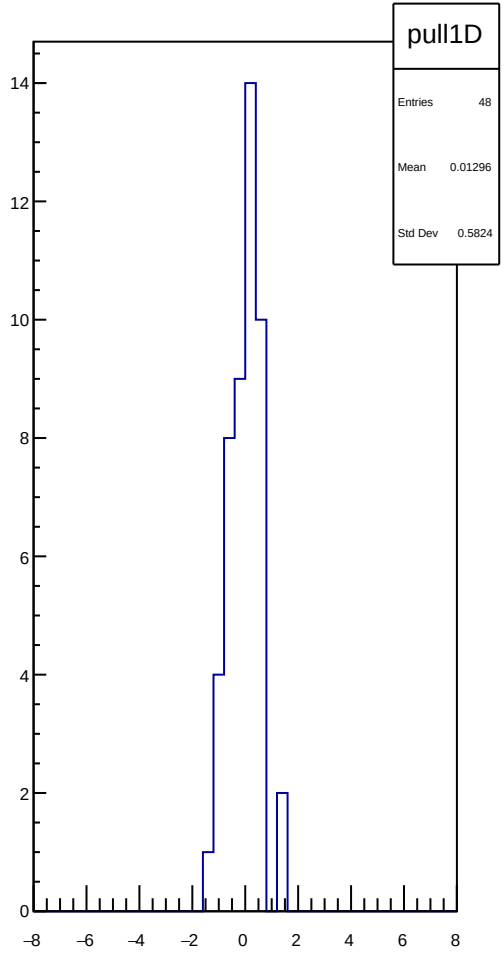
pull1D
Entries 48
Mean 0.01296
Std Dev 0.5824

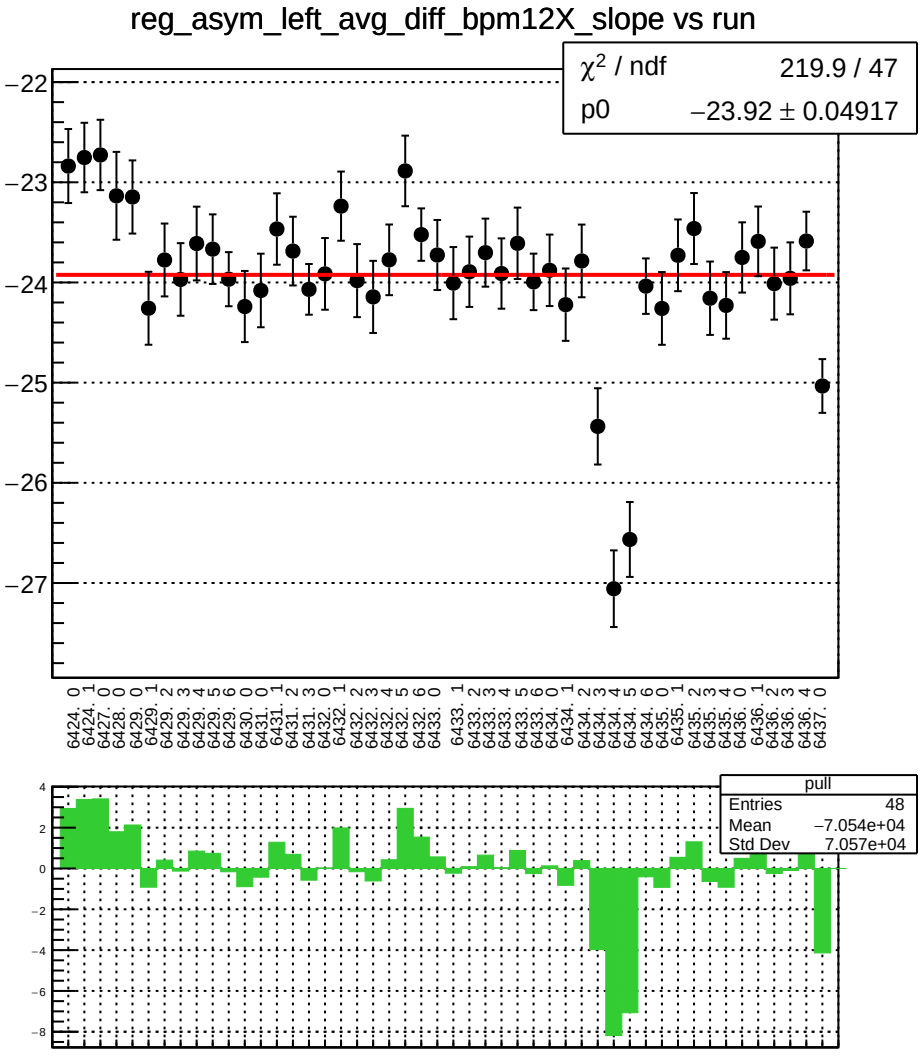
reg_asym_left_avg_diff_bpm12X_slope vs run
χ² / ndf 219.9 / 47
p0 −23.92 ± 0.04917
pull
Entries 48
Mean −7.054e+04
Std Dev 7.057e+04

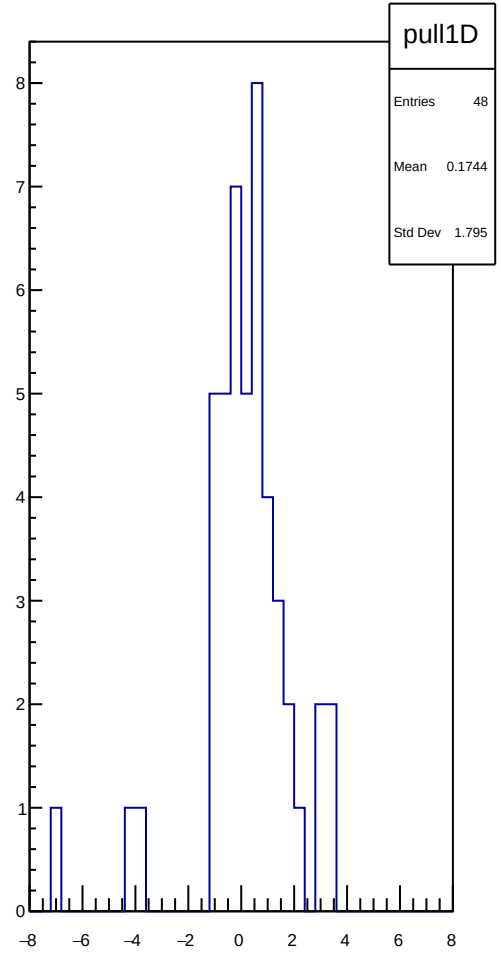
pull1D
Entries 48
Mean 0.1744
Std Dev 1.795

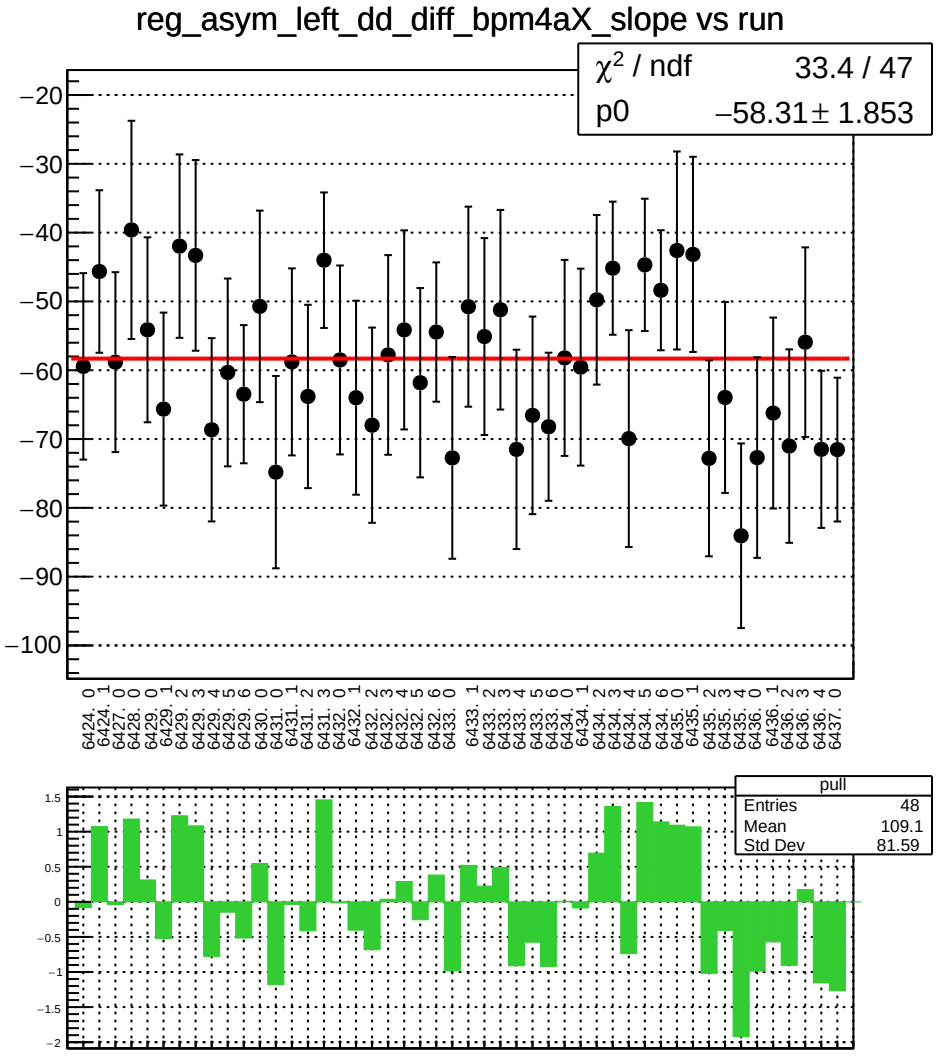
reg_asym_left_dd_diff_bpm4aX_slope vs run
χ2 / ndf 33.4 / 47
p0 −58.31 ± 1.853
−20
−30
−40
−50
−60
−70
−80
−90
−100
6424. 0
6424. 1
6427. 0
6428. 0
6429. 0
6429. 1
6429. 2
6429. 3
6429. 4
6429. 5
6429. 6
6430. 0
6431. 0
6431. 1
6431. 2
6431. 3
6432. 0
6432. 1
6432. 2
6432. 3
6432. 4
6432. 5
6432. 6
6433. 0
6433. 1
6433. 2
6433. 3
6433. 4
6433. 5
6433. 6
6434. 0
6434. 1
6434. 2
6434. 3
6434. 4
6434. 5
6434. 6
6435. 0
6435. 1
6435. 2
6435. 3
6435. 4
6436. 0
6436. 1
6436. 2
6436. 3
6436. 4
6437. 0
pull
Entries 48
Mean 109.1
Std Dev 81.59
1.5
1
0.5
0
−0.5
−1
−1.5
−2

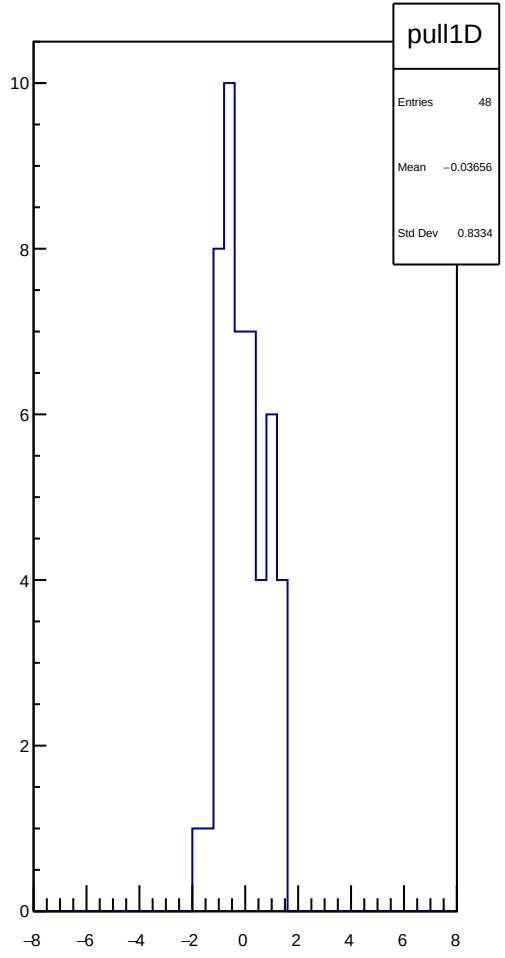
pull1D
Entries 48
Mean −0.03656
Std Dev 0.8334
10
8
6
4
2
0
−8
−6
−4
−2
0
2
4
6
8

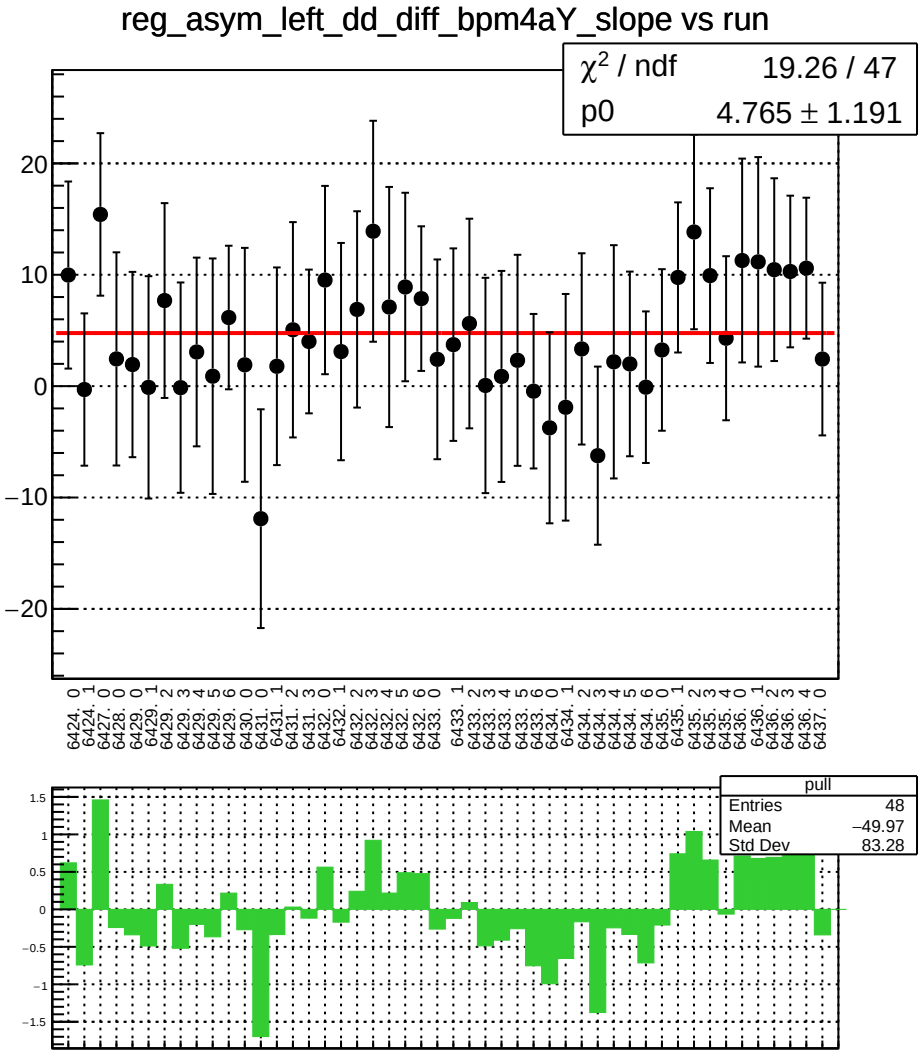
reg_asym_left_dd_diff_bpm4aY_slope vs run
χ2 / ndf 19.26 / 47
p0 4.765 ± 1.191
pull
Entries 48
Mean −49.97
Std Dev 83.28

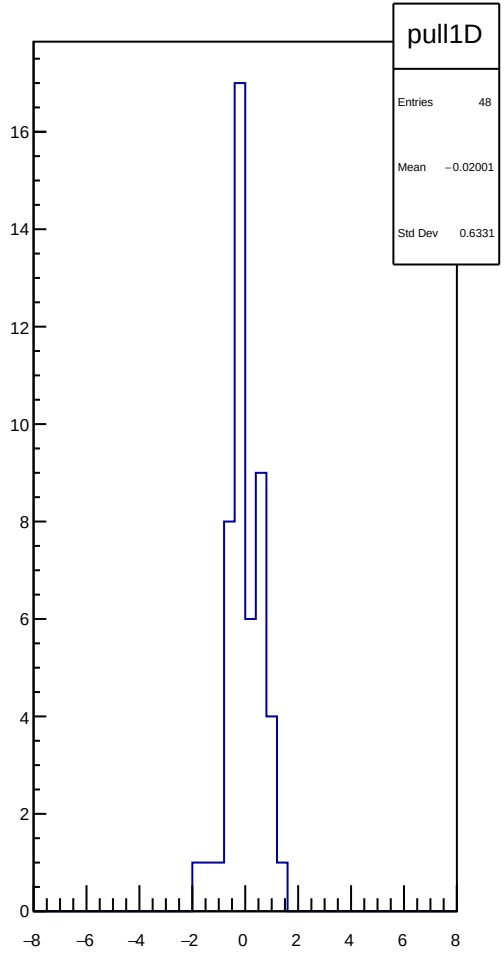
pull1D
Entries 48
Mean −0.02001
Std Dev 0.6331

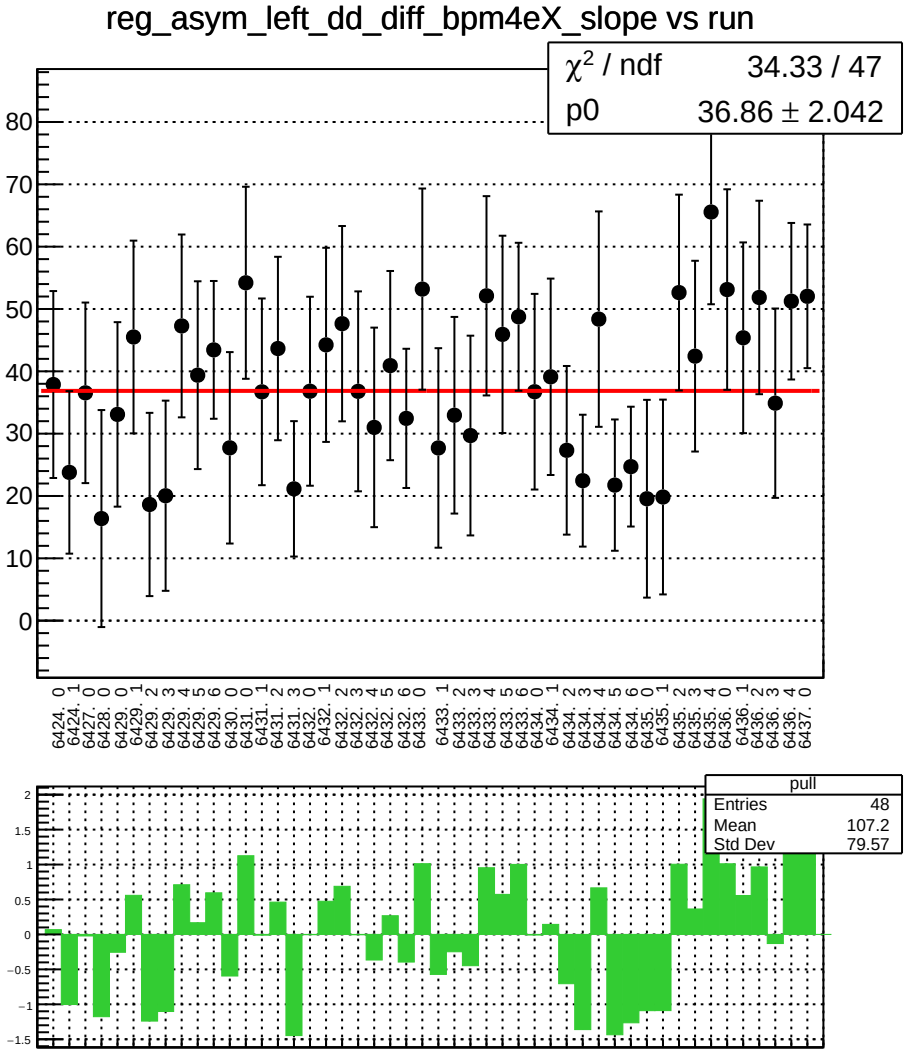
reg_asym_left_dd_diff_bpm4eX_slope vs run
χ² / ndf 34.33 / 47
p0 36.86 ± 2.042
pull
Entries 48
Mean 107.2
Std Dev 79.57

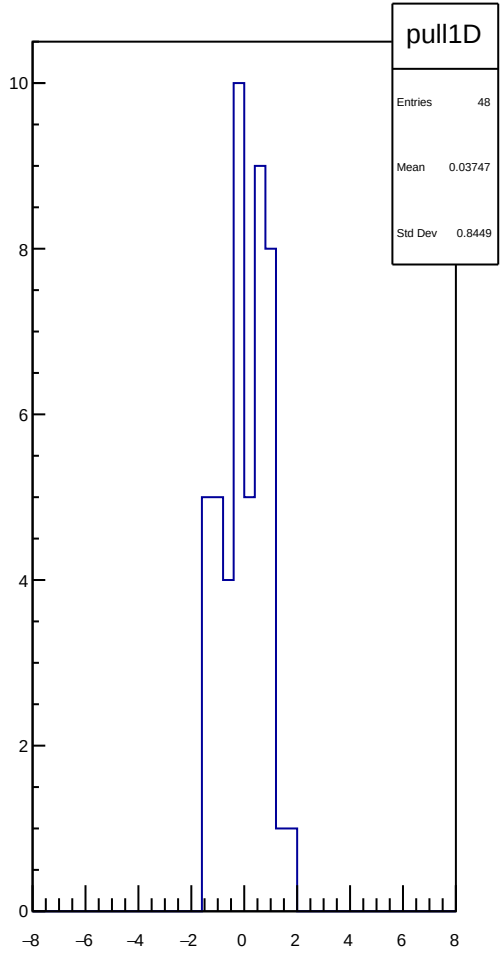
pull1D
Entries 48
Mean 0.03747
Std Dev 0.8449

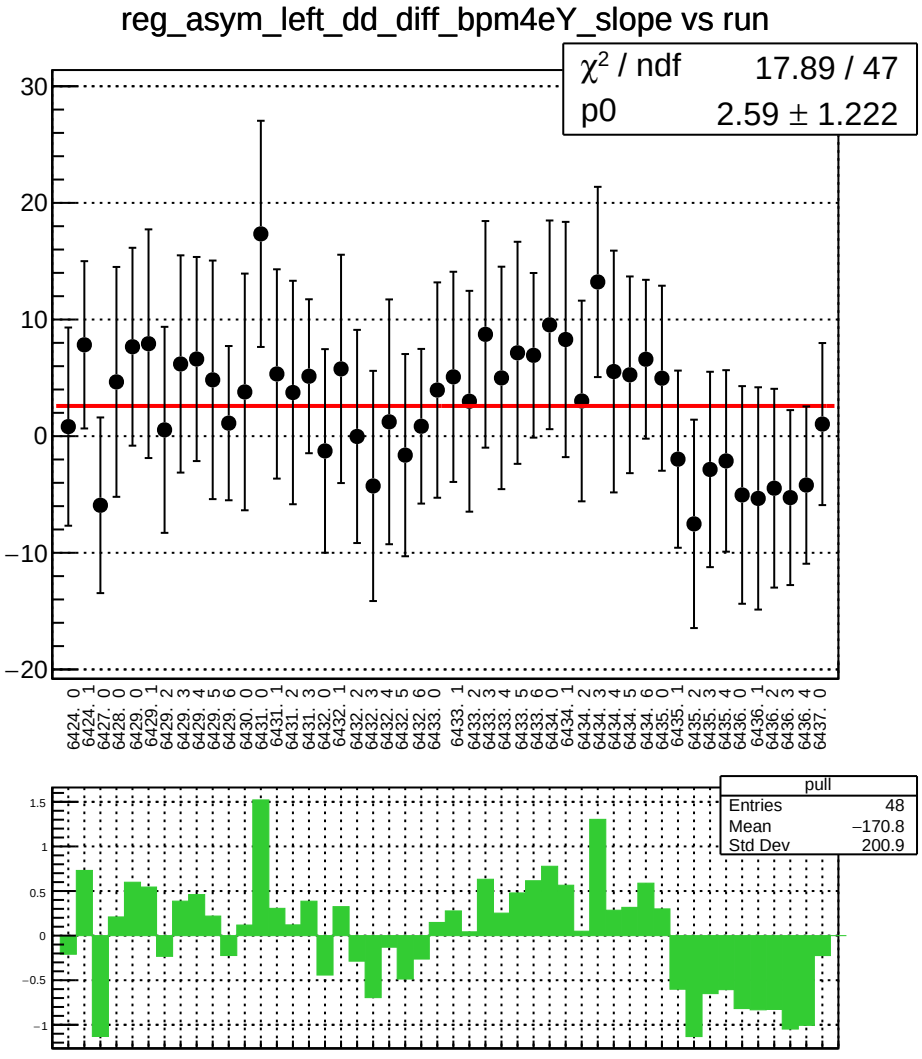
reg_asym_left_dd_diff_bpm4eY_slope vs run
χ² / ndf 17.89 / 47
p0 2.59 ± 1.222
pull
Entries 48
Mean −170.8
Std Dev 200.9

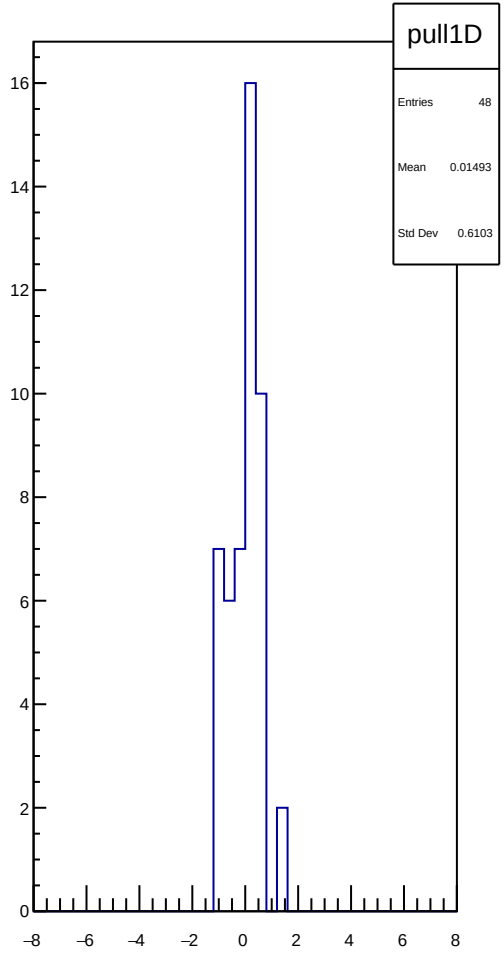
pull1D
Entries 48
Mean 0.01493
Std Dev 0.6103

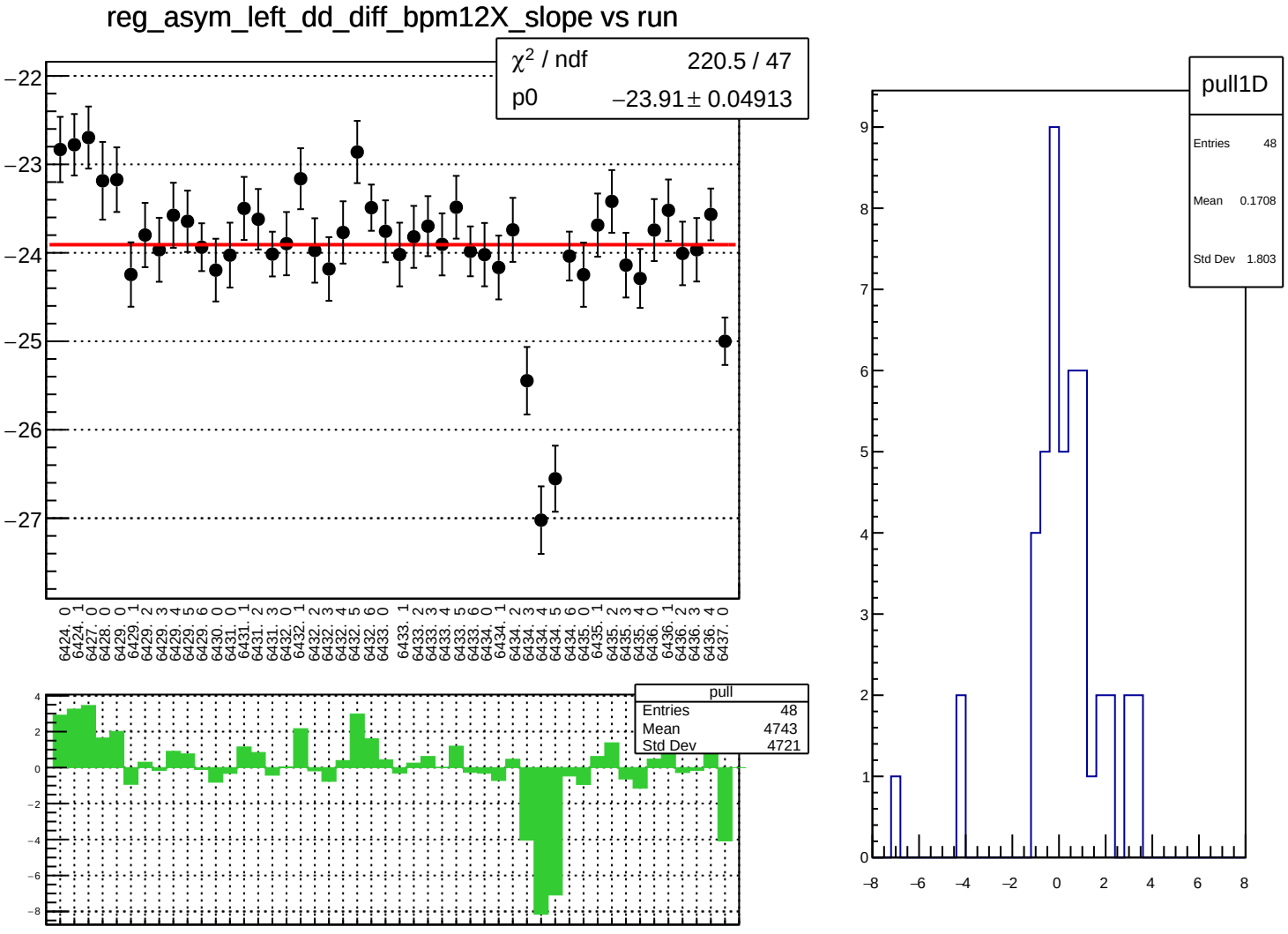
reg_asym_left_dd_diff_bpm12X_slope vs run
χ² / ndf 220.5 / 47
p0 −23.91 ± 0.04913
pull
Entries 48
Mean 4743
Std Dev 4721
pull1D
Entries 48
Mean 0.1708
Std Dev 1.803

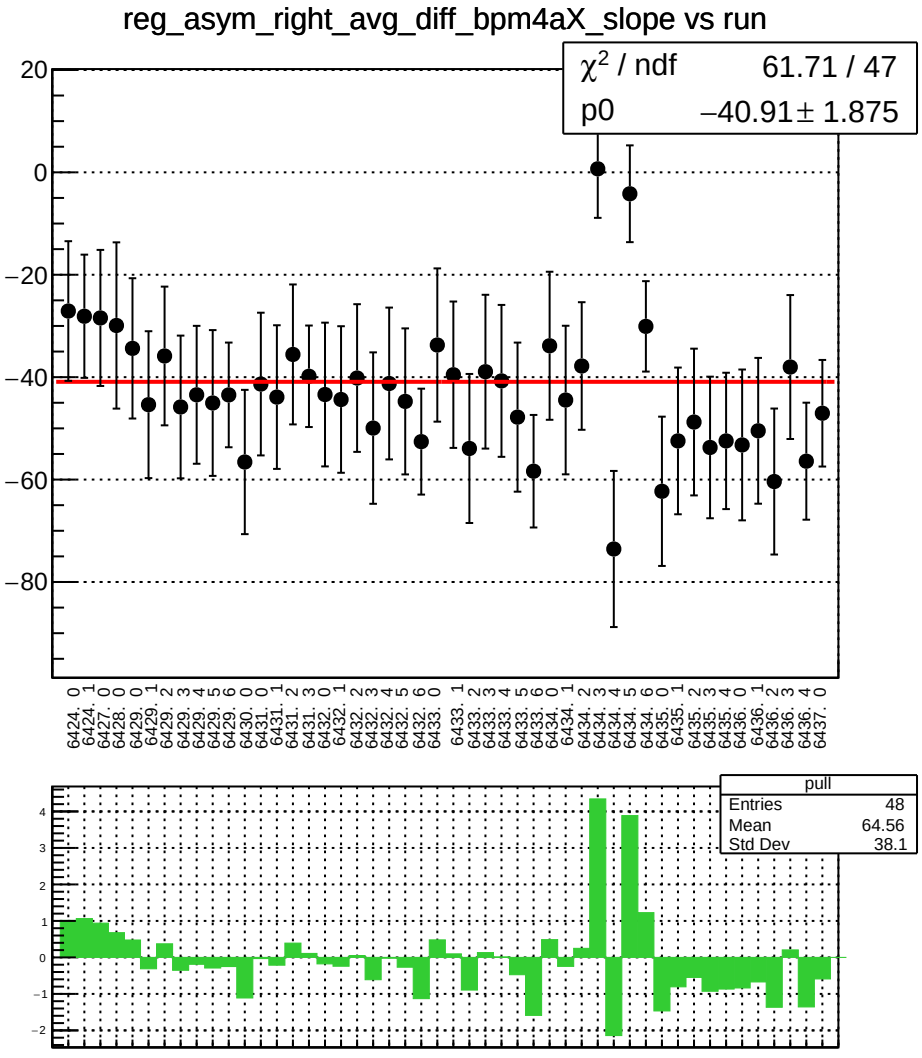
reg_asym_right_avg_diff_bpm4aX_slope vs run
χ² / ndf 61.71 / 47
p0 −40.91 ± 1.875
pull
Entries 48
Mean 64.56
Std Dev 38.1

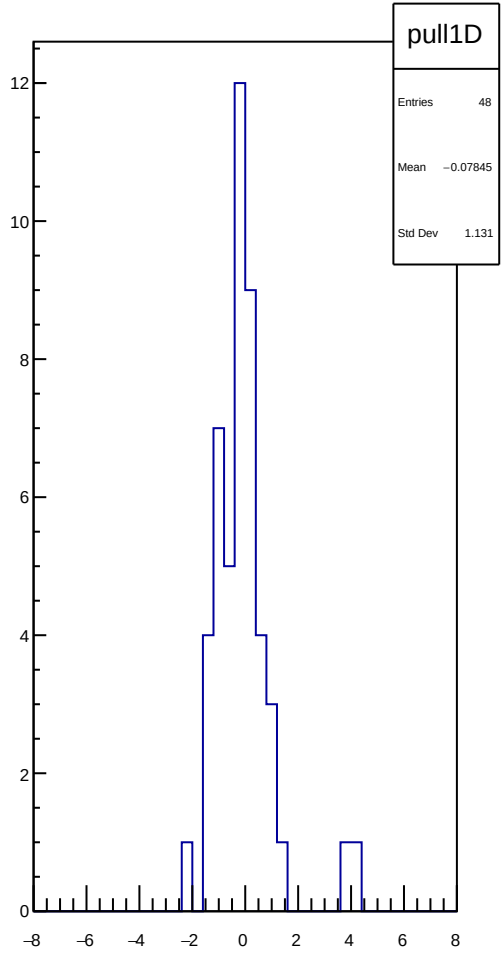
pull1D
Entries 48
Mean −0.07845
Std Dev 1.131

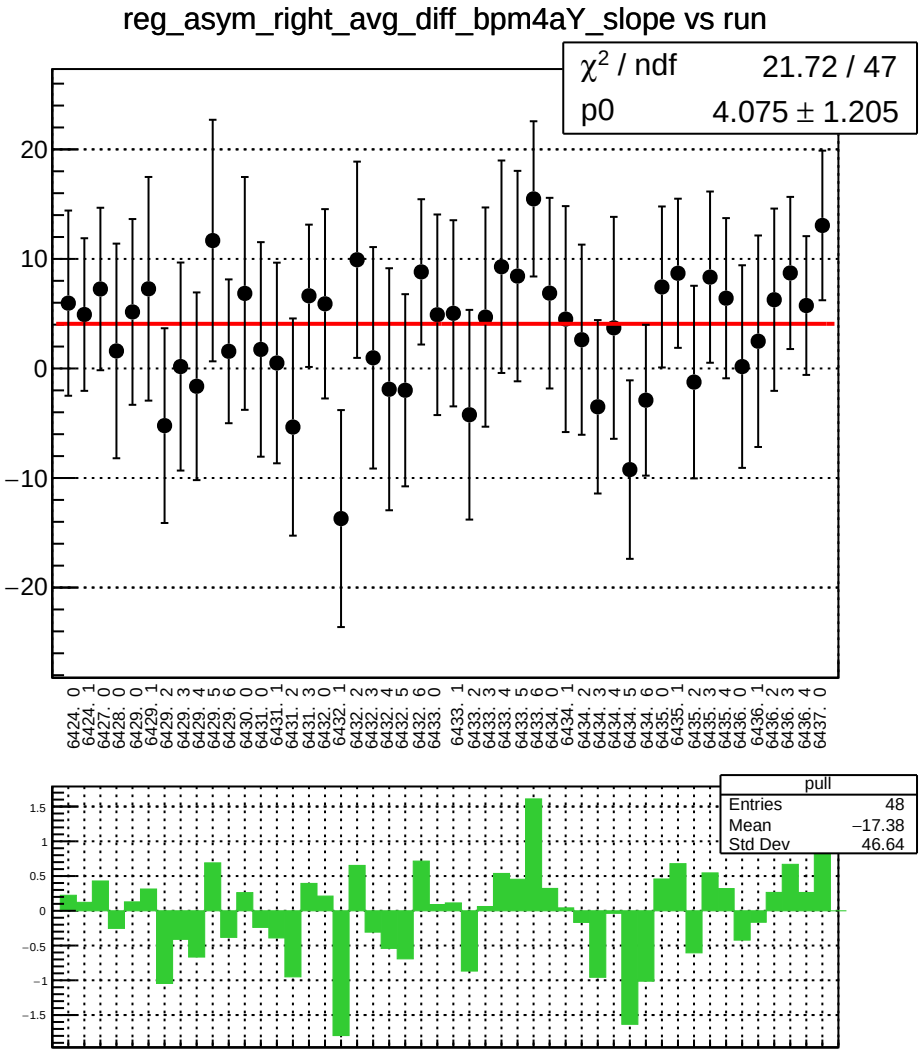
reg_asym_right_avg_diff_bpm4aY_slope vs run
χ² / ndf 21.72 / 47
p0 4.075 ± 1.205
20
10
0
−10
−20
6424. 0
6424. 1
6427. 0
6428. 0
6429. 0
6429. 1
6429. 2
6429. 3
6429. 4
6429. 5
6429. 6
6430. 0
6431. 0
6431. 1
6431. 2
6431. 3
6432. 0
6432. 1
6432. 2
6432. 3
6432. 4
6432. 5
6432. 6
6433. 0
6433. 1
6433. 2
6433. 3
6433. 4
6433. 5
6433. 6
6434. 0
6434. 1
6434. 2
6434. 3
6434. 4
6434. 5
6434. 6
6435. 0
6435. 1
6435. 2
6435. 3
6435. 4
6436. 0
6436. 1
6436. 2
6436. 3
6436. 4
6437. 0
pull
Entries 48
Mean −17.38
Std Dev 46.64
1.5
1
0.5
0
−0.5
−1
−1.5

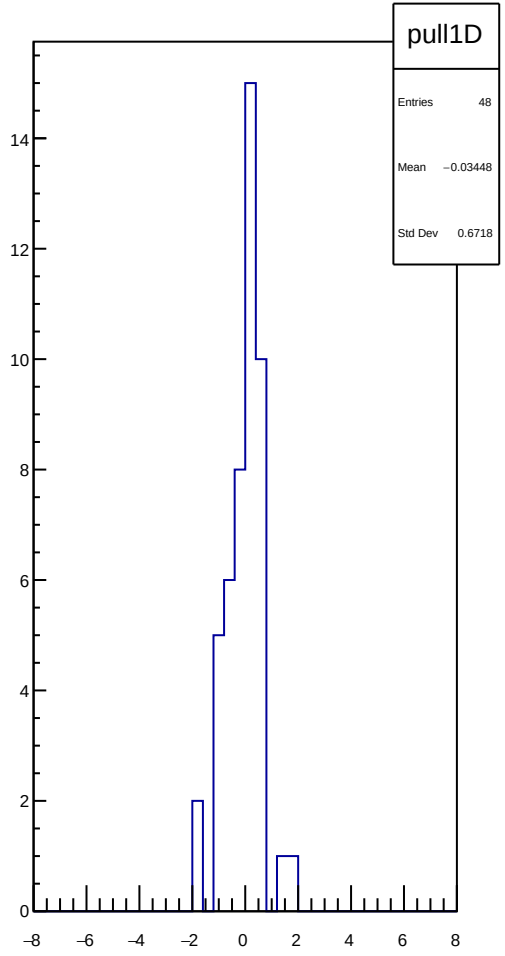
pull1D
Entries 48
Mean −0.03448
Std Dev 0.6718
14
12
10
8
6
4
2
0
−8
−6
−4
−2
0
2
4
6
8

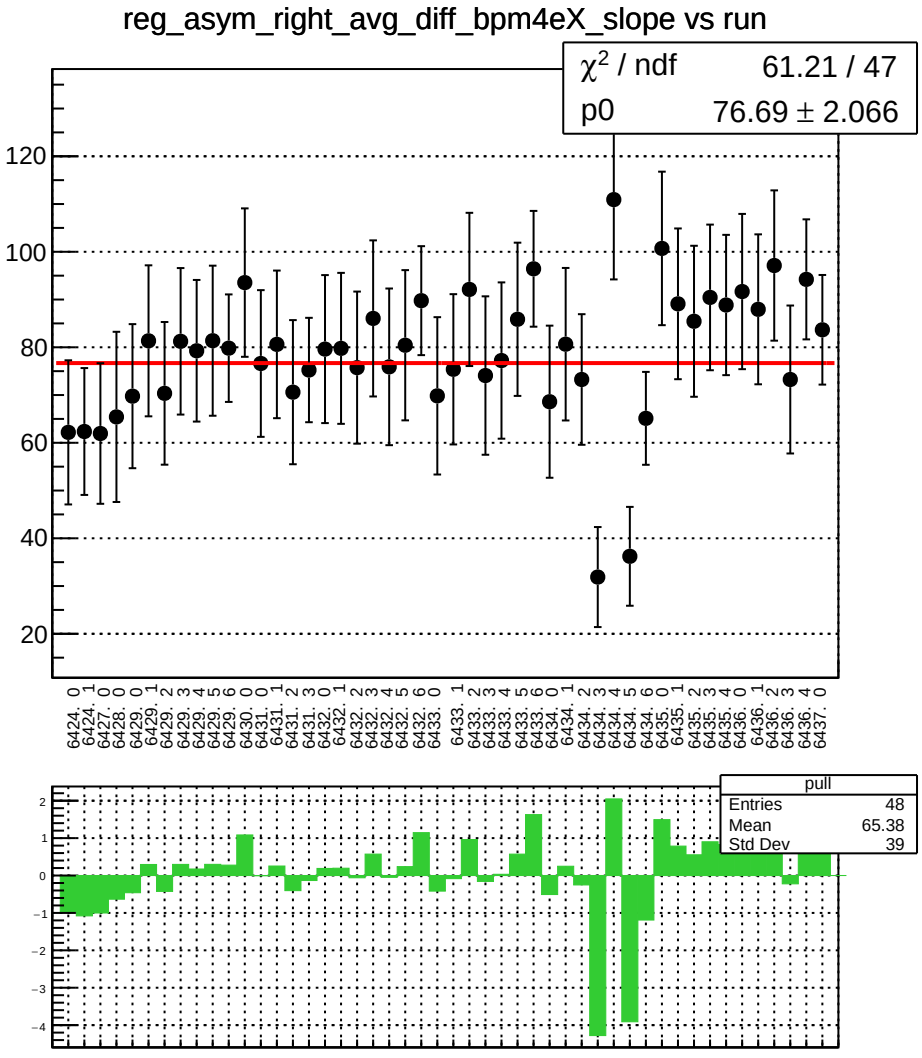
reg_asym_right_avg_diff_bpm4eX_slope vs run
χ² / ndf 61.21 / 47
p0 76.69 ± 2.066
pull
Entries 48
Mean 65.38
Std Dev 39

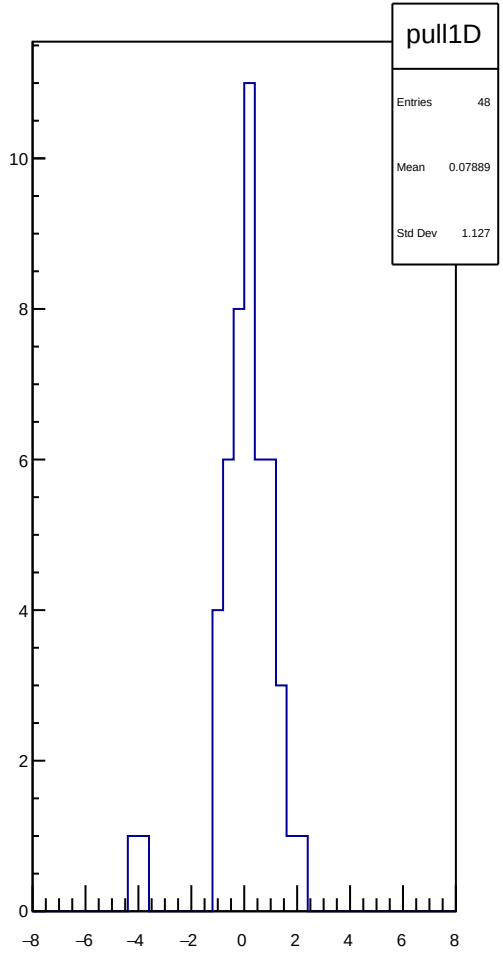
pull1D
Entries 48
Mean 0.07889
Std Dev 1.127

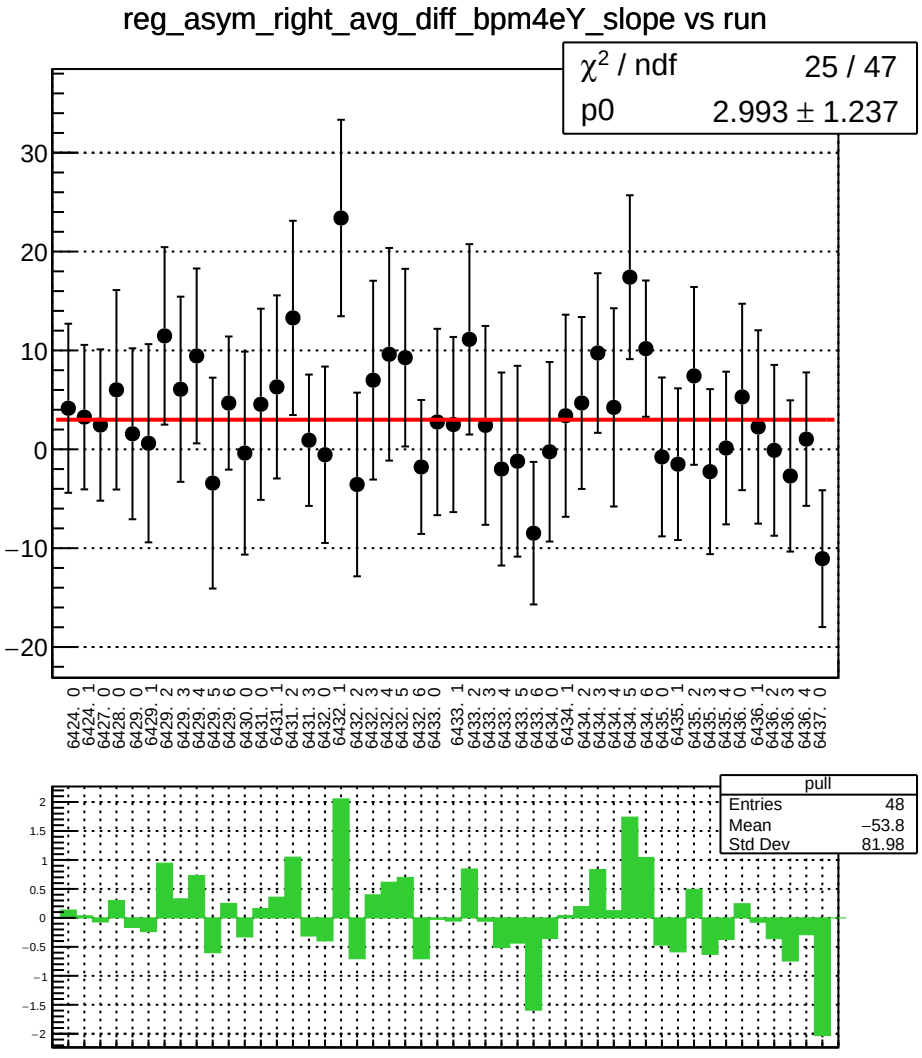
reg_asym_right_avg_diff_bpm4eY_slope vs run
χ² / ndf 25 / 47
p0 2.993 ± 1.237
pull
Entries 48
Mean −53.8
Std Dev 81.98

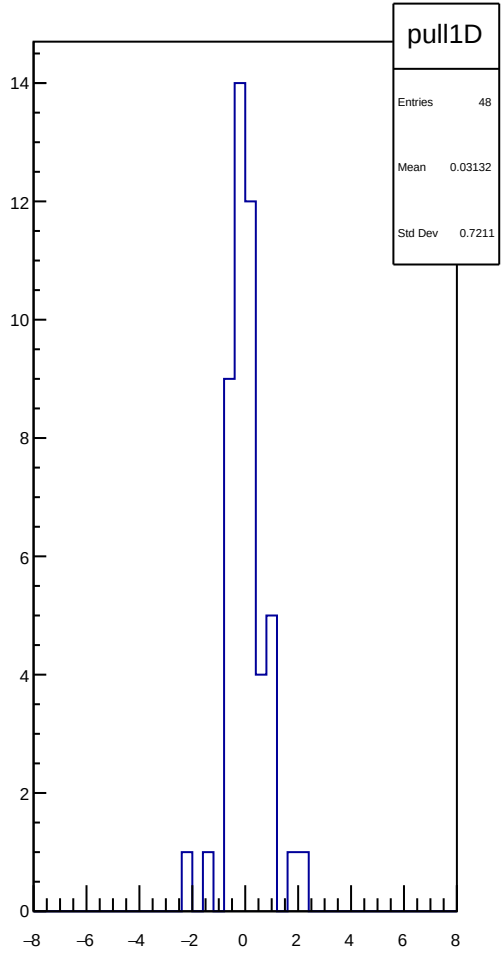
pull1D
Entries 48
Mean 0.03132
Std Dev 0.7211

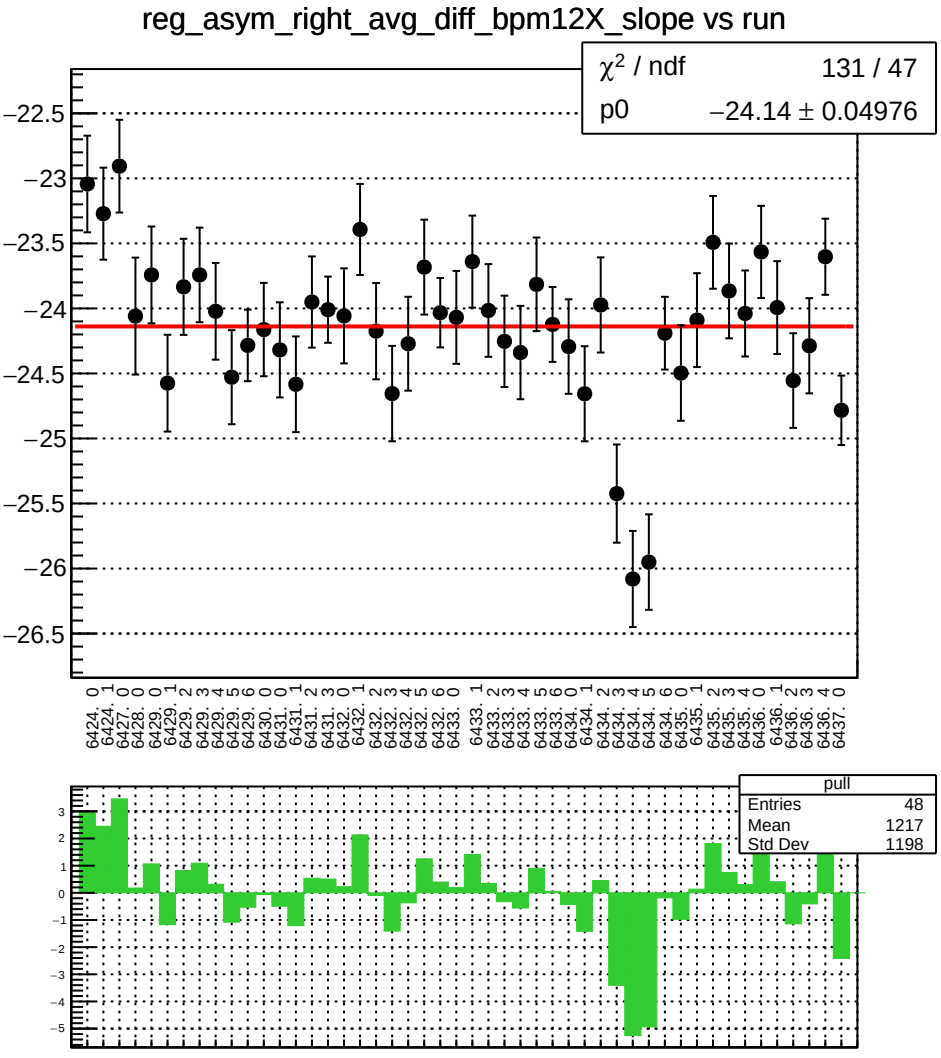
reg_asym_right_avg_diff_bpm12X_slope vs run
χ² / ndf 131 / 47
p0 −24.14 ± 0.04976
pull
Entries 48
Mean 1217
Std Dev 1198

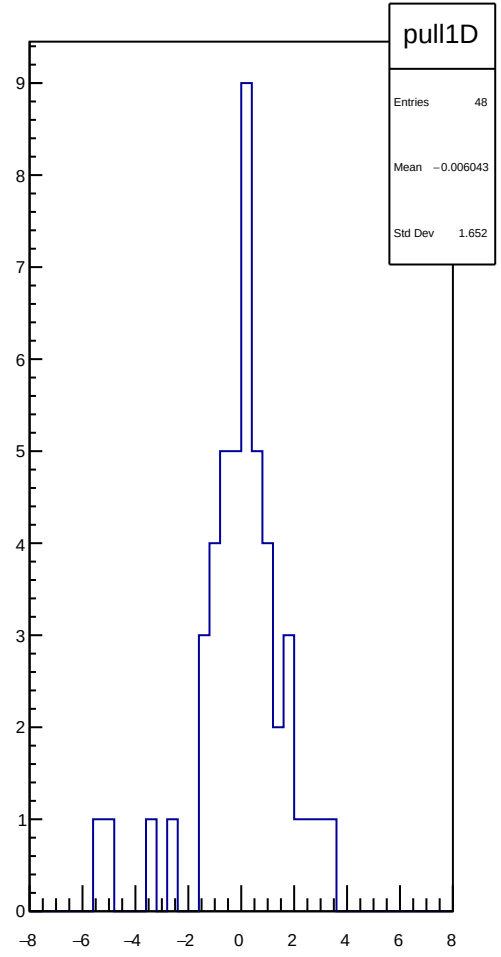
pull1D
Entries 48
Mean −0.006043
Std Dev 1.652

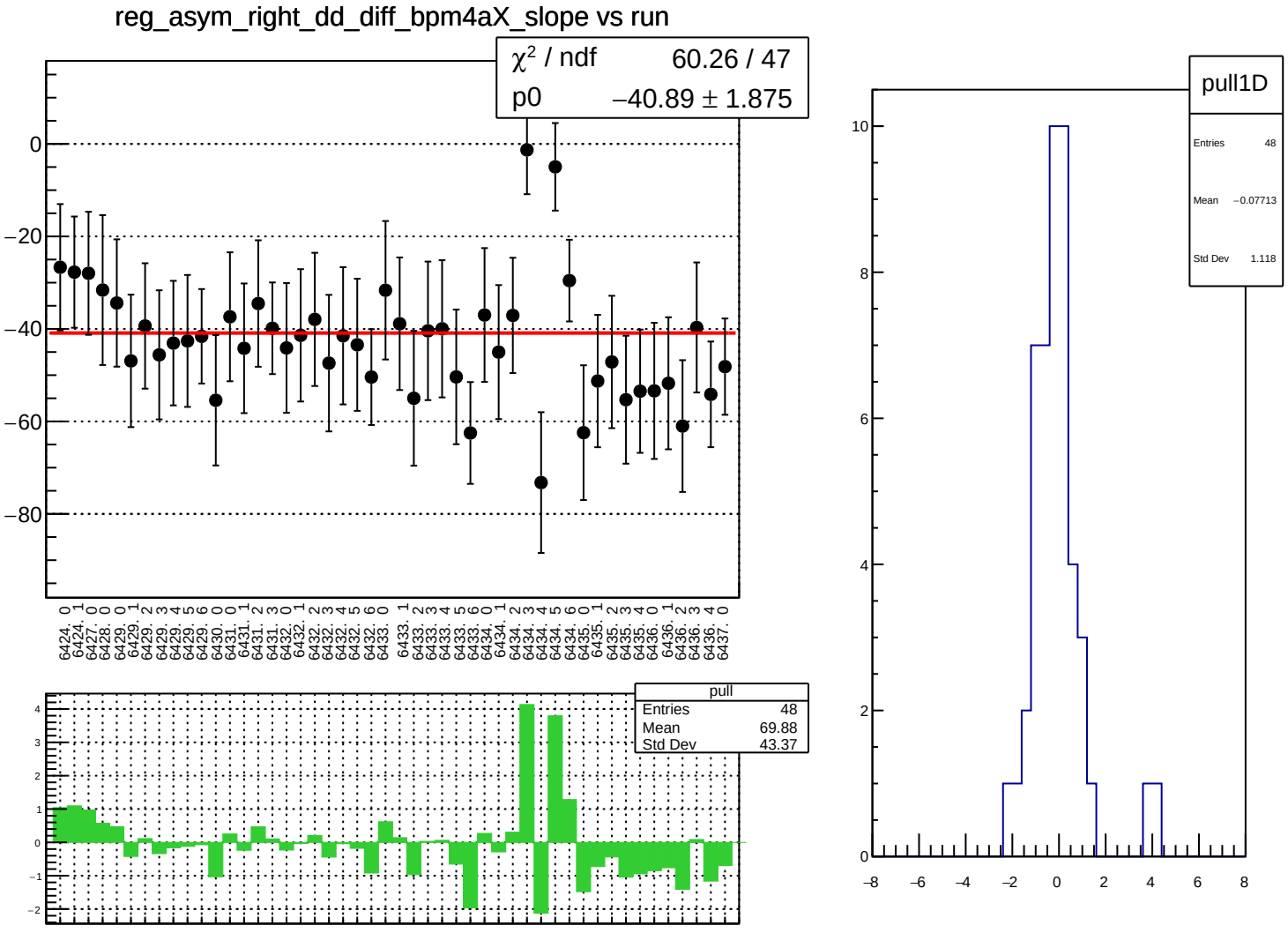
reg_asym_right_dd_diff_bpm4aX_slope vs run
χ² / ndf 60.26 / 47
p0 −40.89 ± 1.875
0
−20
−40
−60
−80
6424. 0
6424. 1
6427. 0
6428. 0
6429. 0
6429. 1
6429. 2
6429. 3
6429. 4
6429. 5
6429. 6
6430. 0
6431. 0
6431. 1
6431. 2
6431. 3
6432. 0
6432. 1
6432. 2
6432. 3
6432. 4
6432. 5
6432. 6
6433. 0
6433. 1
6433. 2
6433. 3
6433. 4
6433. 5
6433. 6
6434. 0
6434. 1
6434. 2
6434. 3
6434. 4
6434. 5
6434. 6
6435. 0
6435. 1
6435. 2
6435. 3
6435. 4
6436. 0
6436. 1
6436. 2
6436. 3
6436. 4
6437. 0
pull
Entries 48
Mean 69.88
Std Dev 43.37
4
3
2
1
0
−1
−2
pull1D
Entries 48
Mean −0.07713
Std Dev 1.118
10
8
6
4
2
0
−8
−6
−4
−2
0
2
4
6
8

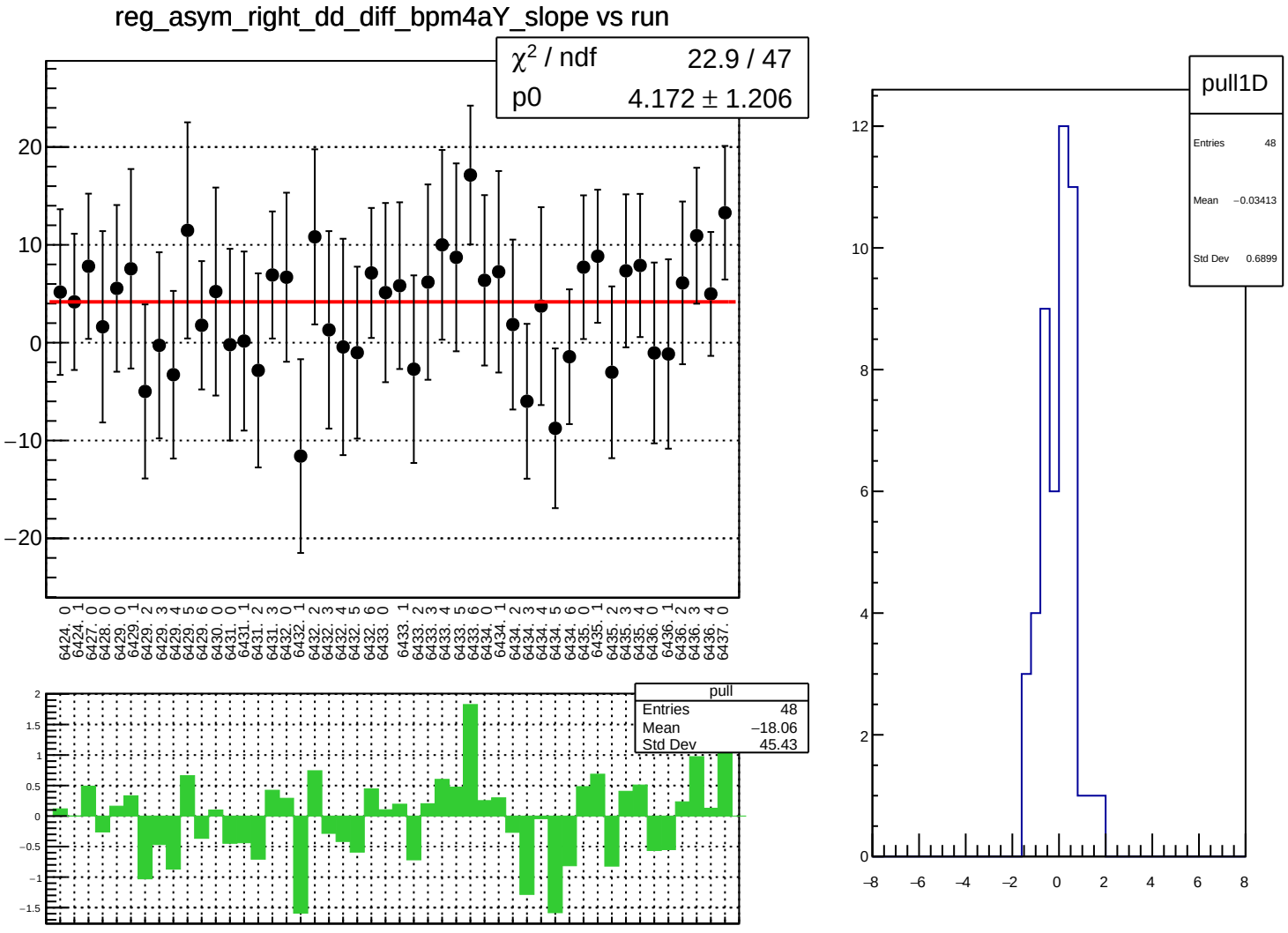
reg_asym_right_dd_diff_bpm4aY_slope vs run
χ² / ndf 22.9 / 47
p0 4.172 ± 1.206
pull
Entries 48
Mean −18.06
Std Dev 45.43
pull1D
Entries 48
Mean −0.03413
Std Dev 0.6899

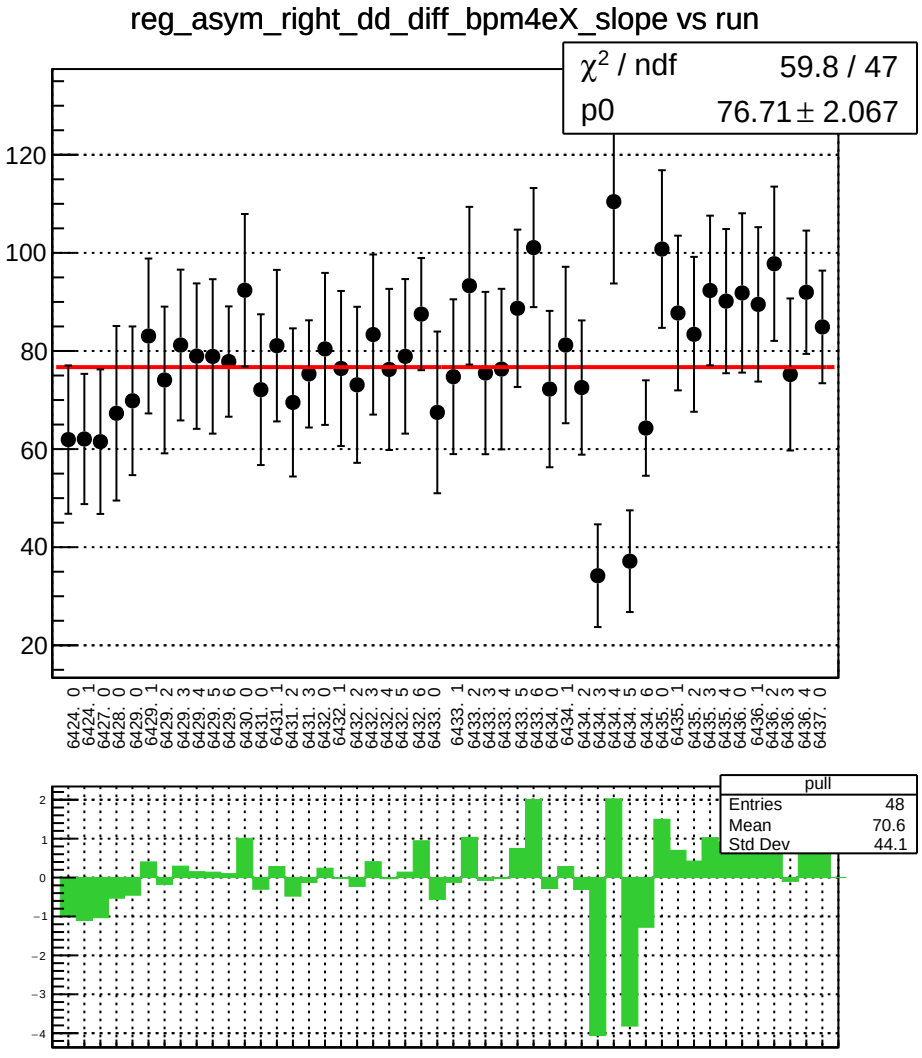
reg_asym_right_dd_diff_bpm4eX_slope vs run
χ^2 / ndf 59.8 / 47
p0 76.71 ± 2.067
pull
Entries 48
Mean 70.6
Std Dev 44.1

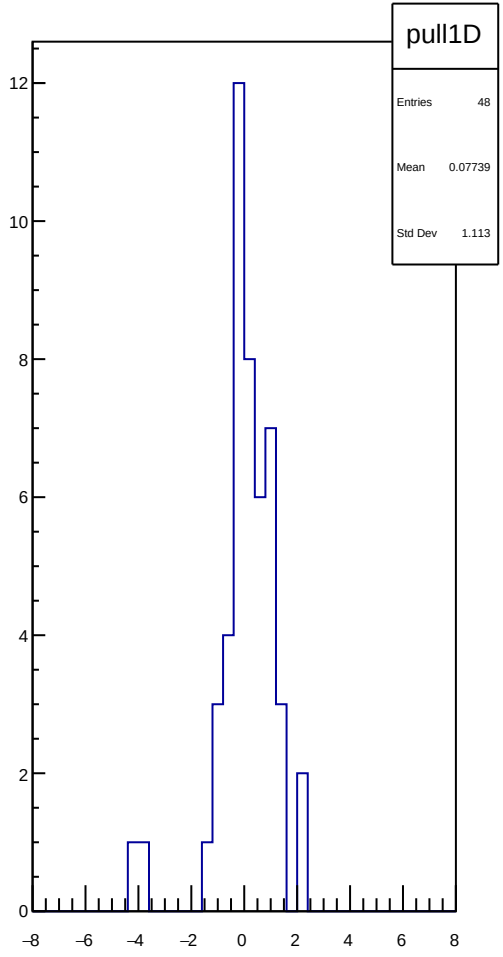
pull1D
Entries 48
Mean 0.07739
Std Dev 1.113

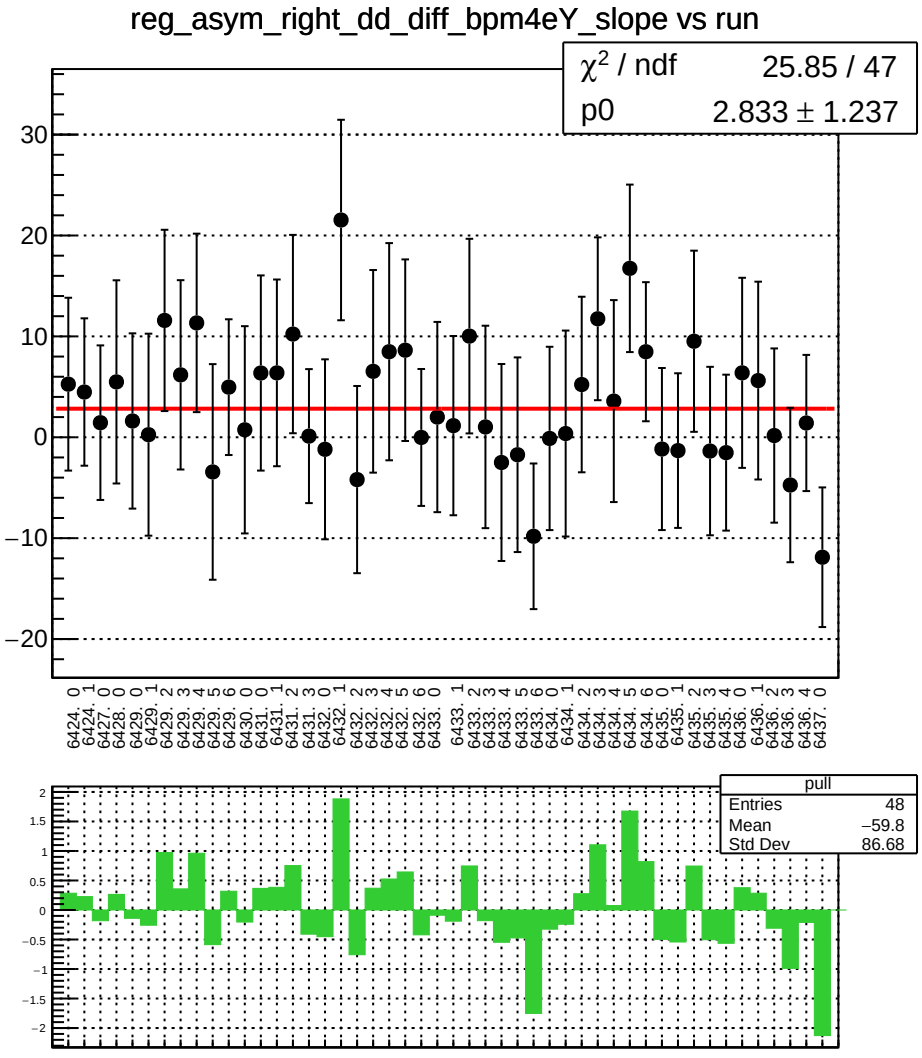
reg_asym_right_dd_diff_bpm4eY_slope vs run
χ² / ndf 25.85 / 47
p0 2.833 ± 1.237
pull
Entries 48
Mean −59.8
Std Dev 86.68

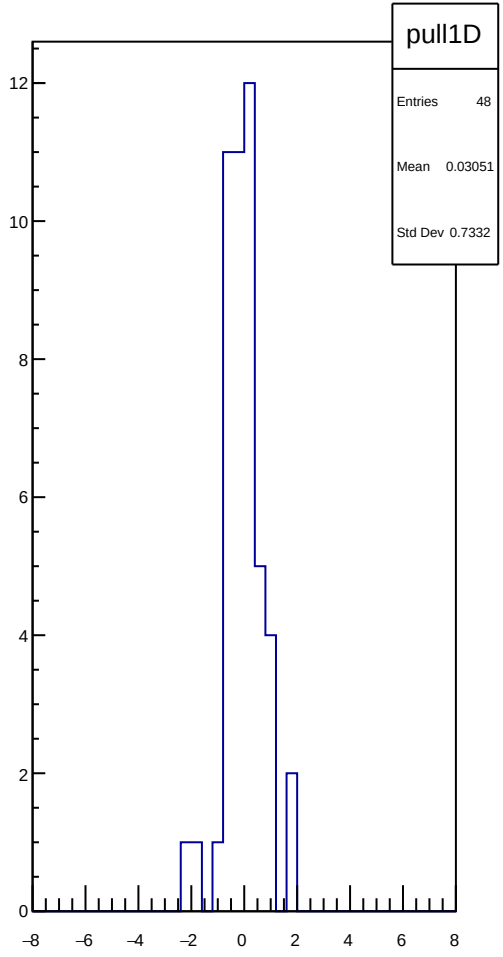
pull1D
Entries 48
Mean 0.03051
Std Dev 0.7332

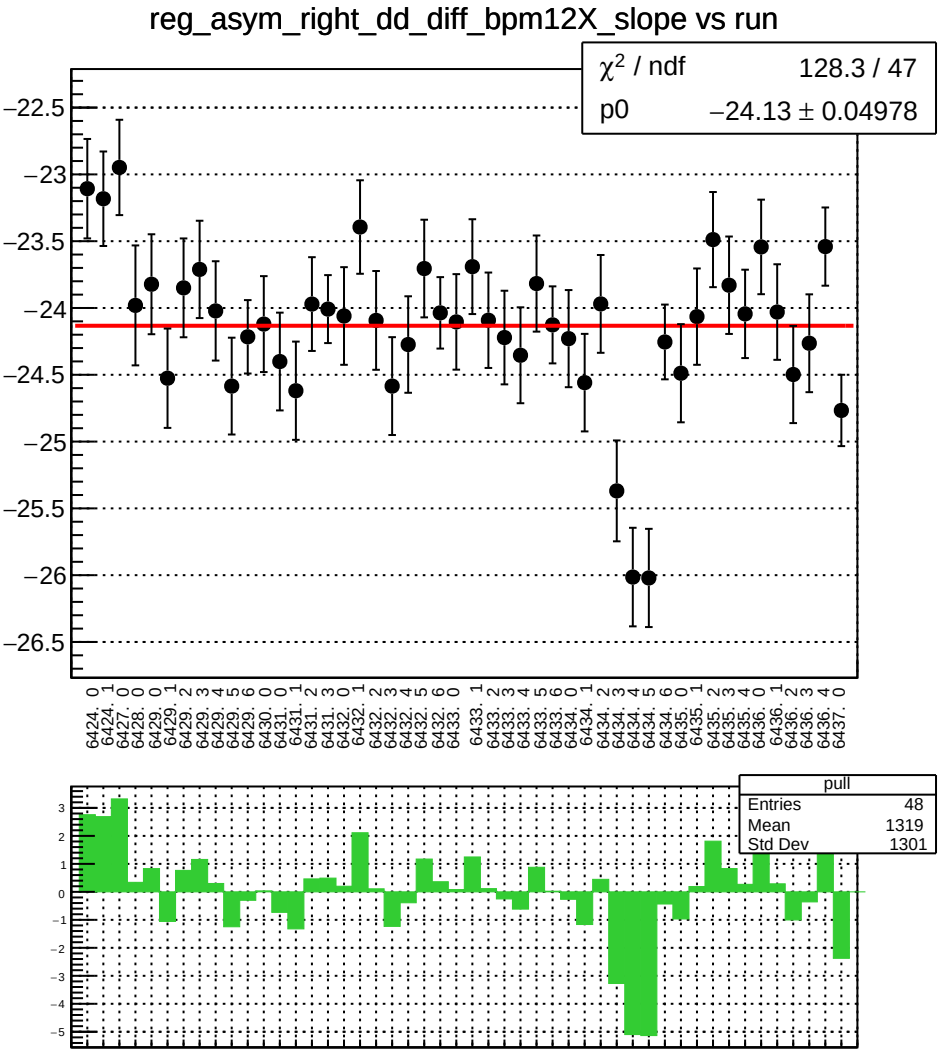
reg_asym_right_dd_diff_bpm12X_slope vs run
χ² / ndf 128.3 / 47
p0 −24.13 ± 0.04978
−22.5
−23
−23.5
−24
−24.5
−25
−25.5
−26
−26.5
6424. 0
6424. 1
6427. 0
6428. 0
6429. 0
6429. 1
6429. 2
6429. 3
6429. 4
6429. 5
6429. 6
6430. 0
6431. 0
6431. 1
6431. 2
6431. 3
6432. 0
6432. 1
6432. 2
6432. 3
6432. 4
6432. 5
6432. 6
6433. 0
6433. 1
6433. 2
6433. 3
6433. 4
6433. 5
6433. 6
6434. 0
6434. 1
6434. 2
6434. 3
6434. 4
6434. 5
6434. 6
6435. 0
6435. 1
6435. 2
6435. 3
6435. 4
6436. 0
6436. 1
6436. 2
6436. 3
6436. 4
6437. 0
pull
Entries 48
Mean 1319
Std Dev 1301
3
2
1
0
−1
−2
−3
−4
−5

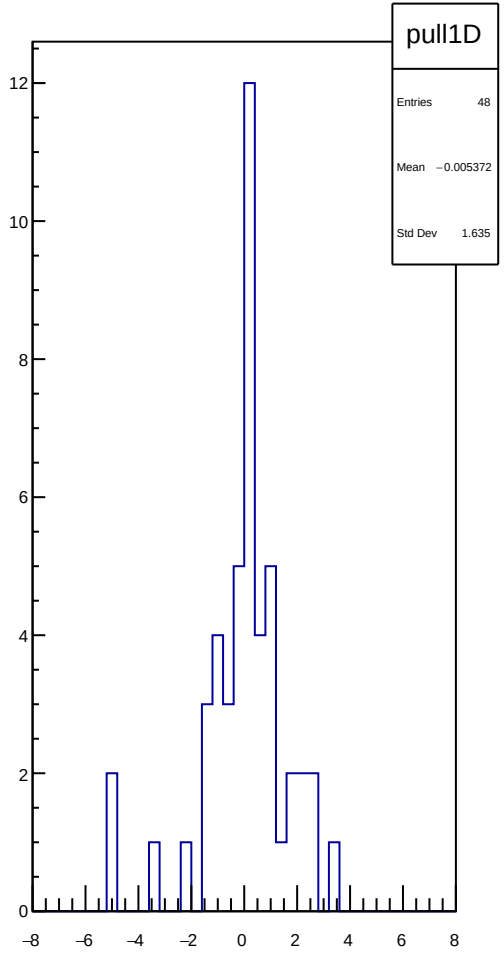
pull1D
Entries 48
Mean −0.005372
Std Dev 1.635
12
10
8
6
4
2
0
−8
−6
−4
−2
0
2
4
6
8

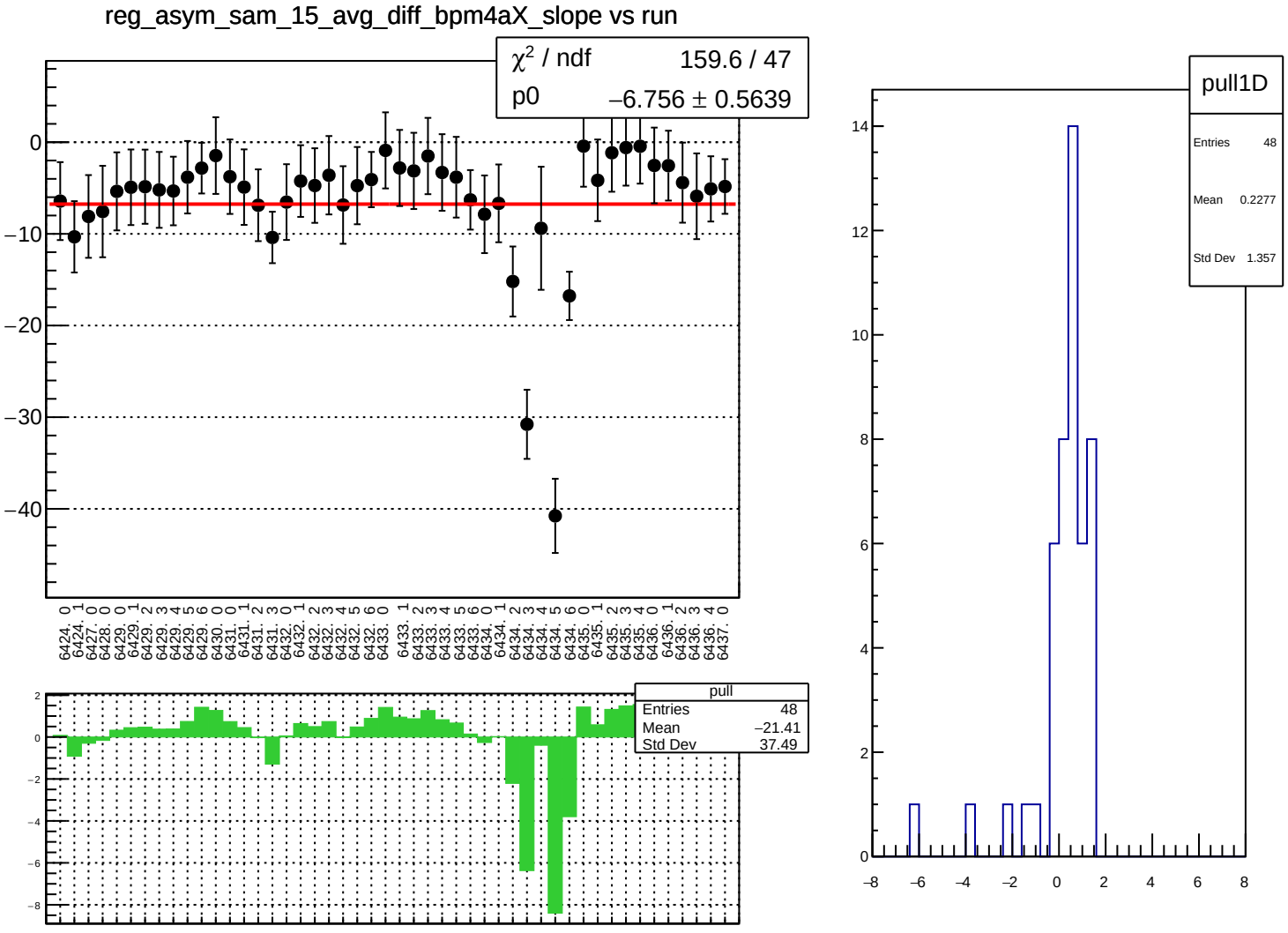
reg_asym_sam_15_avg_diff_bpm4aX_slope vs run
χ² / ndf 159.6 / 47
p0 −6.756 ± 0.5639
pull
Entries 48
Mean −21.41
Std Dev 37.49
pull1D
Entries 48
Mean 0.2277
Std Dev 1.357

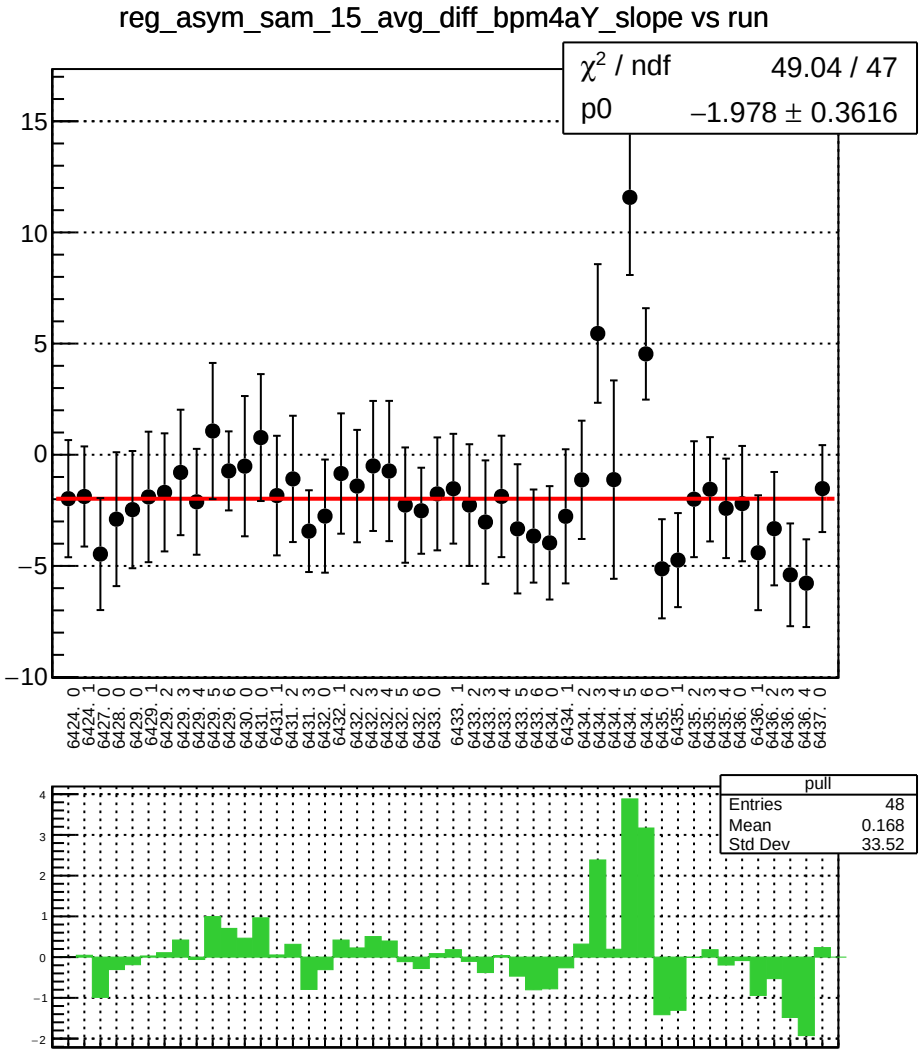
reg_asym_sam_15_avg_diff_bpm4aY_slope vs run
χ² / ndf 49.04 / 47
p0 −1.978 ± 0.3616
pull
Entries 48
Mean 0.168
Std Dev 33.52

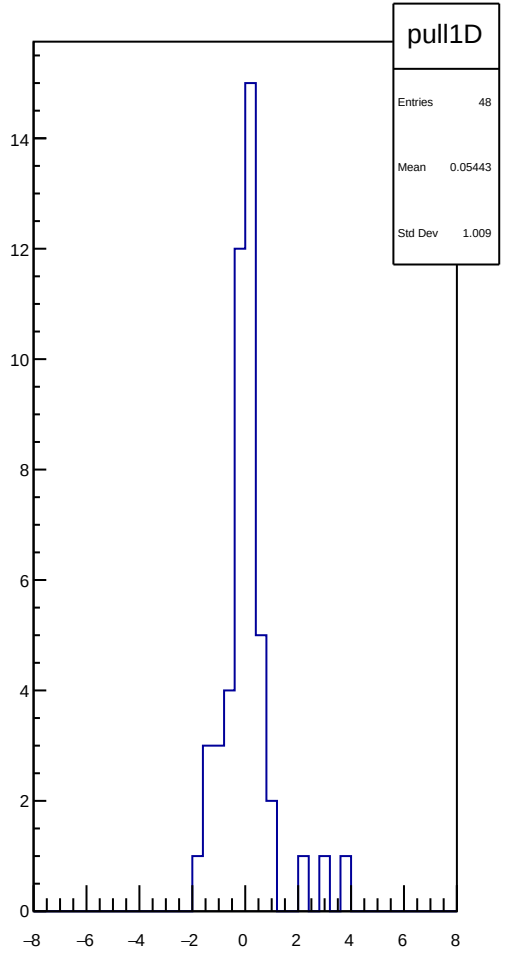
pull1D
Entries 48
Mean 0.05443
Std Dev 1.009

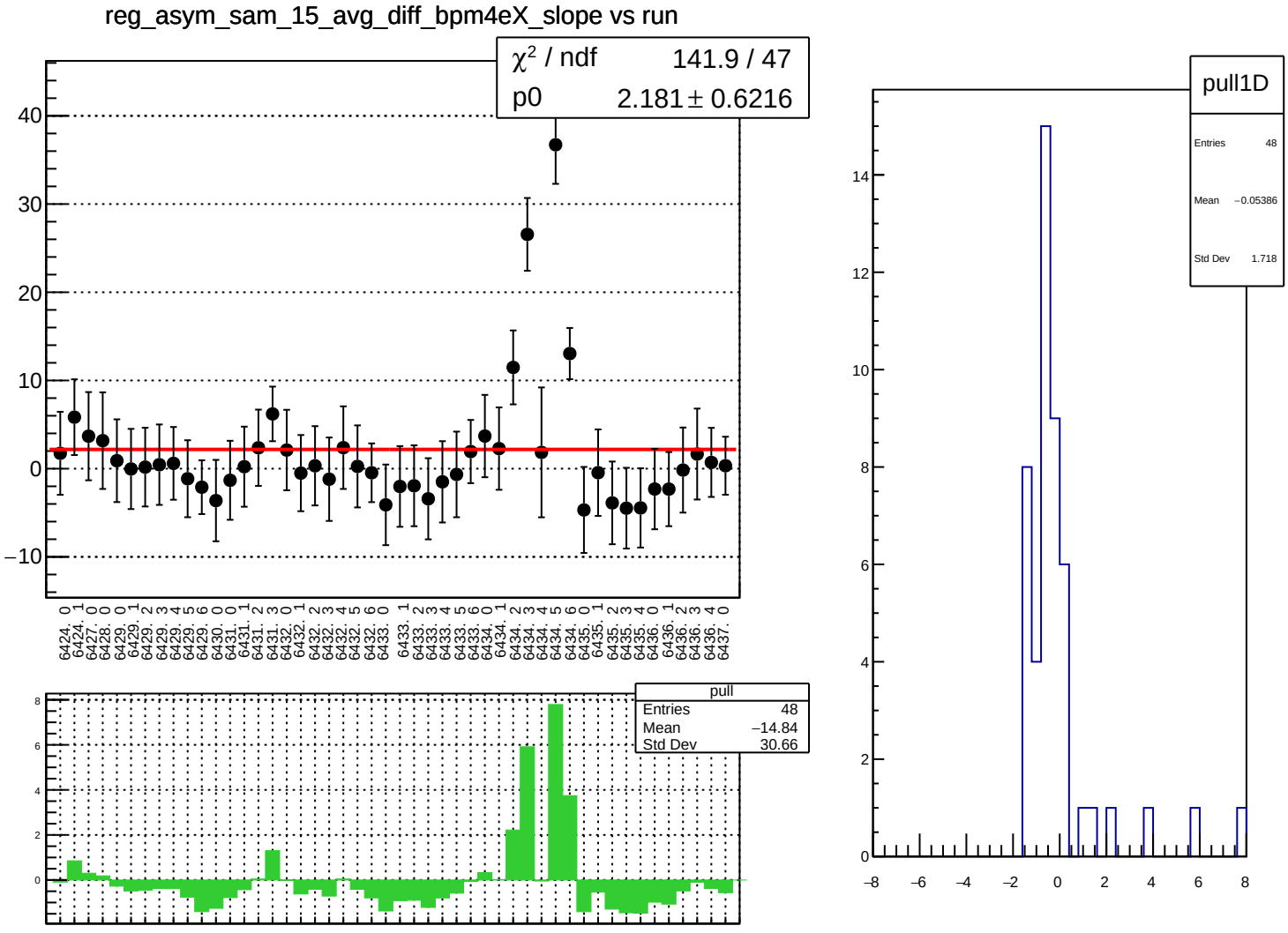
reg_asym_sam_15_avg_diff_bpm4eX_slope vs run
χ² / ndf 141.9 / 47
p0 2.181 ± 0.6216
40
30
20
10
0
−10
6424. 0
6424. 1
6427. 0
6428. 0
6429. 0
6429. 1
6429. 2
6429. 3
6429. 4
6429. 5
6429. 6
6430. 0
6431. 0
6431. 1
6431. 2
6431. 3
6432. 0
6432. 1
6432. 2
6432. 3
6432. 4
6432. 5
6432. 6
6433. 0
6433. 1
6433. 2
6433. 3
6433. 4
6433. 5
6433. 6
6434. 0
6434. 1
6434. 2
6434. 3
6434. 4
6434. 5
6434. 6
6435. 0
6435. 1
6435. 2
6435. 3
6435. 4
6436. 0
6436. 1
6436. 2
6436. 3
6436. 4
6437. 0
pull
Entries 48
Mean −14.84
Std Dev 30.66
8
6
4
2
0
pull1D
Entries 48
Mean −0.05386
Std Dev 1.718
14
12
10
8
6
4
2
0
−8
−6
−4
−2
0
2
4
6
8

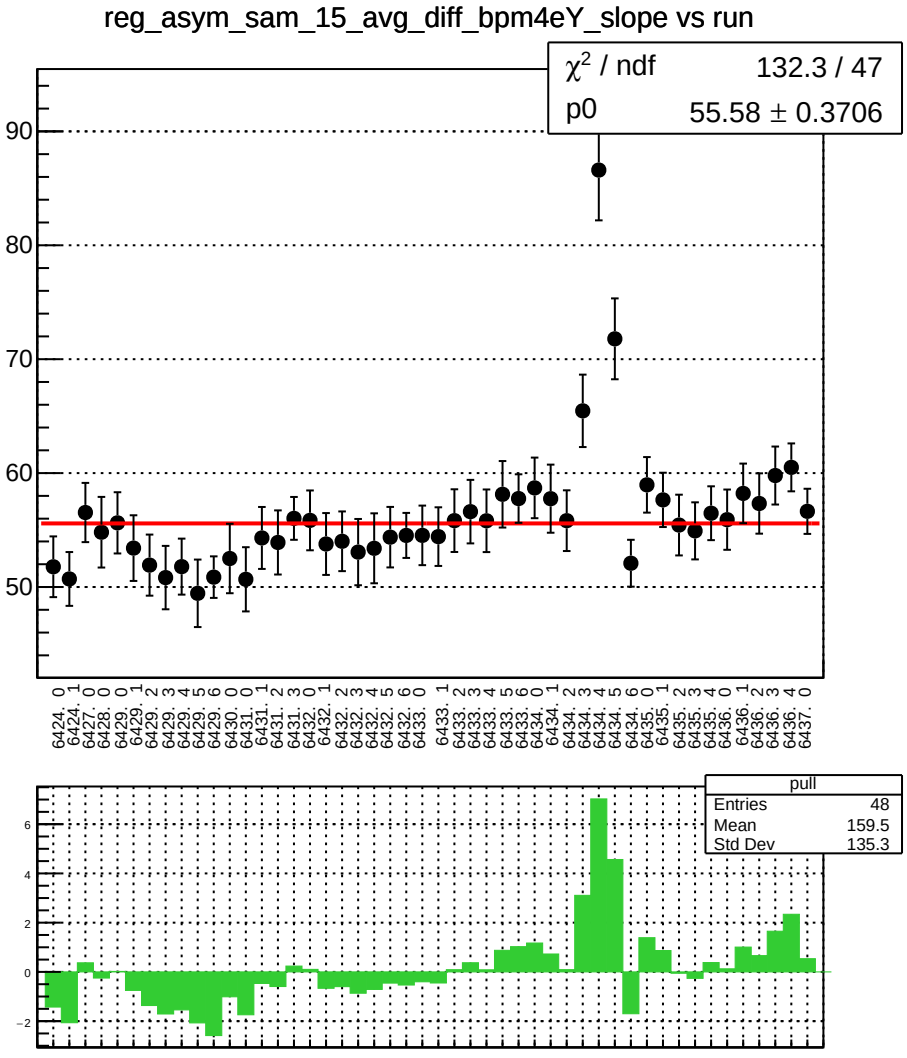
reg_asym_sam_15_avg_diff_bpm4eY_slope vs run
χ² / ndf 132.3 / 47
p0 55.58 ± 0.3706
90
80
70
60
50
6424. 0
6424. 1
6427. 0
6428. 0
6429. 0
6429. 1
6429. 2
6429. 3
6429. 4
6429. 5
6429. 6
6430. 0
6430. 0
6431. 1
6431. 1
6431. 2
6431. 3
6432. 0
6432. 1
6432. 2
6432. 3
6432. 4
6432. 5
6432. 6
6433. 0
6433. 1
6433. 2
6433. 3
6433. 4
6433. 5
6433. 6
6434. 0
6434. 1
6434. 2
6434. 3
6434. 4
6434. 5
6434. 6
6435. 0
6435. 1
6435. 2
6435. 3
6435. 4
6436. 0
6436. 1
6436. 2
6436. 3
6436. 4
6437. 0
pull
Entries 48
Mean 159.5
Std Dev 135.3
6
4
2
0
−2

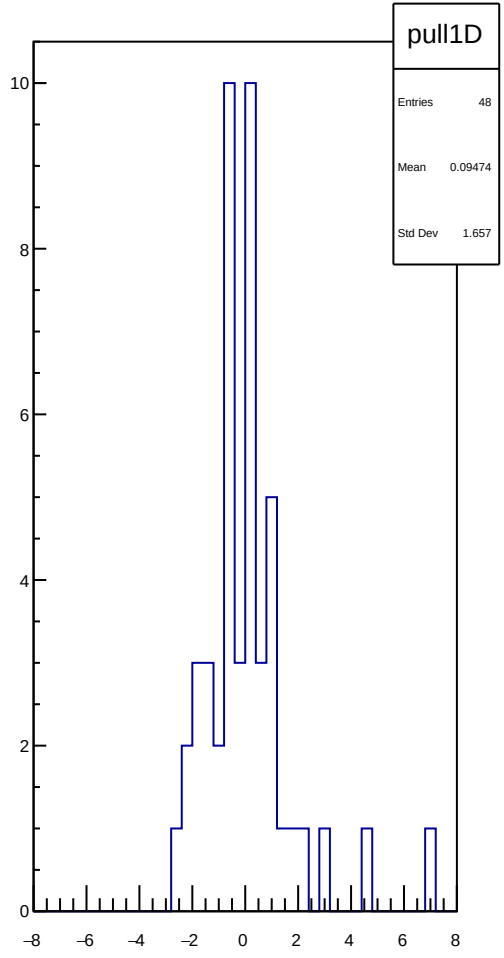
pull1D
Entries 48
Mean 0.09474
Std Dev 1.657
10
8
6
4
2
0
−8
−6
−4
−2
0
2
4
6
8

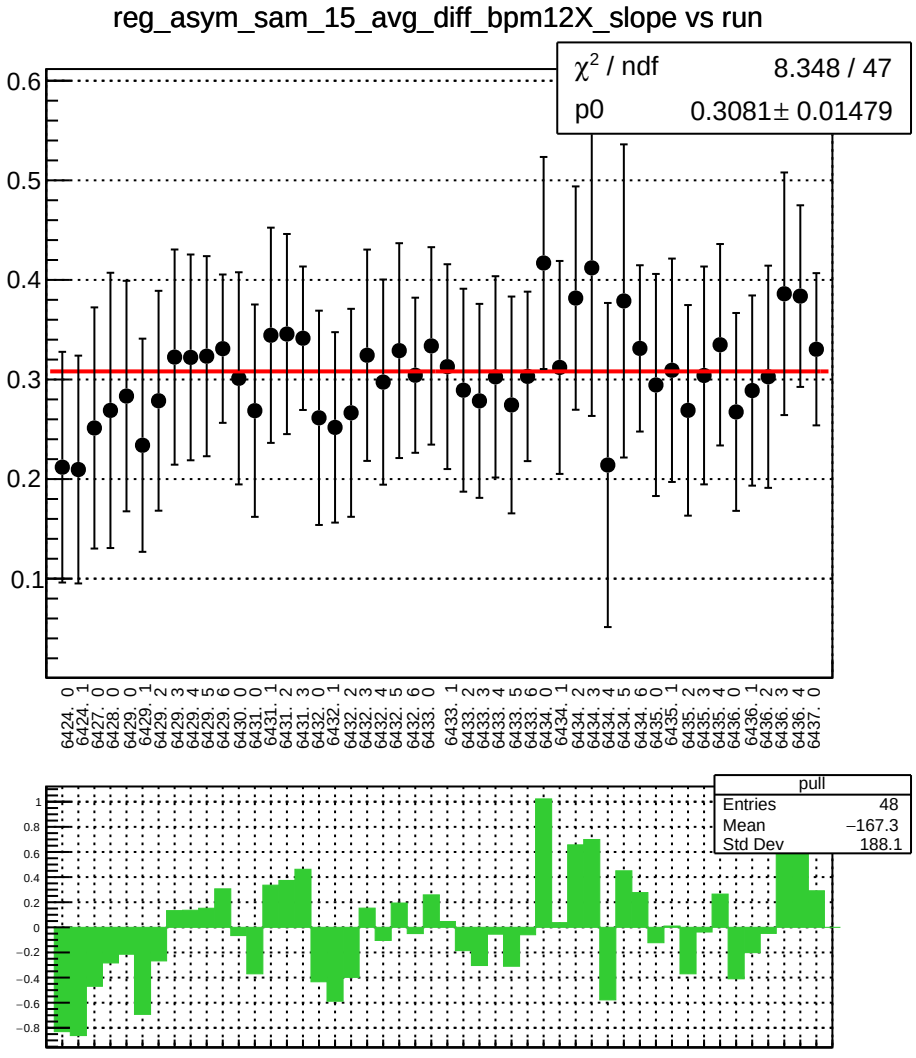
reg_asym_sam_15_avg_diff_bpm12X_slope vs run
χ² / ndf 8.348 / 47
p0 0.3081 ± 0.01479
pull
Entries 48
Mean −167.3
Std Dev 188.1

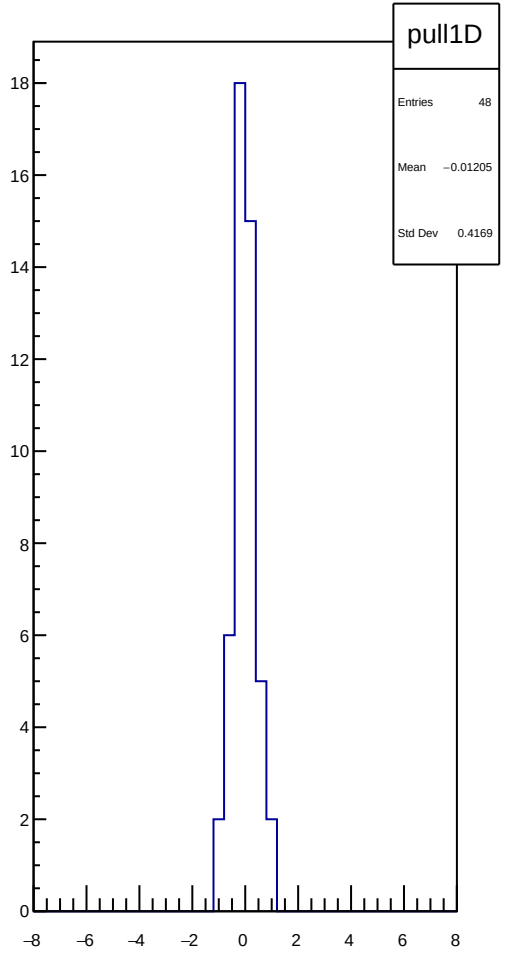
pull1D
Entries 48
Mean −0.01205
Std Dev 0.4169

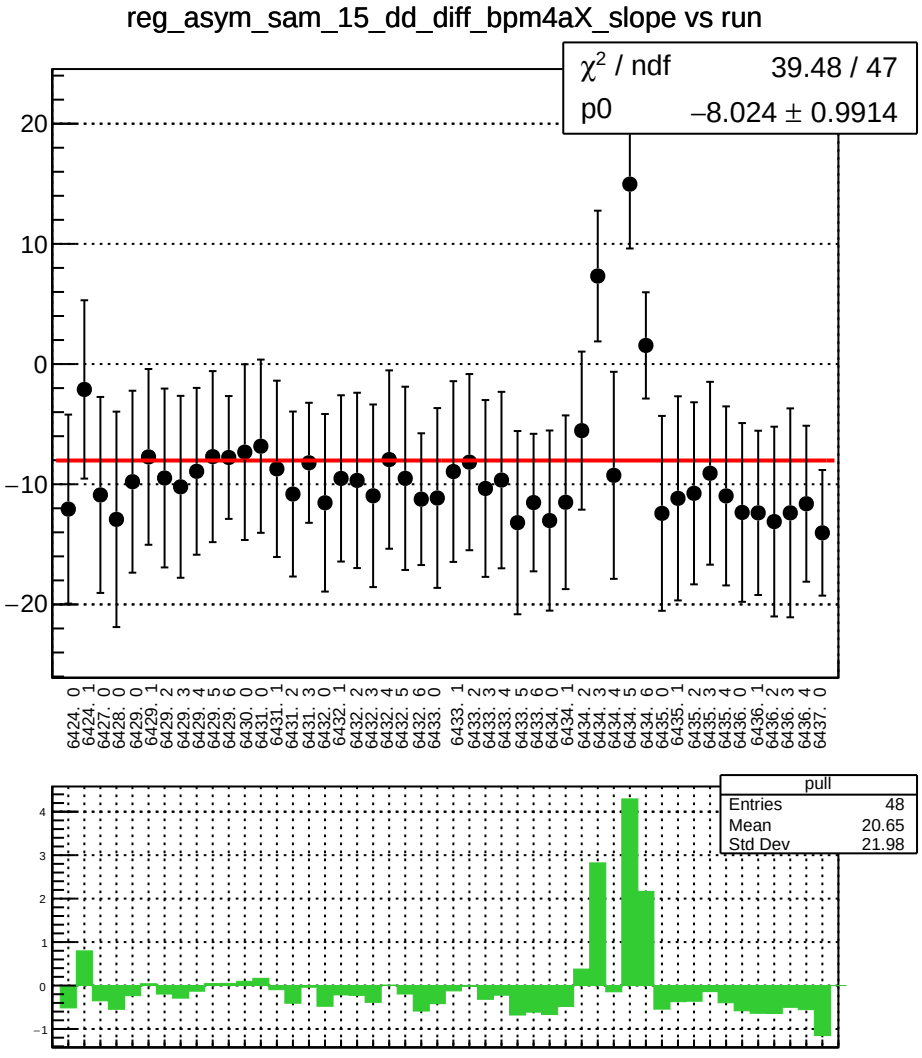
reg_asym_sam_15_dd_diff_bpm4aX_slope vs run
χ² / ndf 39.48 / 47
p0 −8.024 ± 0.9914
pull
Entries 48
Mean 20.65
Std Dev 21.98

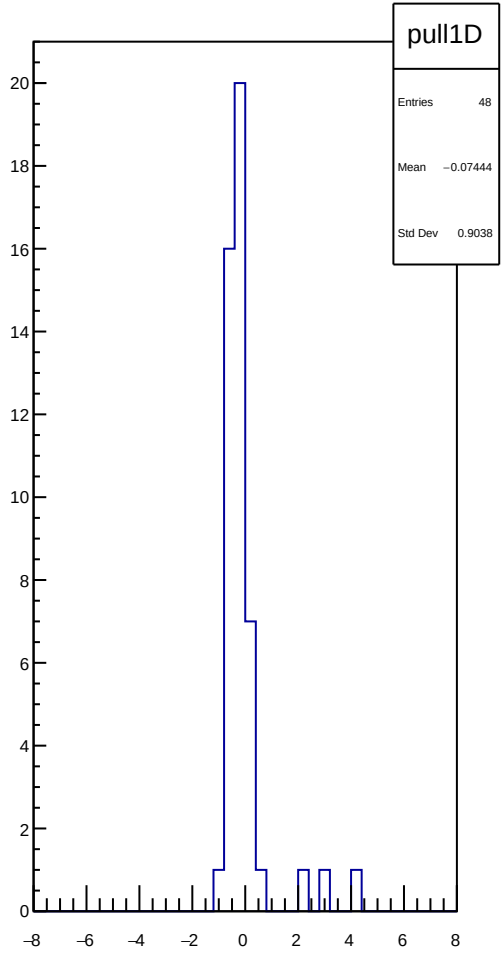
pull1D
Entries 48
Mean −0.07444
Std Dev 0.9038

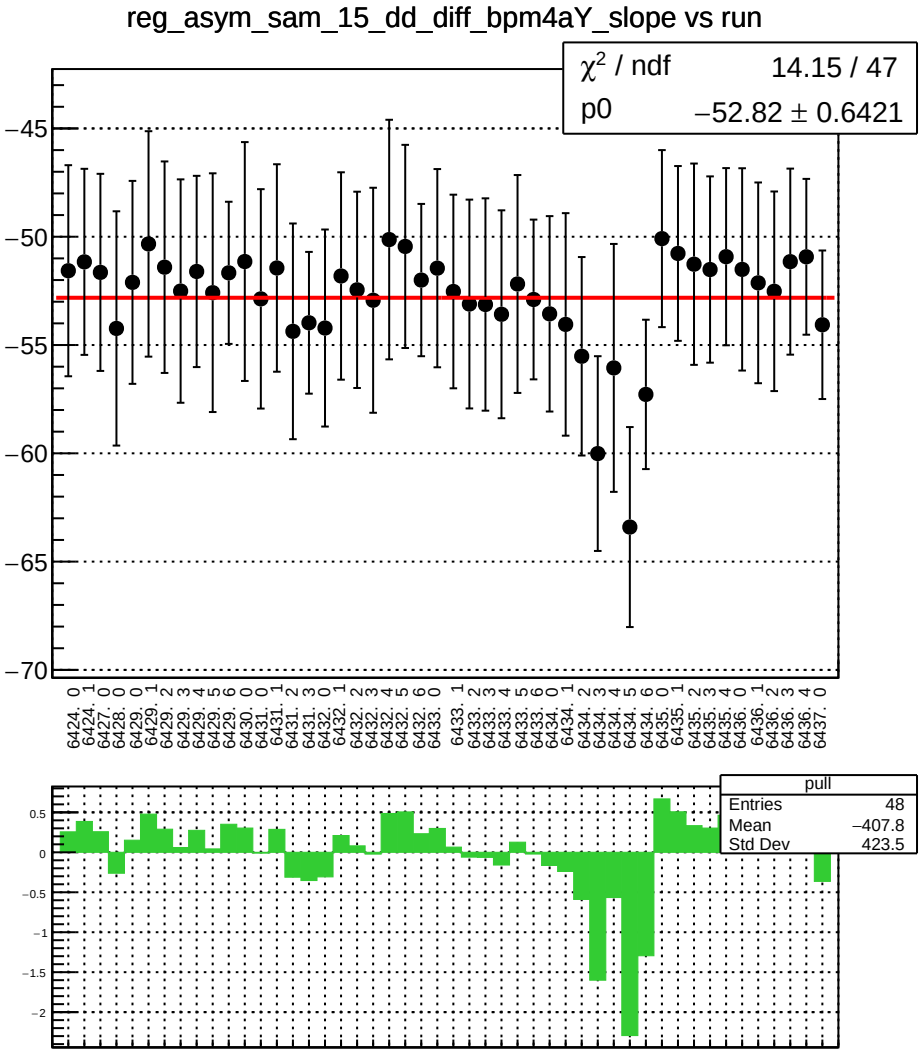
reg_asym_sam_15_dd_diff_bpm4aY_slope vs run
χ² / ndf 14.15 / 47
p0 −52.82 ± 0.6421
−45
−50
−55
−60
−65
−70
6424. 0
6424. 1
6427. 0
6428. 0
6429. 0
6429. 1
6429. 2
6429. 3
6429. 4
6429. 5
6429. 6
6430. 0
6431. 0
6431. 1
6431. 2
6431. 3
6432. 0
6432. 1
6432. 2
6432. 3
6432. 4
6432. 5
6432. 6
6433. 0
6433. 1
6433. 2
6433. 3
6433. 4
6433. 5
6433. 6
6434. 0
6434. 1
6434. 2
6434. 3
6434. 4
6434. 5
6434. 6
6435. 0
6435. 1
6435. 2
6435. 3
6435. 4
6436. 0
6436. 1
6436. 2
6436. 3
6436. 4
6437. 0
pull
Entries 48
Mean −407.8
Std Dev 423.5
0.5
0
−0.5
−1
−1.5
−2

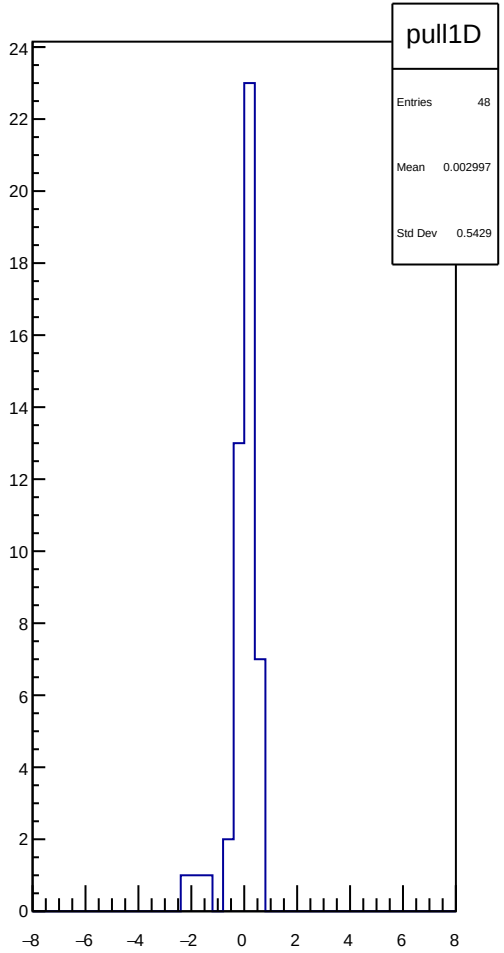
pull1D
Entries 48
Mean 0.002997
Std Dev 0.5429
24
22
20
18
16
14
12
10
8
6
4
2
0
−8
−6
−4
−2
0
2
4
6
8

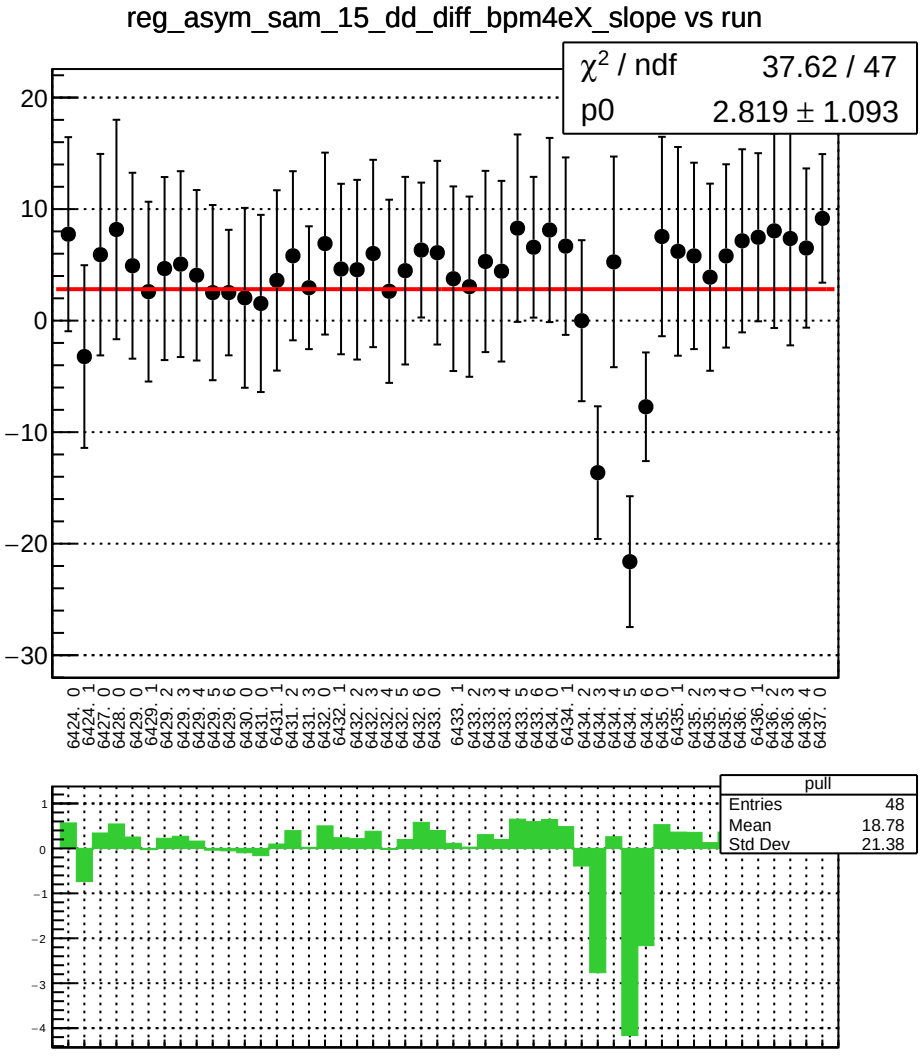
reg_asym_sam_15_dd_diff_bpm4eX_slope vs run
χ² / ndf 37.62 / 47
p0 2.819 ± 1.093
pull
Entries 48
Mean 18.78
Std Dev 21.38

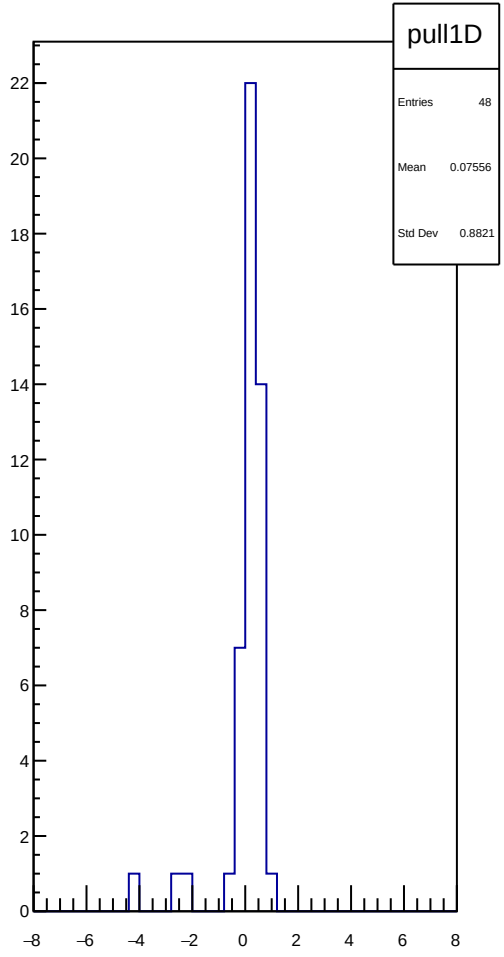
pull1D
Entries 48
Mean 0.07556
Std Dev 0.8821

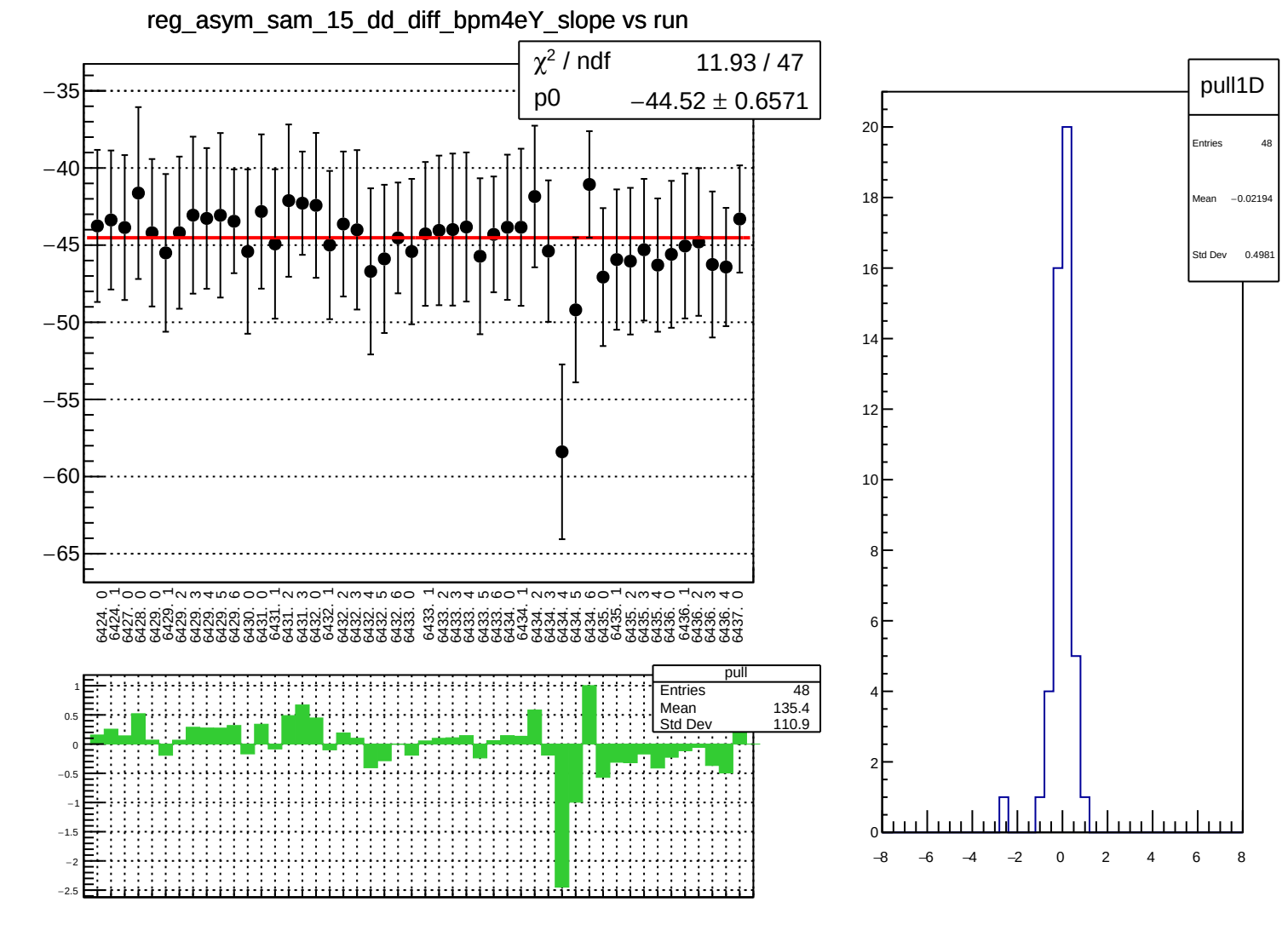
reg_asym_sam_15_dd_diff_bpm4eY_slope vs run
χ² / ndf 11.93 / 47
p0 −44.52 ± 0.6571
pull
Entries 48
Mean 135.4
Std Dev 110.9
pull1D
Entries 48
Mean −0.02194
Std Dev 0.4981

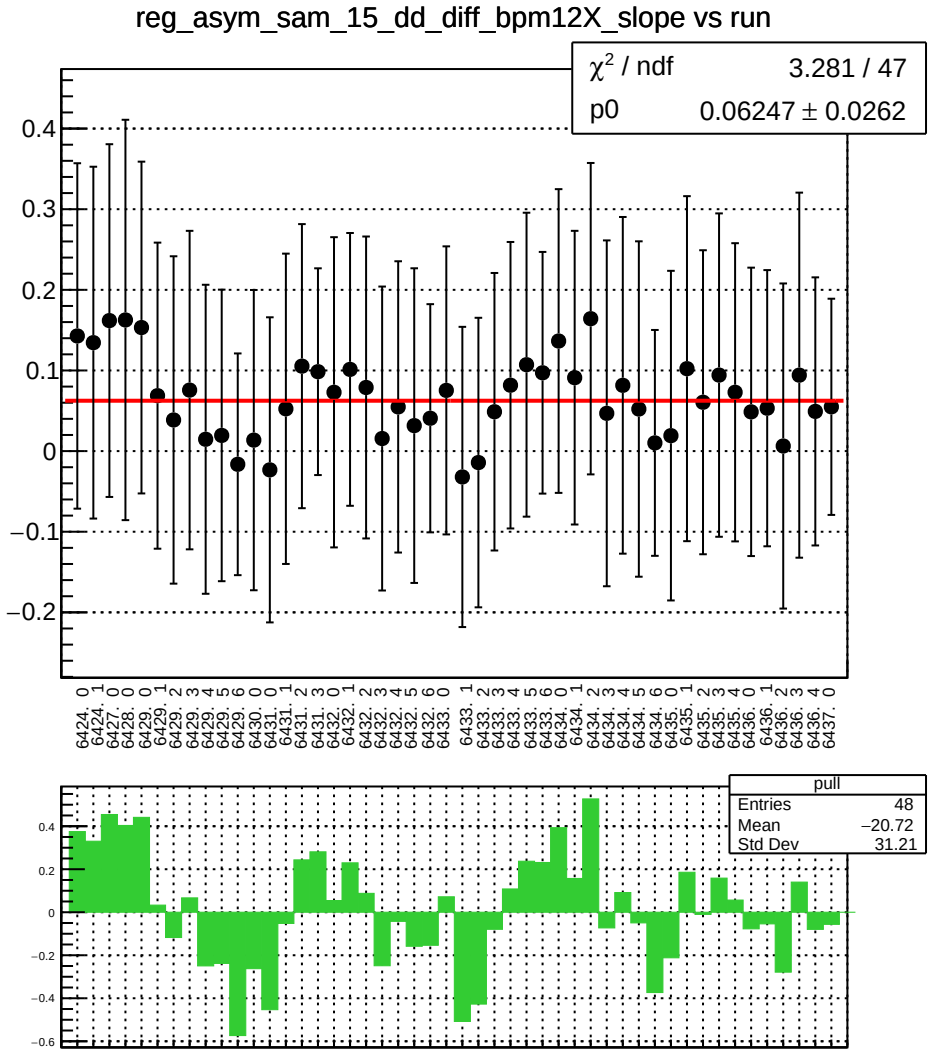
reg_asym_sam_15_dd_diff_bpm12X_slope vs run
χ² / ndf 3.281 / 47
p0 0.06247 ± 0.0262
pull
Entries 48
Mean −20.72
Std Dev 31.21

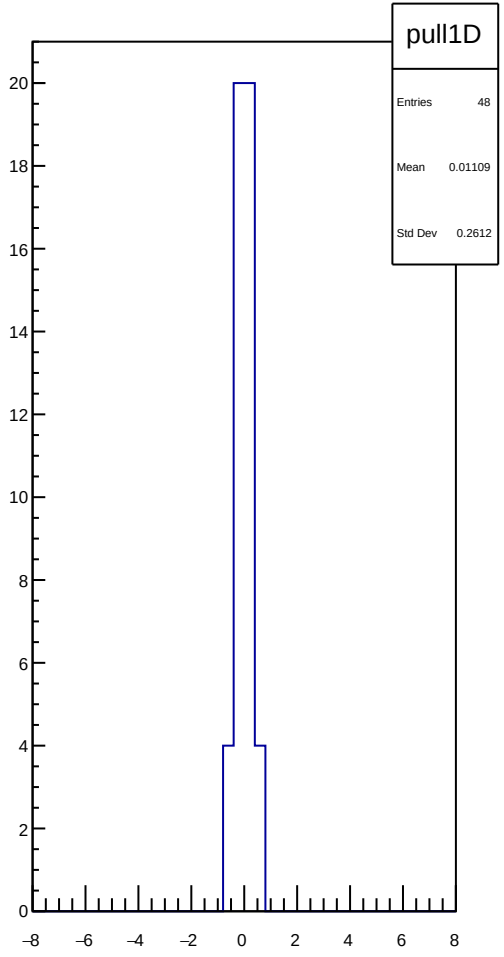
pull1D
Entries 48
Mean 0.01109
Std Dev 0.2612

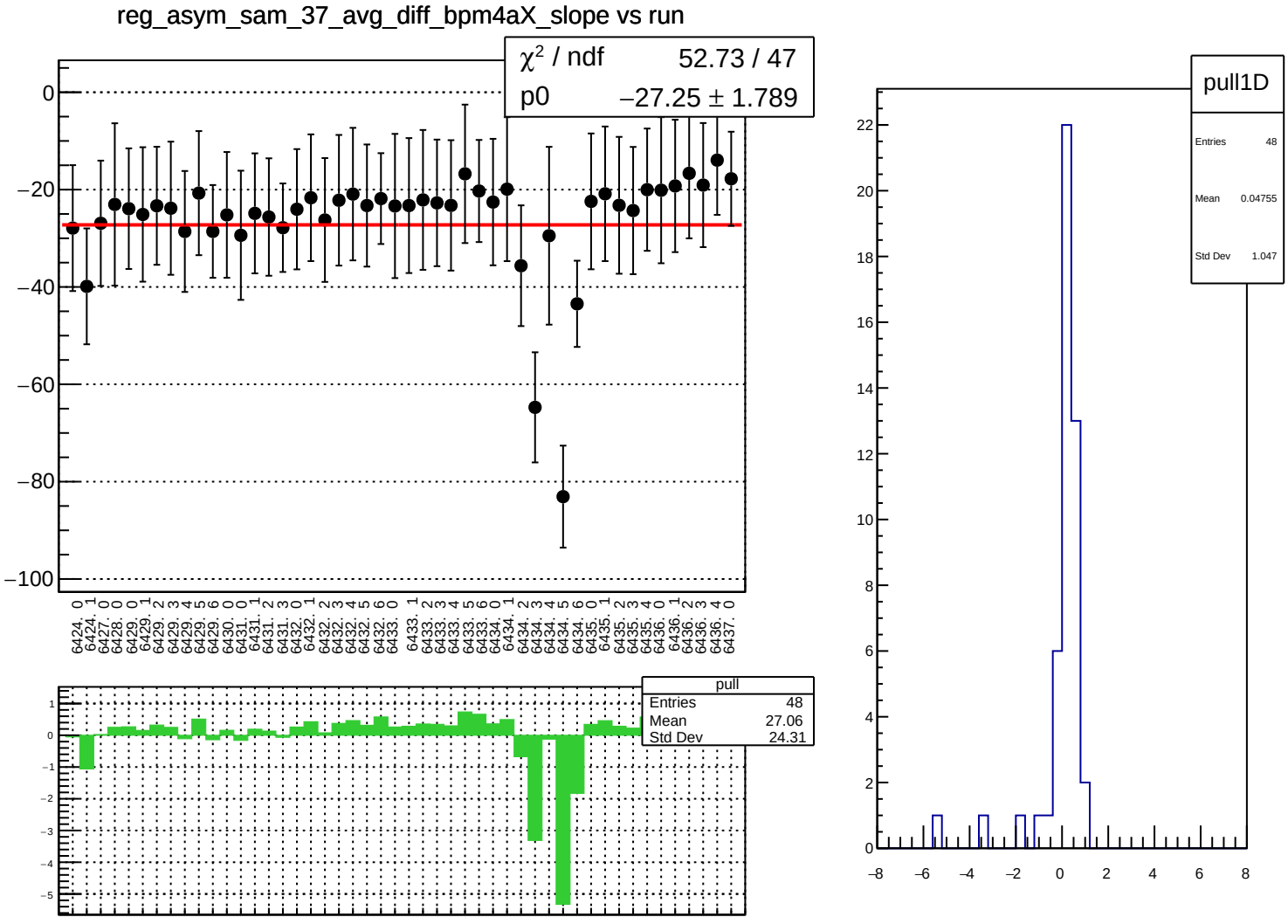
reg_asym_sam_37_avg_diff_bpm4aX_slope vs run
χ² / ndf 52.73 / 47
p0 −27.25 ± 1.789
pull
Entries 48
Mean 27.06
Std Dev 24.31
pull1D
Entries 48
Mean 0.04755
Std Dev 1.047

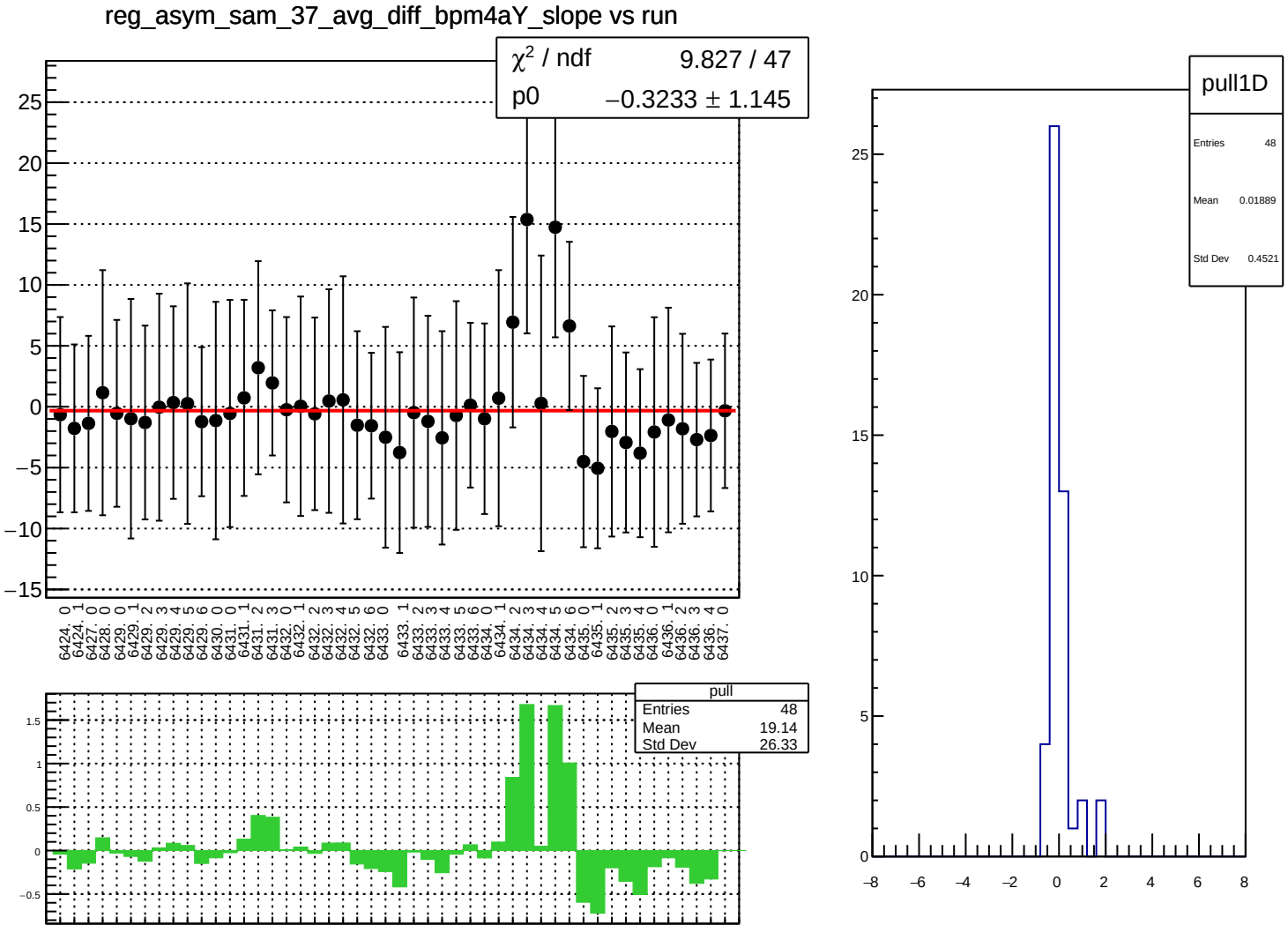
reg_asym_sam_37_avg_diff_bpm4aY_slope vs run
χ² / ndf 9.827 / 47
p0 −0.3233 ± 1.145
pull
Entries 48
Mean 19.14
Std Dev 26.33
pull1D
Entries 48
Mean 0.01889
Std Dev 0.4521

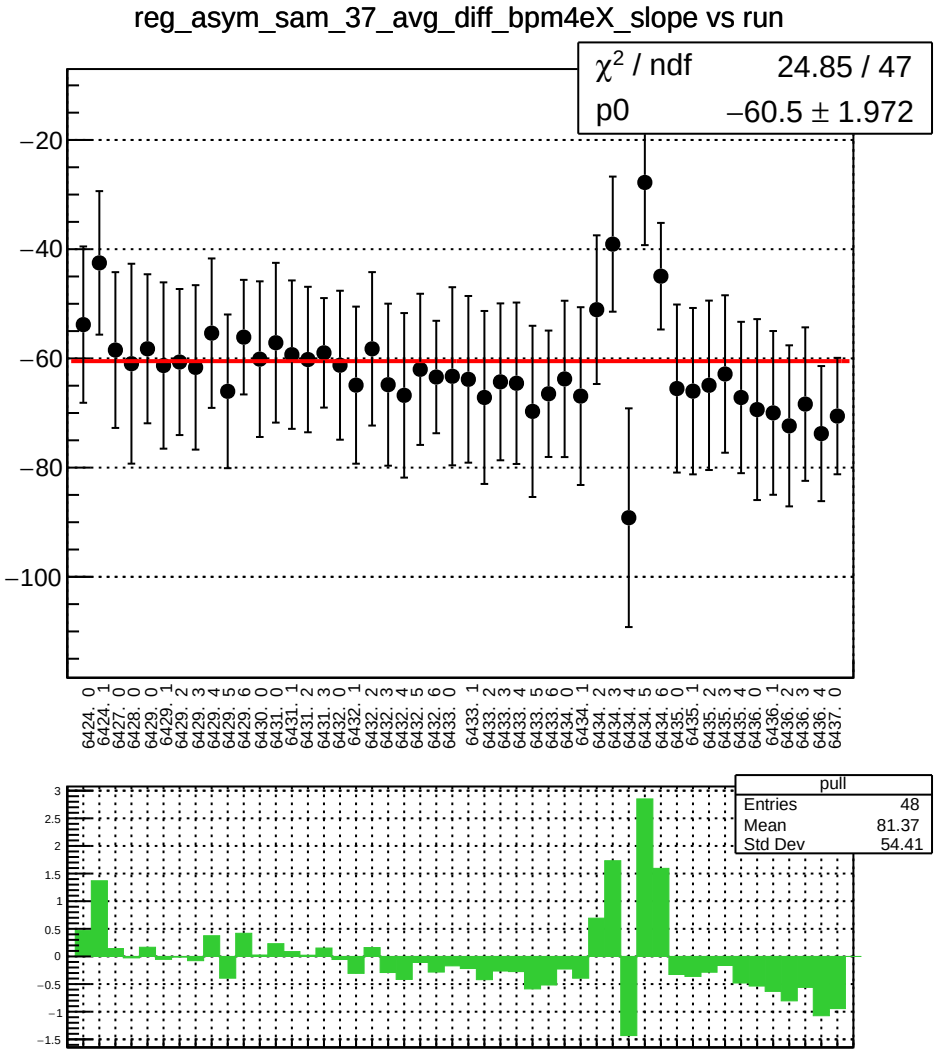
reg_asym_sam_37_avg_diff_bpm4eX_slope vs run
χ² / ndf 24.85 / 47
p0 −60.5 ± 1.972
pull
Entries 48
Mean 81.37
Std Dev 54.41

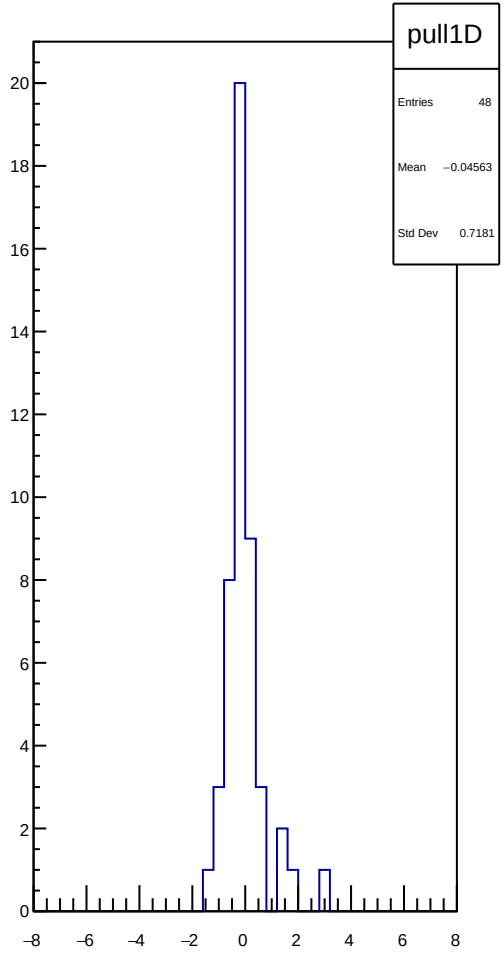
pull1D
Entries 48
Mean −0.04563
Std Dev 0.7181

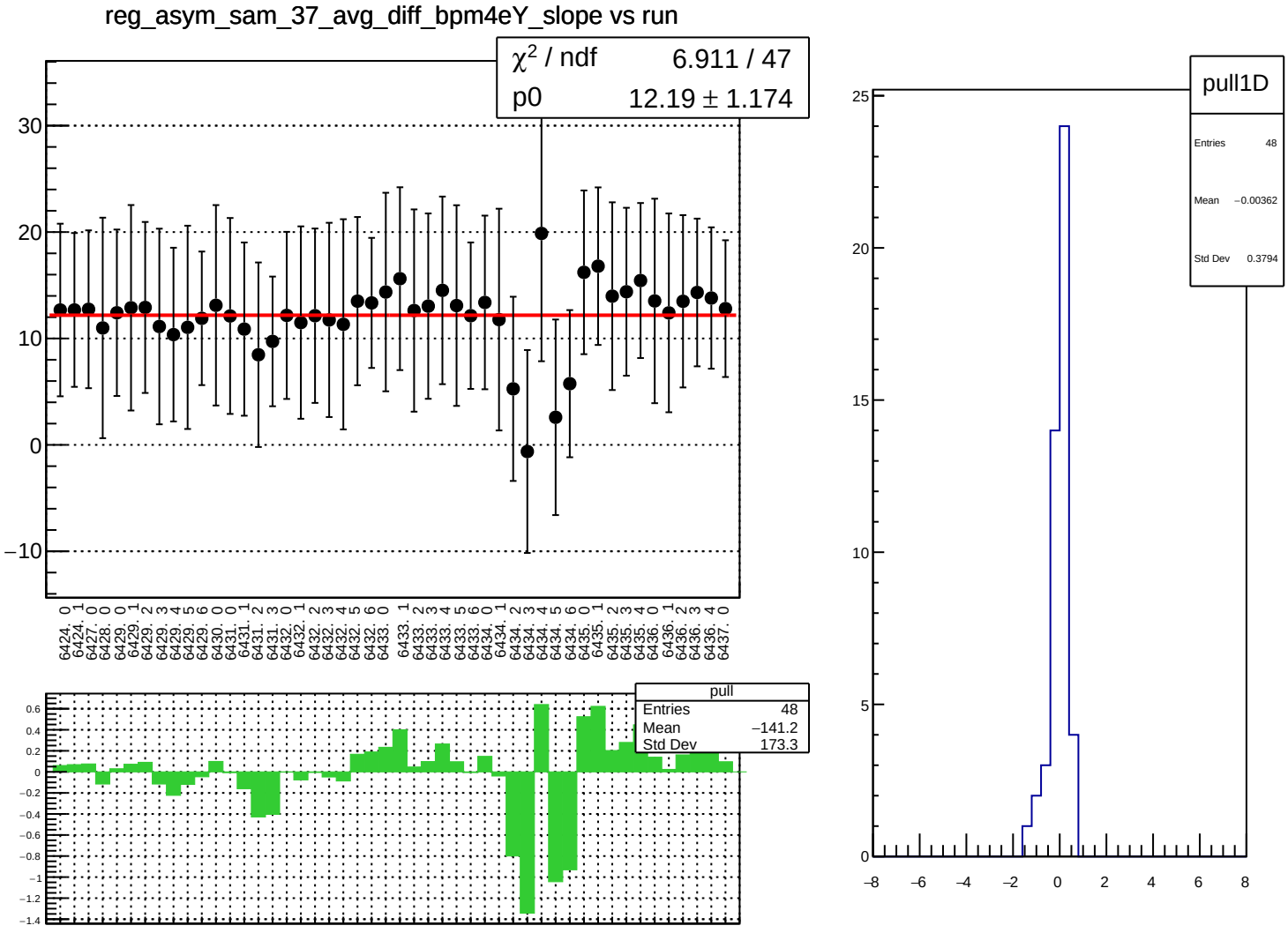
reg_asym_sam_37_avg_diff_bpm4eY_slope vs run
χ² / ndf 6.911 / 47
p0 12.19 ± 1.174
pull
Entries 48
Mean −141.2
Std Dev 173.3
pull1D
Entries 48
Mean −0.00362
Std Dev 0.3794

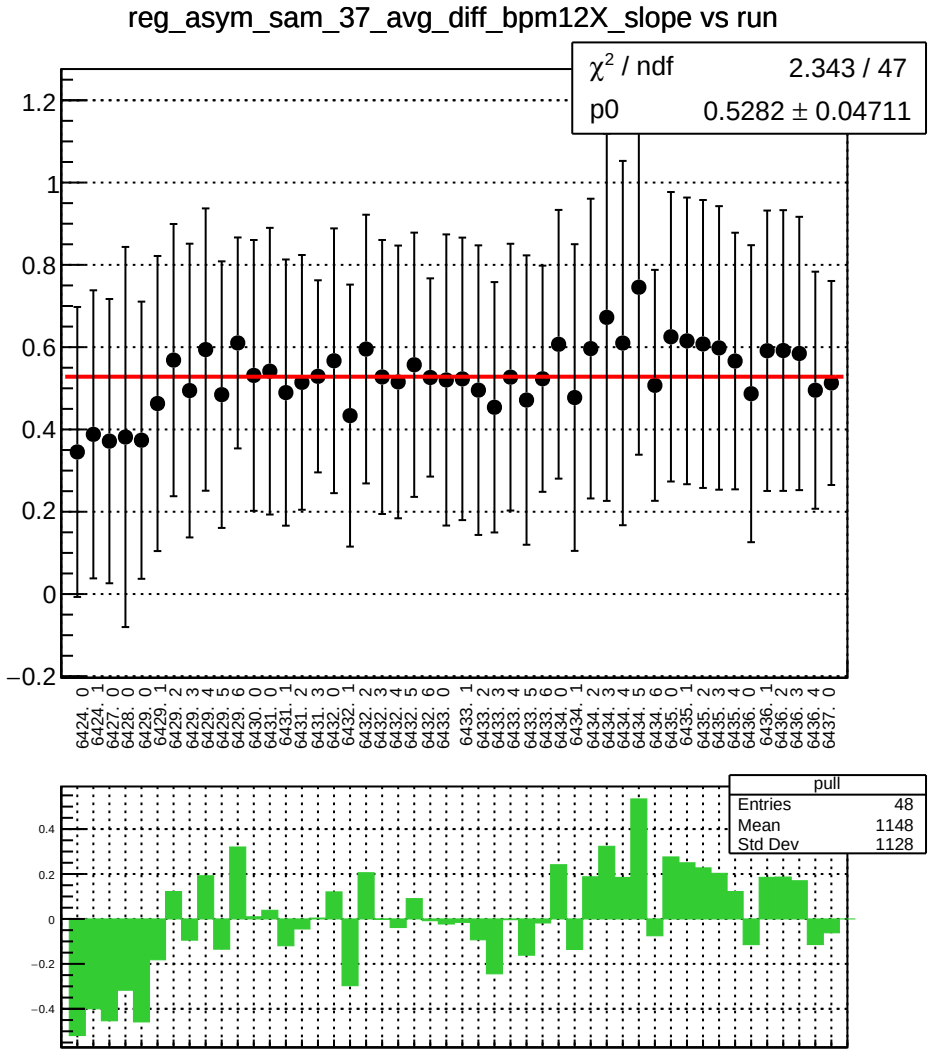
reg_asym_sam_37_avg_diff_bpm12X_slope vs run
χ² / ndf 2.343 / 47
p0 0.5282 ± 0.04711
pull
Entries 48
Mean 1148
Std Dev 1128

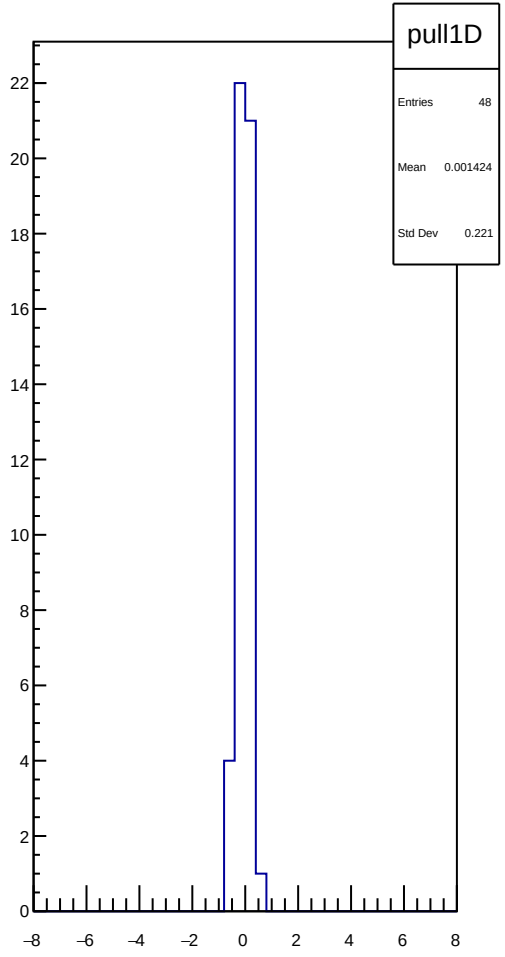
pull1D
Entries 48
Mean 0.001424
Std Dev 0.221

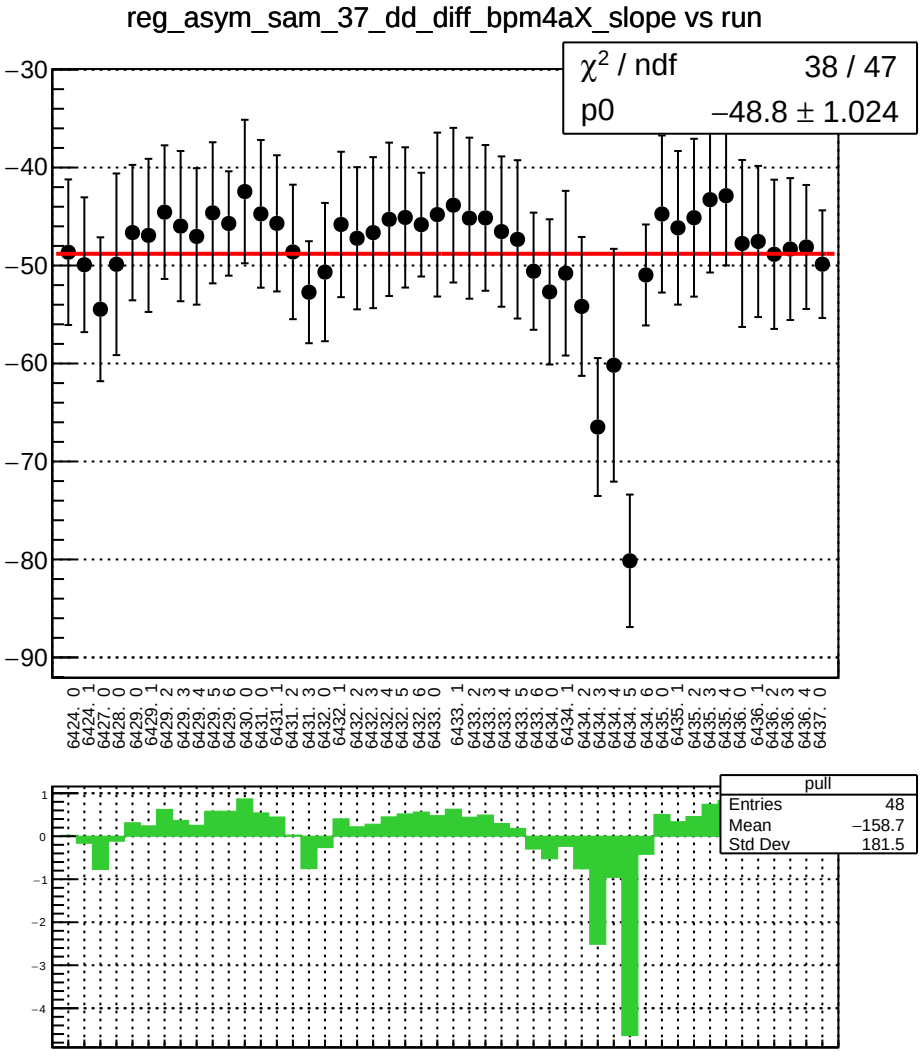
reg_asym_sam_37_dd_diff_bpm4aX_slope vs run
χ² / ndf 38 / 47
p0 −48.8 ± 1.024
pull
Entries 48
Mean −158.7
Std Dev 181.5

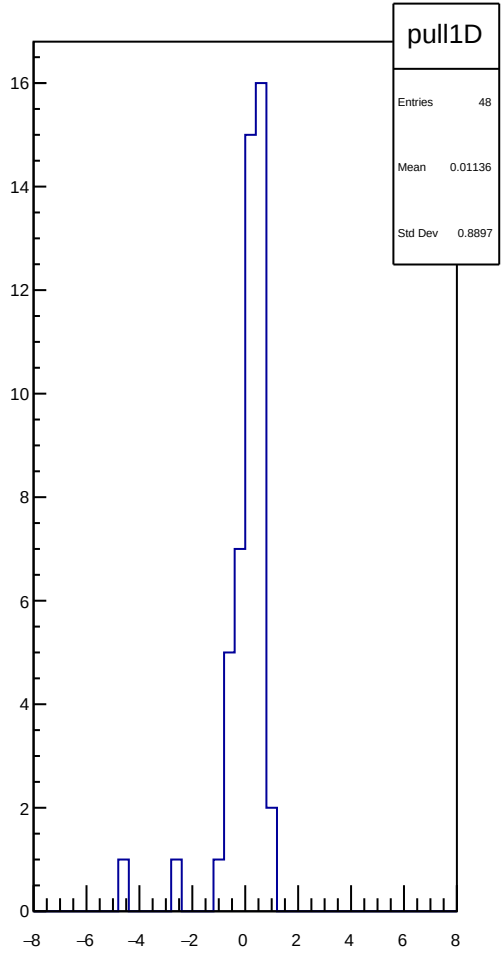
pull1D
Entries 48
Mean 0.01136
Std Dev 0.8897

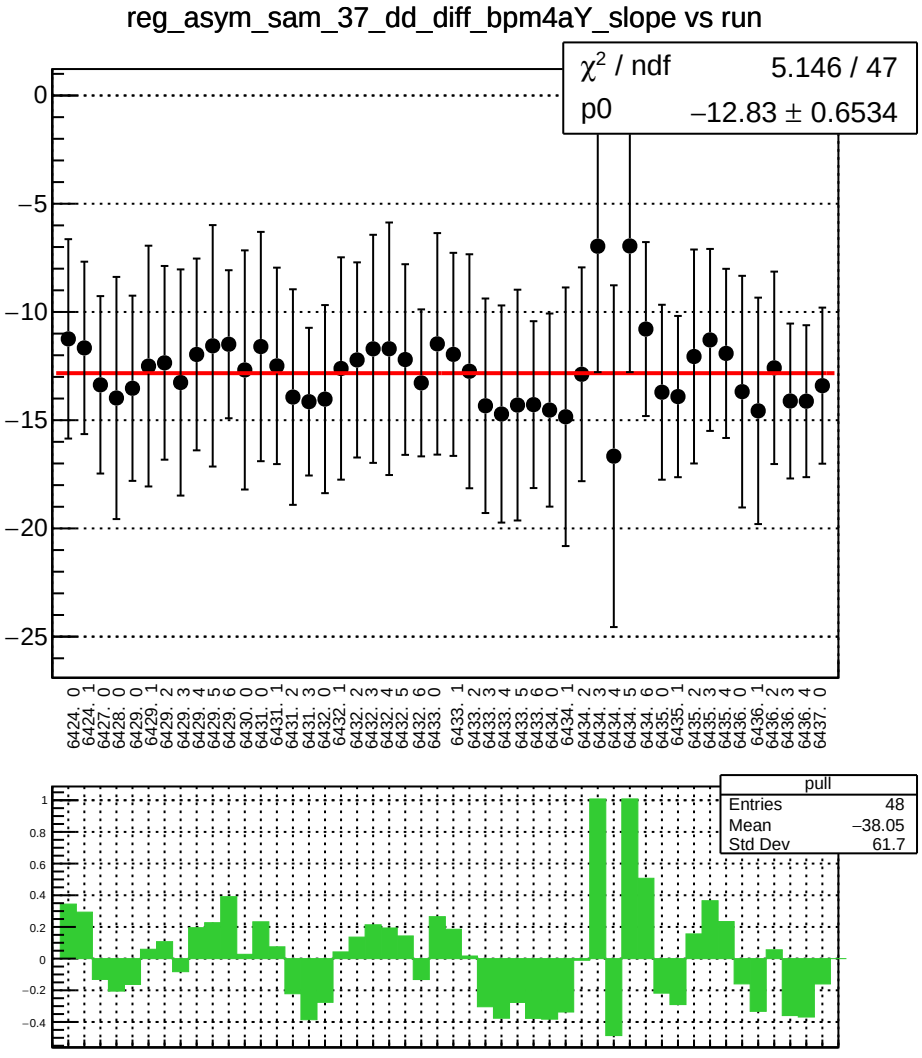
reg_asym_sam_37_dd_diff_bpm4aY_slope vs run
χ² / ndf 5.146 / 47
p0 −12.83 ± 0.6534
pull
Entries 48
Mean −38.05
Std Dev 61.7

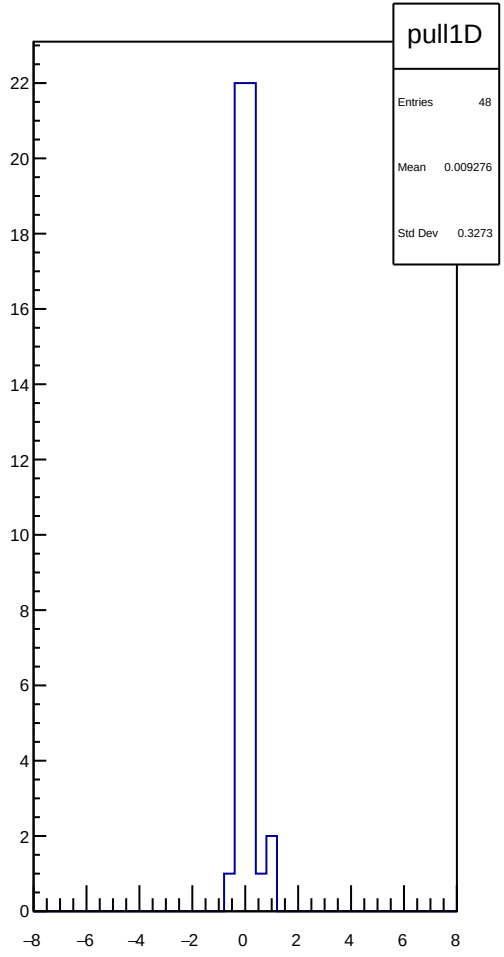
pull1D
Entries 48
Mean 0.009276
Std Dev 0.3273

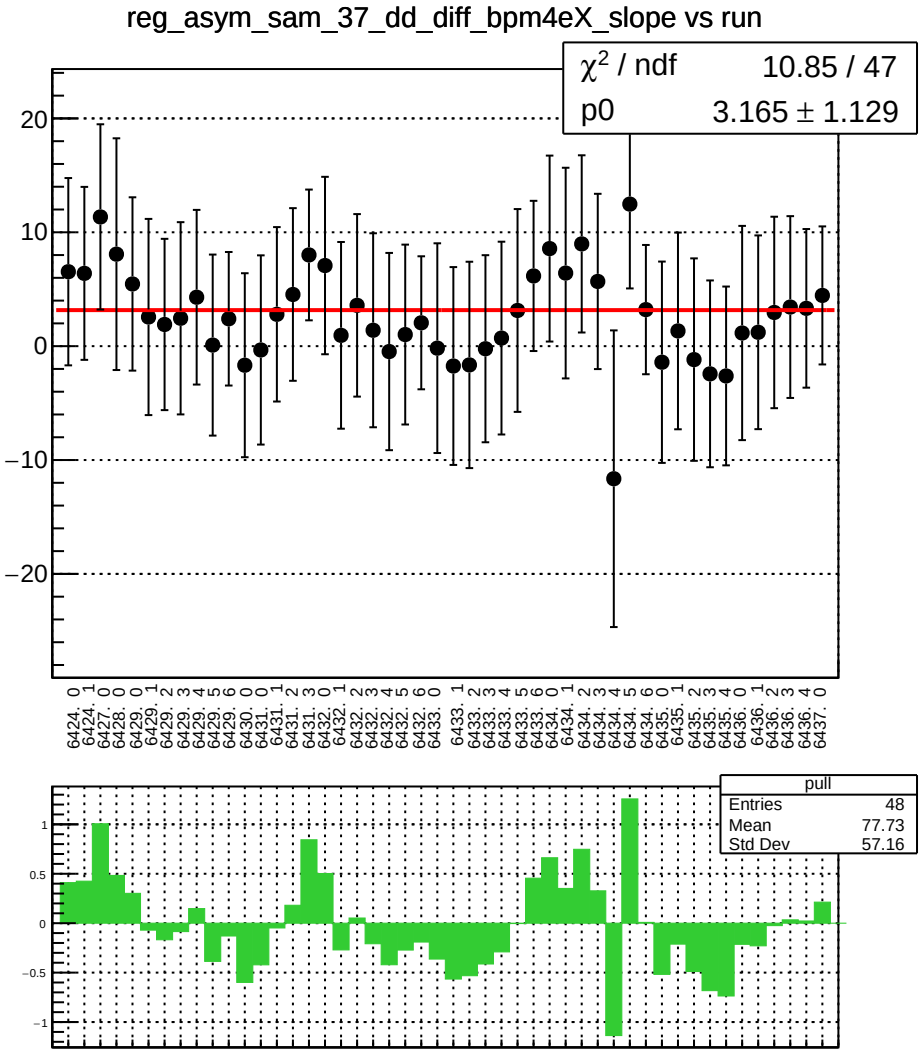
reg_asym_sam_37_dd_diff_bpm4eX_slope vs run
χ2 / ndf 10.85 / 47
p0 3.165 ± 1.129
pull
Entries 48
Mean 77.73
Std Dev 57.16

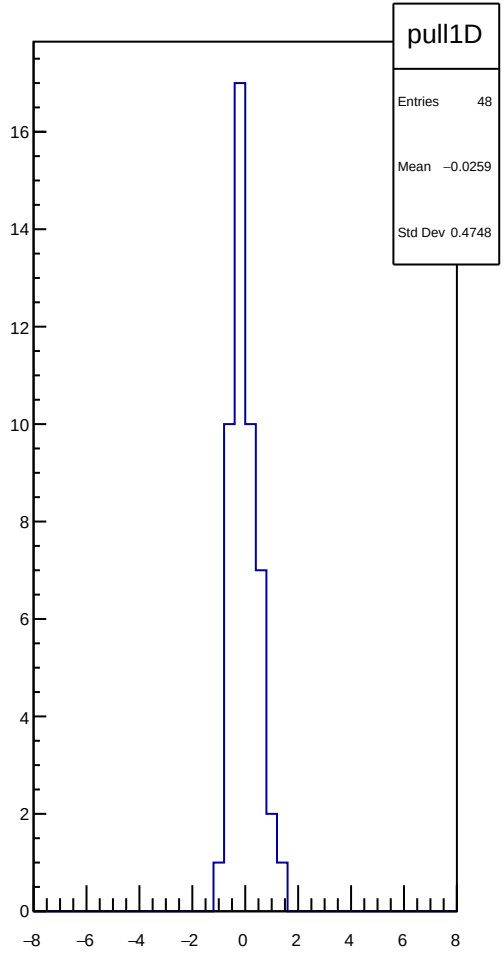
pull1D
Entries 48
Mean −0.0259
Std Dev 0.4748

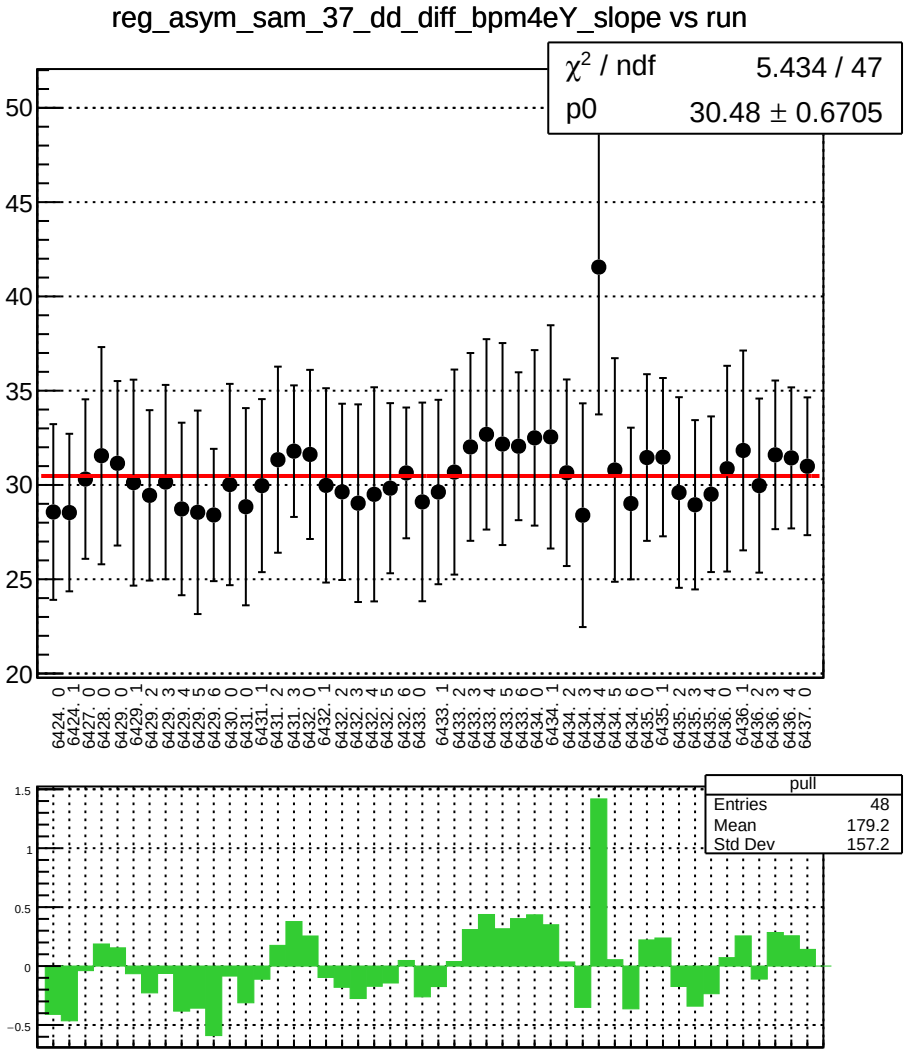
reg_asym_sam_37_dd_diff_bpm4eY_slope vs run
χ2 / ndf 5.434 / 47
p0 30.48 ± 0.6705
pull
Entries 48
Mean 179.2
Std Dev 157.2

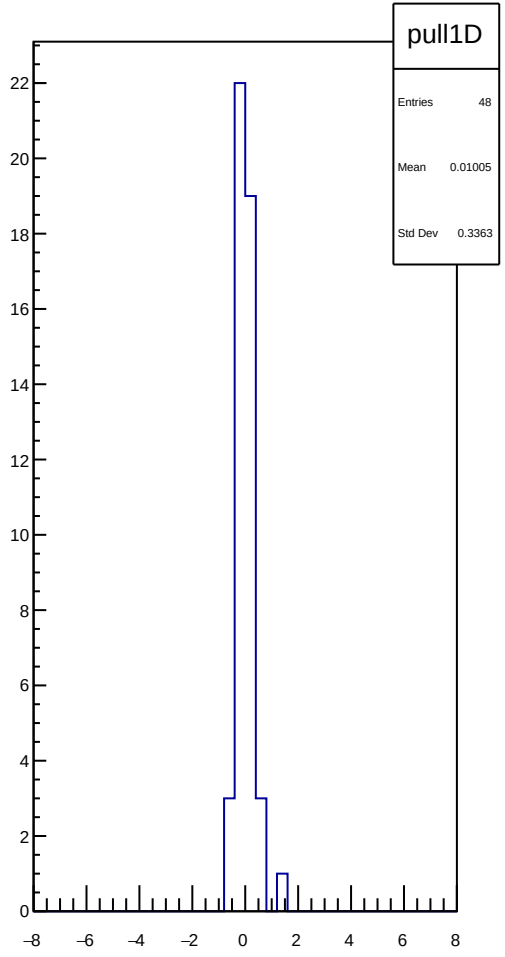
pull1D
Entries 48
Mean 0.01005
Std Dev 0.3363

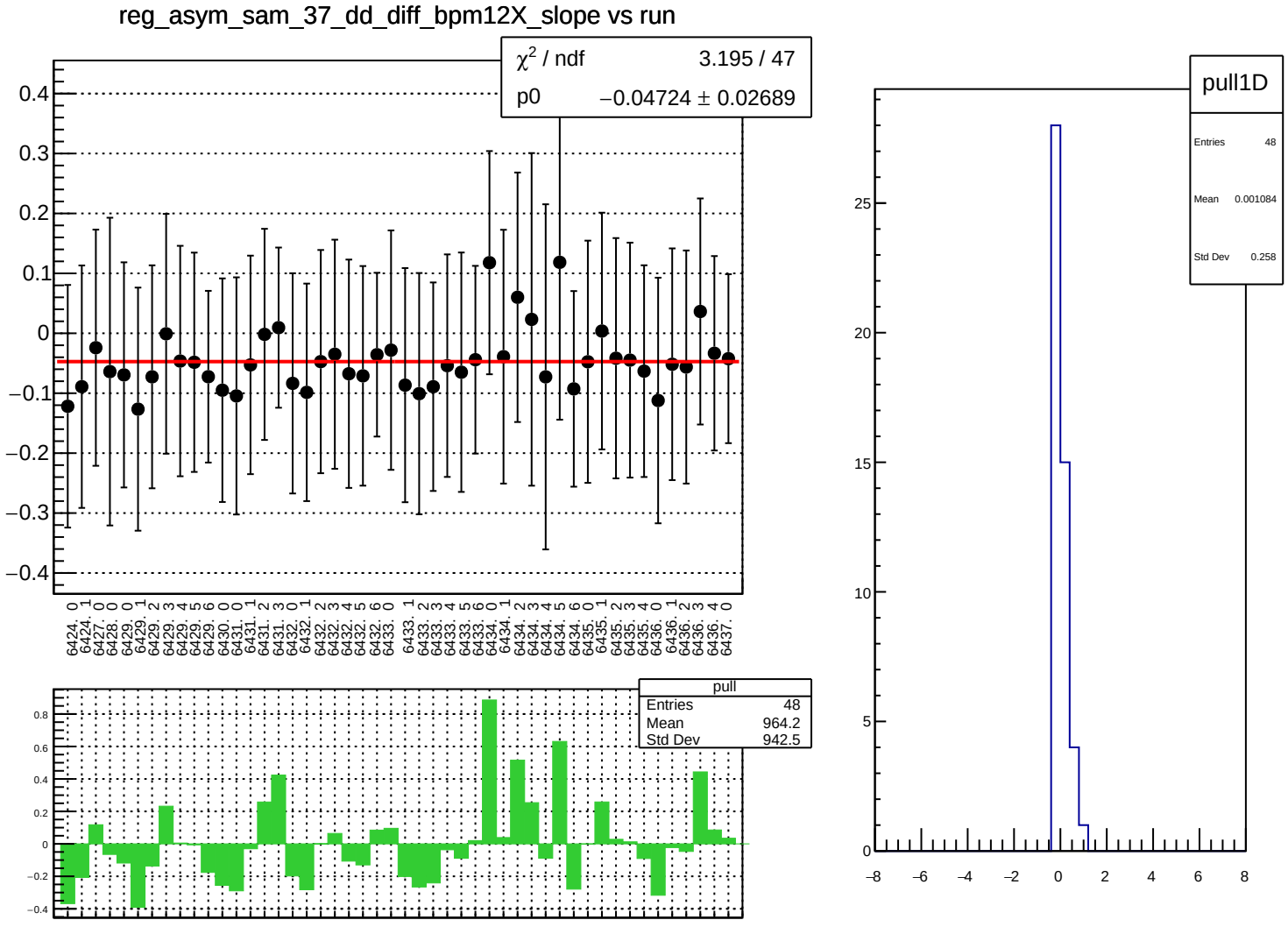
reg_asym_sam_37_dd_diff_bpm12X_slope vs run
χ² / ndf 3.195 / 47
p0 −0.04724 ± 0.02689
pull
Entries 48
Mean 964.2
Std Dev 942.5
pull1D
Entries 48
Mean 0.001084
Std Dev 0.258

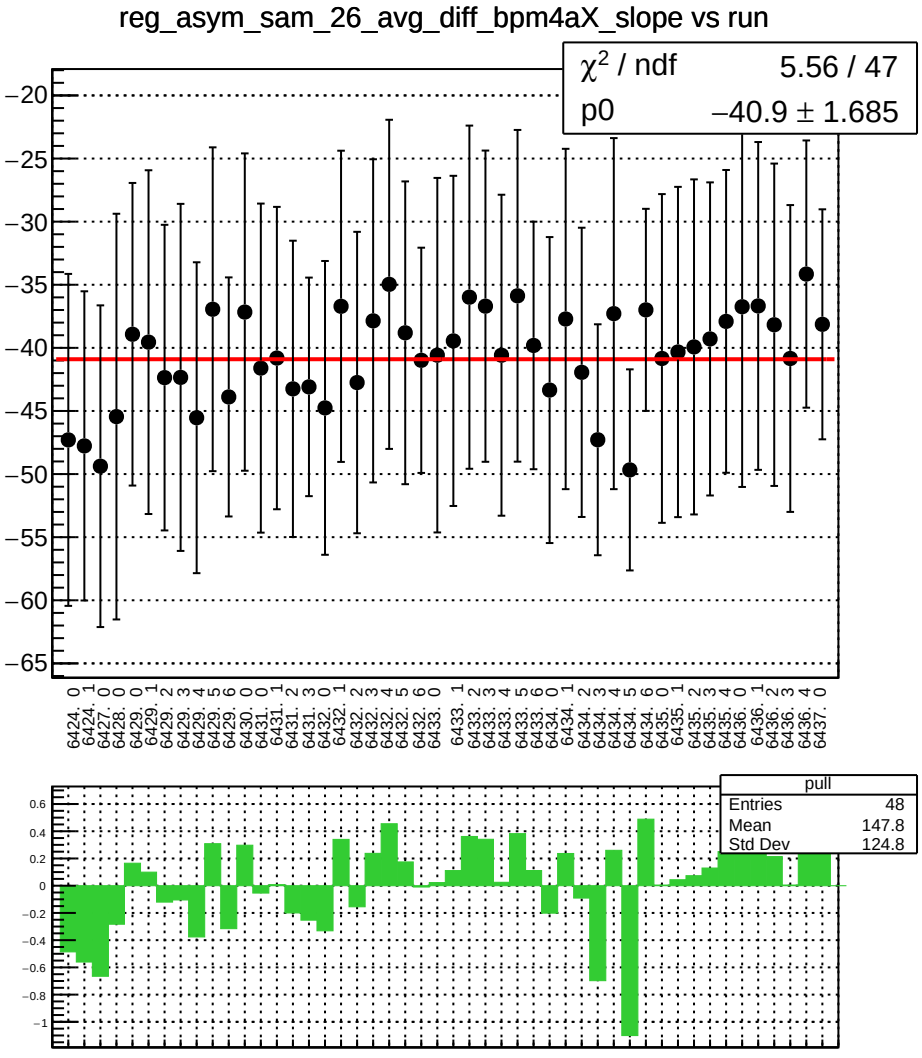
reg_asym_sam_26_avg_diff_bpm4aX_slope vs run
χ² / ndf 5.56 / 47
p0 −40.9 ± 1.685
pull
Entries 48
Mean 147.8
Std Dev 124.8

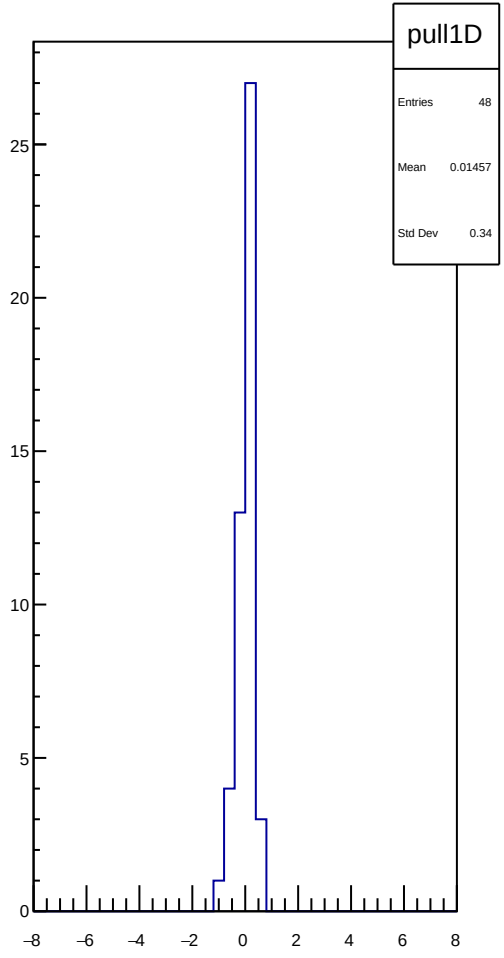
pull1D
Entries 48
Mean 0.01457
Std Dev 0.34

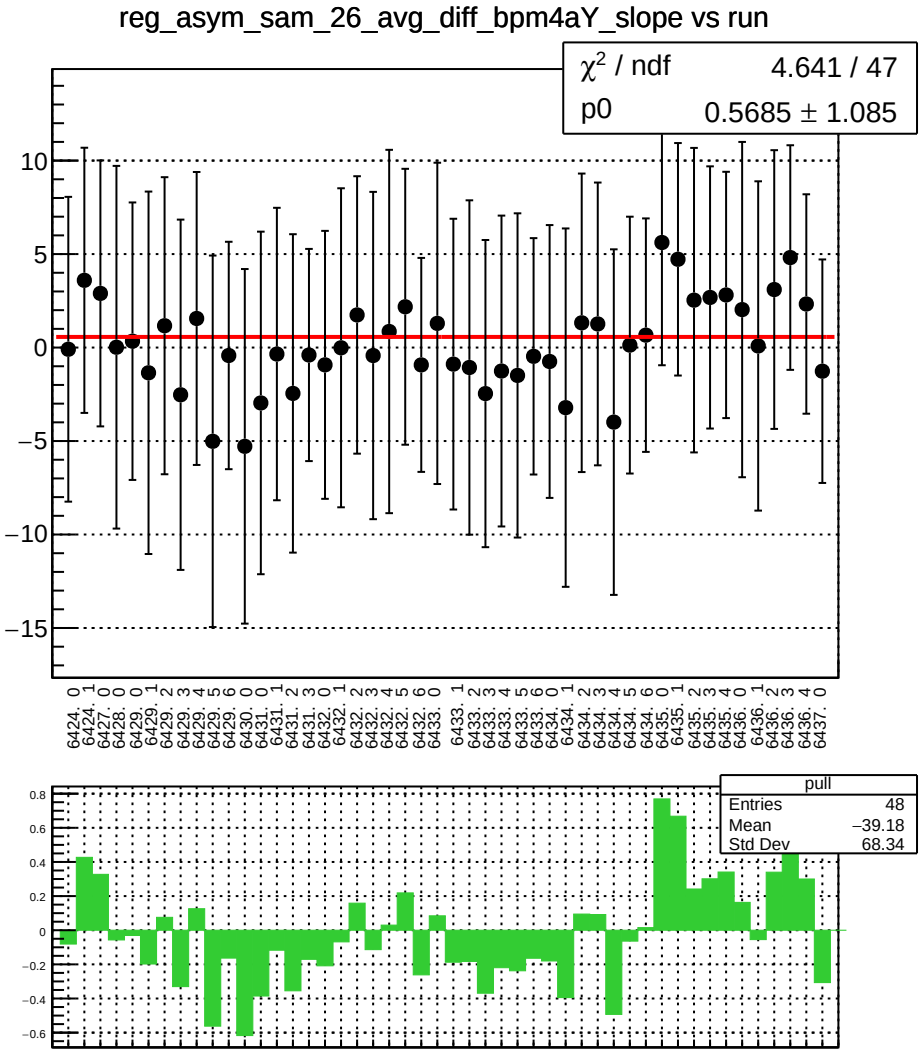
reg_asym_sam_26_avg_diff_bpm4aY_slope vs run
χ2 / ndf 4.641 / 47
p0 0.5685 ± 1.085
pull
Entries 48
Mean −39.18
Std Dev 68.34

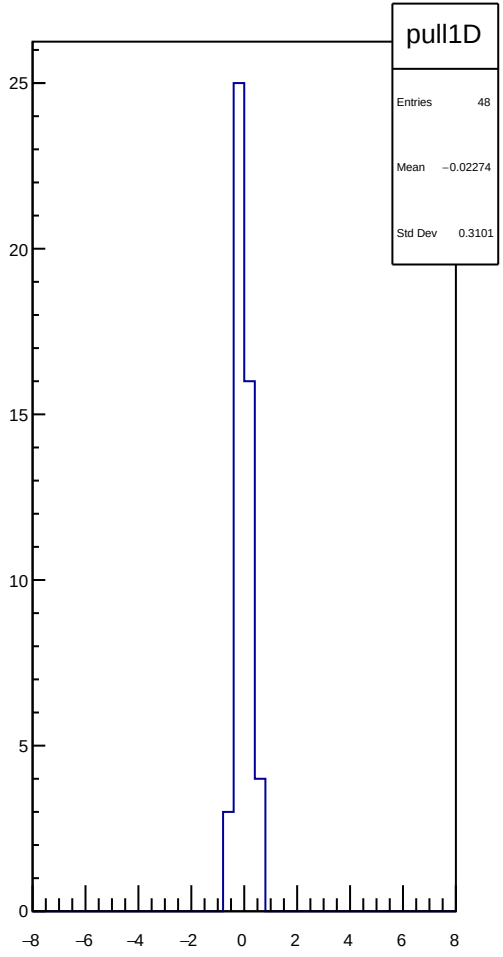
pull1D
Entries 48
Mean −0.02274
Std Dev 0.3101

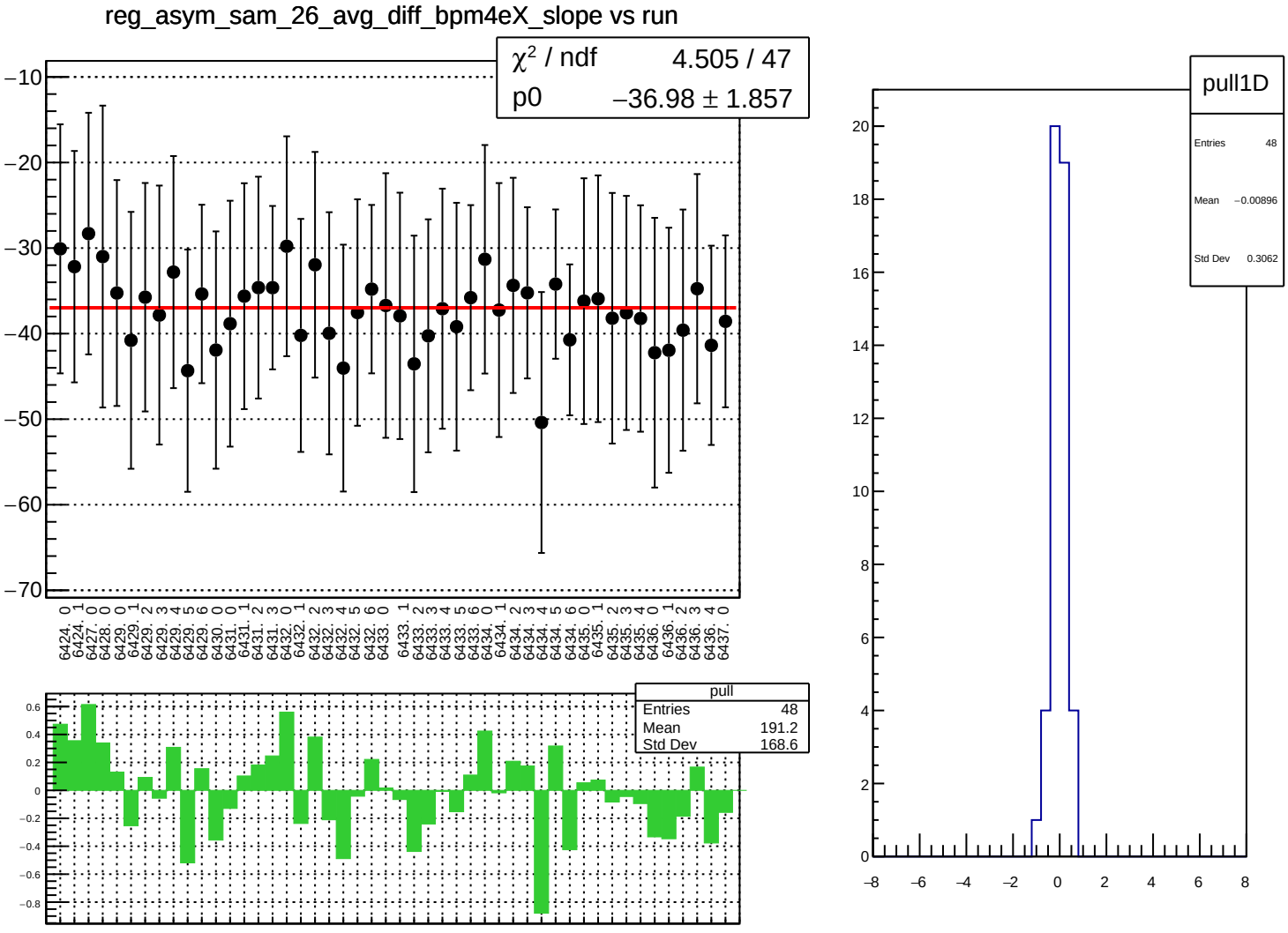
reg_asym_sam_26_avg_diff_bpm4eX_slope vs run
χ² / ndf 4.505 / 47
p0 −36.98 ± 1.857
pull
Entries 48
Mean 191.2
Std Dev 168.6
pull1D
Entries 48
Mean −0.00896
Std Dev 0.3062

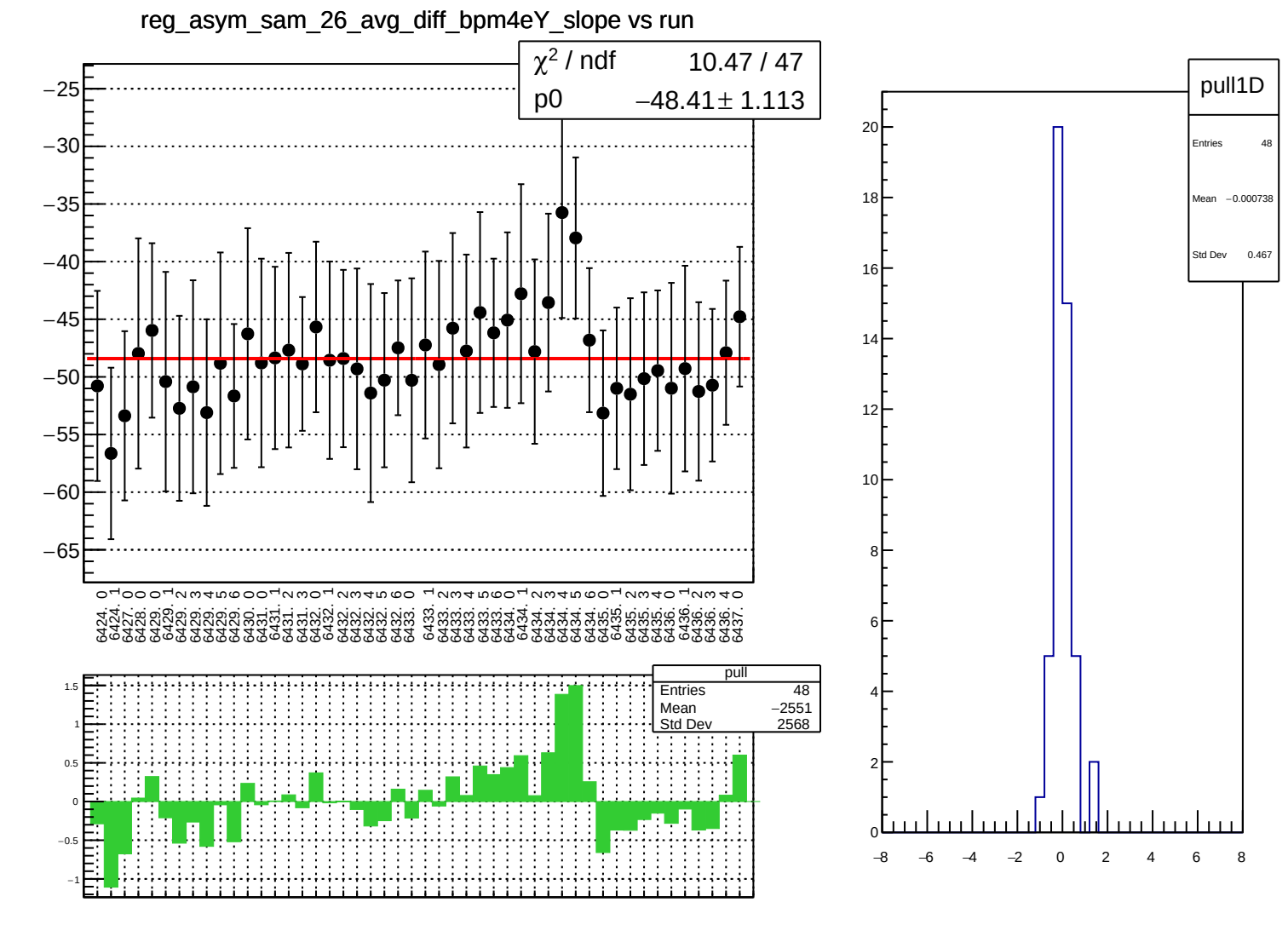
reg_asym_sam_26_avg_diff_bpm4eY_slope vs run
χ2 / ndf 10.47 / 47
p0 −48.41 ± 1.113
pull
Entries 48
Mean −2551
Std Dev 2568
pull1D
Entries 48
Mean −0.000738
Std Dev 0.467

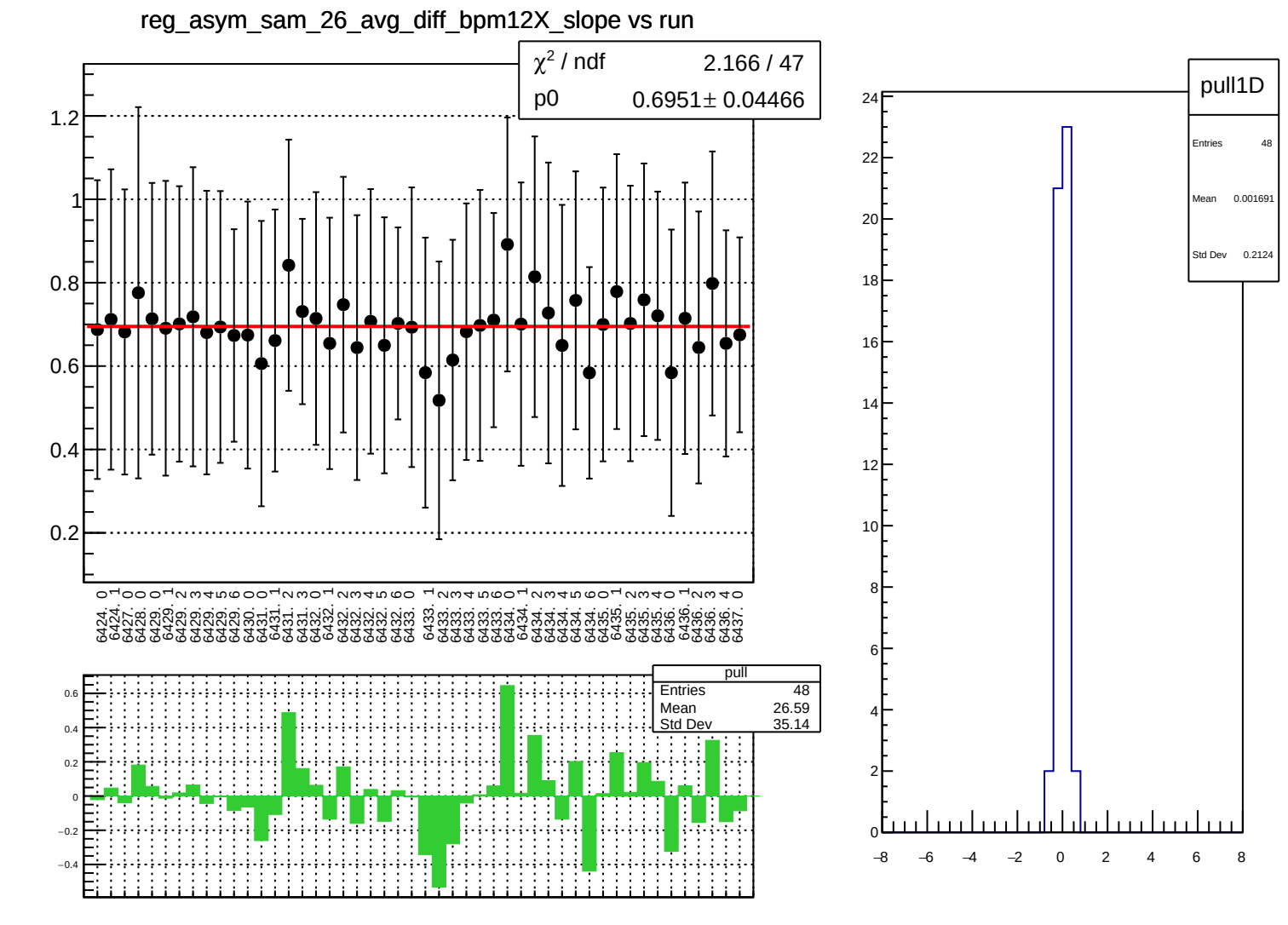
reg_asym_sam_26_avg_diff_bpm12X_slope vs run
χ² / ndf 2.166 / 47
p0 0.6951± 0.04466
pull
Entries 48
Mean 26.59
Std Dev 35.14
pull1D
Entries 48
Mean 0.001691
Std Dev 0.2124

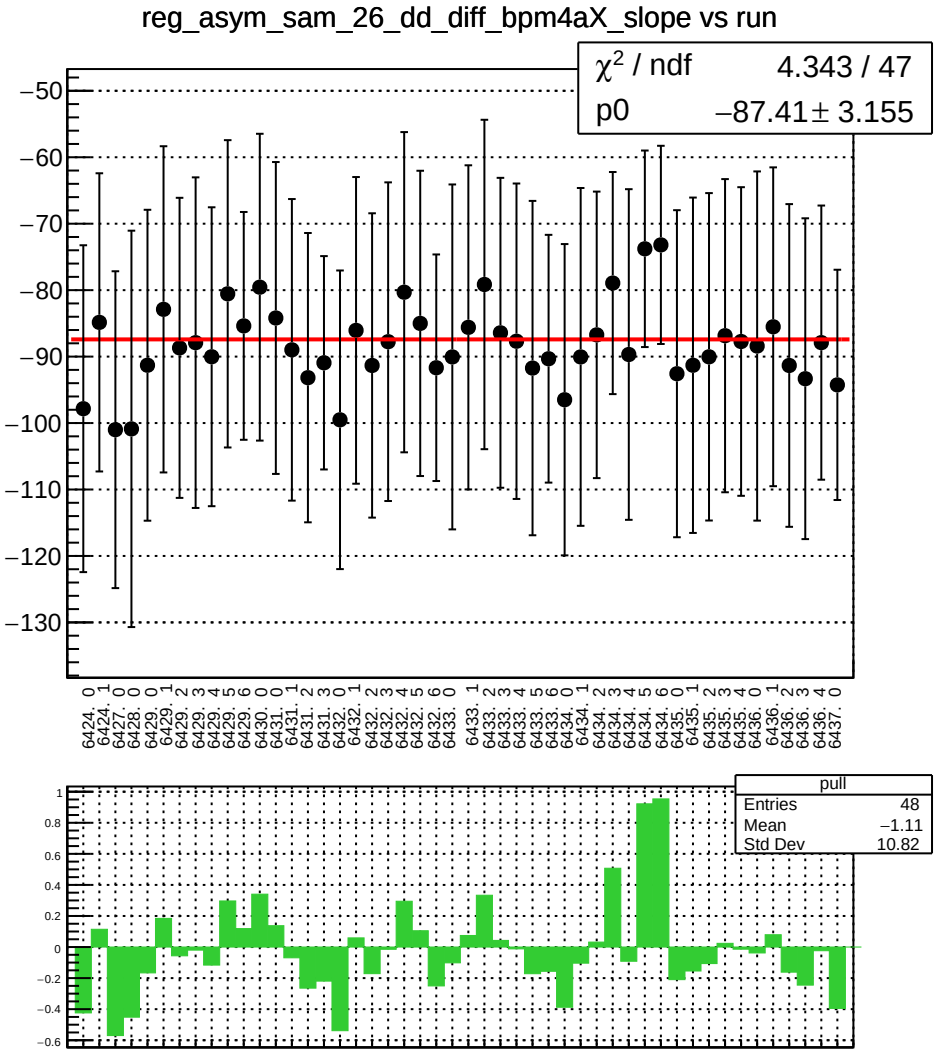
reg_asym_sam_26_dd_diff_bpm4aX_slope vs run
χ² / ndf 4.343 / 47
p0 −87.41 ± 3.155
−50
−60
−70
−80
−90
−100
−110
−120
−130
6424. 0
6424. 1
6427. 0
6428. 0
6429. 0
6429. 1
6429. 2
6429. 3
6429. 4
6429. 5
6429. 6
6430. 0
6431. 0
6431. 1
6431. 2
6431. 3
6432. 0
6432. 1
6432. 2
6432. 3
6432. 4
6432. 5
6432. 6
6433. 0
6433. 1
6433. 2
6433. 3
6433. 4
6433. 5
6433. 6
6434. 0
6434. 1
6434. 2
6434. 3
6434. 4
6434. 5
6434. 6
6435. 0
6435. 1
6435. 2
6435. 3
6435. 4
6436. 0
6436. 1
6436. 2
6436. 3
6436. 4
6437. 0
pull
Entries 48
Mean −1.11
Std Dev 10.82
1
0.8
0.6
0.4
0.2
0
−0.2
−0.4
−0.6

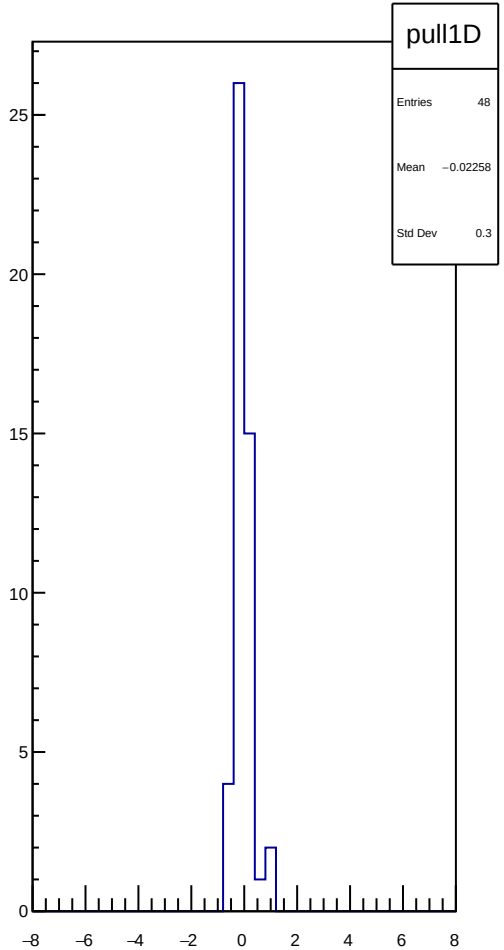
pull1D
Entries 48
Mean −0.02258
Std Dev 0.3
25
20
15
10
5
0
−8
−6
−4
−2
0
2
4
6
8

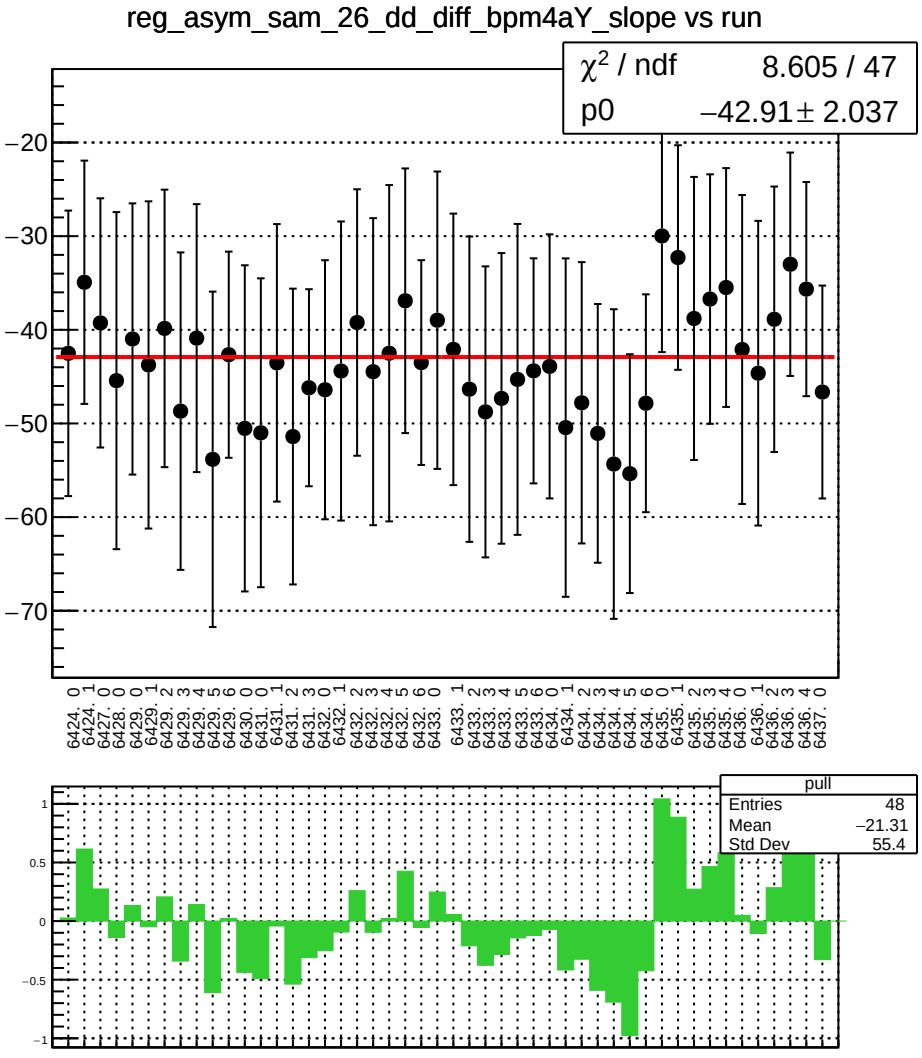
reg_asym_sam_26_dd_diff_bpm4aY_slope vs run
χ2 / ndf 8.605 / 47
p0 −42.91 ± 2.037
pull
Entries 48
Mean −21.31
Std Dev 55.4

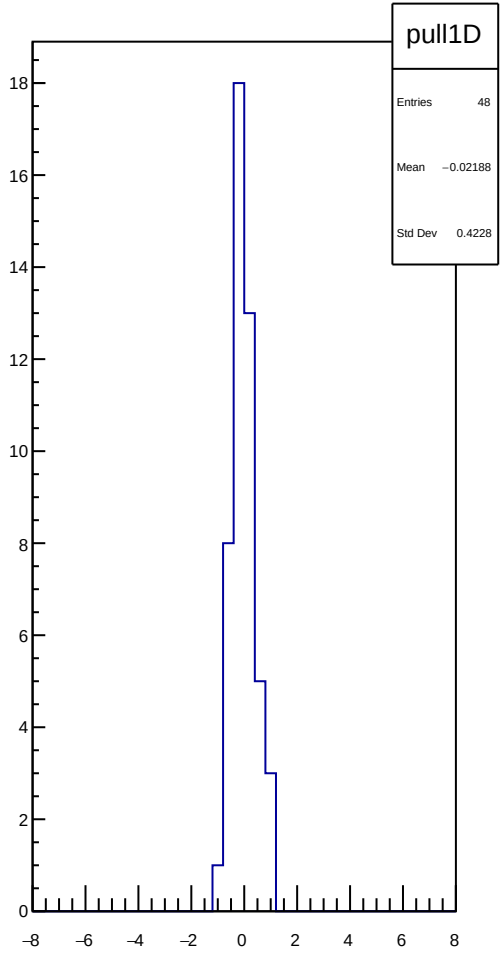
pull1D
Entries 48
Mean −0.02188
Std Dev 0.4228

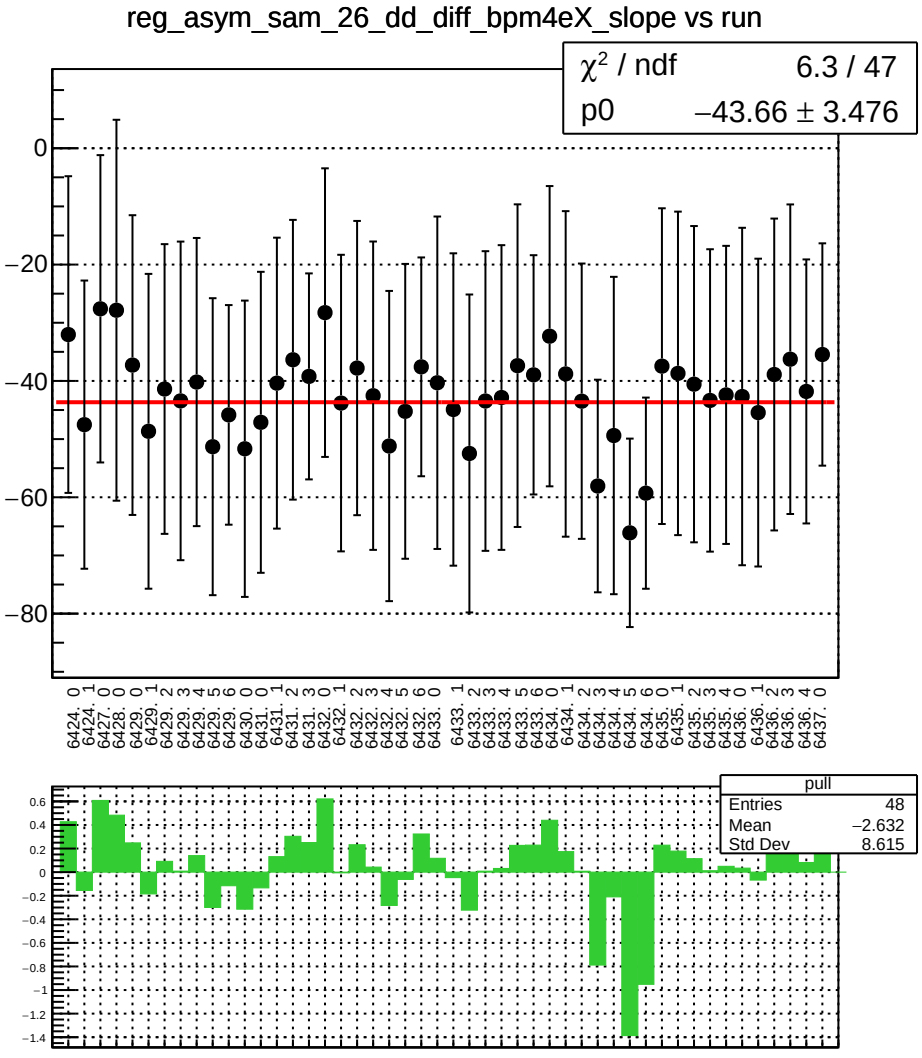
reg_asym_sam_26_dd_diff_bpm4eX_slope vs run
χ² / ndf 6.3 / 47
p0 −43.66 ± 3.476
pull
Entries 48
Mean −2.632
Std Dev 8.615

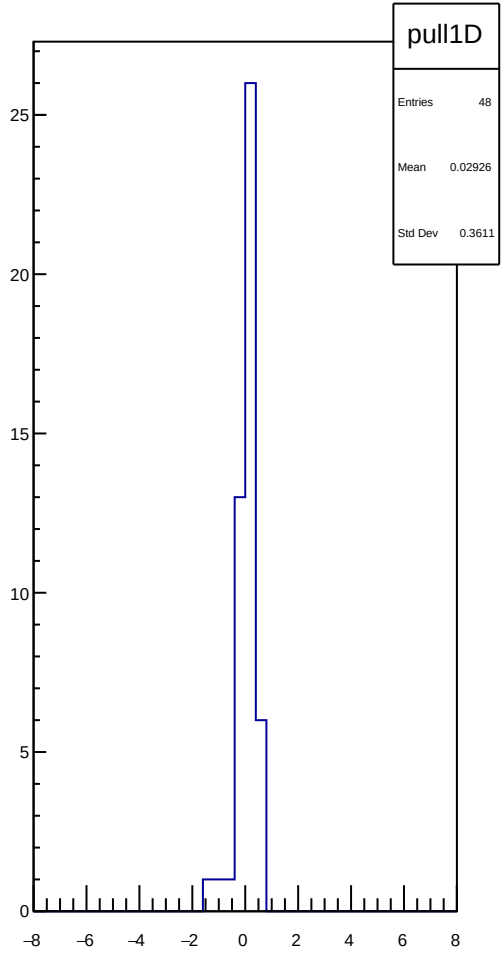
pull1D
Entries 48
Mean 0.02926
Std Dev 0.3611

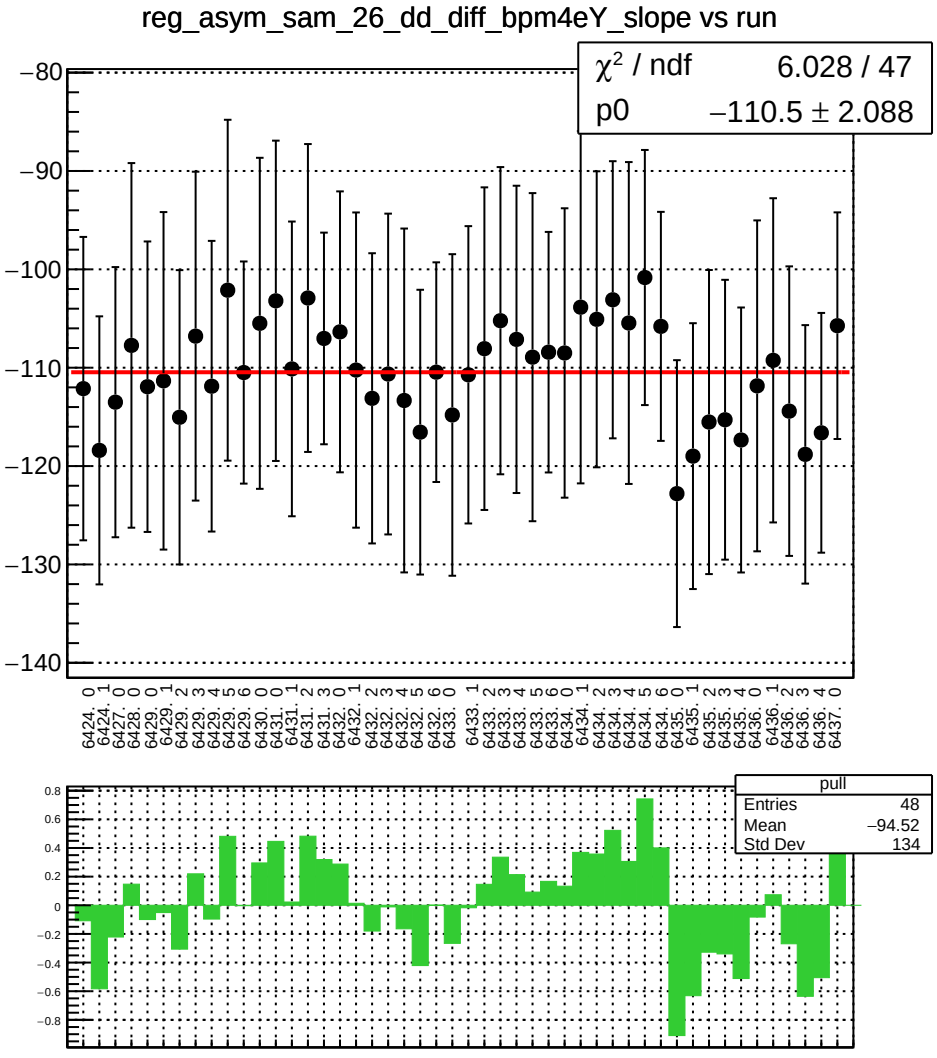
reg_asym_sam_26_dd_diff_bpm4eY_slope vs run
χ² / ndf 6.028 / 47
p0 −110.5 ± 2.088
pull
Entries 48
Mean −94.52
Std Dev 134

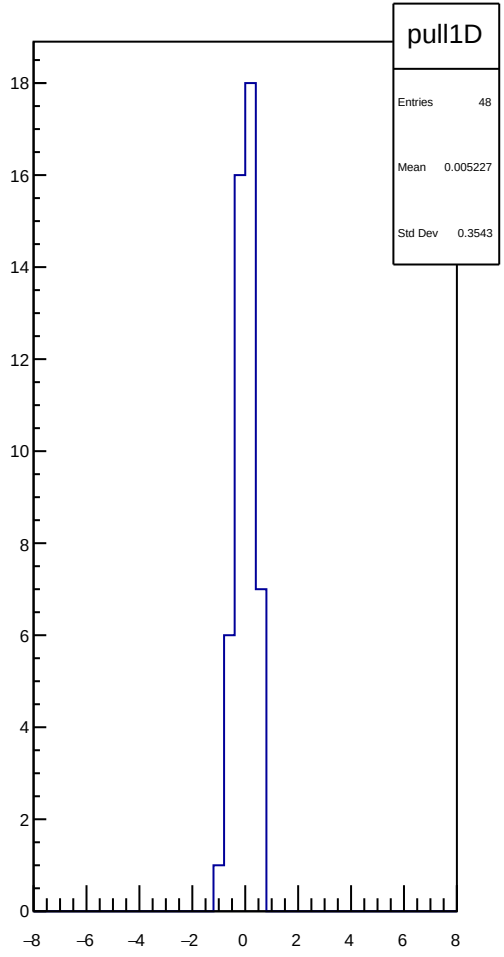
pull1D
Entries 48
Mean 0.005227
Std Dev 0.3543

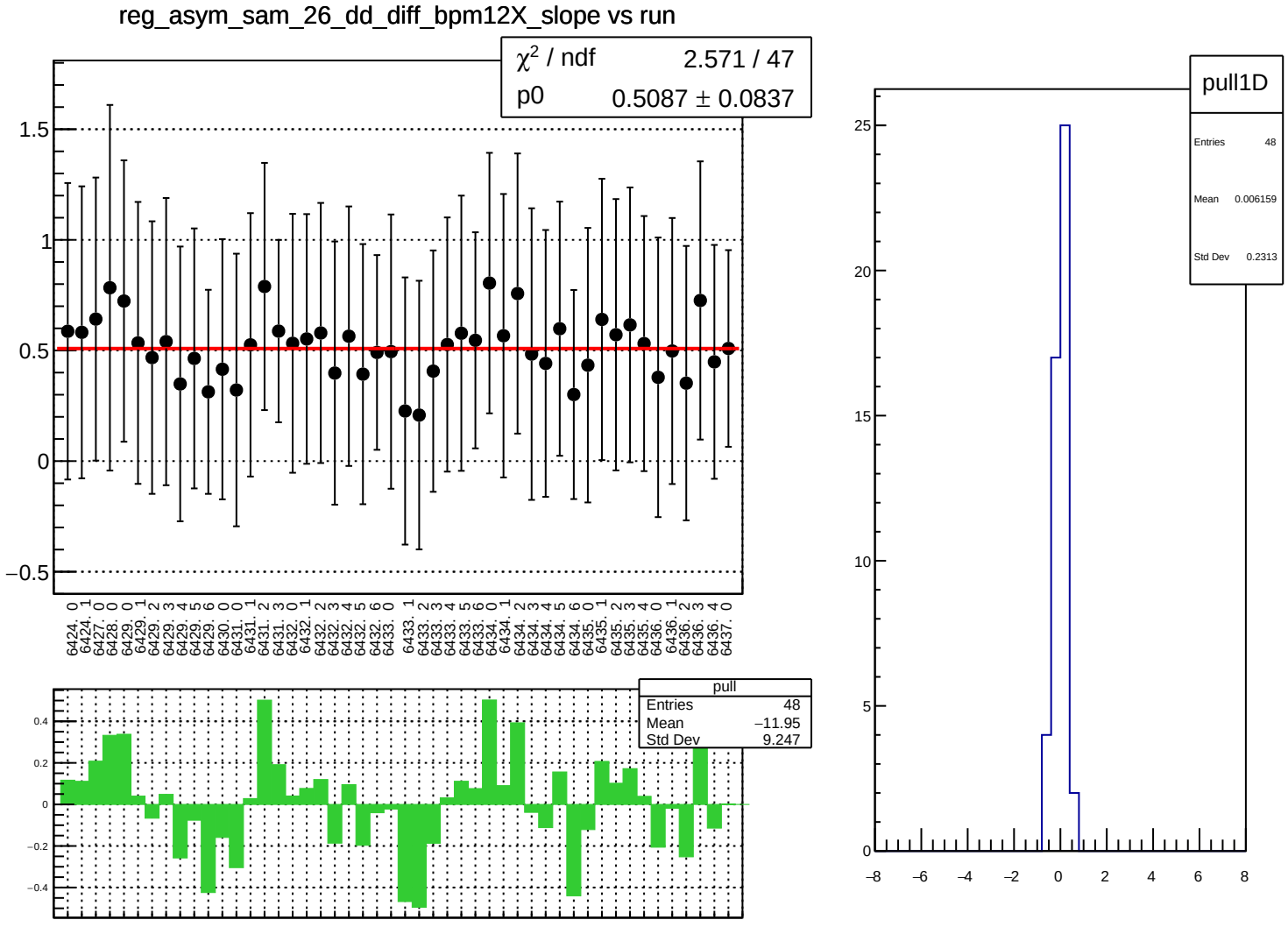
reg_asym_sam_26_dd_diff_bpm12X_slope vs run
χ2 / ndf 2.571 / 47
p0 0.5087 ± 0.0837
1.5
1
0.5
0
−0.5
6424. 0
6424. 1
6427. 0
6428. 0
6429. 0
6429. 1
6429. 2
6429. 3
6429. 4
6429. 5
6429. 6
6430. 0
6431. 0
6431. 1
6431. 2
6431. 3
6432. 0
6432. 1
6432. 2
6432. 3
6432. 4
6432. 5
6432. 6
6433. 0
6433. 1
6433. 2
6433. 3
6433. 4
6433. 5
6433. 6
6434. 0
6434. 1
6434. 2
6434. 3
6434. 4
6434. 5
6434. 6
6435. 0
6435. 1
6435. 2
6435. 3
6435. 4
6436. 0
6436. 1
6436. 2
6436. 3
6436. 4
6437. 0
pull
Entries 48
Mean −11.95
Std Dev 9.247
0.4
0.2
0
−0.2
−0.4
pull1D
Entries 48
Mean 0.006159
Std Dev 0.2313
25
20
15
10
5
0
−8
−6
−4
−2
0
2
4
6
8

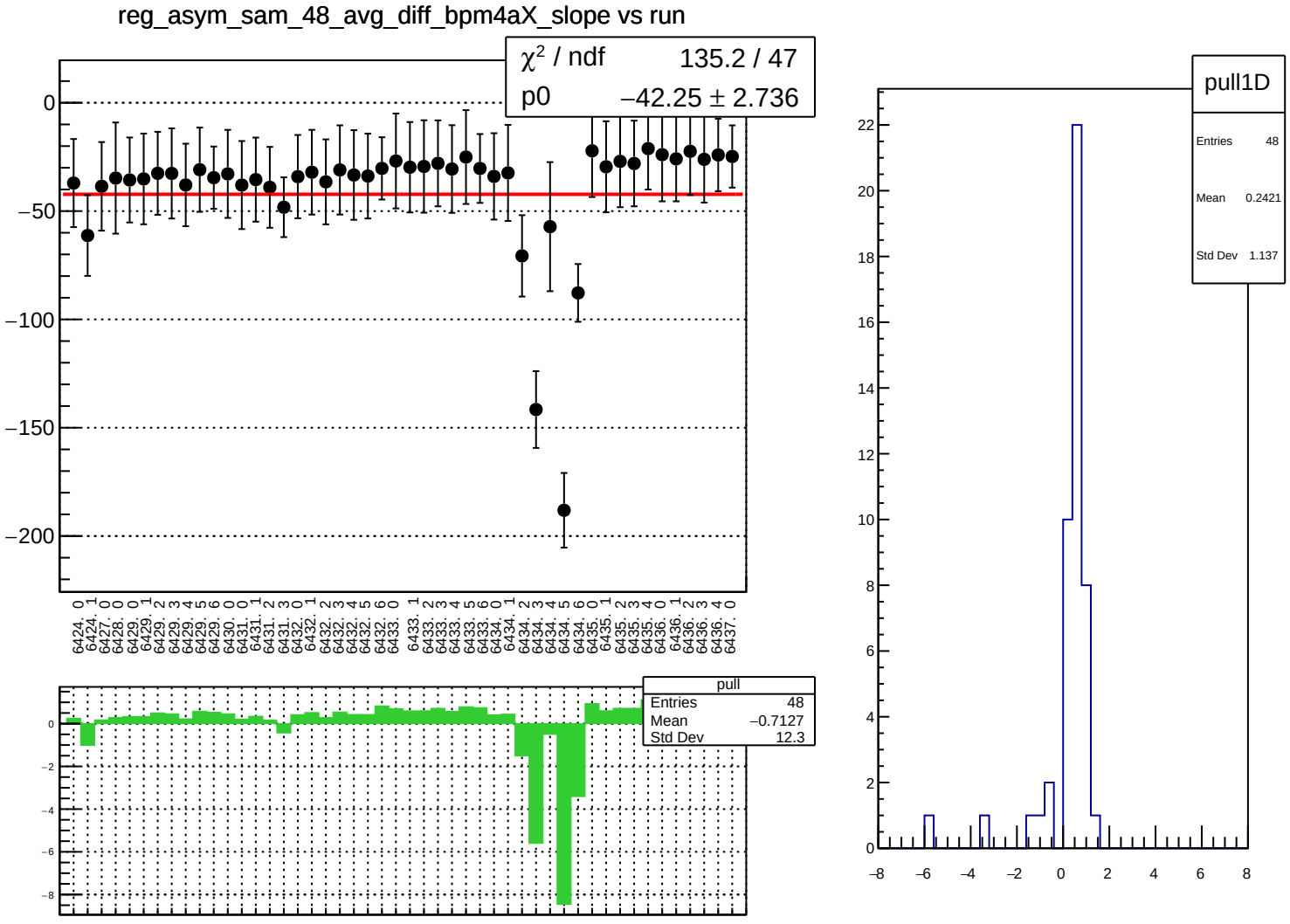
reg_asym_sam_48_avg_diff_bpm4aX_slope vs run
χ² / ndf 135.2 / 47
p0 −42.25 ± 2.736
0
−50
−100
−150
−200
6424. 0
6424. 1
6427. 0
6428. 0
6429. 0
6429. 1
6429. 2
6429. 3
6429. 4
6429. 5
6429. 6
6430. 0
6431. 0
6431. 1
6431. 2
6431. 3
6432. 0
6432. 1
6432. 2
6432. 3
6432. 4
6432. 5
6432. 6
6433. 0
6433. 1
6433. 2
6433. 3
6433. 4
6433. 5
6433. 6
6434. 0
6434. 1
6434. 2
6434. 3
6434. 4
6434. 5
6434. 6
6435. 0
6435. 1
6435. 2
6435. 3
6435. 4
6436. 0
6436. 1
6436. 2
6436. 3
6436. 4
6437. 0
pull
Entries 48
Mean −0.7127
Std Dev 12.3
0
−2
−4
−6
−8
pull1D
Entries 48
Mean 0.2421
Std Dev 1.137
22
20
18
16
14
12
10
8
6
4
2
0
−8
−6
−4
−2
0
2
4
6
8

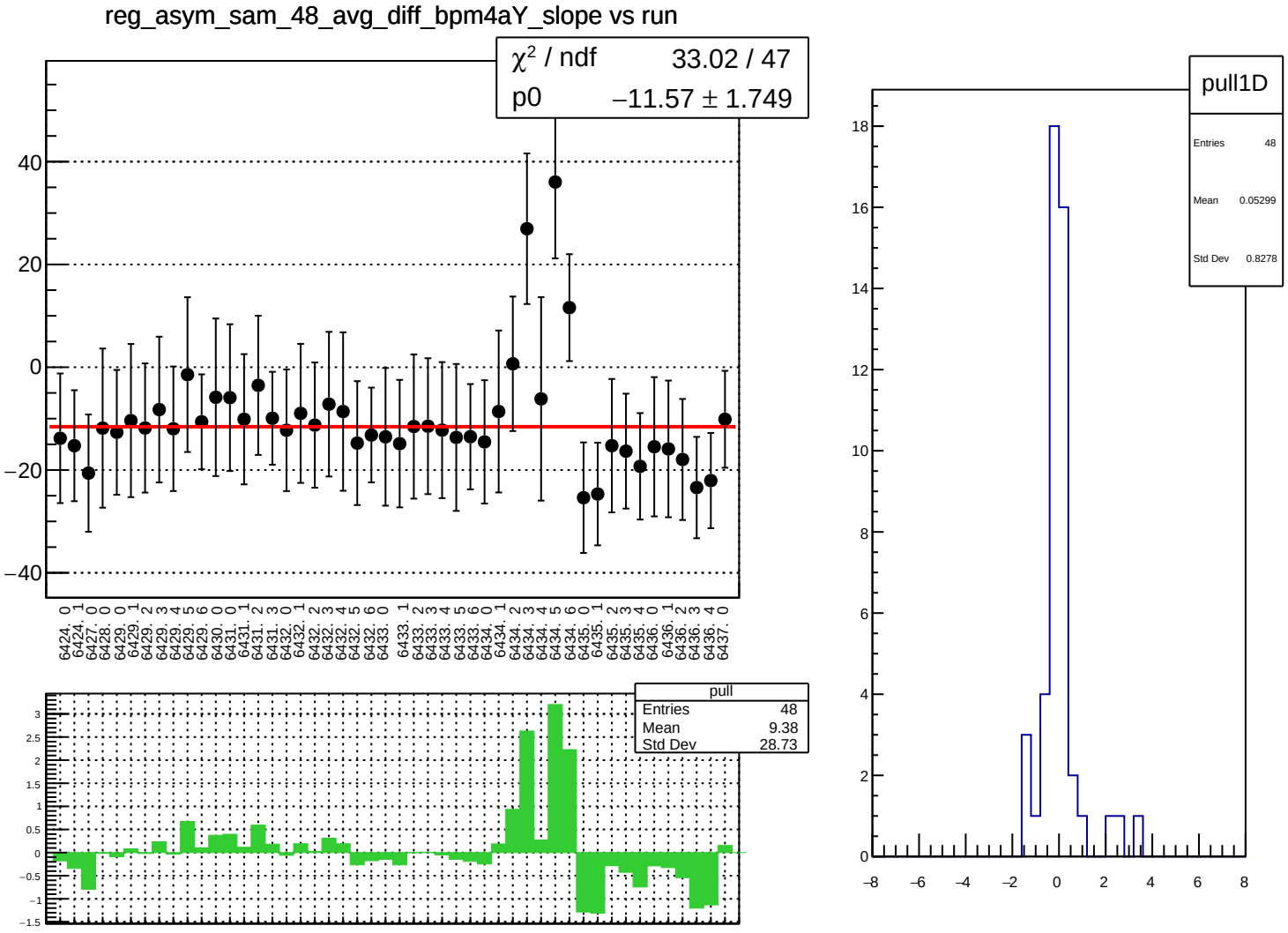
reg_asym_sam_48_avg_diff_bpm4aY_slope vs run
χ² / ndf 33.02 / 47
p0 −11.57 ± 1.749
pull
Entries 48
Mean 9.38
Std Dev 28.73
pull1D
Entries 48
Mean 0.05299
Std Dev 0.8278

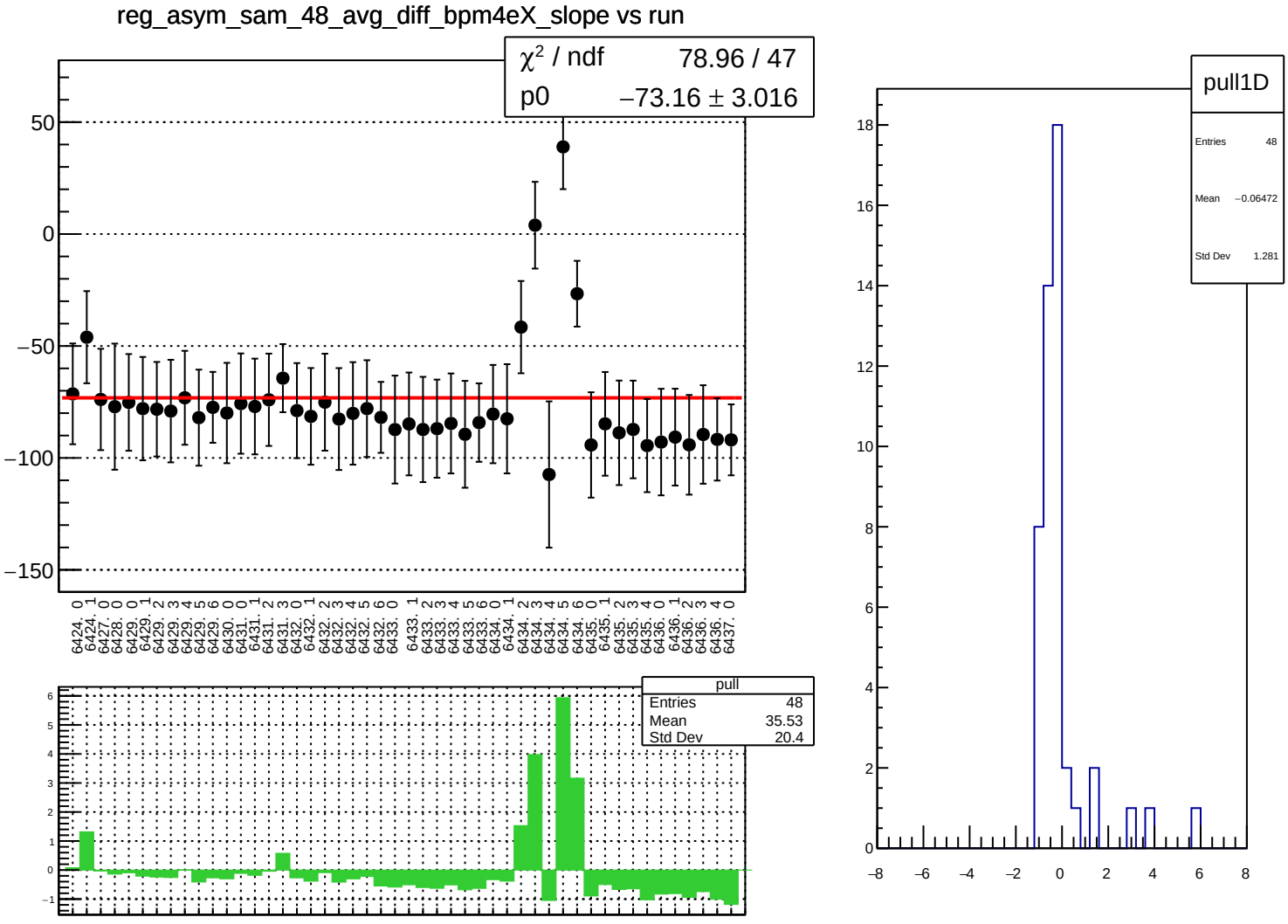
reg_asym_sam_48_avg_diff_bpm4eX_slope vs run
χ² / ndf 78.96 / 47
p0 −73.16 ± 3.016
50
0
−50
−100
−150
6424. 0
6424. 1
6427. 0
6428. 0
6429. 0
6429. 1
6429. 2
6429. 3
6429. 4
6429. 5
6429. 6
6430. 0
6431. 0
6431. 1
6431. 2
6431. 3
6432. 0
6432. 1
6432. 2
6432. 3
6432. 4
6432. 5
6432. 6
6433. 0
6433. 1
6433. 2
6433. 3
6433. 4
6433. 5
6433. 6
6434. 0
6434. 1
6434. 2
6434. 3
6434. 4
6434. 5
6434. 6
6435. 0
6435. 1
6435. 2
6435. 3
6435. 4
6436. 0
6436. 1
6436. 2
6436. 3
6436. 4
6437. 0
pull
Entries 48
Mean 35.53
Std Dev 20.4
6
5
4
3
2
1
0
−1
pull1D
Entries 48
Mean −0.06472
Std Dev 1.281
18
16
14
12
10
8
6
4
2
0
−8
−6
−4
−2
0
2
4
6
8

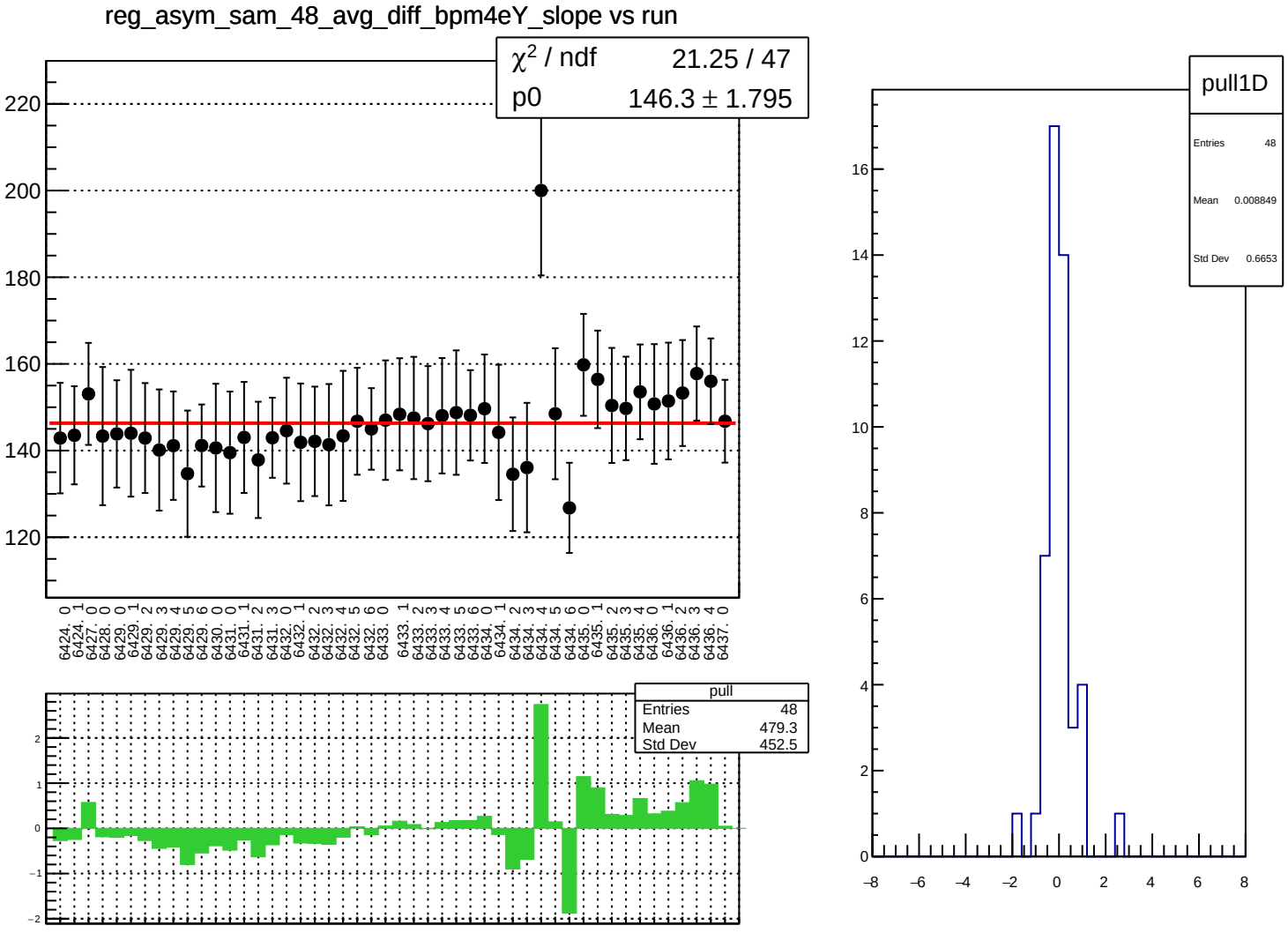
reg_asym_sam_48_avg_diff_bpm4eY_slope vs run
χ² / ndf 21.25 / 47
p0 146.3 ± 1.795
pull
Entries 48
Mean 479.3
Std Dev 452.5
pull1D
Entries 48
Mean 0.008849
Std Dev 0.6653

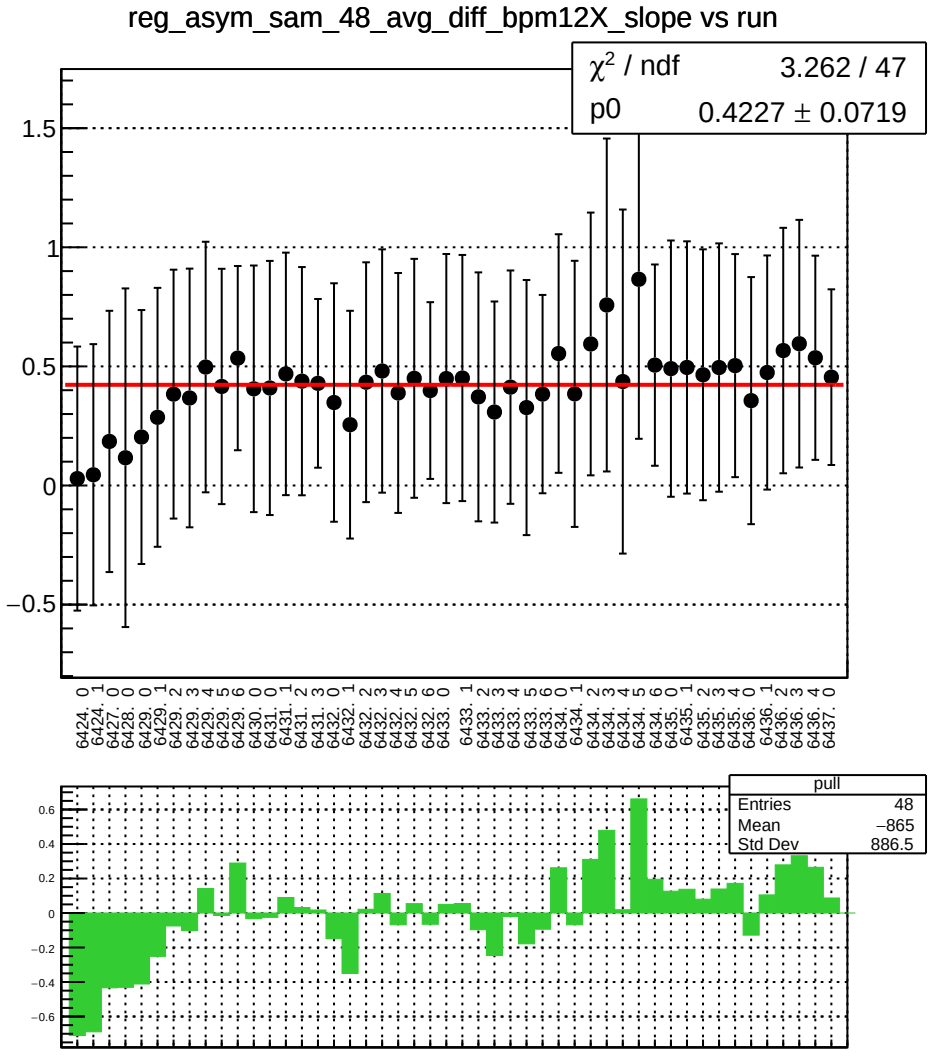
reg_asym_sam_48_avg_diff_bpm12X_slope vs run
χ² / ndf 3.262 / 47
p0 0.4227 ± 0.0719
1.5
1
0.5
0
−0.5
6424. 0
6424. 1
6427. 0
6428. 0
6429. 0
6429. 1
6429. 2
6429. 3
6429. 4
6429. 5
6429. 6
6430. 0
6431. 0
6431. 1
6431. 2
6431. 3
6432. 0
6432. 1
6432. 2
6432. 3
6432. 4
6432. 5
6432. 6
6433. 0
6433. 1
6433. 2
6433. 3
6433. 4
6433. 5
6433. 6
6434. 0
6434. 1
6434. 2
6434. 3
6434. 4
6434. 5
6434. 6
6435. 0
6435. 1
6435. 2
6435. 3
6435. 4
6436. 0
6436. 1
6436. 2
6436. 3
6436. 4
6437. 0
pull
Entries 48
Mean −865
Std Dev 886.5
0.6
0.4
0.2
0
−0.2
−0.4
−0.6

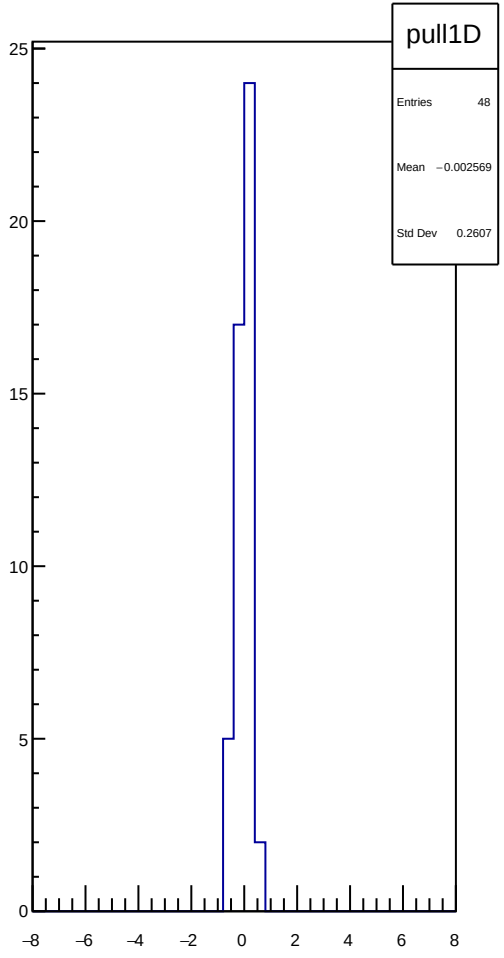
pull1D
Entries 48
Mean −0.002569
Std Dev 0.2607
25
20
15
10
5
0
−8
−6
−4
−2
0
2
4
6
8

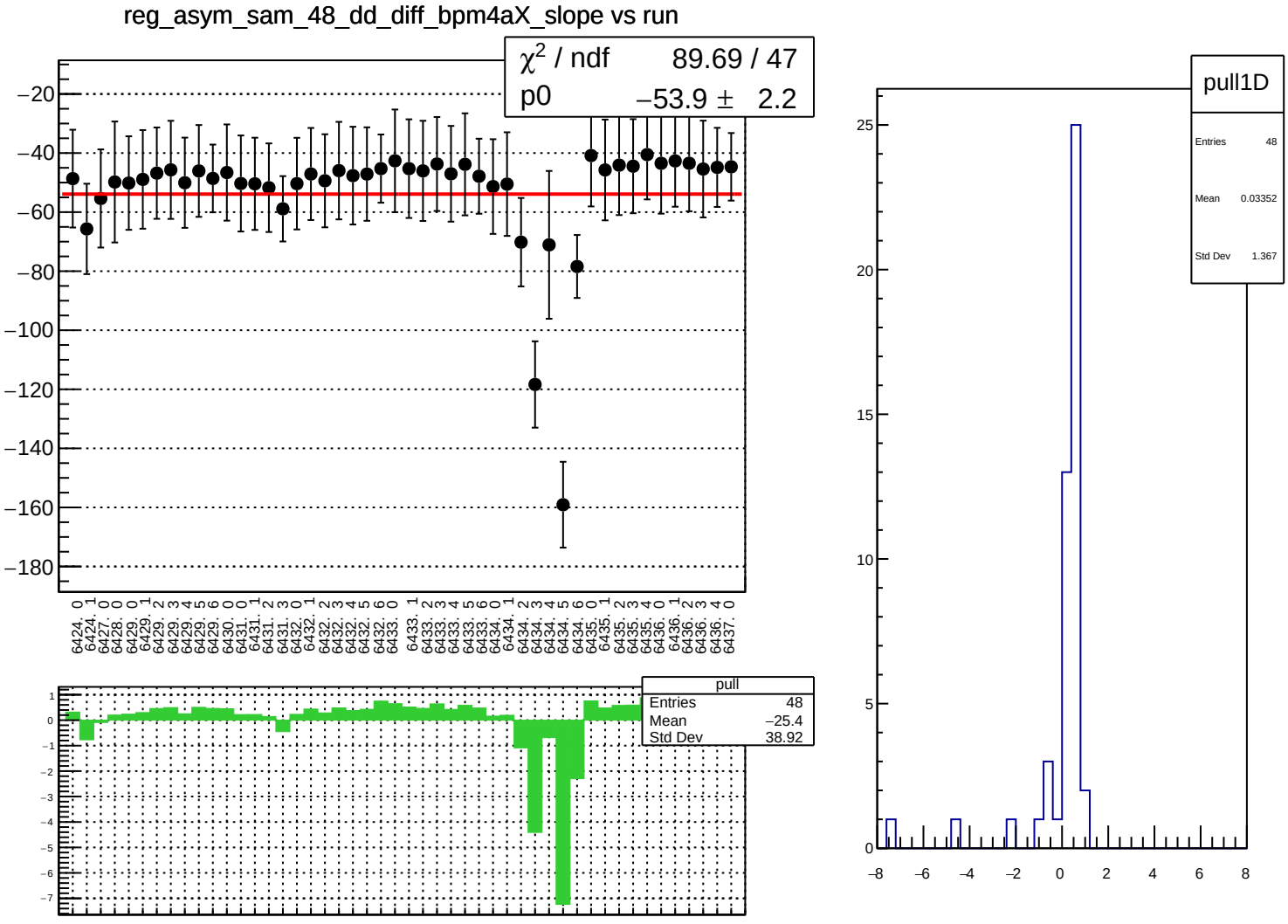
reg_asym_sam_48_dd_diff_bpm4aX_slope vs run
χ2 / ndf 89.69 / 47
p0 −53.9 ± 2.2
pull
Entries 48
Mean −25.4
Std Dev 38.92
pull1D
Entries 48
Mean 0.03352
Std Dev 1.367

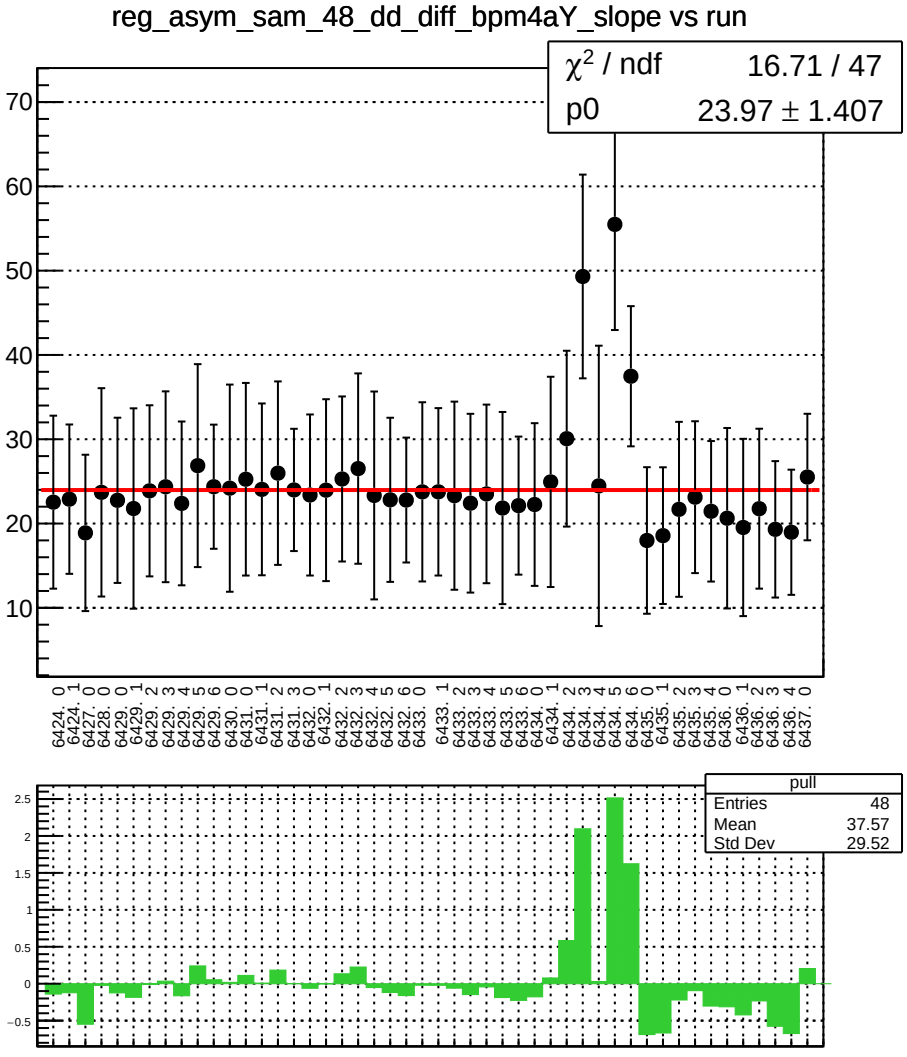
reg_asym_sam_48_dd_diff_bpm4aY_slope vs run
χ² / ndf 16.71 / 47
p0 23.97 ± 1.407
pull
Entries 48
Mean 37.57
Std Dev 29.52

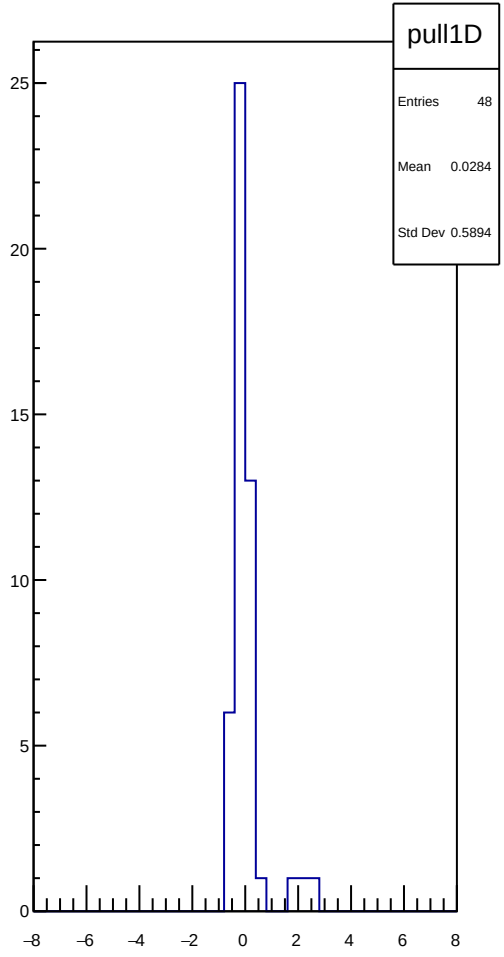
pull1D
Entries 48
Mean 0.0284
Std Dev 0.5894

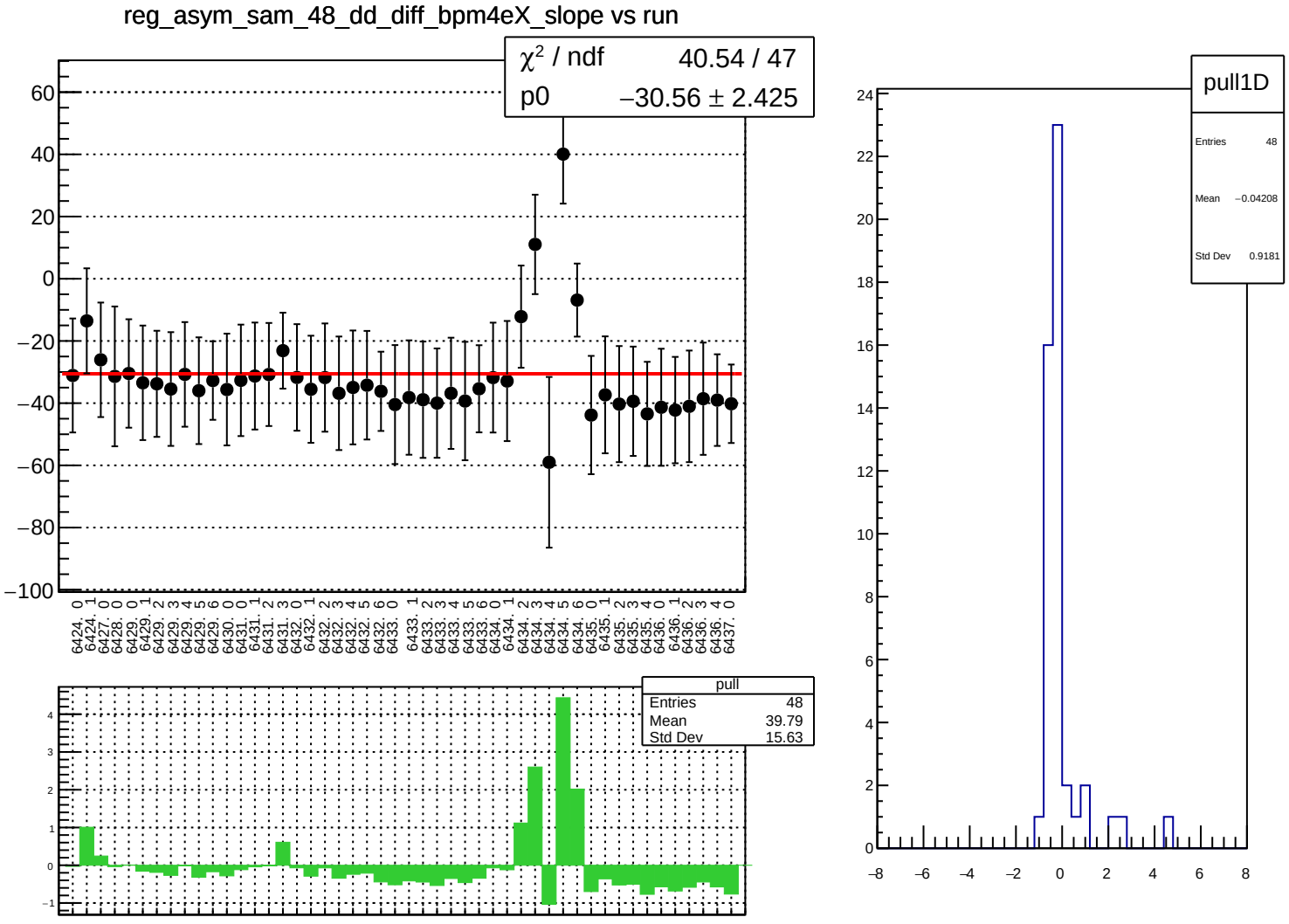
reg_asym_sam_48_dd_diff_bpm4eX_slope vs run
χ² / ndf 40.54 / 47
p0 −30.56 ± 2.425
pull
Entries 48
Mean 39.79
Std Dev 15.63
pull1D
Entries 48
Mean −0.04208
Std Dev 0.9181

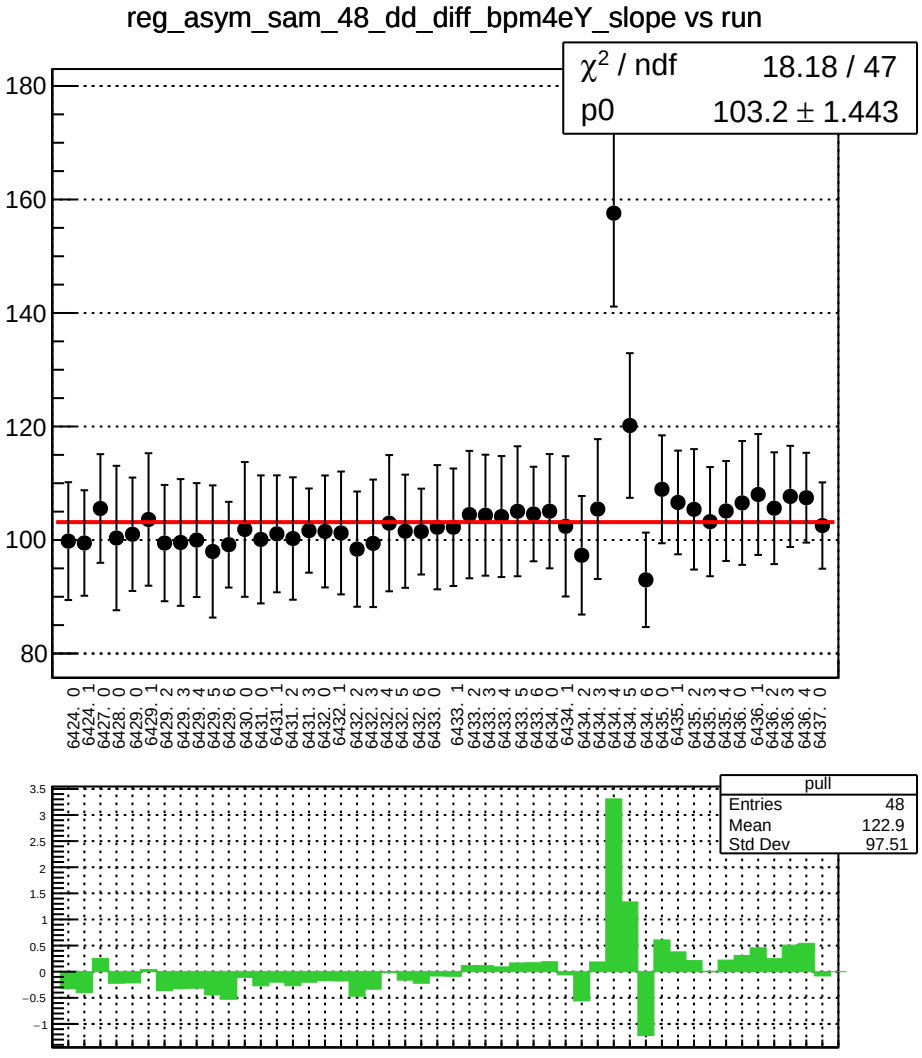
reg_asym_sam_48_dd_diff_bpm4eY_slope vs run
χ² / ndf 18.18 / 47
p0 103.2 ± 1.443
pull
Entries 48
Mean 122.9
Std Dev 97.51

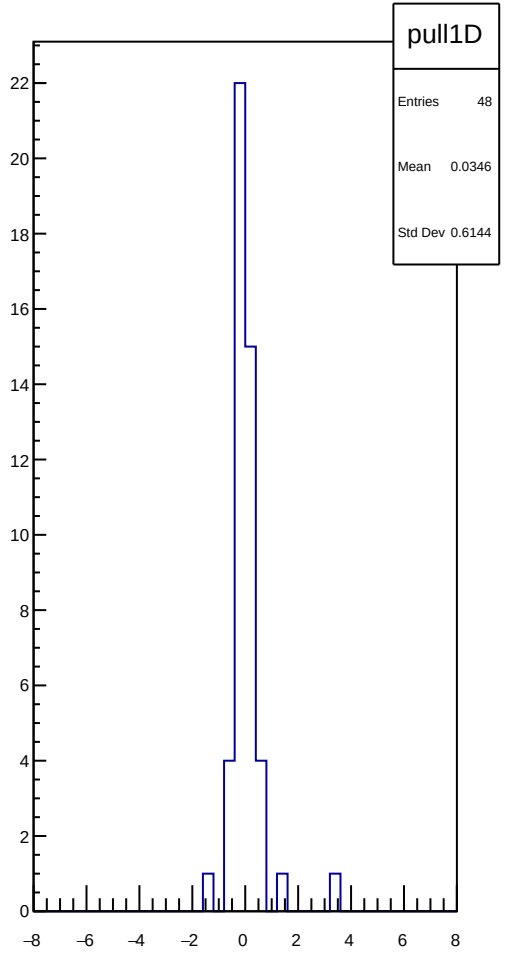
pull1D
Entries 48
Mean 0.0346
Std Dev 0.6144

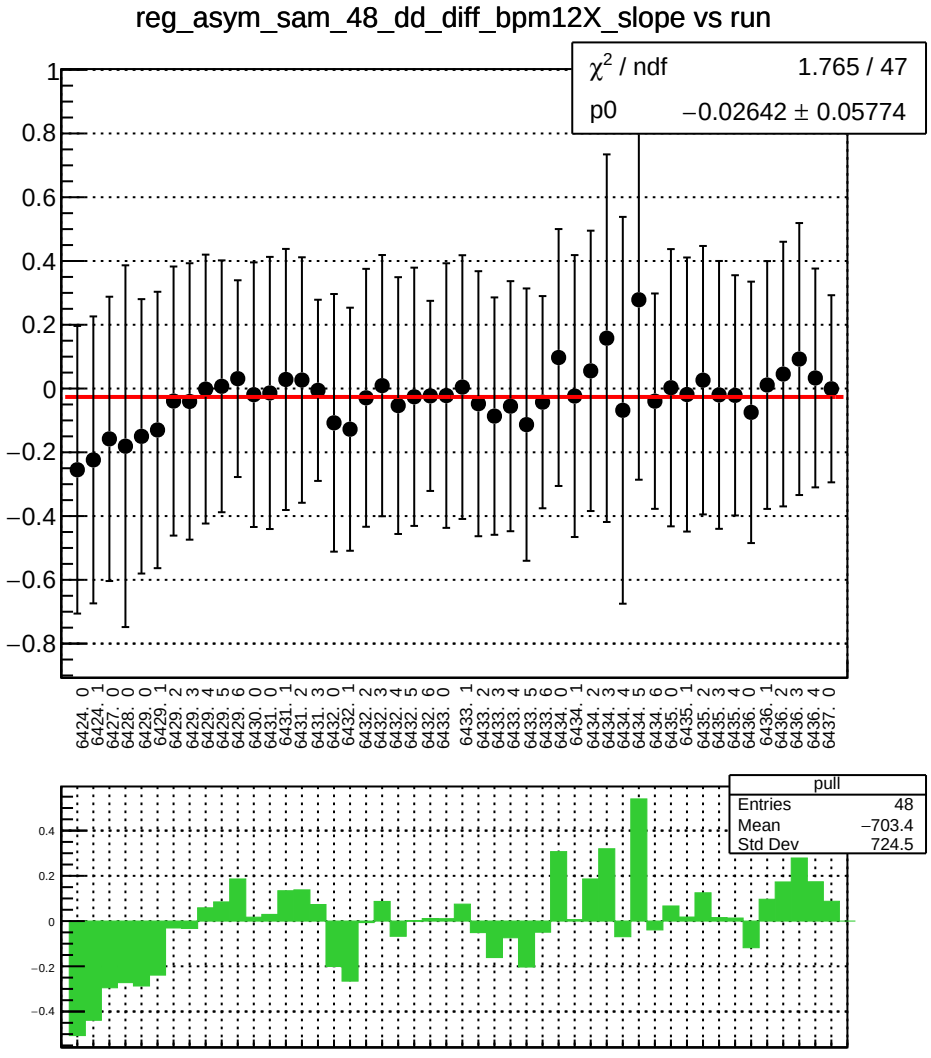
reg_asym_sam_48_dd_diff_bpm12X_slope vs run
χ² / ndf 1.765 / 47
p0 −0.02642 ± 0.05774
pull
Entries 48
Mean −703.4
Std Dev 724.5

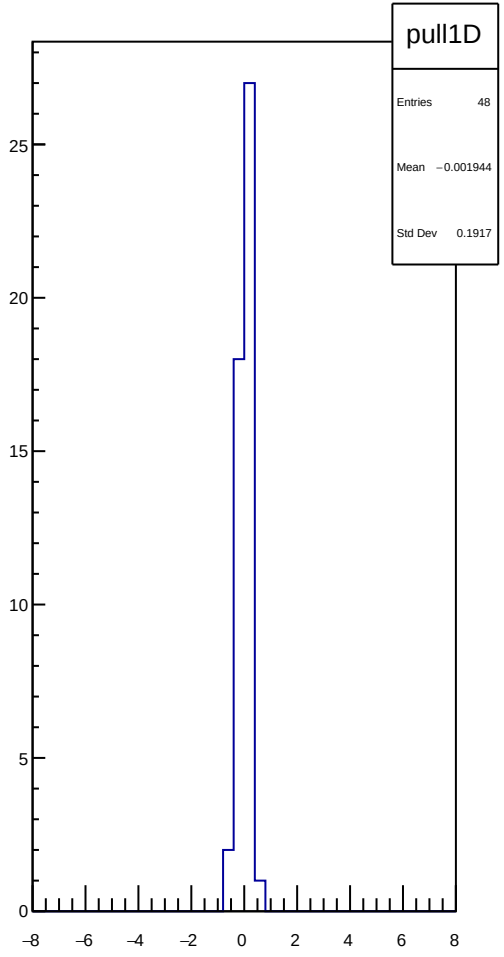
pull1D
Entries 48
Mean −0.001944
Std Dev 0.1917

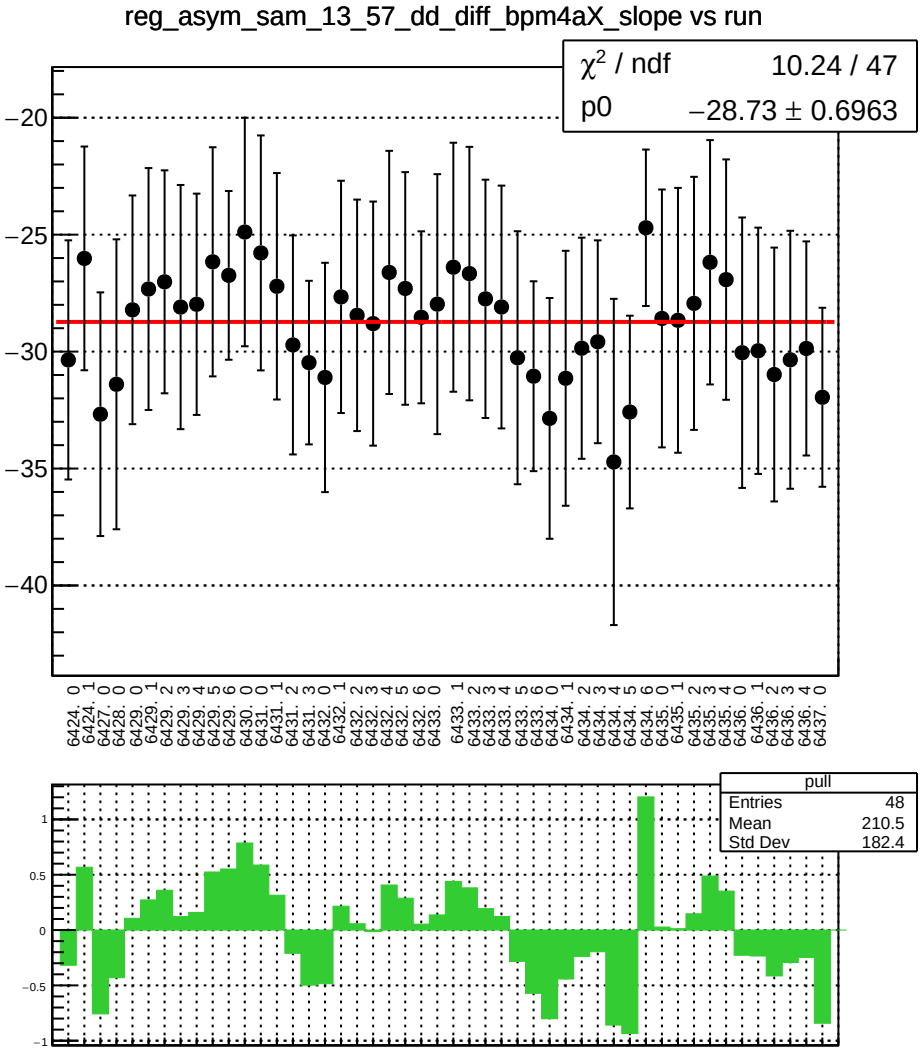
reg_asym_sam_13_57_dd_diff_bpm4aX_slope vs run
χ² / ndf 10.24 / 47
p0 −28.73 ± 0.6963
−20
−25
−30
−35
−40
6424. 0
6424. 1
6427. 0
6428. 0
6429. 0
6429. 1
6429. 2
6429. 3
6429. 4
6429. 5
6429. 6
6430. 0
6431. 0
6431. 1
6431. 2
6431. 3
6432. 0
6432. 1
6432. 2
6432. 3
6432. 4
6432. 5
6432. 6
6433. 0
6433. 1
6433. 2
6433. 3
6433. 4
6433. 5
6433. 6
6434. 0
6434. 1
6434. 2
6434. 3
6434. 4
6434. 5
6434. 6
6435. 0
6435. 1
6435. 2
6435. 3
6435. 4
6436. 0
6436. 1
6436. 2
6436. 3
6436. 4
6437. 0
pull
Entries 48
Mean 210.5
Std Dev 182.4
1
0.5
0
−0.5
−1

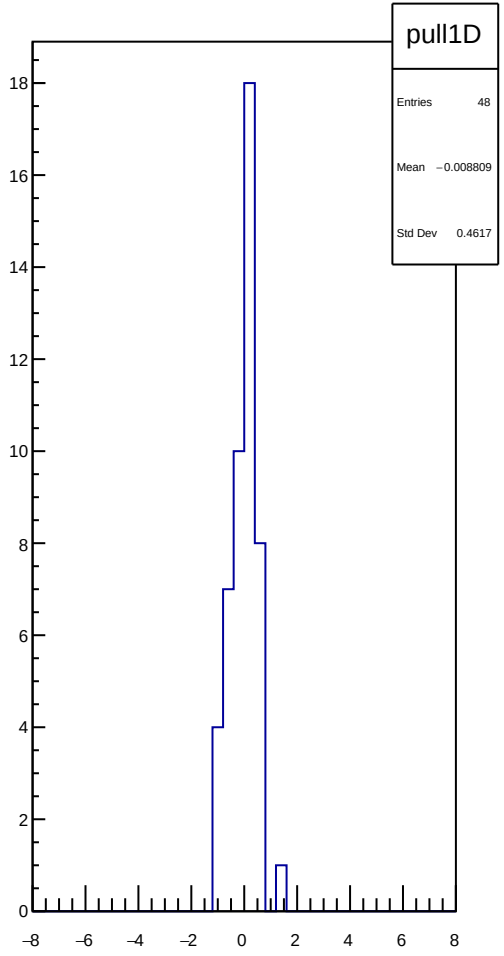
pull1D
Entries 48
Mean −0.008809
Std Dev 0.4617
18
16
14
12
10
8
6
4
2
0
−8
−6
−4
−2
0
2
4
6
8

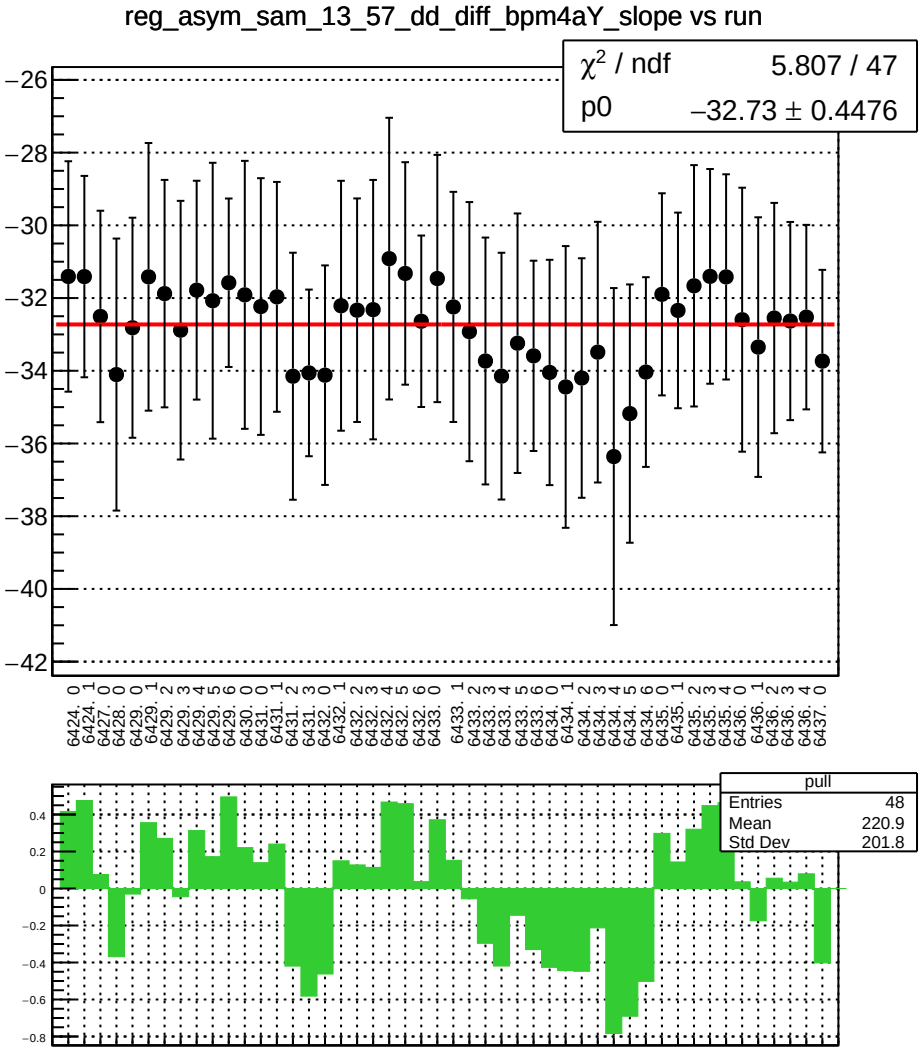
reg_asym_sam_13_57_dd_diff_bpm4aY_slope vs run
χ² / ndf 5.807 / 47
p0 −32.73 ± 0.4476
pull
Entries 48
Mean 220.9
Std Dev 201.8

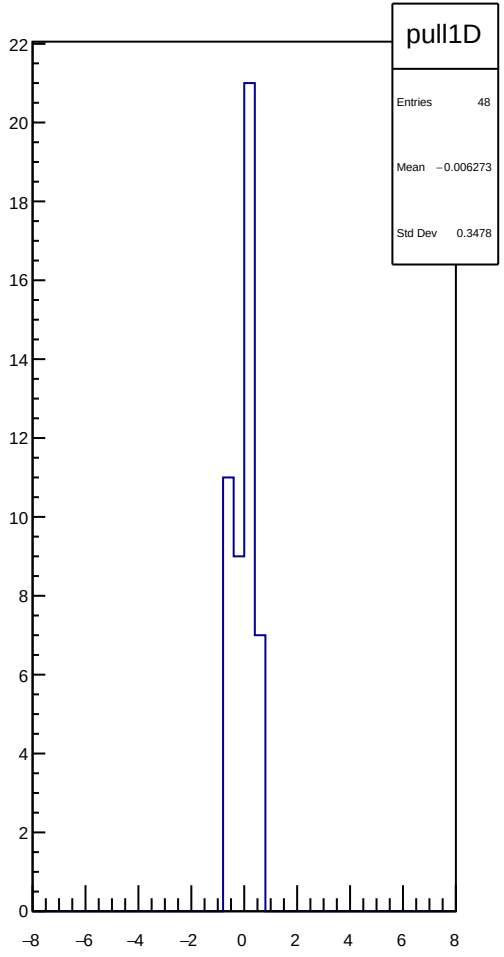
pull1D
Entries 48
Mean −0.006273
Std Dev 0.3478

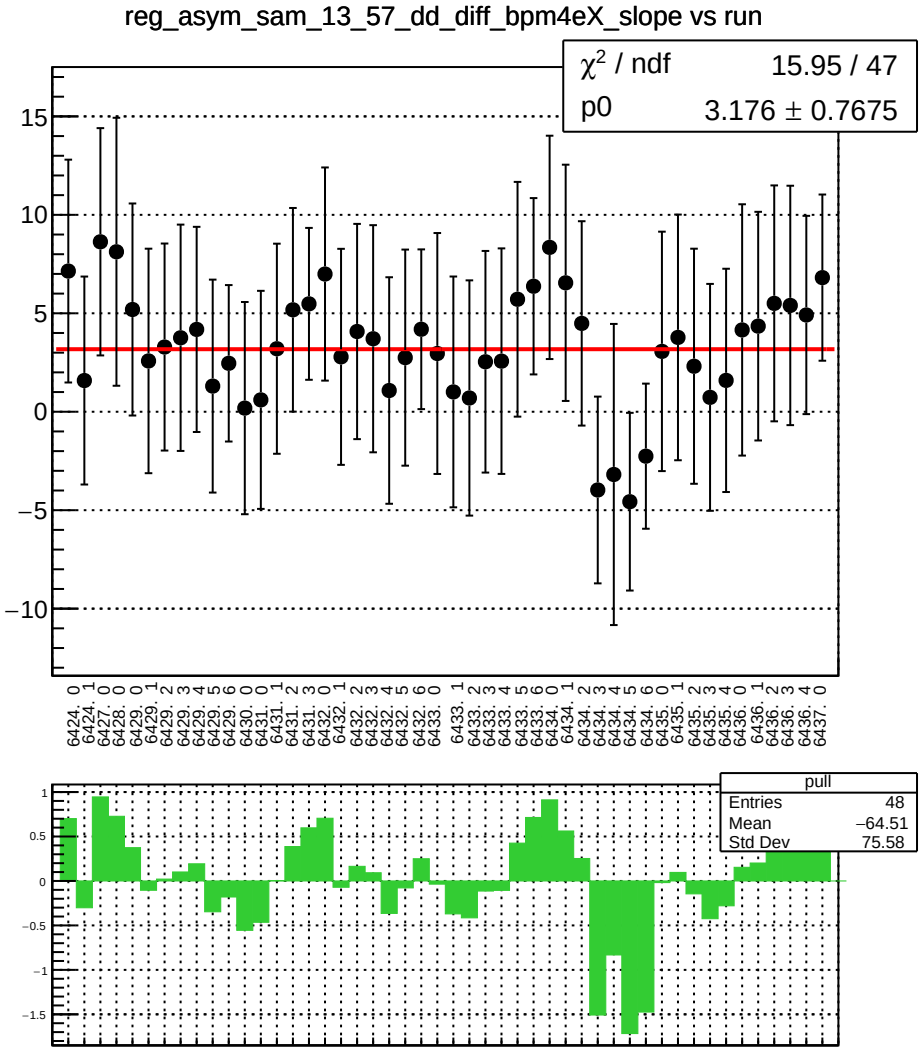
reg_asym_sam_13_57_dd_diff_bpm4eX_slope vs run
χ² / ndf 15.95 / 47
p0 3.176 ± 0.7675
pull
Entries 48
Mean −64.51
Std Dev 75.58

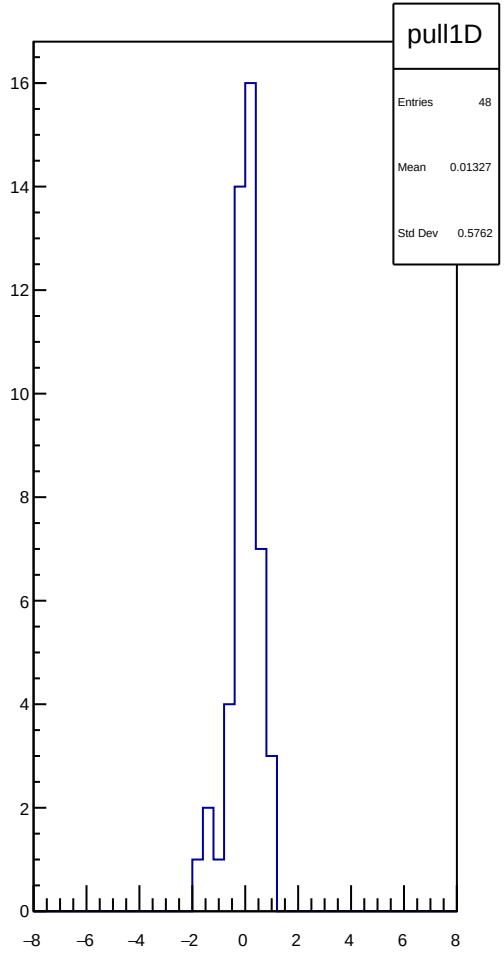
pull1D
Entries 48
Mean 0.01327
Std Dev 0.5762

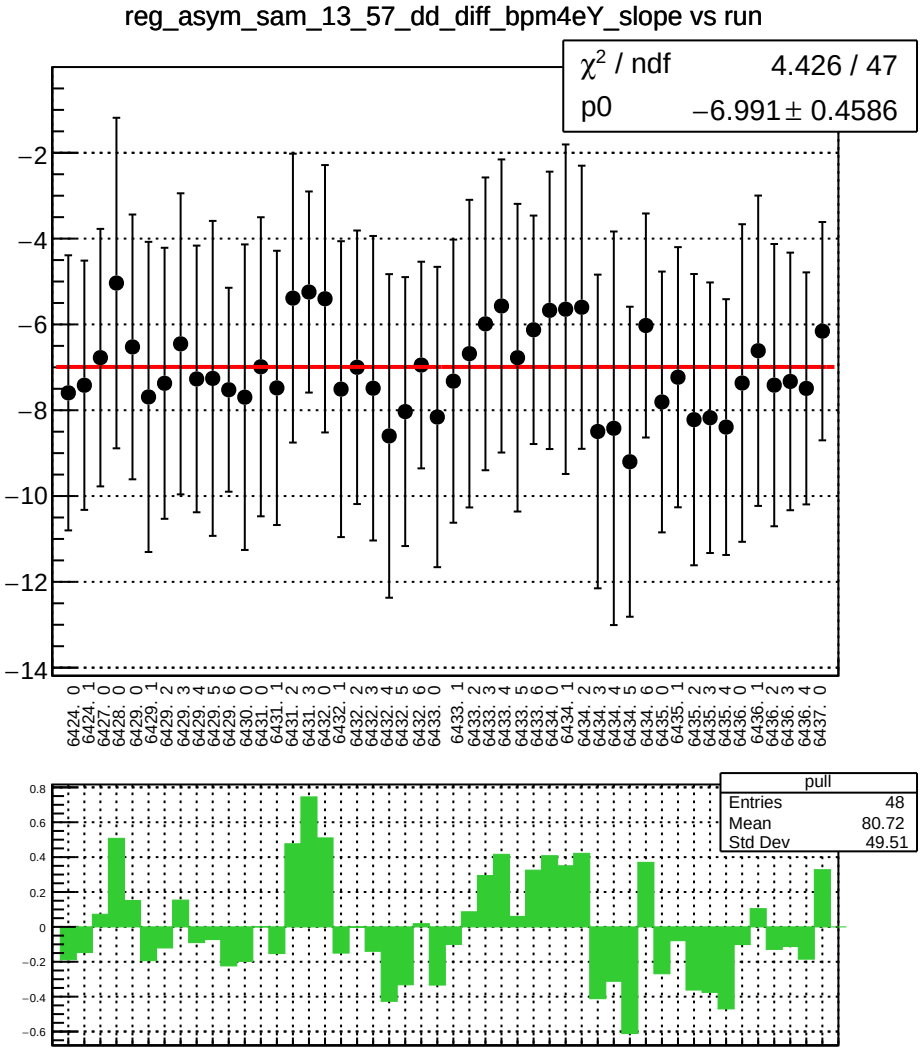
reg_asym_sam_13_57_dd_diff_bpm4eY_slope vs run
χ² / ndf 4.426 / 47
p0 −6.991 ± 0.4586
pull
Entries 48
Mean 80.72
Std Dev 49.51

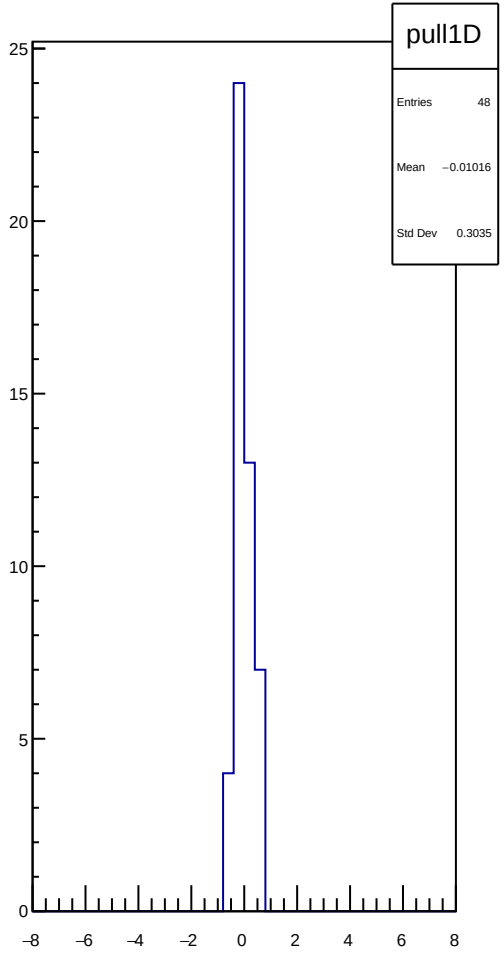
pull1D
Entries 48
Mean −0.01016
Std Dev 0.3035

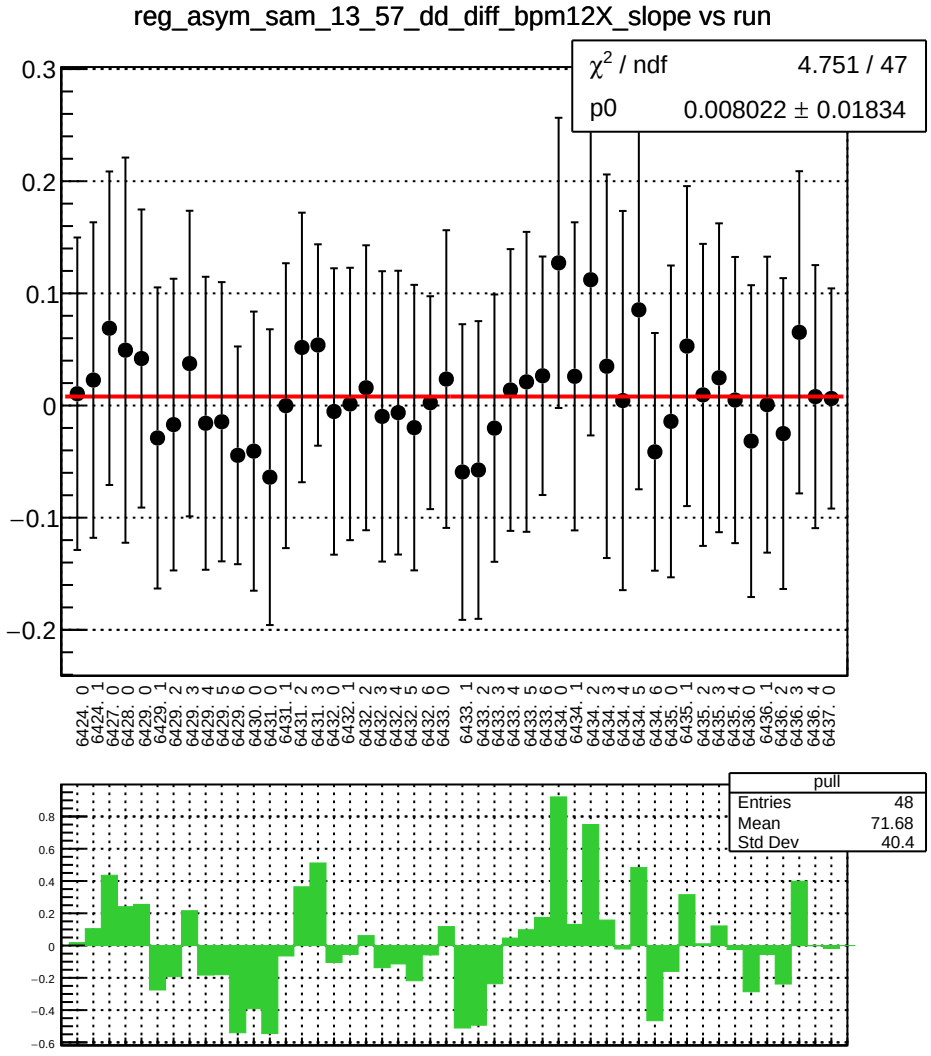
reg_asym_sam_13_57_dd_diff_bpm12X_slope vs run
χ² / ndf 4.751 / 47
p0 0.008022 ± 0.01834
pull
Entries 48
Mean 71.68
Std Dev 40.4

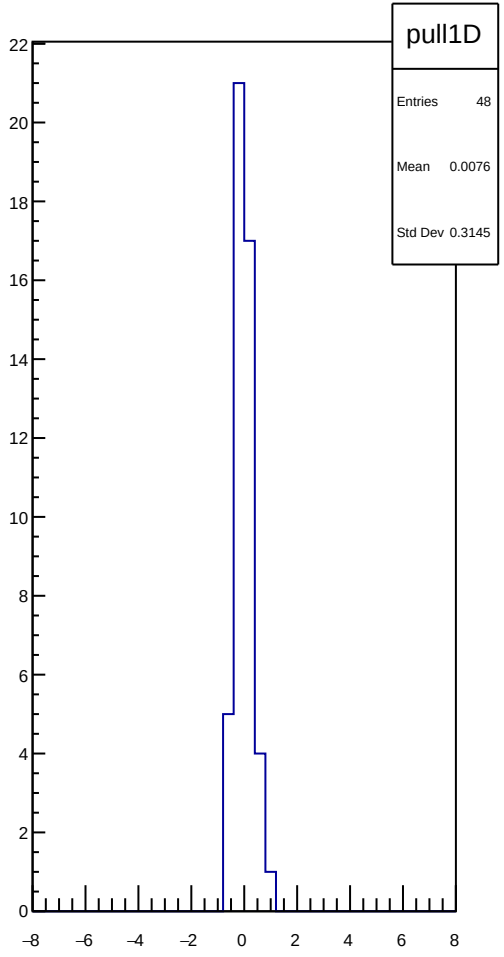
pull1D
Entries 48
Mean 0.0076
Std Dev 0.3145

reg_asym_sam_15_37_dd_diff_bpm4aX_slope vs run

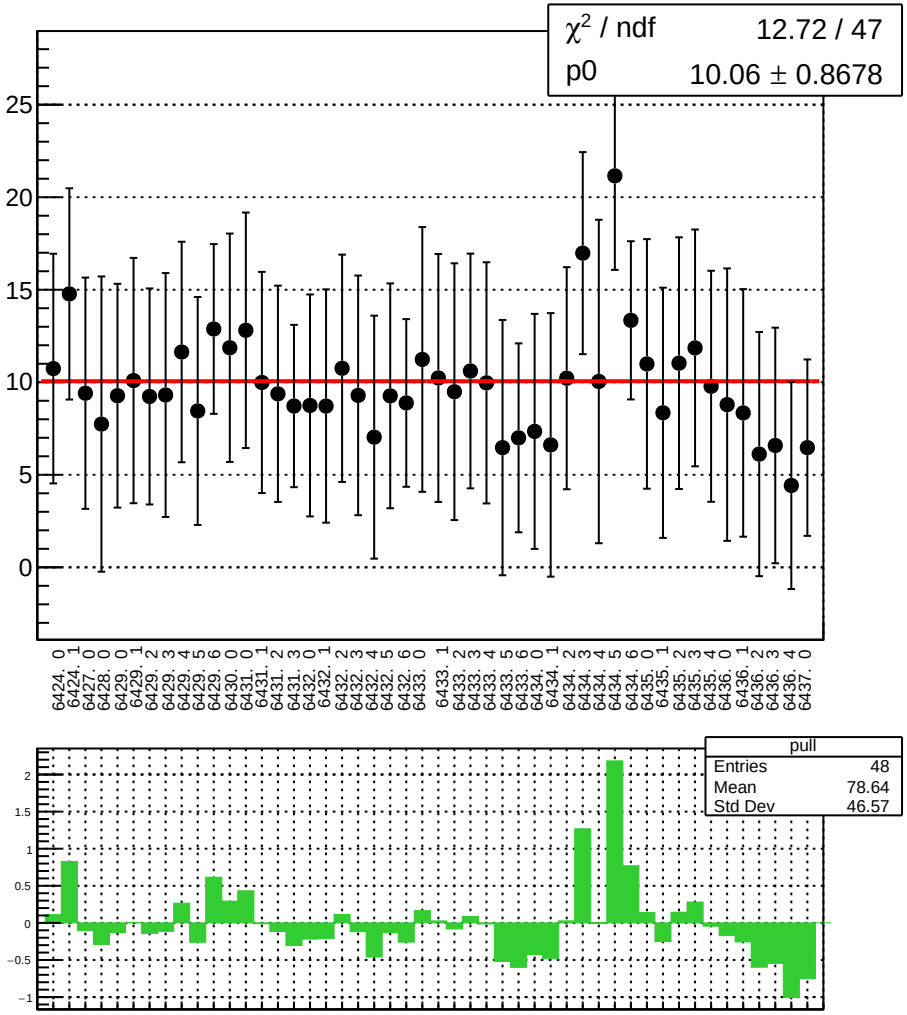

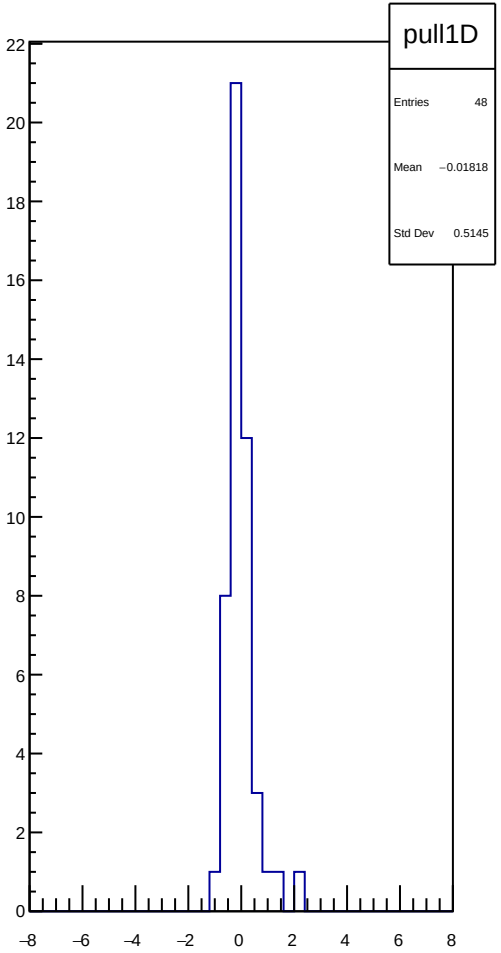

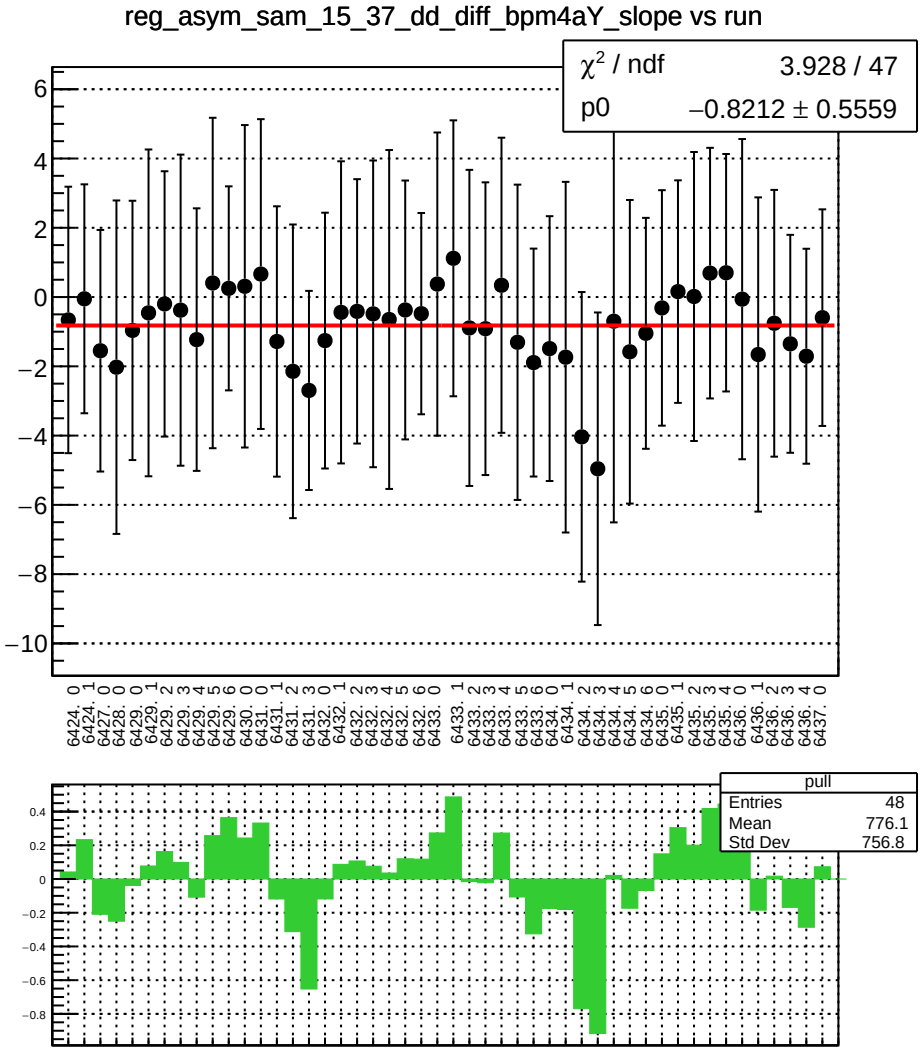
reg_asym_sam_15_37_dd_diff_bpm4aY_slope vs run
χ² / ndf 3.928 / 47
p0 −0.8212 ± 0.5559
pull
Entries 48
Mean 776.1
Std Dev 756.8

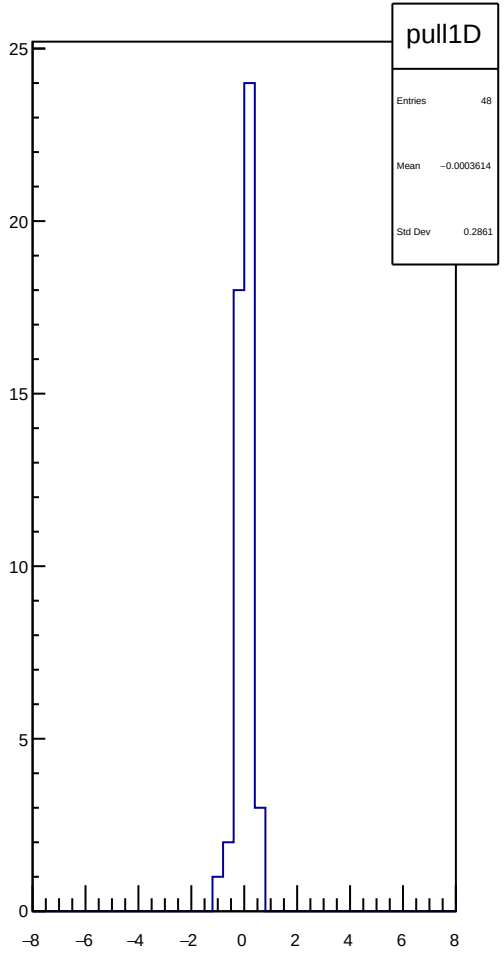
pull1D
Entries 48
Mean −0.0003614
Std Dev 0.2861

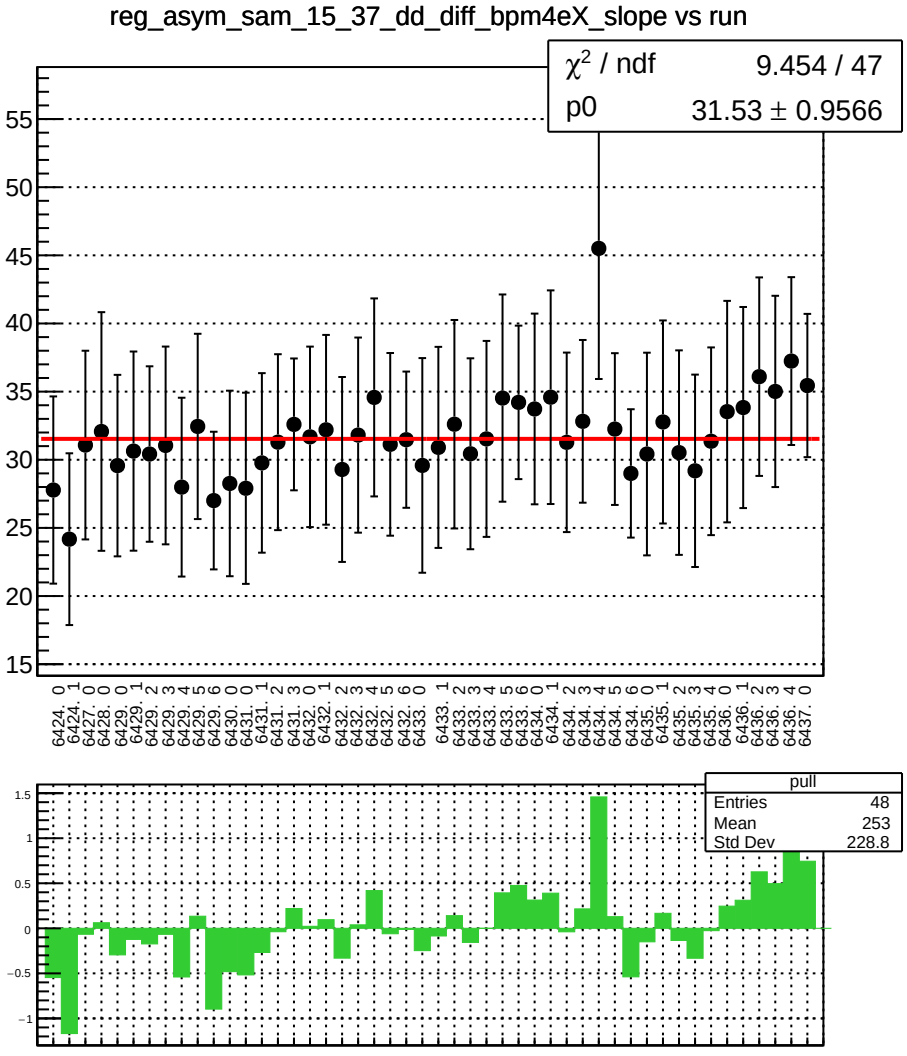
reg_asym_sam_15_37_dd_diff_bpm4eX_slope vs run
χ² / ndf 9.454 / 47
p0 31.53 ± 0.9566
pull
Entries 48
Mean 253
Std Dev 228.8

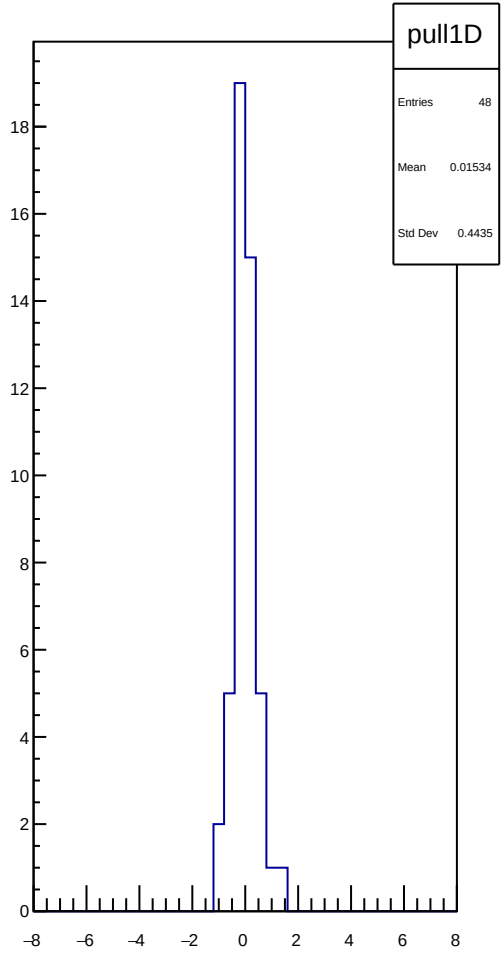
pull1D
Entries 48
Mean 0.01534
Std Dev 0.4435

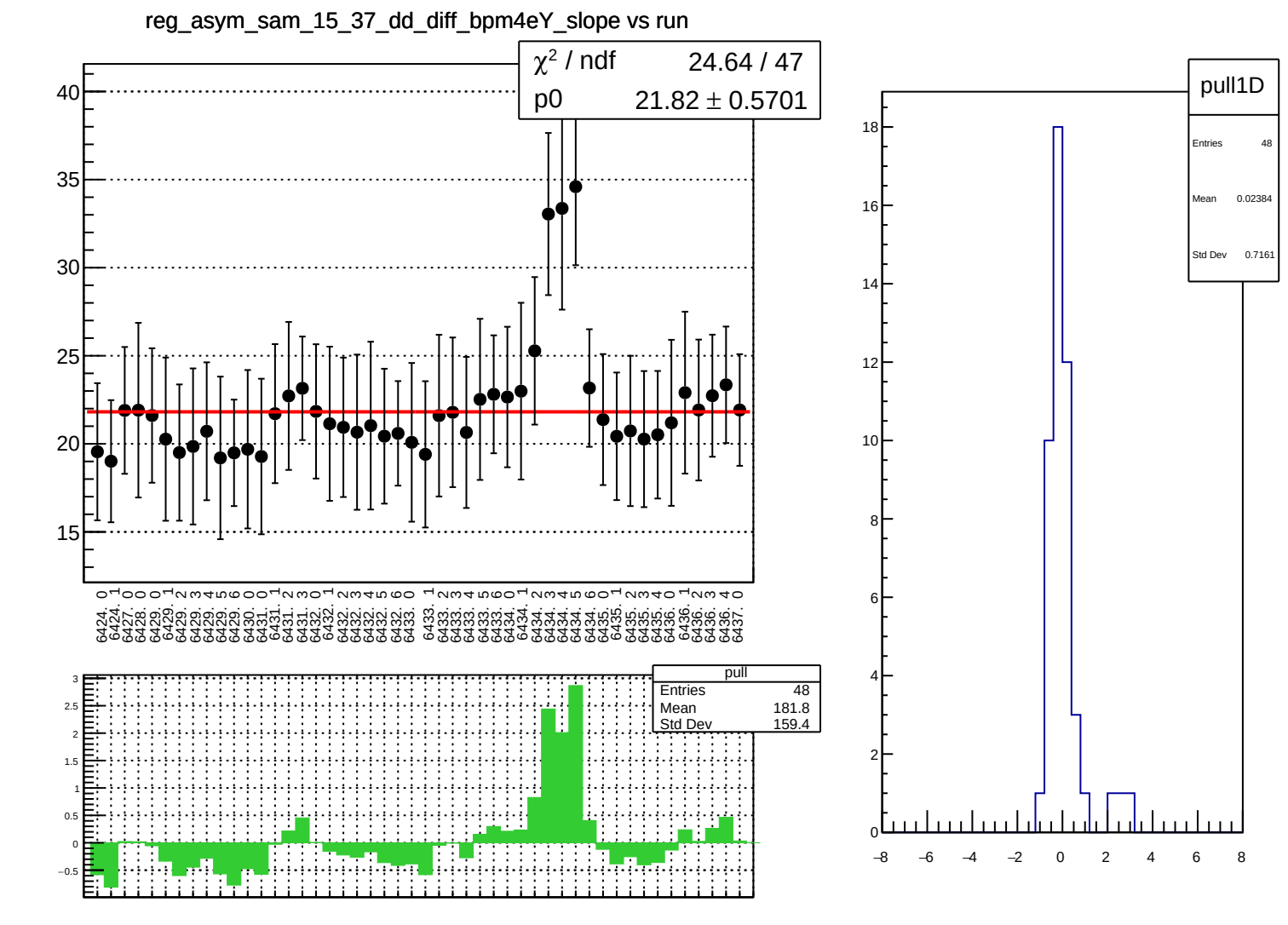
reg_asym_sam_15_37_dd_diff_bpm4eY_slope vs run
χ² / ndf 24.64 / 47
p0 21.82 ± 0.5701
pull
Entries 48
Mean 181.8
Std Dev 159.4
pull1D
Entries 48
Mean 0.02384
Std Dev 0.7161

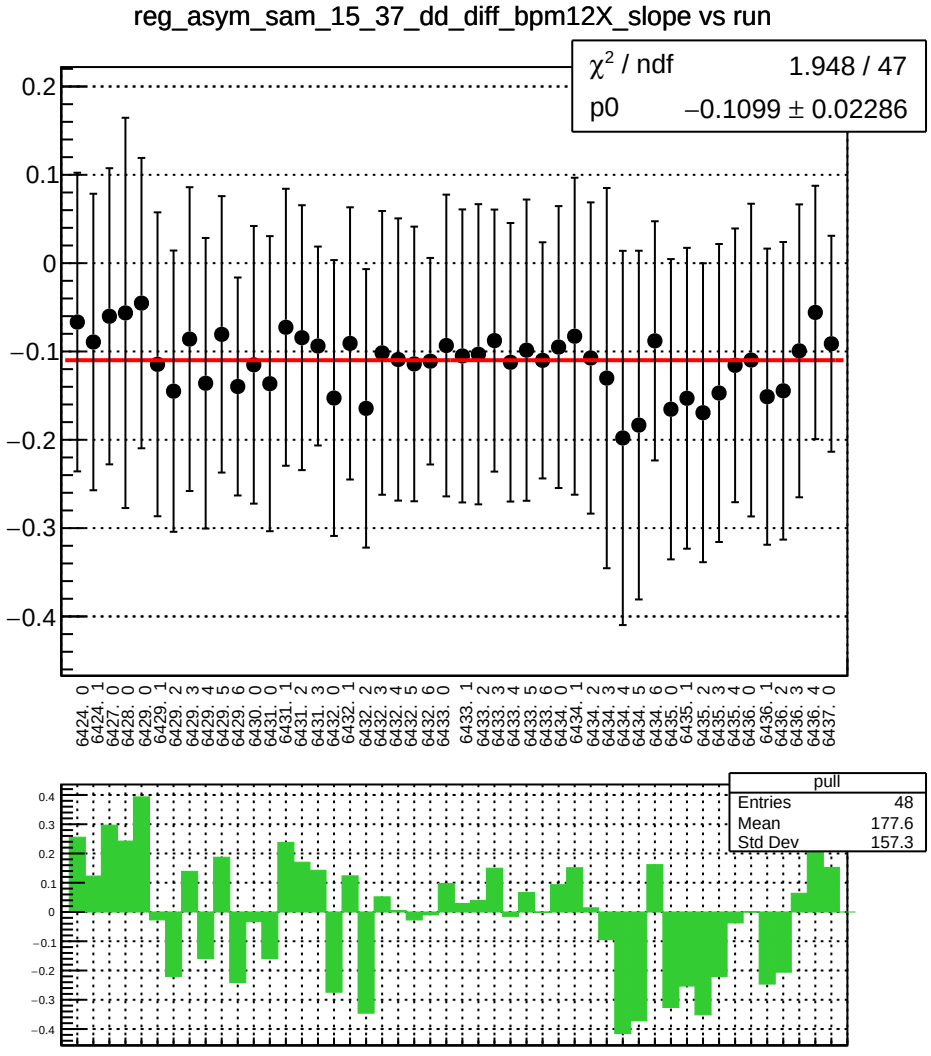
reg_asym_sam_15_37_dd_diff_bpm12X_slope vs run
χ^2 / ndf 1.948 / 47
p0 −0.1099 ± 0.02286
pull
Entries 48
Mean 177.6
Std Dev 157.3

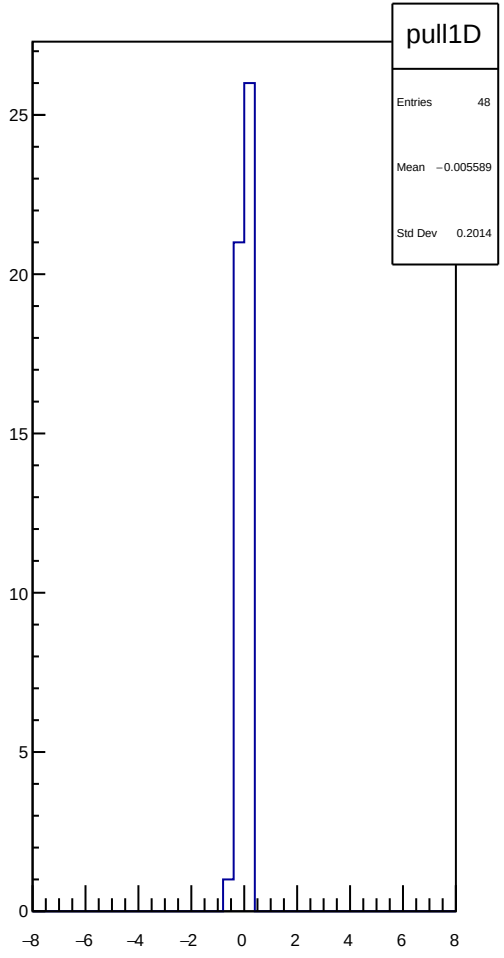
pull1D
Entries 48
Mean −0.005589
Std Dev 0.2014

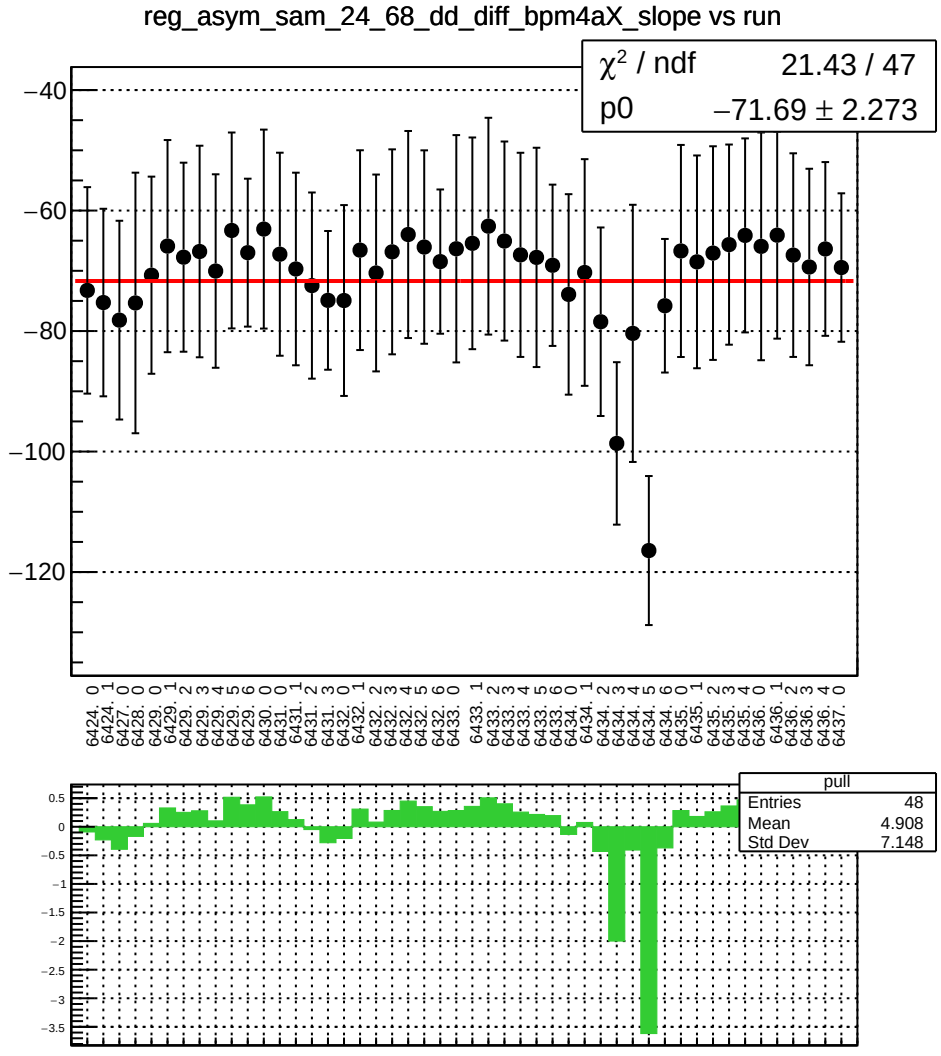
reg_asym_sam_24_68_dd_diff_bpm4aX_slope vs run
χ² / ndf 21.43 / 47
p0 −71.69 ± 2.273
−40
−60
−80
−100
−120
6424. 0
6424. 1
6427. 0
6428. 0
6429. 0
6429. 1
6429. 2
6429. 3
6429. 4
6429. 5
6429. 6
6430. 0
6431. 0
6431. 1
6431. 2
6431. 3
6432. 0
6432. 1
6432. 2
6432. 3
6432. 4
6432. 5
6432. 6
6433. 0
6433. 1
6433. 2
6433. 3
6433. 4
6433. 5
6433. 6
6434. 0
6434. 1
6434. 2
6434. 3
6434. 4
6434. 5
6434. 6
6435. 0
6435. 1
6435. 2
6435. 3
6435. 4
6436. 0
6436. 1
6436. 2
6436. 3
6436. 4
6437. 0
pull
Entries 48
Mean 4.908
Std Dev 7.148
0.5
0
−0.5
−1
−1.5
−2
−2.5
−3
−3.5

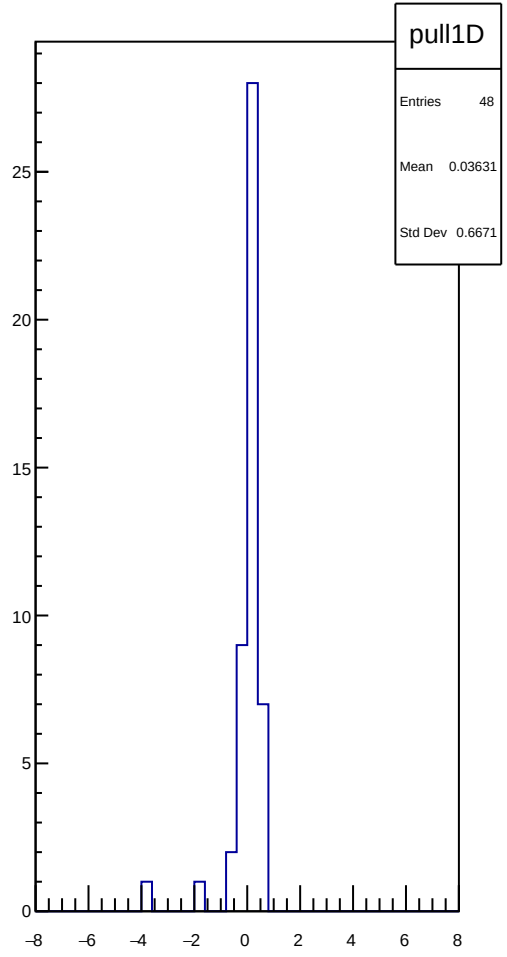
pull1D
Entries 48
Mean 0.03631
Std Dev 0.6671
25
20
15
10
5
0
−8
−6
−4
−2
0
2
4
6
8

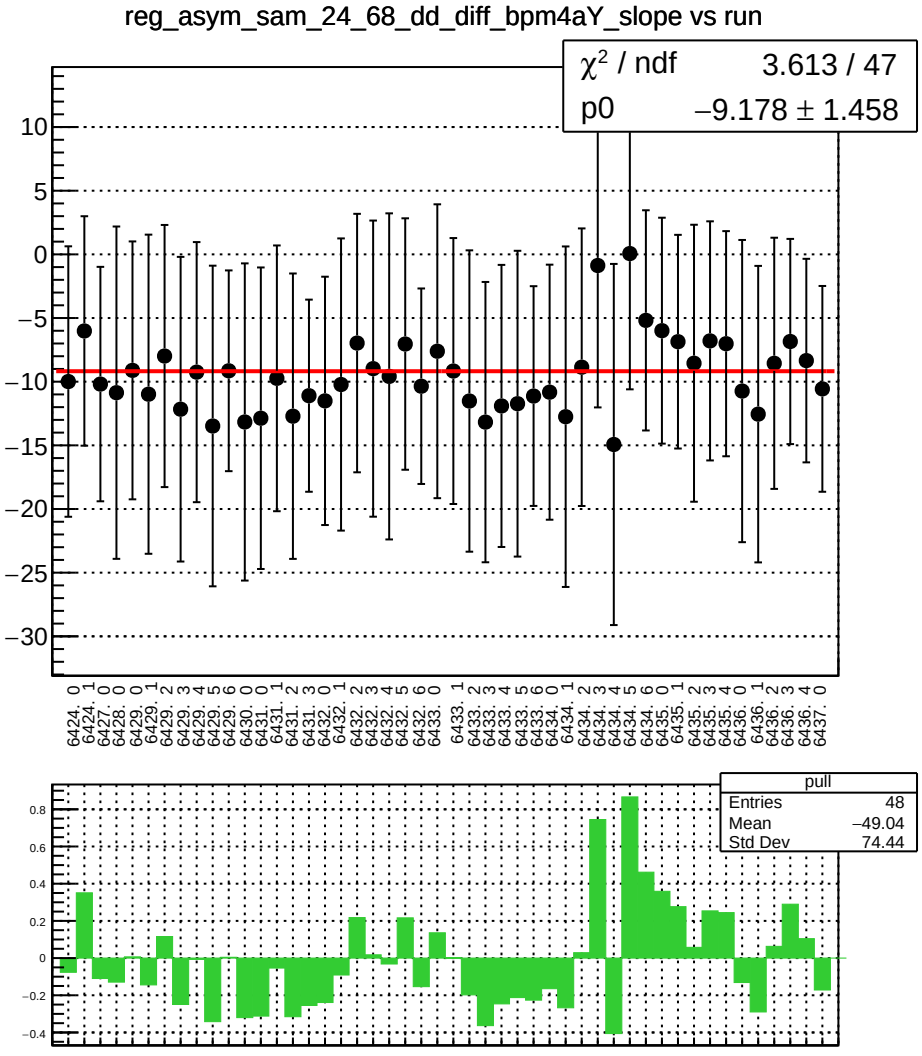
reg_asym_sam_24_68_dd_diff_bpm4aY_slope vs run
χ² / ndf 3.613 / 47
p0 −9.178 ± 1.458
pull
Entries 48
Mean −49.04
Std Dev 74.44

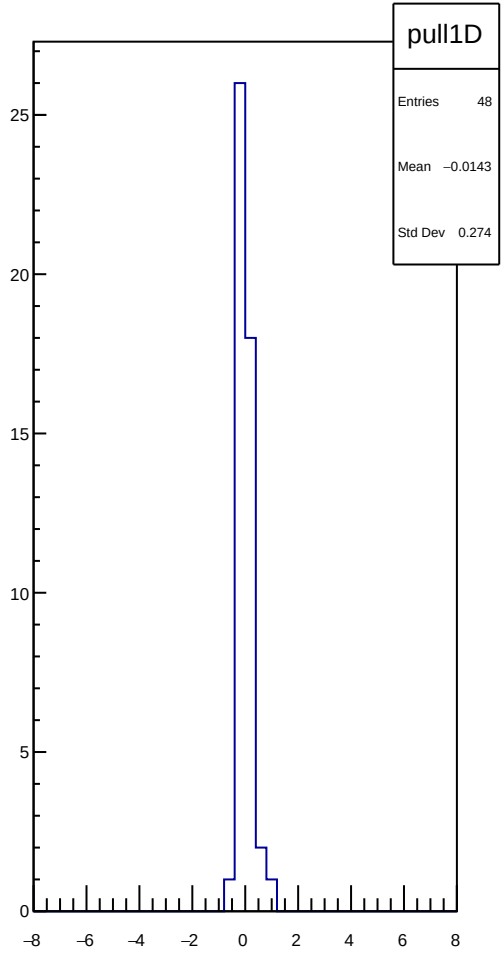
pull1D
Entries 48
Mean −0.0143
Std Dev 0.274

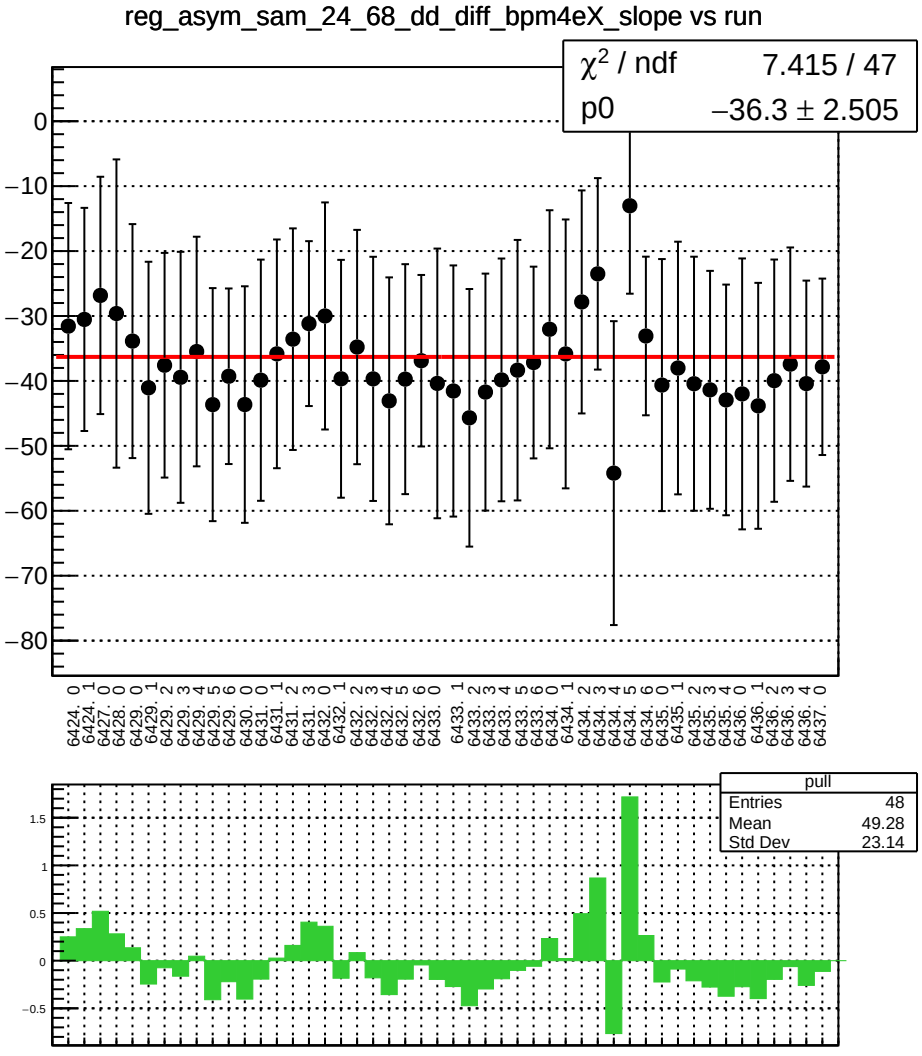
reg_asym_sam_24_68_dd_diff_bpm4eX_slope vs run
χ² / ndf 7.415 / 47
p0 −36.3 ± 2.505
pull
Entries 48
Mean 49.28
Std Dev 23.14

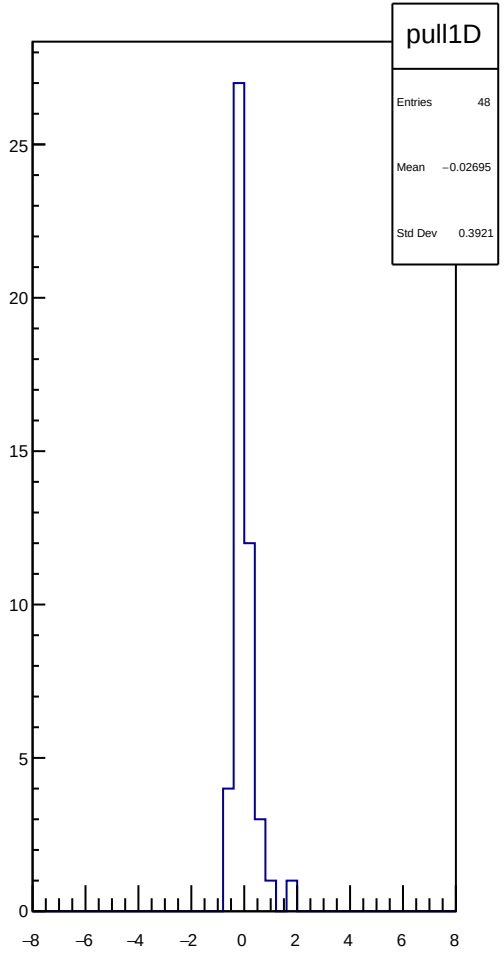
pull1D
Entries 48
Mean −0.02695
Std Dev 0.3921

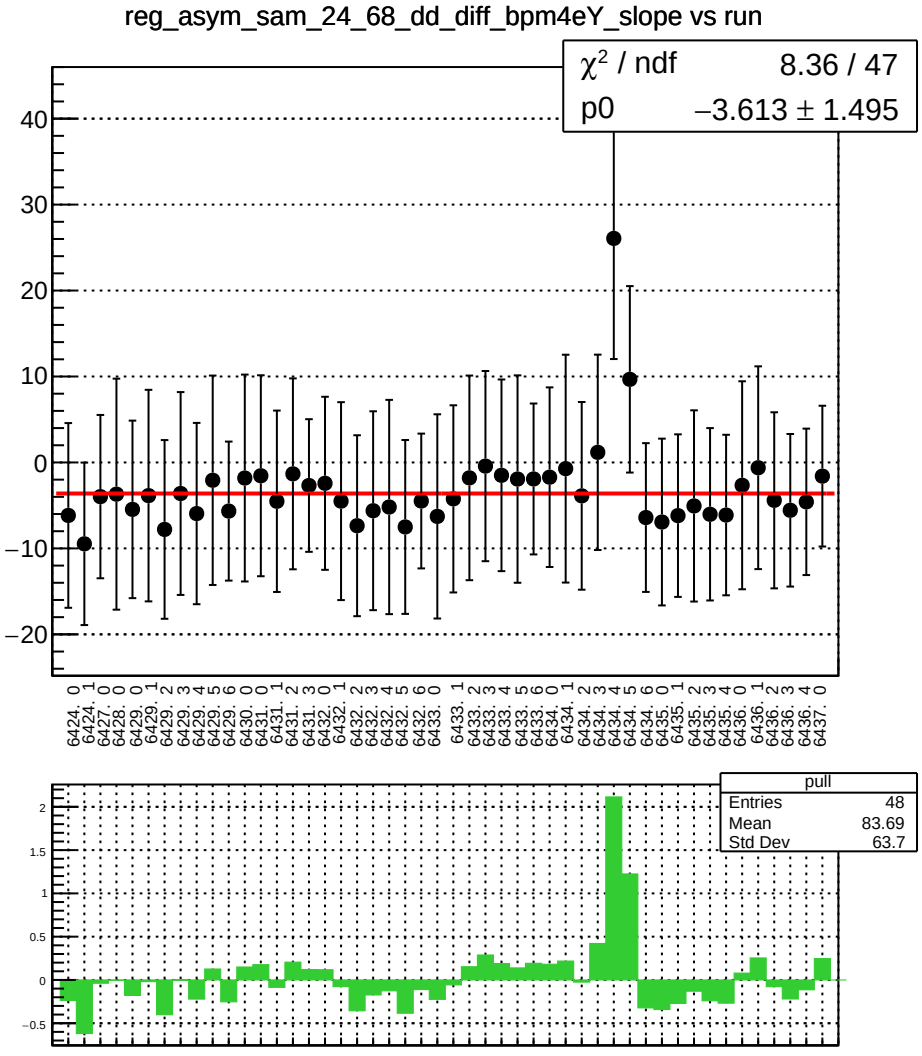
reg_asym_sam_24_68_dd_diff_bpm4eY_slope vs run
χ² / ndf 8.36 / 47
p0 −3.613 ± 1.495
pull
Entries 48
Mean 83.69
Std Dev 63.7

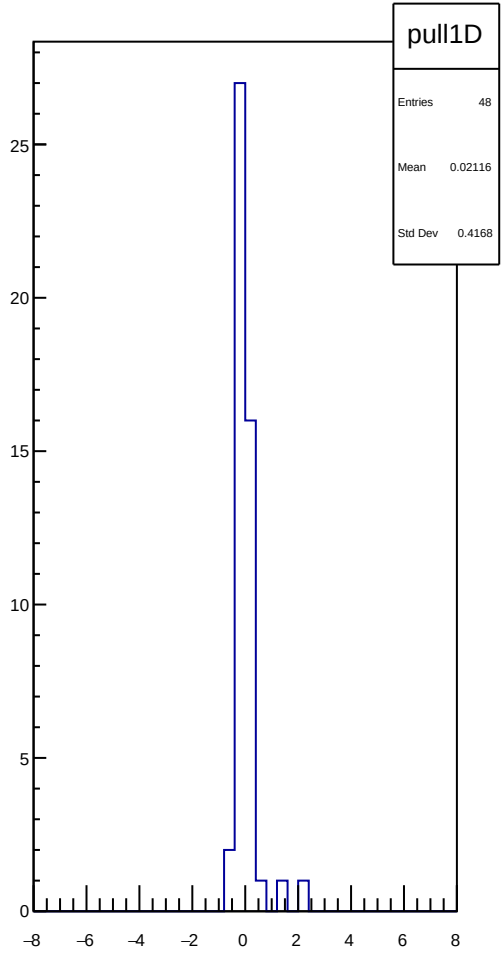
pull1D
Entries 48
Mean 0.02116
Std Dev 0.4168

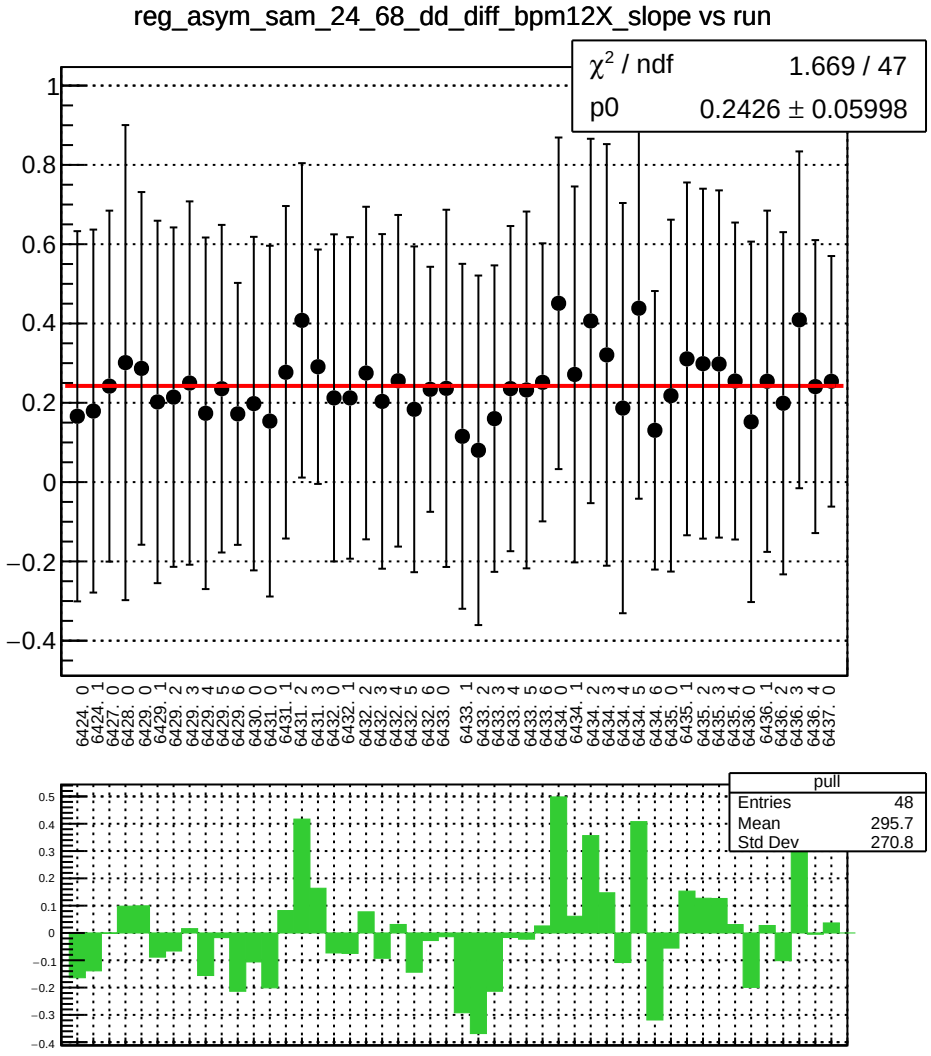
reg_asym_sam_24_68_dd_diff_bpm12X_slope vs run
χ² / ndf 1.669 / 47
p0 0.2426 ± 0.05998
pull
Entries 48
Mean 295.7
Std Dev 270.8

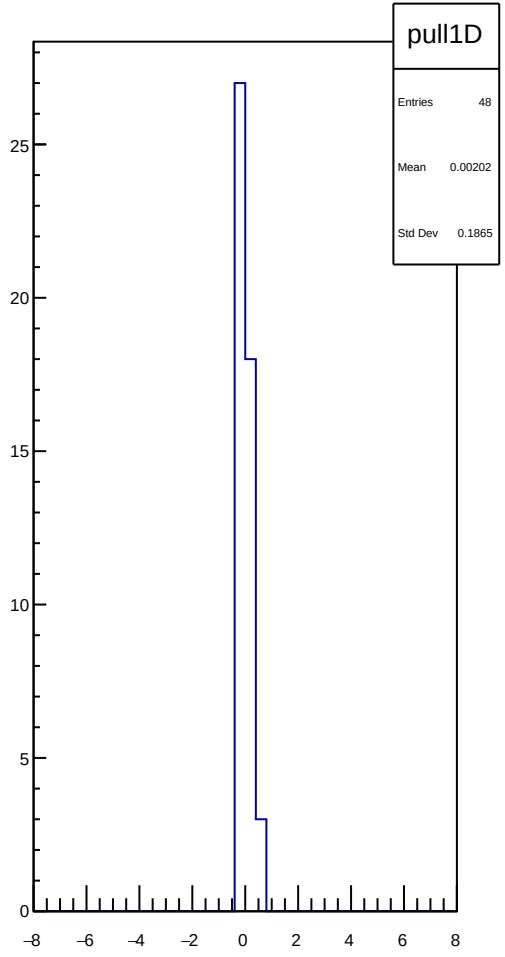
pull1D
Entries 48
Mean 0.00202
Std Dev 0.1865

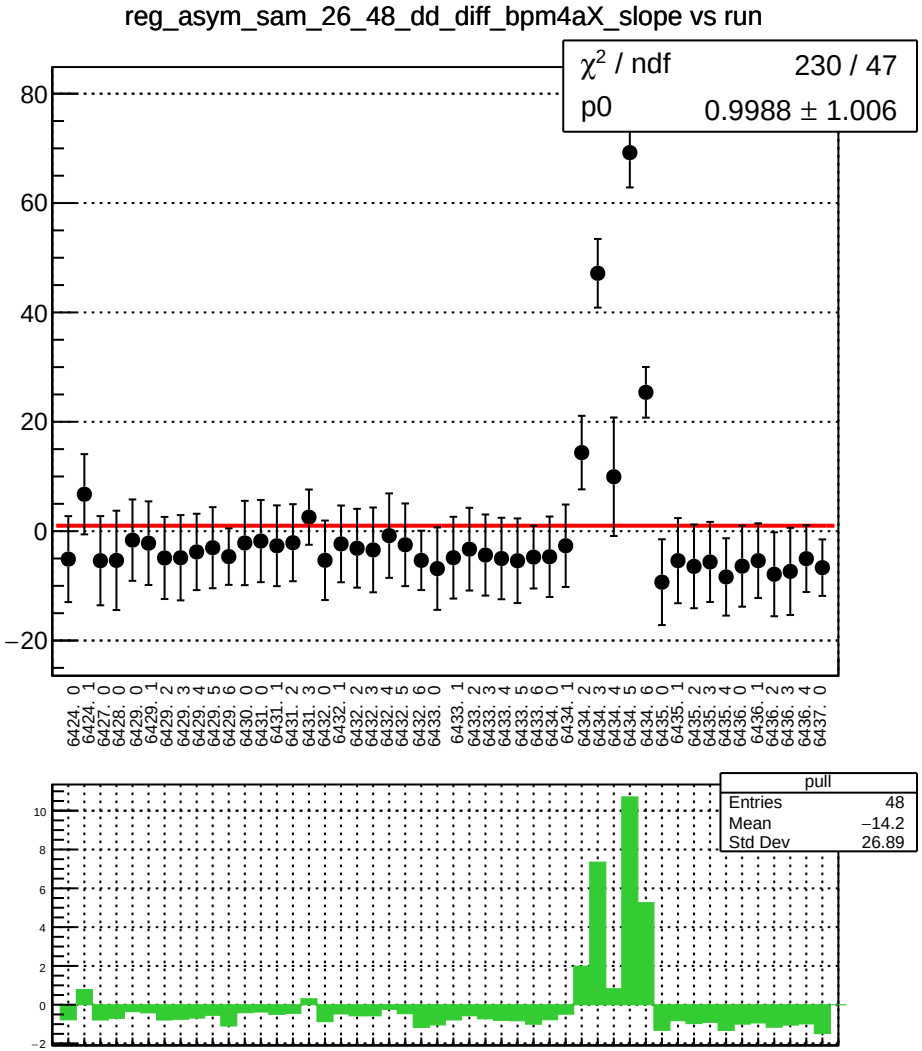
reg_asym_sam_26_48_dd_diff_bpm4aX_slope vs run
χ² / ndf 230 / 47
p0 0.9988 ± 1.006
pull
Entries 48
Mean −14.2
Std Dev 26.89

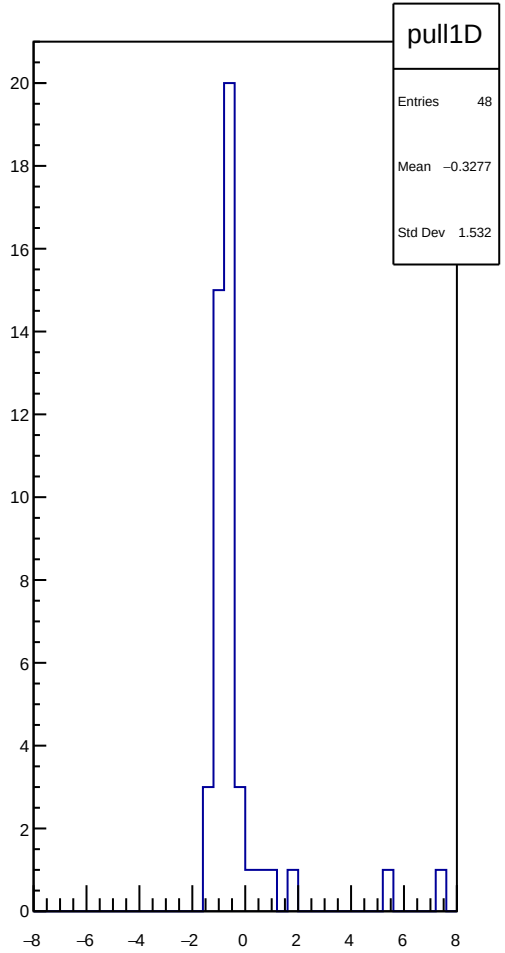
pull1D
Entries 48
Mean −0.3277
Std Dev 1.532

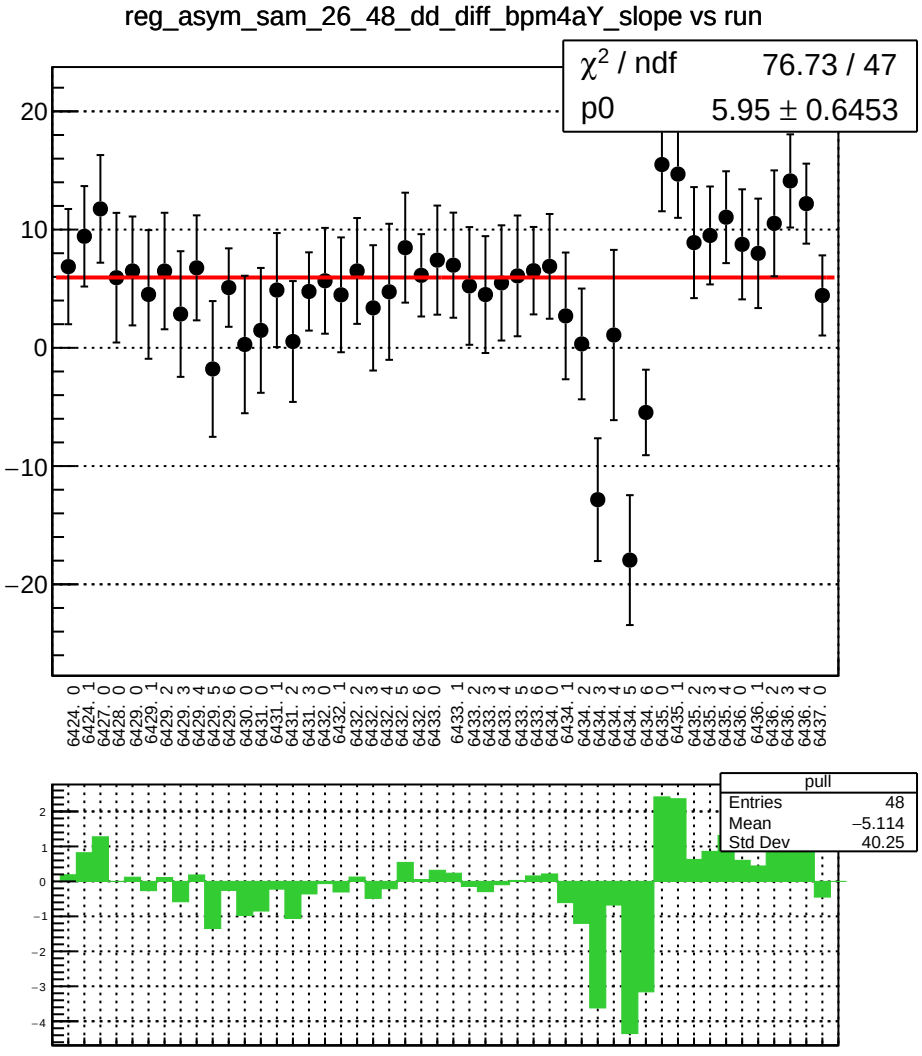
reg_asym_sam_26_48_dd_diff_bpm4aY_slope vs run
χ² / ndf 76.73 / 47
p0 5.95 ± 0.6453
pull
Entries 48
Mean −5.114
Std Dev 40.25

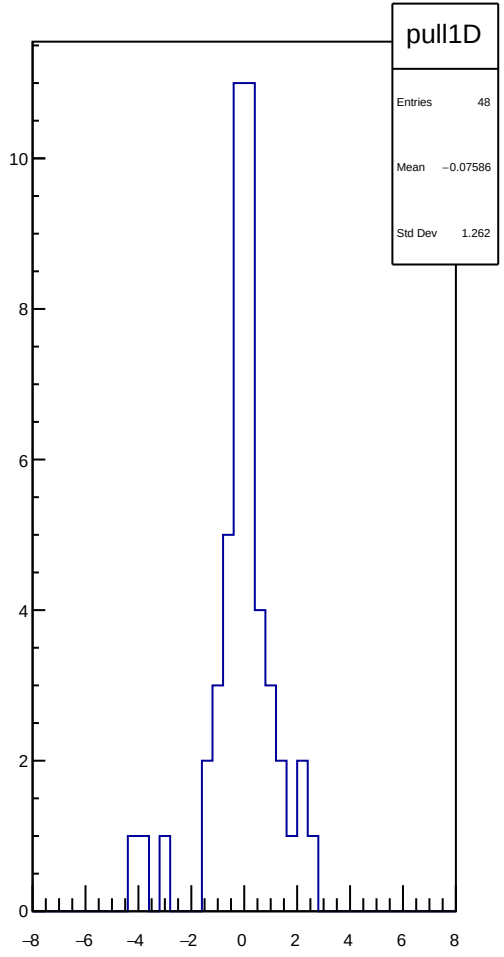
pull1D
Entries 48
Mean −0.07586
Std Dev 1.262

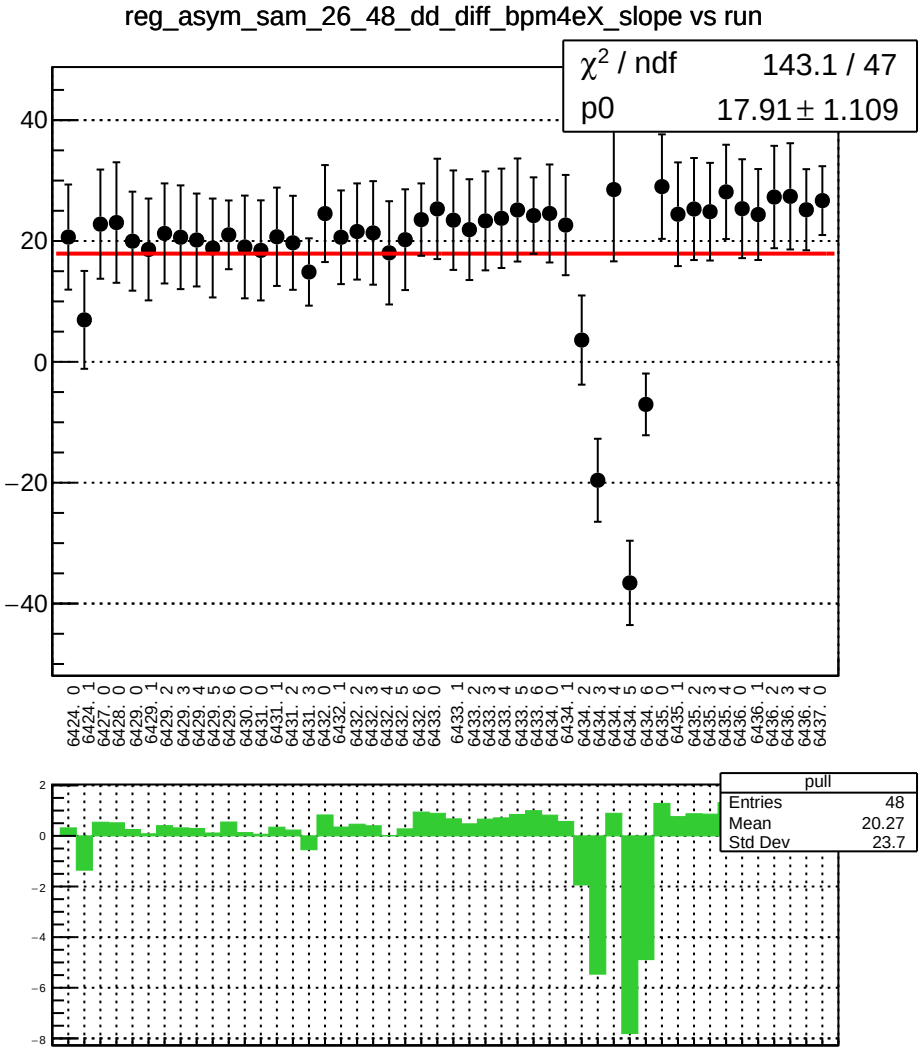
reg_asym_sam_26_48_dd_diff_bpm4eX_slope vs run
χ² / ndf 143.1 / 47
p0 17.91 ± 1.109
40
20
0
−20
−40
6424. 0
6424. 1
6427. 0
6428. 0
6429. 0
6429. 1
6429. 2
6429. 3
6429. 4
6429. 5
6429. 6
6430. 0
6430. 0
6431. 1
6431. 2
6431. 3
6432. 0
6432. 1
6432. 2
6432. 3
6432. 4
6432. 5
6432. 6
6433. 0
6433. 1
6433. 2
6433. 3
6433. 4
6433. 5
6433. 6
6434. 0
6434. 1
6434. 2
6434. 3
6434. 4
6434. 5
6434. 6
6435. 0
6435. 1
6435. 2
6435. 3
6435. 4
6436. 0
6436. 1
6436. 2
6436. 3
6436. 4
6437. 0
pull
Entries 48
Mean 20.27
Std Dev 23.7
2
0
−2
−4
−6
−8

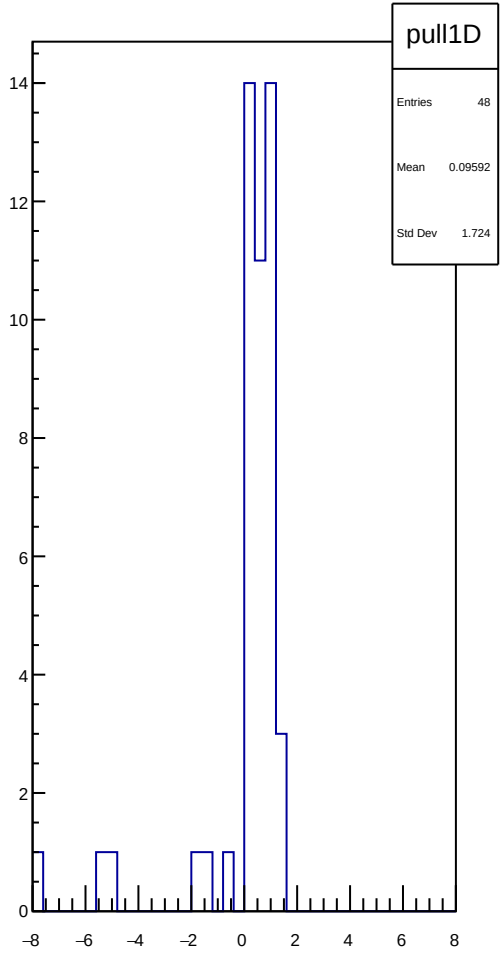
pull1D
Entries 48
Mean 0.09592
Std Dev 1.724
14
12
10
8
6
4
2
0
−8
−6
−4
−2
0
2
4
6
8

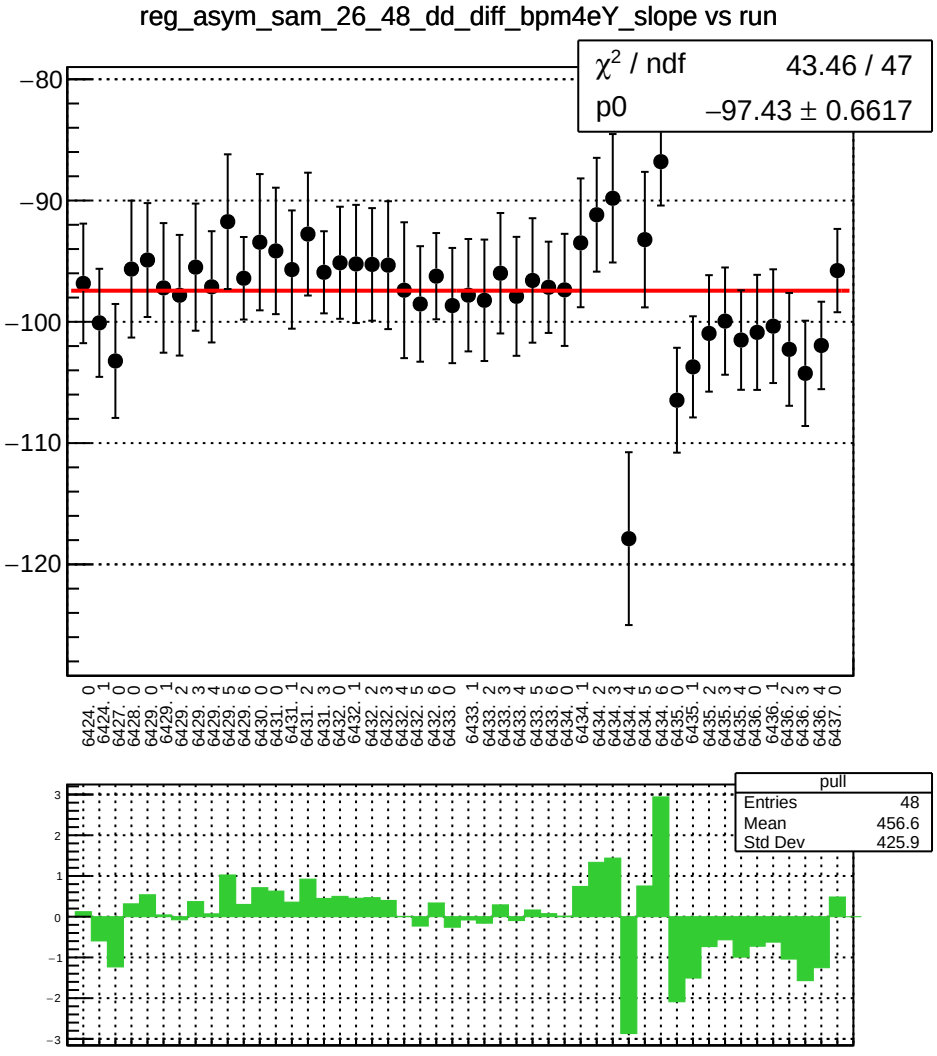
reg_asym_sam_26_48_dd_diff_bpm4eY_slope vs run
χ² / ndf 43.46 / 47
p0 −97.43 ± 0.6617
−80
−90
−100
−110
−120
6424. 0
6424. 1
6427. 0
6428. 0
6429. 0
6429. 1
6429. 2
6429. 3
6429. 4
6429. 5
6429. 6
6430. 0
6431. 0
6431. 1
6431. 2
6431. 3
6432. 0
6432. 1
6432. 2
6432. 3
6432. 4
6432. 5
6432. 6
6433. 0
6433. 1
6433. 2
6433. 3
6433. 4
6433. 5
6433. 6
6434. 0
6434. 1
6434. 2
6434. 3
6434. 4
6434. 5
6434. 6
6435. 0
6435. 1
6435. 2
6435. 3
6435. 4
6435. 5
6436. 0
6436. 1
6436. 2
6436. 3
6436. 4
6437. 0
pull
Entries 48
Mean 456.6
Std Dev 425.9
3
2
1
0
−1
−2
−3

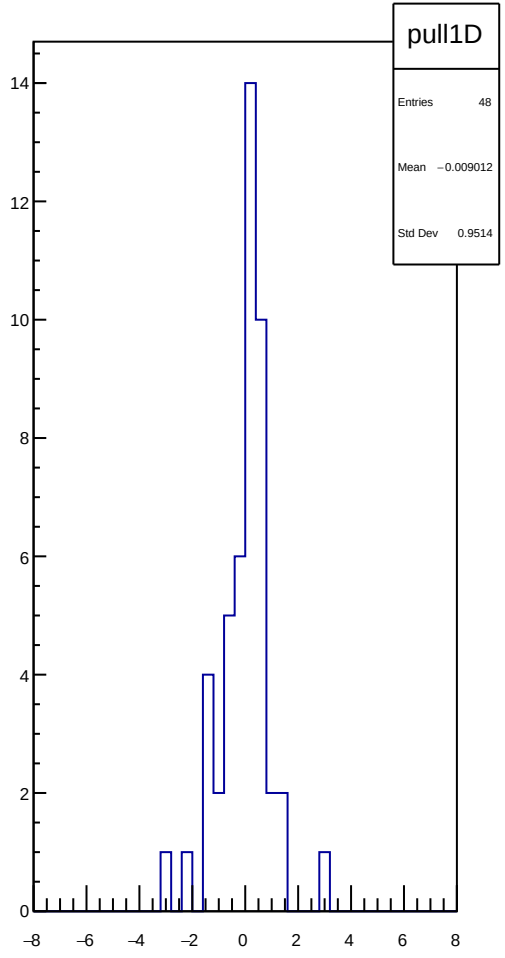
pull1D
Entries 48
Mean −0.009012
Std Dev 0.9514
14
12
10
8
6
4
2
0
−8
−6
−4
−2
0
2
4
6
8

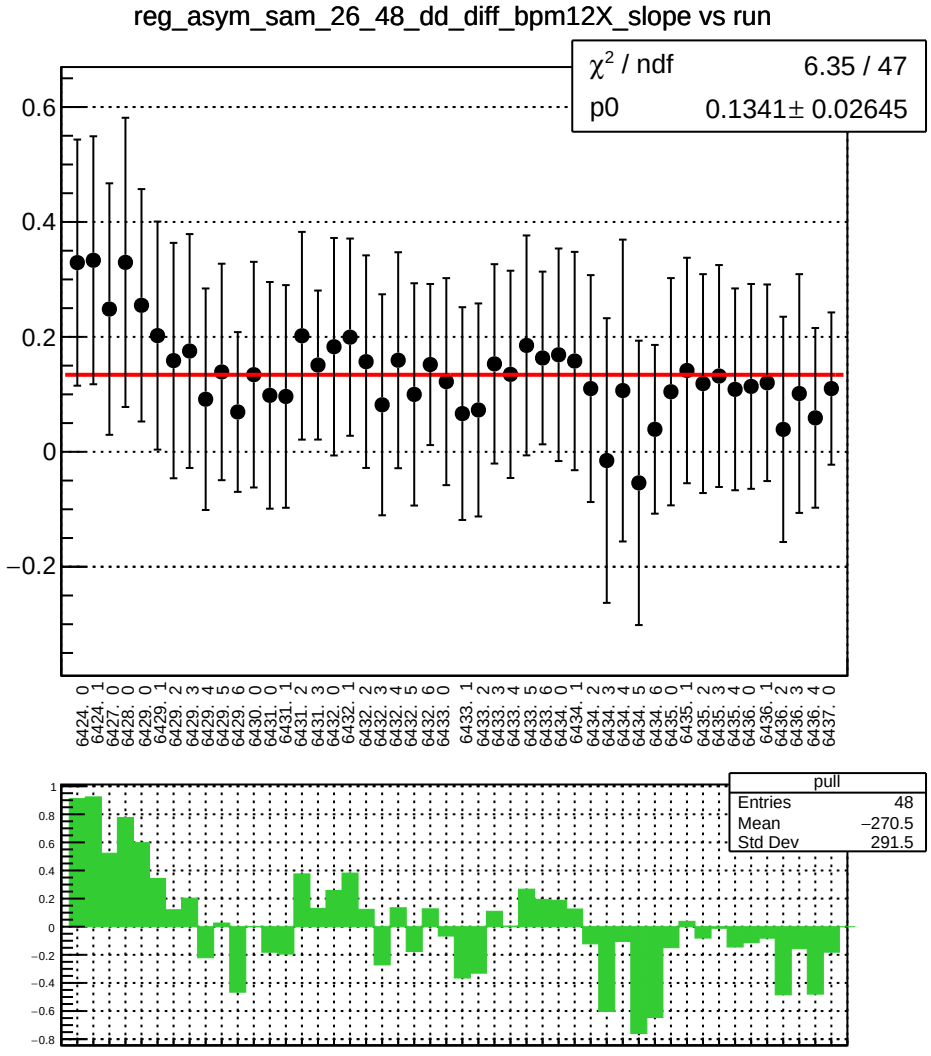
reg_asym_sam_26_48_dd_diff_bpm12X_slope vs run
χ² / ndf 6.35 / 47
p0 0.1341± 0.02645
pull
Entries 48
Mean −270.5
Std Dev 291.5

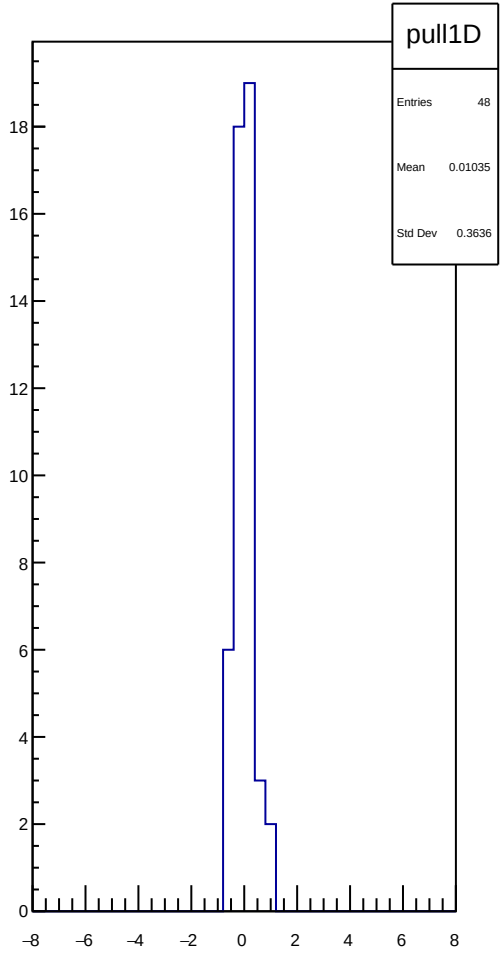
pull1D
Entries 48
Mean 0.01035
Std Dev 0.3636

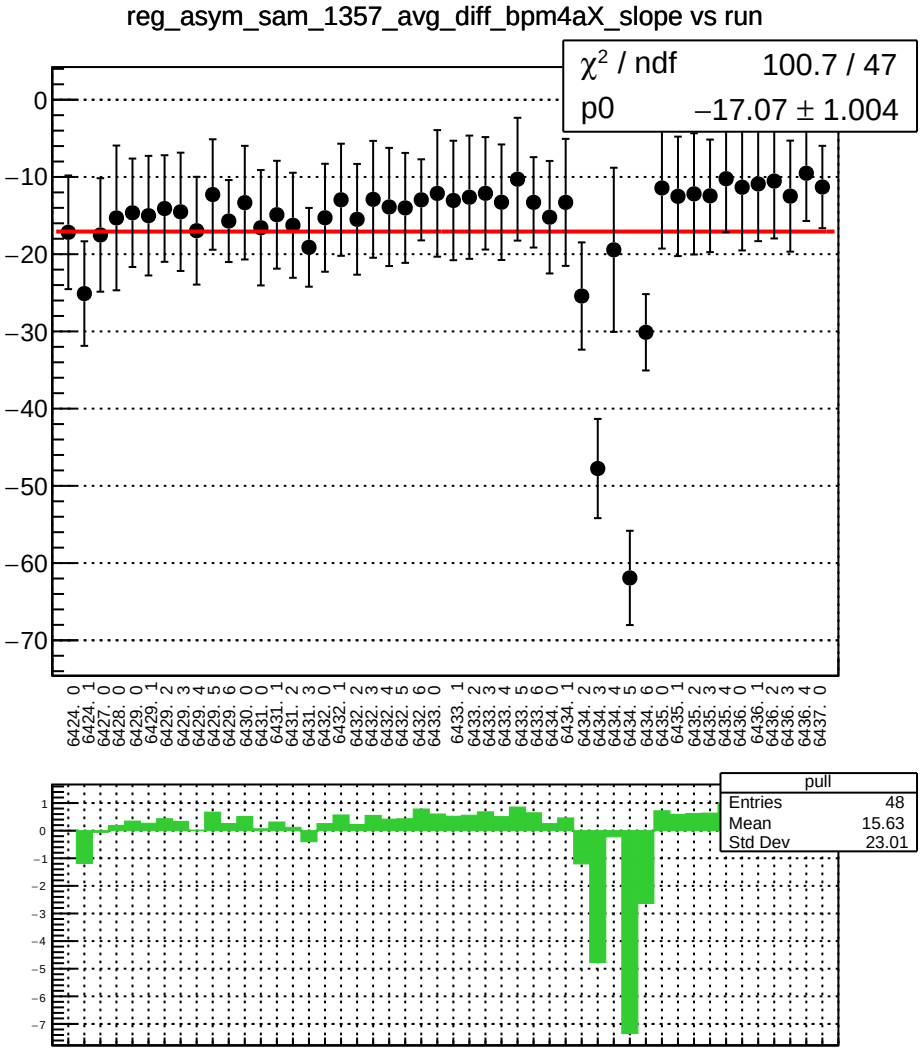
reg_asym_sam_1357_avg_diff_bpm4aX_slope vs run
χ² / ndf 100.7 / 47
p0 −17.07 ± 1.004
pull
Entries 48
Mean 15.63
Std Dev 23.01

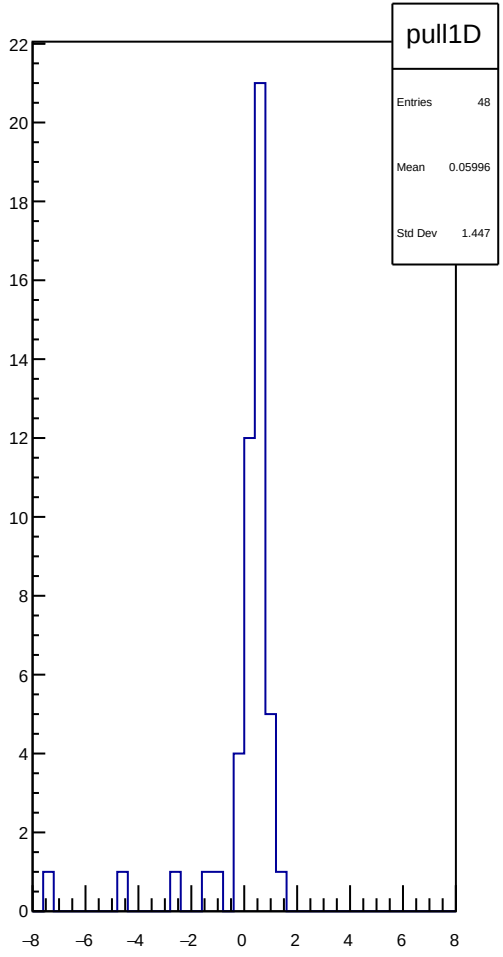
pull1D
Entries 48
Mean 0.05996
Std Dev 1.447

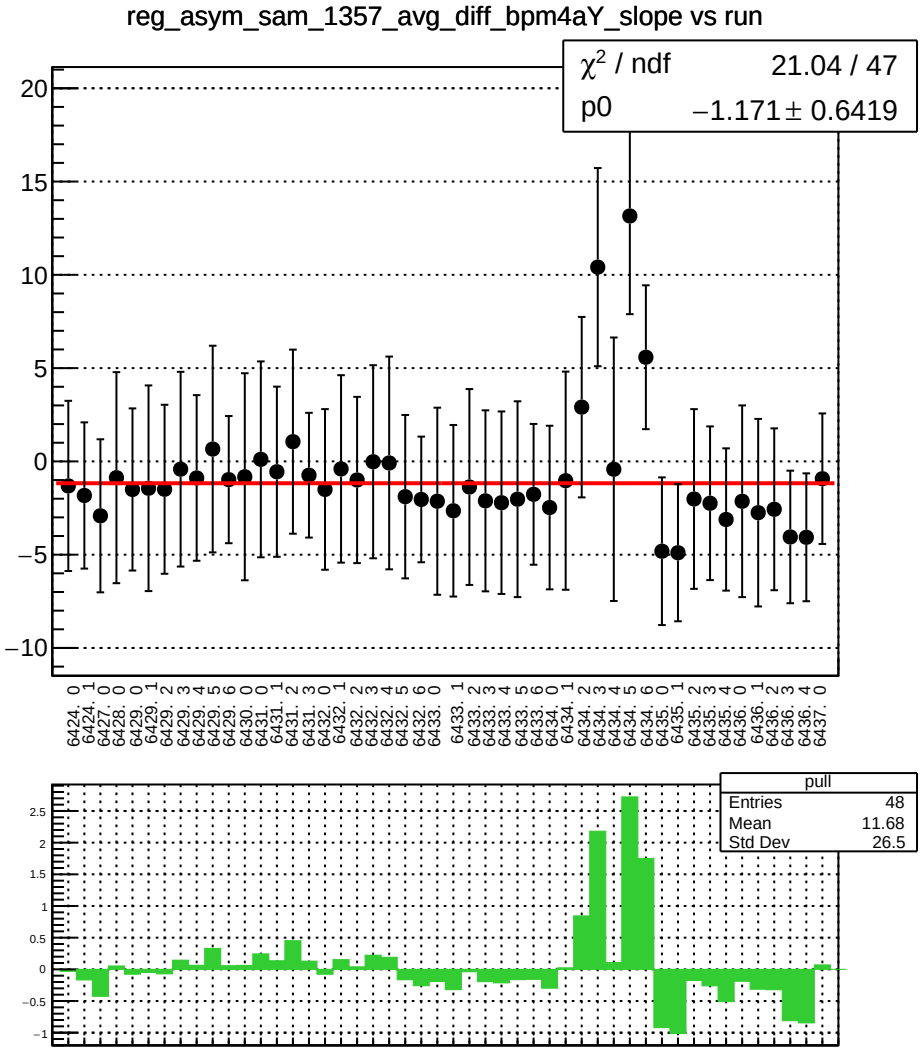
reg_asym_sam_1357_avg_diff_bpm4aY_slope vs run
χ² / ndf 21.04 / 47
p0 −1.171 ± 0.6419
pull
Entries 48
Mean 11.68
Std Dev 26.5

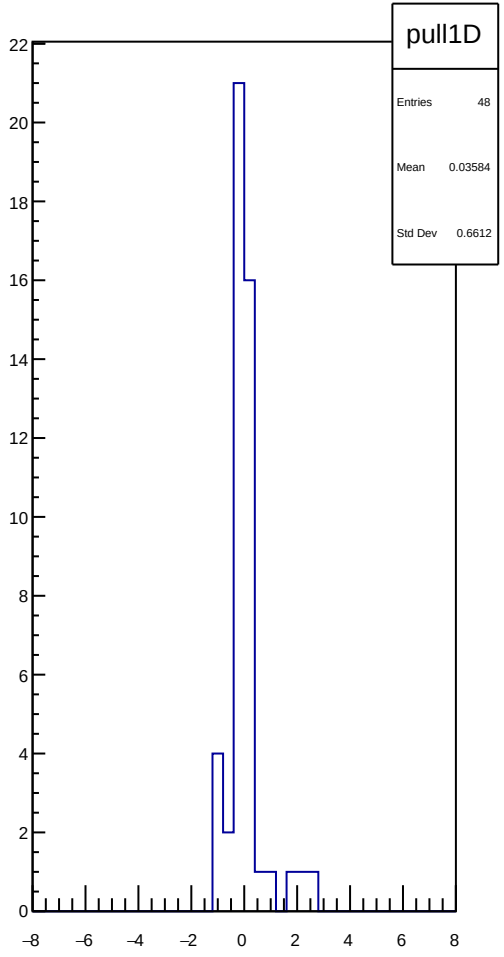
pull1D
Entries 48
Mean 0.03584
Std Dev 0.6612

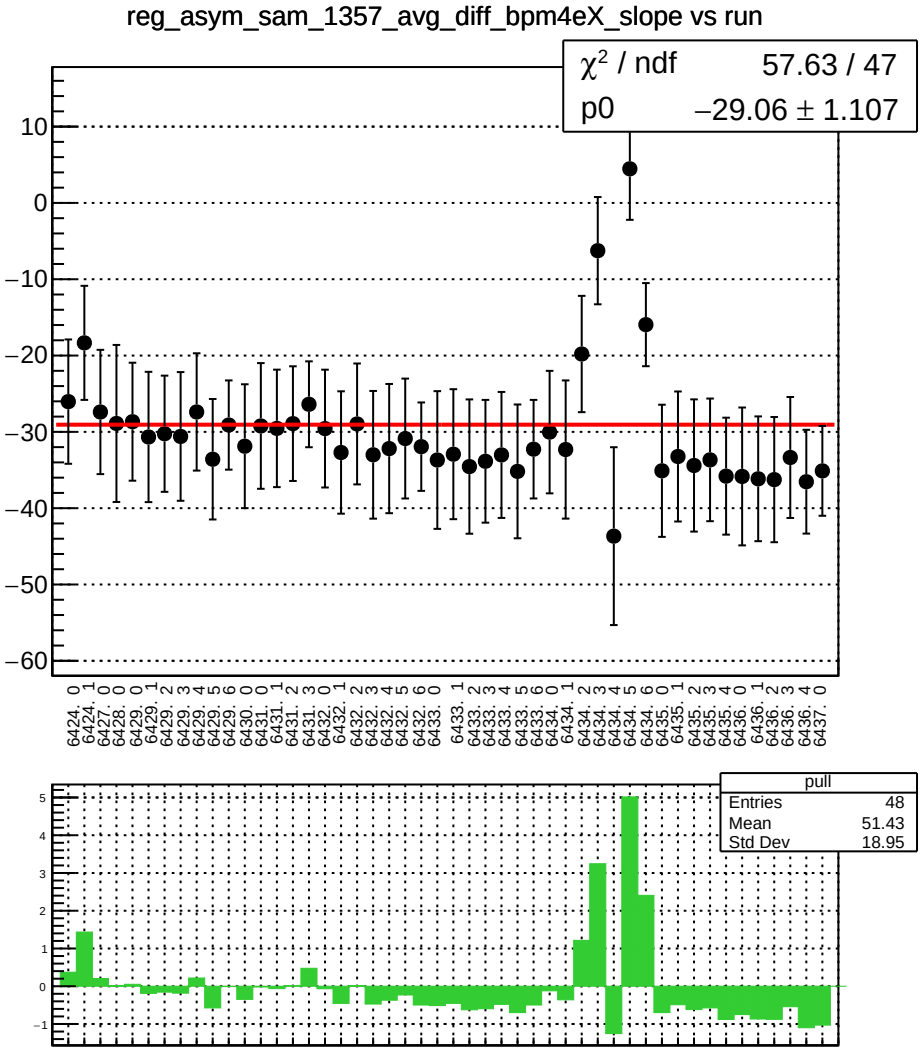
reg_asym_sam_1357_avg_diff_bpm4eX_slope vs run
χ² / ndf 57.63 / 47
p0 −29.06 ± 1.107
pull
Entries 48
Mean 51.43
Std Dev 18.95

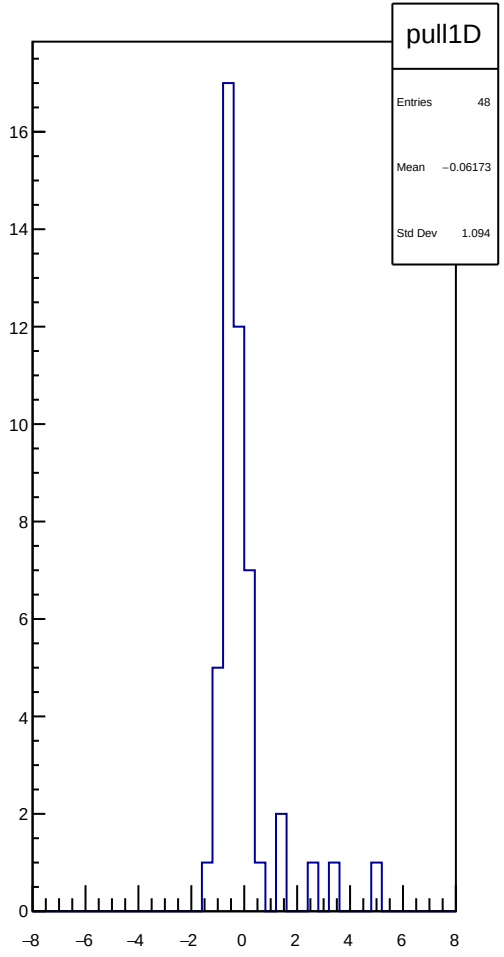
pull1D
Entries 48
Mean −0.06173
Std Dev 1.094

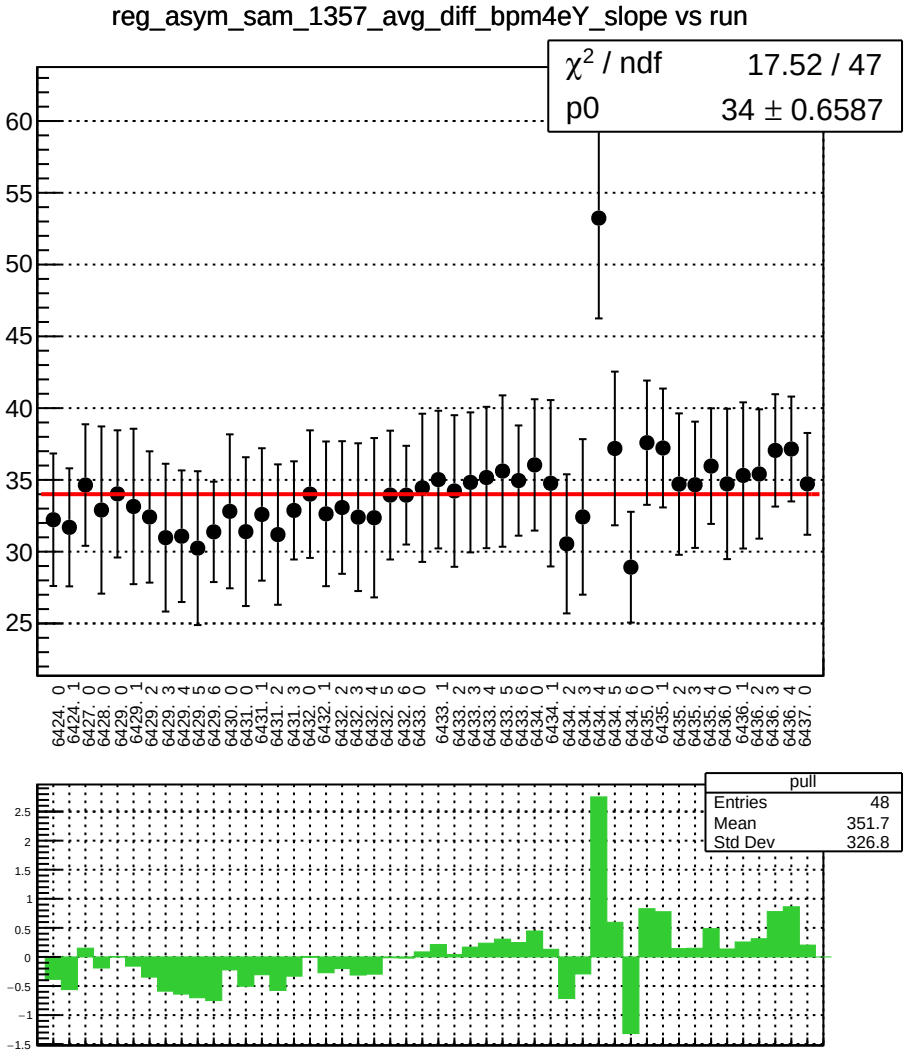
reg_asym_sam_1357_avg_diff_bpm4eY_slope vs run
χ² / ndf 17.52 / 47
p0 34 ± 0.6587
pull
Entries 48
Mean 351.7
Std Dev 326.8

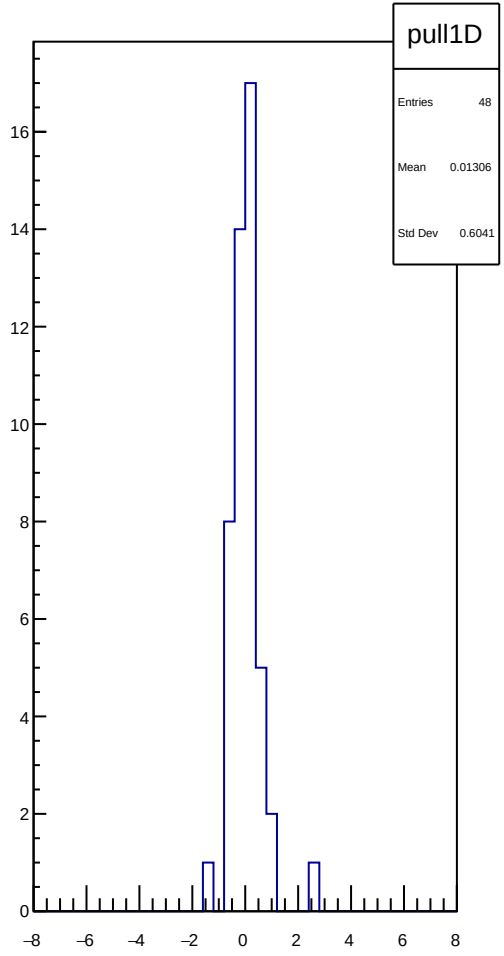
pull1D
Entries 48
Mean 0.01306
Std Dev 0.6041

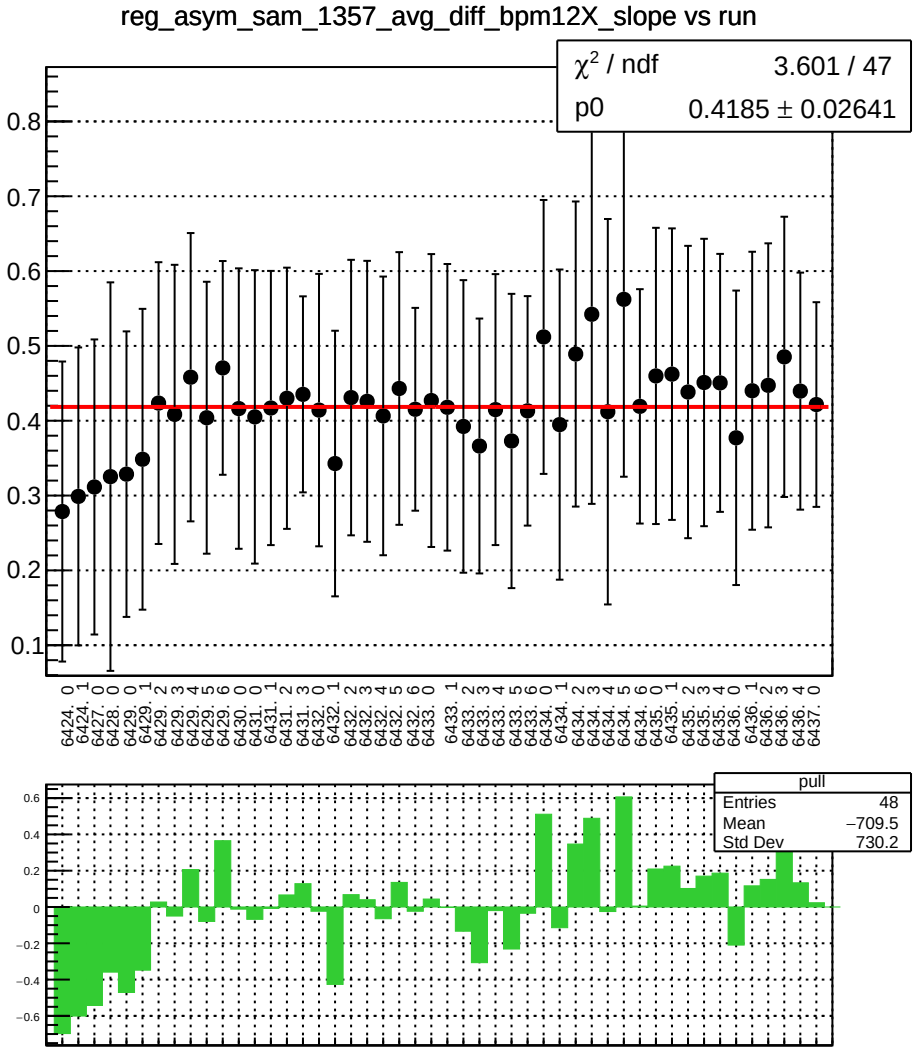
reg_asym_sam_1357_avg_diff_bpm12X_slope vs run
χ² / ndf 3.601 / 47
p0 0.4185 ± 0.02641
pull
Entries 48
Mean −709.5
Std Dev 730.2

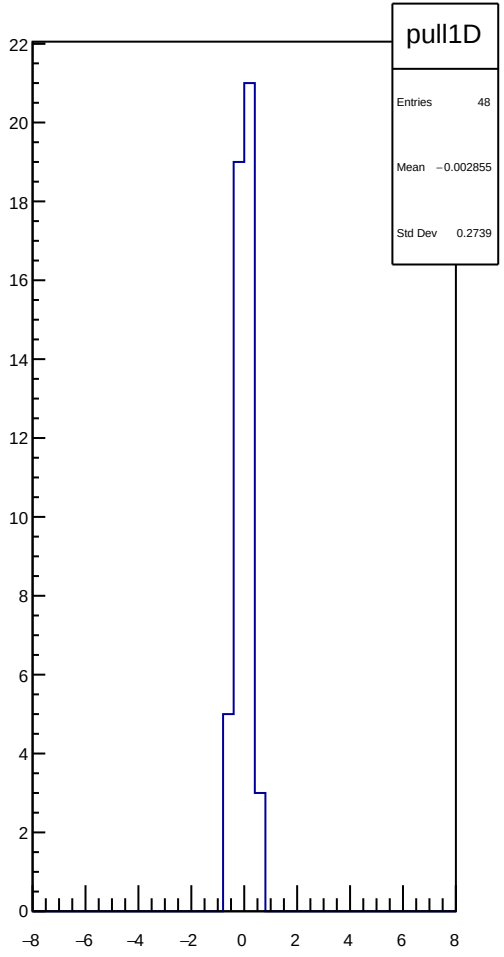
pull1D
Entries 48
Mean −0.002855
Std Dev 0.2739

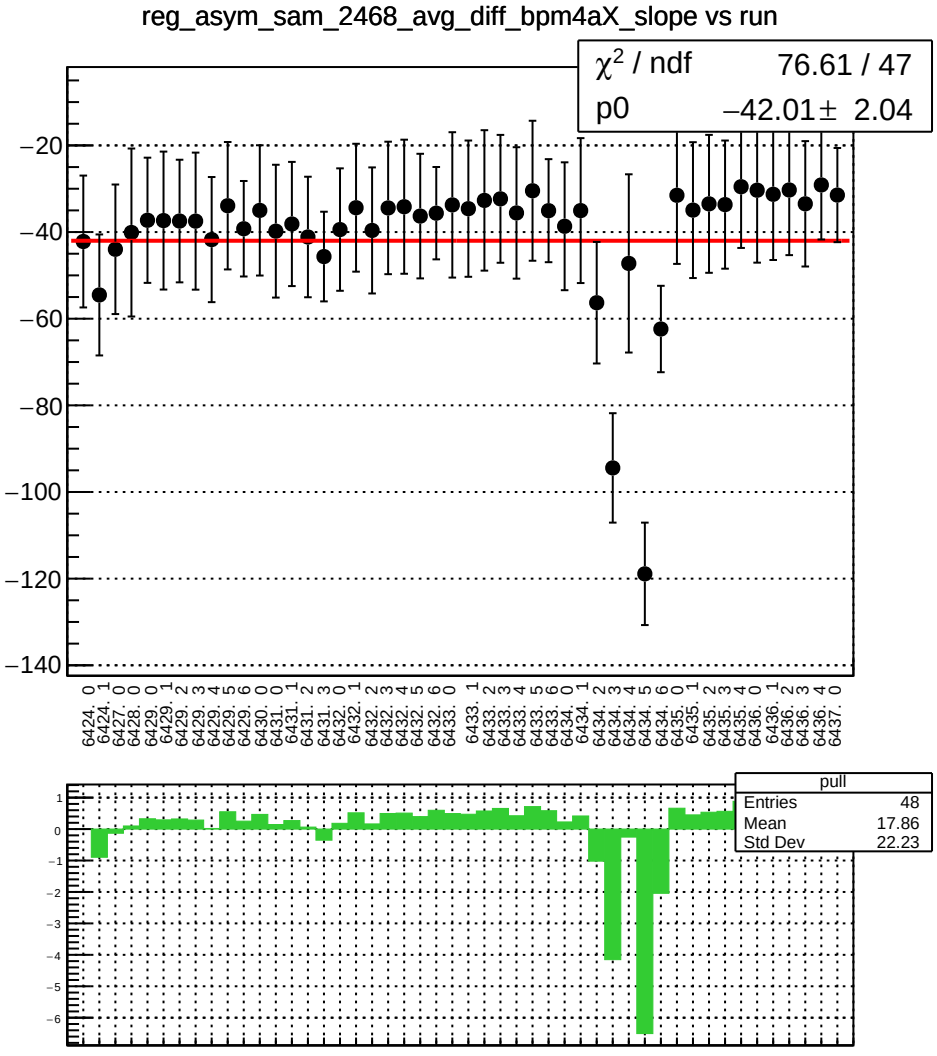
reg_asym_sam_2468_avg_diff_bpm4aX_slope vs run
χ² / ndf 76.61 / 47
p0 −42.01 ± 2.04
−20
−40
−60
−80
−100
−120
−140
6424. 0
6424. 1
6427. 0
6428. 0
6429. 0
6429. 1
6429. 2
6429. 3
6429. 4
6429. 5
6429. 6
6430. 0
6431. 0
6431. 1
6431. 2
6431. 3
6432. 0
6432. 1
6432. 2
6432. 3
6432. 4
6432. 5
6432. 6
6433. 0
6433. 1
6433. 2
6433. 3
6433. 4
6433. 5
6433. 6
6434. 0
6434. 1
6434. 2
6434. 3
6434. 4
6434. 5
6434. 6
6435. 0
6435. 1
6435. 2
6435. 3
6435. 4
6436. 0
6436. 1
6436. 2
6436. 3
6436. 4
6437. 0
pull
Entries 48
Mean 17.86
Std Dev 22.23
1
0
−1
−2
−3
−4
−5
−6

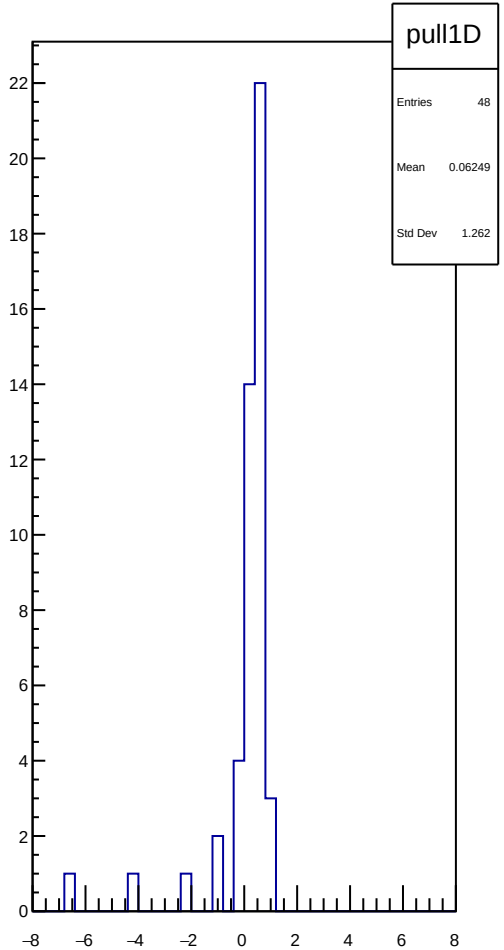
pull1D
Entries 48
Mean 0.06249
Std Dev 1.262
22
20
18
16
14
12
10
8
6
4
2
0
−8
−6
−4
−2
0
2
4
6
8

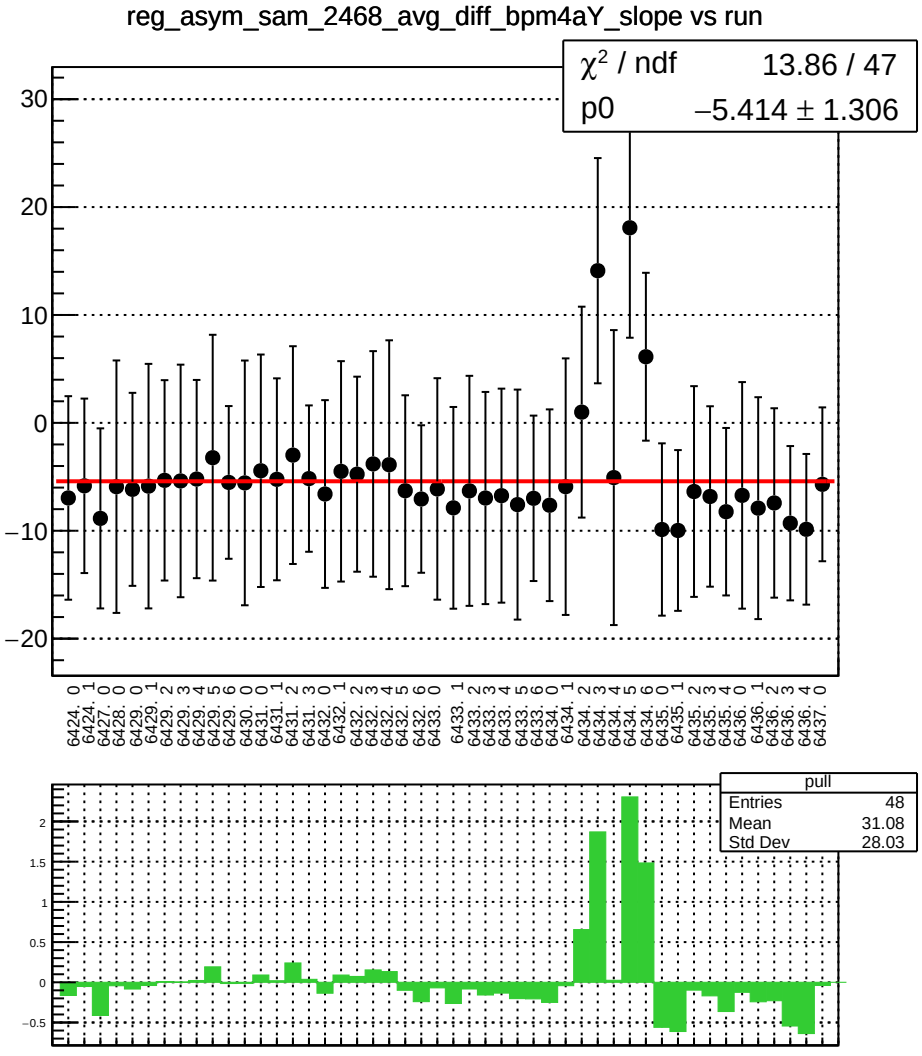
reg_asym_sam_2468_avg_diff_bpm4aY_slope vs run
χ² / ndf 13.86 / 47
p0 −5.414 ± 1.306
pull
Entries 48
Mean 31.08
Std Dev 28.03

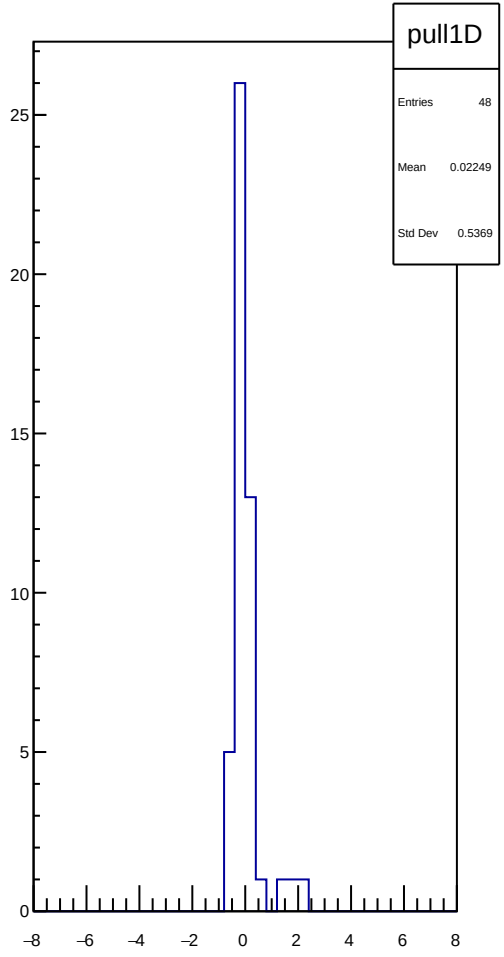
pull1D
Entries 48
Mean 0.02249
Std Dev 0.5369

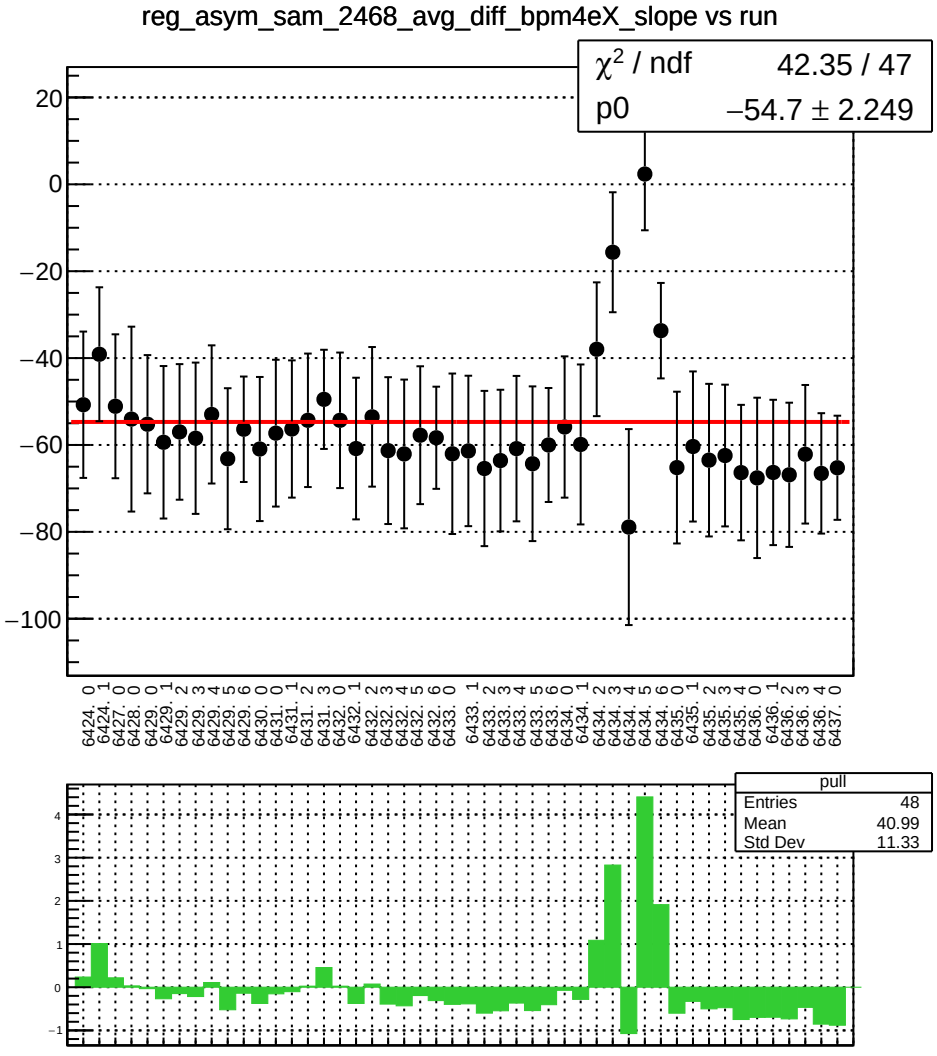
reg_asym_sam_2468_avg_diff_bpm4eX_slope vs run
χ² / ndf 42.35 / 47
p0 −54.7 ± 2.249
pull
Entries 48
Mean 40.99
Std Dev 11.33

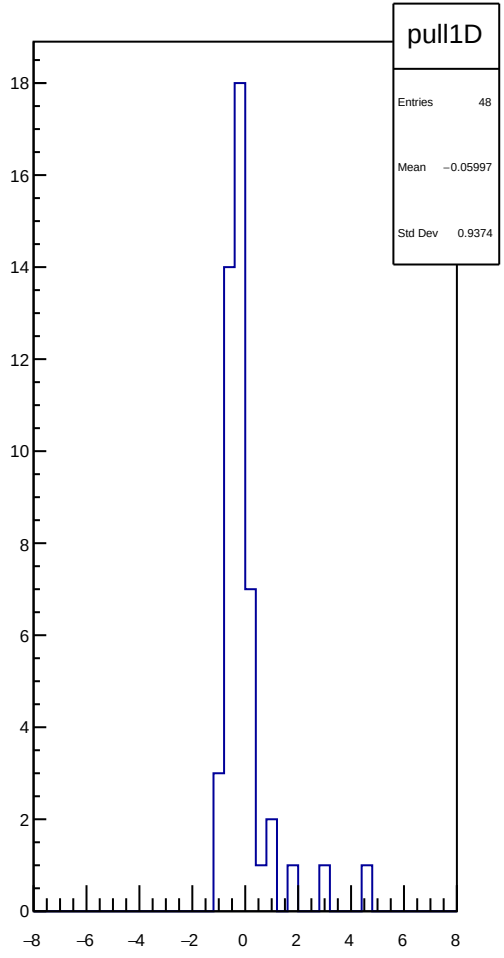
pull1D
Entries 48
Mean −0.05997
Std Dev 0.9374

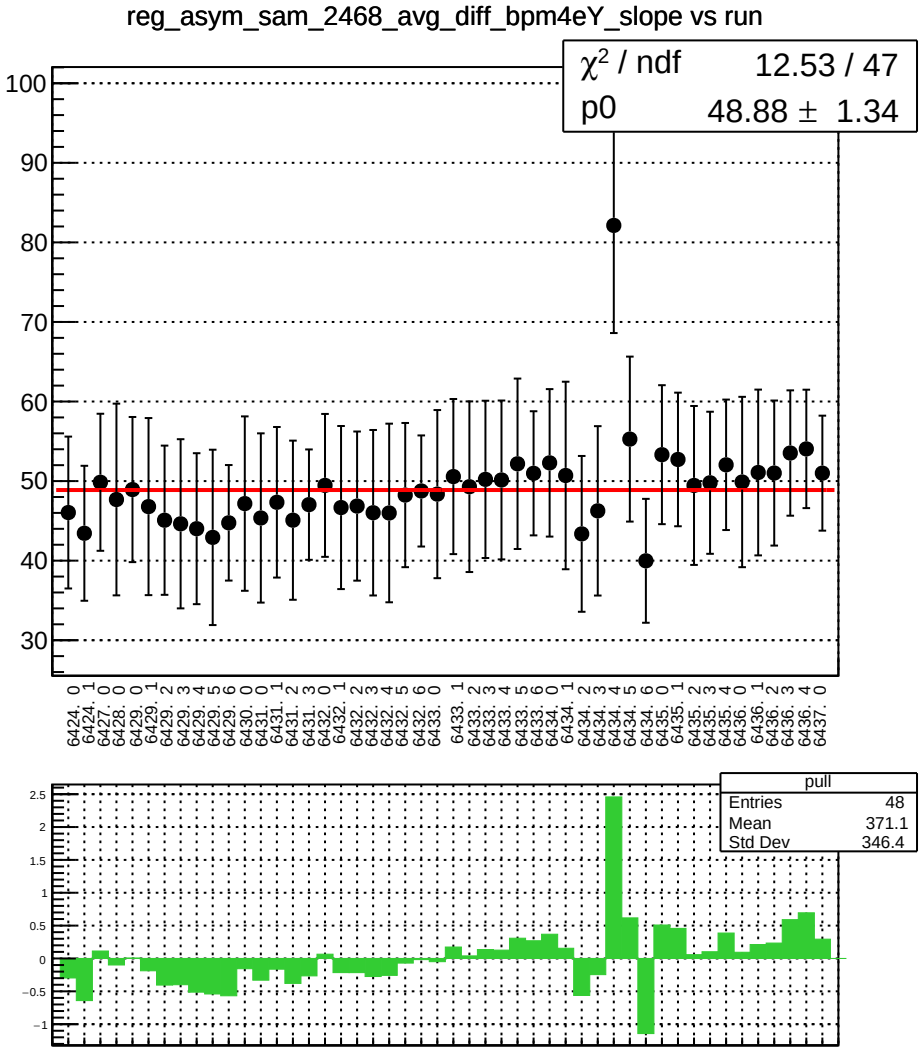
reg_asym_sam_2468_avg_diff_bpm4eY_slope vs run
χ² / ndf 12.53 / 47
p0 48.88 ± 1.34
pull
Entries 48
Mean 371.1
Std Dev 346.4

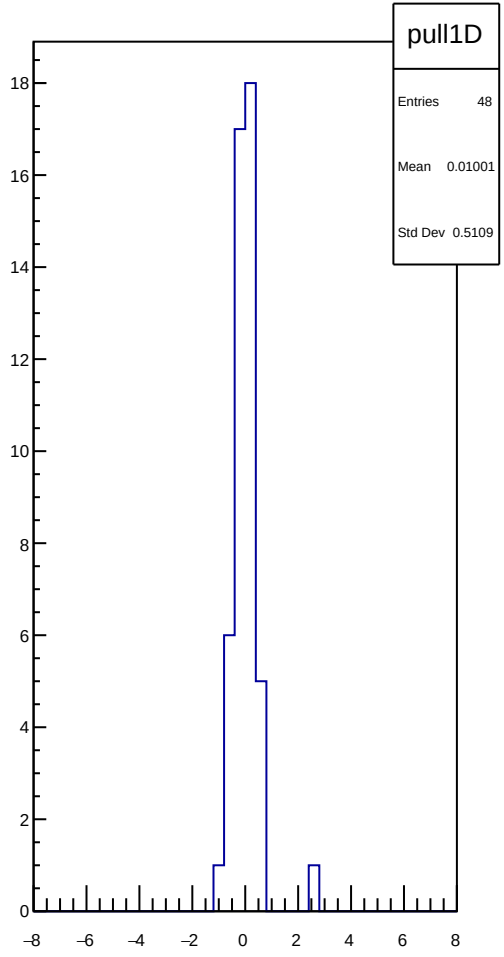
pull1D
Entries 48
Mean 0.01001
Std Dev 0.5109

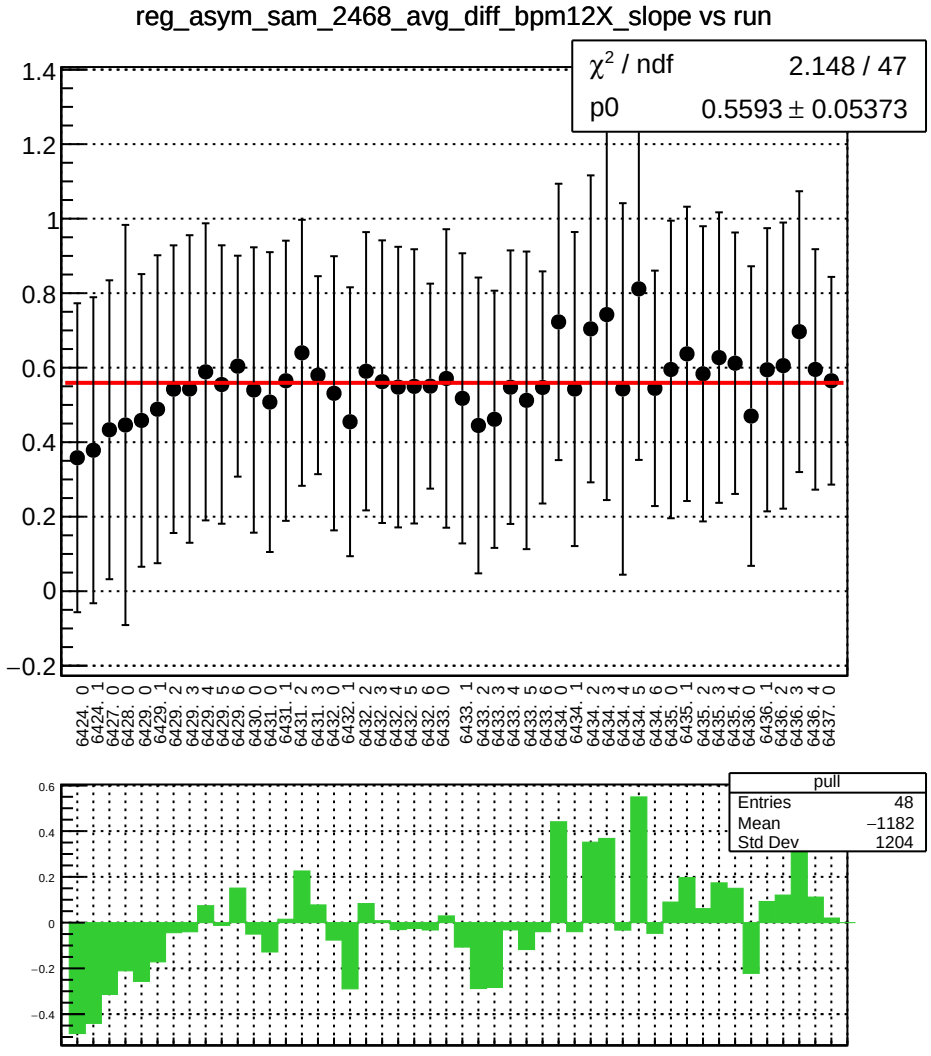
reg_asym_sam_2468_avg_diff_bpm12X_slope vs run
χ² / ndf 2.148 / 47
p0 0.5593 ± 0.05373
pull
Entries 48
Mean −1182
Std Dev 1204

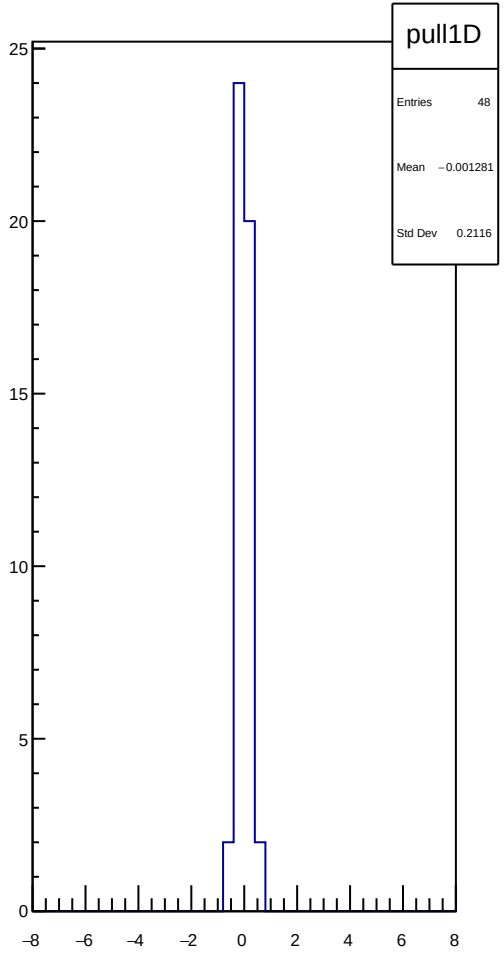
pull1D
Entries 48
Mean −0.001281
Std Dev 0.2116

reg_asym_sam_1357_2468_dd_diff_bpm4aX_slope vs run

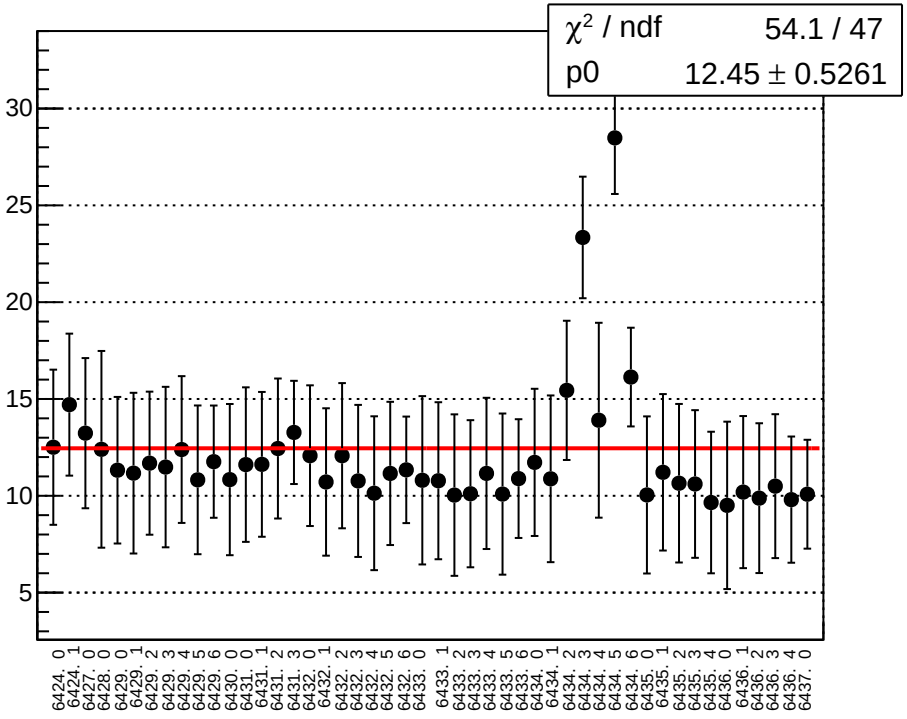

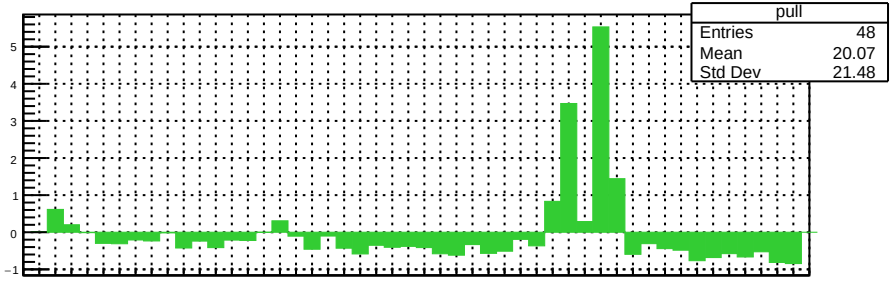

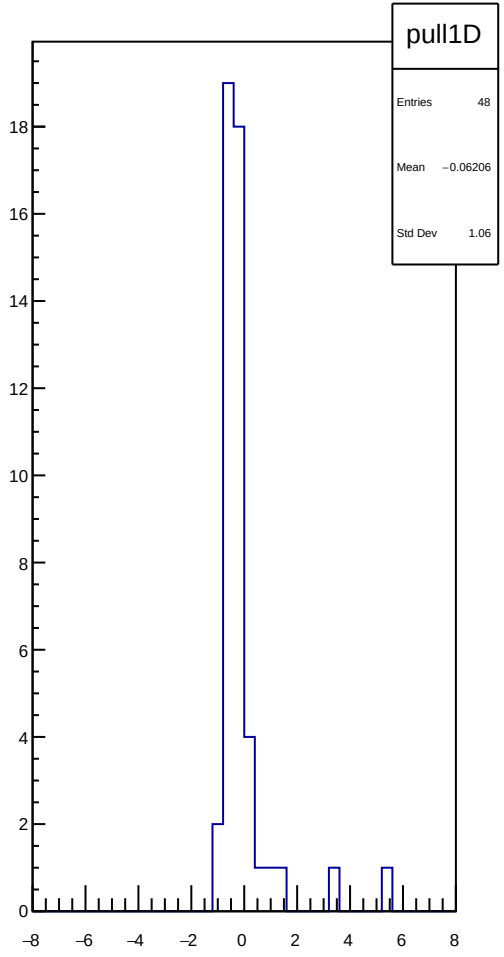

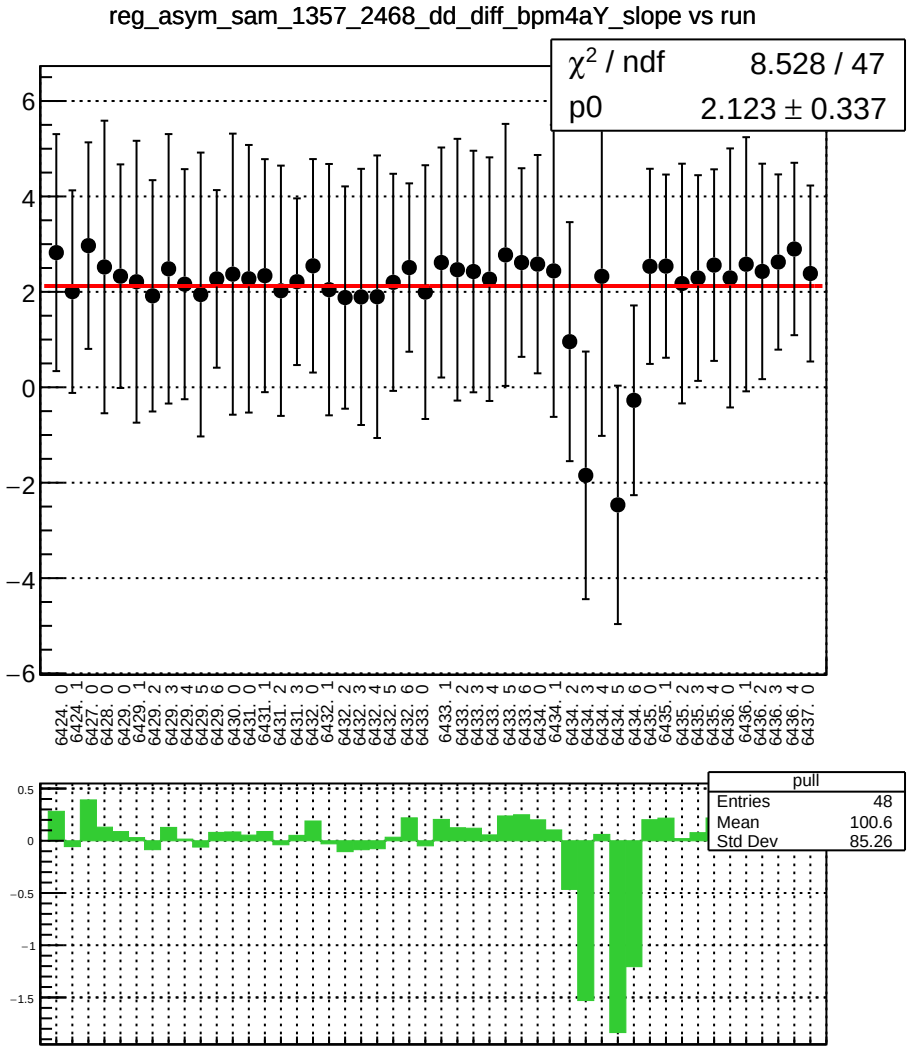
reg_asym_sam_1357_2468_dd_diff_bpm4aY_slope vs run
χ² / ndf 8.528 / 47
p0 2.123 ± 0.337
pull
Entries 48
Mean 100.6
Std Dev 85.26

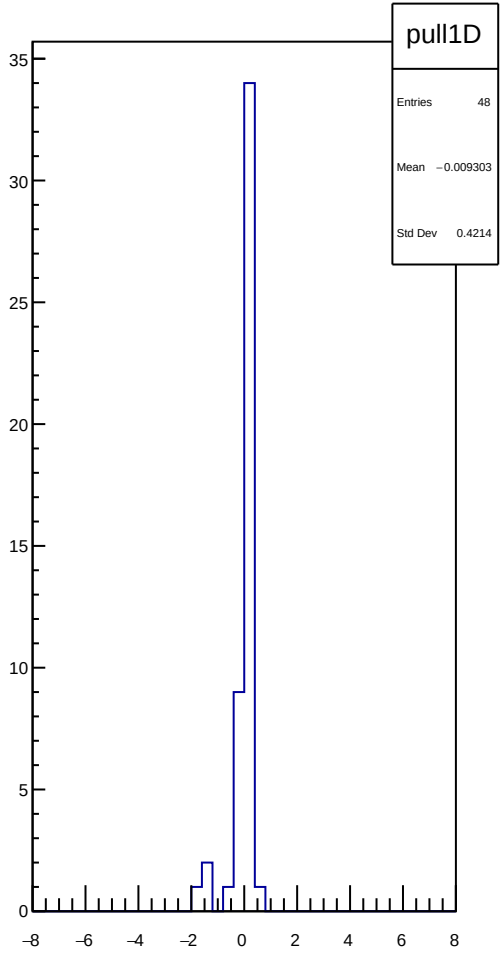
pull1D
Entries 48
Mean −0.009303
Std Dev 0.4214

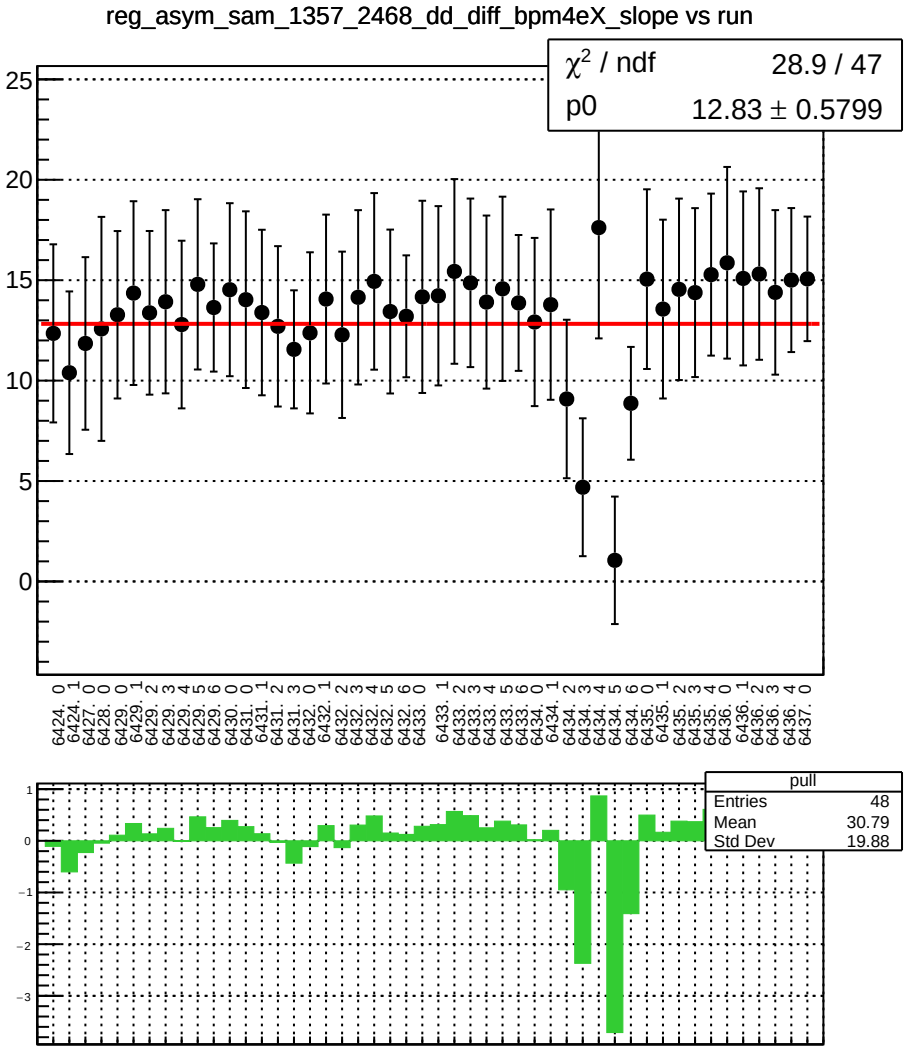
reg_asym_sam_1357_2468_dd_diff_bpm4eX_slope vs run
χ² / ndf 28.9 / 47
p0 12.83 ± 0.5799
pull
Entries 48
Mean 30.79
Std Dev 19.88

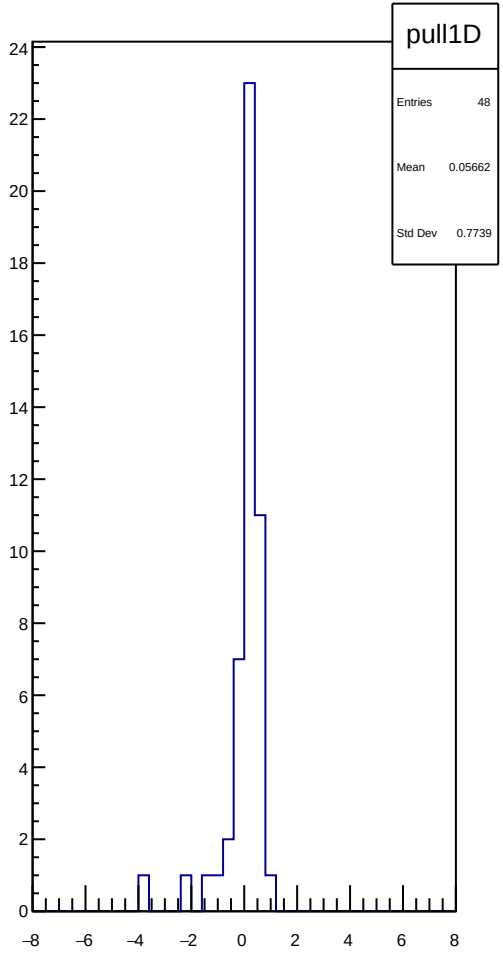
pull1D
Entries 48
Mean 0.05662
Std Dev 0.7739

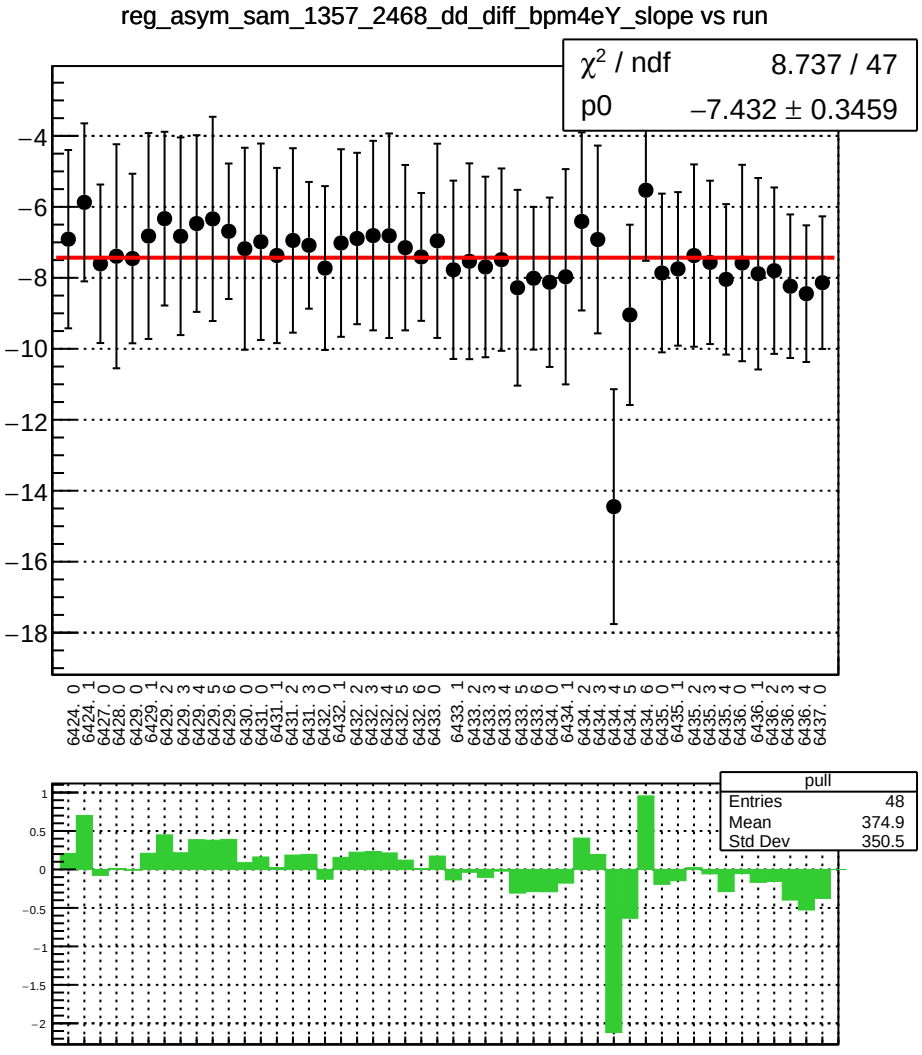
reg_asym_sam_1357_2468_dd_diff_bpm4eY_slope vs run
χ² / ndf 8.737 / 47
p0 −7.432 ± 0.3459
pull
Entries 48
Mean 374.9
Std Dev 350.5

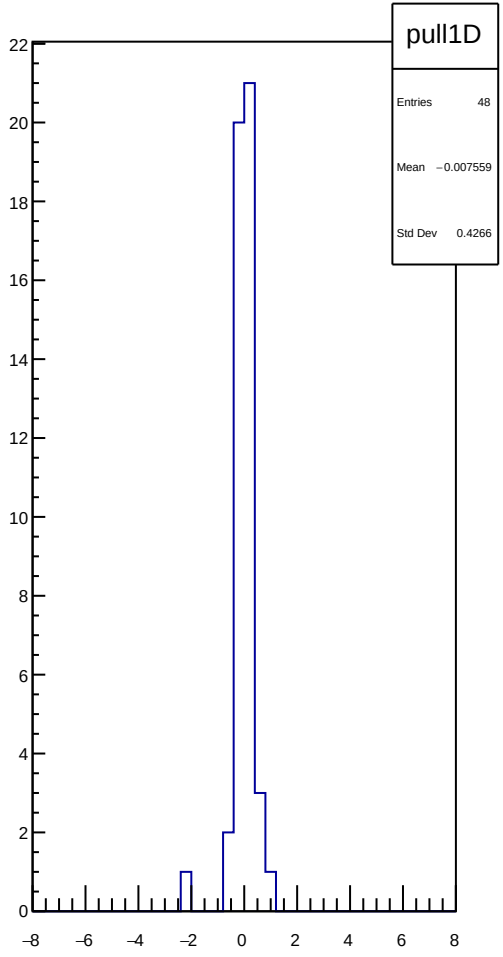
pull1D
Entries 48
Mean −0.007559
Std Dev 0.4266

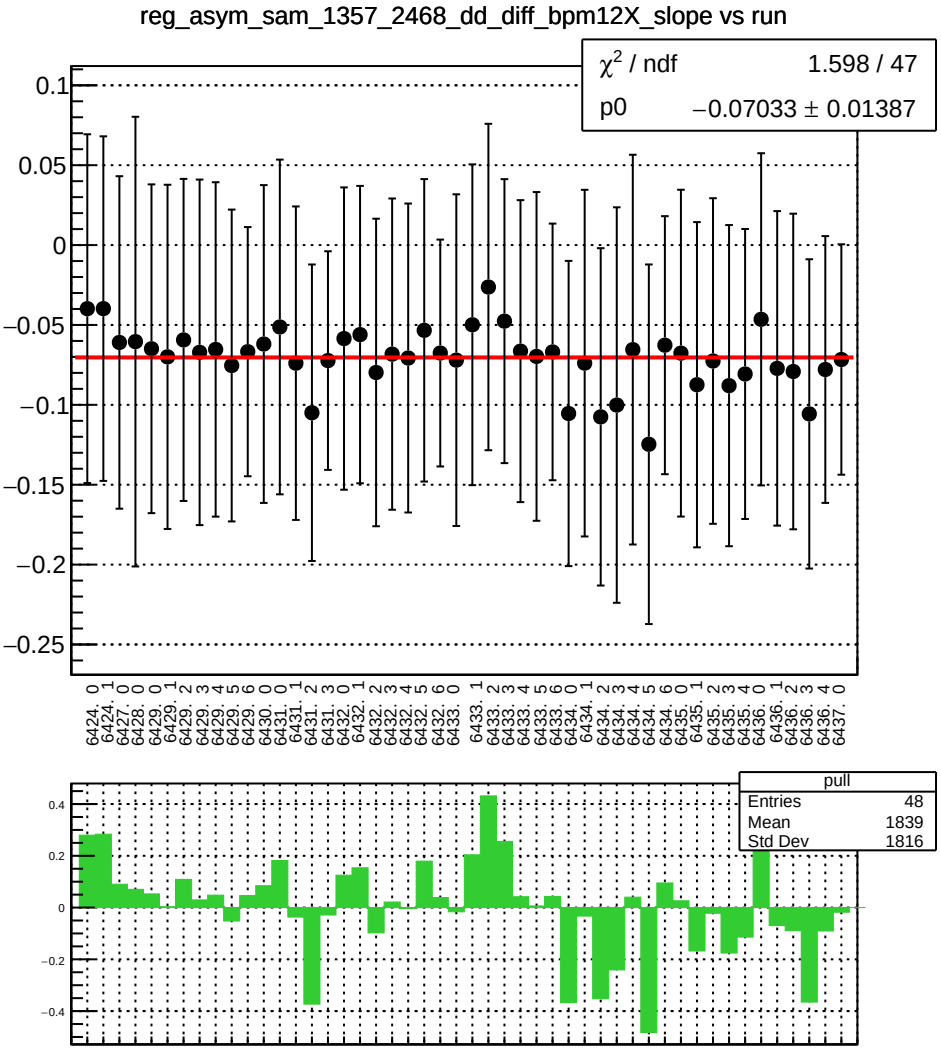
reg_asym_sam_1357_2468_dd_diff_bpm12X_slope vs run
χ^2 / ndf 1.598 / 47
p0 −0.07033 ± 0.01387
pull
Entries 48
Mean 1839
Std Dev 1816

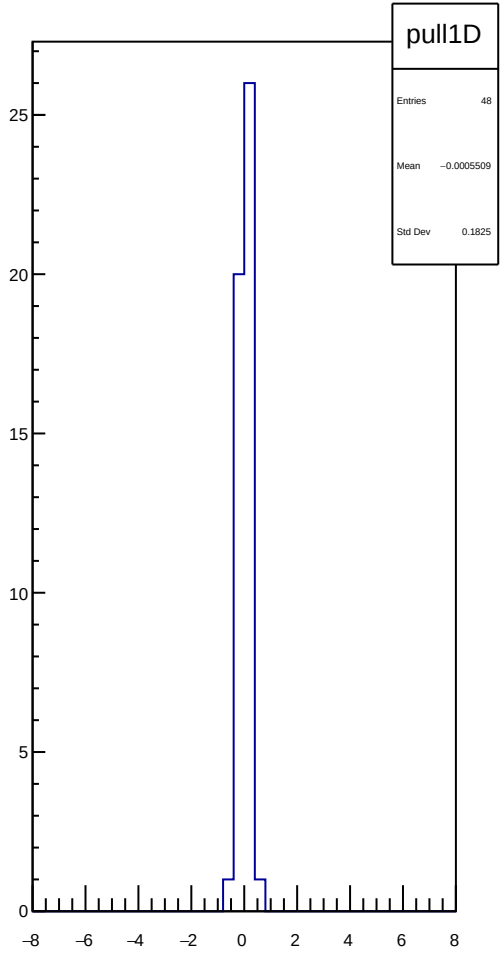
pull1D
Entries 48
Mean −0.0005509
Std Dev 0.1825

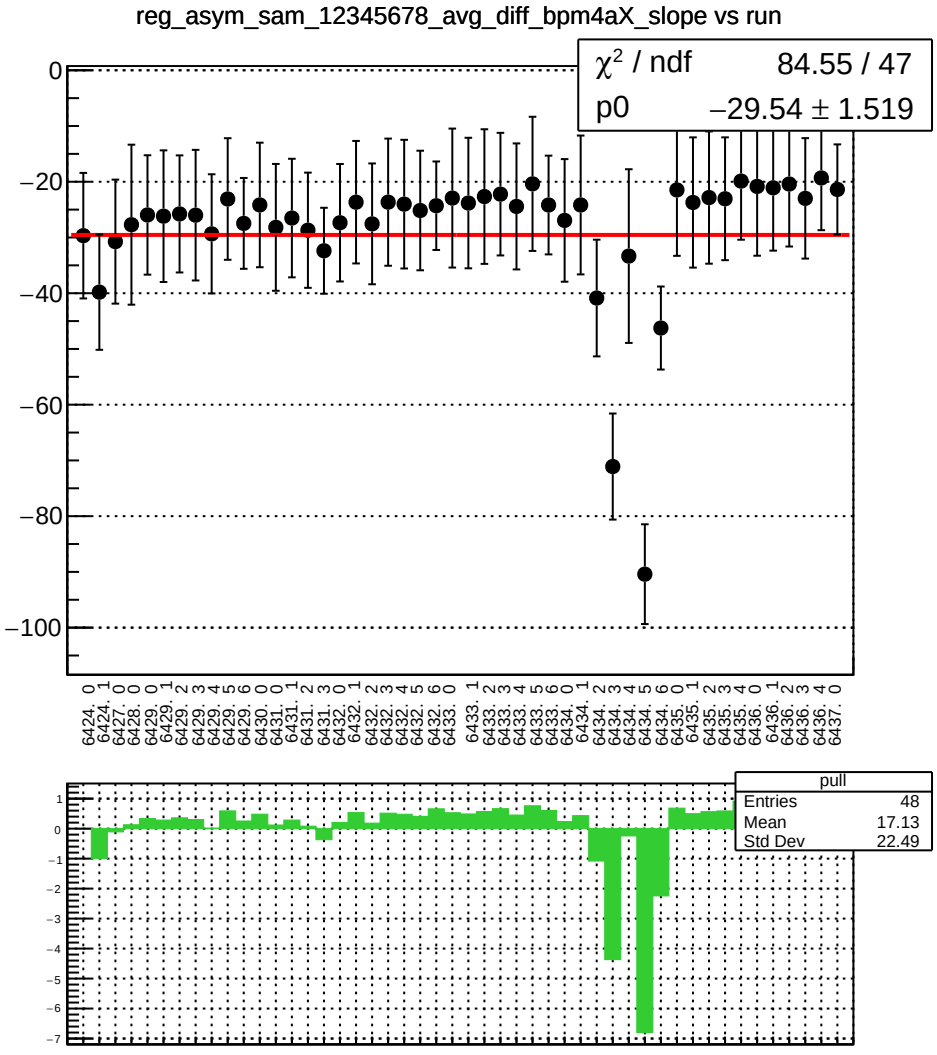
reg_asym_sam_12345678_avg_diff_bpm4aX_slope vs run
χ² / ndf 84.55 / 47
p0 −29.54 ± 1.519
pull
Entries 48
Mean 17.13
Std Dev 22.49

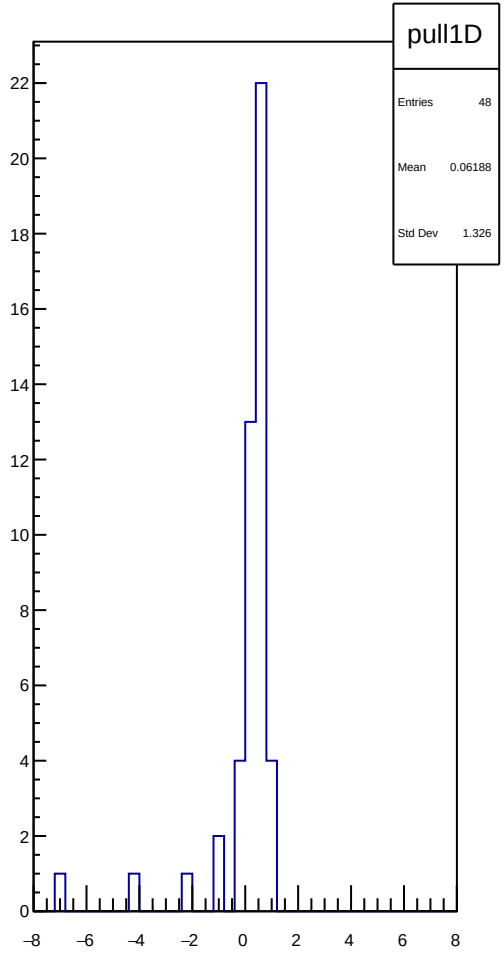
pull1D
Entries 48
Mean 0.06188
Std Dev 1.326

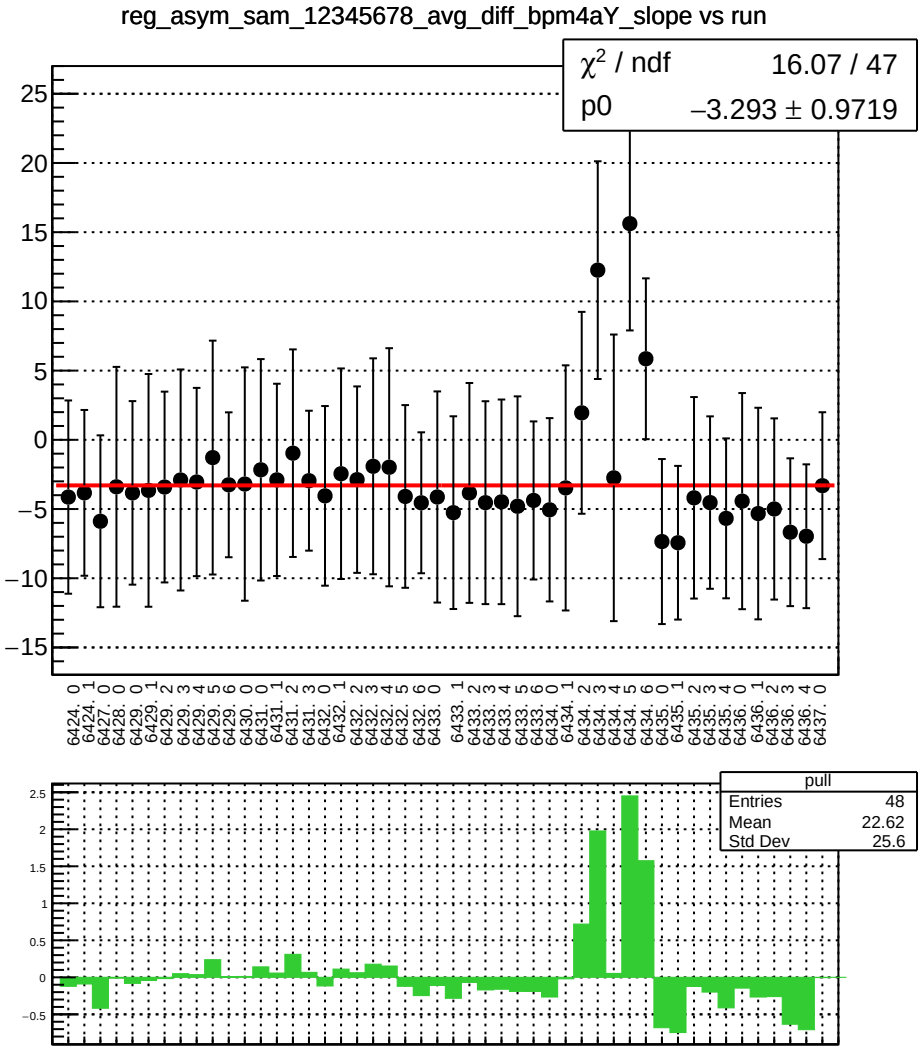
reg_asym_sam_12345678_avg_diff_bpm4aY_slope vs run
χ² / ndf 16.07 / 47
p0 −3.293 ± 0.9719
pull
Entries 48
Mean 22.62
Std Dev 25.6

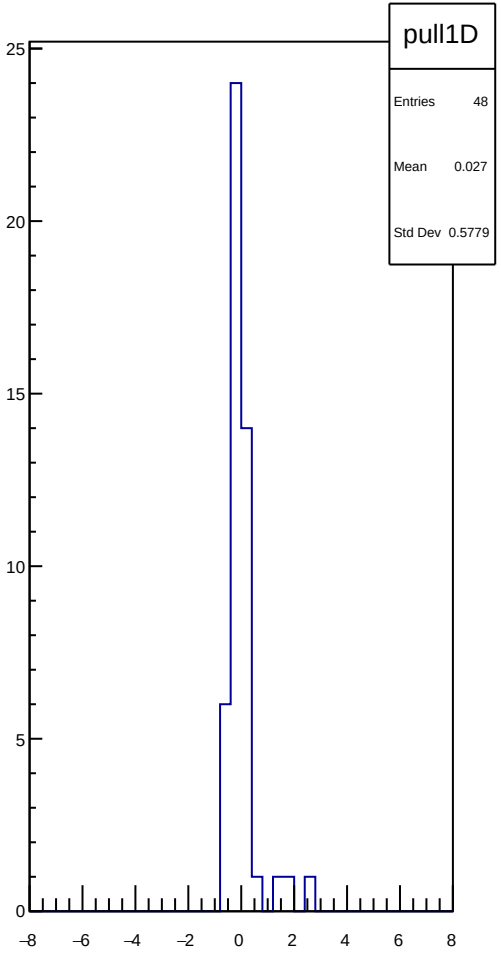
pull1D
Entries 48
Mean 0.027
Std Dev 0.5779

reg_asym_sam_12345678_avg_diff_bpm4eX_slope vs run

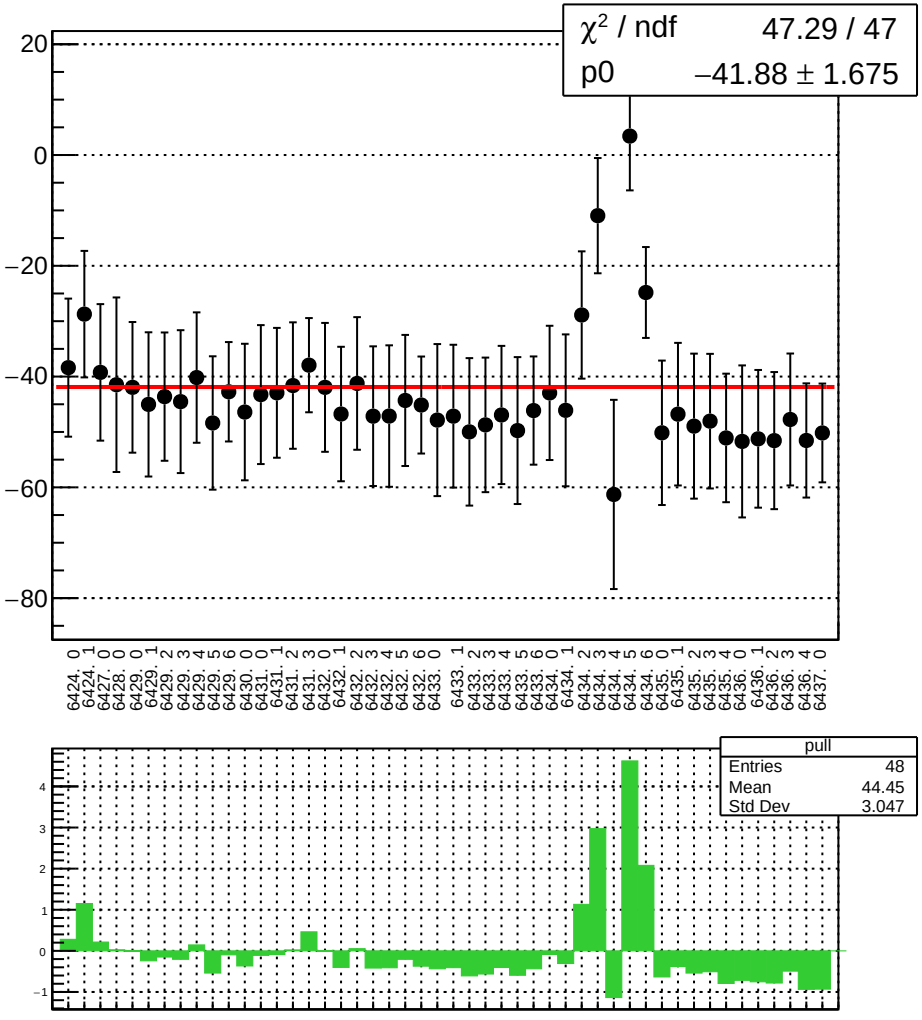

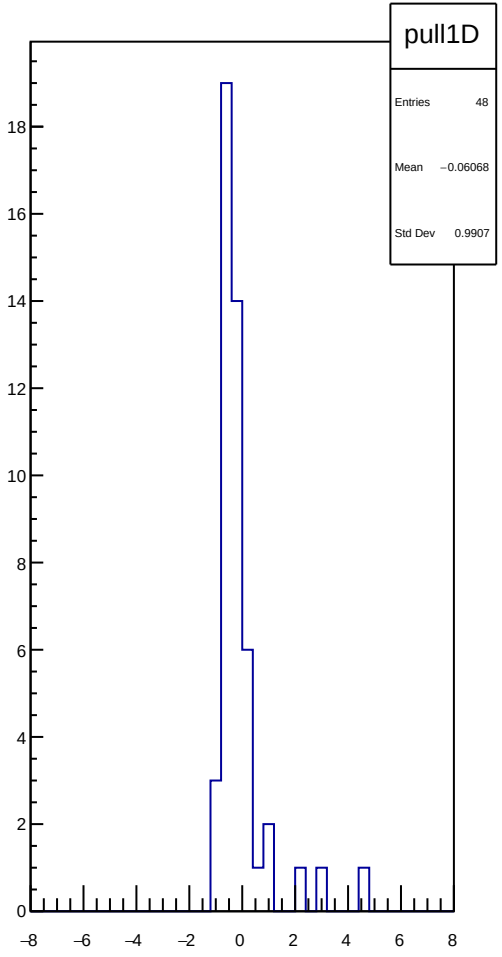

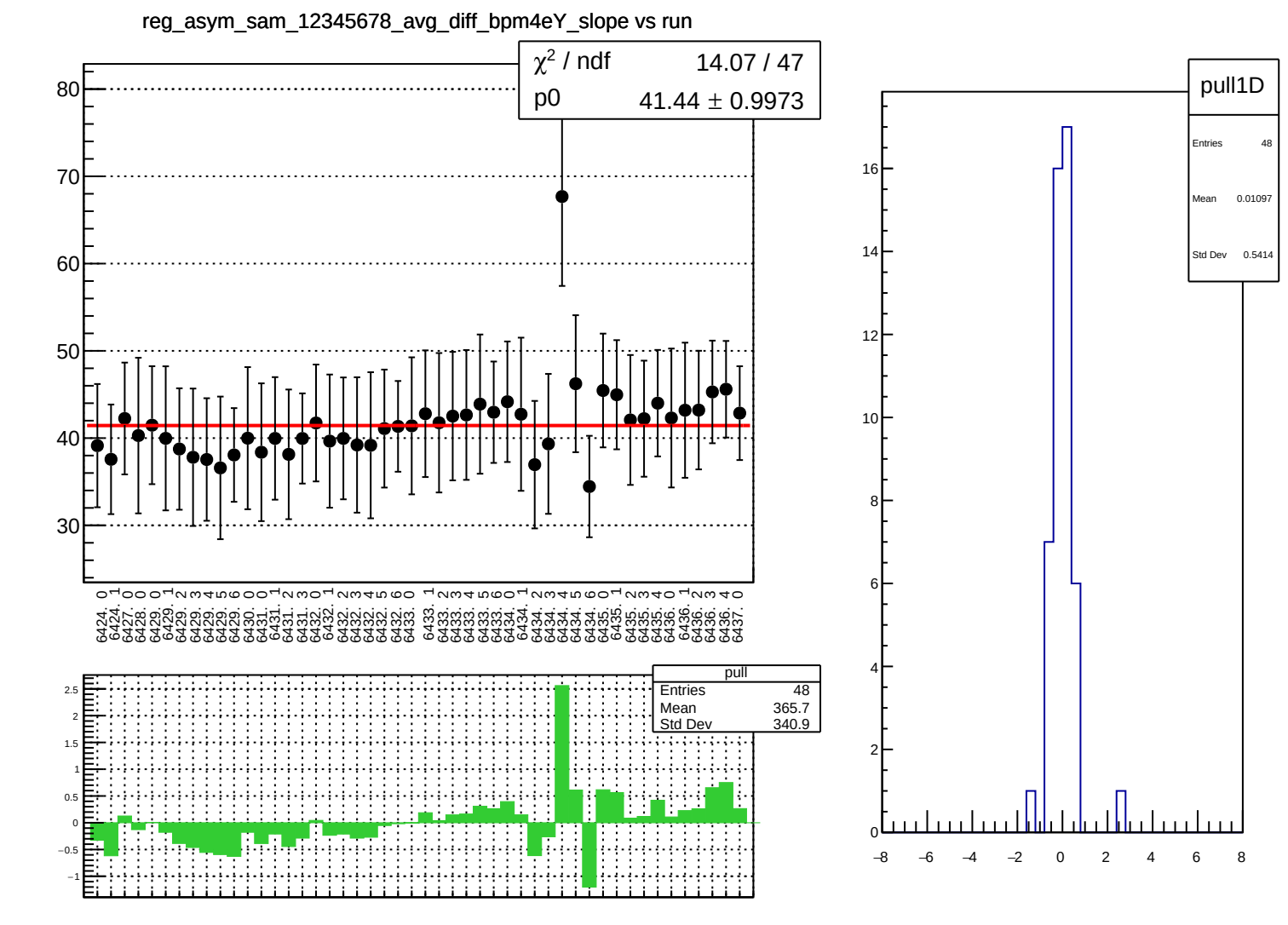
reg_asym_sam_12345678_avg_diff_bpm4eY_slope vs run
χ² / ndf 14.07 / 47
p0 41.44 ± 0.9973
80
70
60
50
40
30
6424. 0
6424. 1
6427. 0
6428. 0
6429. 0
6429. 1
6429. 2
6429. 3
6429. 4
6429. 5
6429. 6
6430. 0
6431. 0
6431. 1
6431. 2
6431. 3
6432. 0
6432. 1
6432. 2
6432. 3
6432. 4
6432. 5
6432. 6
6433. 0
6433. 1
6433. 2
6433. 3
6433. 4
6433. 5
6433. 6
6434. 0
6434. 1
6434. 2
6434. 3
6434. 4
6434. 5
6434. 6
6435. 0
6435. 1
6435. 2
6435. 3
6435. 4
6436. 0
6436. 1
6436. 2
6436. 3
6436. 4
6437. 0
pull
Entries 48
Mean 365.7
Std Dev 340.9
2.5
2
1.5
1
0.5
0
−0.5
−1
pull1D
Entries 48
Mean 0.01097
Std Dev 0.5414
16
14
12
10
8
6
4
2
0
−8
−6
−4
−2
0
2
4
6
8

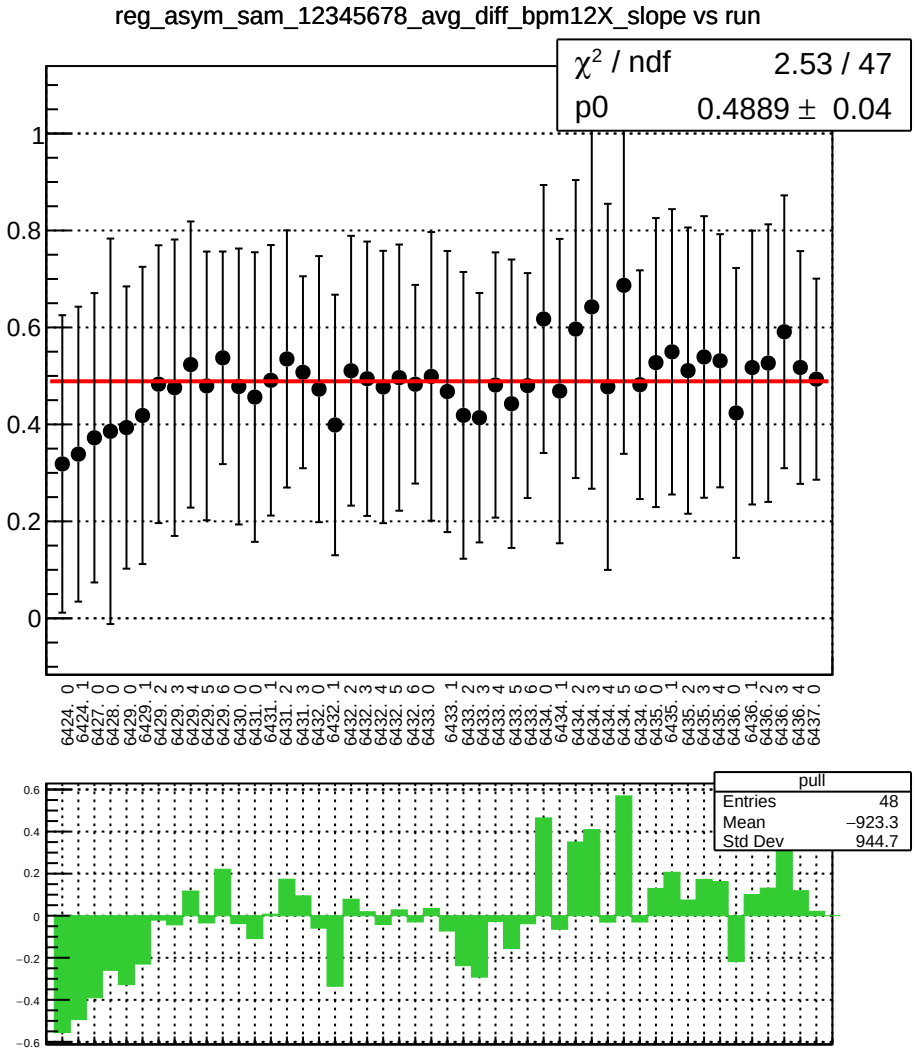
reg_asym_sam_12345678_avg_diff_bpm12X_slope vs run
χ² / ndf 2.53 / 47
p0 0.4889 ± 0.04
pull
Entries 48
Mean −923.3
Std Dev 944.7

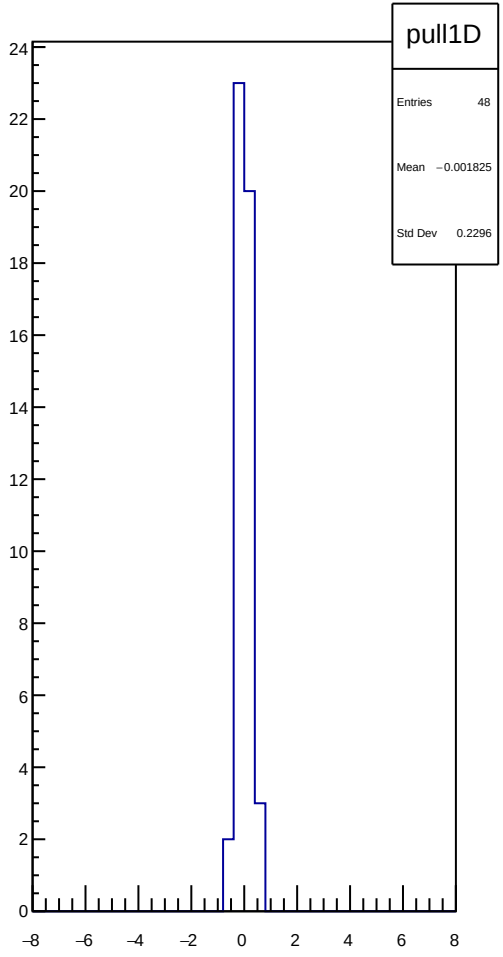
pull1D
Entries 48
Mean −0.001825
Std Dev 0.2296

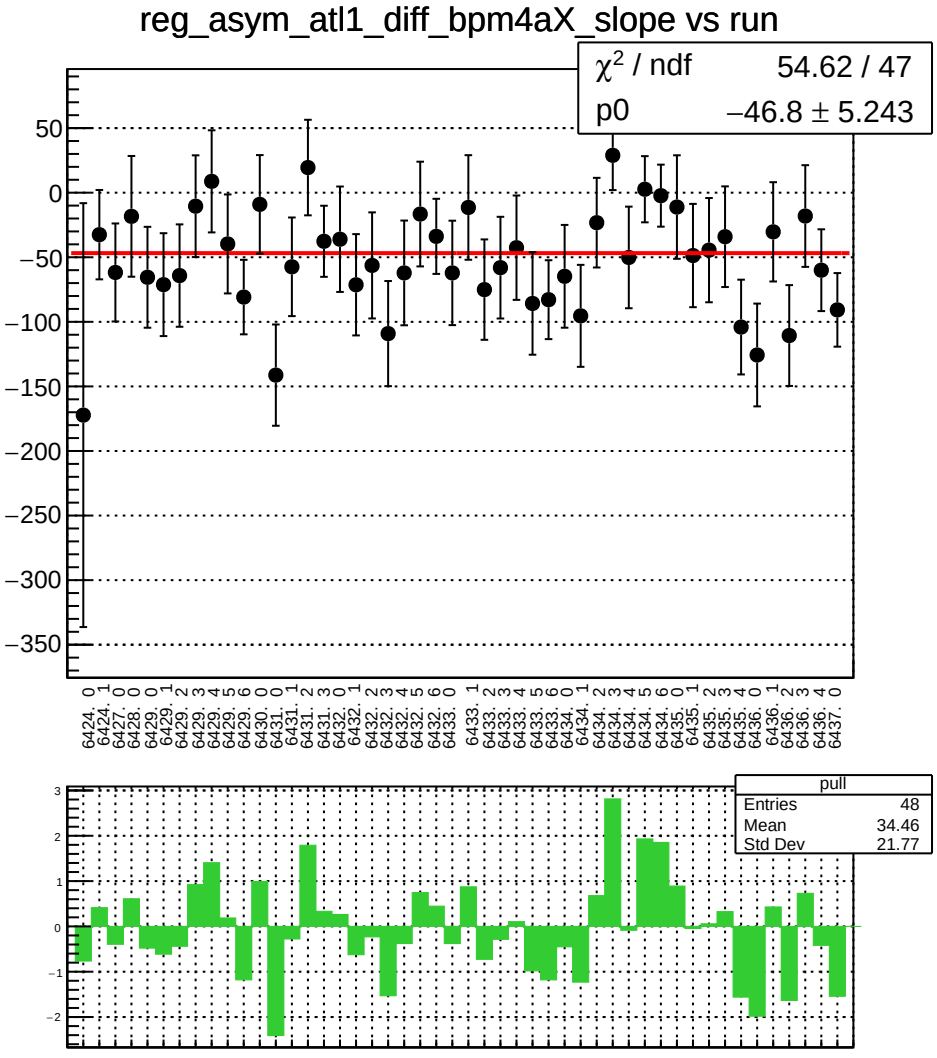
reg_asym_atl1_diff_bpm4aX_slope vs run
χ² / ndf 54.62 / 47
p0 −46.8 ± 5.243
pull
Entries 48
Mean 34.46
Std Dev 21.77

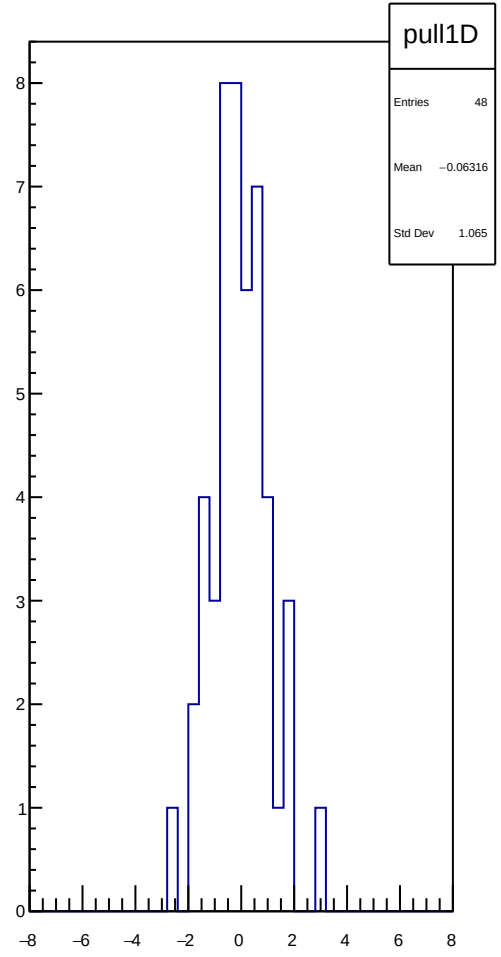
pull1D
Entries 48
Mean −0.06316
Std Dev 1.065

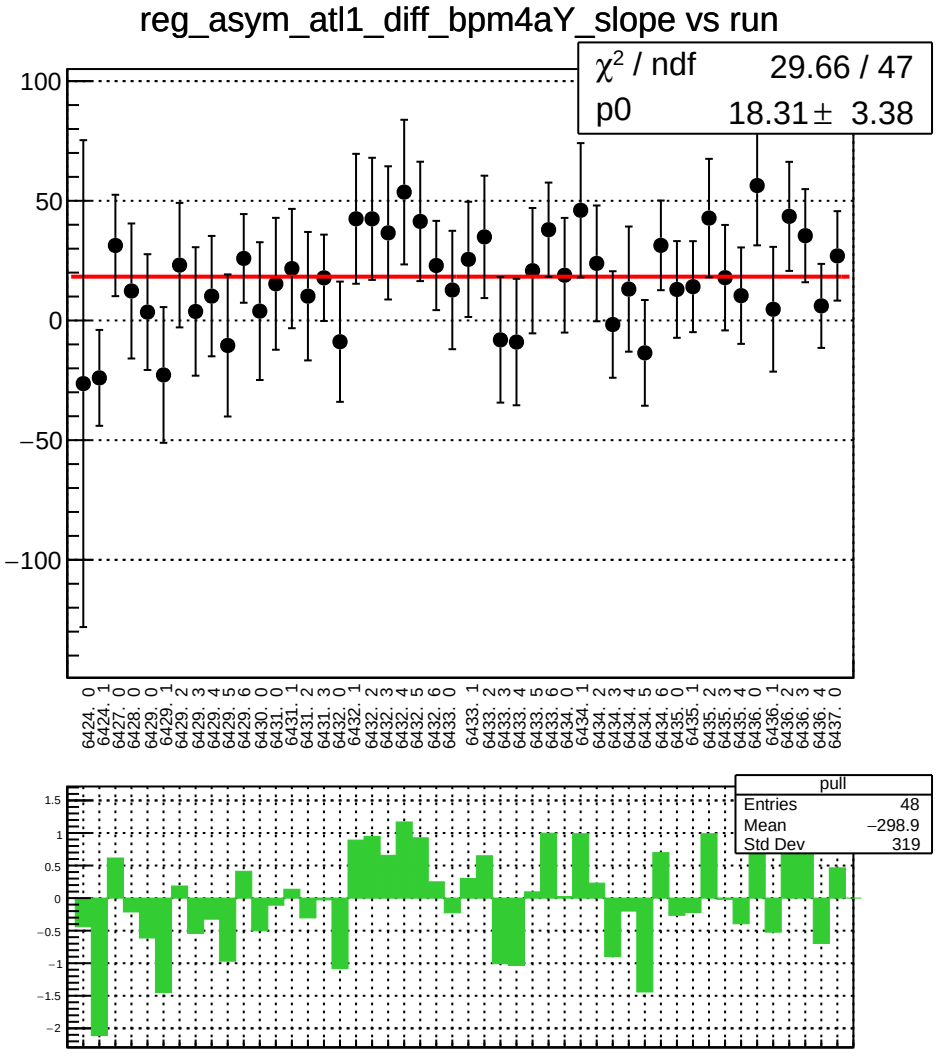
reg_asym_atl1_diff_bpm4aY_slope vs run
χ² / ndf 29.66 / 47
p0 18.31 ± 3.38
pull
Entries 48
Mean −298.9
Std Dev 319

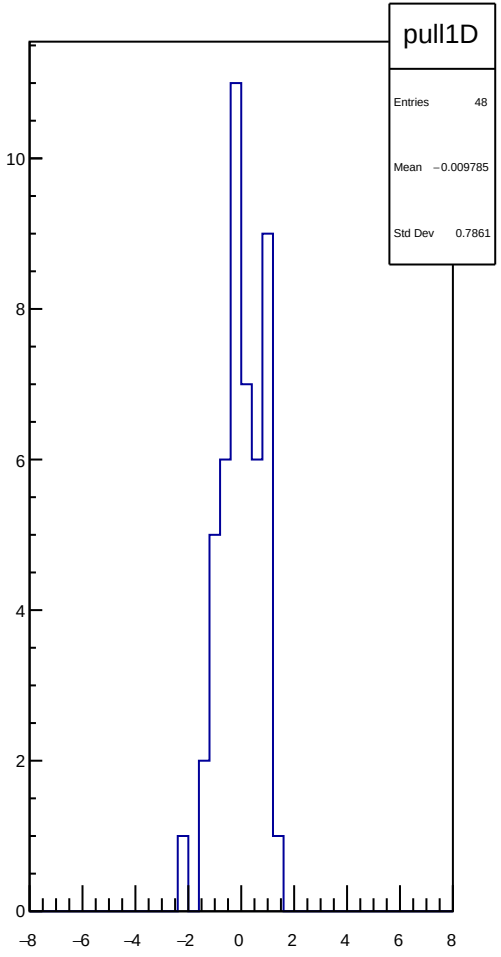
pull1D
Entries 48
Mean −0.009785
Std Dev 0.7861

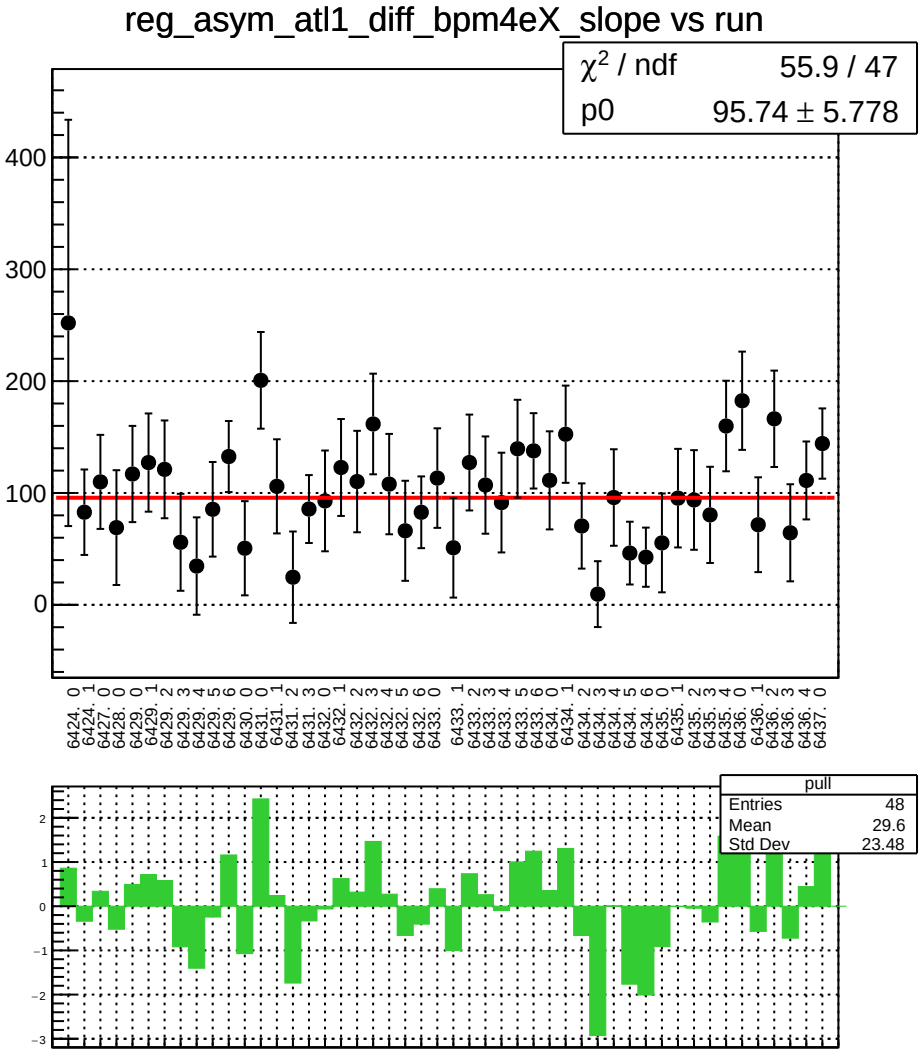
reg_asym_atl1_diff_bpm4eX_slope vs run
χ² / ndf 55.9 / 47
p0 95.74 ± 5.778
pull
Entries 48
Mean 29.6
Std Dev 23.48

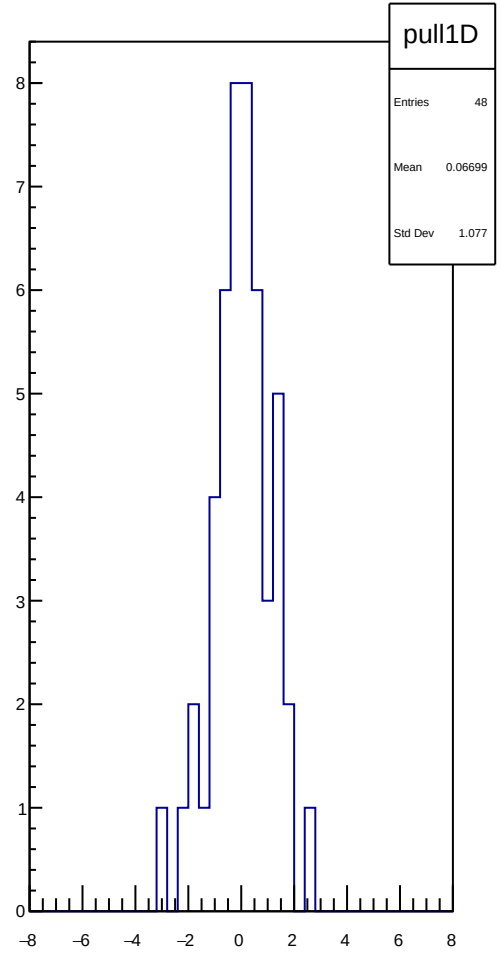
pull1D
Entries 48
Mean 0.06699
Std Dev 1.077

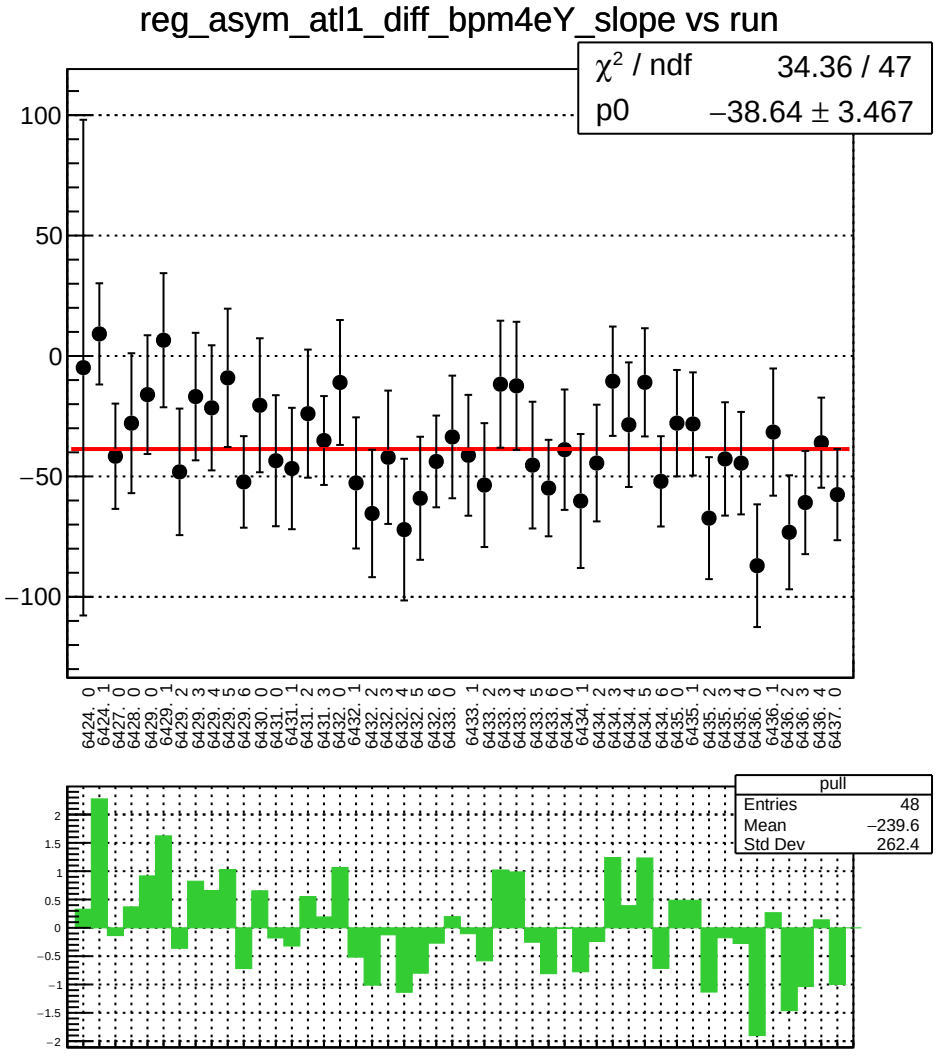
reg_asym_atl1_diff_bpm4eY_slope vs run
χ² / ndf 34.36 / 47
p0 −38.64 ± 3.467
pull
Entries 48
Mean −239.6
Std Dev 262.4

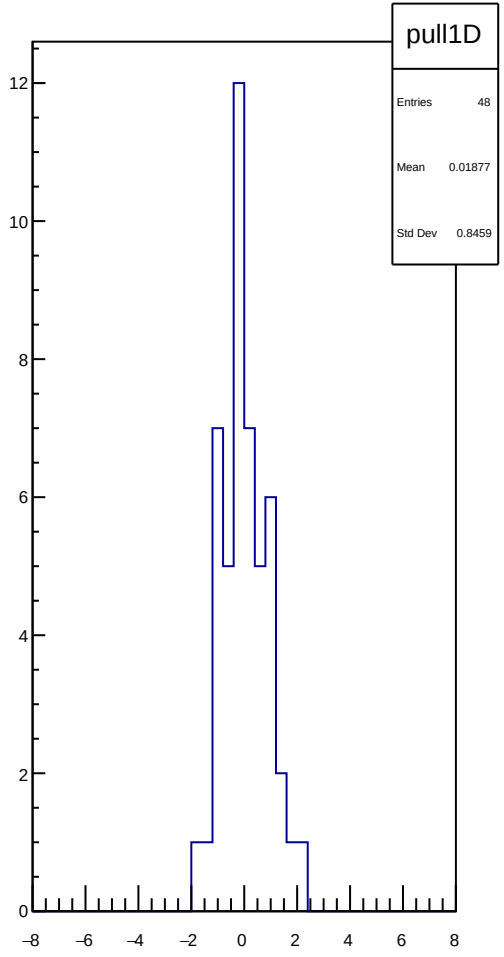
pull1D
Entries 48
Mean 0.01877
Std Dev 0.8459

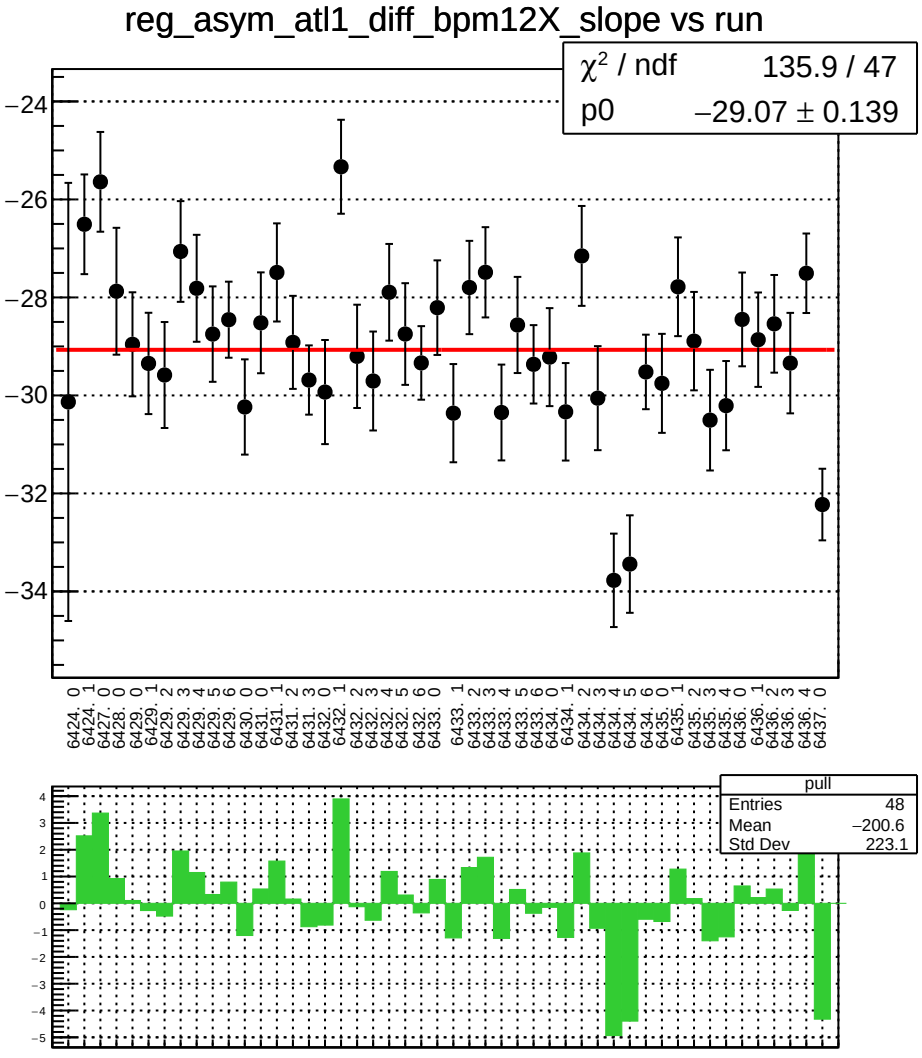
reg_asym_atl1_diff_bpm12X_slope vs run
χ² / ndf 135.9 / 47
p0 −29.07 ± 0.139
pull
Entries 48
Mean −200.6
Std Dev 223.1

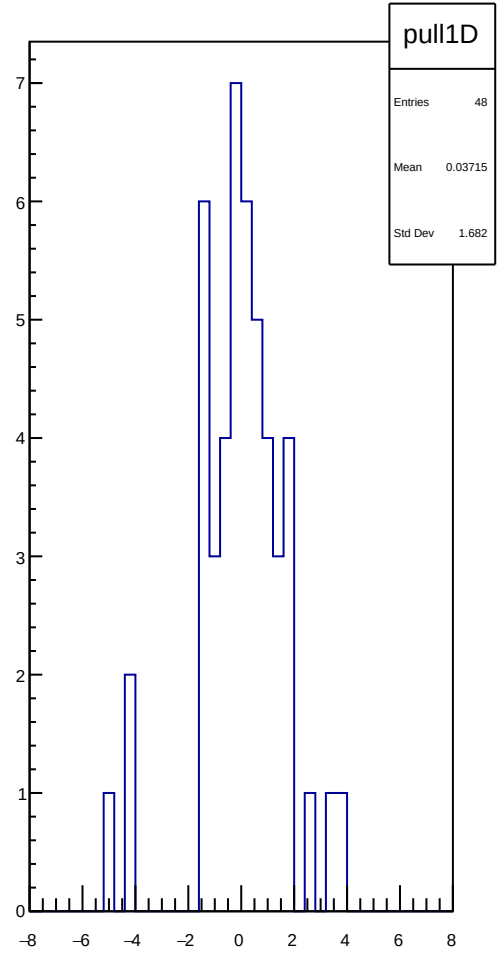
pull1D
Entries 48
Mean 0.03715
Std Dev 1.682

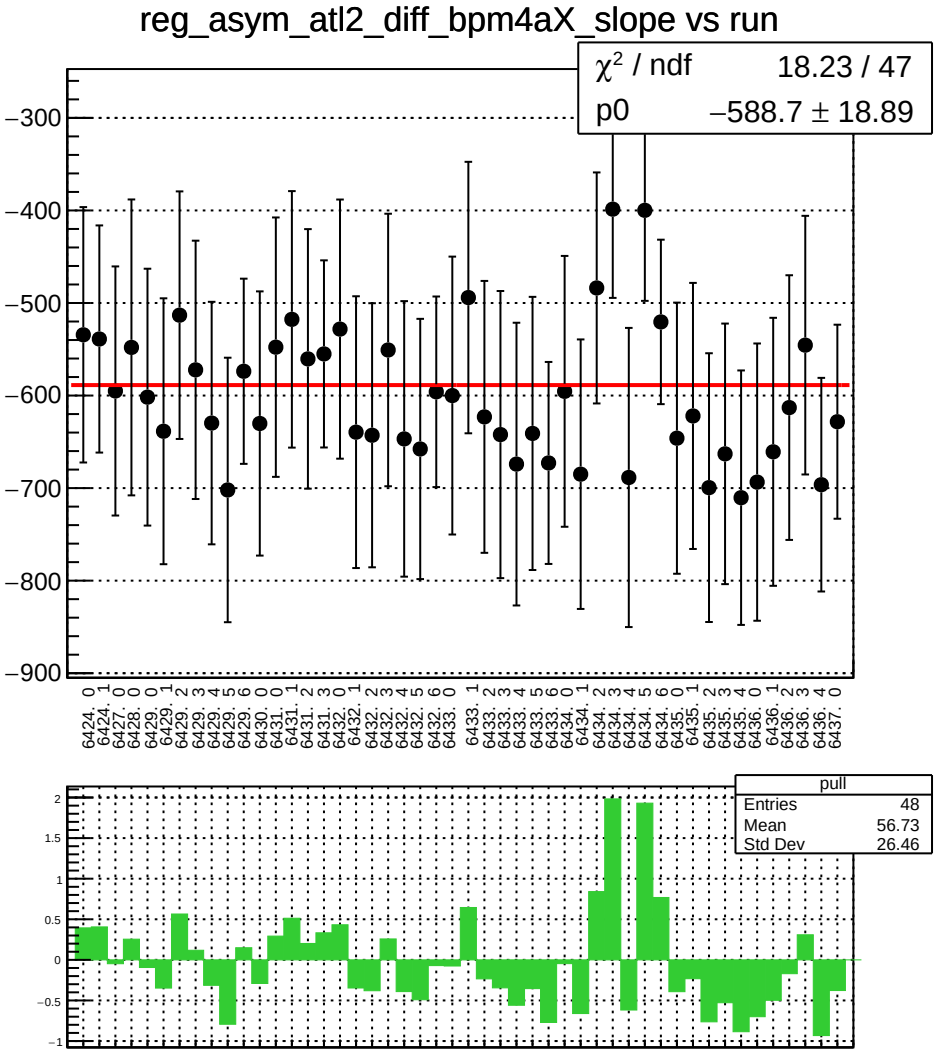
reg_asym_atl2_diff_bpm4aX_slope vs run
χ² / ndf 18.23 / 47
p0 −588.7 ± 18.89
pull
Entries 48
Mean 56.73
Std Dev 26.46

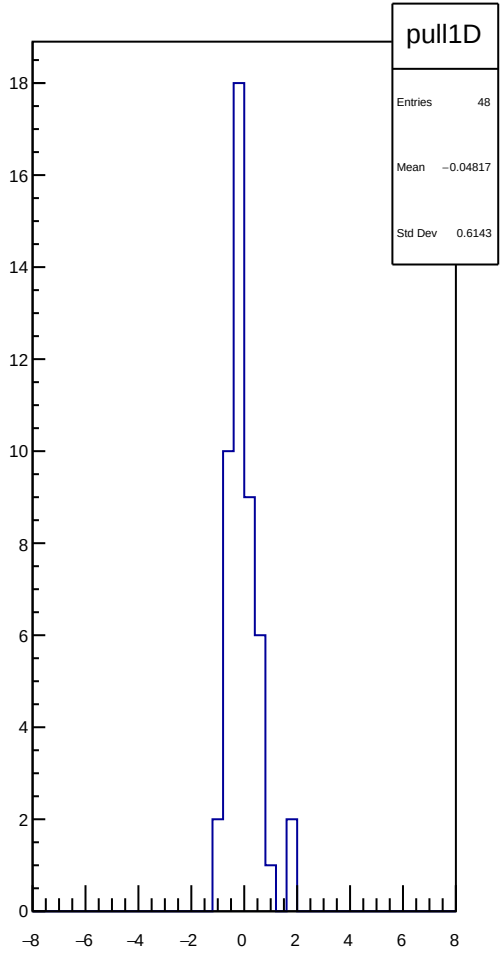
pull1D
Entries 48
Mean −0.04817
Std Dev 0.6143

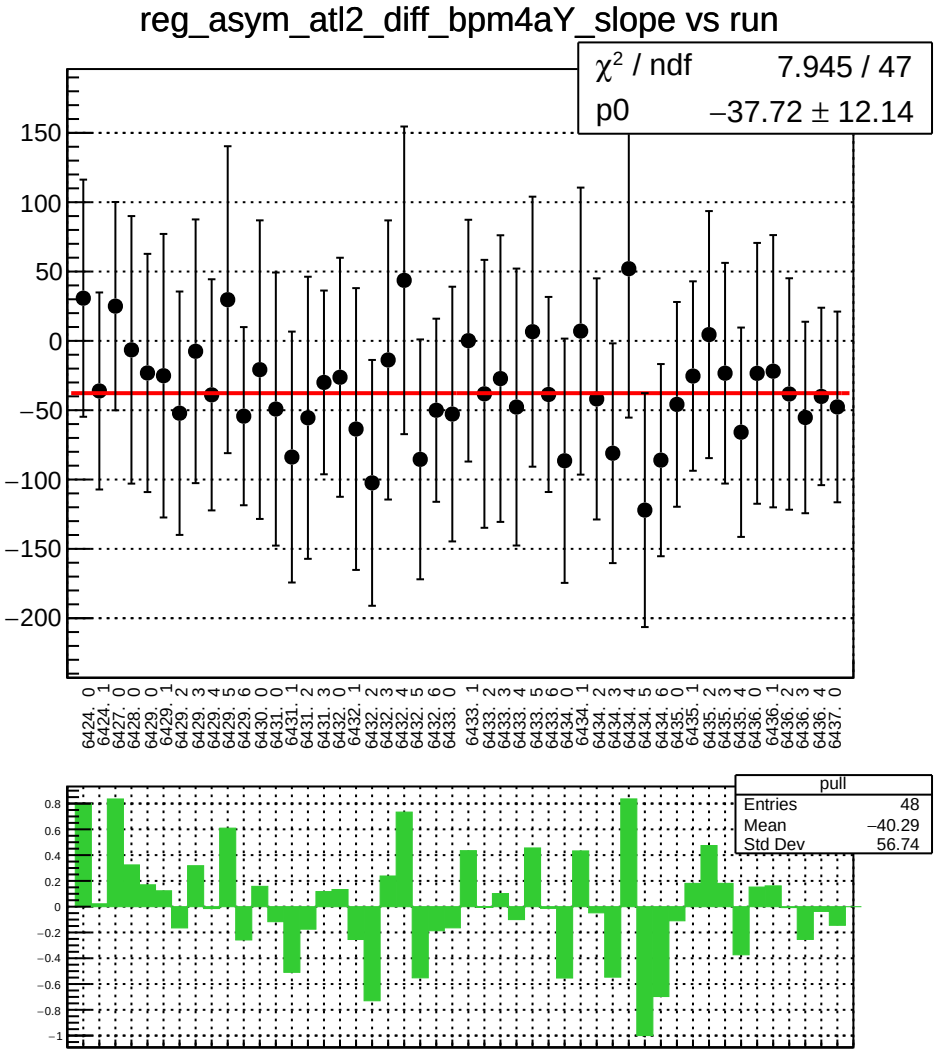
reg_asym_atl2_diff_bpm4aY_slope vs run
χ² / ndf 7.945 / 47
p0 −37.72 ± 12.14
pull
Entries 48
Mean −40.29
Std Dev 56.74

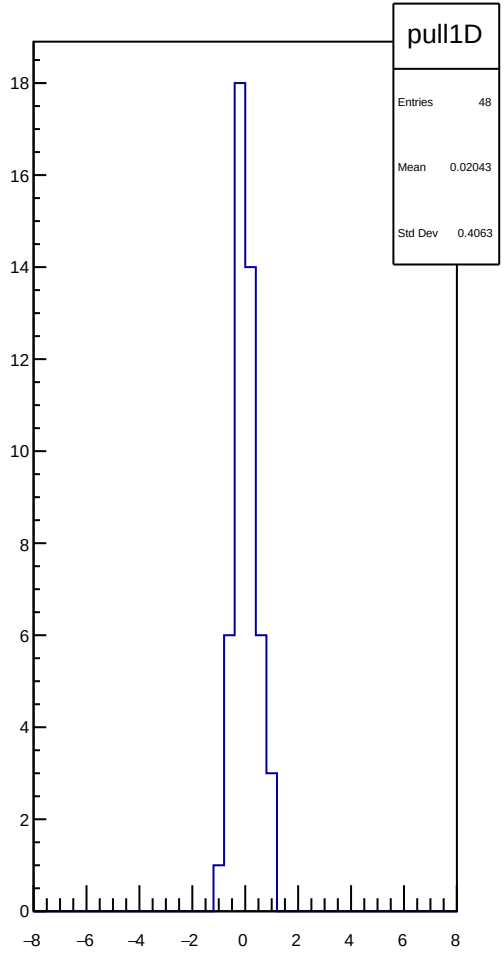
pull1D
Entries 48
Mean 0.02043
Std Dev 0.4063

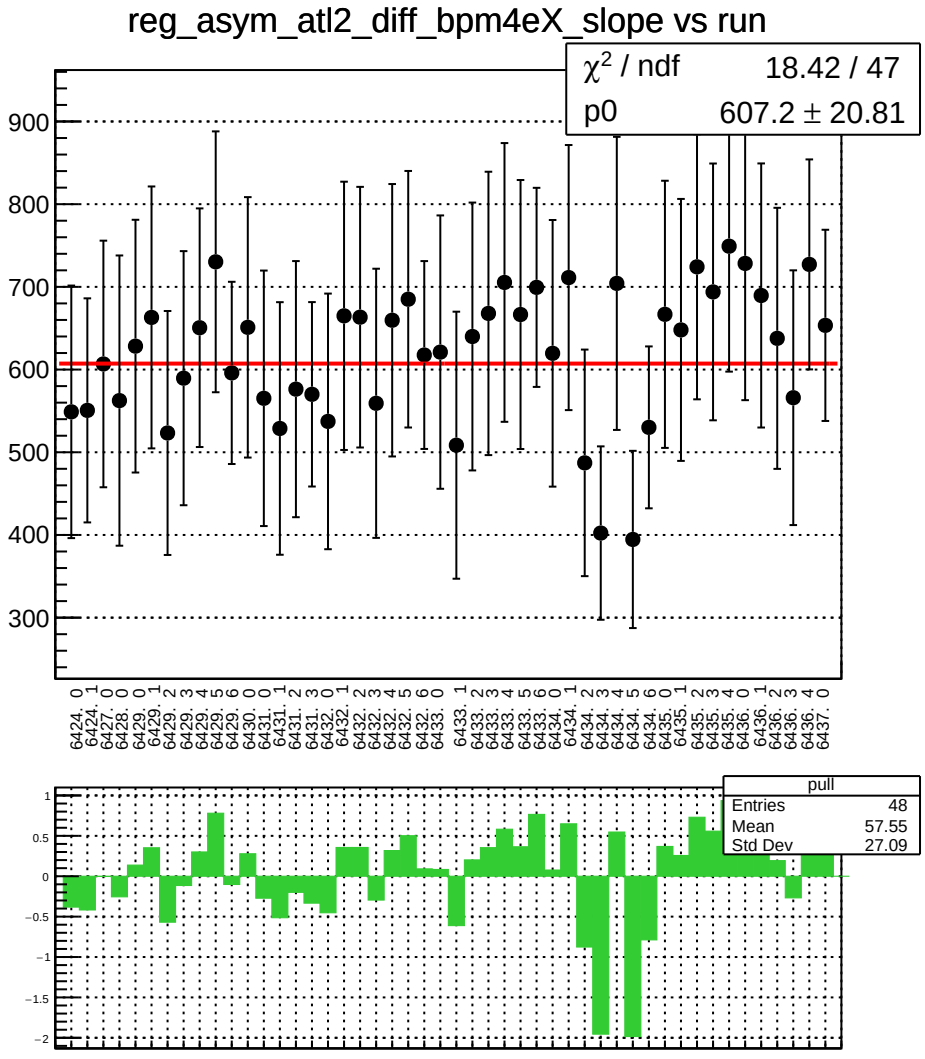
reg_asym_atl2_diff_bpm4eX_slope vs run
χ^2 / ndf 18.42 / 47
p0 607.2 ± 20.81
900
800
700
600
500
400
300
6424.0
6424.1
6427.0
6428.0
6429.0
6429.1
6429.2
6429.3
6429.4
6429.5
6429.6
6430.0
6431.0
6431.1
6431.2
6431.3
6432.0
6432.1
6432.2
6432.3
6432.4
6432.5
6432.6
6433.0
6433.1
6433.2
6433.3
6433.4
6433.5
6433.6
6434.0
6434.1
6434.2
6434.3
6434.4
6434.5
6434.6
6435.0
6435.1
6435.2
6435.3
6435.4
6436.0
6436.1
6436.2
6436.3
6436.4
6437.0
pull
Entries 48
Mean 57.55
Std Dev 27.09
1
0.5
0
−0.5
−1
−1.5
−2

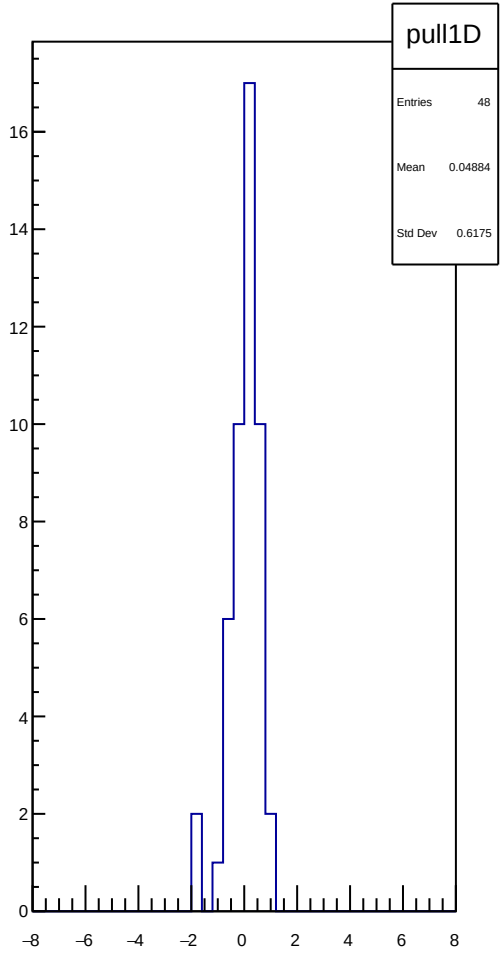
pull1D
Entries 48
Mean 0.04884
Std Dev 0.6175
16
14
12
10
8
6
4
2
0
−8
−6
−4
−2
0
2
4
6
8

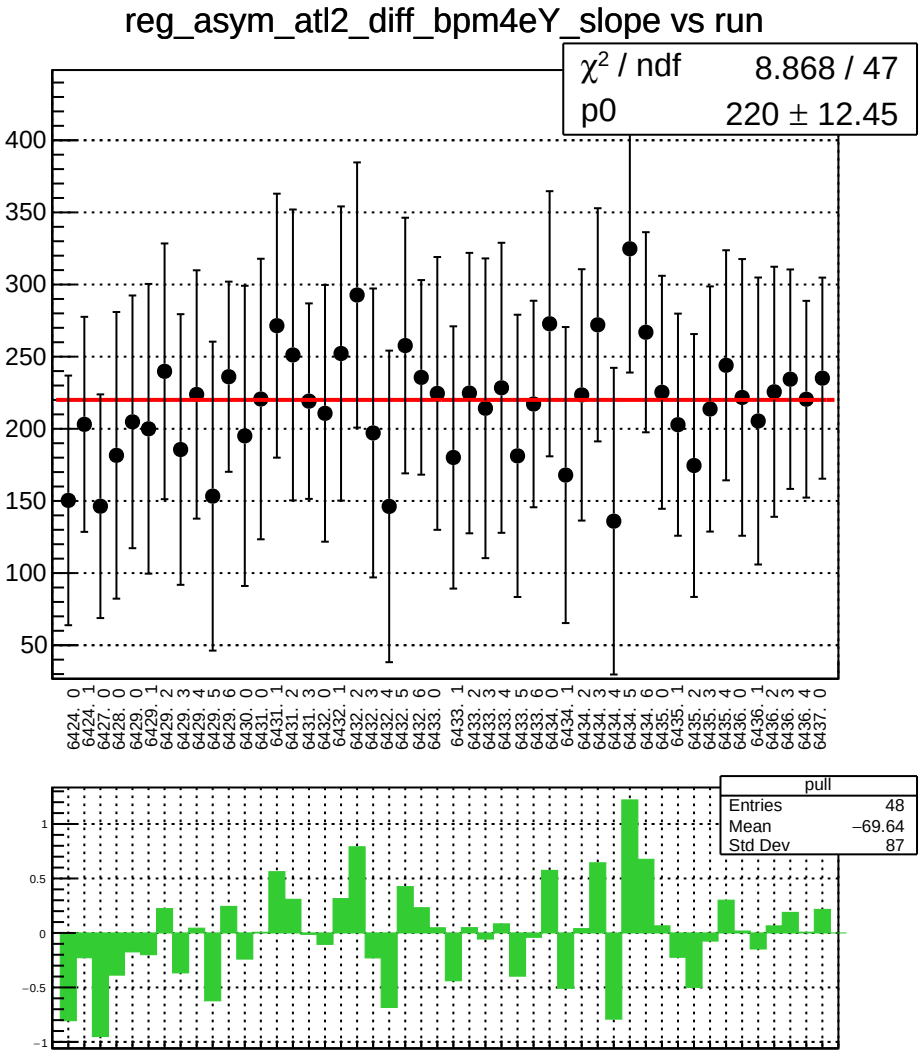
reg_asym_atl2_diff_bpm4eY_slope vs run
χ² / ndf 8.868 / 47
p0 220 ± 12.45
400
350
300
250
200
150
100
50
6424. 0
6424. 1
6427. 0
6428. 0
6429. 0
6429. 1
6429. 2
6429. 3
6429. 4
6429. 5
6429. 6
6430. 0
6431. 0
6431. 1
6431. 2
6431. 3
6432. 0
6432. 1
6432. 2
6432. 3
6432. 4
6432. 5
6432. 6
6433. 0
6433. 1
6433. 2
6433. 3
6433. 4
6433. 5
6433. 6
6434. 0
6434. 1
6434. 2
6434. 3
6434. 4
6434. 5
6434. 6
6435. 0
6435. 1
6435. 2
6435. 3
6435. 4
6435. 5
6436. 0
6436. 1
6436. 2
6436. 3
6436. 4
6436. 5
6437. 0
pull
Entries 48
Mean −69.64
Std Dev 87
1
0.5
0
−0.5
−1

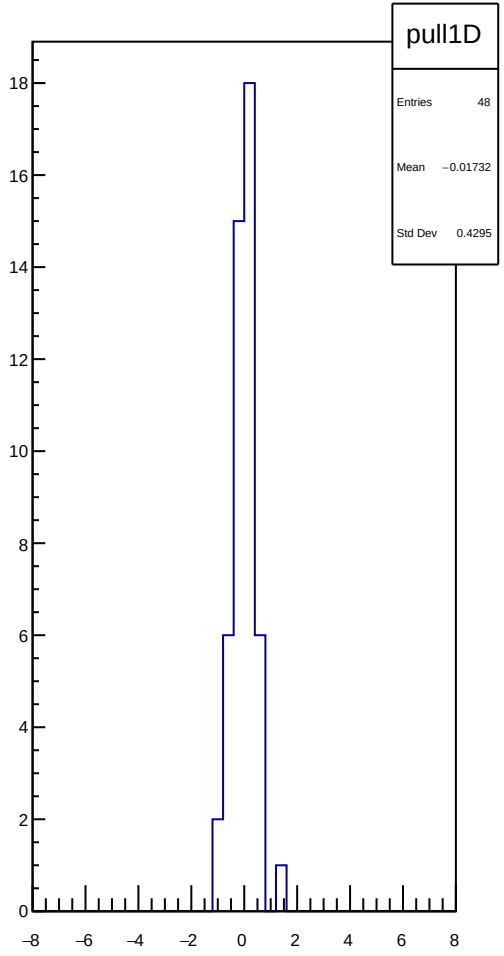
pull1D
Entries 48
Mean −0.01732
Std Dev 0.4295
18
16
14
12
10
8
6
4
2
0
−8
−6
−4
−2
0
2
4
6
8

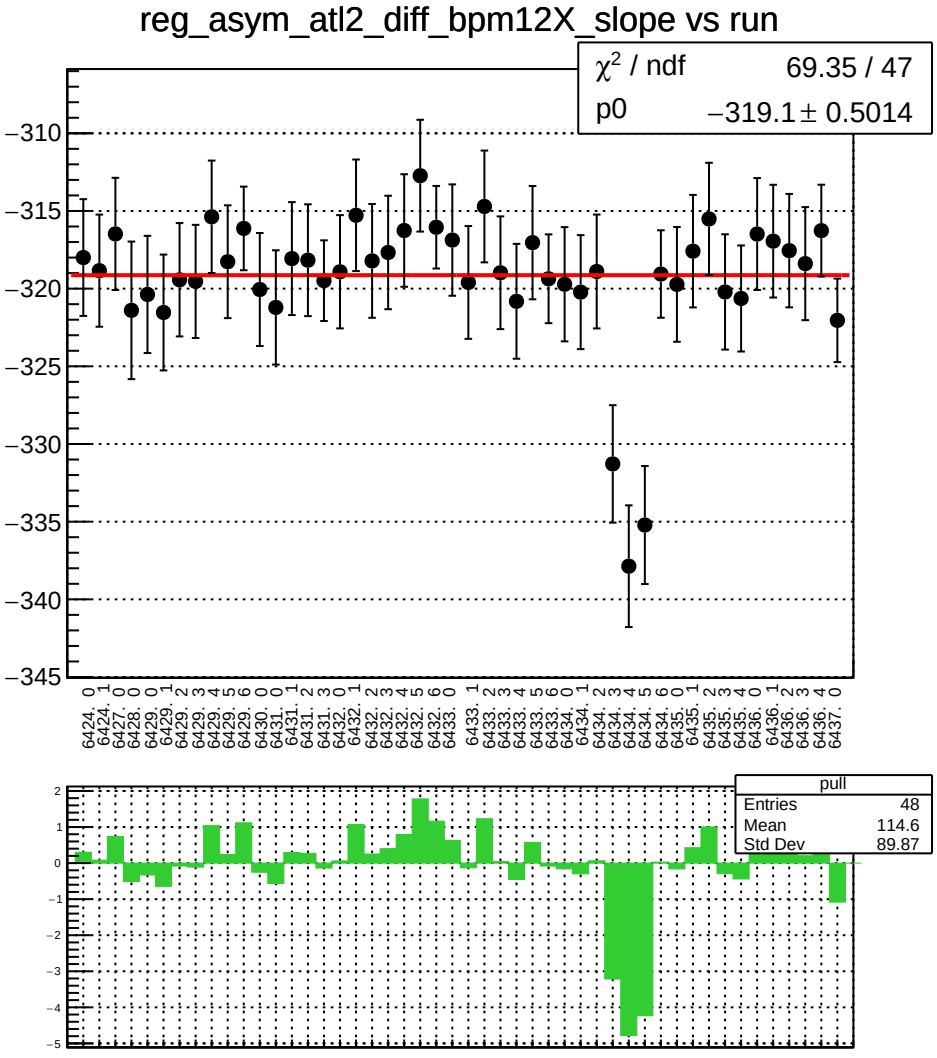
reg_asym_atl2_diff_bpm12X_slope vs run
χ² / ndf 69.35 / 47
p0 −319.1 ± 0.5014
pull
Entries 48
Mean 114.6
Std Dev 89.87

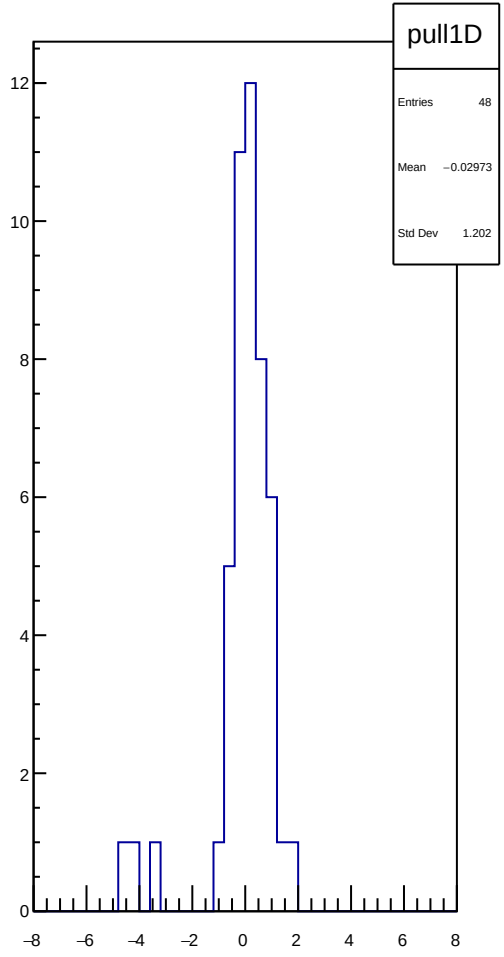
pull1D
Entries 48
Mean −0.02973
Std Dev 1.202

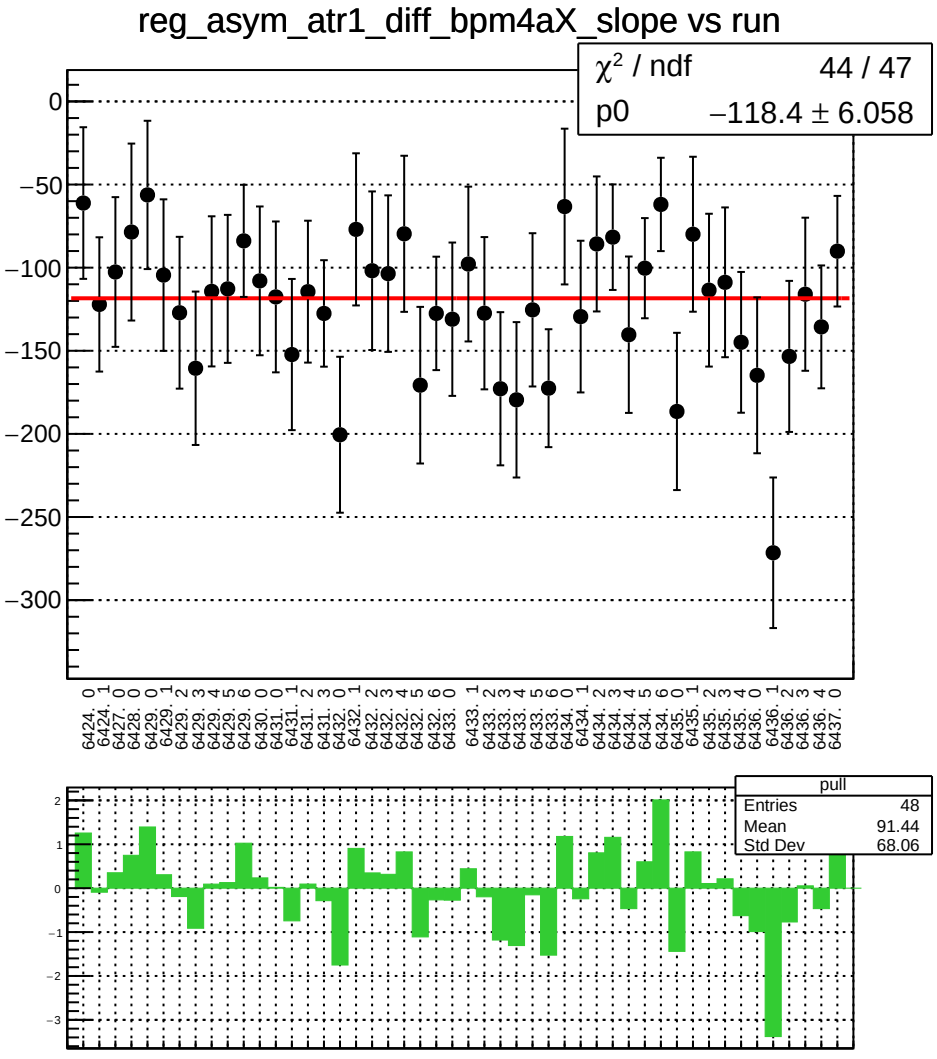
reg_asym_atr1_diff_bpm4aX_slope vs run
χ² / ndf 44 / 47
p0 −118.4 ± 6.058
pull
Entries 48
Mean 91.44
Std Dev 68.06

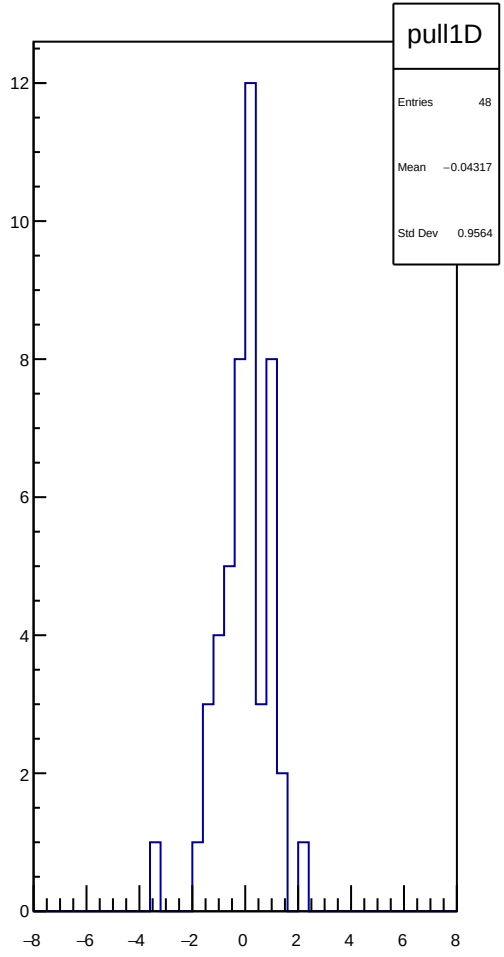
pull1D
Entries 48
Mean −0.04317
Std Dev 0.9564

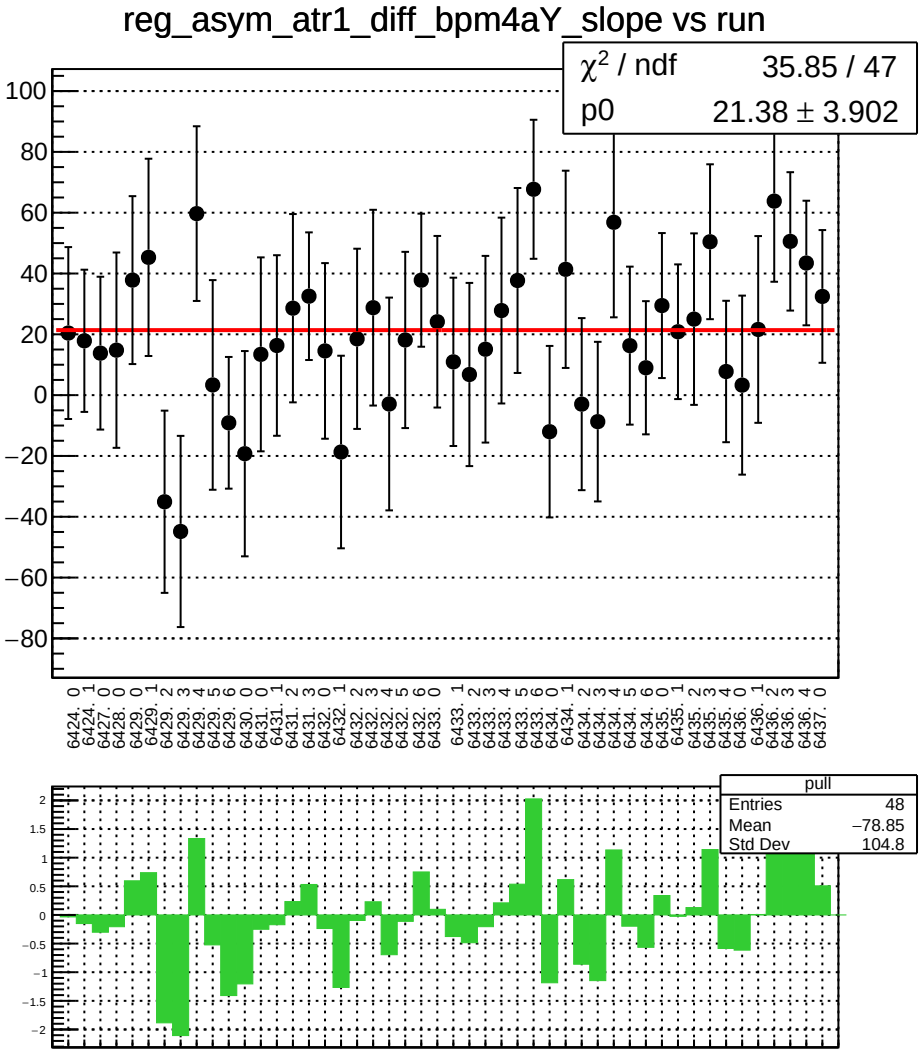
reg_asym_atr1_diff_bpm4aY_slope vs run
χ² / ndf 35.85 / 47
p0 21.38 ± 3.902
pull
Entries 48
Mean −78.85
Std Dev 104.8

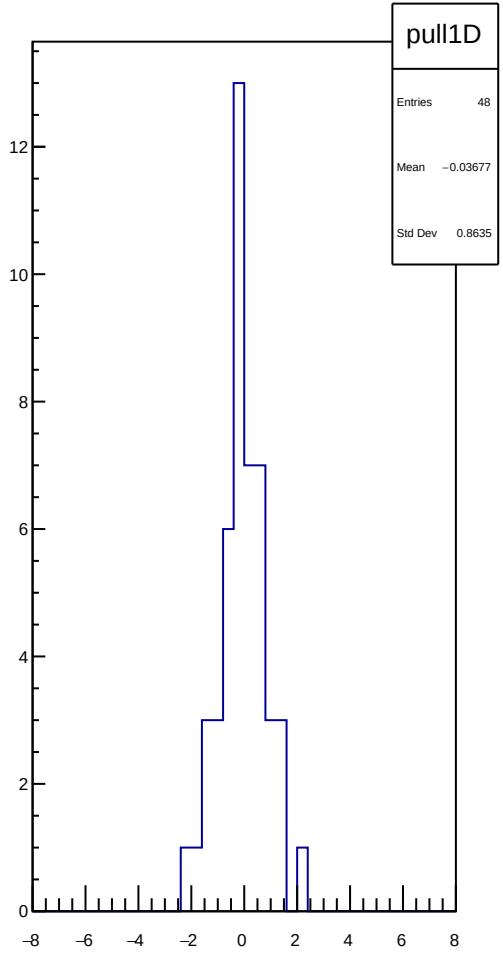
pull1D
Entries 48
Mean −0.03677
Std Dev 0.8635

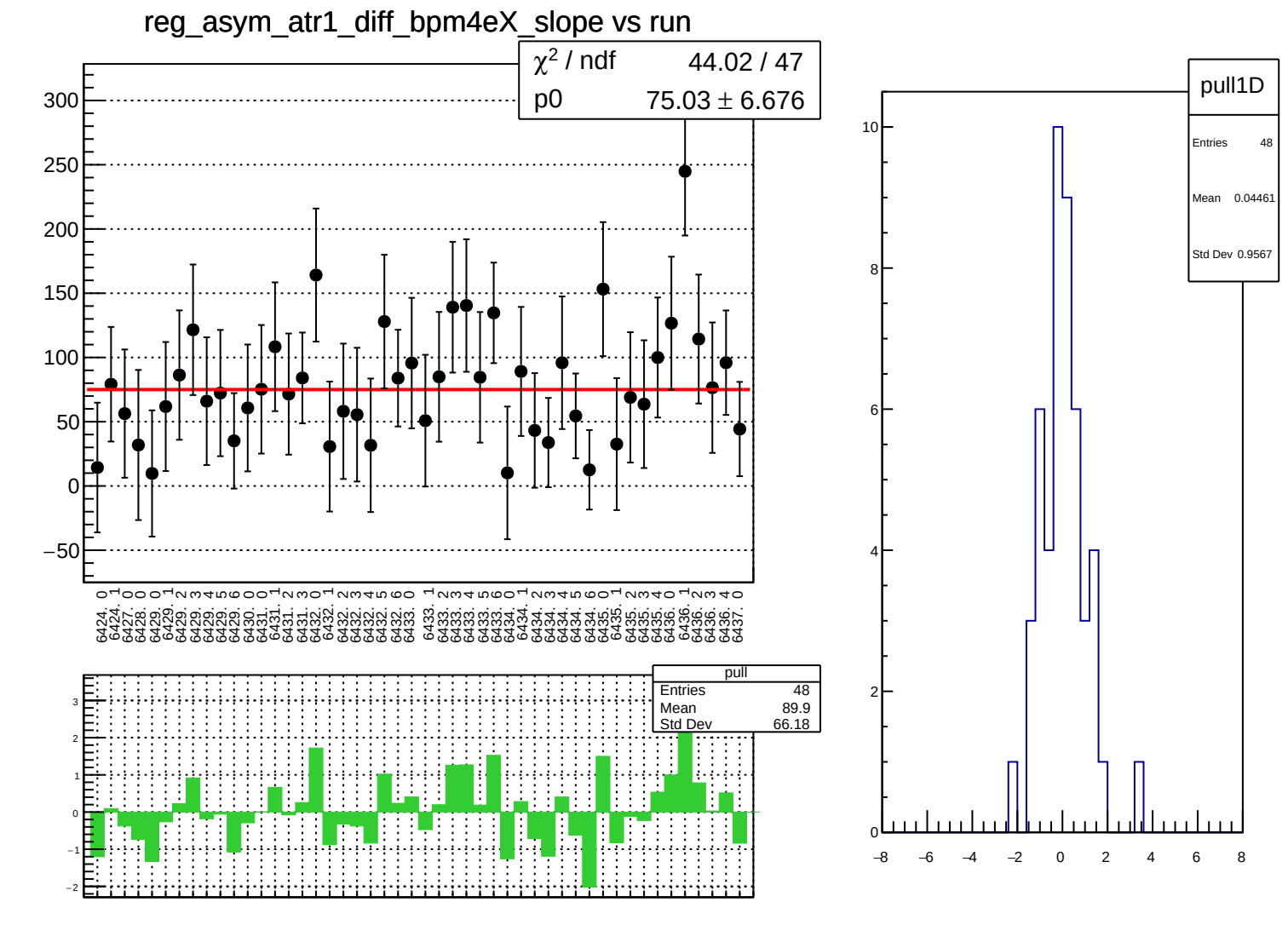
reg_asym_atr1_diff_bpm4eX_slope vs run
χ2 / ndf 44.02 / 47
p0 75.03 ± 6.676
pull
Entries 48
Mean 89.9
Std Dev 66.18
pull1D
Entries 48
Mean 0.04461
Std Dev 0.9567

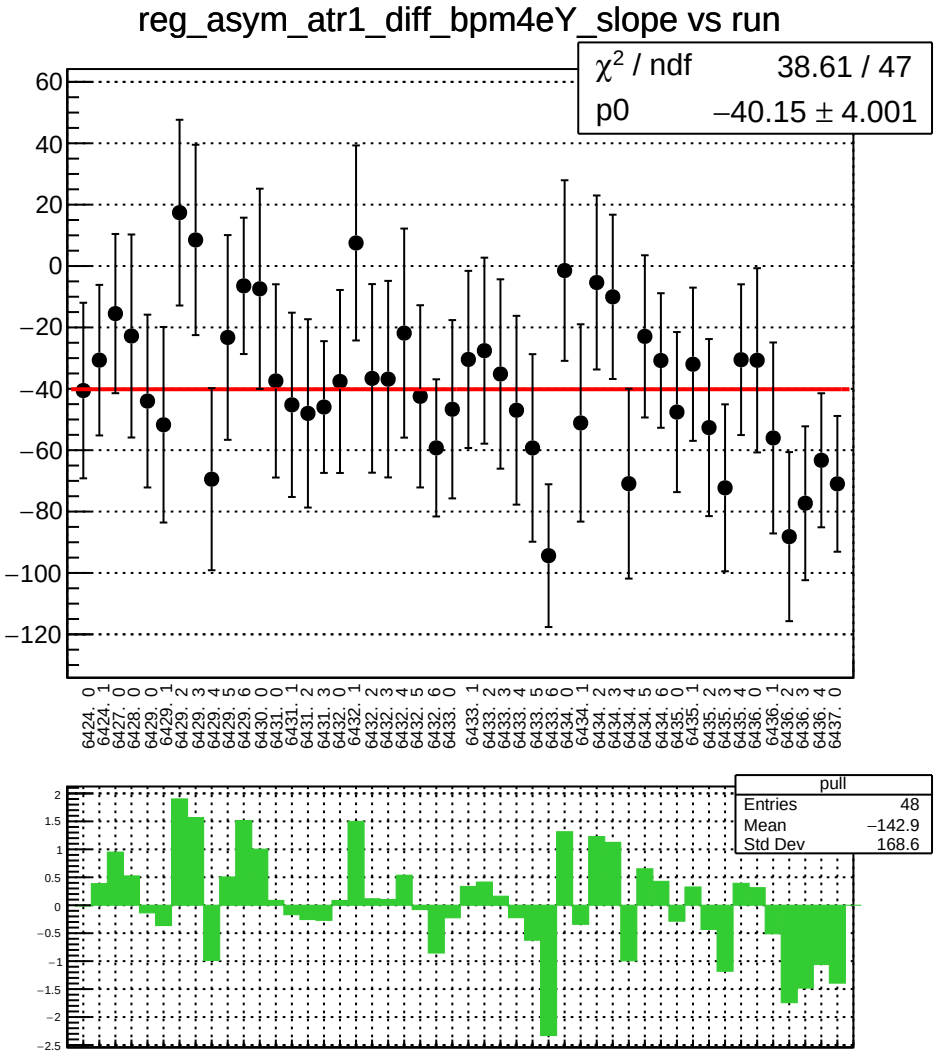
reg_asym_atr1_diff_bpm4eY_slope vs run
χ² / ndf 38.61 / 47
p0 −40.15 ± 4.001
pull
Entries 48
Mean −142.9
Std Dev 168.6

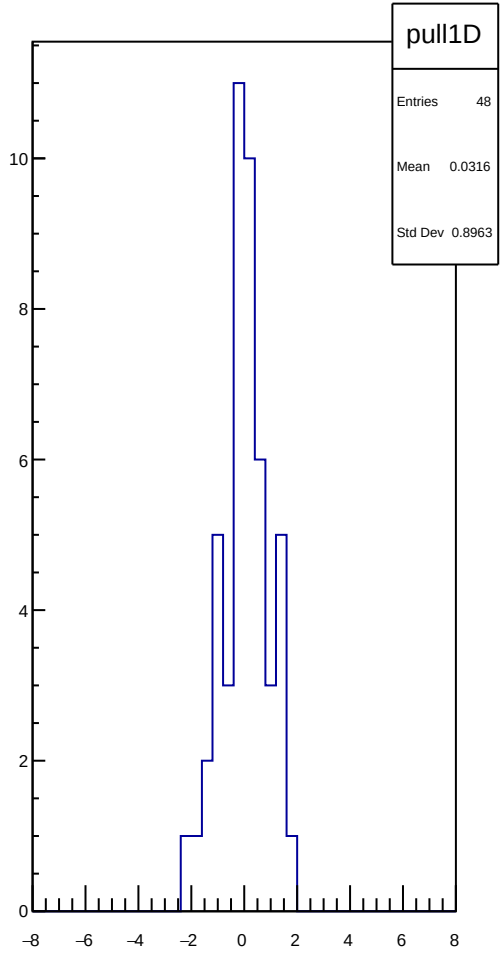
pull1D
Entries 48
Mean 0.0316
Std Dev 0.8963

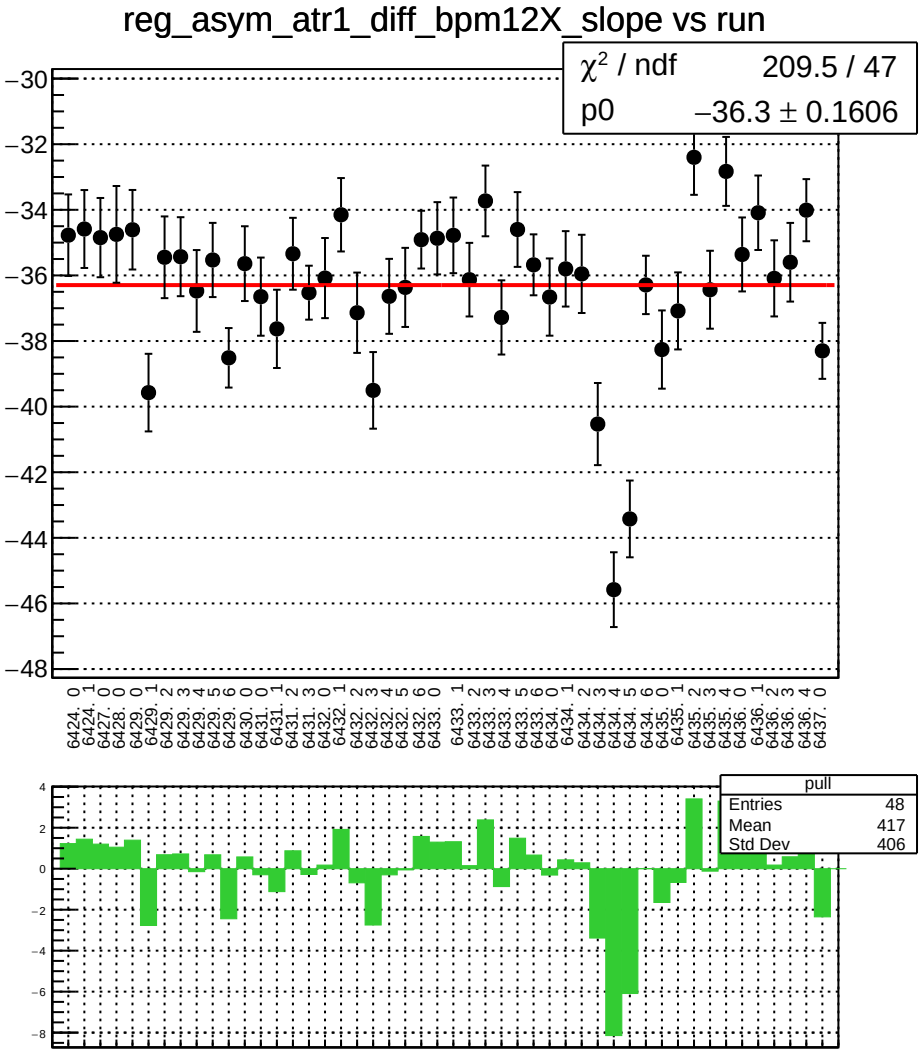
reg_asym_atr1_diff_bpm12X_slope vs run
χ² / ndf 209.5 / 47
p0 −36.3 ± 0.1606
pull
Entries 48
Mean 417
Std Dev 406

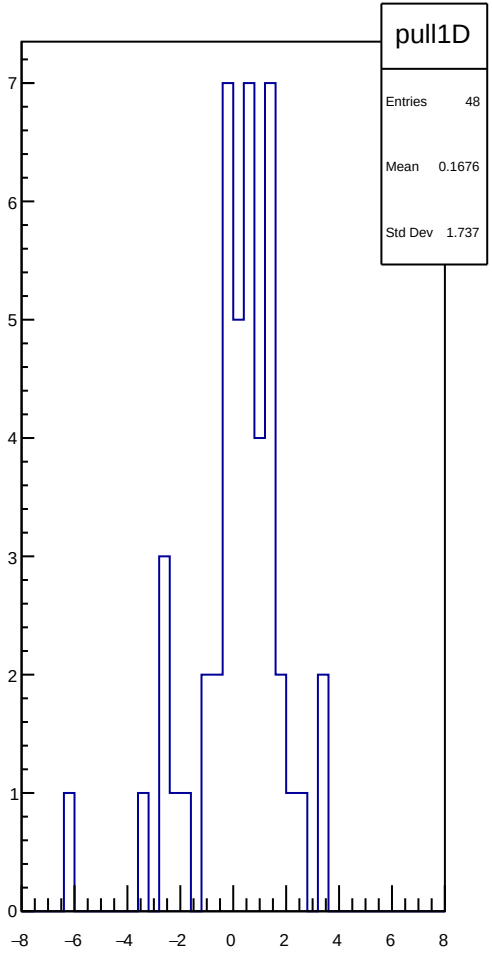
pull1D
Entries 48
Mean 0.1676
Std Dev 1.737

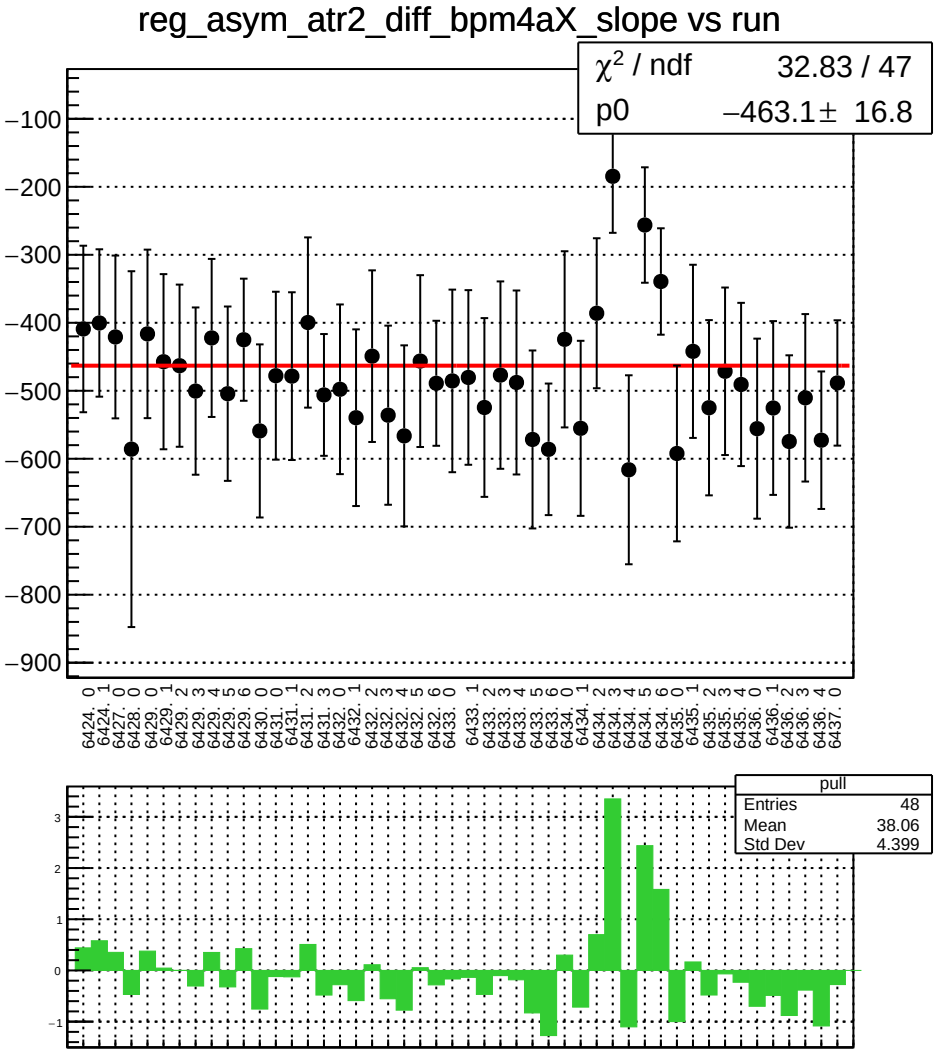
reg_asym_atr2_diff_bpm4aX_slope vs run
χ2 / ndf 32.83 / 47
p0 −463.1± 16.8
pull
Entries 48
Mean 38.06
Std Dev 4.399

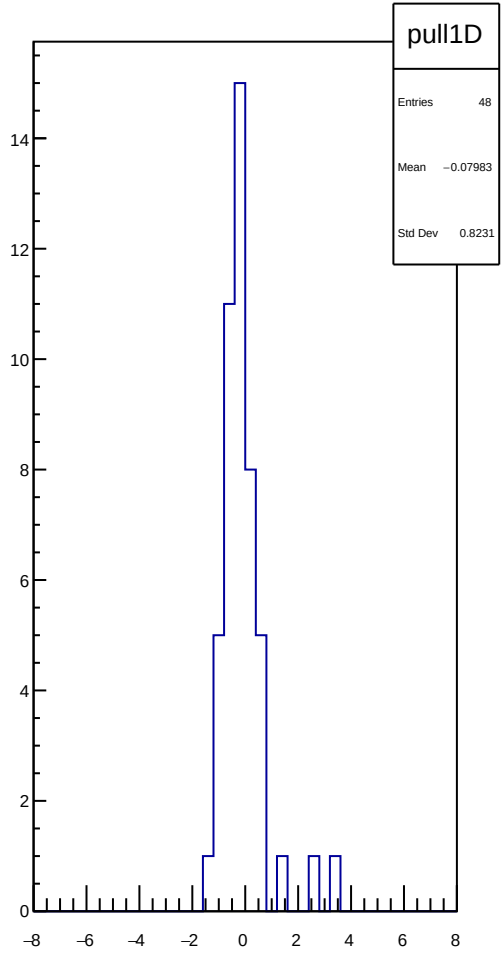
pull1D
Entries 48
Mean −0.07983
Std Dev 0.8231

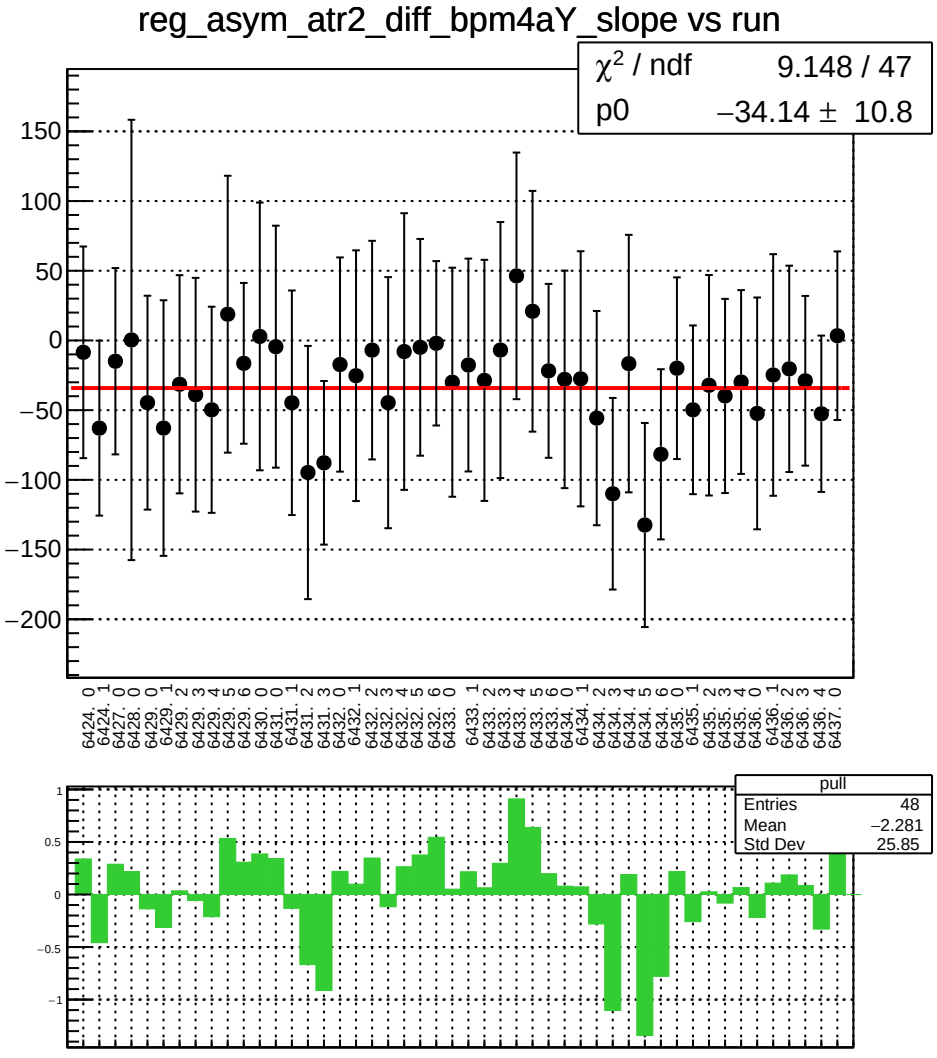
reg_asym_atr2_diff_bpm4aY_slope vs run
χ² / ndf 9.148 / 47
p0 −34.14 ± 10.8
150
100
50
0
−50
−100
−150
−200
6424. 0
6424. 1
6427. 0
6428. 0
6429. 0
6429. 1
6429. 2
6429. 3
6429. 4
6429. 5
6429. 6
6430. 0
6431. 0
6431. 1
6431. 2
6431. 3
6432. 0
6432. 1
6432. 2
6432. 3
6432. 4
6432. 5
6432. 6
6433. 0
6433. 1
6433. 2
6433. 3
6433. 4
6433. 5
6433. 6
6434. 0
6434. 1
6434. 2
6434. 3
6434. 4
6434. 5
6434. 6
6435. 0
6435. 1
6435. 2
6435. 3
6435. 4
6436. 0
6436. 1
6436. 2
6436. 3
6436. 4
6437. 0
pull
Entries 48
Mean −2.281
Std Dev 25.85
1
0.5
0
−0.5
−1

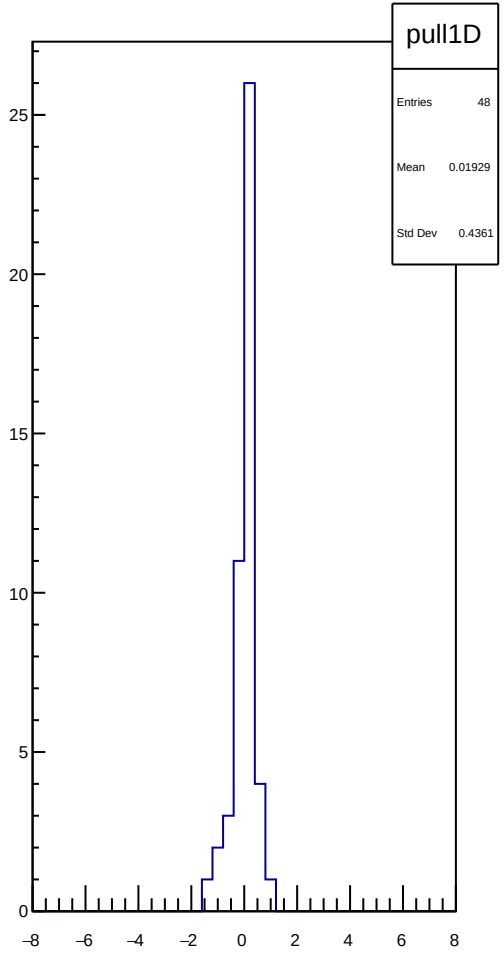
pull1D
Entries 48
Mean 0.01929
Std Dev 0.4361
25
20
15
10
5
0
−8
−6
−4
−2
0
2
4
6
8

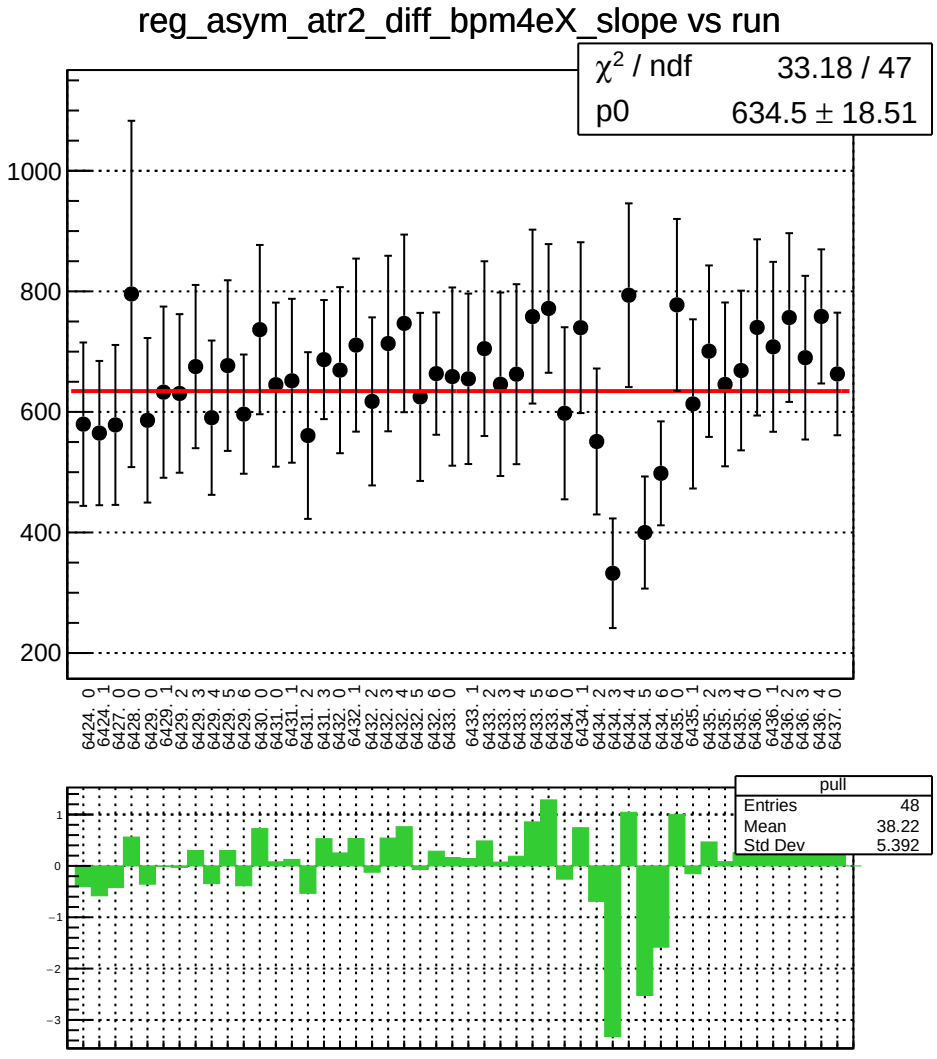
reg_asym_atr2_diff_bpm4eX_slope vs run
χ^2 / ndf 33.18 / 47
p0 634.5 ± 18.51
1000
800
600
400
200
6424. 0
6424. 1
6427. 0
6428. 0
6429. 0
6429. 1
6429. 2
6429. 3
6429. 4
6429. 5
6429. 6
6430. 0
6431. 0
6431. 1
6431. 2
6431. 3
6432. 0
6432. 1
6432. 2
6432. 3
6432. 4
6432. 5
6432. 6
6433. 0
6433. 1
6433. 2
6433. 3
6433. 4
6433. 5
6433. 6
6434. 0
6434. 1
6434. 2
6434. 3
6434. 4
6434. 5
6434. 6
6435. 0
6435. 1
6435. 2
6435. 3
6435. 4
6435. 5
6436. 0
6436. 1
6436. 2
6436. 3
6436. 4
6437. 0
pull
Entries 48
Mean 38.22
Std Dev 5.392
1
0
−1
−2
−3

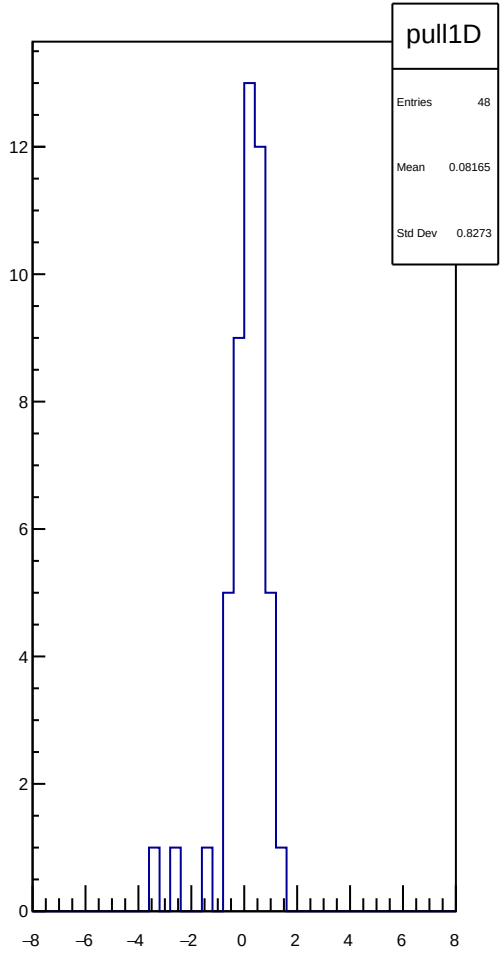
pull1D
Entries 48
Mean 0.08165
Std Dev 0.8273
12
10
8
6
4
2
0
−8
−6
−4
−2
0
2
4
6
8

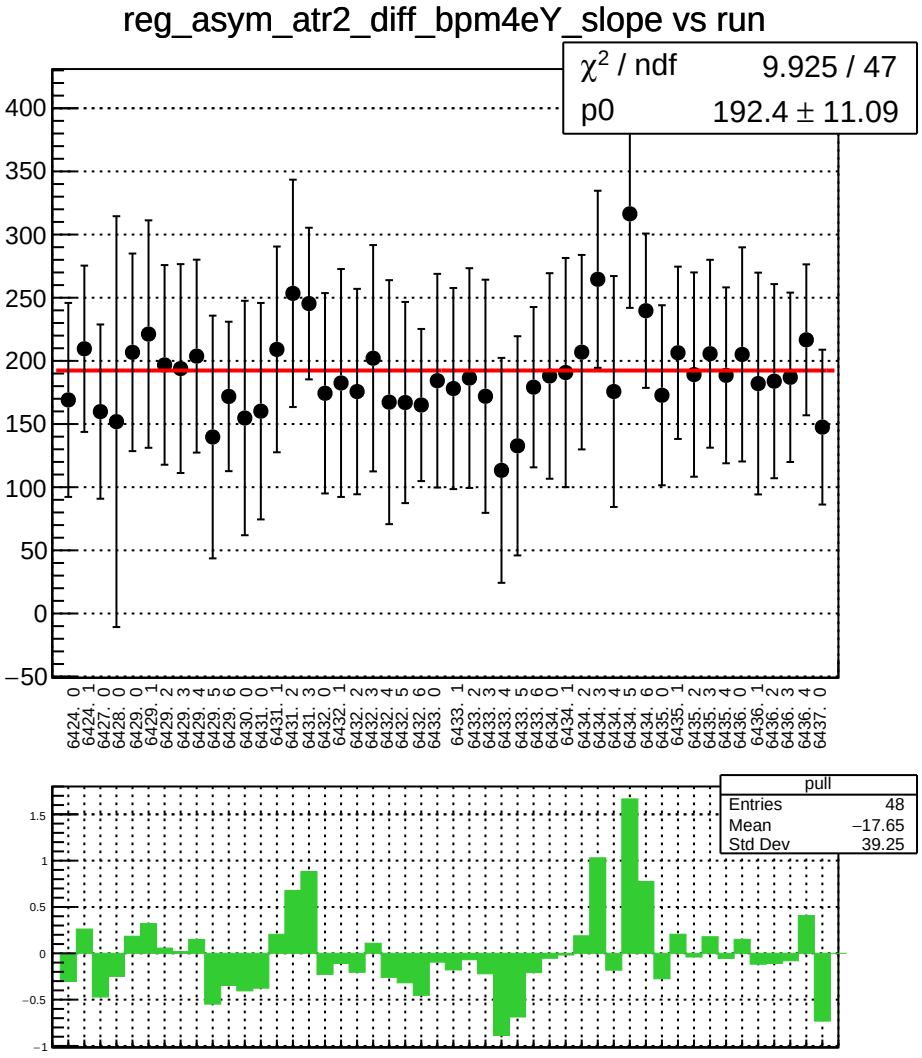
reg_asym_atr2_diff_bpm4eY_slope vs run
χ² / ndf 9.925 / 47
p0 192.4 ± 11.09
pull
Entries 48
Mean −17.65
Std Dev 39.25

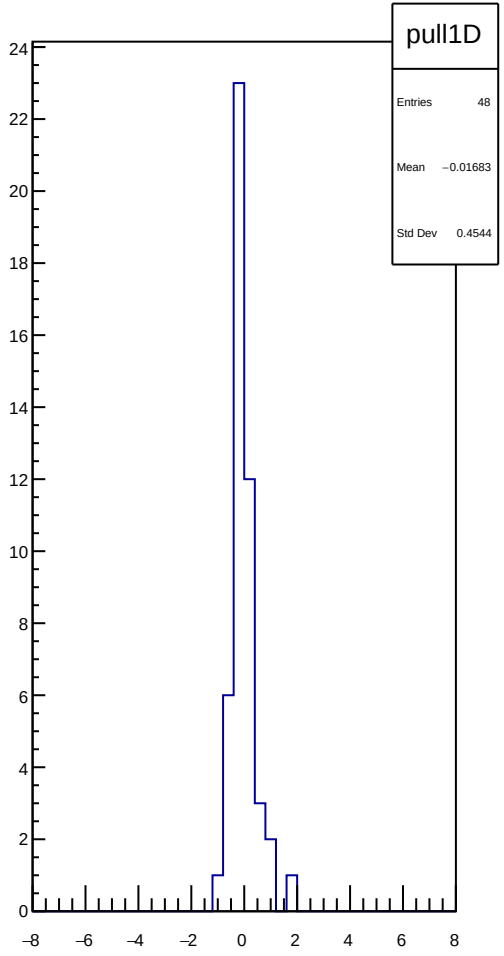
pull1D
Entries 48
Mean −0.01683
Std Dev 0.4544

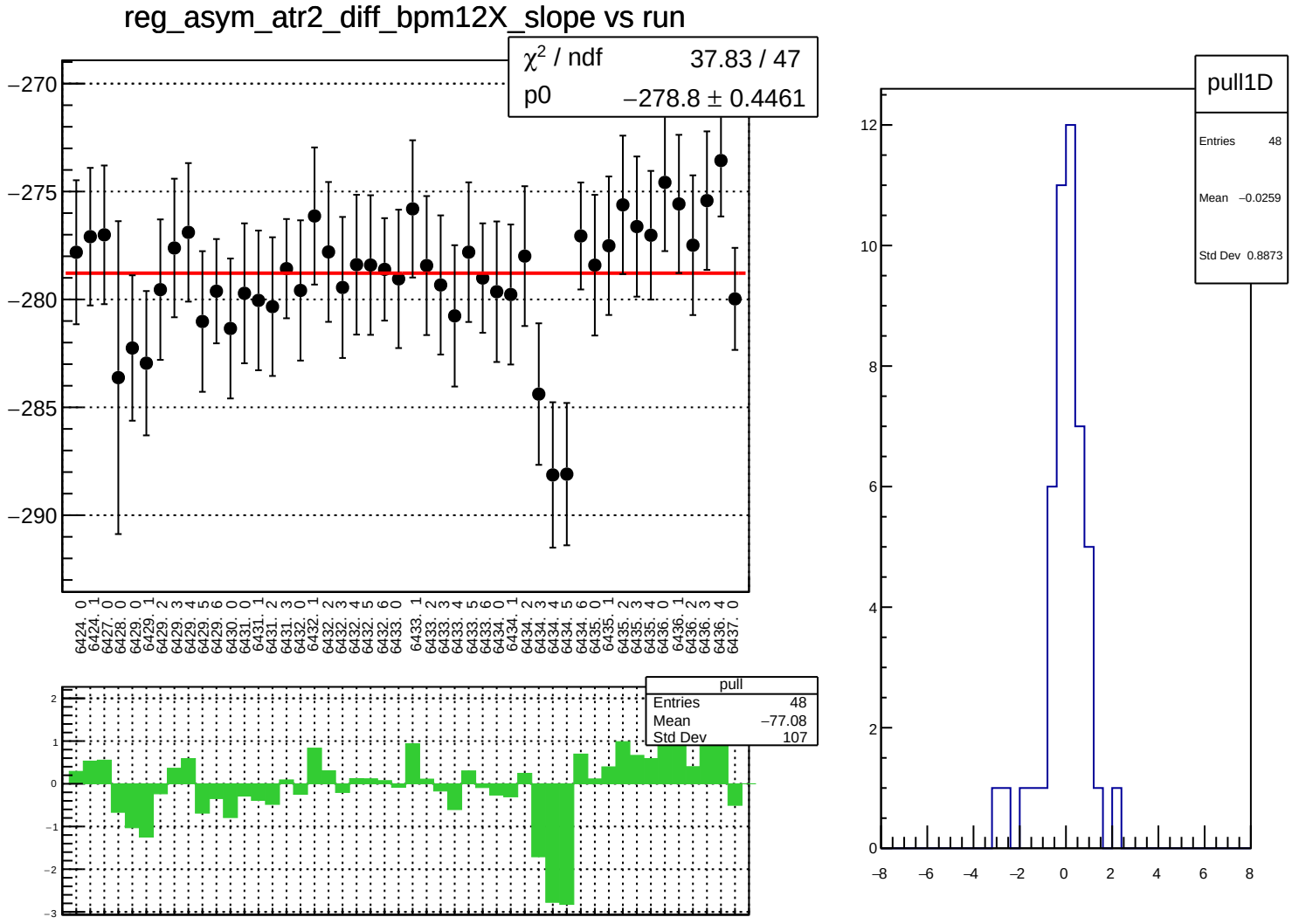
reg_asym_atr2_diff_bpm12X_slope vs run
χ² / ndf 37.83 / 47
p0 −278.8 ± 0.4461
−270
−275
−280
−285
−290
6424.0
6424.1
6427.0
6428.0
6429.0
6429.1
6429.2
6429.3
6429.4
6429.5
6429.6
6430.0
6431.0
6431.1
6431.2
6431.3
6432.0
6432.1
6432.2
6432.3
6432.4
6432.5
6432.6
6433.0
6433.1
6433.2
6433.3
6433.4
6433.5
6433.6
6434.0
6434.1
6434.2
6434.3
6434.4
6434.5
6434.6
6435.0
6435.1
6435.2
6435.3
6435.4
6436.0
6436.1
6436.2
6436.3
6436.4
6437.0
pull
Entries 48
Mean −77.08
Std Dev 107
2
1
0
−1
−2
−3
pull1D
Entries 48
Mean −0.0259
Std Dev 0.8873
12
10
8
6
4
2
0
−8
−6
−4
−2
0
2
4
6
8

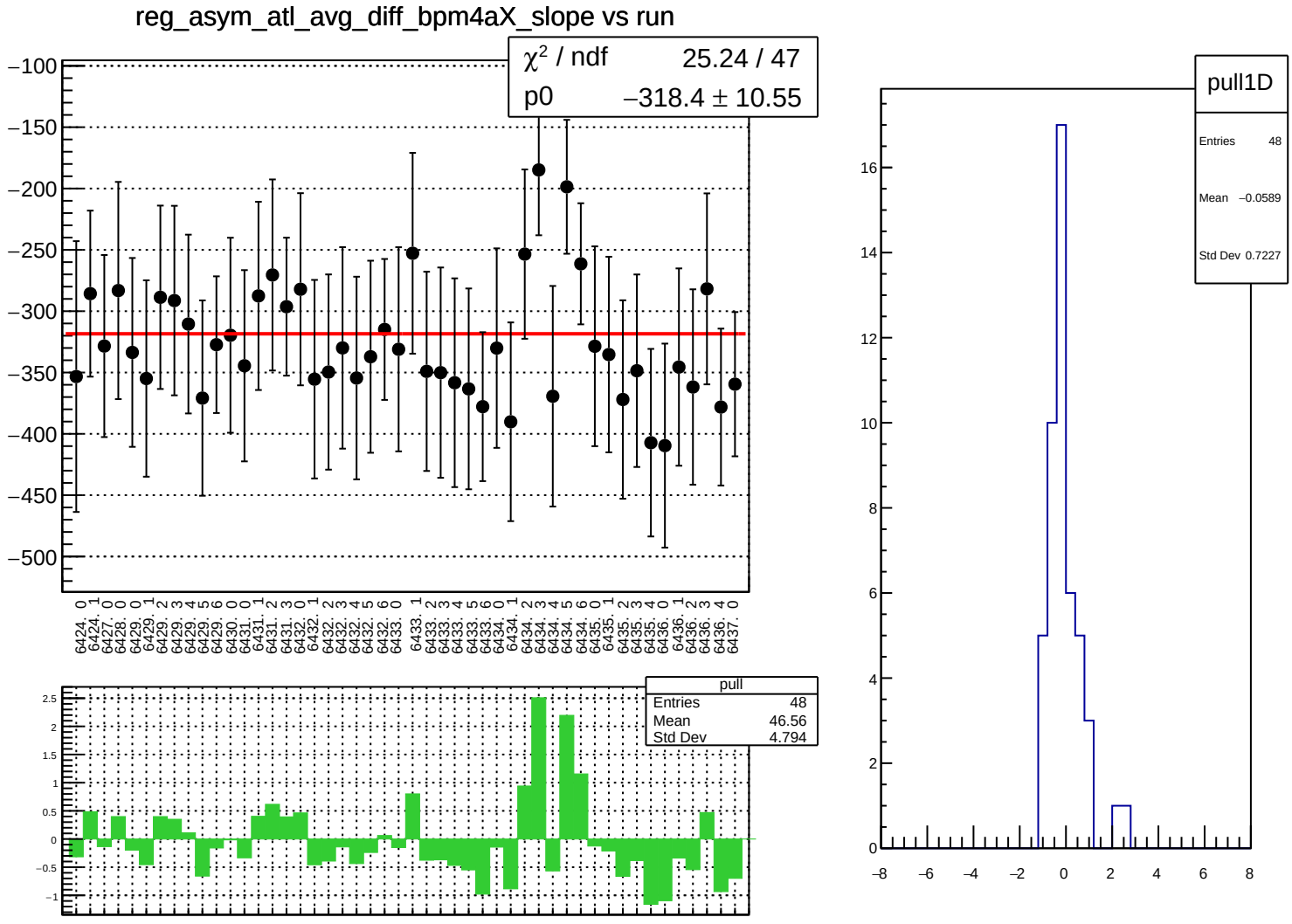
reg_asym_atl_avg_diff_bpm4aX_slope vs run
χ² / ndf 25.24 / 47
p0 −318.4 ± 10.55
pull
Entries 48
Mean 46.56
Std Dev 4.794
pull1D
Entries 48
Mean −0.0589
Std Dev 0.7227

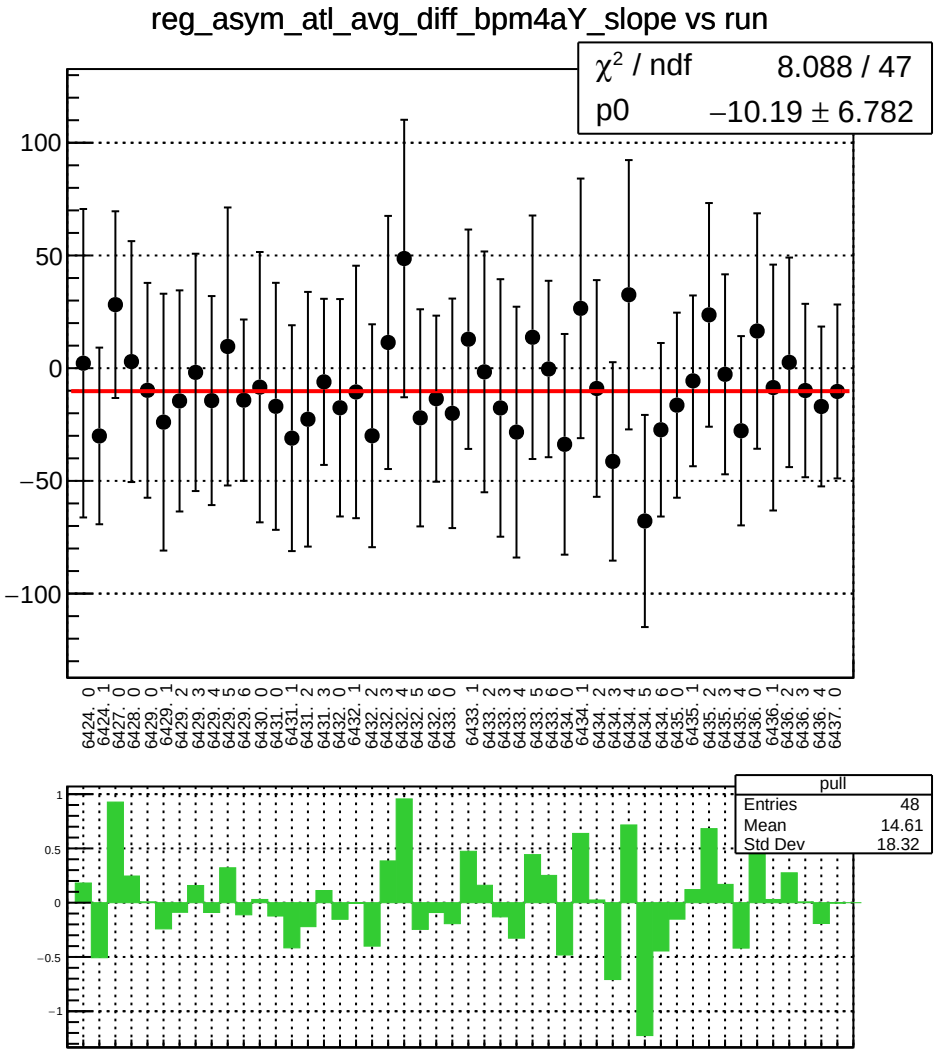
reg_asym_atl_avg_diff_bpm4aY_slope vs run
χ² / ndf 8.088 / 47
p0 −10.19 ± 6.782
100
50
0
−50
−100
6424. 0
6424. 1
6427. 0
6428. 0
6429. 0
6429. 1
6429. 2
6429. 3
6429. 4
6429. 5
6429. 6
6430. 0
6430. 0
6431. 1
6431. 1
6431. 2
6431. 3
6432. 0
6432. 1
6432. 2
6432. 3
6432. 4
6432. 5
6432. 6
6433. 0
6433. 1
6433. 2
6433. 3
6433. 4
6433. 5
6433. 6
6434. 0
6434. 1
6434. 2
6434. 3
6434. 4
6434. 5
6434. 6
6435. 0
6435. 1
6435. 2
6435. 3
6435. 4
6436. 0
6436. 1
6436. 2
6436. 3
6436. 4
6437. 0
pull
Entries 48
Mean 14.61
Std Dev 18.32
1
0.5
0
−0.5
−1

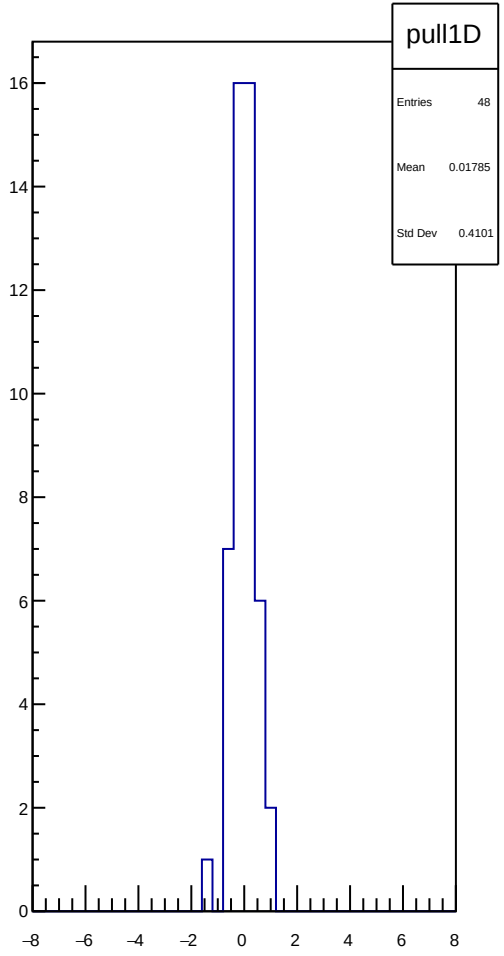
pull1D
Entries 48
Mean 0.01785
Std Dev 0.4101
16
14
12
10
8
6
4
2
0
−8
−6
−4
−2
0
2
4
6
8

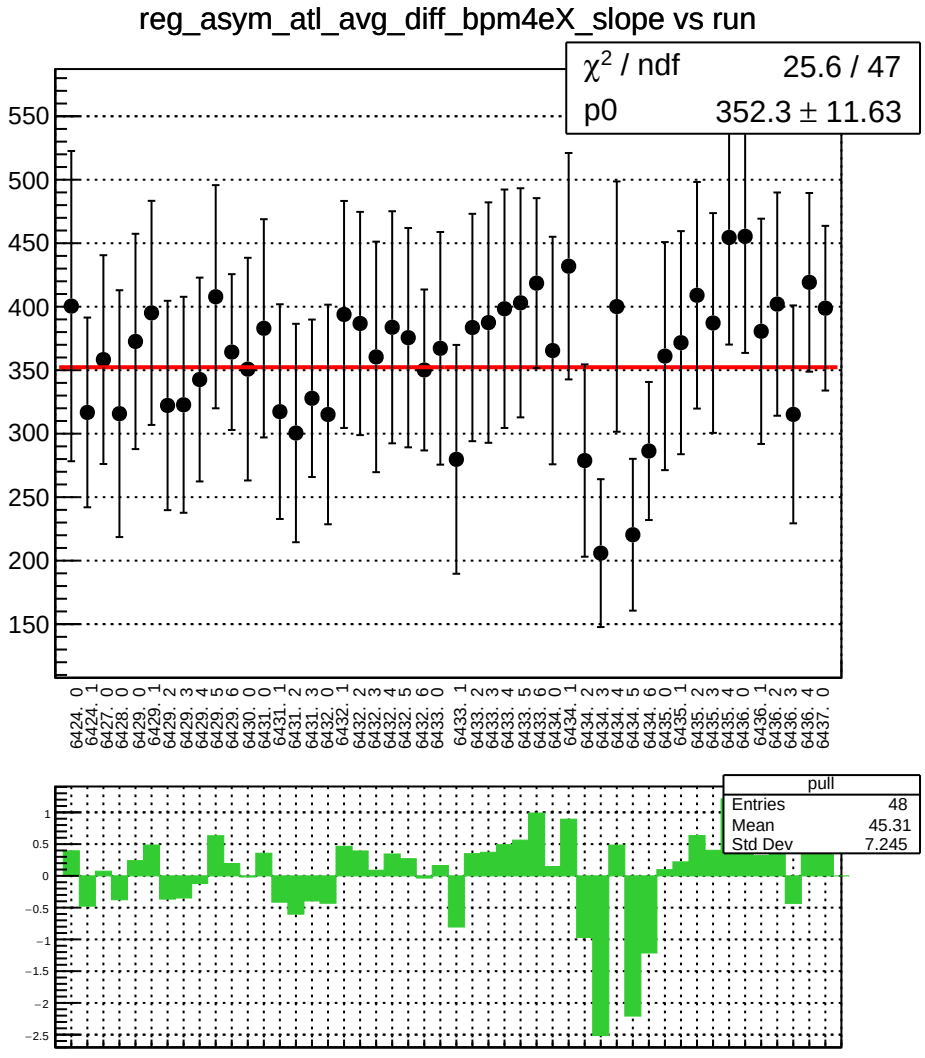
reg_asym_atl_avg_diff_bpm4eX_slope vs run
χ2 / ndf 25.6 / 47
p0 352.3 ± 11.63
550
500
450
400
350
300
250
200
150
6424.0
6424.1
6427.0
6428.0
6429.0
6429.1
6429.2
6429.3
6429.4
6429.5
6429.6
6430.0
6431.0
6431.1
6431.2
6431.3
6431.0
6432.1
6432.2
6432.3
6432.4
6432.5
6432.6
6433.0
6433.1
6433.2
6433.3
6433.4
6433.5
6433.6
6434.0
6434.1
6434.2
6434.3
6434.4
6434.5
6434.6
6435.0
6435.1
6435.2
6435.3
6435.4
6435.0
6436.1
6436.2
6436.3
6436.4
6437.0
pull
Entries 48
Mean 45.31
Std Dev 7.245
1
0.5
0
−0.5
−1
−1.5
−2
−2.5

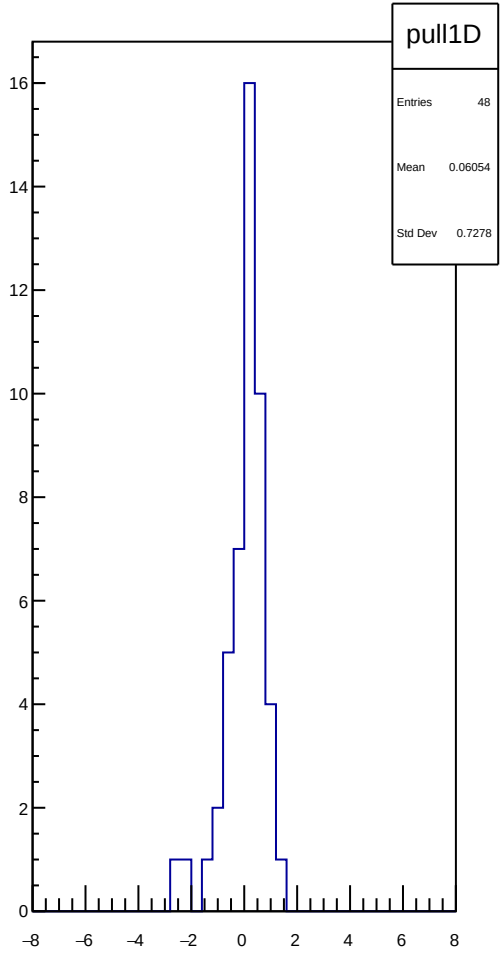
pull1D
Entries 48
Mean 0.06054
Std Dev 0.7278
16
14
12
10
8
6
4
2
0
−8
−6
−4
−2
0
2
4
6
8

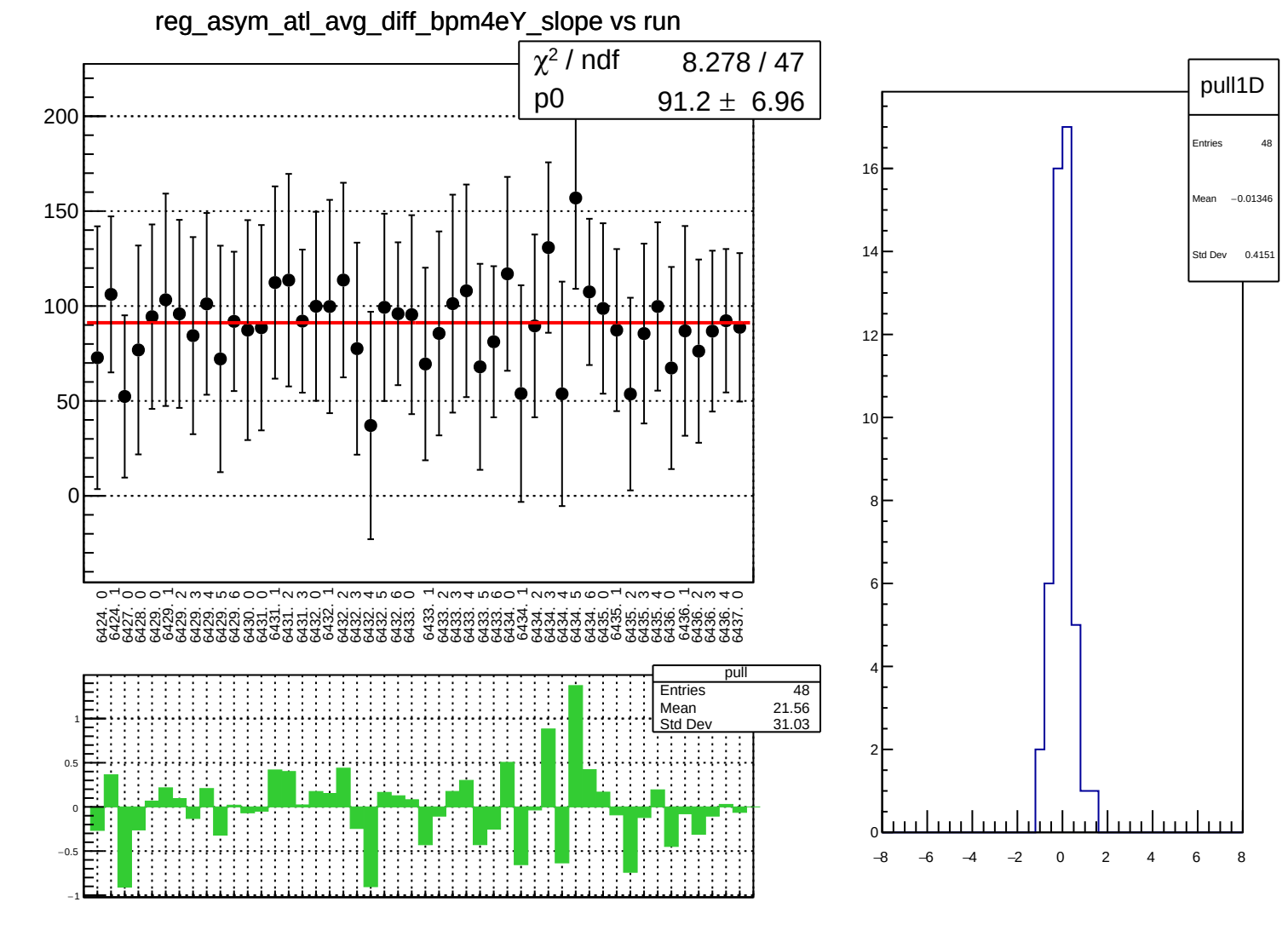
reg_asym_atl_avg_diff_bpm4eY_slope vs run
χ² / ndf 8.278 / 47
p0 91.2 ± 6.96
pull
Entries 48
Mean 21.56
Std Dev 31.03
pull1D
Entries 48
Mean −0.01346
Std Dev 0.4151

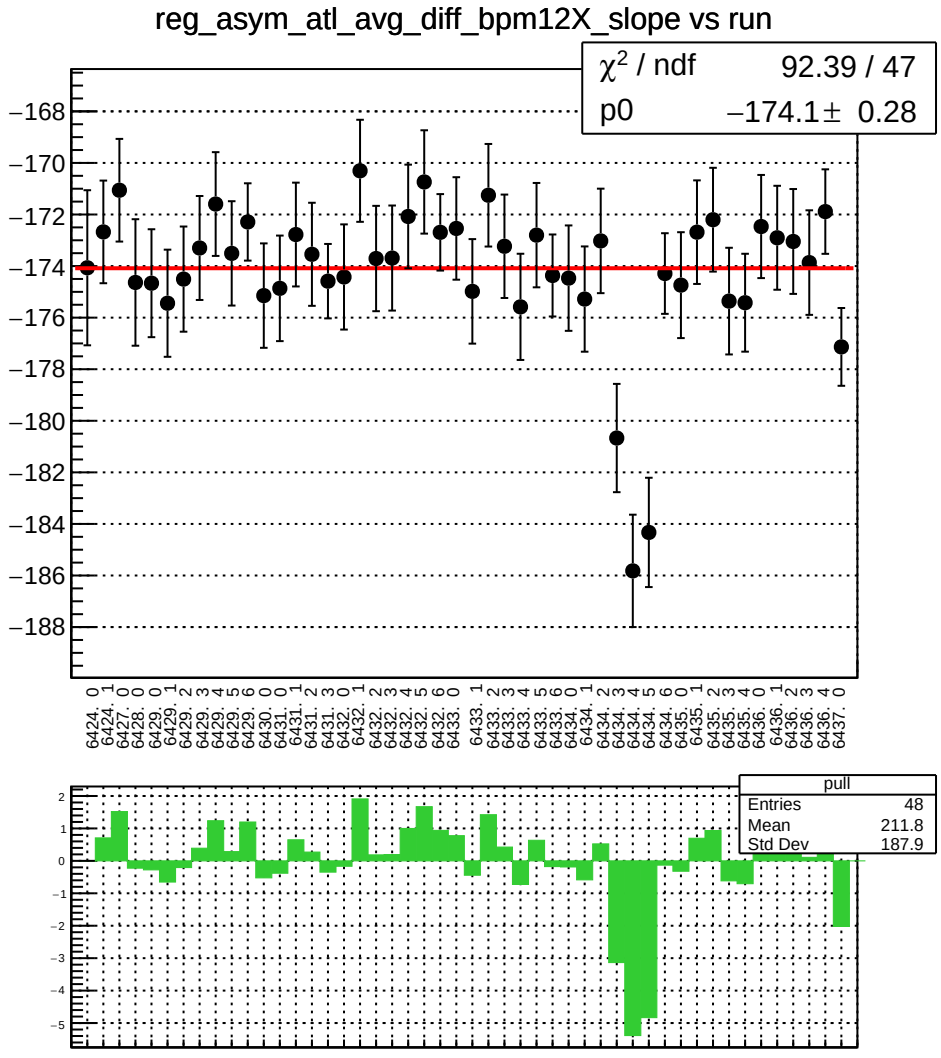
reg_asym_atl_avg_diff_bpm12X_slope vs run
χ² / ndf 92.39 / 47
p0 −174.1 ± 0.28
pull
Entries 48
Mean 211.8
Std Dev 187.9

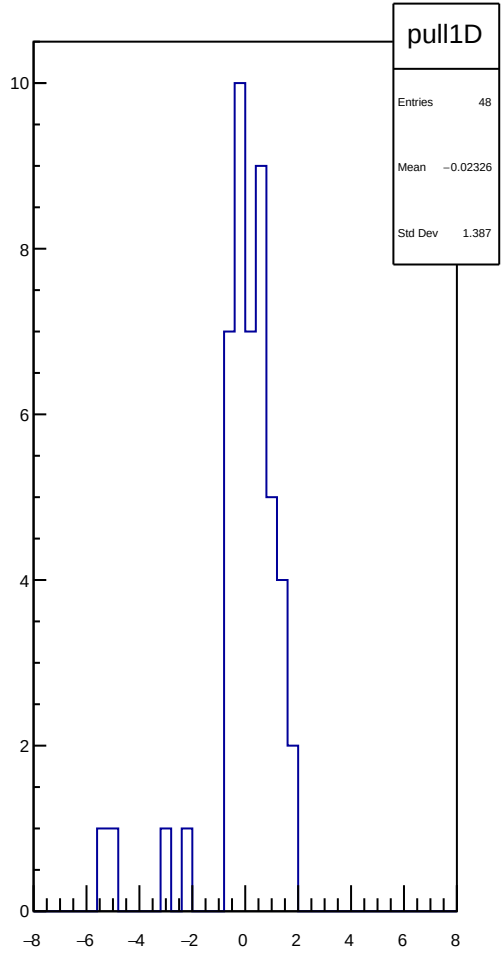
pull1D
Entries 48
Mean −0.02326
Std Dev 1.387

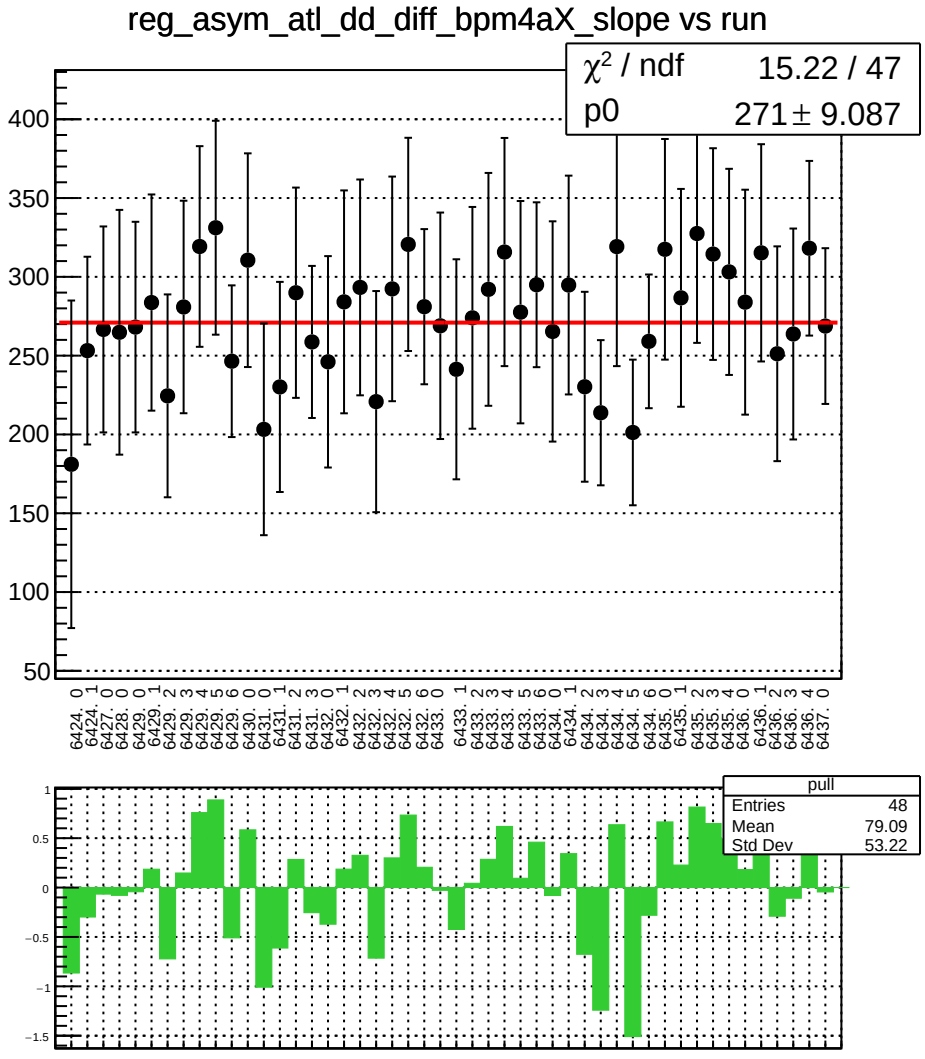
reg_asym_atl_dd_diff_bpm4aX_slope vs run
χ² / ndf 15.22 / 47
p0 271 ± 9.087
pull
Entries 48
Mean 79.09
Std Dev 53.22

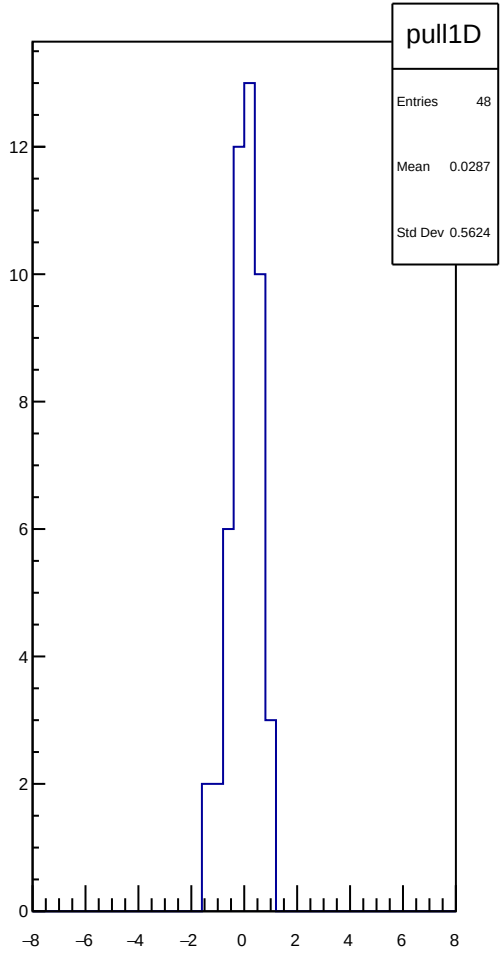
pull1D
Entries 48
Mean 0.0287
Std Dev 0.5624

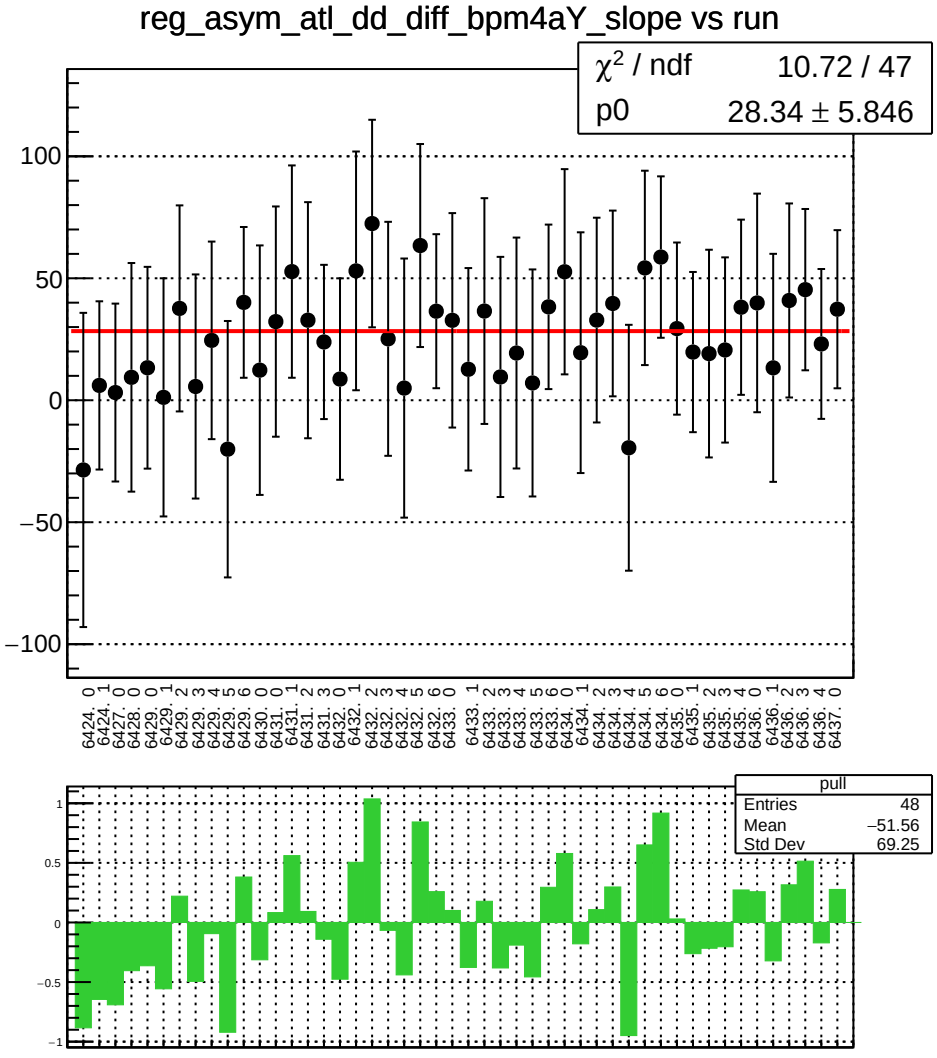
reg_asym_atl_dd_diff_bpm4aY_slope vs run
χ^2 / ndf 10.72 / 47
p0 28.34 ± 5.846
100
50
0
−50
−100
6424. 0
6424. 1
6427. 0
6428. 0
6429. 0
6429. 1
6429. 2
6429. 3
6429. 4
6429. 5
6429. 6
6430. 0
6431. 0
6431. 1
6431. 2
6431. 3
6432. 0
6432. 1
6432. 2
6432. 3
6432. 4
6432. 5
6432. 6
6433. 0
6433. 1
6433. 2
6433. 3
6433. 4
6433. 5
6433. 6
6434. 0
6434. 1
6434. 2
6434. 3
6434. 4
6434. 5
6434. 6
6435. 0
6435. 1
6435. 2
6435. 3
6435. 4
6436. 0
6436. 1
6436. 2
6436. 3
6436. 4
6437. 0
pull
Entries 48
Mean −51.56
Std Dev 69.25
1
0.5
0
−0.5
−1

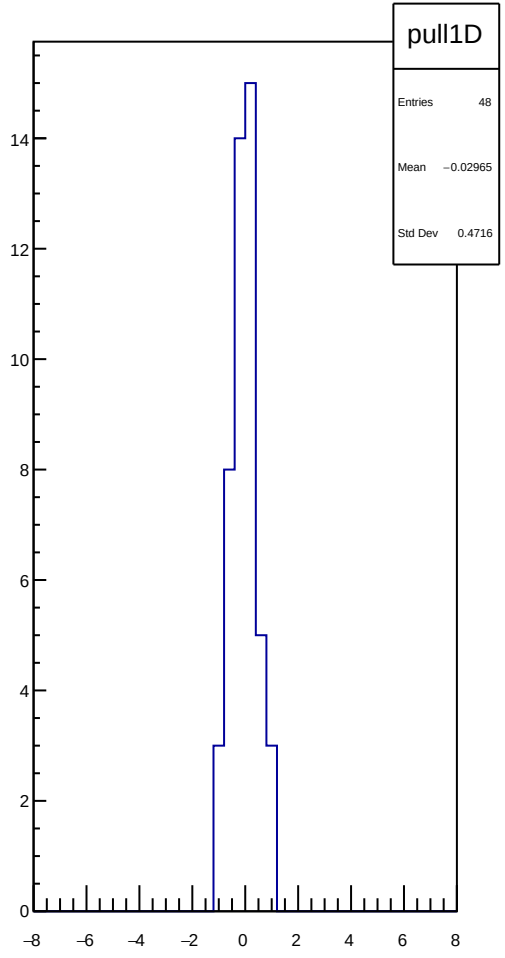
pull1D
Entries 48
Mean −0.02965
Std Dev 0.4716
14
12
10
8
6
4
2
0
−8
−6
−4
−2
0
2
4
6
8

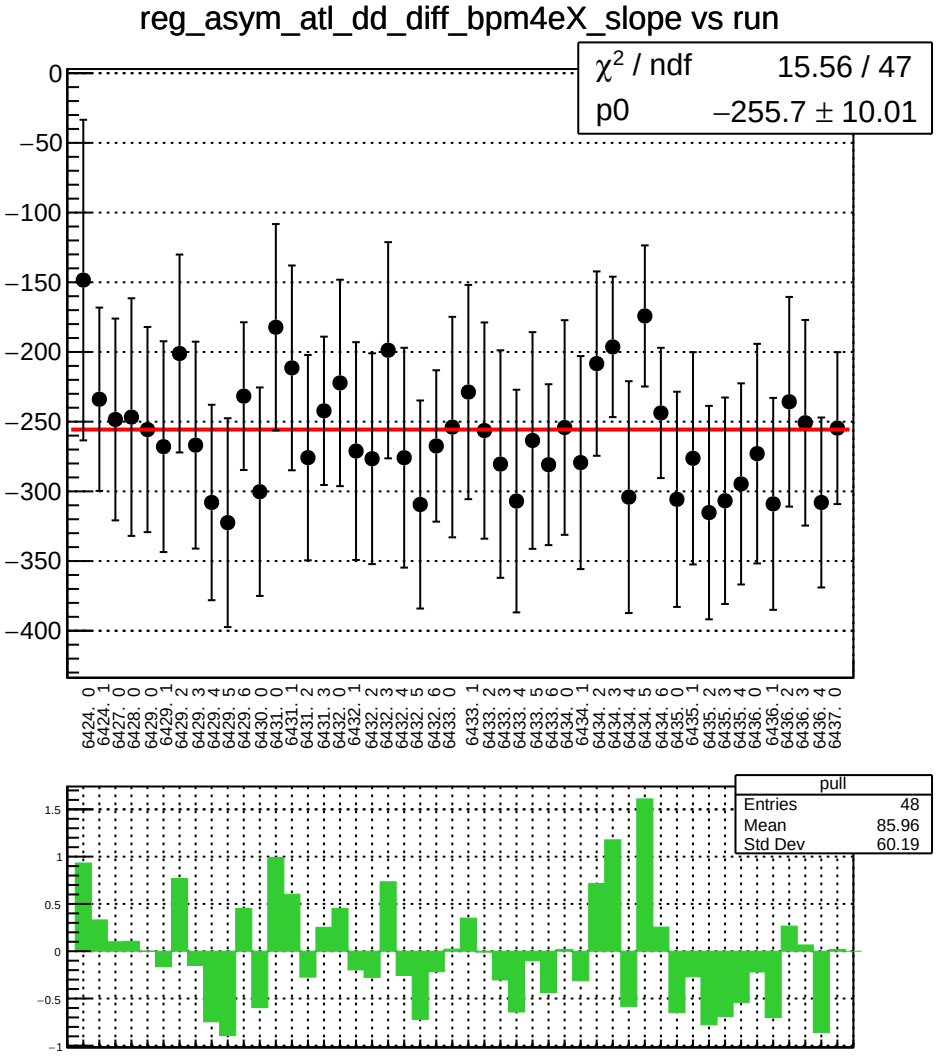
reg_asym_atl_dd_diff_bpm4eX_slope vs run
χ^2 / ndf 15.56 / 47
p0 −255.7 ± 10.01
pull
Entries 48
Mean 85.96
Std Dev 60.19

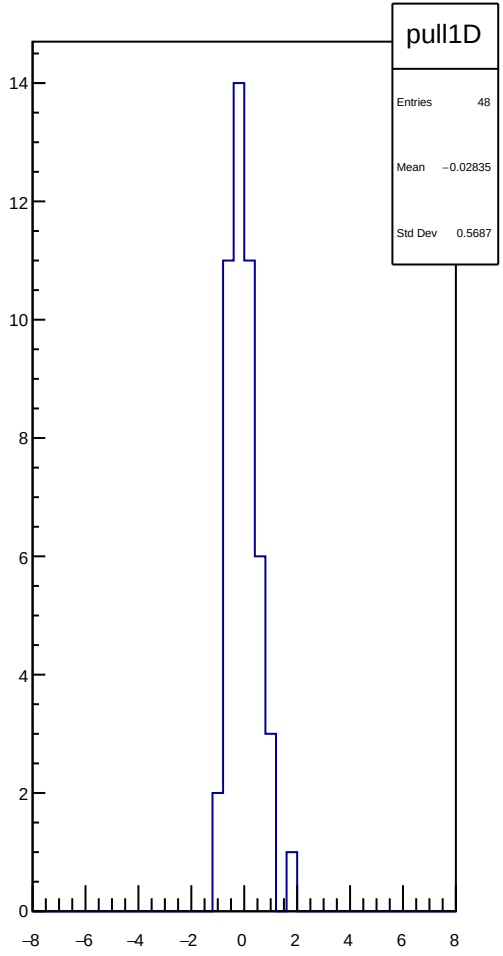
pull1D
Entries 48
Mean −0.02835
Std Dev 0.5687

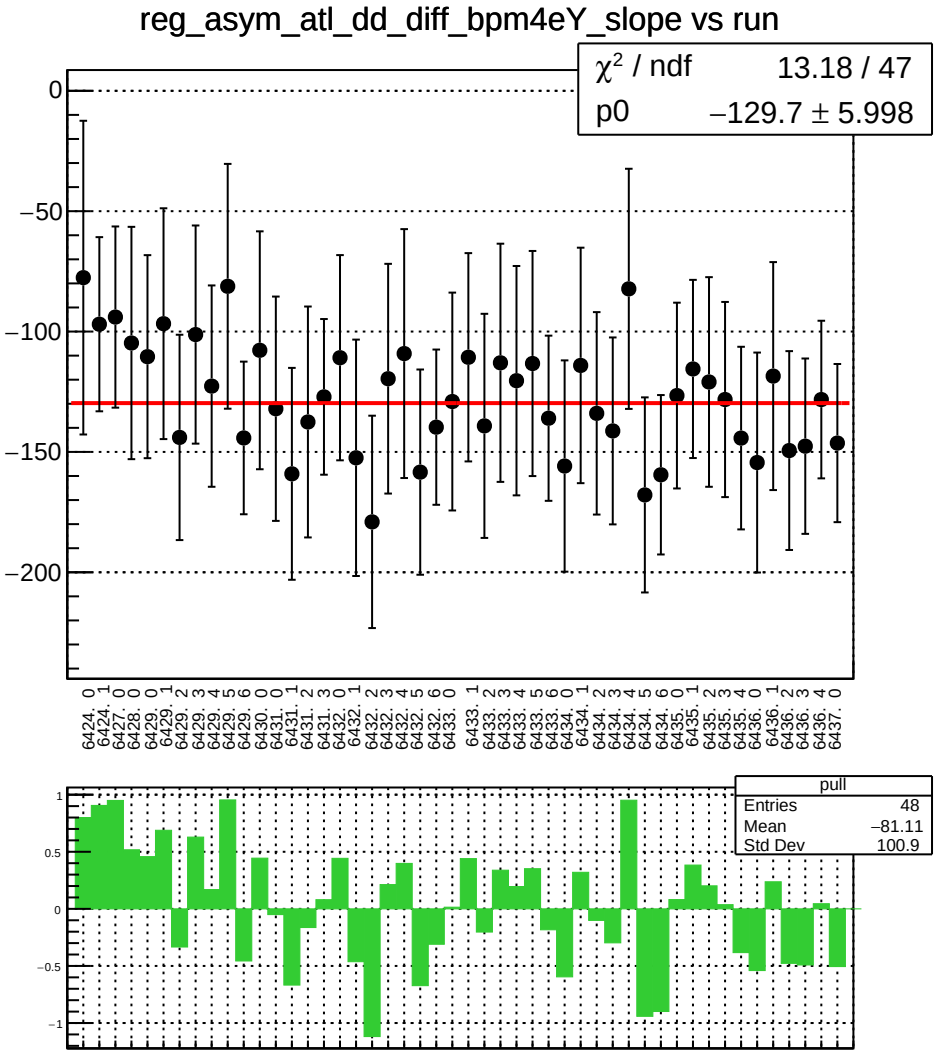
reg_asym_atl_dd_diff_bpm4eY_slope vs run
χ^2 / ndf 13.18 / 47
p0 −129.7 ± 5.998
0
−50
−100
−150
−200
6424. 0
6424. 1
6427. 0
6428. 0
6429. 0
6429. 1
6429. 2
6429. 3
6429. 4
6429. 5
6429. 6
6430. 0
6431. 0
6431. 1
6431. 2
6431. 3
6432. 0
6432. 1
6432. 2
6432. 3
6432. 4
6432. 5
6432. 6
6433. 0
6433. 1
6433. 2
6433. 3
6433. 4
6433. 5
6433. 6
6434. 0
6434. 1
6434. 2
6434. 3
6434. 4
6434. 5
6434. 6
6435. 0
6435. 1
6435. 2
6435. 3
6435. 4
6436. 0
6436. 1
6436. 2
6436. 3
6436. 4
6437. 0
pull
Entries 48
Mean −81.11
Std Dev 100.9
1
0.5
0
−0.5
−1

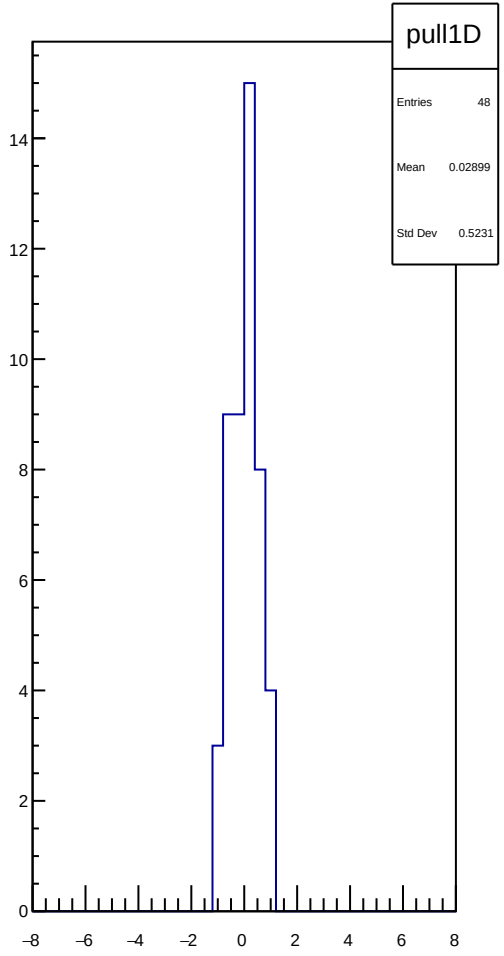
pull1D
Entries 48
Mean 0.02899
Std Dev 0.5231
14
12
10
8
6
4
2
0
−8
−6
−4
−2
0
2
4
6
8

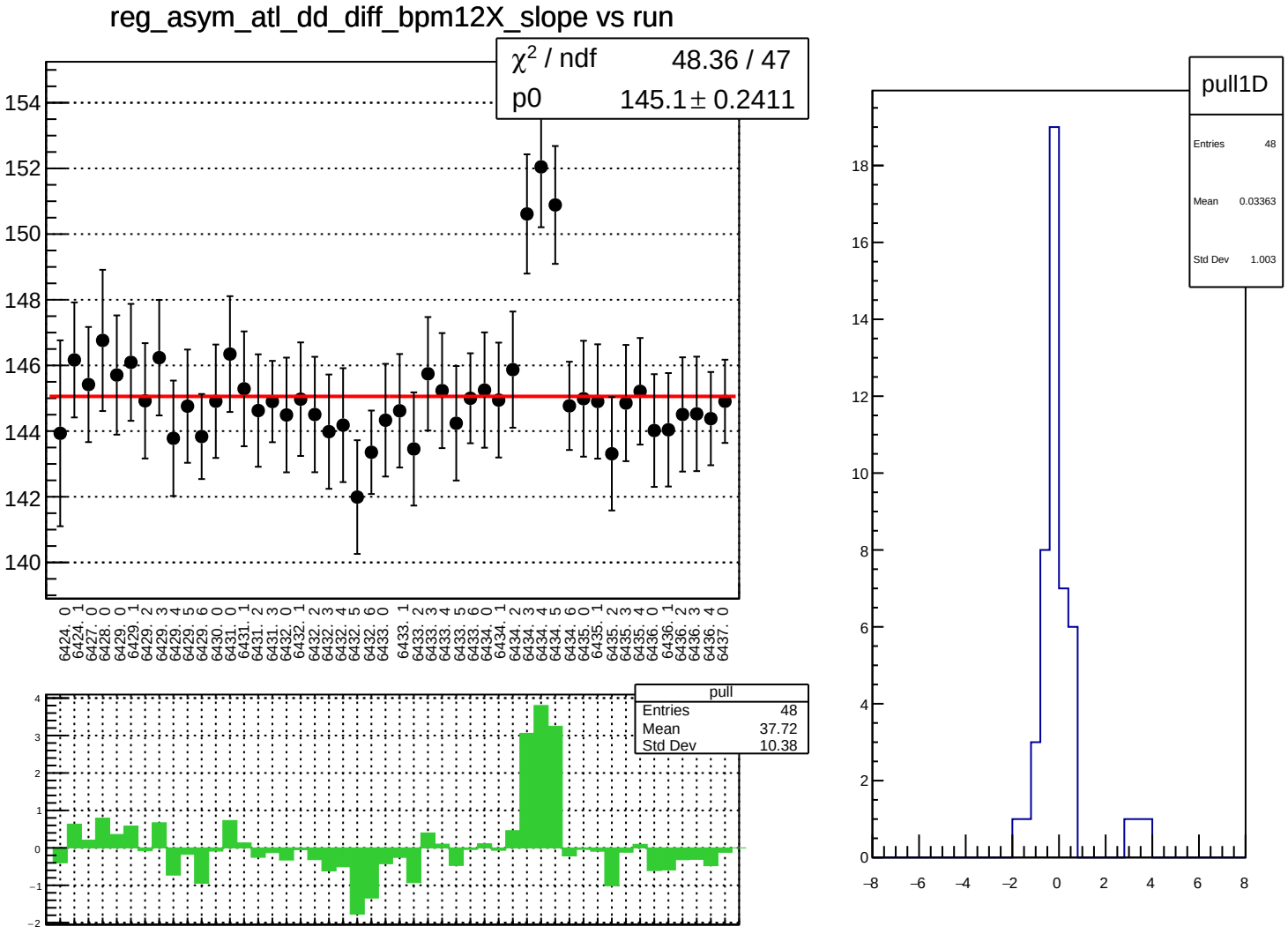
reg_asym_atl_dd_diff_bpm12X_slope vs run
χ2 / ndf 48.36 / 47
p0 145.1 ± 0.2411
pull
Entries 48
Mean 37.72
Std Dev 10.38
pull1D
Entries 48
Mean 0.03363
Std Dev 1.003

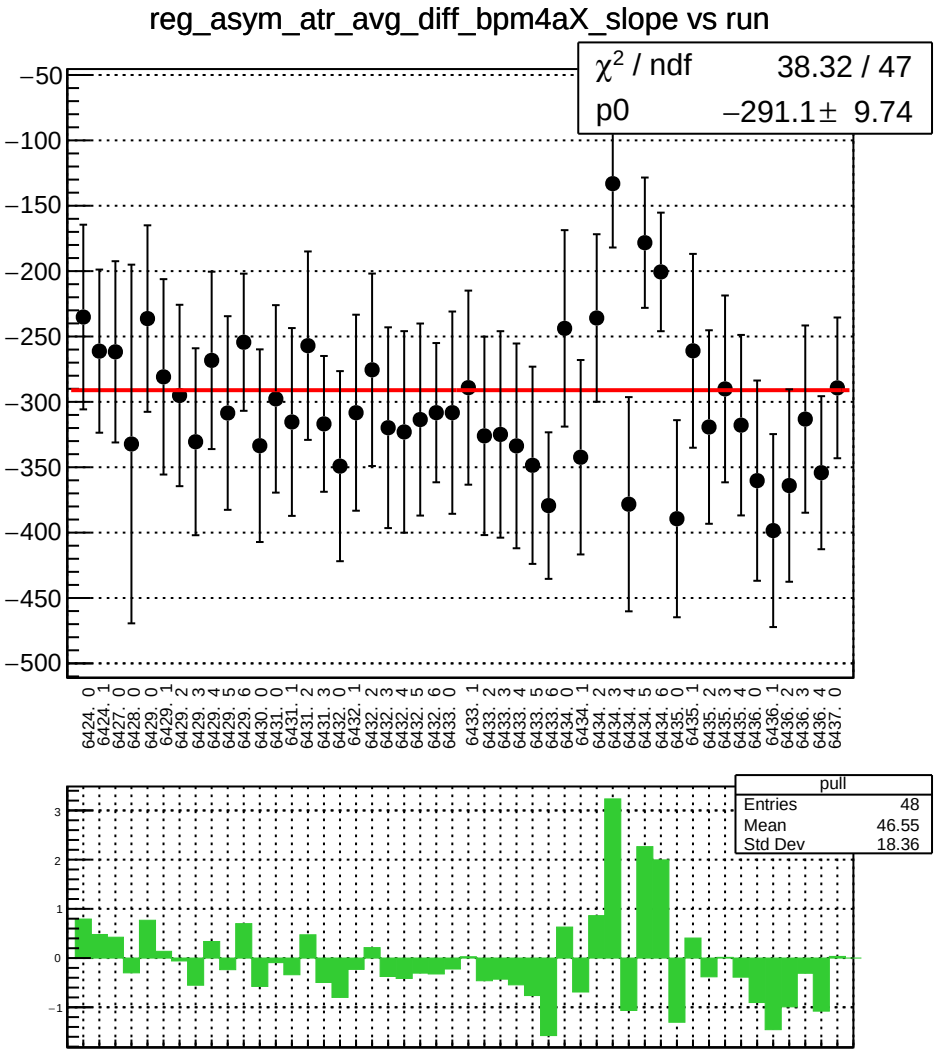
reg_asym_atr_avg_diff_bpm4aX_slope vs run
χ^2 / ndf 38.32 / 47
p0 −291.1 ± 9.74
pull
Entries 48
Mean 46.55
Std Dev 18.36

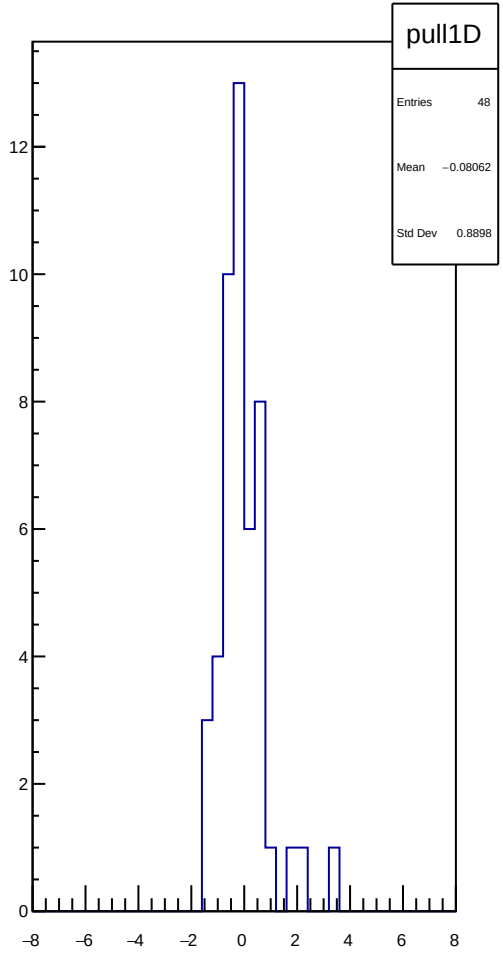
pull1D
Entries 48
Mean −0.08062
Std Dev 0.8898

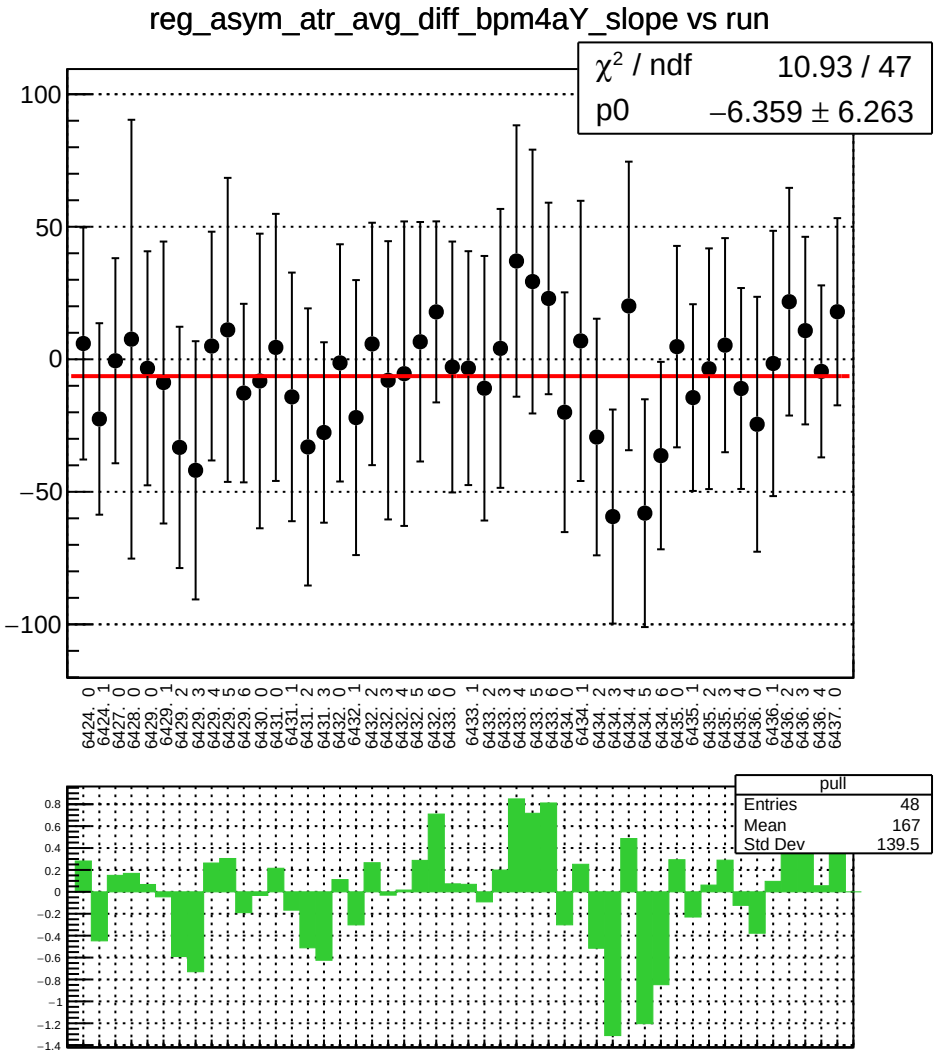
reg_asym_atr_avg_diff_bpm4aY_slope vs run
χ² / ndf 10.93 / 47
p0 −6.359 ± 6.263
pull
Entries 48
Mean 167
Std Dev 139.5

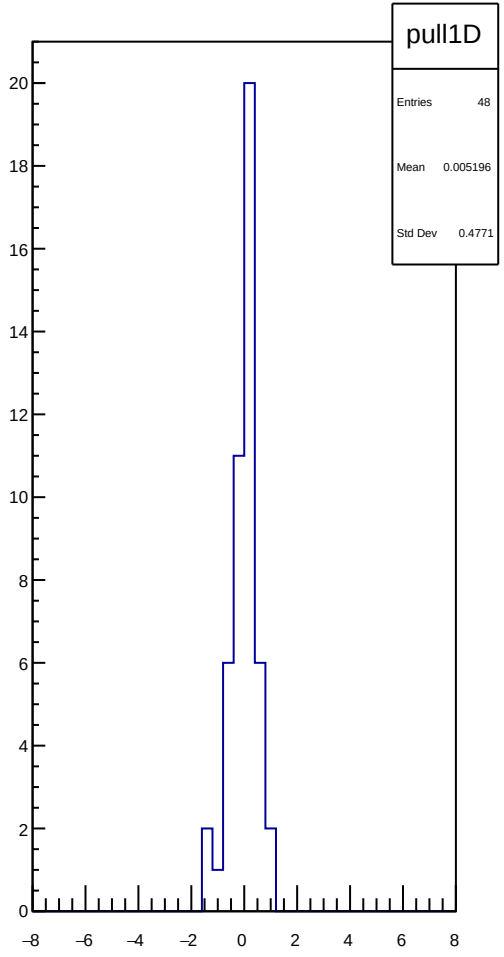
pull1D
Entries 48
Mean 0.005196
Std Dev 0.4771

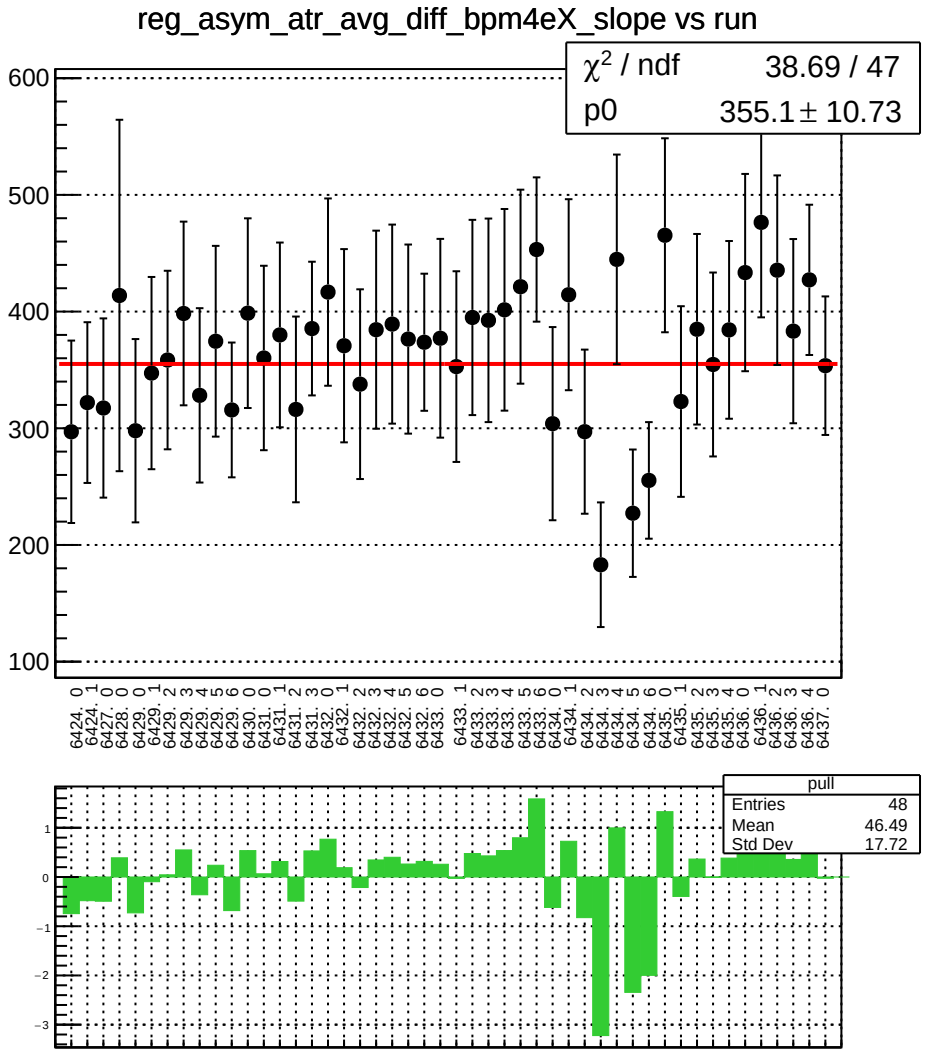
reg_asym_atr_avg_diff_bpm4eX_slope vs run
χ^2 / ndf 38.69 / 47
p0 355.1 ± 10.73
600
500
400
300
200
100
6424. 0
6424. 1
6427. 0
6428. 0
6429. 0
6429. 1
6429. 2
6429. 3
6429. 4
6429. 5
6429. 6
6430. 0
6431. 0
6431. 1
6431. 2
6431. 3
6432. 0
6432. 1
6432. 2
6432. 3
6432. 4
6432. 5
6432. 6
6433. 0
6433. 1
6433. 2
6433. 3
6433. 4
6433. 5
6433. 6
6434. 0
6434. 1
6434. 2
6434. 3
6434. 4
6434. 5
6434. 6
6435. 0
6435. 1
6435. 2
6435. 3
6435. 4
6436. 0
6436. 1
6436. 2
6436. 3
6436. 4
6437. 0
pull
Entries 48
Mean 46.49
Std Dev 17.72
1
0
−1
−2
−3

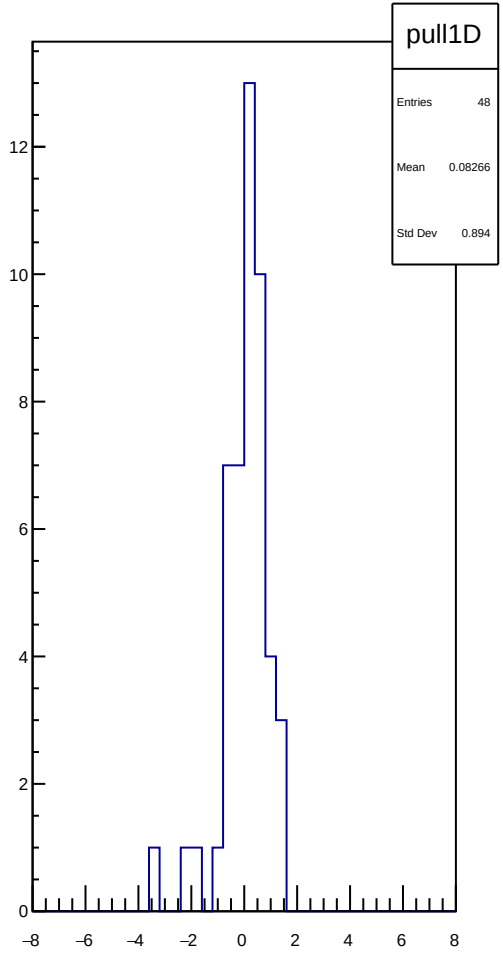
pull1D
Entries 48
Mean 0.08266
Std Dev 0.894
12
10
8
6
4
2
0
−8
−6
−4
−2
0
2
4
6
8

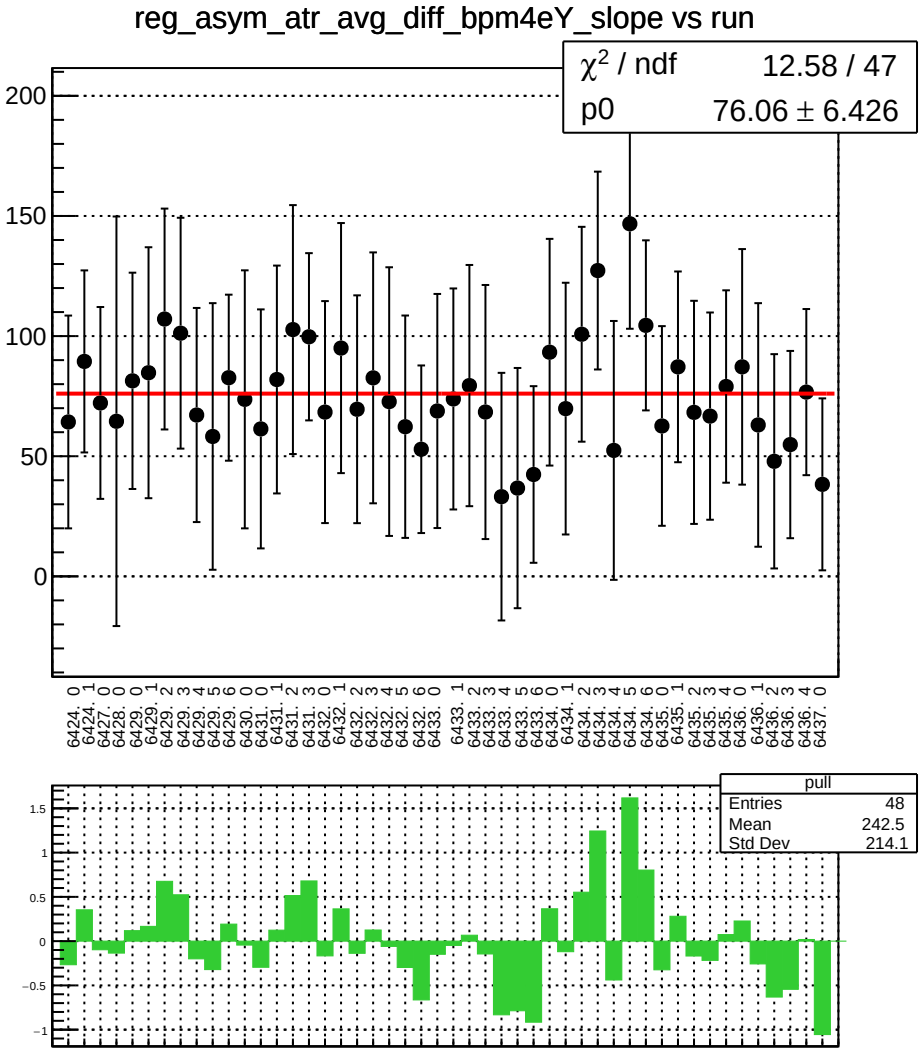
reg_asym_atr_avg_diff_bpm4eY_slope vs run
χ2 / ndf 12.58 / 47
p0 76.06 ± 6.426
pull
Entries 48
Mean 242.5
Std Dev 214.1

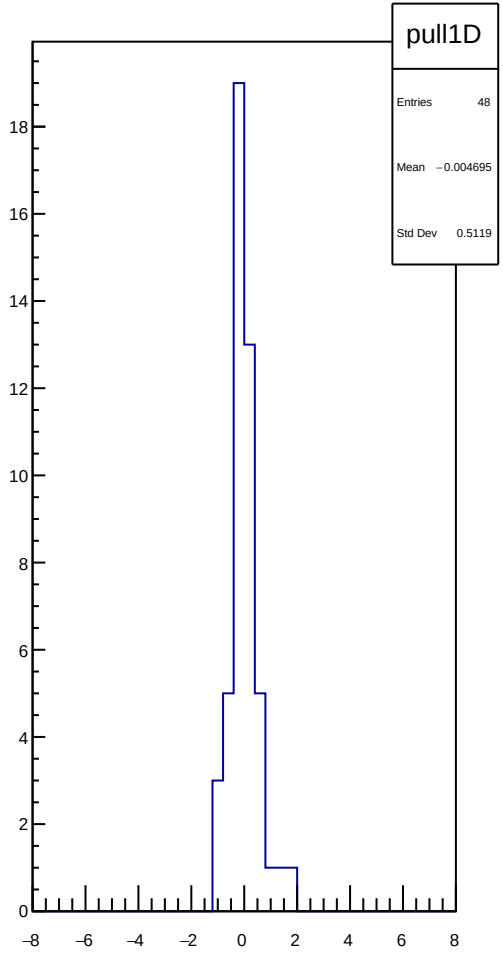
pull1D
Entries 48
Mean −0.004695
Std Dev 0.5119

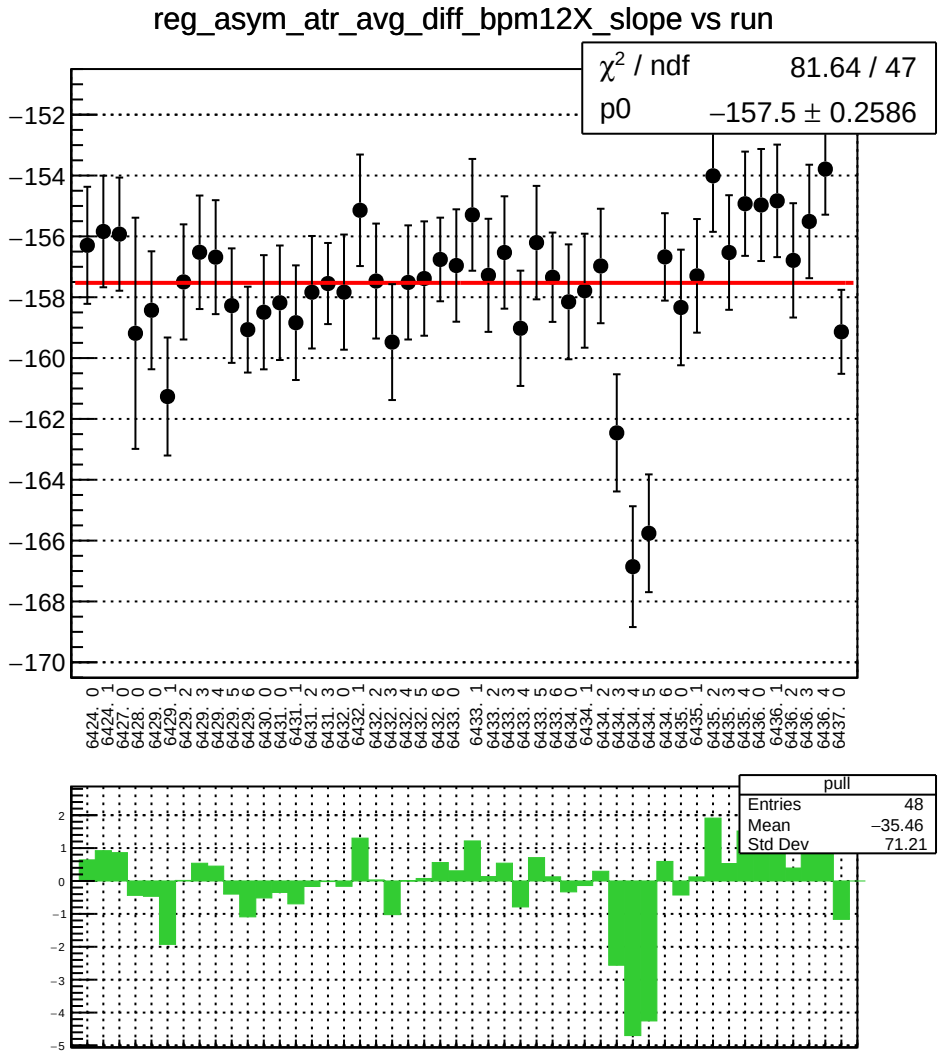
reg_asym_atr_avg_diff_bpm12X_slope vs run
χ² / ndf 81.64 / 47
p0 −157.5 ± 0.2586
pull
Entries 48
Mean −35.46
Std Dev 71.21

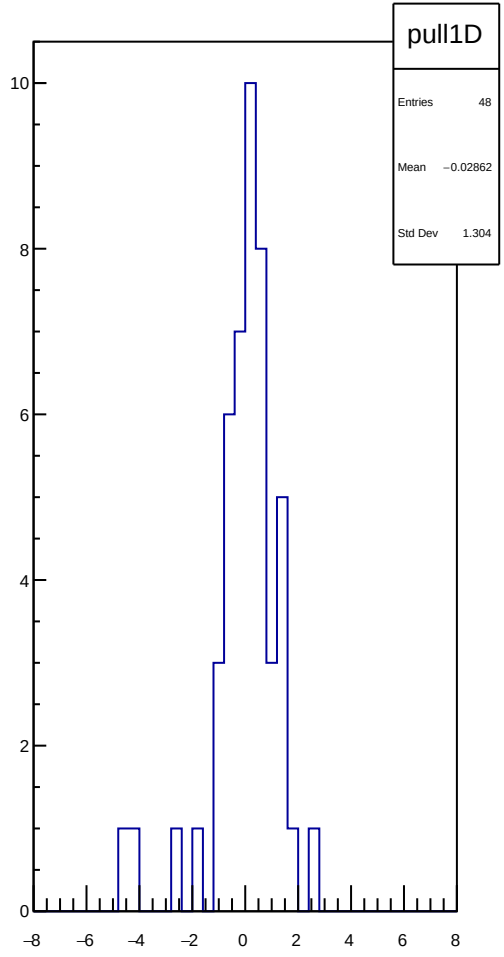
pull1D
Entries 48
Mean −0.02862
Std Dev 1.304

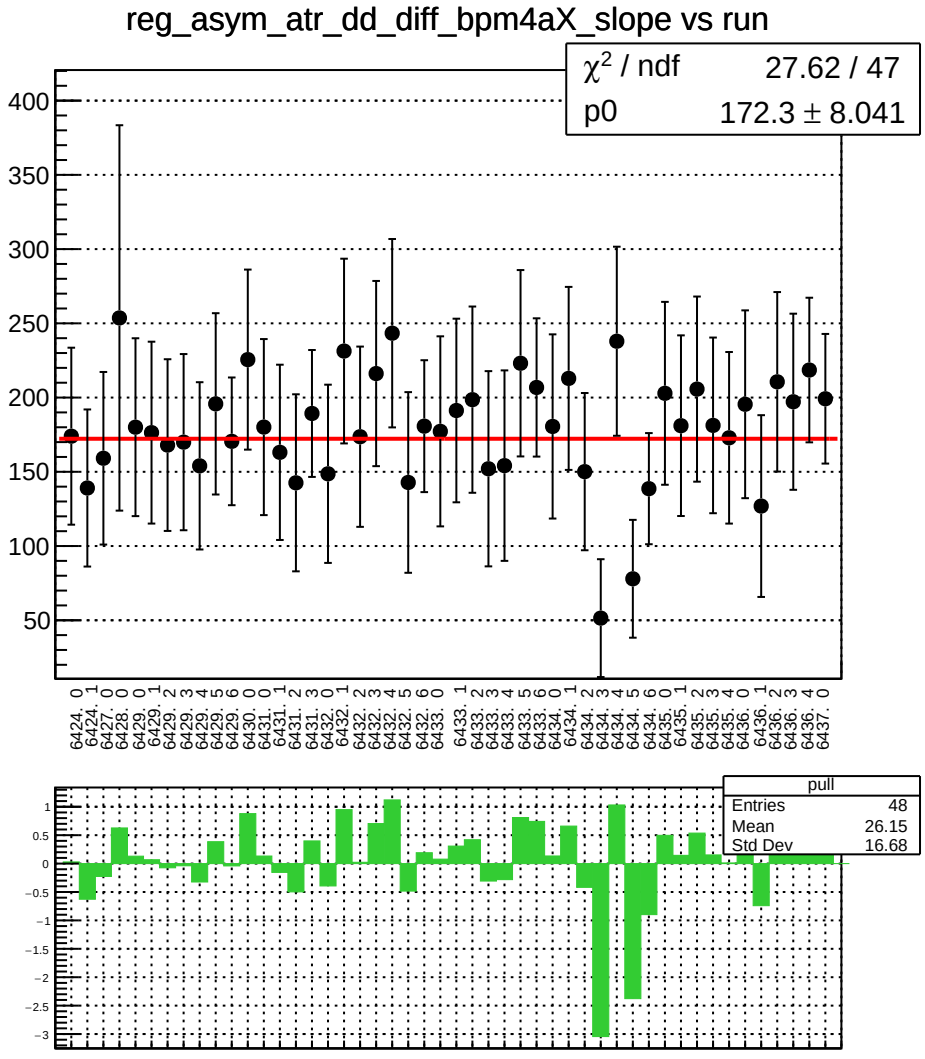
reg_asym_atr_dd_diff_bpm4aX_slope vs run
χ^2 / ndf 27.62 / 47
p0 172.3 ± 8.041
pull
Entries 48
Mean 26.15
Std Dev 16.68

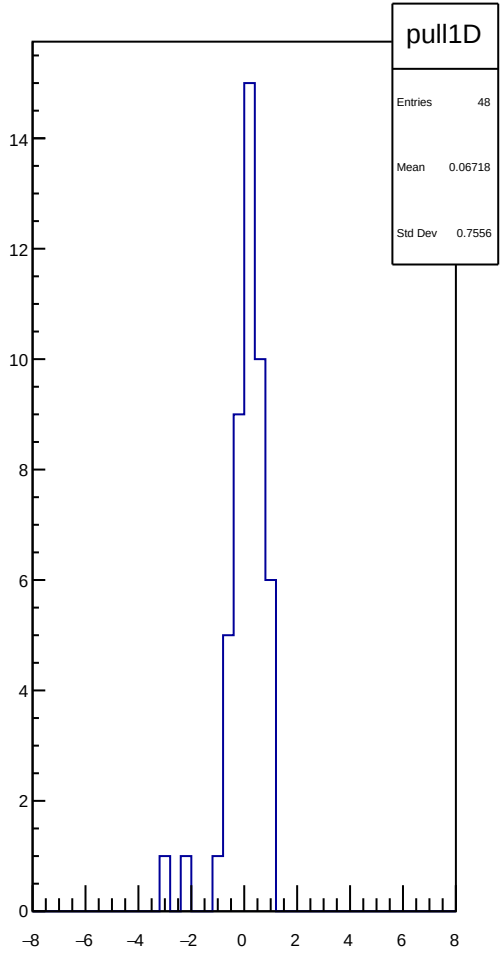
pull1D
Entries 48
Mean 0.06718
Std Dev 0.7556

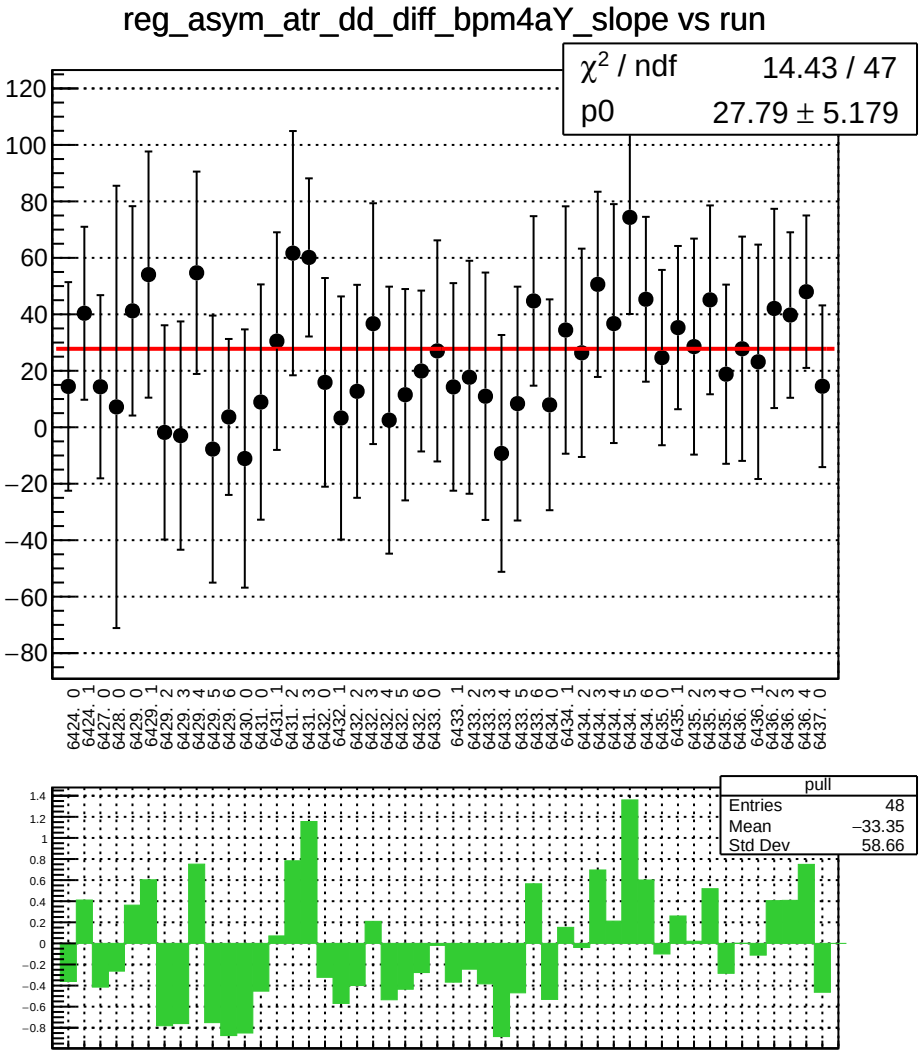
reg_asym_atr_dd_diff_bpm4aY_slope vs run
χ² / ndf 14.43 / 47
p0 27.79 ± 5.179
pull
Entries 48
Mean −33.35
Std Dev 58.66

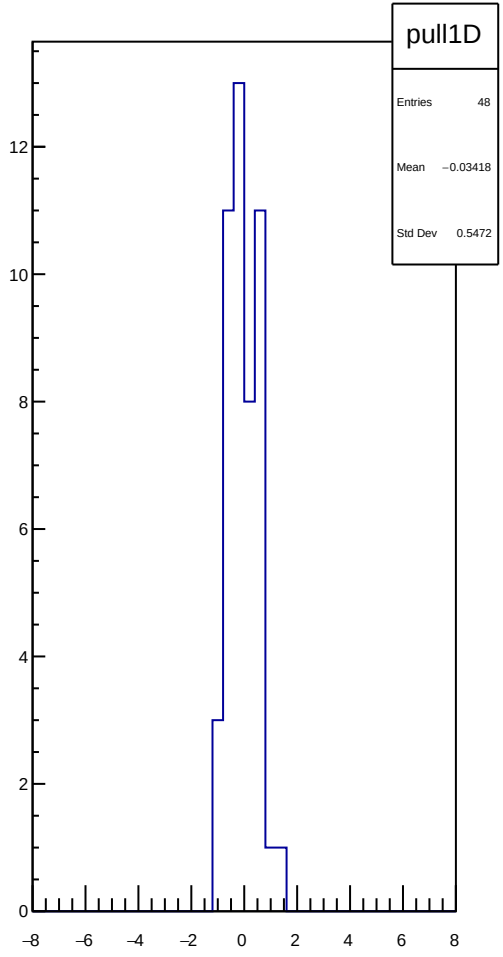
pull1D
Entries 48
Mean −0.03418
Std Dev 0.5472

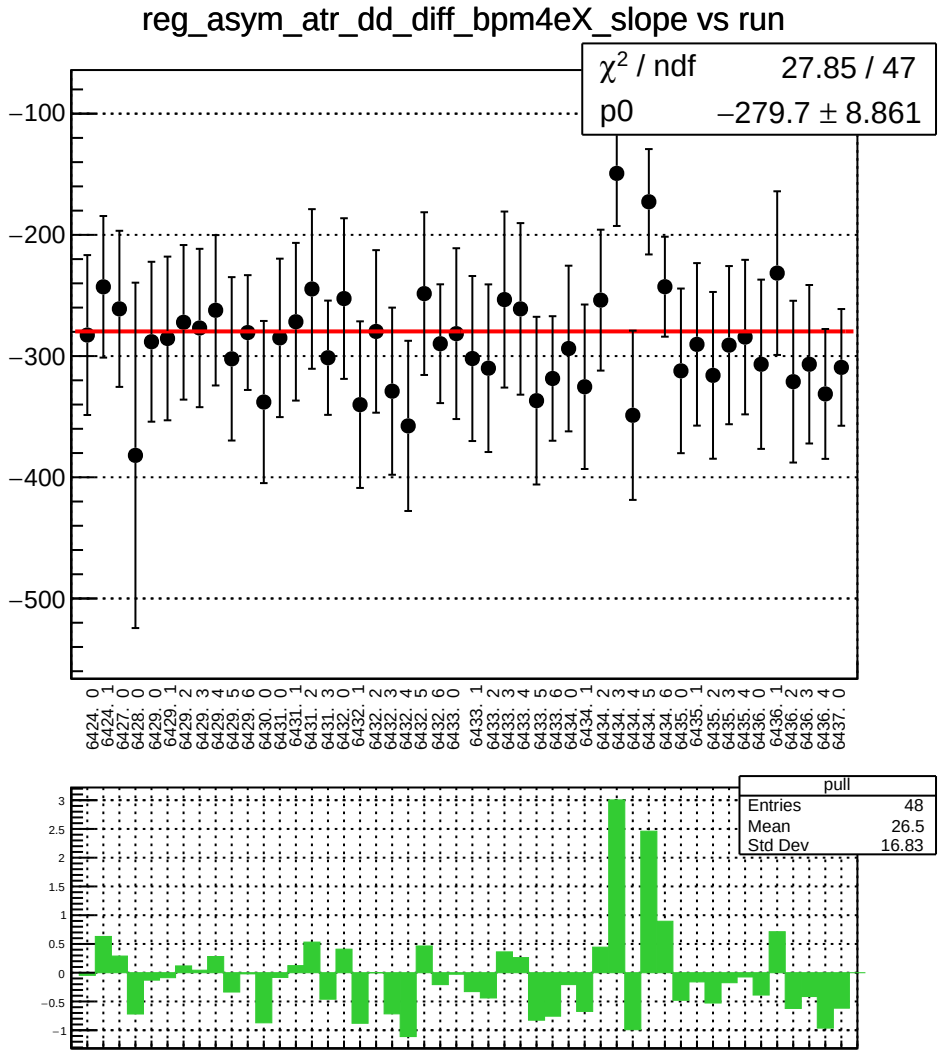
reg_asym_atr_dd_diff_bpm4eX_slope vs run
χ^2 / ndf 27.85 / 47
p0 −279.7 ± 8.861
−100
−200
−300
−400
−500
6424. 0
6424. 1
6427. 0
6428. 0
6429. 0
6429. 1
6429. 2
6429. 3
6429. 4
6429. 5
6429. 6
6430. 0
6431. 0
6431. 1
6431. 2
6431. 3
6432. 0
6432. 1
6432. 2
6432. 3
6432. 4
6432. 5
6432. 6
6433. 0
6433. 1
6433. 2
6433. 3
6433. 4
6433. 5
6433. 6
6434. 0
6434. 1
6434. 2
6434. 3
6434. 4
6434. 5
6434. 6
6435. 0
6435. 1
6435. 2
6435. 3
6435. 4
6436. 0
6436. 1
6436. 2
6436. 3
6436. 4
6437. 0
pull
Entries 48
Mean 26.5
Std Dev 16.83
3
2.5
2
1.5
1
0.5
0
−0.5
−1
pull1D
Entries 48
Mean −0.06851
Std Dev 0.7586
14
12
10
8
6
4
2
0
−8
−6
−4
−2
0
2
4
6
8

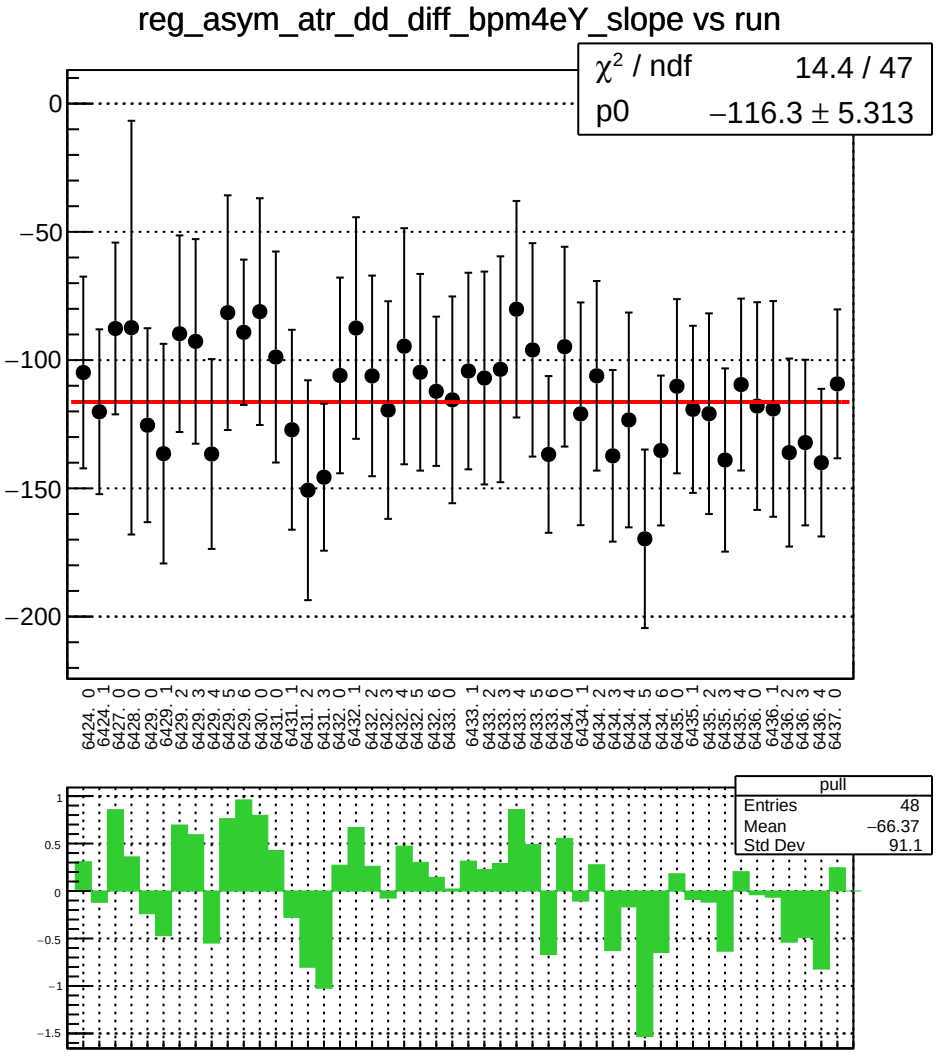
reg_asym_atr_dd_diff_bpm4eY_slope vs run
χ² / ndf 14.4 / 47
p0 −116.3 ± 5.313
0
−50
−100
−150
−200
6424. 0
6424. 1
6427. 0
6428. 0
6429. 0
6429. 1
6429. 2
6429. 3
6429. 4
6429. 5
6429. 6
6430. 0
6431. 0
6431. 1
6431. 2
6431. 3
6432. 0
6432. 1
6432. 2
6432. 3
6432. 4
6432. 5
6432. 6
6433. 0
6433. 1
6433. 2
6433. 3
6433. 4
6433. 5
6433. 6
6434. 0
6434. 1
6434. 2
6434. 3
6434. 4
6434. 5
6434. 6
6435. 0
6435. 1
6435. 2
6435. 3
6435. 4
6436. 0
6436. 1
6436. 2
6436. 3
6436. 4
6437. 0
pull
Entries 48
Mean −66.37
Std Dev 91.1
1
0.5
0
−0.5
−1
−1.5

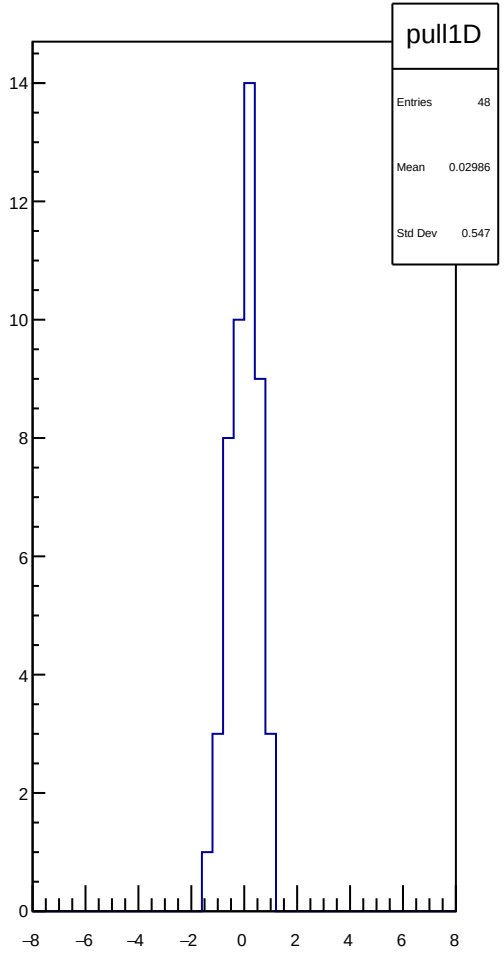
pull1D
Entries 48
Mean 0.02986
Std Dev 0.547
14
12
10
8
6
4
2
0
−8
−6
−4
−2
0
2
4
6
8

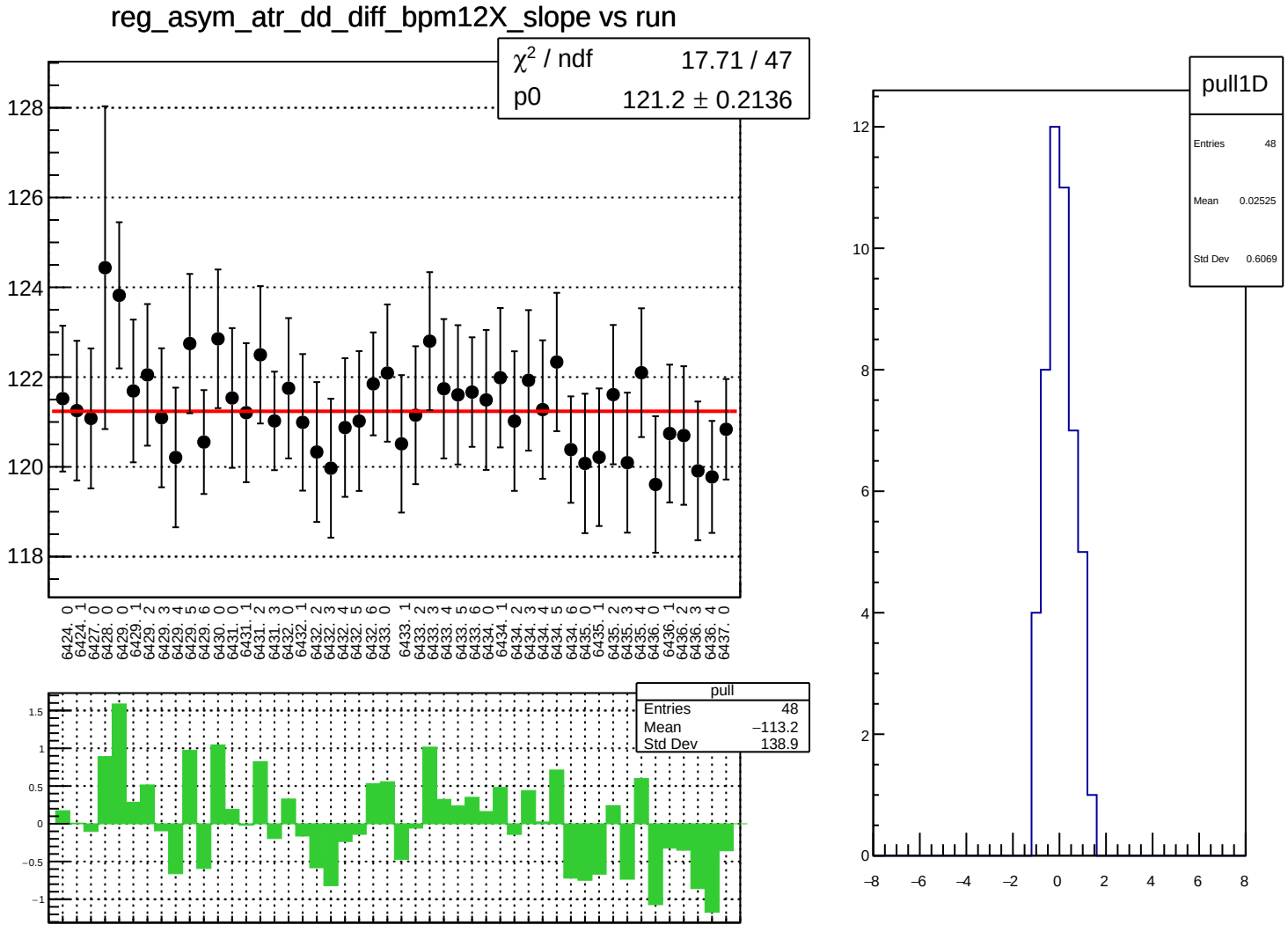
reg_asym_atr_dd_diff_bpm12X_slope vs run
χ² / ndf 17.71 / 47
p0 121.2 ± 0.2136
128
126
124
122
120
118
6424. 0
6424. 1
6427. 0
6428. 0
6429. 0
6429. 1
6429. 2
6429. 3
6429. 4
6429. 5
6429. 6
6430. 0
6431. 0
6431. 1
6431. 2
6431. 3
6432. 0
6432. 1
6432. 2
6432. 3
6432. 4
6432. 5
6432. 6
6433. 0
6433. 1
6433. 2
6433. 3
6433. 4
6433. 5
6433. 6
6434. 0
6434. 1
6434. 2
6434. 3
6434. 4
6434. 5
6434. 6
6435. 0
6435. 1
6435. 2
6435. 3
6435. 4
6436. 0
6436. 1
6436. 2
6436. 3
6436. 4
6437. 0
pull
Entries 48
Mean −113.2
Std Dev 138.9
1.5
1
0.5
0
−0.5
−1
pull1D
Entries 48
Mean 0.02525
Std Dev 0.6069
12
10
8
6
4
2
0
−8
−6
−4
−2
0
2
4
6
8

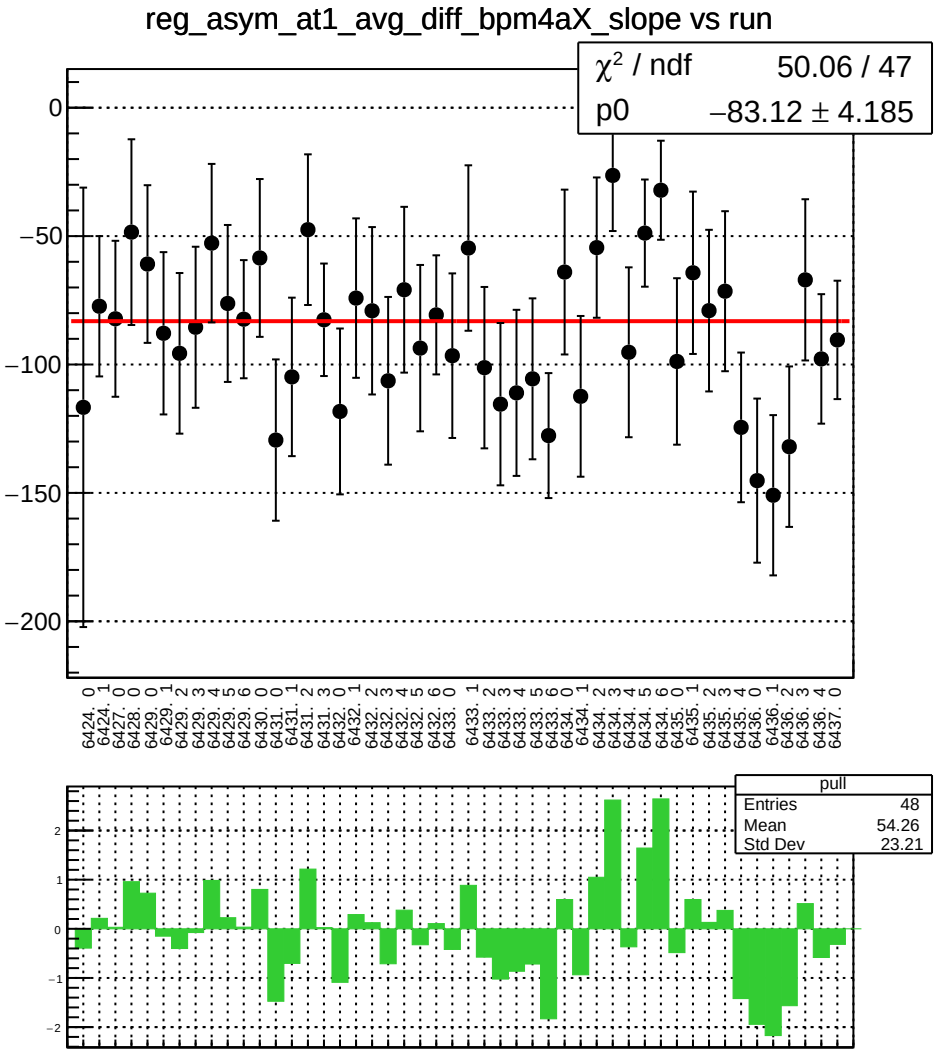
reg_asym_at1_avg_diff_bpm4aX_slope vs run
χ² / ndf 50.06 / 47
p0 −83.12 ± 4.185
0
−50
−100
−150
−200
6424. 0
6424. 1
6427. 0
6428. 0
6429. 0
6429. 1
6429. 2
6429. 3
6429. 4
6429. 5
6429. 6
6430. 0
6431. 0
6431. 1
6431. 2
6431. 3
6432. 0
6432. 1
6432. 2
6432. 3
6432. 4
6432. 5
6432. 6
6433. 0
6433. 1
6433. 2
6433. 3
6433. 4
6433. 5
6433. 6
6434. 0
6434. 1
6434. 2
6434. 3
6434. 4
6434. 5
6434. 6
6435. 0
6435. 1
6435. 2
6435. 3
6435. 4
6436. 0
6436. 1
6436. 2
6436. 3
6436. 4
6437. 0
pull
Entries 48
Mean 54.26
Std Dev 23.21
2
1
0
−1
−2

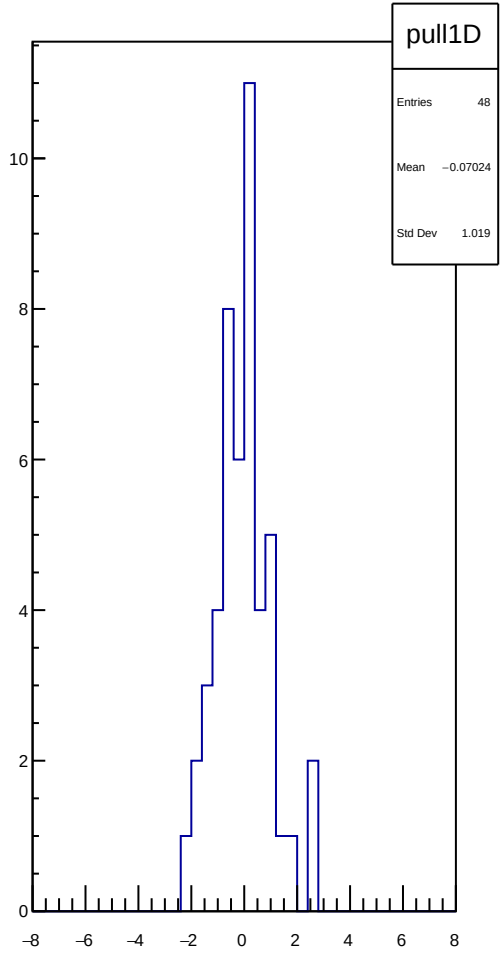
pull1D
Entries 48
Mean −0.07024
Std Dev 1.019
10
8
6
4
2
0
−8
−6
−4
−2
0
2
4
6
8

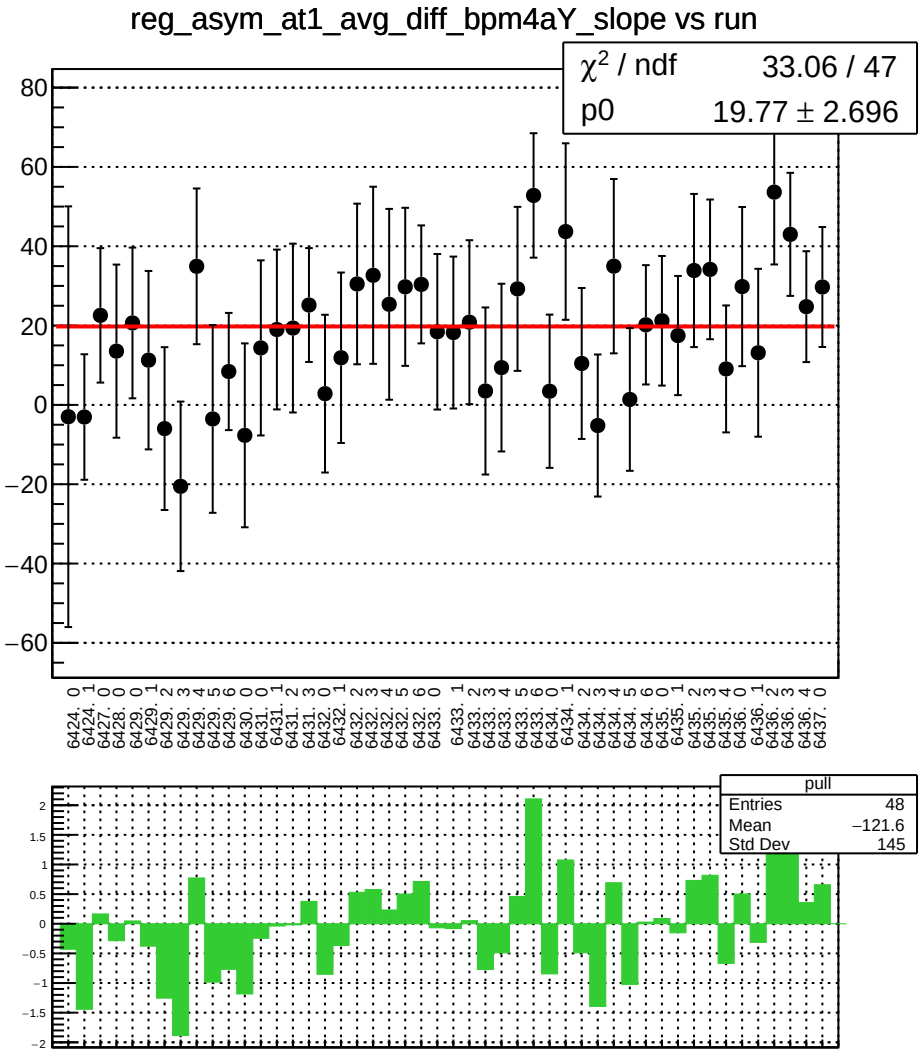
reg_asym_at1_avg_diff_bpm4aY_slope vs run
χ2 / ndf 33.06 / 47
p0 19.77 ± 2.696
pull
Entries 48
Mean −121.6
Std Dev 145

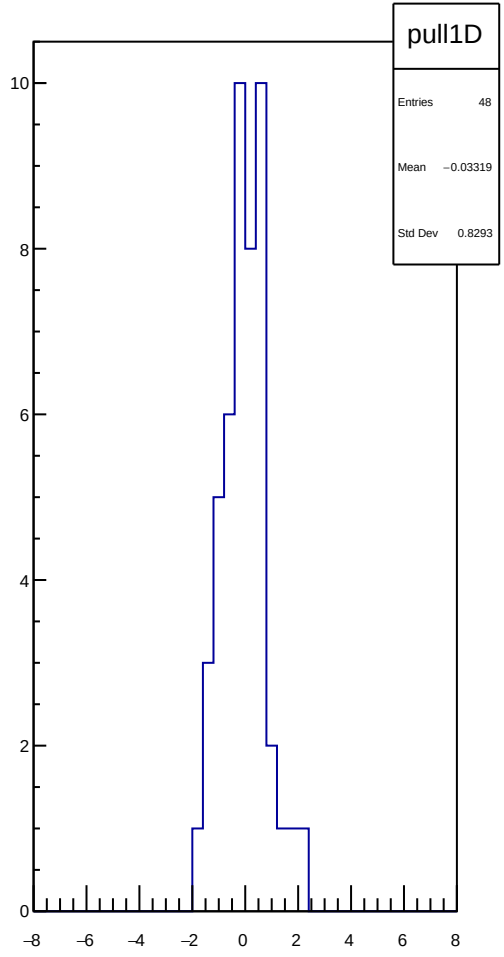
pull1D
Entries 48
Mean −0.03319
Std Dev 0.8293

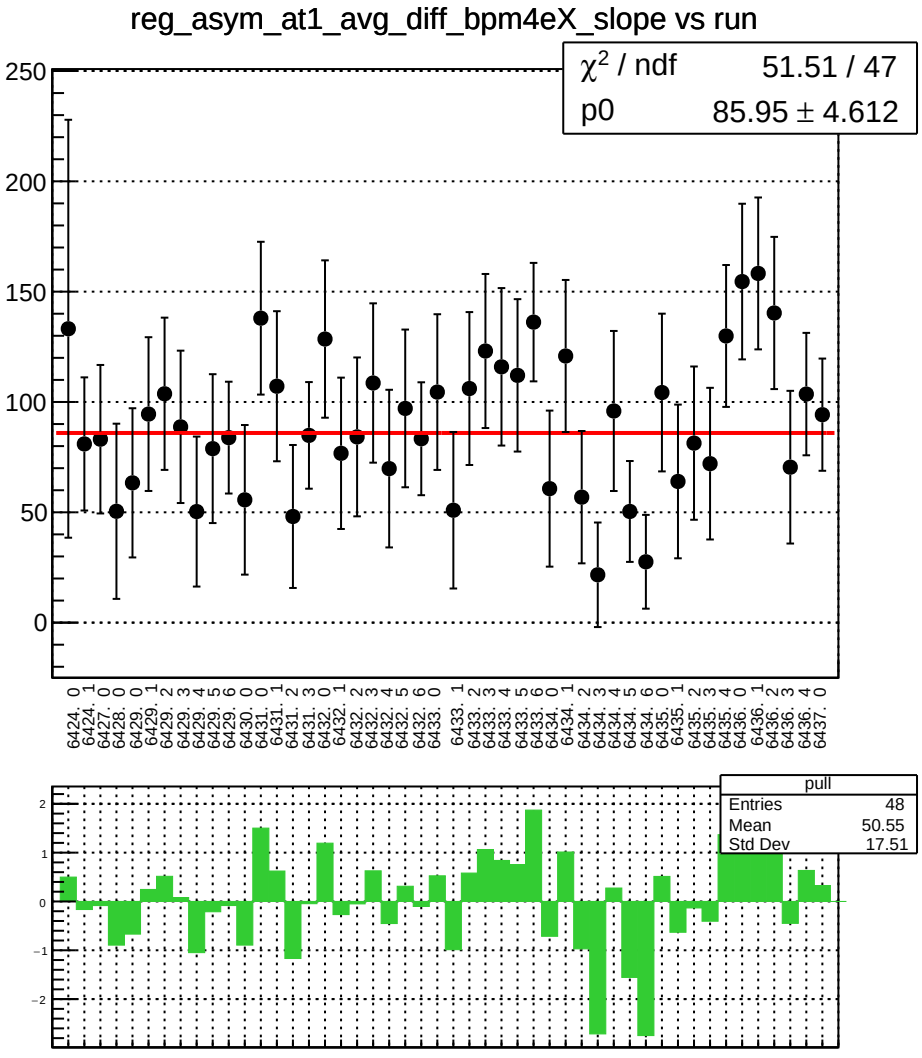
reg_asym_at1_avg_diff_bpm4eX_slope vs run
χ² / ndf 51.51 / 47
p0 85.95 ± 4.612
250
200
150
100
50
0
6424. 0
6424. 1
6427. 0
6428. 0
6429. 0
6429. 1
6429. 2
6429. 3
6429. 4
6429. 5
6429. 6
6430. 0
6430. 0
6431. 1
6431. 1
6431. 2
6431. 3
6432. 0
6432. 1
6432. 2
6432. 3
6432. 4
6432. 5
6432. 6
6433. 0
6433. 1
6433. 2
6433. 3
6433. 4
6433. 5
6433. 6
6434. 0
6434. 1
6434. 2
6434. 3
6434. 4
6434. 5
6434. 6
6435. 0
6435. 1
6435. 2
6435. 3
6435. 4
6436. 0
6436. 1
6436. 2
6436. 3
6436. 4
6436. 0
6437. 0
pull
Entries 48
Mean 50.55
Std Dev 17.51
2
1
0
−1
−2

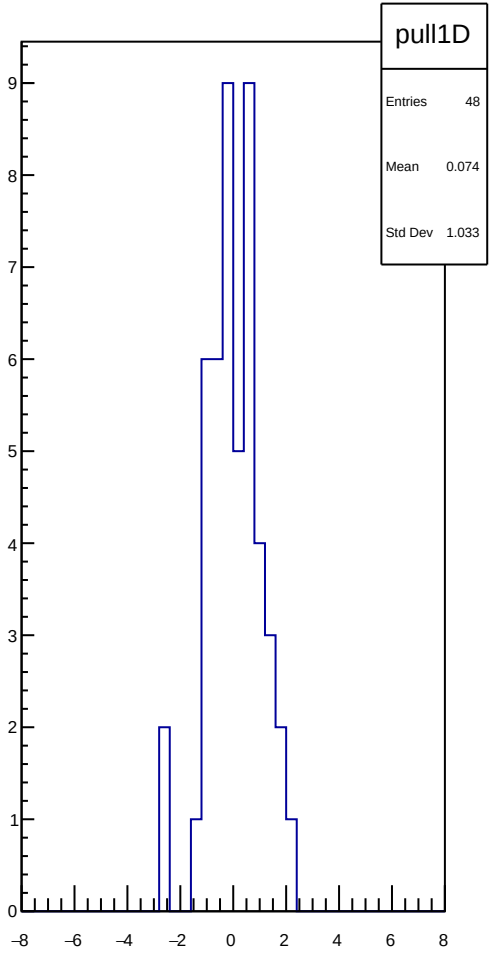
pull1D
Entries 48
Mean 0.074
Std Dev 1.033
9
8
7
6
5
4
3
2
1
0
−8
−6
−4
−2
0
2
4
6
8

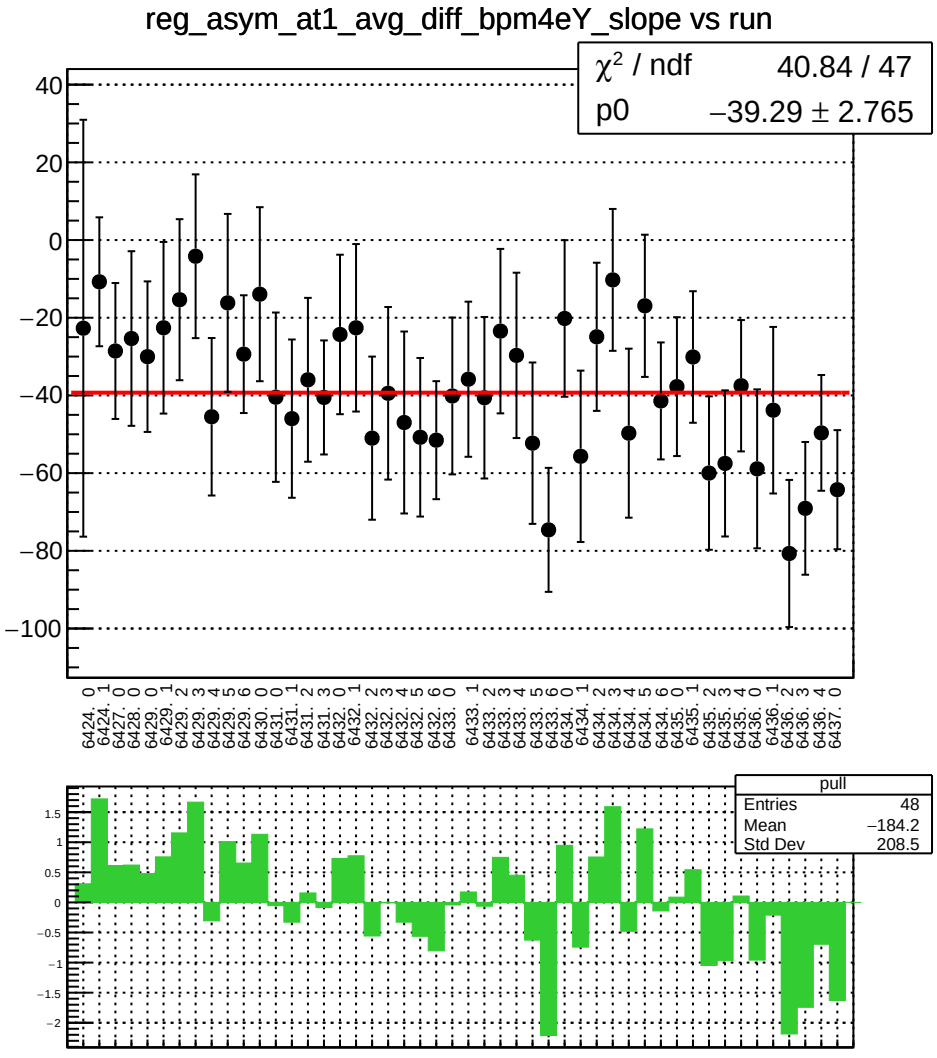
reg_asym_at1_avg_diff_bpm4eY_slope vs run
χ² / ndf 40.84 / 47
p0 −39.29 ± 2.765
pull
Entries 48
Mean −184.2
Std Dev 208.5

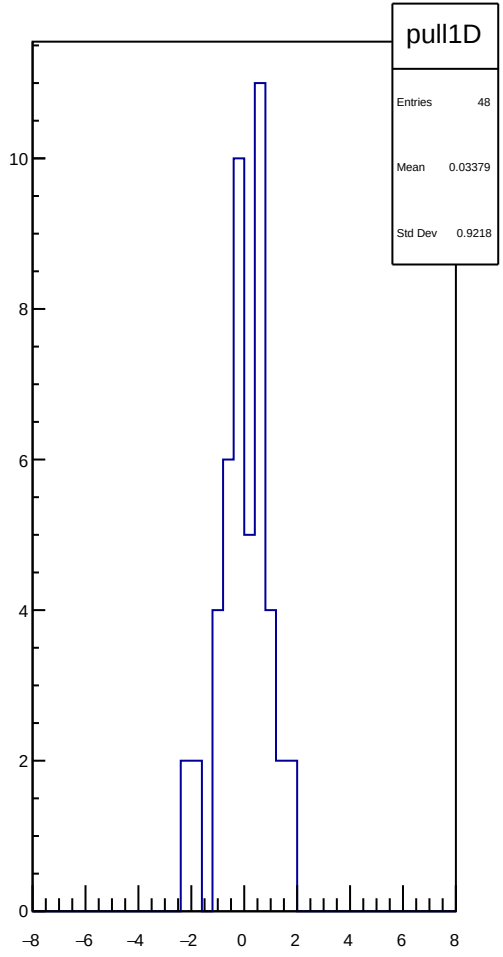
pull1D
Entries 48
Mean 0.03379
Std Dev 0.9218

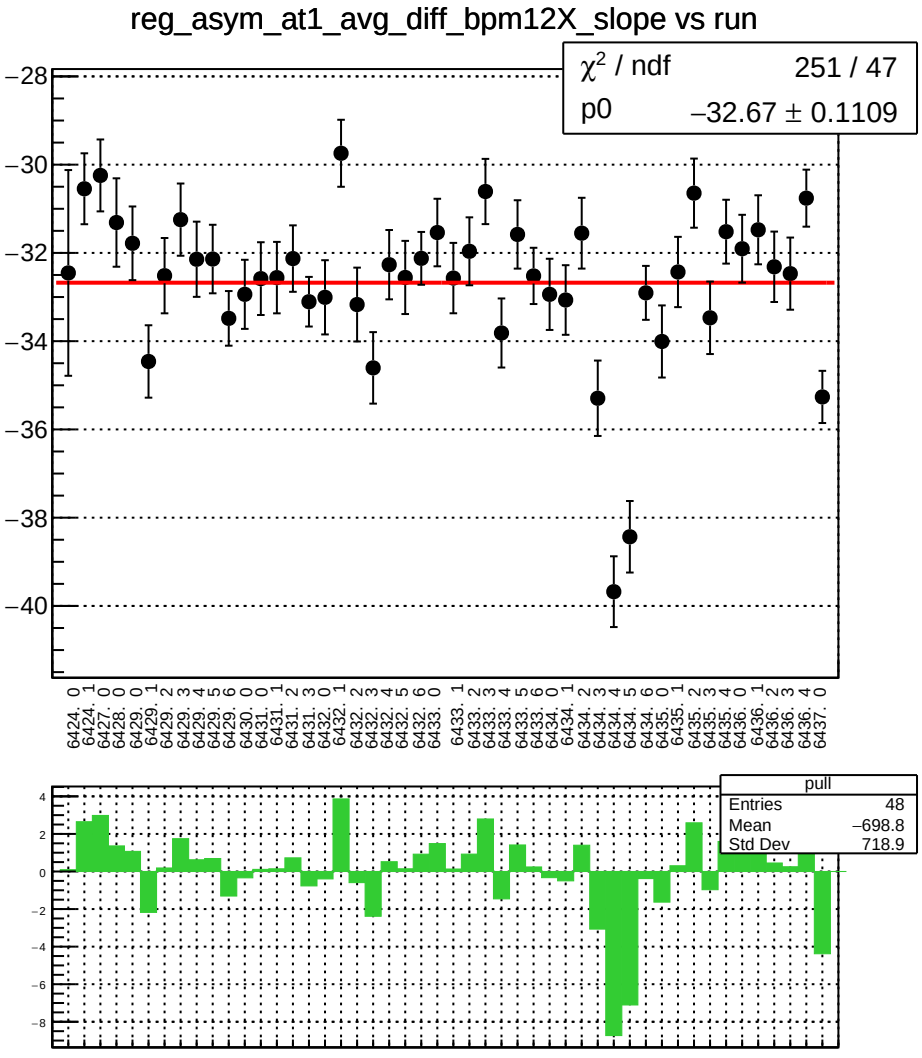
reg_asym_at1_avg_diff_bpm12X_slope vs run
χ² / ndf 251 / 47
p0 −32.67 ± 0.1109
pull
Entries 48
Mean −698.8
Std Dev 718.9

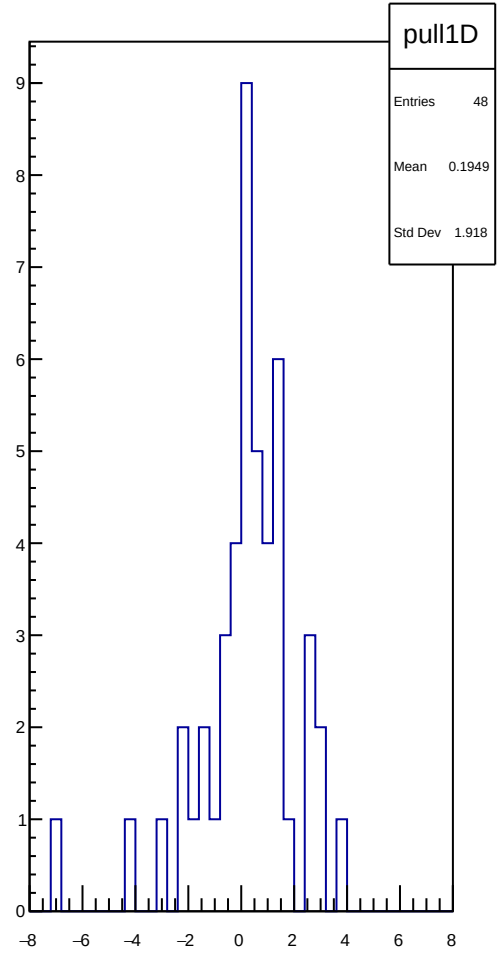
pull1D
Entries 48
Mean 0.1949
Std Dev 1.918

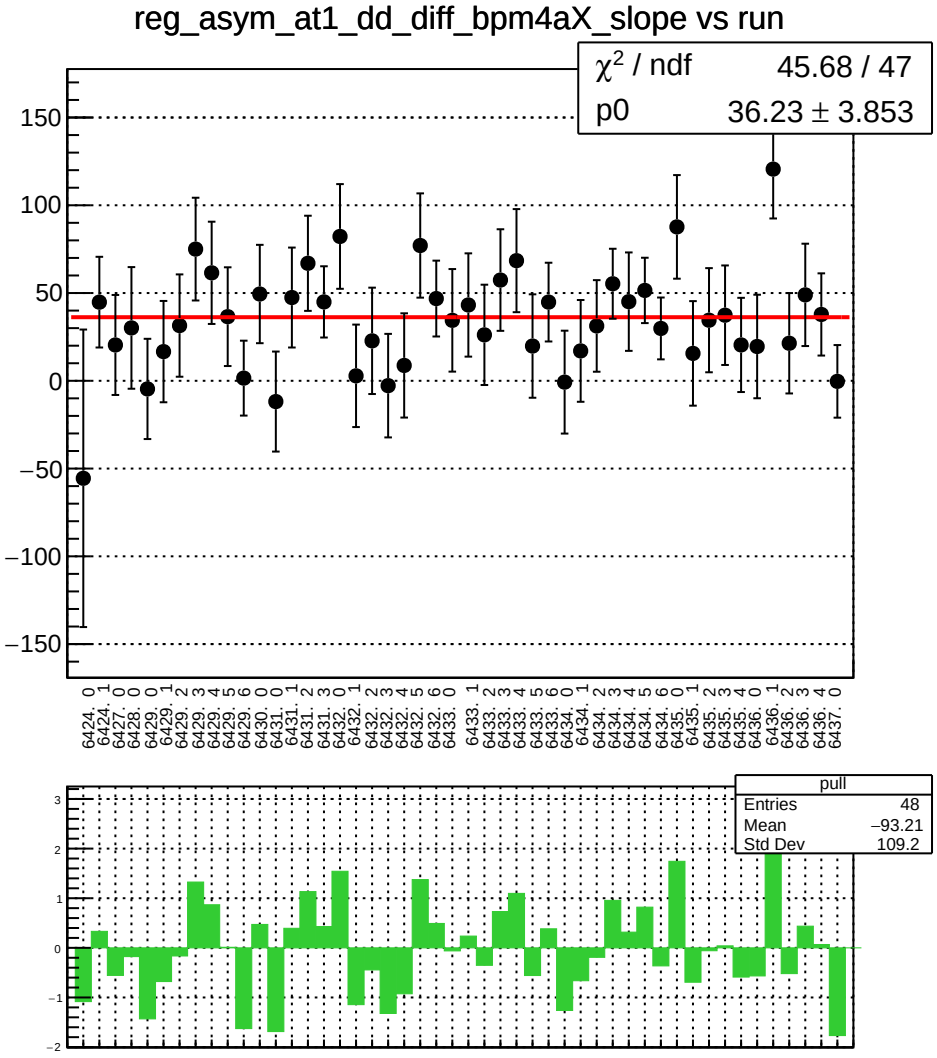
reg_asym_at1_dd_diff_bpm4aX_slope vs run
χ² / ndf 45.68 / 47
p0 36.23 ± 3.853
150
100
50
0
−50
−100
−150
6424. 0
6424. 1
6427. 0
6428. 0
6429. 0
6429. 1
6429. 2
6429. 3
6429. 4
6429. 5
6429. 6
6430. 0
6430. 0
6431. 1
6431. 2
6431. 3
6432. 0
6432. 1
6432. 2
6432. 3
6432. 4
6432. 5
6432. 6
6433. 0
6433. 1
6433. 2
6433. 3
6433. 4
6433. 5
6433. 6
6434. 0
6434. 1
6434. 2
6434. 3
6434. 4
6434. 5
6434. 6
6435. 0
6435. 1
6435. 2
6435. 3
6435. 4
6436. 0
6436. 1
6436. 2
6436. 3
6436. 4
6437. 0
pull
Entries 48
Mean −93.21
Std Dev 109.2
3
2
1
0
−1
−2

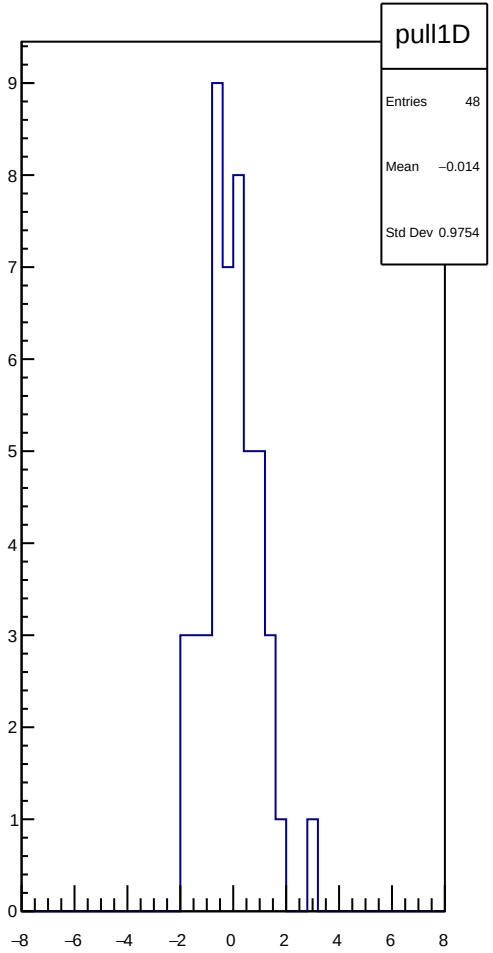
pull1D
Entries 48
Mean −0.014
Std Dev 0.9754
9
8
7
6
5
4
3
2
1
0
−8
−6
−4
−2
0
2
4
6
8

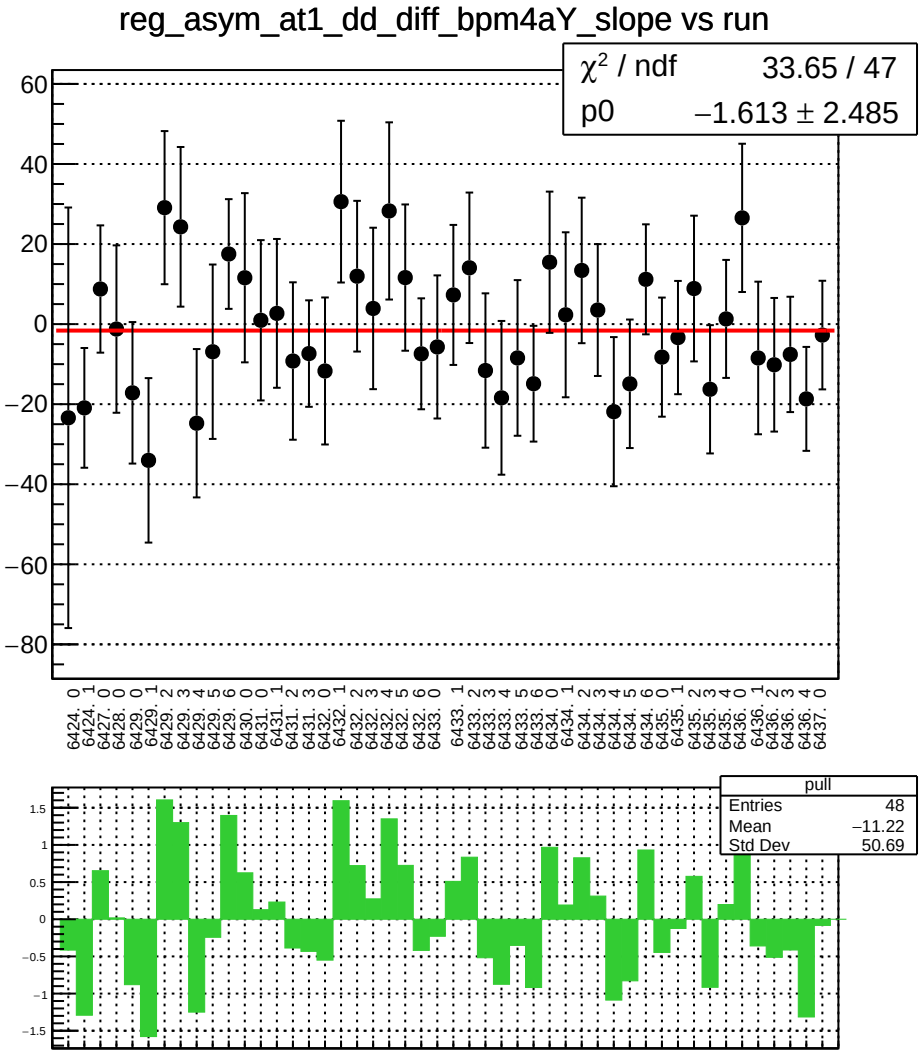
reg_asym_at1_dd_diff_bpm4aY_slope vs run
χ² / ndf 33.65 / 47
p0 −1.613 ± 2.485
pull
Entries 48
Mean −11.22
Std Dev 50.69

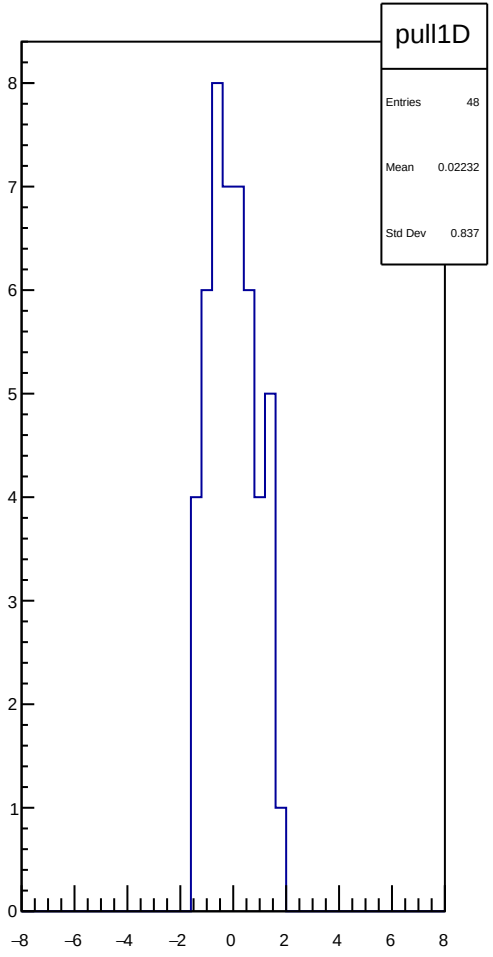
pull1D
Entries 48
Mean 0.02232
Std Dev 0.837

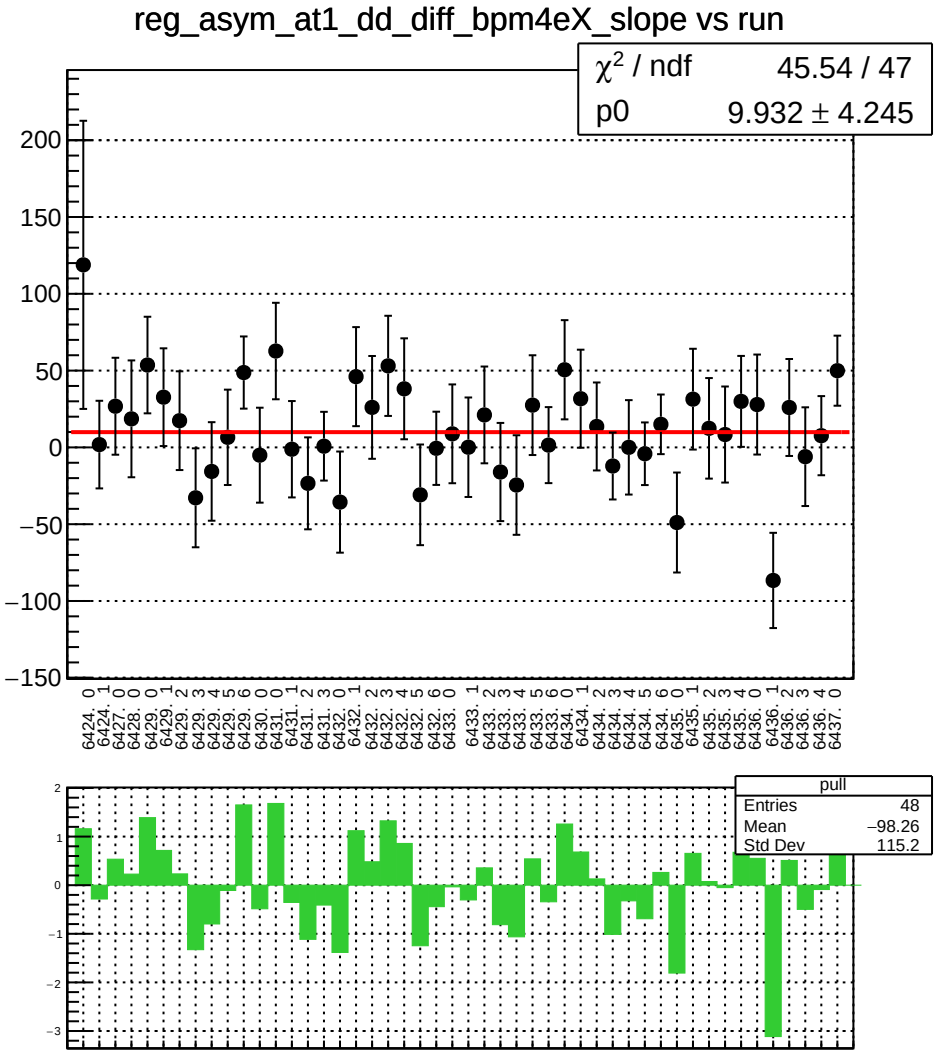
reg_asym_at1_dd_diff_bpm4eX_slope vs run
χ2 / ndf 45.54 / 47
p0 9.932 ± 4.245
pull
Entries 48
Mean −98.26
Std Dev 115.2

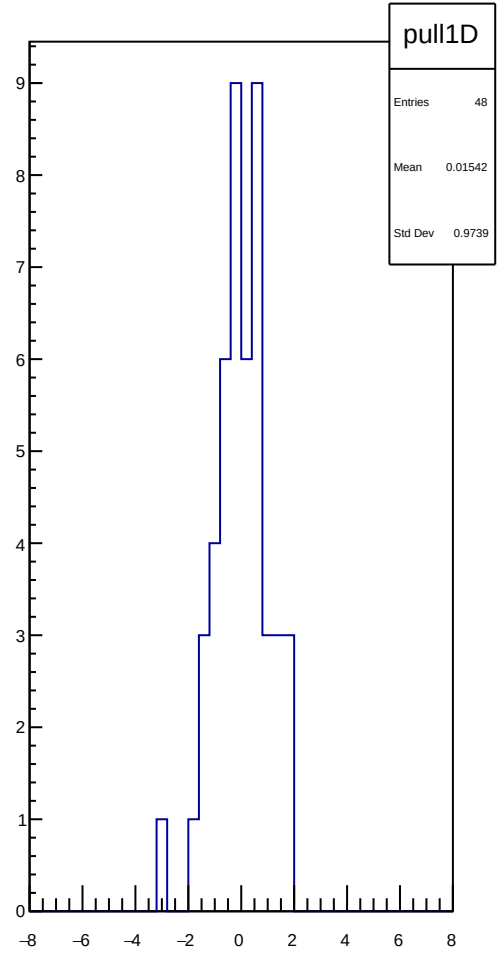
pull1D
Entries 48
Mean 0.01542
Std Dev 0.9739

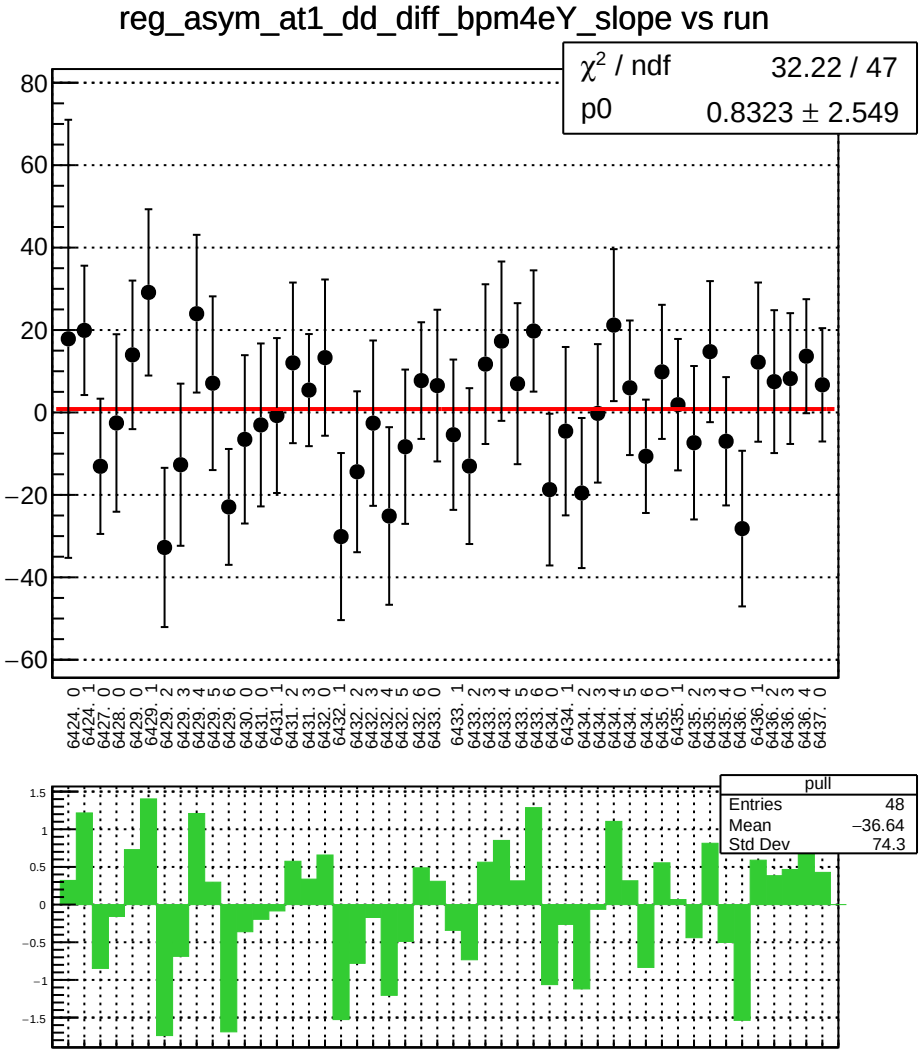
reg_asym_at1_dd_diff_bpm4eY_slope vs run
χ² / ndf 32.22 / 47
p0 0.8323 ± 2.549
pull
Entries 48
Mean −36.64
Std Dev 74.3

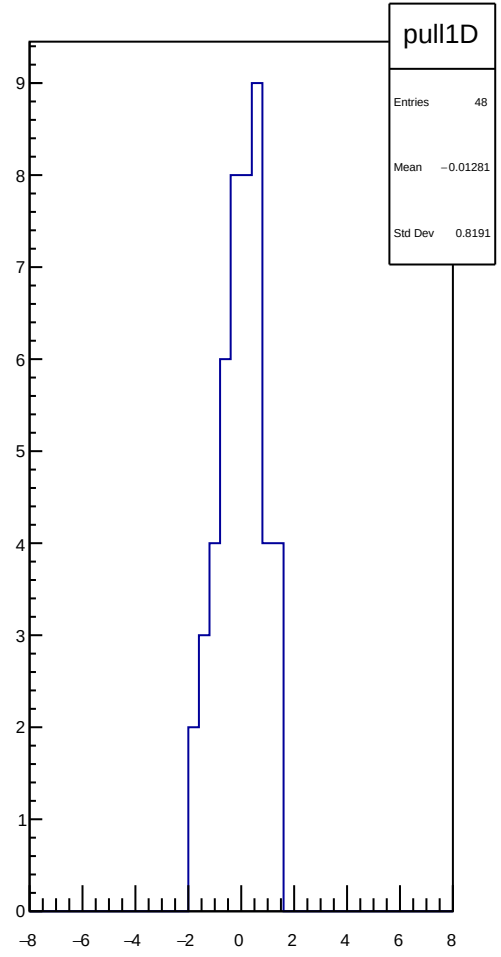
pull1D
Entries 48
Mean −0.01281
Std Dev 0.8191

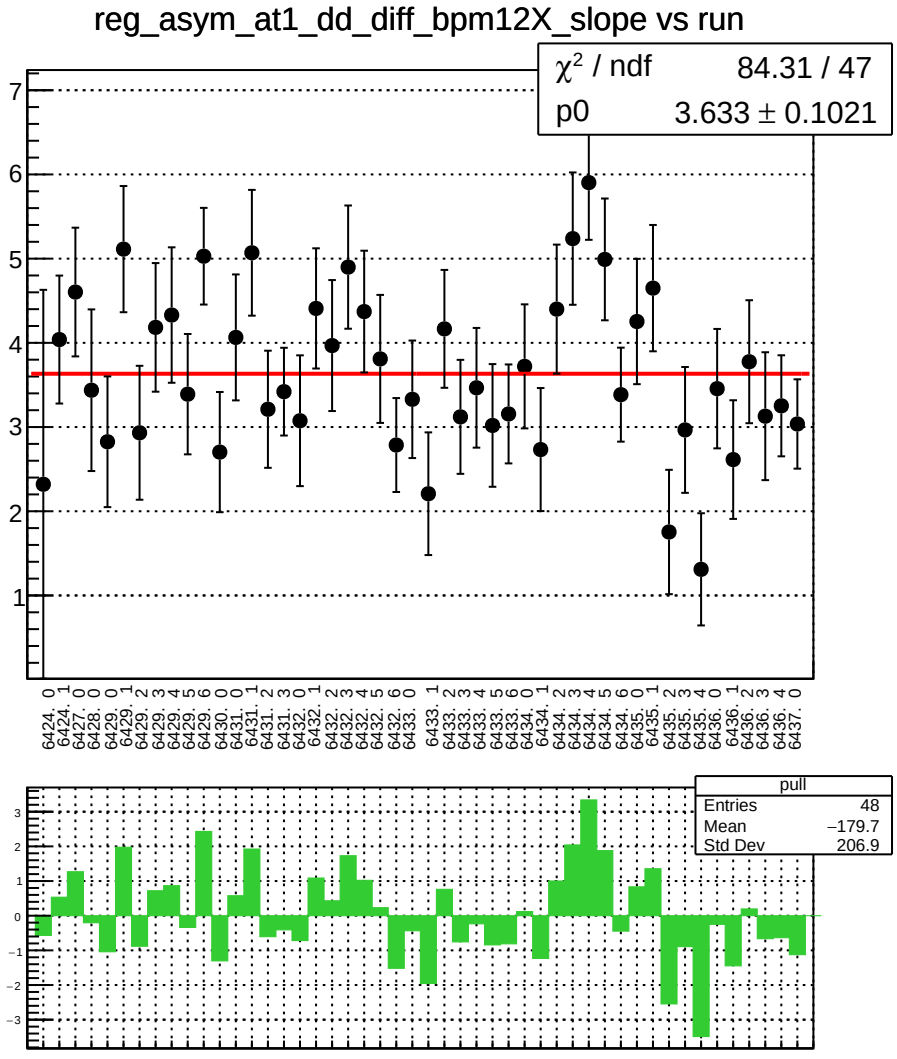
reg_asym_at1_dd_diff_bpm12X_slope vs run
χ² / ndf 84.31 / 47
p0 3.633 ± 0.1021
pull
Entries 48
Mean −179.7
Std Dev 206.9

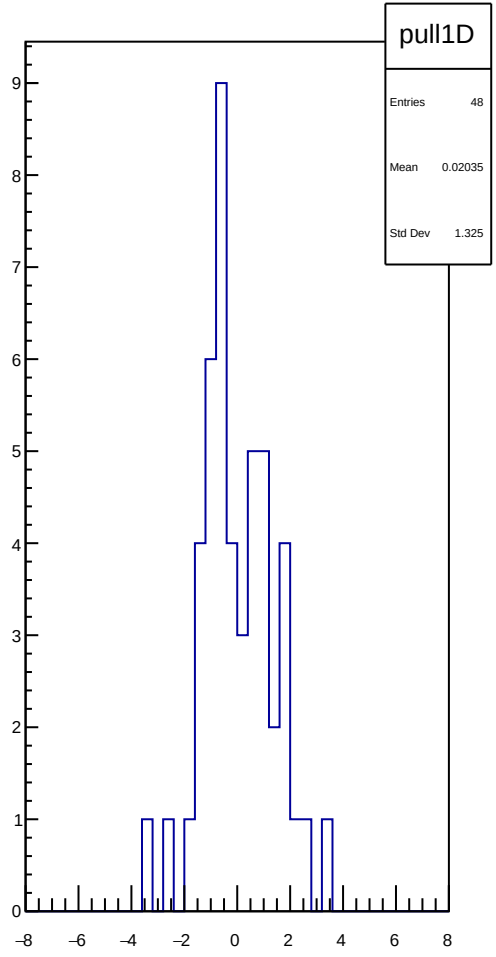
pull1D
Entries 48
Mean 0.02035
Std Dev 1.325

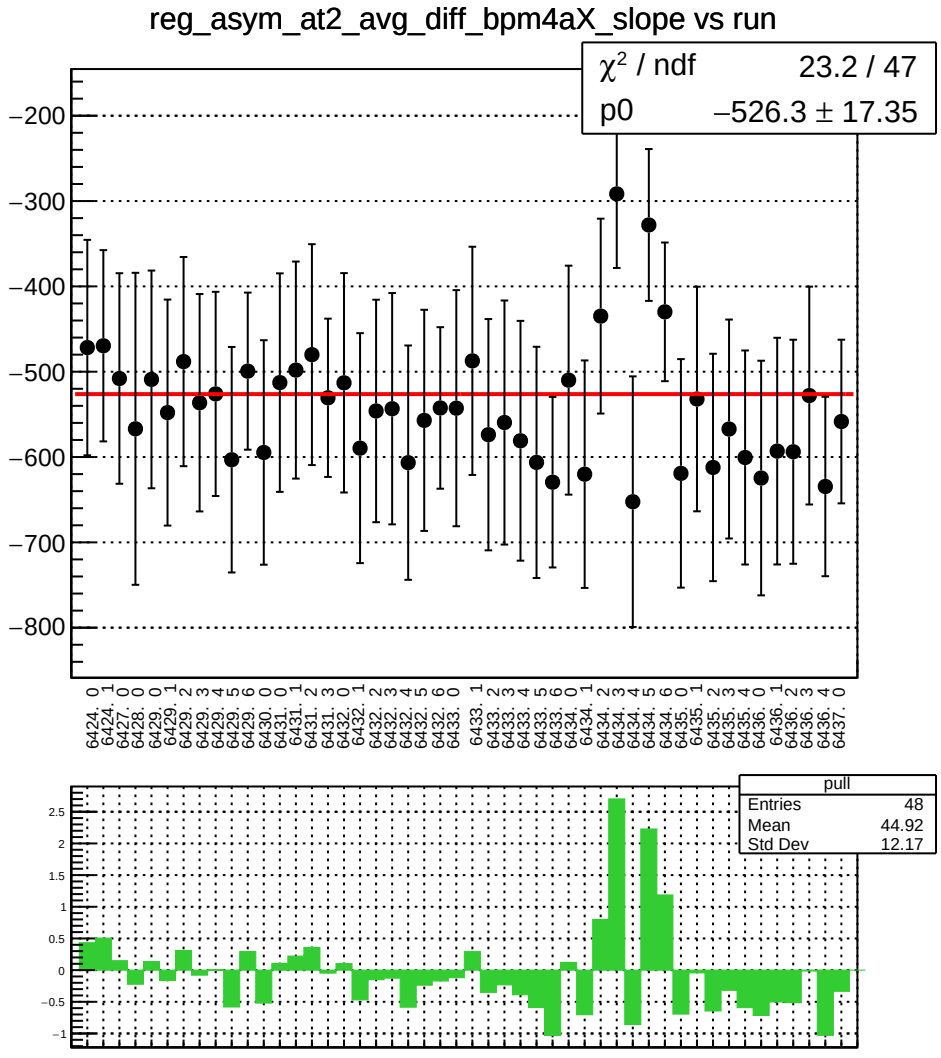
reg_asym_at2_avg_diff_bpm4aX_slope vs run
χ² / ndf 23.2 / 47
p0 −526.3 ± 17.35
−200
−300
−400
−500
−600
−700
−800
6424. 0
6424. 1
6427. 0
6428. 0
6429. 0
6429. 1
6429. 2
6429. 3
6429. 4
6429. 5
6429. 6
6430. 0
6431. 0
6431. 1
6431. 2
6431. 3
6432. 0
6432. 1
6432. 2
6432. 3
6432. 4
6432. 5
6432. 6
6433. 0
6433. 1
6433. 2
6433. 3
6433. 4
6433. 5
6433. 6
6434. 0
6434. 1
6434. 2
6434. 3
6434. 4
6434. 5
6434. 6
6435. 0
6435. 1
6435. 2
6435. 3
6435. 4
6436. 0
6436. 1
6436. 2
6436. 3
6436. 4
6437. 0
pull
Entries 48
Mean 44.92
Std Dev 12.17
2.5
2
1.5
1
0.5
0
−0.5
−1

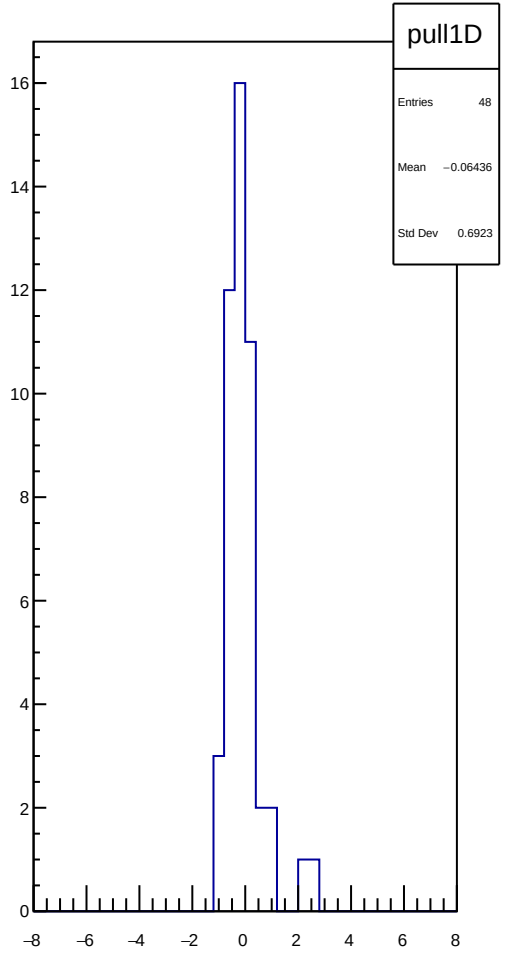
pull1D
Entries 48
Mean −0.06436
Std Dev 0.6923
16
14
12
10
8
6
4
2
0
−8
−6
−4
−2
0
2
4
6
8

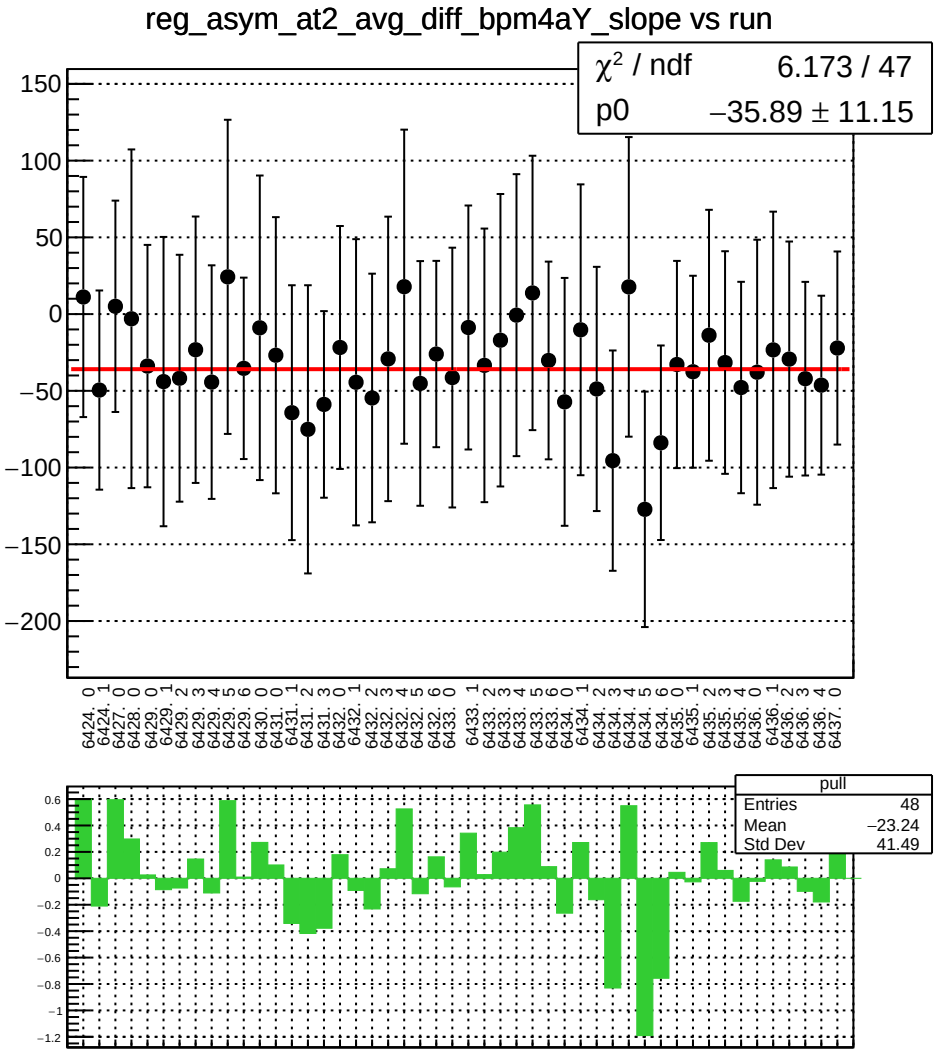
reg_asym_at2_avg_diff_bpm4aY_slope vs run
χ² / ndf 6.173 / 47
p0 −35.89 ± 11.15
pull
Entries 48
Mean −23.24
Std Dev 41.49

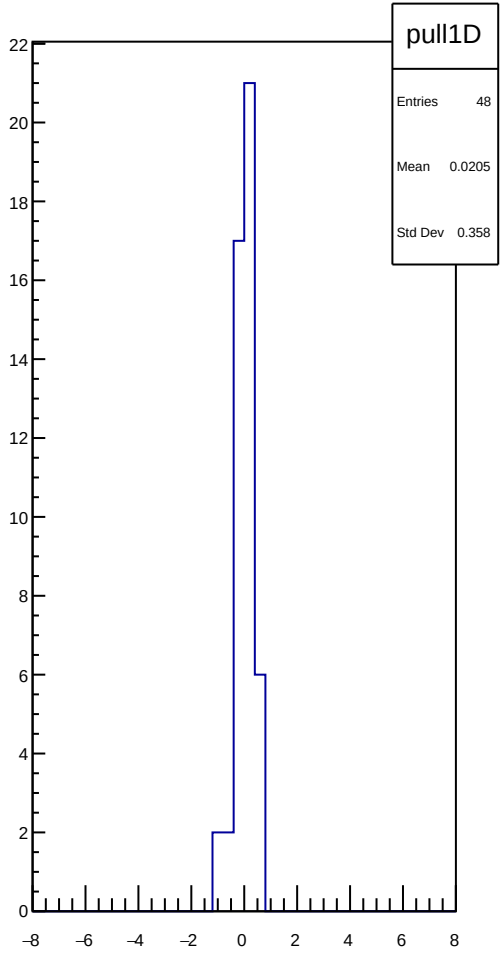
pull1D
Entries 48
Mean 0.0205
Std Dev 0.358

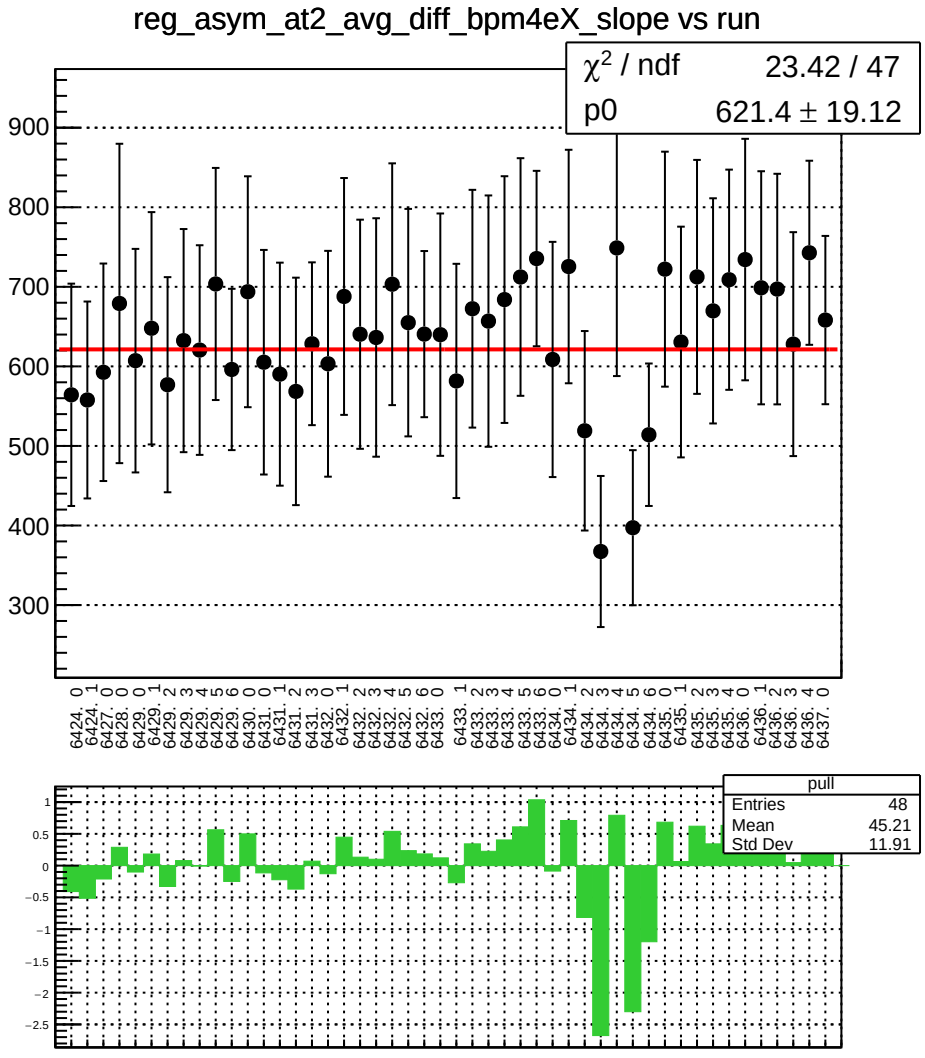
reg_asym_at2_avg_diff_bpm4eX_slope vs run
χ^2 / ndf 23.42 / 47
p0 621.4 ± 19.12
900
800
700
600
500
400
300
6424. 0
6424. 1
6427. 0
6428. 0
6429. 0
6429. 1
6429. 2
6429. 3
6429. 4
6429. 5
6429. 6
6430. 0
6431. 0
6431. 1
6431. 2
6431. 3
6432. 0
6432. 1
6432. 2
6432. 3
6432. 4
6432. 5
6432. 6
6433. 0
6433. 1
6433. 2
6433. 3
6433. 4
6433. 5
6433. 6
6434. 0
6434. 1
6434. 2
6434. 3
6434. 4
6434. 5
6434. 6
6435. 0
6435. 1
6435. 2
6435. 3
6435. 4
6435. 0
6436. 1
6436. 2
6436. 3
6436. 4
6436. 0
6437. 0
pull
Entries 48
Mean 45.21
Std Dev 11.91
1
0.5
0
−0.5
−1
−1.5
−2
−2.5

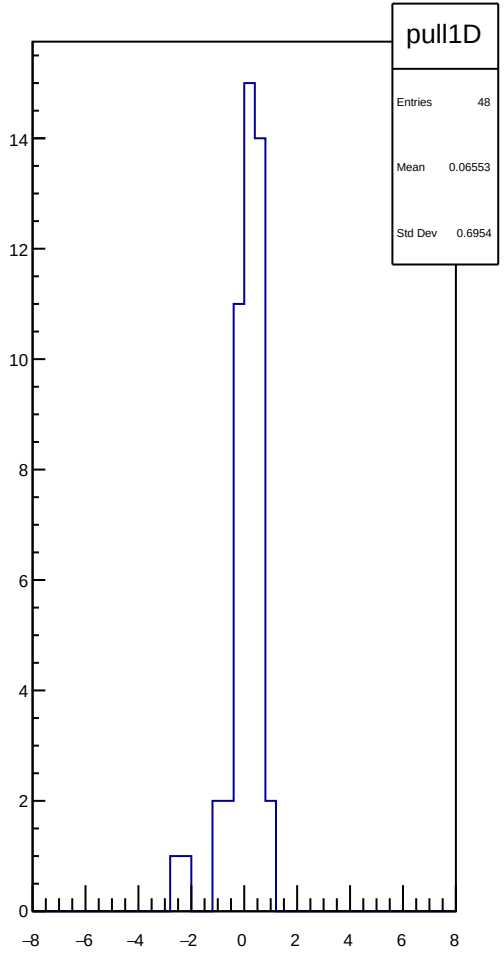
pull1D
Entries 48
Mean 0.06553
Std Dev 0.6954
14
12
10
8
6
4
2
0
−8
−6
−4
−2
0
2
4
6
8

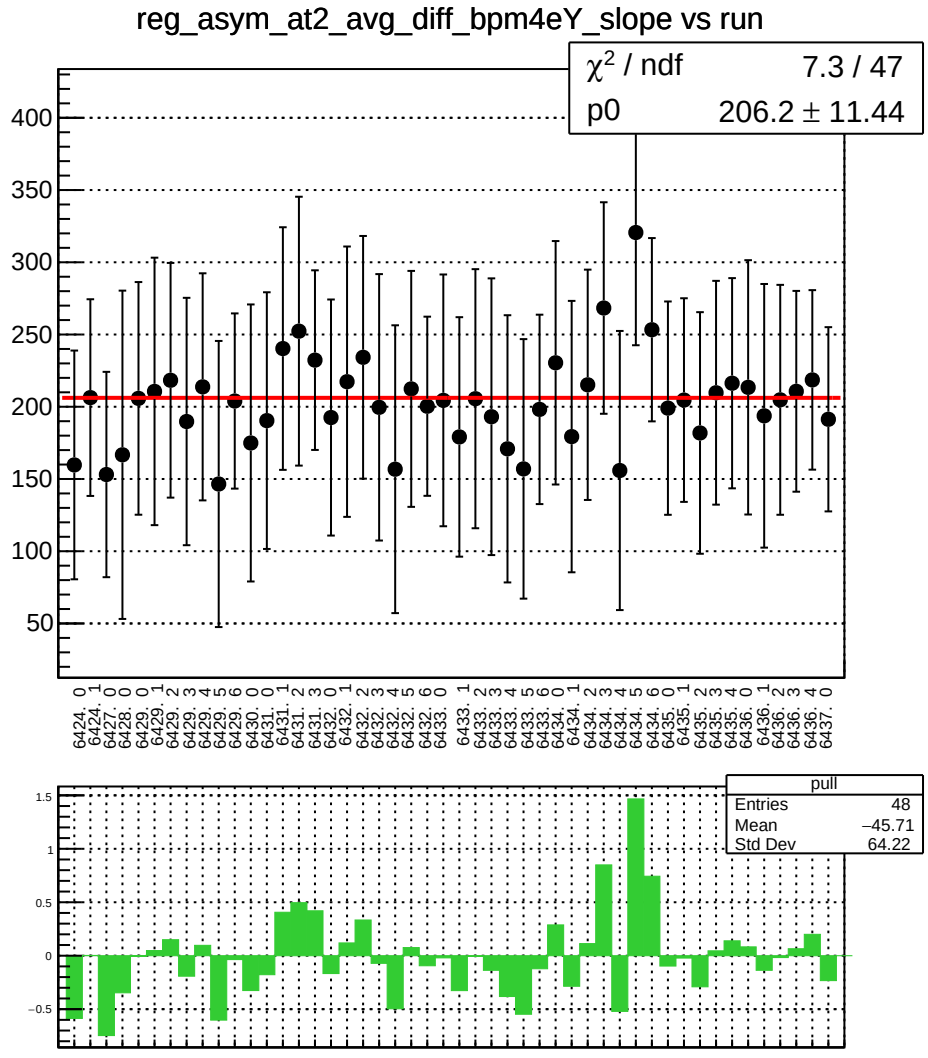
reg_asym_at2_avg_diff_bpm4eY_slope vs run
χ² / ndf 7.3 / 47
p0 206.2 ± 11.44
400
350
300
250
200
150
100
50
6424. 0
6424. 1
6427. 0
6428. 0
6429. 0
6429. 1
6429. 2
6429. 3
6429. 4
6429. 5
6429. 6
6430. 0
6431. 0
6431. 1
6431. 2
6431. 3
6432. 0
6432. 1
6432. 2
6432. 3
6432. 4
6432. 5
6432. 6
6433. 0
6433. 1
6433. 2
6433. 3
6433. 4
6433. 5
6433. 6
6434. 0
6434. 1
6434. 2
6434. 3
6434. 4
6434. 5
6434. 6
6435. 0
6435. 1
6435. 2
6435. 3
6435. 4
6435. 0
6436. 1
6436. 2
6436. 3
6436. 4
6436. 0
6437. 0
pull
Entries 48
Mean −45.71
Std Dev 64.22
1.5
1
0.5
0
−0.5

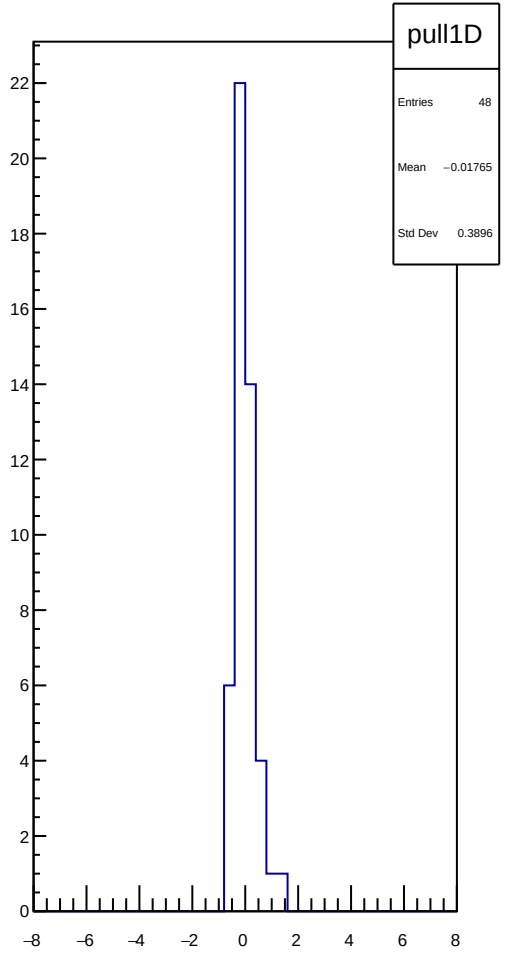
pull1D
Entries 48
Mean −0.01765
Std Dev 0.3896
22
20
18
16
14
12
10
8
6
4
2
0
−8
−6
−4
−2
0
2
4
6
8

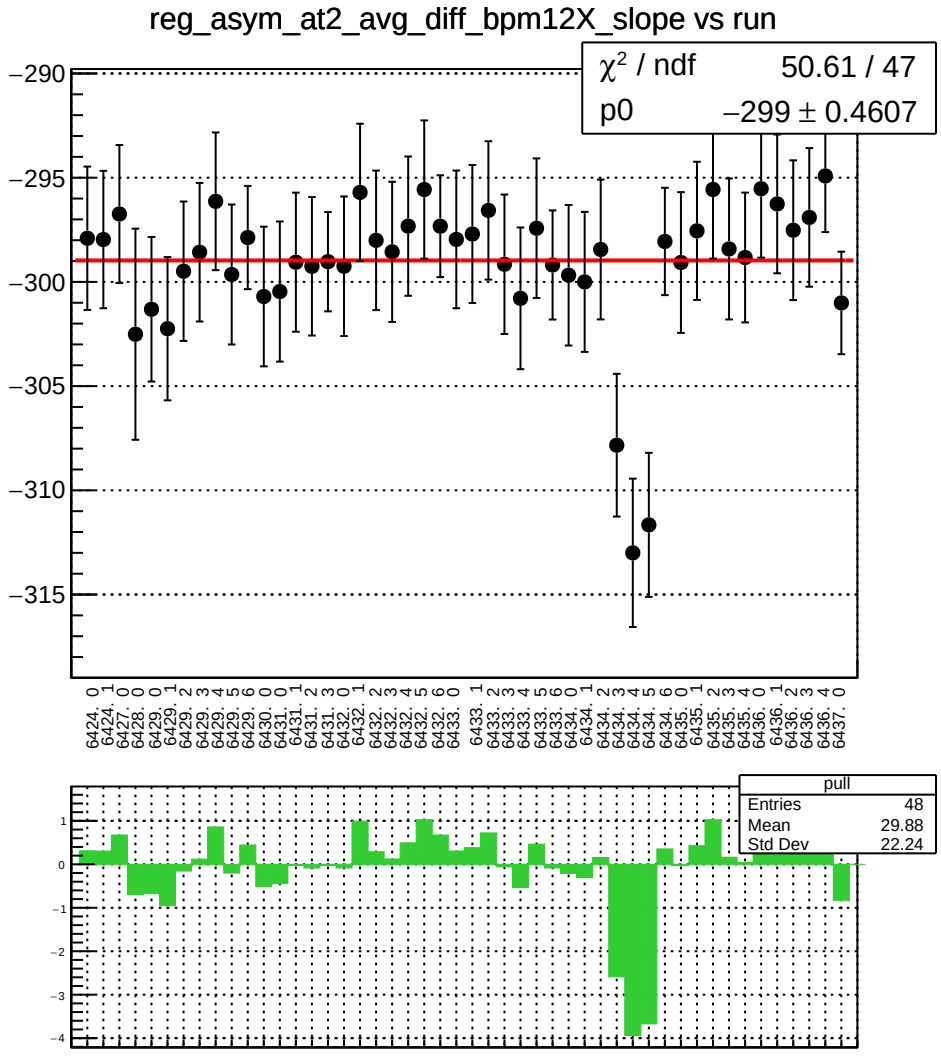
reg_asym_at2_avg_diff_bpm12X_slope vs run
χ² / ndf 50.61 / 47
p0 −299 ± 0.4607
pull
Entries 48
Mean 29.88
Std Dev 22.24

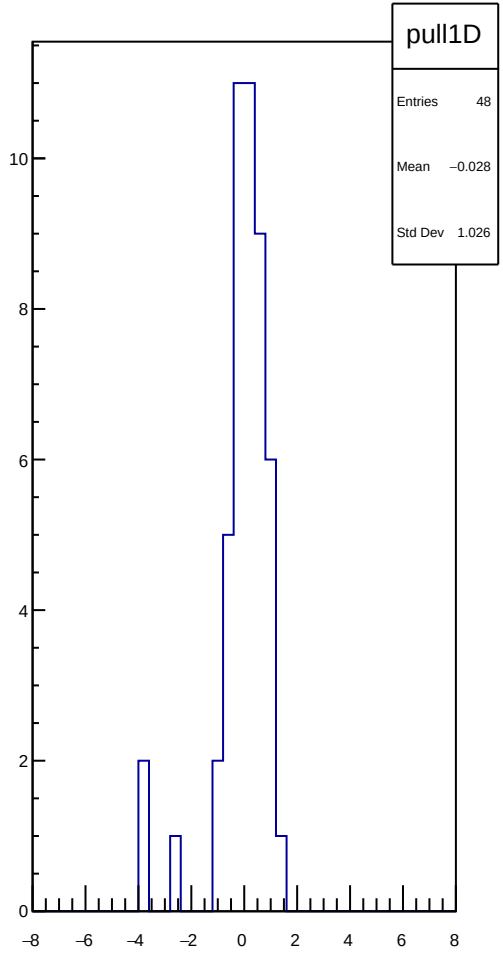
pull1D
Entries 48
Mean −0.028
Std Dev 1.026

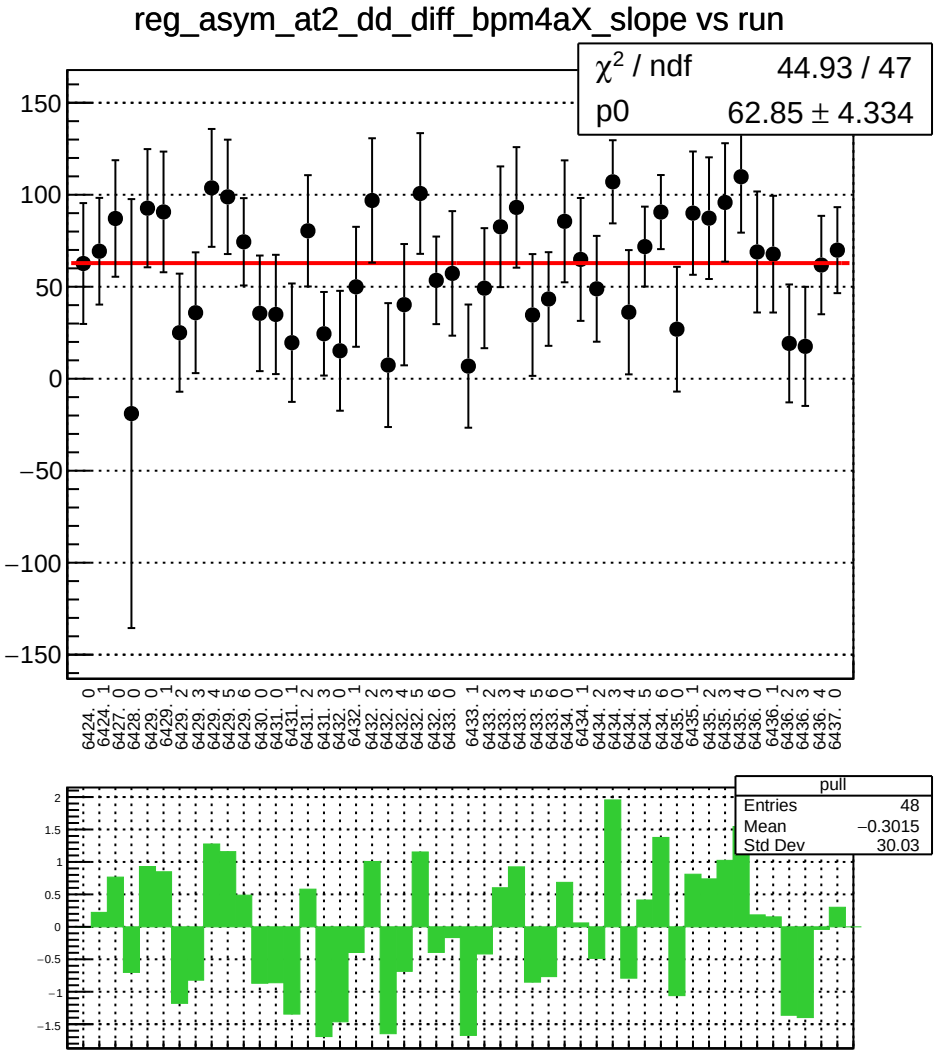
reg_asym_at2_dd_diff_bpm4aX_slope vs run
χ2 / ndf 44.93 / 47
p0 62.85 ± 4.334
150
100
50
0
−50
−100
−150
6424. 0
6424. 1
6427. 0
6428. 0
6429. 0
6429. 1
6429. 2
6429. 3
6429. 4
6429. 5
6429. 6
6430. 0
6431. 0
6431. 1
6431. 2
6431. 3
6432. 0
6432. 1
6432. 2
6432. 3
6432. 4
6432. 5
6432. 6
6433. 0
6433. 1
6433. 2
6433. 3
6433. 4
6433. 5
6433. 6
6434. 0
6434. 1
6434. 2
6434. 3
6434. 4
6434. 5
6434. 6
6435. 0
6435. 1
6435. 2
6435. 3
6435. 4
6436. 0
6436. 1
6436. 2
6436. 3
6436. 4
6437. 0
pull
Entries 48
Mean −0.3015
Std Dev 30.03
2
1.5
1
0.5
0
−0.5
−1
−1.5

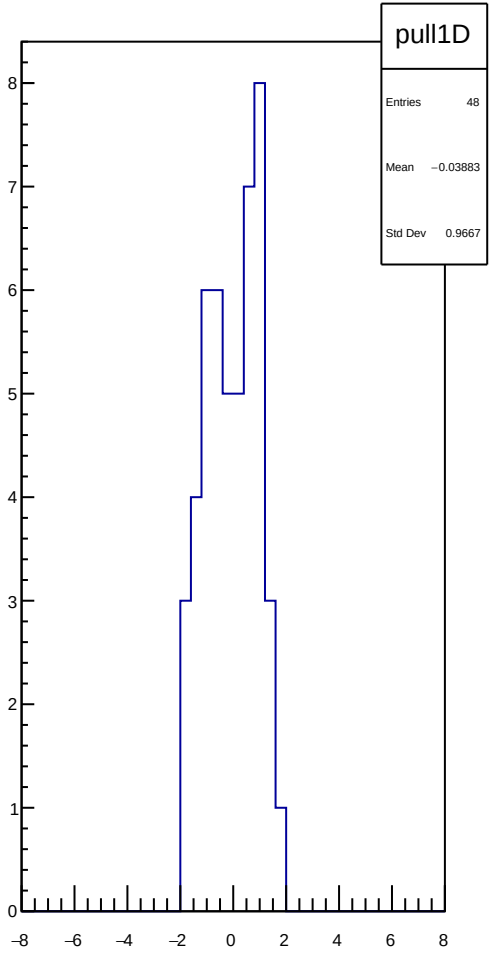
pull1D
Entries 48
Mean −0.03883
Std Dev 0.9667
8
7
6
5
4
3
2
1
0
−8
−6
−4
−2
0
2
4
6
8

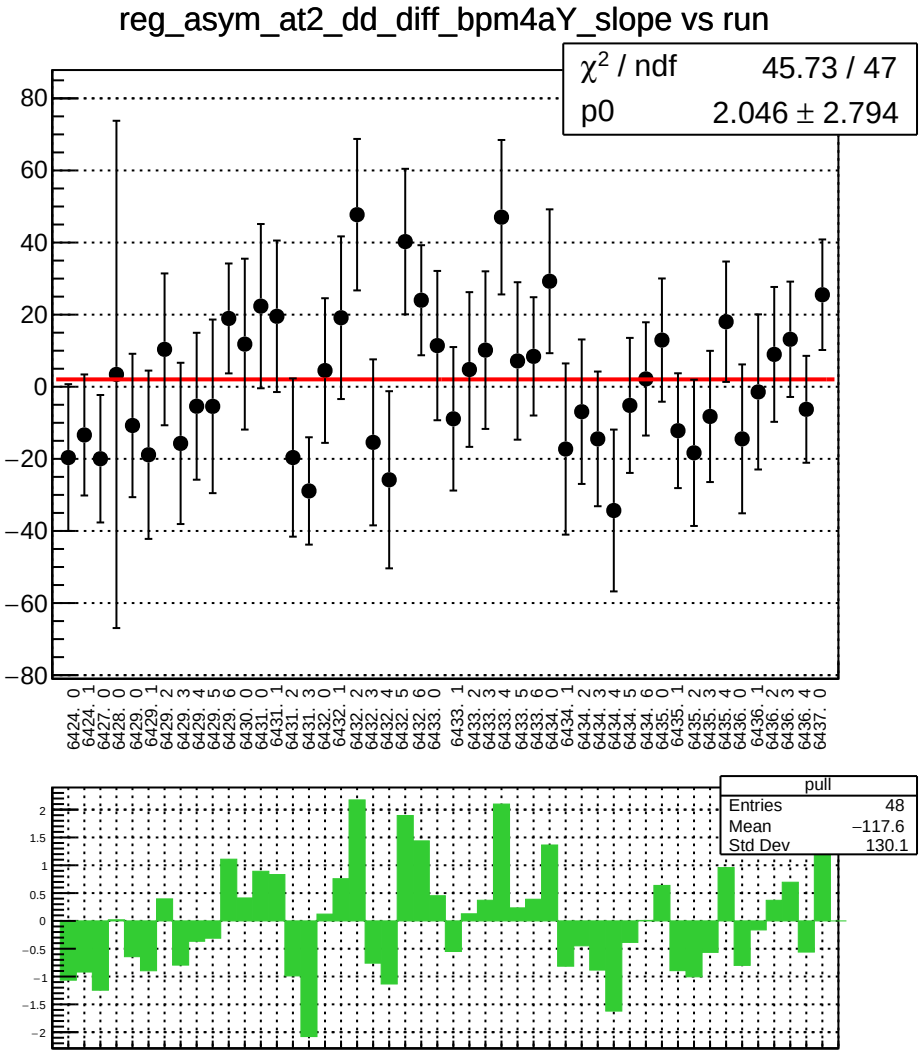
reg_asym_at2_dd_diff_bpm4aY_slope vs run
χ² / ndf 45.73 / 47
p0 2.046 ± 2.794
pull
Entries 48
Mean −117.6
Std Dev 130.1

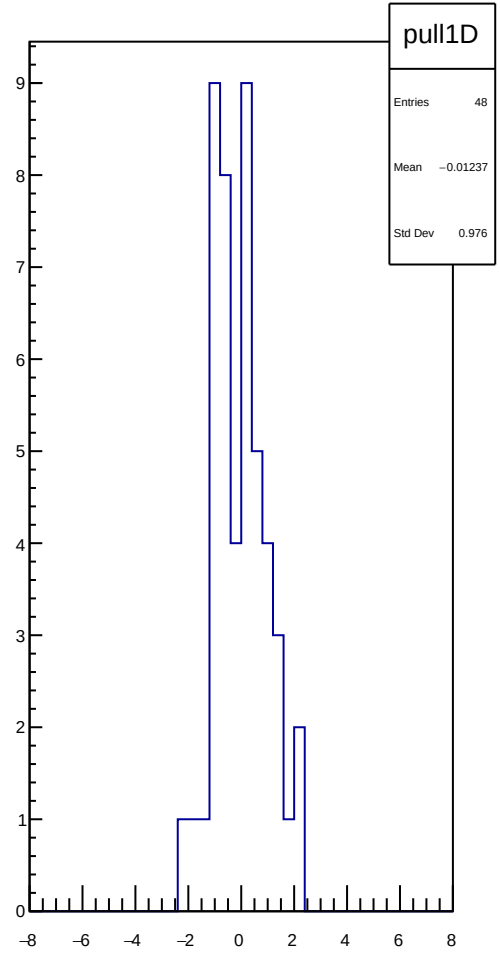
pull1D
Entries 48
Mean −0.01237
Std Dev 0.976

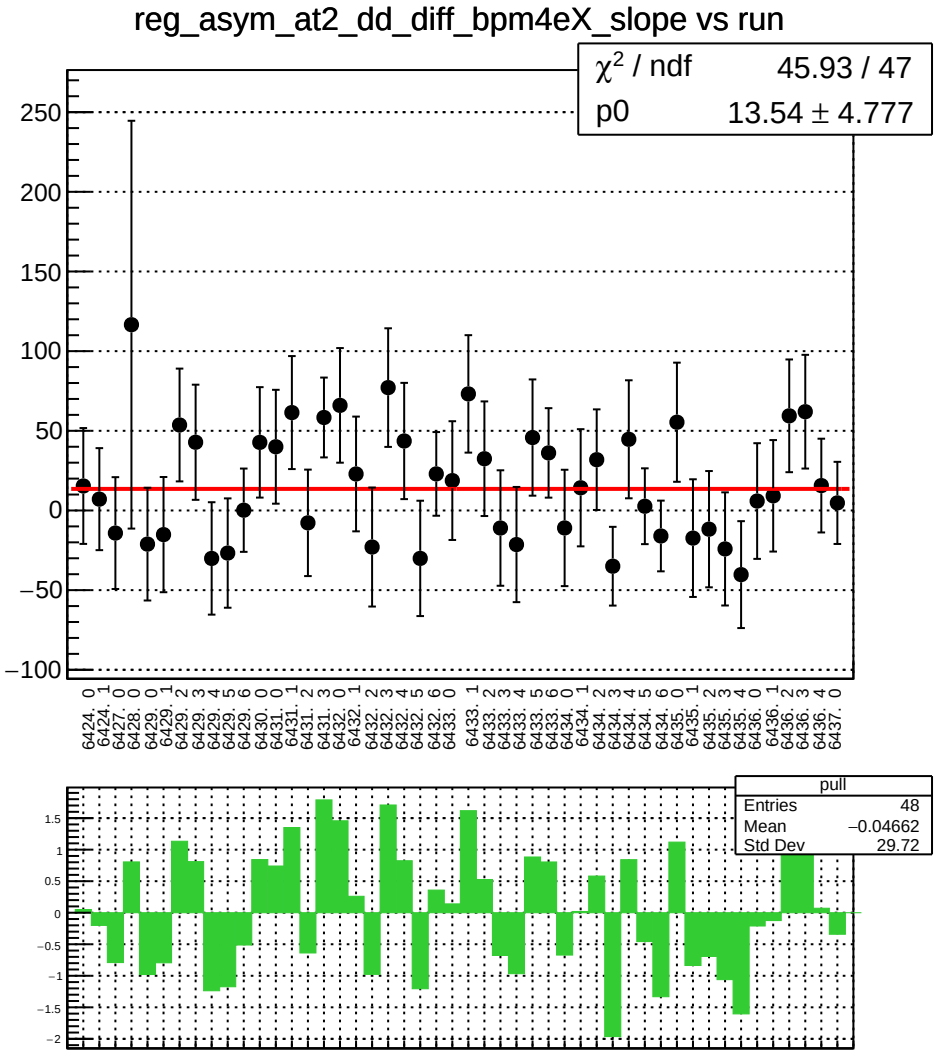
reg_asym_at2_dd_diff_bpm4eX_slope vs run
χ² / ndf 45.93 / 47
p0 13.54 ± 4.777
pull
Entries 48
Mean −0.04662
Std Dev 29.72

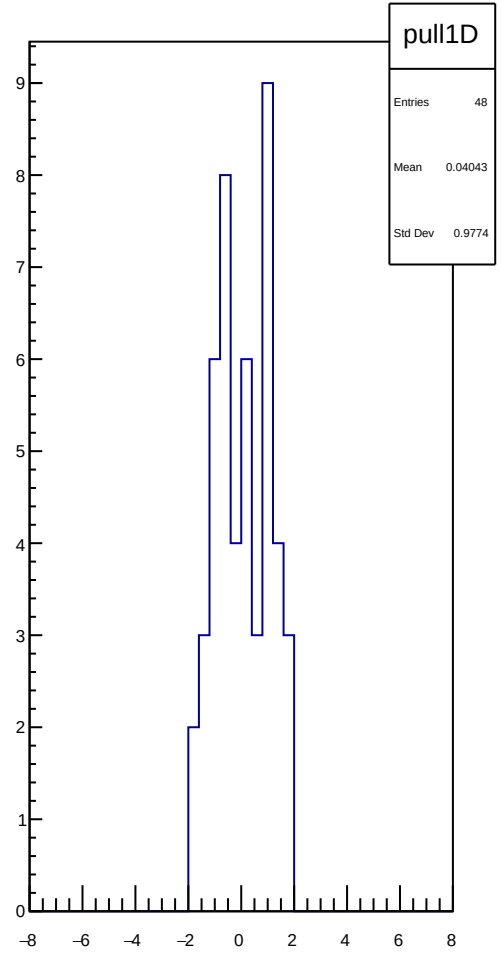
pull1D
Entries 48
Mean 0.04043
Std Dev 0.9774

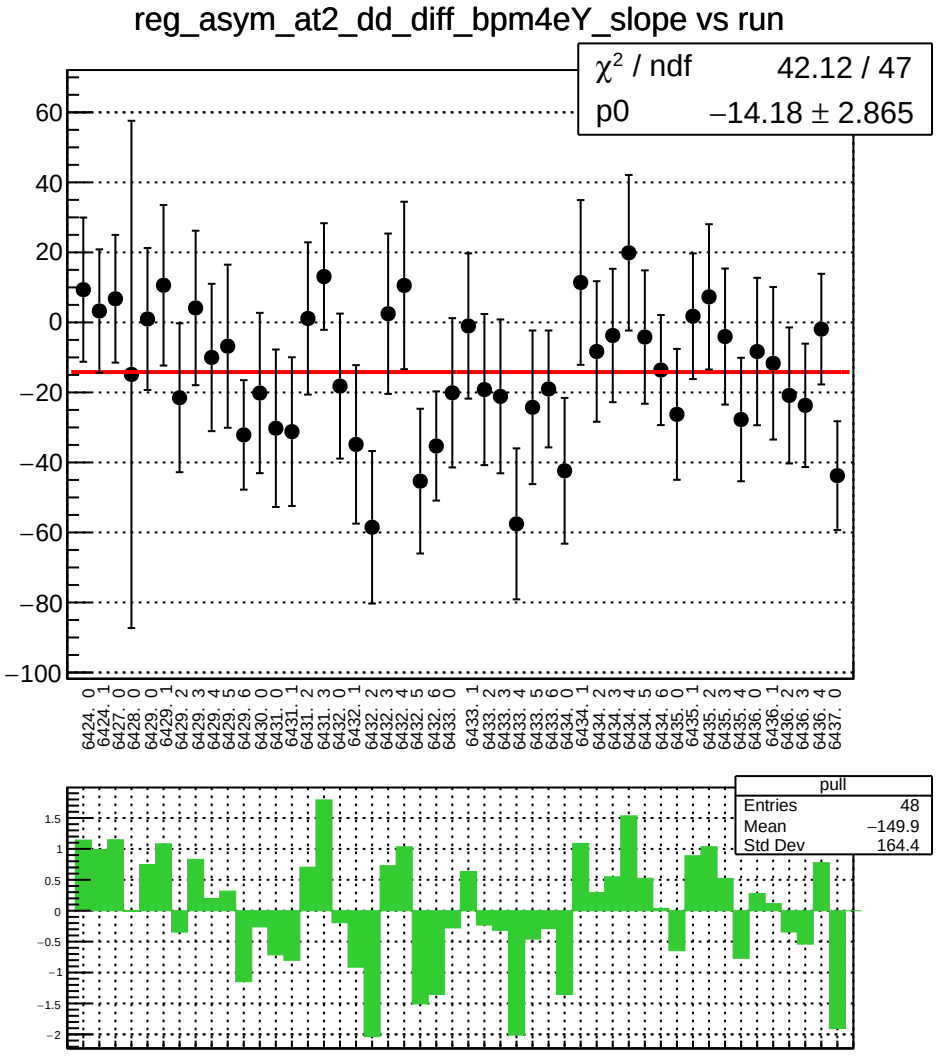
reg_asym_at2_dd_diff_bpm4eY_slope vs run
χ² / ndf 42.12 / 47
p0 −14.18 ± 2.865
pull
Entries 48
Mean −149.9
Std Dev 164.4

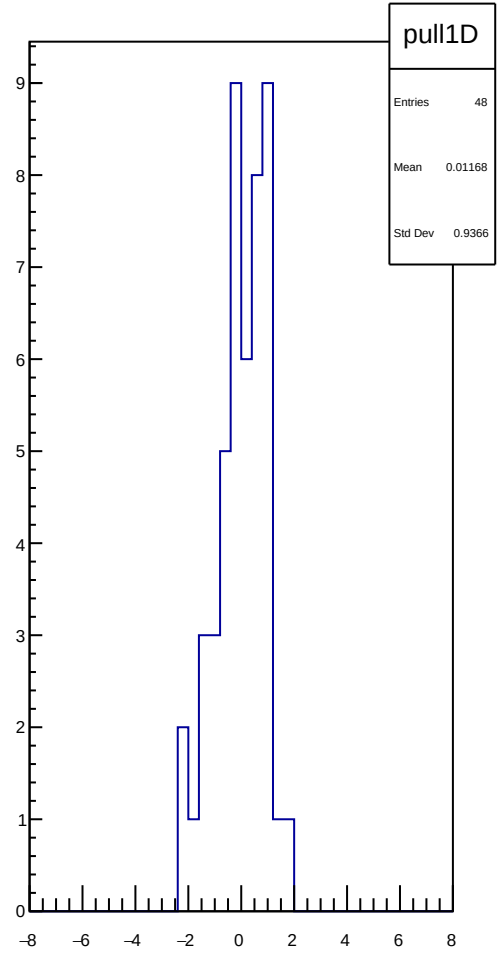
pull1D
Entries 48
Mean 0.01168
Std Dev 0.9366

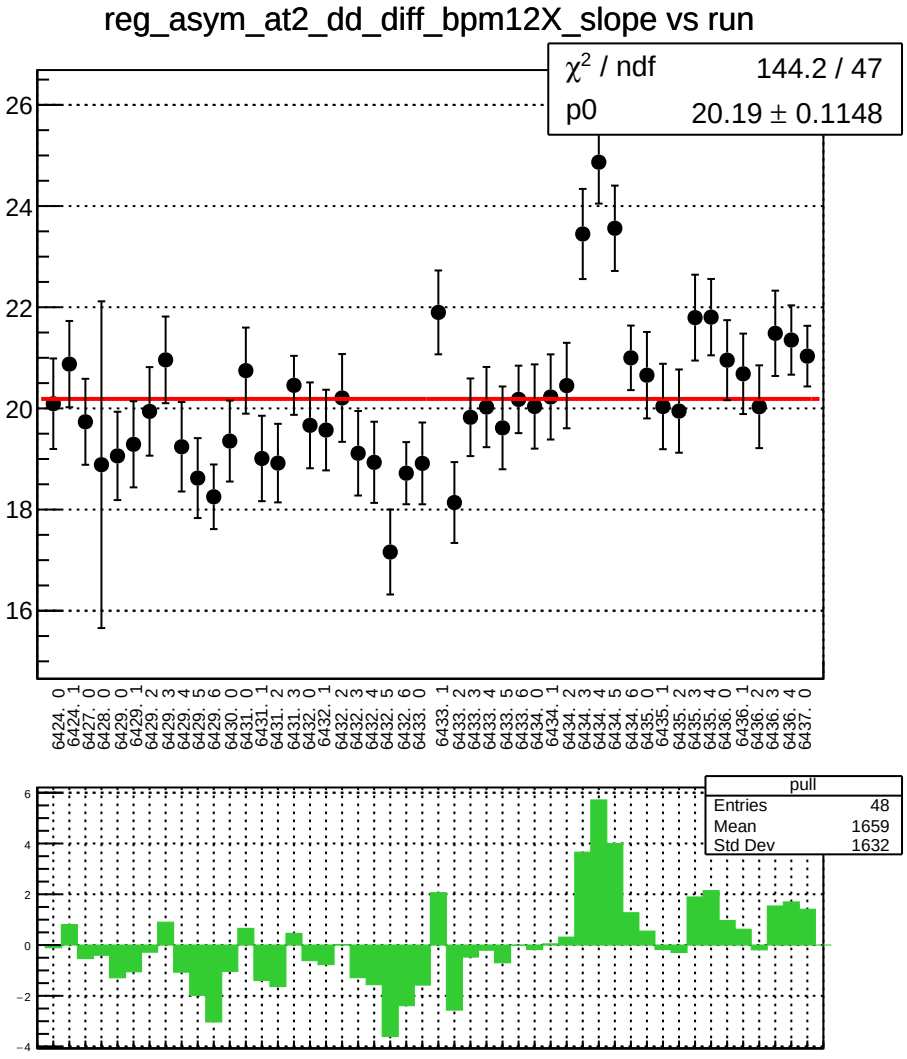
reg_asym_at2_dd_diff_bpm12X_slope vs run
χ² / ndf 144.2 / 47
p0 20.19 ± 0.1148
pull
Entries 48
Mean 1659
Std Dev 1632

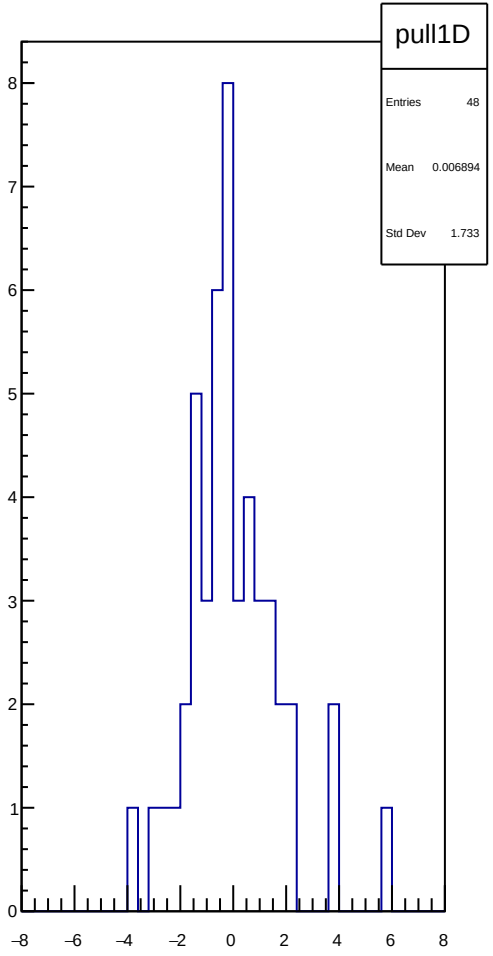
pull1D
Entries 48
Mean 0.006894
Std Dev 1.733

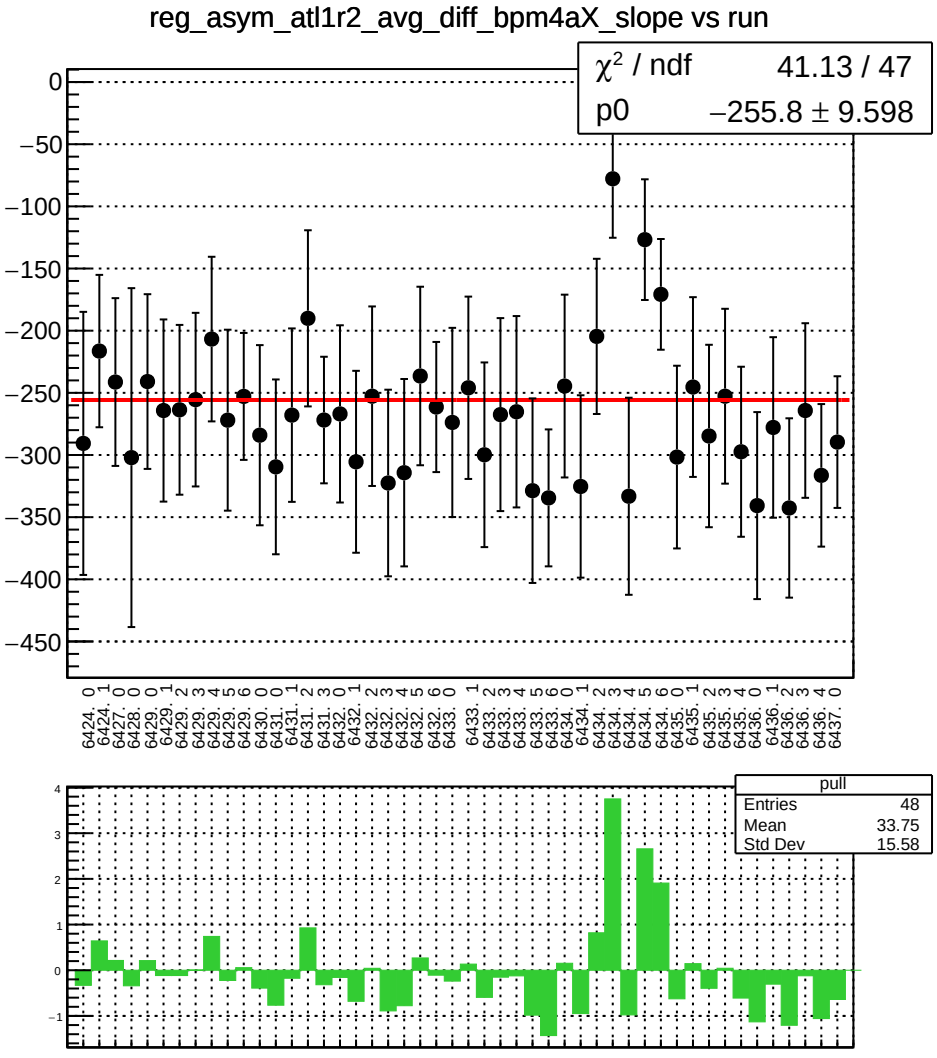
reg_asym_atl1r2_avg_diff_bpm4aX_slope vs run
χ² / ndf 41.13 / 47
p0 −255.8 ± 9.598
pull
Entries 48
Mean 33.75
Std Dev 15.58

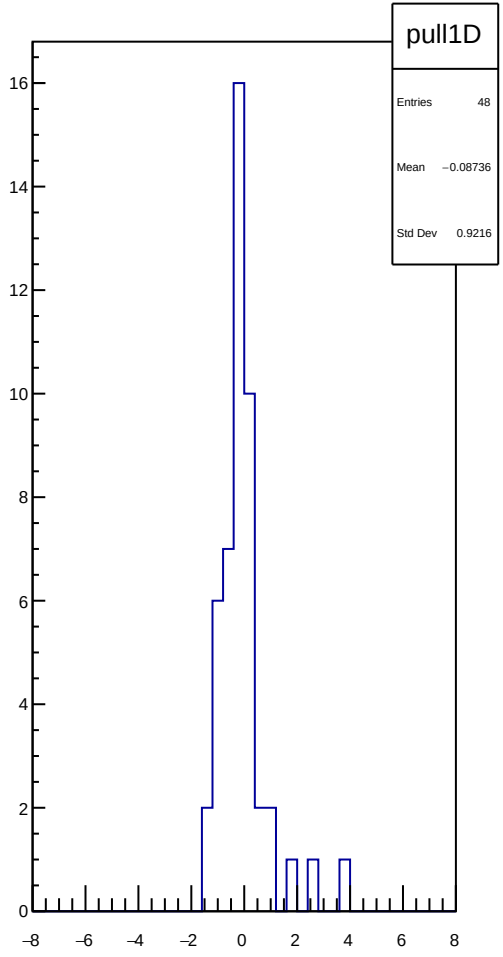
pull1D
Entries 48
Mean −0.08736
Std Dev 0.9216

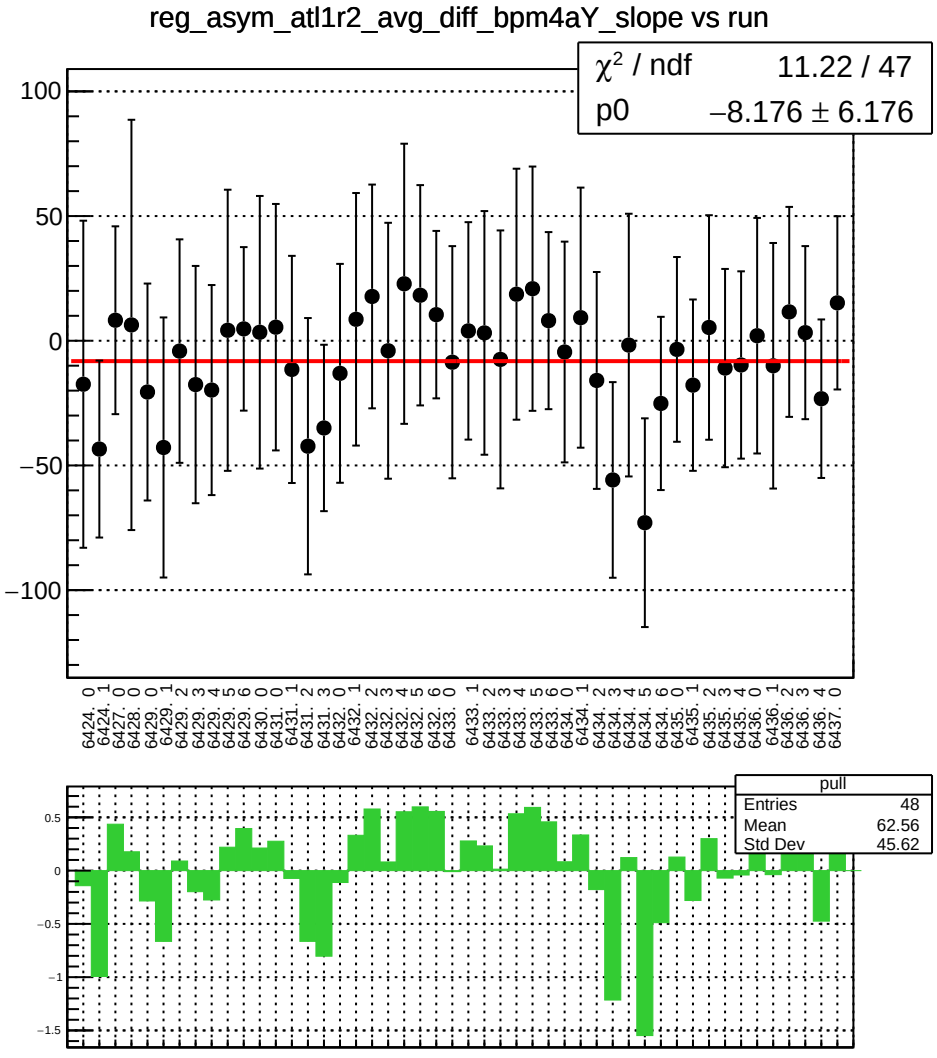
reg_asym_atl1r2_avg_diff_bpm4aY_slope vs run
χ² / ndf 11.22 / 47
p0 −8.176 ± 6.176
pull
Entries 48
Mean 62.56
Std Dev 45.62

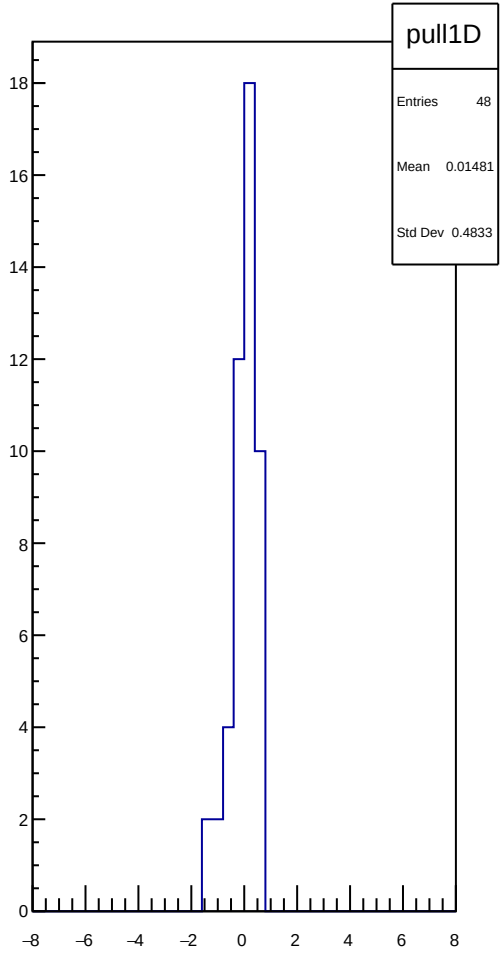
pull1D
Entries 48
Mean 0.01481
Std Dev 0.4833

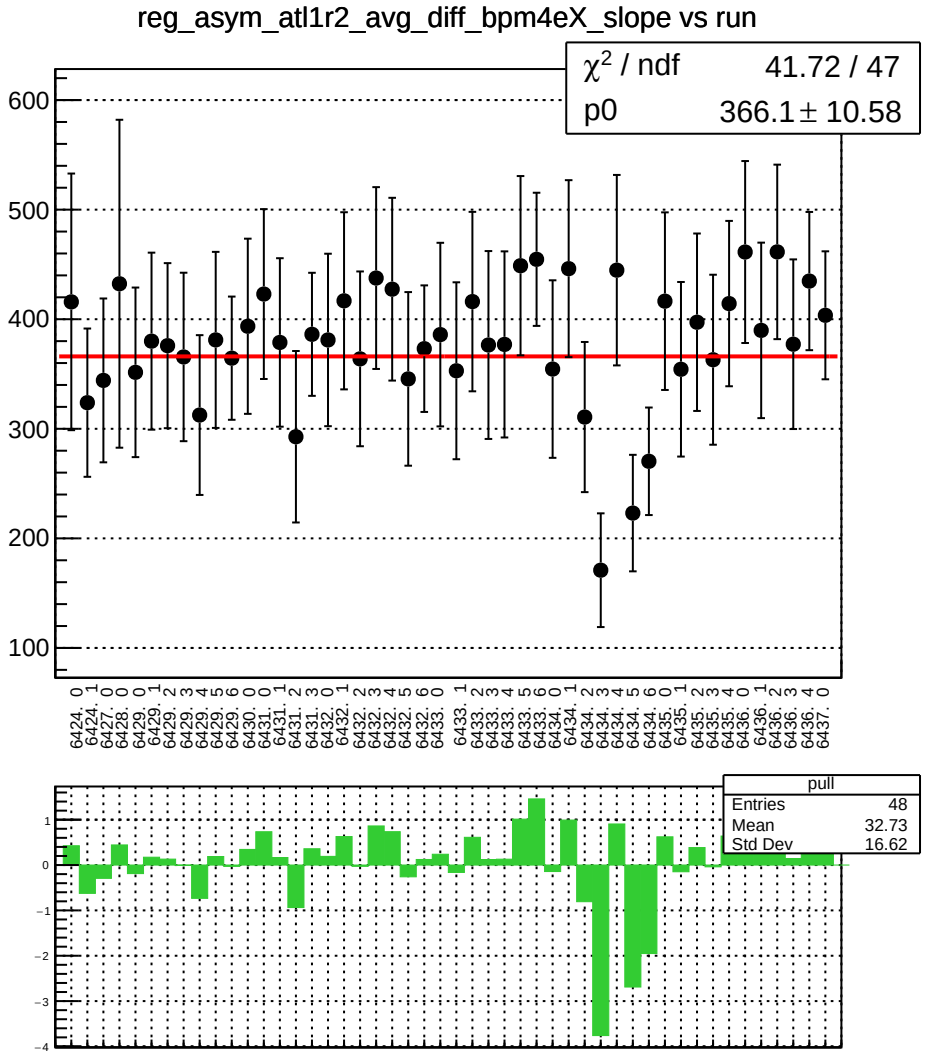
reg_asym_atl1r2_avg_diff_bpm4eX_slope vs run
χ^2 / ndf 41.72 / 47
p0 366.1 ± 10.58
600
500
400
300
200
100
6424. 0
6424. 1
6427. 0
6428. 0
6429. 0
6429. 1
6429. 2
6429. 3
6429. 4
6429. 5
6429. 6
6430. 0
6431. 0
6431. 1
6431. 2
6431. 3
6432. 0
6432. 1
6432. 2
6432. 3
6432. 4
6432. 5
6432. 6
6433. 0
6433. 1
6433. 2
6433. 3
6433. 4
6433. 5
6433. 6
6434. 0
6434. 1
6434. 2
6434. 3
6434. 4
6434. 5
6434. 6
6435. 0
6435. 1
6435. 2
6435. 3
6435. 4
6436. 0
6436. 1
6436. 2
6436. 3
6436. 4
6437. 0
pull
Entries 48
Mean 32.73
Std Dev 16.62
1
0
−1
−2
−3
−4

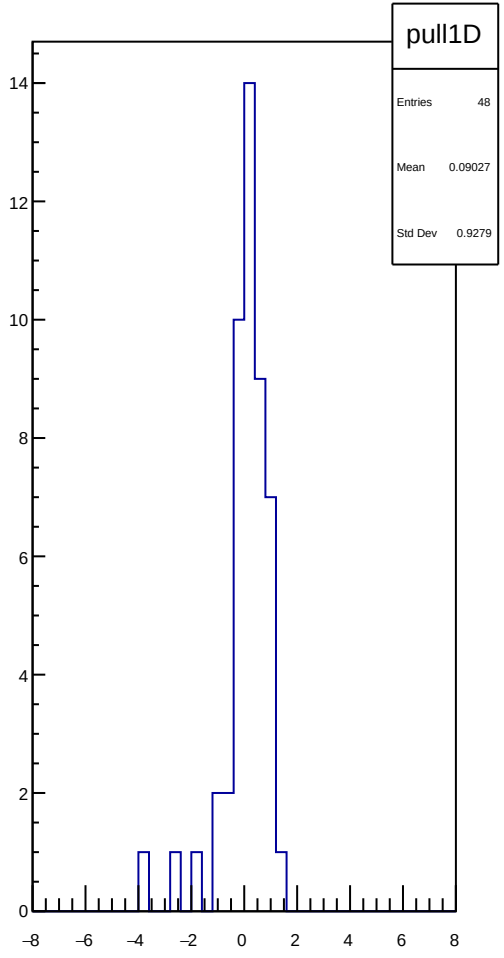
pull1D
Entries 48
Mean 0.09027
Std Dev 0.9279
14
12
10
8
6
4
2
0
−8
−6
−4
−2
0
2
4
6
8

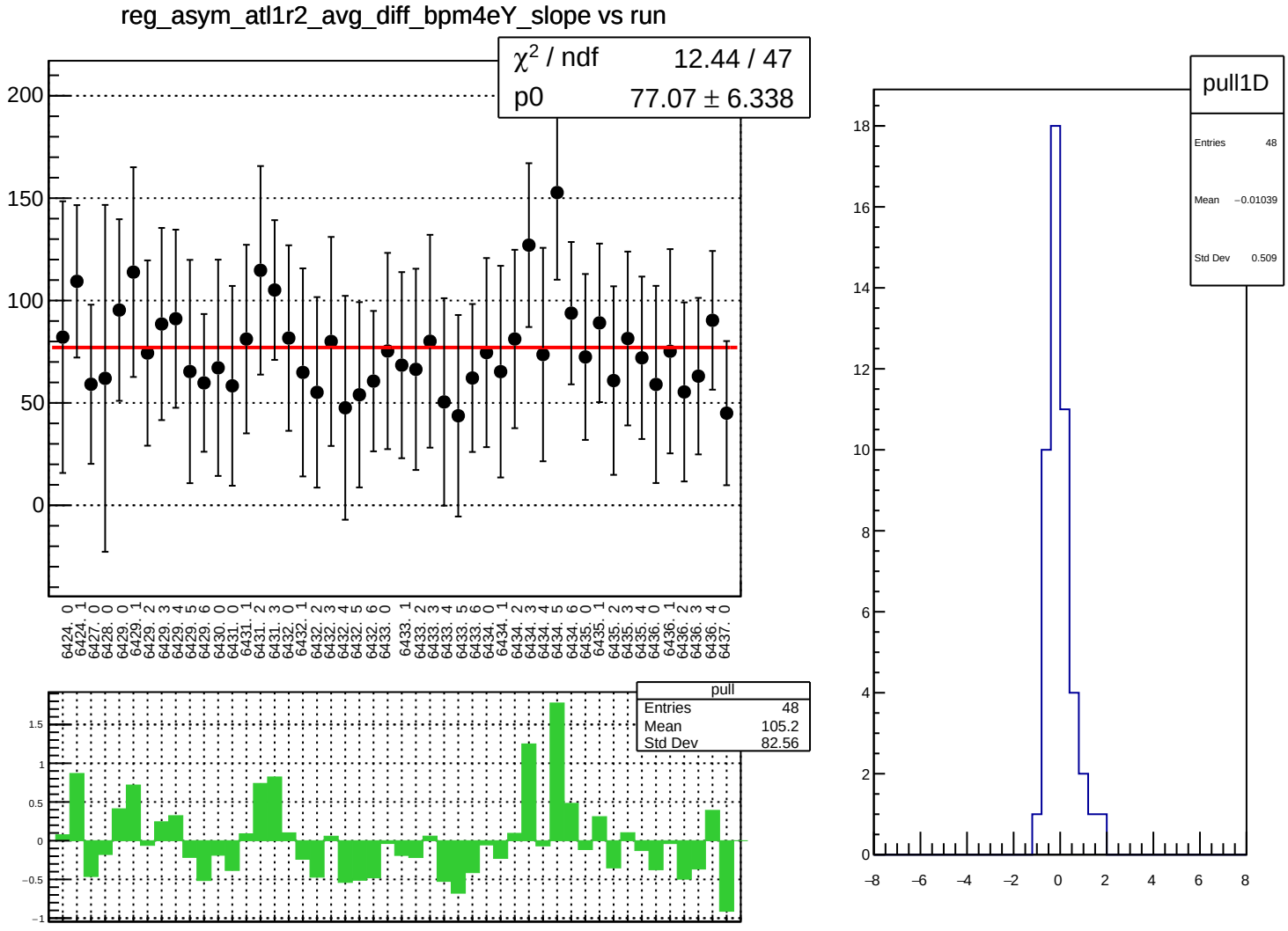
reg_asym_atl1r2_avg_diff_bpm4eY_slope vs run
χ² / ndf 12.44 / 47
p0 77.07 ± 6.338
pull
Entries 48
Mean 105.2
Std Dev 82.56
pull1D
Entries 48
Mean −0.01039
Std Dev 0.509

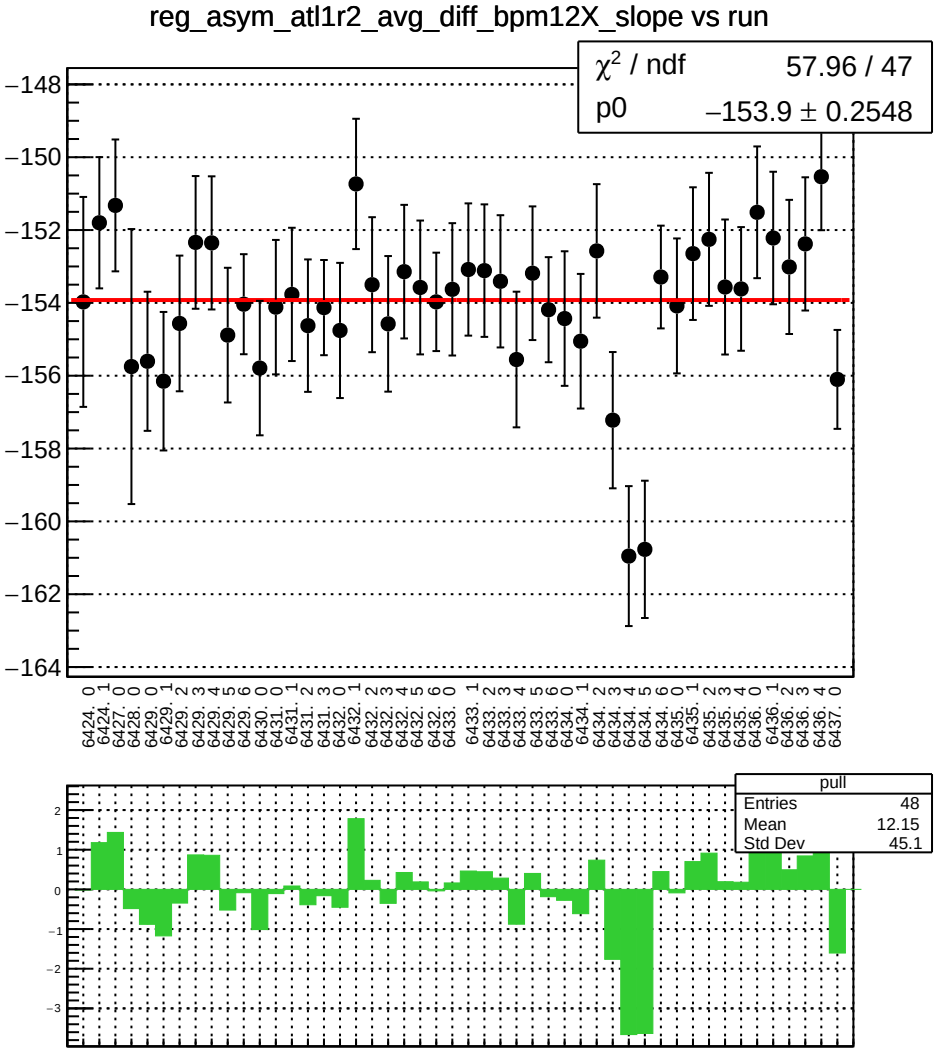
reg_asym_atl1r2_avg_diff_bpm12X_slope vs run
χ² / ndf 57.96 / 47
p0 −153.9 ± 0.2548
pull
Entries 48
Mean 12.15
Std Dev 45.1

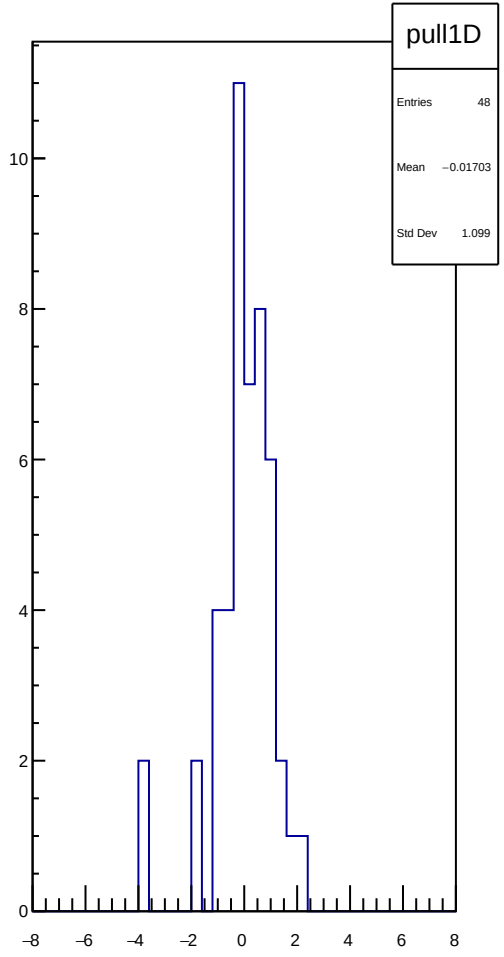
pull1D
Entries 48
Mean −0.01703
Std Dev 1.099

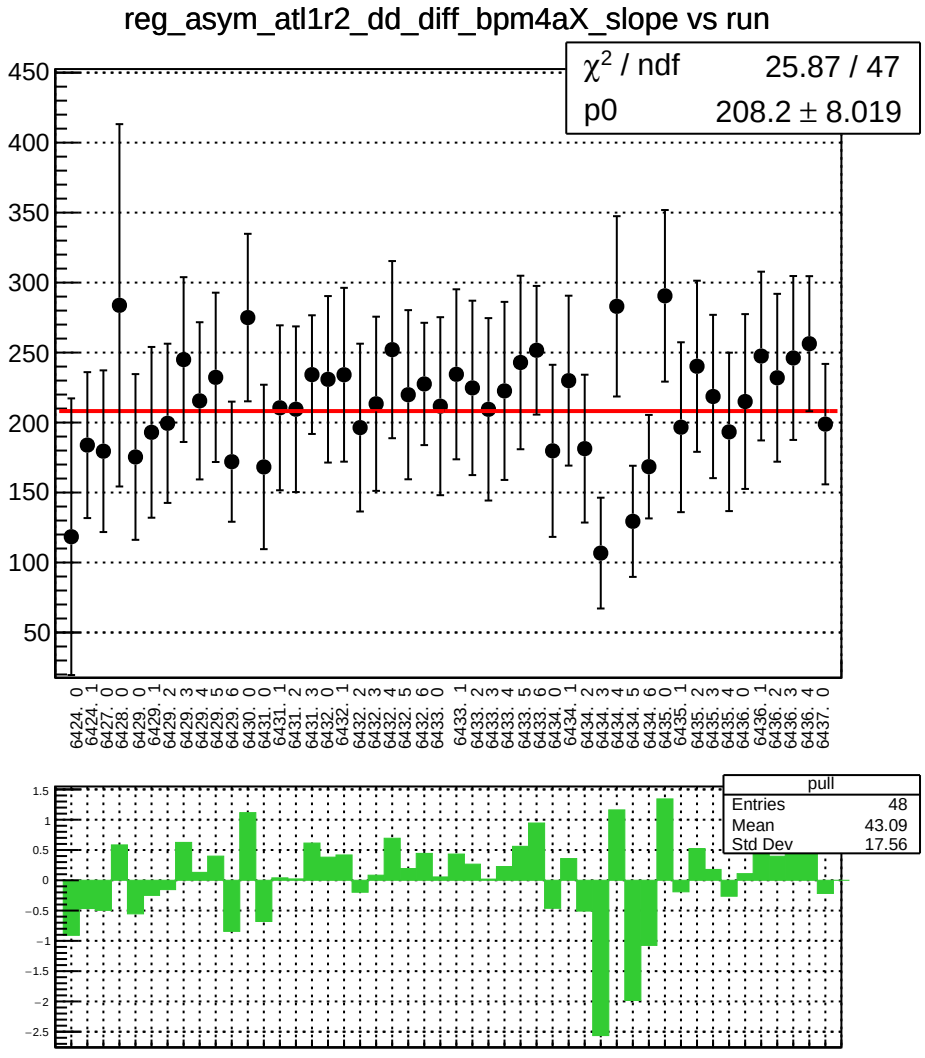
reg_asym_atl1r2_dd_diff_bpm4aX_slope vs run
χ² / ndf 25.87 / 47
p0 208.2 ± 8.019
pull
Entries 48
Mean 43.09
Std Dev 17.56

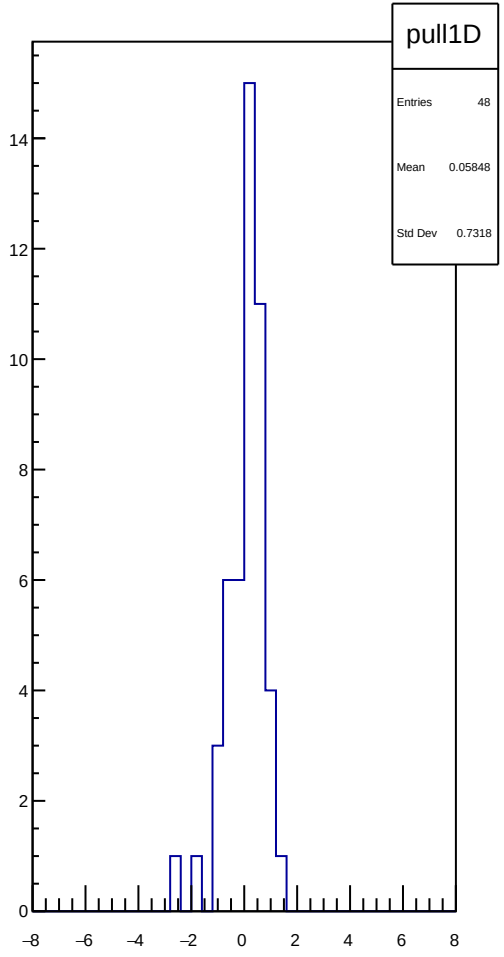
pull1D
Entries 48
Mean 0.05848
Std Dev 0.7318

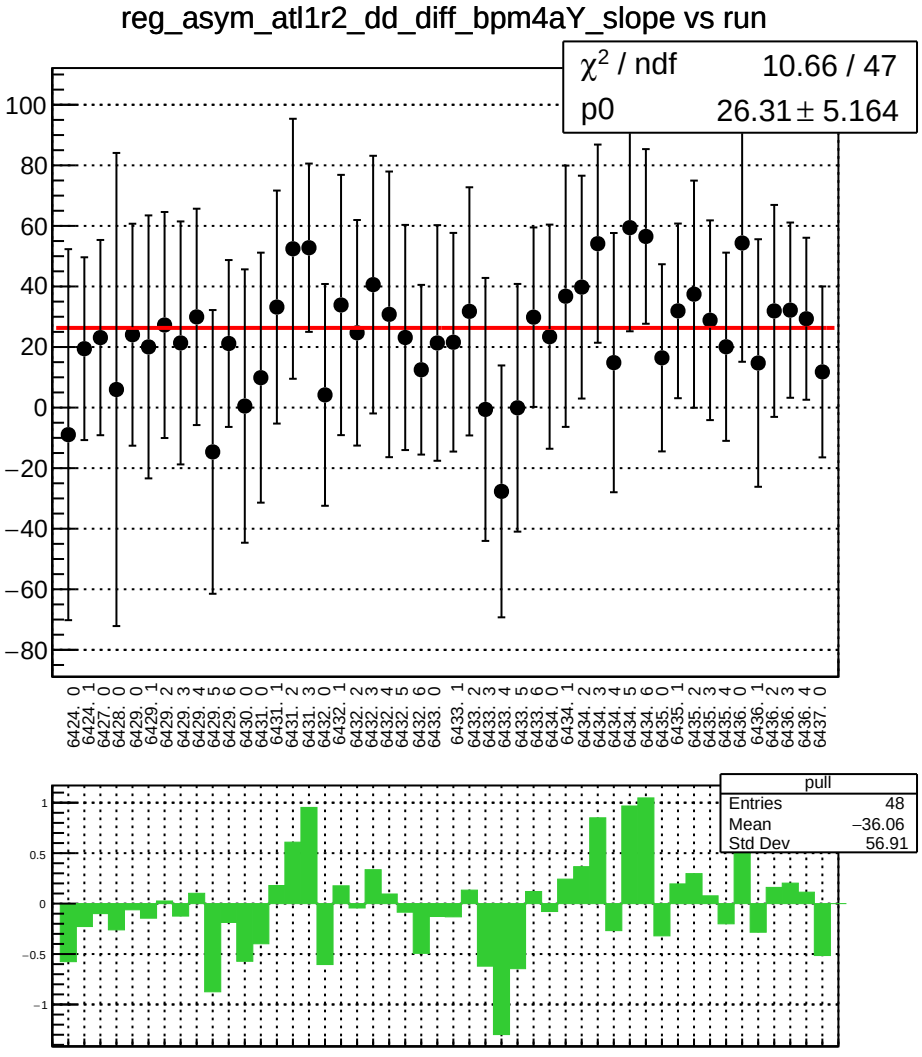
reg_asym_atl1r2_dd_diff_bpm4aY_slope vs run
χ² / ndf 10.66 / 47
p0 26.31 ± 5.164
pull
Entries 48
Mean −36.06
Std Dev 56.91

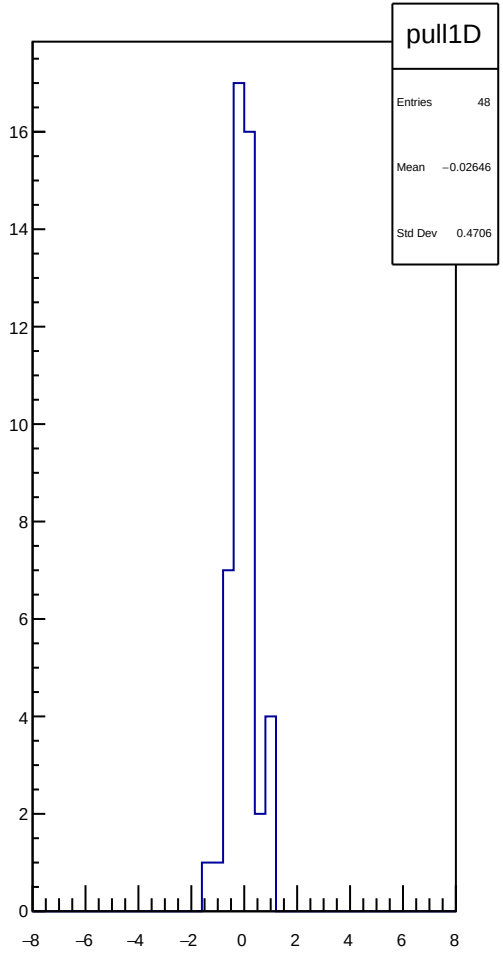
pull1D
Entries 48
Mean −0.02646
Std Dev 0.4706

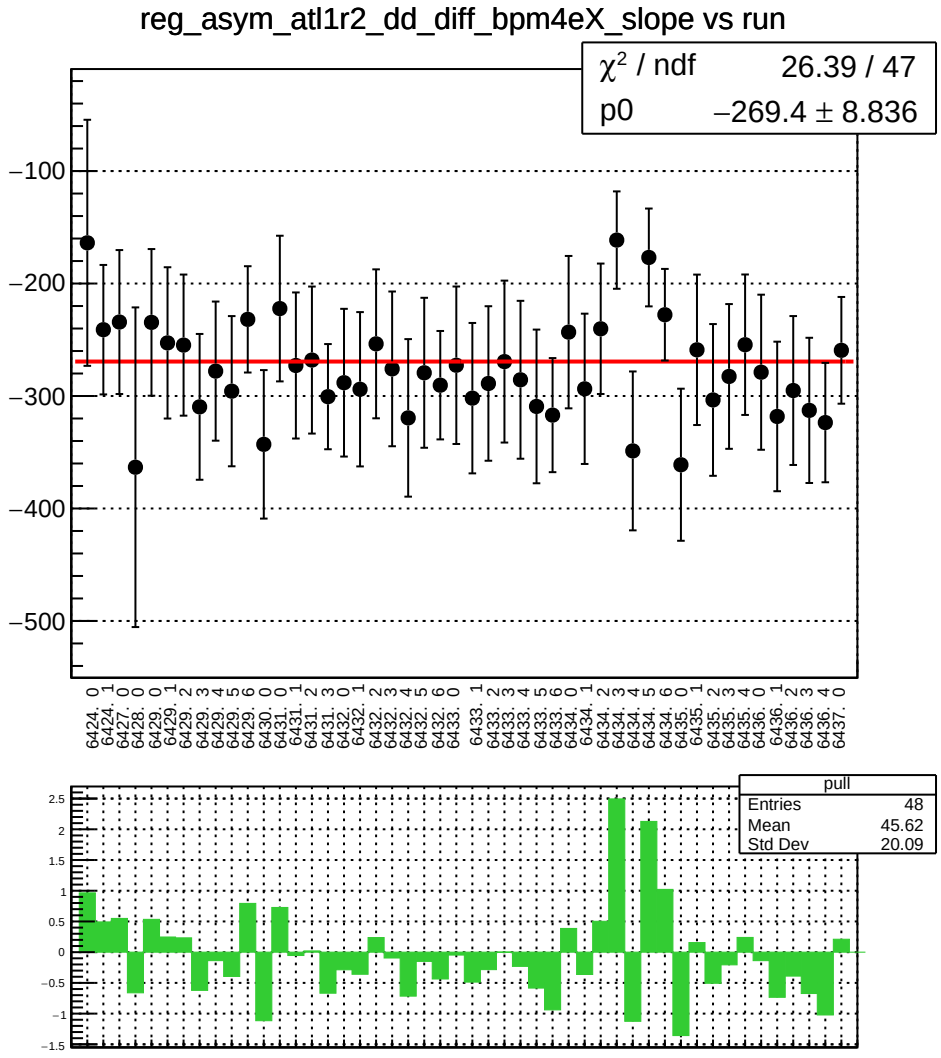
reg_asym_atl1r2_dd_diff_bpm4eX_slope vs run
χ² / ndf 26.39 / 47
p0 −269.4 ± 8.836
−100
−200
−300
−400
−500
6424. 0
6424. 1
6427. 0
6428. 0
6429. 0
6429. 1
6429. 2
6429. 3
6429. 4
6429. 5
6429. 6
6430. 0
6430. 0
6431. 1
6431. 1
6431. 2
6431. 3
6432. 0
6432. 1
6432. 2
6432. 3
6432. 4
6432. 5
6432. 6
6433. 0
6433. 1
6433. 2
6433. 3
6433. 4
6433. 5
6433. 6
6434. 0
6434. 1
6434. 2
6434. 3
6434. 4
6434. 5
6434. 6
6435. 0
6435. 1
6435. 2
6435. 3
6435. 4
6436. 0
6436. 1
6436. 2
6436. 3
6436. 4
6437. 0
pull
Entries 48
Mean 45.62
Std Dev 20.09
2.5
2
1.5
1
0.5
0
−0.5
−1
−1.5

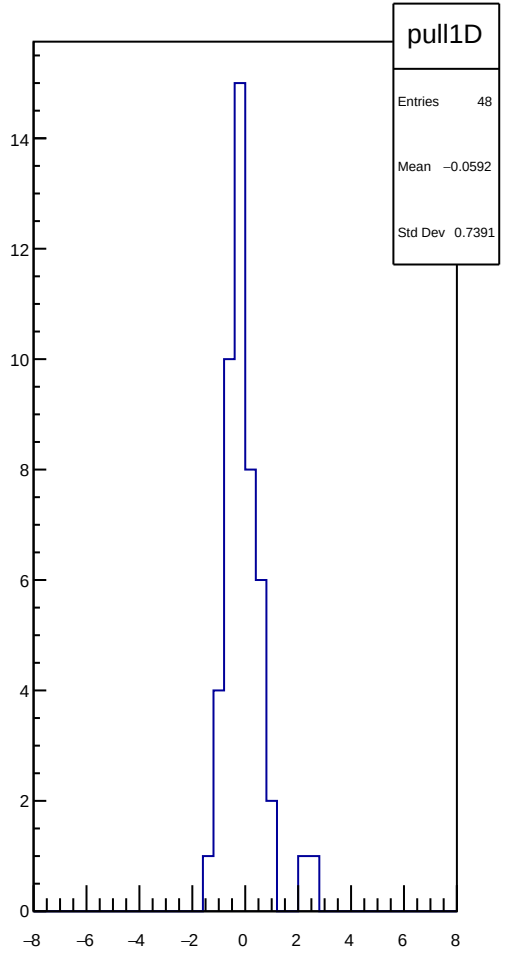
pull1D
Entries 48
Mean −0.0592
Std Dev 0.7391
14
12
10
8
6
4
2
0
−8
−6
−4
−2
0
2
4
6
8

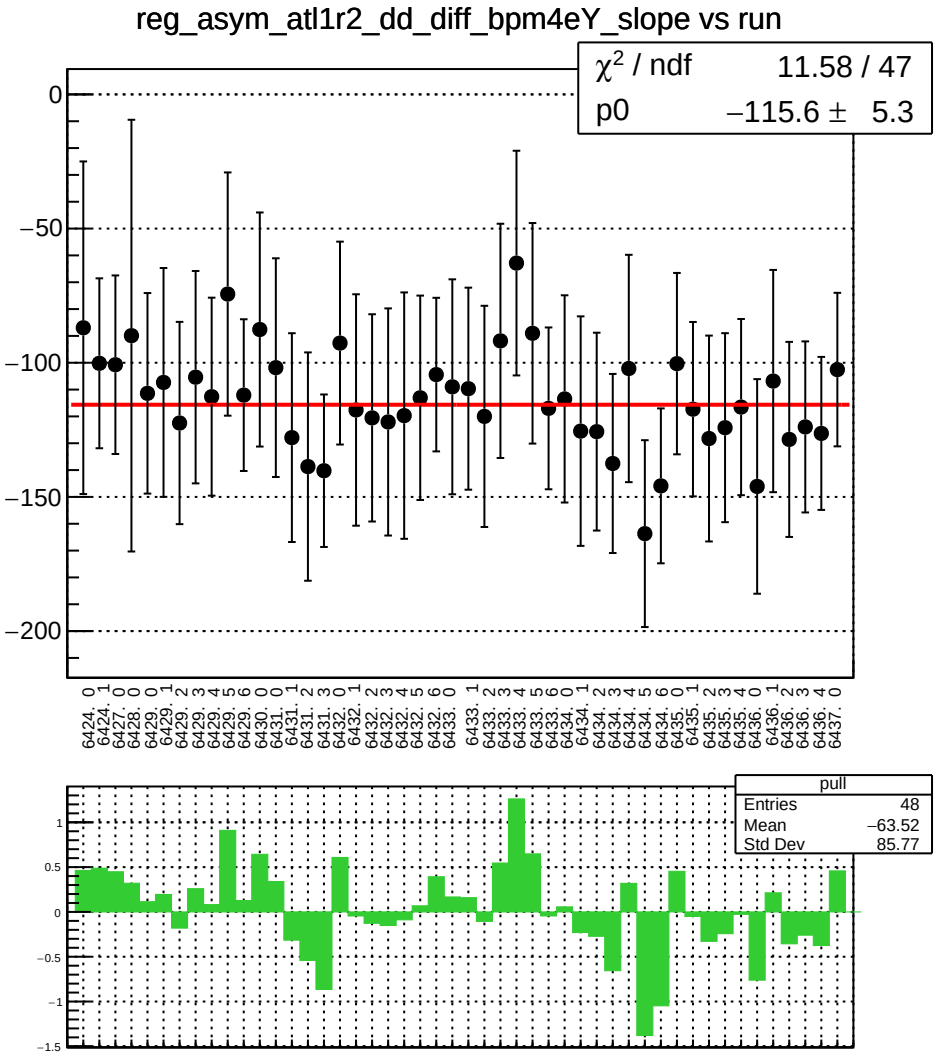
reg_asym_atl1r2_dd_diff_bpm4eY_slope vs run
χ² / ndf 11.58 / 47
p0 −115.6 ± 5.3
0
−50
−100
−150
−200
6424. 0
6424. 1
6427. 0
6428. 0
6429. 0
6429. 1
6429. 2
6429. 3
6429. 4
6429. 5
6429. 6
6430. 0
6431. 0
6431. 1
6431. 2
6431. 3
6432. 0
6432. 1
6432. 2
6432. 3
6432. 4
6432. 5
6432. 6
6433. 0
6433. 1
6433. 2
6433. 3
6433. 4
6433. 5
6433. 6
6434. 0
6434. 1
6434. 2
6434. 3
6434. 4
6434. 5
6434. 6
6435. 0
6435. 1
6435. 2
6435. 3
6435. 4
6435. 0
6436. 1
6436. 2
6436. 3
6436. 4
6437. 0
pull
Entries 48
Mean −63.52
Std Dev 85.77
1
0.5
0
−0.5
−1
−1.5

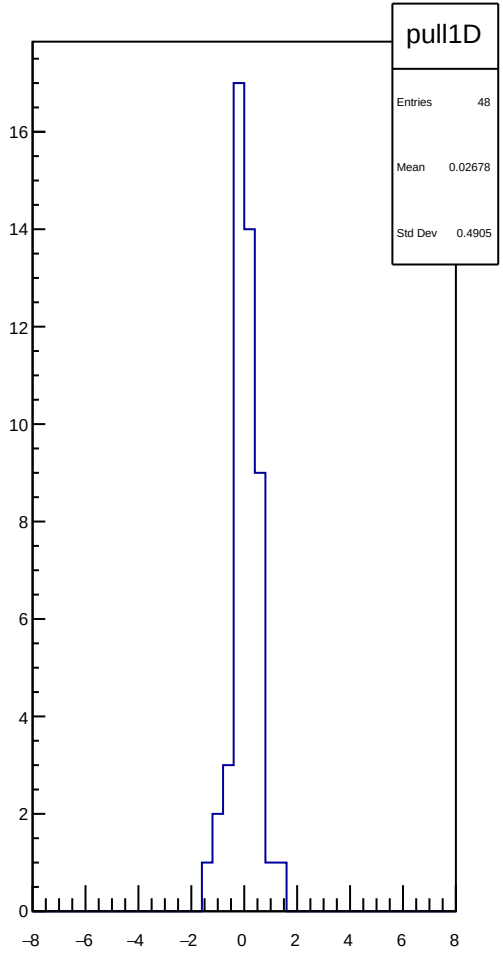
pull1D
Entries 48
Mean 0.02678
Std Dev 0.4905
16
14
12
10
8
6
4
2
0
−8
−6
−4
−2
0
2
4
6
8

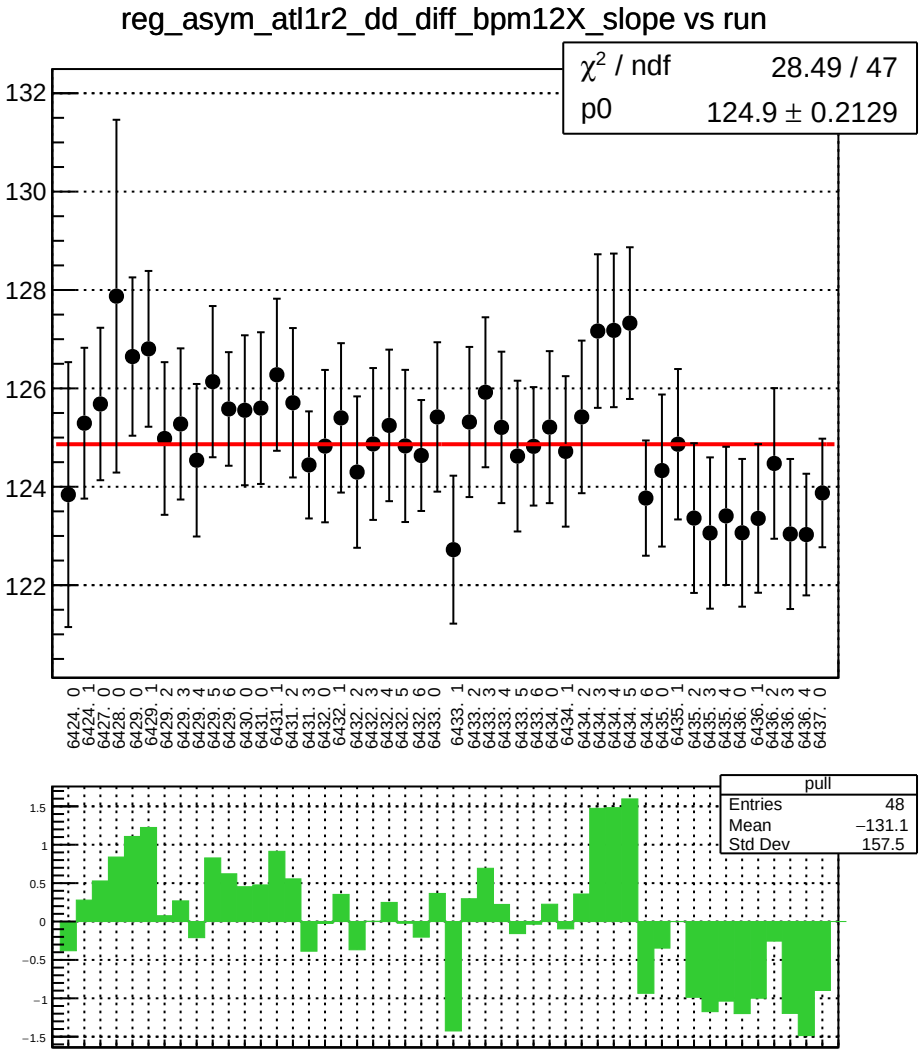
reg_asym_atl1r2_dd_diff_bpm12X_slope vs run
χ^2 / ndf 28.49 / 47
p0 124.9 ± 0.2129
pull
Entries 48
Mean −131.1
Std Dev 157.5

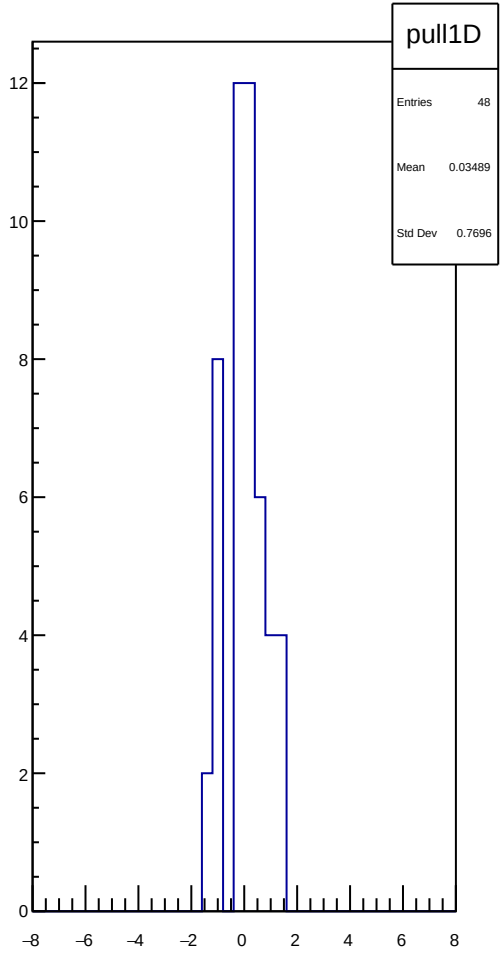
pull1D
Entries 48
Mean 0.03489
Std Dev 0.7696

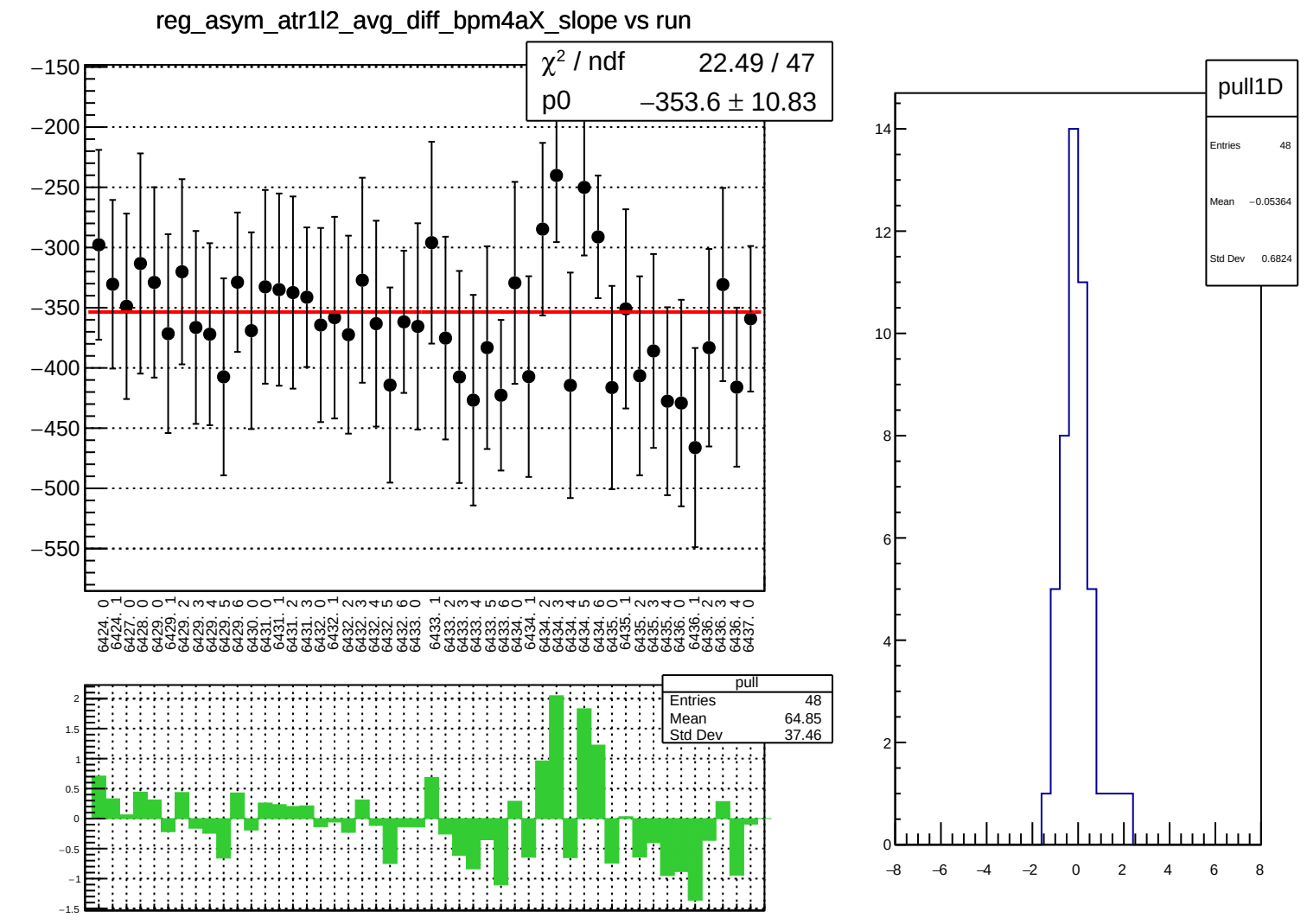
reg_asym_atr1l2_avg_diff_bpm4aX_slope vs run
χ² / ndf 22.49 / 47
p0 −353.6 ± 10.83
pull
Entries 48
Mean 64.85
Std Dev 37.46
pull1D
Entries 48
Mean −0.05364
Std Dev 0.6824

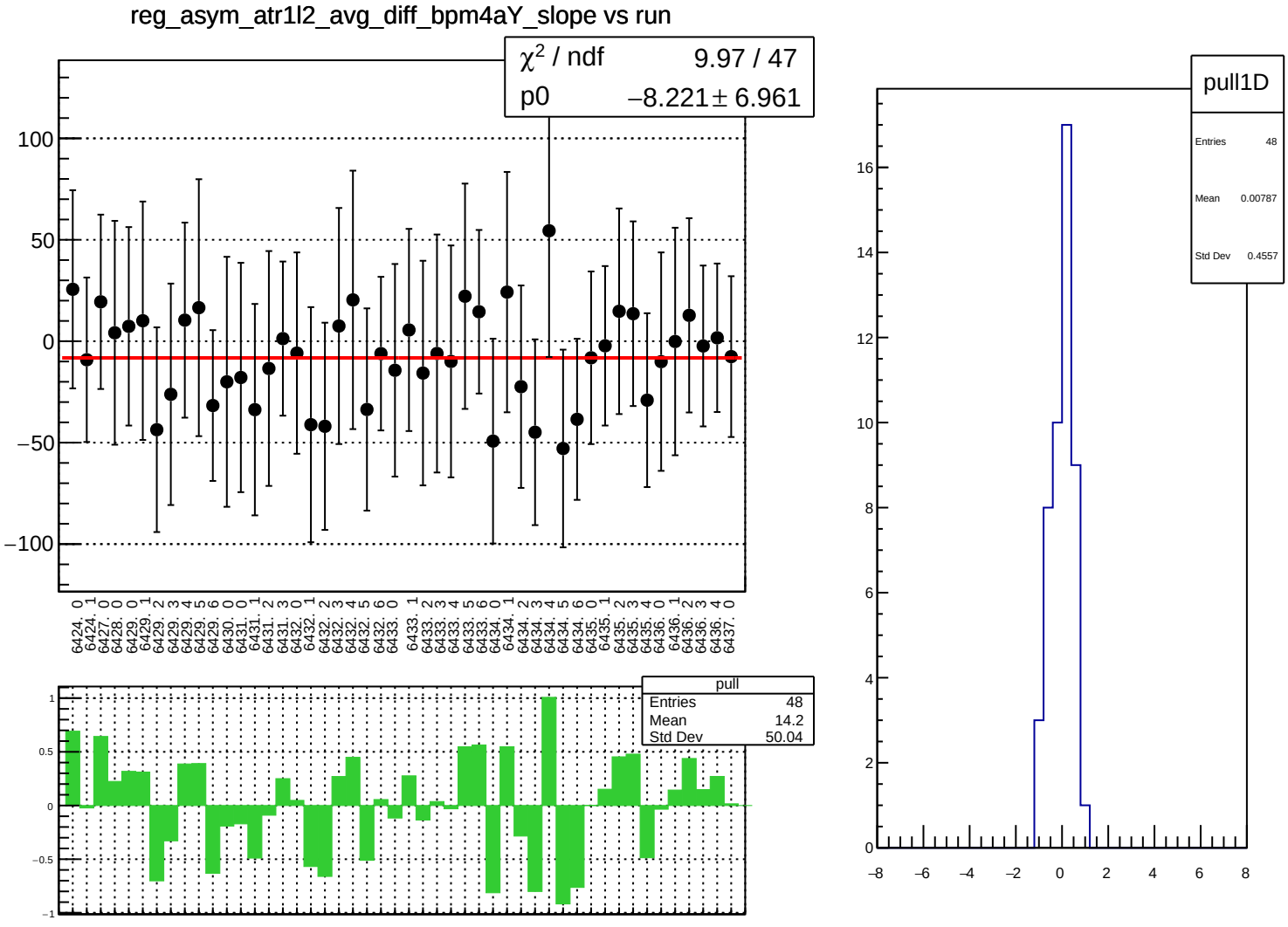
reg_asym_atr1l2_avg_diff_bpm4aY_slope vs run
χ² / ndf 9.97 / 47
p0 −8.221 ± 6.961
100
50
0
−50
−100
6424. 0
6424. 1
6427. 0
6428. 0
6429. 0
6429. 1
6429. 2
6429. 3
6429. 4
6429. 5
6429. 6
6430. 0
6431. 0
6431. 1
6431. 2
6431. 3
6432. 0
6432. 1
6432. 2
6432. 3
6432. 4
6432. 5
6432. 6
6433. 0
6433. 1
6433. 2
6433. 3
6433. 4
6433. 5
6433. 6
6434. 0
6434. 1
6434. 2
6434. 3
6434. 4
6434. 5
6434. 6
6435. 0
6435. 1
6435. 2
6435. 3
6435. 4
6436. 0
6436. 1
6436. 2
6436. 3
6436. 4
6437. 0
pull
Entries 48
Mean 14.2
Std Dev 50.04
1
0.5
0
−0.5
−1
pull1D
Entries 48
Mean 0.00787
Std Dev 0.4557
16
14
12
10
8
6
4
2
0
−8
−6
−4
−2
0
2
4
6
8

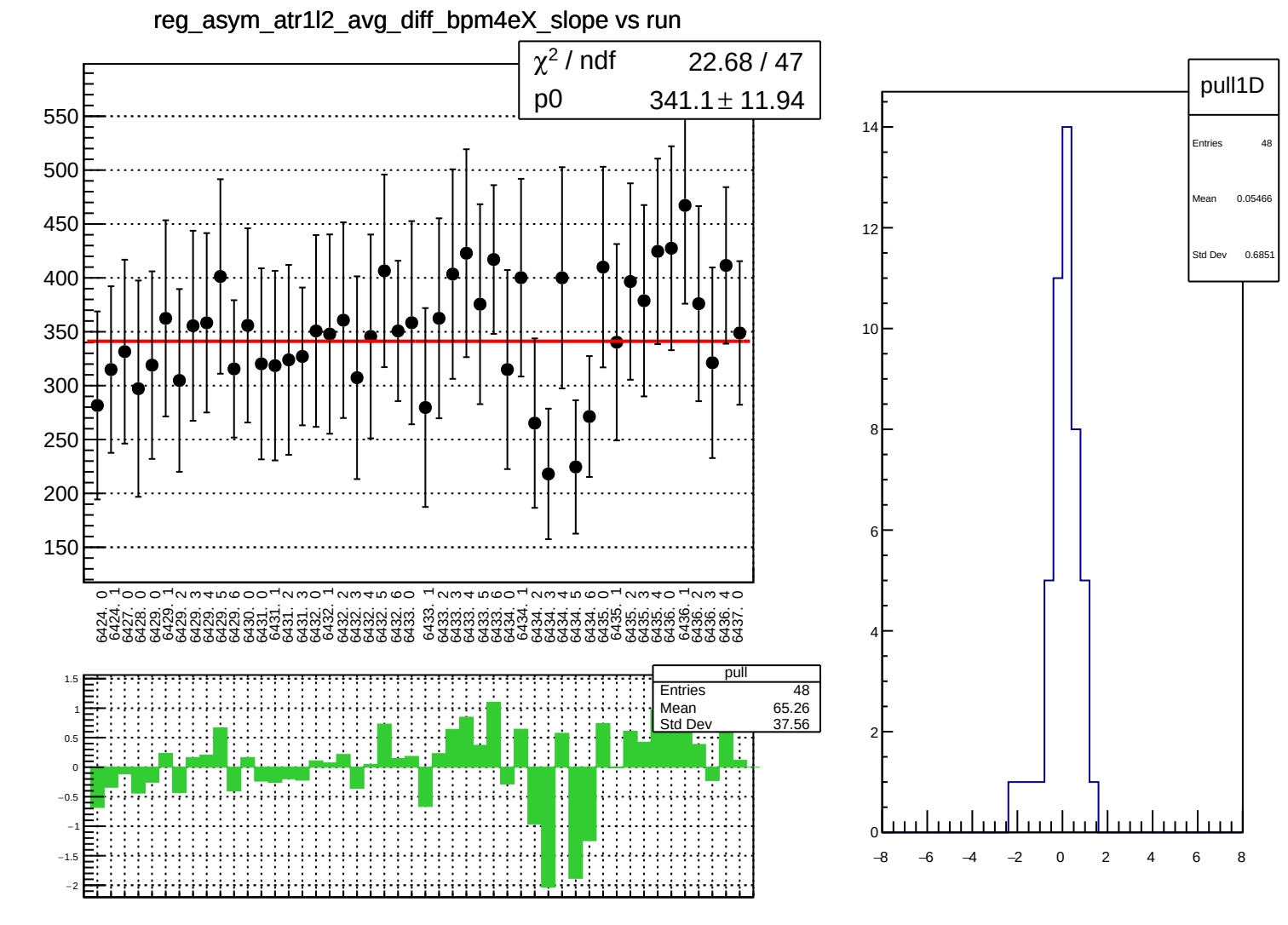
reg_asym_atr1l2_avg_diff_bpm4eX_slope vs run
χ² / ndf 22.68 / 47
p0 341.1 ± 11.94
550
500
450
400
350
300
250
200
150
6424. 0
6424. 1
6427. 0
6428. 0
6429. 0
6429. 1
6429. 2
6429. 3
6429. 4
6429. 5
6429. 6
6430. 0
6431. 0
6431. 1
6431. 2
6431. 3
6432. 0
6432. 1
6432. 2
6432. 3
6432. 4
6432. 5
6432. 6
6433. 0
6433. 1
6433. 2
6433. 3
6433. 4
6433. 5
6433. 6
6434. 0
6434. 1
6434. 2
6434. 3
6434. 4
6434. 5
6434. 6
6435. 0
6435. 1
6435. 2
6435. 3
6435. 4
6435. 5
6436. 0
6436. 1
6436. 2
6436. 3
6436. 4
6436. 5
6437. 0
pull
Entries 48
Mean 65.26
Std Dev 37.56
1.5
1
0.5
0
−0.5
−1
−1.5
−2
pull1D
Entries 48
Mean 0.05466
Std Dev 0.6851
14
12
10
8
6
4
2
0
−8
−6
−4
−2
0
2
4
6
8

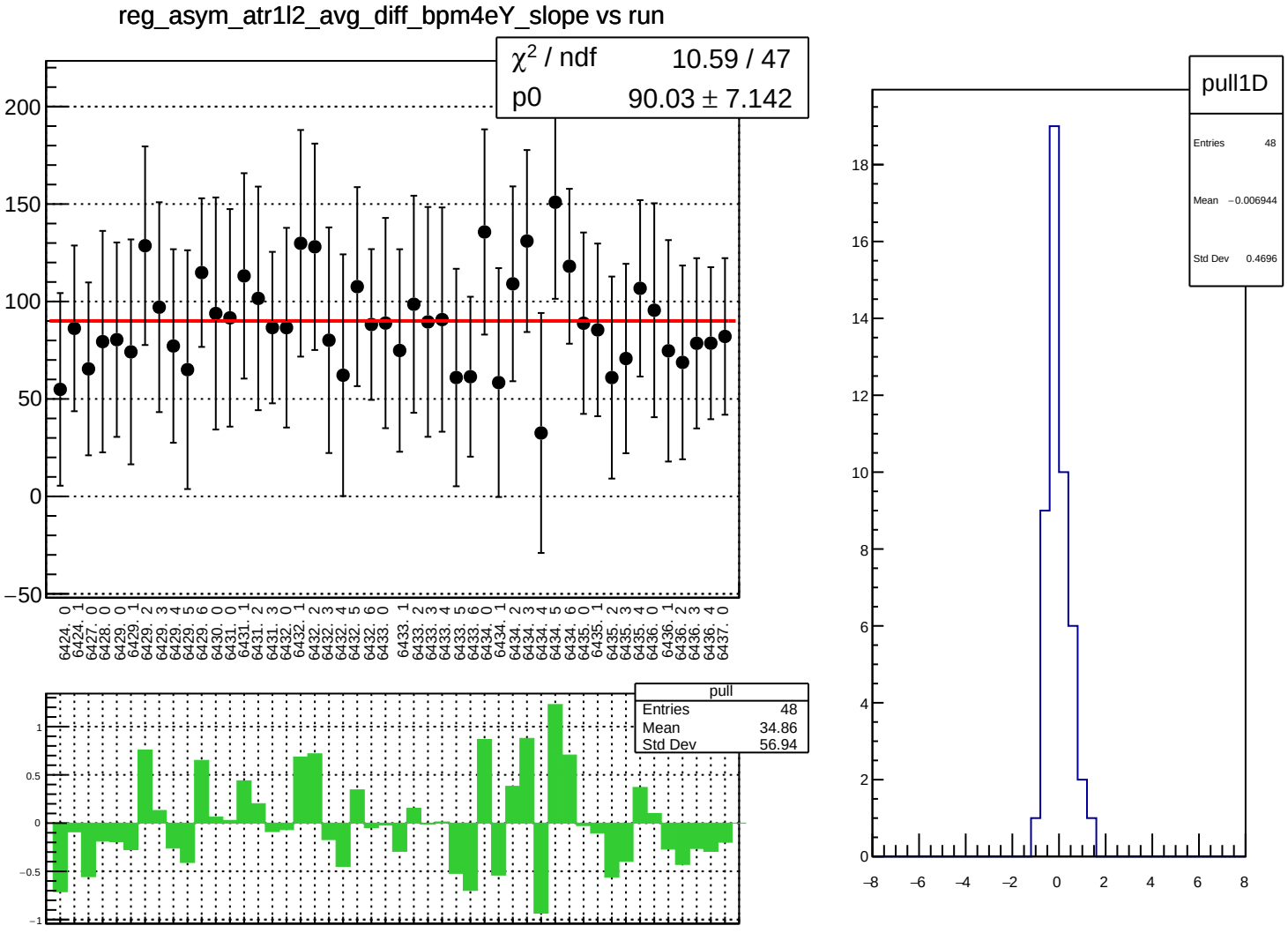
reg_asym_atr1l2_avg_diff_bpm4eY_slope vs run
χ² / ndf 10.59 / 47
p0 90.03 ± 7.142
pull
Entries 48
Mean 34.86
Std Dev 56.94
pull1D
Entries 48
Mean −0.006944
Std Dev 0.4696

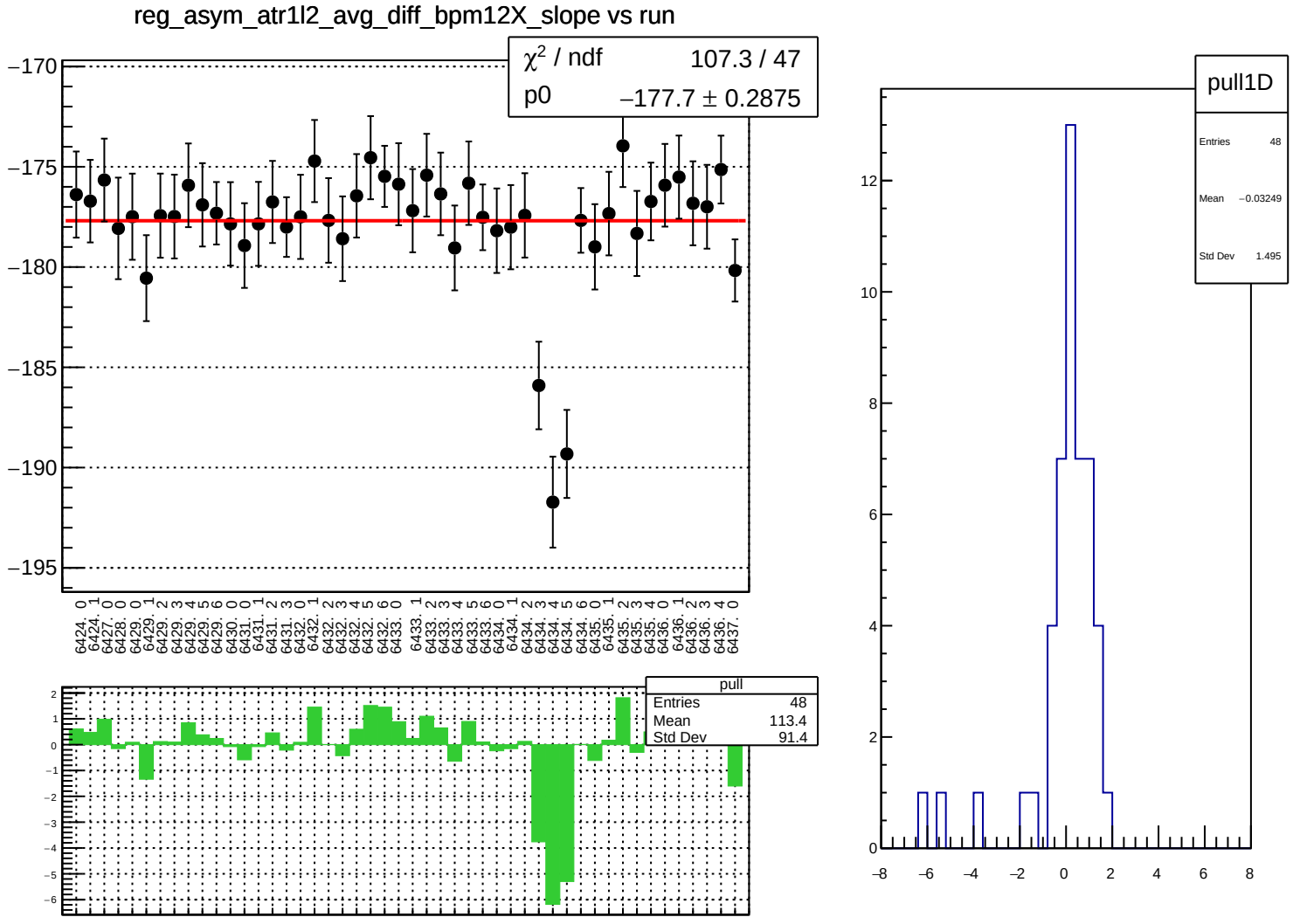
reg_asym_atr1l2_avg_diff_bpm12X_slope vs run
χ² / ndf 107.3 / 47
p0 −177.7 ± 0.2875
pull
Entries 48
Mean 113.4
Std Dev 91.4
pull1D
Entries 48
Mean −0.03249
Std Dev 1.495

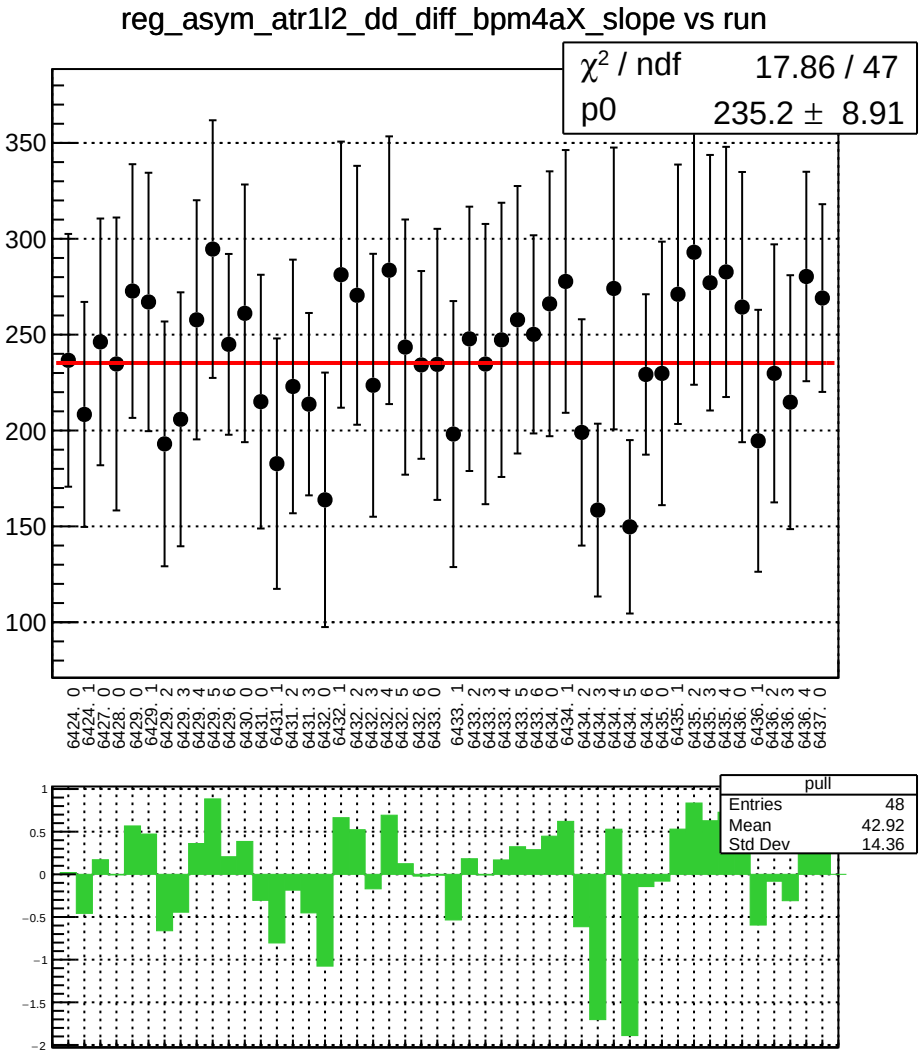
reg_asym_atr1l2_dd_diff_bpm4aX_slope vs run
χ² / ndf 17.86 / 47
p0 235.2 ± 8.91
pull
Entries 48
Mean 42.92
Std Dev 14.36

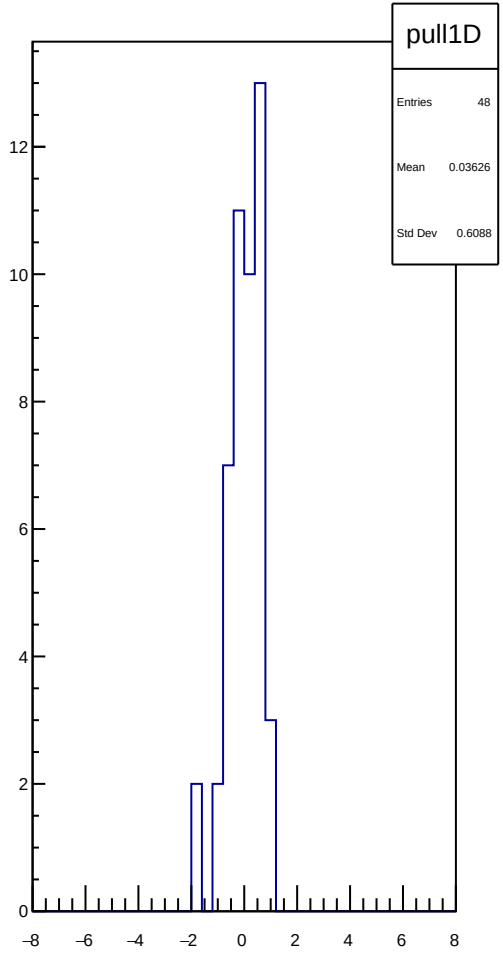
pull1D
Entries 48
Mean 0.03626
Std Dev 0.6088

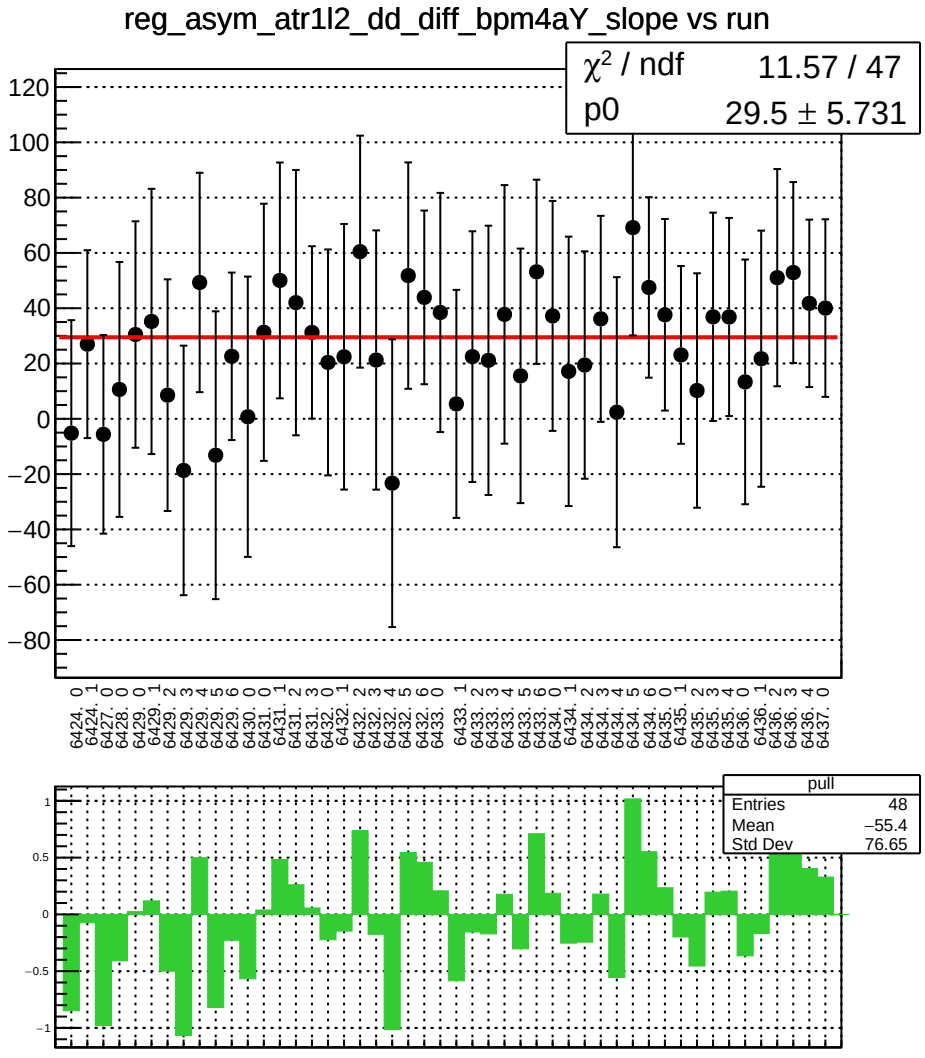
reg_asym_atr1l2_dd_diff_bpm4aY_slope vs run
χ² / ndf 11.57 / 47
p0 29.5 ± 5.731
pull
Entries 48
Mean −55.4
Std Dev 76.65

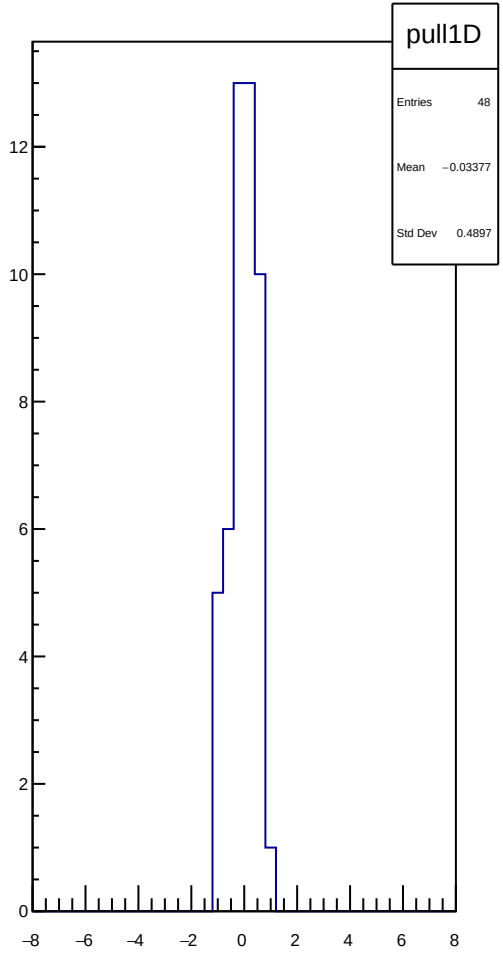
pull1D
Entries 48
Mean −0.03377
Std Dev 0.4897

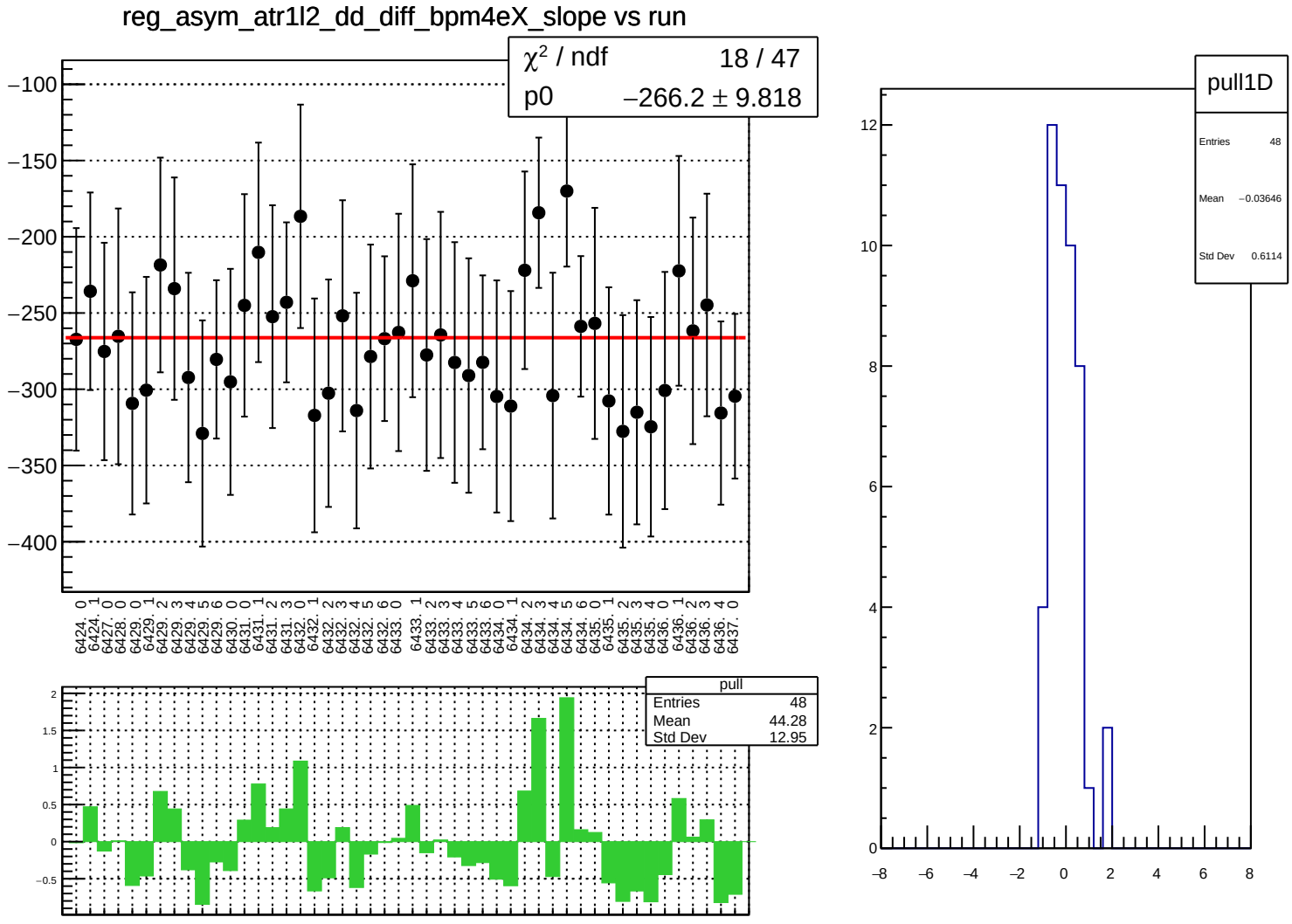
reg_asym_atr1l2_dd_diff_bpm4eX_slope vs run
χ² / ndf 18 / 47
p0 −266.2 ± 9.818
−100
−150
−200
−250
−300
−350
−400
6424. 0
6424. 1
6427. 0
6428. 0
6429. 0
6429. 1
6429. 2
6429. 3
6429. 4
6429. 5
6429. 6
6430. 0
6431. 0
6431. 1
6431. 2
6431. 3
6432. 0
6432. 1
6432. 2
6432. 3
6432. 4
6432. 5
6432. 6
6433. 0
6433. 1
6433. 2
6433. 3
6433. 4
6433. 5
6433. 6
6434. 0
6434. 1
6434. 2
6434. 3
6434. 4
6434. 5
6434. 6
6435. 0
6435. 1
6435. 2
6435. 3
6435. 4
6436. 0
6436. 1
6436. 2
6436. 3
6436. 4
6437. 0
pull
Entries 48
Mean 44.28
Std Dev 12.95
2
1.5
1
0.5
0
−0.5
pull1D
Entries 48
Mean −0.03646
Std Dev 0.6114
12
10
8
6
4
2
0
−8
−6
−4
−2
0
2
4
6
8

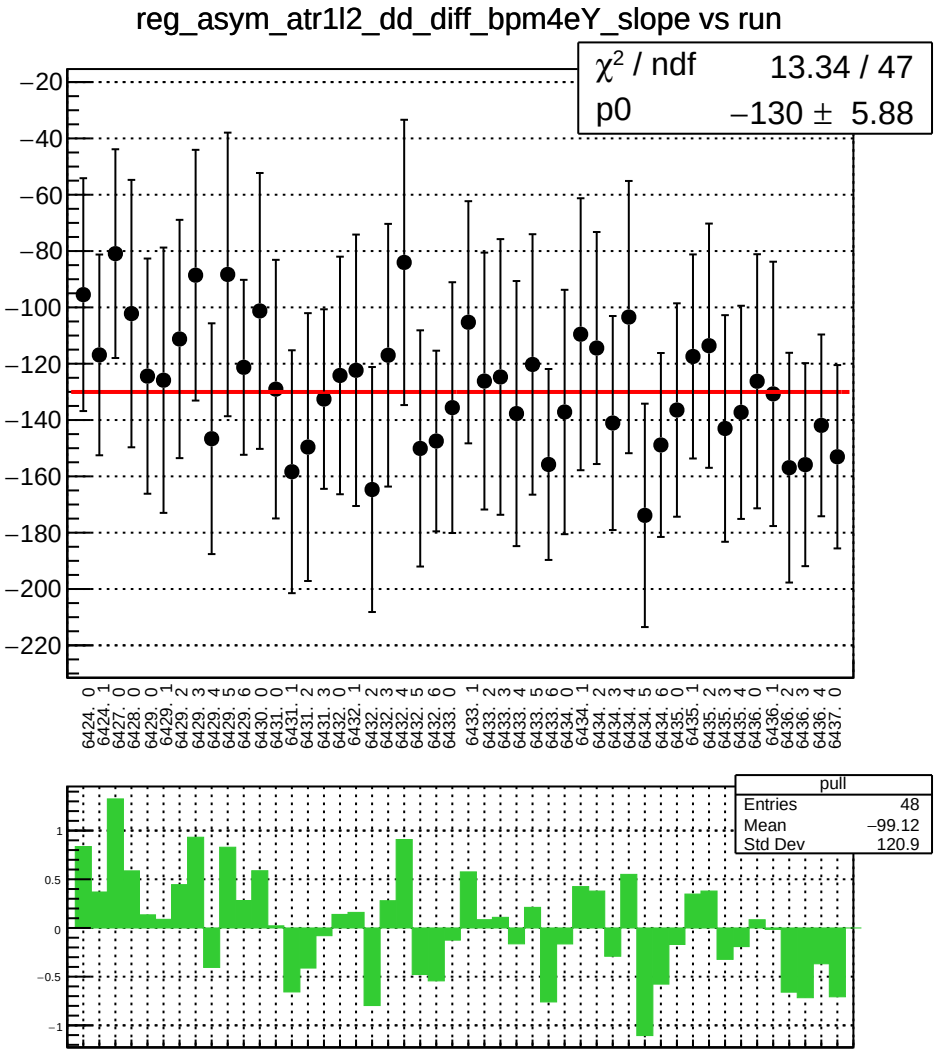
reg_asym_atr1l2_dd_diff_bpm4eY_slope vs run
χ² / ndf 13.34 / 47
p0 −130 ± 5.88
pull
Entries 48
Mean −99.12
Std Dev 120.9

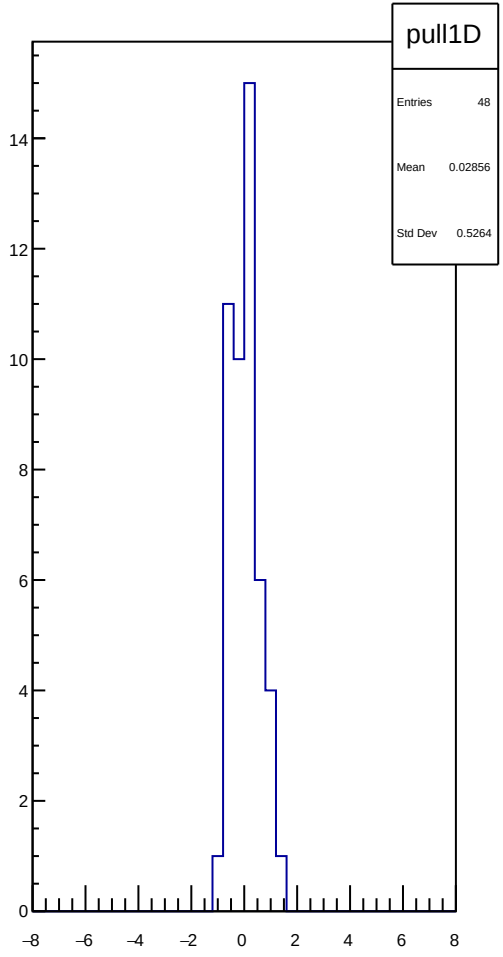
pull1D
Entries 48
Mean 0.02856
Std Dev 0.5264

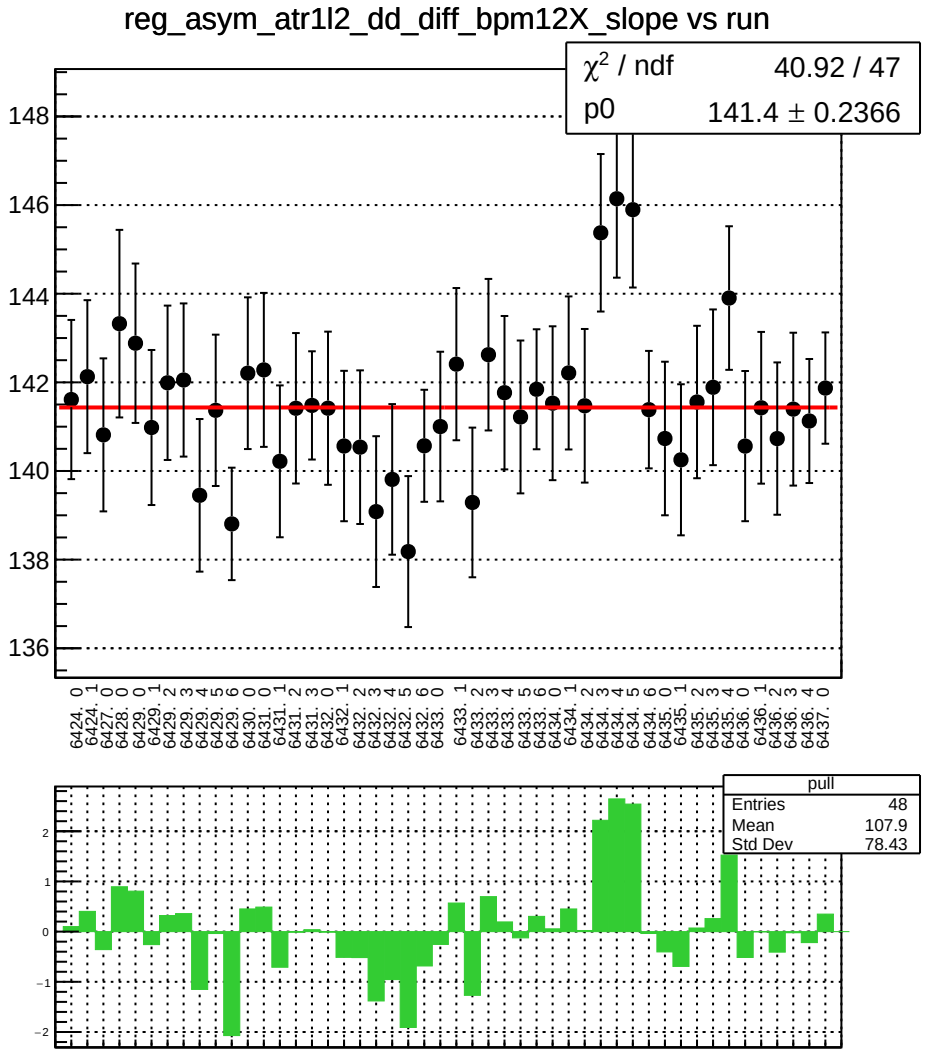
reg_asym_atr1l2_dd_diff_bpm12X_slope vs run
χ² / ndf 40.92 / 47
p0 141.4 ± 0.2366
148
146
144
142
140
138
136
6424. 0
6424. 1
6427. 0
6428. 0
6429. 0
6429. 1
6429. 2
6429. 3
6429. 4
6429. 5
6429. 6
6430. 0
6431. 0
6431. 1
6431. 2
6431. 3
6432. 0
6432. 1
6432. 2
6432. 3
6432. 4
6432. 5
6432. 6
6433. 0
6433. 1
6433. 2
6433. 3
6433. 4
6433. 5
6433. 6
6434. 0
6434. 1
6434. 2
6434. 3
6434. 4
6434. 5
6434. 6
6435. 0
6435. 1
6435. 2
6435. 3
6435. 4
6436. 0
6436. 1
6436. 2
6436. 3
6436. 4
6437. 0
pull
Entries 48
Mean 107.9
Std Dev 78.43
2
1
0
−1
−2

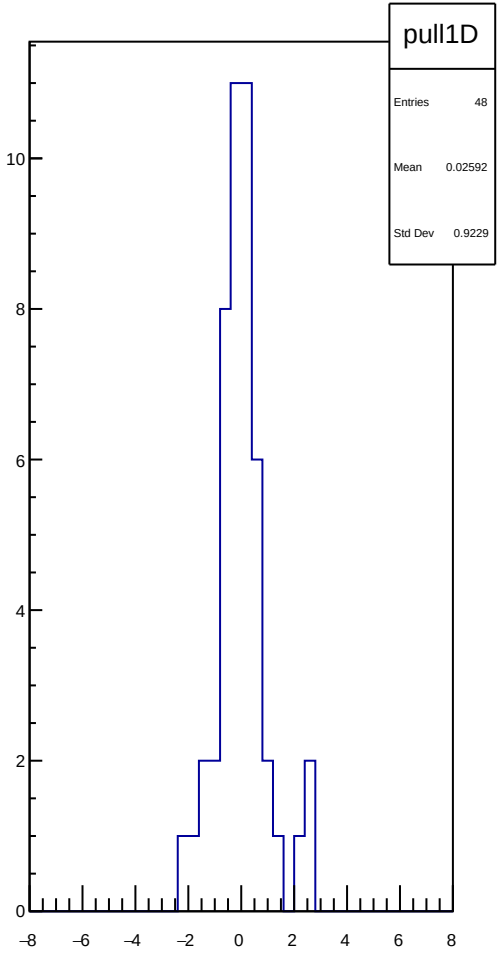
pull1D
Entries 48
Mean 0.02592
Std Dev 0.9229
10
8
6
4
2
0
−8
−6
−4
−2
0
2
4
6
8

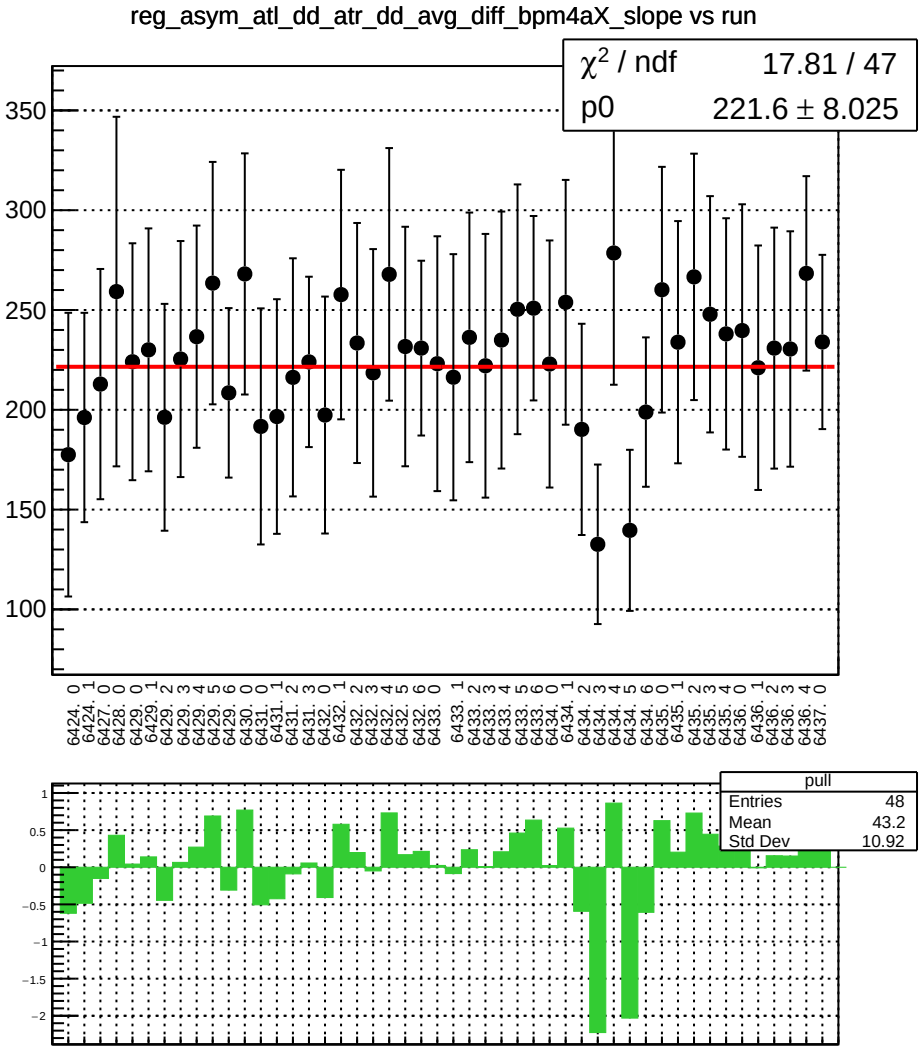
reg_asym_atl_dd_atr_dd_avg_diff_bpm4aX_slope vs run
χ² / ndf 17.81 / 47
p0 221.6 ± 8.025
pull
Entries 48
Mean 43.2
Std Dev 10.92

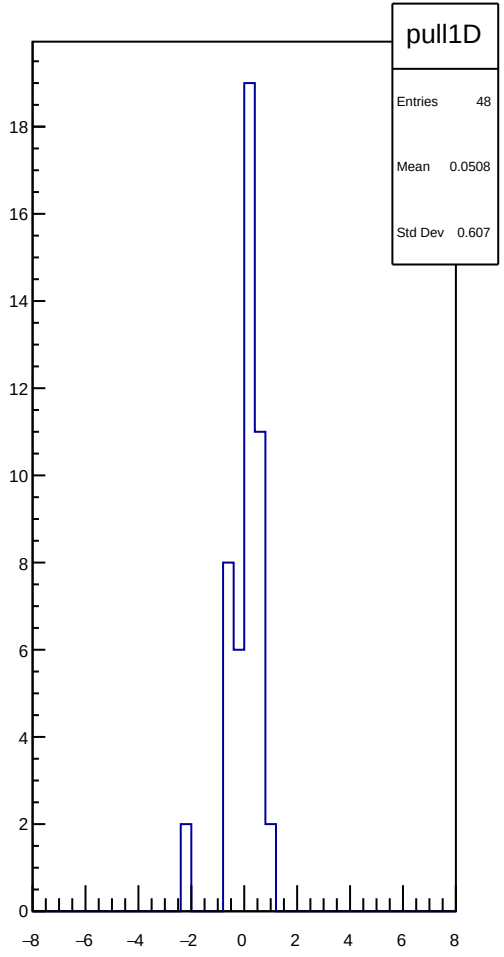
pull1D
Entries 48
Mean 0.0508
Std Dev 0.607

reg_asym_atl_dd_atr_dd_avg_diff_bpm4aY_slope vs run

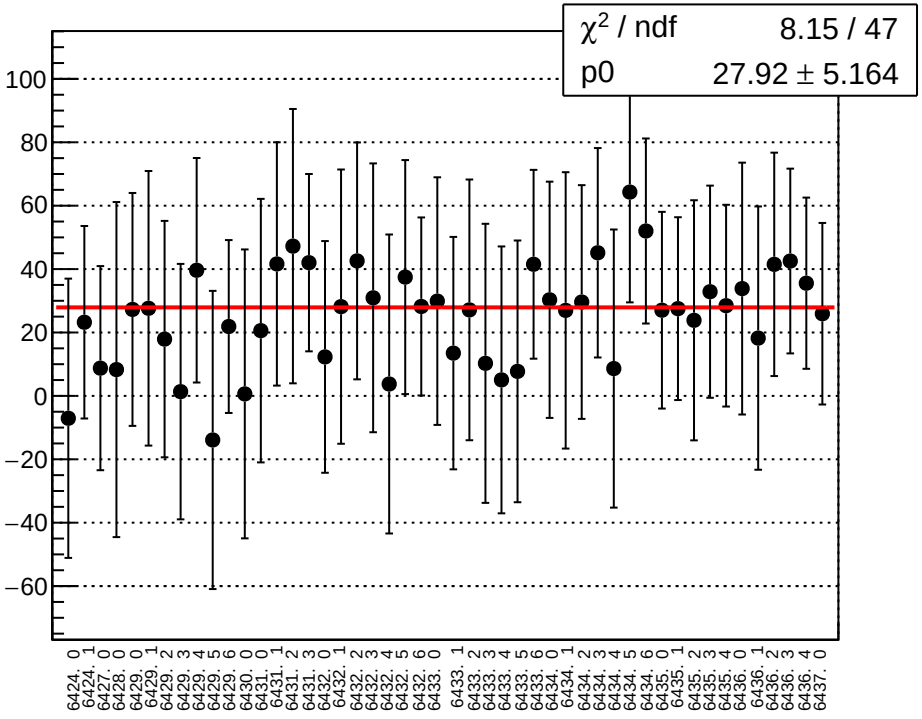

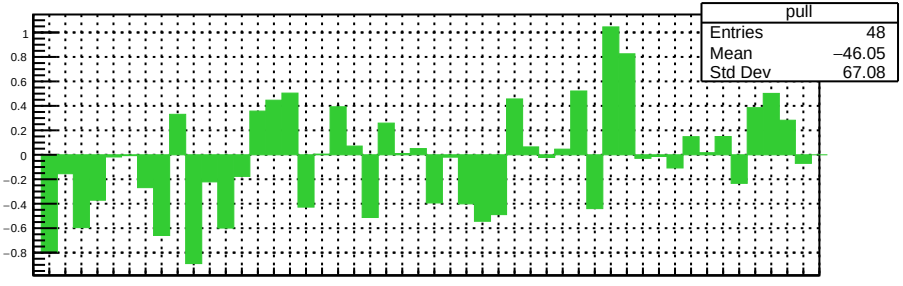

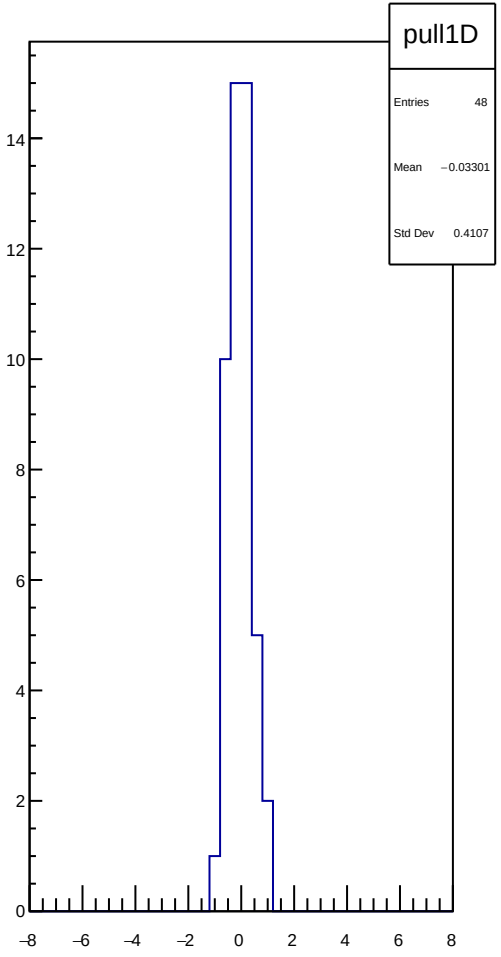

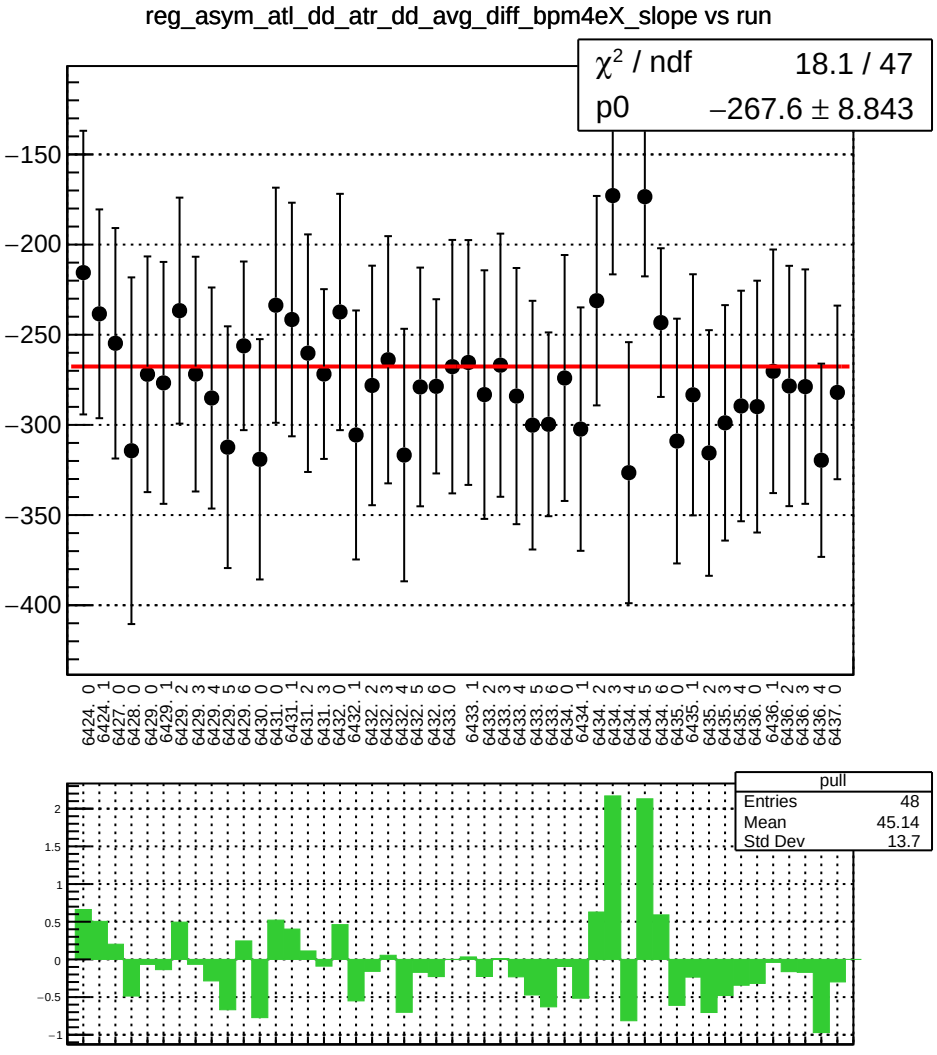
reg_asym_atl_dd_atr_dd_avg_diff_bpm4eX_slope vs run
χ² / ndf 18.1 / 47
p0 −267.6 ± 8.843
−150
−200
−250
−300
−350
−400
6424. 0
6424. 1
6427. 0
6428. 0
6429. 0
6429. 1
6429. 2
6429. 3
6429. 4
6429. 5
6429. 6
6430. 0
6431. 0
6431. 1
6431. 2
6431. 3
6432. 0
6432. 1
6432. 2
6432. 3
6432. 4
6432. 5
6432. 6
6433. 0
6433. 1
6433. 2
6433. 3
6433. 4
6433. 5
6433. 6
6434. 0
6434. 1
6434. 2
6434. 3
6434. 4
6434. 5
6434. 6
6435. 0
6435. 1
6435. 2
6435. 3
6435. 4
6435. 5
6436. 0
6436. 1
6436. 2
6436. 3
6436. 4
6437. 0
pull
Entries 48
Mean 45.14
Std Dev 13.7
2
1.5
1
0.5
0
−0.5
−1

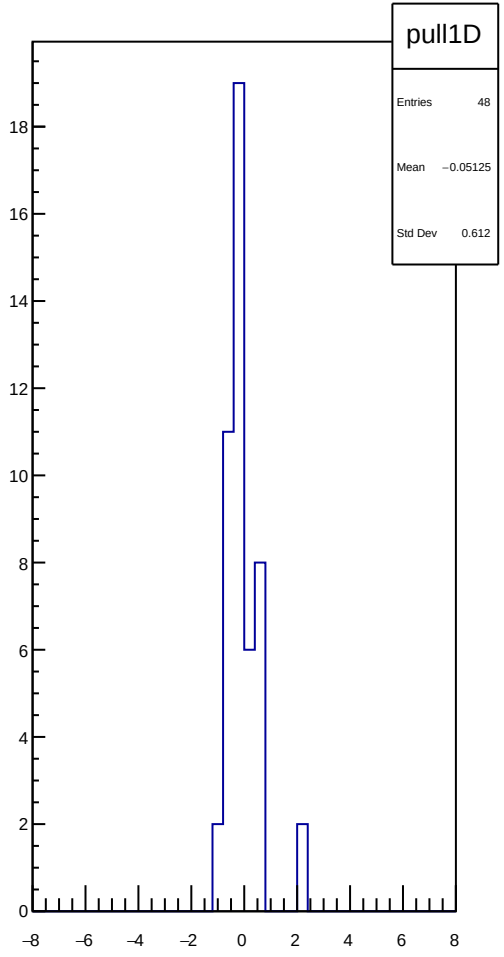
pull1D
Entries 48
Mean −0.05125
Std Dev 0.612
18
16
14
12
10
8
6
4
2
0
−8
−6
−4
−2
0
2
4
6
8

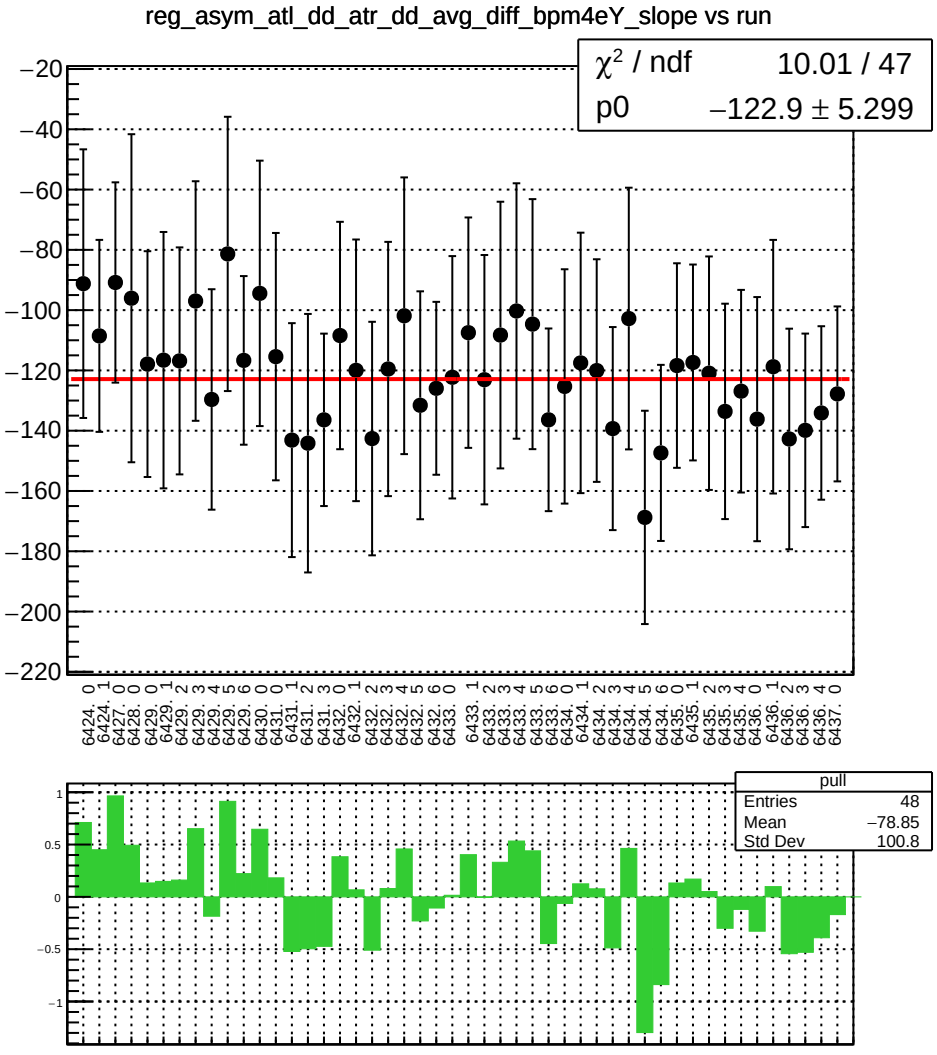
reg_asym_atl_dd_atr_dd_avg_diff_bpm4eY_slope vs run
χ² / ndf 10.01 / 47
p0 −122.9 ± 5.299
pull
Entries 48
Mean −78.85
Std Dev 100.8

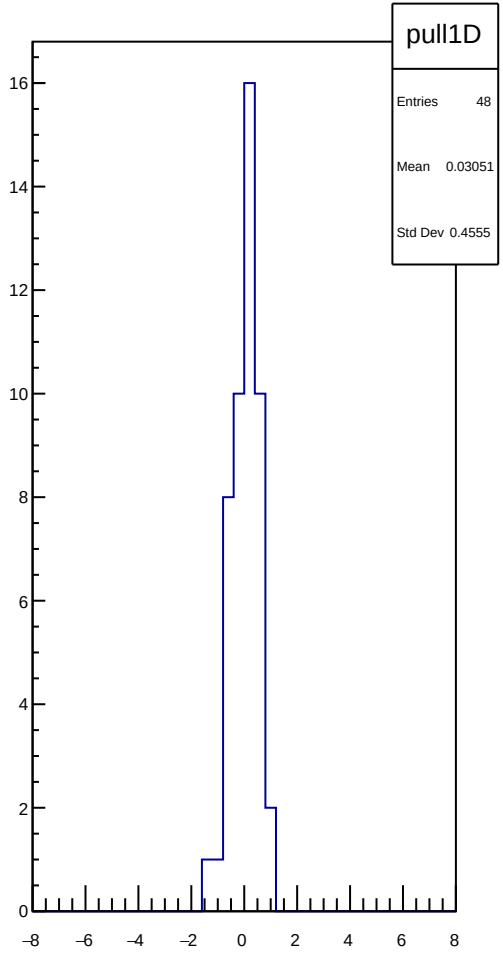
pull1D
Entries 48
Mean 0.03051
Std Dev 0.4555

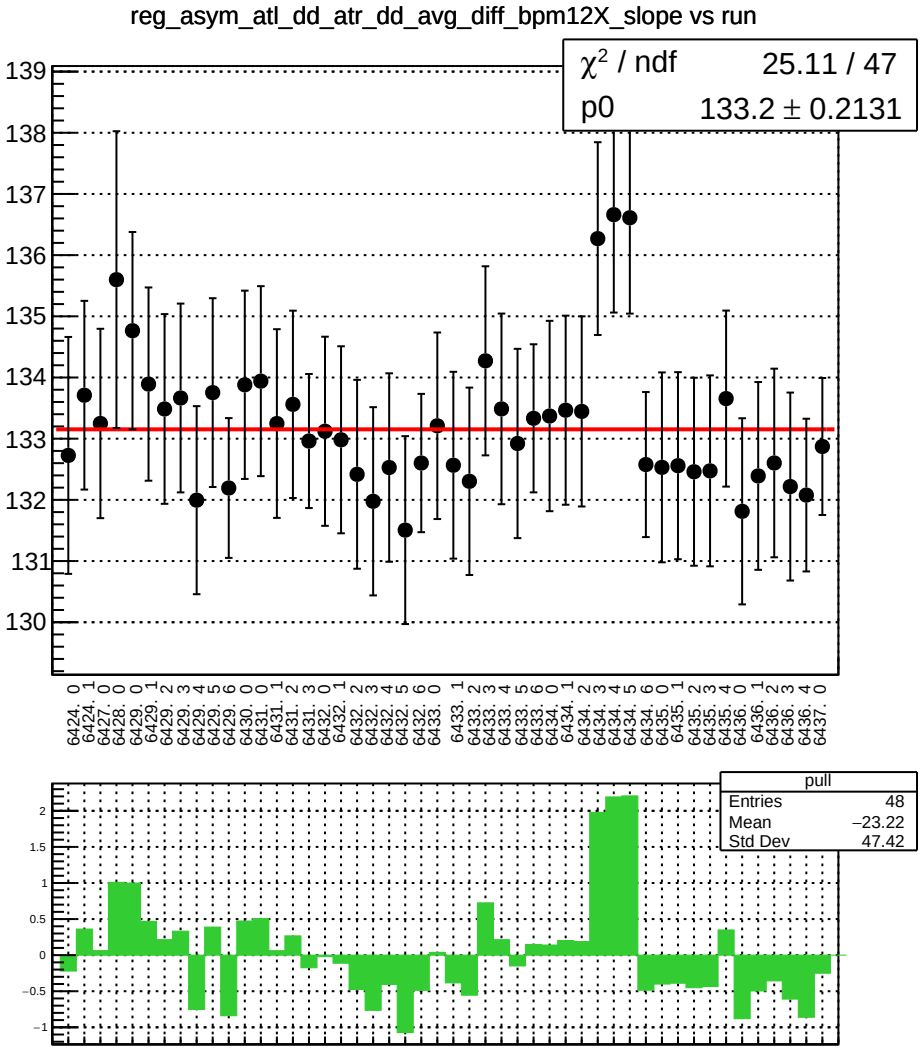
reg_asym_atl_dd_atr_dd_avg_diff_bpm12X_slope vs run
χ² / ndf 25.11 / 47
p0 133.2 ± 0.2131
pull
Entries 48
Mean −23.22
Std Dev 47.42

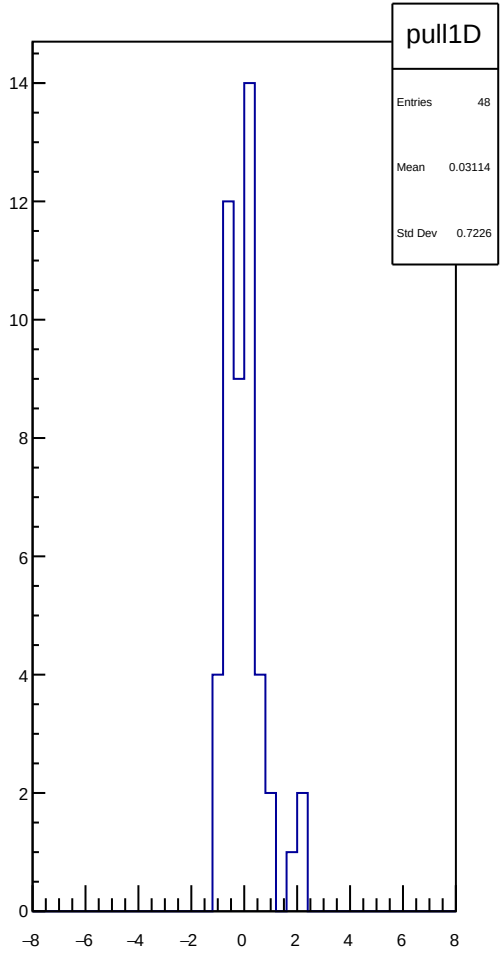
pull1D
Entries 48
Mean 0.03114
Std Dev 0.7226

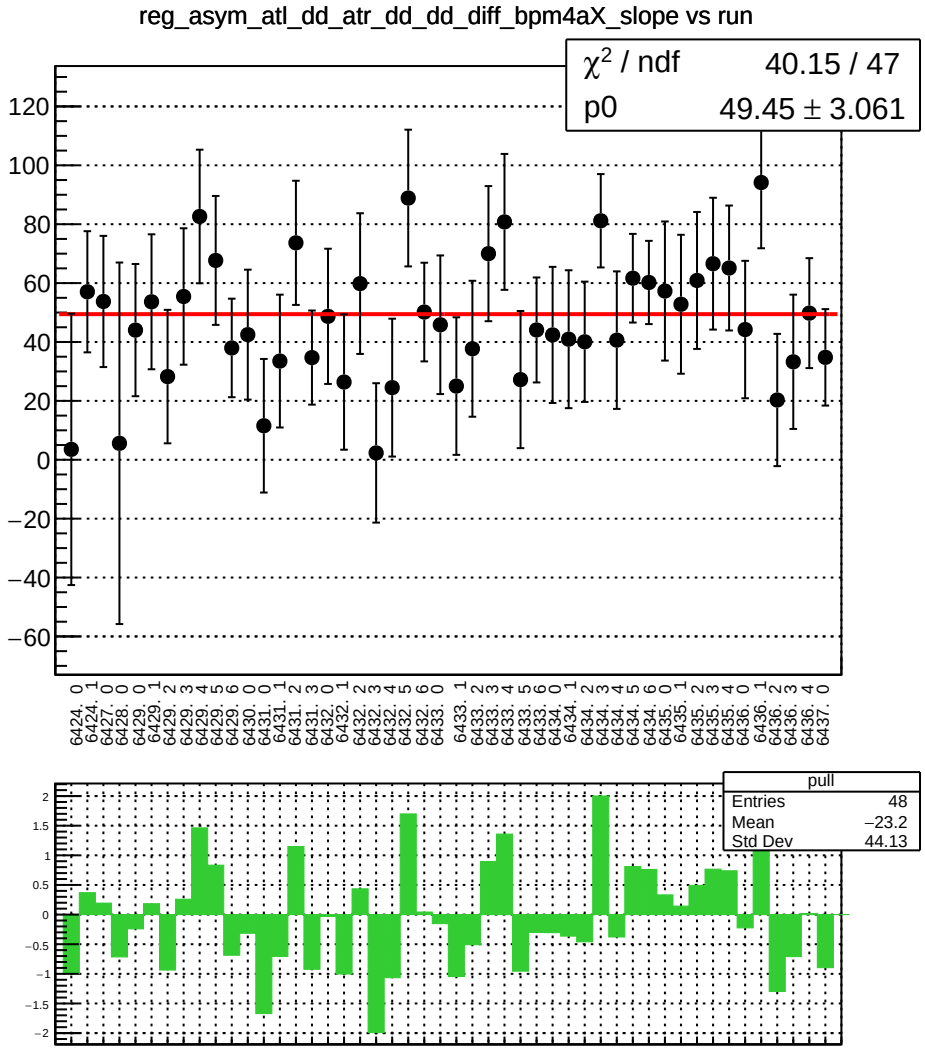
reg_asym_atl_dd_atr_dd_dd_diff_bpm4aX_slope vs run
χ2 / ndf 40.15 / 47
p0 49.45 ± 3.061
pull
Entries 48
Mean −23.2
Std Dev 44.13

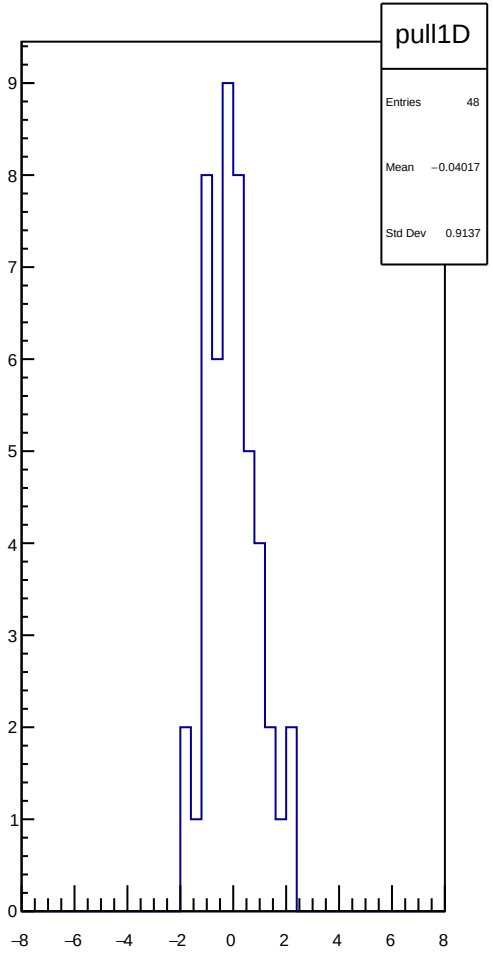
pull1D
Entries 48
Mean −0.04017
Std Dev 0.9137

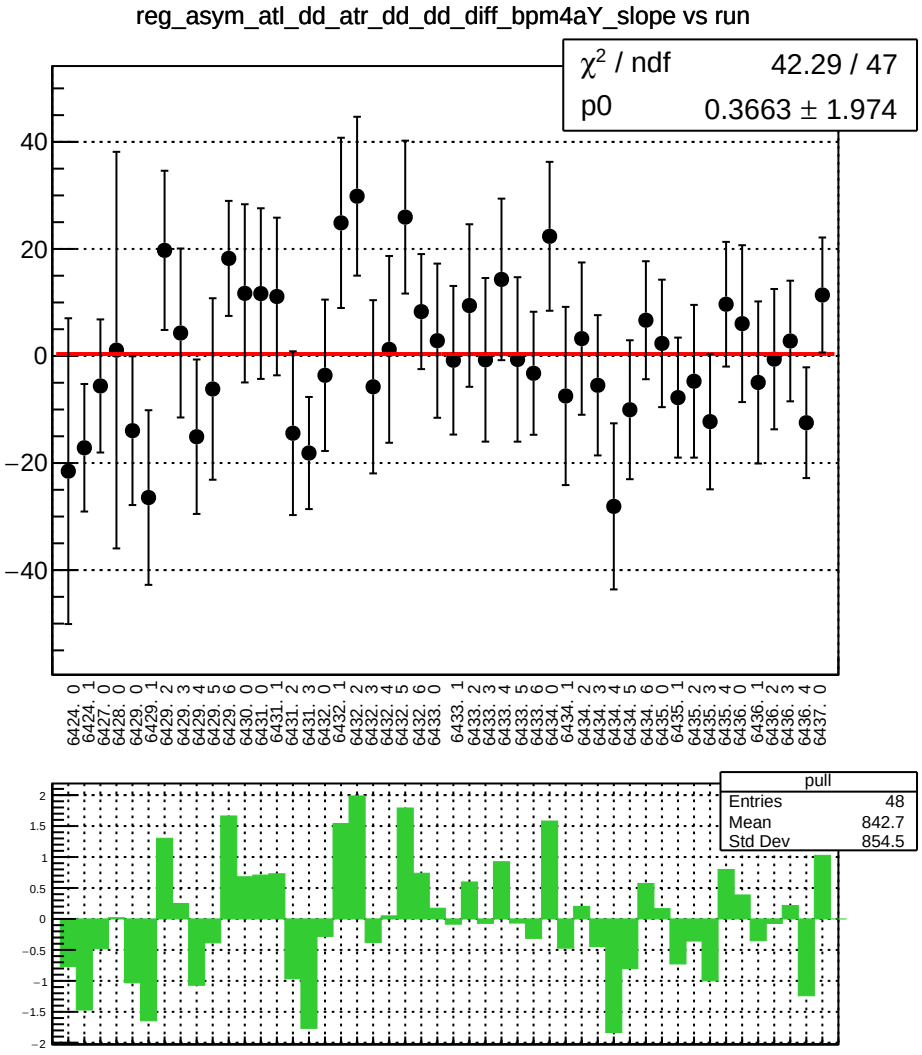
reg_asym_atl_dd_atr_dd_dd_diff_bpm4aY_slope vs run
χ2 / ndf 42.29 / 47
p0 0.3663 ± 1.974
pull
Entries 48
Mean 842.7
Std Dev 854.5

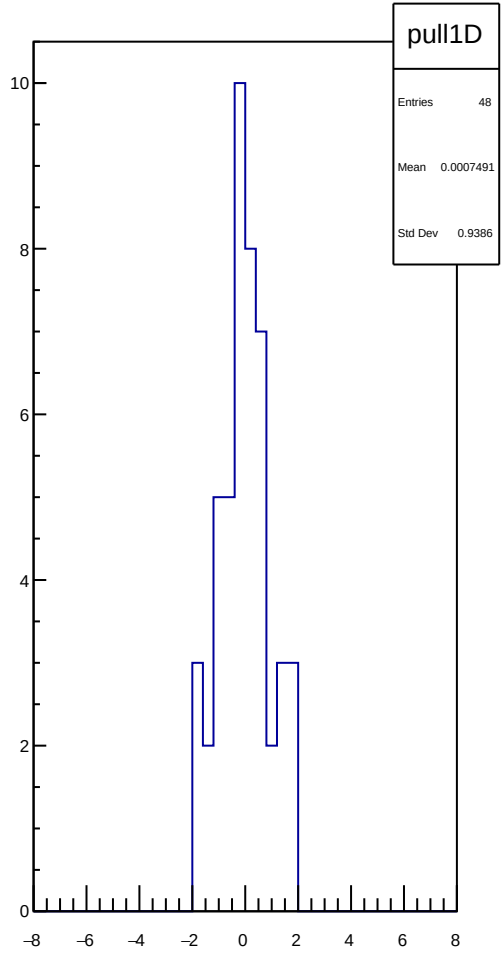
pull1D
Entries 48
Mean 0.0007491
Std Dev 0.9386

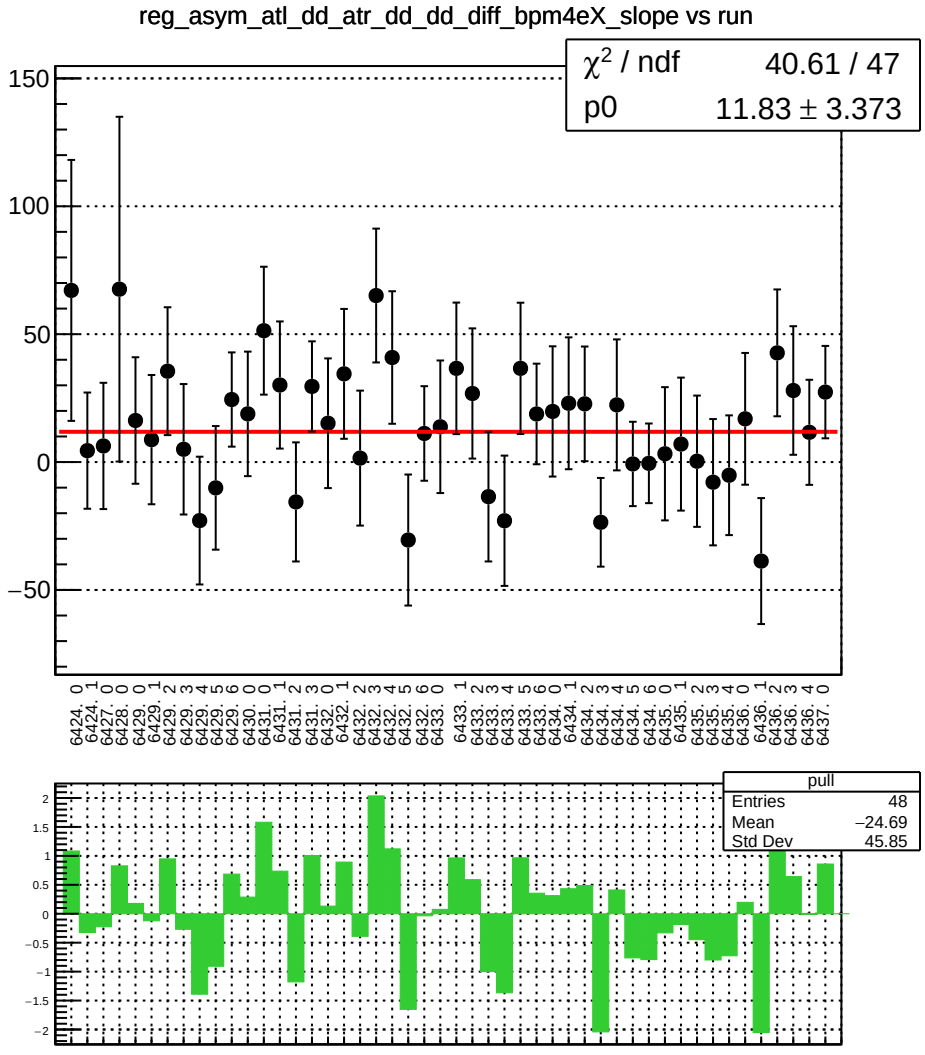
reg_asym_atl_dd_atr_dd_dd_diff_bpm4eX_slope vs run
χ² / ndf 40.61 / 47
p0 11.83 ± 3.373
pull
Entries 48
Mean −24.69
Std Dev 45.85

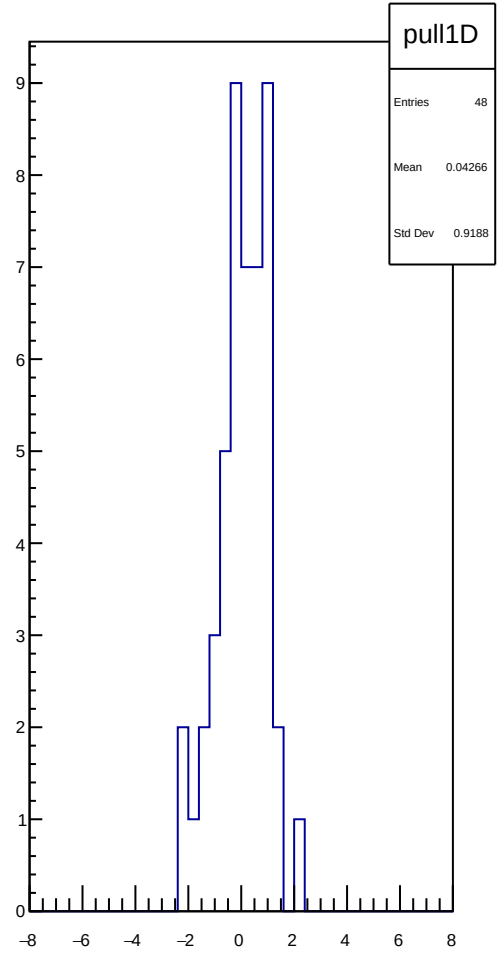
pull1D
Entries 48
Mean 0.04266
Std Dev 0.9188

reg_asym_atl_dd_atr_dd_dd_diff_bpm4eY_slope vs run

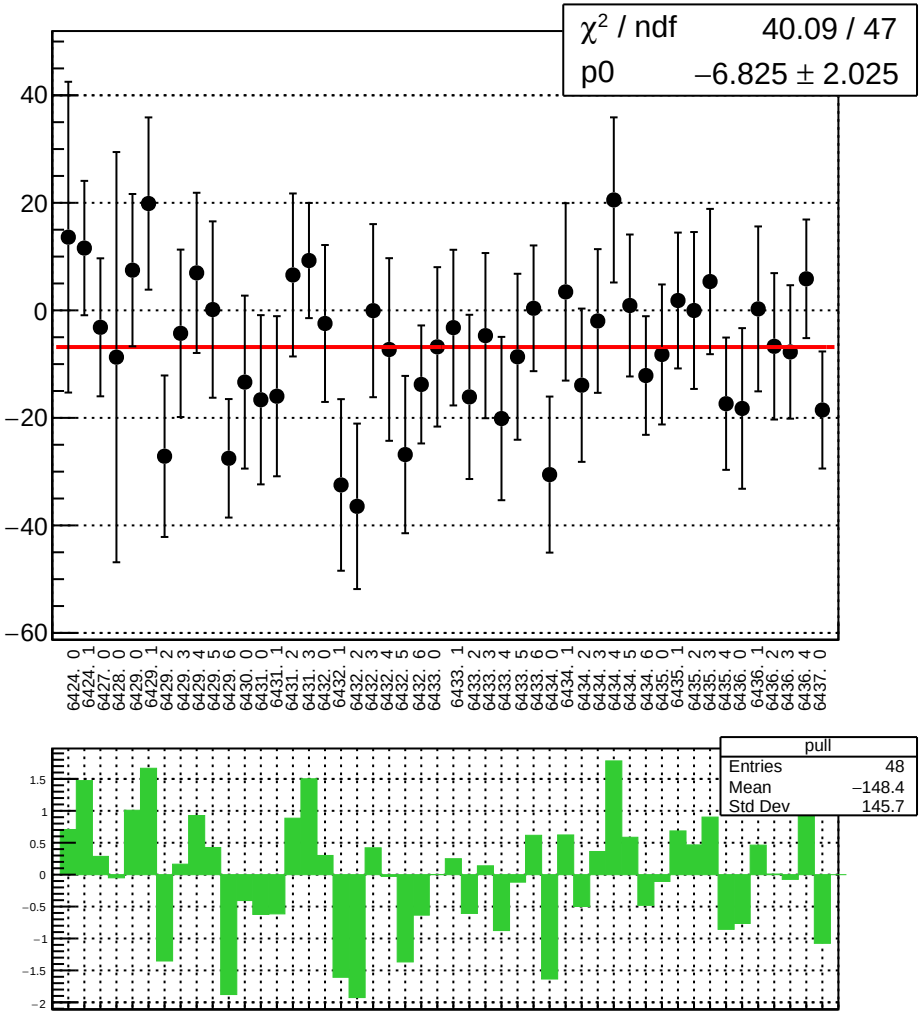

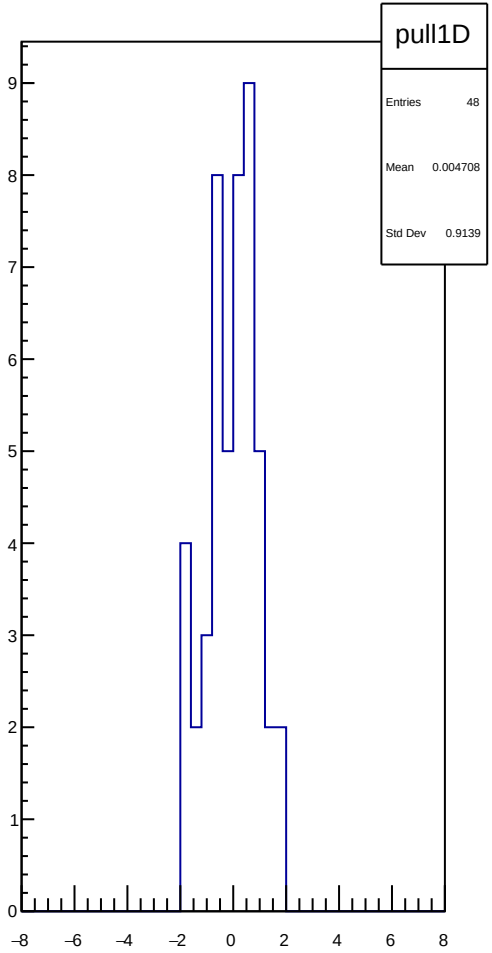

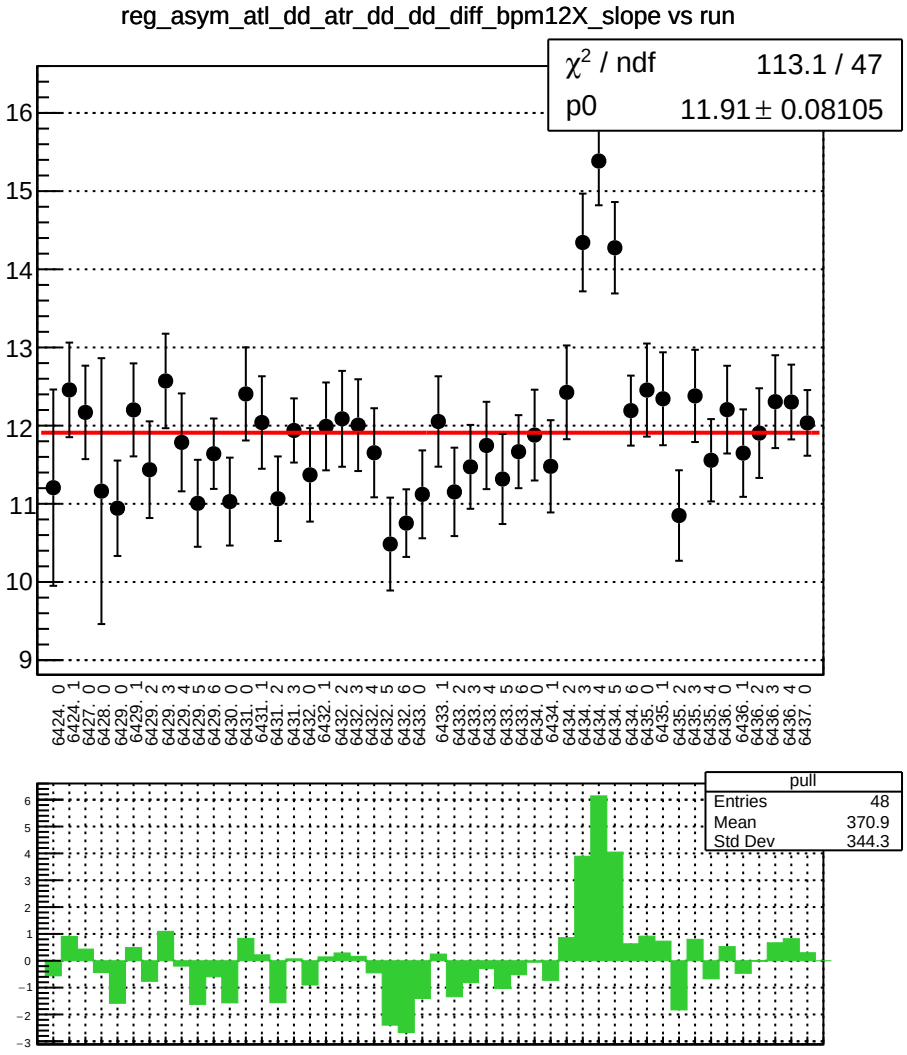
reg_asym_atl_dd_atr_dd_dd_diff_bpm12X_slope vs run
χ² / ndf 113.1 / 47
p0 11.91 ± 0.08105
pull
Entries 48
Mean 370.9
Std Dev 344.3

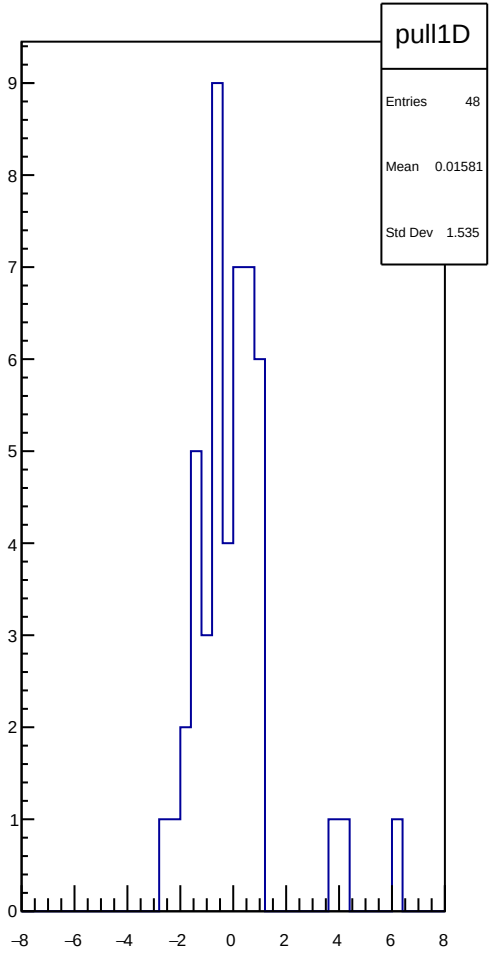
pull1D
Entries 48
Mean 0.01581
Std Dev 1.535

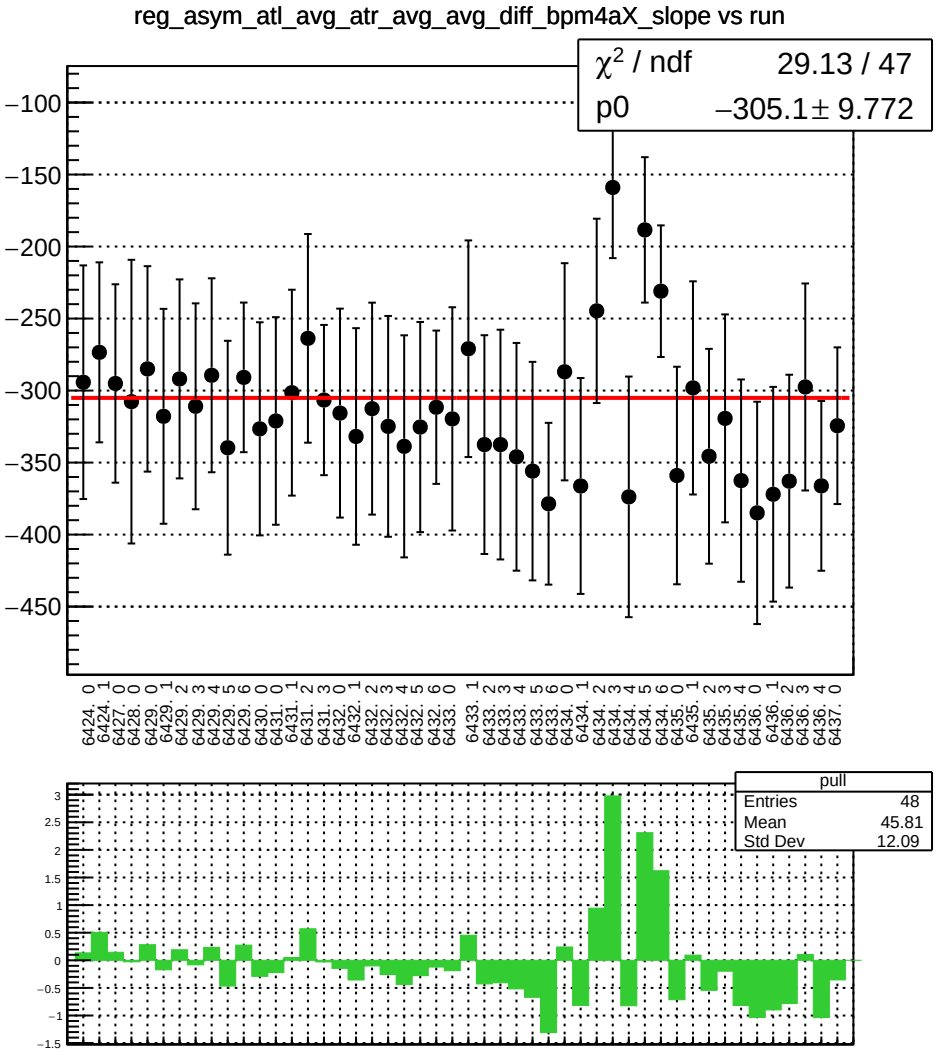
reg_asym_atl_avg_atr_avg_avg_diff_bpm4aX_slope vs run
χ² / ndf 29.13 / 47
p0 −305.1 ± 9.772
pull
Entries 48
Mean 45.81
Std Dev 12.09

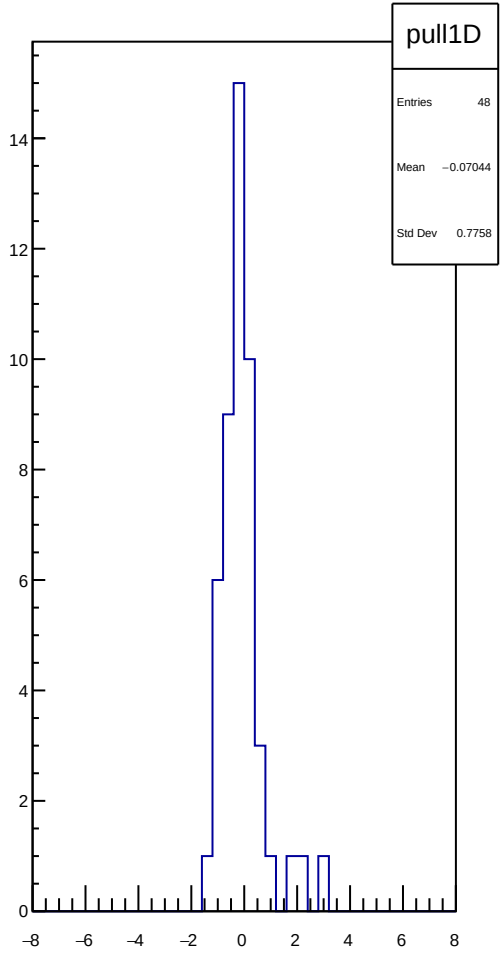
pull1D
Entries 48
Mean −0.07044
Std Dev 0.7758

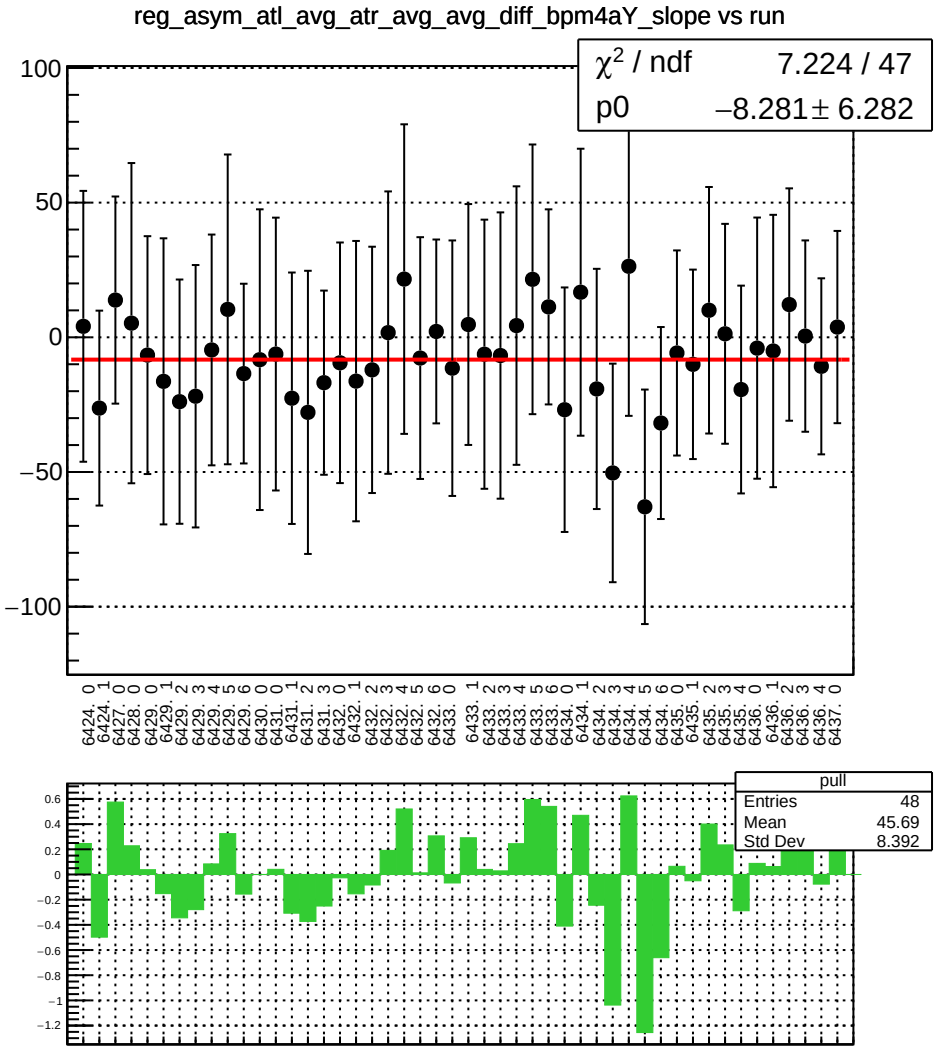
reg_asym_atl_avg_atr_avg_avg_diff_bpm4aY_slope vs run
χ² / ndf 7.224 / 47
p0 −8.281 ± 6.282
pull
Entries 48
Mean 45.69
Std Dev 8.392

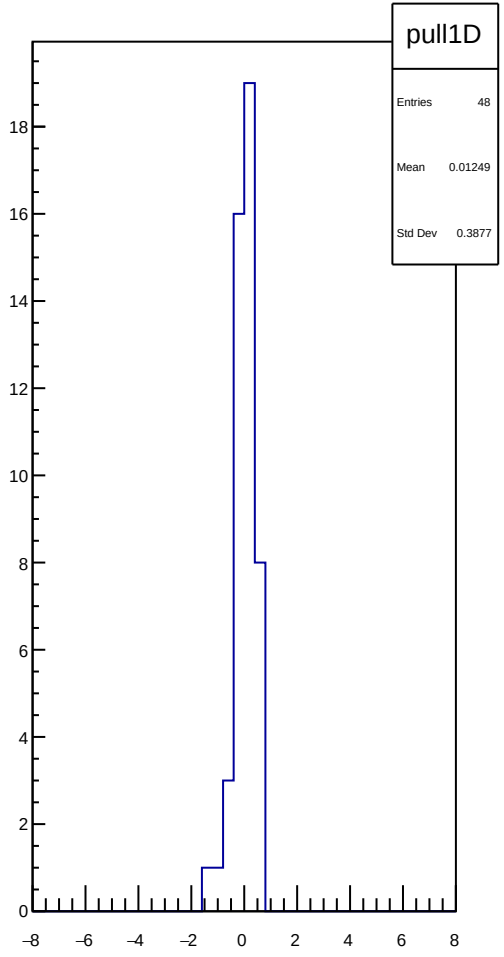
pull1D
Entries 48
Mean 0.01249
Std Dev 0.3877

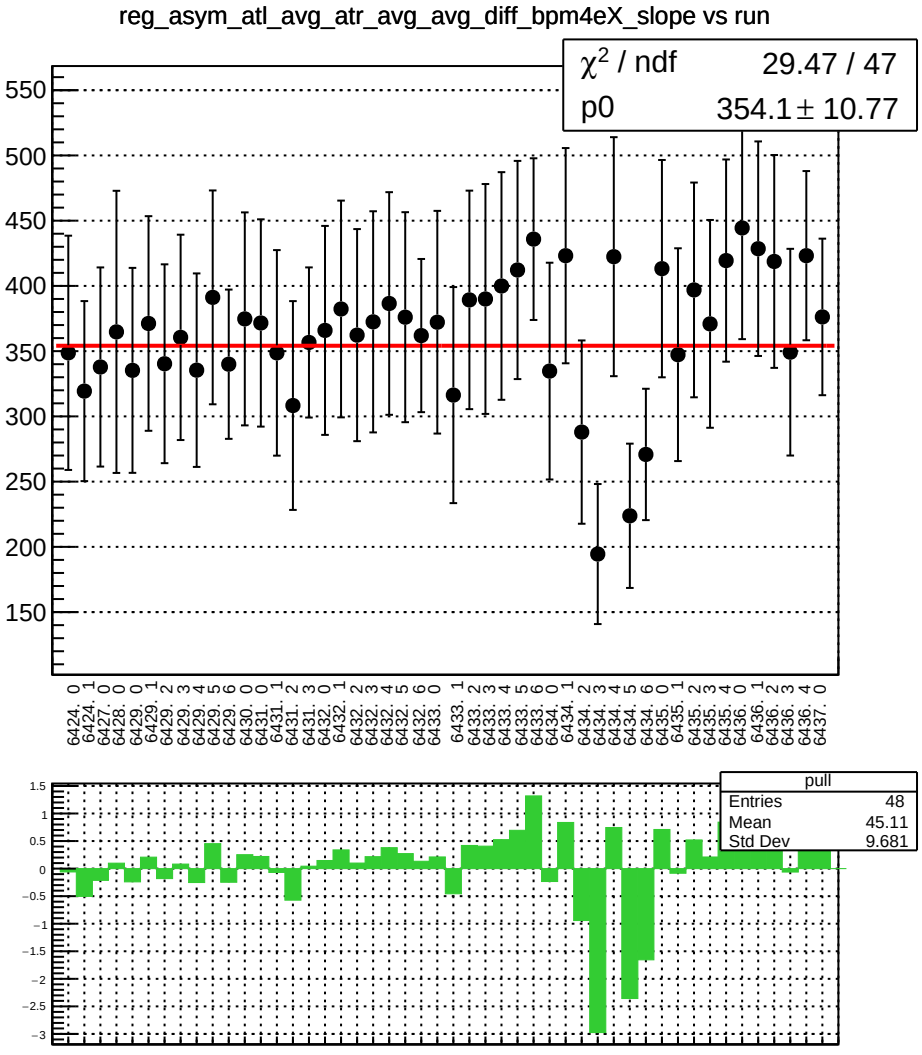
reg_asym_atl_avg_atr_avg_avg_diff_bpm4eX_slope vs run
χ² / ndf 29.47 / 47
p0 354.1 ± 10.77
550
500
450
400
350
300
250
200
150
6424. 0
6424. 1
6427. 0
6428. 0
6429. 0
6429. 1
6429. 2
6429. 3
6429. 4
6429. 5
6429. 6
6430. 0
6431. 0
6431. 1
6431. 2
6431. 3
6432. 0
6432. 1
6432. 2
6432. 3
6432. 4
6432. 5
6432. 6
6433. 0
6433. 1
6433. 2
6433. 3
6433. 4
6433. 5
6433. 6
6434. 0
6434. 1
6434. 2
6434. 3
6434. 4
6434. 5
6434. 6
6435. 0
6435. 1
6435. 2
6435. 3
6435. 4
6436. 0
6436. 1
6436. 2
6436. 3
6436. 4
6437. 0
pull
Entries 48
Mean 45.11
Std Dev 9.681
1.5
1
0.5
0
−0.5
−1
−1.5
−2
−2.5
−3

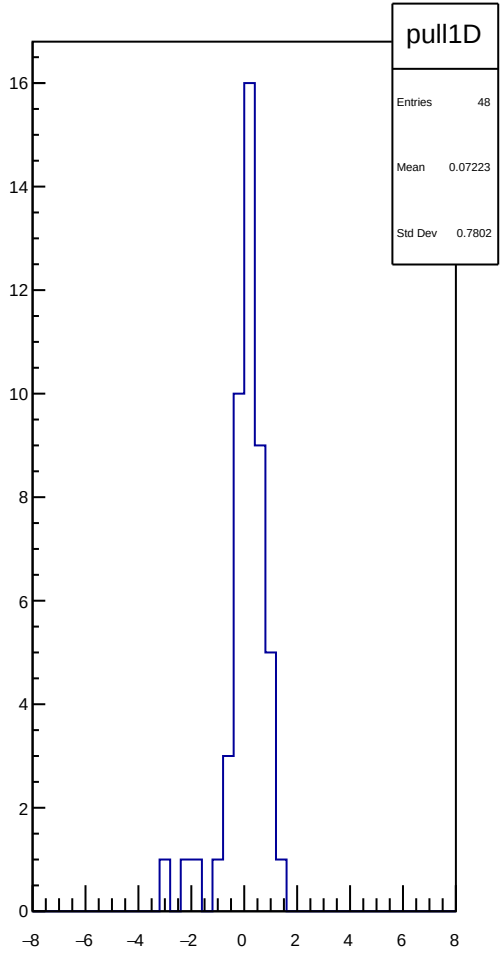
pull1D
Entries 48
Mean 0.07223
Std Dev 0.7802
16
14
12
10
8
6
4
2
0
−8
−6
−4
−2
0
2
4
6
8

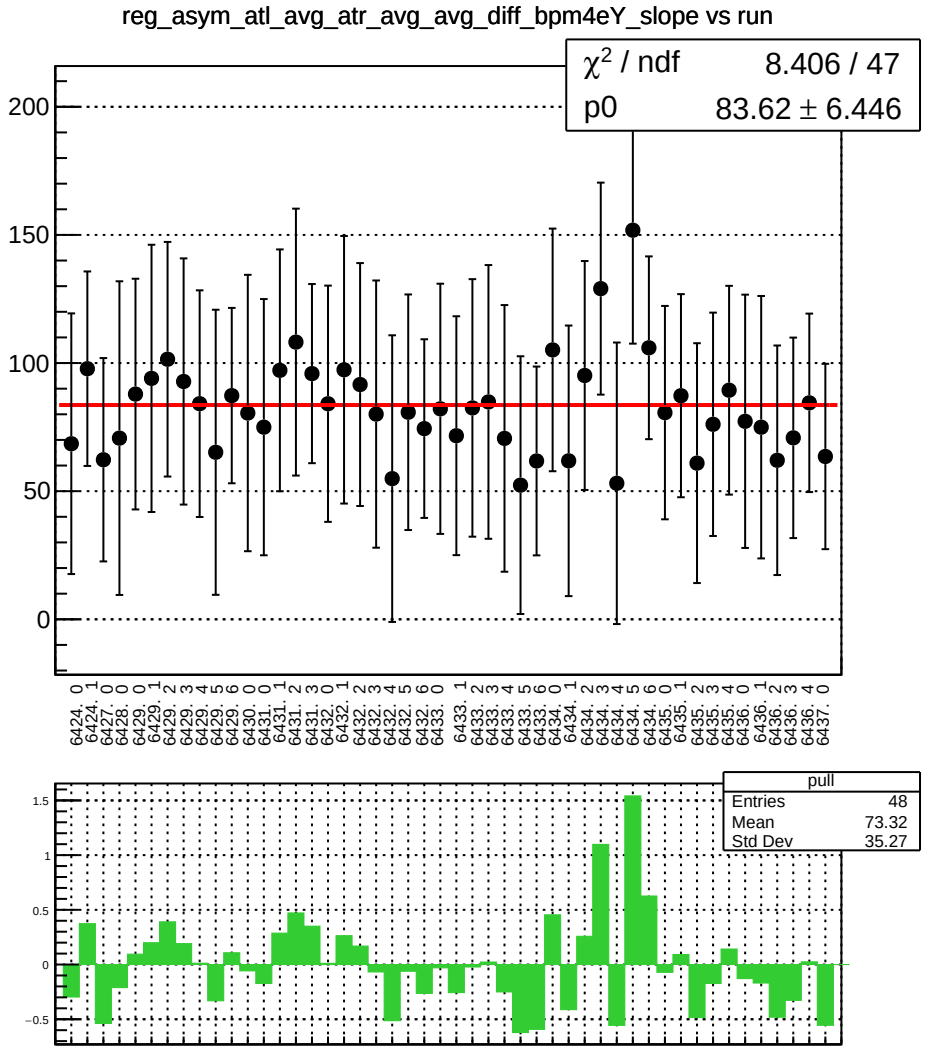
reg_asym_atl_avg_atr_avg_avg_diff_bpm4eY_slope vs run
χ² / ndf 8.406 / 47
p0 83.62 ± 6.446
pull
Entries 48
Mean 73.32
Std Dev 35.27

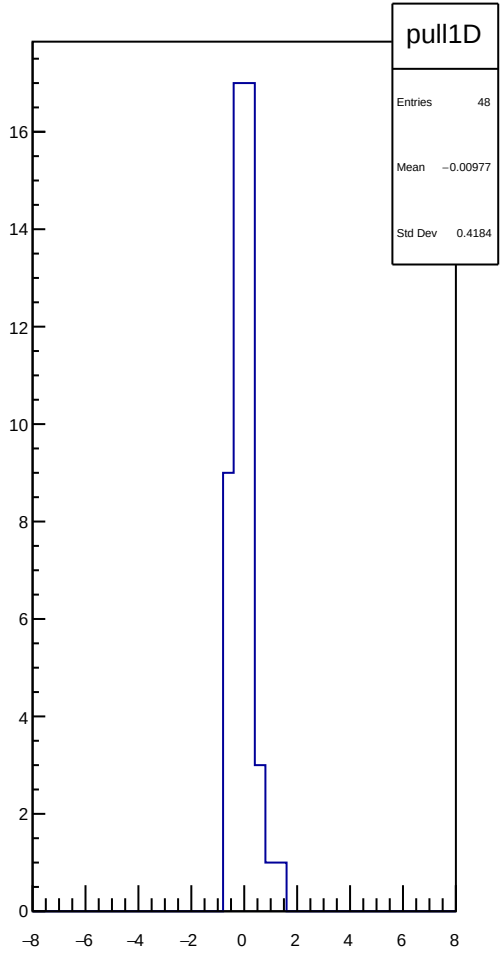
pull1D
Entries 48
Mean −0.00977
Std Dev 0.4184

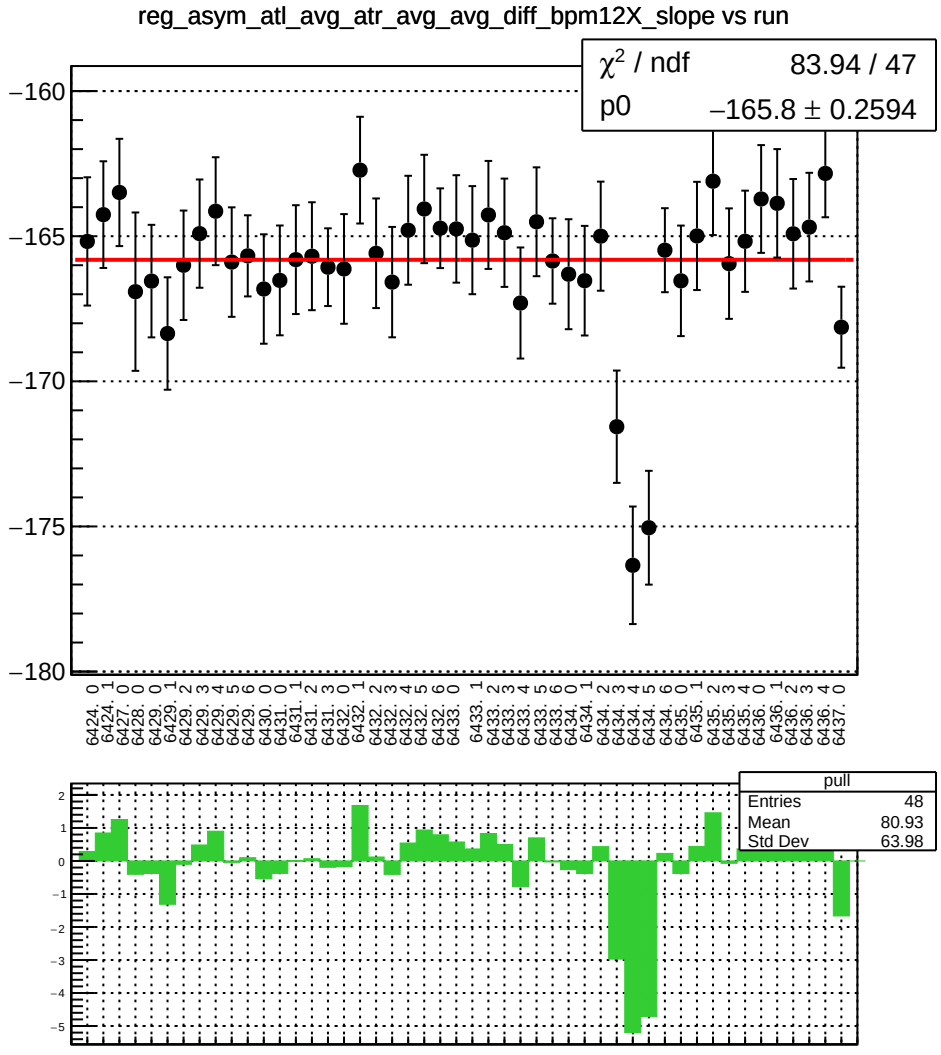
reg_asym_atl_avg_atr_avg_avg_diff_bpm12X_slope vs run
χ² / ndf 83.94 / 47
p0 −165.8 ± 0.2594
−160
−165
−170
−175
−180
6424. 0
6424. 1
6427. 0
6428. 0
6429. 0
6429. 1
6429. 2
6429. 3
6429. 4
6429. 5
6429. 6
6430. 0
6431. 0
6431. 1
6431. 2
6431. 3
6432. 0
6432. 1
6432. 2
6432. 3
6432. 4
6432. 5
6432. 6
6433. 0
6433. 1
6433. 2
6433. 3
6433. 4
6433. 5
6433. 6
6434. 0
6434. 1
6434. 2
6434. 3
6434. 4
6434. 5
6434. 6
6435. 0
6435. 1
6435. 2
6435. 3
6435. 4
6436. 0
6436. 1
6436. 2
6436. 3
6436. 4
6437. 0
pull
Entries 48
Mean 80.93
Std Dev 63.98
2
1
0
−1
−2
−3
−4
−5

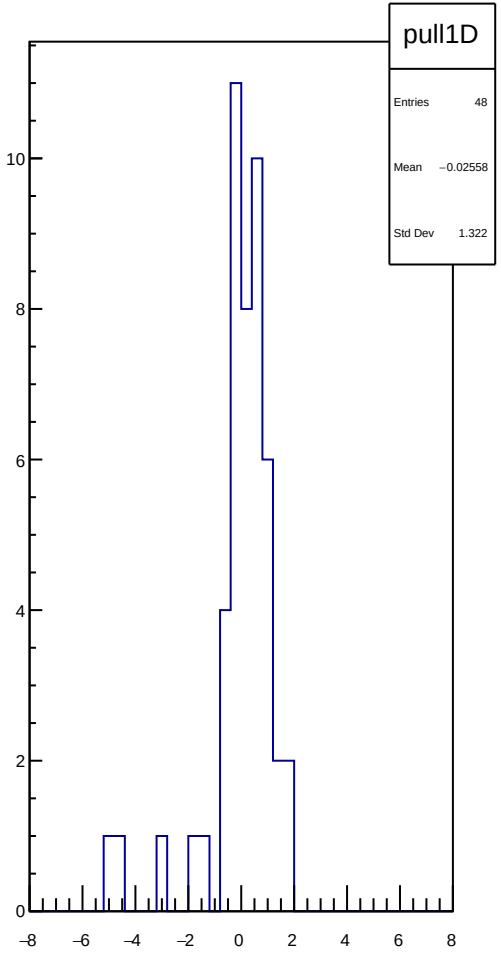
pull1D
Entries 48
Mean −0.02558
Std Dev 1.322
10
8
6
4
2
0
−8
−6
−4
−2
0
2
4
6
8

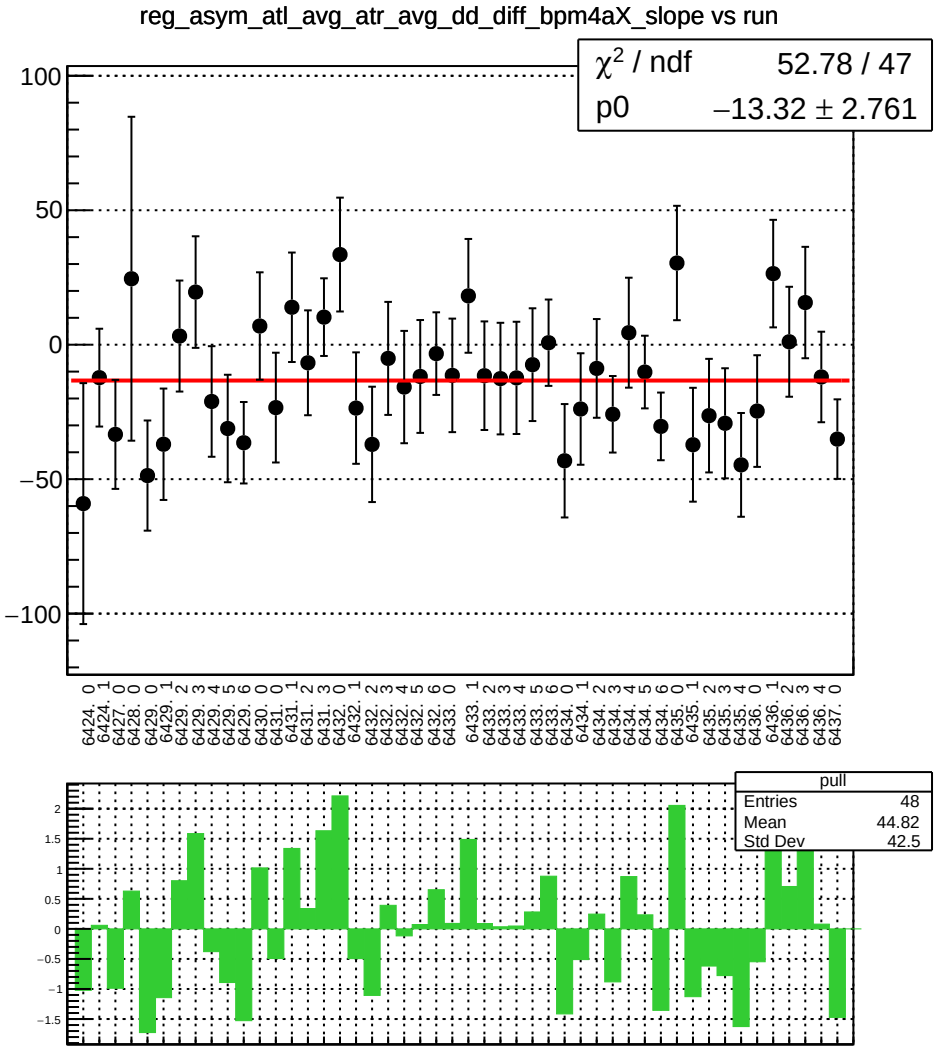
reg_asym_atl_avg_atr_avg_dd_diff_bpm4aX_slope vs run
χ² / ndf 52.78 / 47
p0 −13.32 ± 2.761
pull
Entries 48
Mean 44.82
Std Dev 42.5

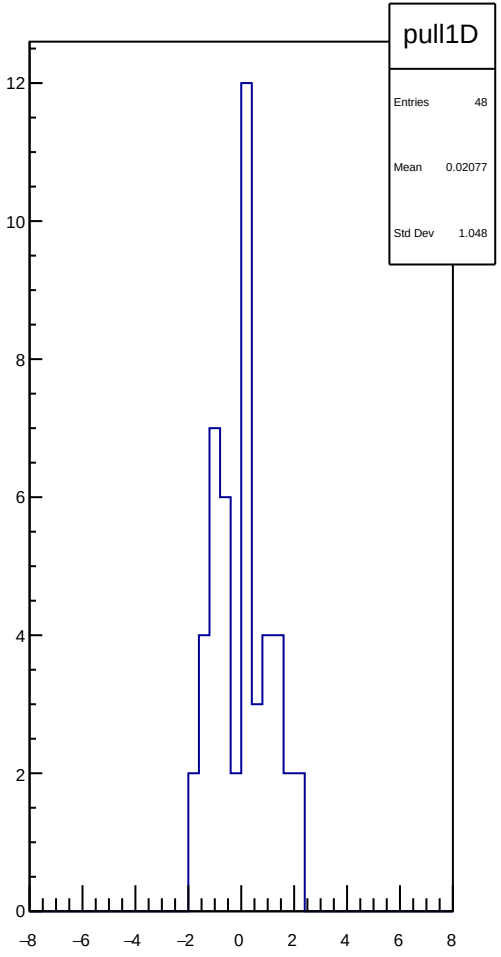
pull1D
Entries 48
Mean 0.02077
Std Dev 1.048

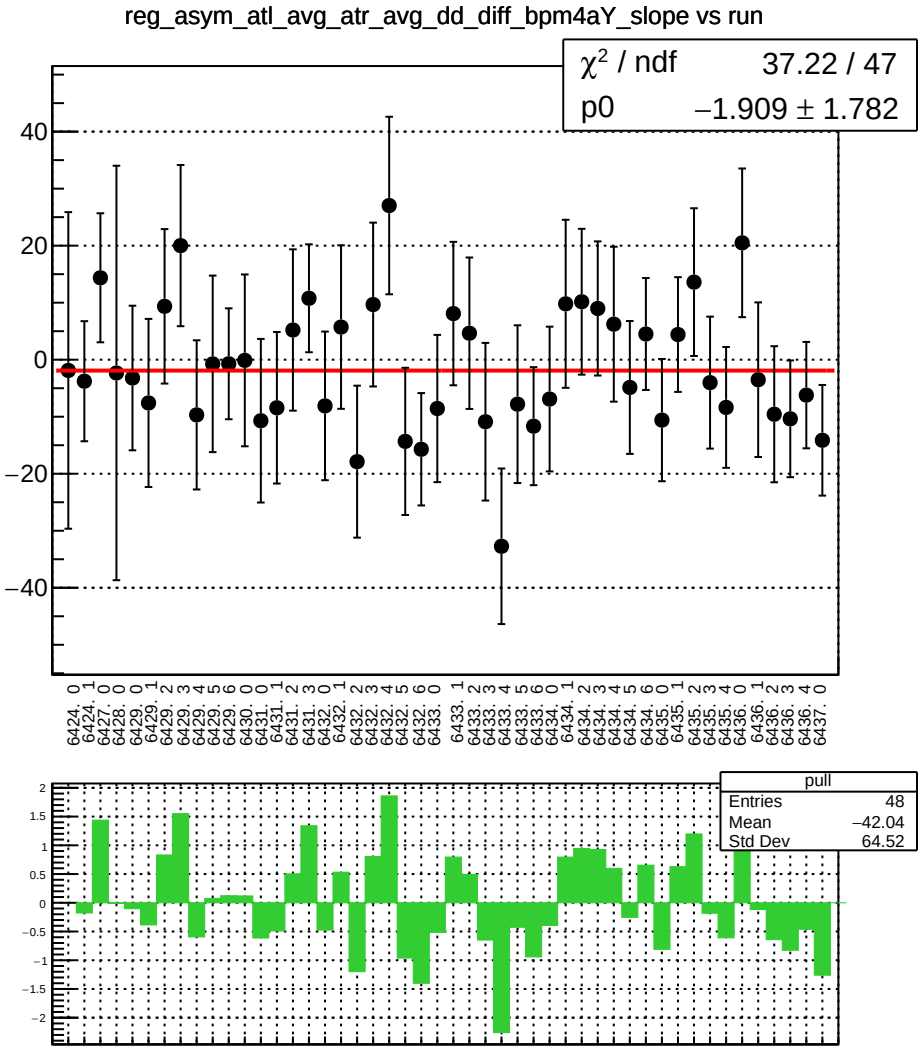
reg_asym_atl_avg_atr_avg_dd_diff_bpm4aY_slope vs run
χ² / ndf 37.22 / 47
p0 −1.909 ± 1.782
pull
Entries 48
Mean −42.04
Std Dev 64.52

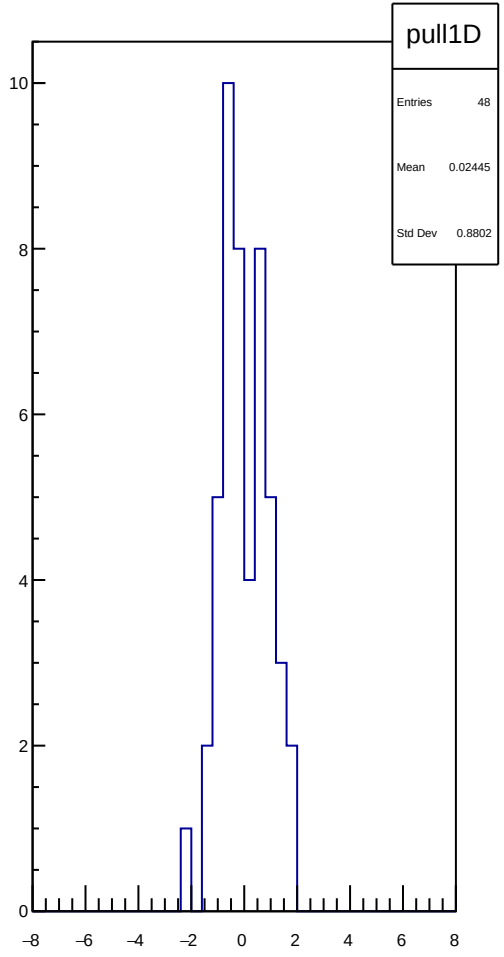
pull1D
Entries 48
Mean 0.02445
Std Dev 0.8802

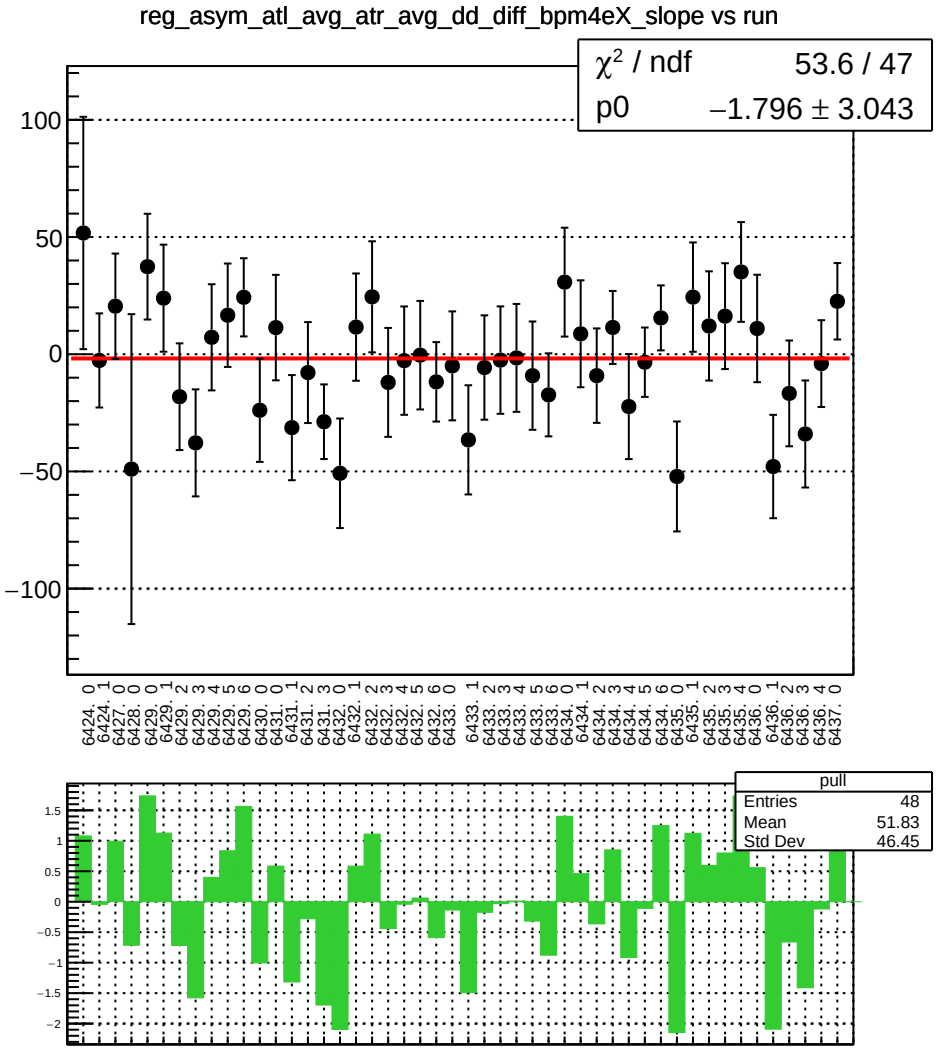
reg_asym_atl_avg_atr_avg_dd_diff_bpm4eX_slope vs run
χ² / ndf 53.6 / 47
p0 −1.796 ± 3.043
pull
Entries 48
Mean 51.83
Std Dev 46.45

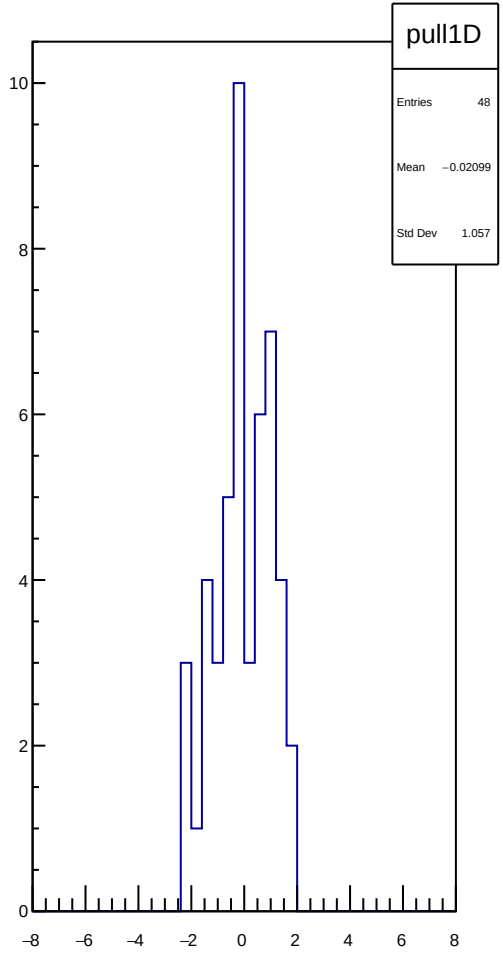
pull1D
Entries 48
Mean −0.02099
Std Dev 1.057

reg_asym_atl_avg_atr_avg_dd_diff_bpm4eY_slope vs run

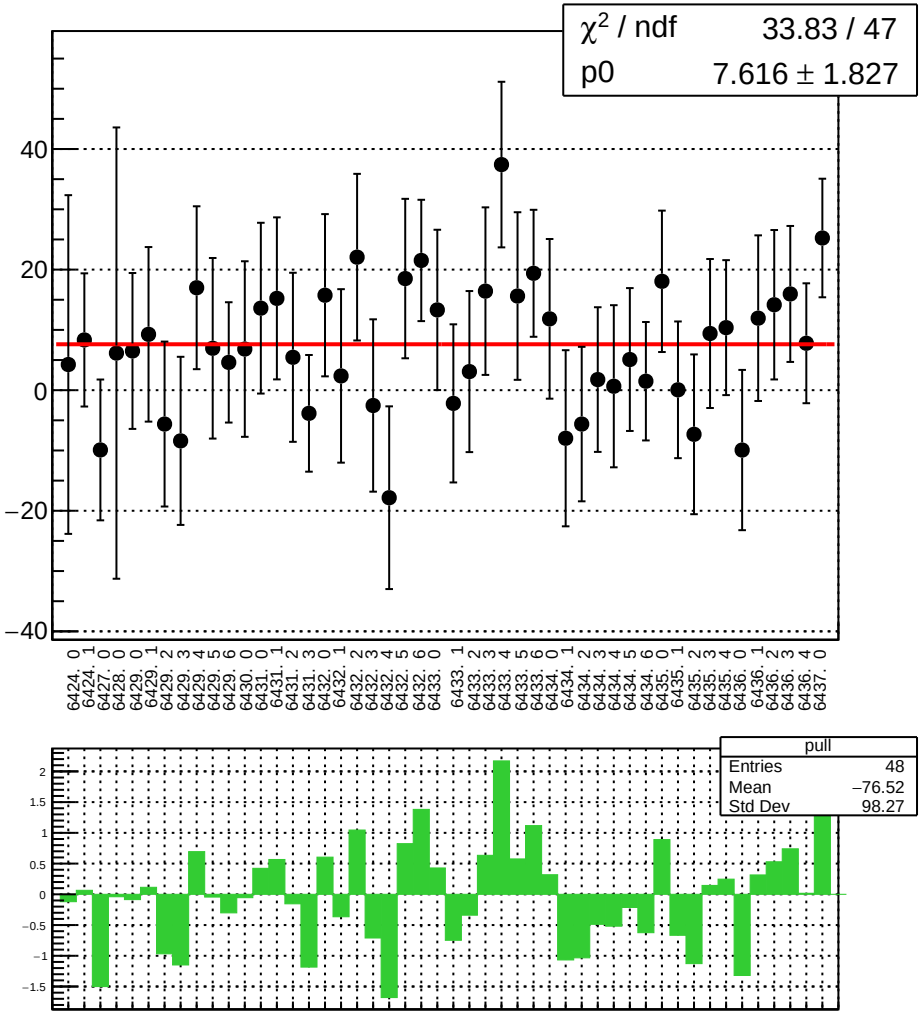

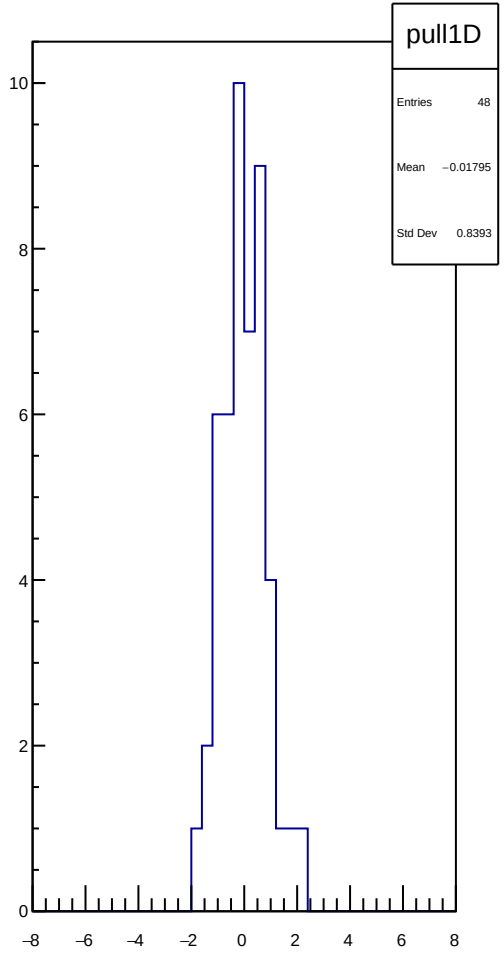

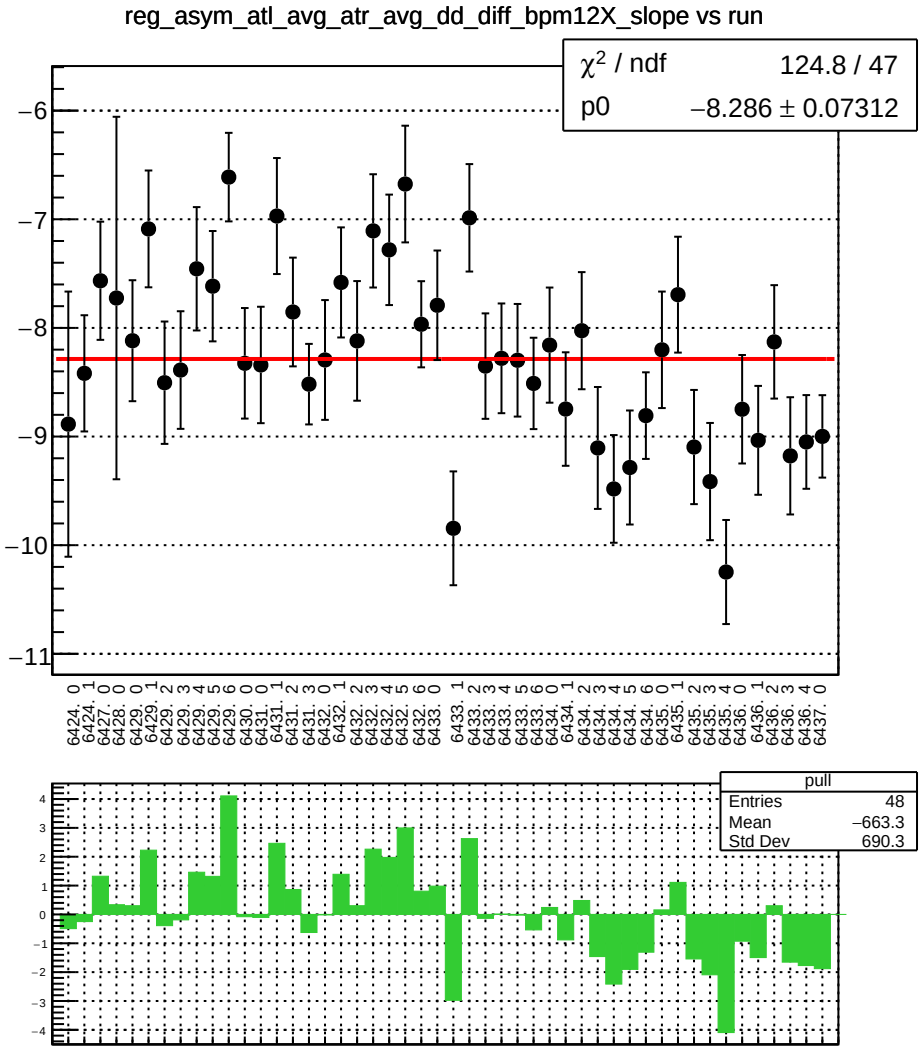
reg_asym_atl_avg_atr_avg_dd_diff_bpm12X_slope vs run
χ² / ndf 124.8 / 47
p0 −8.286 ± 0.07312
pull
Entries 48
Mean −663.3
Std Dev 690.3

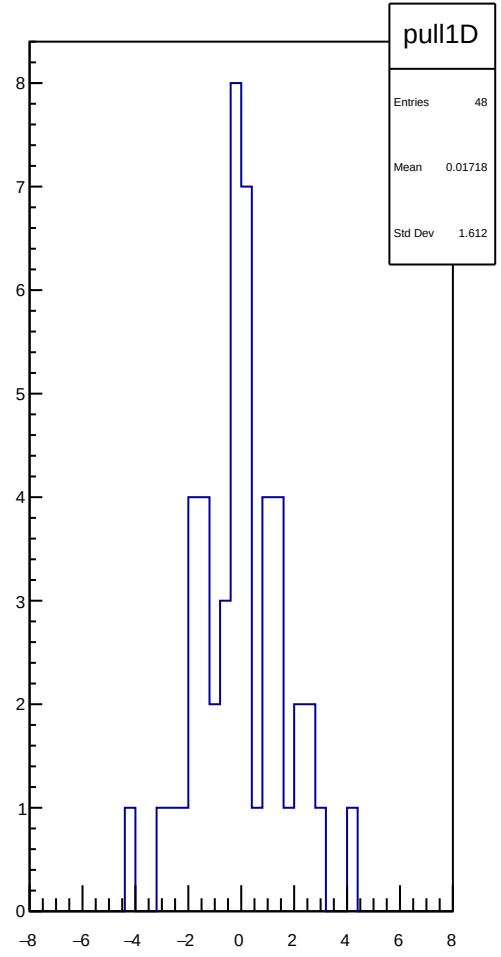
pull1D
Entries 48
Mean 0.01718
Std Dev 1.612

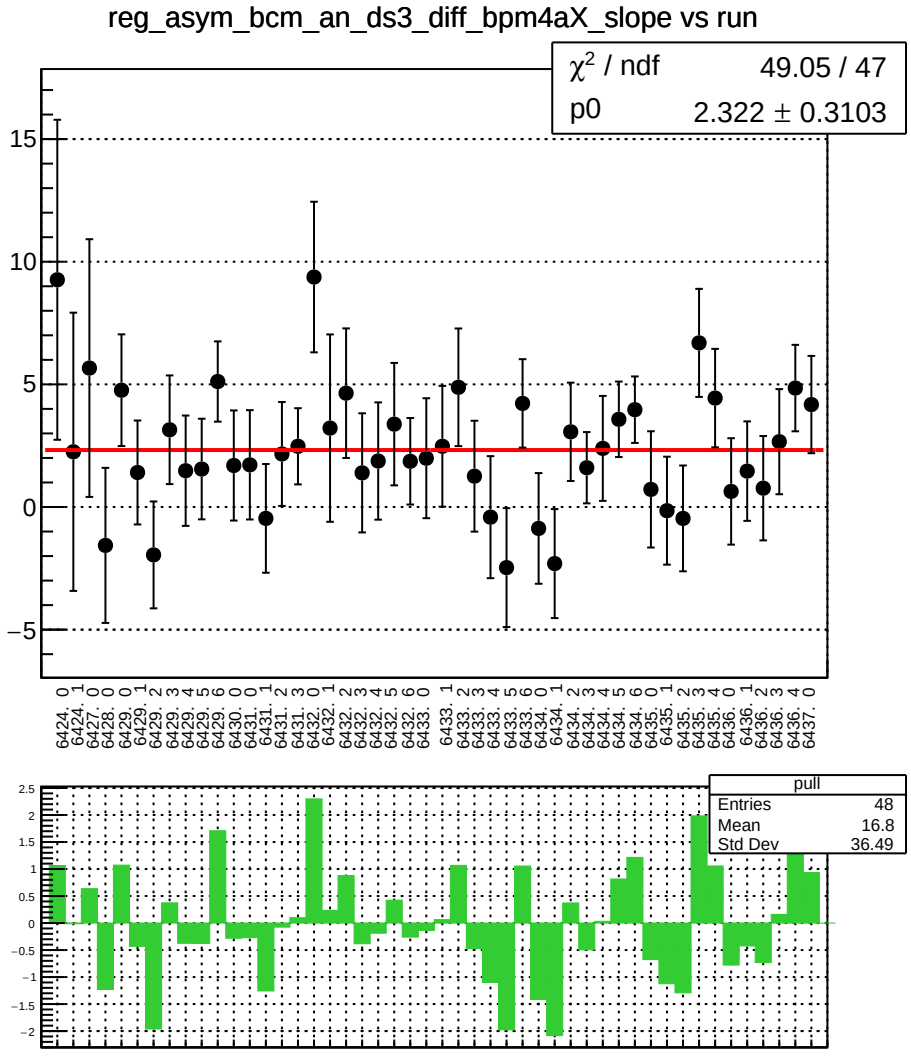
reg_asym_bcm_an_ds3_diff_bpm4aX_slope vs run
χ2 / ndf 49.05 / 47
p0 2.322 ± 0.3103
pull
Entries 48
Mean 16.8
Std Dev 36.49

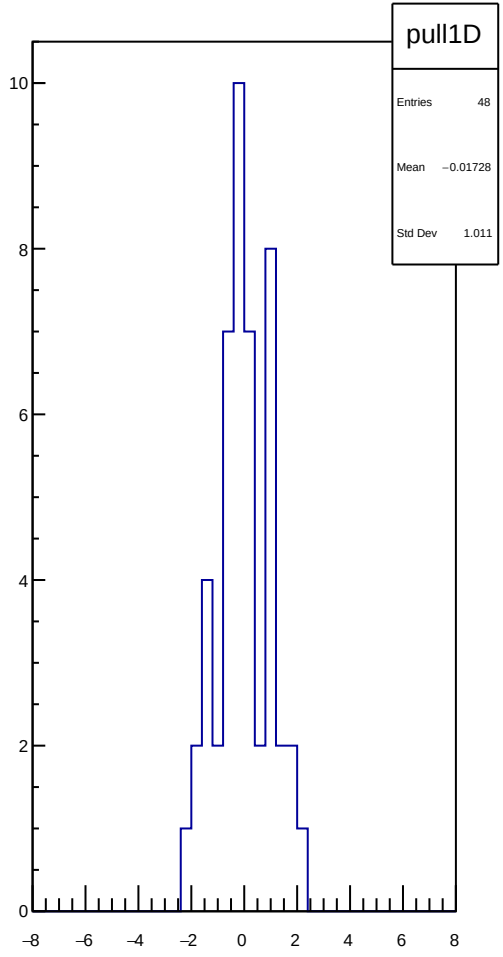
pull1D
Entries 48
Mean −0.01728
Std Dev 1.011

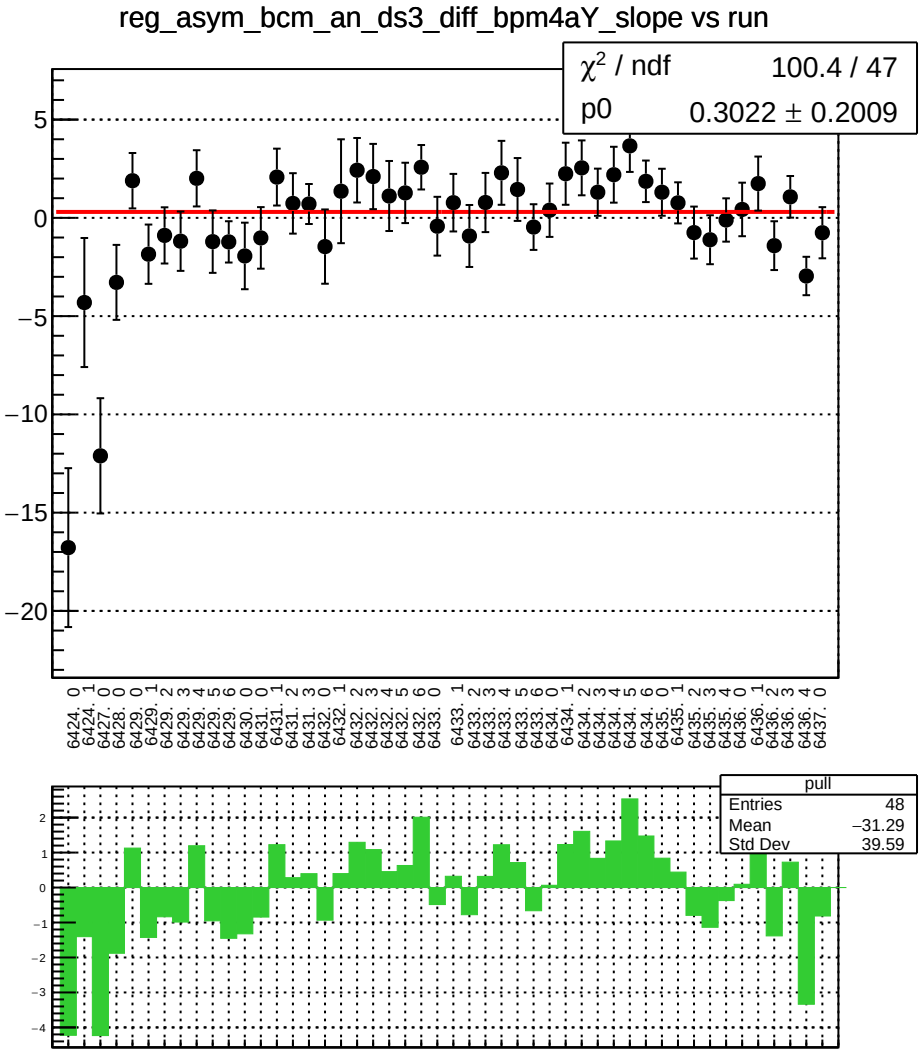
reg_asym_bcm_an_ds3_diff_bpm4aY_slope vs run
χ2 / ndf 100.4 / 47
p0 0.3022 ± 0.2009
pull
Entries 48
Mean −31.29
Std Dev 39.59

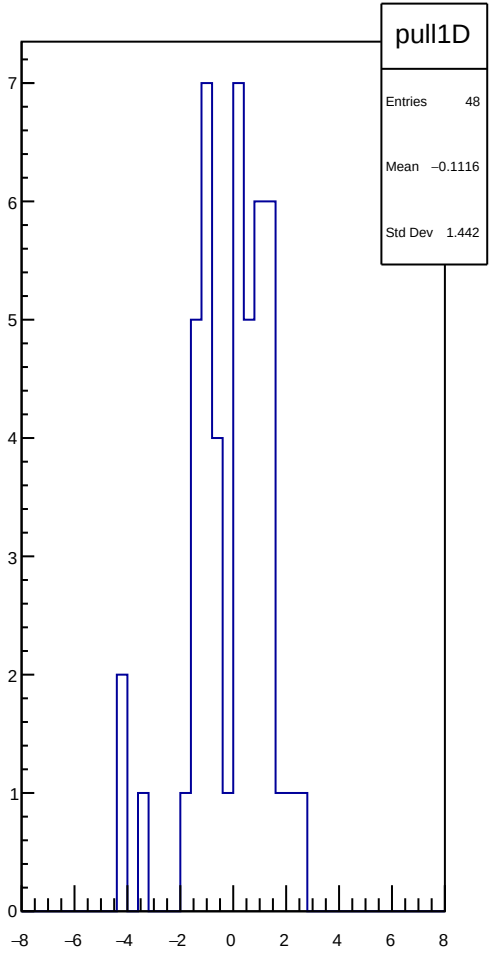
pull1D
Entries 48
Mean −0.1116
Std Dev 1.442

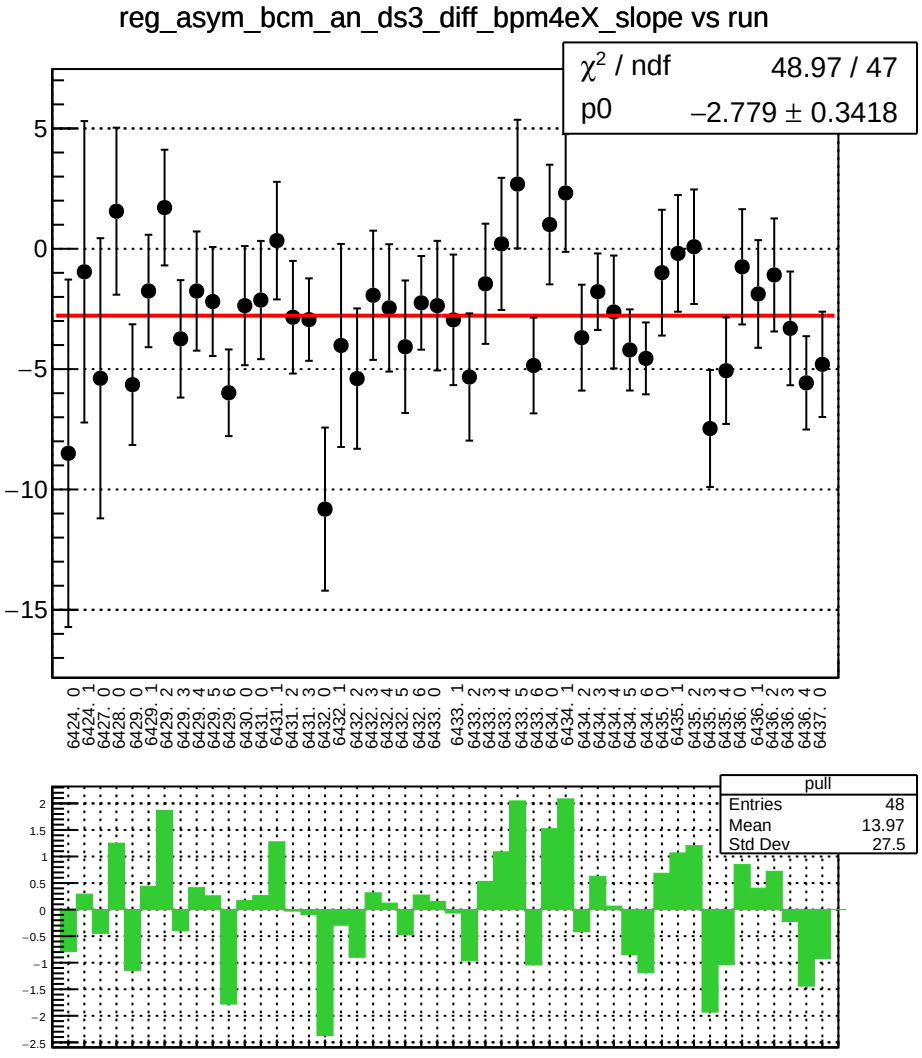
reg_asym_bcm_an_ds3_diff_bpm4eX_slope vs run
χ² / ndf 48.97 / 47
p0 −2.779 ± 0.3418
pull
Entries 48
Mean 13.97
Std Dev 27.5

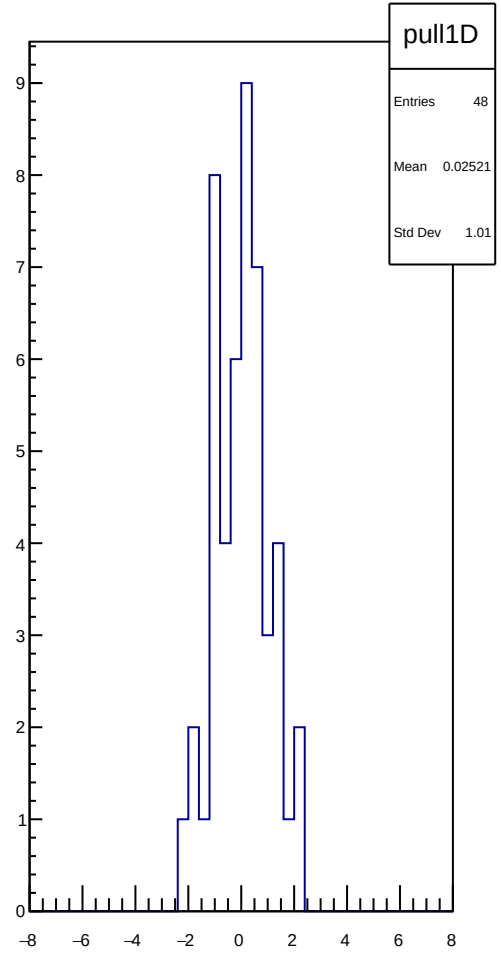
pull1D
Entries 48
Mean 0.02521
Std Dev 1.01

reg_asym_bcm_an_ds3_diff_bpm4eY_slope vs run

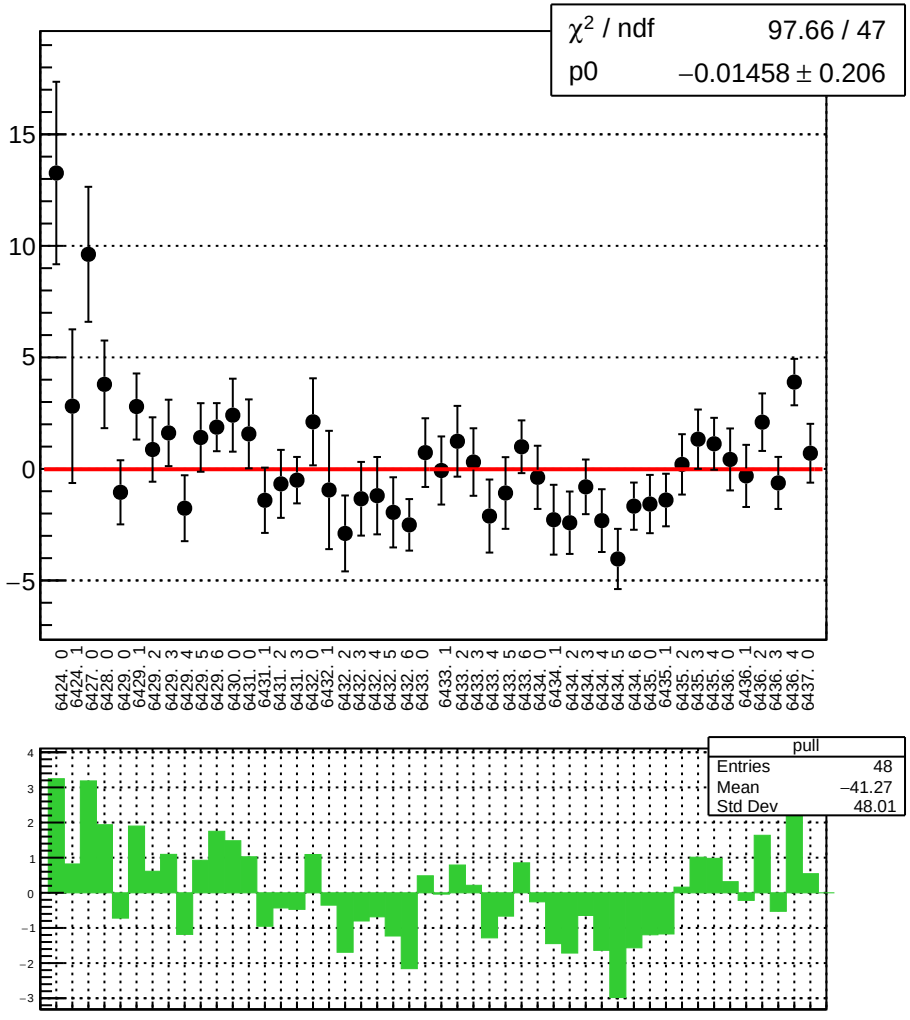

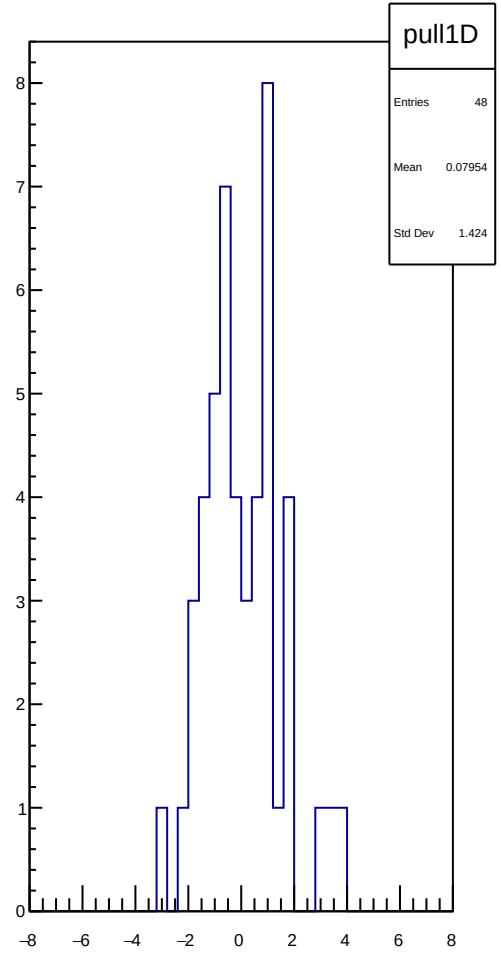

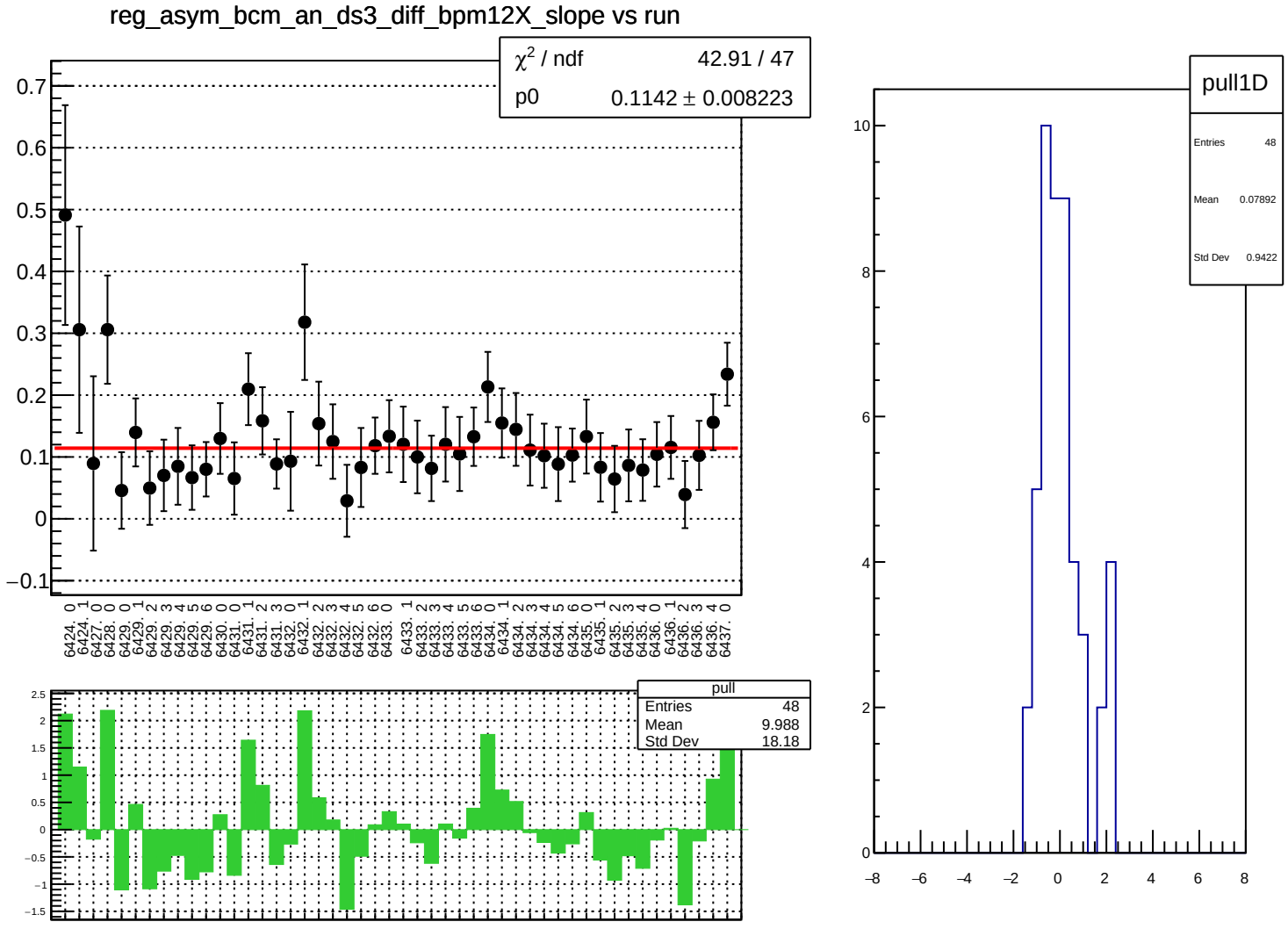
reg_asym_bcm_an_ds3_diff_bpm12X_slope vs run
χ2 / ndf 42.91 / 47
p0 0.1142 ± 0.008223
pull
Entries 48
Mean 9.988
Std Dev 18.18
pull1D
Entries 48
Mean 0.07892
Std Dev 0.9422

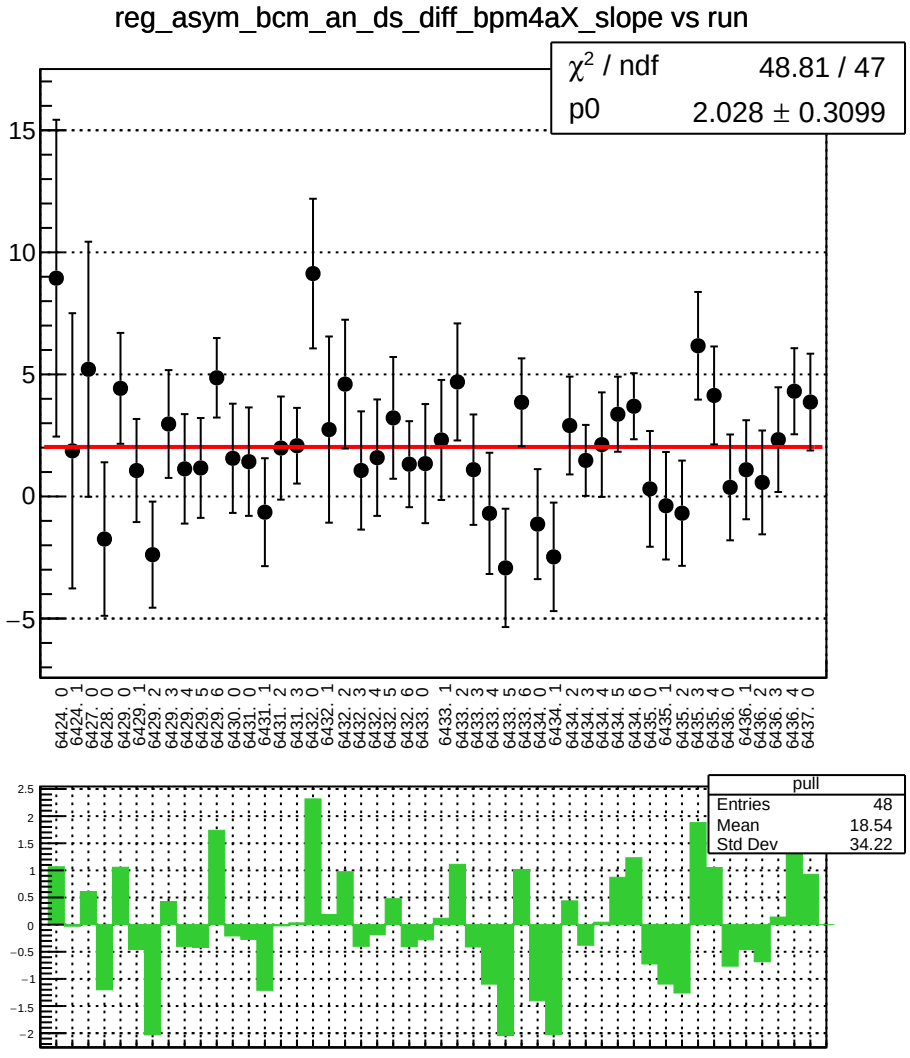
reg_asym_bcm_an_ds_diff_bpm4aX_slope vs run
χ² / ndf 48.81 / 47
p0 2.028 ± 0.3099
pull
Entries 48
Mean 18.54
Std Dev 34.22

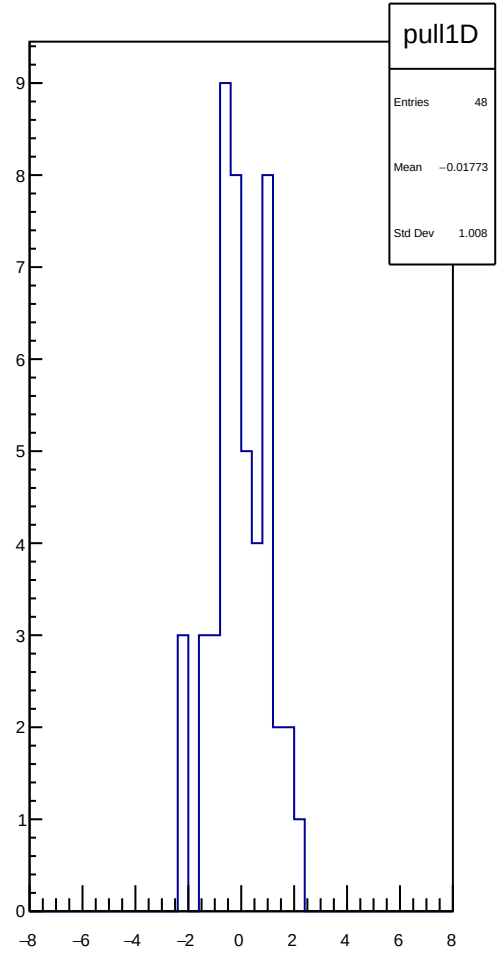
pull1D
Entries 48
Mean −0.01773
Std Dev 1.008

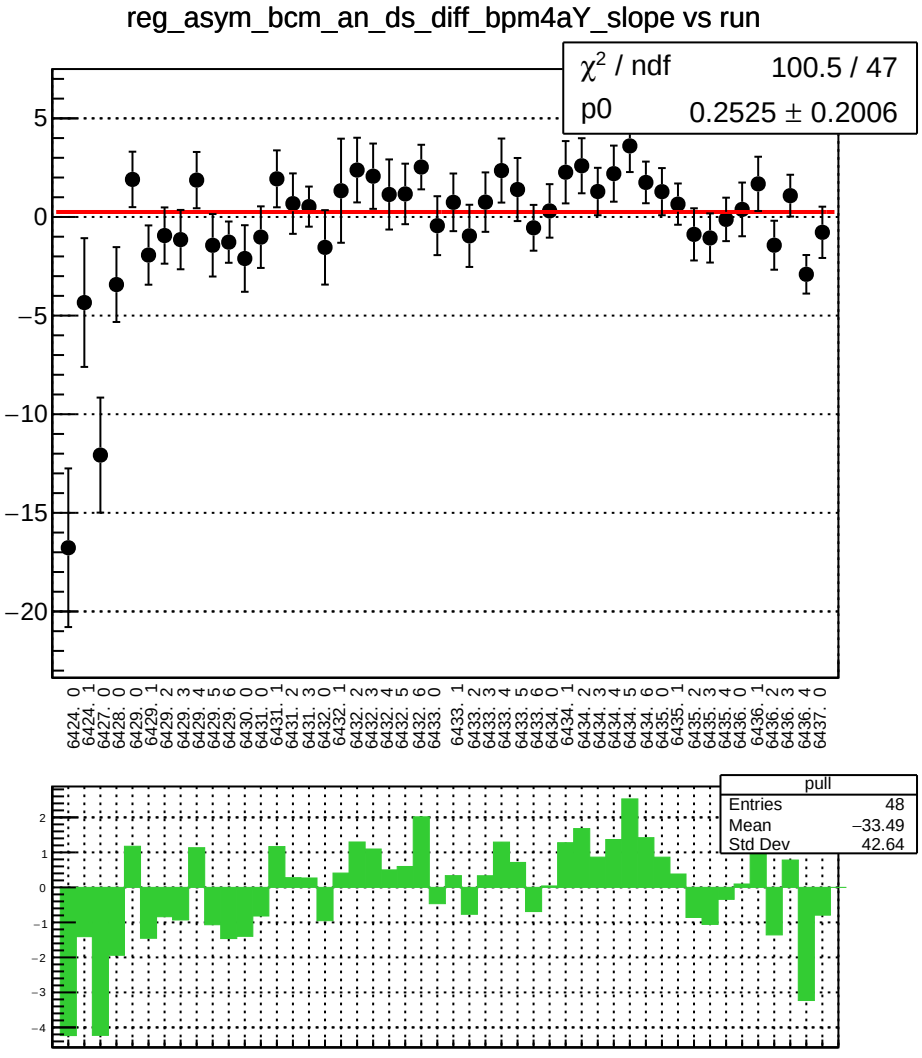
reg_asym_bcm_an_ds_diff_bpm4aY_slope vs run
χ2 / ndf 100.5 / 47
p0 0.2525 ± 0.2006
pull
Entries 48
Mean −33.49
Std Dev 42.64

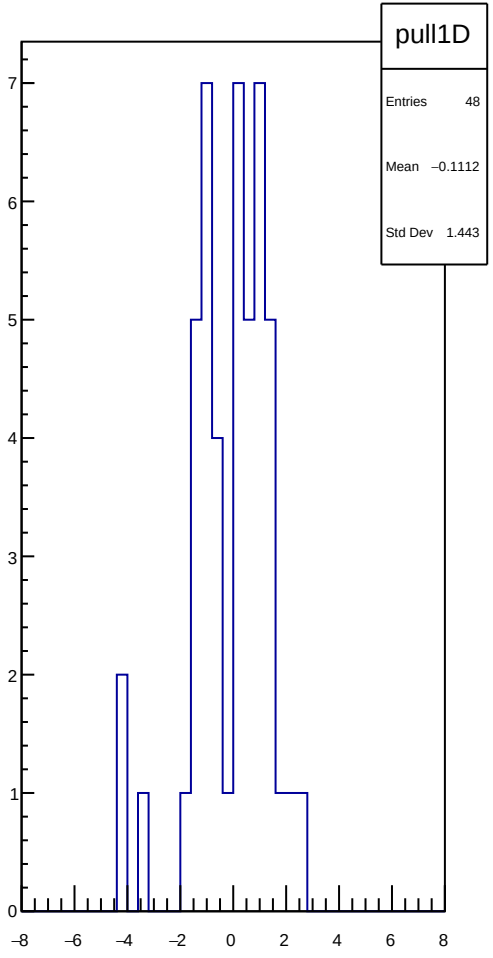
pull1D
Entries 48
Mean −0.1112
Std Dev 1.443

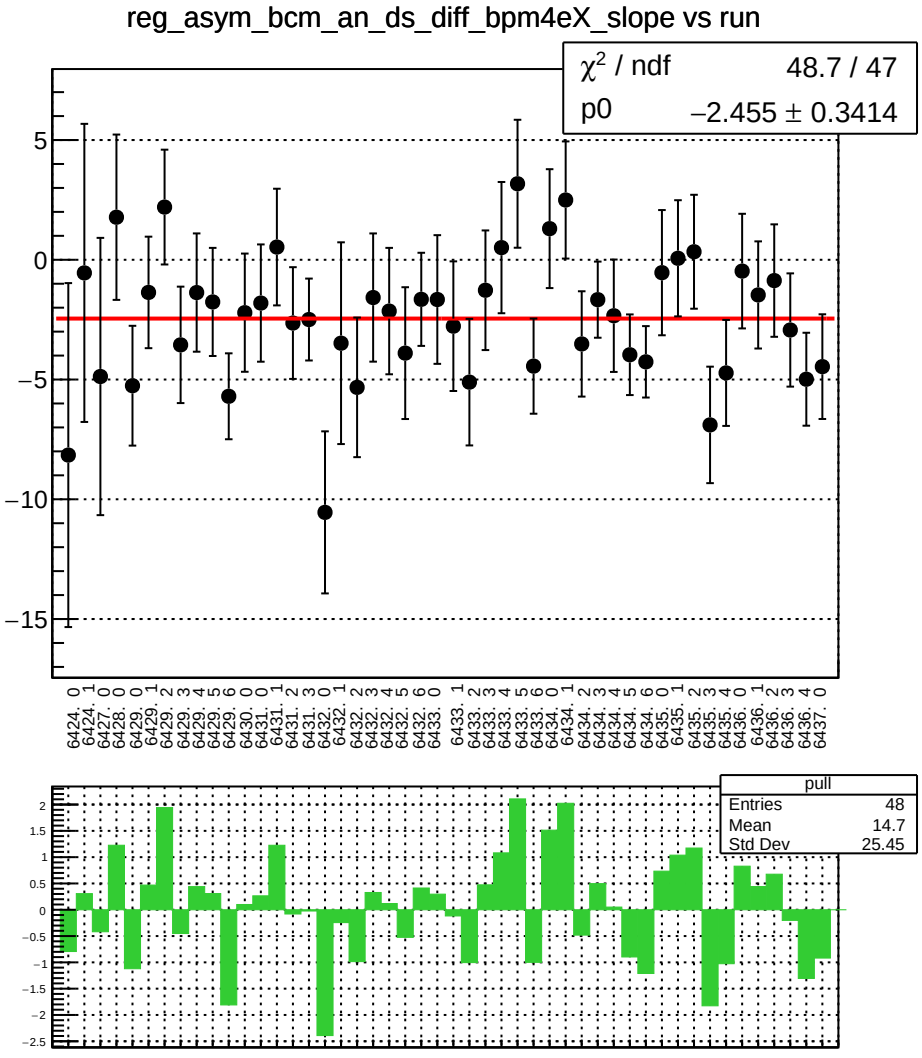
reg_asym_bcm_an_ds_diff_bpm4eX_slope vs run
χ² / ndf 48.7 / 47
p0 −2.455 ± 0.3414
pull
Entries 48
Mean 14.7
Std Dev 25.45

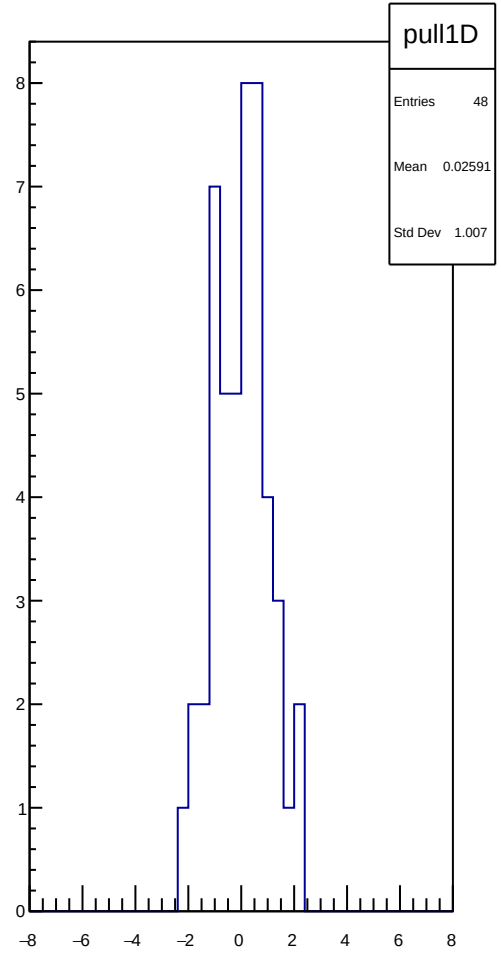
pull1D
Entries 48
Mean 0.02591
Std Dev 1.007

reg_asym_bcm_an_ds_diff_bpm4eY_slope vs run

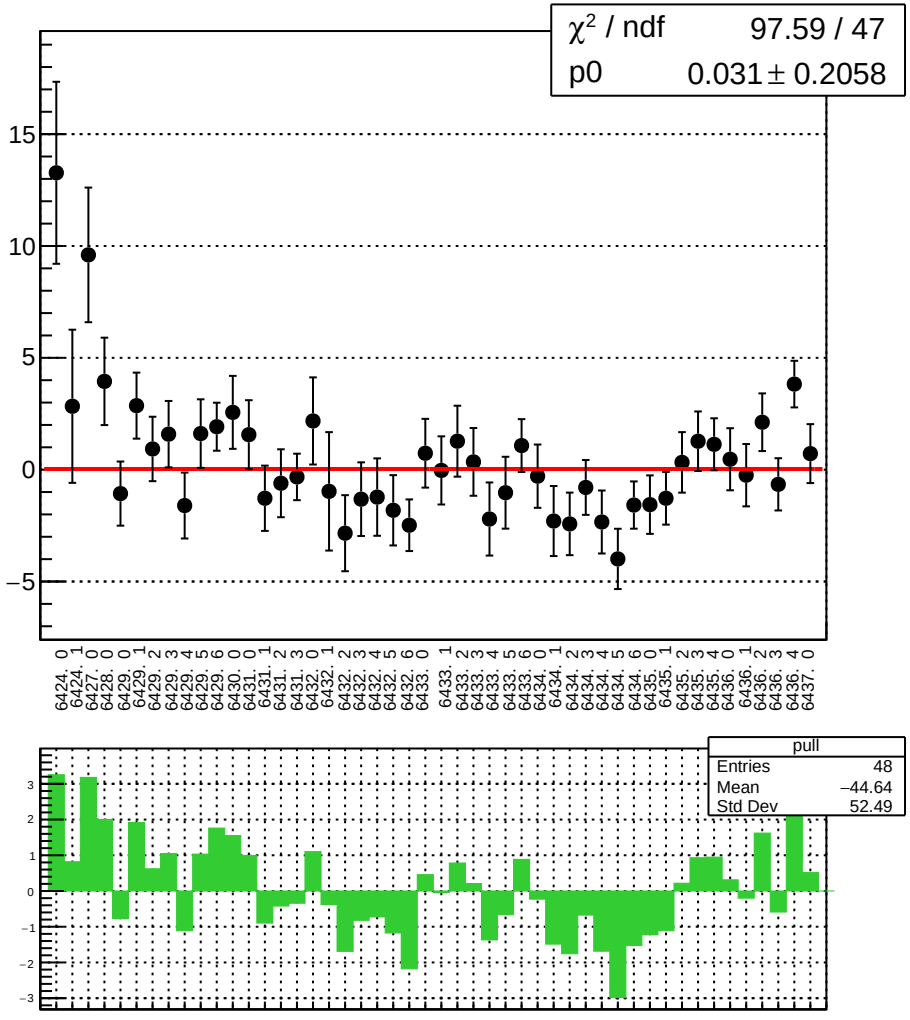

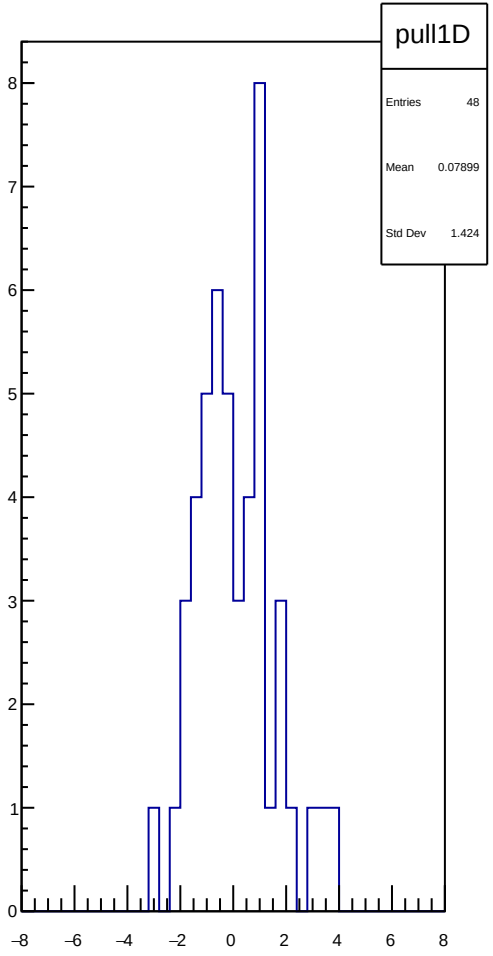

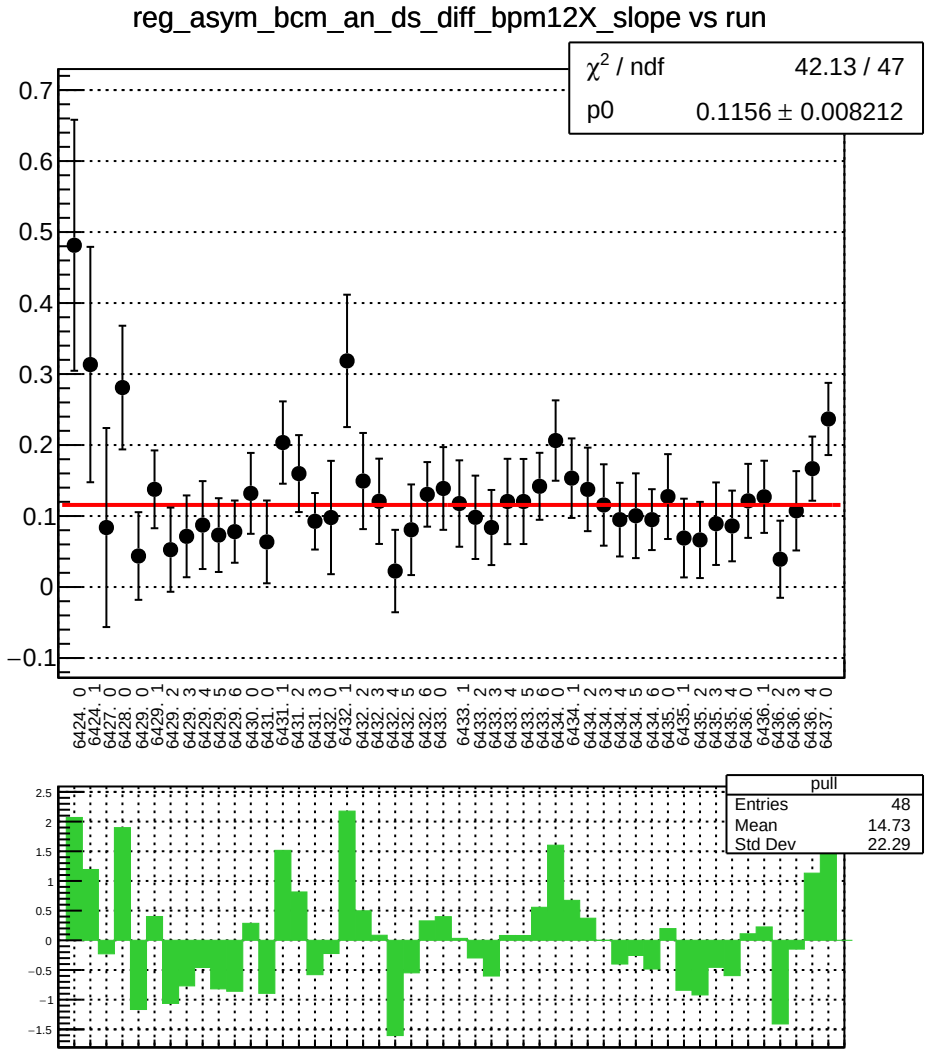
reg_asym_bcm_an_ds_diff_bpm12X_slope vs run
χ² / ndf 42.13 / 47
p0 0.1156 ± 0.008212
pull
Entries 48
Mean 14.73
Std Dev 22.29

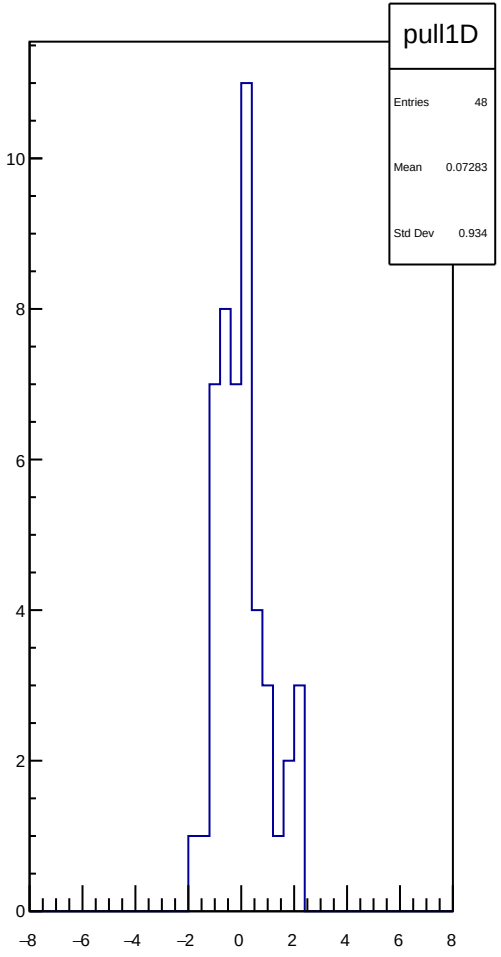
pull1D
Entries 48
Mean 0.07283
Std Dev 0.934

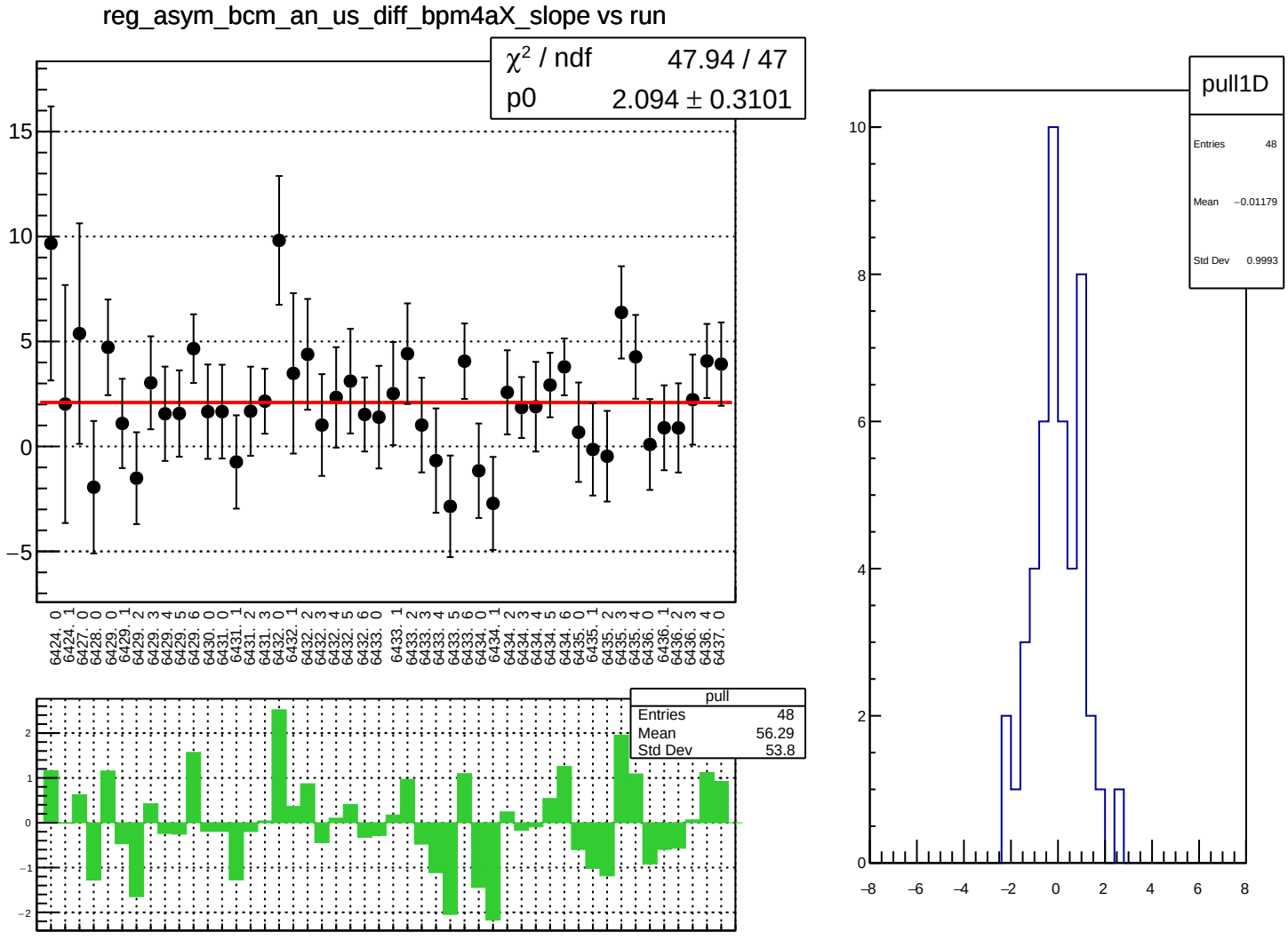
reg_asym_bcm_an_us_diff_bpm4aX_slope vs run
χ² / ndf 47.94 / 47
p0 2.094 ± 0.3101
15
10
5
0
−5
6424. 0
6424. 1
6427. 0
6428. 0
6429. 0
6429. 1
6429. 2
6429. 3
6429. 4
6429. 5
6429. 6
6430. 0
6431. 0
6431. 1
6431. 2
6431. 3
6432. 0
6432. 1
6432. 2
6432. 3
6432. 4
6432. 5
6432. 6
6433. 0
6433. 1
6433. 2
6433. 3
6433. 4
6433. 5
6433. 6
6434. 0
6434. 1
6434. 2
6434. 3
6434. 4
6434. 5
6434. 6
6435. 0
6435. 1
6435. 2
6435. 3
6435. 4
6436. 0
6436. 1
6436. 2
6436. 3
6436. 4
6437. 0
pull
Entries 48
Mean 56.29
Std Dev 53.8
2
1
0
−1
−2
pull1D
Entries 48
Mean −0.01179
Std Dev 0.9993
10
8
6
4
2
0
−8
−6
−4
−2
0
2
4
6
8

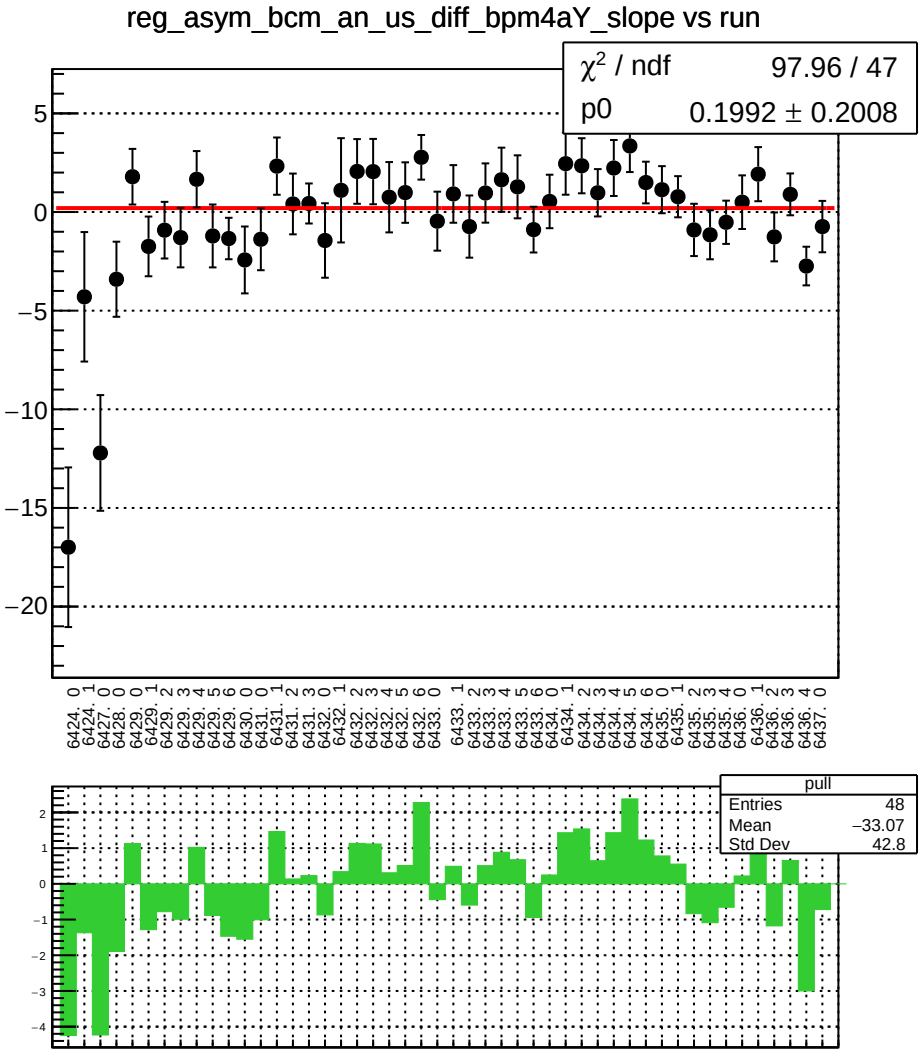
reg_asym_bcm_an_us_diff_bpm4aY_slope vs run
χ² / ndf 97.96 / 47
p0 0.1992 ± 0.2008
pull
Entries 48
Mean −33.07
Std Dev 42.8

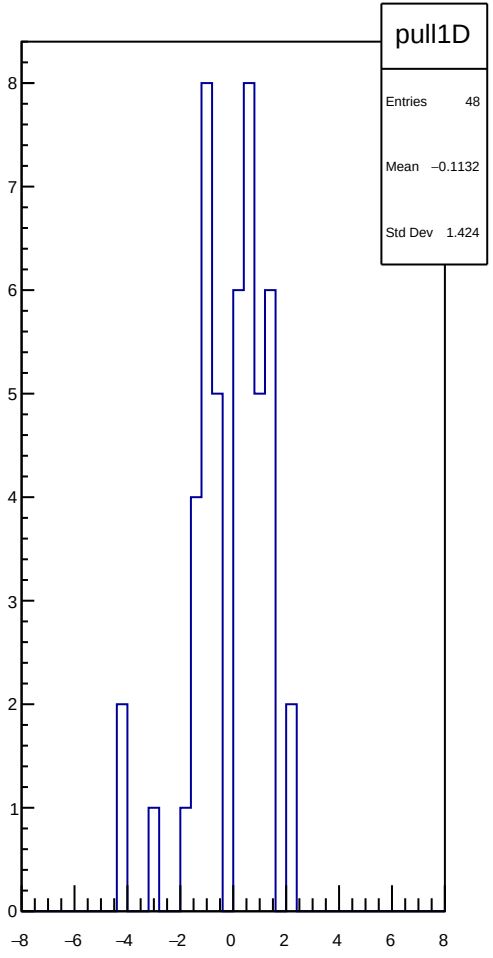
pull1D
Entries 48
Mean −0.1132
Std Dev 1.424

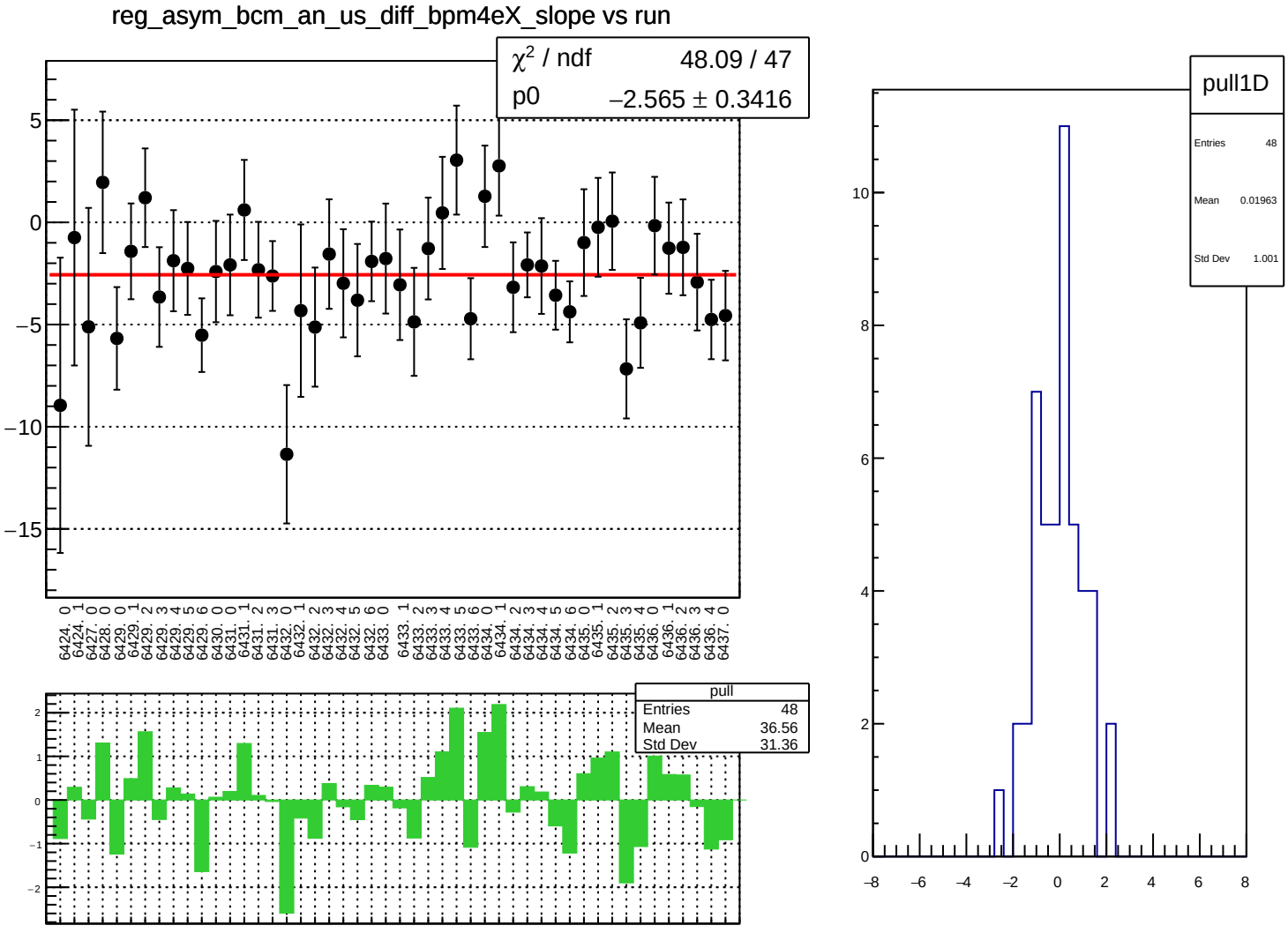
reg_asym_bcm_an_us_diff_bpm4eX_slope vs run
χ² / ndf 48.09 / 47
p0 −2.565 ± 0.3416
pull
Entries 48
Mean 36.56
Std Dev 31.36
pull1D
Entries 48
Mean 0.01963
Std Dev 1.001

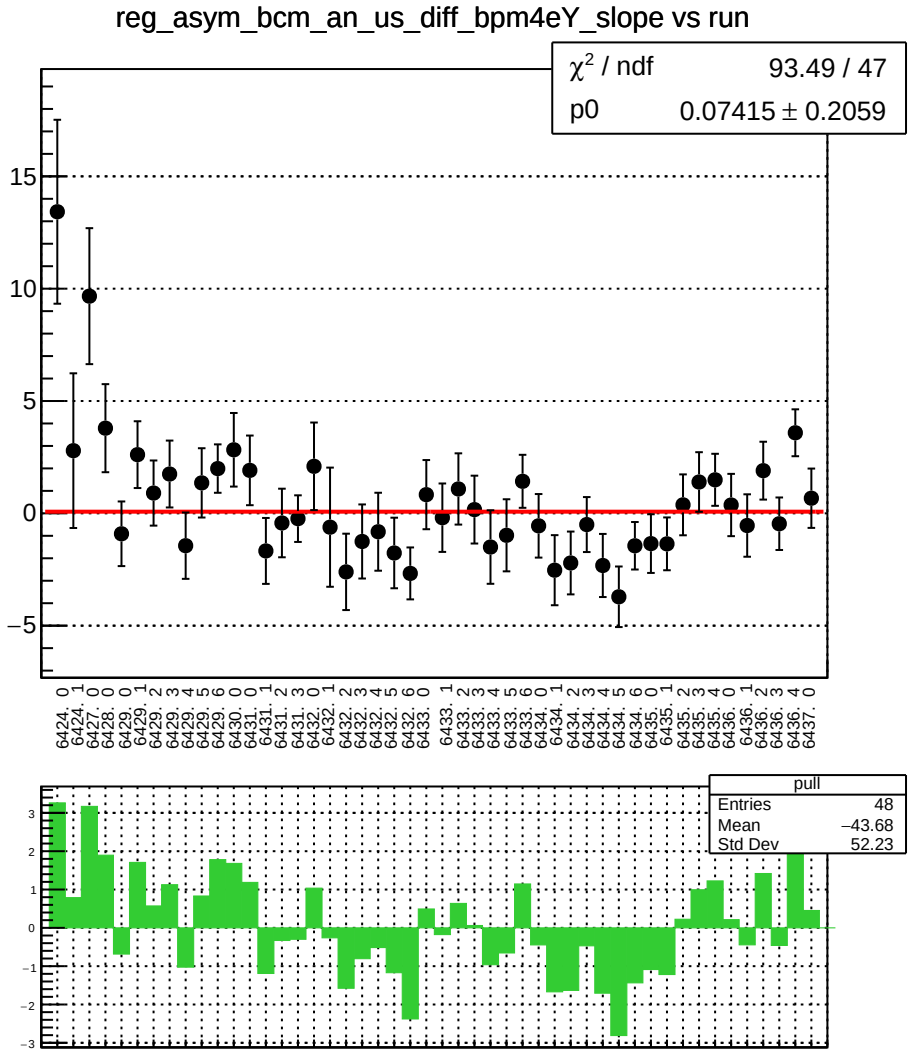
reg_asym_bcm_an_us_diff_bpm4eY_slope vs run
χ² / ndf 93.49 / 47
p0 0.07415 ± 0.2059
pull
Entries 48
Mean −43.68
Std Dev 52.23

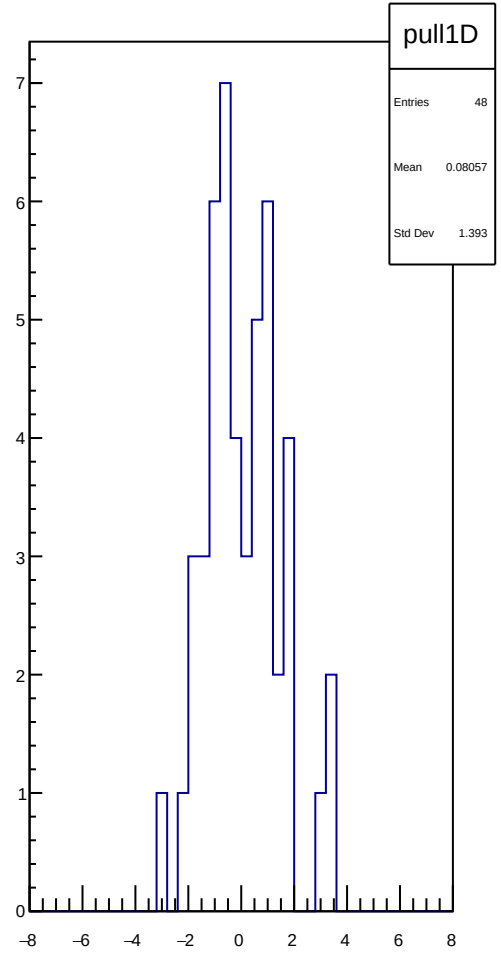
pull1D
Entries 48
Mean 0.08057
Std Dev 1.393

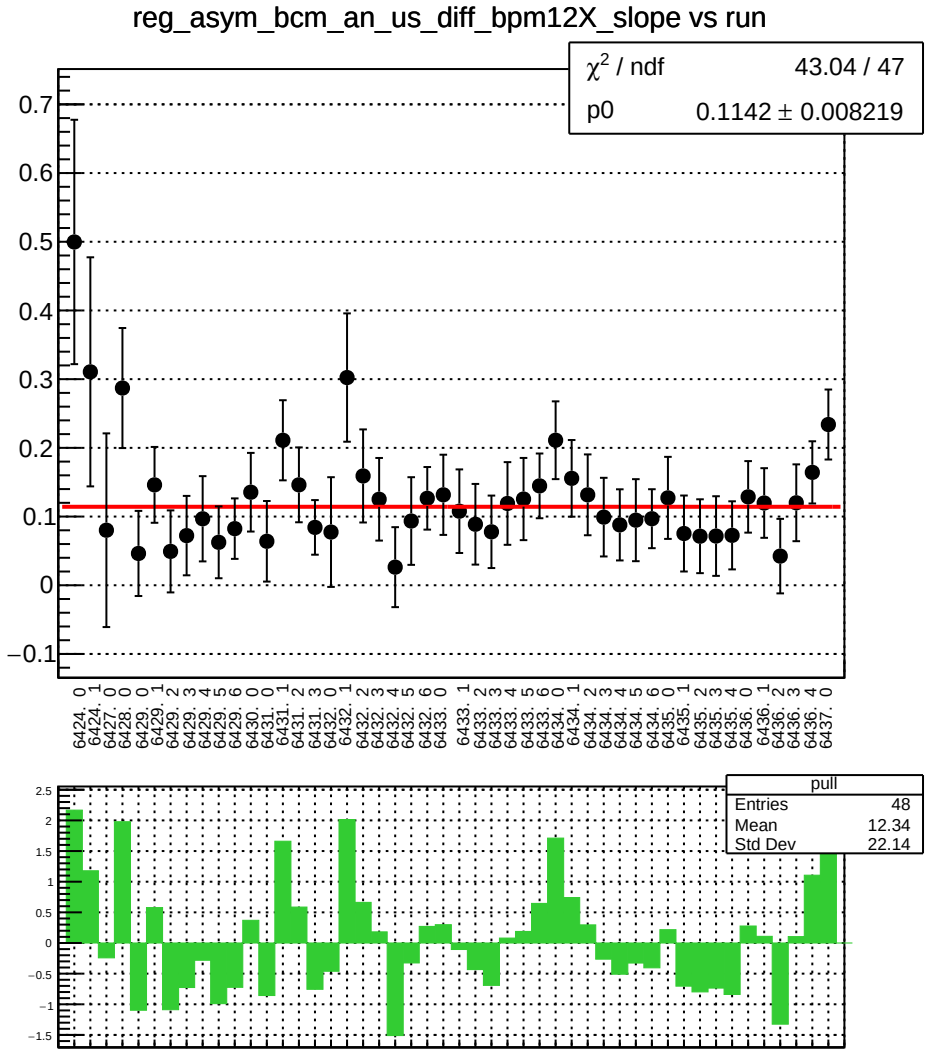
reg_asym_bcm_an_us_diff_bpm12X_slope vs run
χ2 / ndf 43.04 / 47
p0 0.1142 ± 0.008219
pull
Entries 48
Mean 12.34
Std Dev 22.14

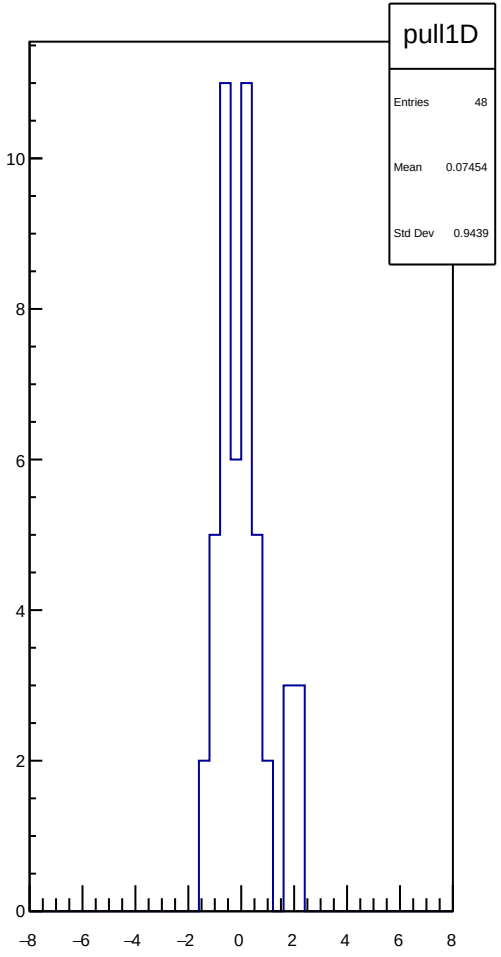
pull1D
Entries 48
Mean 0.07454
Std Dev 0.9439

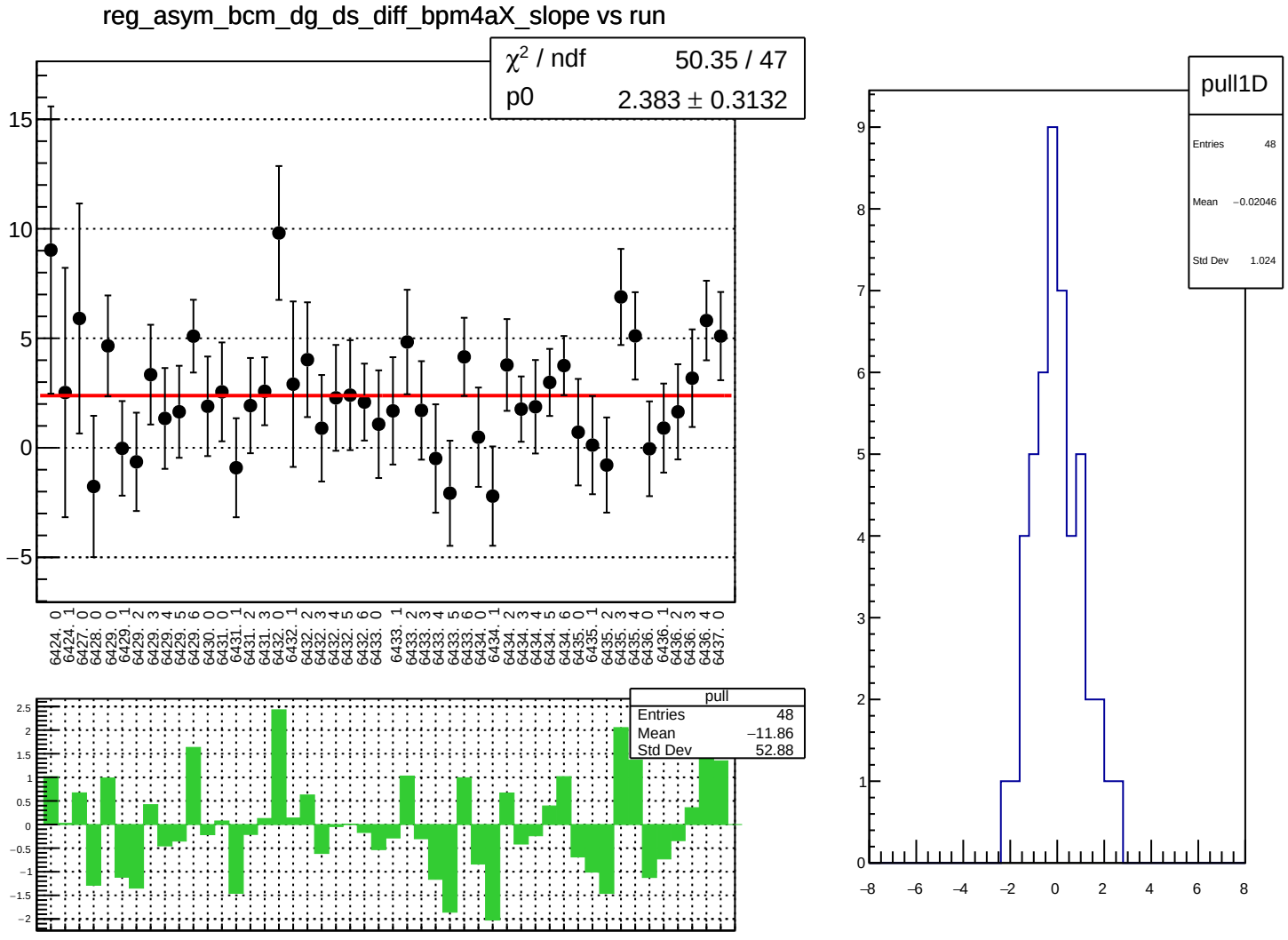
reg_asym_bcm_dg_ds_diff_bpm4aX_slope vs run
χ2 / ndf 50.35 / 47
p0 2.383 ± 0.3132
pull
Entries 48
Mean −11.86
Std Dev 52.88
pull1D
Entries 48
Mean −0.02046
Std Dev 1.024

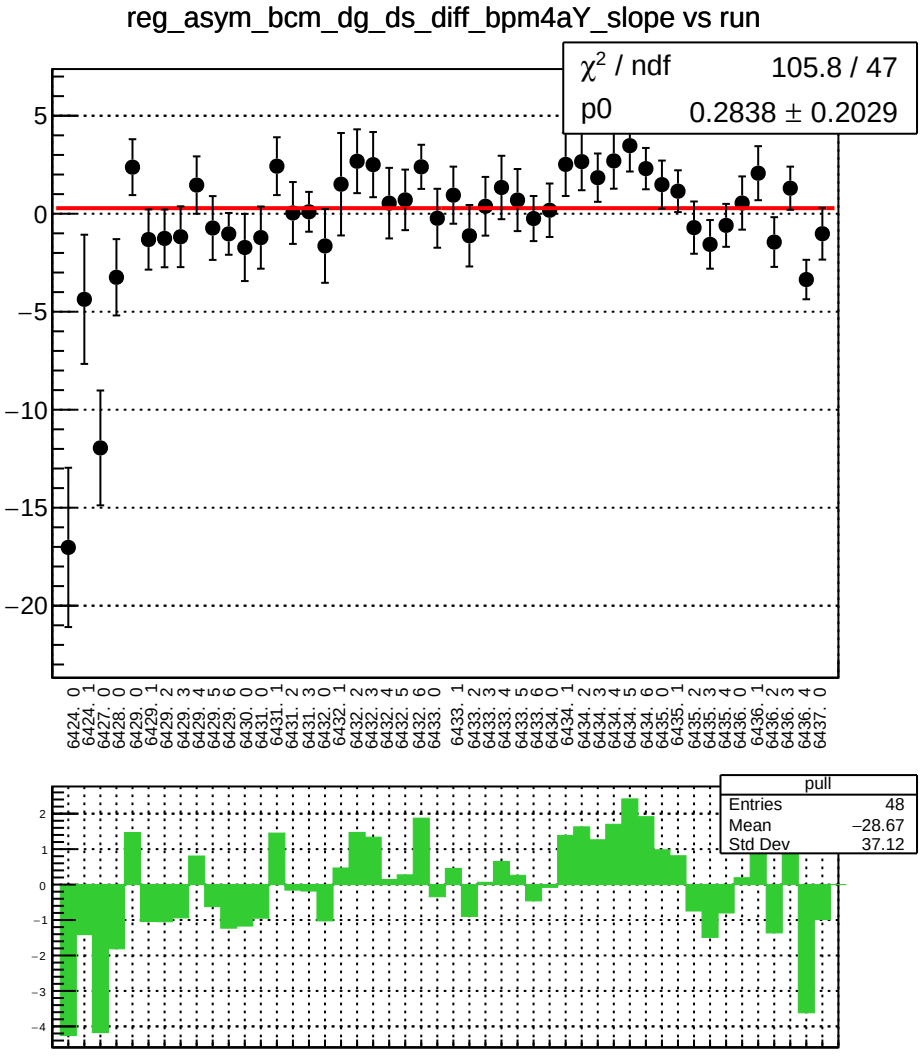
reg_asym_bcm_dg_ds_diff_bpm4aY_slope vs run
χ² / ndf 105.8 / 47
p0 0.2838 ± 0.2029
pull
Entries 48
Mean −28.67
Std Dev 37.12

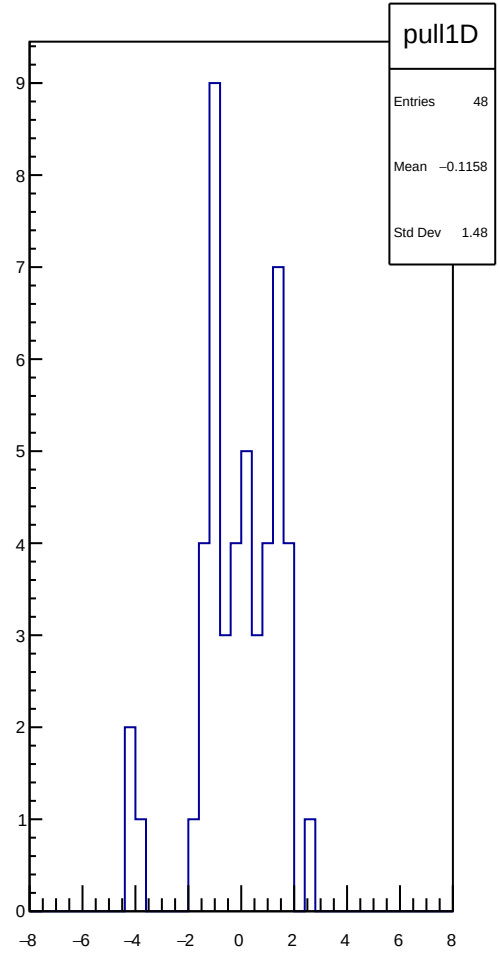
pull1D
Entries 48
Mean −0.1158
Std Dev 1.48

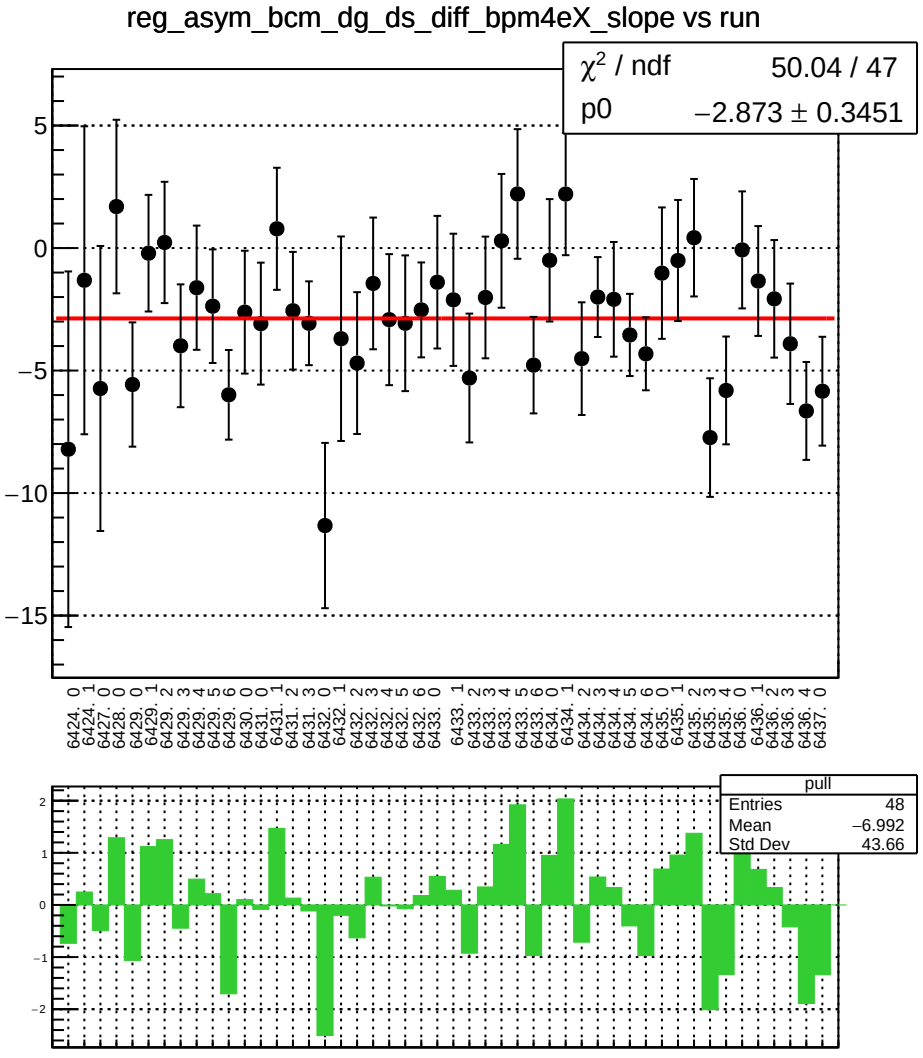
reg_asym_bcm_dg_ds_diff_bpm4eX_slope vs run
χ² / ndf 50.04 / 47
p0 −2.873 ± 0.3451
pull
Entries 48
Mean −6.992
Std Dev 43.66

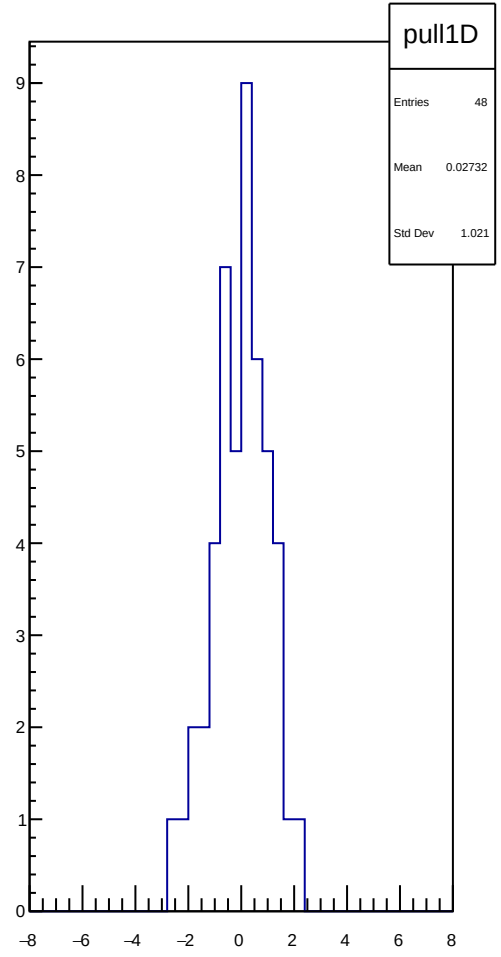
pull1D
Entries 48
Mean 0.02732
Std Dev 1.021

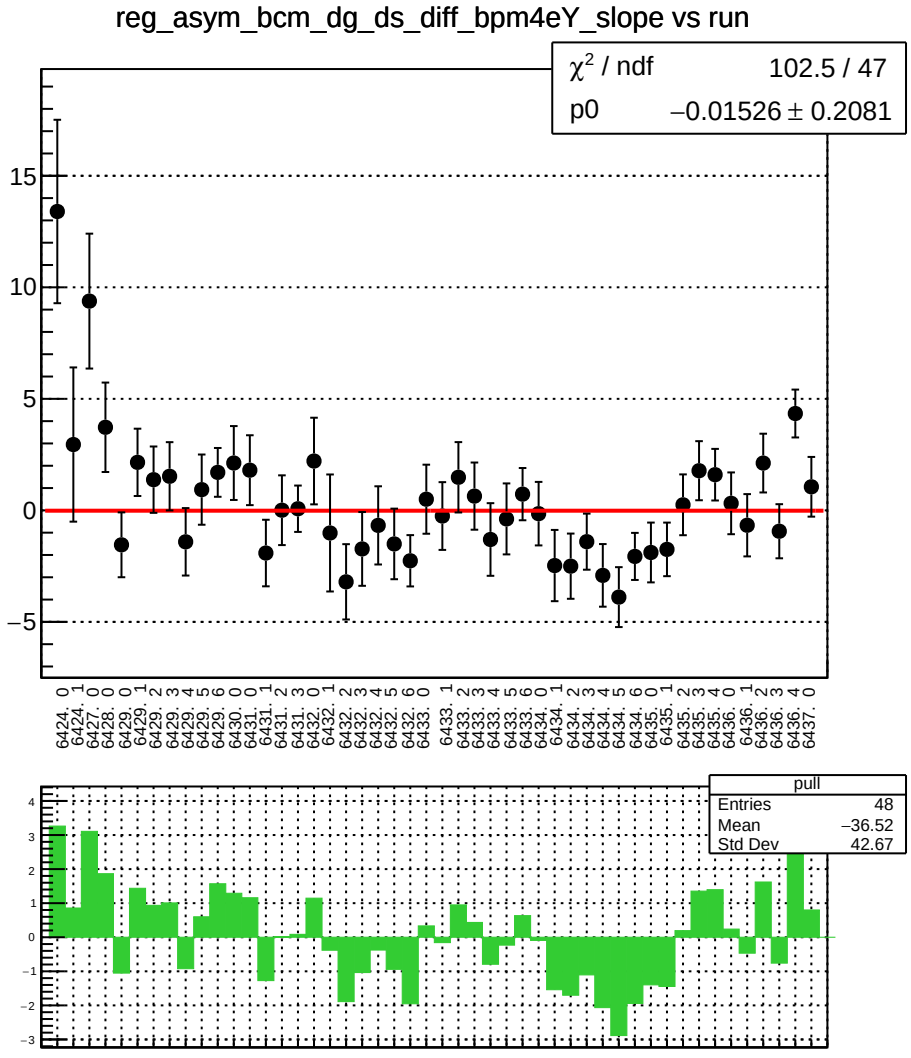
reg_asym_bcm_dg_ds_diff_bpm4eY_slope vs run
χ² / ndf 102.5 / 47
p0 −0.01526 ± 0.2081
pull
Entries 48
Mean −36.52
Std Dev 42.67

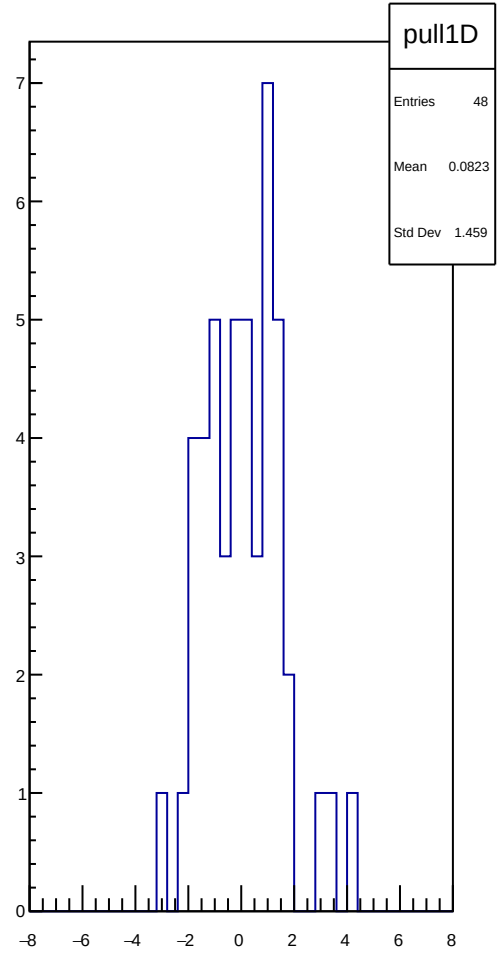
pull1D
Entries 48
Mean 0.0823
Std Dev 1.459

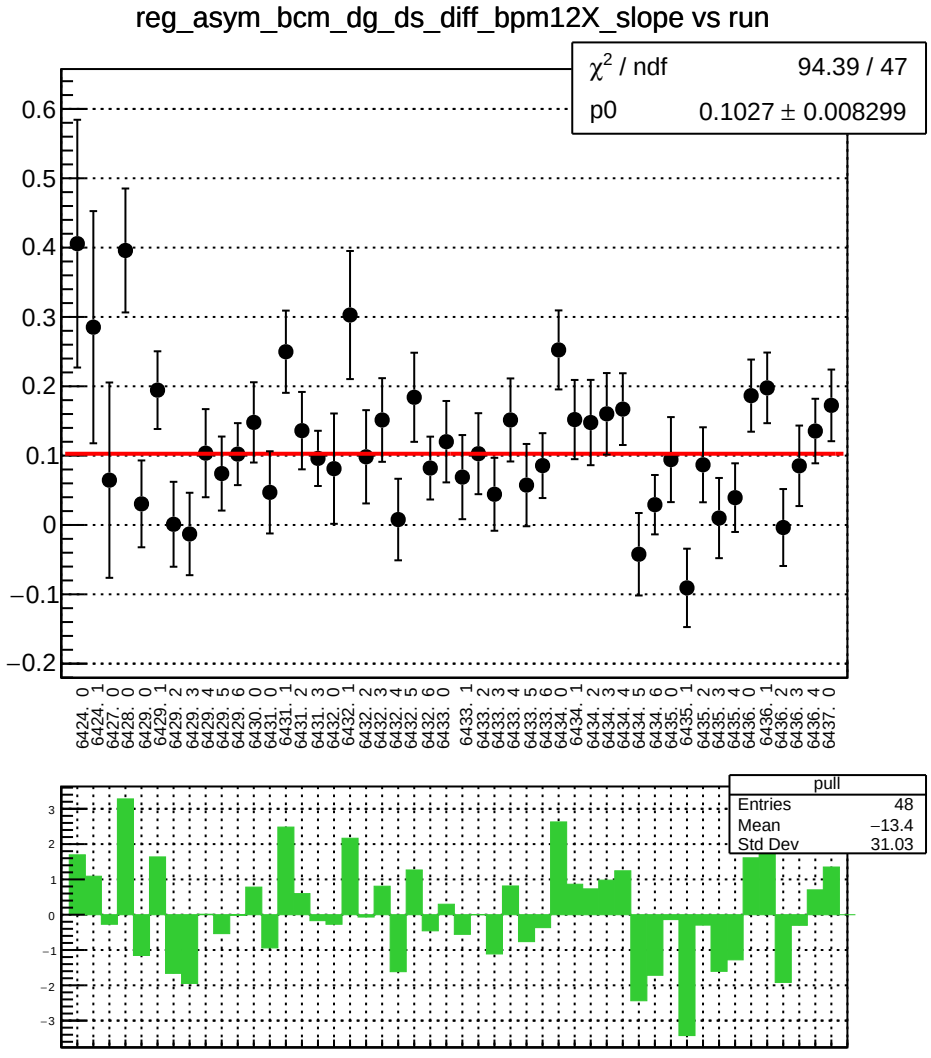
reg_asym_bcm_dg_ds_diff_bpm12X_slope vs run
χ² / ndf 94.39 / 47
p0 0.1027 ± 0.008299
pull
Entries 48
Mean −13.4
Std Dev 31.03

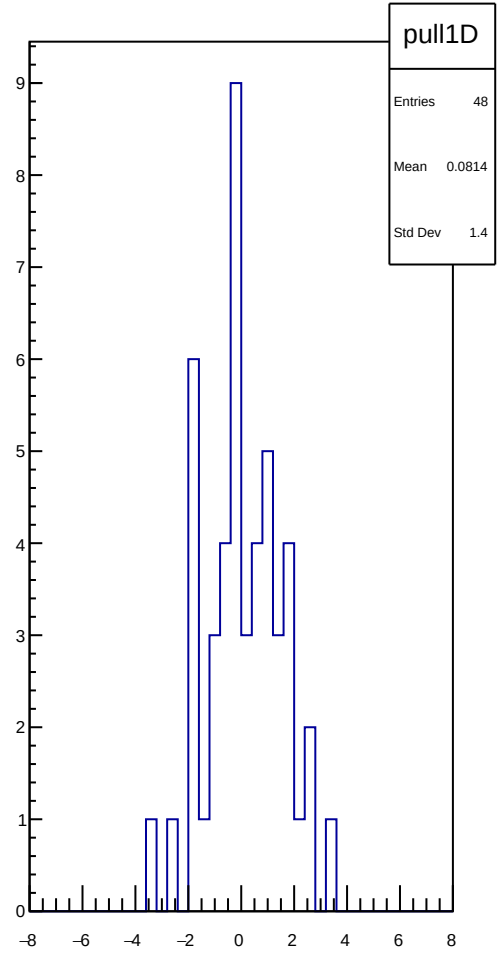
pull1D
Entries 48
Mean 0.0814
Std Dev 1.4

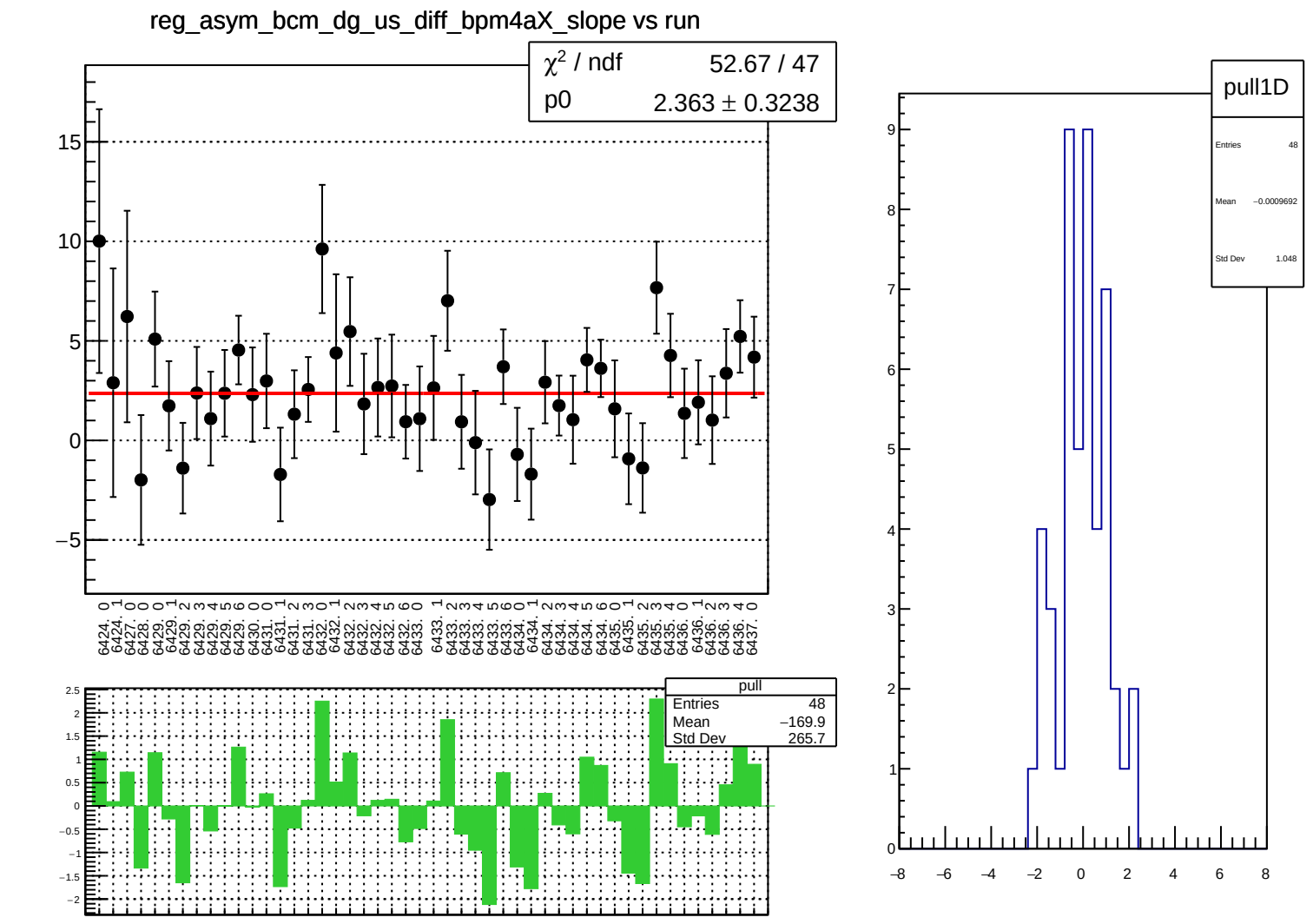
reg_asym_bcm_dg_us_diff_bpm4aX_slope vs run
χ² / ndf 52.67 / 47
p0 2.363 ± 0.3238
pull
Entries 48
Mean −169.9
Std Dev 265.7
pull1D
Entries 48
Mean −0.0009692
Std Dev 1.048

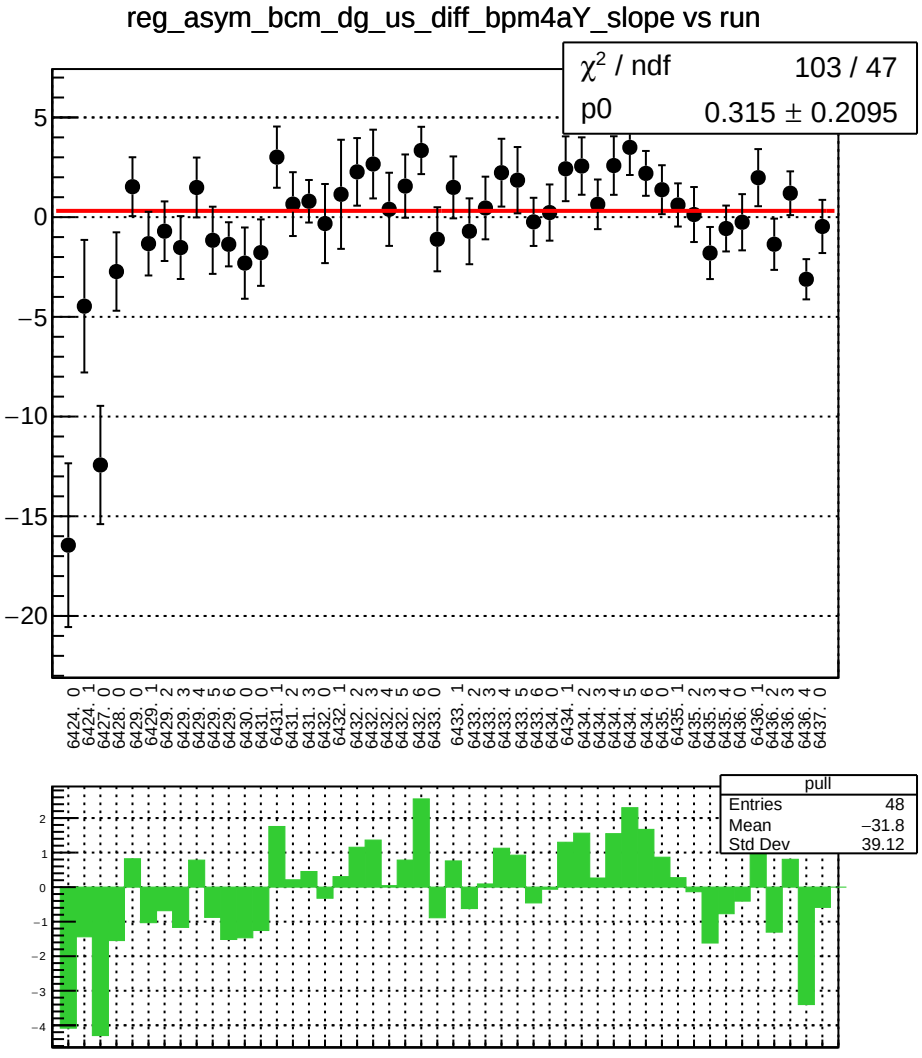
reg_asym_bcm_dg_us_diff_bpm4aY_slope vs run
χ² / ndf 103 / 47
p0 0.315 ± 0.2095
pull
Entries 48
Mean −31.8
Std Dev 39.12

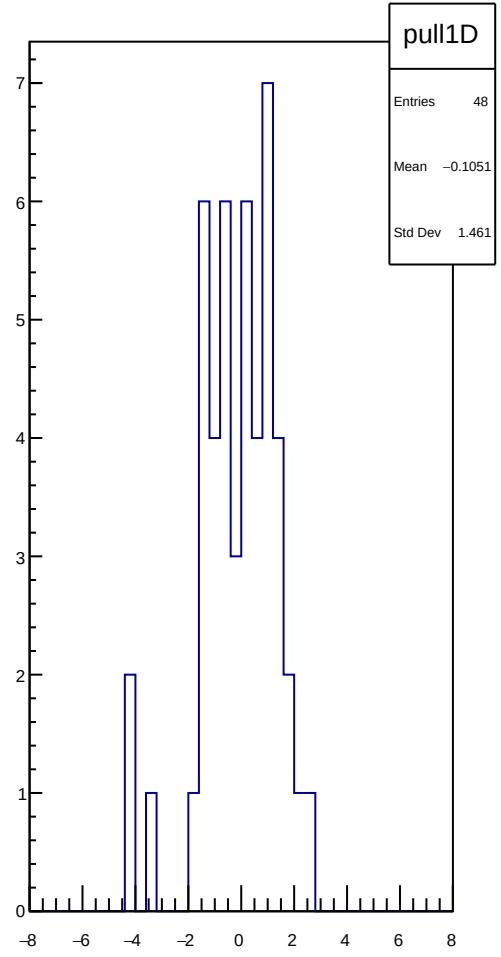
pull1D
Entries 48
Mean −0.1051
Std Dev 1.461

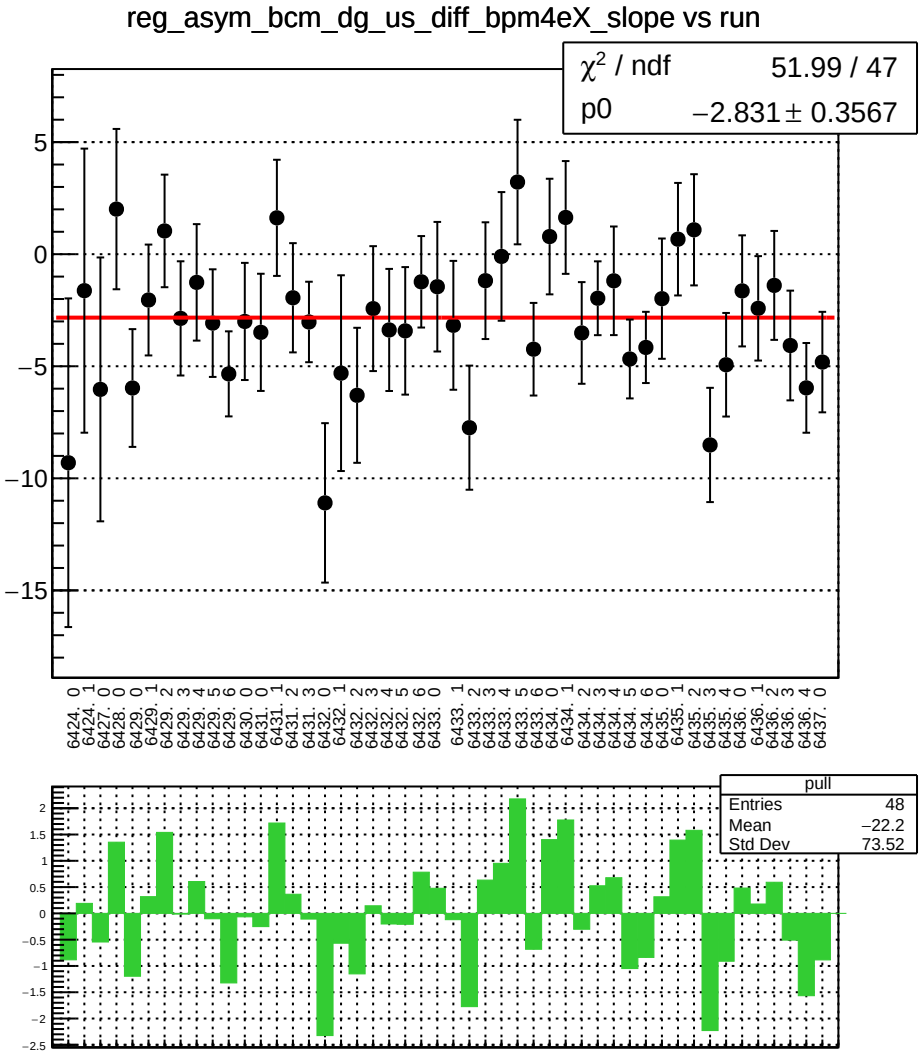
reg_asym_bcm_dg_us_diff_bpm4eX_slope vs run
χ² / ndf 51.99 / 47
p0 −2.831 ± 0.3567
pull
Entries 48
Mean −22.2
Std Dev 73.52

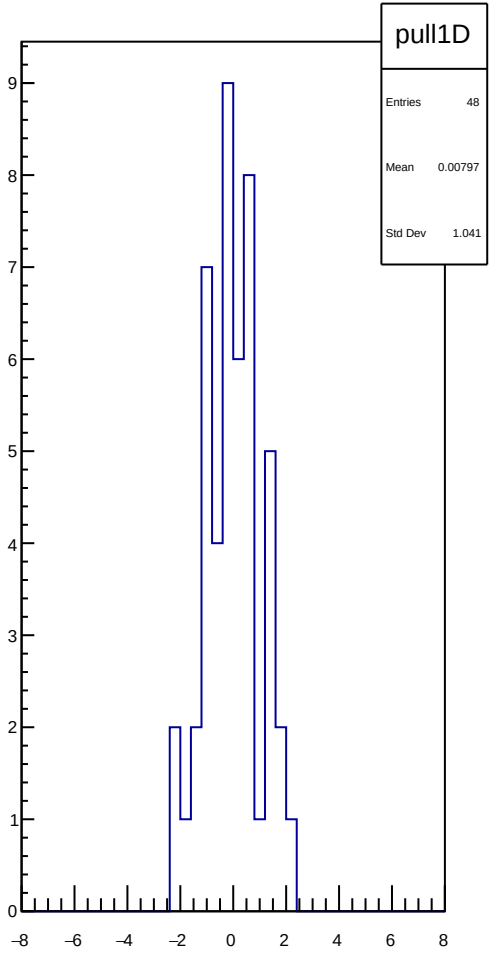
pull1D
Entries 48
Mean 0.00797
Std Dev 1.041

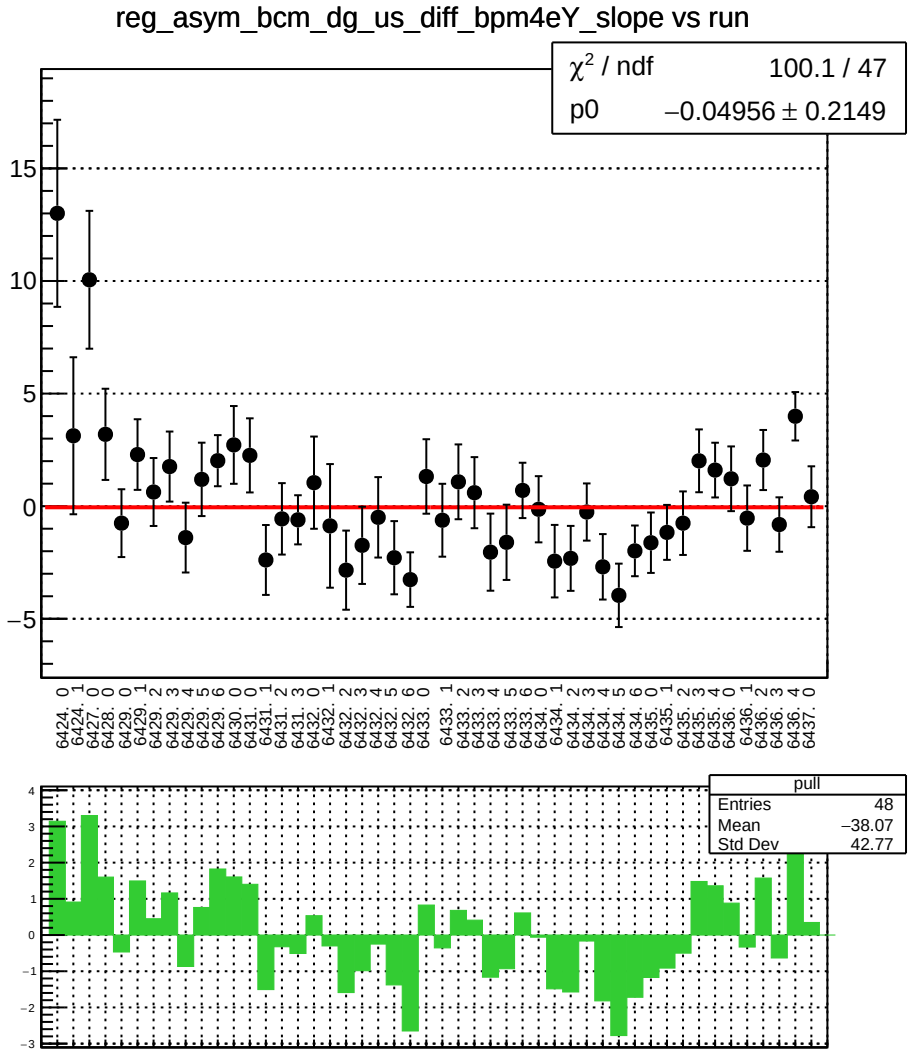
reg_asym_bcm_dg_us_diff_bpm4eY_slope vs run
χ² / ndf 100.1 / 47
p0 −0.04956 ± 0.2149
pull
Entries 48
Mean −38.07
Std Dev 42.77

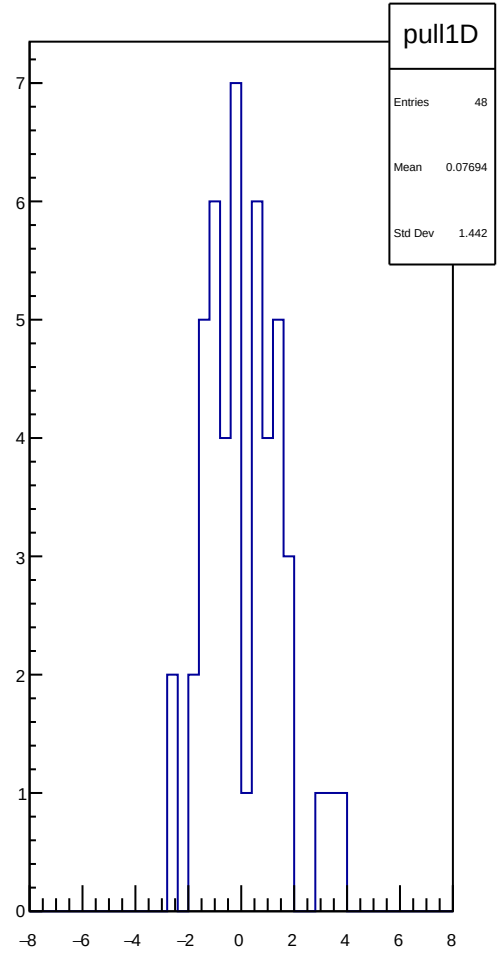
pull1D
Entries 48
Mean 0.07694
Std Dev 1.442

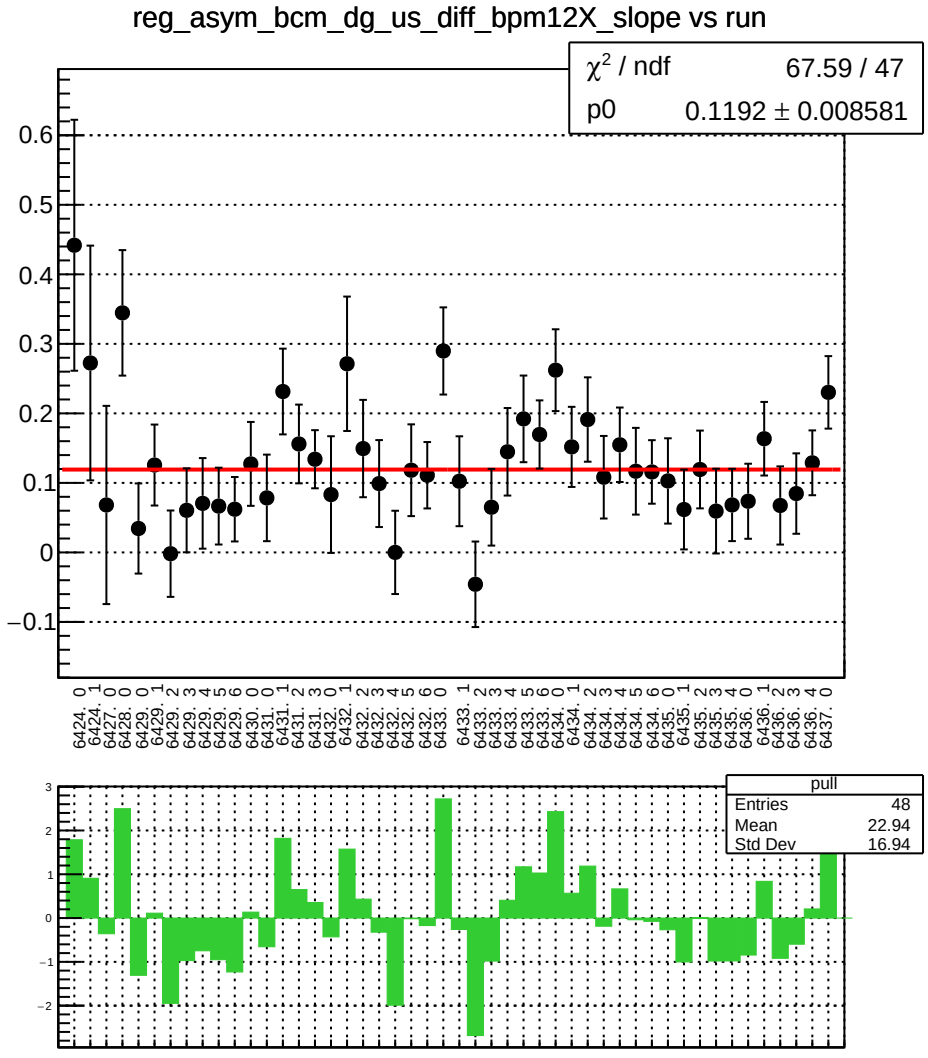
reg_asym_bcm_dg_us_diff_bpm12X_slope vs run
χ² / ndf 67.59 / 47
p0 0.1192 ± 0.008581
pull
Entries 48
Mean 22.94
Std Dev 16.94

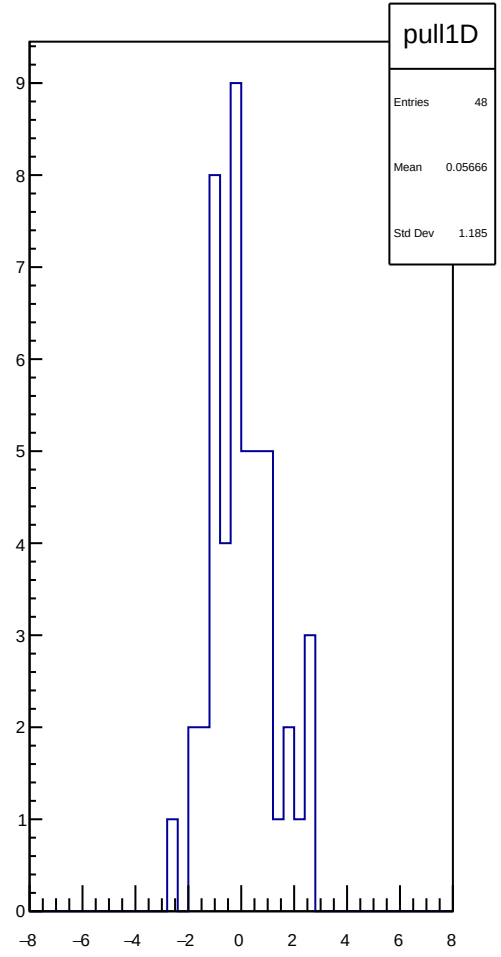
pull1D
Entries 48
Mean 0.05666
Std Dev 1.185