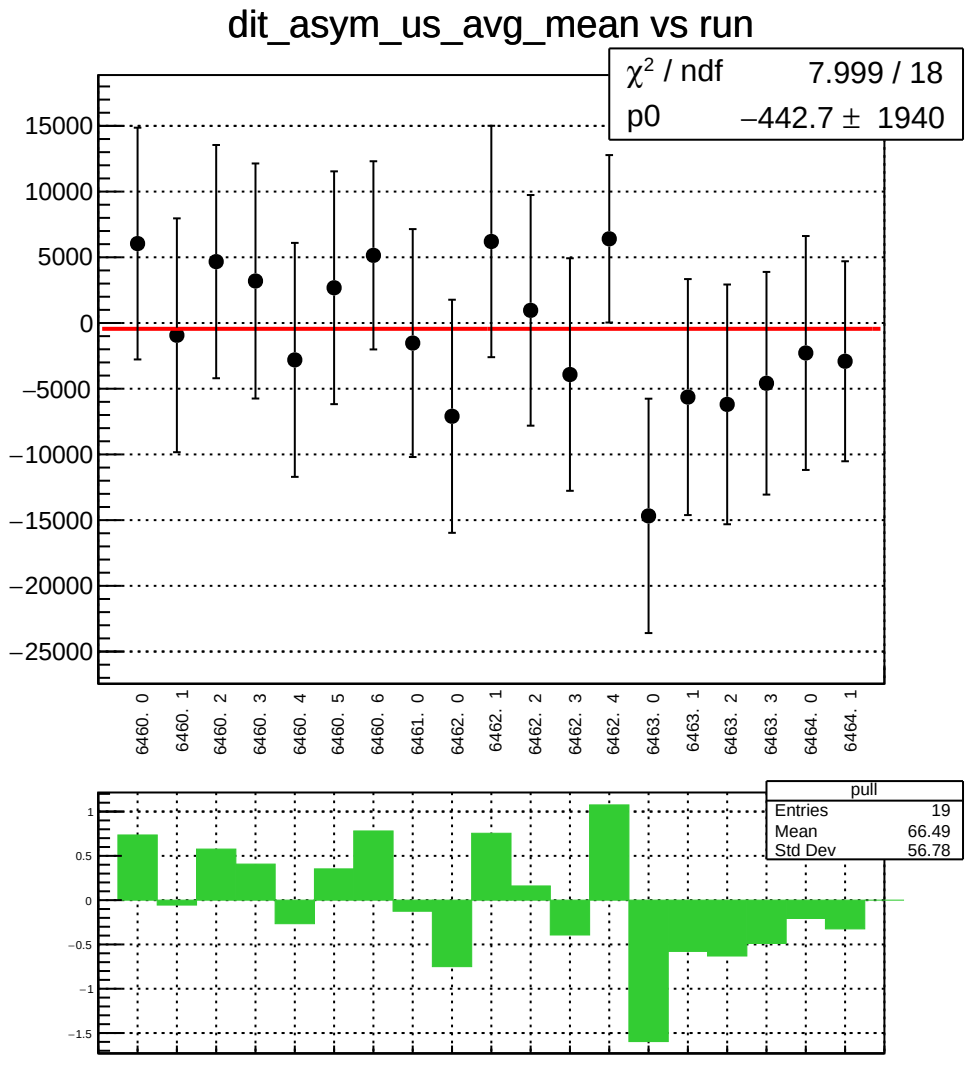
dit_asym_us_avg_mean vs run
χ² / ndf 7.999 / 18
p0 −442.7 ± 1940
15000
10000
5000
0
−5000
−10000
−15000
−20000
−25000
6460. 0
6460. 1
6460. 2
6460. 3
6460. 4
6460. 5
6460. 6
6461. 0
6462. 0
6462. 1
6462. 2
6462. 3
6462. 4
6463. 0
6463. 1
6463. 2
6463. 3
6464. 0
6464. 1
pull
Entries 19
Mean 66.49
Std Dev 56.78
1
0.5
0
−0.5
−1
−1.5

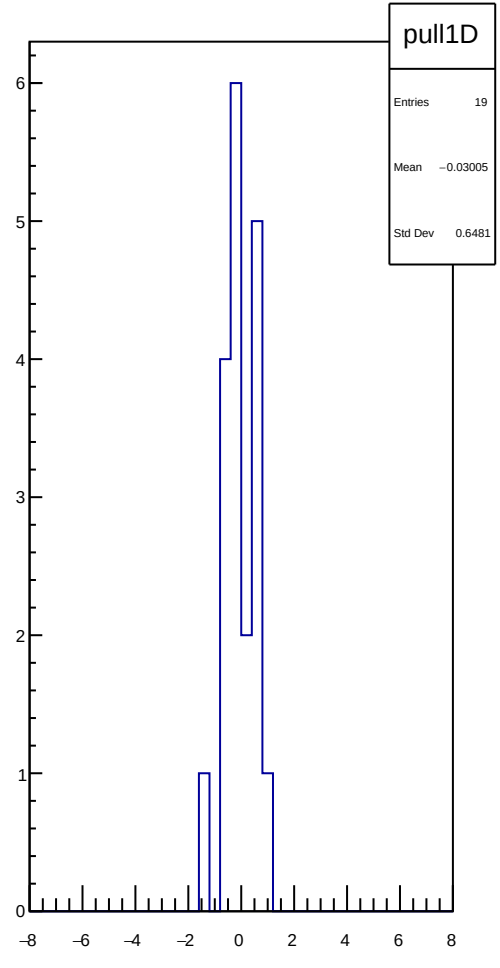
pull1D
Entries 19
Mean −0.03005
Std Dev 0.6481
6
5
4
3
2
1
0
−8
−6
−4
−2
0
2
4
6
8

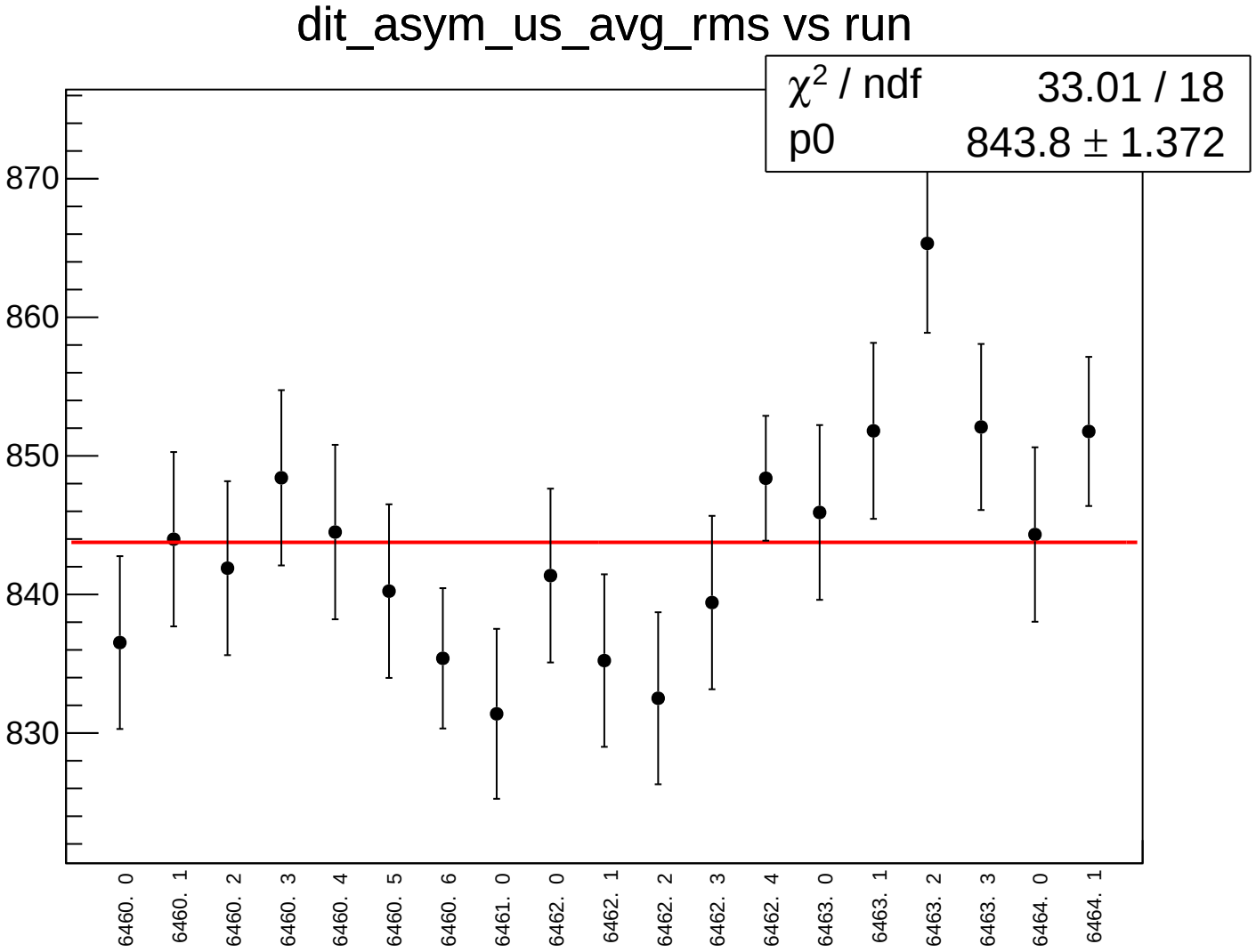
dit_asym_us_avg_rms vs run
χ2 / ndf 33.01 / 18
p0 843.8 ± 1.372
870
860
850
840
830
6460. 0
6460. 1
6460. 2
6460. 3
6460. 4
6460. 5
6460. 6
6461. 0
6462. 0
6462. 1
6462. 2
6462. 3
6462. 4
6463. 0
6463. 1
6463. 2
6463. 3
6464. 0
6464. 1

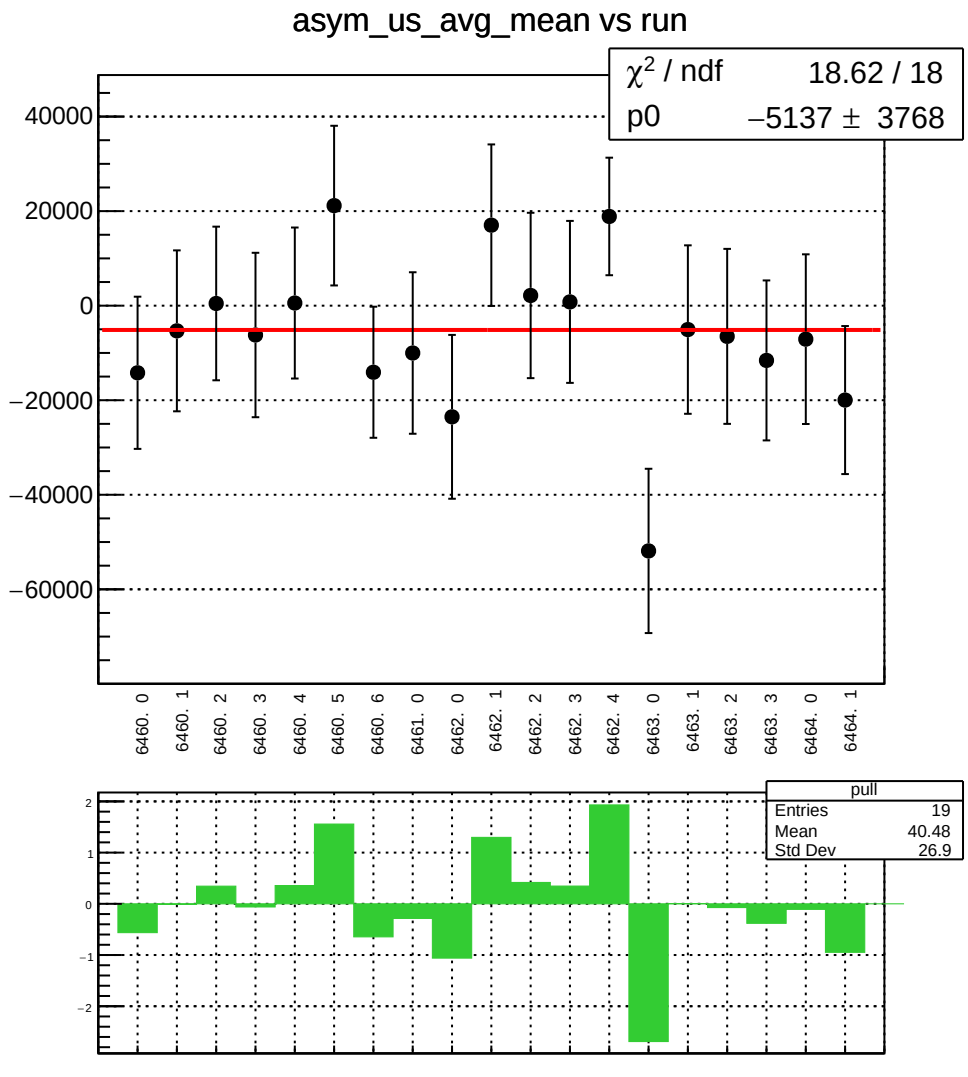
asym_us_avg_mean vs run
χ² / ndf 18.62 / 18
p0 −5137 ± 3768
40000
20000
0
−20000
−40000
−60000
6460. 0
6460. 1
6460. 2
6460. 3
6460. 4
6460. 5
6460. 6
6461. 0
6462. 0
6462. 1
6462. 2
6462. 3
6462. 4
6463. 0
6463. 1
6463. 2
6463. 3
6464. 0
6464. 1
pull
Entries 19
Mean 40.48
Std Dev 26.9
2
1
0
−1
−2

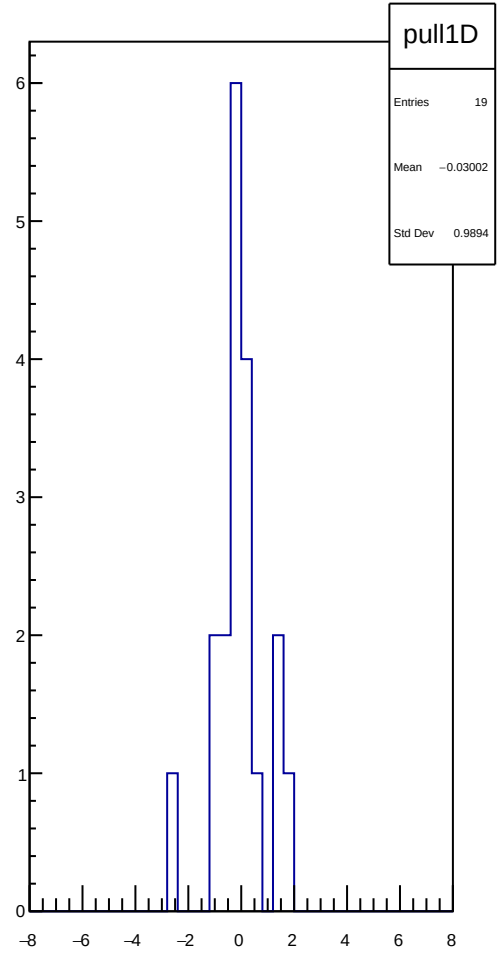
pull1D
Entries 19
Mean −0.03002
Std Dev 0.9894
6
5
4
3
2
1
0
−8
−6
−4
−2
0
2
4
6
8

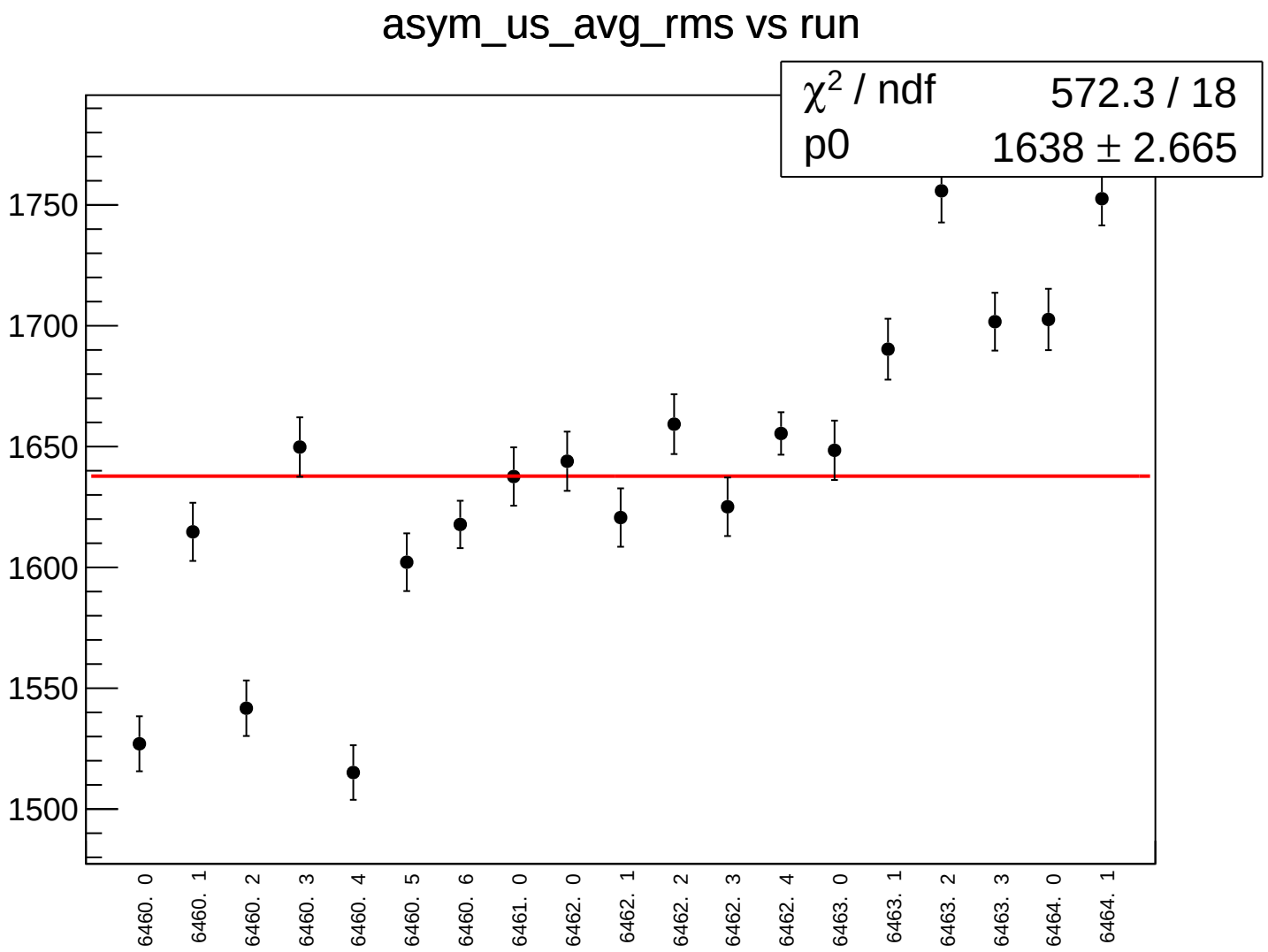
asym_us_avg_rms vs run
χ2 / ndf 572.3 / 18
p0 1638 ± 2.665
1750
1700
1650
1600
1550
1500
6460. 0
6460. 1
6460. 2
6460. 3
6460. 4
6460. 5
6460. 6
6461. 0
6462. 0
6462. 1
6462. 2
6462. 3
6462. 4
6463. 0
6463. 1
6463. 2
6463. 3
6464. 0
6464. 1

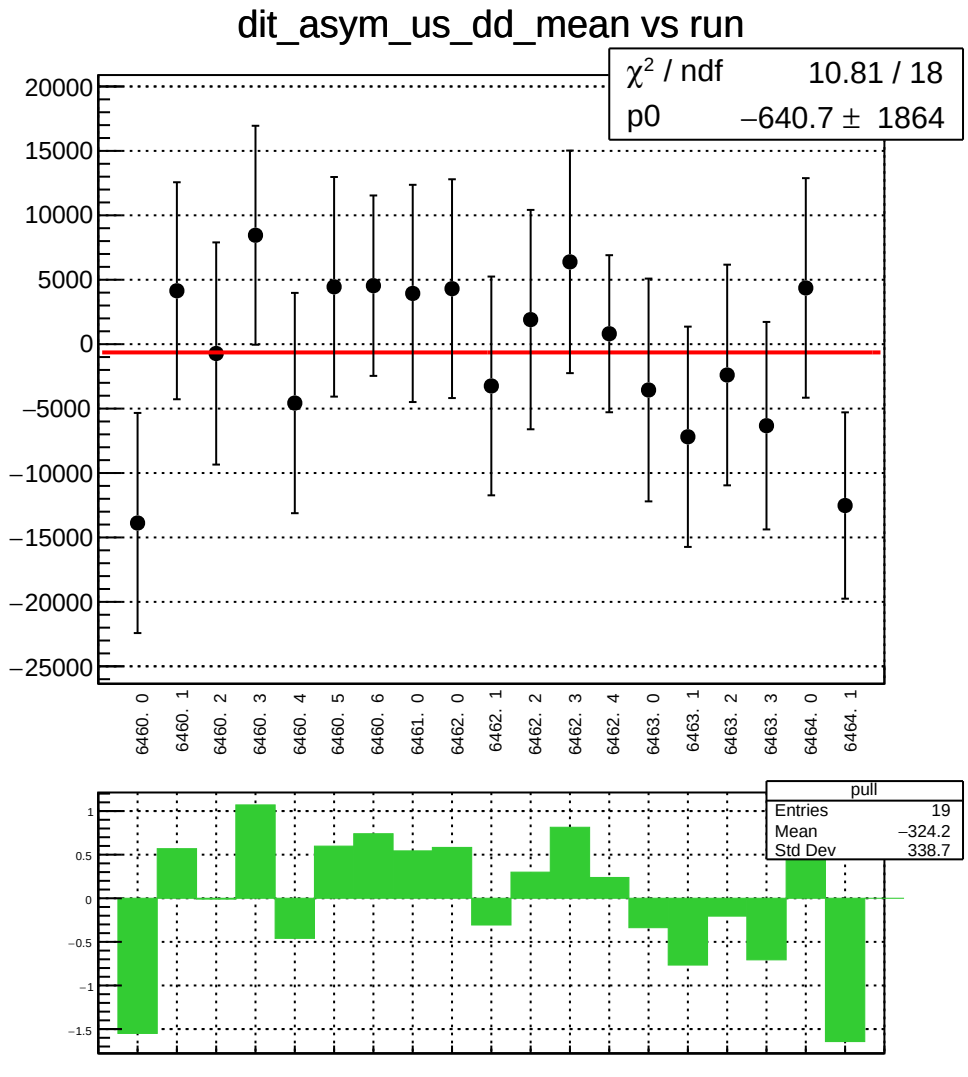
dit_asym_us_dd_mean vs run
χ² / ndf 10.81 / 18
p0 −640.7 ± 1864
20000
15000
10000
5000
0
−5000
−10000
−15000
−20000
−25000
6460. 0
6460. 1
6460. 2
6460. 3
6460. 4
6460. 5
6460. 6
6461. 0
6462. 0
6462. 1
6462. 2
6462. 3
6462. 4
6463. 0
6463. 1
6463. 2
6463. 3
6464. 0
6464. 1
pull
Entries 19
Mean −324.2
Std Dev 338.7
1
0.5
0
−0.5
−1
−1.5

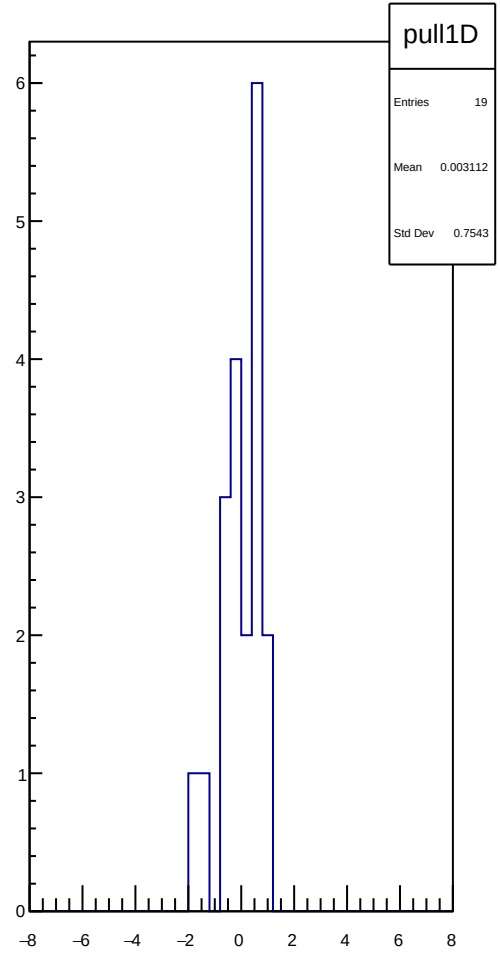
pull1D
Entries 19
Mean 0.003112
Std Dev 0.7543
6
5
4
3
2
1
0
−8
−6
−4
−2
0
2
4
6
8

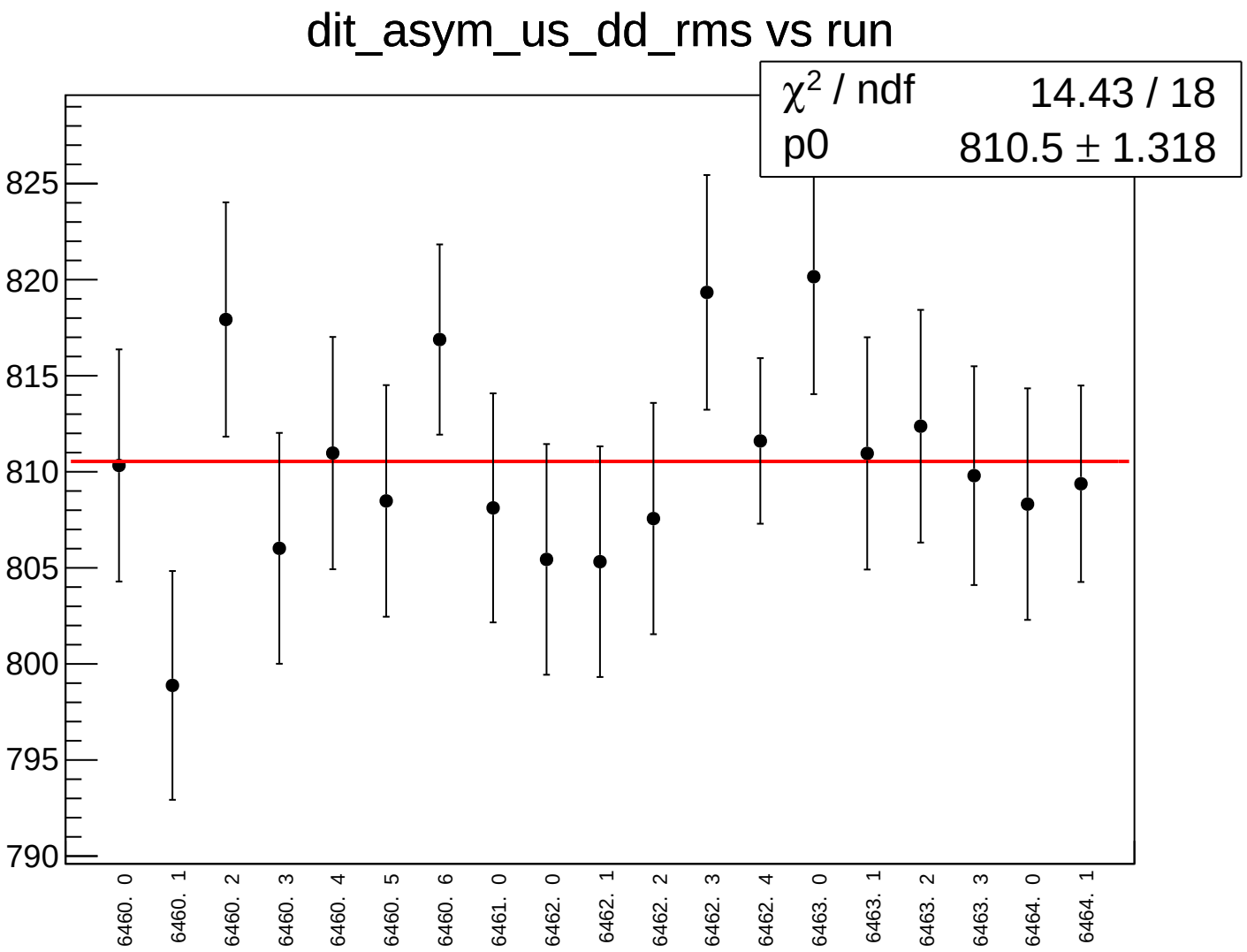
dit_asym_us_dd_rms vs run
χ2 / ndf 14.43 / 18
p0 810.5 ± 1.318
825
820
815
810
805
800
795
790
6460. 0
6460. 1
6460. 2
6460. 3
6460. 4
6460. 5
6460. 6
6461. 0
6462. 0
6462. 1
6462. 2
6462. 3
6462. 4
6463. 0
6463. 1
6463. 2
6463. 3
6464. 0
6464. 1

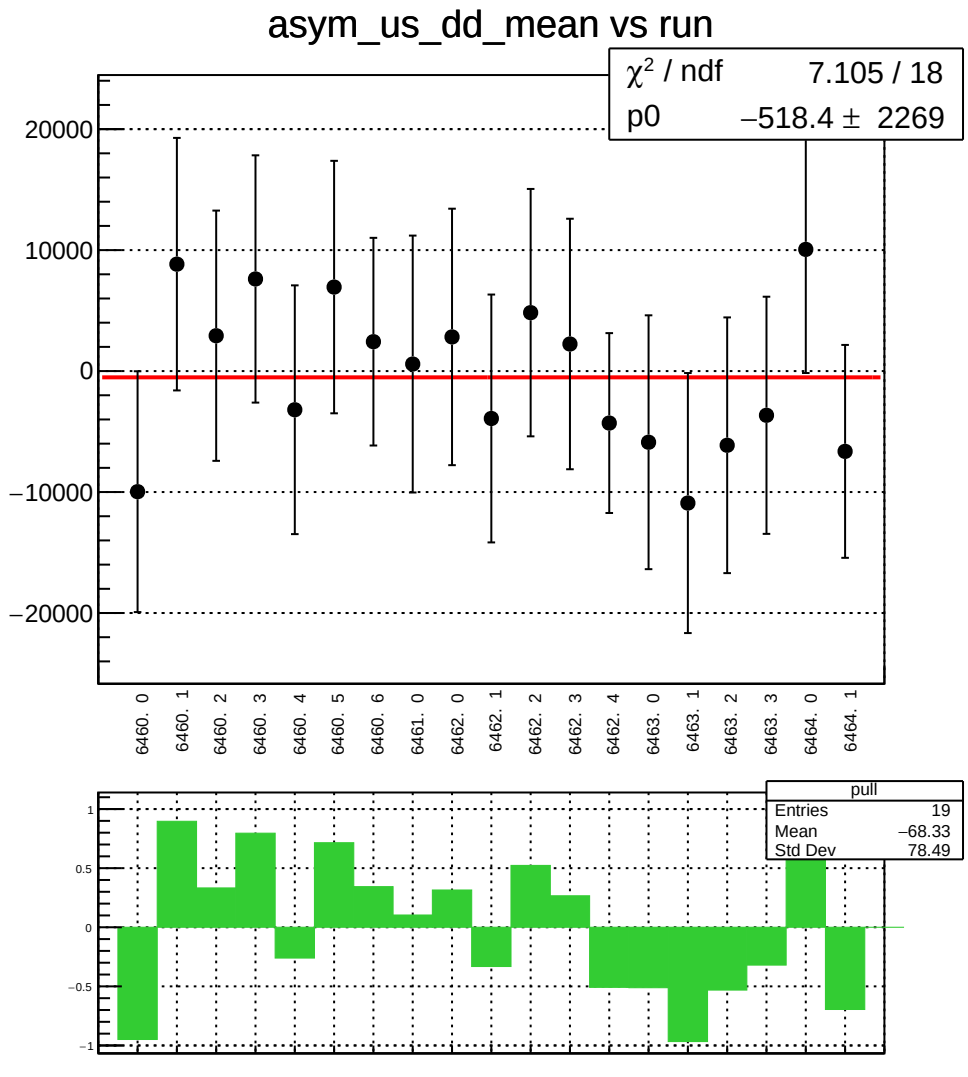
asym_us_dd_mean vs run
χ² / ndf 7.105 / 18
p0 −518.4 ± 2269
20000
10000
0
−10000
−20000
6460. 0
6460. 1
6460. 2
6460. 3
6460. 4
6460. 5
6460. 6
6461. 0
6462. 0
6462. 1
6462. 2
6462. 3
6462. 4
6463. 0
6463. 1
6463. 2
6463. 3
6464. 0
6464. 1
pull
Entries 19
Mean −68.33
Std Dev 78.49
1
0.5
0
−0.5
−1

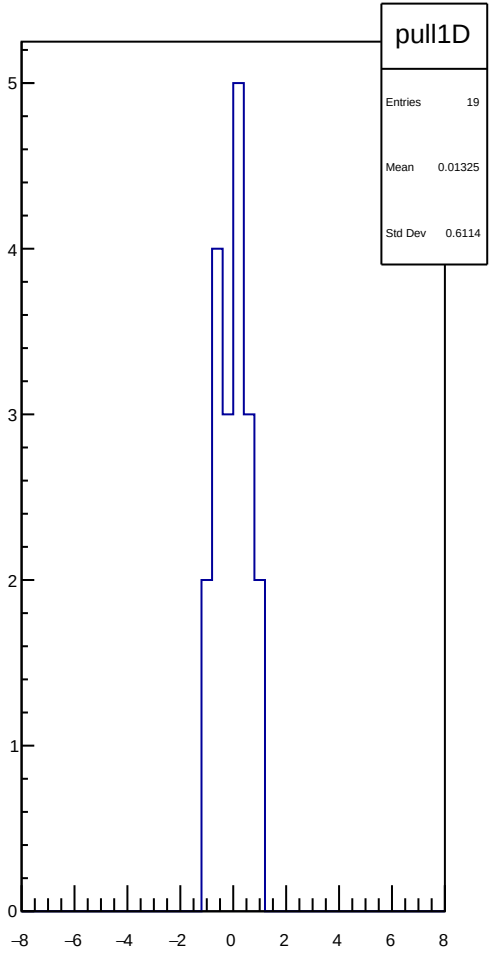
pull1D
Entries 19
Mean 0.01325
Std Dev 0.6114
5
4
3
2
1
0
−8
−6
−4
−2
0
2
4
6
8

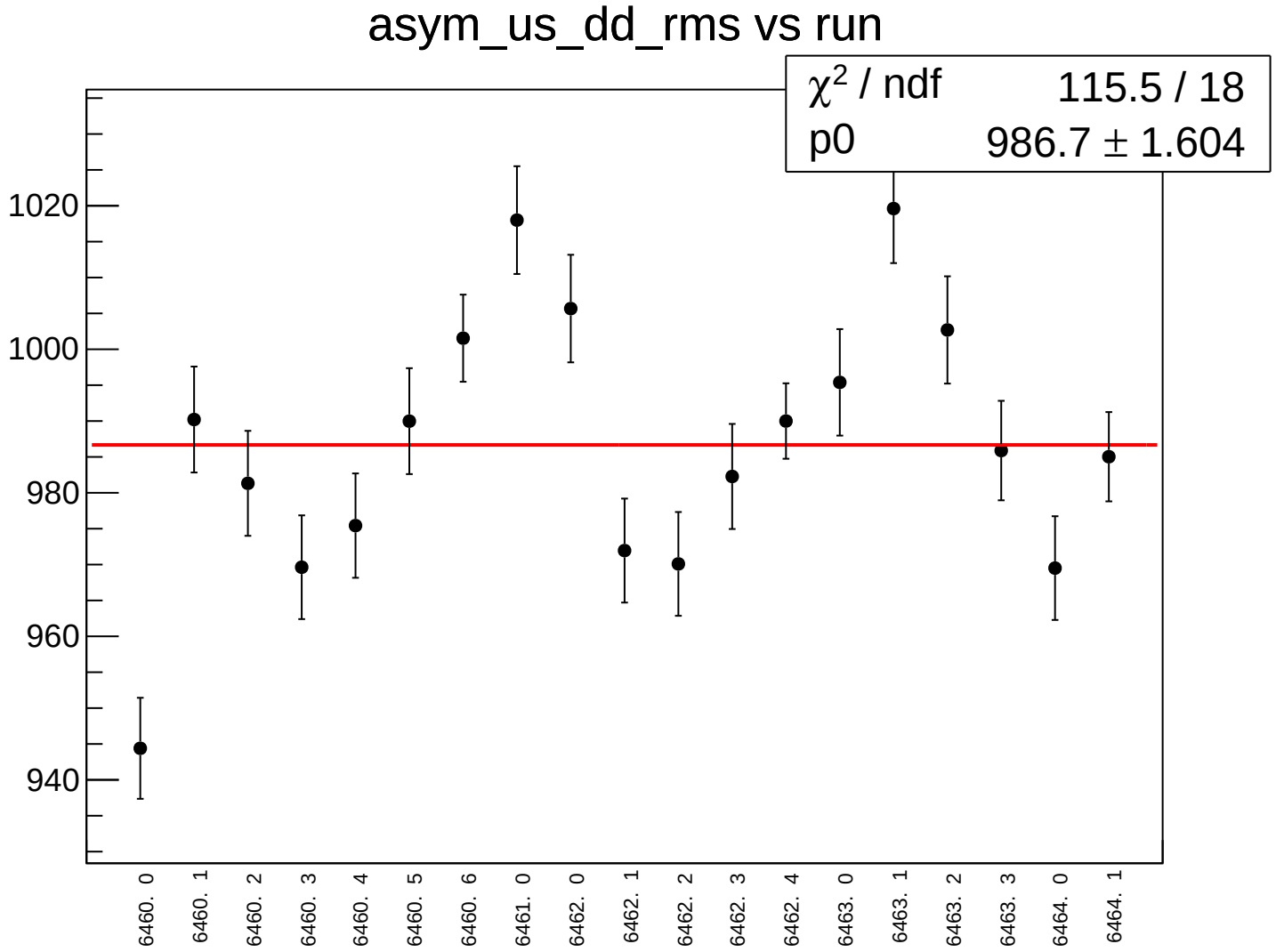
asym_us_dd_rms vs run
χ2 / ndf 115.5 / 18
p0 986.7 ± 1.604
1020
1000
980
960
940
6460. 0
6460. 1
6460. 2
6460. 3
6460. 4
6460. 5
6460. 6
6461. 0
6462. 0
6462. 1
6462. 2
6462. 3
6462. 4
6463. 0
6463. 1
6463. 2
6463. 3
6464. 0
6464. 1

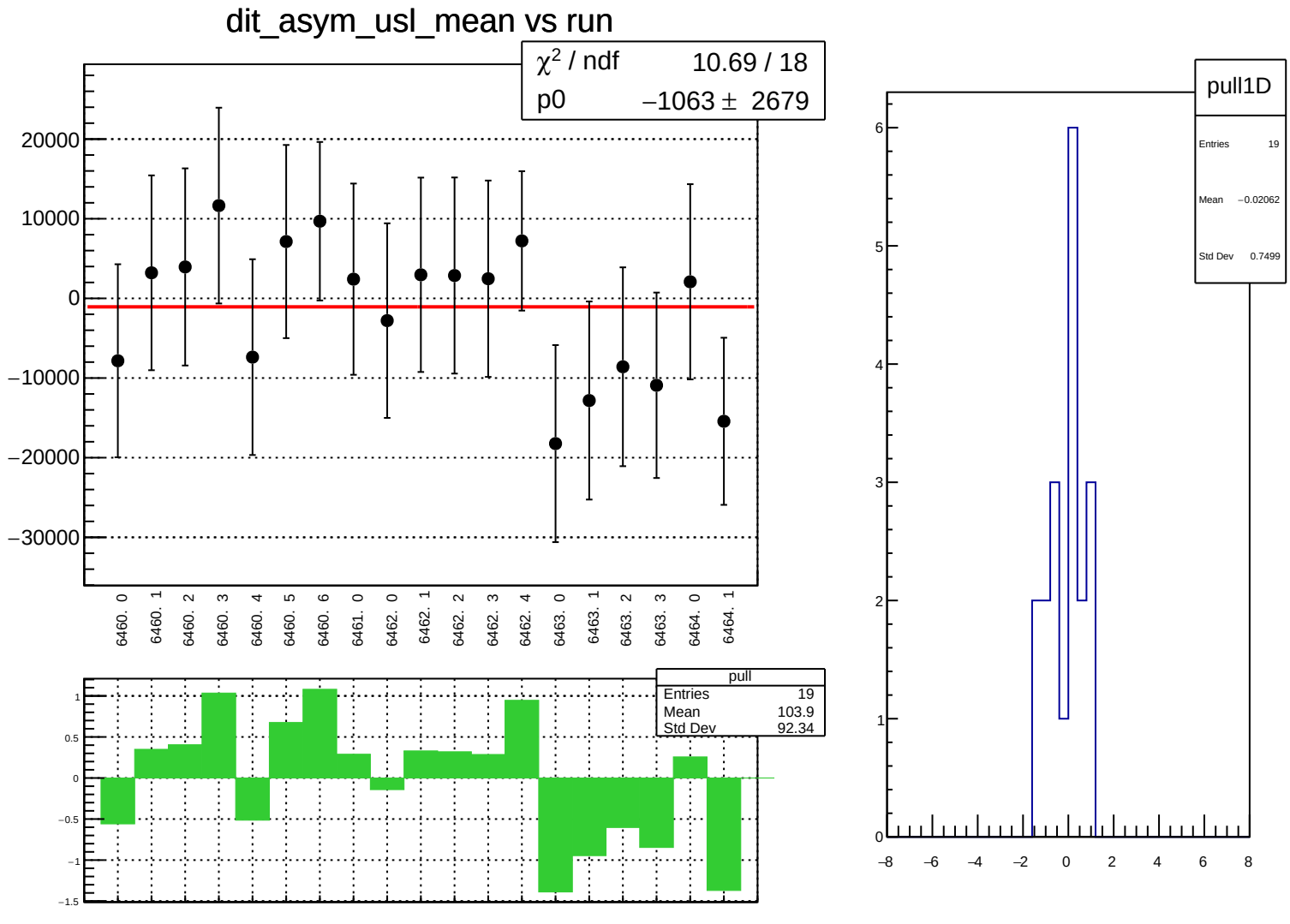
dit_asym_usl_mean vs run
χ² / ndf 10.69 / 18
p0 −1063 ± 2679
20000
10000
0
−10000
−20000
−30000
6460. 0
6460. 1
6460. 2
6460. 3
6460. 4
6460. 5
6460. 6
6461. 0
6462. 0
6462. 1
6462. 2
6462. 3
6462. 4
6463. 0
6463. 1
6463. 2
6463. 3
6464. 0
6464. 1
pull
Entries 19
Mean 103.9
Std Dev 92.34
1
0.5
0
−0.5
−1
−1.5
pull1D
Entries 19
Mean −0.02062
Std Dev 0.7499
6
5
4
3
2
1
0
−8
−6
−4
−2
0
2
4
6
8

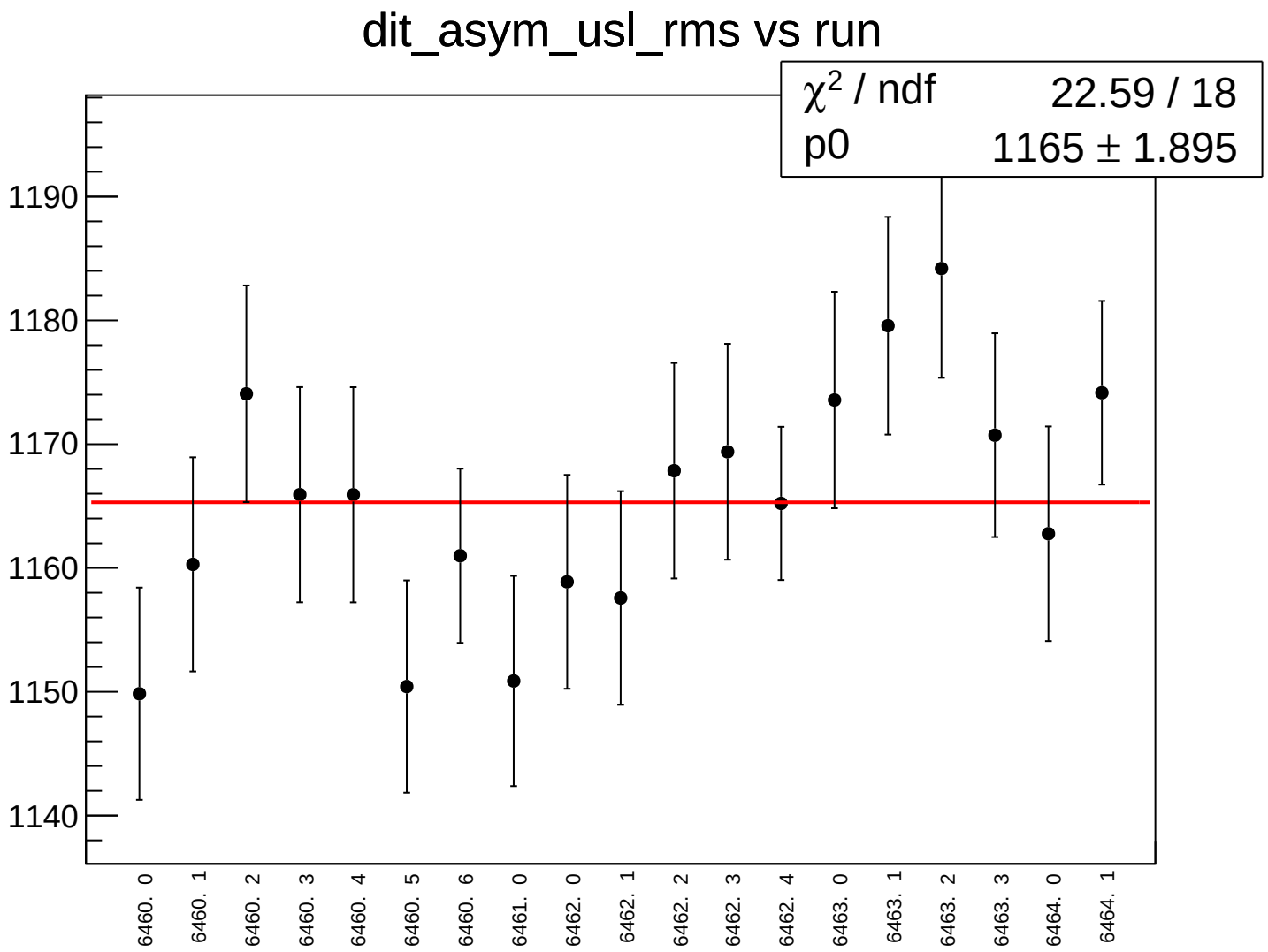
dit_asym_usl_rms vs run
χ2 / ndf 22.59 / 18
p0 1165 ± 1.895
1190
1180
1170
1160
1150
1140
6460. 0
6460. 1
6460. 2
6460. 3
6460. 4
6460. 5
6460. 6
6461. 0
6462. 0
6462. 1
6462. 2
6462. 3
6462. 4
6463. 0
6463. 1
6463. 2
6463. 3
6464. 0
6464. 1

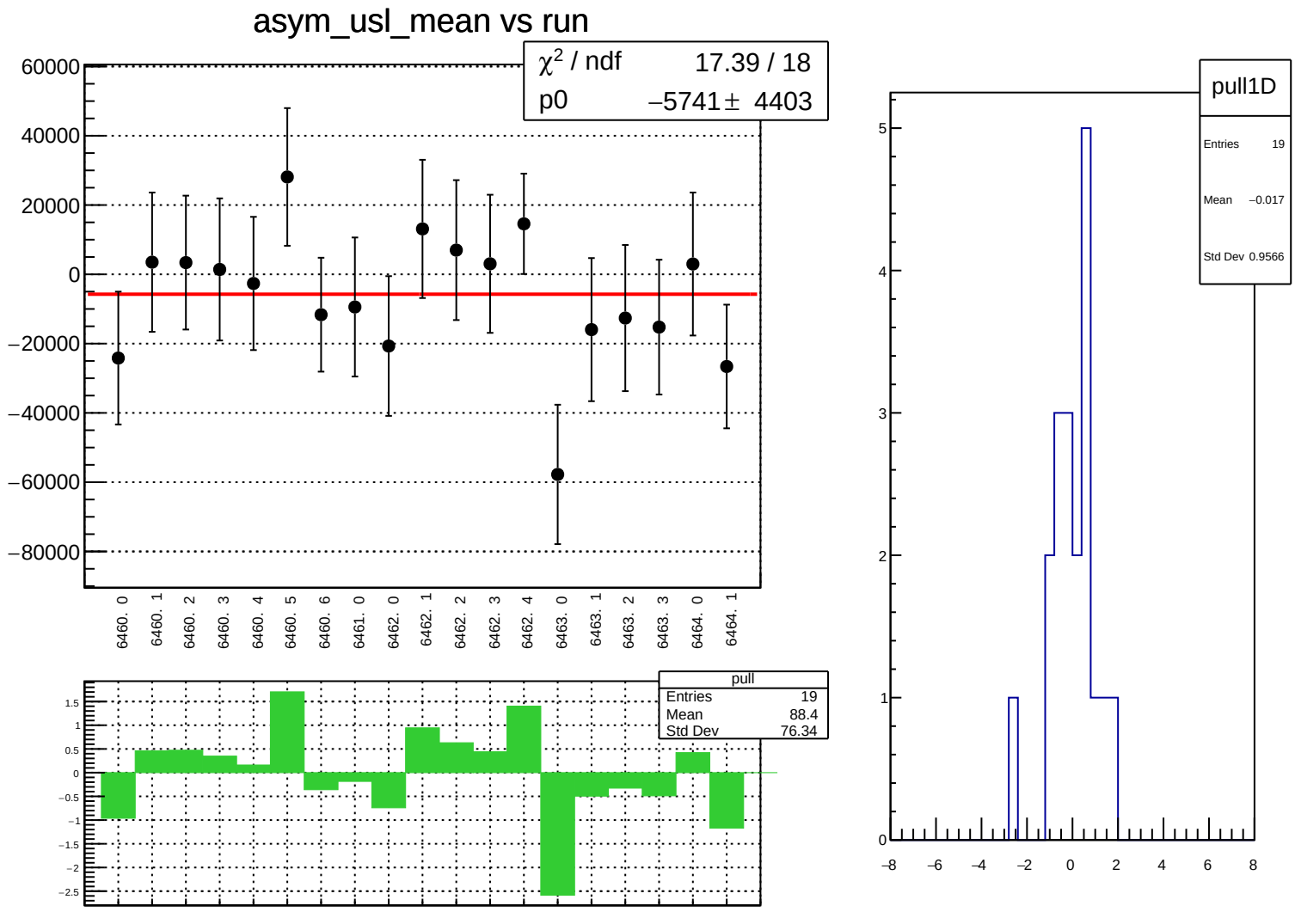
asym_usl_mean vs run
χ² / ndf 17.39 / 18
p0 −5741 ± 4403
60000
40000
20000
0
−20000
−40000
−60000
−80000
6460. 0
6460. 1
6460. 2
6460. 3
6460. 4
6460. 5
6460. 6
6461. 0
6462. 0
6462. 1
6462. 2
6462. 3
6462. 4
6463. 0
6463. 1
6463. 2
6463. 3
6464. 0
6464. 1
pull
Entries 19
Mean 88.4
Std Dev 76.34
1.5
1
0.5
0
−0.5
−1
−1.5
−2
−2.5
pull1D
Entries 19
Mean −0.017
Std Dev 0.9566
5
4
3
2
1
0
−8
−6
−4
−2
0
2
4
6
8

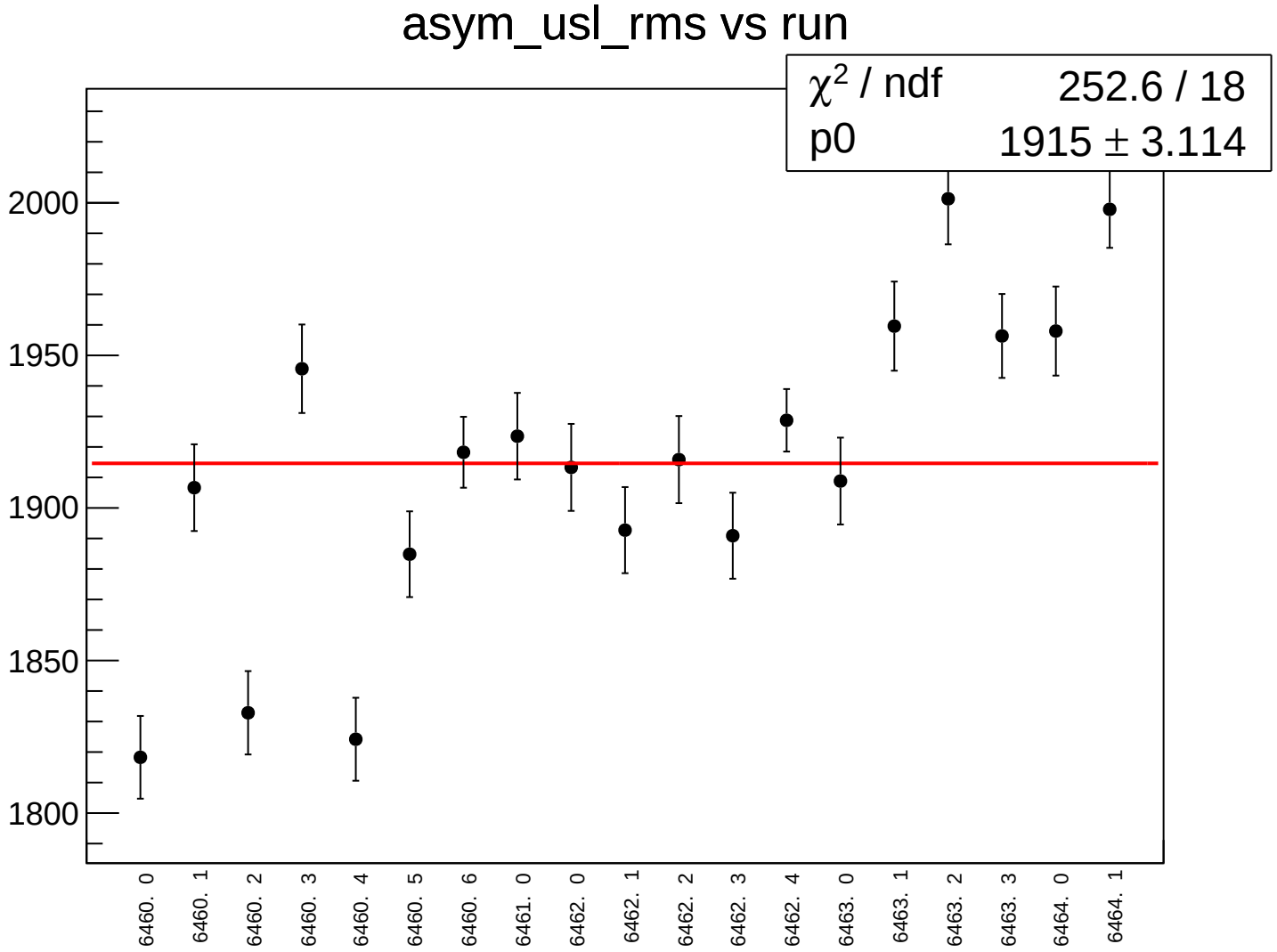
asym_usl_rms vs run
χ2 / ndf 252.6 / 18
p0 1915 ± 3.114
2000
1950
1900
1850
1800
6460. 0
6460. 1
6460. 2
6460. 3
6460. 4
6460. 5
6460. 6
6461. 0
6462. 0
6462. 1
6462. 2
6462. 3
6462. 4
6463. 0
6463. 1
6463. 2
6463. 3
6464. 0
6464. 1

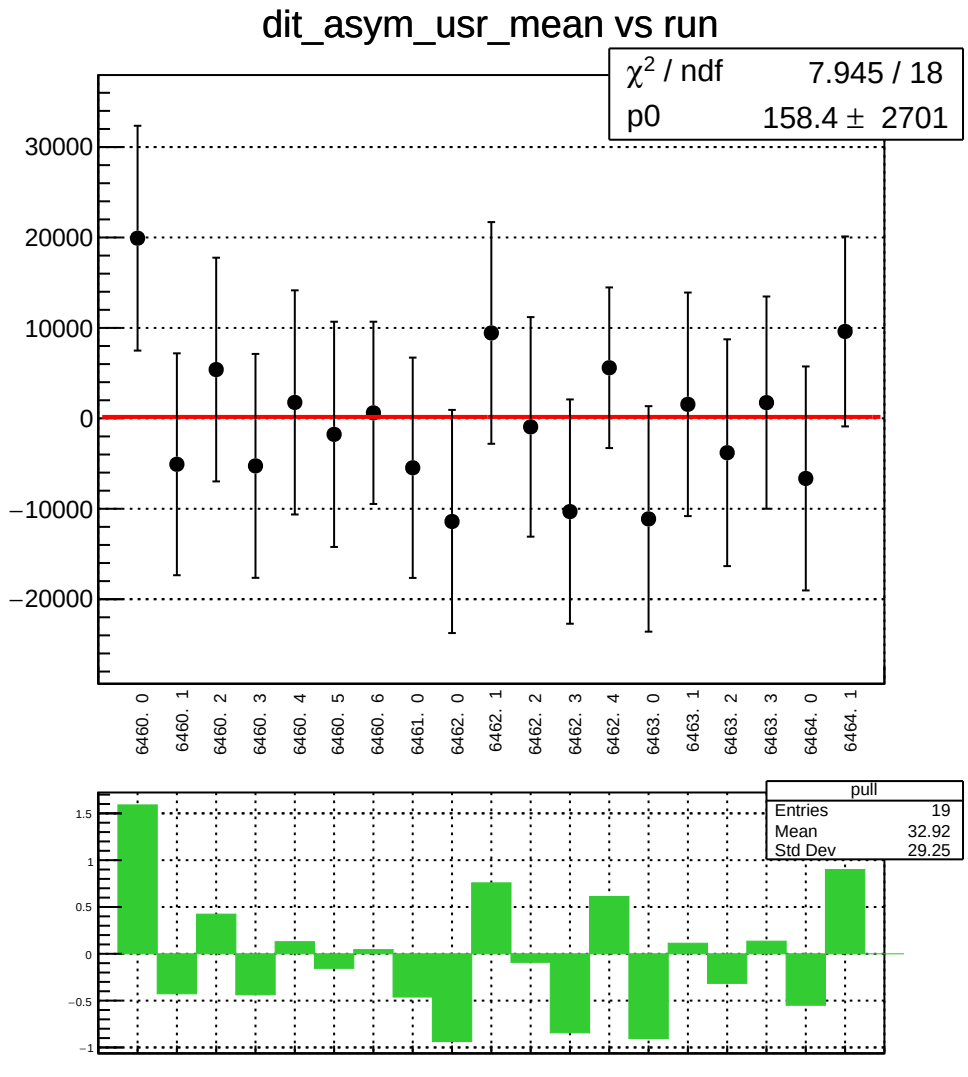
dit_asym_usr_mean vs run
χ² / ndf 7.945 / 18
p0 158.4 ± 2701
30000
20000
10000
0
−10000
−20000
6460. 0
6460. 1
6460. 2
6460. 3
6460. 4
6460. 5
6460. 6
6461. 0
6462. 0
6462. 1
6462. 2
6462. 3
6462. 4
6463. 0
6463. 1
6463. 2
6463. 3
6464. 0
6464. 1
pull
Entries 19
Mean 32.92
Std Dev 29.25
1.5
1
0.5
0
−0.5
−1

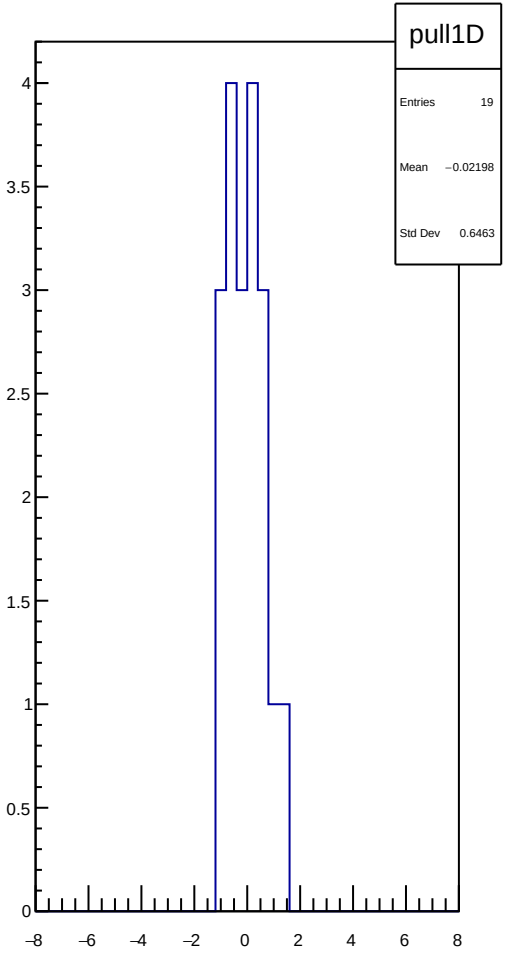
pull1D
Entries 19
Mean −0.02198
Std Dev 0.6463
4
3.5
3
2.5
2
1.5
1
0.5
0
−8
−6
−4
−2
0
2
4
6
8

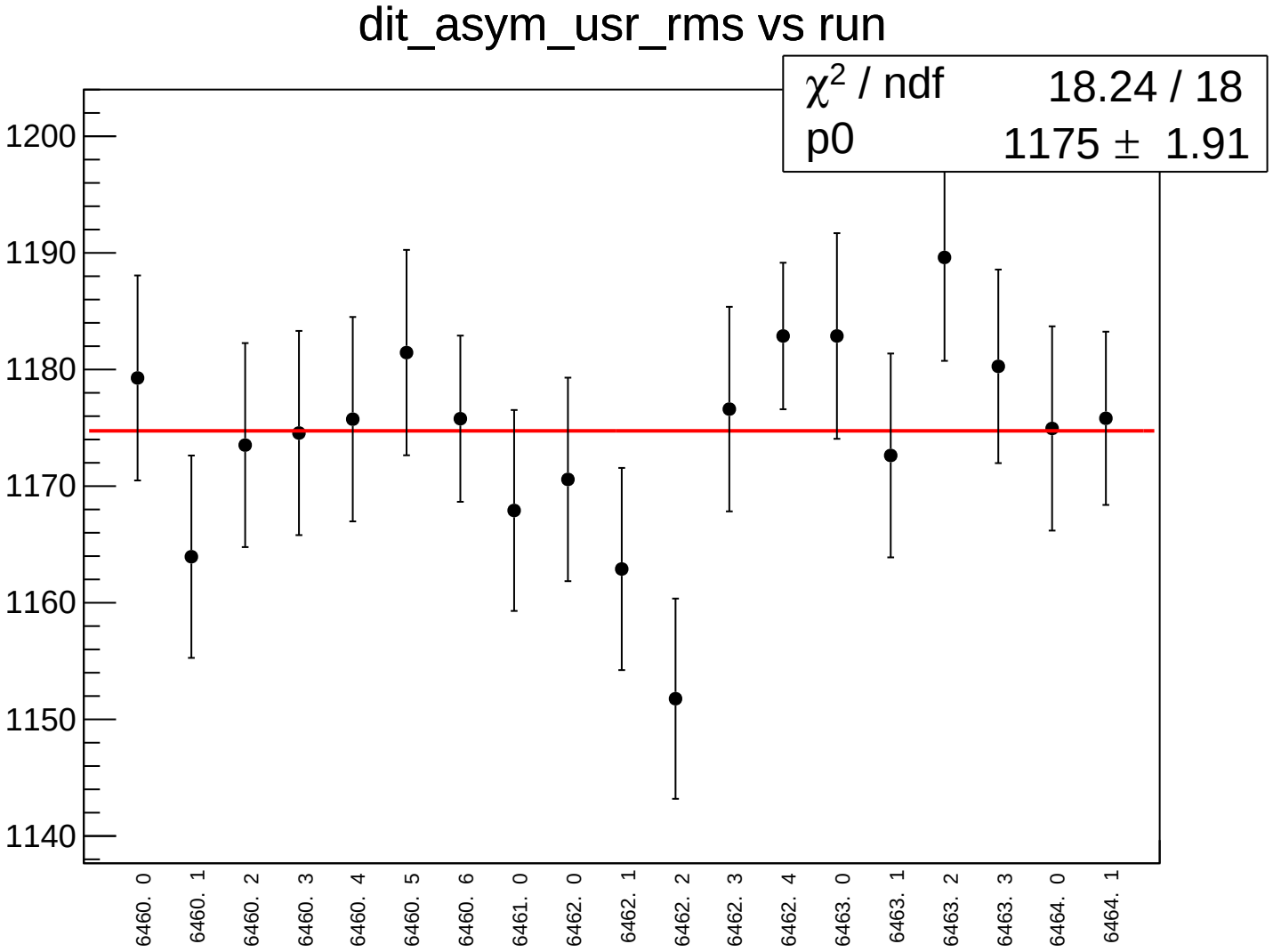
dit_asym_usr_rms vs run
χ2 / ndf 18.24 / 18
p0 1175 ± 1.91
1200
1190
1180
1170
1160
1150
1140
6460. 0
6460. 1
6460. 2
6460. 3
6460. 4
6460. 5
6460. 6
6461. 0
6462. 0
6462. 1
6462. 2
6462. 3
6462. 4
6463. 0
6463. 1
6463. 2
6463. 3
6464. 0
6464. 1

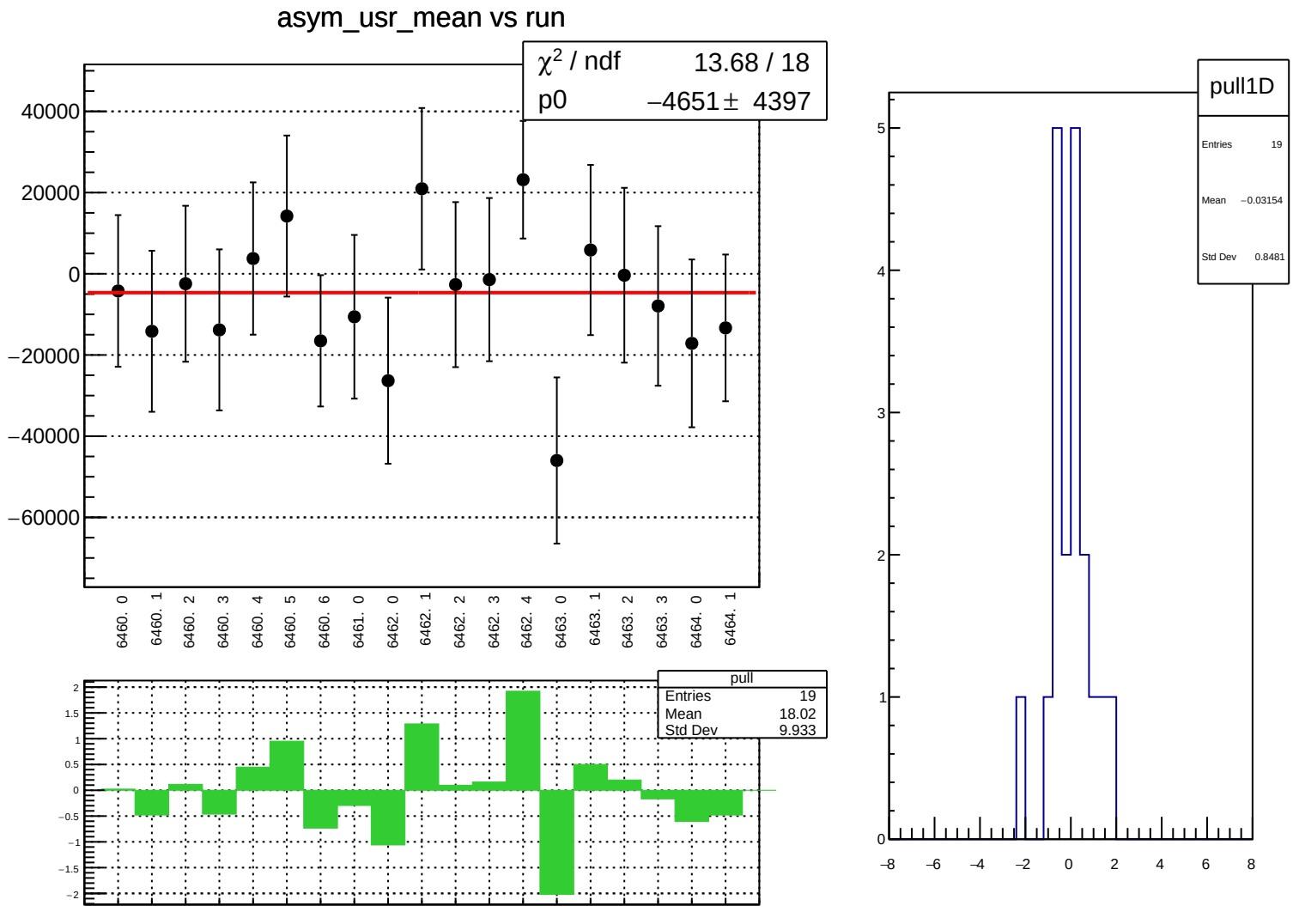
asym_usr_mean vs run
χ² / ndf 13.68 / 18
p0 −4651 ± 4397
40000
20000
0
−20000
−40000
−60000
6460. 0
6460. 1
6460. 2
6460. 3
6460. 4
6460. 5
6460. 6
6461. 0
6462. 0
6462. 1
6462. 2
6462. 3
6462. 4
6463. 0
6463. 1
6463. 2
6463. 3
6464. 0
6464. 1
pull
Entries 19
Mean 18.02
Std Dev 9.933
2
1.5
1
0.5
0
−0.5
−1
−1.5
−2
pull1D
Entries 19
Mean −0.03154
Std Dev 0.8481
5
4
3
2
1
0
−8
−6
−4
−2
0
2
4
6
8

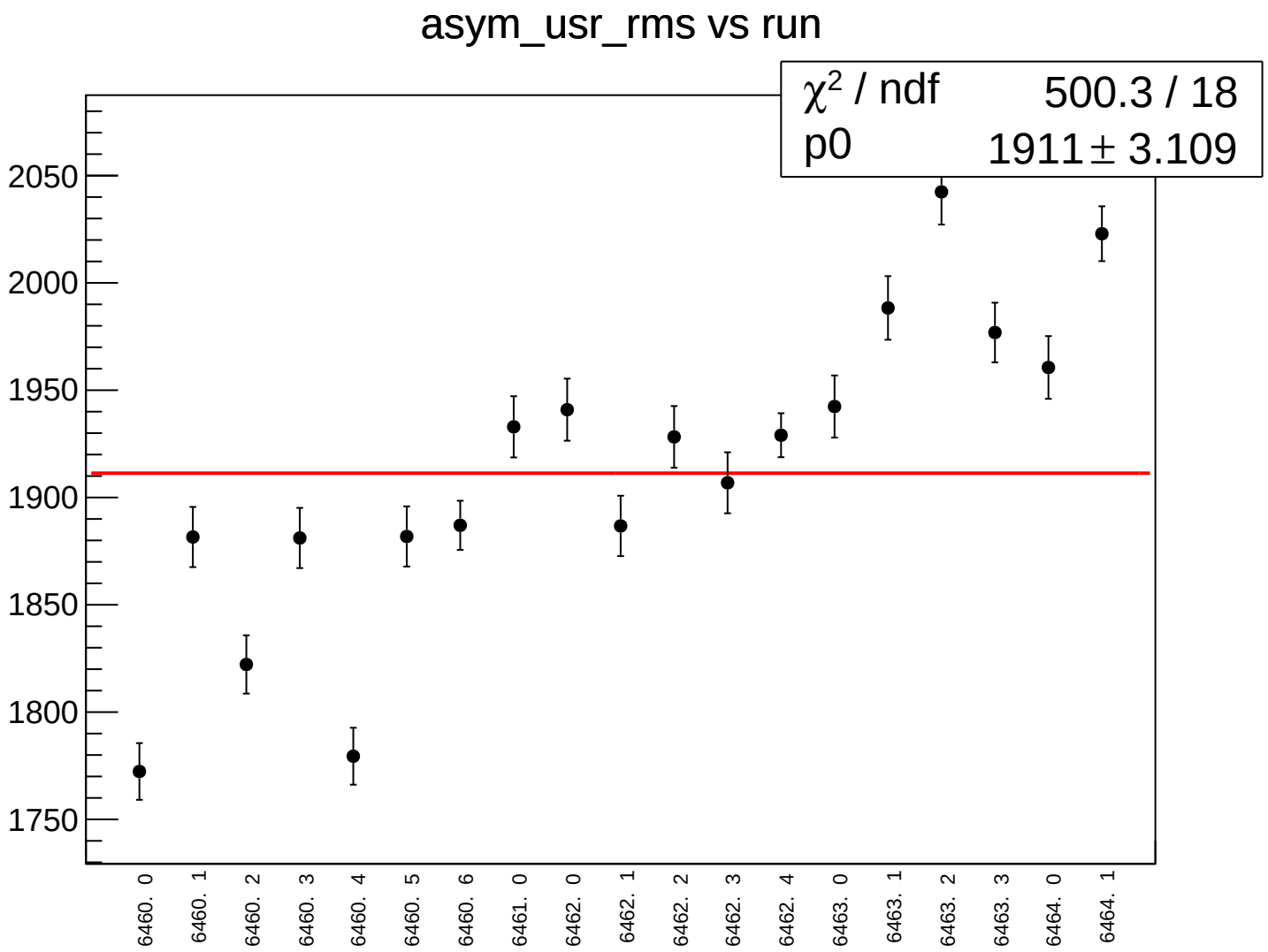
asym_usr_rms vs run
χ² / ndf 500.3 / 18
p0 1911 ± 3.109
2050
2000
1950
1900
1850
1800
1750
6460. 0
6460. 1
6460. 2
6460. 3
6460. 4
6460. 5
6460. 6
6461. 0
6462. 0
6462. 1
6462. 2
6462. 3
6462. 4
6463. 0
6463. 1
6463. 2
6463. 3
6464. 0
6464. 1

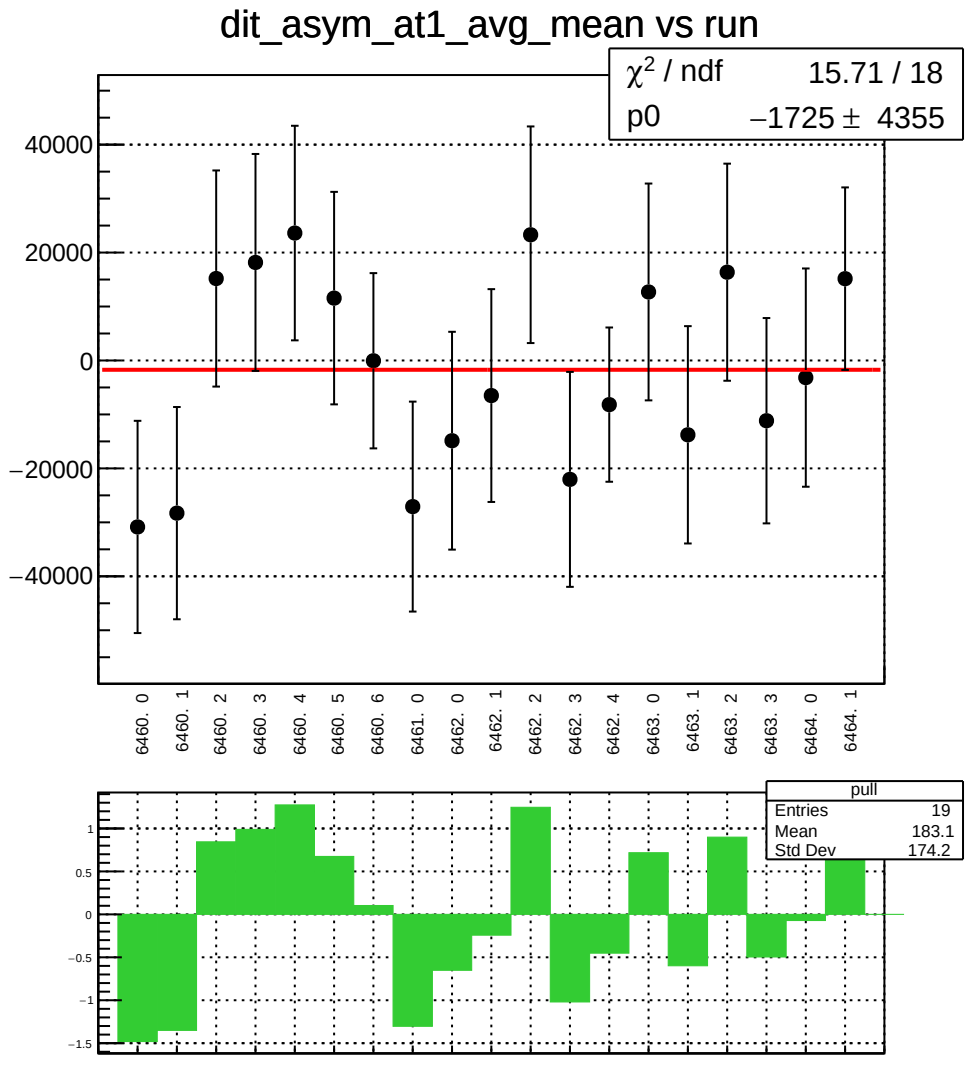
dit_asym_at1_avg_mean vs run
χ² / ndf 15.71 / 18
p0 −1725 ± 4355
40000
20000
0
−20000
−40000
6460. 0
6460. 1
6460. 2
6460. 3
6460. 4
6460. 5
6460. 6
6461. 0
6462. 0
6462. 1
6462. 2
6462. 3
6462. 4
6463. 0
6463. 1
6463. 2
6463. 3
6464. 0
6464. 1
pull
Entries 19
Mean 183.1
Std Dev 174.2
1
0.5
0
−0.5
−1
−1.5

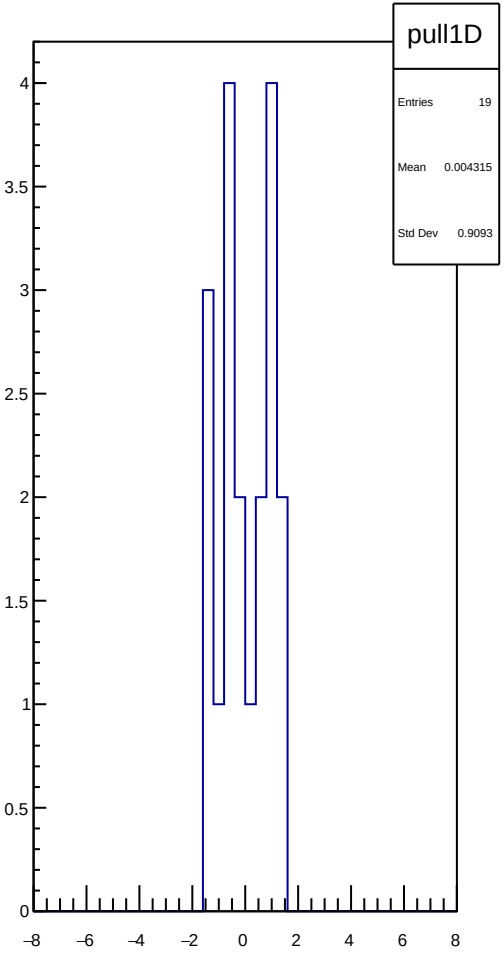
pull1D
Entries 19
Mean 0.004315
Std Dev 0.9093
4
3.5
3
2.5
2
1.5
1
0.5
0
−8
−6
−4
−2
0
2
4
6
8

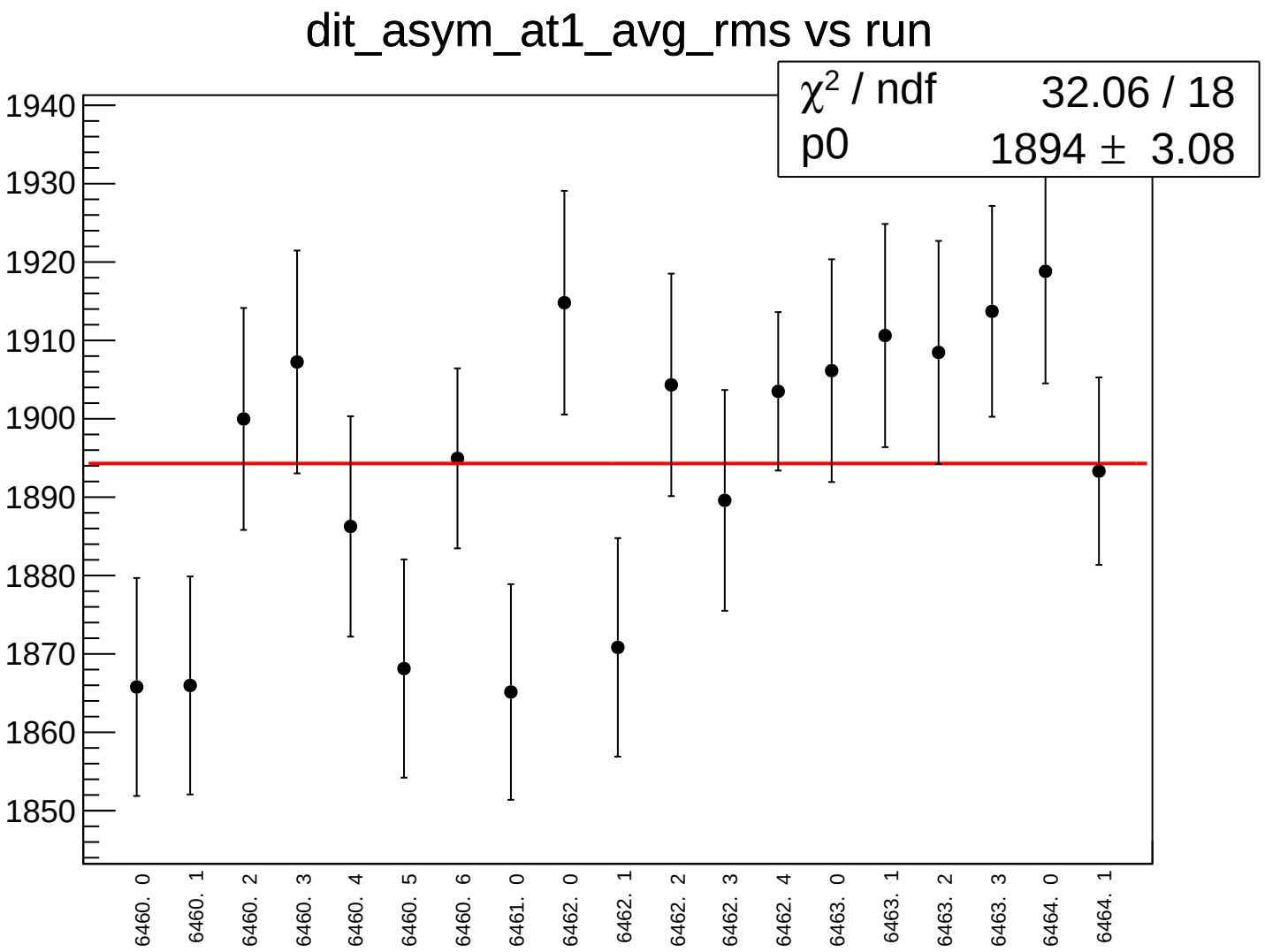
dit_asym_at1_avg_rms vs run
χ² / ndf 32.06 / 18
p0 1894 ± 3.08
1940
1930
1920
1910
1900
1890
1880
1870
1860
1850
6460. 0
6460. 1
6460. 2
6460. 3
6460. 4
6460. 5
6460. 6
6461. 0
6462. 0
6462. 1
6462. 2
6462. 3
6462. 4
6463. 0
6463. 1
6463. 2
6463. 3
6464. 0
6464. 1

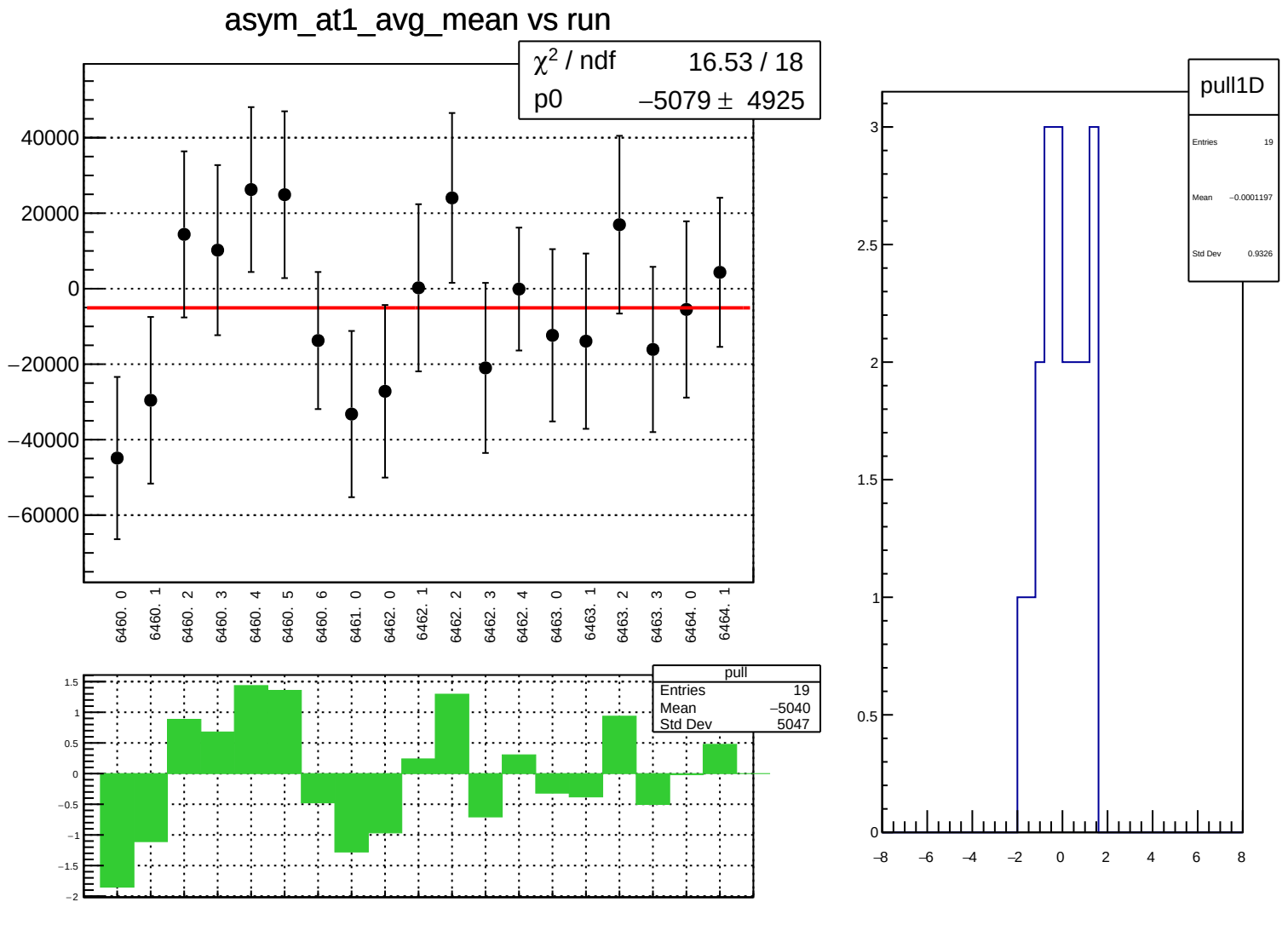
asym_at1_avg_mean vs run
χ² / ndf 16.53 / 18
p0 −5079 ± 4925
40000
20000
0
−20000
−40000
−60000
6460. 0
6460. 1
6460. 2
6460. 3
6460. 4
6460. 5
6460. 6
6461. 0
6462. 0
6462. 1
6462. 2
6462. 3
6462. 4
6463. 0
6463. 1
6463. 2
6463. 3
6464. 0
6464. 1
pull
Entries 19
Mean −5040
Std Dev 5047
1.5
1
0.5
0
−0.5
−1
−1.5
−2
pull1D
Entries 19
Mean −0.0001197
Std Dev 0.9326
3
2.5
2
1.5
1
0.5
0
−8
−6
−4
−2
0
2
4
6
8

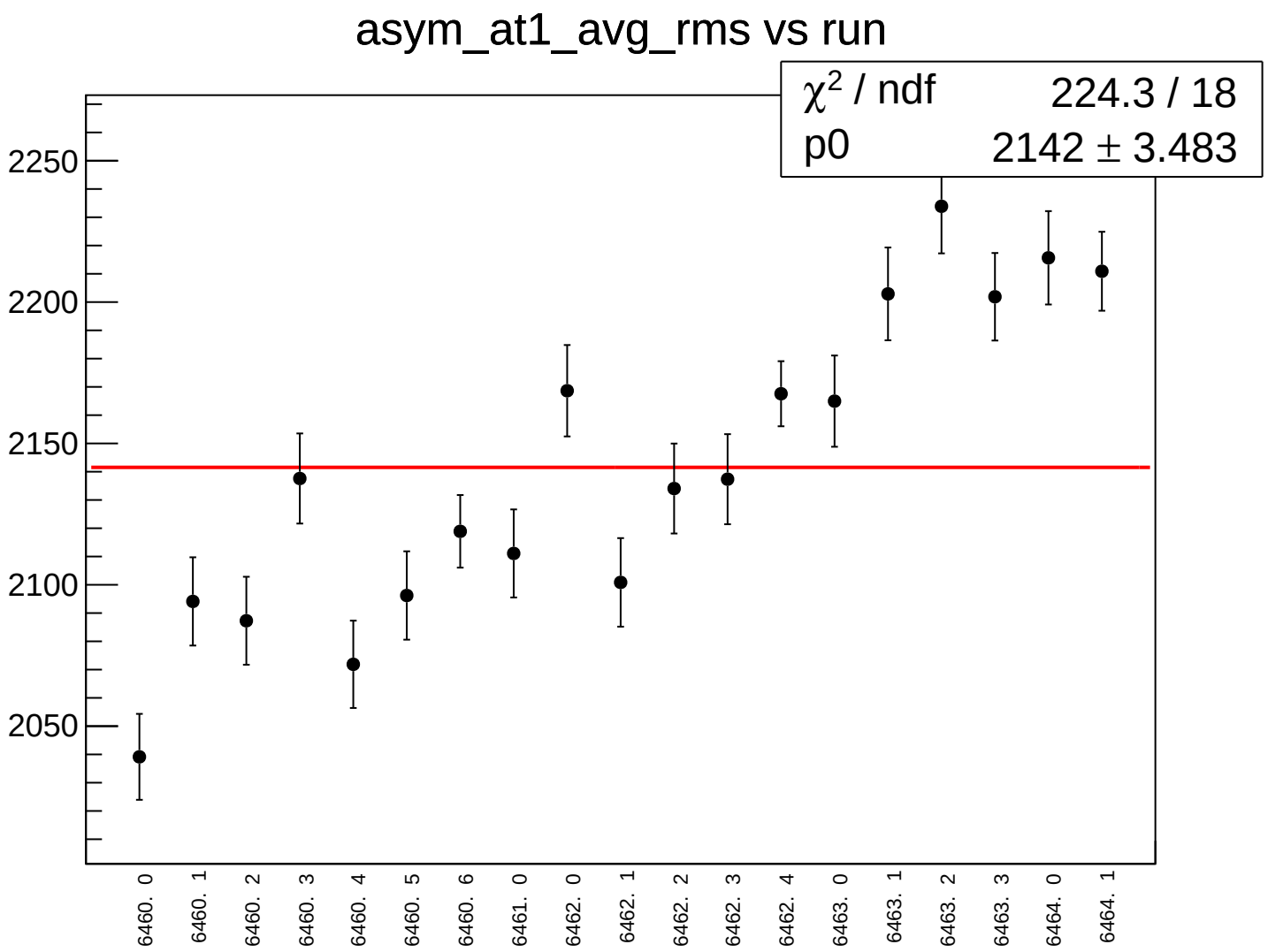
asym_at1_avg_rms vs run
χ² / ndf 224.3 / 18
p0 2142 ± 3.483
2250
2200
2150
2100
2050
6460. 0
6460. 1
6460. 2
6460. 3
6460. 4
6460. 5
6460. 6
6461. 0
6462. 0
6462. 1
6462. 2
6462. 3
6462. 4
6463. 0
6463. 1
6463. 2
6463. 3
6464. 0
6464. 1

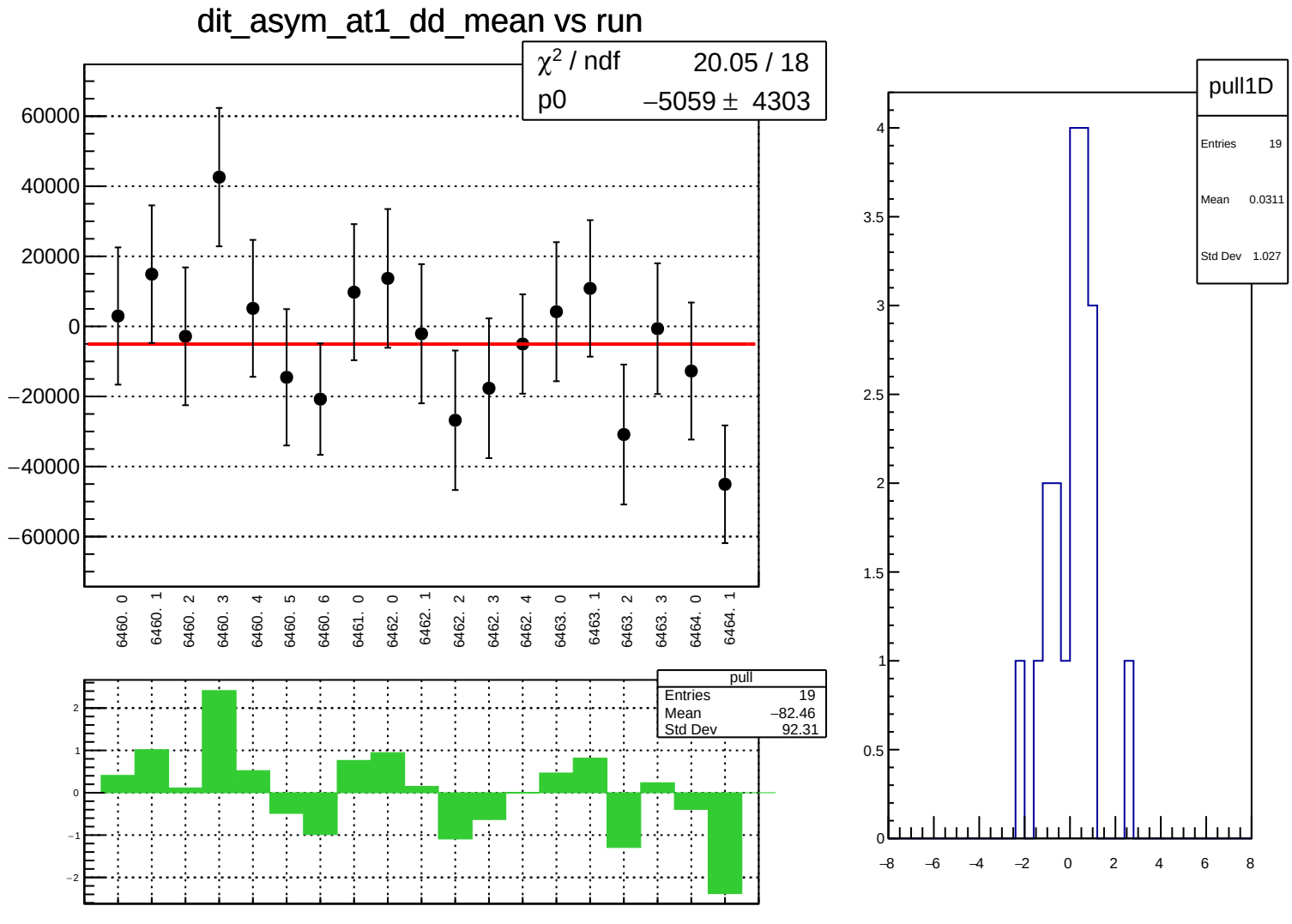
dit_asym_at1_dd_mean vs run
χ² / ndf 20.05 / 18
p0 −5059 ± 4303
60000
40000
20000
0
−20000
−40000
−60000
6460. 0
6460. 1
6460. 2
6460. 3
6460. 4
6460. 5
6460. 6
6461. 0
6462. 0
6462. 1
6462. 2
6462. 3
6462. 4
6463. 0
6463. 1
6463. 2
6463. 3
6464. 0
6464. 1
pull
Entries 19
Mean −82.46
Std Dev 92.31
2
1
0
−1
−2
pull1D
Entries 19
Mean 0.0311
Std Dev 1.027
4
3.5
3
2.5
2
1.5
1
0.5
0
−8
−6
−4
−2
0
2
4
6
8

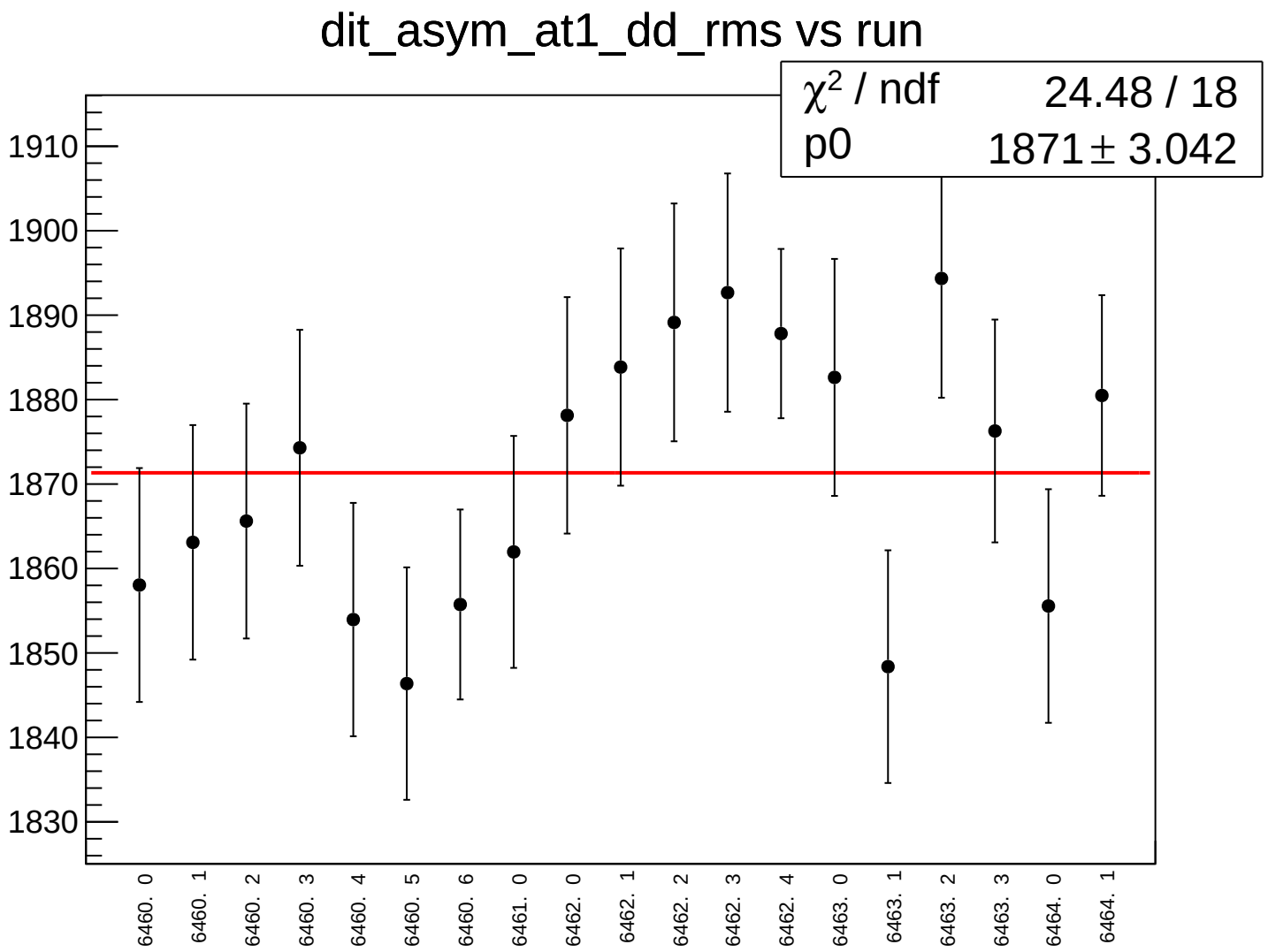
dit_asym_at1_dd_rms vs run
χ² / ndf 24.48 / 18
p0 1871 ± 3.042
1910
1900
1890
1880
1870
1860
1850
1840
1830
6460. 0
6460. 1
6460. 2
6460. 3
6460. 4
6460. 5
6460. 6
6461. 0
6462. 0
6462. 1
6462. 2
6462. 3
6462. 4
6463. 0
6463. 1
6463. 2
6463. 3
6464. 0
6464. 1

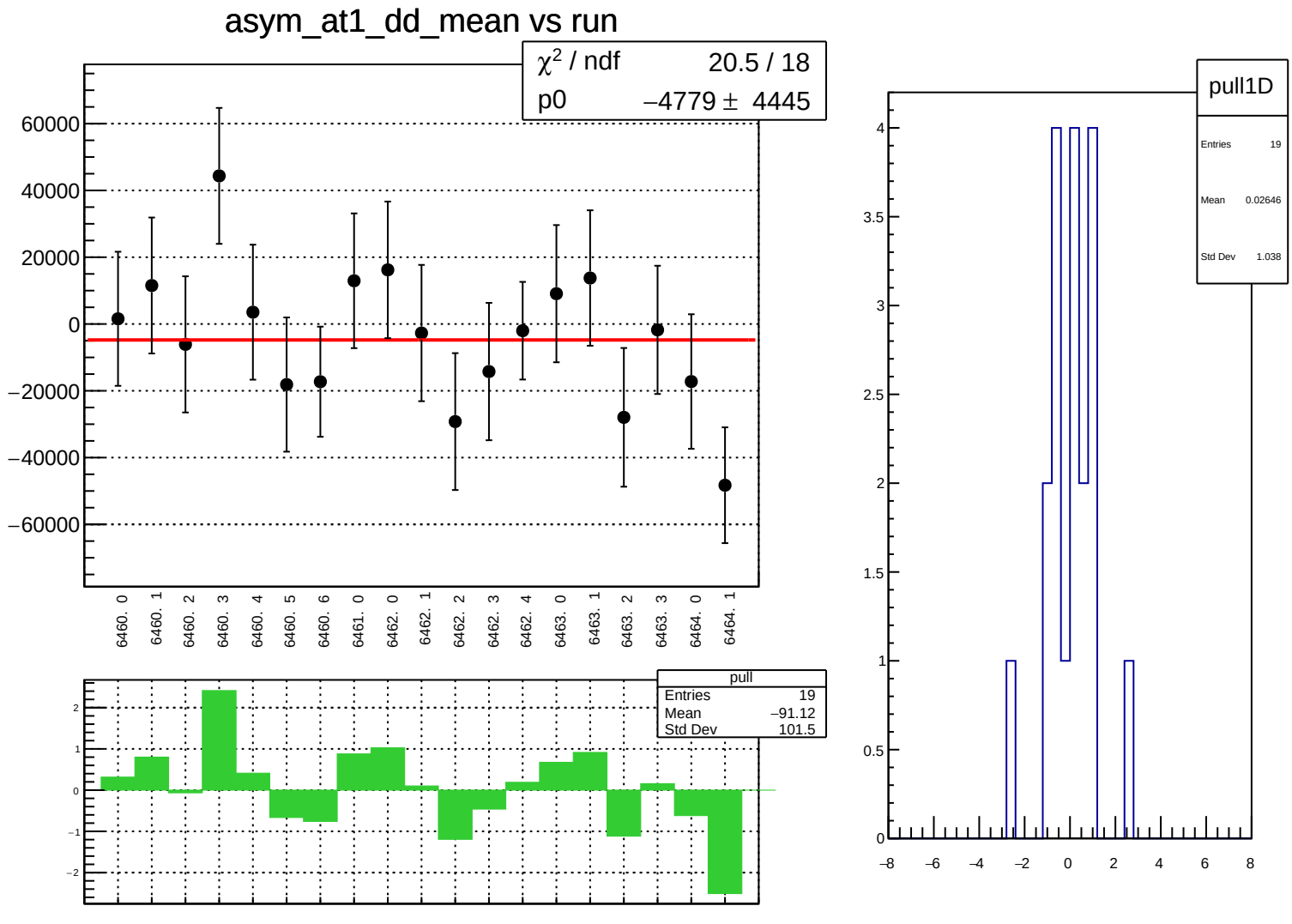
asym_at1_dd_mean vs run
χ² / ndf 20.5 / 18
p0 −4779 ± 4445
60000
40000
20000
0
−20000
−40000
−60000
6460. 0
6460. 1
6460. 2
6460. 3
6460. 4
6460. 5
6460. 6
6461. 0
6462. 0
6462. 1
6462. 2
6462. 3
6462. 4
6463. 0
6463. 1
6463. 2
6463. 3
6464. 0
6464. 1
pull
Entries 19
Mean −91.12
Std Dev 101.5
2
1
0
−1
−2
pull1D
Entries 19
Mean 0.02646
Std Dev 1.038
4
3.5
3
2.5
2
1.5
1
0.5
0
−8
−6
−4
−2
0
2
4
6
8

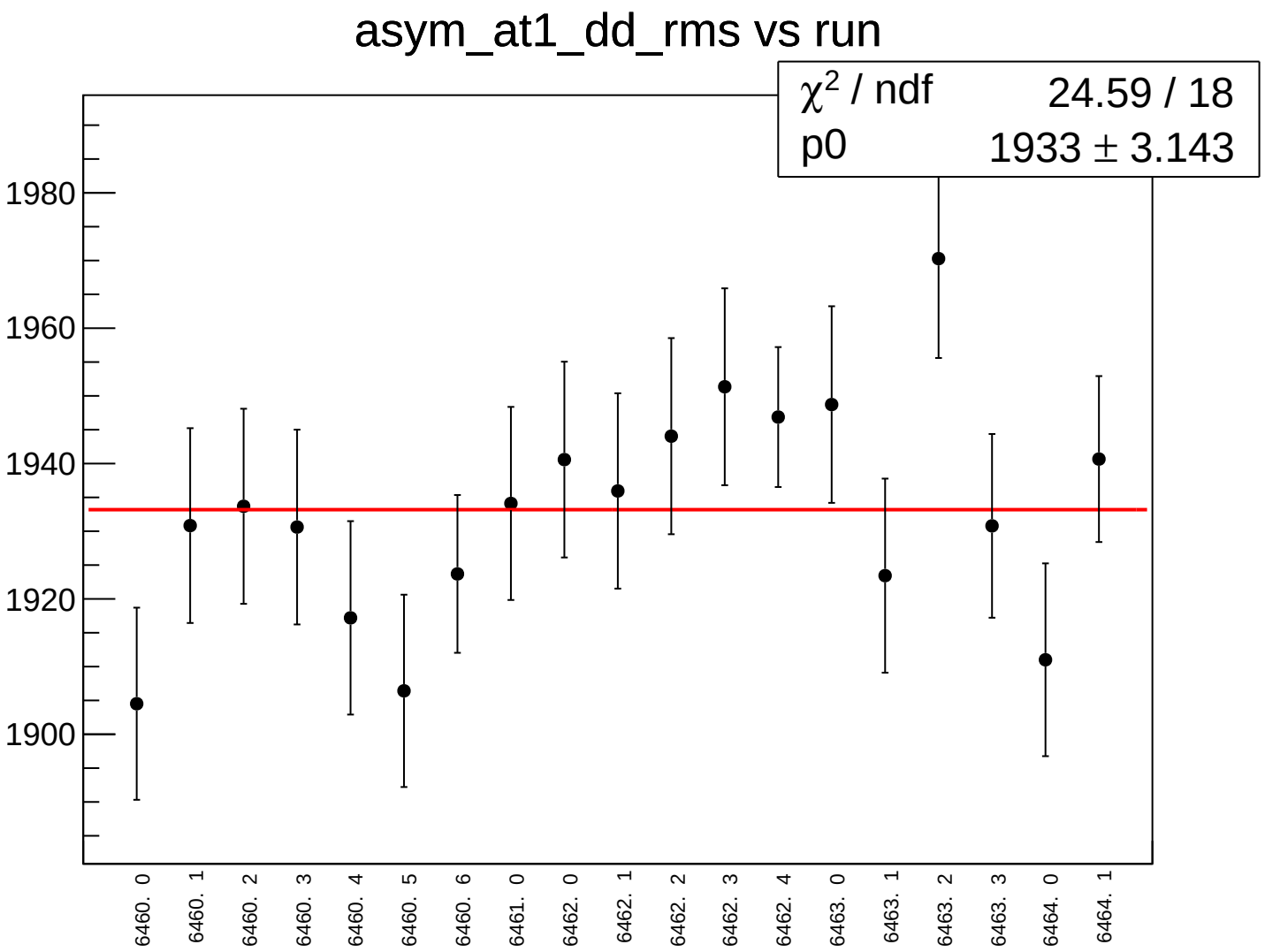
asym_at1_dd_rms vs run
χ2 / ndf 24.59 / 18
p0 1933 ± 3.143
1980
1960
1940
1920
1900
6460. 0
6460. 1
6460. 2
6460. 3
6460. 4
6460. 5
6460. 6
6461. 0
6462. 0
6462. 1
6462. 2
6462. 3
6462. 4
6463. 0
6463. 1
6463. 2
6463. 3
6464. 0
6464. 1

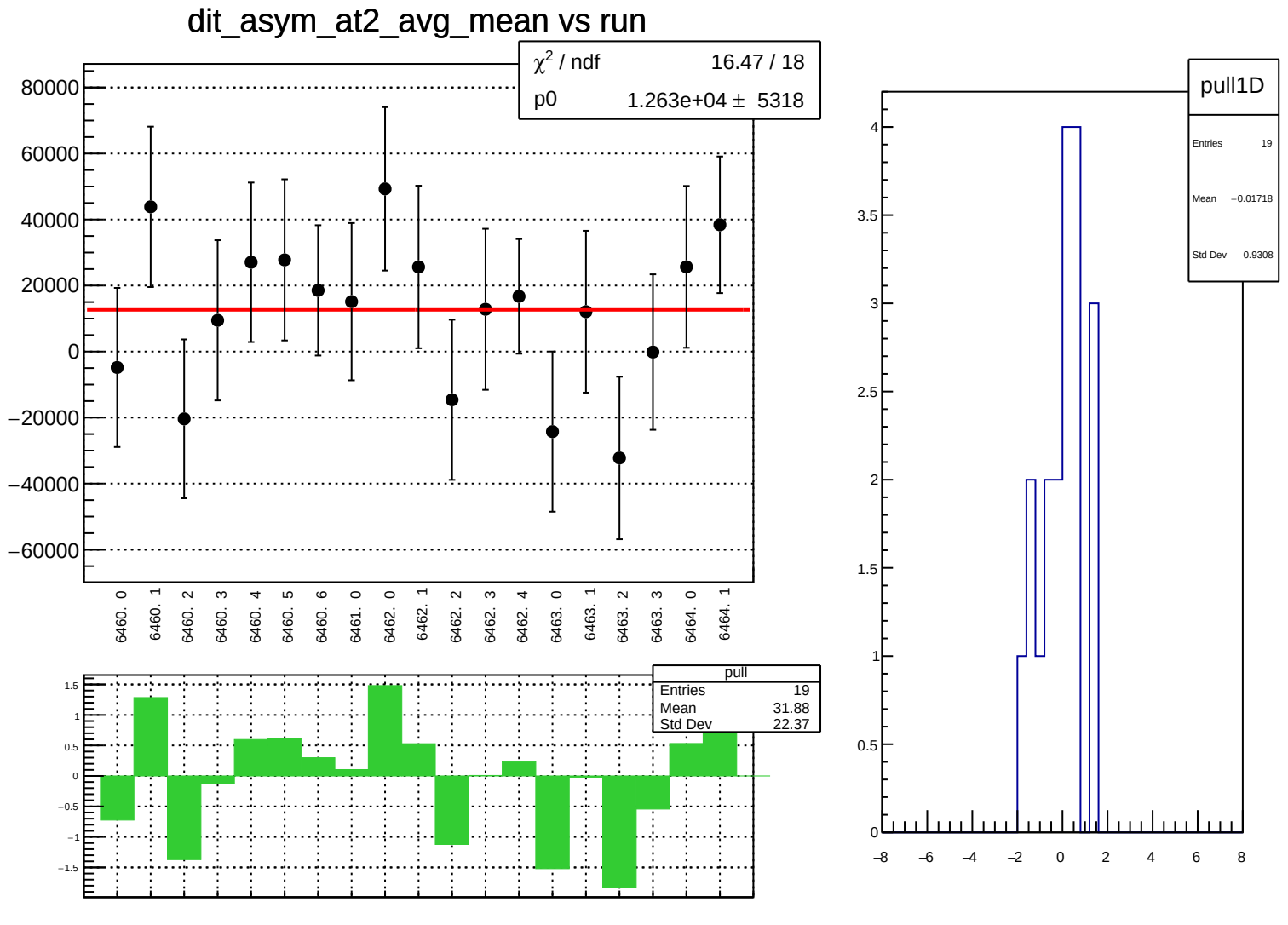
dit_asym_at2_avg_mean vs run
χ² / ndf 16.47 / 18
p0 1.263e+04 ± 5318
80000
60000
40000
20000
0
−20000
−40000
−60000
6460. 0
6460. 1
6460. 2
6460. 3
6460. 4
6460. 5
6460. 6
6461. 0
6462. 0
6462. 1
6462. 2
6462. 3
6462. 4
6463. 0
6463. 1
6463. 2
6463. 3
6464. 0
6464. 1
pull
Entries 19
Mean 31.88
Std Dev 22.37
1.5
1
0.5
0
−0.5
−1
−1.5
pull1D
Entries 19
Mean −0.01718
Std Dev 0.9308
4
3.5
3
2.5
2
1.5
1
0.5
0
−8
−6
−4
−2
0
2
4
6
8

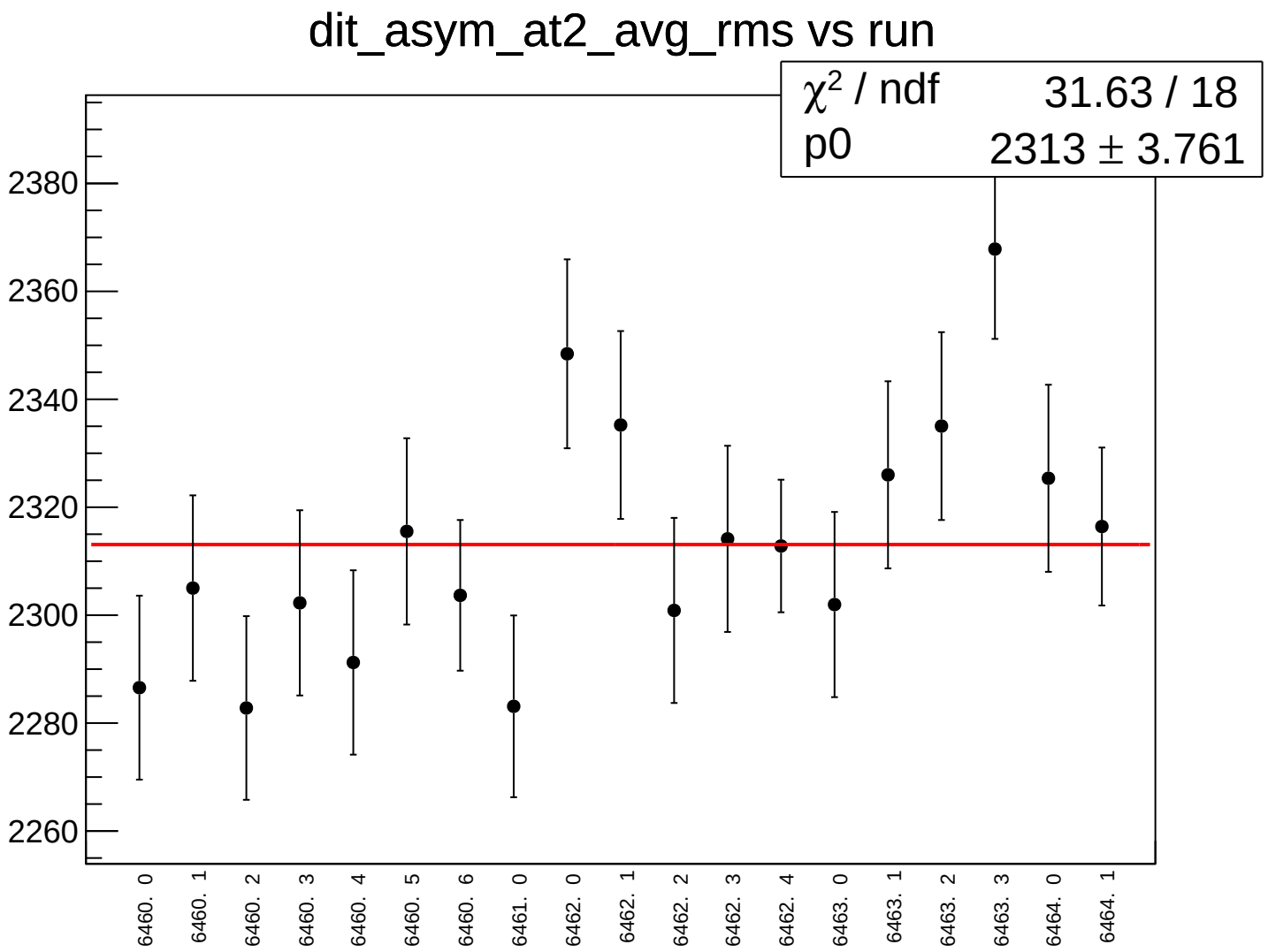
dit_asym_at2_avg_rms vs run
χ2 / ndf 31.63 / 18
p0 2313 ± 3.761
2380
2360
2340
2320
2300
2280
2260
6460. 0
6460. 1
6460. 2
6460. 3
6460. 4
6460. 5
6460. 6
6461. 0
6462. 0
6462. 1
6462. 2
6462. 3
6462. 4
6463. 0
6463. 1
6463. 2
6463. 3
6464. 0
6464. 1

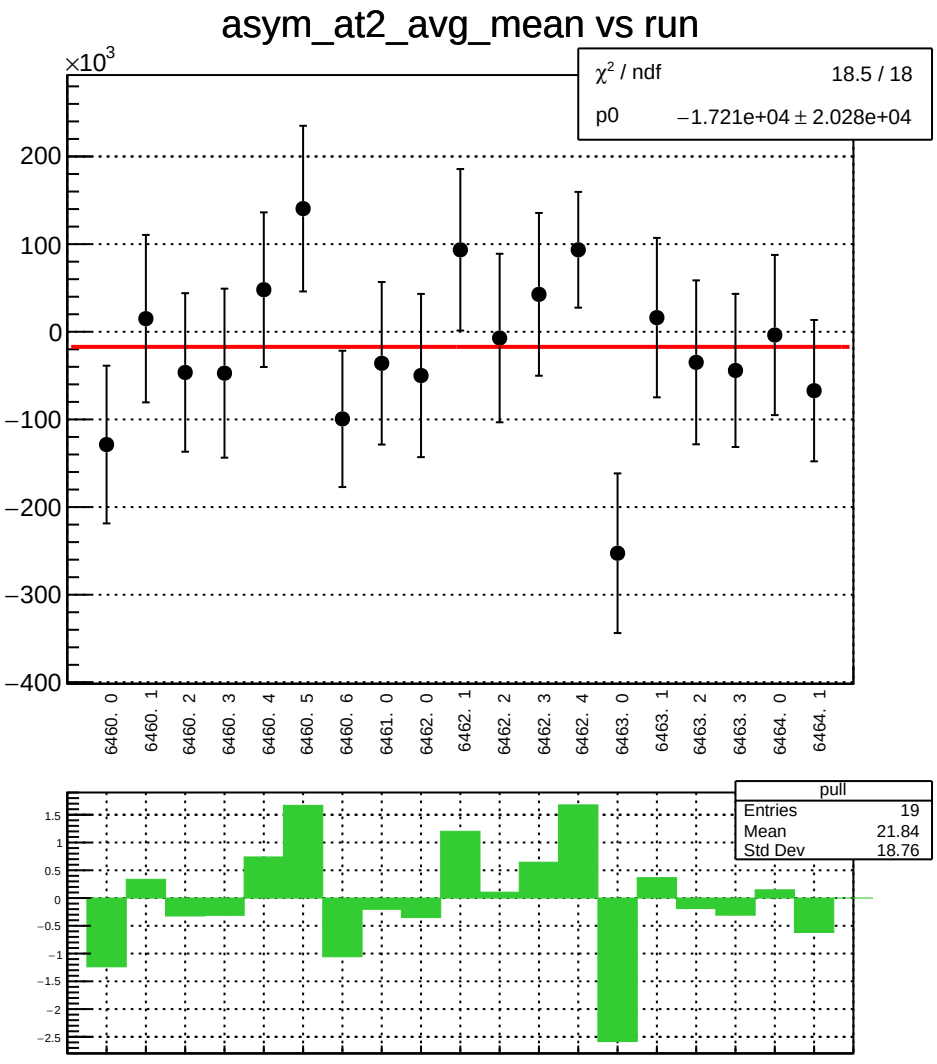
asym_at2_avg_mean vs run
×10^3
χ² / ndf 18.5 / 18
p0 −1.721e+04 ± 2.028e+04
200
100
0
−100
−200
−300
−400
6460. 0
6460. 1
6460. 2
6460. 3
6460. 4
6460. 5
6460. 6
6461. 0
6462. 0
6462. 1
6462. 2
6462. 3
6462. 4
6463. 0
6463. 1
6463. 2
6463. 3
6464. 0
6464. 1
pull
Entries 19
Mean 21.84
Std Dev 18.76
1.5
1
0.5
0
−0.5
−1
−1.5
−2
−2.5

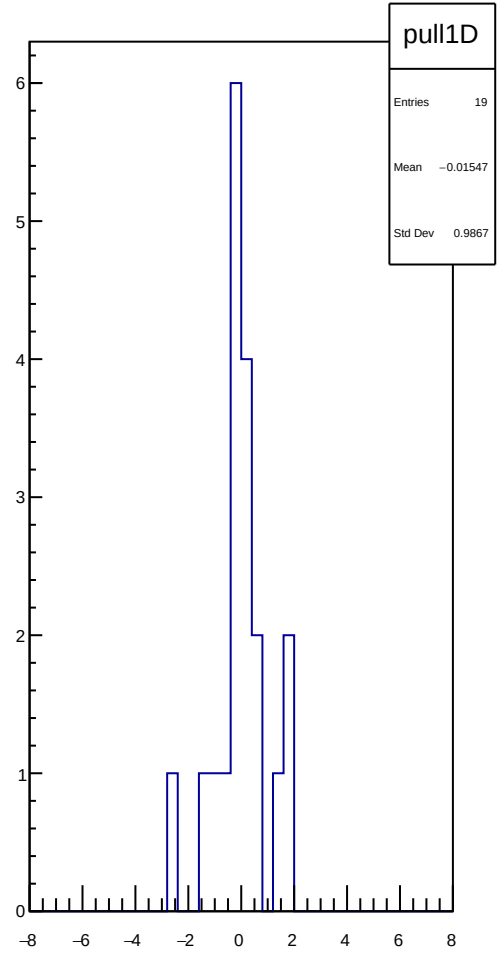
pull1D
Entries 19
Mean −0.01547
Std Dev 0.9867
6
5
4
3
2
1
0
−8
−6
−4
−2
0
2
4
6
8

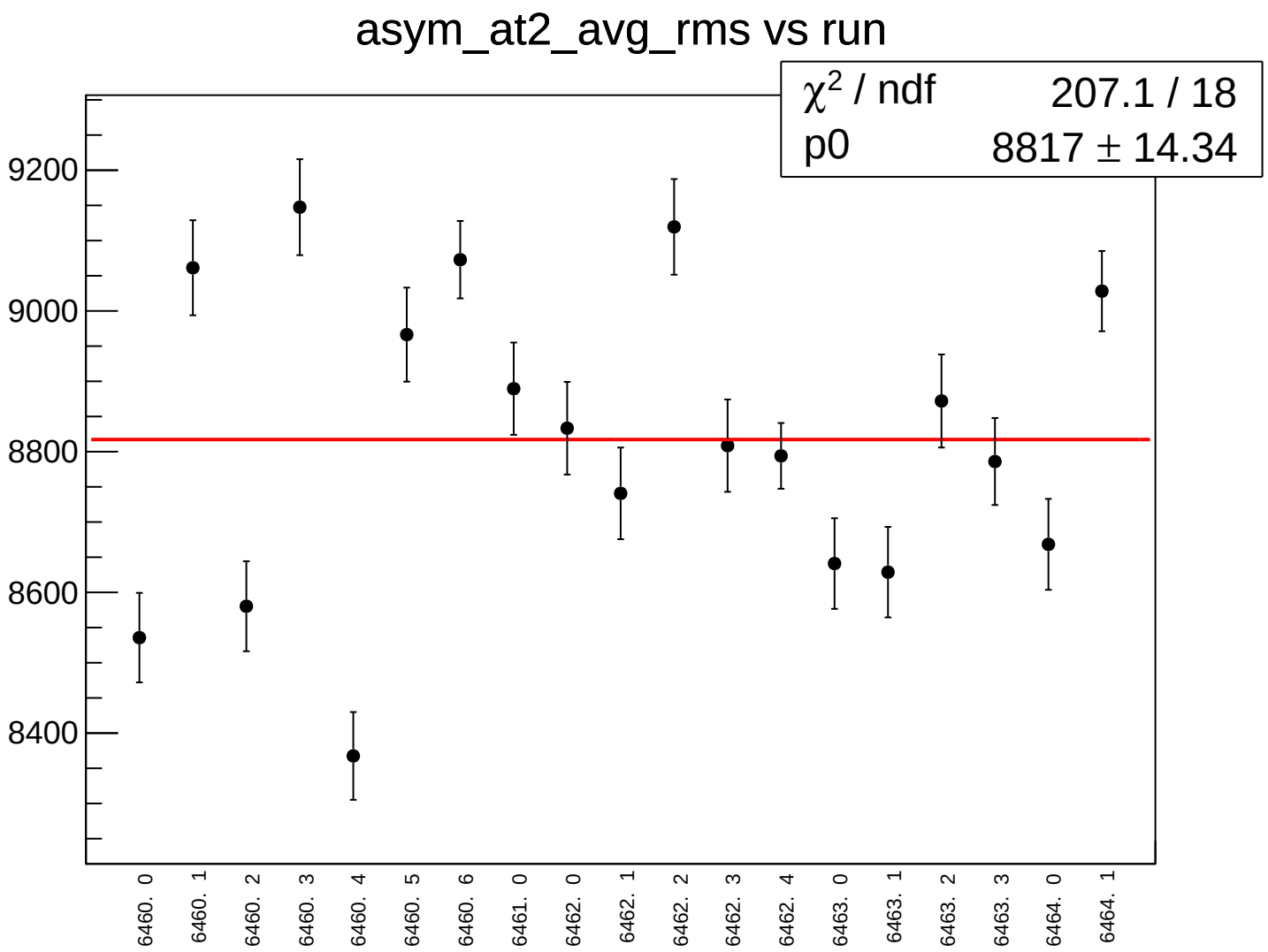
asym_at2_avg_rms vs run
χ2 / ndf 207.1 / 18
p0 8817 ± 14.34
9200
9000
8800
8600
8400
6460. 0
6460. 1
6460. 2
6460. 3
6460. 4
6460. 5
6460. 6
6461. 0
6462. 0
6462. 1
6462. 2
6462. 3
6462. 4
6463. 0
6463. 1
6463. 2
6463. 3
6464. 0
6464. 1

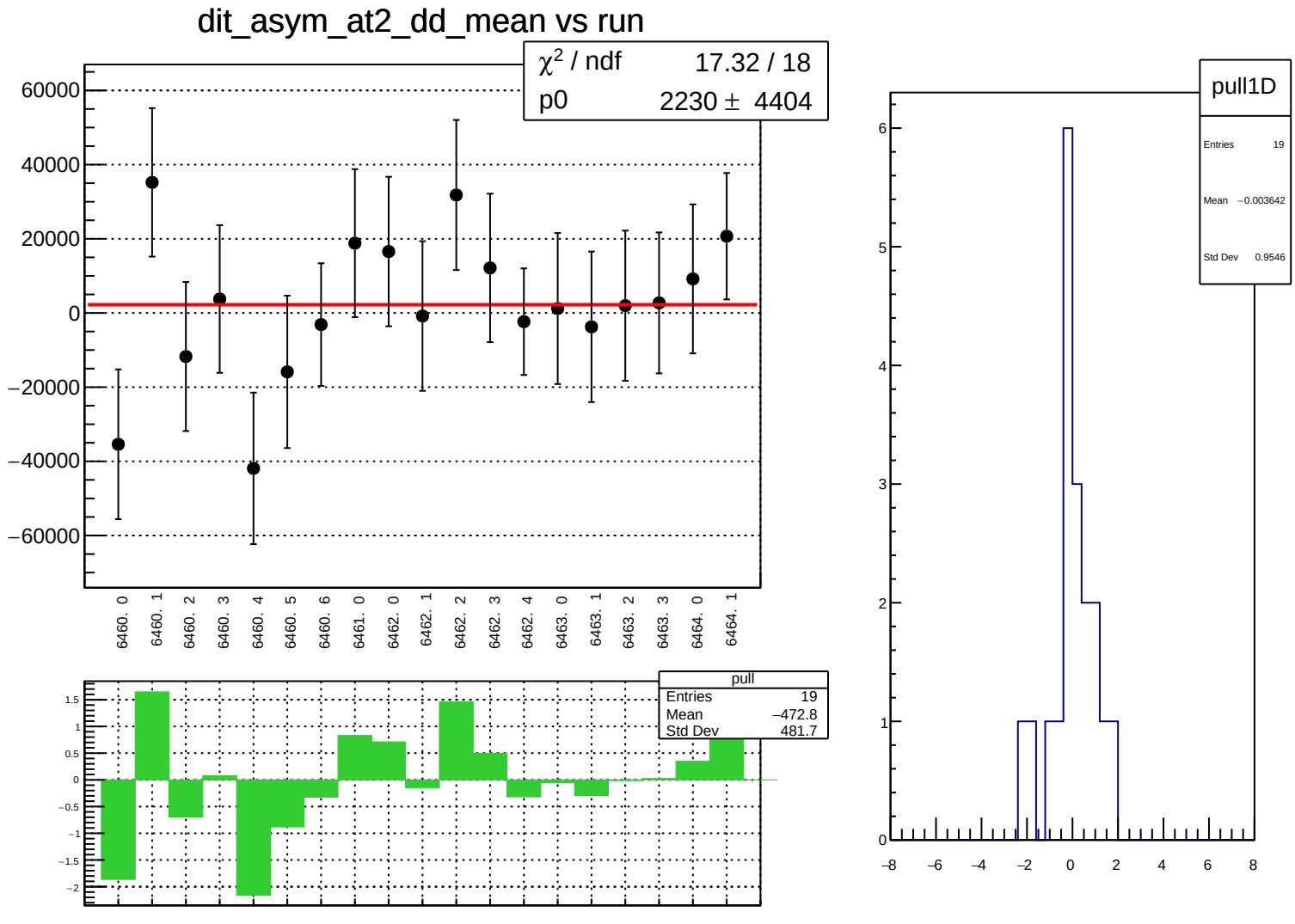
dit_asym_at2_dd_mean vs run
χ² / ndf 17.32 / 18
p0 2230 ± 4404
60000
40000
20000
0
−20000
−40000
−60000
6460. 0
6460. 1
6460. 2
6460. 3
6460. 4
6460. 5
6460. 6
6461. 0
6462. 0
6462. 1
6462. 2
6462. 3
6462. 4
6463. 0
6463. 1
6463. 2
6463. 3
6464. 0
6464. 1
pull
Entries 19
Mean −472.8
Std Dev 481.7
1.5
1
0.5
0
−0.5
−1
−1.5
−2
pull1D
Entries 19
Mean −0.003642
Std Dev 0.9546
6
5
4
3
2
1
0
−8
−6
−4
−2
0
2
4
6
8

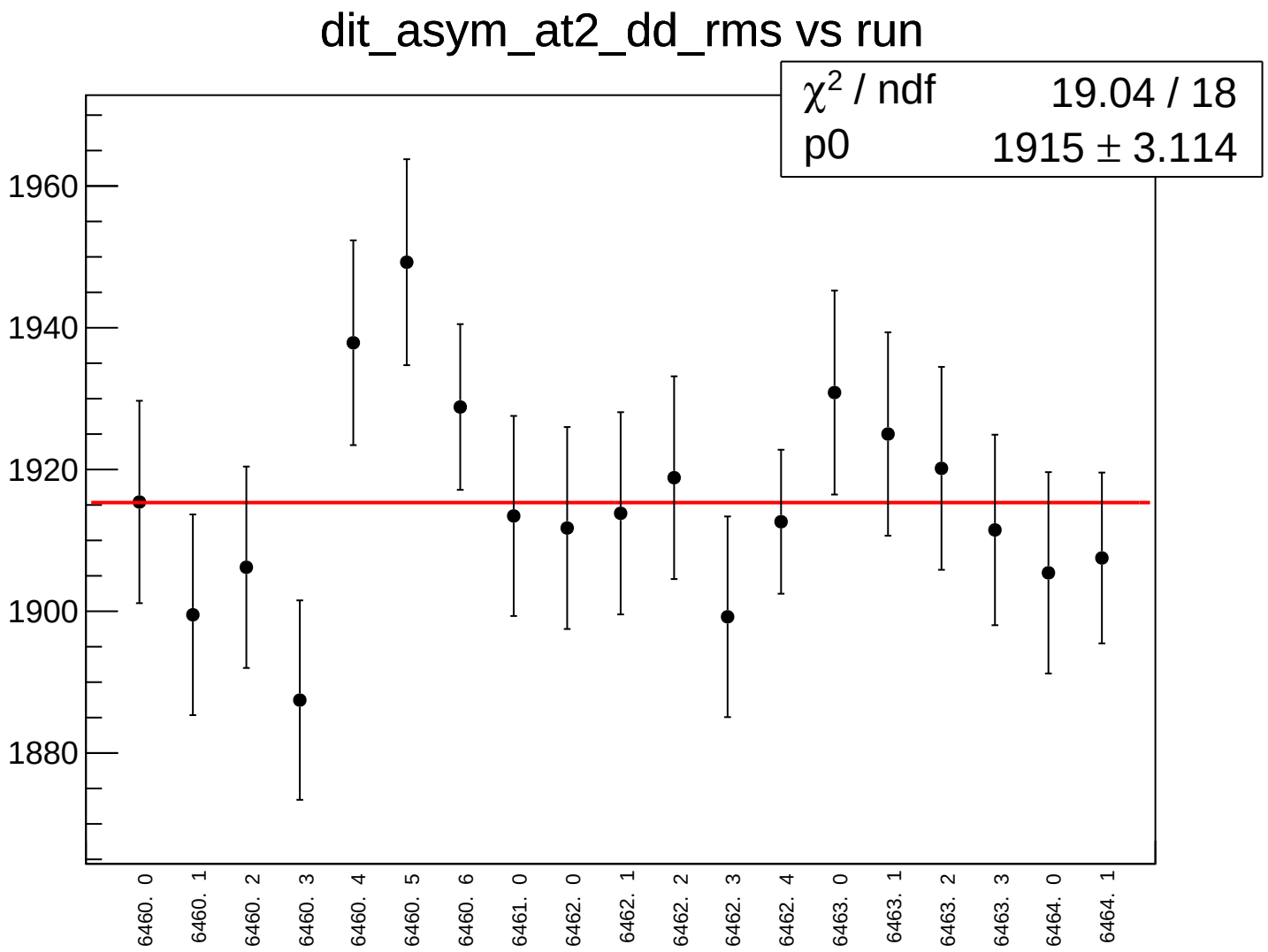
dit_asym_at2_dd_rms vs run
χ2 / ndf 19.04 / 18
p0 1915 ± 3.114
1960
1940
1920
1900
1880
6460. 0
6460. 1
6460. 2
6460. 3
6460. 4
6460. 5
6460. 6
6461. 0
6462. 0
6462. 1
6462. 2
6462. 3
6462. 4
6463. 0
6463. 1
6463. 2
6463. 3
6464. 0
6464. 1

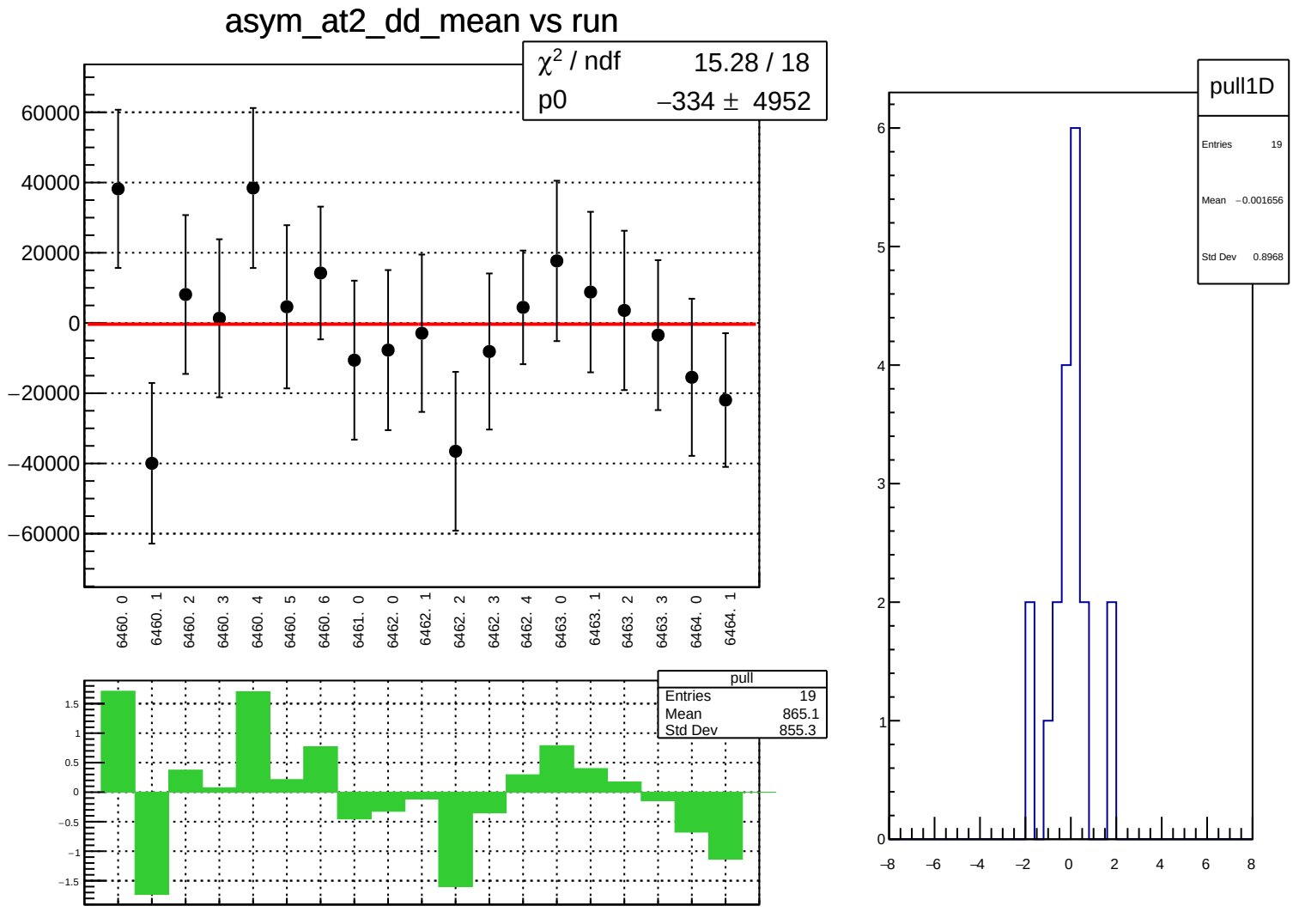
asym_at2_dd_mean vs run
χ² / ndf 15.28 / 18
p0 −334 ± 4952
60000
40000
20000
0
−20000
−40000
−60000
6460. 0
6460. 1
6460. 2
6460. 3
6460. 4
6460. 5
6460. 6
6461. 0
6462. 0
6462. 1
6462. 2
6462. 3
6462. 4
6463. 0
6463. 1
6463. 2
6463. 3
6464. 0
6464. 1
pull
Entries 19
Mean 865.1
Std Dev 855.3
1.5
1
0.5
0
−0.5
−1
−1.5
pull1D
Entries 19
Mean −0.001656
Std Dev 0.8968
6
5
4
3
2
1
0
−8
−6
−4
−2
0
2
4
6
8

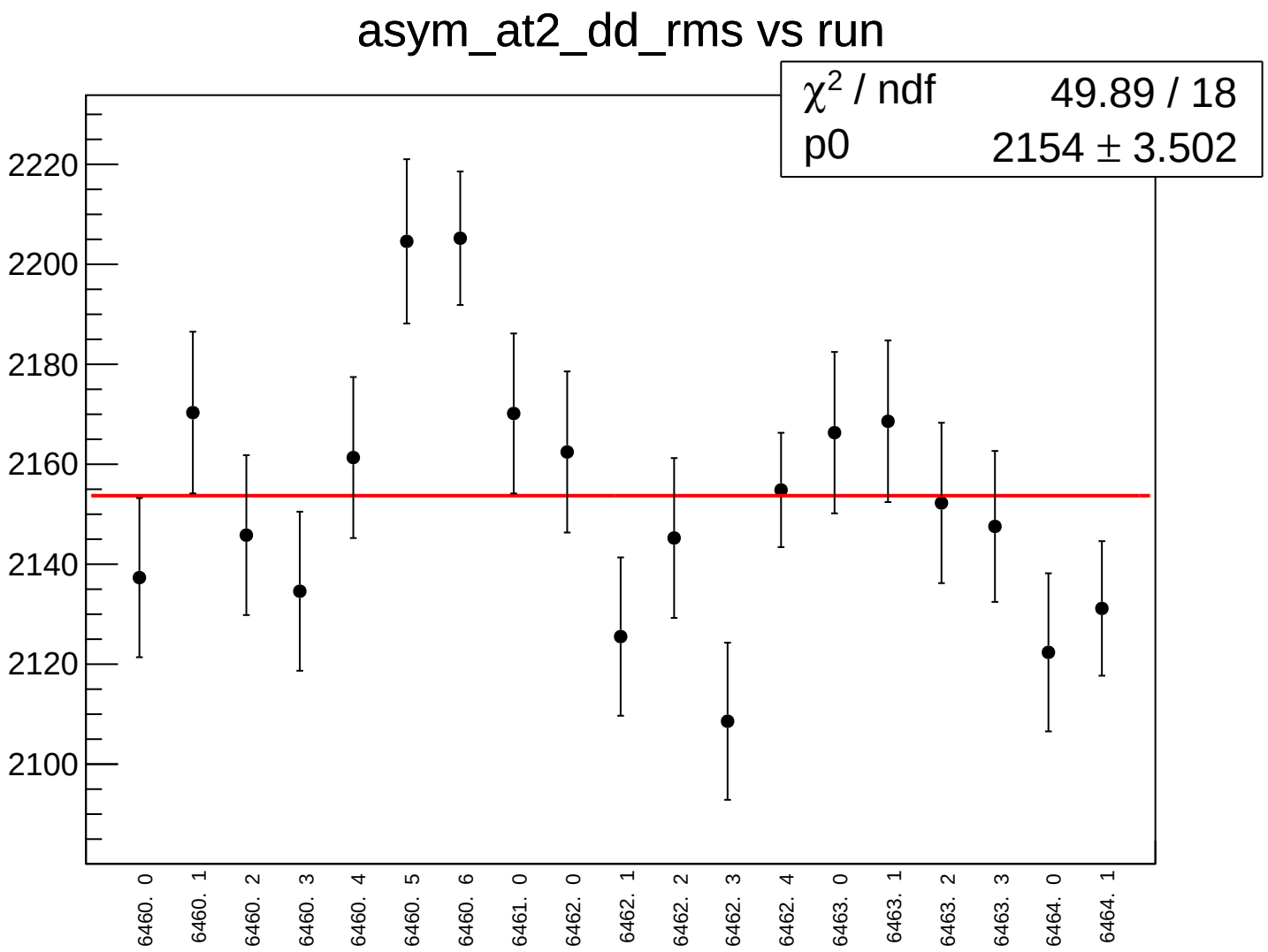
asym_at2_dd_rms vs run
χ2 / ndf 49.89 / 18
p0 2154 ± 3.502
2220
2200
2180
2160
2140
2120
2100
6460. 0
6460. 1
6460. 2
6460. 3
6460. 4
6460. 5
6460. 6
6461. 0
6462. 0
6462. 1
6462. 2
6462. 3
6462. 4
6463. 0
6463. 1
6463. 2
6463. 3
6464. 0
6464. 1

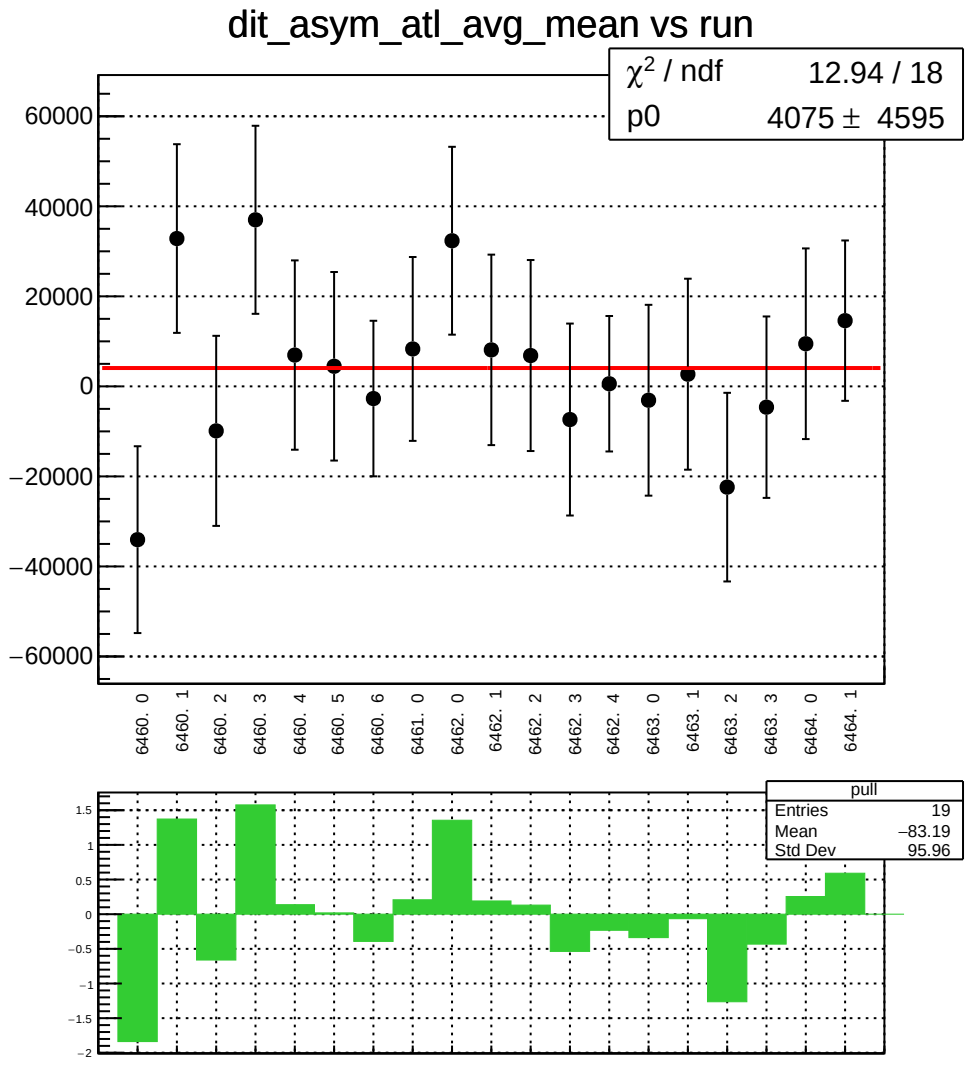
dit_asym_atl_avg_mean vs run
χ² / ndf 12.94 / 18
p0 4075 ± 4595
60000
40000
20000
0
−20000
−40000
−60000
6460. 0
6460. 1
6460. 2
6460. 3
6460. 4
6460. 5
6460. 6
6461. 0
6462. 0
6462. 1
6462. 2
6462. 3
6462. 4
6463. 0
6463. 1
6463. 2
6463. 3
6464. 0
6464. 1
pull
Entries 19
Mean −83.19
Std Dev 95.96
1.5
1
0.5
0
−0.5
−1
−1.5
−2

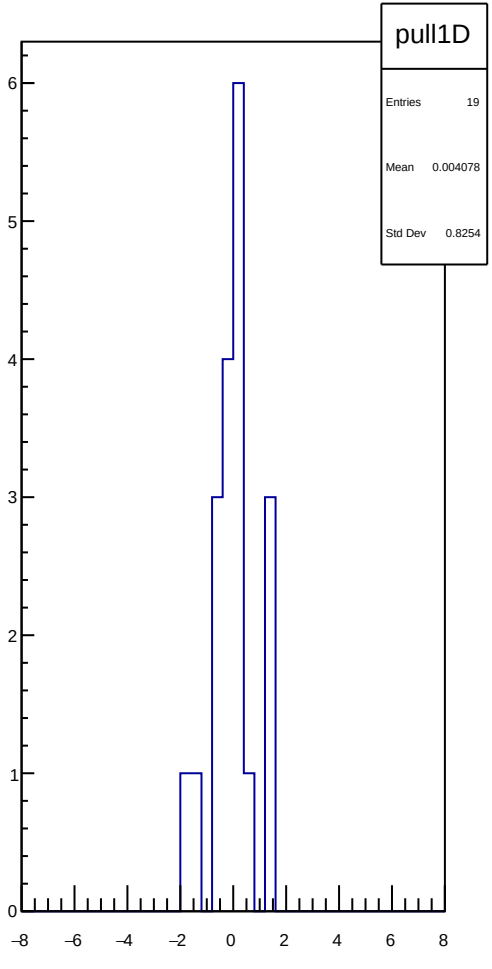
pull1D
Entries 19
Mean 0.004078
Std Dev 0.8254
6
5
4
3
2
1
0
−8
−6
−4
−2
0
2
4
6
8

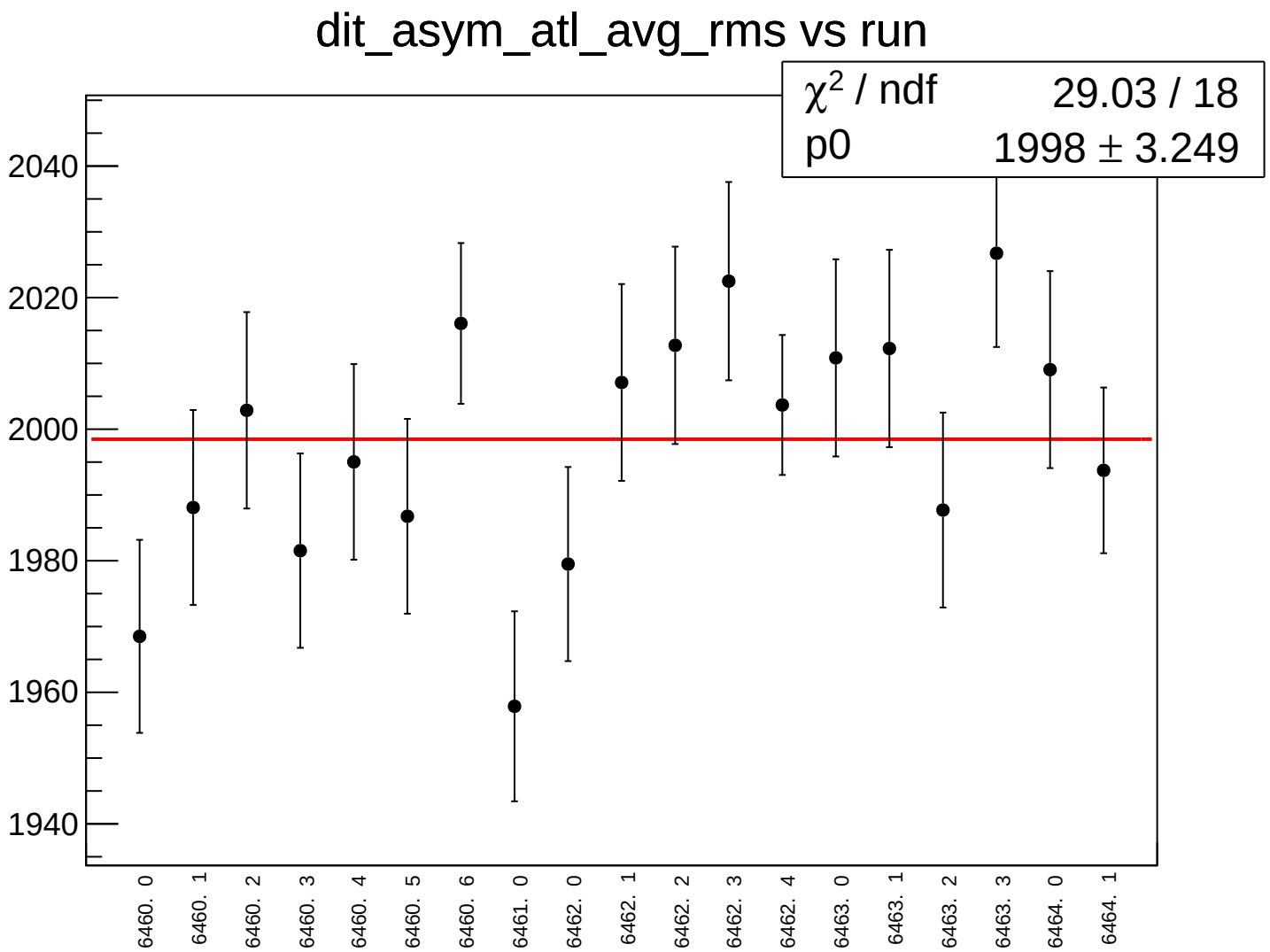
dit_asym_atl_avg_rms vs run
χ2 / ndf 29.03 / 18
p0 1998 ± 3.249
2040
2020
2000
1980
1960
1940
6460. 0
6460. 1
6460. 2
6460. 3
6460. 4
6460. 5
6460. 6
6461. 0
6462. 0
6462. 1
6462. 2
6462. 3
6462. 4
6463. 0
6463. 1
6463. 2
6463. 3
6464. 0
6464. 1

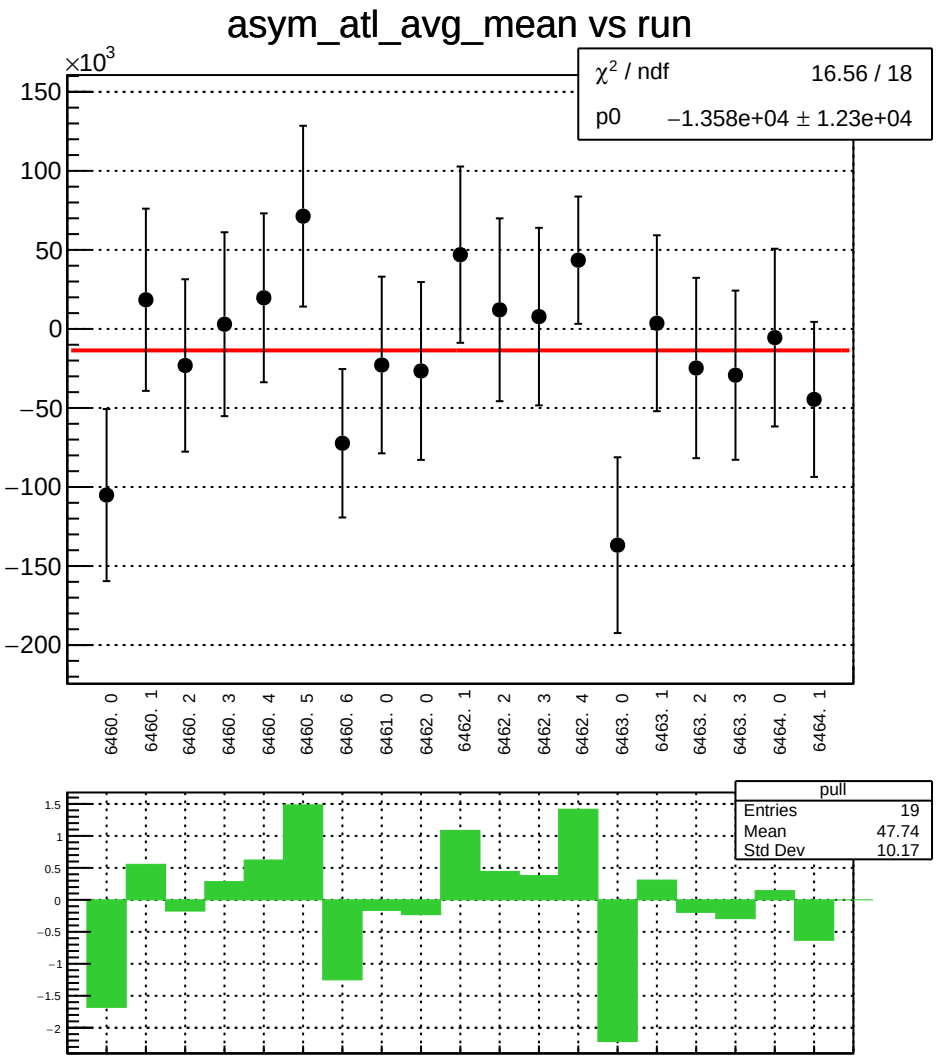
asym_atl_avg_mean vs run
×10^3
χ² / ndf 16.56 / 18
p0 −1.358e+04 ± 1.23e+04
150
100
50
0
−50
−100
−150
−200
6460. 0
6460. 1
6460. 2
6460. 3
6460. 4
6460. 5
6460. 6
6461. 0
6462. 0
6462. 1
6462. 2
6462. 3
6462. 4
6463. 0
6463. 1
6463. 2
6463. 3
6464. 0
6464. 1
pull
Entries 19
Mean 47.74
Std Dev 10.17
1.5
1
0.5
0
−0.5
−1
−1.5
−2

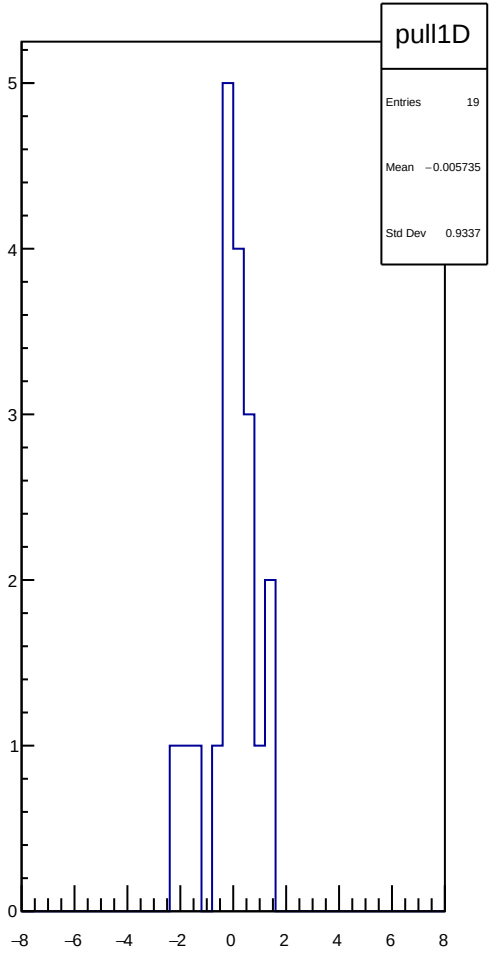
pull1D
Entries 19
Mean −0.005735
Std Dev 0.9337
5
4
3
2
1
0
−8
−6
−4
−2
0
2
4
6
8

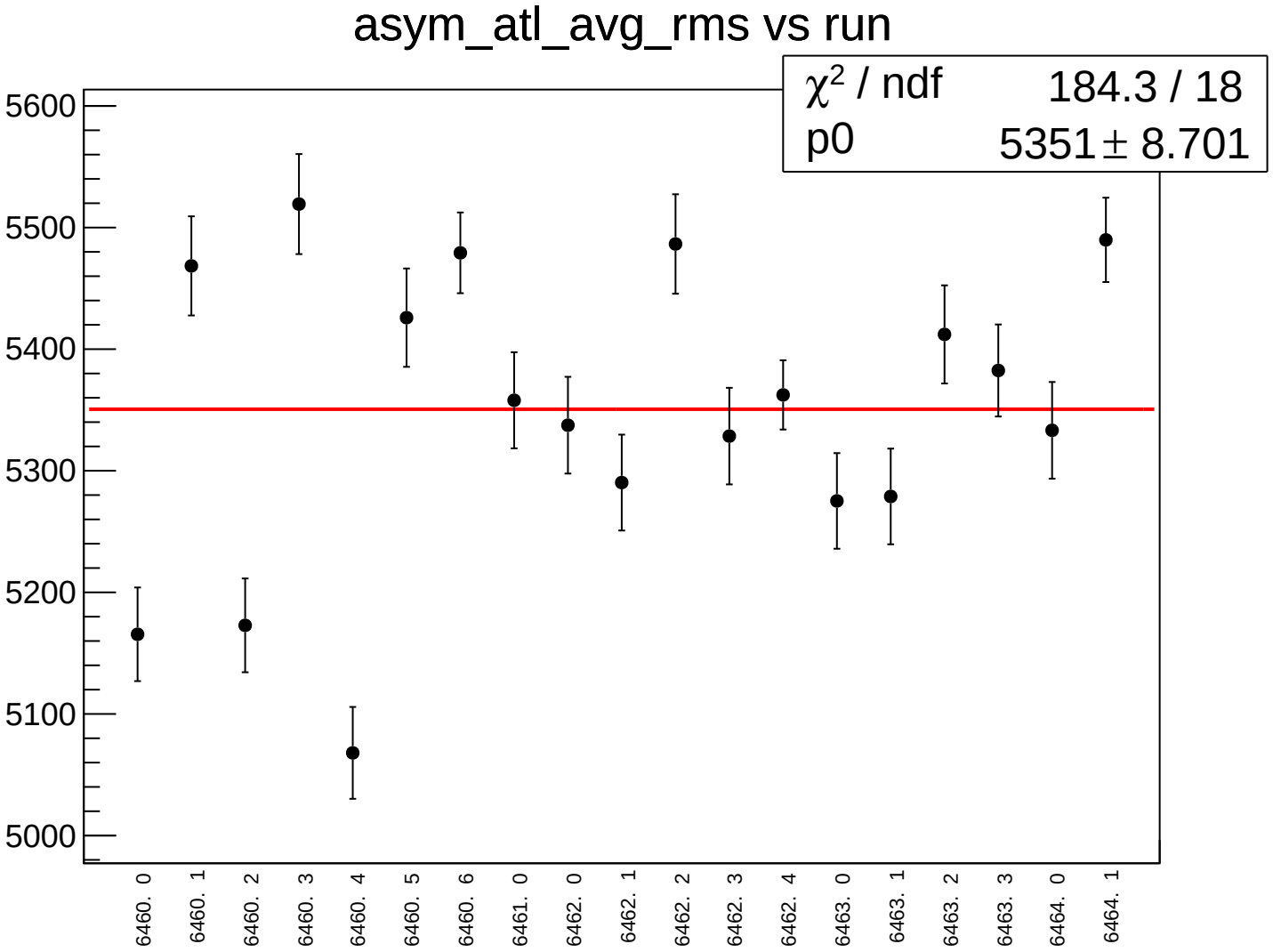
asym_atl_avg_rms vs run
χ2 / ndf 184.3 / 18
p0 5351 ± 8.701
5600
5500
5400
5300
5200
5100
5000
6460. 0
6460. 1
6460. 2
6460. 3
6460. 4
6460. 5
6460. 6
6461. 0
6462. 0
6462. 1
6462. 2
6462. 3
6462. 4
6463. 0
6463. 1
6463. 2
6463. 3
6464. 0
6464. 1

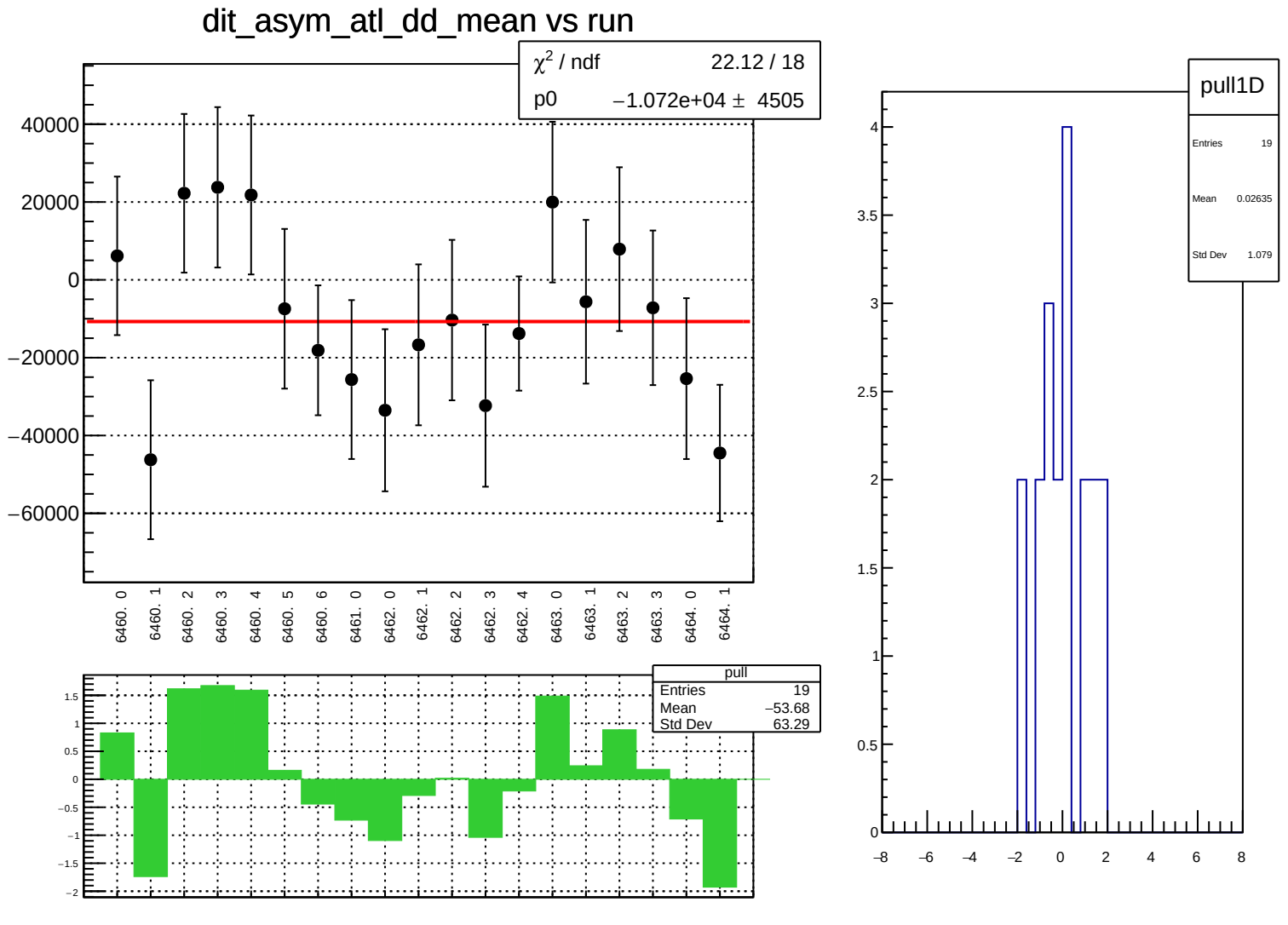
dit_asym_atl_dd_mean vs run
χ² / ndf 22.12 / 18
p0 −1.072e+04 ± 4505
40000
20000
0
−20000
−40000
−60000
6460. 0
6460. 1
6460. 2
6460. 3
6460. 4
6460. 5
6460. 6
6461. 0
6462. 0
6462. 1
6462. 2
6462. 3
6462. 4
6463. 0
6463. 1
6463. 2
6463. 3
6464. 0
6464. 1
pull
Entries 19
Mean −53.68
Std Dev 63.29
pull1D
Entries 19
Mean 0.02635
Std Dev 1.079

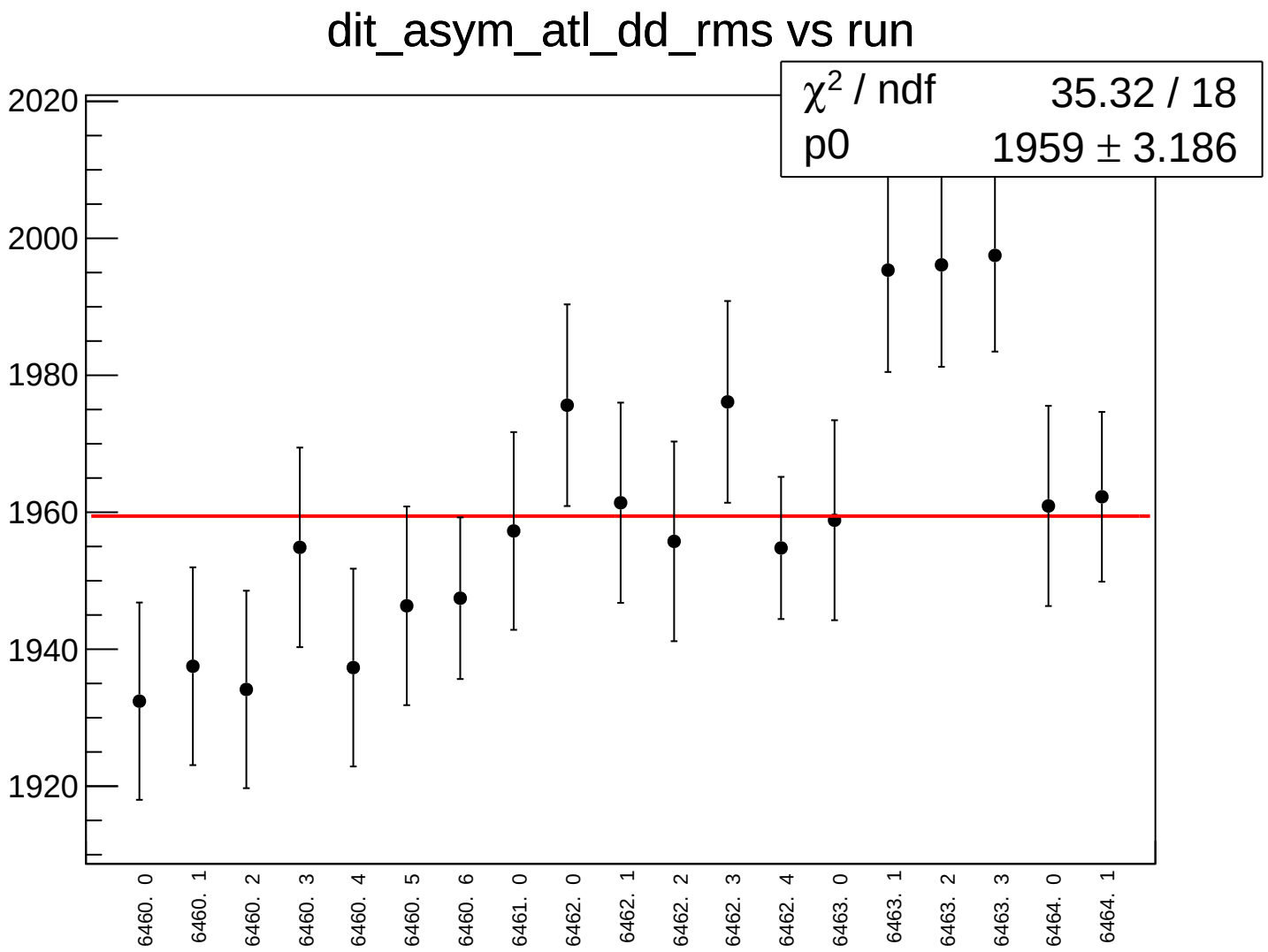
dit_asym_atl_dd_rms vs run
χ2 / ndf 35.32 / 18
p0 1959 ± 3.186
2020
2000
1980
1960
1940
1920
6460. 0
6460. 1
6460. 2
6460. 3
6460. 4
6460. 5
6460. 6
6461. 0
6462. 0
6462. 1
6462. 2
6462. 3
6462. 4
6463. 0
6463. 1
6463. 2
6463. 3
6464. 0
6464. 1

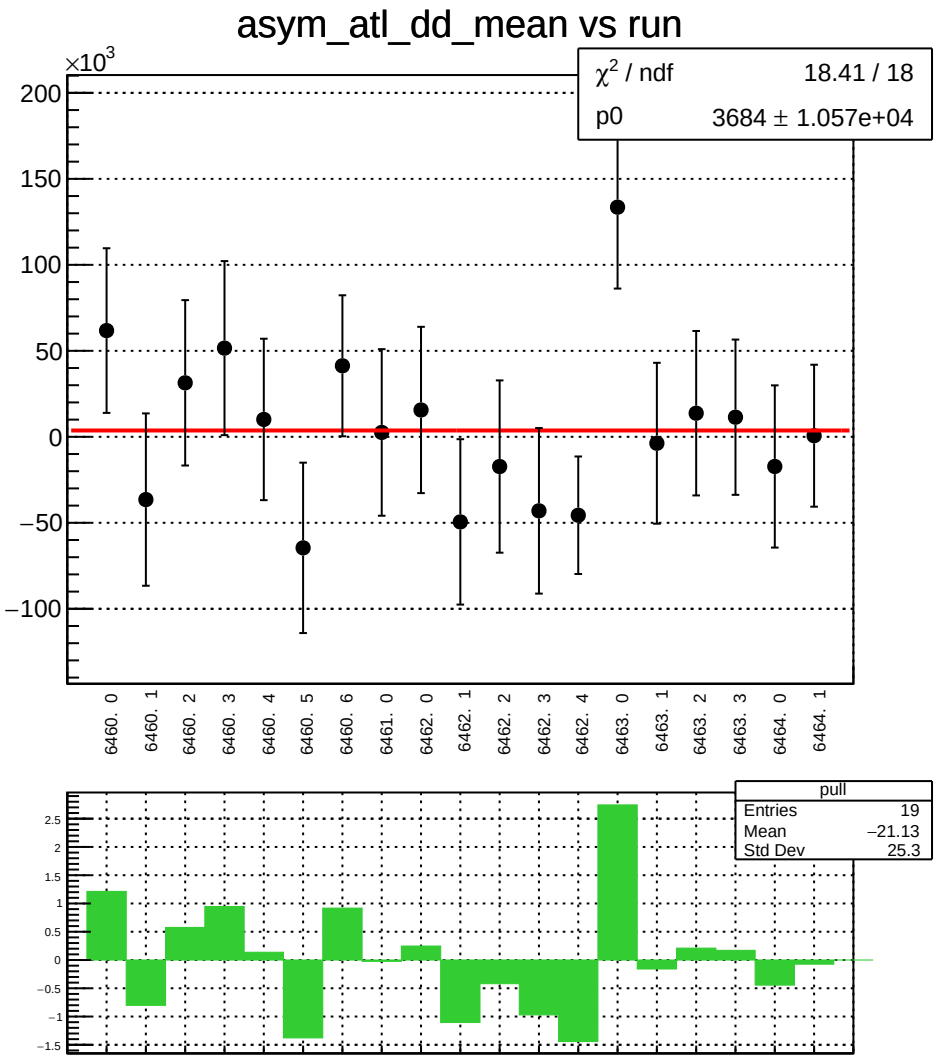
asym_atl_dd_mean vs run
×10^3
χ² / ndf 18.41 / 18
p0 3684 ± 1.057e+04
200
150
100
50
0
−50
−100
6460. 0
6460. 1
6460. 2
6460. 3
6460. 4
6460. 5
6460. 6
6461. 0
6462. 0
6462. 1
6462. 2
6462. 3
6462. 4
6463. 0
6463. 1
6463. 2
6463. 3
6464. 0
6464. 1
pull
Entries 19
Mean −21.13
Std Dev 25.3
2.5
2
1.5
1
0.5
0
−0.5
−1
−1.5

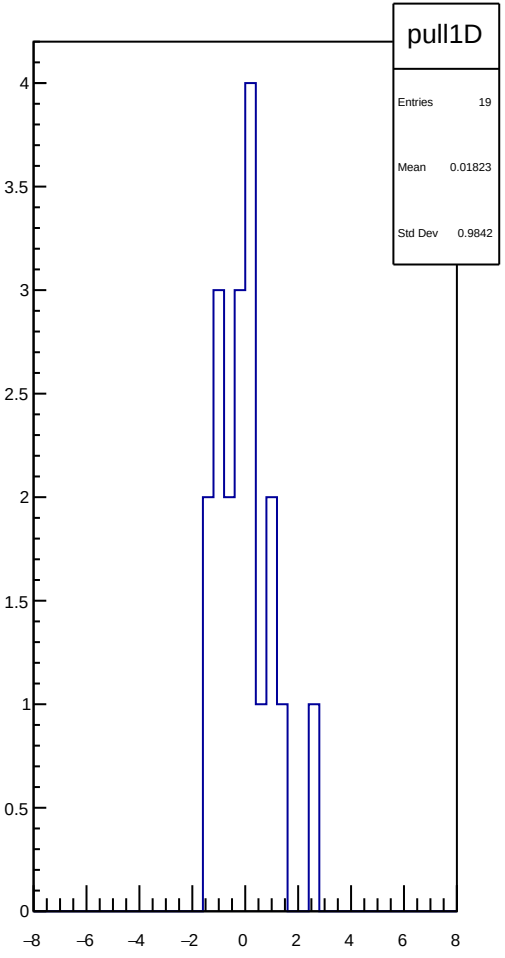
pull1D
Entries 19
Mean 0.01823
Std Dev 0.9842
4
3.5
3
2.5
2
1.5
1
0.5
0
−8
−6
−4
−2
0
2
4
6
8

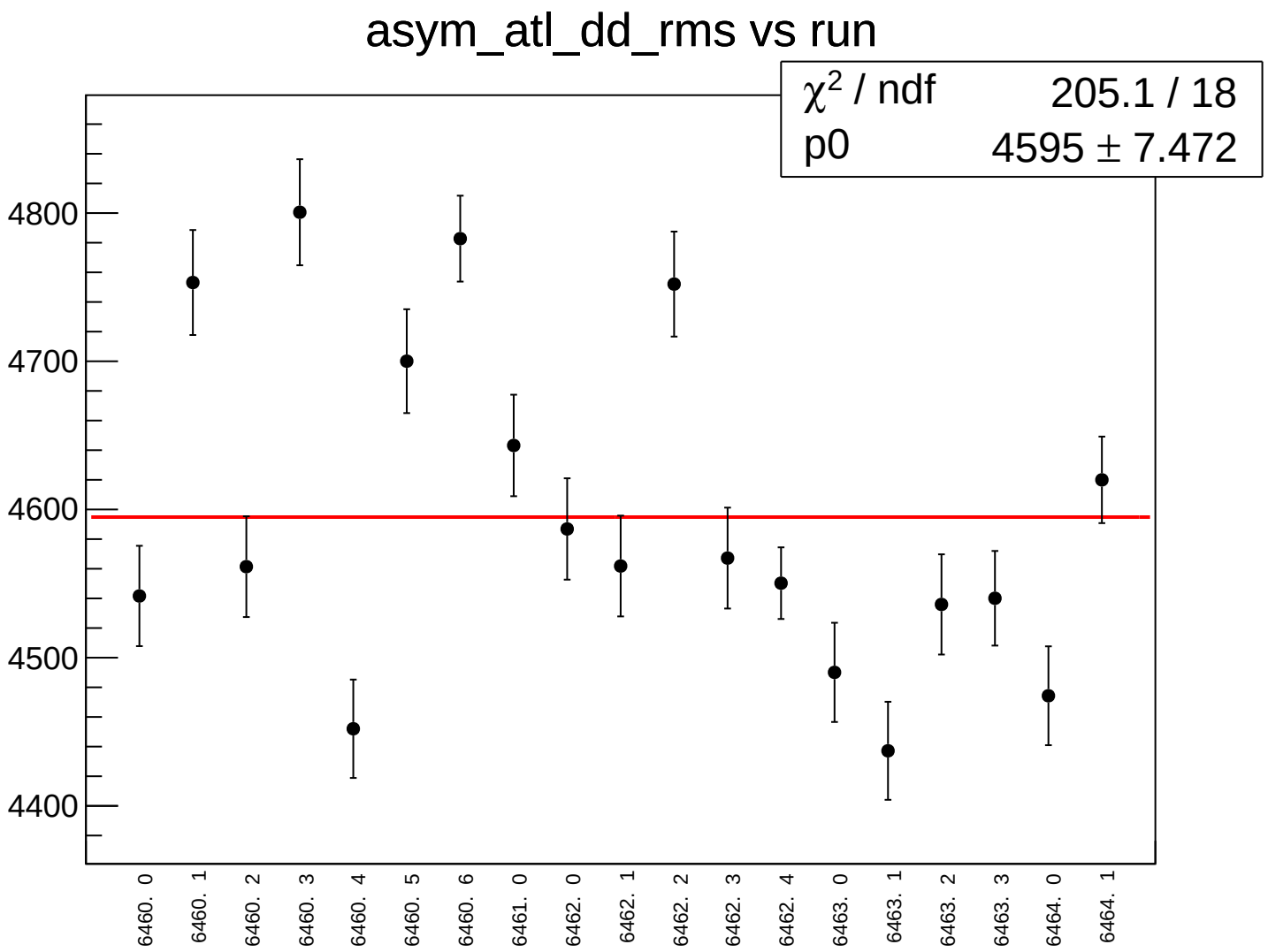
asym_atl_dd_rms vs run
χ2 / ndf 205.1 / 18
p0 4595 ± 7.472
4800
4700
4600
4500
4400
6460. 0
6460. 1
6460. 2
6460. 3
6460. 4
6460. 5
6460. 6
6461. 0
6462. 0
6462. 1
6462. 2
6462. 3
6462. 4
6463. 0
6463. 1
6463. 2
6463. 3
6464. 0
6464. 1

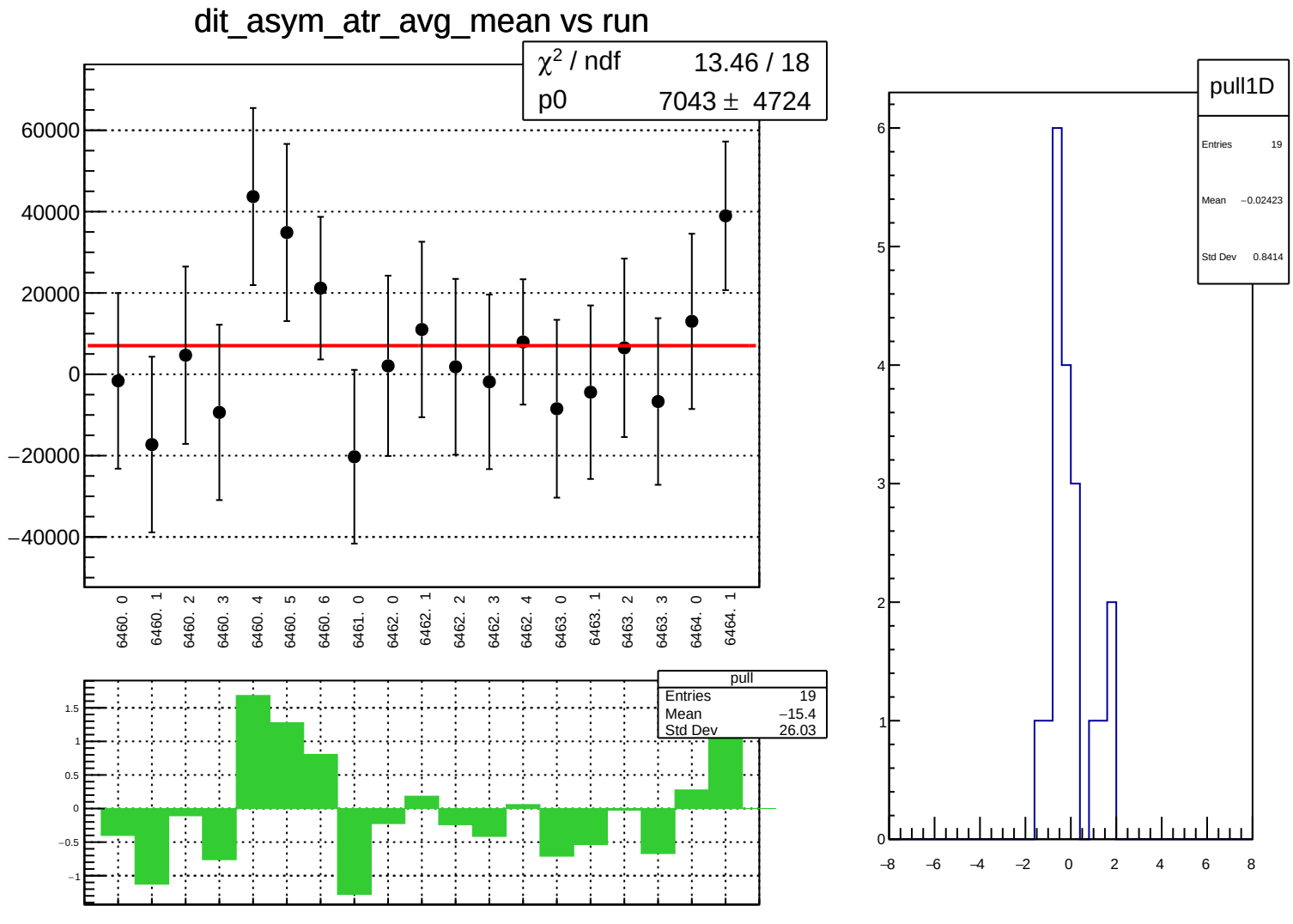
dit_asym_atr_avg_mean vs run
χ² / ndf 13.46 / 18
p0 7043 ± 4724
60000
40000
20000
0
−20000
−40000
6460. 0
6460. 1
6460. 2
6460. 3
6460. 4
6460. 5
6460. 6
6461. 0
6462. 0
6462. 1
6462. 2
6462. 3
6462. 4
6463. 0
6463. 1
6463. 2
6463. 3
6464. 0
6464. 1
pull
Entries 19
Mean −15.4
Std Dev 26.03
1.5
1
0.5
0
−0.5
−1
pull1D
Entries 19
Mean −0.02423
Std Dev 0.8414
6
5
4
3
2
1
0
−8
−6
−4
−2
0
2
4
6
8

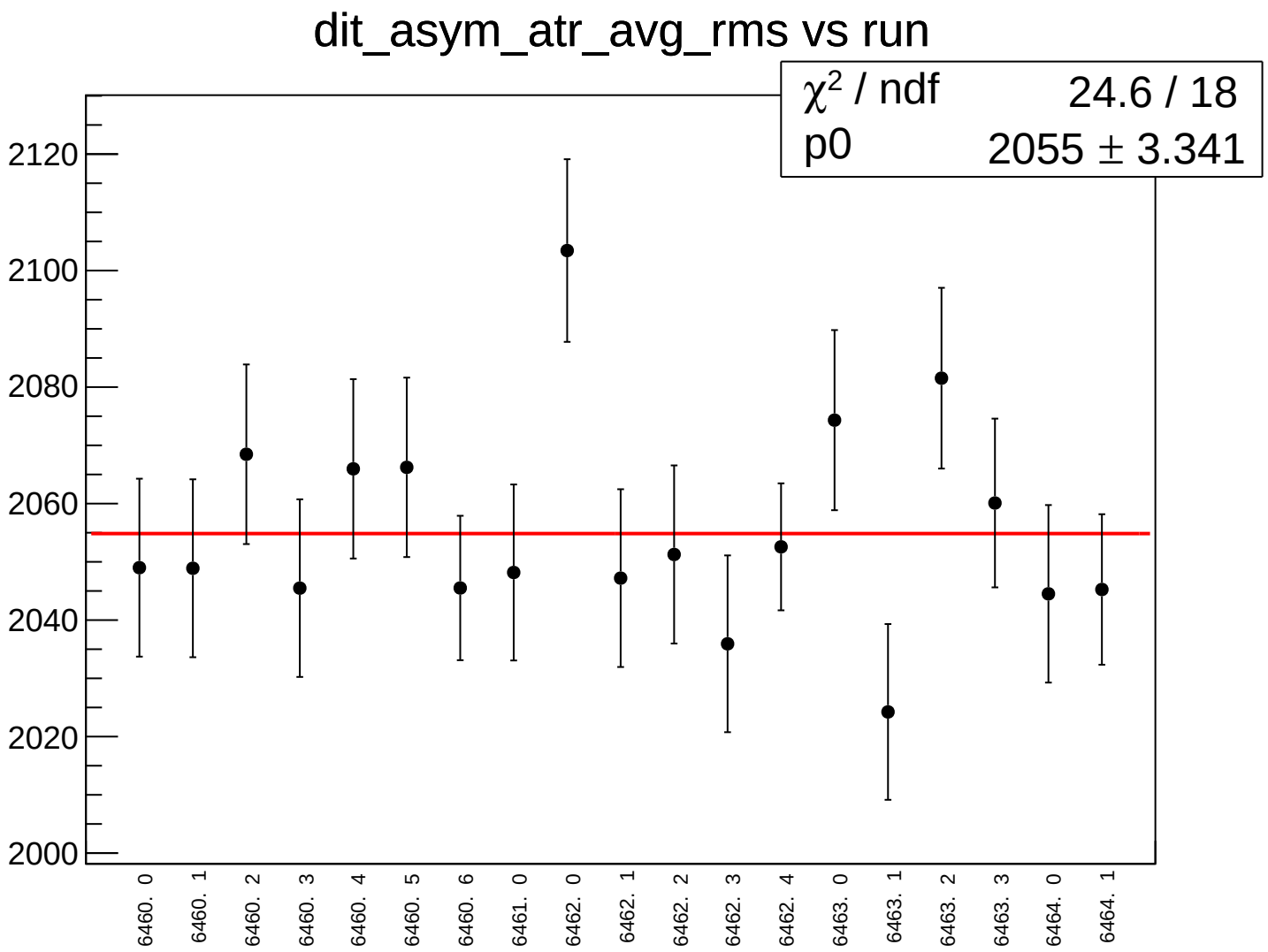
dit_asym_atr_avg_rms vs run
χ² / ndf 24.6 / 18
p0 2055 ± 3.341
2120
2100
2080
2060
2040
2020
2000
6460. 0
6460. 1
6460. 2
6460. 3
6460. 4
6460. 5
6460. 6
6461. 0
6462. 0
6462. 1
6462. 2
6462. 3
6462. 4
6463. 0
6463. 1
6463. 2
6463. 3
6464. 0
6464. 1

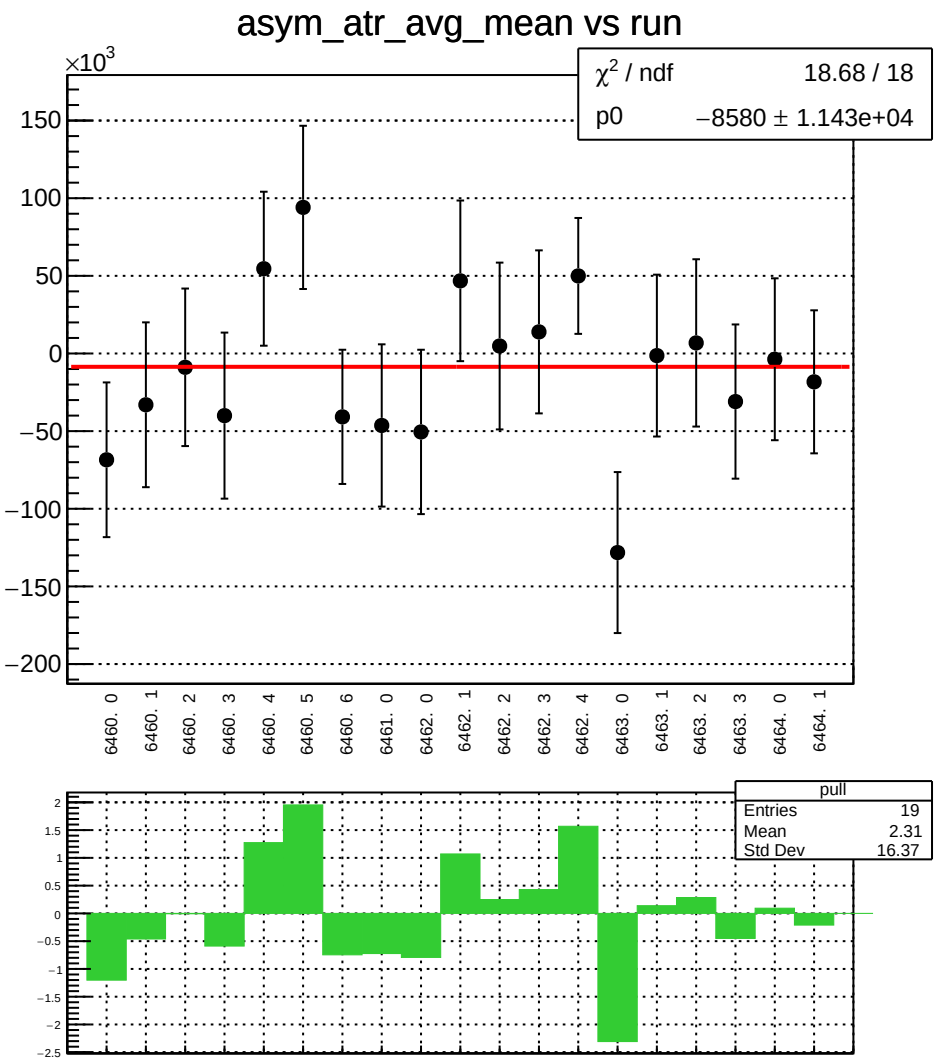
asym_atr_avg_mean vs run
×10^3
χ² / ndf 18.68 / 18
p0 −8580 ± 1.143e+04
150
100
50
0
−50
−100
−150
−200
6460. 0
6460. 1
6460. 2
6460. 3
6460. 4
6460. 5
6460. 6
6461. 0
6462. 0
6462. 1
6462. 2
6462. 3
6462. 4
6463. 0
6463. 1
6463. 2
6463. 3
6464. 0
6464. 1
pull
Entries 19
Mean 2.31
Std Dev 16.37
2
1.5
1
0.5
0
−0.5
−1
−1.5
−2
−2.5

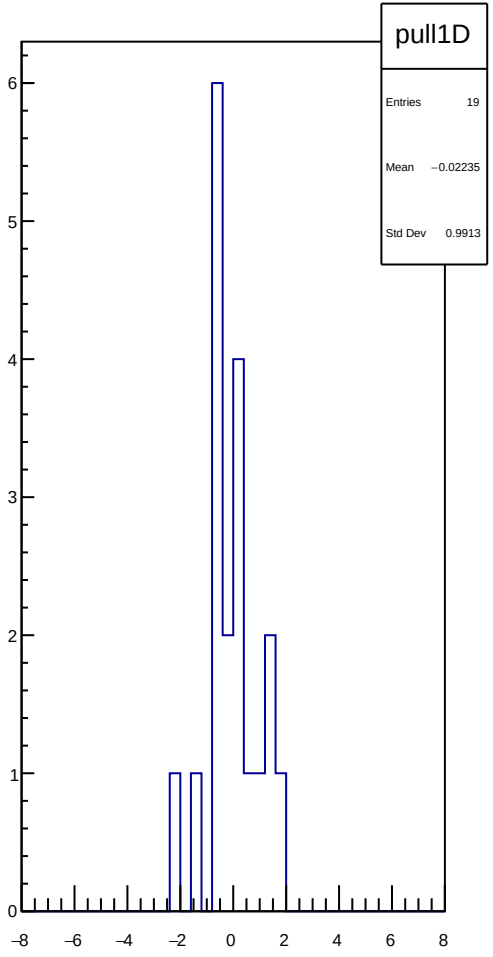
pull1D
Entries 19
Mean −0.02235
Std Dev 0.9913
6
5
4
3
2
1
0
−8
−6
−4
−2
0
2
4
6
8

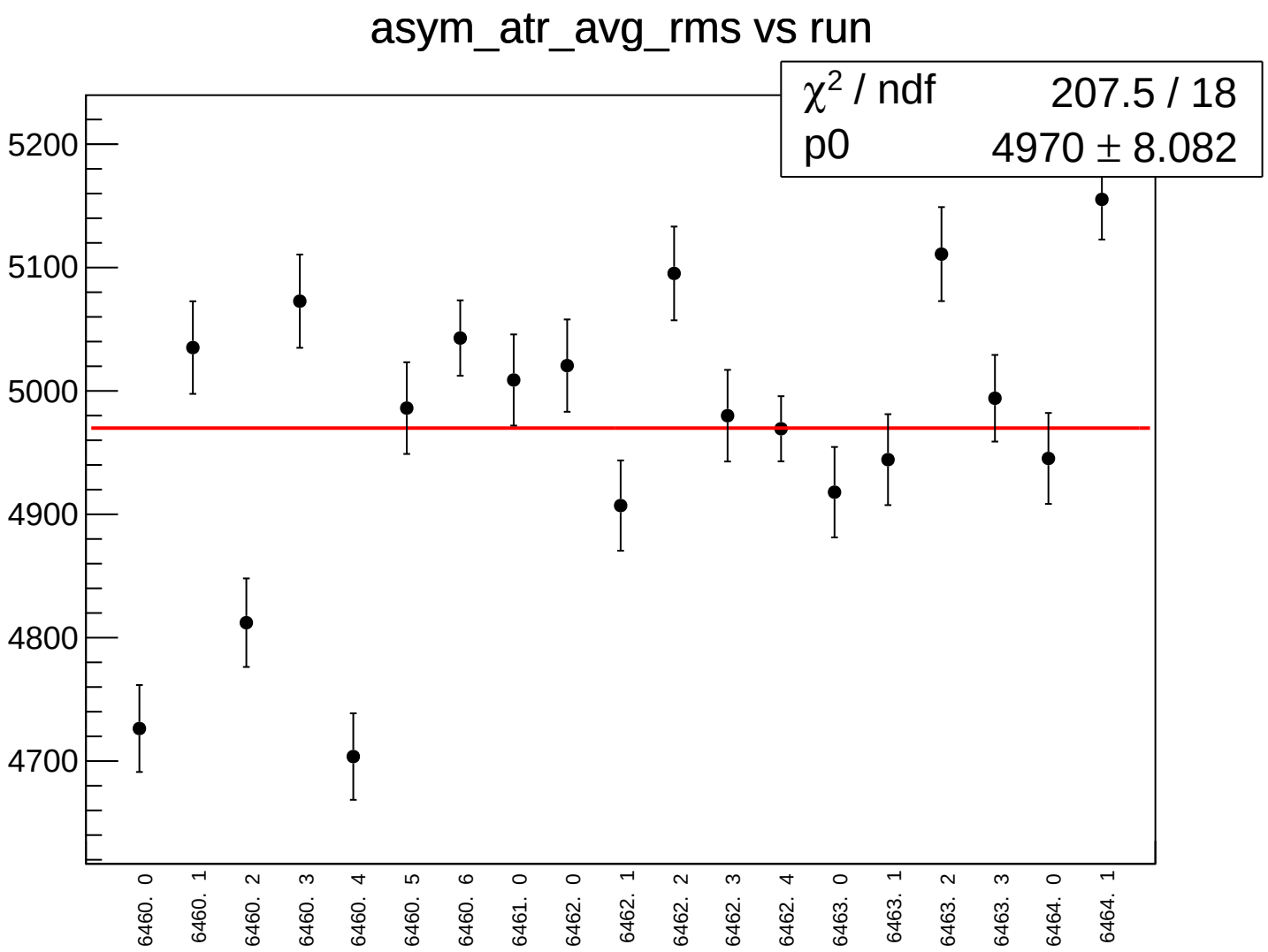
asym_atr_avg_rms vs run
χ2 / ndf 207.5 / 18
p0 4970 ± 8.082
5200
5100
5000
4900
4800
4700
6460. 0
6460. 1
6460. 2
6460. 3
6460. 4
6460. 5
6460. 6
6461. 0
6462. 0
6462. 1
6462. 2
6462. 3
6462. 4
6463. 0
6463. 1
6463. 2
6463. 3
6464. 0
6464. 1

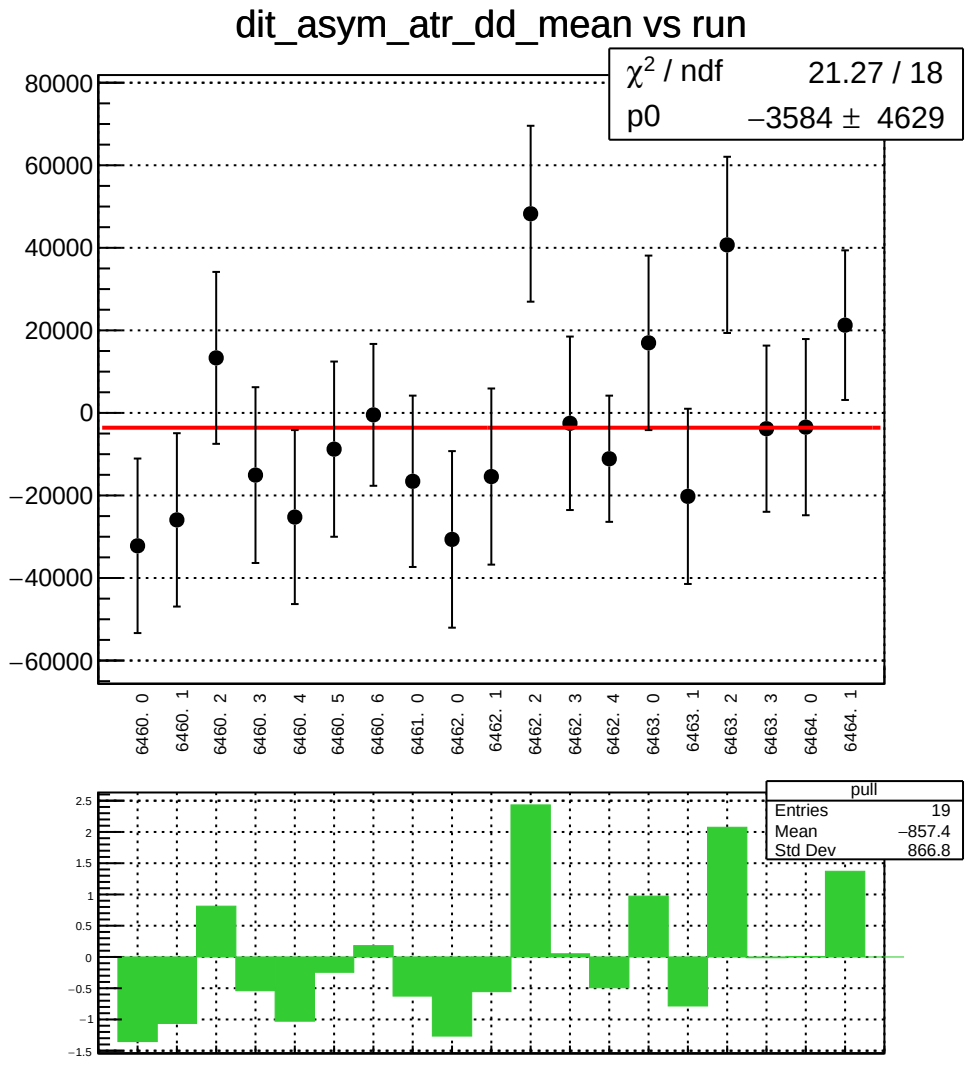
dit_asym_atr_dd_mean vs run
χ² / ndf 21.27 / 18
p0 −3584 ± 4629
80000
60000
40000
20000
0
−20000
−40000
−60000
6460. 0
6460. 1
6460. 2
6460. 3
6460. 4
6460. 5
6460. 6
6461. 0
6462. 0
6462. 1
6462. 2
6462. 3
6462. 4
6463. 0
6463. 1
6463. 2
6463. 3
6464. 0
6464. 1
pull
Entries 19
Mean −857.4
Std Dev 866.8
2.5
2
1.5
1
0.5
0
−0.5
−1
−1.5

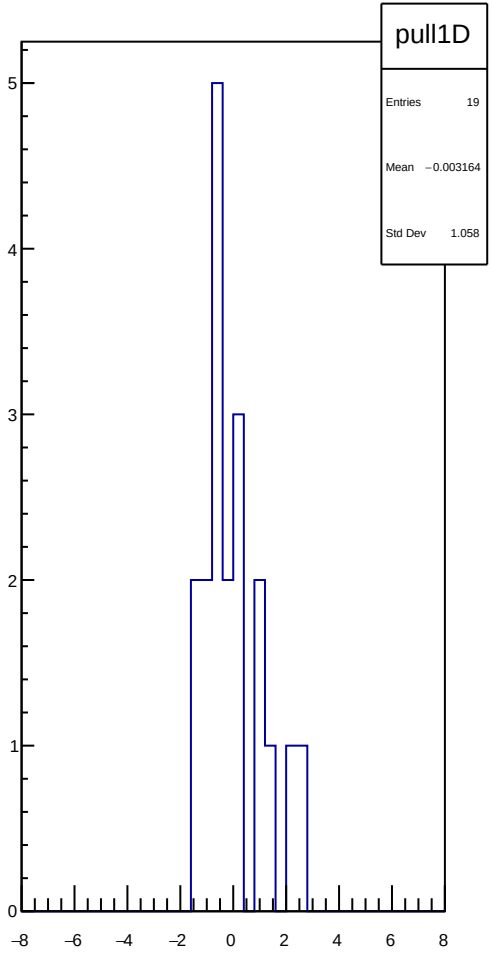
pull1D
Entries 19
Mean −0.003164
Std Dev 1.058
5
4
3
2
1
0
−8
−6
−4
−2
0
2
4
6
8

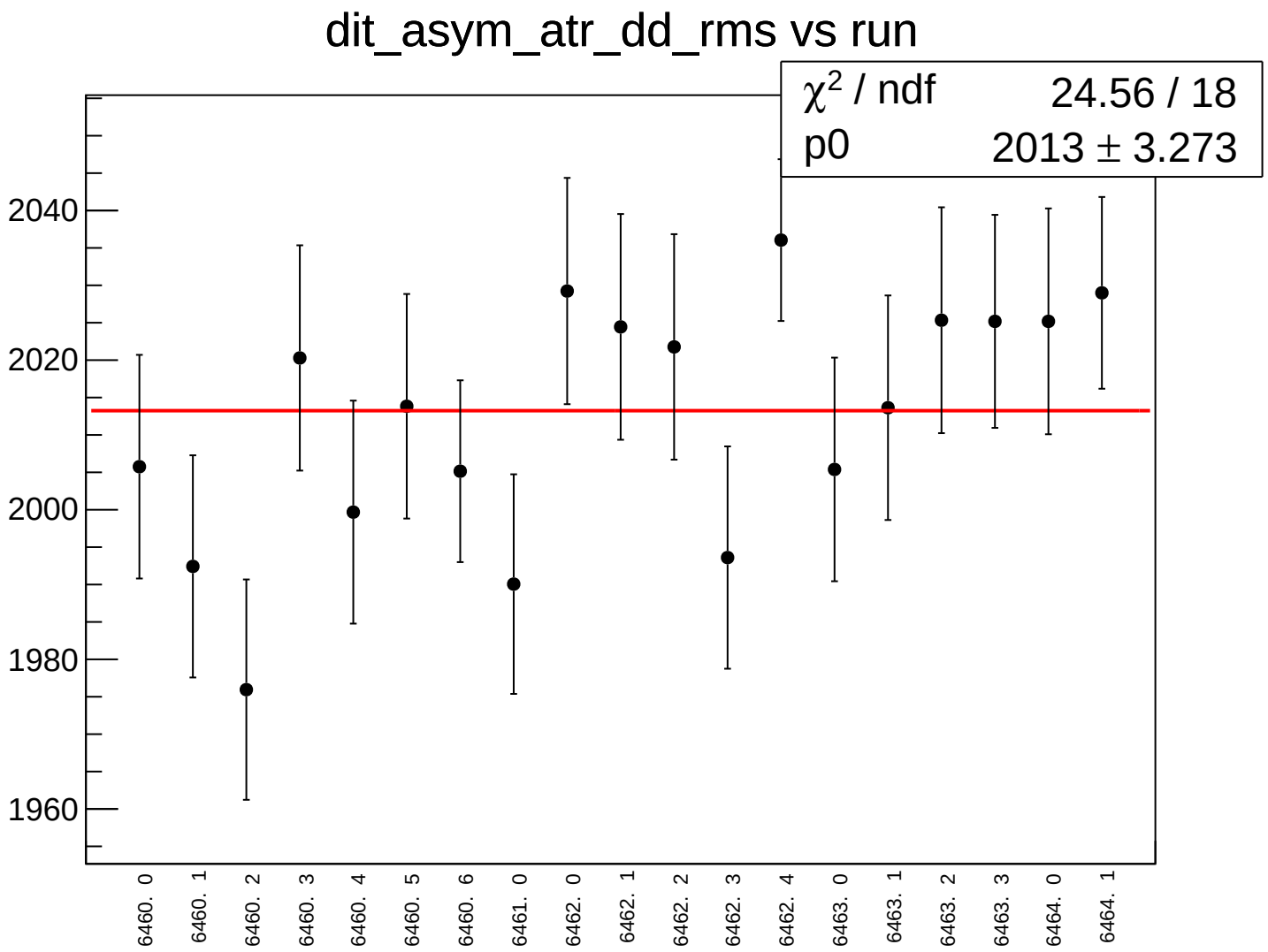
dit_asym_atr_dd_rms vs run
χ2 / ndf 24.56 / 18
p0 2013 ± 3.273
2040
2020
2000
1980
1960
6460. 0
6460. 1
6460. 2
6460. 3
6460. 4
6460. 5
6460. 6
6461. 0
6462. 0
6462. 1
6462. 2
6462. 3
6462. 4
6463. 0
6463. 1
6463. 2
6463. 3
6464. 0
6464. 1

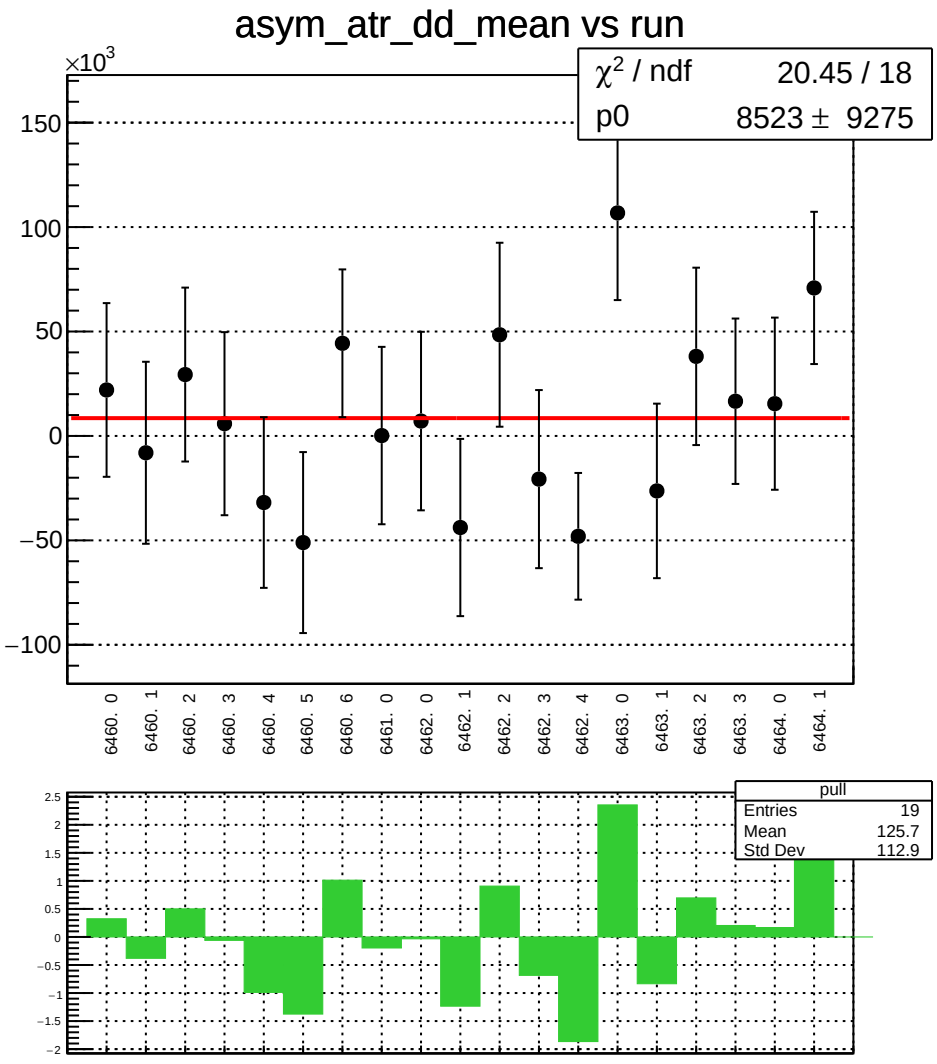
asym_atr_dd_mean vs run
×10^3
χ² / ndf 20.45 / 18
p0 8523 ± 9275
150
100
50
0
−50
−100
6460. 0
6460. 1
6460. 2
6460. 3
6460. 4
6460. 5
6460. 6
6461. 0
6462. 0
6462. 1
6462. 2
6462. 3
6462. 4
6463. 0
6463. 1
6463. 2
6463. 3
6464. 0
6464. 1
pull
Entries 19
Mean 125.7
Std Dev 112.9
2.5
2
1.5
1
0.5
0
−0.5
−1
−1.5
−2

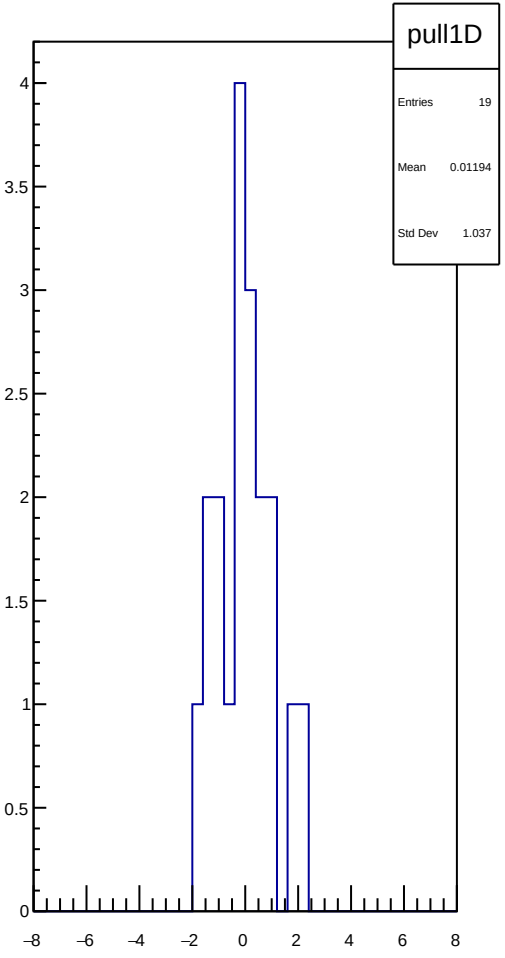
pull1D
Entries 19
Mean 0.01194
Std Dev 1.037
4
3.5
3
2.5
2
1.5
1
0.5
0
−8
−6
−4
−2
0
2
4
6
8

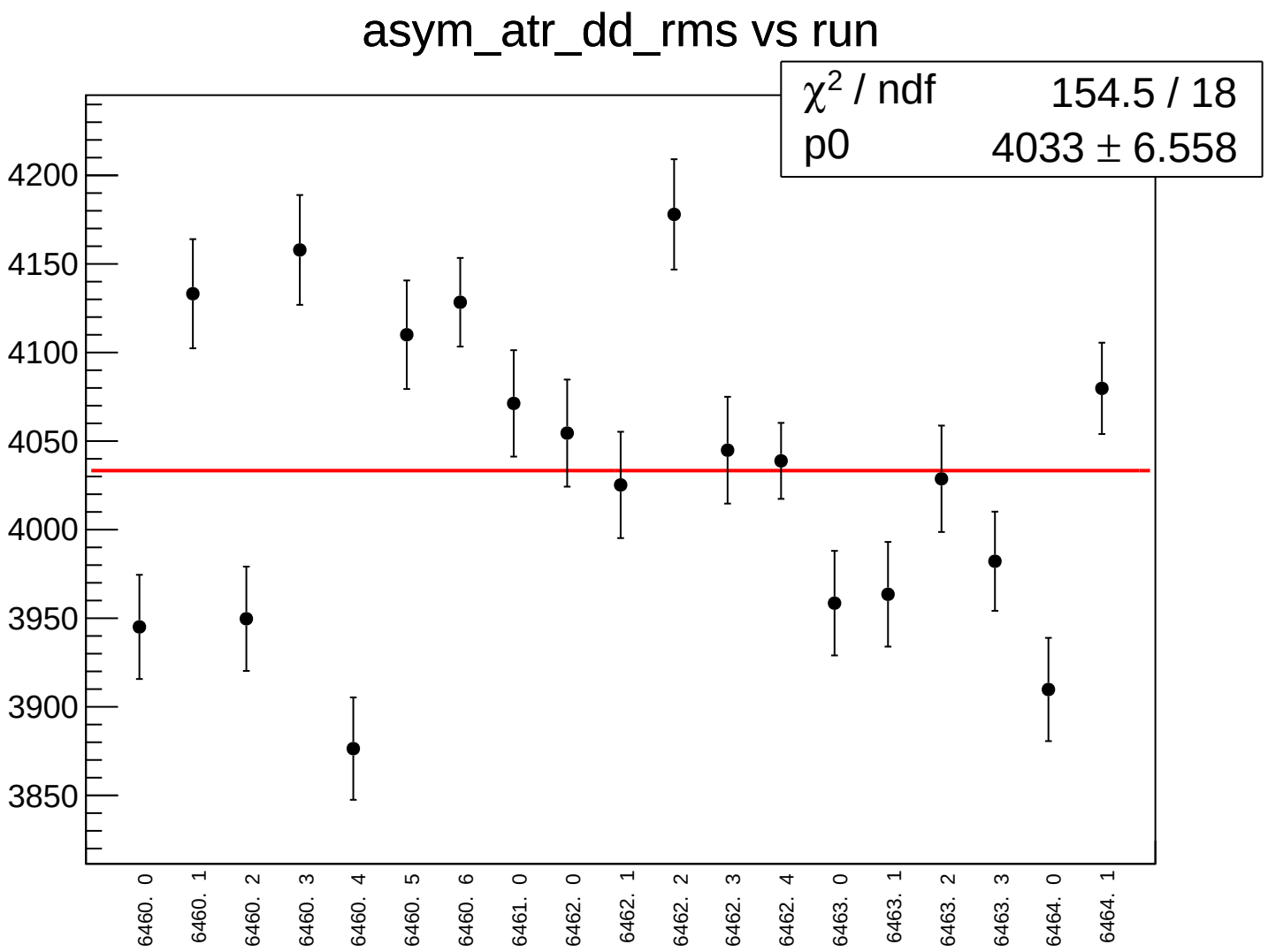
asym_atr_dd_rms vs run
χ² / ndf 154.5 / 18
p0 4033 ± 6.558
4200
4150
4100
4050
4000
3950
3900
3850
6460. 0
6460. 1
6460. 2
6460. 3
6460. 4
6460. 5
6460. 6
6461. 0
6462. 0
6462. 1
6462. 2
6462. 3
6462. 4
6463. 0
6463. 1
6463. 2
6463. 3
6464. 0
6464. 1

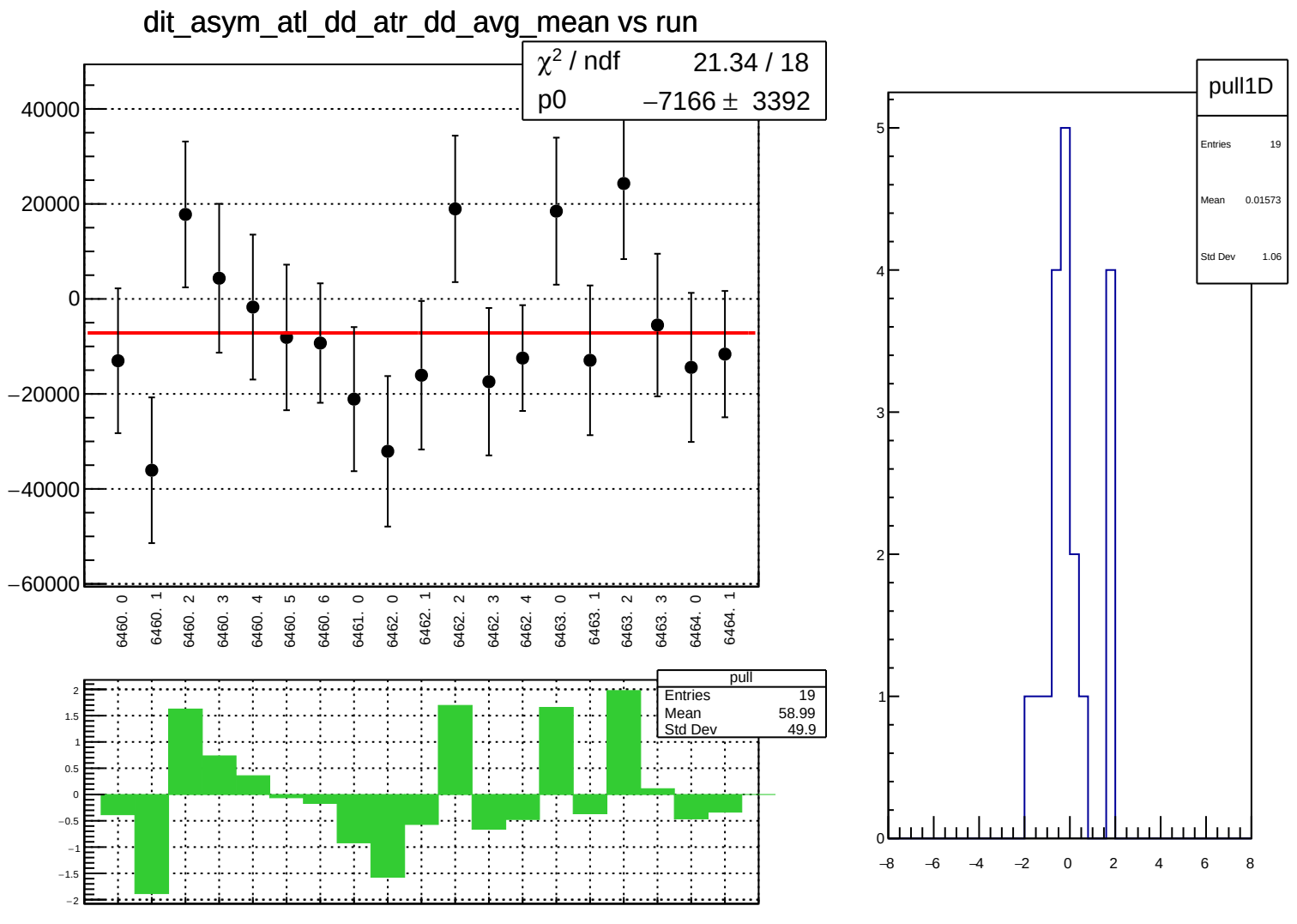
dit_asym_atl_dd_atr_dd_avg_mean vs run
χ² / ndf 21.34 / 18
p0 −7166 ± 3392
40000
20000
0
−20000
−40000
−60000
6460. 0
6460. 1
6460. 2
6460. 3
6460. 4
6460. 5
6460. 6
6461. 0
6462. 0
6462. 1
6462. 2
6462. 3
6462. 4
6463. 0
6463. 1
6463. 2
6463. 3
6464. 0
6464. 1
pull
Entries 19
Mean 58.99
Std Dev 49.9
2
1.5
1
0.5
0
−0.5
−1
−1.5
−2
pull1D
Entries 19
Mean 0.01573
Std Dev 1.06
5
4
3
2
1
0
−8
−6
−4
−2
0
2
4
6
8

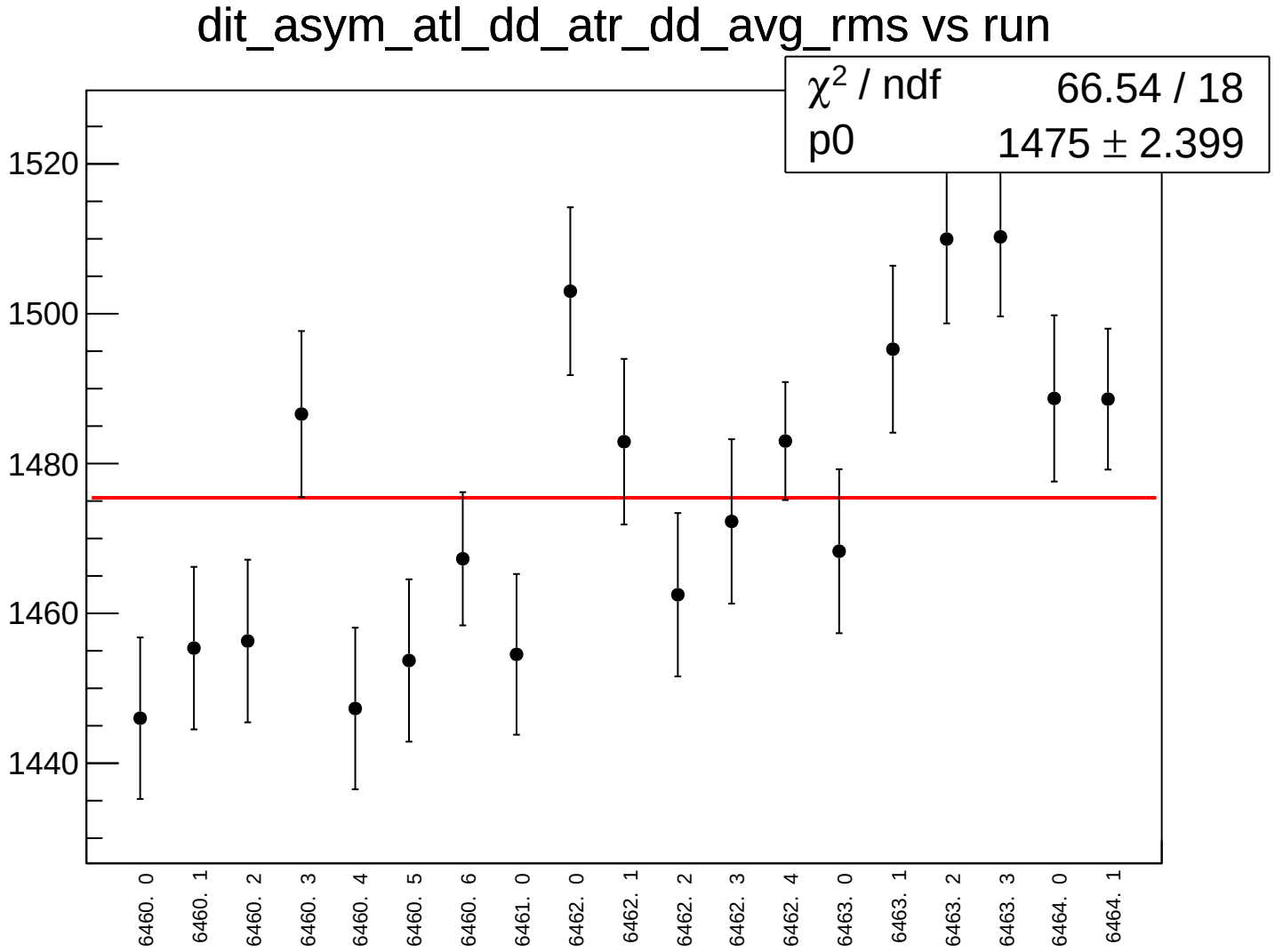
dit_asym_atl_dd_atr_dd_avg_rms vs run
χ2 / ndf 66.54 / 18
p0 1475 ± 2.399
1520
1500
1480
1460
1440
6460. 0
6460. 1
6460. 2
6460. 3
6460. 4
6460. 5
6460. 6
6461. 0
6462. 0
6462. 1
6462. 2
6462. 3
6462. 4
6463. 0
6463. 1
6463. 2
6463. 3
6464. 0
6464. 1

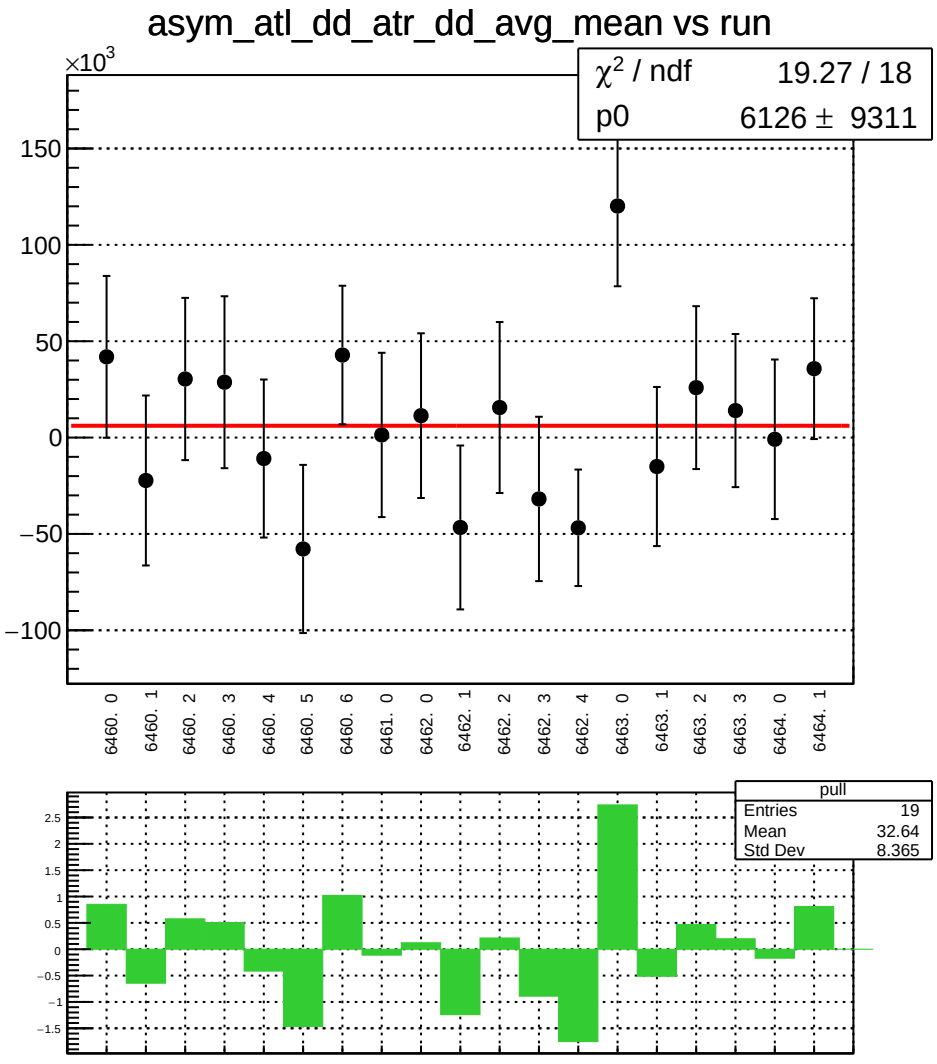
asym_atl_dd_atr_dd_avg_mean vs run
×10^3
χ² / ndf 19.27 / 18
p0 6126 ± 9311
150
100
50
0
−50
−100
6460. 0
6460. 1
6460. 2
6460. 3
6460. 4
6460. 5
6460. 6
6461. 0
6462. 0
6462. 1
6462. 2
6462. 3
6462. 4
6463. 0
6463. 1
6463. 2
6463. 3
6464. 0
6464. 1
pull
Entries 19
Mean 32.64
Std Dev 8.365
2.5
2
1.5
1
0.5
0
−0.5
−1
−1.5

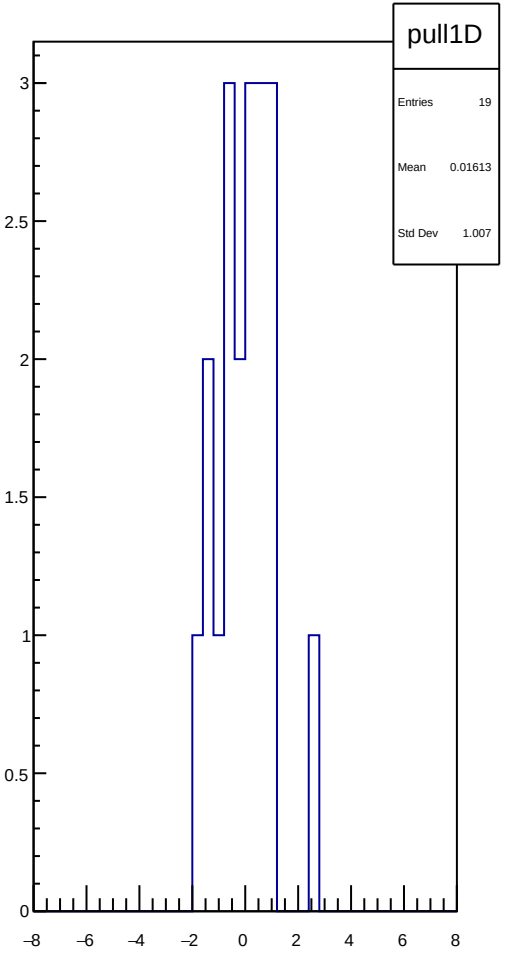
pull1D
Entries 19
Mean 0.01613
Std Dev 1.007
3
2.5
2
1.5
1
0.5
0
−8
−6
−4
−2
0
2
4
6
8

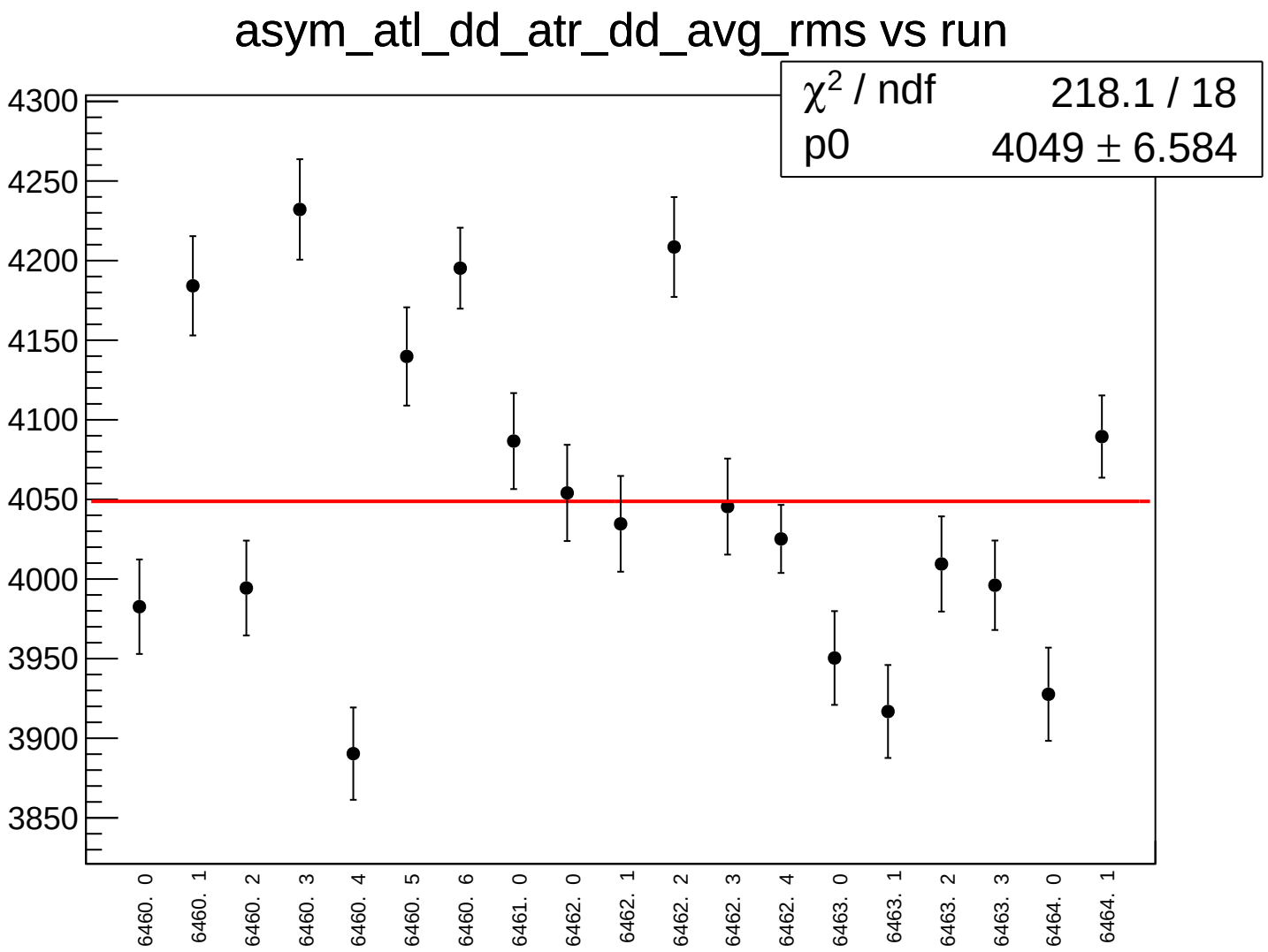
asym_atl_dd_atr_dd_avg_rms vs run
χ² / ndf 218.1 / 18
p0 4049 ± 6.584
4300
4250
4200
4150
4100
4050
4000
3950
3900
3850
6460. 0
6460. 1
6460. 2
6460. 3
6460. 4
6460. 5
6460. 6
6461. 0
6462. 0
6462. 1
6462. 2
6462. 3
6462. 4
6463. 0
6463. 1
6463. 2
6463. 3
6464. 0
6464. 1

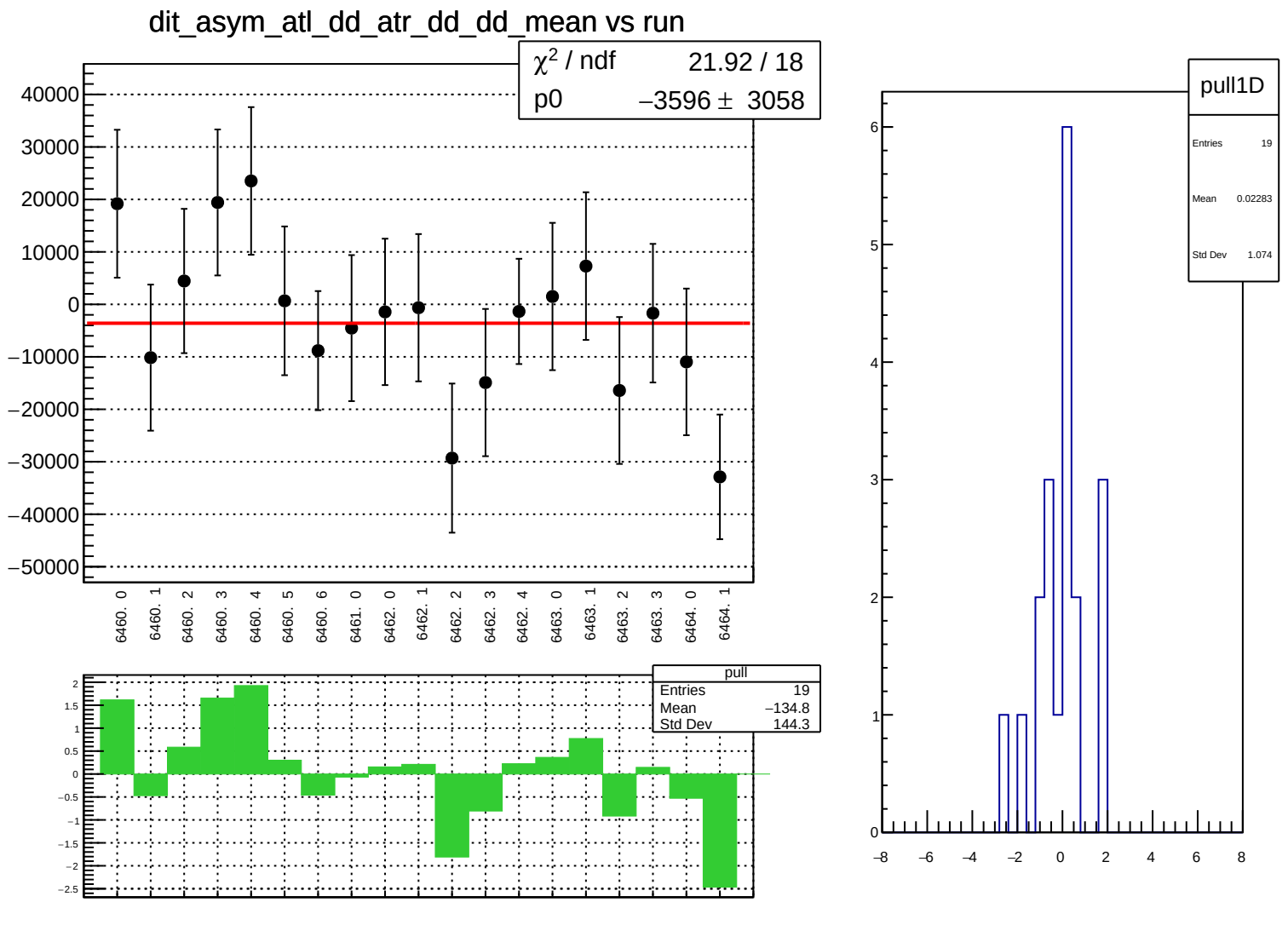
dit_asym_atl_dd_atr_dd_dd_mean vs run
χ² / ndf 21.92 / 18
p0 −3596 ± 3058
40000
30000
20000
10000
0
−10000
−20000
−30000
−40000
−50000
6460. 0
6460. 1
6460. 2
6460. 3
6460. 4
6460. 5
6460. 6
6461. 0
6462. 0
6462. 1
6462. 2
6462. 3
6462. 4
6463. 0
6463. 1
6463. 2
6463. 3
6464. 0
6464. 1
pull
Entries 19
Mean −134.8
Std Dev 144.3
2
1.5
1
0.5
0
−0.5
−1
−1.5
−2
−2.5
pull1D
Entries 19
Mean 0.02283
Std Dev 1.074
6
5
4
3
2
1
0
−8
−6
−4
−2
0
2
4
6
8

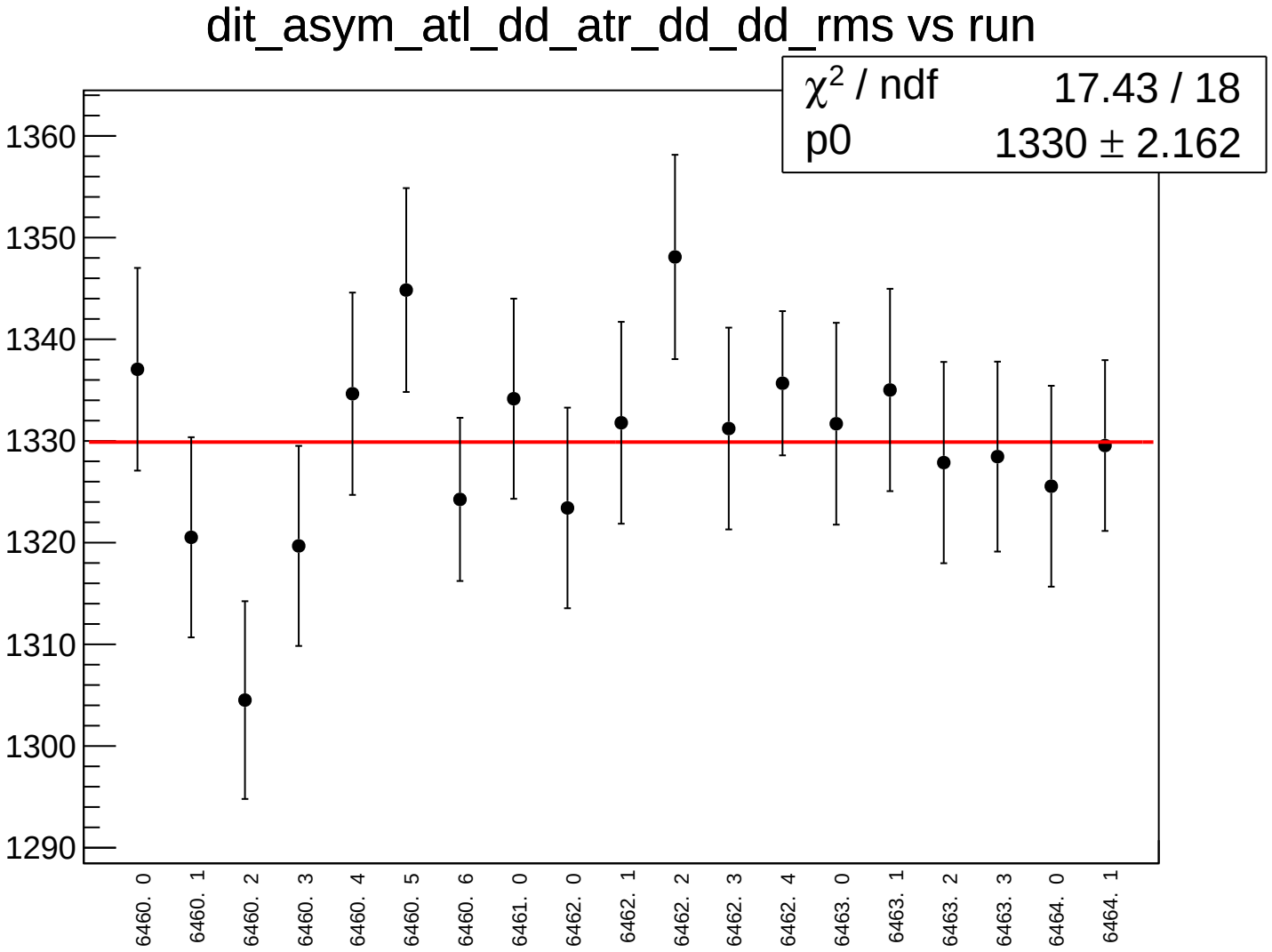
dit_asym_atl_dd_atr_dd_dd_rms vs run
χ2 / ndf 17.43 / 18
p0 1330 ± 2.162
1360
1350
1340
1330
1320
1310
1300
1290
6460. 0
6460. 1
6460. 2
6460. 3
6460. 4
6460. 5
6460. 6
6461. 0
6462. 0
6462. 1
6462. 2
6462. 3
6462. 4
6463. 0
6463. 1
6463. 2
6463. 3
6464. 0
6464. 1

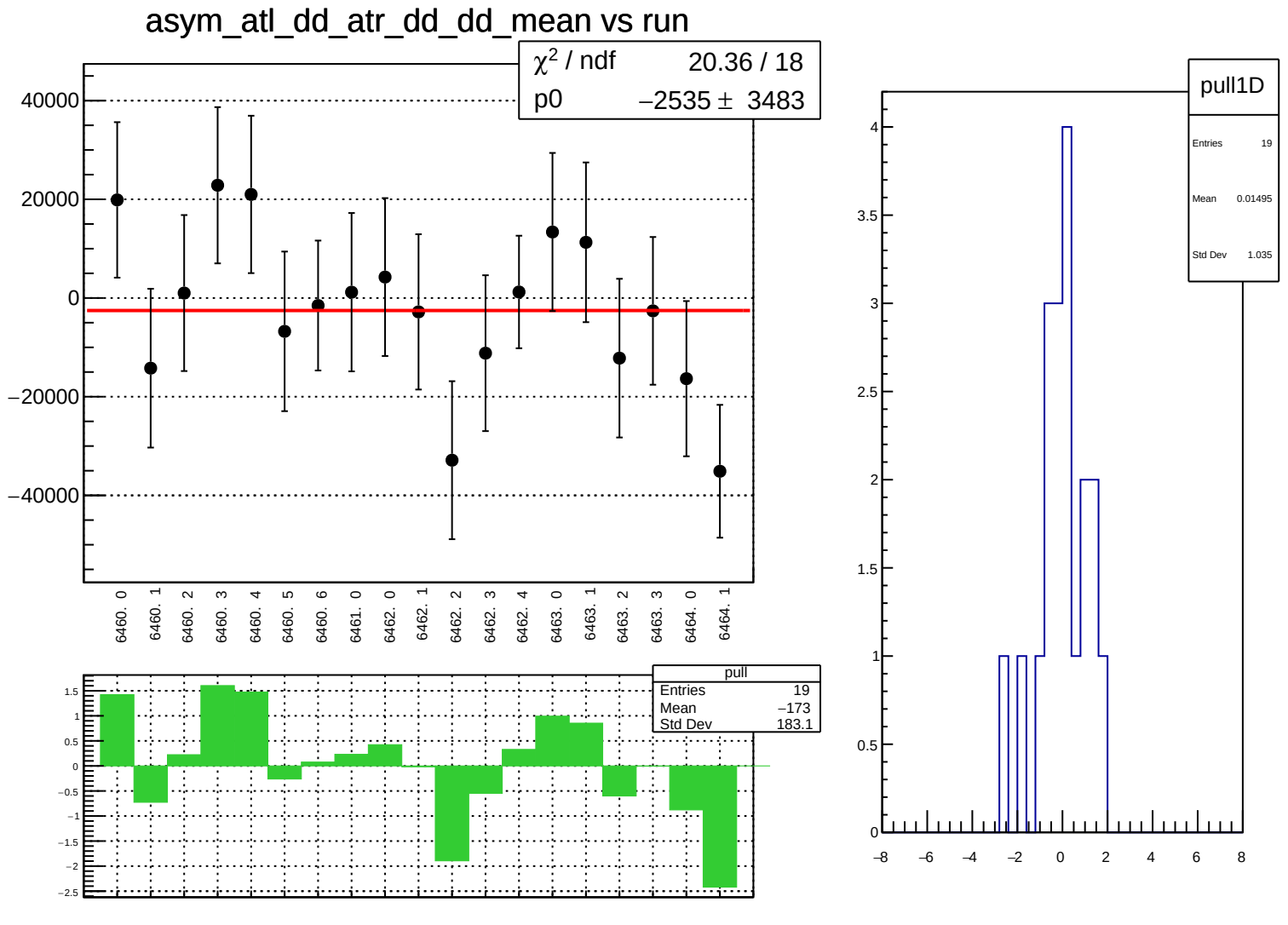
asym_atl_dd_atr_dd_dd_mean vs run
χ² / ndf 20.36 / 18
p0 −2535 ± 3483
40000
20000
0
−20000
−40000
6460. 0
6460. 1
6460. 2
6460. 3
6460. 4
6460. 5
6460. 6
6461. 0
6462. 0
6462. 1
6462. 2
6462. 3
6462. 4
6463. 0
6463. 1
6463. 2
6463. 3
6464. 0
6464. 1
pull
Entries 19
Mean −173
Std Dev 183.1
pull1D
Entries 19
Mean 0.01495
Std Dev 1.035

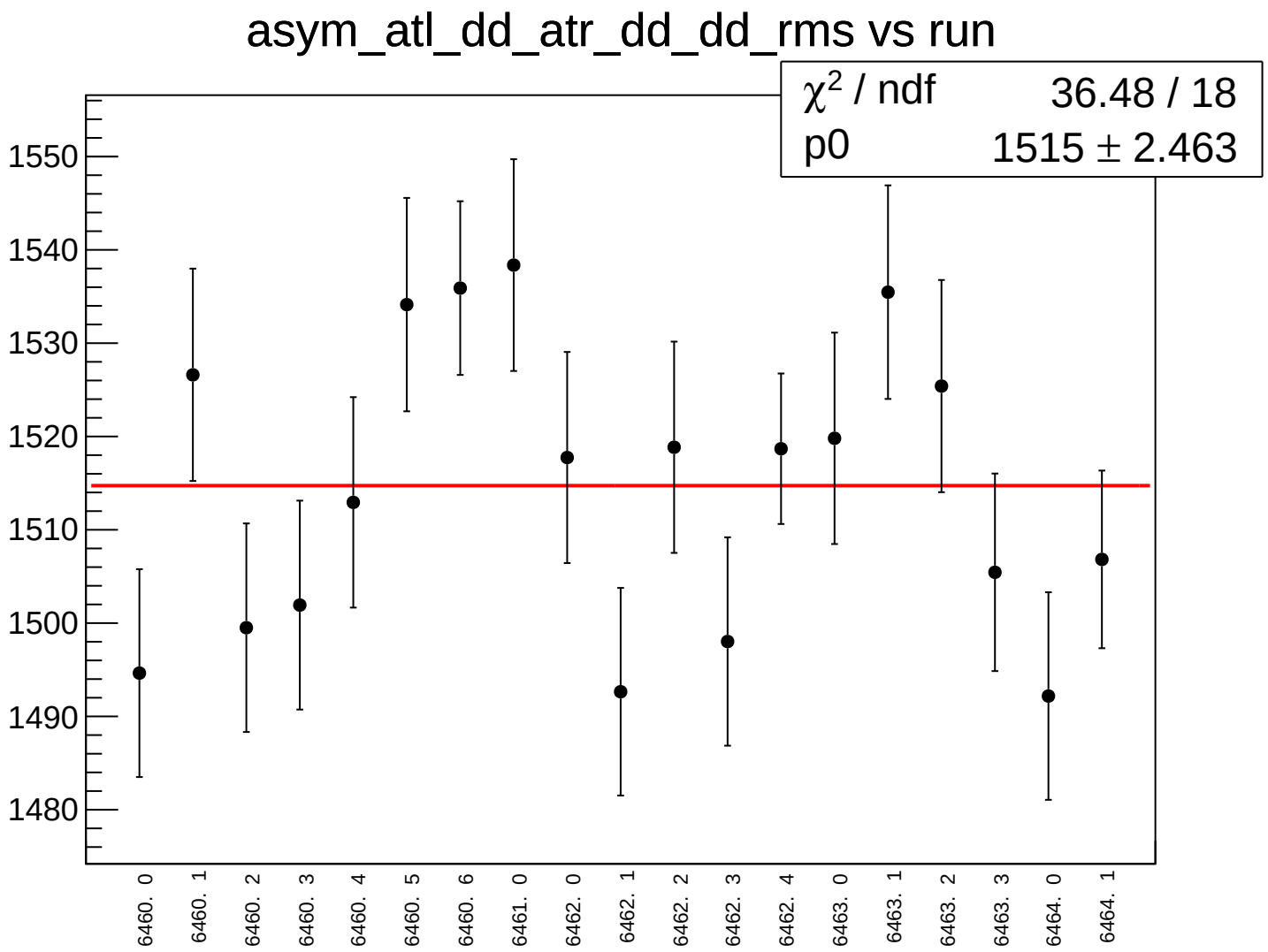
asym_atl_dd_atr_dd_dd_rms vs run
χ2 / ndf 36.48 / 18
p0 1515 ± 2.463
1550
1540
1530
1520
1510
1500
1490
1480
6460. 0
6460. 1
6460. 2
6460. 3
6460. 4
6460. 5
6460. 6
6461. 0
6462. 0
6462. 1
6462. 2
6462. 3
6462. 4
6463. 0
6463. 1
6463. 2
6463. 3
6464. 0
6464. 1

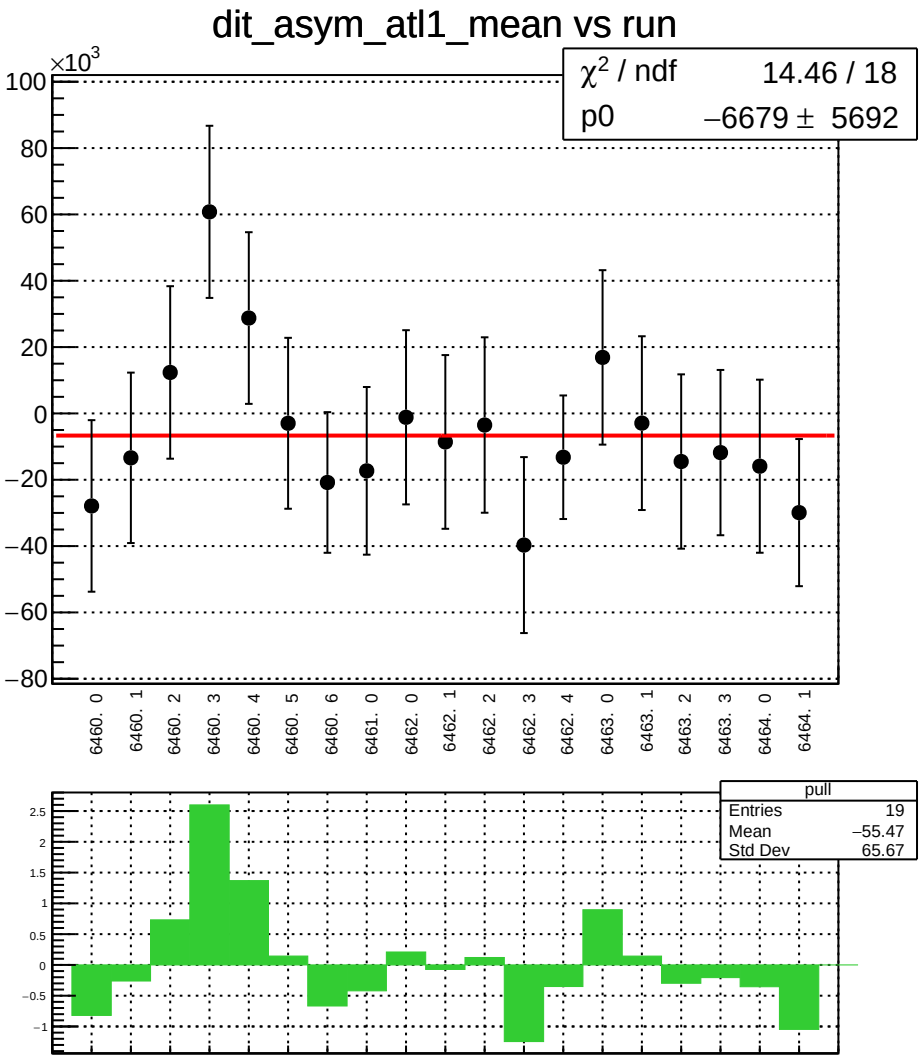
dit_asym_atl1_mean vs run
×10^3
χ² / ndf 14.46 / 18
p0 −6679 ± 5692
100
80
60
40
20
0
−20
−40
−60
−80
6460. 0
6460. 1
6460. 2
6460. 3
6460. 4
6460. 5
6460. 6
6461. 0
6462. 0
6462. 1
6462. 2
6462. 3
6462. 4
6463. 0
6463. 1
6463. 2
6463. 3
6464. 0
6464. 1
pull
Entries 19
Mean −55.47
Std Dev 65.67
2.5
2
1.5
1
0.5
0
−0.5
−1

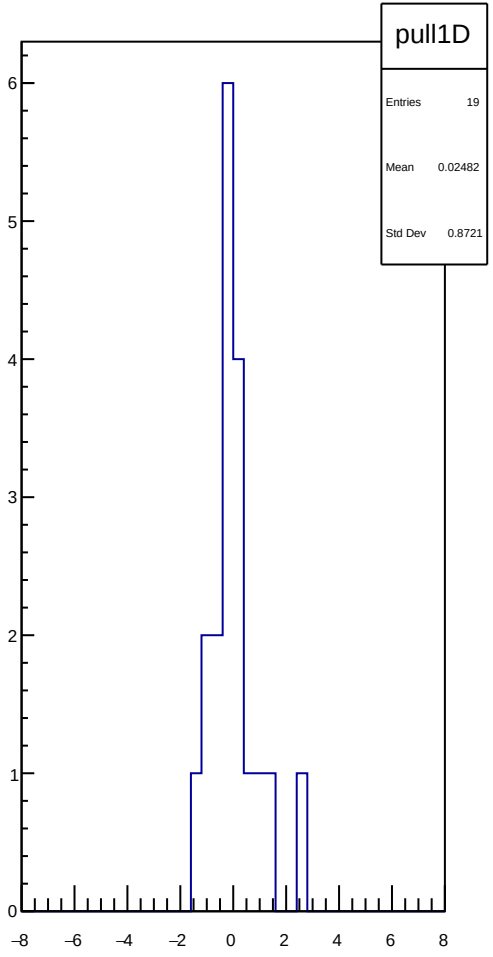
pull1D
Entries 19
Mean 0.02482
Std Dev 0.8721
6
5
4
3
2
1
0
−8
−6
−4
−2
0
2
4
6
8

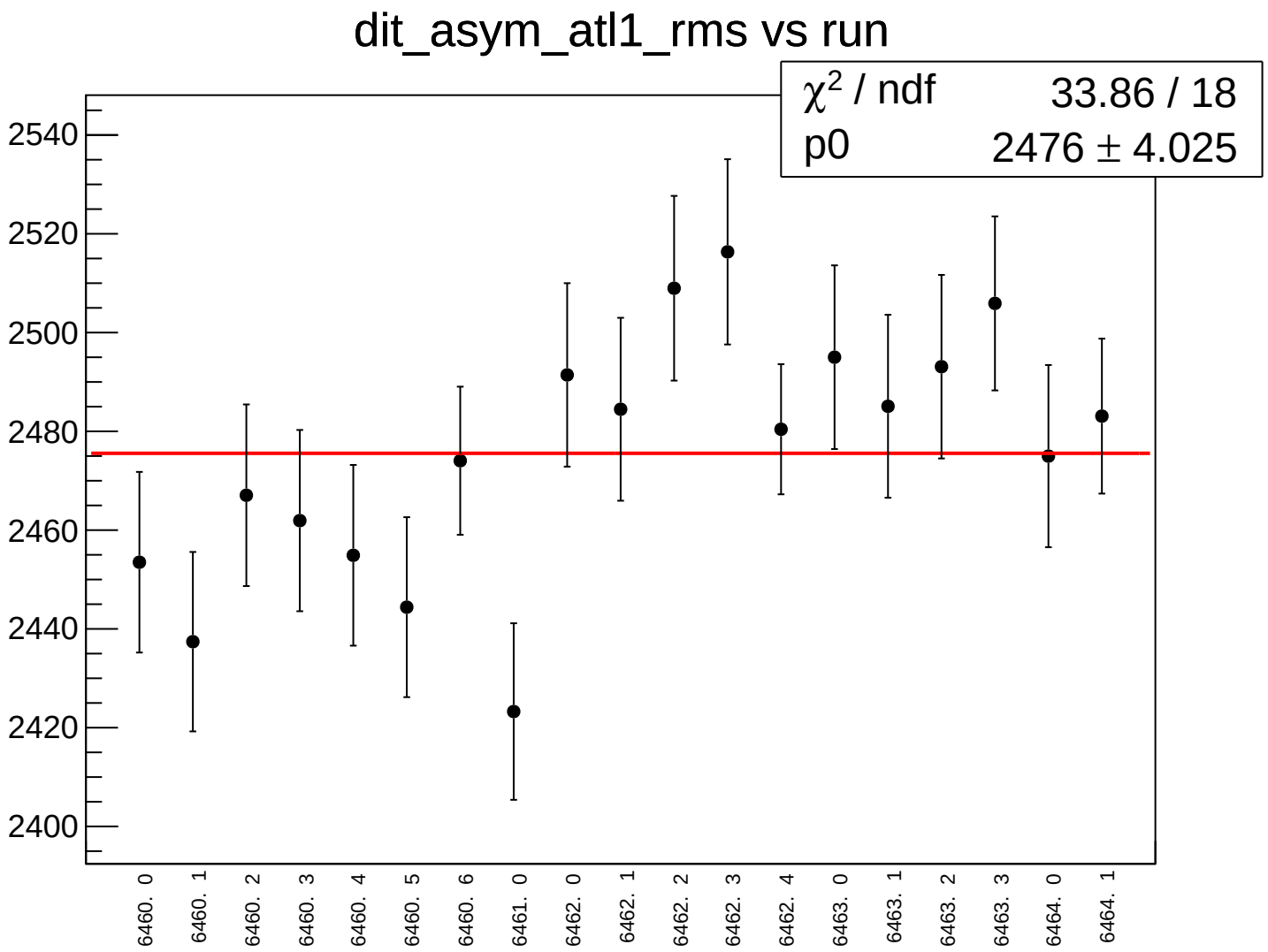
dit_asym_atl1_rms vs run
χ2 / ndf 33.86 / 18
p0 2476 ± 4.025
2540
2520
2500
2480
2460
2440
2420
2400
6460. 0
6460. 1
6460. 2
6460. 3
6460. 4
6460. 5
6460. 6
6461. 0
6462. 0
6462. 1
6462. 2
6462. 3
6462. 4
6463. 0
6463. 1
6463. 2
6463. 3
6464. 0
6464. 1

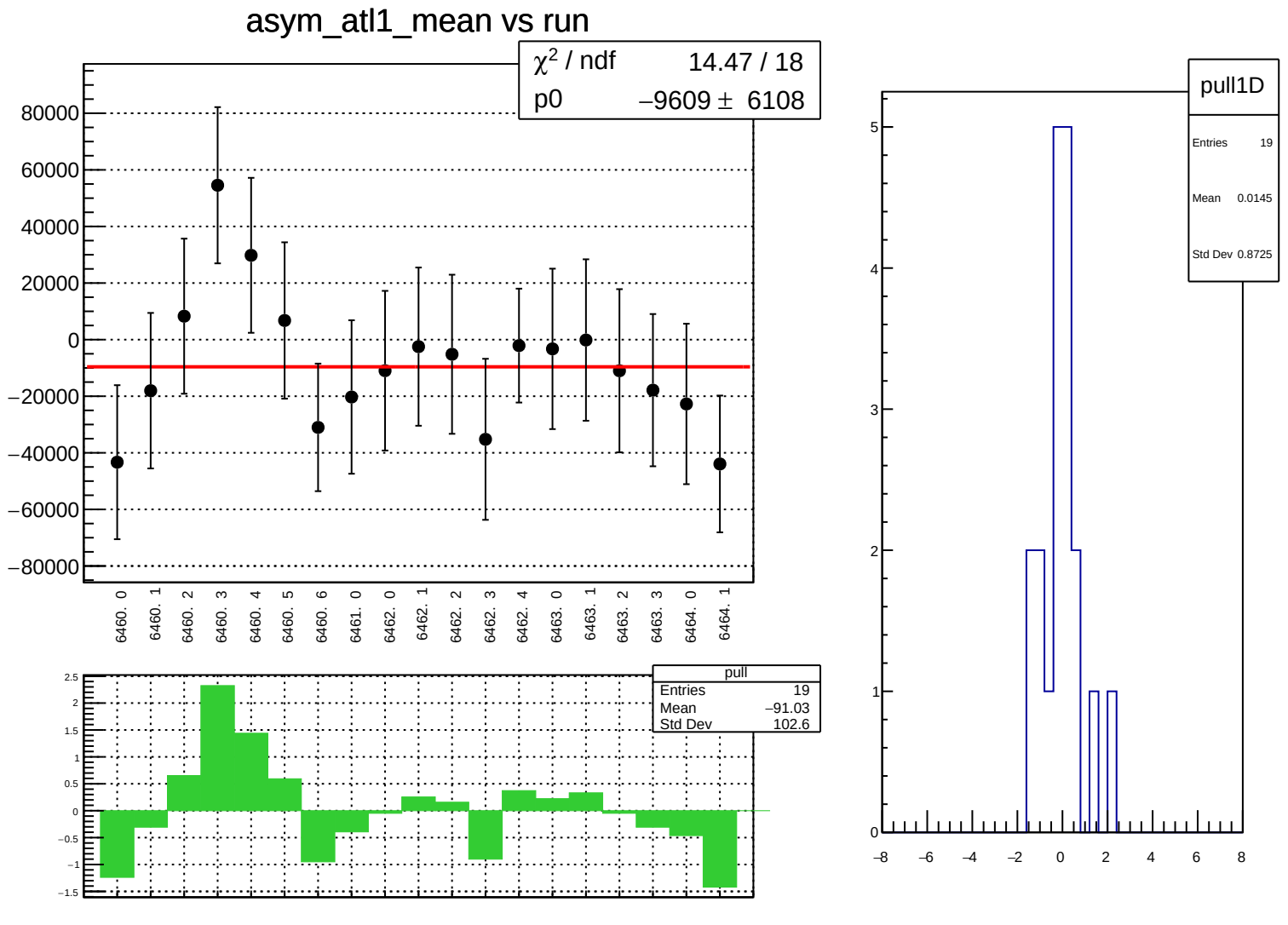
asym_atl1_mean vs run
χ² / ndf 14.47 / 18
p0 −9609 ± 6108
80000
60000
40000
20000
0
−20000
−40000
−60000
−80000
6460. 0
6460. 1
6460. 2
6460. 3
6460. 4
6460. 5
6460. 6
6461. 0
6462. 0
6462. 1
6462. 2
6462. 3
6462. 4
6463. 0
6463. 1
6463. 2
6463. 3
6464. 0
6464. 1
pull
Entries 19
Mean −91.03
Std Dev 102.6
2.5
2
1.5
1
0.5
0
−0.5
−1
−1.5
pull1D
Entries 19
Mean 0.0145
Std Dev 0.8725
5
4
3
2
1
0
−8
−6
−4
−2
0
2
4
6
8

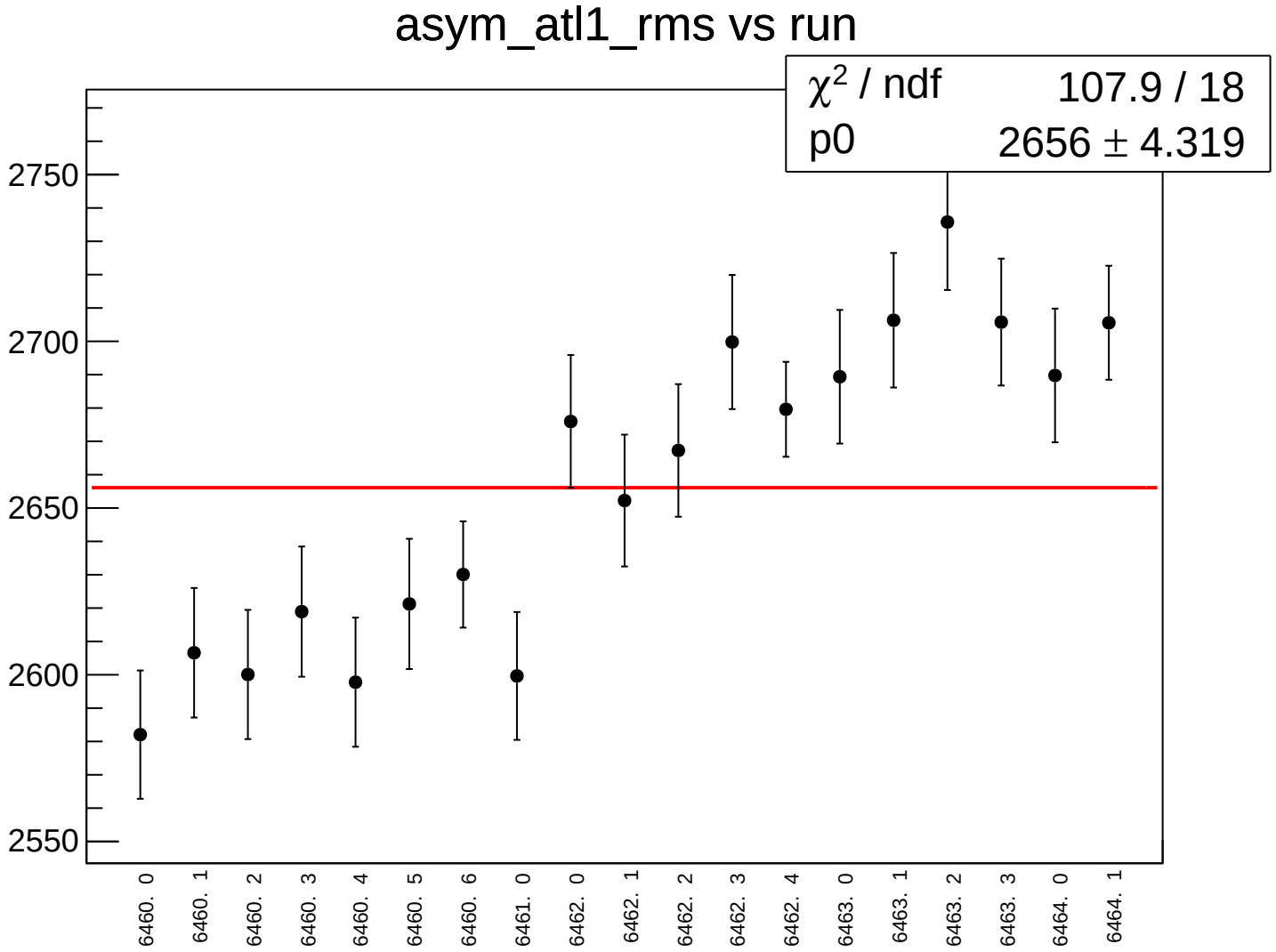
asym_atl1_rms vs run
χ2 / ndf 107.9 / 18
p0 2656 ± 4.319
2750
2700
2650
2600
2550
6460. 0
6460. 1
6460. 2
6460. 3
6460. 4
6460. 5
6460. 6
6461. 0
6462. 0
6462. 1
6462. 2
6462. 3
6462. 4
6463. 0
6463. 1
6463. 2
6463. 3
6464. 0
6464. 1

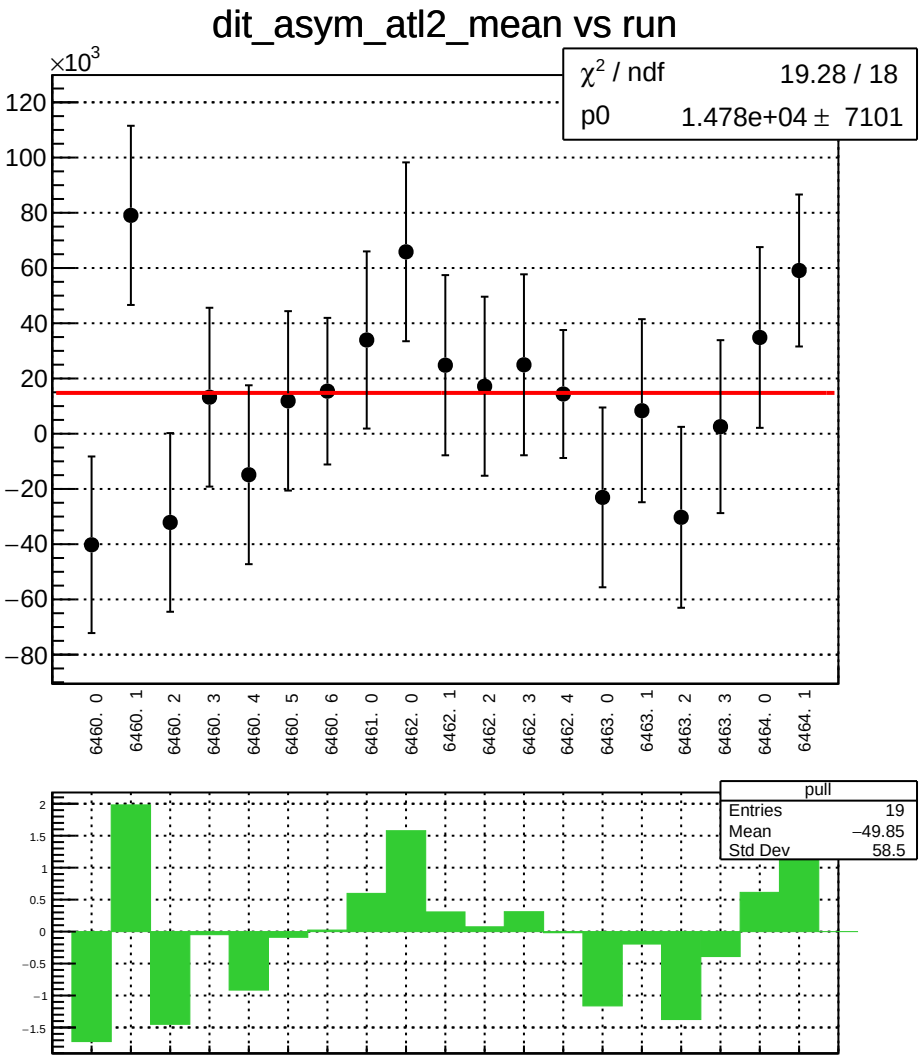
dit_asym_atl2_mean vs run
×10^3
χ² / ndf 19.28 / 18
p0 1.478e+04 ± 7101
120
100
80
60
40
20
0
−20
−40
−60
−80
6460. 0
6460. 1
6460. 2
6460. 3
6460. 4
6460. 5
6460. 6
6461. 0
6462. 0
6462. 1
6462. 2
6462. 3
6462. 4
6463. 0
6463. 1
6463. 2
6463. 3
6464. 0
6464. 1
pull
Entries 19
Mean −49.85
Std Dev 58.5
2
1.5
1
0.5
0
−0.5
−1
−1.5

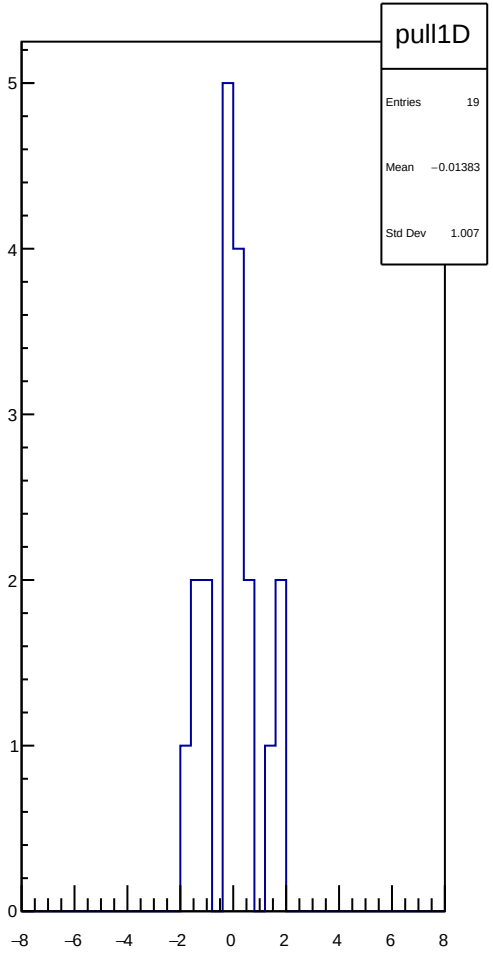
pull1D
Entries 19
Mean −0.01383
Std Dev 1.007
5
4
3
2
1
0
−8
−6
−4
−2
0
2
4
6
8

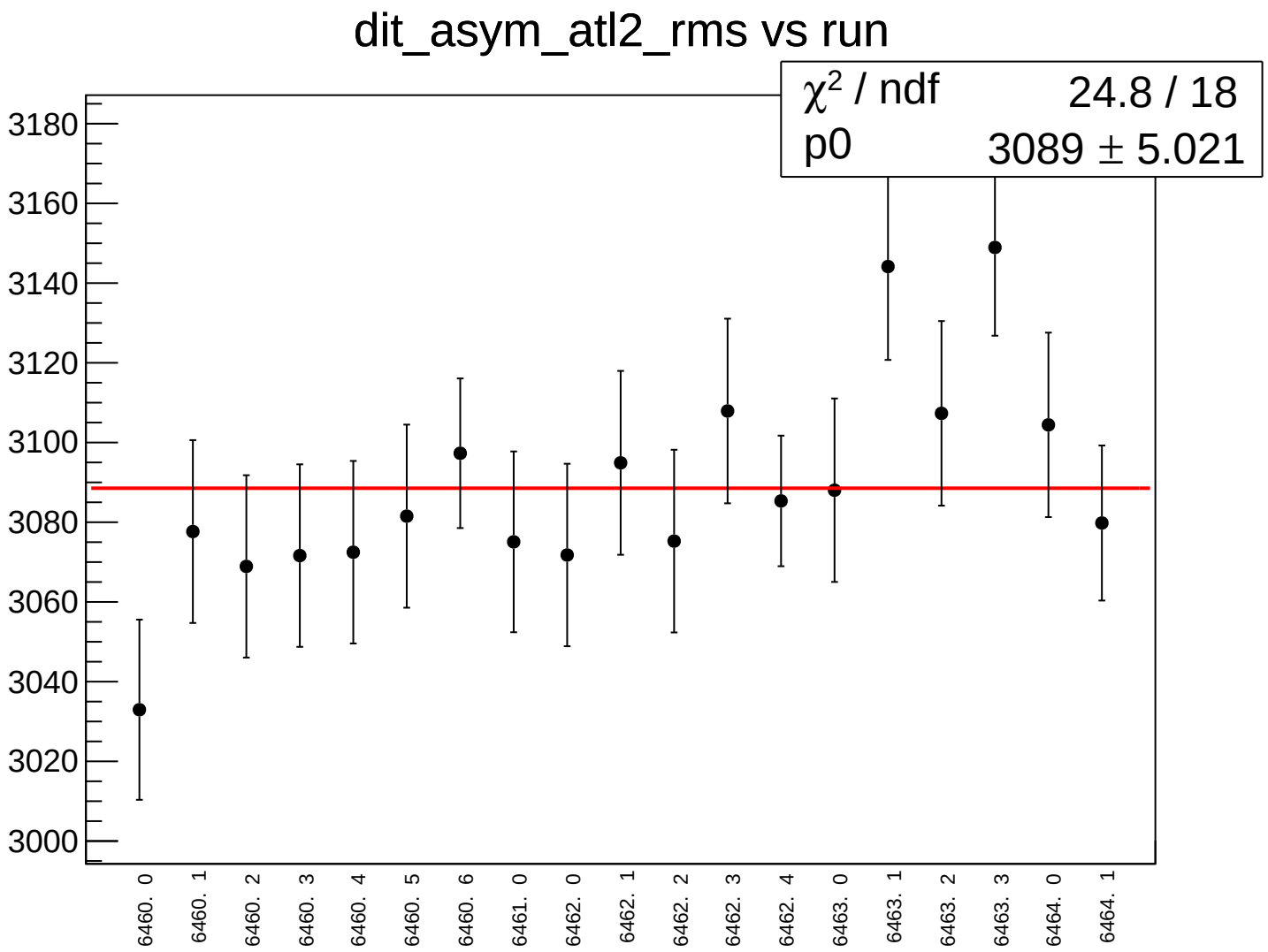
dit_asym_atl2_rms vs run
χ² / ndf 24.8 / 18
p0 3089 ± 5.021
3180
3160
3140
3120
3100
3080
3060
3040
3020
3000
6460. 0
6460. 1
6460. 2
6460. 3
6460. 4
6460. 5
6460. 6
6461. 0
6462. 0
6462. 1
6462. 2
6462. 3
6462. 4
6463. 0
6463. 1
6463. 2
6463. 3
6464. 0
6464. 1

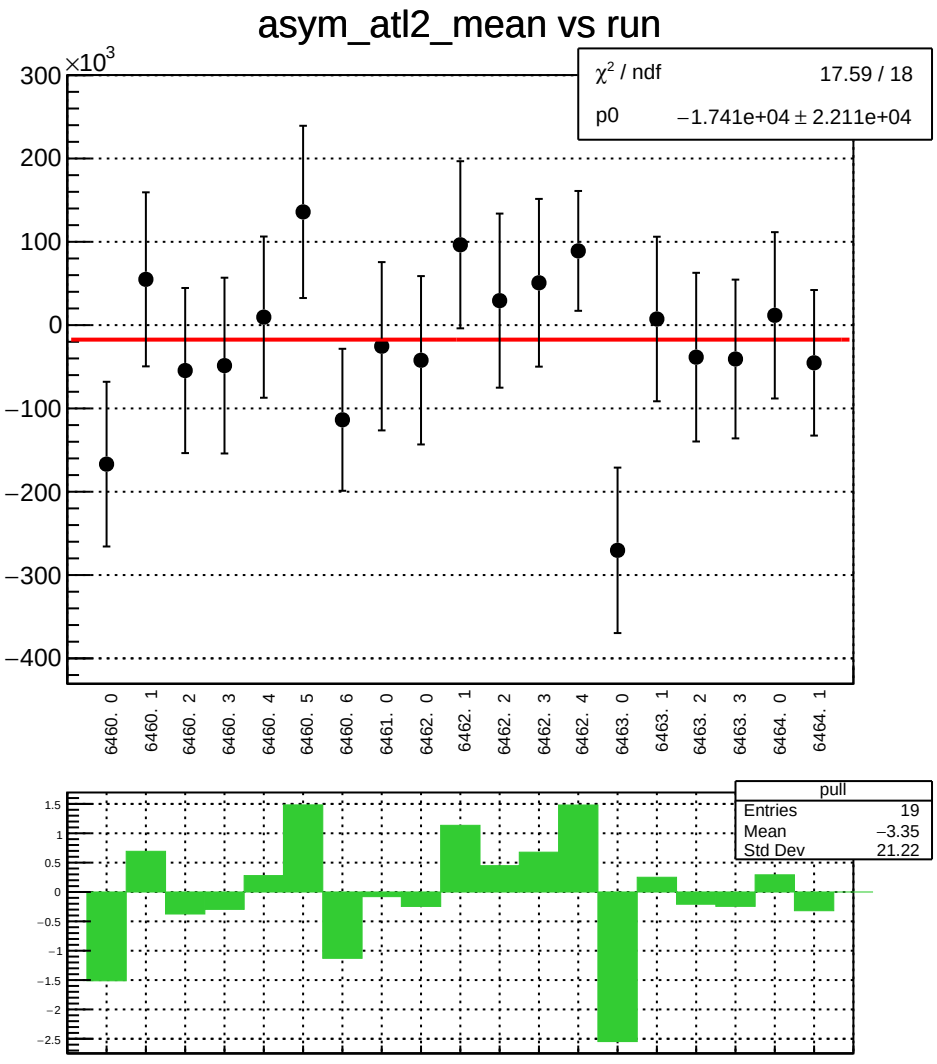
asym_atl2_mean vs run
×10^3
χ² / ndf 17.59 / 18
p0 −1.741e+04 ± 2.211e+04
300
200
100
0
−100
−200
−300
−400
6460. 0
6460. 1
6460. 2
6460. 3
6460. 4
6460. 5
6460. 6
6461. 0
6462. 0
6462. 1
6462. 2
6462. 3
6462. 4
6463. 0
6463. 1
6463. 2
6463. 3
6464. 0
6464. 1
pull
Entries 19
Mean −3.35
Std Dev 21.22
1.5
1
0.5
0
−0.5
−1
−1.5
−2
−2.5

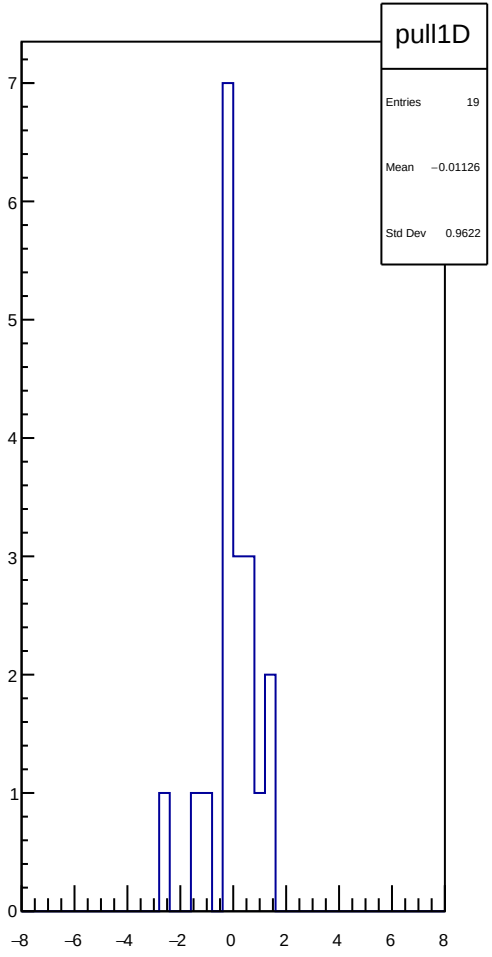
pull1D
Entries 19
Mean −0.01126
Std Dev 0.9622
7
6
5
4
3
2
1
0
−8
−6
−4
−2
0
2
4
6
8

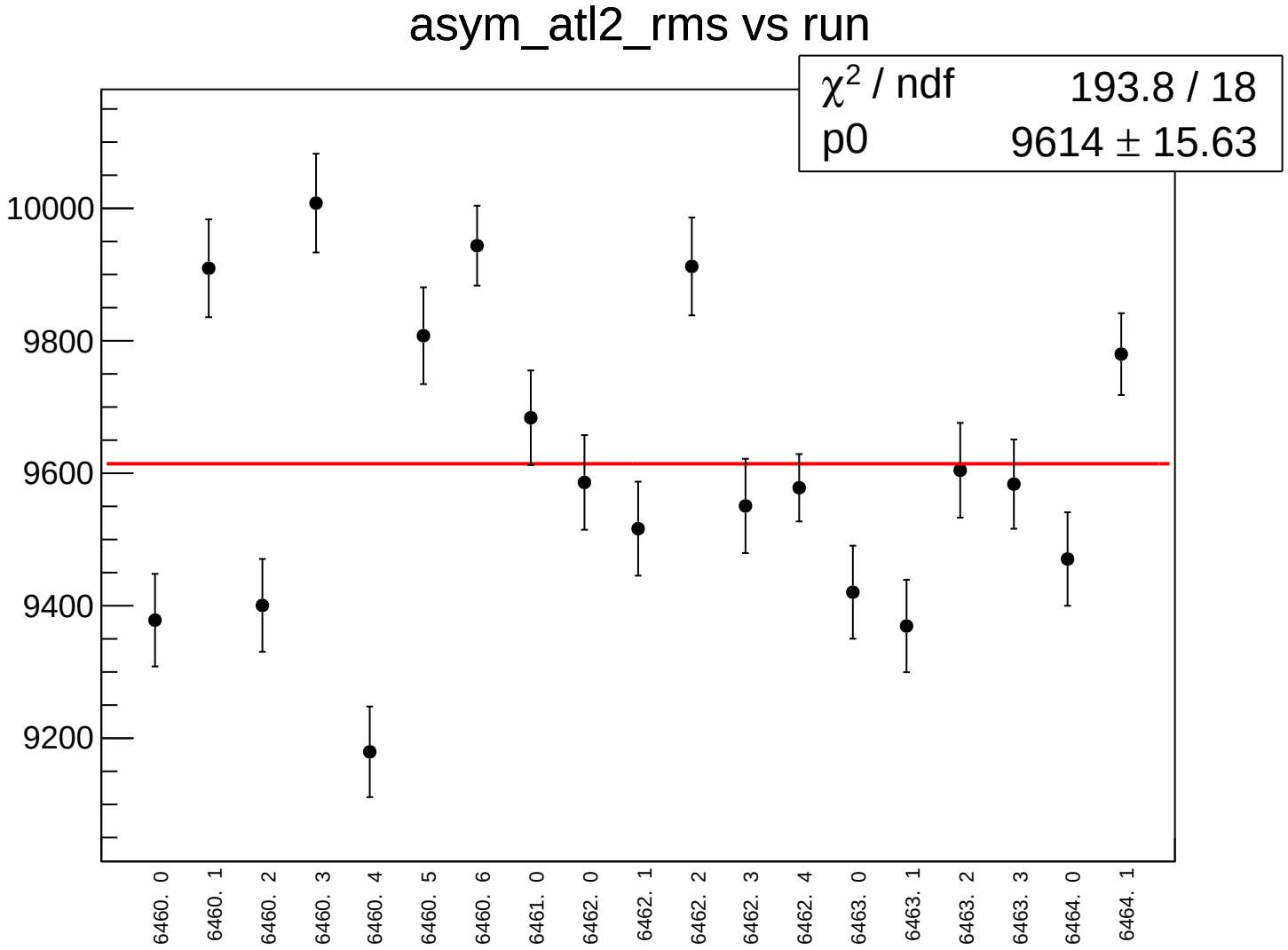
asym_atl2_rms vs run
χ2 / ndf 193.8 / 18
p0 9614 ± 15.63
10000
9800
9600
9400
9200
6460. 0
6460. 1
6460. 2
6460. 3
6460. 4
6460. 5
6460. 6
6461. 0
6462. 0
6462. 1
6462. 2
6462. 3
6462. 4
6463. 0
6463. 1
6463. 2
6463. 3
6464. 0
6464. 1

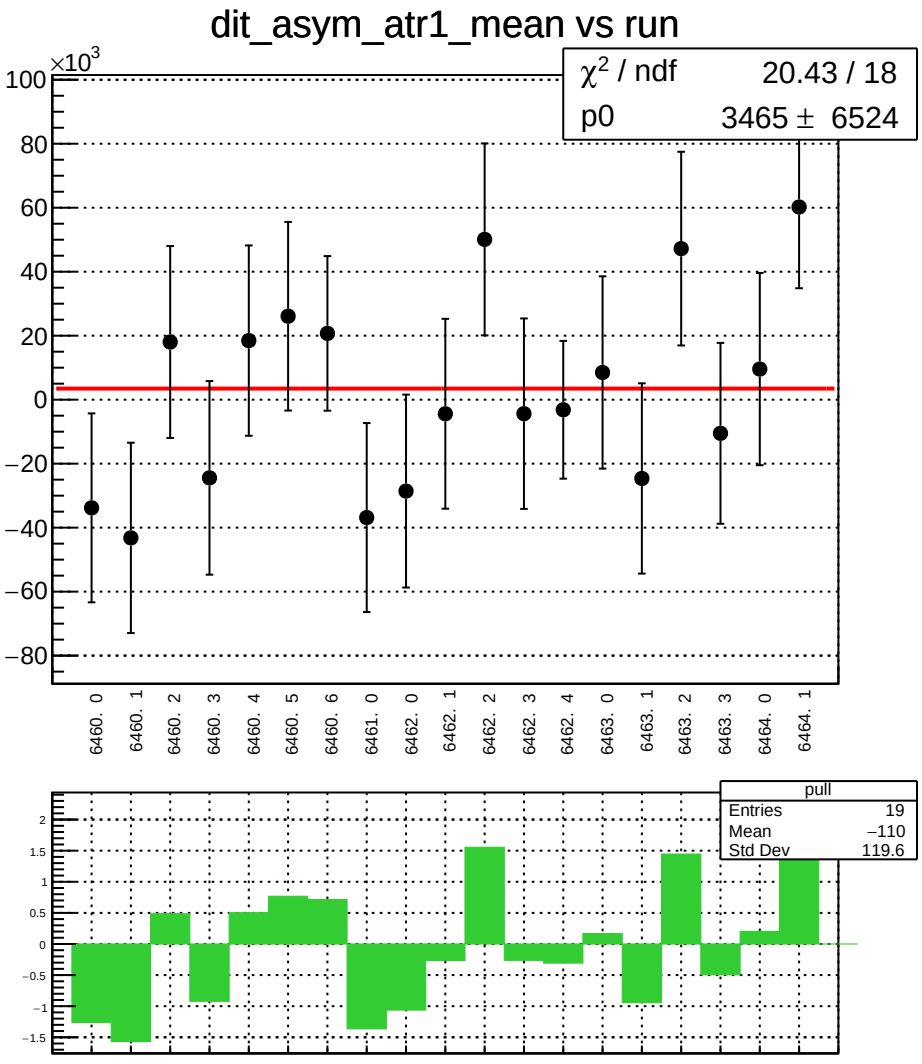
dit_asym_atr1_mean vs run
×10^3
χ² / ndf 20.43 / 18
p0 3465 ± 6524
100
80
60
40
20
0
−20
−40
−60
−80
6460. 0
6460. 1
6460. 2
6460. 3
6460. 4
6460. 5
6460. 6
6461. 0
6462. 0
6462. 1
6462. 2
6462. 3
6462. 4
6463. 0
6463. 1
6463. 2
6463. 3
6464. 0
6464. 1
pull
Entries 19
Mean −110
Std Dev 119.6
2
1.5
1
0.5
0
−0.5
−1
−1.5

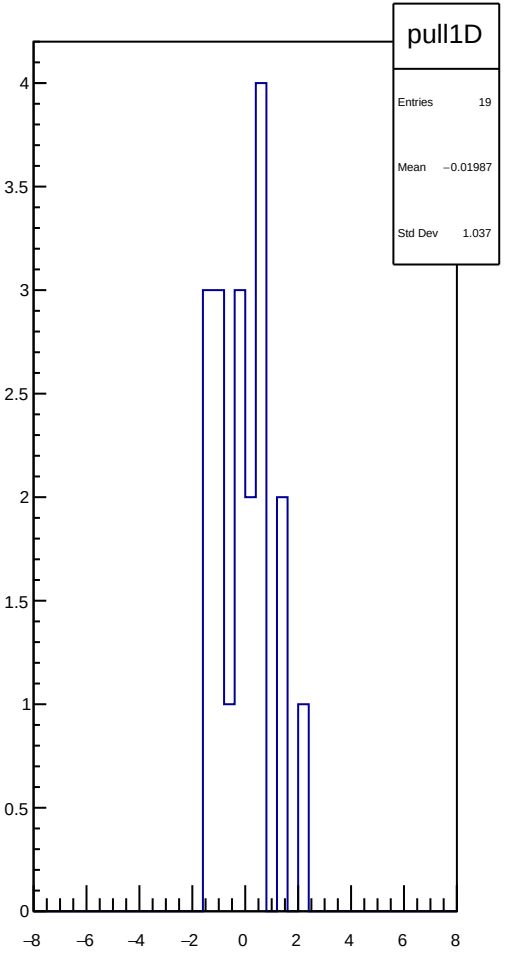
pull1D
Entries 19
Mean −0.01987
Std Dev 1.037
4
3.5
3
2.5
2
1.5
1
0.5
0
−8
−6
−4
−2
0
2
4
6
8

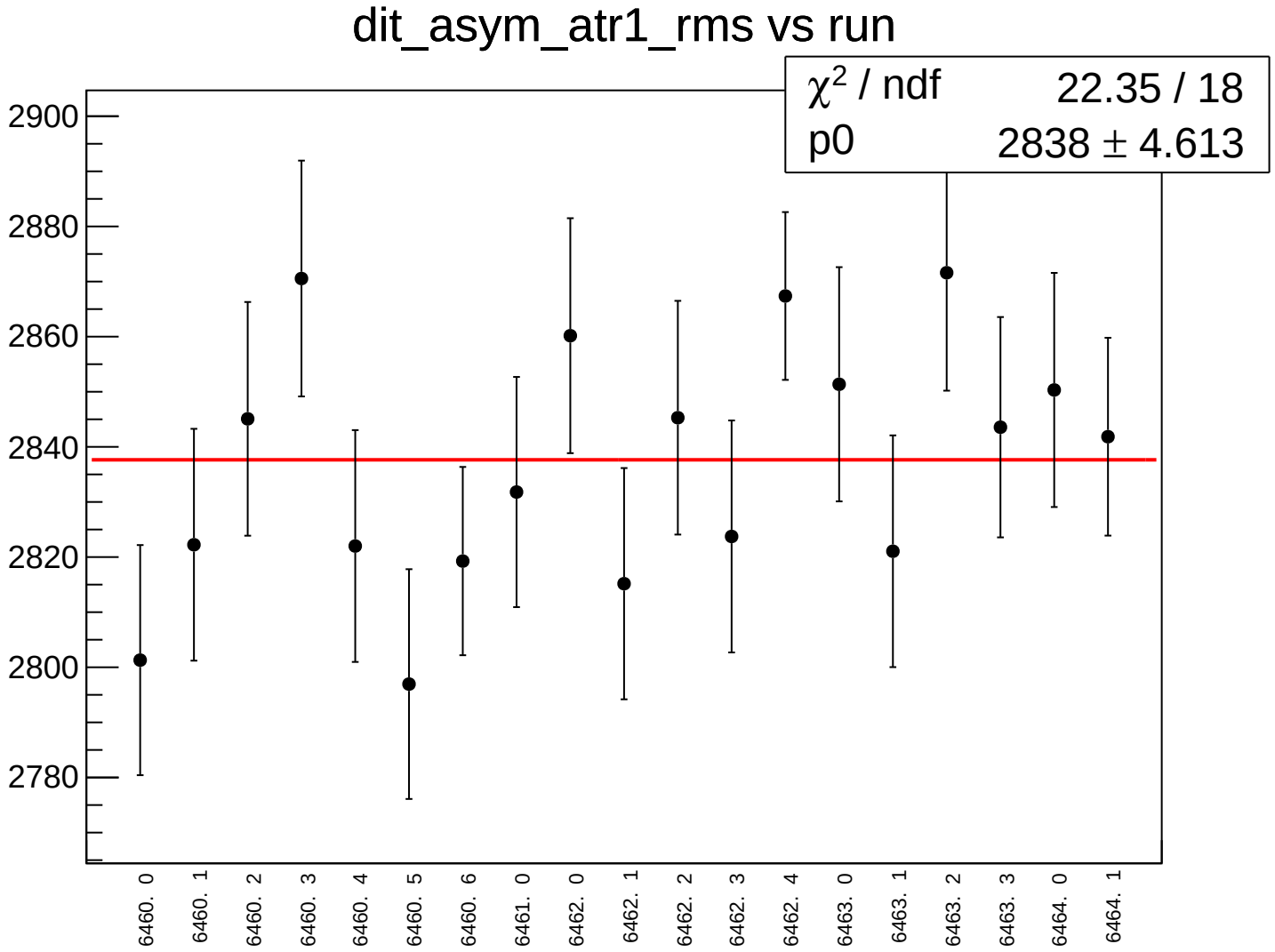
dit_asym_atr1_rms vs run
χ2 / ndf 22.35 / 18
p0 2838 ± 4.613
2900
2880
2860
2840
2820
2800
2780
6460. 0
6460. 1
6460. 2
6460. 3
6460. 4
6460. 5
6460. 6
6461. 0
6462. 0
6462. 1
6462. 2
6462. 3
6462. 4
6463. 0
6463. 1
6463. 2
6463. 3
6464. 0
6464. 1

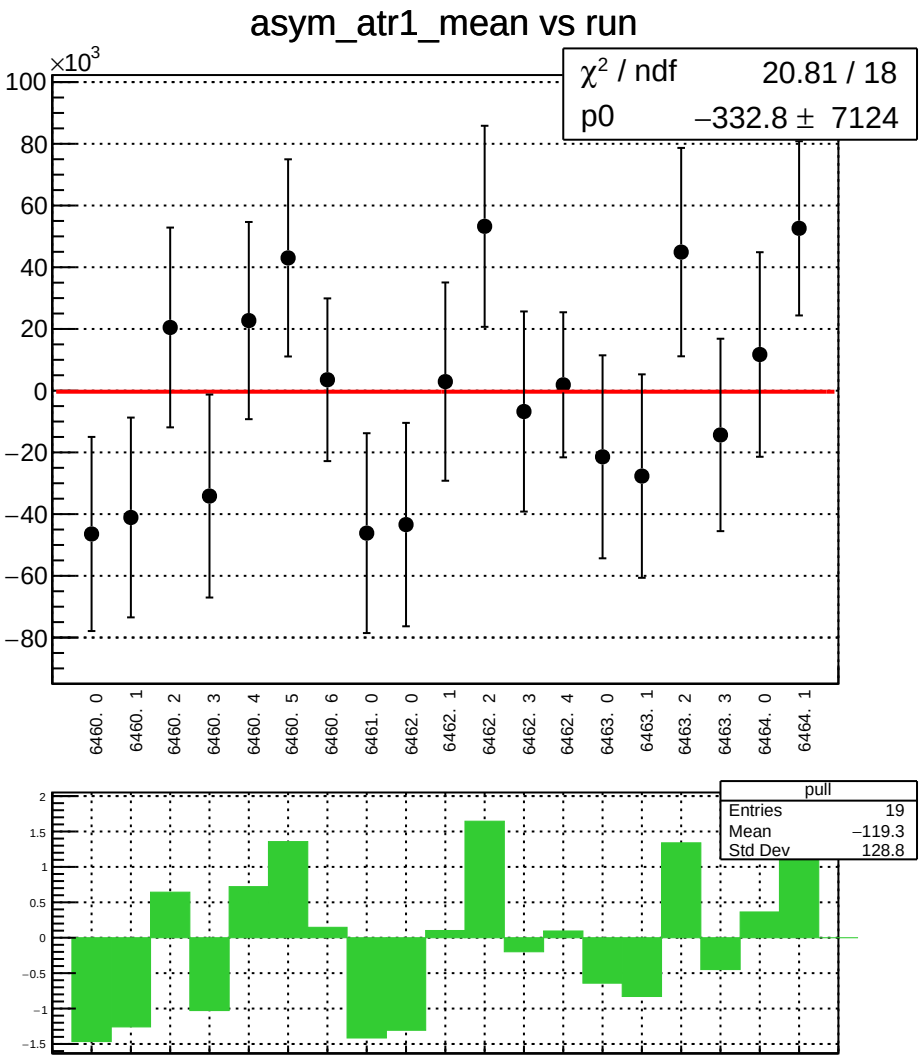
asym_atr1_mean vs run
×10^3
χ² / ndf 20.81 / 18
p0 −332.8 ± 7124
100
80
60
40
20
0
−20
−40
−60
−80
6460. 0
6460. 1
6460. 2
6460. 3
6460. 4
6460. 5
6460. 6
6461. 0
6462. 0
6462. 1
6462. 2
6462. 3
6462. 4
6463. 0
6463. 1
6463. 2
6463. 3
6464. 0
6464. 1
pull
Entries 19
Mean −119.3
Std Dev 128.8
2
1.5
1
0.5
0
−0.5
−1
−1.5

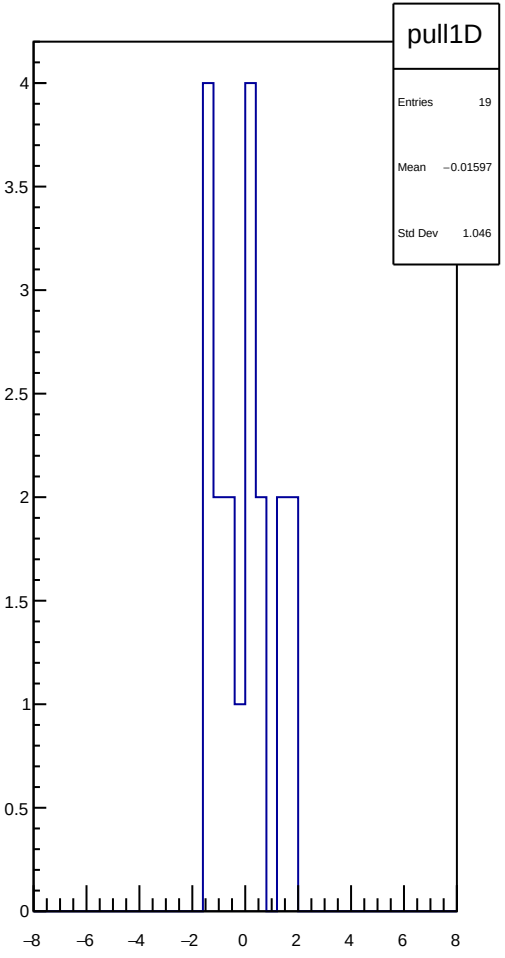
pull1D
Entries 19
Mean −0.01597
Std Dev 1.046
4
3.5
3
2.5
2
1.5
1
0.5
0
−8
−6
−4
−2
0
2
4
6
8

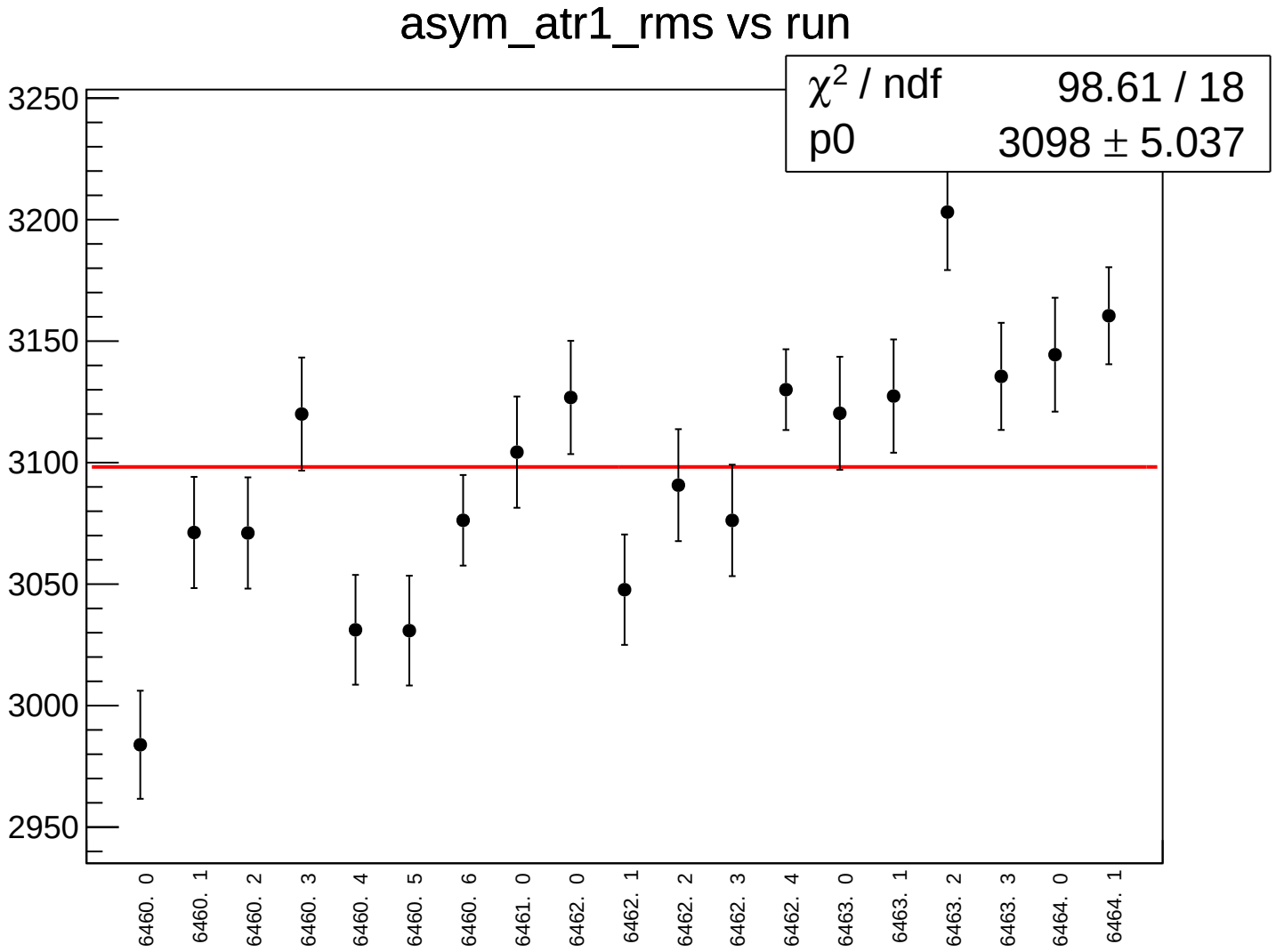
asym_atr1_rms vs run
χ2 / ndf 98.61 / 18
p0 3098 ± 5.037
3250
3200
3150
3100
3050
3000
2950
6460. 0
6460. 1
6460. 2
6460. 3
6460. 4
6460. 5
6460. 6
6461. 0
6462. 0
6462. 1
6462. 2
6462. 3
6462. 4
6463. 0
6463. 1
6463. 2
6463. 3
6464. 0
6464. 1

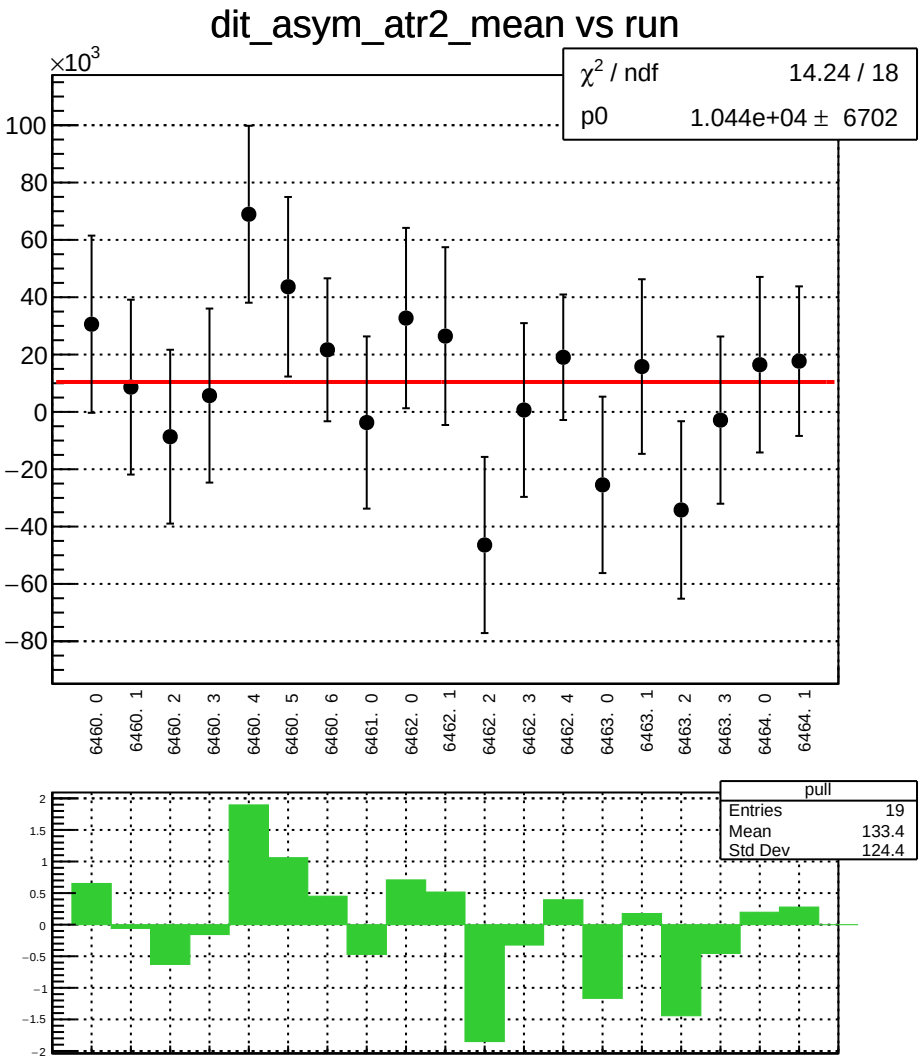
dit_asym_atr2_mean vs run
×10^3
χ² / ndf 14.24 / 18
p0 1.044e+04 ± 6702
100
80
60
40
20
0
−20
−40
−60
−80
6460. 0
6460. 1
6460. 2
6460. 3
6460. 4
6460. 5
6460. 6
6461. 0
6462. 0
6462. 1
6462. 2
6462. 3
6462. 4
6463. 0
6463. 1
6463. 2
6463. 3
6464. 0
6464. 1
pull
Entries 19
Mean 133.4
Std Dev 124.4
2
1.5
1
0.5
0
−0.5
−1
−1.5
−2

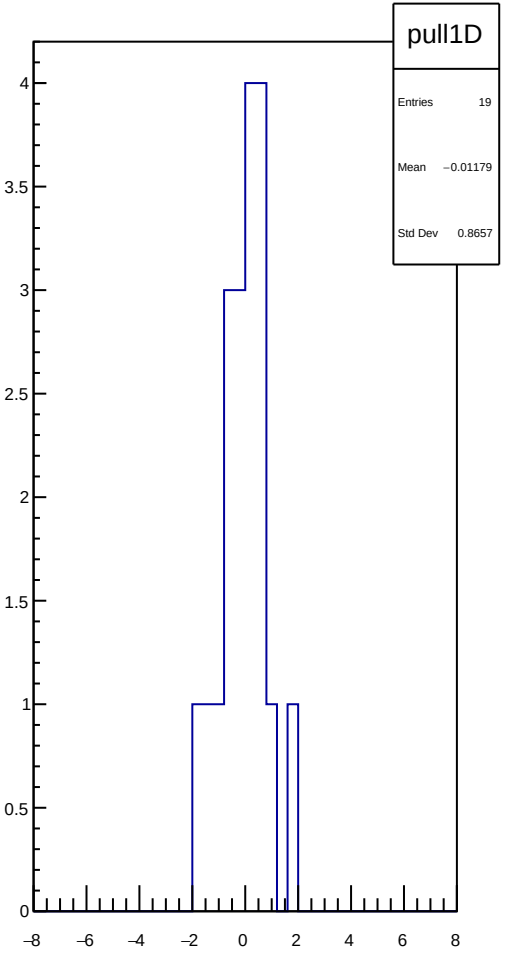
pull1D
Entries 19
Mean −0.01179
Std Dev 0.8657
4
3.5
3
2.5
2
1.5
1
0.5
0
−8
−6
−4
−2
0
2
4
6
8

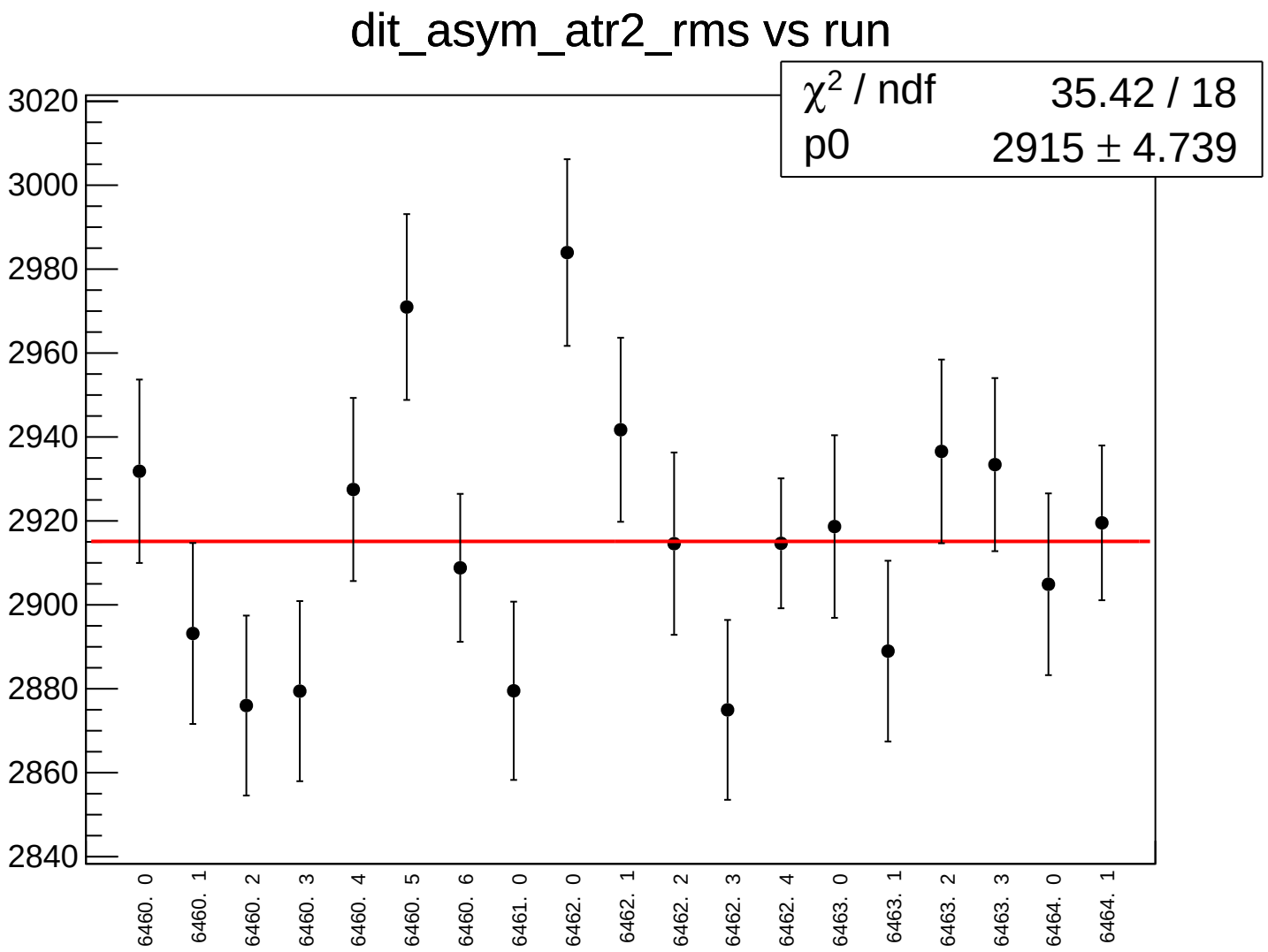
dit_asym_atr2_rms vs run
χ2 / ndf 35.42 / 18
p0 2915 ± 4.739
3020
3000
2980
2960
2940
2920
2900
2880
2860
2840
6460. 0
6460. 1
6460. 2
6460. 3
6460. 4
6460. 5
6460. 6
6461. 0
6462. 0
6462. 1
6462. 2
6462. 3
6462. 4
6463. 0
6463. 1
6463. 2
6463. 3
6464. 0
6464. 1

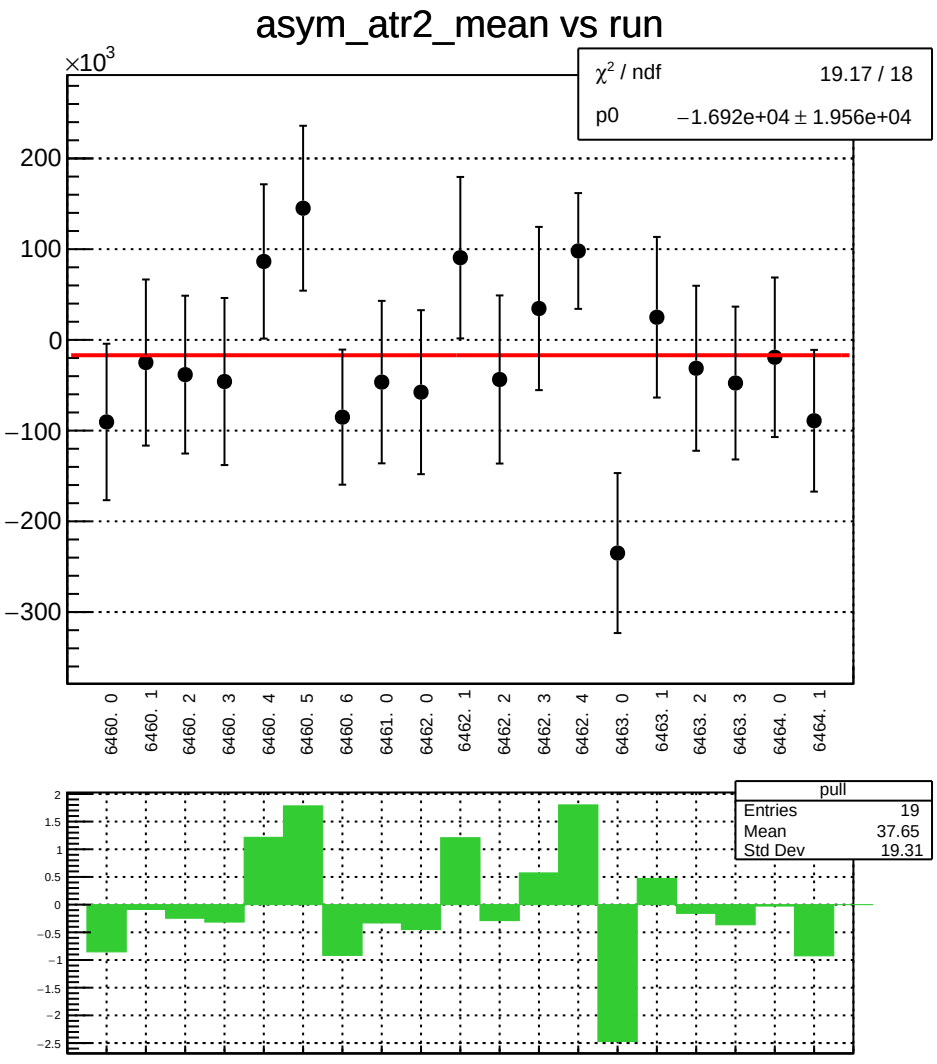
asym_atr2_mean vs run
×10^3
χ² / ndf 19.17 / 18
p0 −1.692e+04 ± 1.956e+04
200
100
0
−100
−200
−300
6460. 0
6460. 1
6460. 2
6460. 3
6460. 4
6460. 5
6460. 6
6461. 0
6462. 0
6462. 1
6462. 2
6462. 3
6462. 4
6463. 0
6463. 1
6463. 2
6463. 3
6464. 0
6464. 1
pull
Entries 19
Mean 37.65
Std Dev 19.31
2
1.5
1
0.5
0
−0.5
−1
−1.5
−2
−2.5

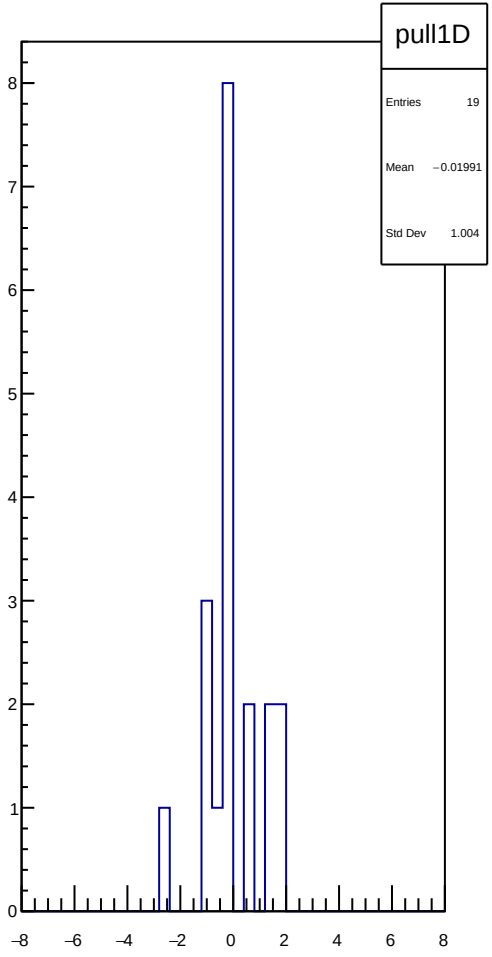
pull1D
Entries 19
Mean −0.01991
Std Dev 1.004
8
7
6
5
4
3
2
1
0
−8
−6
−4
−2
0
2
4
6
8

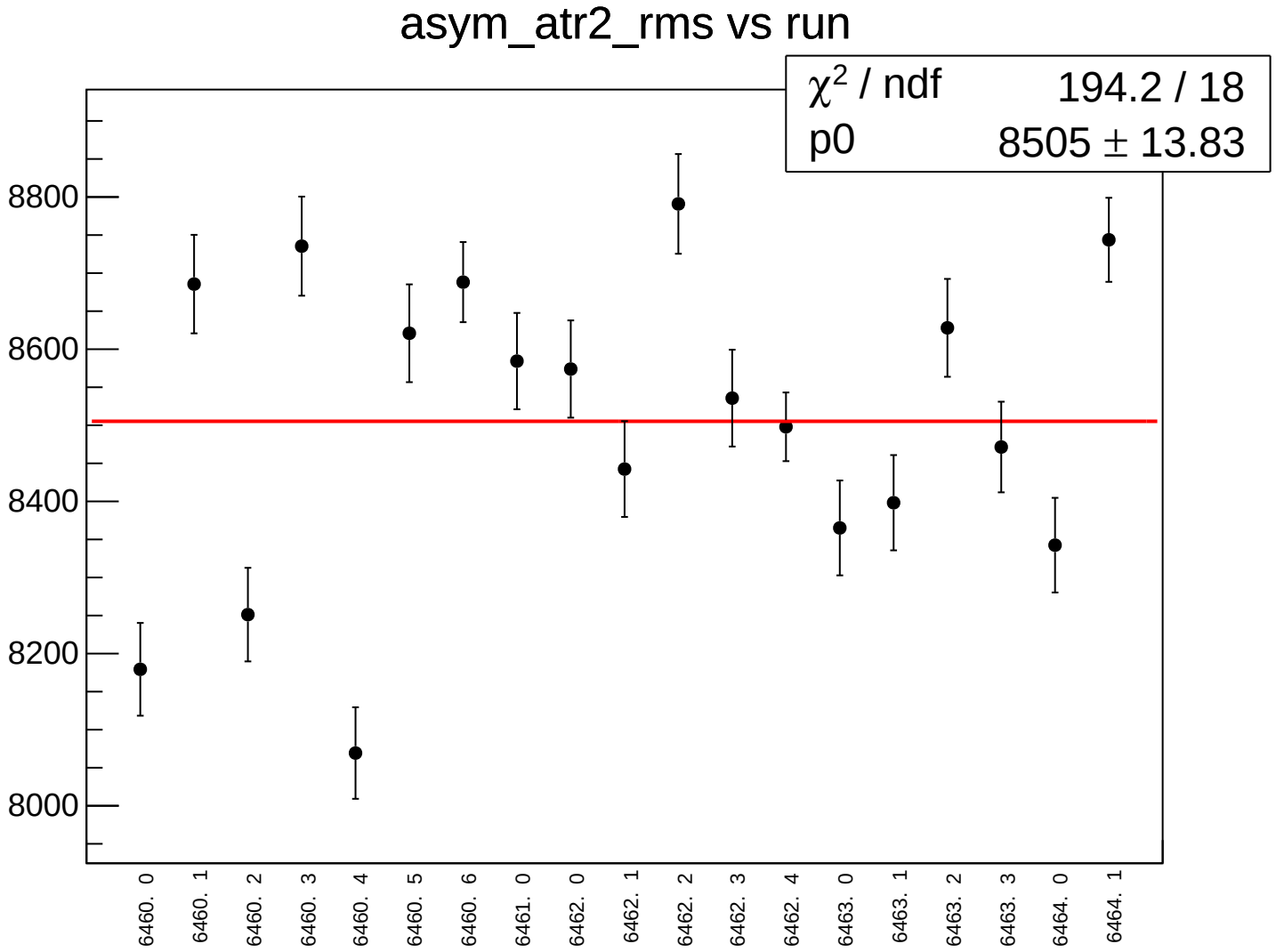
asym_atr2_rms vs run
χ2 / ndf 194.2 / 18
p0 8505 ± 13.83
8800
8600
8400
8200
8000
6460. 0
6460. 1
6460. 2
6460. 3
6460. 4
6460. 5
6460. 6
6461. 0
6462. 0
6462. 1
6462. 2
6462. 3
6462. 4
6463. 0
6463. 1
6463. 2
6463. 3
6464. 0
6464. 1

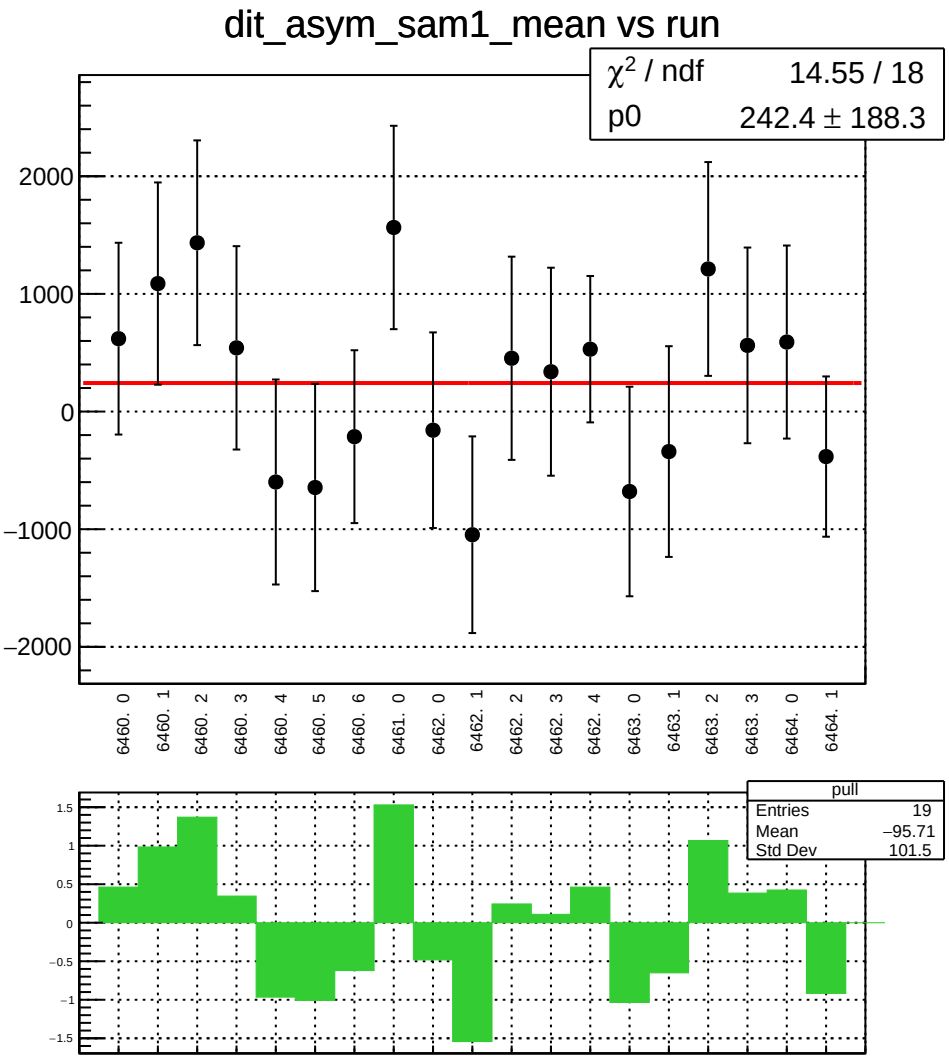
dit_asym_sam1_mean vs run
χ² / ndf 14.55 / 18
p0 242.4 ± 188.3
2000
1000
0
−1000
−2000
6460. 0
6460. 1
6460. 2
6460. 3
6460. 4
6460. 5
6460. 6
6461. 0
6462. 0
6462. 1
6462. 2
6462. 3
6462. 4
6463. 0
6463. 1
6463. 2
6463. 3
6464. 0
6464. 1
pull
Entries 19
Mean −95.71
Std Dev 101.5
1.5
1
0.5
0
−0.5
−1
−1.5

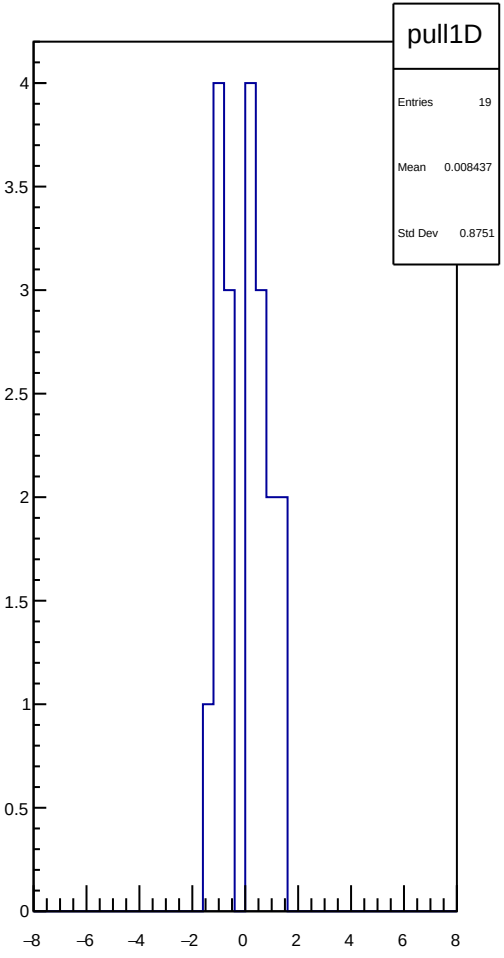
pull1D
Entries 19
Mean 0.008437
Std Dev 0.8751
4
3.5
3
2.5
2
1.5
1
0.5
0
−8
−6
−4
−2
0
2
4
6
8

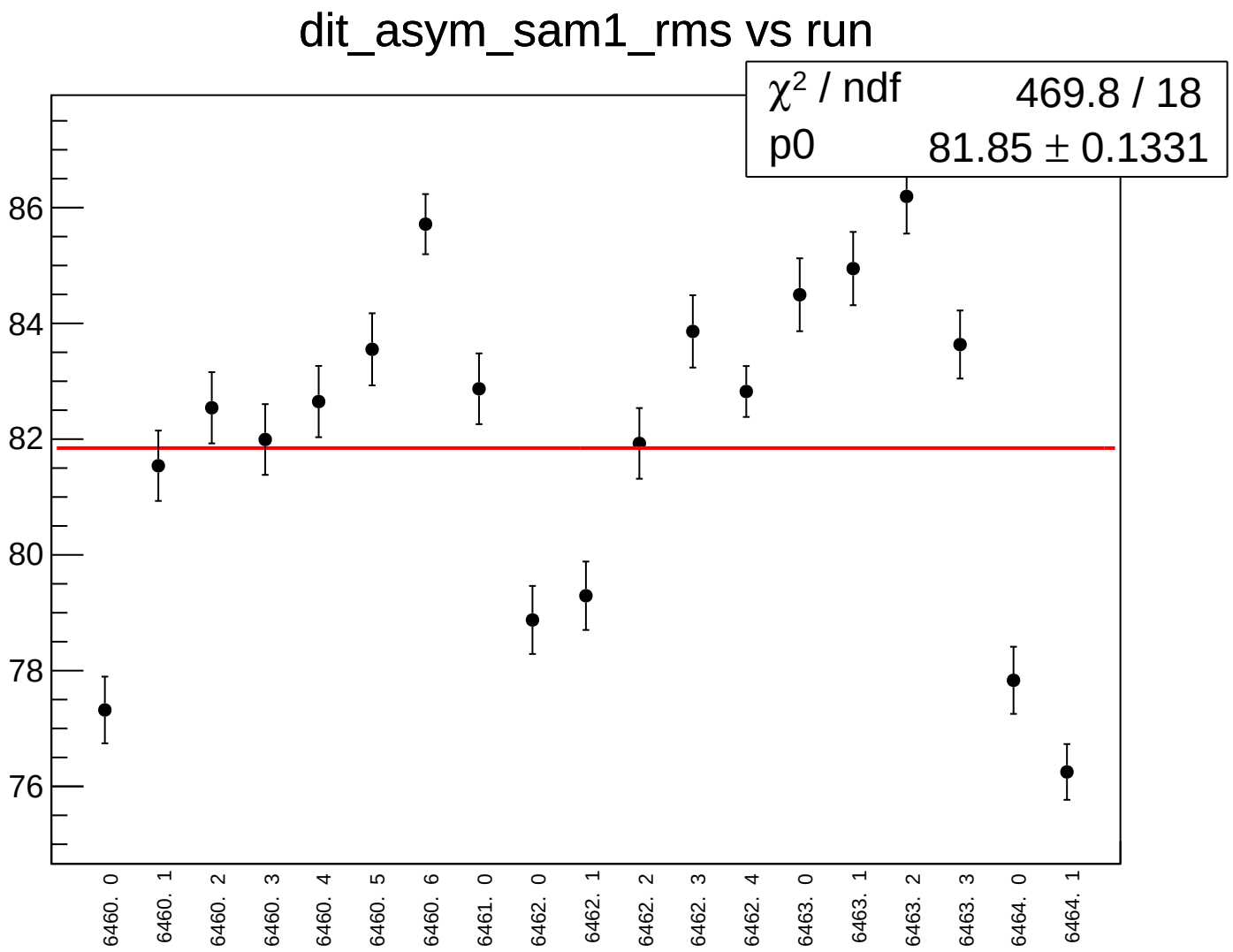
dit_asym_sam1_rms vs run
χ² / ndf 469.8 / 18
p0 81.85 ± 0.1331
86
84
82
80
78
76
6460. 0
6460. 1
6460. 2
6460. 3
6460. 4
6460. 5
6460. 6
6461. 0
6462. 0
6462. 1
6462. 2
6462. 3
6462. 4
6463. 0
6463. 1
6463. 2
6463. 3
6464. 0
6464. 1

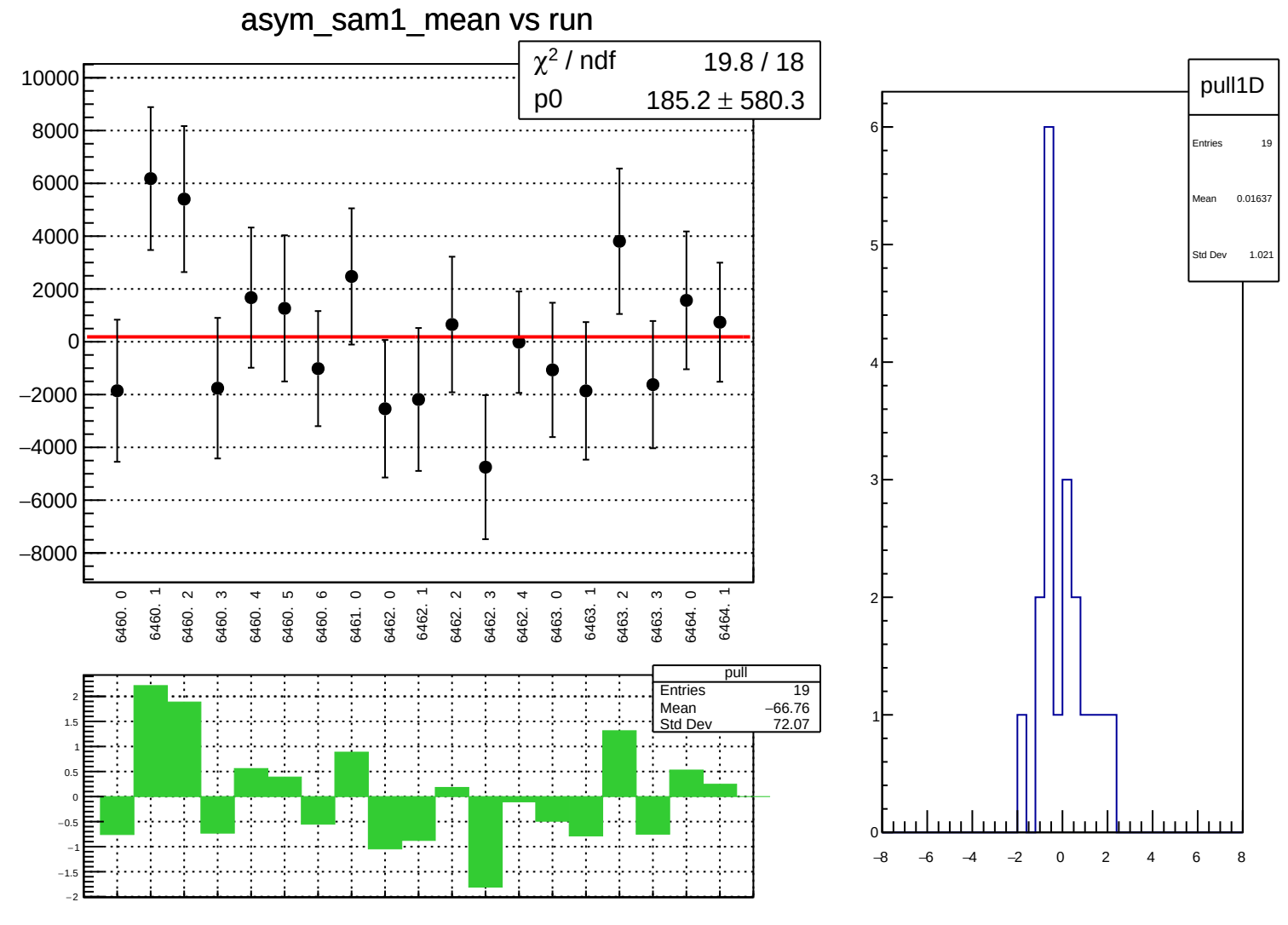
asym_sam1_mean vs run
χ² / ndf 19.8 / 18
p0 185.2 ± 580.3
10000
8000
6000
4000
2000
0
−2000
−4000
−6000
−8000
6460. 0
6460. 1
6460. 2
6460. 3
6460. 4
6460. 5
6460. 6
6461. 0
6462. 0
6462. 1
6462. 2
6462. 3
6462. 4
6463. 0
6463. 1
6463. 2
6463. 3
6464. 0
6464. 1
pull
Entries 19
Mean −66.76
Std Dev 72.07
2
1.5
1
0.5
0
−0.5
−1
−1.5
−2
pull1D
Entries 19
Mean 0.01637
Std Dev 1.021
6
5
4
3
2
1
0
−8
−6
−4
−2
0
2
4
6
8

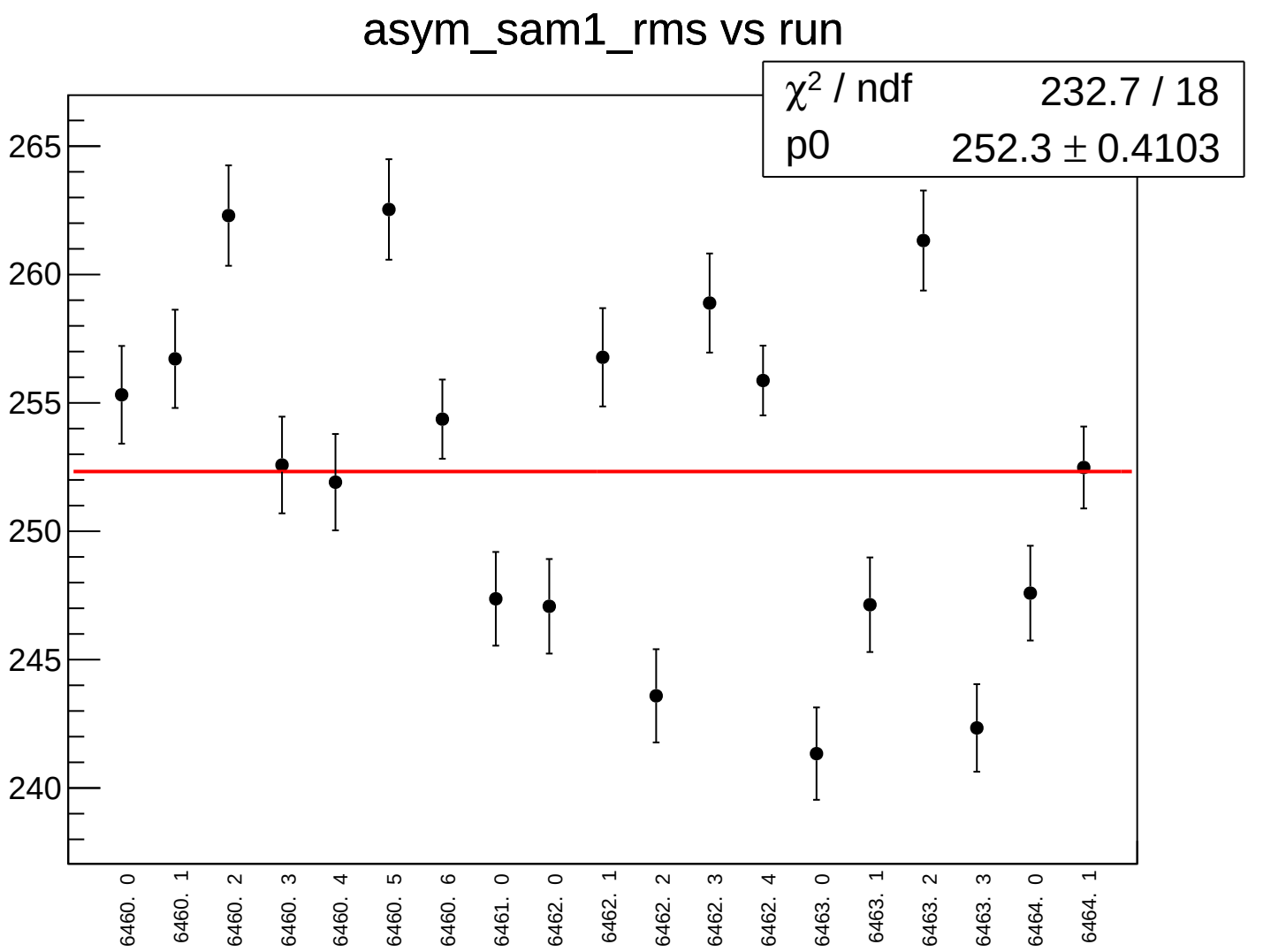
asym_sam1_rms vs run
χ² / ndf 232.7 / 18
p0 252.3 ± 0.4103
265
260
255
250
245
240
6460. 0
6460. 1
6460. 2
6460. 3
6460. 4
6460. 5
6460. 6
6461. 0
6462. 0
6462. 1
6462. 2
6462. 3
6462. 4
6463. 0
6463. 1
6463. 2
6463. 3
6464. 0
6464. 1

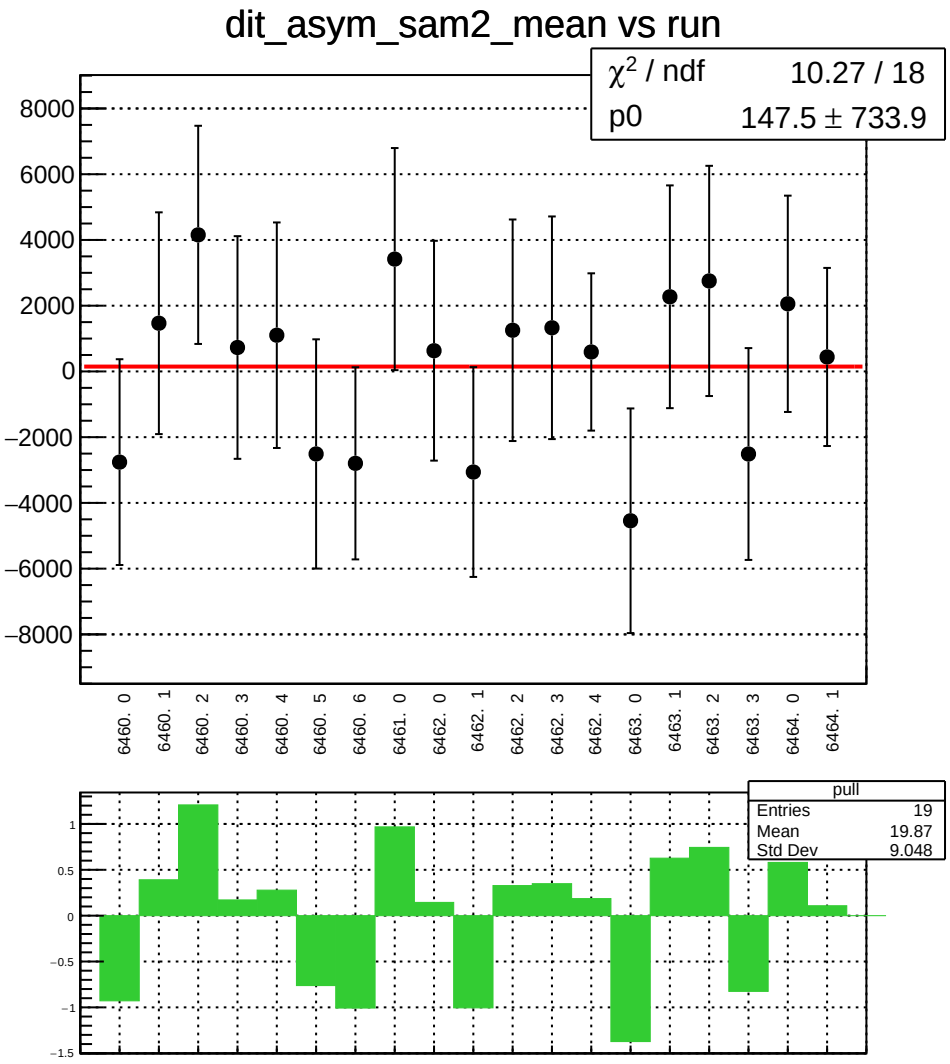
dit_asym_sam2_mean vs run
χ² / ndf 10.27 / 18
p0 147.5 ± 733.9
8000
6000
4000
2000
0
−2000
−4000
−6000
−8000
6460. 0
6460. 1
6460. 2
6460. 3
6460. 4
6460. 5
6460. 6
6461. 0
6462. 0
6462. 1
6462. 2
6462. 3
6462. 4
6463. 0
6463. 1
6463. 2
6463. 3
6464. 0
6464. 1
pull
Entries 19
Mean 19.87
Std Dev 9.048
1
0.5
0
−0.5
−1
−1.5

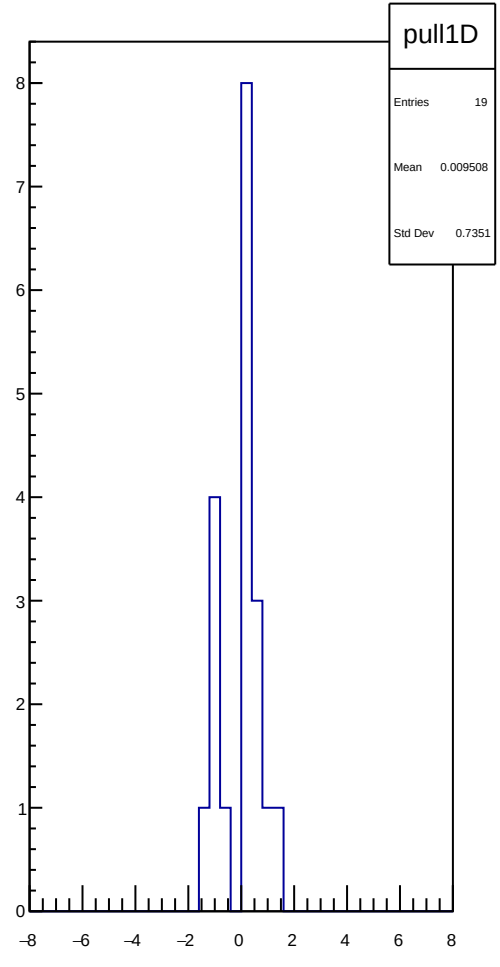
pull1D
Entries 19
Mean 0.009508
Std Dev 0.7351
8
7
6
5
4
3
2
1
0
−8
−6
−4
−2
0
2
4
6
8

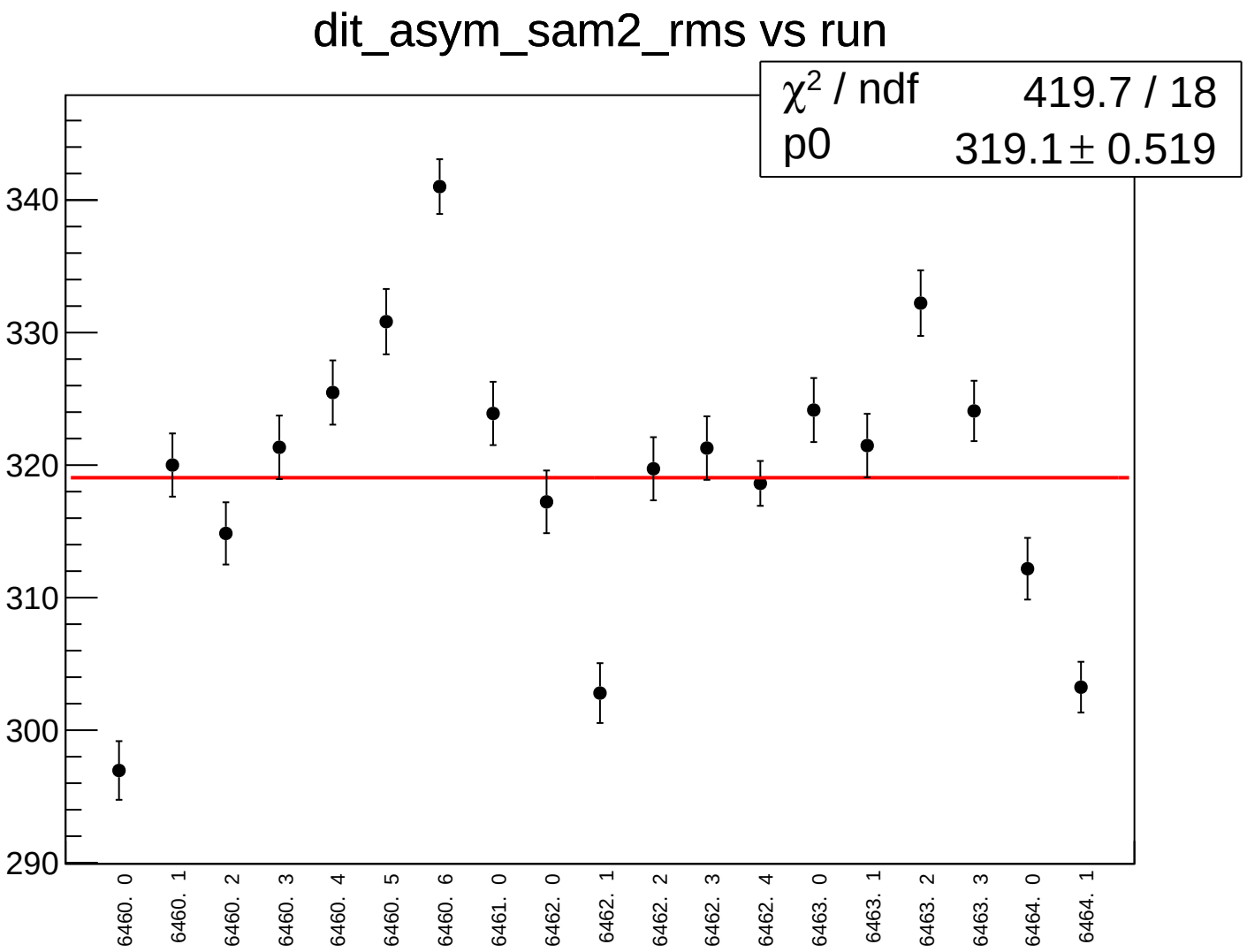
dit_asym_sam2_rms vs run
χ² / ndf 419.7 / 18
p0 319.1 ± 0.519
340
330
320
310
300
290
6460. 0
6460. 1
6460. 2
6460. 3
6460. 4
6460. 5
6460. 6
6461. 0
6462. 0
6462. 1
6462. 2
6462. 3
6462. 4
6463. 0
6463. 1
6463. 2
6463. 3
6464. 0
6464. 1

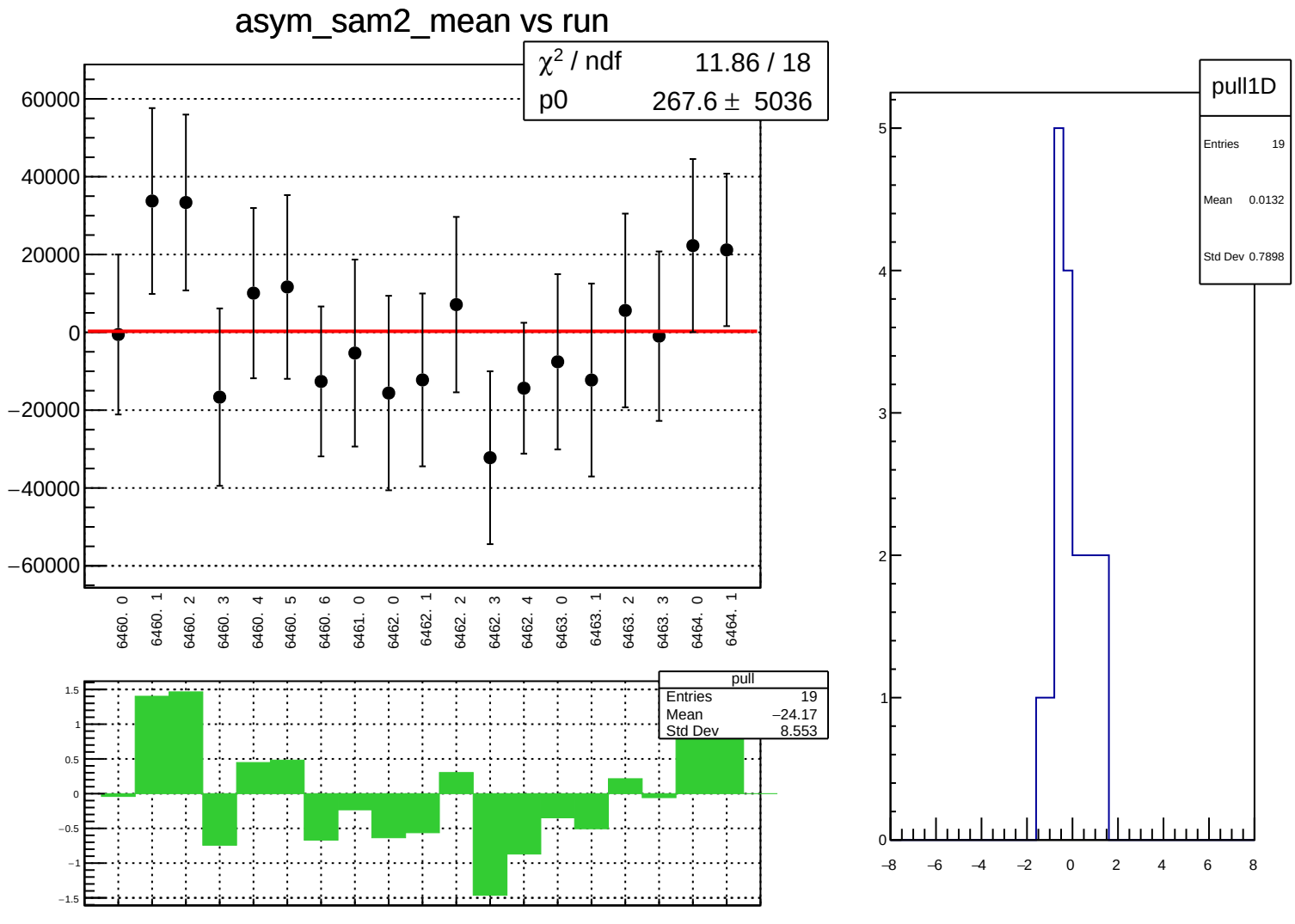
asym_sam2_mean vs run
χ² / ndf 11.86 / 18
p0 267.6 ± 5036
60000
40000
20000
0
−20000
−40000
−60000
6460. 0
6460. 1
6460. 2
6460. 3
6460. 4
6460. 5
6460. 6
6461. 0
6462. 0
6462. 1
6462. 2
6462. 3
6462. 4
6463. 0
6463. 1
6463. 2
6463. 3
6464. 0
6464. 1
pull
Entries 19
Mean −24.17
Std Dev 8.553
1.5
1
0.5
0
−0.5
−1
−1.5
pull1D
Entries 19
Mean 0.0132
Std Dev 0.7898
5
4
3
2
1
0
−8
−6
−4
−2
0
2
4
6
8

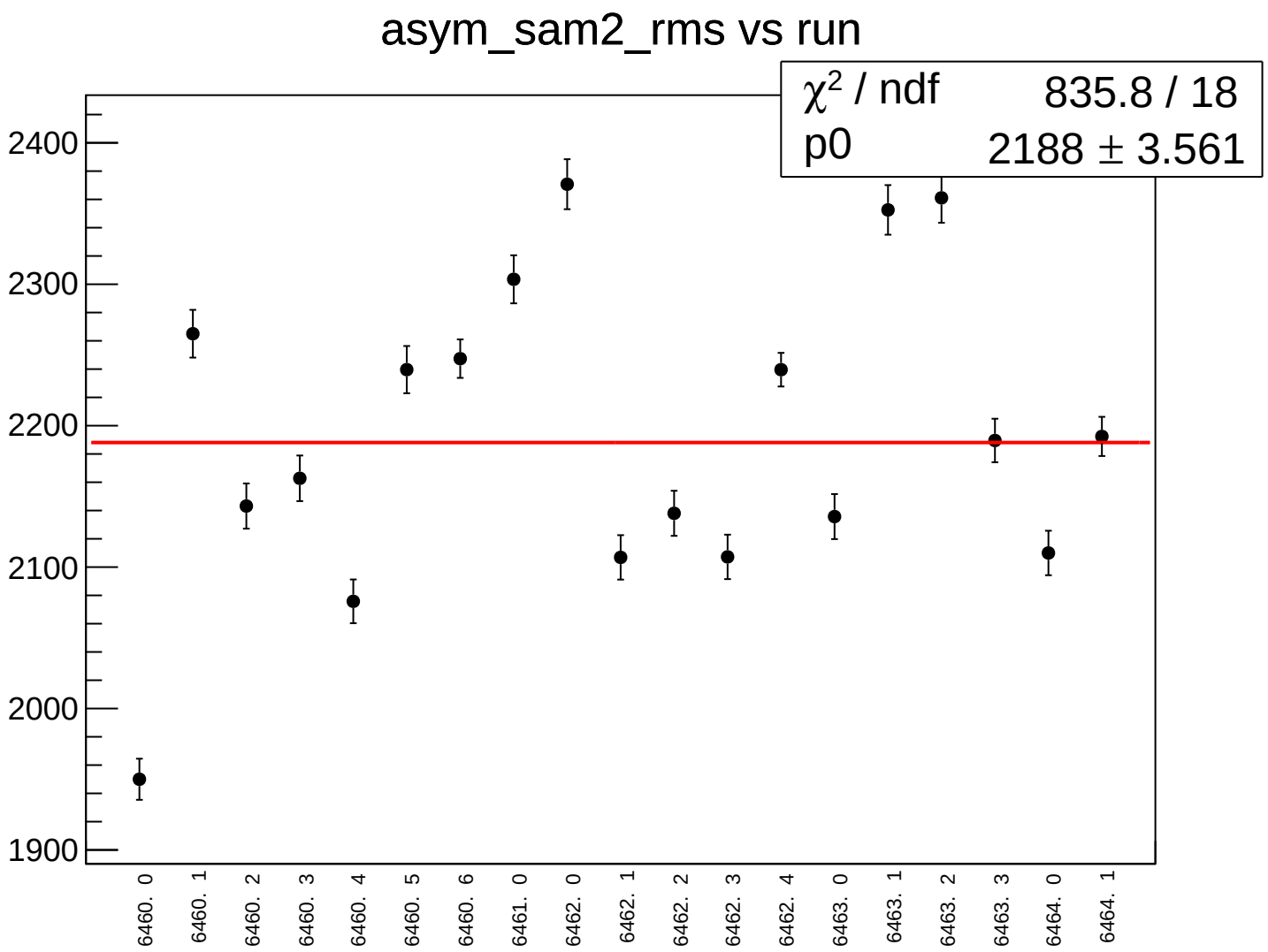
asym_sam2_rms vs run
χ² / ndf 835.8 / 18
p0 2188 ± 3.561
2400
2300
2200
2100
2000
1900
6460. 0
6460. 1
6460. 2
6460. 3
6460. 4
6460. 5
6460. 6
6461. 0
6462. 0
6462. 1
6462. 2
6462. 3
6462. 4
6463. 0
6463. 1
6463. 2
6463. 3
6464. 0
6464. 1

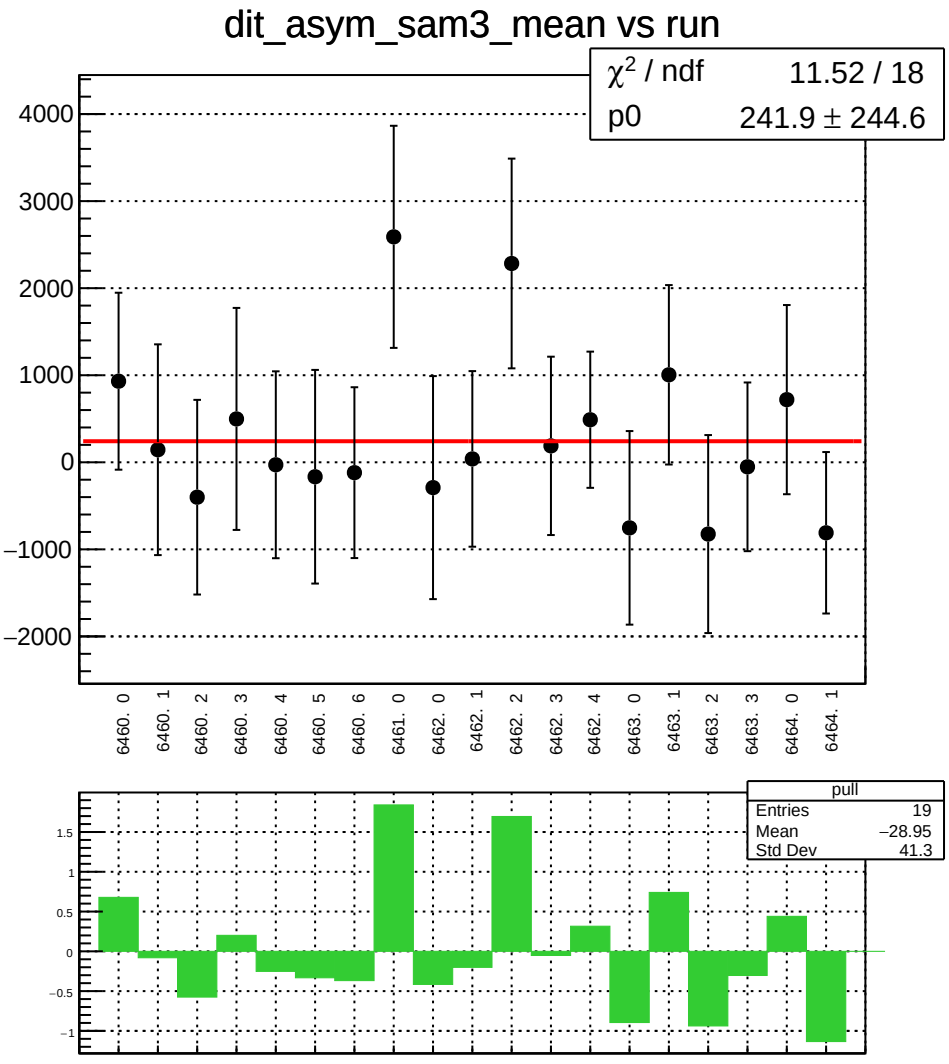
dit_asym_sam3_mean vs run
χ² / ndf 11.52 / 18
p0 241.9 ± 244.6
4000
3000
2000
1000
0
−1000
−2000
6460. 0
6460. 1
6460. 2
6460. 3
6460. 4
6460. 5
6460. 6
6461. 0
6462. 0
6462. 1
6462. 2
6462. 3
6462. 4
6463. 0
6463. 1
6463. 2
6463. 3
6464. 0
6464. 1
pull
Entries 19
Mean −28.95
Std Dev 41.3
1.5
1
0.5
0
−0.5
−1

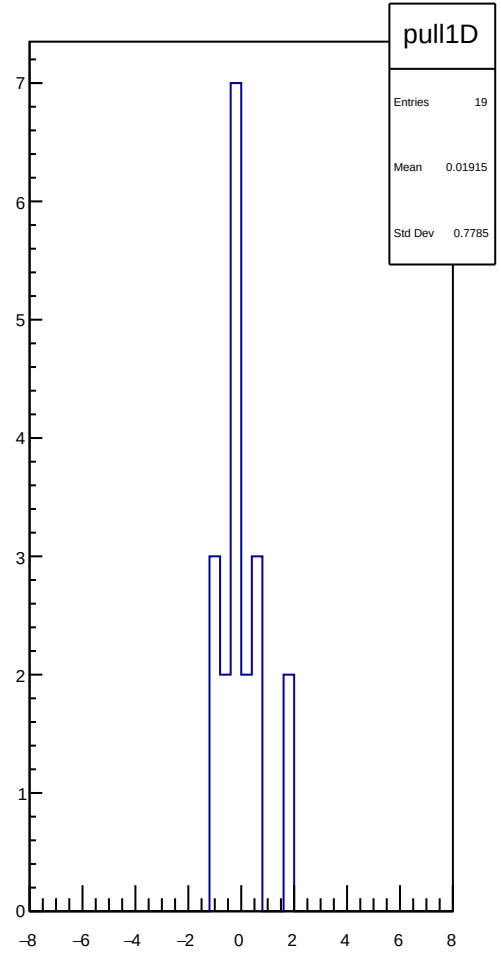
pull1D
Entries 19
Mean 0.01915
Std Dev 0.7785
7
6
5
4
3
2
1
0
−8
−6
−4
−2
0
2
4
6
8

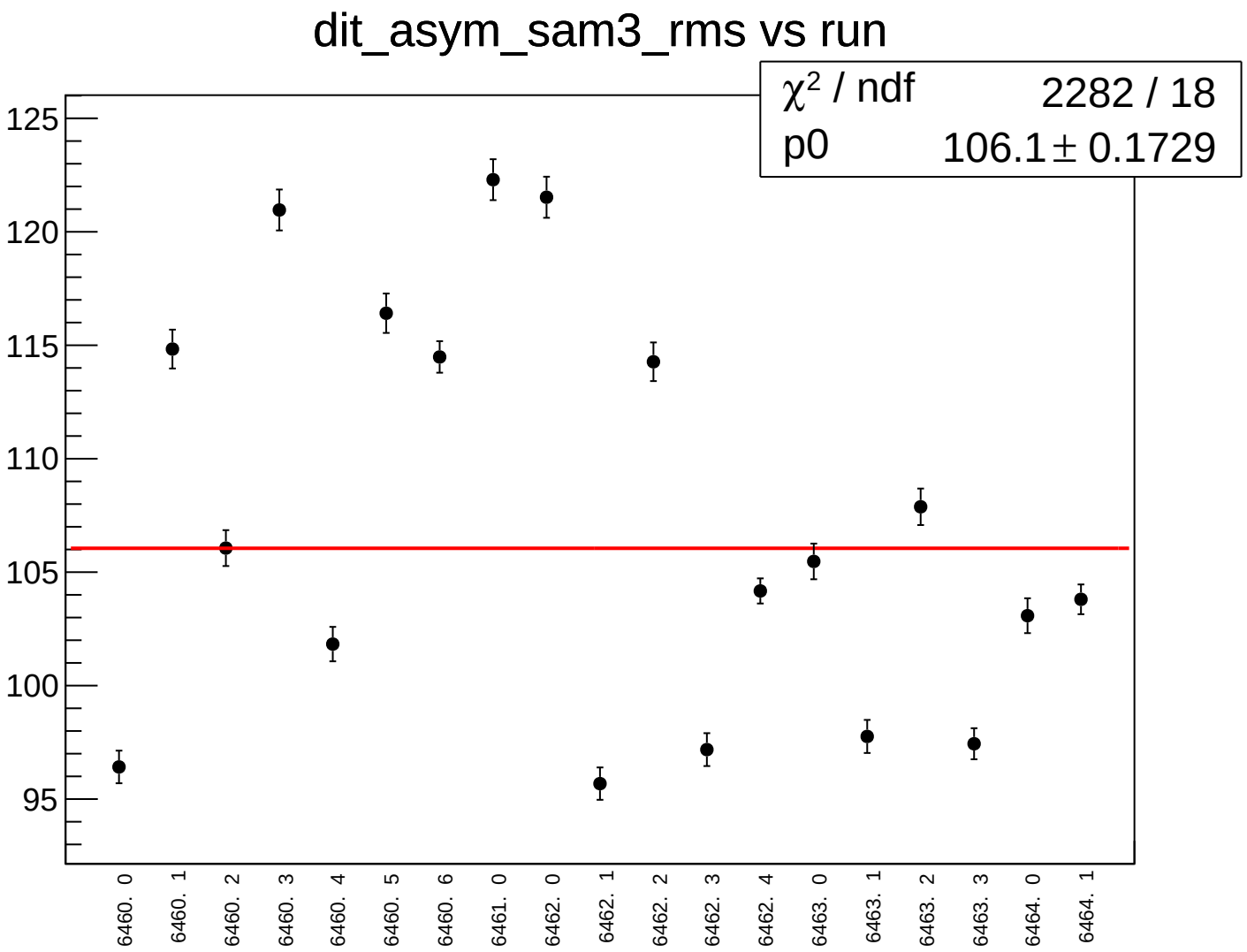
dit_asym_sam3_rms vs run
χ² / ndf 2282 / 18
p0 106.1 ± 0.1729
125
120
115
110
105
100
95
6460. 0
6460. 1
6460. 2
6460. 3
6460. 4
6460. 5
6460. 6
6461. 0
6462. 0
6462. 1
6462. 2
6462. 3
6462. 4
6463. 0
6463. 1
6463. 2
6463. 3
6464. 0
6464. 1

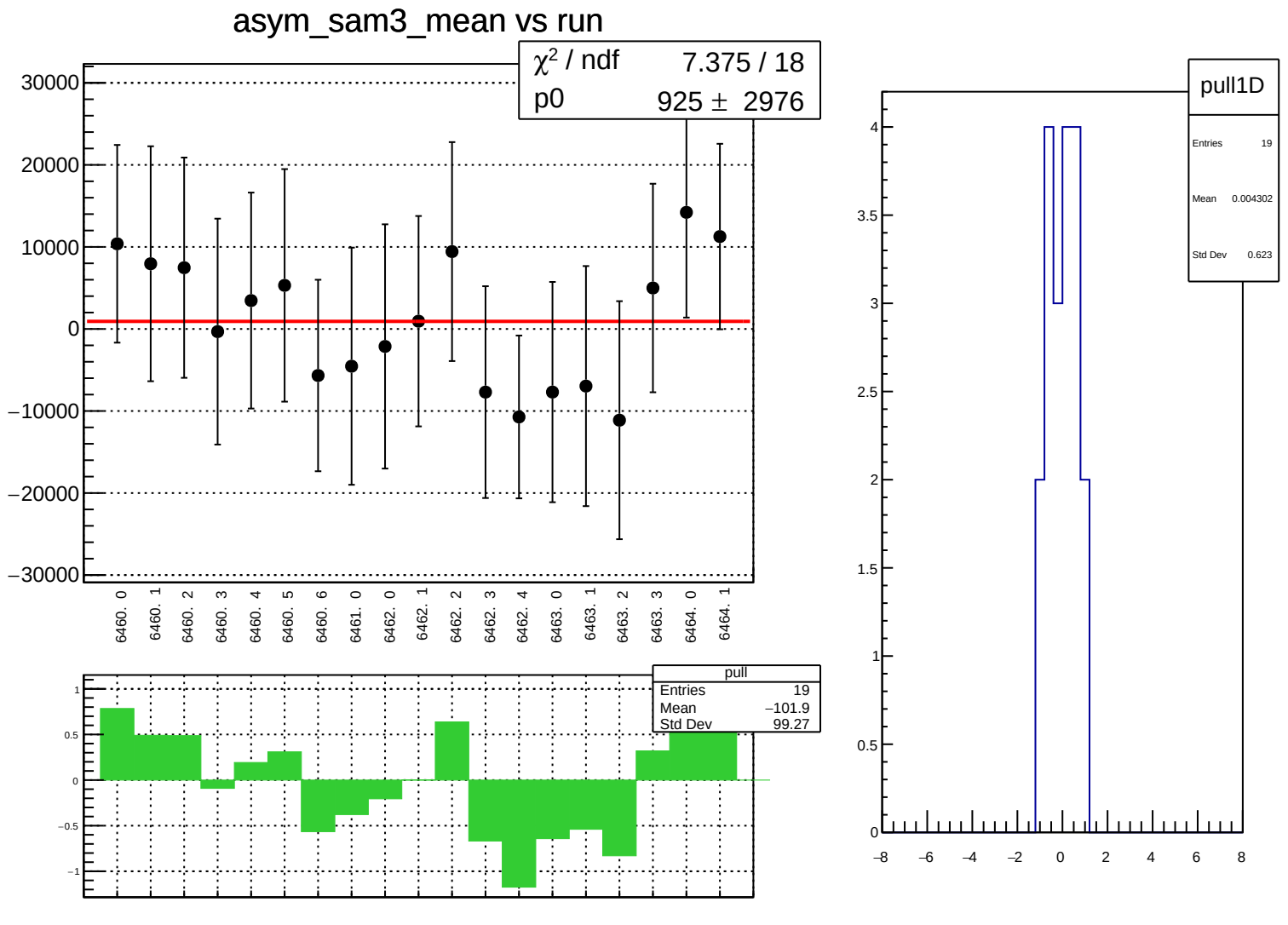
asym_sam3_mean vs run
χ² / ndf 7.375 / 18
p0 925 ± 2976
30000
20000
10000
0
−10000
−20000
−30000
6460. 0
6460. 1
6460. 2
6460. 3
6460. 4
6460. 5
6460. 6
6461. 0
6462. 0
6462. 1
6462. 2
6462. 3
6462. 4
6463. 0
6463. 1
6463. 2
6463. 3
6464. 0
6464. 1
pull
Entries 19
Mean −101.9
Std Dev 99.27
1
0.5
0
−0.5
−1
pull1D
Entries 19
Mean 0.004302
Std Dev 0.623
4
3.5
3
2.5
2
1.5
1
0.5
0
−8
−6
−4
−2
0
2
4
6
8

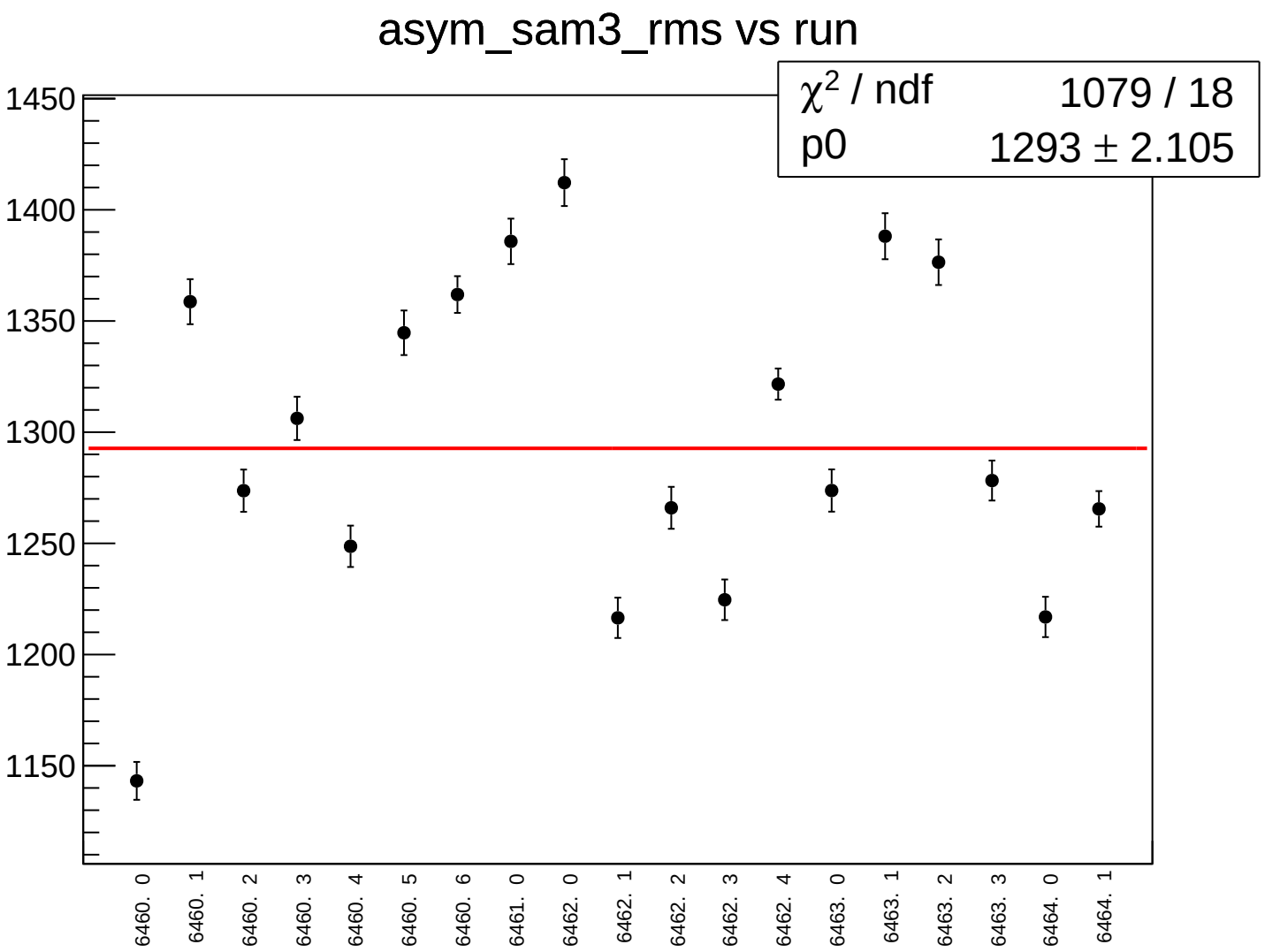
asym_sam3_rms vs run
χ2 / ndf 1079 / 18
p0 1293 ± 2.105
1450
1400
1350
1300
1250
1200
1150
6460. 0
6460. 1
6460. 2
6460. 3
6460. 4
6460. 5
6460. 6
6461. 0
6462. 0
6462. 1
6462. 2
6462. 3
6462. 4
6463. 0
6463. 1
6463. 2
6463. 3
6464. 0
6464. 1

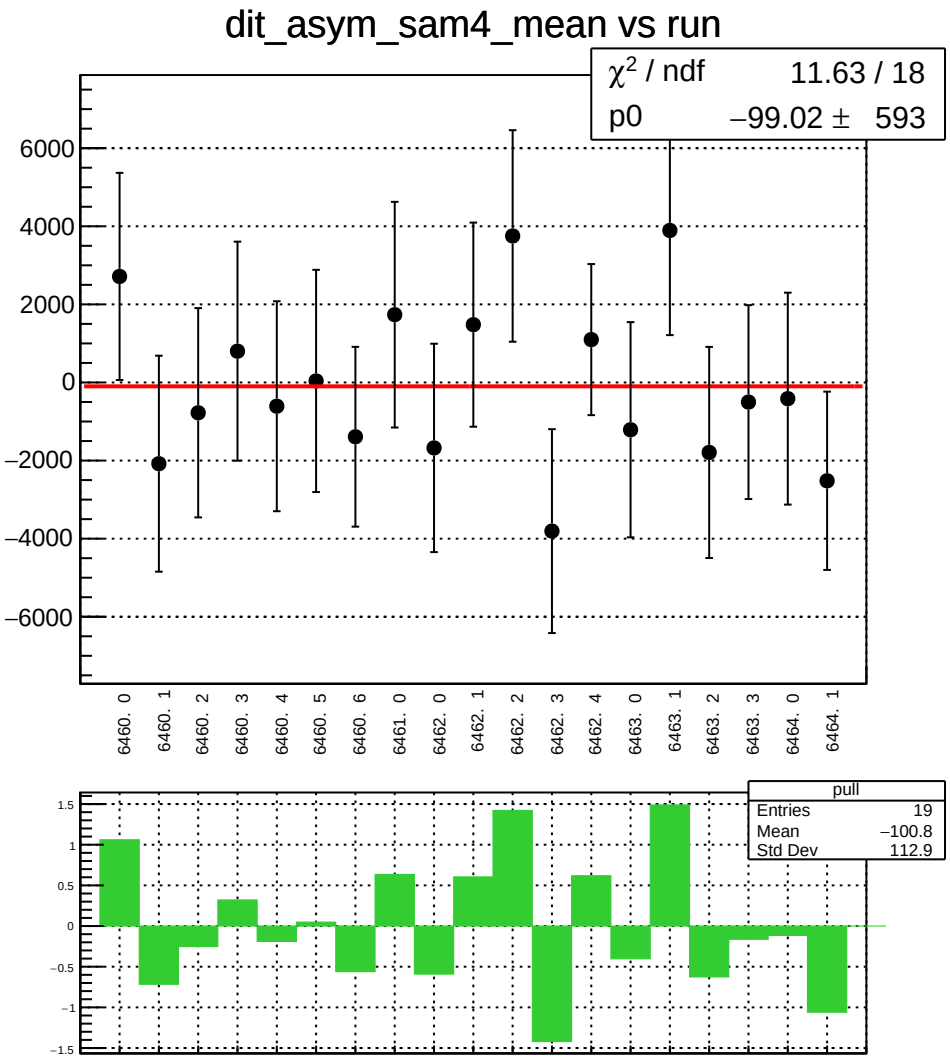
dit_asym_sam4_mean vs run
χ² / ndf 11.63 / 18
p0 −99.02 ± 593
6000
4000
2000
0
−2000
−4000
−6000
6460. 0
6460. 1
6460. 2
6460. 3
6460. 4
6460. 5
6460. 6
6461. 0
6462. 0
6462. 1
6462. 2
6462. 3
6462. 4
6463. 0
6463. 1
6463. 2
6463. 3
6464. 0
6464. 1
pull
Entries 19
Mean −100.8
Std Dev 112.9
1.5
1
0.5
0
−0.5
−1
−1.5

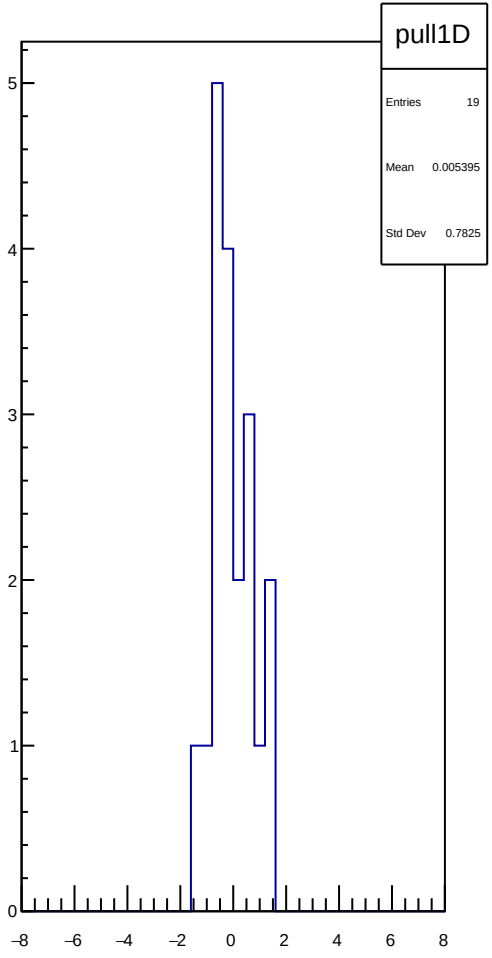
pull1D
Entries 19
Mean 0.005395
Std Dev 0.7825
5
4
3
2
1
0
−8
−6
−4
−2
0
2
4
6
8

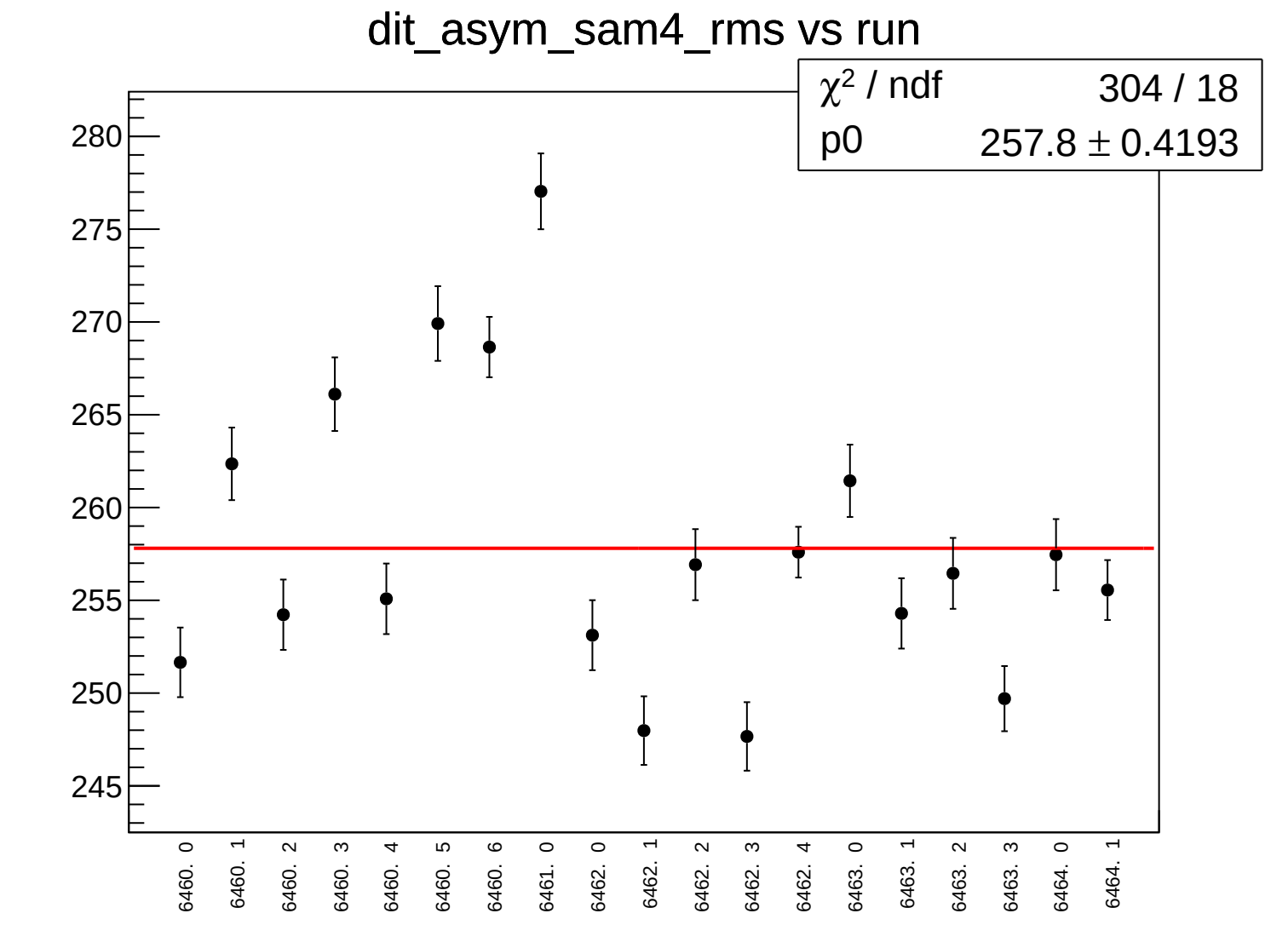
dit_asym_sam4_rms vs run
χ² / ndf 304 / 18
p0 257.8 ± 0.4193
280
275
270
265
260
255
250
245
6460. 0
6460. 1
6460. 2
6460. 3
6460. 4
6460. 5
6460. 6
6461. 0
6462. 0
6462. 1
6462. 2
6462. 3
6462. 4
6463. 0
6463. 1
6463. 2
6463. 3
6464. 0
6464. 1

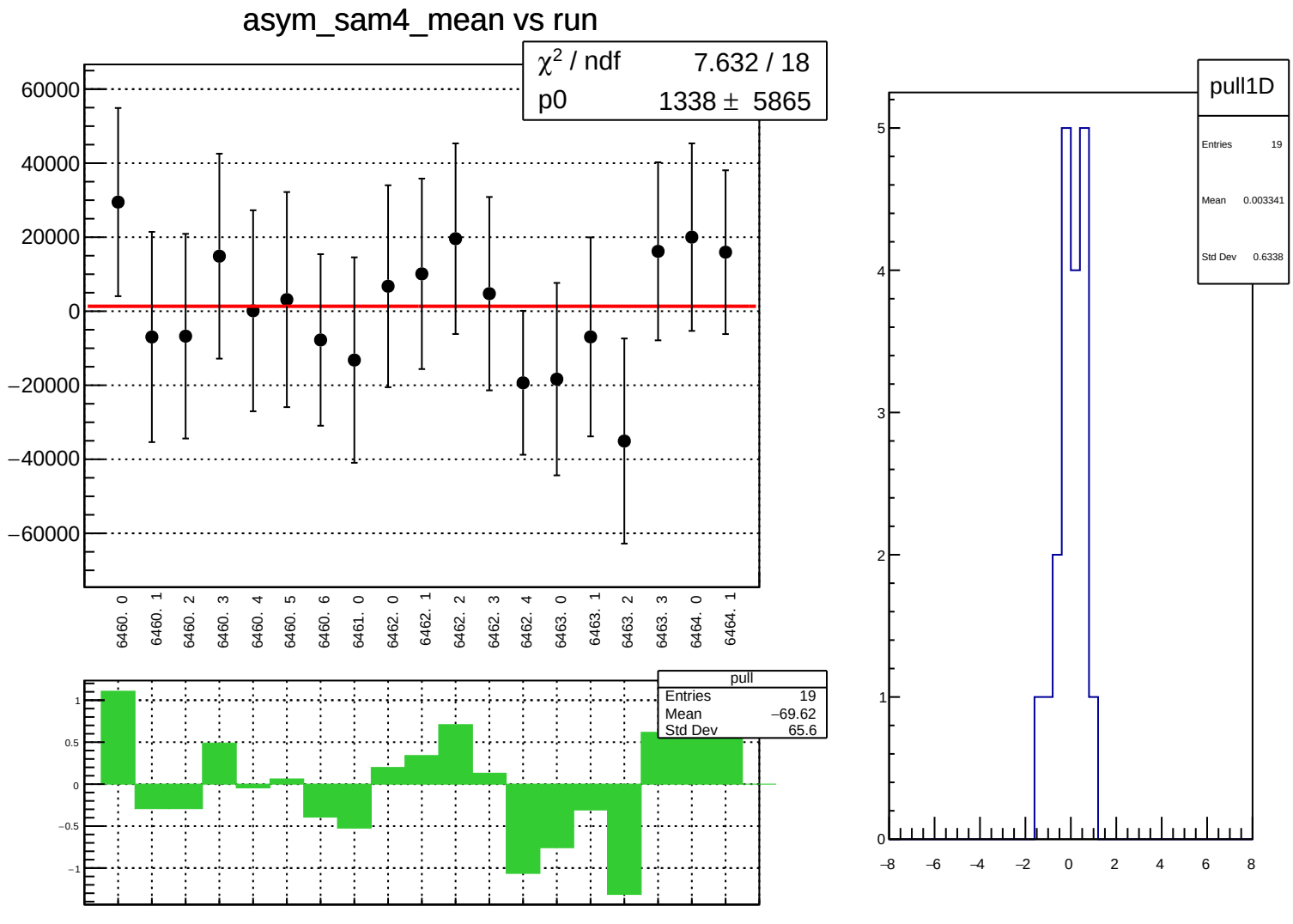
asym_sam4_mean vs run
χ² / ndf 7.632 / 18
p0 1338 ± 5865
60000
40000
20000
0
−20000
−40000
−60000
6460. 0
6460. 1
6460. 2
6460. 3
6460. 4
6460. 5
6460. 6
6461. 0
6462. 0
6462. 1
6462. 2
6462. 3
6462. 4
6463. 0
6463. 1
6463. 2
6463. 3
6464. 0
6464. 1
pull
Entries 19
Mean −69.62
Std Dev 65.6
1
0.5
0
−0.5
−1
pull1D
Entries 19
Mean 0.003341
Std Dev 0.6338
5
4
3
2
1
0
−8
−6
−4
−2
0
2
4
6
8

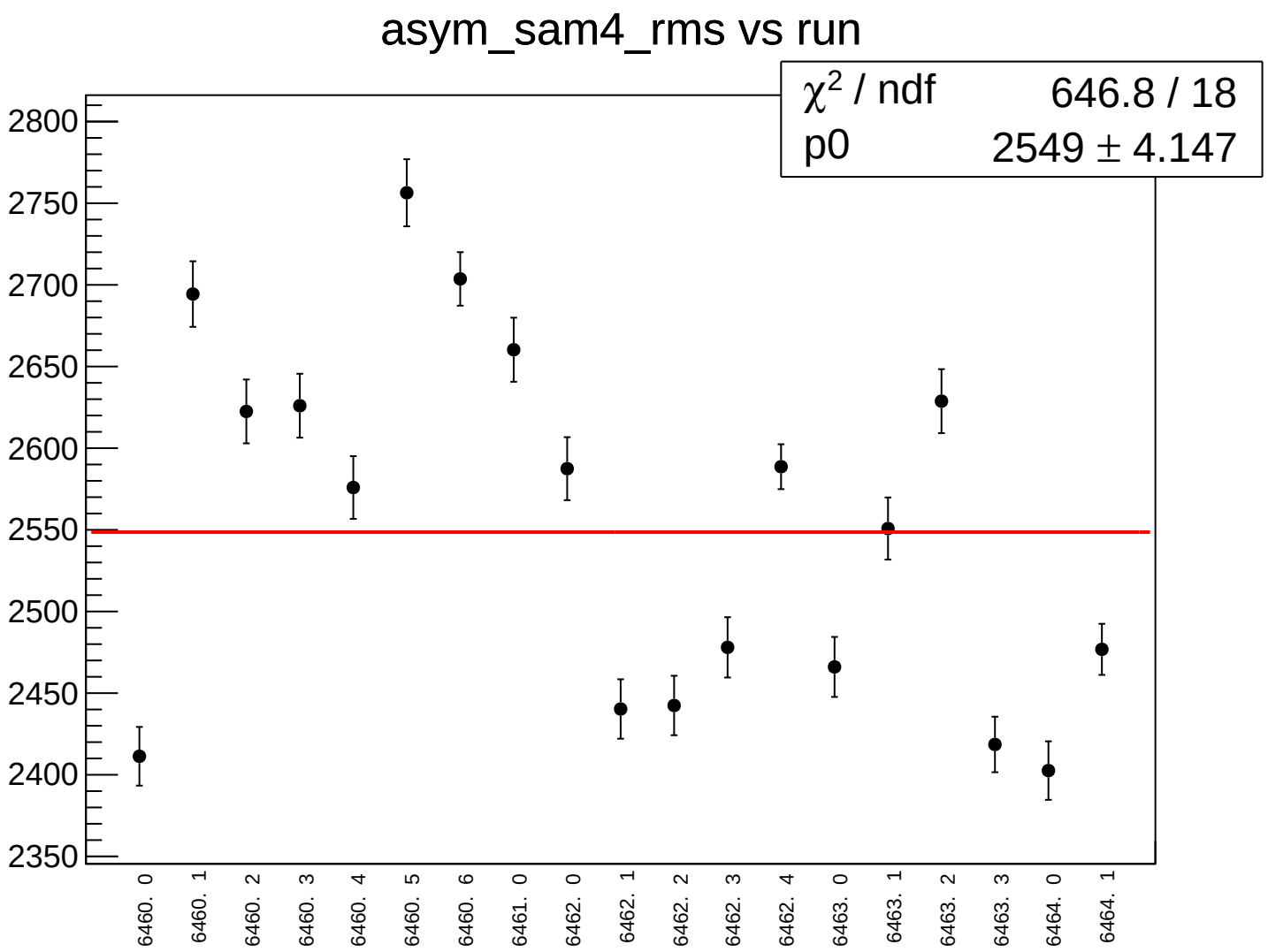
asym_sam4_rms vs run
χ² / ndf 646.8 / 18
p0 2549 ± 4.147
2800
2750
2700
2650
2600
2550
2500
2450
2400
2350
6460. 0
6460. 1
6460. 2
6460. 3
6460. 4
6460. 5
6460. 6
6461. 0
6462. 0
6462. 1
6462. 2
6462. 3
6462. 4
6463. 0
6463. 1
6463. 2
6463. 3
6464. 0
6464. 1

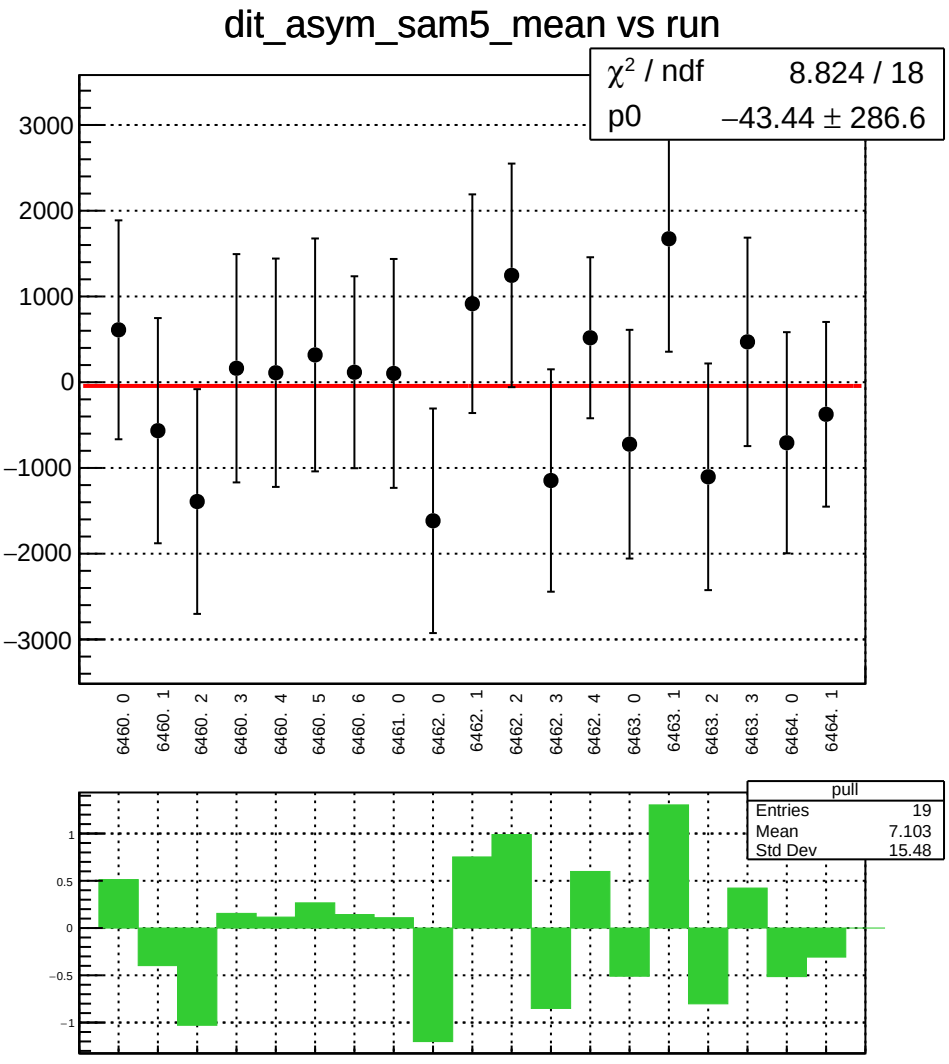
dit_asym_sam5_mean vs run
χ² / ndf 8.824 / 18
p0 −43.44 ± 286.6
3000
2000
1000
0
−1000
−2000
−3000
6460. 0
6460. 1
6460. 2
6460. 3
6460. 4
6460. 5
6460. 6
6461. 0
6462. 0
6462. 1
6462. 2
6462. 3
6462. 4
6463. 0
6463. 1
6463. 2
6463. 3
6464. 0
6464. 1
pull
Entries 19
Mean 7.103
Std Dev 15.48
1
0.5
0
−0.5
−1

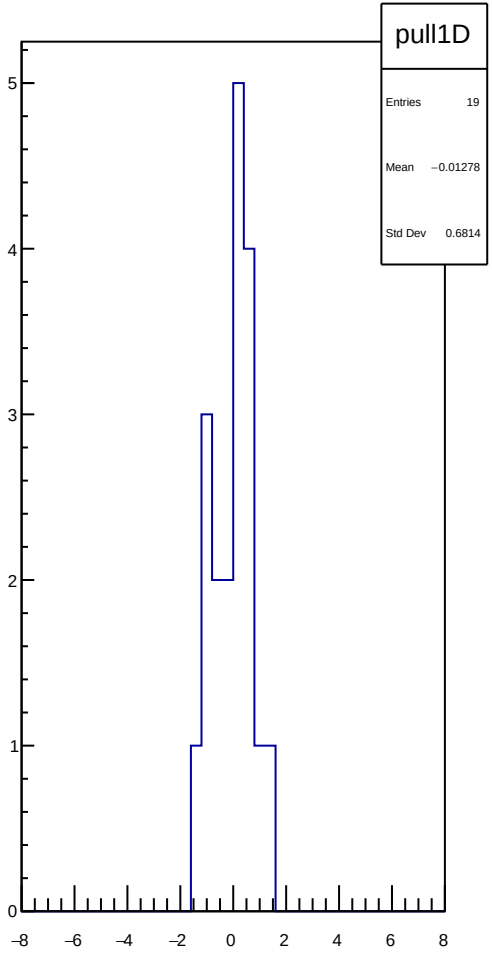
pull1D
Entries 19
Mean −0.01278
Std Dev 0.6814
5
4
3
2
1
0
−8
−6
−4
−2
0
2
4
6
8

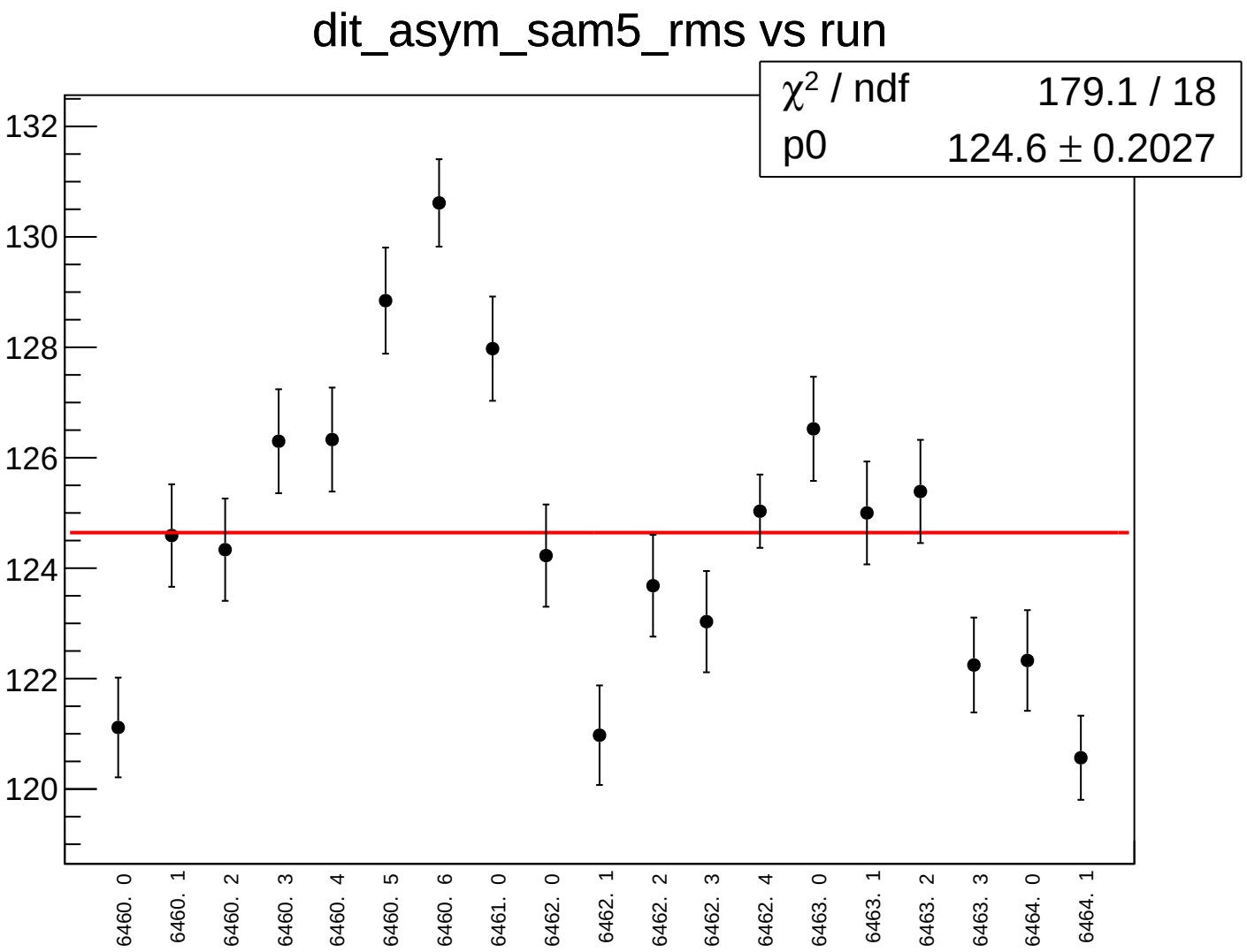
dit_asym_sam5_rms vs run
χ² / ndf 179.1 / 18
p0 124.6 ± 0.2027
132
130
128
126
124
122
120
6460. 0
6460. 1
6460. 2
6460. 3
6460. 4
6460. 5
6460. 6
6461. 0
6462. 0
6462. 1
6462. 2
6462. 3
6462. 4
6463. 0
6463. 1
6463. 2
6463. 3
6464. 0
6464. 1

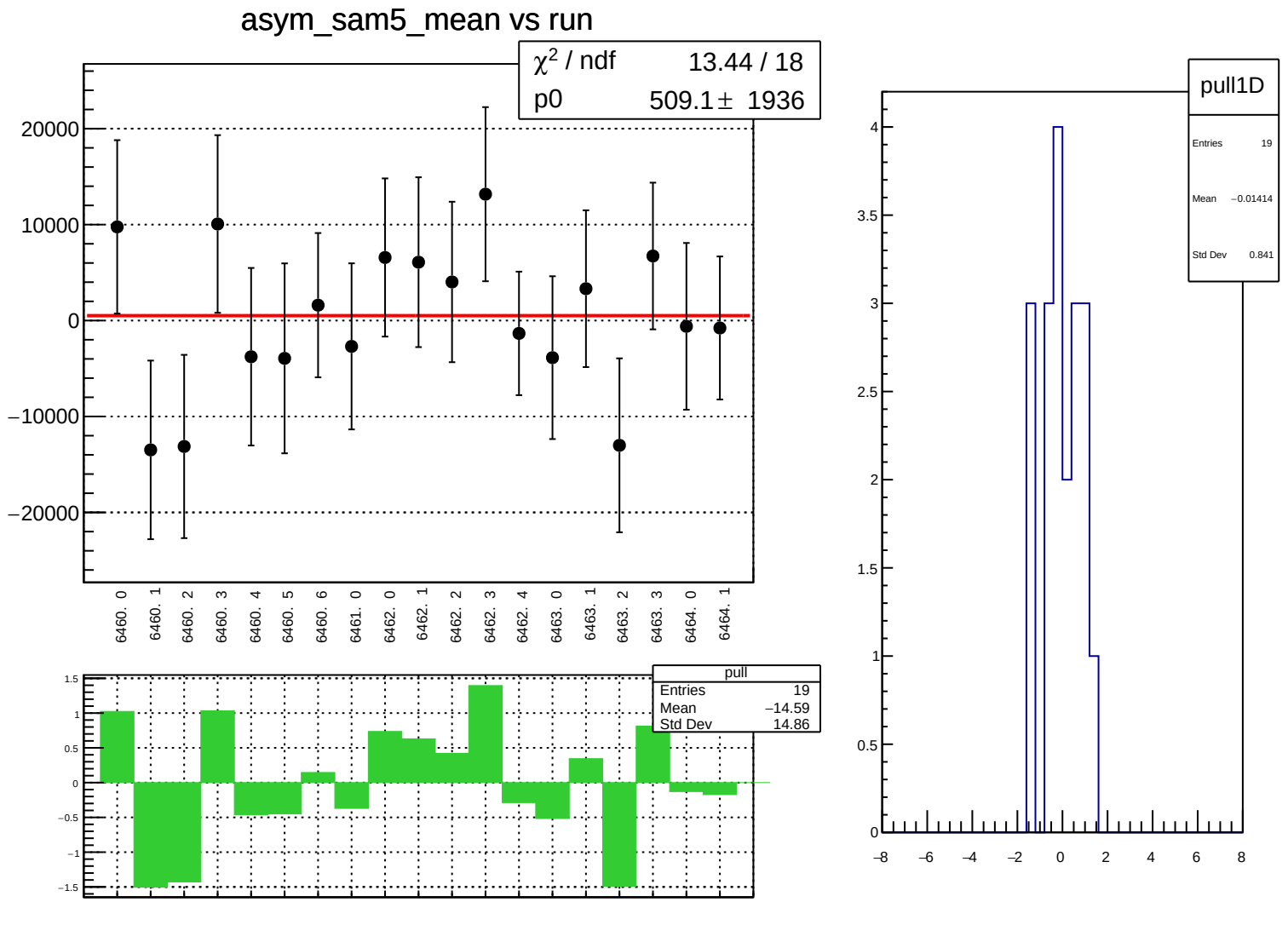
asym_sam5_mean vs run
χ2 / ndf 13.44 / 18
p0 509.1 ± 1936
20000
10000
0
−10000
−20000
6460. 0
6460. 1
6460. 2
6460. 3
6460. 4
6460. 5
6460. 6
6461. 0
6462. 0
6462. 1
6462. 2
6462. 3
6462. 4
6463. 0
6463. 1
6463. 2
6463. 3
6464. 0
6464. 1
pull
Entries 19
Mean −14.59
Std Dev 14.86
1.5
1
0.5
0
−0.5
−1
−1.5
pull1D
Entries 19
Mean −0.01414
Std Dev 0.841
4
3.5
3
2.5
2
1.5
1
0.5
0
−8
−6
−4
−2
0
2
4
6
8

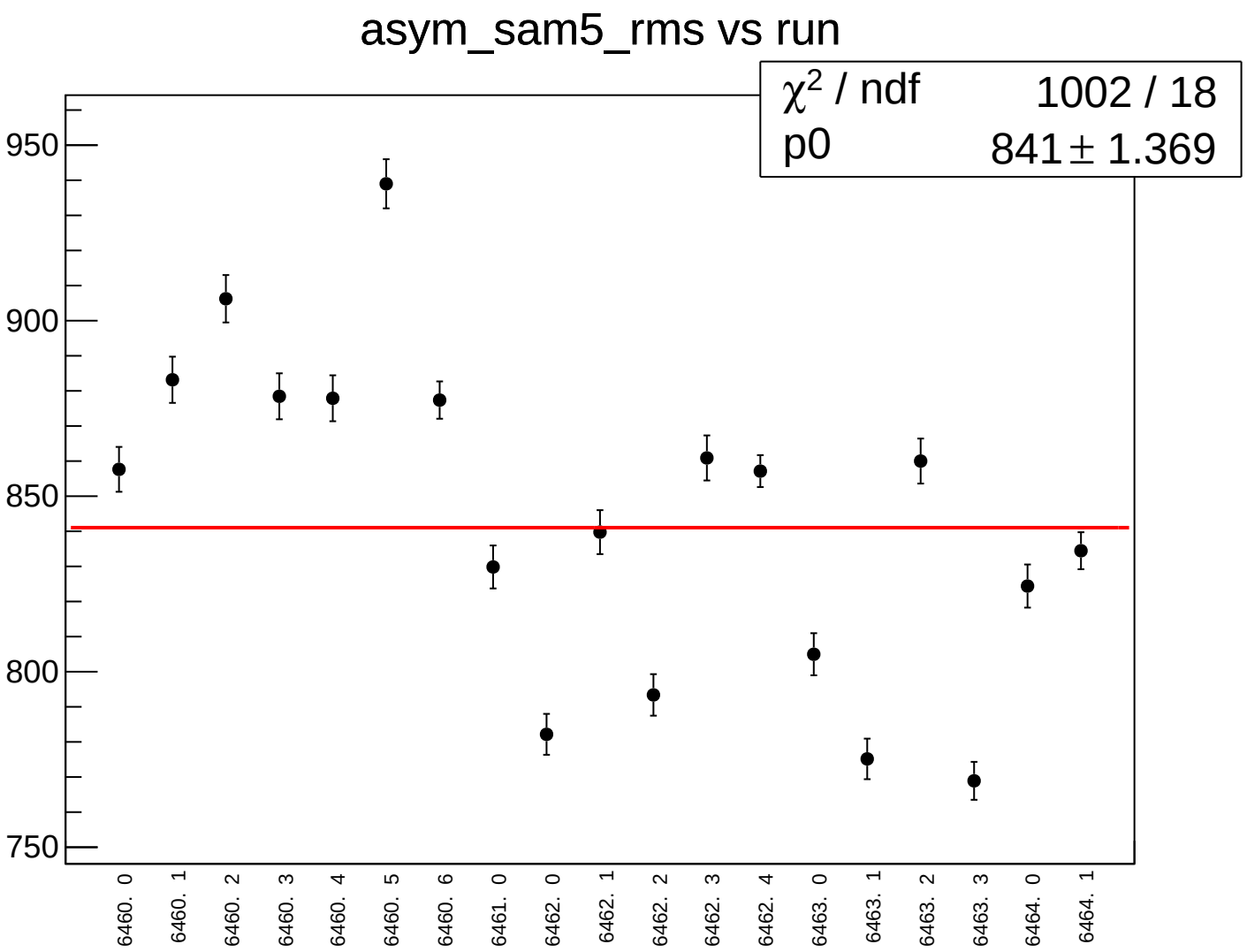
asym_sam5_rms vs run
χ2 / ndf 1002 / 18
p0 841 ± 1.369
950
900
850
800
750
6460. 0
6460. 1
6460. 2
6460. 3
6460. 4
6460. 5
6460. 6
6461. 0
6462. 0
6462. 1
6462. 2
6462. 3
6462. 4
6463. 0
6463. 1
6463. 2
6463. 3
6464. 0
6464. 1

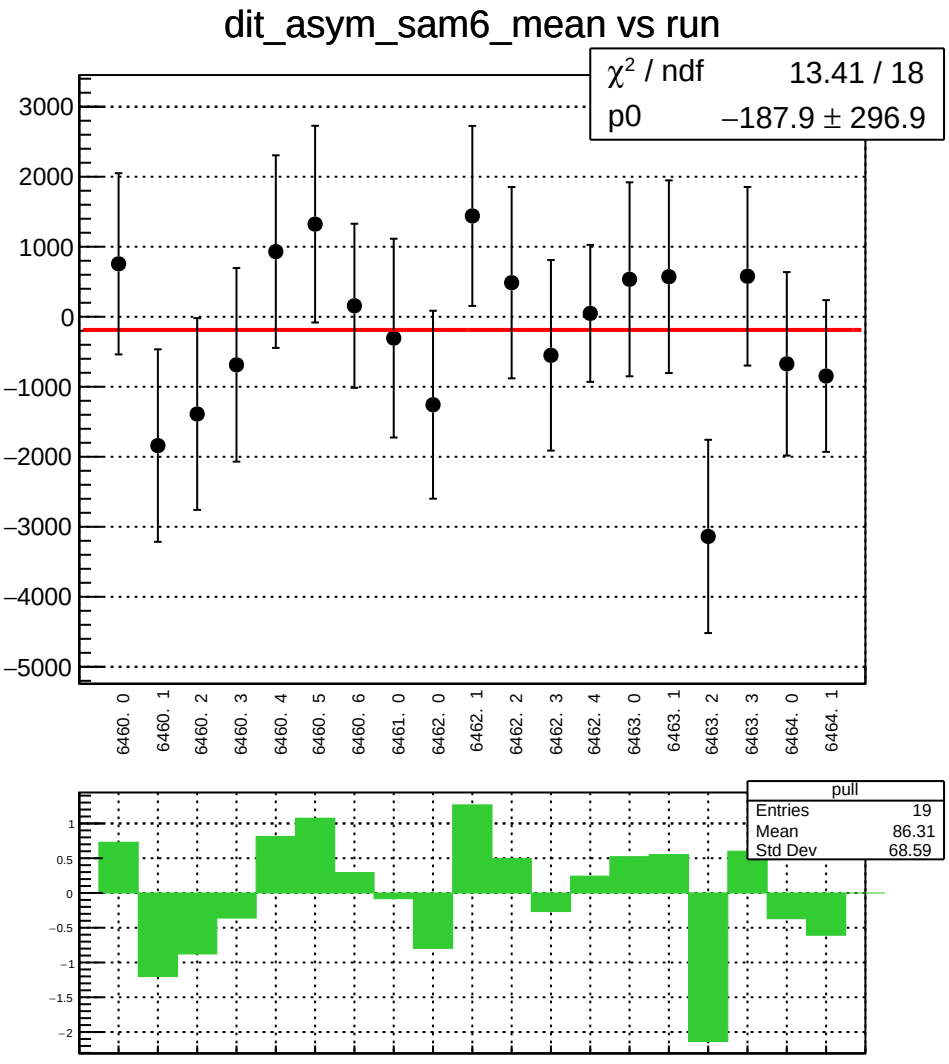
dit_asym_sam6_mean vs run
χ² / ndf 13.41 / 18
p0 −187.9 ± 296.9
3000
2000
1000
0
−1000
−2000
−3000
−4000
−5000
6460. 0
6460. 1
6460. 2
6460. 3
6460. 4
6460. 5
6460. 6
6461. 0
6462. 0
6462. 1
6462. 2
6462. 3
6462. 4
6463. 0
6463. 1
6463. 2
6463. 3
6464. 0
6464. 1
pull
Entries 19
Mean 86.31
Std Dev 68.59
1
0.5
0
−0.5
−1
−1.5
−2

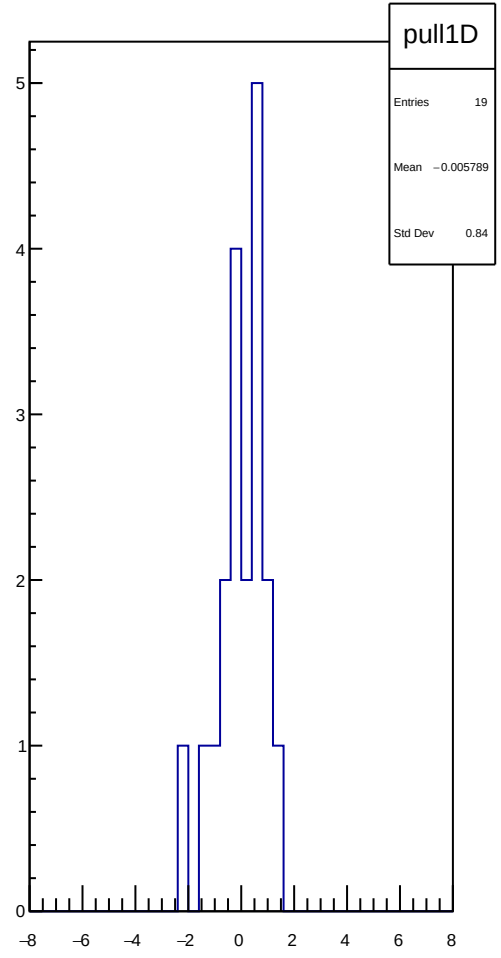
pull1D
Entries 19
Mean −0.005789
Std Dev 0.84
5
4
3
2
1
0
−8
−6
−4
−2
0
2
4
6
8

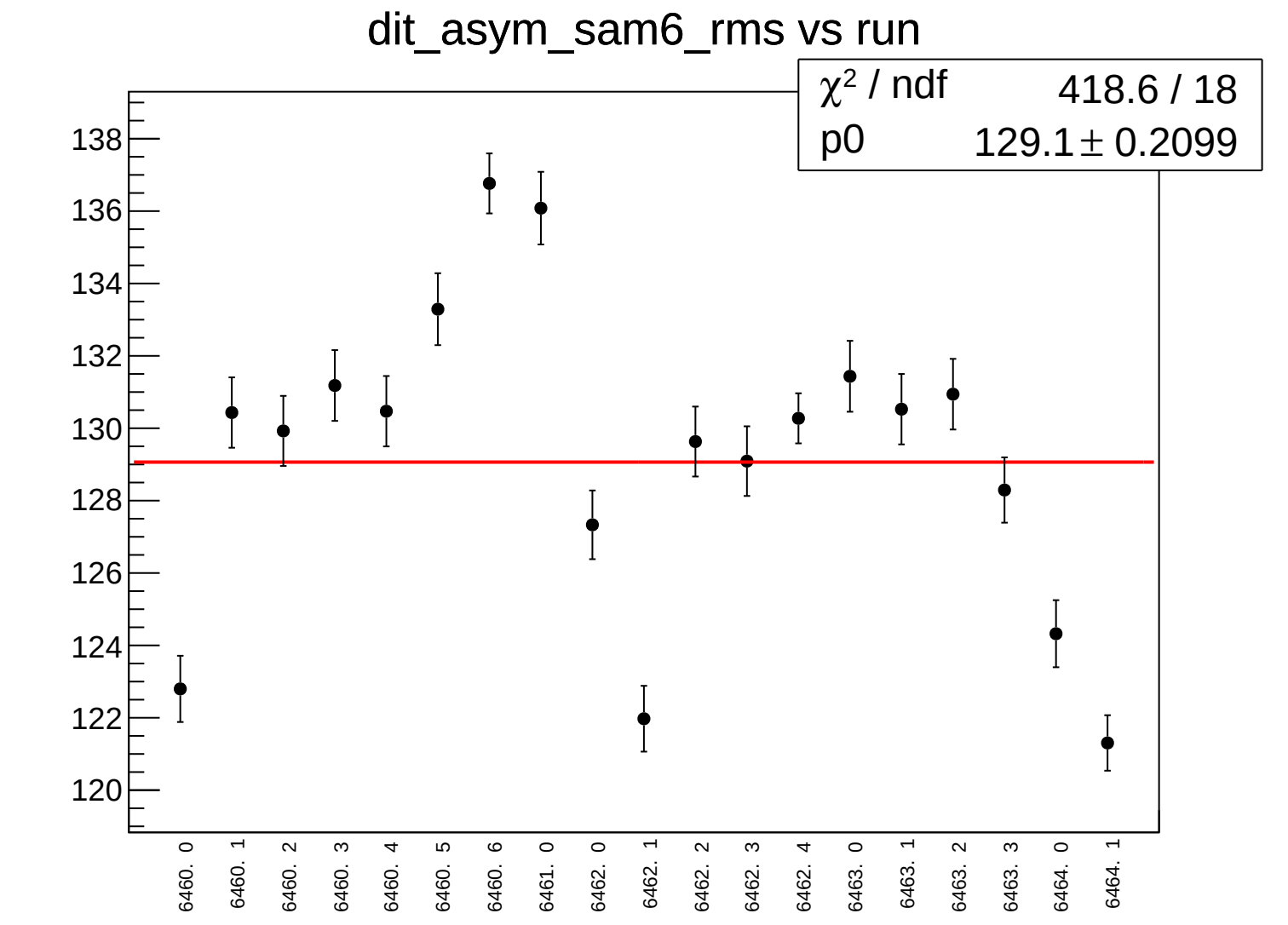
dit_asym_sam6_rms vs run
χ² / ndf 418.6 / 18
p0 129.1 ± 0.2099
138
136
134
132
130
128
126
124
122
120
6460. 0
6460. 1
6460. 2
6460. 3
6460. 4
6460. 5
6460. 6
6461. 0
6462. 0
6462. 1
6462. 2
6462. 3
6462. 4
6463. 0
6463. 1
6463. 2
6463. 3
6464. 0
6464. 1

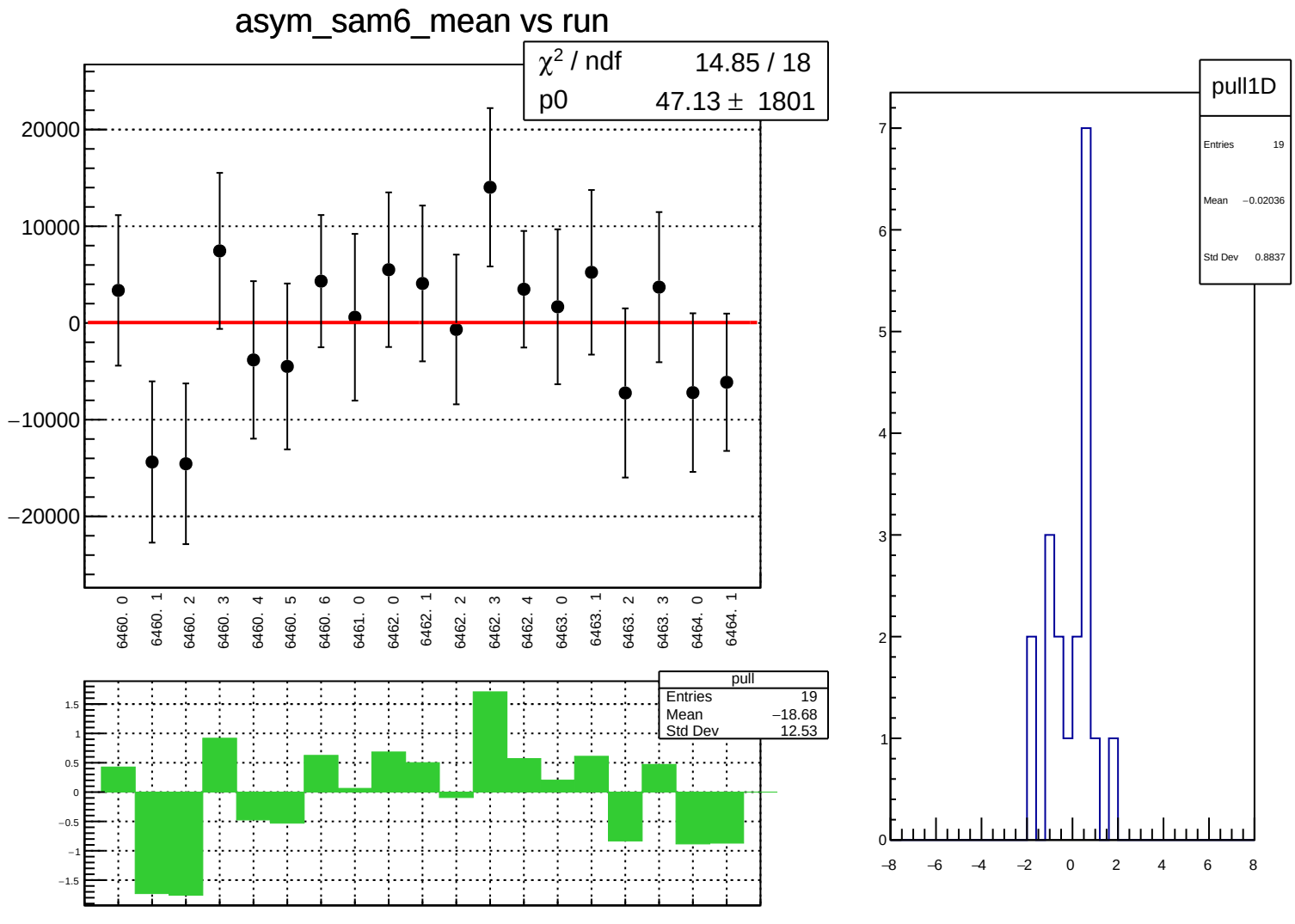
asym_sam6_mean vs run
χ2 / ndf 14.85 / 18
p0 47.13 ± 1801
20000
10000
0
−10000
−20000
6460. 0
6460. 1
6460. 2
6460. 3
6460. 4
6460. 5
6460. 6
6461. 0
6462. 0
6462. 1
6462. 2
6462. 3
6462. 4
6463. 0
6463. 1
6463. 2
6463. 3
6464. 0
6464. 1
pull
Entries 19
Mean −18.68
Std Dev 12.53
1.5
1
0.5
0
−0.5
−1
−1.5
pull1D
Entries 19
Mean −0.02036
Std Dev 0.8837
7
6
5
4
3
2
1
0
−8
−6
−4
−2
0
2
4
6
8

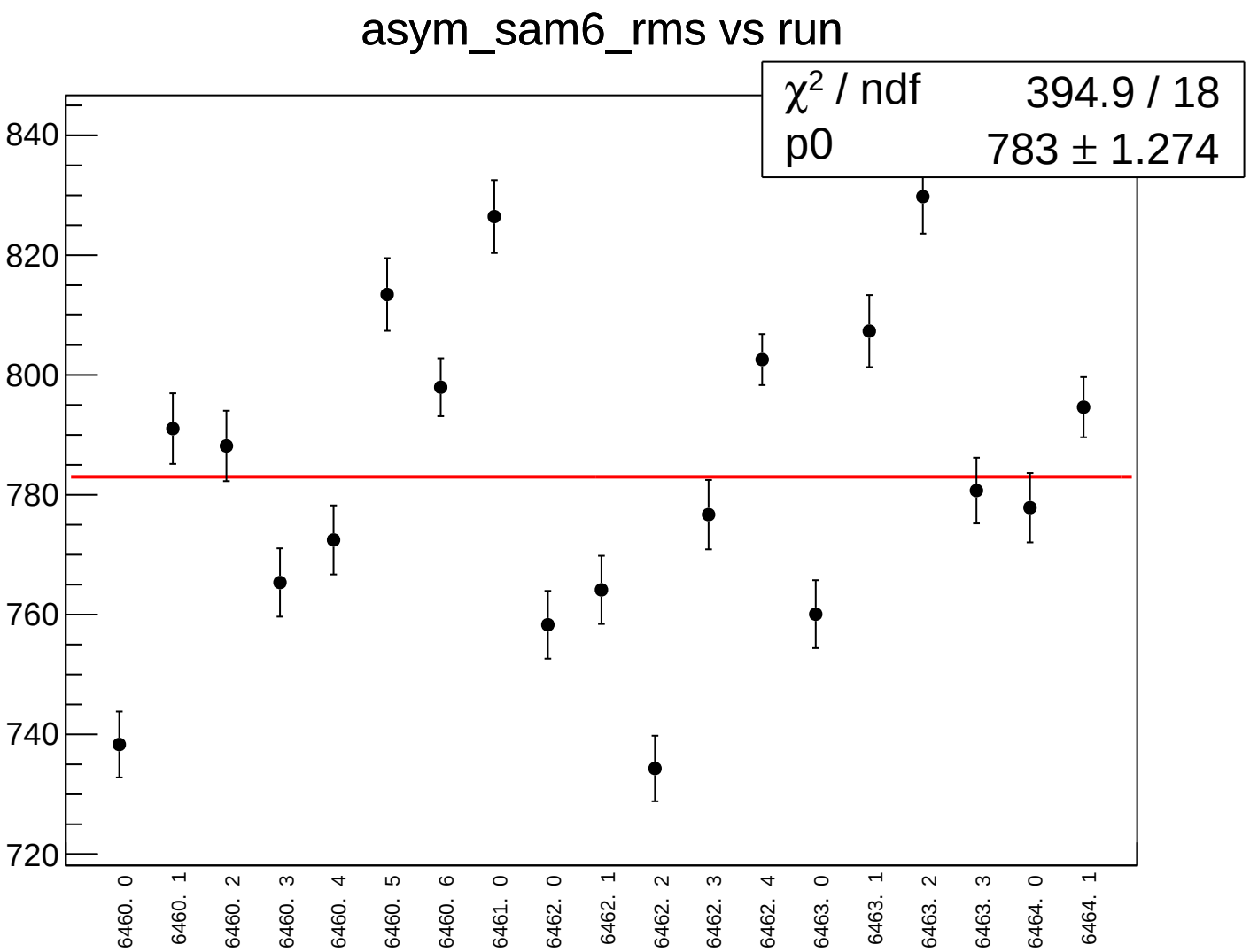
asym_sam6_rms vs run
χ² / ndf 394.9 / 18
p0 783 ± 1.274
840
820
800
780
760
740
720
6460. 0
6460. 1
6460. 2
6460. 3
6460. 4
6460. 5
6460. 6
6461. 0
6462. 0
6462. 1
6462. 2
6462. 3
6462. 4
6463. 0
6463. 1
6463. 2
6463. 3
6464. 0
6464. 1

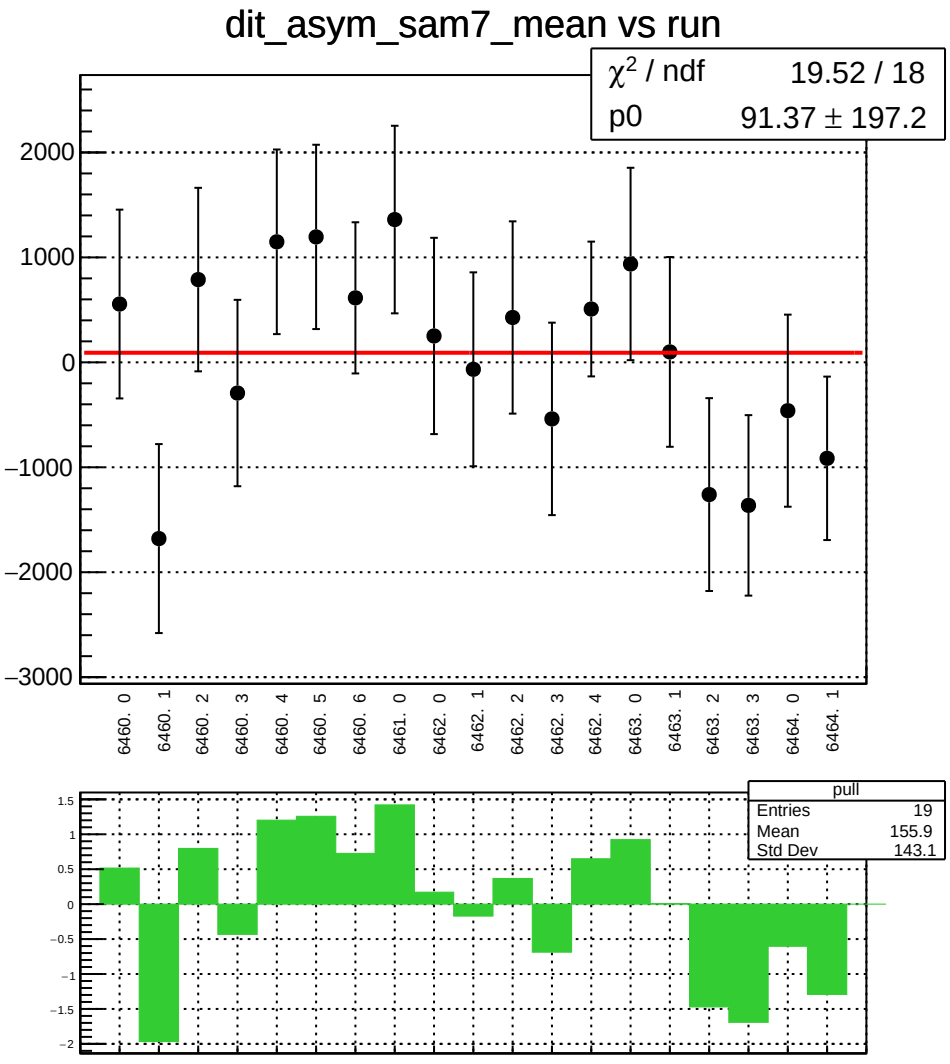
dit_asym_sam7_mean vs run
χ² / ndf 19.52 / 18
p0 91.37 ± 197.2
2000
1000
0
−1000
−2000
−3000
6460. 0
6460. 1
6460. 2
6460. 3
6460. 4
6460. 5
6460. 6
6461. 0
6462. 0
6462. 1
6462. 2
6462. 3
6462. 4
6463. 0
6463. 1
6463. 2
6463. 3
6464. 0
6464. 1
pull
Entries 19
Mean 155.9
Std Dev 143.1
1.5
1
0.5
0
−0.5
−1
−1.5
−2

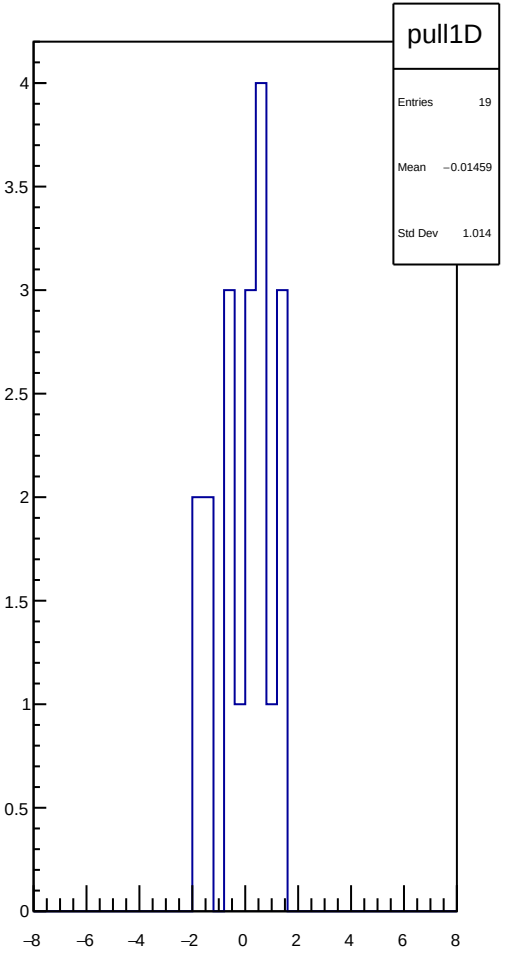
pull1D
Entries 19
Mean −0.01459
Std Dev 1.014
4
3.5
3
2.5
2
1.5
1
0.5
0
−8
−6
−4
−2
0
2
4
6
8

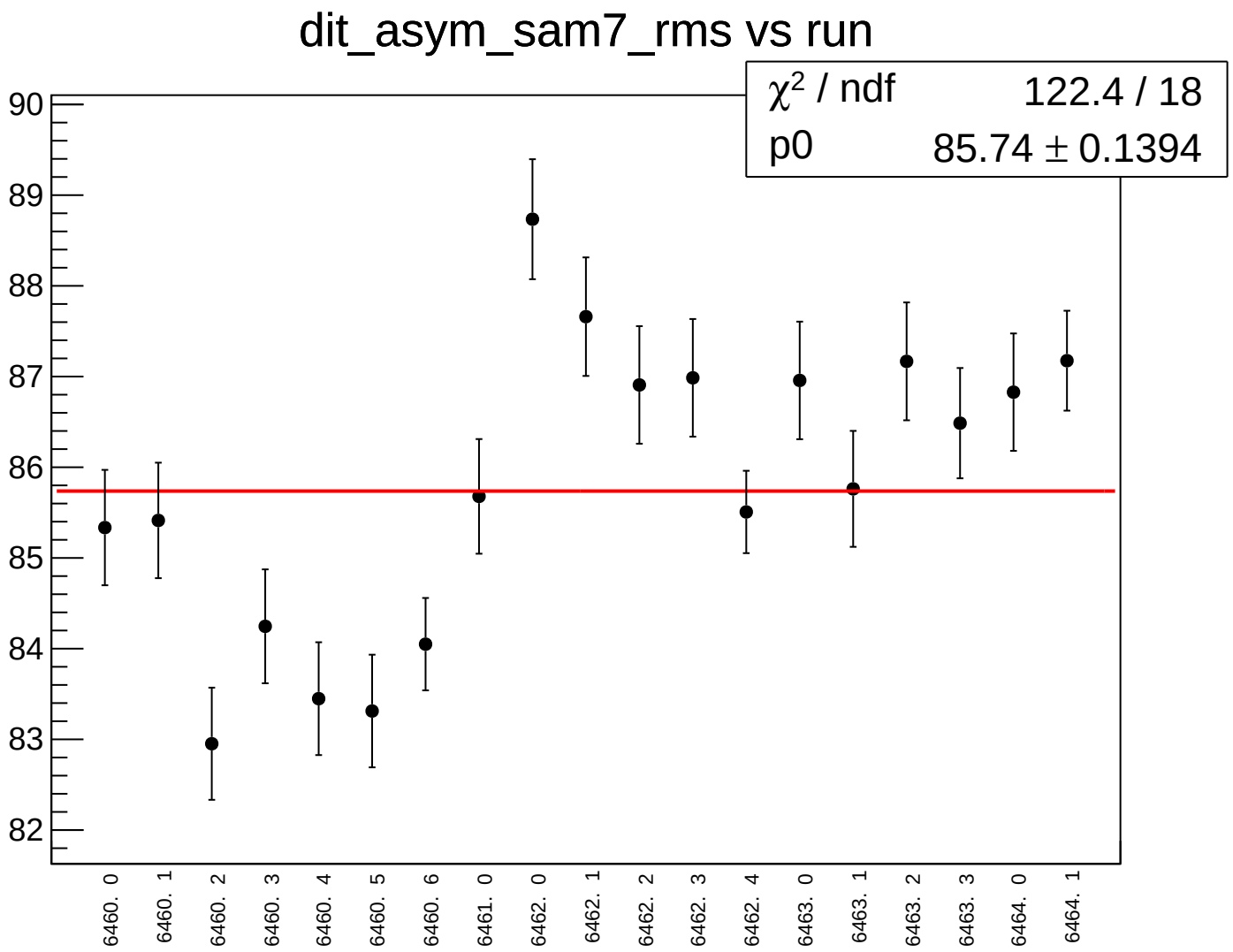
dit_asym_sam7_rms vs run
χ² / ndf 122.4 / 18
p0 85.74 ± 0.1394
90
89
88
87
86
85
84
83
82
6460. 0
6460. 1
6460. 2
6460. 3
6460. 4
6460. 5
6460. 6
6461. 0
6462. 0
6462. 1
6462. 2
6462. 3
6462. 4
6463. 0
6463. 1
6463. 2
6463. 3
6464. 0
6464. 1

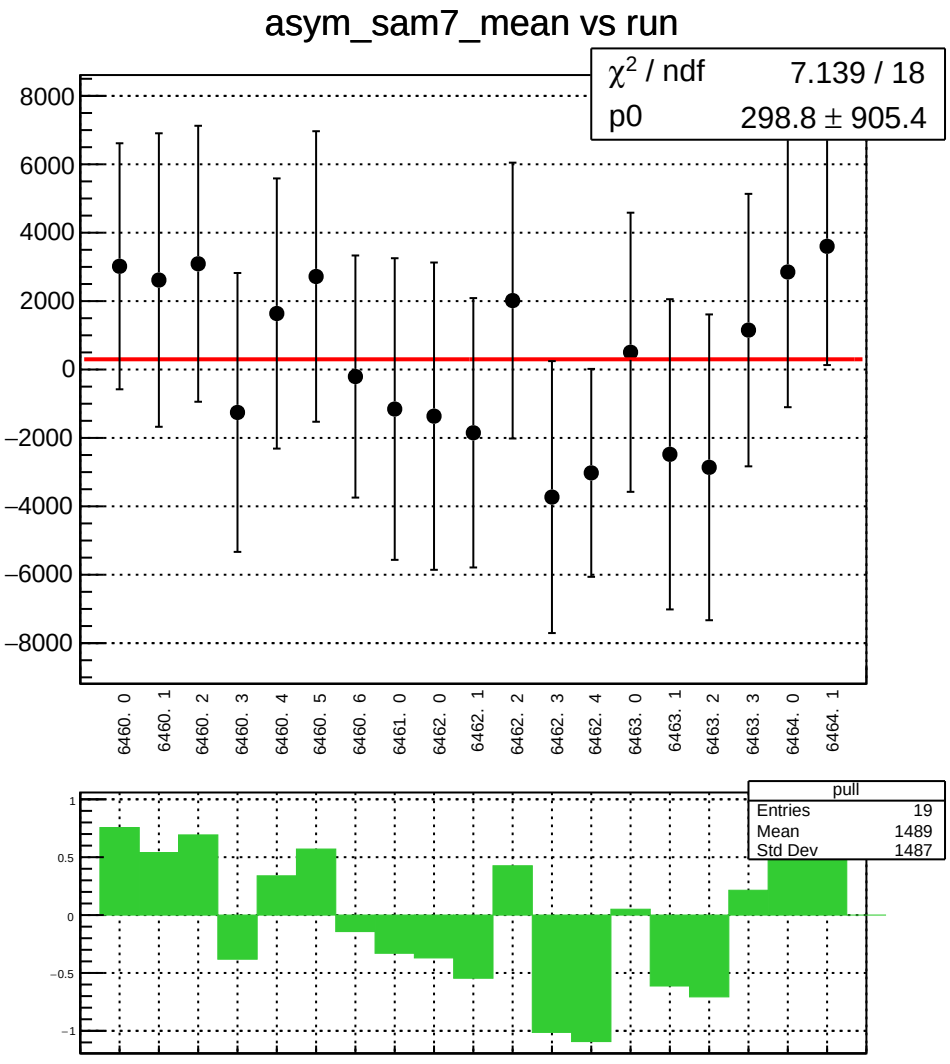
asym_sam7_mean vs run
χ² / ndf 7.139 / 18
p0 298.8 ± 905.4
8000
6000
4000
2000
0
−2000
−4000
−6000
−8000
6460. 0
6460. 1
6460. 2
6460. 3
6460. 4
6460. 5
6460. 6
6461. 0
6462. 0
6462. 1
6462. 2
6462. 3
6462. 4
6463. 0
6463. 1
6463. 2
6463. 3
6464. 0
6464. 1
pull
Entries 19
Mean 1489
Std Dev 1487
1
0.5
0
−0.5
−1

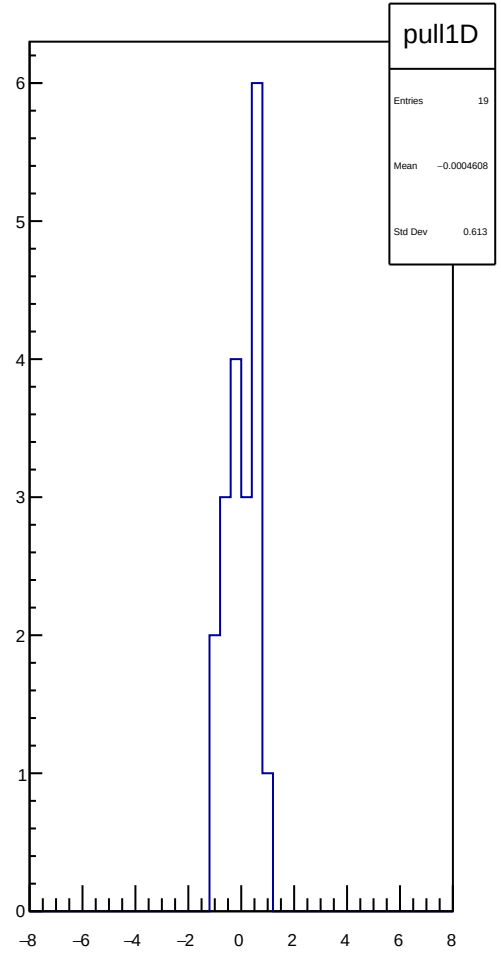
pull1D
Entries 19
Mean −0.0004608
Std Dev 0.613
6
5
4
3
2
1
0
−8
−6
−4
−2
0
2
4
6
8

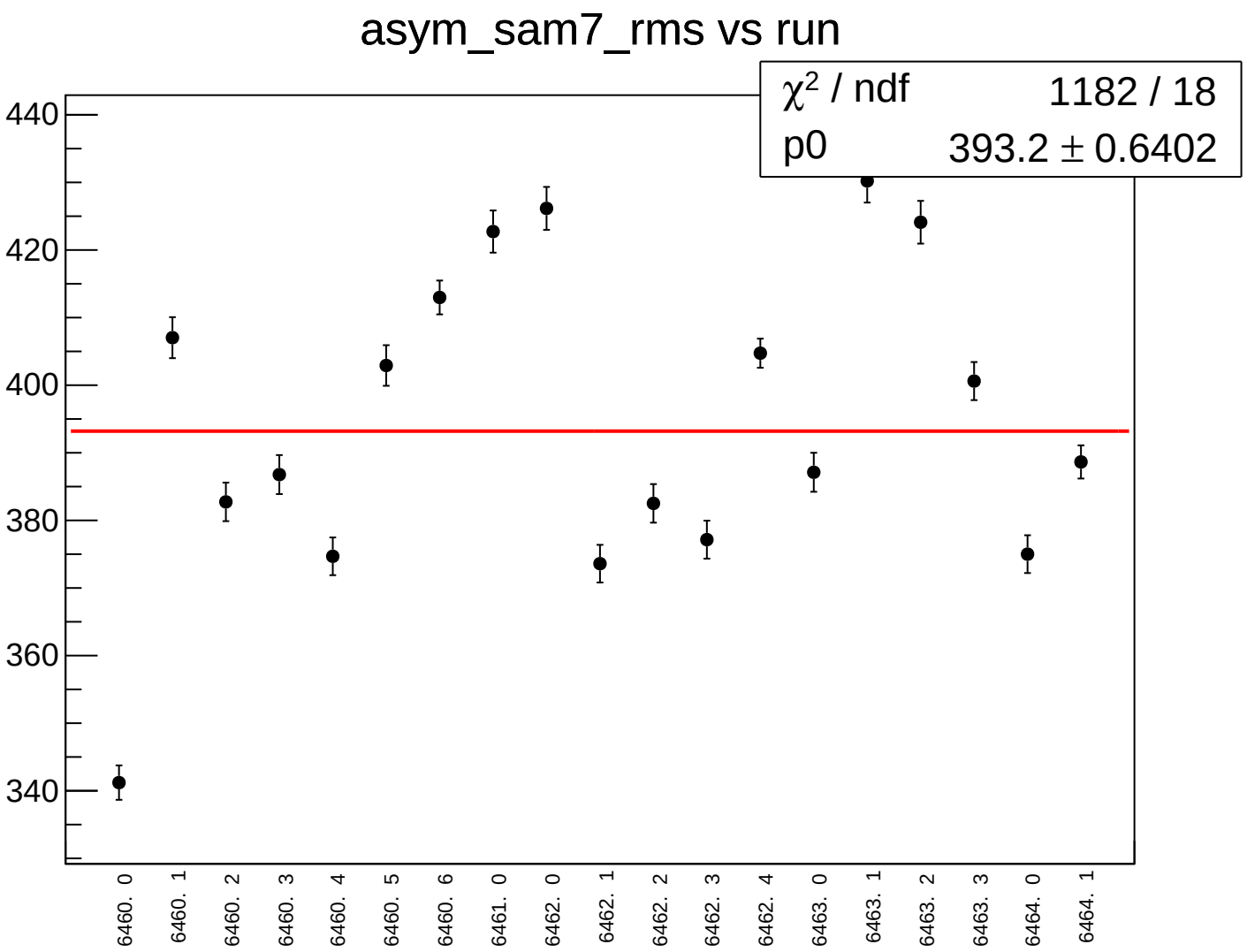
asym_sam7_rms vs run
χ^2 / ndf 1182 / 18
p0 393.2 ± 0.6402
440
420
400
380
360
340
6460. 0
6460. 1
6460. 2
6460. 3
6460. 4
6460. 5
6460. 6
6461. 0
6462. 0
6462. 1
6462. 2
6462. 3
6462. 4
6463. 0
6463. 1
6463. 2
6463. 3
6464. 0
6464. 1

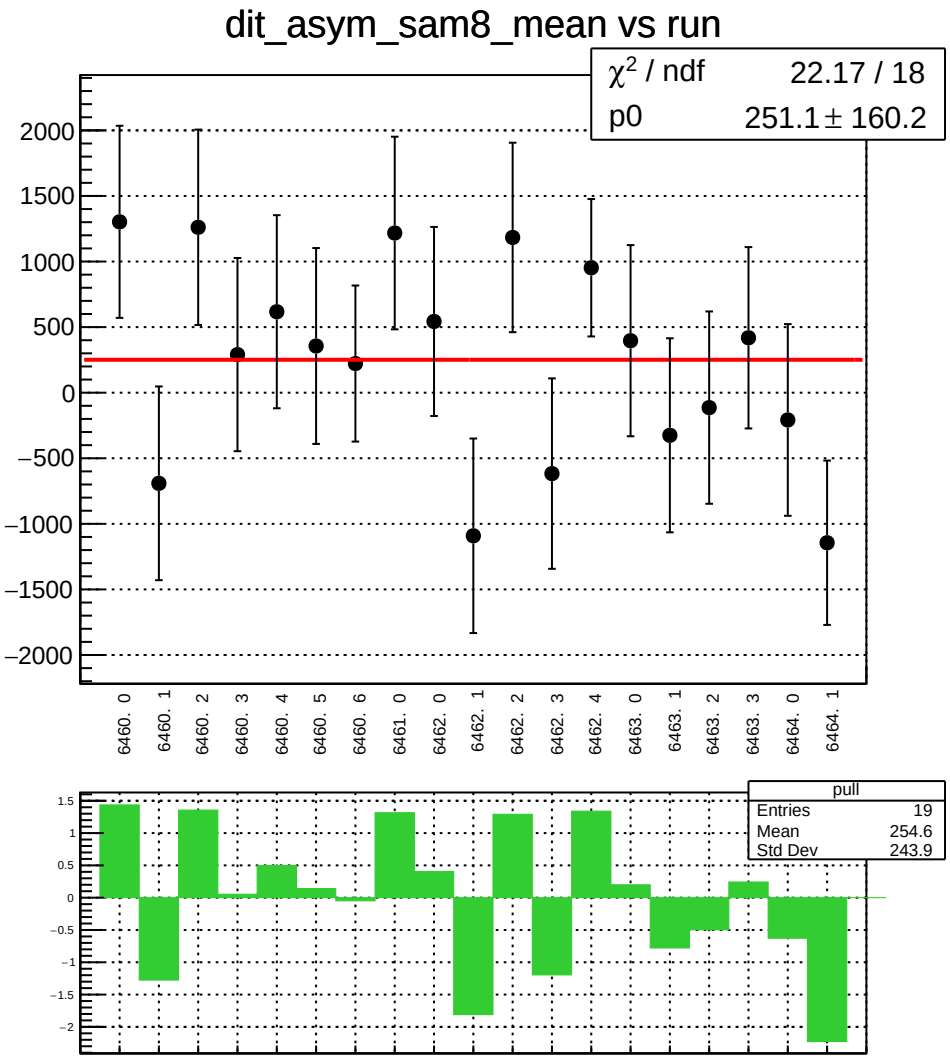
dit_asym_sam8_mean vs run
χ² / ndf 22.17 / 18
p0 251.1 ± 160.2
2000
1500
1000
500
0
−500
−1000
−1500
−2000
6460. 0
6460. 1
6460. 2
6460. 3
6460. 4
6460. 5
6460. 6
6461. 0
6462. 0
6462. 1
6462. 2
6462. 3
6462. 4
6463. 0
6463. 1
6463. 2
6463. 3
6464. 0
6464. 1
pull
Entries 19
Mean 254.6
Std Dev 243.9
1.5
1
0.5
0
−0.5
−1
−1.5
−2

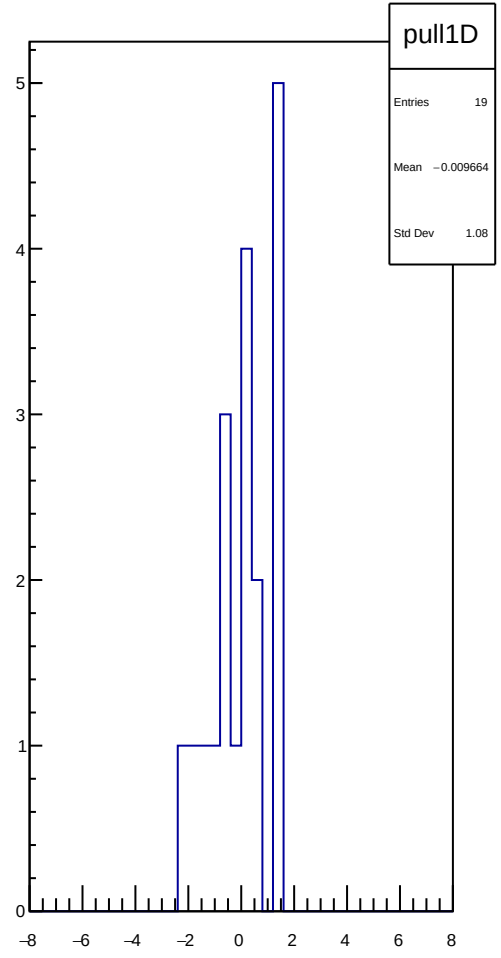
pull1D
Entries 19
Mean −0.009664
Std Dev 1.08
5
4
3
2
1
0
−8
−6
−4
−2
0
2
4
6
8

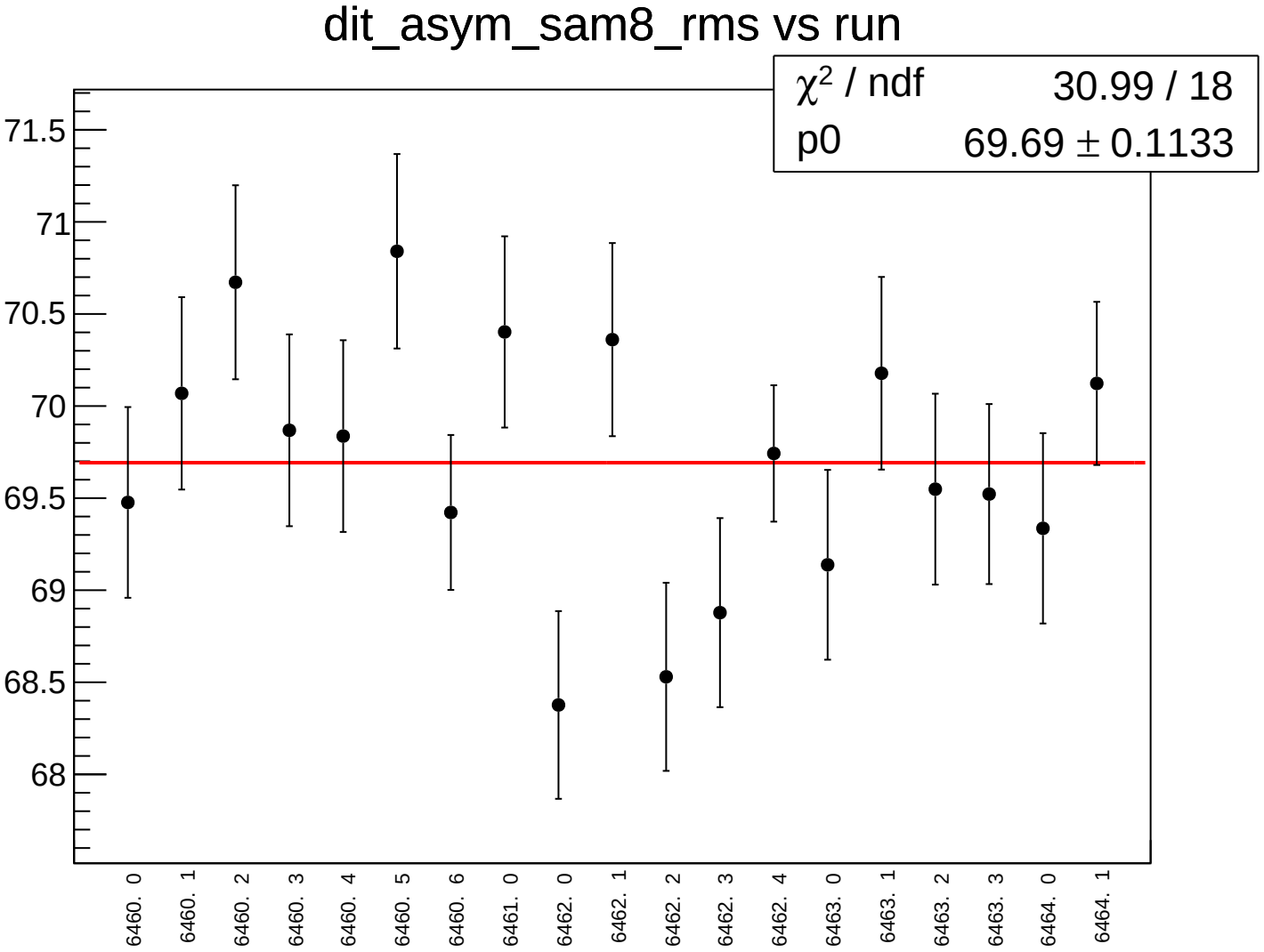
dit_asym_sam8_rms vs run
χ² / ndf 30.99 / 18
p0 69.69 ± 0.1133
71.5
71
70.5
70
69.5
69
68.5
68
6460. 0
6460. 1
6460. 2
6460. 3
6460. 4
6460. 5
6460. 6
6461. 0
6462. 0
6462. 1
6462. 2
6462. 3
6462. 4
6463. 0
6463. 1
6463. 2
6463. 3
6464. 0
6464. 1

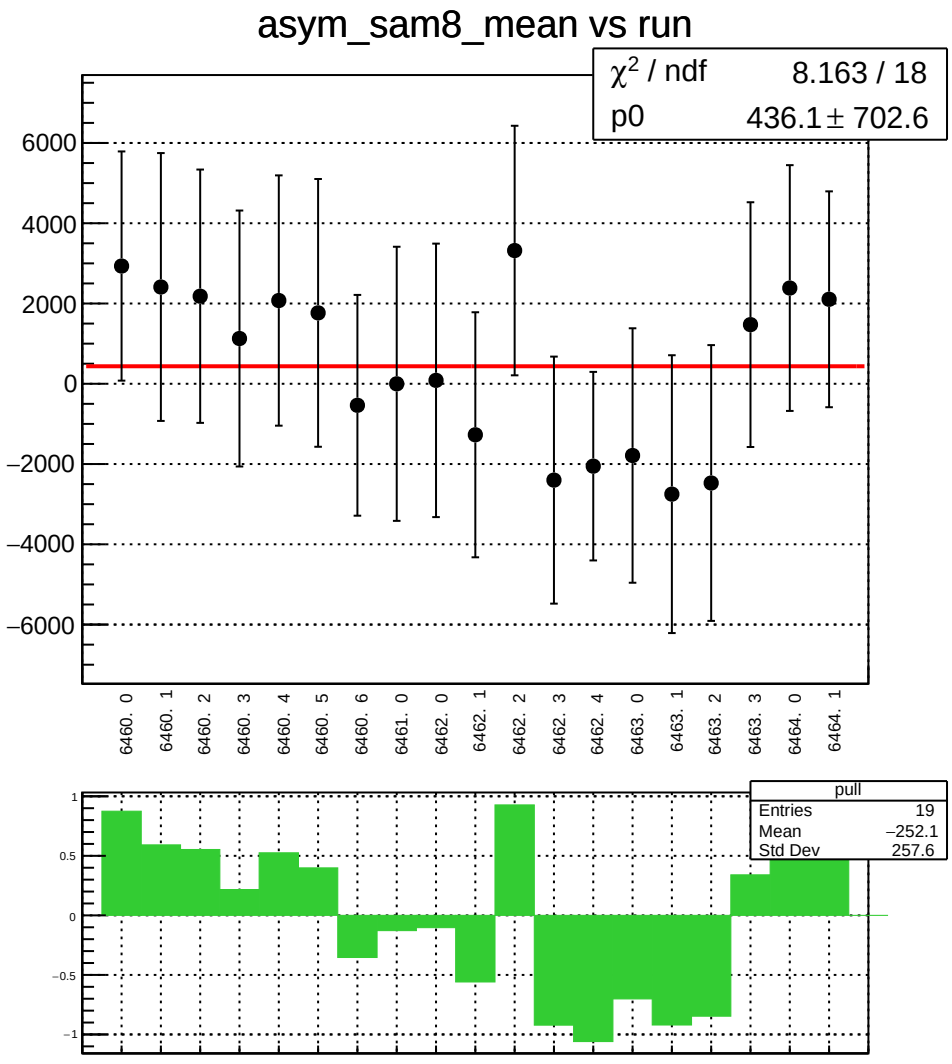
asym_sam8_mean vs run
χ^2 / ndf 8.163 / 18
p0 436.1 ± 702.6
6000
4000
2000
0
−2000
−4000
−6000
6460. 0
6460. 1
6460. 2
6460. 3
6460. 4
6460. 5
6460. 6
6461. 0
6462. 0
6462. 1
6462. 2
6462. 3
6462. 4
6463. 0
6463. 1
6463. 2
6463. 3
6464. 0
6464. 1
pull
Entries 19
Mean −252.1
Std Dev 257.6
1
0.5
0
−0.5
−1

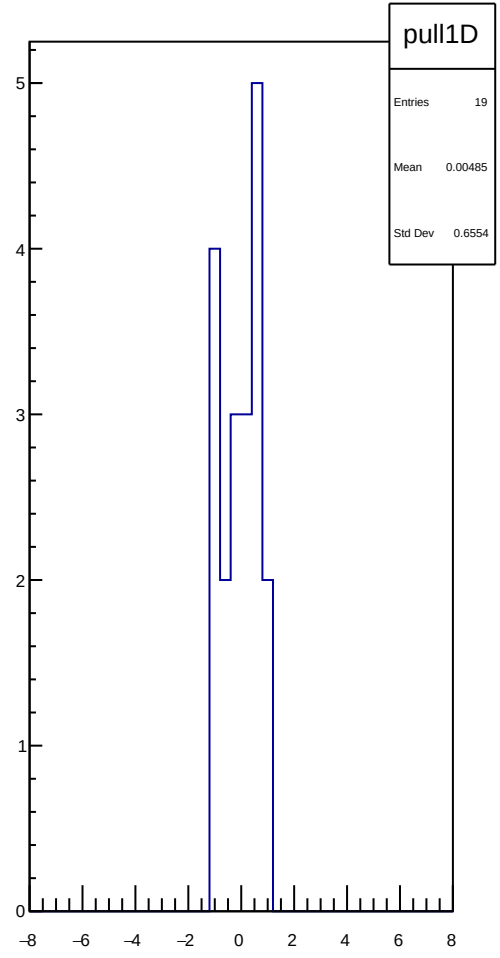
pull1D
Entries 19
Mean 0.00485
Std Dev 0.6554
5
4
3
2
1
0
−8
−6
−4
−2
0
2
4
6
8

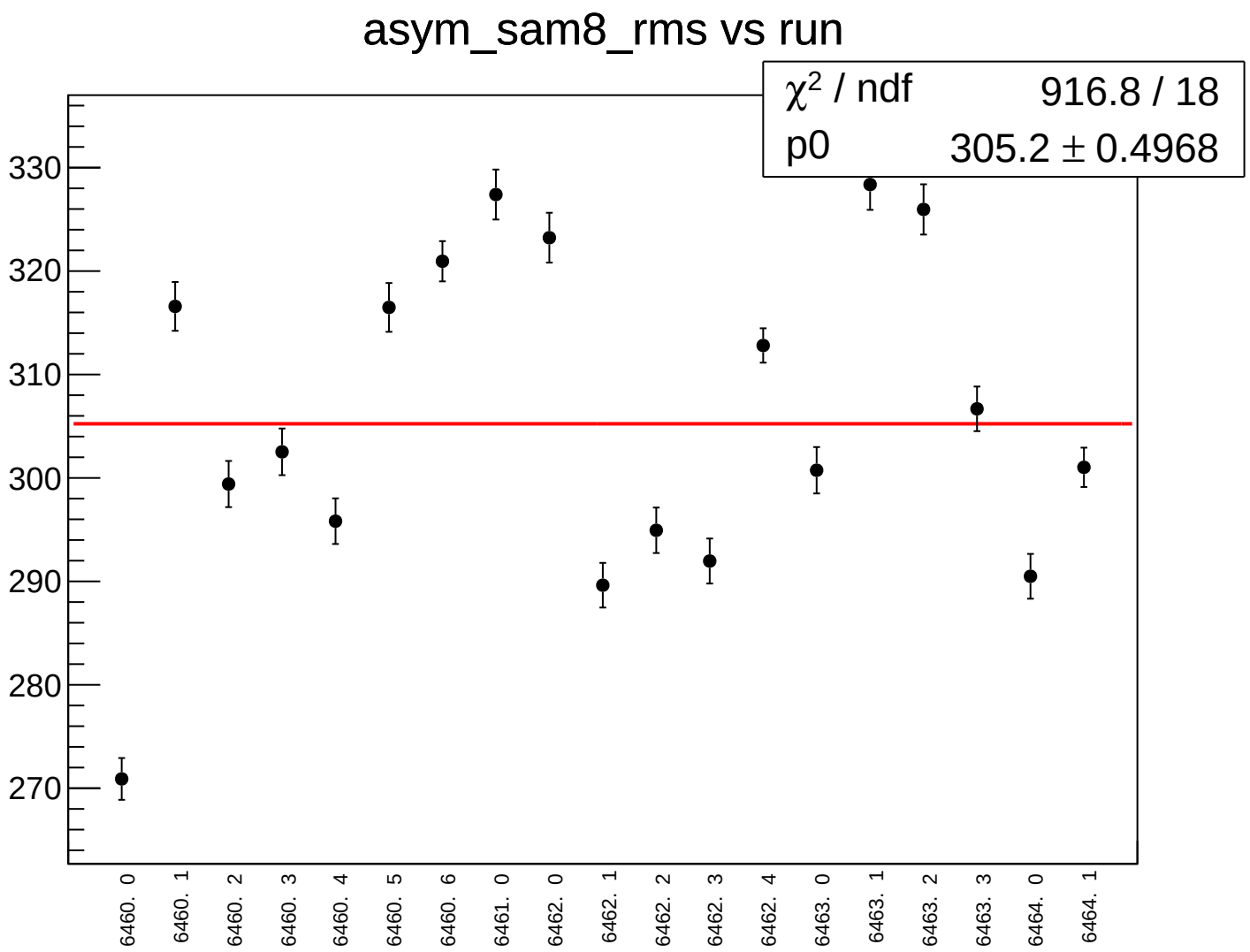
asym_sam8_rms vs run
χ² / ndf 916.8 / 18
p0 305.2 ± 0.4968
330
320
310
300
290
280
270
6460. 0
6460. 1
6460. 2
6460. 3
6460. 4
6460. 5
6460. 6
6461. 0
6462. 0
6462. 1
6462. 2
6462. 3
6462. 4
6463. 0
6463. 1
6463. 2
6463. 3
6464. 0
6464. 1

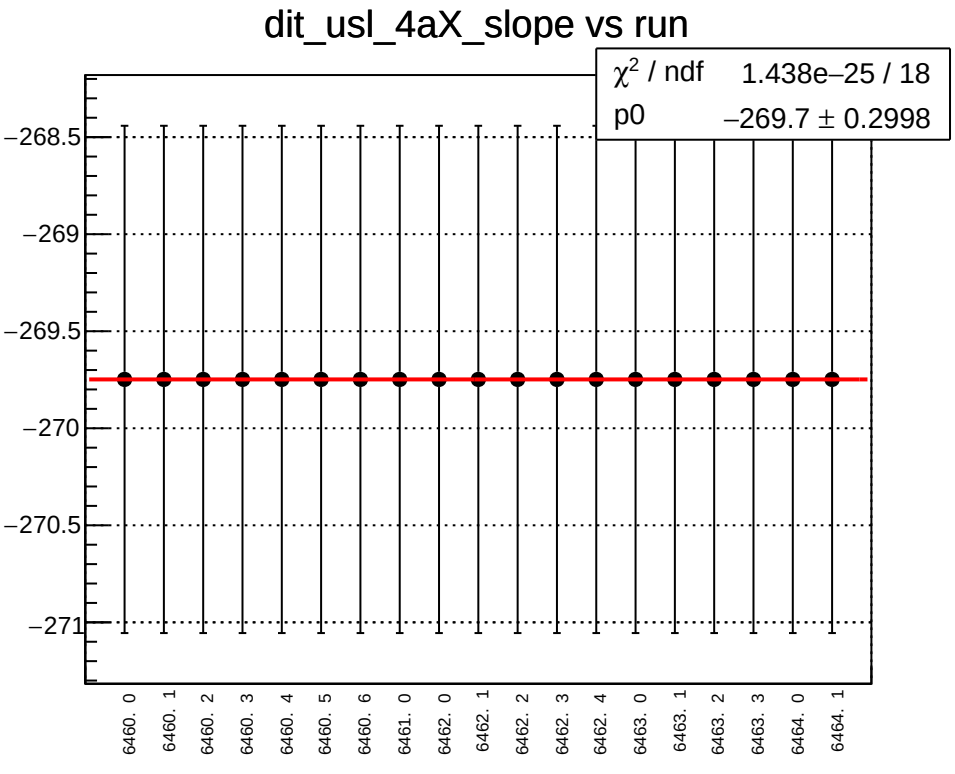
dit_usl_4aX_slope vs run
χ^2 / ndf 1.438e−25 / 18
p0 −269.7 ± 0.2998
−268.5
−269
−269.5
−270
−270.5
−271
6460. 0
6460. 1
6460. 2
6460. 3
6460. 4
6460. 5
6460. 6
6461. 0
6462. 0
6462. 1
6462. 2
6462. 3
6462. 4
6463. 0
6463. 1
6463. 2
6463. 3
6464. 0
6464. 1

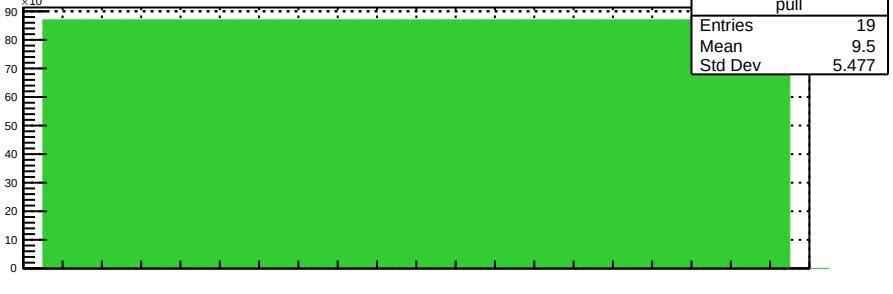
pull
Entries 19
Mean 9.5
Std Dev 5.477
×10⁻¹⁵
90
80
70
60
50
40
30
20
10
0

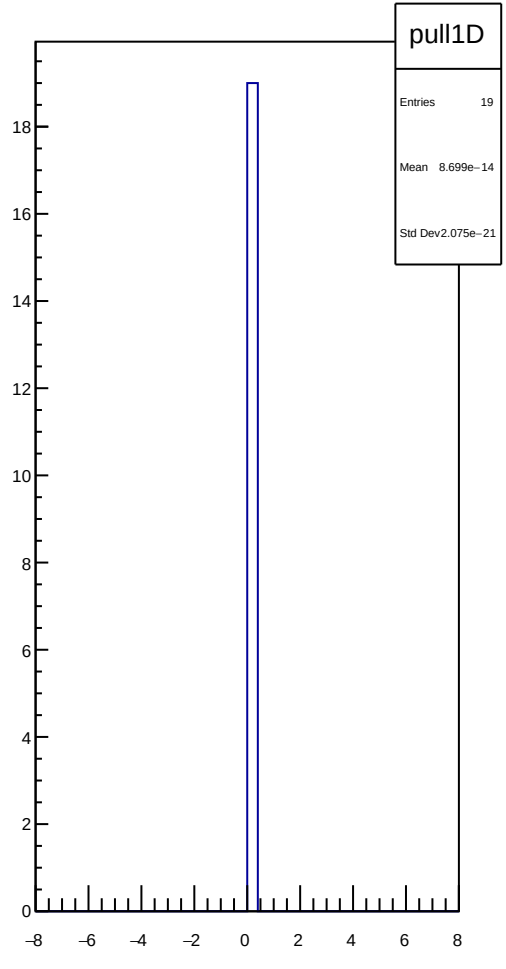
pull1D
Entries 19
Mean 8.699e−14
Std Dev2.075e−21
18
16
14
12
10
8
6
4
2
0
−8
−6
−4
−2
0
2
4
6
8

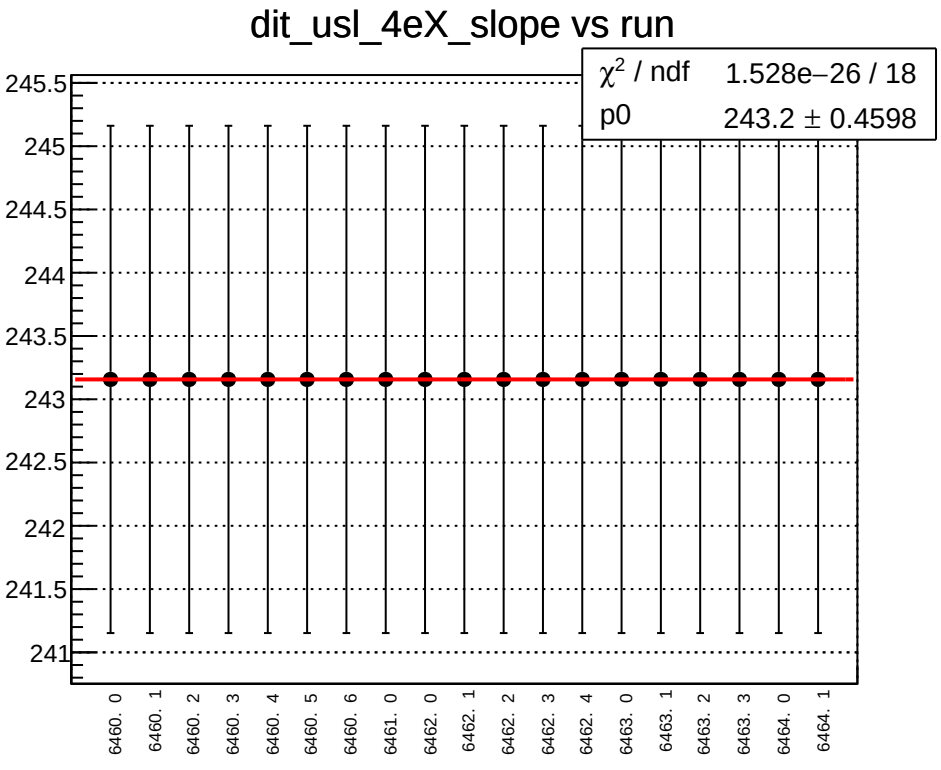
dit_usl_4eX_slope vs run
χ^2 / ndf 1.528e−26 / 18
p0 243.2 ± 0.4598
245.5
245
244.5
244
243.5
243
242.5
242
241.5
241
6460. 0
6460. 1
6460. 2
6460. 3
6460. 4
6460. 5
6460. 6
6461. 0
6462. 0
6462. 1
6462. 2
6462. 3
6462. 4
6463. 0
6463. 1
6463. 2
6463. 3
6464. 0
6464. 1

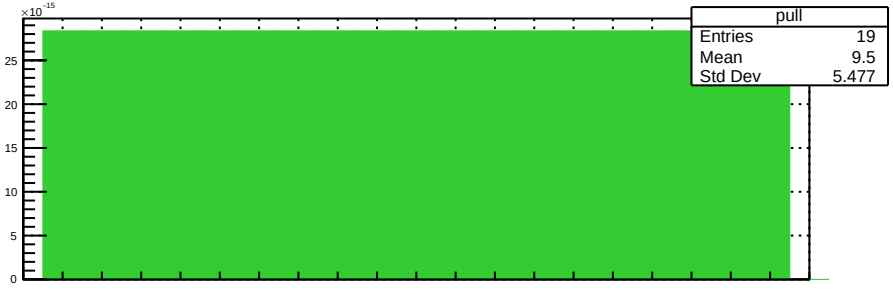
pull
Entries 19
Mean 9.5
Std Dev 5.477
×10^-15
25
20
15
10
5
0

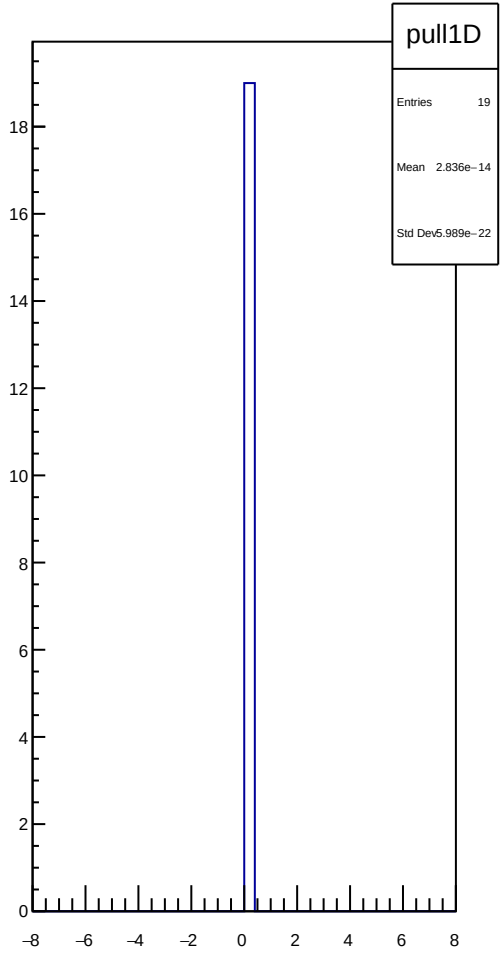
pull1D
Entries 19
Mean 2.836e−14
Std Dev 5.989e−22
18
16
14
12
10
8
6
4
2
0
−8
−6
−4
−2
0
2
4
6
8

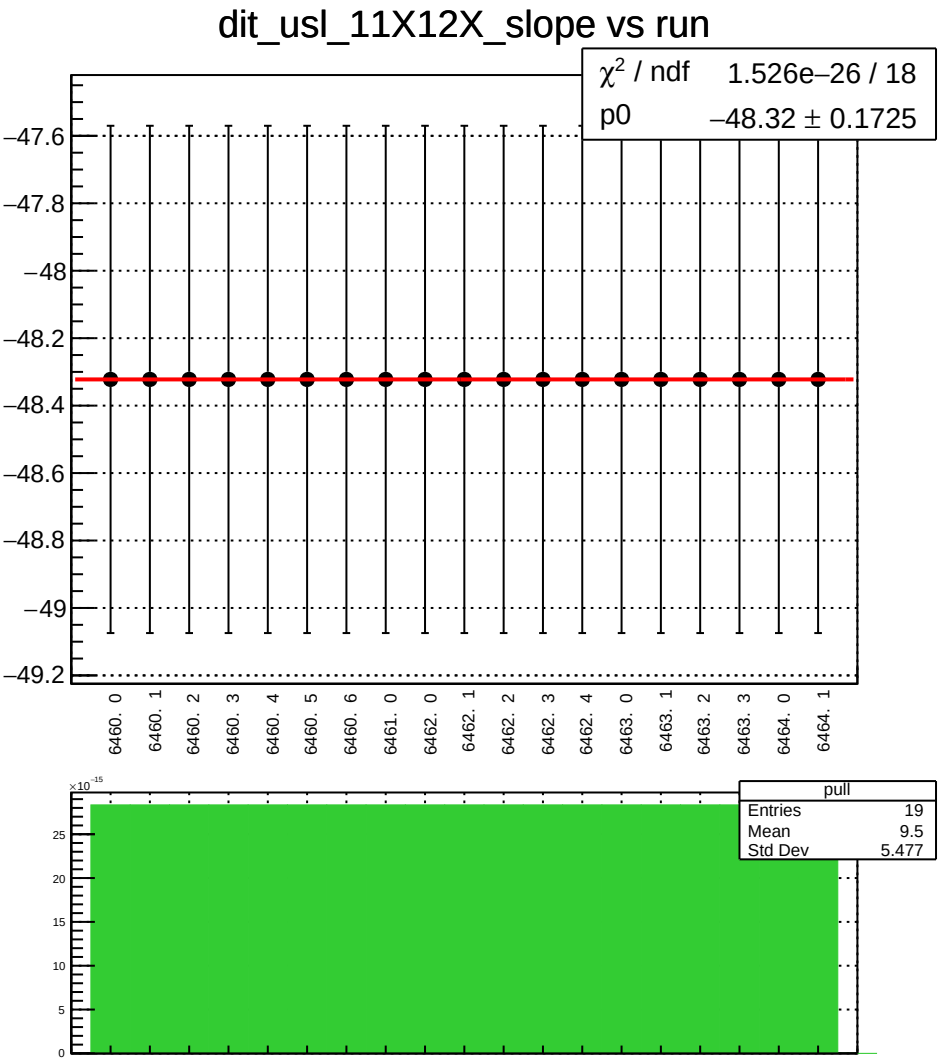
dit_usl_11X12X_slope vs run
χ² / ndf 1.526e−26 / 18
p0 −48.32 ± 0.1725
−47.6
−47.8
−48
−48.2
−48.4
−48.6
−48.8
−49
−49.2
6460. 0
6460. 1
6460. 2
6460. 3
6460. 4
6460. 5
6460. 6
6461. 0
6462. 0
6462. 1
6462. 2
6462. 3
6462. 4
6463. 0
6463. 1
6463. 2
6463. 3
6464. 0
6464. 1
×10⁻¹⁵
pull
Entries 19
Mean 9.5
Std Dev 5.477
25
20
15
10
5
0

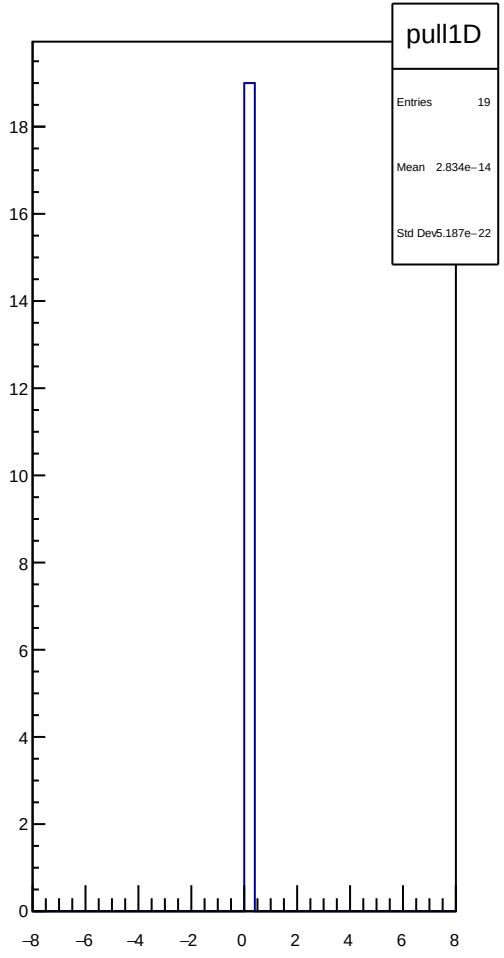
pull1D
Entries 19
Mean 2.834e−14
Std Dev 5.187e−22
18
16
14
12
10
8
6
4
2
0
−8
−6
−4
−2
0
2
4
6
8

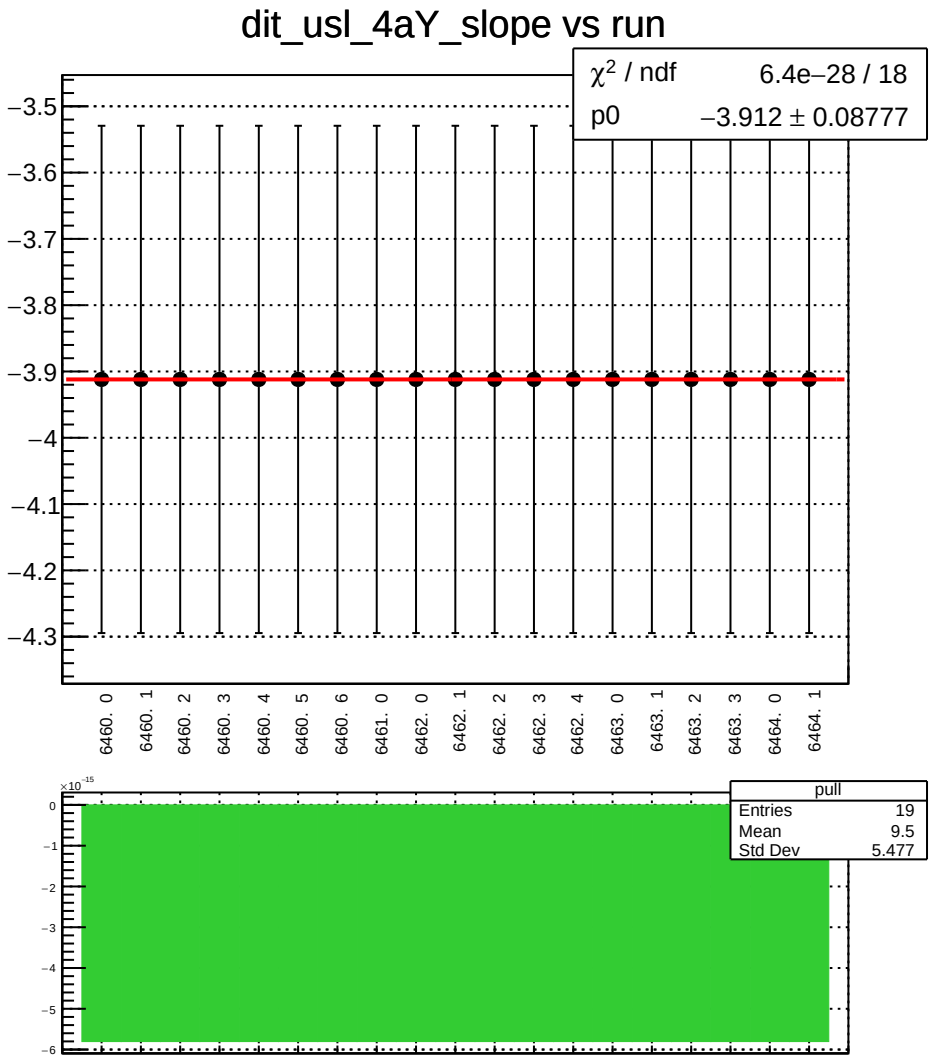
dit_usl_4aY_slope vs run
χ² / ndf 6.4e−28 / 18
p0 −3.912 ± 0.08777
−3.5
−3.6
−3.7
−3.8
−3.9
−4
−4.1
−4.2
−4.3
6460. 0
6460. 1
6460. 2
6460. 3
6460. 4
6460. 5
6460. 6
6461. 0
6462. 0
6462. 1
6462. 2
6462. 3
6462. 4
6463. 0
6463. 1
6463. 2
6463. 3
6464. 0
6464. 1
×10⁻¹⁵
pull
Entries 19
Mean 9.5
Std Dev 5.477

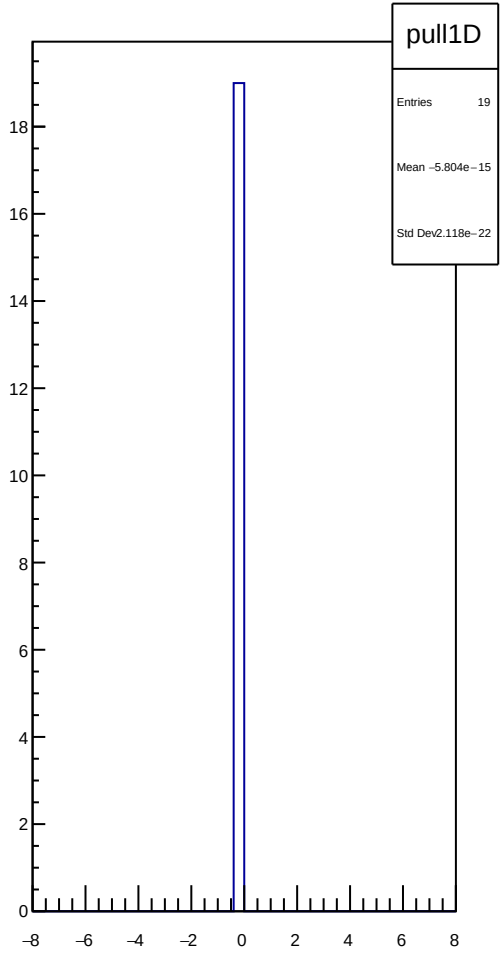
pull1D
Entries 19
Mean −5.804e−15
Std Dev 2.118e−22

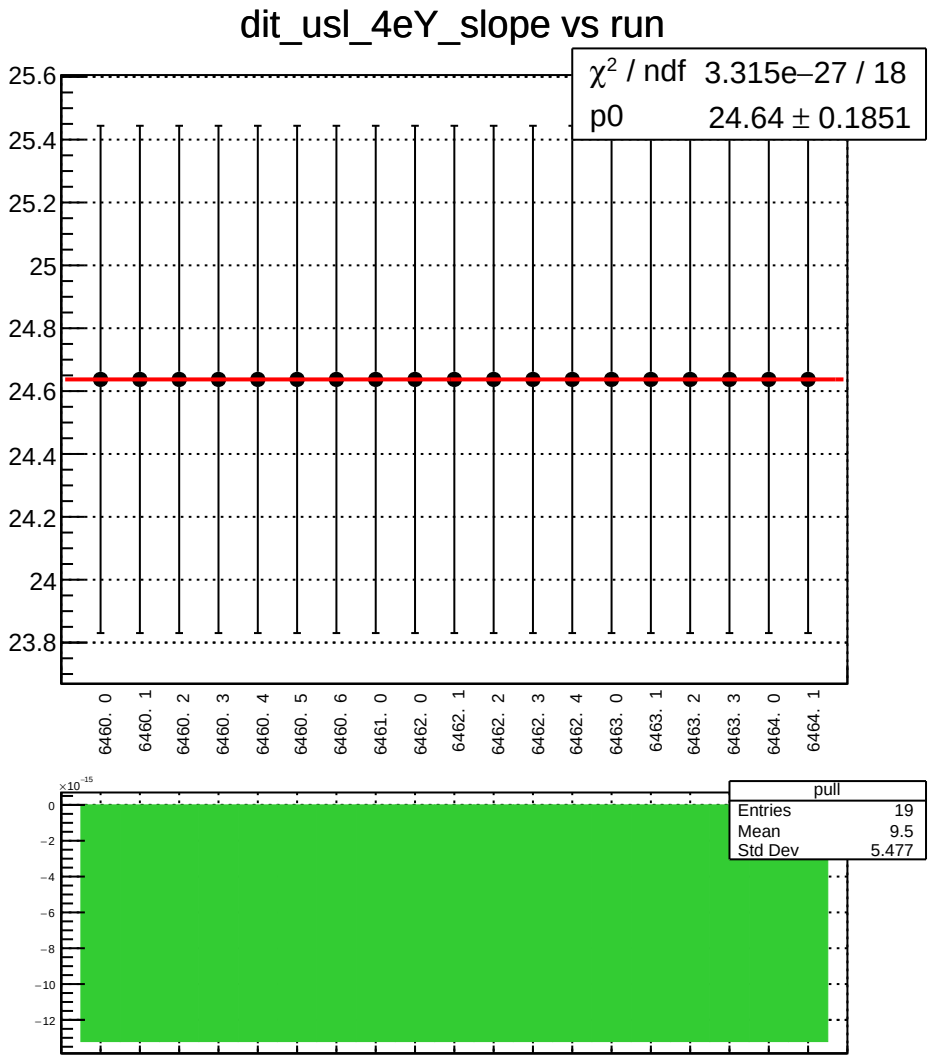
dit_usl_4eY_slope vs run
χ² / ndf 3.315e−27 / 18
p0 24.64 ± 0.1851
25.6
25.4
25.2
25
24.8
24.6
24.4
24.2
24
23.8
6460. 0
6460. 1
6460. 2
6460. 3
6460. 4
6460. 5
6460. 6
6461. 0
6462. 0
6462. 1
6462. 2
6462. 3
6462. 4
6463. 0
6463. 1
6463. 2
6463. 3
6464. 0
6464. 1
×10⁻¹⁵
0
−2
−4
−6
−8
−10
−12
pull
Entries 19
Mean 9.5
Std Dev 5.477

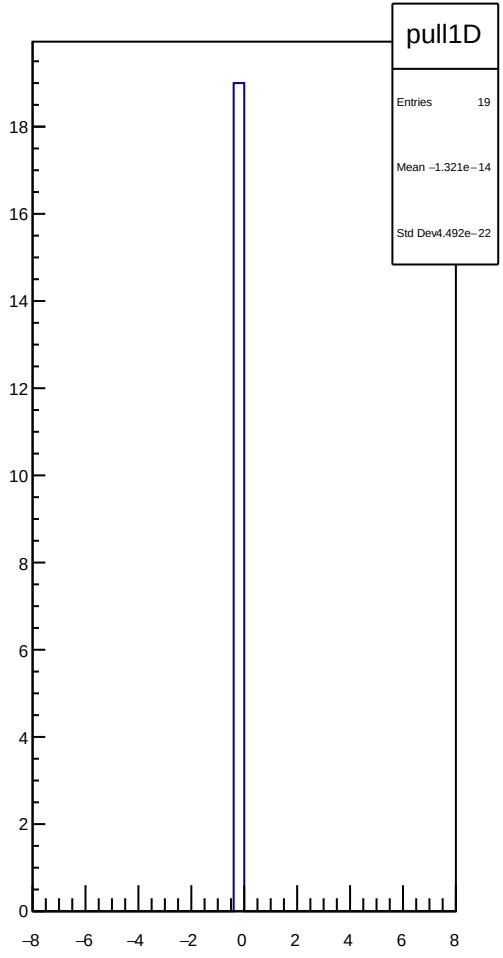
pull1D
Entries 19
Mean −1.321e−14
Std Dev4.492e−22
18
16
14
12
10
8
6
4
2
0
−8
−6
−4
−2
0
2
4
6
8

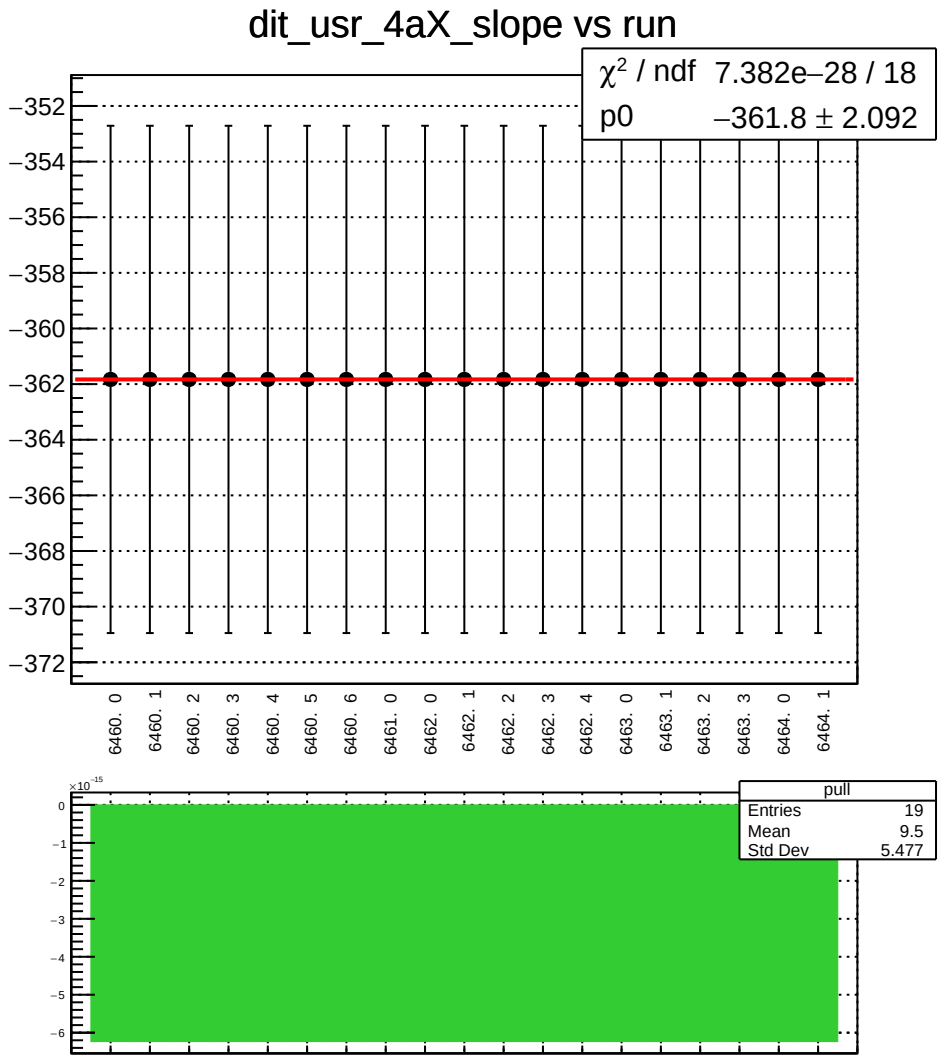
dit_usr_4aX_slope vs run
χ² / ndf 7.382e−28 / 18
p0 −361.8 ± 2.092
−352
−354
−356
−358
−360
−362
−364
−366
−368
−370
−372
6460. 0
6460. 1
6460. 2
6460. 3
6460. 4
6460. 5
6460. 6
6461. 0
6462. 0
6462. 1
6462. 2
6462. 3
6462. 4
6463. 0
6463. 1
6463. 2
6463. 3
6464. 0
6464. 1
×10⁻¹⁵
0
−1
−2
−3
−4
−5
−6
pull
Entries 19
Mean 9.5
Std Dev 5.477

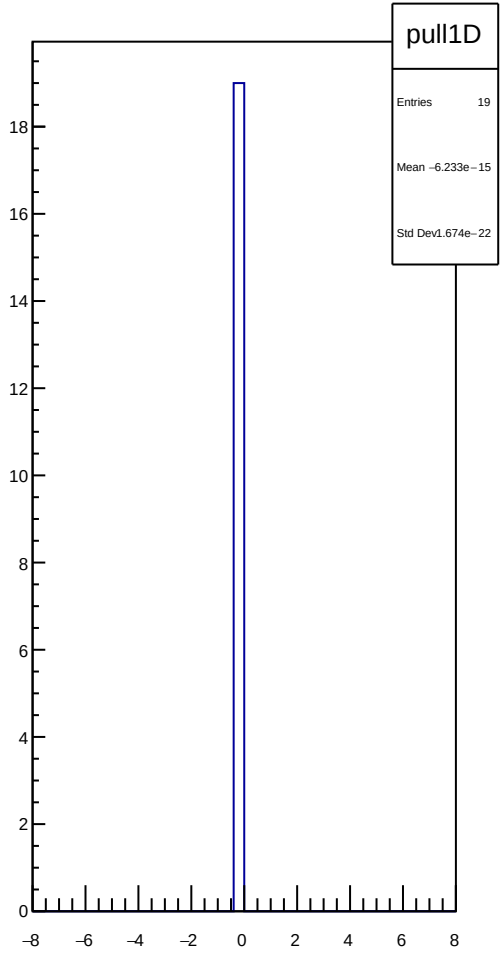
pull1D
Entries 19
Mean −6.233e−15
Std Dev1.674e−22
18
16
14
12
10
8
6
4
2
0
−8
−6
−4
−2
0
2
4
6
8

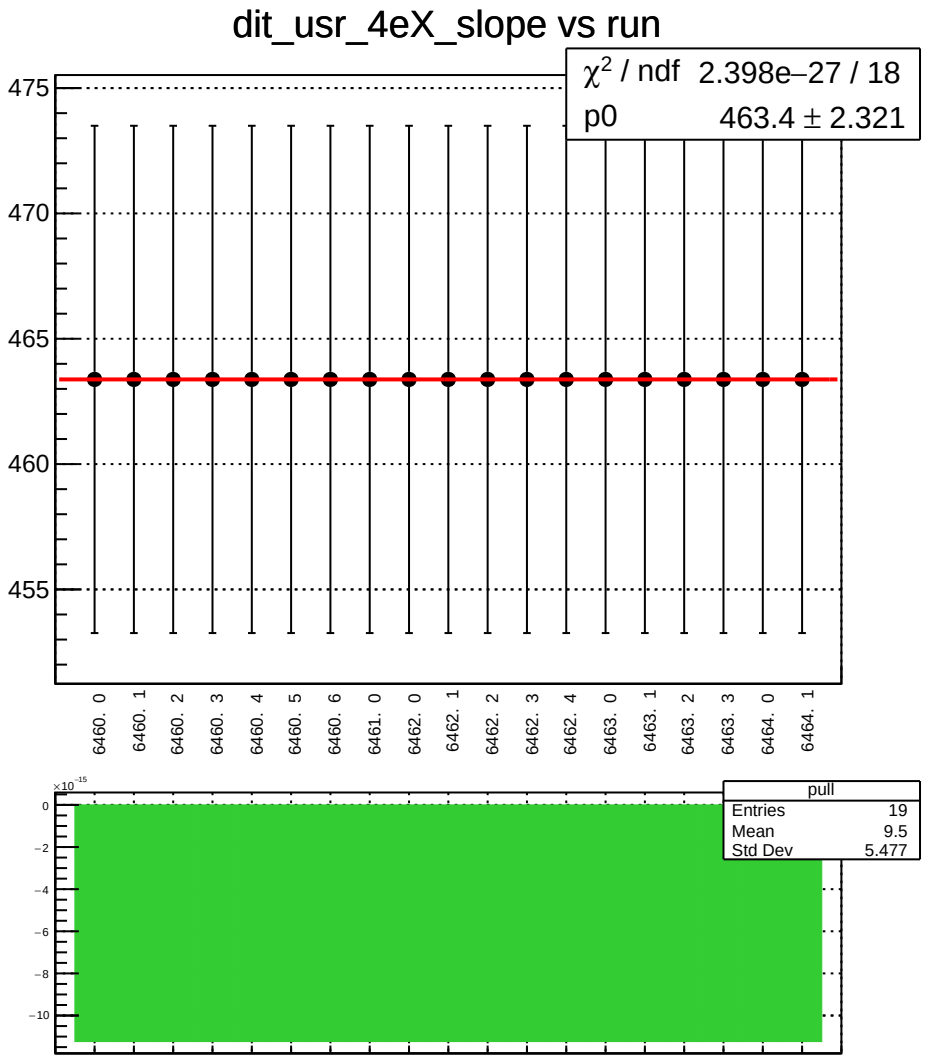
dit_usr_4eX_slope vs run
χ^2 / ndf 2.398e−27 / 18
p0 463.4 ± 2.321
475
470
465
460
455
6460. 0
6460. 1
6460. 2
6460. 3
6460. 4
6460. 5
6460. 6
6461. 0
6462. 0
6462. 1
6462. 2
6462. 3
6462. 4
6463. 0
6463. 1
6463. 2
6463. 3
6464. 0
6464. 1
×10^-15
0
−2
−4
−6
−8
−10
pull
Entries 19
Mean 9.5
Std Dev 5.477

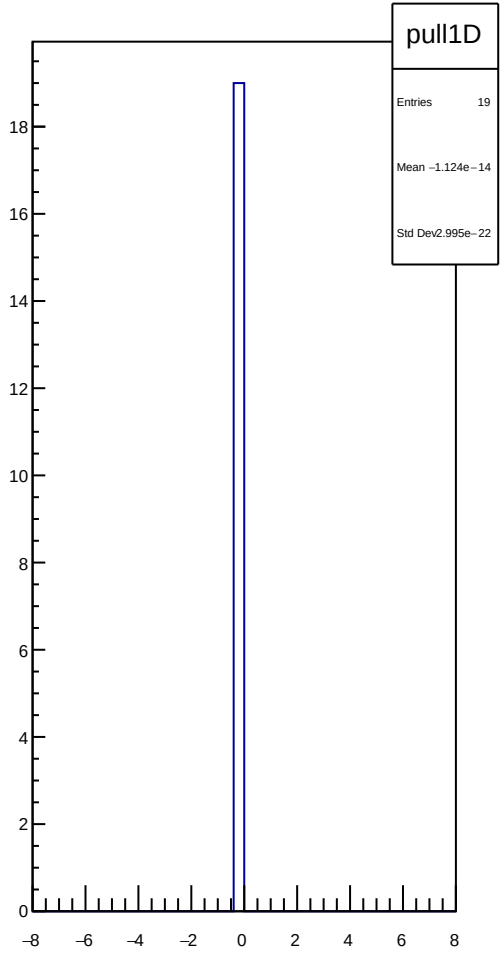
pull1D
Entries 19
Mean −1.124e−14
Std Dev 2.995e−22
18
16
14
12
10
8
6
4
2
0
−8
−6
−4
−2
0
2
4
6
8

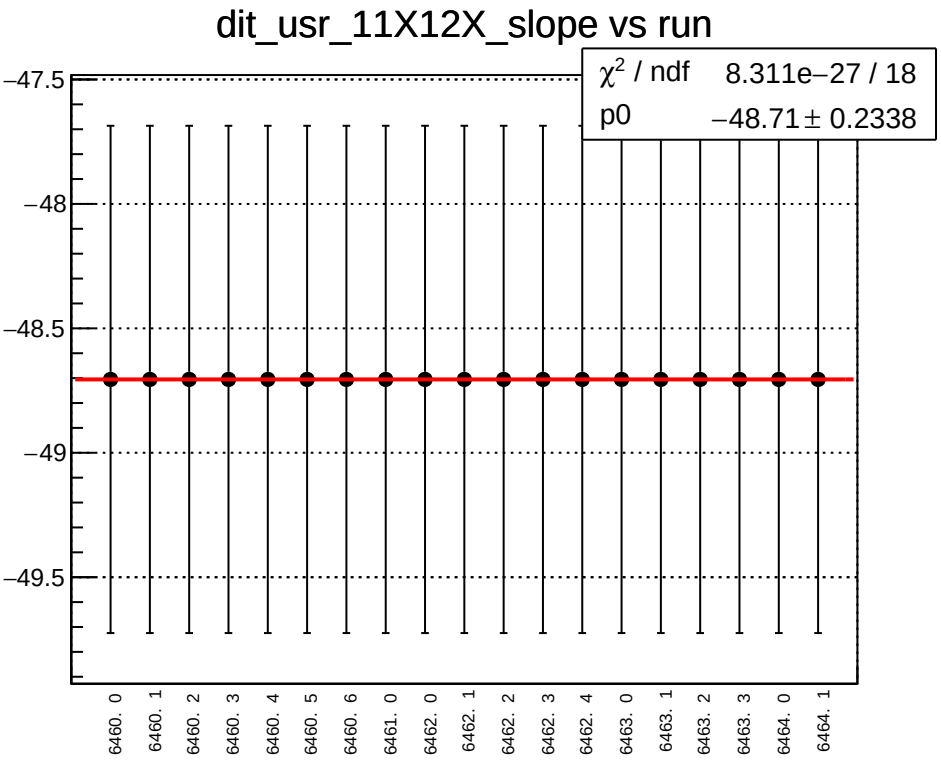
dit_usr_11X12X_slope vs run
χ^2 / ndf 8.311e−27 / 18
p0 −48.71 ± 0.2338
−47.5
−48
−48.5
−49
−49.5
6460. 0
6460. 1
6460. 2
6460. 3
6460. 4
6460. 5
6460. 6
6461. 0
6462. 0
6462. 1
6462. 2
6462. 3
6462. 4
6463. 0
6463. 1
6463. 2
6463. 3
6464. 0
6464. 1
pull
Entries 19
Mean 9.5
Std Dev 5.477
×10^-15

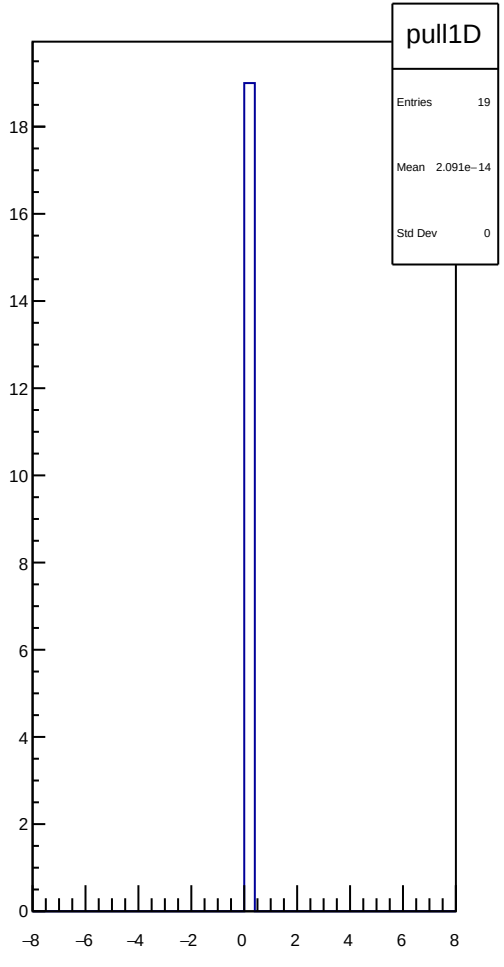
pull1D
Entries 19
Mean 2.091e−14
Std Dev 0

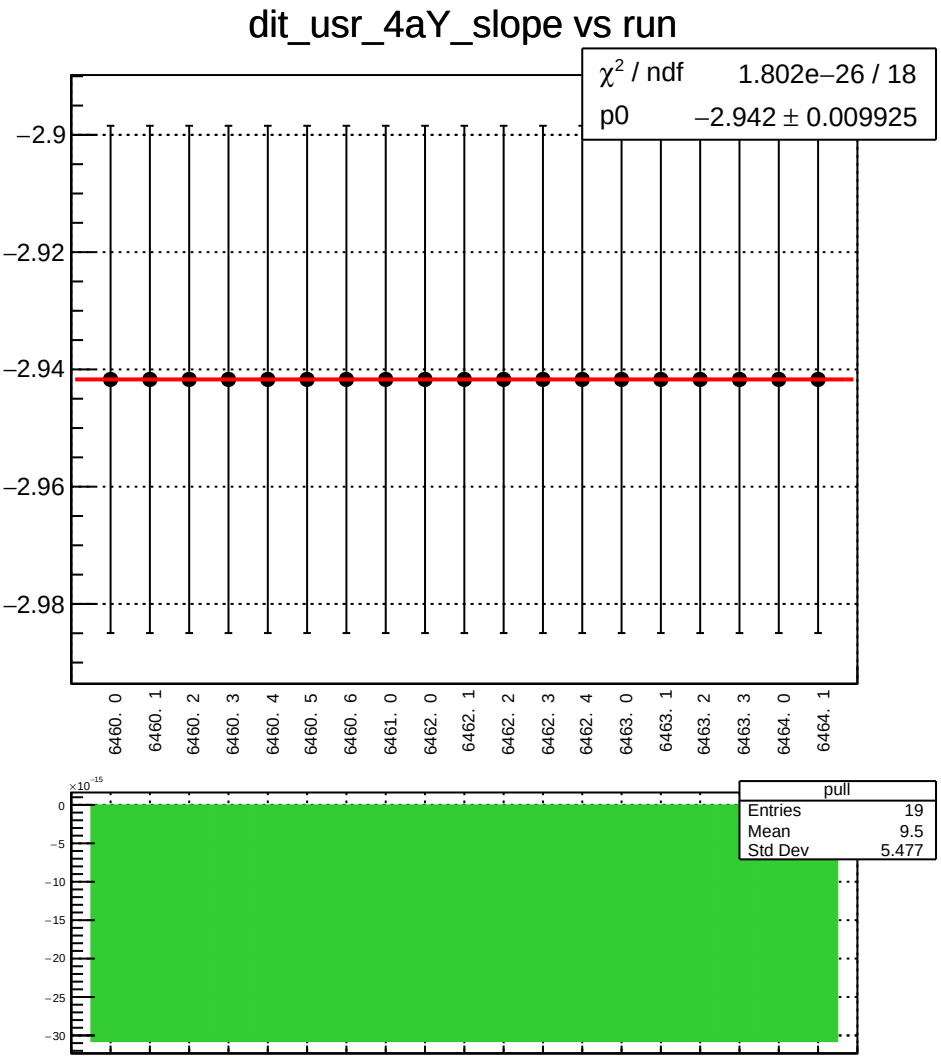
dit_usr_4aY_slope vs run
χ² / ndf 1.802e−26 / 18
p0 −2.942 ± 0.009925
−2.9
−2.92
−2.94
−2.96
−2.98
6460. 0
6460. 1
6460. 2
6460. 3
6460. 4
6460. 5
6460. 6
6461. 0
6462. 0
6462. 1
6462. 2
6462. 3
6462. 4
6463. 0
6463. 1
6463. 2
6463. 3
6464. 0
6464. 1
pull
Entries 19
Mean 9.5
Std Dev 5.477
×10⁻¹⁵
0
−5
−10
−15
−20
−25
−30

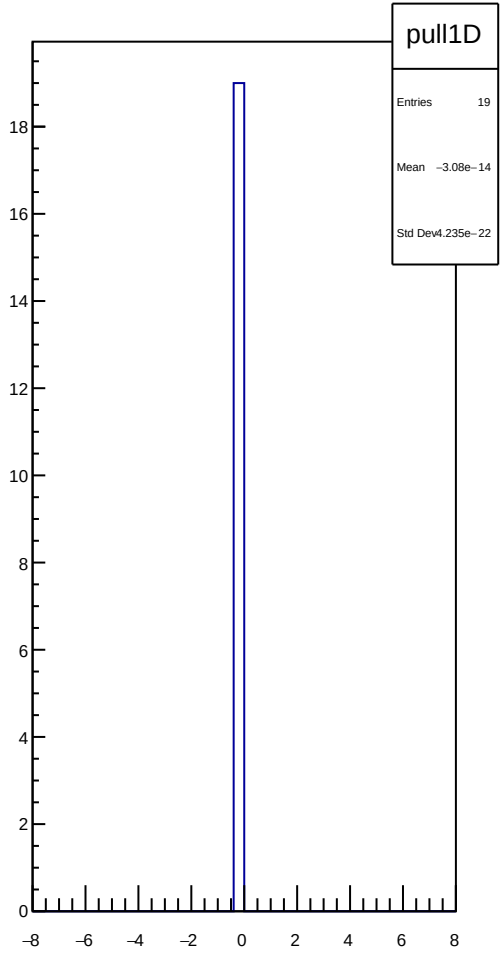
pull1D
Entries 19
Mean −3.08e−14
Std Dev4.235e−22
18
16
14
12
10
8
6
4
2
0
−8
−6
−4
−2
0
2
4
6
8

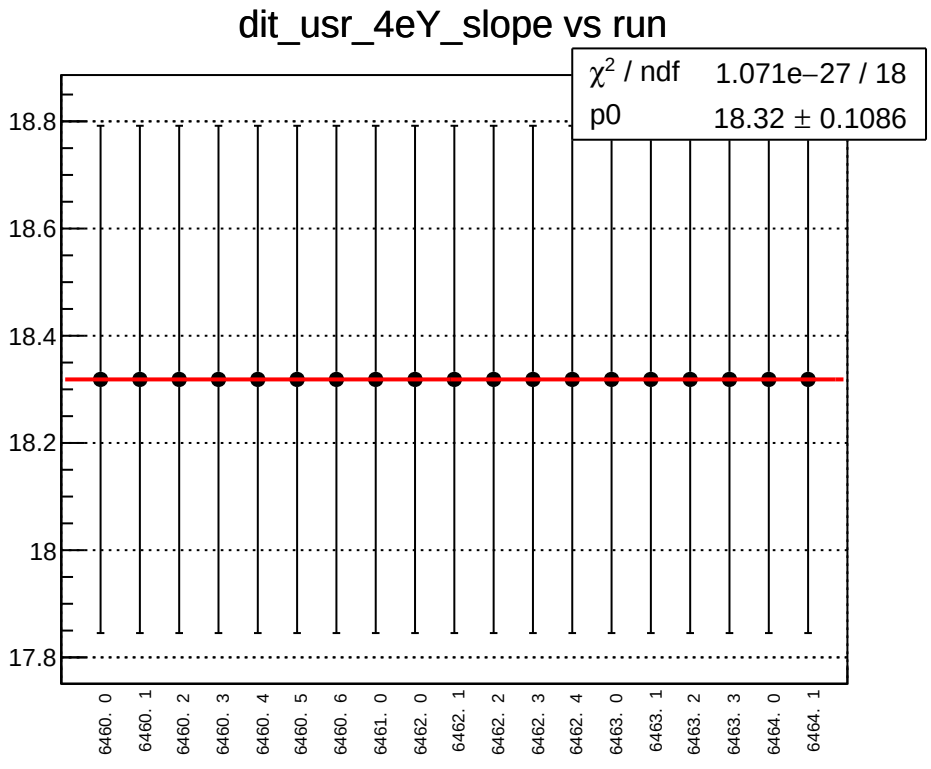
dit_usr_4eY_slope vs run
χ² / ndf 1.071e−27 / 18
p0 18.32 ± 0.1086
18.8
18.6
18.4
18.2
18
17.8
6460. 0
6460. 1
6460. 2
6460. 3
6460. 4
6460. 5
6460. 6
6461. 0
6462. 0
6462. 1
6462. 2
6462. 3
6462. 4
6463. 0
6463. 1
6463. 2
6463. 3
6464. 0
6464. 1

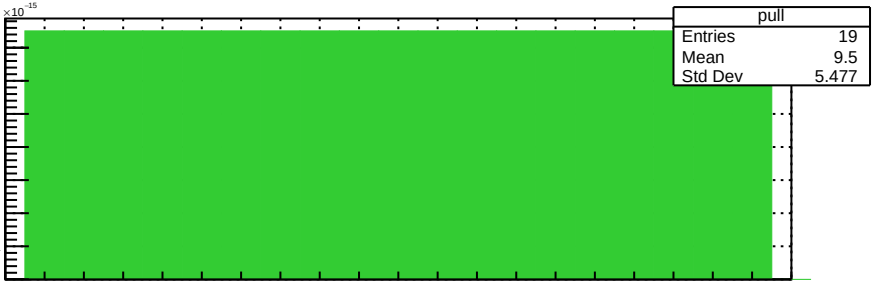
×10⁻¹⁵
pull
Entries 19
Mean 9.5
Std Dev 5.477
7
6
5
4
3
2
1
0

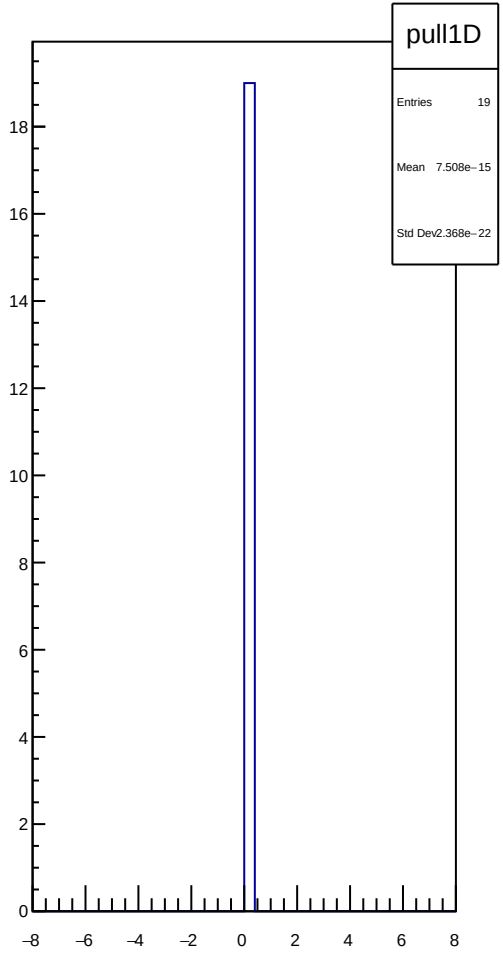
pull1D
Entries 19
Mean 7.508e−15
Std Dev 2.368e−22
18
16
14
12
10
8
6
4
2
0
−8
−6
−4
−2
0
2
4
6
8

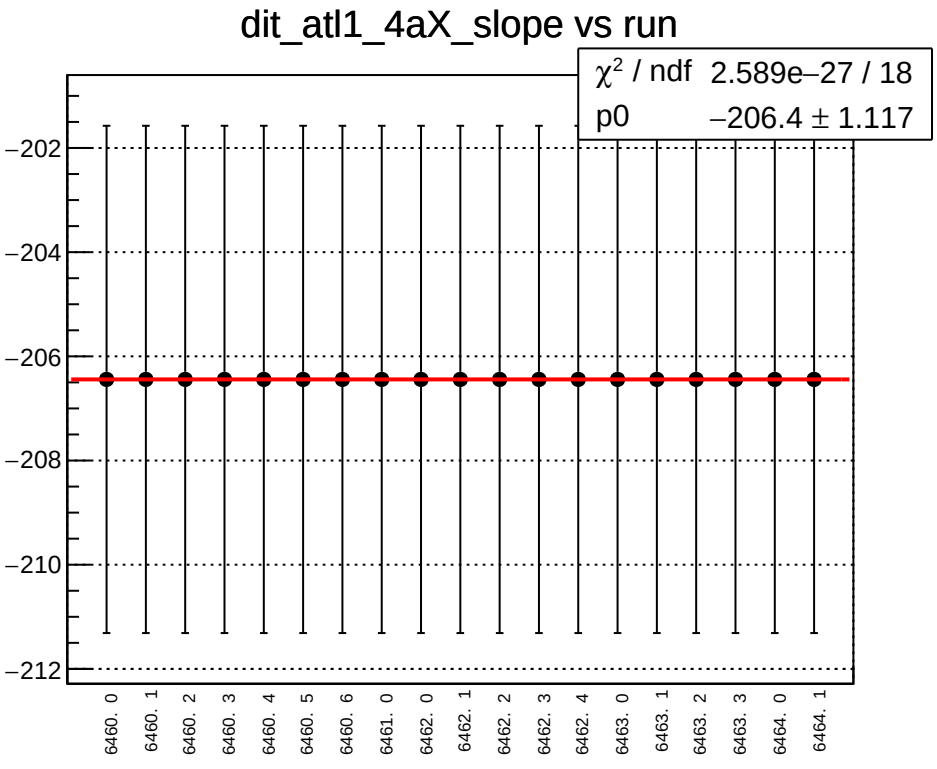
dit_atl1_4aX_slope vs run
χ² / ndf 2.589e−27 / 18
p0 −206.4 ± 1.117
−202
−204
−206
−208
−210
−212
6460. 0
6460. 1
6460. 2
6460. 3
6460. 4
6460. 5
6460. 6
6461. 0
6462. 0
6462. 1
6462. 2
6462. 3
6462. 4
6463. 0
6463. 1
6463. 2
6463. 3
6464. 0
6464. 1

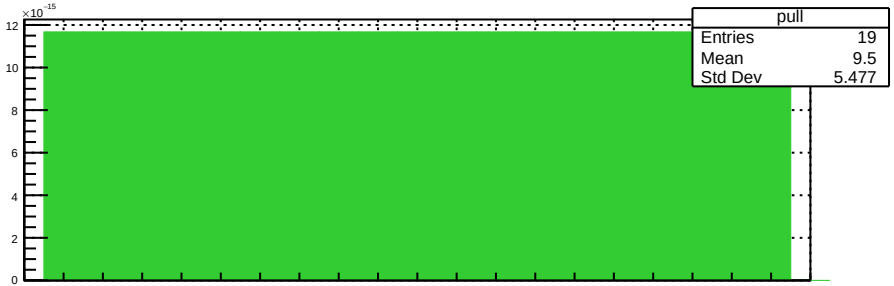
×10⁻¹⁵
pull
Entries 19
Mean 9.5
Std Dev 5.477
12
10
8
6
4
2
0

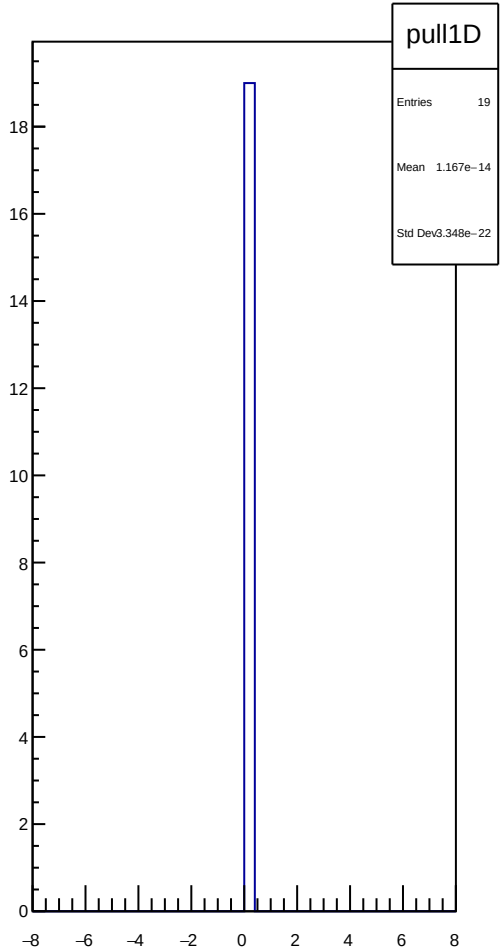
pull1D
Entries 19
Mean 1.167e−14
Std Dev 3.348e−22
18
16
14
12
10
8
6
4
2
0
−8
−6
−4
−2
0
2
4
6
8

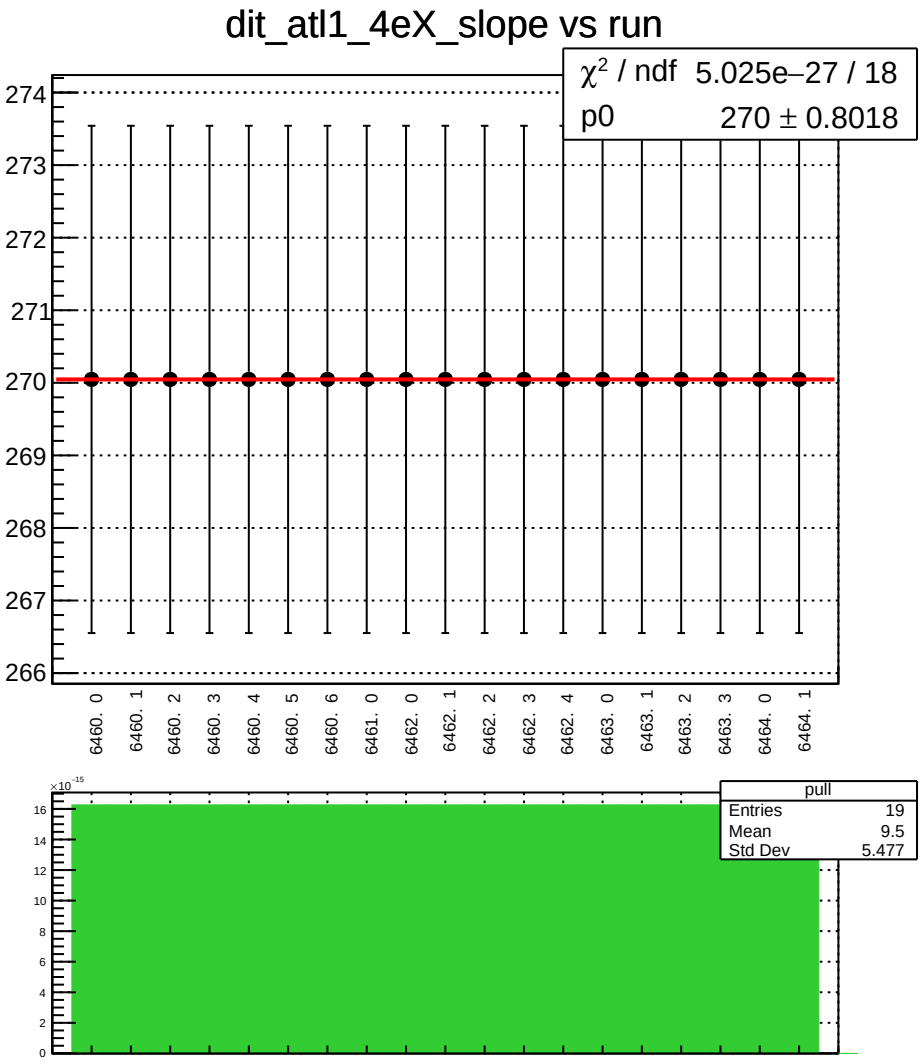
dit_atl1_4eX_slope vs run
χ² / ndf 5.025e−27 / 18
p0 270 ± 0.8018
274
273
272
271
270
269
268
267
266
6460. 0
6460. 1
6460. 2
6460. 3
6460. 4
6460. 5
6460. 6
6461. 0
6462. 0
6462. 1
6462. 2
6462. 3
6462. 4
6463. 0
6463. 1
6463. 2
6463. 3
6464. 0
6464. 1
×10⁻¹⁵
16
14
12
10
8
6
4
2
0
pull
Entries 19
Mean 9.5
Std Dev 5.477

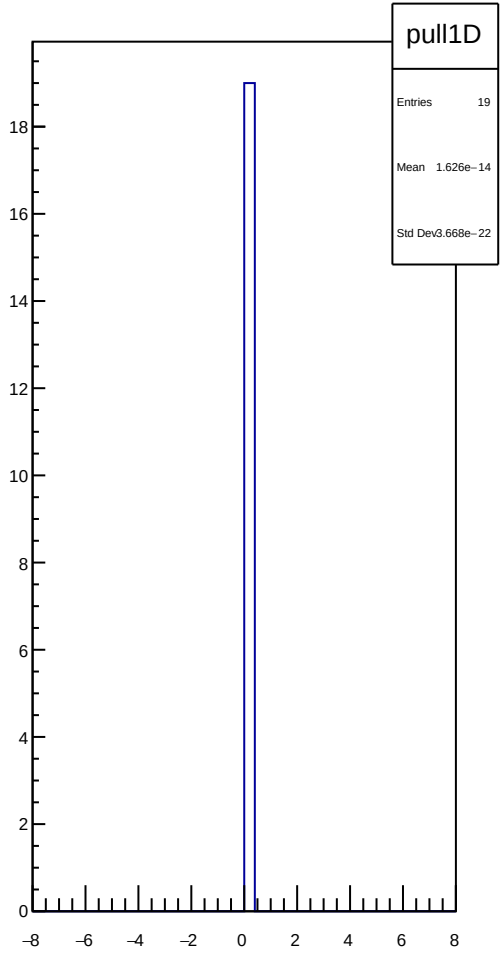
pull1D
Entries 19
Mean 1.626e−14
Std Dev 3.668e−22
18
16
14
12
10
8
6
4
2
0
−8
−6
−4
−2
0
2
4
6
8

dit_atl1_11X12X_slope vs run

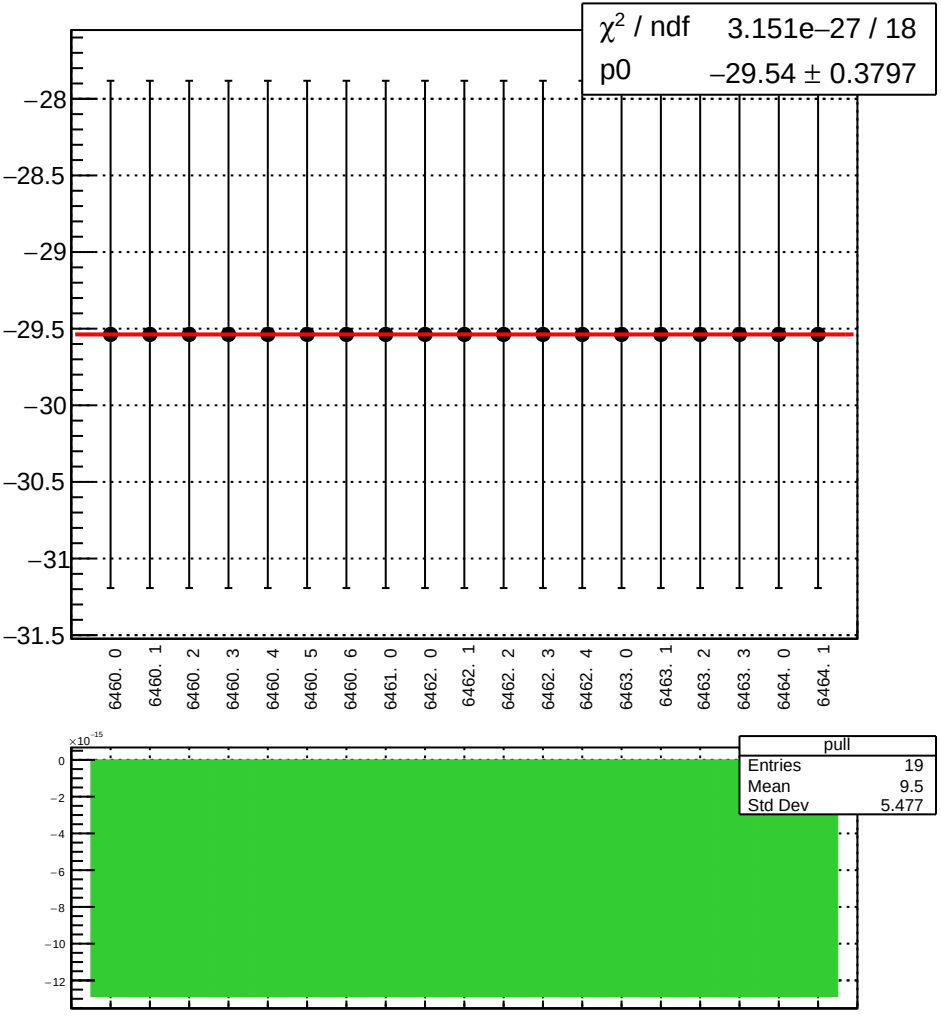

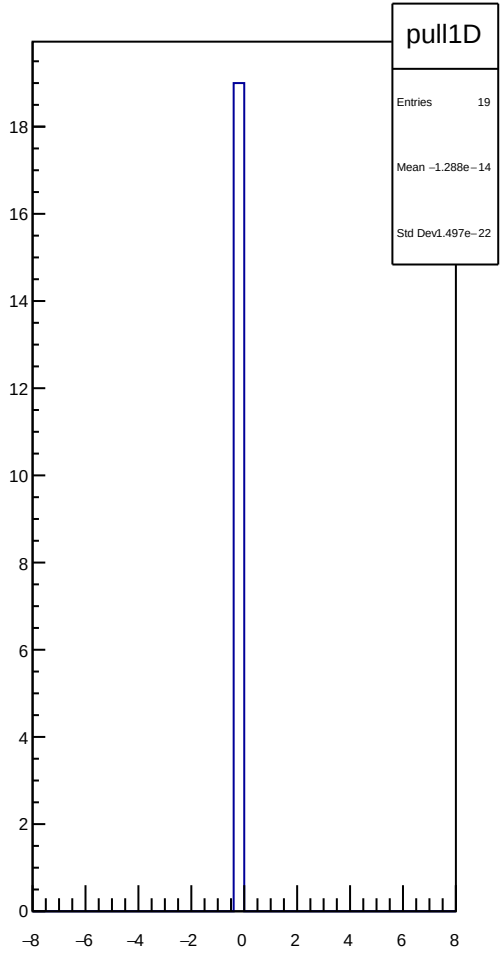

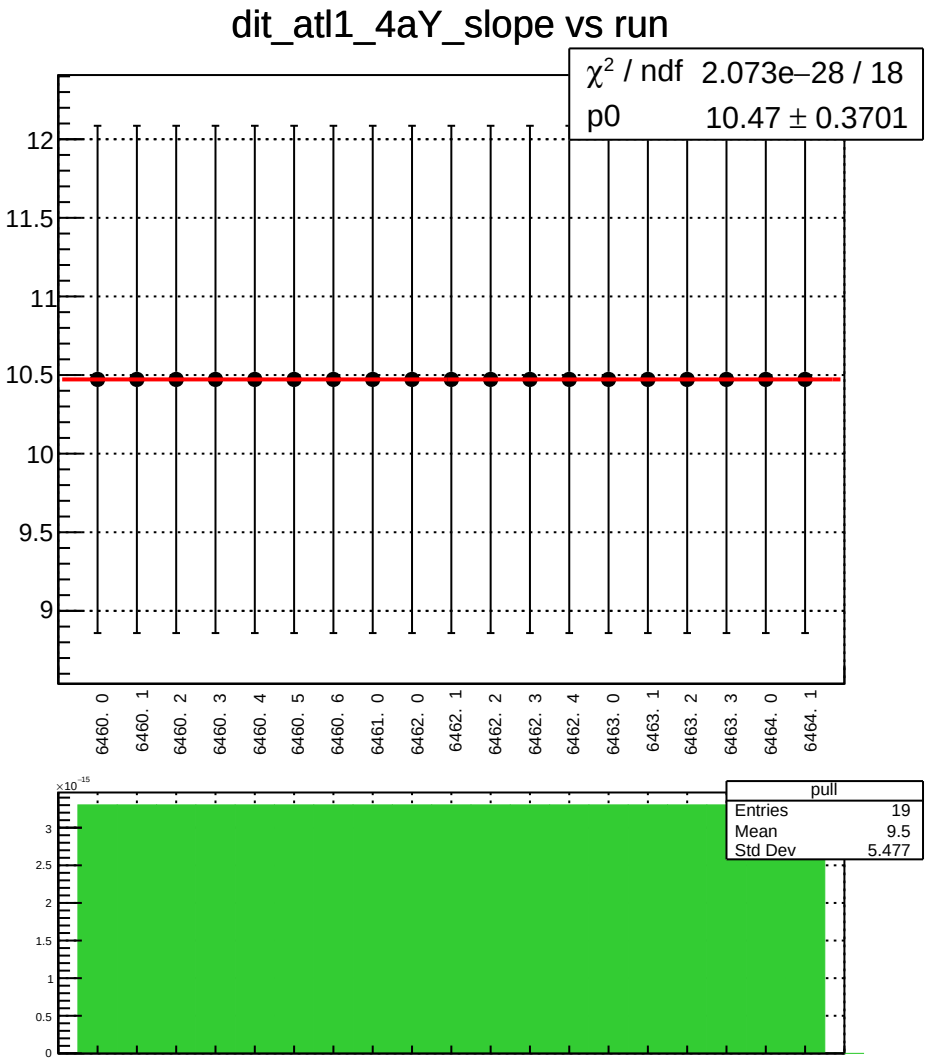
dit_atl1_4aY_slope vs run
χ² / ndf 2.073e−28 / 18
p0 10.47 ± 0.3701
12
11.5
11
10.5
10
9.5
9
6460. 0
6460. 1
6460. 2
6460. 3
6460. 4
6460. 5
6460. 6
6461. 0
6462. 0
6462. 1
6462. 2
6462. 3
6462. 4
6463. 0
6463. 1
6463. 2
6463. 3
6464. 0
6464. 1
×10⁻¹⁵
3
2.5
2
1.5
1
0.5
0
pull
Entries 19
Mean 9.5
Std Dev 5.477

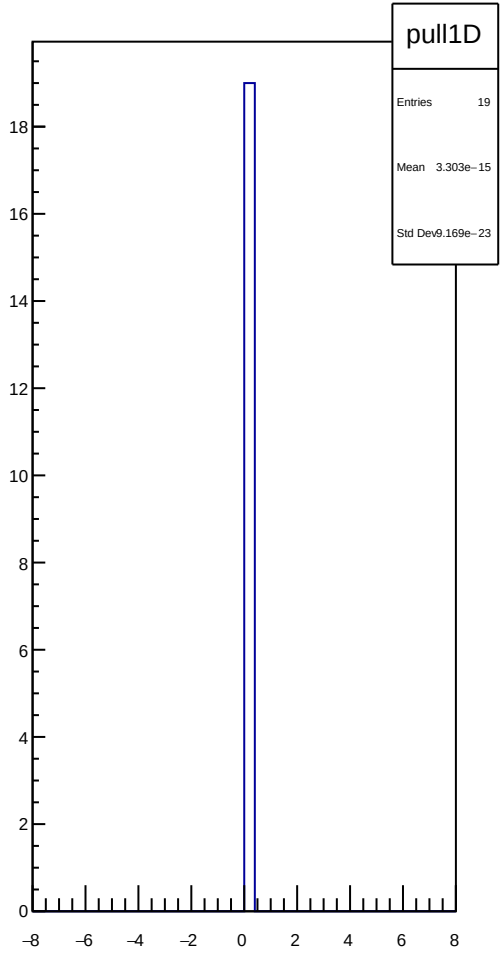
pull1D
Entries 19
Mean 3.303e−15
Std Dev 9.169e−23
18
16
14
12
10
8
6
4
2
0
−8
−6
−4
−2
0
2
4
6
8

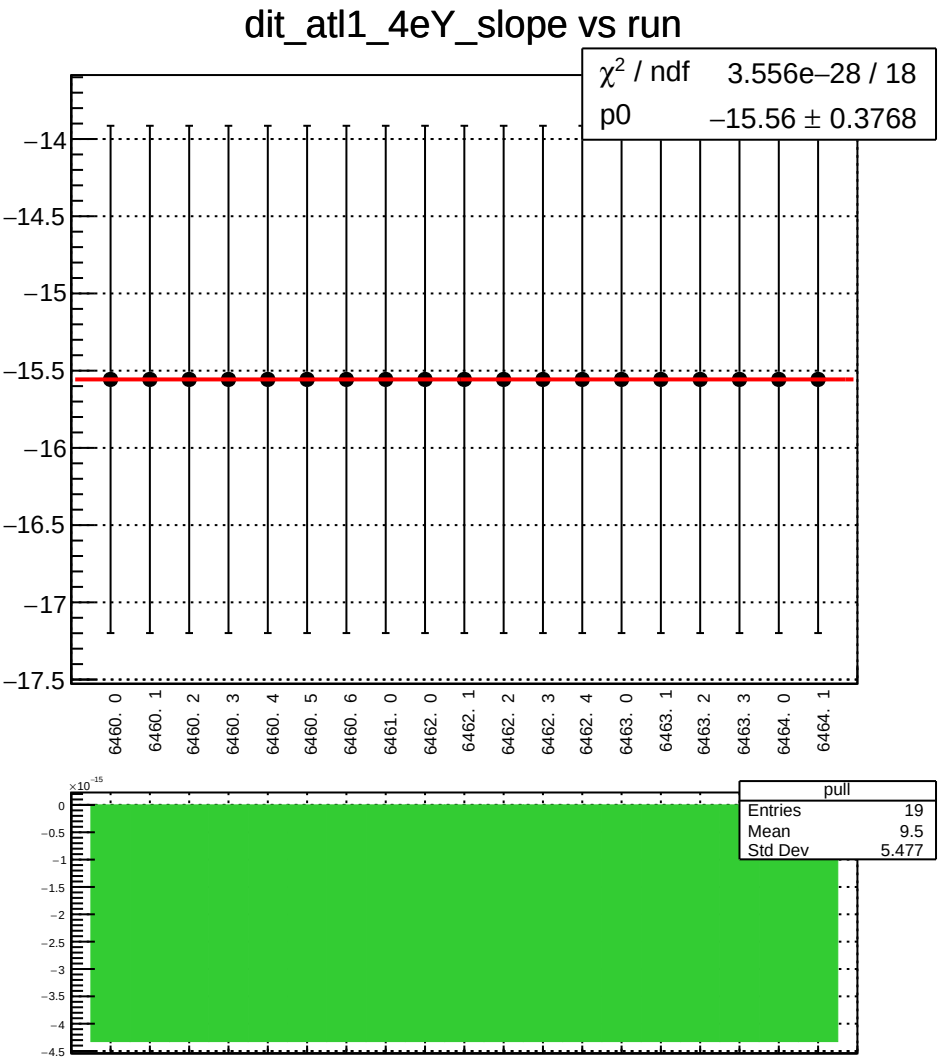
dit_atl1_4eY_slope vs run
χ² / ndf 3.556e−28 / 18
p0 −15.56 ± 0.3768
−14
−14.5
−15
−15.5
−16
−16.5
−17
−17.5
6460. 0
6460. 1
6460. 2
6460. 3
6460. 4
6460. 5
6460. 6
6461. 0
6462. 0
6462. 1
6462. 2
6462. 3
6462. 4
6463. 0
6463. 1
6463. 2
6463. 3
6464. 0
6464. 1
×10⁻¹⁵
pull
Entries 19
Mean 9.5
Std Dev 5.477

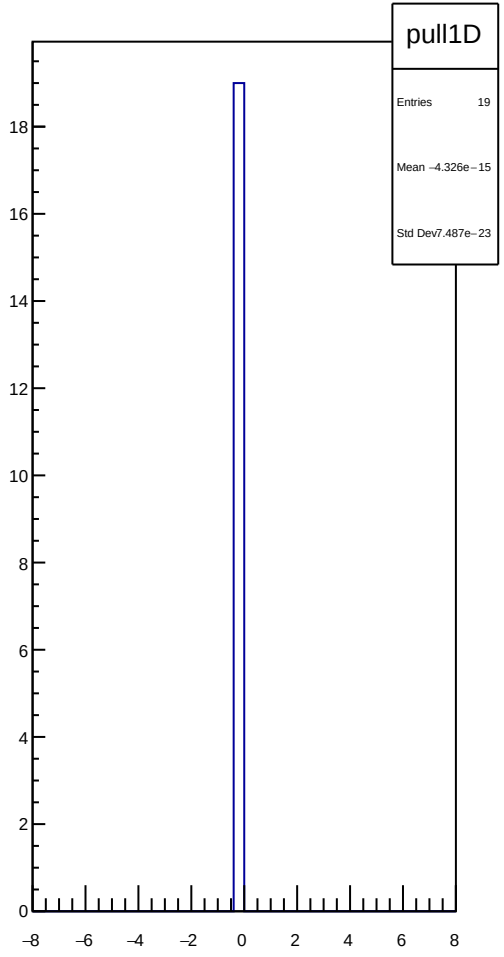
pull1D
Entries 19
Mean −4.326e−15
Std Dev7.487e−23

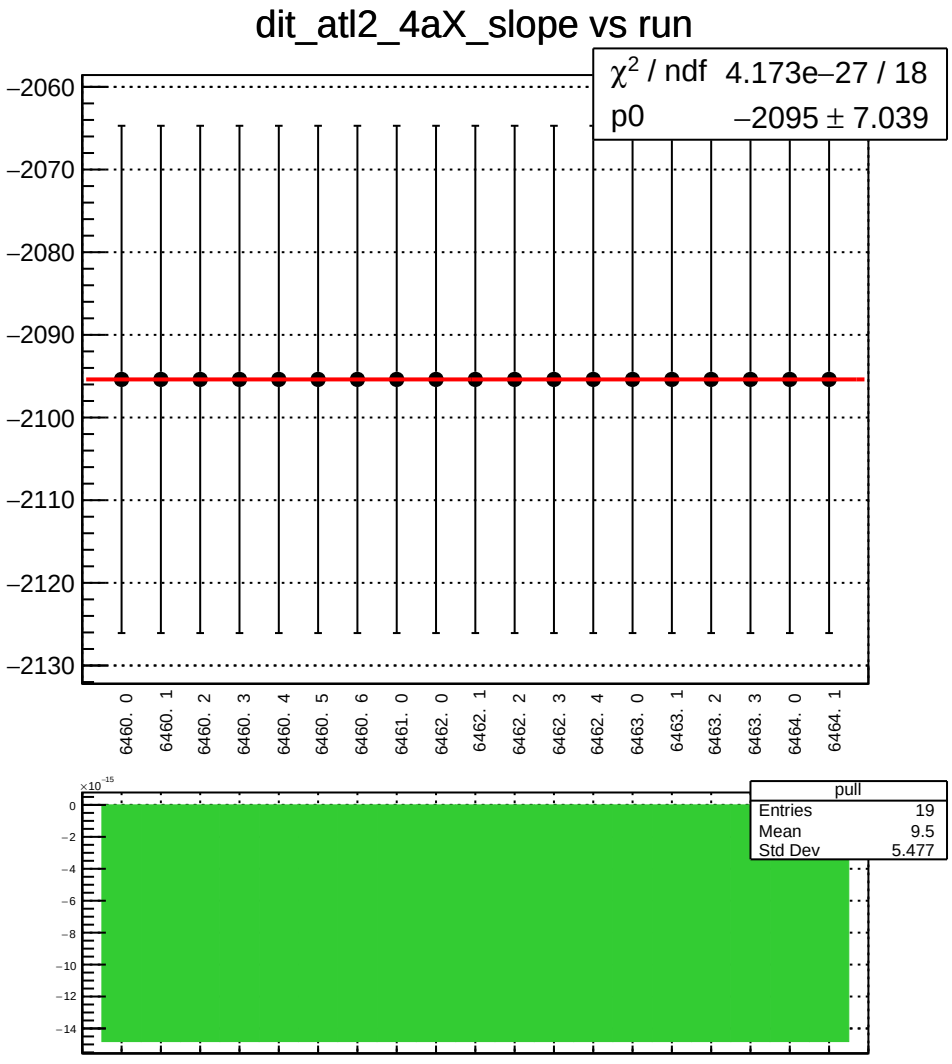
dit_atl2_4aX_slope vs run
χ² / ndf 4.173e−27 / 18
p0 −2095 ± 7.039
−2060
−2070
−2080
−2090
−2100
−2110
−2120
−2130
6460. 0
6460. 1
6460. 2
6460. 3
6460. 4
6460. 5
6460. 6
6461. 0
6462. 0
6462. 1
6462. 2
6462. 3
6462. 4
6463. 0
6463. 1
6463. 2
6463. 3
6464. 0
6464. 1
×10⁻¹⁵
pull
Entries 19
Mean 9.5
Std Dev 5.477

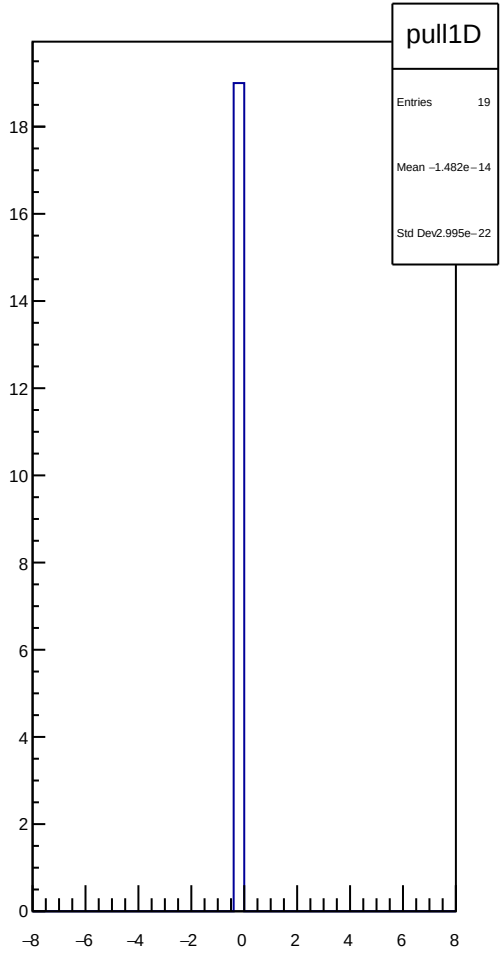
pull1D
Entries 19
Mean −1.482e−14
Std Dev 2.995e−22

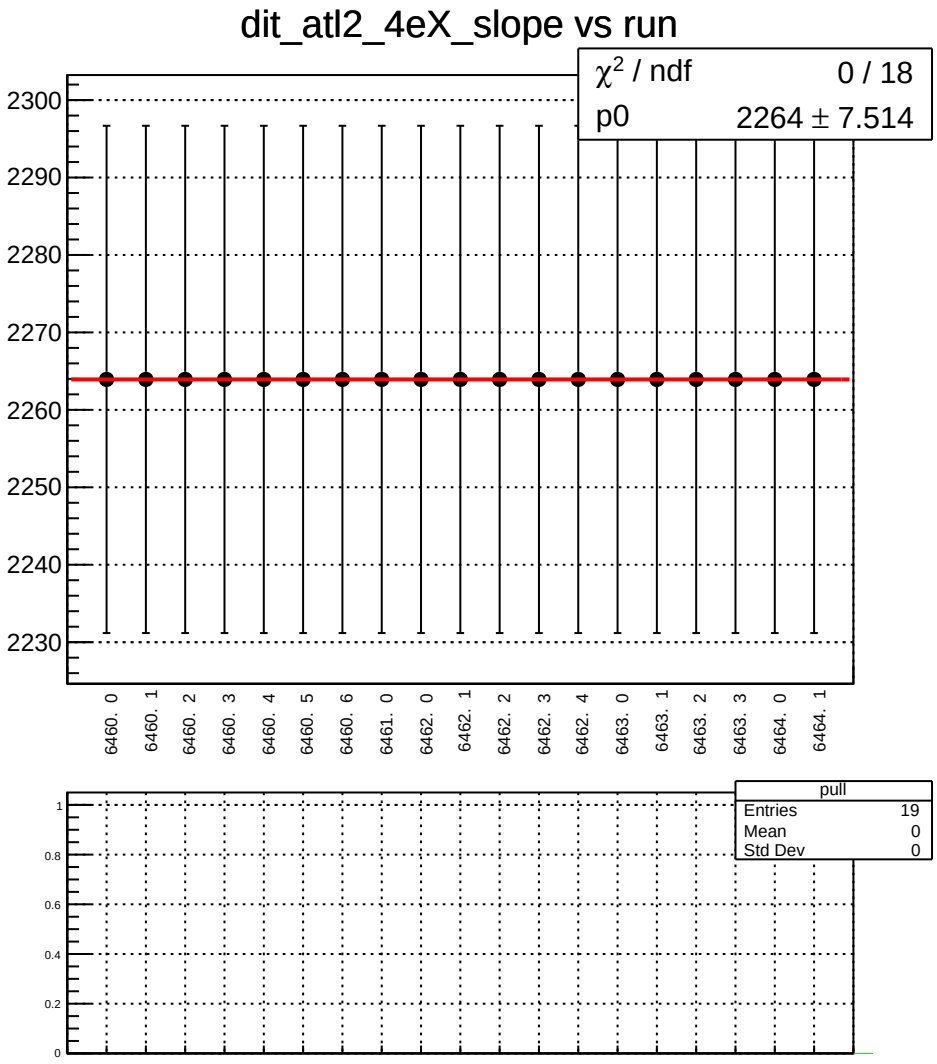
dit_atl2_4eX_slope vs run
χ² / ndf 0 / 18
p0 2264 ± 7.514
2300
2290
2280
2270
2260
2250
2240
2230
6460. 0
6460. 1
6460. 2
6460. 3
6460. 4
6460. 5
6460. 6
6461. 0
6462. 0
6462. 1
6462. 2
6462. 3
6462. 4
6463. 0
6463. 1
6463. 2
6463. 3
6464. 0
6464. 1
pull
Entries 19
Mean 0
Std Dev 0
1
0.8
0.6
0.4
0.2
0

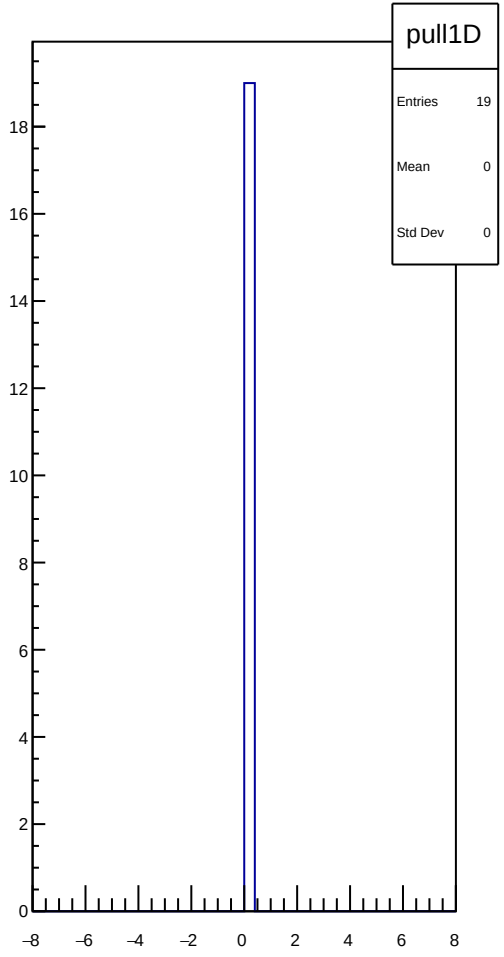
pull1D
Entries 19
Mean 0
Std Dev 0
18
16
14
12
10
8
6
4
2
0
−8
−6
−4
−2
0
2
4
6
8

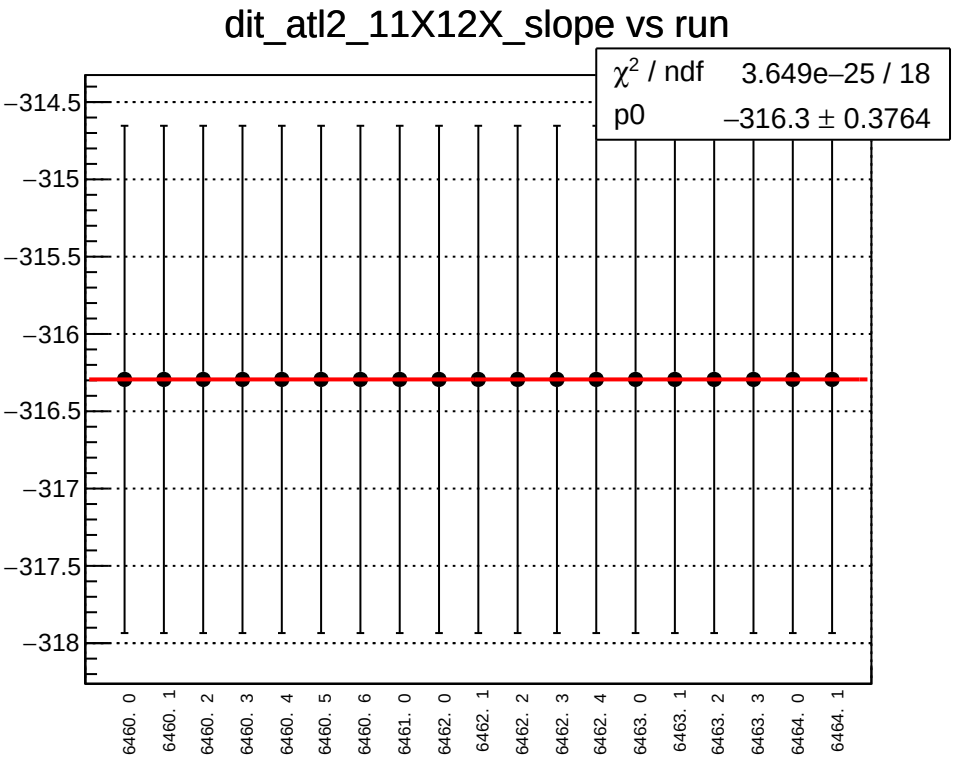
dit_atl2_11X12X_slope vs run
χ^2 / ndf 3.649e−25 / 18
p0 −316.3 ± 0.3764
−314.5
−315
−315.5
−316
−316.5
−317
−317.5
−318
6460. 0
6460. 1
6460. 2
6460. 3
6460. 4
6460. 5
6460. 6
6461. 0
6462. 0
6462. 1
6462. 2
6462. 3
6462. 4
6463. 0
6463. 1
6463. 2
6463. 3
6464. 0
6464. 1

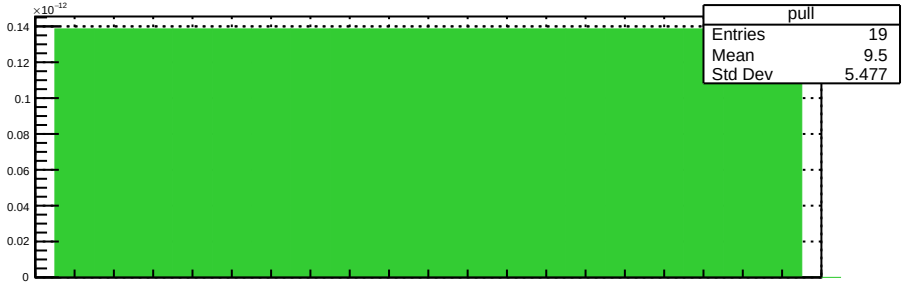
pull
Entries 19
Mean 9.5
Std Dev 5.477
×10⁻¹²
0.14
0.12
0.1
0.08
0.06
0.04
0.02
0

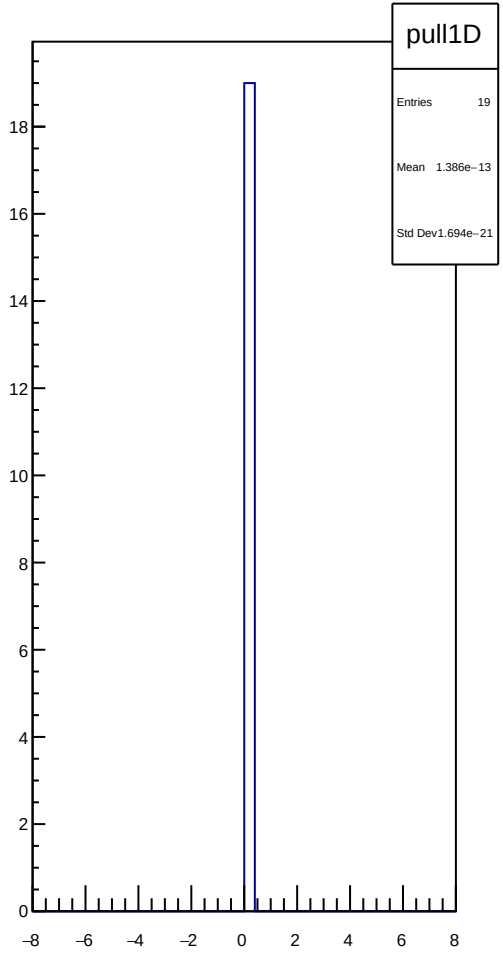
pull1D
Entries 19
Mean 1.386e−13
Std Dev 1.694e−21
18
16
14
12
10
8
6
4
2
0
−8
−6
−4
−2
0
2
4
6
8

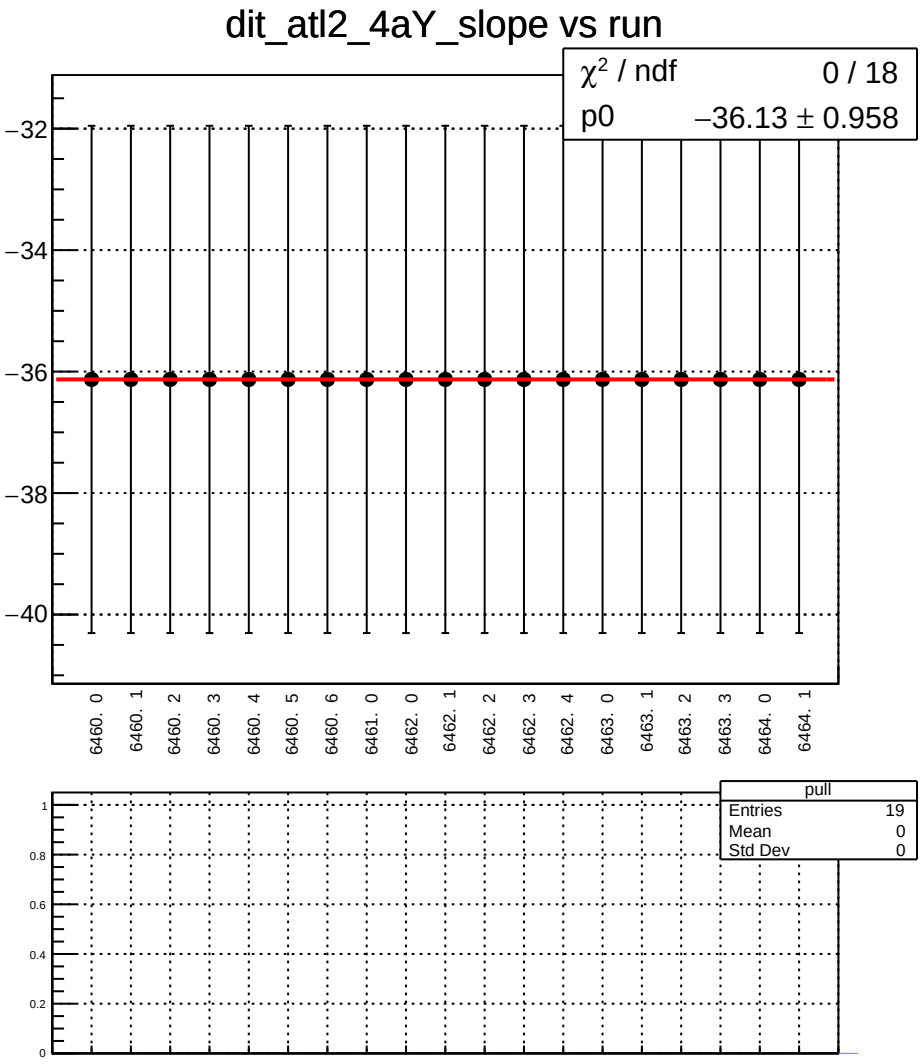
dit_atl2_4aY_slope vs run
χ² / ndf 0 / 18
p0 −36.13 ± 0.958
−32
−34
−36
−38
−40
6460. 0
6460. 1
6460. 2
6460. 3
6460. 4
6460. 5
6460. 6
6461. 0
6462. 0
6462. 1
6462. 2
6462. 3
6462. 4
6463. 0
6463. 1
6463. 2
6463. 3
6464. 0
6464. 1
pull
Entries 19
Mean 0
Std Dev 0
1
0.8
0.6
0.4
0.2
0

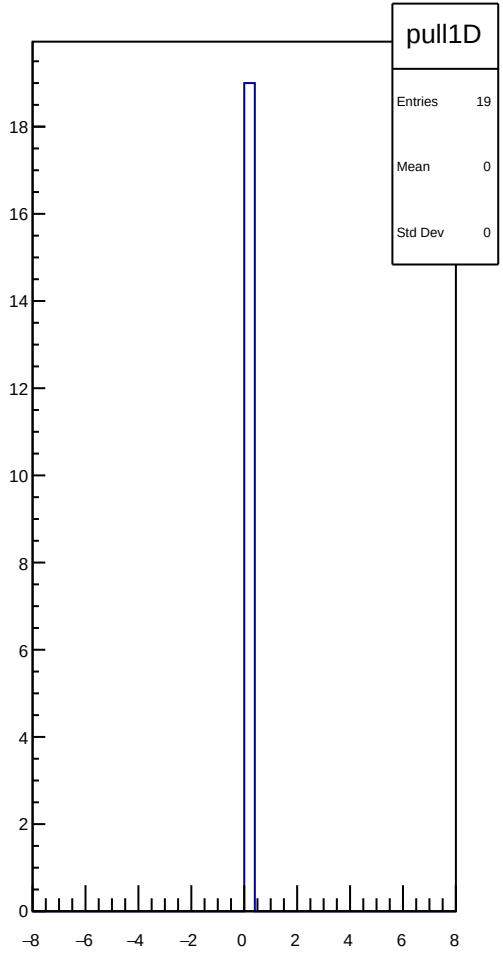
pull1D
Entries 19
Mean 0
Std Dev 0
18
16
14
12
10
8
6
4
2
0
−8
−6
−4
−2
0
2
4
6
8

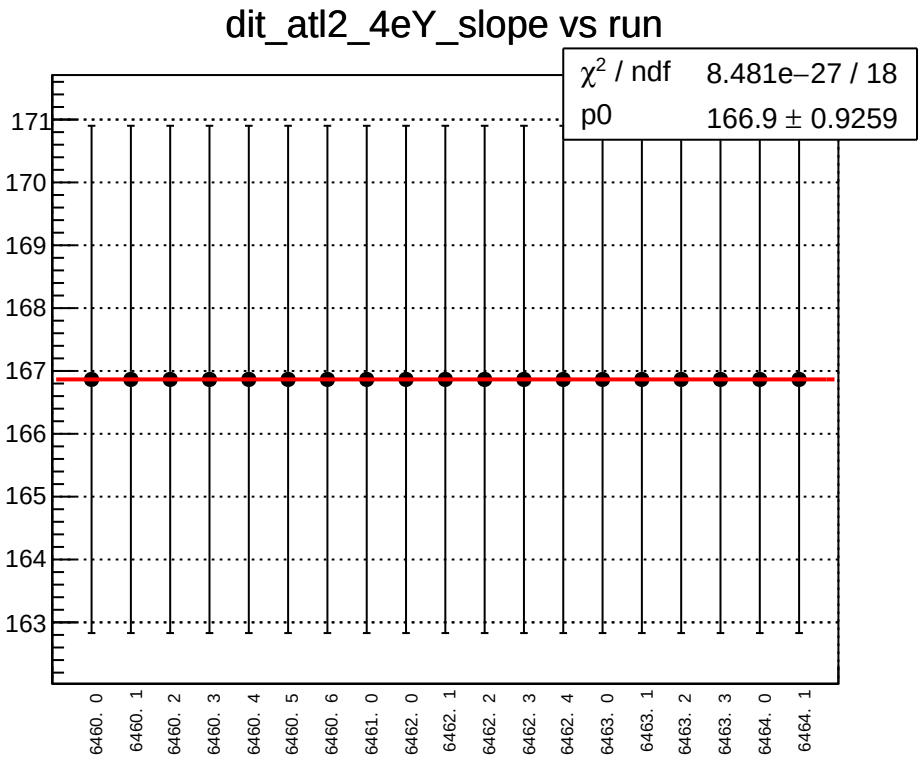
dit_atl2_4eY_slope vs run
χ² / ndf 8.481e−27 / 18
p0 166.9 ± 0.9259
171
170
169
168
167
166
165
164
163
6460. 0
6460. 1
6460. 2
6460. 3
6460. 4
6460. 5
6460. 6
6461. 0
6462. 0
6462. 1
6462. 2
6462. 3
6462. 4
6463. 0
6463. 1
6463. 2
6463. 3
6464. 0
6464. 1

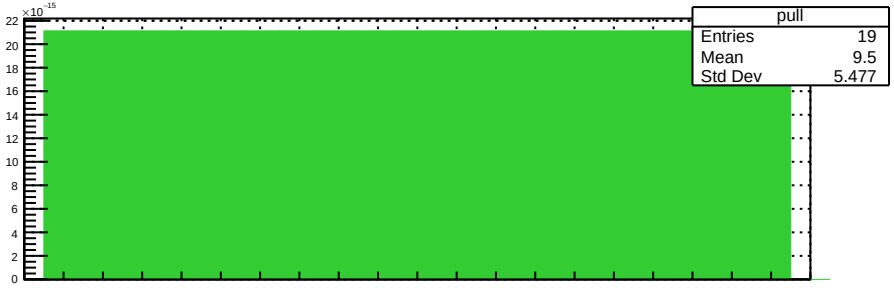
×10⁻¹⁵
22
20
18
16
14
12
10
8
6
4
2
0
pull
Entries 19
Mean 9.5
Std Dev 5.477

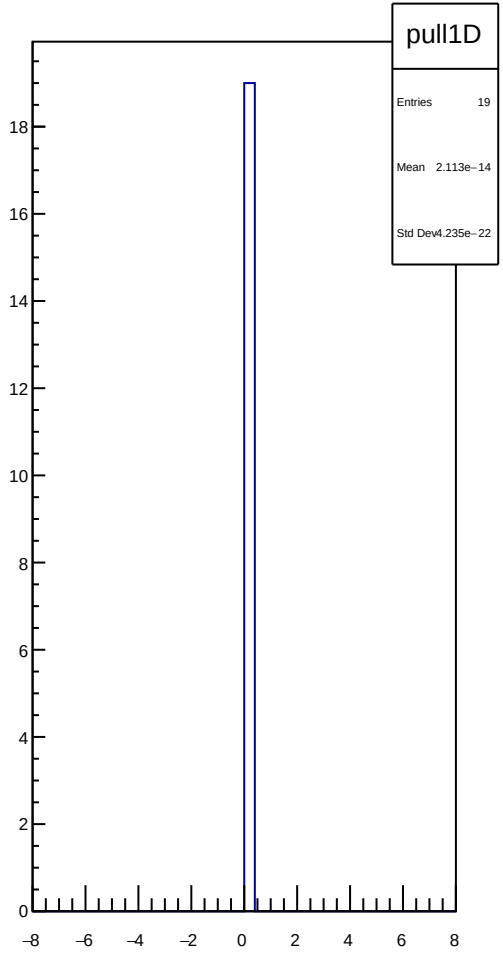
pull1D
Entries 19
Mean 2.113e−14
Std Dev4.235e−22
18
16
14
12
10
8
6
4
2
0
−8
−6
−4
−2
0
2
4
6
8

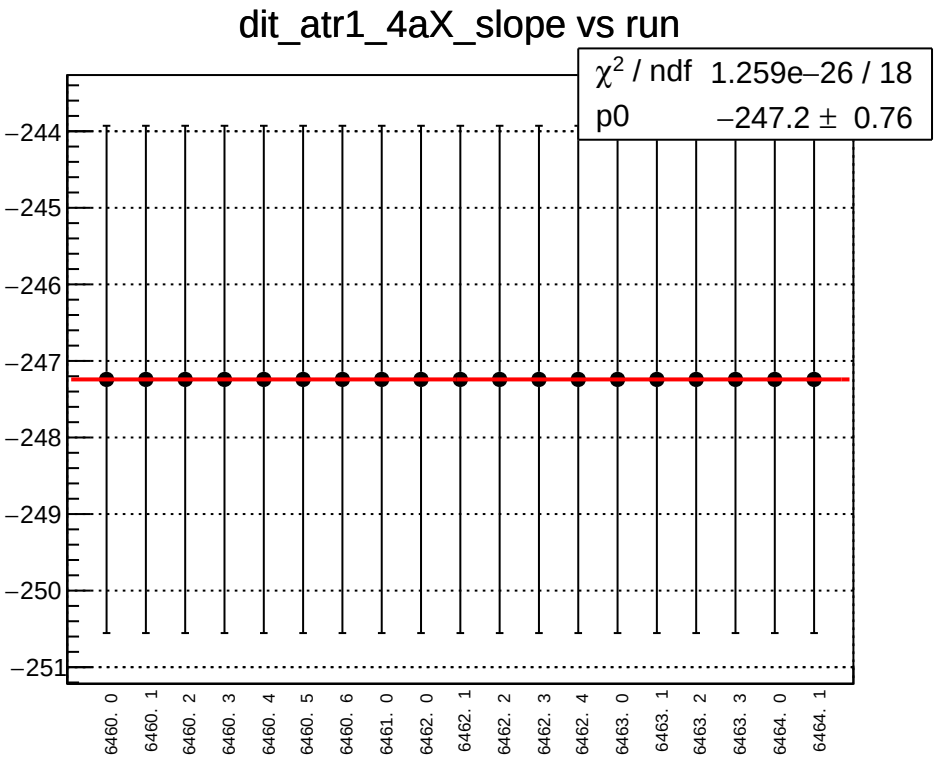
dit_atr1_4aX_slope vs run
χ^2 / ndf 1.259e−26 / 18
p0 −247.2 ± 0.76
−244
−245
−246
−247
−248
−249
−250
−251
6460. 0
6460. 1
6460. 2
6460. 3
6460. 4
6460. 5
6460. 6
6461. 0
6462. 0
6462. 1
6462. 2
6462. 3
6462. 4
6463. 0
6463. 1
6463. 2
6463. 3
6464. 0
6464. 1

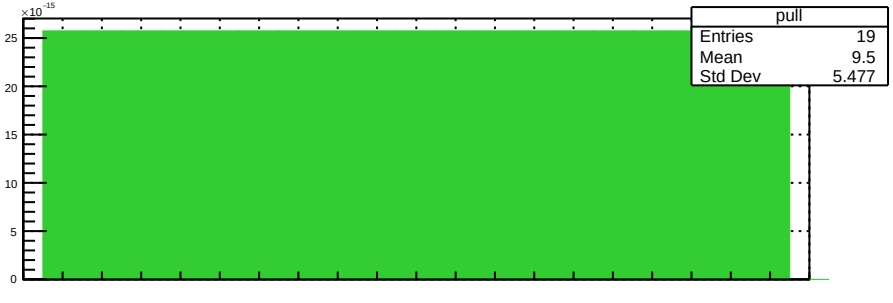
pull
Entries 19
Mean 9.5
Std Dev 5.477
×10^-15
25
20
15
10
5
0

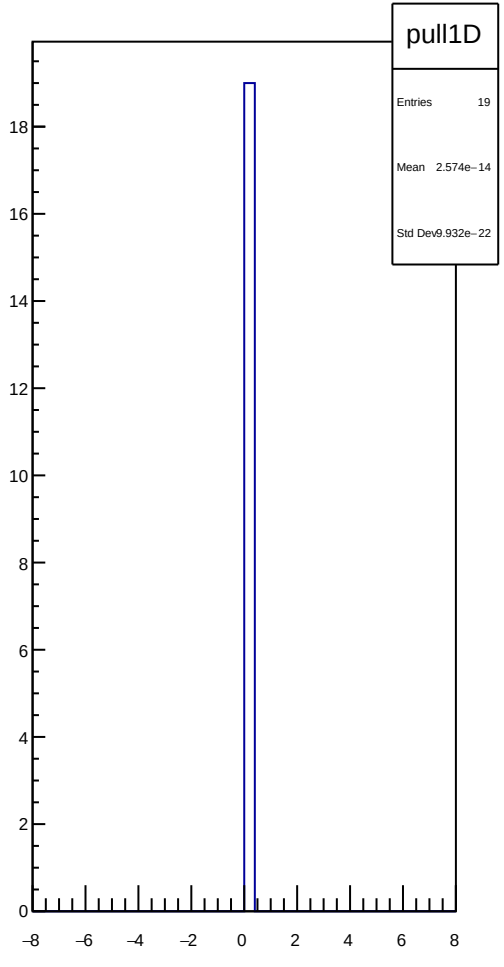
pull1D
Entries 19
Mean 2.574e−14
Std Dev 9.932e−22
18
16
14
12
10
8
6
4
2
0
−8
−6
−4
−2
0
2
4
6
8

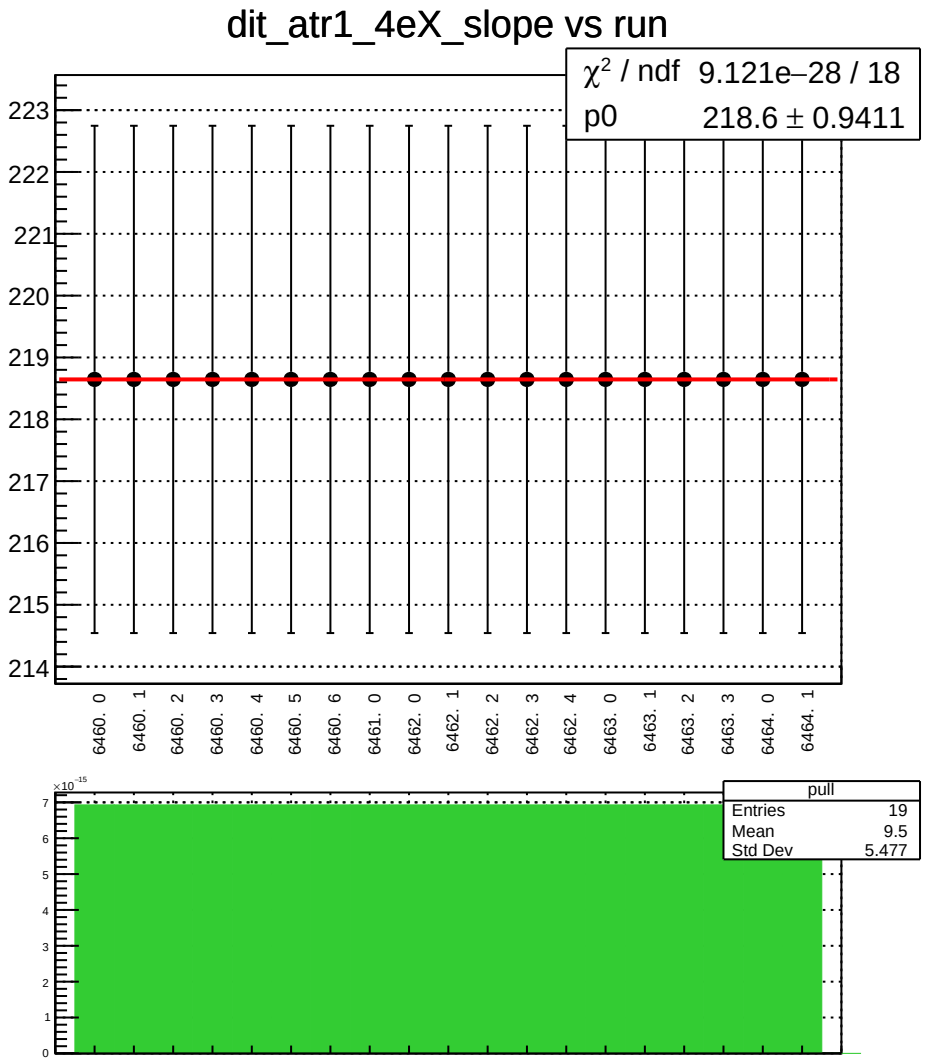
dit_atr1_4eX_slope vs run
χ² / ndf 9.121e−28 / 18
p0 218.6 ± 0.9411
223
222
221
220
219
218
217
216
215
214
6460. 0
6460. 1
6460. 2
6460. 3
6460. 4
6460. 5
6460. 6
6461. 0
6462. 0
6462. 1
6462. 2
6462. 3
6462. 4
6463. 0
6463. 1
6463. 2
6463. 3
6464. 0
6464. 1
×10⁻¹⁵
pull
Entries 19
Mean 9.5
Std Dev 5.477

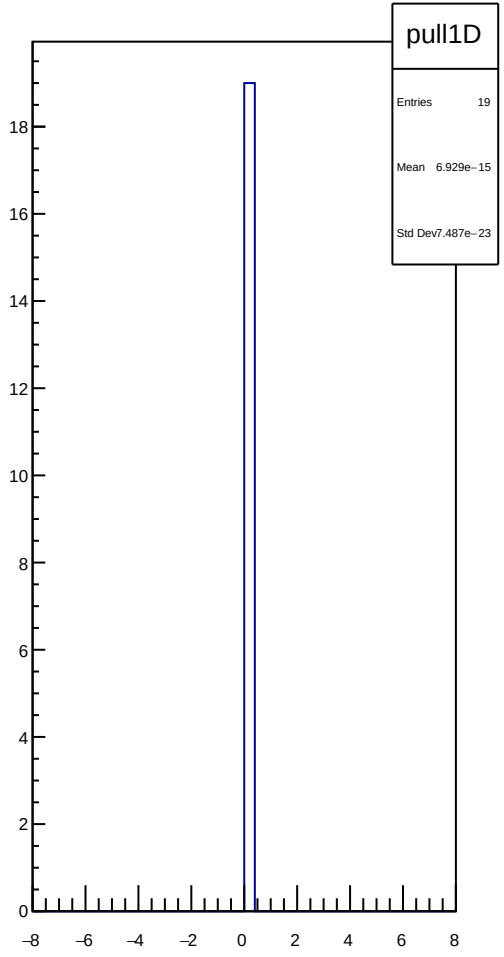
pull1D
Entries 19
Mean 6.929e−15
Std Dev 7.487e−23

dit_atr1_11X12X_slope vs run

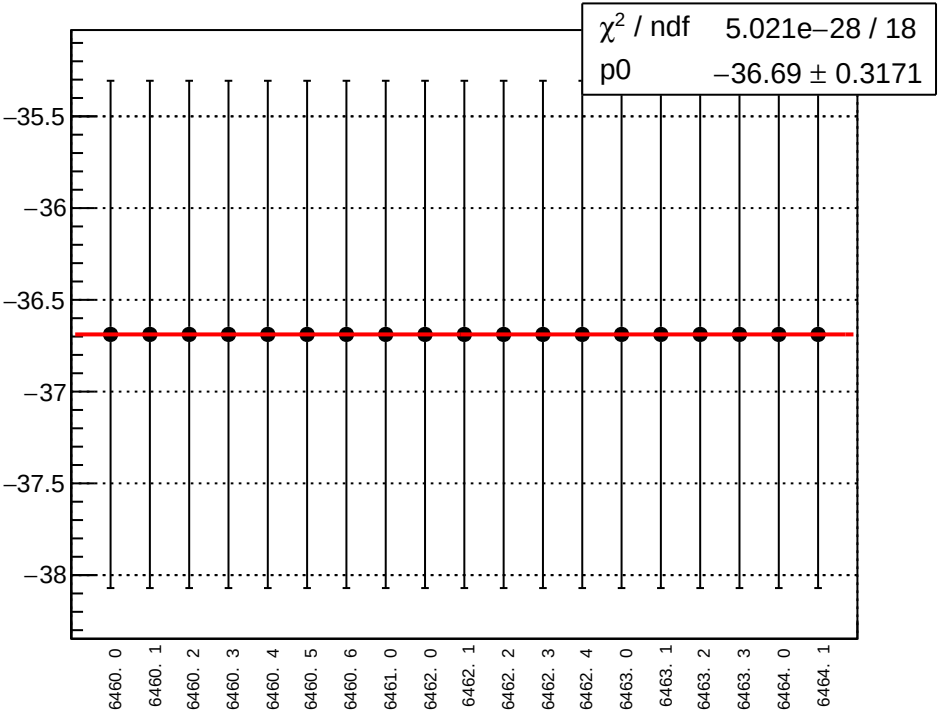

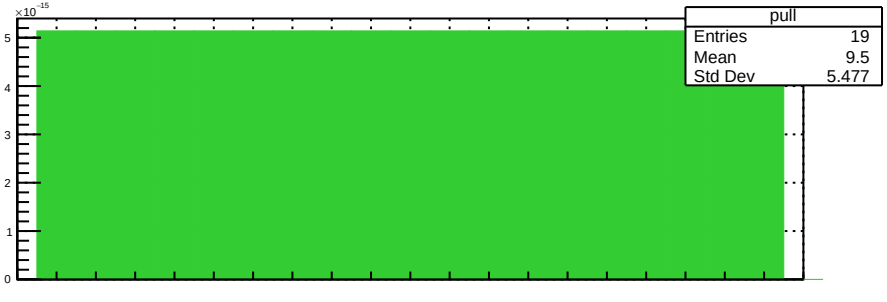

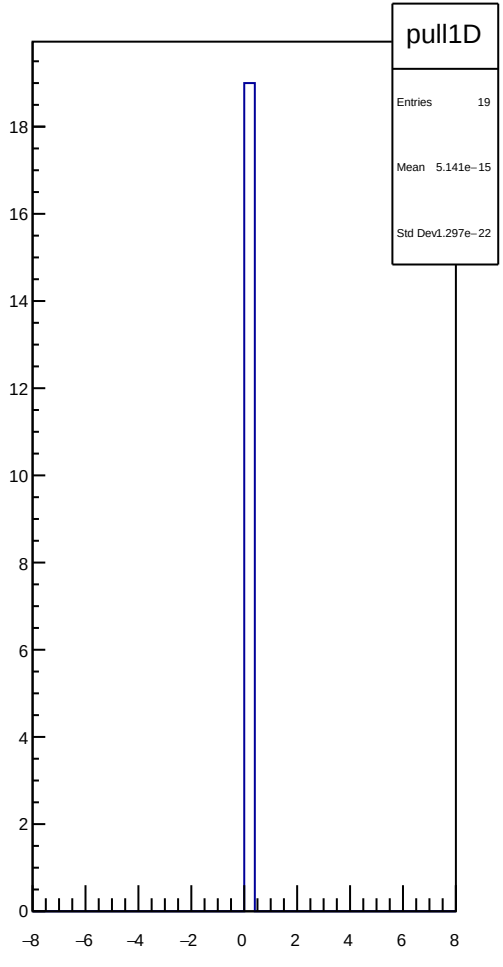

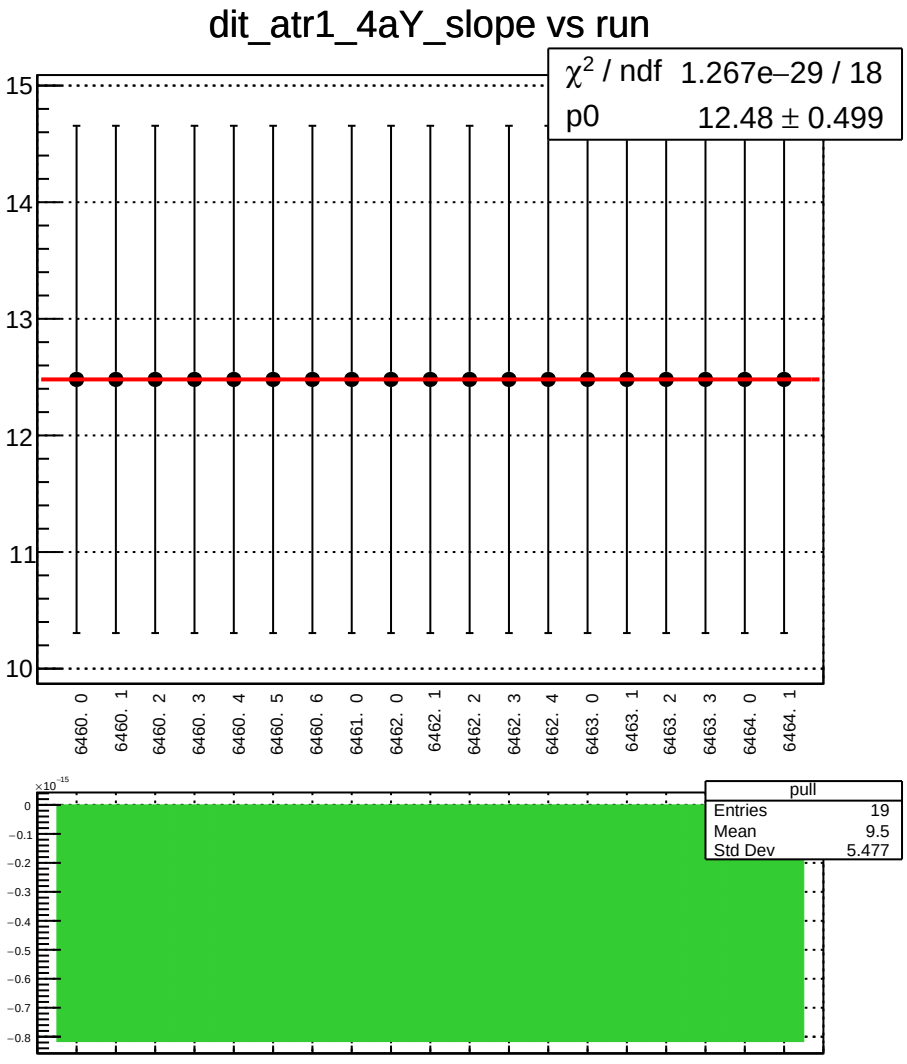
dit_atr1_4aY_slope vs run
χ² / ndf 1.267e−29 / 18
p0 12.48 ± 0.499
15
14
13
12
11
10
6460. 0
6460. 1
6460. 2
6460. 3
6460. 4
6460. 5
6460. 6
6461. 0
6462. 0
6462. 1
6462. 2
6462. 3
6462. 4
6463. 0
6463. 1
6463. 2
6463. 3
6464. 0
6464. 1
×10⁻¹⁵
0
−0.1
−0.2
−0.3
−0.4
−0.5
−0.6
−0.7
−0.8
pull
Entries 19
Mean 9.5
Std Dev 5.477

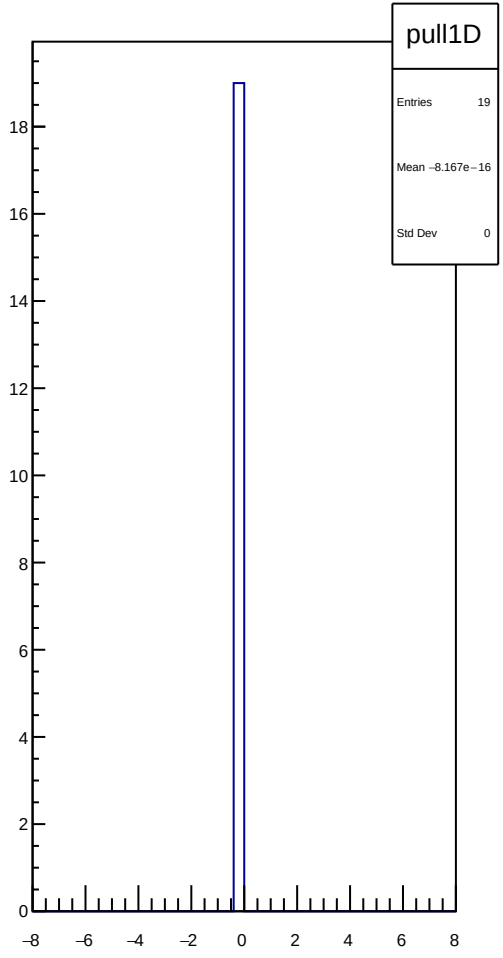
pull1D
Entries 19
Mean −8.167e−16
Std Dev 0
18
16
14
12
10
8
6
4
2
0
−8
−6
−4
−2
0
2
4
6
8

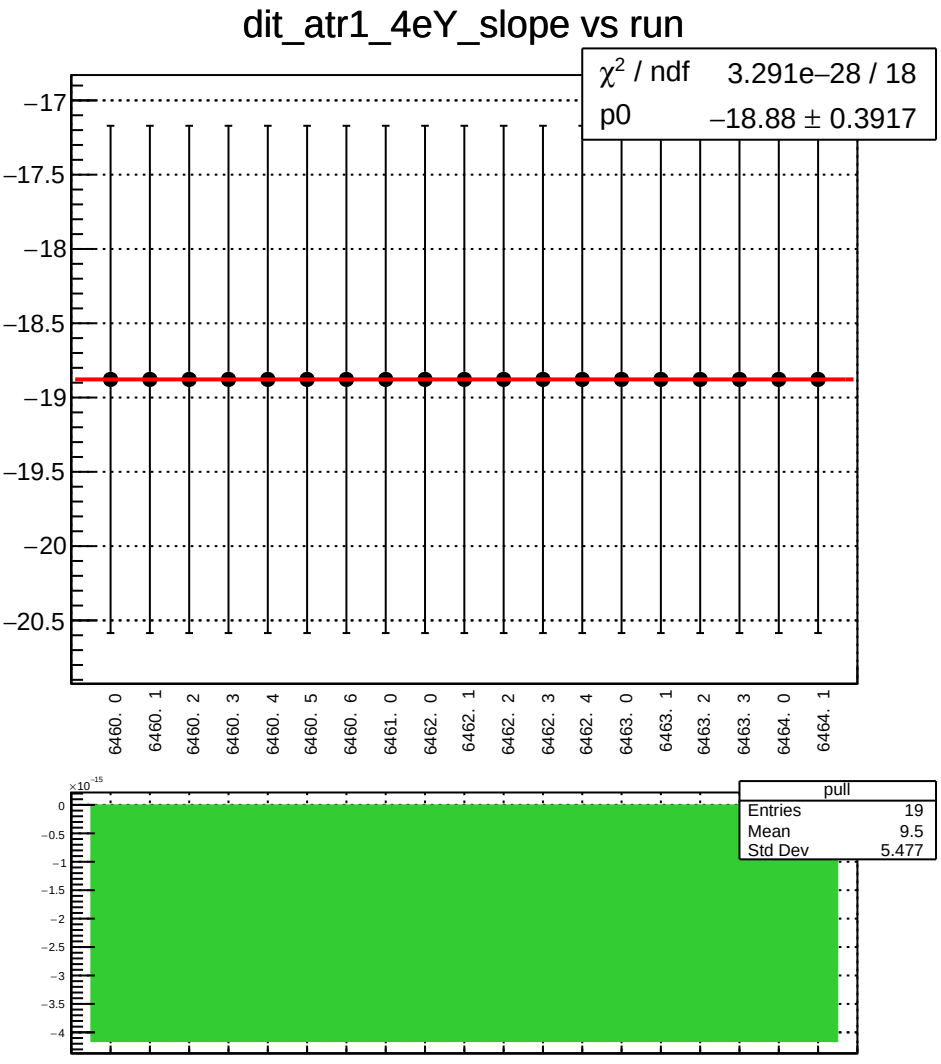
dit_atr1_4eY_slope vs run
χ² / ndf 3.291e−28 / 18
p0 −18.88 ± 0.3917
−17
−17.5
−18
−18.5
−19
−19.5
−20
−20.5
6460. 0
6460. 1
6460. 2
6460. 3
6460. 4
6460. 5
6460. 6
6461. 0
6462. 0
6462. 1
6462. 2
6462. 3
6462. 4
6463. 0
6463. 1
6463. 2
6463. 3
6464. 0
6464. 1
×10⁻¹⁵
0
−0.5
−1
−1.5
−2
−2.5
−3
−3.5
−4
pull
Entries 19
Mean 9.5
Std Dev 5.477

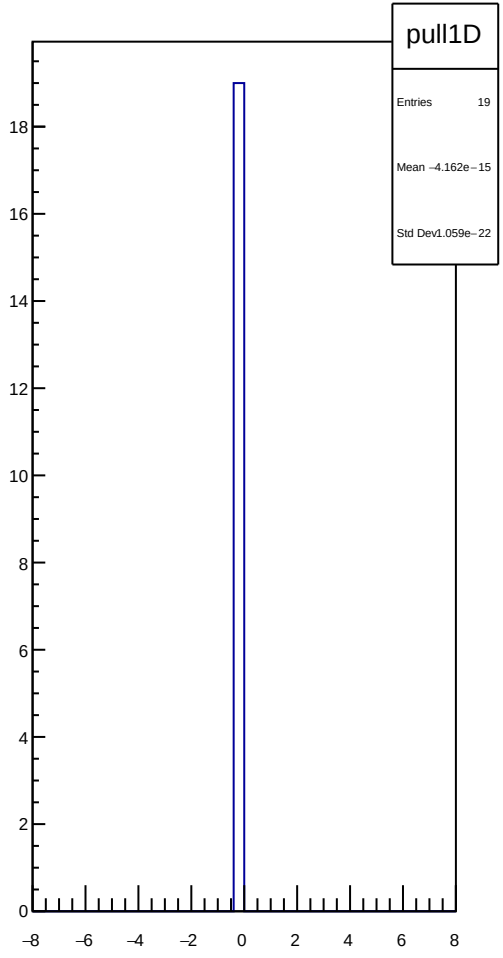
pull1D
Entries 19
Mean −4.162e−15
Std Dev1.059e−22
0
2
4
6
8
10
12
14
16
18
−8
−6
−4
−2
0
2
4
6
8

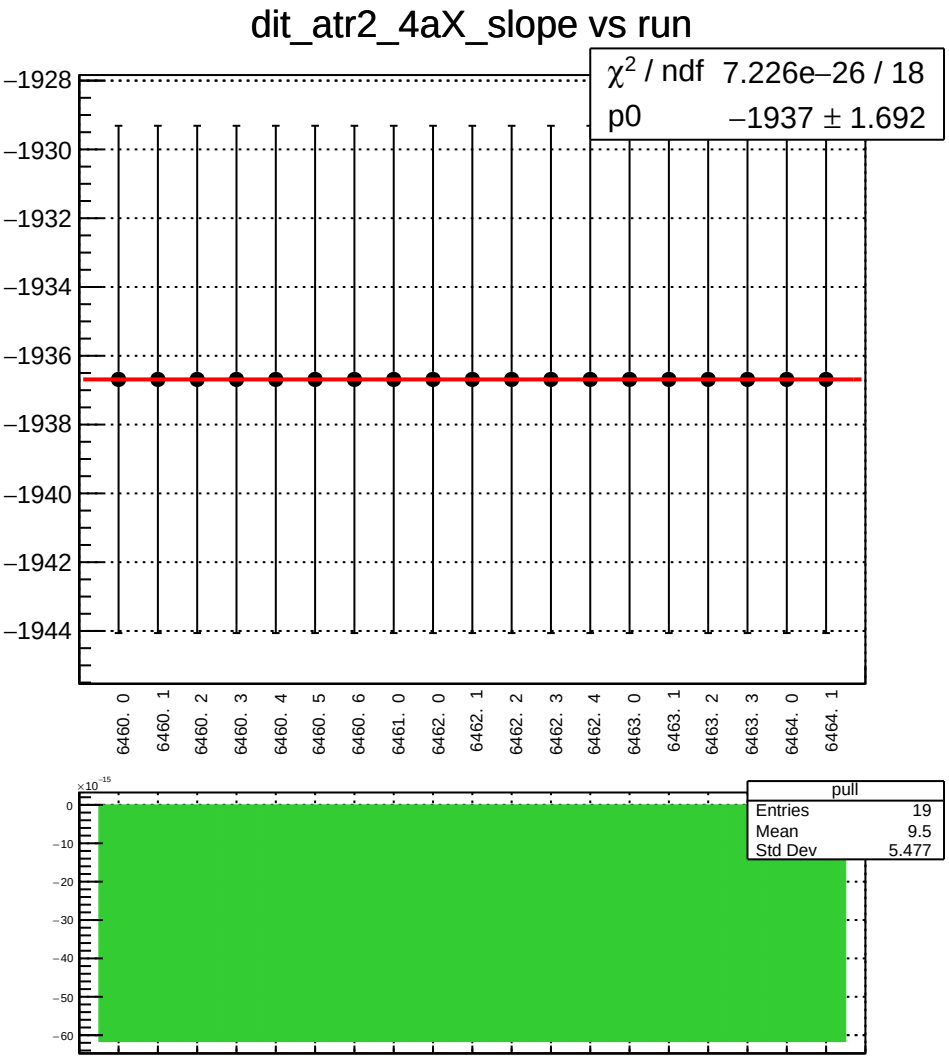
dit_atr2_4aX_slope vs run
χ² / ndf 7.226e−26 / 18
p0 −1937 ± 1.692
−1928
−1930
−1932
−1934
−1936
−1938
−1940
−1942
−1944
6460. 0
6460. 1
6460. 2
6460. 3
6460. 4
6460. 5
6460. 6
6461. 0
6462. 0
6462. 1
6462. 2
6462. 3
6462. 4
6463. 0
6463. 1
6463. 2
6463. 3
6464. 0
6464. 1
pull
Entries 19
Mean 9.5
Std Dev 5.477
×10⁻¹⁵
0
−10
−20
−30
−40
−50
−60

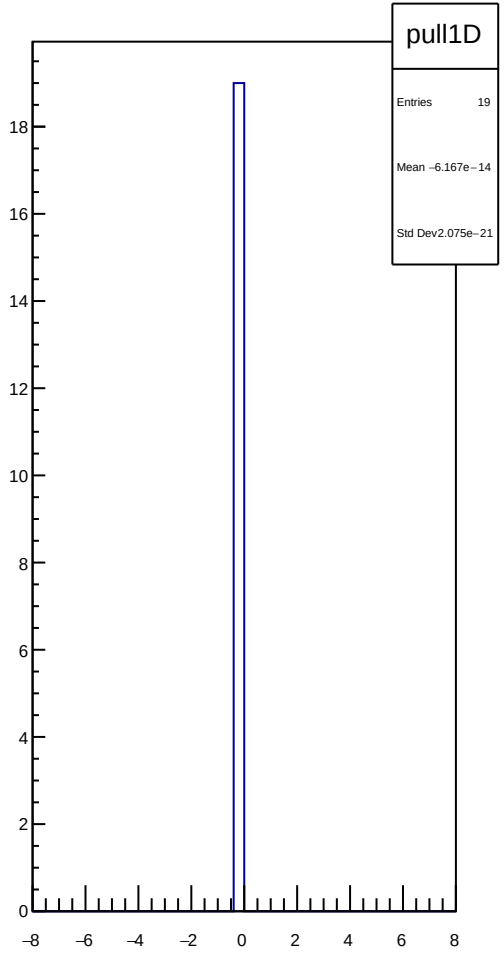
pull1D
Entries 19
Mean −6.167e−14
Std Dev2.075e−21
18
16
14
12
10
8
6
4
2
0
−8
−6
−4
−2
0
2
4
6
8

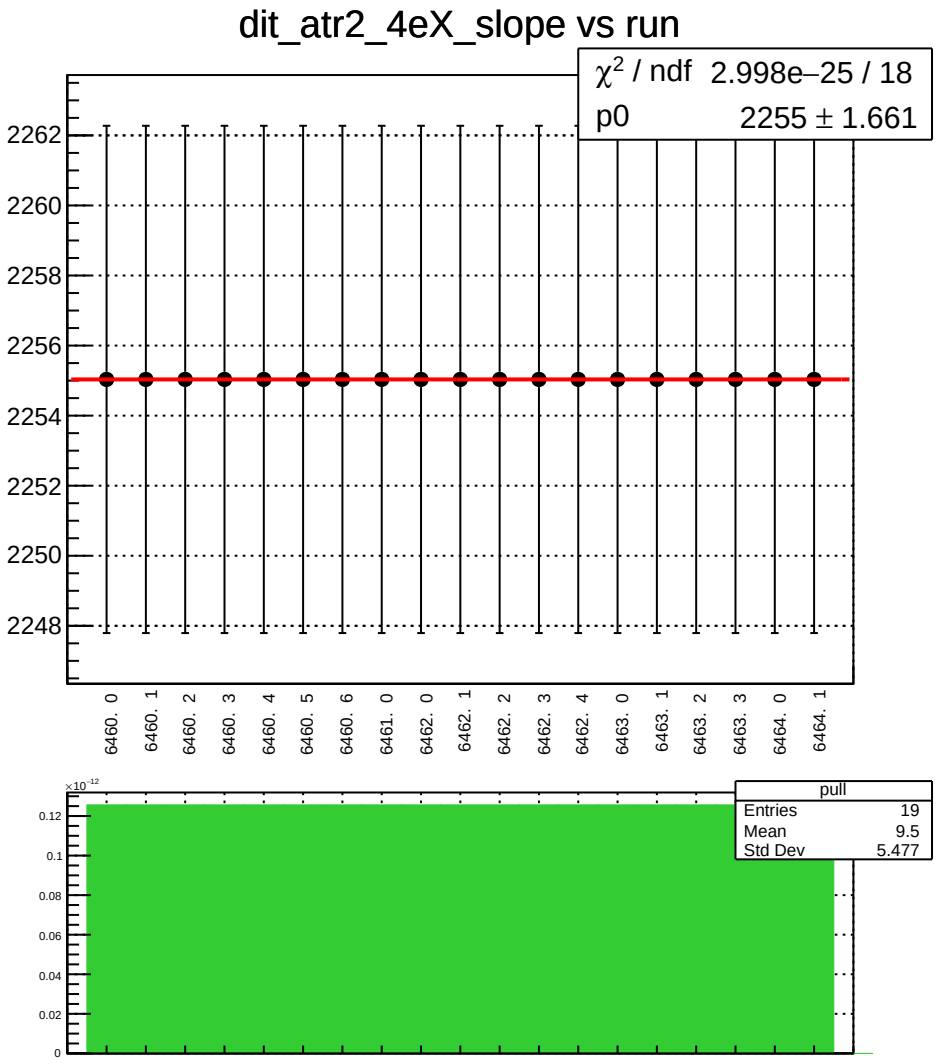
dit_atr2_4eX_slope vs run
χ^2 / ndf 2.998e−25 / 18
p0 2255 ± 1.661
2262
2260
2258
2256
2254
2252
2250
2248
6460. 0
6460. 1
6460. 2
6460. 3
6460. 4
6460. 5
6460. 6
6461. 0
6462. 0
6462. 1
6462. 2
6462. 3
6462. 4
6463. 0
6463. 1
6463. 2
6463. 3
6464. 0
6464. 1
pull
Entries 19
Mean 9.5
Std Dev 5.477
×10^-12
0.12
0.1
0.08
0.06
0.04
0.02
0

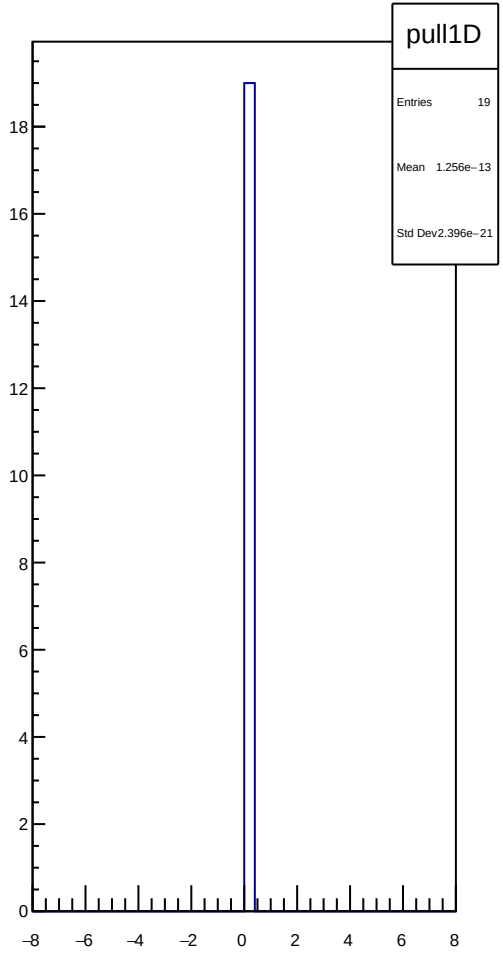
pull1D
Entries 19
Mean 1.256e−13
Std Dev 2.396e−21
18
16
14
12
10
8
6
4
2
0
−8
−6
−4
−2
0
2
4
6
8

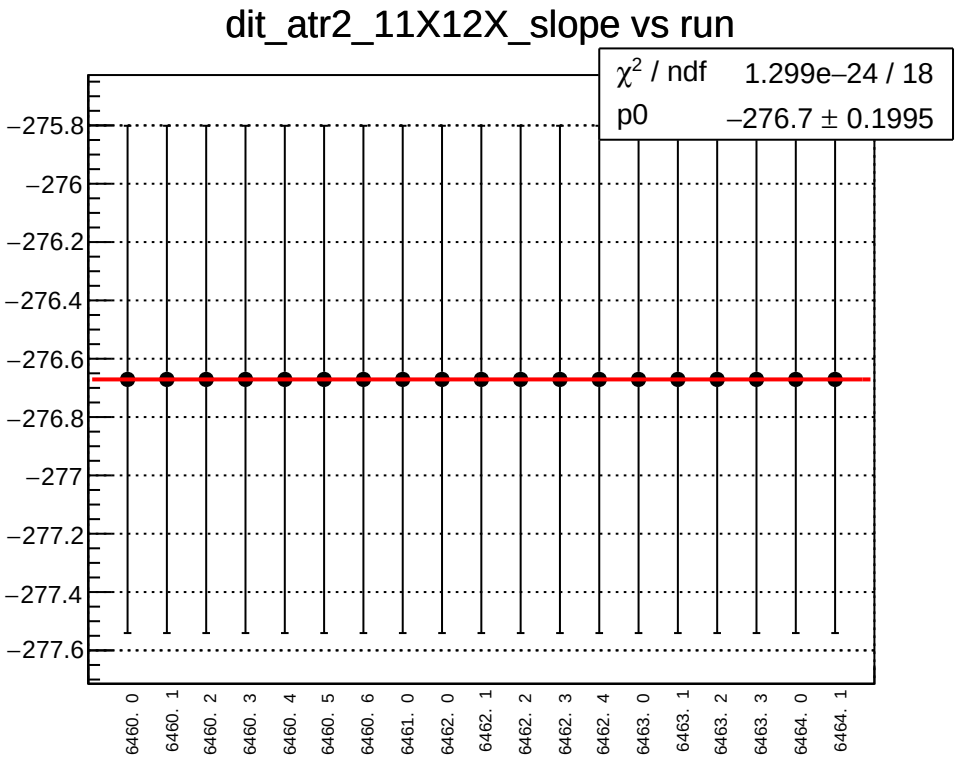
dit_atr2_11X12X_slope vs run
χ² / ndf 1.299e−24 / 18
p0 −276.7 ± 0.1995
−275.8
−276
−276.2
−276.4
−276.6
−276.8
−277
−277.2
−277.4
−277.6
6460. 0
6460. 1
6460. 2
6460. 3
6460. 4
6460. 5
6460. 6
6461. 0
6462. 0
6462. 1
6462. 2
6462. 3
6462. 4
6463. 0
6463. 1
6463. 2
6463. 3
6464. 0
6464. 1

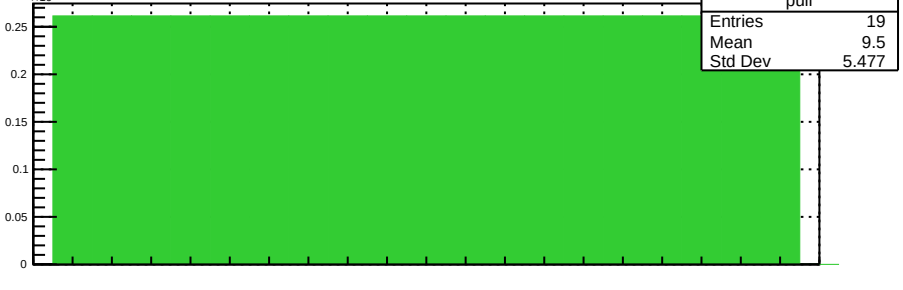
×10⁻¹²
0.25
0.2
0.15
0.1
0.05
0
pull
Entries 19
Mean 9.5
Std Dev 5.477

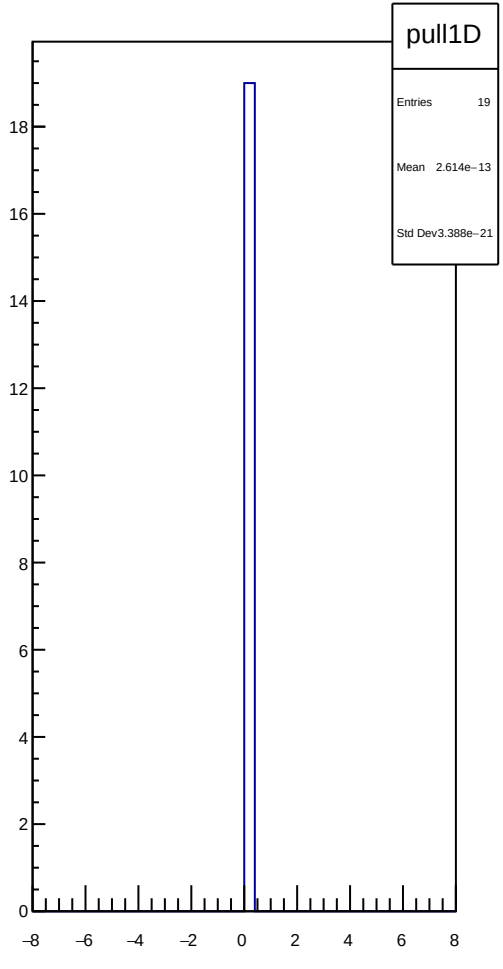
pull1D
Entries 19
Mean 2.614e−13
Std Dev3.388e−21
18
16
14
12
10
8
6
4
2
0
−8
−6
−4
−2
0
2
4
6
8

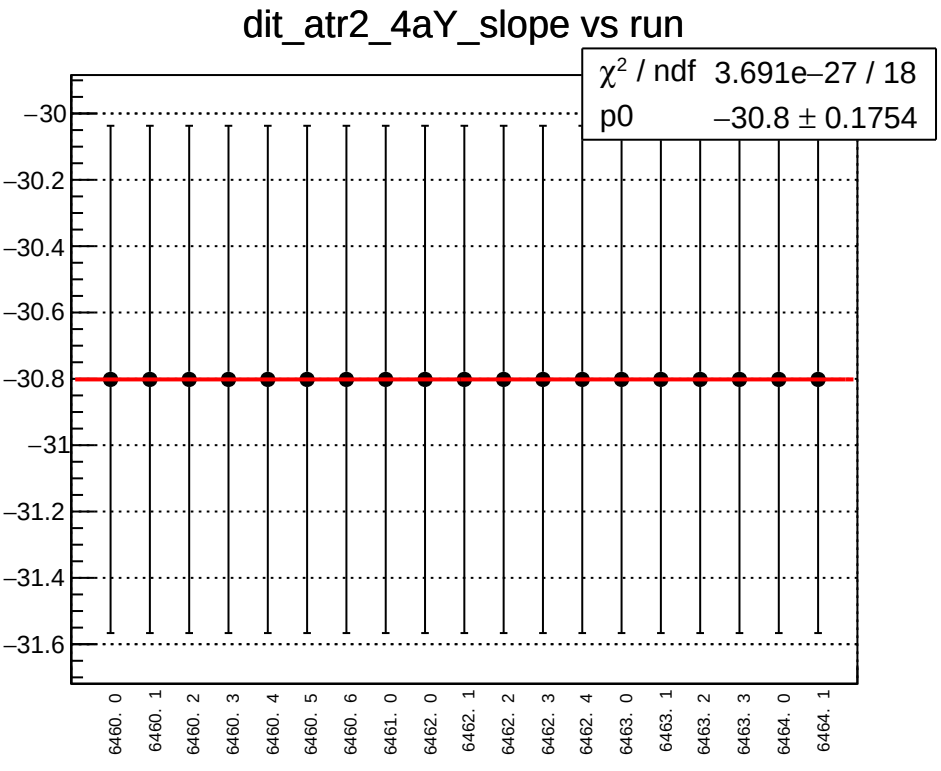
dit_atr2_4aY_slope vs run
χ^2 / ndf 3.691e−27 / 18
p0 −30.8 ± 0.1754
−30
−30.2
−30.4
−30.6
−30.8
−31
−31.2
−31.4
−31.6
6460. 0
6460. 1
6460. 2
6460. 3
6460. 4
6460. 5
6460. 6
6461. 0
6462. 0
6462. 1
6462. 2
6462. 3
6462. 4
6463. 0
6463. 1
6463. 2
6463. 3
6464. 0
6464. 1

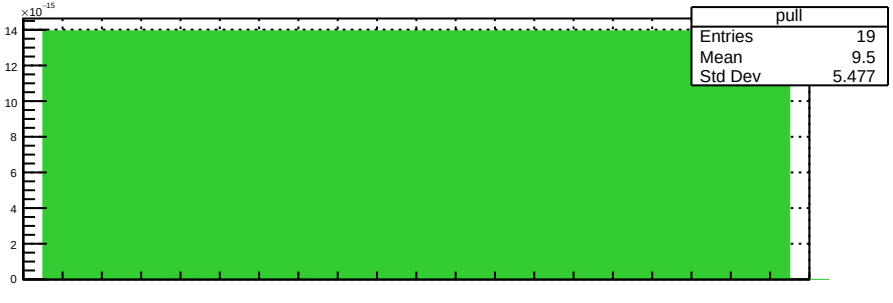
×10^-15
pull
Entries 19
Mean 9.5
Std Dev 5.477
14
12
10
8
6
4
2
0

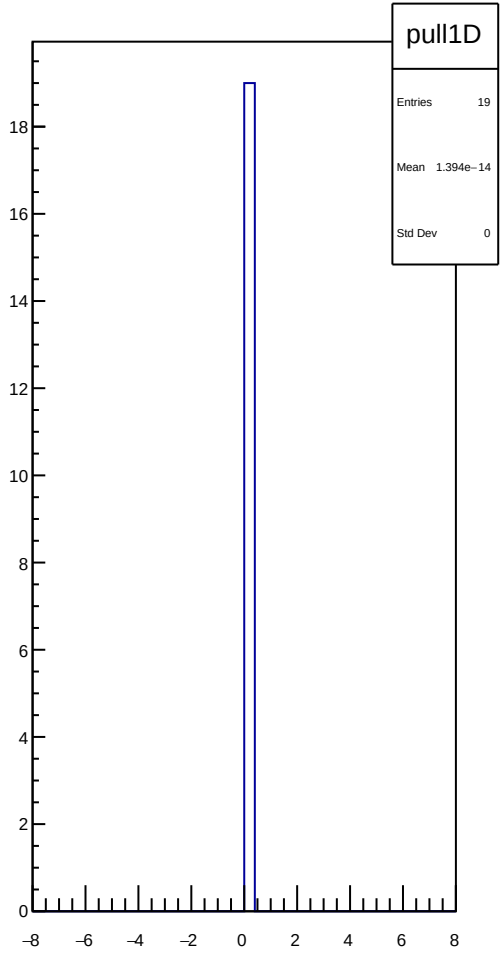
pull1D
Entries 19
Mean 1.394e−14
Std Dev 0
18
16
14
12
10
8
6
4
2
0
−8
−6
−4
−2
0
2
4
6
8

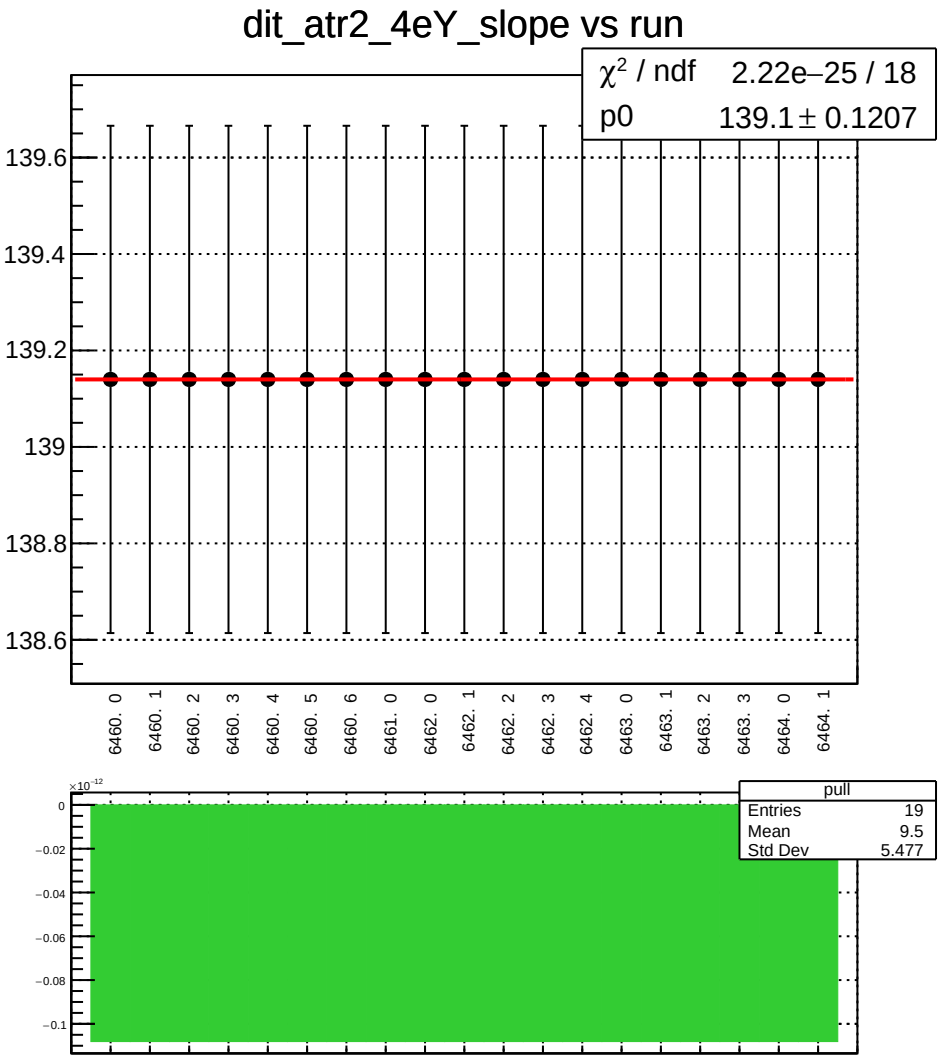
dit_atr2_4eY_slope vs run
χ² / ndf 2.22e−25 / 18
p0 139.1 ± 0.1207
139.6
139.4
139.2
139
138.8
138.6
6460. 0
6460. 1
6460. 2
6460. 3
6460. 4
6460. 5
6460. 6
6461. 0
6462. 0
6462. 1
6462. 2
6462. 3
6462. 4
6463. 0
6463. 1
6463. 2
6463. 3
6464. 0
6464. 1
×10⁻¹²
0
−0.02
−0.04
−0.06
−0.08
−0.1
pull
Entries 19
Mean 9.5
Std Dev 5.477

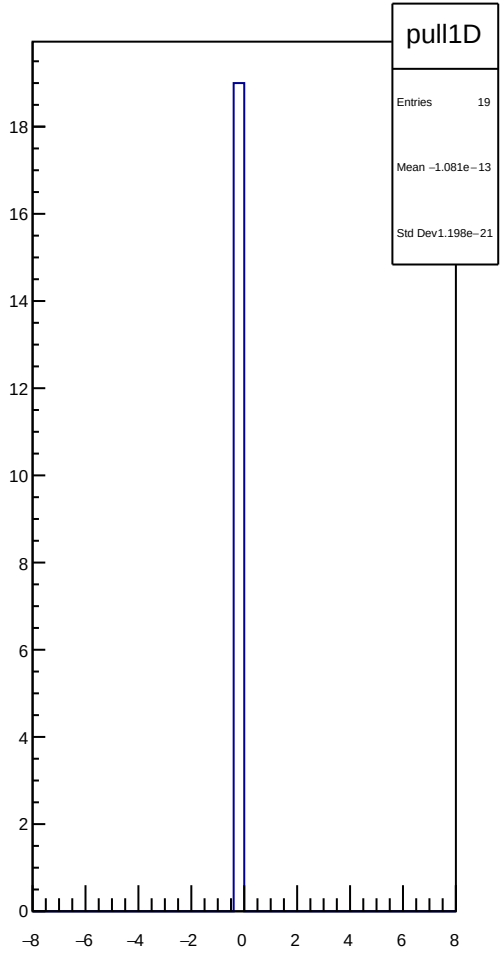
pull1D
Entries 19
Mean −1.081e−13
Std Dev 1.198e−21
18
16
14
12
10
8
6
4
2
0
−8
−6
−4
−2
0
2
4
6
8

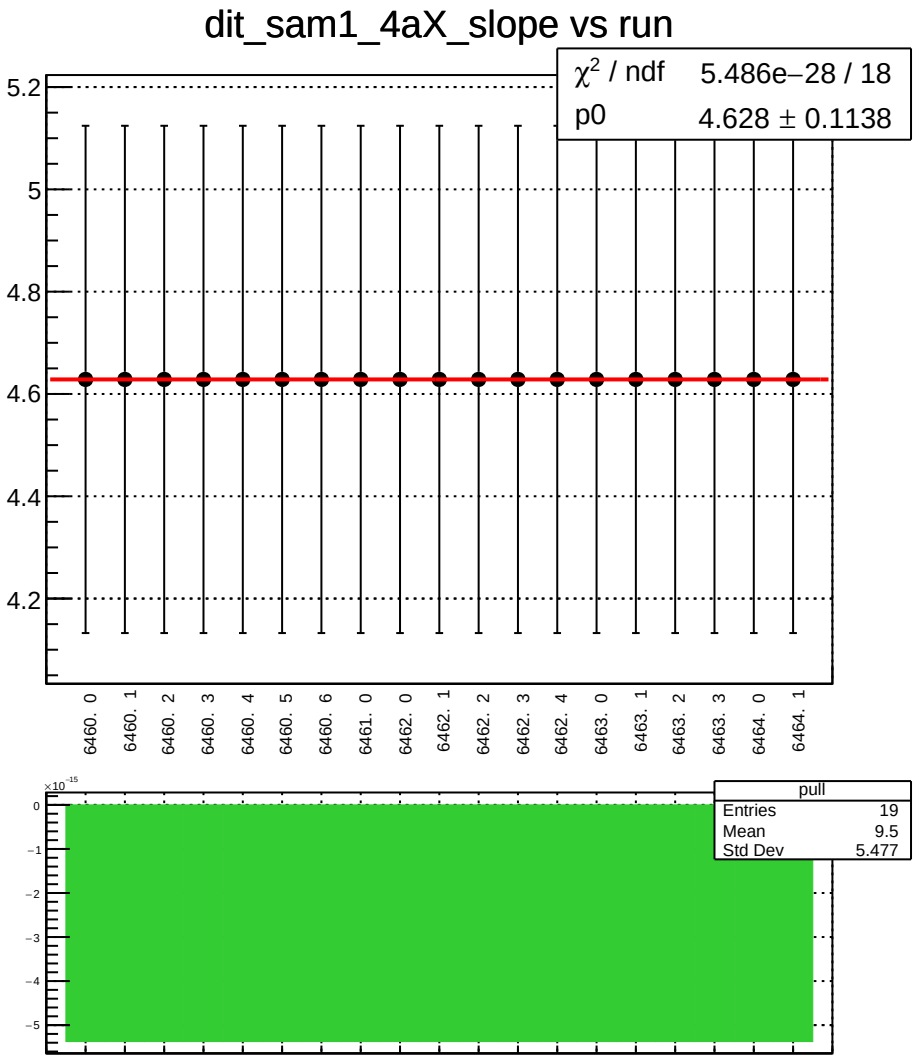
dit_sam1_4aX_slope vs run
χ² / ndf 5.486e−28 / 18
p0 4.628 ± 0.1138
5.2
5
4.8
4.6
4.4
4.2
6460. 0
6460. 1
6460. 2
6460. 3
6460. 4
6460. 5
6460. 6
6461. 0
6462. 0
6462. 1
6462. 2
6462. 3
6462. 4
6463. 0
6463. 1
6463. 2
6463. 3
6464. 0
6464. 1
×10⁻¹⁵
0
−1
−2
−3
−4
−5
pull
Entries 19
Mean 9.5
Std Dev 5.477

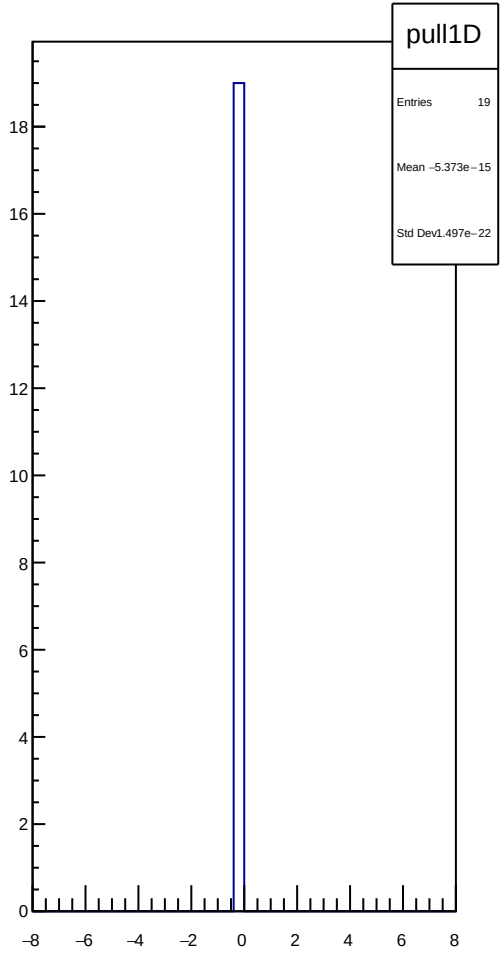
pull1D
Entries 19
Mean −5.373e−15
Std Dev1.497e−22
18
16
14
12
10
8
6
4
2
0
−8
−6
−4
−2
0
2
4
6
8

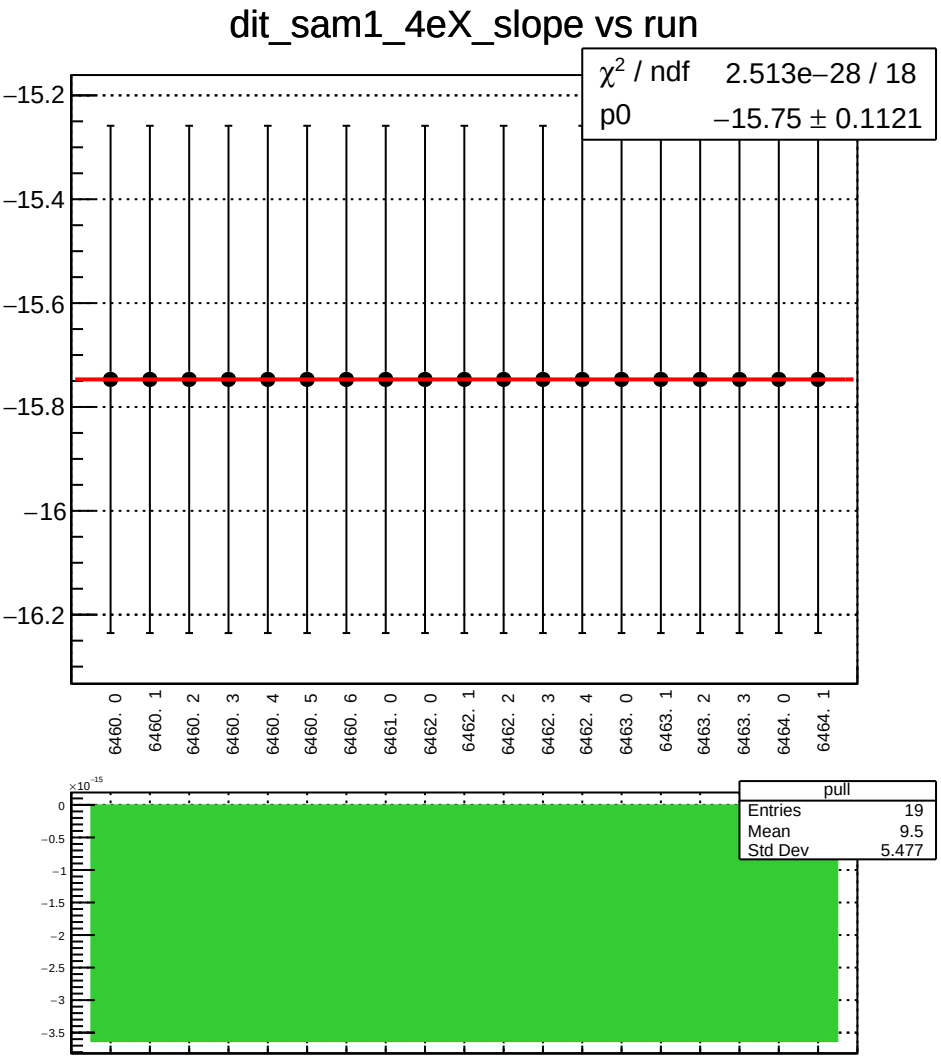
dit_sam1_4eX_slope vs run
χ^2 / ndf 2.513e−28 / 18
p0 −15.75 ± 0.1121
−15.2
−15.4
−15.6
−15.8
−16
−16.2
6460. 0
6460. 1
6460. 2
6460. 3
6460. 4
6460. 5
6460. 6
6461. 0
6462. 0
6462. 1
6462. 2
6462. 3
6462. 4
6463. 0
6463. 1
6463. 2
6463. 3
6464. 0
6464. 1
pull
Entries 19
Mean 9.5
Std Dev 5.477
×10^−15
0
−0.5
−1
−1.5
−2
−2.5
−3
−3.5

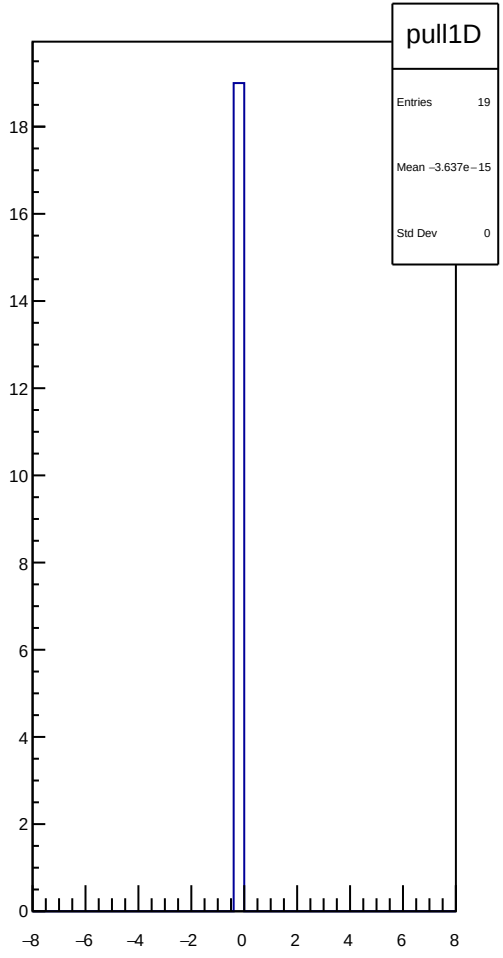
pull1D
Entries 19
Mean −3.637e−15
Std Dev 0
0
2
4
6
8
10
12
14
16
18
−8
−6
−4
−2
0
2
4
6
8

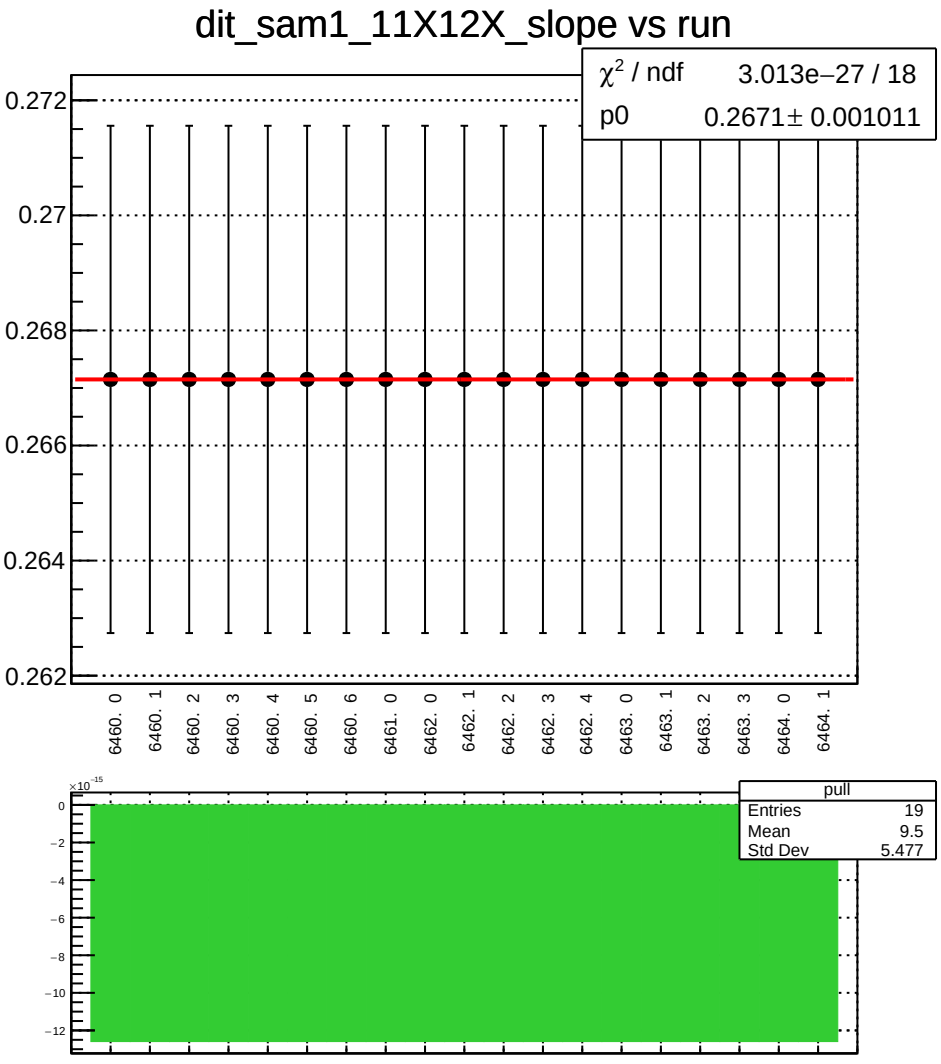
dit_sam1_11X12X_slope vs run
χ² / ndf 3.013e−27 / 18
p0 0.2671 ± 0.001011
0.272
0.27
0.268
0.266
0.264
0.262
6460. 0
6460. 1
6460. 2
6460. 3
6460. 4
6460. 5
6460. 6
6461. 0
6462. 0
6462. 1
6462. 2
6462. 3
6462. 4
6463. 0
6463. 1
6463. 2
6463. 3
6464. 0
6464. 1
×10⁻¹⁵
pull
Entries 19
Mean 9.5
Std Dev 5.477

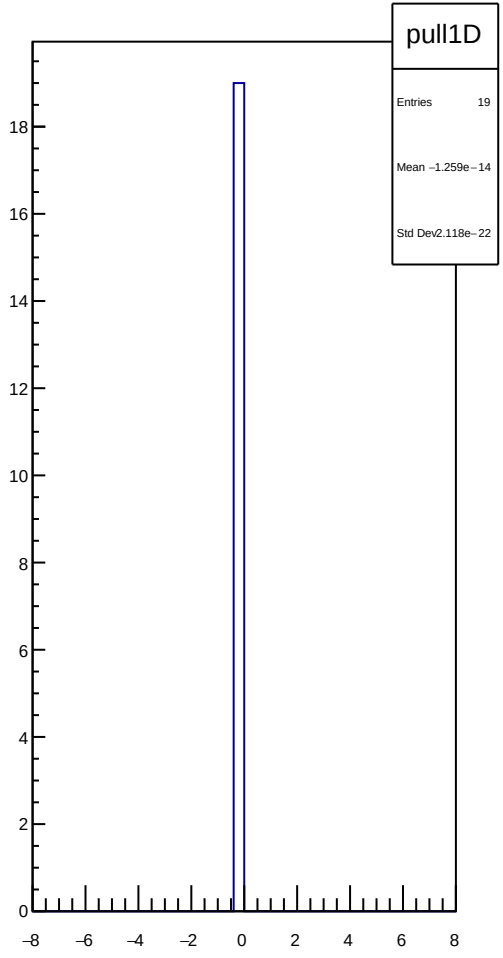
pull1D
Entries 19
Mean −1.259e−14
Std Dev 2.118e−22

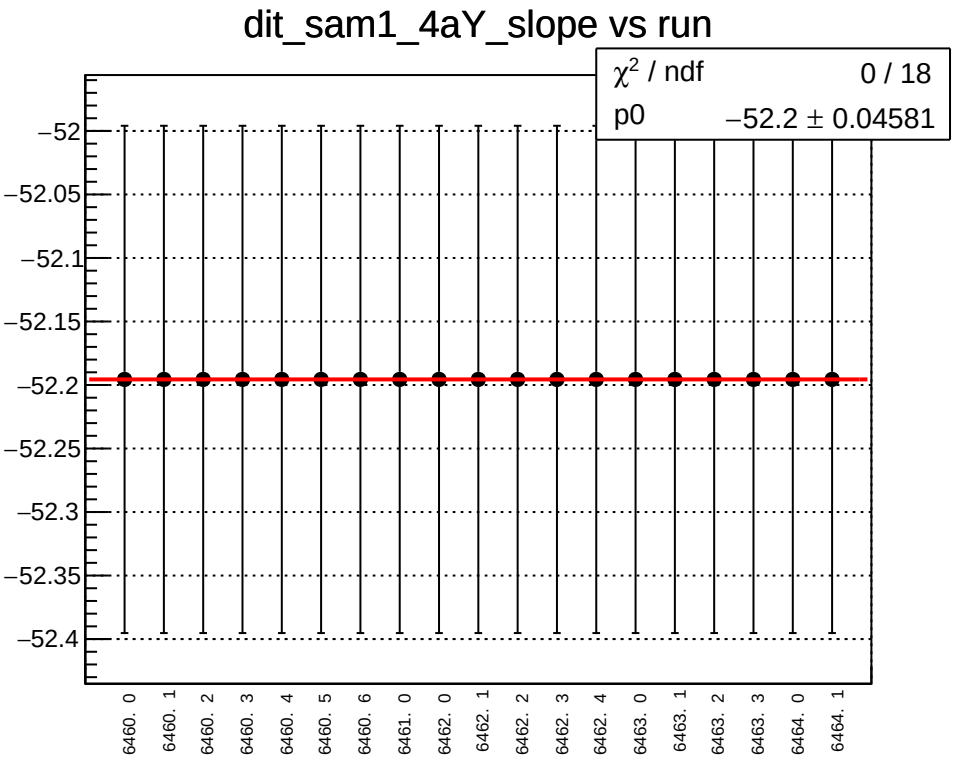
dit_sam1_4aY_slope vs run
χ² / ndf 0 / 18
p0 −52.2 ± 0.04581
−52
−52.05
−52.1
−52.15
−52.2
−52.25
−52.3
−52.35
−52.4
6460. 0
6460. 1
6460. 2
6460. 3
6460. 4
6460. 5
6460. 6
6461. 0
6462. 0
6462. 1
6462. 2
6462. 3
6462. 4
6463. 0
6463. 1
6463. 2
6463. 3
6464. 0
6464. 1

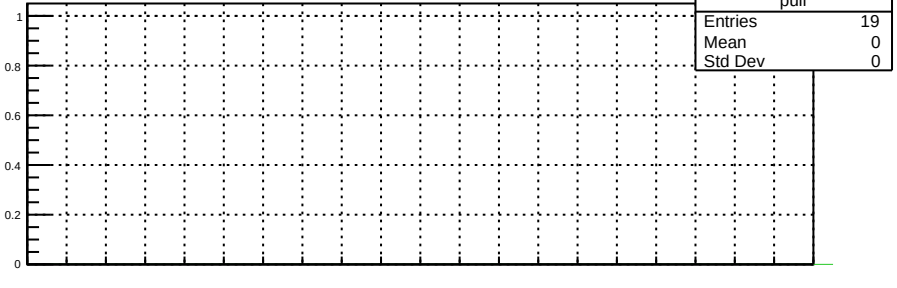
pull
Entries 19
Mean 0
Std Dev 0
1
0.8
0.6
0.4
0.2
0

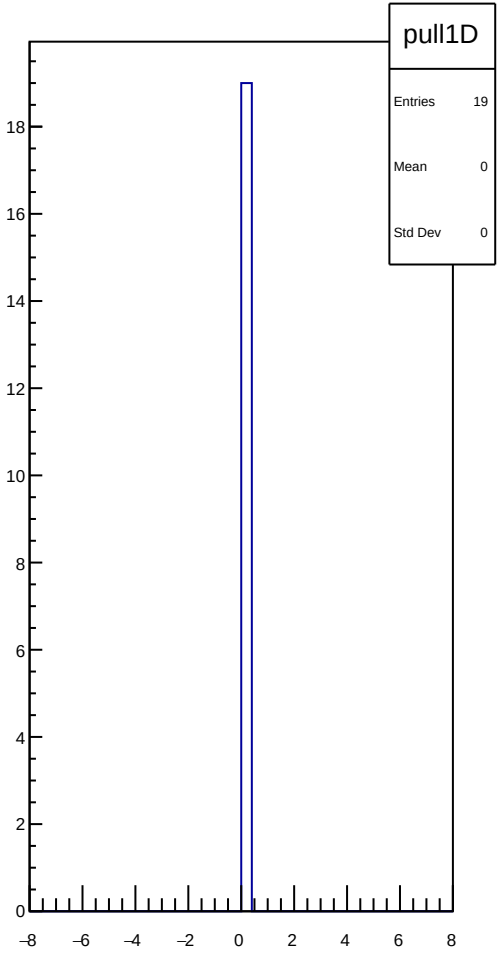
pull1D
Entries 19
Mean 0
Std Dev 0
18
16
14
12
10
8
6
4
2
0
−8
−6
−4
−2
0
2
4
6
8

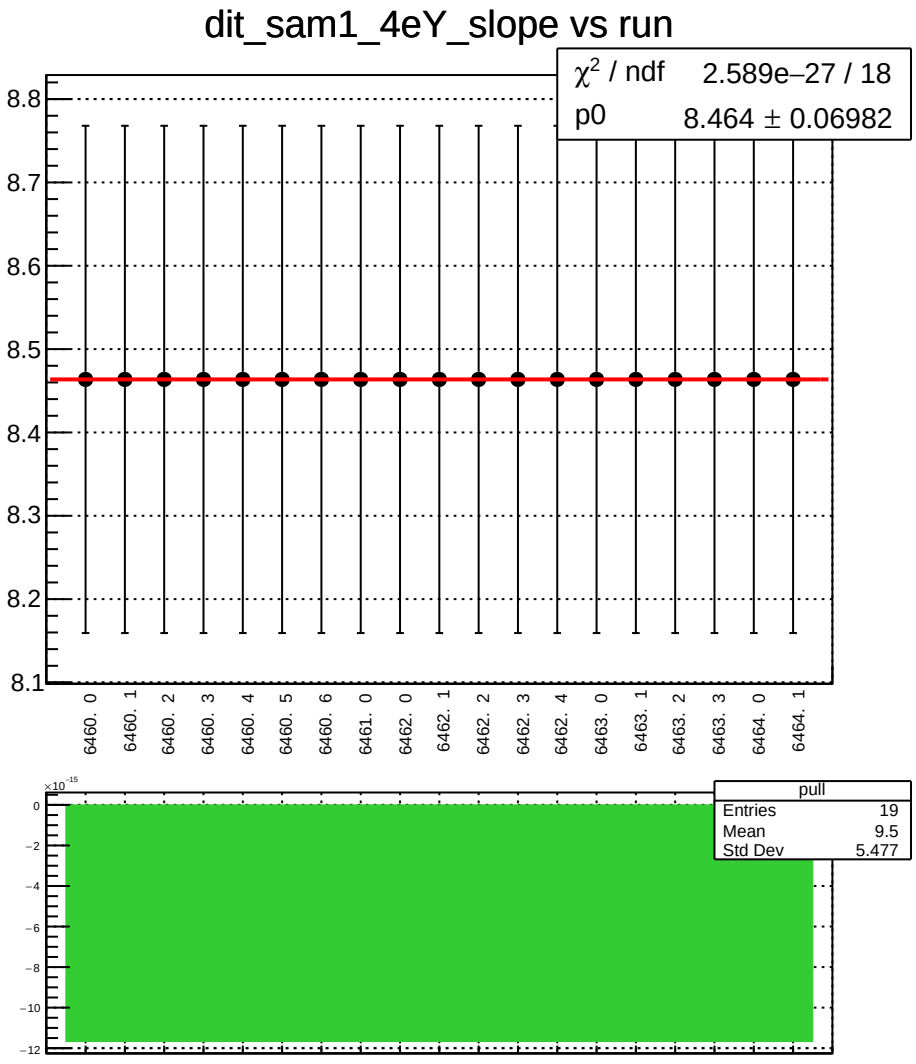
dit_sam1_4eY_slope vs run
χ² / ndf 2.589e−27 / 18
p0 8.464 ± 0.06982
8.8
8.7
8.6
8.5
8.4
8.3
8.2
8.1
6460. 0
6460. 1
6460. 2
6460. 3
6460. 4
6460. 5
6460. 6
6461. 0
6462. 0
6462. 1
6462. 2
6462. 3
6462. 4
6463. 0
6463. 1
6463. 2
6463. 3
6464. 0
6464. 1
×10⁻¹⁵
0
−2
−4
−6
−8
−10
−12
pull
Entries 19
Mean 9.5
Std Dev 5.477

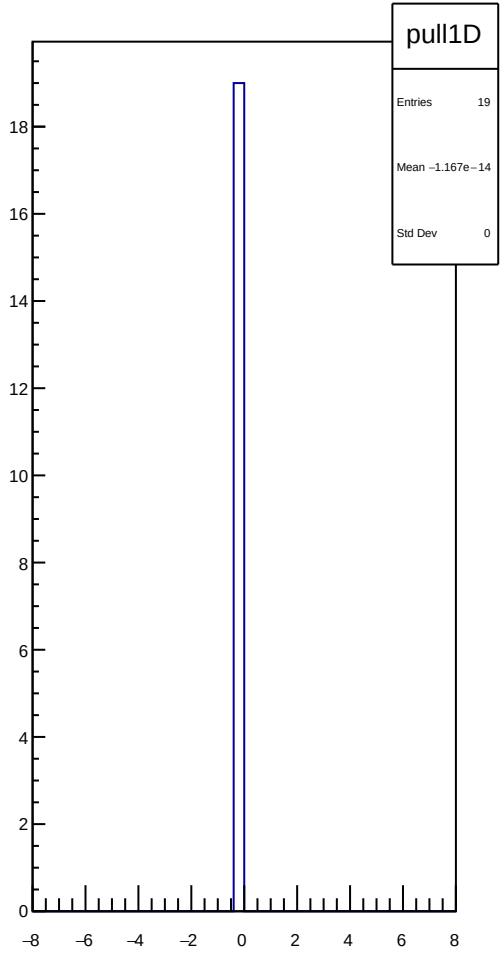
pull1D
Entries 19
Mean −1.167e−14
Std Dev 0
18
16
14
12
10
8
6
4
2
0
−8
−6
−4
−2
0
2
4
6
8

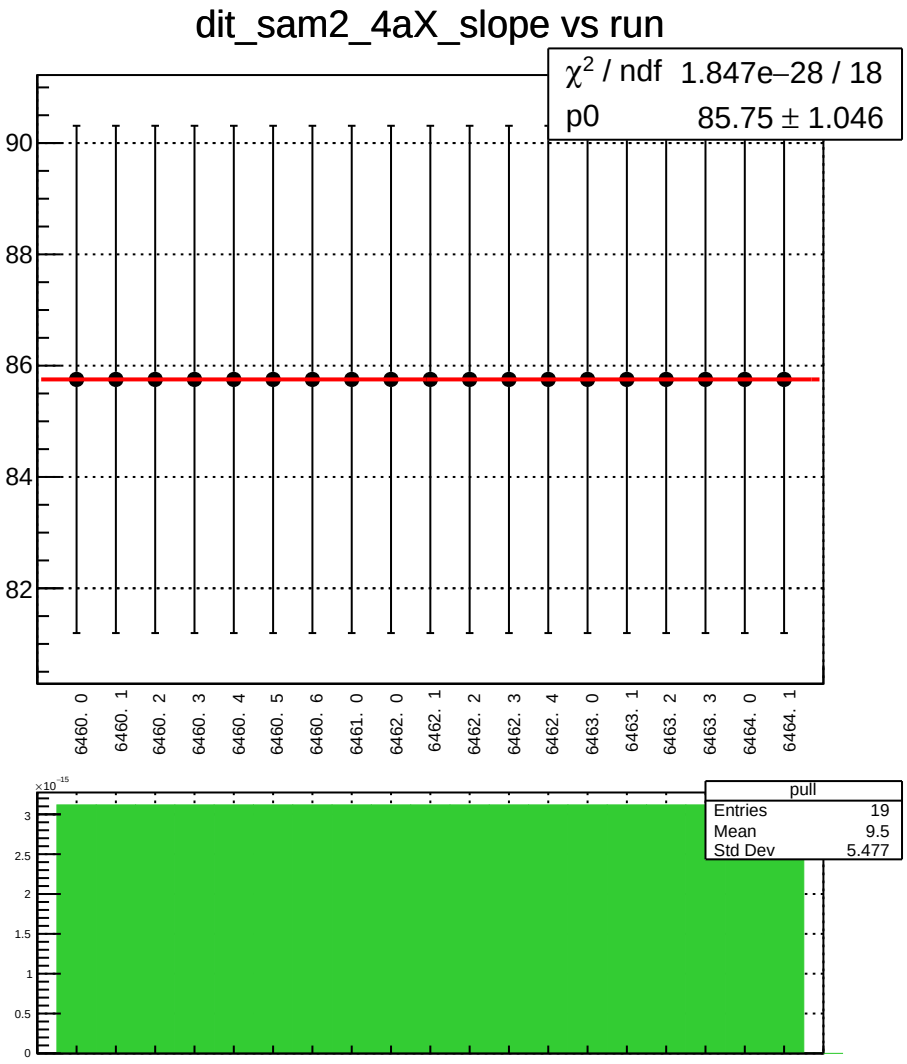
dit_sam2_4aX_slope vs run
χ^2 / ndf 1.847e−28 / 18
p0 85.75 ± 1.046
90
88
86
84
82
6460. 0
6460. 1
6460. 2
6460. 3
6460. 4
6460. 5
6460. 6
6461. 0
6462. 0
6462. 1
6462. 2
6462. 3
6462. 4
6463. 0
6463. 1
6463. 2
6463. 3
6464. 0
6464. 1
×10^-15
3
2.5
2
1.5
1
0.5
0
pull
Entries 19
Mean 9.5
Std Dev 5.477

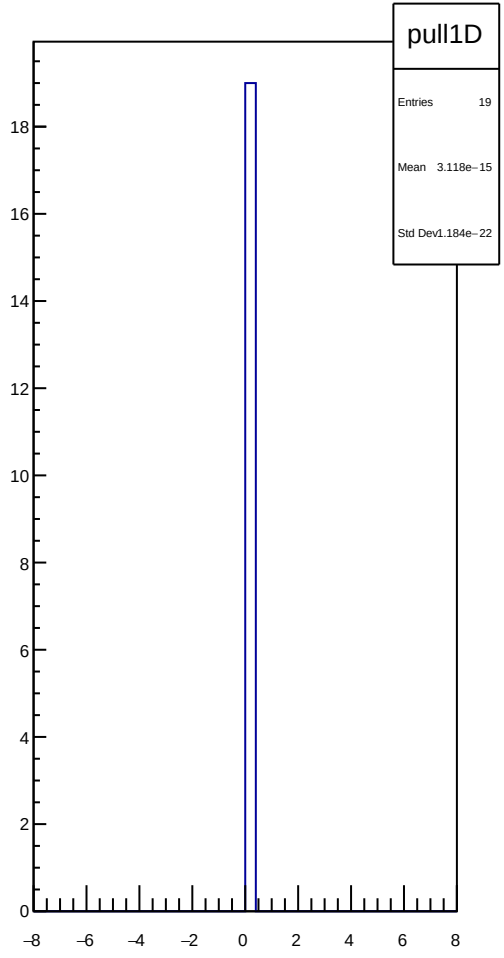
pull1D
Entries 19
Mean 3.118e−15
Std Dev1.184e−22
18
16
14
12
10
8
6
4
2
0
−8
−6
−4
−2
0
2
4
6
8

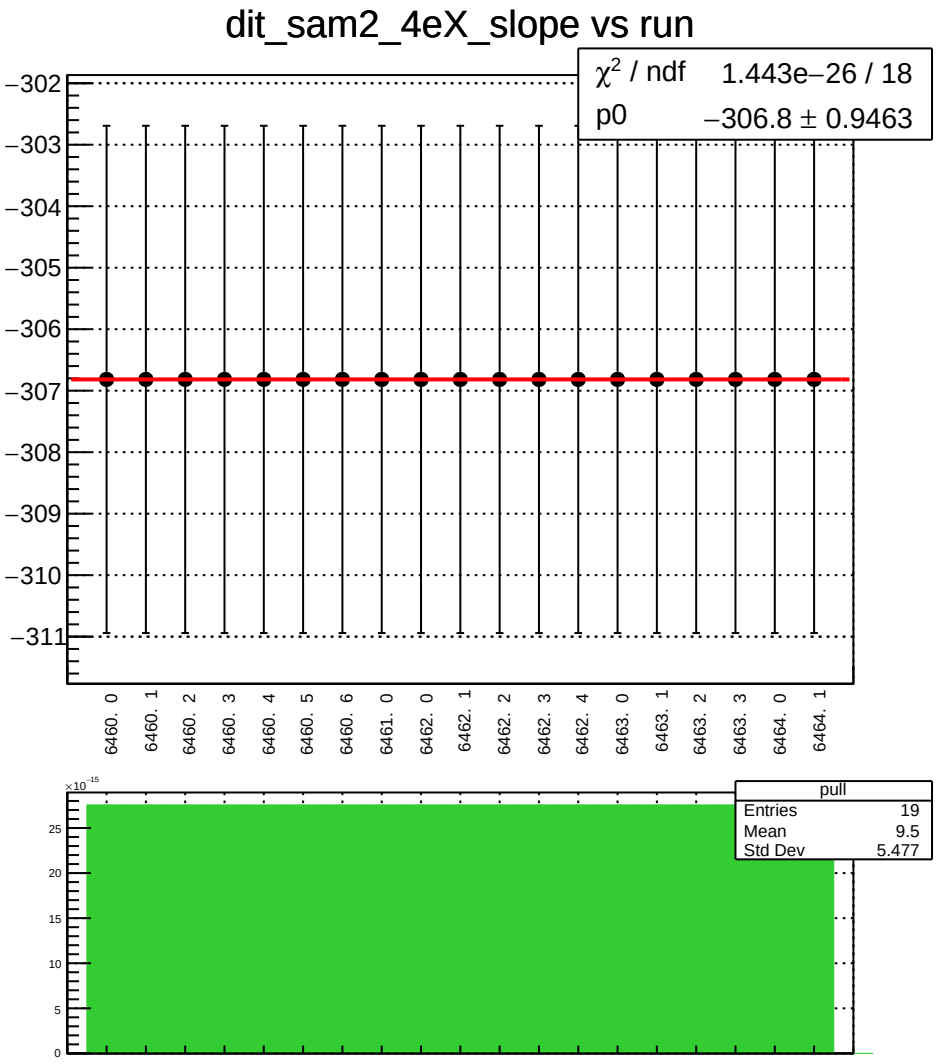
dit_sam2_4eX_slope vs run
χ² / ndf 1.443e−26 / 18
p0 −306.8 ± 0.9463
−302
−303
−304
−305
−306
−307
−308
−309
−310
−311
6460. 0
6460. 1
6460. 2
6460. 3
6460. 4
6460. 5
6460. 6
6461. 0
6462. 0
6462. 1
6462. 2
6462. 3
6462. 4
6463. 0
6463. 1
6463. 2
6463. 3
6464. 0
6464. 1
×10⁻¹⁵
25
20
15
10
5
0
pull
Entries 19
Mean 9.5
Std Dev 5.477

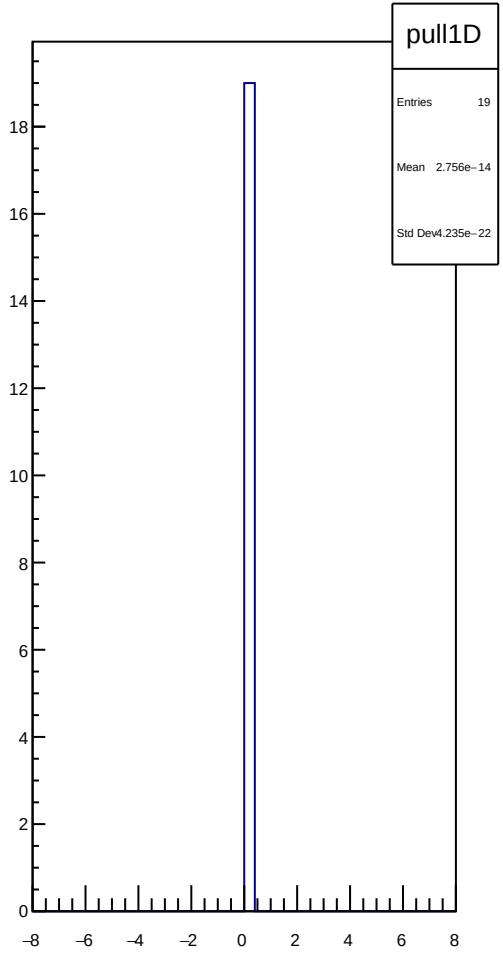
pull1D
Entries 19
Mean 2.756e−14
Std Dev4.235e−22
18
16
14
12
10
8
6
4
2
0
−8
−6
−4
−2
0
2
4
6
8

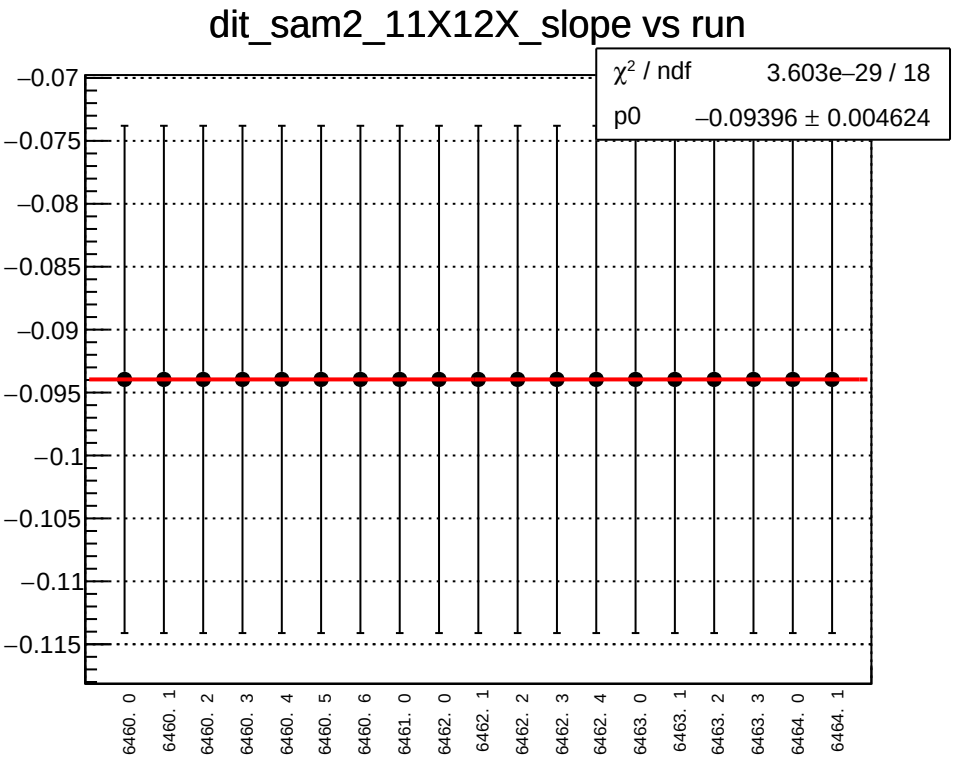
dit_sam2_11X12X_slope vs run
χ² / ndf 3.603e−29 / 18
p0 −0.09396 ± 0.004624
−0.07
−0.075
−0.08
−0.085
−0.09
−0.095
−0.1
−0.105
−0.11
−0.115
6460. 0
6460. 1
6460. 2
6460. 3
6460. 4
6460. 5
6460. 6
6461. 0
6462. 0
6462. 1
6462. 2
6462. 3
6462. 4
6463. 0
6463. 1
6463. 2
6463. 3
6464. 0
6464. 1

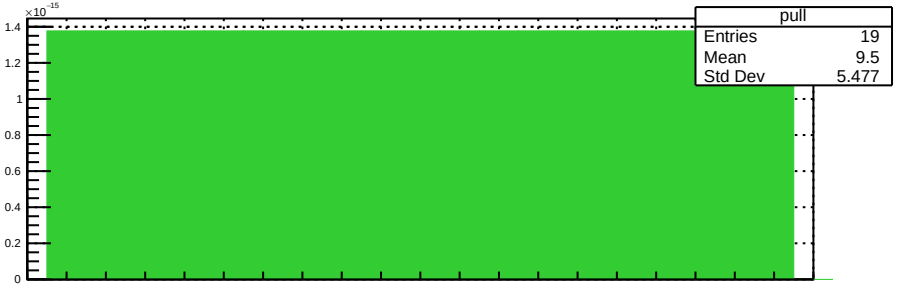
×10⁻¹⁵
1.4
1.2
1
0.8
0.6
0.4
0.2
0
pull
Entries 19
Mean 9.5
Std Dev 5.477

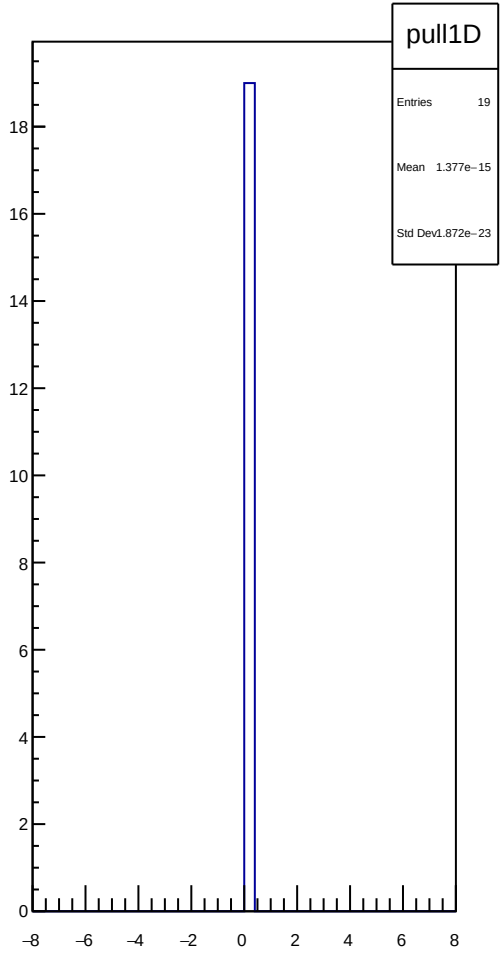
pull1D
Entries 19
Mean 1.377e−15
Std Dev 1.872e−23
18
16
14
12
10
8
6
4
2
0
−8
−6
−4
−2
0
2
4
6
8

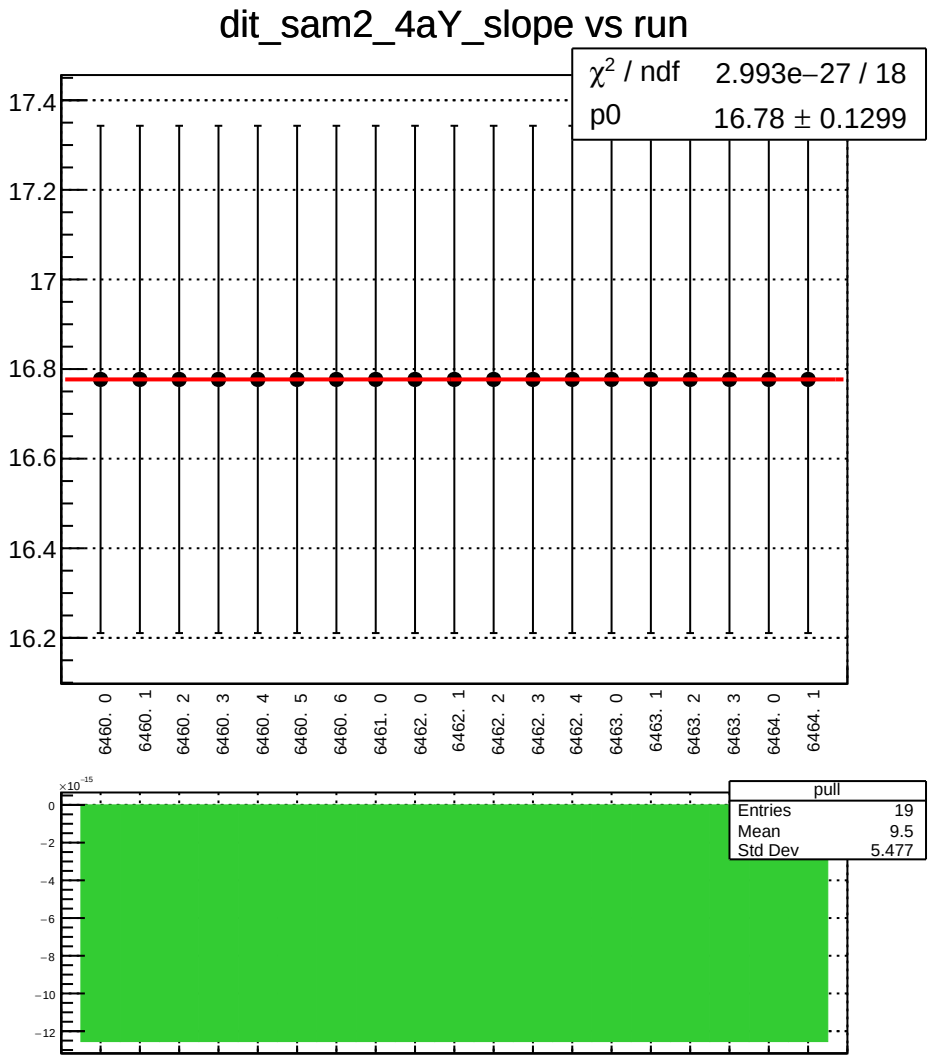
dit_sam2_4aY_slope vs run
χ^2 / ndf 2.993e−27 / 18
p0 16.78 ± 0.1299
17.4
17.2
17
16.8
16.6
16.4
16.2
6460. 0
6460. 1
6460. 2
6460. 3
6460. 4
6460. 5
6460. 6
6461. 0
6462. 0
6462. 1
6462. 2
6462. 3
6462. 4
6463. 0
6463. 1
6463. 2
6463. 3
6464. 0
6464. 1
pull
Entries 19
Mean 9.5
Std Dev 5.477
×10^-15
0
−2
−4
−6
−8
−10
−12

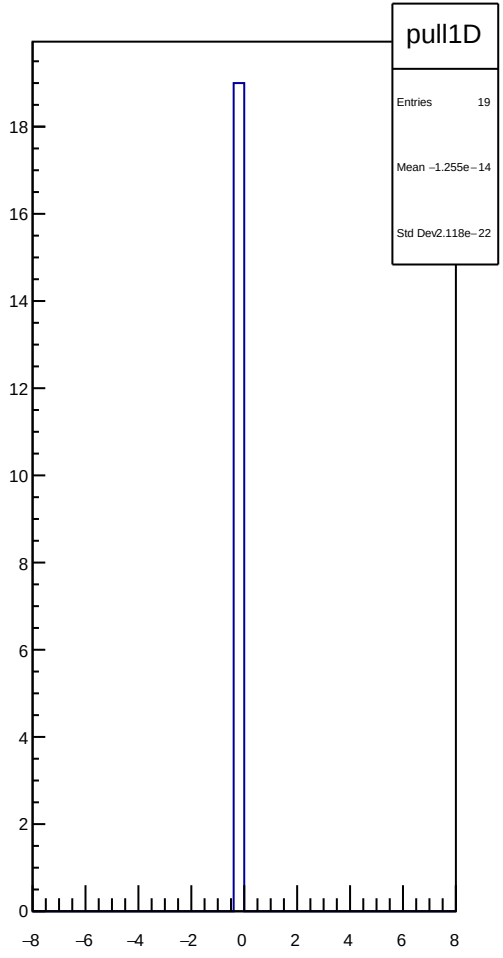
pull1D
Entries 19
Mean −1.255e−14
Std Dev 2.118e−22
18
16
14
12
10
8
6
4
2
0
−8
−6
−4
−2
0
2
4
6
8

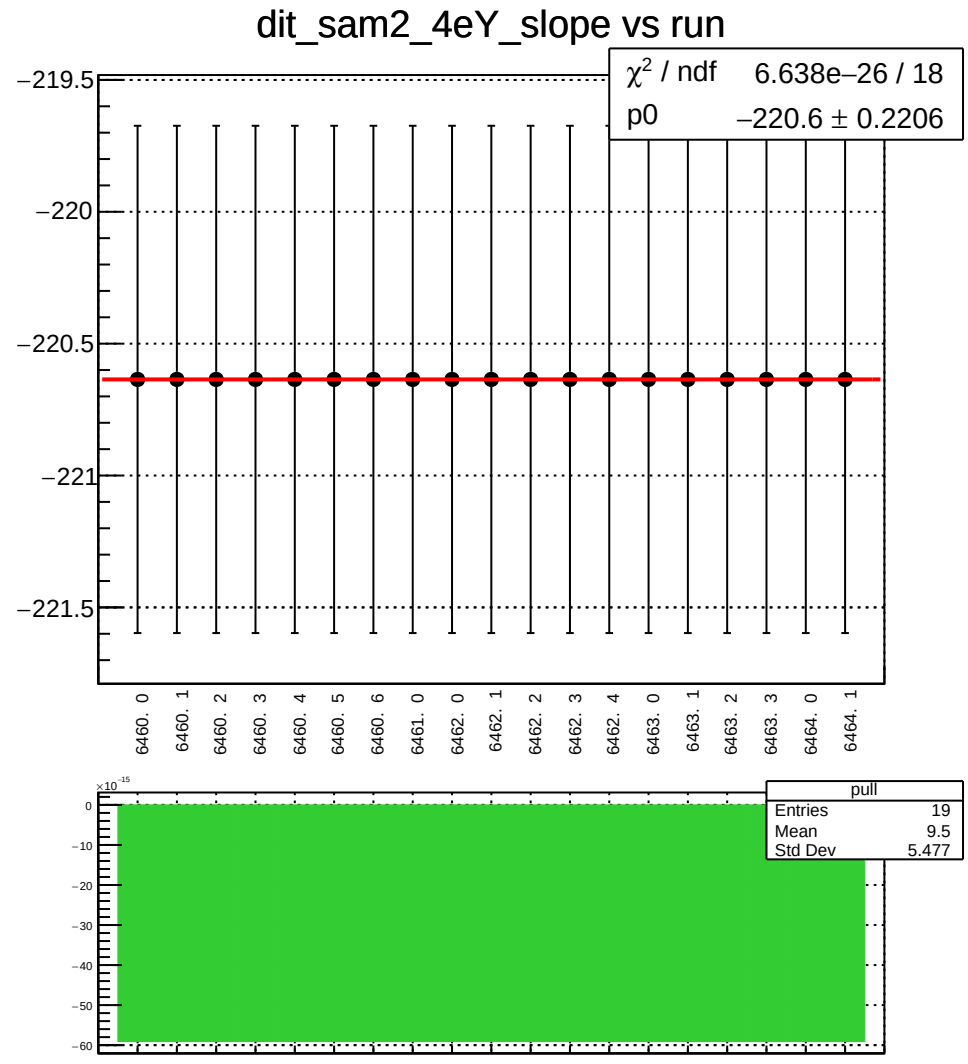
dit_sam2_4eY_slope vs run
χ² / ndf 6.638e−26 / 18
p0 −220.6 ± 0.2206
−219.5
−220
−220.5
−221
−221.5
6460. 0
6460. 1
6460. 2
6460. 3
6460. 4
6460. 5
6460. 6
6461. 0
6462. 0
6462. 1
6462. 2
6462. 3
6462. 4
6463. 0
6463. 1
6463. 2
6463. 3
6464. 0
6464. 1
×10⁻¹⁵
0
−10
−20
−30
−40
−50
−60
pull
Entries 19
Mean 9.5
Std Dev 5.477

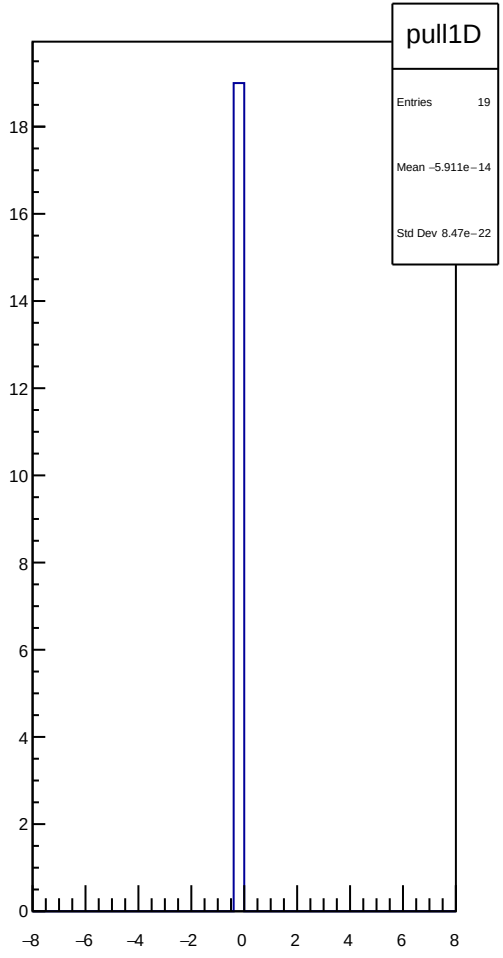
pull1D
Entries 19
Mean −5.911e−14
Std Dev 8.47e−22
0
2
4
6
8
10
12
14
16
18
−8
−6
−4
−2
0
2
4
6
8

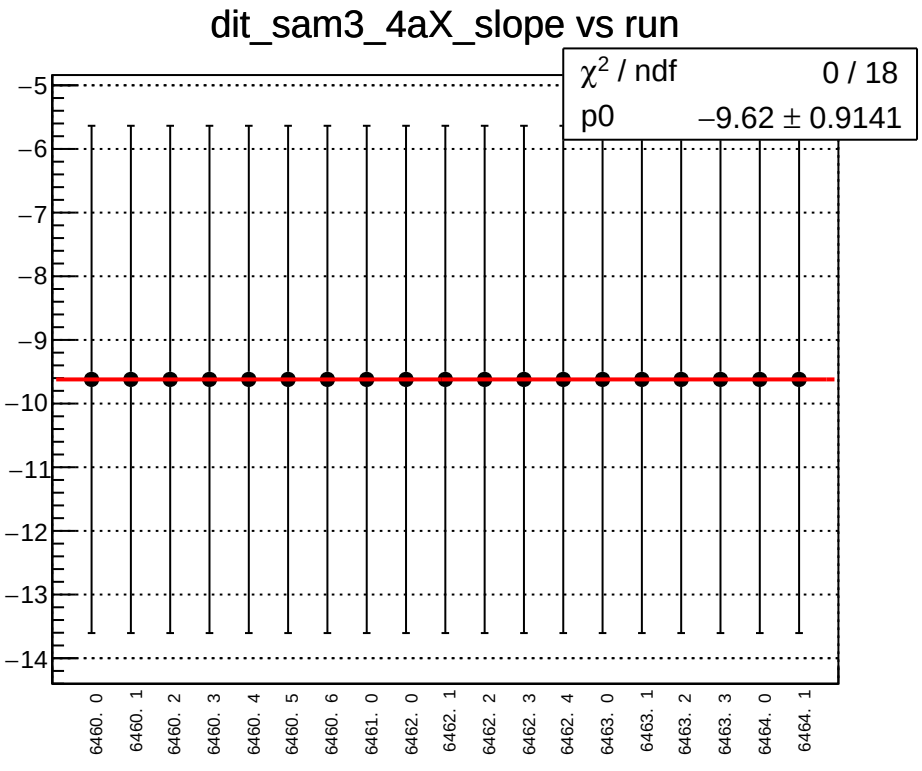
dit_sam3_4aX_slope vs run
χ² / ndf 0 / 18
p0 −9.62 ± 0.9141
−5
−6
−7
−8
−9
−10
−11
−12
−13
−14
6460. 0
6460. 1
6460. 2
6460. 3
6460. 4
6460. 5
6460. 6
6461. 0
6462. 0
6462. 1
6462. 2
6462. 3
6462. 4
6463. 0
6463. 1
6463. 2
6463. 3
6464. 0
6464. 1


pull
Entries 19
Mean 0
Std Dev 0
1
0.8
0.6
0.4
0.2
0

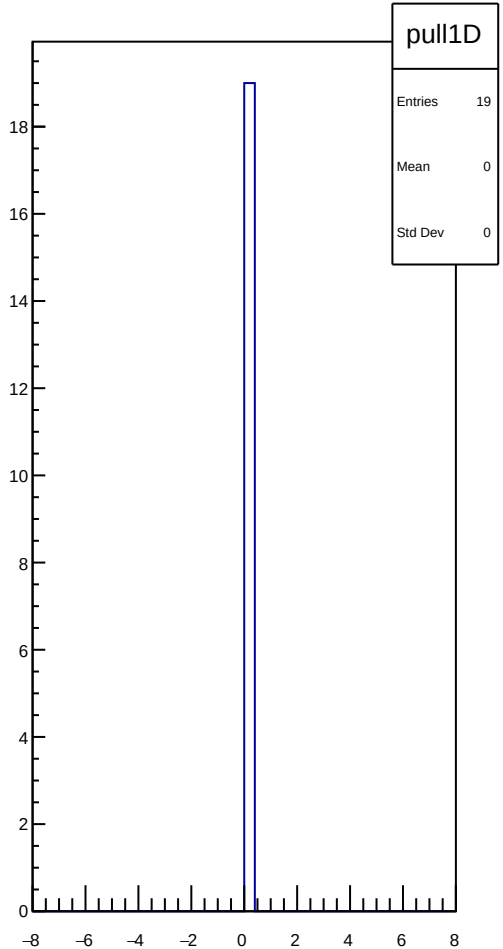
pull1D
Entries 19
Mean 0
Std Dev 0
18
16
14
12
10
8
6
4
2
0
−8
−6
−4
−2
0
2
4
6
8

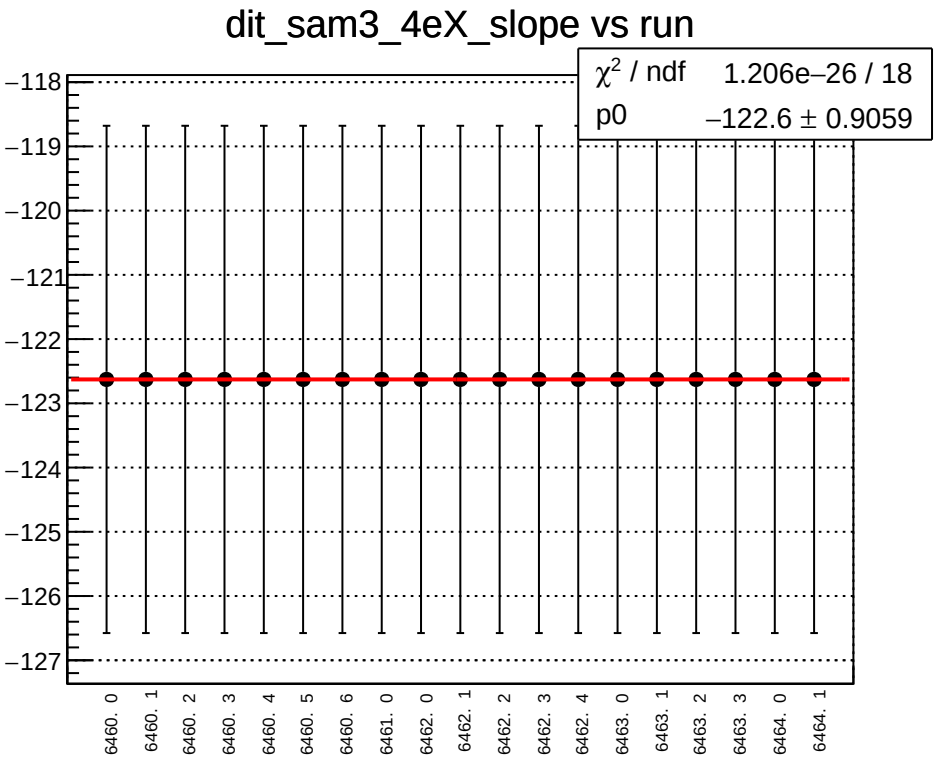
dit_sam3_4eX_slope vs run
χ² / ndf 1.206e−26 / 18
p0 −122.6 ± 0.9059
−118
−119
−120
−121
−122
−123
−124
−125
−126
−127
6460. 0
6460. 1
6460. 2
6460. 3
6460. 4
6460. 5
6460. 6
6461. 0
6462. 0
6462. 1
6462. 2
6462. 3
6462. 4
6463. 0
6463. 1
6463. 2
6463. 3
6464. 0
6464. 1

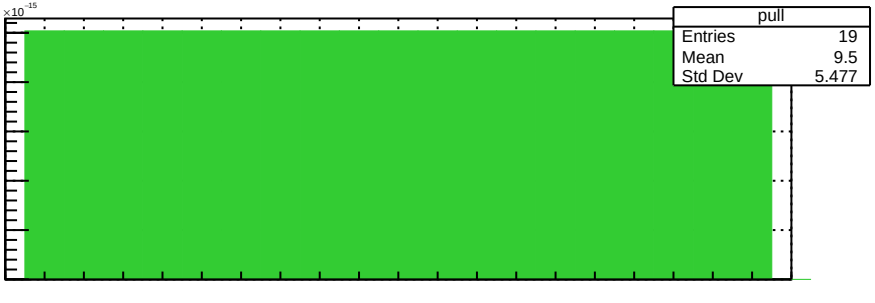
×10⁻¹⁵
pull
Entries 19
Mean 9.5
Std Dev 5.477
25
20
15
10
5
0

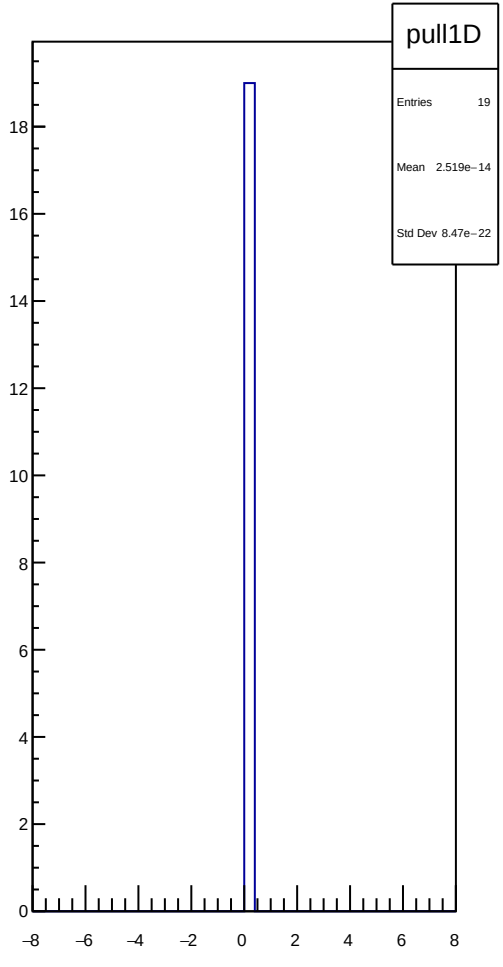
pull1D
Entries 19
Mean 2.519e−14
Std Dev 8.47e−22
18
16
14
12
10
8
6
4
2
0
−8
−6
−4
−2
0
2
4
6
8

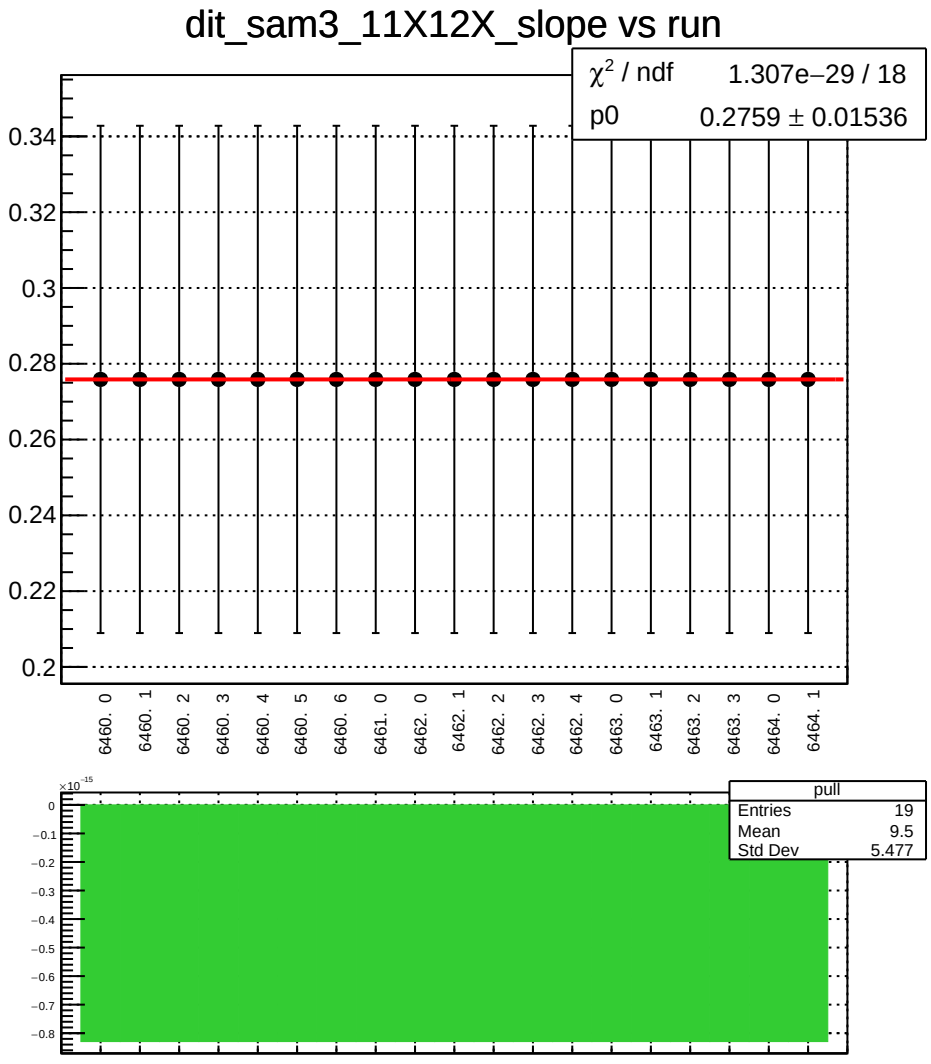
dit_sam3_11X12X_slope vs run
χ² / ndf 1.307e−29 / 18
p0 0.2759 ± 0.01536
0.34
0.32
0.3
0.28
0.26
0.24
0.22
0.2
6460. 0
6460. 1
6460. 2
6460. 3
6460. 4
6460. 5
6460. 6
6461. 0
6462. 0
6462. 1
6462. 2
6462. 3
6462. 4
6463. 0
6463. 1
6463. 2
6463. 3
6464. 0
6464. 1
×10⁻¹⁵
0
−0.1
−0.2
−0.3
−0.4
−0.5
−0.6
−0.7
−0.8
pull
Entries 19
Mean 9.5
Std Dev 5.477

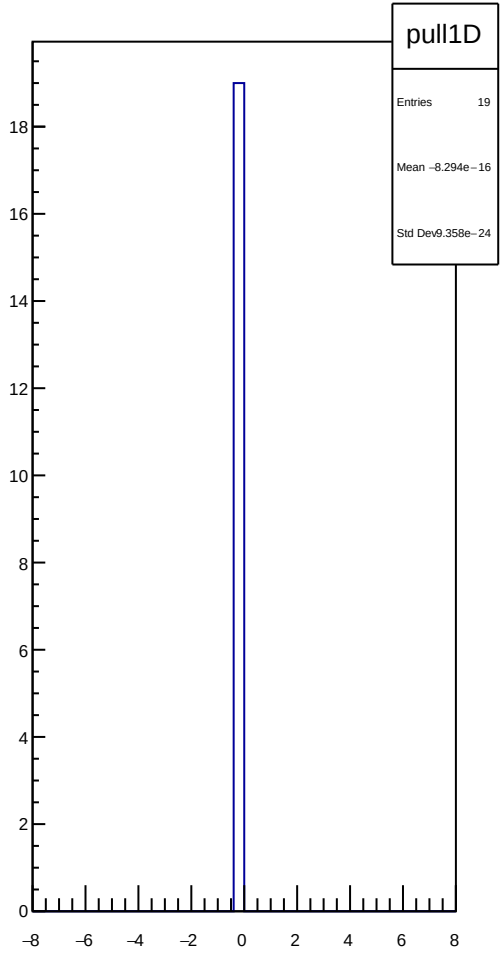
pull1D
Entries 19
Mean −8.294e−16
Std Dev 9.358e−24
18
16
14
12
10
8
6
4
2
0
−8
−6
−4
−2
0
2
4
6
8

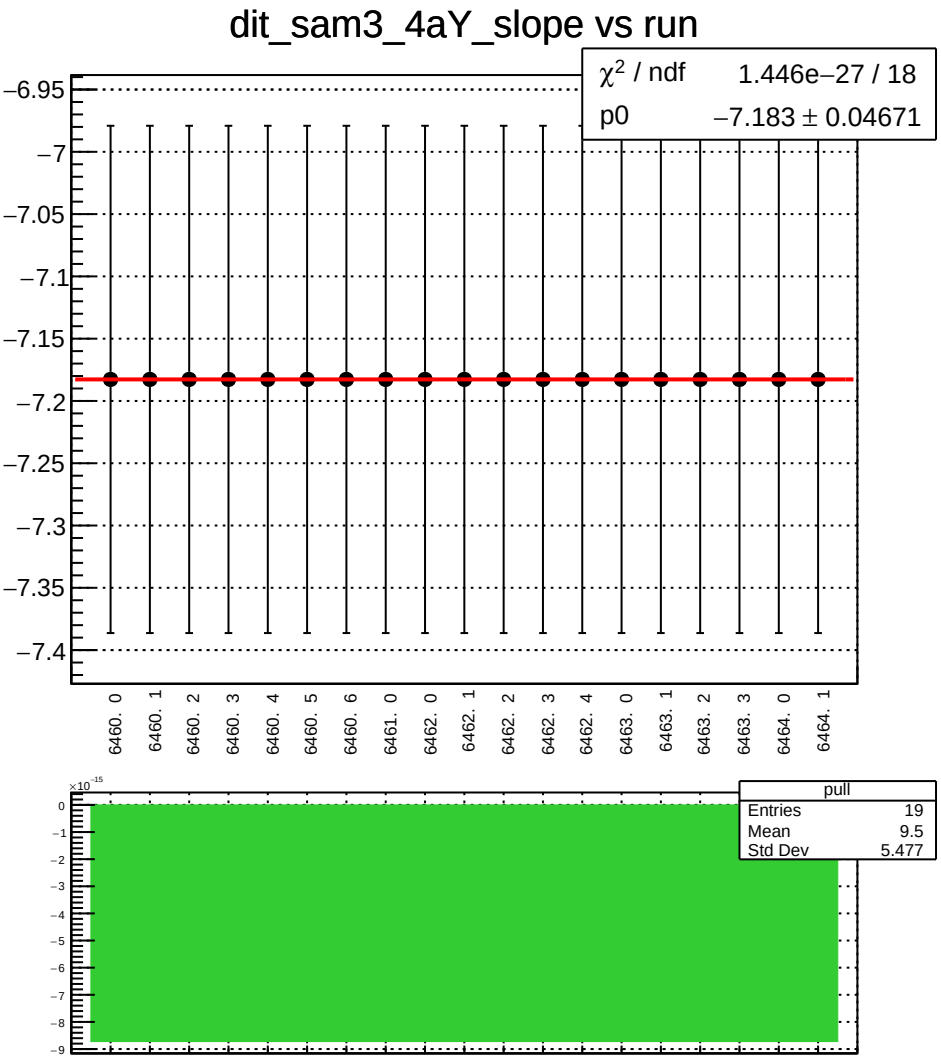
dit_sam3_4aY_slope vs run
χ² / ndf 1.446e−27 / 18
p0 −7.183 ± 0.04671
−6.95
−7
−7.05
−7.1
−7.15
−7.2
−7.25
−7.3
−7.35
−7.4
6460. 0
6460. 1
6460. 2
6460. 3
6460. 4
6460. 5
6460. 6
6461. 0
6462. 0
6462. 1
6462. 2
6462. 3
6462. 4
6463. 0
6463. 1
6463. 2
6463. 3
6464. 0
6464. 1
×10⁻¹⁵
pull
Entries 19
Mean 9.5
Std Dev 5.477

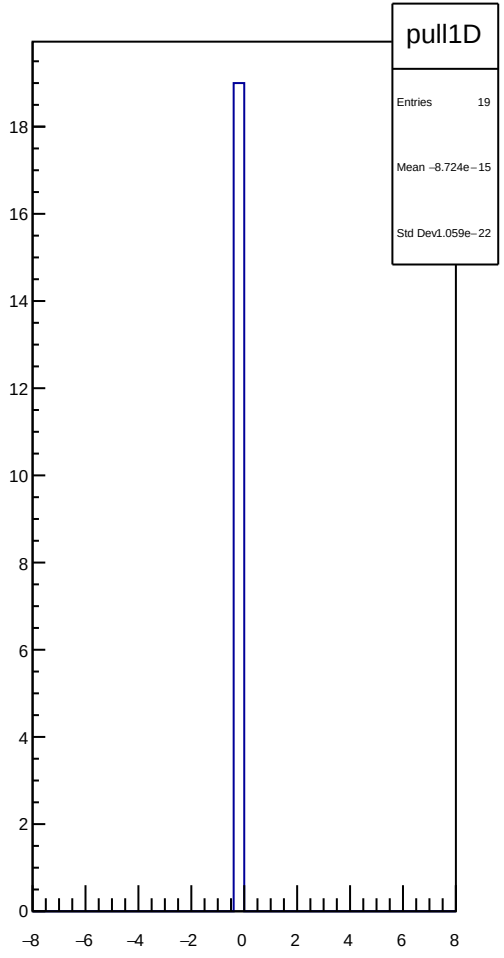
pull1D
Entries 19
Mean −8.724e−15
Std Dev1.059e−22

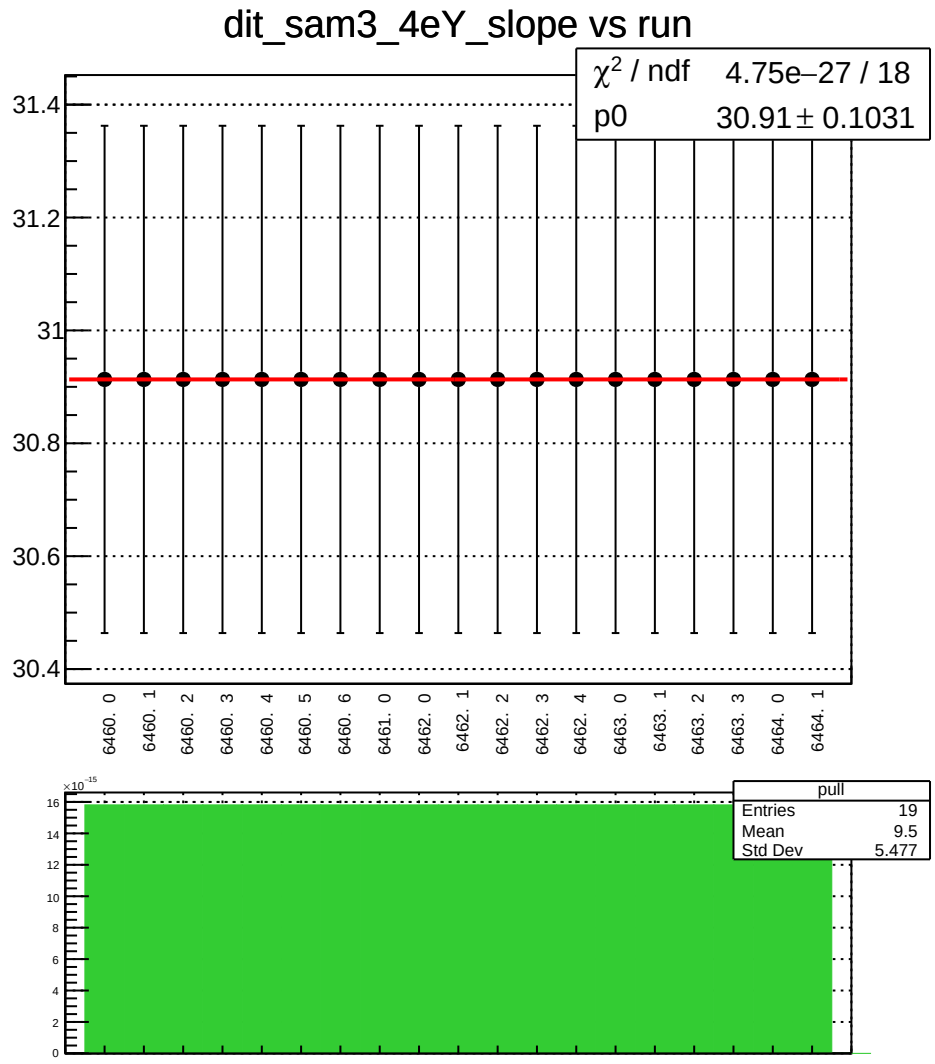
dit_sam3_4eY_slope vs run
χ^2 / ndf 4.75e−27 / 18
p0 30.91 ± 0.1031
31.4
31.2
31
30.8
30.6
30.4
6460. 0
6460. 1
6460. 2
6460. 3
6460. 4
6460. 5
6460. 6
6461. 0
6462. 0
6462. 1
6462. 2
6462. 3
6462. 4
6463. 0
6463. 1
6463. 2
6463. 3
6464. 0
6464. 1
pull
Entries 19
Mean 9.5
Std Dev 5.477
×10^-15
16
14
12
10
8
6
4
2
0

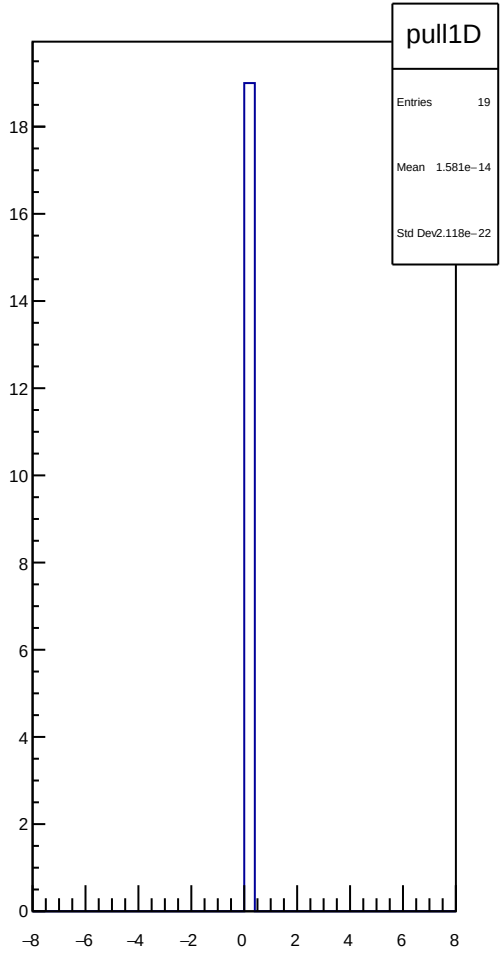
pull1D
Entries 19
Mean 1.581e−14
Std Dev 2.118e−22
18
16
14
12
10
8
6
4
2
0
−8
−6
−4
−2
0
2
4
6
8

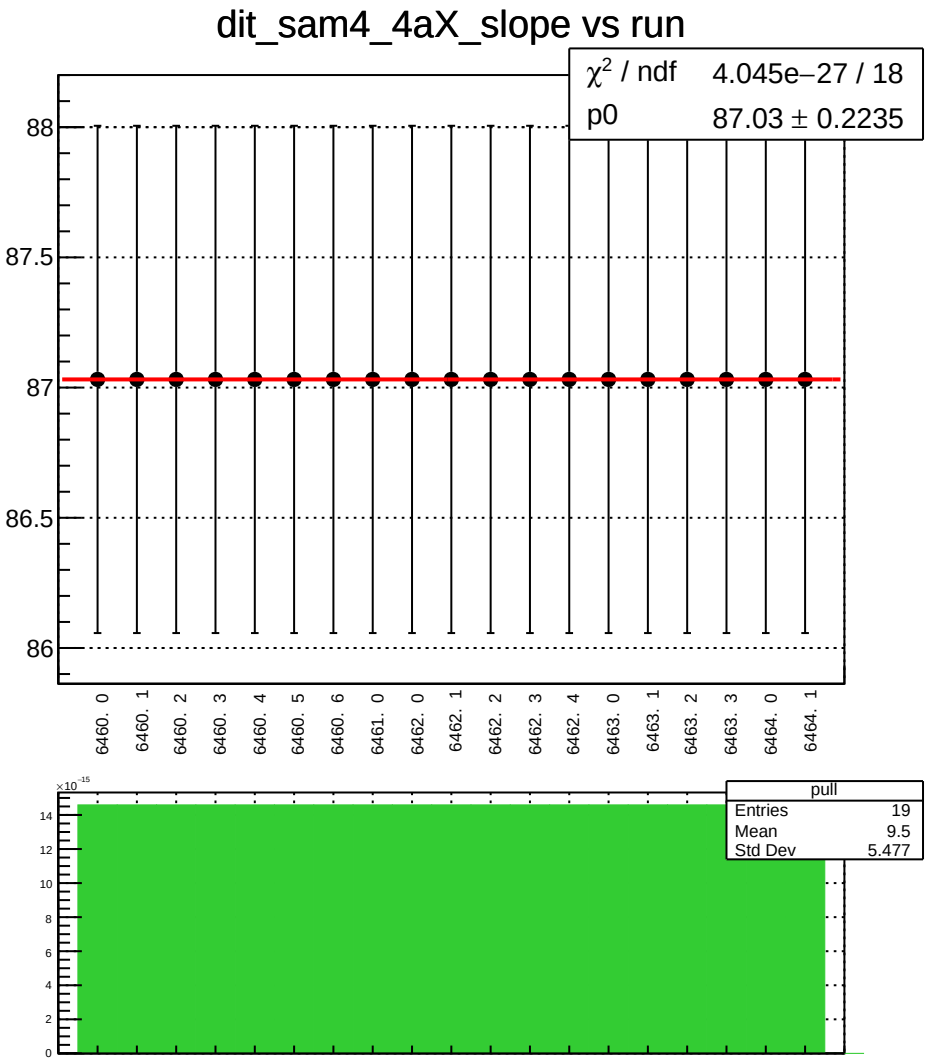
dit_sam4_4aX_slope vs run
χ² / ndf 4.045e−27 / 18
p0 87.03 ± 0.2235
88
87.5
87
86.5
86
6460. 0
6460. 1
6460. 2
6460. 3
6460. 4
6460. 5
6460. 6
6461. 0
6462. 0
6462. 1
6462. 2
6462. 3
6462. 4
6463. 0
6463. 1
6463. 2
6463. 3
6464. 0
6464. 1
×10⁻¹⁵
14
12
10
8
6
4
2
0
pull
Entries 19
Mean 9.5
Std Dev 5.477

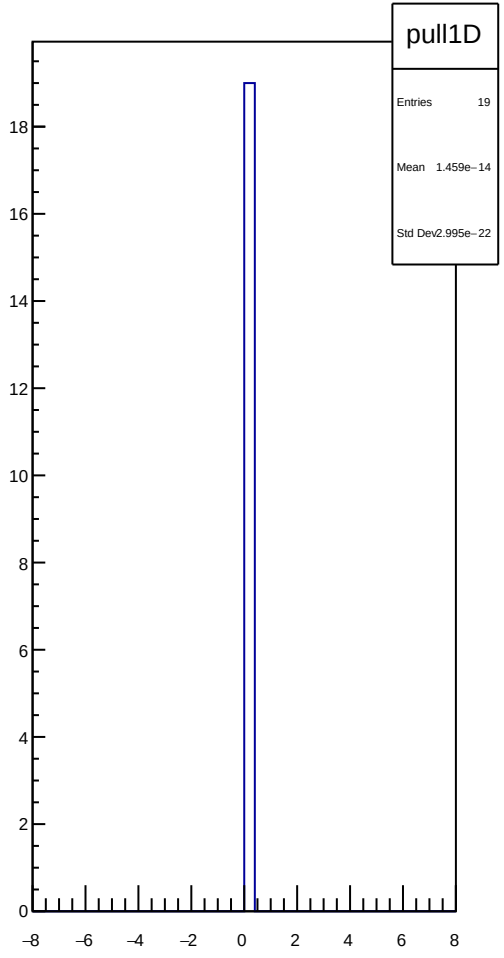
pull1D
Entries 19
Mean 1.459e−14
Std Dev 2.995e−22
18
16
14
12
10
8
6
4
2
0
−8
−6
−4
−2
0
2
4
6
8

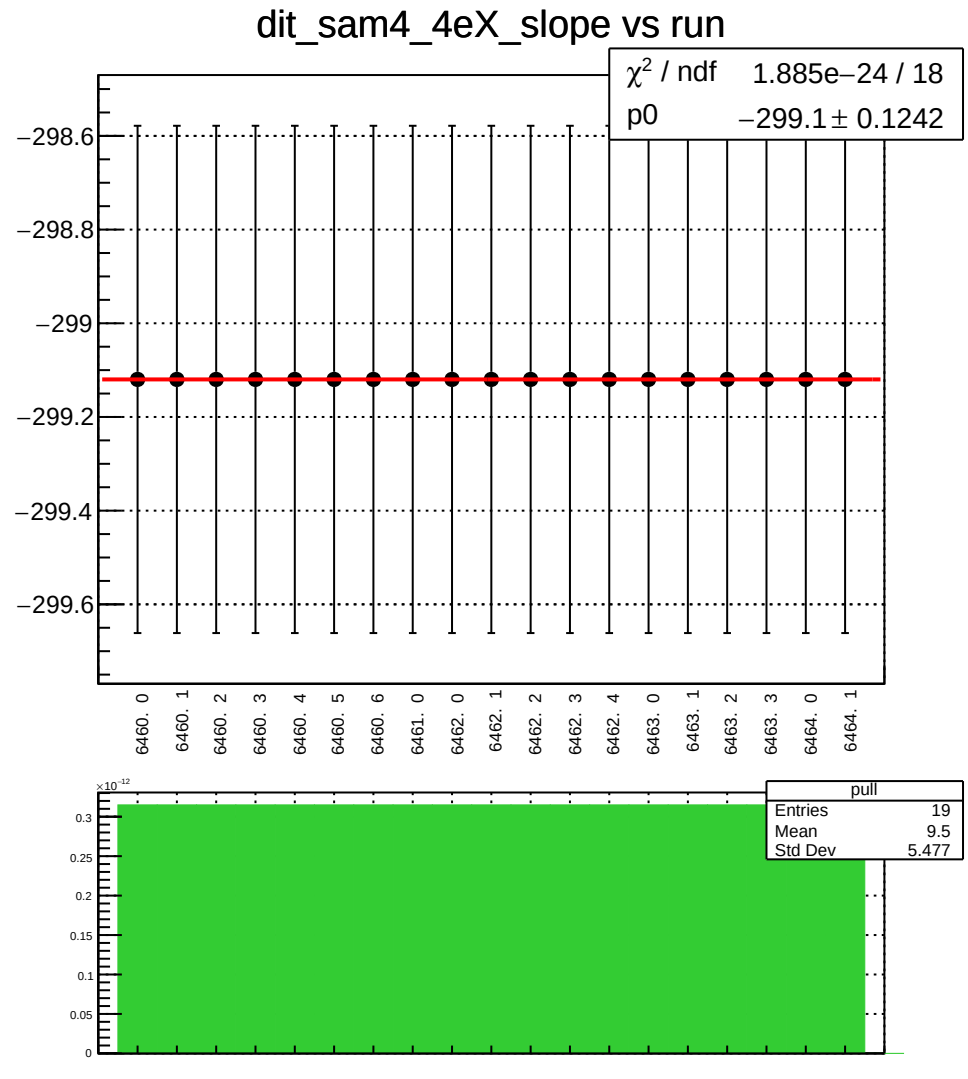
dit_sam4_4eX_slope vs run
χ² / ndf 1.885e−24 / 18
p0 −299.1 ± 0.1242
−298.6
−298.8
−299
−299.2
−299.4
−299.6
6460. 0
6460. 1
6460. 2
6460. 3
6460. 4
6460. 5
6460. 6
6461. 0
6462. 0
6462. 1
6462. 2
6462. 3
6462. 4
6463. 0
6463. 1
6463. 2
6463. 3
6464. 0
6464. 1
×10⁻¹²
0.3
0.25
0.2
0.15
0.1
0.05
0
pull
Entries 19
Mean 9.5
Std Dev 5.477

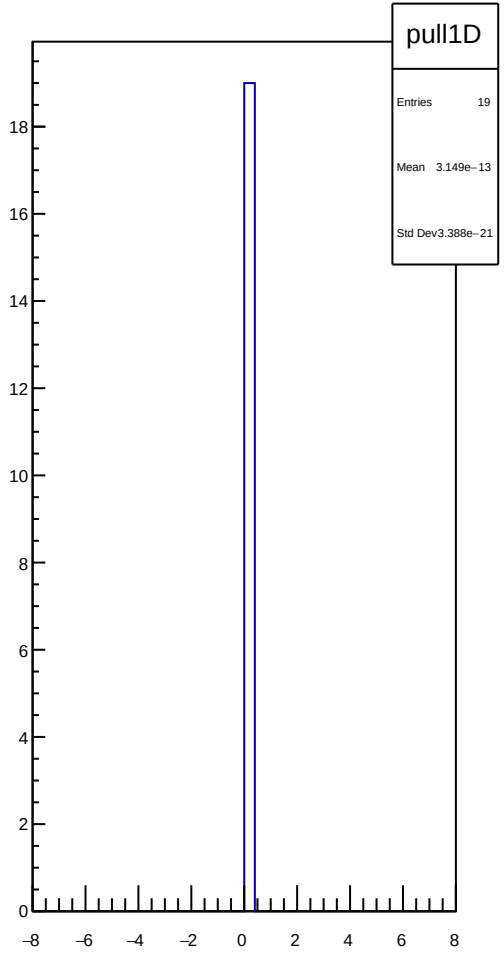
pull1D
Entries 19
Mean 3.149e−13
Std Dev3.388e−21
18
16
14
12
10
8
6
4
2
0
−8
−6
−4
−2
0
2
4
6
8

dit_sam4_11X12X_slope vs run

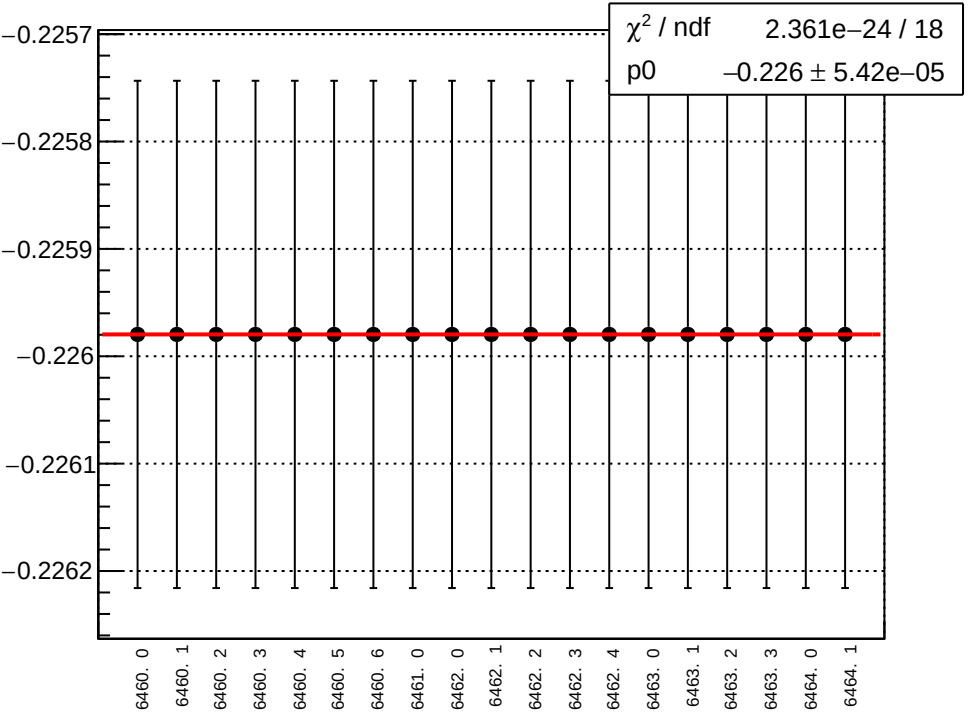

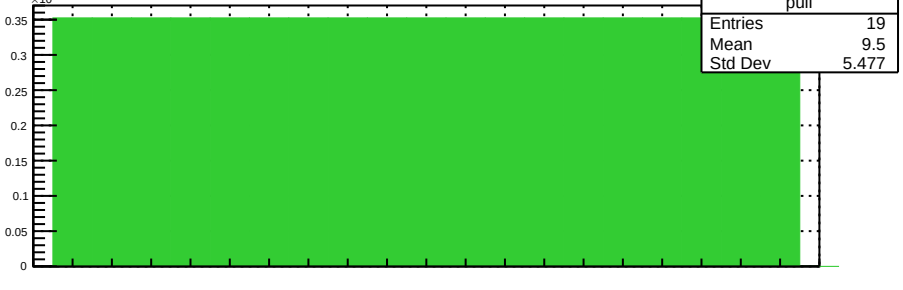

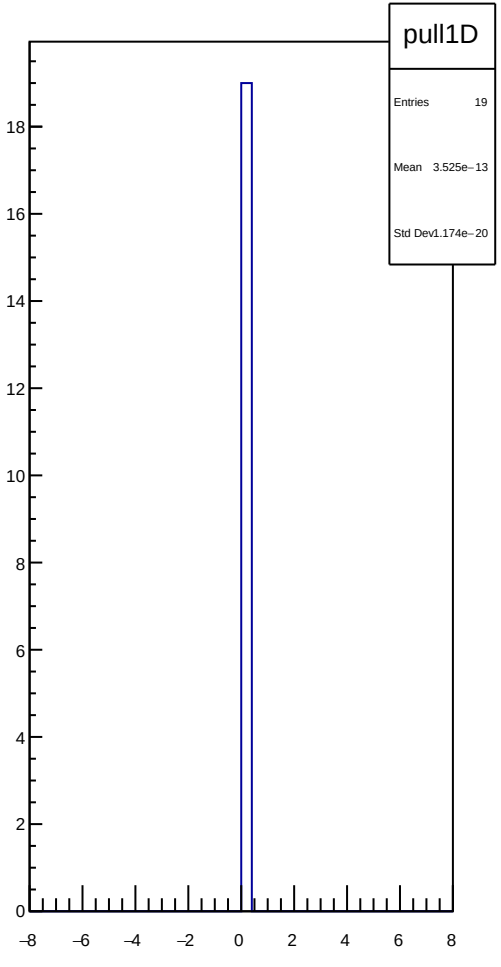

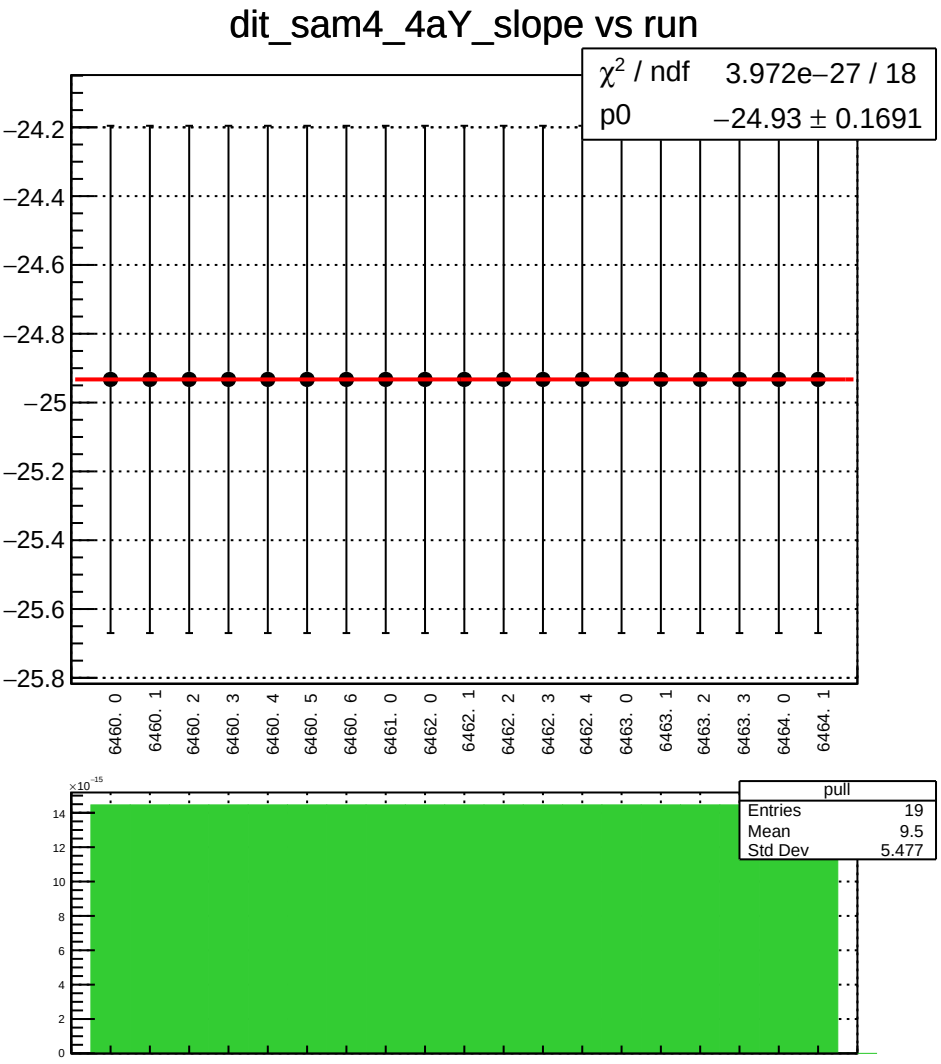
dit_sam4_4aY_slope vs run
χ² / ndf 3.972e−27 / 18
p0 −24.93 ± 0.1691
−24.2
−24.4
−24.6
−24.8
−25
−25.2
−25.4
−25.6
−25.8
6460. 0
6460. 1
6460. 2
6460. 3
6460. 4
6460. 5
6460. 6
6461. 0
6462. 0
6462. 1
6462. 2
6462. 3
6462. 4
6463. 0
6463. 1
6463. 2
6463. 3
6464. 0
6464. 1
×10⁻¹⁵
pull
Entries 19
Mean 9.5
Std Dev 5.477

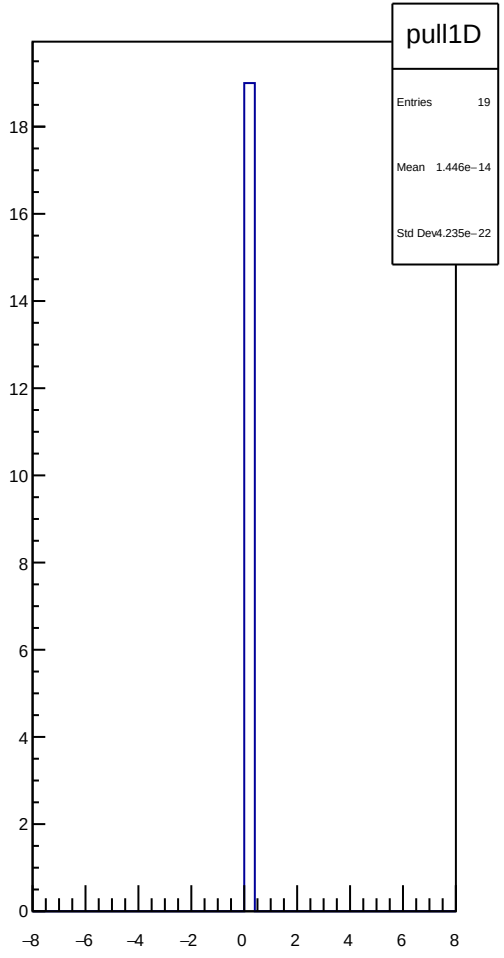
pull1D
Entries 19
Mean 1.446e−14
Std Dev4.235e−22

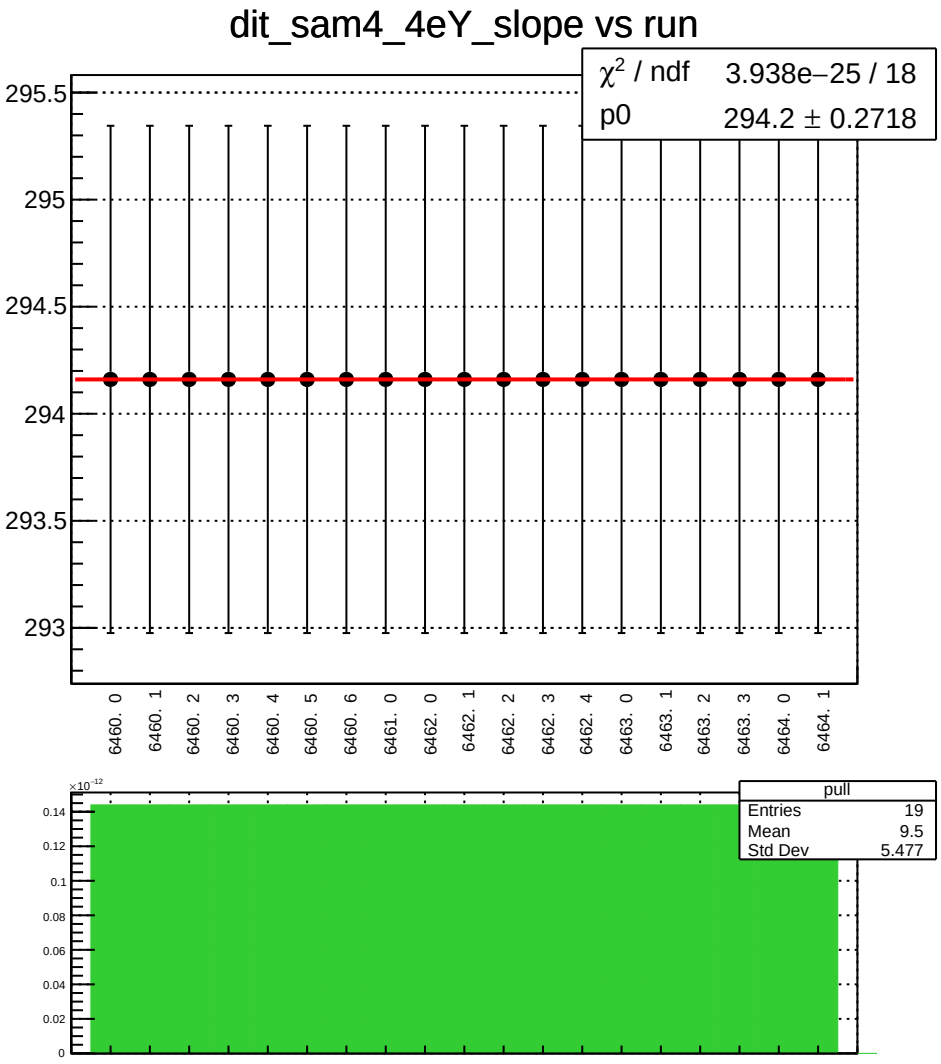
dit_sam4_4eY_slope vs run
χ² / ndf 3.938e−25 / 18
p0 294.2 ± 0.2718
295.5
295
294.5
294
293.5
293
6460. 0
6460. 1
6460. 2
6460. 3
6460. 4
6460. 5
6460. 6
6461. 0
6462. 0
6462. 1
6462. 2
6462. 3
6462. 4
6463. 0
6463. 1
6463. 2
6463. 3
6464. 0
6464. 1
×10⁻¹²
0.14
0.12
0.1
0.08
0.06
0.04
0.02
0
pull
Entries 19
Mean 9.5
Std Dev 5.477

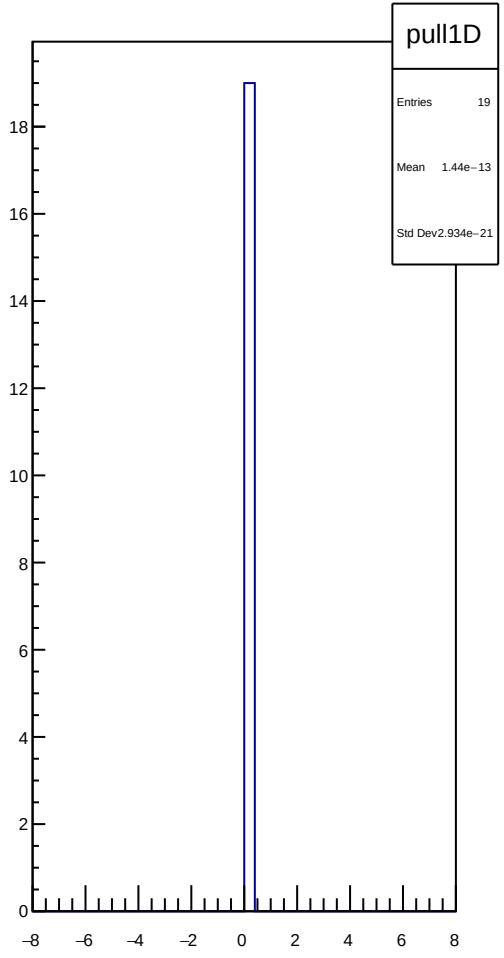
pull1D
Entries 19
Mean 1.44e−13
Std Dev 2.934e−21
18
16
14
12
10
8
6
4
2
0
−8
−6
−4
−2
0
2
4
6
8

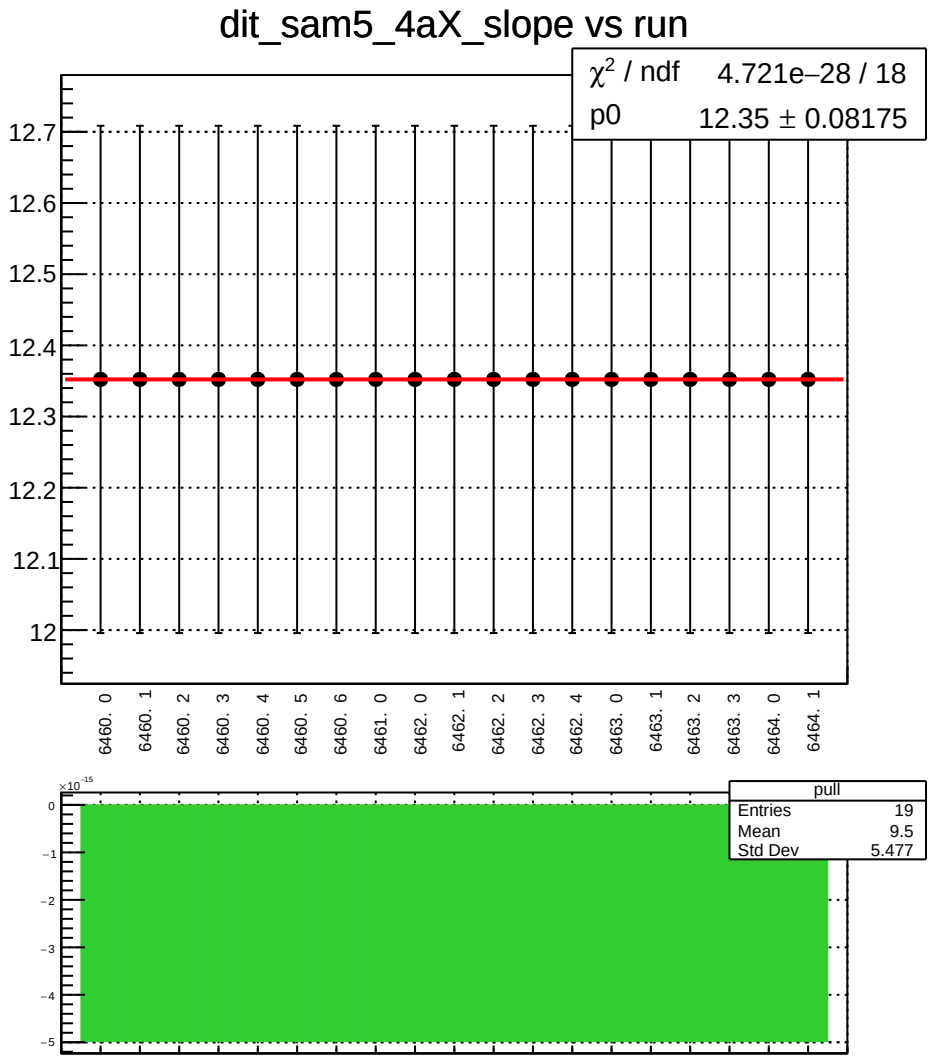
dit_sam5_4aX_slope vs run
χ² / ndf 4.721e−28 / 18
p0 12.35 ± 0.08175
12.7
12.6
12.5
12.4
12.3
12.2
12.1
12
6460. 0
6460. 1
6460. 2
6460. 3
6460. 4
6460. 5
6460. 6
6461. 0
6462. 0
6462. 1
6462. 2
6462. 3
6462. 4
6463. 0
6463. 1
6463. 2
6463. 3
6464. 0
6464. 1
×10⁻¹⁵
0
−1
−2
−3
−4
−5
pull
Entries 19
Mean 9.5
Std Dev 5.477

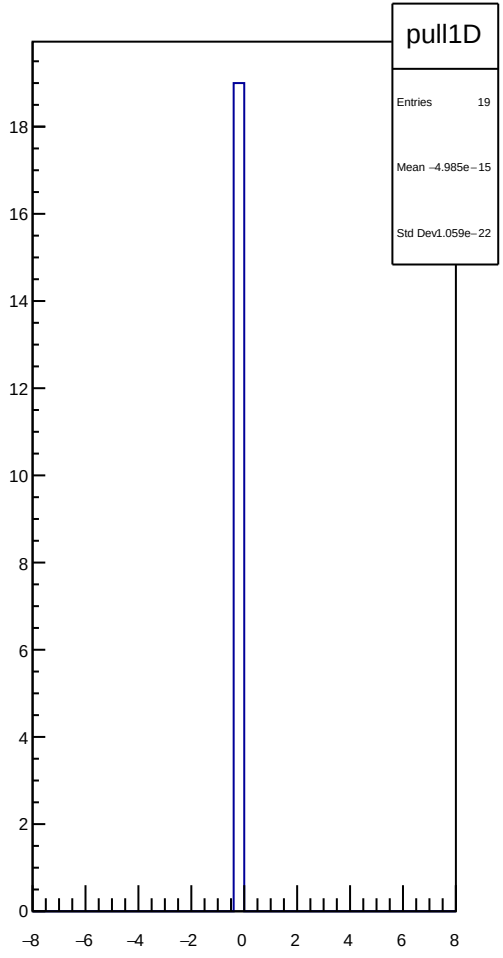
pull1D
Entries 19
Mean −4.985e−15
Std Dev1.059e−22
18
16
14
12
10
8
6
4
2
0
−8
−6
−4
−2
0
2
4
6
8

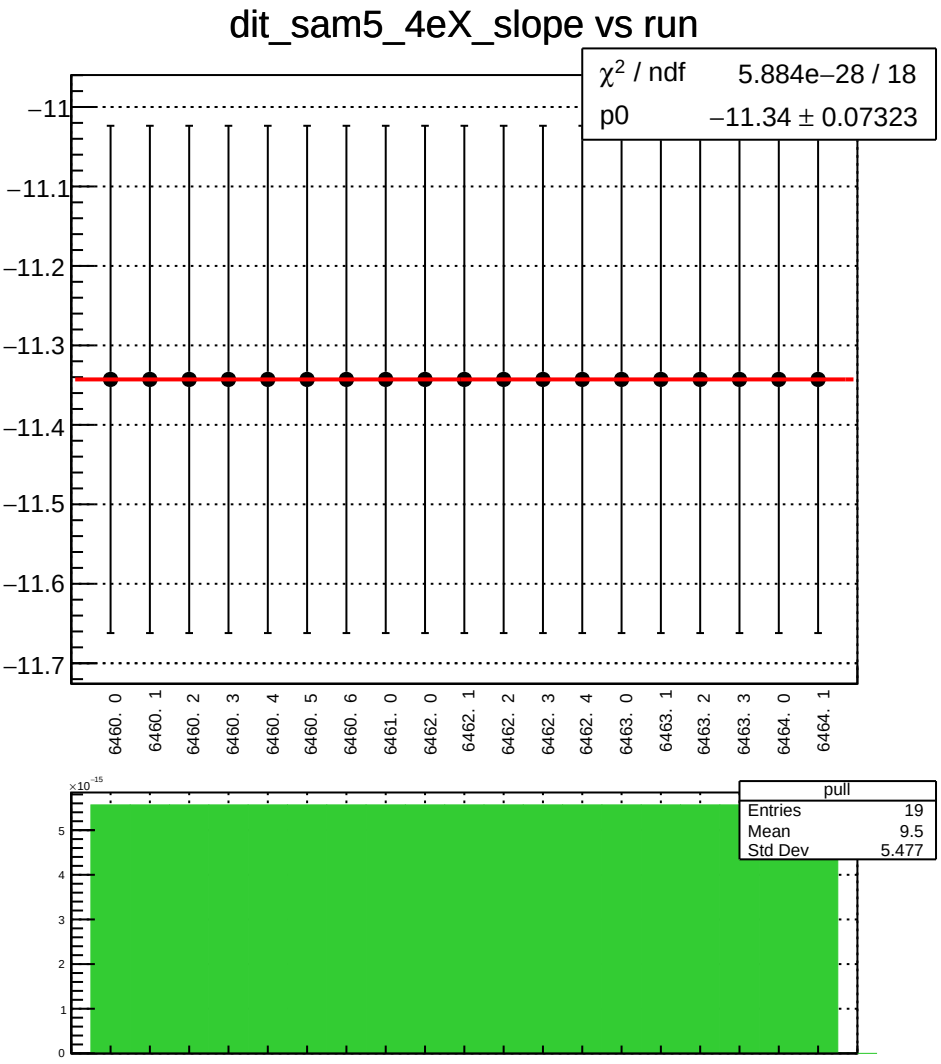
dit_sam5_4eX_slope vs run
χ² / ndf 5.884e−28 / 18
p0 −11.34 ± 0.07323
−11
−11.1
−11.2
−11.3
−11.4
−11.5
−11.6
−11.7
6460. 0
6460. 1
6460. 2
6460. 3
6460. 4
6460. 5
6460. 6
6461. 0
6462. 0
6462. 1
6462. 2
6462. 3
6462. 4
6463. 0
6463. 1
6463. 2
6463. 3
6464. 0
6464. 1
×10⁻¹⁵
pull
Entries 19
Mean 9.5
Std Dev 5.477

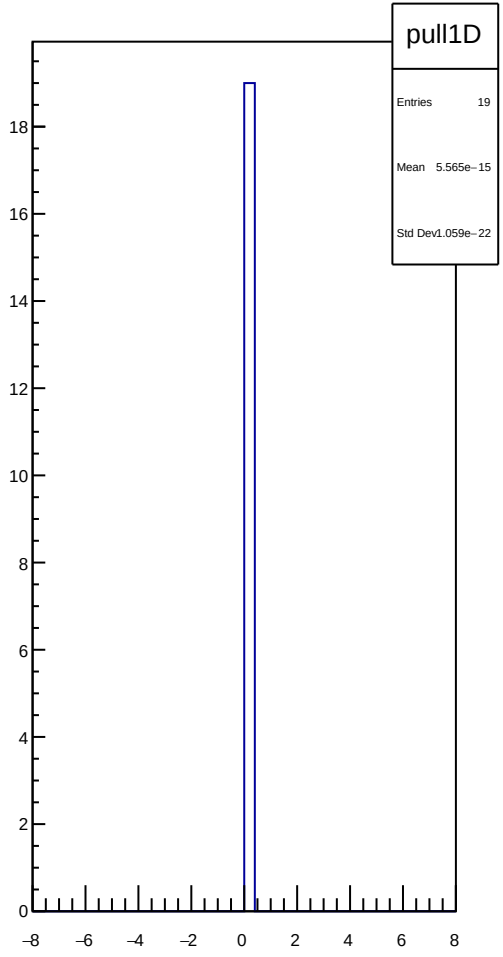
pull1D
Entries 19
Mean 5.565e−15
Std Dev 1.059e−22

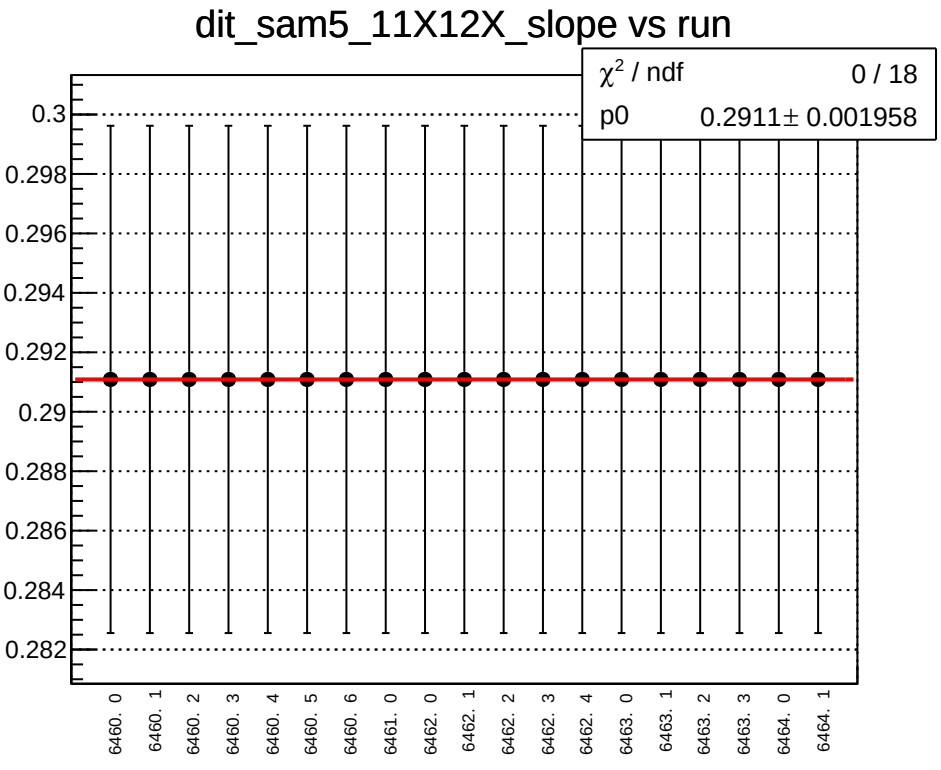
dit_sam5_11X12X_slope vs run
χ^2 / ndf 0 / 18
p0 0.2911 ± 0.001958
0.3
0.298
0.296
0.294
0.292
0.29
0.288
0.286
0.284
0.282
6460. 0
6460. 1
6460. 2
6460. 3
6460. 4
6460. 5
6460. 6
6461. 0
6462. 0
6462. 1
6462. 2
6462. 3
6462. 4
6463. 0
6463. 1
6463. 2
6463. 3
6464. 0
6464. 1

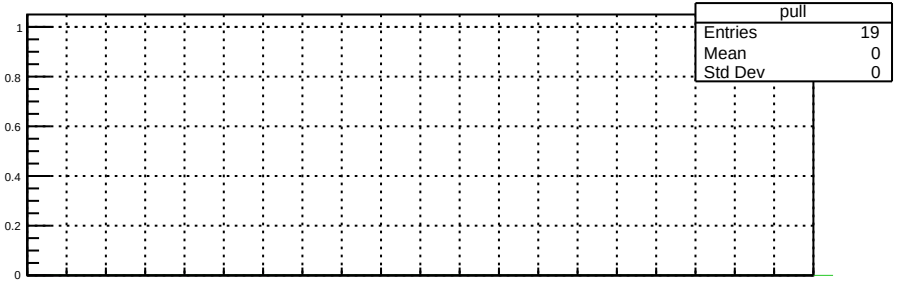
pull
Entries 19
Mean 0
Std Dev 0
1
0.8
0.6
0.4
0.2
0

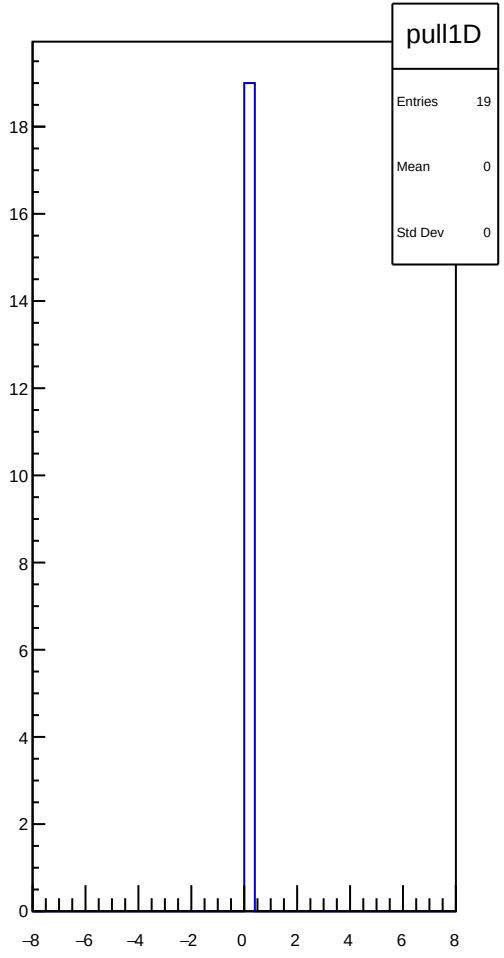
pull1D
Entries 19
Mean 0
Std Dev 0
18
16
14
12
10
8
6
4
2
0
−8
−6
−4
−2
0
2
4
6
8

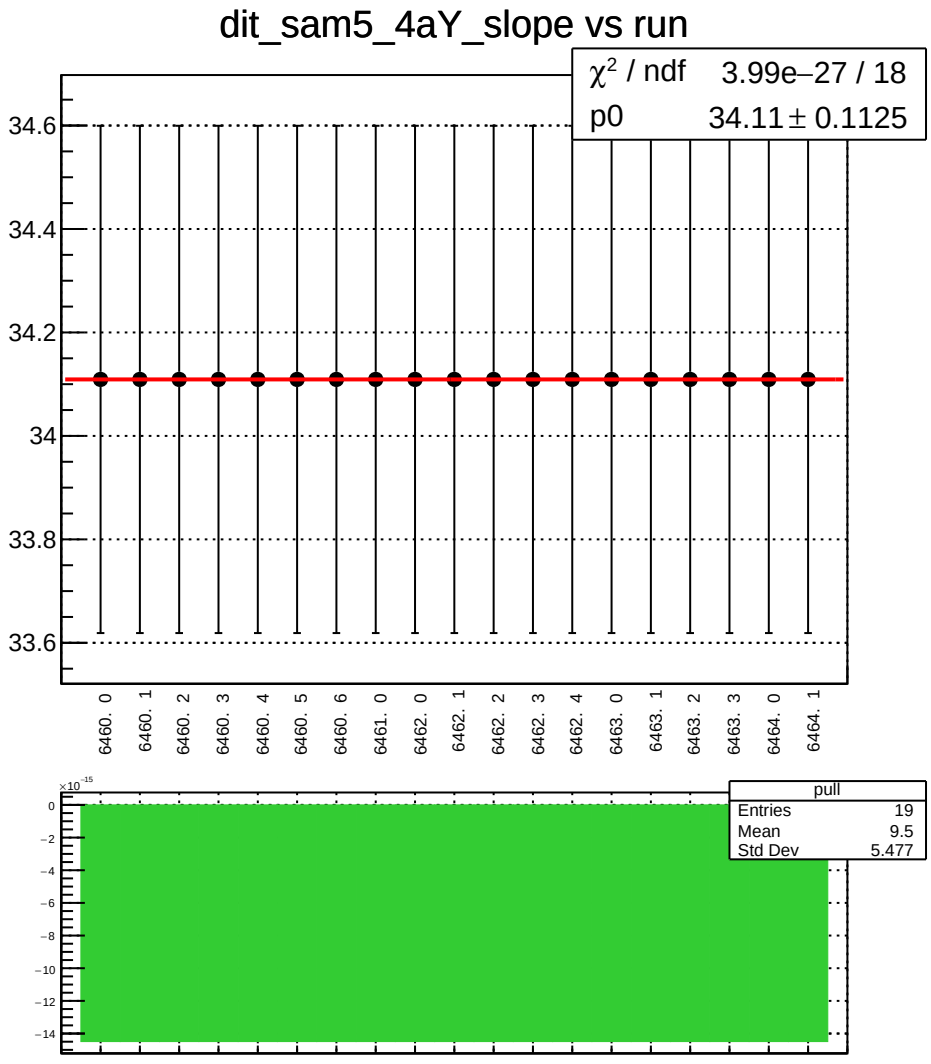
dit_sam5_4aY_slope vs run
χ² / ndf 3.99e−27 / 18
p0 34.11 ± 0.1125
34.6
34.4
34.2
34
33.8
33.6
6460. 0
6460. 1
6460. 2
6460. 3
6460. 4
6460. 5
6460. 6
6461. 0
6462. 0
6462. 1
6462. 2
6462. 3
6462. 4
6463. 0
6463. 1
6463. 2
6463. 3
6464. 0
6464. 1
×10⁻¹⁵
pull
Entries 19
Mean 9.5
Std Dev 5.477

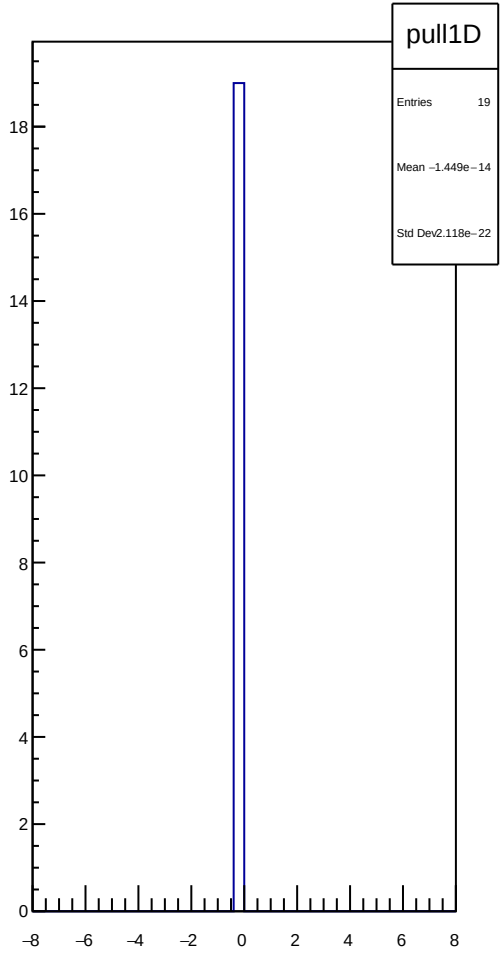
pull1D
Entries 19
Mean −1.449e−14
Std Dev 2.118e−22

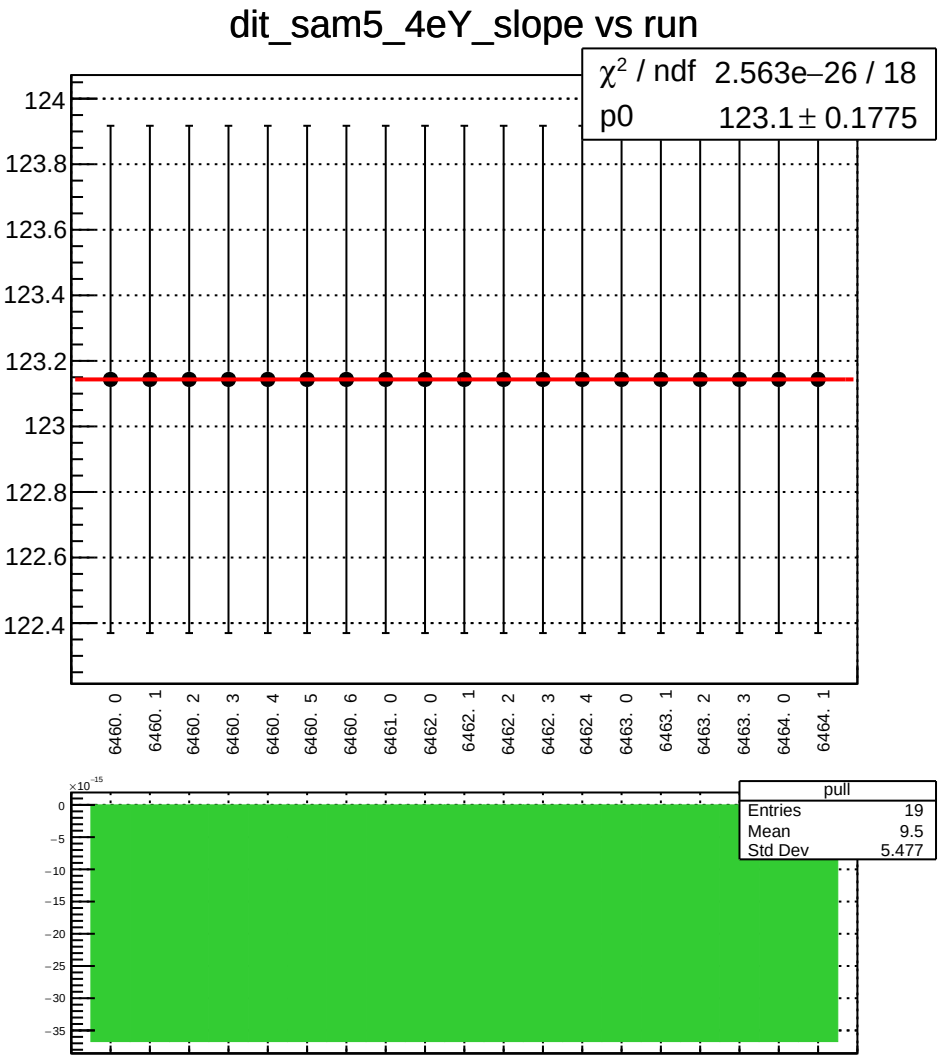
dit_sam5_4eY_slope vs run
χ² / ndf 2.563e−26 / 18
p0 123.1 ± 0.1775
124
123.8
123.6
123.4
123.2
123
122.8
122.6
122.4
6460. 0
6460. 1
6460. 2
6460. 3
6460. 4
6460. 5
6460. 6
6461. 0
6462. 0
6462. 1
6462. 2
6462. 3
6462. 4
6463. 0
6463. 1
6463. 2
6463. 3
6464. 0
6464. 1
pull
Entries 19
Mean 9.5
Std Dev 5.477
×10⁻¹⁵
0
−5
−10
−15
−20
−25
−30
−35

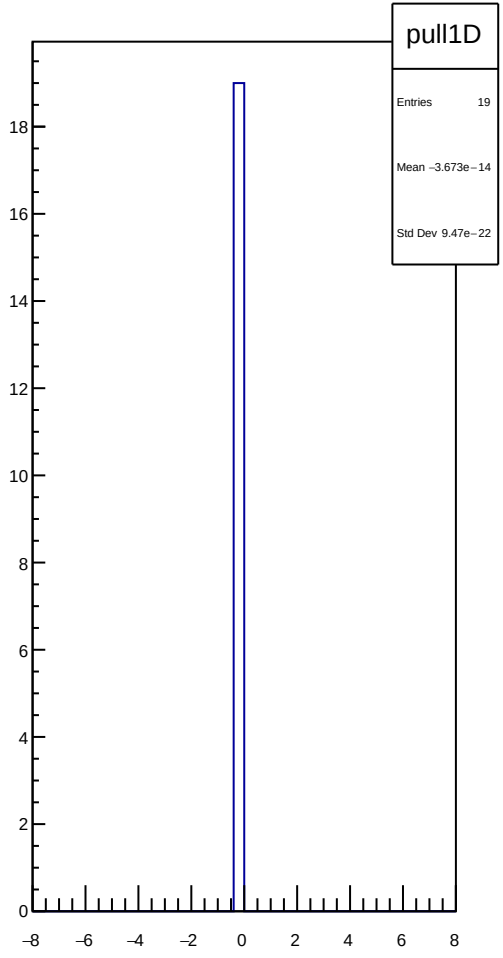
pull1D
Entries 19
Mean −3.673e−14
Std Dev 9.47e−22
18
16
14
12
10
8
6
4
2
0
−8
−6
−4
−2
0
2
4
6
8

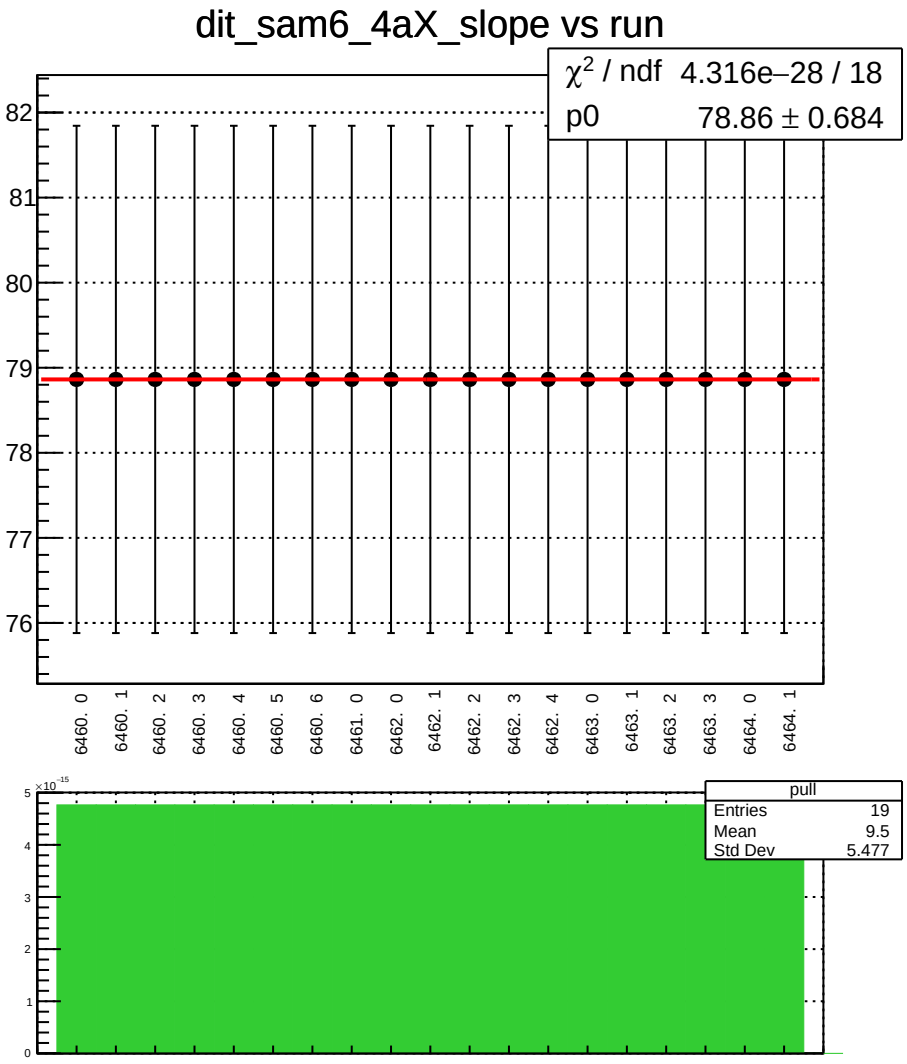
dit_sam6_4aX_slope vs run
χ² / ndf 4.316e−28 / 18
p0 78.86 ± 0.684
82
81
80
79
78
77
76
6460. 0
6460. 1
6460. 2
6460. 3
6460. 4
6460. 5
6460. 6
6461. 0
6462. 0
6462. 1
6462. 2
6462. 3
6462. 4
6463. 0
6463. 1
6463. 2
6463. 3
6464. 0
6464. 1
pull
Entries 19
Mean 9.5
Std Dev 5.477
×10⁻¹⁵
5
4
3
2
1
0

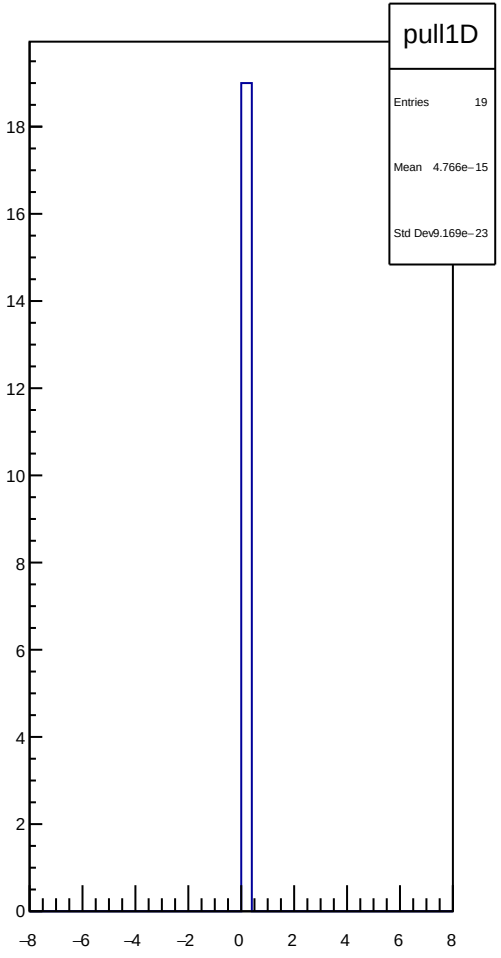
pull1D
Entries 19
Mean 4.766e−15
Std Dev 9.169e−23
18
16
14
12
10
8
6
4
2
0
−8
−6
−4
−2
0
2
4
6
8

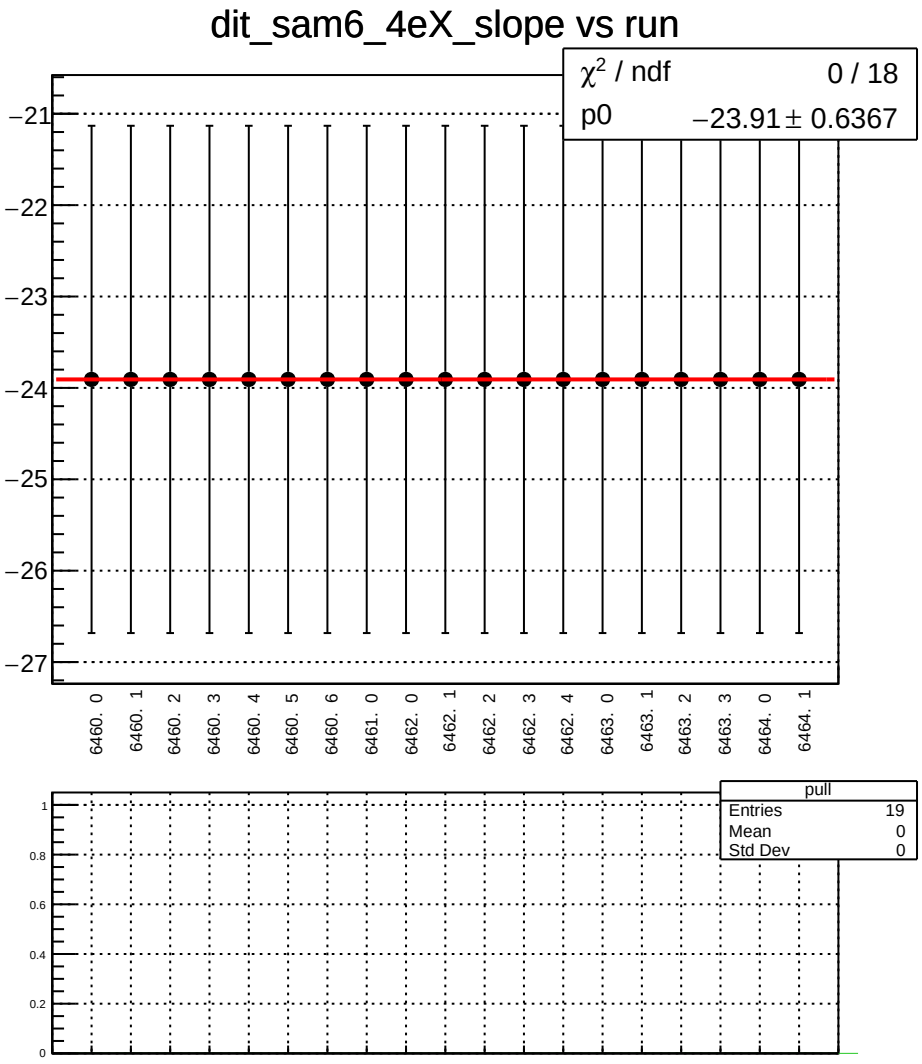
dit_sam6_4eX_slope vs run
χ² / ndf 0 / 18
p0 −23.91 ± 0.6367
−21
−22
−23
−24
−25
−26
−27
6460. 0
6460. 1
6460. 2
6460. 3
6460. 4
6460. 5
6460. 6
6461. 0
6462. 0
6462. 1
6462. 2
6462. 3
6462. 4
6463. 0
6463. 1
6463. 2
6463. 3
6464. 0
6464. 1
pull
Entries 19
Mean 0
Std Dev 0
1
0.8
0.6
0.4
0.2
0

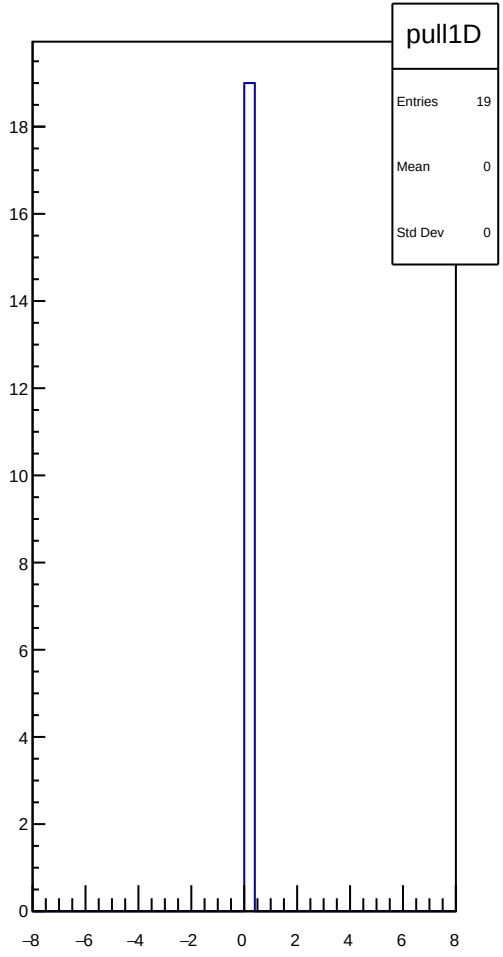
pull1D
Entries 19
Mean 0
Std Dev 0
18
16
14
12
10
8
6
4
2
0
−8
−6
−4
−2
0
2
4
6
8

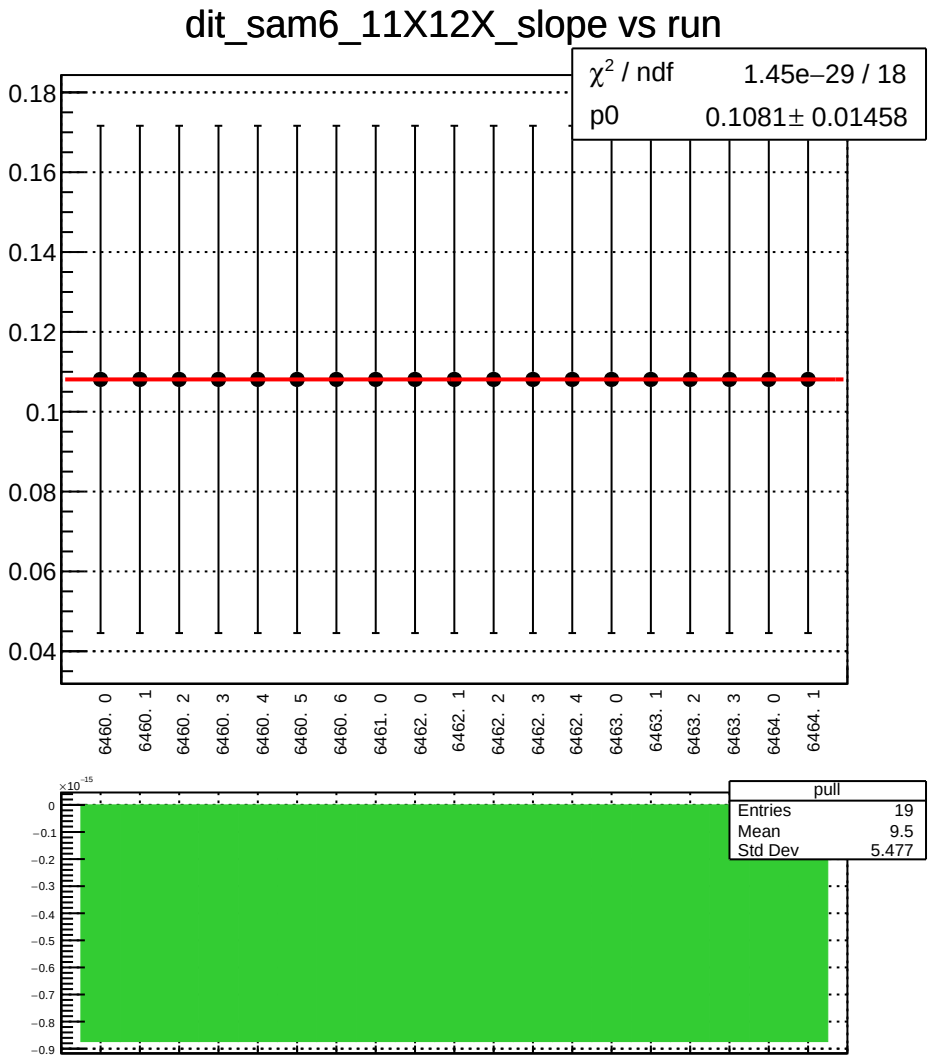
dit_sam6_11X12X_slope vs run
χ² / ndf 1.45e−29 / 18
p0 0.1081± 0.01458
0.18
0.16
0.14
0.12
0.1
0.08
0.06
0.04
6460. 0
6460. 1
6460. 2
6460. 3
6460. 4
6460. 5
6460. 6
6461. 0
6462. 0
6462. 1
6462. 2
6462. 3
6462. 4
6463. 0
6463. 1
6463. 2
6463. 3
6464. 0
6464. 1
×10⁻¹⁵
0
−0.1
−0.2
−0.3
−0.4
−0.5
−0.6
−0.7
−0.8
−0.9
pull
Entries 19
Mean 9.5
Std Dev 5.477

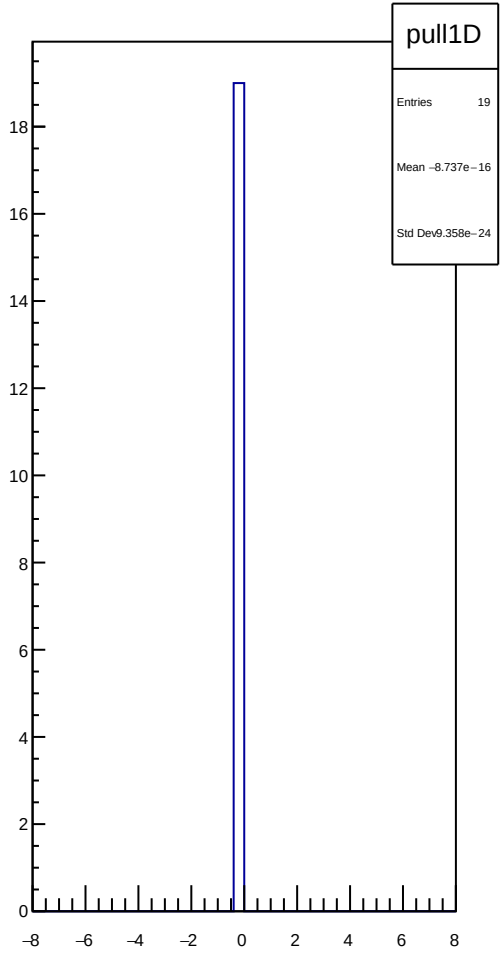
pull1D
Entries 19
Mean −8.737e−16
Std Dev 9.358e−24
18
16
14
12
10
8
6
4
2
0
−8
−6
−4
−2
0
2
4
6
8

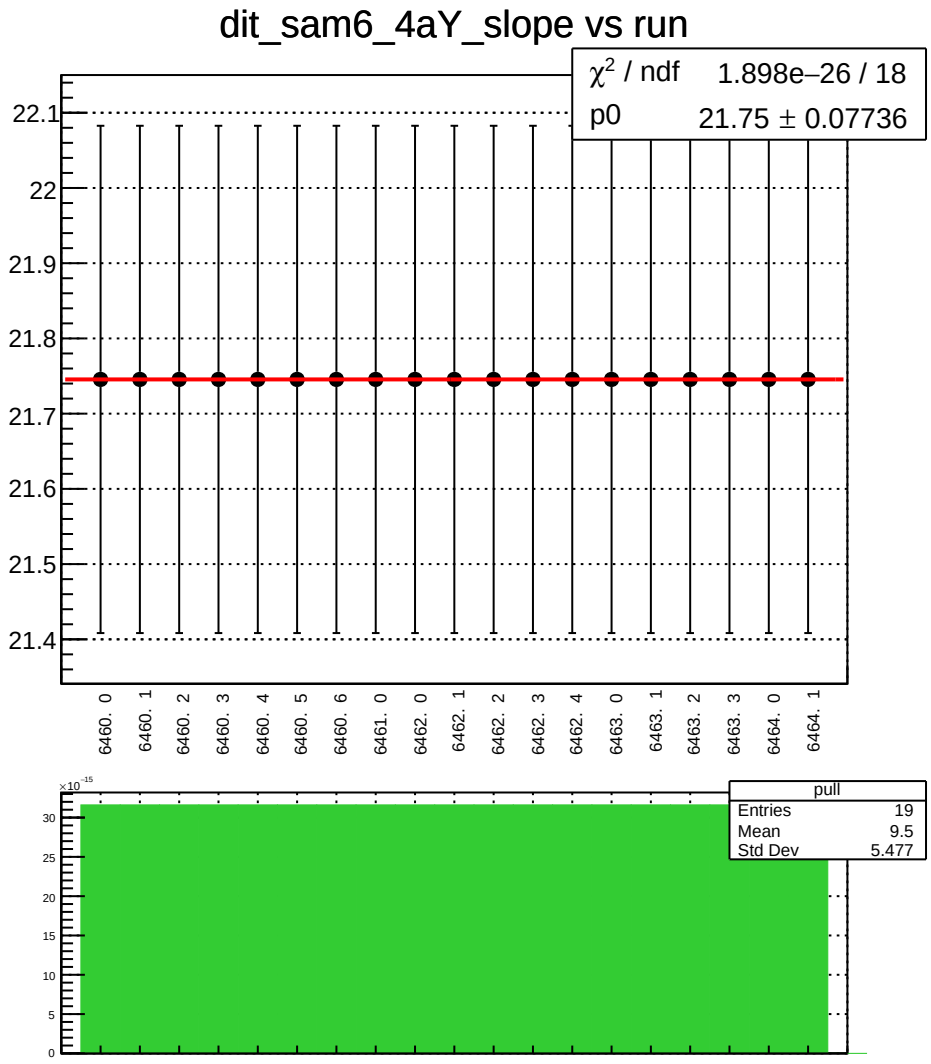
dit_sam6_4aY_slope vs run
χ2 / ndf 1.898e−26 / 18
p0 21.75 ± 0.07736
22.1
22
21.9
21.8
21.7
21.6
21.5
21.4
6460. 0
6460. 1
6460. 2
6460. 3
6460. 4
6460. 5
6460. 6
6461. 0
6462. 0
6462. 1
6462. 2
6462. 3
6462. 4
6463. 0
6463. 1
6463. 2
6463. 3
6464. 0
6464. 1
×10−15
30
25
20
15
10
5
0
pull
Entries 19
Mean 9.5
Std Dev 5.477

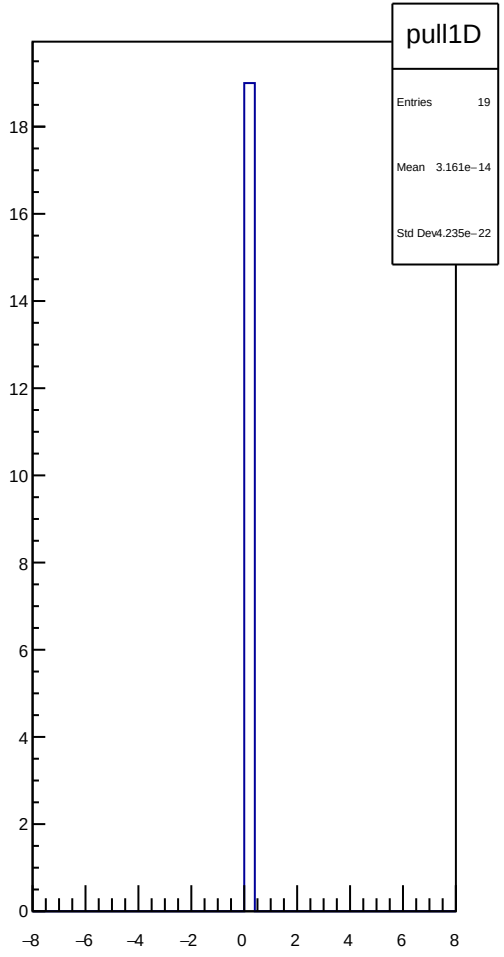
pull1D
Entries 19
Mean 3.161e−14
Std Dev4.235e−22
18
16
14
12
10
8
6
4
2
0
−8
−6
−4
−2
0
2
4
6
8

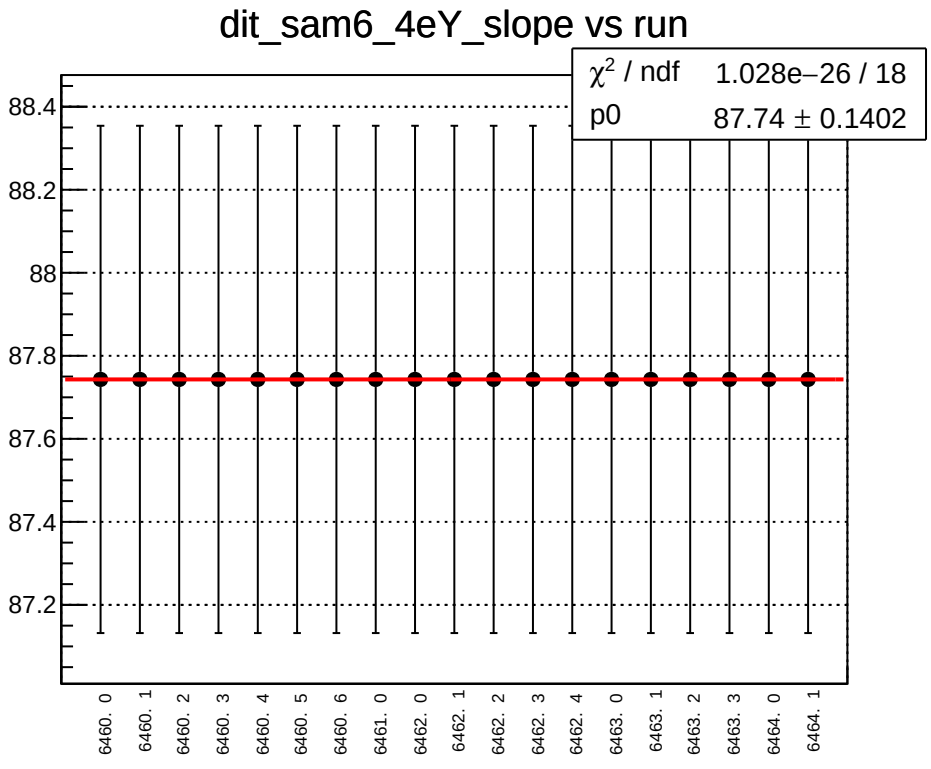
dit_sam6_4eY_slope vs run
χ² / ndf 1.028e−26 / 18
p0 87.74 ± 0.1402
88.4
88.2
88
87.8
87.6
87.4
87.2
6460. 0
6460. 1
6460. 2
6460. 3
6460. 4
6460. 5
6460. 6
6461. 0
6462. 0
6462. 1
6462. 2
6462. 3
6462. 4
6463. 0
6463. 1
6463. 2
6463. 3
6464. 0
6464. 1

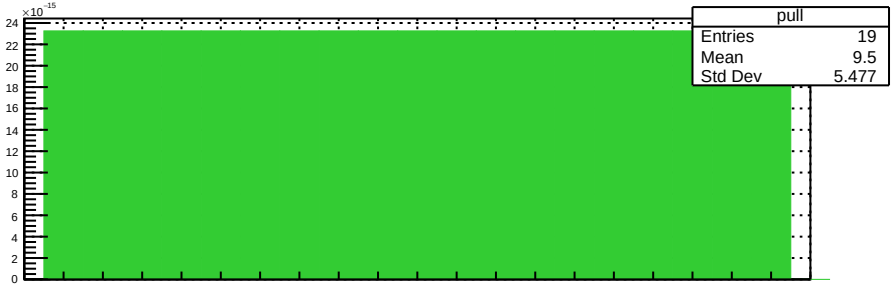
×10⁻¹⁵
pull
Entries 19
Mean 9.5
Std Dev 5.477
24
22
20
18
16
14
12
10
8
6
4
2
0

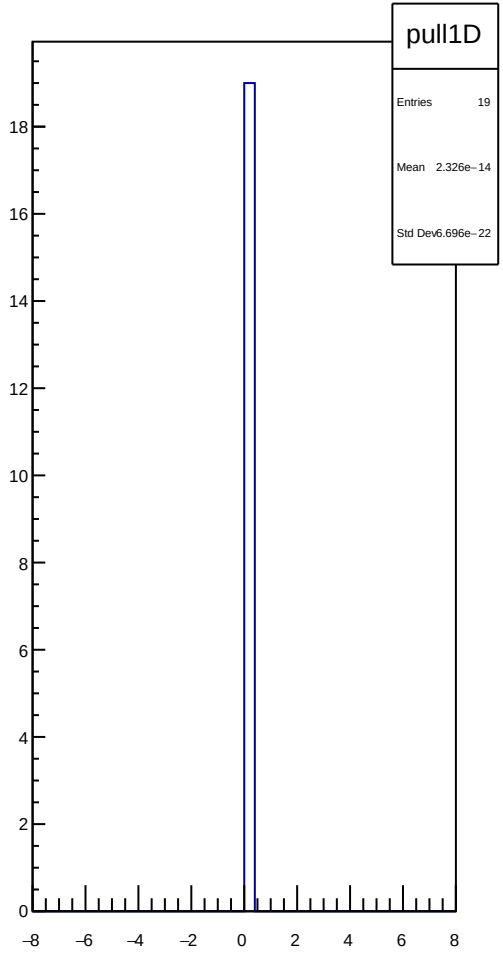
pull1D
Entries 19
Mean 2.326e−14
Std Dev 6.696e−22
18
16
14
12
10
8
6
4
2
0
−8
−6
−4
−2
0
2
4
6
8

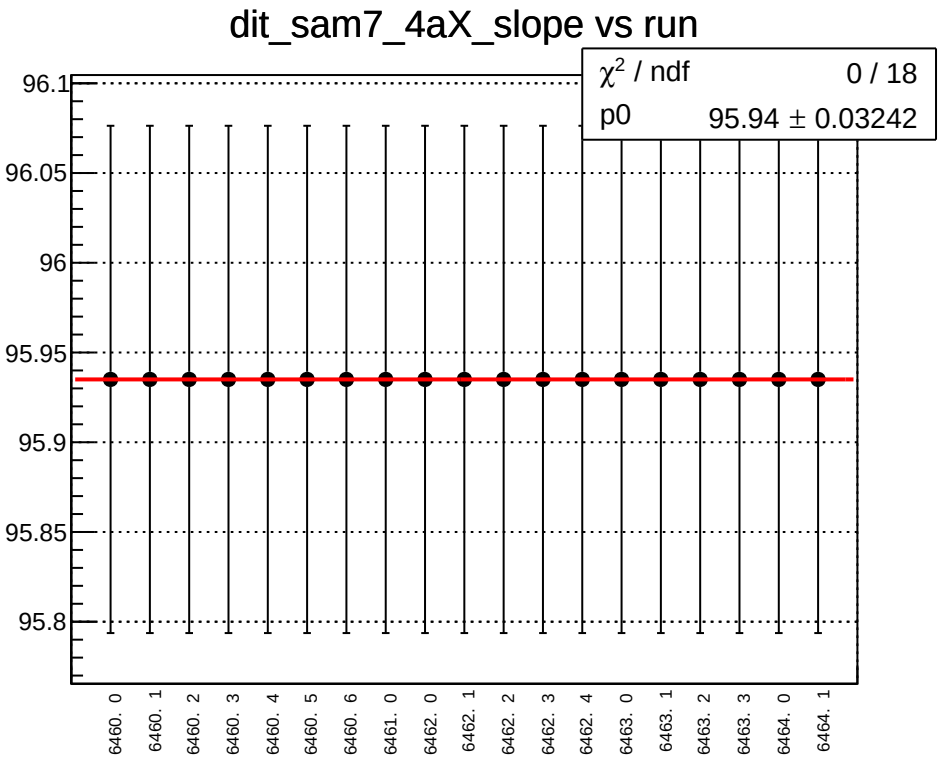
dit_sam7_4aX_slope vs run
χ² / ndf 0 / 18
p0 95.94 ± 0.03242
96.1
96.05
96
95.95
95.9
95.85
95.8
6460. 0
6460. 1
6460. 2
6460. 3
6460. 4
6460. 5
6460. 6
6461. 0
6462. 0
6462. 1
6462. 2
6462. 3
6462. 4
6463. 0
6463. 1
6463. 2
6463. 3
6464. 0
6464. 1

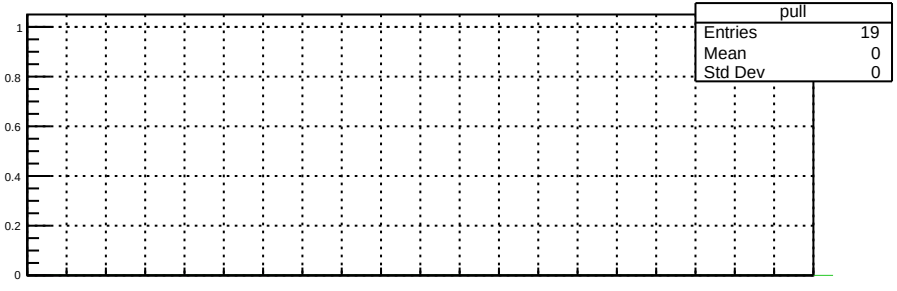
pull
Entries 19
Mean 0
Std Dev 0
1
0.8
0.6
0.4
0.2
0

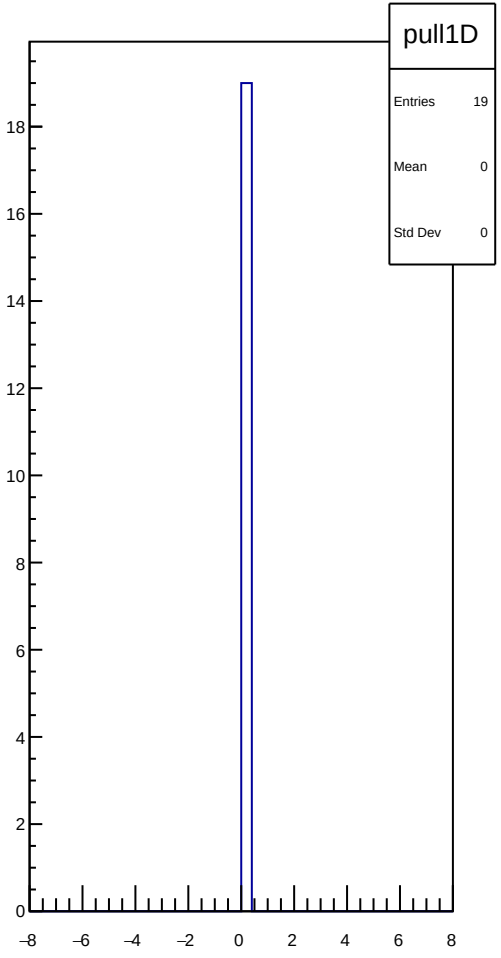
pull1D
Entries 19
Mean 0
Std Dev 0
18
16
14
12
10
8
6
4
2
0
−8
−6
−4
−2
0
2
4
6
8

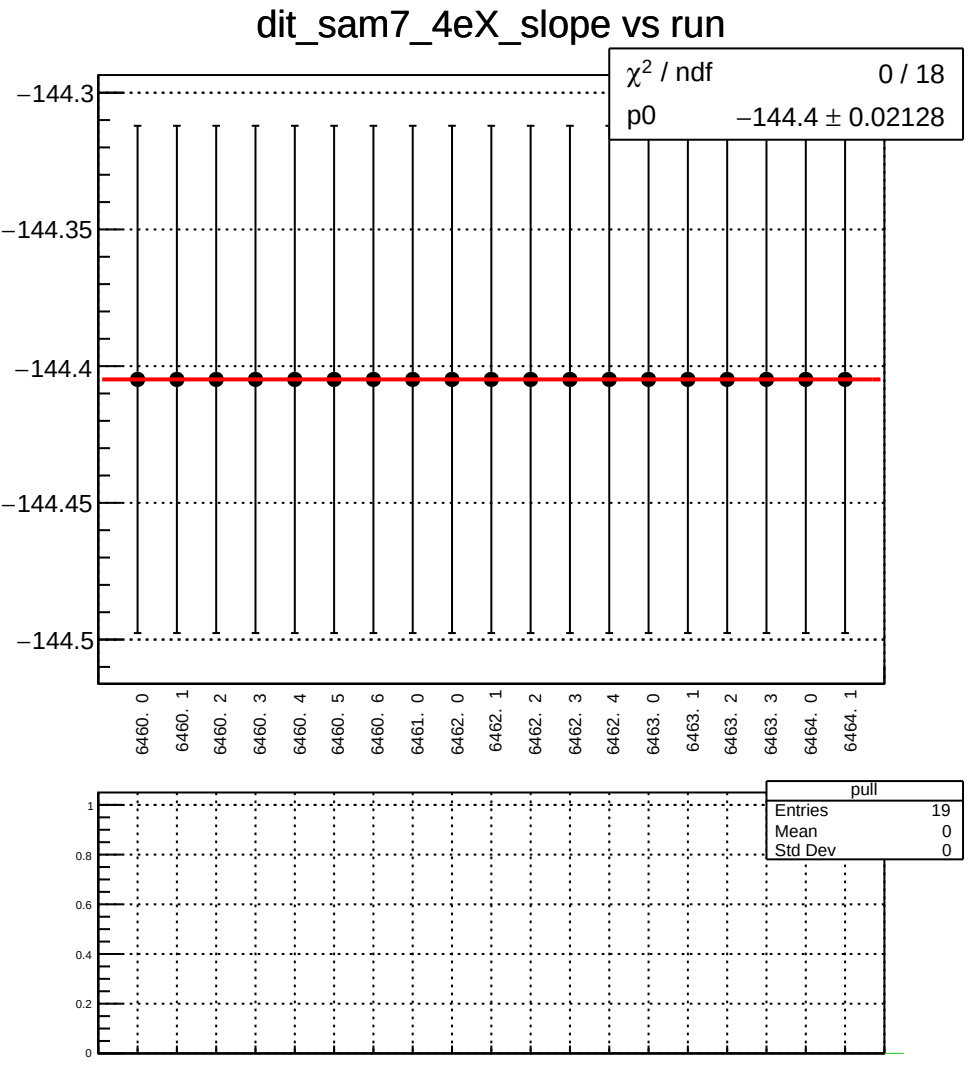
dit_sam7_4eX_slope vs run
χ² / ndf 0 / 18
p0 −144.4 ± 0.02128
−144.3
−144.35
−144.4
−144.45
−144.5
6460. 0
6460. 1
6460. 2
6460. 3
6460. 4
6460. 5
6460. 6
6461. 0
6462. 0
6462. 1
6462. 2
6462. 3
6462. 4
6463. 0
6463. 1
6463. 2
6463. 3
6464. 0
6464. 1
pull
Entries 19
Mean 0
Std Dev 0

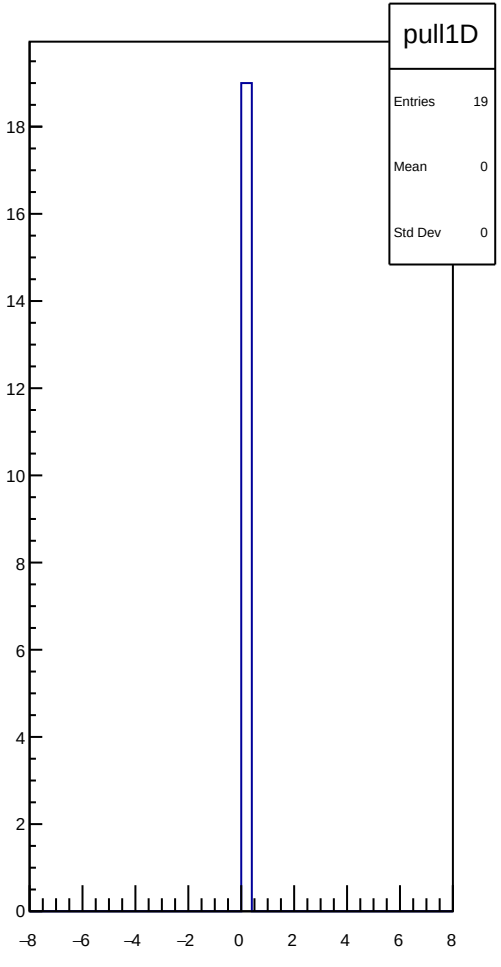
pull1D
Entries 19
Mean 0
Std Dev 0

dit_sam7_11X12X_slope vs run

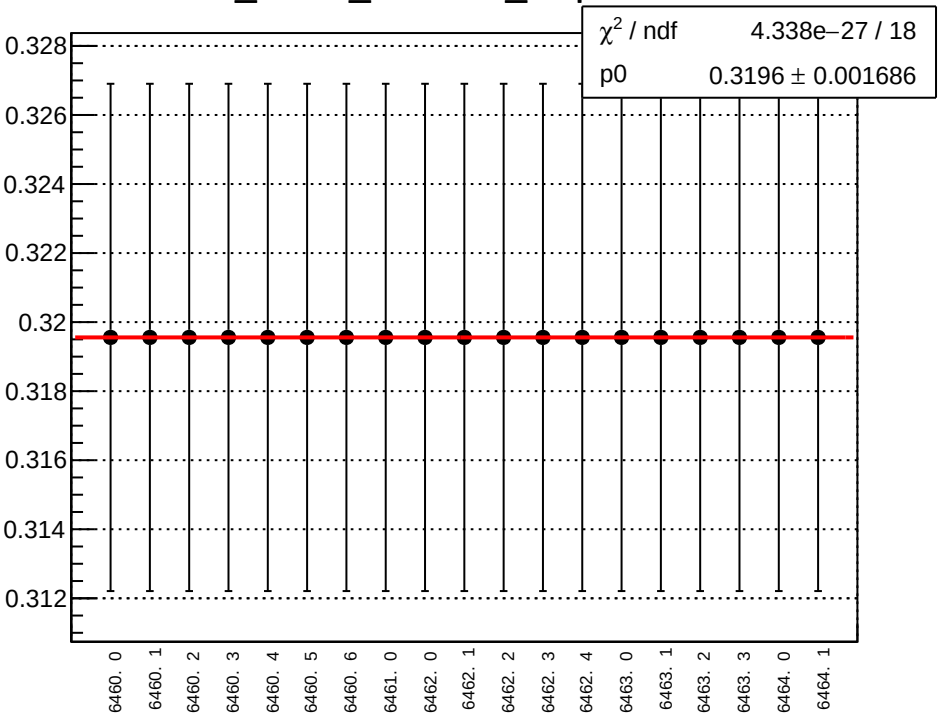

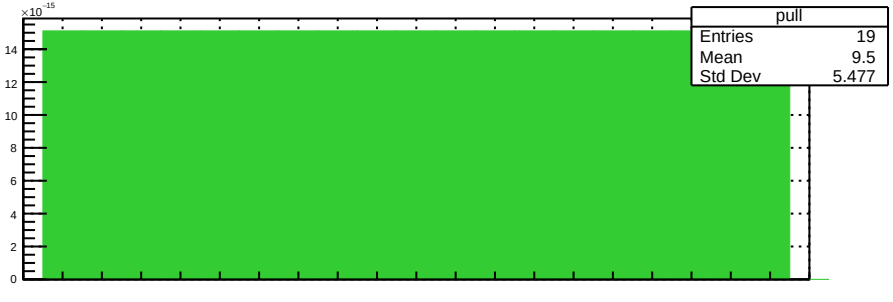

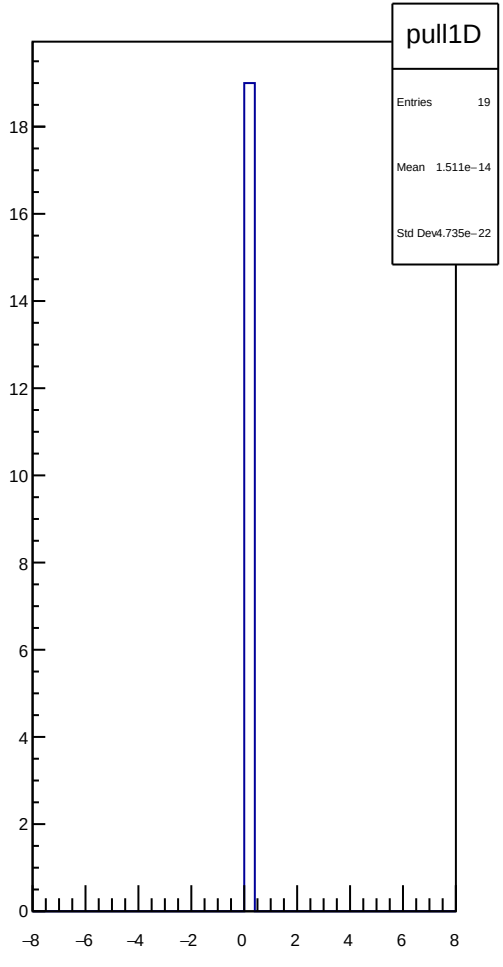

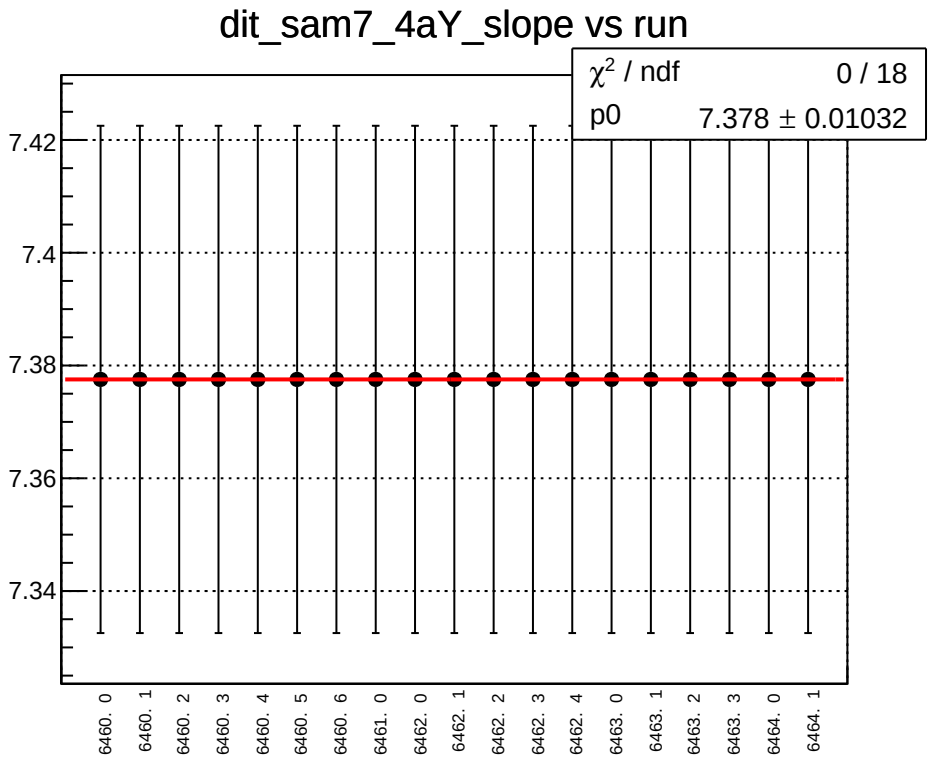
dit_sam7_4aY_slope vs run
χ2 / ndf 0 / 18
p0 7.378 ± 0.01032
7.42
7.4
7.38
7.36
7.34
6460. 0
6460. 1
6460. 2
6460. 3
6460. 4
6460. 5
6460. 6
6461. 0
6462. 0
6462. 1
6462. 2
6462. 3
6462. 4
6463. 0
6463. 1
6463. 2
6463. 3
6464. 0
6464. 1

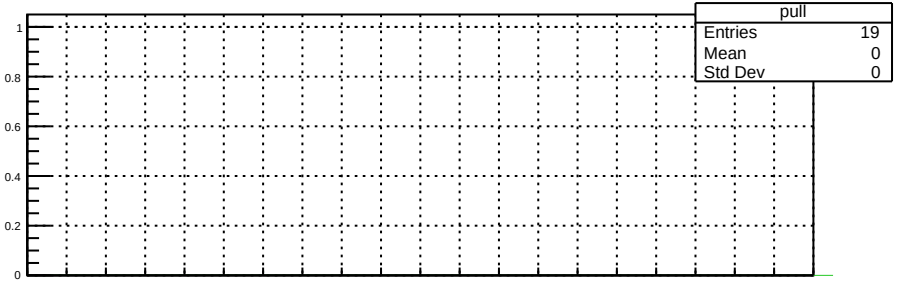
pull
Entries 19
Mean 0
Std Dev 0
1
0.8
0.6
0.4
0.2
0

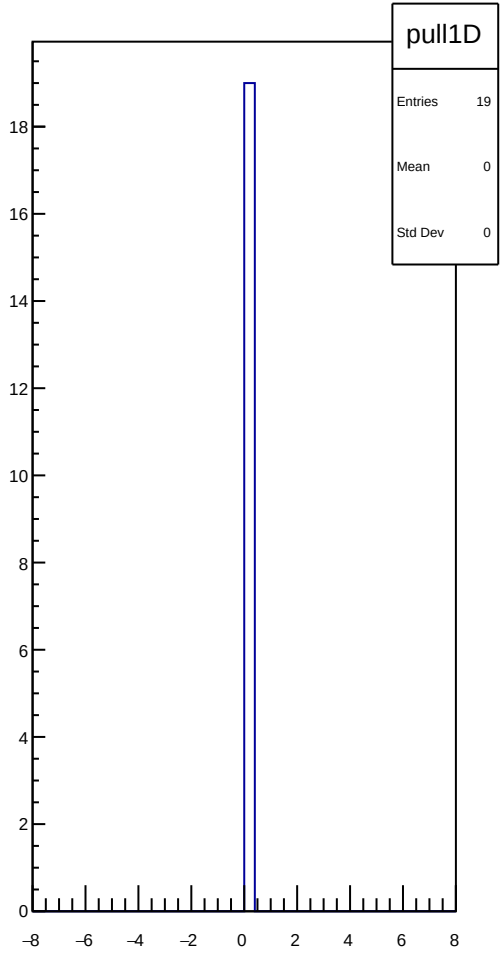
pull1D
Entries 19
Mean 0
Std Dev 0
18
16
14
12
10
8
6
4
2
0
−8
−6
−4
−2
0
2
4
6
8

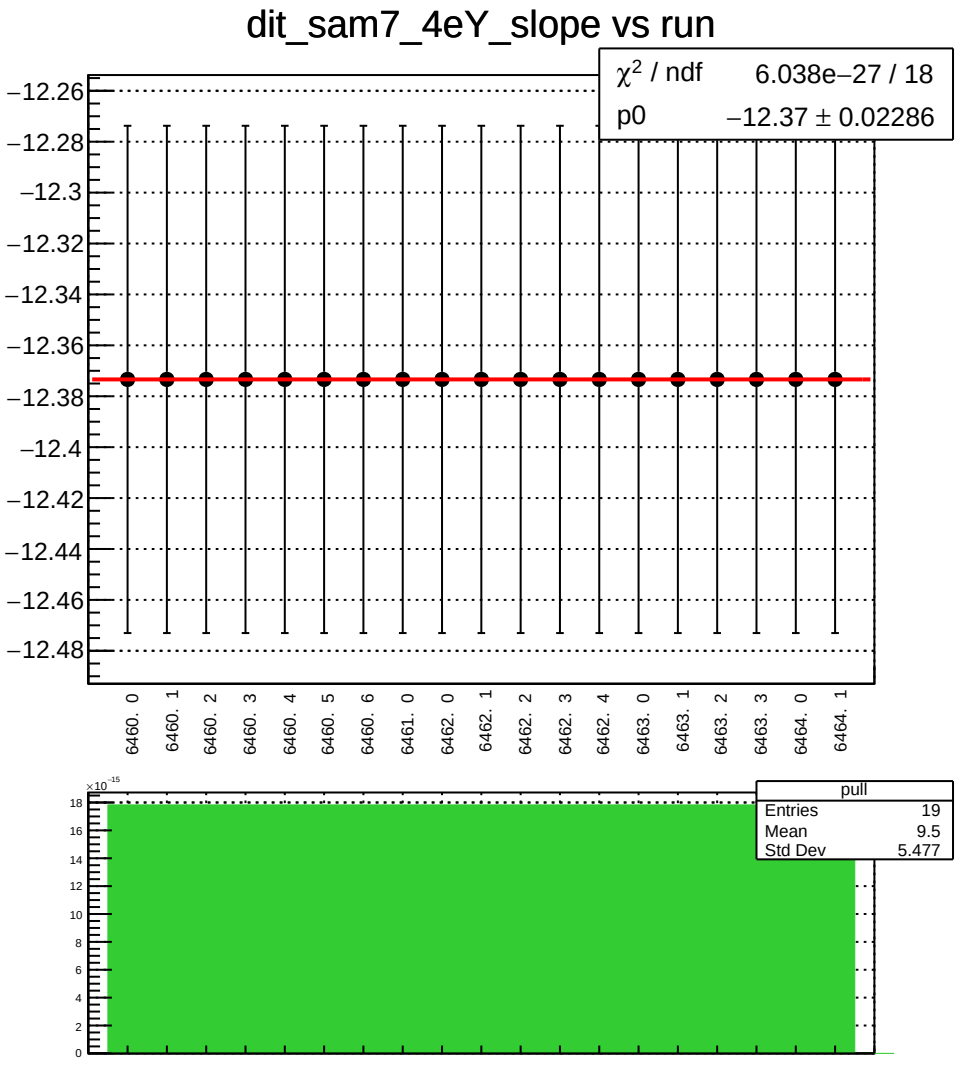
dit_sam7_4eY_slope vs run
χ² / ndf 6.038e−27 / 18
p0 −12.37 ± 0.02286
−12.26
−12.28
−12.3
−12.32
−12.34
−12.36
−12.38
−12.4
−12.42
−12.44
−12.46
−12.48
6460. 0
6460. 1
6460. 2
6460. 3
6460. 4
6460. 5
6460. 6
6461. 0
6462. 0
6462. 1
6462. 2
6462. 3
6462. 4
6463. 0
6463. 1
6463. 2
6463. 3
6464. 0
6464. 1
×10⁻¹⁵
pull
Entries 19
Mean 9.5
Std Dev 5.477

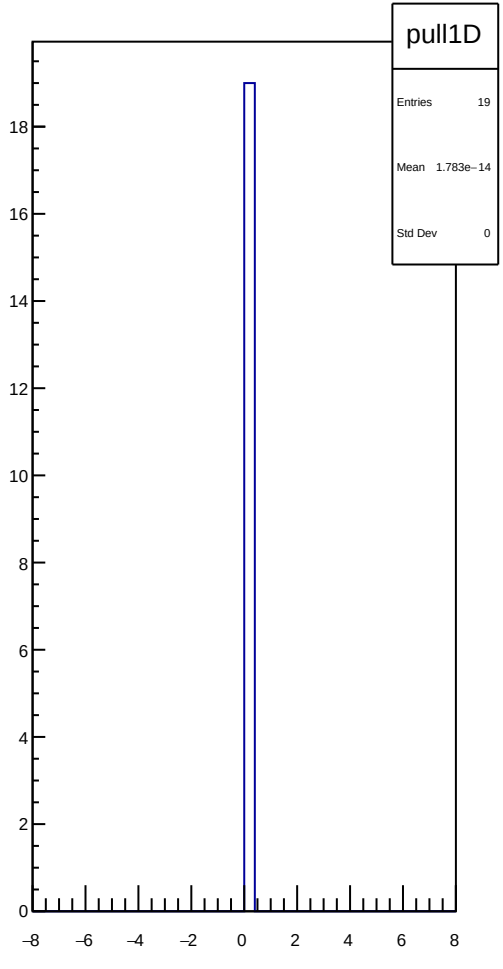
pull1D
Entries 19
Mean 1.783e−14
Std Dev 0

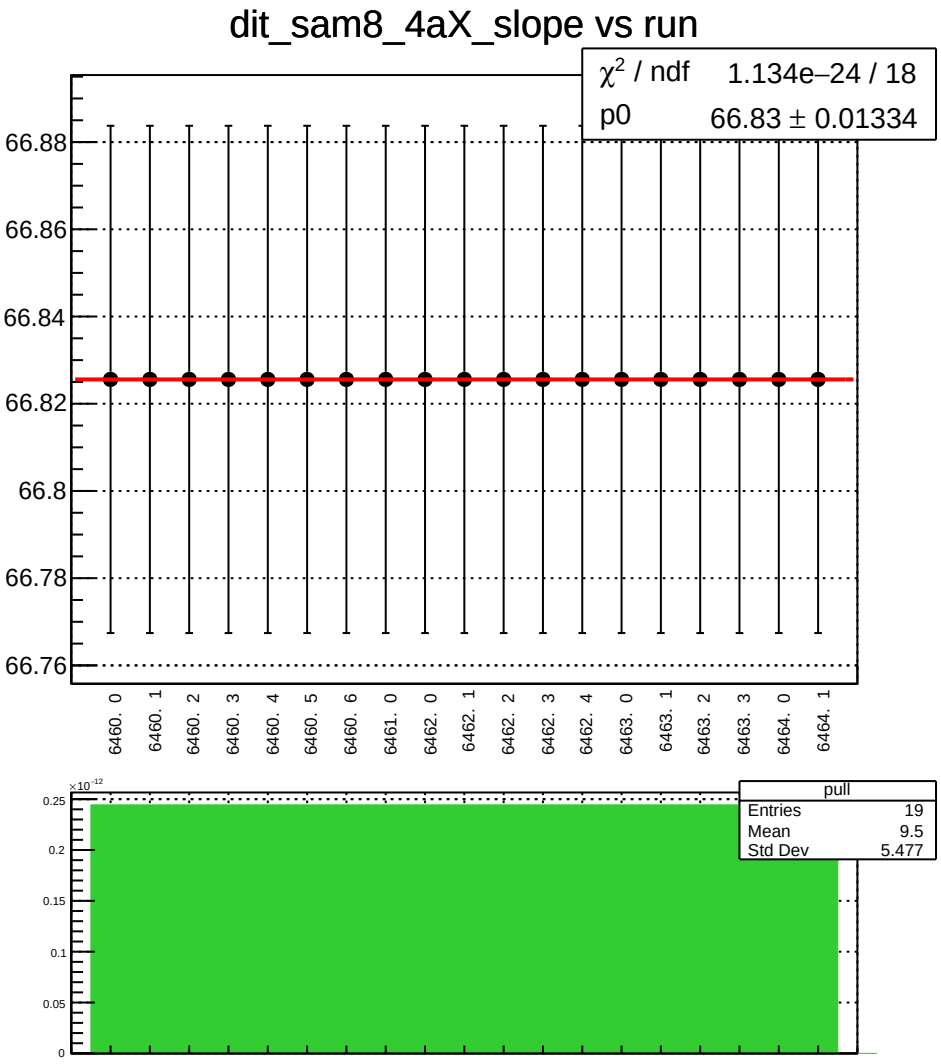
dit_sam8_4aX_slope vs run
χ² / ndf 1.134e−24 / 18
p0 66.83 ± 0.01334
66.88
66.86
66.84
66.82
66.8
66.78
66.76
6460. 0
6460. 1
6460. 2
6460. 3
6460. 4
6460. 5
6460. 6
6461. 0
6462. 0
6462. 1
6462. 2
6462. 3
6462. 4
6463. 0
6463. 1
6463. 2
6463. 3
6464. 0
6464. 1
pull
Entries 19
Mean 9.5
Std Dev 5.477
×10⁻¹²
0.25
0.2
0.15
0.1
0.05
0

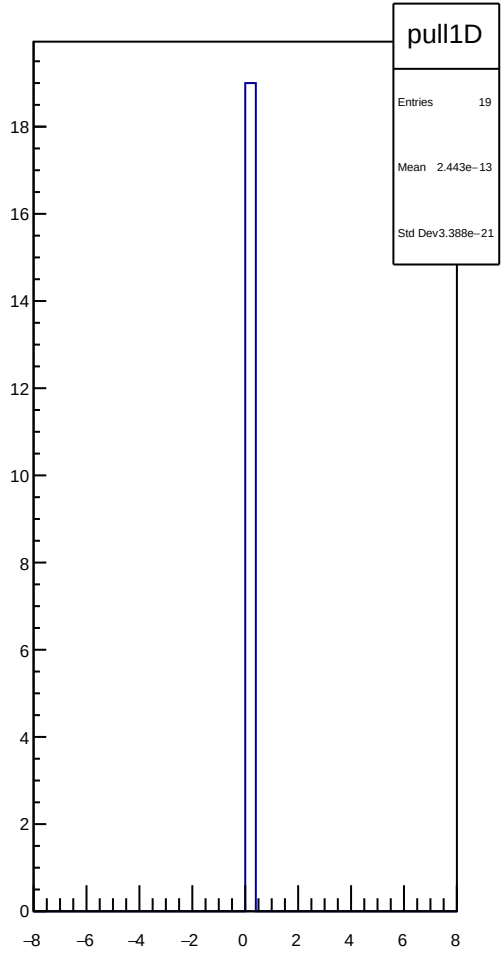
pull1D
Entries 19
Mean 2.443e−13
Std Dev 3.388e−21
18
16
14
12
10
8
6
4
2
0
−8
−6
−4
−2
0
2
4
6
8

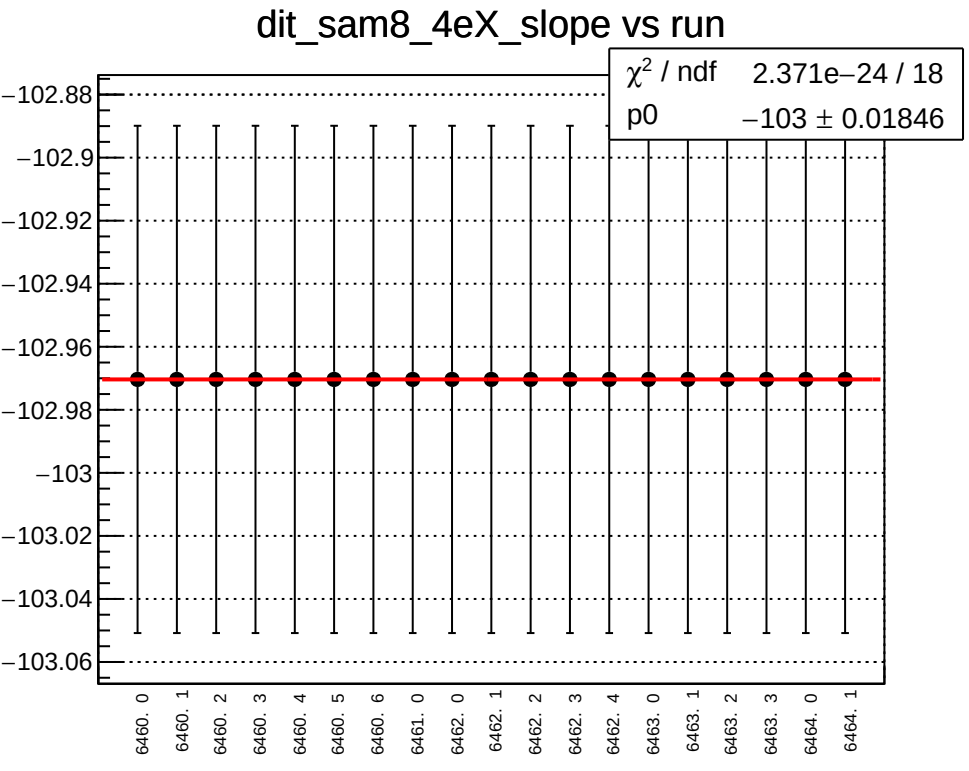
dit_sam8_4eX_slope vs run
χ^2 / ndf 2.371e−24 / 18
p0 −103 ± 0.01846
−102.88
−102.9
−102.92
−102.94
−102.96
−102.98
−103
−103.02
−103.04
−103.06
6460. 0
6460. 1
6460. 2
6460. 3
6460. 4
6460. 5
6460. 6
6461. 0
6462. 0
6462. 1
6462. 2
6462. 3
6462. 4
6463. 0
6463. 1
6463. 2
6463. 3
6464. 0
6464. 1

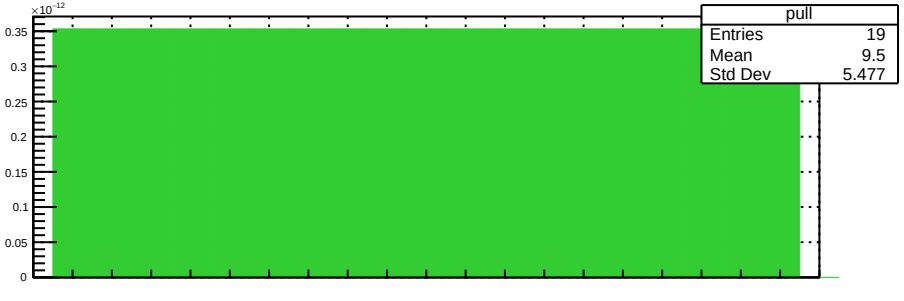
pull
Entries 19
Mean 9.5
Std Dev 5.477
×10⁻¹²
0.35
0.3
0.25
0.2
0.15
0.1
0.05
0

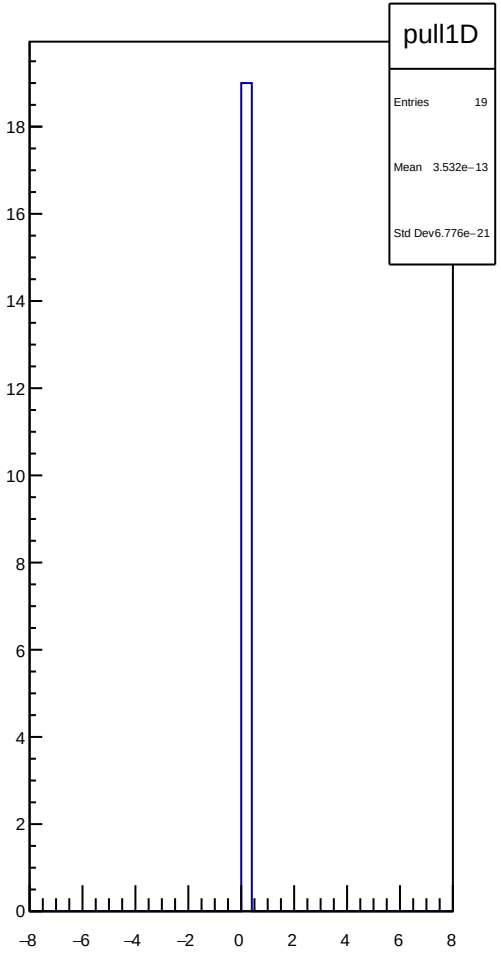
pull1D
Entries 19
Mean 3.532e−13
Std Dev 6.776e−21
18
16
14
12
10
8
6
4
2
0
−8
−6
−4
−2
0
2
4
6
8

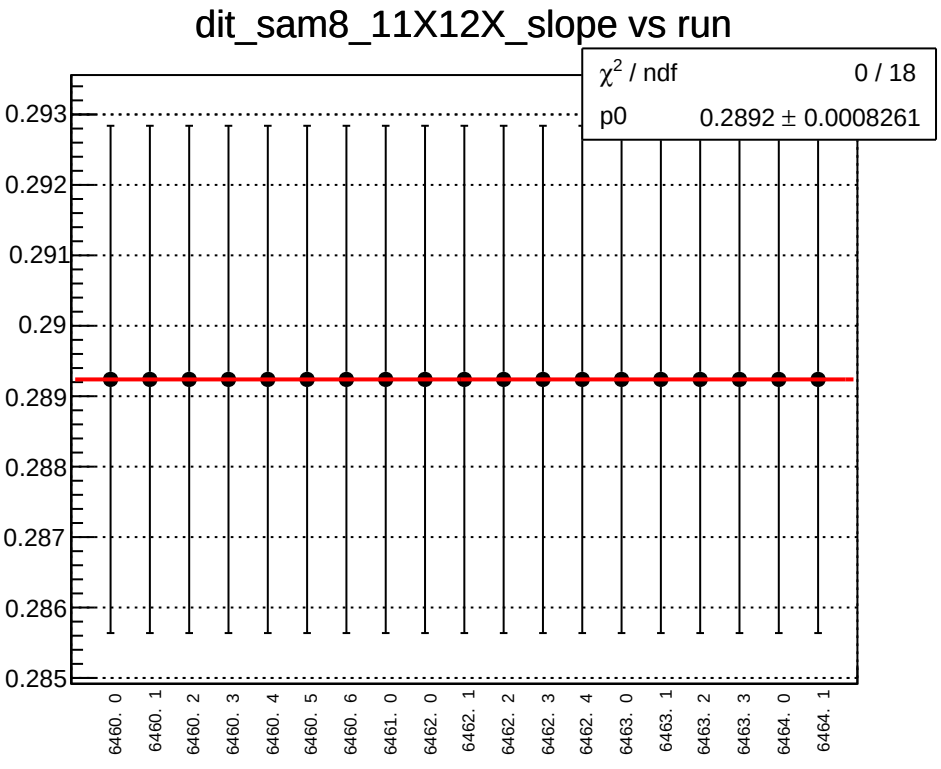
dit_sam8_11X12X_slope vs run
χ² / ndf 0 / 18
p0 0.2892 ± 0.0008261
0.293
0.292
0.291
0.29
0.289
0.288
0.287
0.286
0.285
6460. 0
6460. 1
6460. 2
6460. 3
6460. 4
6460. 5
6460. 6
6461. 0
6462. 0
6462. 1
6462. 2
6462. 3
6462. 4
6463. 0
6463. 1
6463. 2
6463. 3
6464. 0
6464. 1


pull
Entries 19
Mean 0
Std Dev 0
1
0.8
0.6
0.4
0.2
0

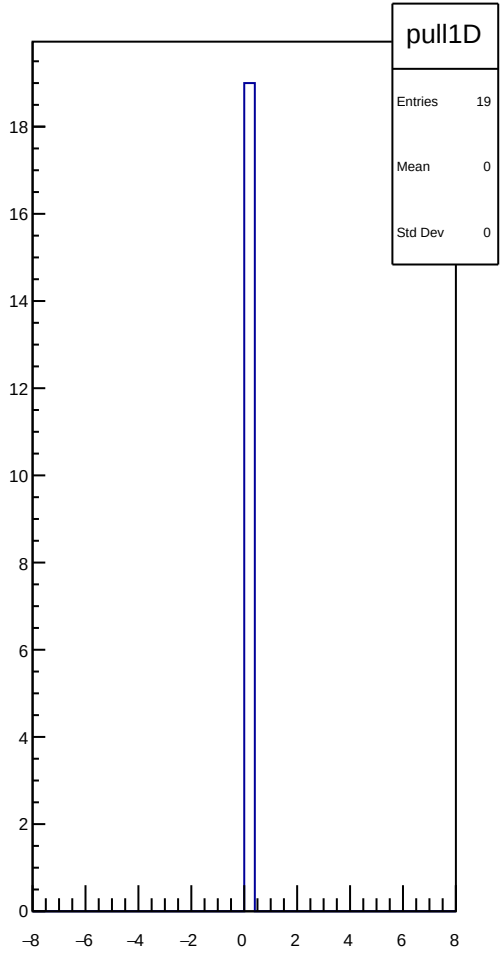
pull1D
Entries 19
Mean 0
Std Dev 0
18
16
14
12
10
8
6
4
2
0
−8
−6
−4
−2
0
2
4
6
8

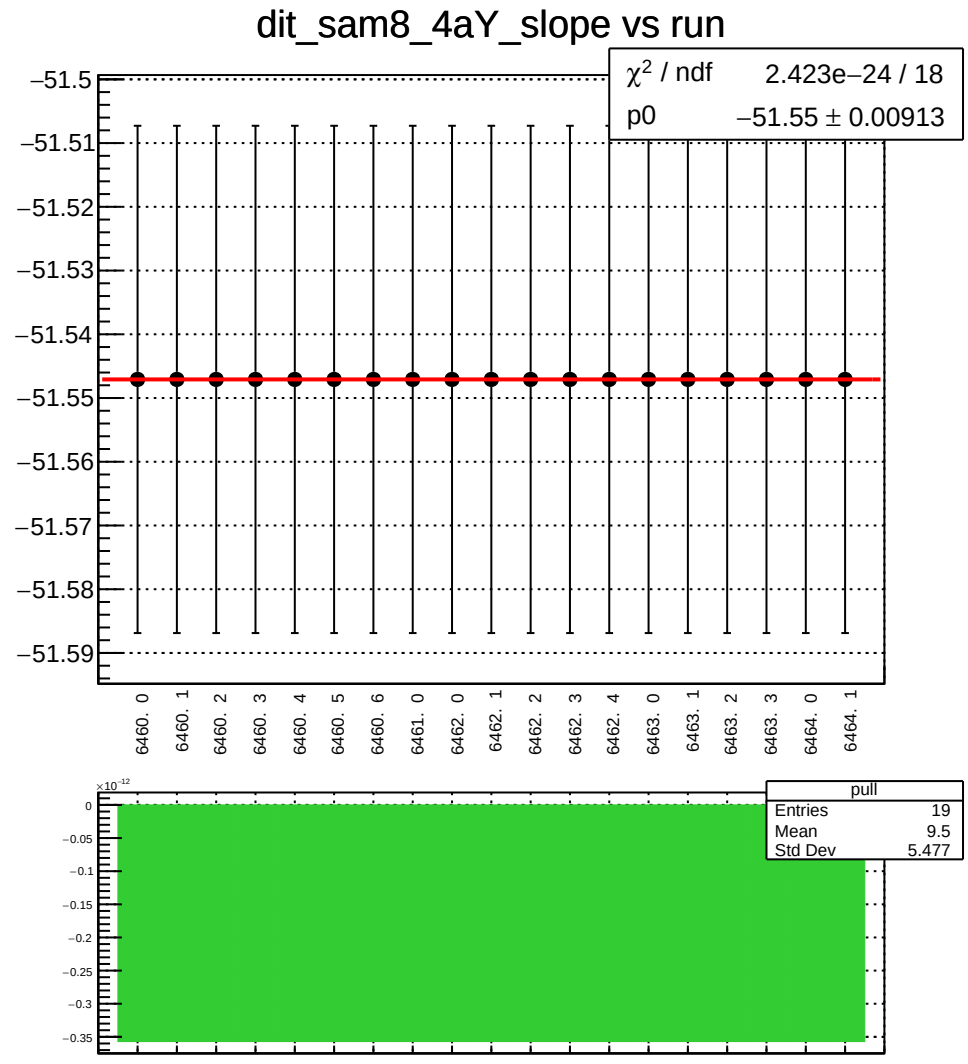
dit_sam8_4aY_slope vs run
χ² / ndf 2.423e−24 / 18
p0 −51.55 ± 0.00913
−51.5
−51.51
−51.52
−51.53
−51.54
−51.55
−51.56
−51.57
−51.58
−51.59
6460. 0
6460. 1
6460. 2
6460. 3
6460. 4
6460. 5
6460. 6
6461. 0
6462. 0
6462. 1
6462. 2
6462. 3
6462. 4
6463. 0
6463. 1
6463. 2
6463. 3
6464. 0
6464. 1
pull
Entries 19
Mean 9.5
Std Dev 5.477
×10⁻¹²
0
−0.05
−0.1
−0.15
−0.2
−0.25
−0.3
−0.35

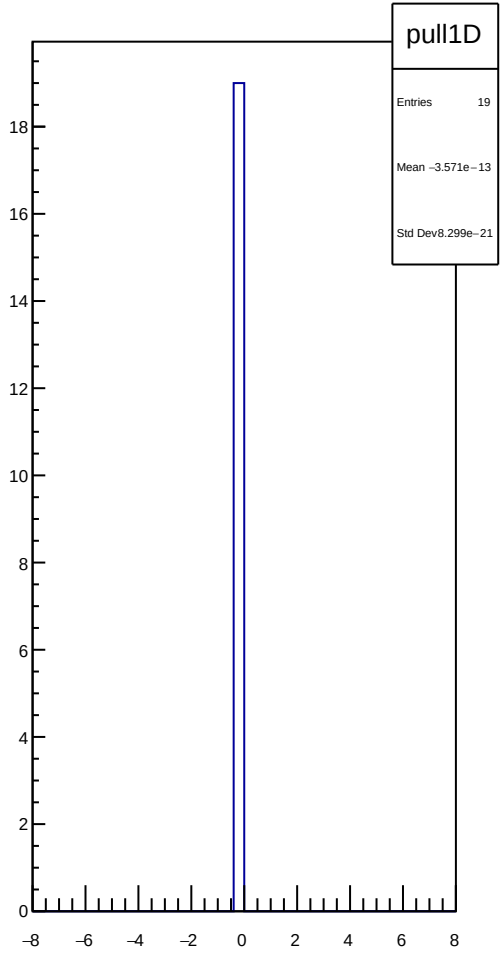
pull1D
Entries 19
Mean −3.571e−13
Std Dev 8.299e−21
0
2
4
6
8
10
12
14
16
18
−8
−6
−4
−2
0
2
4
6
8

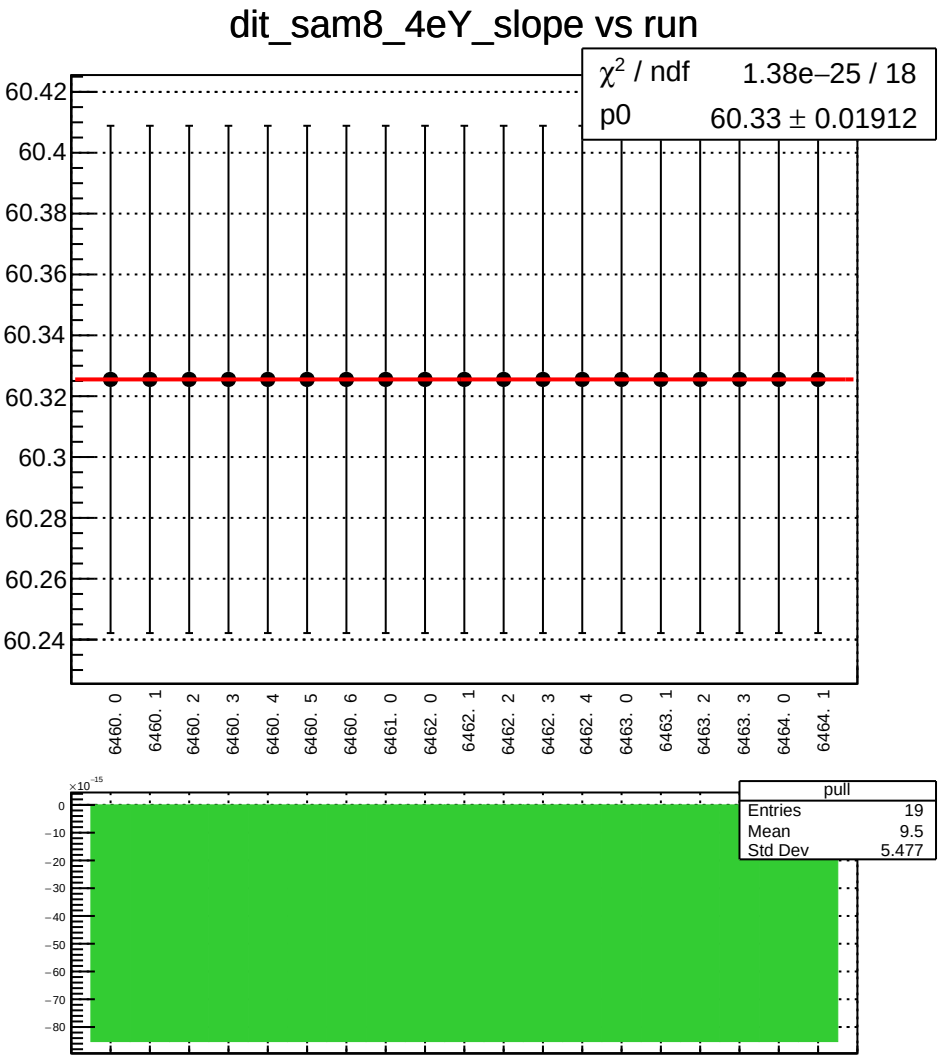
dit_sam8_4eY_slope vs run
χ² / ndf 1.38e−25 / 18
p0 60.33 ± 0.01912
60.42
60.4
60.38
60.36
60.34
60.32
60.3
60.28
60.26
60.24
6460. 0
6460. 1
6460. 2
6460. 3
6460. 4
6460. 5
6460. 6
6461. 0
6462. 0
6462. 1
6462. 2
6462. 3
6462. 4
6463. 0
6463. 1
6463. 2
6463. 3
6464. 0
6464. 1
×10⁻¹⁵
0
−10
−20
−30
−40
−50
−60
−70
−80
pull
Entries 19
Mean 9.5
Std Dev 5.477

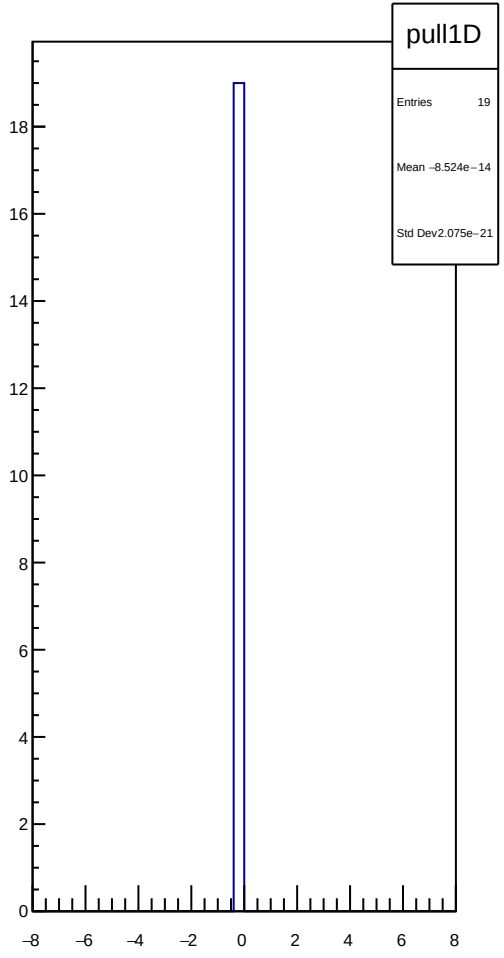
pull1D
Entries 19
Mean −8.524e−14
Std Dev2.075e−21
18
16
14
12
10
8
6
4
2
0
−8
−6
−4
−2
0
2
4
6
8

dit_4aX_coil1_mean vs run

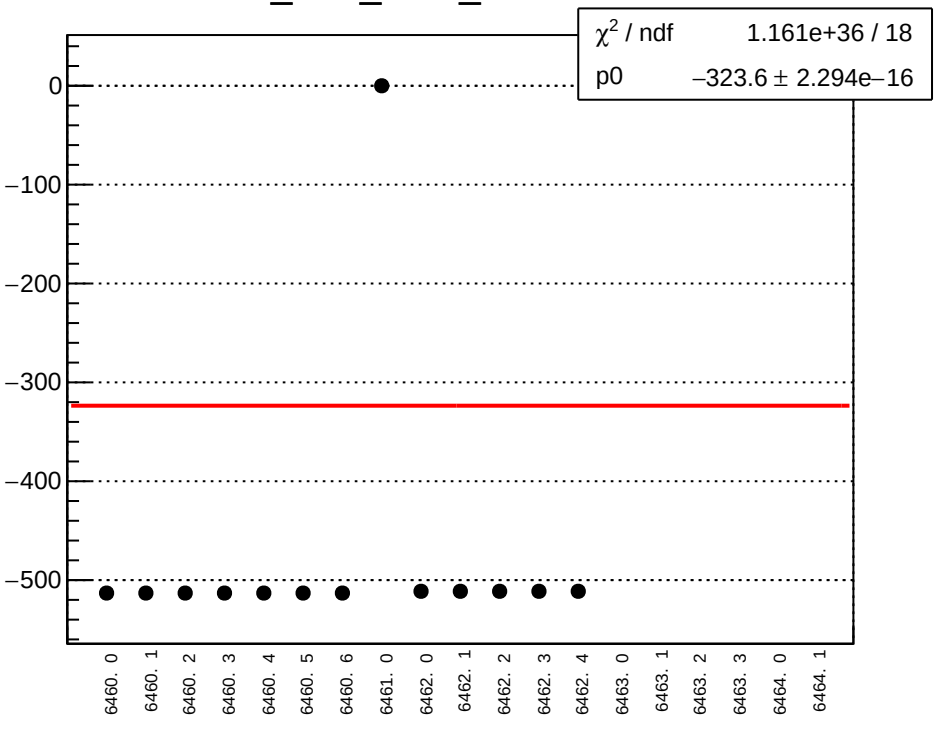

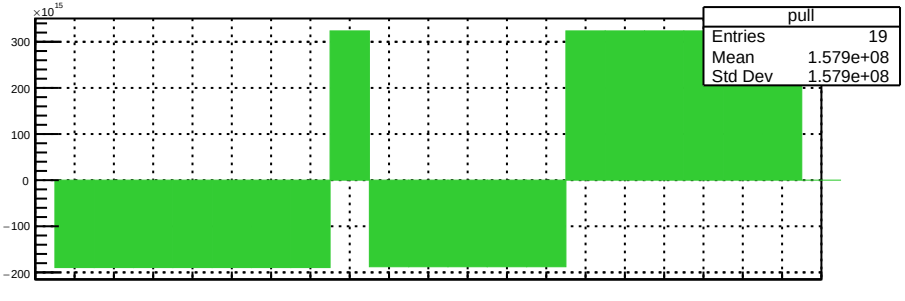

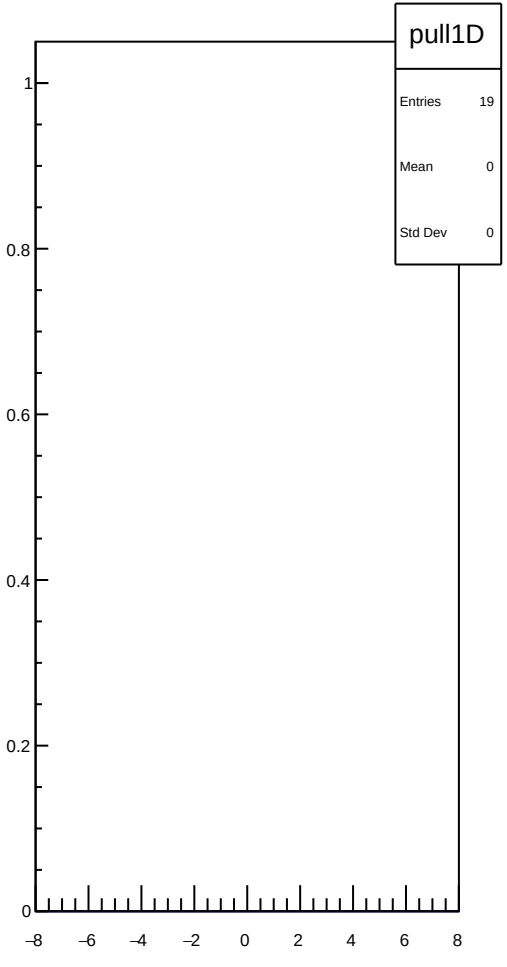

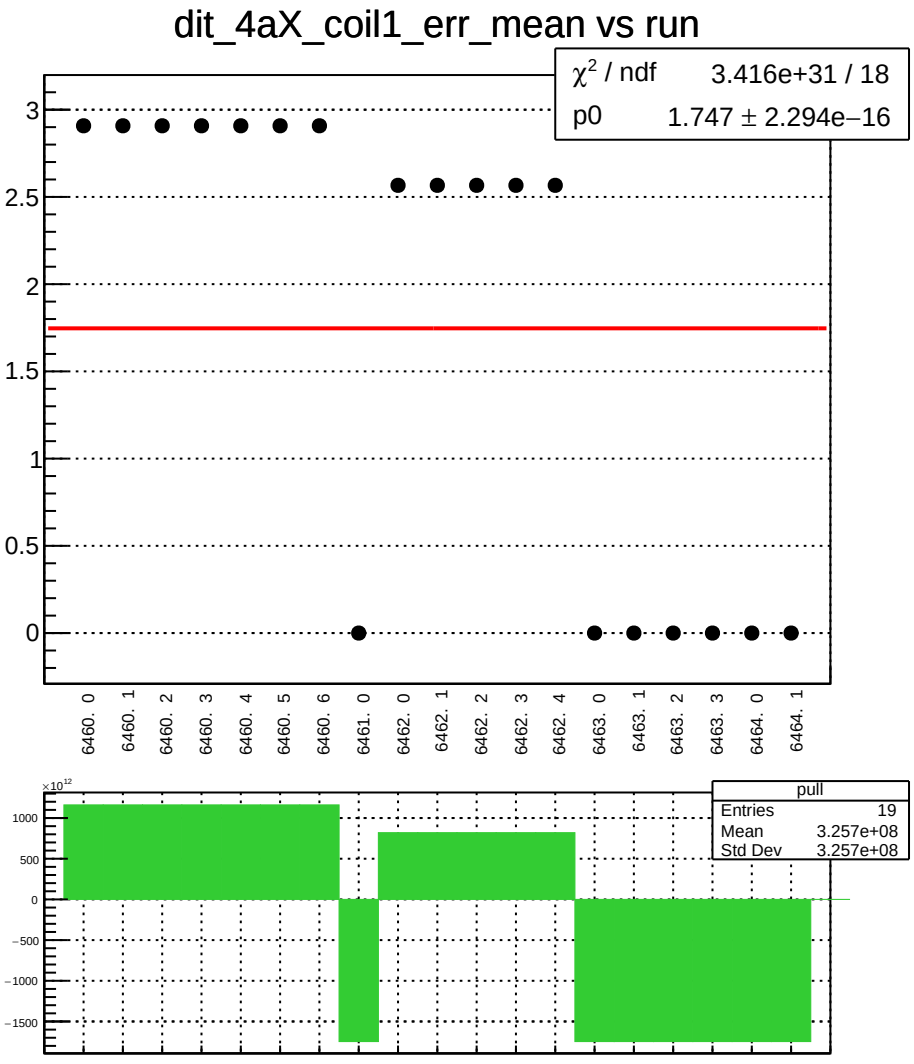
dit_4aX_coil1_err_mean vs run
χ² / ndf 3.416e+31 / 18
p0 1.747 ± 2.294e−16
3
2.5
2
1.5
1
0.5
0
6460. 0
6460. 1
6460. 2
6460. 3
6460. 4
6460. 5
6460. 6
6461. 0
6462. 0
6462. 1
6462. 2
6462. 3
6462. 4
6463. 0
6463. 1
6463. 2
6463. 3
6464. 0
6464. 1
×10¹²
1000
500
0
−500
−1000
−1500
pull
Entries 19
Mean 3.257e+08
Std Dev 3.257e+08

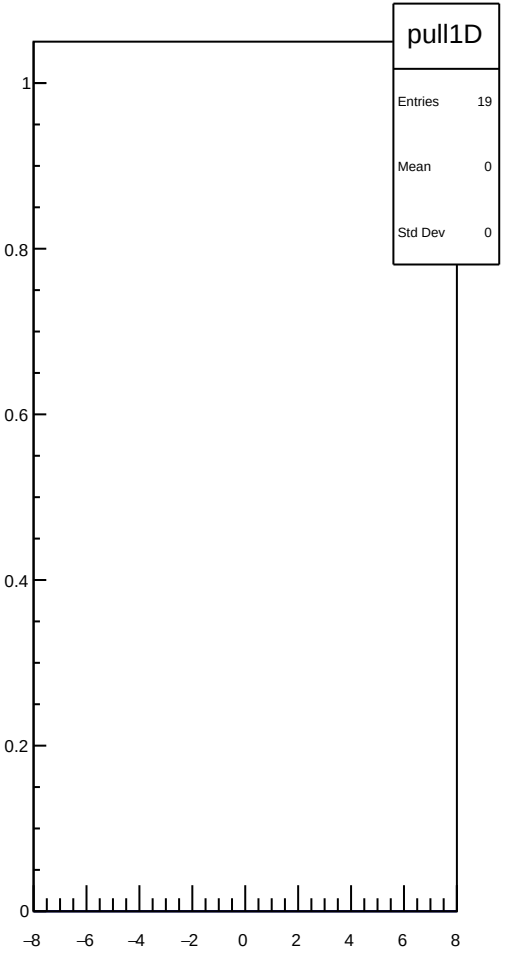
pull1D
Entries 19
Mean 0
Std Dev 0
1
0.8
0.6
0.4
0.2
0
−8
−6
−4
−2
0
2
4
6
8

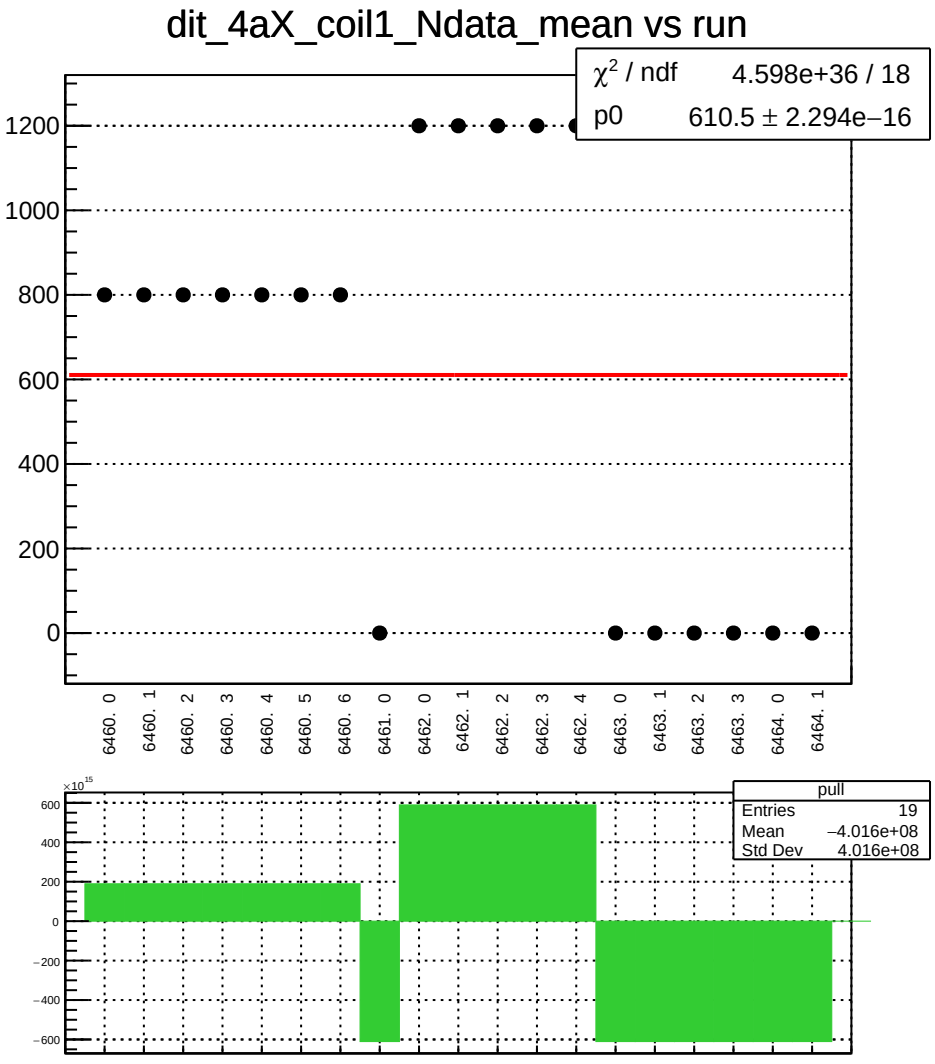
dit_4aX_coil1_Ndata_mean vs run
χ² / ndf 4.598e+36 / 18
p0 610.5 ± 2.294e−16
1200
1000
800
600
400
200
0
6460. 0
6460. 1
6460. 2
6460. 3
6460. 4
6460. 5
6460. 6
6461. 0
6462. 0
6462. 1
6462. 2
6462. 3
6462. 4
6463. 0
6463. 1
6463. 2
6463. 3
6464. 0
6464. 1
×10¹⁵
600
400
200
0
−200
−400
−600
pull
Entries 19
Mean −4.016e+08
Std Dev 4.016e+08

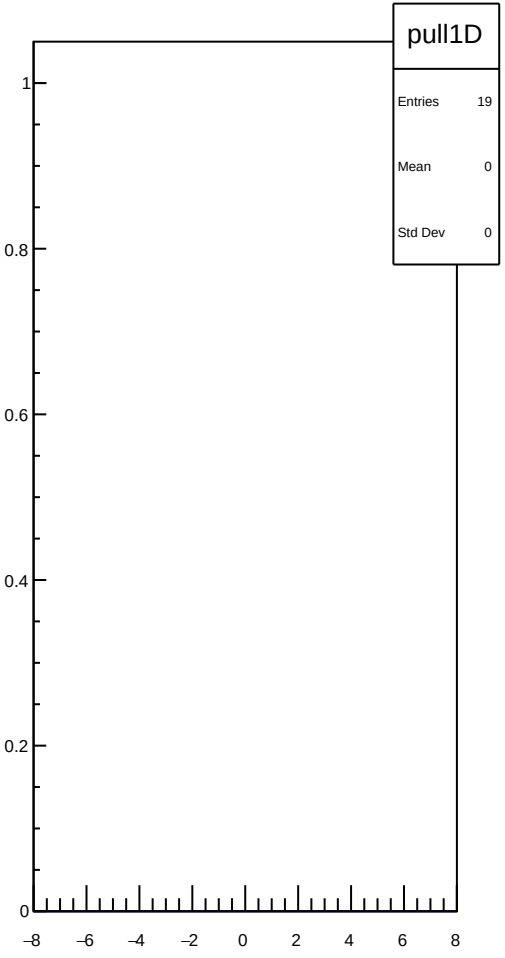
pull1D
Entries 19
Mean 0
Std Dev 0
1
0.8
0.6
0.4
0.2
0
−8
−6
−4
−2
0
2
4
6
8

dit_4eX_coil1_mean vs run

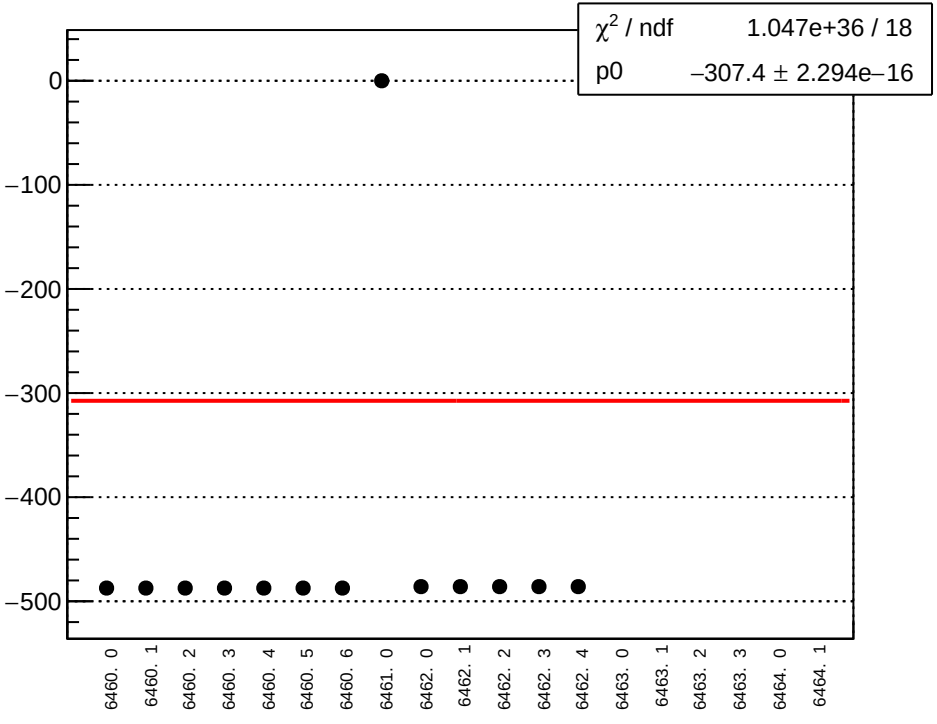

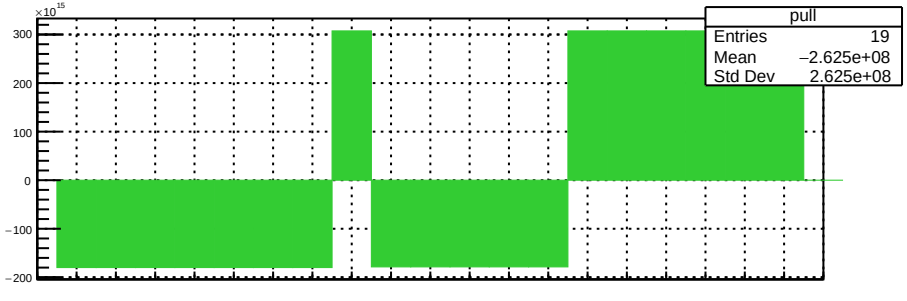

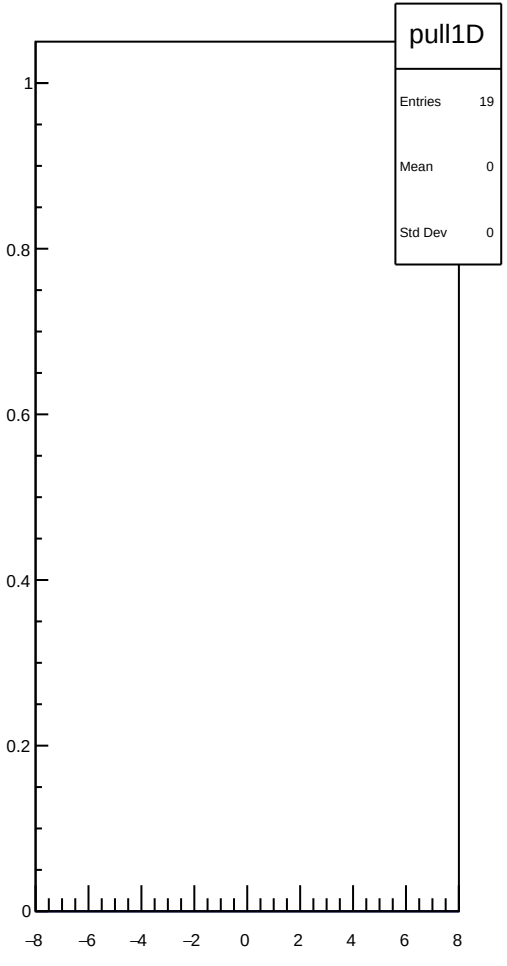

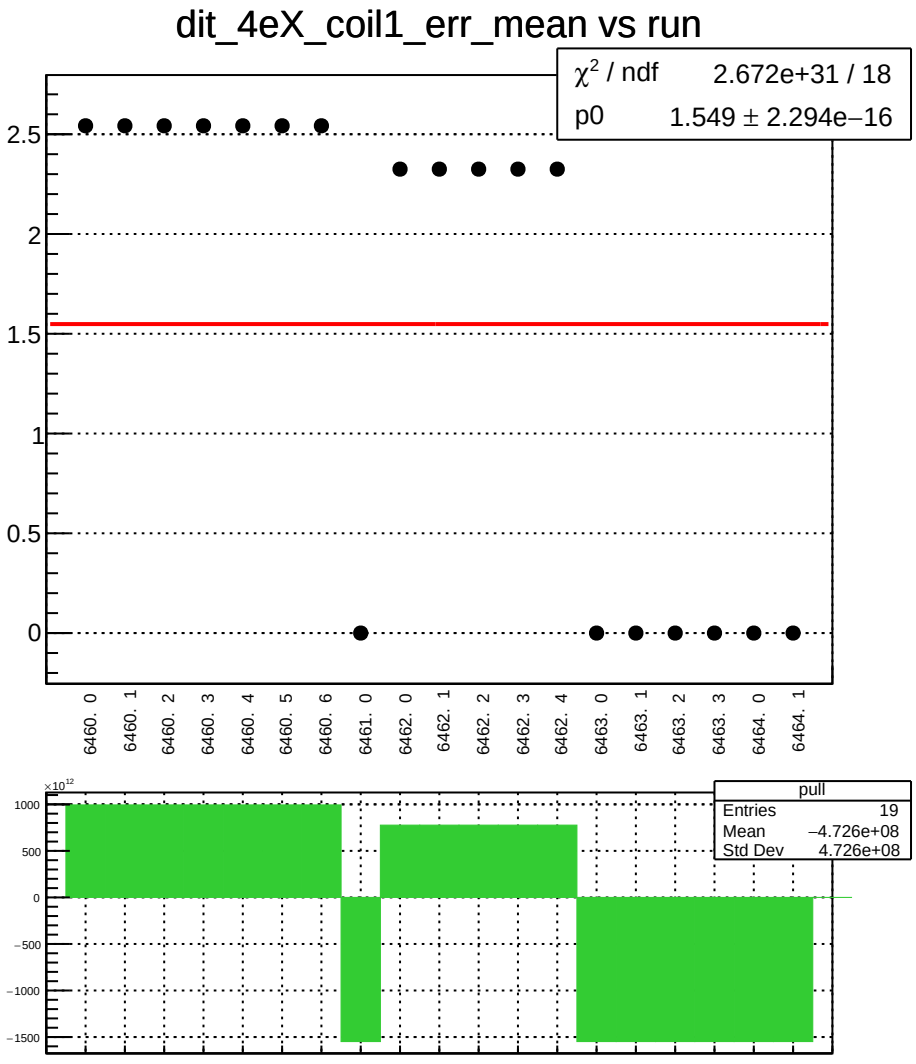
dit_4eX_coil1_err_mean vs run
χ² / ndf 2.672e+31 / 18
p0 1.549 ± 2.294e−16
2.5
2
1.5
1
0.5
0
6460. 0
6460. 1
6460. 2
6460. 3
6460. 4
6460. 5
6460. 6
6461. 0
6462. 0
6462. 1
6462. 2
6462. 3
6462. 4
6463. 0
6463. 1
6463. 2
6463. 3
6464. 0
6464. 1
×10¹²
1000
500
0
−500
−1000
−1500
pull
Entries 19
Mean −4.726e+08
Std Dev 4.726e+08

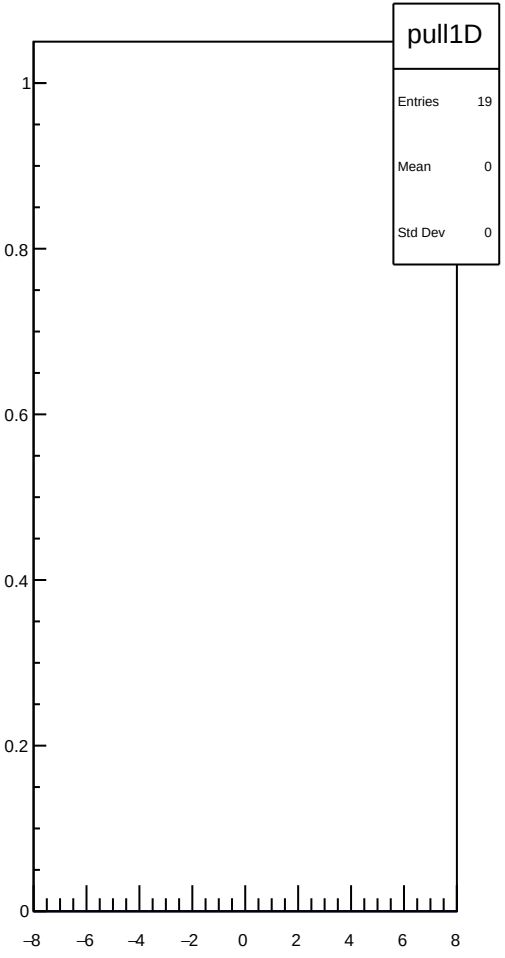
pull1D
Entries 19
Mean 0
Std Dev 0
1
0.8
0.6
0.4
0.2
0
−8
−6
−4
−2
0
2
4
6
8

dit_4eX_coil1_Ndata_mean vs run

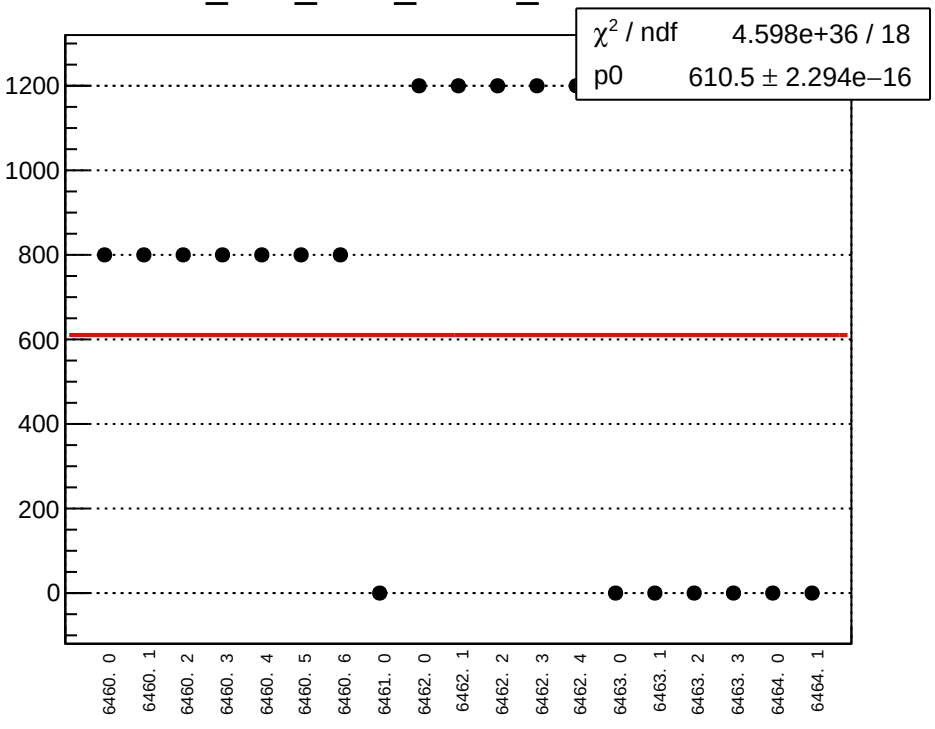

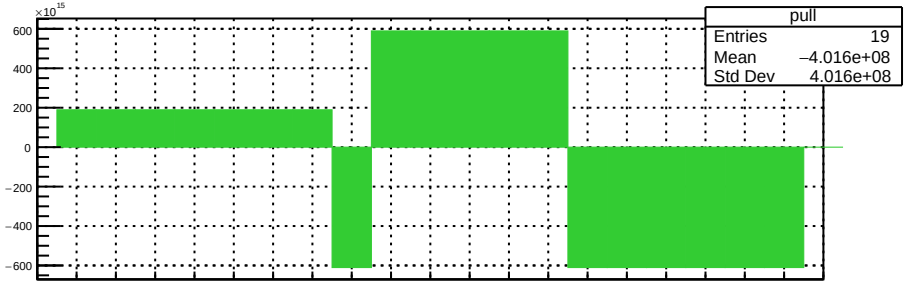

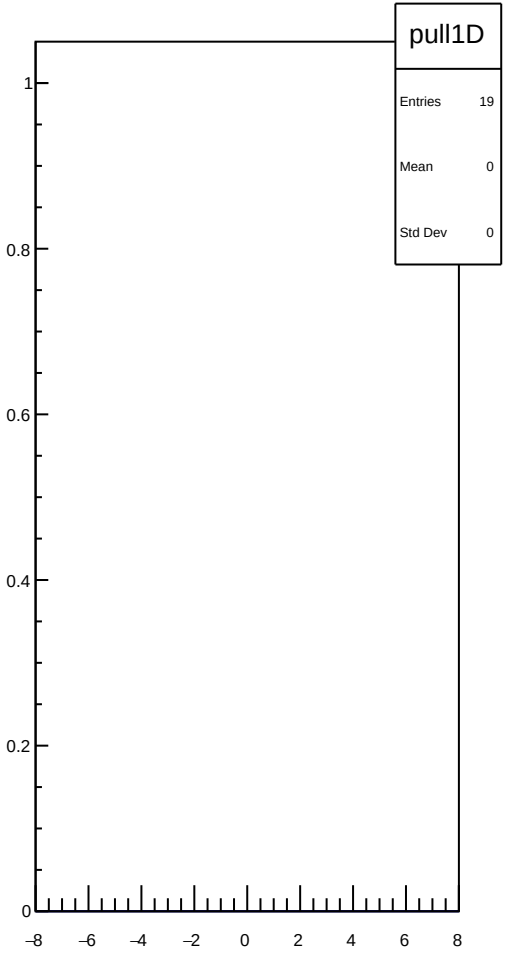

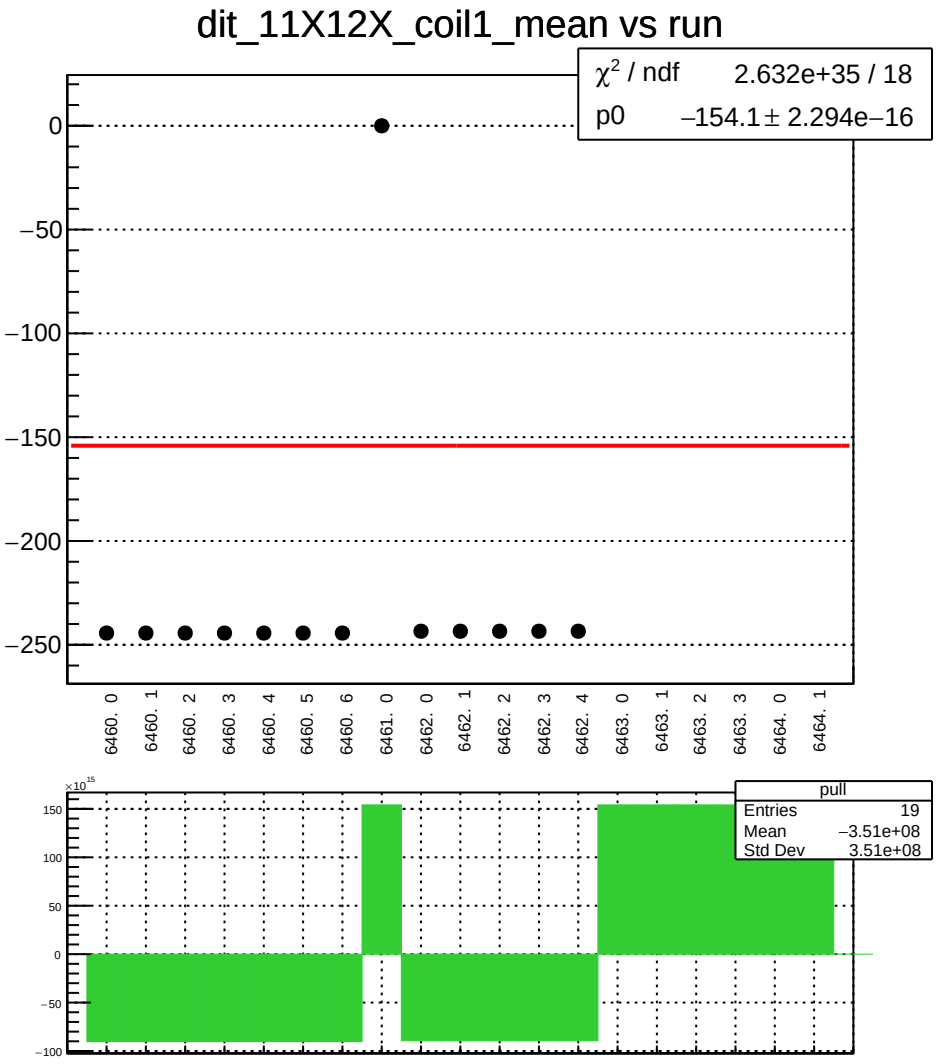
dit_11X12X_coil1_mean vs run
χ² / ndf 2.632e+35 / 18
p0 −154.1 ± 2.294e−16
0
−50
−100
−150
−200
−250
6460. 0
6460. 1
6460. 2
6460. 3
6460. 4
6460. 5
6460. 6
6461. 0
6462. 0
6462. 1
6462. 2
6462. 3
6462. 4
6463. 0
6463. 1
6463. 2
6463. 3
6464. 0
6464. 1
×10^15
150
100
50
0
−50
−100
pull
Entries 19
Mean −3.51e+08
Std Dev 3.51e+08

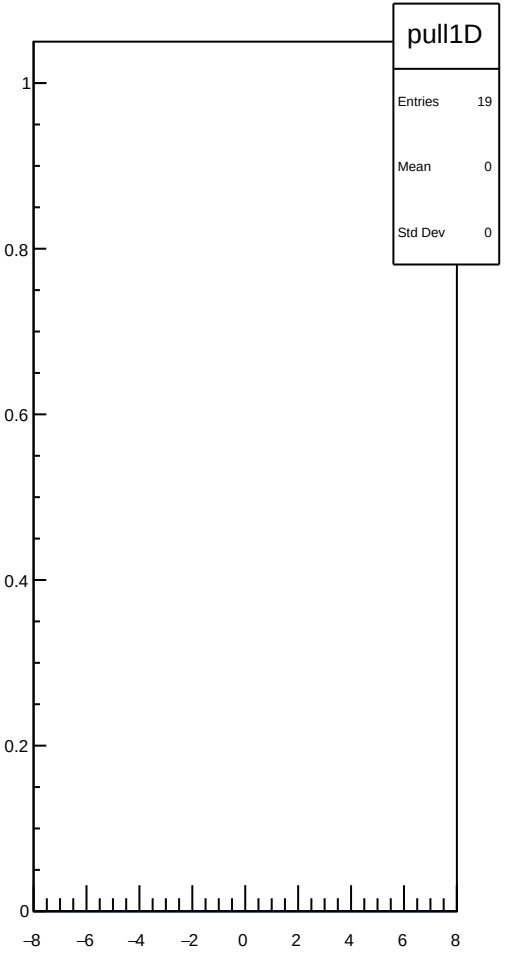
pull1D
Entries 19
Mean 0
Std Dev 0
1
0.8
0.6
0.4
0.2
0
−8
−6
−4
−2
0
2
4
6
8

dit_11X12X_coil1_err_mean vs run

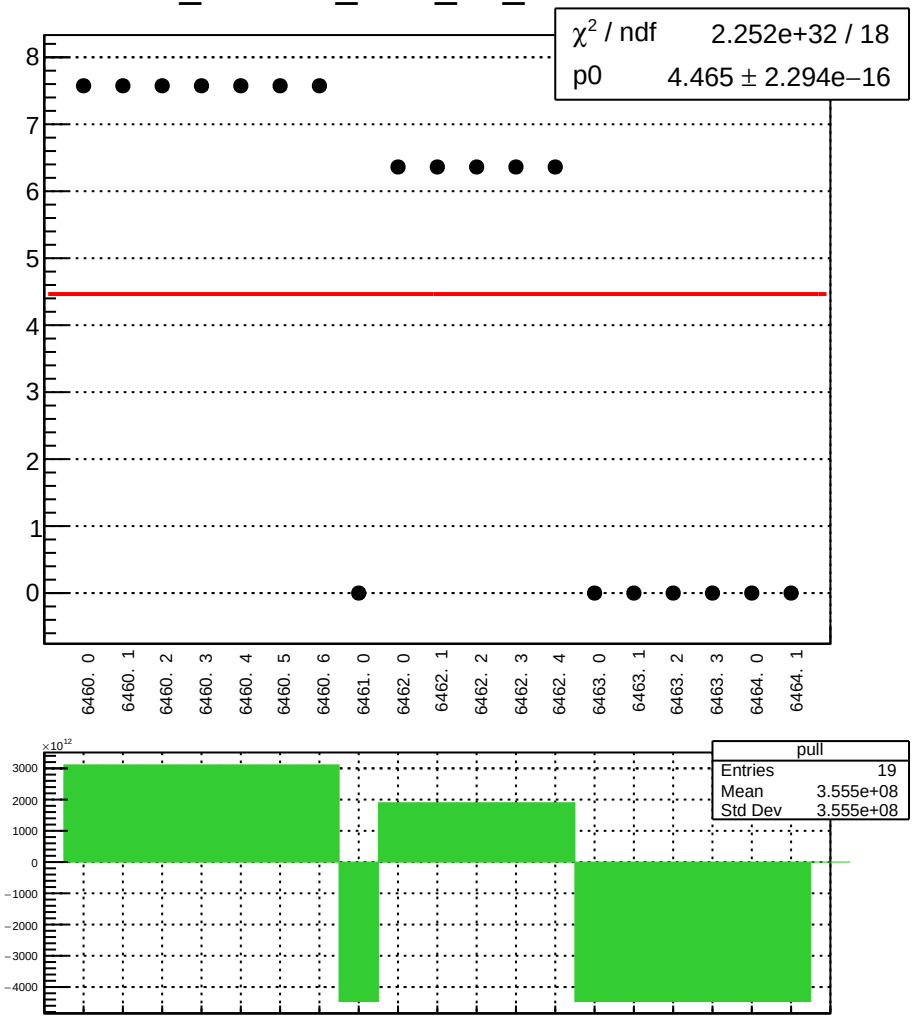

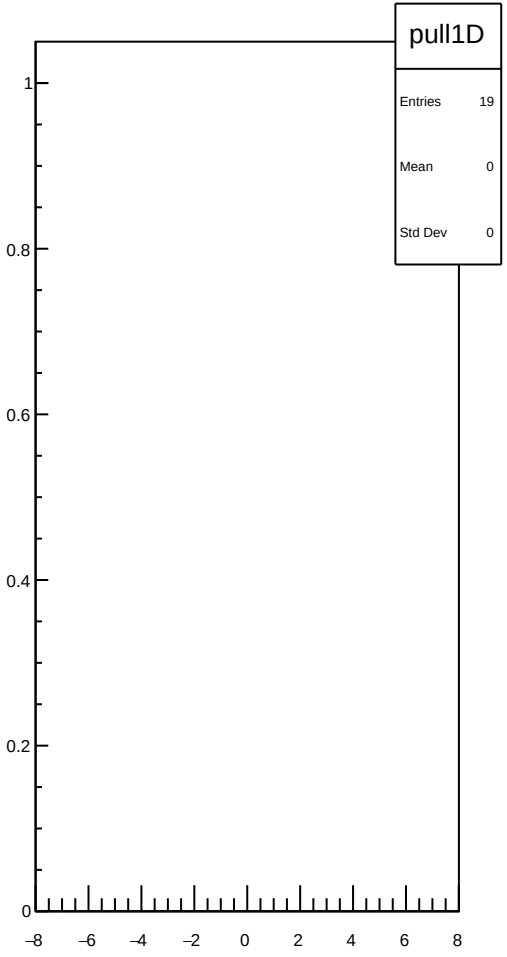

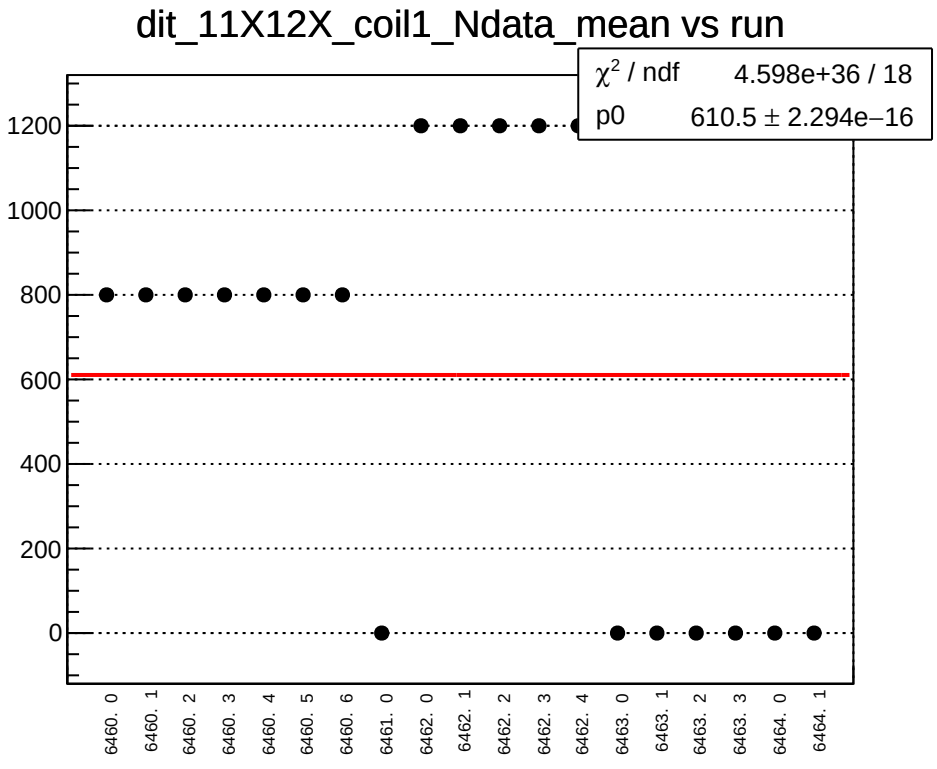
dit_11X12X_coil1_Ndata_mean vs run
χ² / ndf 4.598e+36 / 18
p0 610.5 ± 2.294e−16
1200
1000
800
600
400
200
0
6460. 0
6460. 1
6460. 2
6460. 3
6460. 4
6460. 5
6460. 6
6461. 0
6462. 0
6462. 1
6462. 2
6462. 3
6462. 4
6463. 0
6463. 1
6463. 2
6463. 3
6464. 0
6464. 1
×10¹⁵
600
400
200
0
−200
−400
−600
pull
Entries 19
Mean −4.016e+08
Std Dev 4.016e+08

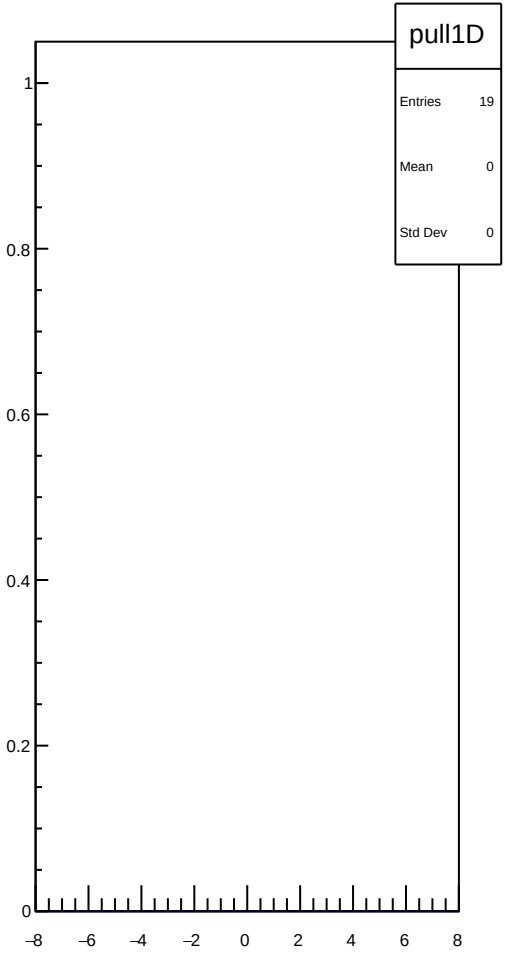
pull1D
Entries 19
Mean 0
Std Dev 0
1
0.8
0.6
0.4
0.2
0
−8
−6
−4
−2
0
2
4
6
8

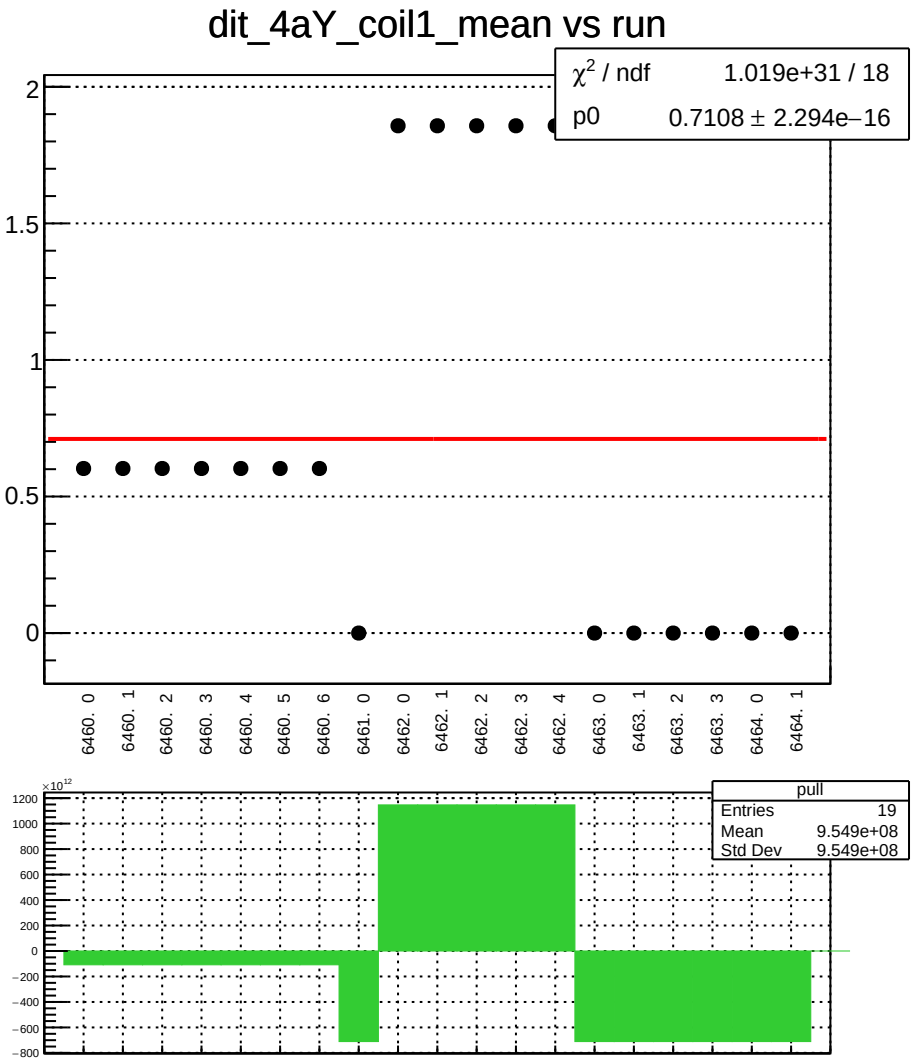
dit_4aY_coil1_mean vs run
χ² / ndf 1.019e+31 / 18
p0 0.7108 ± 2.294e−16
2
1.5
1
0.5
0
6460. 0
6460. 1
6460. 2
6460. 3
6460. 4
6460. 5
6460. 6
6461. 0
6462. 0
6462. 1
6462. 2
6462. 3
6462. 4
6463. 0
6463. 1
6463. 2
6463. 3
6464. 0
6464. 1
×10¹²
1200
1000
800
600
400
200
0
−200
−400
−600
−800
pull
Entries 19
Mean 9.549e+08
Std Dev 9.549e+08

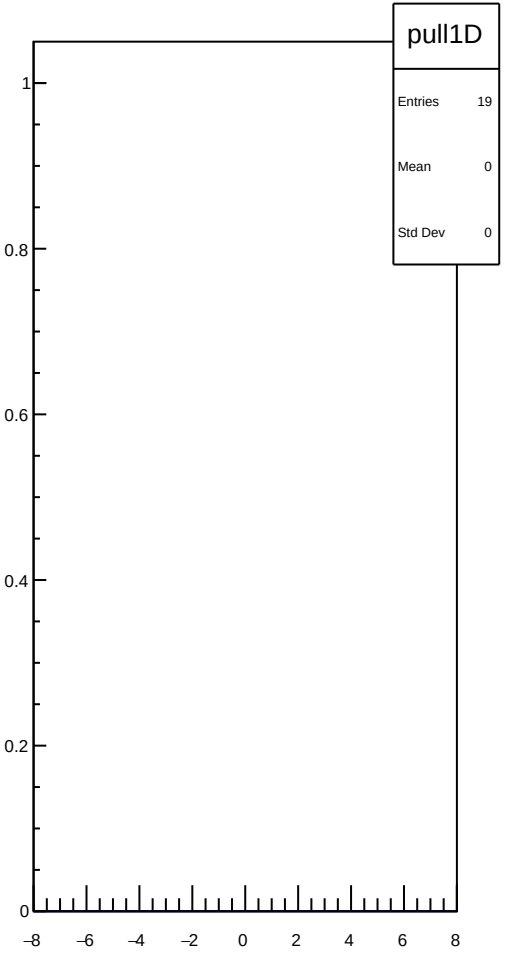
pull1D
Entries 19
Mean 0
Std Dev 0
1
0.8
0.6
0.4
0.2
0
−8
−6
−4
−2
0
2
4
6
8

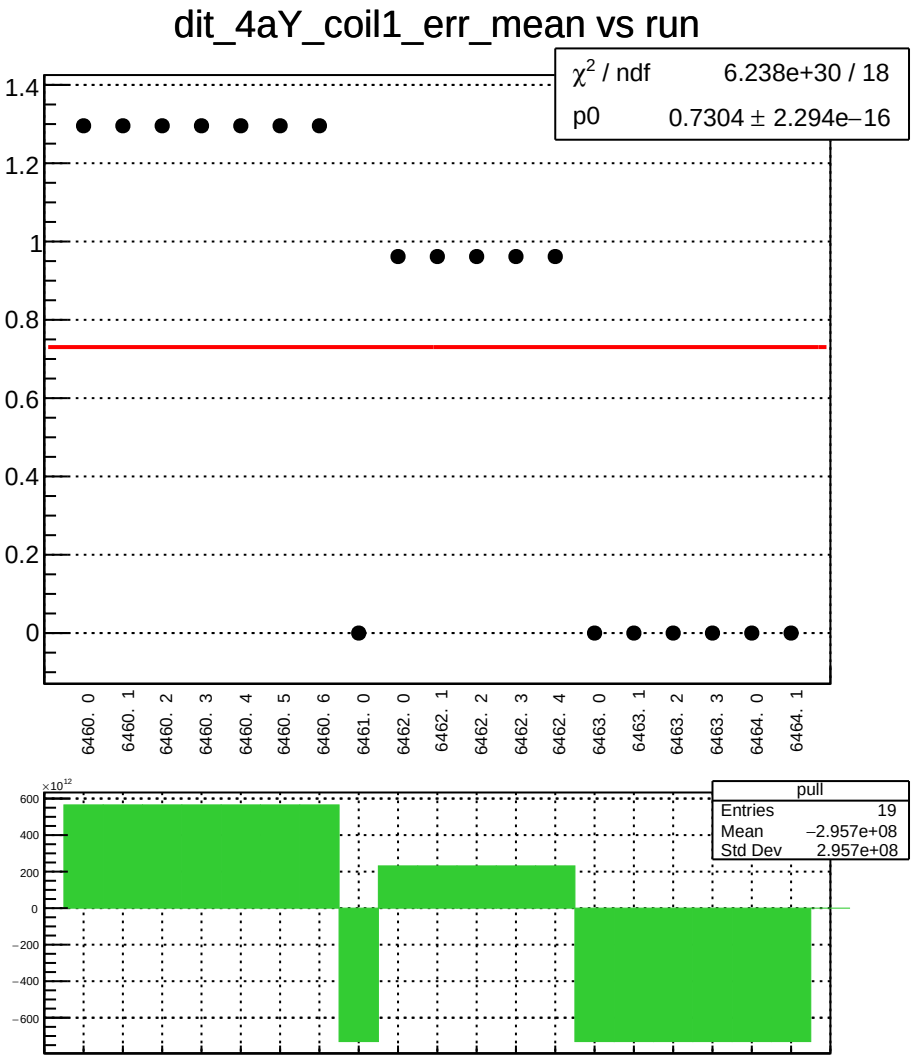
dit_4aY_coil1_err_mean vs run
χ² / ndf 6.238e+30 / 18
p0 0.7304 ± 2.294e−16
1.4
1.2
1
0.8
0.6
0.4
0.2
0
6460. 0
6460. 1
6460. 2
6460. 3
6460. 4
6460. 5
6460. 6
6461. 0
6462. 0
6462. 1
6462. 2
6462. 3
6462. 4
6463. 0
6463. 1
6463. 2
6463. 3
6464. 0
6464. 1
×10¹²
600
400
200
0
−200
−400
−600
pull
Entries 19
Mean −2.957e+08
Std Dev 2.957e+08

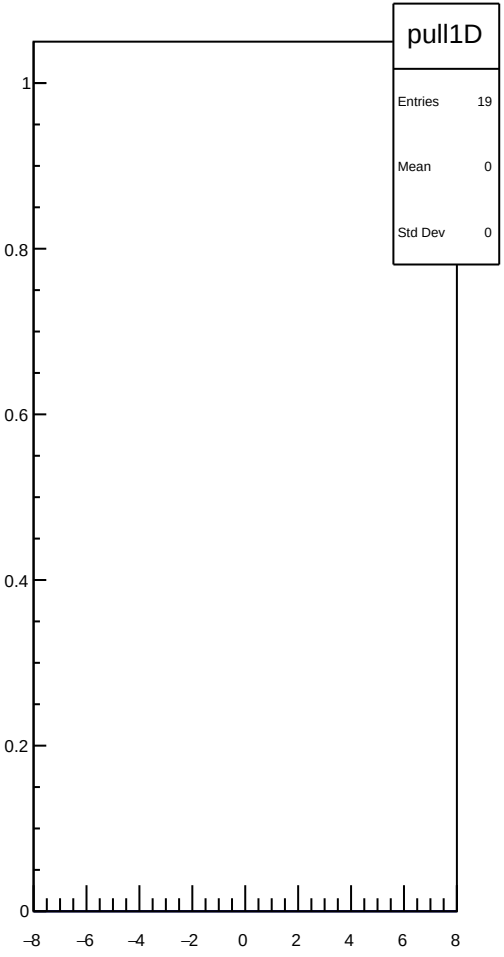
pull1D
Entries 19
Mean 0
Std Dev 0
1
0.8
0.6
0.4
0.2
0
−8
−6
−4
−2
0
2
4
6
8

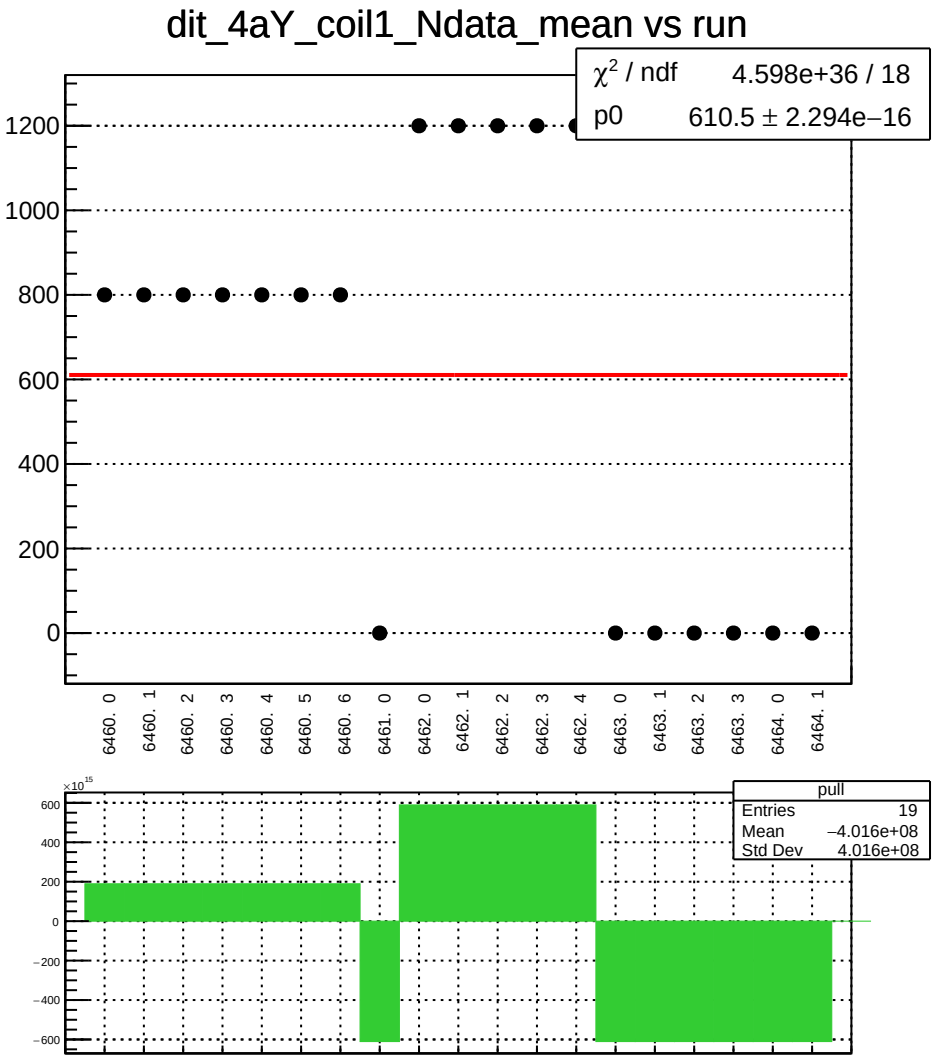
dit_4aY_coil1_Ndata_mean vs run
χ² / ndf 4.598e+36 / 18
p0 610.5 ± 2.294e−16
1200
1000
800
600
400
200
0
6460. 0
6460. 1
6460. 2
6460. 3
6460. 4
6460. 5
6460. 6
6461. 0
6462. 0
6462. 1
6462. 2
6462. 3
6462. 4
6463. 0
6463. 1
6463. 2
6463. 3
6464. 0
6464. 1
×10^15
600
400
200
0
−200
−400
−600
pull
Entries 19
Mean −4.016e+08
Std Dev 4.016e+08

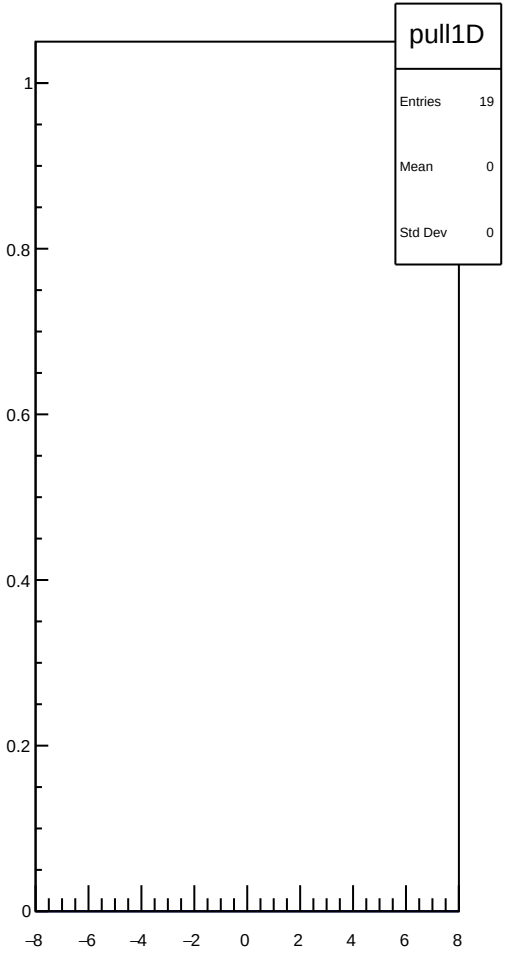
pull1D
Entries 19
Mean 0
Std Dev 0
1
0.8
0.6
0.4
0.2
0
−8
−6
−4
−2
0
2
4
6
8

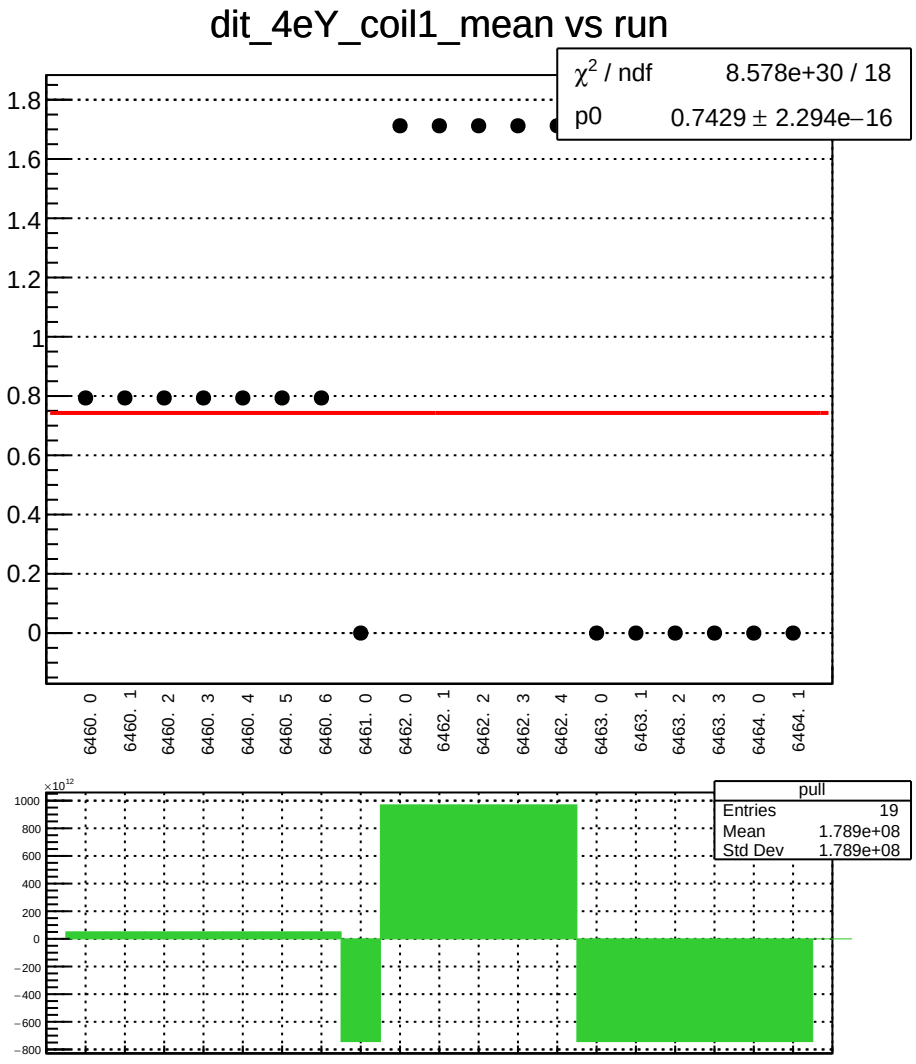
dit_4eY_coil1_mean vs run
χ² / ndf 8.578e+30 / 18
p0 0.7429 ± 2.294e−16
1.8
1.6
1.4
1.2
1
0.8
0.6
0.4
0.2
0
6460. 0
6460. 1
6460. 2
6460. 3
6460. 4
6460. 5
6460. 6
6461. 0
6462. 0
6462. 1
6462. 2
6462. 3
6462. 4
6463. 0
6463. 1
6463. 2
6463. 3
6464. 0
6464. 1
×10¹²
1000
800
600
400
200
0
−200
−400
−600
−800
pull
Entries 19
Mean 1.789e+08
Std Dev 1.789e+08

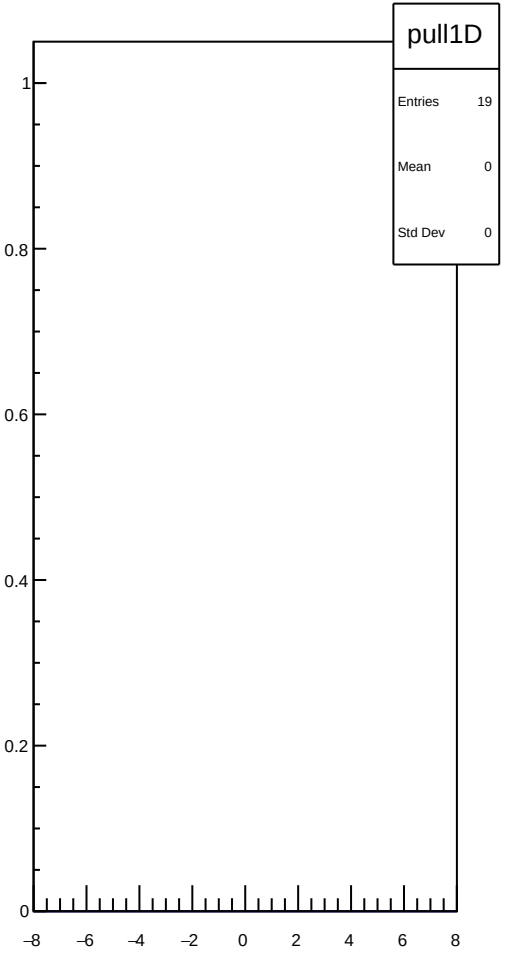
pull1D
Entries 19
Mean 0
Std Dev 0
1
0.8
0.6
0.4
0.2
0
−8
−6
−4
−2
0
2
4
6
8

dit_4eY_coil1_err_mean vs run

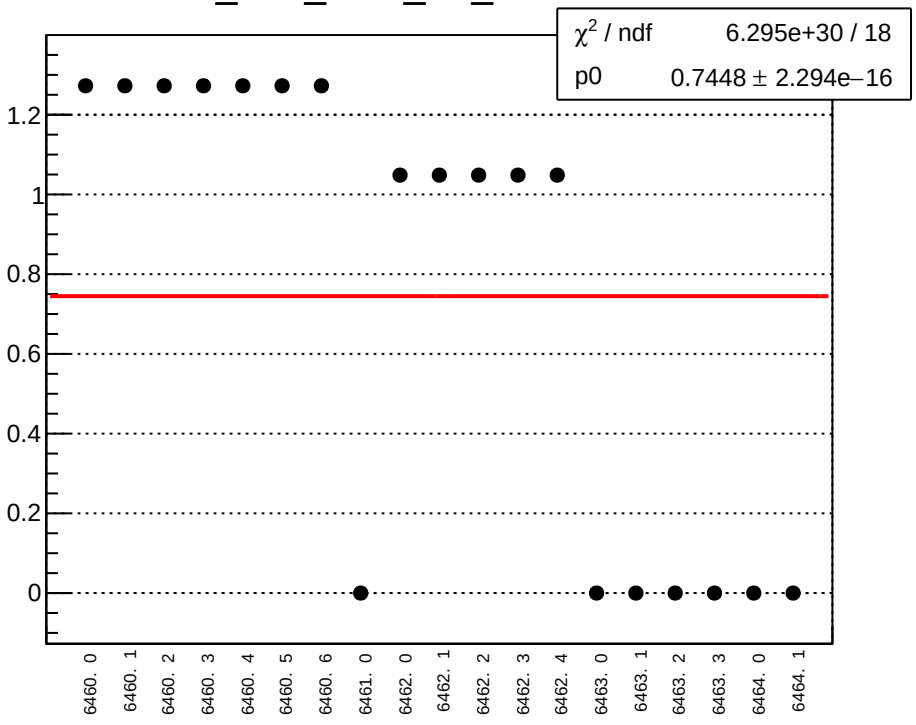

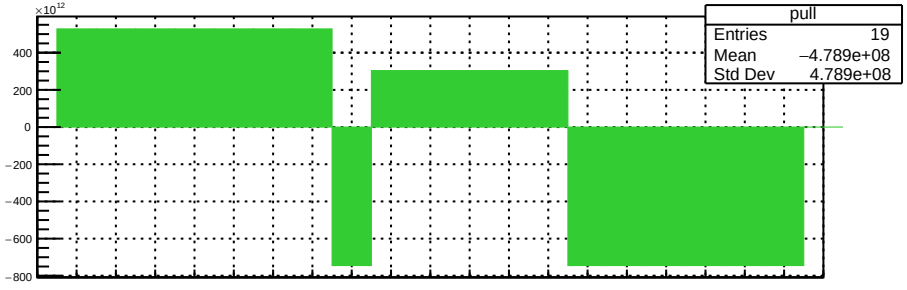

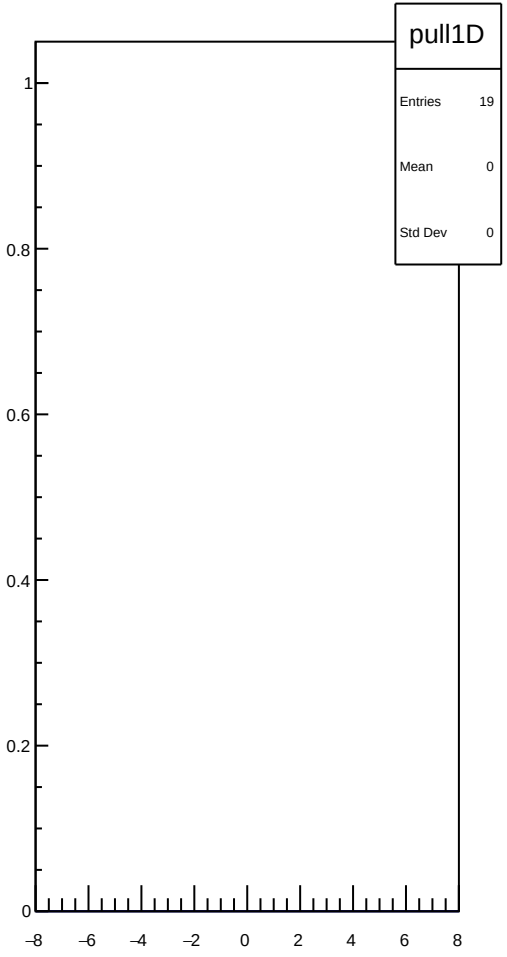

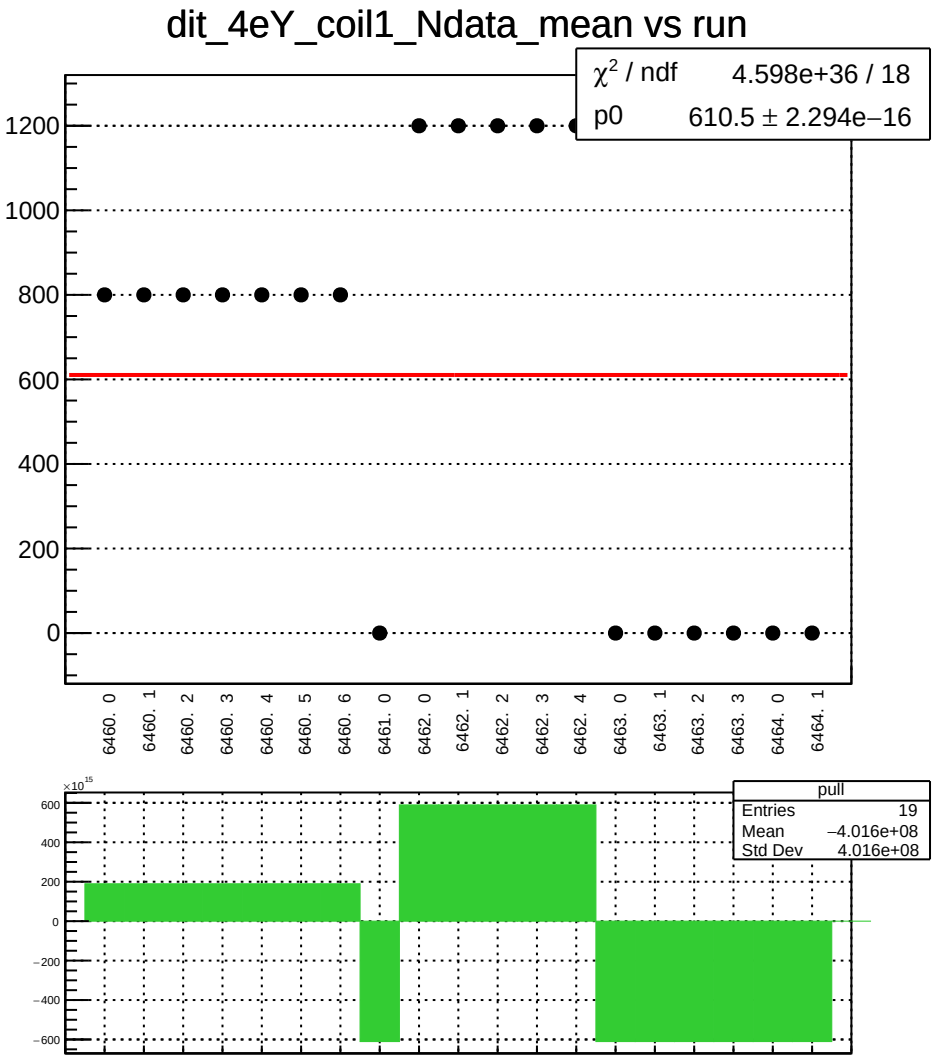
dit_4eY_coil1_Ndata_mean vs run
χ² / ndf 4.598e+36 / 18
p0 610.5 ± 2.294e−16
1200
1000
800
600
400
200
0
6460. 0
6460. 1
6460. 2
6460. 3
6460. 4
6460. 5
6460. 6
6461. 0
6462. 0
6462. 1
6462. 2
6462. 3
6462. 4
6463. 0
6463. 1
6463. 2
6463. 3
6464. 0
6464. 1
×10¹⁵
600
400
200
0
−200
−400
−600
pull
Entries 19
Mean −4.016e+08
Std Dev 4.016e+08

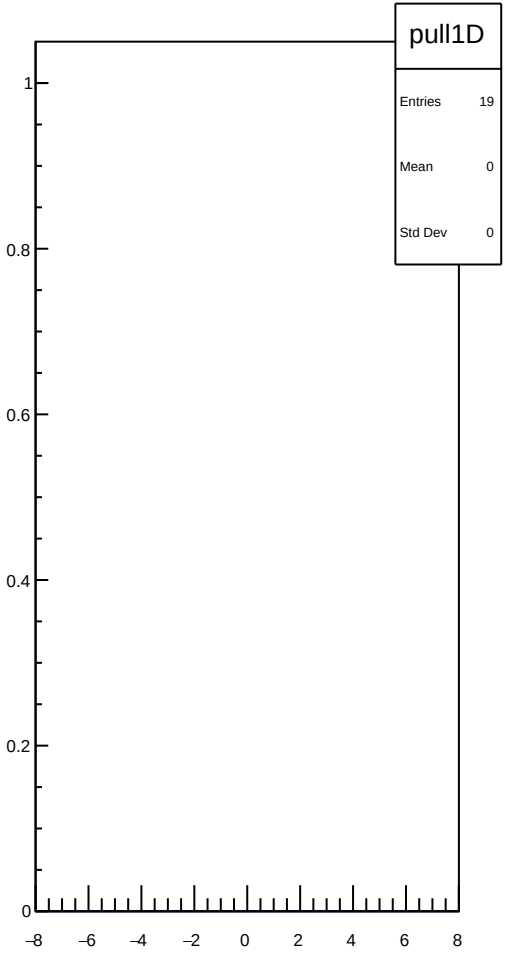
pull1D
Entries 19
Mean 0
Std Dev 0
1
0.8
0.6
0.4
0.2
0
−8
−6
−4
−2
0
2
4
6
8

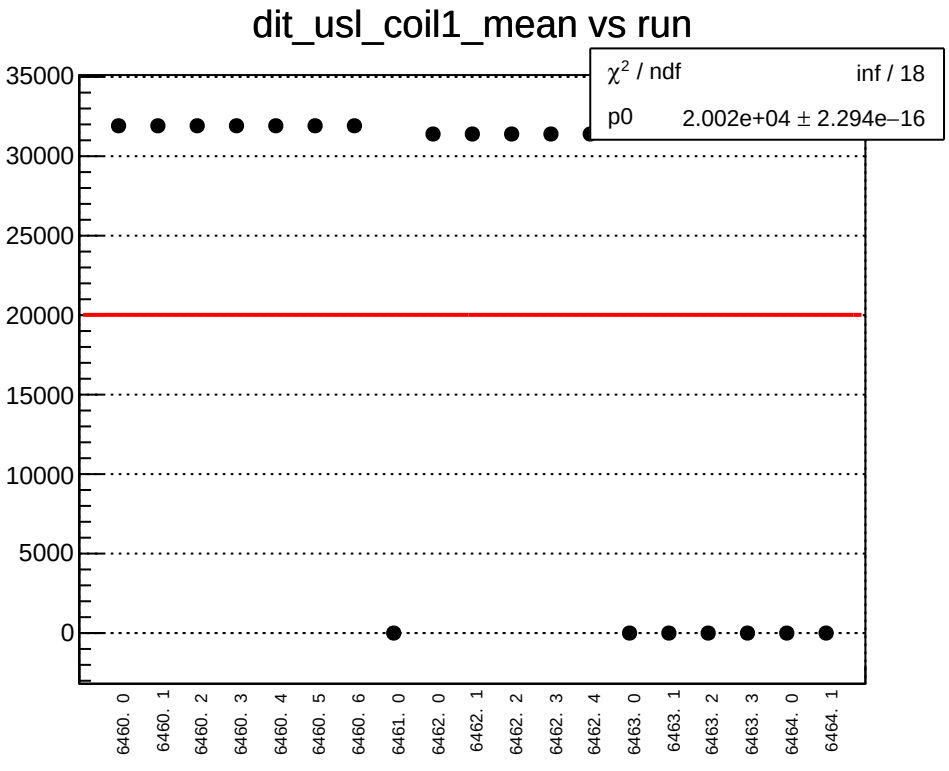
dit_usl_coil1_mean vs run
χ² / ndf inf / 18
p0 2.002e+04 ± 2.294e−16
35000
30000
25000
20000
15000
10000
5000
0
6460. 0
6460. 1
6460. 2
6460. 3
6460. 4
6460. 5
6460. 6
6461. 0
6462. 0
6462. 1
6462. 2
6462. 3
6462. 4
6463. 0
6463. 1
6463. 2
6463. 3
6464. 0
6464. 1

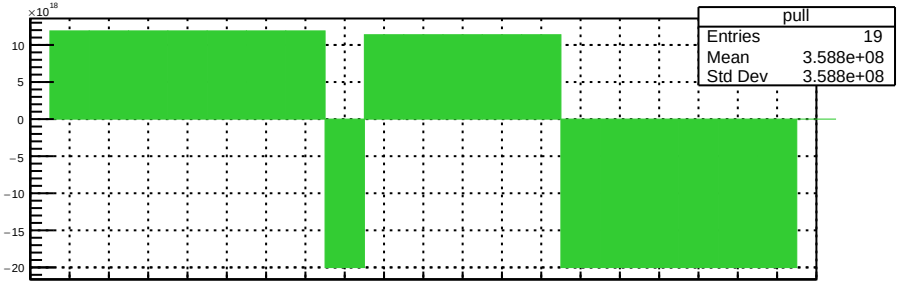
×10¹⁸
pull
Entries 19
Mean 3.588e+08
Std Dev 3.588e+08
10
5
0
−5
−10
−15
−20

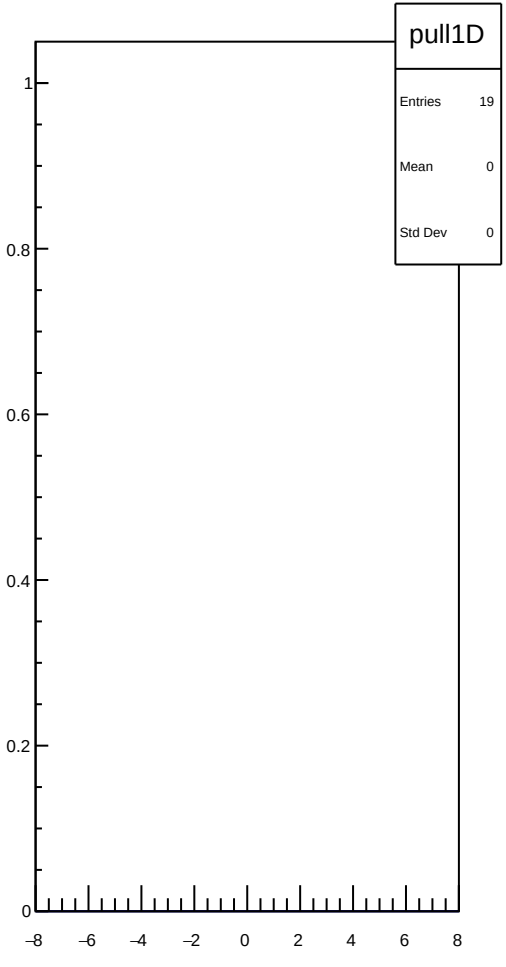
pull1D
Entries 19
Mean 0
Std Dev 0
1
0.8
0.6
0.4
0.2
0
−8
−6
−4
−2
0
2
4
6
8

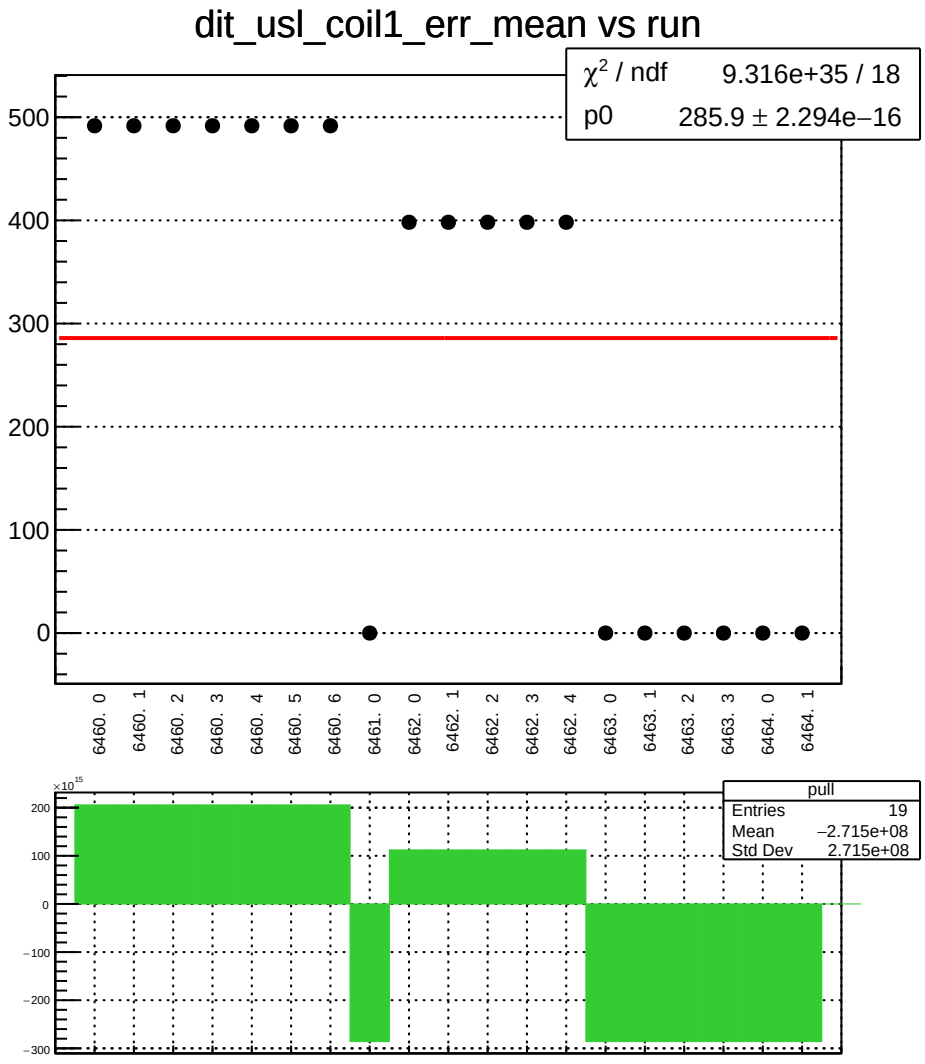
dit_usl_coil1_err_mean vs run
χ² / ndf 9.316e+35 / 18
p0 285.9 ± 2.294e−16
500
400
300
200
100
0
6460. 0
6460. 1
6460. 2
6460. 3
6460. 4
6460. 5
6460. 6
6461. 0
6462. 0
6462. 1
6462. 2
6462. 3
6462. 4
6463. 0
6463. 1
6463. 2
6463. 3
6464. 0
6464. 1
×10^15
200
100
0
−100
−200
−300
pull
Entries 19
Mean −2.715e+08
Std Dev 2.715e+08

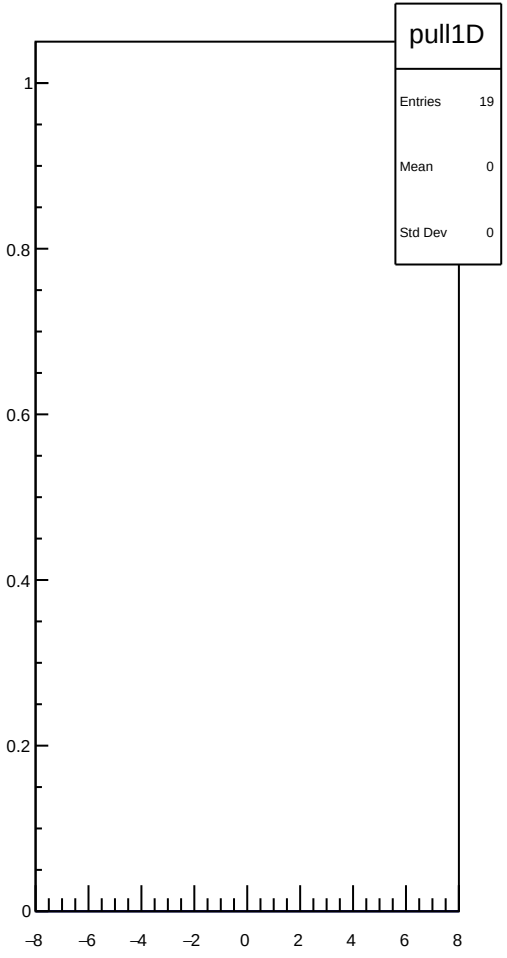
pull1D
Entries 19
Mean 0
Std Dev 0
1
0.8
0.6
0.4
0.2
0
−8
−6
−4
−2
0
2
4
6
8

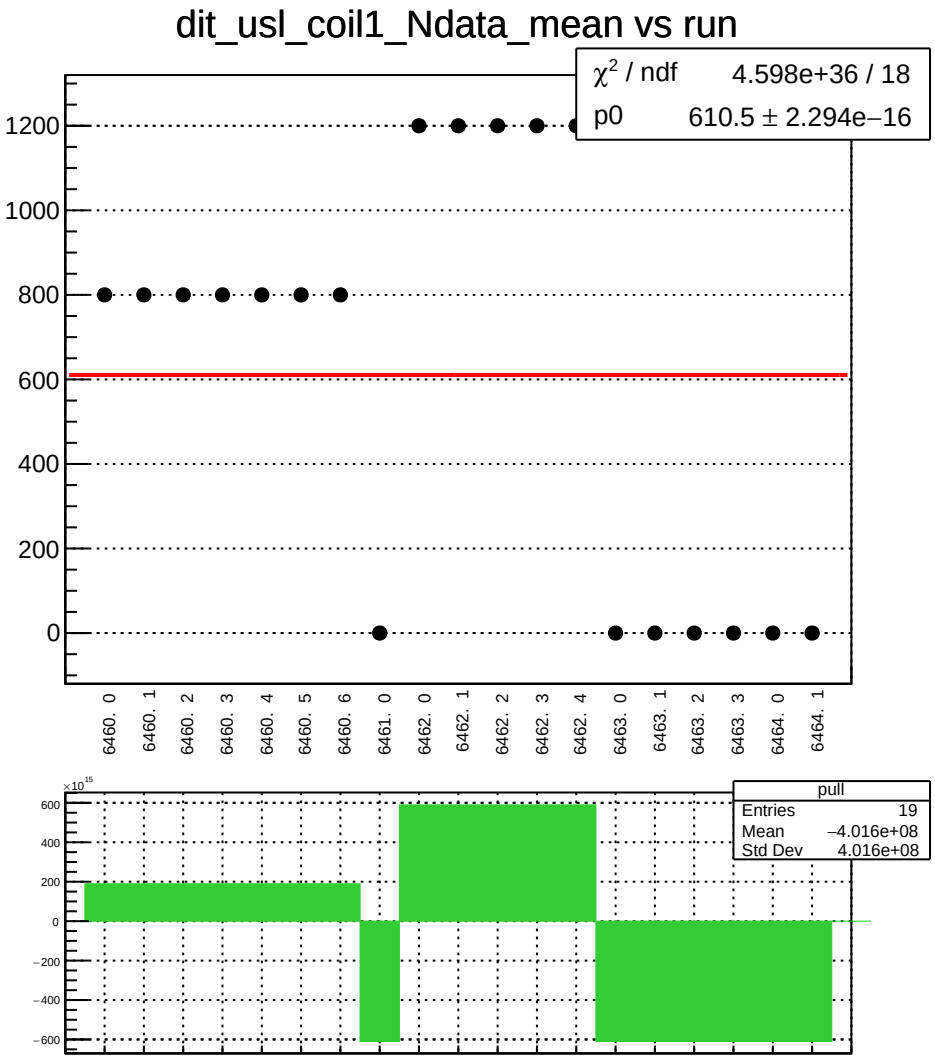
dit_usl_coil1_Ndata_mean vs run
χ² / ndf 4.598e+36 / 18
p0 610.5 ± 2.294e−16
1200
1000
800
600
400
200
0
6460. 0
6460. 1
6460. 2
6460. 3
6460. 4
6460. 5
6460. 6
6461. 0
6462. 0
6462. 1
6462. 2
6462. 3
6462. 4
6463. 0
6463. 1
6463. 2
6463. 3
6464. 0
6464. 1
×10¹⁵
600
400
200
0
−200
−400
−600
pull
Entries 19
Mean −4.016e+08
Std Dev 4.016e+08

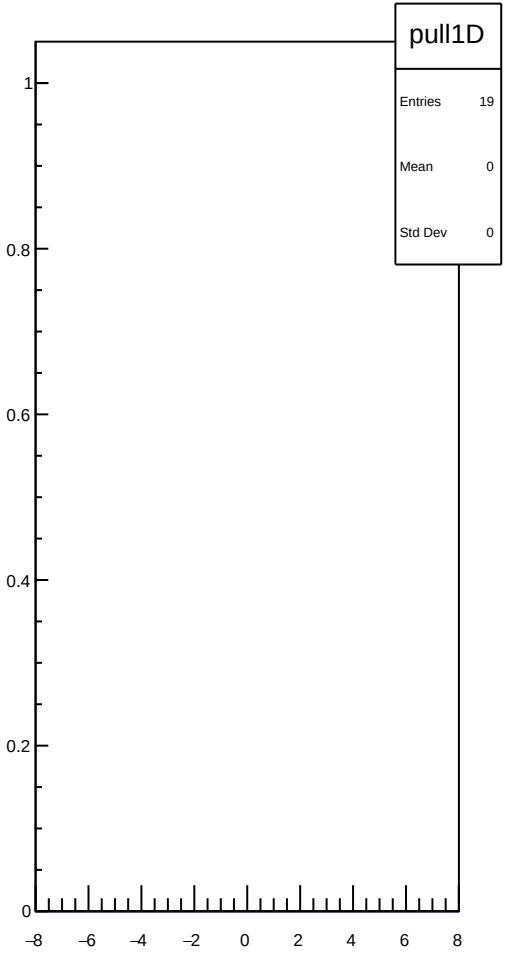
pull1D
Entries 19
Mean 0
Std Dev 0
1
0.8
0.6
0.4
0.2
0
−8
−6
−4
−2
0
2
4
6
8

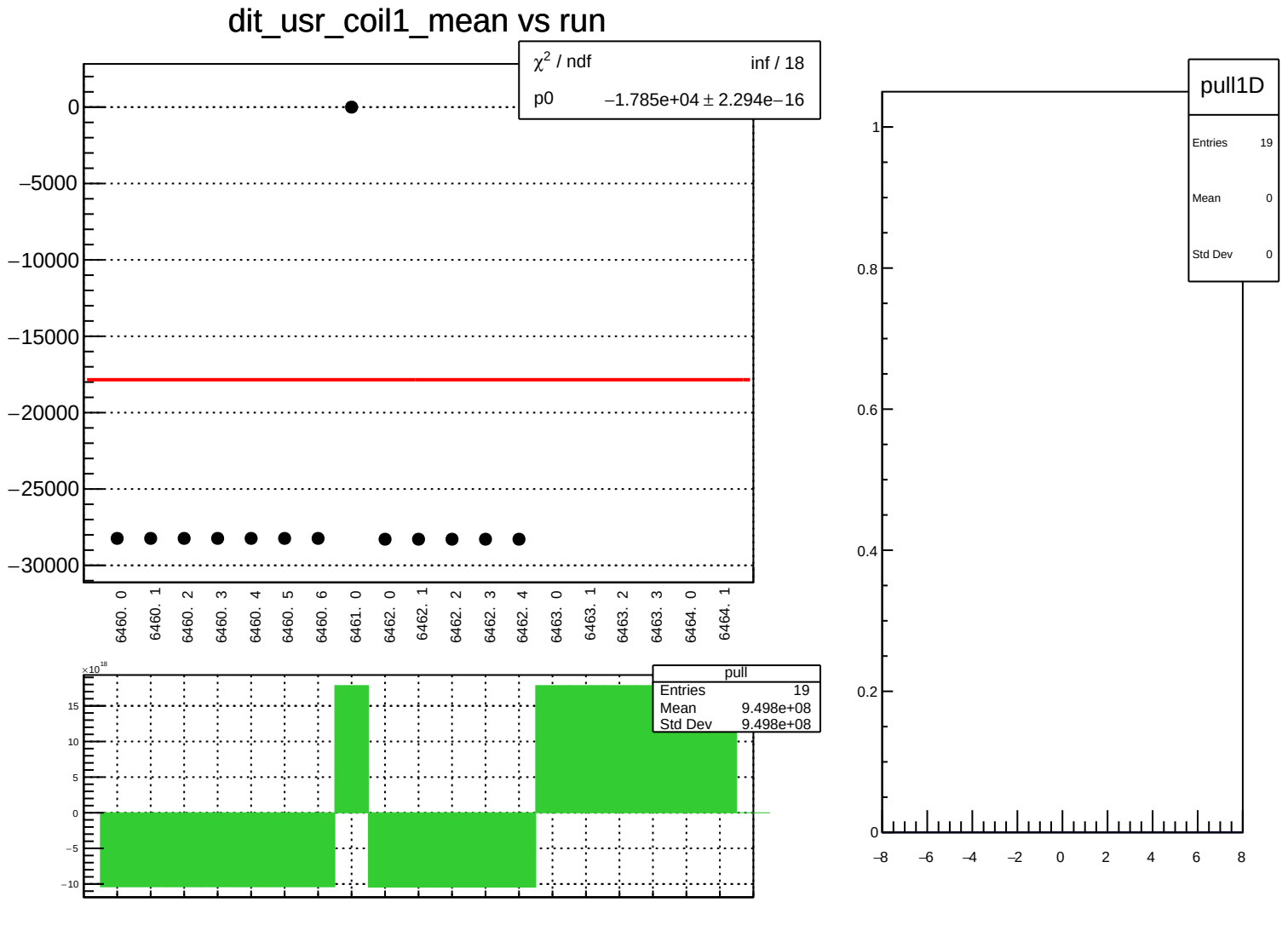
dit_usr_coil1_mean vs run
χ² / ndf inf / 18
p0 −1.785e+04 ± 2.294e−16
0
−5000
−10000
−15000
−20000
−25000
−30000
6460. 0
6460. 1
6460. 2
6460. 3
6460. 4
6460. 5
6460. 6
6461. 0
6462. 0
6462. 1
6462. 2
6462. 3
6462. 4
6463. 0
6463. 1
6463. 2
6463. 3
6464. 0
6464. 1
pull
Entries 19
Mean 9.498e+08
Std Dev 9.498e+08
×10¹⁸
15
10
5
0
−5
−10
pull1D
Entries 19
Mean 0
Std Dev 0
1
0.8
0.6
0.4
0.2
0
−8
−6
−4
−2
0
2
4
6
8

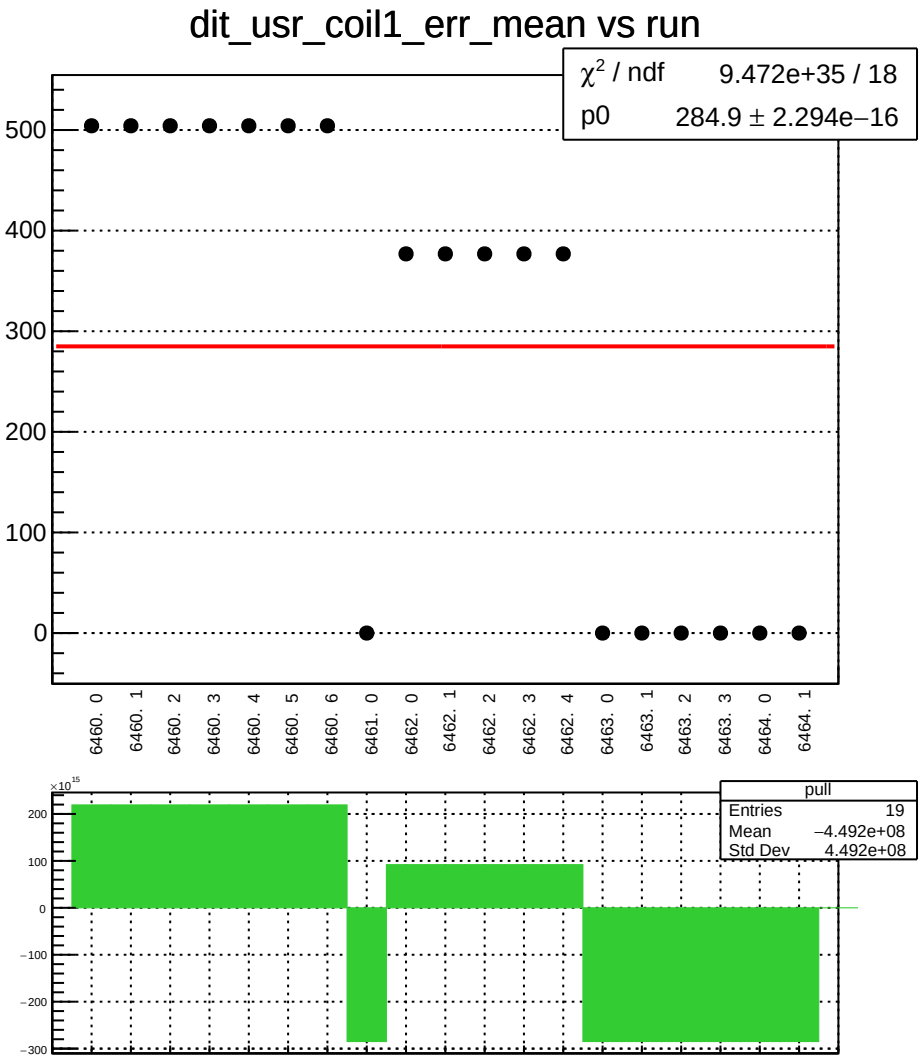
dit_usr_coil1_err_mean vs run
χ² / ndf 9.472e+35 / 18
p0 284.9 ± 2.294e−16
500
400
300
200
100
0
6460. 0
6460. 1
6460. 2
6460. 3
6460. 4
6460. 5
6460. 6
6461. 0
6462. 0
6462. 1
6462. 2
6462. 3
6462. 4
6463. 0
6463. 1
6463. 2
6463. 3
6464. 0
6464. 1
×10^15
200
100
0
−100
−200
−300
pull
Entries 19
Mean −4.492e+08
Std Dev 4.492e+08

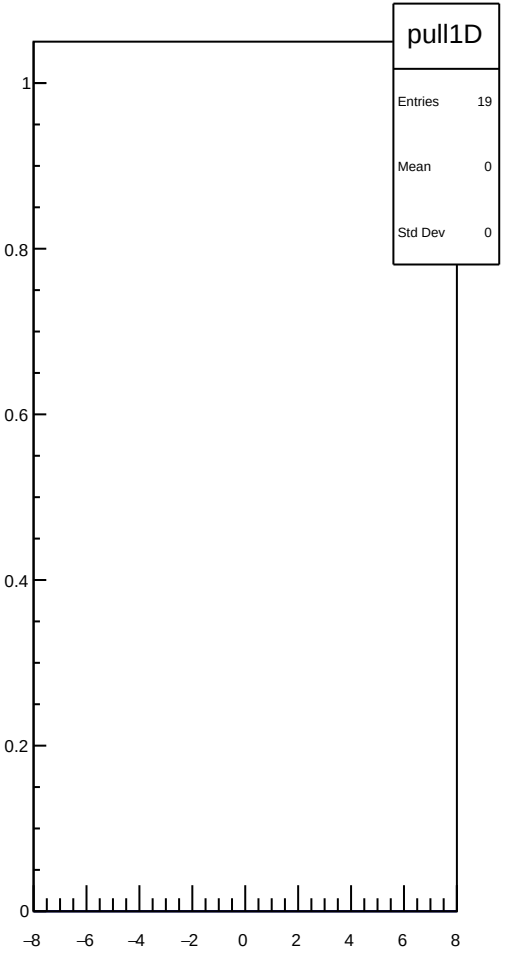
pull1D
Entries 19
Mean 0
Std Dev 0
1
0.8
0.6
0.4
0.2
0
−8
−6
−4
−2
0
2
4
6
8

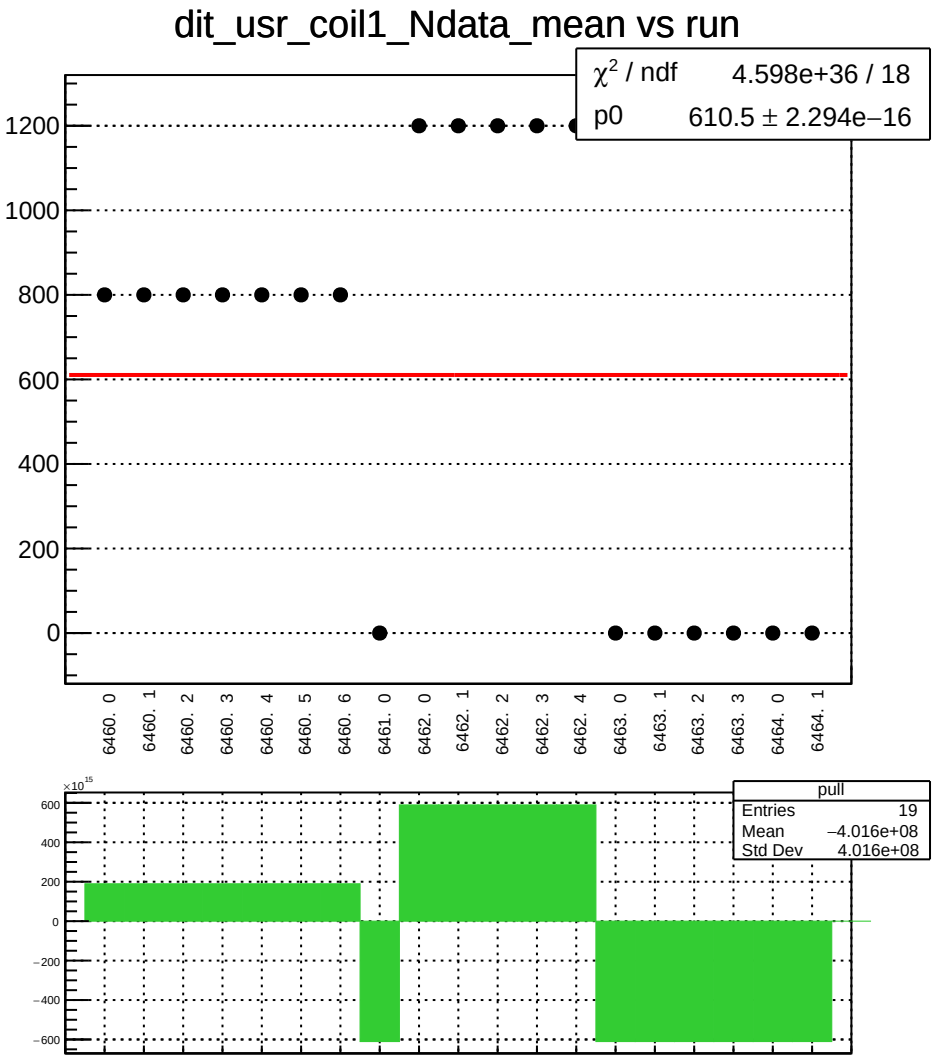
dit_usr_coil1_Ndata_mean vs run
χ² / ndf 4.598e+36 / 18
p0 610.5 ± 2.294e−16
1200
1000
800
600
400
200
0
6460. 0
6460. 1
6460. 2
6460. 3
6460. 4
6460. 5
6460. 6
6461. 0
6462. 0
6462. 1
6462. 2
6462. 3
6462. 4
6463. 0
6463. 1
6463. 2
6463. 3
6464. 0
6464. 1
×10¹⁵
600
400
200
0
−200
−400
−600
pull
Entries 19
Mean −4.016e+08
Std Dev 4.016e+08

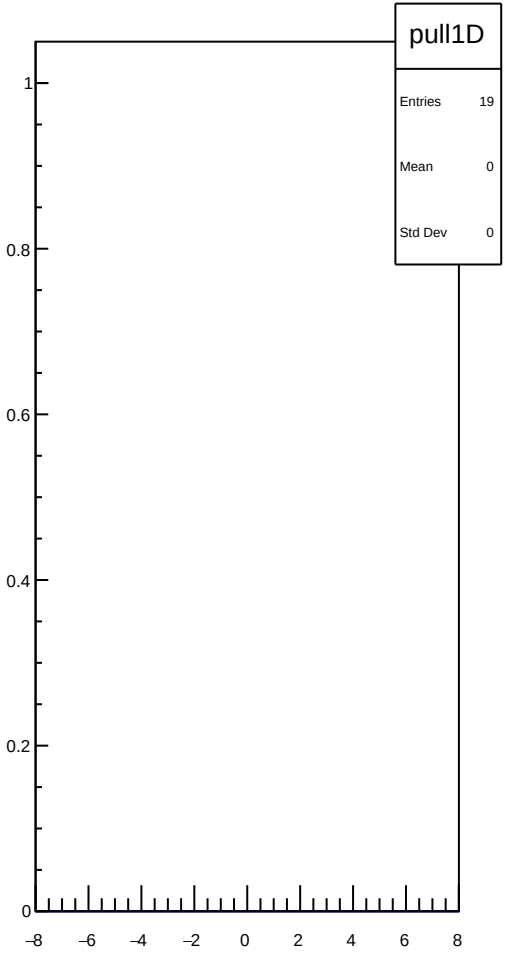
pull1D
Entries 19
Mean 0
Std Dev 0
1
0.8
0.6
0.4
0.2
0
−8
−6
−4
−2
0
2
4
6
8

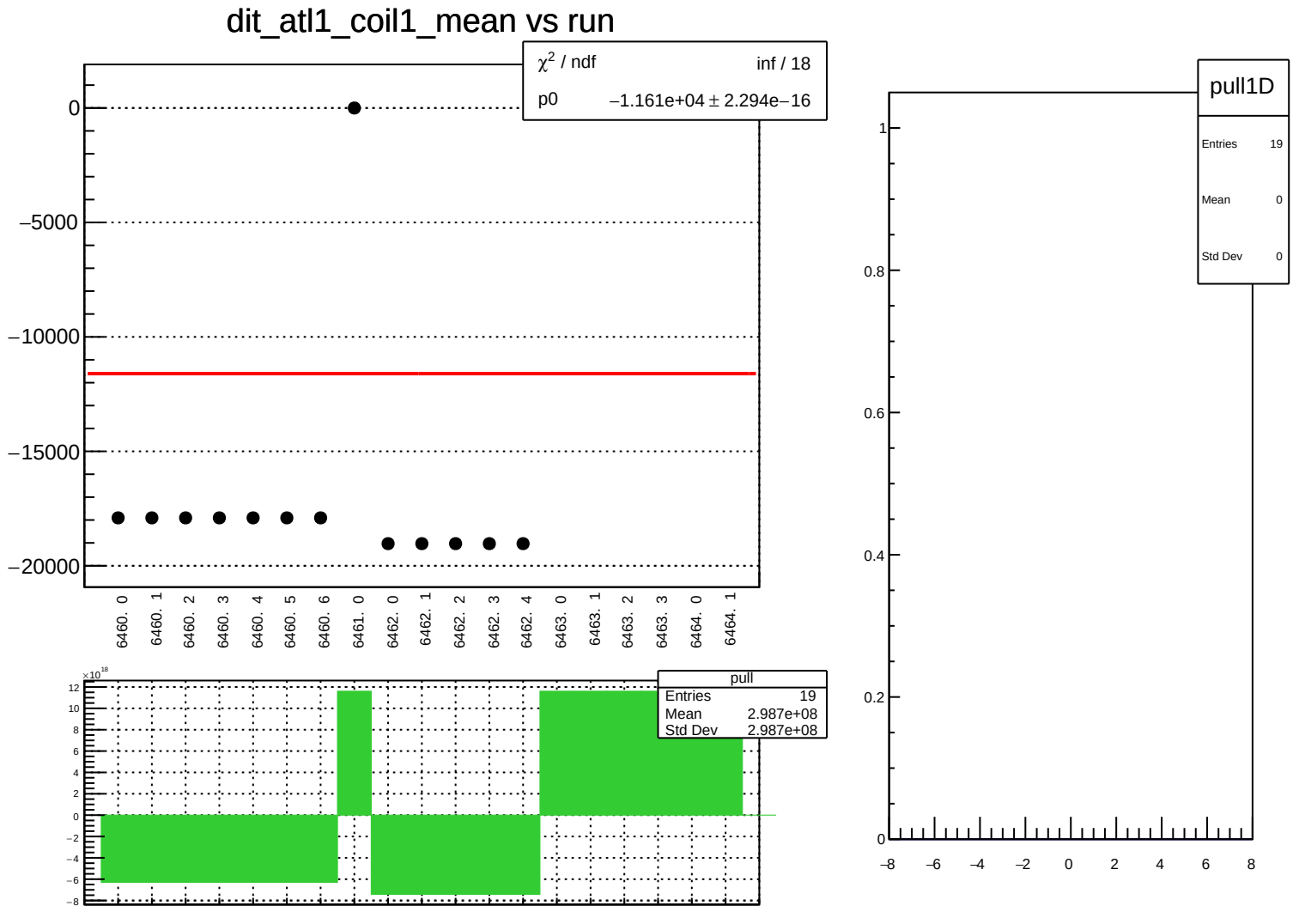
dit_atl1_coil1_mean vs run
χ² / ndf inf / 18
p0 −1.161e+04 ± 2.294e−16
0
−5000
−10000
−15000
−20000
6460. 0
6460. 1
6460. 2
6460. 3
6460. 4
6460. 5
6460. 6
6461. 0
6462. 0
6462. 1
6462. 2
6462. 3
6462. 4
6463. 0
6463. 1
6463. 2
6463. 3
6464. 0
6464. 1
pull
Entries 19
Mean 2.987e+08
Std Dev 2.987e+08
×10¹⁸
pull1D
Entries 19
Mean 0
Std Dev 0

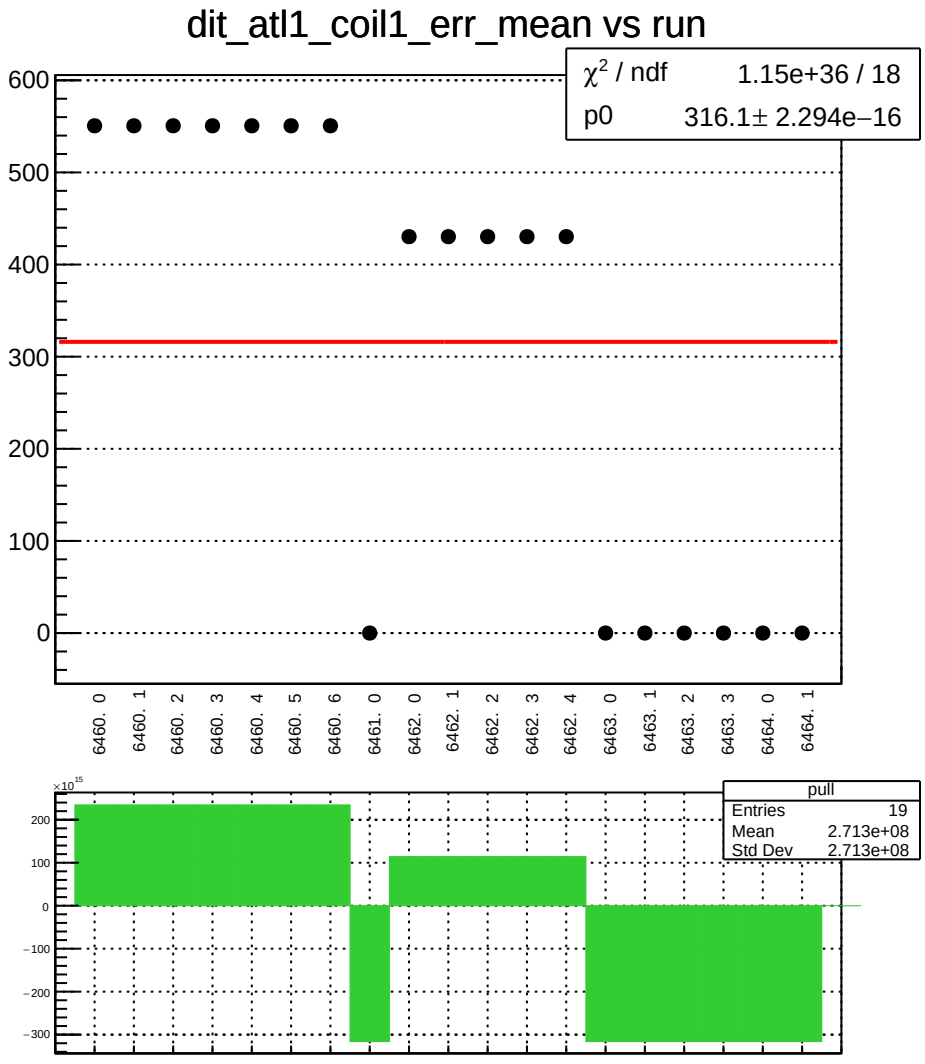
dit_atl1_coil1_err_mean vs run
χ² / ndf 1.15e+36 / 18
p0 316.1± 2.294e−16
600
500
400
300
200
100
0
6460. 0
6460. 1
6460. 2
6460. 3
6460. 4
6460. 5
6460. 6
6461. 0
6462. 0
6462. 1
6462. 2
6462. 3
6462. 4
6463. 0
6463. 1
6463. 2
6463. 3
6464. 0
6464. 1
×10^15
200
100
0
−100
−200
−300
pull
Entries 19
Mean 2.713e+08
Std Dev 2.713e+08

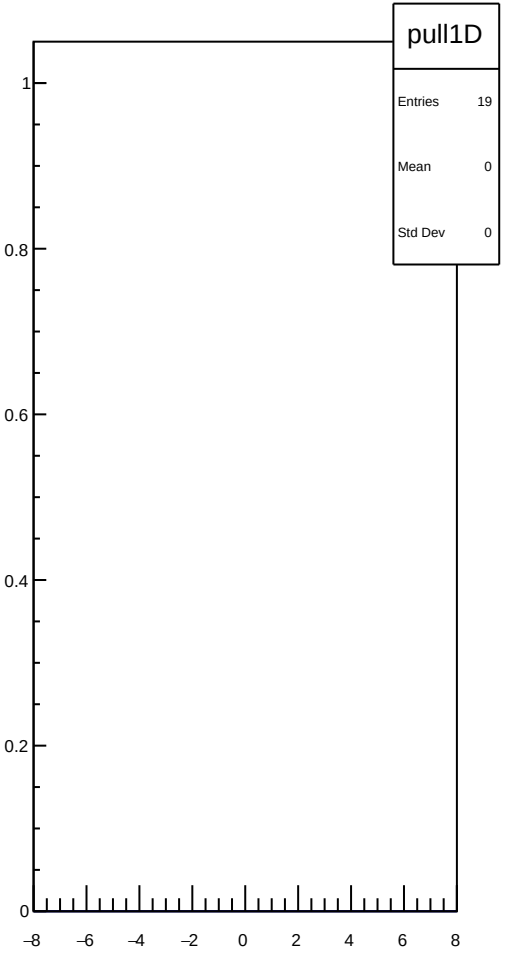
pull1D
Entries 19
Mean 0
Std Dev 0
1
0.8
0.6
0.4
0.2
0
−8
−6
−4
−2
0
2
4
6
8

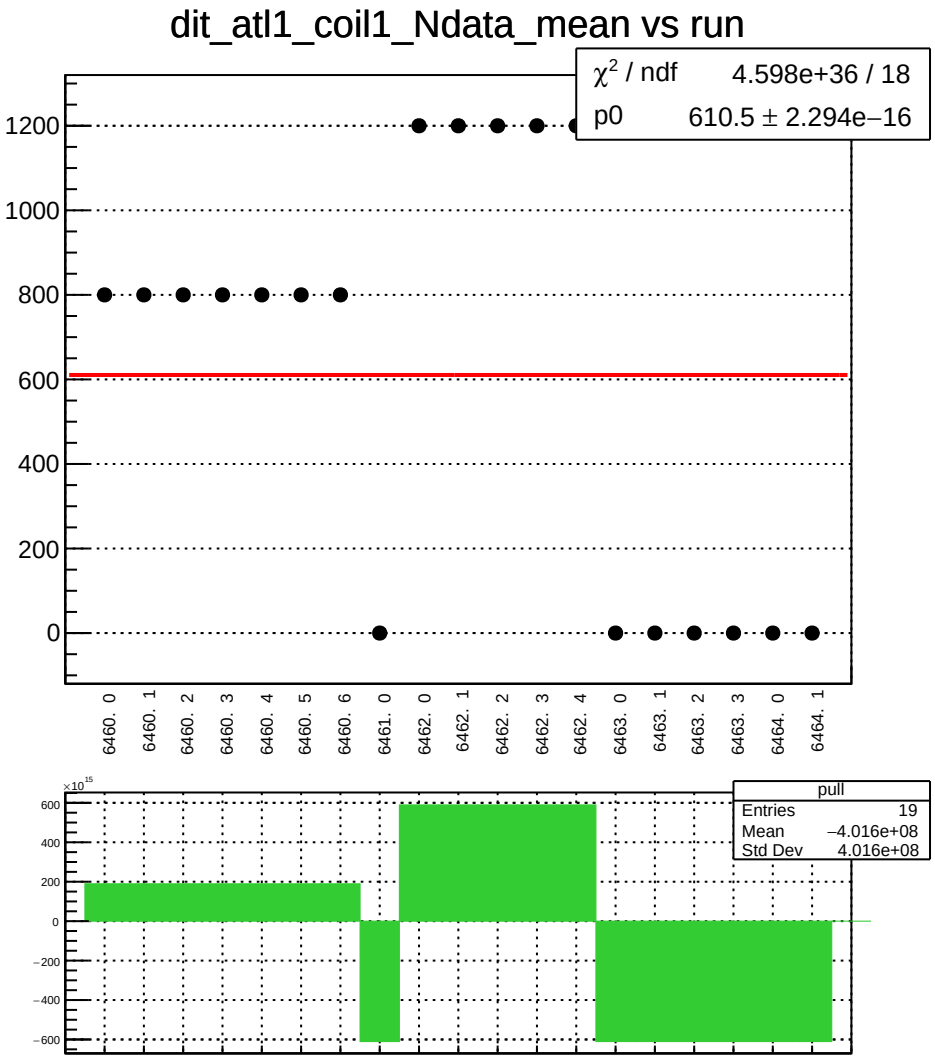
dit_atl1_coil1_Ndata_mean vs run
χ² / ndf 4.598e+36 / 18
p0 610.5 ± 2.294e−16
1200
1000
800
600
400
200
0
6460. 0
6460. 1
6460. 2
6460. 3
6460. 4
6460. 5
6460. 6
6461. 0
6462. 0
6462. 1
6462. 2
6462. 3
6462. 4
6463. 0
6463. 1
6463. 2
6463. 3
6464. 0
6464. 1
×10¹⁵
600
400
200
0
−200
−400
−600
pull
Entries 19
Mean −4.016e+08
Std Dev 4.016e+08

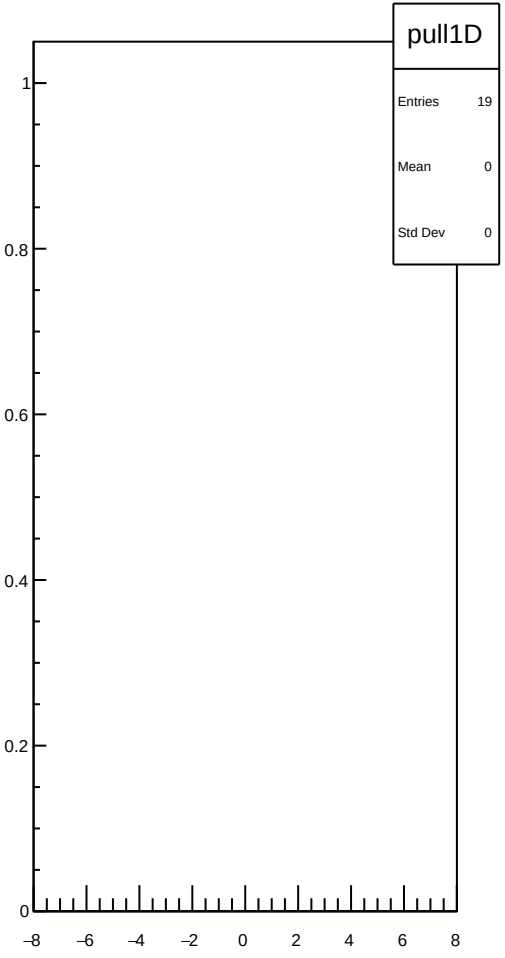
pull1D
Entries 19
Mean 0
Std Dev 0
1
0.8
0.6
0.4
0.2
0
−8
−6
−4
−2
0
2
4
6
8

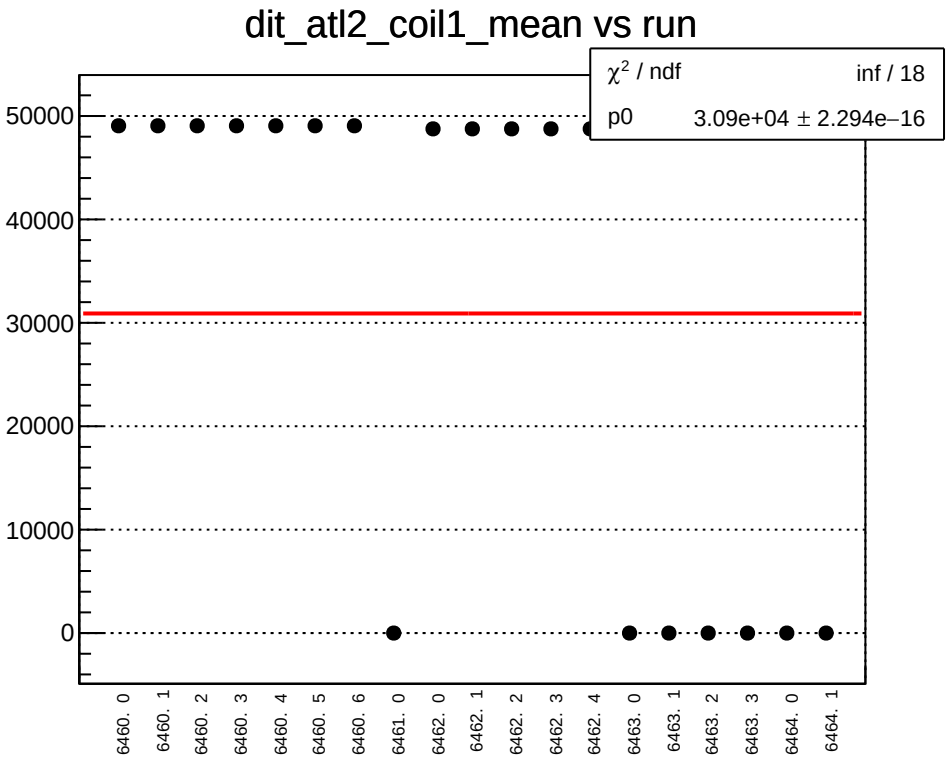
dit_atl2_coil1_mean vs run
χ² / ndf inf / 18
p0 3.09e+04 ± 2.294e−16
50000
40000
30000
20000
10000
0
6460. 0
6460. 1
6460. 2
6460. 3
6460. 4
6460. 5
6460. 6
6461. 0
6462. 0
6462. 1
6462. 2
6462. 3
6462. 4
6463. 0
6463. 1
6463. 2
6463. 3
6464. 0
6464. 1

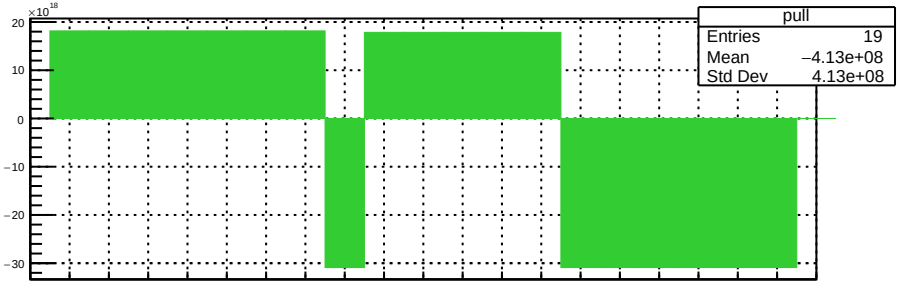
×10¹⁸
20
10
0
−10
−20
−30
pull
Entries 19
Mean −4.13e+08
Std Dev 4.13e+08

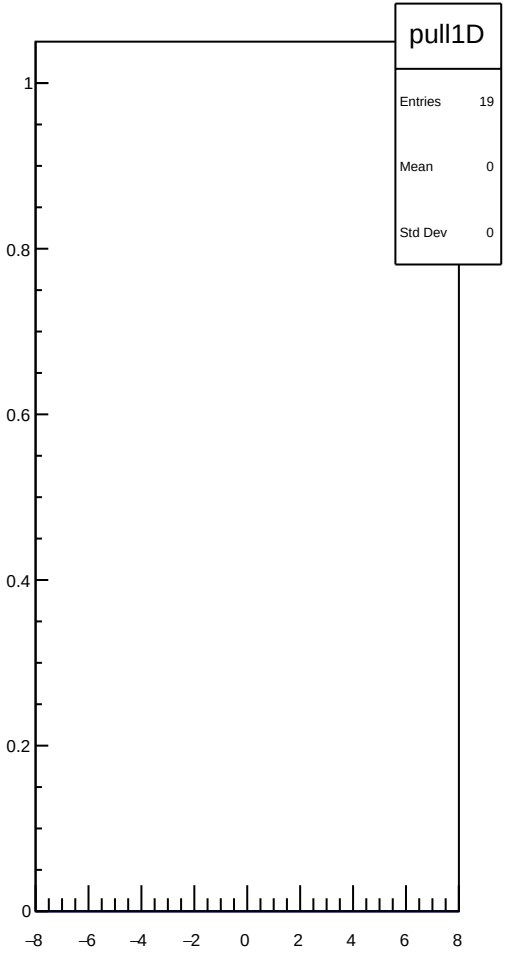
pull1D
Entries 19
Mean 0
Std Dev 0
1
0.8
0.6
0.4
0.2
0
−8
−6
−4
−2
0
2
4
6
8

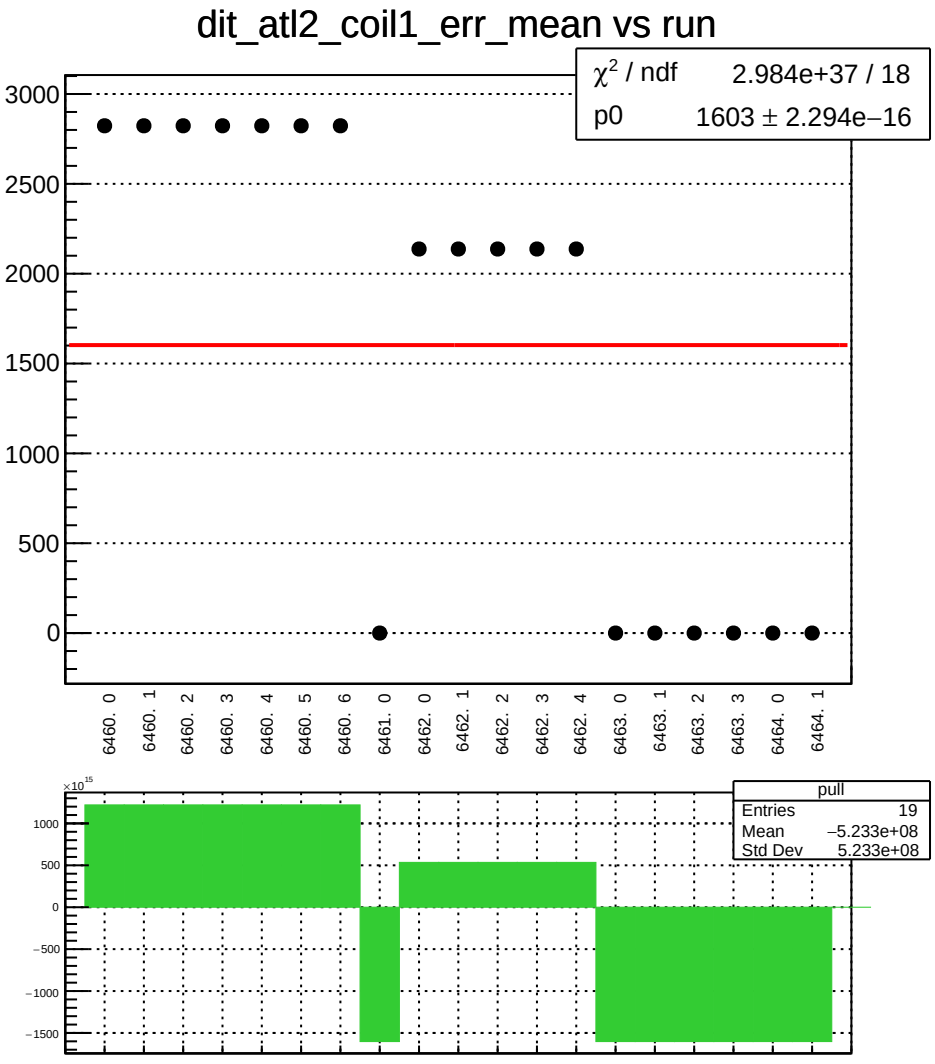
dit_atl2_coil1_err_mean vs run
χ² / ndf 2.984e+37 / 18
p0 1603 ± 2.294e−16
3000
2500
2000
1500
1000
500
0
6460. 0
6460. 1
6460. 2
6460. 3
6460. 4
6460. 5
6460. 6
6461. 0
6462. 0
6462. 1
6462. 2
6462. 3
6462. 4
6463. 0
6463. 1
6463. 2
6463. 3
6464. 0
6464. 1
×10^15
1000
500
0
−500
−1000
−1500
pull
Entries 19
Mean −5.233e+08
Std Dev 5.233e+08

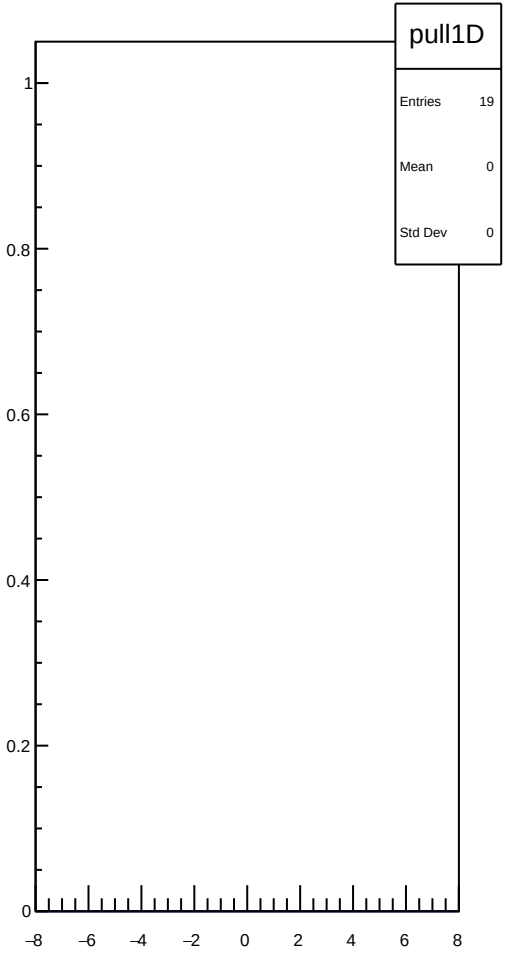
pull1D
Entries 19
Mean 0
Std Dev 0
1
0.8
0.6
0.4
0.2
0
−8
−6
−4
−2
0
2
4
6
8

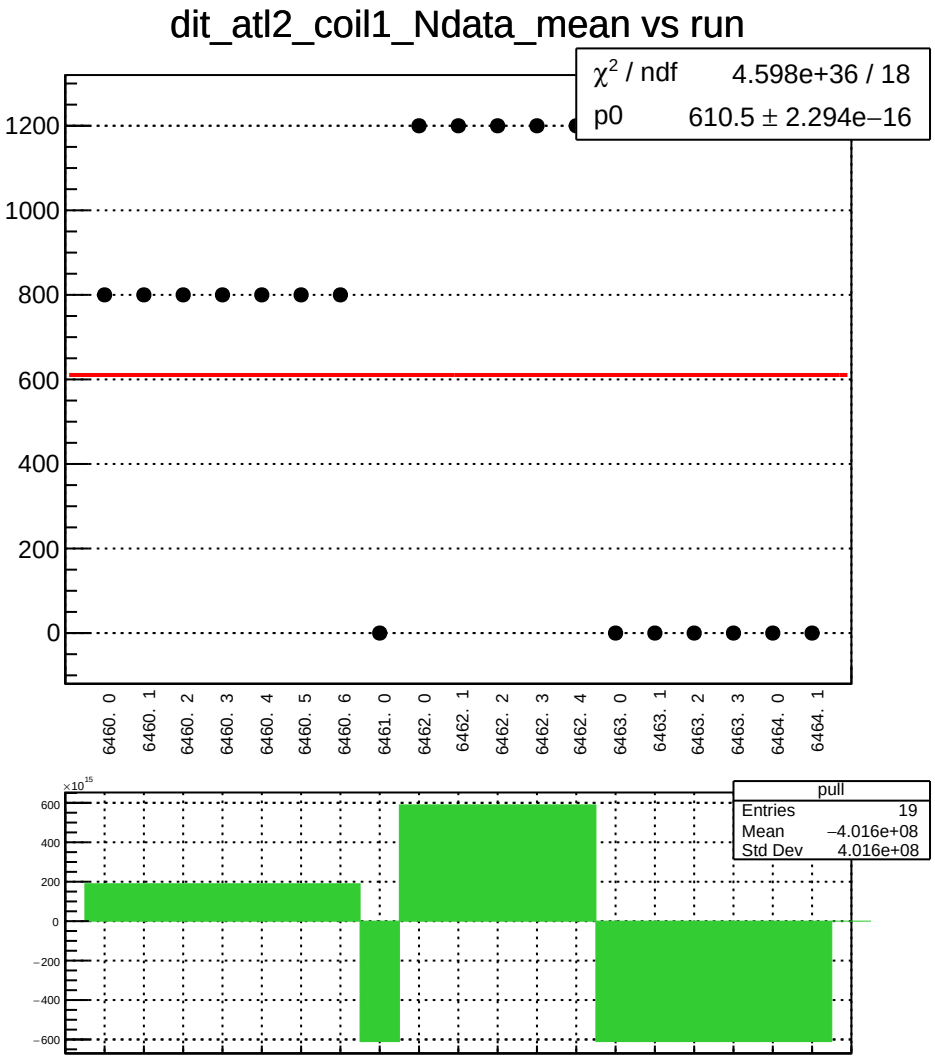
dit_atl2_coil1_Ndata_mean vs run
χ² / ndf 4.598e+36 / 18
p0 610.5 ± 2.294e−16
1200
1000
800
600
400
200
0
6460. 0
6460. 1
6460. 2
6460. 3
6460. 4
6460. 5
6460. 6
6461. 0
6462. 0
6462. 1
6462. 2
6462. 3
6462. 4
6463. 0
6463. 1
6463. 2
6463. 3
6464. 0
6464. 1
×10¹⁵
600
400
200
0
−200
−400
−600
pull
Entries 19
Mean −4.016e+08
Std Dev 4.016e+08

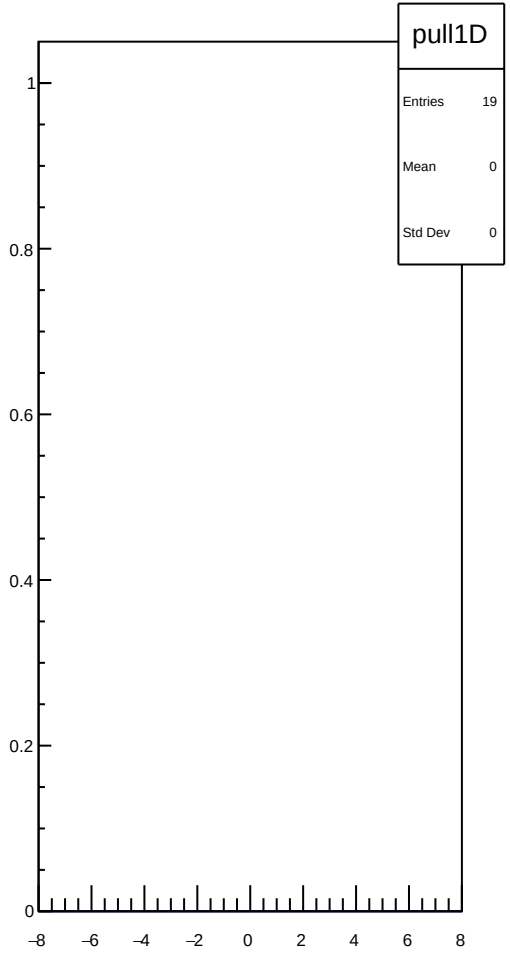
pull1D
Entries 19
Mean 0
Std Dev 0
1
0.8
0.6
0.4
0.2
0
−8
−6
−4
−2
0
2
4
6
8

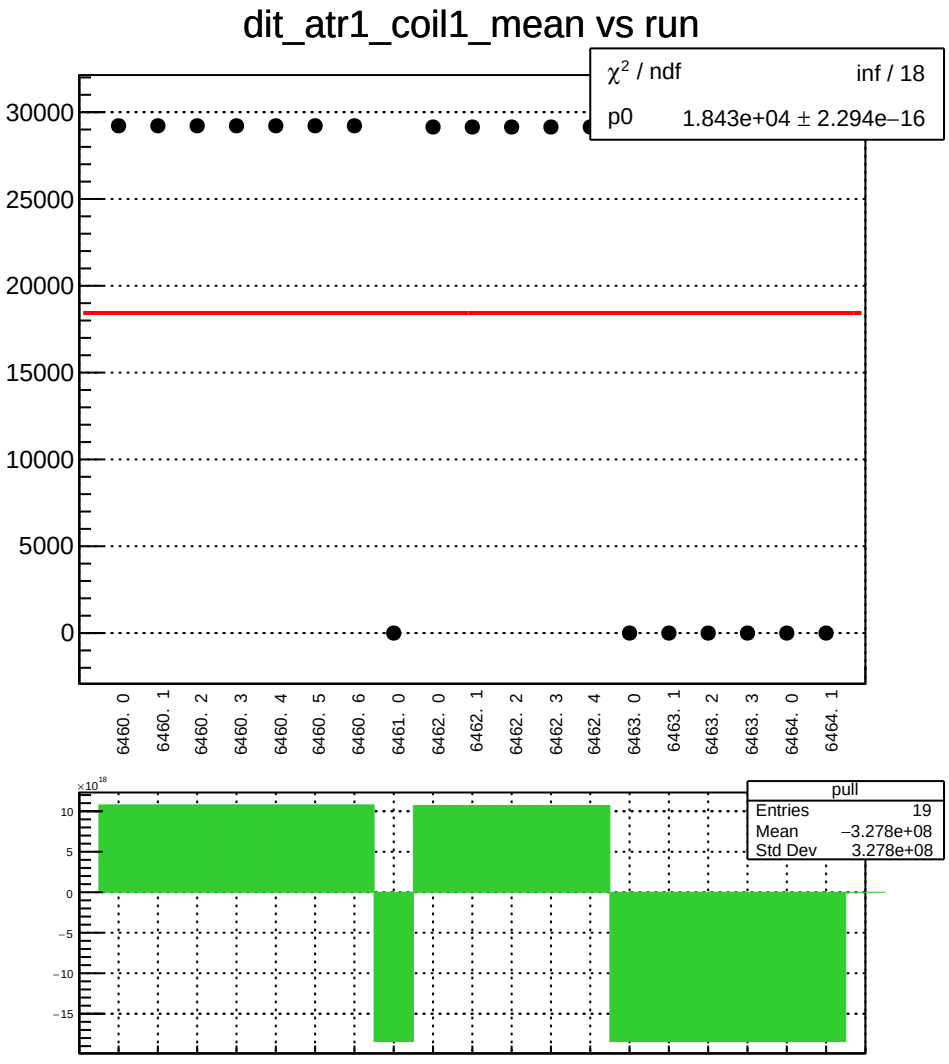
dit_atr1_coil1_mean vs run
χ² / ndf inf / 18
p0 1.843e+04 ± 2.294e−16
30000
25000
20000
15000
10000
5000
0
6460. 0
6460. 1
6460. 2
6460. 3
6460. 4
6460. 5
6460. 6
6461. 0
6462. 0
6462. 1
6462. 2
6462. 3
6462. 4
6463. 0
6463. 1
6463. 2
6463. 3
6464. 0
6464. 1
×10¹⁸
pull
Entries 19
Mean −3.278e+08
Std Dev 3.278e+08
10
5
0
−5
−10
−15

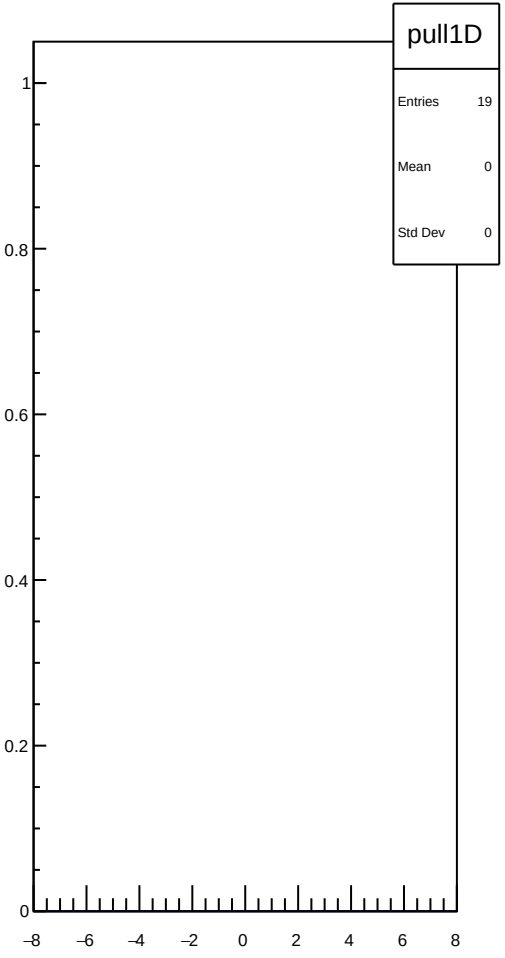
pull1D
Entries 19
Mean 0
Std Dev 0
1
0.8
0.6
0.4
0.2
0
−8
−6
−4
−2
0
2
4
6
8

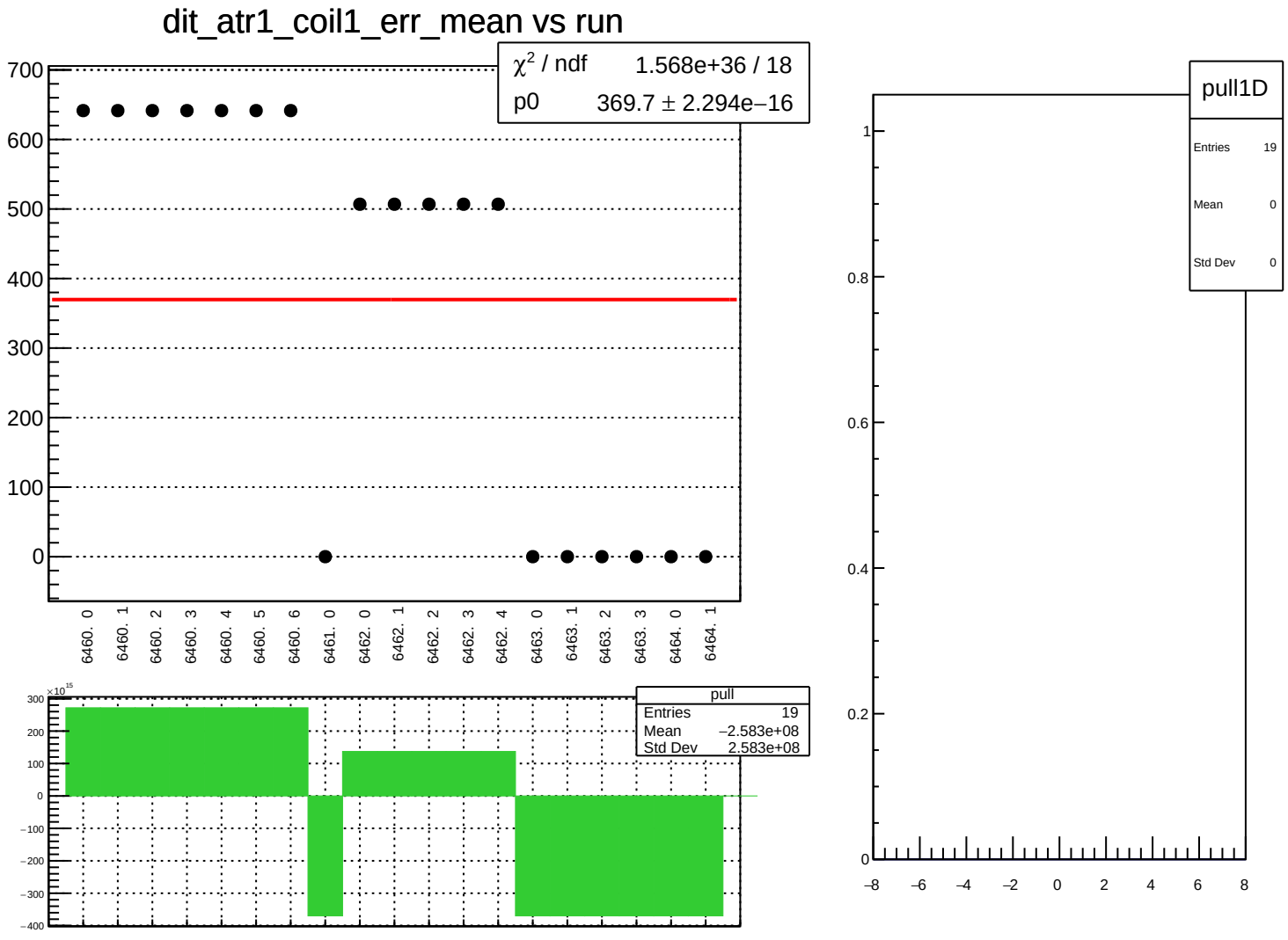
dit_atr1_coil1_err_mean vs run
χ² / ndf 1.568e+36 / 18
p0 369.7 ± 2.294e−16
700
600
500
400
300
200
100
0
6460. 0
6460. 1
6460. 2
6460. 3
6460. 4
6460. 5
6460. 6
6461. 0
6462. 0
6462. 1
6462. 2
6462. 3
6462. 4
6463. 0
6463. 1
6463. 2
6463. 3
6464. 0
6464. 1
×10^15
300
200
100
0
−100
−200
−300
−400
pull
Entries 19
Mean −2.583e+08
Std Dev 2.583e+08
pull1D
Entries 19
Mean 0
Std Dev 0
1
0.8
0.6
0.4
0.2
0
−8
−6
−4
−2
0
2
4
6
8

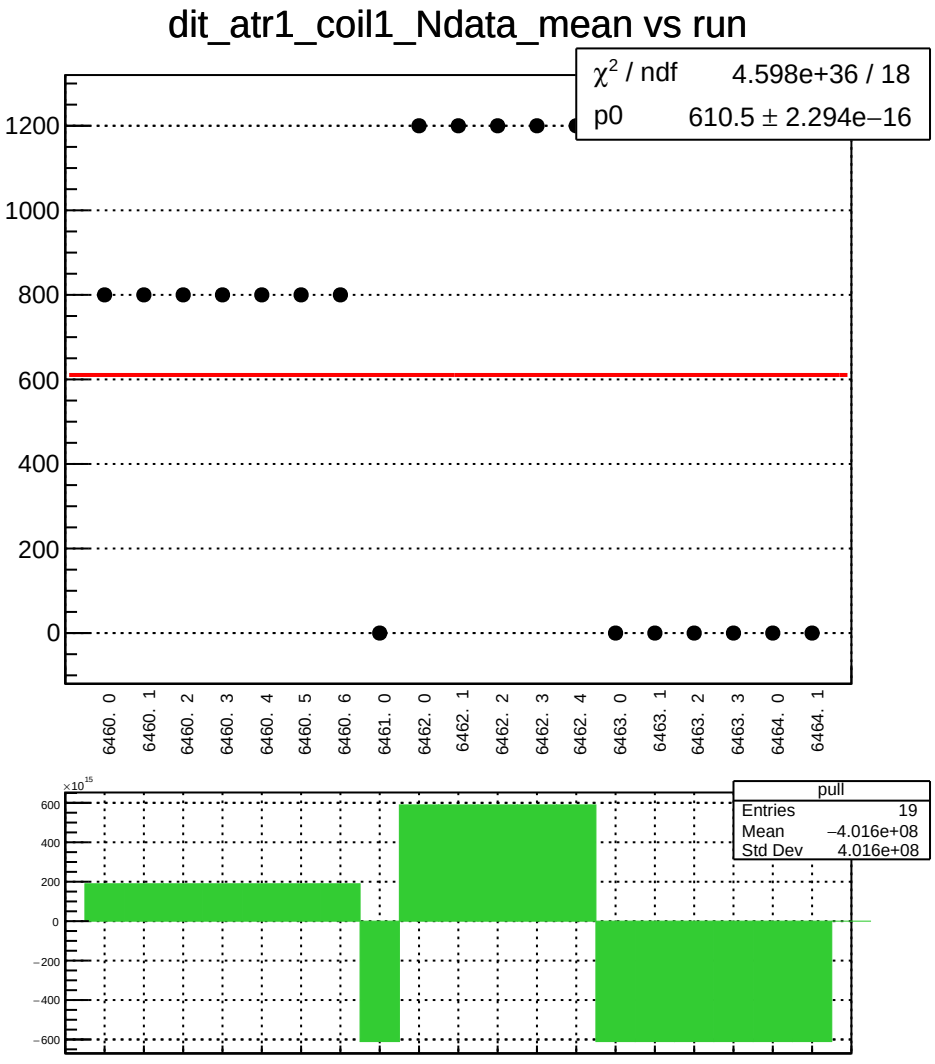
dit_atr1_coil1_Ndata_mean vs run
χ² / ndf 4.598e+36 / 18
p0 610.5 ± 2.294e−16
1200
1000
800
600
400
200
0
6460. 0
6460. 1
6460. 2
6460. 3
6460. 4
6460. 5
6460. 6
6461. 0
6462. 0
6462. 1
6462. 2
6462. 3
6462. 4
6463. 0
6463. 1
6463. 2
6463. 3
6464. 0
6464. 1
×10^15
600
400
200
0
−200
−400
−600
pull
Entries 19
Mean −4.016e+08
Std Dev 4.016e+08

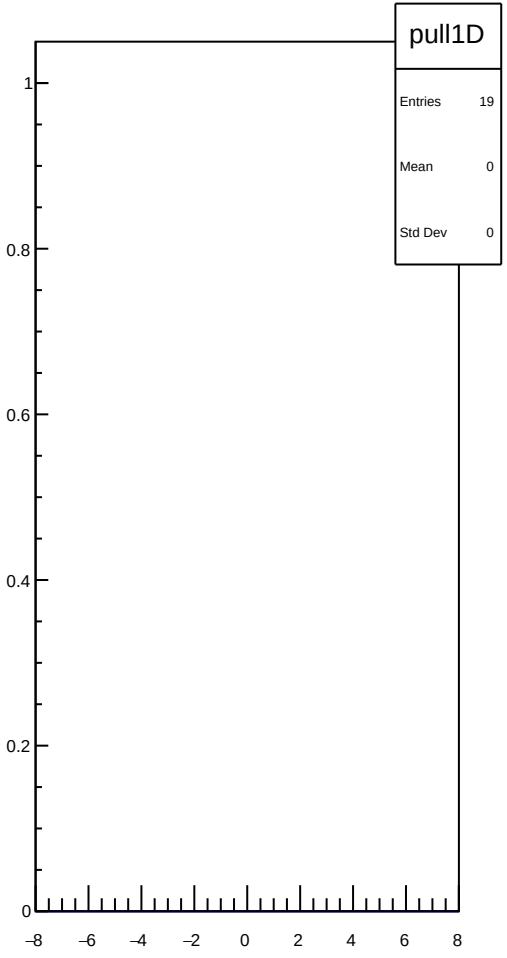
pull1D
Entries 19
Mean 0
Std Dev 0
1
0.8
0.6
0.4
0.2
0
−8
−6
−4
−2
0
2
4
6
8

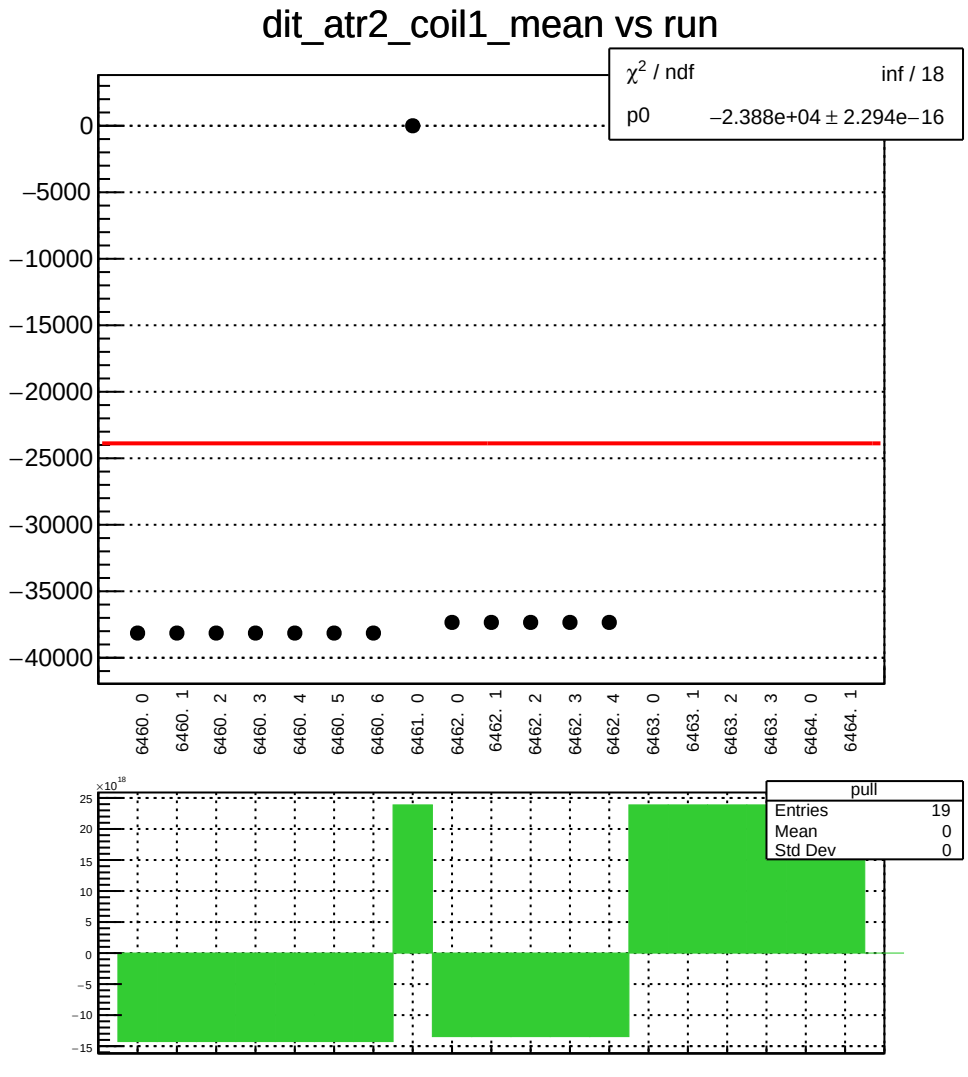
dit_atr2_coil1_mean vs run
χ² / ndf inf / 18
p0 −2.388e+04 ± 2.294e−16
0
−5000
−10000
−15000
−20000
−25000
−30000
−35000
−40000
6460. 0
6460. 1
6460. 2
6460. 3
6460. 4
6460. 5
6460. 6
6461. 0
6462. 0
6462. 1
6462. 2
6462. 3
6462. 4
6463. 0
6463. 1
6463. 2
6463. 3
6464. 0
6464. 1
×10¹⁸
25
20
15
10
5
0
−5
−10
−15
pull
Entries 19
Mean 0
Std Dev 0

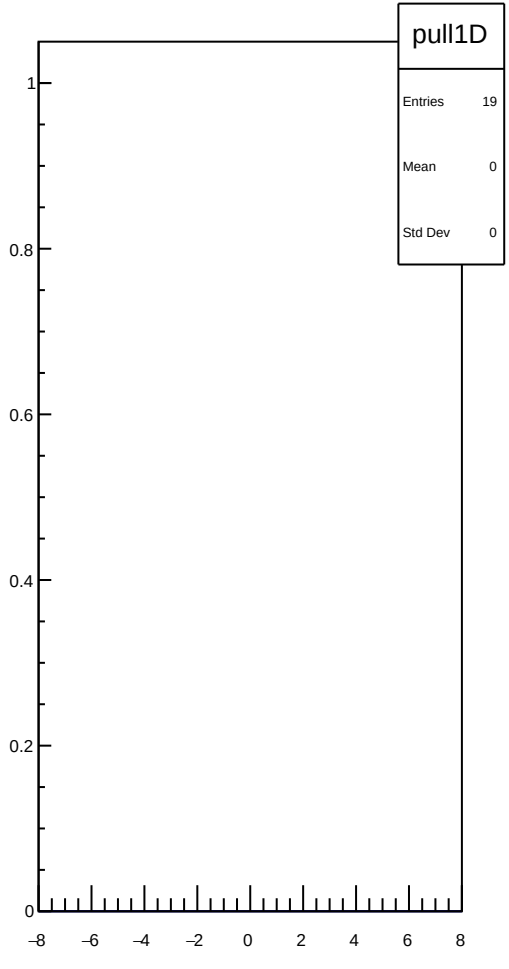
pull1D
Entries 19
Mean 0
Std Dev 0
1
0.8
0.6
0.4
0.2
0
−8
−6
−4
−2
0
2
4
6
8

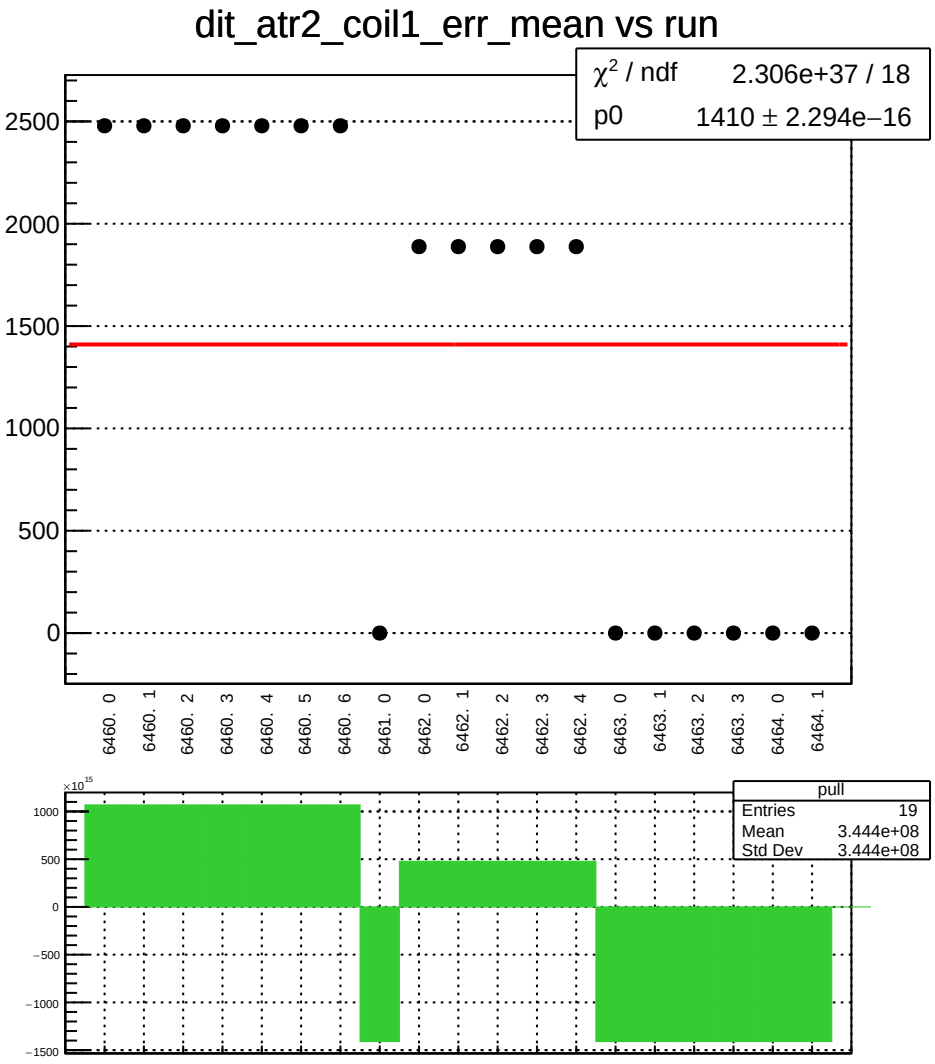
dit_atr2_coil1_err_mean vs run
χ² / ndf 2.306e+37 / 18
p0 1410 ± 2.294e−16
2500
2000
1500
1000
500
0
6460. 0
6460. 1
6460. 2
6460. 3
6460. 4
6460. 5
6460. 6
6461. 0
6462. 0
6462. 1
6462. 2
6462. 3
6462. 4
6463. 0
6463. 1
6463. 2
6463. 3
6464. 0
6464. 1
pull
Entries 19
Mean 3.444e+08
Std Dev 3.444e+08
×10¹⁵
1000
500
0
−500
−1000
−1500

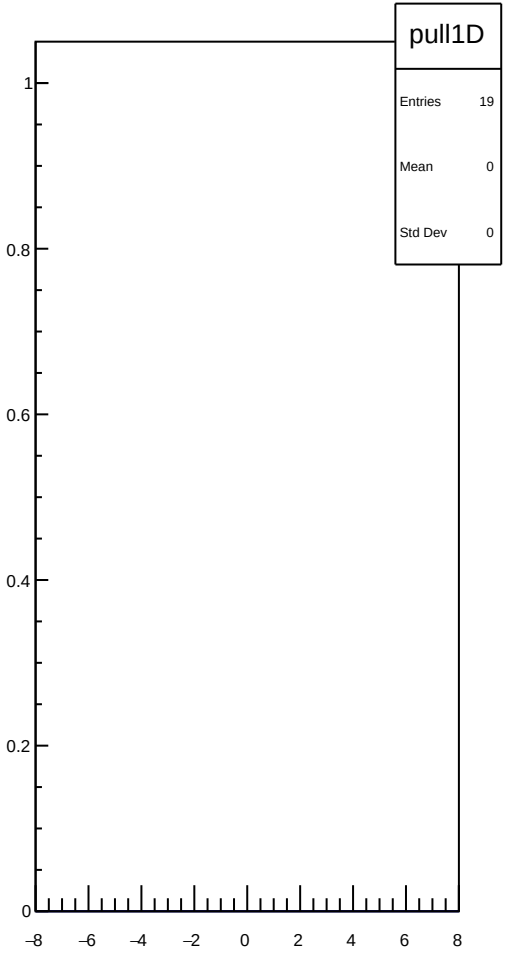
pull1D
Entries 19
Mean 0
Std Dev 0
1
0.8
0.6
0.4
0.2
0
−8
−6
−4
−2
0
2
4
6
8

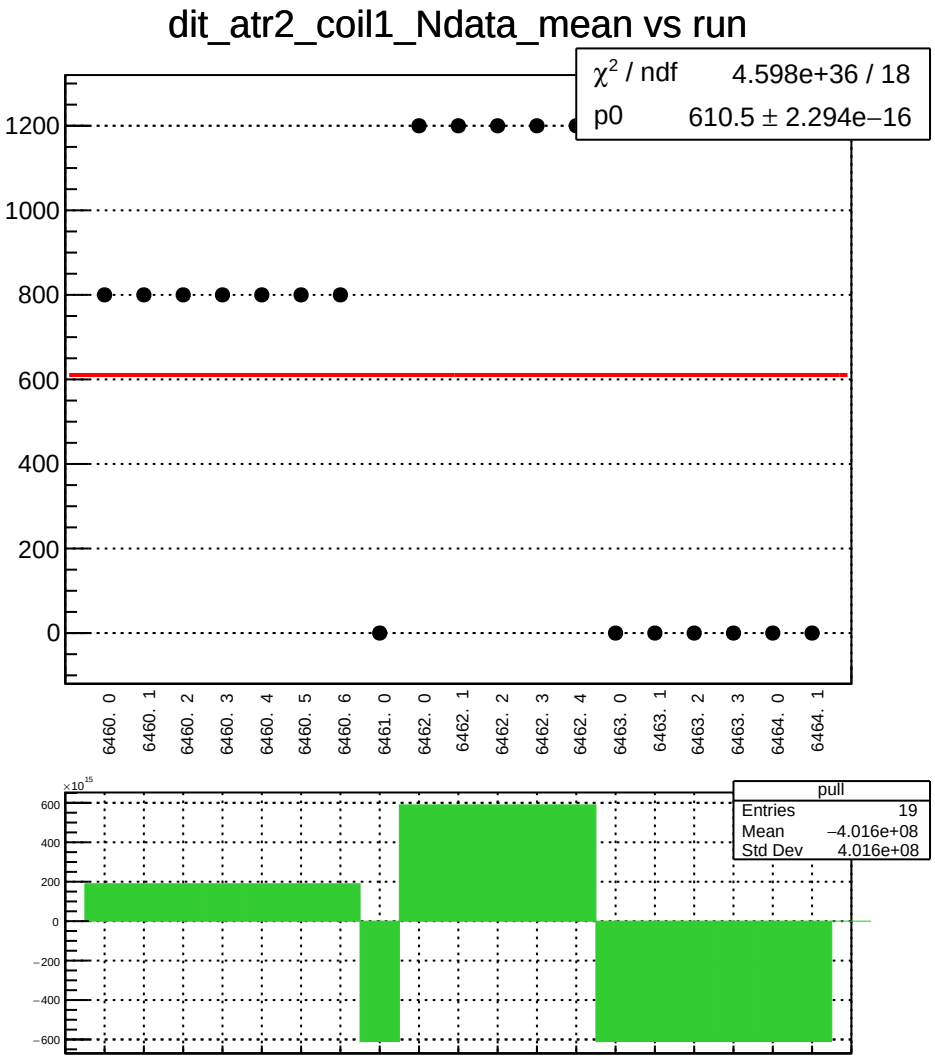
dit_atr2_coil1_Ndata_mean vs run
χ² / ndf 4.598e+36 / 18
p0 610.5 ± 2.294e−16
1200
1000
800
600
400
200
0
6460. 0
6460. 1
6460. 2
6460. 3
6460. 4
6460. 5
6460. 6
6461. 0
6462. 0
6462. 1
6462. 2
6462. 3
6462. 4
6463. 0
6463. 1
6463. 2
6463. 3
6464. 0
6464. 1
×10¹⁵
600
400
200
0
−200
−400
−600
pull
Entries 19
Mean −4.016e+08
Std Dev 4.016e+08

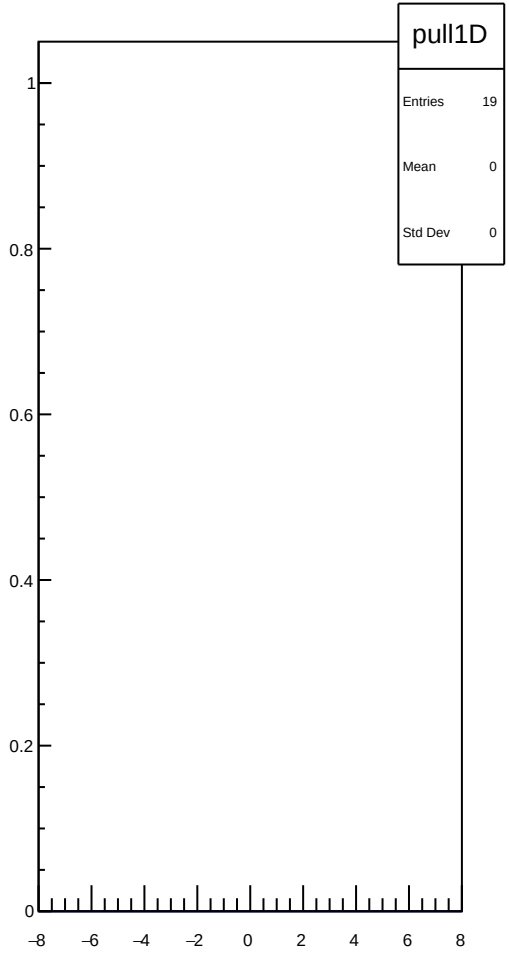
pull1D
Entries 19
Mean 0
Std Dev 0
1
0.8
0.6
0.4
0.2
0
−8
−6
−4
−2
0
2
4
6
8

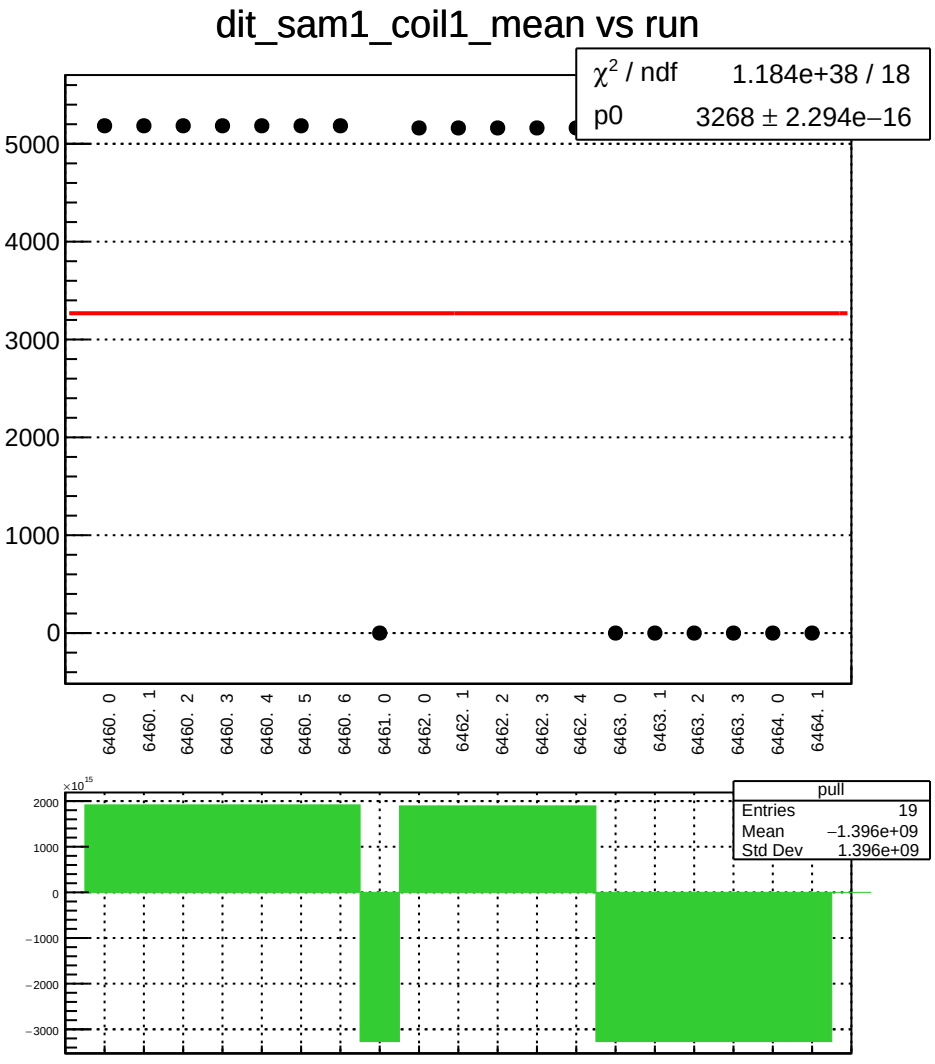
dit_sam1_coil1_mean vs run
χ² / ndf 1.184e+38 / 18
p0 3268 ± 2.294e−16
5000
4000
3000
2000
1000
0
6460. 0
6460. 1
6460. 2
6460. 3
6460. 4
6460. 5
6460. 6
6461. 0
6462. 0
6462. 1
6462. 2
6462. 3
6462. 4
6463. 0
6463. 1
6463. 2
6463. 3
6464. 0
6464. 1
×10^15
2000
1000
0
−1000
−2000
−3000
pull
Entries 19
Mean −1.396e+09
Std Dev 1.396e+09

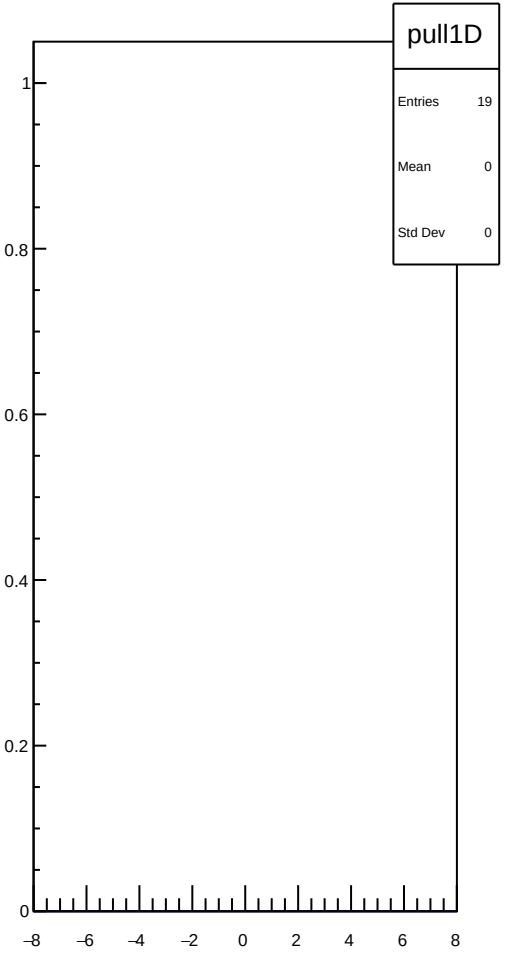
pull1D
Entries 19
Mean 0
Std Dev 0
1
0.8
0.6
0.4
0.2
0
−8
−6
−4
−2
0
2
4
6
8

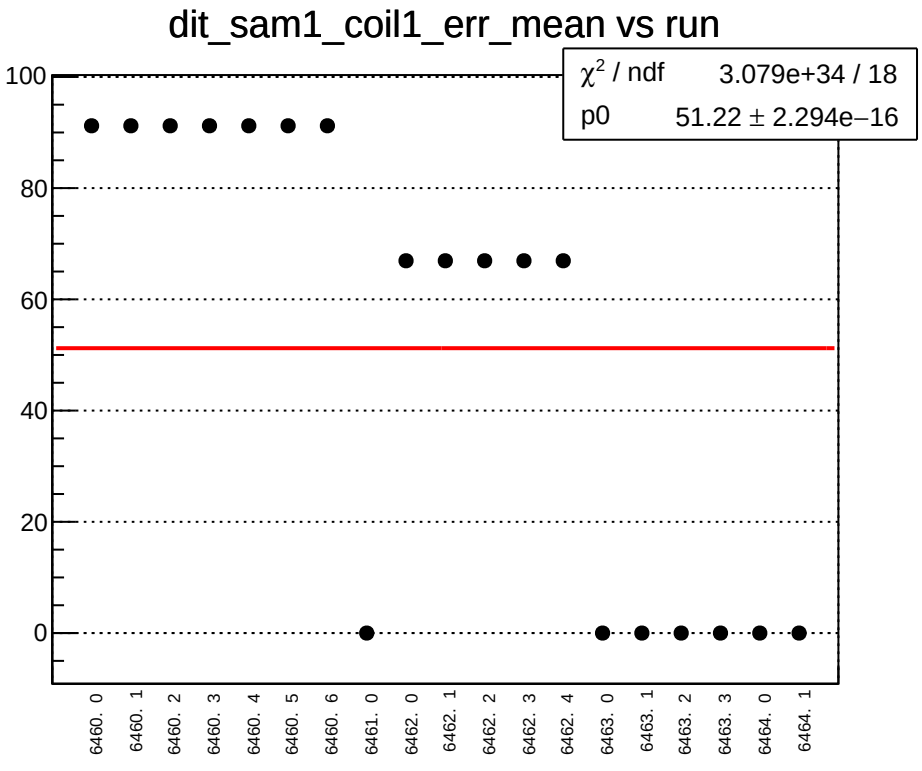
dit_sam1_coil1_err_mean vs run
χ² / ndf 3.079e+34 / 18
p0 51.22 ± 2.294e−16
100
80
60
40
20
0
6460. 0
6460. 1
6460. 2
6460. 3
6460. 4
6460. 5
6460. 6
6461. 0
6462. 0
6462. 1
6462. 2
6462. 3
6462. 4
6463. 0
6463. 1
6463. 2
6463. 3
6464. 0
6464. 1

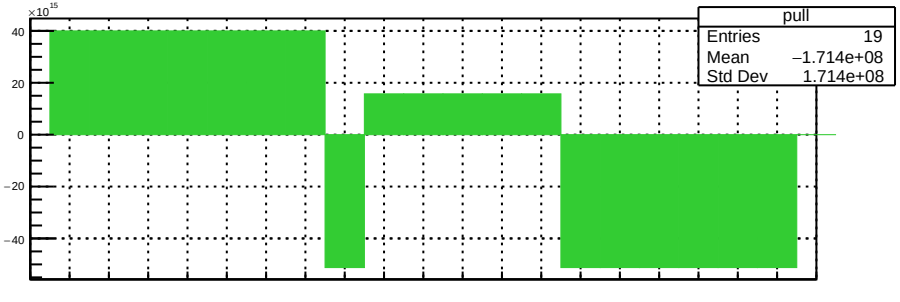
×10¹⁵
40
20
0
−20
−40
pull
Entries 19
Mean −1.714e+08
Std Dev 1.714e+08

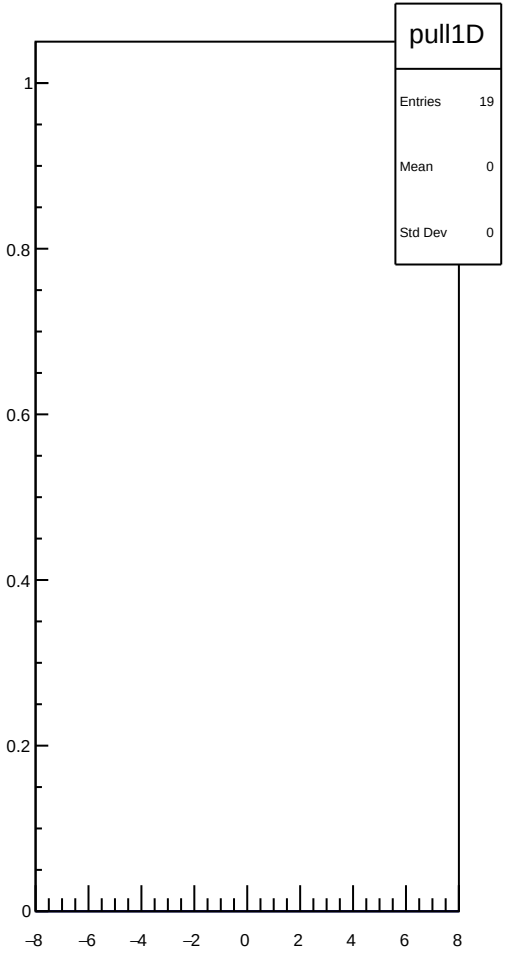
pull1D
Entries 19
Mean 0
Std Dev 0
1
0.8
0.6
0.4
0.2
0
−8
−6
−4
−2
0
2
4
6
8

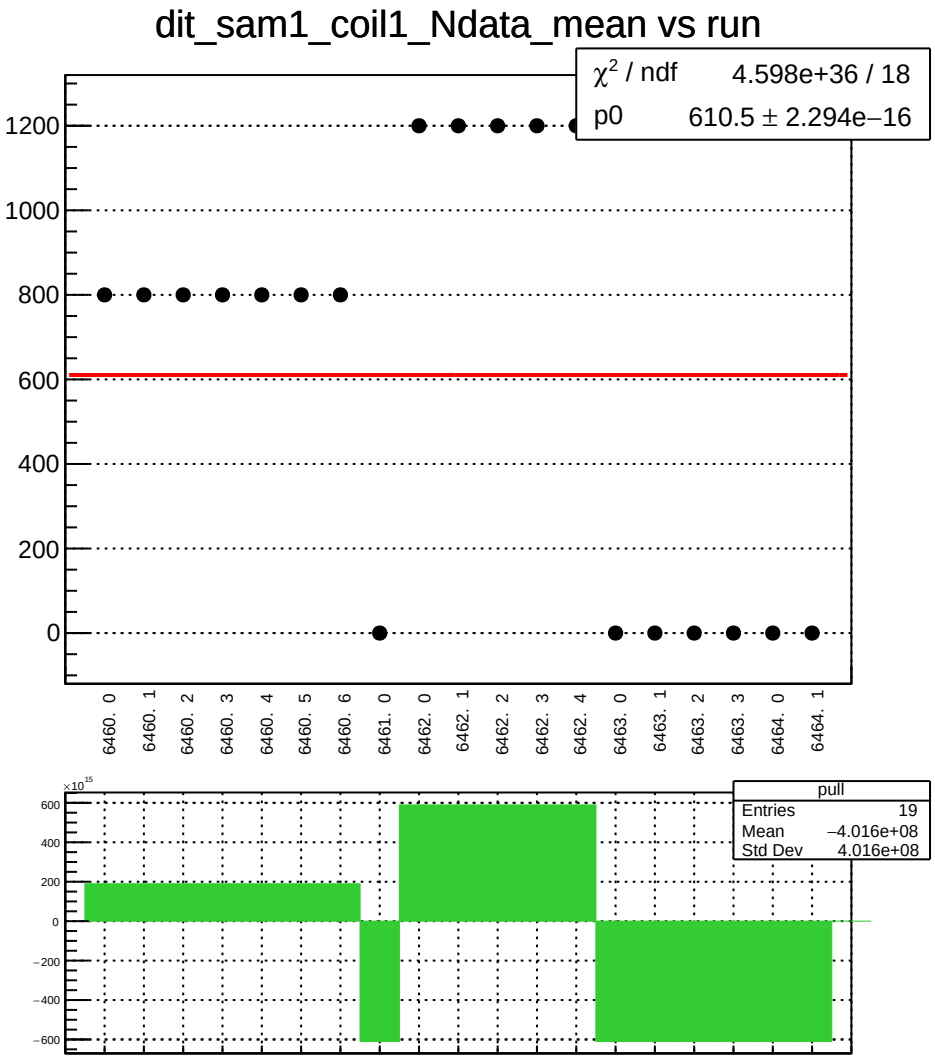
dit_sam1_coil1_Ndata_mean vs run
χ² / ndf 4.598e+36 / 18
p0 610.5 ± 2.294e−16
1200
1000
800
600
400
200
0
6460. 0
6460. 1
6460. 2
6460. 3
6460. 4
6460. 5
6460. 6
6461. 0
6462. 0
6462. 1
6462. 2
6462. 3
6462. 4
6463. 0
6463. 1
6463. 2
6463. 3
6464. 0
6464. 1
×10¹⁵
600
400
200
0
−200
−400
−600
pull
Entries 19
Mean −4.016e+08
Std Dev 4.016e+08

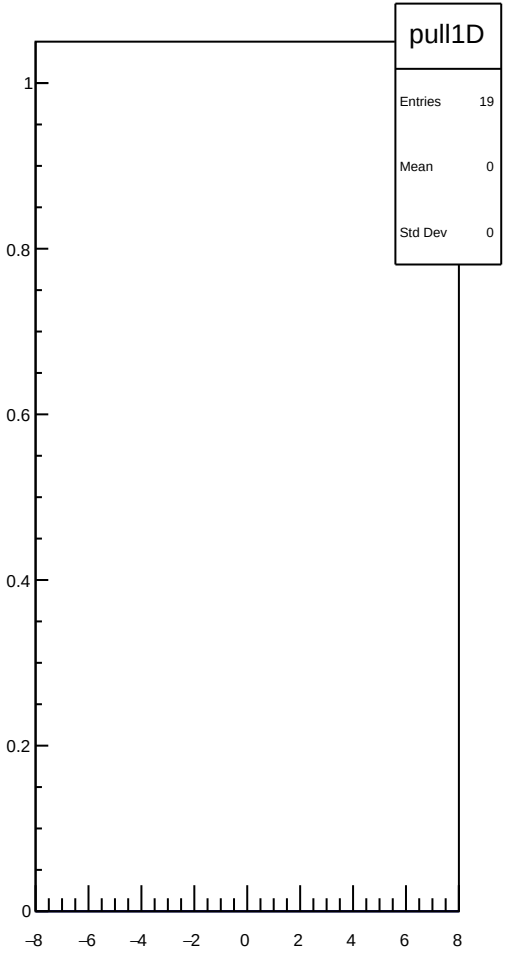
pull1D
Entries 19
Mean 0
Std Dev 0
1
0.8
0.6
0.4
0.2
0
−8
−6
−4
−2
0
2
4
6
8

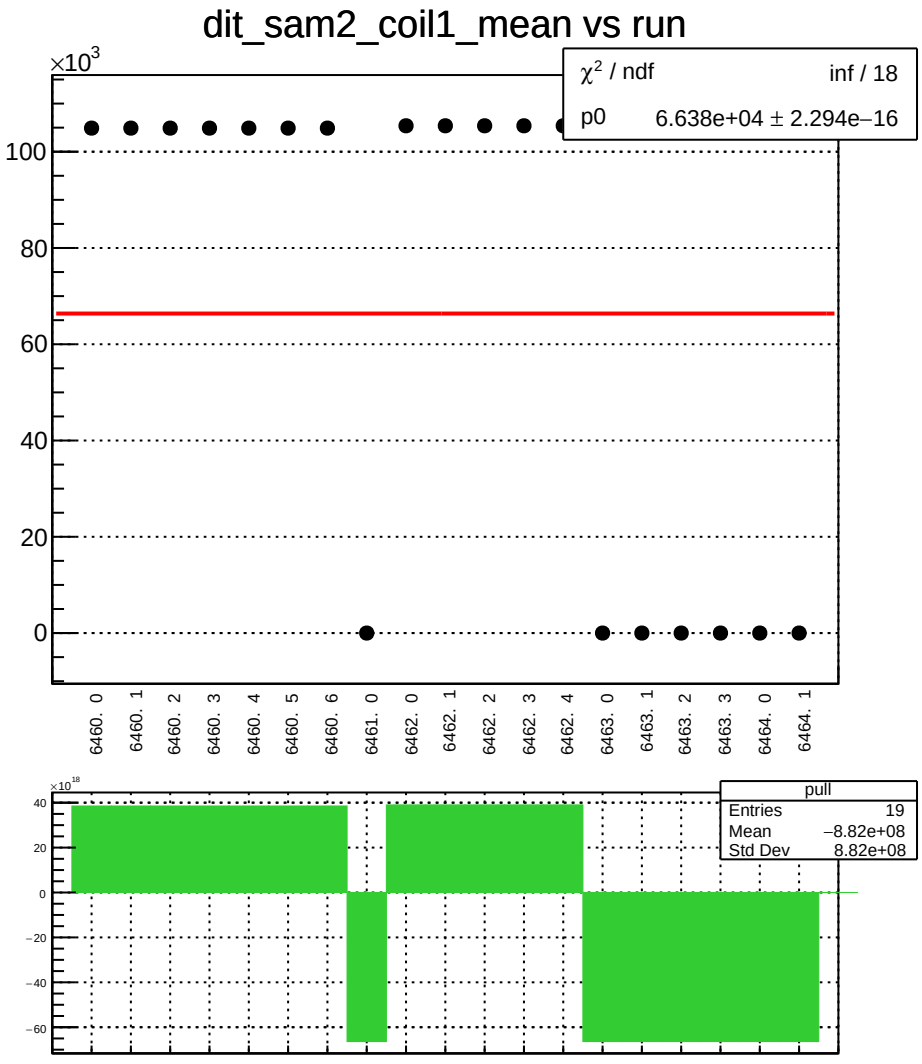
dit_sam2_coil1_mean vs run
×10^3
χ² / ndf inf / 18
p0 6.638e+04 ± 2.294e−16
100
80
60
40
20
0
6460. 0
6460. 1
6460. 2
6460. 3
6460. 4
6460. 5
6460. 6
6461. 0
6462. 0
6462. 1
6462. 2
6462. 3
6462. 4
6463. 0
6463. 1
6463. 2
6463. 3
6464. 0
6464. 1
×10^18
pull
Entries 19
Mean −8.82e+08
Std Dev 8.82e+08
40
20
0
−20
−40
−60

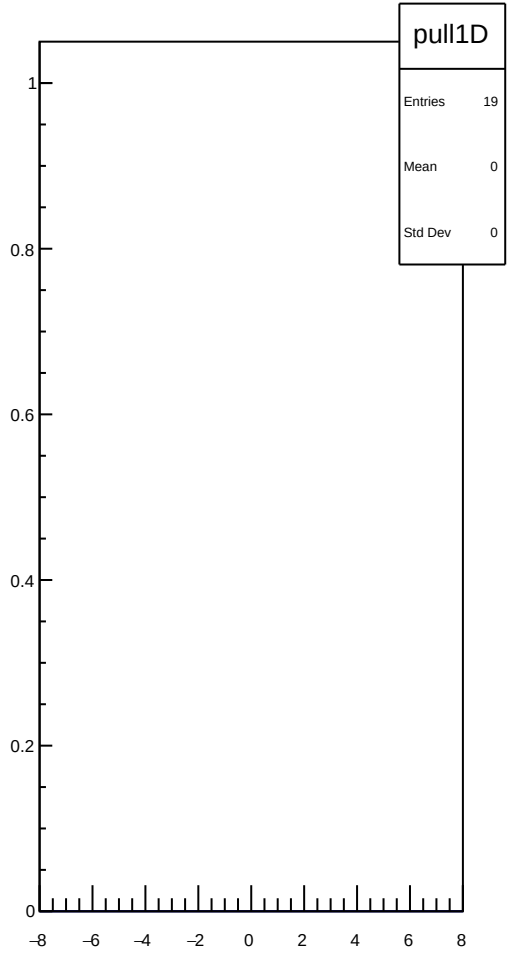
pull1D
Entries 19
Mean 0
Std Dev 0
1
0.8
0.6
0.4
0.2
0
−8
−6
−4
−2
0
2
4
6
8

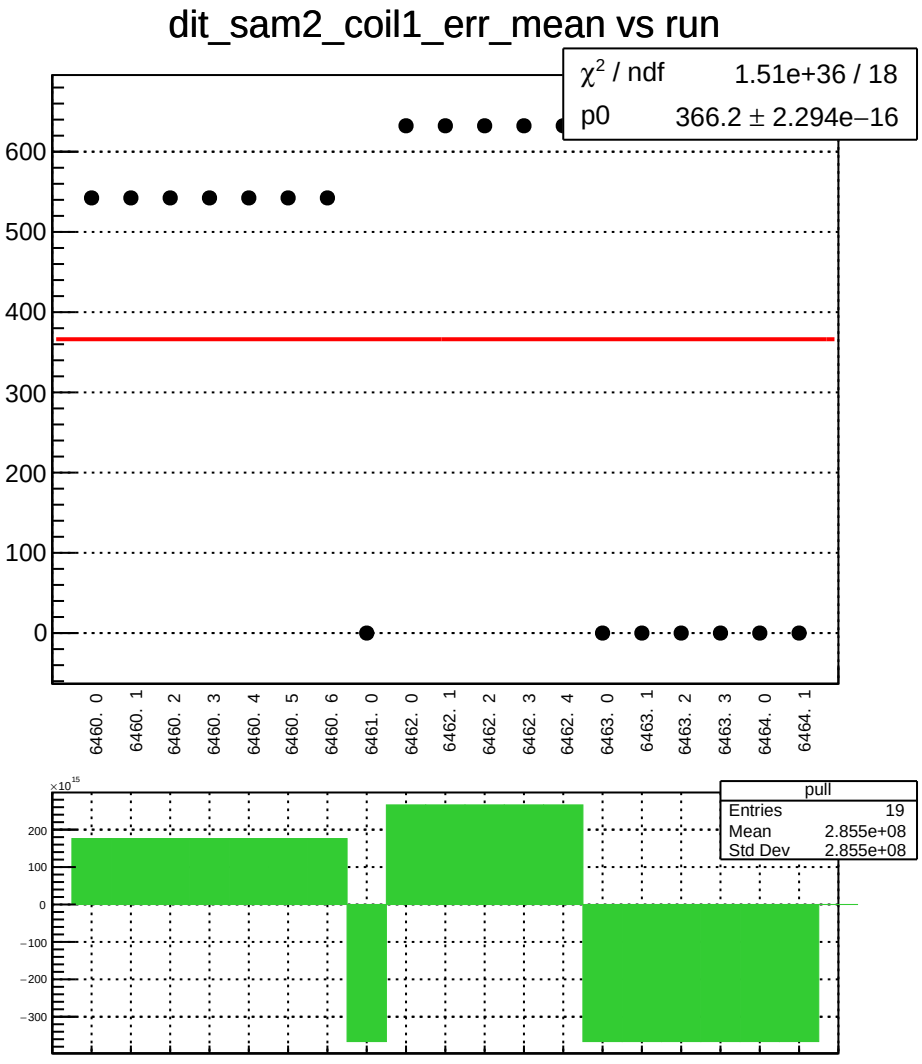
dit_sam2_coil1_err_mean vs run
χ² / ndf 1.51e+36 / 18
p0 366.2 ± 2.294e−16
600
500
400
300
200
100
0
6460. 0
6460. 1
6460. 2
6460. 3
6460. 4
6460. 5
6460. 6
6461. 0
6462. 0
6462. 1
6462. 2
6462. 3
6462. 4
6463. 0
6463. 1
6463. 2
6463. 3
6464. 0
6464. 1
×10¹⁵
200
100
0
−100
−200
−300
pull
Entries 19
Mean 2.855e+08
Std Dev 2.855e+08

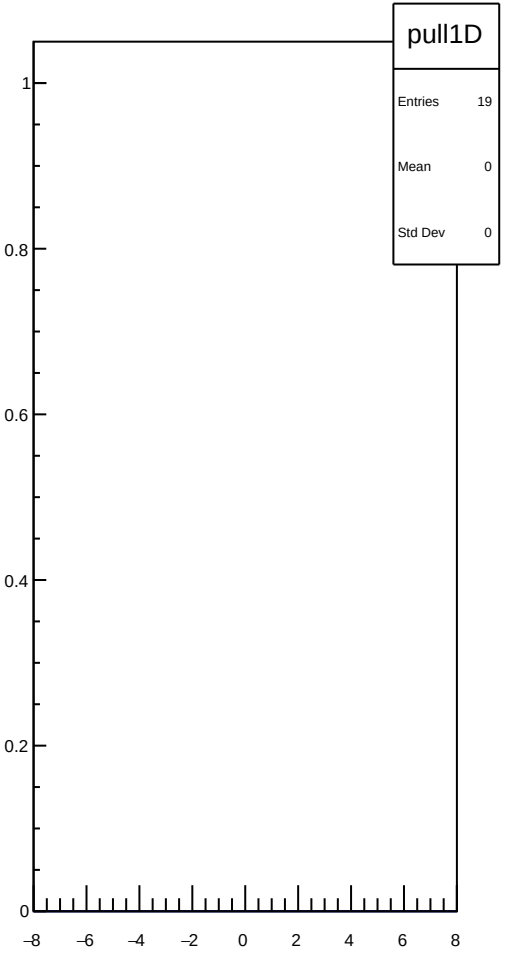
pull1D
Entries 19
Mean 0
Std Dev 0
1
0.8
0.6
0.4
0.2
0
−8
−6
−4
−2
0
2
4
6
8

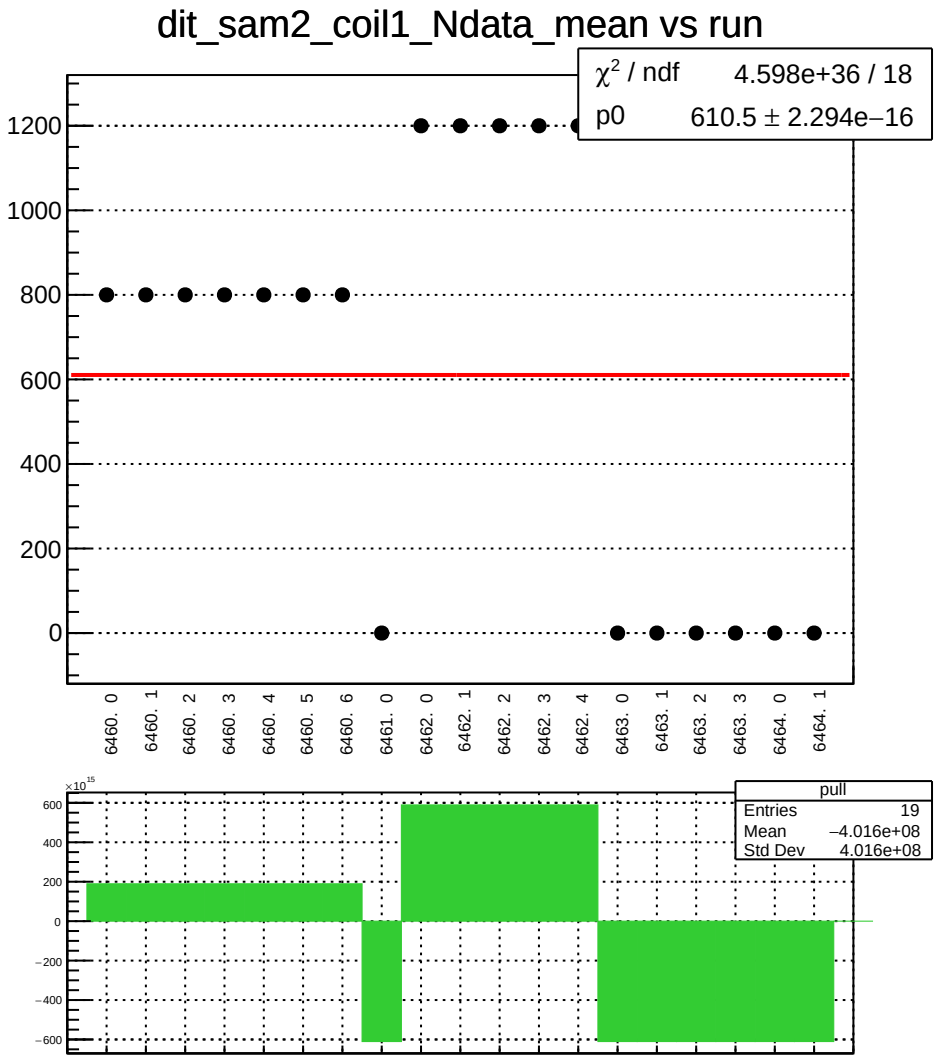
dit_sam2_coil1_Ndata_mean vs run
χ² / ndf 4.598e+36 / 18
p0 610.5 ± 2.294e−16
1200
1000
800
600
400
200
0
6460. 0
6460. 1
6460. 2
6460. 3
6460. 4
6460. 5
6460. 6
6461. 0
6462. 0
6462. 1
6462. 2
6462. 3
6462. 4
6463. 0
6463. 1
6463. 2
6463. 3
6464. 0
6464. 1
×10¹⁵
600
400
200
0
−200
−400
−600
pull
Entries 19
Mean −4.016e+08
Std Dev 4.016e+08

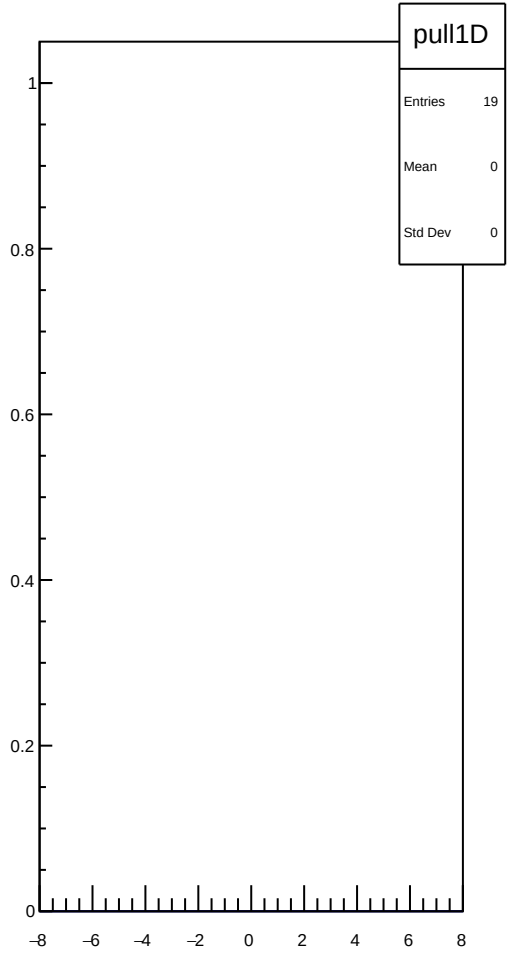
pull1D
Entries 19
Mean 0
Std Dev 0
1
0.8
0.6
0.4
0.2
0
−8
−6
−4
−2
0
2
4
6
8

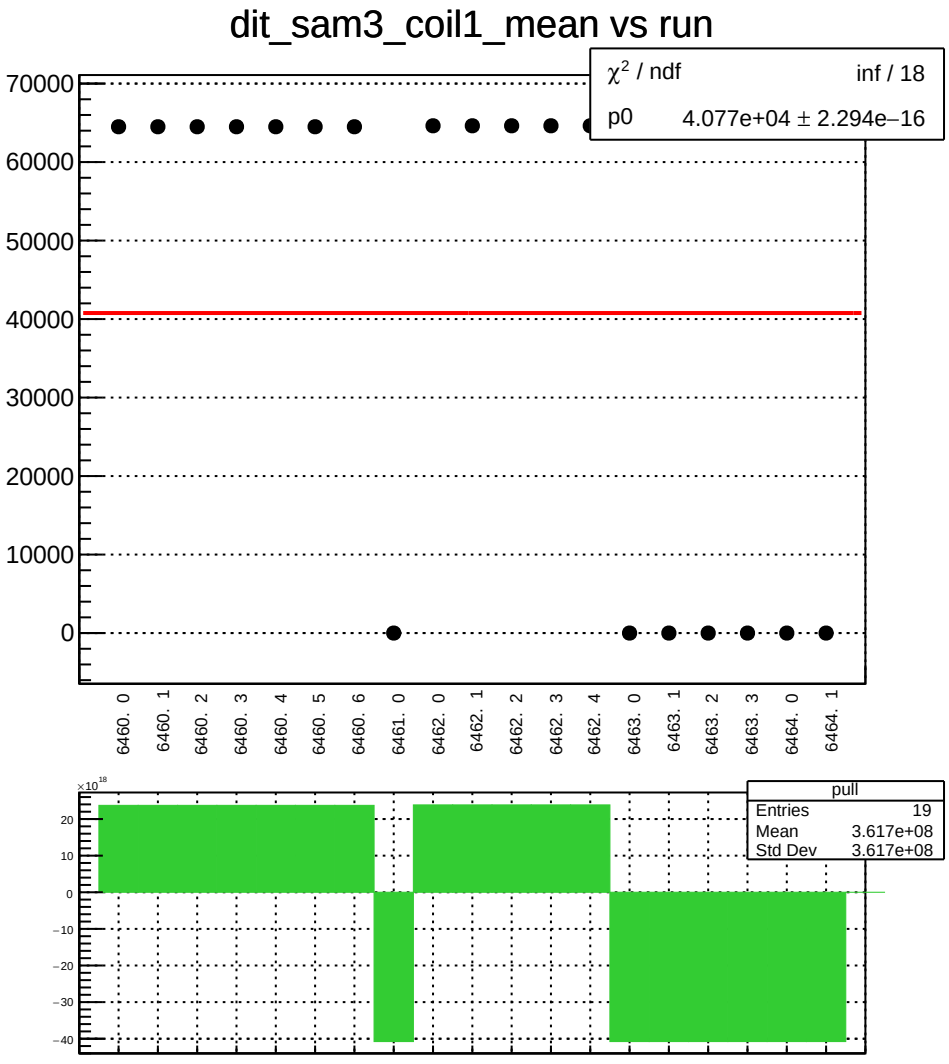
dit_sam3_coil1_mean vs run
χ² / ndf inf / 18
p0 4.077e+04 ± 2.294e−16
70000
60000
50000
40000
30000
20000
10000
0
6460. 0
6460. 1
6460. 2
6460. 3
6460. 4
6460. 5
6460. 6
6461. 0
6462. 0
6462. 1
6462. 2
6462. 3
6462. 4
6463. 0
6463. 1
6463. 2
6463. 3
6464. 0
6464. 1
×10¹⁸
20
10
0
−10
−20
−30
−40
pull
Entries 19
Mean 3.617e+08
Std Dev 3.617e+08

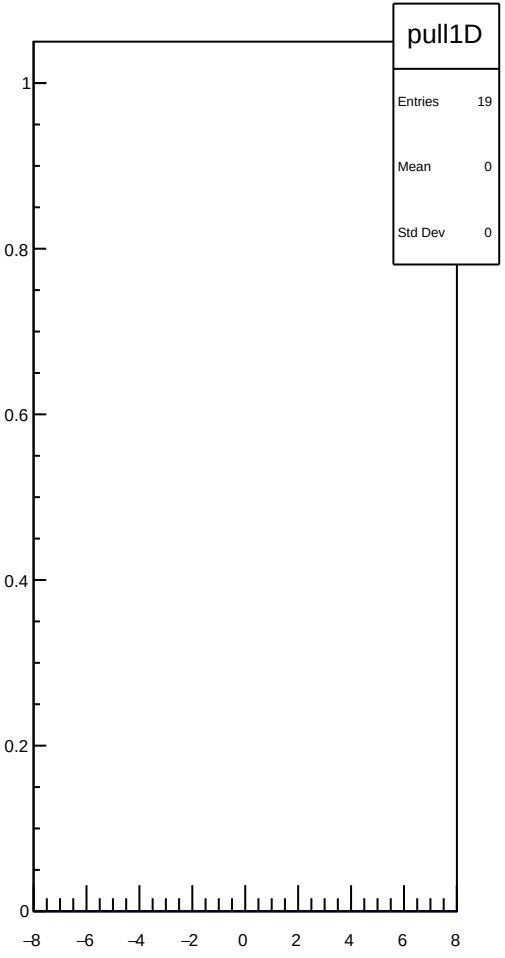
pull1D
Entries 19
Mean 0
Std Dev 0
1
0.8
0.6
0.4
0.2
0
−8
−6
−4
−2
0
2
4
6
8

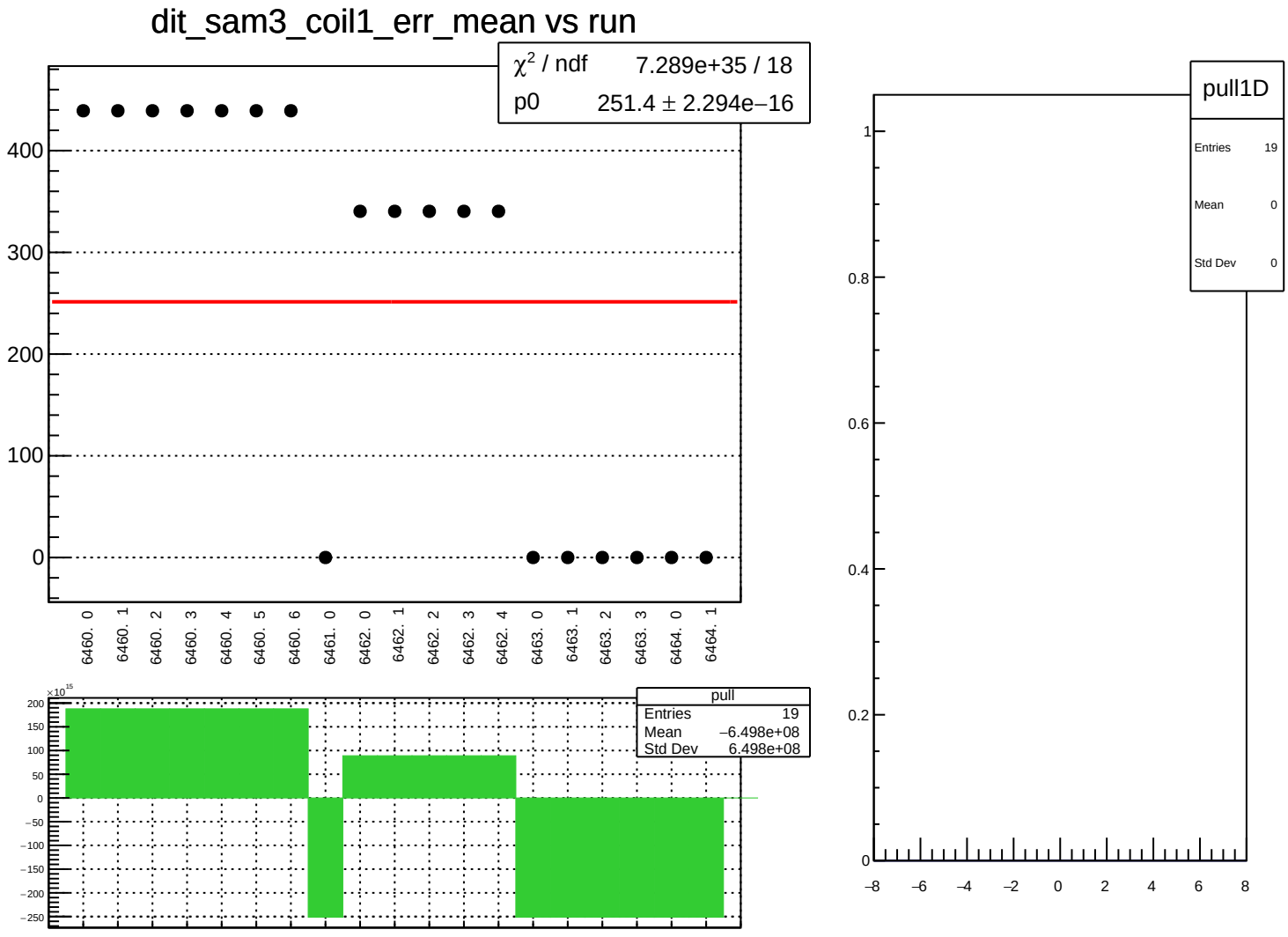
dit_sam3_coil1_err_mean vs run
χ² / ndf 7.289e+35 / 18
p0 251.4 ± 2.294e−16
400
300
200
100
0
6460. 0
6460. 1
6460. 2
6460. 3
6460. 4
6460. 5
6460. 6
6461. 0
6462. 0
6462. 1
6462. 2
6462. 3
6462. 4
6463. 0
6463. 1
6463. 2
6463. 3
6464. 0
6464. 1
pull
Entries 19
Mean −6.498e+08
Std Dev 6.498e+08
×10¹⁵
200
150
100
50
0
−50
−100
−150
−200
−250
pull1D
Entries 19
Mean 0
Std Dev 0
1
0.8
0.6
0.4
0.2
0
−8
−6
−4
−2
0
2
4
6
8

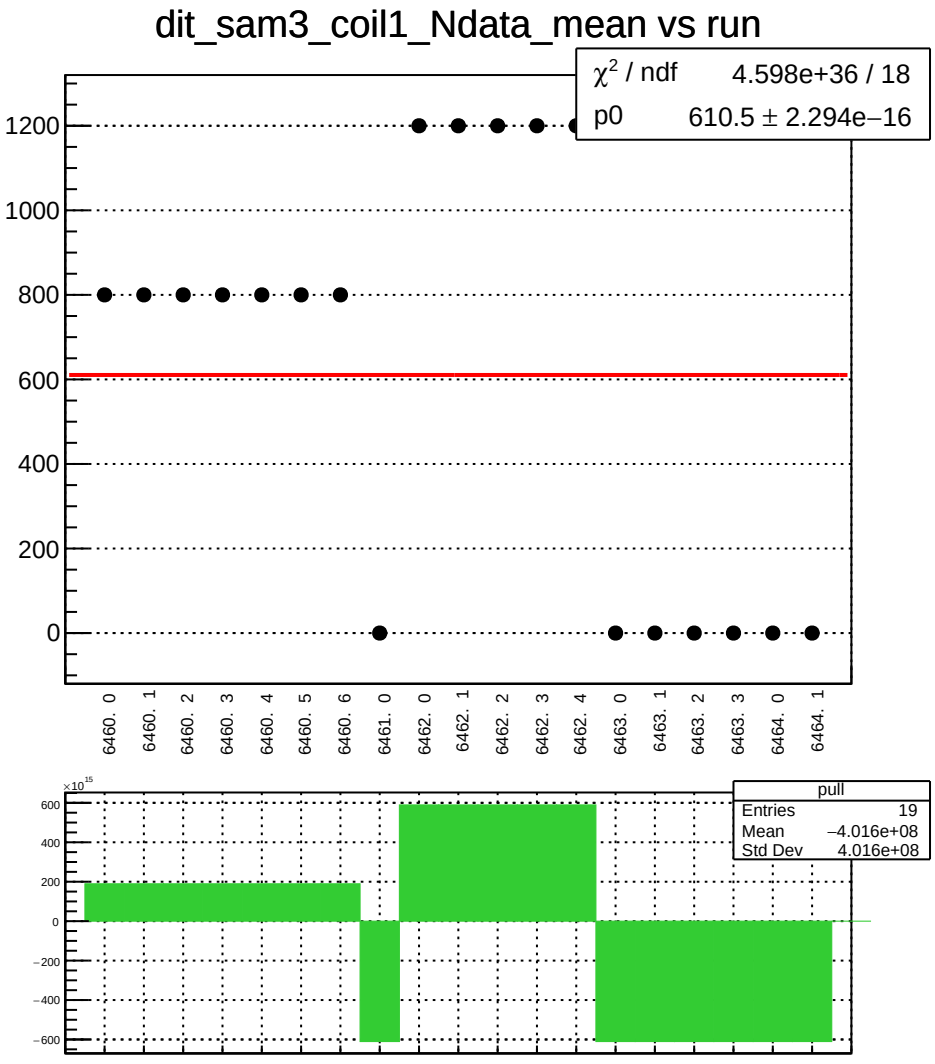
dit_sam3_coil1_Ndata_mean vs run
χ² / ndf 4.598e+36 / 18
p0 610.5 ± 2.294e−16
1200
1000
800
600
400
200
0
6460. 0
6460. 1
6460. 2
6460. 3
6460. 4
6460. 5
6460. 6
6461. 0
6462. 0
6462. 1
6462. 2
6462. 3
6462. 4
6463. 0
6463. 1
6463. 2
6463. 3
6464. 0
6464. 1
×10¹⁵
600
400
200
0
−200
−400
−600
pull
Entries 19
Mean −4.016e+08
Std Dev 4.016e+08

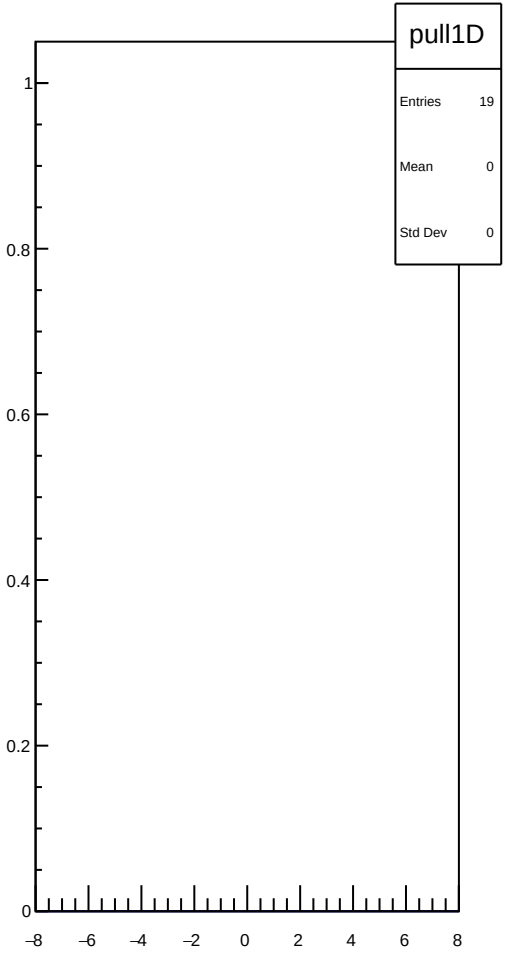
pull1D
Entries 19
Mean 0
Std Dev 0
1
0.8
0.6
0.4
0.2
0
−8
−6
−4
−2
0
2
4
6
8

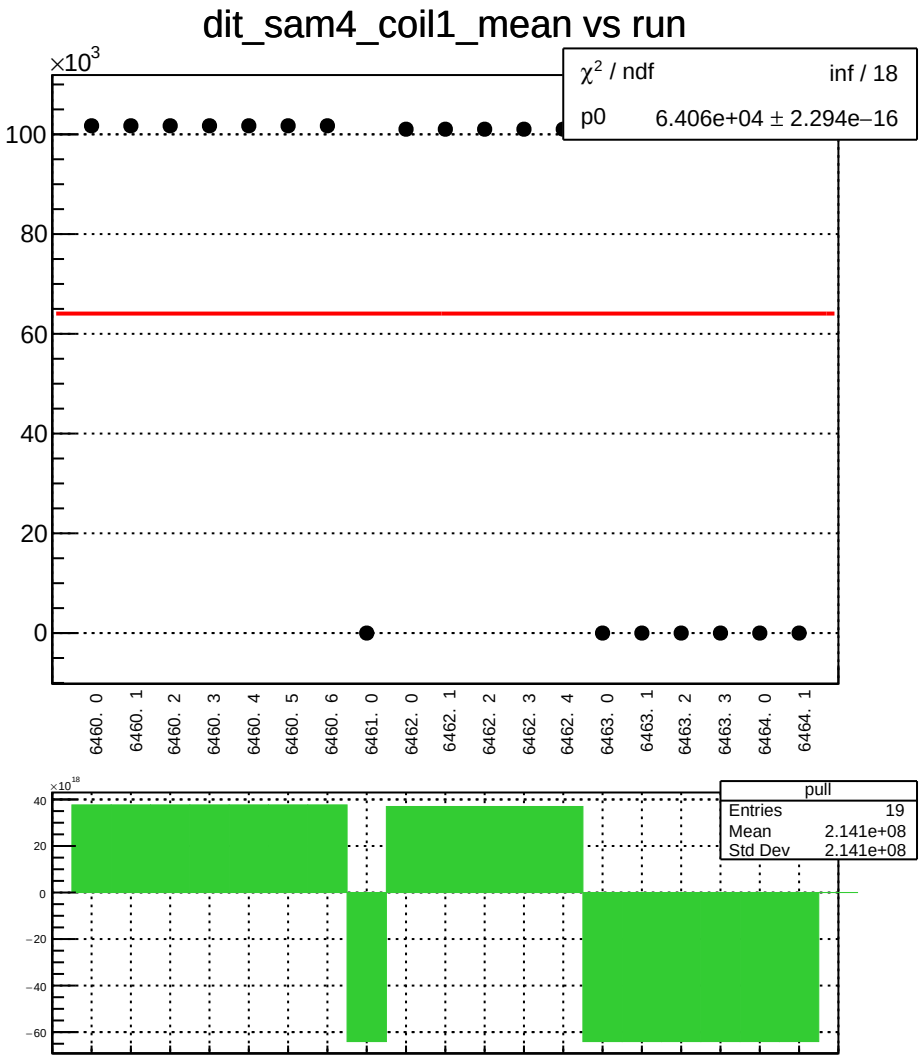
dit_sam4_coil1_mean vs run
×10^3
χ² / ndf inf / 18
p0 6.406e+04 ± 2.294e−16
100
80
60
40
20
0
6460. 0
6460. 1
6460. 2
6460. 3
6460. 4
6460. 5
6460. 6
6461. 0
6462. 0
6462. 1
6462. 2
6462. 3
6462. 4
6463. 0
6463. 1
6463. 2
6463. 3
6464. 0
6464. 1
×10^18
pull
Entries 19
Mean 2.141e+08
Std Dev 2.141e+08
40
20
0
−20
−40
−60

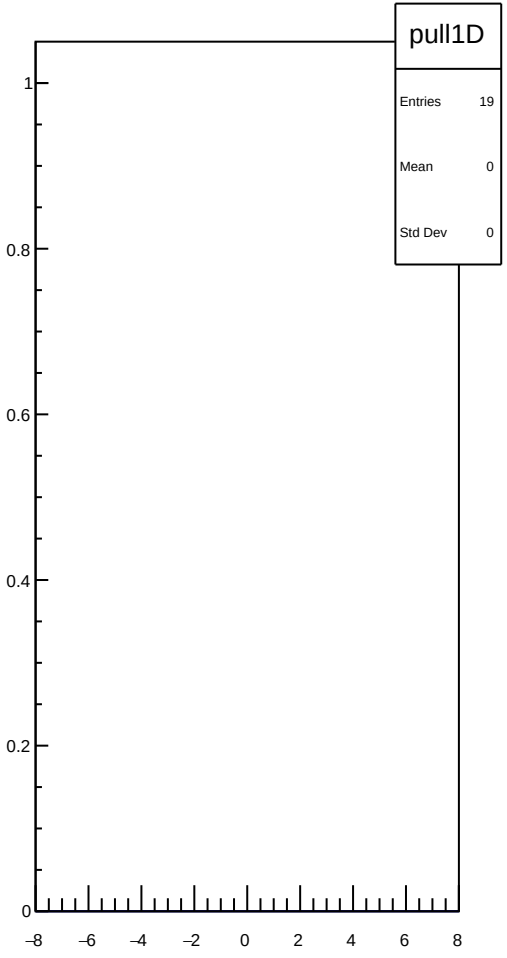
pull1D
Entries 19
Mean 0
Std Dev 0
1
0.8
0.6
0.4
0.2
0
−8
−6
−4
−2
0
2
4
6
8

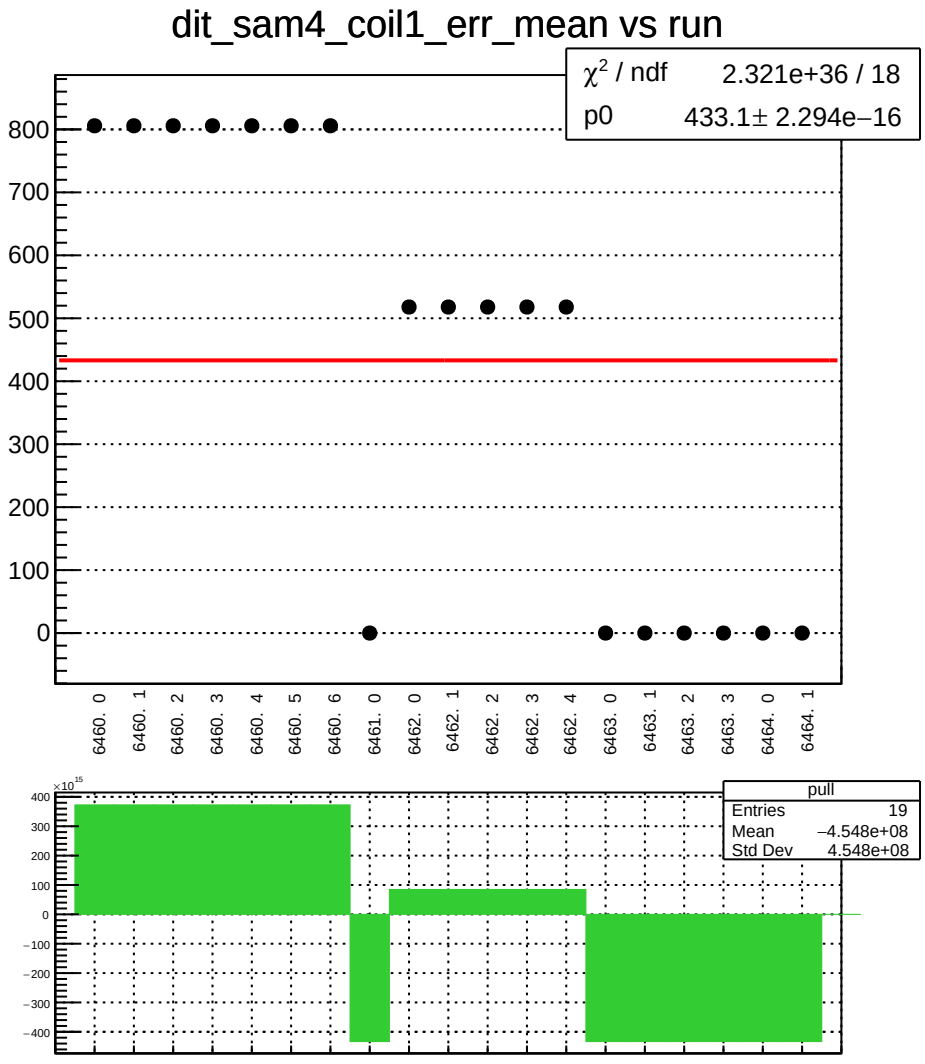
dit_sam4_coil1_err_mean vs run
χ² / ndf 2.321e+36 / 18
p0 433.1± 2.294e−16
800
700
600
500
400
300
200
100
0
6460. 0
6460. 1
6460. 2
6460. 3
6460. 4
6460. 5
6460. 6
6461. 0
6462. 0
6462. 1
6462. 2
6462. 3
6462. 4
6463. 0
6463. 1
6463. 2
6463. 3
6464. 0
6464. 1
pull
Entries 19
Mean −4.548e+08
Std Dev 4.548e+08
×10^15
400
300
200
100
0
−100
−200
−300
−400

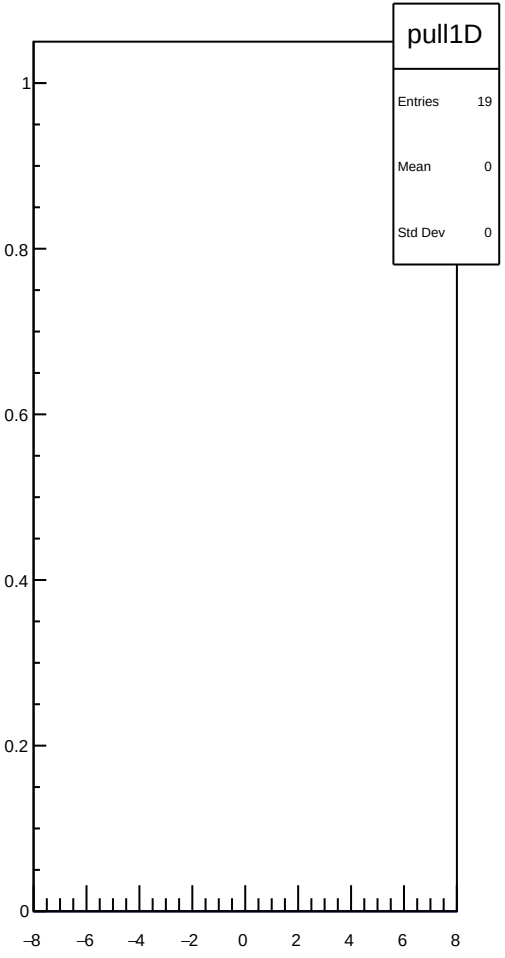
pull1D
Entries 19
Mean 0
Std Dev 0
1
0.8
0.6
0.4
0.2
0
−8
−6
−4
−2
0
2
4
6
8

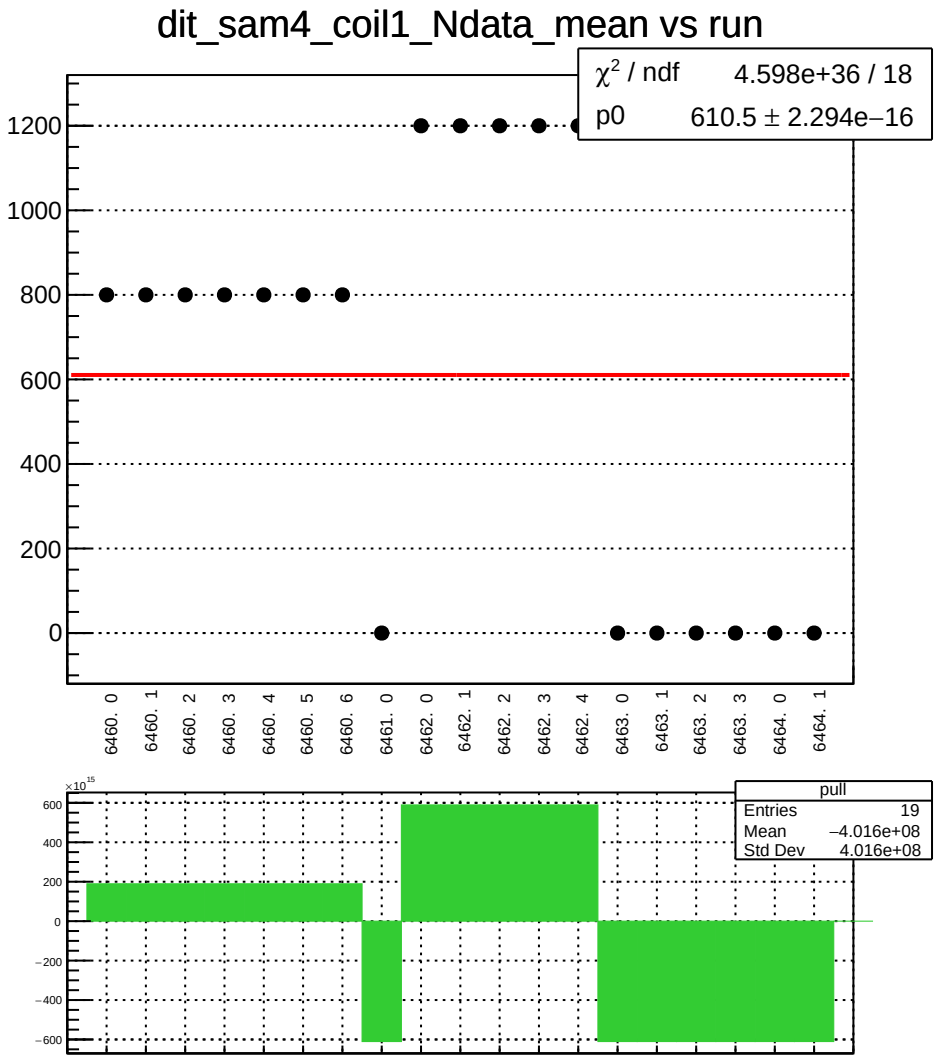
dit_sam4_coil1_Ndata_mean vs run
χ² / ndf 4.598e+36 / 18
p0 610.5 ± 2.294e−16
1200
1000
800
600
400
200
0
6460. 0
6460. 1
6460. 2
6460. 3
6460. 4
6460. 5
6460. 6
6461. 0
6462. 0
6462. 1
6462. 2
6462. 3
6462. 4
6463. 0
6463. 1
6463. 2
6463. 3
6464. 0
6464. 1
×10¹⁵
600
400
200
0
−200
−400
−600
pull
Entries 19
Mean −4.016e+08
Std Dev 4.016e+08

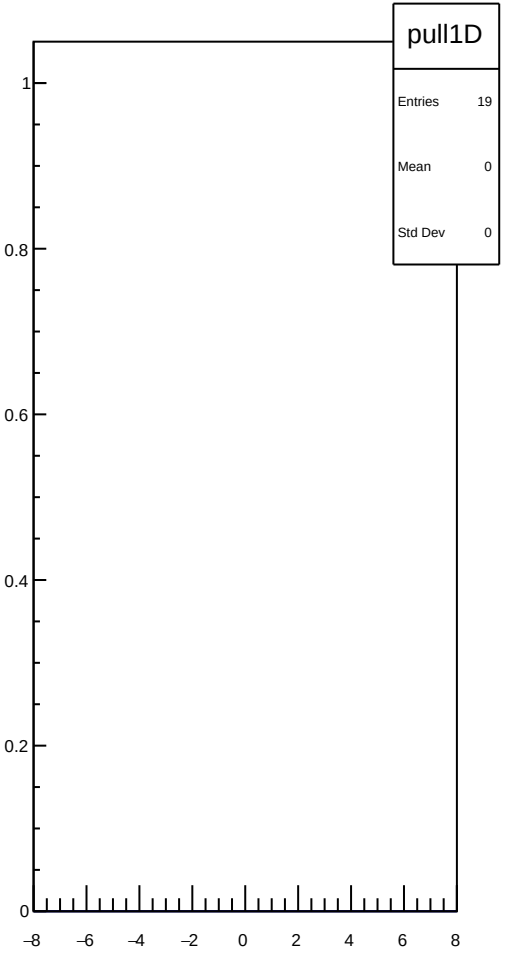
pull1D
Entries 19
Mean 0
Std Dev 0
1
0.8
0.6
0.4
0.2
0
−8
−6
−4
−2
0
2
4
6
8

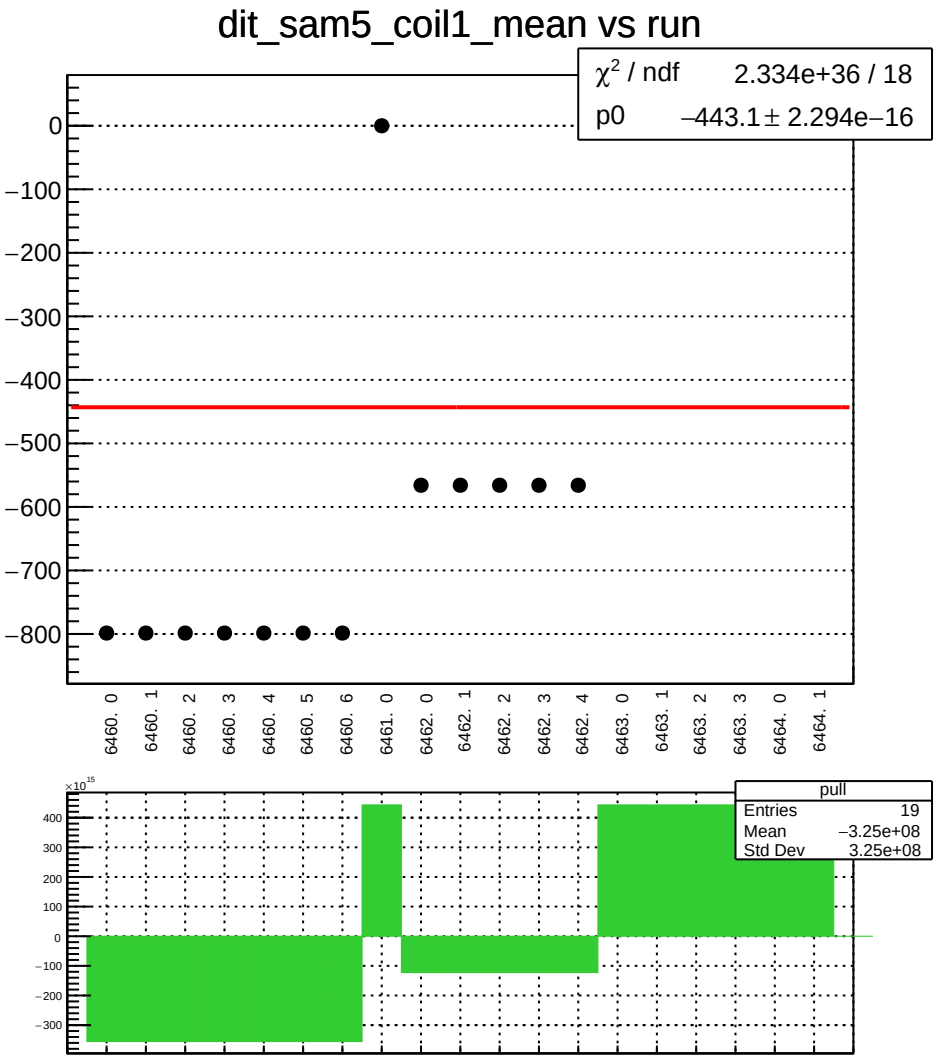
dit_sam5_coil1_mean vs run
χ² / ndf 2.334e+36 / 18
p0 −443.1 ± 2.294e−16
0
−100
−200
−300
−400
−500
−600
−700
−800
6460. 0
6460. 1
6460. 2
6460. 3
6460. 4
6460. 5
6460. 6
6461. 0
6462. 0
6462. 1
6462. 2
6462. 3
6462. 4
6463. 0
6463. 1
6463. 2
6463. 3
6464. 0
6464. 1
×10^15
400
300
200
100
0
−100
−200
−300
pull
Entries 19
Mean −3.25e+08
Std Dev 3.25e+08

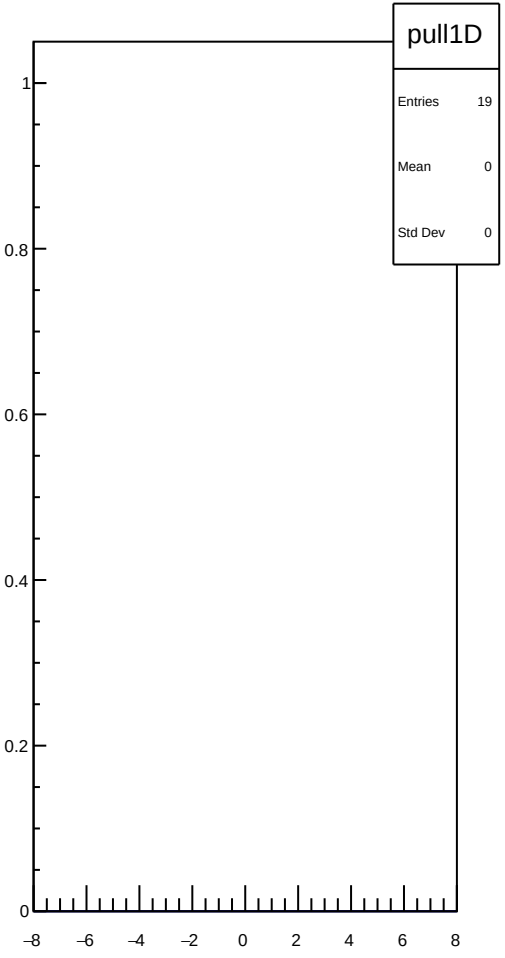
pull1D
Entries 19
Mean 0
Std Dev 0
1
0.8
0.6
0.4
0.2
0
−8
−6
−4
−2
0
2
4
6
8

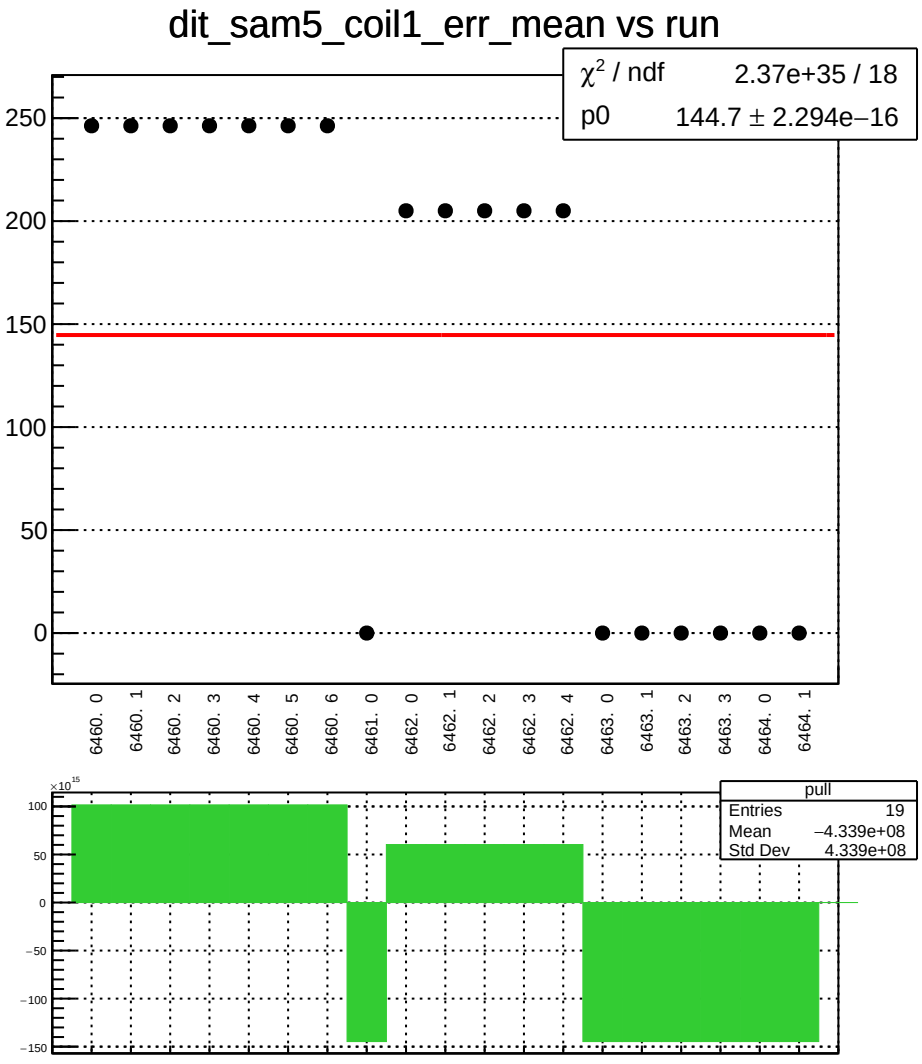
dit_sam5_coil1_err_mean vs run
χ² / ndf 2.37e+35 / 18
p0 144.7 ± 2.294e−16
250
200
150
100
50
0
6460. 0
6460. 1
6460. 2
6460. 3
6460. 4
6460. 5
6460. 6
6461. 0
6462. 0
6462. 1
6462. 2
6462. 3
6462. 4
6463. 0
6463. 1
6463. 2
6463. 3
6464. 0
6464. 1
×10^15
100
50
0
−50
−100
−150
pull
Entries 19
Mean −4.339e+08
Std Dev 4.339e+08

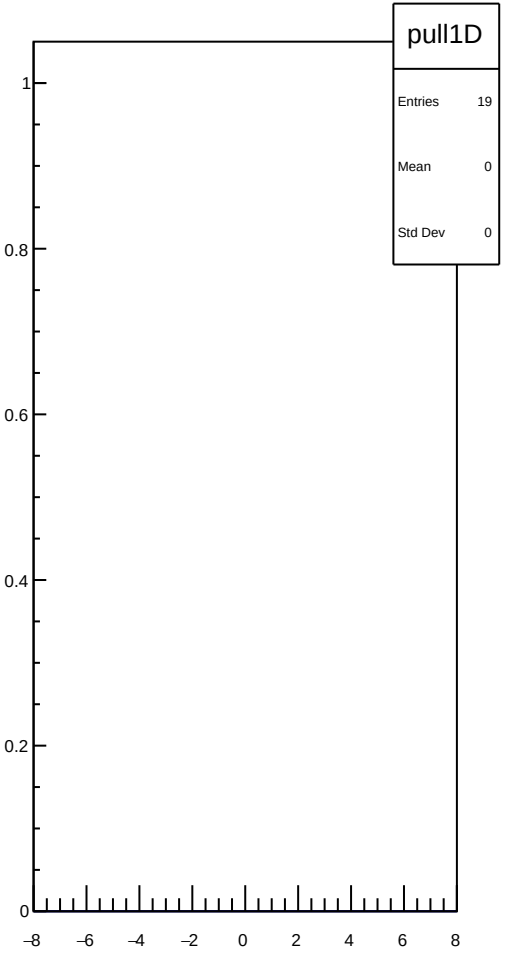
pull1D
Entries 19
Mean 0
Std Dev 0
1
0.8
0.6
0.4
0.2
0
−8
−6
−4
−2
0
2
4
6
8

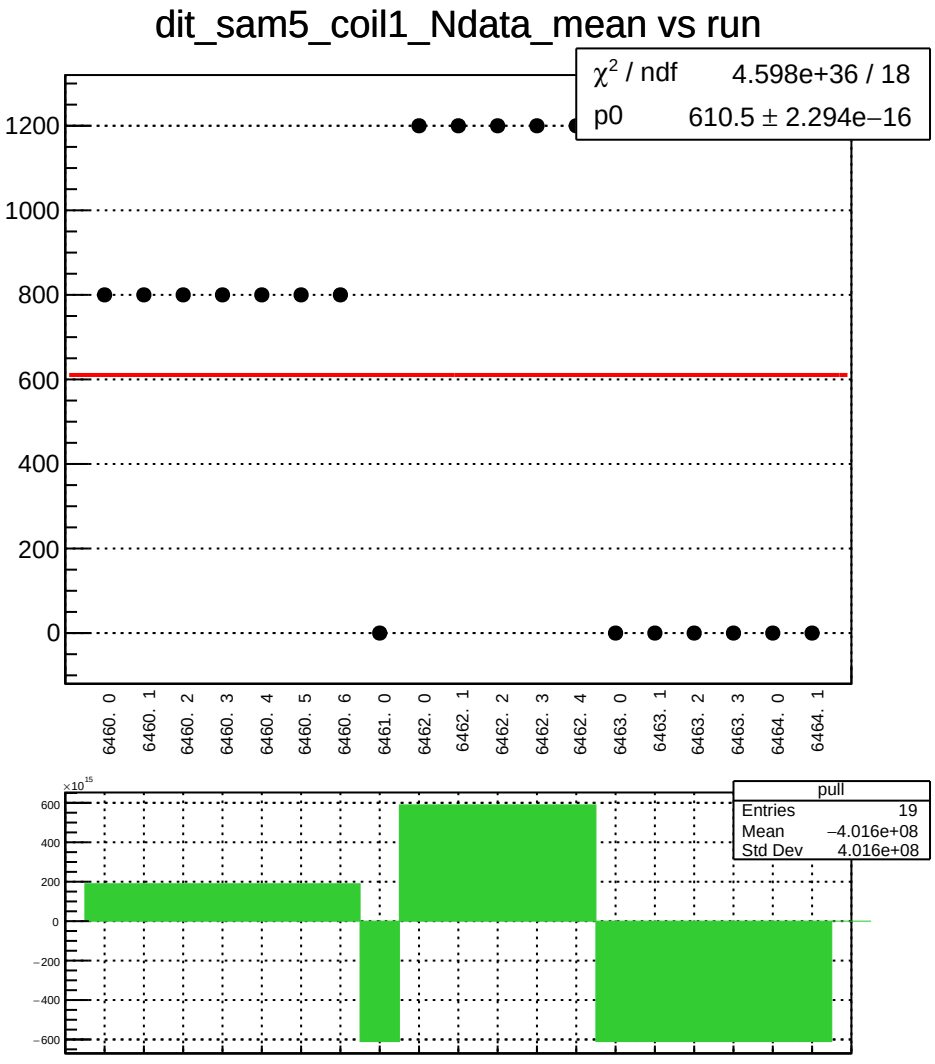
dit_sam5_coil1_Ndata_mean vs run
χ² / ndf 4.598e+36 / 18
p0 610.5 ± 2.294e−16
1200
1000
800
600
400
200
0
6460. 0
6460. 1
6460. 2
6460. 3
6460. 4
6460. 5
6460. 6
6461. 0
6462. 0
6462. 1
6462. 2
6462. 3
6462. 4
6463. 0
6463. 1
6463. 2
6463. 3
6464. 0
6464. 1
×10¹⁵
600
400
200
0
−200
−400
−600
pull
Entries 19
Mean −4.016e+08
Std Dev 4.016e+08

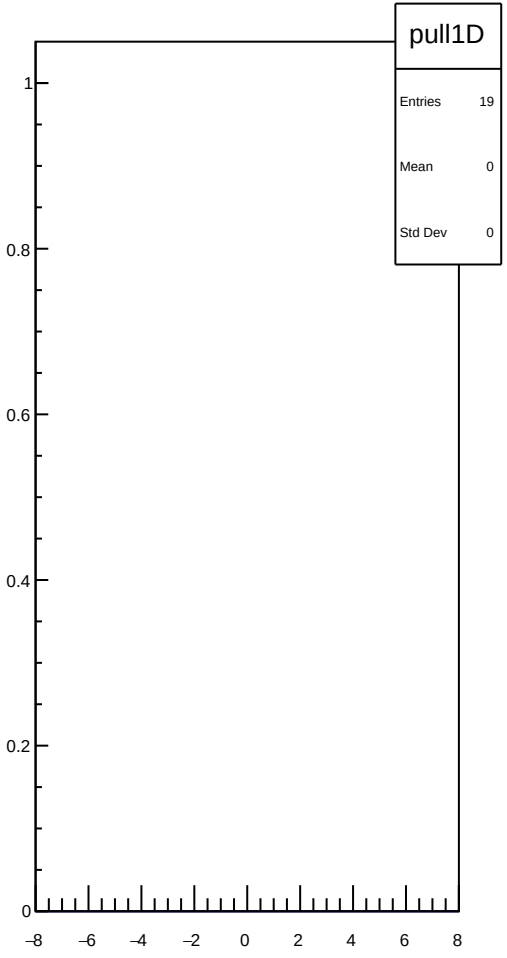
pull1D
Entries 19
Mean 0
Std Dev 0
1
0.8
0.6
0.4
0.2
0
−8
−6
−4
−2
0
2
4
6
8

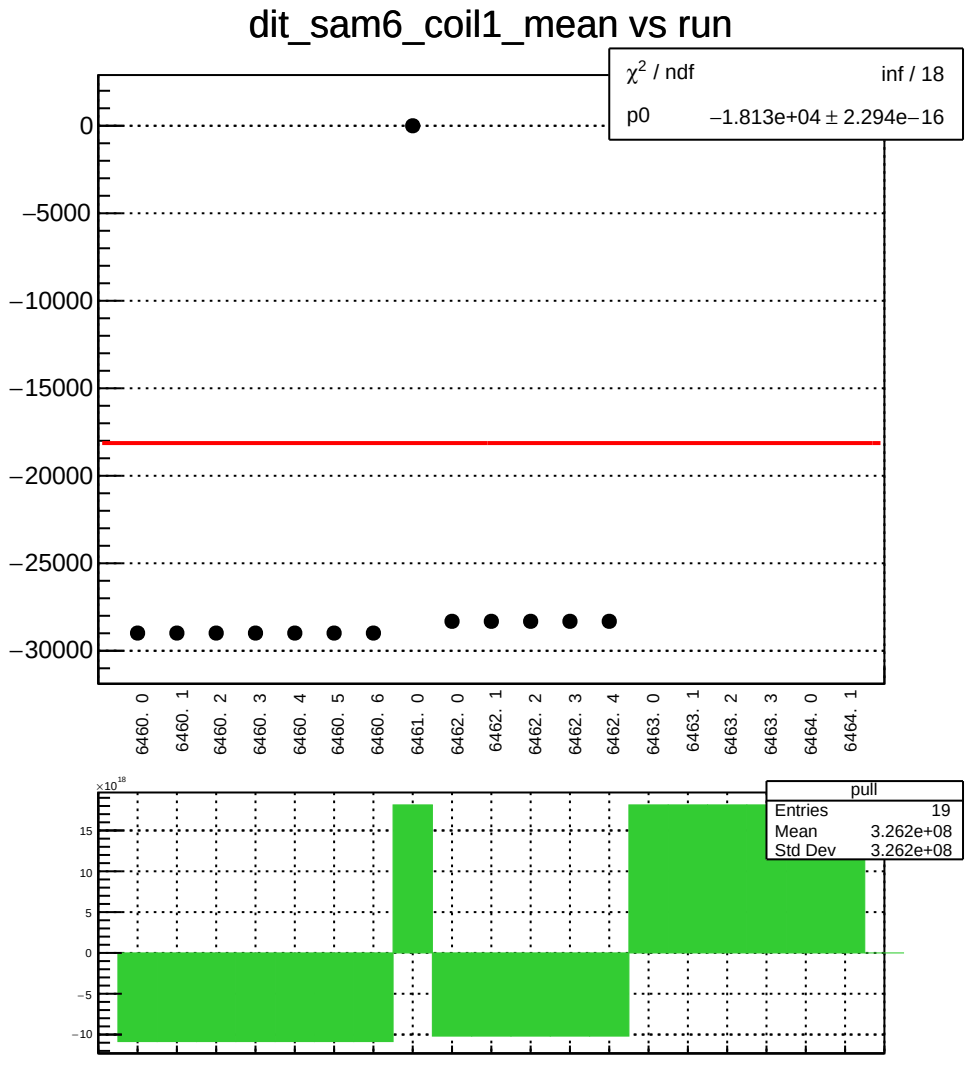
dit_sam6_coil1_mean vs run
χ² / ndf inf / 18
p0 −1.813e+04 ± 2.294e−16
0
−5000
−10000
−15000
−20000
−25000
−30000
6460. 0
6460. 1
6460. 2
6460. 3
6460. 4
6460. 5
6460. 6
6461. 0
6462. 0
6462. 1
6462. 2
6462. 3
6462. 4
6463. 0
6463. 1
6463. 2
6463. 3
6464. 0
6464. 1
×10¹⁸
15
10
5
0
−5
−10
pull
Entries 19
Mean 3.262e+08
Std Dev 3.262e+08

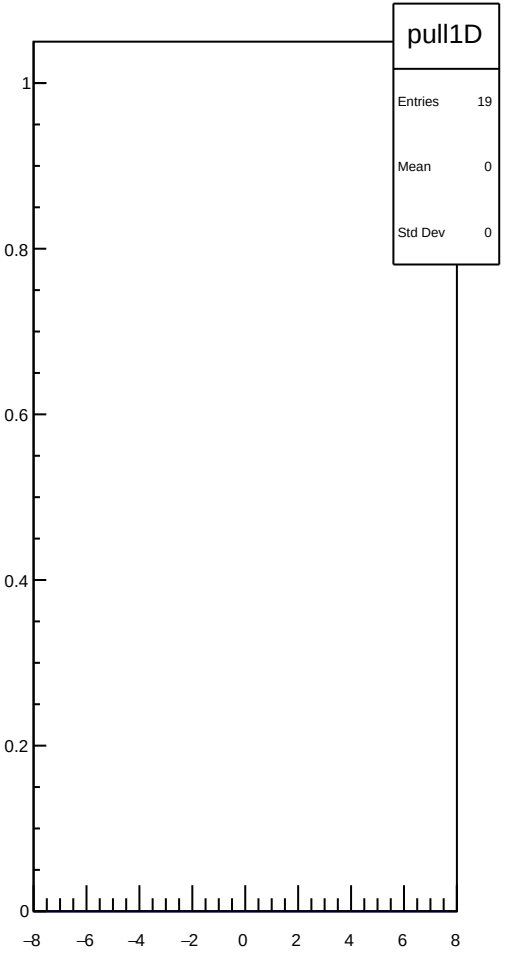
pull1D
Entries 19
Mean 0
Std Dev 0
1
0.8
0.6
0.4
0.2
0
−8
−6
−4
−2
0
2
4
6
8

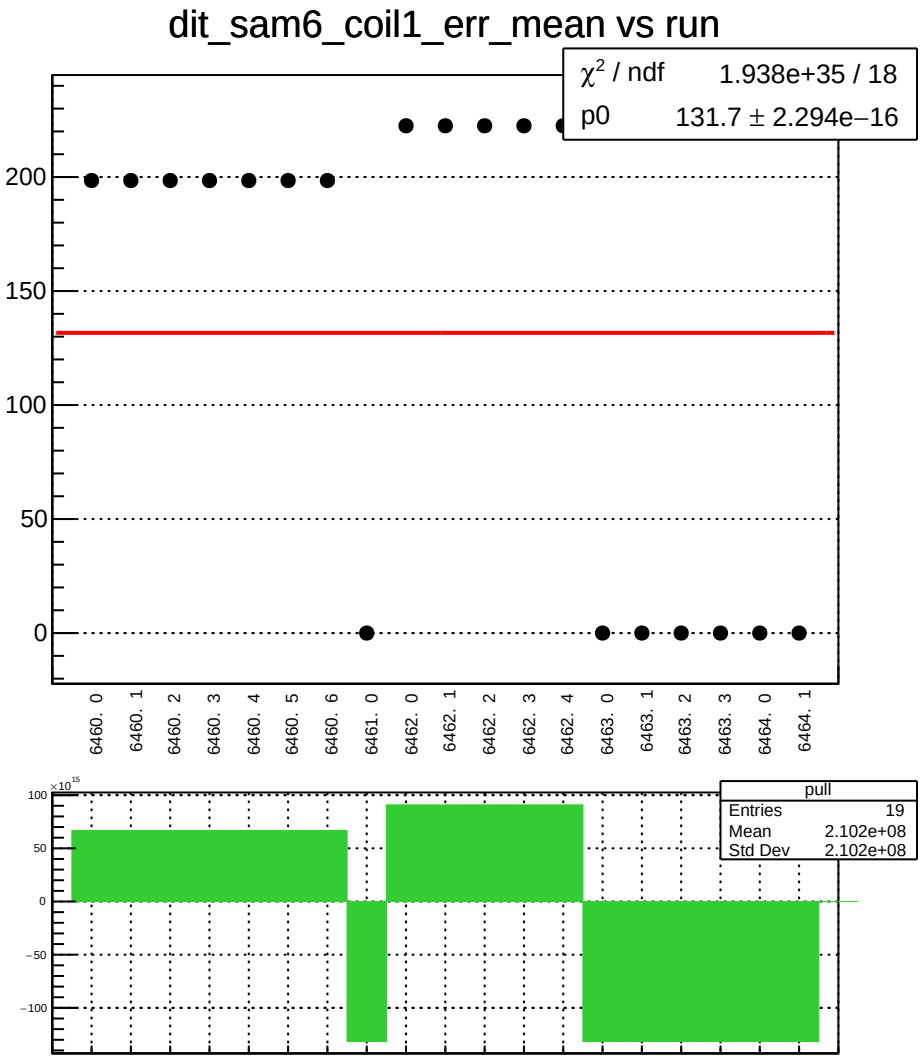
dit_sam6_coil1_err_mean vs run
χ² / ndf 1.938e+35 / 18
p0 131.7 ± 2.294e−16
200
150
100
50
0
6460. 0
6460. 1
6460. 2
6460. 3
6460. 4
6460. 5
6460. 6
6461. 0
6462. 0
6462. 1
6462. 2
6462. 3
6462. 4
6463. 0
6463. 1
6463. 2
6463. 3
6464. 0
6464. 1
×10^15
100
50
0
−50
−100
pull
Entries 19
Mean 2.102e+08
Std Dev 2.102e+08

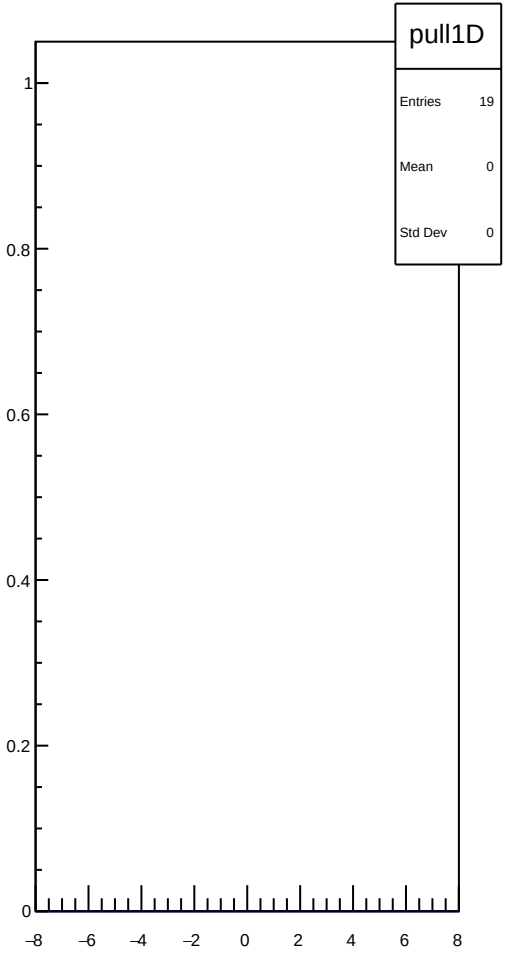
pull1D
Entries 19
Mean 0
Std Dev 0
1
0.8
0.6
0.4
0.2
0
−8
−6
−4
−2
0
2
4
6
8

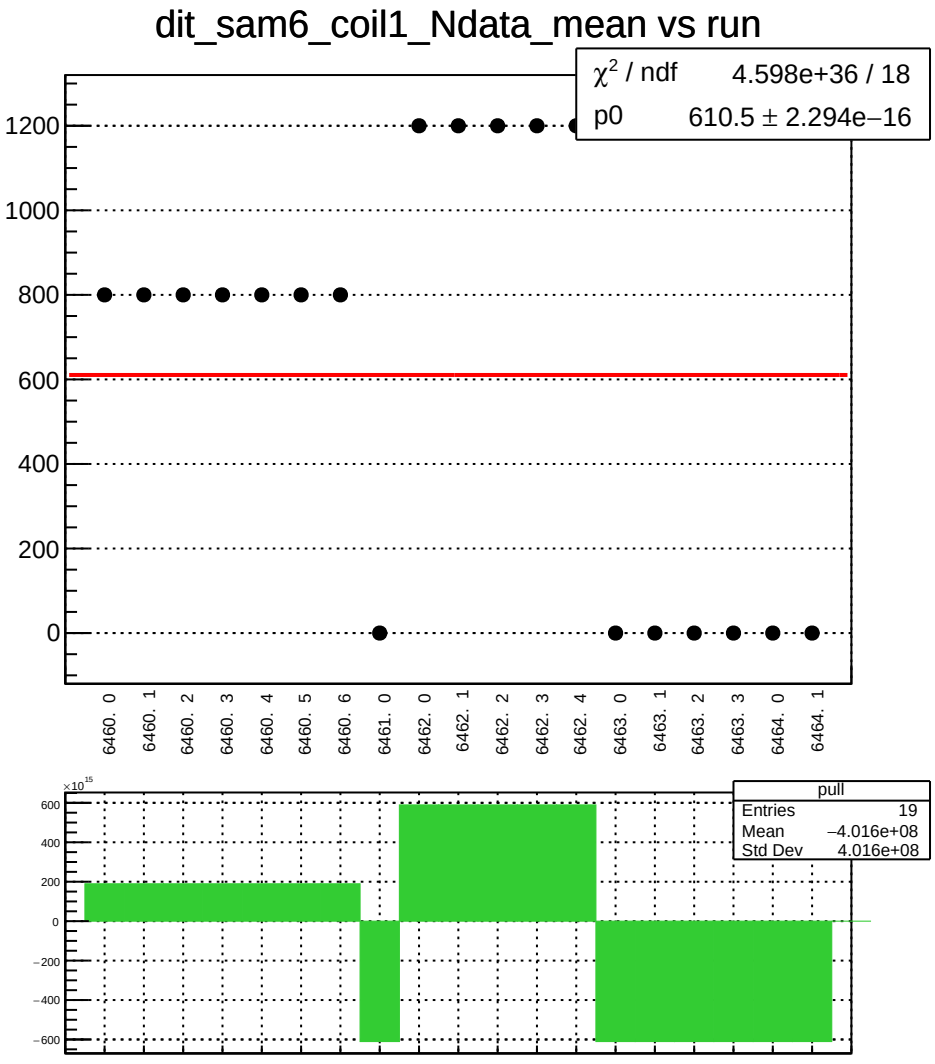
dit_sam6_coil1_Ndata_mean vs run
χ² / ndf 4.598e+36 / 18
p0 610.5 ± 2.294e−16
1200
1000
800
600
400
200
0
6460. 0
6460. 1
6460. 2
6460. 3
6460. 4
6460. 5
6460. 6
6461. 0
6462. 0
6462. 1
6462. 2
6462. 3
6462. 4
6463. 0
6463. 1
6463. 2
6463. 3
6464. 0
6464. 1
×10¹⁵
600
400
200
0
−200
−400
−600
pull
Entries 19
Mean −4.016e+08
Std Dev 4.016e+08

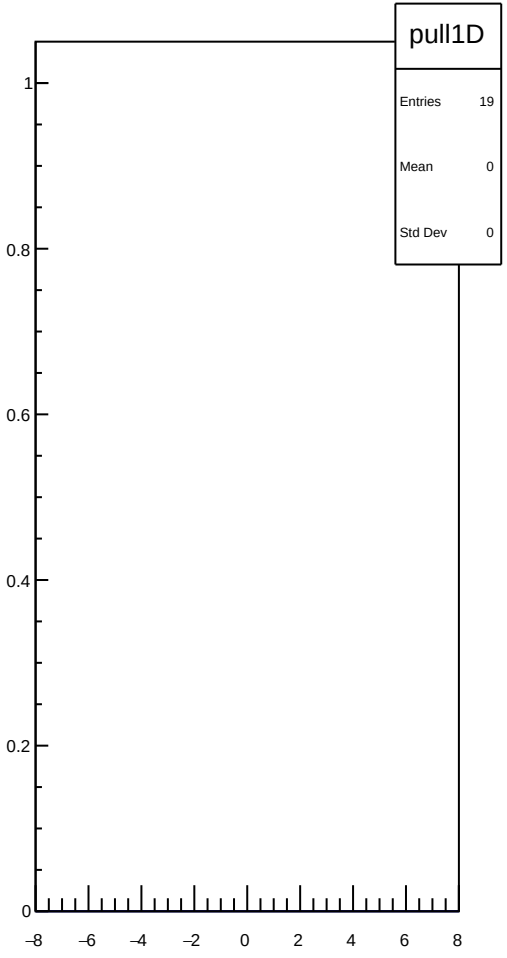
pull1D
Entries 19
Mean 0
Std Dev 0
1
0.8
0.6
0.4
0.2
0
−8
−6
−4
−2
0
2
4
6
8

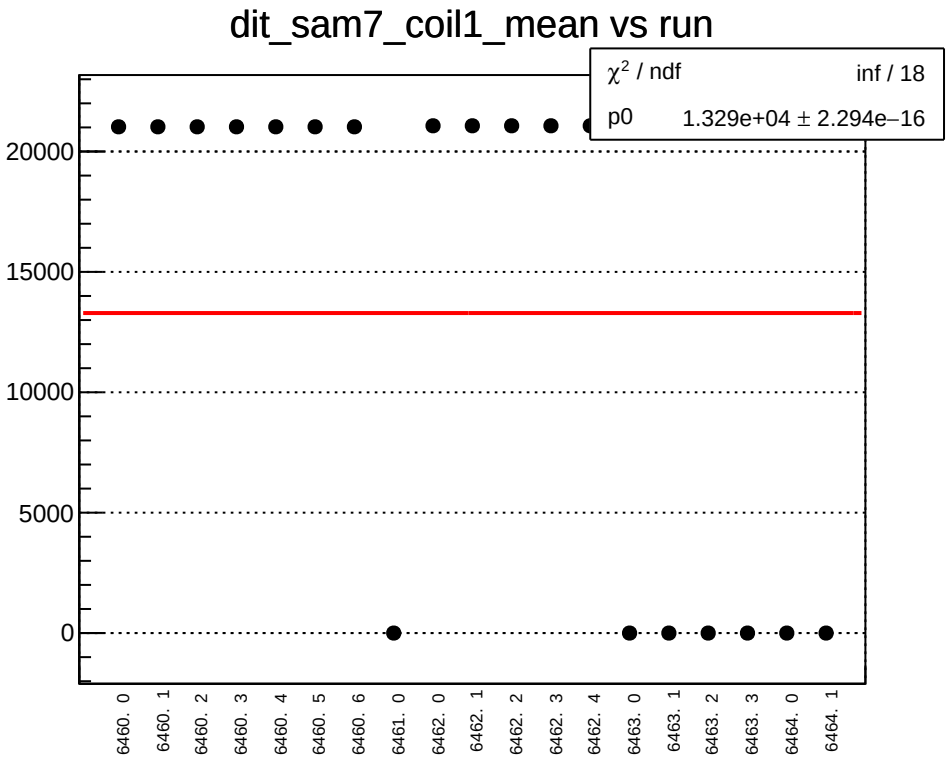
dit_sam7_coil1_mean vs run
χ² / ndf inf / 18
p0 1.329e+04 ± 2.294e−16
20000
15000
10000
5000
0
6460. 0
6460. 1
6460. 2
6460. 3
6460. 4
6460. 5
6460. 6
6461. 0
6462. 0
6462. 1
6462. 2
6462. 3
6462. 4
6463. 0
6463. 1
6463. 2
6463. 3
6464. 0
6464. 1

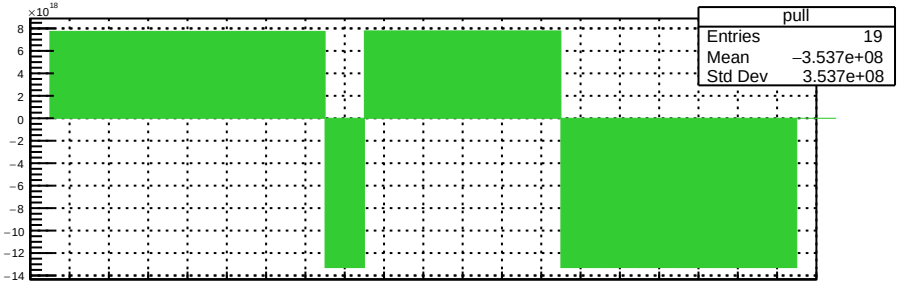
×10¹⁸
pull
Entries 19
Mean −3.537e+08
Std Dev 3.537e+08
8
6
4
2
0
−2
−4
−6
−8
−10
−12
−14

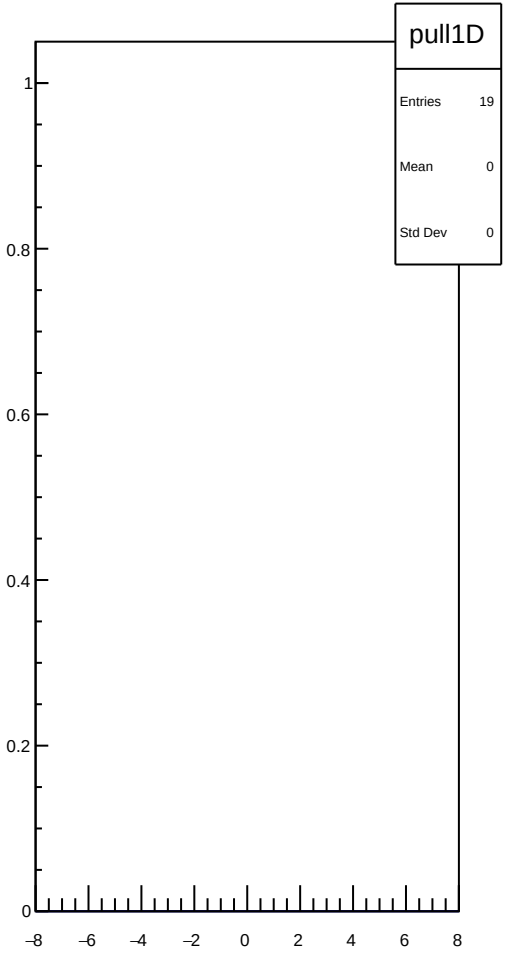
pull1D
Entries 19
Mean 0
Std Dev 0
1
0.8
0.6
0.4
0.2
0
−8
−6
−4
−2
0
2
4
6
8

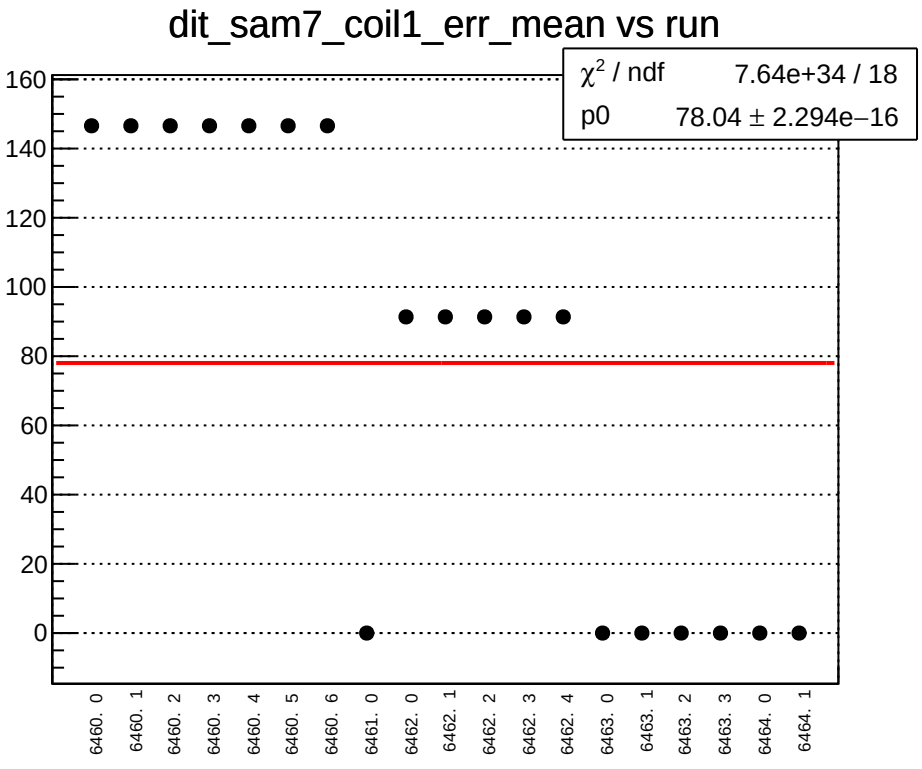
dit_sam7_coil1_err_mean vs run
χ² / ndf 7.64e+34 / 18
p0 78.04 ± 2.294e−16
160
140
120
100
80
60
40
20
0
6460. 0
6460. 1
6460. 2
6460. 3
6460. 4
6460. 5
6460. 6
6461. 0
6462. 0
6462. 1
6462. 2
6462. 3
6462. 4
6463. 0
6463. 1
6463. 2
6463. 3
6464. 0
6464. 1

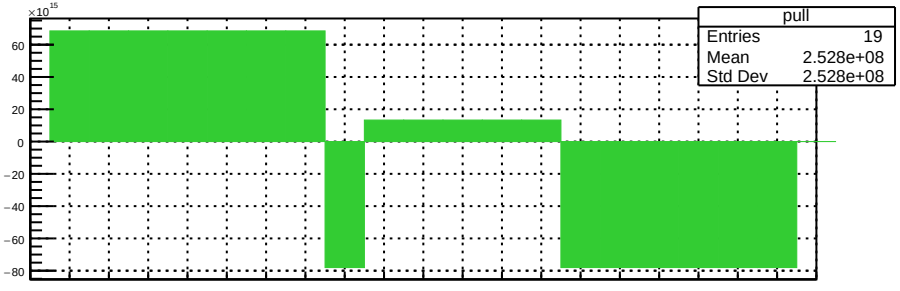
×10¹⁵
pull
Entries 19
Mean 2.528e+08
Std Dev 2.528e+08
60
40
20
0
−20
−40
−60
−80

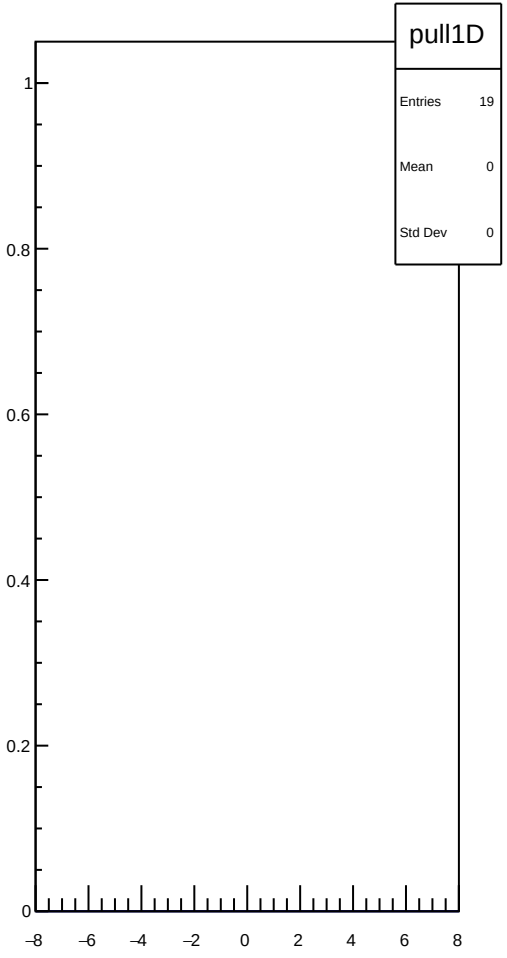
pull1D
Entries 19
Mean 0
Std Dev 0
1
0.8
0.6
0.4
0.2
0
−8
−6
−4
−2
0
2
4
6
8

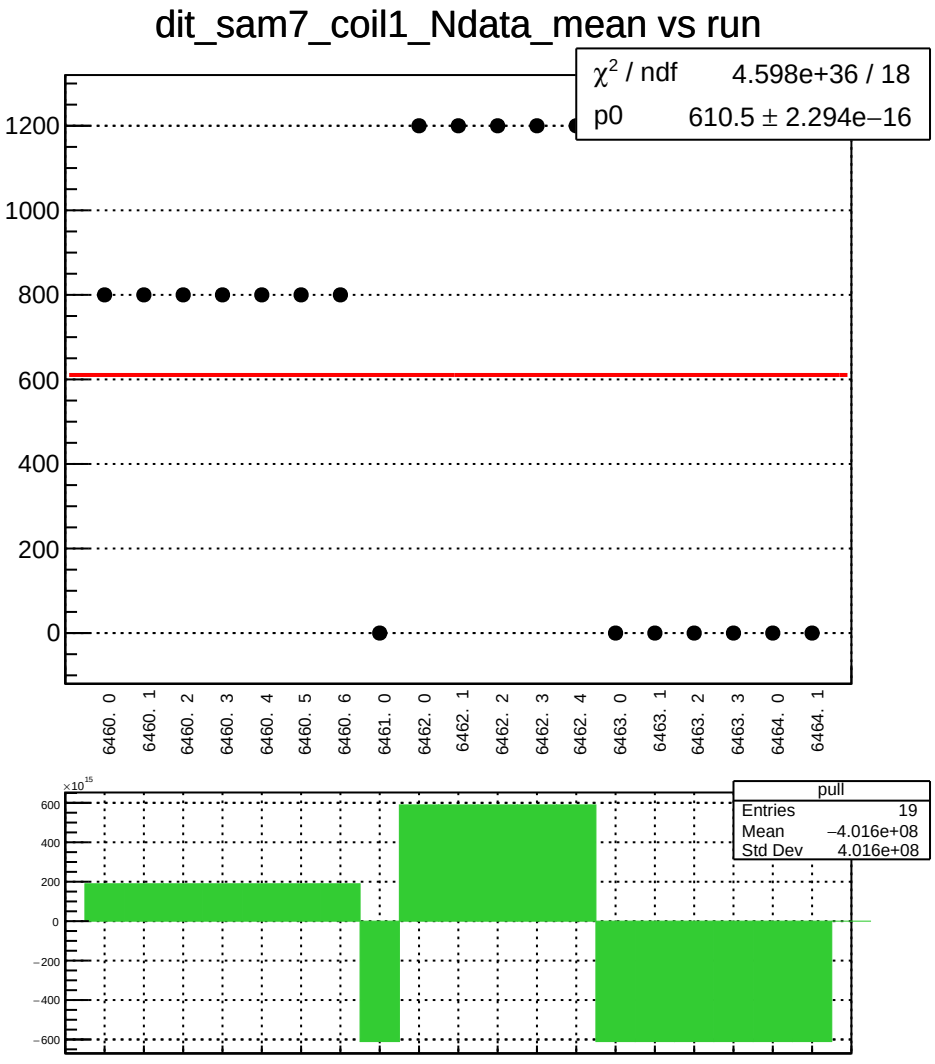
dit_sam7_coil1_Ndata_mean vs run
χ² / ndf 4.598e+36 / 18
p0 610.5 ± 2.294e−16
1200
1000
800
600
400
200
0
6460. 0
6460. 1
6460. 2
6460. 3
6460. 4
6460. 5
6460. 6
6461. 0
6462. 0
6462. 1
6462. 2
6462. 3
6462. 4
6463. 0
6463. 1
6463. 2
6463. 3
6464. 0
6464. 1
×10¹⁵
600
400
200
0
−200
−400
−600
pull
Entries 19
Mean −4.016e+08
Std Dev 4.016e+08

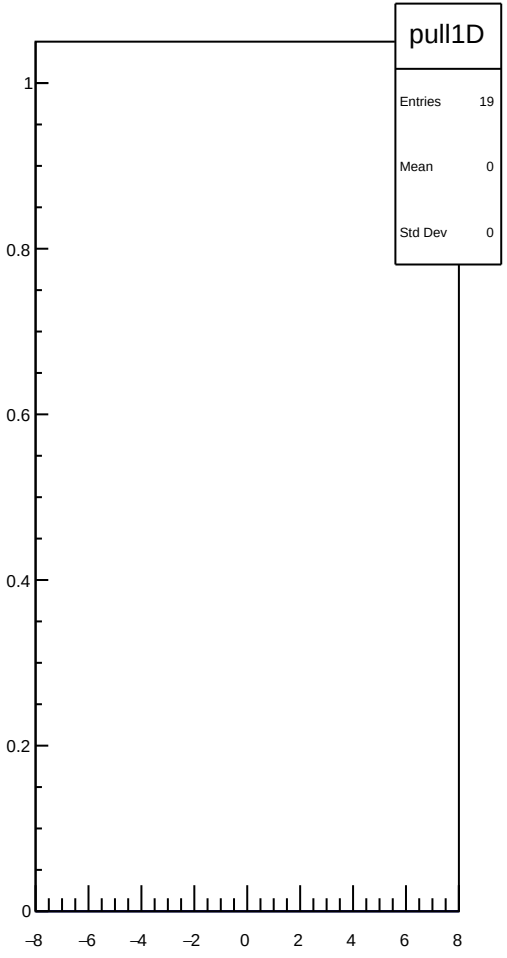
pull1D
Entries 19
Mean 0
Std Dev 0
1
0.8
0.6
0.4
0.2
0
−8
−6
−4
−2
0
2
4
6
8

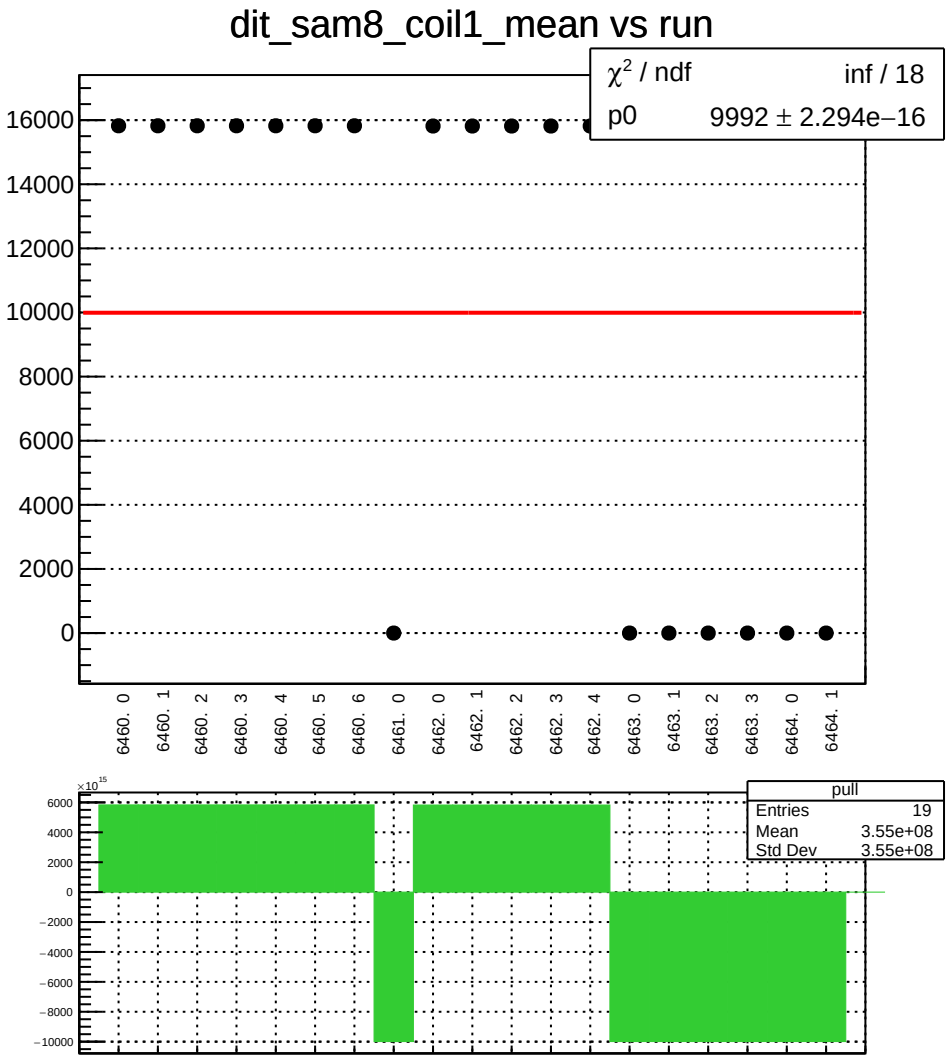
dit_sam8_coil1_mean vs run
χ² / ndf inf / 18
p0 9992 ± 2.294e−16
16000
14000
12000
10000
8000
6000
4000
2000
0
6460. 0
6460. 1
6460. 2
6460. 3
6460. 4
6460. 5
6460. 6
6461. 0
6462. 0
6462. 1
6462. 2
6462. 3
6462. 4
6463. 0
6463. 1
6463. 2
6463. 3
6464. 0
6464. 1
×10^15
6000
4000
2000
0
−2000
−4000
−6000
−8000
−10000
pull
Entries 19
Mean 3.55e+08
Std Dev 3.55e+08

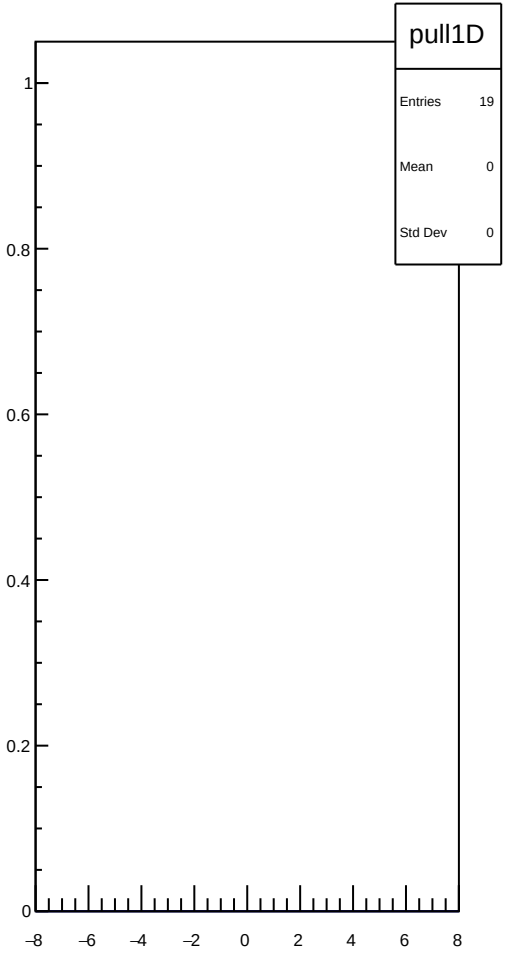
pull1D
Entries 19
Mean 0
Std Dev 0
1
0.8
0.6
0.4
0.2
0
−8
−6
−4
−2
0
2
4
6
8

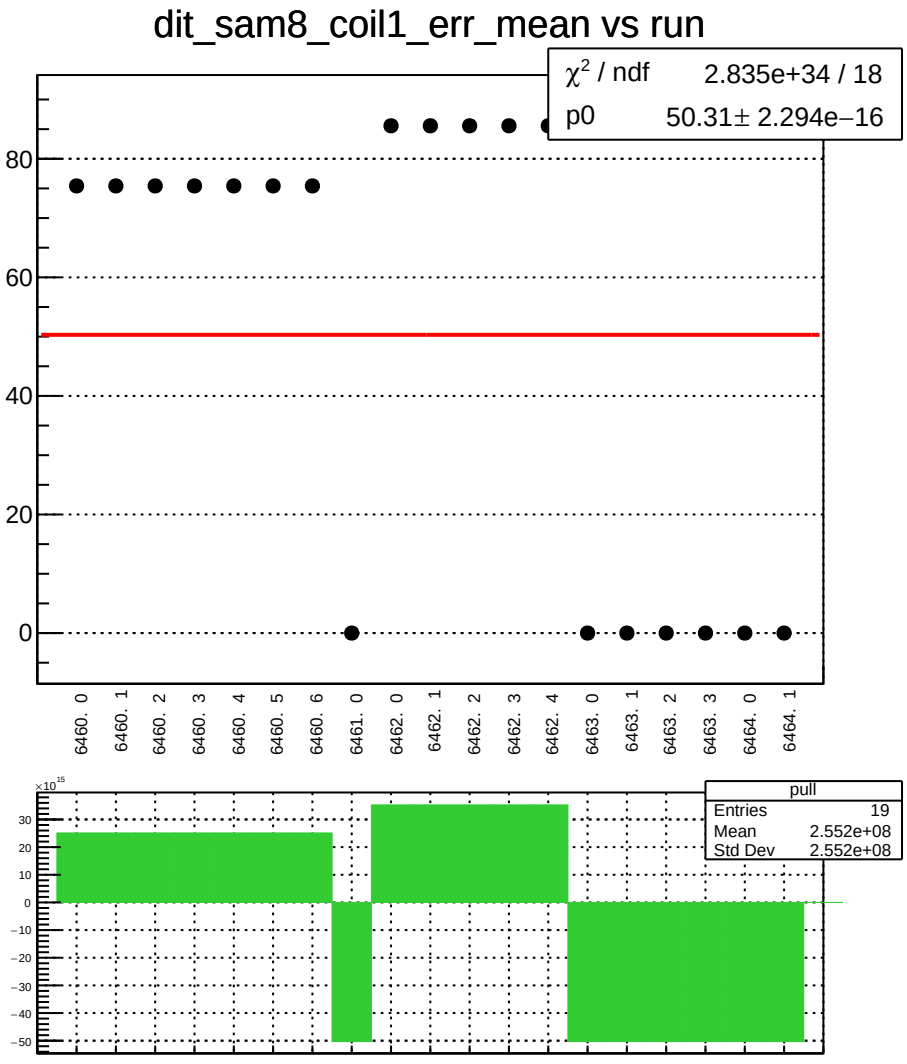
dit_sam8_coil1_err_mean vs run
χ² / ndf 2.835e+34 / 18
p0 50.31± 2.294e−16
80
60
40
20
0
6460. 0
6460. 1
6460. 2
6460. 3
6460. 4
6460. 5
6460. 6
6461. 0
6462. 0
6462. 1
6462. 2
6462. 3
6462. 4
6463. 0
6463. 1
6463. 2
6463. 3
6464. 0
6464. 1
×10^15
30
20
10
0
−10
−20
−30
−40
−50
pull
Entries 19
Mean 2.552e+08
Std Dev 2.552e+08

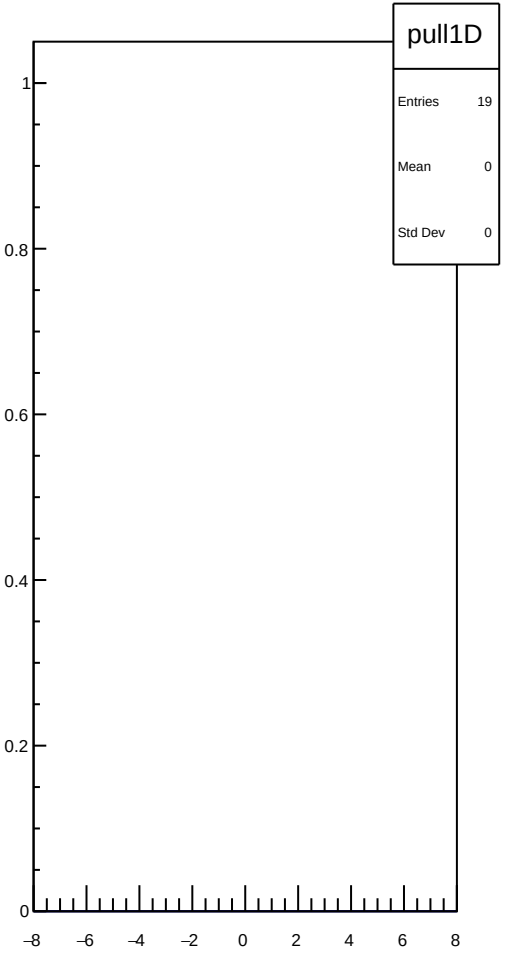
pull1D
Entries 19
Mean 0
Std Dev 0
1
0.8
0.6
0.4
0.2
0
−8
−6
−4
−2
0
2
4
6
8

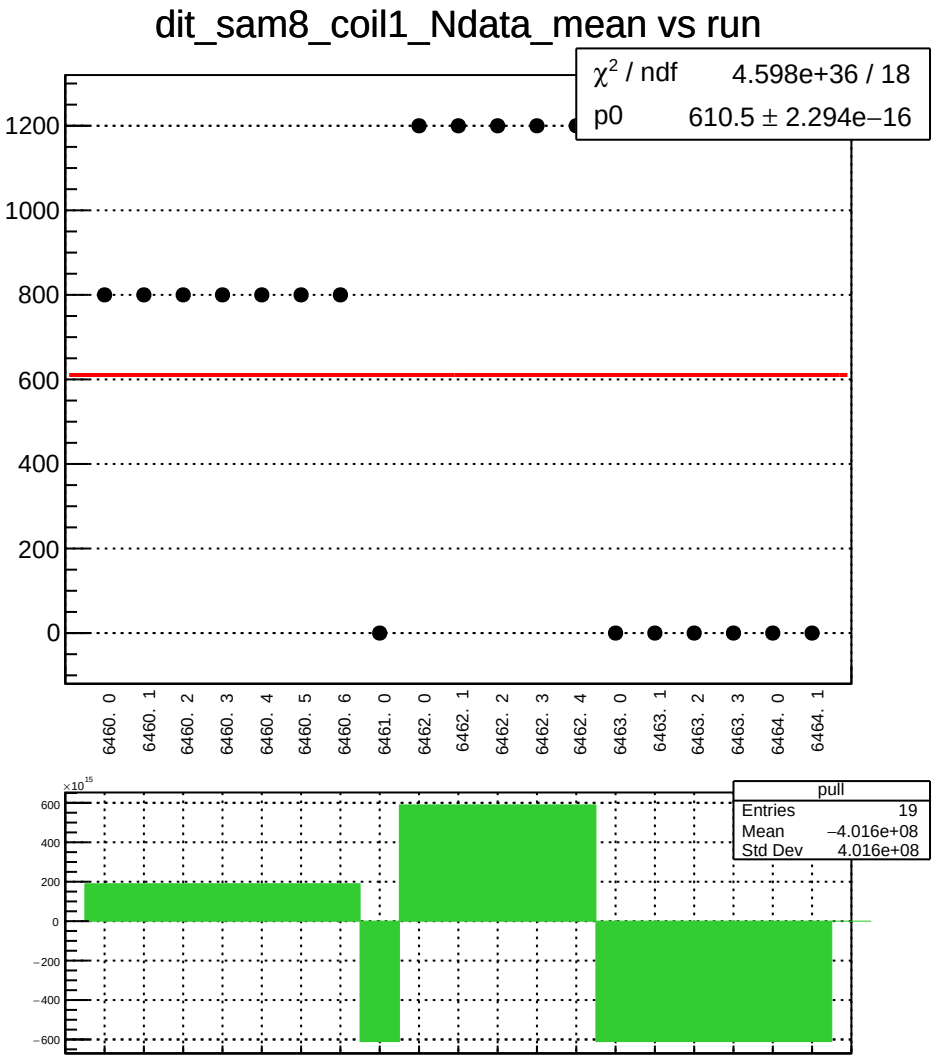
dit_sam8_coil1_Ndata_mean vs run
χ² / ndf 4.598e+36 / 18
p0 610.5 ± 2.294e−16
1200
1000
800
600
400
200
0
6460. 0
6460. 1
6460. 2
6460. 3
6460. 4
6460. 5
6460. 6
6461. 0
6462. 0
6462. 1
6462. 2
6462. 3
6462. 4
6463. 0
6463. 1
6463. 2
6463. 3
6464. 0
6464. 1
×10¹⁵
600
400
200
0
−200
−400
−600
pull
Entries 19
Mean −4.016e+08
Std Dev 4.016e+08

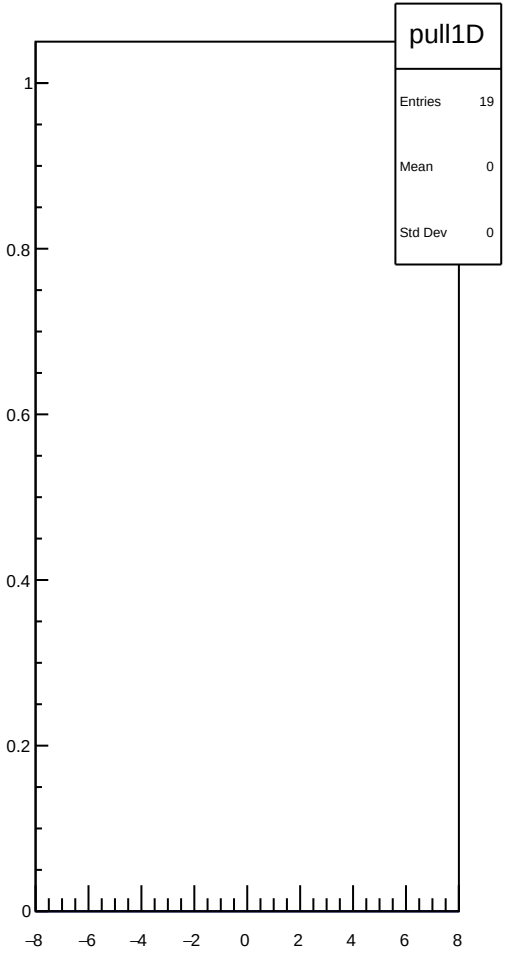
pull1D
Entries 19
Mean 0
Std Dev 0
1
0.8
0.6
0.4
0.2
0
−8
−6
−4
−2
0
2
4
6
8

dit_4aX_coil3_mean vs run

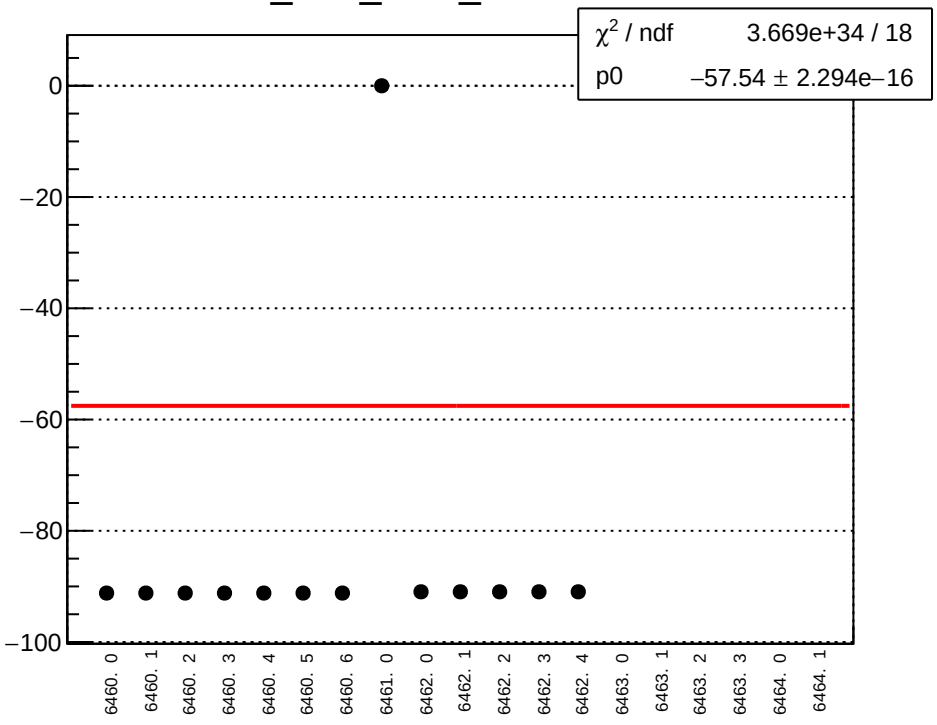

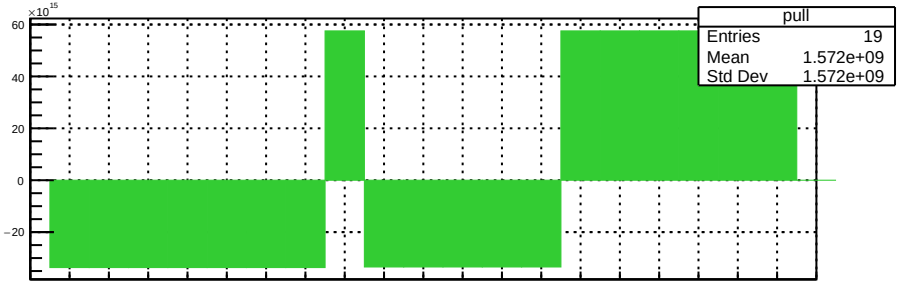

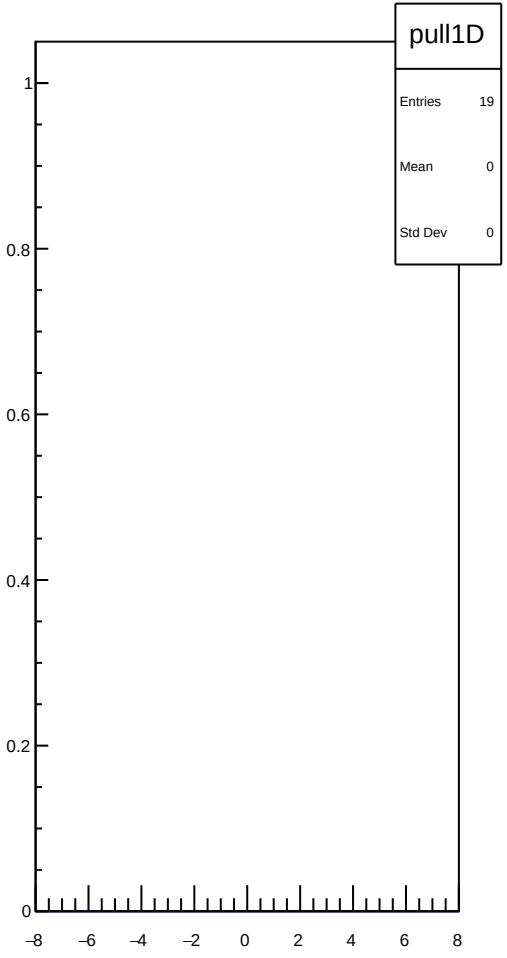

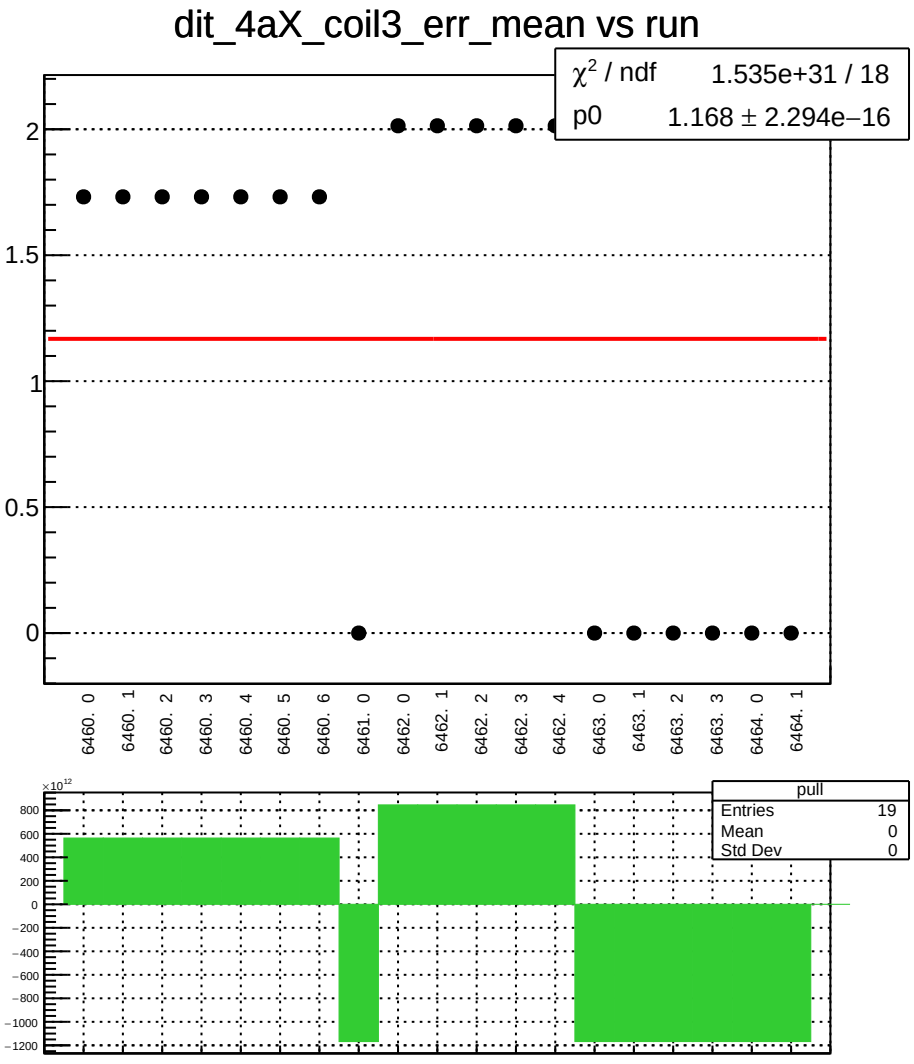
dit_4aX_coil3_err_mean vs run
χ² / ndf 1.535e+31 / 18
p0 1.168 ± 2.294e−16
2
1.5
1
0.5
0
6460. 0
6460. 1
6460. 2
6460. 3
6460. 4
6460. 5
6460. 6
6461. 0
6462. 0
6462. 1
6462. 2
6462. 3
6462. 4
6463. 0
6463. 1
6463. 2
6463. 3
6464. 0
6464. 1
×10¹²
800
600
400
200
0
−200
−400
−600
−800
−1000
−1200
pull
Entries 19
Mean 0
Std Dev 0

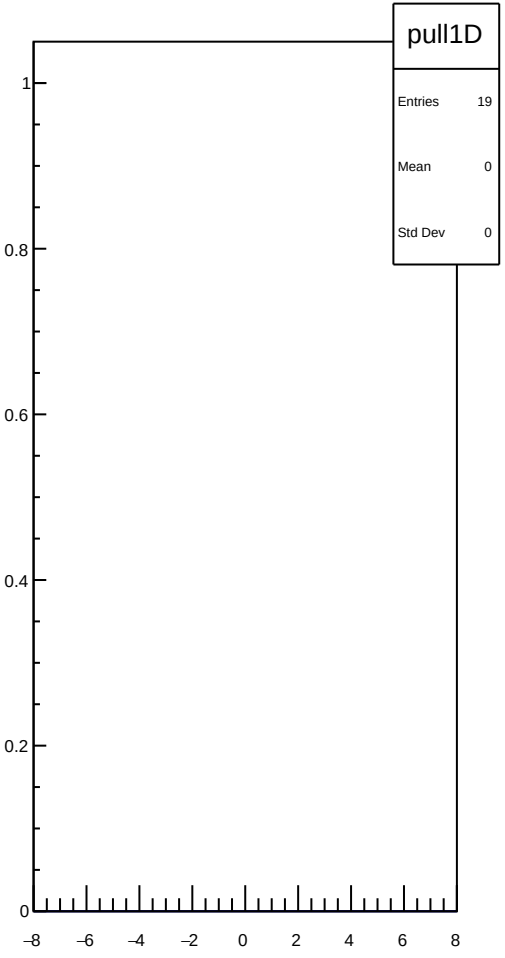
pull1D
Entries 19
Mean 0
Std Dev 0
1
0.8
0.6
0.4
0.2
0
−8
−6
−4
−2
0
2
4
6
8

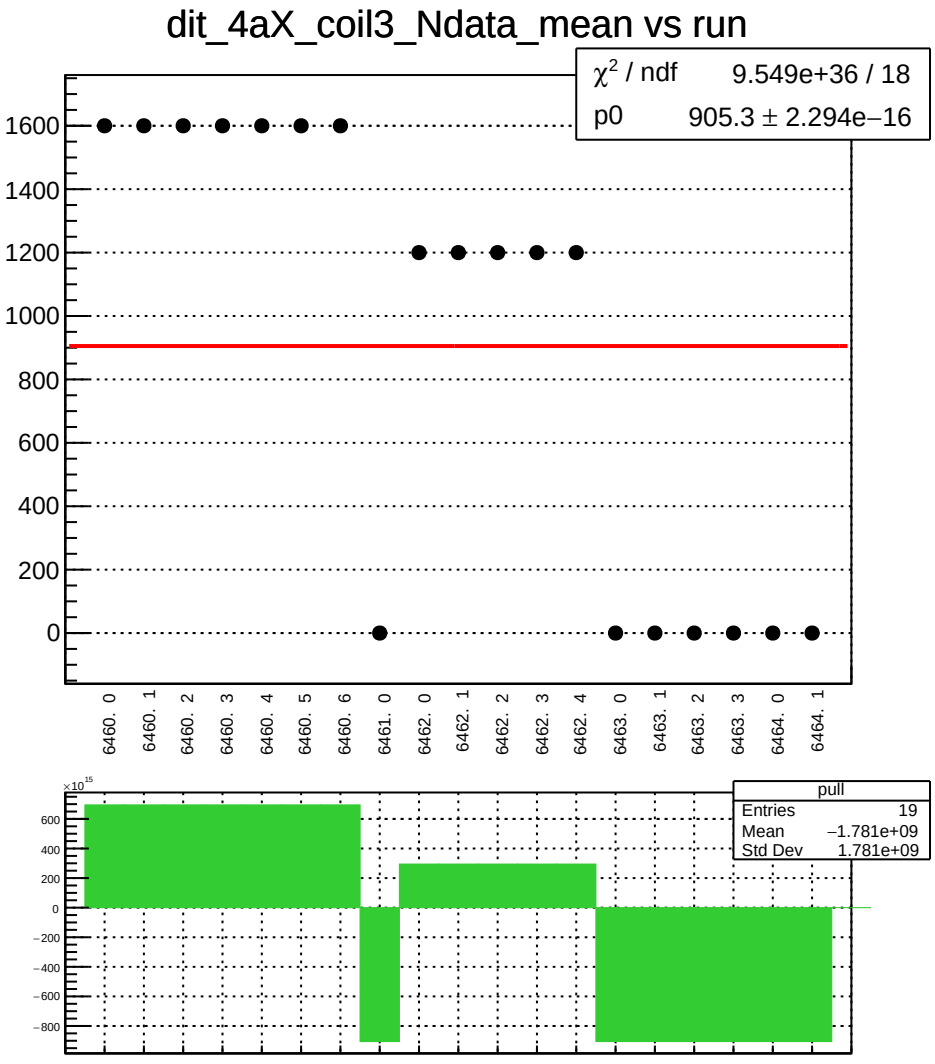
dit_4aX_coil3_Ndata_mean vs run
χ² / ndf 9.549e+36 / 18
p0 905.3 ± 2.294e−16
1600
1400
1200
1000
800
600
400
200
0
6460. 0
6460. 1
6460. 2
6460. 3
6460. 4
6460. 5
6460. 6
6461. 0
6462. 0
6462. 1
6462. 2
6462. 3
6462. 4
6463. 0
6463. 1
6463. 2
6463. 3
6464. 0
6464. 1
×10^15
600
400
200
0
−200
−400
−600
−800
pull
Entries 19
Mean −1.781e+09
Std Dev 1.781e+09

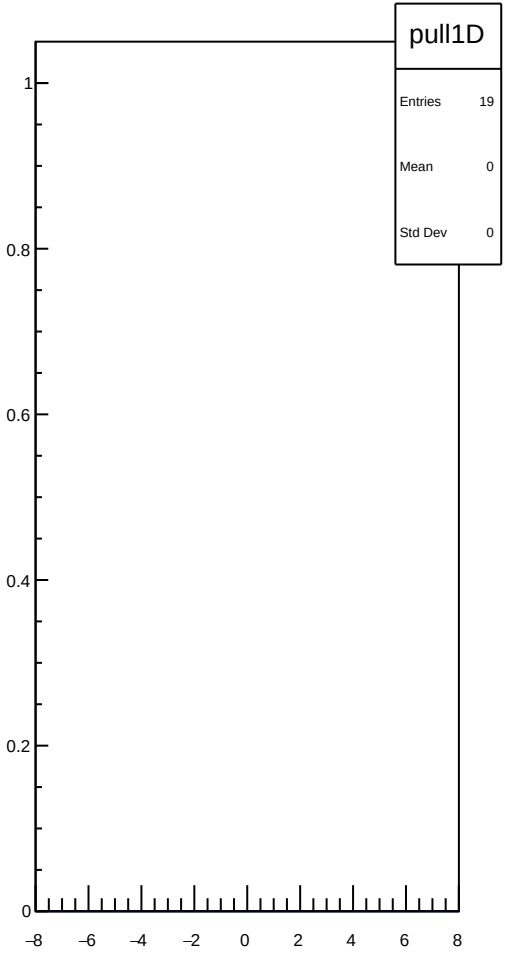
pull1D
Entries 19
Mean 0
Std Dev 0
1
0.8
0.6
0.4
0.2
0
−8
−6
−4
−2
0
2
4
6
8

dit_4eX_coil3_mean vs run

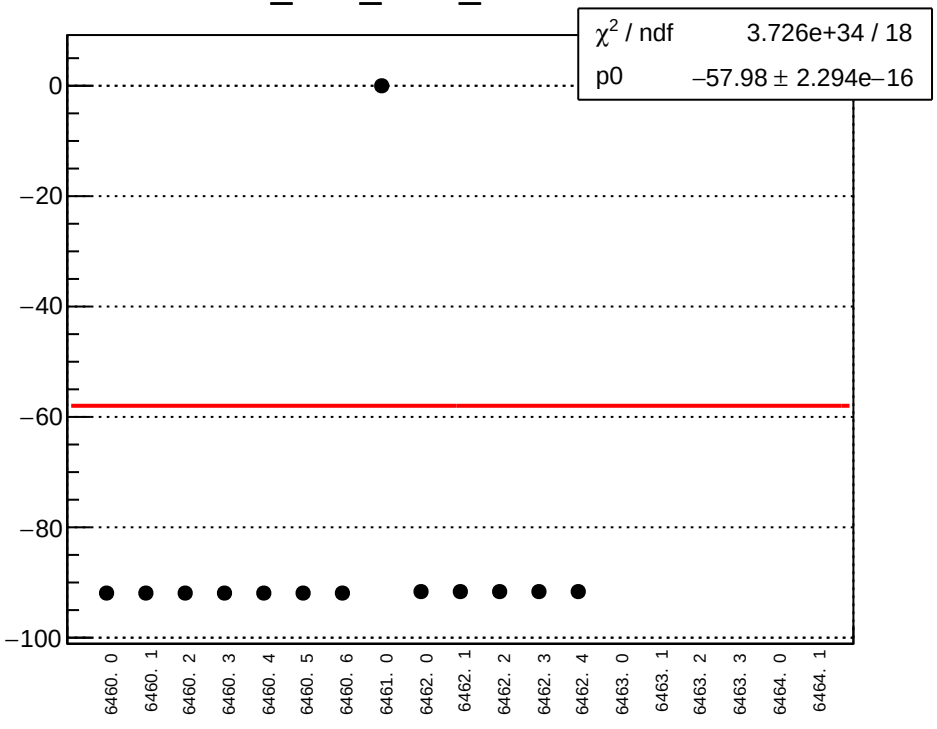

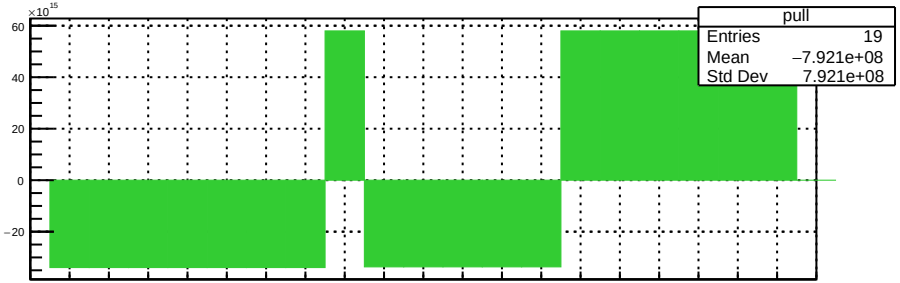

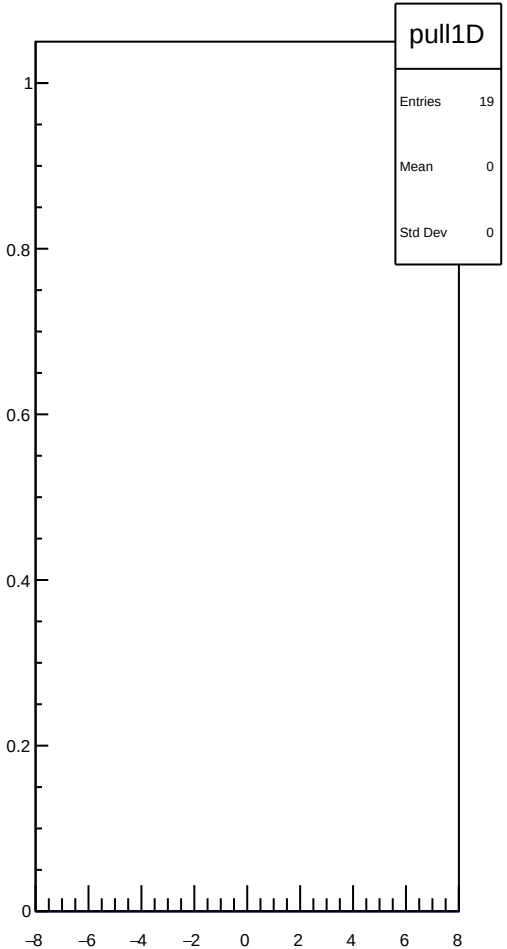

dit_4eX_coil3_err_mean vs run

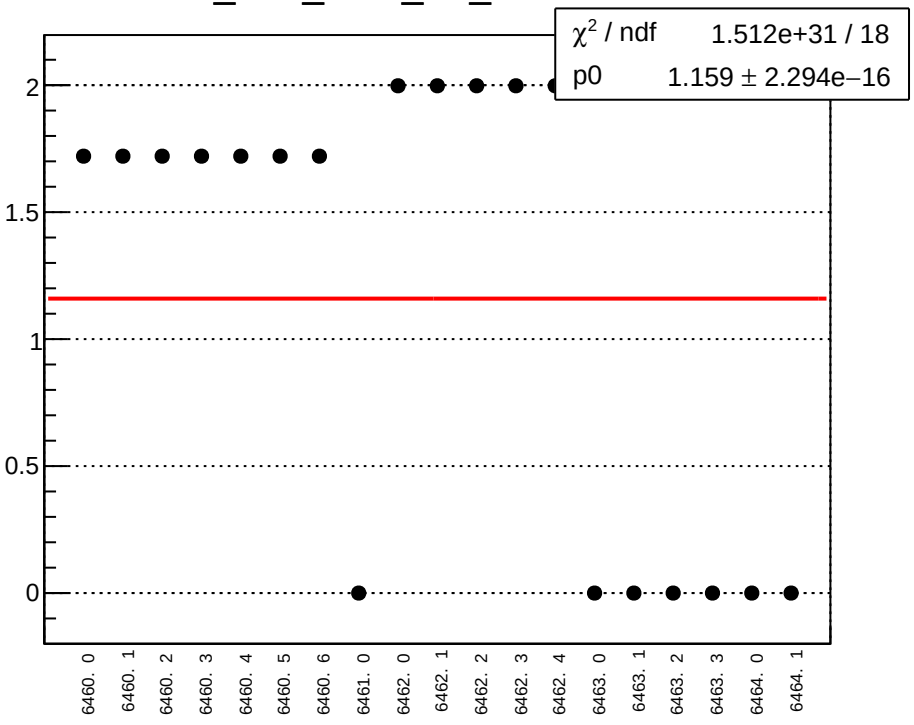

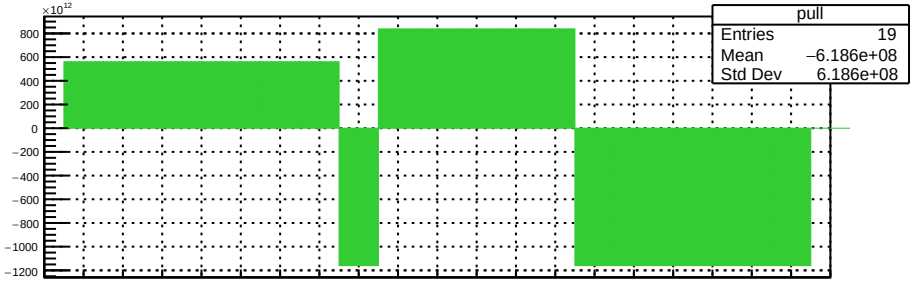

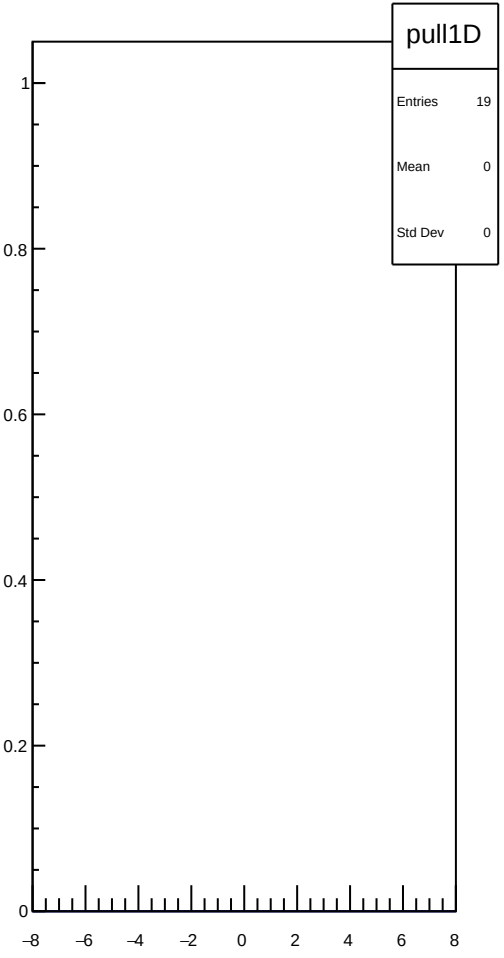

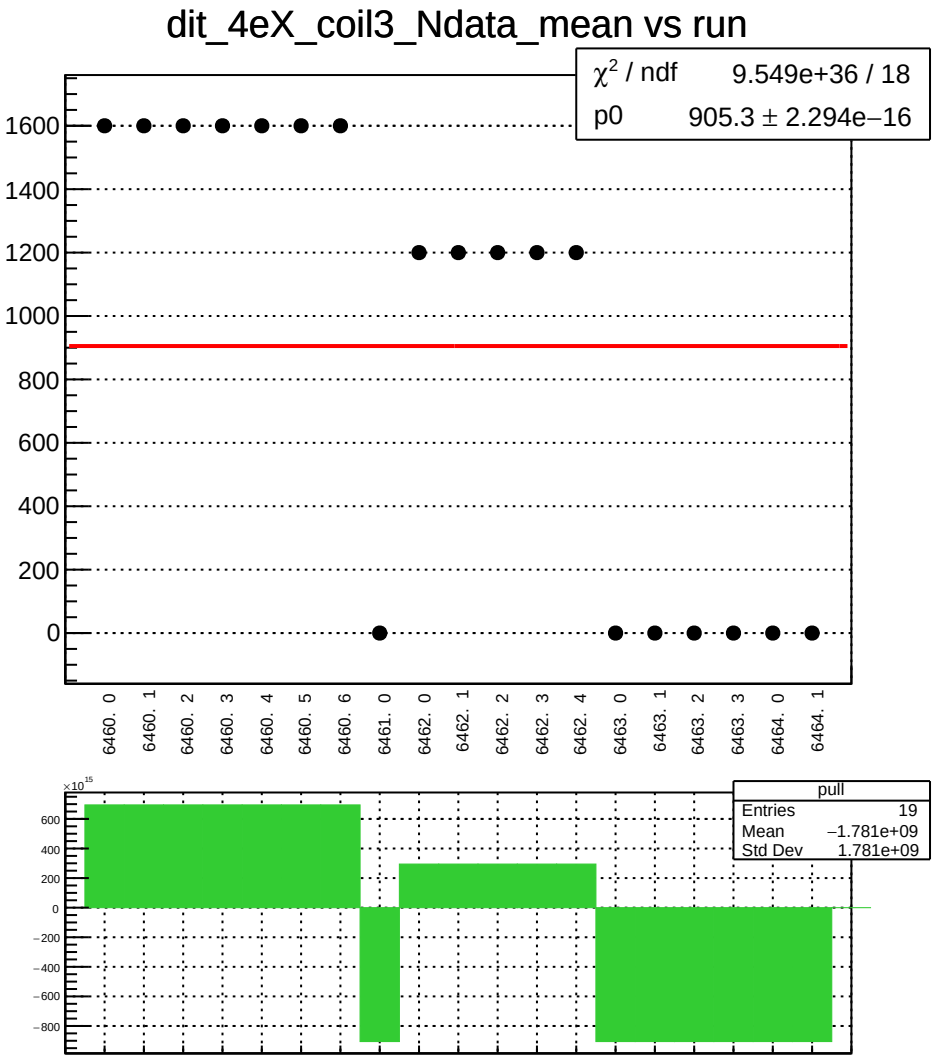
dit_4eX_coil3_Ndata_mean vs run
χ² / ndf 9.549e+36 / 18
p0 905.3 ± 2.294e−16
1600
1400
1200
1000
800
600
400
200
0
6460. 0
6460. 1
6460. 2
6460. 3
6460. 4
6460. 5
6460. 6
6461. 0
6462. 0
6462. 1
6462. 2
6462. 3
6462. 4
6463. 0
6463. 1
6463. 2
6463. 3
6464. 0
6464. 1
×10^15
600
400
200
0
−200
−400
−600
−800
pull
Entries 19
Mean −1.781e+09
Std Dev 1.781e+09

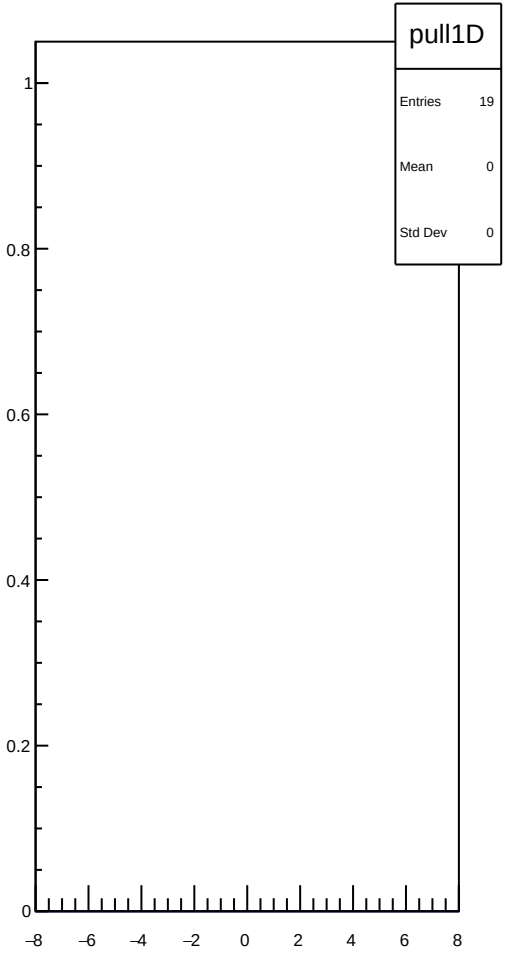
pull1D
Entries 19
Mean 0
Std Dev 0
1
0.8
0.6
0.4
0.2
0
−8
−6
−4
−2
0
2
4
6
8

dit_11X12X_coil3_mean vs run

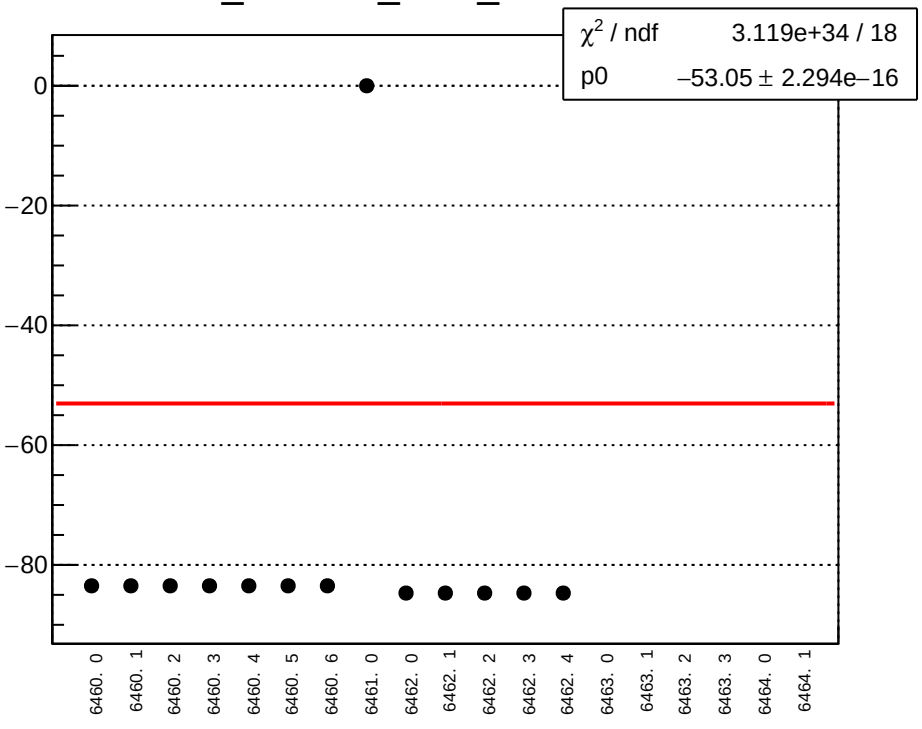

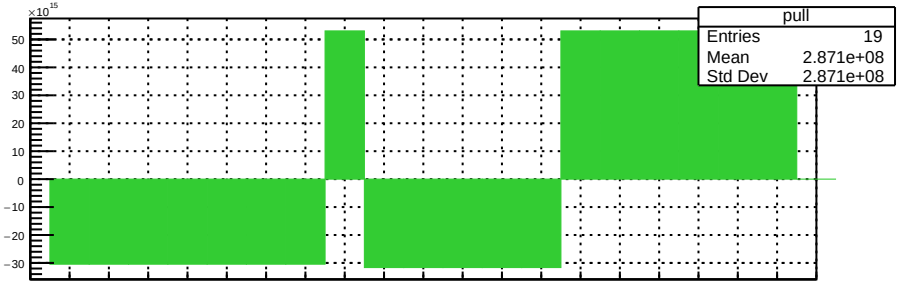

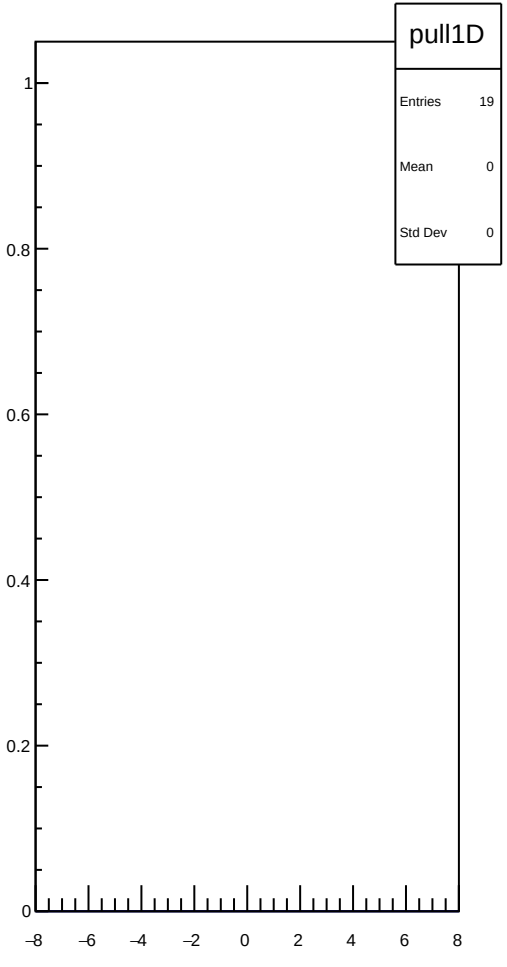

dit_11X12X_coil3_err_mean vs run

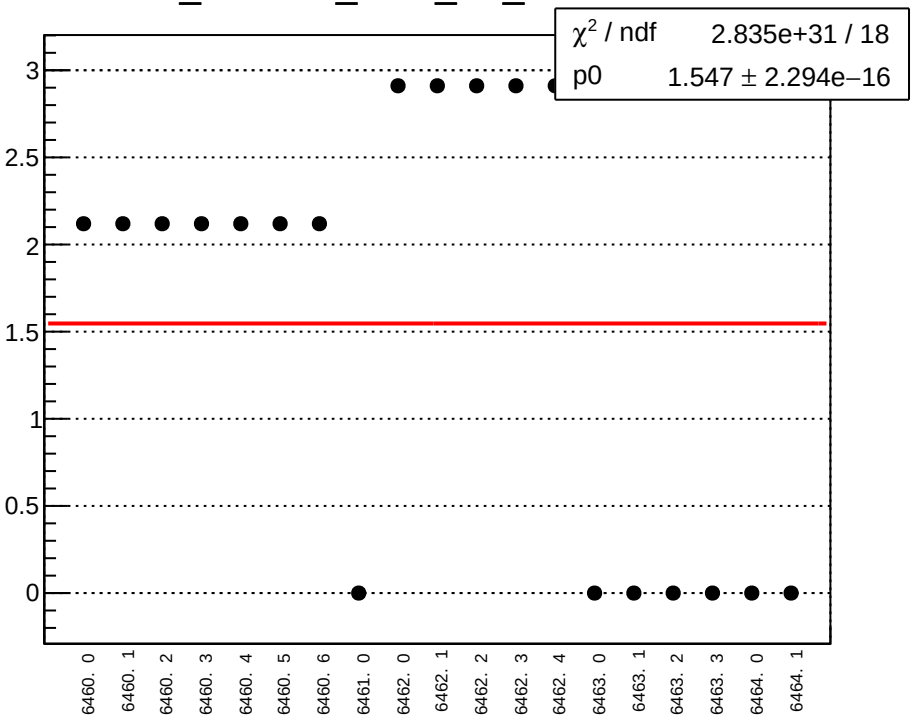

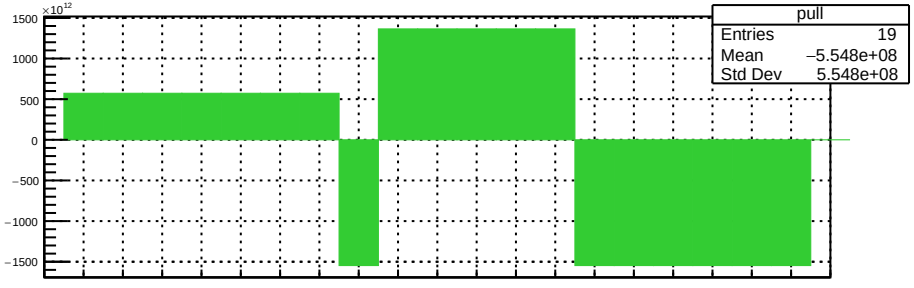

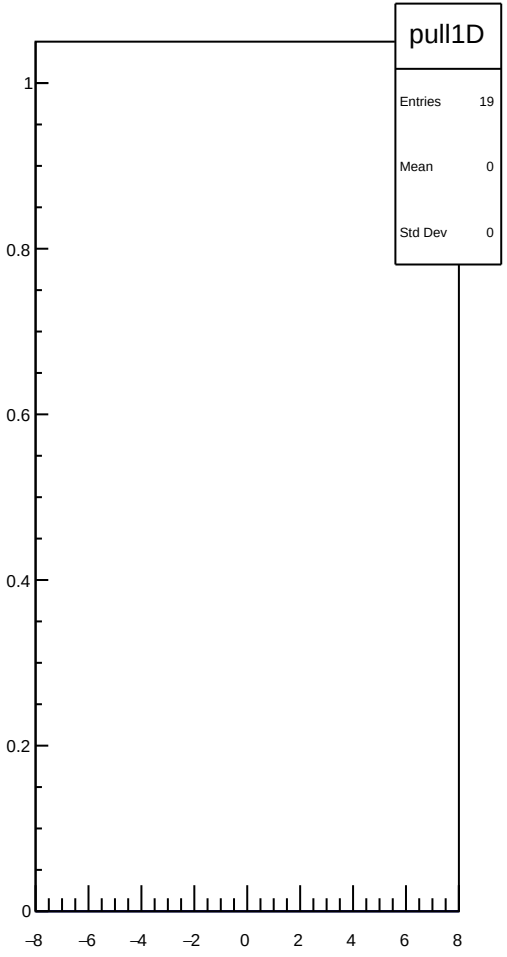

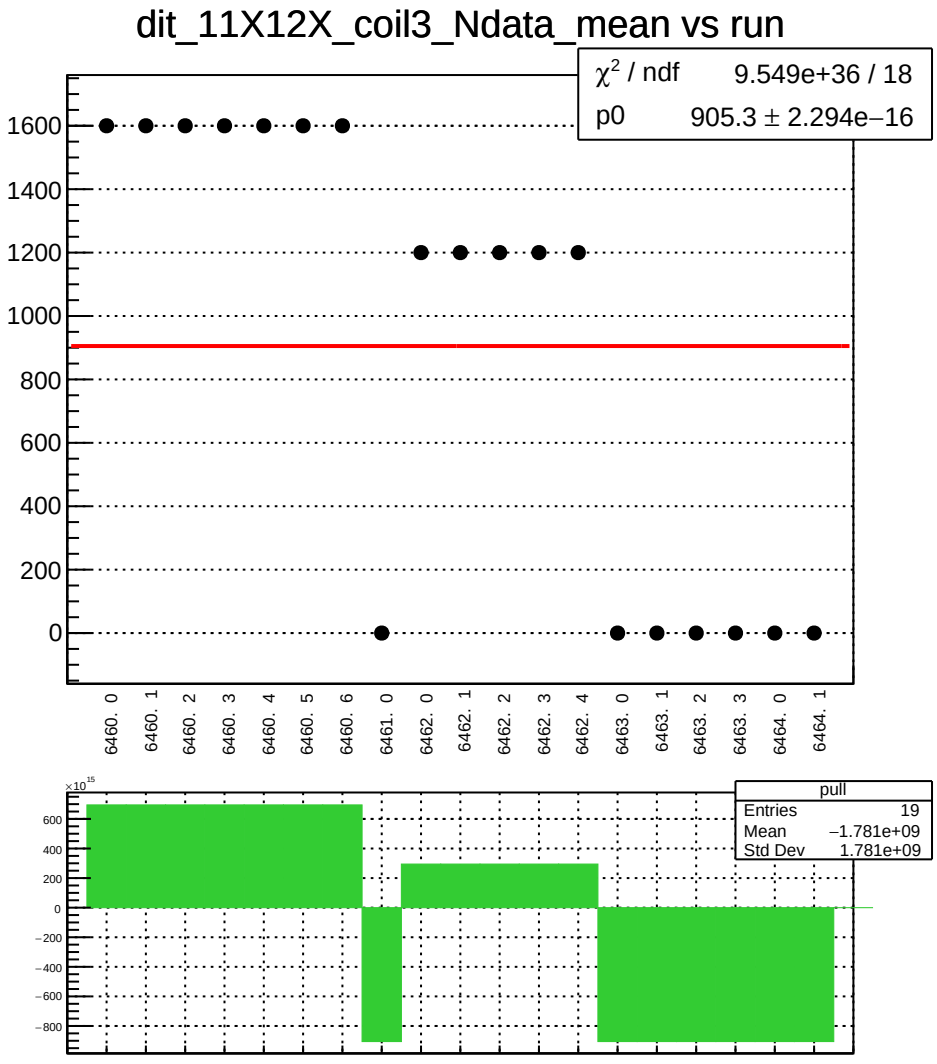
dit_11X12X_coil3_Ndata_mean vs run
χ² / ndf 9.549e+36 / 18
p0 905.3 ± 2.294e−16
1600
1400
1200
1000
800
600
400
200
0
6460. 0
6460. 1
6460. 2
6460. 3
6460. 4
6460. 5
6460. 6
6461. 0
6462. 0
6462. 1
6462. 2
6462. 3
6462. 4
6463. 0
6463. 1
6463. 2
6463. 3
6464. 0
6464. 1
×10^15
600
400
200
0
−200
−400
−600
−800
pull
Entries 19
Mean −1.781e+09
Std Dev 1.781e+09

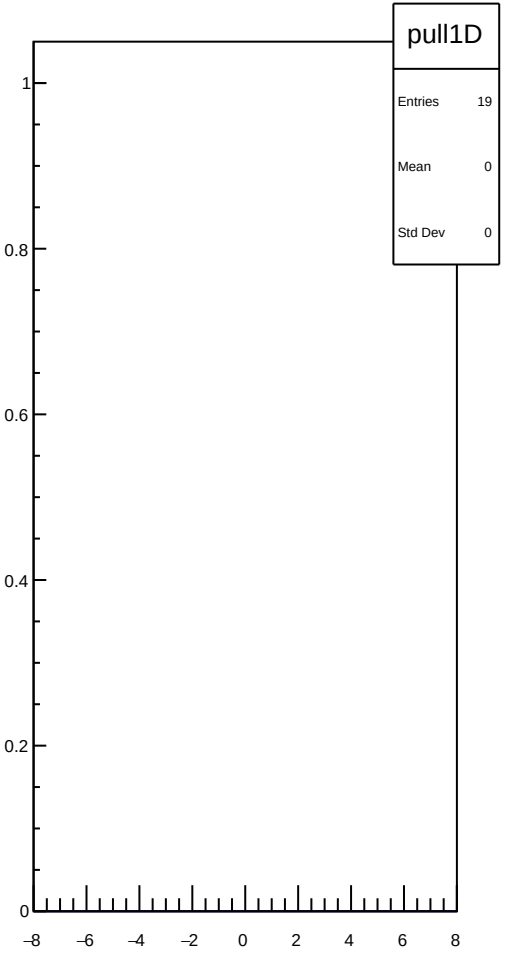
pull1D
Entries 19
Mean 0
Std Dev 0
1
0.8
0.6
0.4
0.2
0
−8
−6
−4
−2
0
2
4
6
8

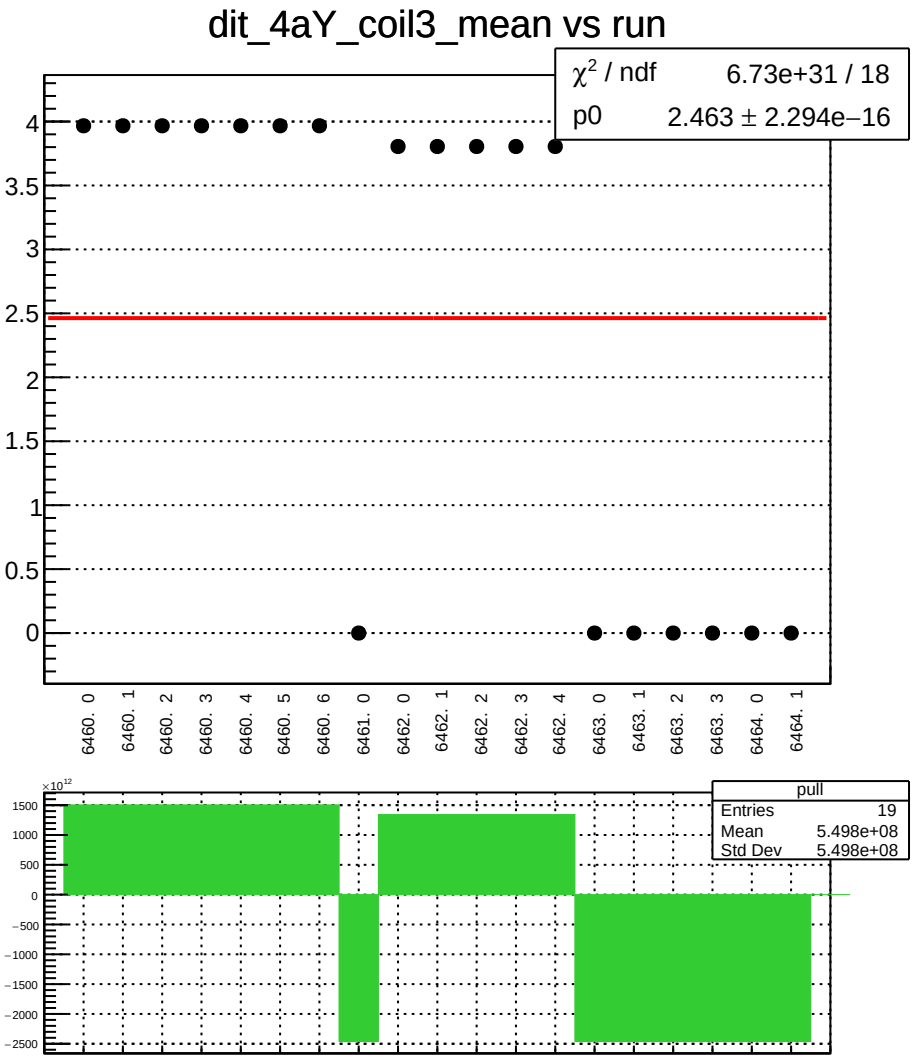
dit_4aY_coil3_mean vs run
χ² / ndf 6.73e+31 / 18
p0 2.463 ± 2.294e−16
4
3.5
3
2.5
2
1.5
1
0.5
0
6460. 0
6460. 1
6460. 2
6460. 3
6460. 4
6460. 5
6460. 6
6461. 0
6462. 0
6462. 1
6462. 2
6462. 3
6462. 4
6463. 0
6463. 1
6463. 2
6463. 3
6464. 0
6464. 1
×10¹²
1500
1000
500
0
−500
−1000
−1500
−2000
−2500
pull
Entries 19
Mean 5.498e+08
Std Dev 5.498e+08

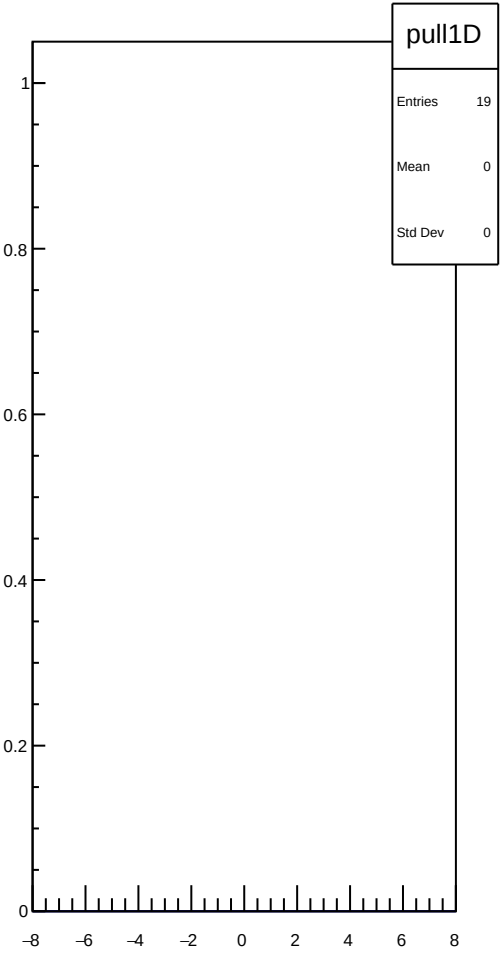
pull1D
Entries 19
Mean 0
Std Dev 0
1
0.8
0.6
0.4
0.2
0
−8
−6
−4
−2
0
2
4
6
8

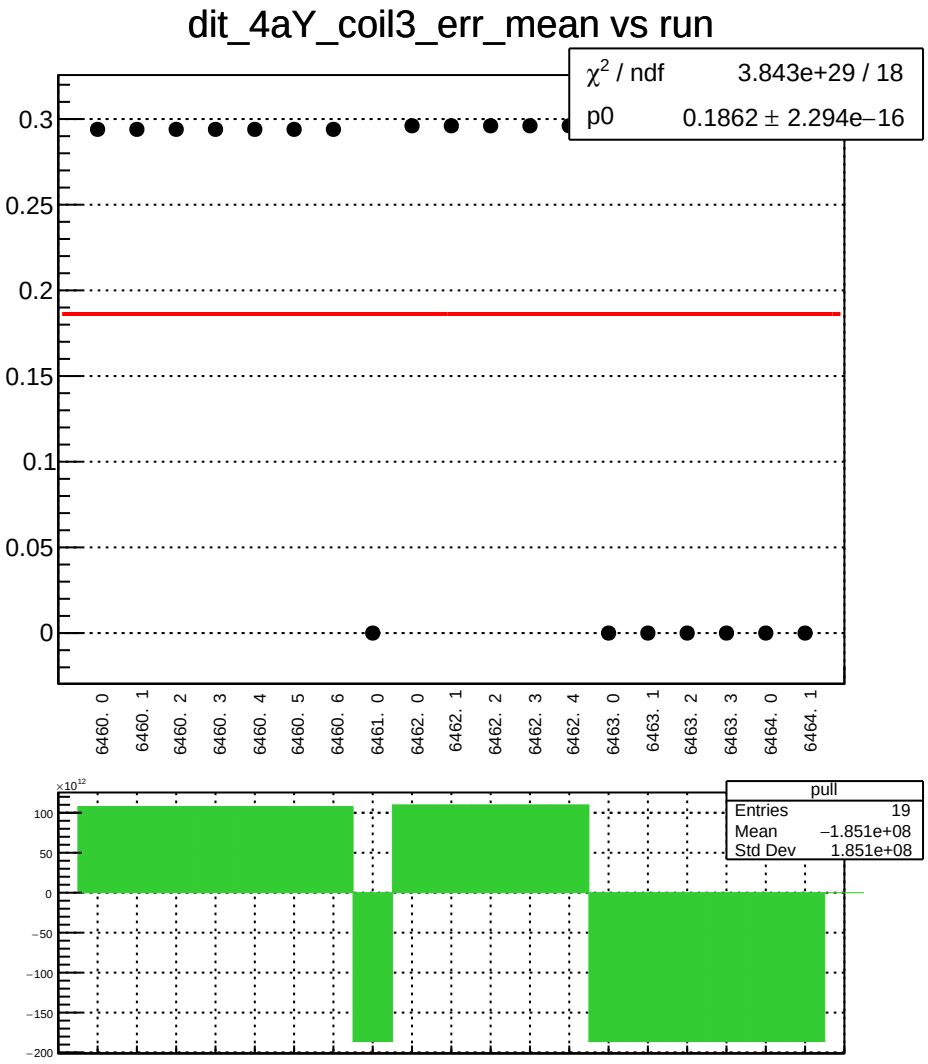
dit_4aY_coil3_err_mean vs run
χ² / ndf 3.843e+29 / 18
p0 0.1862 ± 2.294e−16
0.3
0.25
0.2
0.15
0.1
0.05
0
6460. 0
6460. 1
6460. 2
6460. 3
6460. 4
6460. 5
6460. 6
6461. 0
6462. 0
6462. 1
6462. 2
6462. 3
6462. 4
6463. 0
6463. 1
6463. 2
6463. 3
6464. 0
6464. 1
×10¹²
100
50
0
−50
−100
−150
−200
pull
Entries 19
Mean −1.851e+08
Std Dev 1.851e+08

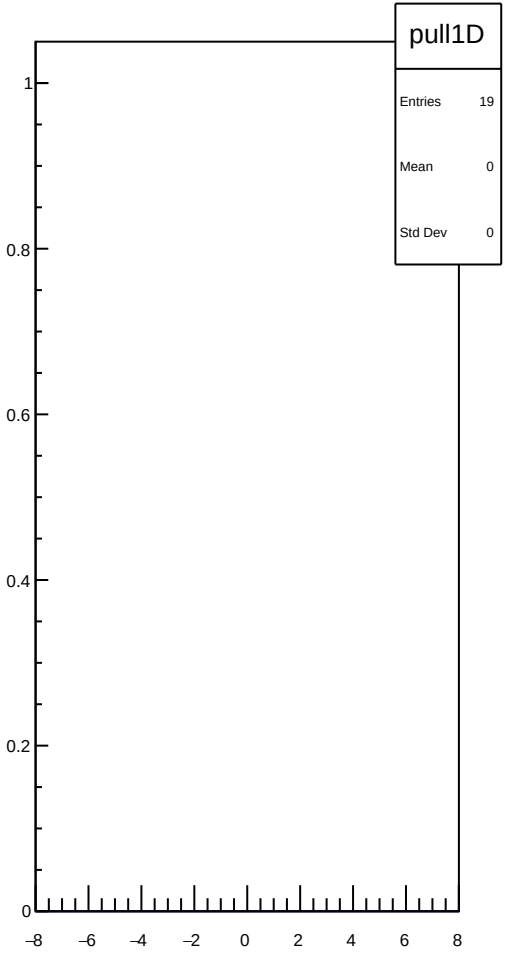
pull1D
Entries 19
Mean 0
Std Dev 0
1
0.8
0.6
0.4
0.2
0
−8
−6
−4
−2
0
2
4
6
8

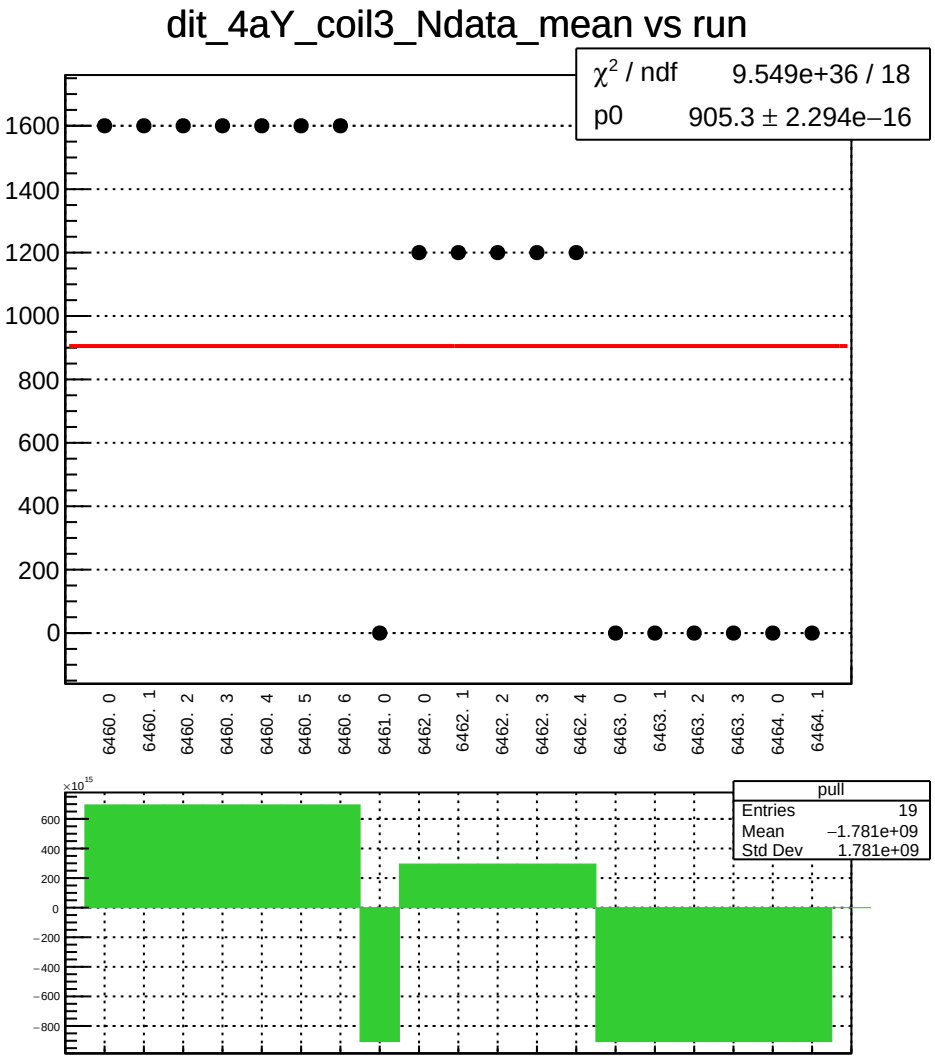
dit_4aY_coil3_Ndata_mean vs run
χ² / ndf 9.549e+36 / 18
p0 905.3 ± 2.294e−16
1600
1400
1200
1000
800
600
400
200
0
6460. 0
6460. 1
6460. 2
6460. 3
6460. 4
6460. 5
6460. 6
6461. 0
6462. 0
6462. 1
6462. 2
6462. 3
6462. 4
6463. 0
6463. 1
6463. 2
6463. 3
6464. 0
6464. 1
×10^15
600
400
200
0
−200
−400
−600
−800
pull
Entries 19
Mean −1.781e+09
Std Dev 1.781e+09

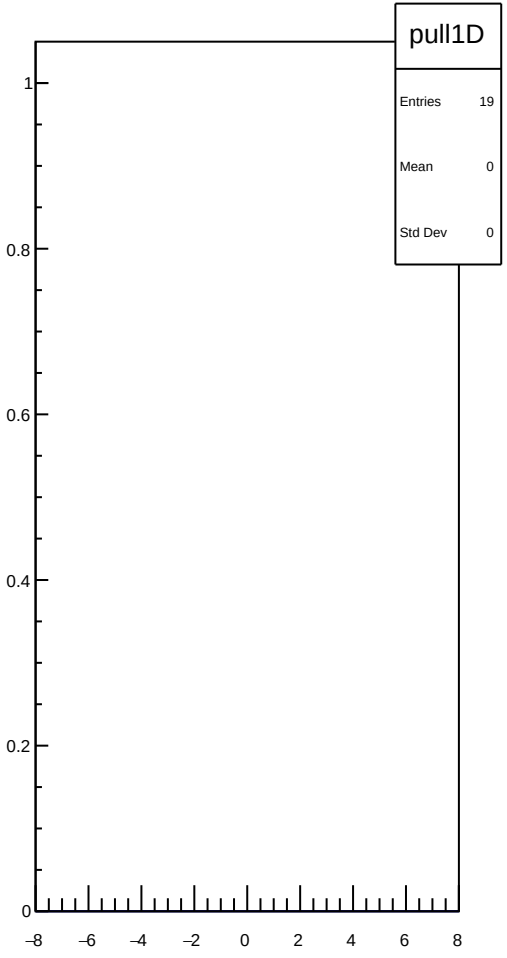
pull1D
Entries 19
Mean 0
Std Dev 0
1
0.8
0.6
0.4
0.2
0
−8
−6
−4
−2
0
2
4
6
8

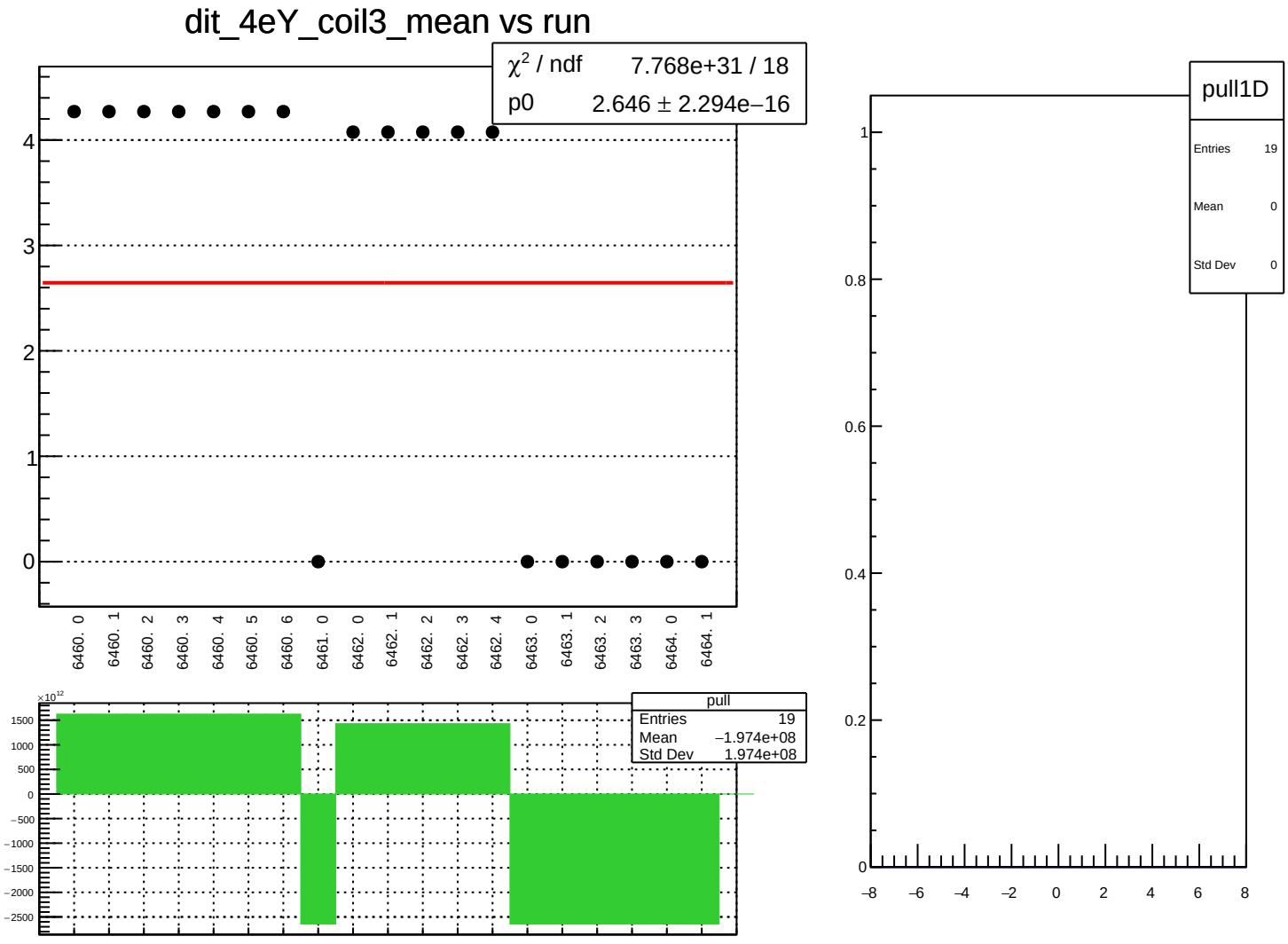
dit_4eY_coil3_mean vs run
χ² / ndf 7.768e+31 / 18
p0 2.646 ± 2.294e−16
6460. 0
6460. 1
6460. 2
6460. 3
6460. 4
6460. 5
6460. 6
6461. 0
6462. 0
6462. 1
6462. 2
6462. 3
6462. 4
6463. 0
6463. 1
6463. 2
6463. 3
6464. 0
6464. 1
pull
Entries 19
Mean −1.974e+08
Std Dev 1.974e+08
×10¹²
pull1D
Entries 19
Mean 0
Std Dev 0

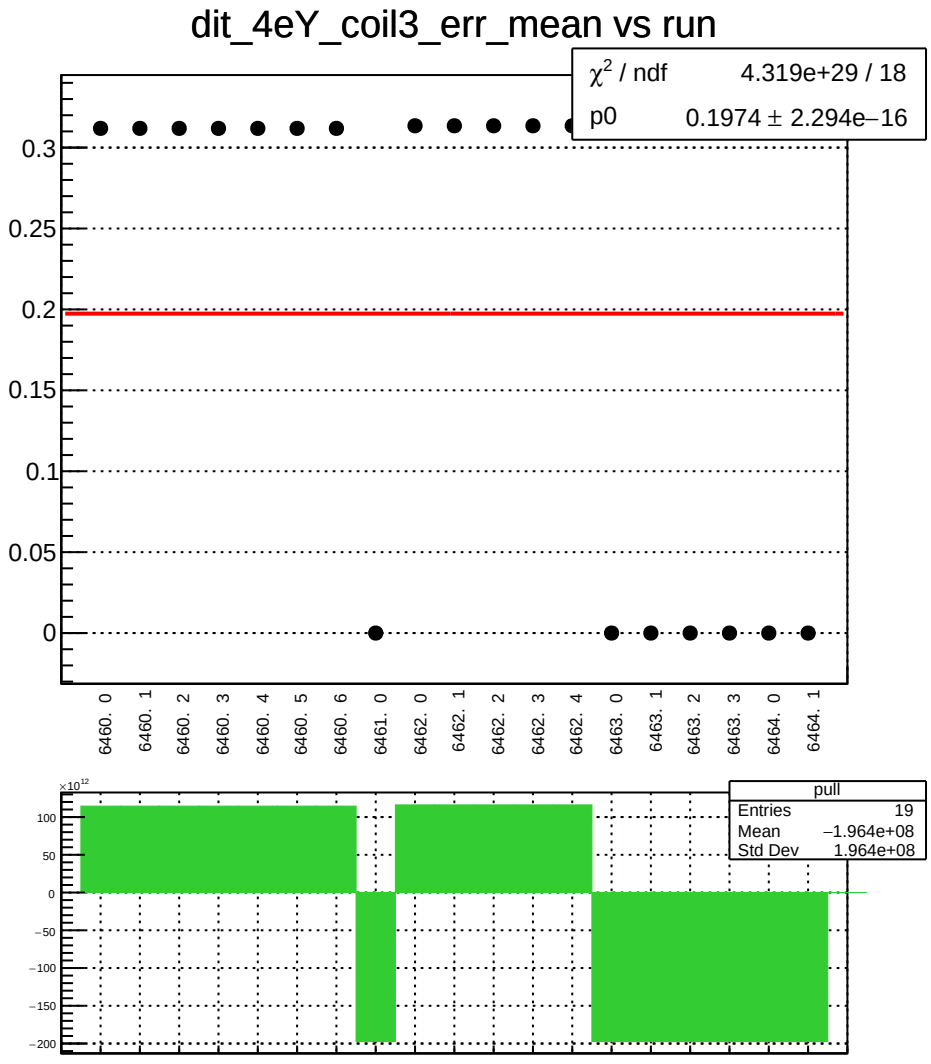
dit_4eY_coil3_err_mean vs run
χ² / ndf 4.319e+29 / 18
p0 0.1974 ± 2.294e−16
0.3
0.25
0.2
0.15
0.1
0.05
0
6460. 0
6460. 1
6460. 2
6460. 3
6460. 4
6460. 5
6460. 6
6461. 0
6462. 0
6462. 1
6462. 2
6462. 3
6462. 4
6463. 0
6463. 1
6463. 2
6463. 3
6464. 0
6464. 1
×10¹²
100
50
0
−50
−100
−150
−200
pull
Entries 19
Mean −1.964e+08
Std Dev 1.964e+08

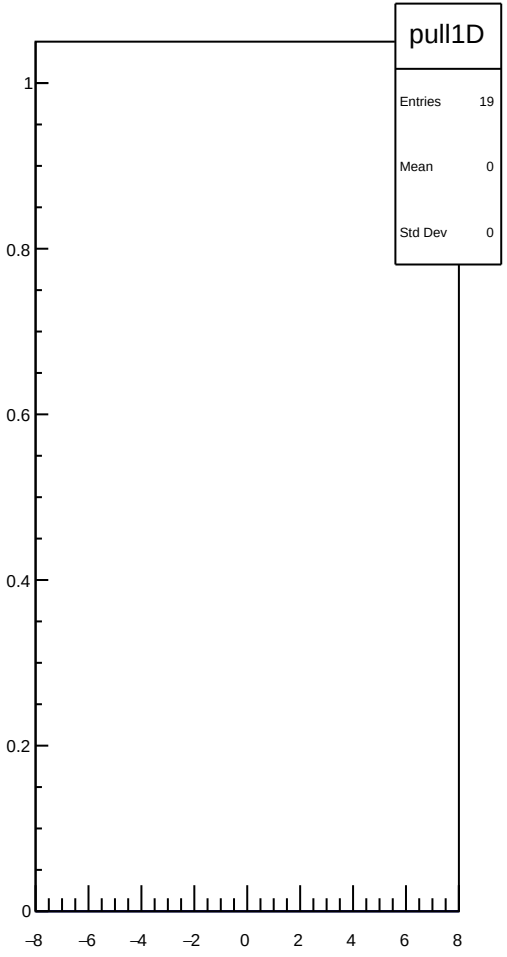
pull1D
Entries 19
Mean 0
Std Dev 0
1
0.8
0.6
0.4
0.2
0
−8
−6
−4
−2
0
2
4
6
8

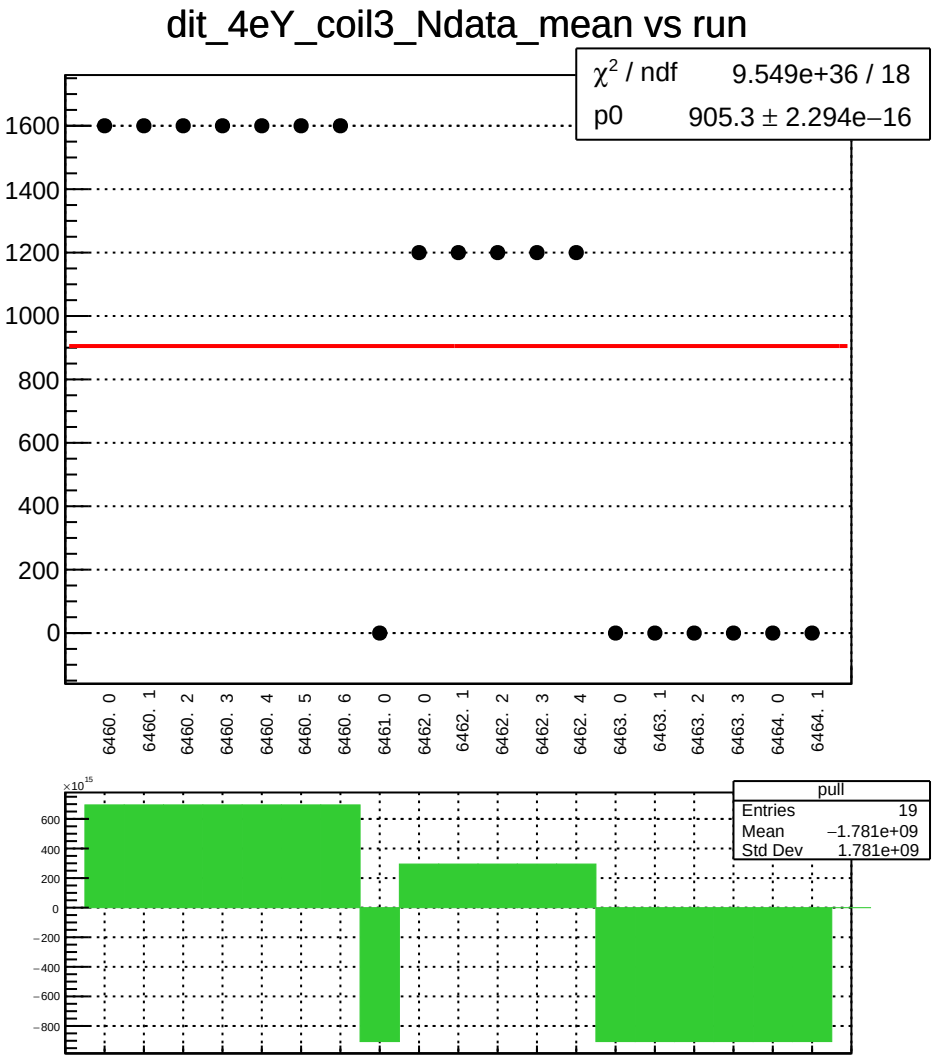
dit_4eY_coil3_Ndata_mean vs run
χ² / ndf 9.549e+36 / 18
p0 905.3 ± 2.294e−16
1600
1400
1200
1000
800
600
400
200
0
6460. 0
6460. 1
6460. 2
6460. 3
6460. 4
6460. 5
6460. 6
6461. 0
6462. 0
6462. 1
6462. 2
6462. 3
6462. 4
6463. 0
6463. 1
6463. 2
6463. 3
6464. 0
6464. 1
×10^15
600
400
200
0
−200
−400
−600
−800
pull
Entries 19
Mean −1.781e+09
Std Dev 1.781e+09

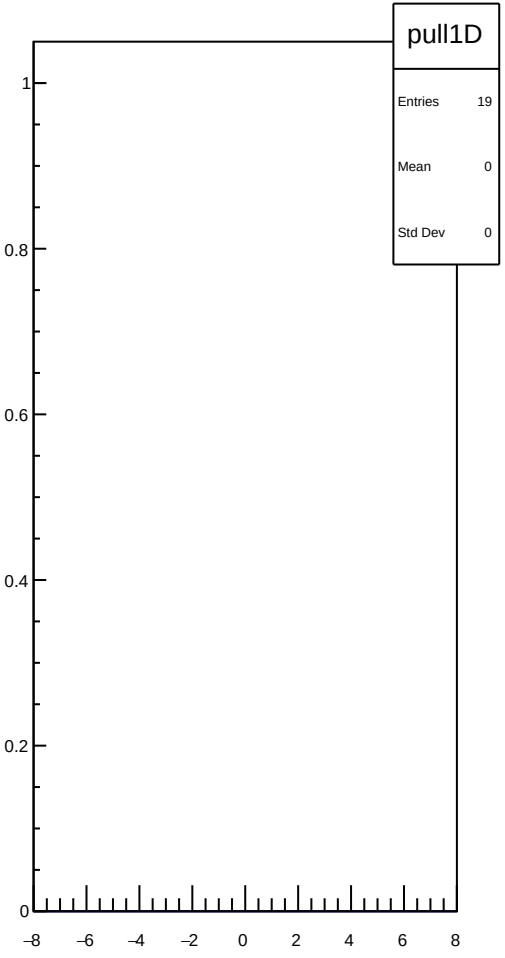
pull1D
Entries 19
Mean 0
Std Dev 0
1
0.8
0.6
0.4
0.2
0
−8
−6
−4
−2
0
2
4
6
8

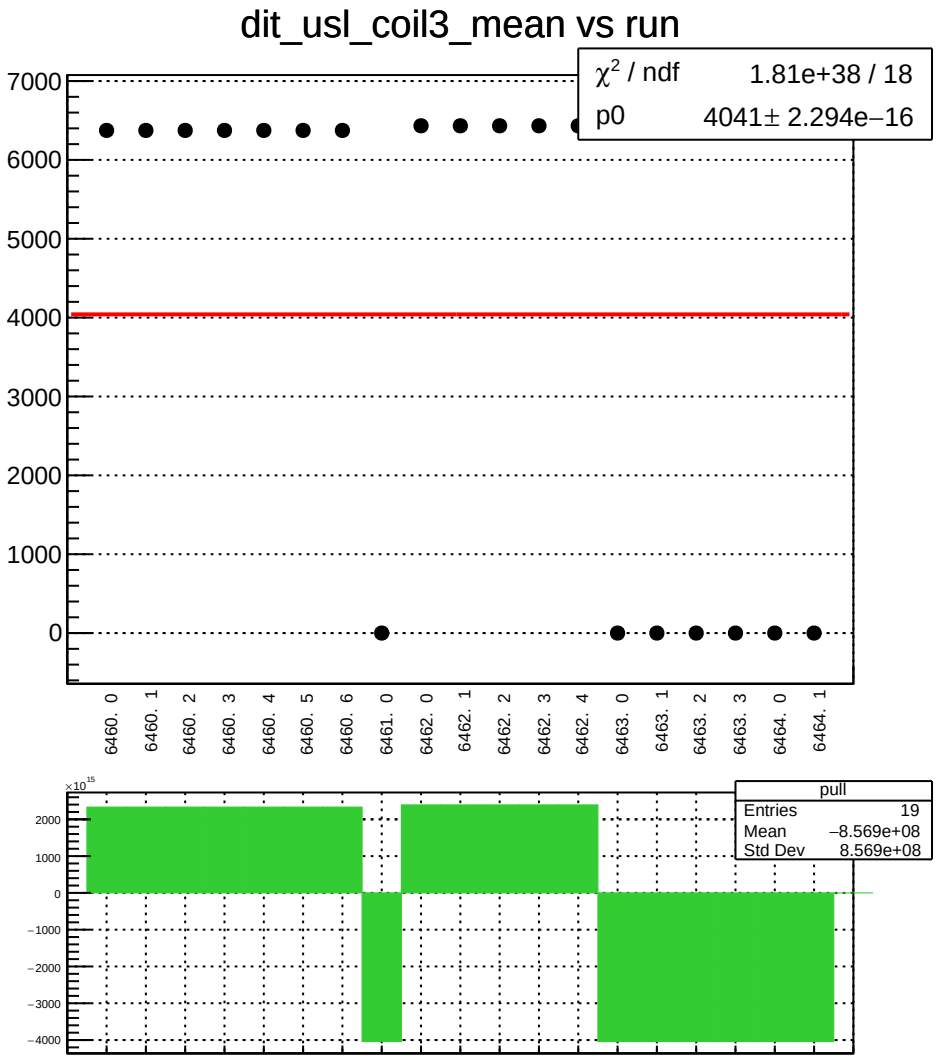
dit_usl_coil3_mean vs run
χ² / ndf 1.81e+38 / 18
p0 4041± 2.294e−16
7000
6000
5000
4000
3000
2000
1000
0
6460. 0
6460. 1
6460. 2
6460. 3
6460. 4
6460. 5
6460. 6
6461. 0
6462. 0
6462. 1
6462. 2
6462. 3
6462. 4
6463. 0
6463. 1
6463. 2
6463. 3
6464. 0
6464. 1
×10^15
2000
1000
0
−1000
−2000
−3000
−4000
pull
Entries 19
Mean −8.569e+08
Std Dev 8.569e+08

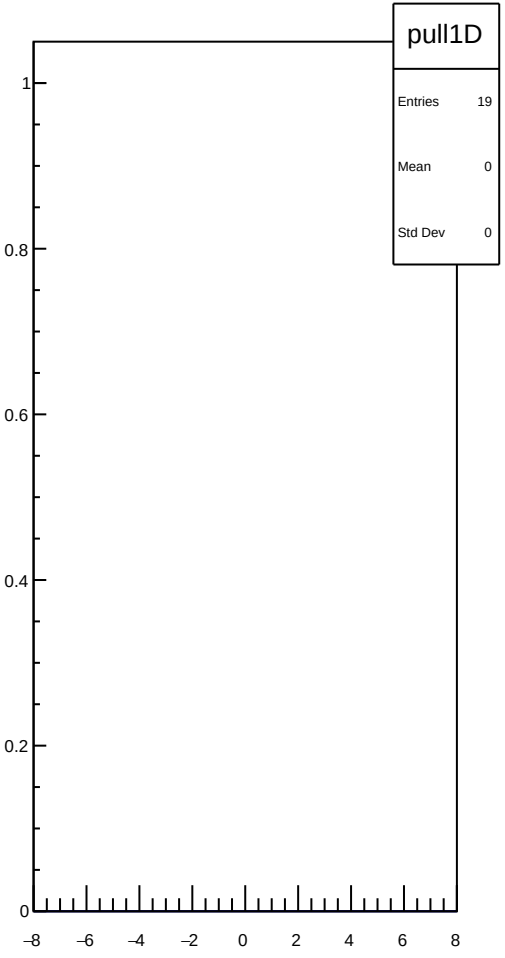
pull1D
Entries 19
Mean 0
Std Dev 0
1
0.8
0.6
0.4
0.2
0
−8
−6
−4
−2
0
2
4
6
8

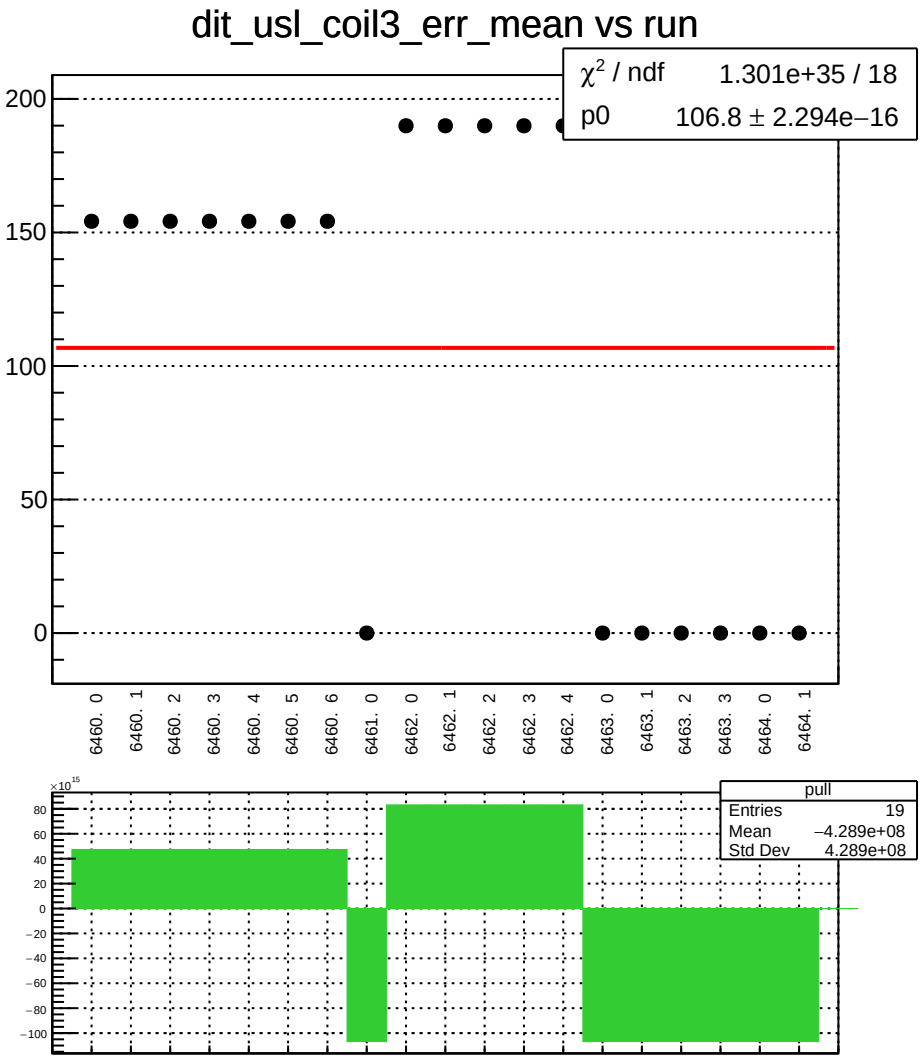
dit_usl_coil3_err_mean vs run
χ² / ndf 1.301e+35 / 18
p0 106.8 ± 2.294e−16
200
150
100
50
0
6460. 0
6460. 1
6460. 2
6460. 3
6460. 4
6460. 5
6460. 6
6461. 0
6462. 0
6462. 1
6462. 2
6462. 3
6462. 4
6463. 0
6463. 1
6463. 2
6463. 3
6464. 0
6464. 1
×10^15
80
60
40
20
0
−20
−40
−60
−80
−100
pull
Entries 19
Mean −4.289e+08
Std Dev 4.289e+08

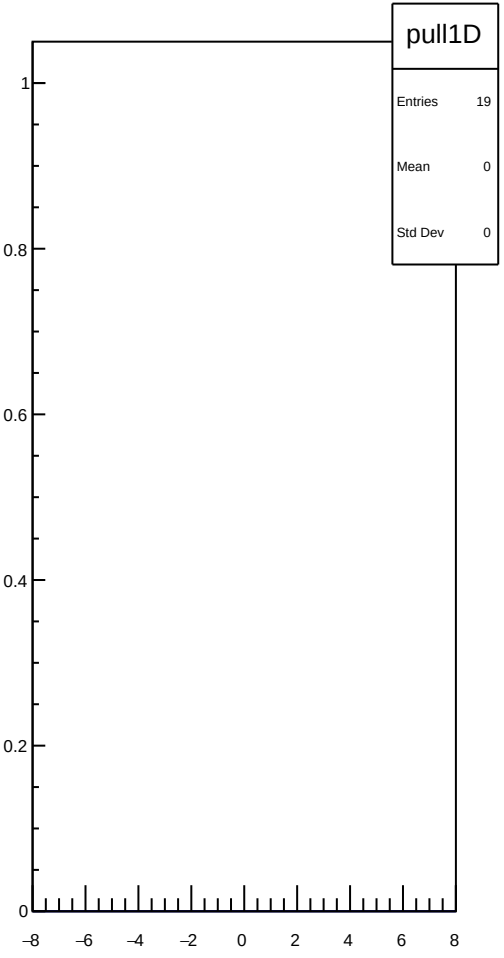
pull1D
Entries 19
Mean 0
Std Dev 0
1
0.8
0.6
0.4
0.2
0
−8
−6
−4
−2
0
2
4
6
8

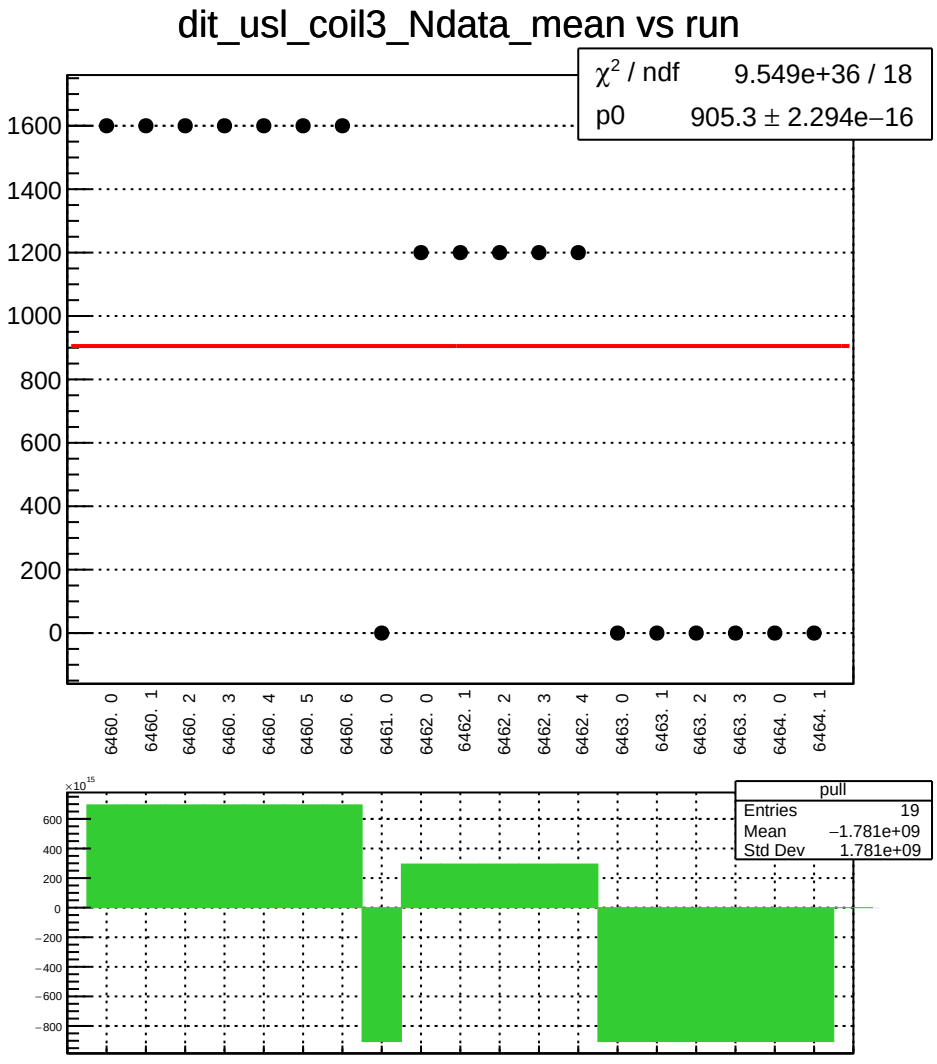
dit_usl_coil3_Ndata_mean vs run
χ² / ndf 9.549e+36 / 18
p0 905.3 ± 2.294e−16
1600
1400
1200
1000
800
600
400
200
0
6460. 0
6460. 1
6460. 2
6460. 3
6460. 4
6460. 5
6460. 6
6461. 0
6462. 0
6462. 1
6462. 2
6462. 3
6462. 4
6463. 0
6463. 1
6463. 2
6463. 3
6464. 0
6464. 1
×10^15
600
400
200
0
−200
−400
−600
−800
pull
Entries 19
Mean −1.781e+09
Std Dev 1.781e+09

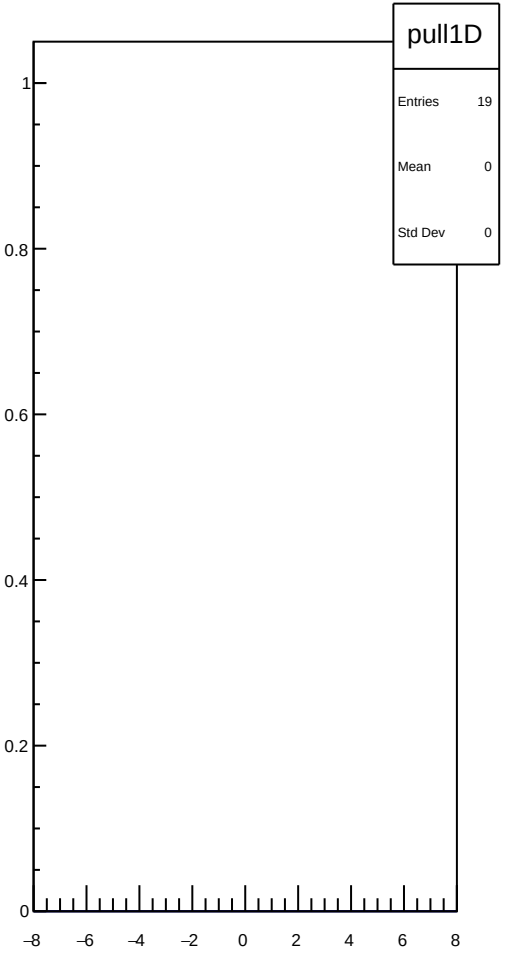
pull1D
Entries 19
Mean 0
Std Dev 0
1
0.8
0.6
0.4
0.2
0
−8
−6
−4
−2
0
2
4
6
8

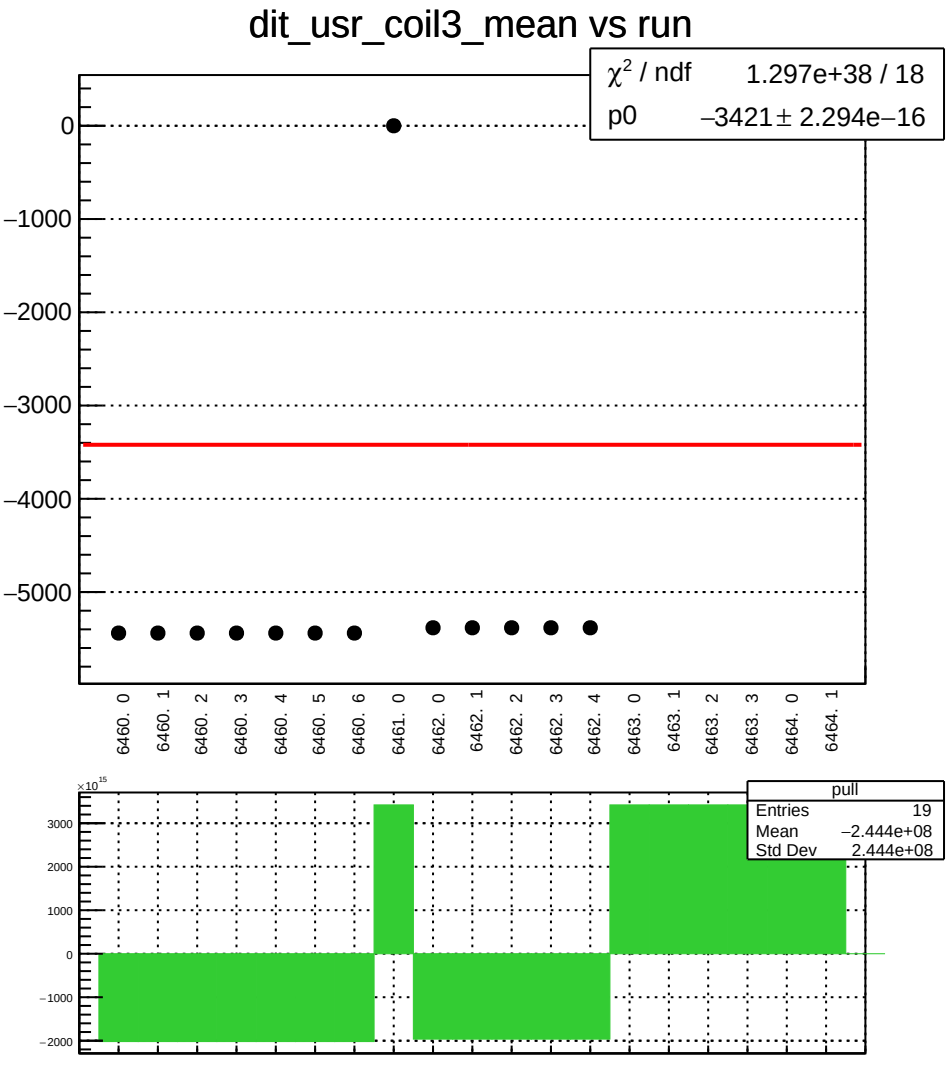
dit_usr_coil3_mean vs run
χ² / ndf 1.297e+38 / 18
p0 −3421 ± 2.294e−16
0
−1000
−2000
−3000
−4000
−5000
6460. 0
6460. 1
6460. 2
6460. 3
6460. 4
6460. 5
6460. 6
6461. 0
6462. 0
6462. 1
6462. 2
6462. 3
6462. 4
6463. 0
6463. 1
6463. 2
6463. 3
6464. 0
6464. 1
×10^15
3000
2000
1000
0
−1000
−2000
pull
Entries 19
Mean −2.444e+08
Std Dev 2.444e+08

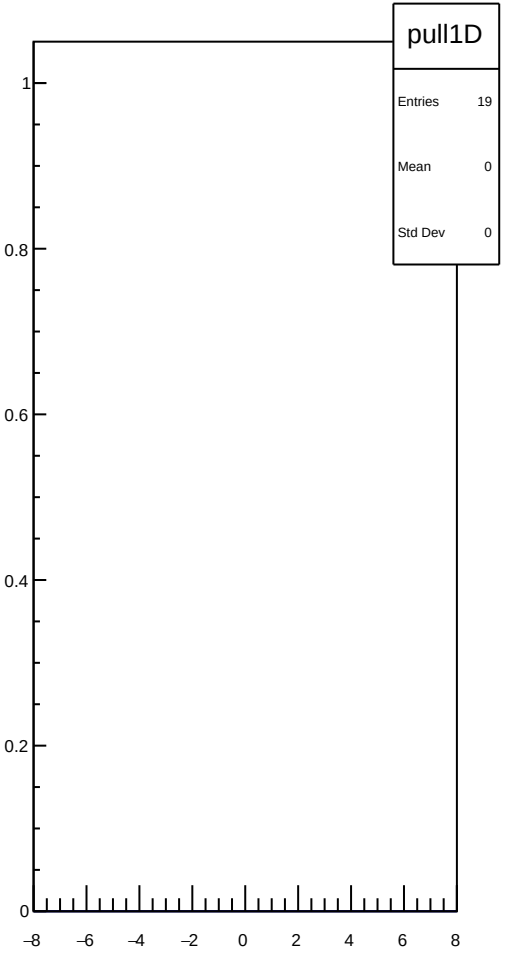
pull1D
Entries 19
Mean 0
Std Dev 0
1
0.8
0.6
0.4
0.2
0
−8
−6
−4
−2
0
2
4
6
8

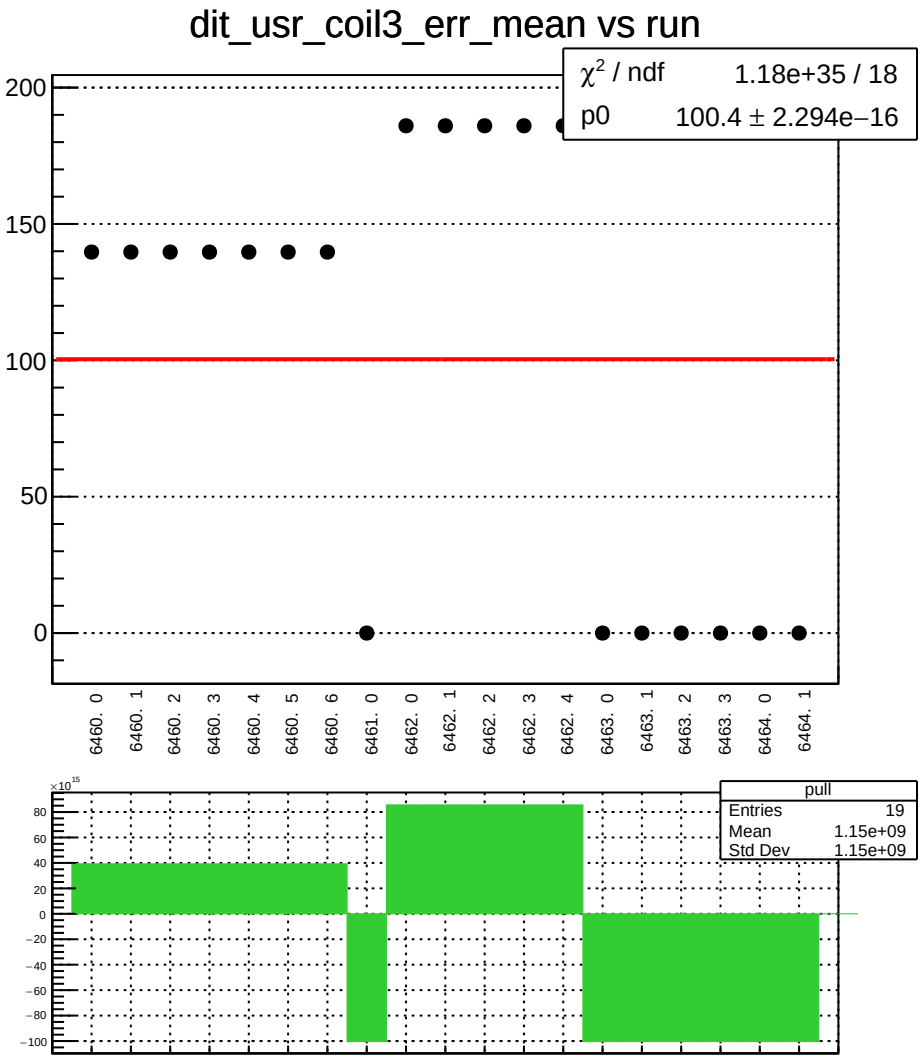
dit_usr_coil3_err_mean vs run
χ² / ndf 1.18e+35 / 18
p0 100.4 ± 2.294e−16
200
150
100
50
0
6460. 0
6460. 1
6460. 2
6460. 3
6460. 4
6460. 5
6460. 6
6461. 0
6462. 0
6462. 1
6462. 2
6462. 3
6462. 4
6463. 0
6463. 1
6463. 2
6463. 3
6464. 0
6464. 1
×10^15
80
60
40
20
0
−20
−40
−60
−80
−100
pull
Entries 19
Mean 1.15e+09
Std Dev 1.15e+09

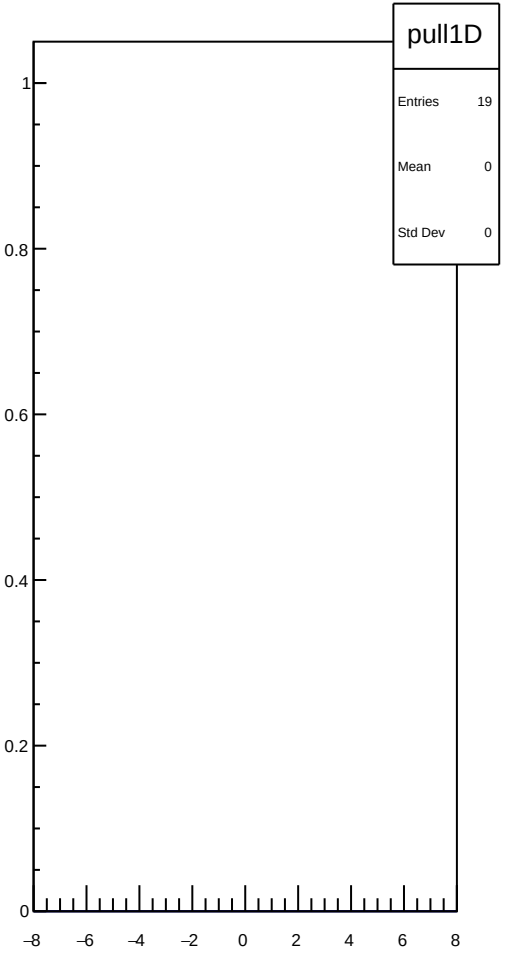
pull1D
Entries 19
Mean 0
Std Dev 0
1
0.8
0.6
0.4
0.2
0
−8
−6
−4
−2
0
2
4
6
8

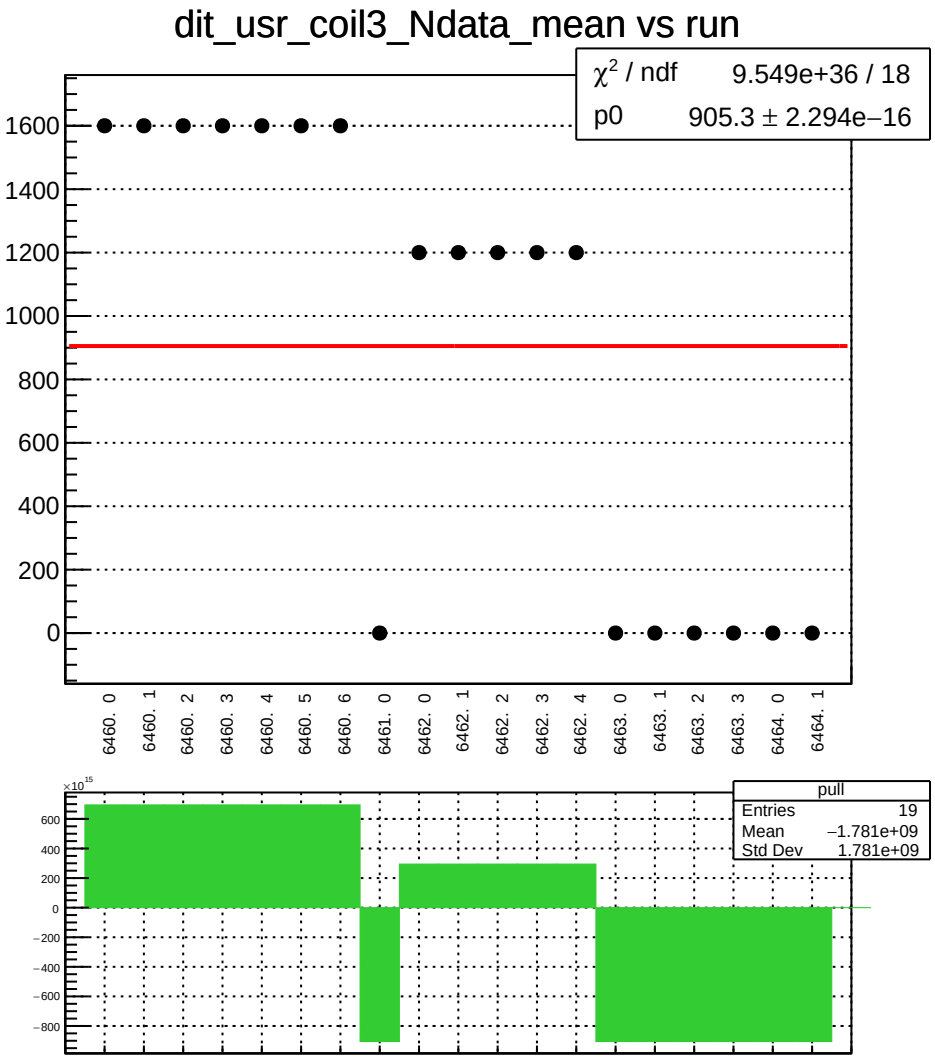
dit_usr_coil3_Ndata_mean vs run
χ² / ndf 9.549e+36 / 18
p0 905.3 ± 2.294e−16
1600
1400
1200
1000
800
600
400
200
0
6460. 0
6460. 1
6460. 2
6460. 3
6460. 4
6460. 5
6460. 6
6461. 0
6462. 0
6462. 1
6462. 2
6462. 3
6462. 4
6463. 0
6463. 1
6463. 2
6463. 3
6464. 0
6464. 1
×10^15
600
400
200
0
−200
−400
−600
−800
pull
Entries 19
Mean −1.781e+09
Std Dev 1.781e+09

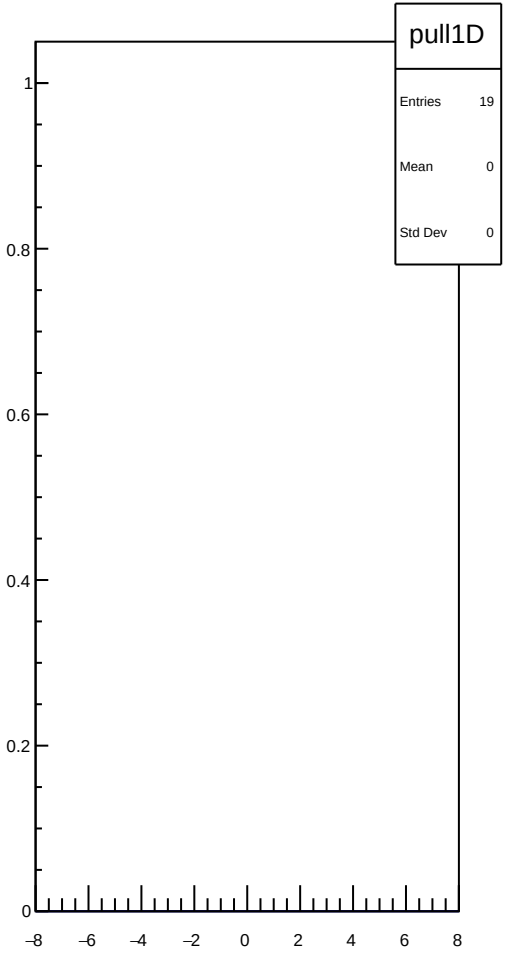
pull1D
Entries 19
Mean 0
Std Dev 0
1
0.8
0.6
0.4
0.2
0
−8
−6
−4
−2
0
2
4
6
8

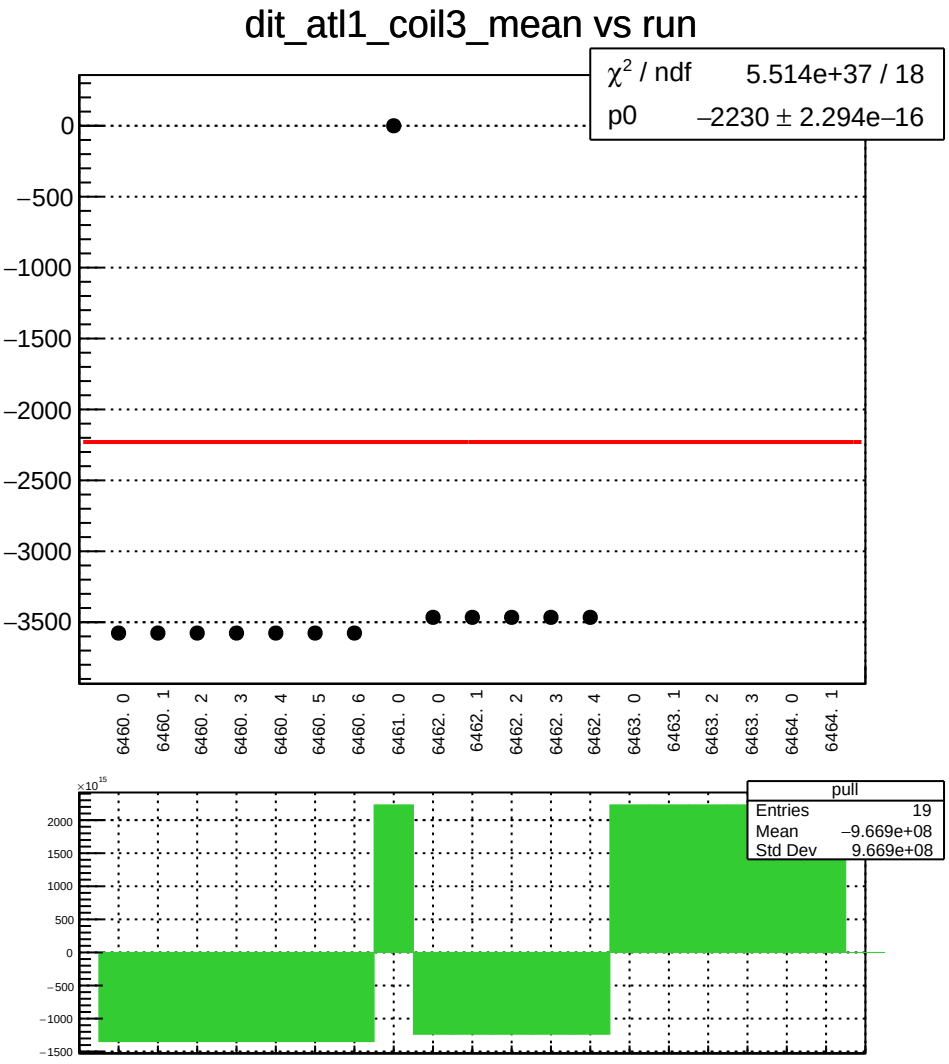
dit_atl1_coil3_mean vs run
χ² / ndf 5.514e+37 / 18
p0 −2230 ± 2.294e−16
0
−500
−1000
−1500
−2000
−2500
−3000
−3500
6460. 0
6460. 1
6460. 2
6460. 3
6460. 4
6460. 5
6460. 6
6461. 0
6462. 0
6462. 1
6462. 2
6462. 3
6462. 4
6463. 0
6463. 1
6463. 2
6463. 3
6464. 0
6464. 1
×10^15
2000
1500
1000
500
0
−500
−1000
−1500
pull
Entries 19
Mean −9.669e+08
Std Dev 9.669e+08

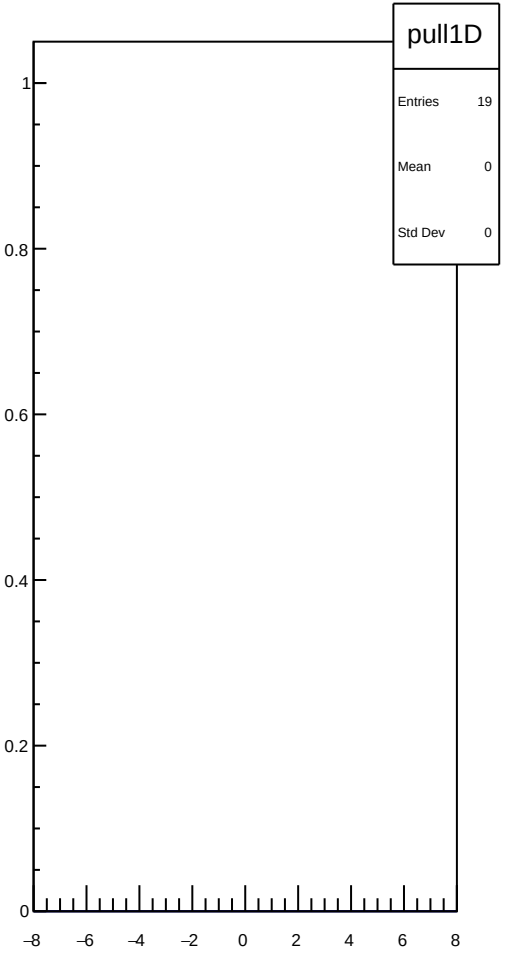
pull1D
Entries 19
Mean 0
Std Dev 0
1
0.8
0.6
0.4
0.2
0
−8
−6
−4
−2
0
2
4
6
8

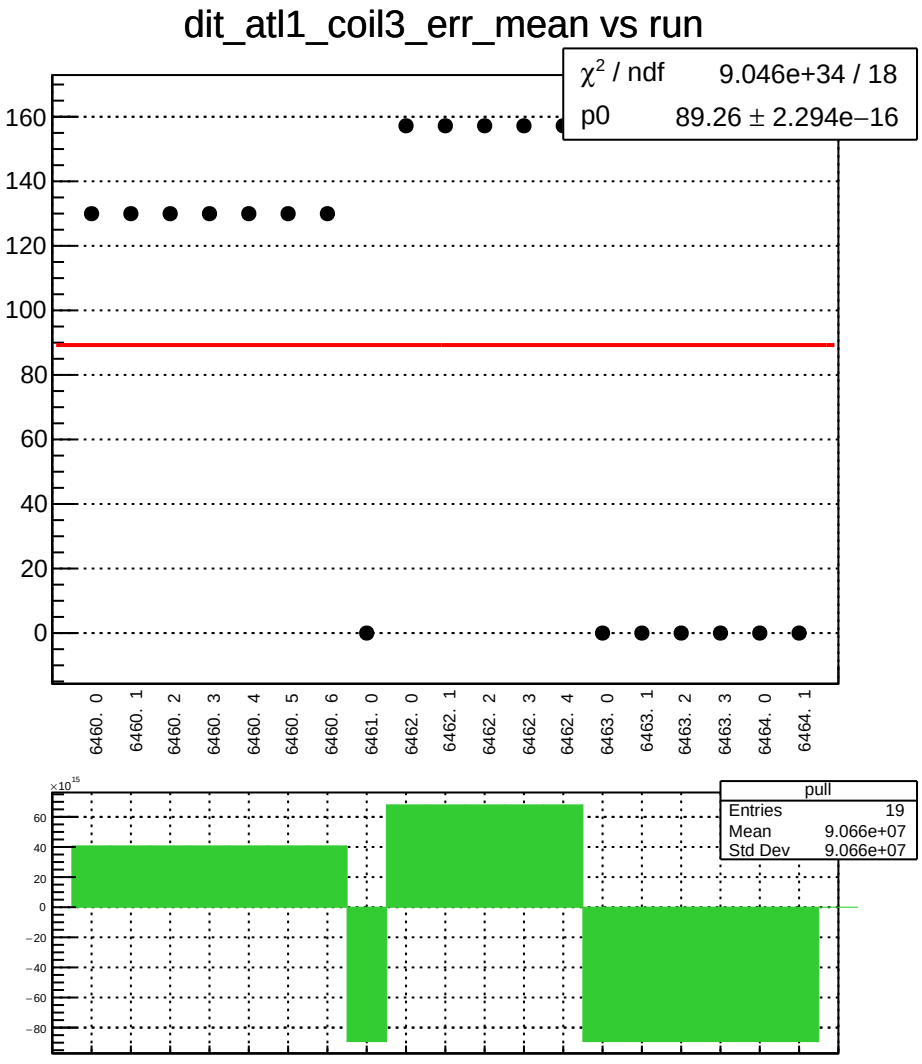
dit_atl1_coil3_err_mean vs run
χ² / ndf 9.046e+34 / 18
p0 89.26 ± 2.294e−16
160
140
120
100
80
60
40
20
0
6460. 0
6460. 1
6460. 2
6460. 3
6460. 4
6460. 5
6460. 6
6461. 0
6462. 0
6462. 1
6462. 2
6462. 3
6462. 4
6463. 0
6463. 1
6463. 2
6463. 3
6464. 0
6464. 1
×10^15
60
40
20
0
−20
−40
−60
−80
pull
Entries 19
Mean 9.066e+07
Std Dev 9.066e+07

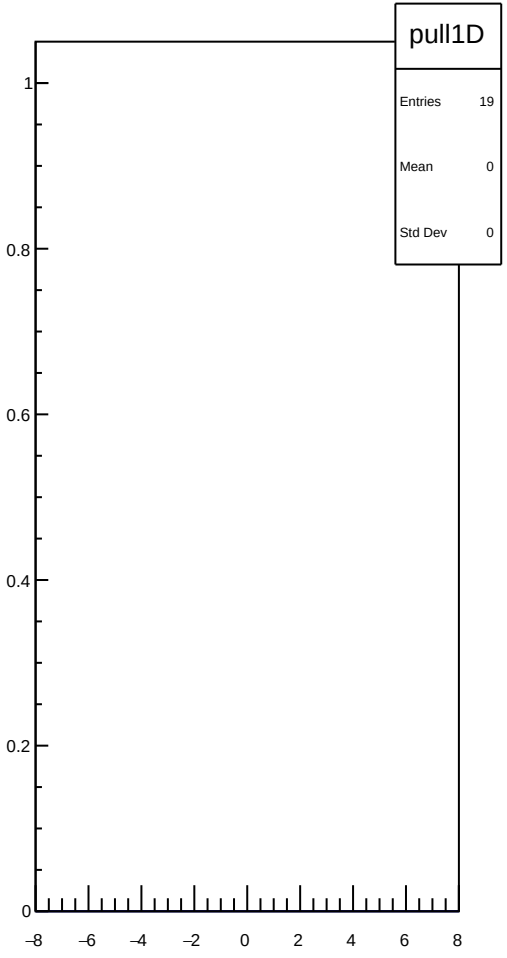
pull1D
Entries 19
Mean 0
Std Dev 0
1
0.8
0.6
0.4
0.2
0
−8
−6
−4
−2
0
2
4
6
8

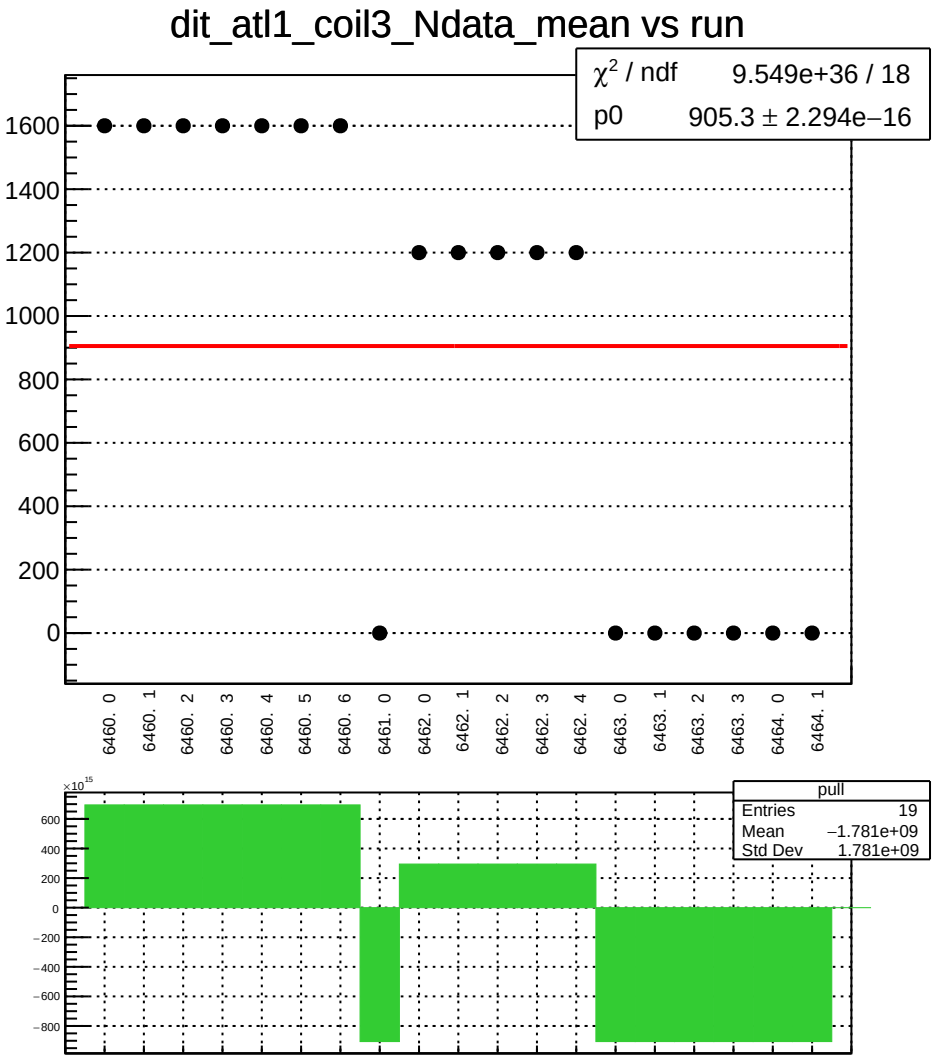
dit_atl1_coil3_Ndata_mean vs run
χ² / ndf 9.549e+36 / 18
p0 905.3 ± 2.294e−16
1600
1400
1200
1000
800
600
400
200
0
6460. 0
6460. 1
6460. 2
6460. 3
6460. 4
6460. 5
6460. 6
6461. 0
6462. 0
6462. 1
6462. 2
6462. 3
6462. 4
6463. 0
6463. 1
6463. 2
6463. 3
6464. 0
6464. 1
×10^15
600
400
200
0
−200
−400
−600
−800
pull
Entries 19
Mean −1.781e+09
Std Dev 1.781e+09

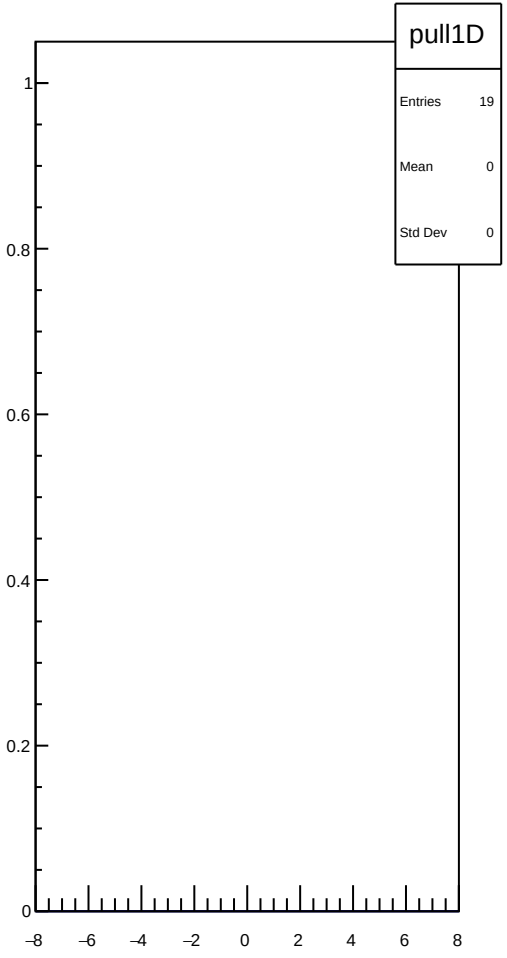
pull1D
Entries 19
Mean 0
Std Dev 0
1
0.8
0.6
0.4
0.2
0
−8
−6
−4
−2
0
2
4
6
8

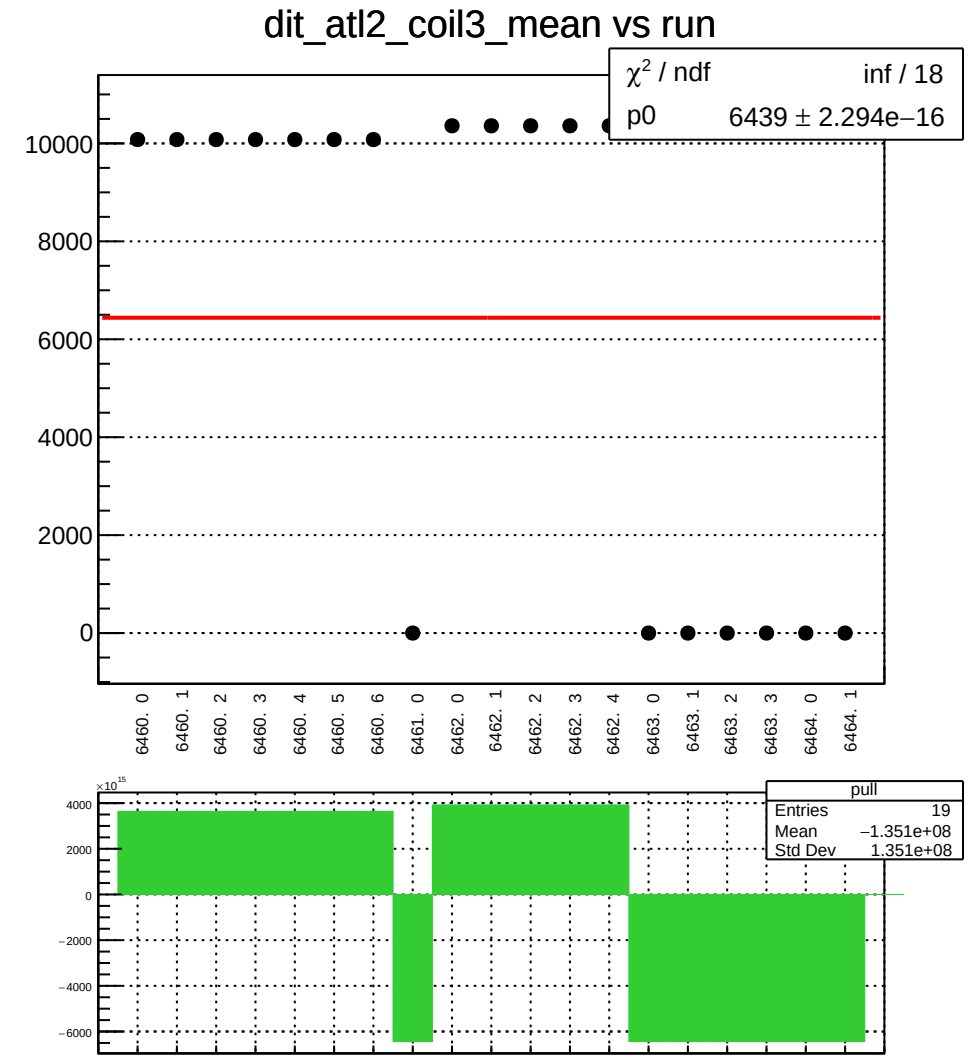
dit_atl2_coil3_mean vs run
χ² / ndf inf / 18
p0 6439 ± 2.294e−16
10000
8000
6000
4000
2000
0
6460. 0
6460. 1
6460. 2
6460. 3
6460. 4
6460. 5
6460. 6
6461. 0
6462. 0
6462. 1
6462. 2
6462. 3
6462. 4
6463. 0
6463. 1
6463. 2
6463. 3
6464. 0
6464. 1
pull
Entries 19
Mean −1.351e+08
Std Dev 1.351e+08
×10^15
4000
2000
0
−2000
−4000
−6000

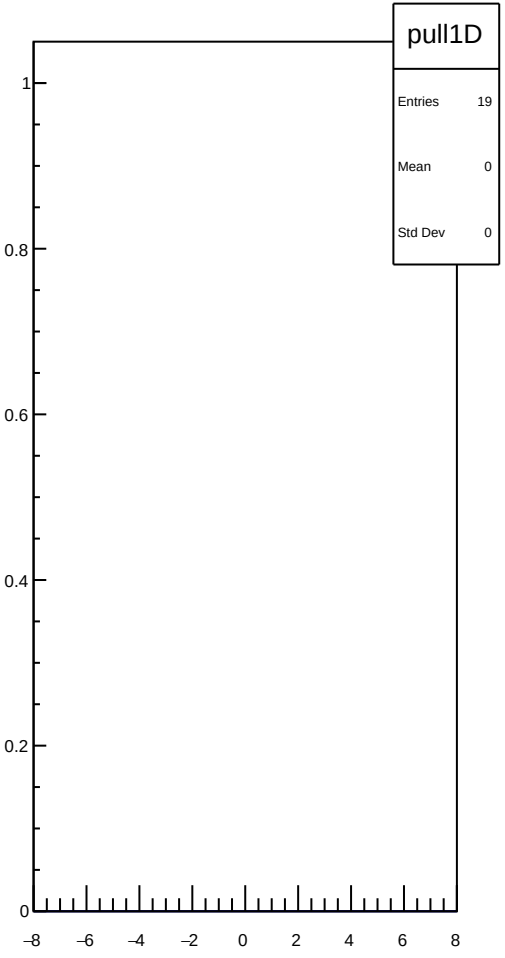
pull1D
Entries 19
Mean 0
Std Dev 0
1
0.8
0.6
0.4
0.2
0
−8
−6
−4
−2
0
2
4
6
8

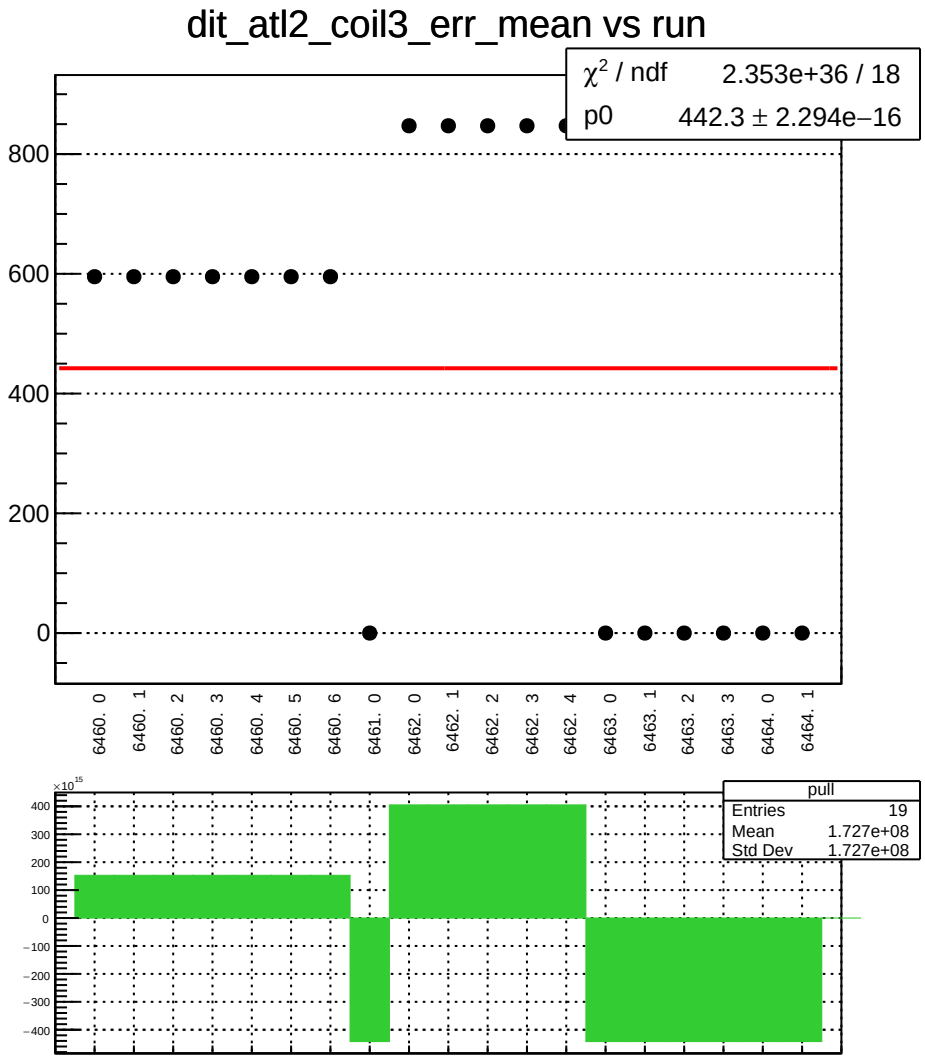
dit_atl2_coil3_err_mean vs run
χ² / ndf 2.353e+36 / 18
p0 442.3 ± 2.294e−16
800
600
400
200
0
6460. 0
6460. 1
6460. 2
6460. 3
6460. 4
6460. 5
6460. 6
6461. 0
6462. 0
6462. 1
6462. 2
6462. 3
6462. 4
6463. 0
6463. 1
6463. 2
6463. 3
6464. 0
6464. 1
×10^15
400
300
200
100
0
−100
−200
−300
−400
pull
Entries 19
Mean 1.727e+08
Std Dev 1.727e+08

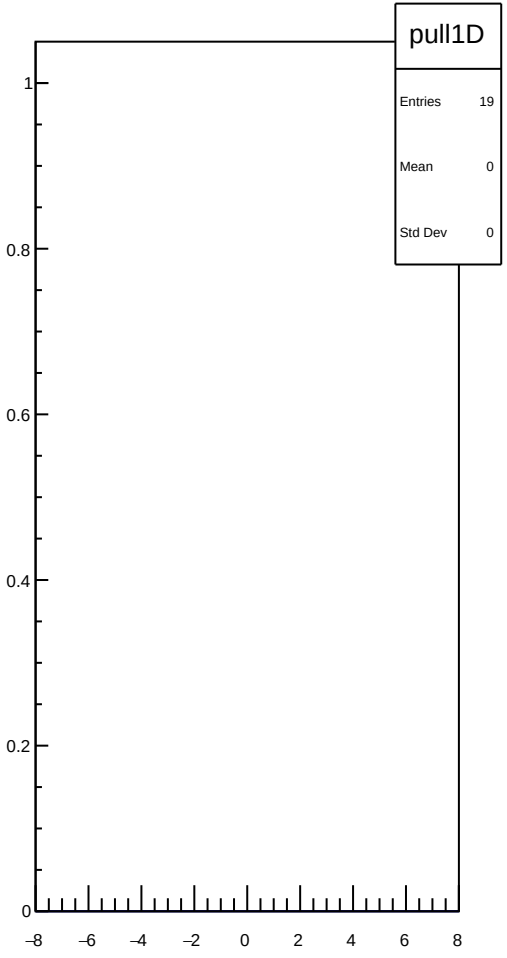
pull1D
Entries 19
Mean 0
Std Dev 0
1
0.8
0.6
0.4
0.2
0
−8
−6
−4
−2
0
2
4
6
8

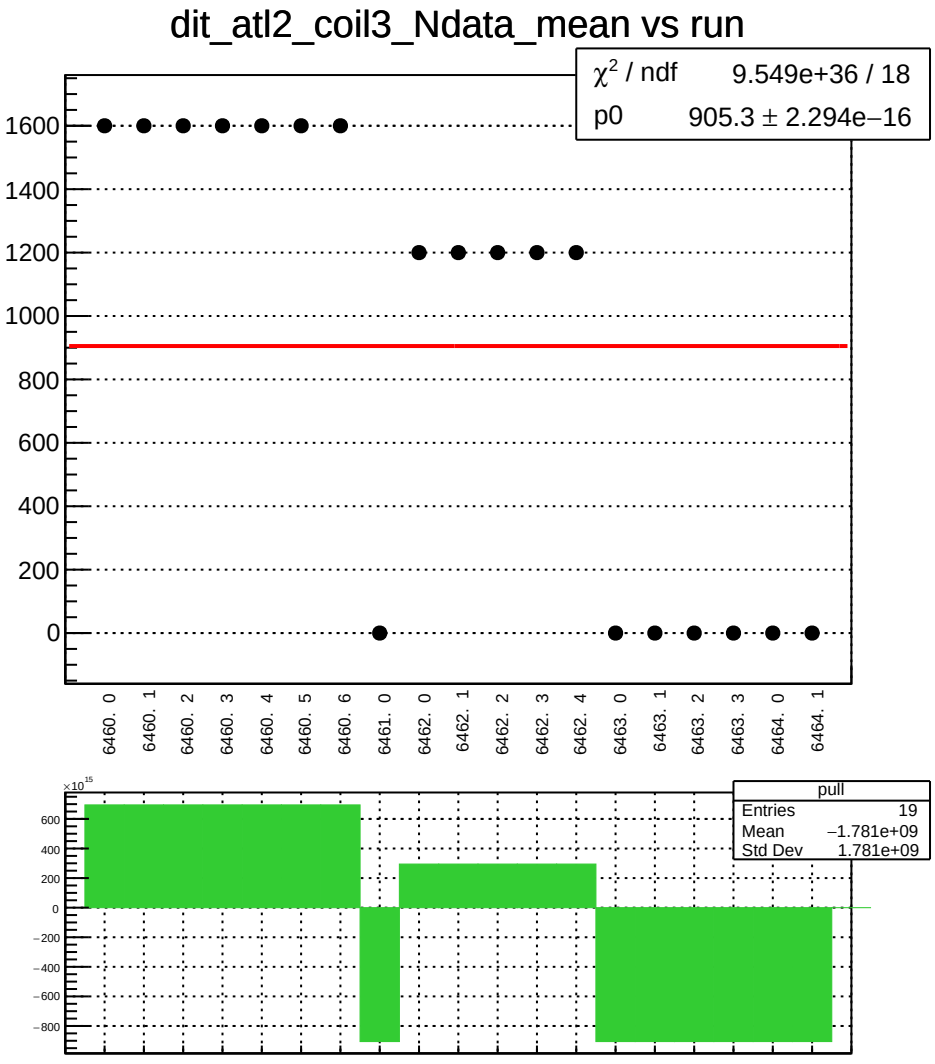
dit_atl2_coil3_Ndata_mean vs run
χ² / ndf 9.549e+36 / 18
p0 905.3 ± 2.294e−16
1600
1400
1200
1000
800
600
400
200
0
6460. 0
6460. 1
6460. 2
6460. 3
6460. 4
6460. 5
6460. 6
6461. 0
6462. 0
6462. 1
6462. 2
6462. 3
6462. 4
6463. 0
6463. 1
6463. 2
6463. 3
6464. 0
6464. 1
×10^15
600
400
200
0
−200
−400
−600
−800
pull
Entries 19
Mean −1.781e+09
Std Dev 1.781e+09

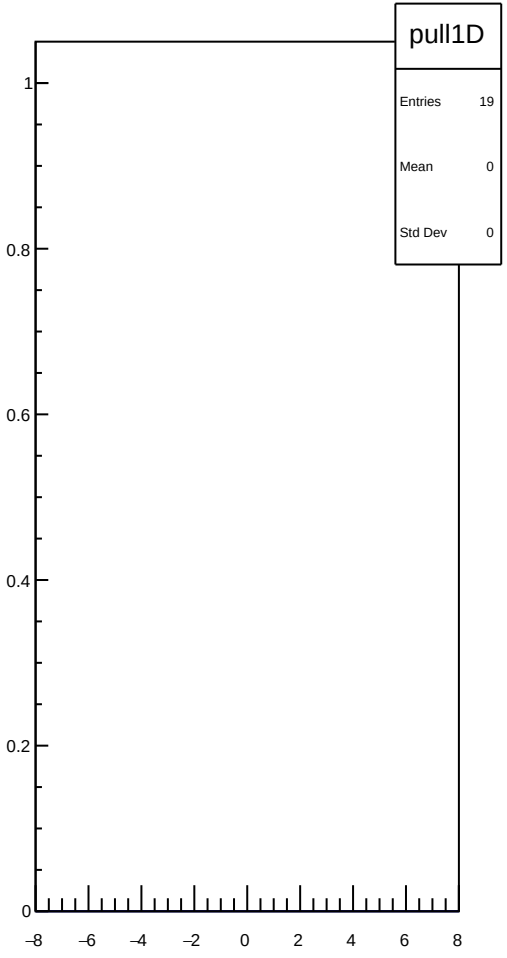
pull1D
Entries 19
Mean 0
Std Dev 0
1
0.8
0.6
0.4
0.2
0
−8
−6
−4
−2
0
2
4
6
8

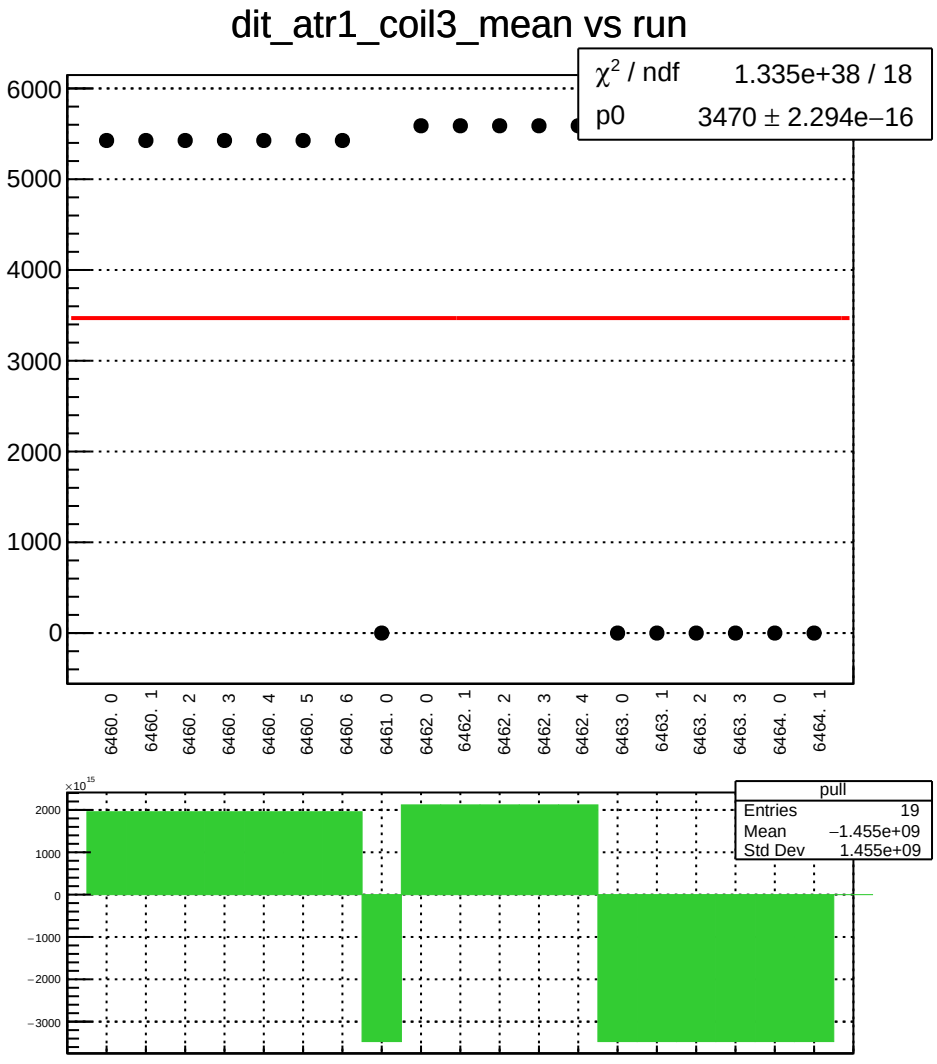
dit_atr1_coil3_mean vs run
χ² / ndf 1.335e+38 / 18
p0 3470 ± 2.294e−16
6000
5000
4000
3000
2000
1000
0
6460. 0
6460. 1
6460. 2
6460. 3
6460. 4
6460. 5
6460. 6
6461. 0
6462. 0
6462. 1
6462. 2
6462. 3
6462. 4
6463. 0
6463. 1
6463. 2
6463. 3
6464. 0
6464. 1
×10^15
2000
1000
0
−1000
−2000
−3000
pull
Entries 19
Mean −1.455e+09
Std Dev 1.455e+09

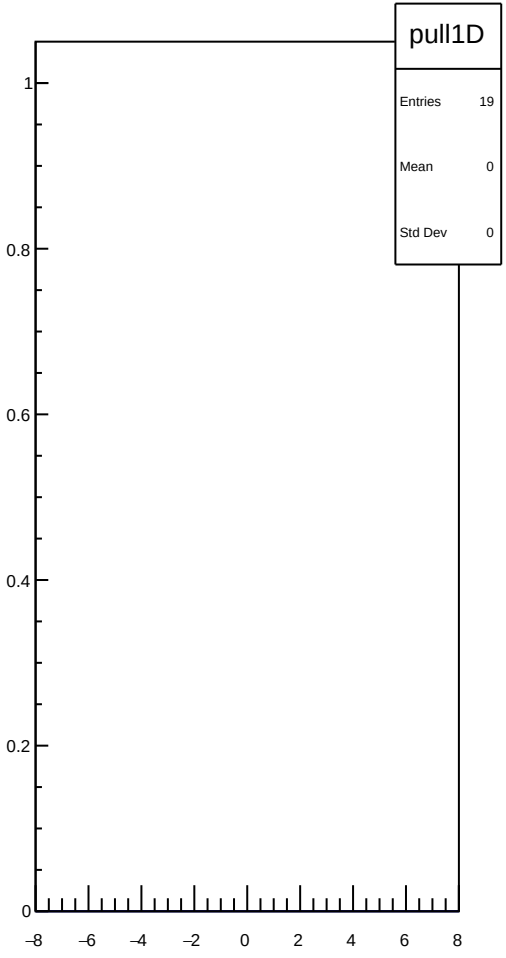
pull1D
Entries 19
Mean 0
Std Dev 0
1
0.8
0.6
0.4
0.2
0
−8
−6
−4
−2
0
2
4
6
8

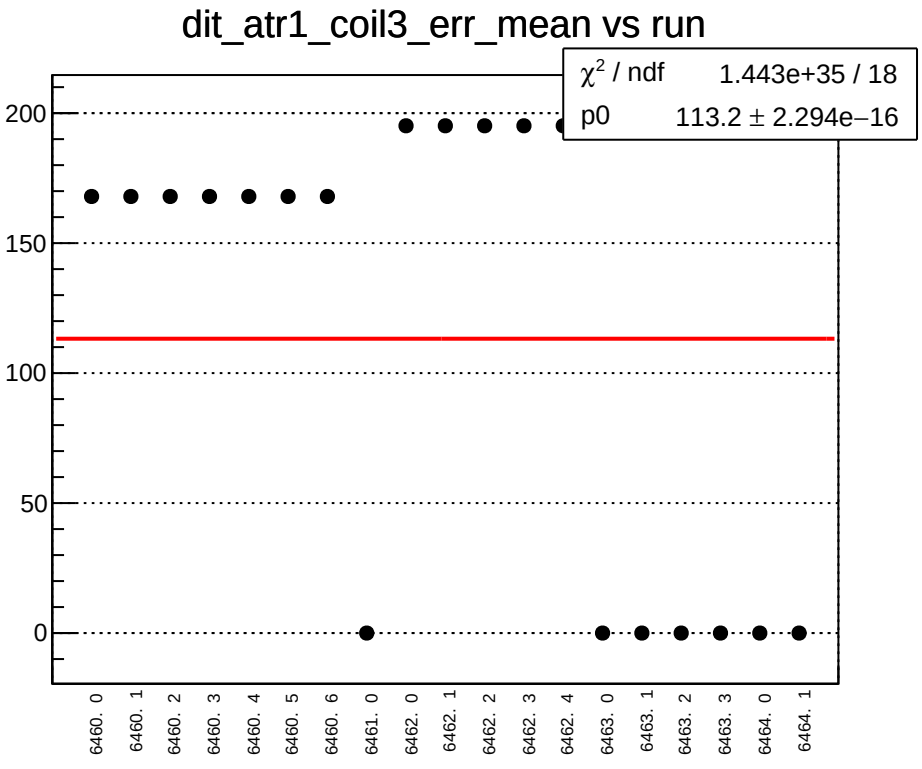
dit_atr1_coil3_err_mean vs run
χ² / ndf 1.443e+35 / 18
p0 113.2 ± 2.294e−16
200
150
100
50
0
6460. 0
6460. 1
6460. 2
6460. 3
6460. 4
6460. 5
6460. 6
6461. 0
6462. 0
6462. 1
6462. 2
6462. 3
6462. 4
6463. 0
6463. 1
6463. 2
6463. 3
6464. 0
6464. 1

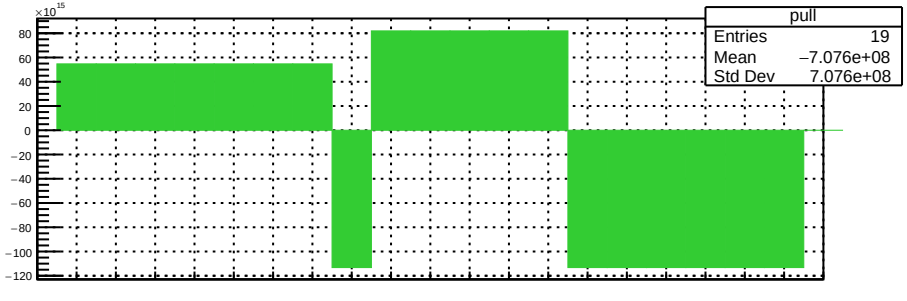
×10¹⁵
pull
Entries 19
Mean −7.076e+08
Std Dev 7.076e+08
80
60
40
20
0
−20
−40
−60
−80
−100
−120

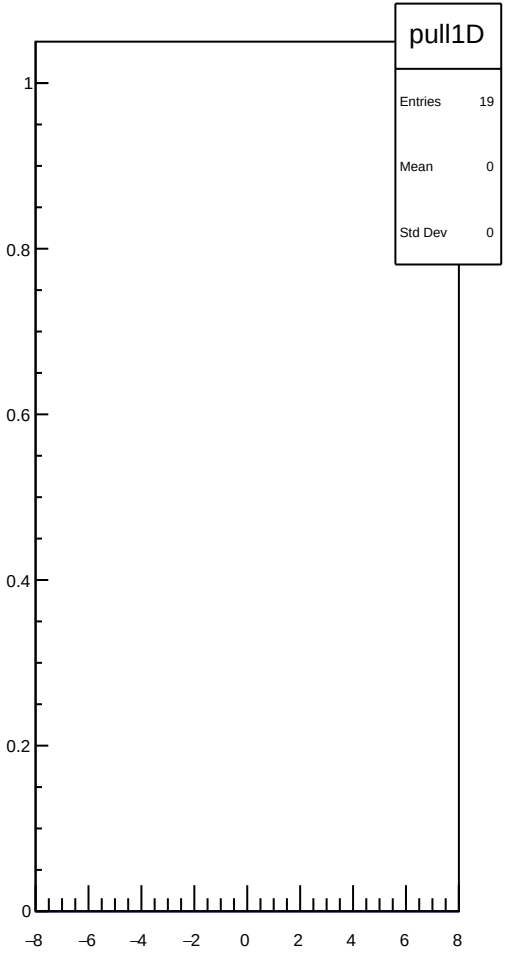
pull1D
Entries 19
Mean 0
Std Dev 0
1
0.8
0.6
0.4
0.2
0
−8
−6
−4
−2
0
2
4
6
8

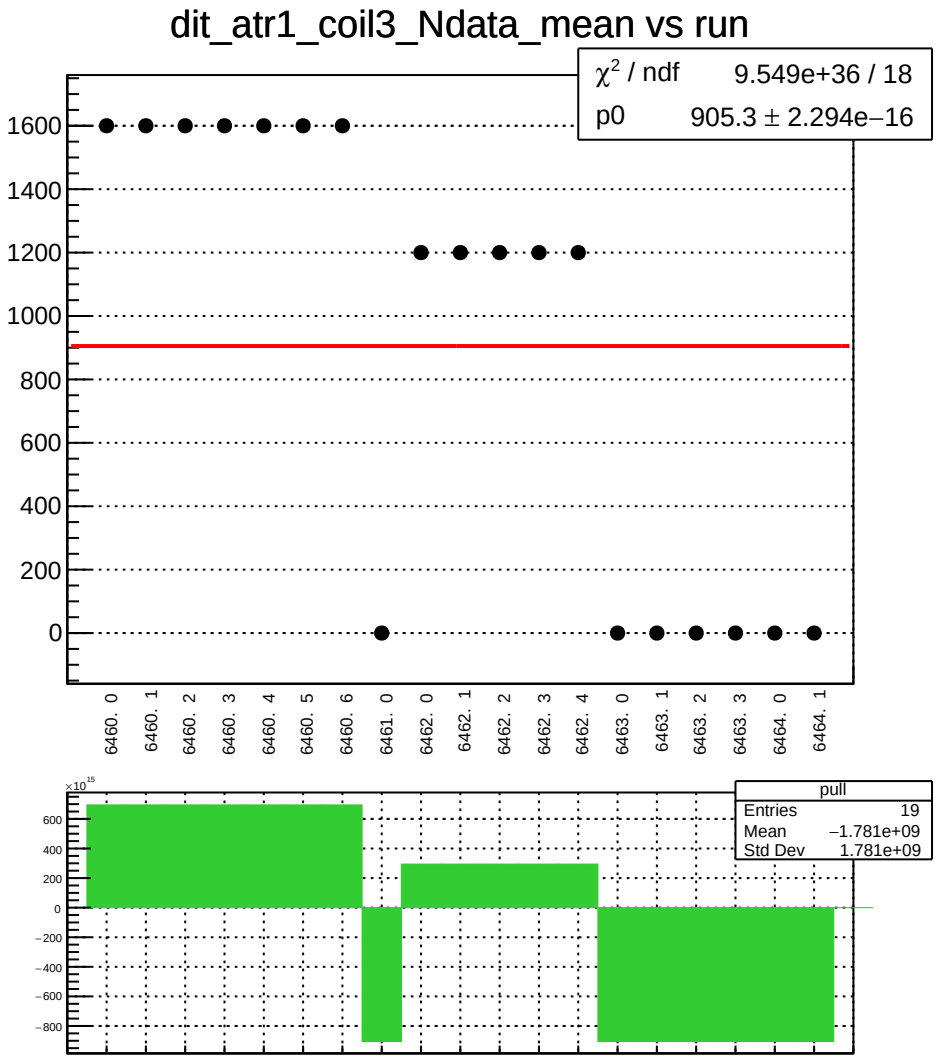
dit_atr1_coil3_Ndata_mean vs run
χ² / ndf 9.549e+36 / 18
p0 905.3 ± 2.294e−16
1600
1400
1200
1000
800
600
400
200
0
6460. 0
6460. 1
6460. 2
6460. 3
6460. 4
6460. 5
6460. 6
6461. 0
6462. 0
6462. 1
6462. 2
6462. 3
6462. 4
6463. 0
6463. 1
6463. 2
6463. 3
6464. 0
6464. 1
×10^15
600
400
200
0
−200
−400
−600
−800
pull
Entries 19
Mean −1.781e+09
Std Dev 1.781e+09

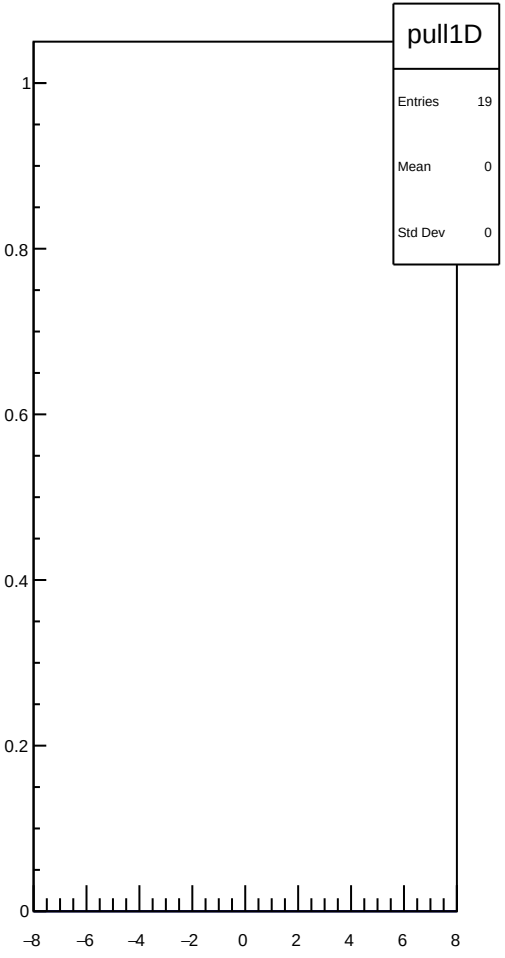
pull1D
Entries 19
Mean 0
Std Dev 0
1
0.8
0.6
0.4
0.2
0
−8
−6
−4
−2
0
2
4
6
8

dit_atr2_coil3_mean vs run

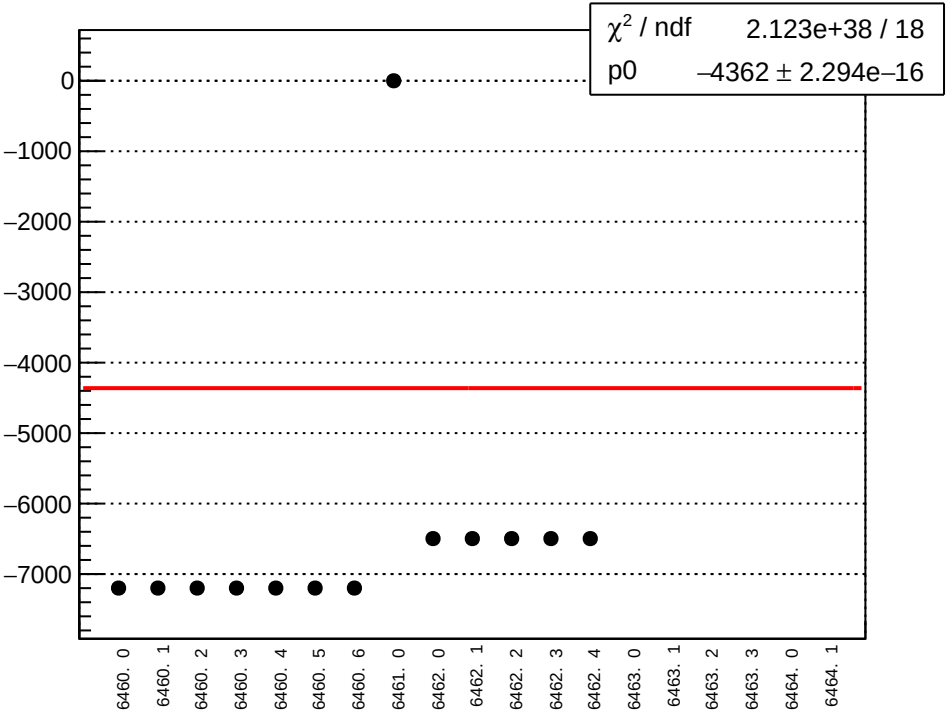

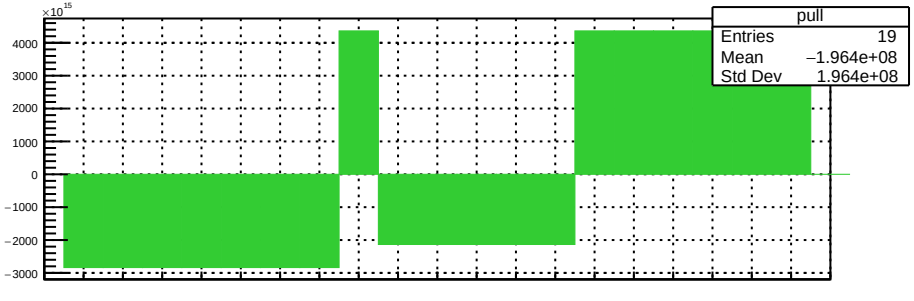

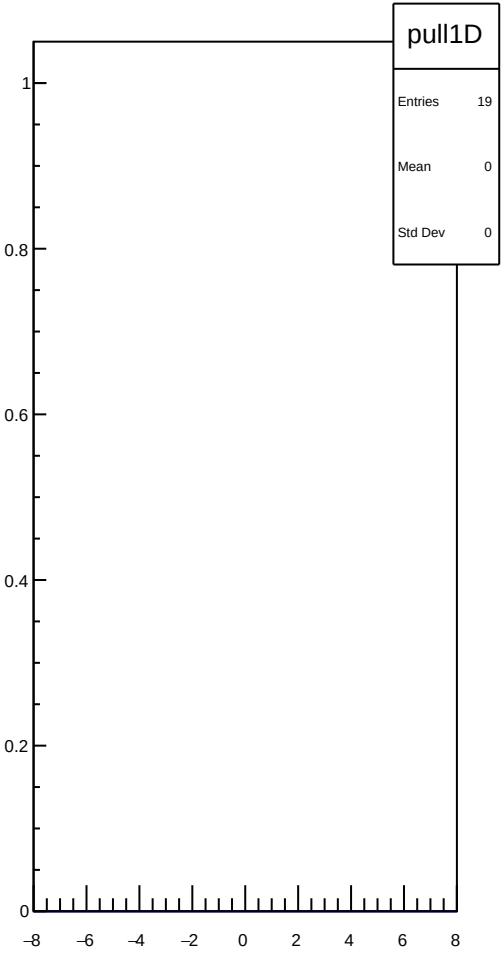

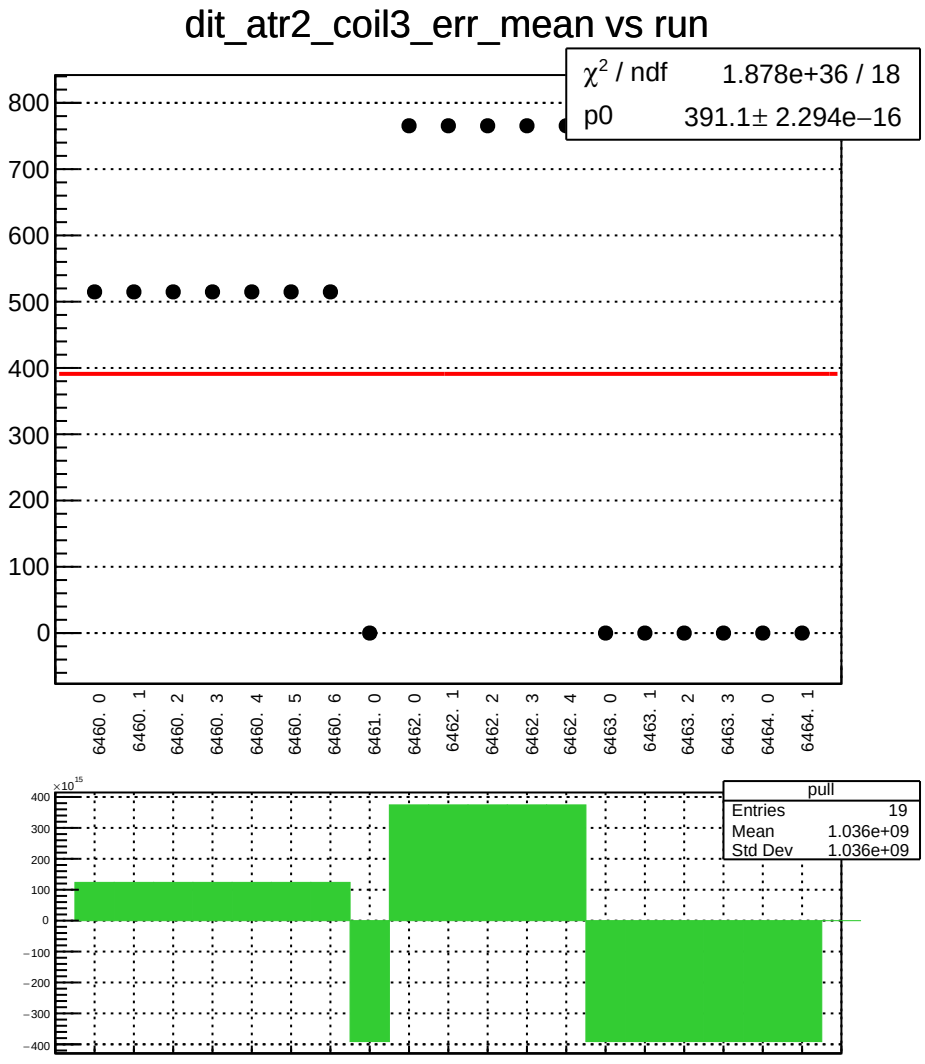
dit_atr2_coil3_err_mean vs run
χ² / ndf 1.878e+36 / 18
p0 391.1± 2.294e−16
800
700
600
500
400
300
200
100
0
6460. 0
6460. 1
6460. 2
6460. 3
6460. 4
6460. 5
6460. 6
6461. 0
6462. 0
6462. 1
6462. 2
6462. 3
6462. 4
6463. 0
6463. 1
6463. 2
6463. 3
6464. 0
6464. 1
×10^15
400
300
200
100
0
−100
−200
−300
−400
pull
Entries 19
Mean 1.036e+09
Std Dev 1.036e+09

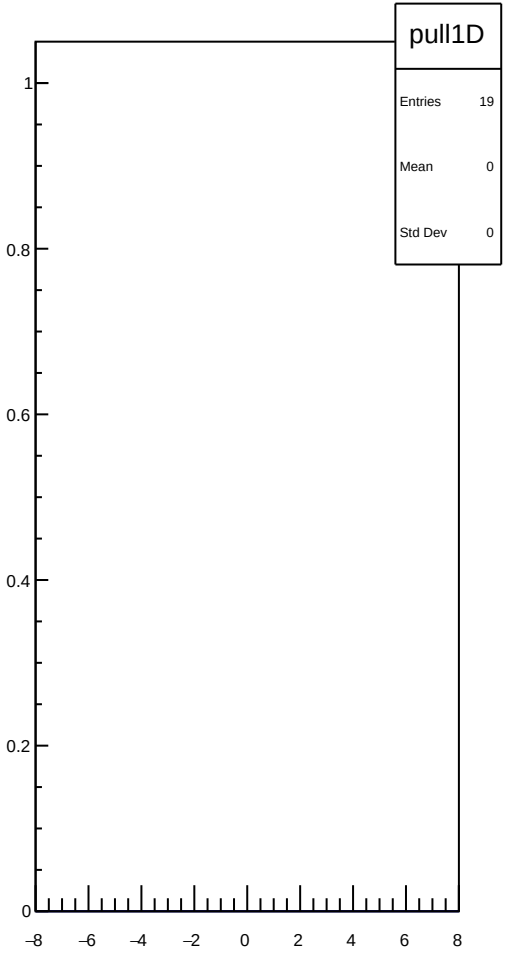
pull1D
Entries 19
Mean 0
Std Dev 0
1
0.8
0.6
0.4
0.2
0
−8
−6
−4
−2
0
2
4
6
8

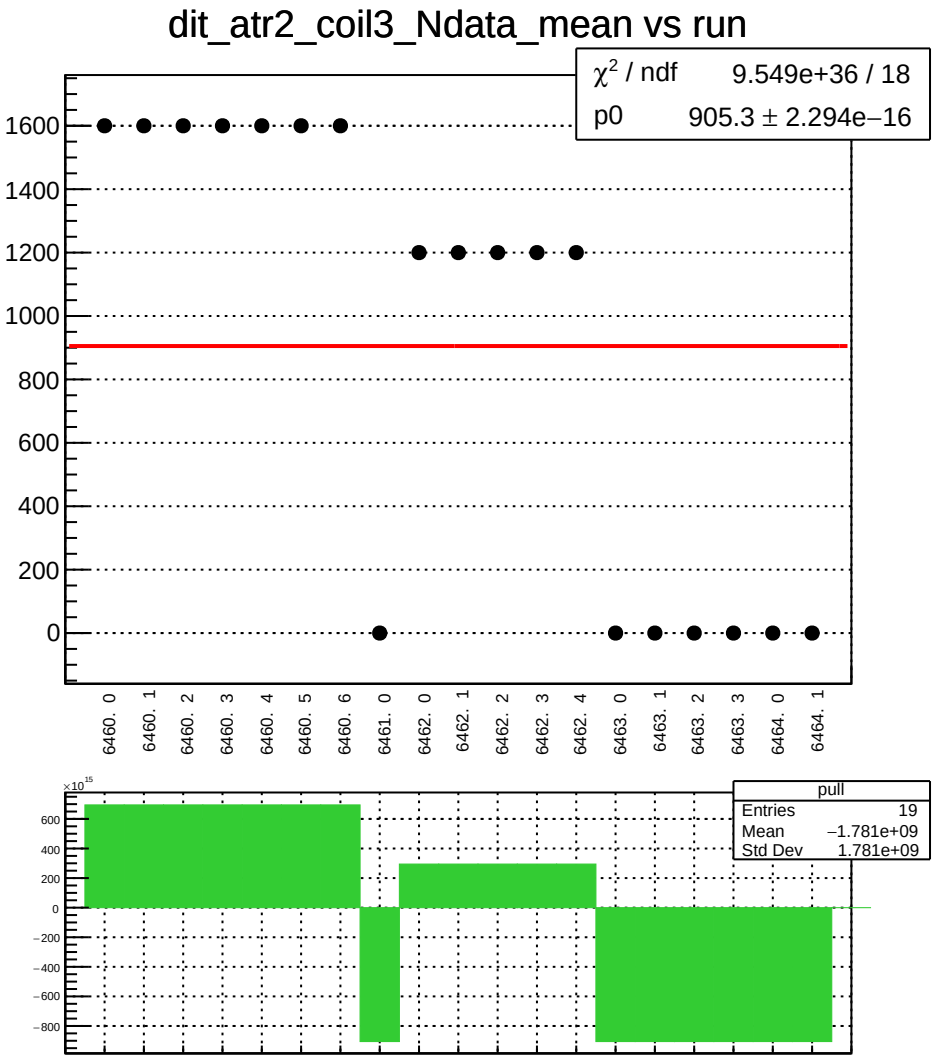
dit_atr2_coil3_Ndata_mean vs run
χ² / ndf 9.549e+36 / 18
p0 905.3 ± 2.294e−16
1600
1400
1200
1000
800
600
400
200
0
6460. 0
6460. 1
6460. 2
6460. 3
6460. 4
6460. 5
6460. 6
6461. 0
6462. 0
6462. 1
6462. 2
6462. 3
6462. 4
6463. 0
6463. 1
6463. 2
6463. 3
6464. 0
6464. 1
×10^15
600
400
200
0
−200
−400
−600
−800
pull
Entries 19
Mean −1.781e+09
Std Dev 1.781e+09

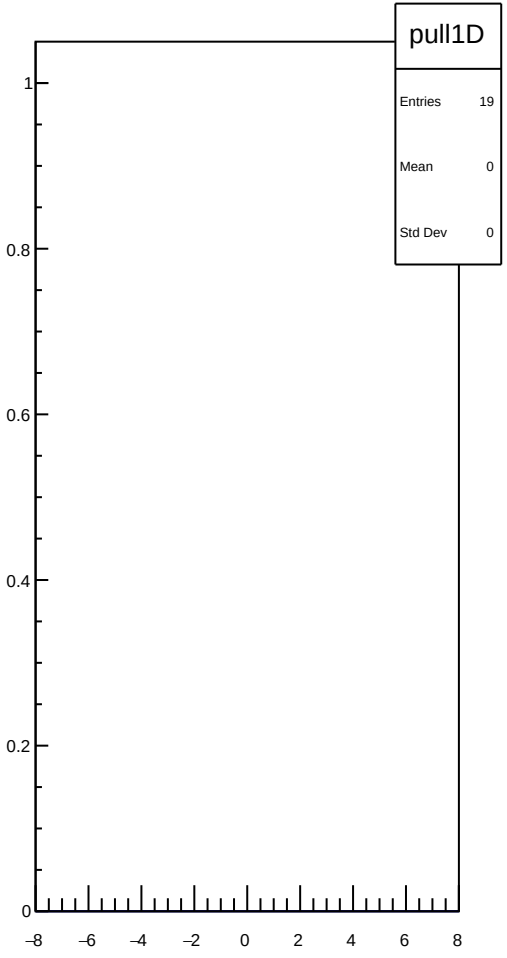
pull1D
Entries 19
Mean 0
Std Dev 0
1
0.8
0.6
0.4
0.2
0
−8
−6
−4
−2
0
2
4
6
8

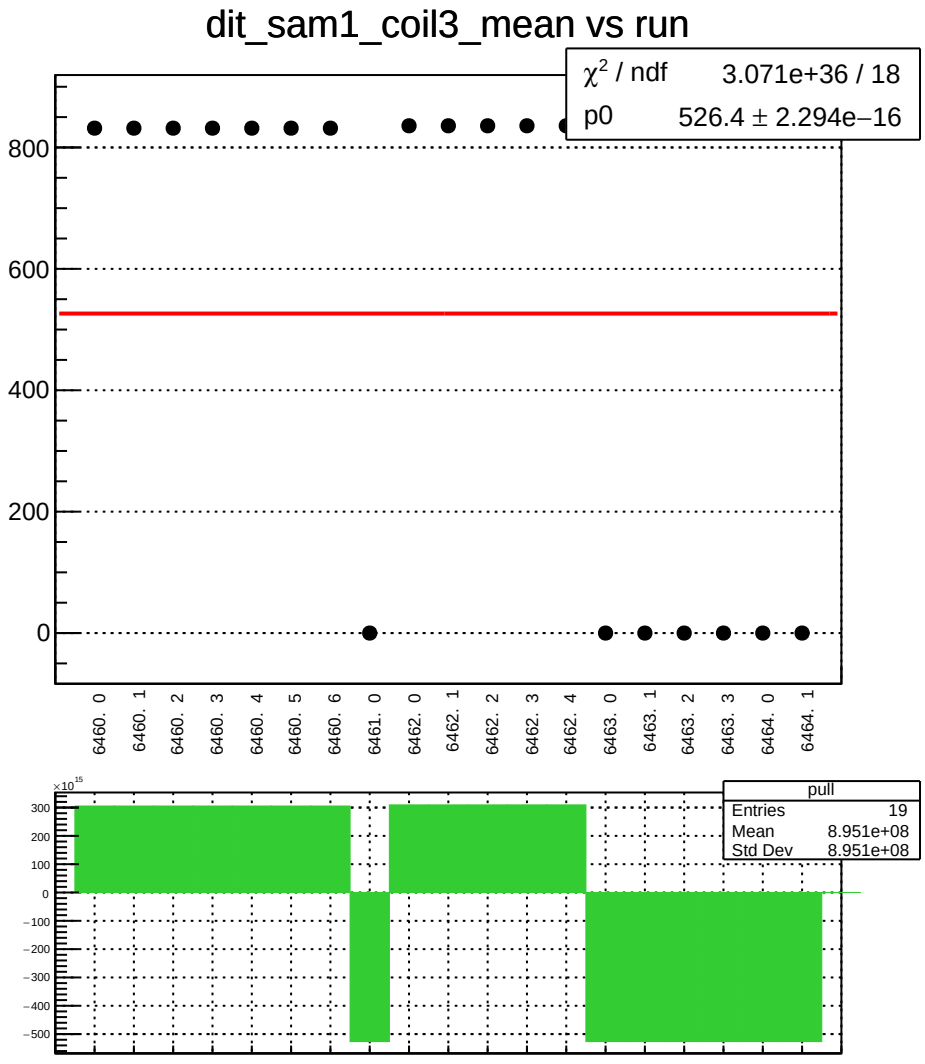
dit_sam1_coil3_mean vs run
χ² / ndf 3.071e+36 / 18
p0 526.4 ± 2.294e−16
800
600
400
200
0
6460. 0
6460. 1
6460. 2
6460. 3
6460. 4
6460. 5
6460. 6
6461. 0
6462. 0
6462. 1
6462. 2
6462. 3
6462. 4
6463. 0
6463. 1
6463. 2
6463. 3
6464. 0
6464. 1
×10^15
300
200
100
0
−100
−200
−300
−400
−500
pull
Entries 19
Mean 8.951e+08
Std Dev 8.951e+08

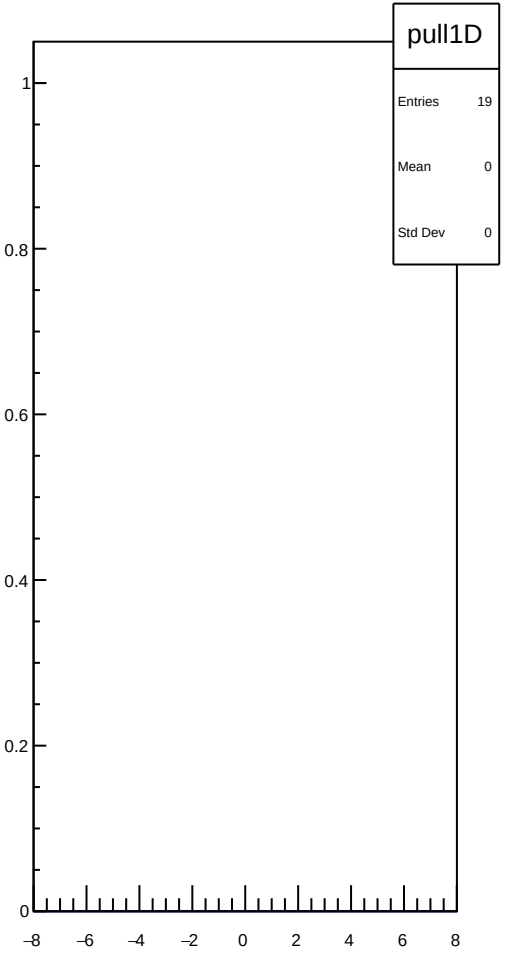
pull1D
Entries 19
Mean 0
Std Dev 0
1
0.8
0.6
0.4
0.2
0
−8
−6
−4
−2
0
2
4
6
8

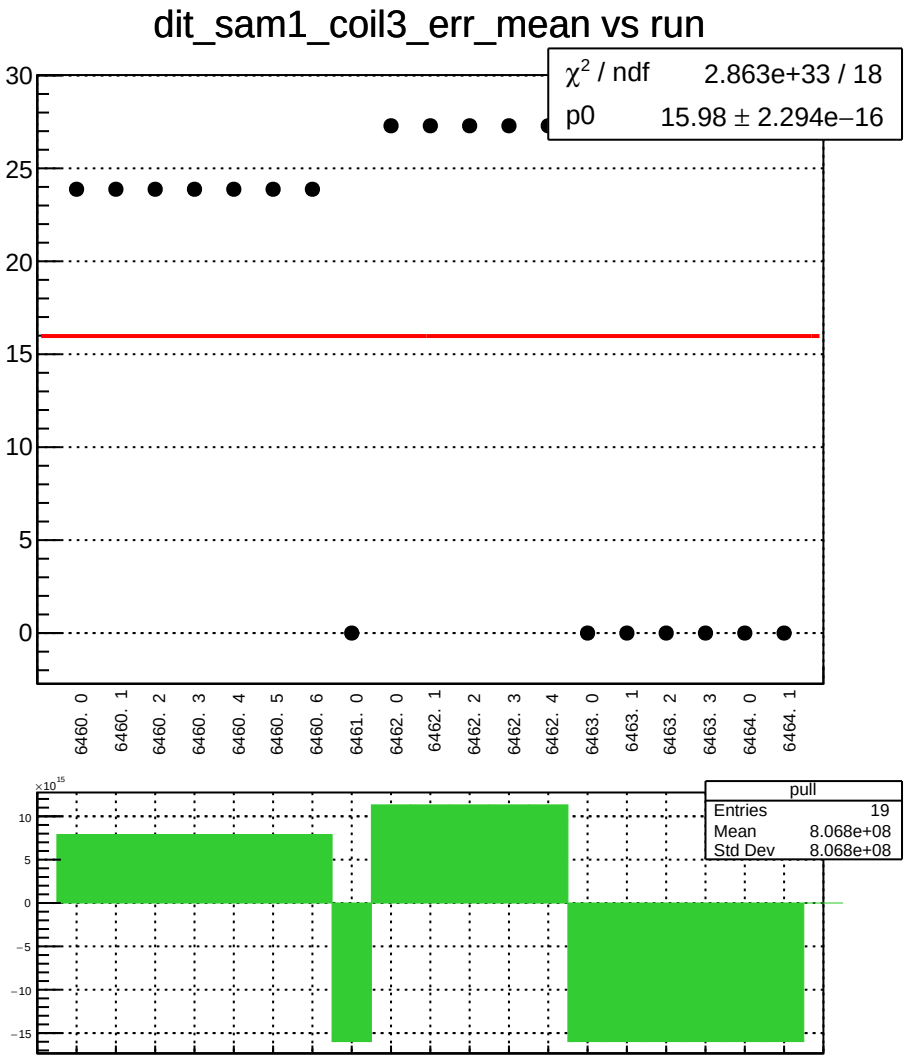
dit_sam1_coil3_err_mean vs run
χ² / ndf 2.863e+33 / 18
p0 15.98 ± 2.294e−16
30
25
20
15
10
5
0
6460. 0
6460. 1
6460. 2
6460. 3
6460. 4
6460. 5
6460. 6
6461. 0
6462. 0
6462. 1
6462. 2
6462. 3
6462. 4
6463. 0
6463. 1
6463. 2
6463. 3
6464. 0
6464. 1
×10^15
10
5
0
−5
−10
−15
pull
Entries 19
Mean 8.068e+08
Std Dev 8.068e+08

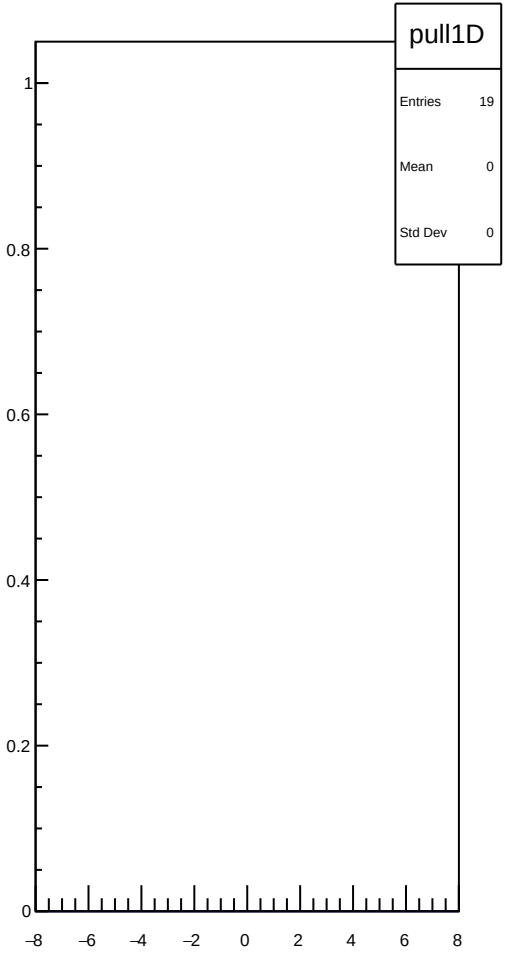
pull1D
Entries 19
Mean 0
Std Dev 0
1
0.8
0.6
0.4
0.2
0
−8
−6
−4
−2
0
2
4
6
8

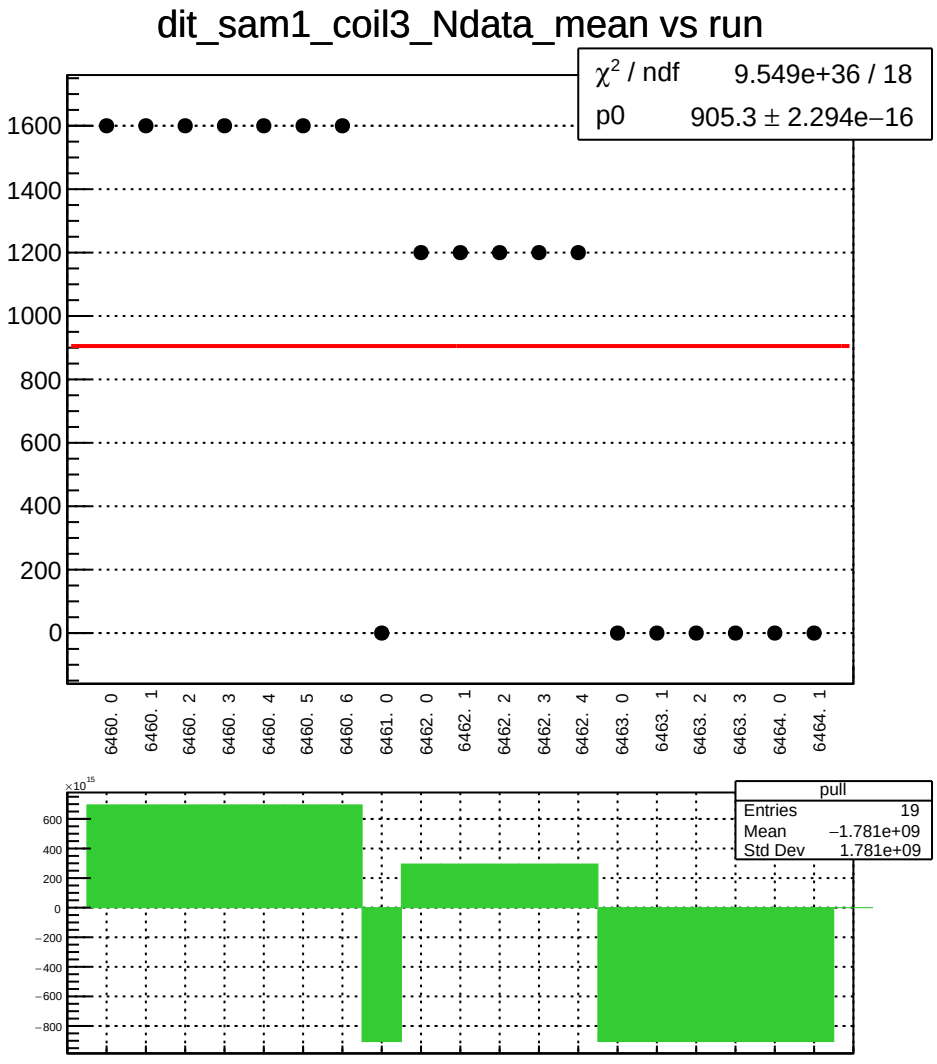
dit_sam1_coil3_Ndata_mean vs run
χ² / ndf 9.549e+36 / 18
p0 905.3 ± 2.294e−16
1600
1400
1200
1000
800
600
400
200
0
6460. 0
6460. 1
6460. 2
6460. 3
6460. 4
6460. 5
6460. 6
6461. 0
6462. 0
6462. 1
6462. 2
6462. 3
6462. 4
6463. 0
6463. 1
6463. 2
6463. 3
6464. 0
6464. 1
×10^15
600
400
200
0
−200
−400
−600
−800
pull
Entries 19
Mean −1.781e+09
Std Dev 1.781e+09

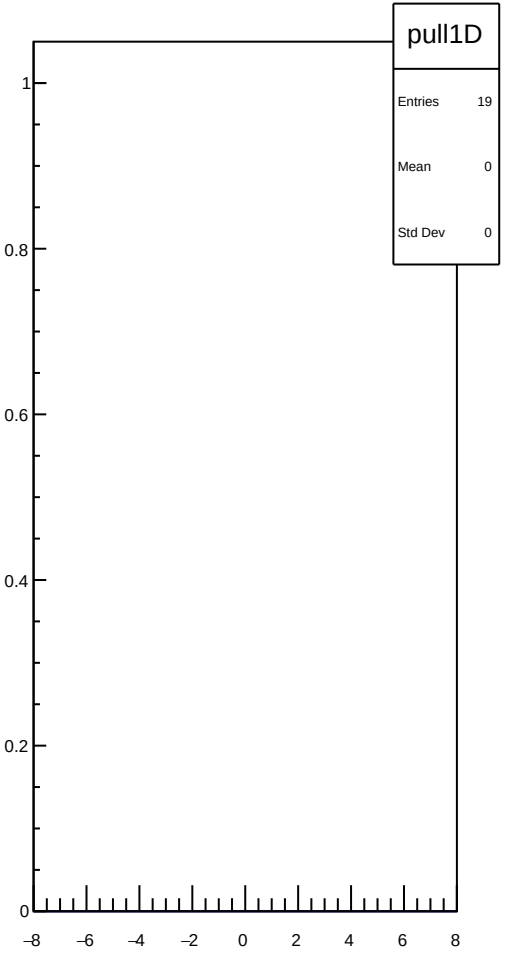
pull1D
Entries 19
Mean 0
Std Dev 0
1
0.8
0.6
0.4
0.2
0
−8
−6
−4
−2
0
2
4
6
8

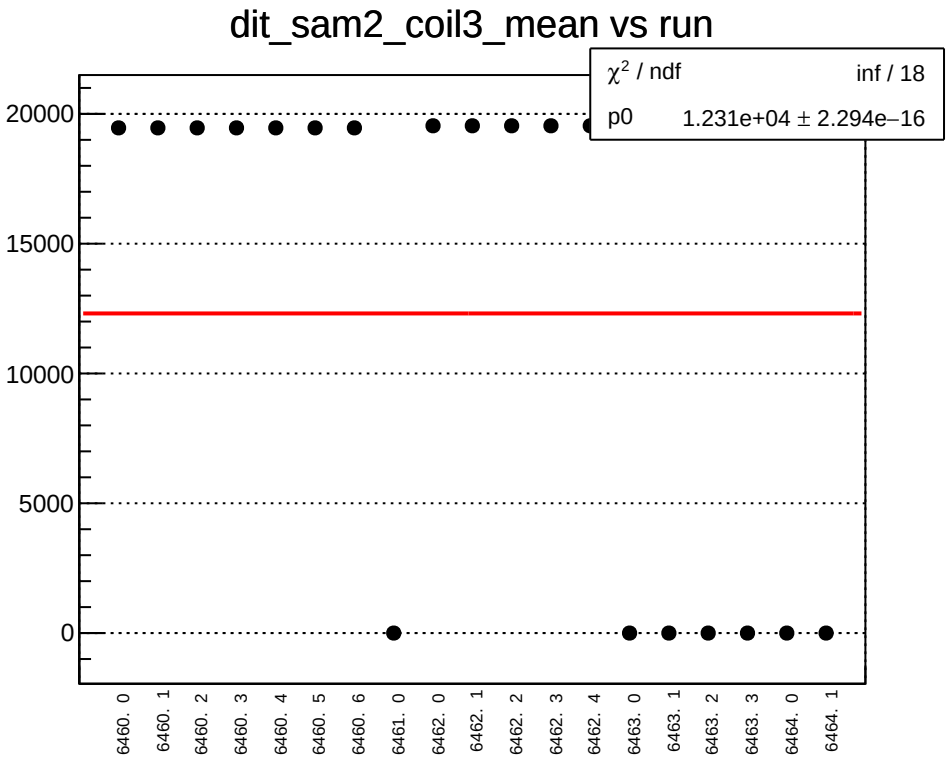
dit_sam2_coil3_mean vs run
χ² / ndf inf / 18
p0 1.231e+04 ± 2.294e−16
20000
15000
10000
5000
0
6460. 0
6460. 1
6460. 2
6460. 3
6460. 4
6460. 5
6460. 6
6461. 0
6462. 0
6462. 1
6462. 2
6462. 3
6462. 4
6463. 0
6463. 1
6463. 2
6463. 3
6464. 0
6464. 1

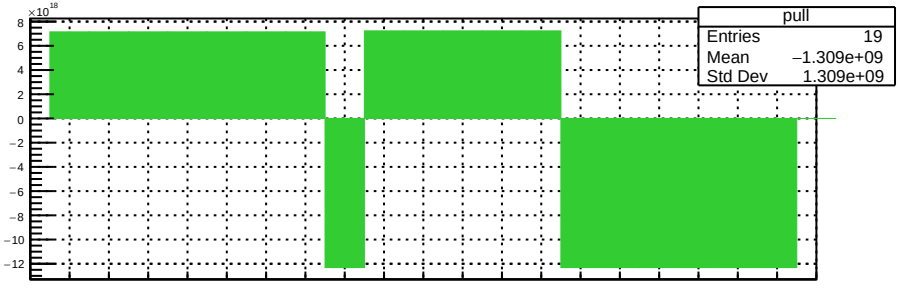
×10¹⁸
pull
Entries 19
Mean −1.309e+09
Std Dev 1.309e+09

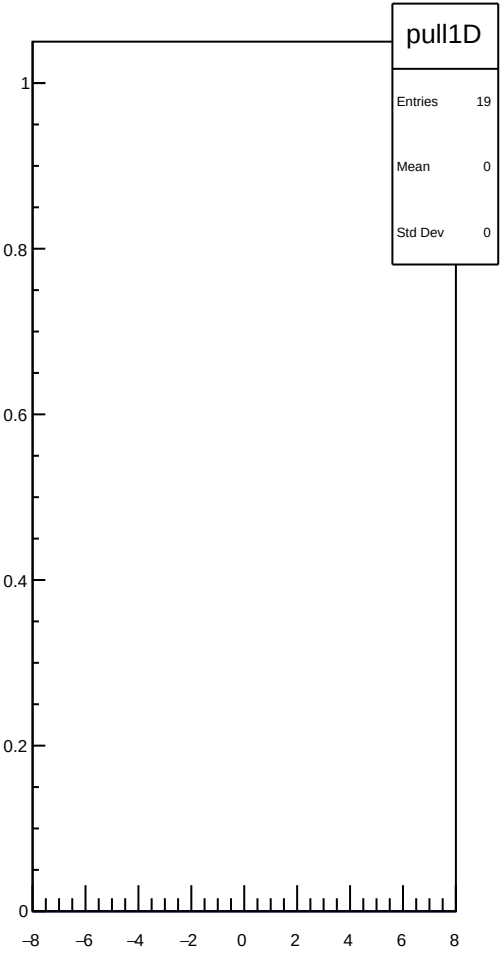
pull1D
Entries 19
Mean 0
Std Dev 0

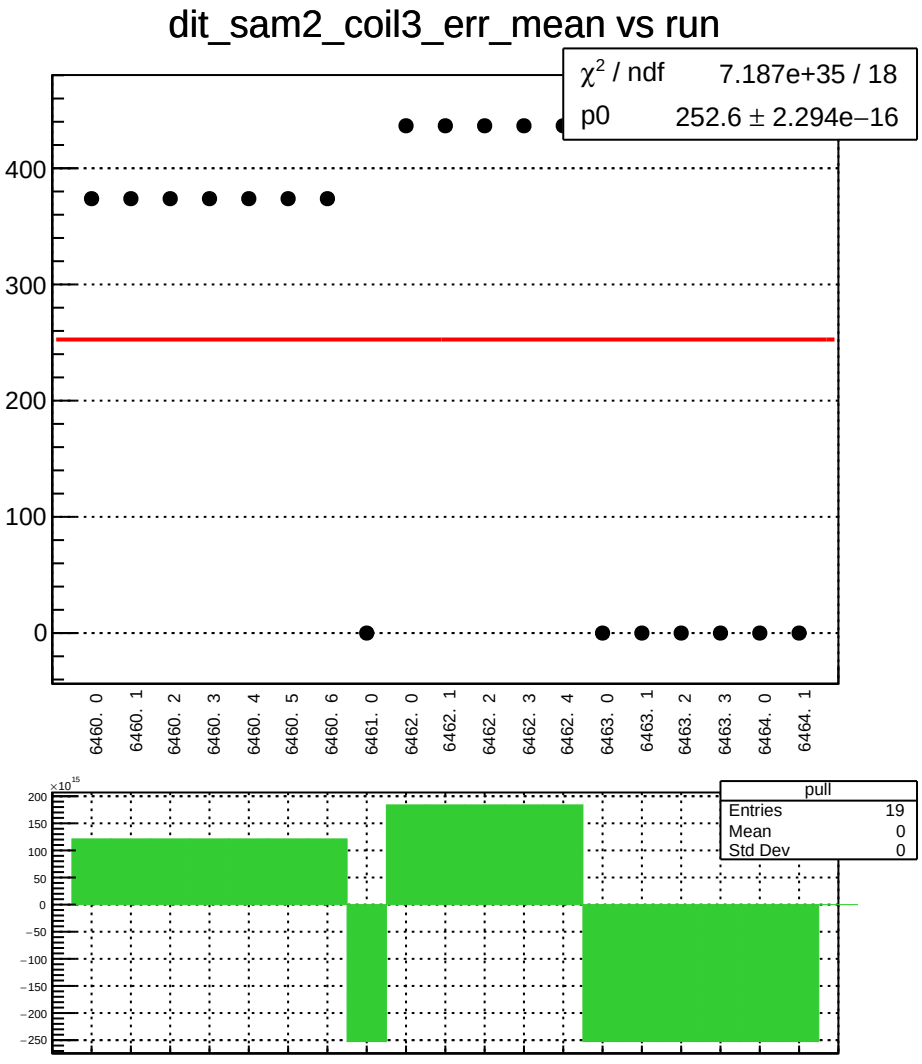
dit_sam2_coil3_err_mean vs run
χ² / ndf 7.187e+35 / 18
p0 252.6 ± 2.294e−16
400
300
200
100
0
6460. 0
6460. 1
6460. 2
6460. 3
6460. 4
6460. 5
6460. 6
6461. 0
6462. 0
6462. 1
6462. 2
6462. 3
6462. 4
6463. 0
6463. 1
6463. 2
6463. 3
6464. 0
6464. 1
×10^15
200
150
100
50
0
−50
−100
−150
−200
−250
pull
Entries 19
Mean 0
Std Dev 0

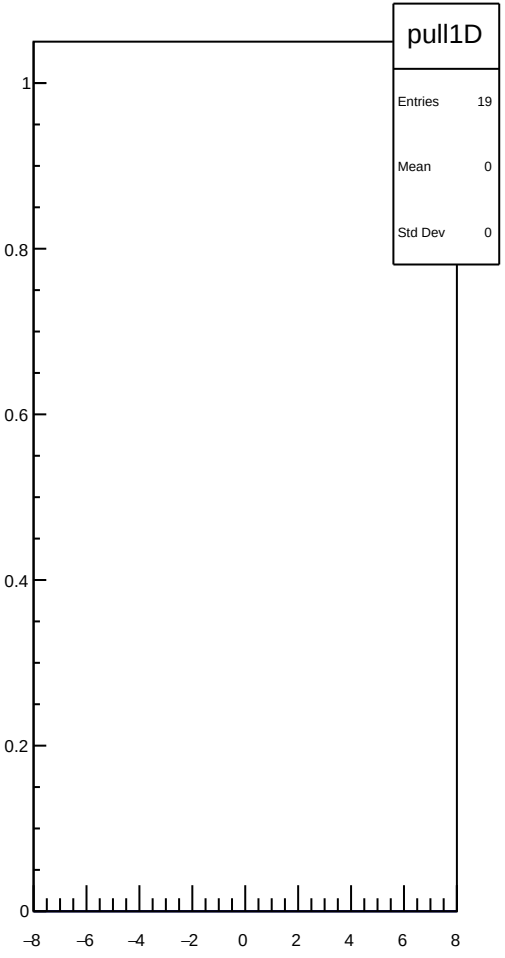
pull1D
Entries 19
Mean 0
Std Dev 0
1
0.8
0.6
0.4
0.2
0
−8
−6
−4
−2
0
2
4
6
8

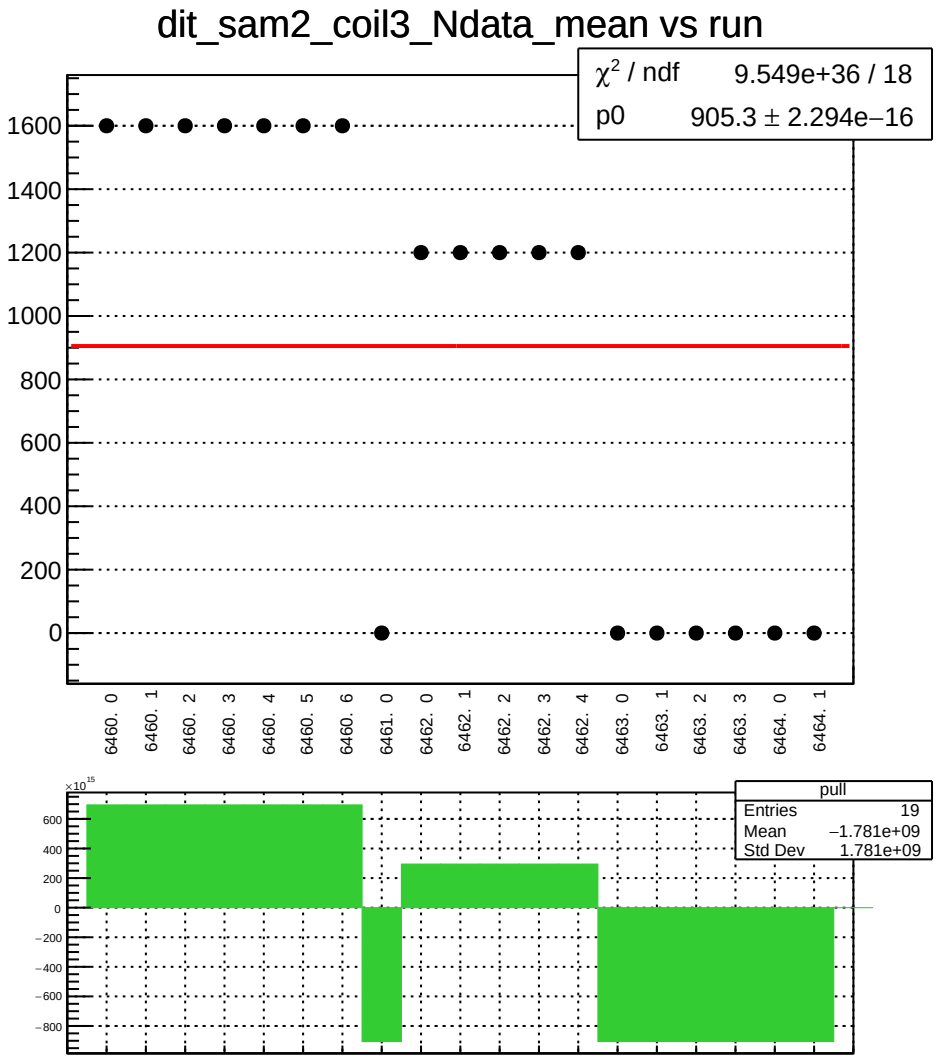
dit_sam2_coil3_Ndata_mean vs run
χ² / ndf 9.549e+36 / 18
p0 905.3 ± 2.294e−16
1600
1400
1200
1000
800
600
400
200
0
6460. 0
6460. 1
6460. 2
6460. 3
6460. 4
6460. 5
6460. 6
6461. 0
6462. 0
6462. 1
6462. 2
6462. 3
6462. 4
6463. 0
6463. 1
6463. 2
6463. 3
6464. 0
6464. 1
×10^15
600
400
200
0
−200
−400
−600
−800
pull
Entries 19
Mean −1.781e+09
Std Dev 1.781e+09

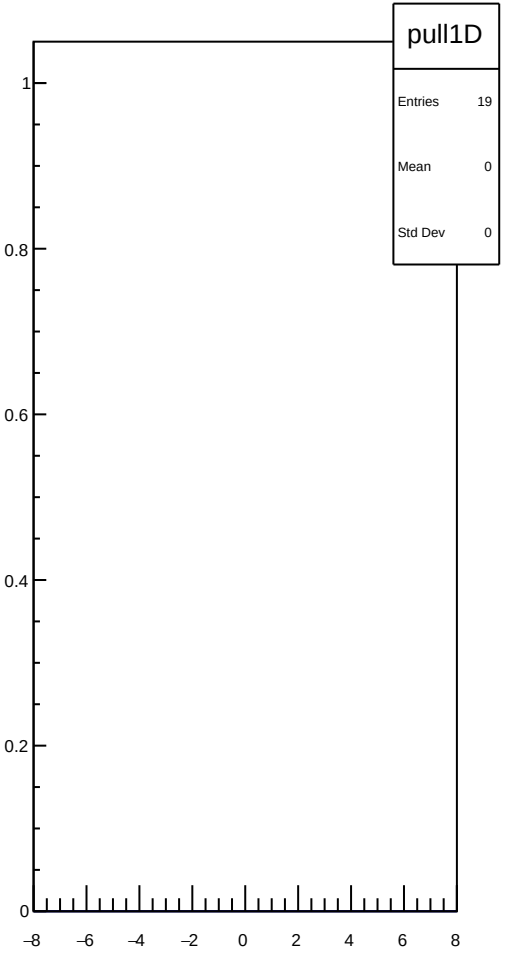
pull1D
Entries 19
Mean 0
Std Dev 0
1
0.8
0.6
0.4
0.2
0
−8
−6
−4
−2
0
2
4
6
8

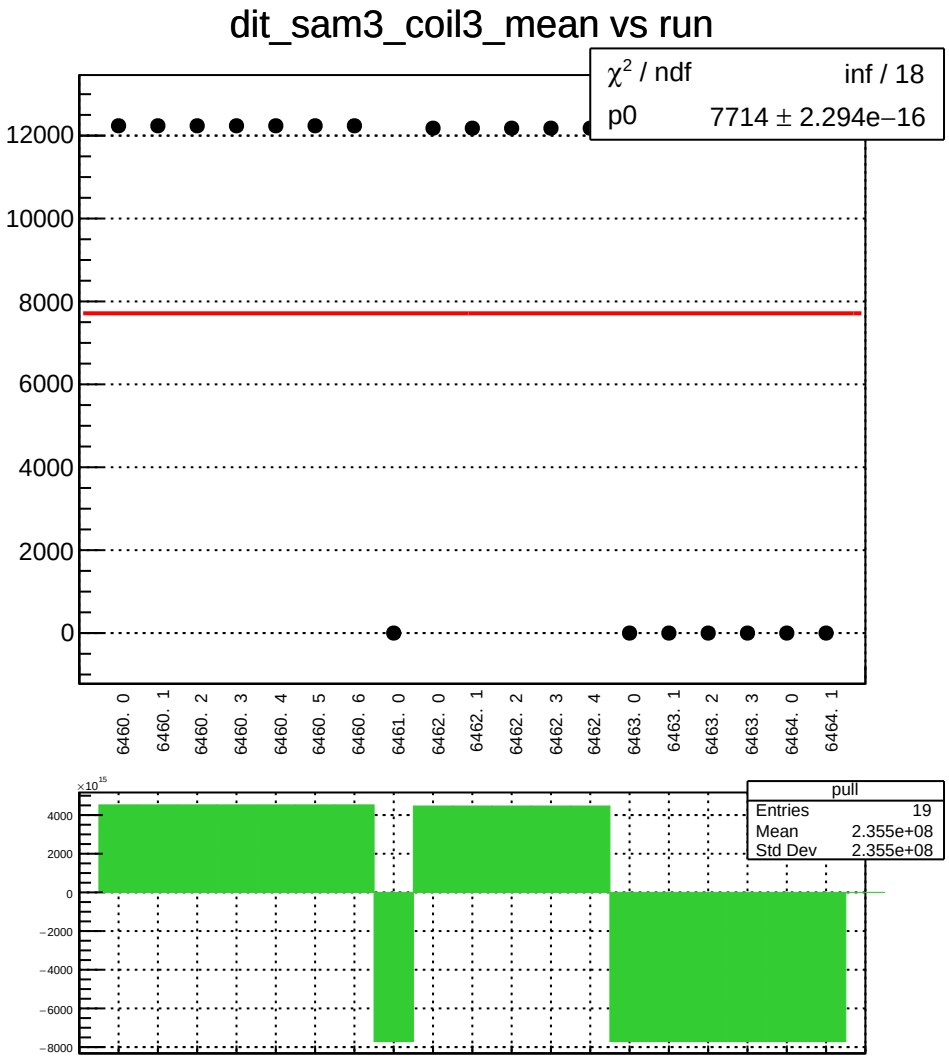
dit_sam3_coil3_mean vs run
χ² / ndf inf / 18
p0 7714 ± 2.294e−16
12000
10000
8000
6000
4000
2000
0
6460. 0
6460. 1
6460. 2
6460. 3
6460. 4
6460. 5
6460. 6
6461. 0
6462. 0
6462. 1
6462. 2
6462. 3
6462. 4
6463. 0
6463. 1
6463. 2
6463. 3
6464. 0
6464. 1
×10^15
4000
2000
0
−2000
−4000
−6000
−8000
pull
Entries 19
Mean 2.355e+08
Std Dev 2.355e+08

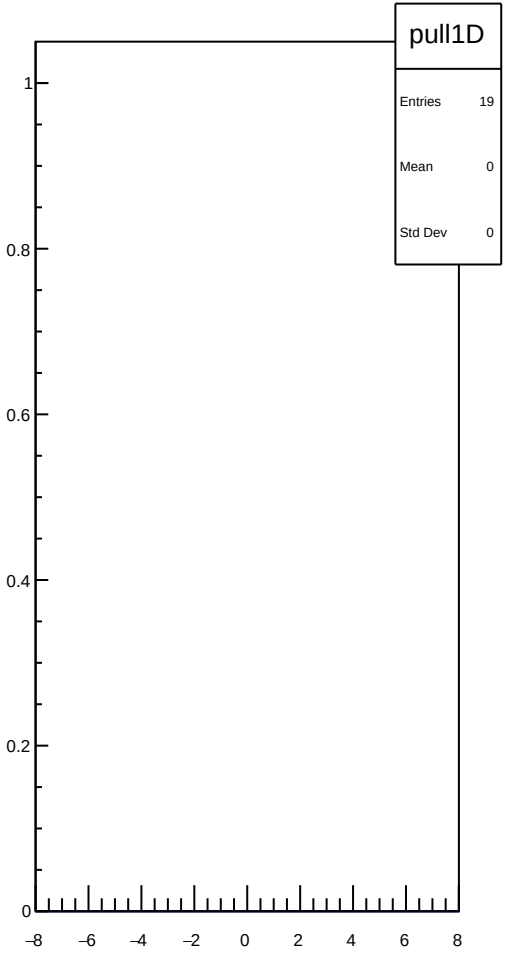
pull1D
Entries 19
Mean 0
Std Dev 0
1
0.8
0.6
0.4
0.2
0
−8
−6
−4
−2
0
2
4
6
8

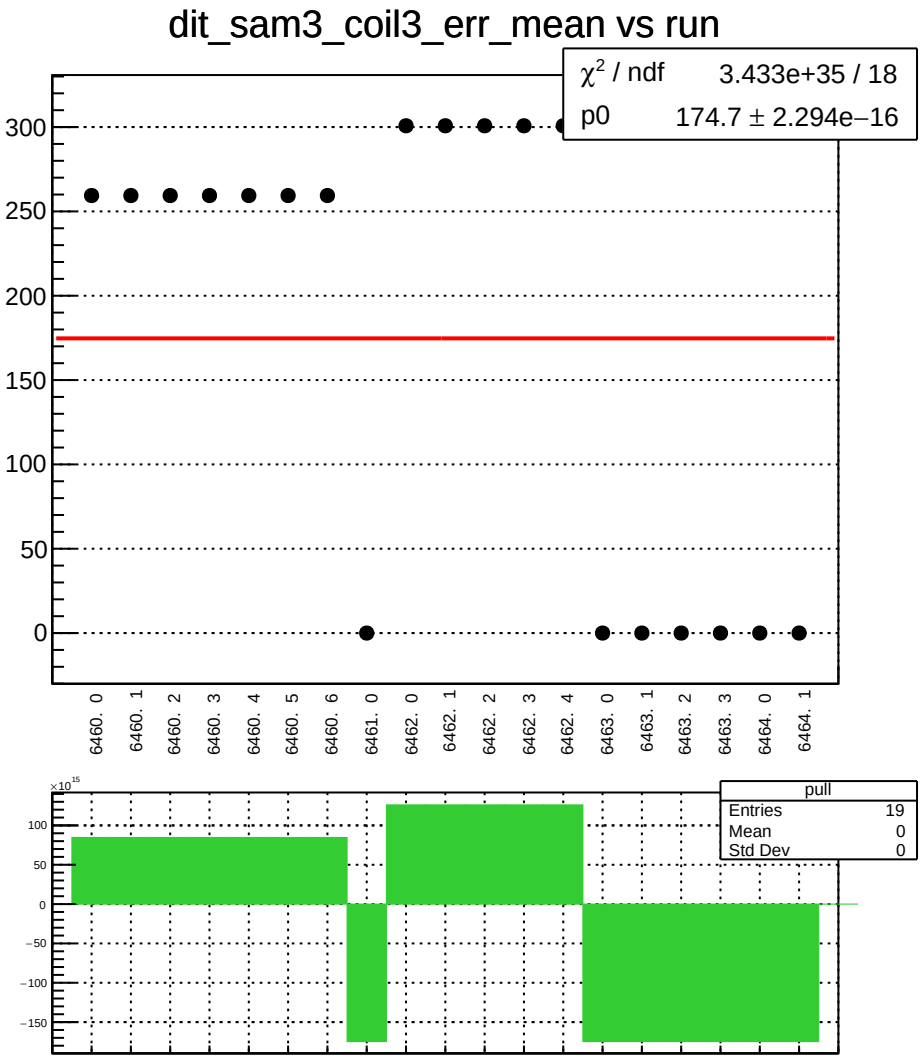
dit_sam3_coil3_err_mean vs run
χ² / ndf 3.433e+35 / 18
p0 174.7 ± 2.294e−16
300
250
200
150
100
50
0
6460. 0
6460. 1
6460. 2
6460. 3
6460. 4
6460. 5
6460. 6
6461. 0
6462. 0
6462. 1
6462. 2
6462. 3
6462. 4
6463. 0
6463. 1
6463. 2
6463. 3
6464. 0
6464. 1
×10¹⁵
100
50
0
−50
−100
−150
pull
Entries 19
Mean 0
Std Dev 0

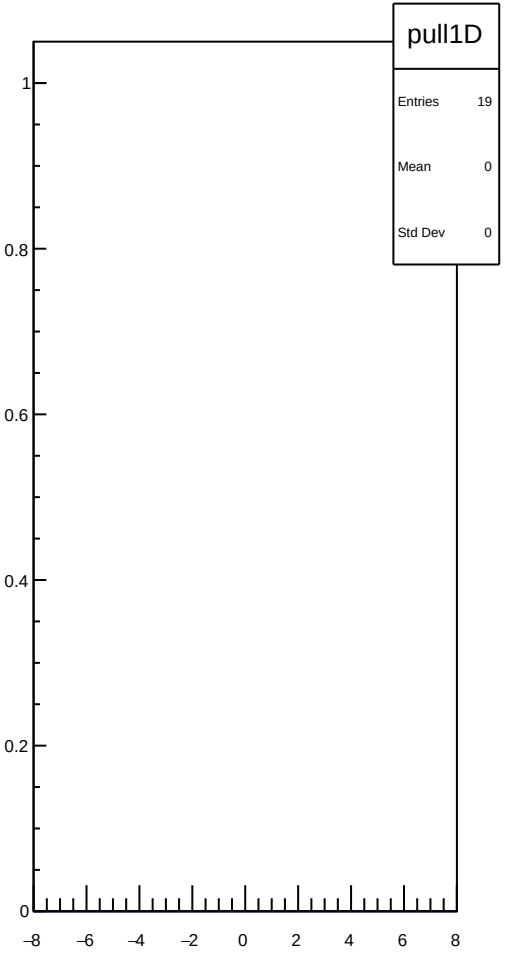
pull1D
Entries 19
Mean 0
Std Dev 0
1
0.8
0.6
0.4
0.2
0
−8
−6
−4
−2
0
2
4
6
8

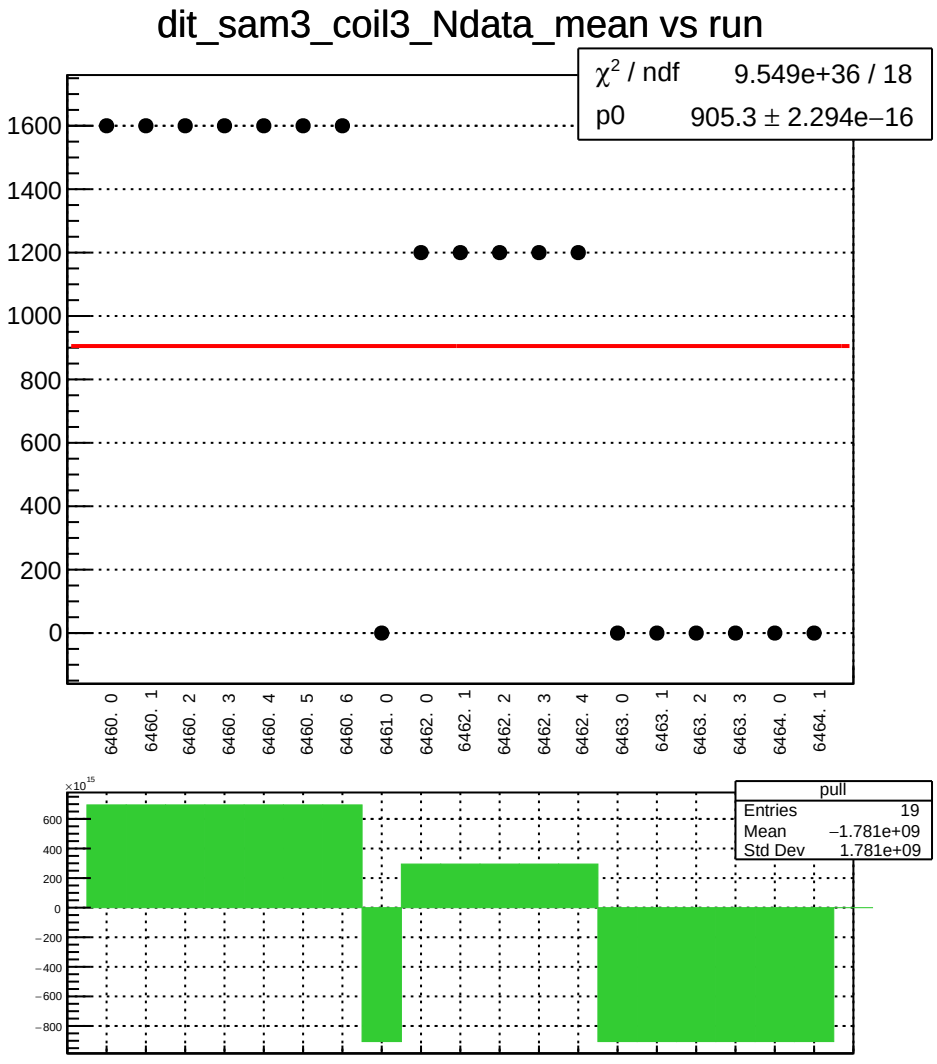
dit_sam3_coil3_Ndata_mean vs run
χ² / ndf 9.549e+36 / 18
p0 905.3 ± 2.294e−16
1600
1400
1200
1000
800
600
400
200
0
6460. 0
6460. 1
6460. 2
6460. 3
6460. 4
6460. 5
6460. 6
6461. 0
6462. 0
6462. 1
6462. 2
6462. 3
6462. 4
6463. 0
6463. 1
6463. 2
6463. 3
6464. 0
6464. 1
×10^15
600
400
200
0
−200
−400
−600
−800
pull
Entries 19
Mean −1.781e+09
Std Dev 1.781e+09

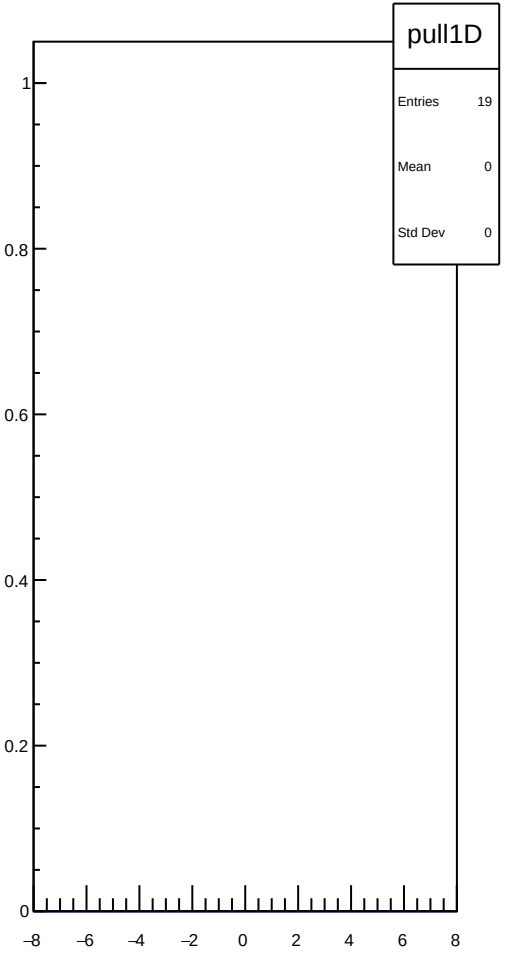
pull1D
Entries 19
Mean 0
Std Dev 0
1
0.8
0.6
0.4
0.2
0
−8
−6
−4
−2
0
2
4
6
8

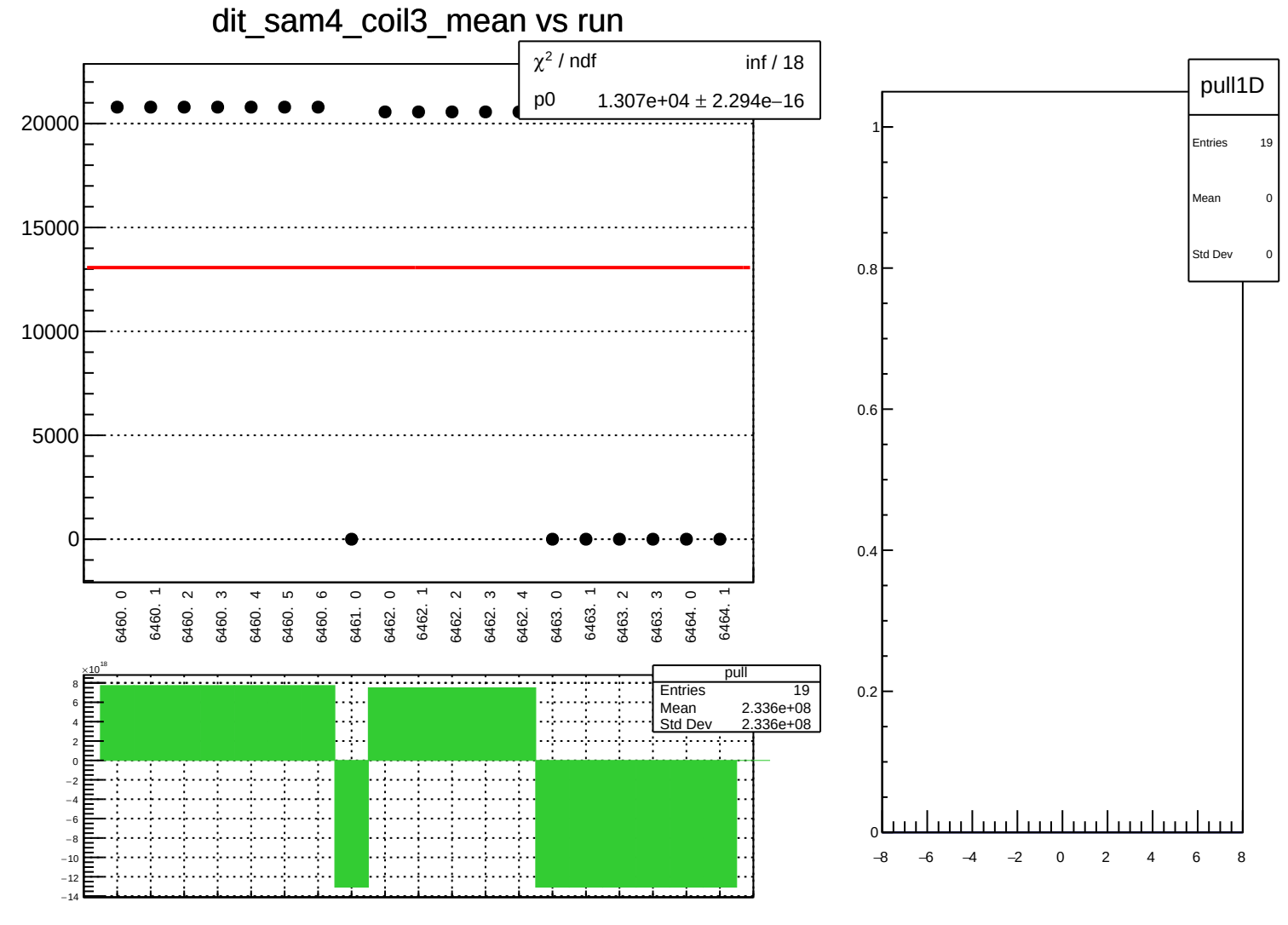
dit_sam4_coil3_mean vs run
χ² / ndf inf / 18
p0 1.307e+04 ± 2.294e−16
20000
15000
10000
5000
0
6460. 0
6460. 1
6460. 2
6460. 3
6460. 4
6460. 5
6460. 6
6461. 0
6462. 0
6462. 1
6462. 2
6462. 3
6462. 4
6463. 0
6463. 1
6463. 2
6463. 3
6464. 0
6464. 1
×10¹⁸
pull
Entries 19
Mean 2.336e+08
Std Dev 2.336e+08
pull1D
Entries 19
Mean 0
Std Dev 0

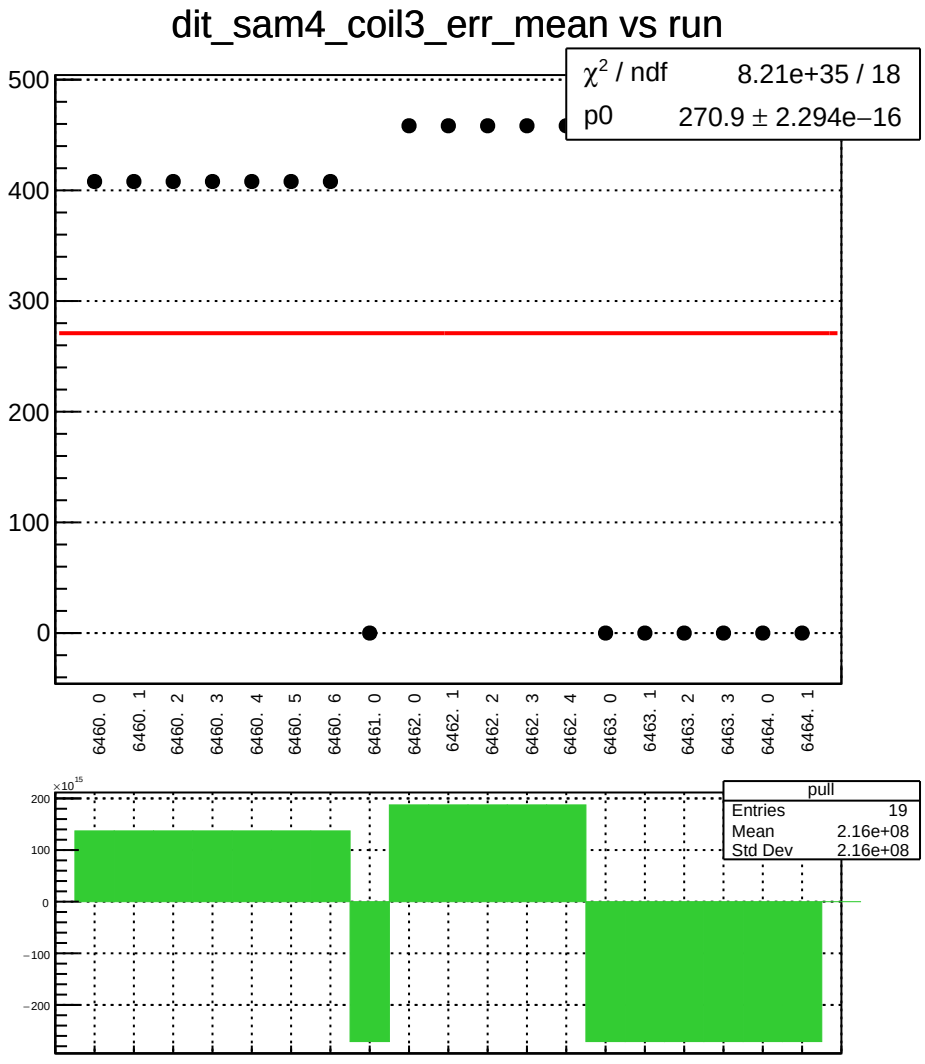
dit_sam4_coil3_err_mean vs run
χ² / ndf 8.21e+35 / 18
p0 270.9 ± 2.294e−16
500
400
300
200
100
0
6460. 0
6460. 1
6460. 2
6460. 3
6460. 4
6460. 5
6460. 6
6461. 0
6462. 0
6462. 1
6462. 2
6462. 3
6462. 4
6463. 0
6463. 1
6463. 2
6463. 3
6464. 0
6464. 1
×10^15
200
100
0
−100
−200
pull
Entries 19
Mean 2.16e+08
Std Dev 2.16e+08

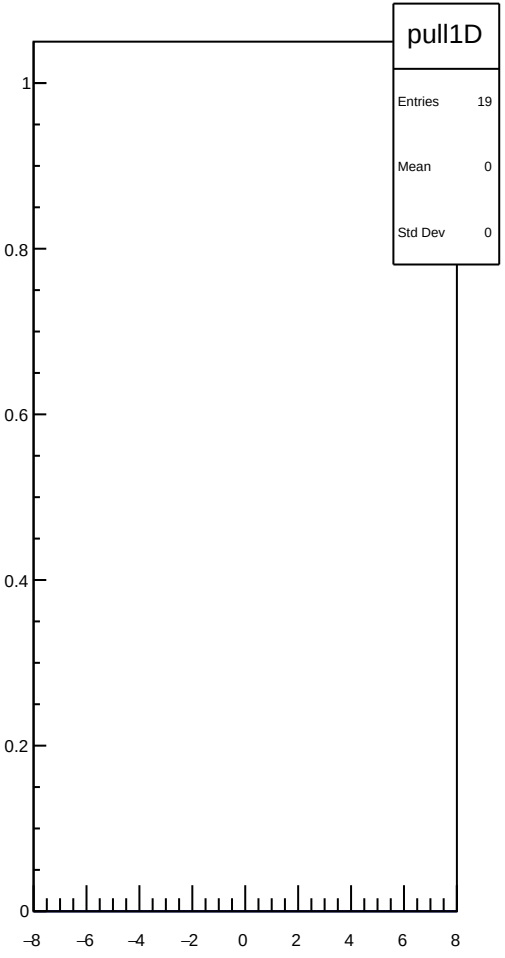
pull1D
Entries 19
Mean 0
Std Dev 0
1
0.8
0.6
0.4
0.2
0
−8
−6
−4
−2
0
2
4
6
8

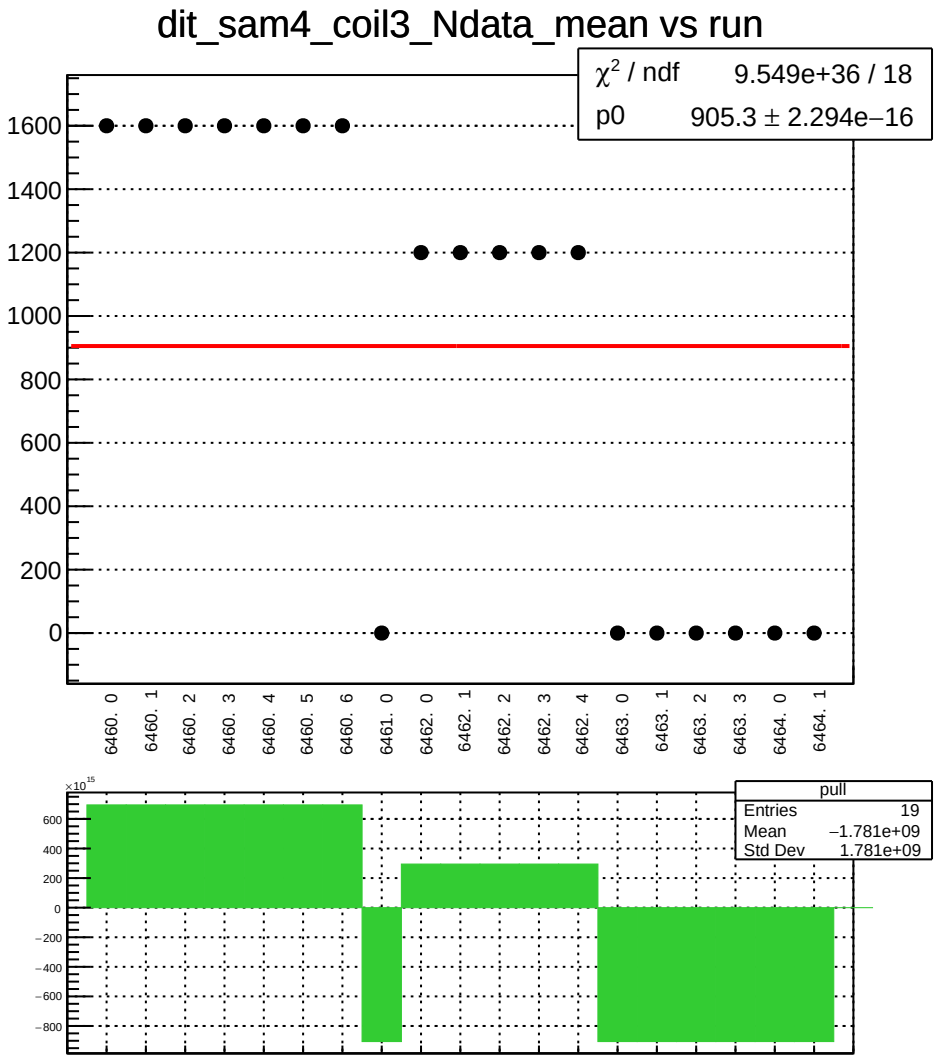
dit_sam4_coil3_Ndata_mean vs run
χ² / ndf 9.549e+36 / 18
p0 905.3 ± 2.294e−16
1600
1400
1200
1000
800
600
400
200
0
6460. 0
6460. 1
6460. 2
6460. 3
6460. 4
6460. 5
6460. 6
6461. 0
6462. 0
6462. 1
6462. 2
6462. 3
6462. 4
6463. 0
6463. 1
6463. 2
6463. 3
6464. 0
6464. 1
×10^15
600
400
200
0
−200
−400
−600
−800
pull
Entries 19
Mean −1.781e+09
Std Dev 1.781e+09

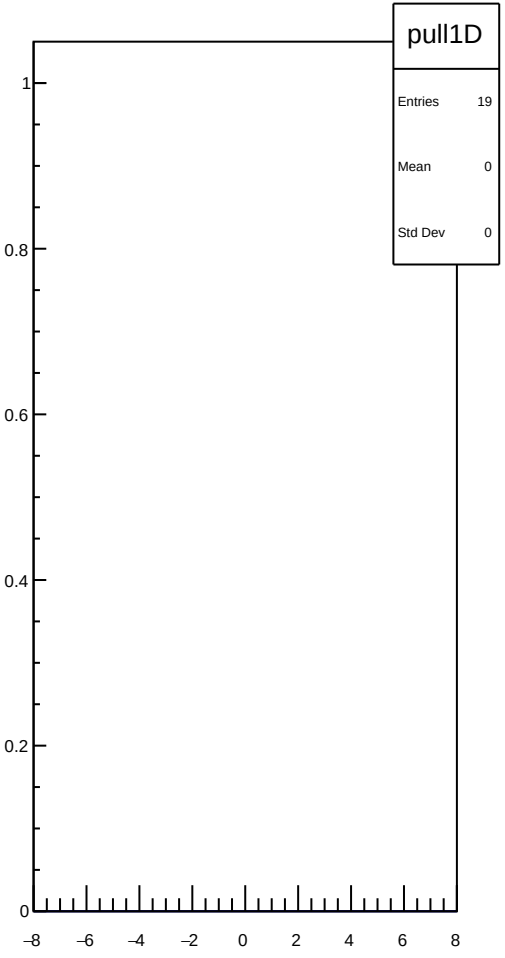
pull1D
Entries 19
Mean 0
Std Dev 0
1
0.8
0.6
0.4
0.2
0
−8
−6
−4
−2
0
2
4
6
8

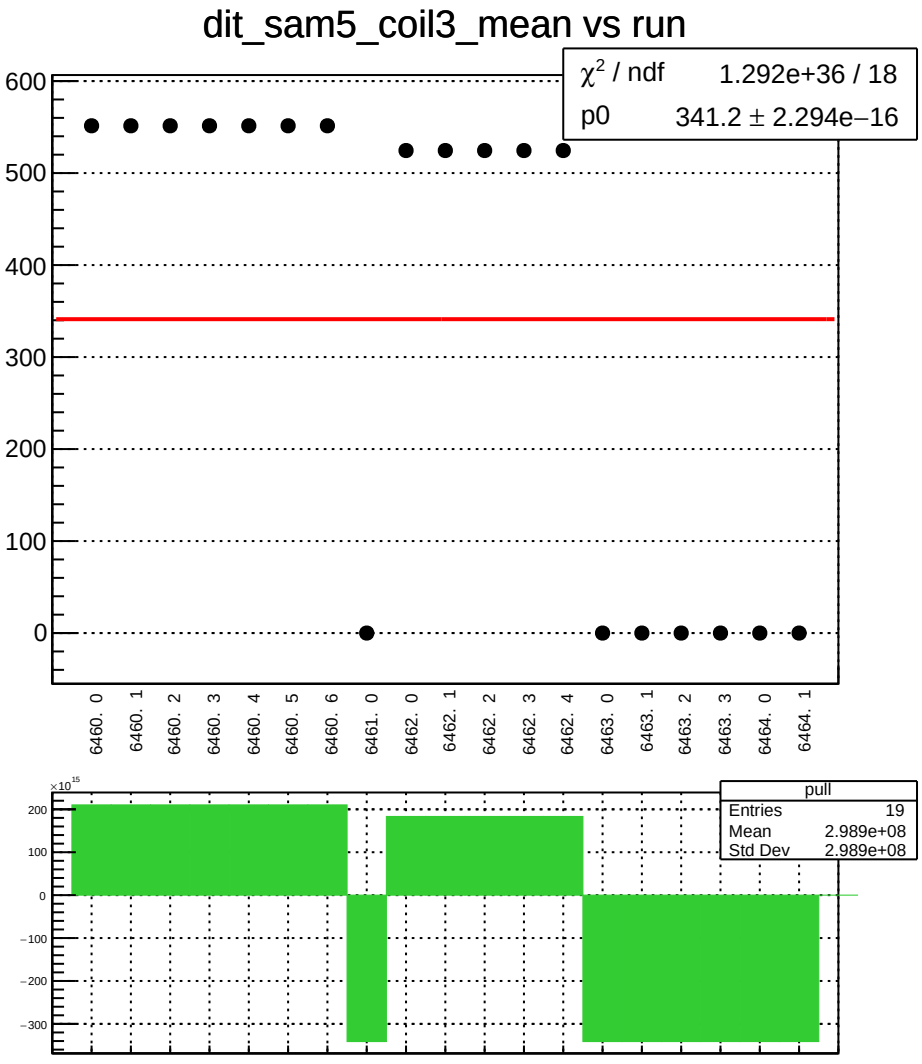
dit_sam5_coil3_mean vs run
χ² / ndf 1.292e+36 / 18
p0 341.2 ± 2.294e−16
600
500
400
300
200
100
0
6460. 0
6460. 1
6460. 2
6460. 3
6460. 4
6460. 5
6460. 6
6461. 0
6462. 0
6462. 1
6462. 2
6462. 3
6462. 4
6463. 0
6463. 1
6463. 2
6463. 3
6464. 0
6464. 1
×10^15
200
100
0
−100
−200
−300
pull
Entries 19
Mean 2.989e+08
Std Dev 2.989e+08

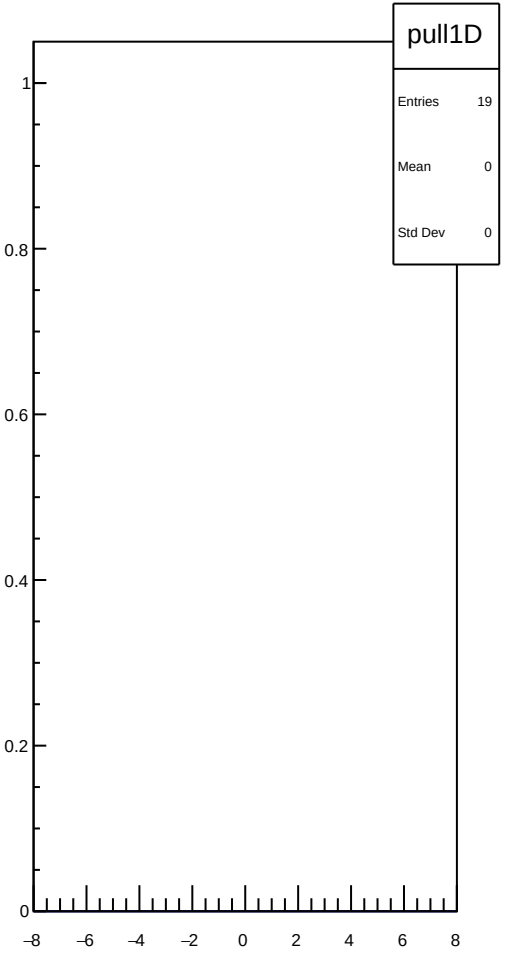
pull1D
Entries 19
Mean 0
Std Dev 0
1
0.8
0.6
0.4
0.2
0
−8
−6
−4
−2
0
2
4
6
8

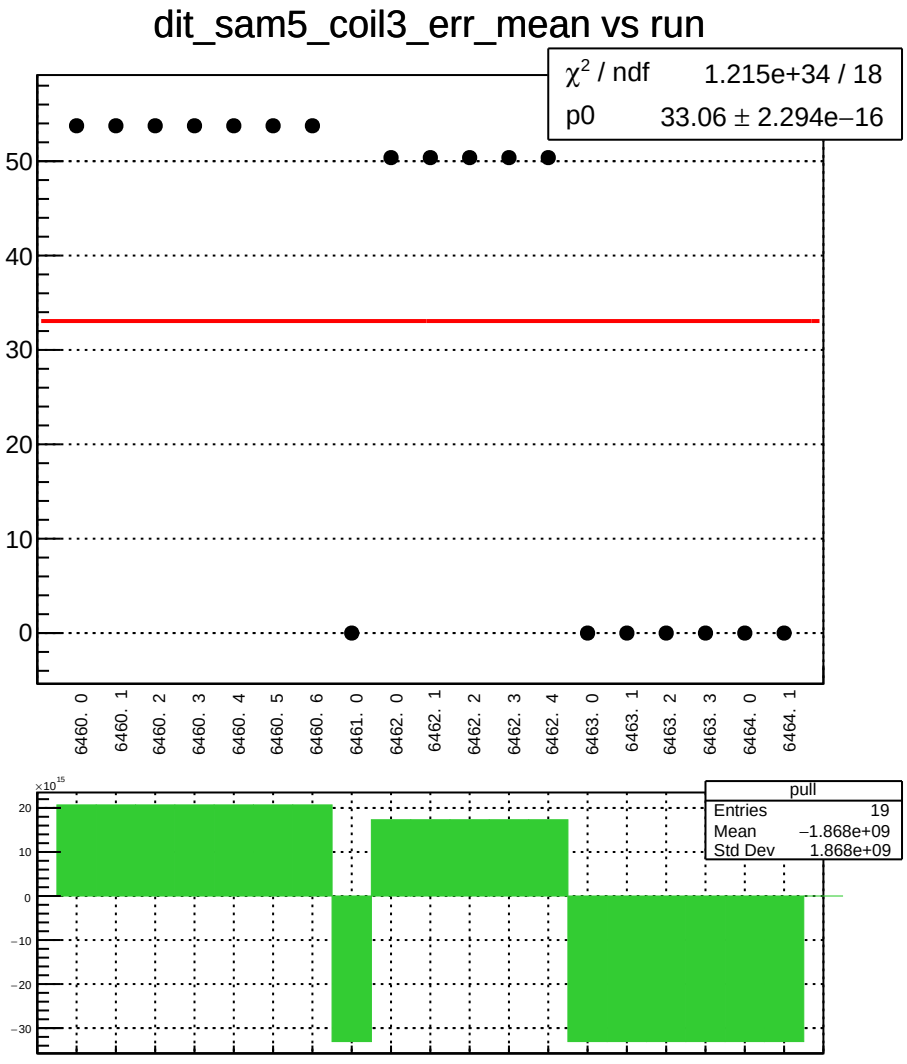
dit_sam5_coil3_err_mean vs run
χ² / ndf 1.215e+34 / 18
p0 33.06 ± 2.294e−16
50
40
30
20
10
0
6460. 0
6460. 1
6460. 2
6460. 3
6460. 4
6460. 5
6460. 6
6461. 0
6462. 0
6462. 1
6462. 2
6462. 3
6462. 4
6463. 0
6463. 1
6463. 2
6463. 3
6464. 0
6464. 1
×10^15
20
10
0
−10
−20
−30
pull
Entries 19
Mean −1.868e+09
Std Dev 1.868e+09

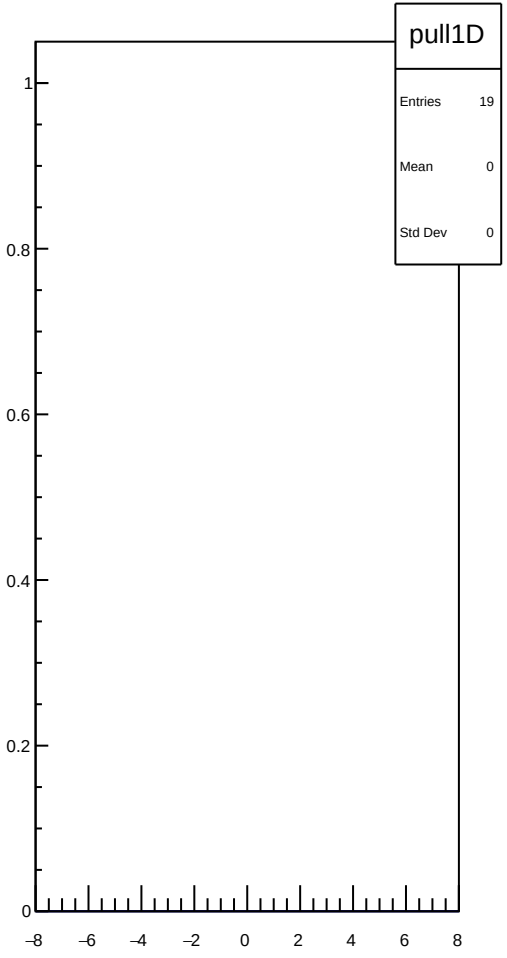
pull1D
Entries 19
Mean 0
Std Dev 0
1
0.8
0.6
0.4
0.2
0
−8
−6
−4
−2
0
2
4
6
8

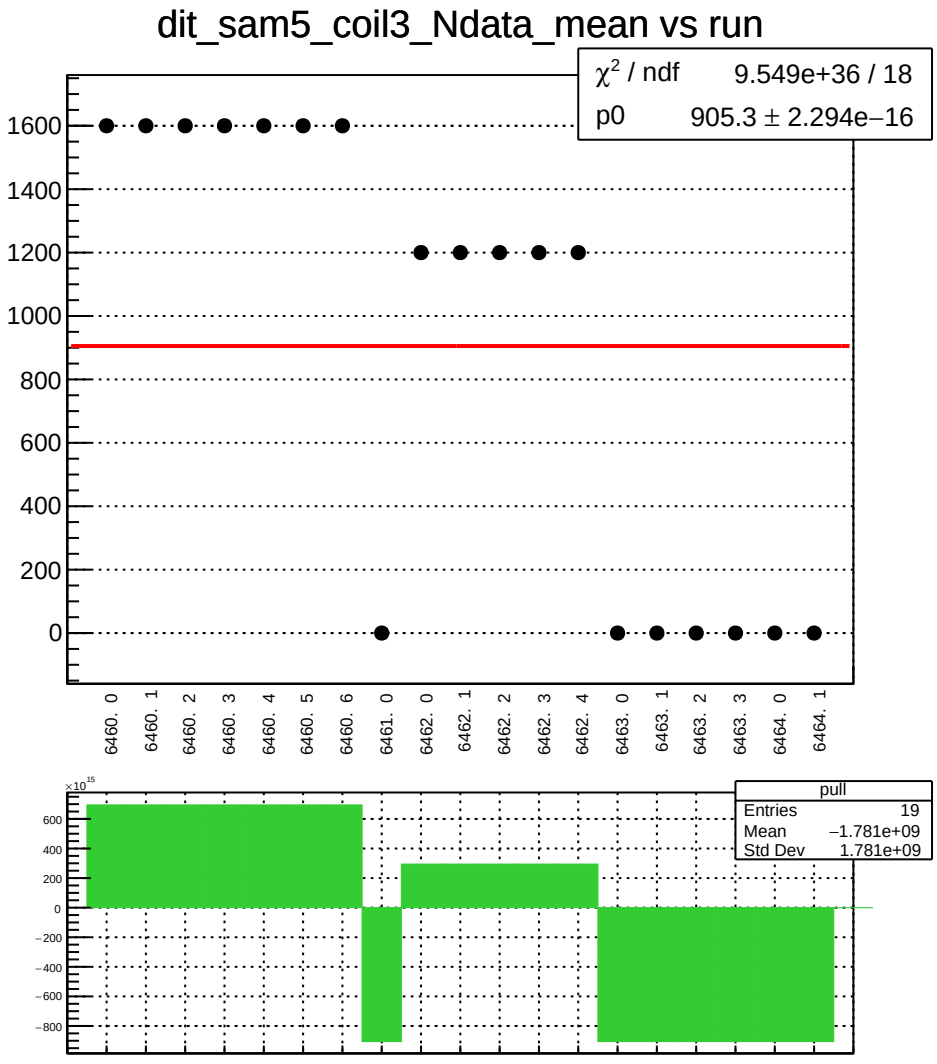
dit_sam5_coil3_Ndata_mean vs run
χ² / ndf 9.549e+36 / 18
p0 905.3 ± 2.294e−16
1600
1400
1200
1000
800
600
400
200
0
6460. 0
6460. 1
6460. 2
6460. 3
6460. 4
6460. 5
6460. 6
6461. 0
6462. 0
6462. 1
6462. 2
6462. 3
6462. 4
6463. 0
6463. 1
6463. 2
6463. 3
6464. 0
6464. 1
×10^15
600
400
200
0
−200
−400
−600
−800
pull
Entries 19
Mean −1.781e+09
Std Dev 1.781e+09

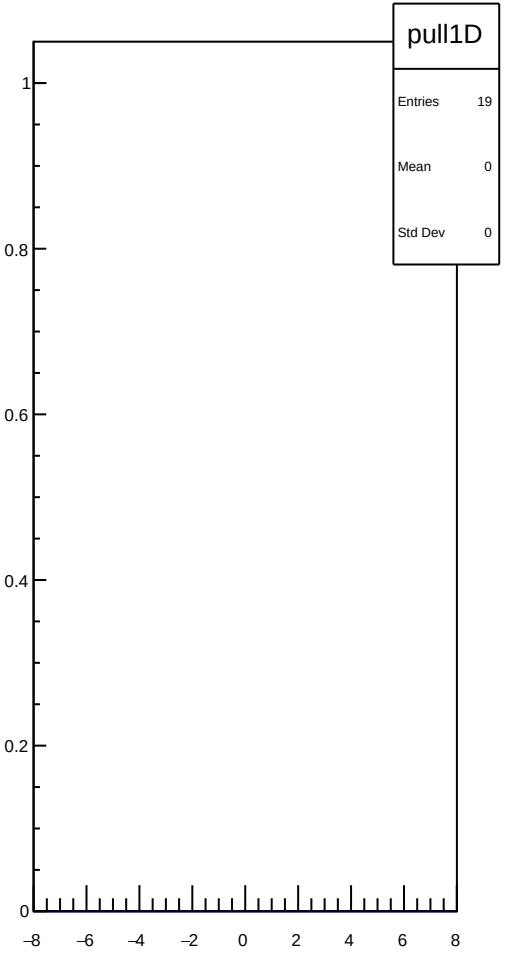
pull1D
Entries 19
Mean 0
Std Dev 0
1
0.8
0.6
0.4
0.2
0
−8
−6
−4
−2
0
2
4
6
8

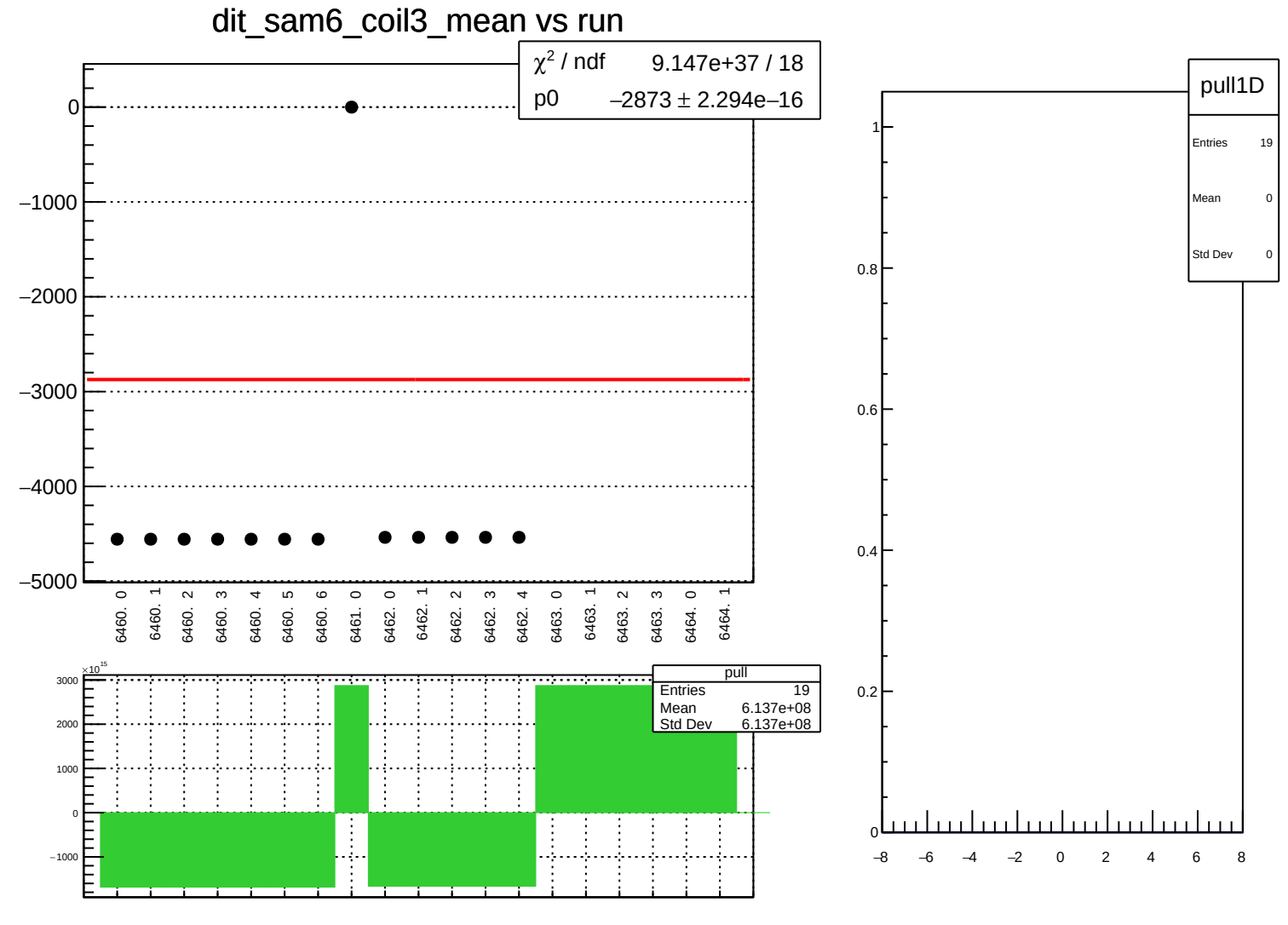
dit_sam6_coil3_mean vs run
χ² / ndf 9.147e+37 / 18
p0 −2873 ± 2.294e−16
0
−1000
−2000
−3000
−4000
−5000
6460. 0
6460. 1
6460. 2
6460. 3
6460. 4
6460. 5
6460. 6
6461. 0
6462. 0
6462. 1
6462. 2
6462. 3
6462. 4
6463. 0
6463. 1
6463. 2
6463. 3
6464. 0
6464. 1
×10^15
3000
2000
1000
0
−1000
pull
Entries 19
Mean 6.137e+08
Std Dev 6.137e+08
pull1D
Entries 19
Mean 0
Std Dev 0
1
0.8
0.6
0.4
0.2
0
−8
−6
−4
−2
0
2
4
6
8

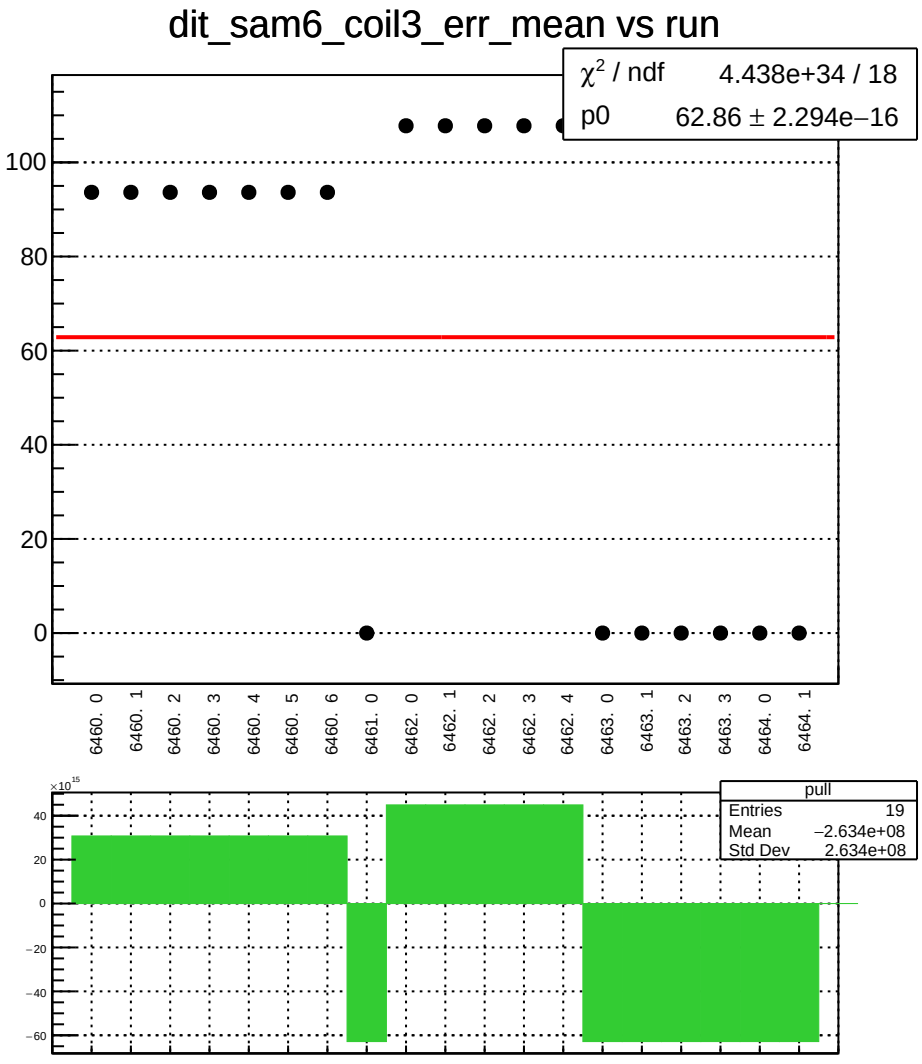
dit_sam6_coil3_err_mean vs run
χ² / ndf 4.438e+34 / 18
p0 62.86 ± 2.294e−16
100
80
60
40
20
0
6460. 0
6460. 1
6460. 2
6460. 3
6460. 4
6460. 5
6460. 6
6461. 0
6462. 0
6462. 1
6462. 2
6462. 3
6462. 4
6463. 0
6463. 1
6463. 2
6463. 3
6464. 0
6464. 1
×10^15
40
20
0
−20
−40
−60
pull
Entries 19
Mean −2.634e+08
Std Dev 2.634e+08

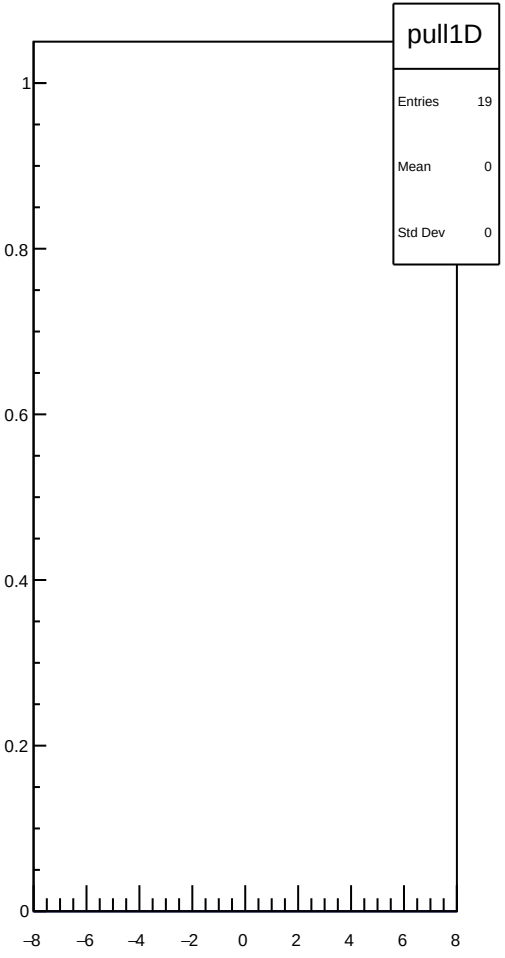
pull1D
Entries 19
Mean 0
Std Dev 0
1
0.8
0.6
0.4
0.2
0
−8
−6
−4
−2
0
2
4
6
8

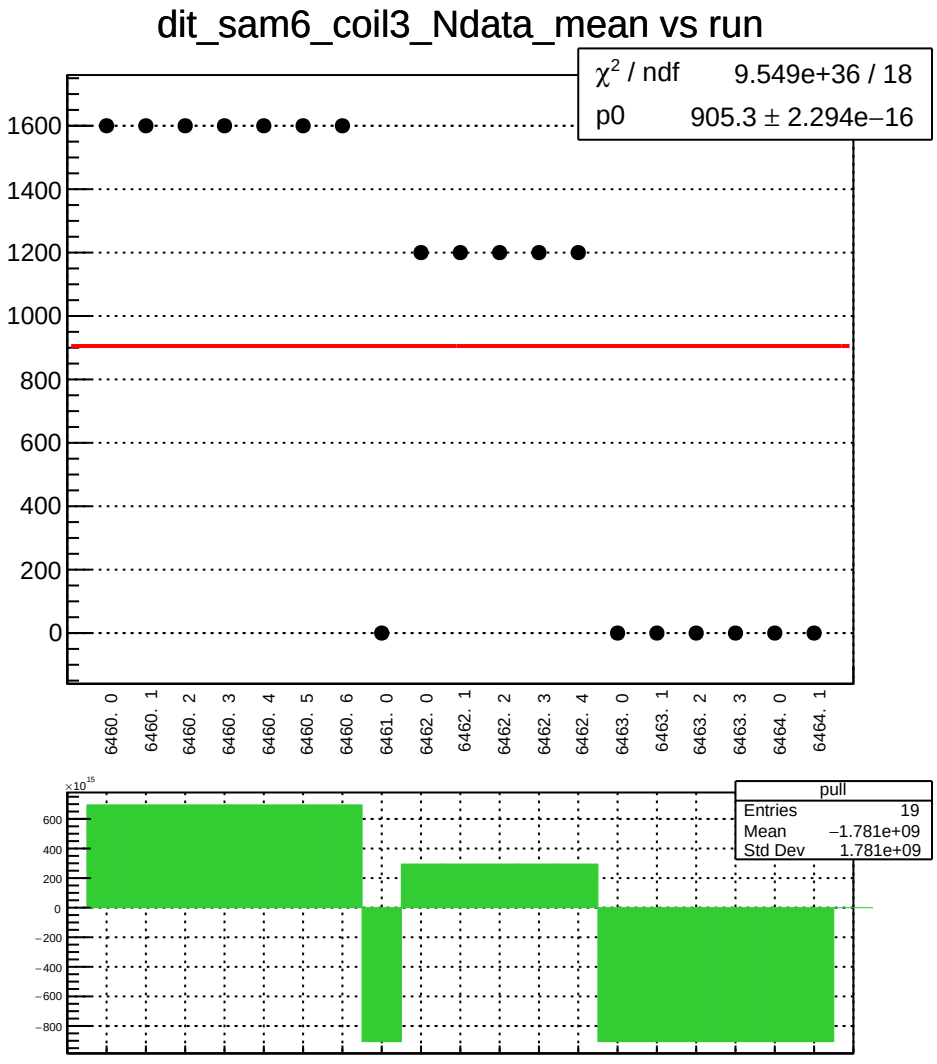
dit_sam6_coil3_Ndata_mean vs run
χ² / ndf 9.549e+36 / 18
p0 905.3 ± 2.294e−16
1600
1400
1200
1000
800
600
400
200
0
6460. 0
6460. 1
6460. 2
6460. 3
6460. 4
6460. 5
6460. 6
6461. 0
6462. 0
6462. 1
6462. 2
6462. 3
6462. 4
6463. 0
6463. 1
6463. 2
6463. 3
6464. 0
6464. 1
×10^15
600
400
200
0
−200
−400
−600
−800
pull
Entries 19
Mean −1.781e+09
Std Dev 1.781e+09

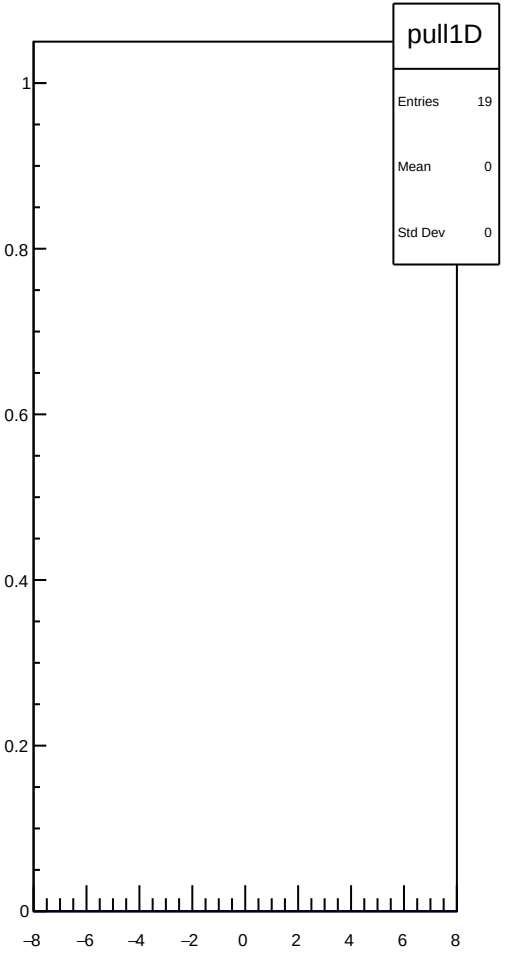
pull1D
Entries 19
Mean 0
Std Dev 0
1
0.8
0.6
0.4
0.2
0
−8
−6
−4
−2
0
2
4
6
8

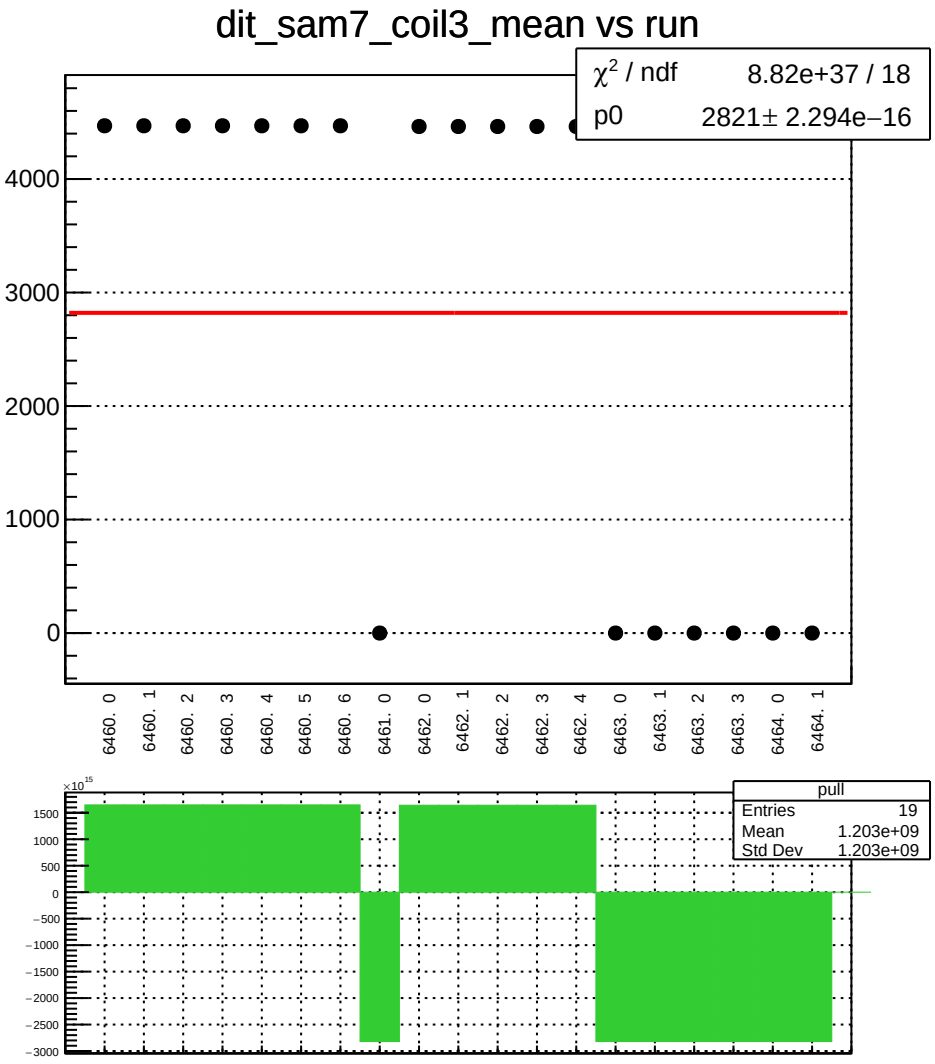
dit_sam7_coil3_mean vs run
χ² / ndf 8.82e+37 / 18
p0 2821± 2.294e−16
4000
3000
2000
1000
0
6460. 0
6460. 1
6460. 2
6460. 3
6460. 4
6460. 5
6460. 6
6461. 0
6462. 0
6462. 1
6462. 2
6462. 3
6462. 4
6463. 0
6463. 1
6463. 2
6463. 3
6464. 0
6464. 1
×10^15
1500
1000
500
0
−500
−1000
−1500
−2000
−2500
−3000
pull
Entries 19
Mean 1.203e+09
Std Dev 1.203e+09

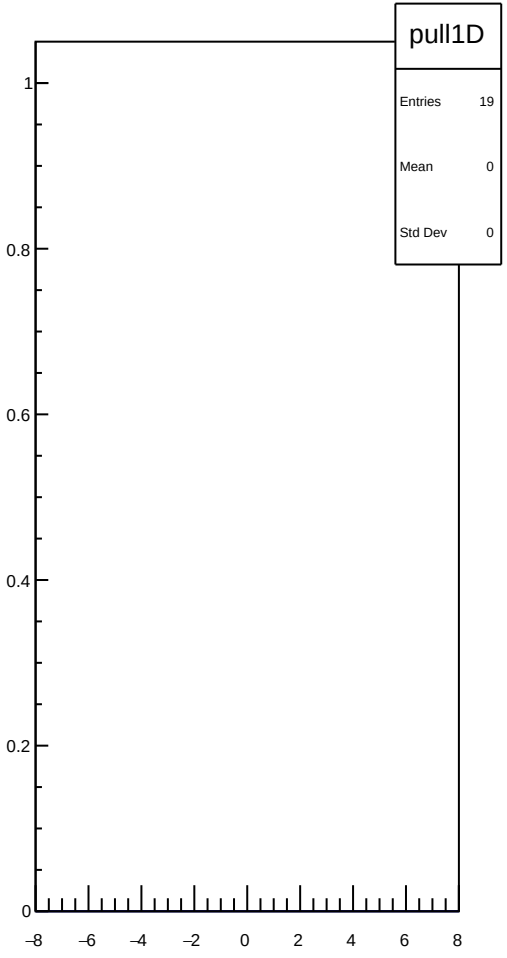
pull1D
Entries 19
Mean 0
Std Dev 0
1
0.8
0.6
0.4
0.2
0
−8
−6
−4
−2
0
2
4
6
8

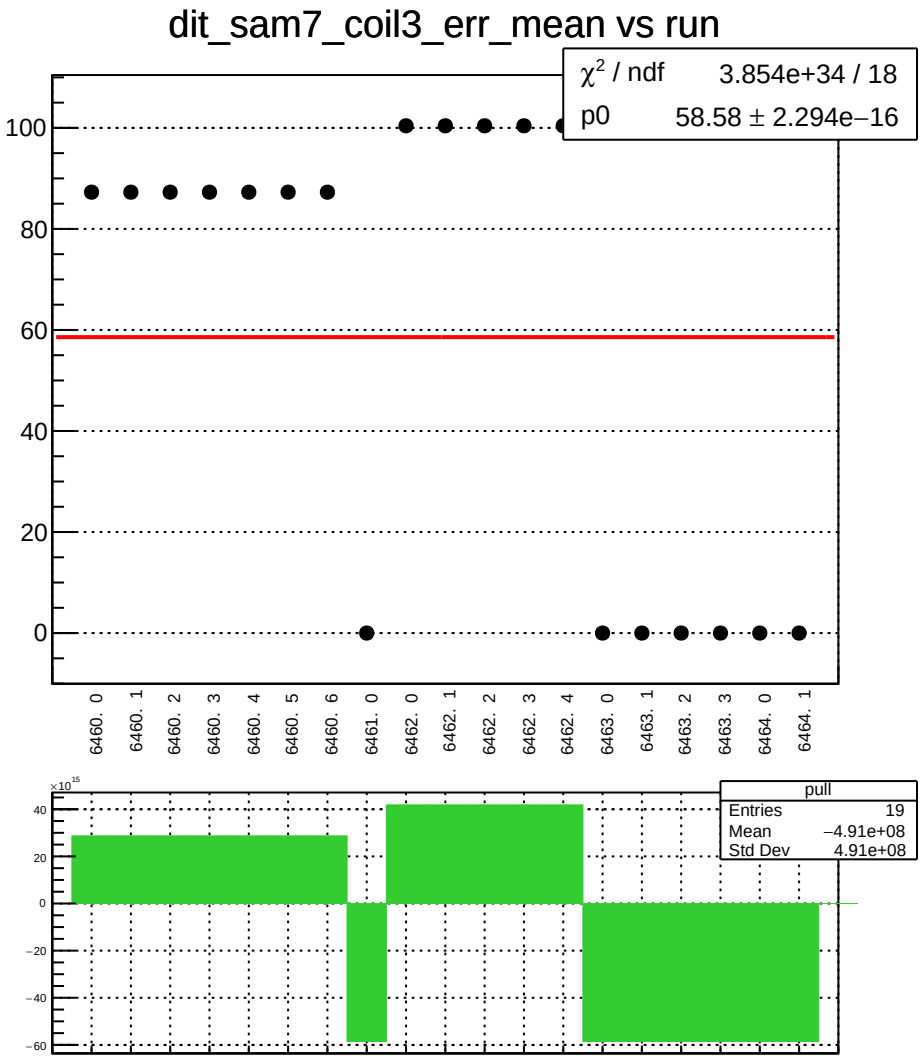
dit_sam7_coil3_err_mean vs run
χ² / ndf 3.854e+34 / 18
p0 58.58 ± 2.294e−16
100
80
60
40
20
0
6460. 0
6460. 1
6460. 2
6460. 3
6460. 4
6460. 5
6460. 6
6461. 0
6462. 0
6462. 1
6462. 2
6462. 3
6462. 4
6463. 0
6463. 1
6463. 2
6463. 3
6464. 0
6464. 1
×10^15
40
20
0
−20
−40
−60
pull
Entries 19
Mean −4.91e+08
Std Dev 4.91e+08

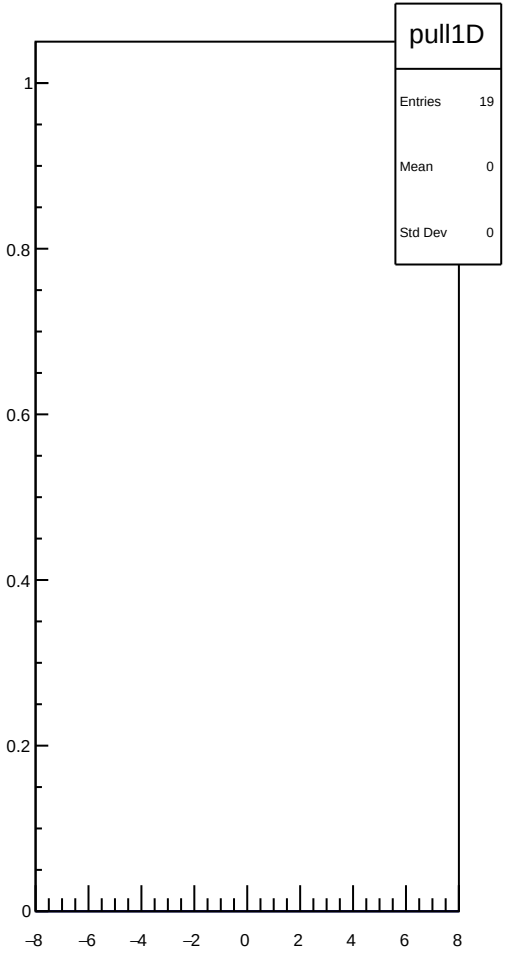
pull1D
Entries 19
Mean 0
Std Dev 0
1
0.8
0.6
0.4
0.2
0
−8
−6
−4
−2
0
2
4
6
8

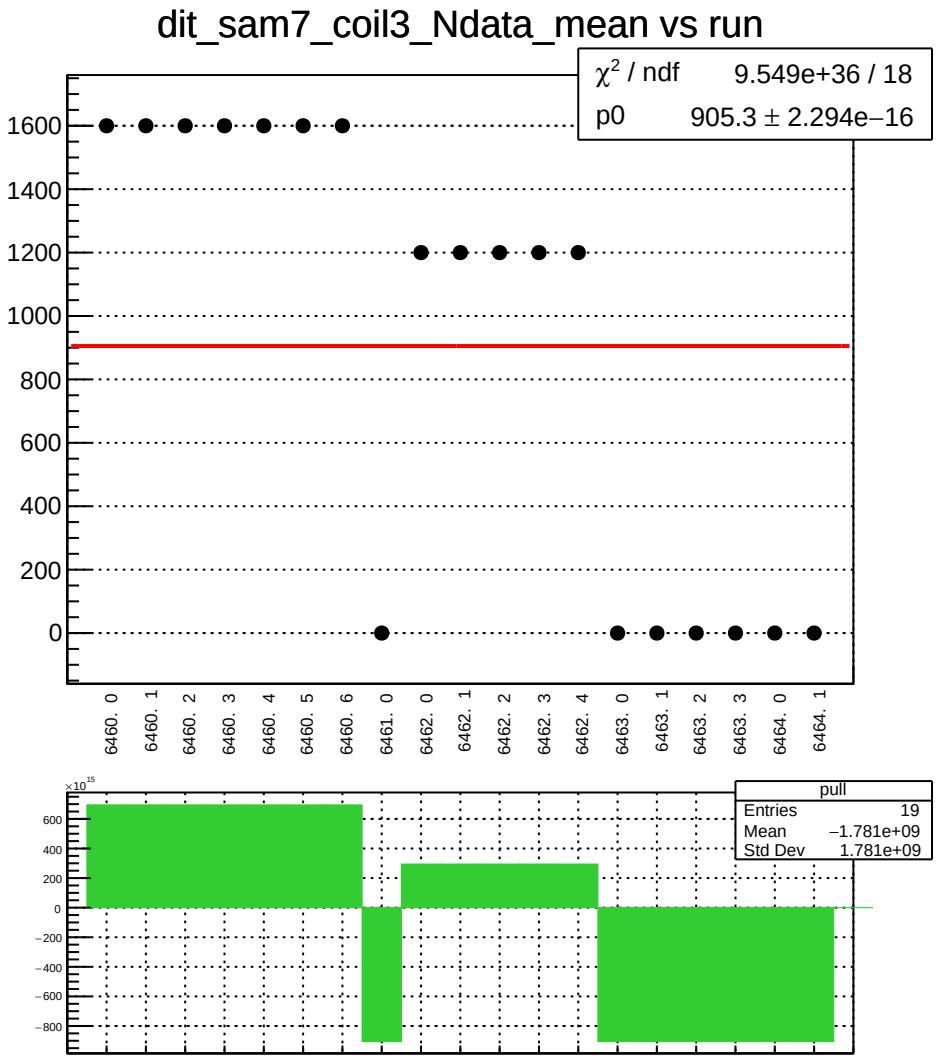
dit_sam7_coil3_Ndata_mean vs run
χ² / ndf 9.549e+36 / 18
p0 905.3 ± 2.294e−16
1600
1400
1200
1000
800
600
400
200
0
6460. 0
6460. 1
6460. 2
6460. 3
6460. 4
6460. 5
6460. 6
6461. 0
6462. 0
6462. 1
6462. 2
6462. 3
6462. 4
6463. 0
6463. 1
6463. 2
6463. 3
6464. 0
6464. 1
×10^15
600
400
200
0
−200
−400
−600
−800
pull
Entries 19
Mean −1.781e+09
Std Dev 1.781e+09

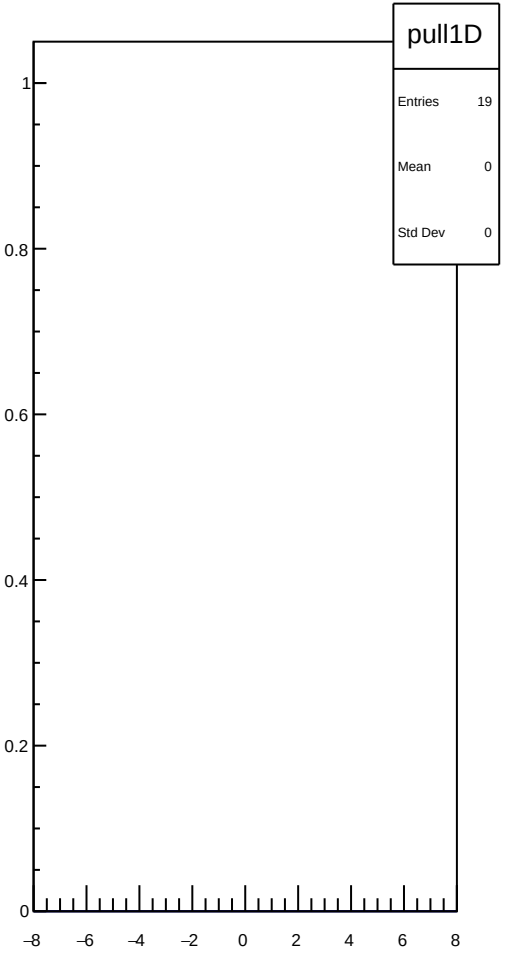
pull1D
Entries 19
Mean 0
Std Dev 0
1
0.8
0.6
0.4
0.2
0
−8
−6
−4
−2
0
2
4
6
8

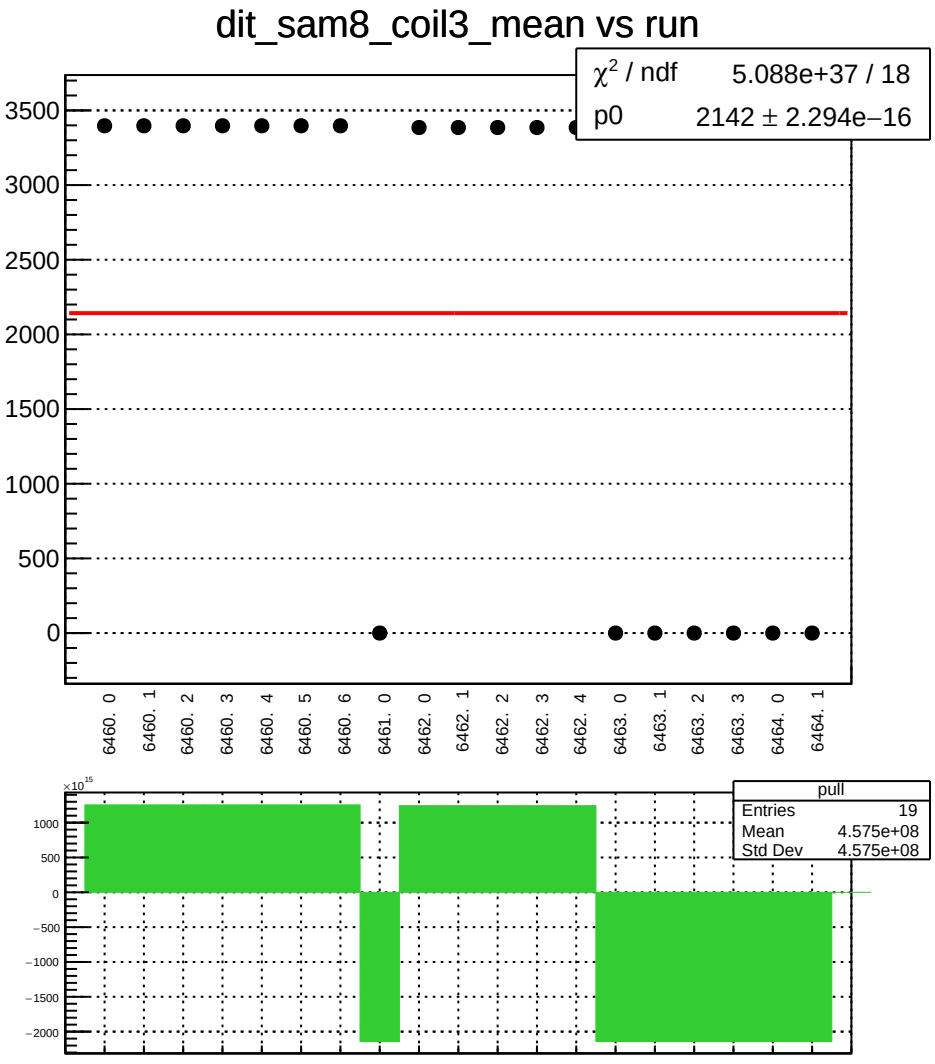
dit_sam8_coil3_mean vs run
χ² / ndf 5.088e+37 / 18
p0 2142 ± 2.294e−16
3500
3000
2500
2000
1500
1000
500
0
6460. 0
6460. 1
6460. 2
6460. 3
6460. 4
6460. 5
6460. 6
6461. 0
6462. 0
6462. 1
6462. 2
6462. 3
6462. 4
6463. 0
6463. 1
6463. 2
6463. 3
6464. 0
6464. 1
×10^15
1000
500
0
−500
−1000
−1500
−2000
pull
Entries 19
Mean 4.575e+08
Std Dev 4.575e+08

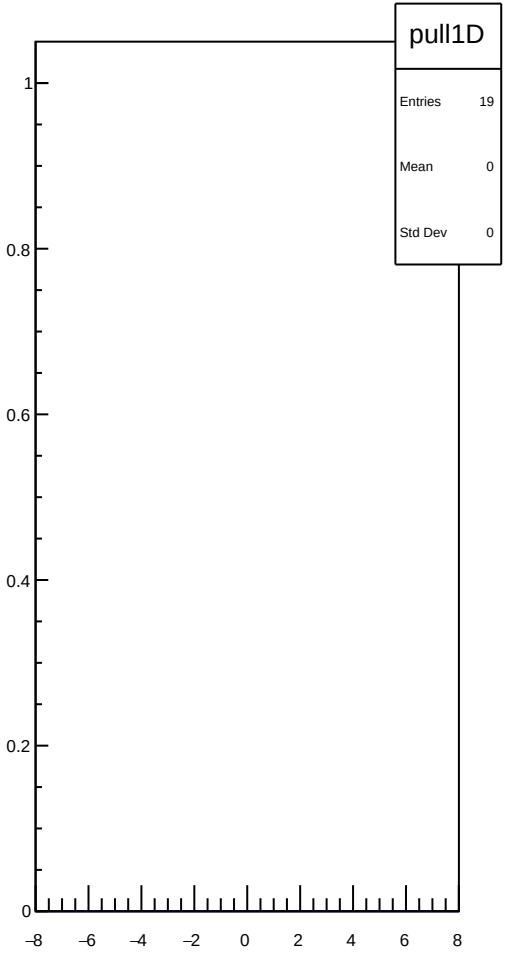
pull1D
Entries 19
Mean 0
Std Dev 0
1
0.8
0.6
0.4
0.2
0
−8
−6
−4
−2
0
2
4
6
8

dit_sam8_coil3_err_mean vs run

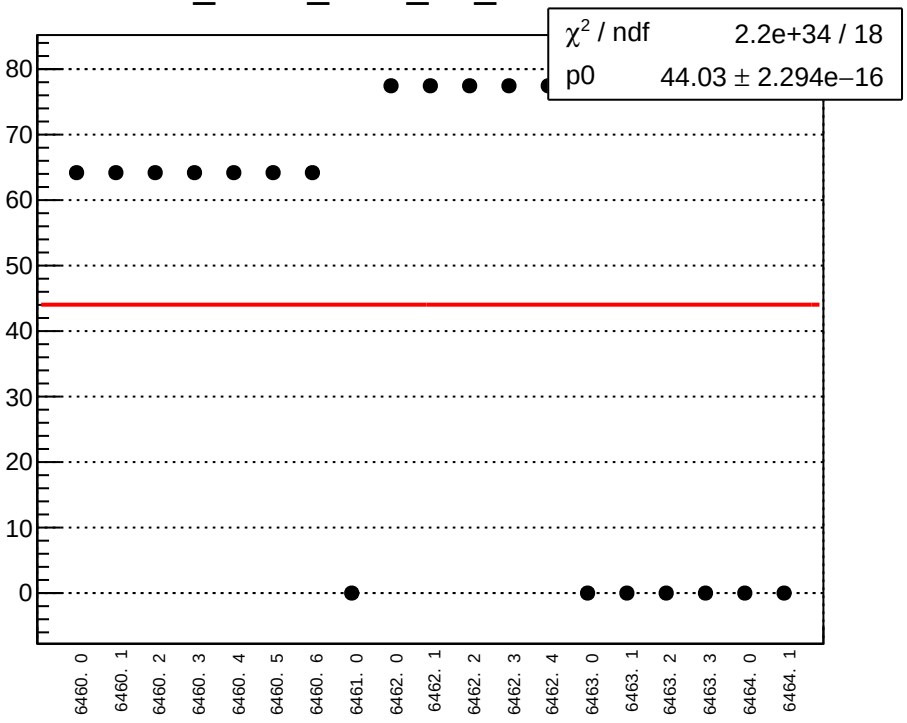

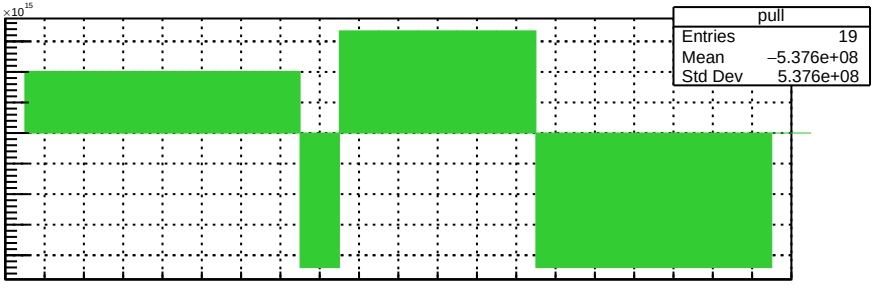

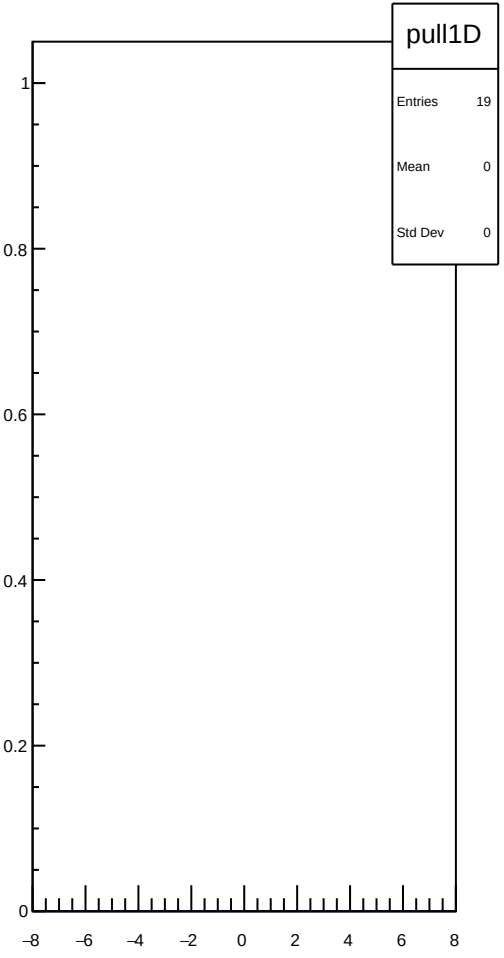

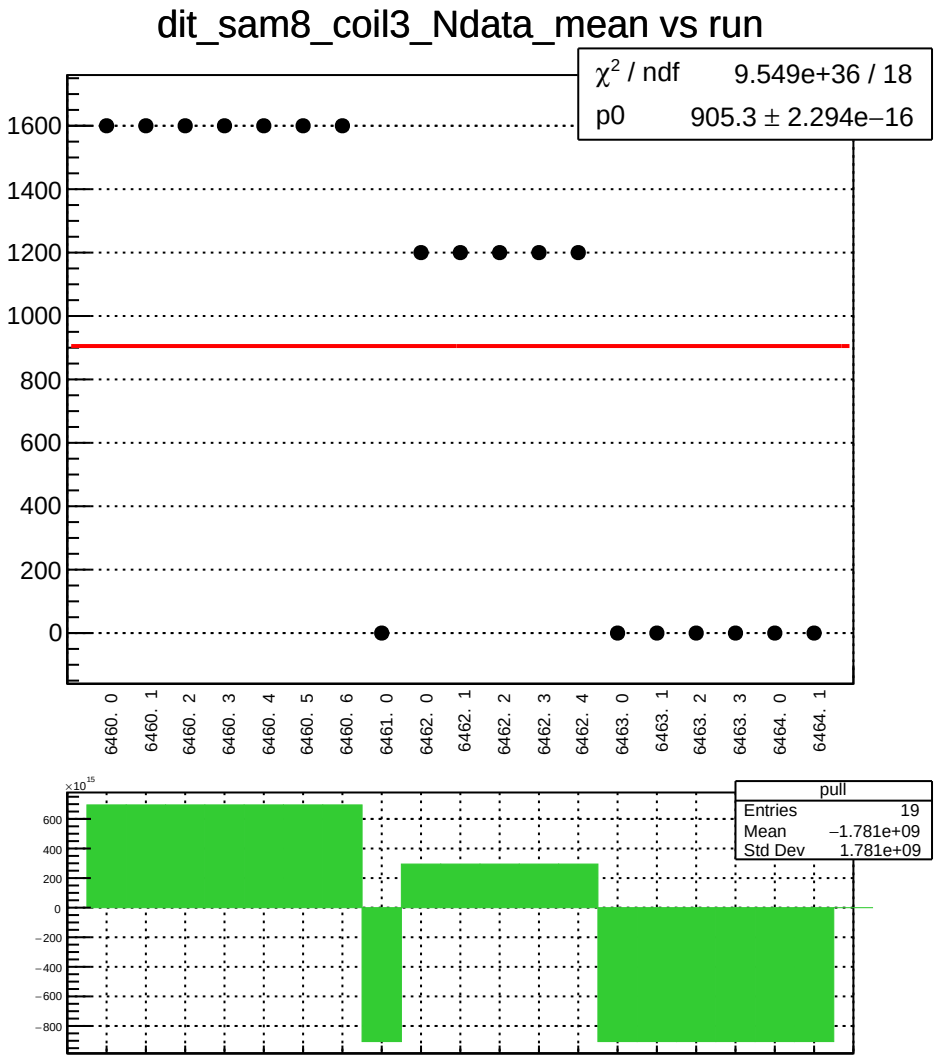
dit_sam8_coil3_Ndata_mean vs run
χ² / ndf 9.549e+36 / 18
p0 905.3 ± 2.294e−16
1600
1400
1200
1000
800
600
400
200
0
6460. 0
6460. 1
6460. 2
6460. 3
6460. 4
6460. 5
6460. 6
6461. 0
6462. 0
6462. 1
6462. 2
6462. 3
6462. 4
6463. 0
6463. 1
6463. 2
6463. 3
6464. 0
6464. 1
×10^15
600
400
200
0
−200
−400
−600
−800
pull
Entries 19
Mean −1.781e+09
Std Dev 1.781e+09

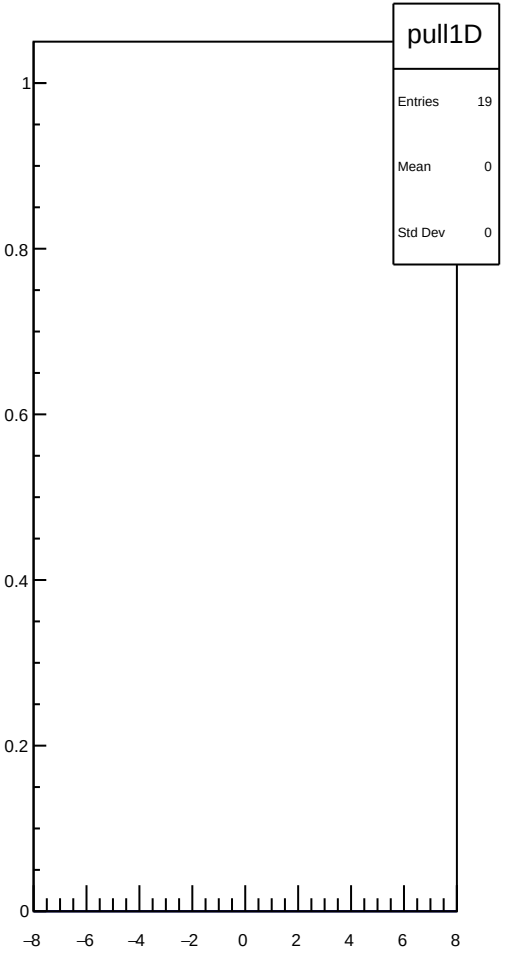
pull1D
Entries 19
Mean 0
Std Dev 0
1
0.8
0.6
0.4
0.2
0
−8
−6
−4
−2
0
2
4
6
8

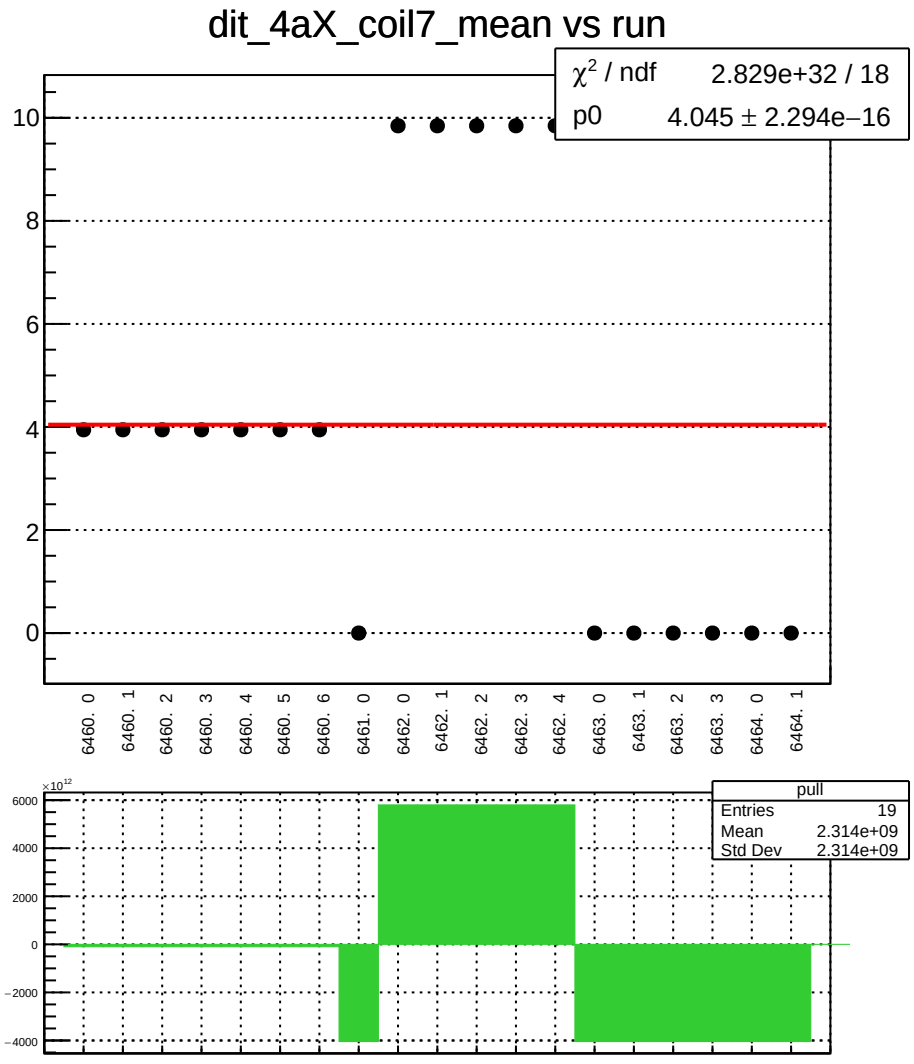
dit_4aX_coil7_mean vs run
χ² / ndf 2.829e+32 / 18
p0 4.045 ± 2.294e−16
10
8
6
4
2
0
6460. 0
6460. 1
6460. 2
6460. 3
6460. 4
6460. 5
6460. 6
6461. 0
6462. 0
6462. 1
6462. 2
6462. 3
6462. 4
6463. 0
6463. 1
6463. 2
6463. 3
6464. 0
6464. 1
×10¹²
6000
4000
2000
0
−2000
−4000
pull
Entries 19
Mean 2.314e+09
Std Dev 2.314e+09

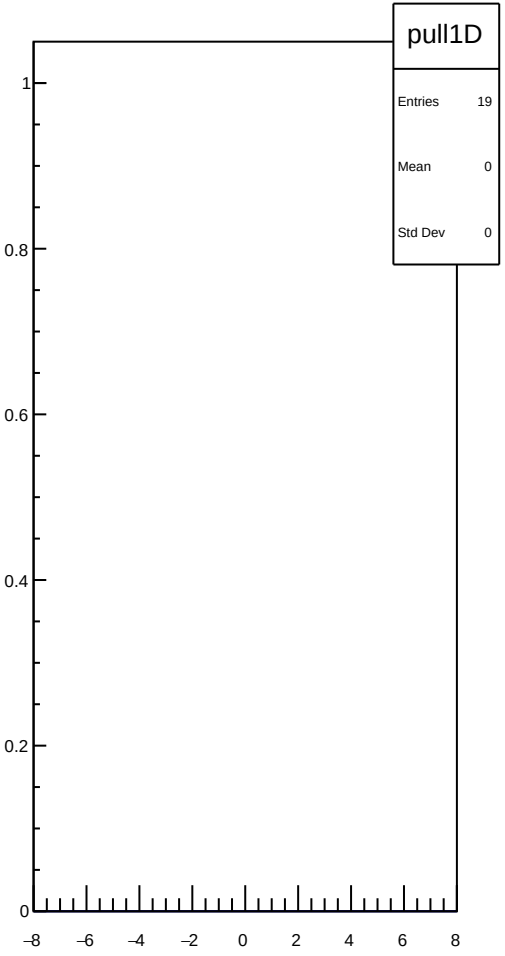
pull1D
Entries 19
Mean 0
Std Dev 0
1
0.8
0.6
0.4
0.2
0
−8
−6
−4
−2
0
2
4
6
8

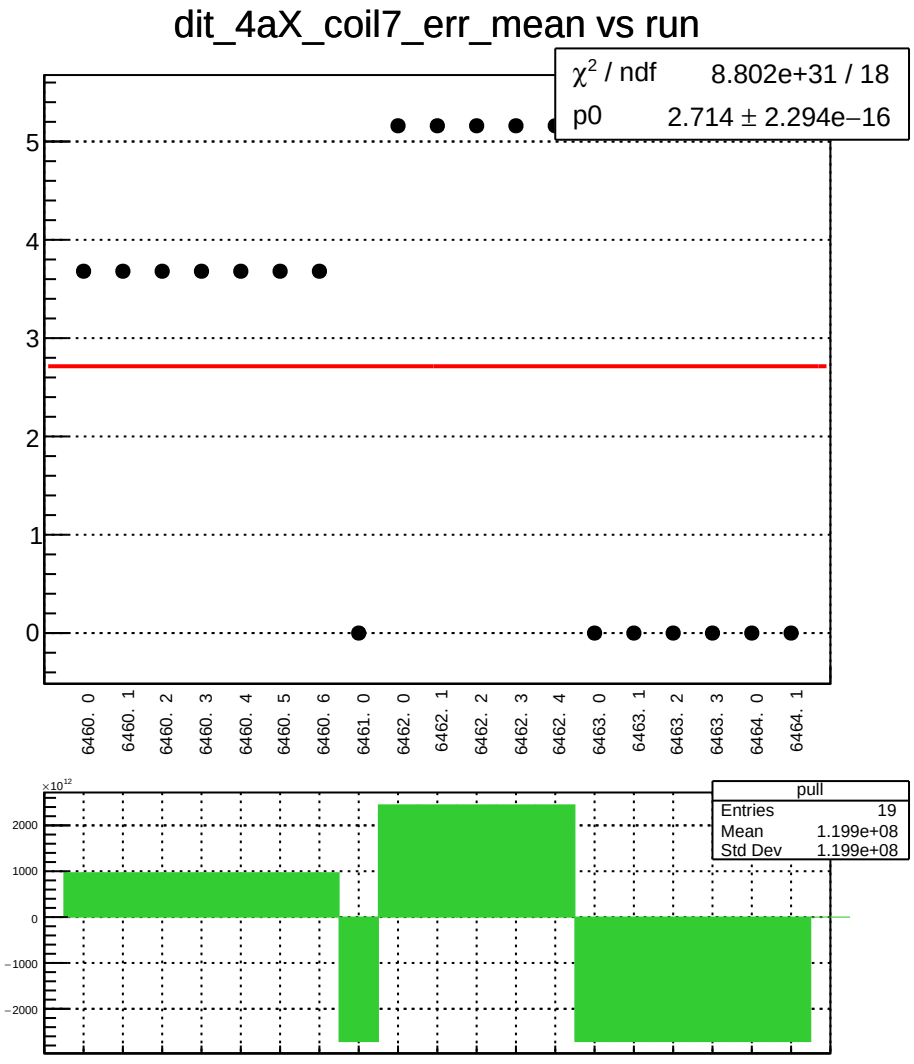
dit_4aX_coil7_err_mean vs run
χ² / ndf 8.802e+31 / 18
p0 2.714 ± 2.294e−16
5
4
3
2
1
0
6460. 0
6460. 1
6460. 2
6460. 3
6460. 4
6460. 5
6460. 6
6461. 0
6462. 0
6462. 1
6462. 2
6462. 3
6462. 4
6463. 0
6463. 1
6463. 2
6463. 3
6464. 0
6464. 1
×10¹²
2000
1000
0
−1000
−2000
pull
Entries 19
Mean 1.199e+08
Std Dev 1.199e+08

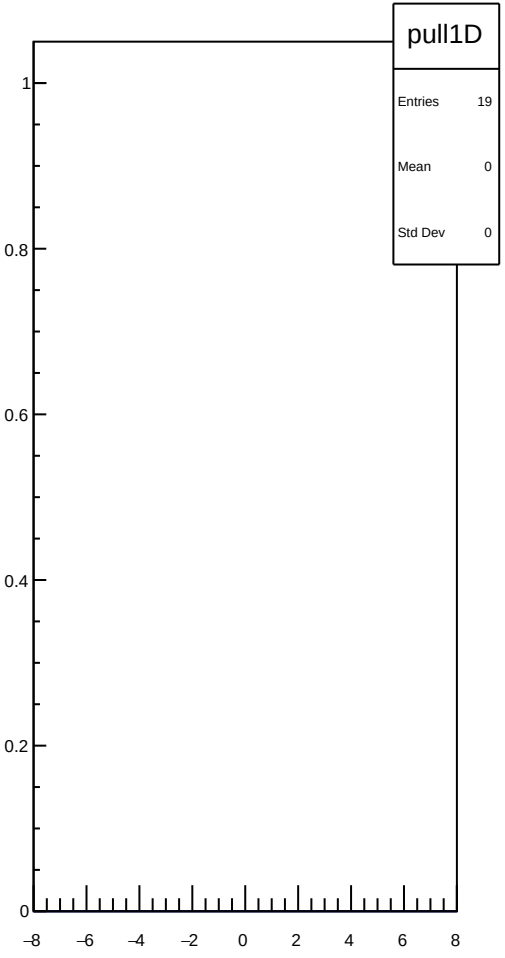
pull1D
Entries 19
Mean 0
Std Dev 0
1
0.8
0.6
0.4
0.2
0
−8
−6
−4
−2
0
2
4
6
8

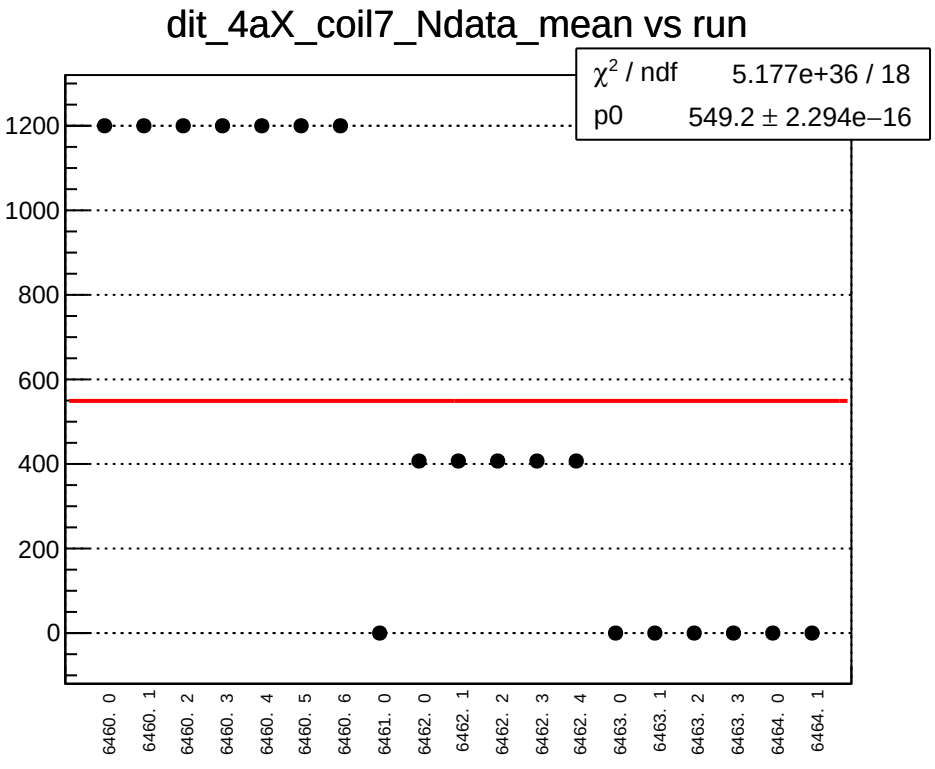
dit_4aX_coil7_Ndata_mean vs run
χ² / ndf 5.177e+36 / 18
p0 549.2 ± 2.294e−16
1200
1000
800
600
400
200
0
6460. 0
6460. 1
6460. 2
6460. 3
6460. 4
6460. 5
6460. 6
6461. 0
6462. 0
6462. 1
6462. 2
6462. 3
6462. 4
6463. 0
6463. 1
6463. 2
6463. 3
6464. 0
6464. 1

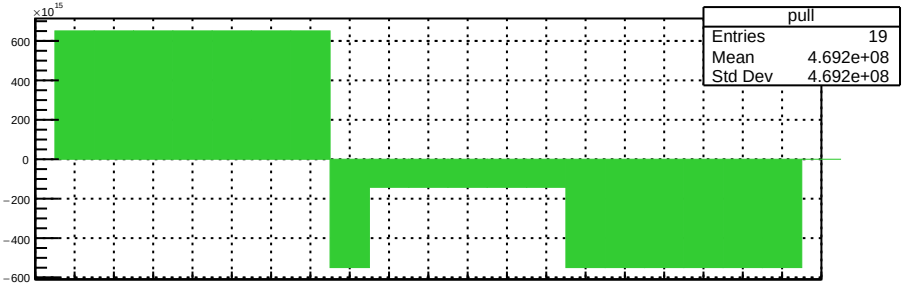
×10¹⁵
600
400
200
0
−200
−400
−600
pull
Entries 19
Mean 4.692e+08
Std Dev 4.692e+08

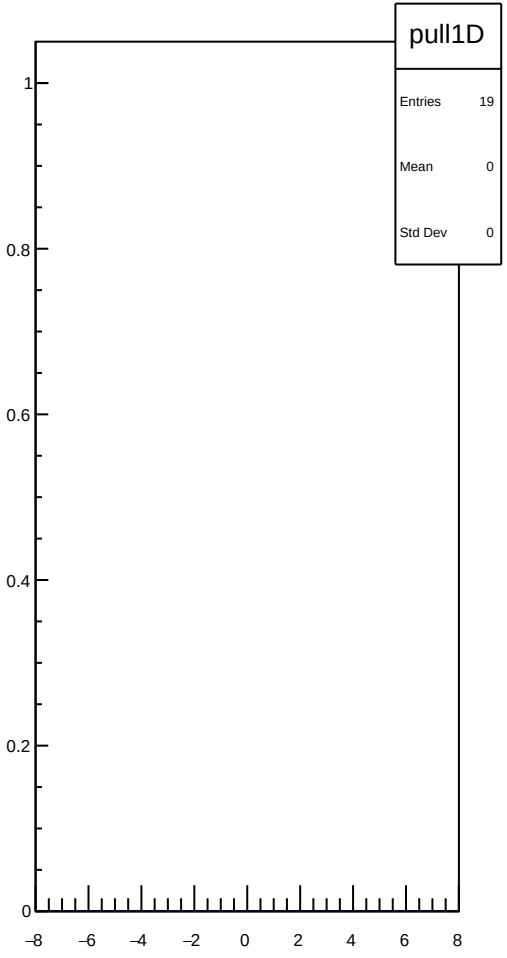
pull1D
Entries 19
Mean 0
Std Dev 0
1
0.8
0.6
0.4
0.2
0
−8
−6
−4
−2
0
2
4
6
8

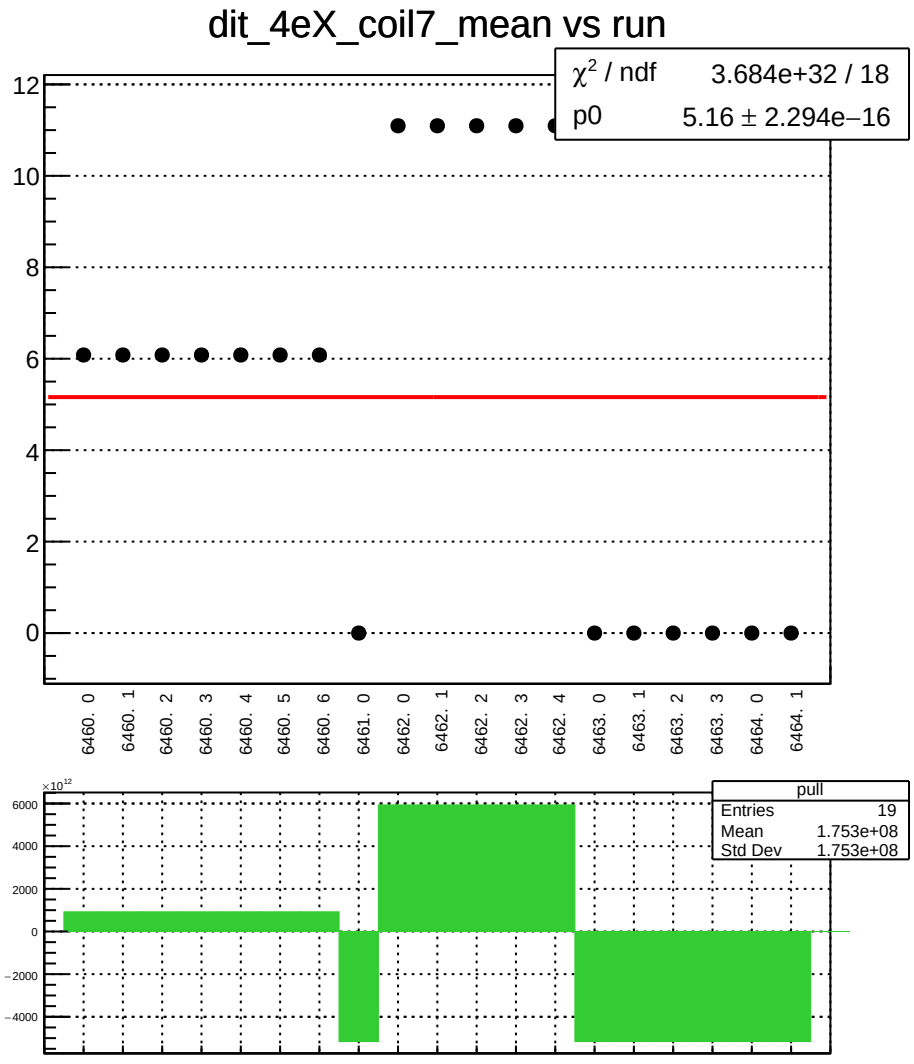
dit_4eX_coil7_mean vs run
χ² / ndf 3.684e+32 / 18
p0 5.16 ± 2.294e−16
12
10
8
6
4
2
0
6460. 0
6460. 1
6460. 2
6460. 3
6460. 4
6460. 5
6460. 6
6461. 0
6462. 0
6462. 1
6462. 2
6462. 3
6462. 4
6463. 0
6463. 1
6463. 2
6463. 3
6464. 0
6464. 1
×10¹²
6000
4000
2000
0
−2000
−4000
pull
Entries 19
Mean 1.753e+08
Std Dev 1.753e+08

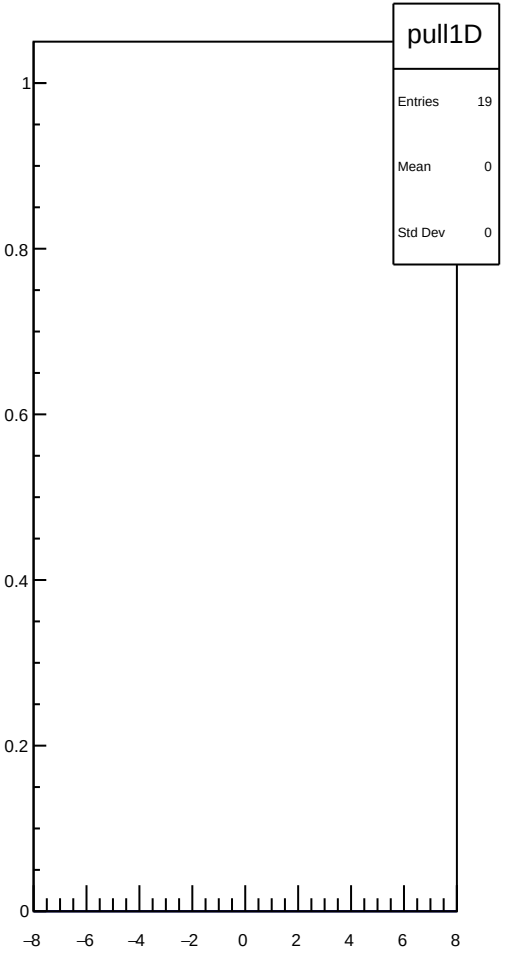
pull1D
Entries 19
Mean 0
Std Dev 0
1
0.8
0.6
0.4
0.2
0
−8
−6
−4
−2
0
2
4
6
8

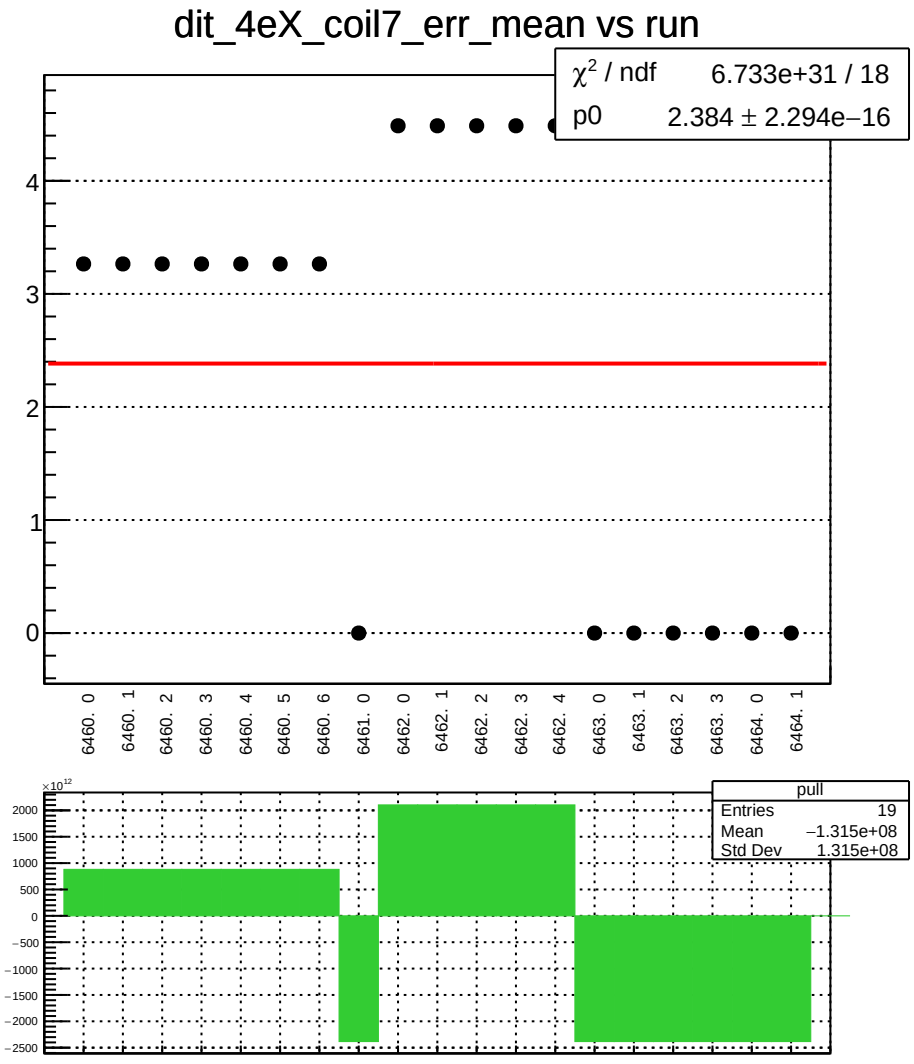
dit_4eX_coil7_err_mean vs run
χ² / ndf 6.733e+31 / 18
p0 2.384 ± 2.294e−16
0
1
2
3
4
6460. 0
6460. 1
6460. 2
6460. 3
6460. 4
6460. 5
6460. 6
6461. 0
6462. 0
6462. 1
6462. 2
6462. 3
6462. 4
6463. 0
6463. 1
6463. 2
6463. 3
6464. 0
6464. 1
×10¹²
2000
1500
1000
500
0
−500
−1000
−1500
−2000
−2500
pull
Entries 19
Mean −1.315e+08
Std Dev 1.315e+08

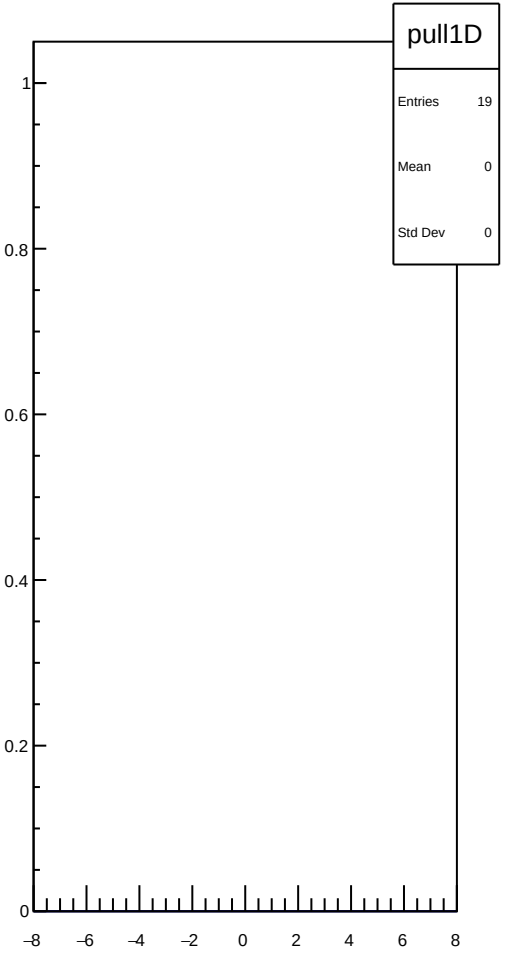
pull1D
Entries 19
Mean 0
Std Dev 0
0
0.2
0.4
0.6
0.8
1
−8
−6
−4
−2
0
2
4
6
8

dit_4eX_coil7_Ndata_mean vs run

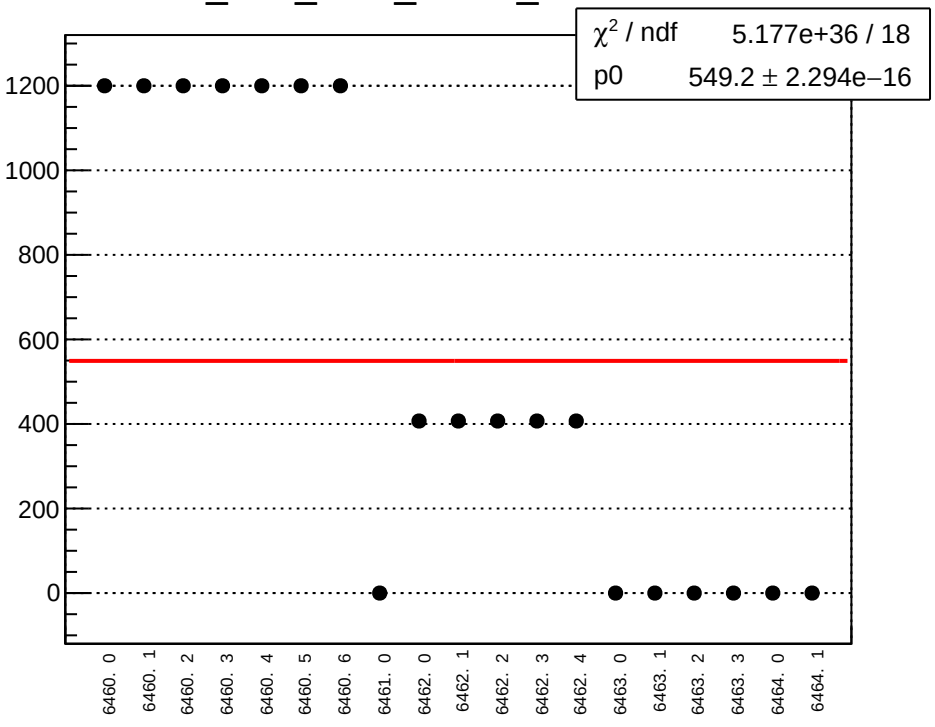

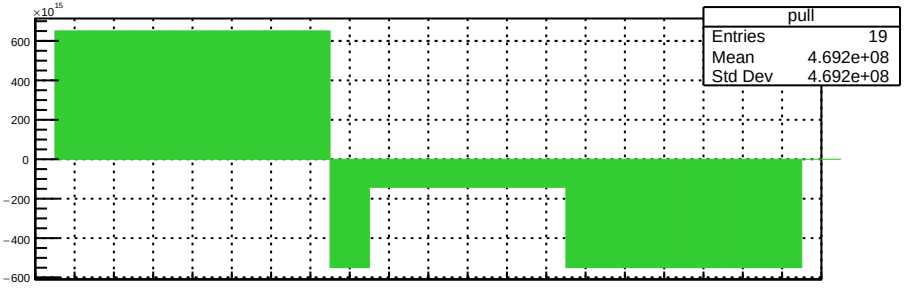

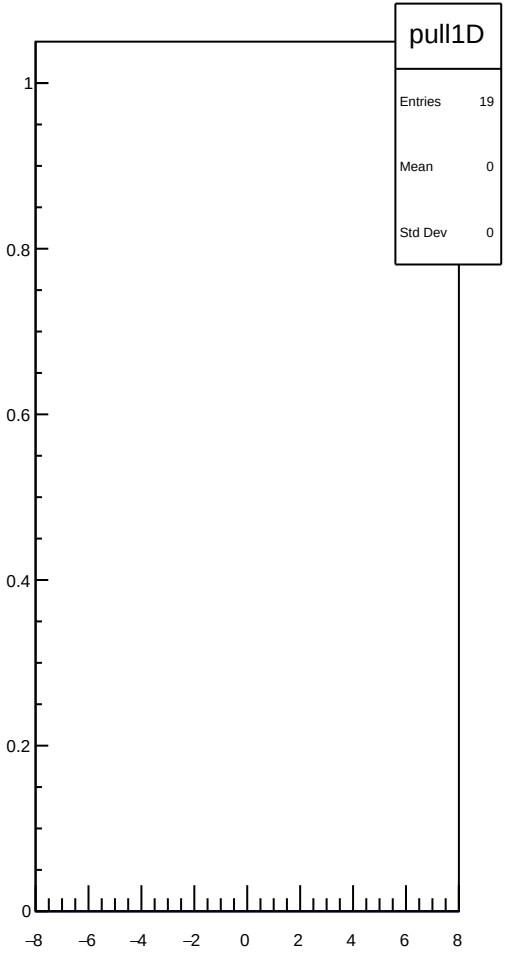

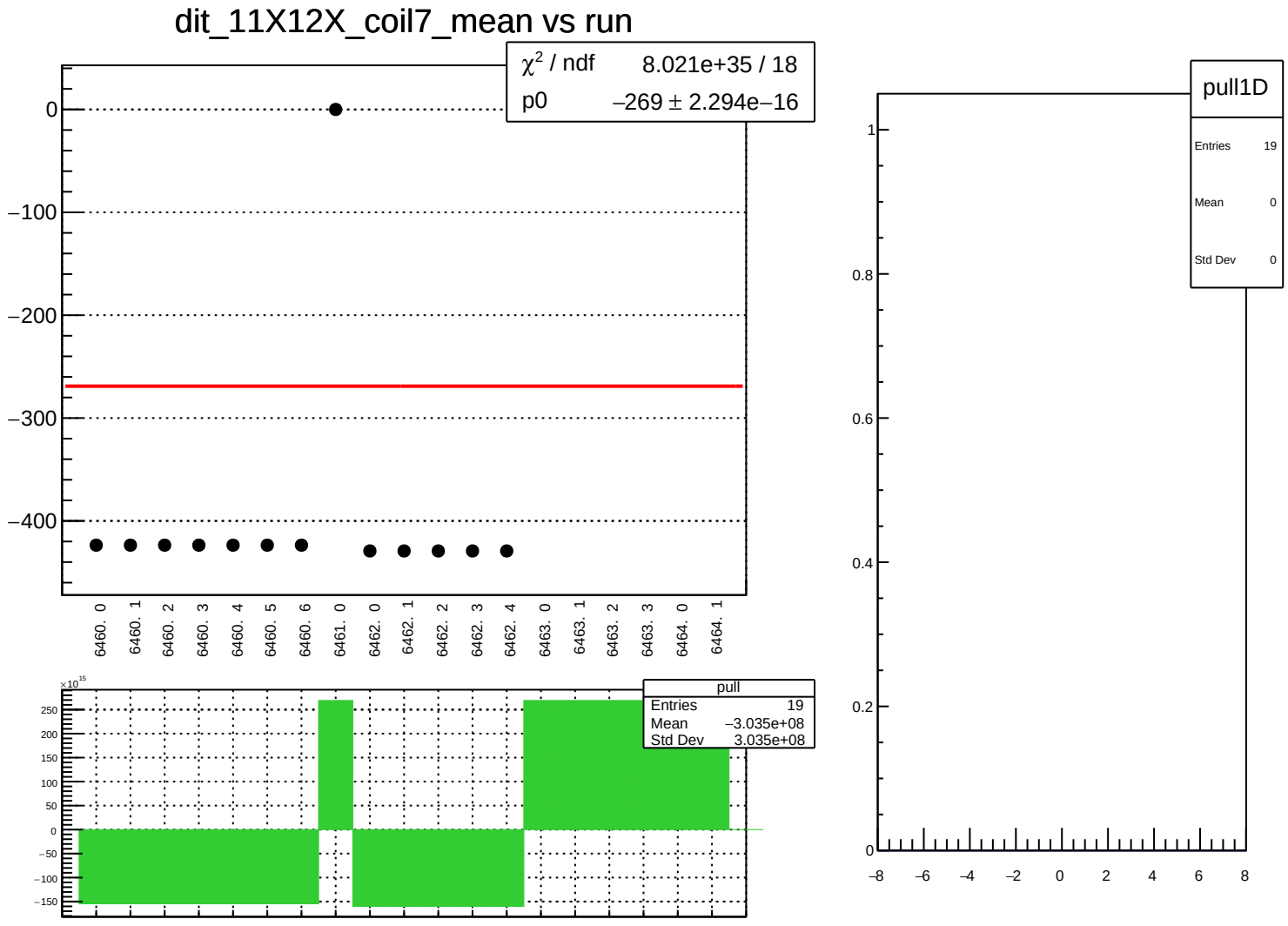
dit_11X12X_coil7_mean vs run
χ² / ndf 8.021e+35 / 18
p0 −269 ± 2.294e−16
0
−100
−200
−300
−400
6460. 0
6460. 1
6460. 2
6460. 3
6460. 4
6460. 5
6460. 6
6461. 0
6462. 0
6462. 1
6462. 2
6462. 3
6462. 4
6463. 0
6463. 1
6463. 2
6463. 3
6464. 0
6464. 1
×10^15
250
200
150
100
50
0
−50
−100
−150
pull
Entries 19
Mean −3.035e+08
Std Dev 3.035e+08
pull1D
Entries 19
Mean 0
Std Dev 0
1
0.8
0.6
0.4
0.2
0
−8
−6
−4
−2
0
2
4
6
8

dit_11X12X_coil7_err_mean vs run

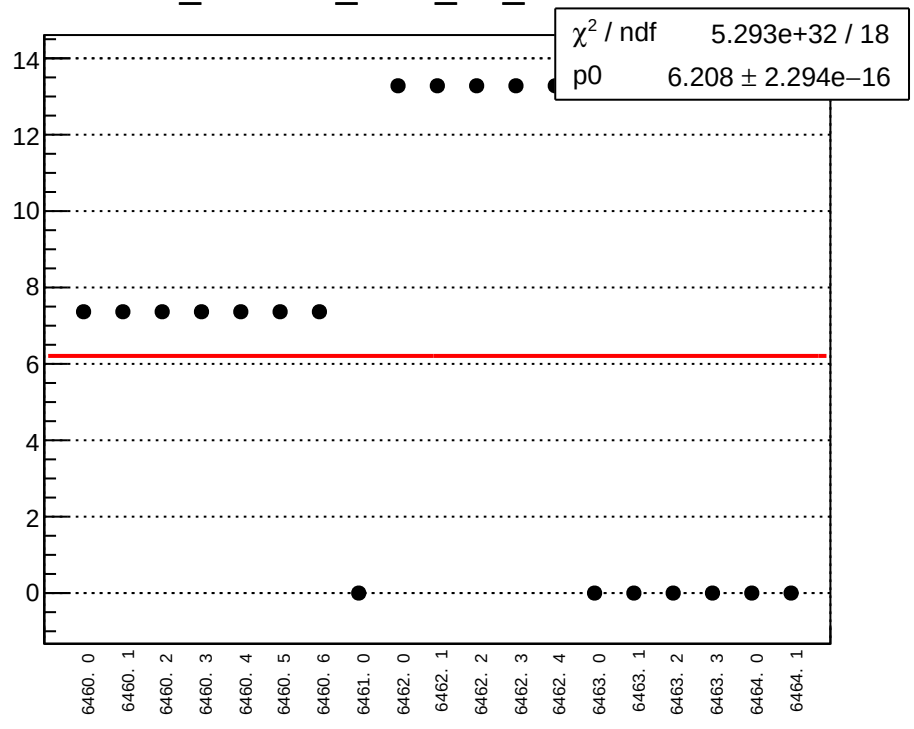

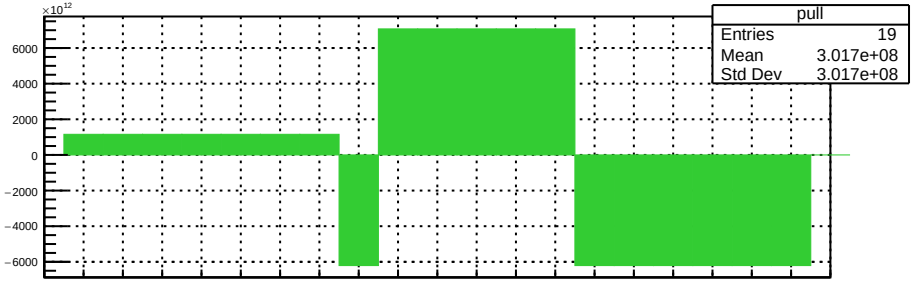

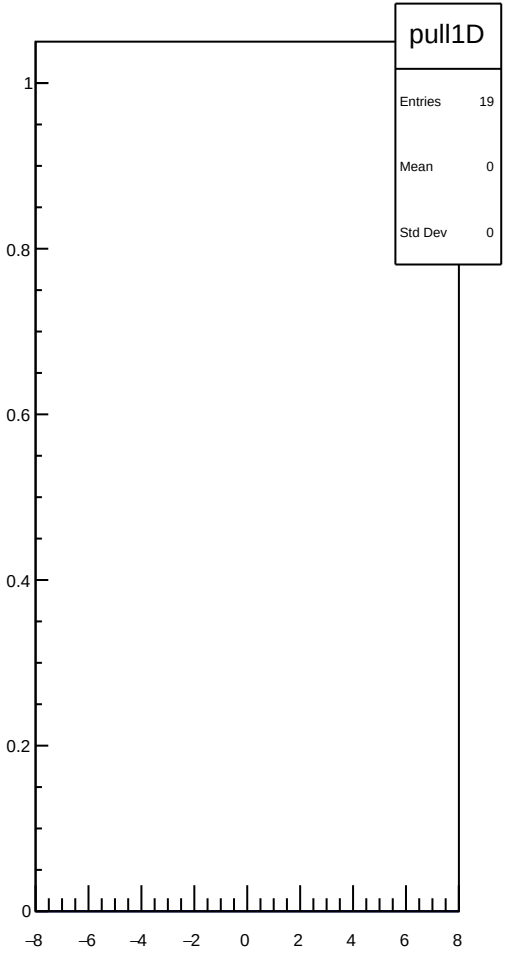

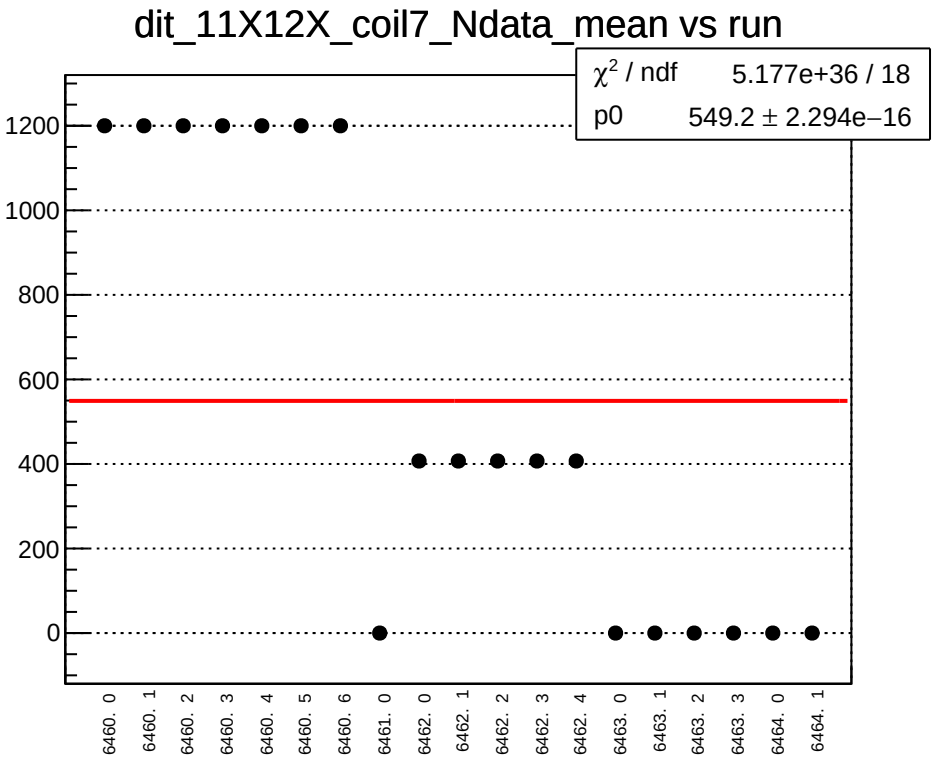
dit_11X12X_coil7_Ndata_mean vs run
χ² / ndf 5.177e+36 / 18
p0 549.2 ± 2.294e−16
1200
1000
800
600
400
200
0
6460. 0
6460. 1
6460. 2
6460. 3
6460. 4
6460. 5
6460. 6
6461. 0
6462. 0
6462. 1
6462. 2
6462. 3
6462. 4
6463. 0
6463. 1
6463. 2
6463. 3
6464. 0
6464. 1
×10^15
600
400
200
0
−200
−400
−600
pull
Entries 19
Mean 4.692e+08
Std Dev 4.692e+08

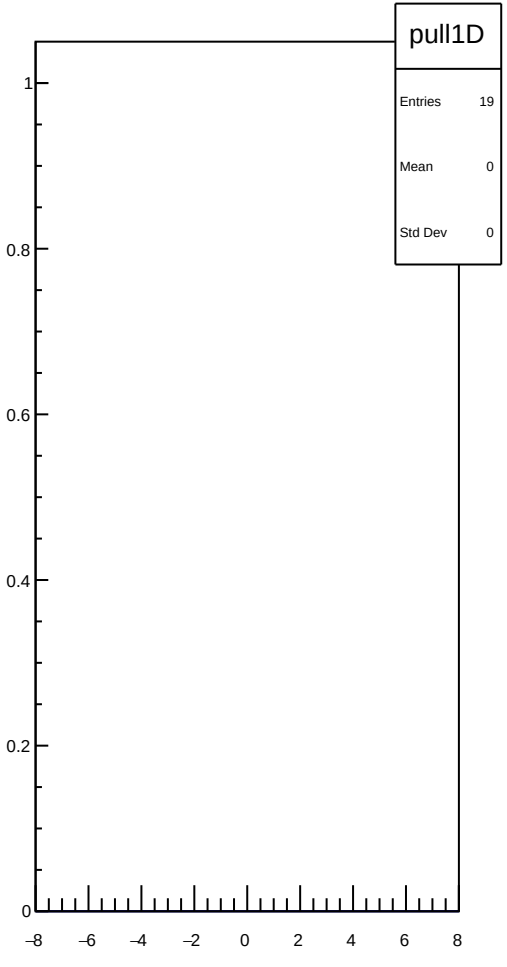
pull1D
Entries 19
Mean 0
Std Dev 0
1
0.8
0.6
0.4
0.2
0
−8
−6
−4
−2
0
2
4
6
8

dit_4aY_coil7_mean vs run

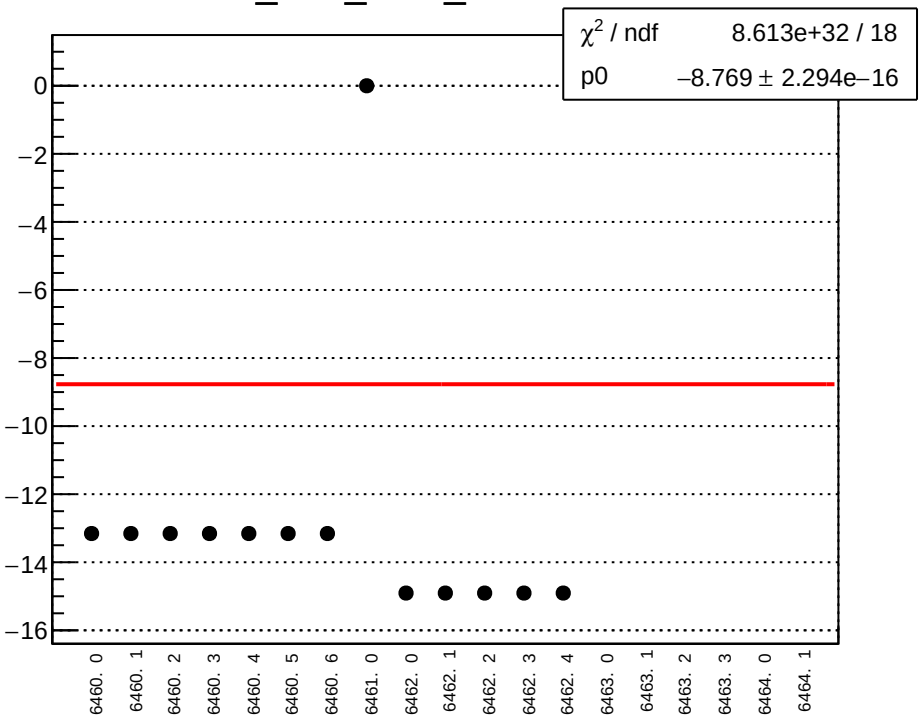

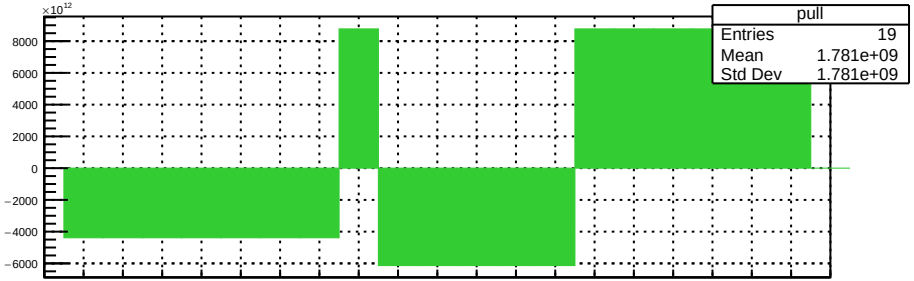

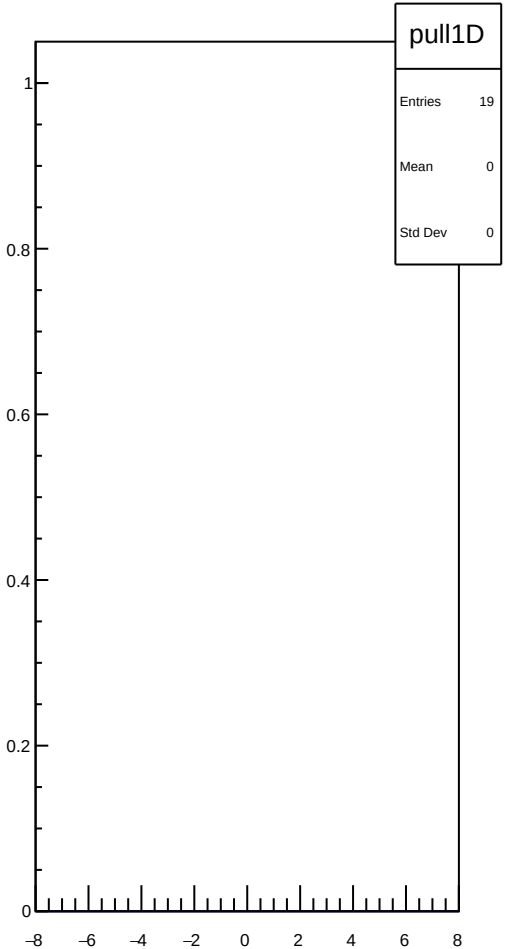

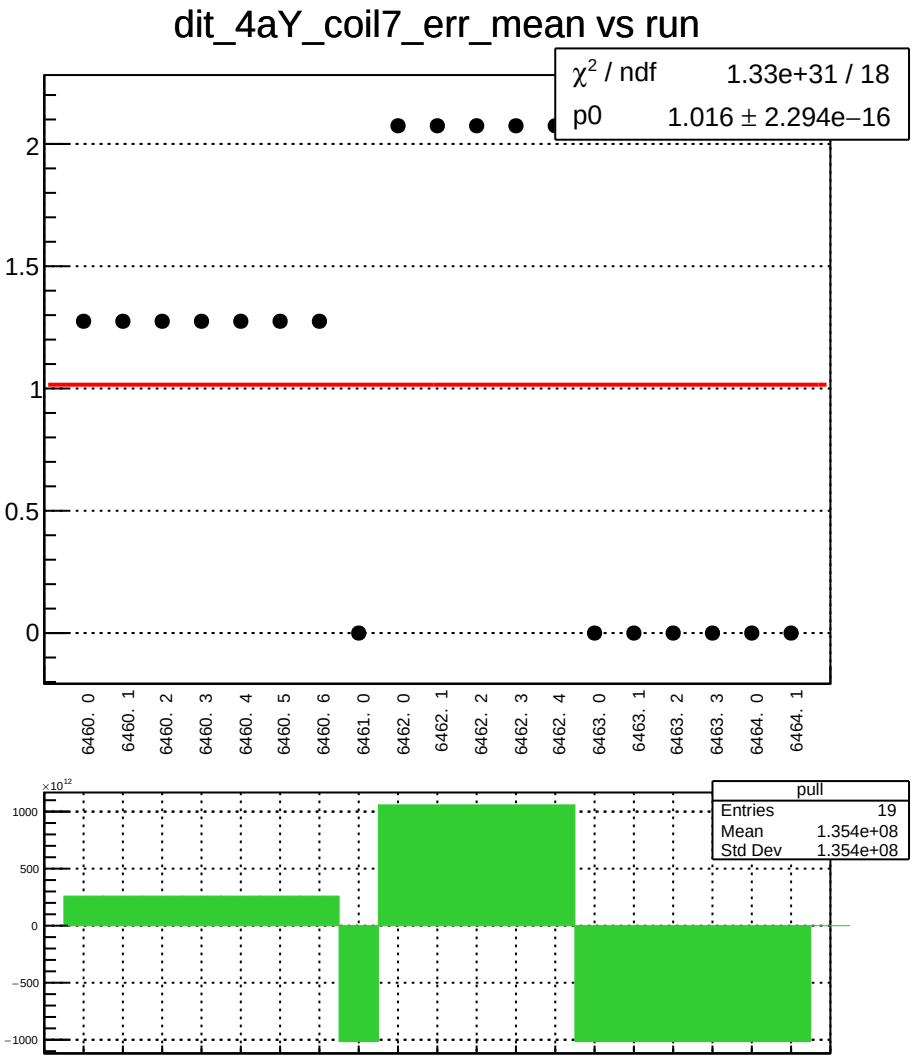
dit_4aY_coil7_err_mean vs run
χ² / ndf 1.33e+31 / 18
p0 1.016 ± 2.294e−16
2
1.5
1
0.5
0
6460. 0
6460. 1
6460. 2
6460. 3
6460. 4
6460. 5
6460. 6
6461. 0
6462. 0
6462. 1
6462. 2
6462. 3
6462. 4
6463. 0
6463. 1
6463. 2
6463. 3
6464. 0
6464. 1
×10¹²
1000
500
0
−500
−1000
pull
Entries 19
Mean 1.354e+08
Std Dev 1.354e+08

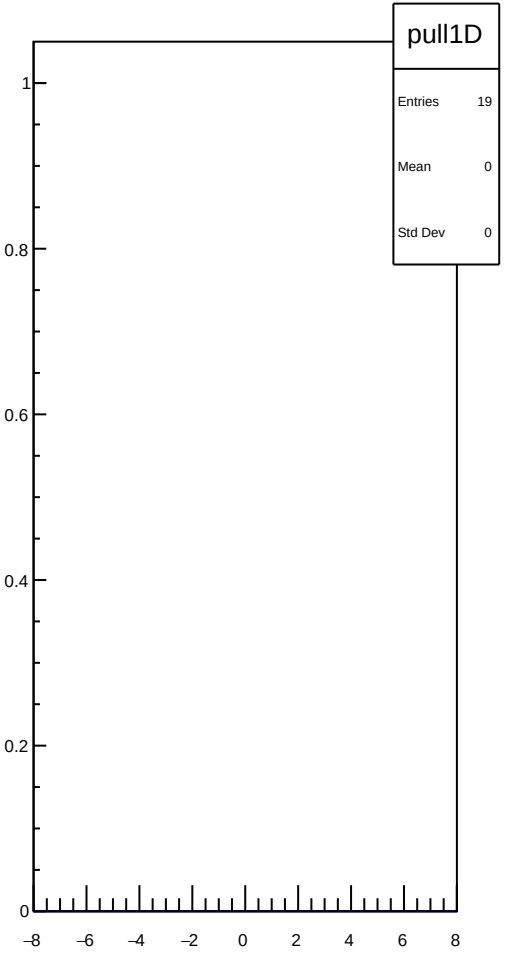
pull1D
Entries 19
Mean 0
Std Dev 0
1
0.8
0.6
0.4
0.2
0
−8
−6
−4
−2
0
2
4
6
8

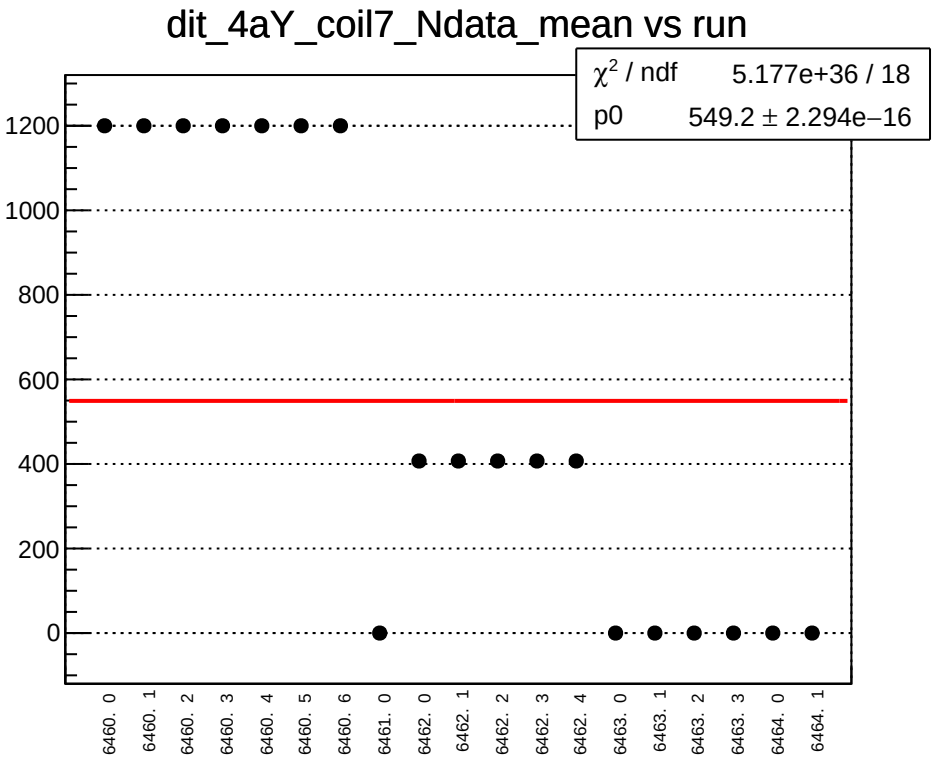
dit_4aY_coil7_Ndata_mean vs run
χ² / ndf 5.177e+36 / 18
p0 549.2 ± 2.294e−16
1200
1000
800
600
400
200
0
6460. 0
6460. 1
6460. 2
6460. 3
6460. 4
6460. 5
6460. 6
6461. 0
6462. 0
6462. 1
6462. 2
6462. 3
6462. 4
6463. 0
6463. 1
6463. 2
6463. 3
6464. 0
6464. 1

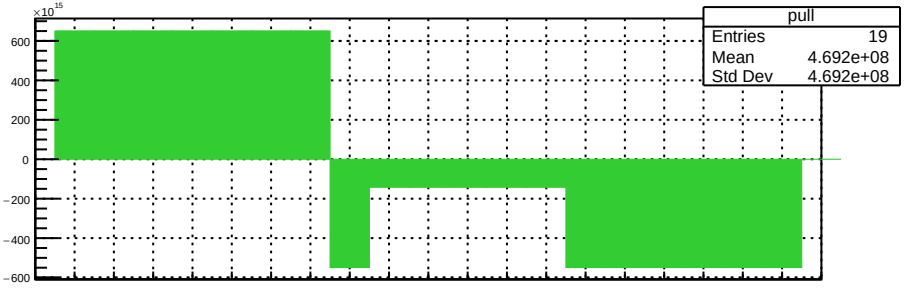
×10¹⁵
600
400
200
0
−200
−400
−600
pull
Entries 19
Mean 4.692e+08
Std Dev 4.692e+08

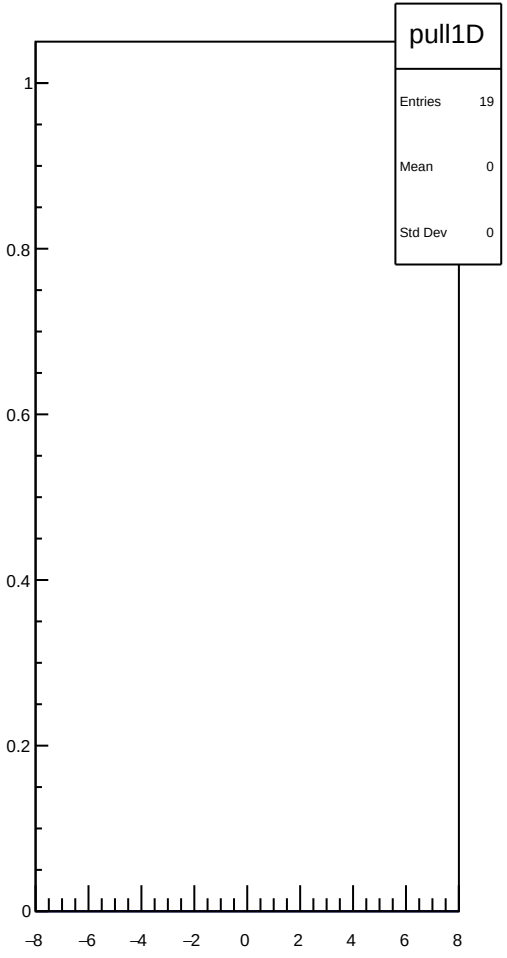
pull1D
Entries 19
Mean 0
Std Dev 0
1
0.8
0.6
0.4
0.2
0
−8
−6
−4
−2
0
2
4
6
8

dit_4eY_coil7_mean vs run

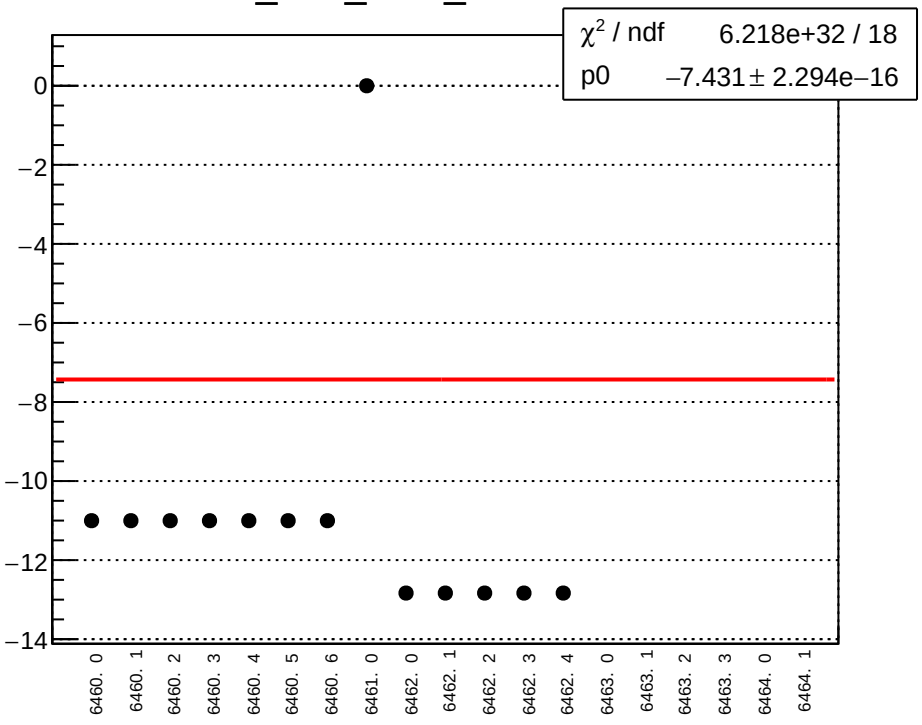

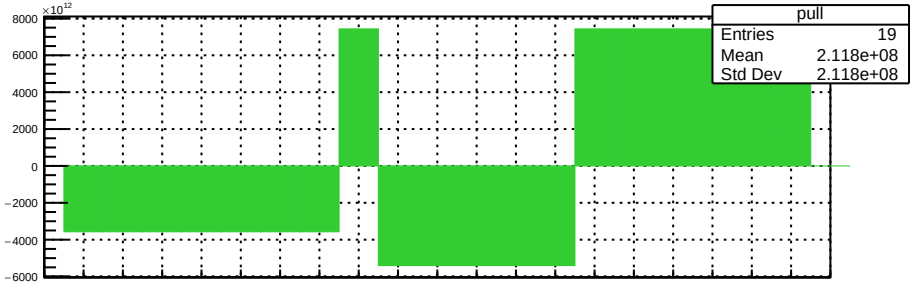

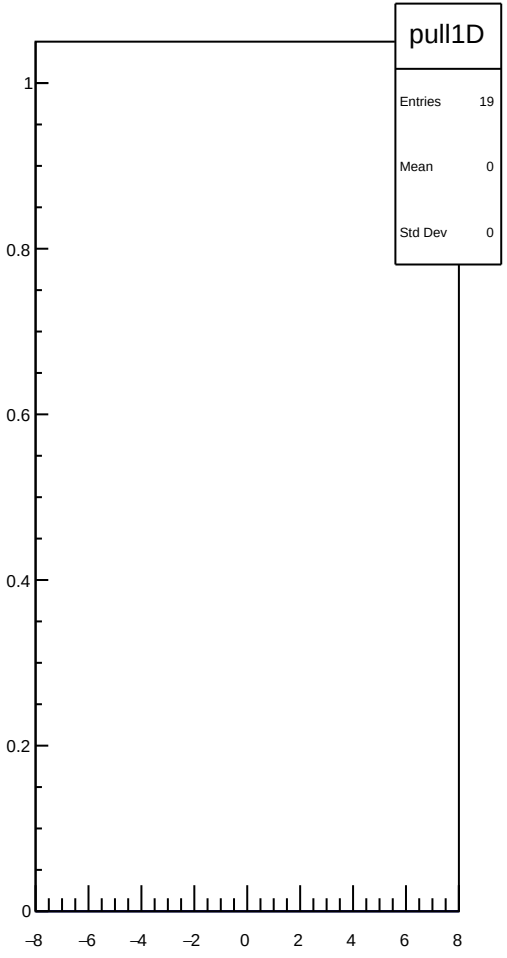

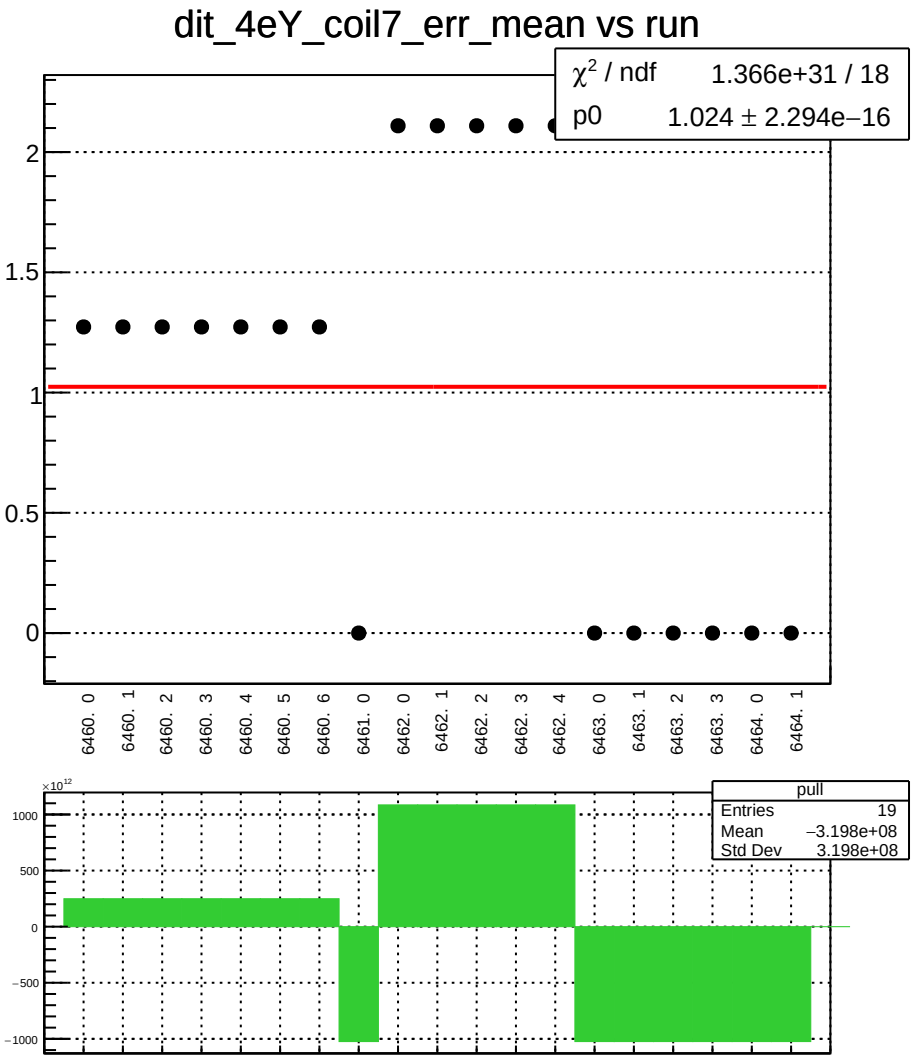
dit_4eY_coil7_err_mean vs run
χ² / ndf 1.366e+31 / 18
p0 1.024 ± 2.294e−16
2
1.5
1
0.5
0
6460. 0
6460. 1
6460. 2
6460. 3
6460. 4
6460. 5
6460. 6
6461. 0
6462. 0
6462. 1
6462. 2
6462. 3
6462. 4
6463. 0
6463. 1
6463. 2
6463. 3
6464. 0
6464. 1
×10¹²
1000
500
0
−500
−1000
pull
Entries 19
Mean −3.198e+08
Std Dev 3.198e+08

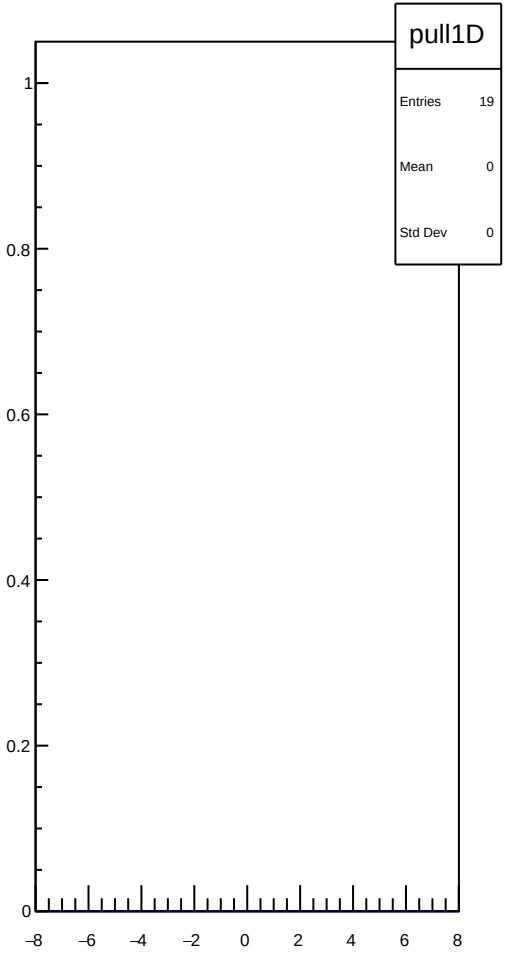
pull1D
Entries 19
Mean 0
Std Dev 0
1
0.8
0.6
0.4
0.2
0
−8
−6
−4
−2
0
2
4
6
8

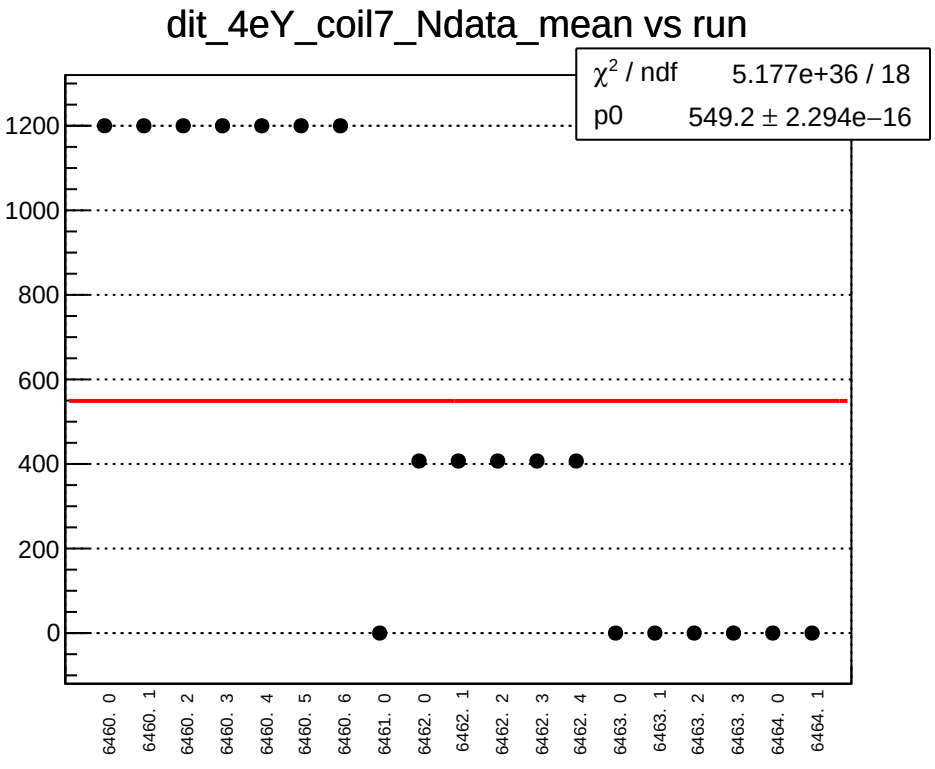
dit_4eY_coil7_Ndata_mean vs run
χ² / ndf 5.177e+36 / 18
p0 549.2 ± 2.294e−16
1200
1000
800
600
400
200
0
6460. 0
6460. 1
6460. 2
6460. 3
6460. 4
6460. 5
6460. 6
6461. 0
6462. 0
6462. 1
6462. 2
6462. 3
6462. 4
6463. 0
6463. 1
6463. 2
6463. 3
6464. 0
6464. 1
×10¹⁵
600
400
200
0
−200
−400
−600
pull
Entries 19
Mean 4.692e+08
Std Dev 4.692e+08

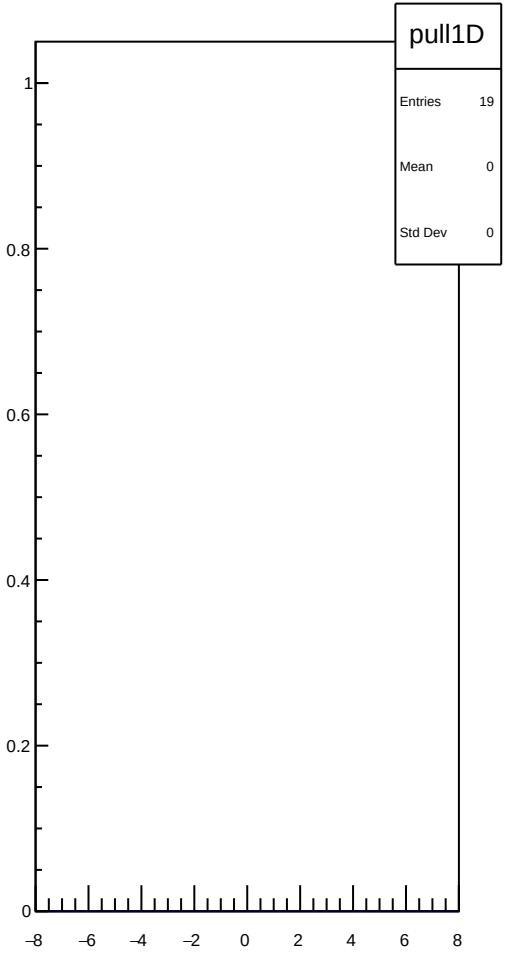
pull1D
Entries 19
Mean 0
Std Dev 0
1
0.8
0.6
0.4
0.2
0
−8
−6
−4
−2
0
2
4
6
8

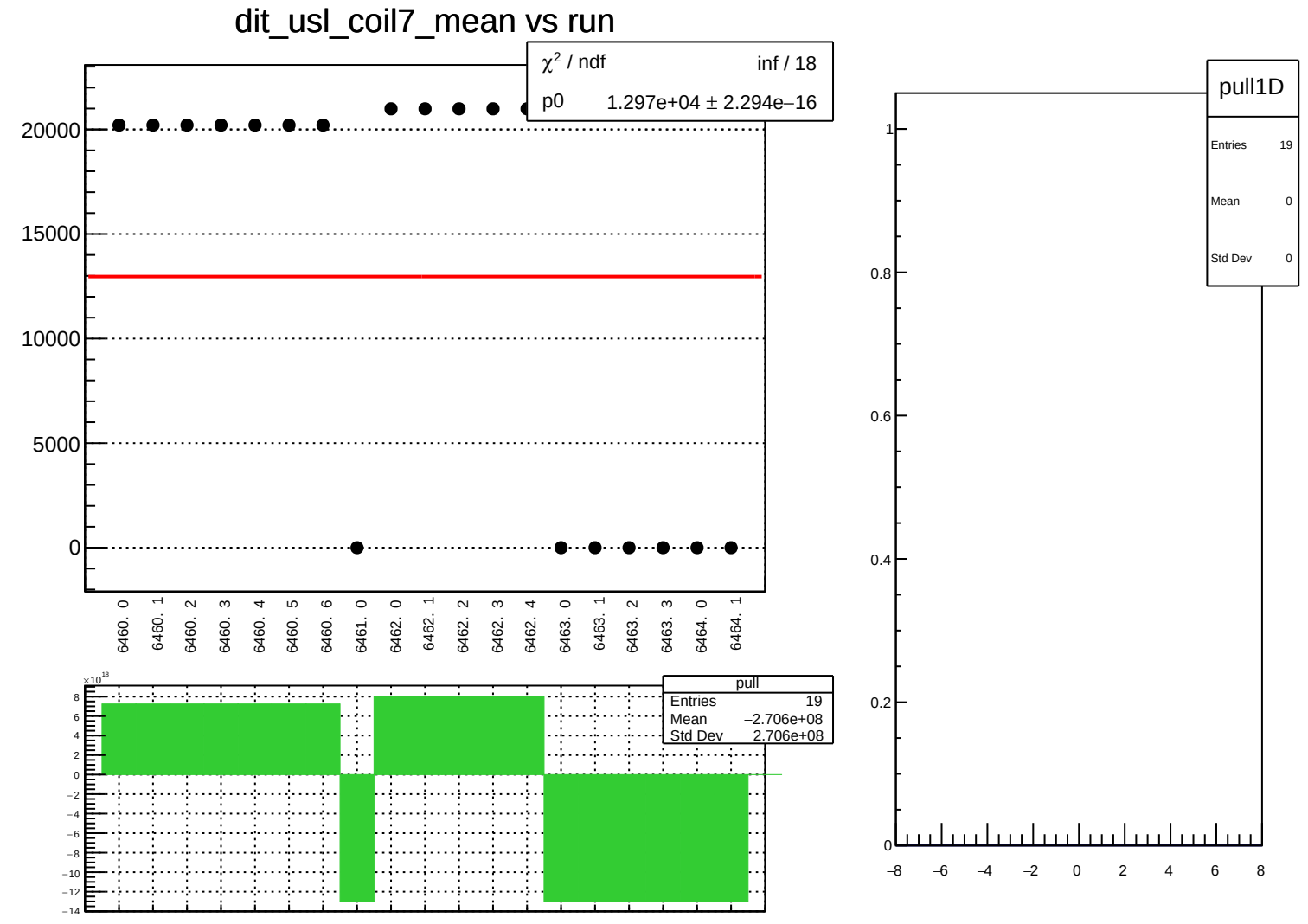
dit_usl_coil7_mean vs run
χ² / ndf inf / 18
p0 1.297e+04 ± 2.294e−16
20000
15000
10000
5000
0
6460. 0
6460. 1
6460. 2
6460. 3
6460. 4
6460. 5
6460. 6
6461. 0
6462. 0
6462. 1
6462. 2
6462. 3
6462. 4
6463. 0
6463. 1
6463. 2
6463. 3
6464. 0
6464. 1
×10¹⁸
pull
Entries 19
Mean −2.706e+08
Std Dev 2.706e+08
pull1D
Entries 19
Mean 0
Std Dev 0

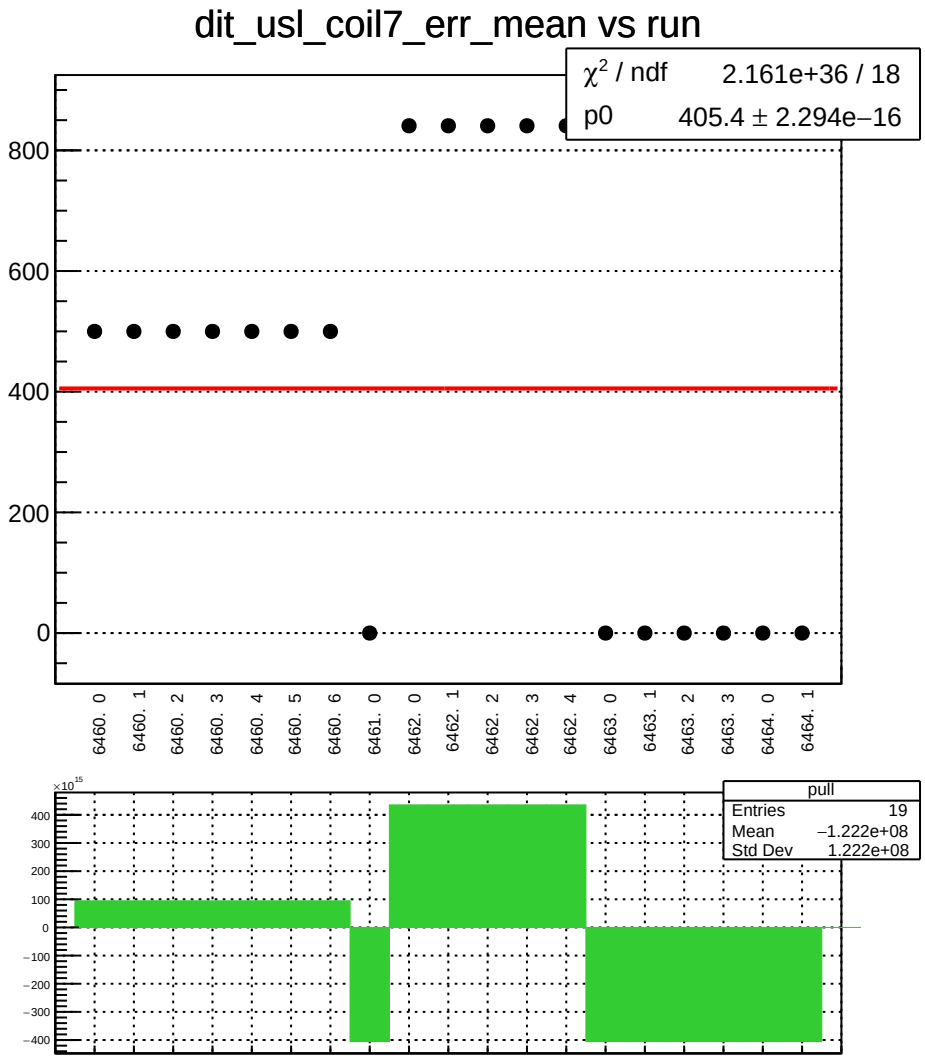
dit_usl_coil7_err_mean vs run
χ² / ndf 2.161e+36 / 18
p0 405.4 ± 2.294e−16
800
600
400
200
0
6460. 0
6460. 1
6460. 2
6460. 3
6460. 4
6460. 5
6460. 6
6461. 0
6462. 0
6462. 1
6462. 2
6462. 3
6462. 4
6463. 0
6463. 1
6463. 2
6463. 3
6464. 0
6464. 1
×10^15
400
300
200
100
0
−100
−200
−300
−400
pull
Entries 19
Mean −1.222e+08
Std Dev 1.222e+08

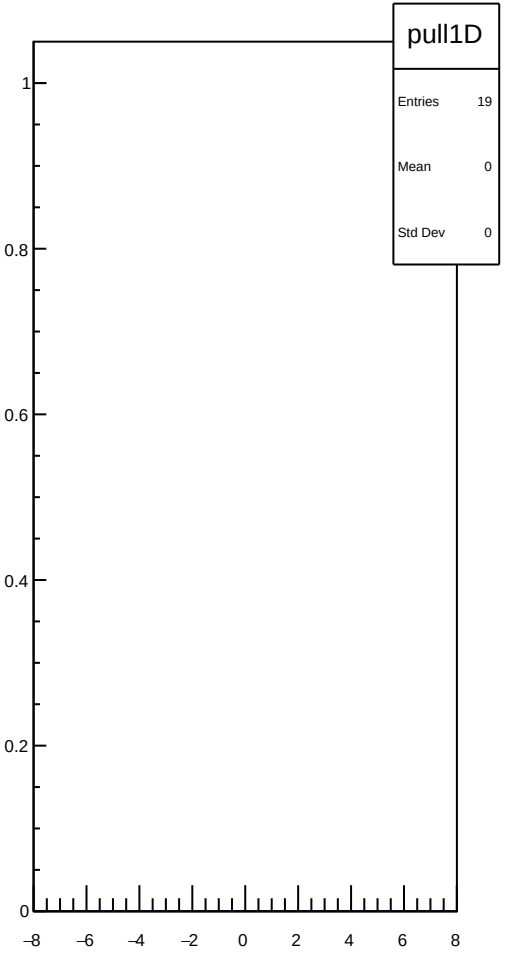
pull1D
Entries 19
Mean 0
Std Dev 0
1
0.8
0.6
0.4
0.2
0
−8
−6
−4
−2
0
2
4
6
8

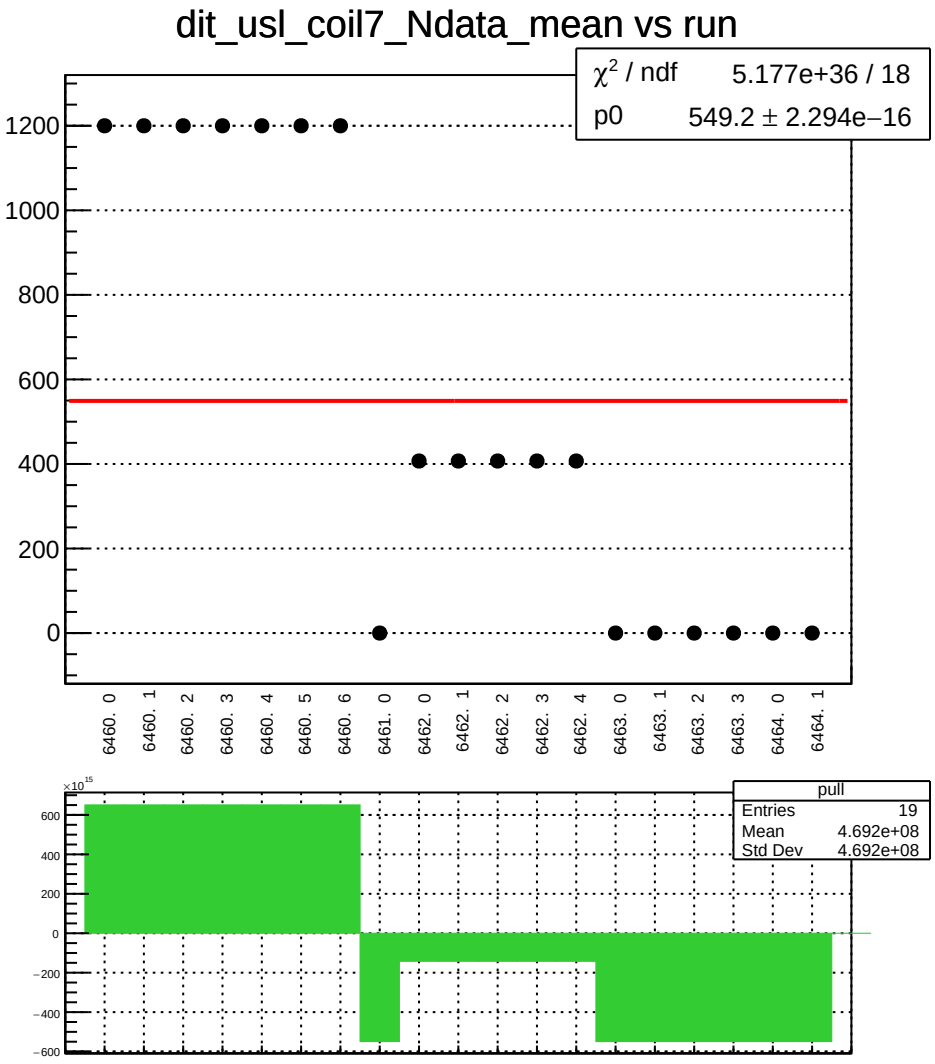
dit_usl_coil7_Ndata_mean vs run
χ² / ndf 5.177e+36 / 18
p0 549.2 ± 2.294e−16
1200
1000
800
600
400
200
0
6460. 0
6460. 1
6460. 2
6460. 3
6460. 4
6460. 5
6460. 6
6461. 0
6462. 0
6462. 1
6462. 2
6462. 3
6462. 4
6463. 0
6463. 1
6463. 2
6463. 3
6464. 0
6464. 1
×10¹⁵
600
400
200
0
−200
−400
−600
pull
Entries 19
Mean 4.692e+08
Std Dev 4.692e+08

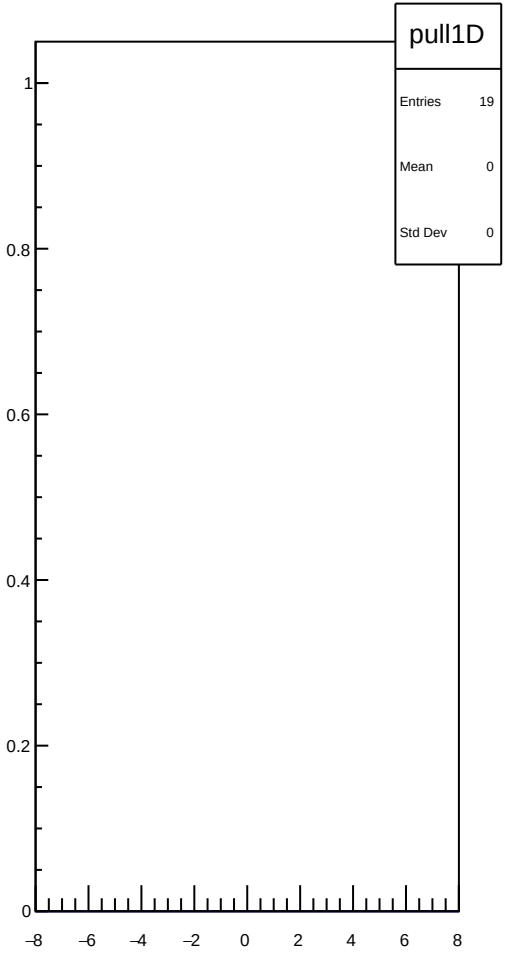
pull1D
Entries 19
Mean 0
Std Dev 0
1
0.8
0.6
0.4
0.2
0
−8
−6
−4
−2
0
2
4
6
8

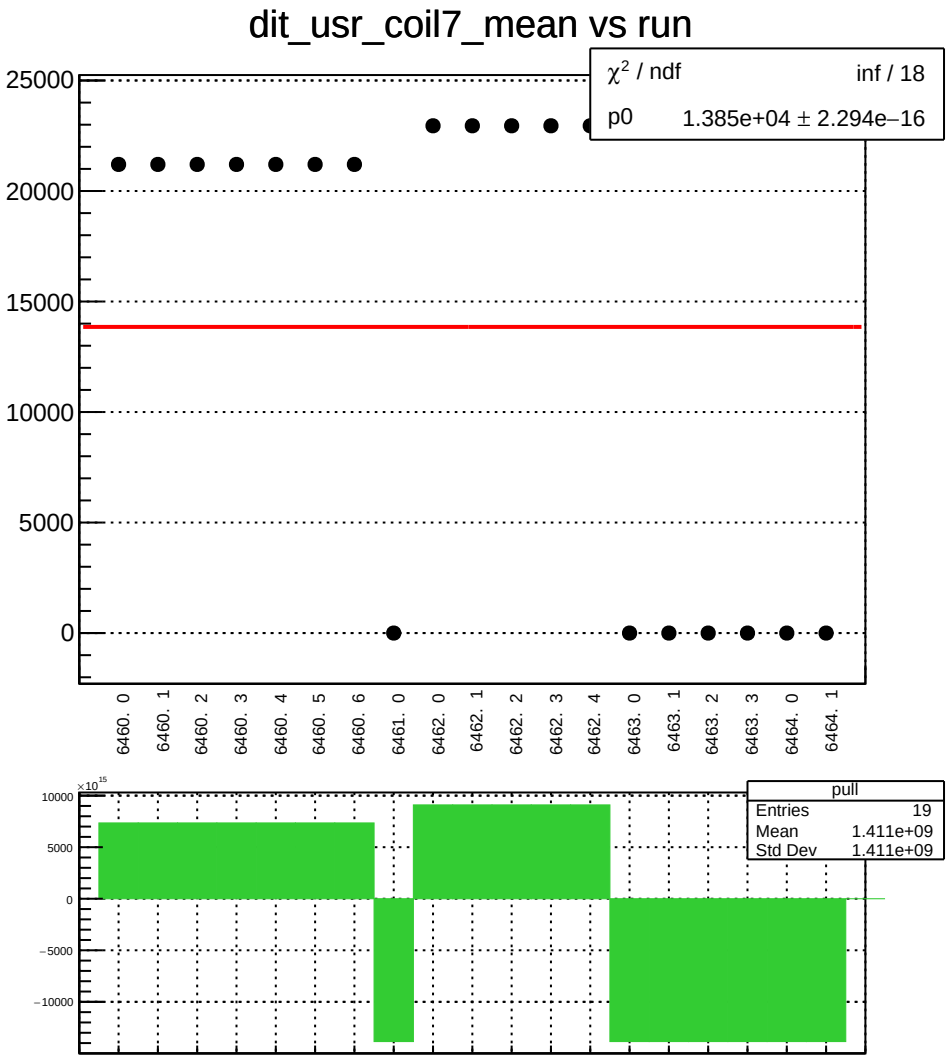
dit_usr_coil7_mean vs run
χ² / ndf inf / 18
p0 1.385e+04 ± 2.294e−16
25000
20000
15000
10000
5000
0
6460. 0
6460. 1
6460. 2
6460. 3
6460. 4
6460. 5
6460. 6
6461. 0
6462. 0
6462. 1
6462. 2
6462. 3
6462. 4
6463. 0
6463. 1
6463. 2
6463. 3
6464. 0
6464. 1
×10^15
10000
5000
0
−5000
−10000
pull
Entries 19
Mean 1.411e+09
Std Dev 1.411e+09

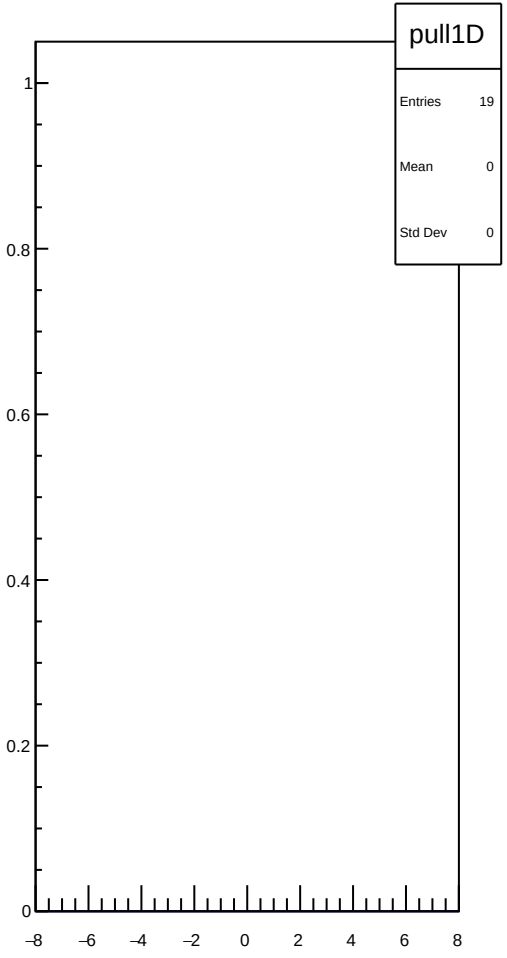
pull1D
Entries 19
Mean 0
Std Dev 0
1
0.8
0.6
0.4
0.2
0
−8
−6
−4
−2
0
2
4
6
8

dit_usr_coil7_err_mean vs run

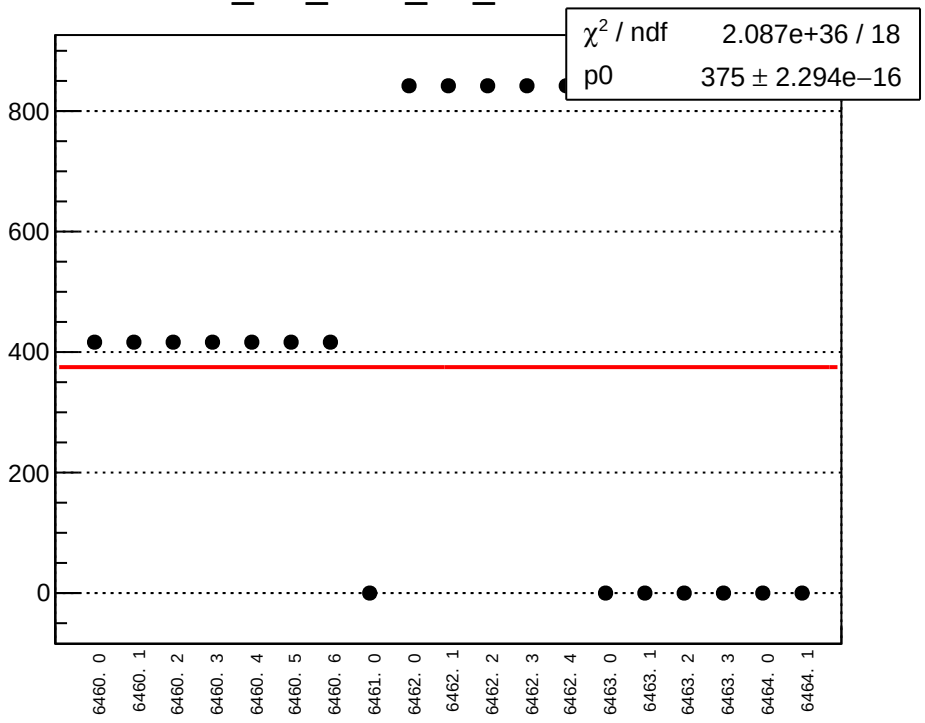

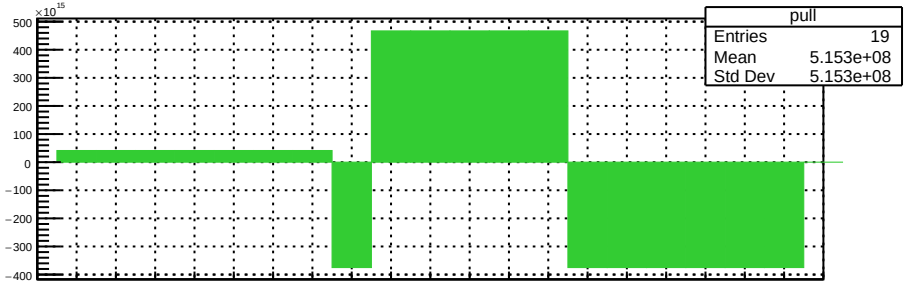

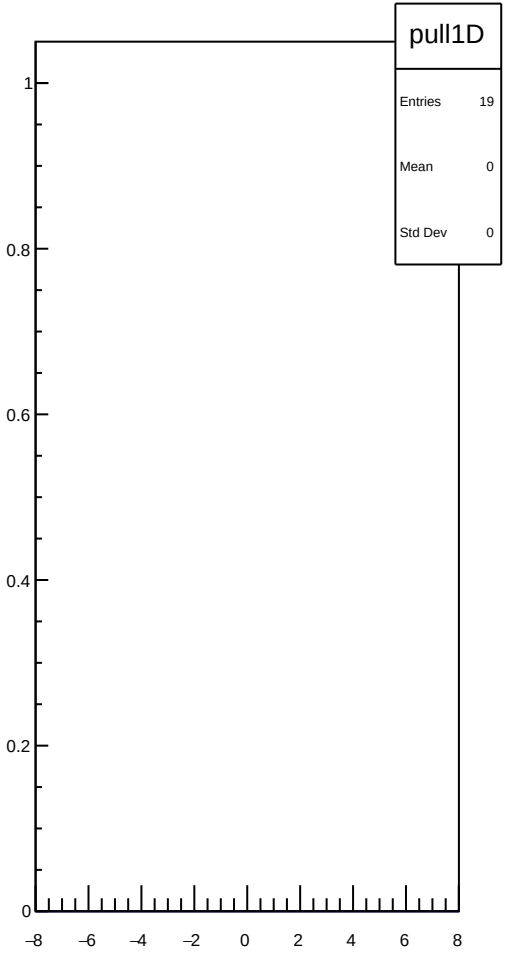

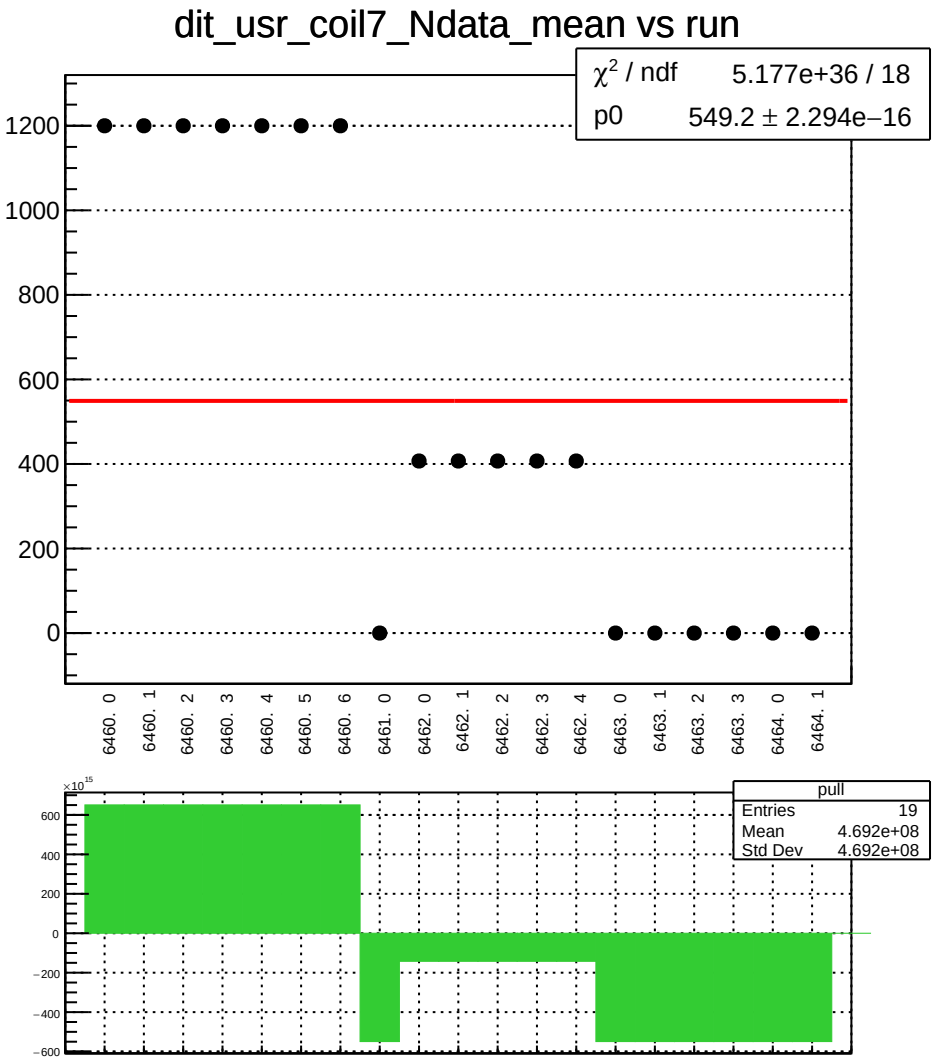
dit_usr_coil7_Ndata_mean vs run
χ² / ndf 5.177e+36 / 18
p0 549.2 ± 2.294e−16
1200
1000
800
600
400
200
0
6460. 0
6460. 1
6460. 2
6460. 3
6460. 4
6460. 5
6460. 6
6461. 0
6462. 0
6462. 1
6462. 2
6462. 3
6462. 4
6463. 0
6463. 1
6463. 2
6463. 3
6464. 0
6464. 1
×10¹⁵
600
400
200
0
−200
−400
−600
pull
Entries 19
Mean 4.692e+08
Std Dev 4.692e+08

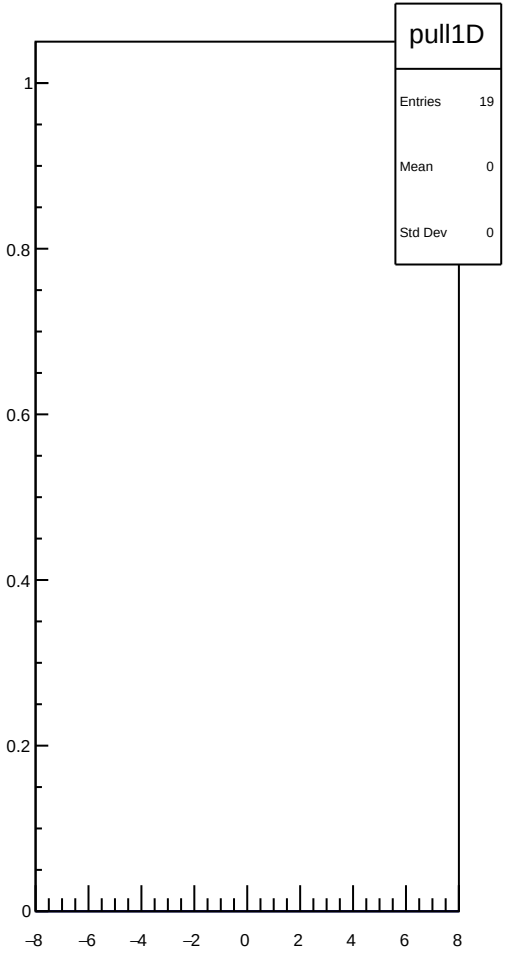
pull1D
Entries 19
Mean 0
Std Dev 0
1
0.8
0.6
0.4
0.2
0
−8
−6
−4
−2
0
2
4
6
8

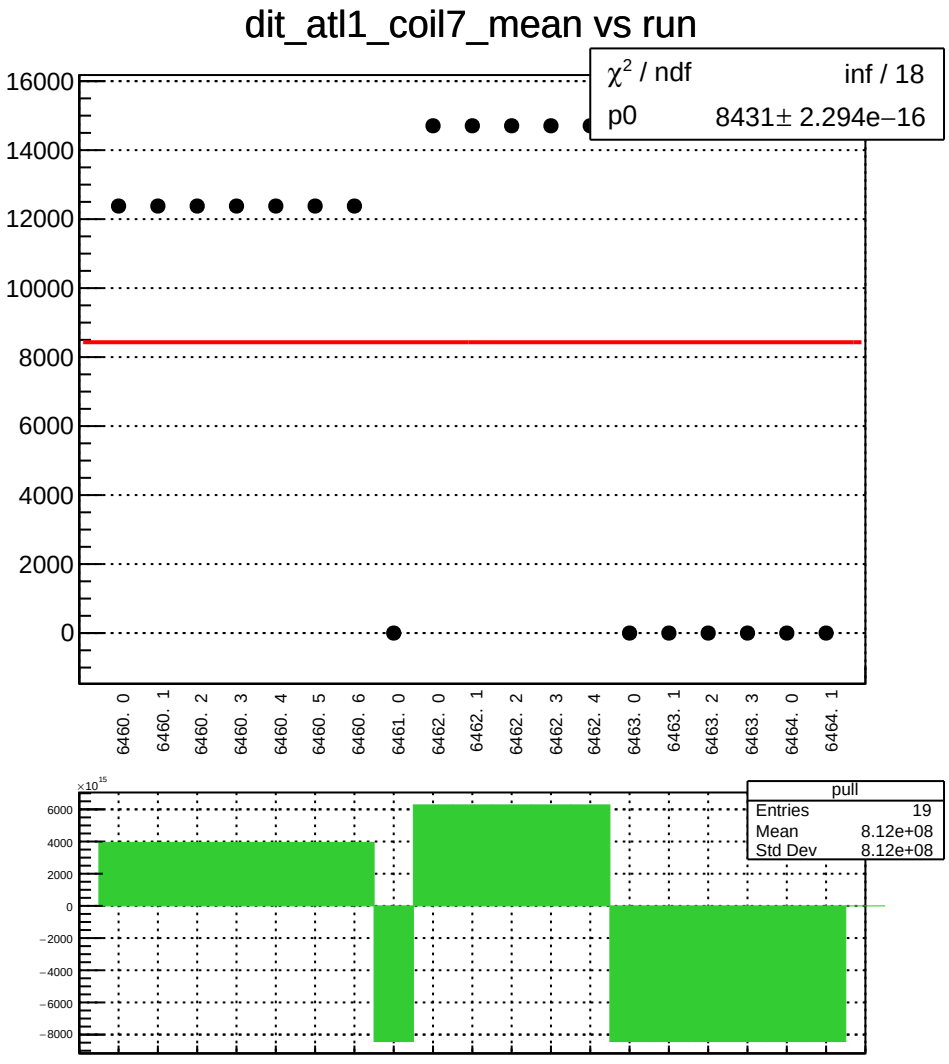
dit_atl1_coil7_mean vs run
χ² / ndf inf / 18
p0 8431± 2.294e−16
16000
14000
12000
10000
8000
6000
4000
2000
0
6460. 0
6460. 1
6460. 2
6460. 3
6460. 4
6460. 5
6460. 6
6461. 0
6462. 0
6462. 1
6462. 2
6462. 3
6462. 4
6463. 0
6463. 1
6463. 2
6463. 3
6464. 0
6464. 1
×10^15
6000
4000
2000
0
−2000
−4000
−6000
−8000
pull
Entries 19
Mean 8.12e+08
Std Dev 8.12e+08

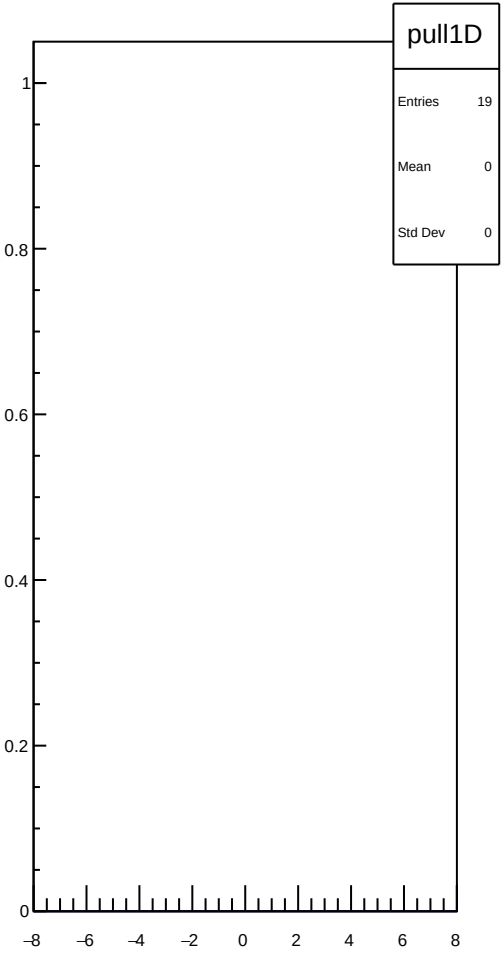
pull1D
Entries 19
Mean 0
Std Dev 0
1
0.8
0.6
0.4
0.2
0
−8
−6
−4
−2
0
2
4
6
8

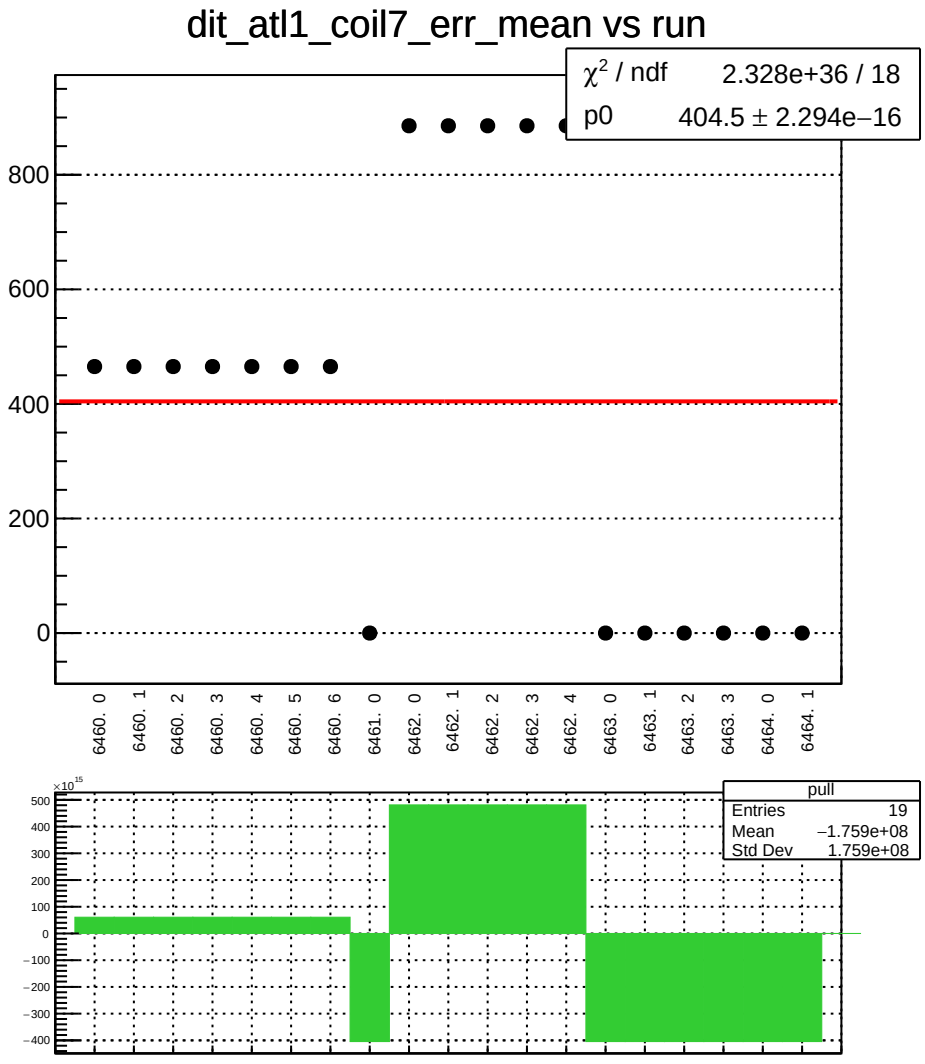
dit_atl1_coil7_err_mean vs run
χ² / ndf 2.328e+36 / 18
p0 404.5 ± 2.294e−16
800
600
400
200
0
6460. 0
6460. 1
6460. 2
6460. 3
6460. 4
6460. 5
6460. 6
6461. 0
6462. 0
6462. 1
6462. 2
6462. 3
6462. 4
6463. 0
6463. 1
6463. 2
6463. 3
6464. 0
6464. 1
×10^15
500
400
300
200
100
0
−100
−200
−300
−400
pull
Entries 19
Mean −1.759e+08
Std Dev 1.759e+08

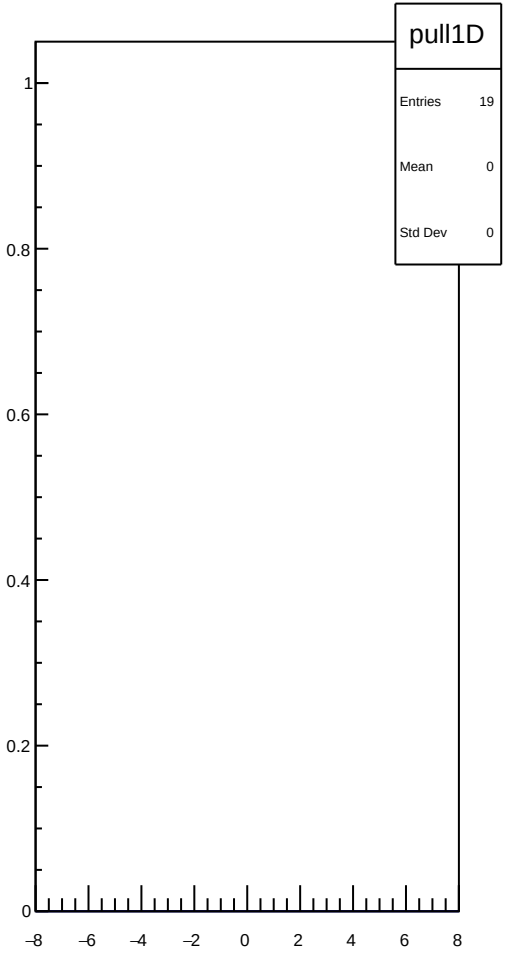
pull1D
Entries 19
Mean 0
Std Dev 0
1
0.8
0.6
0.4
0.2
0
−8
−6
−4
−2
0
2
4
6
8

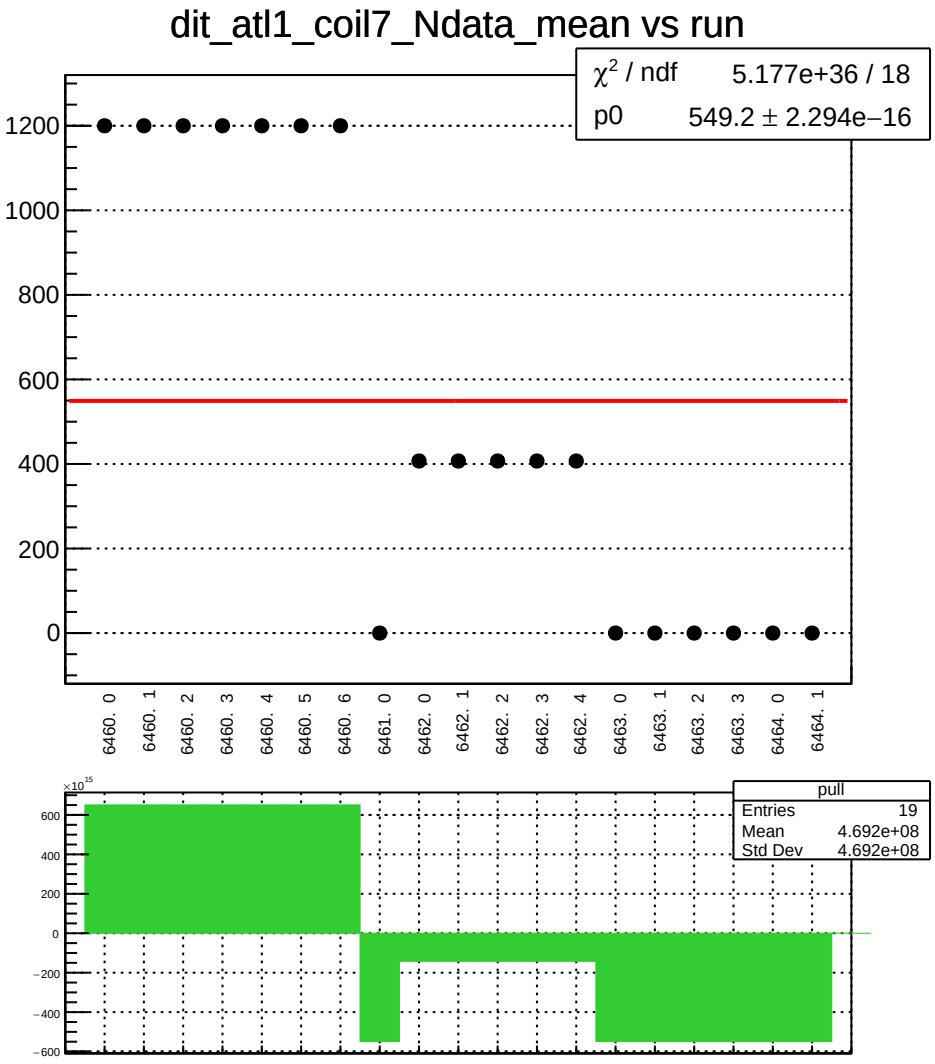
dit_atl1_coil7_Ndata_mean vs run
χ² / ndf 5.177e+36 / 18
p0 549.2 ± 2.294e−16
1200
1000
800
600
400
200
0
6460. 0
6460. 1
6460. 2
6460. 3
6460. 4
6460. 5
6460. 6
6461. 0
6462. 0
6462. 1
6462. 2
6462. 3
6462. 4
6463. 0
6463. 1
6463. 2
6463. 3
6464. 0
6464. 1
×10¹⁵
600
400
200
0
−200
−400
−600
pull
Entries 19
Mean 4.692e+08
Std Dev 4.692e+08

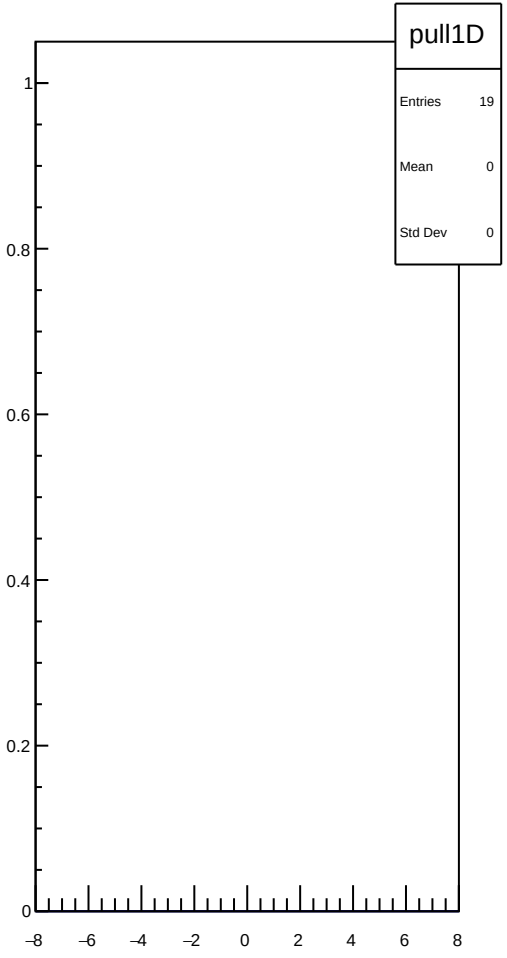
pull1D
Entries 19
Mean 0
Std Dev 0
1
0.8
0.6
0.4
0.2
0
−8
−6
−4
−2
0
2
4
6
8

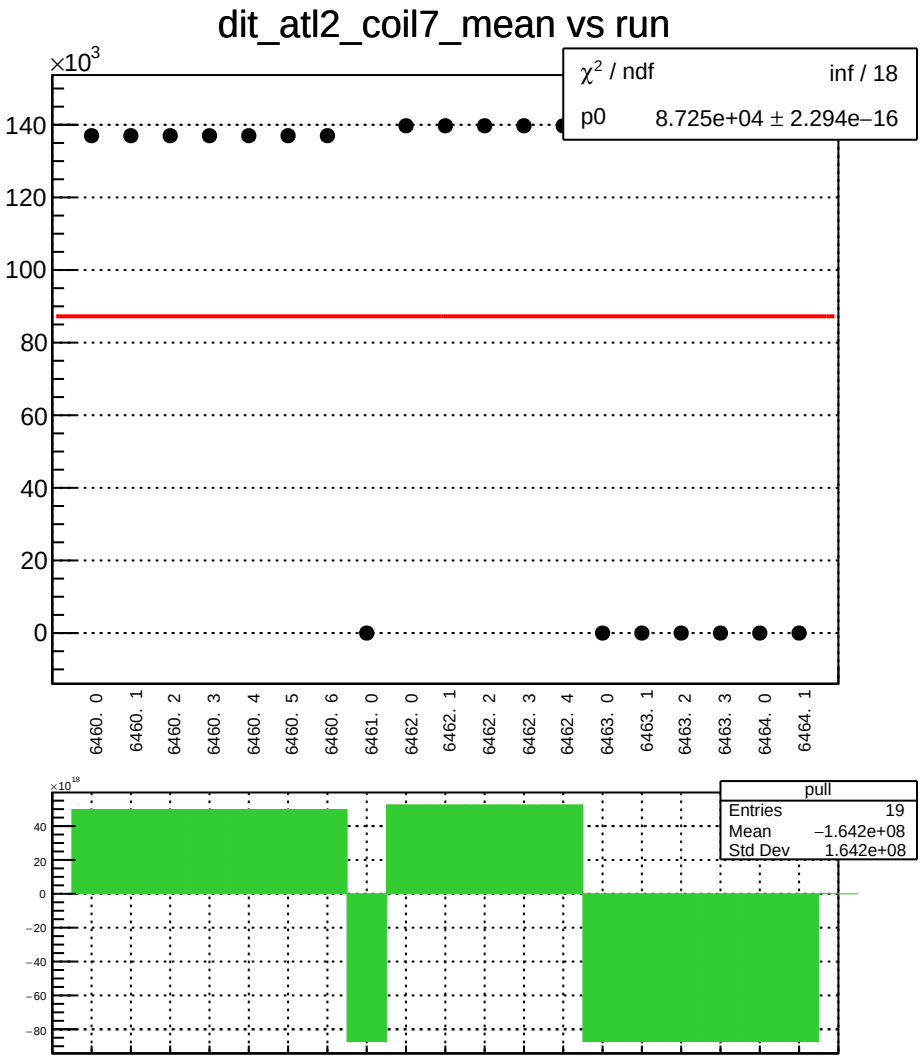
dit_atl2_coil7_mean vs run
×10^3
χ² / ndf inf / 18
p0 8.725e+04 ± 2.294e−16
140
120
100
80
60
40
20
0
6460. 0
6460. 1
6460. 2
6460. 3
6460. 4
6460. 5
6460. 6
6461. 0
6462. 0
6462. 1
6462. 2
6462. 3
6462. 4
6463. 0
6463. 1
6463. 2
6463. 3
6464. 0
6464. 1
×10^18
pull
Entries 19
Mean −1.642e+08
Std Dev 1.642e+08
40
20
0
−20
−40
−60
−80

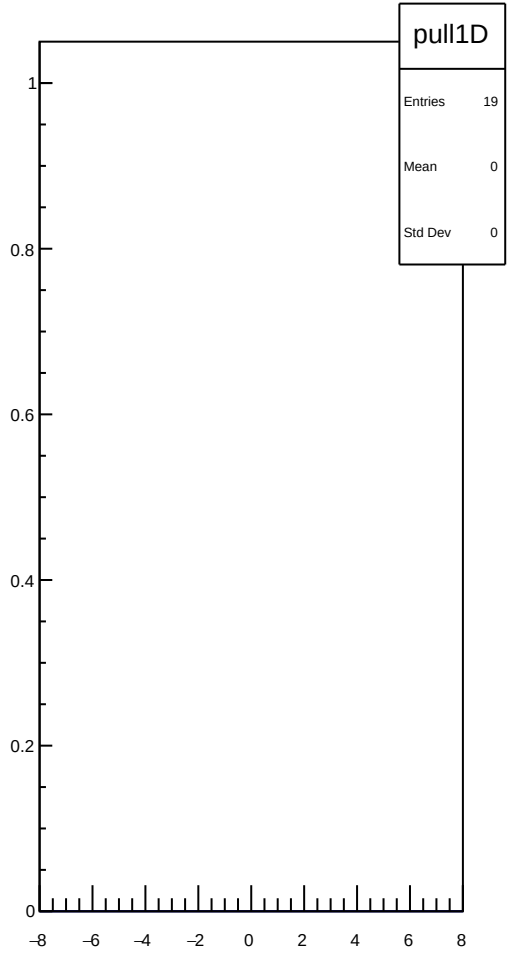
pull1D
Entries 19
Mean 0
Std Dev 0
1
0.8
0.6
0.4
0.2
0
−8
−6
−4
−2
0
2
4
6
8

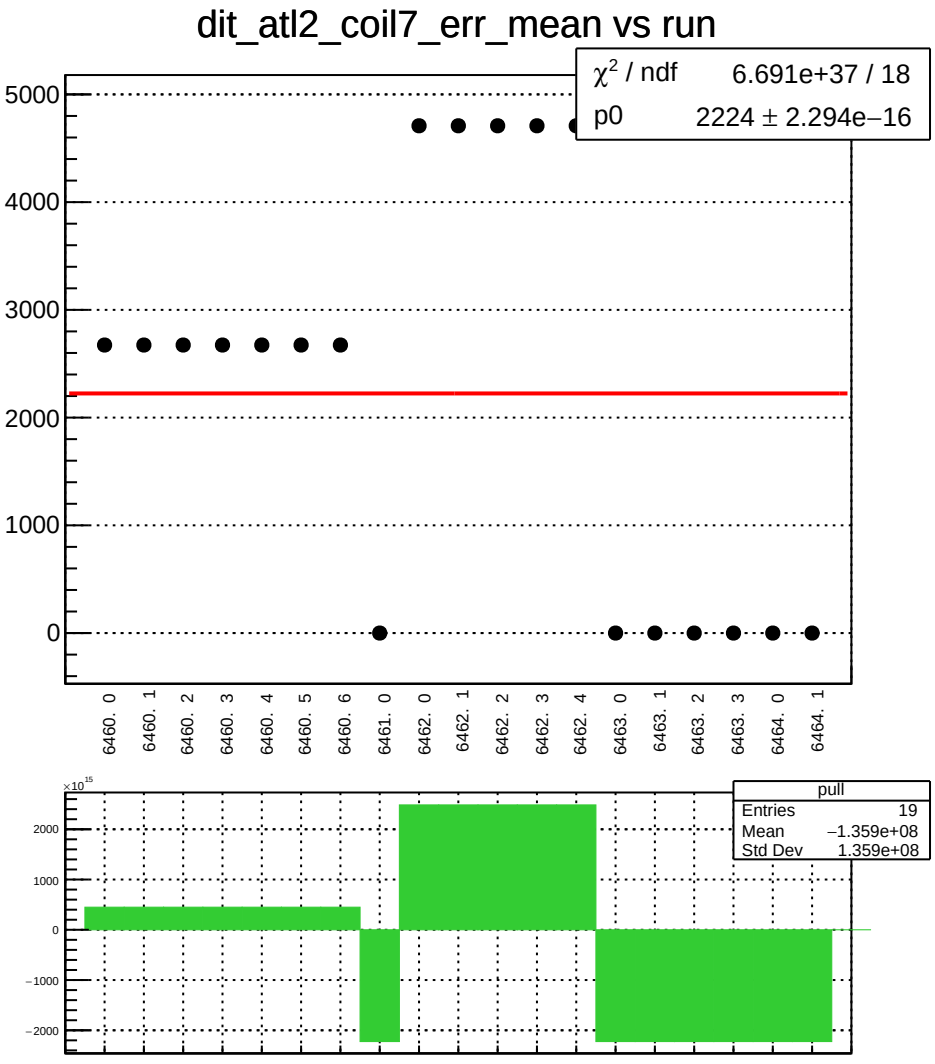
dit_atl2_coil7_err_mean vs run
χ² / ndf 6.691e+37 / 18
p0 2224 ± 2.294e−16
5000
4000
3000
2000
1000
0
6460. 0
6460. 1
6460. 2
6460. 3
6460. 4
6460. 5
6460. 6
6461. 0
6462. 0
6462. 1
6462. 2
6462. 3
6462. 4
6463. 0
6463. 1
6463. 2
6463. 3
6464. 0
6464. 1
×10^15
2000
1000
0
−1000
−2000
pull
Entries 19
Mean −1.359e+08
Std Dev 1.359e+08

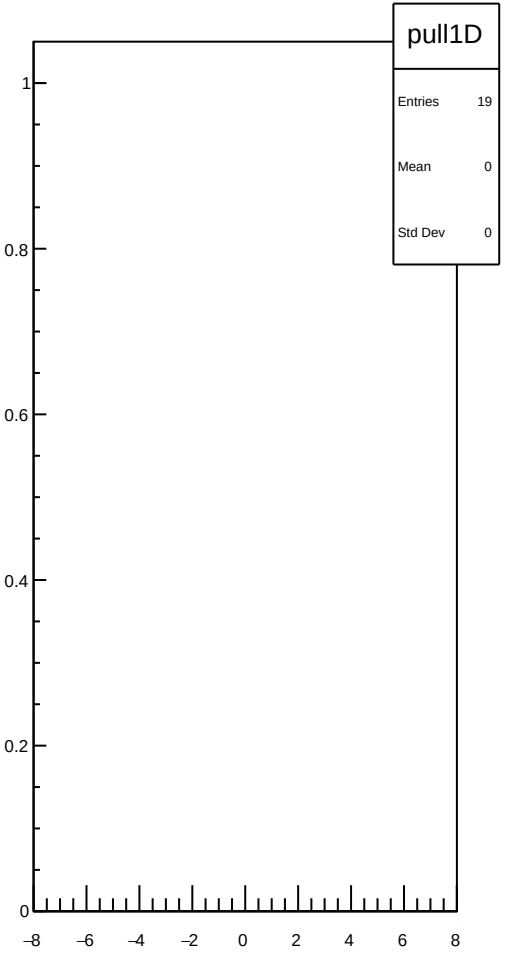
pull1D
Entries 19
Mean 0
Std Dev 0
1
0.8
0.6
0.4
0.2
0
−8
−6
−4
−2
0
2
4
6
8

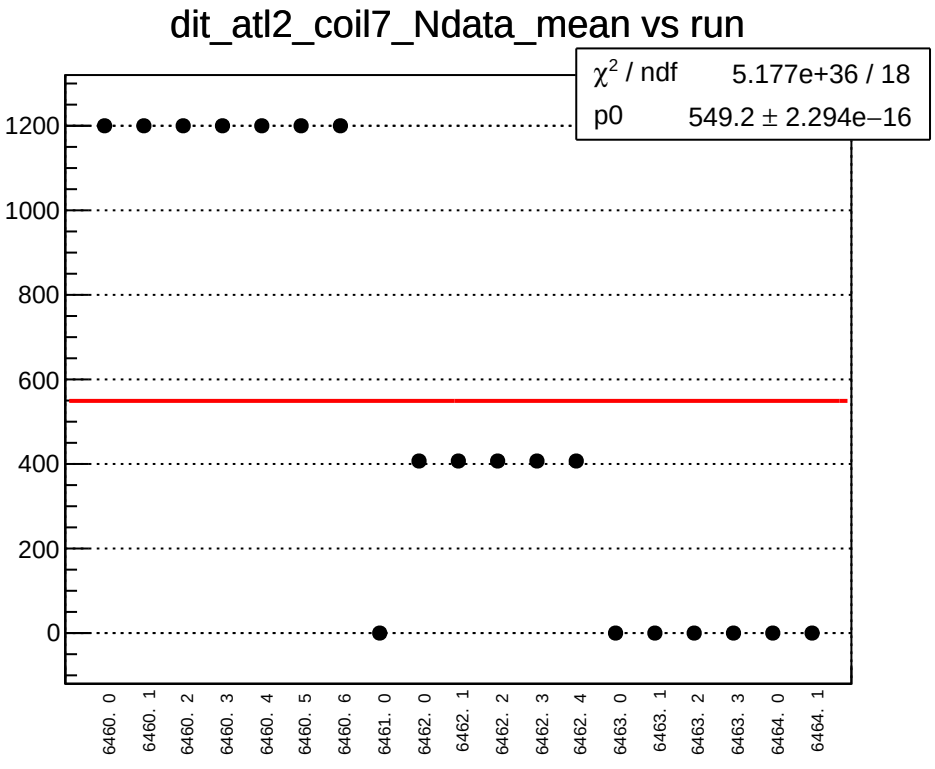
dit_atl2_coil7_Ndata_mean vs run
χ² / ndf 5.177e+36 / 18
p0 549.2 ± 2.294e−16
1200
1000
800
600
400
200
0
6460. 0
6460. 1
6460. 2
6460. 3
6460. 4
6460. 5
6460. 6
6461. 0
6462. 0
6462. 1
6462. 2
6462. 3
6462. 4
6463. 0
6463. 1
6463. 2
6463. 3
6464. 0
6464. 1

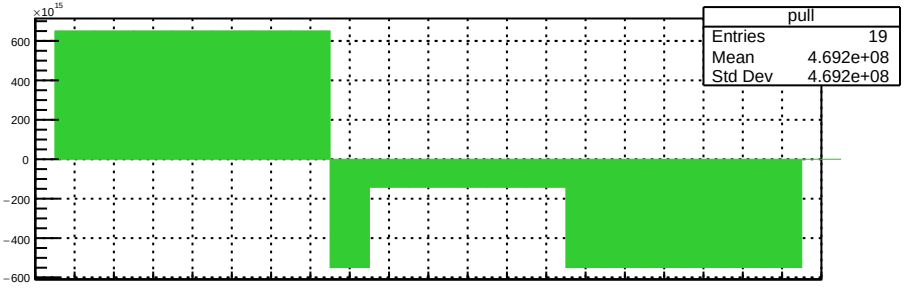
×10¹⁵
600
400
200
0
−200
−400
−600
pull
Entries 19
Mean 4.692e+08
Std Dev 4.692e+08

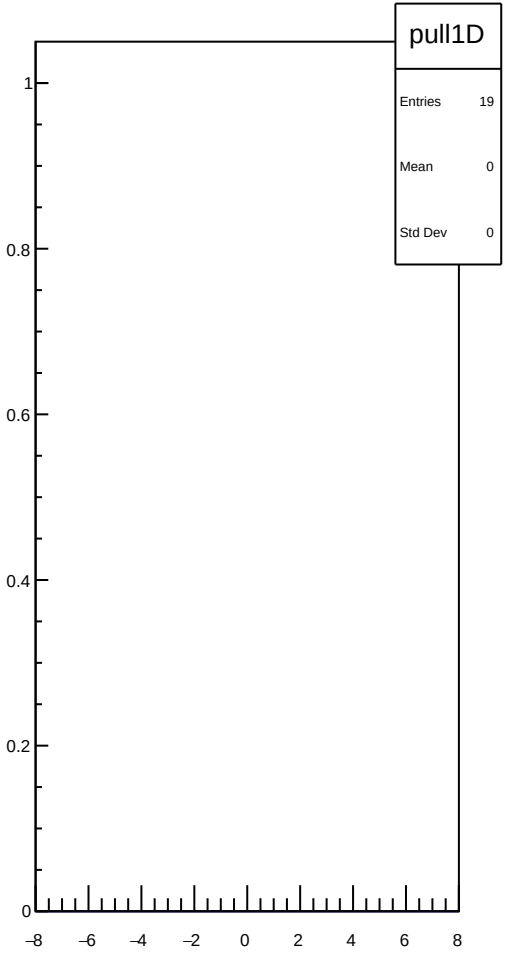
pull1D
Entries 19
Mean 0
Std Dev 0
1
0.8
0.6
0.4
0.2
0
−8
−6
−4
−2
0
2
4
6
8

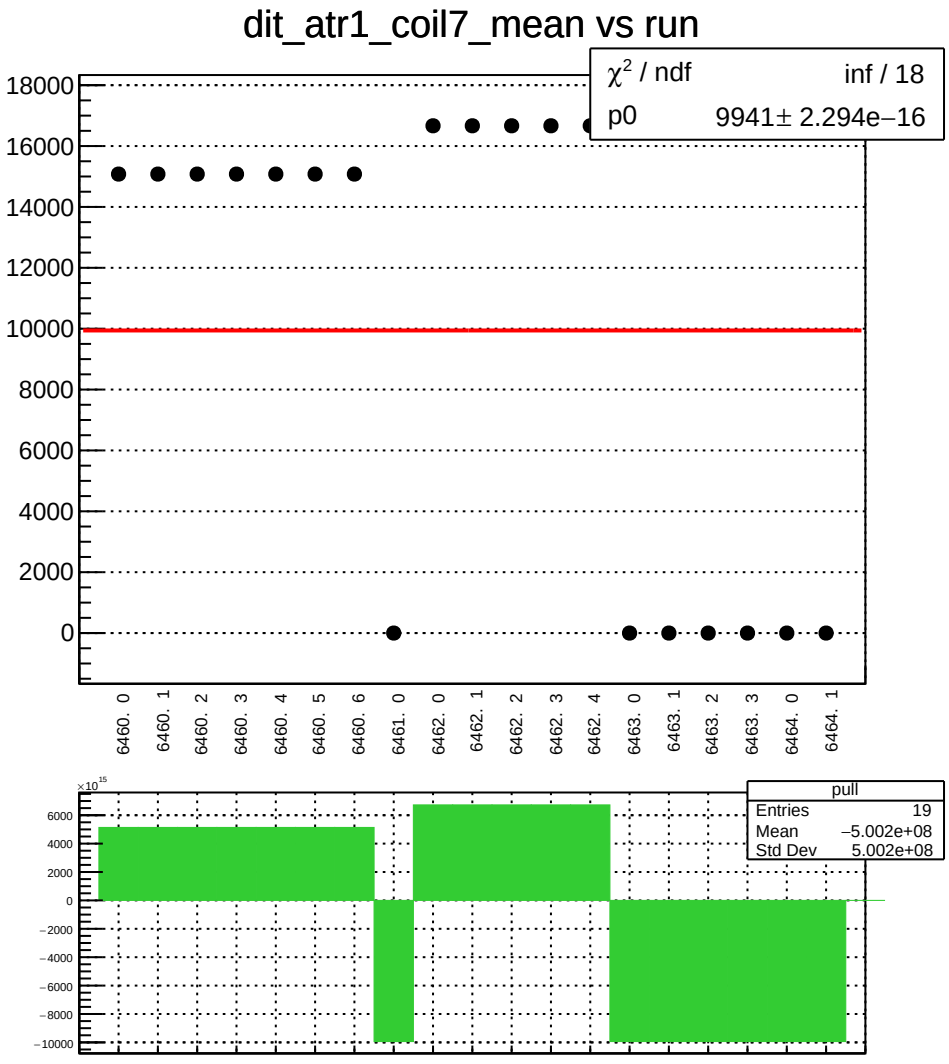
dit_atr1_coil7_mean vs run
χ² / ndf inf / 18
p0 9941± 2.294e−16
18000
16000
14000
12000
10000
8000
6000
4000
2000
0
6460. 0
6460. 1
6460. 2
6460. 3
6460. 4
6460. 5
6460. 6
6461. 0
6462. 0
6462. 1
6462. 2
6462. 3
6462. 4
6463. 0
6463. 1
6463. 2
6463. 3
6464. 0
6464. 1
×10^15
pull
Entries 19
Mean −5.002e+08
Std Dev 5.002e+08
6000
4000
2000
0
−2000
−4000
−6000
−8000
−10000

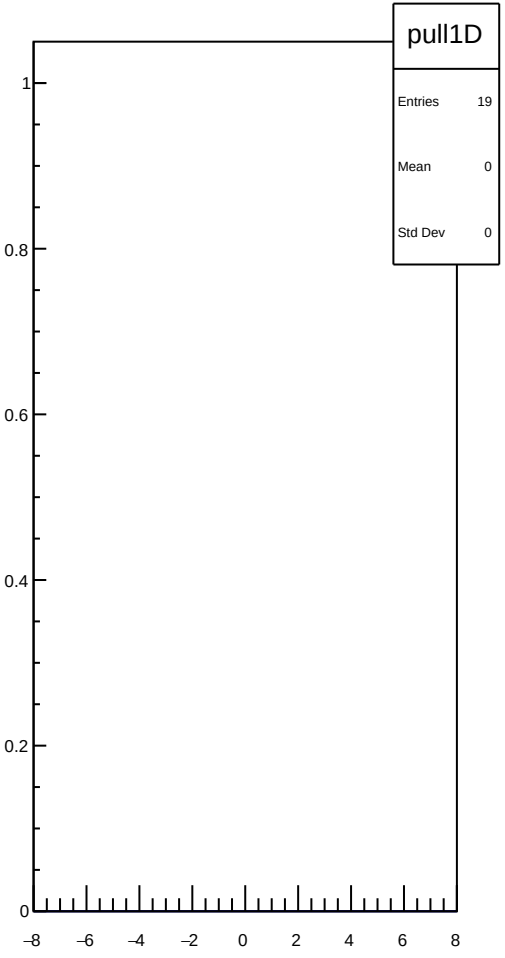
pull1D
Entries 19
Mean 0
Std Dev 0
1
0.8
0.6
0.4
0.2
0
−8
−6
−4
−2
0
2
4
6
8

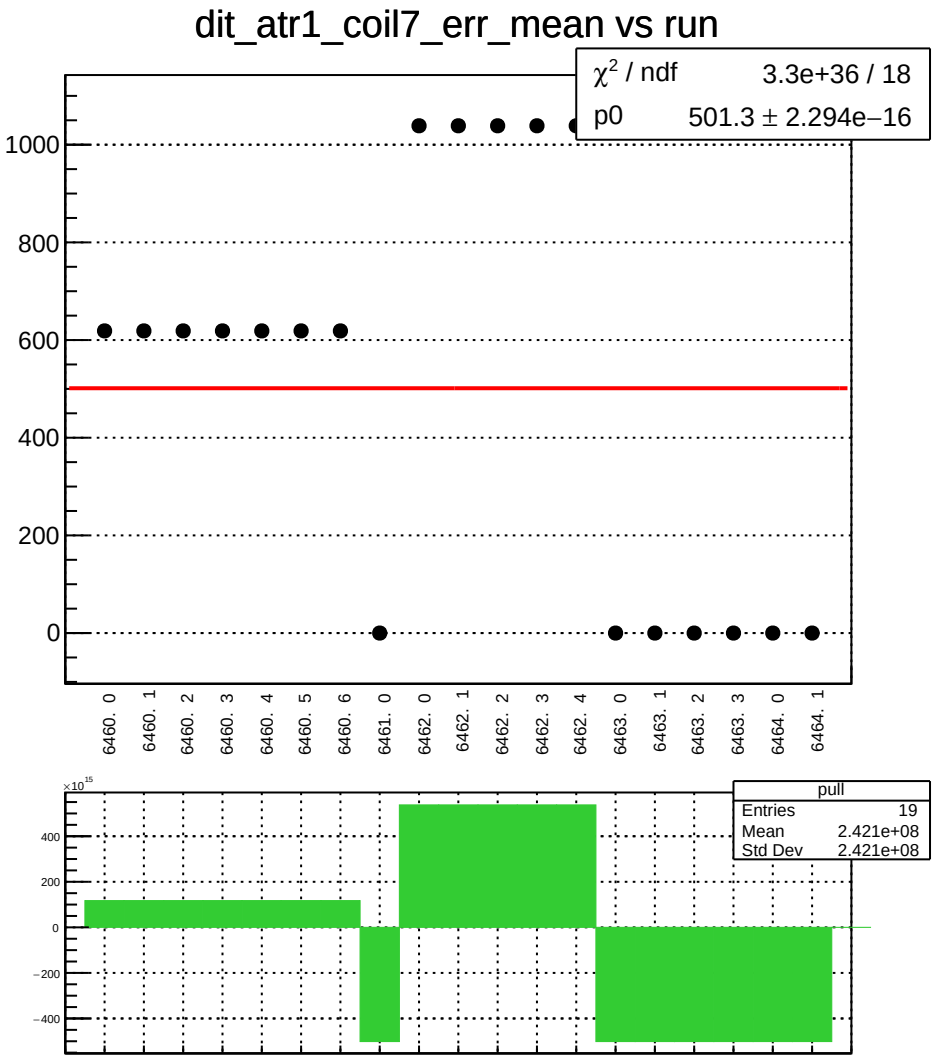
dit_atr1_coil7_err_mean vs run
χ² / ndf 3.3e+36 / 18
p0 501.3 ± 2.294e−16
1000
800
600
400
200
0
6460. 0
6460. 1
6460. 2
6460. 3
6460. 4
6460. 5
6460. 6
6461. 0
6462. 0
6462. 1
6462. 2
6462. 3
6462. 4
6463. 0
6463. 1
6463. 2
6463. 3
6464. 0
6464. 1
×10^15
400
200
0
−200
−400
pull
Entries 19
Mean 2.421e+08
Std Dev 2.421e+08

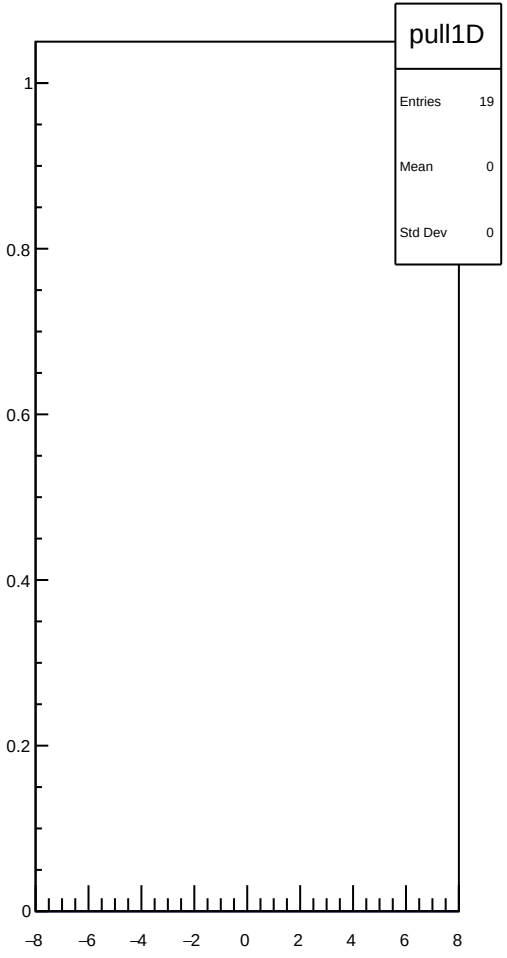
pull1D
Entries 19
Mean 0
Std Dev 0
1
0.8
0.6
0.4
0.2
0
−8
−6
−4
−2
0
2
4
6
8

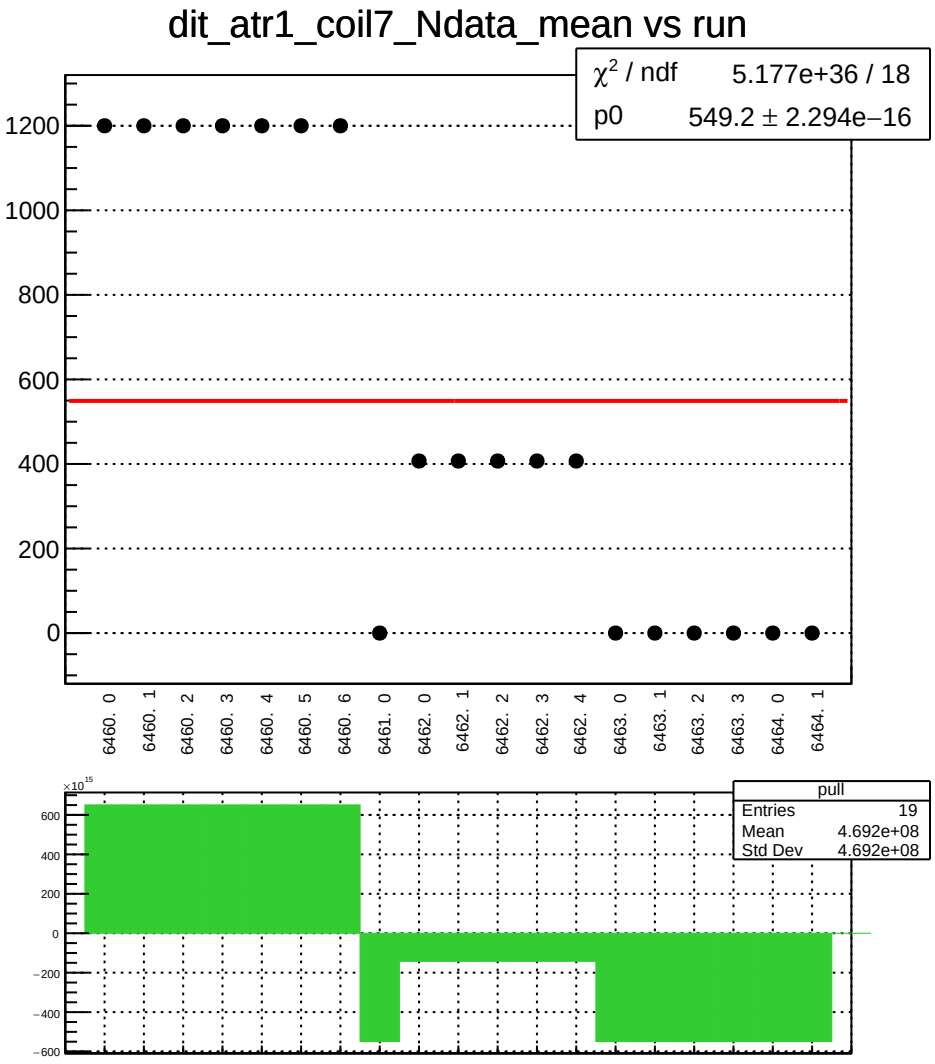
dit_atr1_coil7_Ndata_mean vs run
χ² / ndf 5.177e+36 / 18
p0 549.2 ± 2.294e−16
1200
1000
800
600
400
200
0
6460. 0
6460. 1
6460. 2
6460. 3
6460. 4
6460. 5
6460. 6
6461. 0
6462. 0
6462. 1
6462. 2
6462. 3
6462. 4
6463. 0
6463. 1
6463. 2
6463. 3
6464. 0
6464. 1
×10^15
600
400
200
0
−200
−400
−600
pull
Entries 19
Mean 4.692e+08
Std Dev 4.692e+08

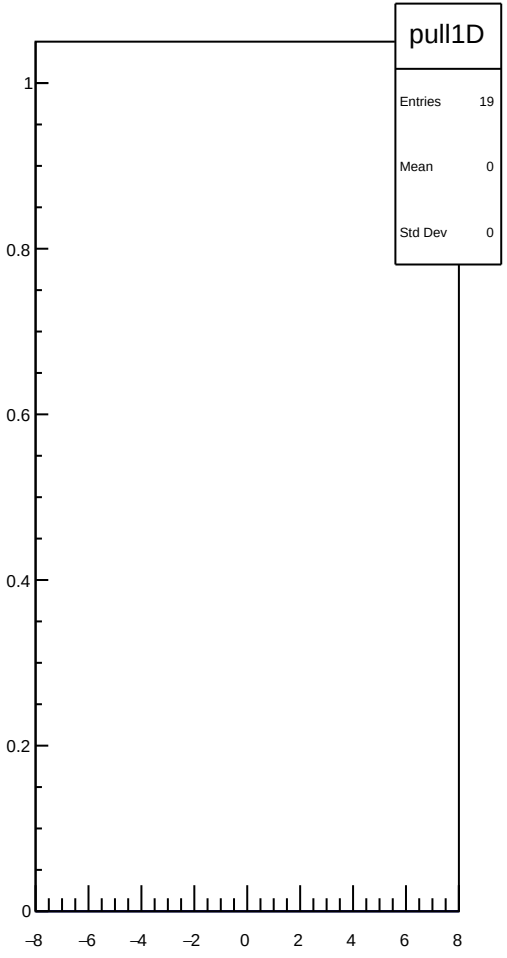
pull1D
Entries 19
Mean 0
Std Dev 0
1
0.8
0.6
0.4
0.2
0
−8
−6
−4
−2
0
2
4
6
8

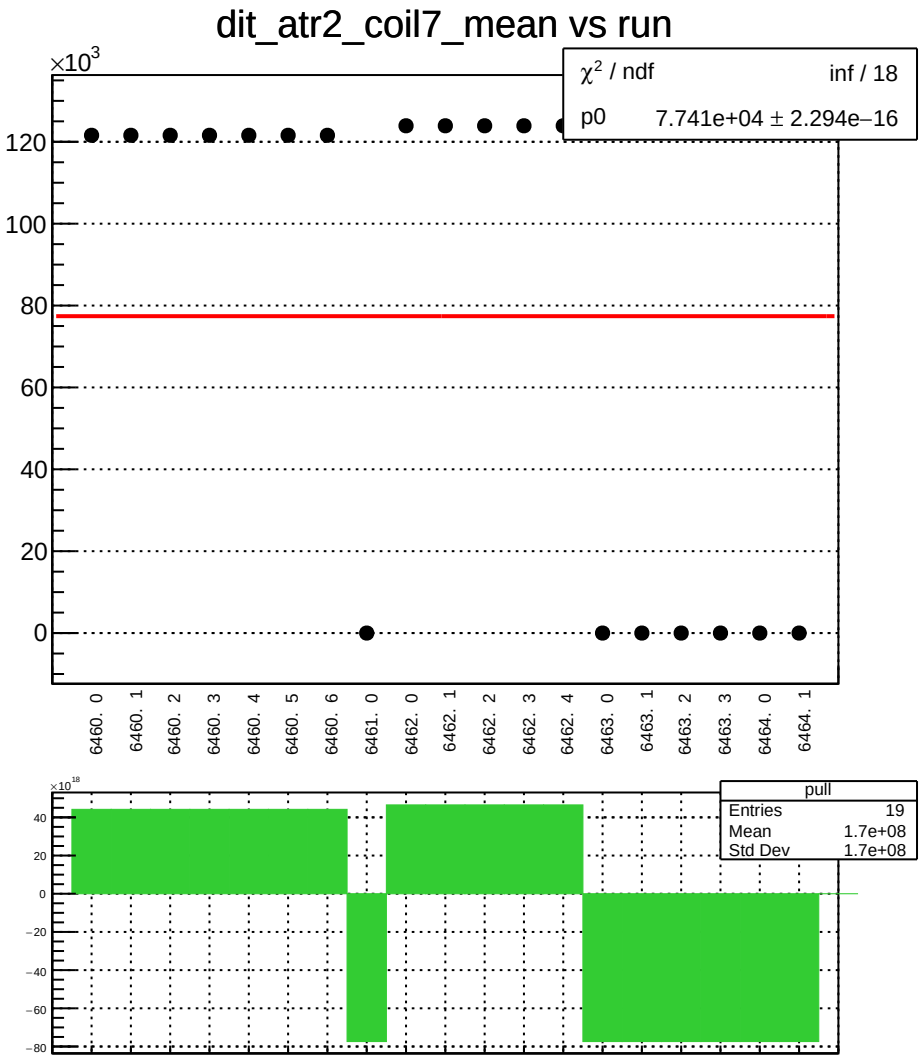
dit_atr2_coil7_mean vs run
×10^3
χ² / ndf inf / 18
p0 7.741e+04 ± 2.294e−16
120
100
80
60
40
20
0
6460. 0
6460. 1
6460. 2
6460. 3
6460. 4
6460. 5
6460. 6
6461. 0
6462. 0
6462. 1
6462. 2
6462. 3
6462. 4
6463. 0
6463. 1
6463. 2
6463. 3
6464. 0
6464. 1
×10^18
pull
Entries 19
Mean 1.7e+08
Std Dev 1.7e+08
40
20
0
−20
−40
−60
−80

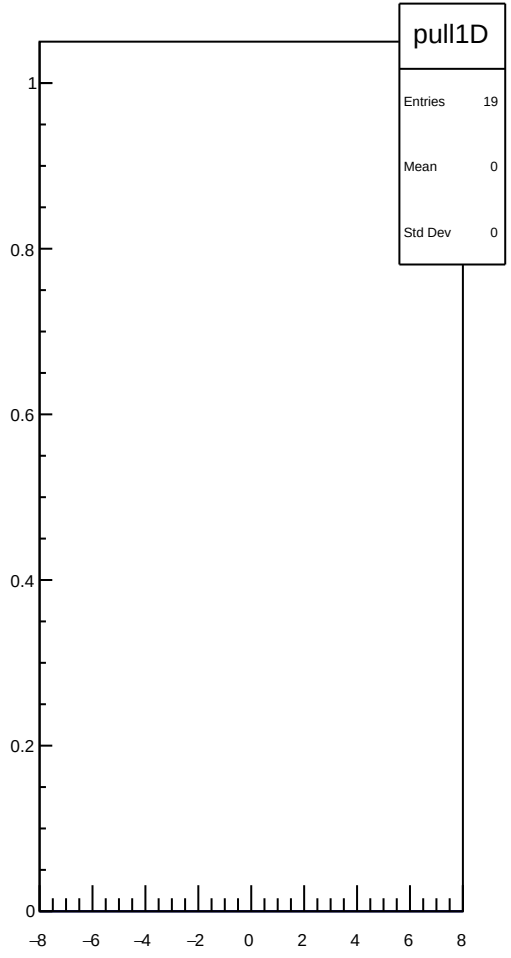
pull1D
Entries 19
Mean 0
Std Dev 0
1
0.8
0.6
0.4
0.2
0
−8
−6
−4
−2
0
2
4
6
8

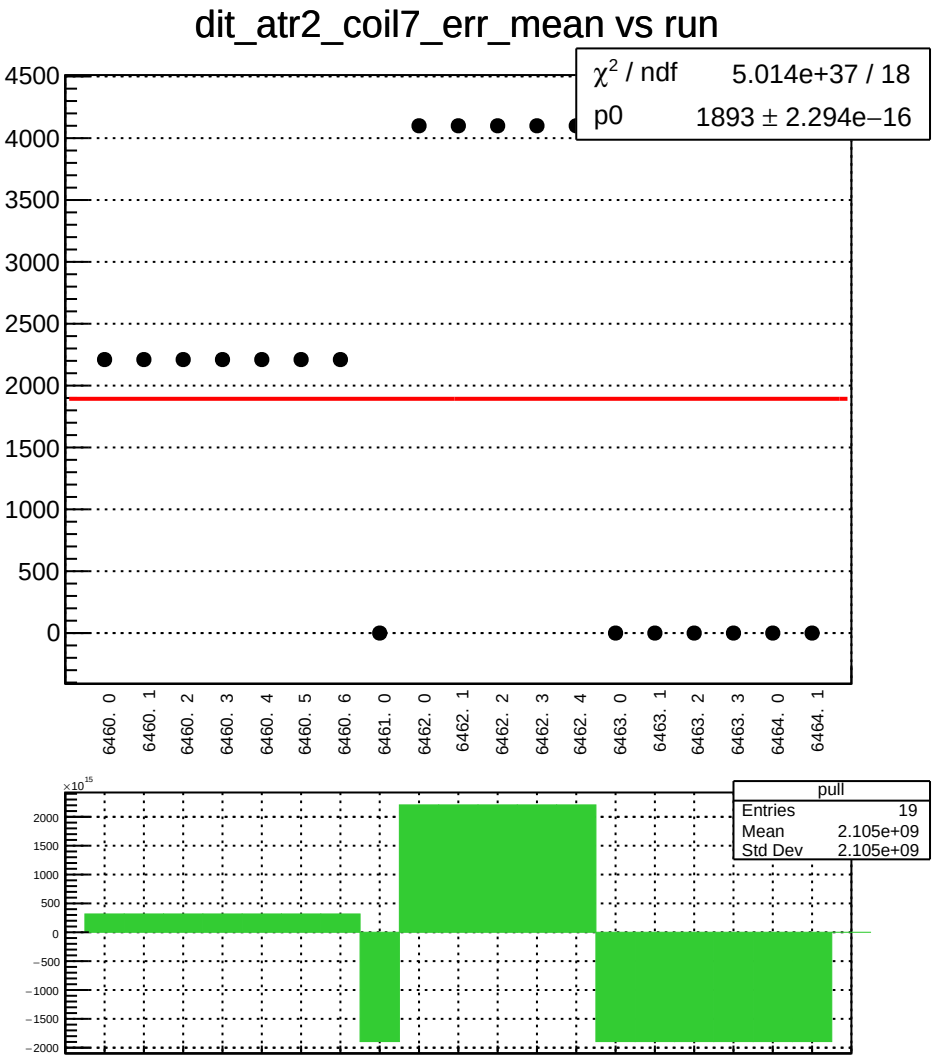
dit_atr2_coil7_err_mean vs run
χ² / ndf 5.014e+37 / 18
p0 1893 ± 2.294e−16
4500
4000
3500
3000
2500
2000
1500
1000
500
0
6460. 0
6460. 1
6460. 2
6460. 3
6460. 4
6460. 5
6460. 6
6461. 0
6462. 0
6462. 1
6462. 2
6462. 3
6462. 4
6463. 0
6463. 1
6463. 2
6463. 3
6464. 0
6464. 1
×10^15
2000
1500
1000
500
0
−500
−1000
−1500
−2000
pull
Entries 19
Mean 2.105e+09
Std Dev 2.105e+09

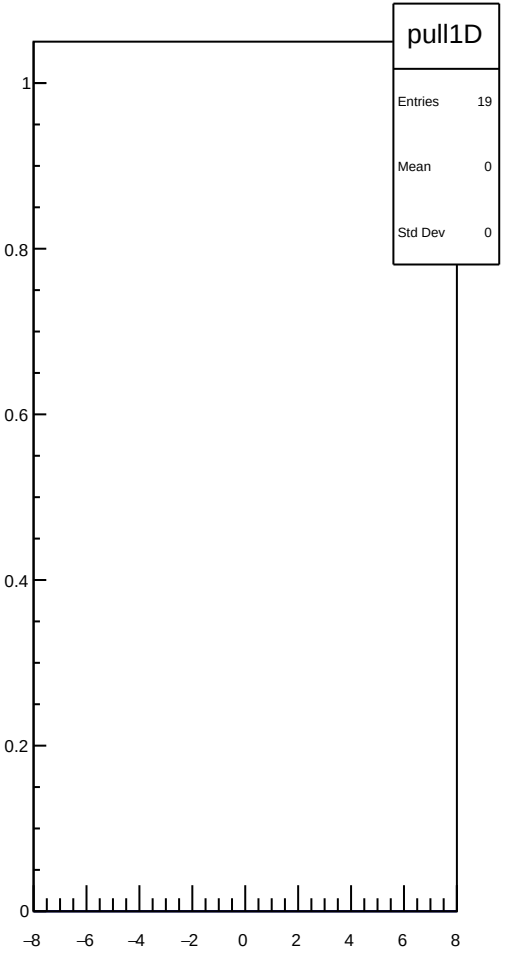
pull1D
Entries 19
Mean 0
Std Dev 0
1
0.8
0.6
0.4
0.2
0
−8
−6
−4
−2
0
2
4
6
8

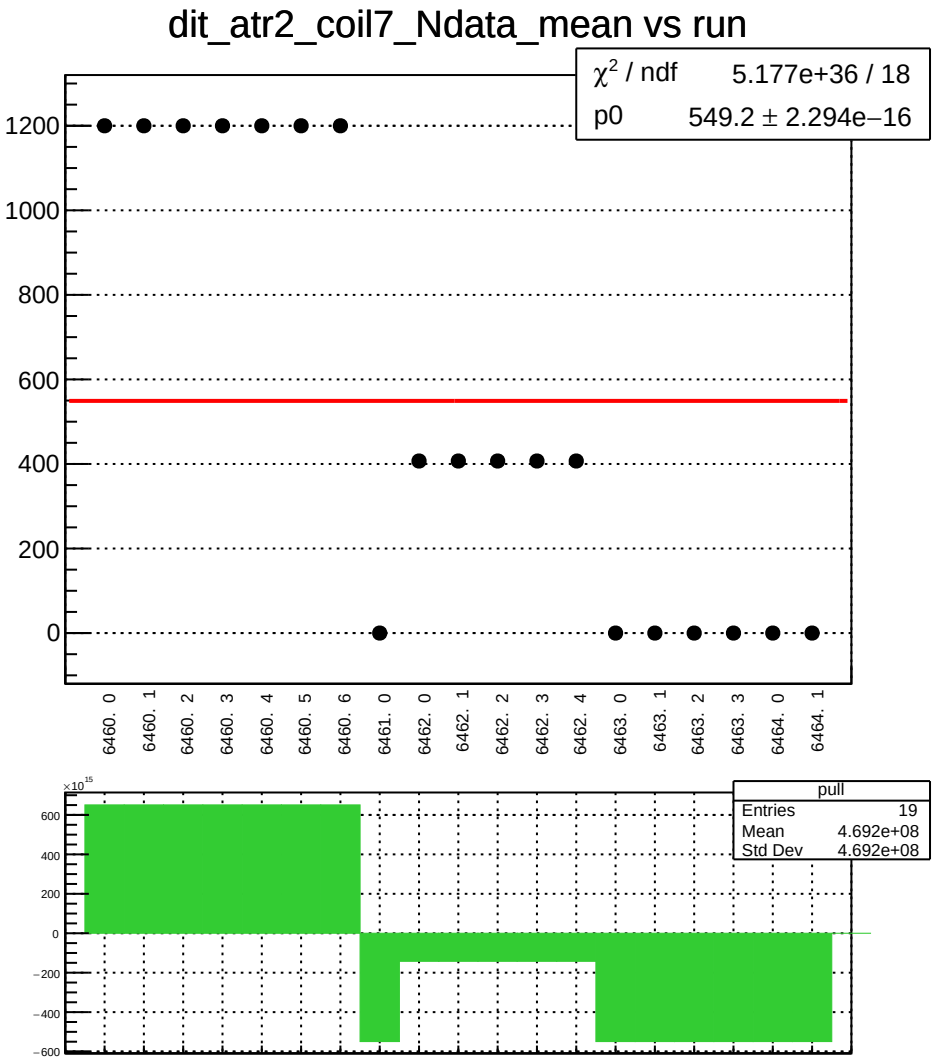
dit_atr2_coil7_Ndata_mean vs run
χ² / ndf 5.177e+36 / 18
p0 549.2 ± 2.294e−16
1200
1000
800
600
400
200
0
6460. 0
6460. 1
6460. 2
6460. 3
6460. 4
6460. 5
6460. 6
6461. 0
6462. 0
6462. 1
6462. 2
6462. 3
6462. 4
6463. 0
6463. 1
6463. 2
6463. 3
6464. 0
6464. 1
×10¹⁵
600
400
200
0
−200
−400
−600
pull
Entries 19
Mean 4.692e+08
Std Dev 4.692e+08

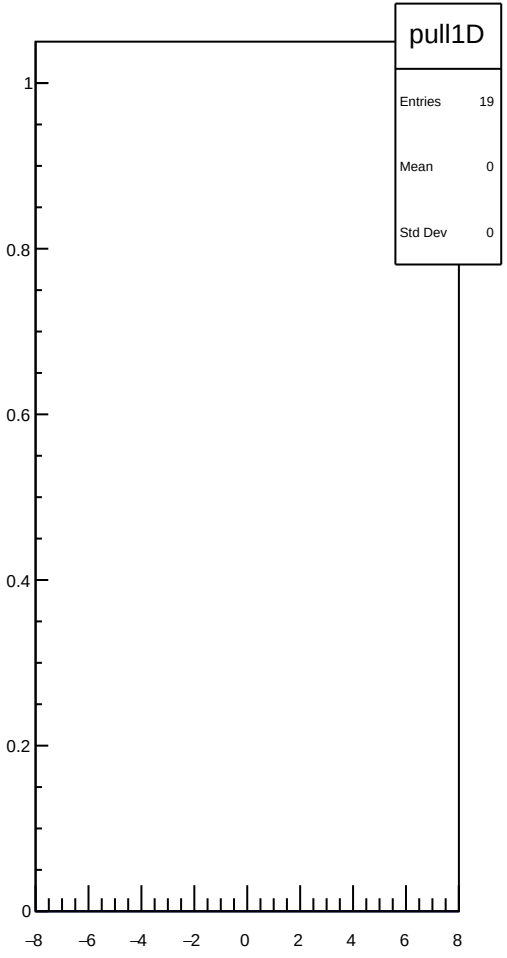
pull1D
Entries 19
Mean 0
Std Dev 0
1
0.8
0.6
0.4
0.2
0
−8
−6
−4
−2
0
2
4
6
8

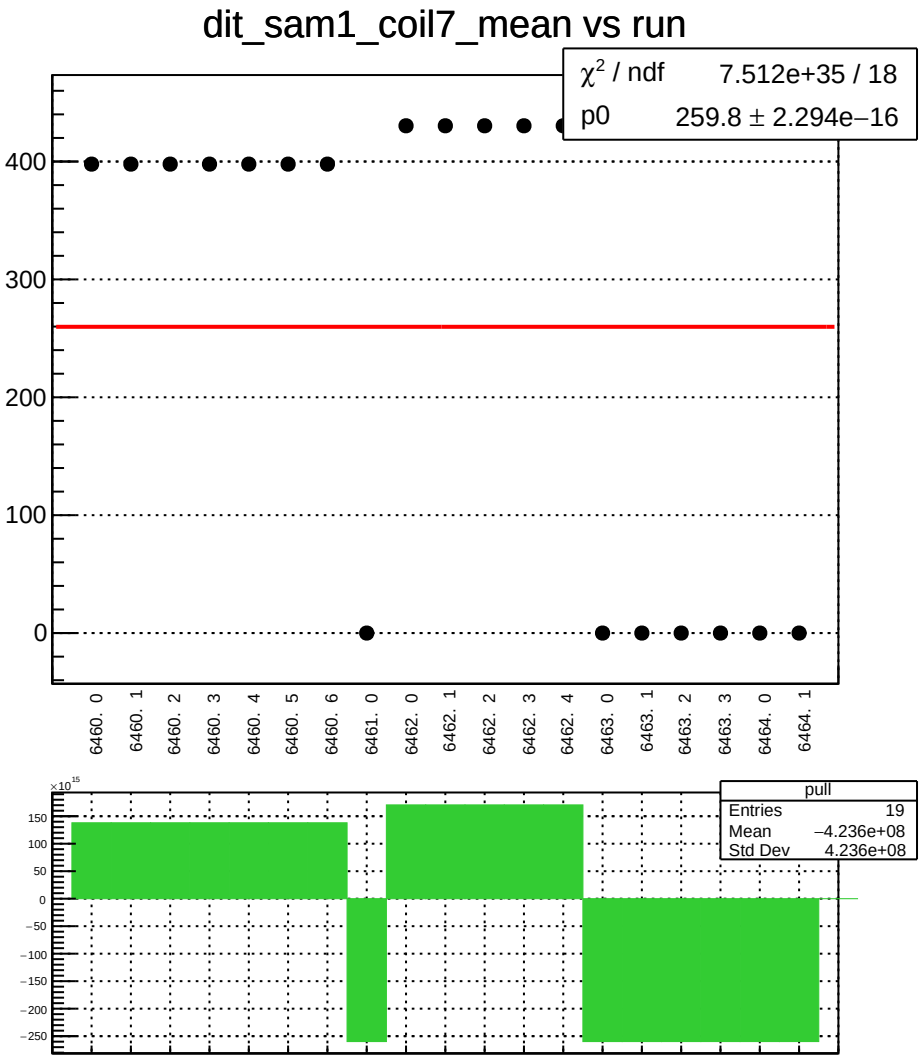
dit_sam1_coil7_mean vs run
χ² / ndf 7.512e+35 / 18
p0 259.8 ± 2.294e−16
400
300
200
100
0
6460. 0
6460. 1
6460. 2
6460. 3
6460. 4
6460. 5
6460. 6
6461. 0
6462. 0
6462. 1
6462. 2
6462. 3
6462. 4
6463. 0
6463. 1
6463. 2
6463. 3
6464. 0
6464. 1
×10^15
150
100
50
0
−50
−100
−150
−200
−250
pull
Entries 19
Mean −4.236e+08
Std Dev 4.236e+08

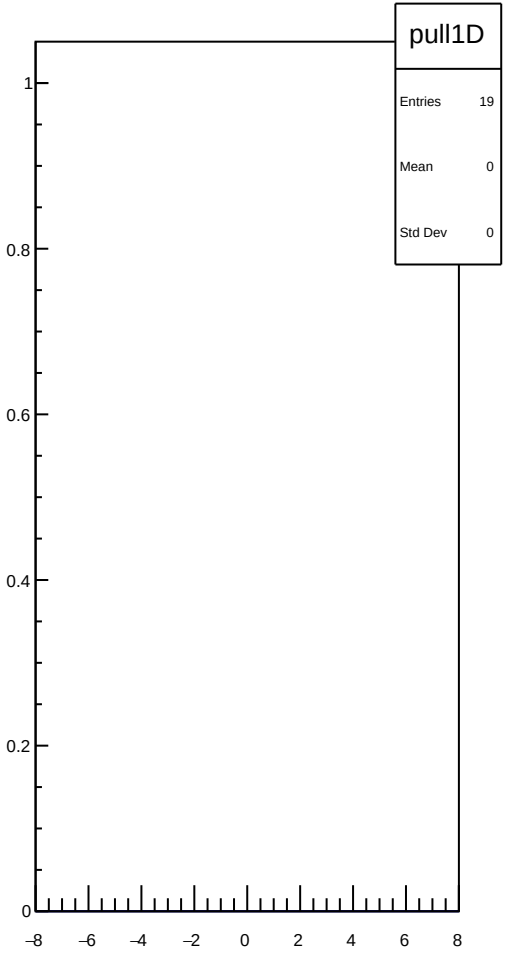
pull1D
Entries 19
Mean 0
Std Dev 0
1
0.8
0.6
0.4
0.2
0
−8
−6
−4
−2
0
2
4
6
8

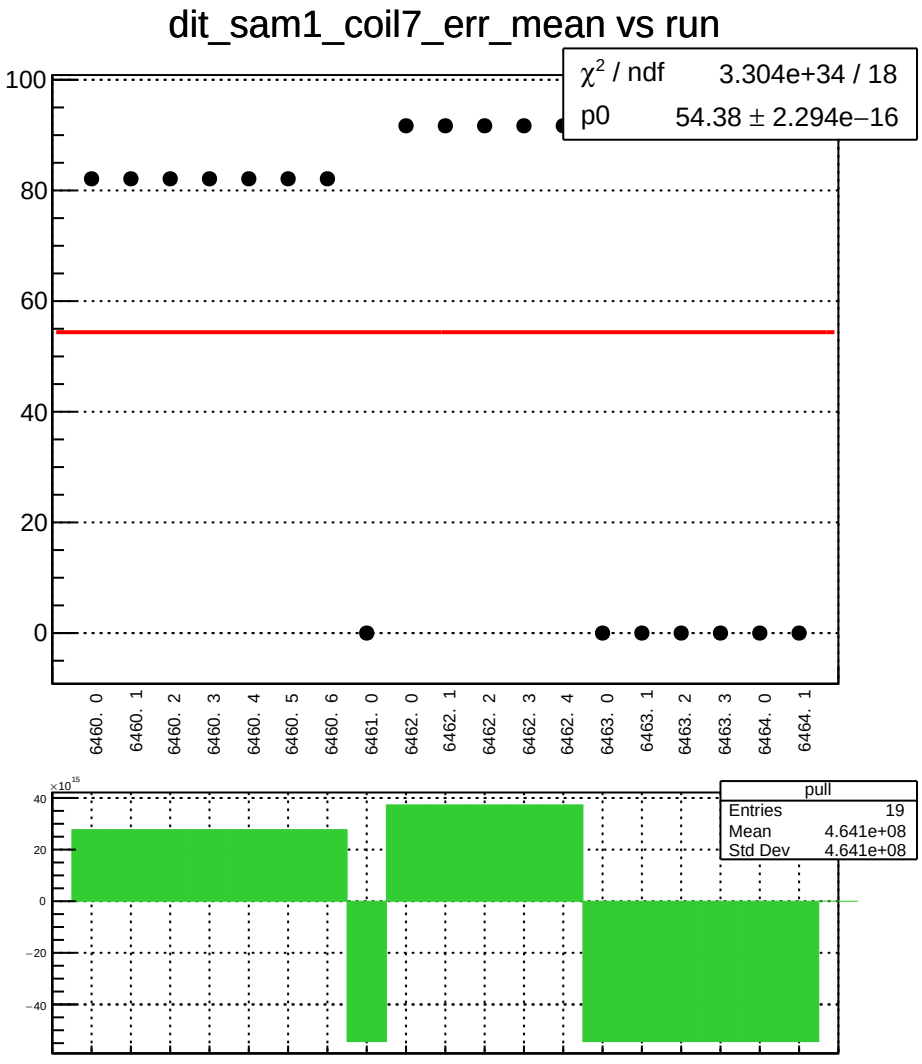
dit_sam1_coil7_err_mean vs run
χ² / ndf 3.304e+34 / 18
p0 54.38 ± 2.294e−16
100
80
60
40
20
0
6460. 0
6460. 1
6460. 2
6460. 3
6460. 4
6460. 5
6460. 6
6461. 0
6462. 0
6462. 1
6462. 2
6462. 3
6462. 4
6463. 0
6463. 1
6463. 2
6463. 3
6464. 0
6464. 1
×10^15
40
20
0
−20
−40
pull
Entries 19
Mean 4.641e+08
Std Dev 4.641e+08

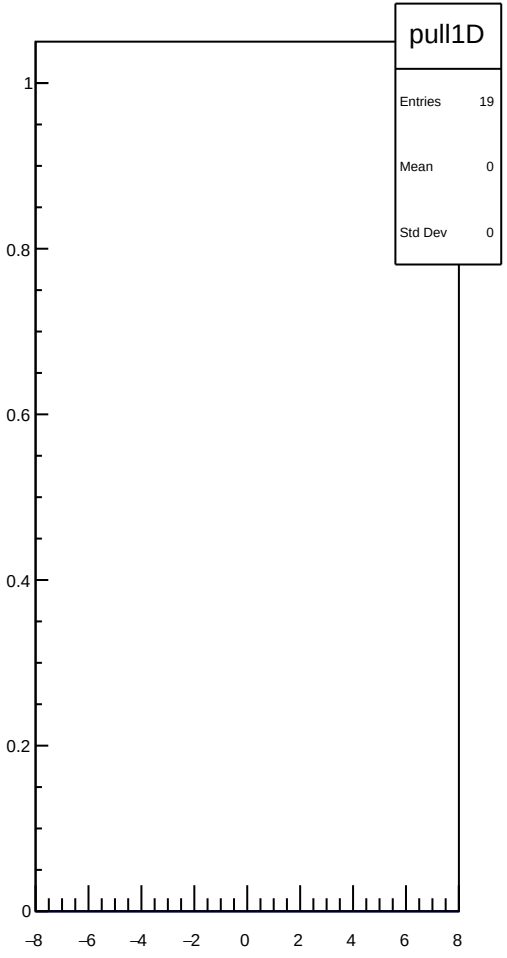
pull1D
Entries 19
Mean 0
Std Dev 0
1
0.8
0.6
0.4
0.2
0
−8
−6
−4
−2
0
2
4
6
8

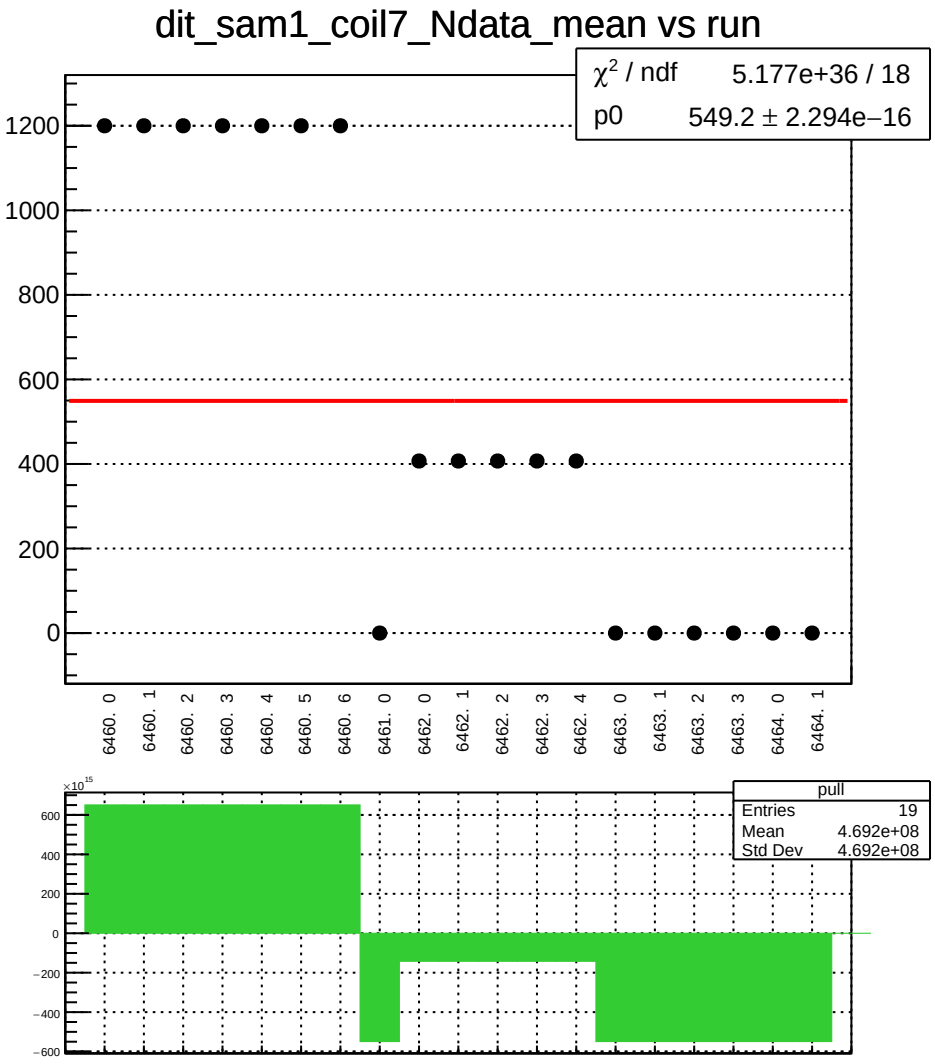
dit_sam1_coil7_Ndata_mean vs run
χ² / ndf 5.177e+36 / 18
p0 549.2 ± 2.294e−16
1200
1000
800
600
400
200
0
6460. 0
6460. 1
6460. 2
6460. 3
6460. 4
6460. 5
6460. 6
6461. 0
6462. 0
6462. 1
6462. 2
6462. 3
6462. 4
6463. 0
6463. 1
6463. 2
6463. 3
6464. 0
6464. 1
×10^15
600
400
200
0
−200
−400
−600
pull
Entries 19
Mean 4.692e+08
Std Dev 4.692e+08

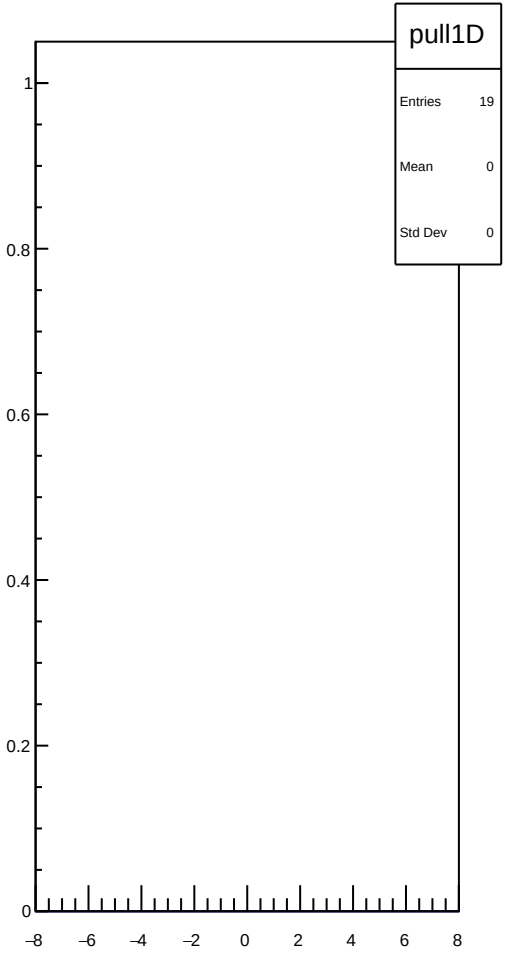
pull1D
Entries 19
Mean 0
Std Dev 0
1
0.8
0.6
0.4
0.2
0
−8
−6
−4
−2
0
2
4
6
8

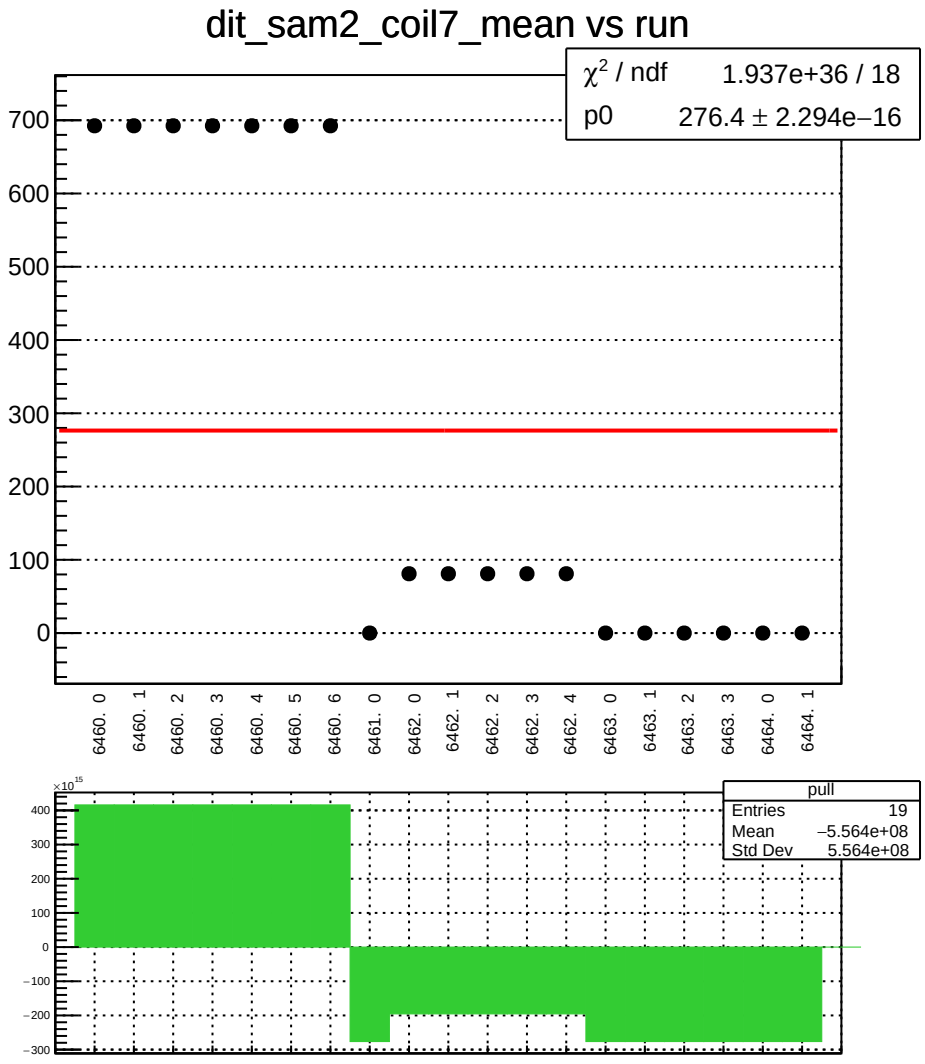
dit_sam2_coil7_mean vs run
χ² / ndf 1.937e+36 / 18
p0 276.4 ± 2.294e−16
700
600
500
400
300
200
100
0
6460. 0
6460. 1
6460. 2
6460. 3
6460. 4
6460. 5
6460. 6
6461. 0
6462. 0
6462. 1
6462. 2
6462. 3
6462. 4
6463. 0
6463. 1
6463. 2
6463. 3
6464. 0
6464. 1
×10^15
400
300
200
100
0
−100
−200
−300
pull
Entries 19
Mean −5.564e+08
Std Dev 5.564e+08

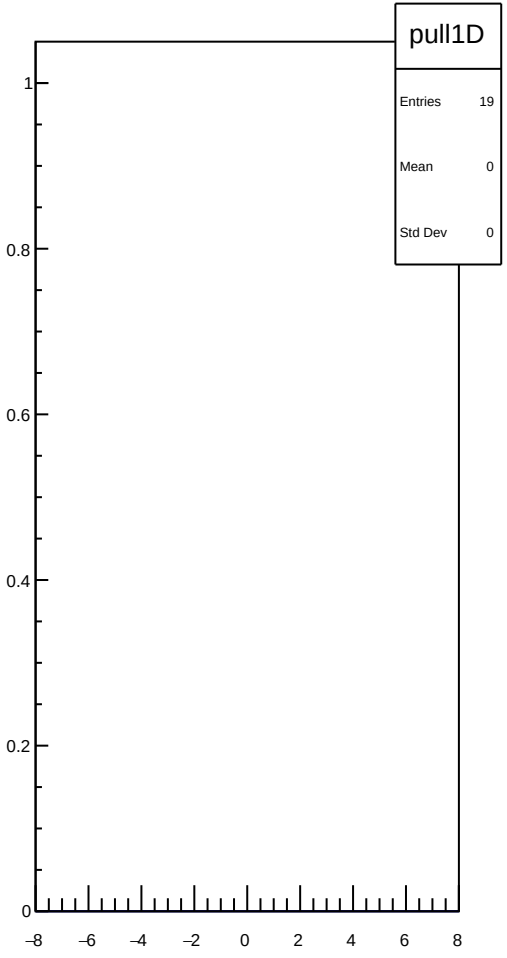
pull1D
Entries 19
Mean 0
Std Dev 0
1
0.8
0.6
0.4
0.2
0
−8
−6
−4
−2
0
2
4
6
8

dit_sam2_coil7_err_mean vs run

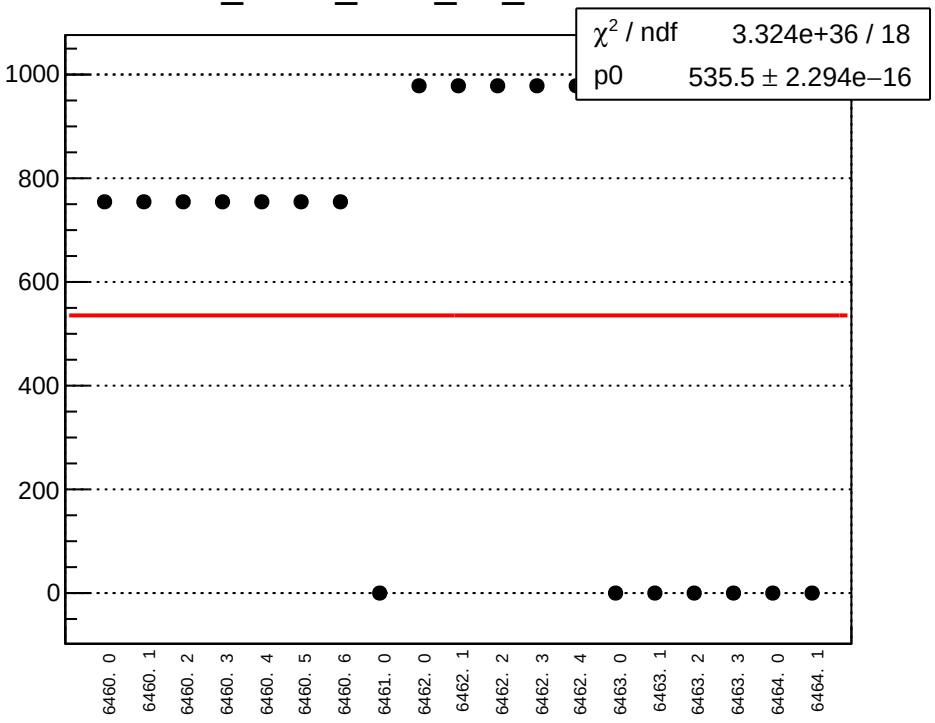

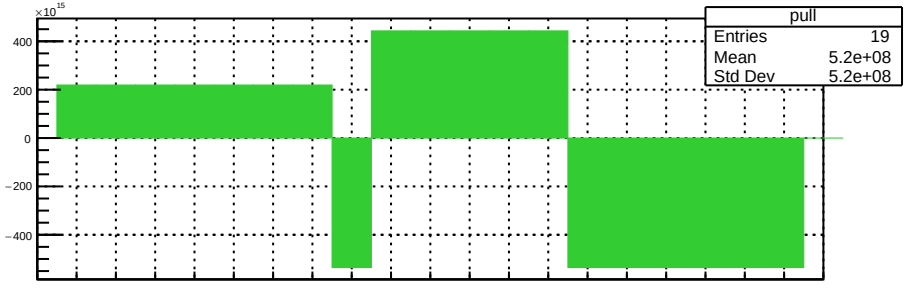

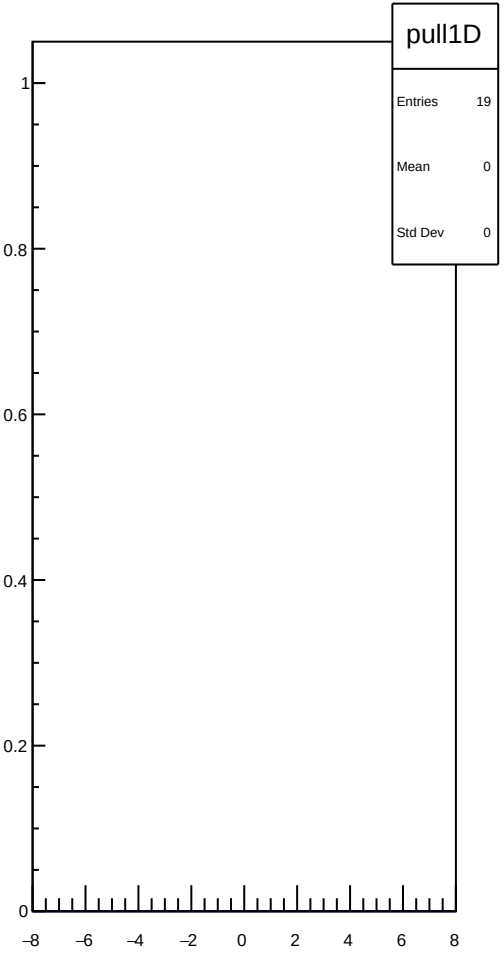

dit_sam2_coil7_Ndata_mean vs run

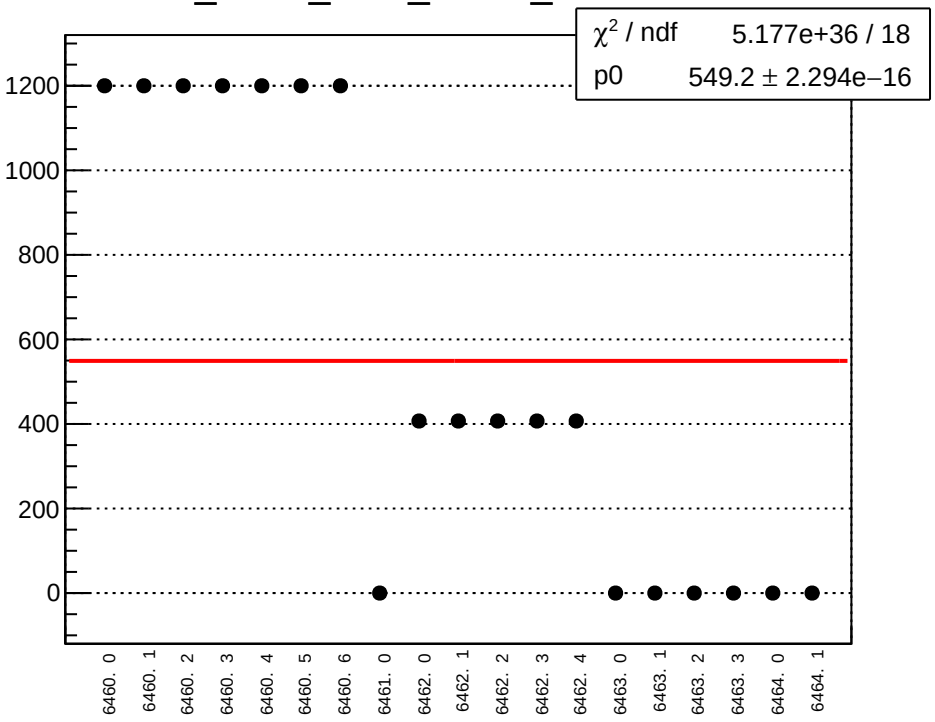

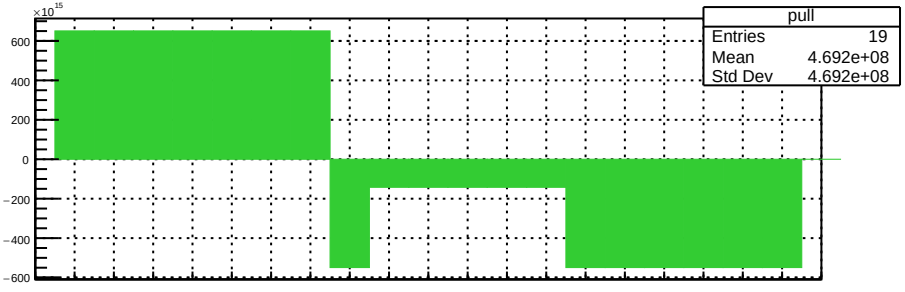

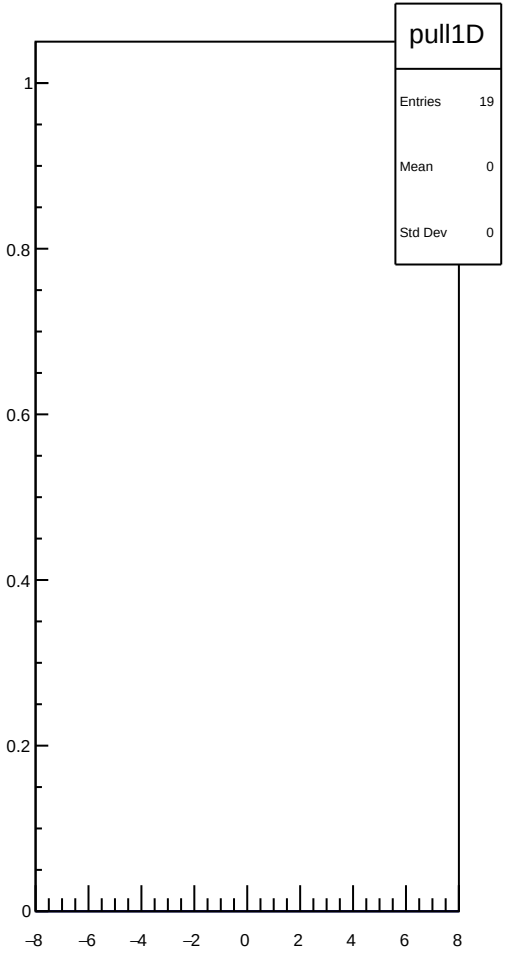

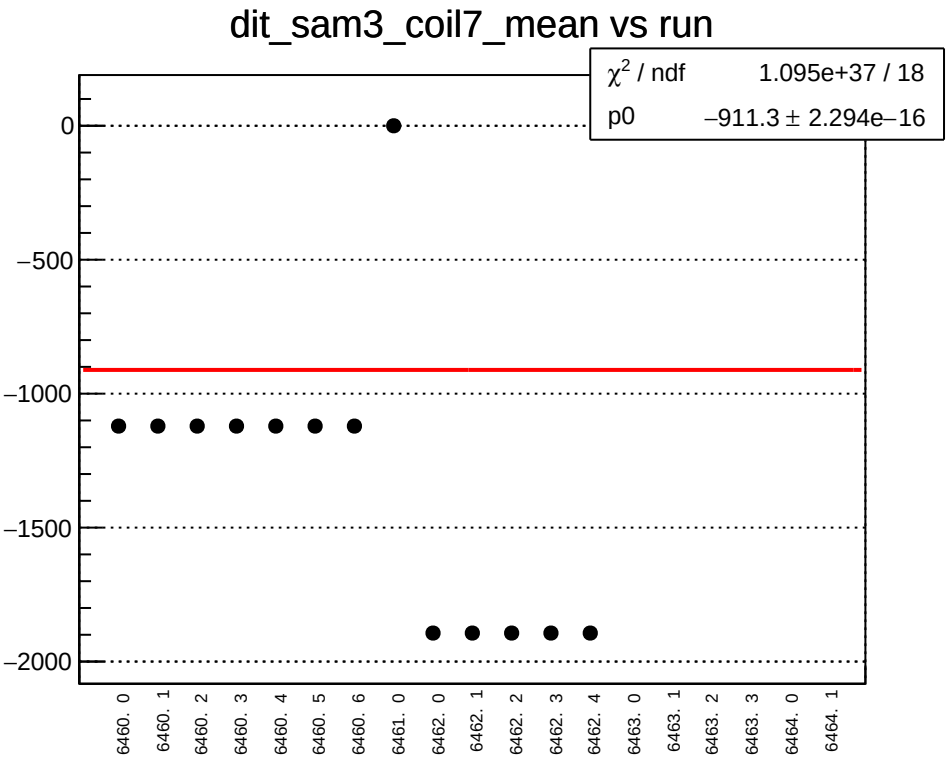
dit_sam3_coil7_mean vs run
χ² / ndf 1.095e+37 / 18
p0 −911.3 ± 2.294e−16
0
−500
−1000
−1500
−2000
6460. 0
6460. 1
6460. 2
6460. 3
6460. 4
6460. 5
6460. 6
6461. 0
6462. 0
6462. 1
6462. 2
6462. 3
6462. 4
6463. 0
6463. 1
6463. 2
6463. 3
6464. 0
6464. 1

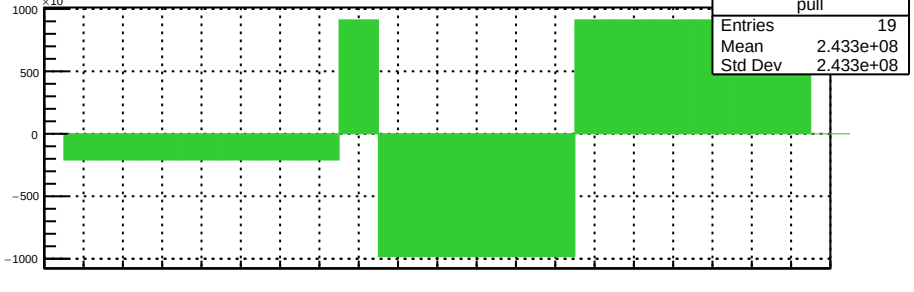
×10¹⁵
1000
500
0
−500
−1000
pull
Entries 19
Mean 2.433e+08
Std Dev 2.433e+08

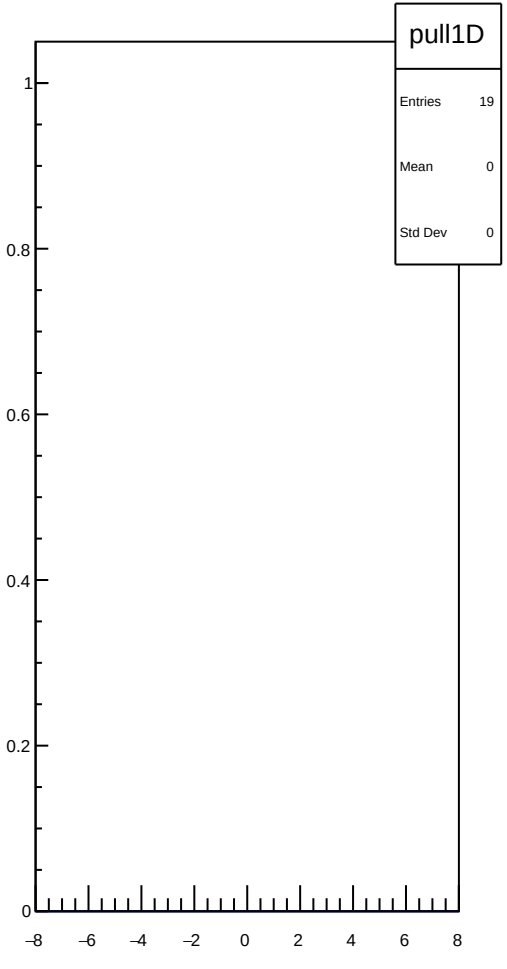
pull1D
Entries 19
Mean 0
Std Dev 0
1
0.8
0.6
0.4
0.2
0
−8
−6
−4
−2
0
2
4
6
8

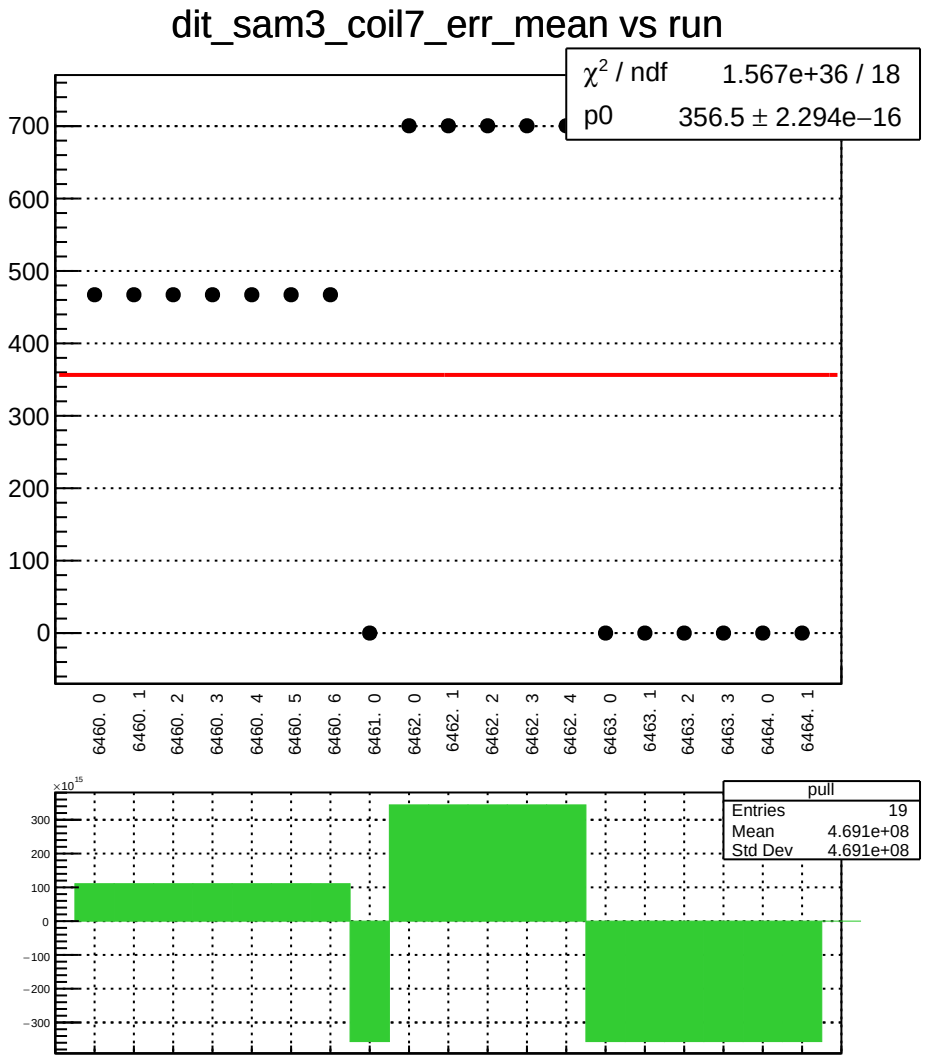
dit_sam3_coil7_err_mean vs run
χ² / ndf 1.567e+36 / 18
p0 356.5 ± 2.294e−16
700
600
500
400
300
200
100
0
6460. 0
6460. 1
6460. 2
6460. 3
6460. 4
6460. 5
6460. 6
6461. 0
6462. 0
6462. 1
6462. 2
6462. 3
6462. 4
6463. 0
6463. 1
6463. 2
6463. 3
6464. 0
6464. 1
×10^15
300
200
100
0
−100
−200
−300
pull
Entries 19
Mean 4.691e+08
Std Dev 4.691e+08

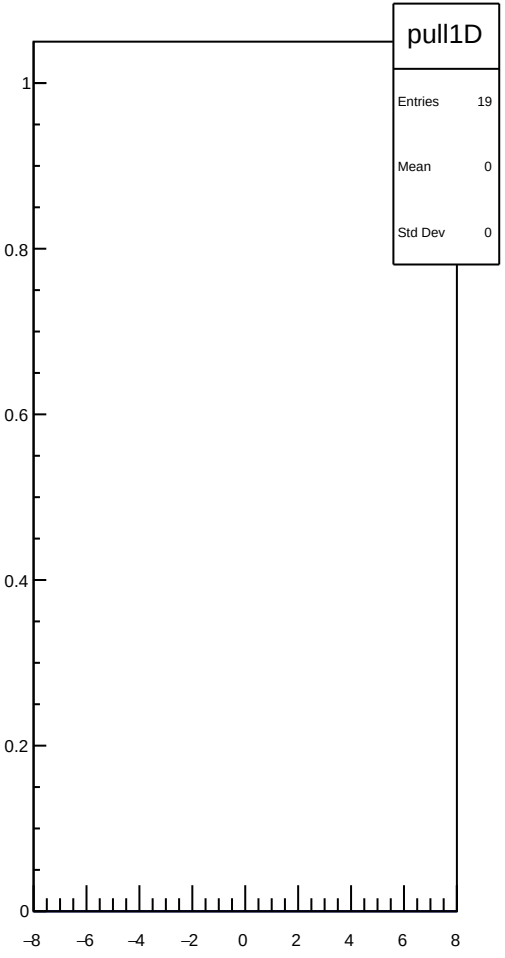
pull1D
Entries 19
Mean 0
Std Dev 0
1
0.8
0.6
0.4
0.2
0
−8
−6
−4
−2
0
2
4
6
8

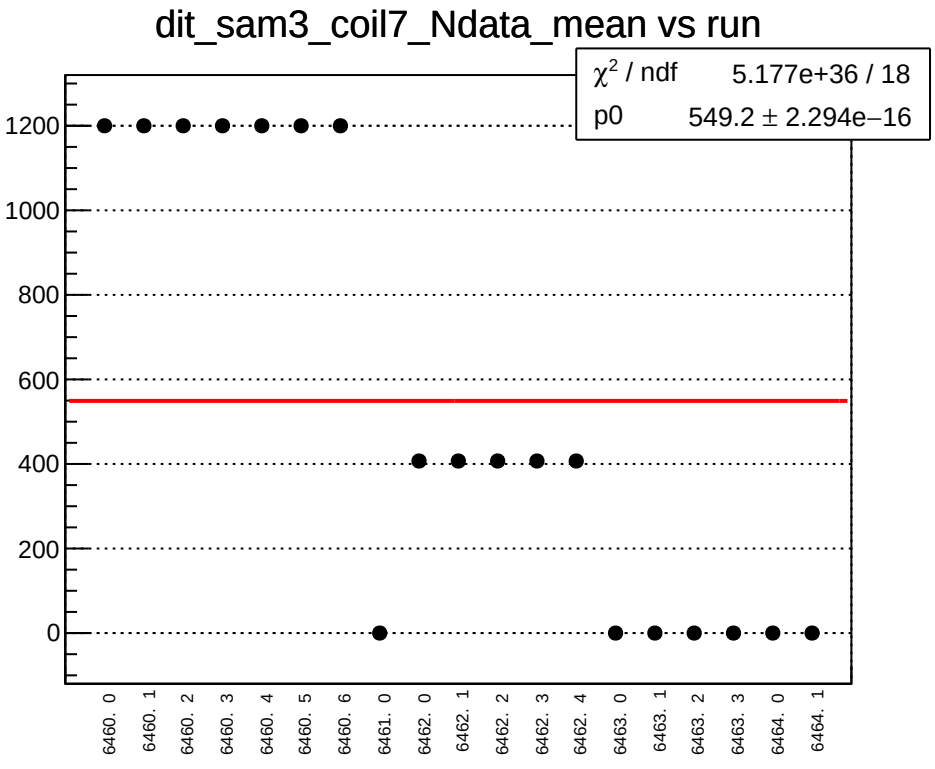
dit_sam3_coil7_Ndata_mean vs run
χ² / ndf 5.177e+36 / 18
p0 549.2 ± 2.294e−16
1200
1000
800
600
400
200
0
6460. 0
6460. 1
6460. 2
6460. 3
6460. 4
6460. 5
6460. 6
6461. 0
6462. 0
6462. 1
6462. 2
6462. 3
6462. 4
6463. 0
6463. 1
6463. 2
6463. 3
6464. 0
6464. 1

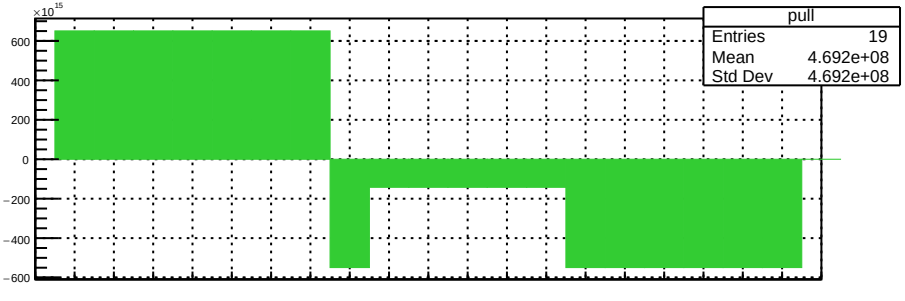
×10¹⁵
600
400
200
0
−200
−400
−600
pull
Entries 19
Mean 4.692e+08
Std Dev 4.692e+08

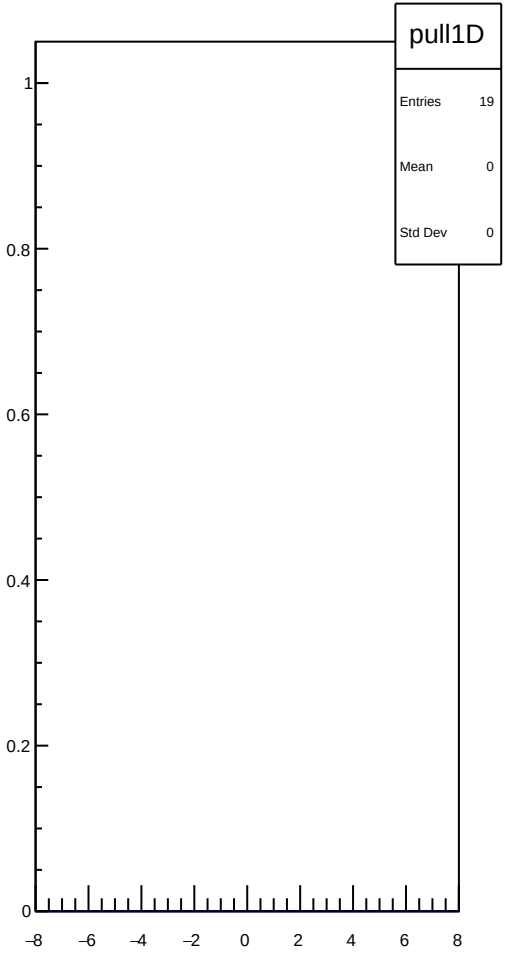
pull1D
Entries 19
Mean 0
Std Dev 0
1
0.8
0.6
0.4
0.2
0
−8
−6
−4
−2
0
2
4
6
8

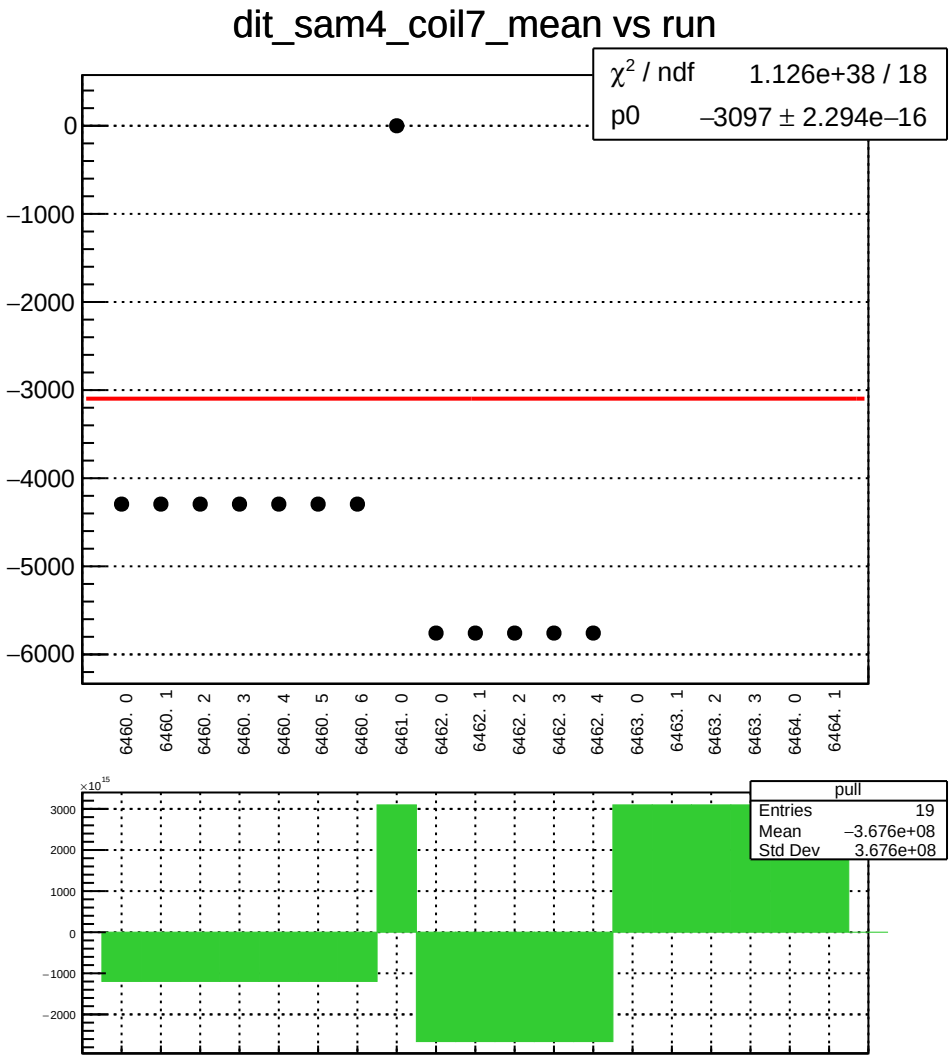
dit_sam4_coil7_mean vs run
χ² / ndf 1.126e+38 / 18
p0 −3097 ± 2.294e−16
0
−1000
−2000
−3000
−4000
−5000
−6000
6460. 0
6460. 1
6460. 2
6460. 3
6460. 4
6460. 5
6460. 6
6461. 0
6462. 0
6462. 1
6462. 2
6462. 3
6462. 4
6463. 0
6463. 1
6463. 2
6463. 3
6464. 0
6464. 1
×10^15
3000
2000
1000
0
−1000
−2000
pull
Entries 19
Mean −3.676e+08
Std Dev 3.676e+08

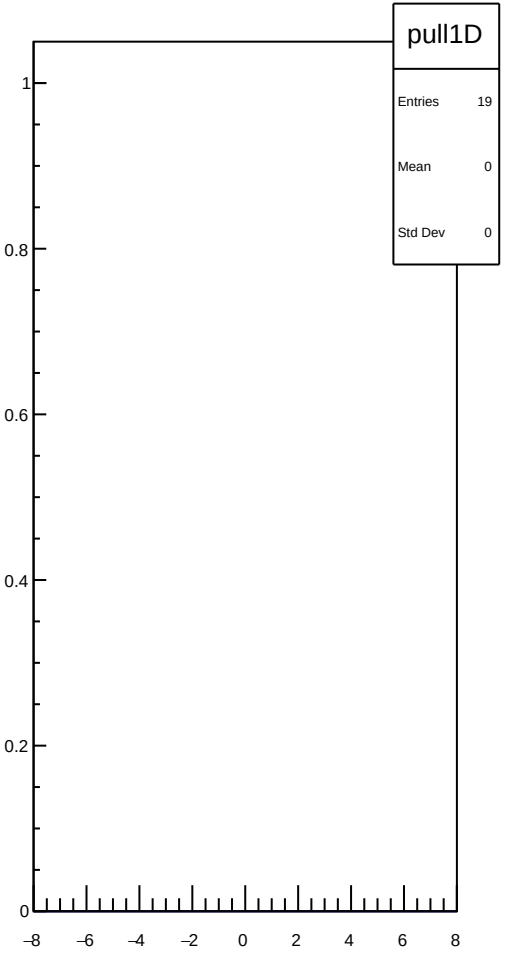
pull1D
Entries 19
Mean 0
Std Dev 0
1
0.8
0.6
0.4
0.2
0
−8
−6
−4
−2
0
2
4
6
8

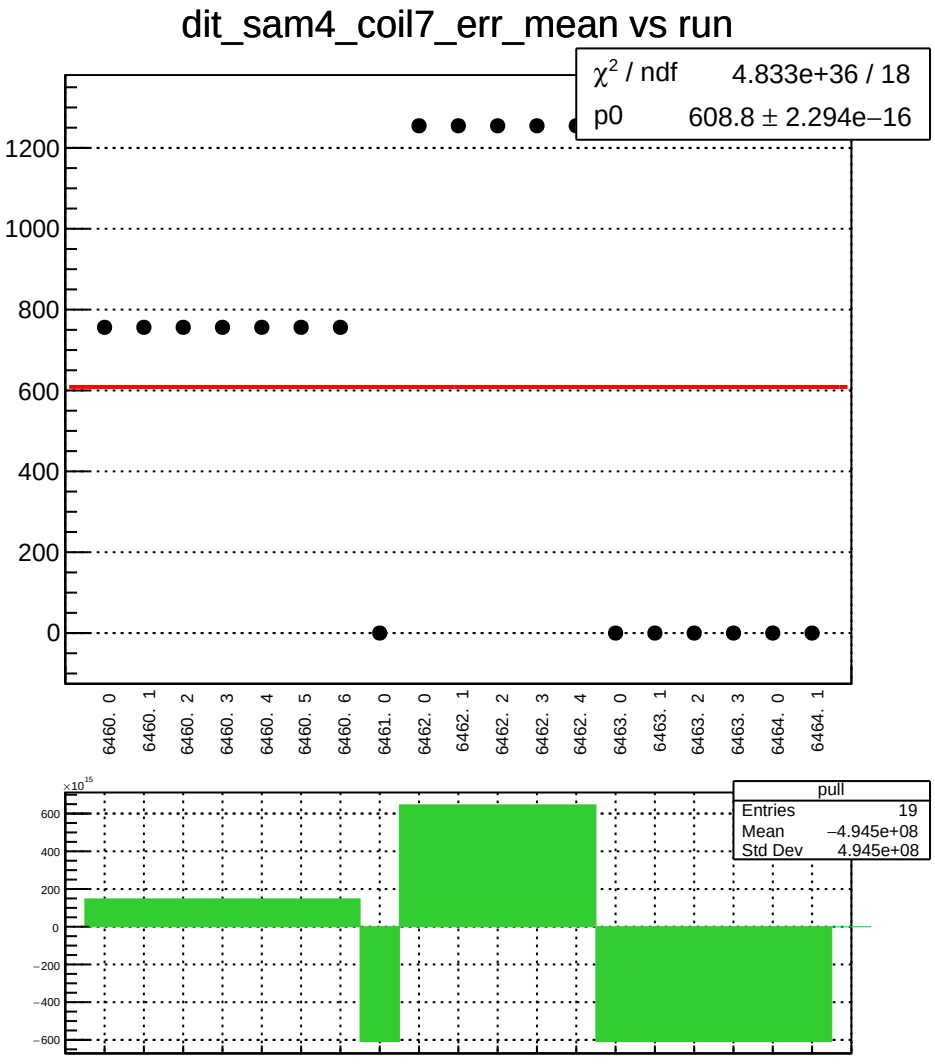
dit_sam4_coil7_err_mean vs run
χ² / ndf 4.833e+36 / 18
p0 608.8 ± 2.294e−16
1200
1000
800
600
400
200
0
6460. 0
6460. 1
6460. 2
6460. 3
6460. 4
6460. 5
6460. 6
6461. 0
6462. 0
6462. 1
6462. 2
6462. 3
6462. 4
6463. 0
6463. 1
6463. 2
6463. 3
6464. 0
6464. 1
×10^15
600
400
200
0
−200
−400
−600
pull
Entries 19
Mean −4.945e+08
Std Dev 4.945e+08

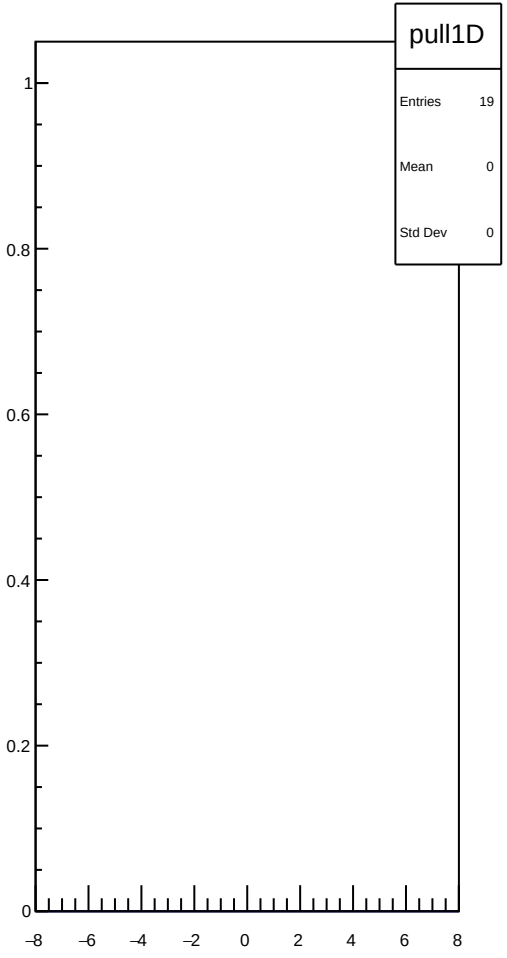
pull1D
Entries 19
Mean 0
Std Dev 0
1
0.8
0.6
0.4
0.2
0
−8
−6
−4
−2
0
2
4
6
8

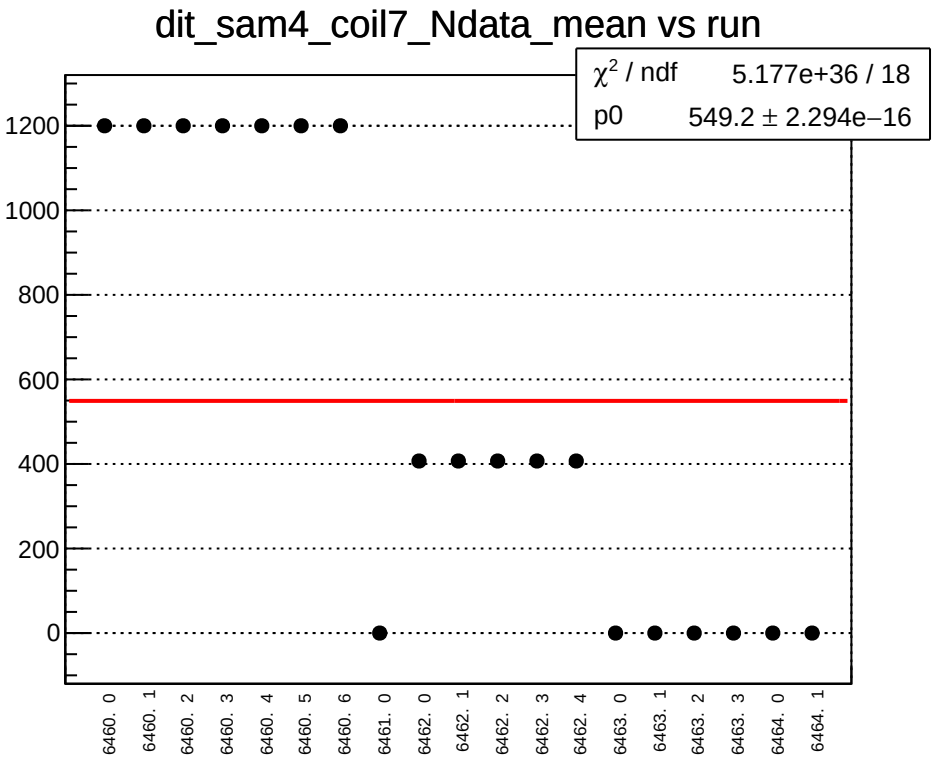
dit_sam4_coil7_Ndata_mean vs run
χ² / ndf 5.177e+36 / 18
p0 549.2 ± 2.294e−16
1200
1000
800
600
400
200
0
6460. 0
6460. 1
6460. 2
6460. 3
6460. 4
6460. 5
6460. 6
6461. 0
6462. 0
6462. 1
6462. 2
6462. 3
6462. 4
6463. 0
6463. 1
6463. 2
6463. 3
6464. 0
6464. 1

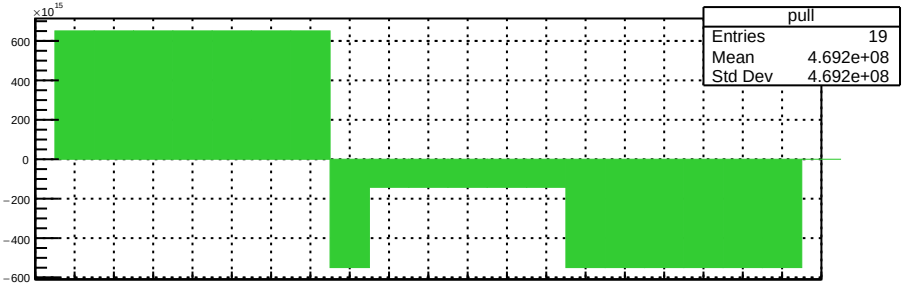
×10¹⁵
600
400
200
0
−200
−400
−600
pull
Entries 19
Mean 4.692e+08
Std Dev 4.692e+08

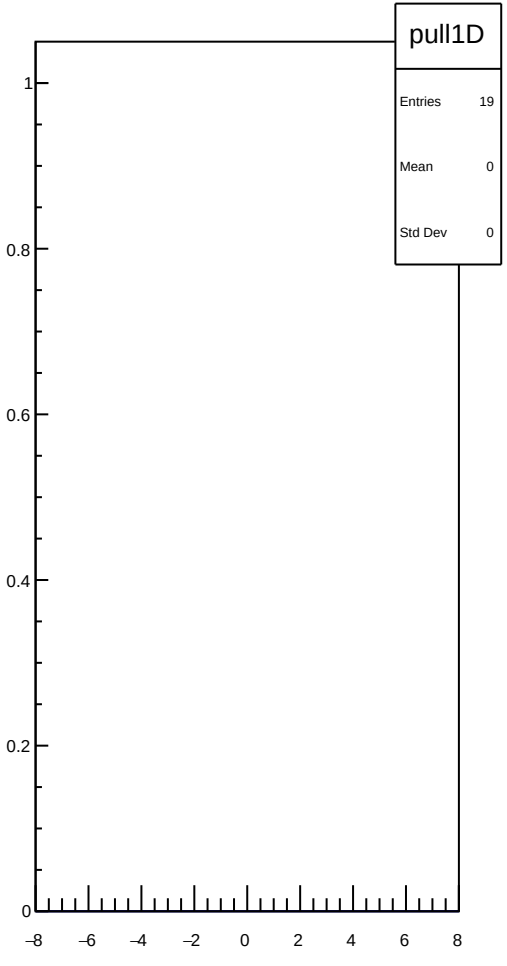
pull1D
Entries 19
Mean 0
Std Dev 0
1
0.8
0.6
0.4
0.2
0
−8
−6
−4
−2
0
2
4
6
8

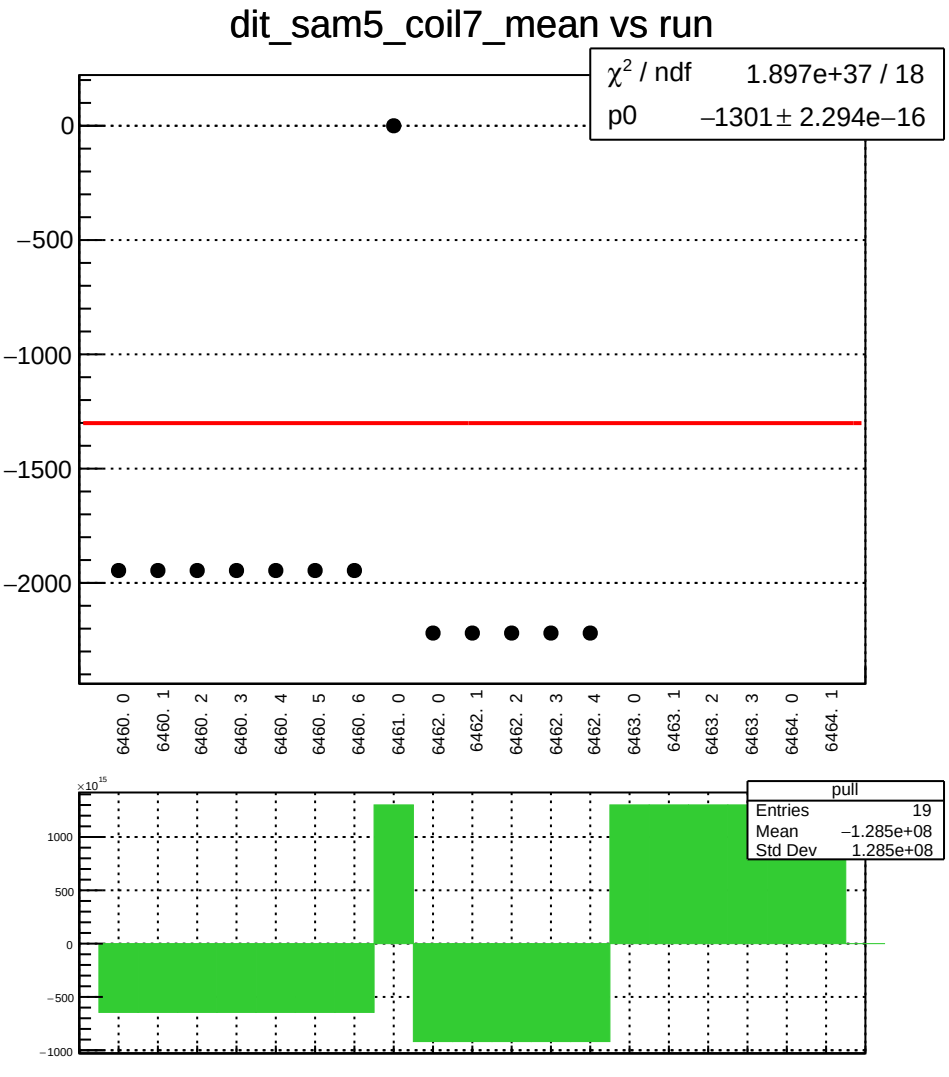
dit_sam5_coil7_mean vs run
χ² / ndf 1.897e+37 / 18
p0 −1301 ± 2.294e−16
0
−500
−1000
−1500
−2000
6460. 0
6460. 1
6460. 2
6460. 3
6460. 4
6460. 5
6460. 6
6461. 0
6462. 0
6462. 1
6462. 2
6462. 3
6462. 4
6463. 0
6463. 1
6463. 2
6463. 3
6464. 0
6464. 1
pull
Entries 19
Mean −1.285e+08
Std Dev 1.285e+08
×10¹⁵
1000
500
0
−500
−1000

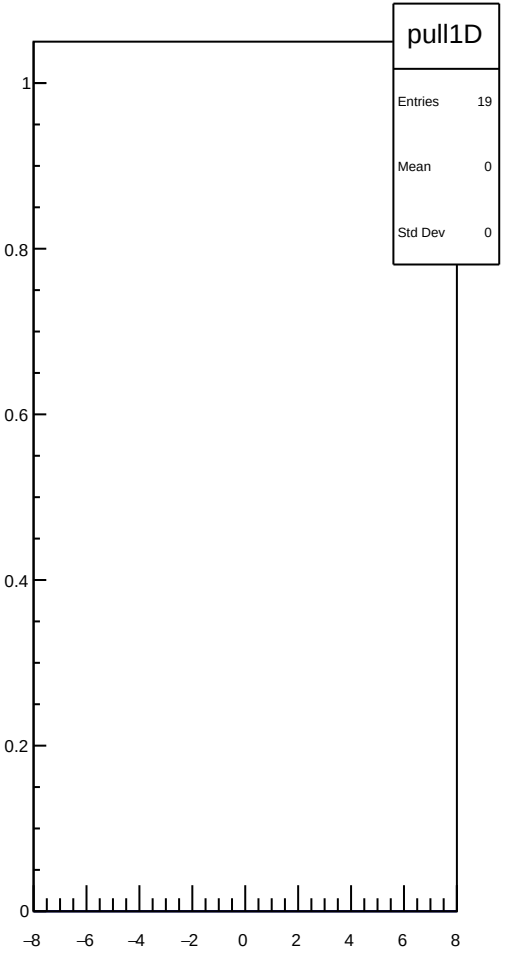
pull1D
Entries 19
Mean 0
Std Dev 0
1
0.8
0.6
0.4
0.2
0
−8
−6
−4
−2
0
2
4
6
8

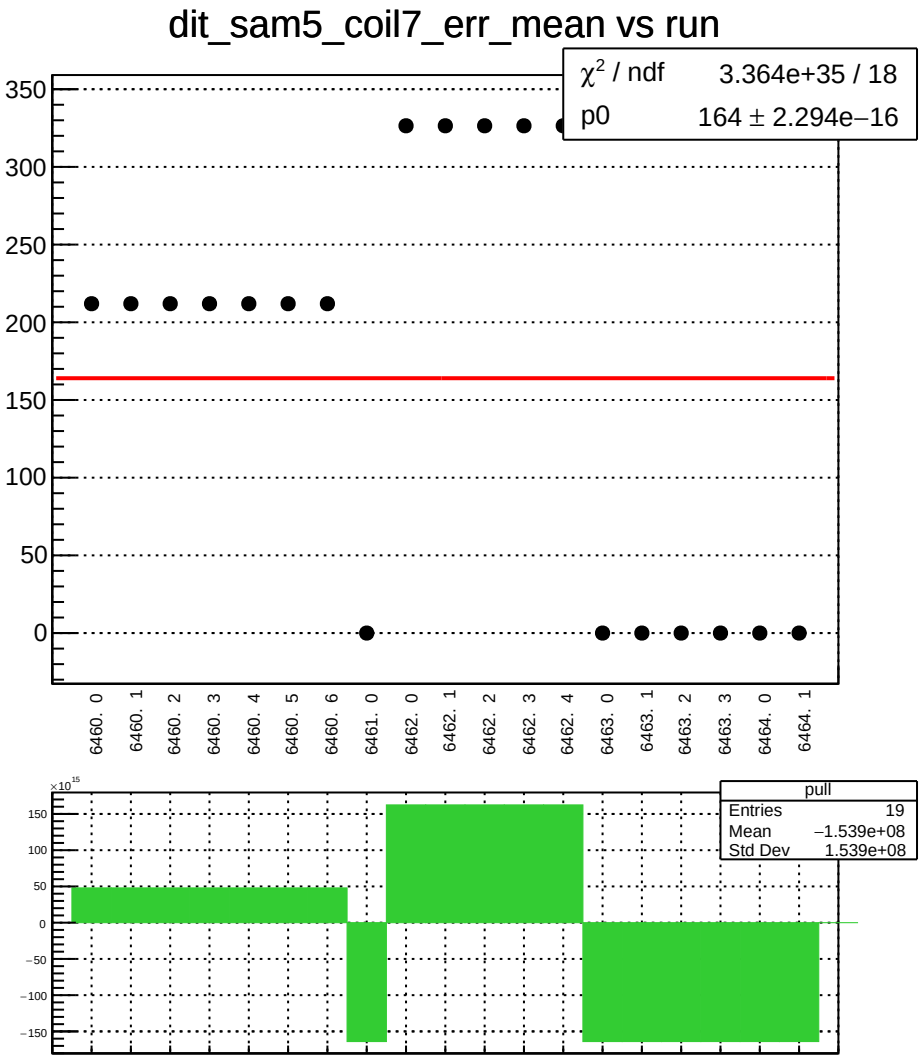
dit_sam5_coil7_err_mean vs run
χ² / ndf 3.364e+35 / 18
p0 164 ± 2.294e−16
350
300
250
200
150
100
50
0
6460. 0
6460. 1
6460. 2
6460. 3
6460. 4
6460. 5
6460. 6
6461. 0
6462. 0
6462. 1
6462. 2
6462. 3
6462. 4
6463. 0
6463. 1
6463. 2
6463. 3
6464. 0
6464. 1
×10^15
150
100
50
0
−50
−100
−150
pull
Entries 19
Mean −1.539e+08
Std Dev 1.539e+08

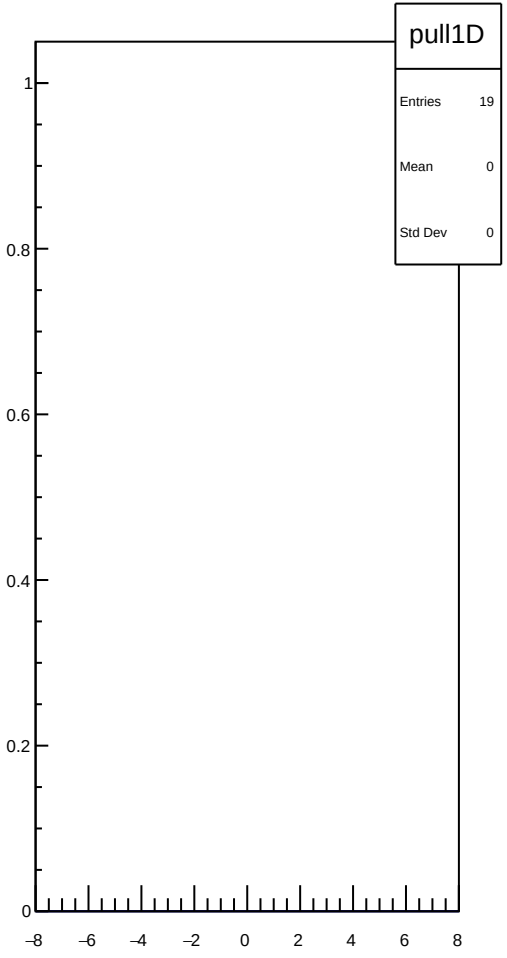
pull1D
Entries 19
Mean 0
Std Dev 0
1
0.8
0.6
0.4
0.2
0
−8
−6
−4
−2
0
2
4
6
8

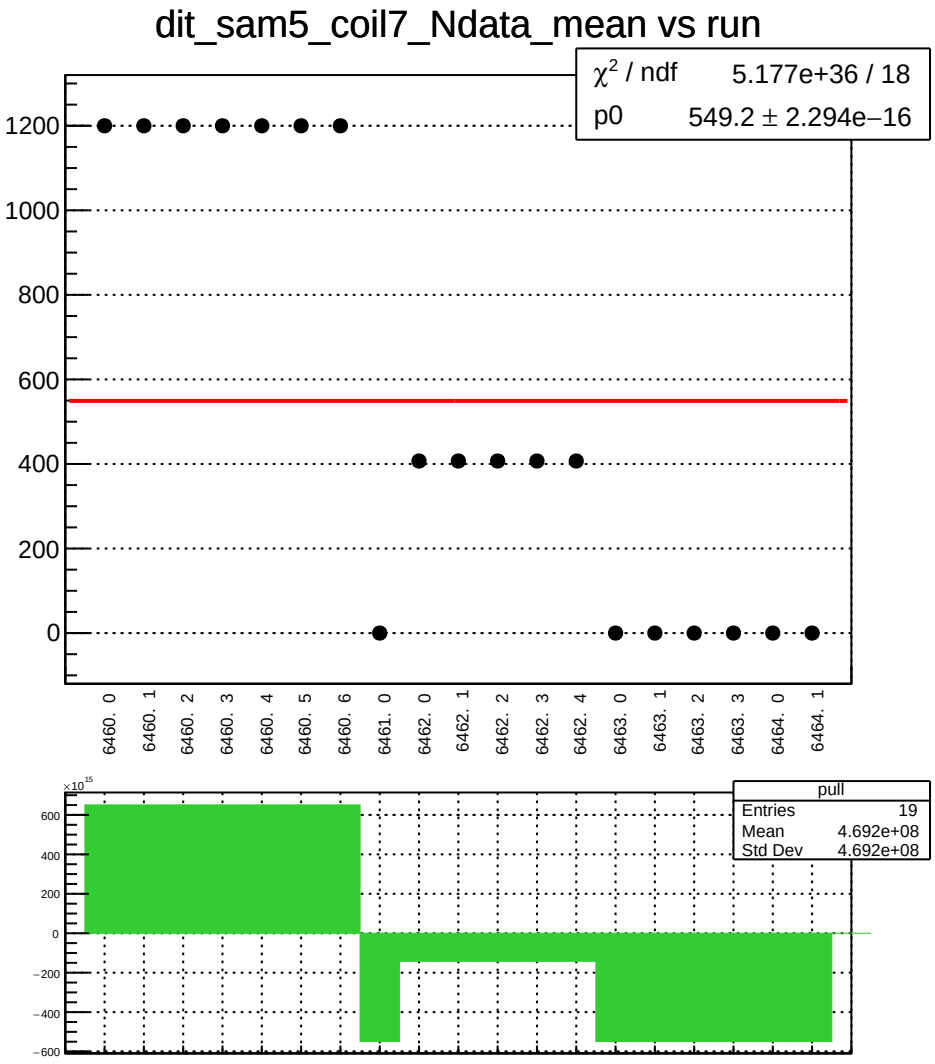
dit_sam5_coil7_Ndata_mean vs run
χ² / ndf 5.177e+36 / 18
p0 549.2 ± 2.294e−16
1200
1000
800
600
400
200
0
6460. 0
6460. 1
6460. 2
6460. 3
6460. 4
6460. 5
6460. 6
6461. 0
6462. 0
6462. 1
6462. 2
6462. 3
6462. 4
6463. 0
6463. 1
6463. 2
6463. 3
6464. 0
6464. 1
×10¹⁵
600
400
200
0
−200
−400
−600
pull
Entries 19
Mean 4.692e+08
Std Dev 4.692e+08

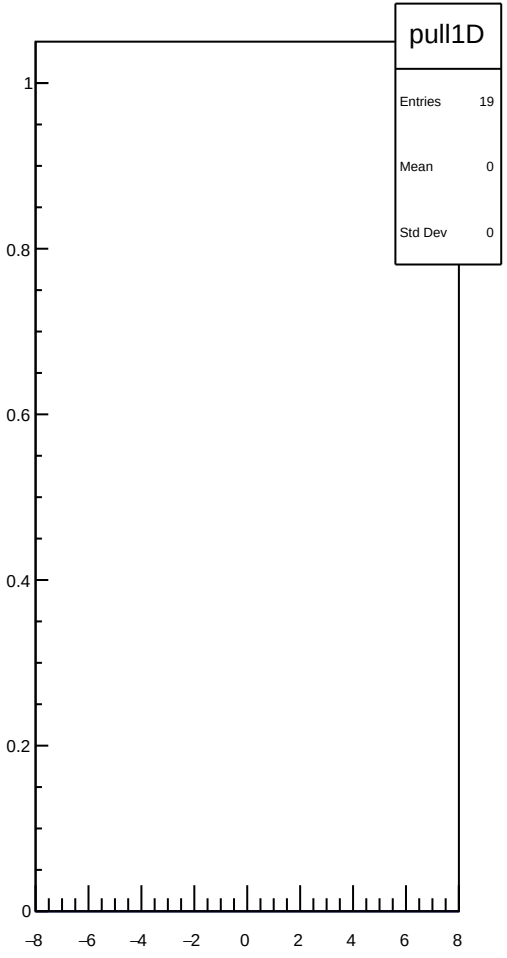
pull1D
Entries 19
Mean 0
Std Dev 0
1
0.8
0.6
0.4
0.2
0
−8
−6
−4
−2
0
2
4
6
8

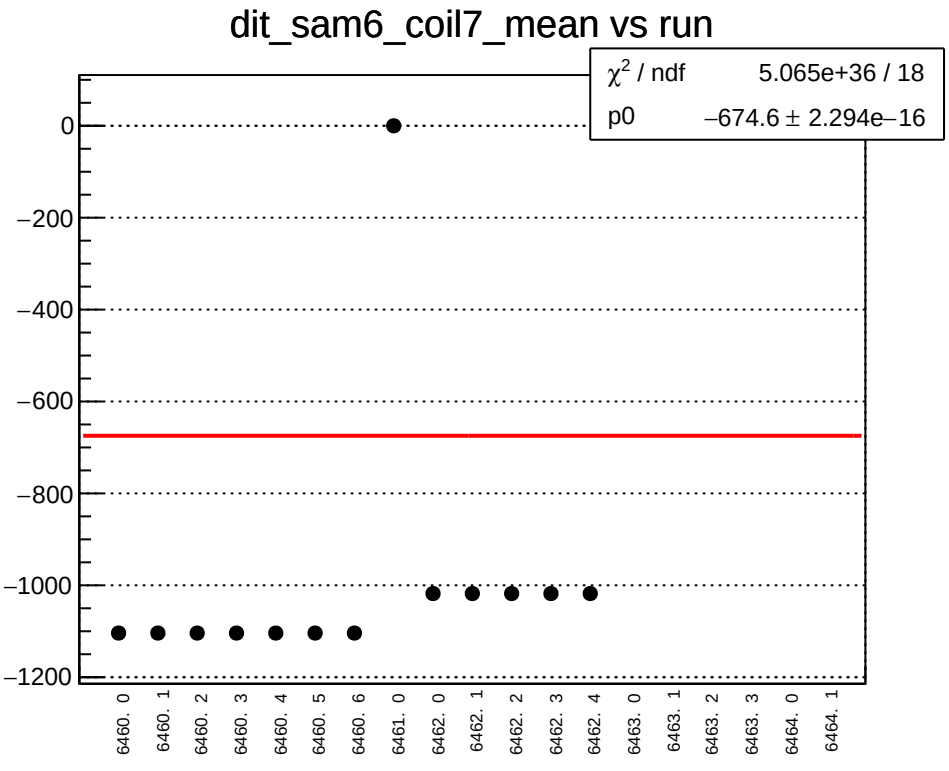
dit_sam6_coil7_mean vs run
χ² / ndf 5.065e+36 / 18
p0 −674.6 ± 2.294e−16
0
−200
−400
−600
−800
−1000
−1200
6460. 0
6460. 1
6460. 2
6460. 3
6460. 4
6460. 5
6460. 6
6461. 0
6462. 0
6462. 1
6462. 2
6462. 3
6462. 4
6463. 0
6463. 1
6463. 2
6463. 3
6464. 0
6464. 1

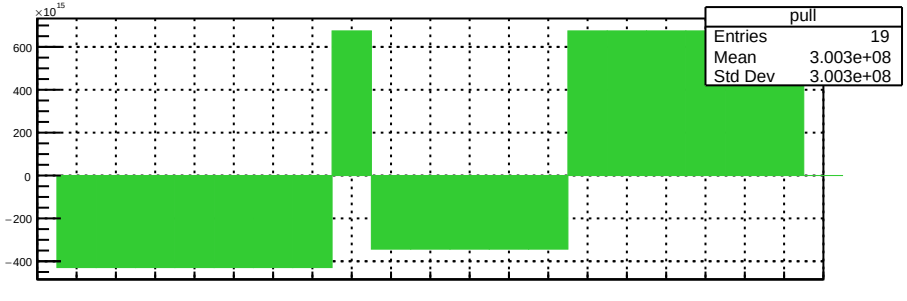
×10¹⁵
600
400
200
0
−200
−400
pull
Entries 19
Mean 3.003e+08
Std Dev 3.003e+08

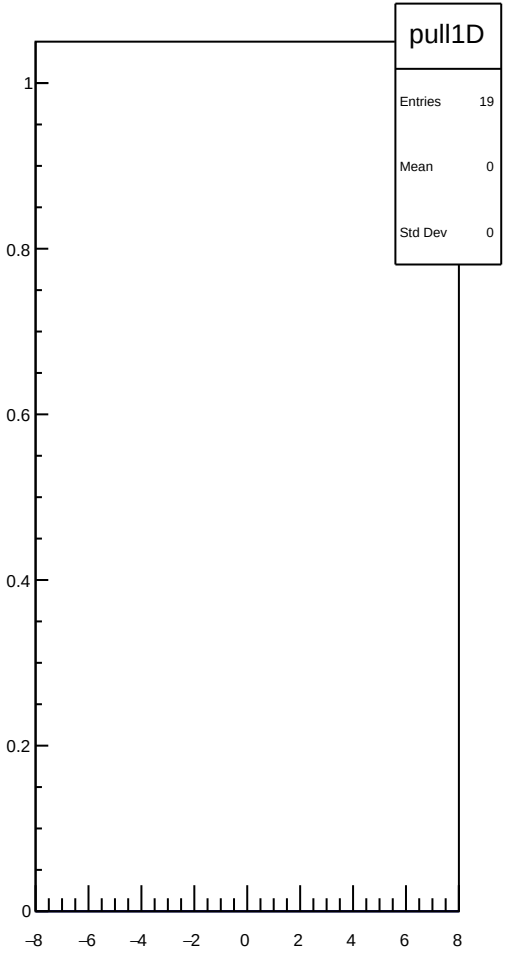
pull1D
Entries 19
Mean 0
Std Dev 0
1
0.8
0.6
0.4
0.2
0
−8
−6
−4
−2
0
2
4
6
8

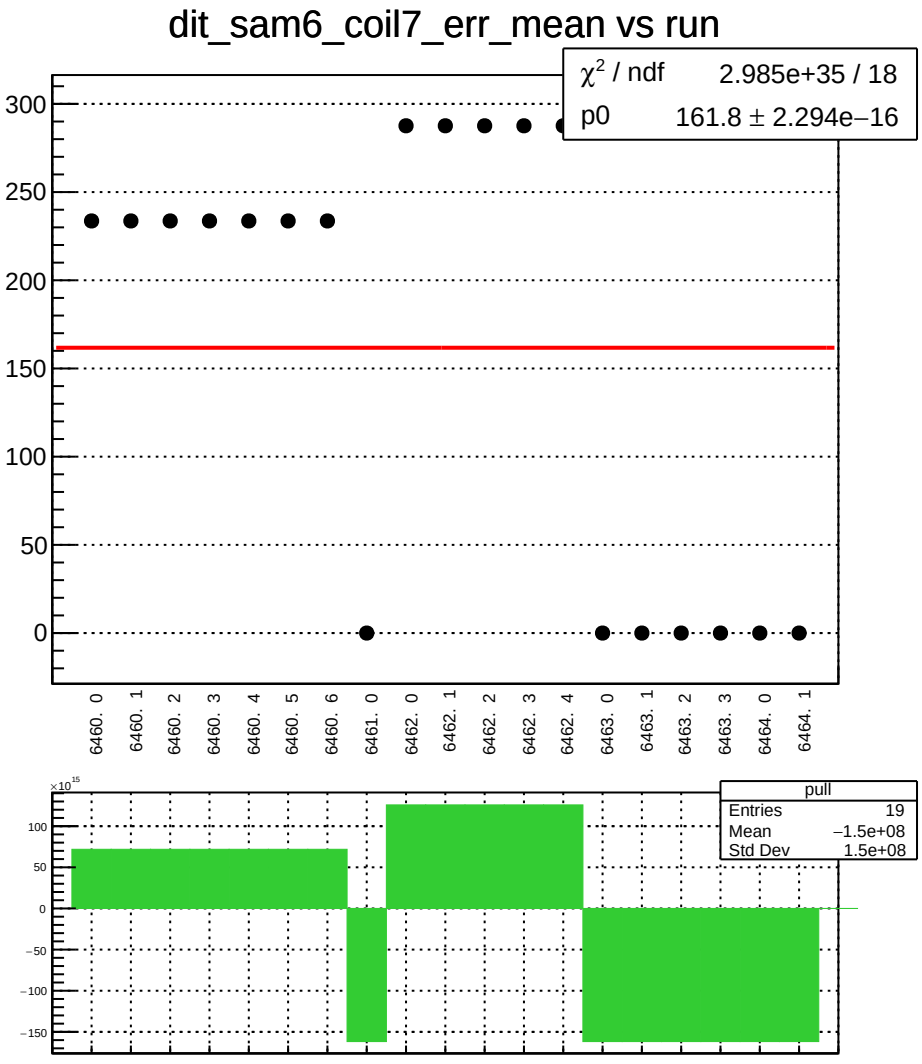
dit_sam6_coil7_err_mean vs run
χ² / ndf 2.985e+35 / 18
p0 161.8 ± 2.294e−16
300
250
200
150
100
50
0
6460. 0
6460. 1
6460. 2
6460. 3
6460. 4
6460. 5
6460. 6
6461. 0
6462. 0
6462. 1
6462. 2
6462. 3
6462. 4
6463. 0
6463. 1
6463. 2
6463. 3
6464. 0
6464. 1
×10¹⁵
100
50
0
−50
−100
−150
pull
Entries 19
Mean −1.5e+08
Std Dev 1.5e+08

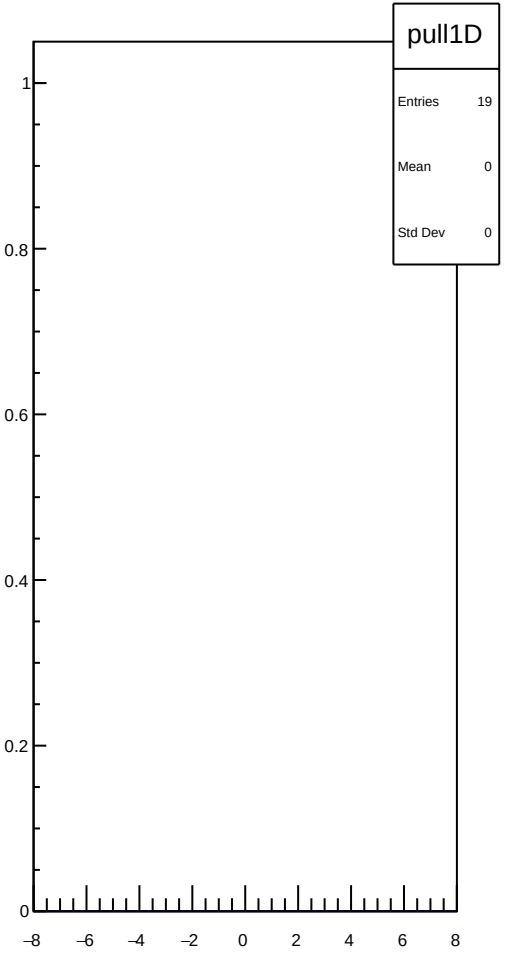
pull1D
Entries 19
Mean 0
Std Dev 0
1
0.8
0.6
0.4
0.2
0
−8
−6
−4
−2
0
2
4
6
8

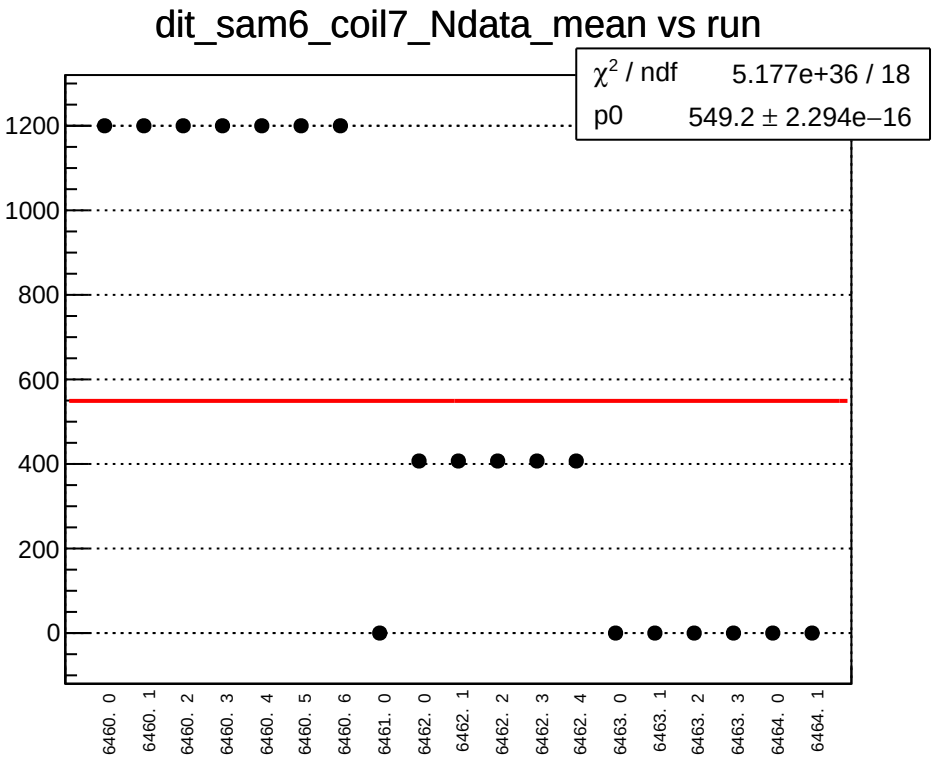
dit_sam6_coil7_Ndata_mean vs run
χ² / ndf 5.177e+36 / 18
p0 549.2 ± 2.294e−16
1200
1000
800
600
400
200
0
6460. 0
6460. 1
6460. 2
6460. 3
6460. 4
6460. 5
6460. 6
6461. 0
6462. 0
6462. 1
6462. 2
6462. 3
6462. 4
6463. 0
6463. 1
6463. 2
6463. 3
6464. 0
6464. 1

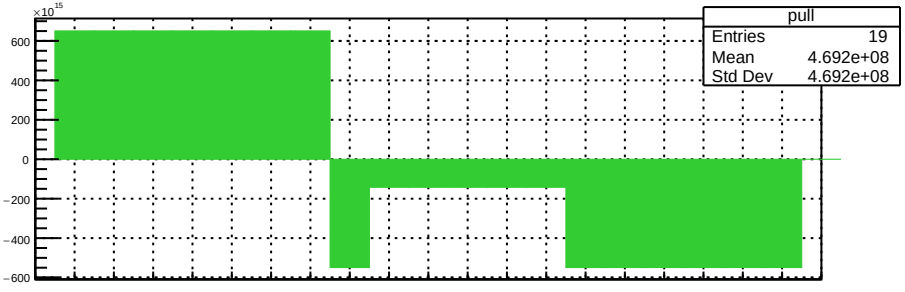
×10¹⁵
600
400
200
0
−200
−400
−600
pull
Entries 19
Mean 4.692e+08
Std Dev 4.692e+08

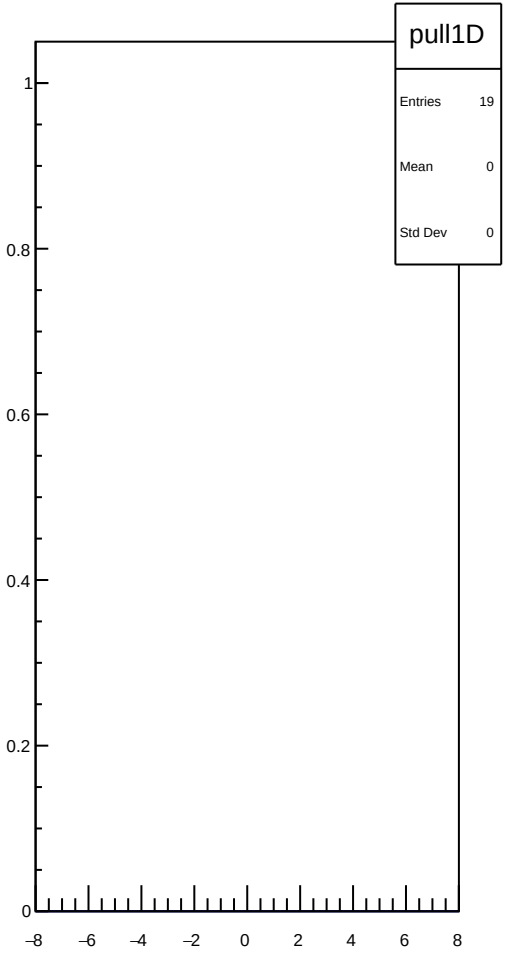
pull1D
Entries 19
Mean 0
Std Dev 0
1
0.8
0.6
0.4
0.2
0
−8
−6
−4
−2
0
2
4
6
8

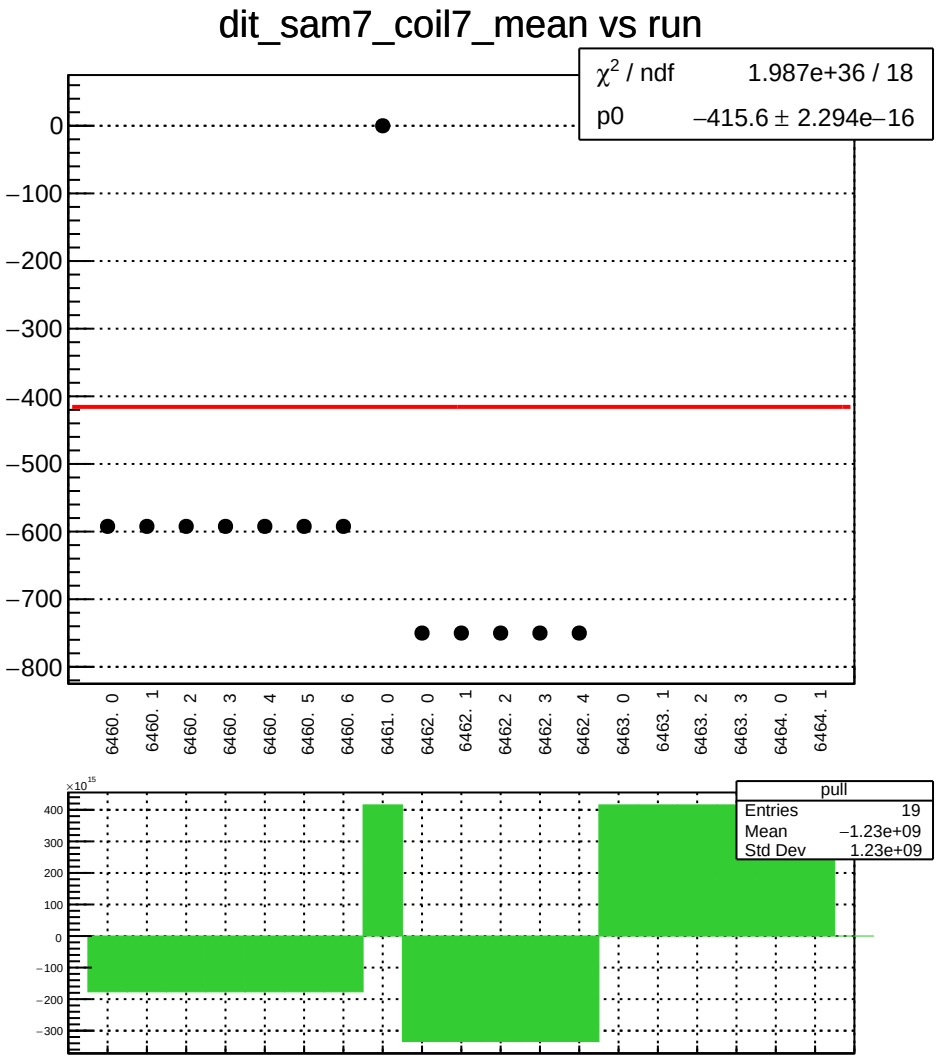
dit_sam7_coil7_mean vs run
χ² / ndf 1.987e+36 / 18
p0 −415.6 ± 2.294e−16
0
−100
−200
−300
−400
−500
−600
−700
−800
6460. 0
6460. 1
6460. 2
6460. 3
6460. 4
6460. 5
6460. 6
6461. 0
6462. 0
6462. 1
6462. 2
6462. 3
6462. 4
6463. 0
6463. 1
6463. 2
6463. 3
6464. 0
6464. 1
×10^15
400
300
200
100
0
−100
−200
−300
pull
Entries 19
Mean −1.23e+09
Std Dev 1.23e+09

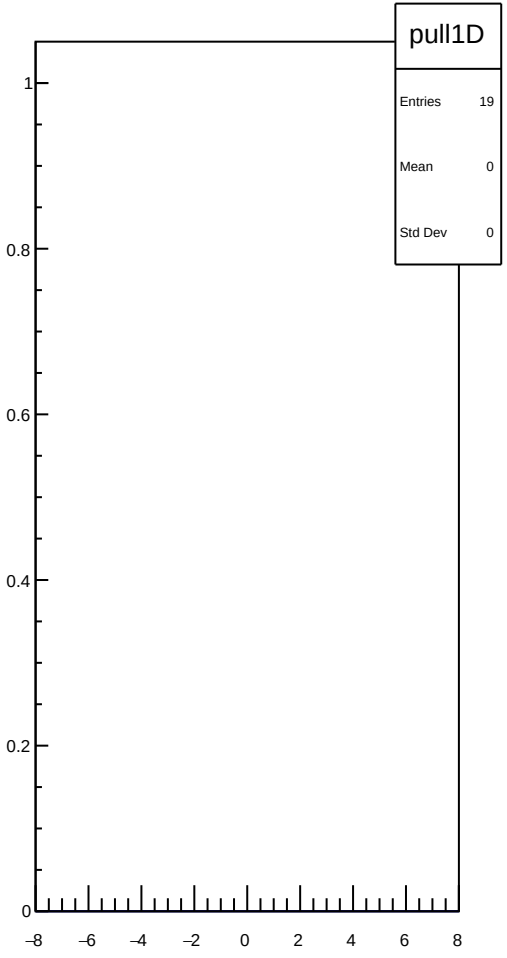
pull1D
Entries 19
Mean 0
Std Dev 0
1
0.8
0.6
0.4
0.2
0
−8
−6
−4
−2
0
2
4
6
8

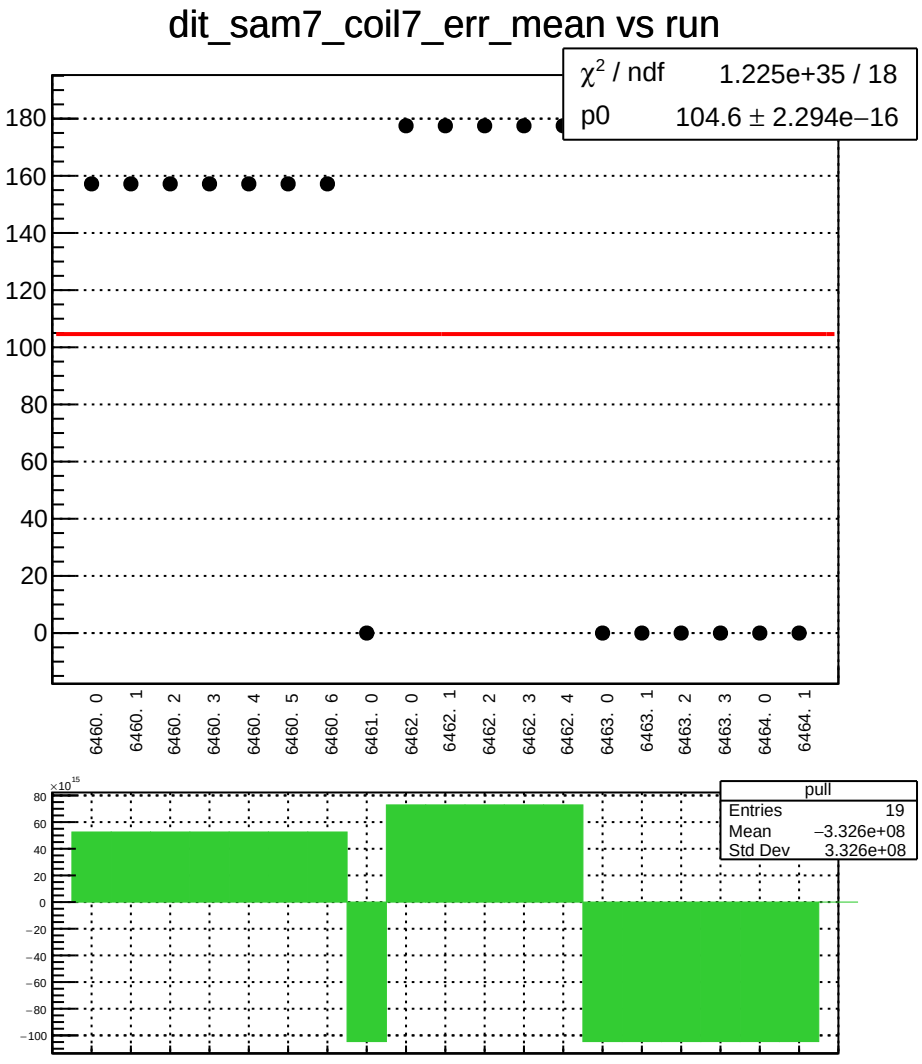
dit_sam7_coil7_err_mean vs run
χ² / ndf 1.225e+35 / 18
p0 104.6 ± 2.294e−16
180
160
140
120
100
80
60
40
20
0
6460. 0
6460. 1
6460. 2
6460. 3
6460. 4
6460. 5
6460. 6
6461. 0
6462. 0
6462. 1
6462. 2
6462. 3
6462. 4
6463. 0
6463. 1
6463. 2
6463. 3
6464. 0
6464. 1
×10^15
80
60
40
20
0
−20
−40
−60
−80
−100
pull
Entries 19
Mean −3.326e+08
Std Dev 3.326e+08

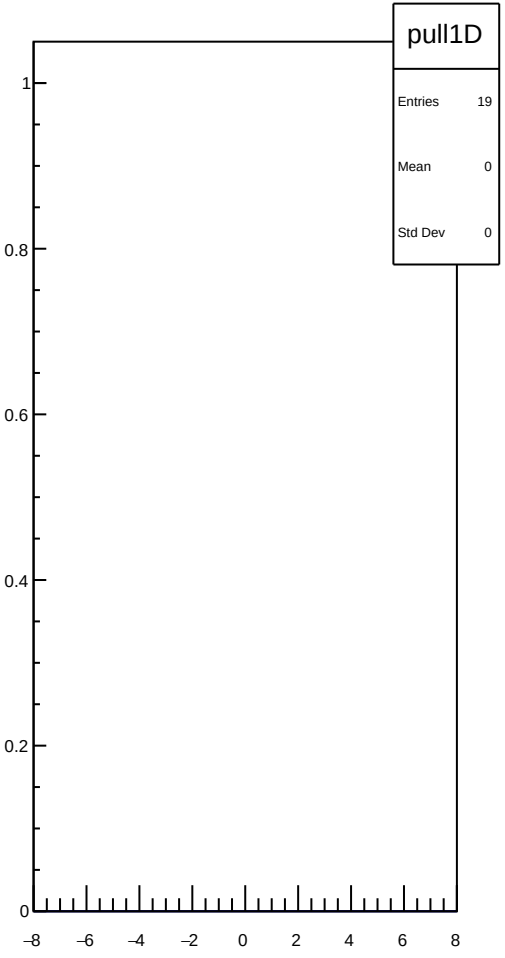
pull1D
Entries 19
Mean 0
Std Dev 0
1
0.8
0.6
0.4
0.2
0
−8
−6
−4
−2
0
2
4
6
8

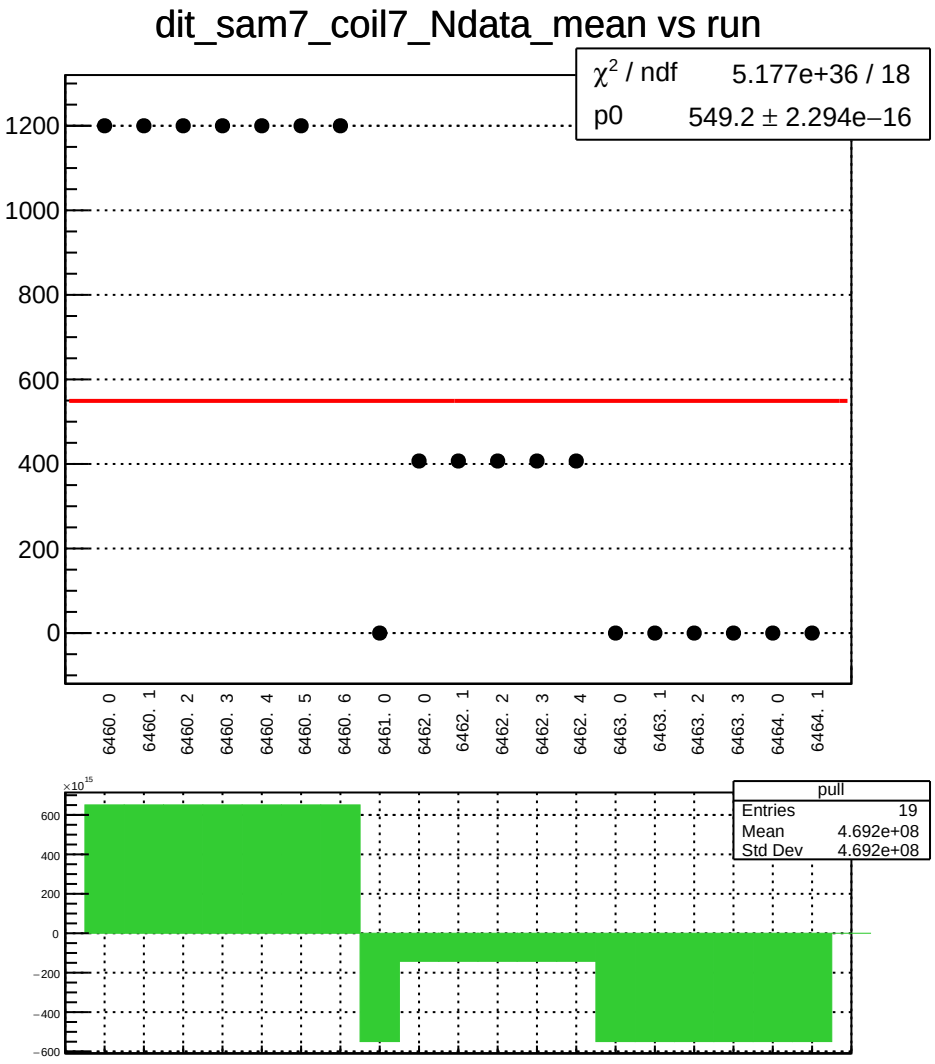
dit_sam7_coil7_Ndata_mean vs run
χ² / ndf 5.177e+36 / 18
p0 549.2 ± 2.294e−16
1200
1000
800
600
400
200
0
6460. 0
6460. 1
6460. 2
6460. 3
6460. 4
6460. 5
6460. 6
6461. 0
6462. 0
6462. 1
6462. 2
6462. 3
6462. 4
6463. 0
6463. 1
6463. 2
6463. 3
6464. 0
6464. 1
×10^15
600
400
200
0
−200
−400
−600
pull
Entries 19
Mean 4.692e+08
Std Dev 4.692e+08

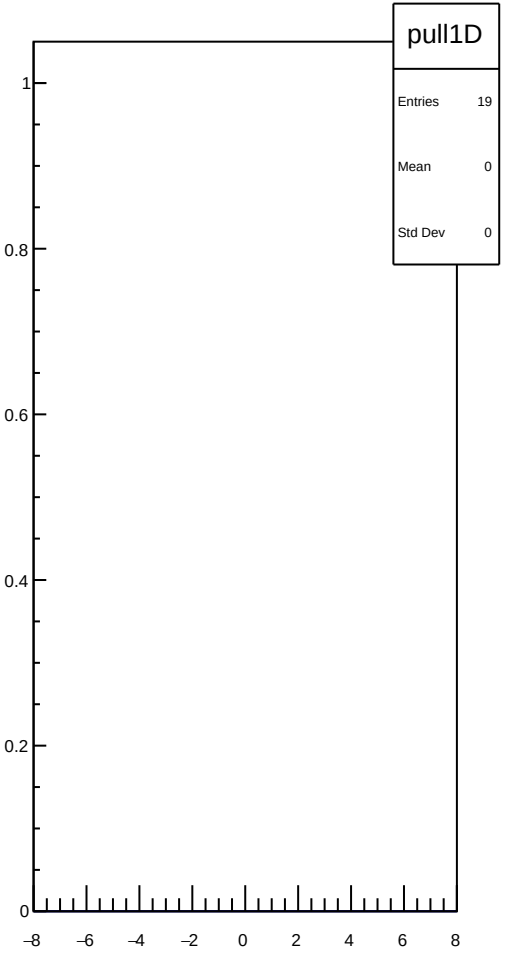
pull1D
Entries 19
Mean 0
Std Dev 0
1
0.8
0.6
0.4
0.2
0
−8
−6
−4
−2
0
2
4
6
8

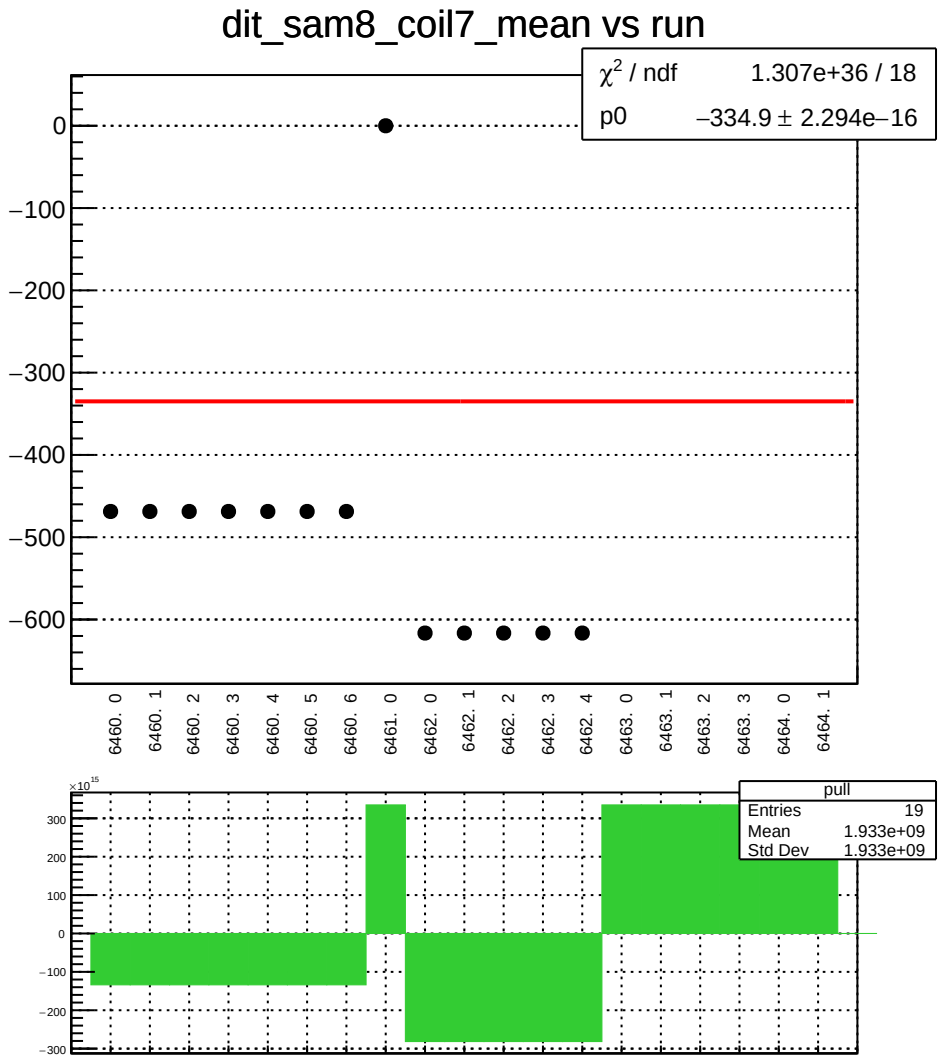
dit_sam8_coil7_mean vs run
χ² / ndf 1.307e+36 / 18
p0 −334.9 ± 2.294e−16
0
−100
−200
−300
−400
−500
−600
6460. 0
6460. 1
6460. 2
6460. 3
6460. 4
6460. 5
6460. 6
6461. 0
6462. 0
6462. 1
6462. 2
6462. 3
6462. 4
6463. 0
6463. 1
6463. 2
6463. 3
6464. 0
6464. 1
×10^15
300
200
100
0
−100
−200
−300
pull
Entries 19
Mean 1.933e+09
Std Dev 1.933e+09

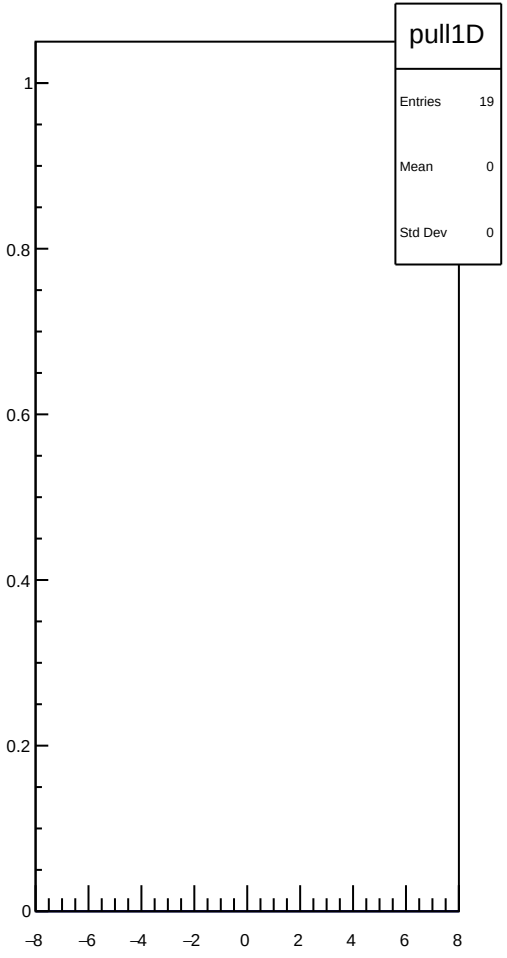
pull1D
Entries 19
Mean 0
Std Dev 0
1
0.8
0.6
0.4
0.2
0
−8
−6
−4
−2
0
2
4
6
8

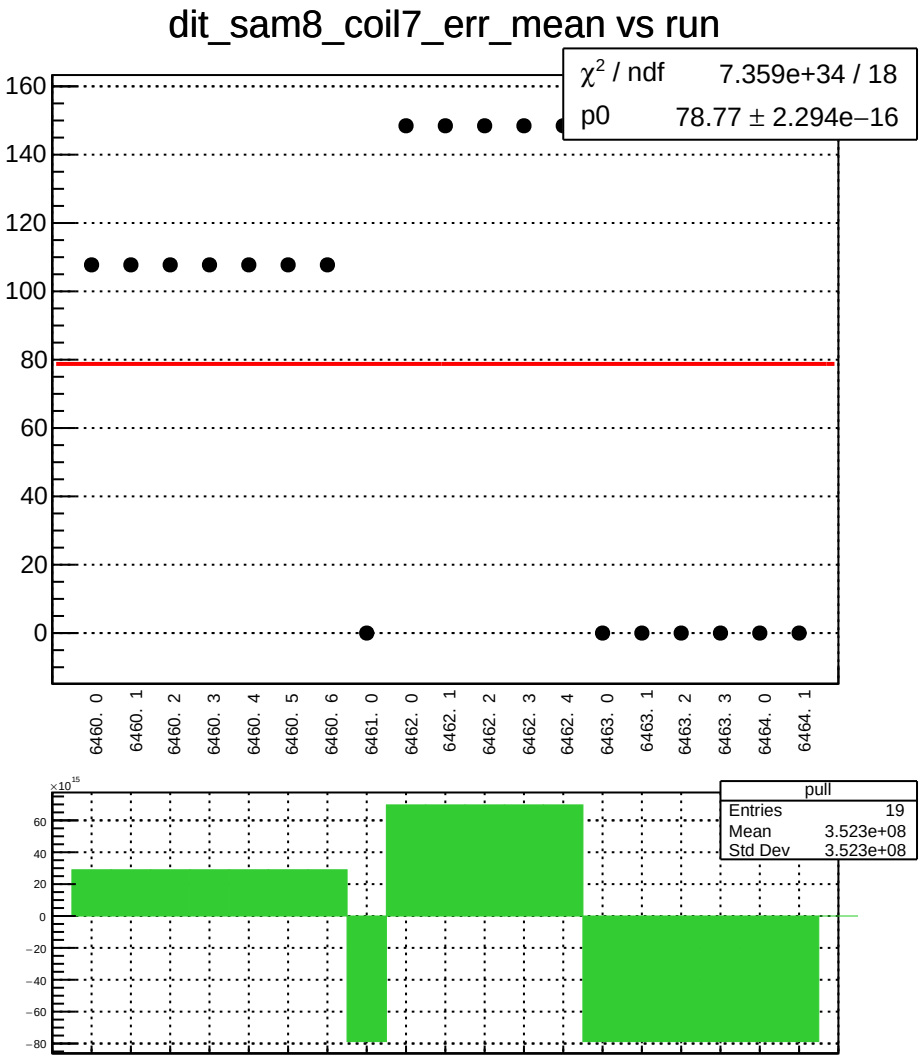
dit_sam8_coil7_err_mean vs run
χ² / ndf 7.359e+34 / 18
p0 78.77 ± 2.294e−16
160
140
120
100
80
60
40
20
0
6460. 0
6460. 1
6460. 2
6460. 3
6460. 4
6460. 5
6460. 6
6461. 0
6462. 0
6462. 1
6462. 2
6462. 3
6462. 4
6463. 0
6463. 1
6463. 2
6463. 3
6464. 0
6464. 1
×10^15
60
40
20
0
−20
−40
−60
−80
pull
Entries 19
Mean 3.523e+08
Std Dev 3.523e+08

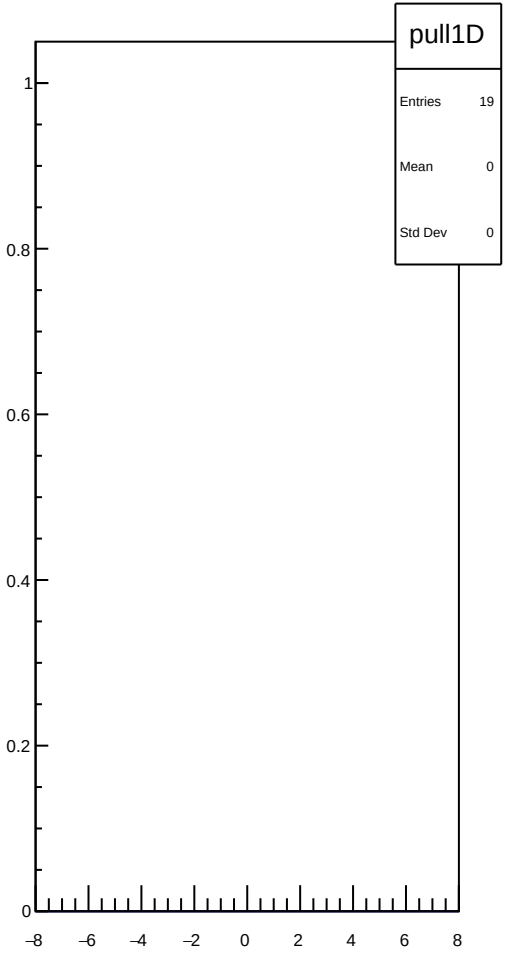
pull1D
Entries 19
Mean 0
Std Dev 0
1
0.8
0.6
0.4
0.2
0
−8
−6
−4
−2
0
2
4
6
8

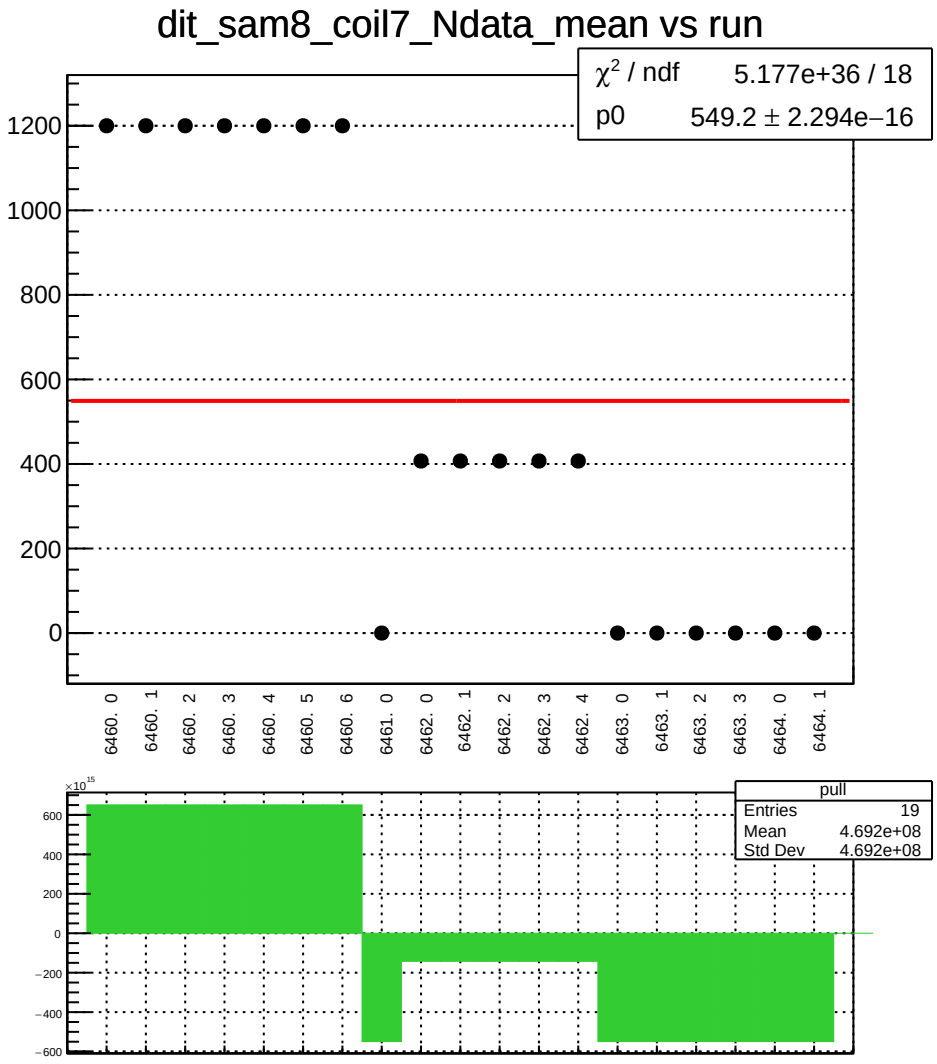
dit_sam8_coil7_Ndata_mean vs run
χ² / ndf 5.177e+36 / 18
p0 549.2 ± 2.294e−16
1200
1000
800
600
400
200
0
6460. 0
6460. 1
6460. 2
6460. 3
6460. 4
6460. 5
6460. 6
6461. 0
6462. 0
6462. 1
6462. 2
6462. 3
6462. 4
6463. 0
6463. 1
6463. 2
6463. 3
6464. 0
6464. 1
×10^15
600
400
200
0
−200
−400
−600
pull
Entries 19
Mean 4.692e+08
Std Dev 4.692e+08

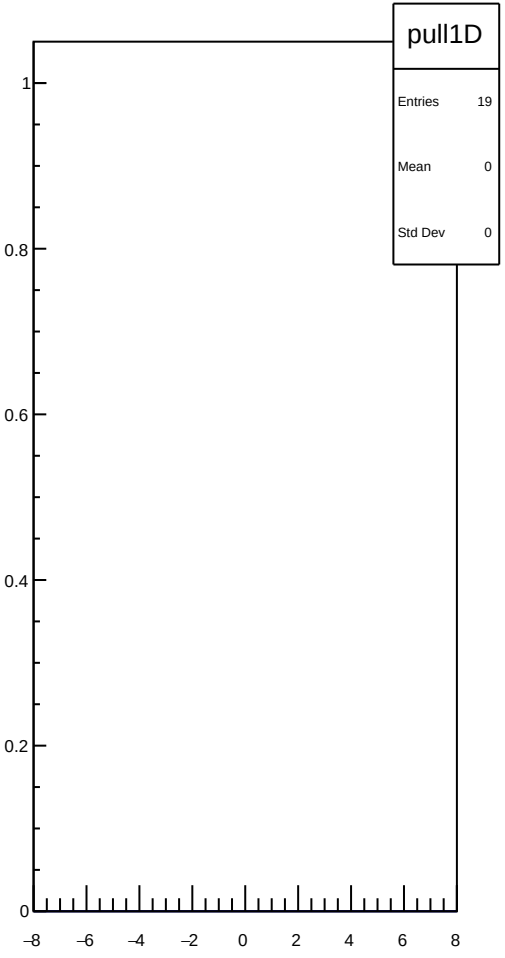
pull1D
Entries 19
Mean 0
Std Dev 0
1
0.8
0.6
0.4
0.2
0
−8
−6
−4
−2
0
2
4
6
8

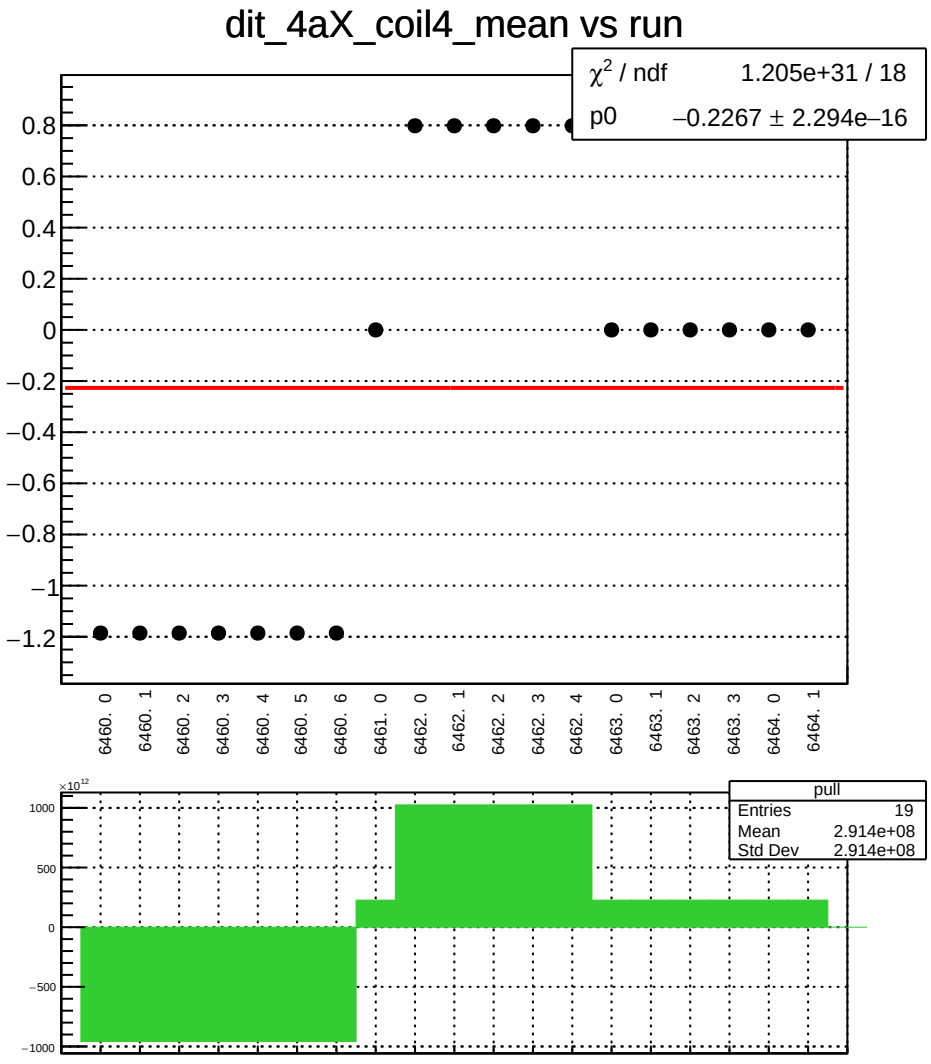
dit_4aX_coil4_mean vs run
χ² / ndf 1.205e+31 / 18
p0 −0.2267 ± 2.294e−16
0.8
0.6
0.4
0.2
0
−0.2
−0.4
−0.6
−0.8
−1
−1.2
6460. 0
6460. 1
6460. 2
6460. 3
6460. 4
6460. 5
6460. 6
6461. 0
6462. 0
6462. 1
6462. 2
6462. 3
6462. 4
6463. 0
6463. 1
6463. 2
6463. 3
6464. 0
6464. 1
×10¹²
1000
500
0
−500
−1000
pull
Entries 19
Mean 2.914e+08
Std Dev 2.914e+08

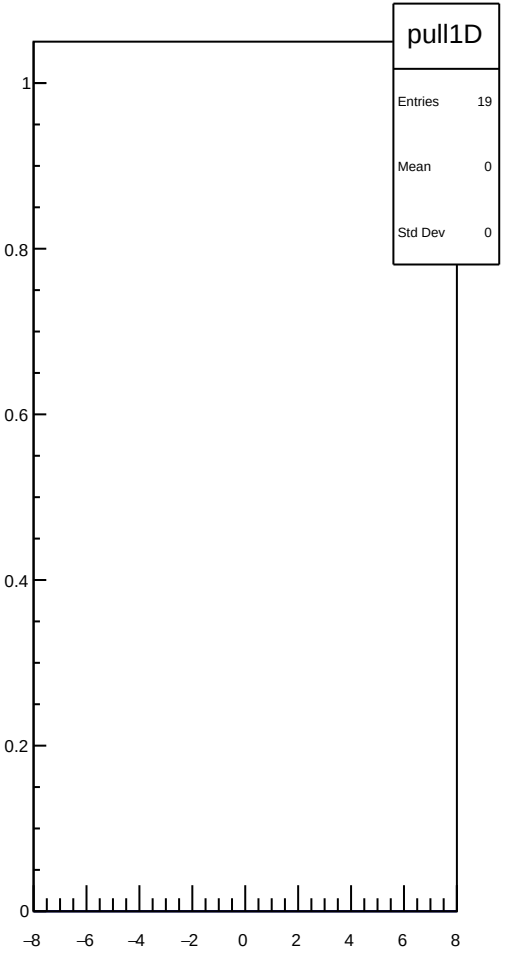
pull1D
Entries 19
Mean 0
Std Dev 0
1
0.8
0.6
0.4
0.2
0
−8
−6
−4
−2
0
2
4
6
8

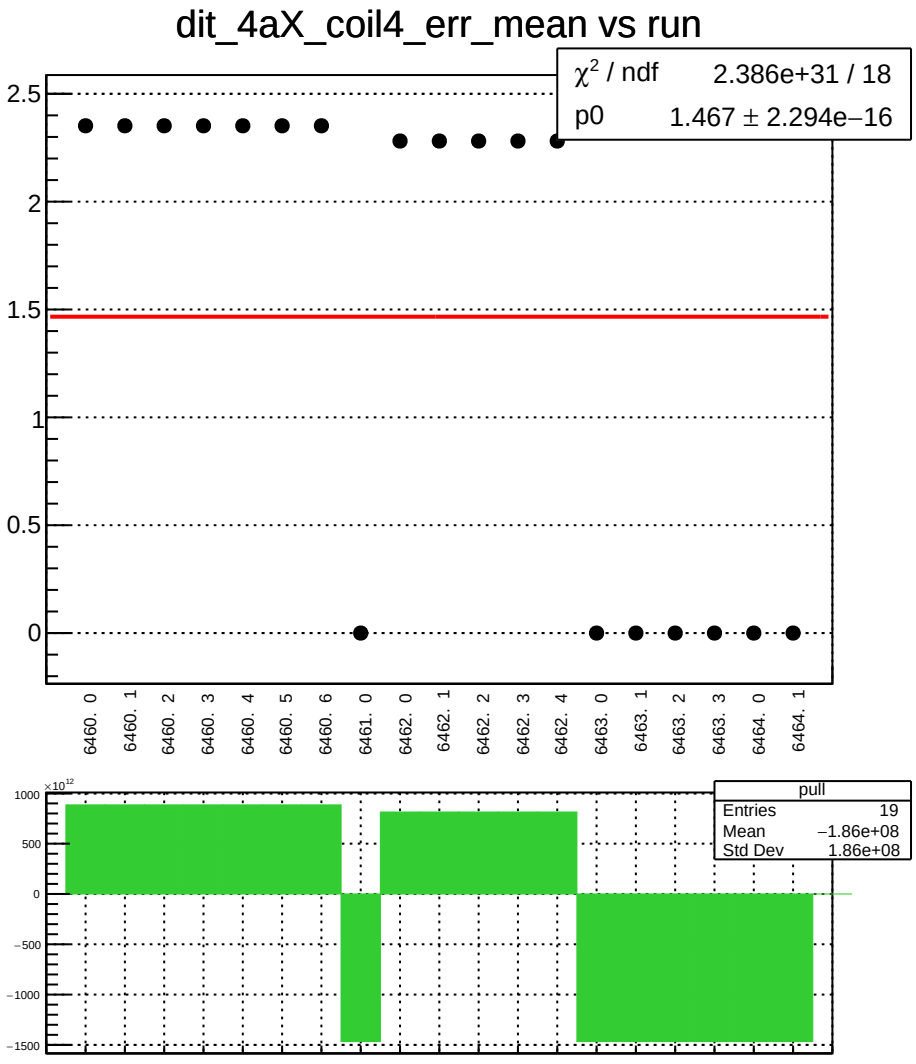
dit_4aX_coil4_err_mean vs run
χ² / ndf 2.386e+31 / 18
p0 1.467 ± 2.294e−16
2.5
2
1.5
1
0.5
0
6460. 0
6460. 1
6460. 2
6460. 3
6460. 4
6460. 5
6460. 6
6461. 0
6462. 0
6462. 1
6462. 2
6462. 3
6462. 4
6463. 0
6463. 1
6463. 2
6463. 3
6464. 0
6464. 1
×10¹²
1000
500
0
−500
−1000
−1500
pull
Entries 19
Mean −1.86e+08
Std Dev 1.86e+08

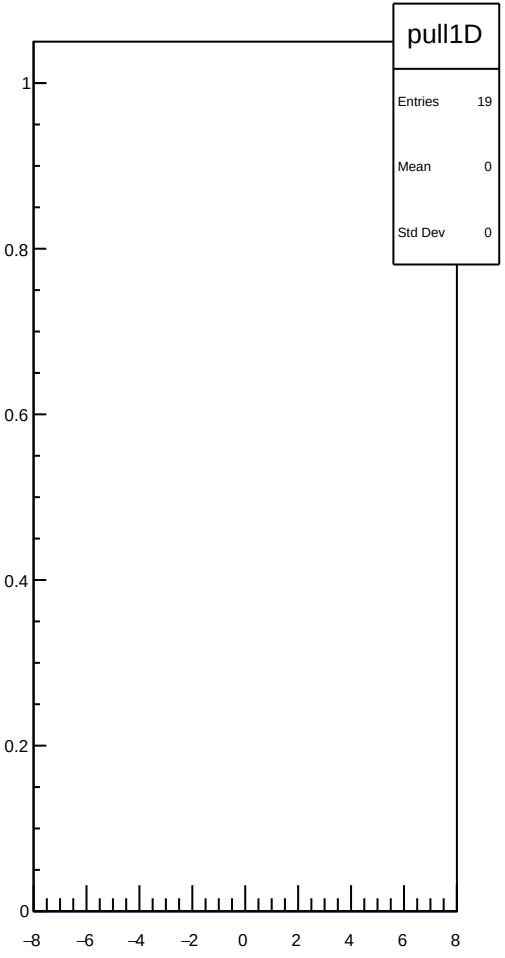
pull1D
Entries 19
Mean 0
Std Dev 0
1
0.8
0.6
0.4
0.2
0
−8
−6
−4
−2
0
2
4
6
8

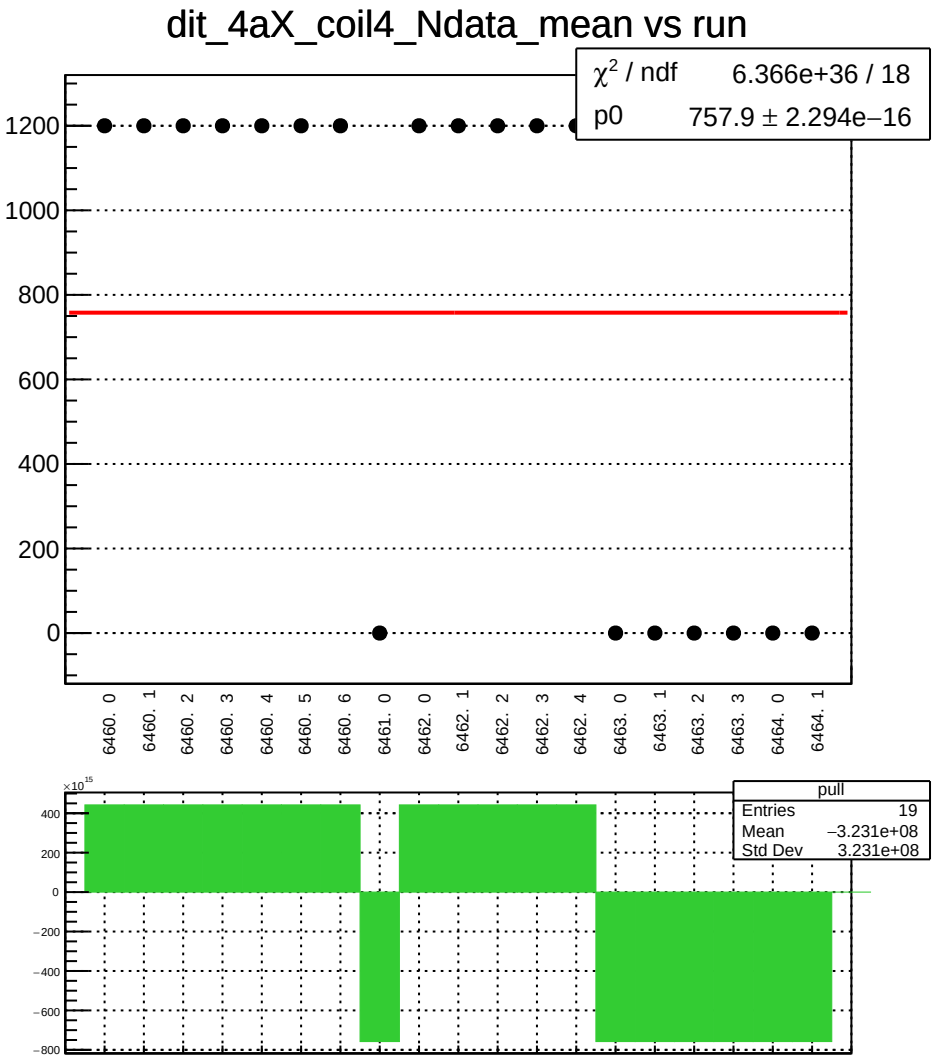
dit_4aX_coil4_Ndata_mean vs run
χ² / ndf 6.366e+36 / 18
p0 757.9 ± 2.294e−16
1200
1000
800
600
400
200
0
6460. 0
6460. 1
6460. 2
6460. 3
6460. 4
6460. 5
6460. 6
6461. 0
6462. 0
6462. 1
6462. 2
6462. 3
6462. 4
6463. 0
6463. 1
6463. 2
6463. 3
6464. 0
6464. 1
×10^15
400
200
0
−200
−400
−600
−800
pull
Entries 19
Mean −3.231e+08
Std Dev 3.231e+08

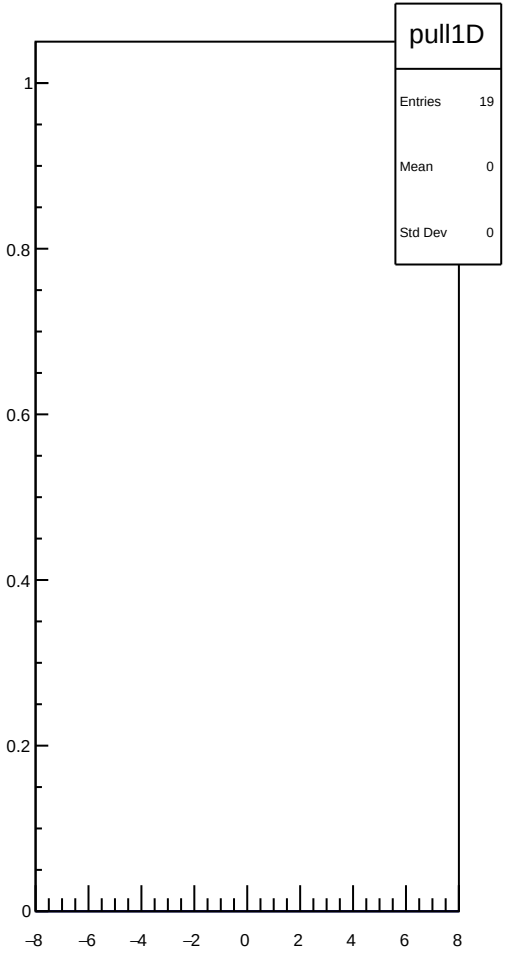
pull1D
Entries 19
Mean 0
Std Dev 0
1
0.8
0.6
0.4
0.2
0
−8
−6
−4
−2
0
2
4
6
8

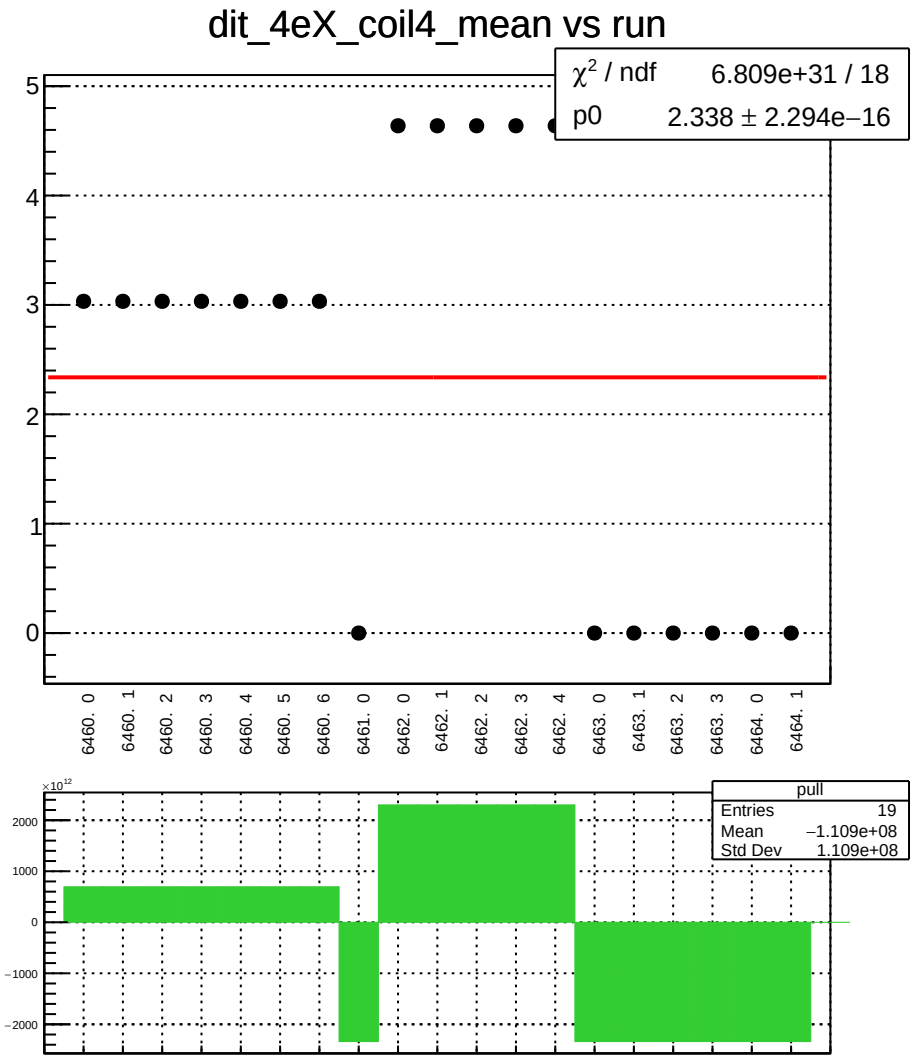
dit_4eX_coil4_mean vs run
χ² / ndf 6.809e+31 / 18
p0 2.338 ± 2.294e−16
5
4
3
2
1
0
6460. 0
6460. 1
6460. 2
6460. 3
6460. 4
6460. 5
6460. 6
6461. 0
6462. 0
6462. 1
6462. 2
6462. 3
6462. 4
6463. 0
6463. 1
6463. 2
6463. 3
6464. 0
6464. 1
×10¹²
2000
1000
0
−1000
−2000
pull
Entries 19
Mean −1.109e+08
Std Dev 1.109e+08

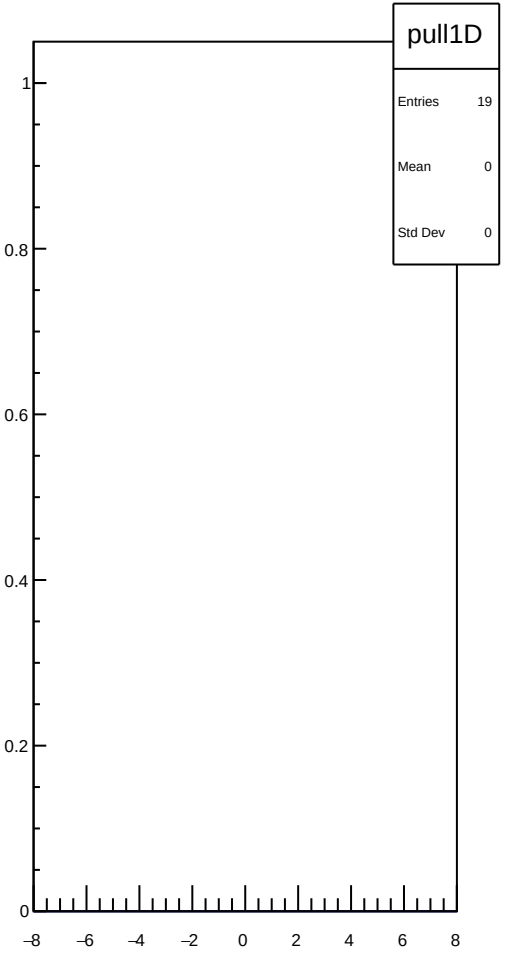
pull1D
Entries 19
Mean 0
Std Dev 0
1
0.8
0.6
0.4
0.2
0
−8
−6
−4
−2
0
2
4
6
8

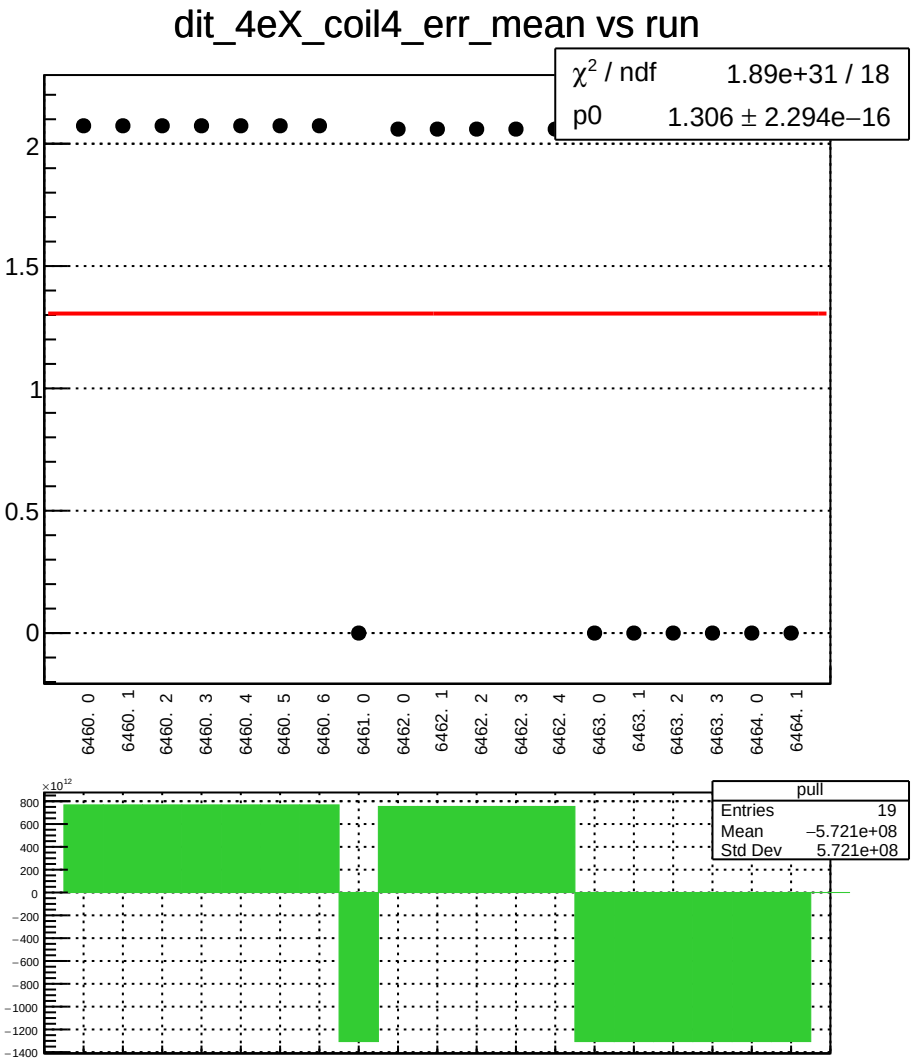
dit_4eX_coil4_err_mean vs run
χ² / ndf 1.89e+31 / 18
p0 1.306 ± 2.294e−16
2
1.5
1
0.5
0
6460. 0
6460. 1
6460. 2
6460. 3
6460. 4
6460. 5
6460. 6
6461. 0
6462. 0
6462. 1
6462. 2
6462. 3
6462. 4
6463. 0
6463. 1
6463. 2
6463. 3
6464. 0
6464. 1
×10¹²
800
600
400
200
0
−200
−400
−600
−800
−1000
−1200
−1400
pull
Entries 19
Mean −5.721e+08
Std Dev 5.721e+08

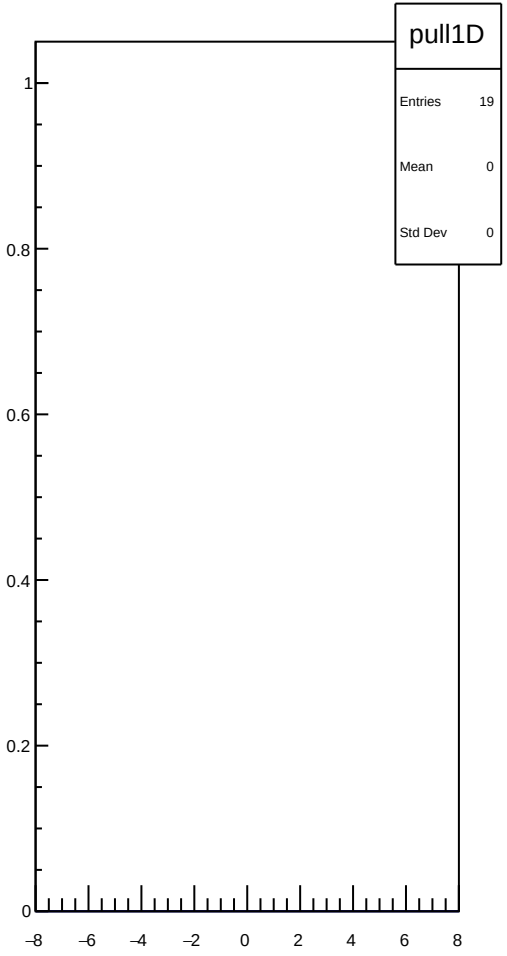
pull1D
Entries 19
Mean 0
Std Dev 0
1
0.8
0.6
0.4
0.2
0
−8
−6
−4
−2
0
2
4
6
8

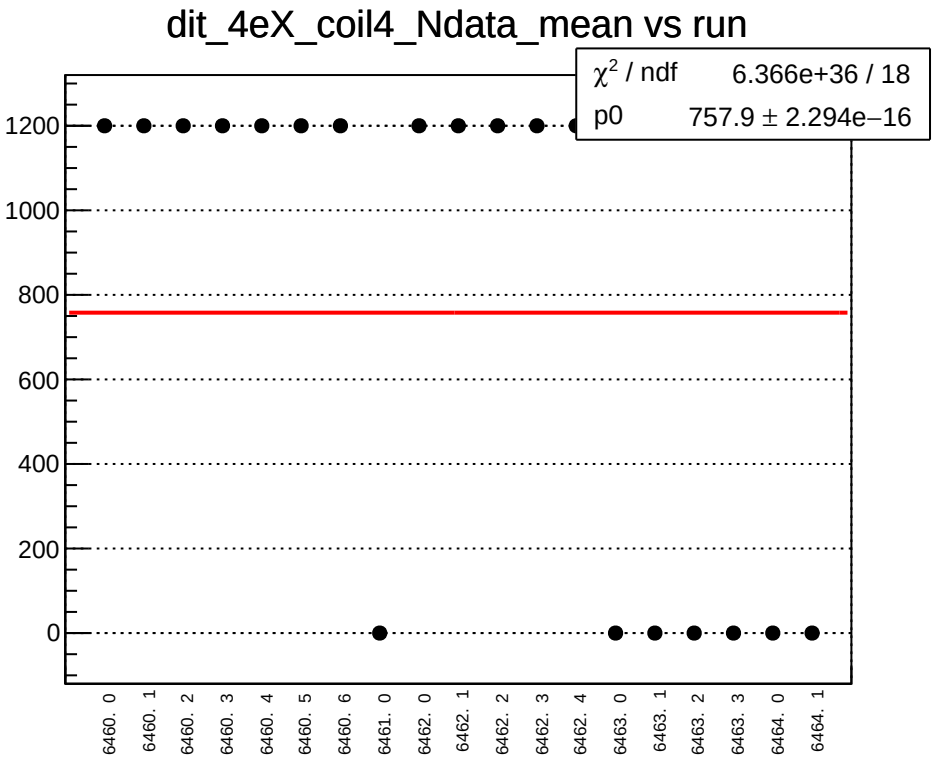
dit_4eX_coil4_Ndata_mean vs run
χ² / ndf 6.366e+36 / 18
p0 757.9 ± 2.294e−16
1200
1000
800
600
400
200
0
6460. 0
6460. 1
6460. 2
6460. 3
6460. 4
6460. 5
6460. 6
6461. 0
6462. 0
6462. 1
6462. 2
6462. 3
6462. 4
6463. 0
6463. 1
6463. 2
6463. 3
6464. 0
6464. 1
×10¹⁵
400
200
0
−200
−400
−600
−800
pull
Entries 19
Mean −3.231e+08
Std Dev 3.231e+08

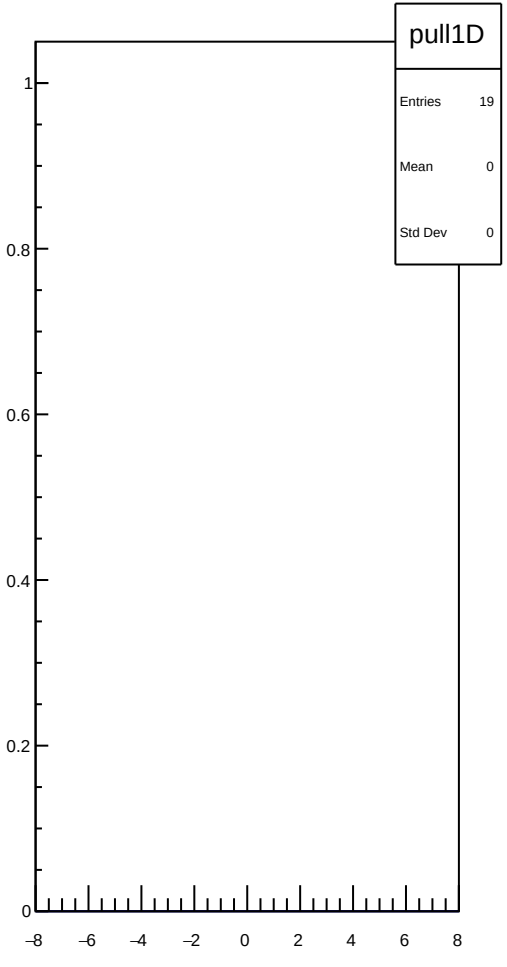
pull1D
Entries 19
Mean 0
Std Dev 0
1
0.8
0.6
0.4
0.2
0
−8
−6
−4
−2
0
2
4
6
8

dit_11X12X_coil4_mean vs run

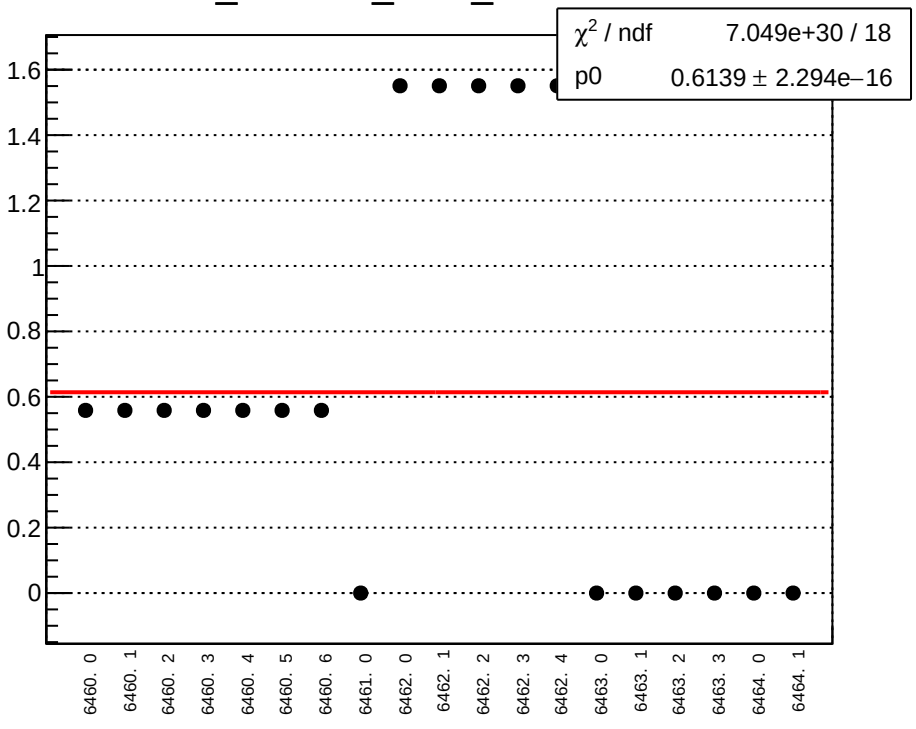

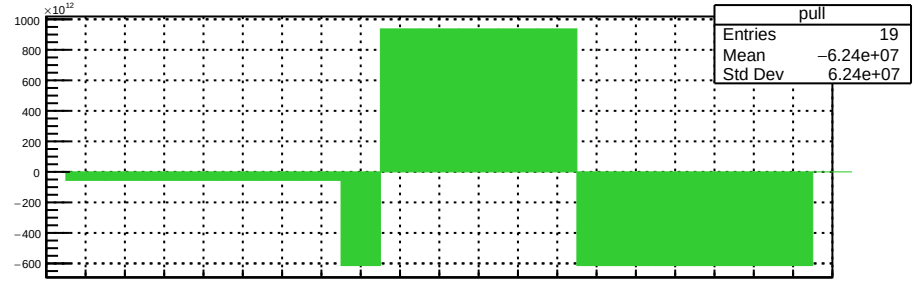

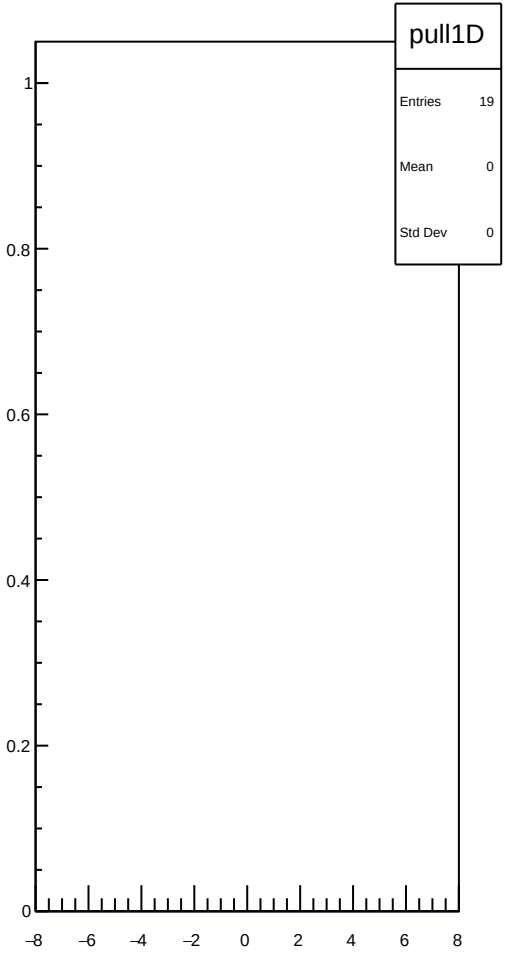

dit_11X12X_coil4_err_mean vs run

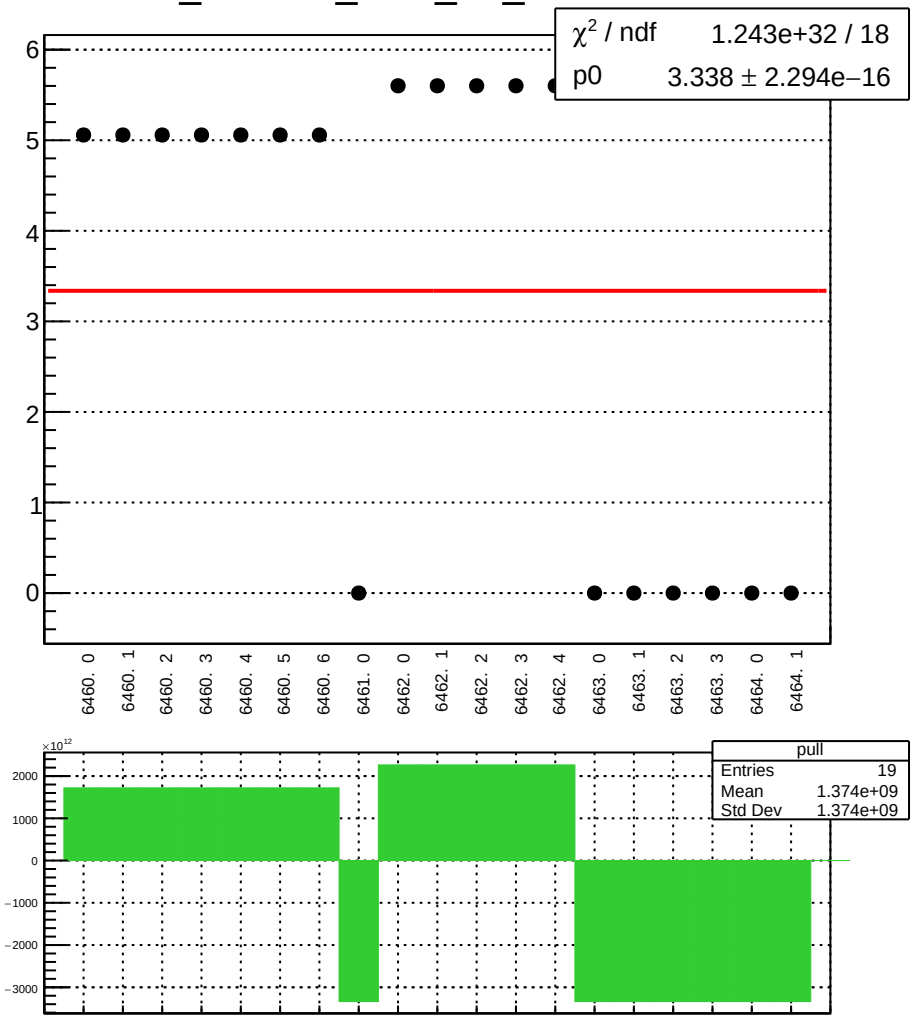

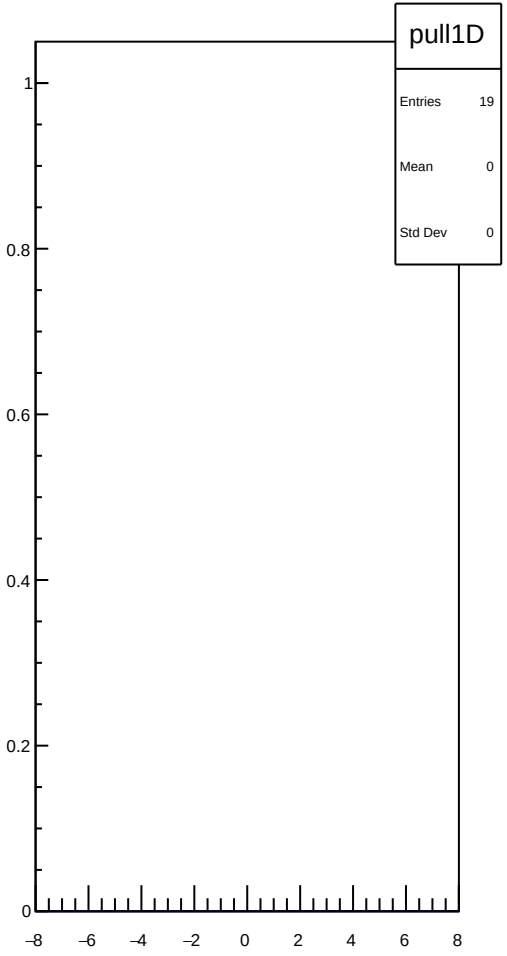

dit_11X12X_coil4_Ndata_mean vs run

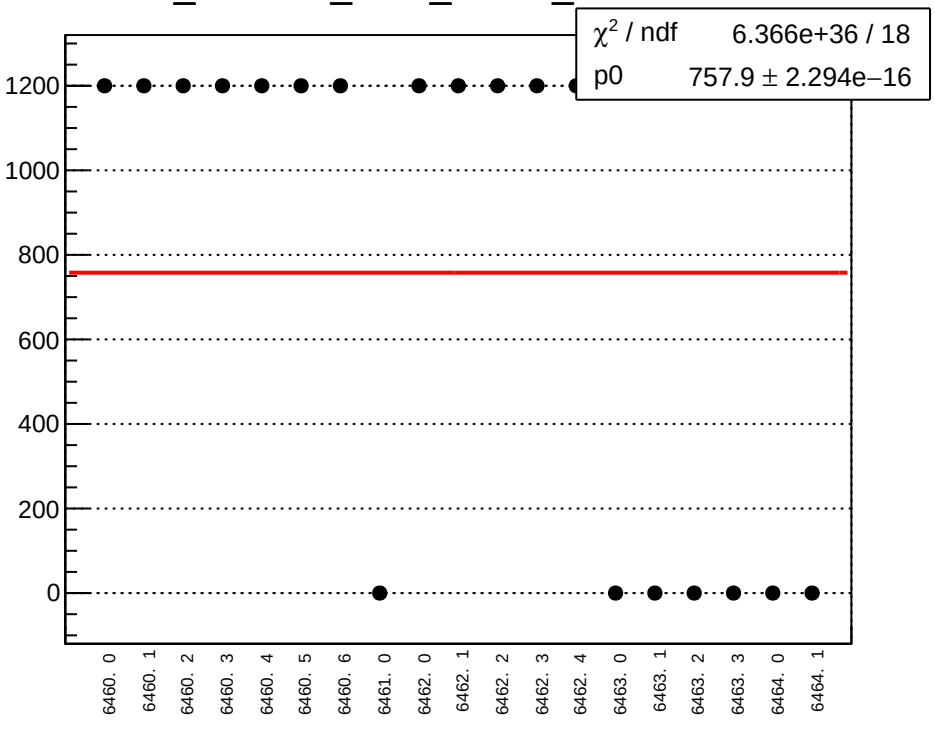

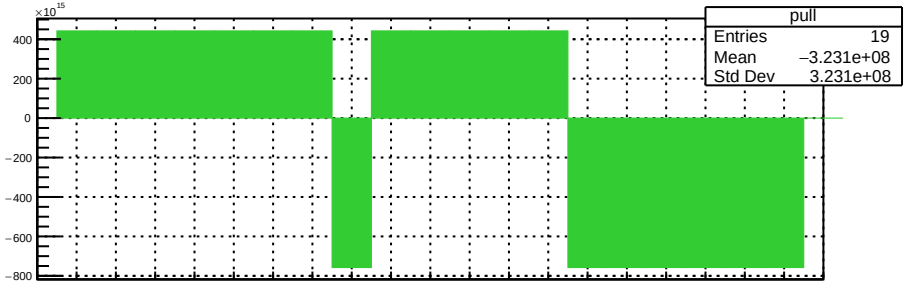

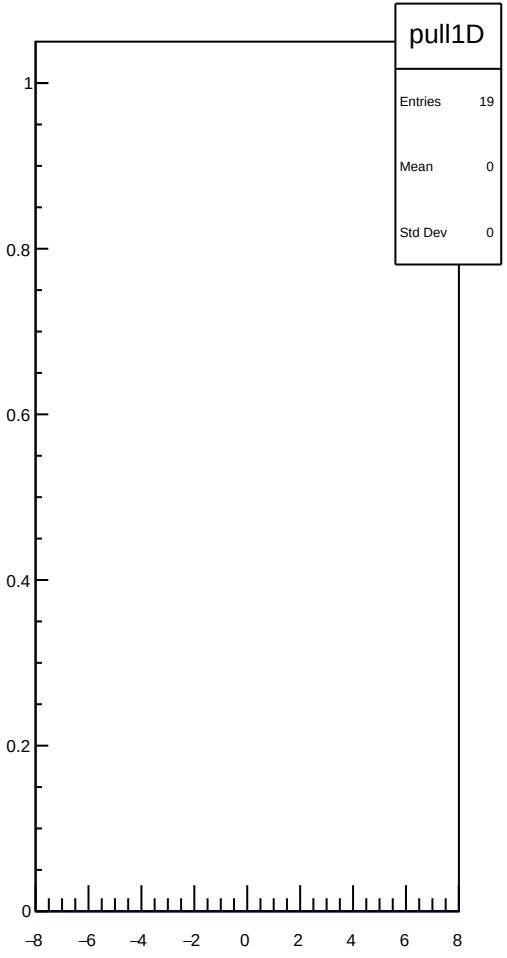

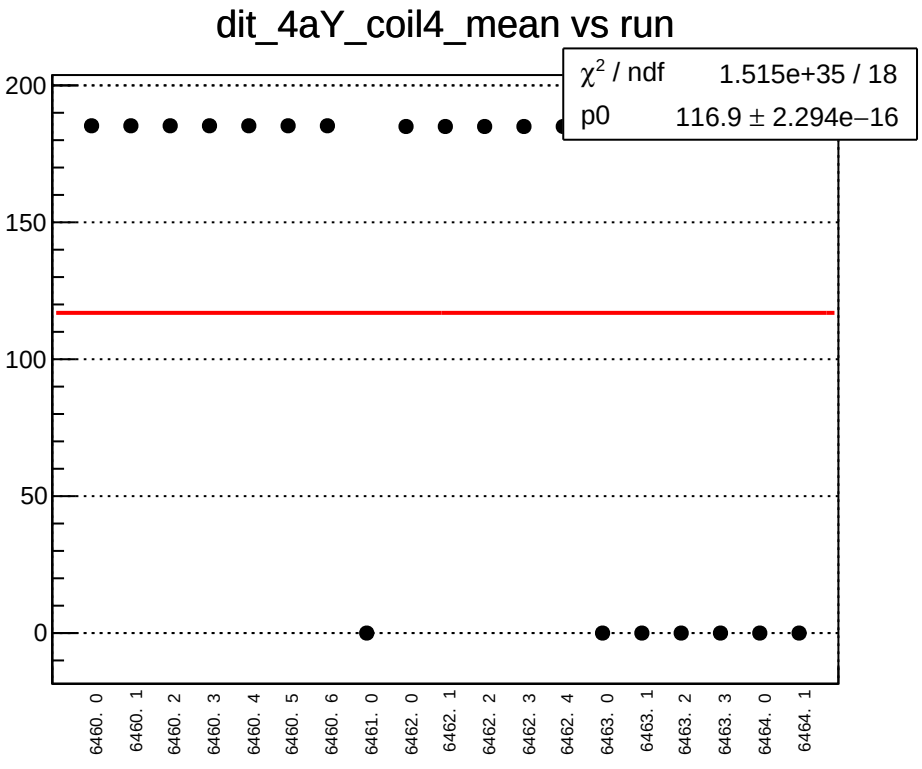
dit_4aY_coil4_mean vs run
χ² / ndf 1.515e+35 / 18
p0 116.9 ± 2.294e−16
200
150
100
50
0
6460. 0
6460. 1
6460. 2
6460. 3
6460. 4
6460. 5
6460. 6
6461. 0
6462. 0
6462. 1
6462. 2
6462. 3
6462. 4
6463. 0
6463. 1
6463. 2
6463. 3
6464. 0
6464. 1

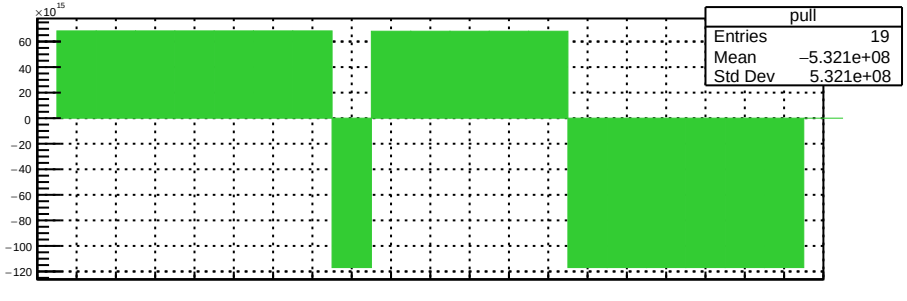
×10¹⁵
pull
Entries 19
Mean −5.321e+08
Std Dev 5.321e+08
60
40
20
0
−20
−40
−60
−80
−100
−120

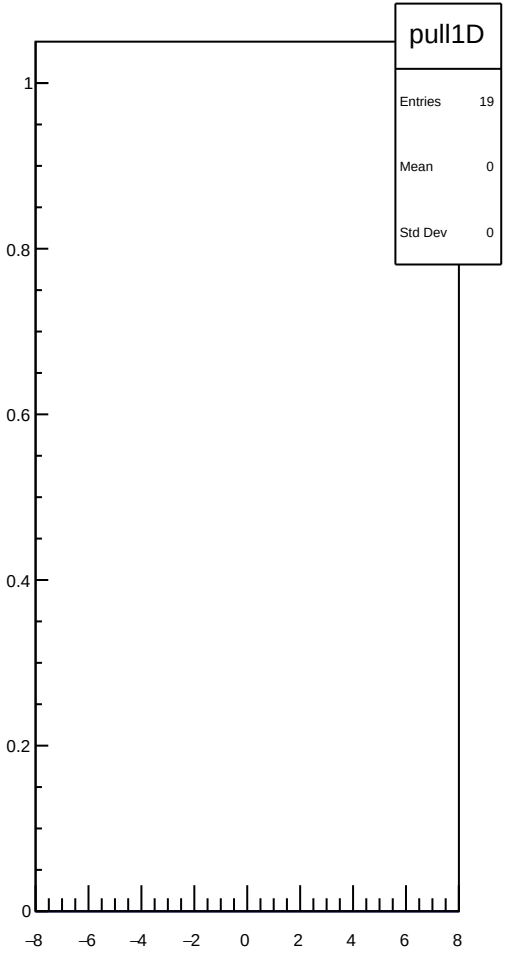
pull1D
Entries 19
Mean 0
Std Dev 0
1
0.8
0.6
0.4
0.2
0
−8
−6
−4
−2
0
2
4
6
8

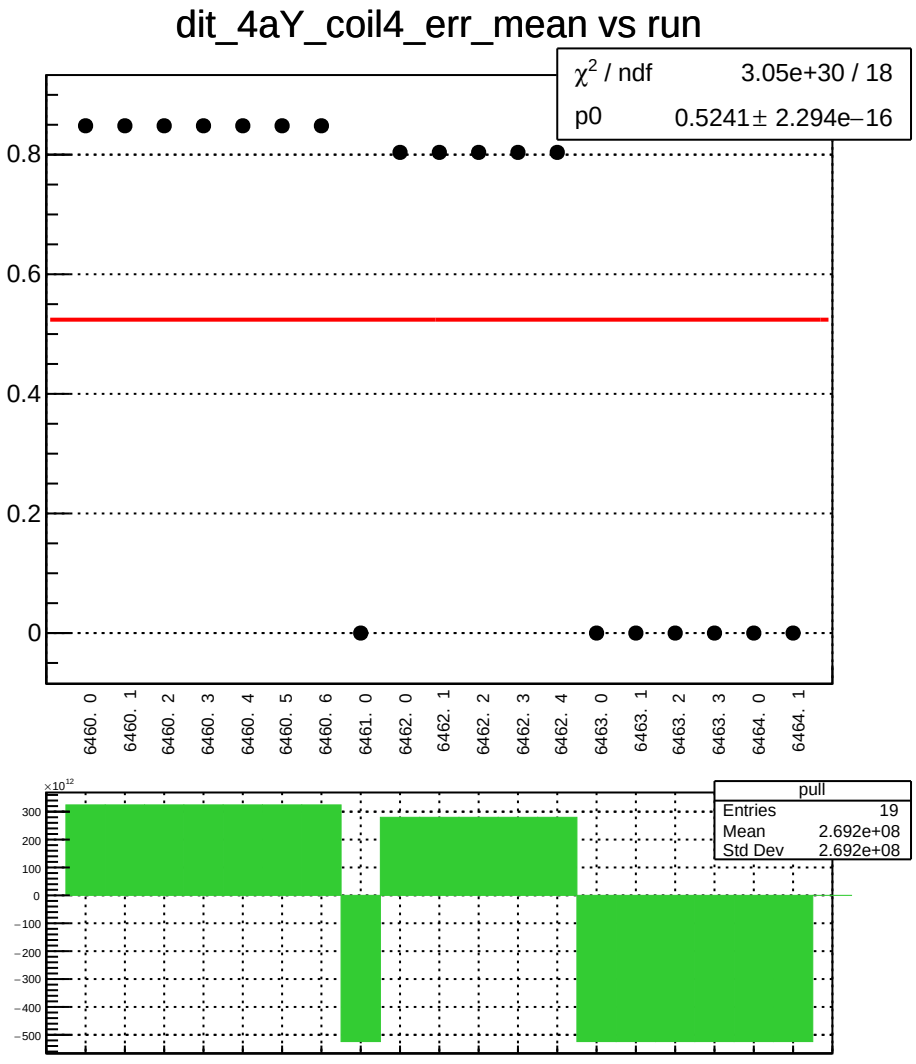
dit_4aY_coil4_err_mean vs run
χ2 / ndf 3.05e+30 / 18
p0 0.5241 ± 2.294e−16
0.8
0.6
0.4
0.2
0
6460. 0
6460. 1
6460. 2
6460. 3
6460. 4
6460. 5
6460. 6
6461. 0
6462. 0
6462. 1
6462. 2
6462. 3
6462. 4
6463. 0
6463. 1
6463. 2
6463. 3
6464. 0
6464. 1
×10^12
300
200
100
0
−100
−200
−300
−400
−500
pull
Entries 19
Mean 2.692e+08
Std Dev 2.692e+08

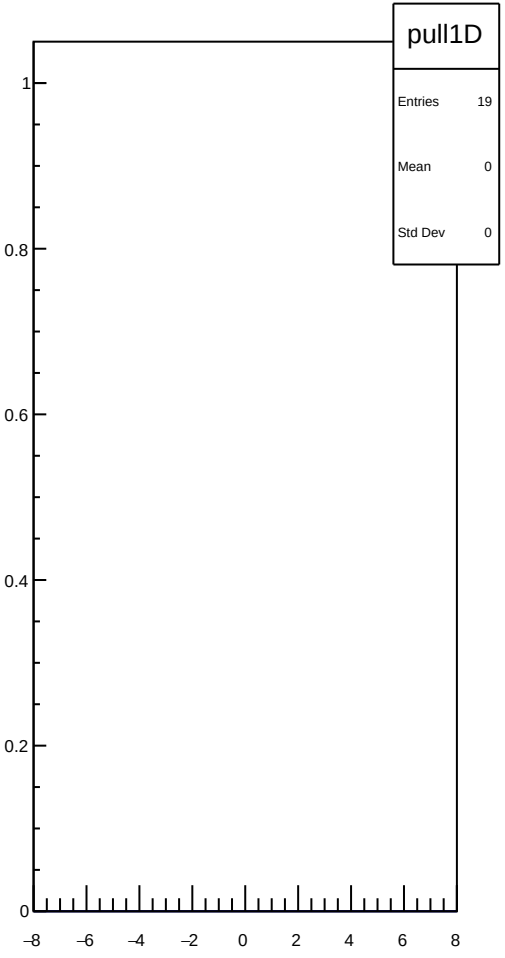
pull1D
Entries 19
Mean 0
Std Dev 0
1
0.8
0.6
0.4
0.2
0
−8
−6
−4
−2
0
2
4
6
8

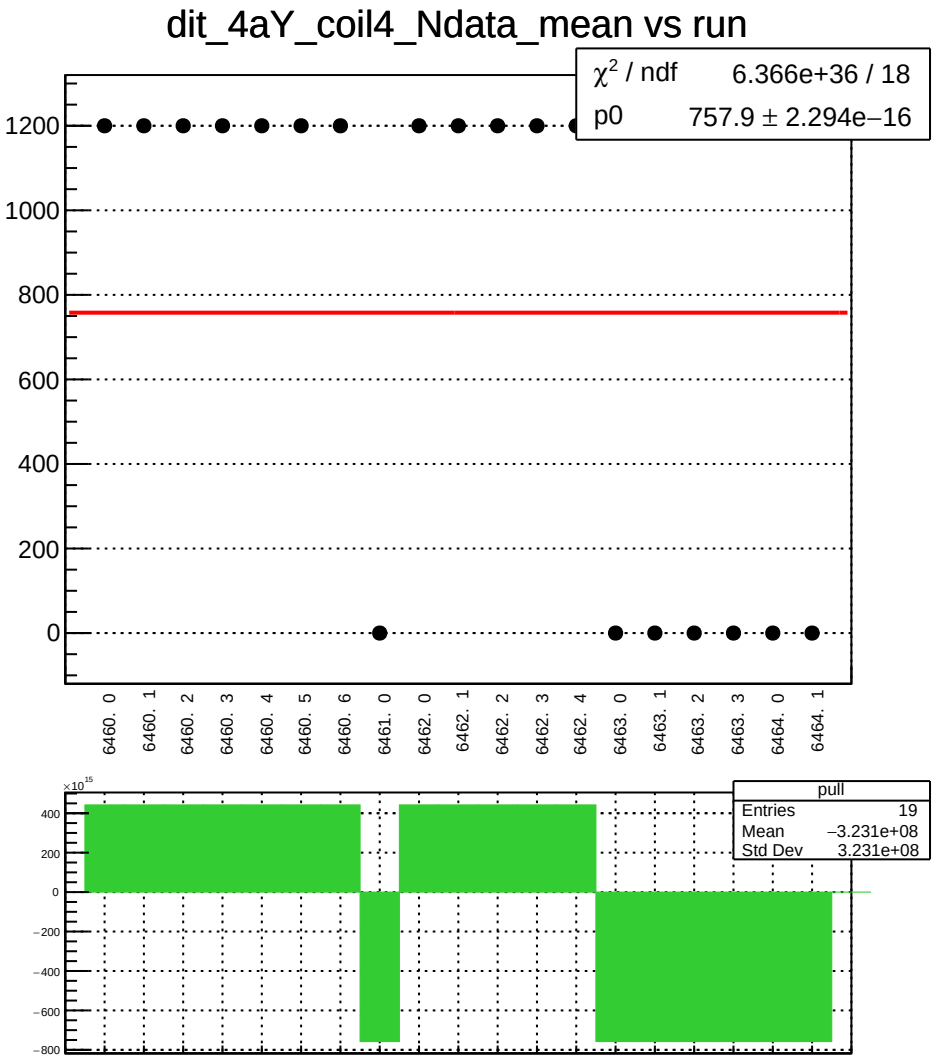
dit_4aY_coil4_Ndata_mean vs run
χ² / ndf 6.366e+36 / 18
p0 757.9 ± 2.294e−16
1200
1000
800
600
400
200
0
6460. 0
6460. 1
6460. 2
6460. 3
6460. 4
6460. 5
6460. 6
6461. 0
6462. 0
6462. 1
6462. 2
6462. 3
6462. 4
6463. 0
6463. 1
6463. 2
6463. 3
6464. 0
6464. 1
×10¹⁵
400
200
0
−200
−400
−600
−800
pull
Entries 19
Mean −3.231e+08
Std Dev 3.231e+08

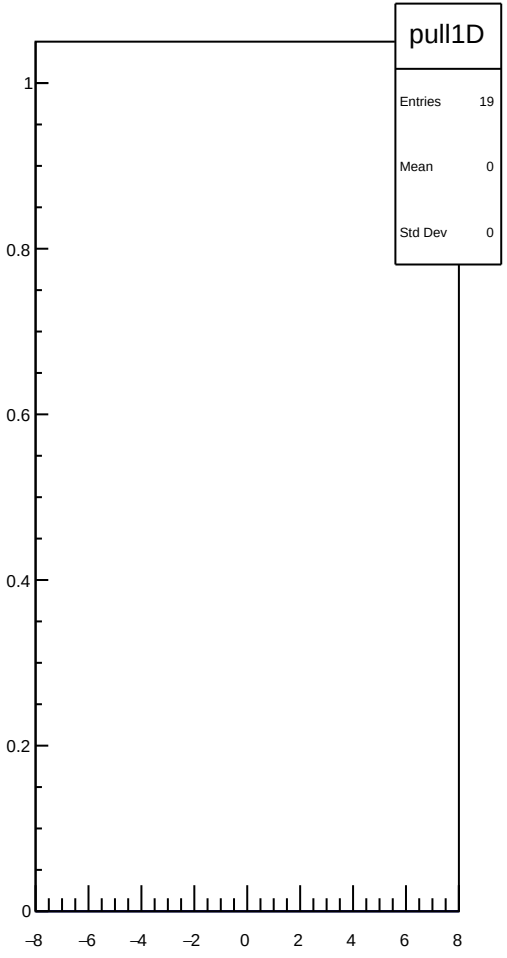
pull1D
Entries 19
Mean 0
Std Dev 0
1
0.8
0.6
0.4
0.2
0
−8
−6
−4
−2
0
2
4
6
8

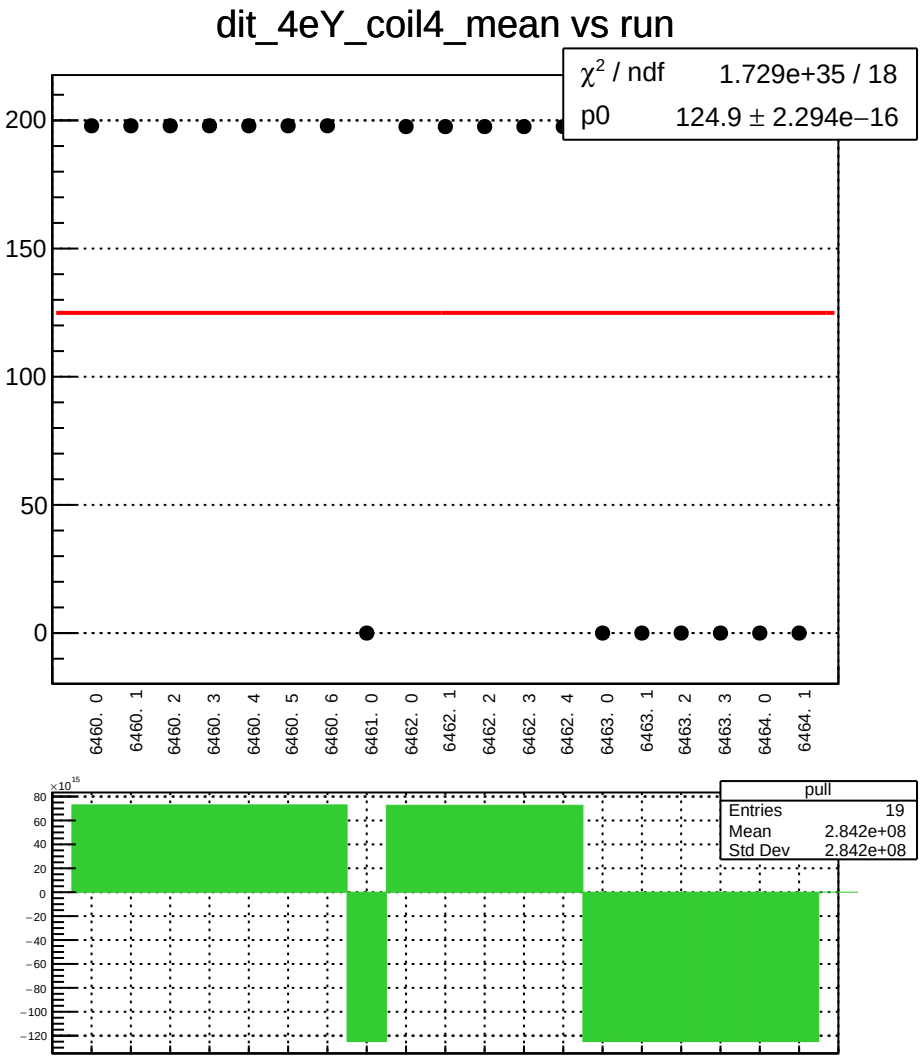
dit_4eY_coil4_mean vs run
χ² / ndf 1.729e+35 / 18
p0 124.9 ± 2.294e−16
200
150
100
50
0
6460. 0
6460. 1
6460. 2
6460. 3
6460. 4
6460. 5
6460. 6
6461. 0
6462. 0
6462. 1
6462. 2
6462. 3
6462. 4
6463. 0
6463. 1
6463. 2
6463. 3
6464. 0
6464. 1
×10^15
80
60
40
20
0
−20
−40
−60
−80
−100
−120
pull
Entries 19
Mean 2.842e+08
Std Dev 2.842e+08

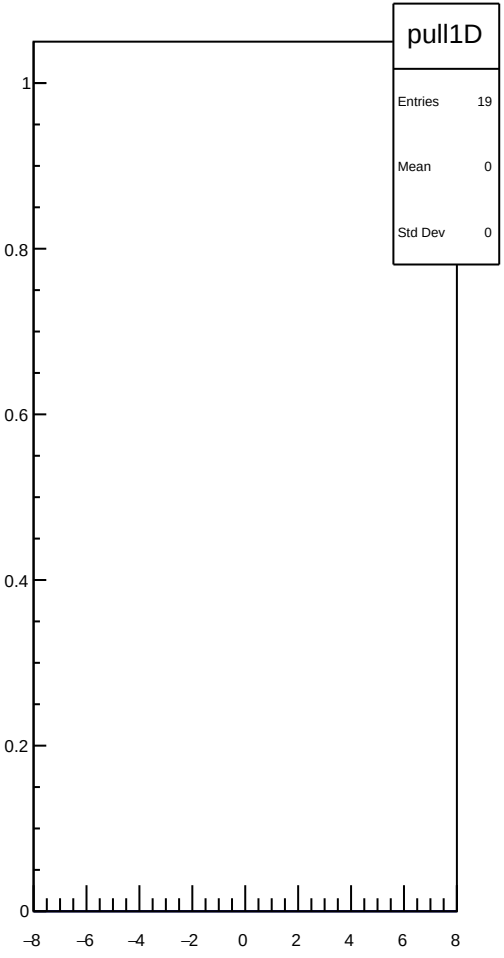
pull1D
Entries 19
Mean 0
Std Dev 0
1
0.8
0.6
0.4
0.2
0
−8
−6
−4
−2
0
2
4
6
8

dit_4eY_coil4_err_mean vs run

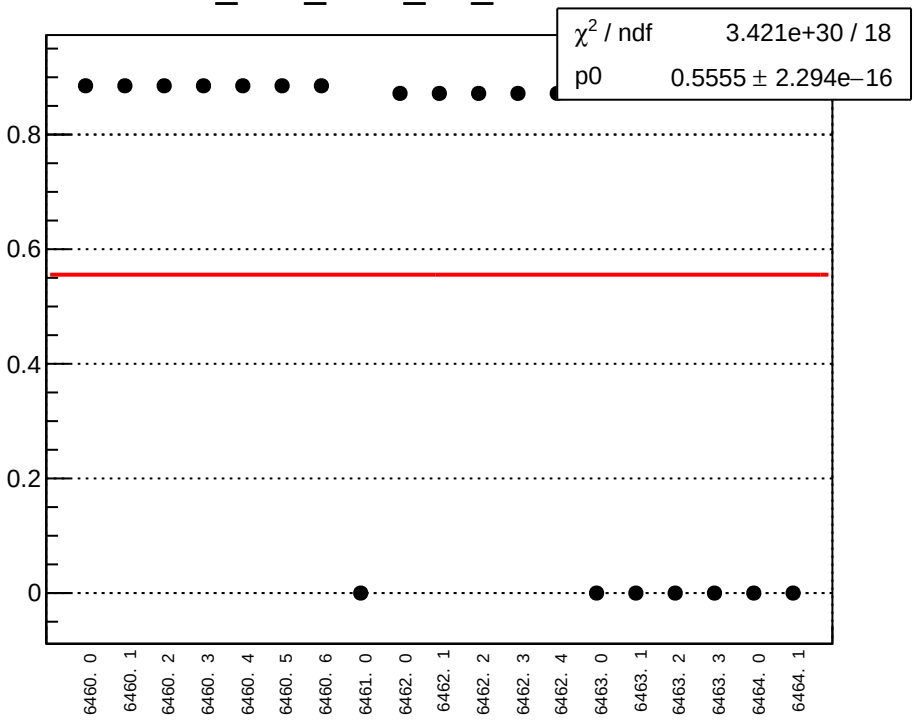

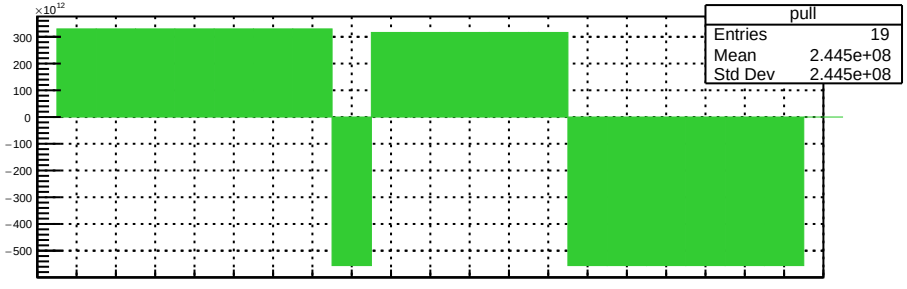

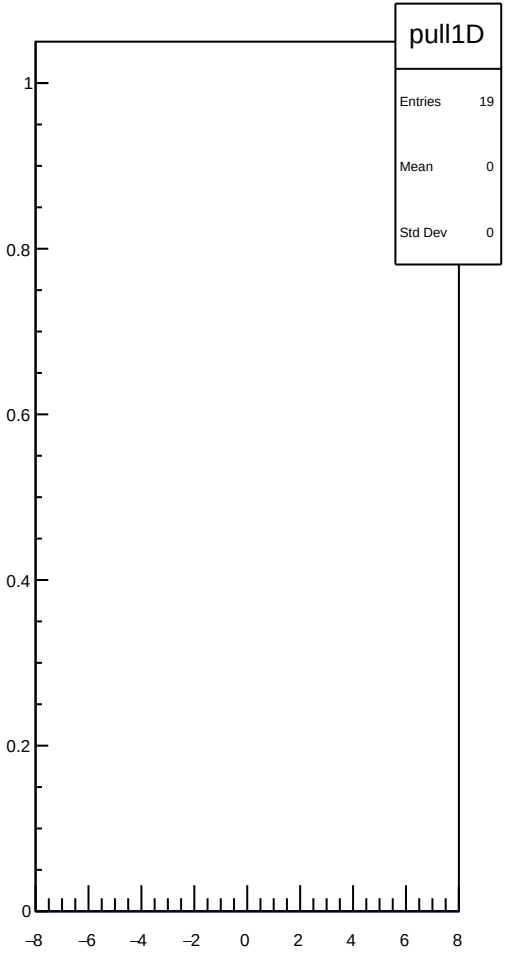

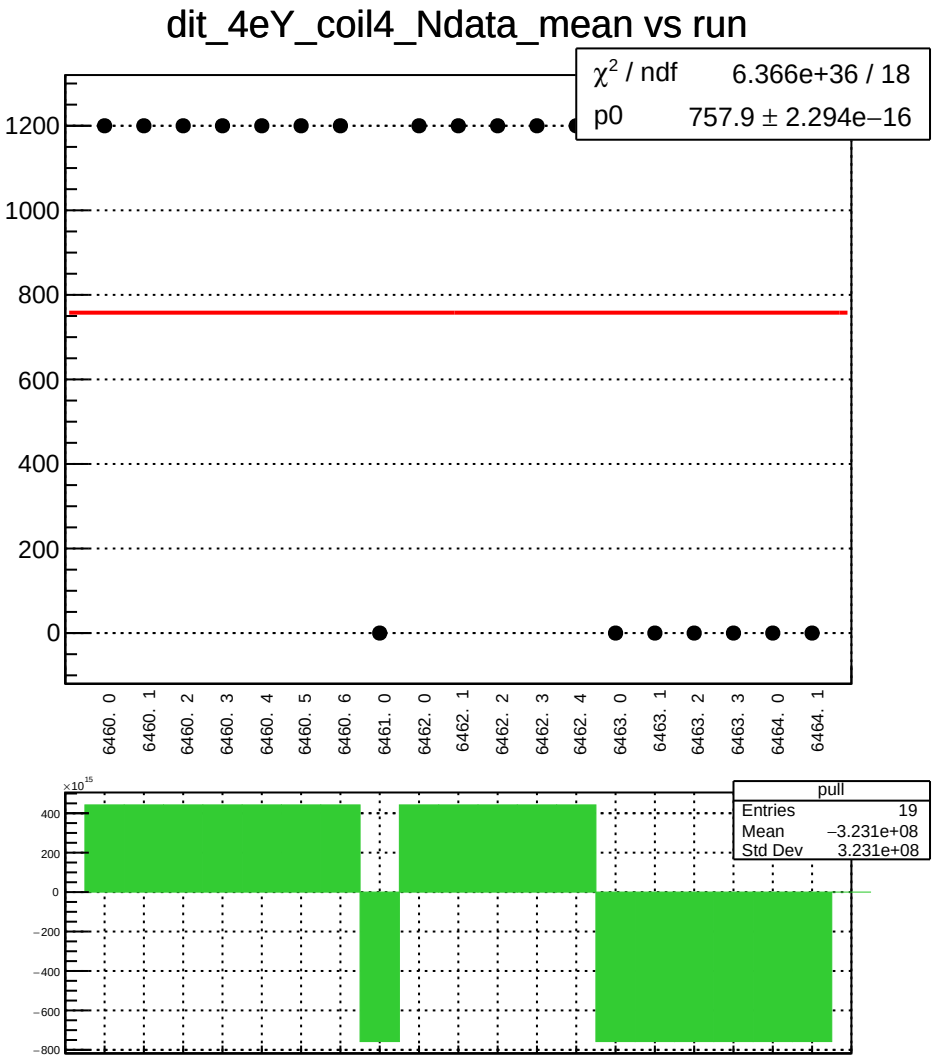
dit_4eY_coil4_Ndata_mean vs run
χ² / ndf 6.366e+36 / 18
p0 757.9 ± 2.294e−16
1200
1000
800
600
400
200
0
6460. 0
6460. 1
6460. 2
6460. 3
6460. 4
6460. 5
6460. 6
6461. 0
6462. 0
6462. 1
6462. 2
6462. 3
6462. 4
6463. 0
6463. 1
6463. 2
6463. 3
6464. 0
6464. 1
×10¹⁵
400
200
0
−200
−400
−600
−800
pull
Entries 19
Mean −3.231e+08
Std Dev 3.231e+08

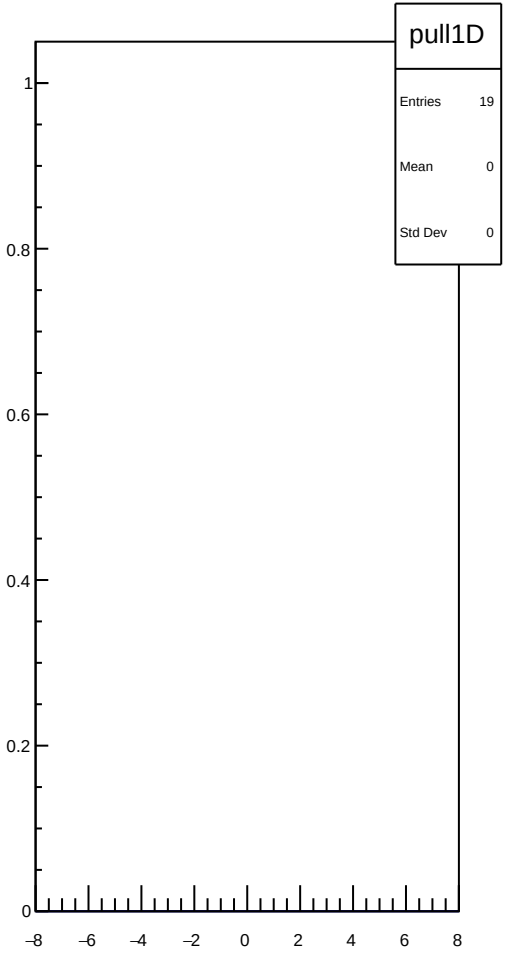
pull1D
Entries 19
Mean 0
Std Dev 0
1
0.8
0.6
0.4
0.2
0
−8
−6
−4
−2
0
2
4
6
8

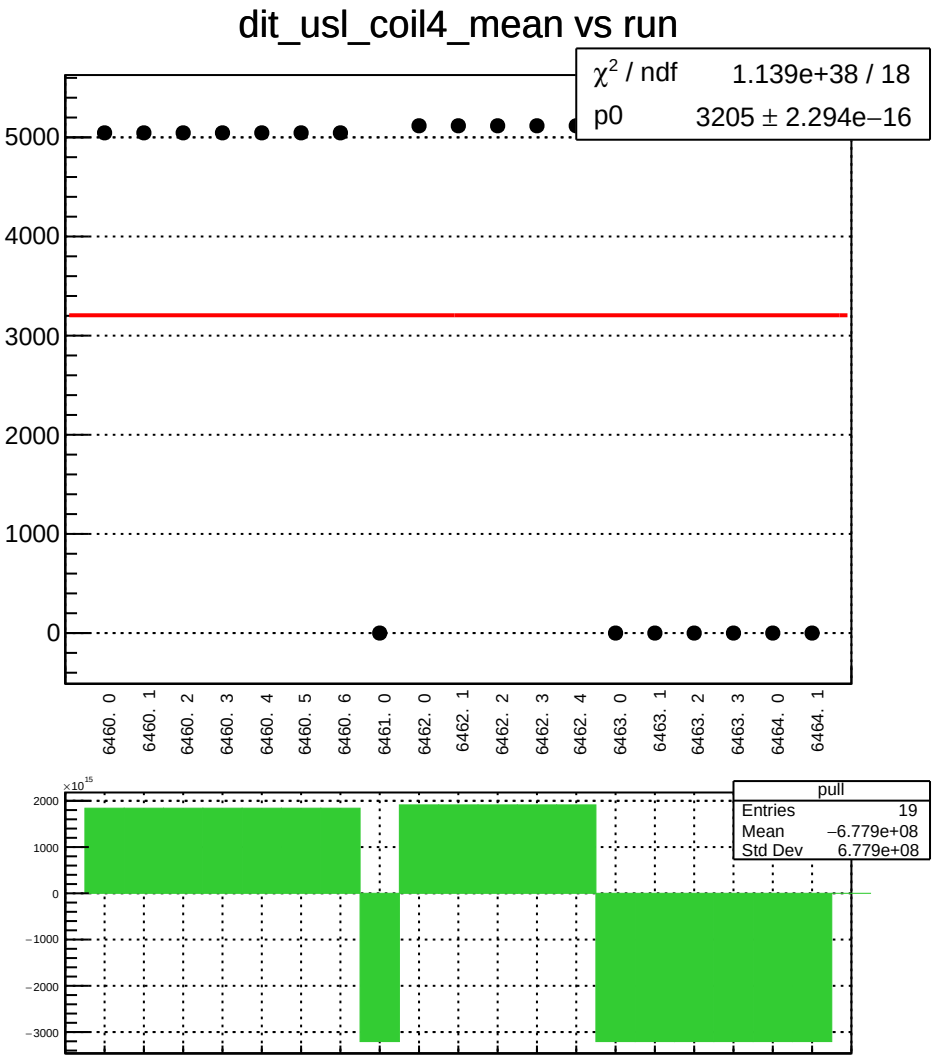
dit_usl_coil4_mean vs run
χ² / ndf 1.139e+38 / 18
p0 3205 ± 2.294e−16
5000
4000
3000
2000
1000
0
6460. 0
6460. 1
6460. 2
6460. 3
6460. 4
6460. 5
6460. 6
6461. 0
6462. 0
6462. 1
6462. 2
6462. 3
6462. 4
6463. 0
6463. 1
6463. 2
6463. 3
6464. 0
6464. 1
×10^15
2000
1000
0
−1000
−2000
−3000
pull
Entries 19
Mean −6.779e+08
Std Dev 6.779e+08

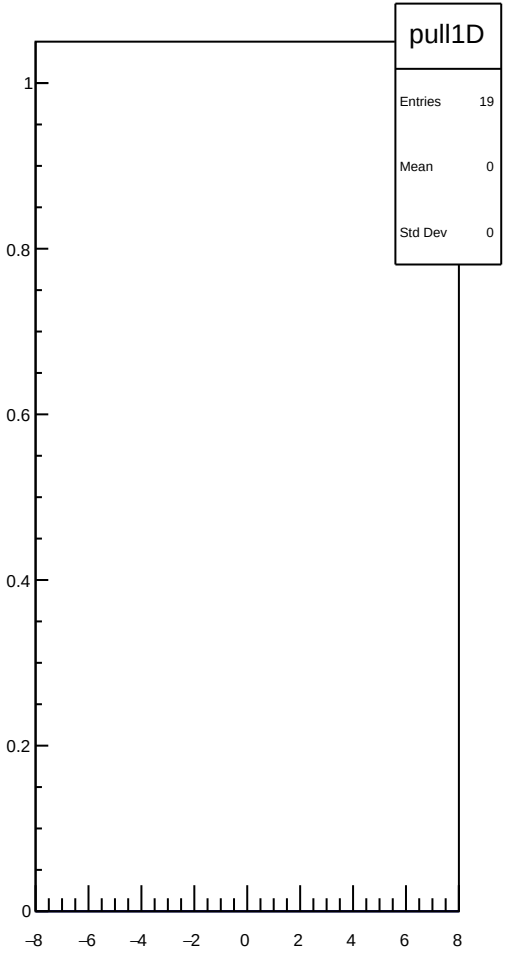
pull1D
Entries 19
Mean 0
Std Dev 0
1
0.8
0.6
0.4
0.2
0
−8
−6
−4
−2
0
2
4
6
8

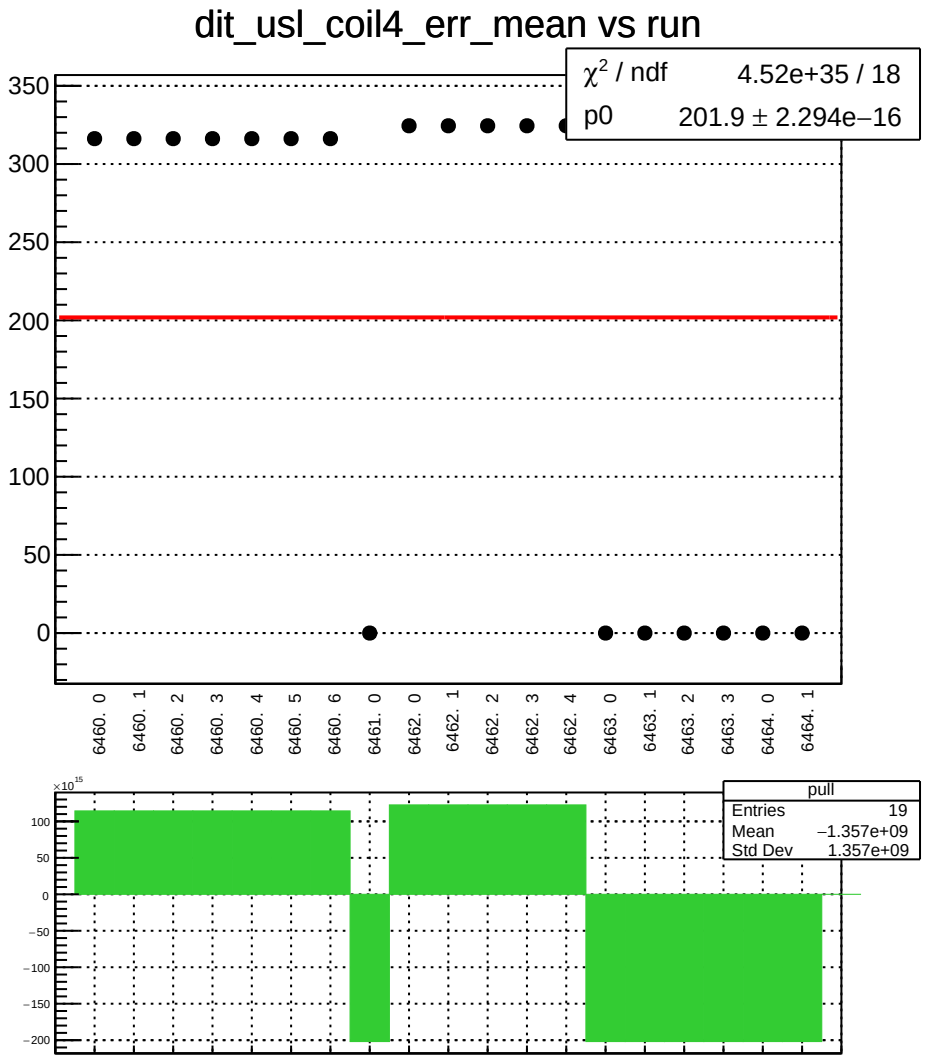
dit_usl_coil4_err_mean vs run
χ² / ndf 4.52e+35 / 18
p0 201.9 ± 2.294e−16
350
300
250
200
150
100
50
0
6460. 0
6460. 1
6460. 2
6460. 3
6460. 4
6460. 5
6460. 6
6461. 0
6462. 0
6462. 1
6462. 2
6462. 3
6462. 4
6463. 0
6463. 1
6463. 2
6463. 3
6464. 0
6464. 1
×10^15
100
50
0
−50
−100
−150
−200
pull
Entries 19
Mean −1.357e+09
Std Dev 1.357e+09

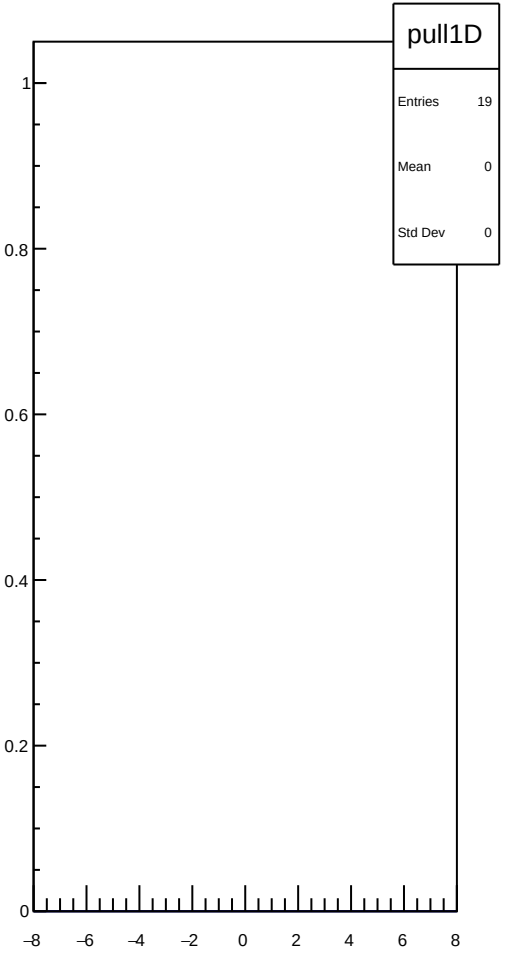
pull1D
Entries 19
Mean 0
Std Dev 0
1
0.8
0.6
0.4
0.2
0
−8
−6
−4
−2
0
2
4
6
8

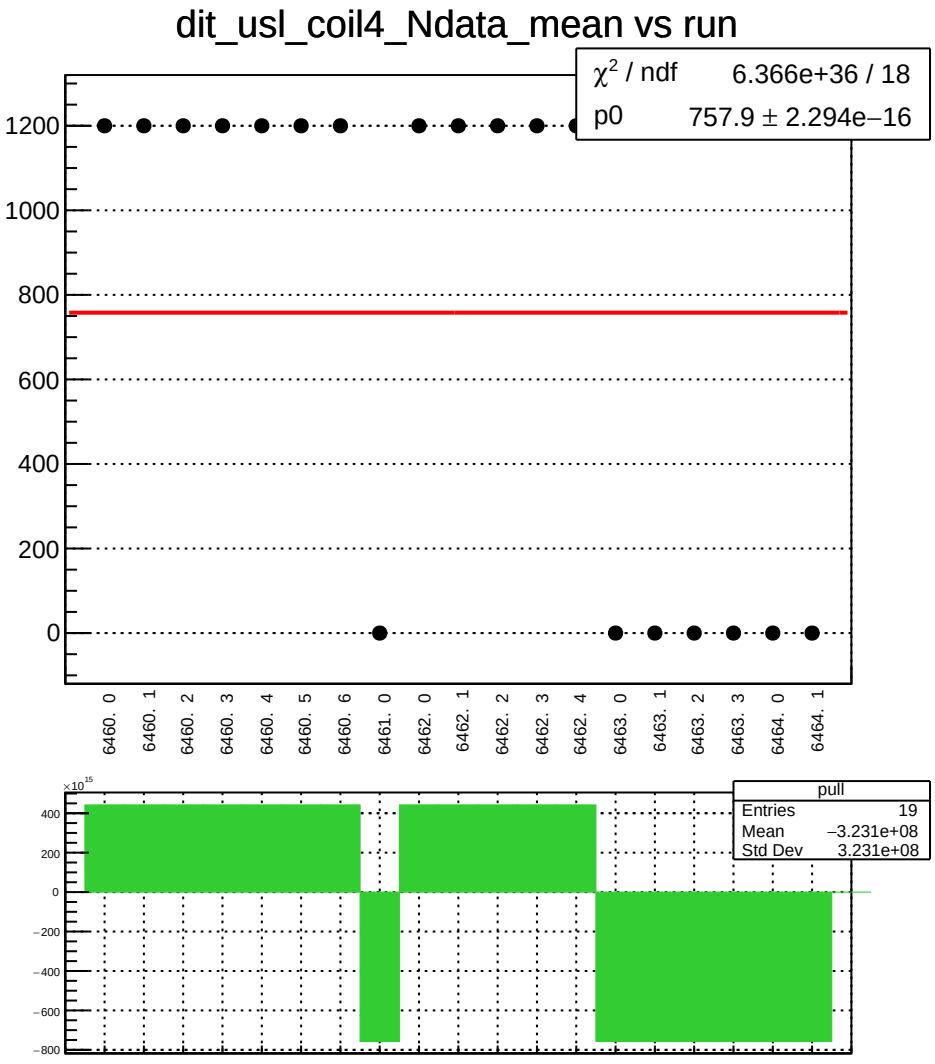
dit_usl_coil4_Ndata_mean vs run
χ² / ndf 6.366e+36 / 18
p0 757.9 ± 2.294e−16
1200
1000
800
600
400
200
0
6460. 0
6460. 1
6460. 2
6460. 3
6460. 4
6460. 5
6460. 6
6461. 0
6462. 0
6462. 1
6462. 2
6462. 3
6462. 4
6463. 0
6463. 1
6463. 2
6463. 3
6464. 0
6464. 1
×10¹⁵
400
200
0
−200
−400
−600
−800
pull
Entries 19
Mean −3.231e+08
Std Dev 3.231e+08

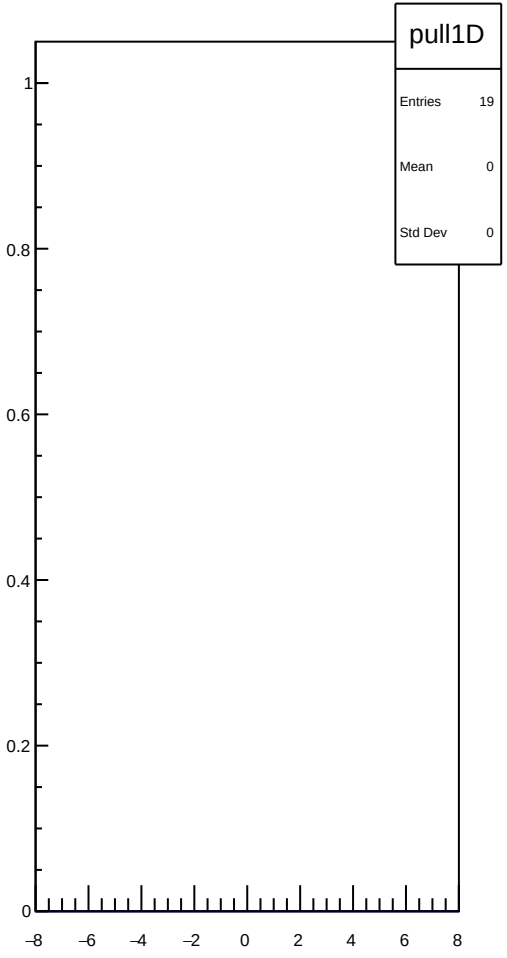
pull1D
Entries 19
Mean 0
Std Dev 0
1
0.8
0.6
0.4
0.2
0
−8
−6
−4
−2
0
2
4
6
8

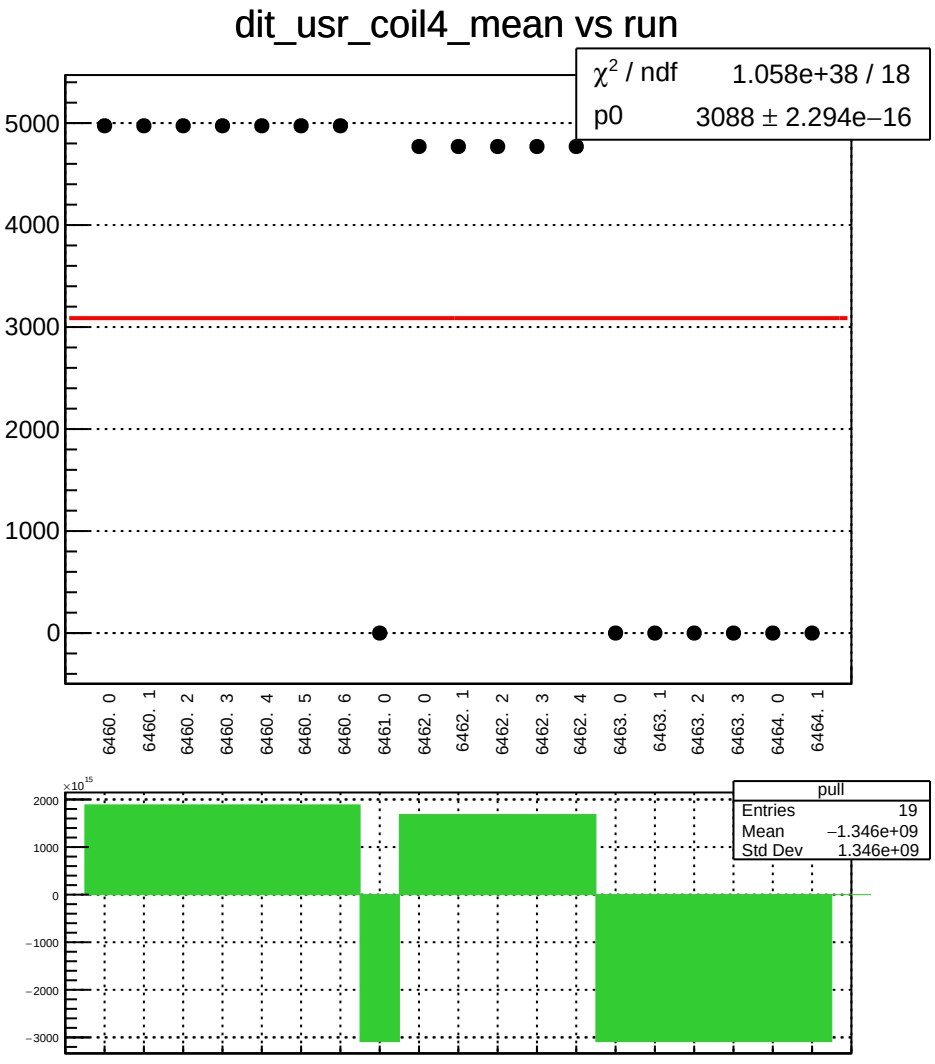
dit_usr_coil4_mean vs run
χ^2 / ndf 1.058e+38 / 18
p0 3088 ± 2.294e−16
5000
4000
3000
2000
1000
0
6460. 0
6460. 1
6460. 2
6460. 3
6460. 4
6460. 5
6460. 6
6461. 0
6462. 0
6462. 1
6462. 2
6462. 3
6462. 4
6463. 0
6463. 1
6463. 2
6463. 3
6464. 0
6464. 1
pull
Entries 19
Mean −1.346e+09
Std Dev 1.346e+09
×10^15
2000
1000
0
−1000
−2000
−3000

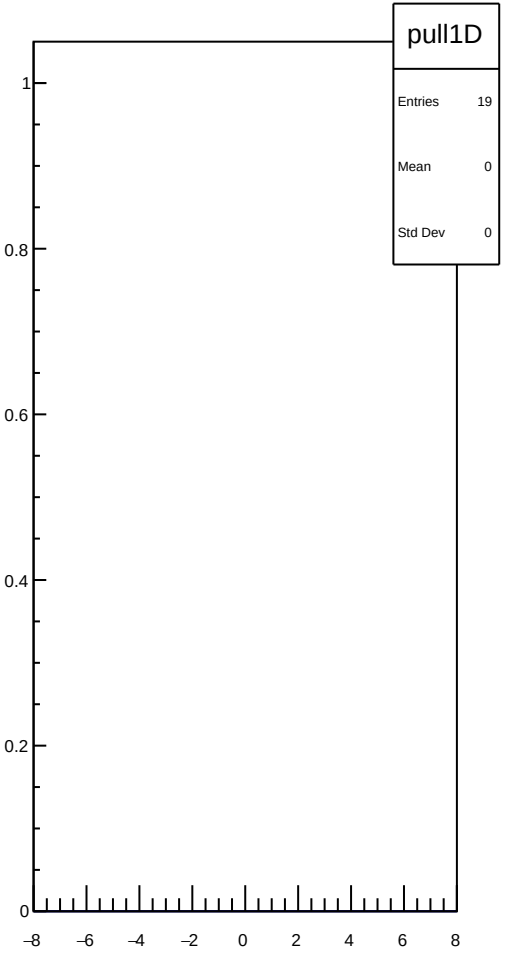
pull1D
Entries 19
Mean 0
Std Dev 0
1
0.8
0.6
0.4
0.2
0
−8
−6
−4
−2
0
2
4
6
8

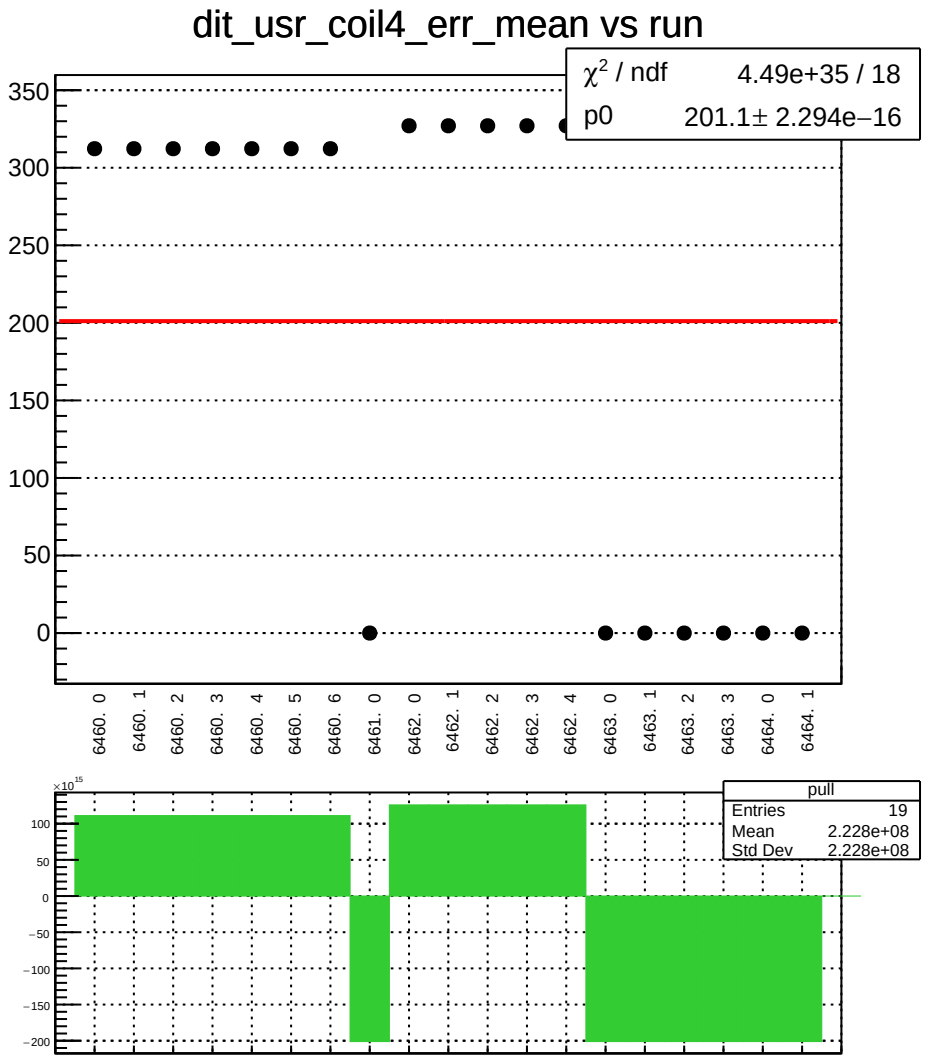
dit_usr_coil4_err_mean vs run
χ² / ndf 4.49e+35 / 18
p0 201.1± 2.294e−16
350
300
250
200
150
100
50
0
6460. 0
6460. 1
6460. 2
6460. 3
6460. 4
6460. 5
6460. 6
6461. 0
6462. 0
6462. 1
6462. 2
6462. 3
6462. 4
6463. 0
6463. 1
6463. 2
6463. 3
6464. 0
6464. 1
×10^15
100
50
0
−50
−100
−150
−200
pull
Entries 19
Mean 2.228e+08
Std Dev 2.228e+08

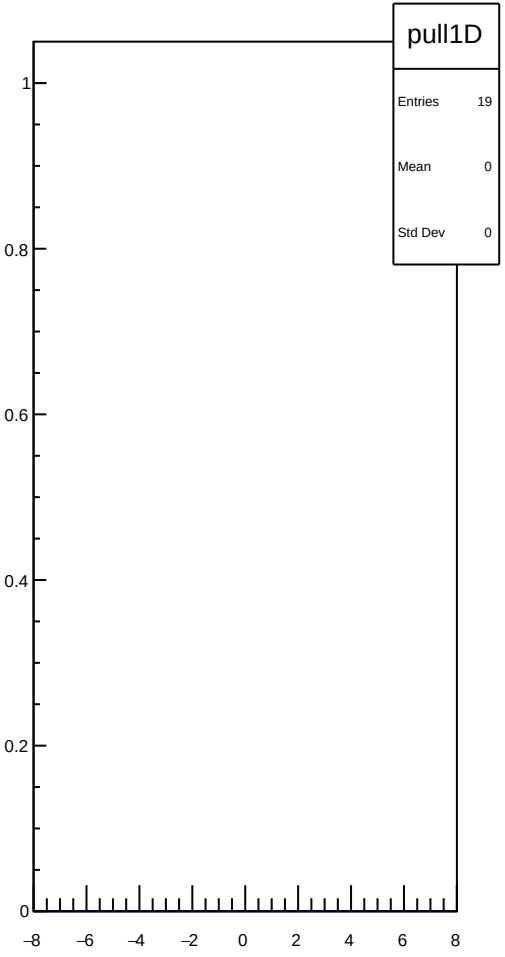
pull1D
Entries 19
Mean 0
Std Dev 0
1
0.8
0.6
0.4
0.2
0
−8
−6
−4
−2
0
2
4
6
8

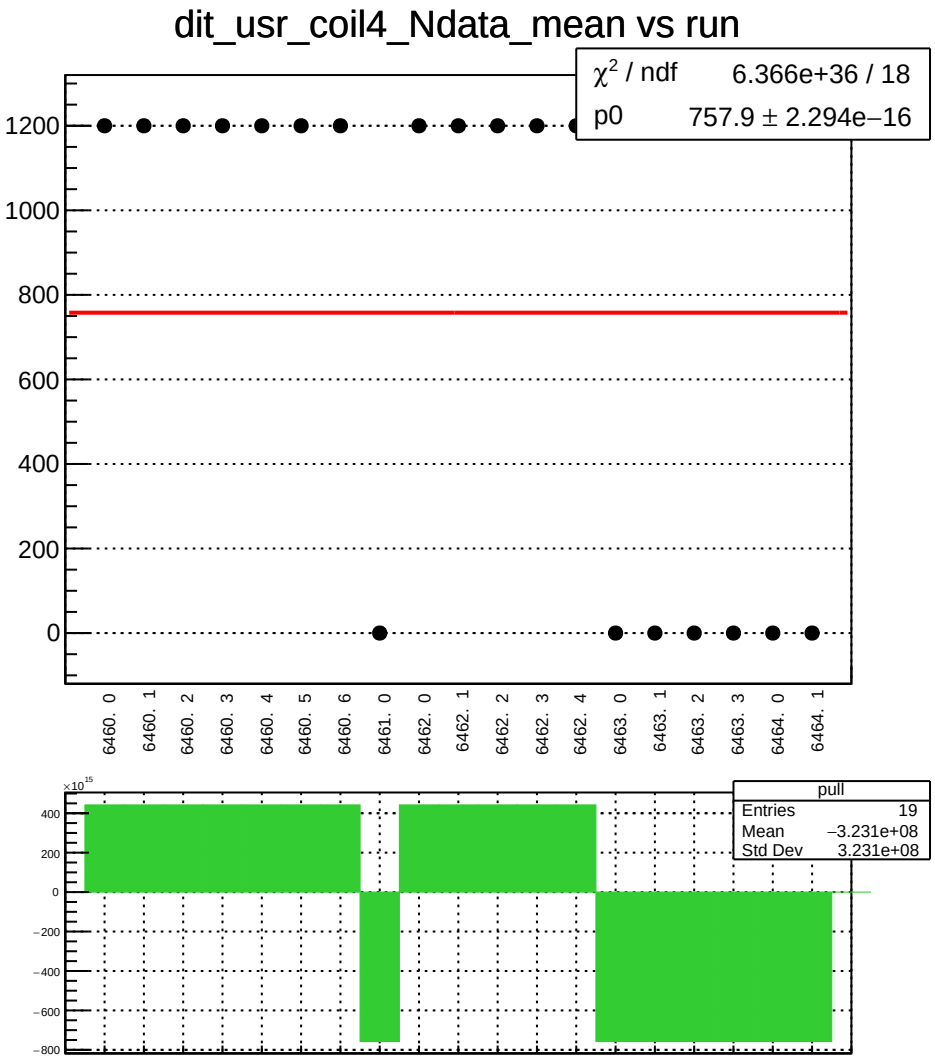
dit_usr_coil4_Ndata_mean vs run
χ² / ndf 6.366e+36 / 18
p0 757.9 ± 2.294e−16
1200
1000
800
600
400
200
0
6460. 0
6460. 1
6460. 2
6460. 3
6460. 4
6460. 5
6460. 6
6461. 0
6462. 0
6462. 1
6462. 2
6462. 3
6462. 4
6463. 0
6463. 1
6463. 2
6463. 3
6464. 0
6464. 1
×10^15
400
200
0
−200
−400
−600
−800
pull
Entries 19
Mean −3.231e+08
Std Dev 3.231e+08

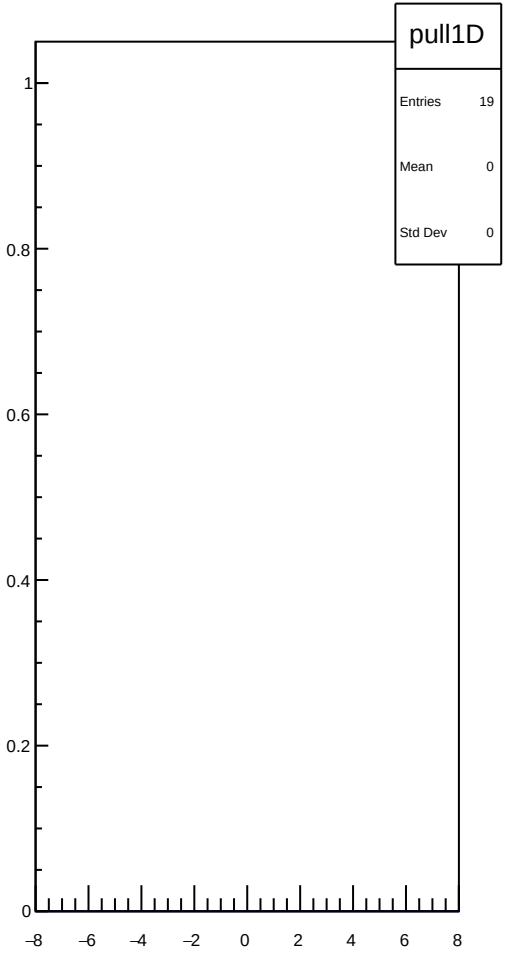
pull1D
Entries 19
Mean 0
Std Dev 0
1
0.8
0.6
0.4
0.2
0
−8
−6
−4
−2
0
2
4
6
8

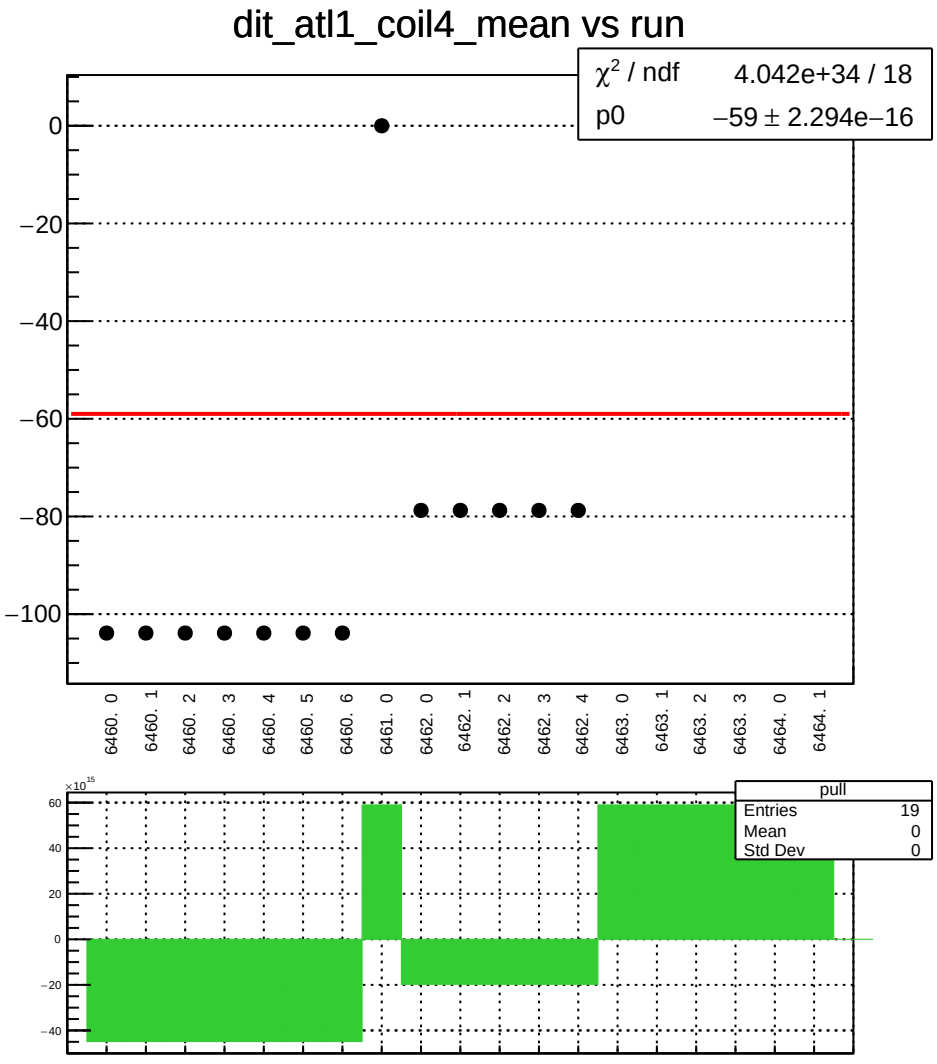
dit_atl1_coil4_mean vs run
χ² / ndf 4.042e+34 / 18
p0 −59 ± 2.294e−16
0
−20
−40
−60
−80
−100
6460. 0
6460. 1
6460. 2
6460. 3
6460. 4
6460. 5
6460. 6
6461. 0
6462. 0
6462. 1
6462. 2
6462. 3
6462. 4
6463. 0
6463. 1
6463. 2
6463. 3
6464. 0
6464. 1
×10^15
60
40
20
0
−20
−40
pull
Entries 19
Mean 0
Std Dev 0

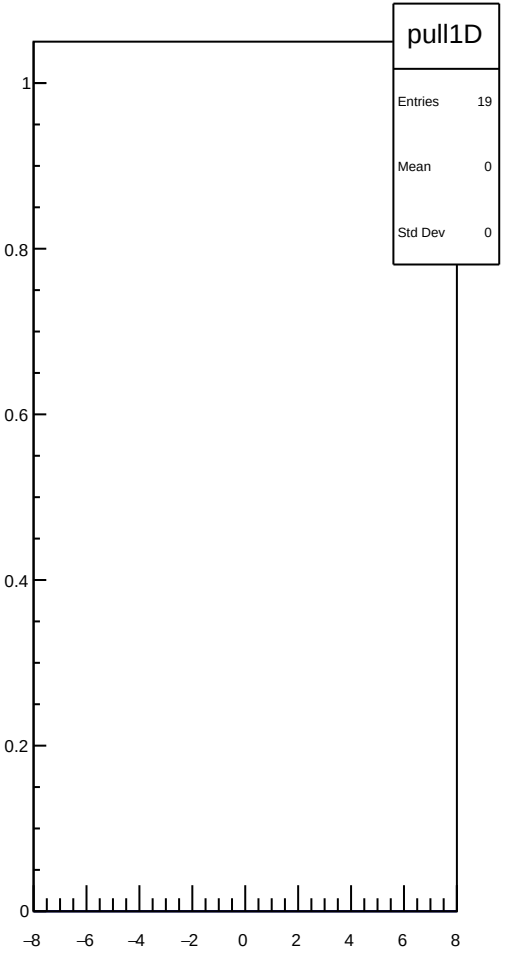
pull1D
Entries 19
Mean 0
Std Dev 0
1
0.8
0.6
0.4
0.2
0
−8
−6
−4
−2
0
2
4
6
8

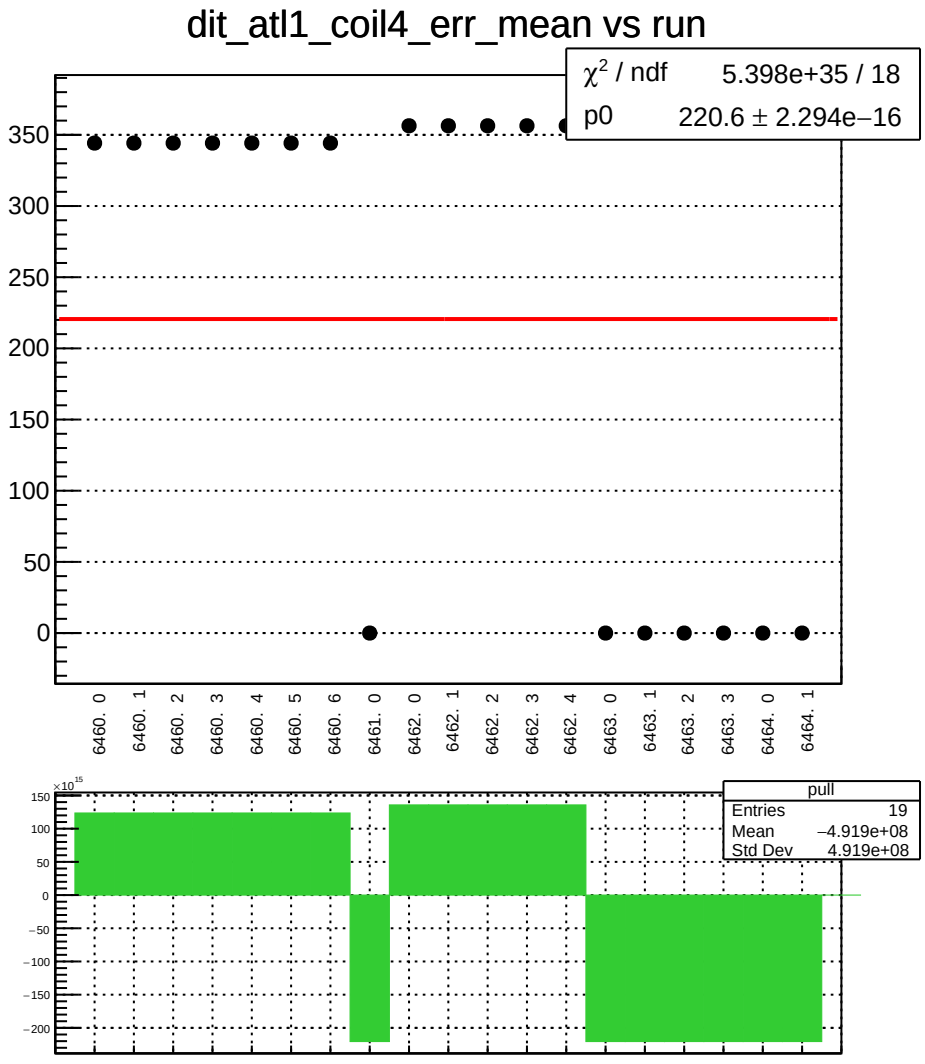
dit_atl1_coil4_err_mean vs run
χ² / ndf 5.398e+35 / 18
p0 220.6 ± 2.294e−16
350
300
250
200
150
100
50
0
6460. 0
6460. 1
6460. 2
6460. 3
6460. 4
6460. 5
6460. 6
6461. 0
6462. 0
6462. 1
6462. 2
6462. 3
6462. 4
6463. 0
6463. 1
6463. 2
6463. 3
6464. 0
6464. 1
×10^15
150
100
50
0
−50
−100
−150
−200
pull
Entries 19
Mean −4.919e+08
Std Dev 4.919e+08

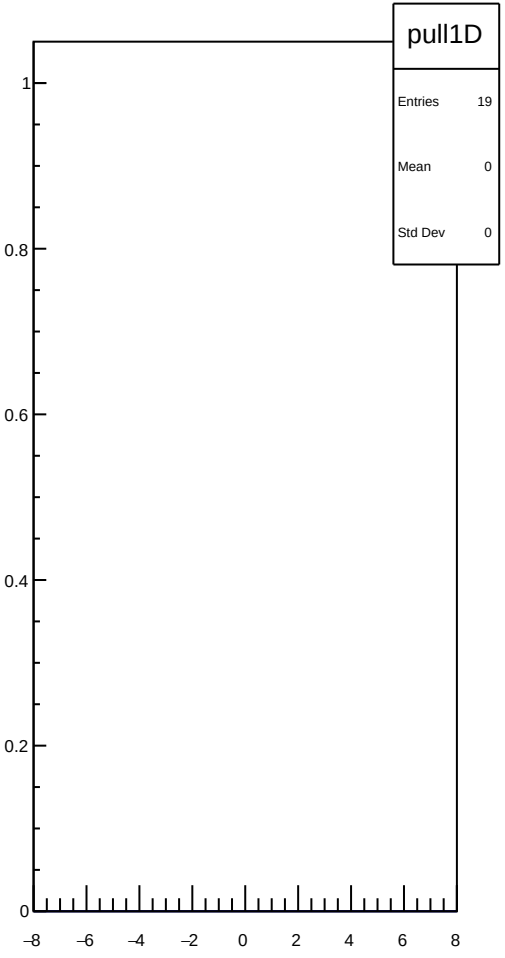
pull1D
Entries 19
Mean 0
Std Dev 0
1
0.8
0.6
0.4
0.2
0
−8
−6
−4
−2
0
2
4
6
8

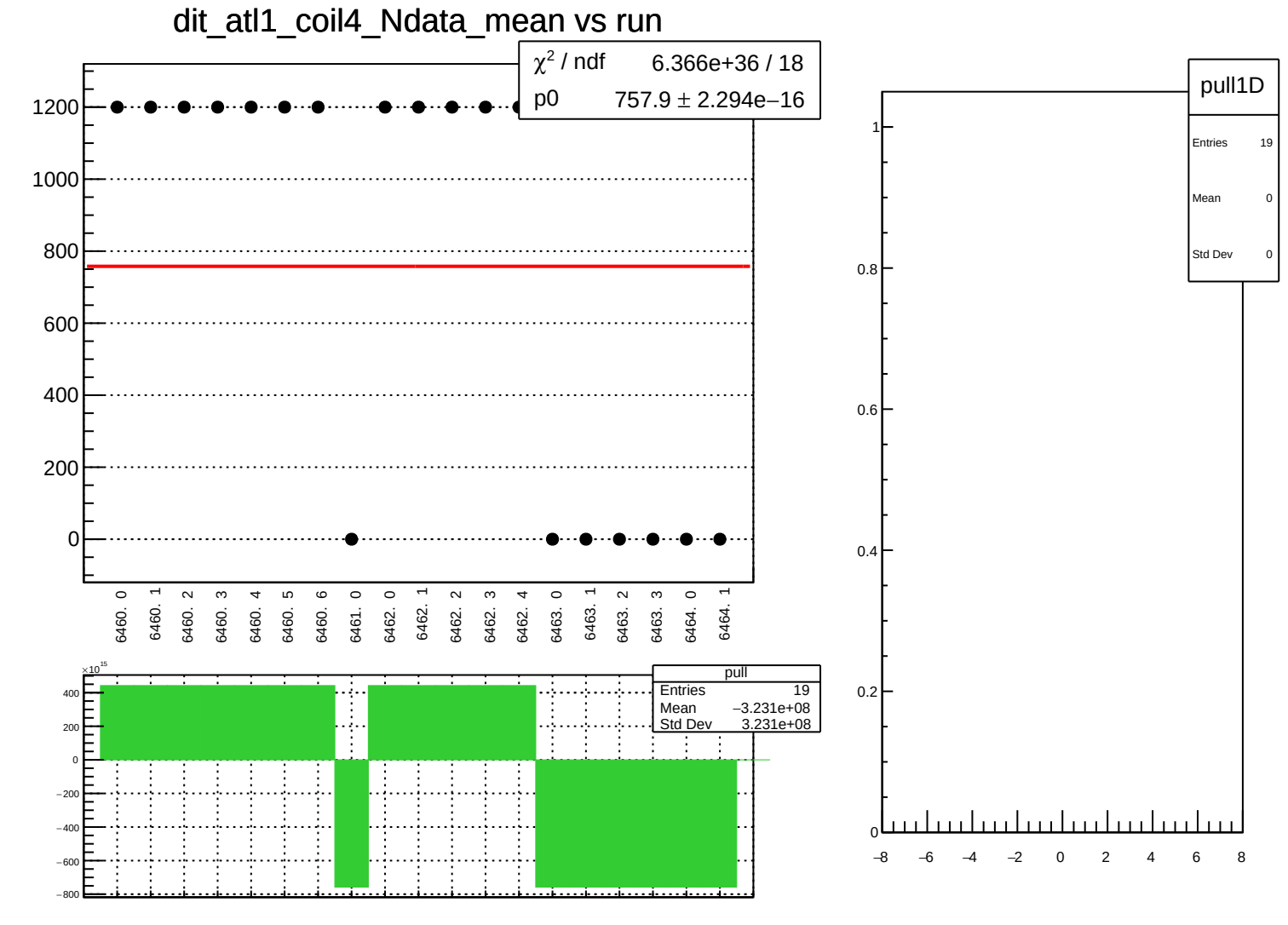
dit_atl1_coil4_Ndata_mean vs run
χ² / ndf 6.366e+36 / 18
p0 757.9 ± 2.294e−16
1200
1000
800
600
400
200
0
6460. 0
6460. 1
6460. 2
6460. 3
6460. 4
6460. 5
6460. 6
6461. 0
6462. 0
6462. 1
6462. 2
6462. 3
6462. 4
6463. 0
6463. 1
6463. 2
6463. 3
6464. 0
6464. 1
×10¹⁵
400
200
0
−200
−400
−600
−800
pull
Entries 19
Mean −3.231e+08
Std Dev 3.231e+08
pull1D
Entries 19
Mean 0
Std Dev 0
1
0.8
0.6
0.4
0.2
0
−8
−6
−4
−2
0
2
4
6
8

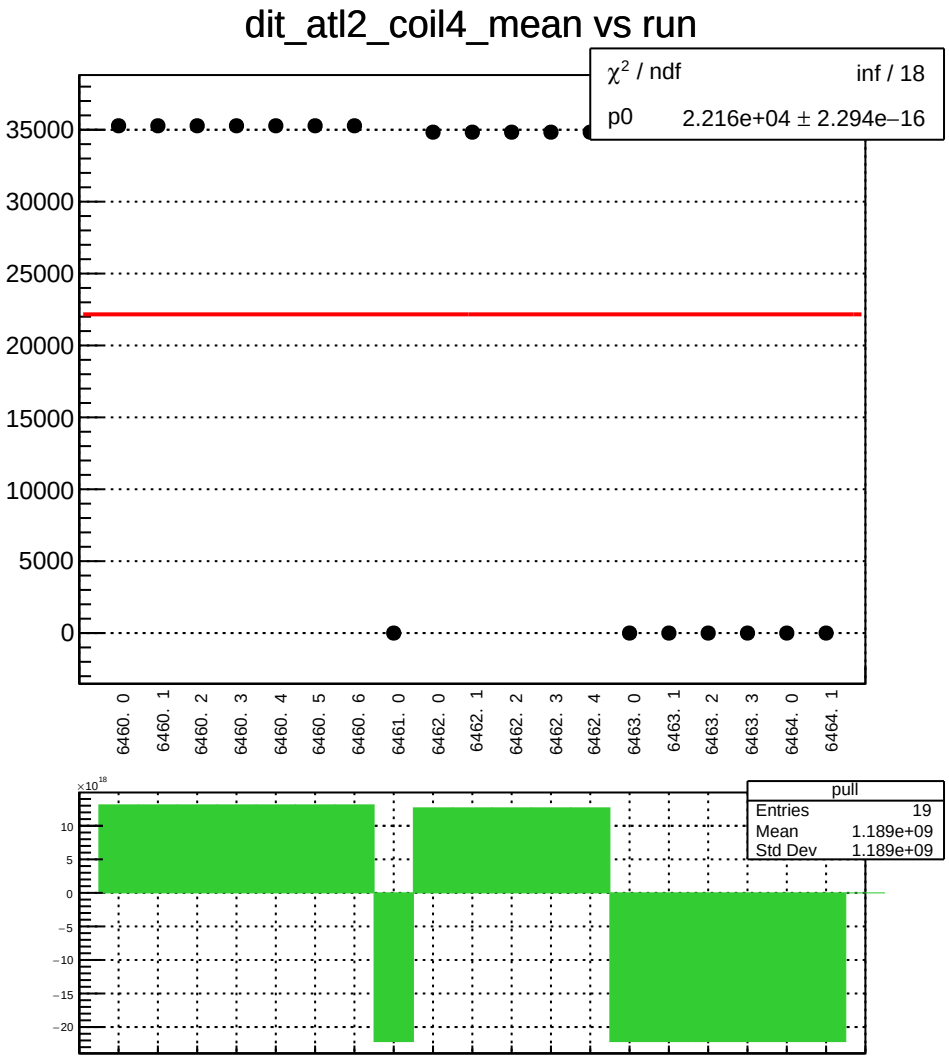
dit_atl2_coil4_mean vs run
χ² / ndf inf / 18
p0 2.216e+04 ± 2.294e−16
35000
30000
25000
20000
15000
10000
5000
0
6460. 0
6460. 1
6460. 2
6460. 3
6460. 4
6460. 5
6460. 6
6461. 0
6462. 0
6462. 1
6462. 2
6462. 3
6462. 4
6463. 0
6463. 1
6463. 2
6463. 3
6464. 0
6464. 1
×10¹⁸
10
5
0
−5
−10
−15
−20
pull
Entries 19
Mean 1.189e+09
Std Dev 1.189e+09

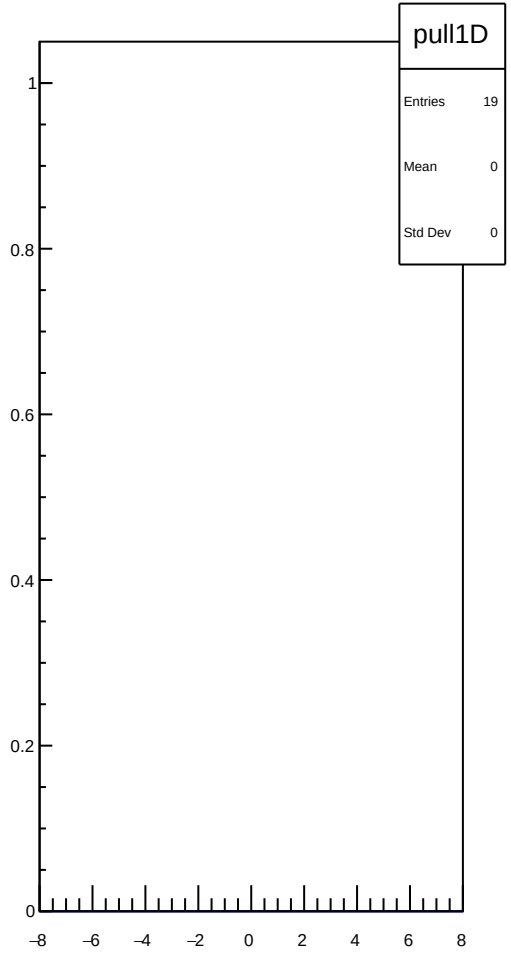
pull1D
Entries 19
Mean 0
Std Dev 0
1
0.8
0.6
0.4
0.2
0
−8
−6
−4
−2
0
2
4
6
8

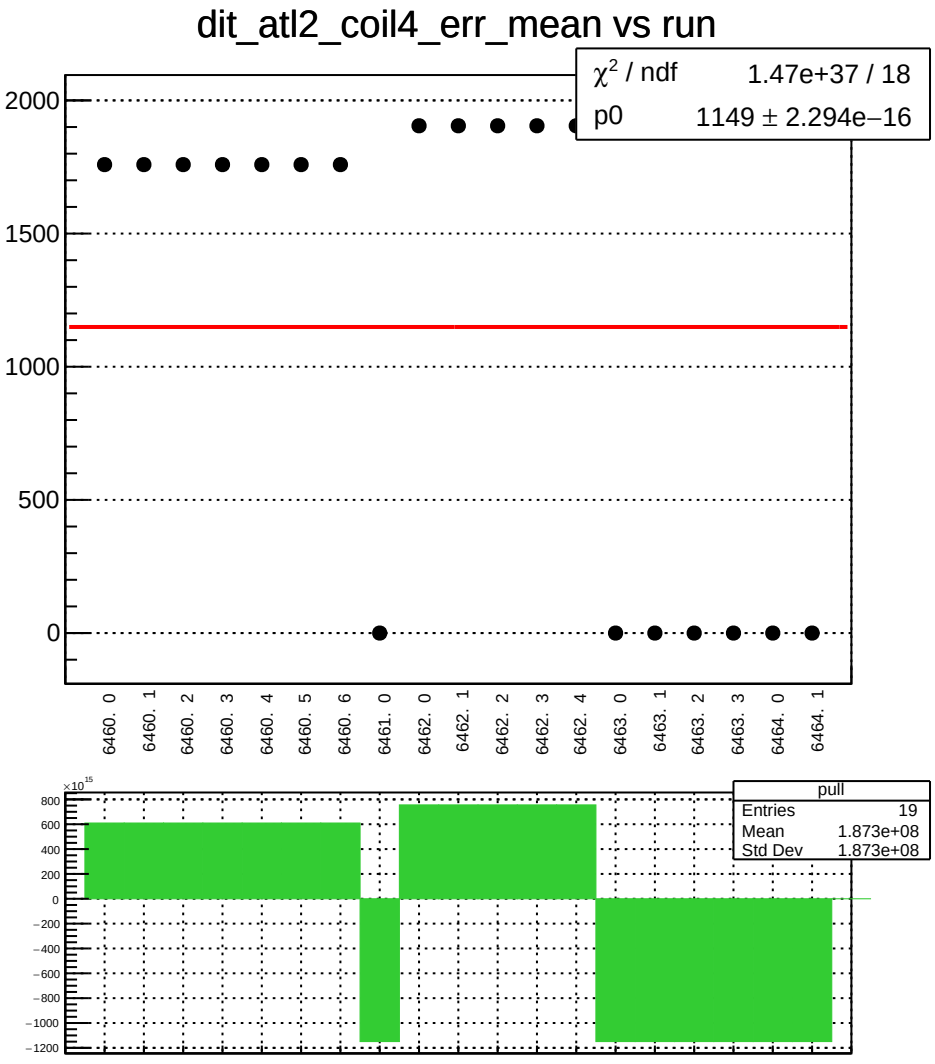
dit_atl2_coil4_err_mean vs run
χ² / ndf 1.47e+37 / 18
p0 1149 ± 2.294e−16
2000
1500
1000
500
0
6460. 0
6460. 1
6460. 2
6460. 3
6460. 4
6460. 5
6460. 6
6461. 0
6462. 0
6462. 1
6462. 2
6462. 3
6462. 4
6463. 0
6463. 1
6463. 2
6463. 3
6464. 0
6464. 1
pull
Entries 19
Mean 1.873e+08
Std Dev 1.873e+08
×10^15
800
600
400
200
0
−200
−400
−600
−800
−1000
−1200

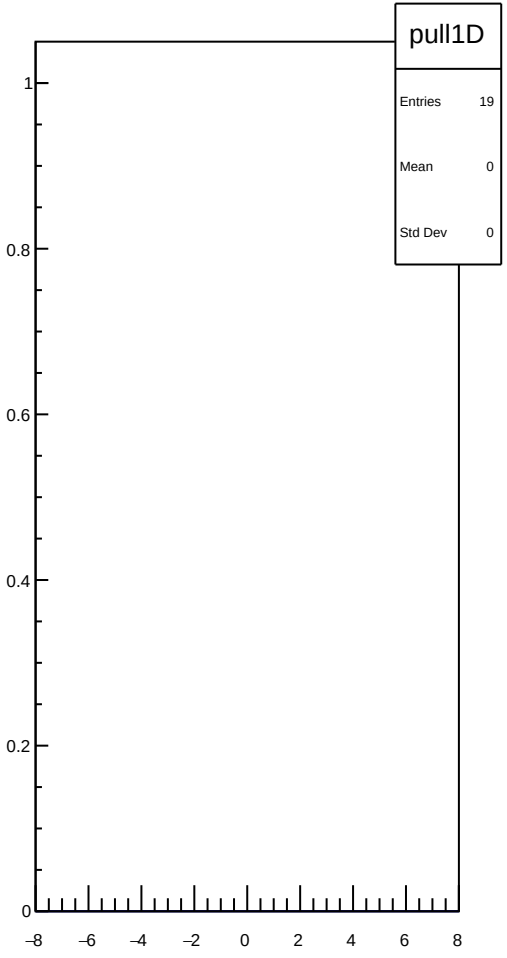
pull1D
Entries 19
Mean 0
Std Dev 0
1
0.8
0.6
0.4
0.2
0
−8
−6
−4
−2
0
2
4
6
8

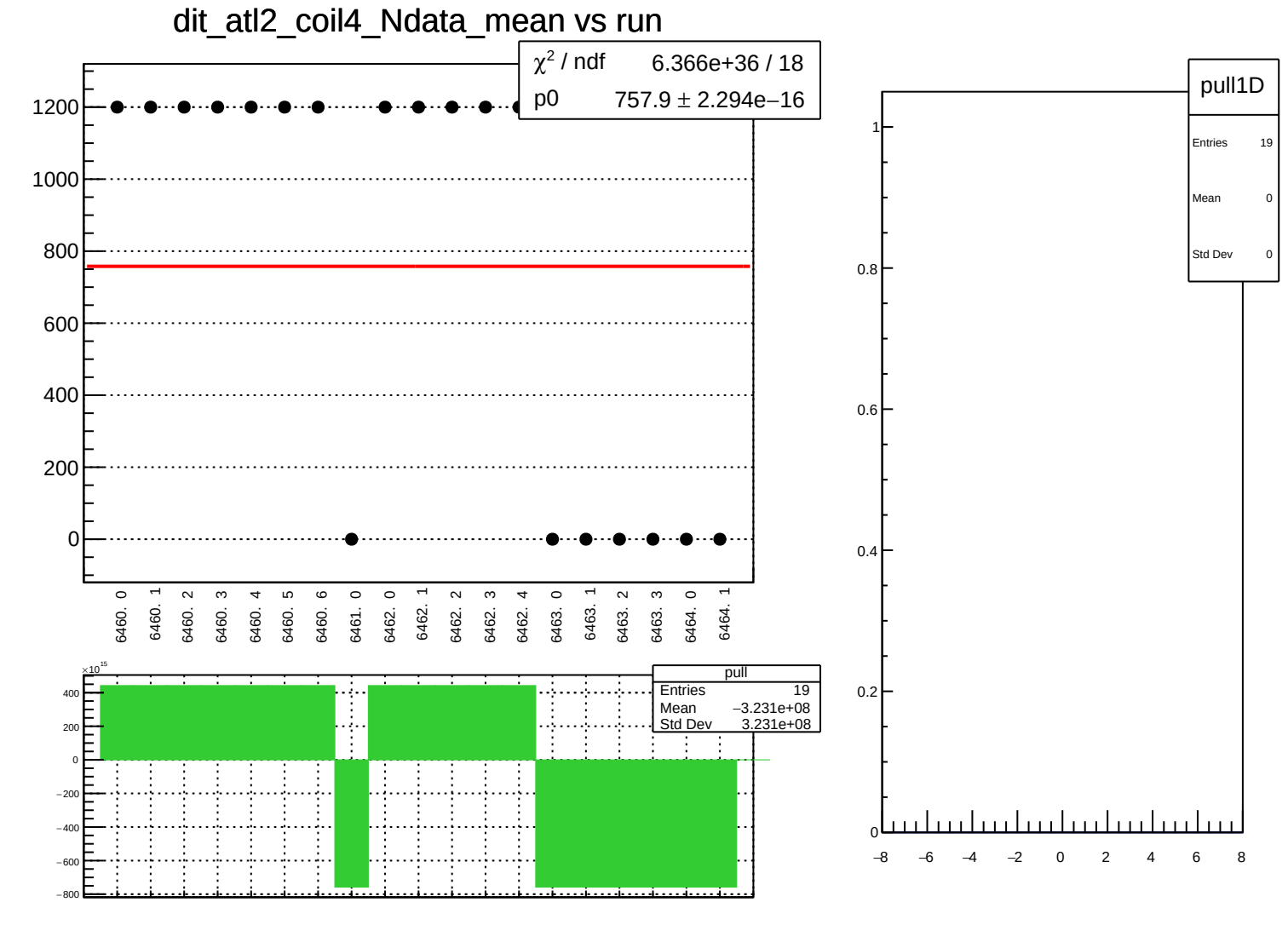
dit_atl2_coil4_Ndata_mean vs run
χ² / ndf 6.366e+36 / 18
p0 757.9 ± 2.294e−16
1200
1000
800
600
400
200
0
6460. 0
6460. 1
6460. 2
6460. 3
6460. 4
6460. 5
6460. 6
6461. 0
6462. 0
6462. 1
6462. 2
6462. 3
6462. 4
6463. 0
6463. 1
6463. 2
6463. 3
6464. 0
6464. 1
×10¹⁵
400
200
0
−200
−400
−600
−800
pull
Entries 19
Mean −3.231e+08
Std Dev 3.231e+08
pull1D
Entries 19
Mean 0
Std Dev 0
1
0.8
0.6
0.4
0.2
0
−8
−6
−4
−2
0
2
4
6
8

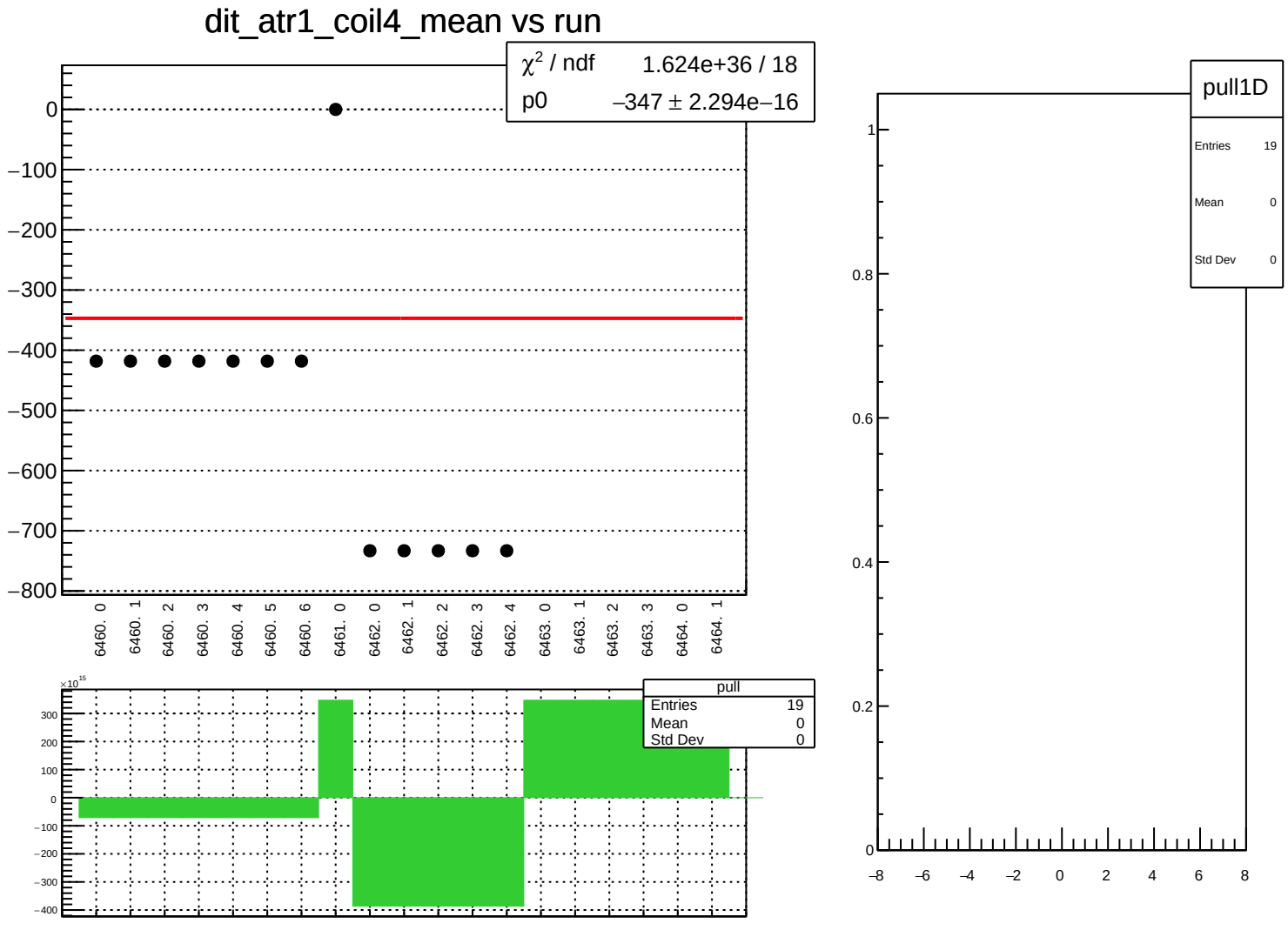
dit_atr1_coil4_mean vs run
χ² / ndf 1.624e+36 / 18
p0 −347 ± 2.294e−16
0
−100
−200
−300
−400
−500
−600
−700
−800
6460. 0
6460. 1
6460. 2
6460. 3
6460. 4
6460. 5
6460. 6
6461. 0
6462. 0
6462. 1
6462. 2
6462. 3
6462. 4
6463. 0
6463. 1
6463. 2
6463. 3
6464. 0
6464. 1
×10¹⁵
300
200
100
0
−100
−200
−300
−400
pull
Entries 19
Mean 0
Std Dev 0
pull1D
Entries 19
Mean 0
Std Dev 0
1
0.8
0.6
0.4
0.2
0
−8
−6
−4
−2
0
2
4
6
8

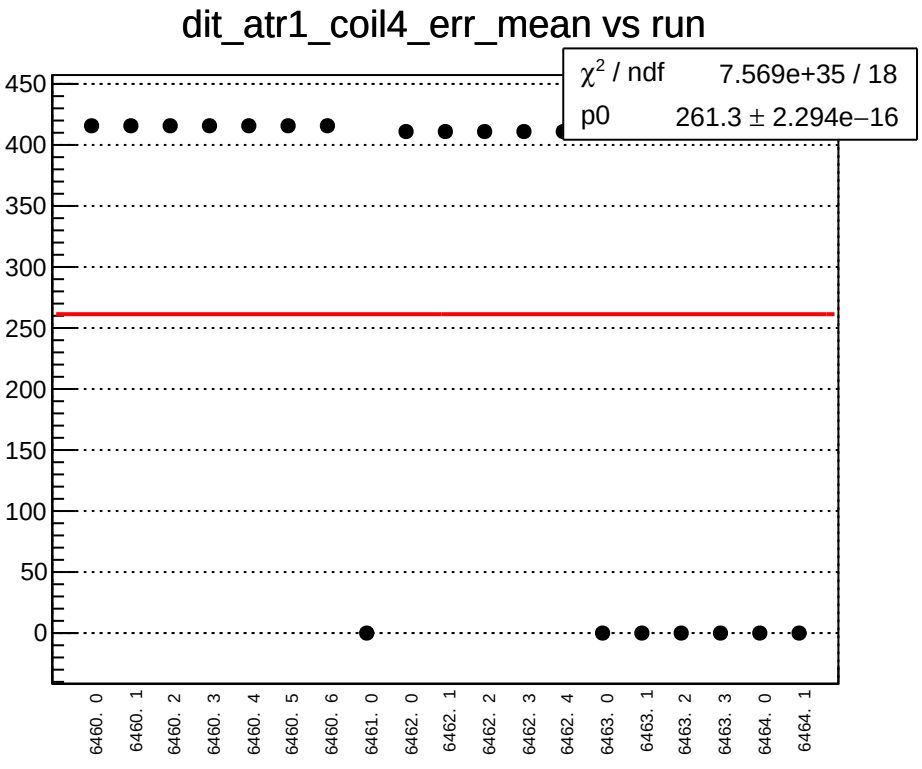
dit_atr1_coil4_err_mean vs run
χ² / ndf 7.569e+35 / 18
p0 261.3 ± 2.294e−16
450
400
350
300
250
200
150
100
50
0
6460. 0
6460. 1
6460. 2
6460. 3
6460. 4
6460. 5
6460. 6
6461. 0
6462. 0
6462. 1
6462. 2
6462. 3
6462. 4
6463. 0
6463. 1
6463. 2
6463. 3
6464. 0
6464. 1
×10^15
150
100
50
0
−50
−100
−150
−200
−250
pull
Entries 19
Mean 2.989e+08
Std Dev 2.989e+08

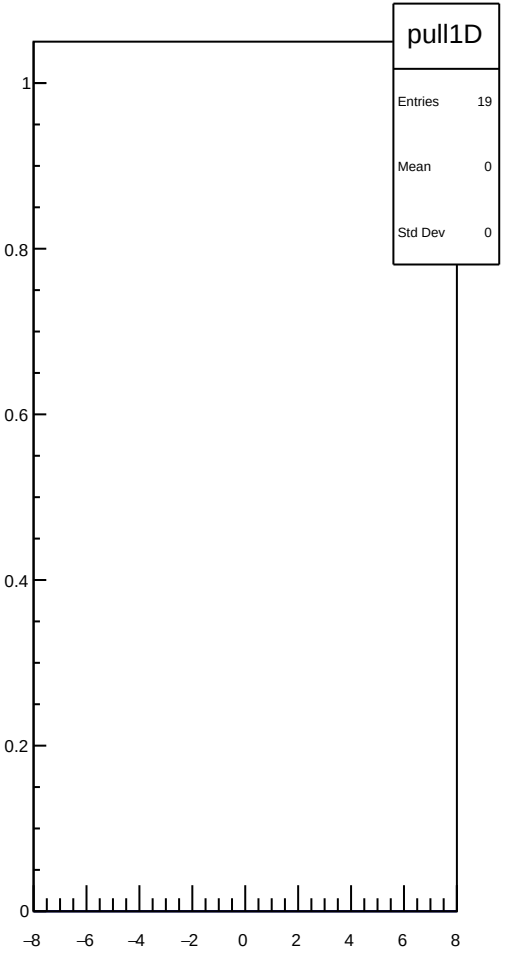
pull1D
Entries 19
Mean 0
Std Dev 0
1
0.8
0.6
0.4
0.2
0
−8
−6
−4
−2
0
2
4
6
8

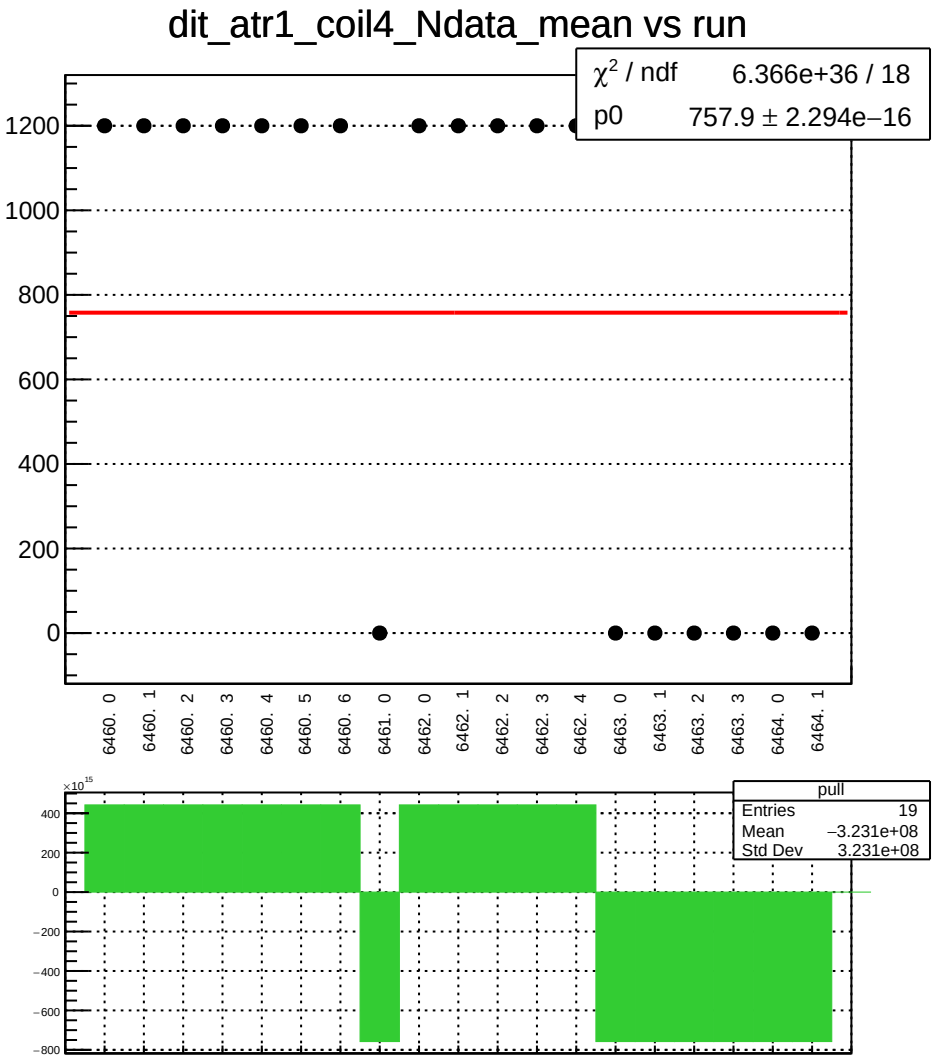
dit_atr1_coil4_Ndata_mean vs run
χ² / ndf 6.366e+36 / 18
p0 757.9 ± 2.294e−16
1200
1000
800
600
400
200
0
6460. 0
6460. 1
6460. 2
6460. 3
6460. 4
6460. 5
6460. 6
6461. 0
6462. 0
6462. 1
6462. 2
6462. 3
6462. 4
6463. 0
6463. 1
6463. 2
6463. 3
6464. 0
6464. 1
×10¹⁵
400
200
0
−200
−400
−600
−800
pull
Entries 19
Mean −3.231e+08
Std Dev 3.231e+08

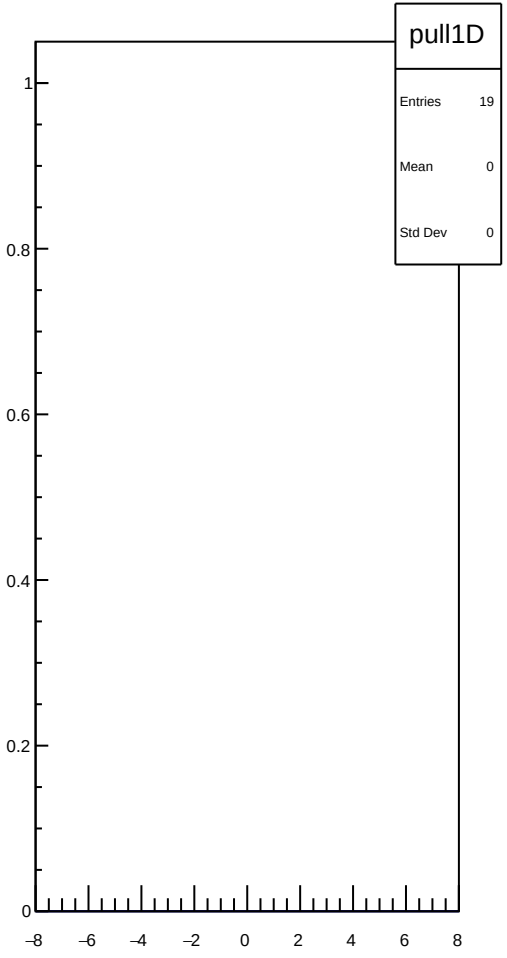
pull1D
Entries 19
Mean 0
Std Dev 0
1
0.8
0.6
0.4
0.2
0
−8
−6
−4
−2
0
2
4
6
8

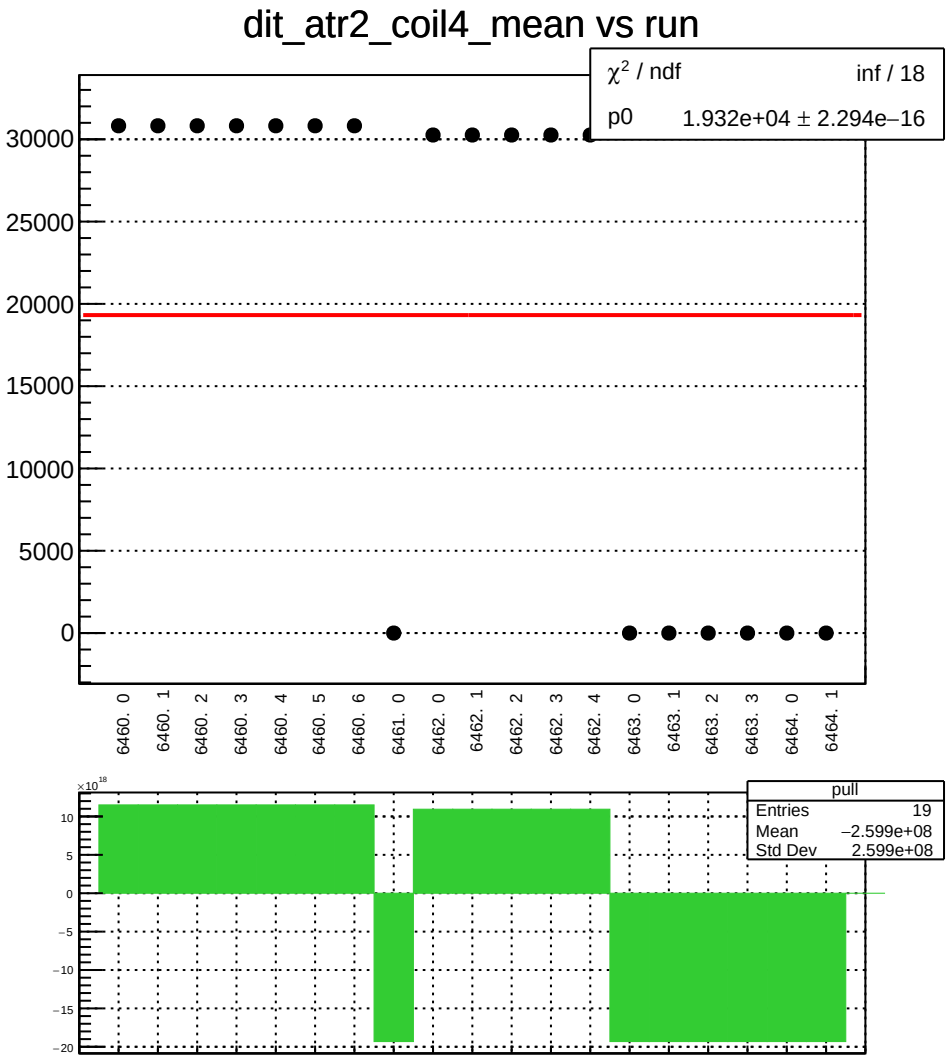
dit_atr2_coil4_mean vs run
χ² / ndf inf / 18
p0 1.932e+04 ± 2.294e−16
30000
25000
20000
15000
10000
5000
0
6460. 0
6460. 1
6460. 2
6460. 3
6460. 4
6460. 5
6460. 6
6461. 0
6462. 0
6462. 1
6462. 2
6462. 3
6462. 4
6463. 0
6463. 1
6463. 2
6463. 3
6464. 0
6464. 1
×10¹⁸
10
5
0
−5
−10
−15
−20
pull
Entries 19
Mean −2.599e+08
Std Dev 2.599e+08

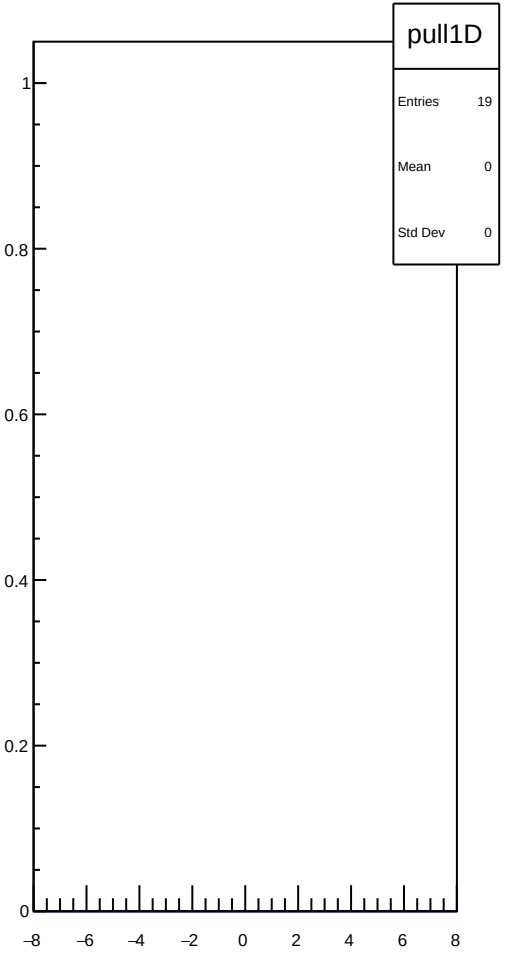
pull1D
Entries 19
Mean 0
Std Dev 0
1
0.8
0.6
0.4
0.2
0
−8
−6
−4
−2
0
2
4
6
8

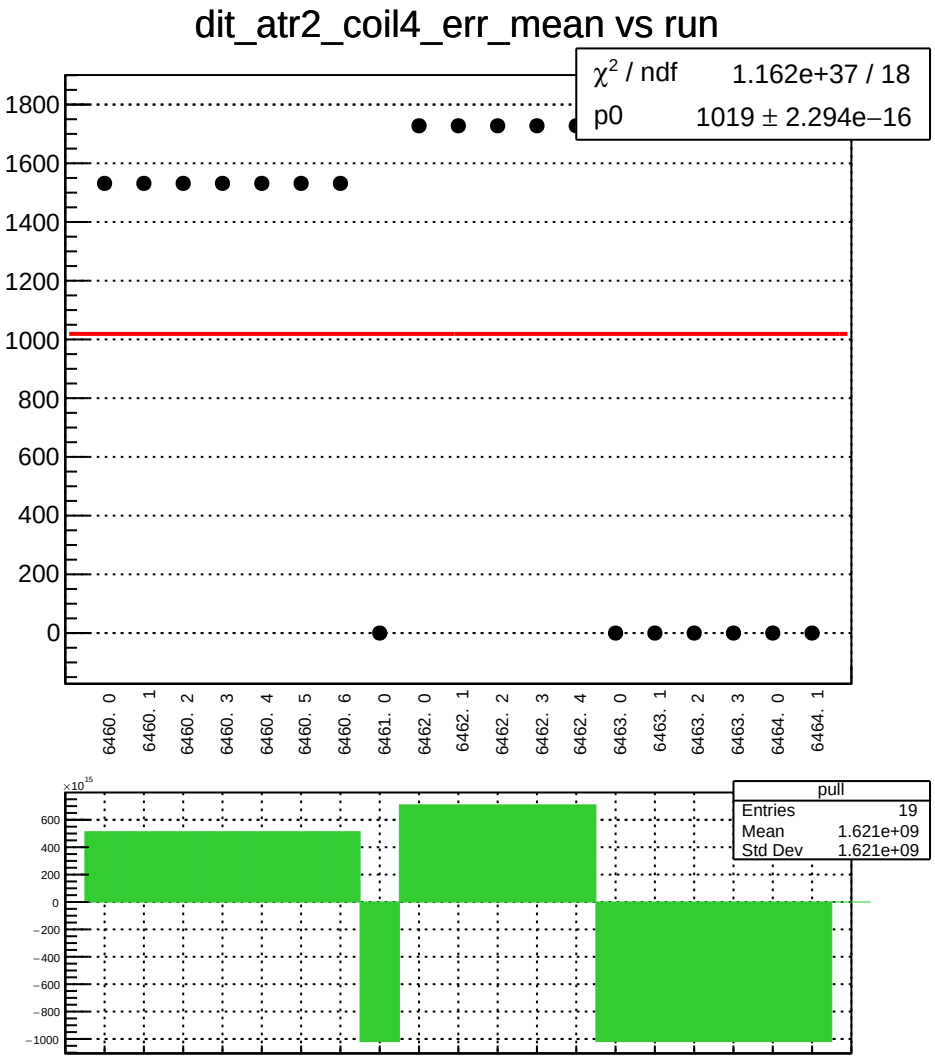
dit_atr2_coil4_err_mean vs run
χ² / ndf 1.162e+37 / 18
p0 1019 ± 2.294e−16
1800
1600
1400
1200
1000
800
600
400
200
0
6460. 0
6460. 1
6460. 2
6460. 3
6460. 4
6460. 5
6460. 6
6461. 0
6462. 0
6462. 1
6462. 2
6462. 3
6462. 4
6463. 0
6463. 1
6463. 2
6463. 3
6464. 0
6464. 1
×10^15
600
400
200
0
−200
−400
−600
−800
−1000
pull
Entries 19
Mean 1.621e+09
Std Dev 1.621e+09

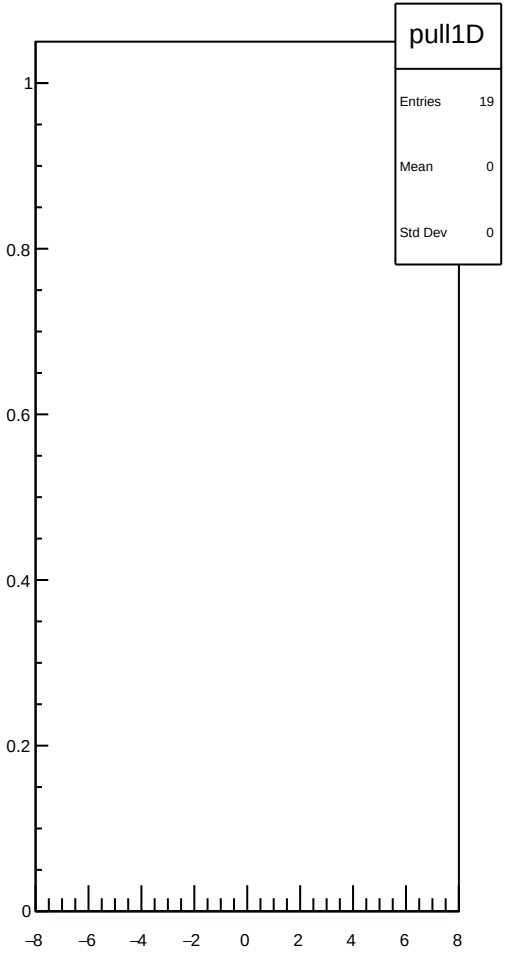
pull1D
Entries 19
Mean 0
Std Dev 0
1
0.8
0.6
0.4
0.2
0
−8
−6
−4
−2
0
2
4
6
8

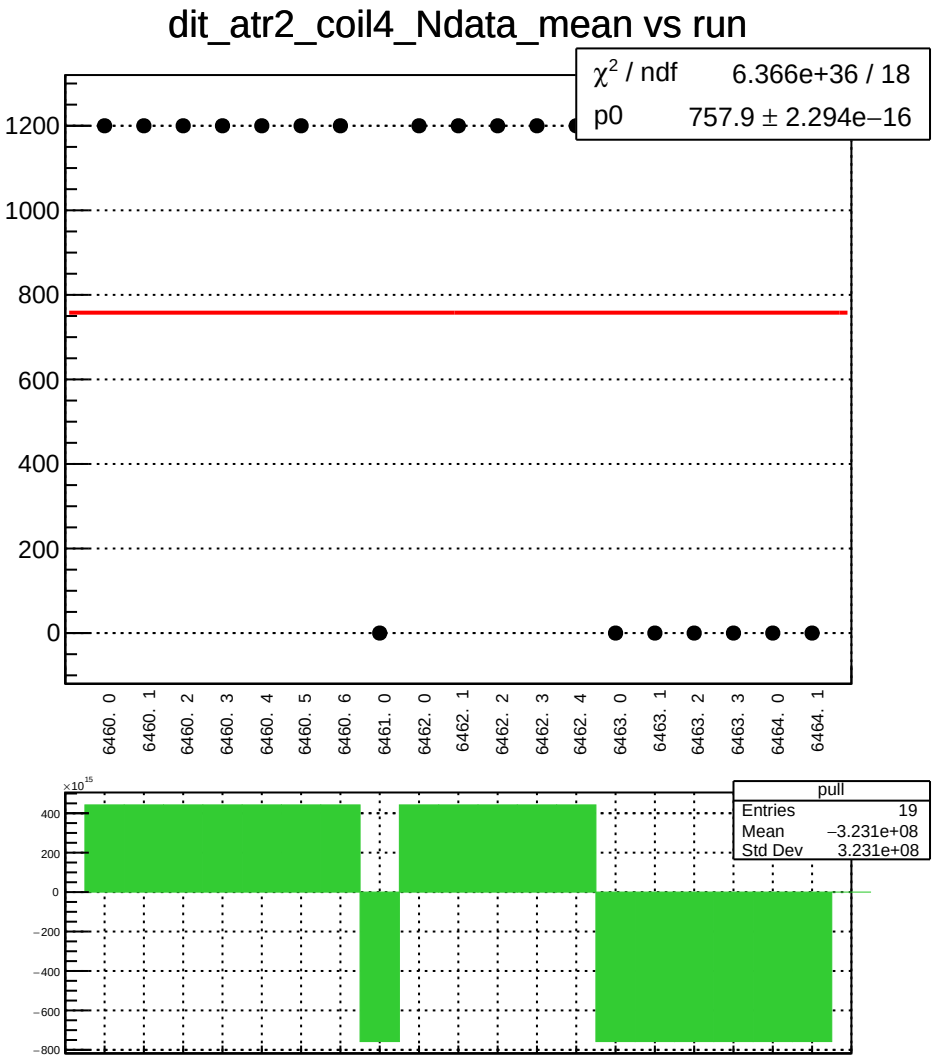
dit_atr2_coil4_Ndata_mean vs run
χ² / ndf 6.366e+36 / 18
p0 757.9 ± 2.294e−16
1200
1000
800
600
400
200
0
6460. 0
6460. 1
6460. 2
6460. 3
6460. 4
6460. 5
6460. 6
6461. 0
6462. 0
6462. 1
6462. 2
6462. 3
6462. 4
6463. 0
6463. 1
6463. 2
6463. 3
6464. 0
6464. 1
×10¹⁵
400
200
0
−200
−400
−600
−800
pull
Entries 19
Mean −3.231e+08
Std Dev 3.231e+08

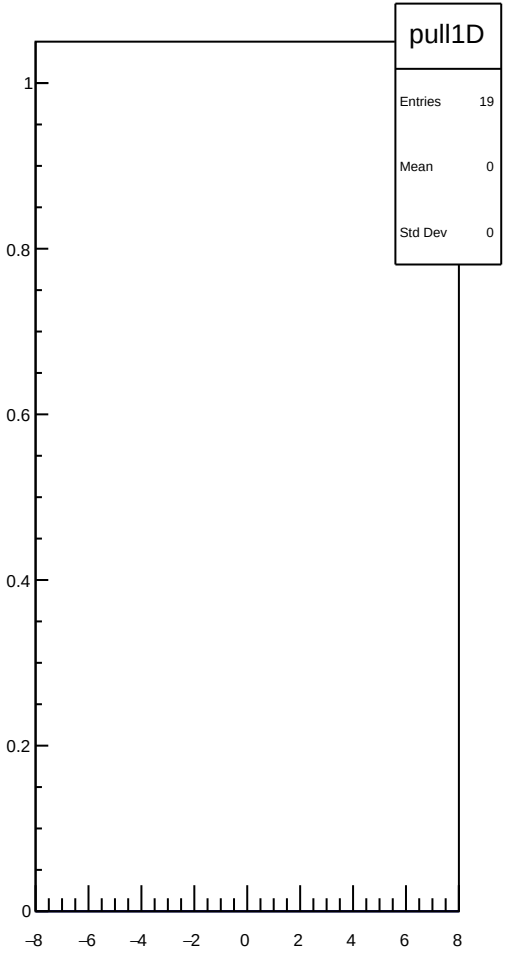
pull1D
Entries 19
Mean 0
Std Dev 0
1
0.8
0.6
0.4
0.2
0
−8
−6
−4
−2
0
2
4
6
8

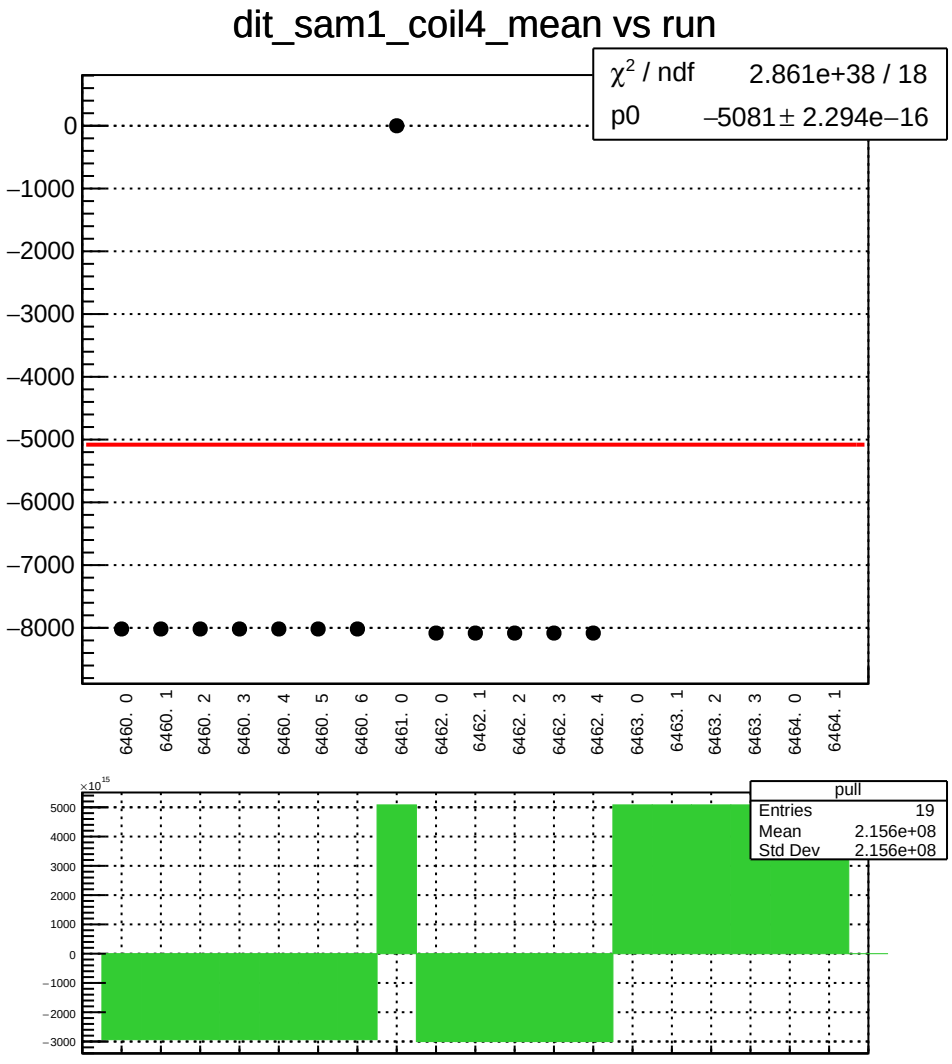
dit_sam1_coil4_mean vs run
χ² / ndf 2.861e+38 / 18
p0 −5081 ± 2.294e−16
0
−1000
−2000
−3000
−4000
−5000
−6000
−7000
−8000
6460. 0
6460. 1
6460. 2
6460. 3
6460. 4
6460. 5
6460. 6
6461. 0
6462. 0
6462. 1
6462. 2
6462. 3
6462. 4
6463. 0
6463. 1
6463. 2
6463. 3
6464. 0
6464. 1
×10¹⁵
5000
4000
3000
2000
1000
0
−1000
−2000
−3000
pull
Entries 19
Mean 2.156e+08
Std Dev 2.156e+08

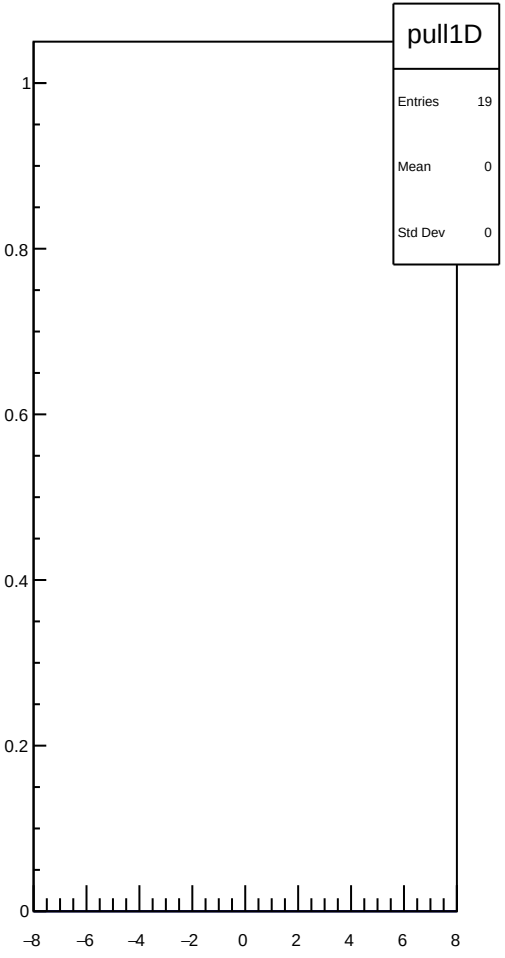
pull1D
Entries 19
Mean 0
Std Dev 0
1
0.8
0.6
0.4
0.2
0
−8
−6
−4
−2
0
2
4
6
8

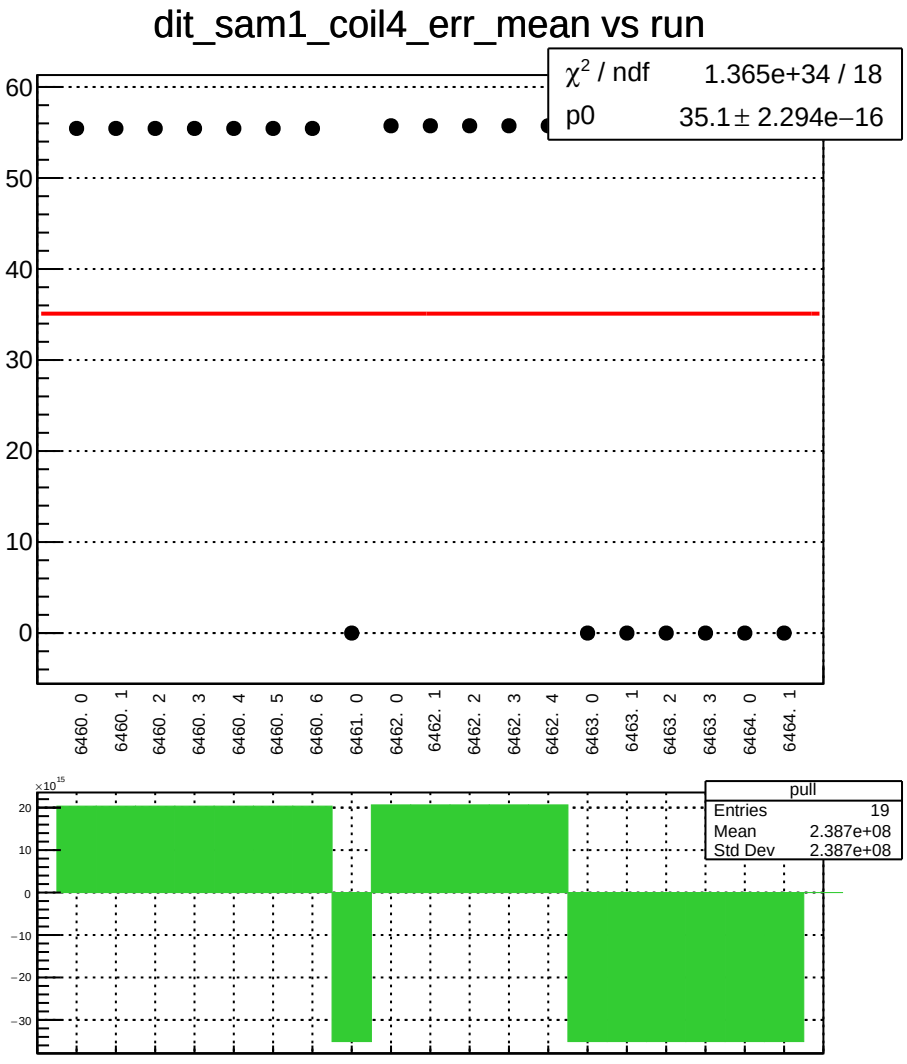
dit_sam1_coil4_err_mean vs run
χ² / ndf 1.365e+34 / 18
p0 35.1 ± 2.294e−16
60
50
40
30
20
10
0
6460. 0
6460. 1
6460. 2
6460. 3
6460. 4
6460. 5
6460. 6
6461. 0
6462. 0
6462. 1
6462. 2
6462. 3
6462. 4
6463. 0
6463. 1
6463. 2
6463. 3
6464. 0
6464. 1
×10^15
20
10
0
−10
−20
−30
pull
Entries 19
Mean 2.387e+08
Std Dev 2.387e+08

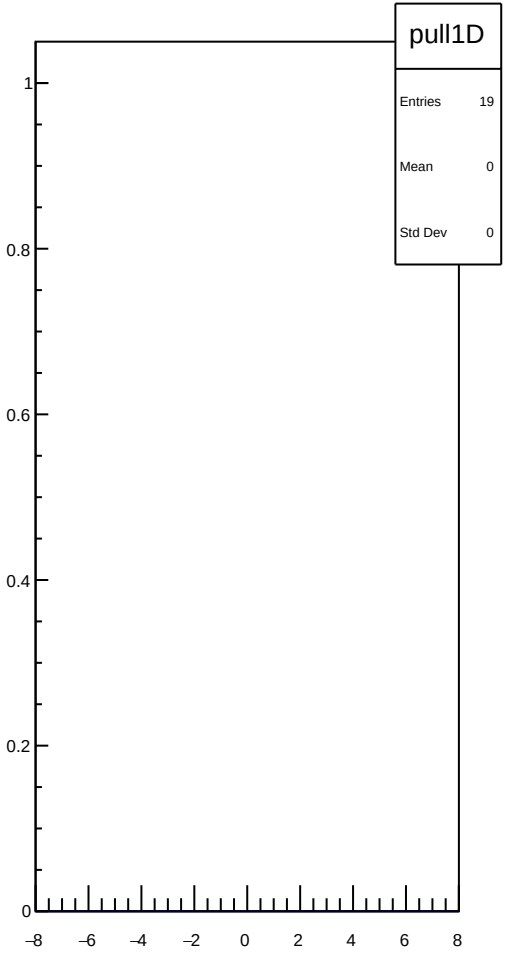
pull1D
Entries 19
Mean 0
Std Dev 0
1
0.8
0.6
0.4
0.2
0
−8
−6
−4
−2
0
2
4
6
8

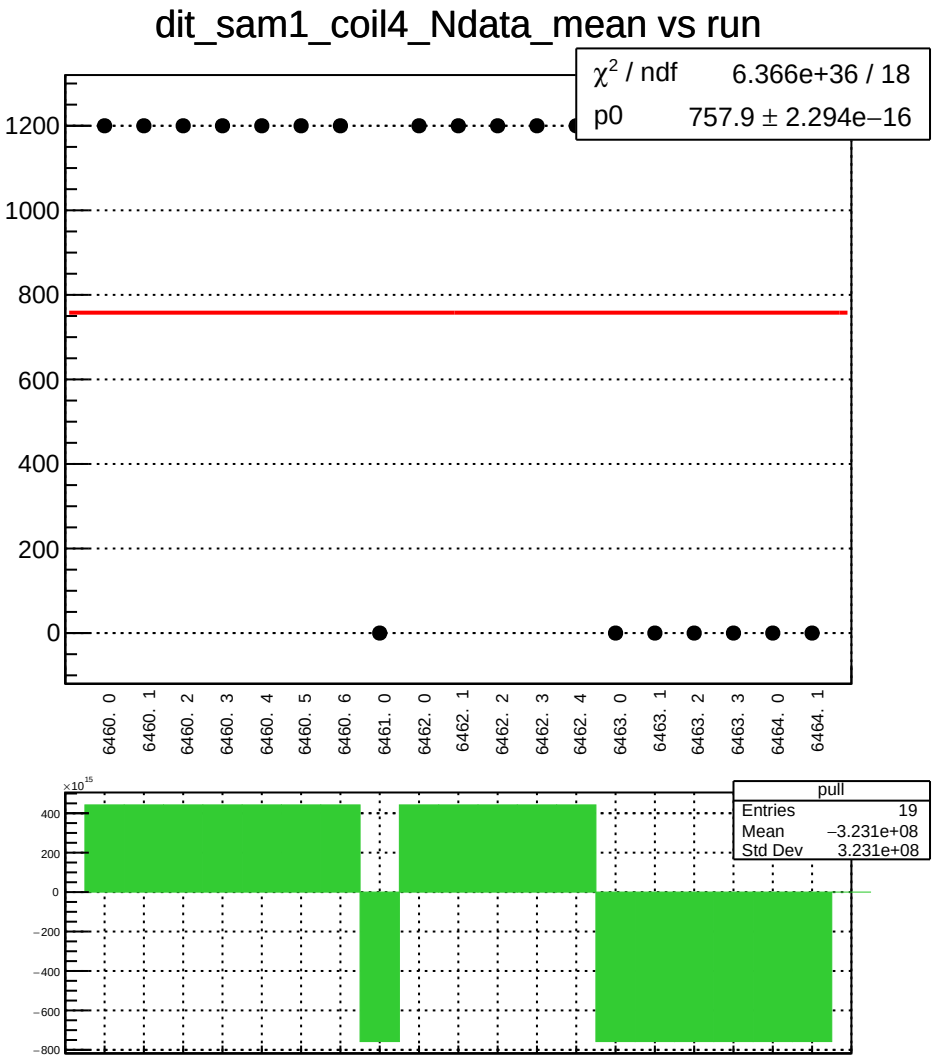
dit_sam1_coil4_Ndata_mean vs run
χ² / ndf 6.366e+36 / 18
p0 757.9 ± 2.294e−16
1200
1000
800
600
400
200
0
6460. 0
6460. 1
6460. 2
6460. 3
6460. 4
6460. 5
6460. 6
6461. 0
6462. 0
6462. 1
6462. 2
6462. 3
6462. 4
6463. 0
6463. 1
6463. 2
6463. 3
6464. 0
6464. 1
×10¹⁵
400
200
0
−200
−400
−600
−800
pull
Entries 19
Mean −3.231e+08
Std Dev 3.231e+08

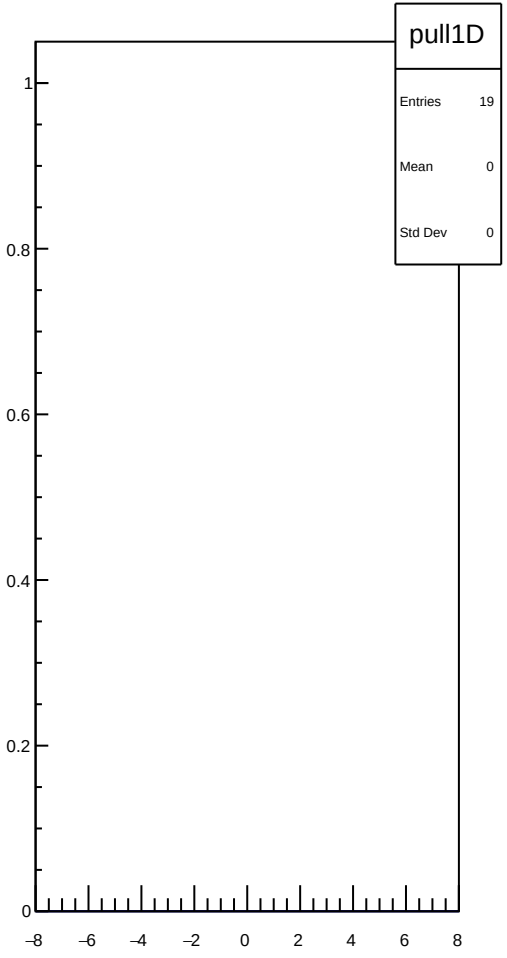
pull1D
Entries 19
Mean 0
Std Dev 0
1
0.8
0.6
0.4
0.2
0
−8
−6
−4
−2
0
2
4
6
8

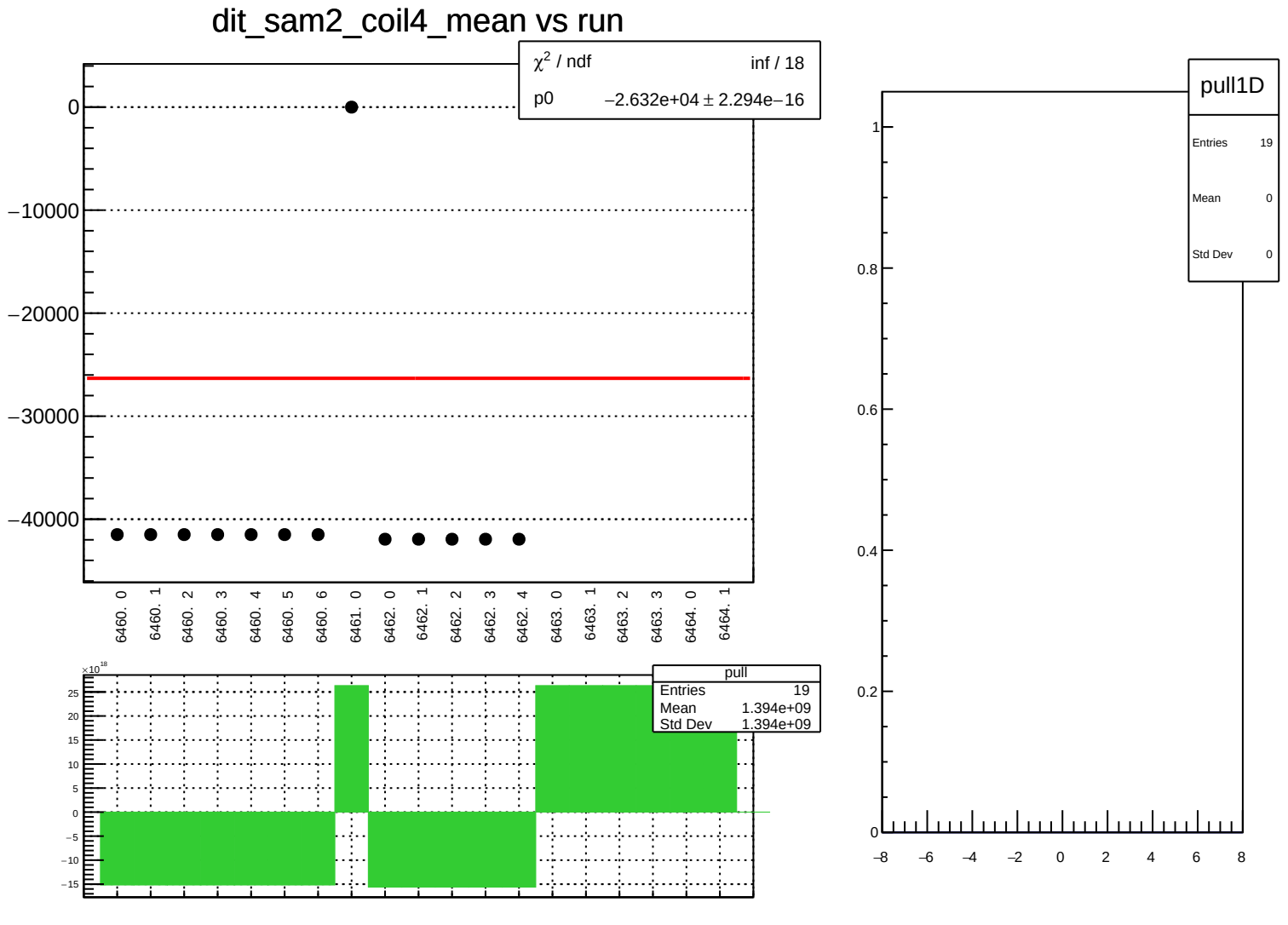
dit_sam2_coil4_mean vs run
χ2 / ndf inf / 18
p0 −2.632e+04 ± 2.294e−16
0
−10000
−20000
−30000
−40000
6460. 0
6460. 1
6460. 2
6460. 3
6460. 4
6460. 5
6460. 6
6461. 0
6462. 0
6462. 1
6462. 2
6462. 3
6462. 4
6463. 0
6463. 1
6463. 2
6463. 3
6464. 0
6464. 1
×10^18
pull
Entries 19
Mean 1.394e+09
Std Dev 1.394e+09
pull1D
Entries 19
Mean 0
Std Dev 0

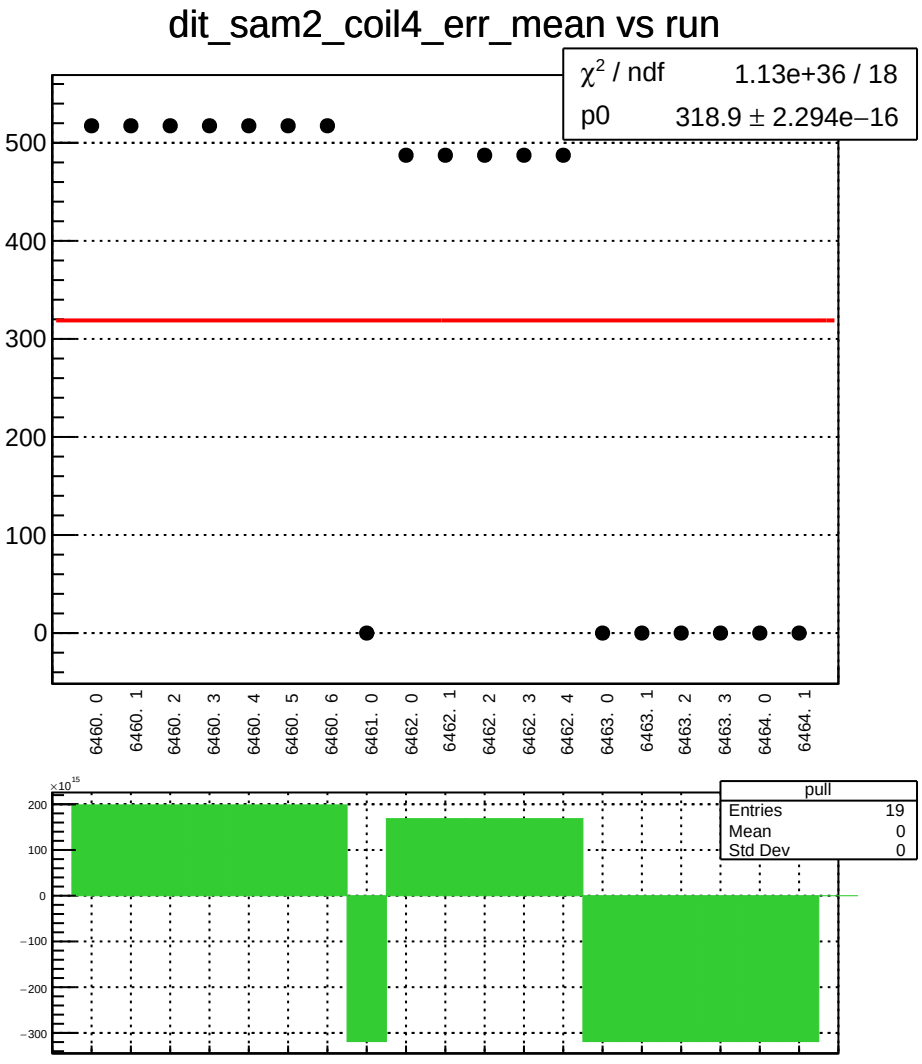
dit_sam2_coil4_err_mean vs run
χ² / ndf 1.13e+36 / 18
p0 318.9 ± 2.294e−16
500
400
300
200
100
0
6460. 0
6460. 1
6460. 2
6460. 3
6460. 4
6460. 5
6460. 6
6461. 0
6462. 0
6462. 1
6462. 2
6462. 3
6462. 4
6463. 0
6463. 1
6463. 2
6463. 3
6464. 0
6464. 1
×10^15
200
100
0
−100
−200
−300
pull
Entries 19
Mean 0
Std Dev 0

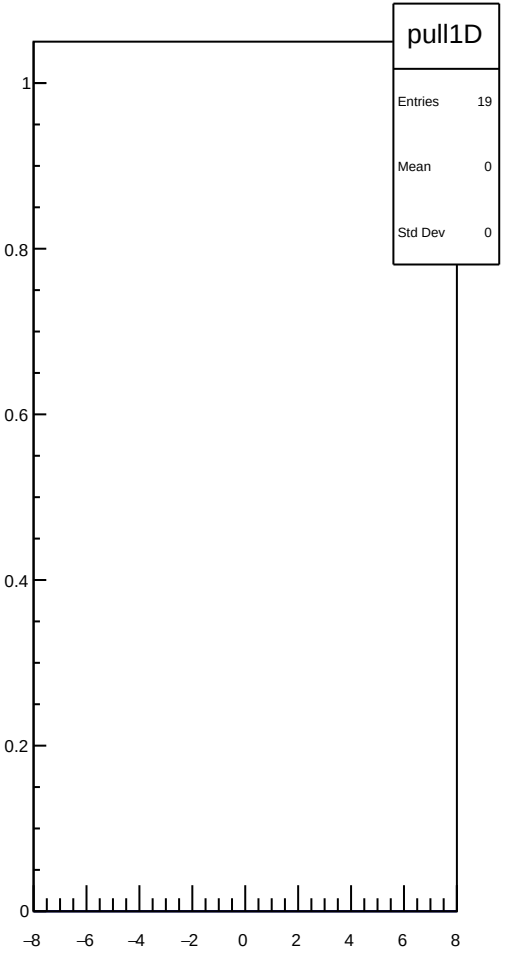
pull1D
Entries 19
Mean 0
Std Dev 0
1
0.8
0.6
0.4
0.2
0
−8
−6
−4
−2
0
2
4
6
8

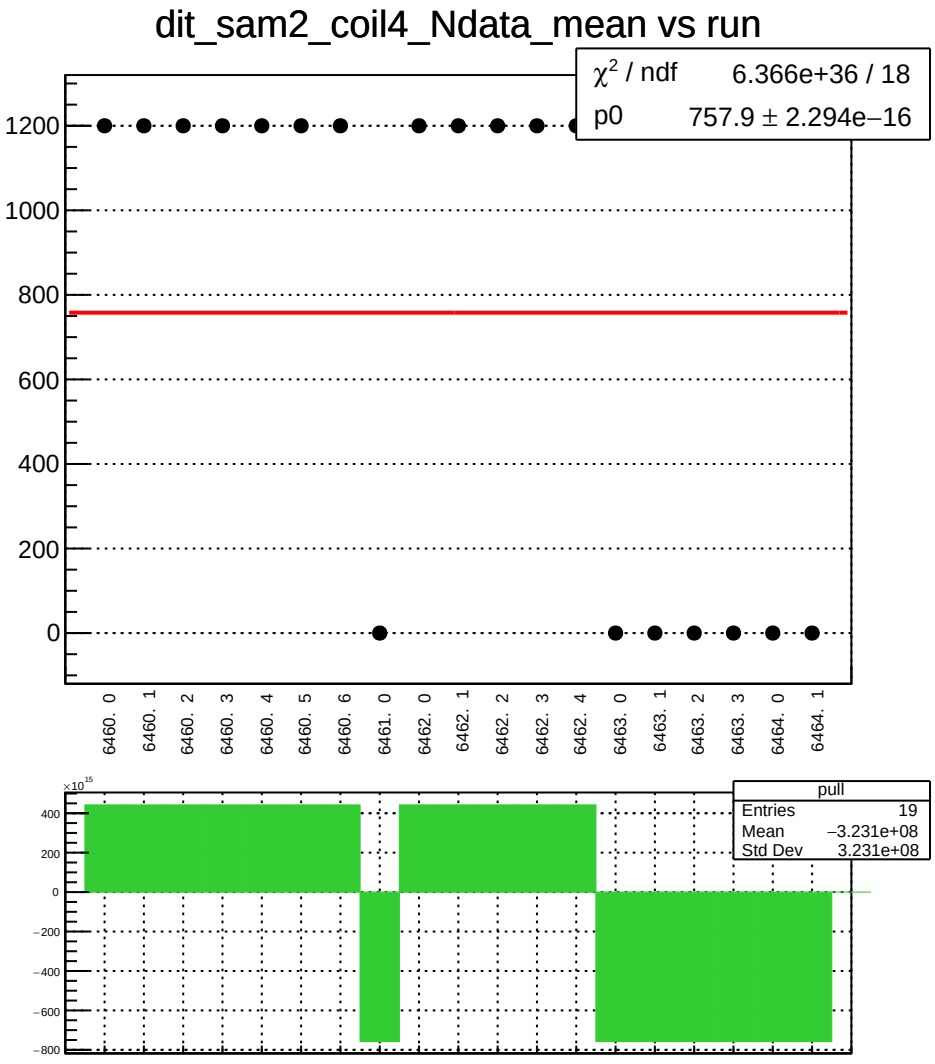
dit_sam2_coil4_Ndata_mean vs run
χ² / ndf 6.366e+36 / 18
p0 757.9 ± 2.294e−16
1200
1000
800
600
400
200
0
6460. 0
6460. 1
6460. 2
6460. 3
6460. 4
6460. 5
6460. 6
6461. 0
6462. 0
6462. 1
6462. 2
6462. 3
6462. 4
6463. 0
6463. 1
6463. 2
6463. 3
6464. 0
6464. 1
×10¹⁵
400
200
0
−200
−400
−600
−800
pull
Entries 19
Mean −3.231e+08
Std Dev 3.231e+08

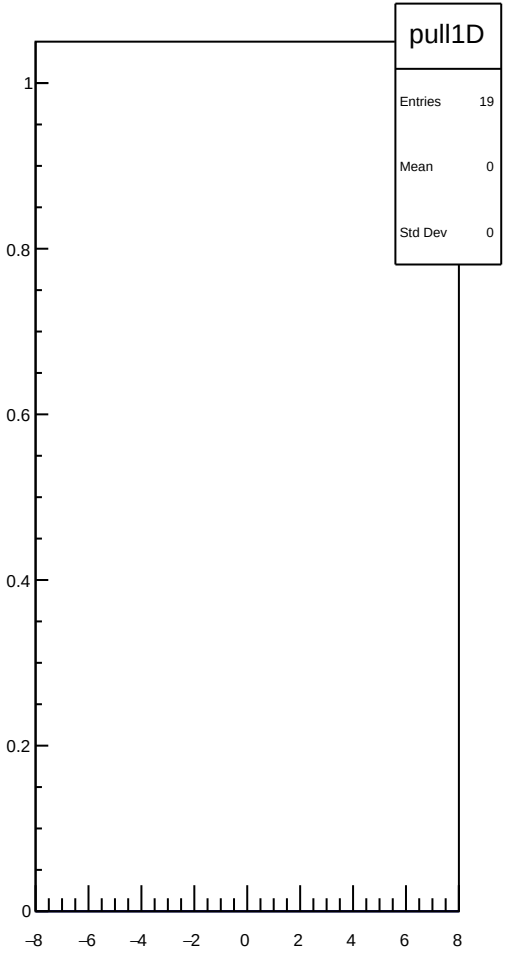
pull1D
Entries 19
Mean 0
Std Dev 0
1
0.8
0.6
0.4
0.2
0
−8
−6
−4
−2
0
2
4
6
8

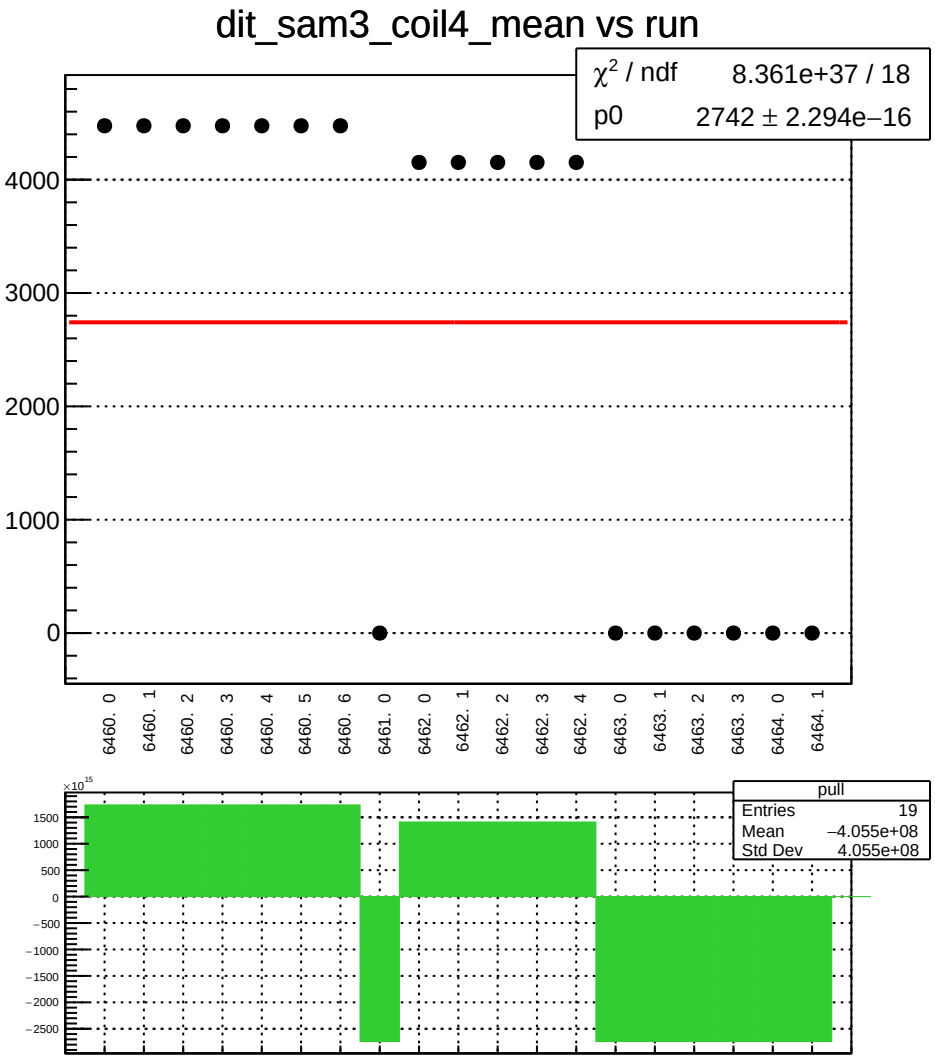
dit_sam3_coil4_mean vs run
χ² / ndf 8.361e+37 / 18
p0 2742 ± 2.294e−16
4000
3000
2000
1000
0
6460. 0
6460. 1
6460. 2
6460. 3
6460. 4
6460. 5
6460. 6
6461. 0
6462. 0
6462. 1
6462. 2
6462. 3
6462. 4
6463. 0
6463. 1
6463. 2
6463. 3
6464. 0
6464. 1
×10^15
1500
1000
500
0
−500
−1000
−1500
−2000
−2500
pull
Entries 19
Mean −4.055e+08
Std Dev 4.055e+08

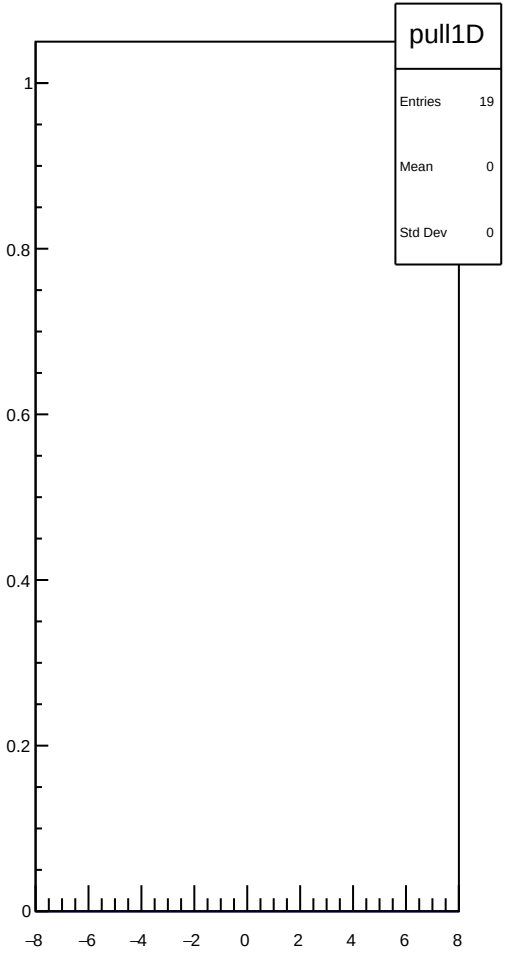
pull1D
Entries 19
Mean 0
Std Dev 0
1
0.8
0.6
0.4
0.2
0
−8
−6
−4
−2
0
2
4
6
8

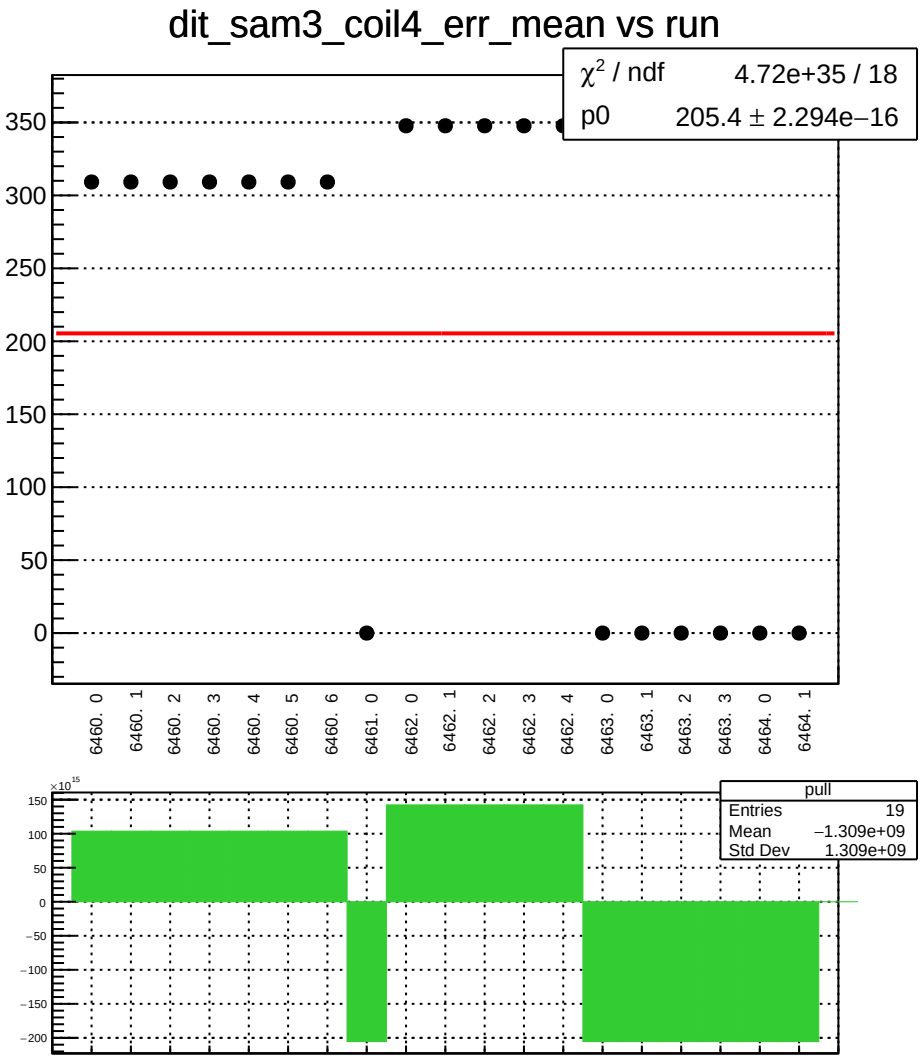
dit_sam3_coil4_err_mean vs run
χ² / ndf 4.72e+35 / 18
p0 205.4 ± 2.294e−16
350
300
250
200
150
100
50
0
6460. 0
6460. 1
6460. 2
6460. 3
6460. 4
6460. 5
6460. 6
6461. 0
6462. 0
6462. 1
6462. 2
6462. 3
6462. 4
6463. 0
6463. 1
6463. 2
6463. 3
6464. 0
6464. 1
×10^15
150
100
50
0
−50
−100
−150
−200
pull
Entries 19
Mean −1.309e+09
Std Dev 1.309e+09

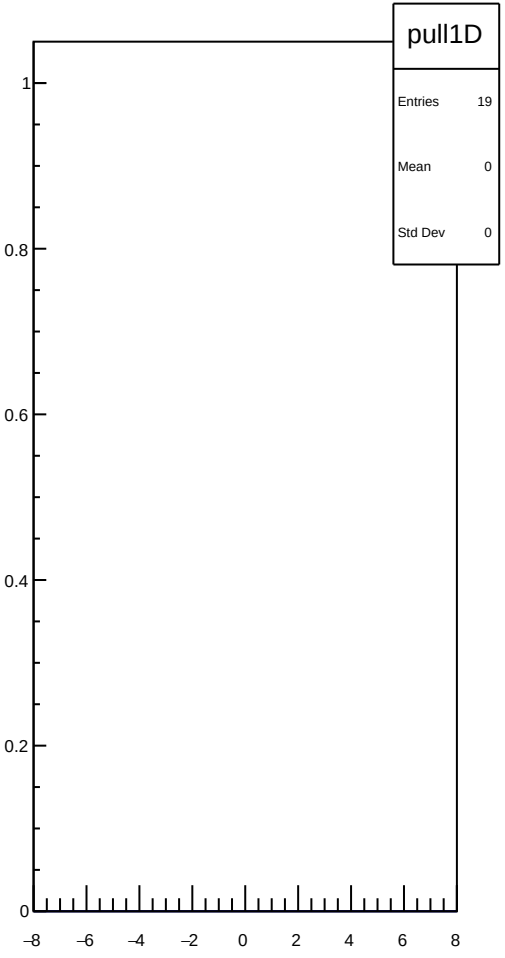
pull1D
Entries 19
Mean 0
Std Dev 0
1
0.8
0.6
0.4
0.2
0
−8
−6
−4
−2
0
2
4
6
8

dit_sam3_coil4_Ndata_mean vs run

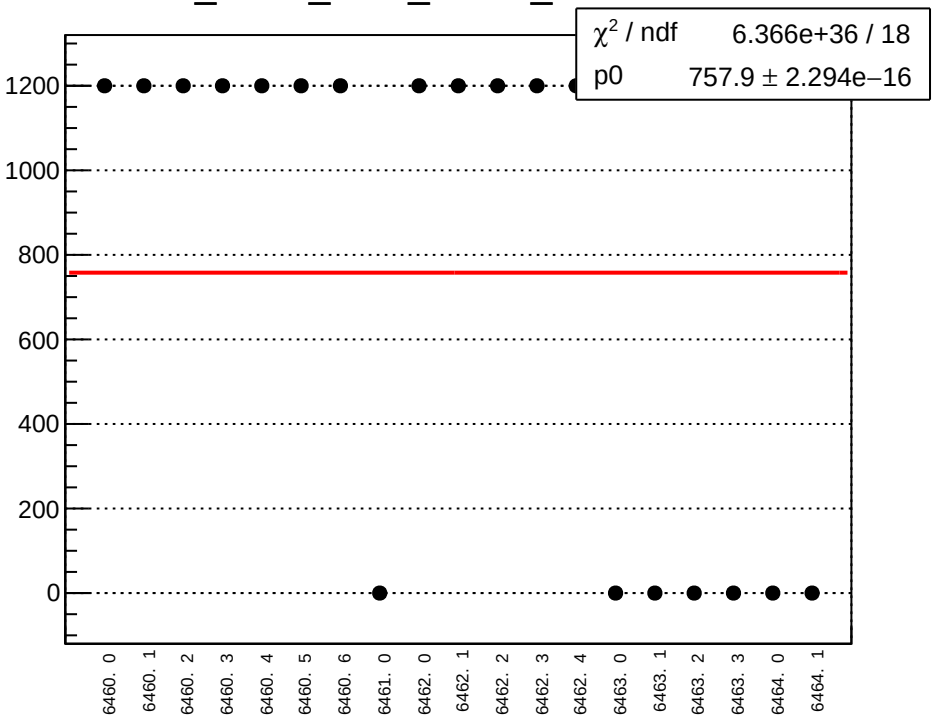

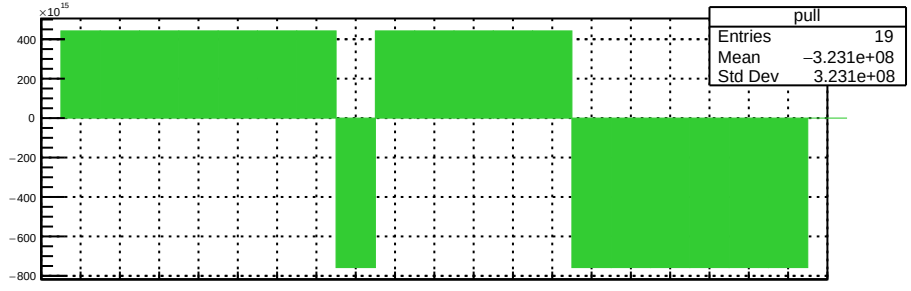

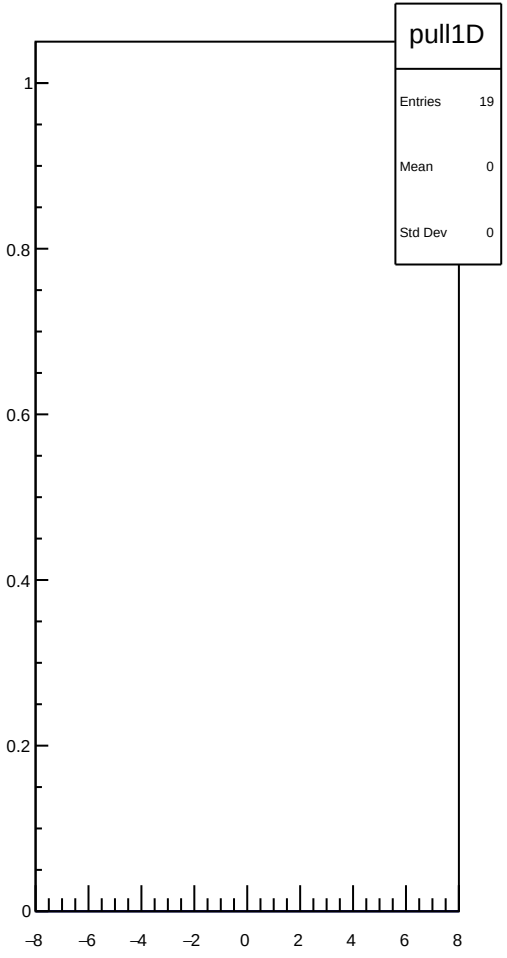

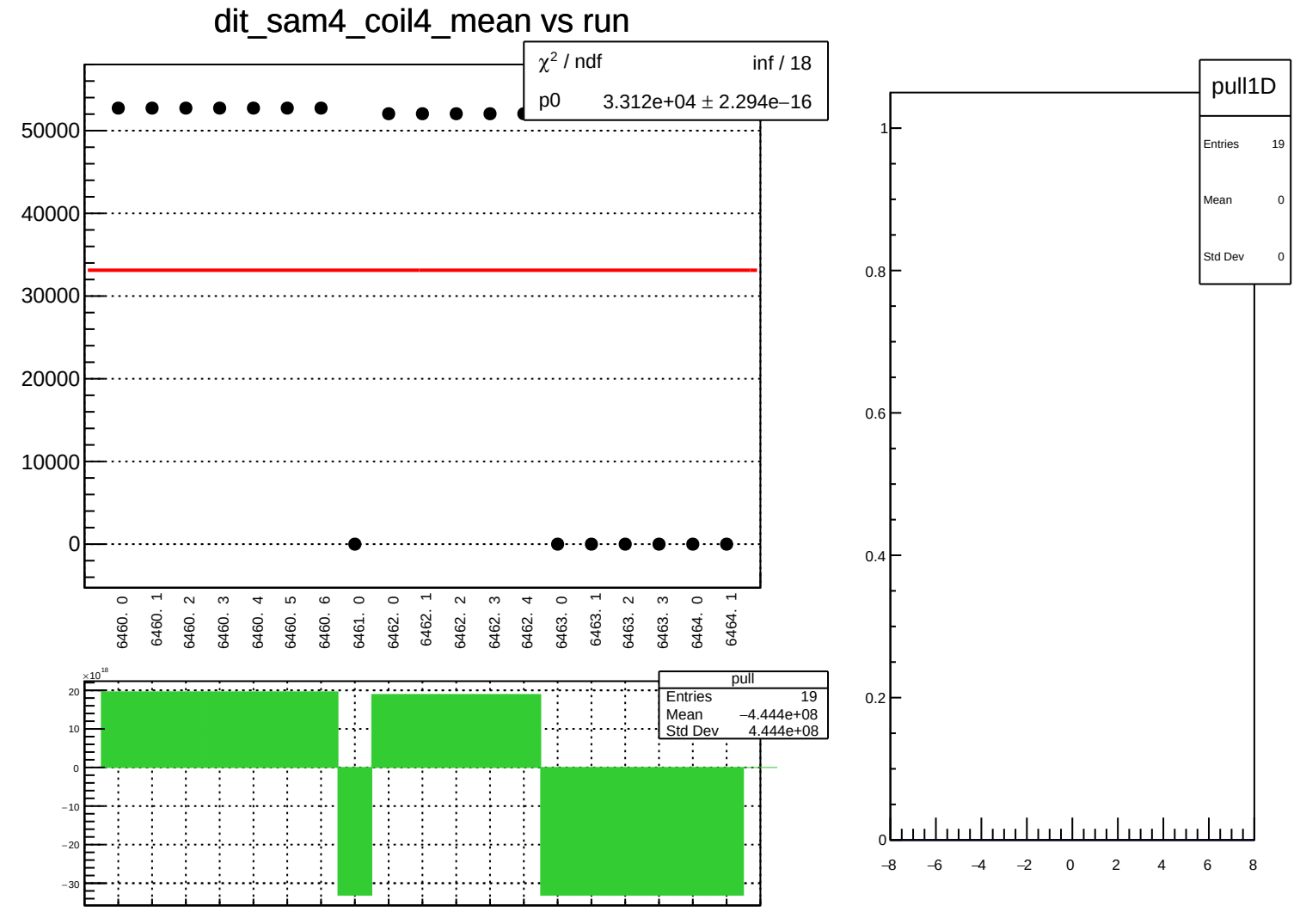
dit_sam4_coil4_mean vs run
χ² / ndf inf / 18
p0 3.312e+04 ± 2.294e−16
50000
40000
30000
20000
10000
0
6460. 0
6460. 1
6460. 2
6460. 3
6460. 4
6460. 5
6460. 6
6461. 0
6462. 0
6462. 1
6462. 2
6462. 3
6462. 4
6463. 0
6463. 1
6463. 2
6463. 3
6464. 0
6464. 1
pull
Entries 19
Mean −4.444e+08
Std Dev 4.444e+08
×10¹⁸
20
10
0
−10
−20
−30
pull1D
Entries 19
Mean 0
Std Dev 0
1
0.8
0.6
0.4
0.2
0
−8
−6
−4
−2
0
2
4
6
8

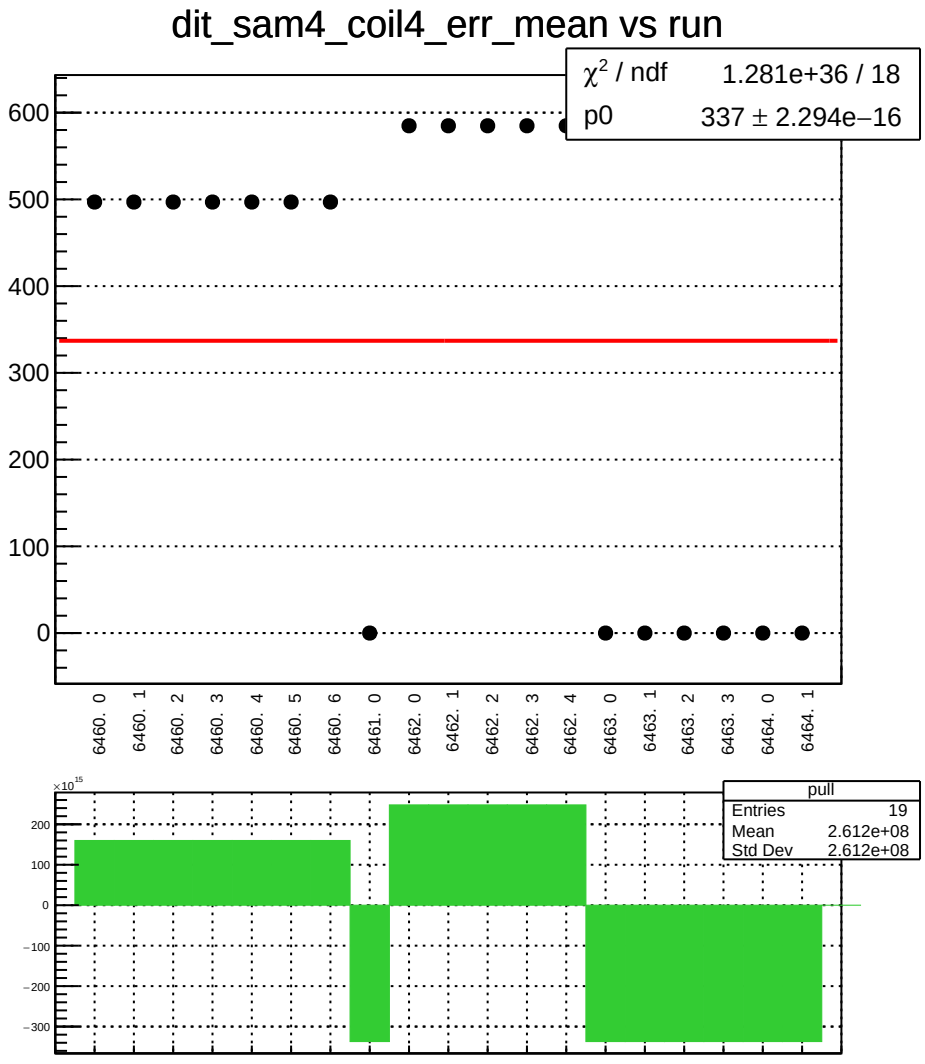
dit_sam4_coil4_err_mean vs run
χ² / ndf 1.281e+36 / 18
p0 337 ± 2.294e−16
600
500
400
300
200
100
0
6460. 0
6460. 1
6460. 2
6460. 3
6460. 4
6460. 5
6460. 6
6461. 0
6462. 0
6462. 1
6462. 2
6462. 3
6462. 4
6463. 0
6463. 1
6463. 2
6463. 3
6464. 0
6464. 1
×10^15
200
100
0
−100
−200
−300
pull
Entries 19
Mean 2.612e+08
Std Dev 2.612e+08

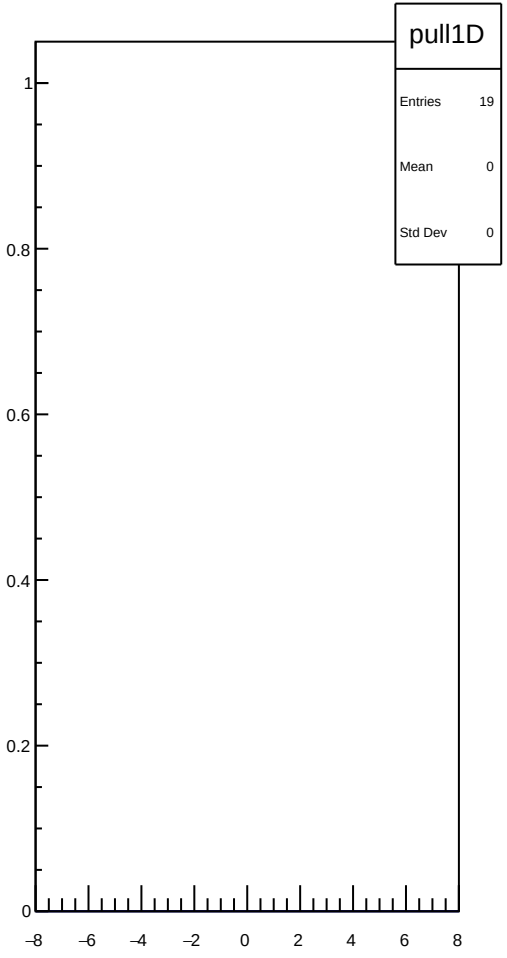
pull1D
Entries 19
Mean 0
Std Dev 0
1
0.8
0.6
0.4
0.2
0
−8
−6
−4
−2
0
2
4
6
8

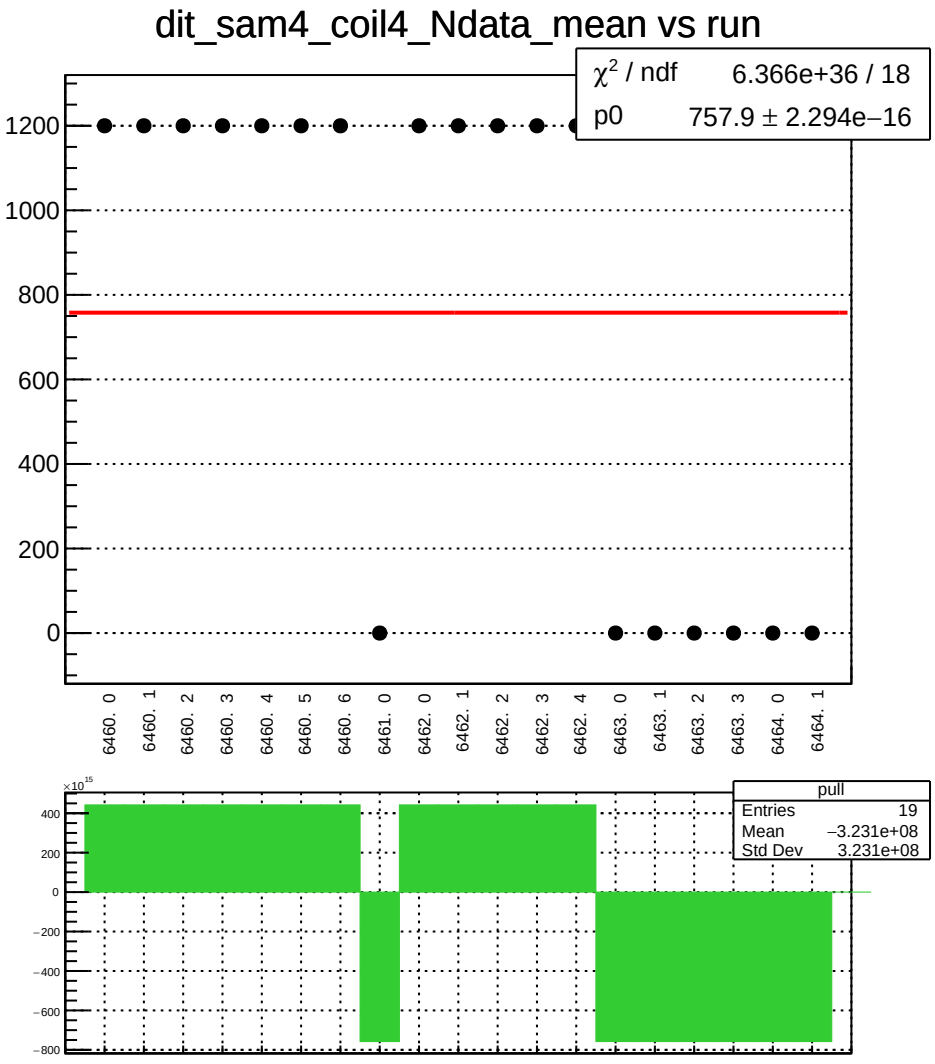
dit_sam4_coil4_Ndata_mean vs run
χ² / ndf 6.366e+36 / 18
p0 757.9 ± 2.294e−16
1200
1000
800
600
400
200
0
6460. 0
6460. 1
6460. 2
6460. 3
6460. 4
6460. 5
6460. 6
6461. 0
6462. 0
6462. 1
6462. 2
6462. 3
6462. 4
6463. 0
6463. 1
6463. 2
6463. 3
6464. 0
6464. 1
×10¹⁵
400
200
0
−200
−400
−600
−800
pull
Entries 19
Mean −3.231e+08
Std Dev 3.231e+08

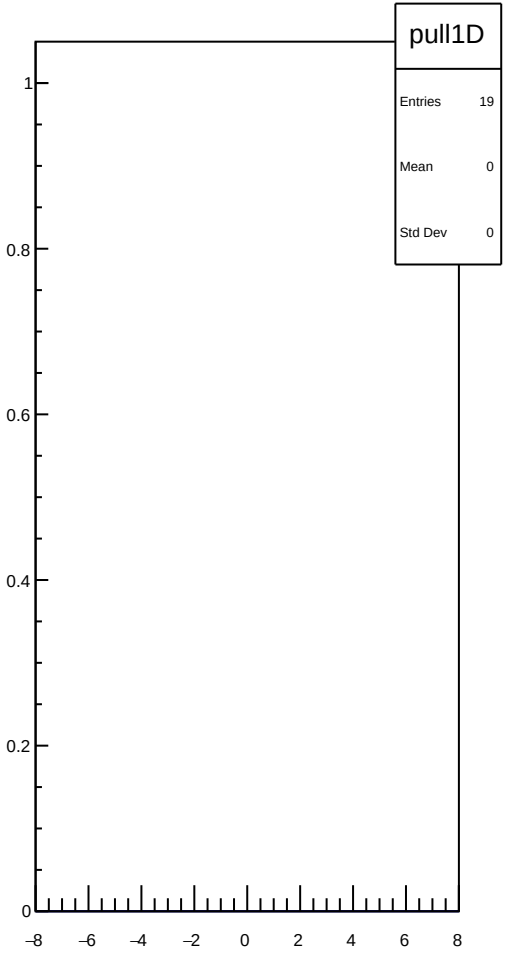
pull1D
Entries 19
Mean 0
Std Dev 0
1
0.8
0.6
0.4
0.2
0
−8
−6
−4
−2
0
2
4
6
8

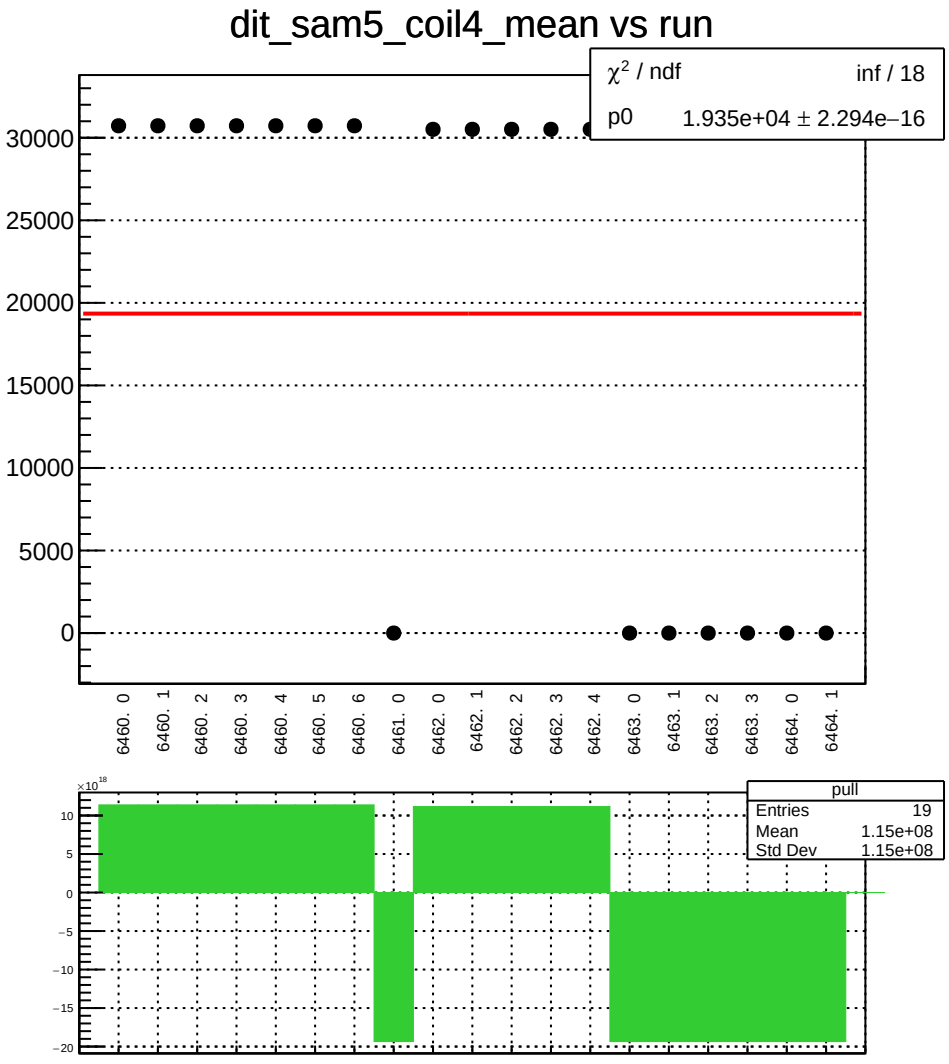
dit_sam5_coil4_mean vs run
χ² / ndf inf / 18
p0 1.935e+04 ± 2.294e−16
30000
25000
20000
15000
10000
5000
0
6460. 0
6460. 1
6460. 2
6460. 3
6460. 4
6460. 5
6460. 6
6461. 0
6462. 0
6462. 1
6462. 2
6462. 3
6462. 4
6463. 0
6463. 1
6463. 2
6463. 3
6464. 0
6464. 1
×10¹⁸
10
5
0
−5
−10
−15
−20
pull
Entries 19
Mean 1.15e+08
Std Dev 1.15e+08

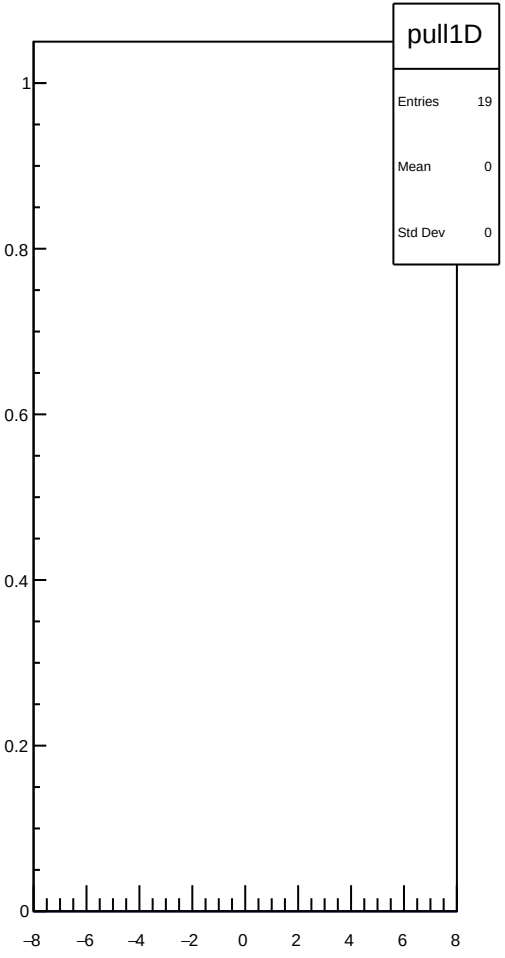
pull1D
Entries 19
Mean 0
Std Dev 0
1
0.8
0.6
0.4
0.2
0
−8
−6
−4
−2
0
2
4
6
8

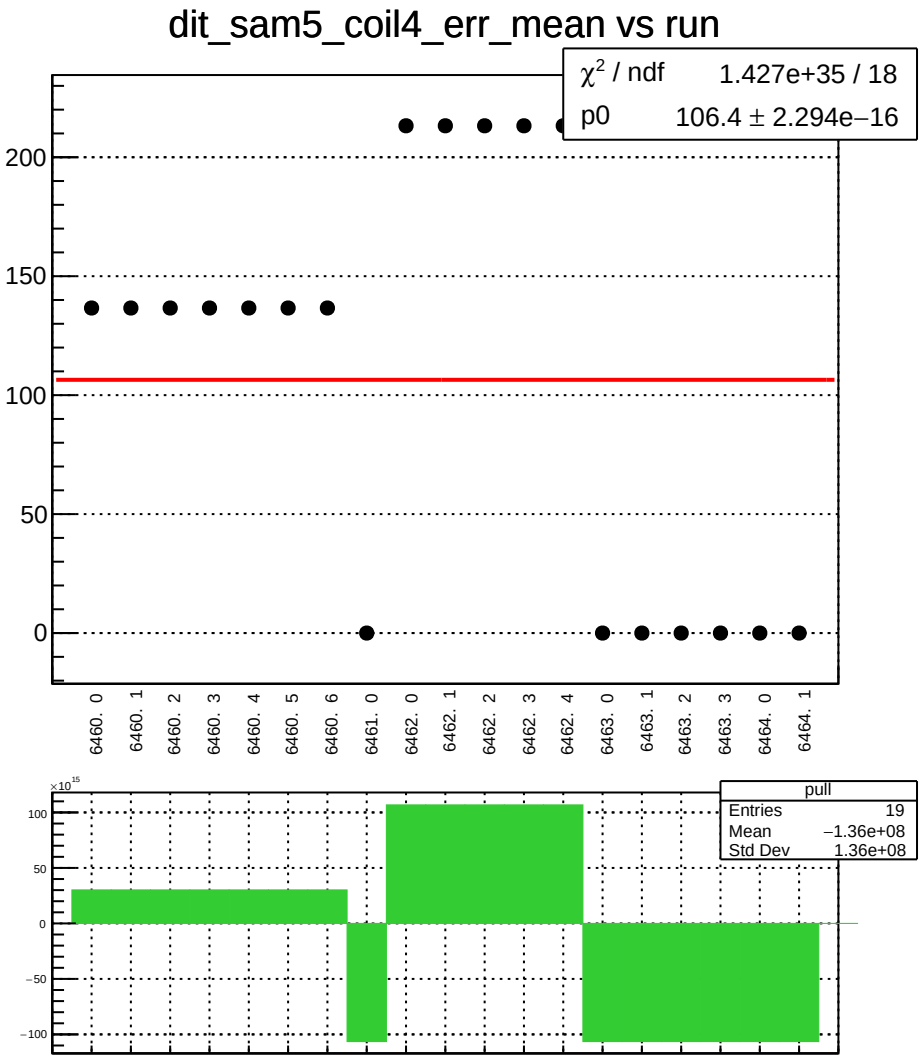
dit_sam5_coil4_err_mean vs run
χ² / ndf 1.427e+35 / 18
p0 106.4 ± 2.294e−16
200
150
100
50
0
6460. 0
6460. 1
6460. 2
6460. 3
6460. 4
6460. 5
6460. 6
6461. 0
6462. 0
6462. 1
6462. 2
6462. 3
6462. 4
6463. 0
6463. 1
6463. 2
6463. 3
6464. 0
6464. 1
×10^15
100
50
0
−50
−100
pull
Entries 19
Mean −1.36e+08
Std Dev 1.36e+08

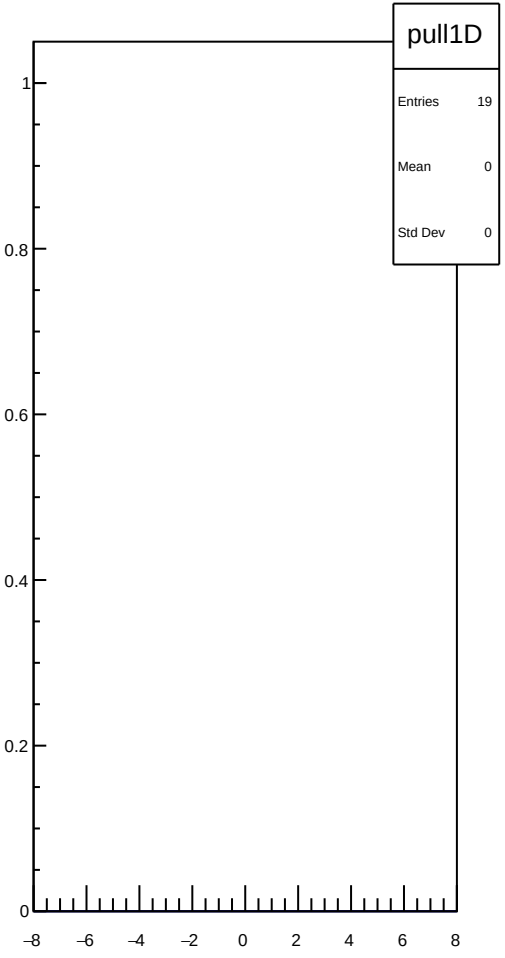
pull1D
Entries 19
Mean 0
Std Dev 0
1
0.8
0.6
0.4
0.2
0
−8
−6
−4
−2
0
2
4
6
8

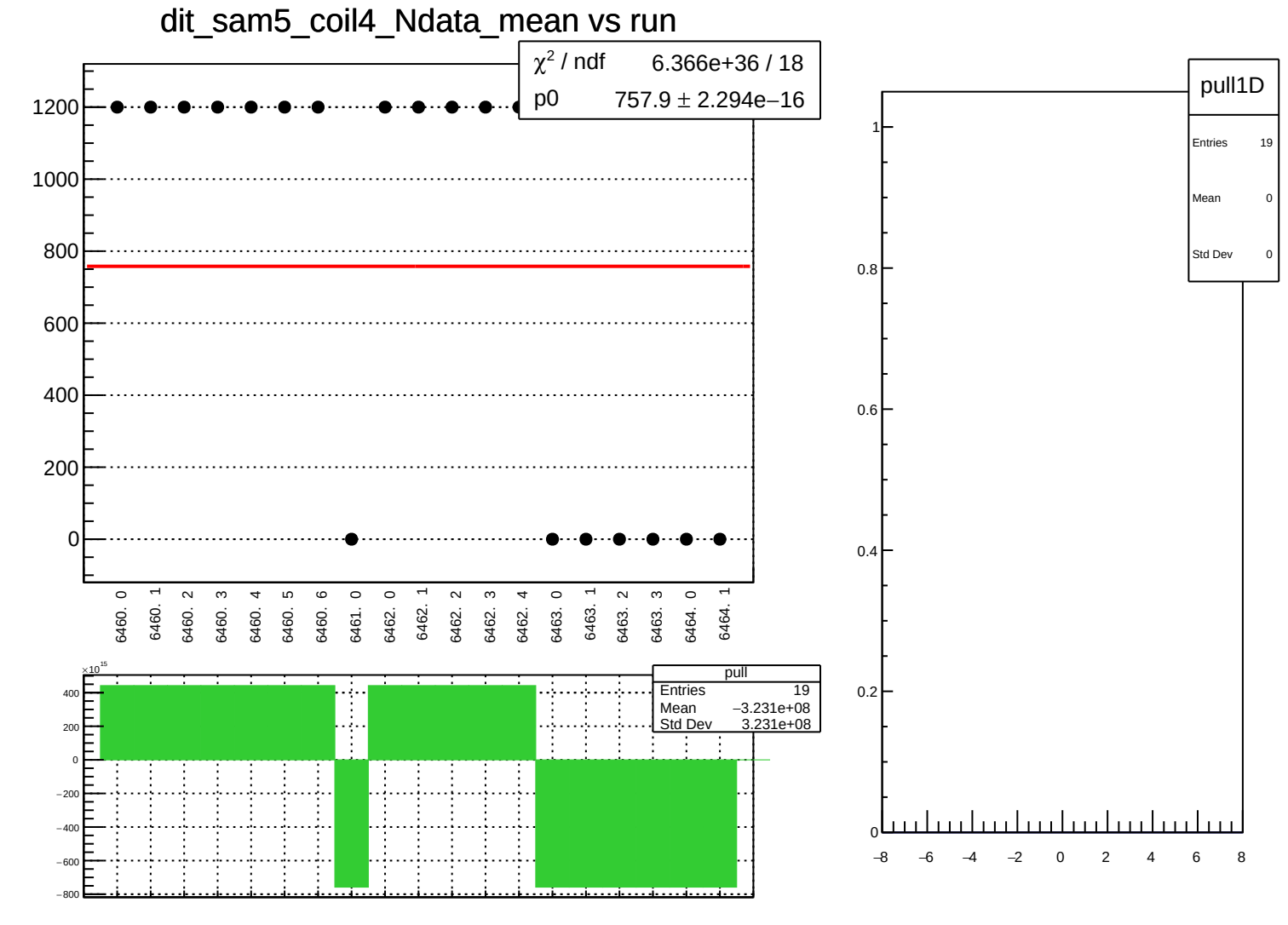
dit_sam5_coil4_Ndata_mean vs run
χ² / ndf 6.366e+36 / 18
p0 757.9 ± 2.294e−16
1200
1000
800
600
400
200
0
6460. 0
6460. 1
6460. 2
6460. 3
6460. 4
6460. 5
6460. 6
6461. 0
6462. 0
6462. 1
6462. 2
6462. 3
6462. 4
6463. 0
6463. 1
6463. 2
6463. 3
6464. 0
6464. 1
×10¹⁵
400
200
0
−200
−400
−600
−800
pull
Entries 19
Mean −3.231e+08
Std Dev 3.231e+08
pull1D
Entries 19
Mean 0
Std Dev 0
1
0.8
0.6
0.4
0.2
0
−8
−6
−4
−2
0
2
4
6
8

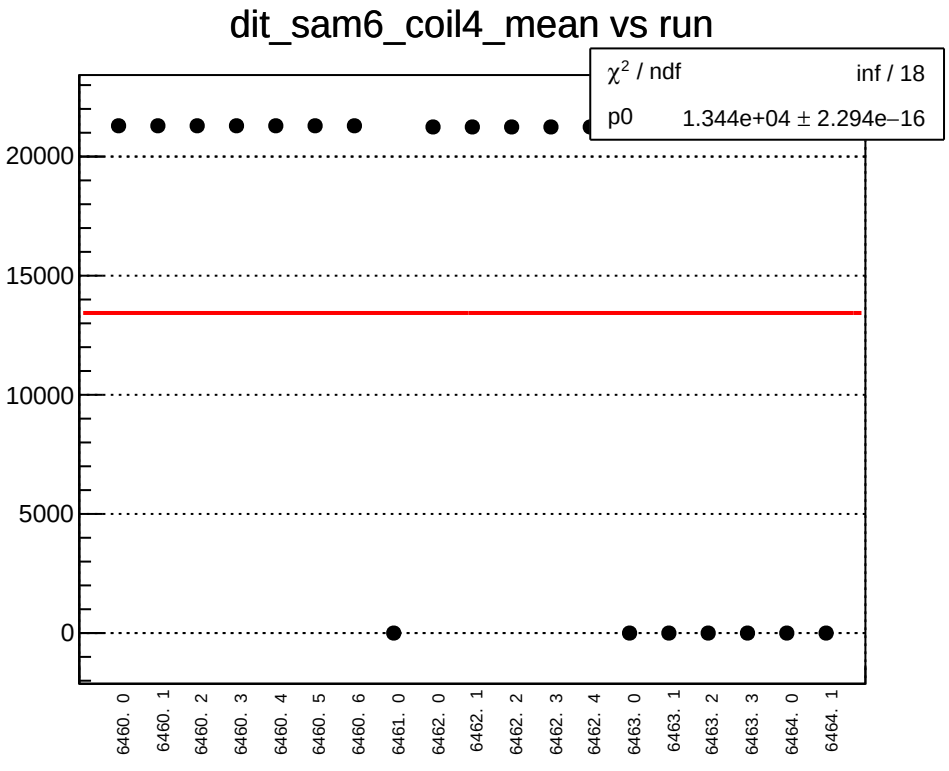
dit_sam6_coil4_mean vs run
χ² / ndf inf / 18
p0 1.344e+04 ± 2.294e−16
20000
15000
10000
5000
0
6460. 0
6460. 1
6460. 2
6460. 3
6460. 4
6460. 5
6460. 6
6461. 0
6462. 0
6462. 1
6462. 2
6462. 3
6462. 4
6463. 0
6463. 1
6463. 2
6463. 3
6464. 0
6464. 1

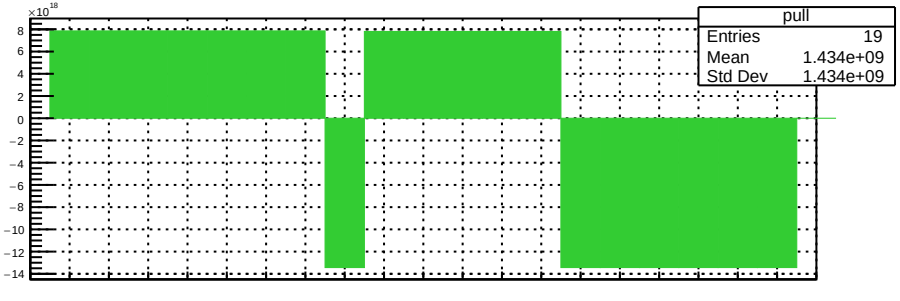
×10¹⁸
pull
Entries 19
Mean 1.434e+09
Std Dev 1.434e+09
8
6
4
2
0
−2
−4
−6
−8
−10
−12
−14

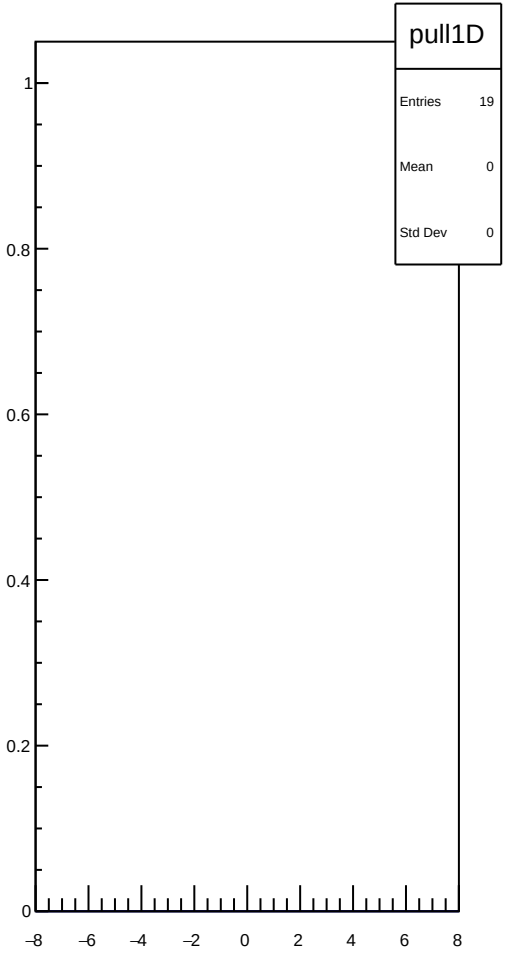
pull1D
Entries 19
Mean 0
Std Dev 0
1
0.8
0.6
0.4
0.2
0
−8
−6
−4
−2
0
2
4
6
8

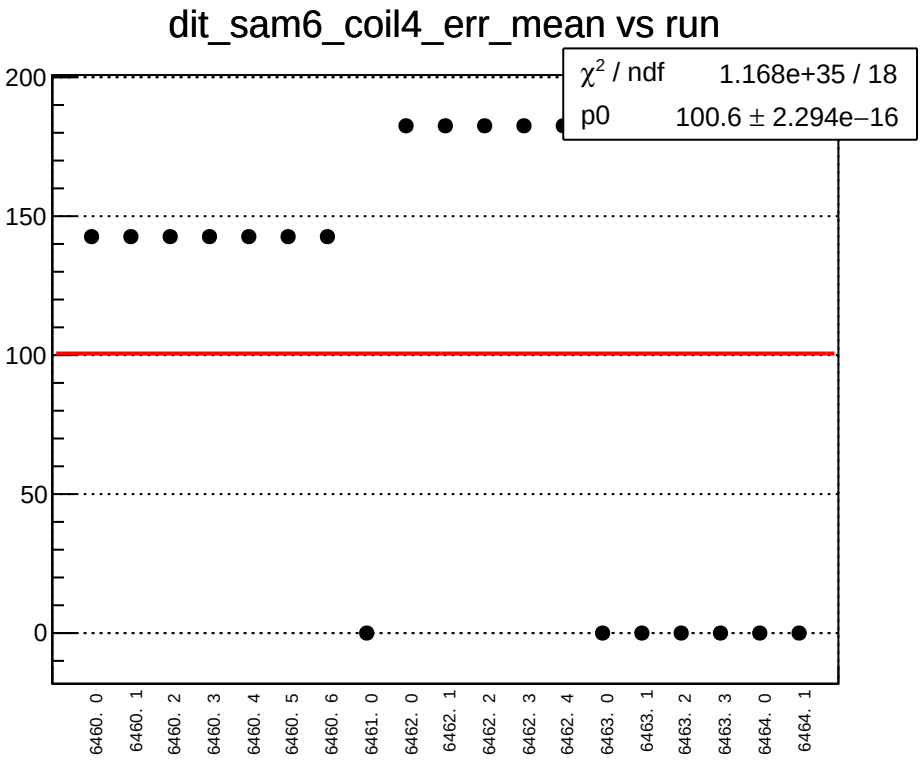
dit_sam6_coil4_err_mean vs run
χ² / ndf 1.168e+35 / 18
p0 100.6 ± 2.294e−16
200
150
100
50
0
6460. 0
6460. 1
6460. 2
6460. 3
6460. 4
6460. 5
6460. 6
6461. 0
6462. 0
6462. 1
6462. 2
6462. 3
6462. 4
6463. 0
6463. 1
6463. 2
6463. 3
6464. 0
6464. 1

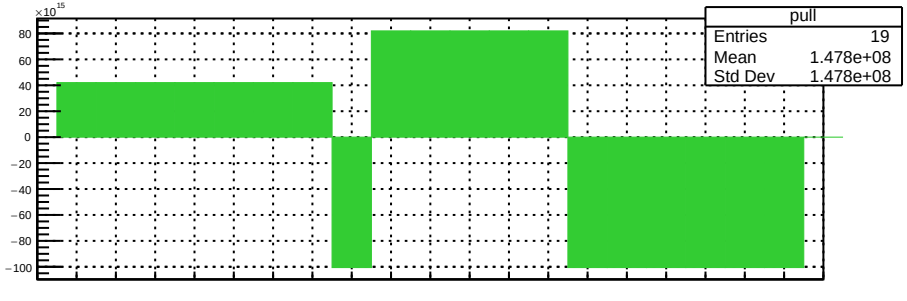
pull
Entries 19
Mean 1.478e+08
Std Dev 1.478e+08
×10¹⁵
80
60
40
20
0
−20
−40
−60
−80
−100

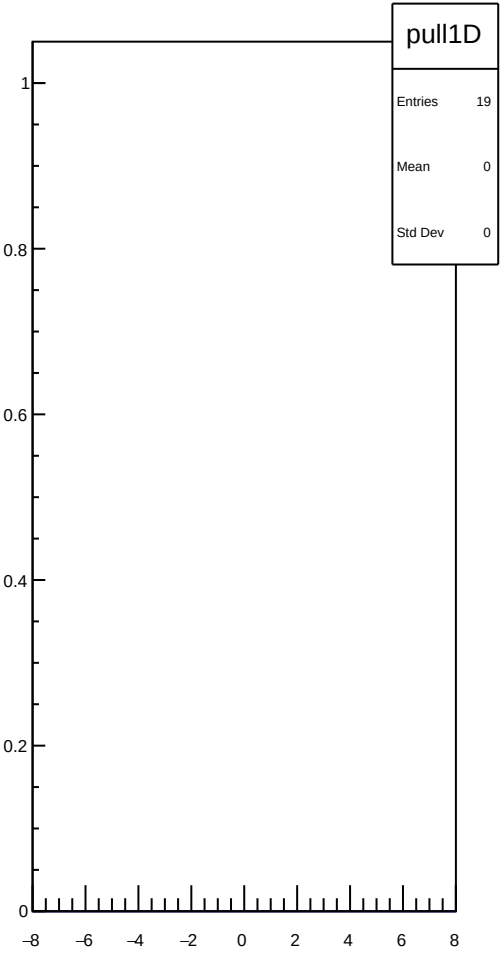
pull1D
Entries 19
Mean 0
Std Dev 0
1
0.8
0.6
0.4
0.2
0
−8
−6
−4
−2
0
2
4
6
8

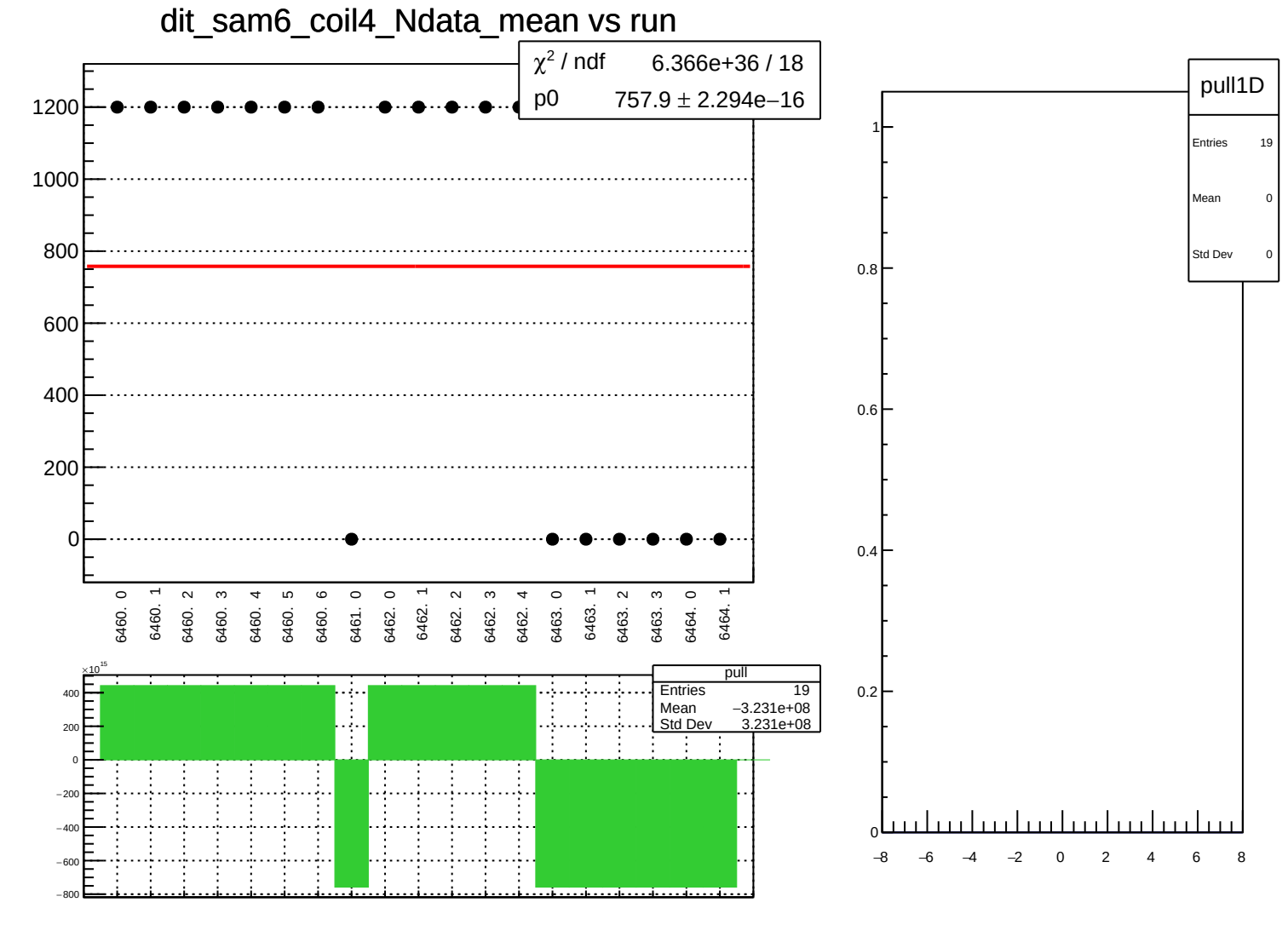
dit_sam6_coil4_Ndata_mean vs run
χ² / ndf 6.366e+36 / 18
p0 757.9 ± 2.294e−16
1200
1000
800
600
400
200
0
6460. 0
6460. 1
6460. 2
6460. 3
6460. 4
6460. 5
6460. 6
6461. 0
6462. 0
6462. 1
6462. 2
6462. 3
6462. 4
6463. 0
6463. 1
6463. 2
6463. 3
6464. 0
6464. 1
×10¹⁵
400
200
0
−200
−400
−600
−800
pull
Entries 19
Mean −3.231e+08
Std Dev 3.231e+08
pull1D
Entries 19
Mean 0
Std Dev 0
1
0.8
0.6
0.4
0.2
0
−8
−6
−4
−2
0
2
4
6
8

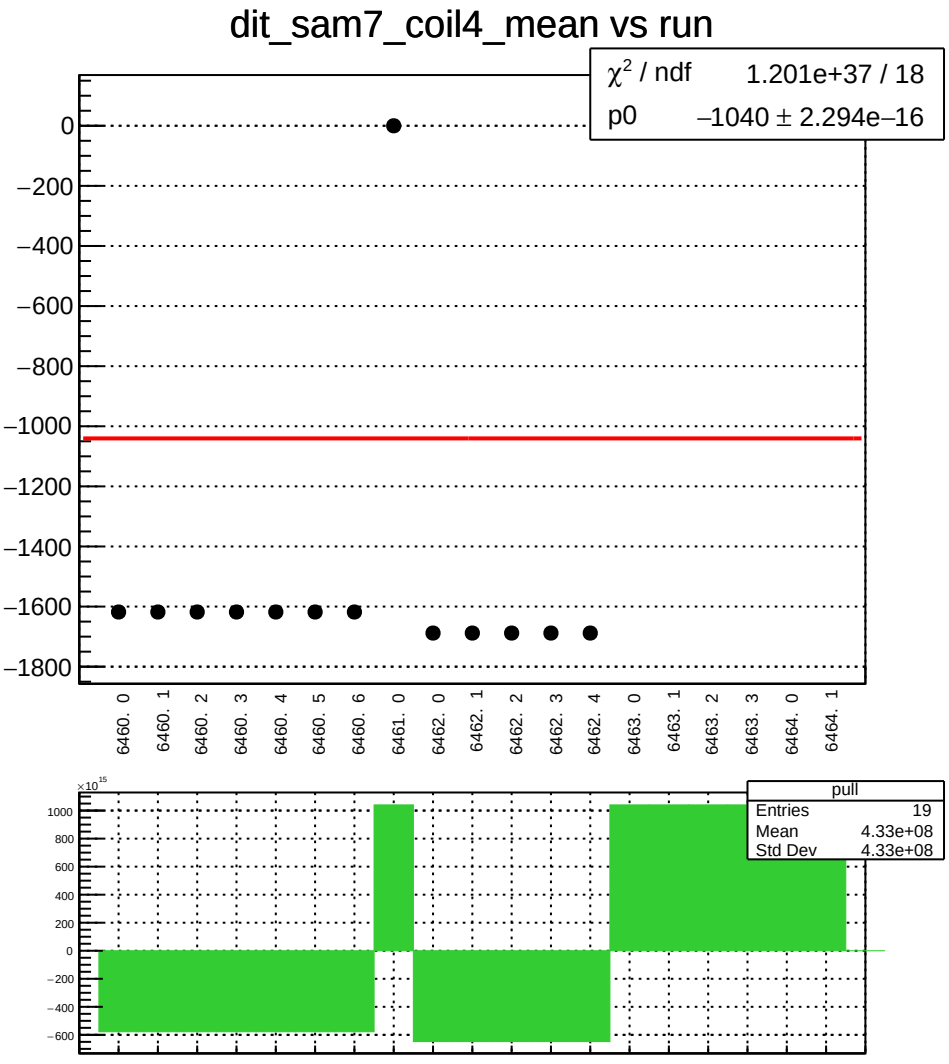
dit_sam7_coil4_mean vs run
χ² / ndf 1.201e+37 / 18
p0 −1040 ± 2.294e−16
0
−200
−400
−600
−800
−1000
−1200
−1400
−1600
−1800
6460. 0
6460. 1
6460. 2
6460. 3
6460. 4
6460. 5
6460. 6
6461. 0
6462. 0
6462. 1
6462. 2
6462. 3
6462. 4
6463. 0
6463. 1
6463. 2
6463. 3
6464. 0
6464. 1
×10^15
1000
800
600
400
200
0
−200
−400
−600
pull
Entries 19
Mean 4.33e+08
Std Dev 4.33e+08

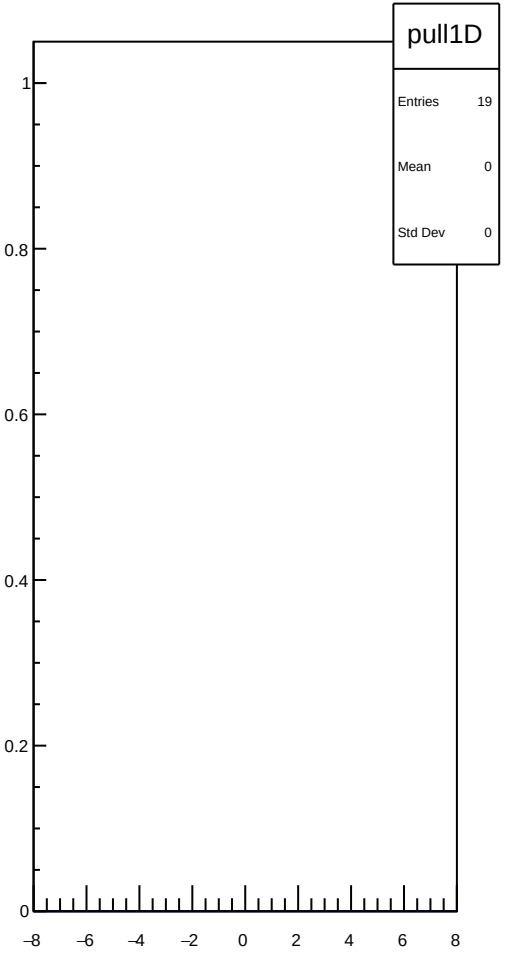
pull1D
Entries 19
Mean 0
Std Dev 0
1
0.8
0.6
0.4
0.2
0
−8
−6
−4
−2
0
2
4
6
8

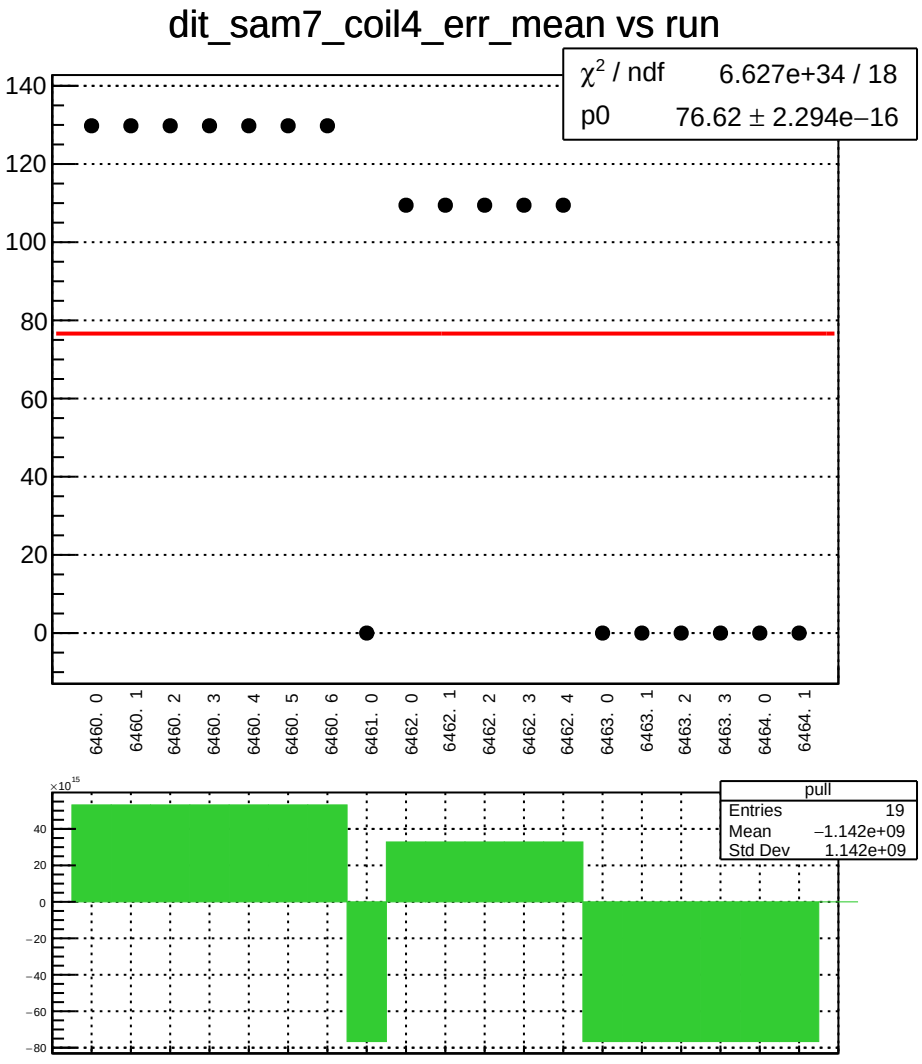
dit_sam7_coil4_err_mean vs run
χ² / ndf 6.627e+34 / 18
p0 76.62 ± 2.294e−16
140
120
100
80
60
40
20
0
6460. 0
6460. 1
6460. 2
6460. 3
6460. 4
6460. 5
6460. 6
6461. 0
6462. 0
6462. 1
6462. 2
6462. 3
6462. 4
6463. 0
6463. 1
6463. 2
6463. 3
6464. 0
6464. 1
×10^15
40
20
0
−20
−40
−60
−80
pull
Entries 19
Mean −1.142e+09
Std Dev 1.142e+09

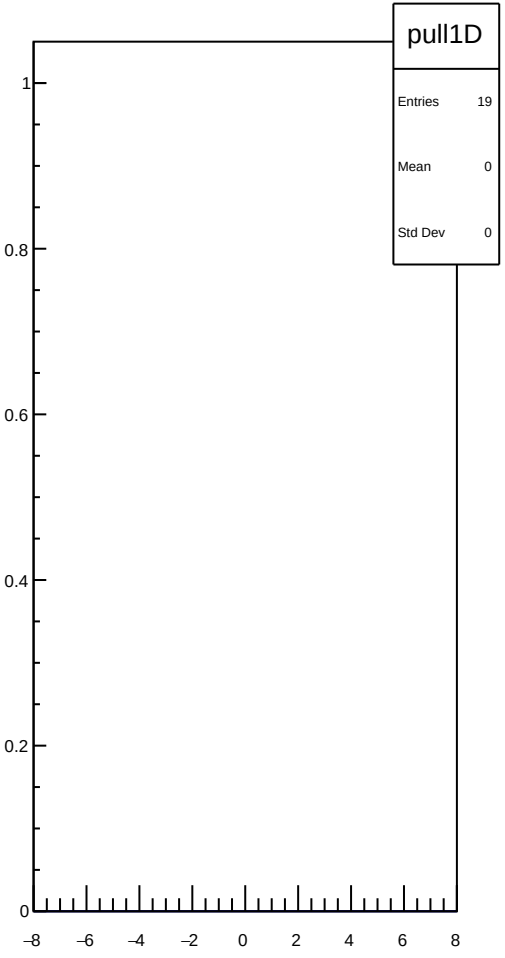
pull1D
Entries 19
Mean 0
Std Dev 0
1
0.8
0.6
0.4
0.2
0
−8
−6
−4
−2
0
2
4
6
8

dit_sam7_coil4_Ndata_mean vs run

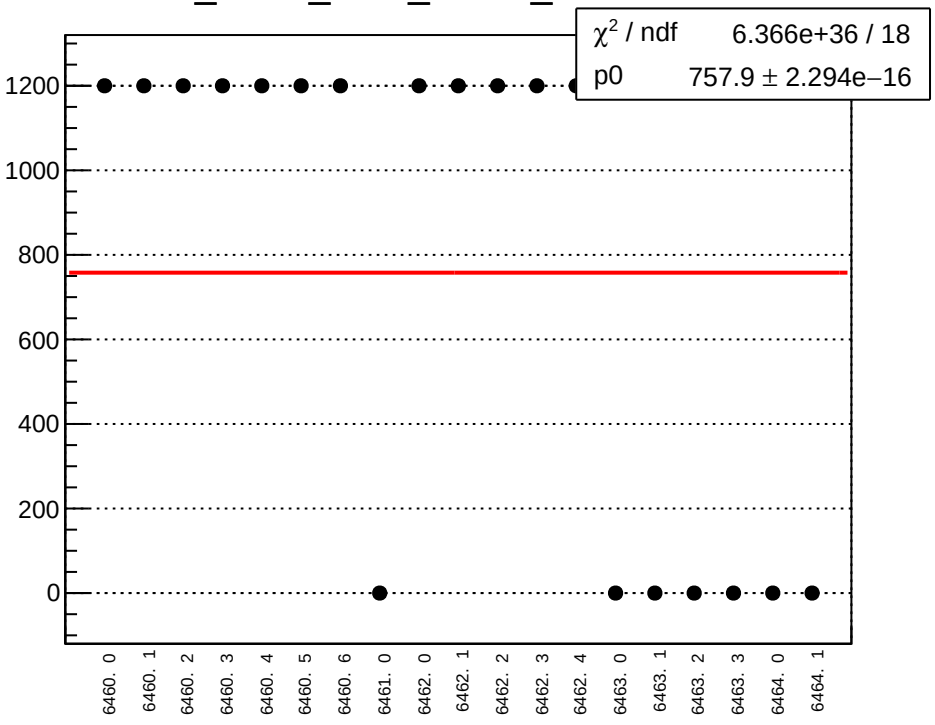

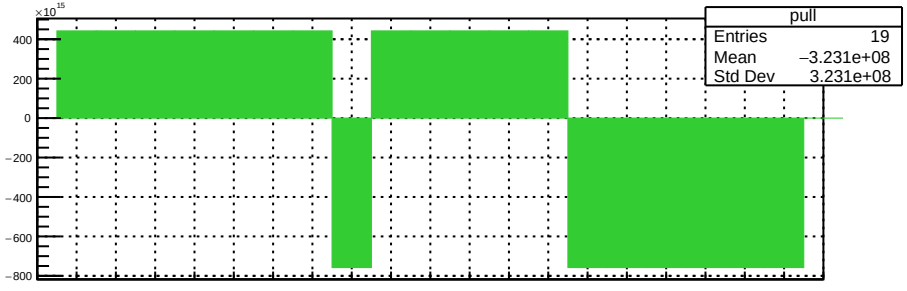

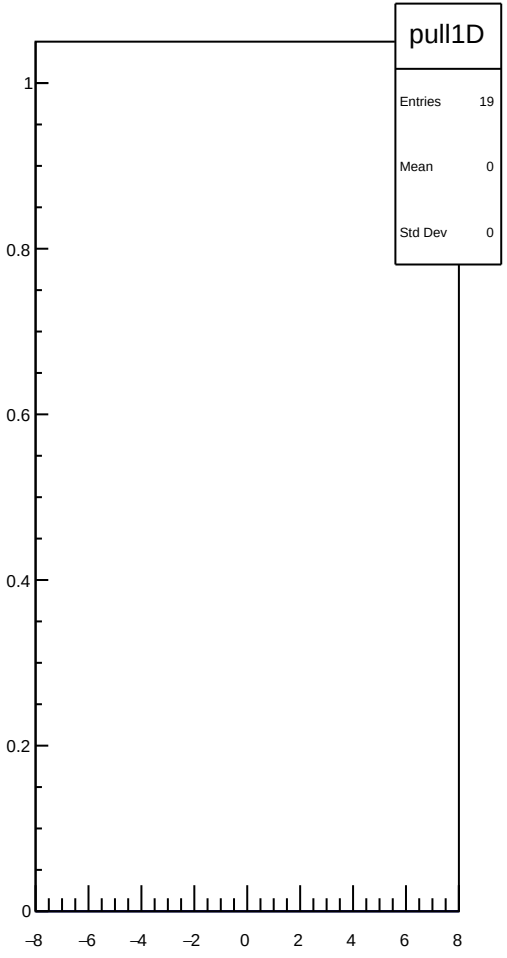

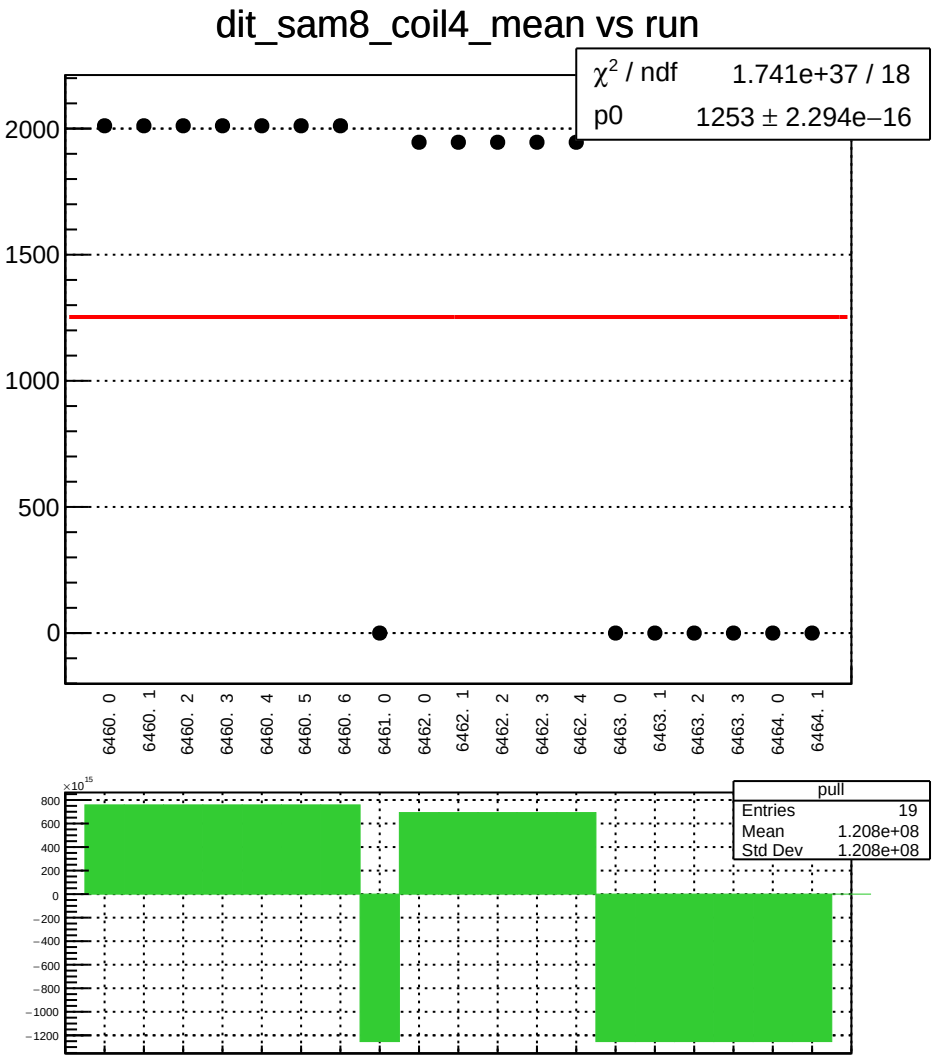
dit_sam8_coil4_mean vs run
χ² / ndf 1.741e+37 / 18
p0 1253 ± 2.294e−16
2000
1500
1000
500
0
6460. 0
6460. 1
6460. 2
6460. 3
6460. 4
6460. 5
6460. 6
6461. 0
6462. 0
6462. 1
6462. 2
6462. 3
6462. 4
6463. 0
6463. 1
6463. 2
6463. 3
6464. 0
6464. 1
×10^15
800
600
400
200
0
−200
−400
−600
−800
−1000
−1200
pull
Entries 19
Mean 1.208e+08
Std Dev 1.208e+08

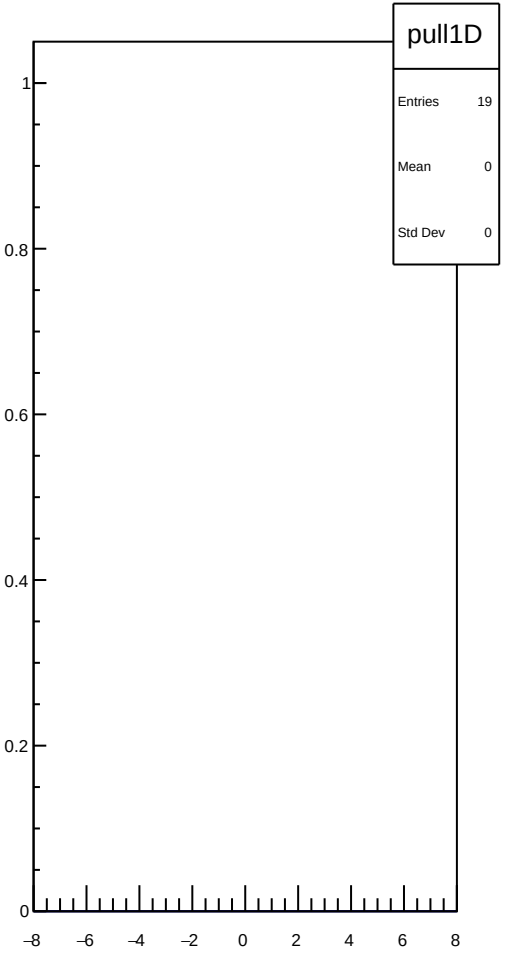
pull1D
Entries 19
Mean 0
Std Dev 0
1
0.8
0.6
0.4
0.2
0
−8
−6
−4
−2
0
2
4
6
8

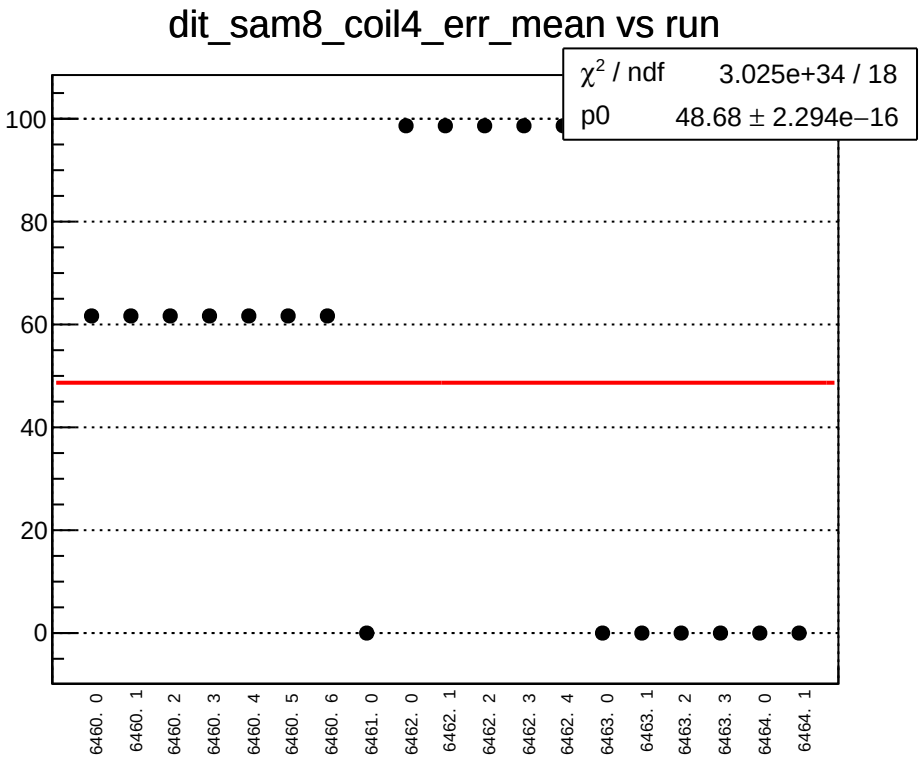
dit_sam8_coil4_err_mean vs run
χ² / ndf 3.025e+34 / 18
p0 48.68 ± 2.294e−16
100
80
60
40
20
0
6460. 0
6460. 1
6460. 2
6460. 3
6460. 4
6460. 5
6460. 6
6461. 0
6462. 0
6462. 1
6462. 2
6462. 3
6462. 4
6463. 0
6463. 1
6463. 2
6463. 3
6464. 0
6464. 1

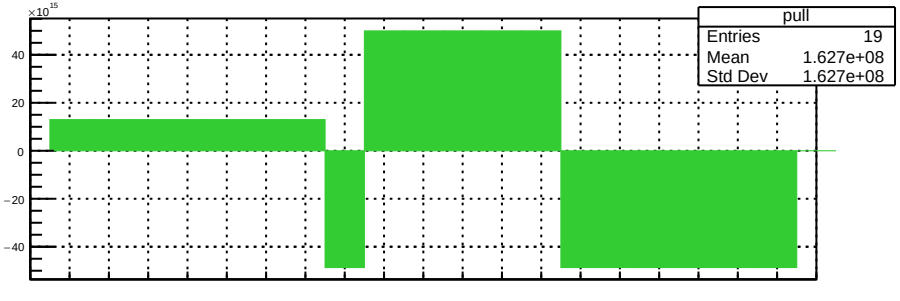
×10¹⁵
pull
Entries 19
Mean 1.627e+08
Std Dev 1.627e+08
40
20
0
−20
−40

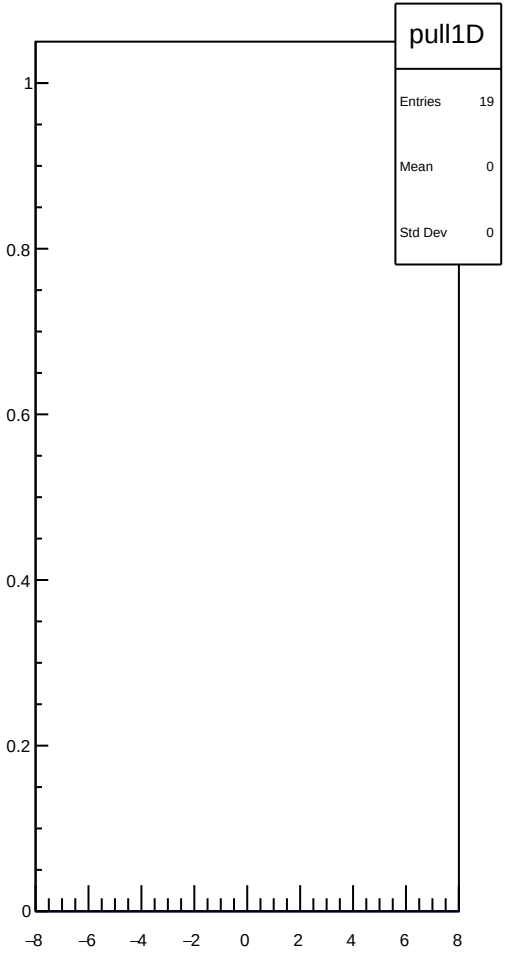
pull1D
Entries 19
Mean 0
Std Dev 0
1
0.8
0.6
0.4
0.2
0
−8
−6
−4
−2
0
2
4
6
8

dit_sam8_coil4_Ndata_mean vs run

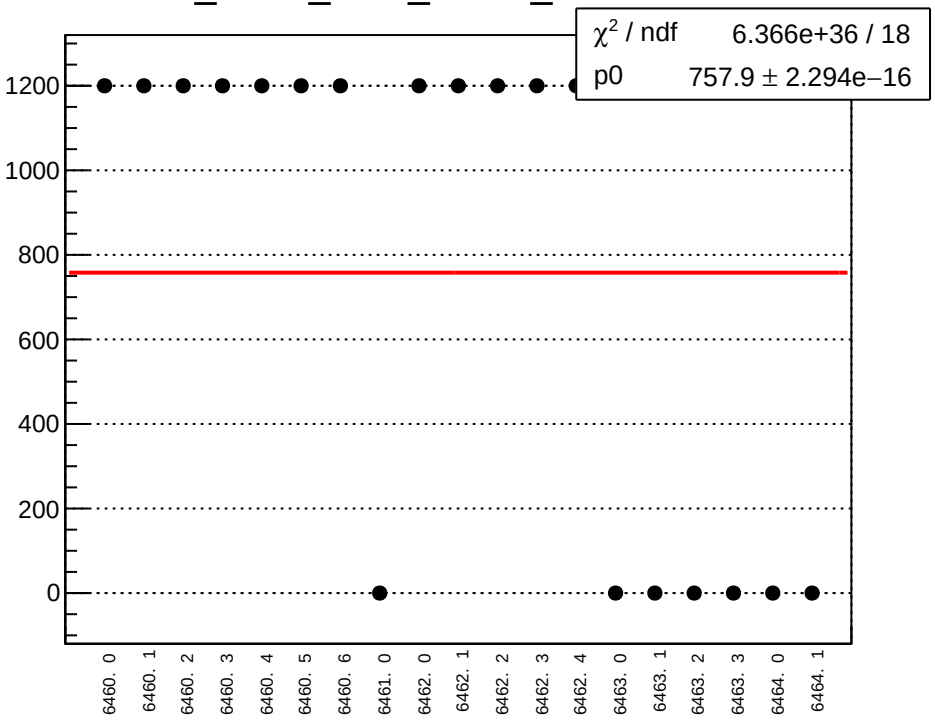

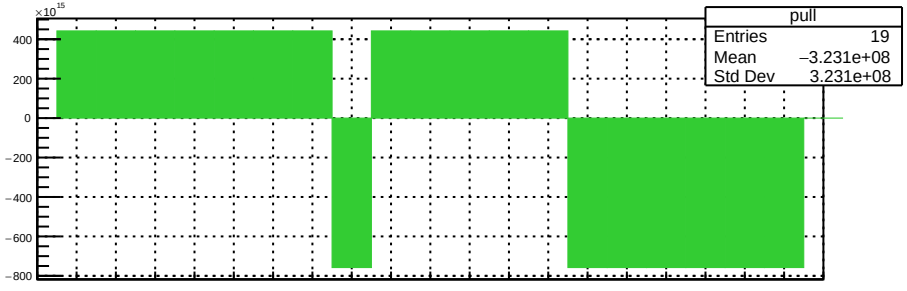

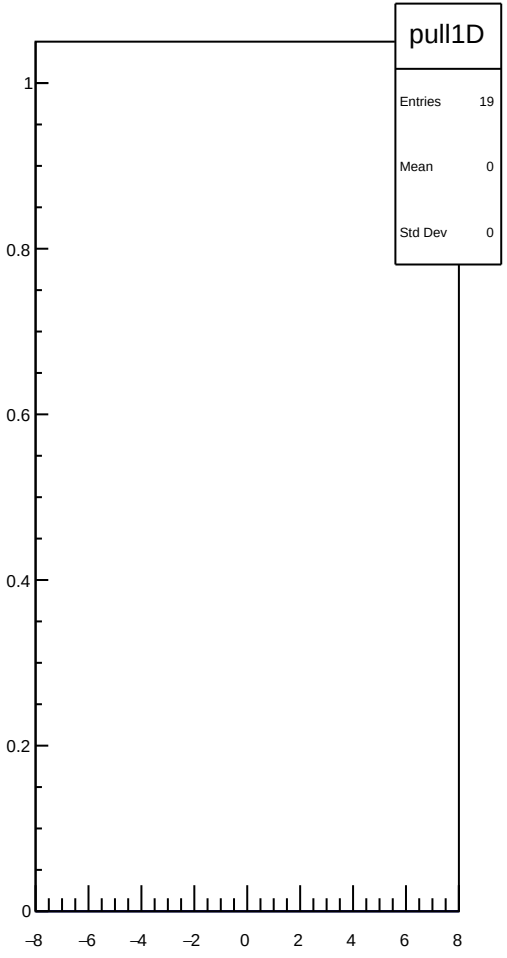

dit_4aX_coil6_mean vs run

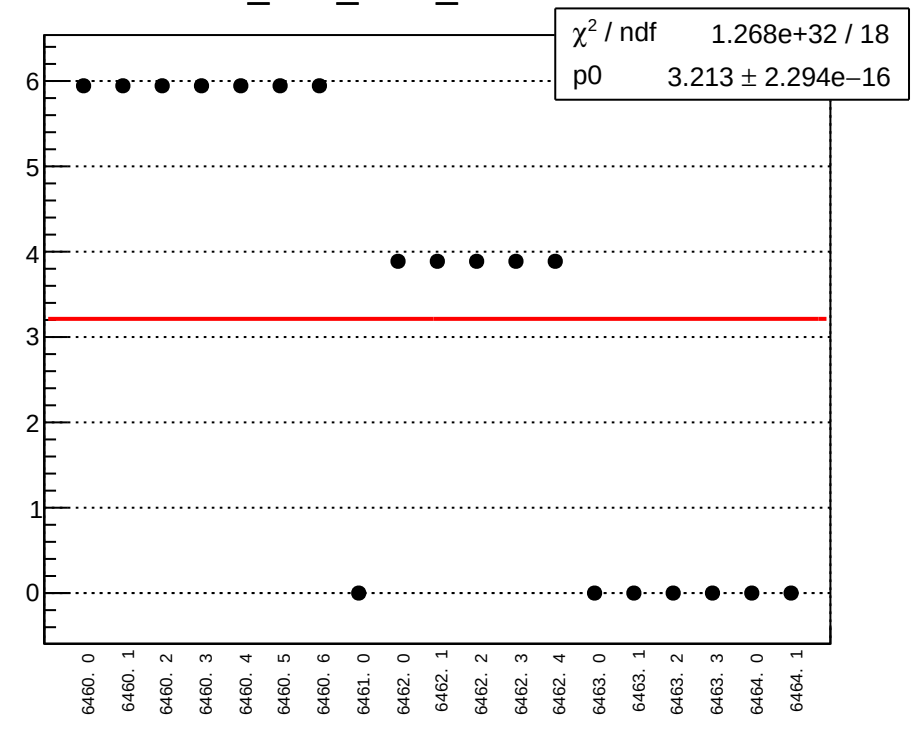

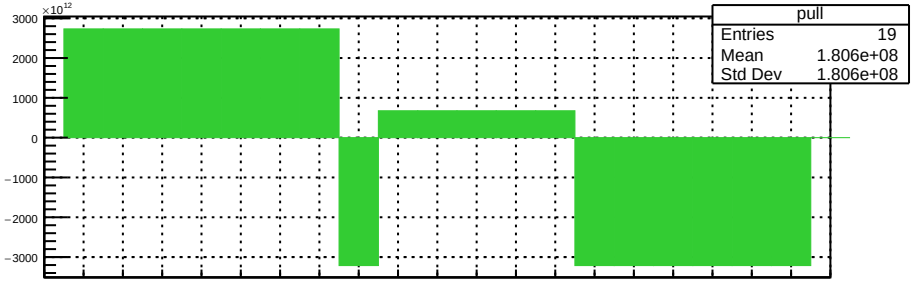

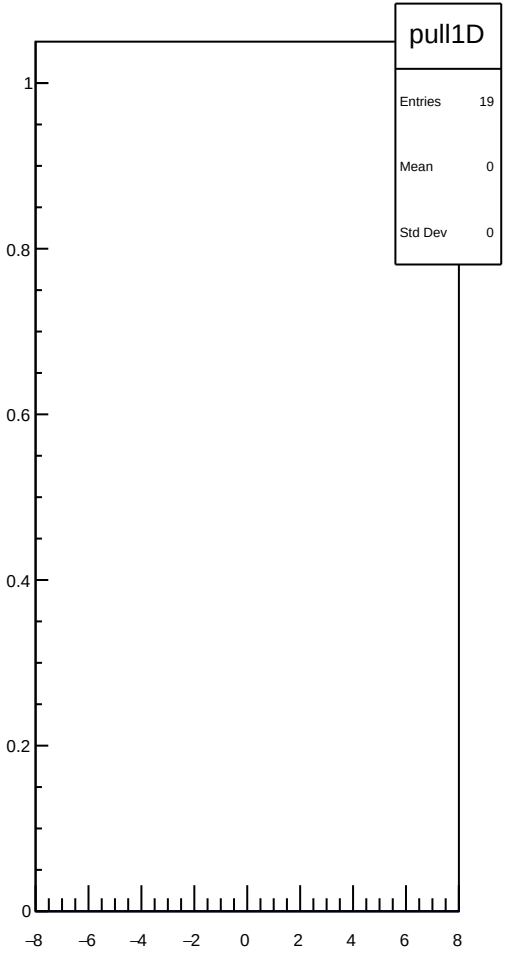

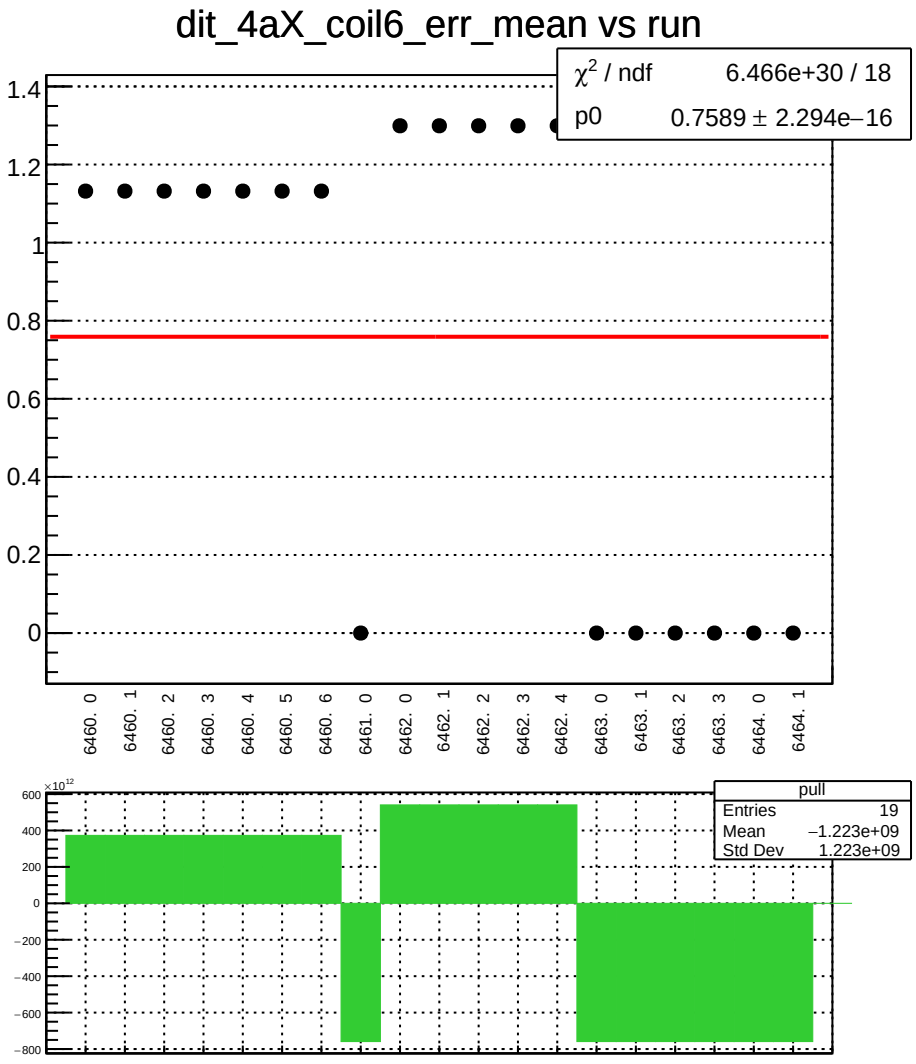
dit_4aX_coil6_err_mean vs run
χ² / ndf 6.466e+30 / 18
p0 0.7589 ± 2.294e−16
1.4
1.2
1
0.8
0.6
0.4
0.2
0
6460. 0
6460. 1
6460. 2
6460. 3
6460. 4
6460. 5
6460. 6
6461. 0
6462. 0
6462. 1
6462. 2
6462. 3
6462. 4
6463. 0
6463. 1
6463. 2
6463. 3
6464. 0
6464. 1
×10¹²
600
400
200
0
−200
−400
−600
−800
pull
Entries 19
Mean −1.223e+09
Std Dev 1.223e+09

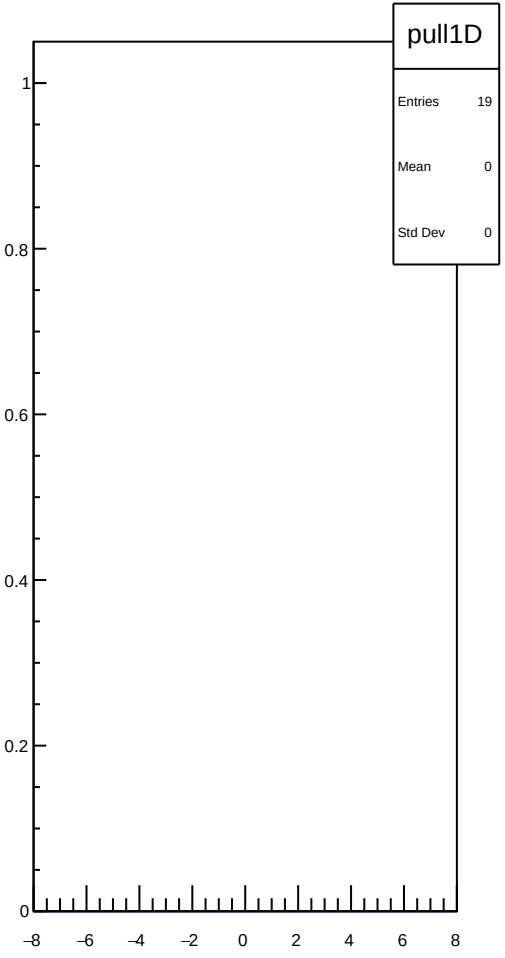
pull1D
Entries 19
Mean 0
Std Dev 0
1
0.8
0.6
0.4
0.2
0
−8
−6
−4
−2
0
2
4
6
8

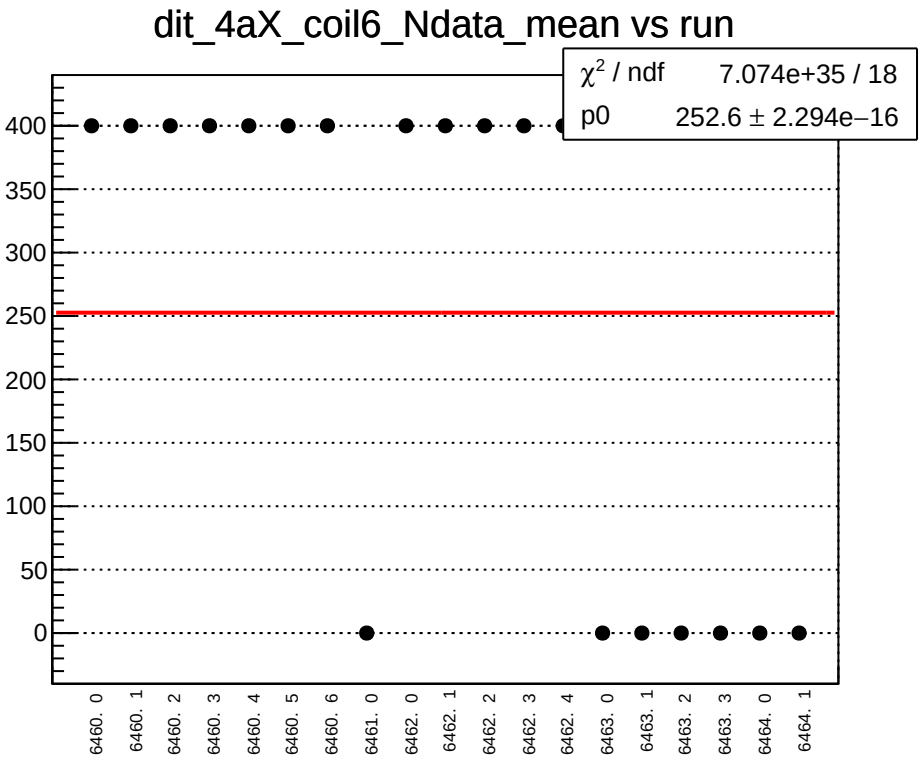
dit_4aX_coil6_Ndata_mean vs run
χ² / ndf 7.074e+35 / 18
p0 252.6 ± 2.294e−16
400
350
300
250
200
150
100
50
0
6460. 0
6460. 1
6460. 2
6460. 3
6460. 4
6460. 5
6460. 6
6461. 0
6462. 0
6462. 1
6462. 2
6462. 3
6462. 4
6463. 0
6463. 1
6463. 2
6463. 3
6464. 0
6464. 1
×10^15
150
100
50
0
−50
−100
−150
−200
−250
pull
Entries 19
Mean −8.615e+08
Std Dev 8.615e+08

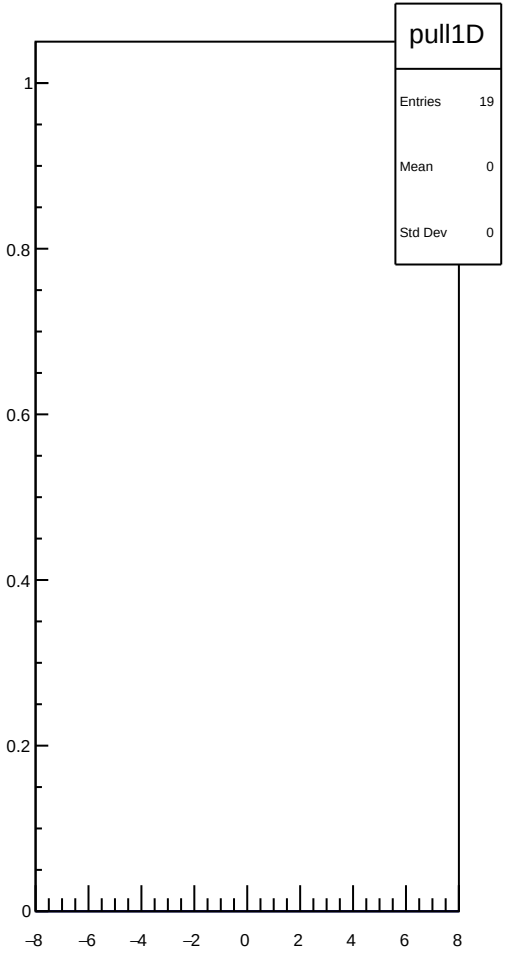
pull1D
Entries 19
Mean 0
Std Dev 0
1
0.8
0.6
0.4
0.2
0
−8
−6
−4
−2
0
2
4
6
8

dit_4eX_coil6_mean vs run

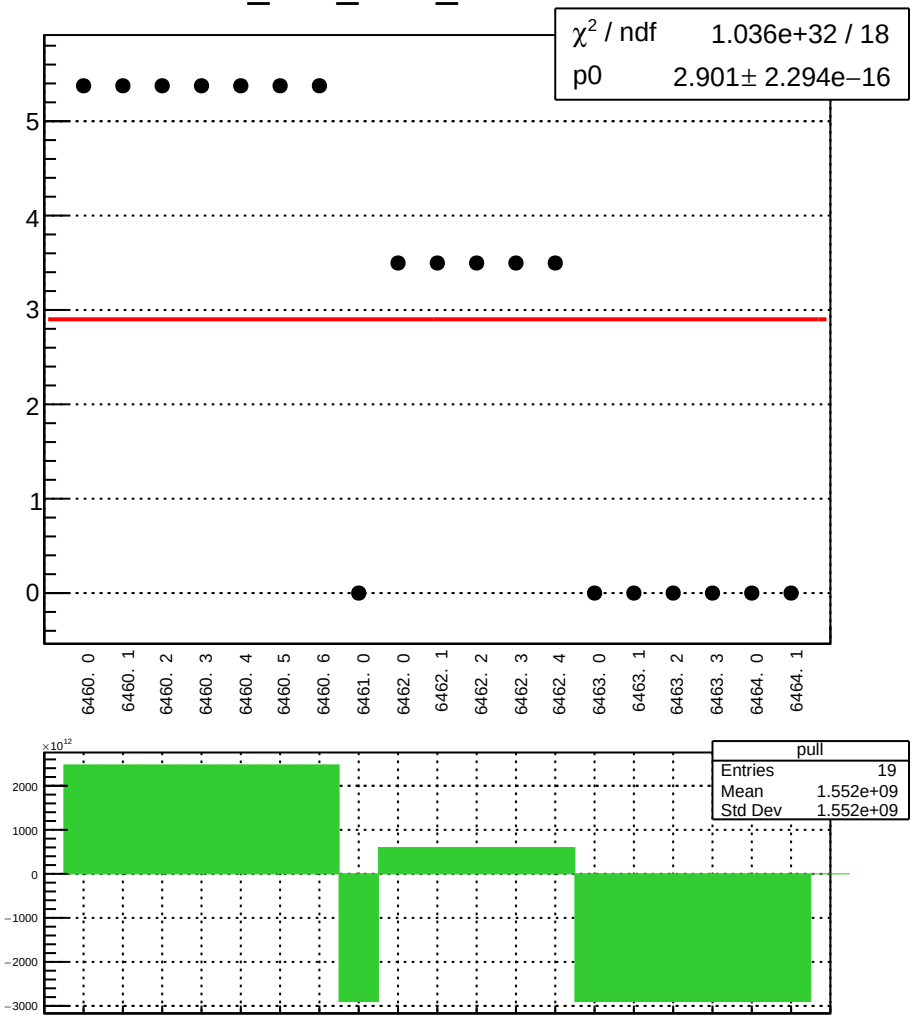

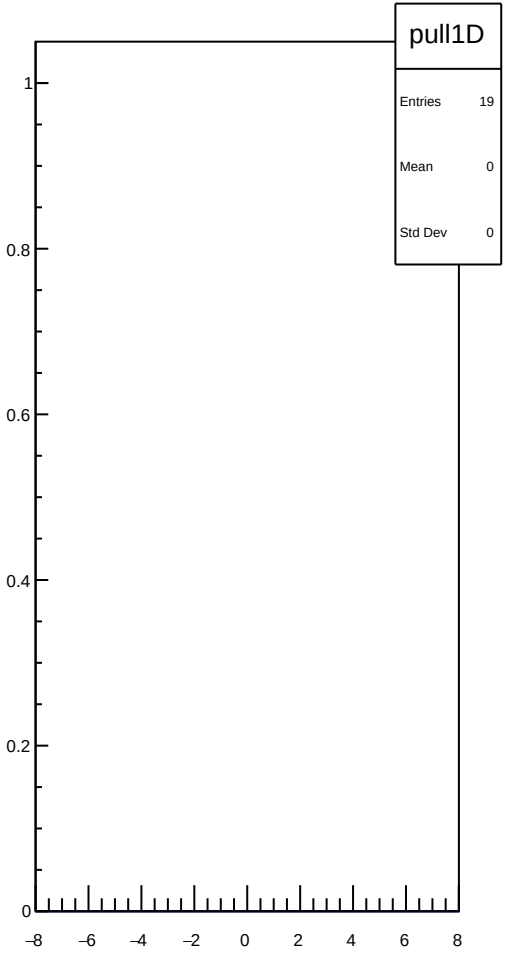

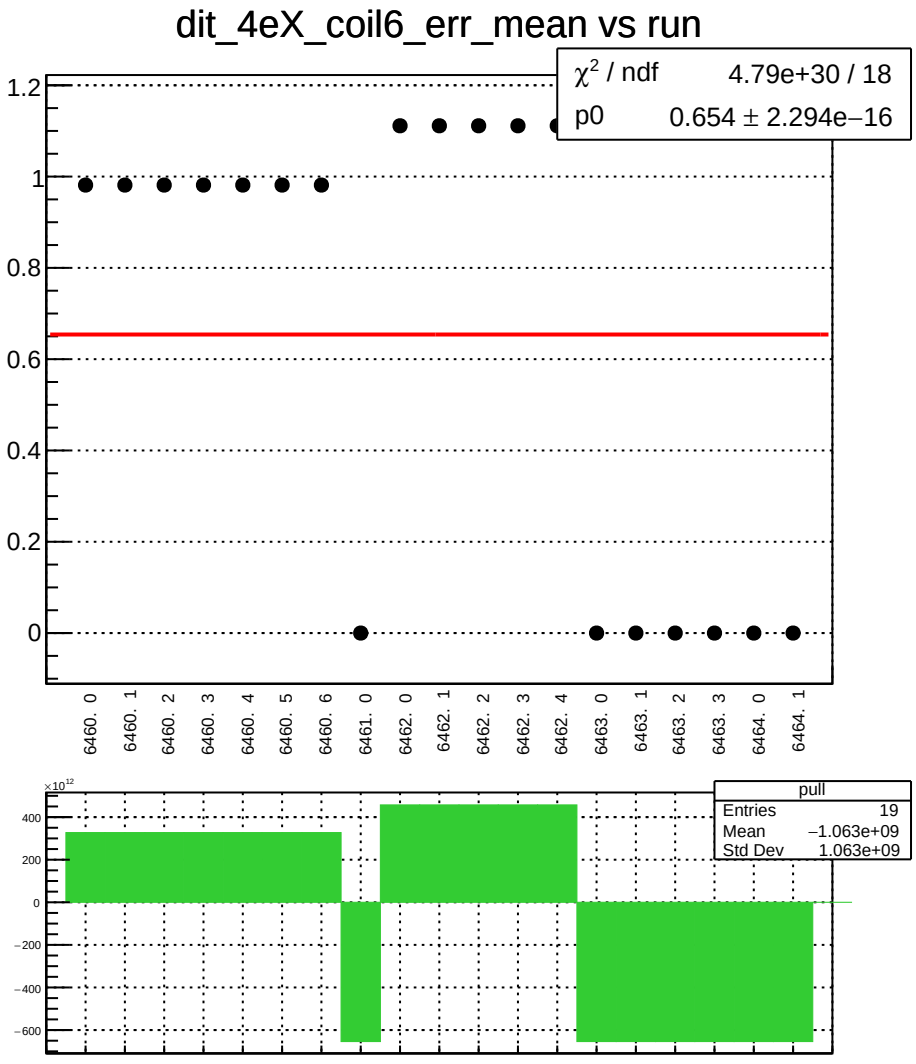
dit_4eX_coil6_err_mean vs run
χ² / ndf 4.79e+30 / 18
p0 0.654 ± 2.294e−16
1.2
1
0.8
0.6
0.4
0.2
0
6460. 0
6460. 1
6460. 2
6460. 3
6460. 4
6460. 5
6460. 6
6461. 0
6462. 0
6462. 1
6462. 2
6462. 3
6462. 4
6463. 0
6463. 1
6463. 2
6463. 3
6464. 0
6464. 1
×10¹²
400
200
0
−200
−400
−600
pull
Entries 19
Mean −1.063e+09
Std Dev 1.063e+09

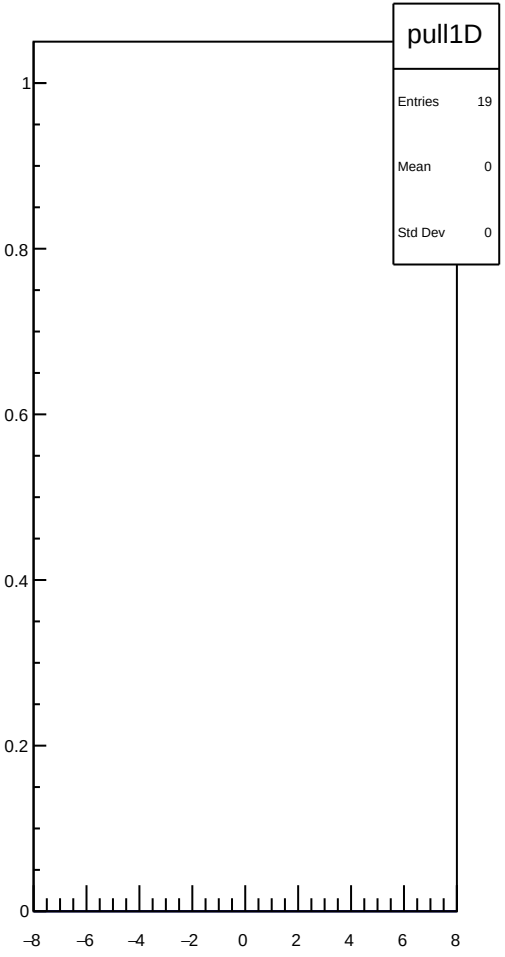
pull1D
Entries 19
Mean 0
Std Dev 0
1
0.8
0.6
0.4
0.2
0
−8
−6
−4
−2
0
2
4
6
8

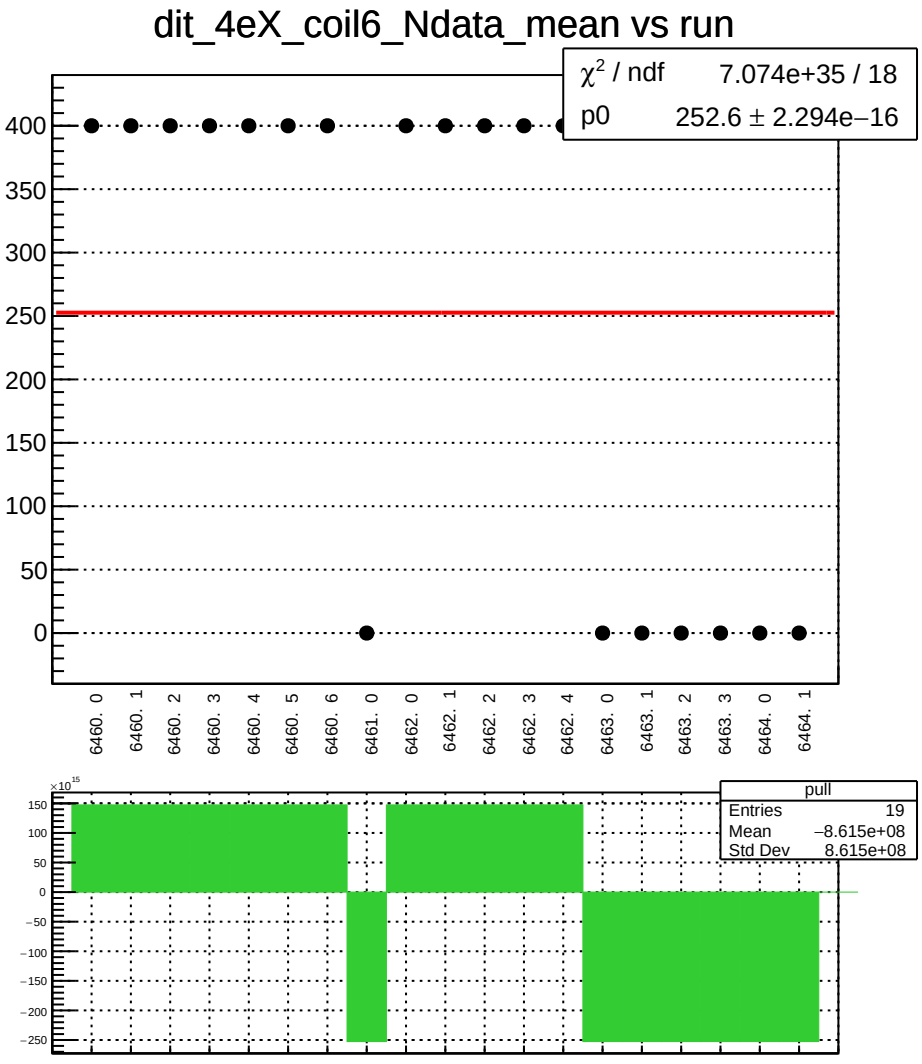
dit_4eX_coil6_Ndata_mean vs run
χ² / ndf 7.074e+35 / 18
p0 252.6 ± 2.294e−16
400
350
300
250
200
150
100
50
0
6460. 0
6460. 1
6460. 2
6460. 3
6460. 4
6460. 5
6460. 6
6461. 0
6462. 0
6462. 1
6462. 2
6462. 3
6462. 4
6463. 0
6463. 1
6463. 2
6463. 3
6464. 0
6464. 1
×10^15
150
100
50
0
−50
−100
−150
−200
−250
pull
Entries 19
Mean −8.615e+08
Std Dev 8.615e+08

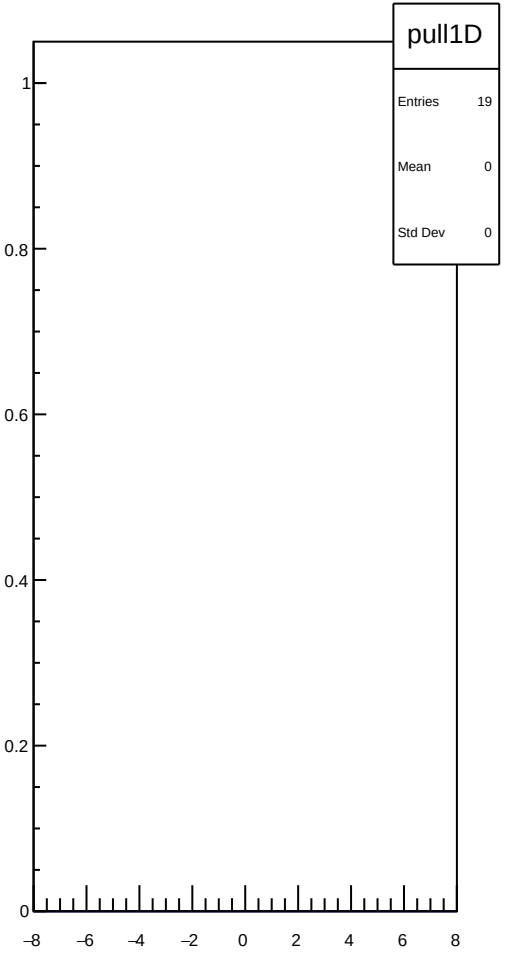
pull1D
Entries 19
Mean 0
Std Dev 0
1
0.8
0.6
0.4
0.2
0
−8
−6
−4
−2
0
2
4
6
8

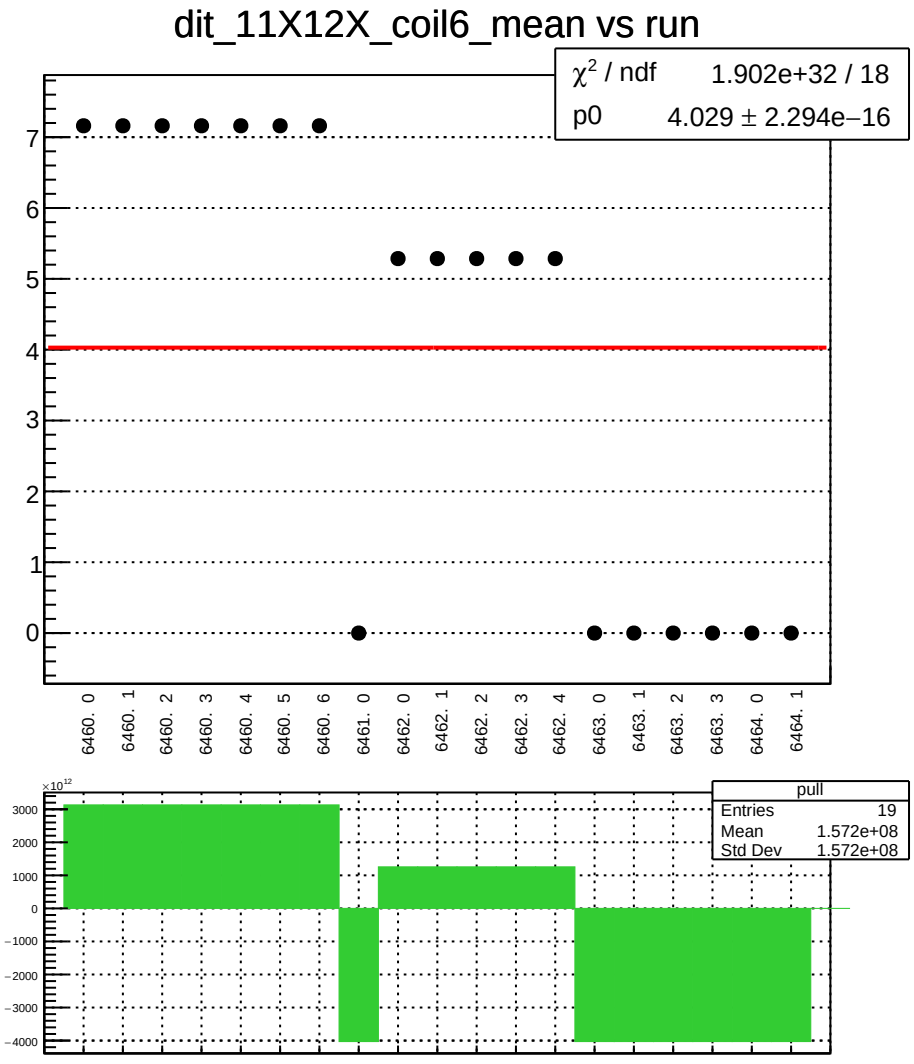
dit_11X12X_coil6_mean vs run
χ² / ndf 1.902e+32 / 18
p0 4.029 ± 2.294e−16
6460. 0
6460. 1
6460. 2
6460. 3
6460. 4
6460. 5
6460. 6
6461. 0
6462. 0
6462. 1
6462. 2
6462. 3
6462. 4
6463. 0
6463. 1
6463. 2
6463. 3
6464. 0
6464. 1
pull
Entries 19
Mean 1.572e+08
Std Dev 1.572e+08
×10¹²

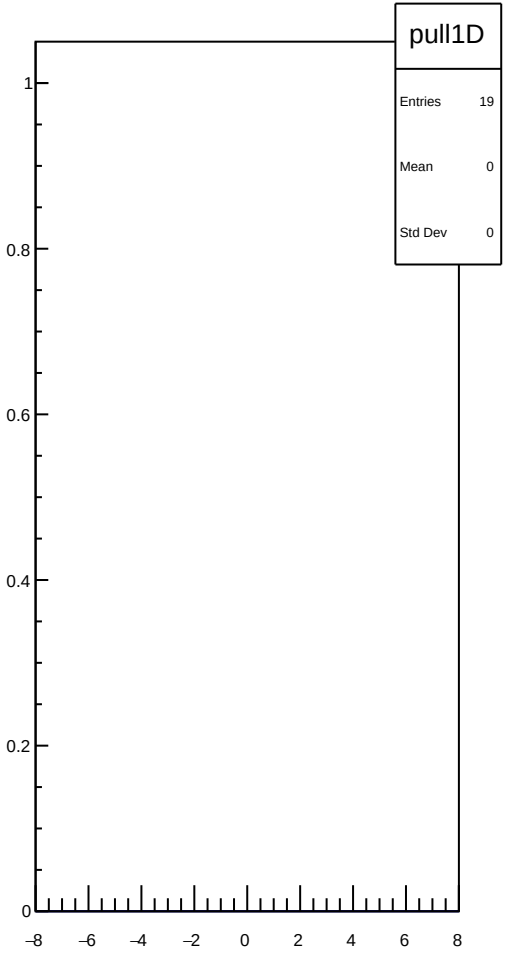
pull1D
Entries 19
Mean 0
Std Dev 0

dit_11X12X_coil6_err_mean vs run

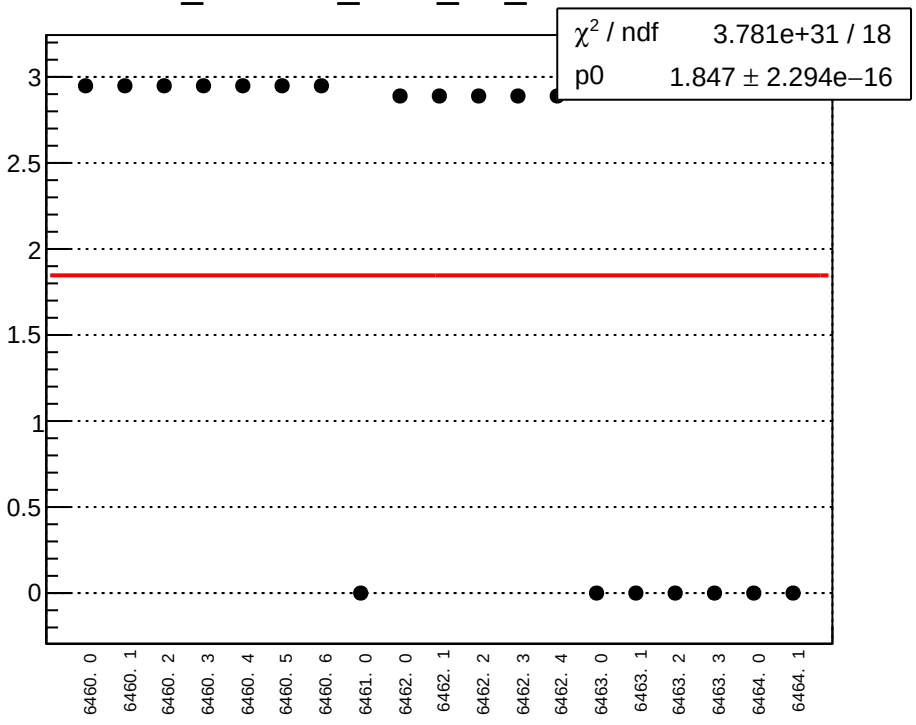

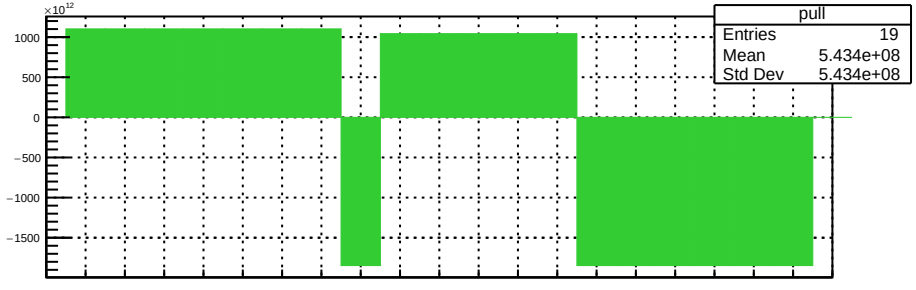

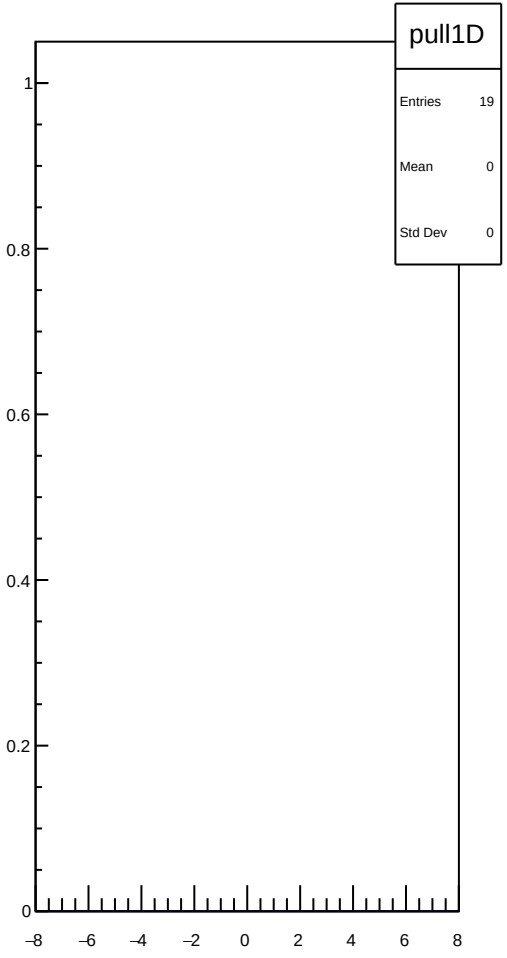

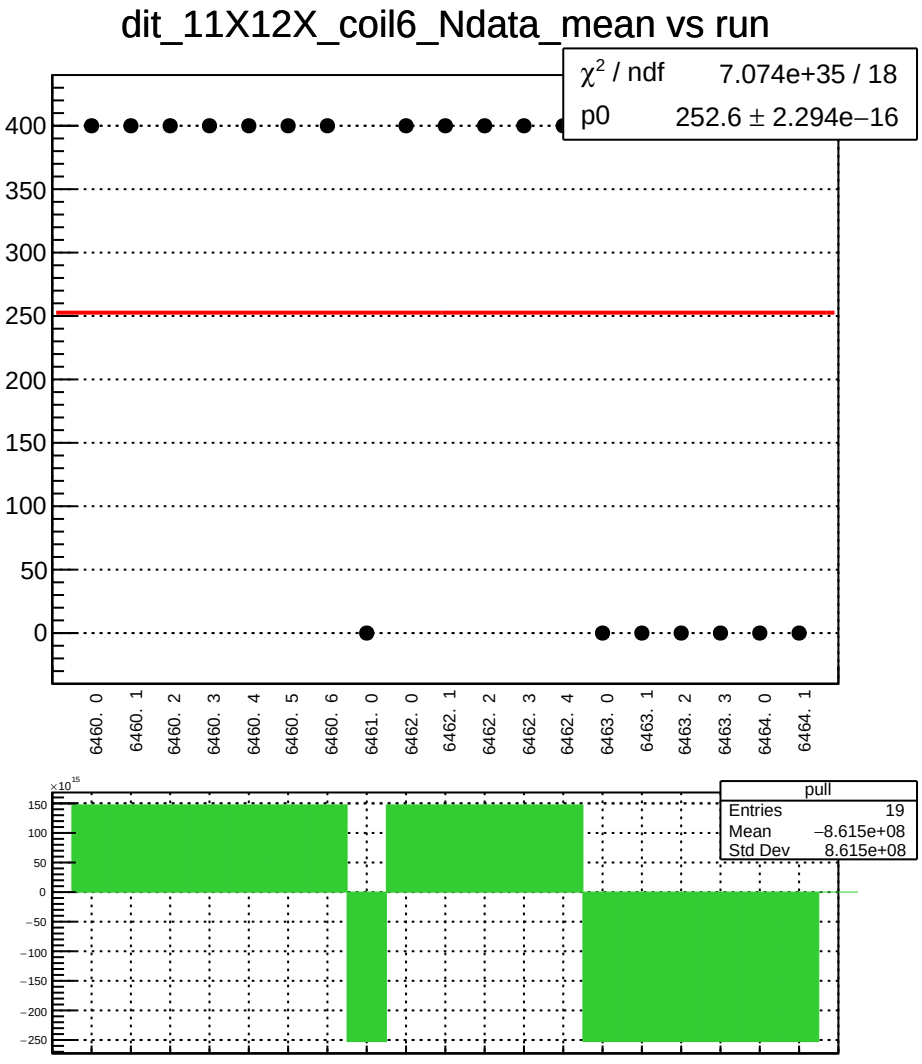
dit_11X12X_coil6_Ndata_mean vs run
χ² / ndf 7.074e+35 / 18
p0 252.6 ± 2.294e−16
400
350
300
250
200
150
100
50
0
6460. 0
6460. 1
6460. 2
6460. 3
6460. 4
6460. 5
6460. 6
6461. 0
6462. 0
6462. 1
6462. 2
6462. 3
6462. 4
6463. 0
6463. 1
6463. 2
6463. 3
6464. 0
6464. 1
×10^15
150
100
50
0
−50
−100
−150
−200
−250
pull
Entries 19
Mean −8.615e+08
Std Dev 8.615e+08

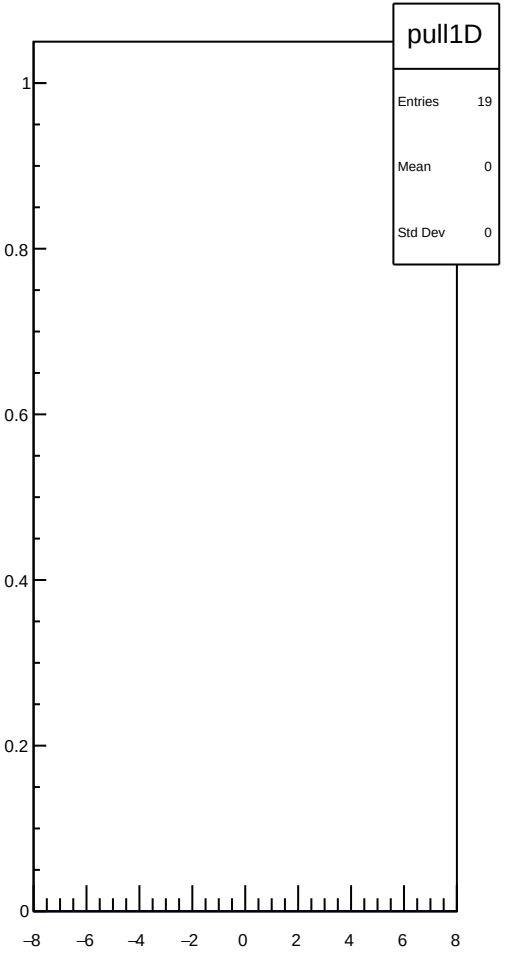
pull1D
Entries 19
Mean 0
Std Dev 0
1
0.8
0.6
0.4
0.2
0
−8
−6
−4
−2
0
2
4
6
8

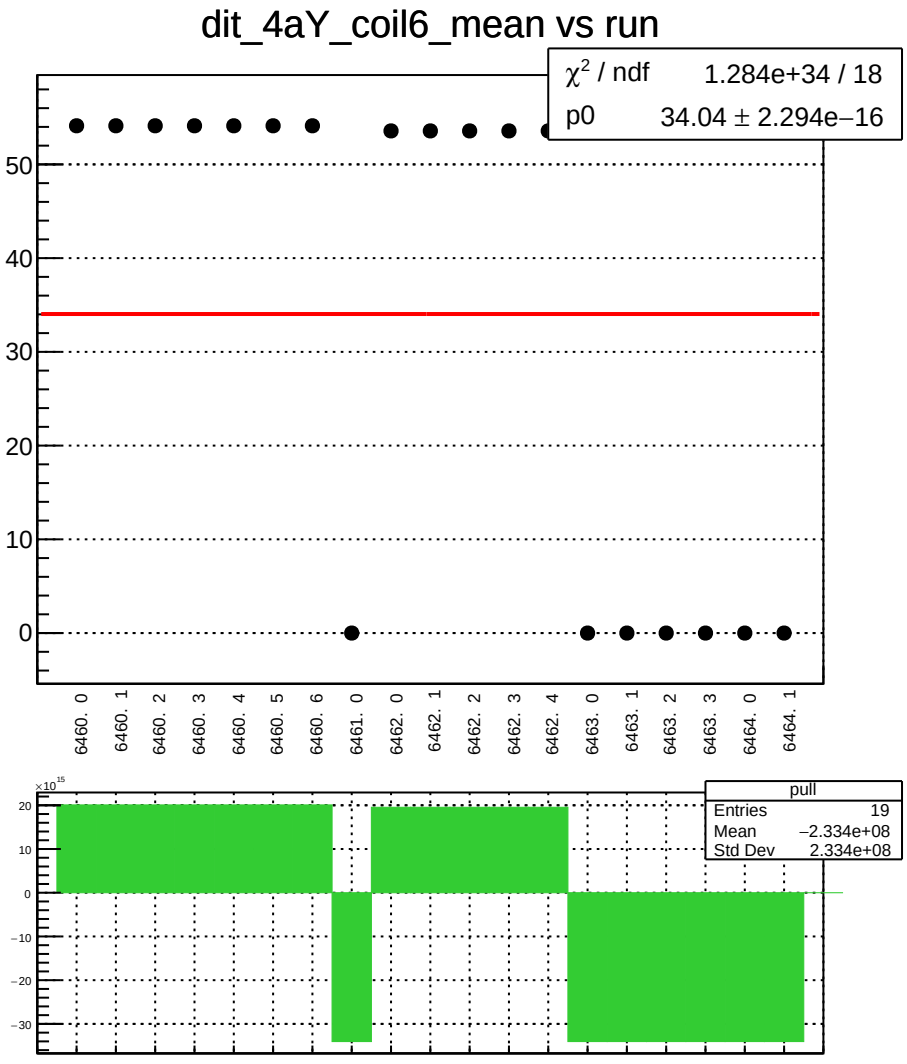
dit_4aY_coil6_mean vs run
χ² / ndf 1.284e+34 / 18
p0 34.04 ± 2.294e−16
50
40
30
20
10
0
6460. 0
6460. 1
6460. 2
6460. 3
6460. 4
6460. 5
6460. 6
6461. 0
6462. 0
6462. 1
6462. 2
6462. 3
6462. 4
6463. 0
6463. 1
6463. 2
6463. 3
6464. 0
6464. 1
×10^15
20
10
0
−10
−20
−30
pull
Entries 19
Mean −2.334e+08
Std Dev 2.334e+08

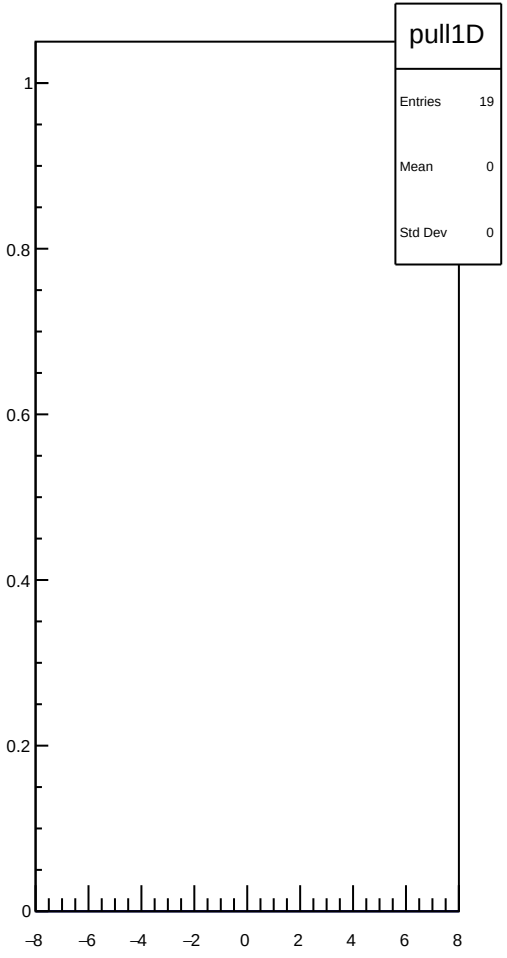
pull1D
Entries 19
Mean 0
Std Dev 0
1
0.8
0.6
0.4
0.2
0
−8
−6
−4
−2
0
2
4
6
8

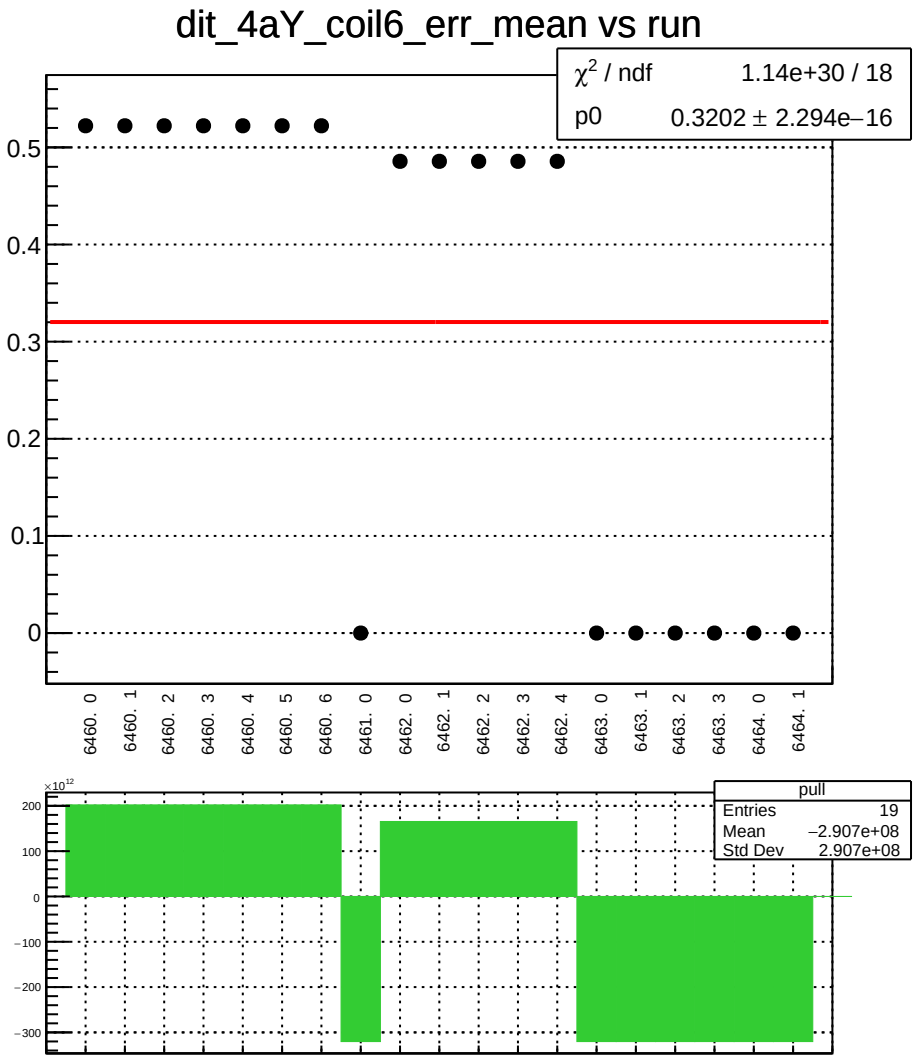
dit_4aY_coil6_err_mean vs run
χ² / ndf 1.14e+30 / 18
p0 0.3202 ± 2.294e−16
0.5
0.4
0.3
0.2
0.1
0
6460. 0
6460. 1
6460. 2
6460. 3
6460. 4
6460. 5
6460. 6
6461. 0
6462. 0
6462. 1
6462. 2
6462. 3
6462. 4
6463. 0
6463. 1
6463. 2
6463. 3
6464. 0
6464. 1
×10¹²
200
100
0
−100
−200
−300
pull
Entries 19
Mean −2.907e+08
Std Dev 2.907e+08

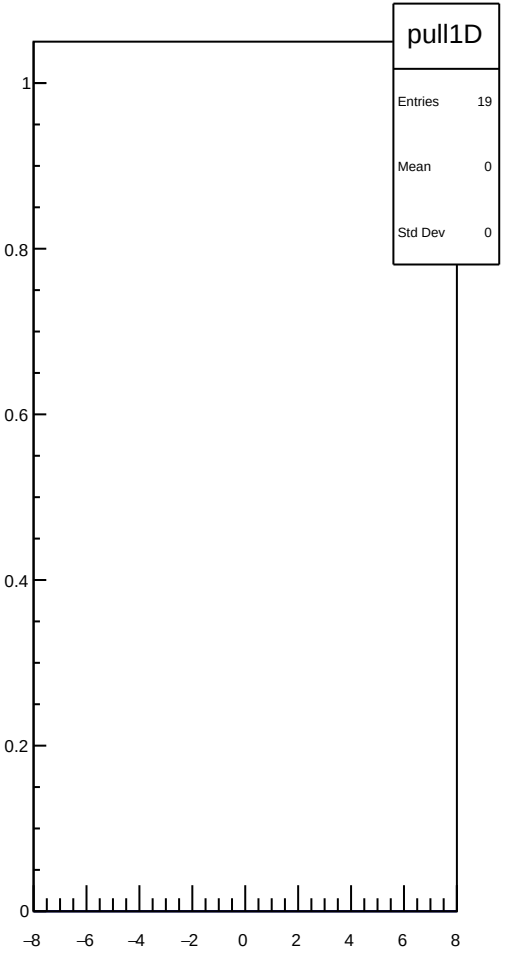
pull1D
Entries 19
Mean 0
Std Dev 0
1
0.8
0.6
0.4
0.2
0
−8
−6
−4
−2
0
2
4
6
8

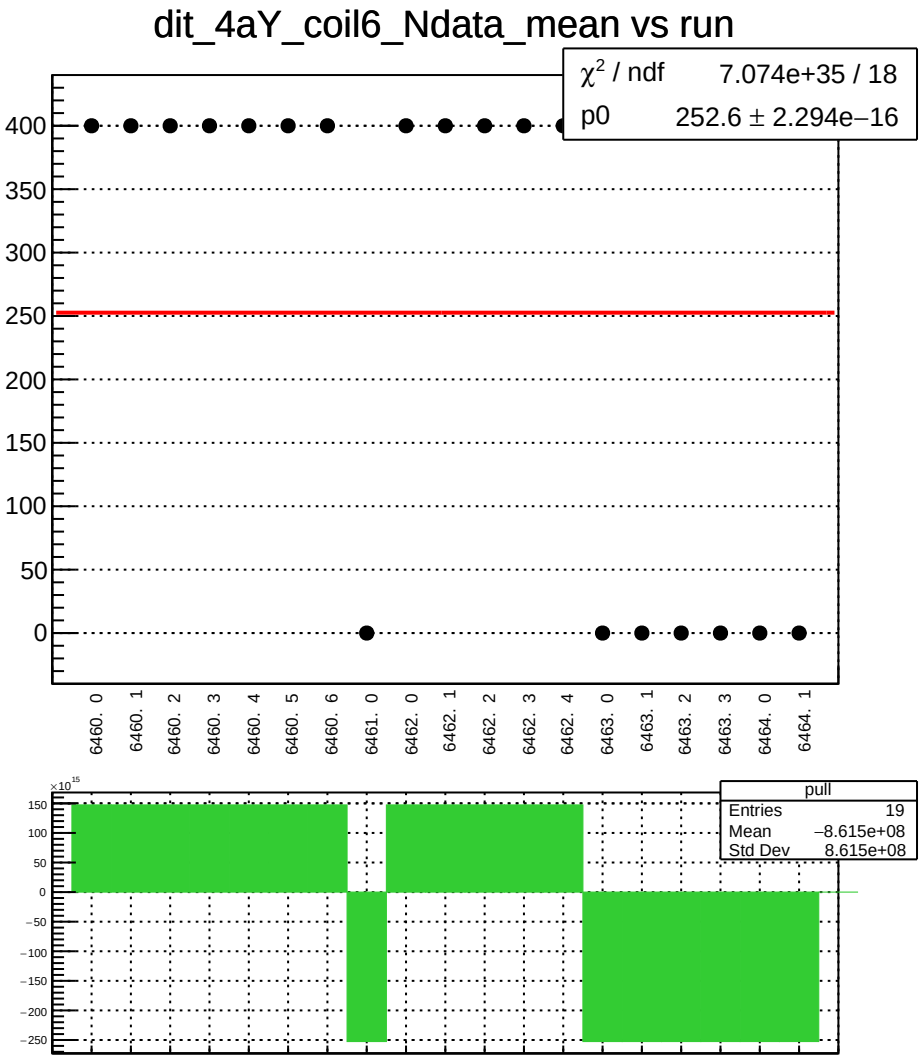
dit_4aY_coil6_Ndata_mean vs run
χ² / ndf 7.074e+35 / 18
p0 252.6 ± 2.294e−16
400
350
300
250
200
150
100
50
0
6460. 0
6460. 1
6460. 2
6460. 3
6460. 4
6460. 5
6460. 6
6461. 0
6462. 0
6462. 1
6462. 2
6462. 3
6462. 4
6463. 0
6463. 1
6463. 2
6463. 3
6464. 0
6464. 1
×10^15
150
100
50
0
−50
−100
−150
−200
−250
pull
Entries 19
Mean −8.615e+08
Std Dev 8.615e+08

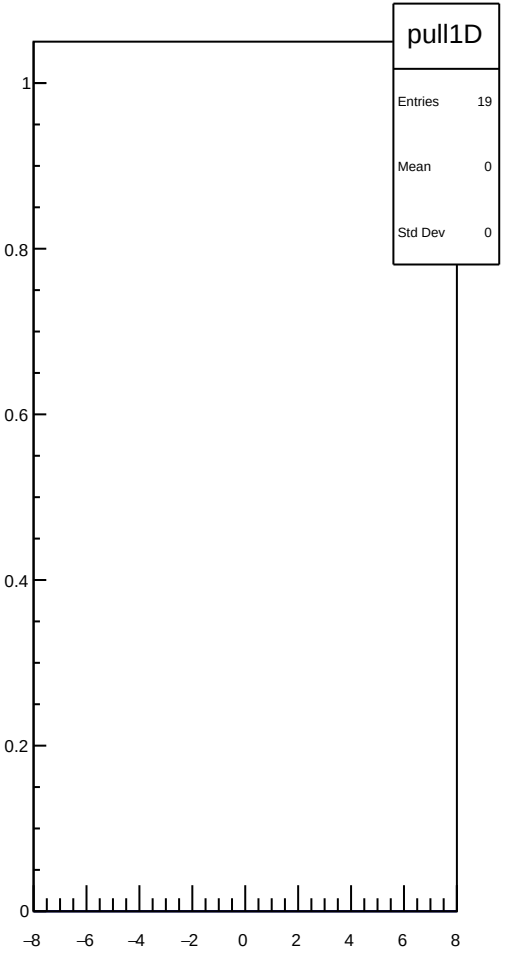
pull1D
Entries 19
Mean 0
Std Dev 0
1
0.8
0.6
0.4
0.2
0
−8
−6
−4
−2
0
2
4
6
8

dit_4eY_coil6_mean vs run

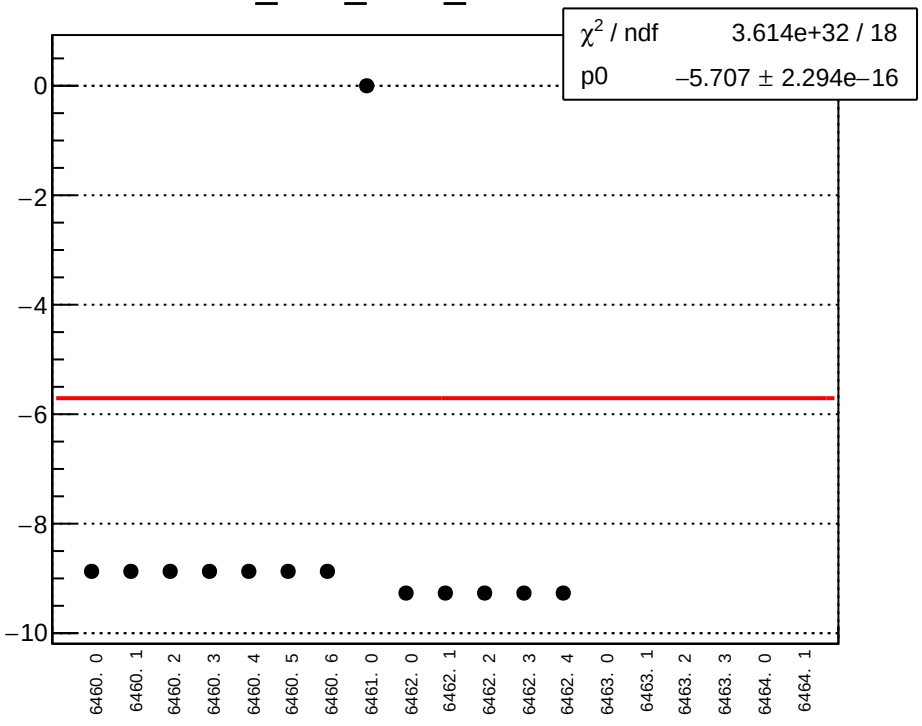

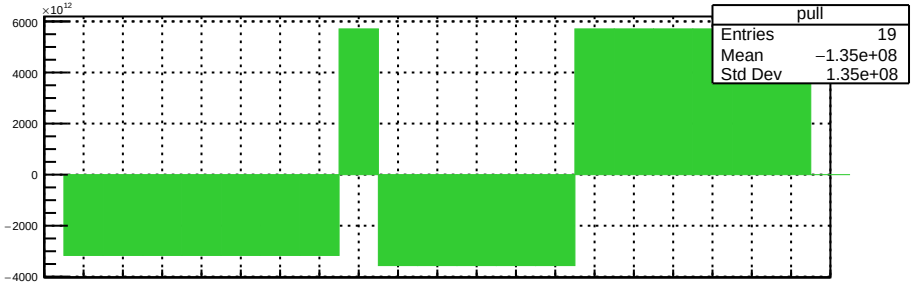

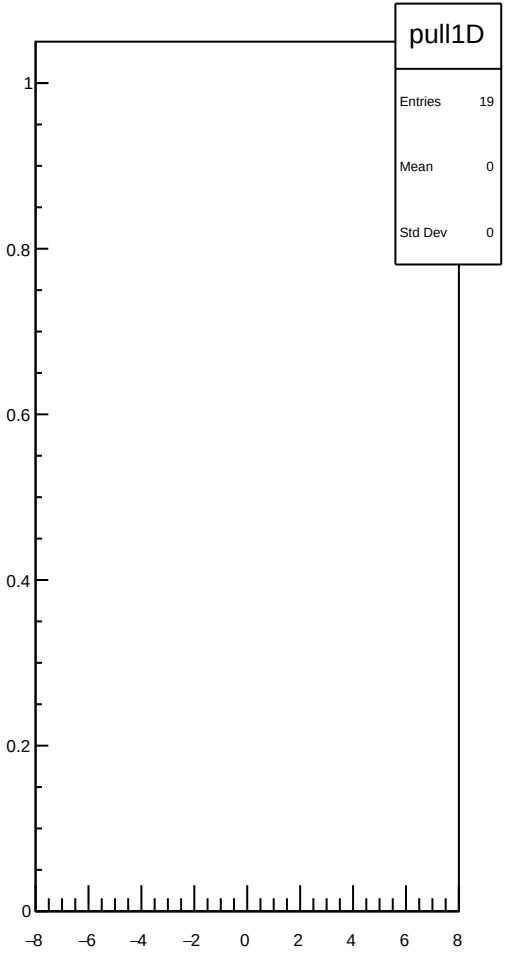

dit_4eY_coil6_err_mean vs run

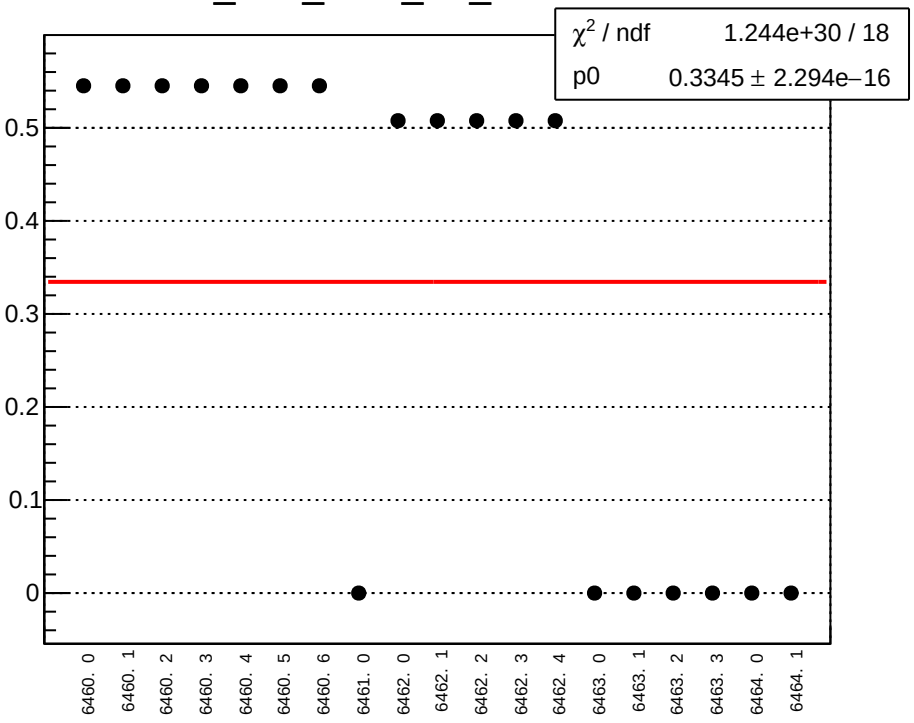

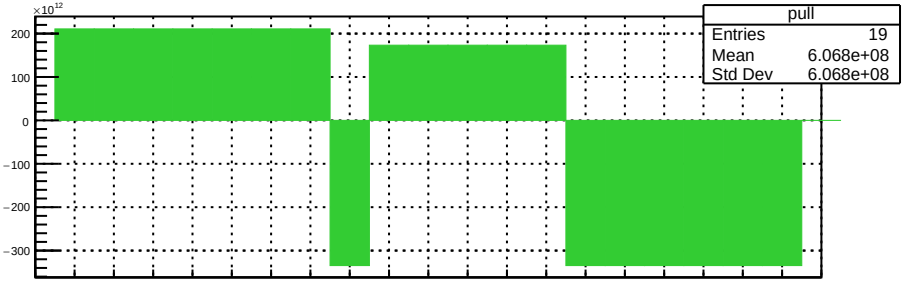

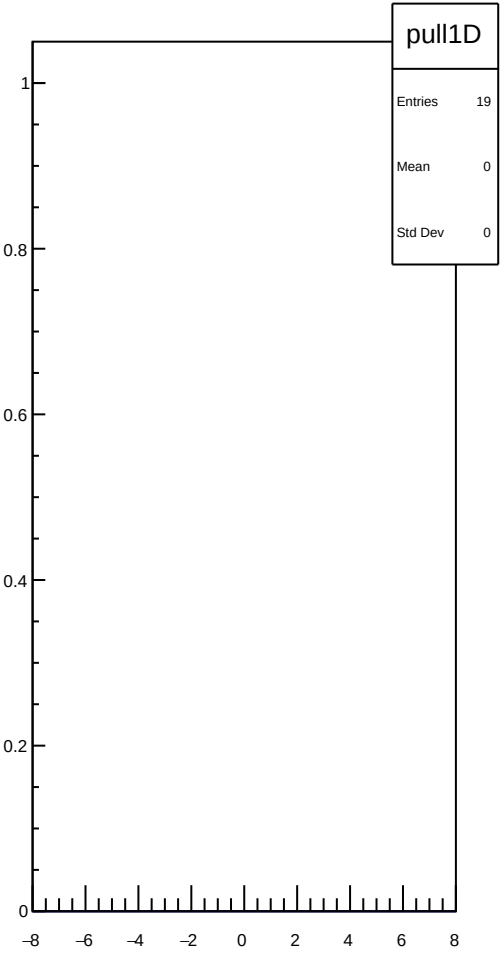

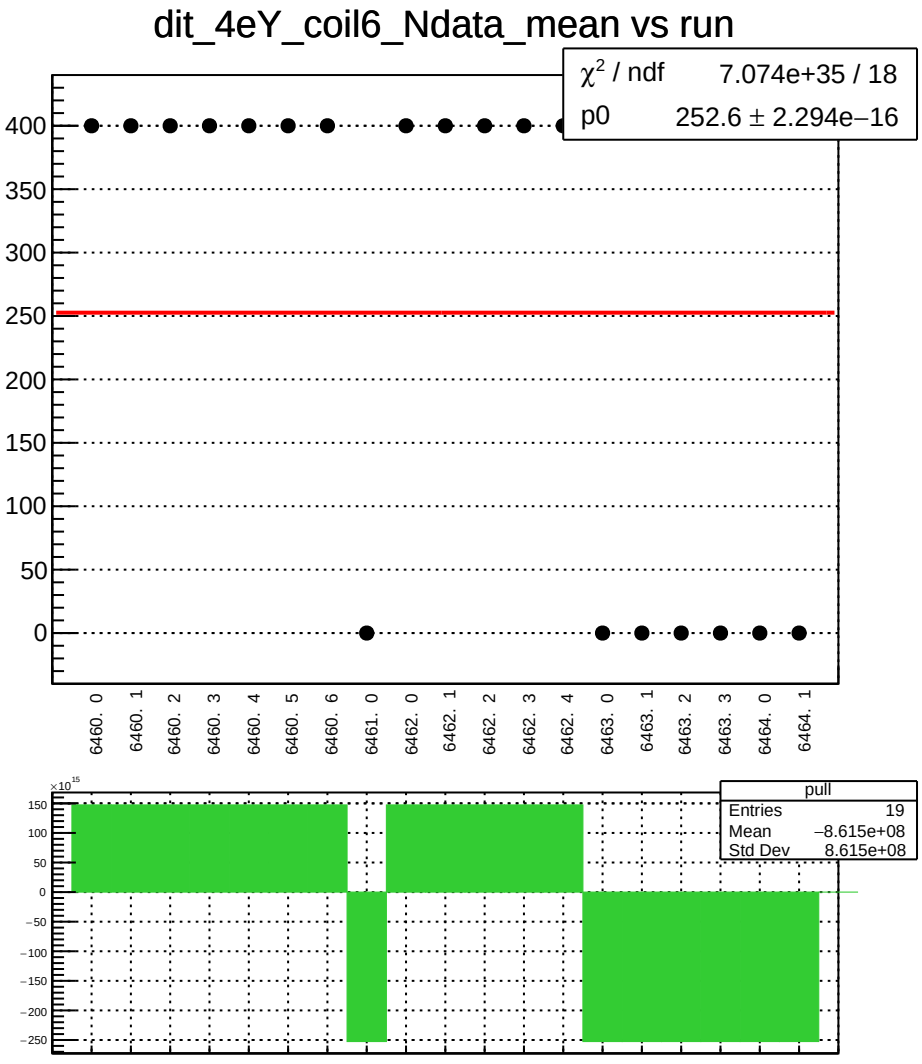
dit_4eY_coil6_Ndata_mean vs run
χ² / ndf 7.074e+35 / 18
p0 252.6 ± 2.294e−16
400
350
300
250
200
150
100
50
0
6460. 0
6460. 1
6460. 2
6460. 3
6460. 4
6460. 5
6460. 6
6461. 0
6462. 0
6462. 1
6462. 2
6462. 3
6462. 4
6463. 0
6463. 1
6463. 2
6463. 3
6464. 0
6464. 1
×10^15
150
100
50
0
−50
−100
−150
−200
−250
pull
Entries 19
Mean −8.615e+08
Std Dev 8.615e+08

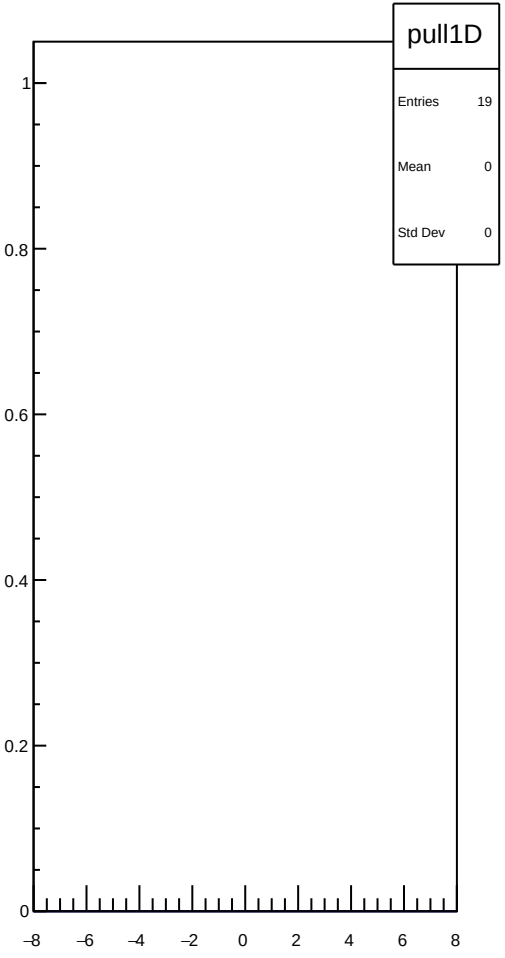
pull1D
Entries 19
Mean 0
Std Dev 0
1
0.8
0.6
0.4
0.2
0
−8
−6
−4
−2
0
2
4
6
8

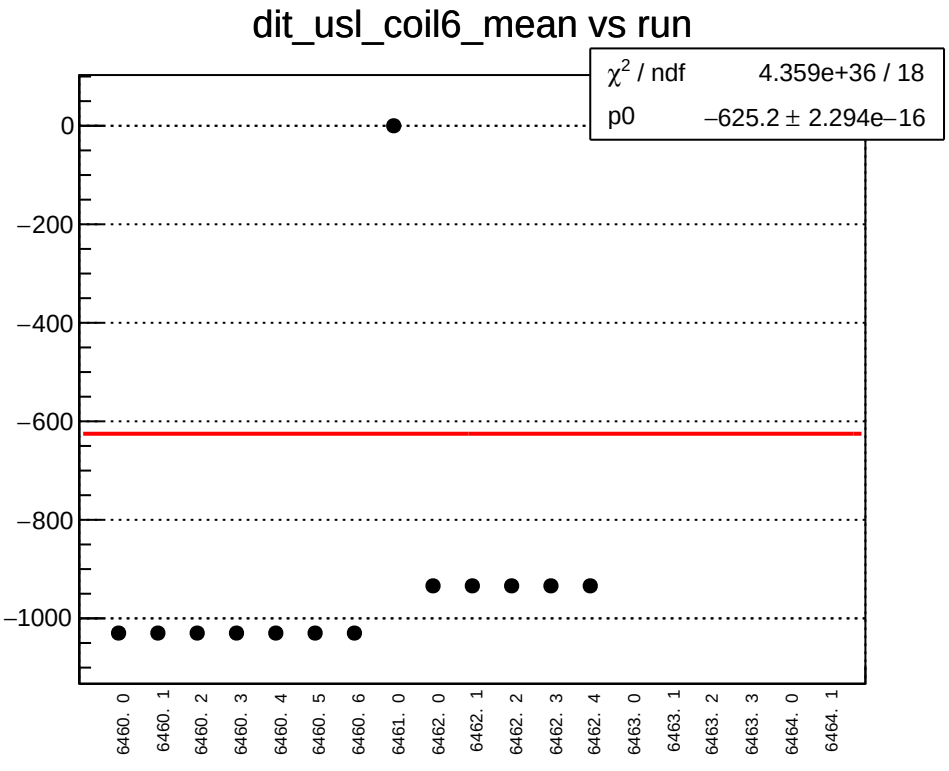
dit_usl_coil6_mean vs run
χ² / ndf 4.359e+36 / 18
p0 −625.2 ± 2.294e−16
0
−200
−400
−600
−800
−1000
6460. 0
6460. 1
6460. 2
6460. 3
6460. 4
6460. 5
6460. 6
6461. 0
6462. 0
6462. 1
6462. 2
6462. 3
6462. 4
6463. 0
6463. 1
6463. 2
6463. 3
6464. 0
6464. 1

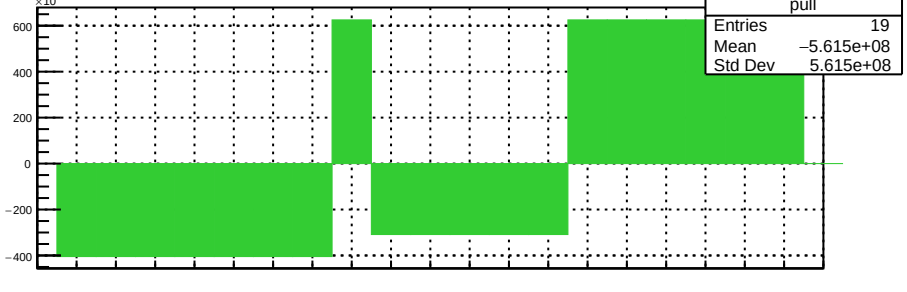
×10¹⁵
600
400
200
0
−200
−400
pull
Entries 19
Mean −5.615e+08
Std Dev 5.615e+08

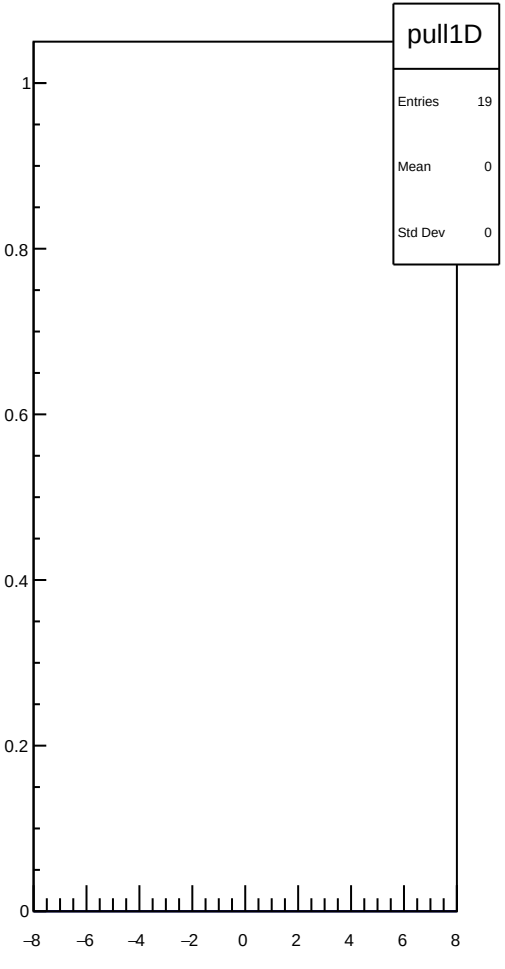
pull1D
Entries 19
Mean 0
Std Dev 0
1
0.8
0.6
0.4
0.2
0
−8
−6
−4
−2
0
2
4
6
8

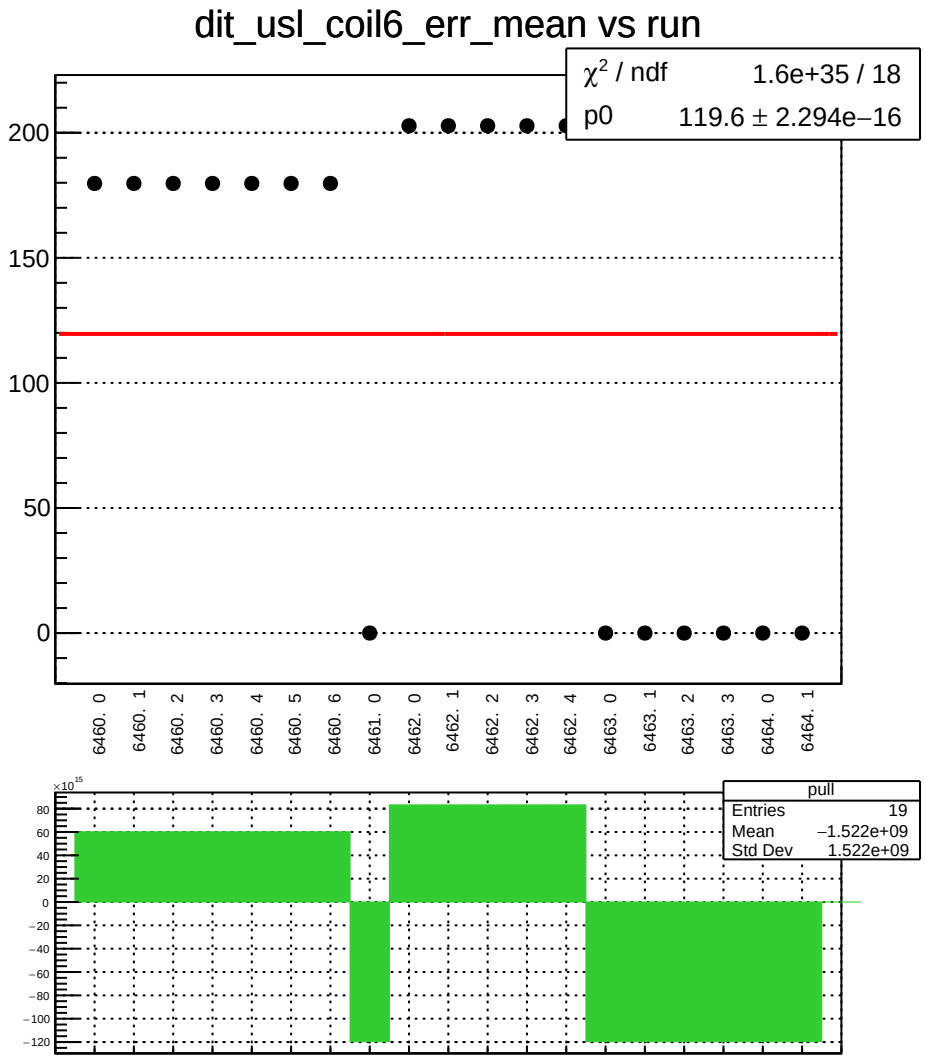
dit_usl_coil6_err_mean vs run
χ² / ndf 1.6e+35 / 18
p0 119.6 ± 2.294e−16
200
150
100
50
0
6460. 0
6460. 1
6460. 2
6460. 3
6460. 4
6460. 5
6460. 6
6461. 0
6462. 0
6462. 1
6462. 2
6462. 3
6462. 4
6463. 0
6463. 1
6463. 2
6463. 3
6464. 0
6464. 1
×10^15
80
60
40
20
0
−20
−40
−60
−80
−100
−120
pull
Entries 19
Mean −1.522e+09
Std Dev 1.522e+09

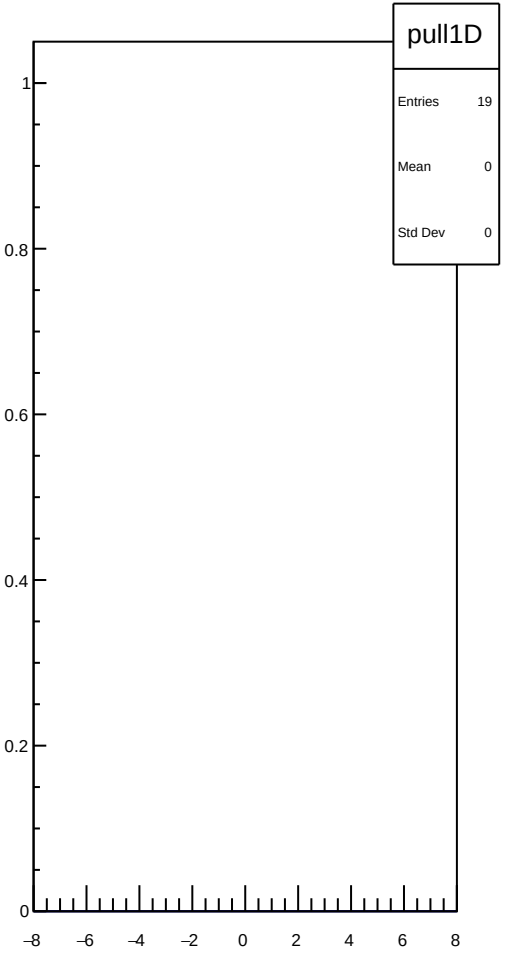
pull1D
Entries 19
Mean 0
Std Dev 0
1
0.8
0.6
0.4
0.2
0
−8
−6
−4
−2
0
2
4
6
8

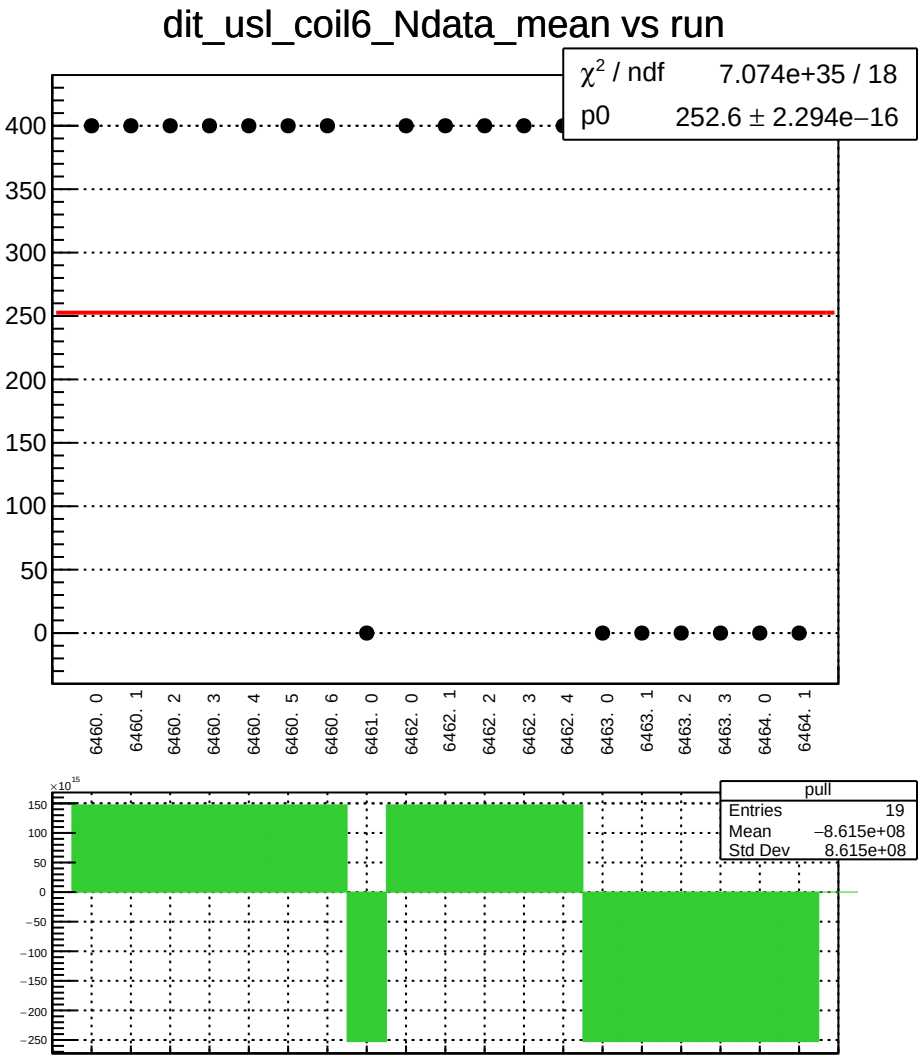
dit_usl_coil6_Ndata_mean vs run
χ² / ndf 7.074e+35 / 18
p0 252.6 ± 2.294e−16
400
350
300
250
200
150
100
50
0
6460. 0
6460. 1
6460. 2
6460. 3
6460. 4
6460. 5
6460. 6
6461. 0
6462. 0
6462. 1
6462. 2
6462. 3
6462. 4
6463. 0
6463. 1
6463. 2
6463. 3
6464. 0
6464. 1
×10^15
150
100
50
0
−50
−100
−150
−200
−250
pull
Entries 19
Mean −8.615e+08
Std Dev 8.615e+08

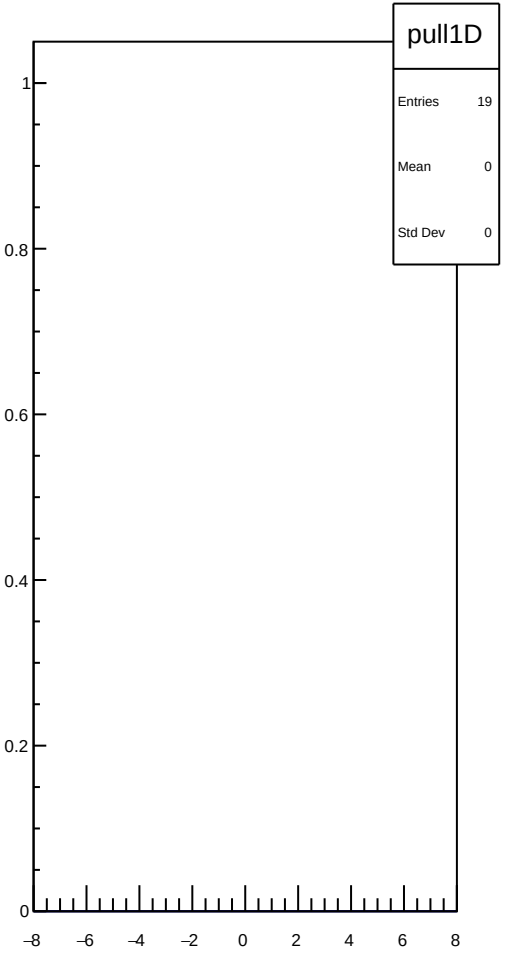
pull1D
Entries 19
Mean 0
Std Dev 0
1
0.8
0.6
0.4
0.2
0
−8
−6
−4
−2
0
2
4
6
8

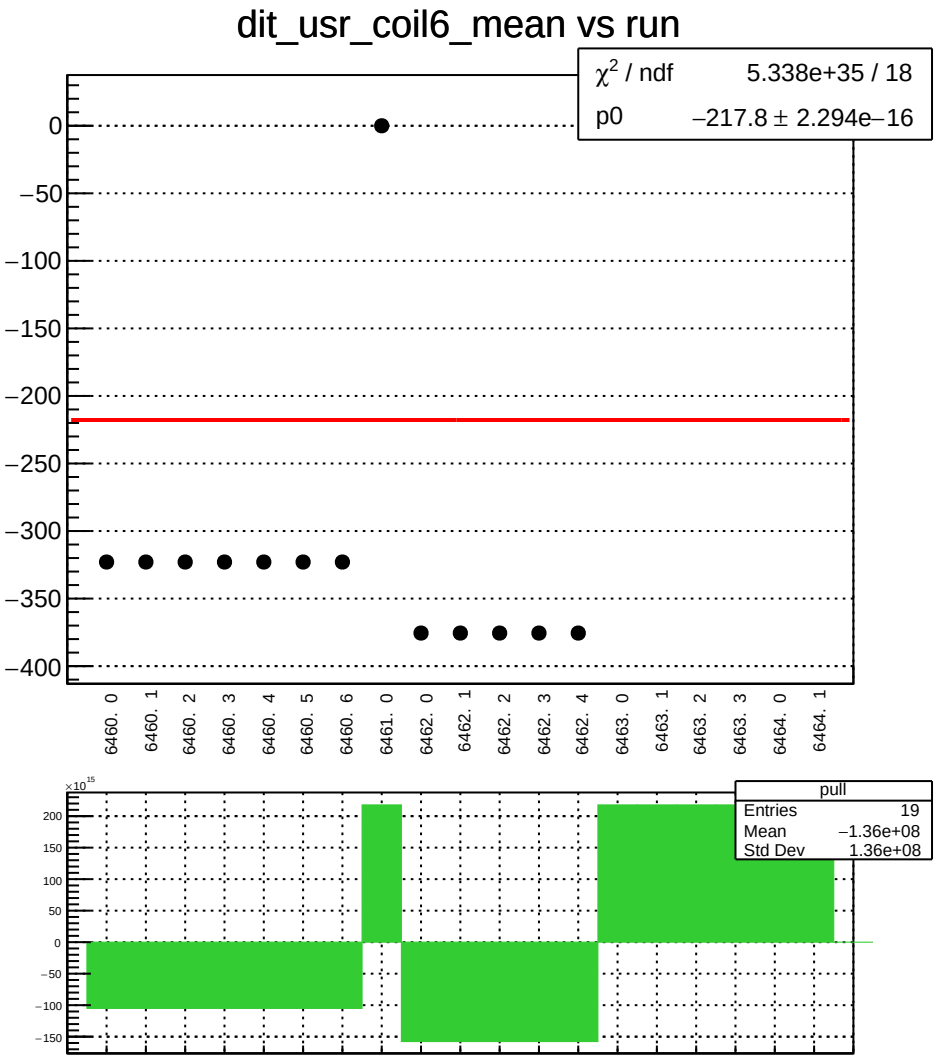
dit_usr_coil6_mean vs run
χ² / ndf 5.338e+35 / 18
p0 −217.8 ± 2.294e−16
0
−50
−100
−150
−200
−250
−300
−350
−400
6460. 0
6460. 1
6460. 2
6460. 3
6460. 4
6460. 5
6460. 6
6461. 0
6462. 0
6462. 1
6462. 2
6462. 3
6462. 4
6463. 0
6463. 1
6463. 2
6463. 3
6464. 0
6464. 1
×10^15
200
150
100
50
0
−50
−100
−150
pull
Entries 19
Mean −1.36e+08
Std Dev 1.36e+08

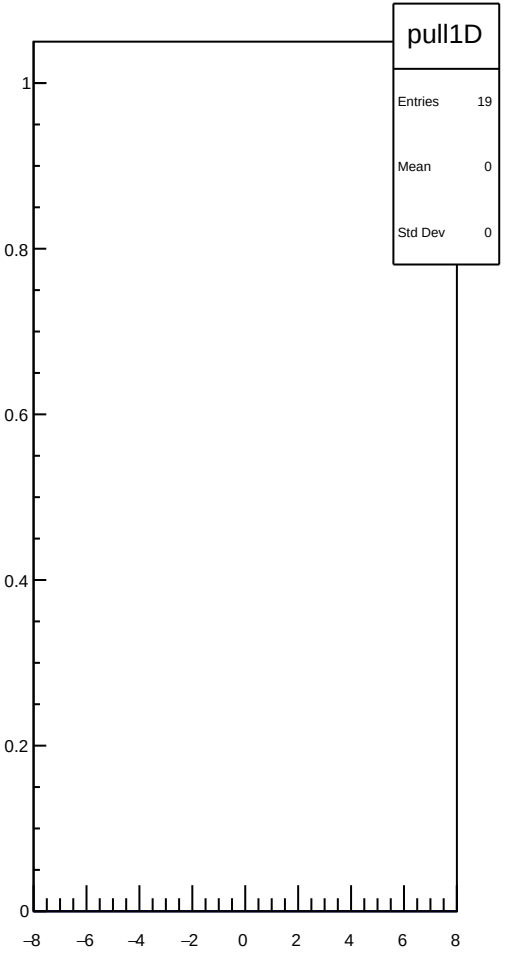
pull1D
Entries 19
Mean 0
Std Dev 0
1
0.8
0.6
0.4
0.2
0
−8
−6
−4
−2
0
2
4
6
8

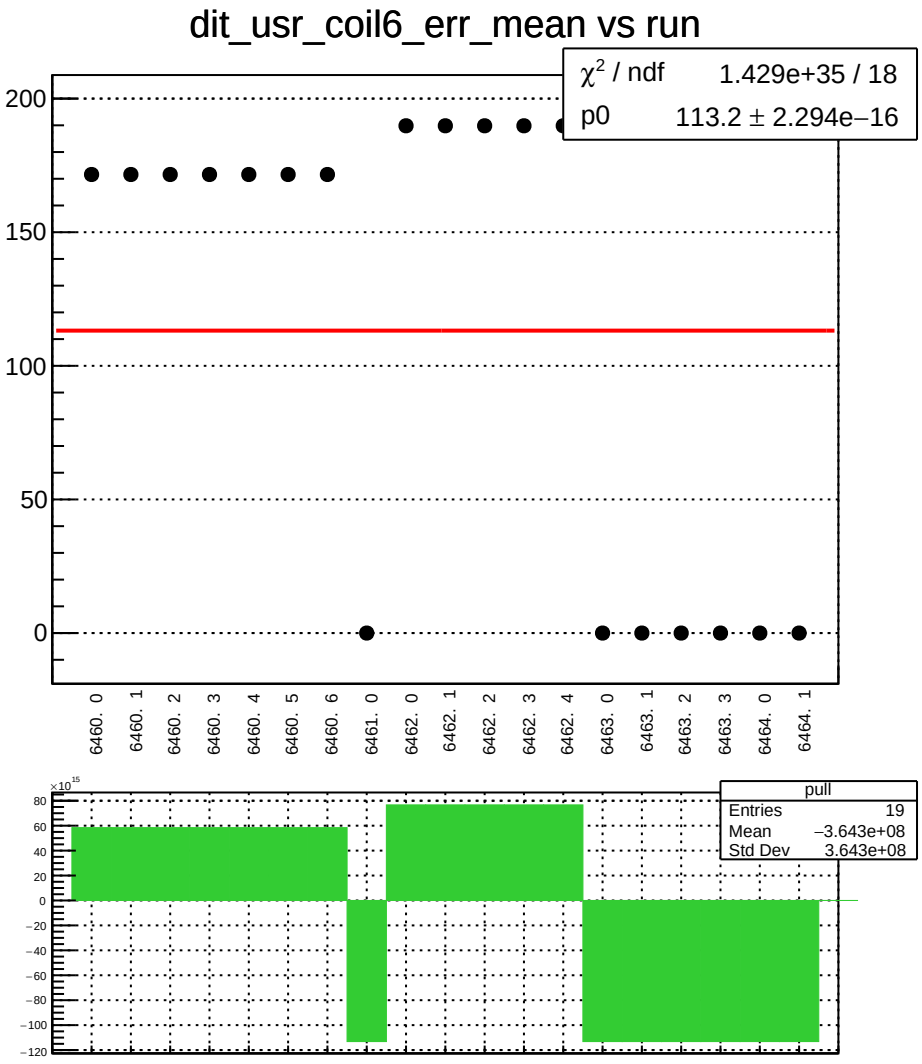
dit_usr_coil6_err_mean vs run
χ² / ndf 1.429e+35 / 18
p0 113.2 ± 2.294e−16
200
150
100
50
0
6460. 0
6460. 1
6460. 2
6460. 3
6460. 4
6460. 5
6460. 6
6461. 0
6462. 0
6462. 1
6462. 2
6462. 3
6462. 4
6463. 0
6463. 1
6463. 2
6463. 3
6464. 0
6464. 1
×10^15
80
60
40
20
0
−20
−40
−60
−80
−100
−120
pull
Entries 19
Mean −3.643e+08
Std Dev 3.643e+08

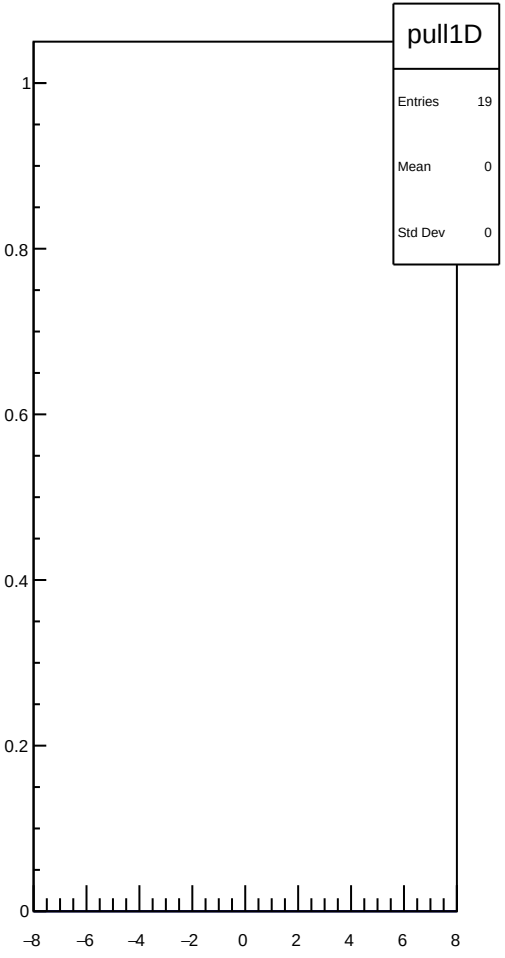
pull1D
Entries 19
Mean 0
Std Dev 0
1
0.8
0.6
0.4
0.2
0
−8
−6
−4
−2
0
2
4
6
8

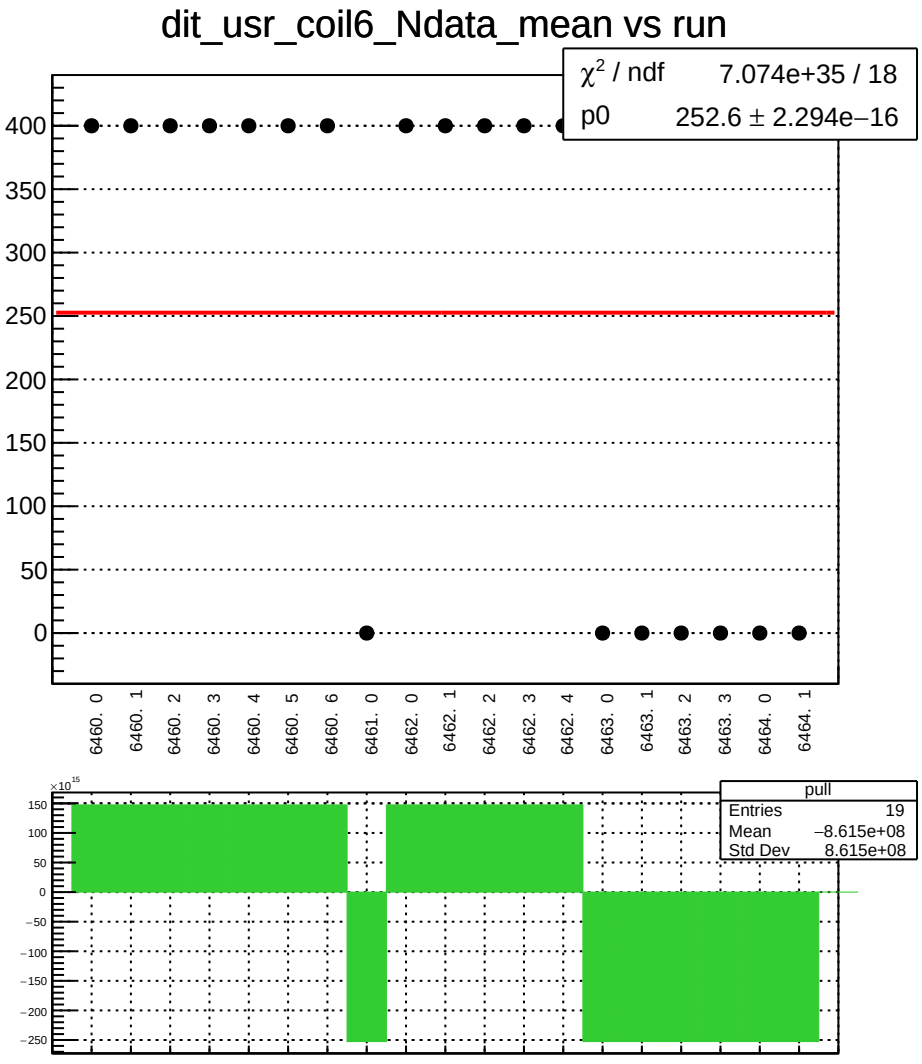
dit_usr_coil6_Ndata_mean vs run
χ² / ndf 7.074e+35 / 18
p0 252.6 ± 2.294e−16
400
350
300
250
200
150
100
50
0
6460. 0
6460. 1
6460. 2
6460. 3
6460. 4
6460. 5
6460. 6
6461. 0
6462. 0
6462. 1
6462. 2
6462. 3
6462. 4
6463. 0
6463. 1
6463. 2
6463. 3
6464. 0
6464. 1
×10^15
150
100
50
0
−50
−100
−150
−200
−250
pull
Entries 19
Mean −8.615e+08
Std Dev 8.615e+08

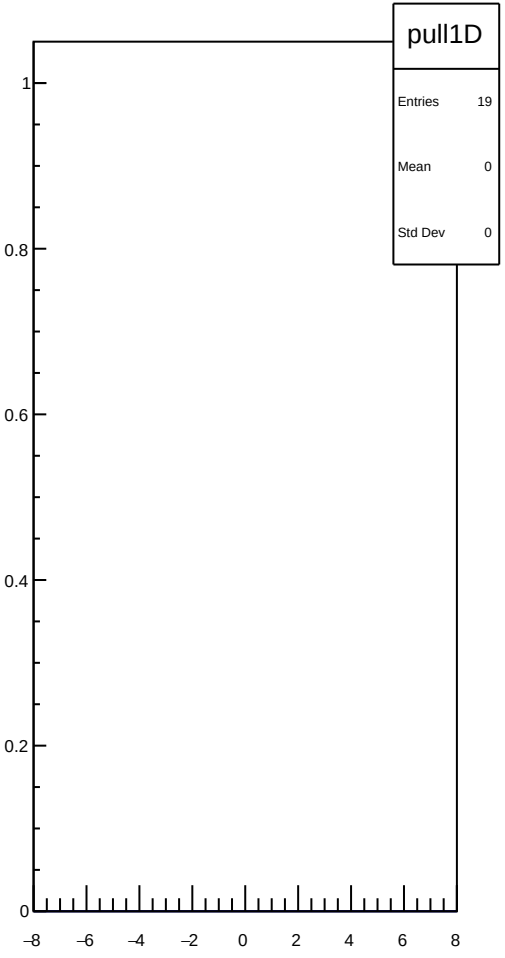
pull1D
Entries 19
Mean 0
Std Dev 0
1
0.8
0.6
0.4
0.2
0
−8
−6
−4
−2
0
2
4
6
8

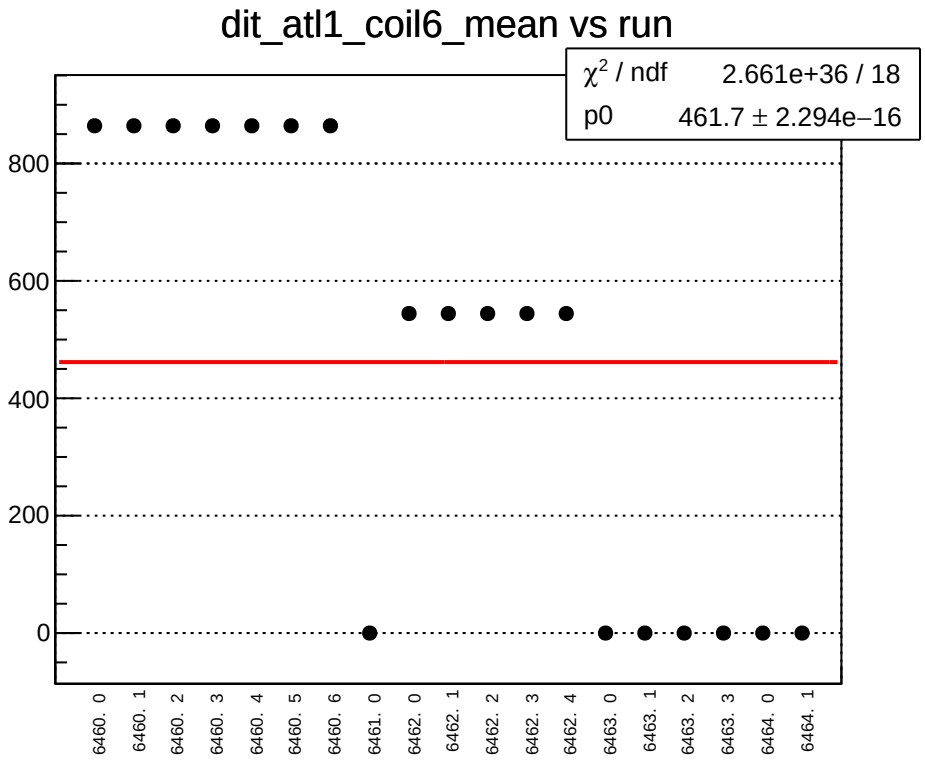
dit_atl1_coil6_mean vs run
χ² / ndf 2.661e+36 / 18
p0 461.7 ± 2.294e−16
800
600
400
200
0
6460. 0
6460. 1
6460. 2
6460. 3
6460. 4
6460. 5
6460. 6
6461. 0
6462. 0
6462. 1
6462. 2
6462. 3
6462. 4
6463. 0
6463. 1
6463. 2
6463. 3
6464. 0
6464. 1

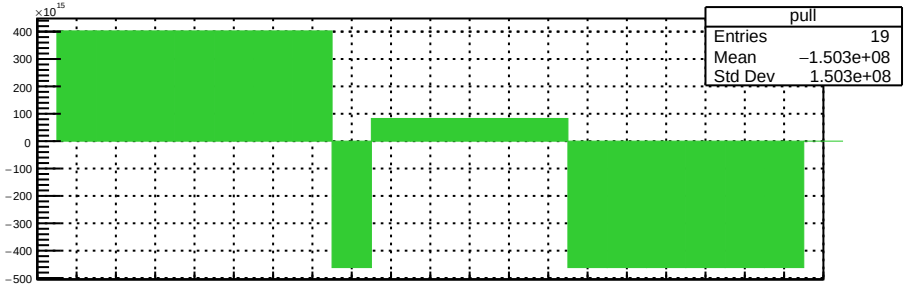
×10¹⁵
pull
Entries 19
Mean −1.503e+08
Std Dev 1.503e+08
400
300
200
100
0
−100
−200
−300
−400
−500

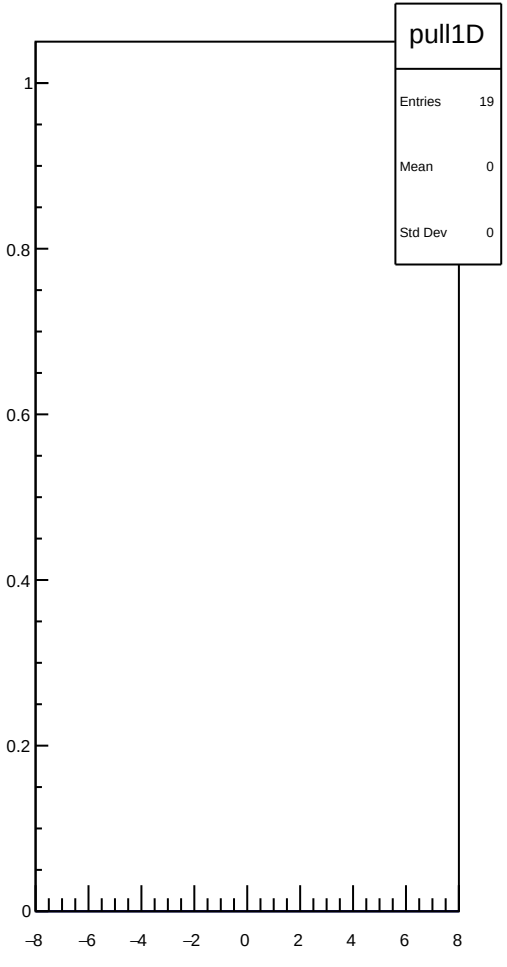
pull1D
Entries 19
Mean 0
Std Dev 0
1
0.8
0.6
0.4
0.2
0
−8
−6
−4
−2
0
2
4
6
8

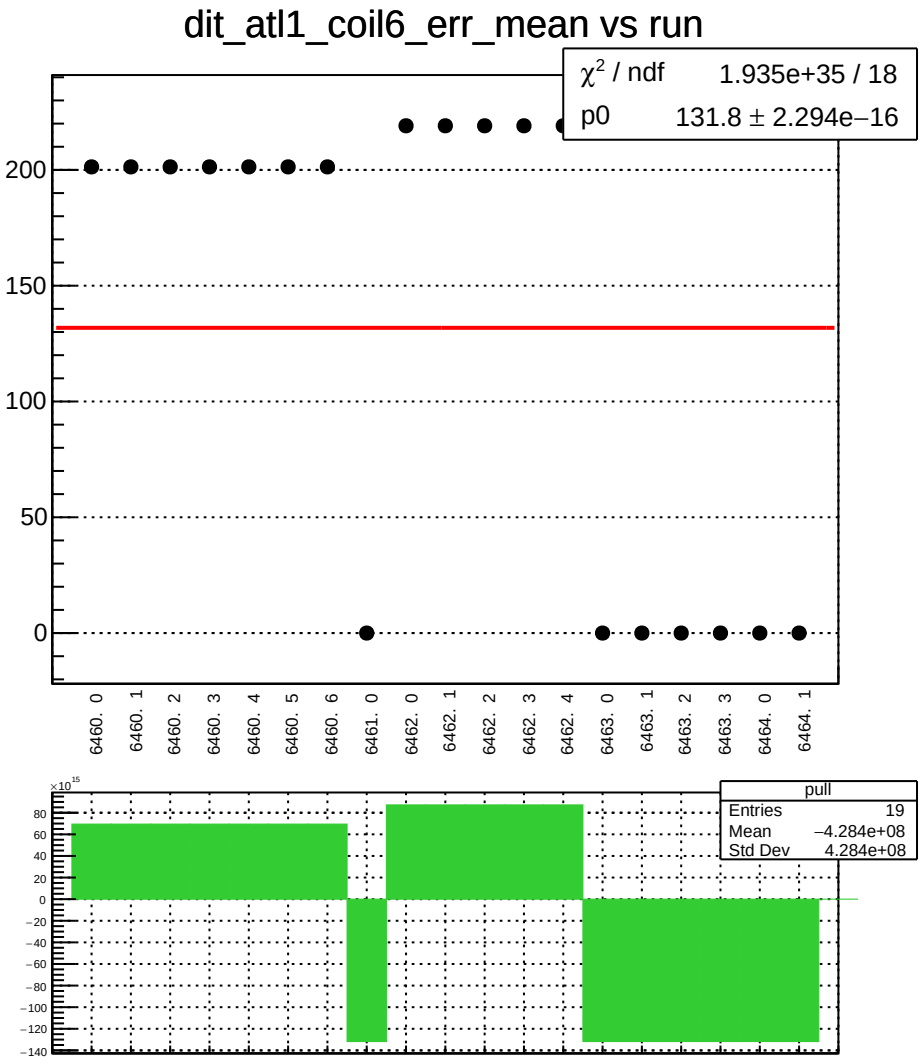
dit_atl1_coil6_err_mean vs run
χ² / ndf 1.935e+35 / 18
p0 131.8 ± 2.294e−16
200
150
100
50
0
6460. 0
6460. 1
6460. 2
6460. 3
6460. 4
6460. 5
6460. 6
6461. 0
6462. 0
6462. 1
6462. 2
6462. 3
6462. 4
6463. 0
6463. 1
6463. 2
6463. 3
6464. 0
6464. 1
×10^15
80
60
40
20
0
−20
−40
−60
−80
−100
−120
−140
pull
Entries 19
Mean −4.284e+08
Std Dev 4.284e+08

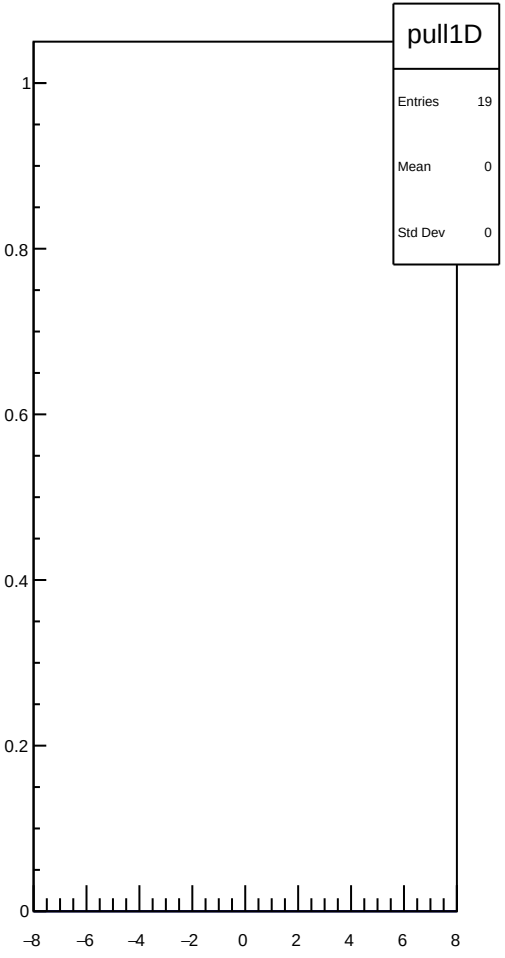
pull1D
Entries 19
Mean 0
Std Dev 0
1
0.8
0.6
0.4
0.2
0
−8
−6
−4
−2
0
2
4
6
8

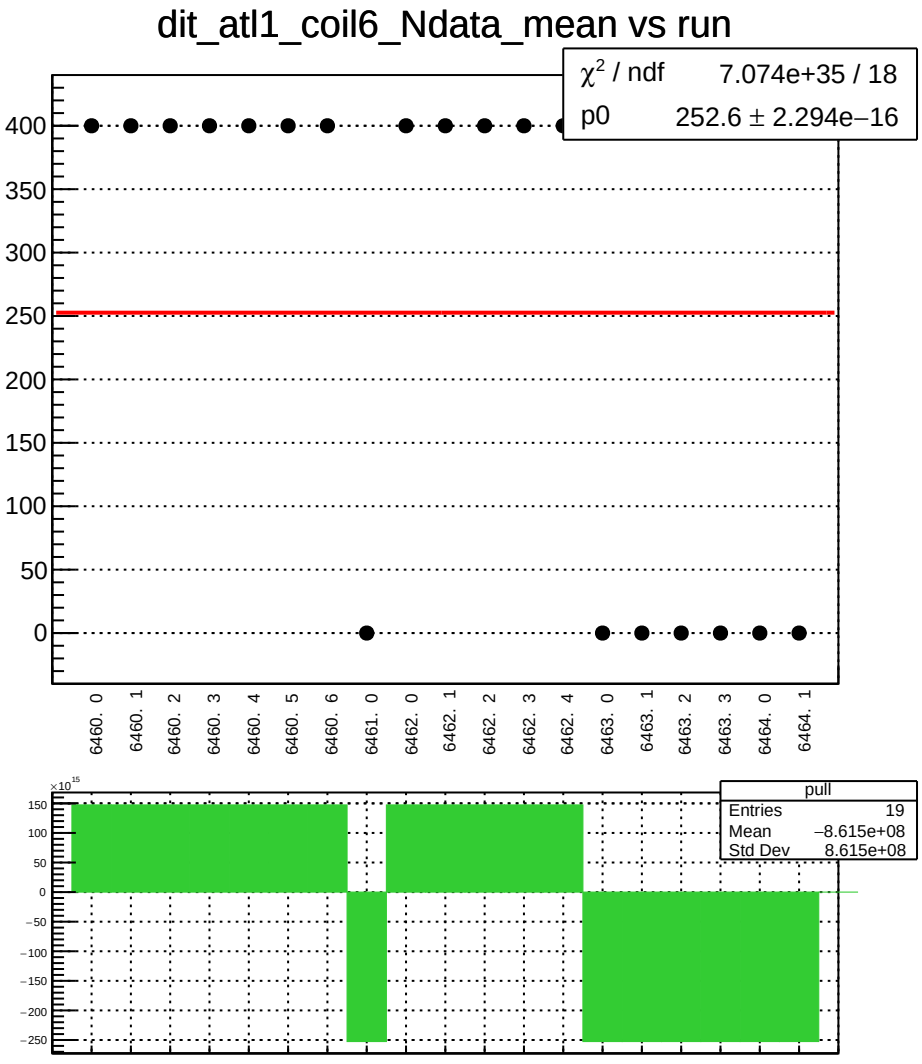
dit_atl1_coil6_Ndata_mean vs run
χ² / ndf 7.074e+35 / 18
p0 252.6 ± 2.294e−16
400
350
300
250
200
150
100
50
0
6460. 0
6460. 1
6460. 2
6460. 3
6460. 4
6460. 5
6460. 6
6461. 0
6462. 0
6462. 1
6462. 2
6462. 3
6462. 4
6463. 0
6463. 1
6463. 2
6463. 3
6464. 0
6464. 1
×10^15
150
100
50
0
−50
−100
−150
−200
−250
pull
Entries 19
Mean −8.615e+08
Std Dev 8.615e+08

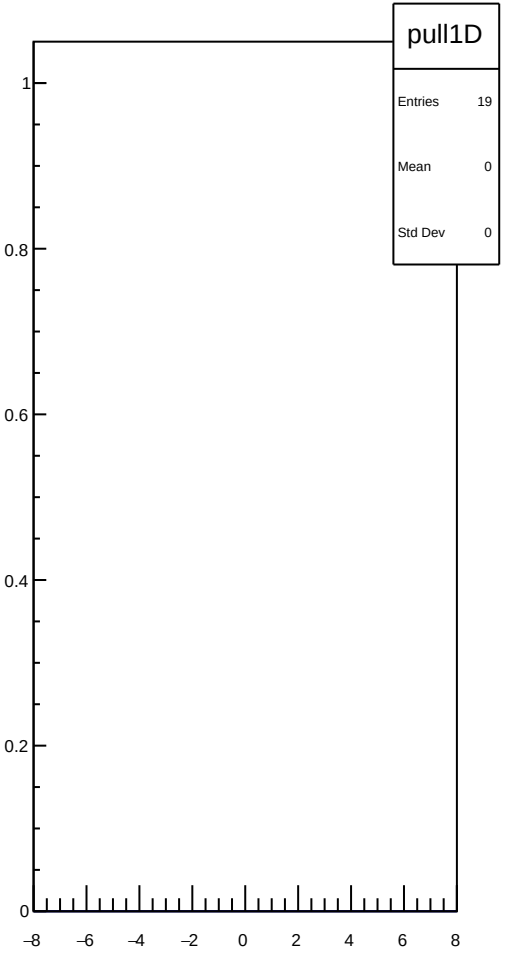
pull1D
Entries 19
Mean 0
Std Dev 0
1
0.8
0.6
0.4
0.2
0
−8
−6
−4
−2
0
2
4
6
8

dit_atl2_coil6_mean vs run

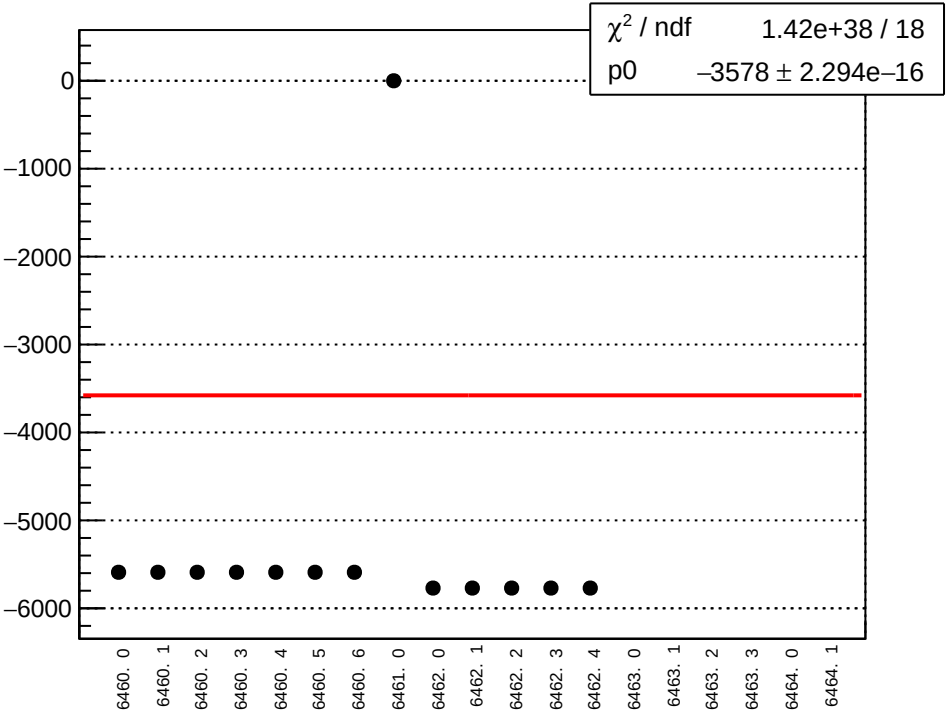

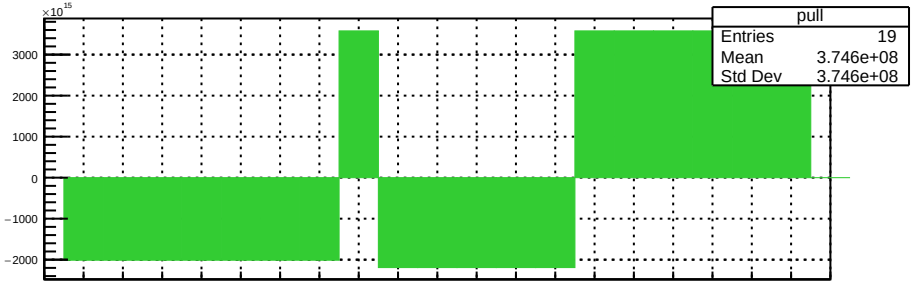

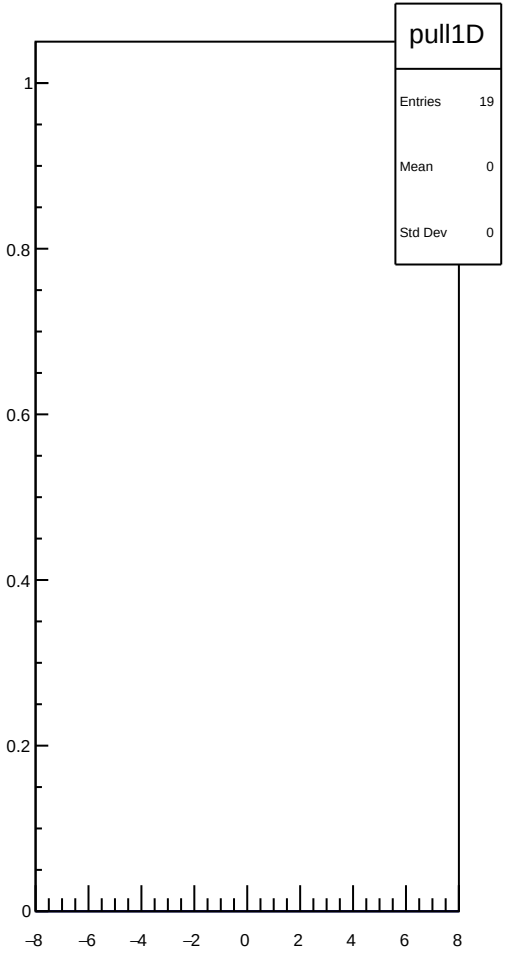

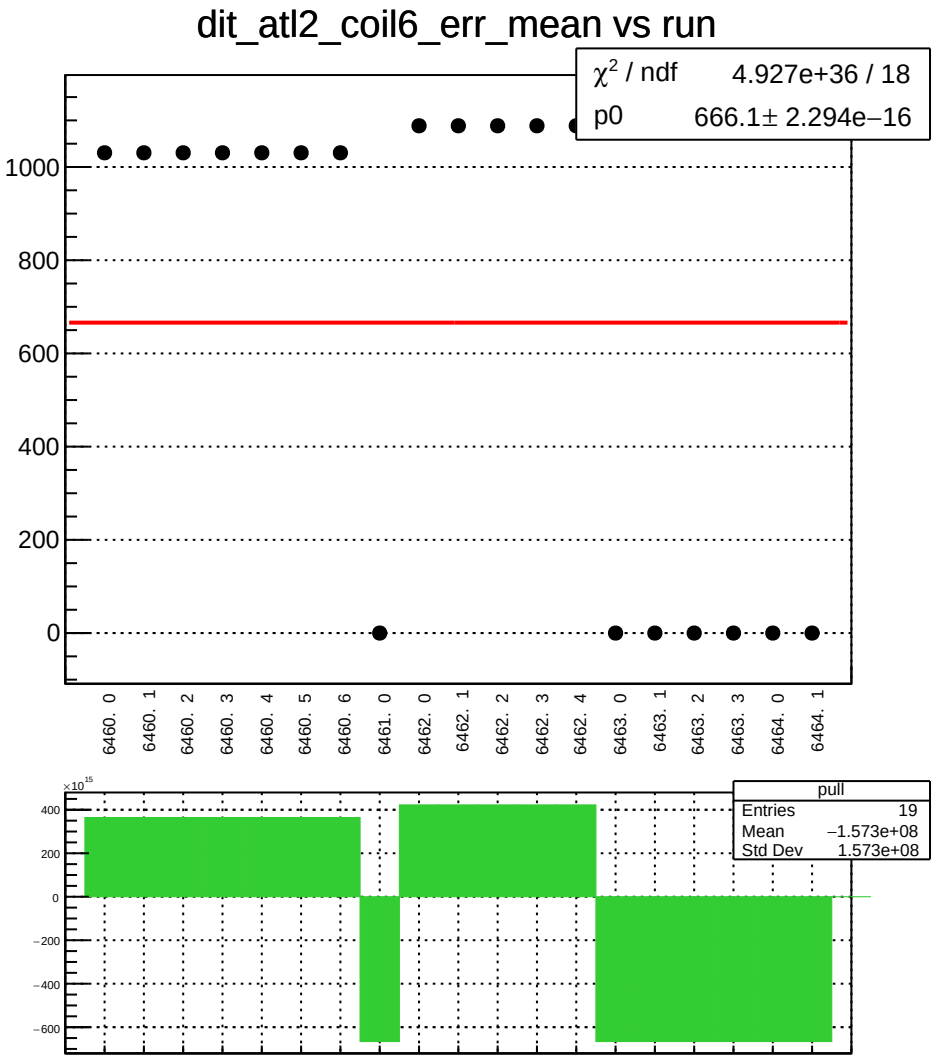
dit_atl2_coil6_err_mean vs run
χ² / ndf 4.927e+36 / 18
p0 666.1± 2.294e−16
1000
800
600
400
200
0
6460. 0
6460. 1
6460. 2
6460. 3
6460. 4
6460. 5
6460. 6
6461. 0
6462. 0
6462. 1
6462. 2
6462. 3
6462. 4
6463. 0
6463. 1
6463. 2
6463. 3
6464. 0
6464. 1
×10^15
400
200
0
−200
−400
−600
pull
Entries 19
Mean −1.573e+08
Std Dev 1.573e+08

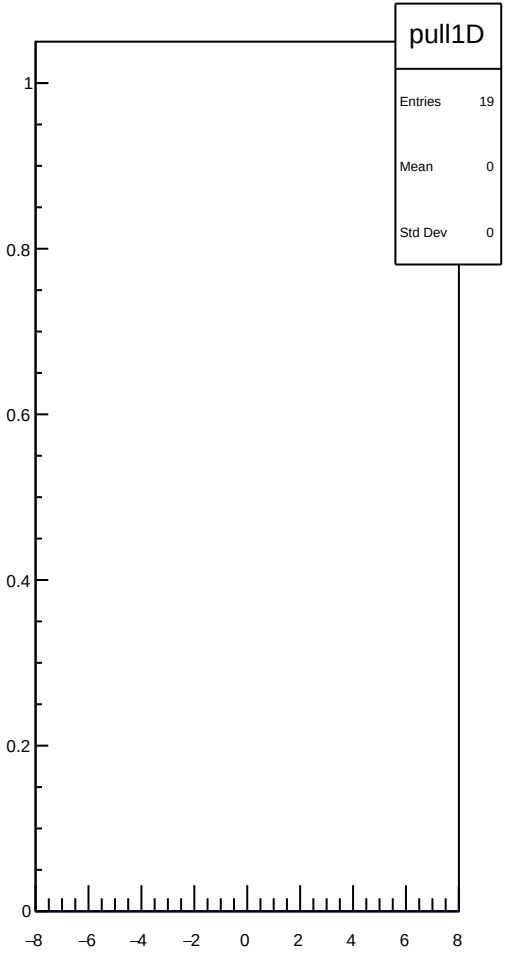
pull1D
Entries 19
Mean 0
Std Dev 0
1
0.8
0.6
0.4
0.2
0
−8
−6
−4
−2
0
2
4
6
8

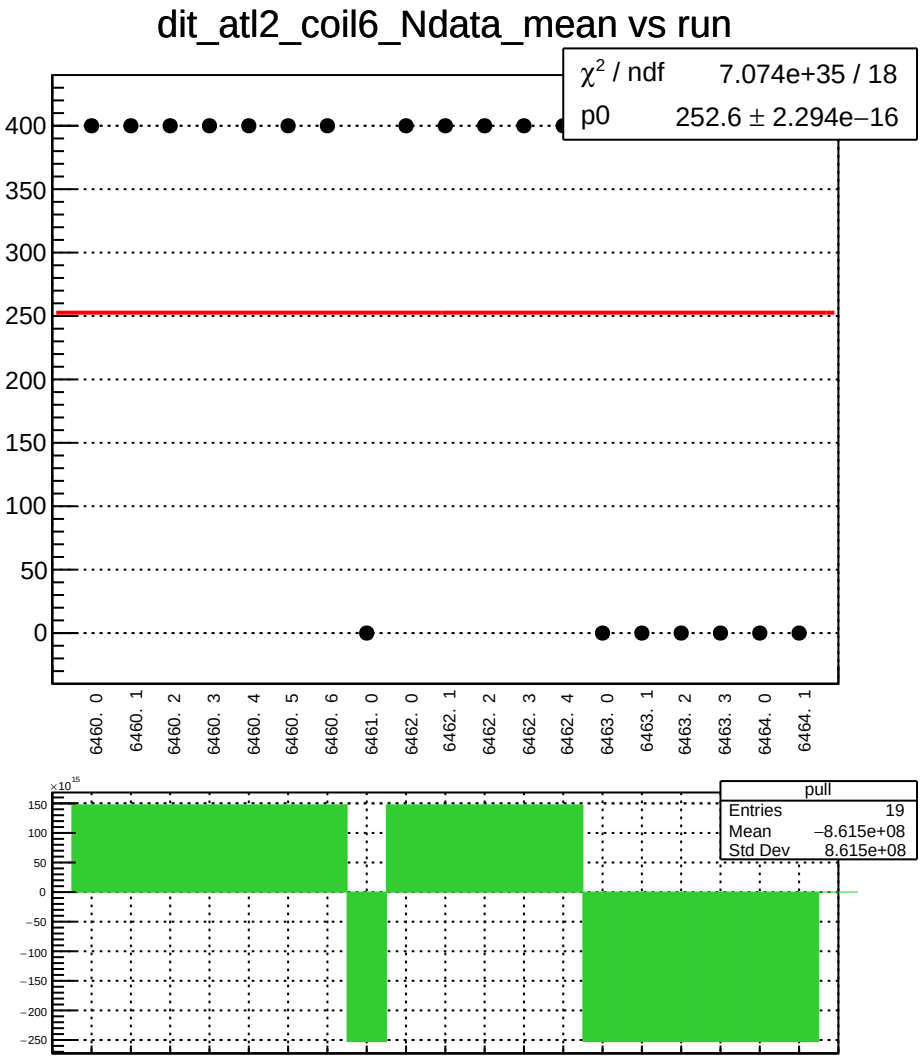
dit_atl2_coil6_Ndata_mean vs run
χ² / ndf 7.074e+35 / 18
p0 252.6 ± 2.294e−16
400
350
300
250
200
150
100
50
0
6460. 0
6460. 1
6460. 2
6460. 3
6460. 4
6460. 5
6460. 6
6461. 0
6462. 0
6462. 1
6462. 2
6462. 3
6462. 4
6463. 0
6463. 1
6463. 2
6463. 3
6464. 0
6464. 1
×10^15
150
100
50
0
−50
−100
−150
−200
−250
pull
Entries 19
Mean −8.615e+08
Std Dev 8.615e+08

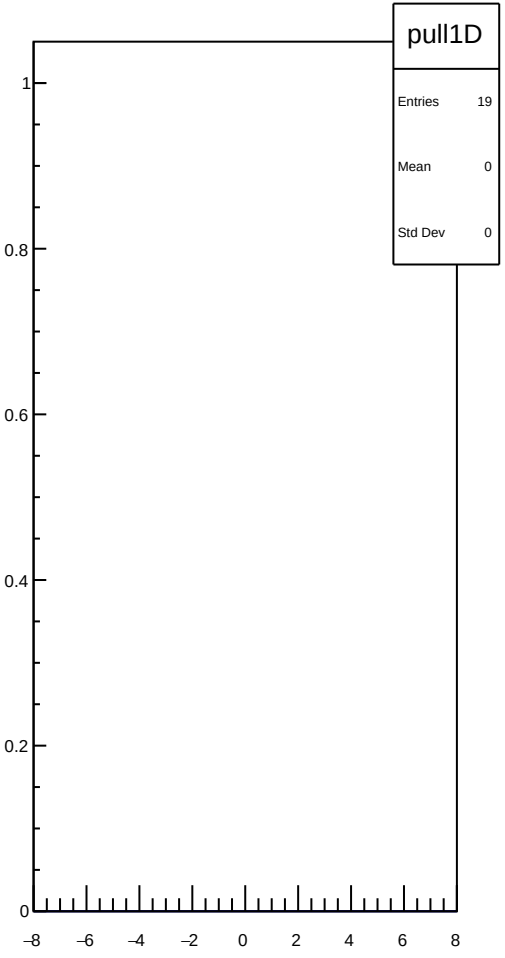
pull1D
Entries 19
Mean 0
Std Dev 0
1
0.8
0.6
0.4
0.2
0
−8
−6
−4
−2
0
2
4
6
8

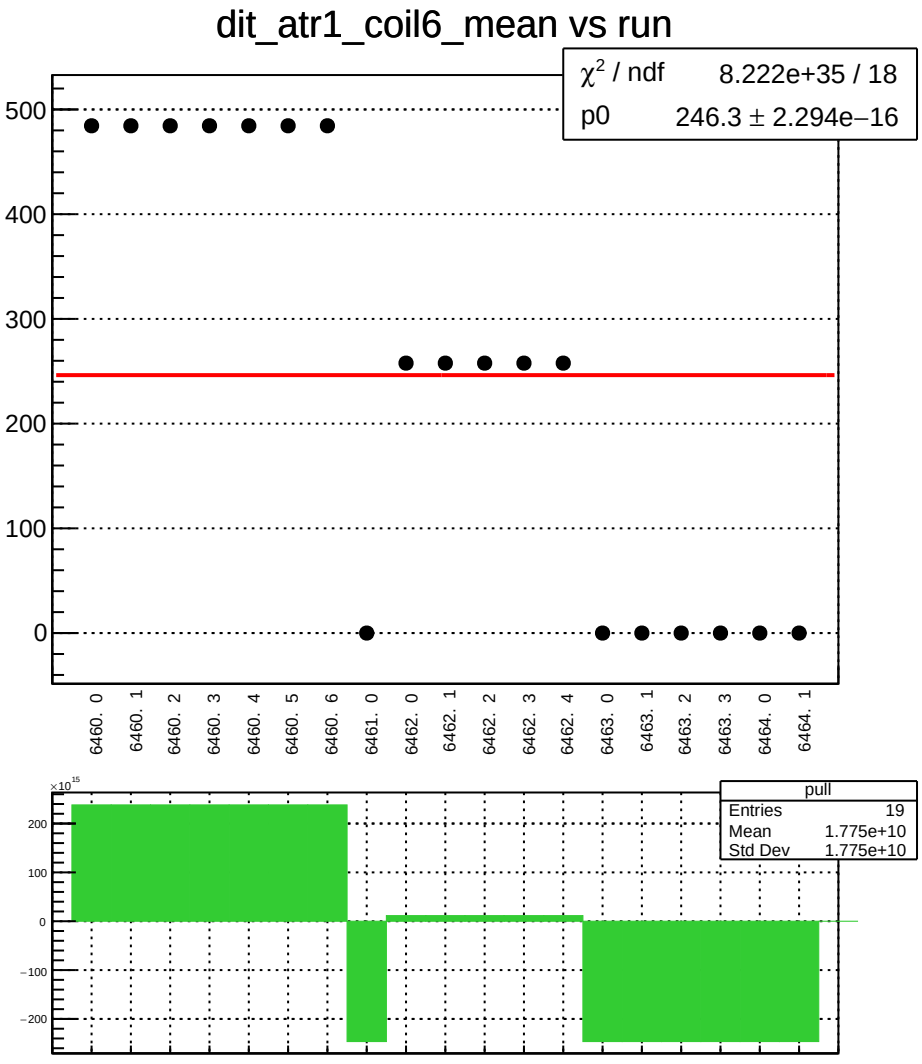
dit_atr1_coil6_mean vs run
χ² / ndf 8.222e+35 / 18
p0 246.3 ± 2.294e−16
500
400
300
200
100
0
6460. 0
6460. 1
6460. 2
6460. 3
6460. 4
6460. 5
6460. 6
6461. 0
6462. 0
6462. 1
6462. 2
6462. 3
6462. 4
6463. 0
6463. 1
6463. 2
6463. 3
6464. 0
6464. 1
×10^15
200
100
0
−100
−200
pull
Entries 19
Mean 1.775e+10
Std Dev 1.775e+10

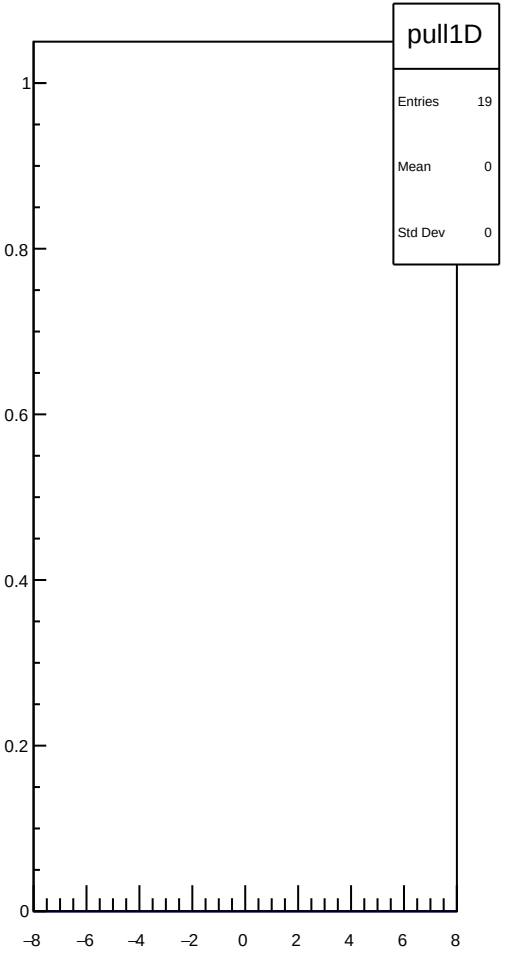
pull1D
Entries 19
Mean 0
Std Dev 0
1
0.8
0.6
0.4
0.2
0
−8
−6
−4
−2
0
2
4
6
8

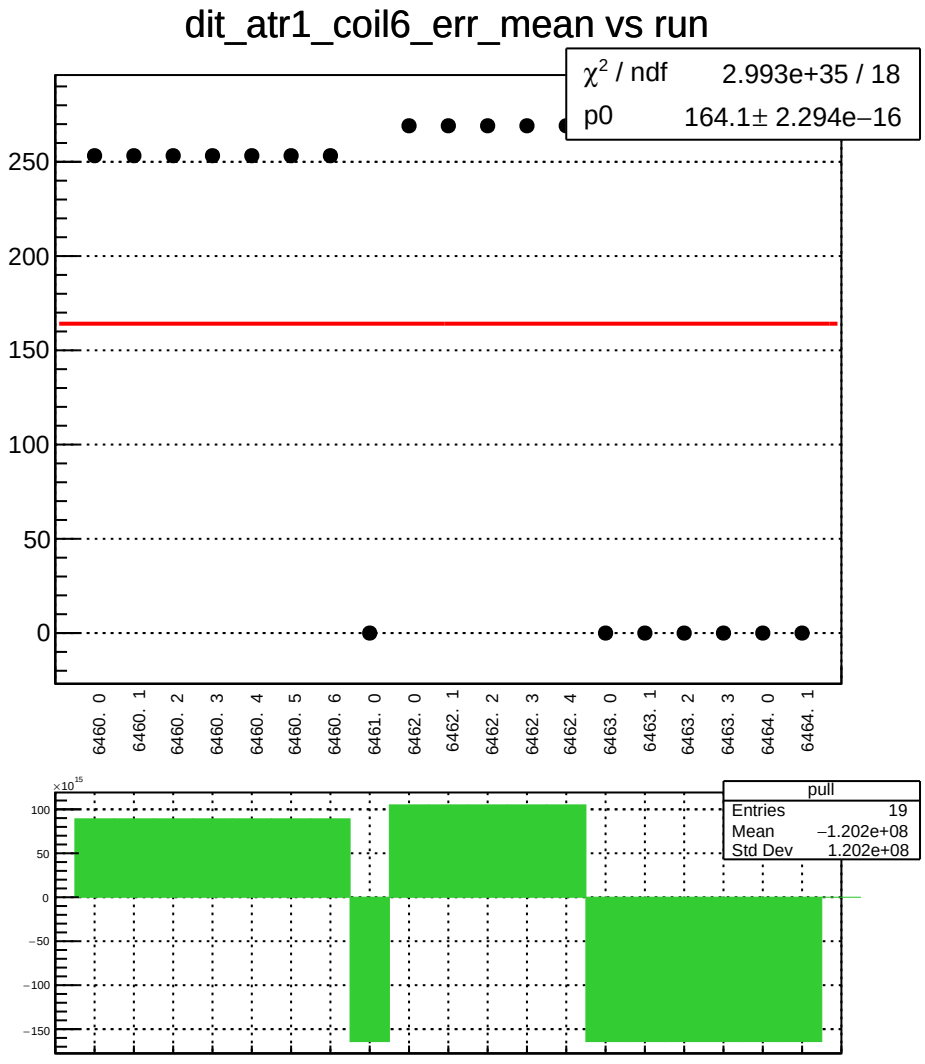
dit_atr1_coil6_err_mean vs run
χ² / ndf 2.993e+35 / 18
p0 164.1± 2.294e−16
250
200
150
100
50
0
6460. 0
6460. 1
6460. 2
6460. 3
6460. 4
6460. 5
6460. 6
6461. 0
6462. 0
6462. 1
6462. 2
6462. 3
6462. 4
6463. 0
6463. 1
6463. 2
6463. 3
6464. 0
6464. 1
×10^15
100
50
0
−50
−100
−150
pull
Entries 19
Mean −1.202e+08
Std Dev 1.202e+08

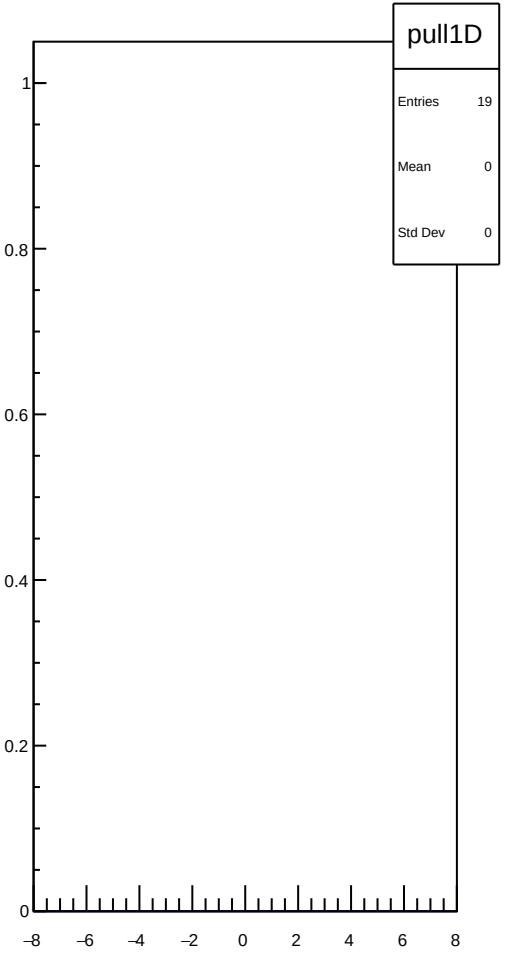
pull1D
Entries 19
Mean 0
Std Dev 0
1
0.8
0.6
0.4
0.2
0
−8
−6
−4
−2
0
2
4
6
8

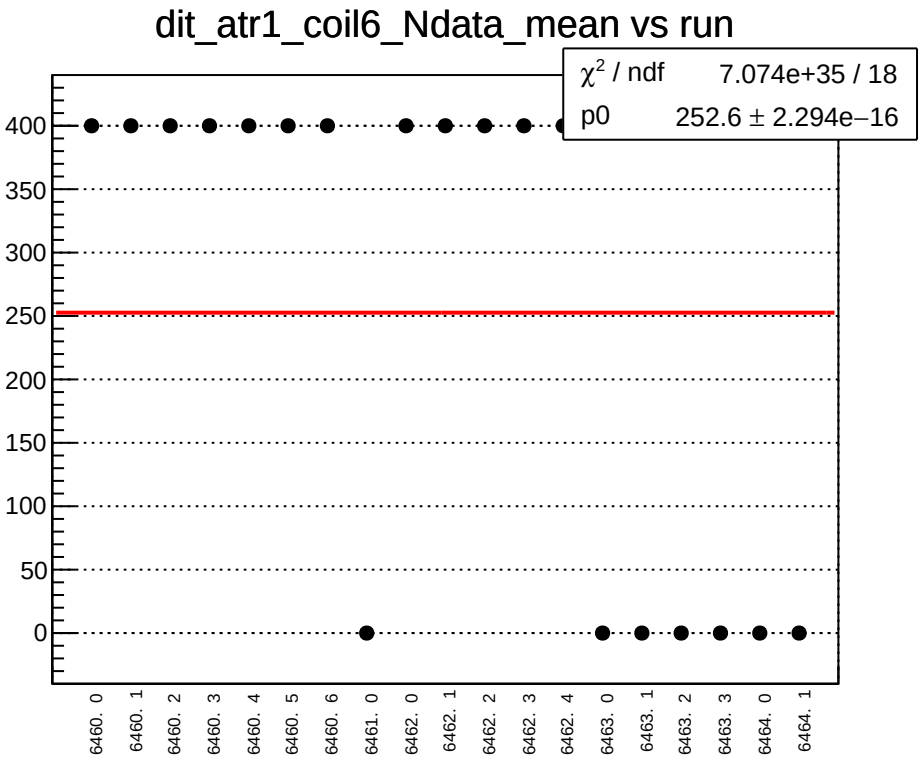
dit_atr1_coil6_Ndata_mean vs run
χ² / ndf 7.074e+35 / 18
p0 252.6 ± 2.294e−16
400
350
300
250
200
150
100
50
0
6460. 0
6460. 1
6460. 2
6460. 3
6460. 4
6460. 5
6460. 6
6461. 0
6462. 0
6462. 1
6462. 2
6462. 3
6462. 4
6463. 0
6463. 1
6463. 2
6463. 3
6464. 0
6464. 1
×10^15
150
100
50
0
−50
−100
−150
−200
−250
pull
Entries 19
Mean −8.615e+08
Std Dev 8.615e+08

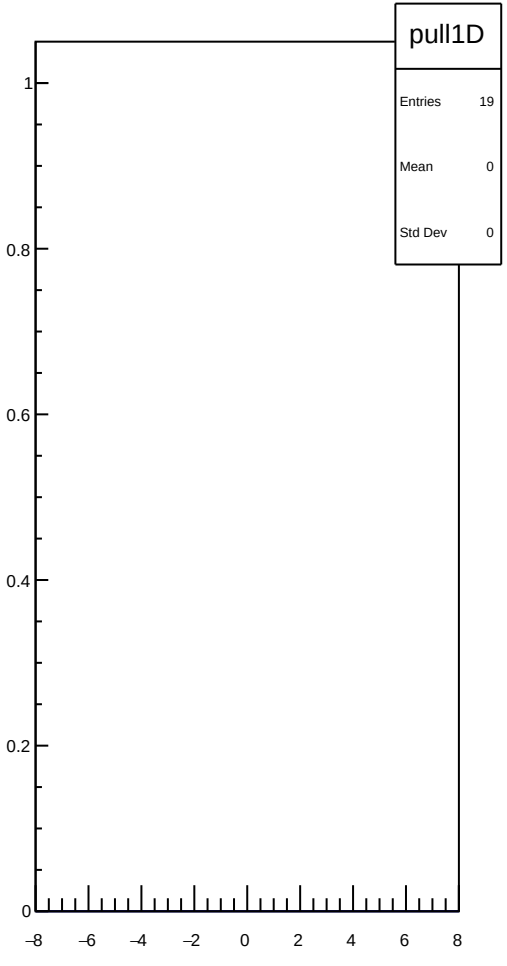
pull1D
Entries 19
Mean 0
Std Dev 0
1
0.8
0.6
0.4
0.2
0
−8
−6
−4
−2
0
2
4
6
8

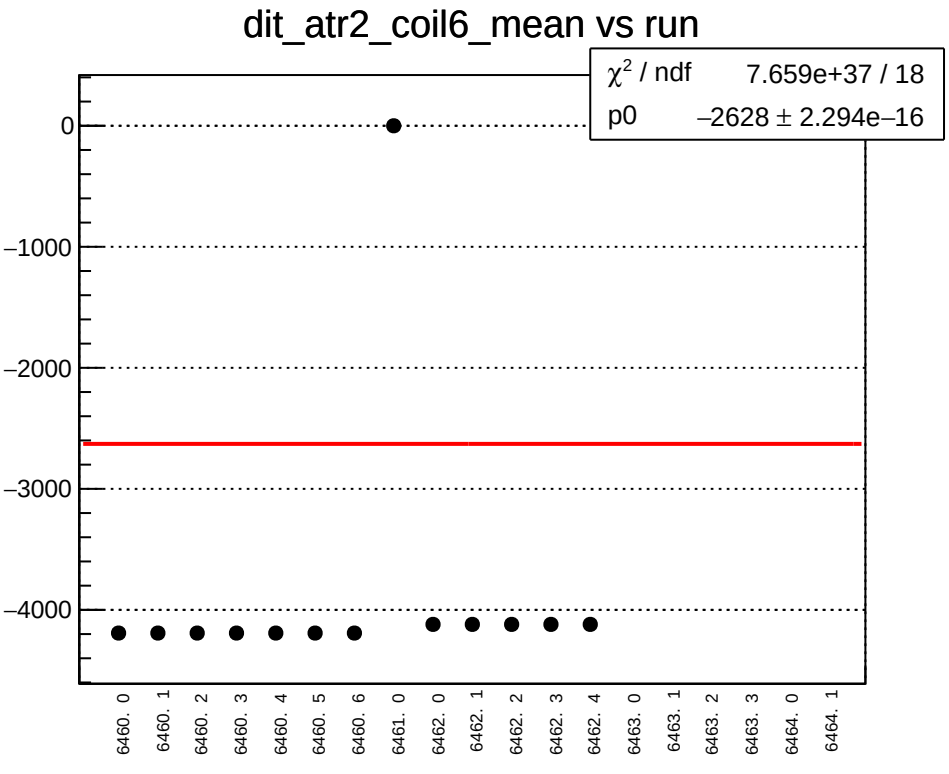
dit_atr2_coil6_mean vs run
χ² / ndf 7.659e+37 / 18
p0 −2628 ± 2.294e−16
0
−1000
−2000
−3000
−4000
6460. 0
6460. 1
6460. 2
6460. 3
6460. 4
6460. 5
6460. 6
6461. 0
6462. 0
6462. 1
6462. 2
6462. 3
6462. 4
6463. 0
6463. 1
6463. 2
6463. 3
6464. 0
6464. 1

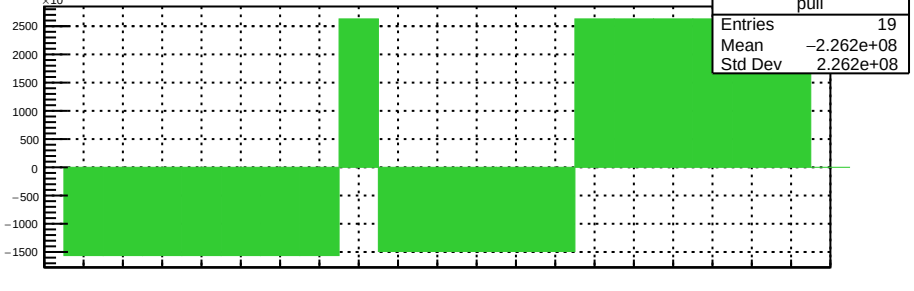
×10¹⁵
pull
Entries 19
Mean −2.262e+08
Std Dev 2.262e+08
2500
2000
1500
1000
500
0
−500
−1000
−1500

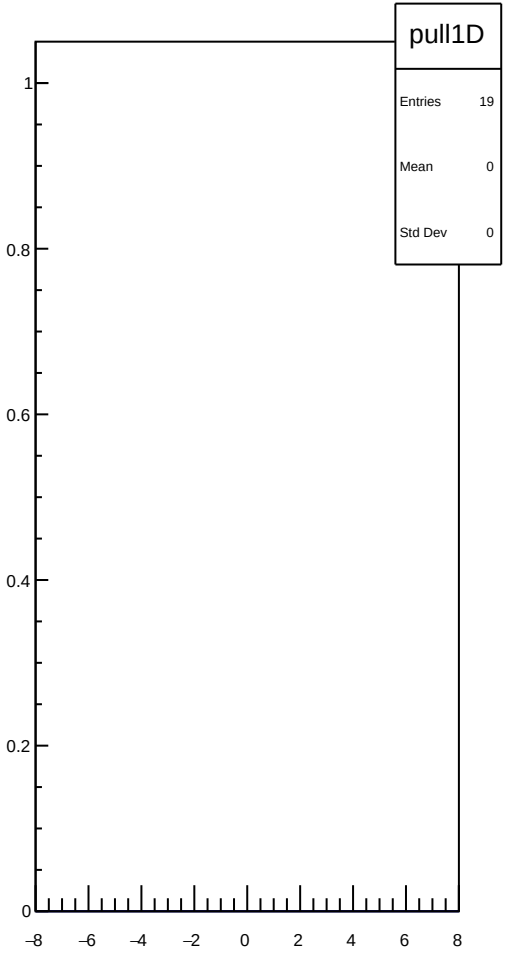
pull1D
Entries 19
Mean 0
Std Dev 0
1
0.8
0.6
0.4
0.2
0
−8
−6
−4
−2
0
2
4
6
8

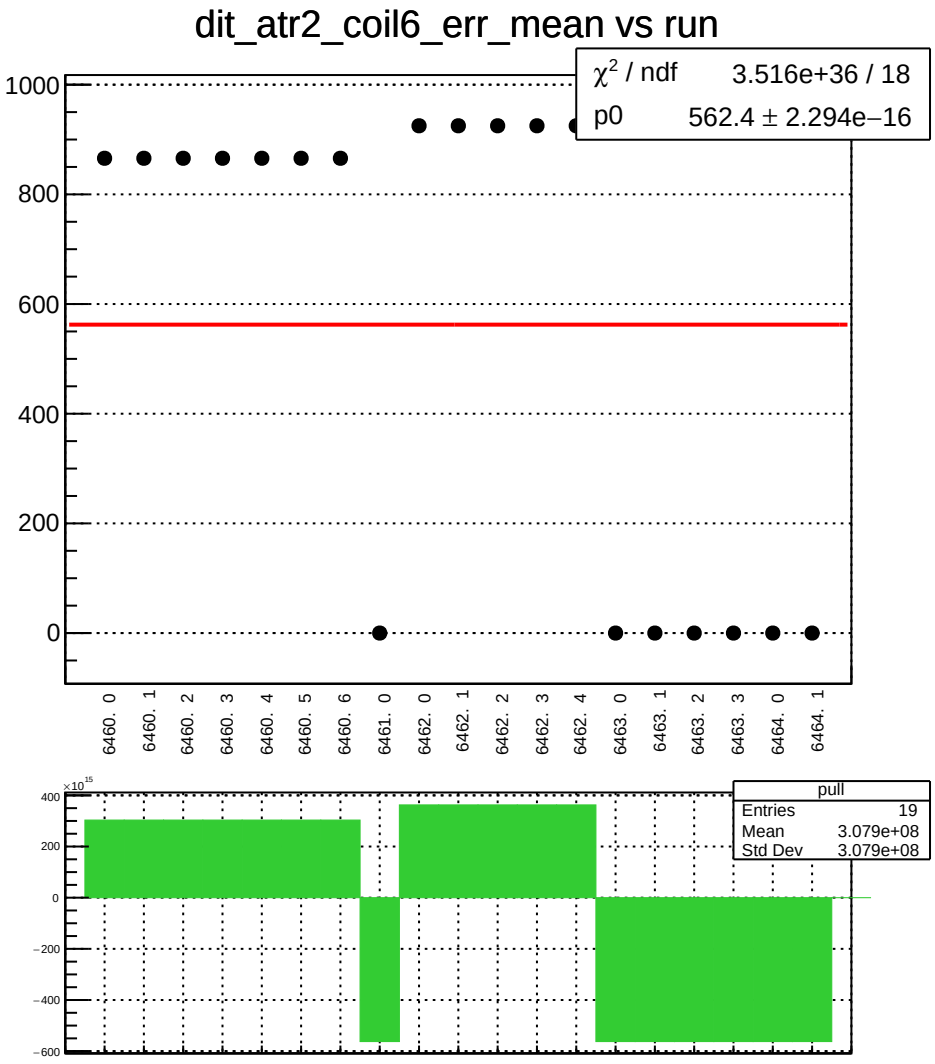
dit_atr2_coil6_err_mean vs run
χ² / ndf 3.516e+36 / 18
p0 562.4 ± 2.294e−16
1000
800
600
400
200
0
6460. 0
6460. 1
6460. 2
6460. 3
6460. 4
6460. 5
6460. 6
6461. 0
6462. 0
6462. 1
6462. 2
6462. 3
6462. 4
6463. 0
6463. 1
6463. 2
6463. 3
6464. 0
6464. 1
×10^15
400
200
0
−200
−400
−600
pull
Entries 19
Mean 3.079e+08
Std Dev 3.079e+08

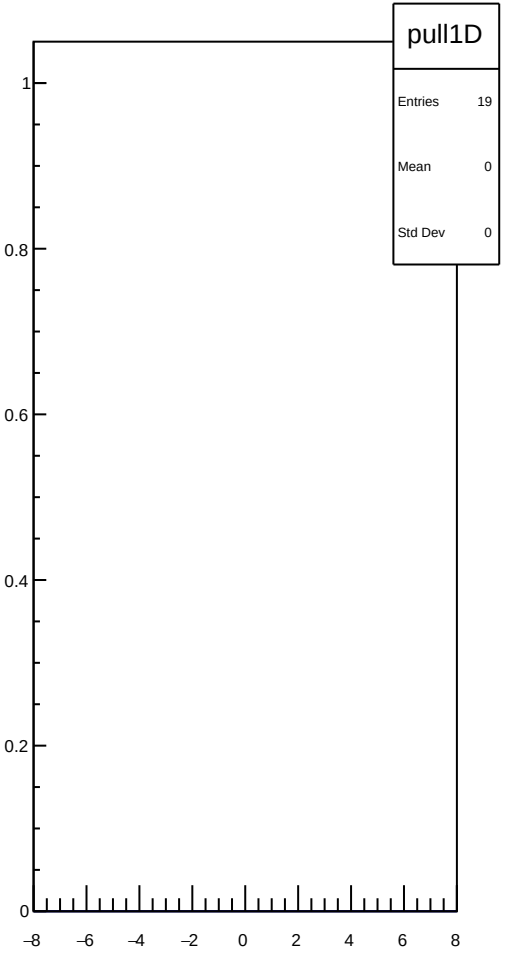
pull1D
Entries 19
Mean 0
Std Dev 0
1
0.8
0.6
0.4
0.2
0
−8
−6
−4
−2
0
2
4
6
8

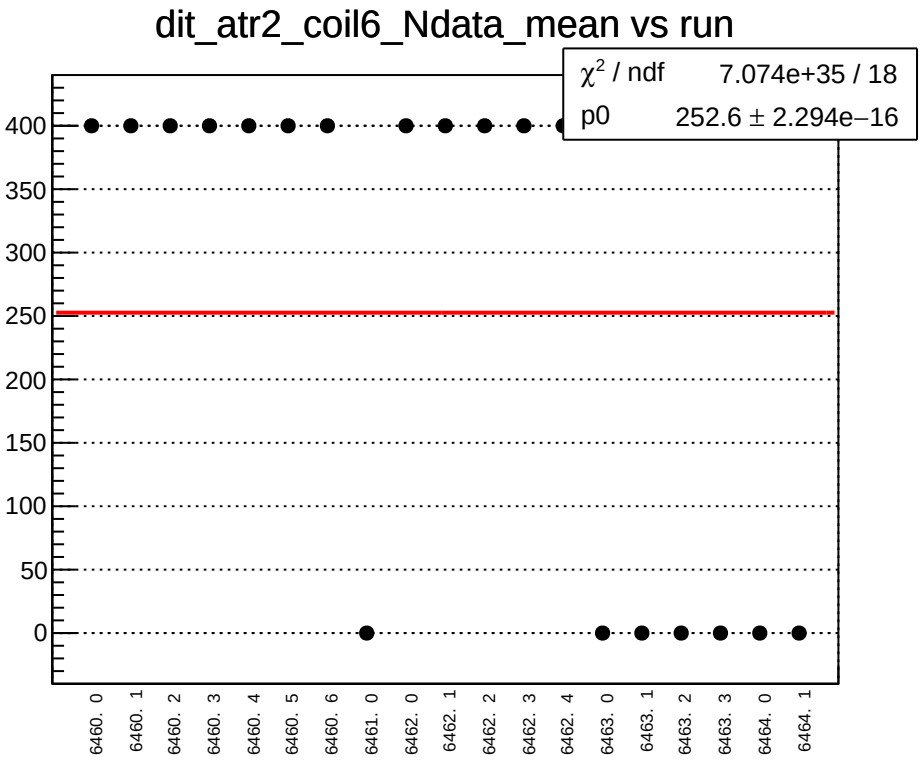
dit_atr2_coil6_Ndata_mean vs run
χ² / ndf 7.074e+35 / 18
p0 252.6 ± 2.294e−16
400
350
300
250
200
150
100
50
0
6460. 0
6460. 1
6460. 2
6460. 3
6460. 4
6460. 5
6460. 6
6461. 0
6462. 0
6462. 1
6462. 2
6462. 3
6462. 4
6463. 0
6463. 1
6463. 2
6463. 3
6464. 0
6464. 1
×10^15
150
100
50
0
−50
−100
−150
−200
−250
pull
Entries 19
Mean −8.615e+08
Std Dev 8.615e+08

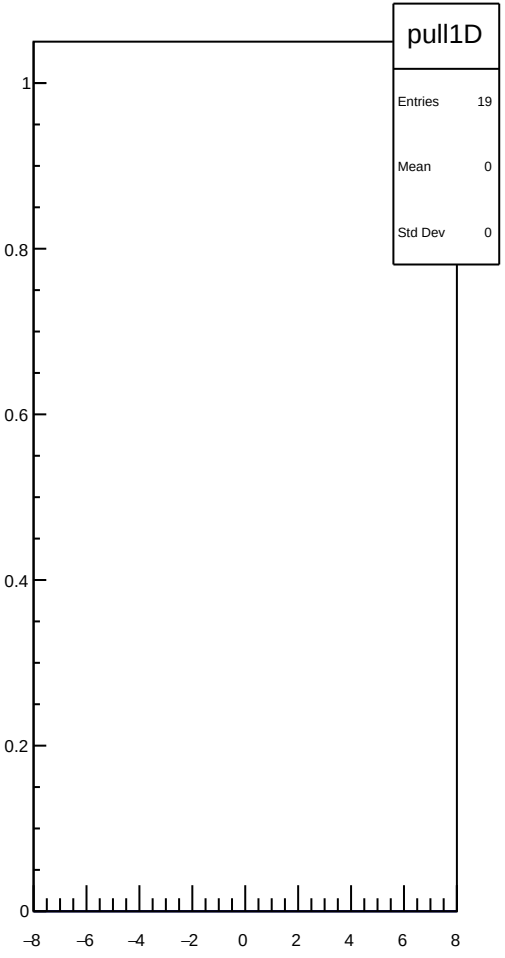
pull1D
Entries 19
Mean 0
Std Dev 0
1
0.8
0.6
0.4
0.2
0
−8
−6
−4
−2
0
2
4
6
8

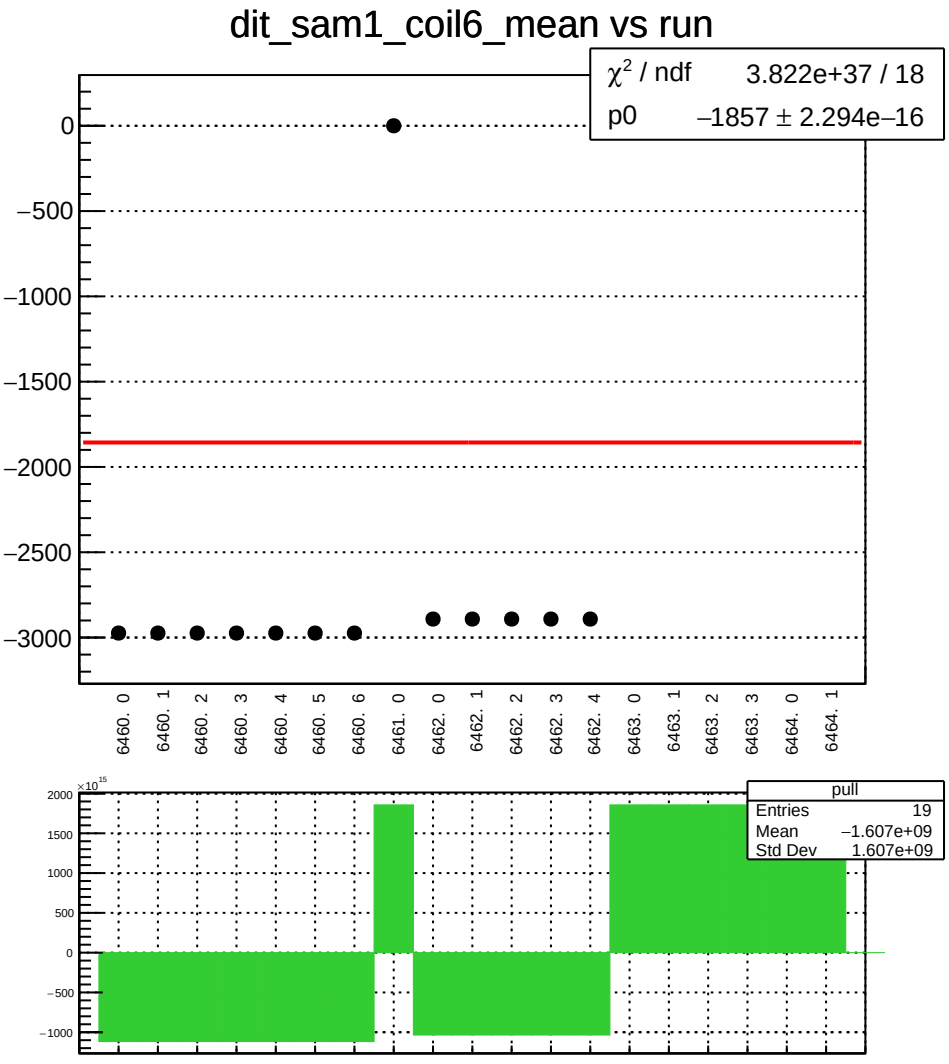
dit_sam1_coil6_mean vs run
χ² / ndf 3.822e+37 / 18
p0 −1857 ± 2.294e−16
0
−500
−1000
−1500
−2000
−2500
−3000
6460. 0
6460. 1
6460. 2
6460. 3
6460. 4
6460. 5
6460. 6
6461. 0
6462. 0
6462. 1
6462. 2
6462. 3
6462. 4
6463. 0
6463. 1
6463. 2
6463. 3
6464. 0
6464. 1
×10^15
2000
1500
1000
500
0
−500
−1000
pull
Entries 19
Mean −1.607e+09
Std Dev 1.607e+09

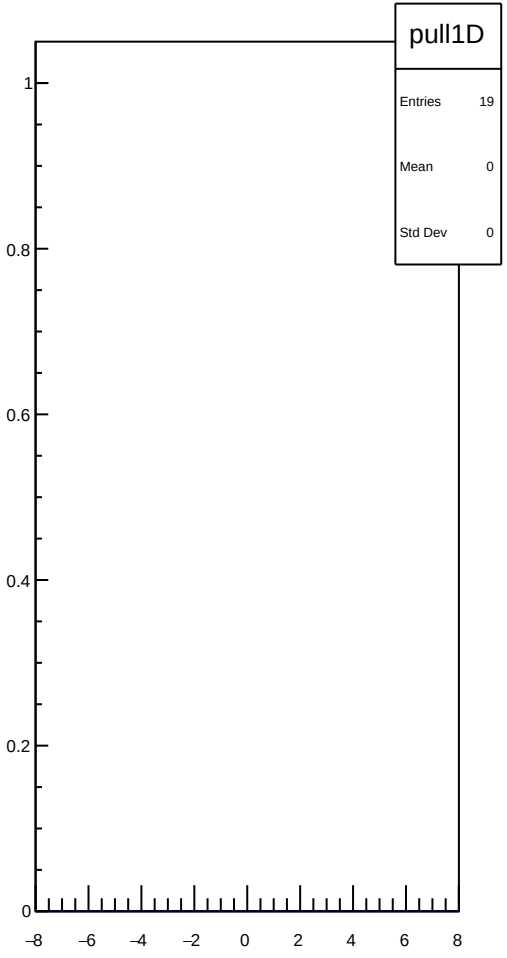
pull1D
Entries 19
Mean 0
Std Dev 0
1
0.8
0.6
0.4
0.2
0
−8
−6
−4
−2
0
2
4
6
8

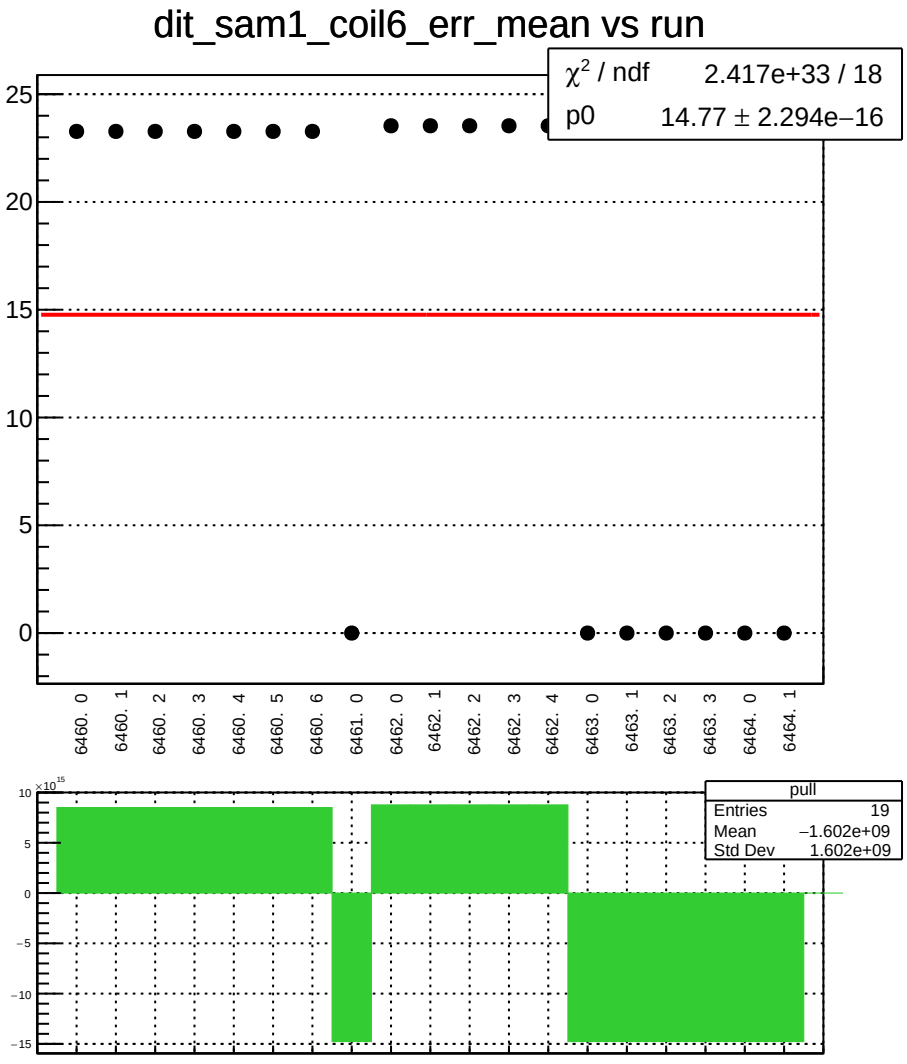
dit_sam1_coil6_err_mean vs run
χ² / ndf 2.417e+33 / 18
p0 14.77 ± 2.294e−16
25
20
15
10
5
0
6460. 0
6460. 1
6460. 2
6460. 3
6460. 4
6460. 5
6460. 6
6461. 0
6462. 0
6462. 1
6462. 2
6462. 3
6462. 4
6463. 0
6463. 1
6463. 2
6463. 3
6464. 0
6464. 1
×10^15
10
5
0
−5
−10
−15
pull
Entries 19
Mean −1.602e+09
Std Dev 1.602e+09

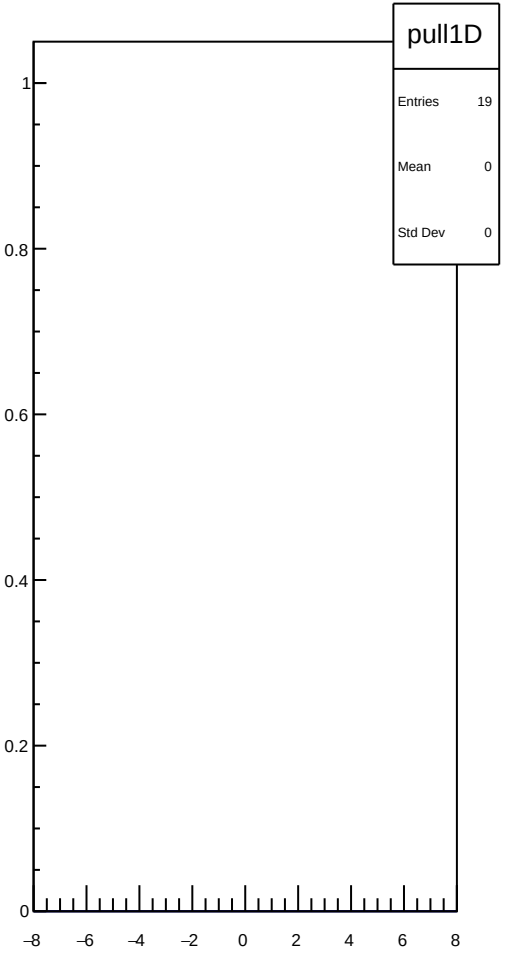
pull1D
Entries 19
Mean 0
Std Dev 0
1
0.8
0.6
0.4
0.2
0
−8
−6
−4
−2
0
2
4
6
8

dit_sam1_coil6_Ndata_mean vs run

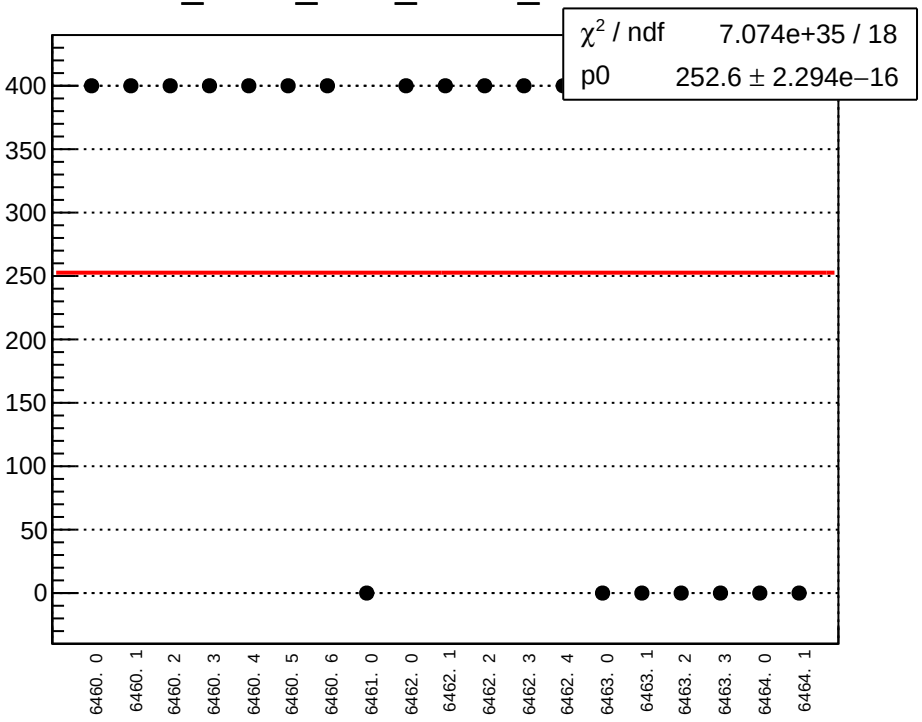

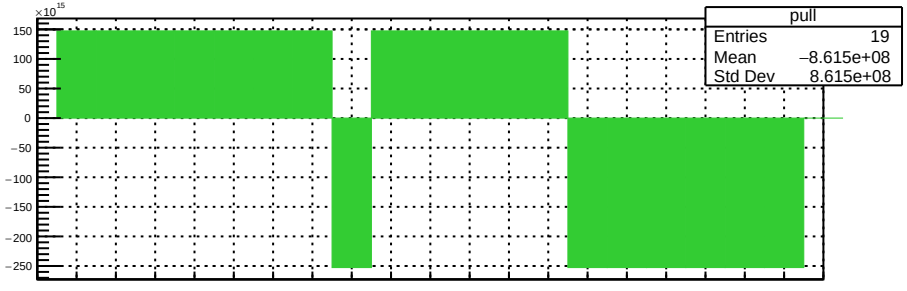

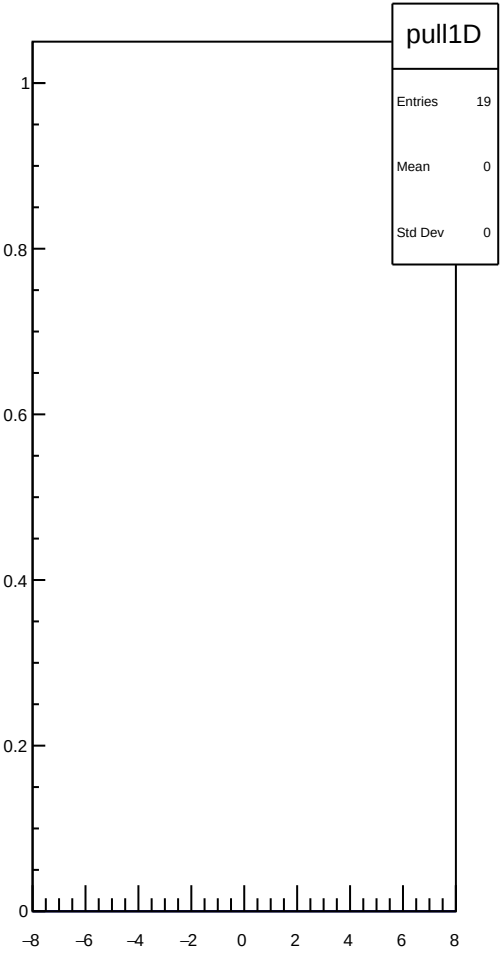

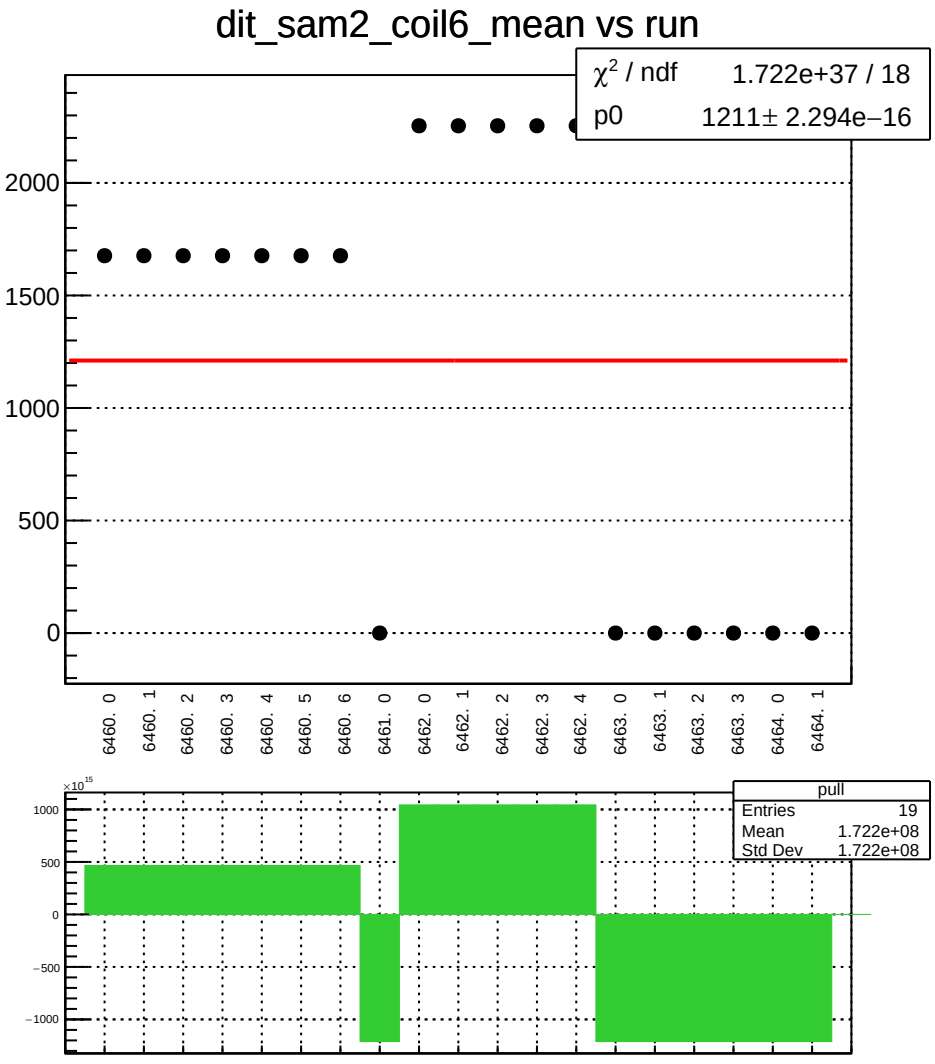
dit_sam2_coil6_mean vs run
χ² / ndf 1.722e+37 / 18
p0 1211± 2.294e−16
2000
1500
1000
500
0
6460. 0
6460. 1
6460. 2
6460. 3
6460. 4
6460. 5
6460. 6
6461. 0
6462. 0
6462. 1
6462. 2
6462. 3
6462. 4
6463. 0
6463. 1
6463. 2
6463. 3
6464. 0
6464. 1
×10^15
1000
500
0
−500
−1000
pull
Entries 19
Mean 1.722e+08
Std Dev 1.722e+08

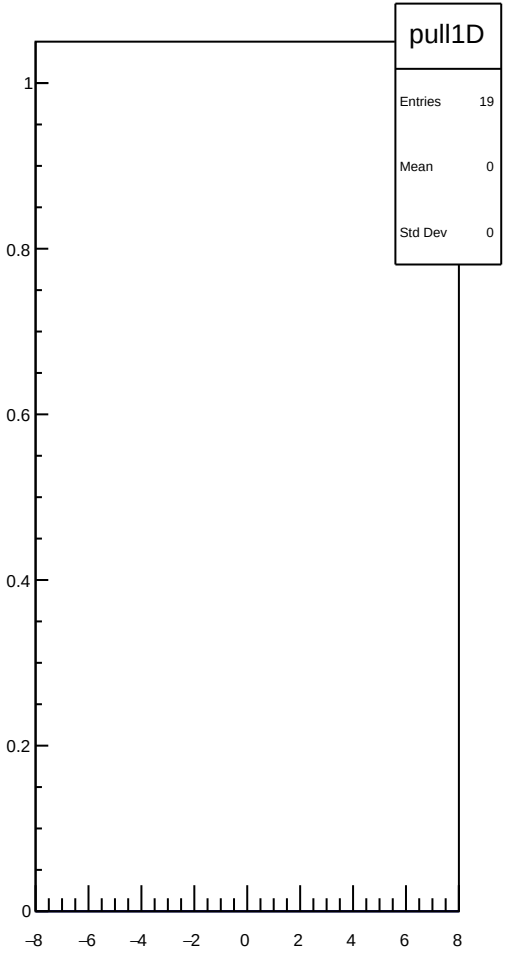
pull1D
Entries 19
Mean 0
Std Dev 0
1
0.8
0.6
0.4
0.2
0
−8
−6
−4
−2
0
2
4
6
8

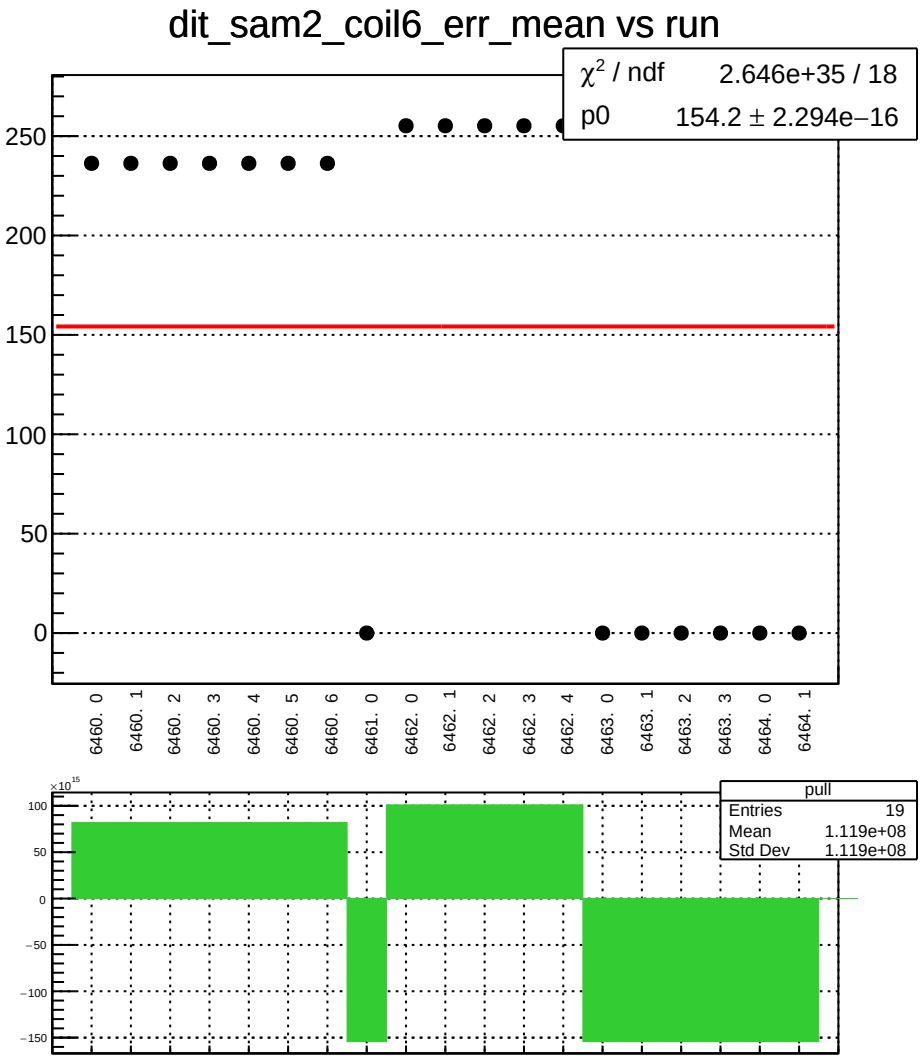
dit_sam2_coil6_err_mean vs run
χ² / ndf 2.646e+35 / 18
p0 154.2 ± 2.294e−16
250
200
150
100
50
0
6460. 0
6460. 1
6460. 2
6460. 3
6460. 4
6460. 5
6460. 6
6461. 0
6462. 0
6462. 1
6462. 2
6462. 3
6462. 4
6463. 0
6463. 1
6463. 2
6463. 3
6464. 0
6464. 1
×10¹⁵
100
50
0
−50
−100
−150
pull
Entries 19
Mean 1.119e+08
Std Dev 1.119e+08

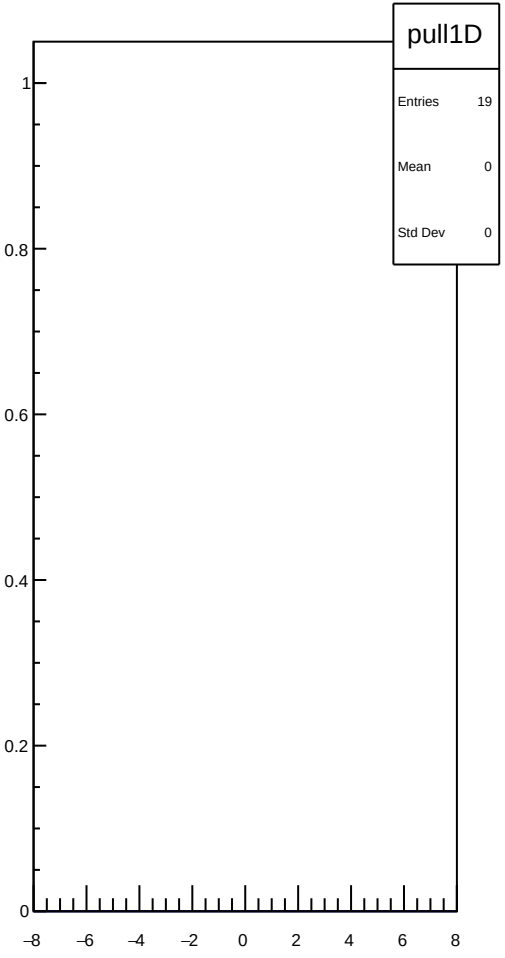
pull1D
Entries 19
Mean 0
Std Dev 0
1
0.8
0.6
0.4
0.2
0
−8
−6
−4
−2
0
2
4
6
8

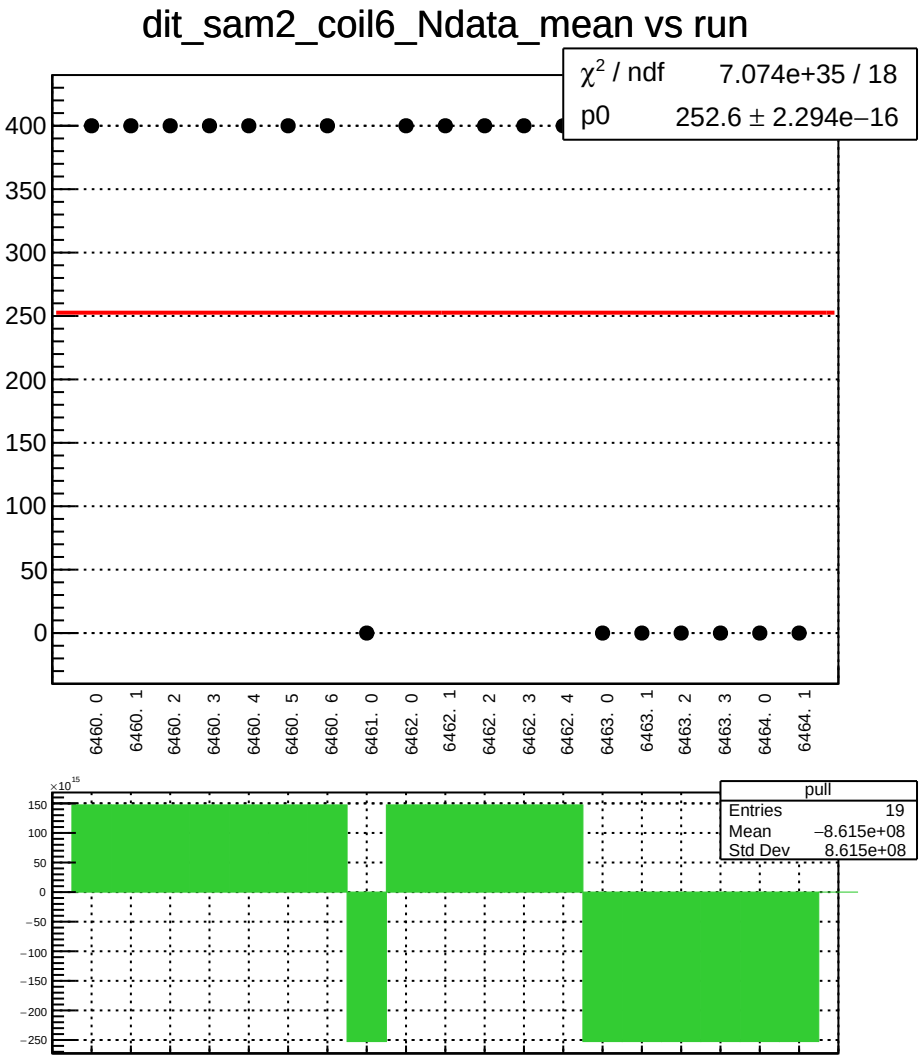
dit_sam2_coil6_Ndata_mean vs run
χ² / ndf 7.074e+35 / 18
p0 252.6 ± 2.294e−16
400
350
300
250
200
150
100
50
0
6460. 0
6460. 1
6460. 2
6460. 3
6460. 4
6460. 5
6460. 6
6461. 0
6462. 0
6462. 1
6462. 2
6462. 3
6462. 4
6463. 0
6463. 1
6463. 2
6463. 3
6464. 0
6464. 1
×10^15
150
100
50
0
−50
−100
−150
−200
−250
pull
Entries 19
Mean −8.615e+08
Std Dev 8.615e+08

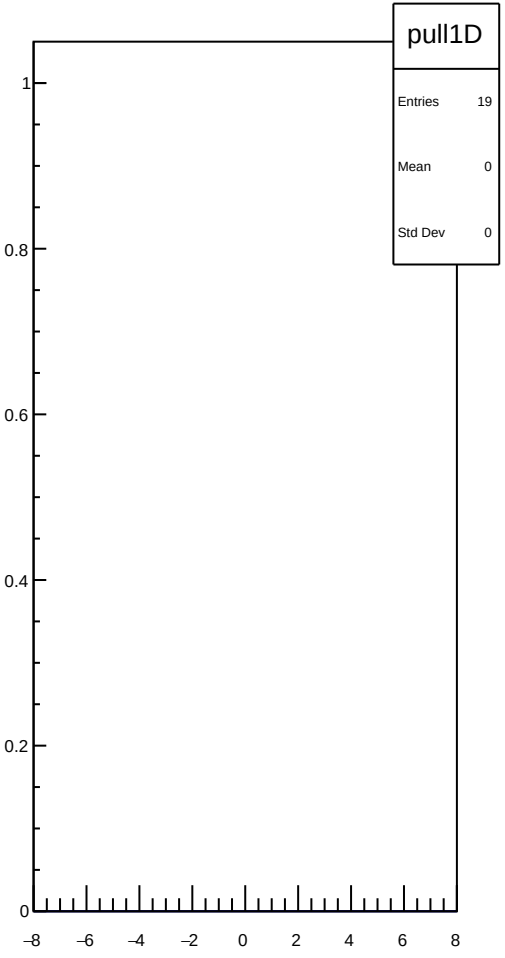
pull1D
Entries 19
Mean 0
Std Dev 0
1
0.8
0.6
0.4
0.2
0
−8
−6
−4
−2
0
2
4
6
8

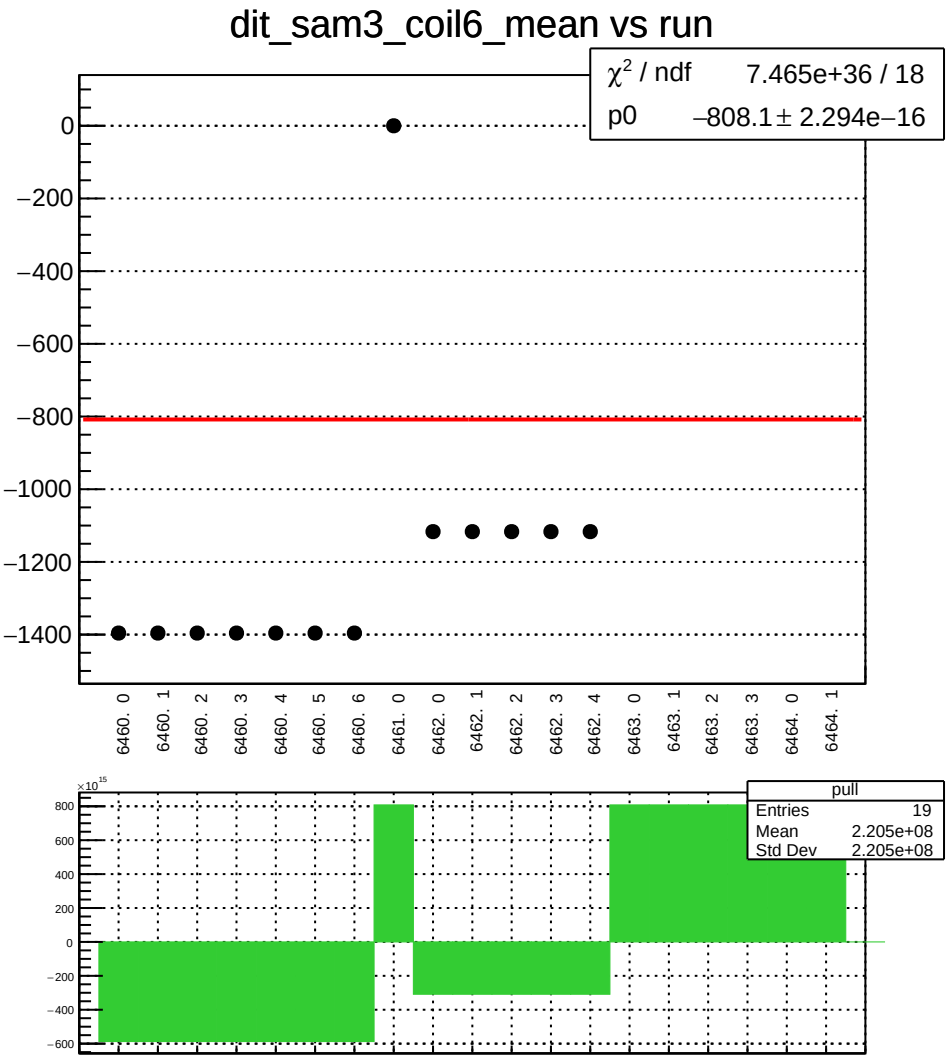
dit_sam3_coil6_mean vs run
χ² / ndf 7.465e+36 / 18
p0 −808.1 ± 2.294e−16
0
−200
−400
−600
−800
−1000
−1200
−1400
6460. 0
6460. 1
6460. 2
6460. 3
6460. 4
6460. 5
6460. 6
6461. 0
6462. 0
6462. 1
6462. 2
6462. 3
6462. 4
6463. 0
6463. 1
6463. 2
6463. 3
6464. 0
6464. 1
×10^15
800
600
400
200
0
−200
−400
−600
pull
Entries 19
Mean 2.205e+08
Std Dev 2.205e+08

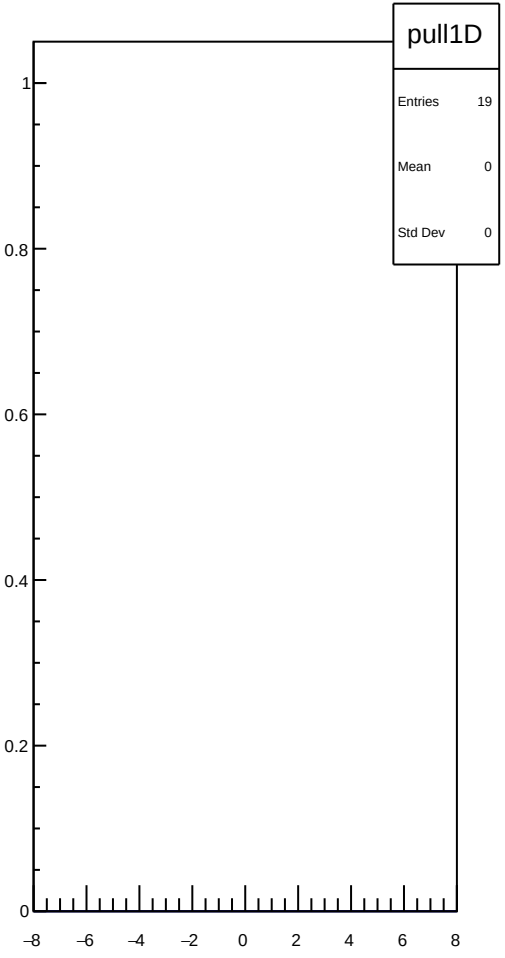
pull1D
Entries 19
Mean 0
Std Dev 0
1
0.8
0.6
0.4
0.2
0
−8
−6
−4
−2
0
2
4
6
8

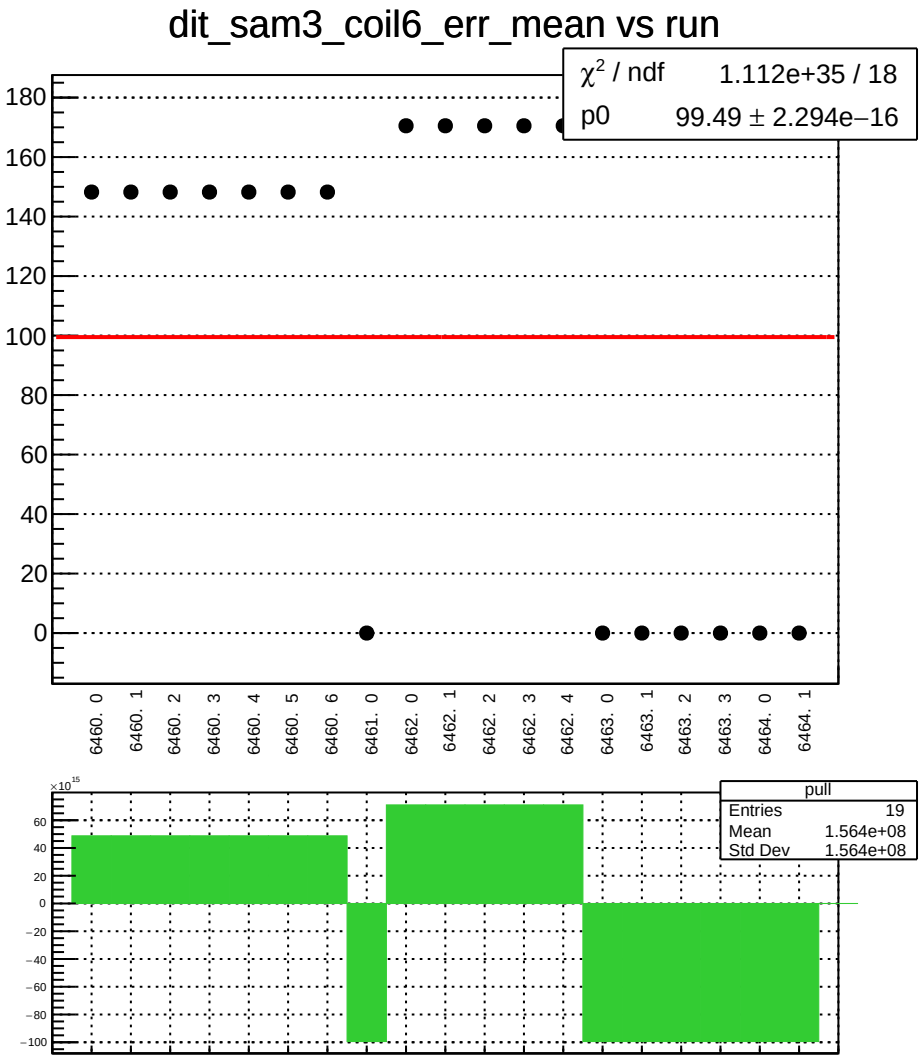
dit_sam3_coil6_err_mean vs run
χ² / ndf 1.112e+35 / 18
p0 99.49 ± 2.294e−16
180
160
140
120
100
80
60
40
20
0
6460. 0
6460. 1
6460. 2
6460. 3
6460. 4
6460. 5
6460. 6
6461. 0
6462. 0
6462. 1
6462. 2
6462. 3
6462. 4
6463. 0
6463. 1
6463. 2
6463. 3
6464. 0
6464. 1
×10^15
60
40
20
0
−20
−40
−60
−80
−100
pull
Entries 19
Mean 1.564e+08
Std Dev 1.564e+08

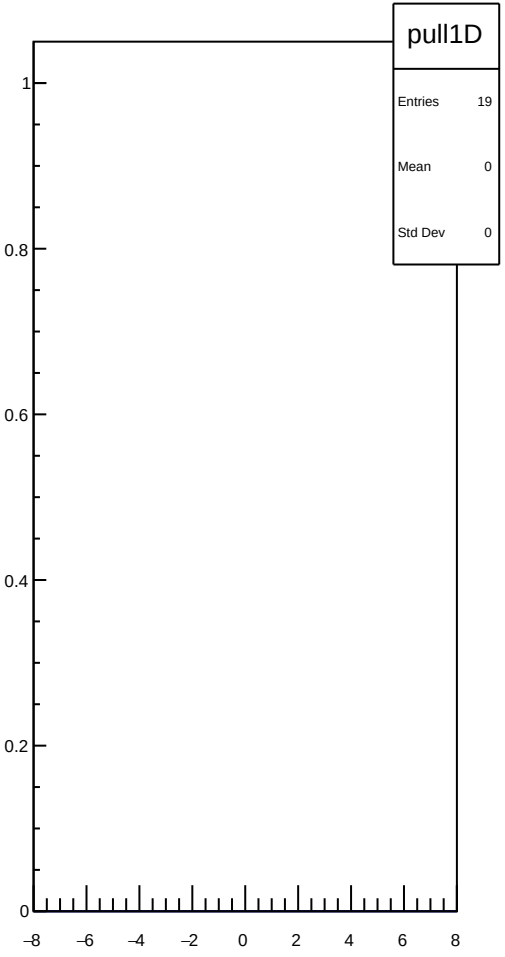
pull1D
Entries 19
Mean 0
Std Dev 0
1
0.8
0.6
0.4
0.2
0
−8
−6
−4
−2
0
2
4
6
8

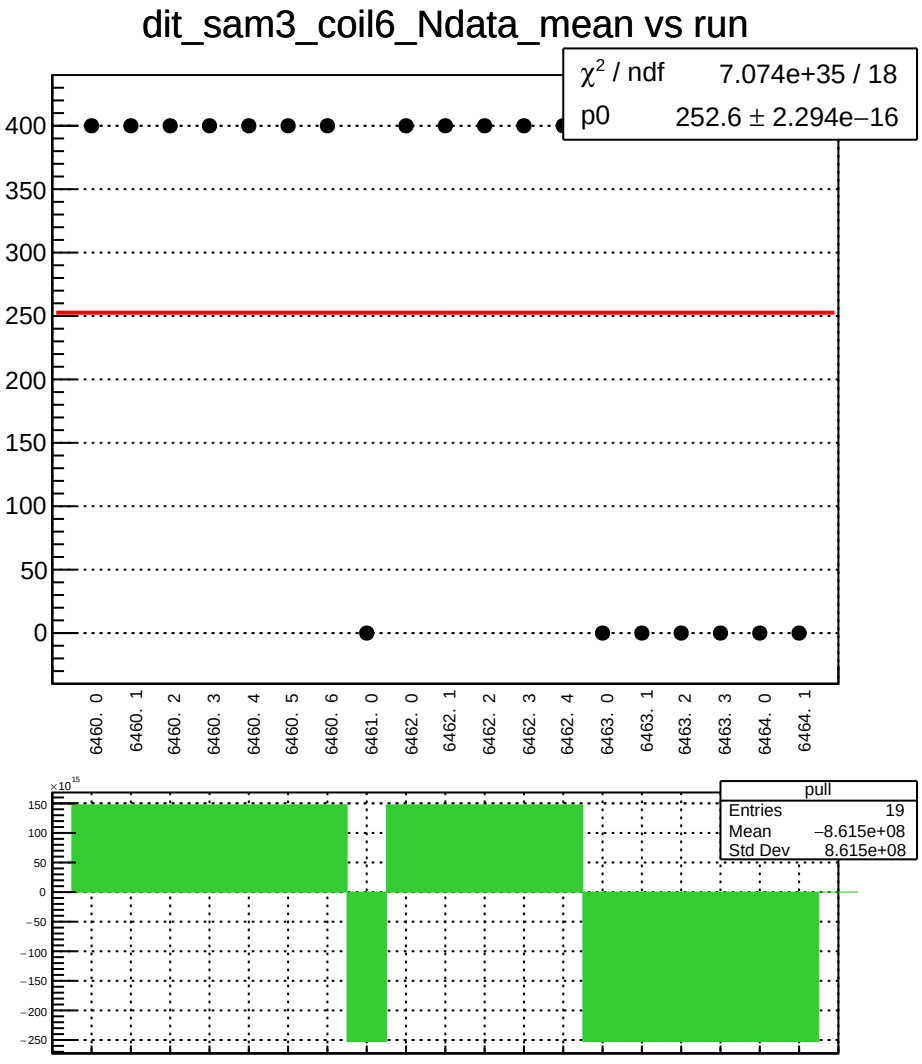
dit_sam3_coil6_Ndata_mean vs run
χ² / ndf 7.074e+35 / 18
p0 252.6 ± 2.294e−16
400
350
300
250
200
150
100
50
0
6460. 0
6460. 1
6460. 2
6460. 3
6460. 4
6460. 5
6460. 6
6461. 0
6462. 0
6462. 1
6462. 2
6462. 3
6462. 4
6463. 0
6463. 1
6463. 2
6463. 3
6464. 0
6464. 1
×10^15
150
100
50
0
−50
−100
−150
−200
−250
pull
Entries 19
Mean −8.615e+08
Std Dev 8.615e+08

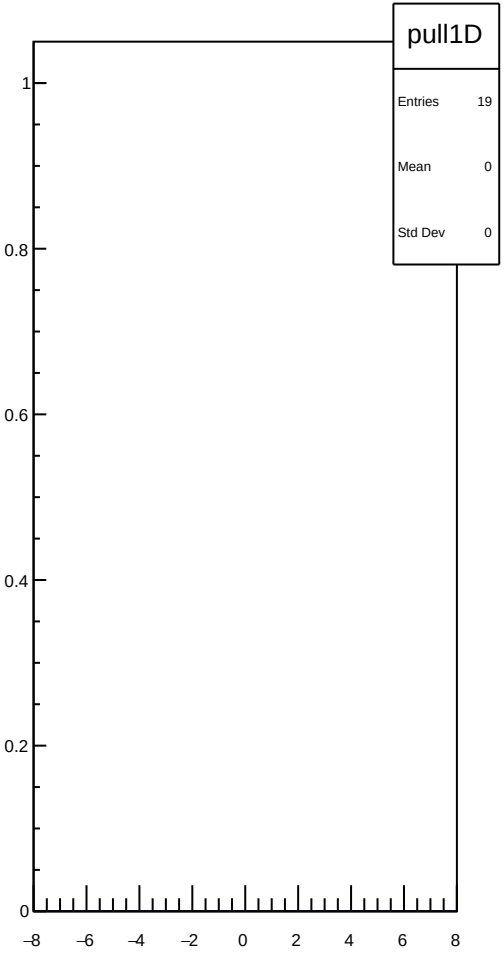
pull1D
Entries 19
Mean 0
Std Dev 0
1
0.8
0.6
0.4
0.2
0
−8
−6
−4
−2
0
2
4
6
8

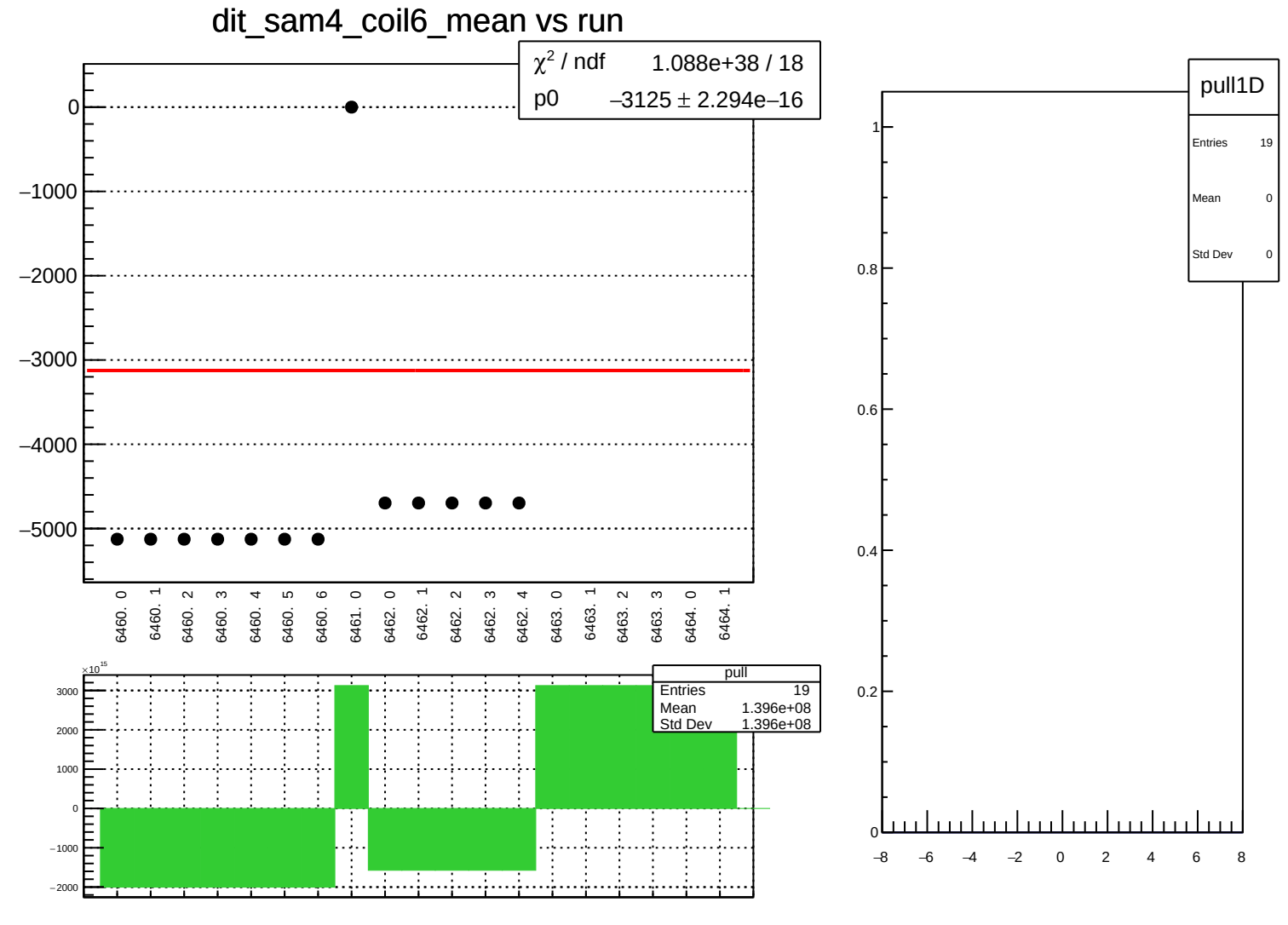
dit_sam4_coil6_mean vs run
χ² / ndf 1.088e+38 / 18
p0 −3125 ± 2.294e−16
0
−1000
−2000
−3000
−4000
−5000
6460. 0
6460. 1
6460. 2
6460. 3
6460. 4
6460. 5
6460. 6
6461. 0
6462. 0
6462. 1
6462. 2
6462. 3
6462. 4
6463. 0
6463. 1
6463. 2
6463. 3
6464. 0
6464. 1
×10¹⁵
3000
2000
1000
0
−1000
−2000
pull
Entries 19
Mean 1.396e+08
Std Dev 1.396e+08
pull1D
Entries 19
Mean 0
Std Dev 0
1
0.8
0.6
0.4
0.2
0
−8
−6
−4
−2
0
2
4
6
8

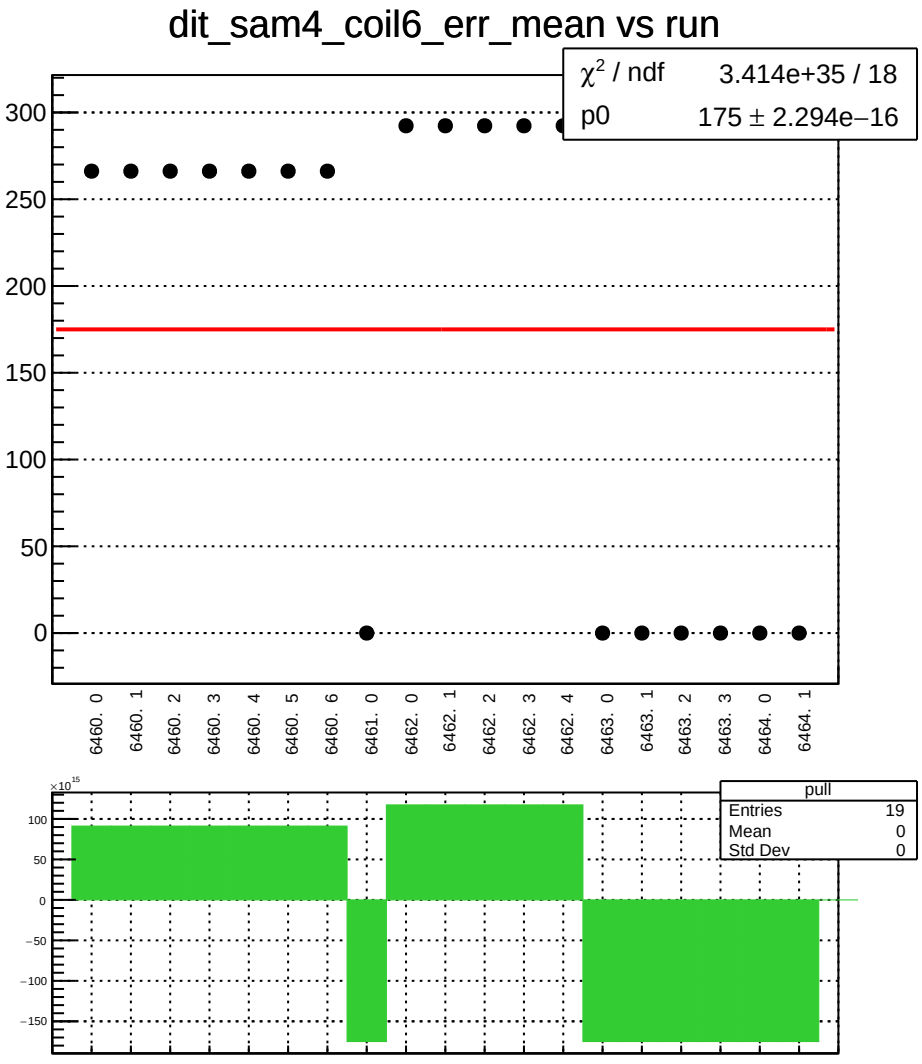
dit_sam4_coil6_err_mean vs run
χ² / ndf 3.414e+35 / 18
p0 175 ± 2.294e−16
300
250
200
150
100
50
0
6460. 0
6460. 1
6460. 2
6460. 3
6460. 4
6460. 5
6460. 6
6461. 0
6462. 0
6462. 1
6462. 2
6462. 3
6462. 4
6463. 0
6463. 1
6463. 2
6463. 3
6464. 0
6464. 1
×10^15
100
50
0
−50
−100
−150
pull
Entries 19
Mean 0
Std Dev 0

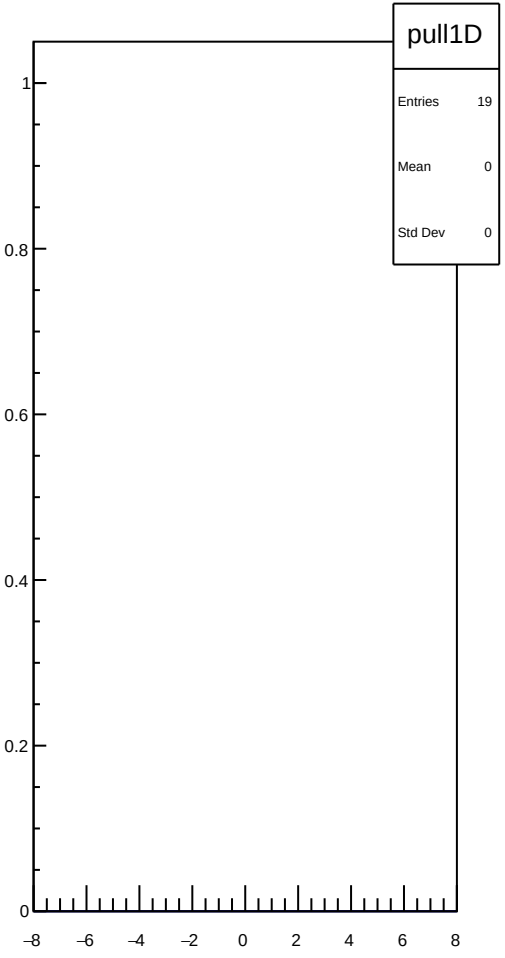
pull1D
Entries 19
Mean 0
Std Dev 0
1
0.8
0.6
0.4
0.2
0
−8
−6
−4
−2
0
2
4
6
8

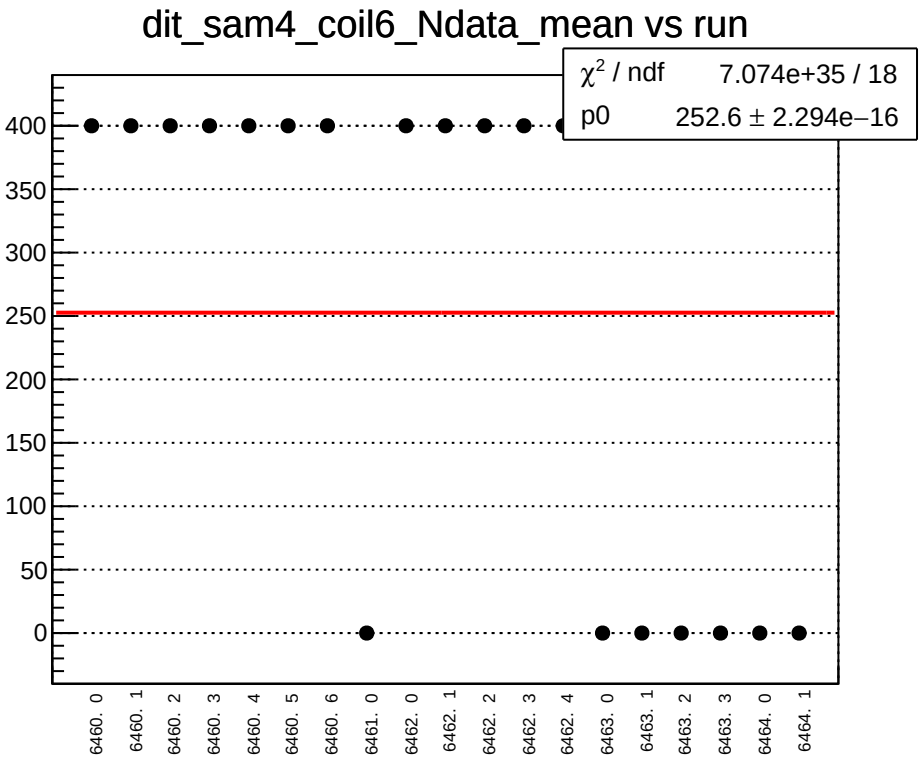
dit_sam4_coil6_Ndata_mean vs run
χ² / ndf 7.074e+35 / 18
p0 252.6 ± 2.294e−16
400
350
300
250
200
150
100
50
0
6460. 0
6460. 1
6460. 2
6460. 3
6460. 4
6460. 5
6460. 6
6461. 0
6462. 0
6462. 1
6462. 2
6462. 3
6462. 4
6463. 0
6463. 1
6463. 2
6463. 3
6464. 0
6464. 1
×10^15
150
100
50
0
−50
−100
−150
−200
−250
pull
Entries 19
Mean −8.615e+08
Std Dev 8.615e+08

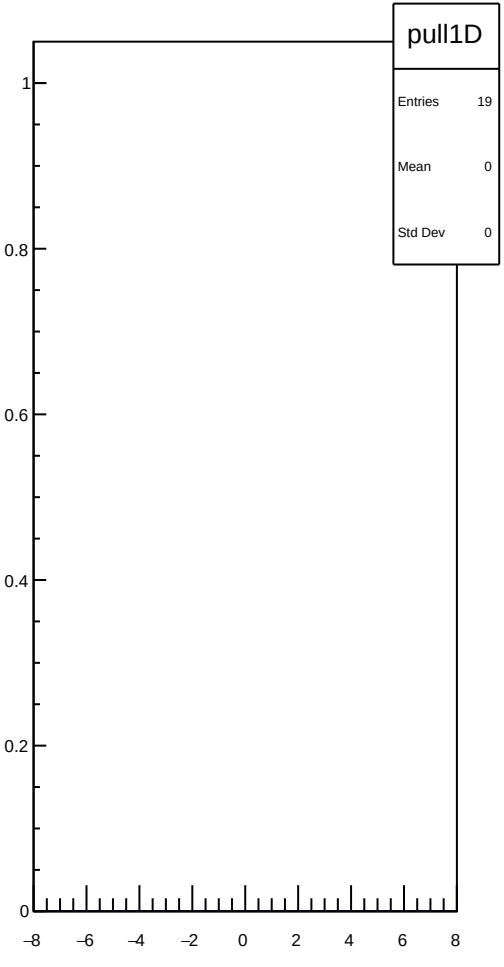
pull1D
Entries 19
Mean 0
Std Dev 0
1
0.8
0.6
0.4
0.2
0
−8
−6
−4
−2
0
2
4
6
8

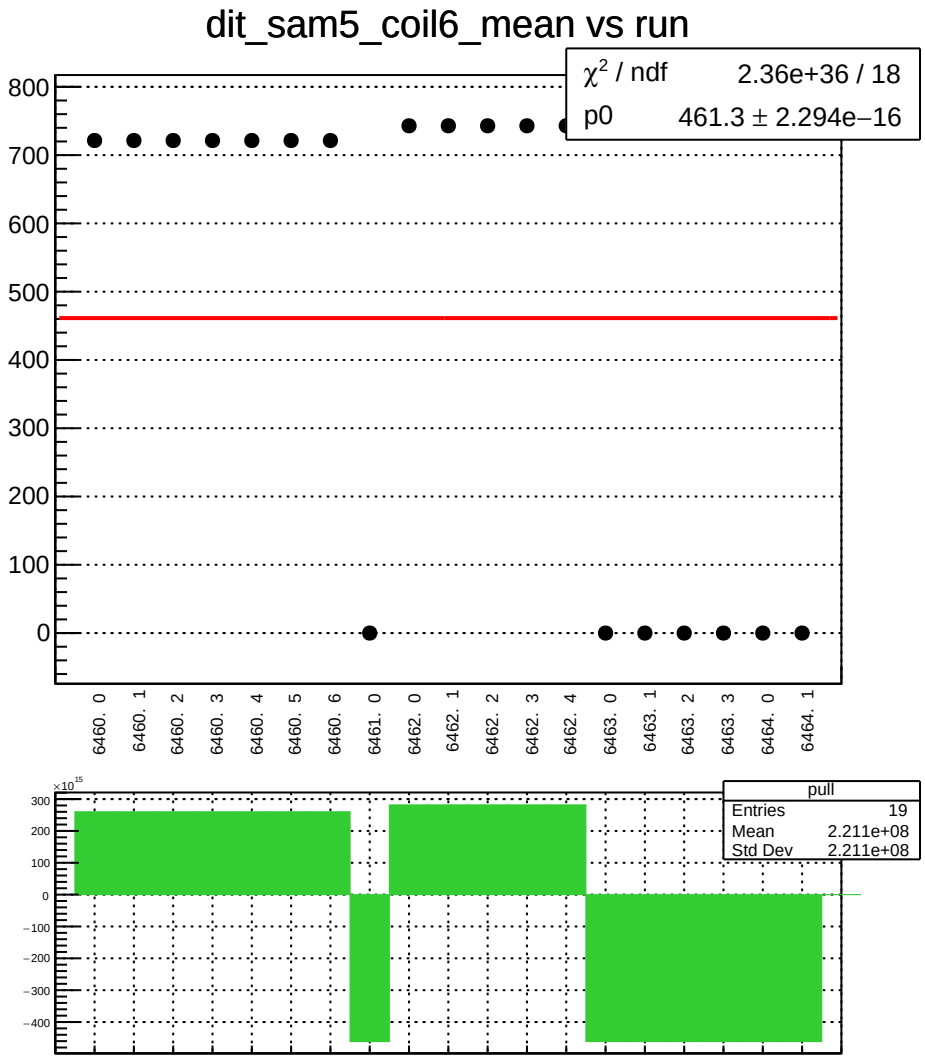
dit_sam5_coil6_mean vs run
χ² / ndf 2.36e+36 / 18
p0 461.3 ± 2.294e−16
800
700
600
500
400
300
200
100
0
6460. 0
6460. 1
6460. 2
6460. 3
6460. 4
6460. 5
6460. 6
6461. 0
6462. 0
6462. 1
6462. 2
6462. 3
6462. 4
6463. 0
6463. 1
6463. 2
6463. 3
6464. 0
6464. 1
×10^15
300
200
100
0
−100
−200
−300
−400
pull
Entries 19
Mean 2.211e+08
Std Dev 2.211e+08

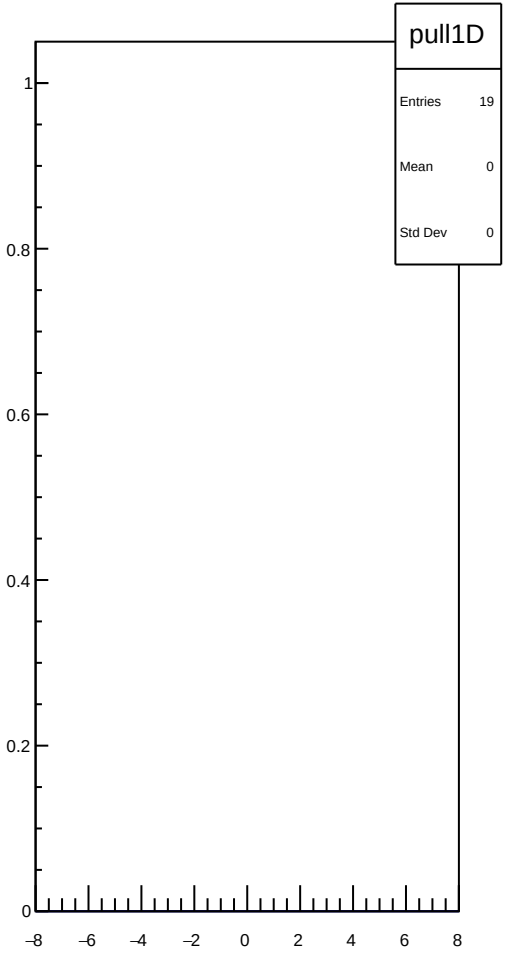
pull1D
Entries 19
Mean 0
Std Dev 0
1
0.8
0.6
0.4
0.2
0
−8
−6
−4
−2
0
2
4
6
8

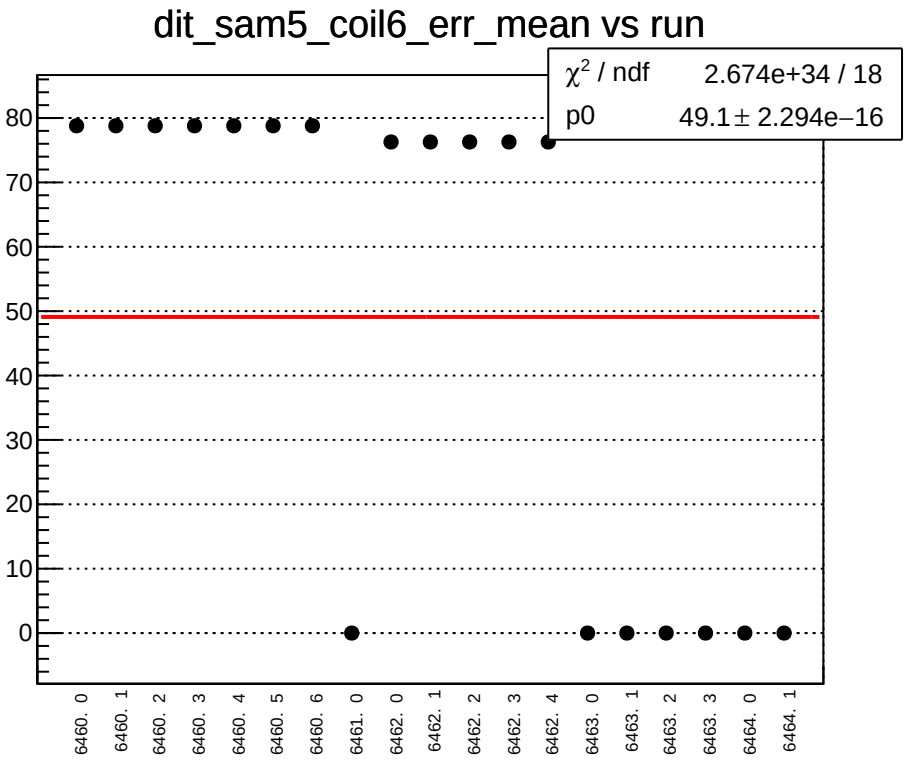
dit_sam5_coil6_err_mean vs run
χ² / ndf 2.674e+34 / 18
p0 49.1 ± 2.294e−16
80
70
60
50
40
30
20
10
0
6460. 0
6460. 1
6460. 2
6460. 3
6460. 4
6460. 5
6460. 6
6461. 0
6462. 0
6462. 1
6462. 2
6462. 3
6462. 4
6463. 0
6463. 1
6463. 2
6463. 3
6464. 0
6464. 1

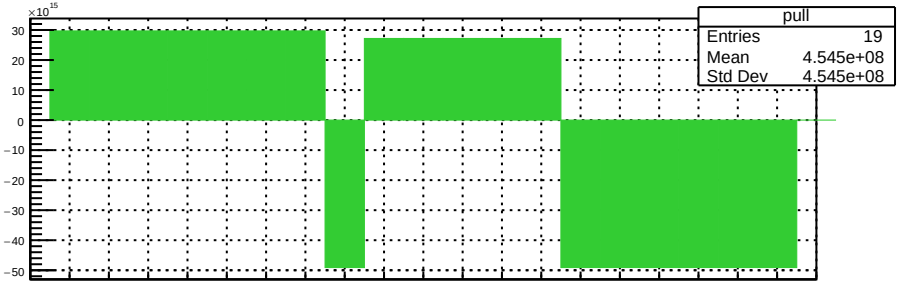
×10¹⁵
pull
Entries 19
Mean 4.545e+08
Std Dev 4.545e+08
30
20
10
0
−10
−20
−30
−40
−50

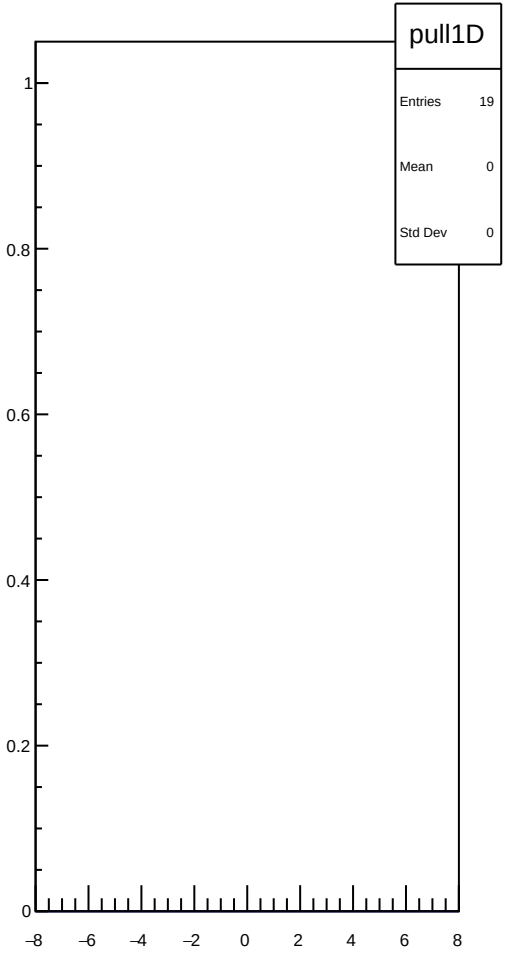
pull1D
Entries 19
Mean 0
Std Dev 0
1
0.8
0.6
0.4
0.2
0
−8
−6
−4
−2
0
2
4
6
8

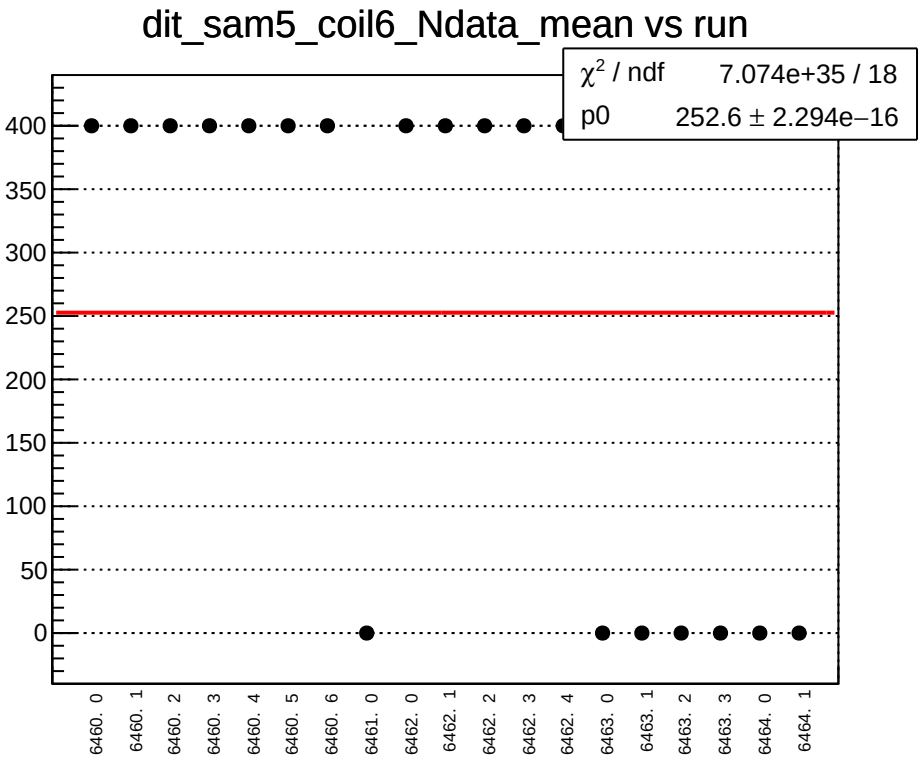
dit_sam5_coil6_Ndata_mean vs run
χ² / ndf 7.074e+35 / 18
p0 252.6 ± 2.294e−16
400
350
300
250
200
150
100
50
0
6460. 0
6460. 1
6460. 2
6460. 3
6460. 4
6460. 5
6460. 6
6461. 0
6462. 0
6462. 1
6462. 2
6462. 3
6462. 4
6463. 0
6463. 1
6463. 2
6463. 3
6464. 0
6464. 1

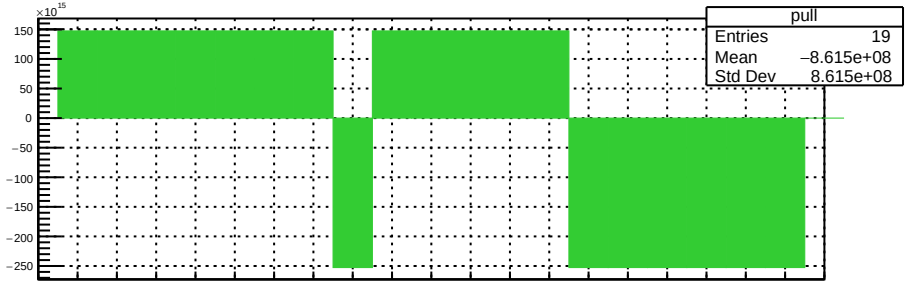
×10¹⁵
pull
Entries 19
Mean −8.615e+08
Std Dev 8.615e+08
150
100
50
0
−50
−100
−150
−200
−250

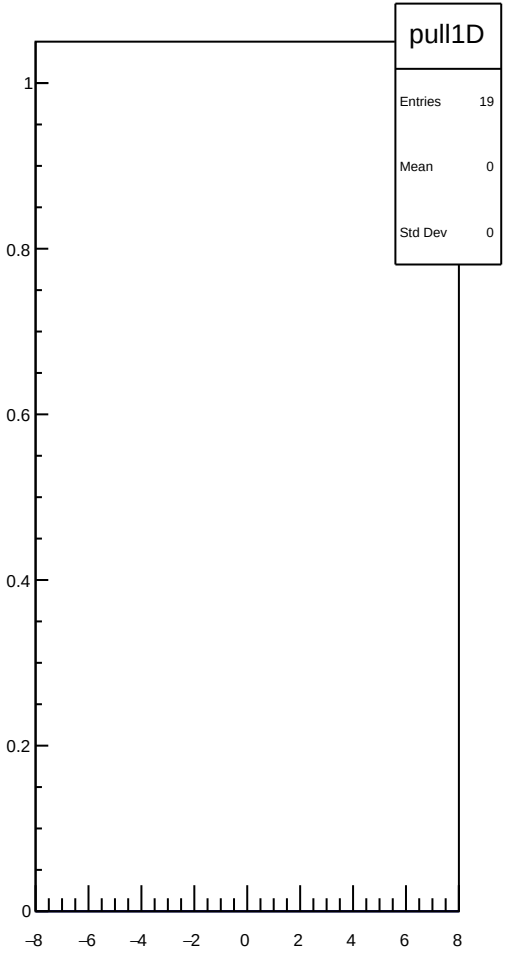
pull1D
Entries 19
Mean 0
Std Dev 0
1
0.8
0.6
0.4
0.2
0
−8
−6
−4
−2
0
2
4
6
8

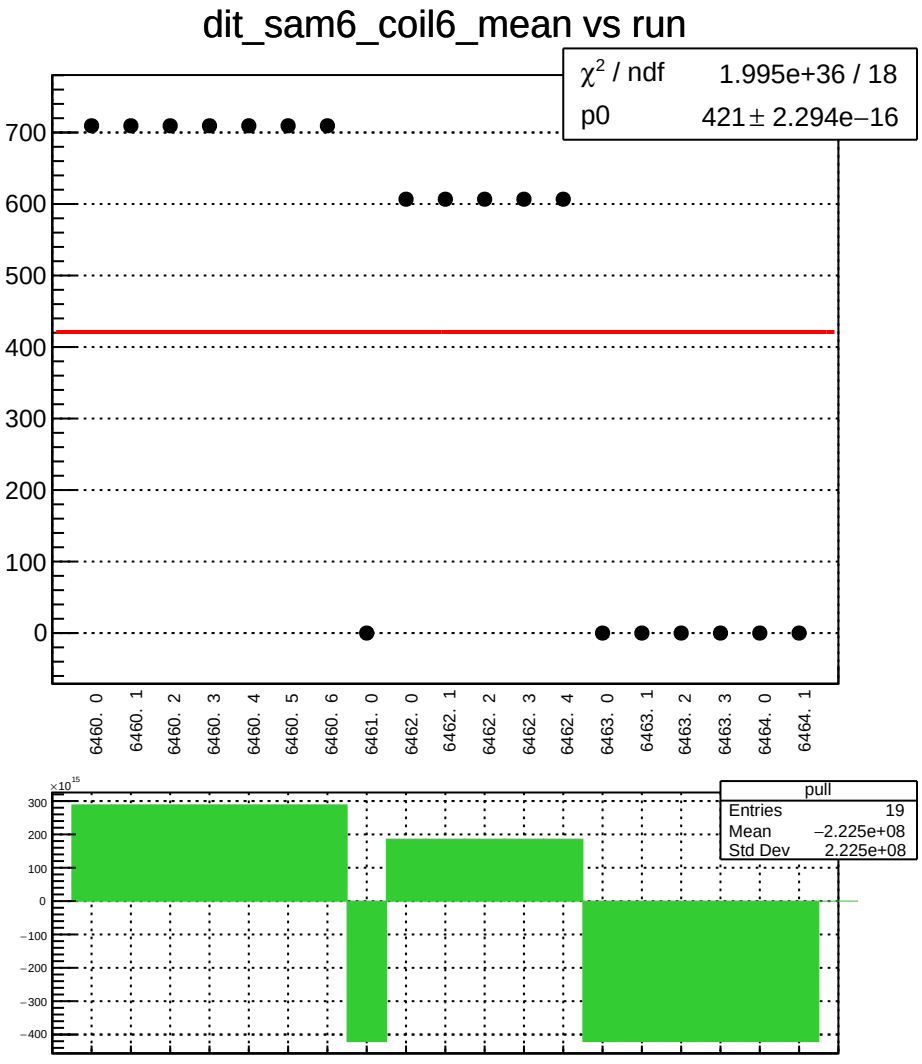
dit_sam6_coil6_mean vs run
χ² / ndf 1.995e+36 / 18
p0 421 ± 2.294e−16
700
600
500
400
300
200
100
0
6460. 0
6460. 1
6460. 2
6460. 3
6460. 4
6460. 5
6460. 6
6461. 0
6462. 0
6462. 1
6462. 2
6462. 3
6462. 4
6463. 0
6463. 1
6463. 2
6463. 3
6464. 0
6464. 1
×10^15
300
200
100
0
−100
−200
−300
−400
pull
Entries 19
Mean −2.225e+08
Std Dev 2.225e+08

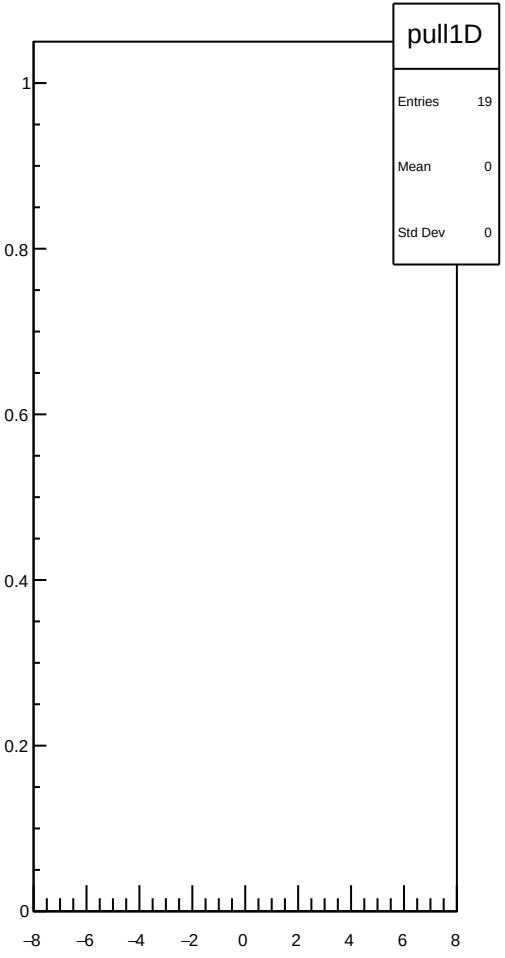
pull1D
Entries 19
Mean 0
Std Dev 0
1
0.8
0.6
0.4
0.2
0
−8
−6
−4
−2
0
2
4
6
8

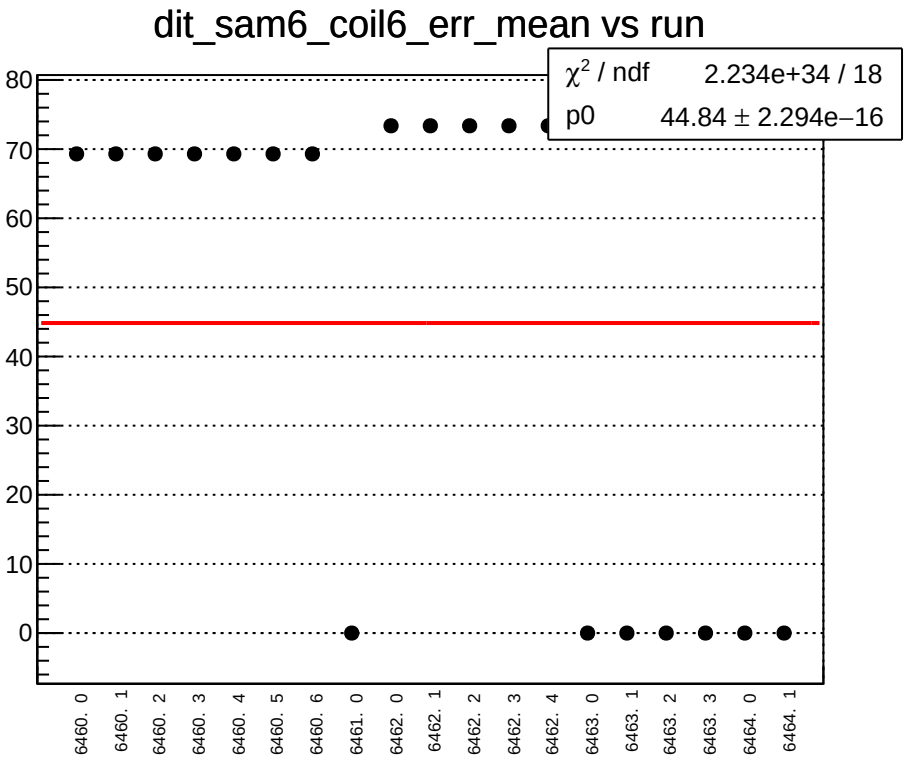
dit_sam6_coil6_err_mean vs run
χ² / ndf 2.234e+34 / 18
p0 44.84 ± 2.294e−16
80
70
60
50
40
30
20
10
0
6460. 0
6460. 1
6460. 2
6460. 3
6460. 4
6460. 5
6460. 6
6461. 0
6462. 0
6462. 1
6462. 2
6462. 3
6462. 4
6463. 0
6463. 1
6463. 2
6463. 3
6464. 0
6464. 1

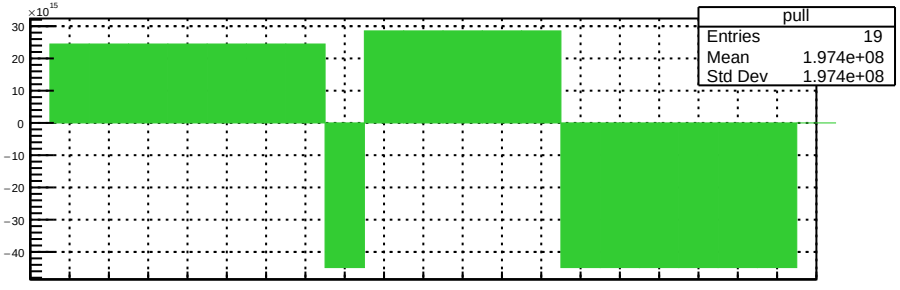
×10¹⁵
pull
Entries 19
Mean 1.974e+08
Std Dev 1.974e+08
30
20
10
0
−10
−20
−30
−40

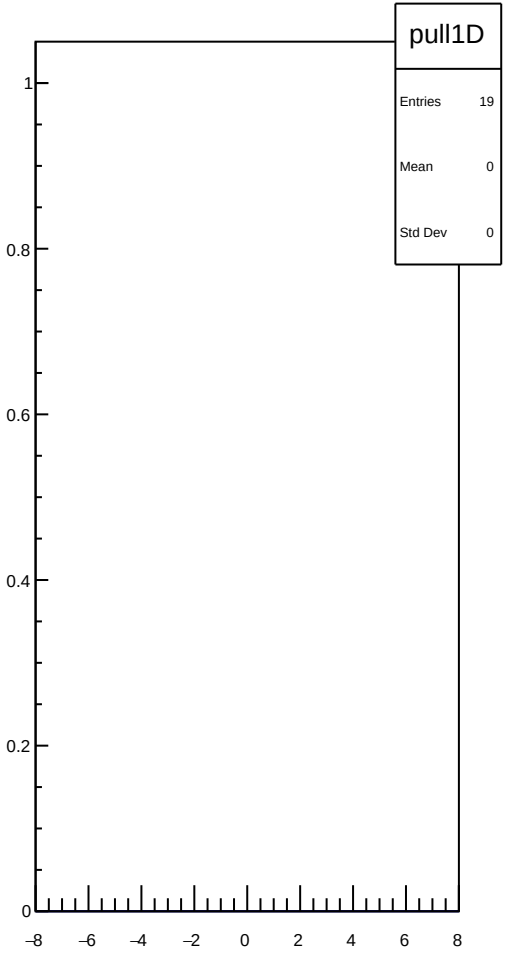
pull1D
Entries 19
Mean 0
Std Dev 0
1
0.8
0.6
0.4
0.2
0
−8
−6
−4
−2
0
2
4
6
8

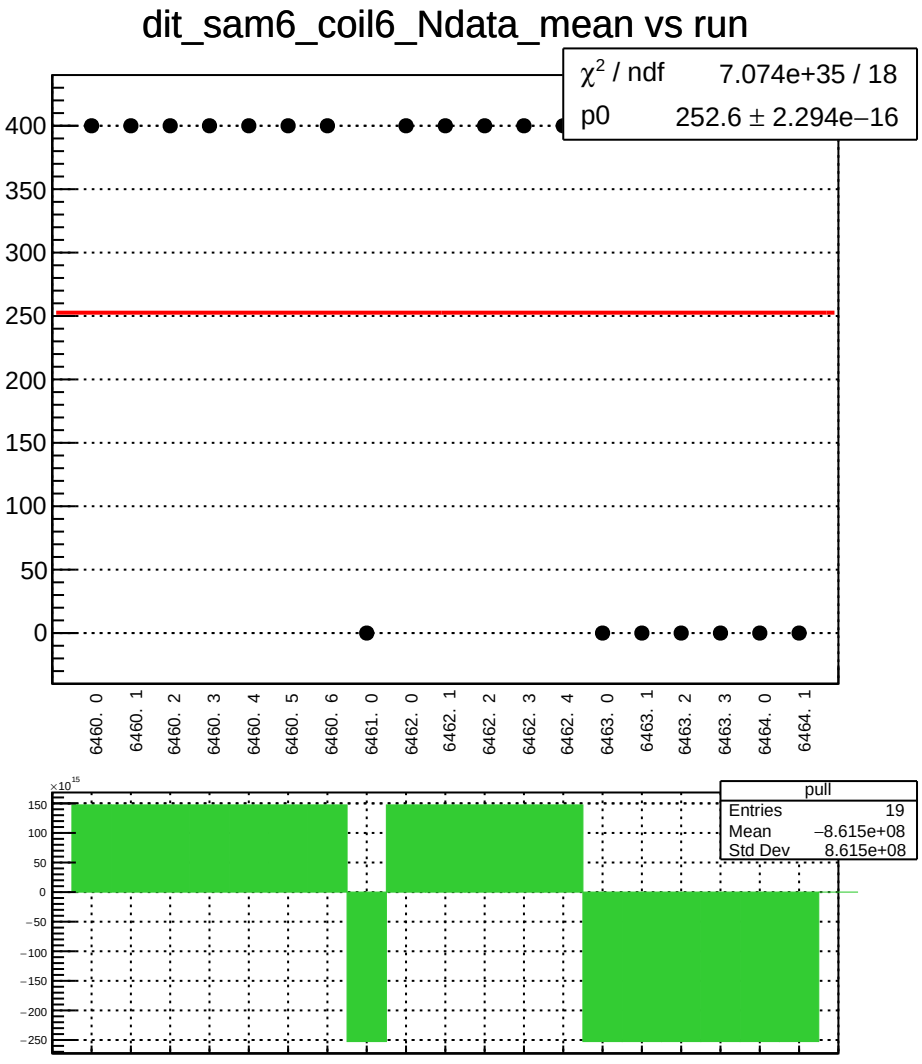
dit_sam6_coil6_Ndata_mean vs run
χ² / ndf 7.074e+35 / 18
p0 252.6 ± 2.294e−16
400
350
300
250
200
150
100
50
0
6460. 0
6460. 1
6460. 2
6460. 3
6460. 4
6460. 5
6460. 6
6461. 0
6462. 0
6462. 1
6462. 2
6462. 3
6462. 4
6463. 0
6463. 1
6463. 2
6463. 3
6464. 0
6464. 1
×10^15
150
100
50
0
−50
−100
−150
−200
−250
pull
Entries 19
Mean −8.615e+08
Std Dev 8.615e+08

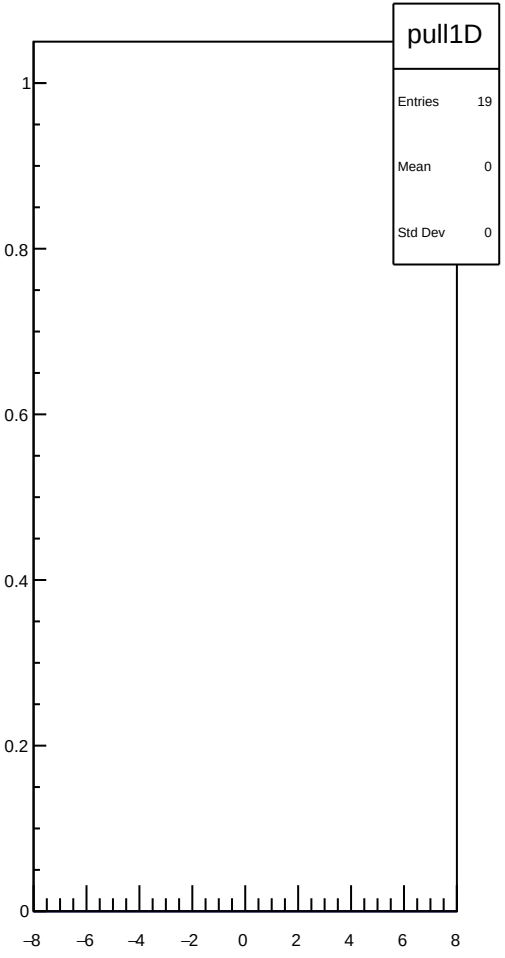
pull1D
Entries 19
Mean 0
Std Dev 0
1
0.8
0.6
0.4
0.2
0
−8
−6
−4
−2
0
2
4
6
8

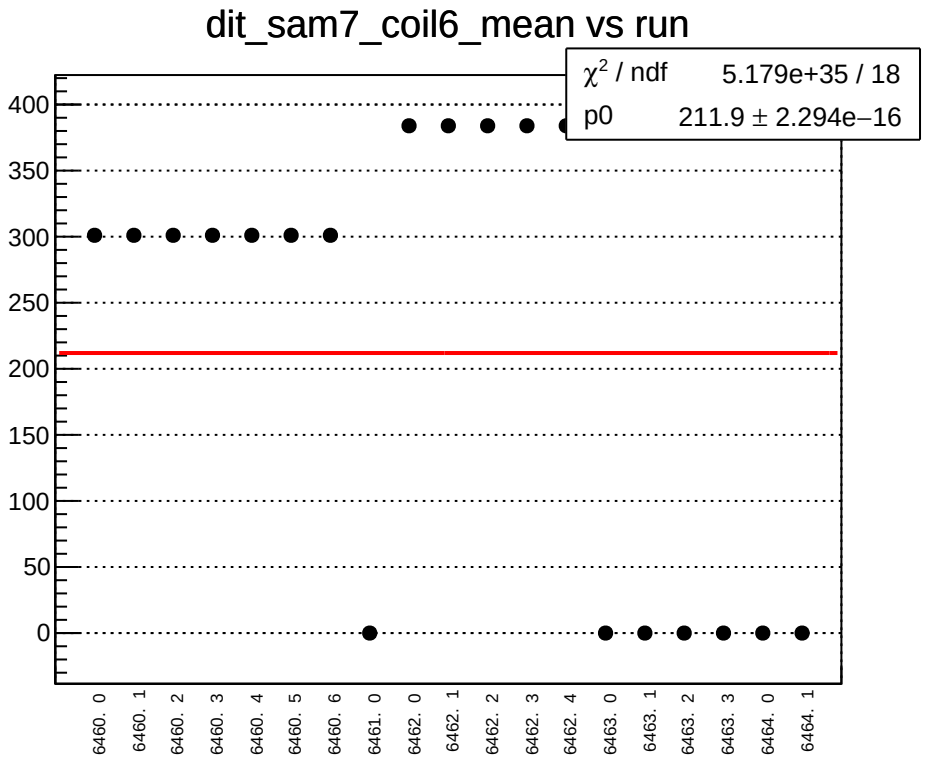
dit_sam7_coil6_mean vs run
χ² / ndf 5.179e+35 / 18
p0 211.9 ± 2.294e−16
400
350
300
250
200
150
100
50
0
6460. 0
6460. 1
6460. 2
6460. 3
6460. 4
6460. 5
6460. 6
6461. 0
6462. 0
6462. 1
6462. 2
6462. 3
6462. 4
6463. 0
6463. 1
6463. 2
6463. 3
6464. 0
6464. 1

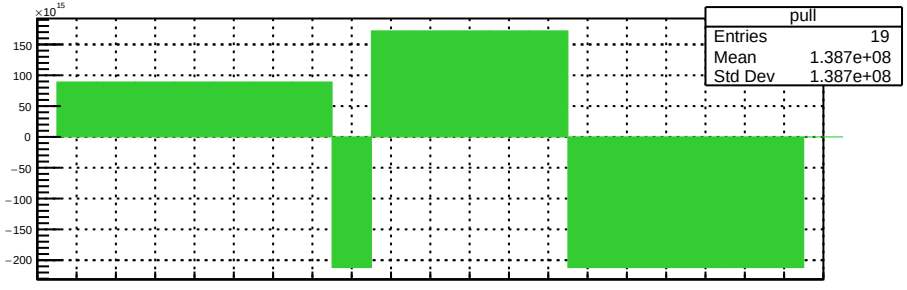
×10¹⁵
pull
Entries 19
Mean 1.387e+08
Std Dev 1.387e+08
150
100
50
0
−50
−100
−150
−200

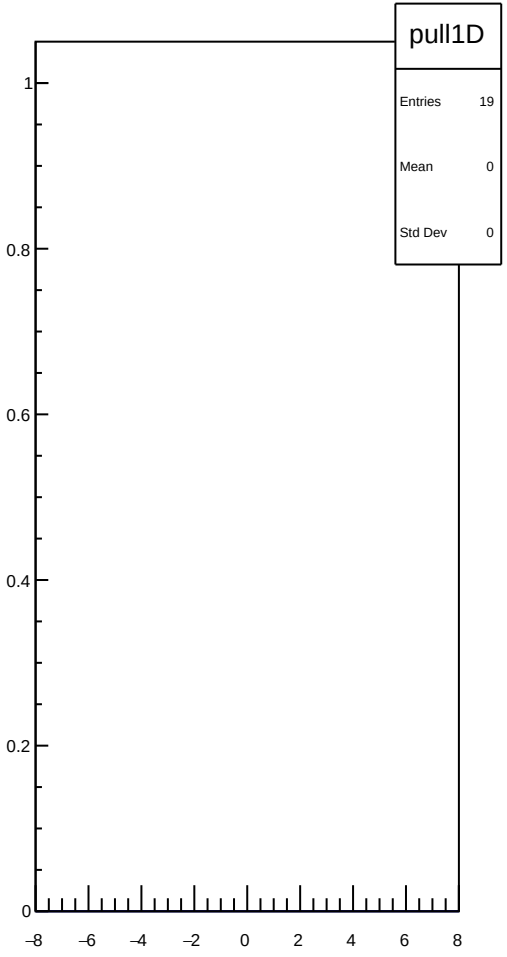
pull1D
Entries 19
Mean 0
Std Dev 0
1
0.8
0.6
0.4
0.2
0
−8
−6
−4
−2
0
2
4
6
8

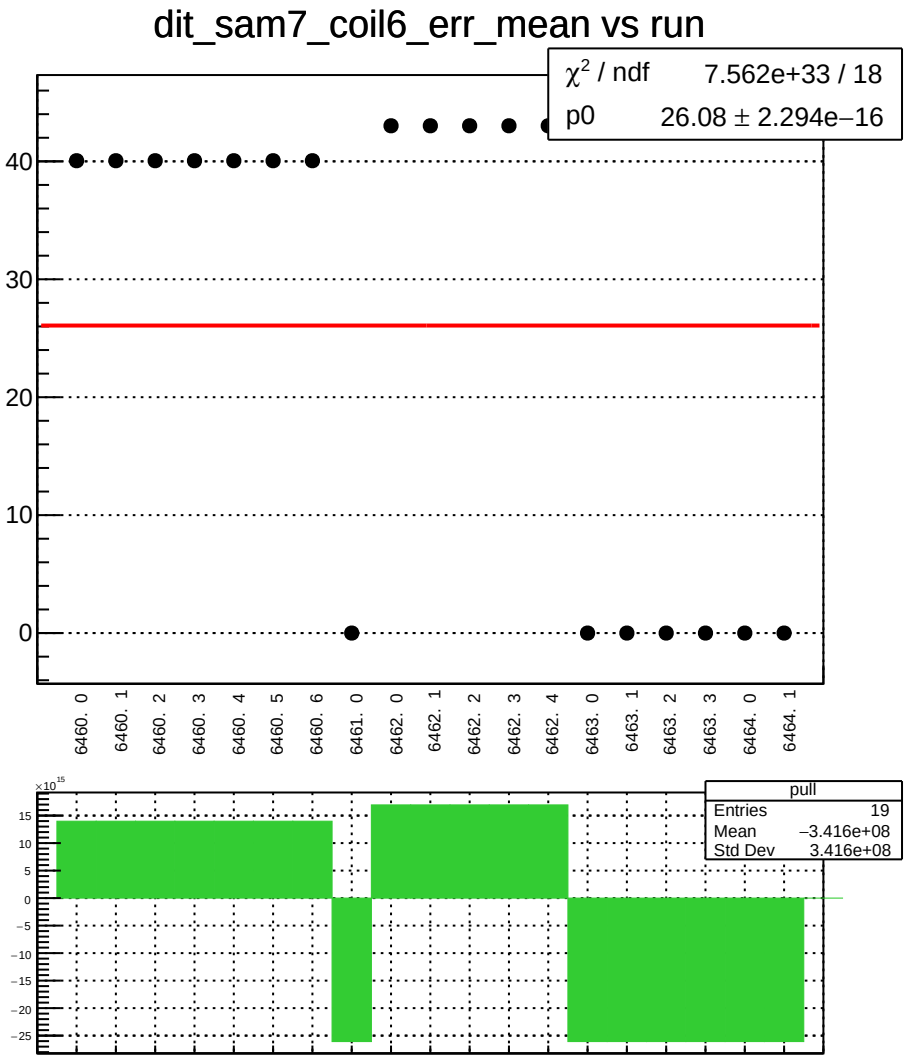
dit_sam7_coil6_err_mean vs run
χ² / ndf 7.562e+33 / 18
p0 26.08 ± 2.294e−16
40
30
20
10
0
6460. 0
6460. 1
6460. 2
6460. 3
6460. 4
6460. 5
6460. 6
6461. 0
6462. 0
6462. 1
6462. 2
6462. 3
6462. 4
6463. 0
6463. 1
6463. 2
6463. 3
6464. 0
6464. 1
×10^15
15
10
5
0
−5
−10
−15
−20
−25
pull
Entries 19
Mean −3.416e+08
Std Dev 3.416e+08

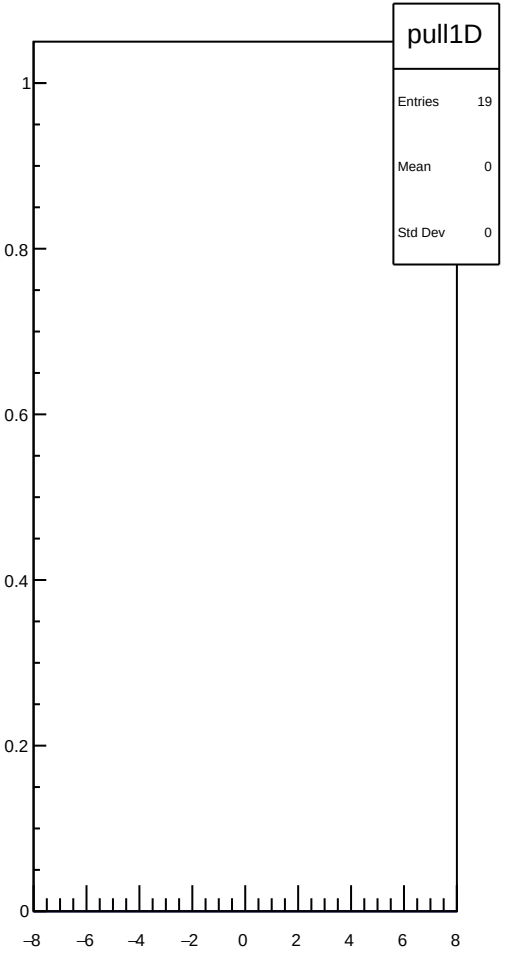
pull1D
Entries 19
Mean 0
Std Dev 0
1
0.8
0.6
0.4
0.2
0
−8
−6
−4
−2
0
2
4
6
8

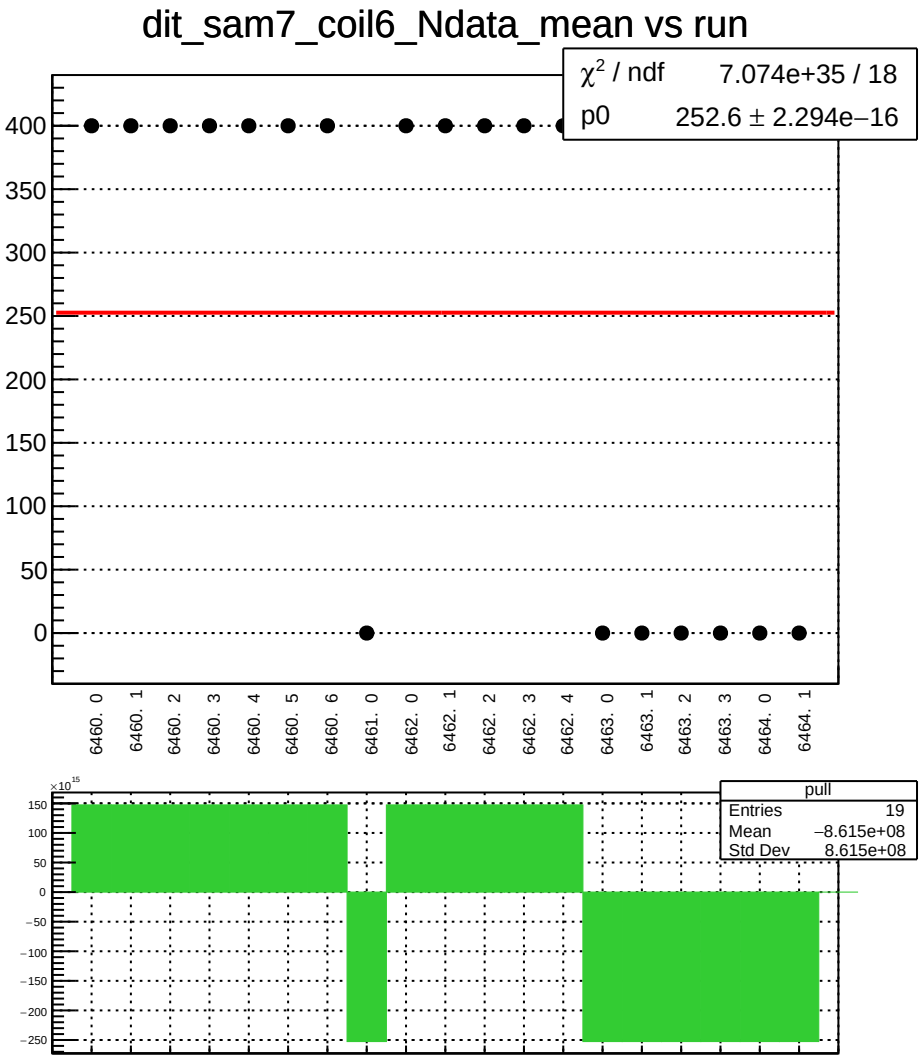
dit_sam7_coil6_Ndata_mean vs run
χ² / ndf 7.074e+35 / 18
p0 252.6 ± 2.294e−16
400
350
300
250
200
150
100
50
0
6460. 0
6460. 1
6460. 2
6460. 3
6460. 4
6460. 5
6460. 6
6461. 0
6462. 0
6462. 1
6462. 2
6462. 3
6462. 4
6463. 0
6463. 1
6463. 2
6463. 3
6464. 0
6464. 1
×10^15
150
100
50
0
−50
−100
−150
−200
−250
pull
Entries 19
Mean −8.615e+08
Std Dev 8.615e+08

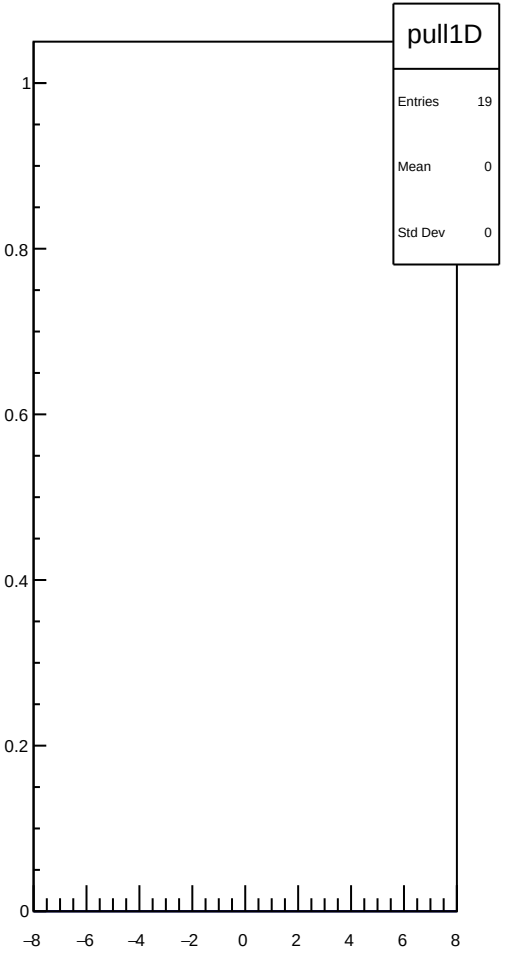
pull1D
Entries 19
Mean 0
Std Dev 0
1
0.8
0.6
0.4
0.2
0
−8
−6
−4
−2
0
2
4
6
8

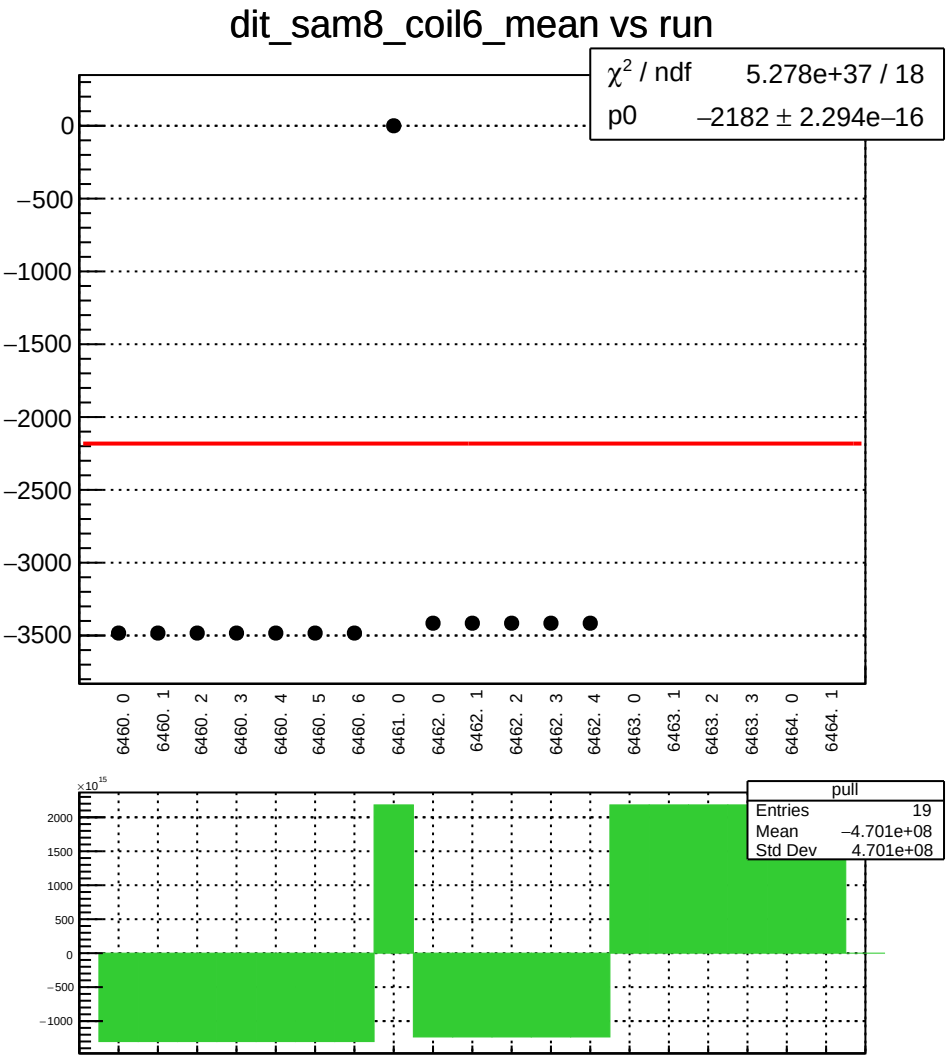
dit_sam8_coil6_mean vs run
χ² / ndf 5.278e+37 / 18
p0 −2182 ± 2.294e−16
0
−500
−1000
−1500
−2000
−2500
−3000
−3500
6460. 0
6460. 1
6460. 2
6460. 3
6460. 4
6460. 5
6460. 6
6461. 0
6462. 0
6462. 1
6462. 2
6462. 3
6462. 4
6463. 0
6463. 1
6463. 2
6463. 3
6464. 0
6464. 1
×10^15
2000
1500
1000
500
0
−500
−1000
pull
Entries 19
Mean −4.701e+08
Std Dev 4.701e+08

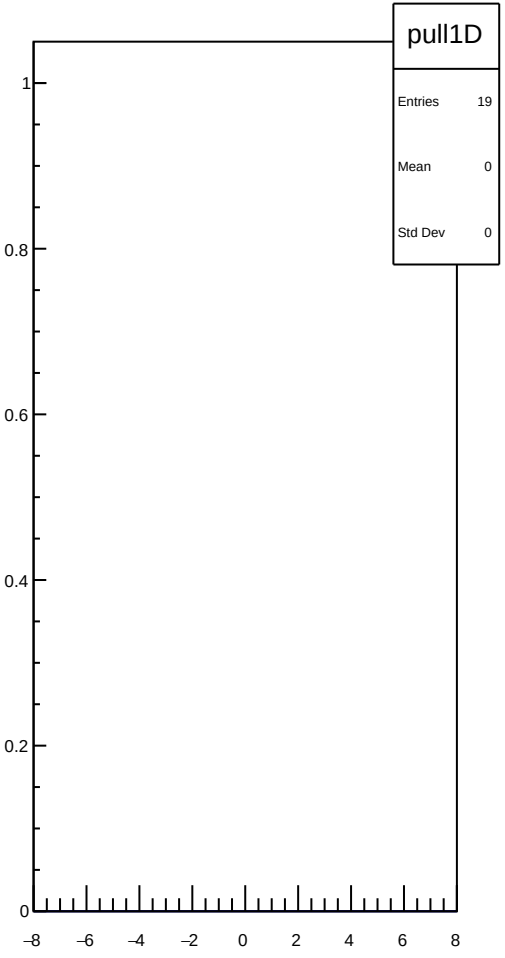
pull1D
Entries 19
Mean 0
Std Dev 0
1
0.8
0.6
0.4
0.2
0
−8
−6
−4
−2
0
2
4
6
8

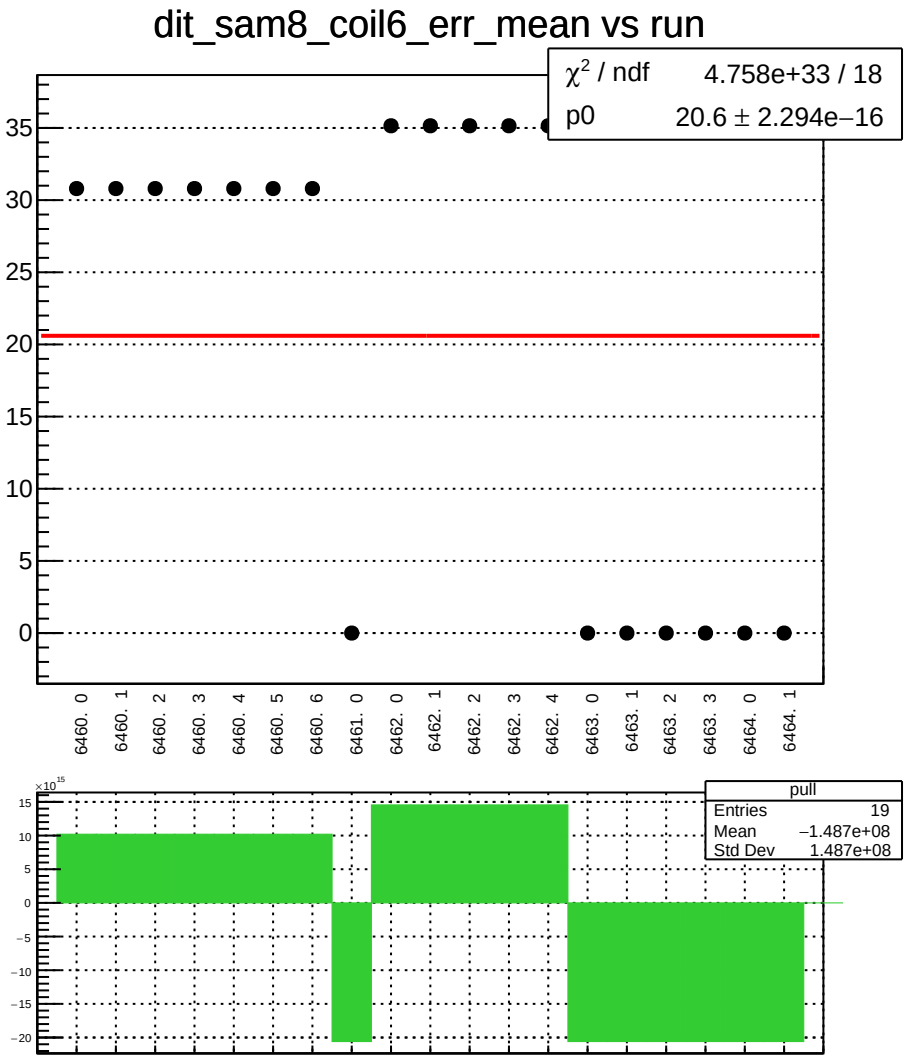
dit_sam8_coil6_err_mean vs run
χ² / ndf 4.758e+33 / 18
p0 20.6 ± 2.294e−16
35
30
25
20
15
10
5
0
6460. 0
6460. 1
6460. 2
6460. 3
6460. 4
6460. 5
6460. 6
6461. 0
6462. 0
6462. 1
6462. 2
6462. 3
6462. 4
6463. 0
6463. 1
6463. 2
6463. 3
6464. 0
6464. 1
×10^15
15
10
5
0
−5
−10
−15
−20
pull
Entries 19
Mean −1.487e+08
Std Dev 1.487e+08

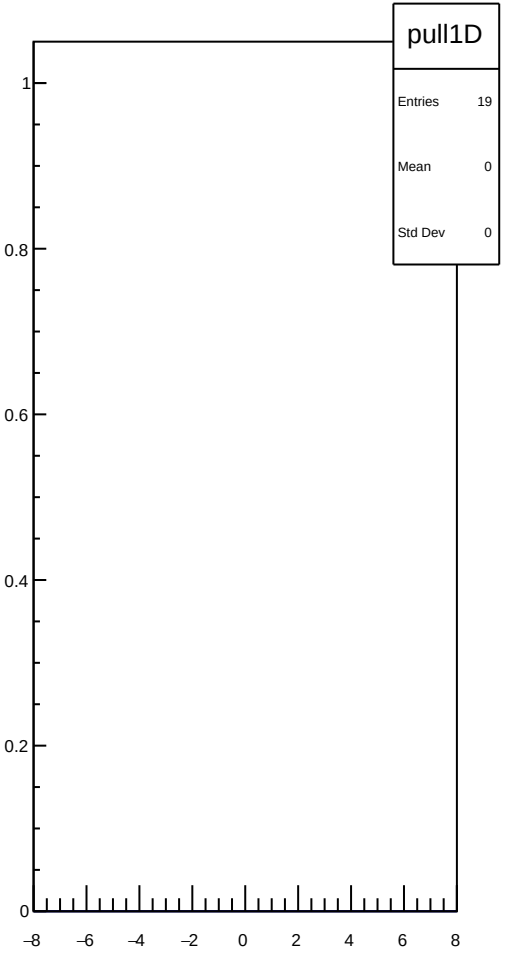
pull1D
Entries 19
Mean 0
Std Dev 0
1
0.8
0.6
0.4
0.2
0
−8
−6
−4
−2
0
2
4
6
8

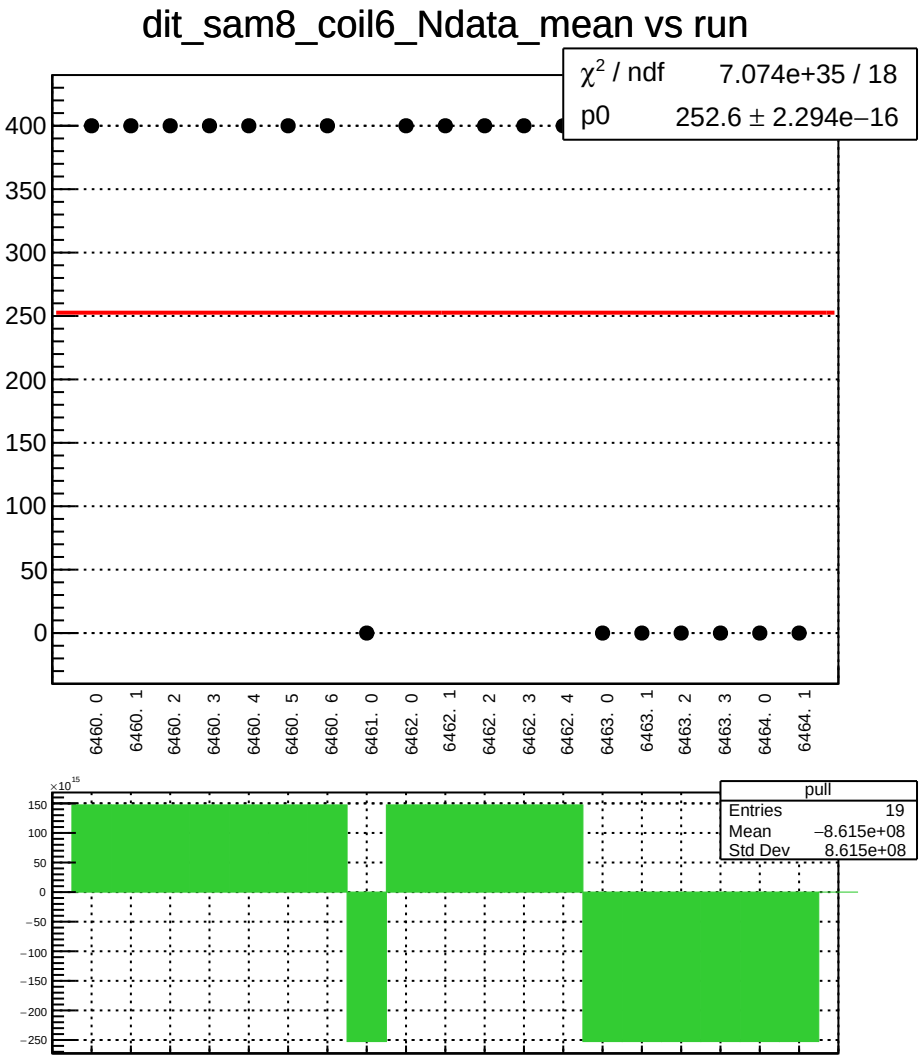
dit_sam8_coil6_Ndata_mean vs run
χ² / ndf 7.074e+35 / 18
p0 252.6 ± 2.294e−16
400
350
300
250
200
150
100
50
0
6460. 0
6460. 1
6460. 2
6460. 3
6460. 4
6460. 5
6460. 6
6461. 0
6462. 0
6462. 1
6462. 2
6462. 3
6462. 4
6463. 0
6463. 1
6463. 2
6463. 3
6464. 0
6464. 1
×10^15
150
100
50
0
−50
−100
−150
−200
−250
pull
Entries 19
Mean −8.615e+08
Std Dev 8.615e+08

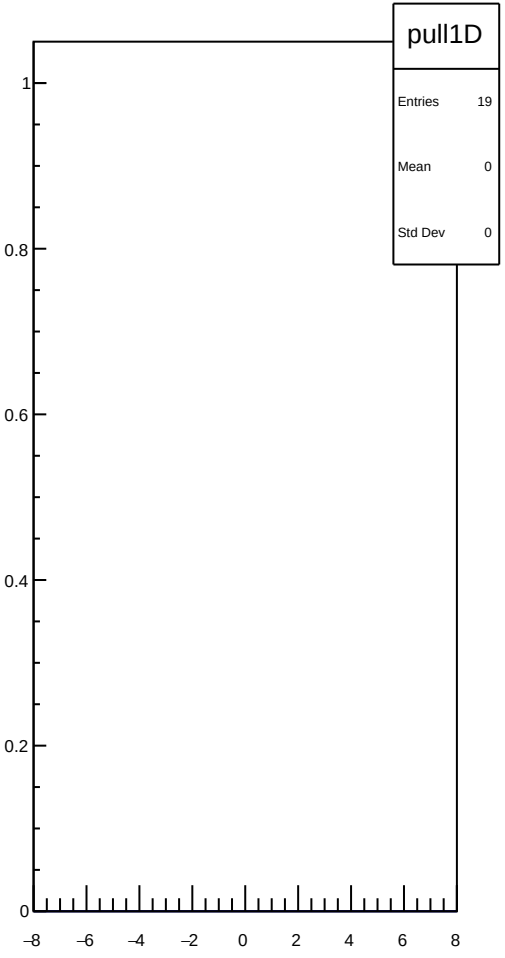
pull1D
Entries 19
Mean 0
Std Dev 0
1
0.8
0.6
0.4
0.2
0
−8
−6
−4
−2
0
2
4
6
8

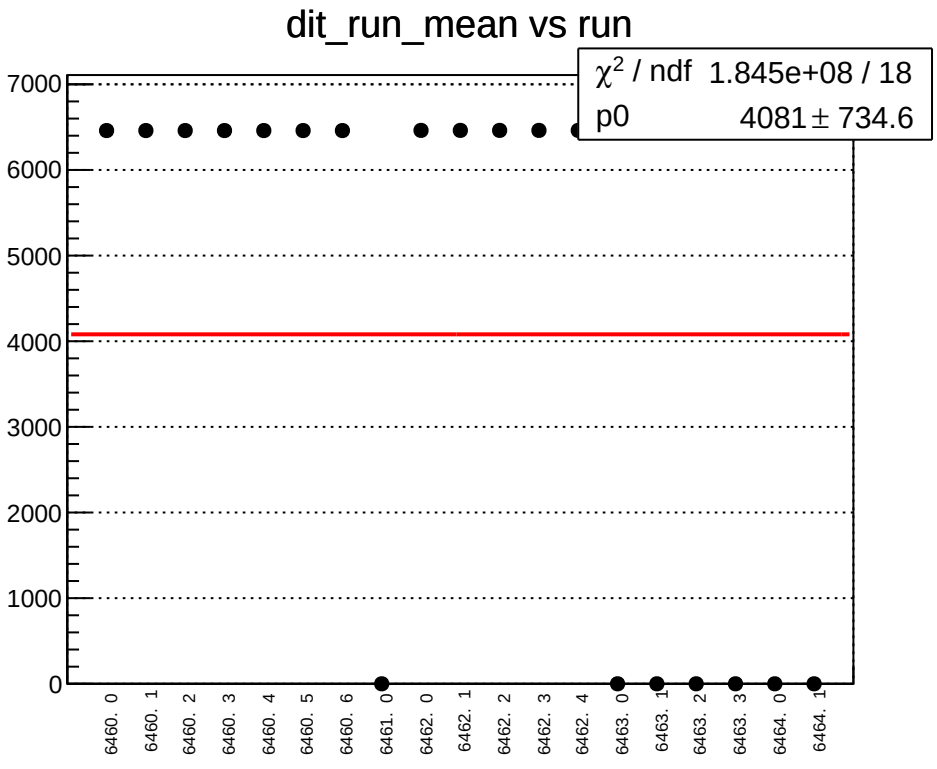
dit_run_mean vs run
χ^2 / ndf 1.845e+08 / 18
p0 4081 ± 734.6
7000
6000
5000
4000
3000
2000
1000
0
6460. 0
6460. 1
6460. 2
6460. 3
6460. 4
6460. 5
6460. 6
6461. 0
6462. 0
6462. 1
6462. 2
6462. 3
6462. 4
6463. 0
6463. 1
6463. 2
6463. 3
6464. 0
6464. 1

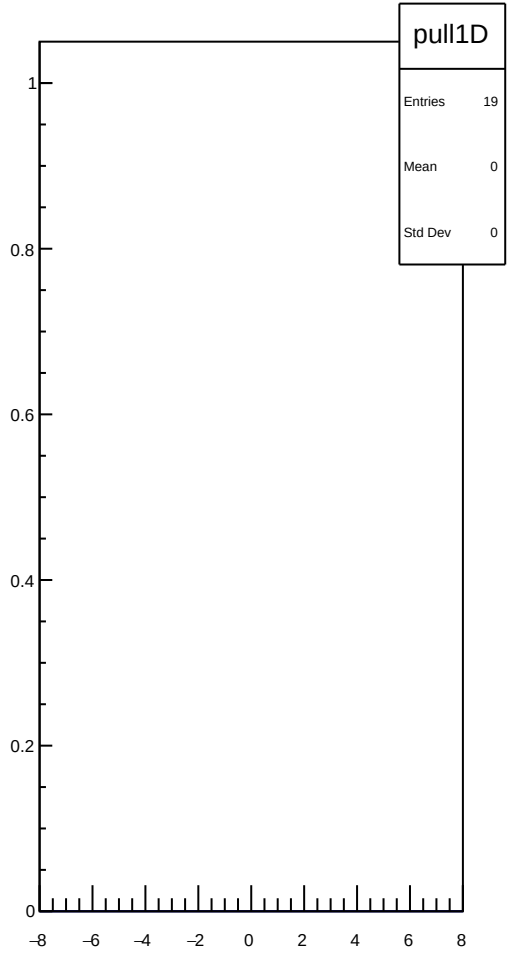
pull1D
Entries 19
Mean 0
Std Dev 0
1
0.8
0.6
0.4
0.2
0
–8
–6
–4
–2
0
2
4
6
8

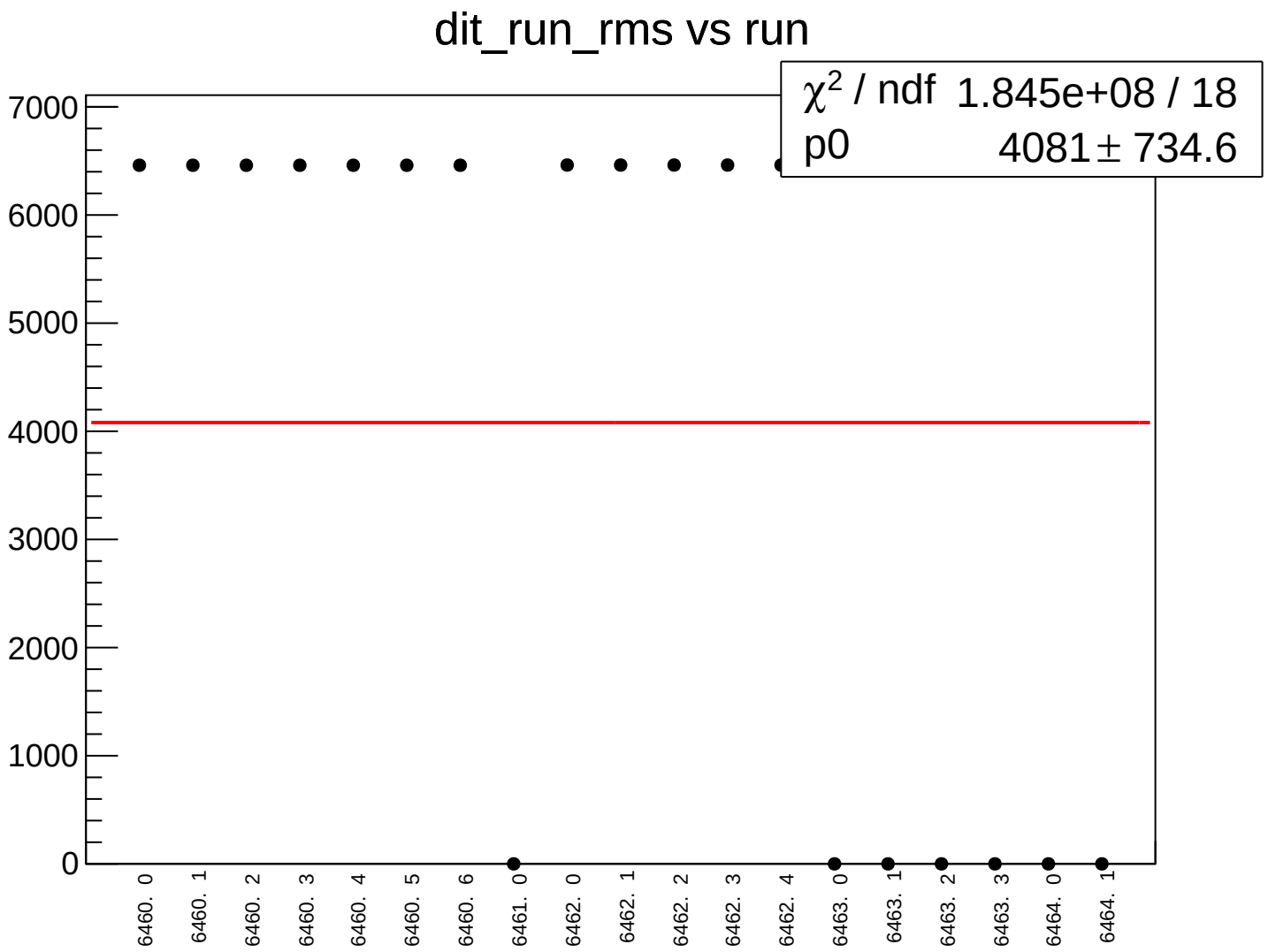
dit_run_rms vs run
χ2 / ndf 1.845e+08 / 18
p0 4081 ± 734.6
7000
6000
5000
4000
3000
2000
1000
0
6460. 0
6460. 1
6460. 2
6460. 3
6460. 4
6460. 5
6460. 6
6461. 0
6462. 0
6462. 1
6462. 2
6462. 3
6462. 4
6463. 0
6463. 1
6463. 2
6463. 3
6464. 0
6464. 1

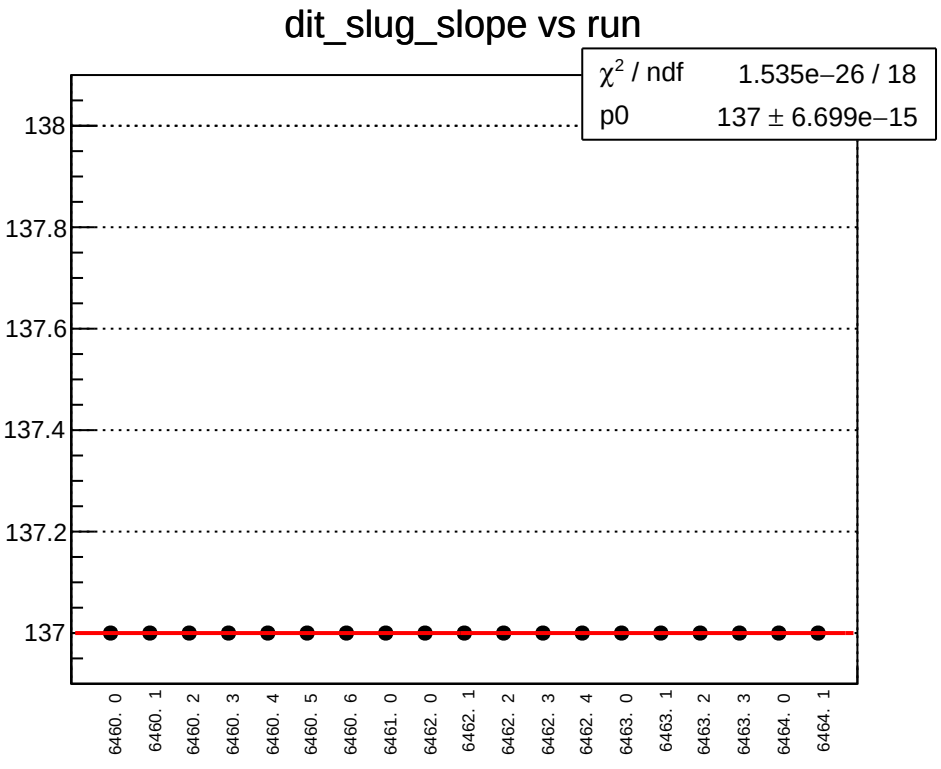
dit_slug_slope vs run
χ^2 / ndf 1.535e−26 / 18
p0 137 ± 6.699e−15
138
137.8
137.6
137.4
137.2
137
6460. 0
6460. 1
6460. 2
6460. 3
6460. 4
6460. 5
6460. 6
6461. 0
6462. 0
6462. 1
6462. 2
6462. 3
6462. 4
6463. 0
6463. 1
6463. 2
6463. 3
6464. 0
6464. 1

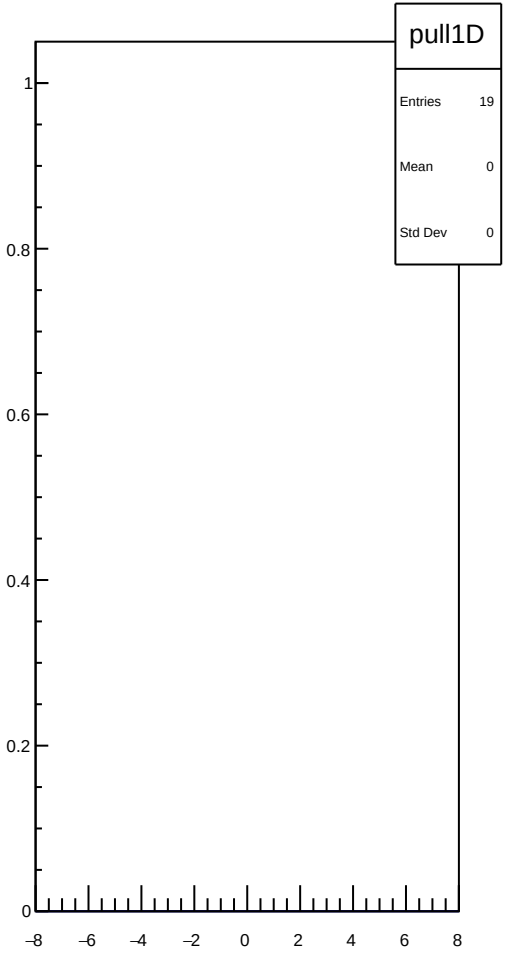
pull1D
Entries 19
Mean 0
Std Dev 0
1
0.8
0.6
0.4
0.2
0
−8
−6
−4
−2
0
2
4
6
8

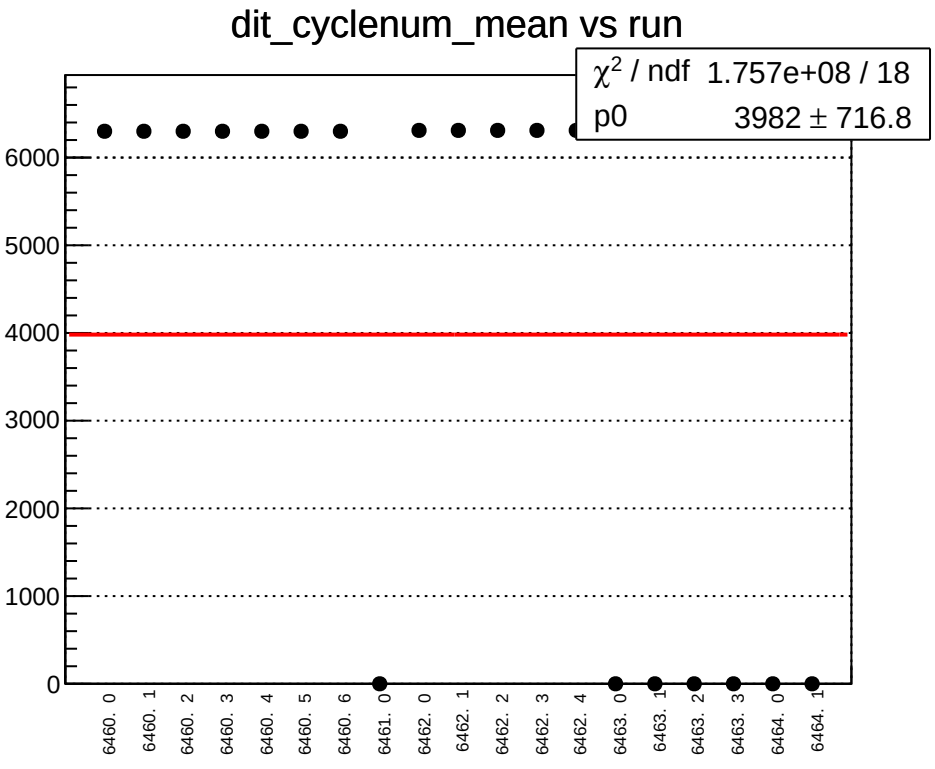
dit_cyclenum_mean vs run
χ^2 / ndf 1.757e+08 / 18
p0 3982 ± 716.8
6000
5000
4000
3000
2000
1000
0
6460. 0
6460. 1
6460. 2
6460. 3
6460. 4
6460. 5
6460. 6
6461. 0
6462. 0
6462. 1
6462. 2
6462. 3
6462. 4
6463. 0
6463. 1
6463. 2
6463. 3
6464. 0
6464. 1

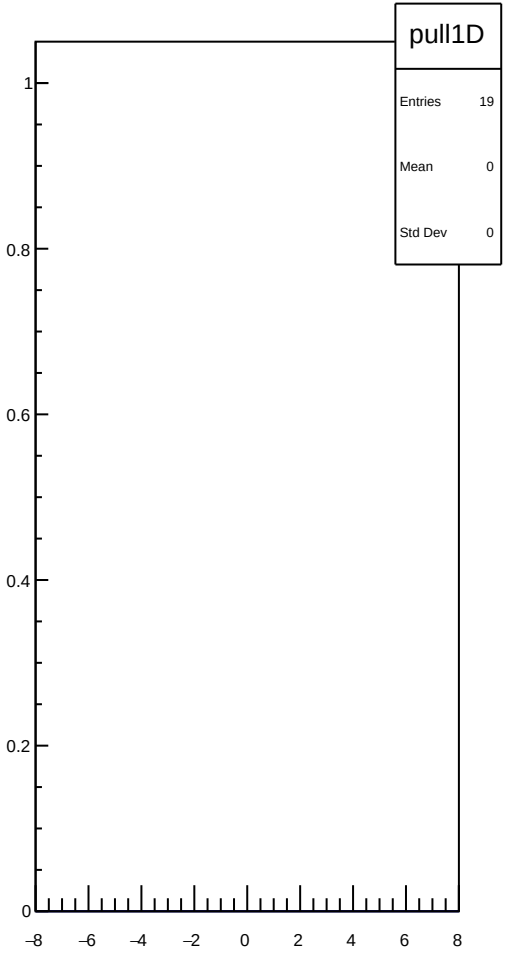
pull1D
Entries 19
Mean 0
Std Dev 0
1
0.8
0.6
0.4
0.2
0
–8
–6
–4
–2
0
2
4
6
8

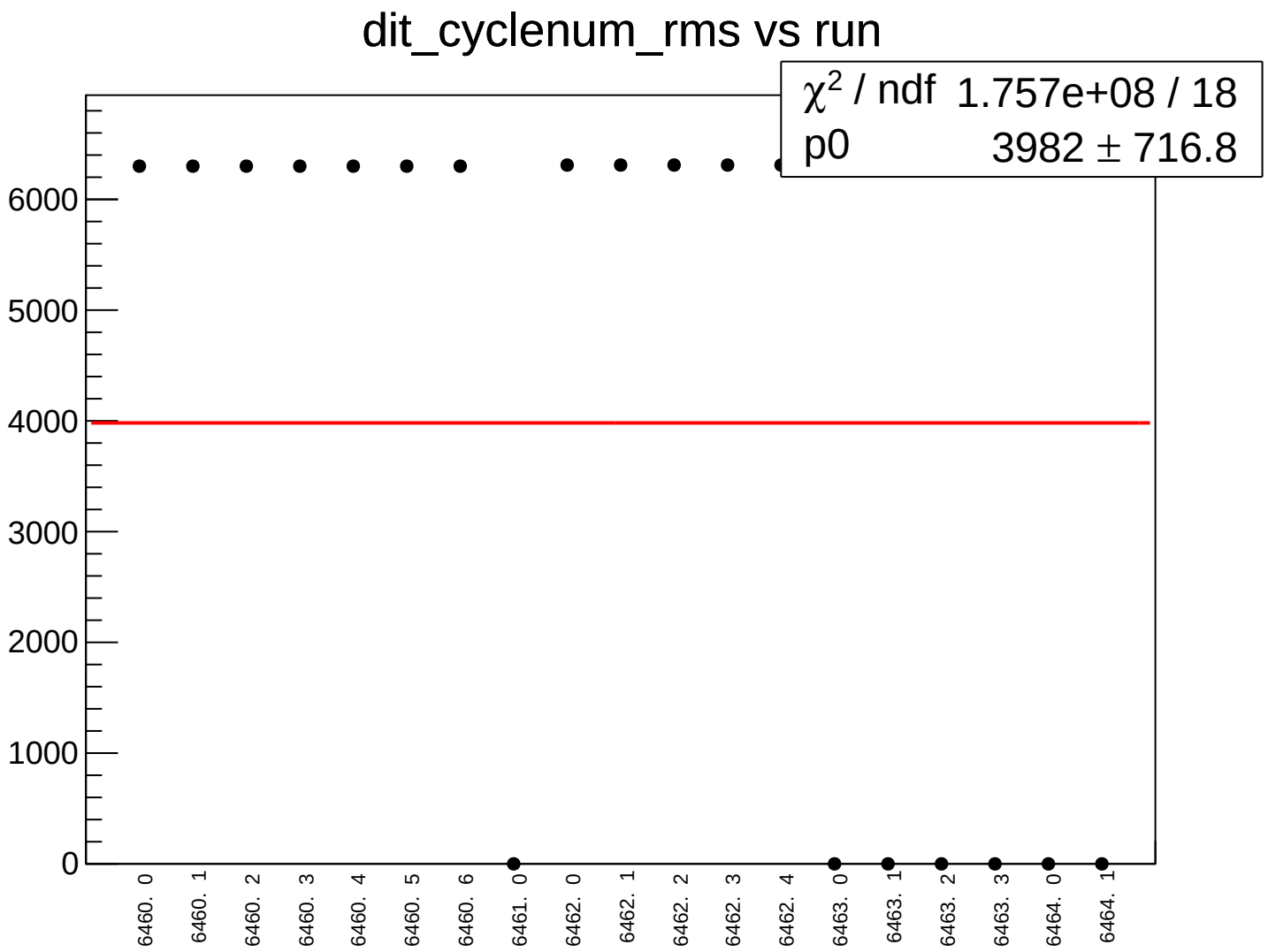
dit_cyclenum_rms vs run
χ2 / ndf 1.757e+08 / 18
p0 3982 ± 716.8
6000
5000
4000
3000
2000
1000
0
6460. 0
6460. 1
6460. 2
6460. 3
6460. 4
6460. 5
6460. 6
6461. 0
6462. 0
6462. 1
6462. 2
6462. 3
6462. 4
6463. 0
6463. 1
6463. 2
6463. 3
6464. 0
6464. 1

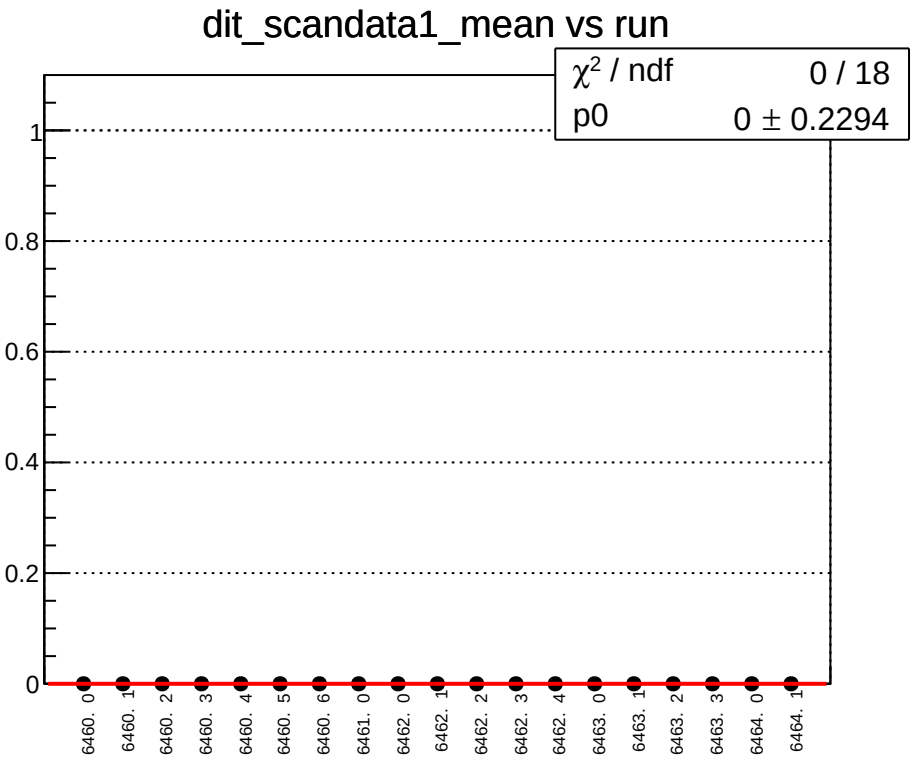
dit_scandata1_mean vs run
χ^2 / ndf 0 / 18
p0 0 ± 0.2294
1
0.8
0.6
0.4
0.2
0
6460. 0
6460. 1
6460. 2
6460. 3
6460. 4
6460. 5
6460. 6
6461. 0
6462. 0
6462. 1
6462. 2
6462. 3
6462. 4
6463. 0
6463. 1
6463. 2
6463. 3
6464. 0
6464. 1

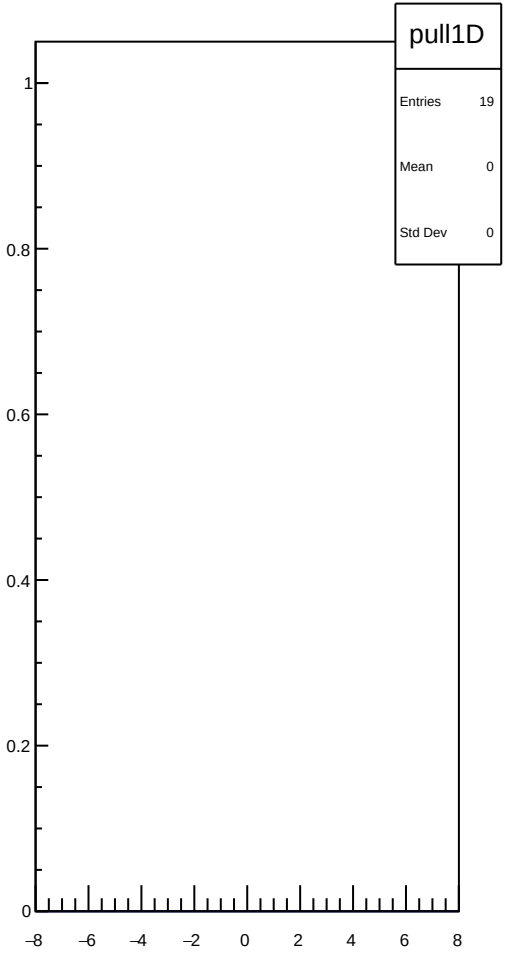
pull1D
Entries 19
Mean 0
Std Dev 0
1
0.8
0.6
0.4
0.2
0
–8
–6
–4
–2
0
2
4
6
8

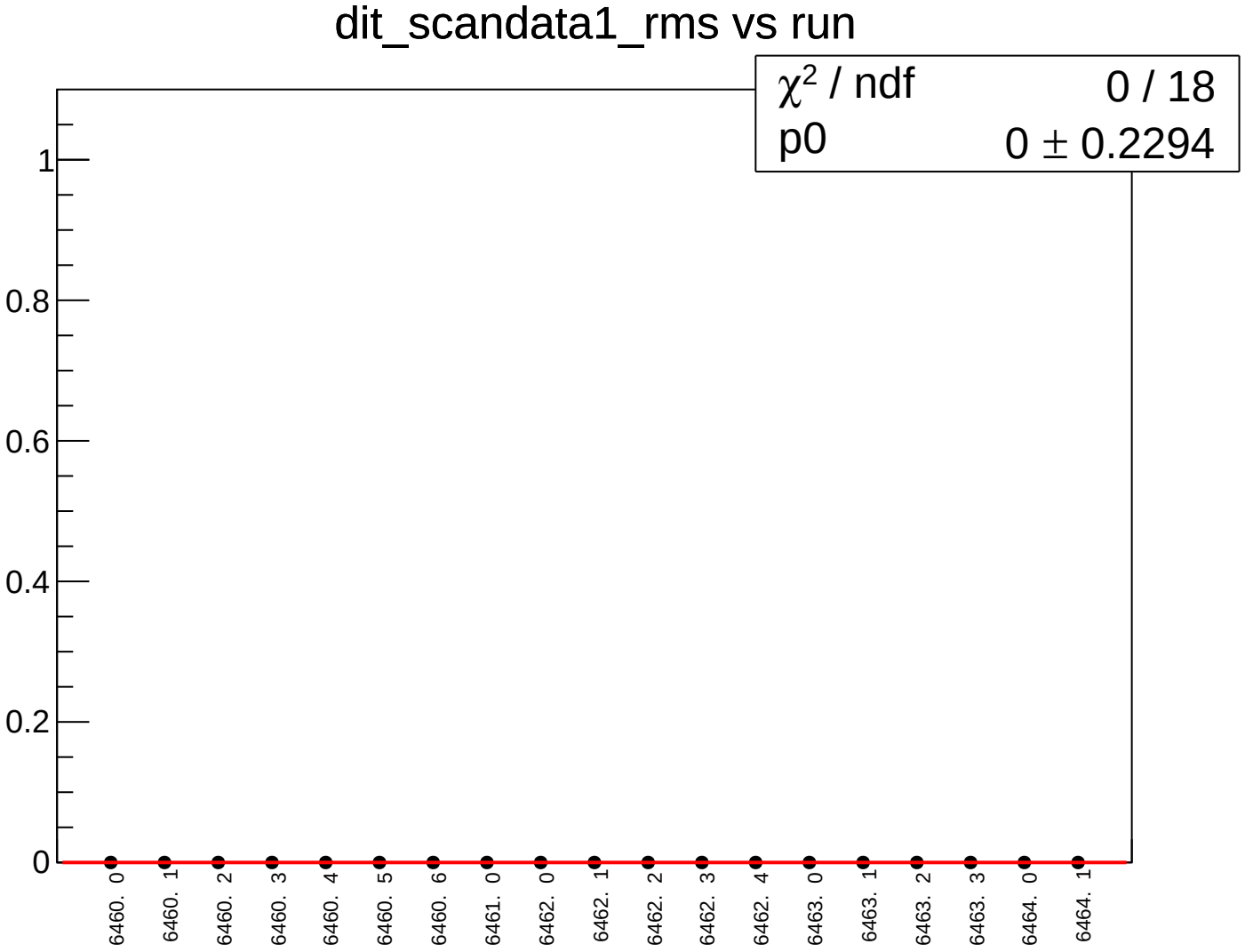
dit_scandata1_rms vs run
χ² / ndf 0 / 18
p0 0 ± 0.2294
1
0.8
0.6
0.4
0.2
0
6460. 0
6460. 1
6460. 2
6460. 3
6460. 4
6460. 5
6460. 6
6461. 0
6462. 0
6462. 1
6462. 2
6462. 3
6462. 4
6463. 0
6463. 1
6463. 2
6463. 3
6464. 0
6464. 1

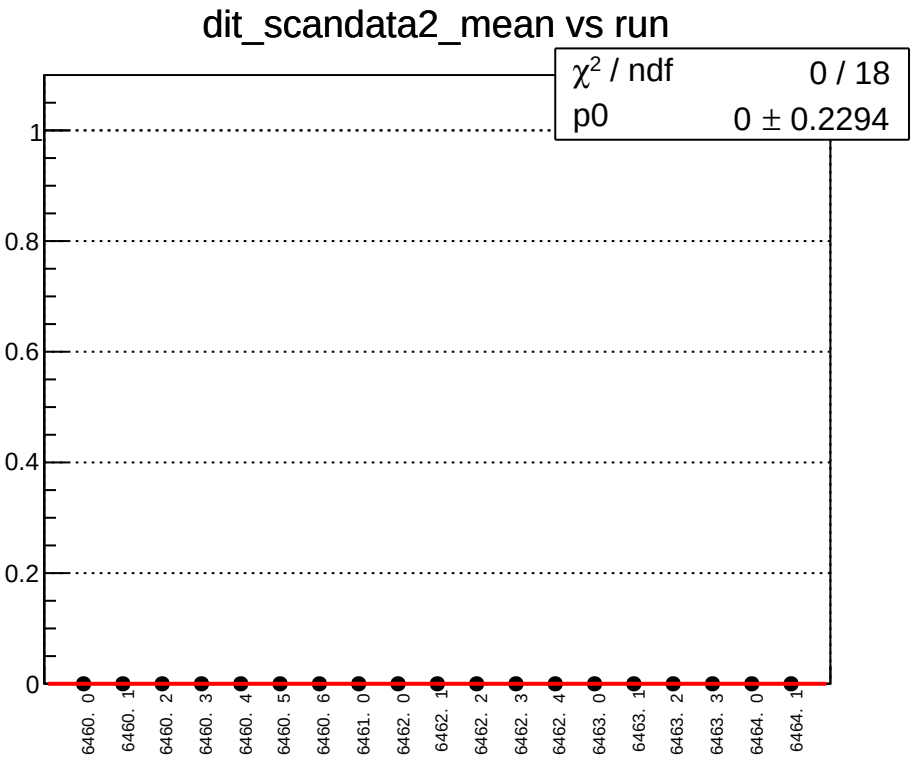
dit_scandata2_mean vs run
χ^2 / ndf 0 / 18
p0 0 ± 0.2294
1
0.8
0.6
0.4
0.2
0
6460. 0
6460. 1
6460. 2
6460. 3
6460. 4
6460. 5
6460. 6
6461. 0
6462. 0
6462. 1
6462. 2
6462. 3
6462. 4
6463. 0
6463. 1
6463. 2
6463. 3
6464. 0
6464. 1

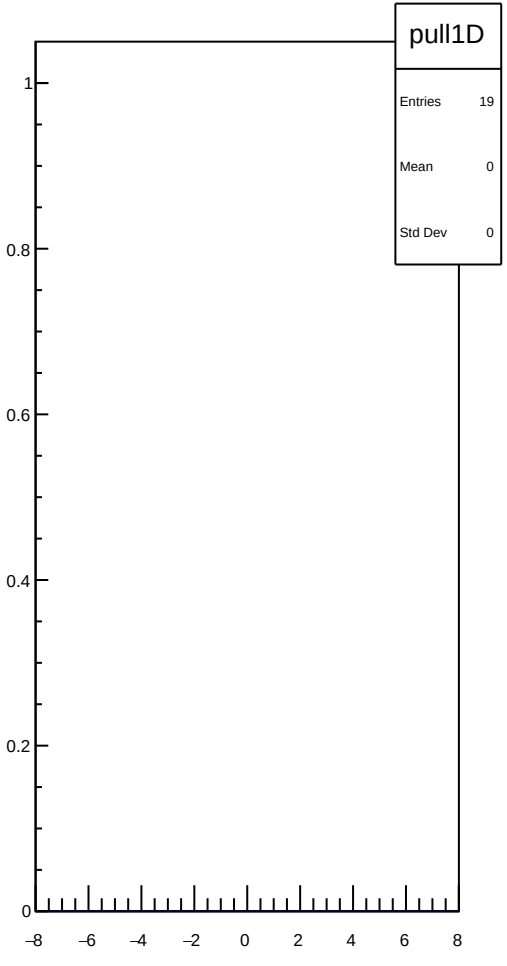
pull1D
Entries 19
Mean 0
Std Dev 0
1
0.8
0.6
0.4
0.2
0
–8
–6
–4
–2
0
2
4
6
8

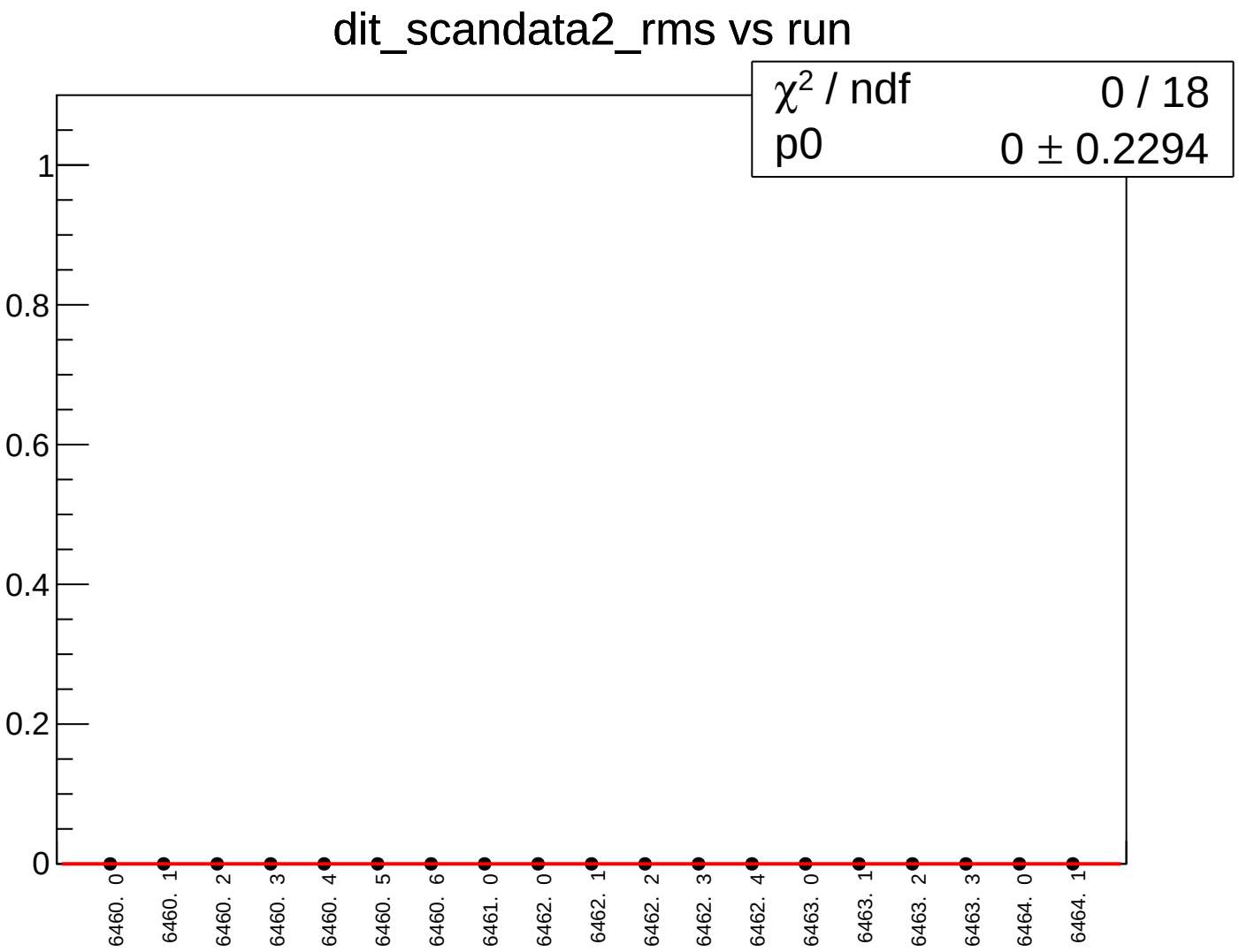
dit_scandata2_rms vs run
χ2 / ndf 0 / 18
p0 0 ± 0.2294
1
0.8
0.6
0.4
0.2
0
6460. 0
6460. 1
6460. 2
6460. 3
6460. 4
6460. 5
6460. 6
6461. 0
6462. 0
6462. 1
6462. 2
6462. 3
6462. 4
6463. 0
6463. 1
6463. 2
6463. 3
6464. 0
6464. 1

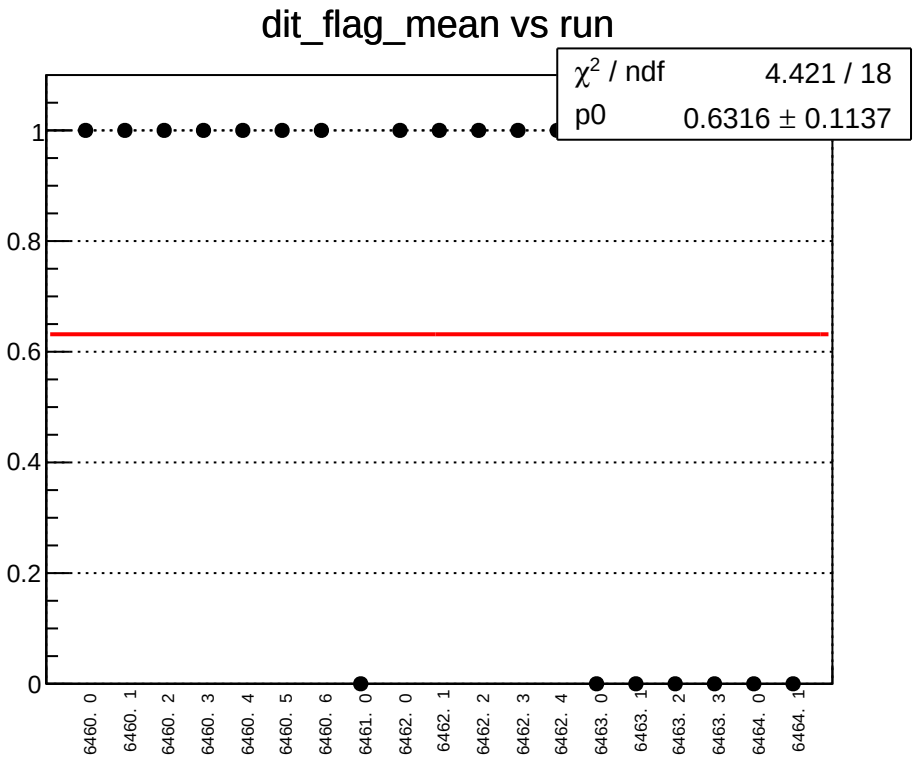
dit_flag_mean vs run
χ^2 / ndf 4.421 / 18
p0 0.6316 ± 0.1137
1
0.8
0.6
0.4
0.2
0
6460. 0
6460. 1
6460. 2
6460. 3
6460. 4
6460. 5
6460. 6
6461. 0
6462. 0
6462. 1
6462. 2
6462. 3
6462. 4
6463. 0
6463. 1
6463. 2
6463. 3
6464. 0
6464. 1

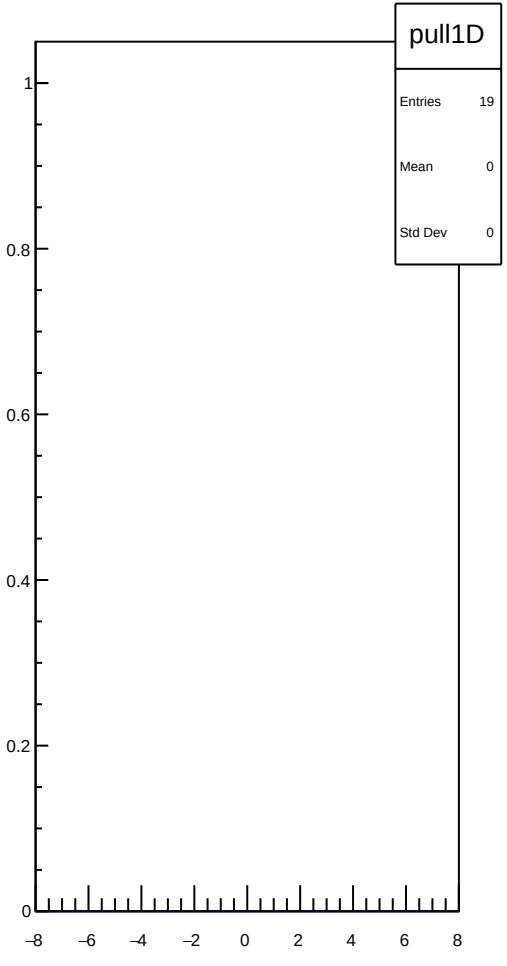
pull1D
Entries 19
Mean 0
Std Dev 0
1
0.8
0.6
0.4
0.2
0
–8
–6
–4
–2
0
2
4
6
8

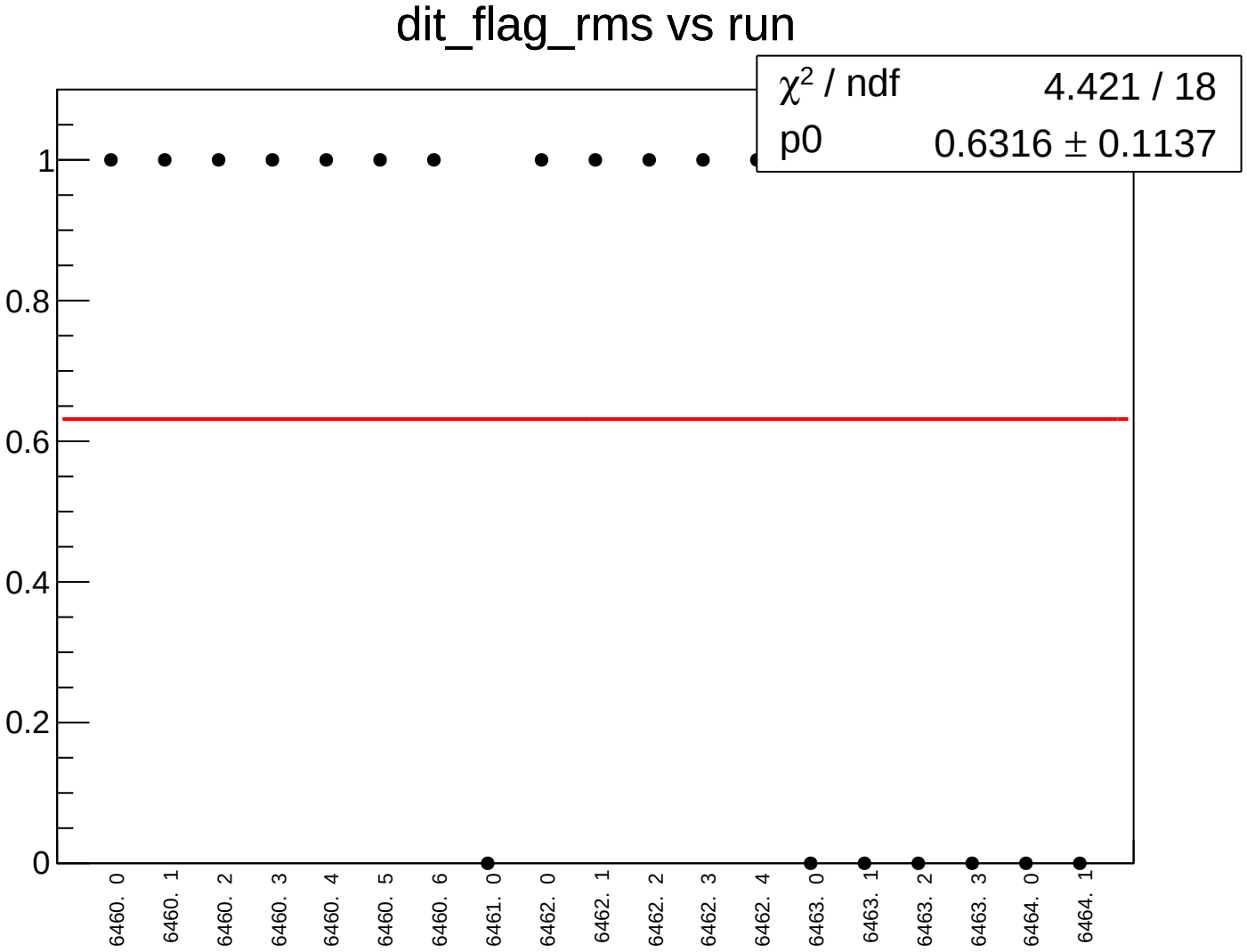
dit_flag_rms vs run
χ² / ndf 4.421 / 18
p0 0.6316 ± 0.1137
1
0.8
0.6
0.4
0.2
0
6460. 0
6460. 1
6460. 2
6460. 3
6460. 4
6460. 5
6460. 6
6461. 0
6462. 0
6462. 1
6462. 2
6462. 3
6462. 4
6463. 0
6463. 1
6463. 2
6463. 3
6464. 0
6464. 1

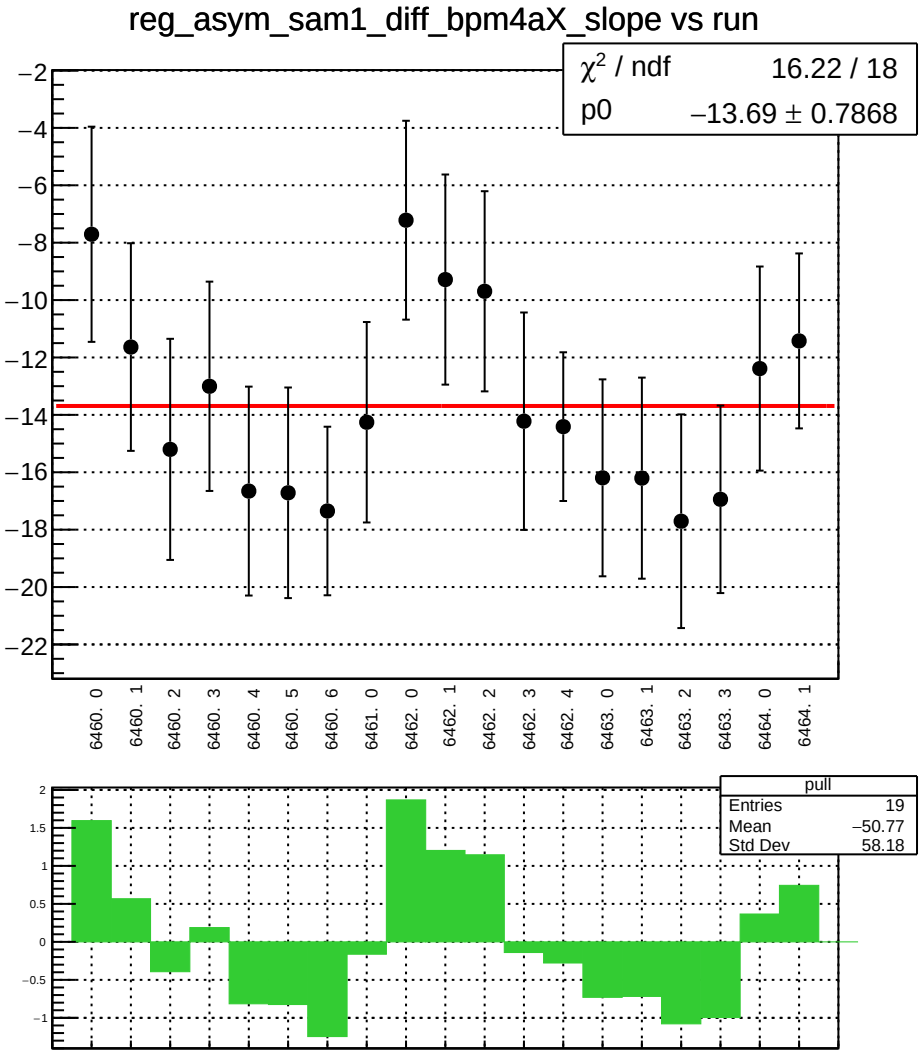
reg_asym_sam1_diff_bpm4aX_slope vs run
χ² / ndf 16.22 / 18
p0 −13.69 ± 0.7868
6460. 0
6460. 1
6460. 2
6460. 3
6460. 4
6460. 5
6460. 6
6461. 0
6462. 0
6462. 1
6462. 2
6462. 3
6462. 4
6463. 0
6463. 1
6463. 2
6463. 3
6464. 0
6464. 1
pull
Entries 19
Mean −50.77
Std Dev 58.18

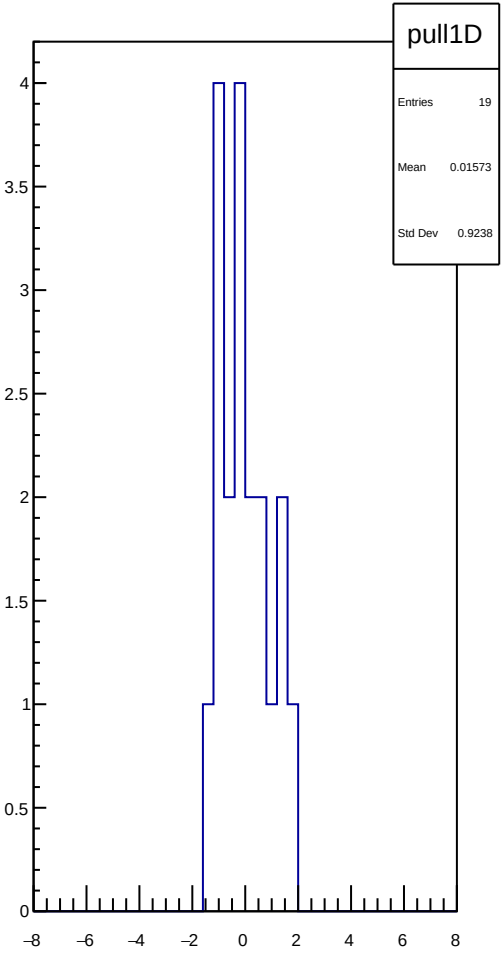
pull1D
Entries 19
Mean 0.01573
Std Dev 0.9238

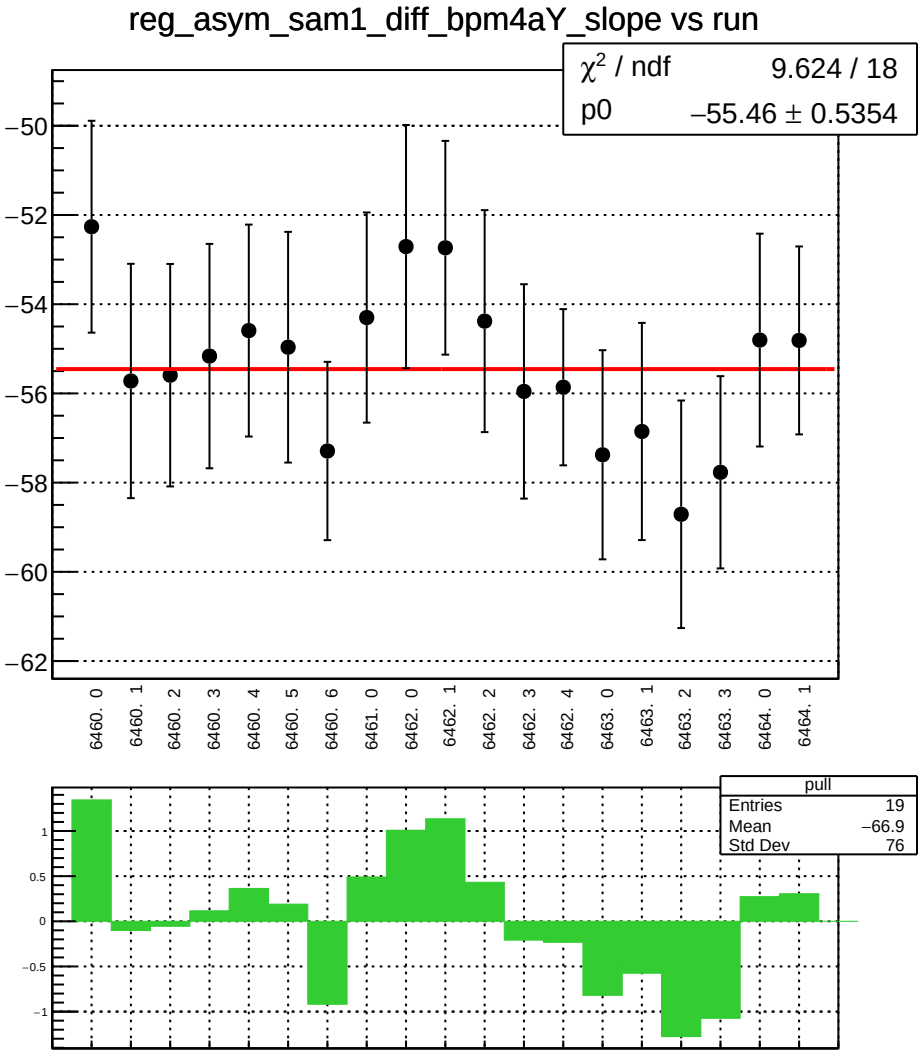
reg_asym_sam1_diff_bpm4aY_slope vs run
χ² / ndf 9.624 / 18
p0 −55.46 ± 0.5354
−50
−52
−54
−56
−58
−60
−62
6460. 0
6460. 1
6460. 2
6460. 3
6460. 4
6460. 5
6460. 6
6461. 0
6462. 0
6462. 1
6462. 2
6462. 3
6462. 4
6463. 0
6463. 1
6463. 2
6463. 3
6464. 0
6464. 1
pull
Entries 19
Mean −66.9
Std Dev 76
1
0.5
0
−0.5
−1

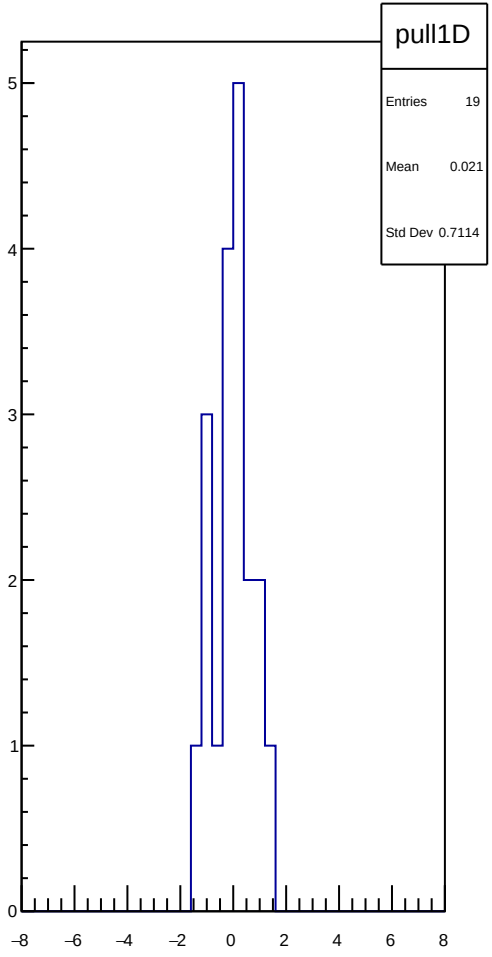
pull1D
Entries 19
Mean 0.021
Std Dev 0.7114
5
4
3
2
1
0
−8
−6
−4
−2
0
2
4
6
8

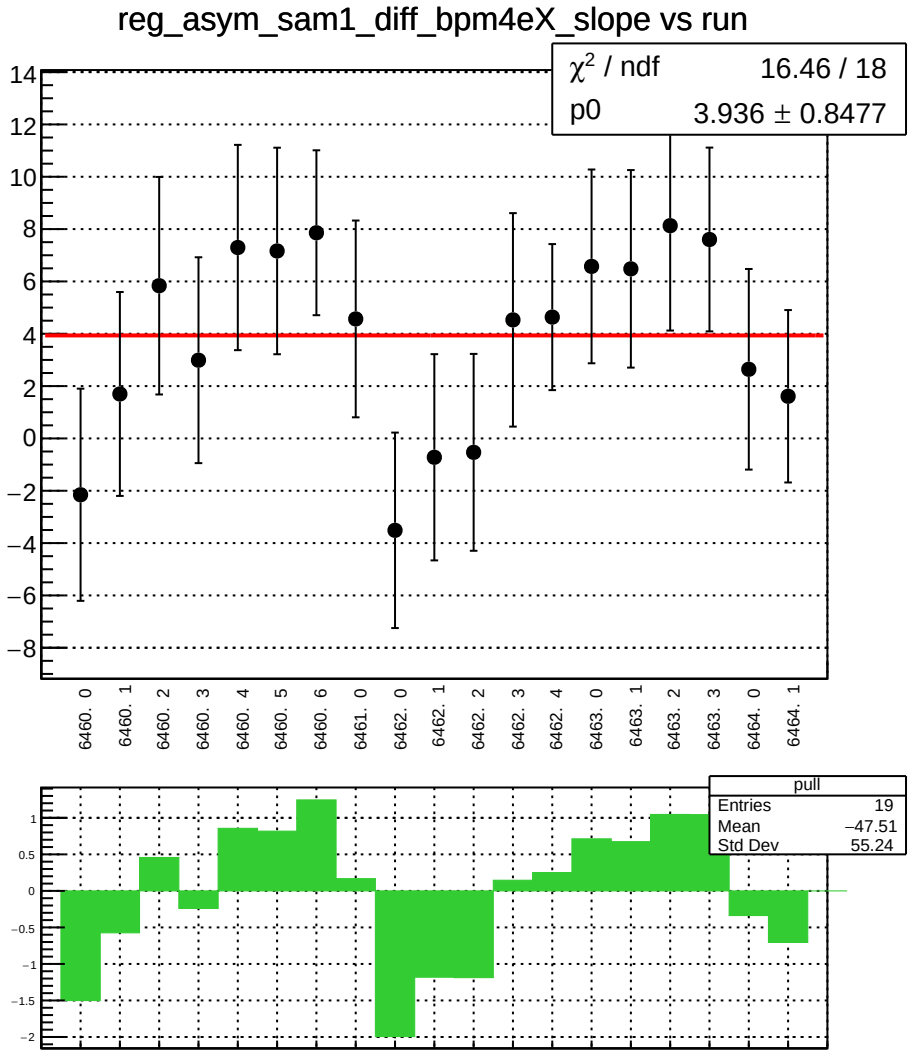
reg_asym_sam1_diff_bpm4eX_slope vs run
χ² / ndf 16.46 / 18
p0 3.936 ± 0.8477
6460. 0
6460. 1
6460. 2
6460. 3
6460. 4
6460. 5
6460. 6
6461. 0
6462. 0
6462. 1
6462. 2
6462. 3
6462. 4
6463. 0
6463. 1
6463. 2
6463. 3
6464. 0
6464. 1
pull
Entries 19
Mean −47.51
Std Dev 55.24

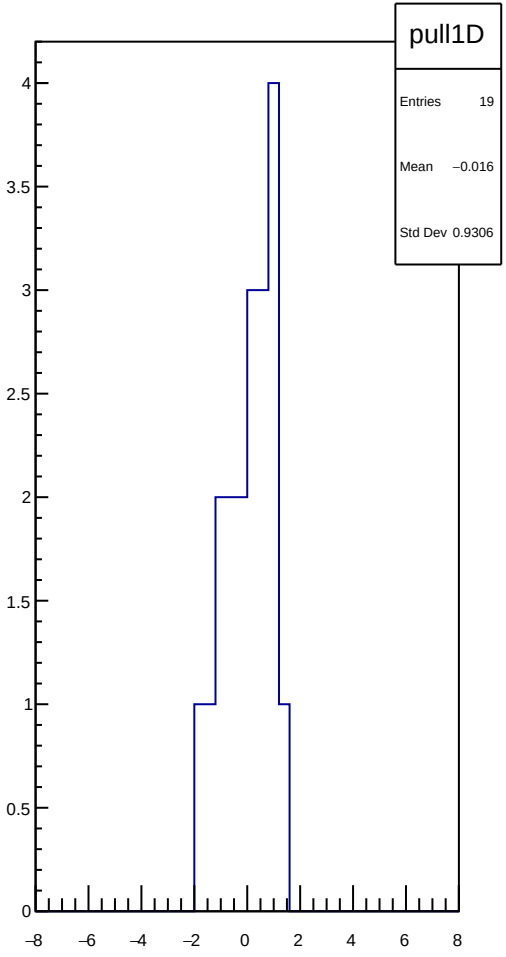
pull1D
Entries 19
Mean −0.016
Std Dev 0.9306

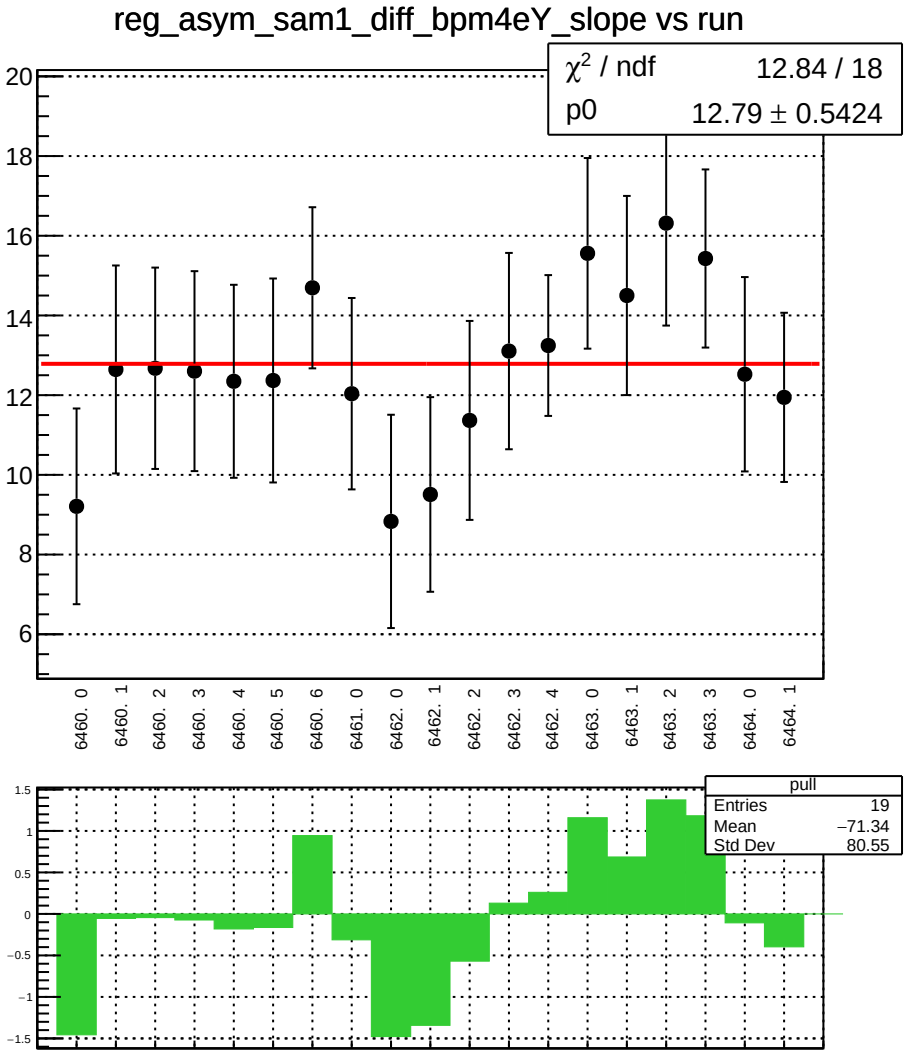
reg_asym_sam1_diff_bpm4eY_slope vs run
χ² / ndf 12.84 / 18
p0 12.79 ± 0.5424
20
18
16
14
12
10
8
6
6460. 0
6460. 1
6460. 2
6460. 3
6460. 4
6460. 5
6460. 6
6461. 0
6462. 0
6462. 1
6462. 2
6462. 3
6462. 4
6463. 0
6463. 1
6463. 2
6463. 3
6464. 0
6464. 1
pull
Entries 19
Mean −71.34
Std Dev 80.55
1.5
1
0.5
0
−0.5
−1
−1.5

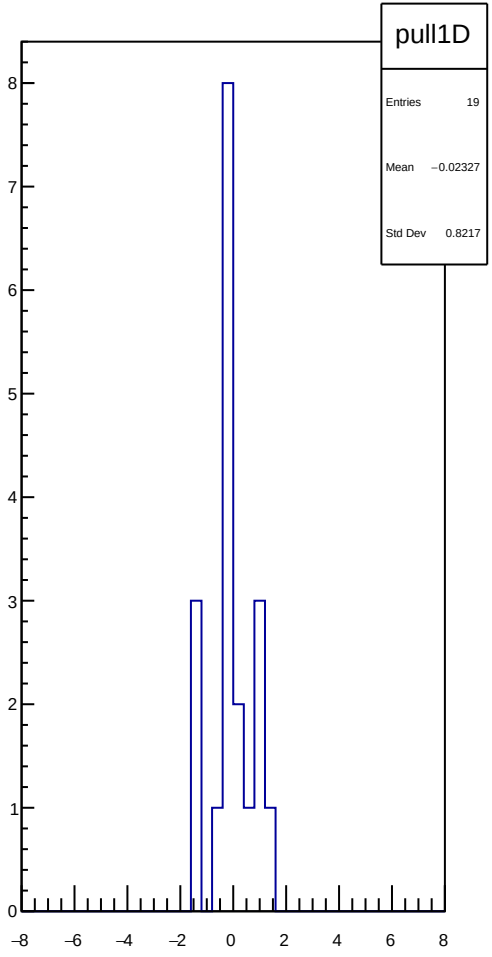
pull1D
Entries 19
Mean −0.02327
Std Dev 0.8217
8
7
6
5
4
3
2
1
0
−8
−6
−4
−2
0
2
4
6
8

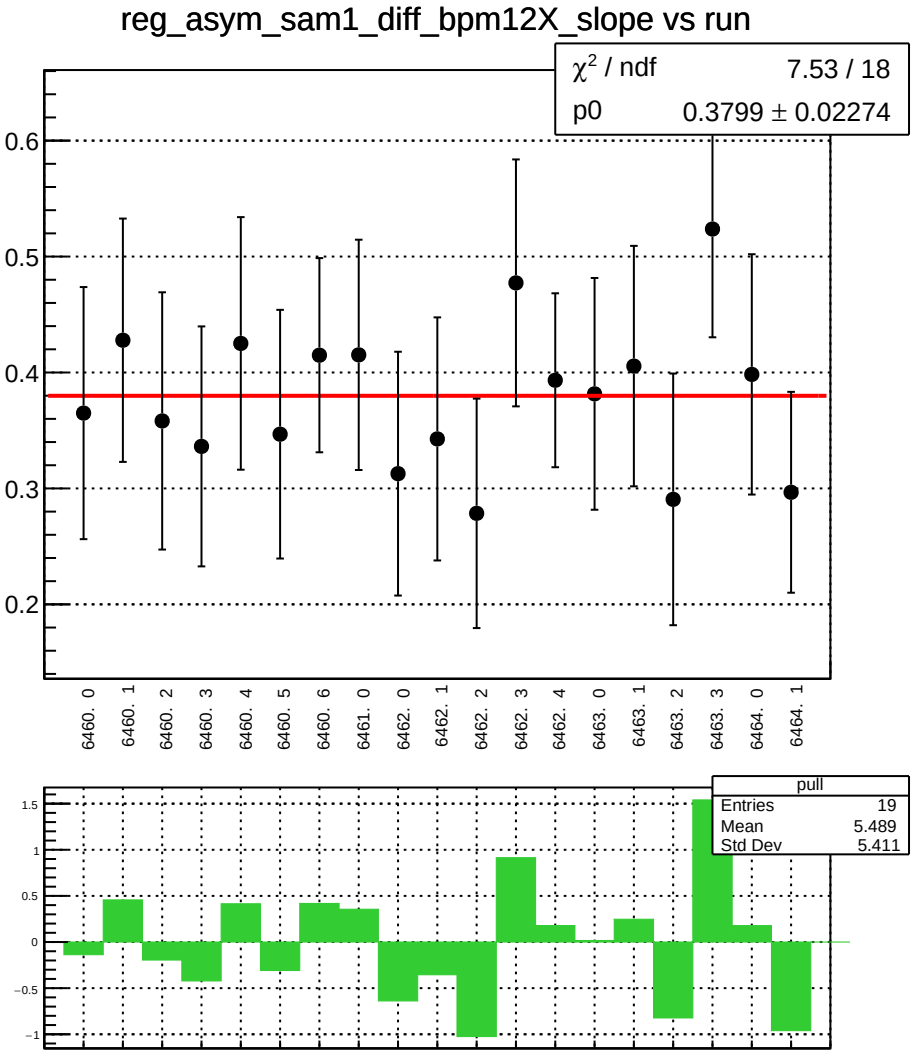
reg_asym_sam1_diff_bpm12X_slope vs run
χ^2 / ndf 7.53 / 18
p0 0.3799 ± 0.02274
0.6
0.5
0.4
0.3
0.2
6460. 0
6460. 1
6460. 2
6460. 3
6460. 4
6460. 5
6460. 6
6461. 0
6462. 0
6462. 1
6462. 2
6462. 3
6462. 4
6463. 0
6463. 1
6463. 2
6463. 3
6464. 0
6464. 1
pull
Entries 19
Mean 5.489
Std Dev 5.411
1.5
1
0.5
0
−0.5
−1

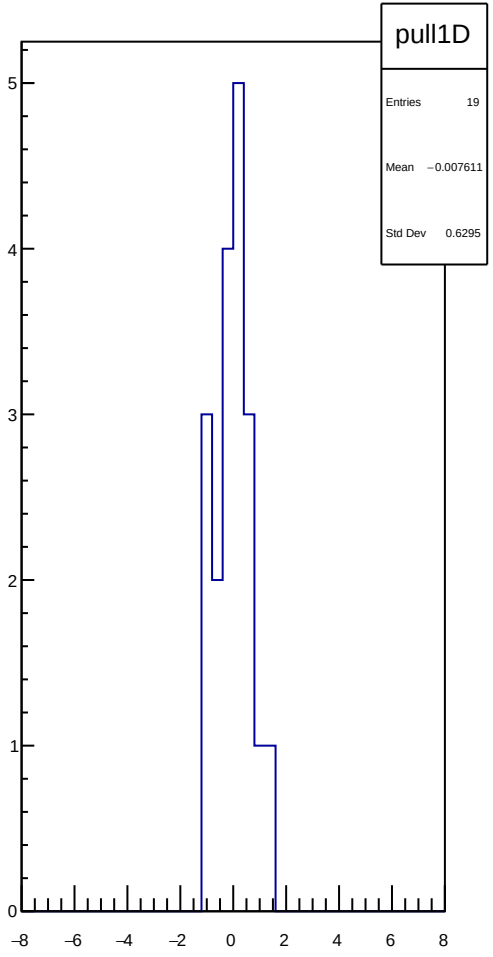
pull1D
Entries 19
Mean −0.007611
Std Dev 0.6295
5
4
3
2
1
0
−8
−6
−4
−2
0
2
4
6
8

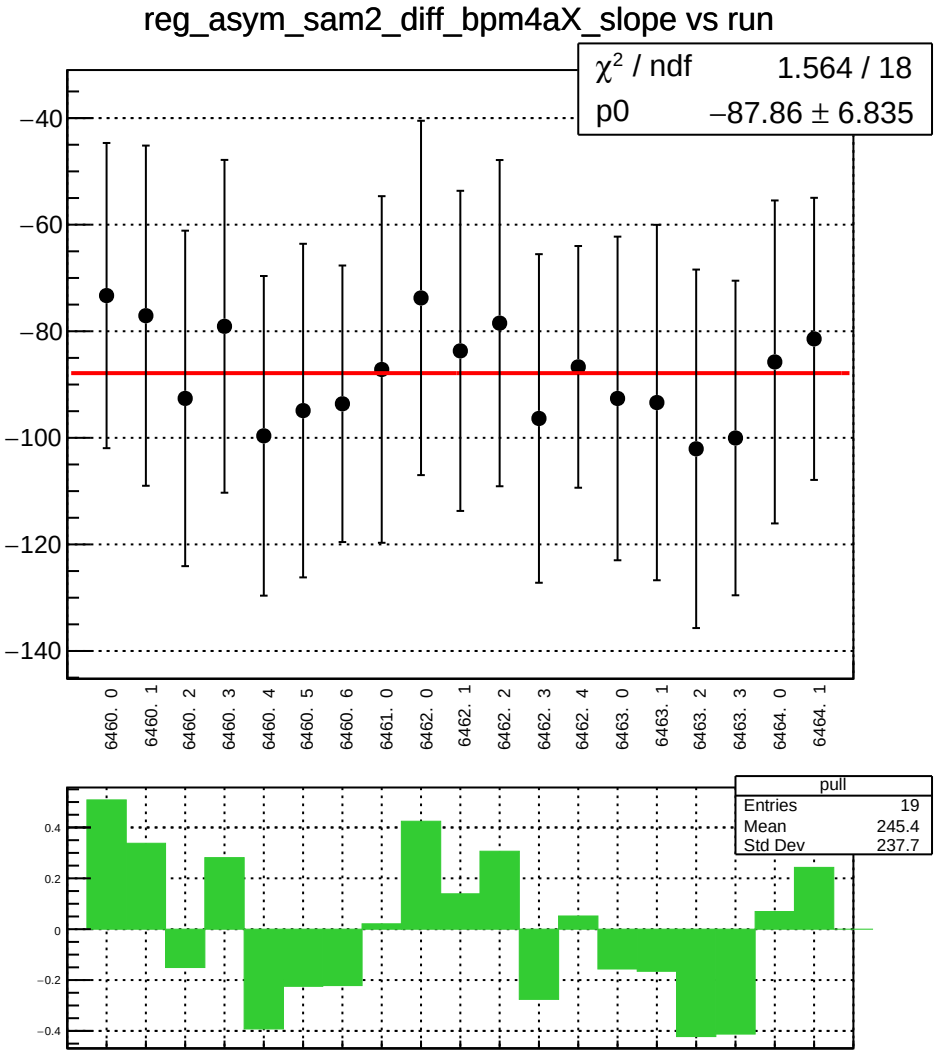
reg_asym_sam2_diff_bpm4aX_slope vs run
χ² / ndf 1.564 / 18
p0 −87.86 ± 6.835
−40
−60
−80
−100
−120
−140
6460. 0
6460. 1
6460. 2
6460. 3
6460. 4
6460. 5
6460. 6
6461. 0
6462. 0
6462. 1
6462. 2
6462. 3
6462. 4
6463. 0
6463. 1
6463. 2
6463. 3
6464. 0
6464. 1
pull
Entries 19
Mean 245.4
Std Dev 237.7
0.4
0.2
0
−0.2
−0.4

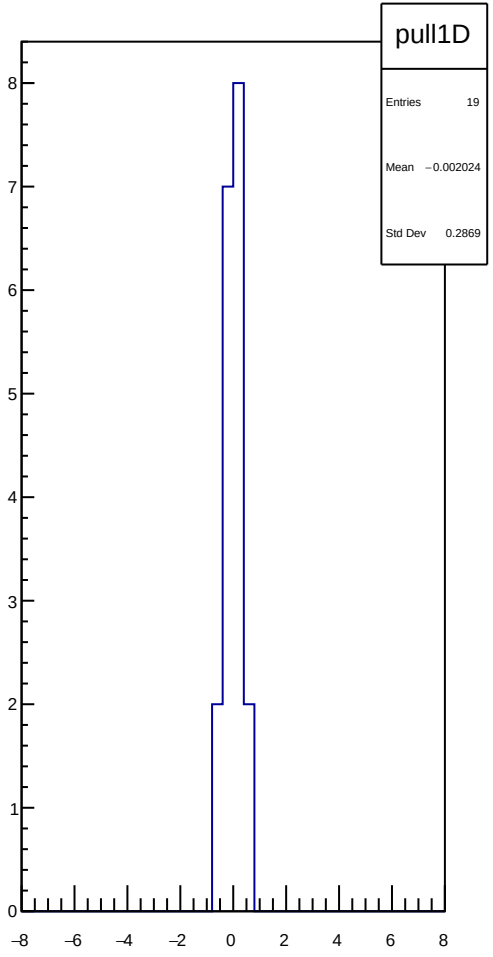
pull1D
Entries 19
Mean −0.002024
Std Dev 0.2869
8
7
6
5
4
3
2
1
0
−8
−6
−4
−2
0
2
4
6
8

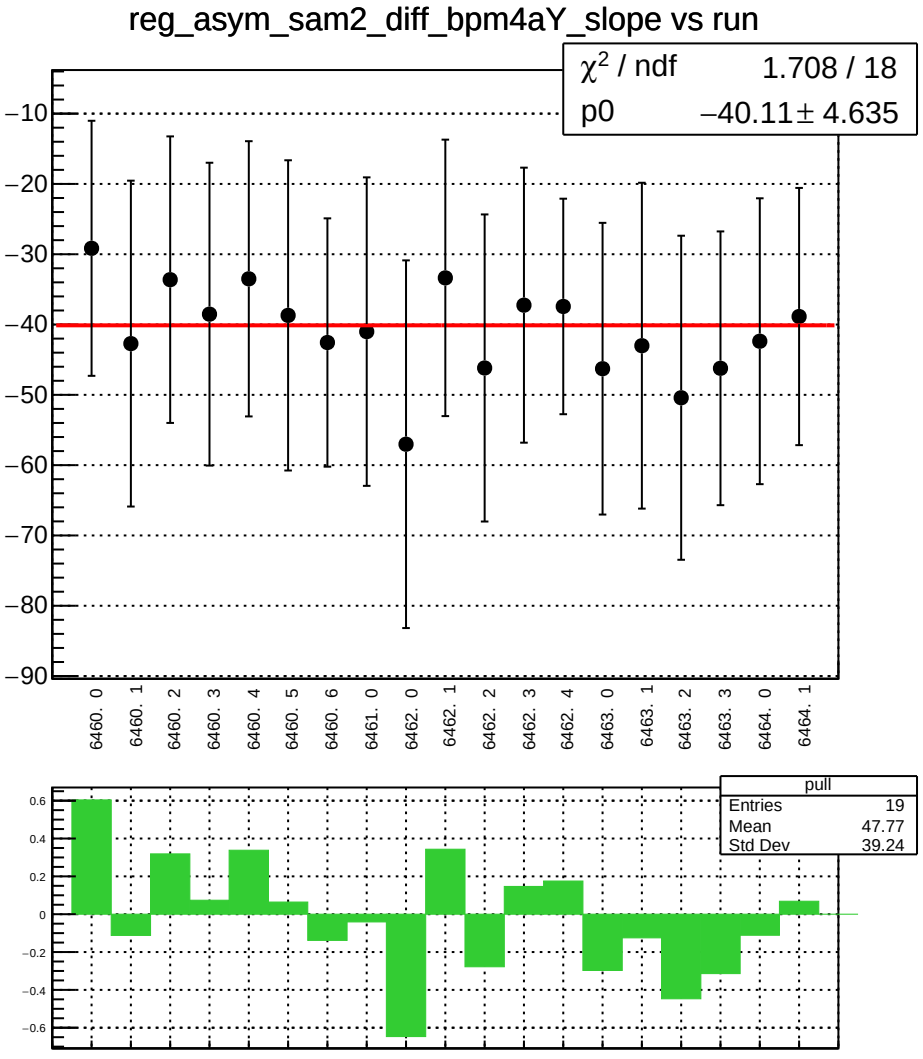
reg_asym_sam2_diff_bpm4aY_slope vs run
χ^2 / ndf 1.708 / 18
p0 −40.11 ± 4.635
−10
−20
−30
−40
−50
−60
−70
−80
−90
6460. 0
6460. 1
6460. 2
6460. 3
6460. 4
6460. 5
6460. 6
6461. 0
6462. 0
6462. 1
6462. 2
6462. 3
6462. 4
6463. 0
6463. 1
6463. 2
6463. 3
6464. 0
6464. 1
pull
Entries 19
Mean 47.77
Std Dev 39.24
0.6
0.4
0.2
0
−0.2
−0.4
−0.6

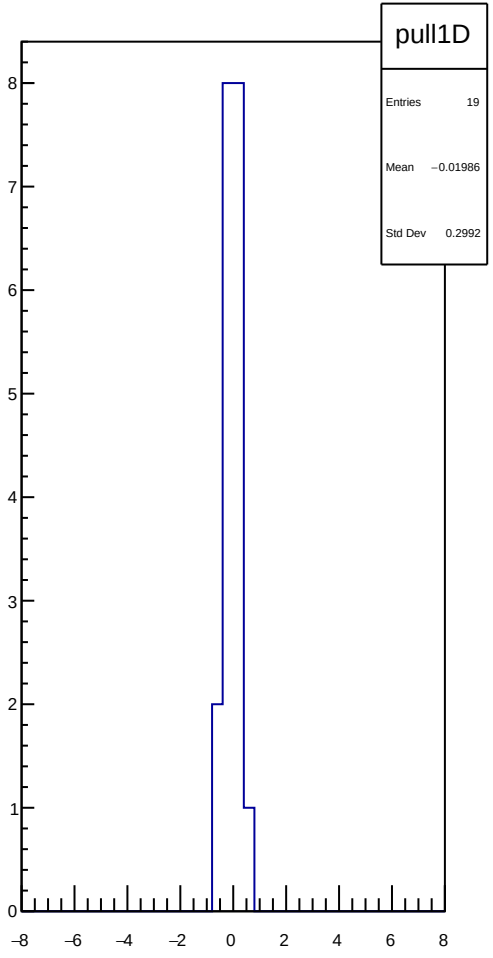
pull1D
Entries 19
Mean −0.01986
Std Dev 0.2992
8
7
6
5
4
3
2
1
0
−8
−6
−4
−2
0
2
4
6
8

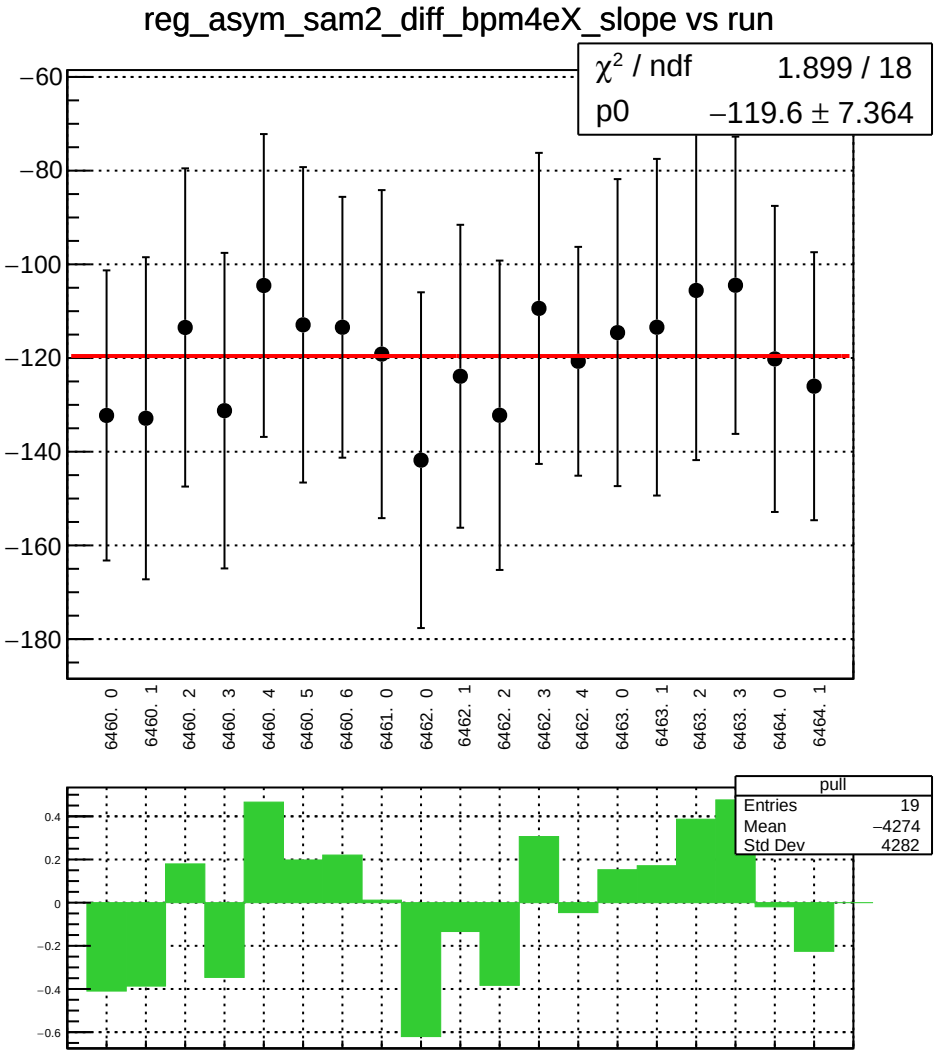
reg_asym_sam2_diff_bpm4eX_slope vs run
χ² / ndf 1.899 / 18
p0 −119.6 ± 7.364
−60
−80
−100
−120
−140
−160
−180
6460. 0
6460. 1
6460. 2
6460. 3
6460. 4
6460. 5
6460. 6
6461. 0
6462. 0
6462. 1
6462. 2
6462. 3
6462. 4
6463. 0
6463. 1
6463. 2
6463. 3
6464. 0
6464. 1
pull
Entries 19
Mean −4274
Std Dev 4282
0.4
0.2
0
−0.2
−0.4
−0.6

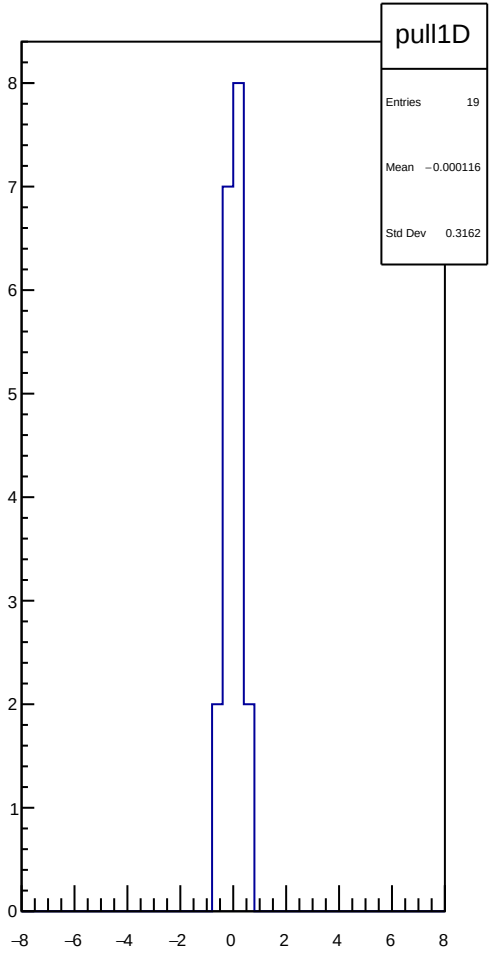
pull1D
Entries 19
Mean −0.000116
Std Dev 0.3162
8
7
6
5
4
3
2
1
0
−8
−6
−4
−2
0
2
4
6
8

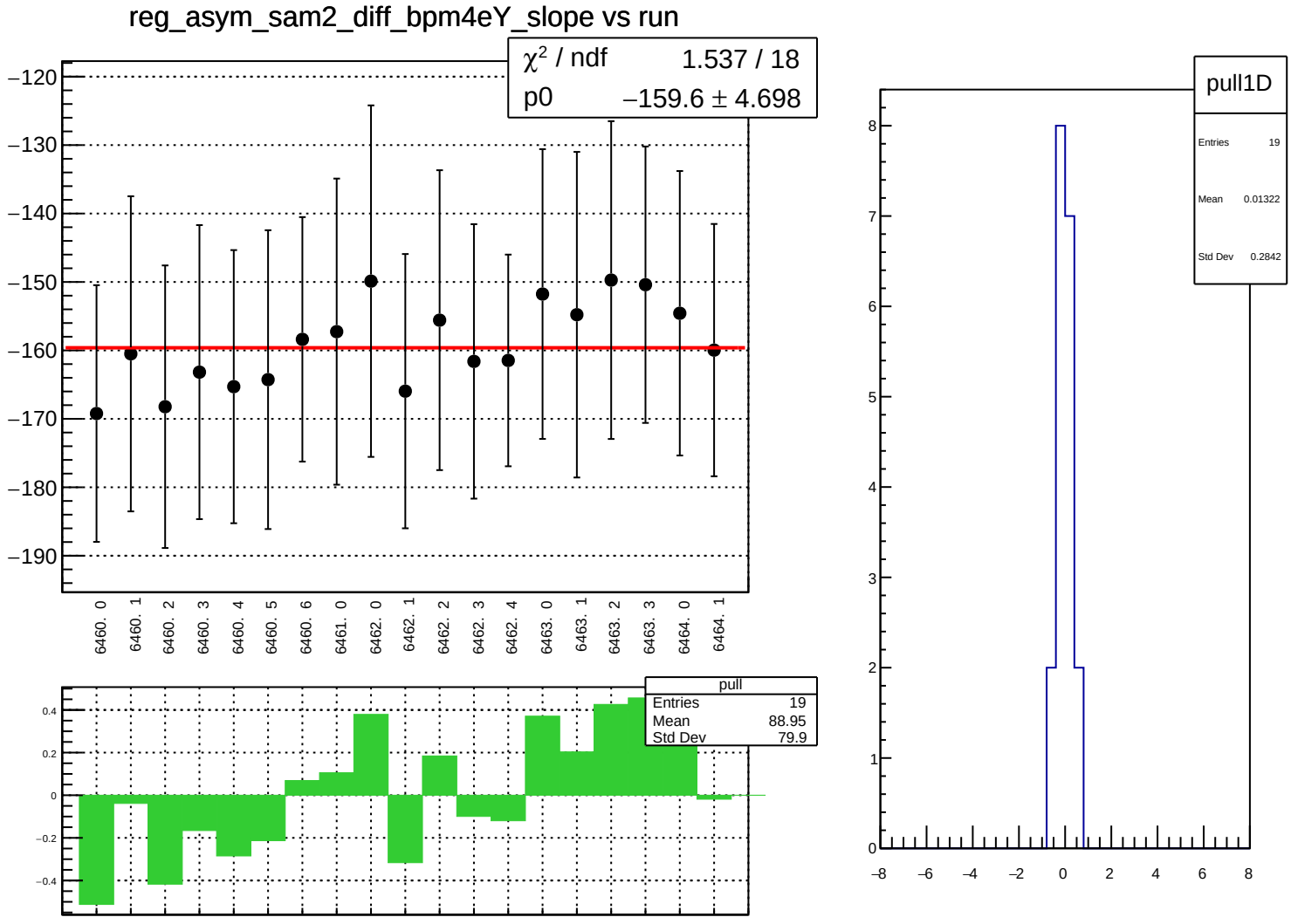
reg_asym_sam2_diff_bpm4eY_slope vs run
χ² / ndf 1.537 / 18
p0 −159.6 ± 4.698
−120
−130
−140
−150
−160
−170
−180
−190
6460. 0
6460. 1
6460. 2
6460. 3
6460. 4
6460. 5
6460. 6
6461. 0
6462. 0
6462. 1
6462. 2
6462. 3
6462. 4
6463. 0
6463. 1
6463. 2
6463. 3
6464. 0
6464. 1
pull
Entries 19
Mean 88.95
Std Dev 79.9
0.4
0.2
0
−0.2
−0.4
pull1D
Entries 19
Mean 0.01322
Std Dev 0.2842
8
7
6
5
4
3
2
1
0
−8
−6
−4
−2
0
2
4
6
8

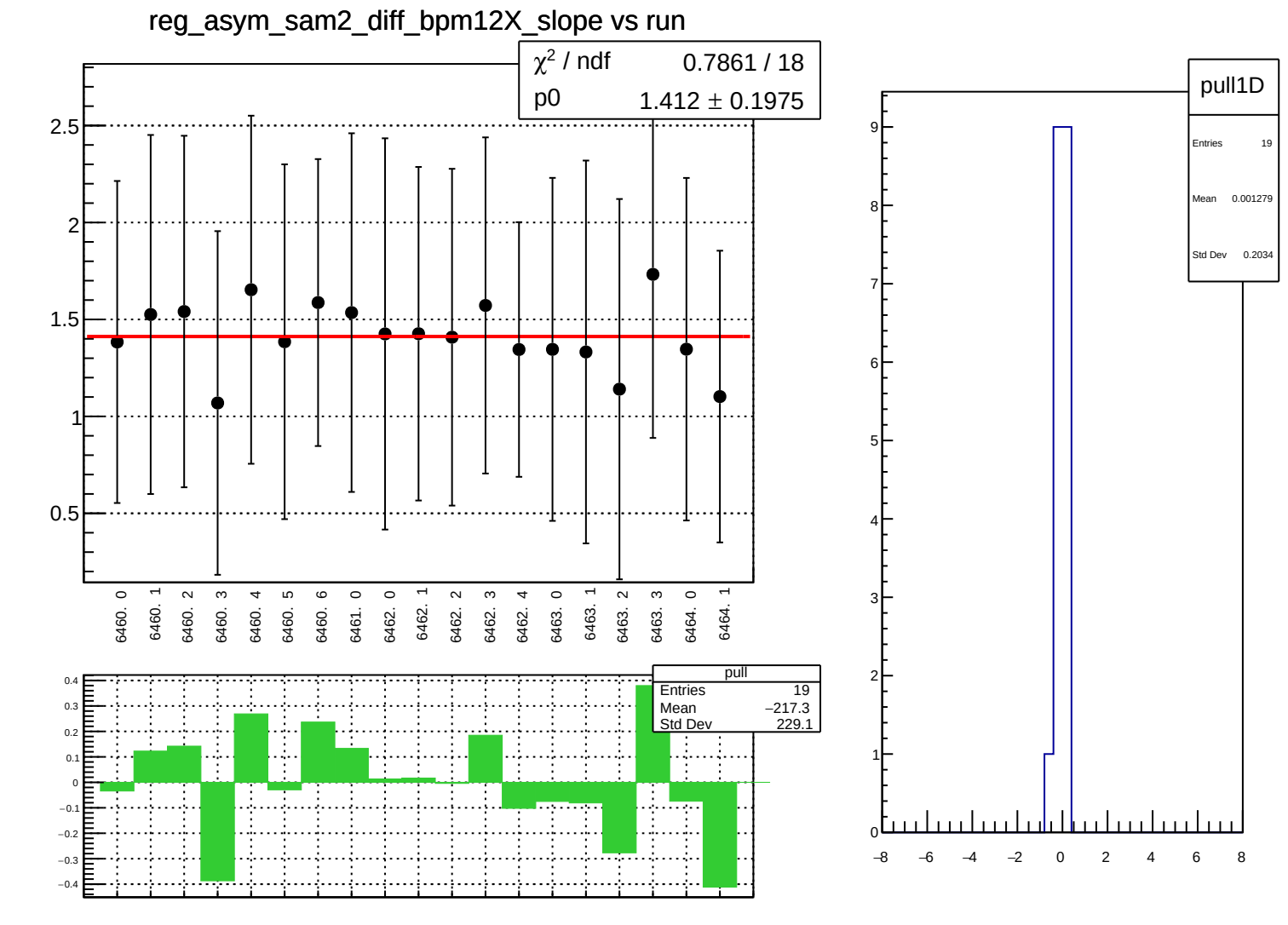
reg_asym_sam2_diff_bpm12X_slope vs run
χ² / ndf 0.7861 / 18
p0 1.412 ± 0.1975
2.5
2
1.5
1
0.5
6460. 0
6460. 1
6460. 2
6460. 3
6460. 4
6460. 5
6460. 6
6461. 0
6462. 0
6462. 1
6462. 2
6462. 3
6462. 4
6463. 0
6463. 1
6463. 2
6463. 3
6464. 0
6464. 1
pull
Entries 19
Mean −217.3
Std Dev 229.1
0.4
0.3
0.2
0.1
0
−0.1
−0.2
−0.3
−0.4
pull1D
Entries 19
Mean 0.001279
Std Dev 0.2034
9
8
7
6
5
4
3
2
1
0
−8
−6
−4
−2
0
2
4
6
8

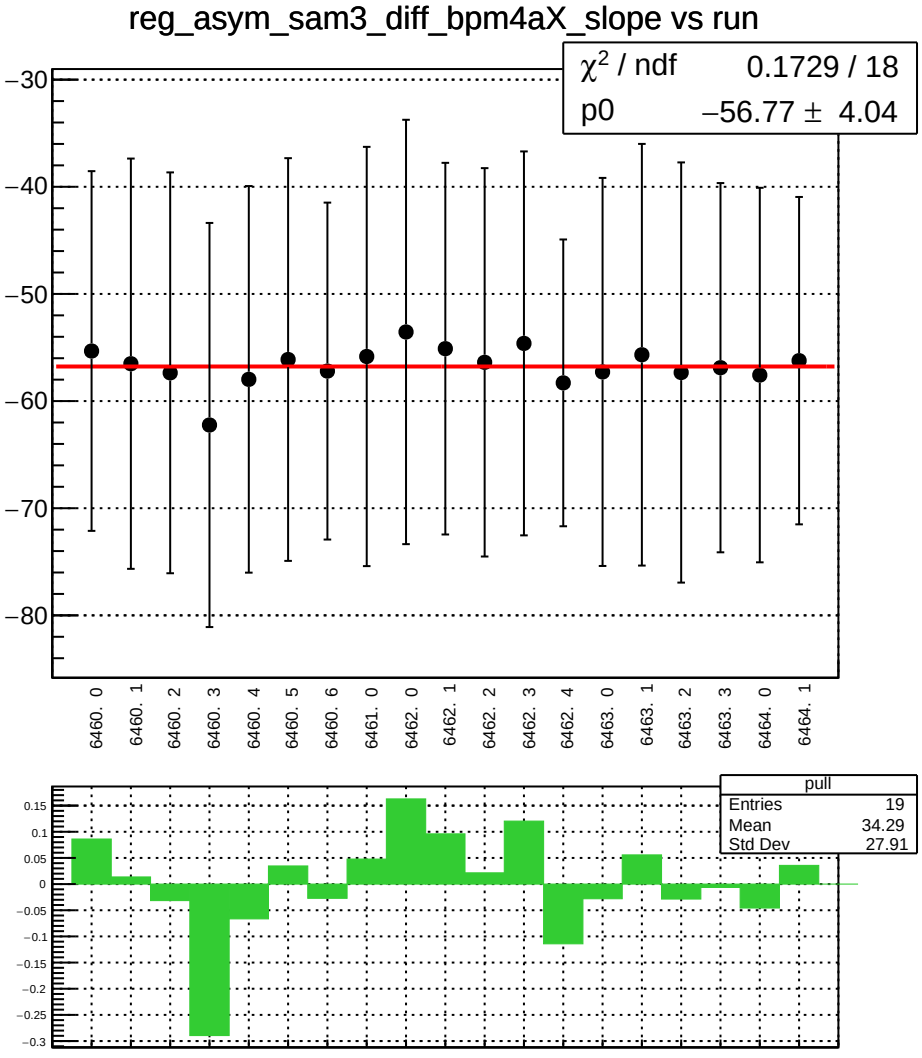
reg_asym_sam3_diff_bpm4aX_slope vs run
χ² / ndf 0.1729 / 18
p0 −56.77 ± 4.04
−30
−40
−50
−60
−70
−80
6460. 0
6460. 1
6460. 2
6460. 3
6460. 4
6460. 5
6460. 6
6461. 0
6462. 0
6462. 1
6462. 2
6462. 3
6462. 4
6463. 0
6463. 1
6463. 2
6463. 3
6464. 0
6464. 1
pull
Entries 19
Mean 34.29
Std Dev 27.91
0.15
0.1
0.05
0
−0.05
−0.1
−0.15
−0.2
−0.25
−0.3

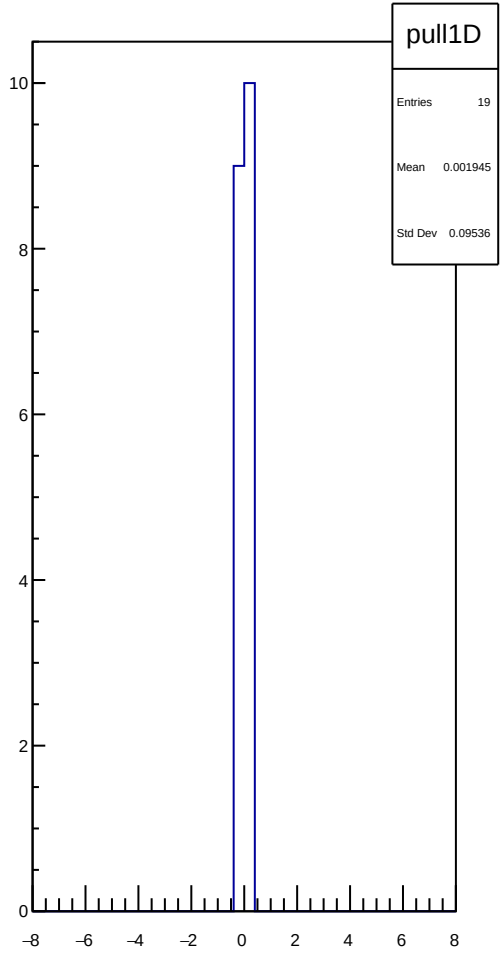
pull1D
Entries 19
Mean 0.001945
Std Dev 0.09536
10
8
6
4
2
0
−8
−6
−4
−2
0
2
4
6
8

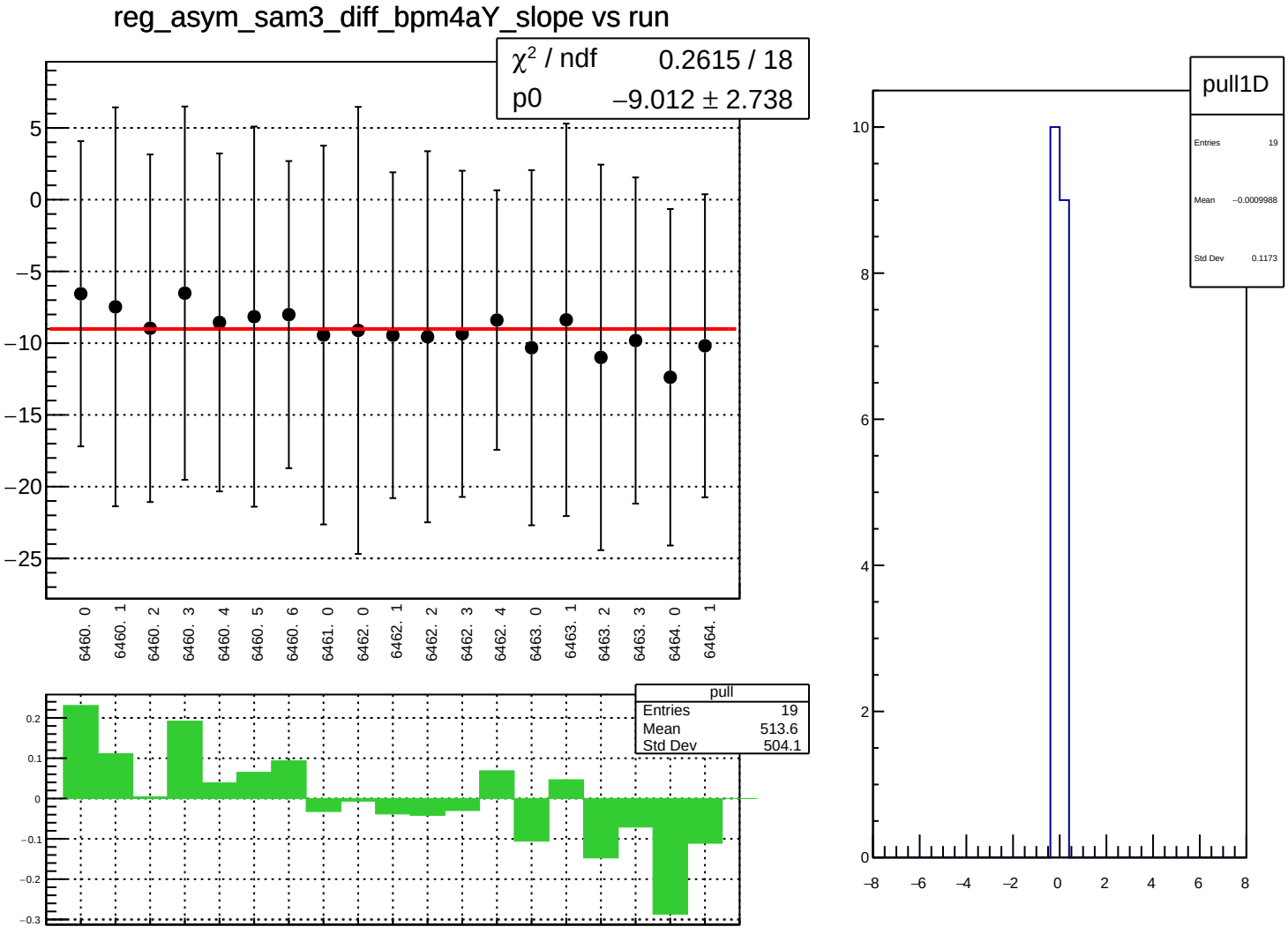
reg_asym_sam3_diff_bpm4aY_slope vs run
χ² / ndf 0.2615 / 18
p0 −9.012 ± 2.738
5
0
−5
−10
−15
−20
−25
6460. 0
6460. 1
6460. 2
6460. 3
6460. 4
6460. 5
6460. 6
6461. 0
6462. 0
6462. 1
6462. 2
6462. 3
6462. 4
6463. 0
6463. 1
6463. 2
6463. 3
6464. 0
6464. 1
pull
Entries 19
Mean 513.6
Std Dev 504.1
0.2
0.1
0
−0.1
−0.2
−0.3
pull1D
Entries 19
Mean −0.0009988
Std Dev 0.1173
10
8
6
4
2
0
−8
−6
−4
−2
0
2
4
6
8

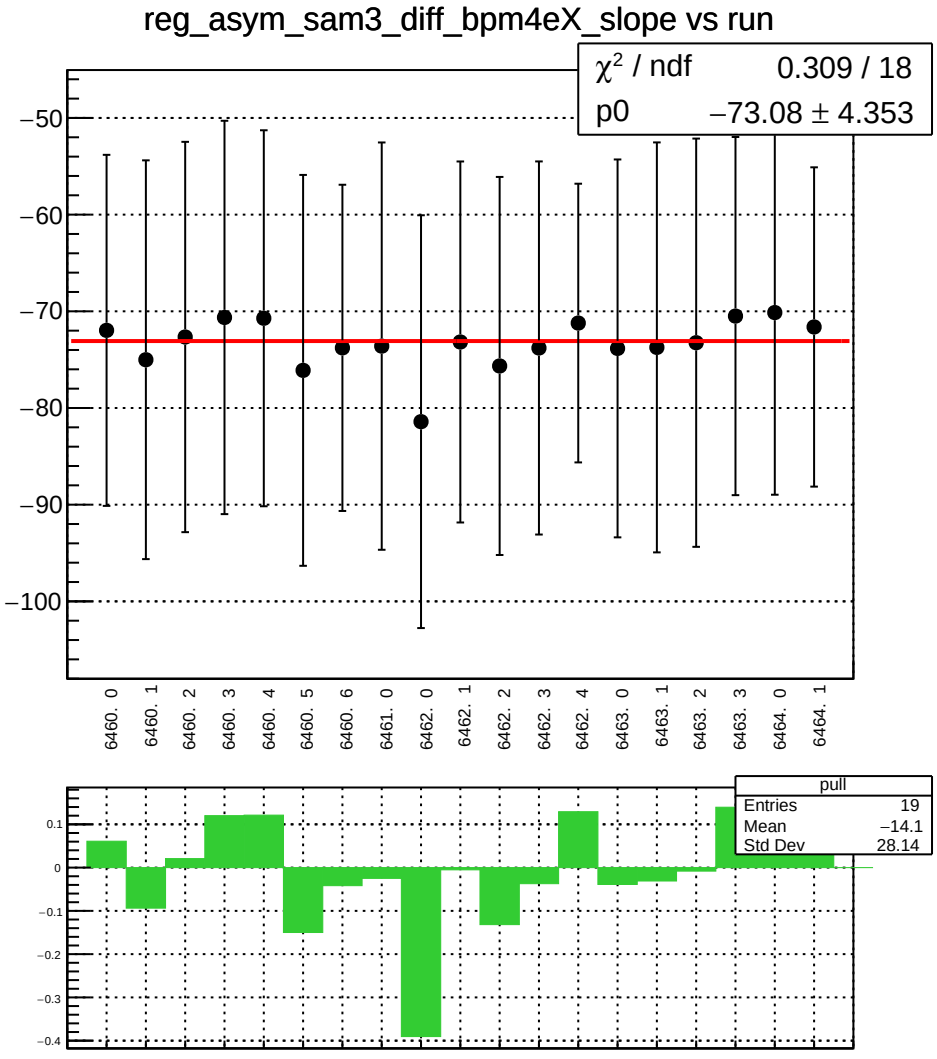
reg_asym_sam3_diff_bpm4eX_slope vs run
χ² / ndf 0.309 / 18
p0 −73.08 ± 4.353
−50
−60
−70
−80
−90
−100
6460. 0
6460. 1
6460. 2
6460. 3
6460. 4
6460. 5
6460. 6
6461. 0
6462. 0
6462. 1
6462. 2
6462. 3
6462. 4
6463. 0
6463. 1
6463. 2
6463. 3
6464. 0
6464. 1
pull
Entries 19
Mean −14.1
Std Dev 28.14
0.1
0
−0.1
−0.2
−0.3
−0.4

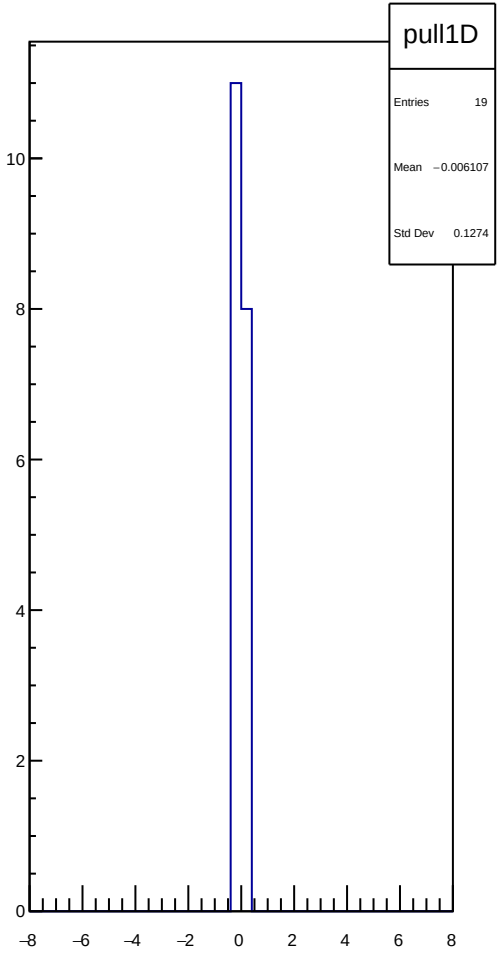
pull1D
Entries 19
Mean −0.006107
Std Dev 0.1274
10
8
6
4
2
0
−8
−6
−4
−2
0
2
4
6
8

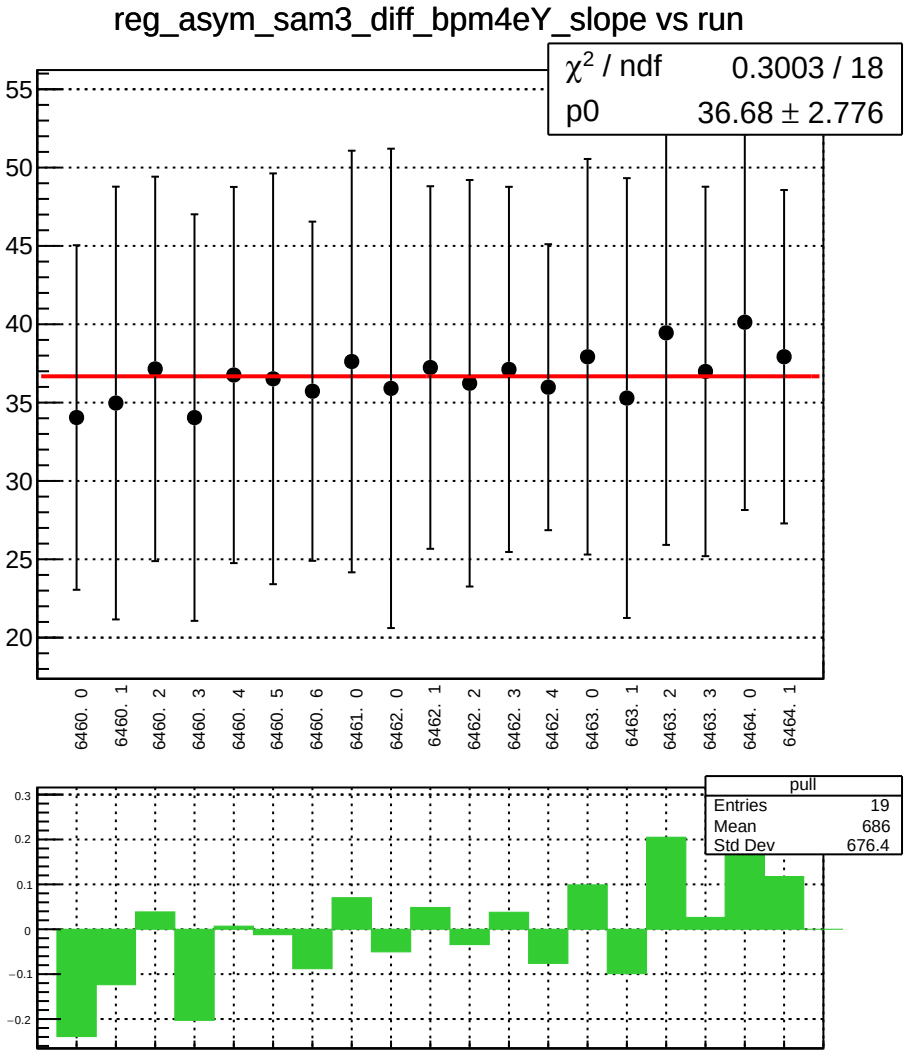
reg_asym_sam3_diff_bpm4eY_slope vs run
χ² / ndf 0.3003 / 18
p0 36.68 ± 2.776
55
50
45
40
35
30
25
20
6460. 0
6460. 1
6460. 2
6460. 3
6460. 4
6460. 5
6460. 6
6461. 0
6462. 0
6462. 1
6462. 2
6462. 3
6462. 4
6463. 0
6463. 1
6463. 2
6463. 3
6464. 0
6464. 1
pull
Entries 19
Mean 686
Std Dev 676.4
0.3
0.2
0.1
0
−0.1
−0.2

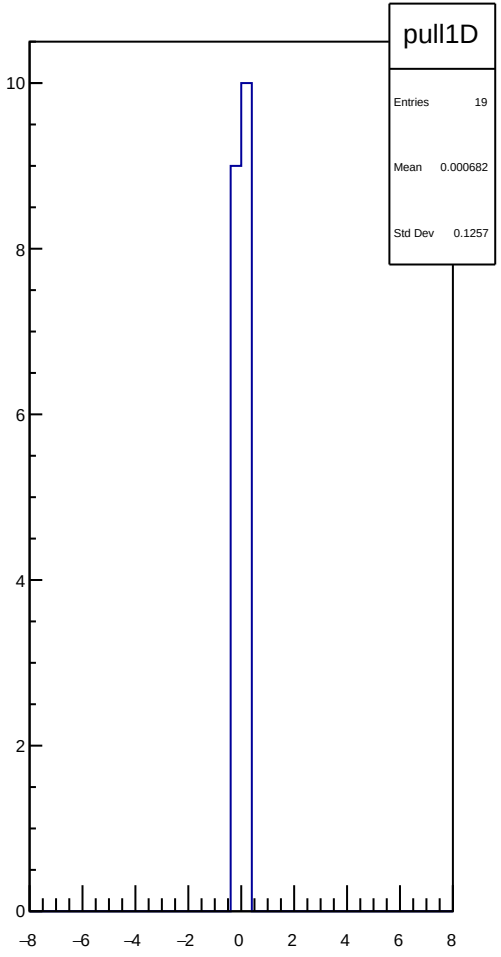
pull1D
Entries 19
Mean 0.000682
Std Dev 0.1257
10
8
6
4
2
0
−8
−6
−4
−2
0
2
4
6
8

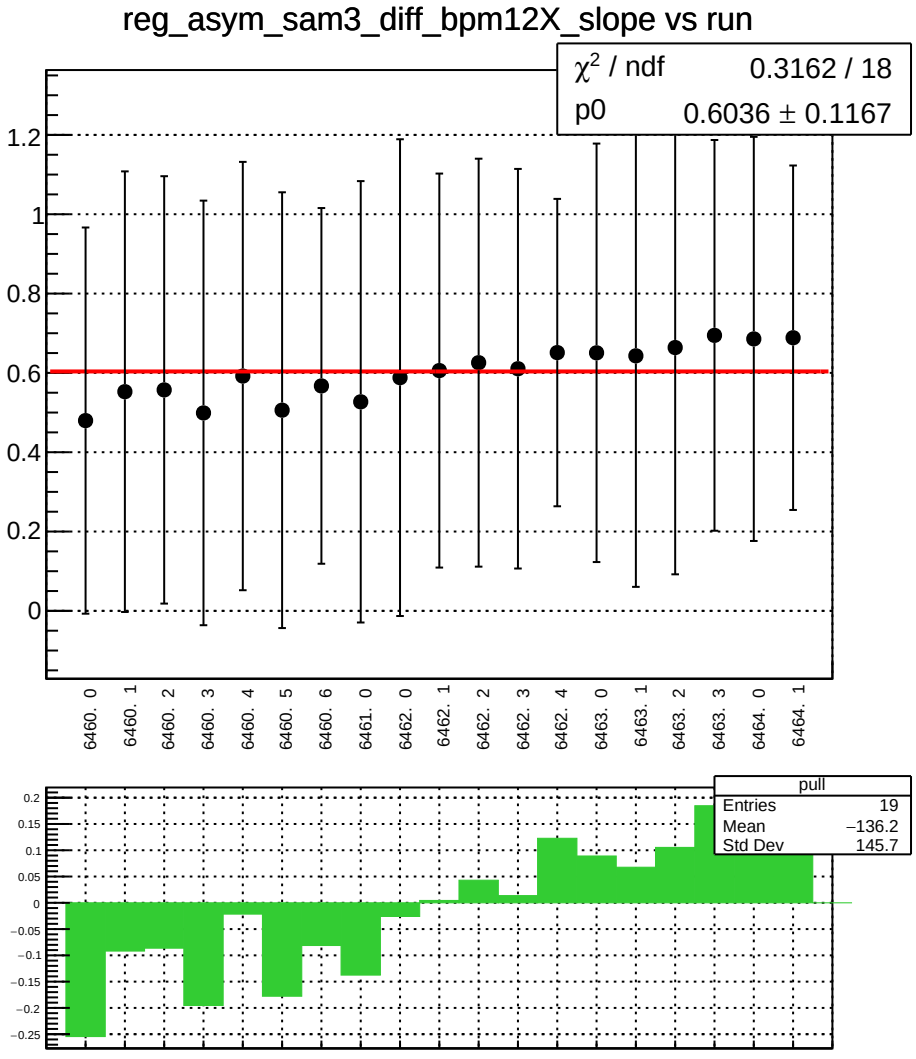
reg_asym_sam3_diff_bpm12X_slope vs run
χ² / ndf 0.3162 / 18
p0 0.6036 ± 0.1167
1.2
1
0.8
0.6
0.4
0.2
0
6460. 0
6460. 1
6460. 2
6460. 3
6460. 4
6460. 5
6460. 6
6461. 0
6462. 0
6462. 1
6462. 2
6462. 3
6462. 4
6463. 0
6463. 1
6463. 2
6463. 3
6464. 0
6464. 1
pull
Entries 19
Mean −136.2
Std Dev 145.7
0.2
0.15
0.1
0.05
0
−0.05
−0.1
−0.15
−0.2
−0.25

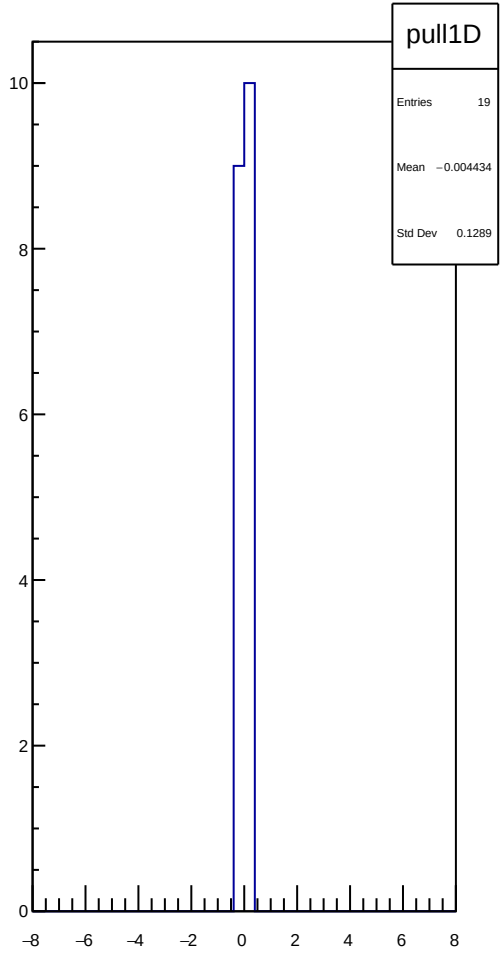
pull1D
Entries 19
Mean −0.004434
Std Dev 0.1289
10
8
6
4
2
0
−8
−6
−4
−2
0
2
4
6
8

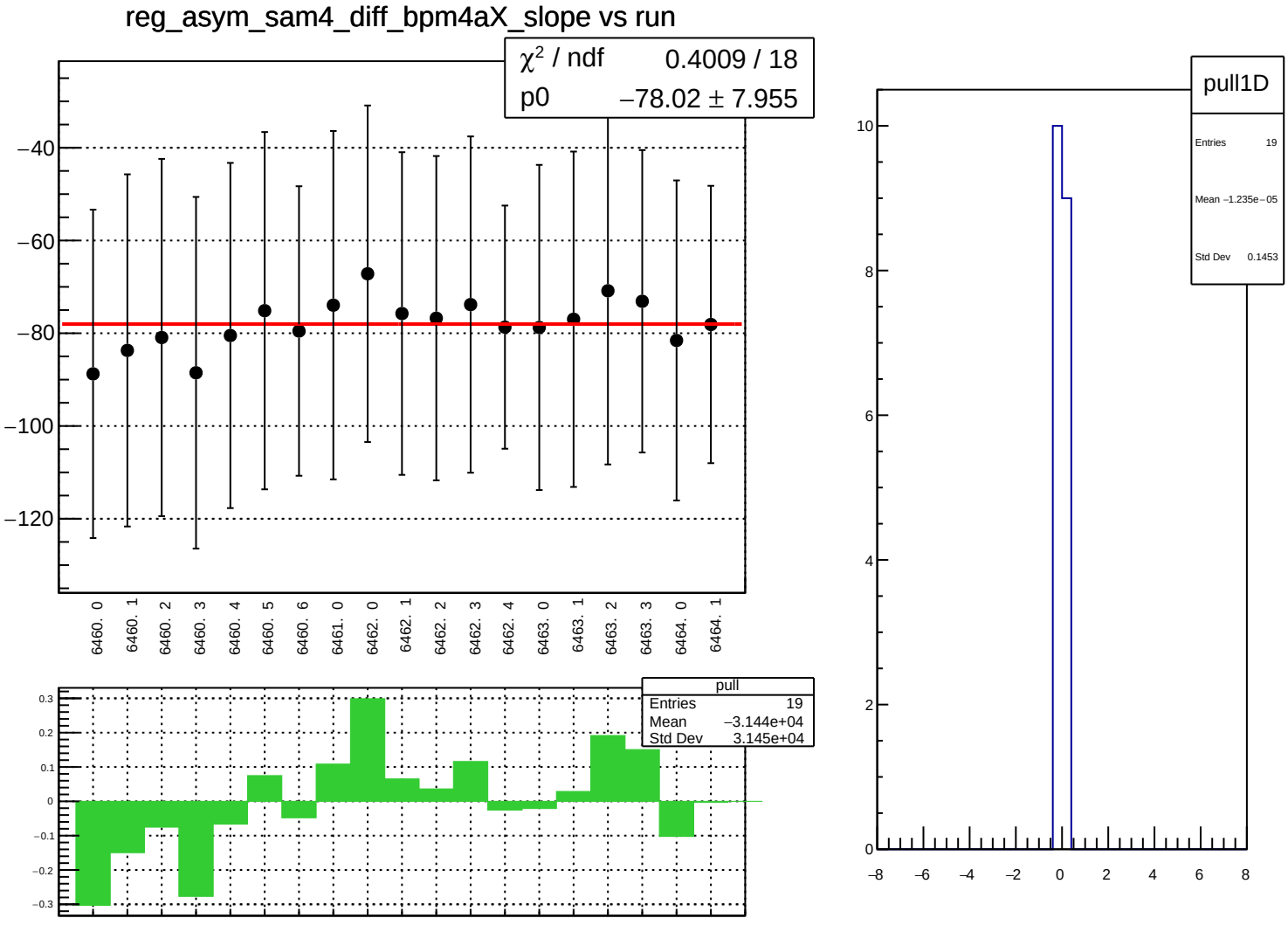
reg_asym_sam4_diff_bpm4aX_slope vs run
χ² / ndf 0.4009 / 18
p0 −78.02 ± 7.955
−40
−60
−80
−100
−120
6460. 0
6460. 1
6460. 2
6460. 3
6460. 4
6460. 5
6460. 6
6461. 0
6462. 0
6462. 1
6462. 2
6462. 3
6462. 4
6463. 0
6463. 1
6463. 2
6463. 3
6464. 0
6464. 1
pull
Entries 19
Mean −3.144e+04
Std Dev 3.145e+04
0.3
0.2
0.1
0
−0.1
−0.2
−0.3
pull1D
Entries 19
Mean −1.235e−05
Std Dev 0.1453
10
8
6
4
2
0
−8
−6
−4
−2
0
2
4
6
8

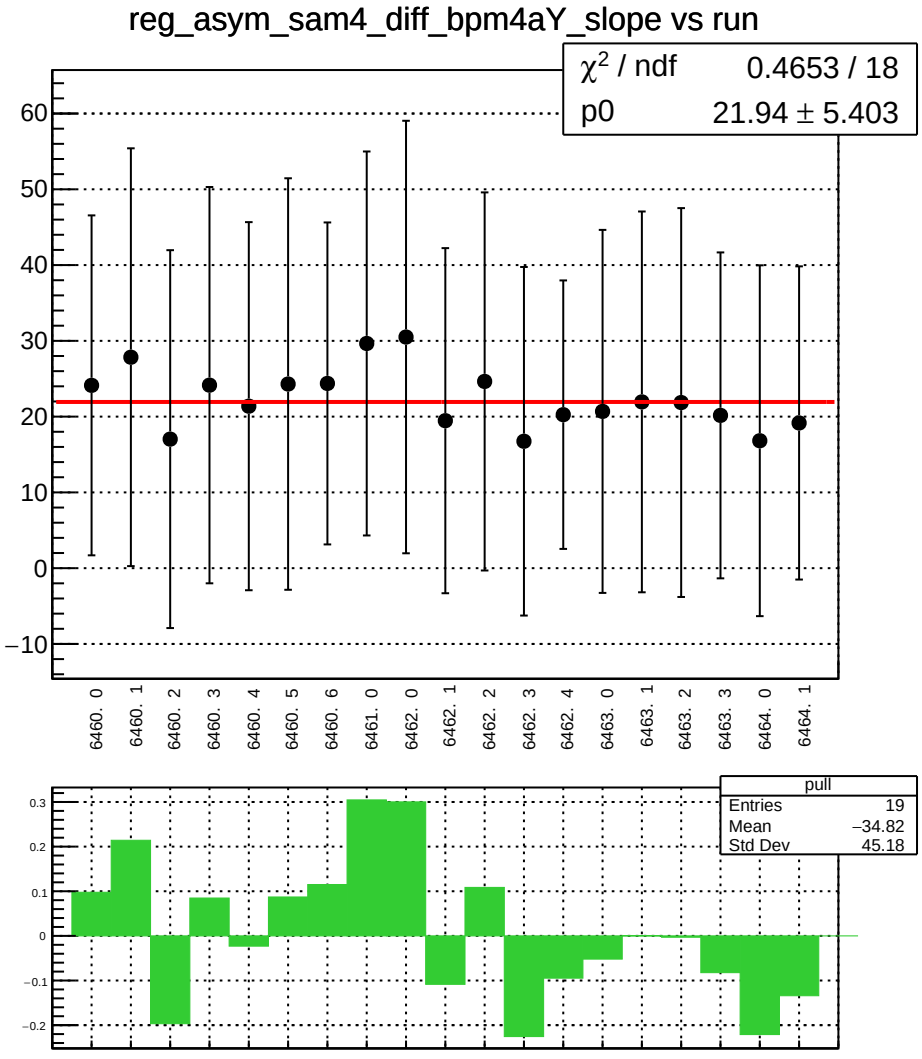
reg_asym_sam4_diff_bpm4aY_slope vs run
χ2 / ndf 0.4653 / 18
p0 21.94 ± 5.403
60
50
40
30
20
10
0
−10
6460. 0
6460. 1
6460. 2
6460. 3
6460. 4
6460. 5
6460. 6
6461. 0
6462. 0
6462. 1
6462. 2
6462. 3
6462. 4
6463. 0
6463. 1
6463. 2
6463. 3
6464. 0
6464. 1
pull
Entries 19
Mean −34.82
Std Dev 45.18
0.3
0.2
0.1
0
−0.1
−0.2

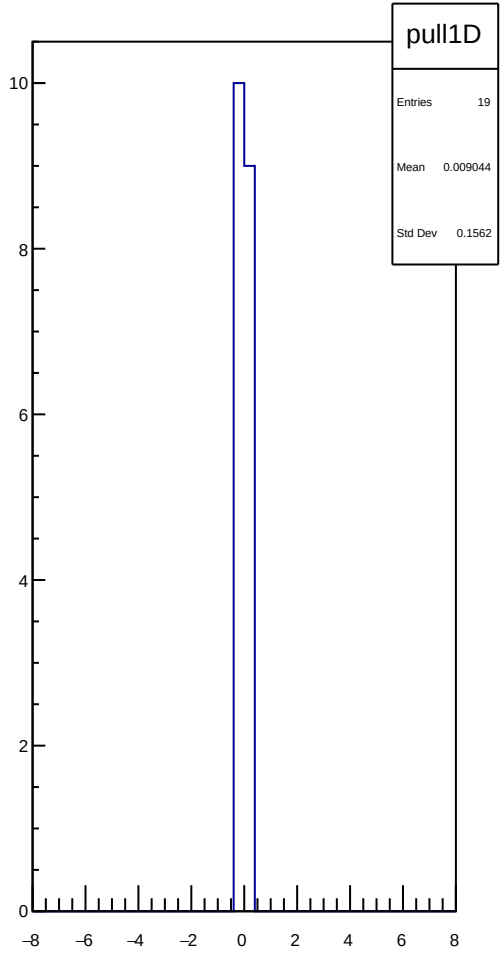
pull1D
Entries 19
Mean 0.009044
Std Dev 0.1562
10
8
6
4
2
0
−8
−6
−4
−2
0
2
4
6
8

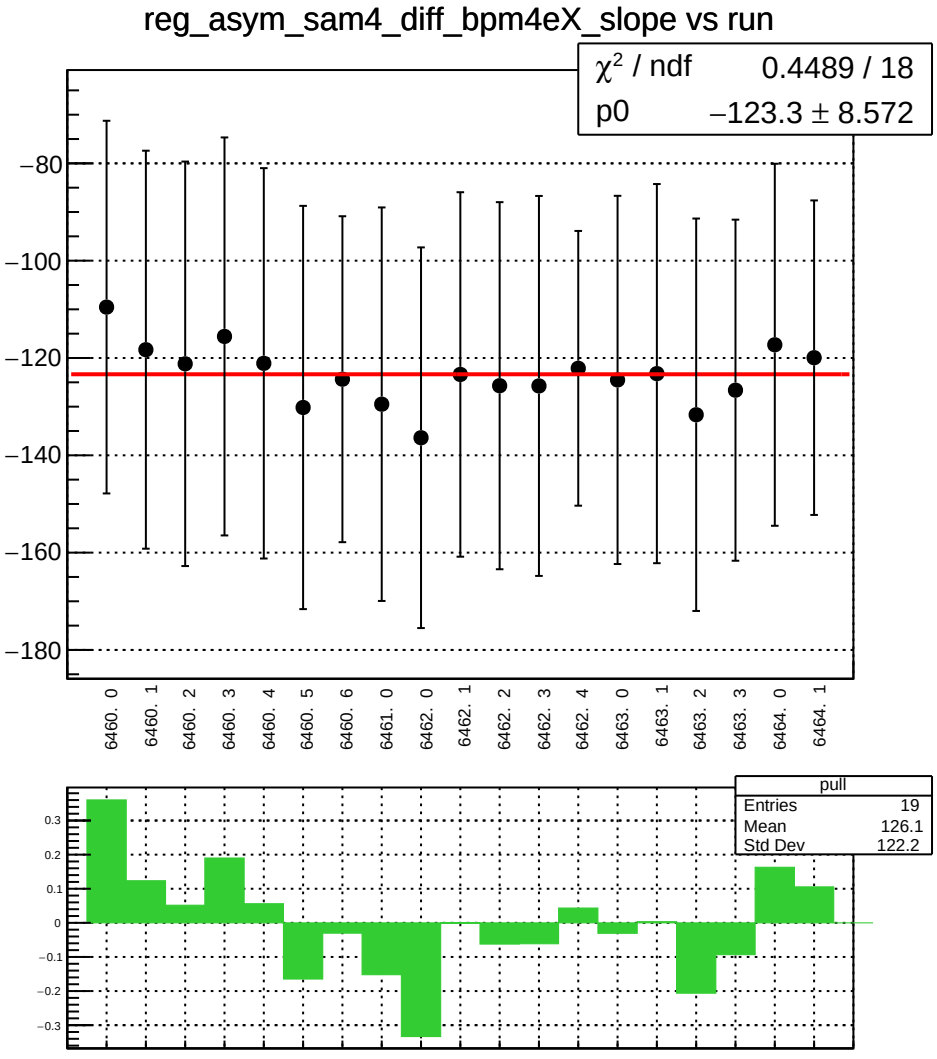
reg_asym_sam4_diff_bpm4eX_slope vs run
χ² / ndf 0.4489 / 18
p0 −123.3 ± 8.572
−80
−100
−120
−140
−160
−180
6460. 0
6460. 1
6460. 2
6460. 3
6460. 4
6460. 5
6460. 6
6461. 0
6462. 0
6462. 1
6462. 2
6462. 3
6462. 4
6463. 0
6463. 1
6463. 2
6463. 3
6464. 0
6464. 1
pull
Entries 19
Mean 126.1
Std Dev 122.2
0.3
0.2
0.1
0
−0.1
−0.2
−0.3

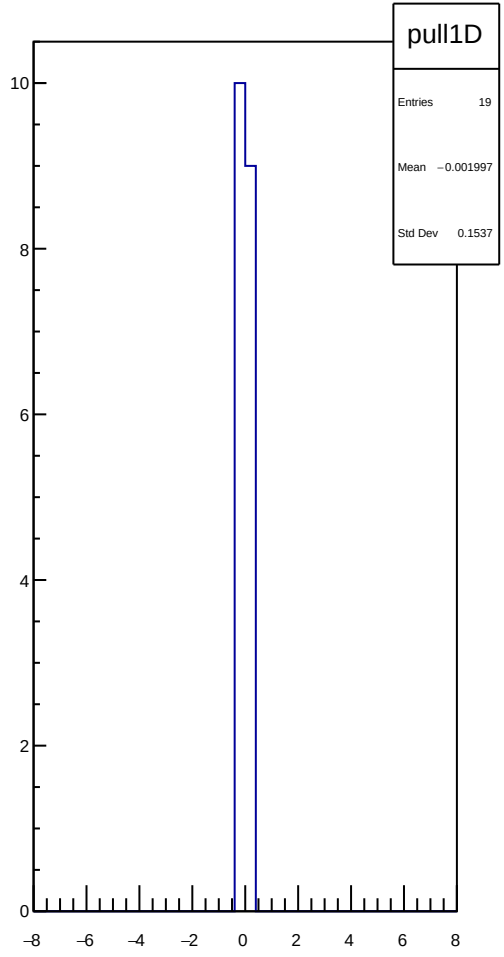
pull1D
Entries 19
Mean −0.001997
Std Dev 0.1537
10
8
6
4
2
0
−8
−6
−4
−2
0
2
4
6
8

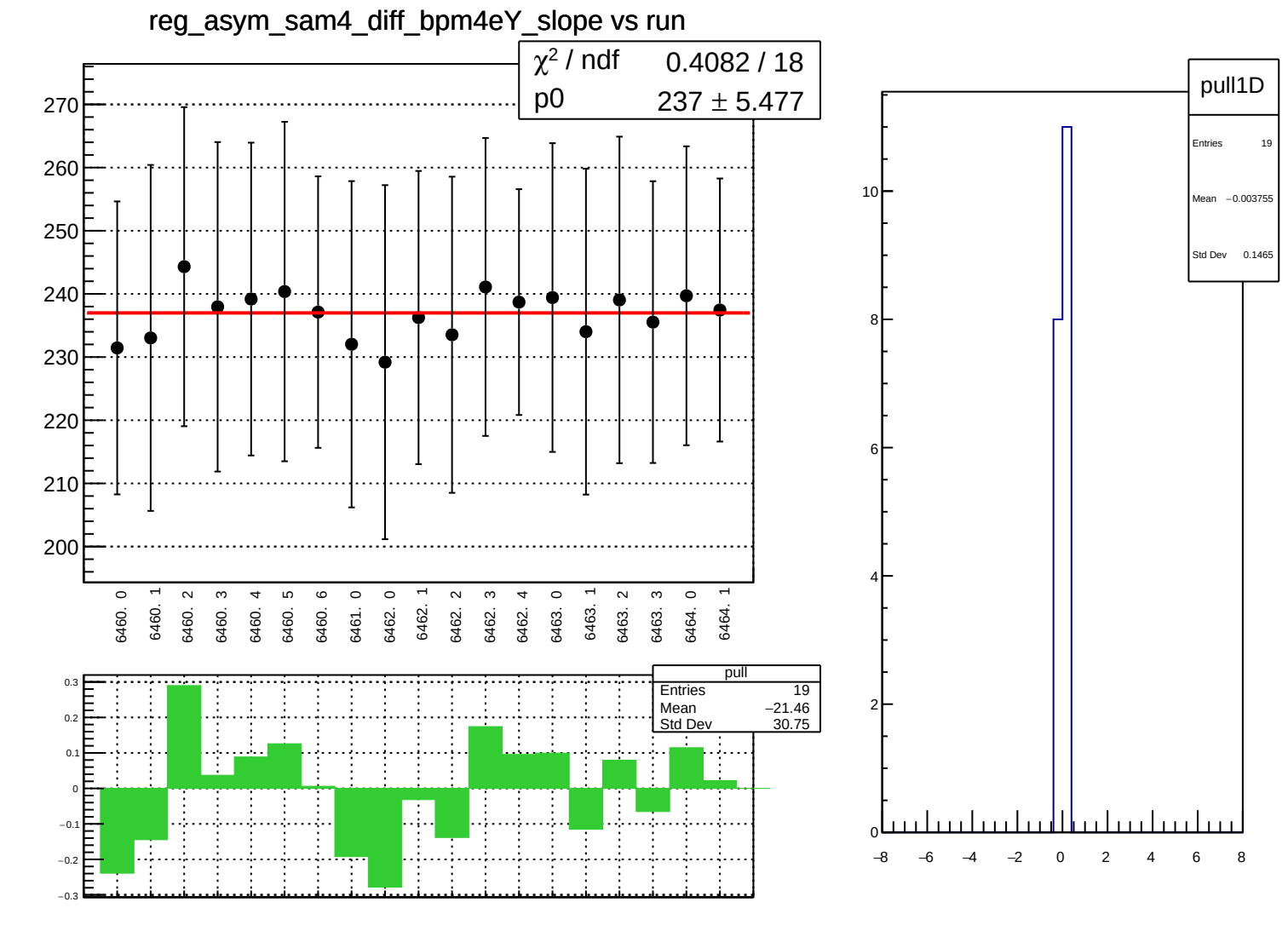
reg_asym_sam4_diff_bpm4eY_slope vs run
χ² / ndf 0.4082 / 18
p0 237 ± 5.477
270
260
250
240
230
220
210
200
6460. 0
6460. 1
6460. 2
6460. 3
6460. 4
6460. 5
6460. 6
6461. 0
6462. 0
6462. 1
6462. 2
6462. 3
6462. 4
6463. 0
6463. 1
6463. 2
6463. 3
6464. 0
6464. 1
pull
Entries 19
Mean −21.46
Std Dev 30.75
0.3
0.2
0.1
0
−0.1
−0.2
−0.3
pull1D
Entries 19
Mean −0.003755
Std Dev 0.1465
10
8
6
4
2
0
−8
−6
−4
−2
0
2
4
6
8

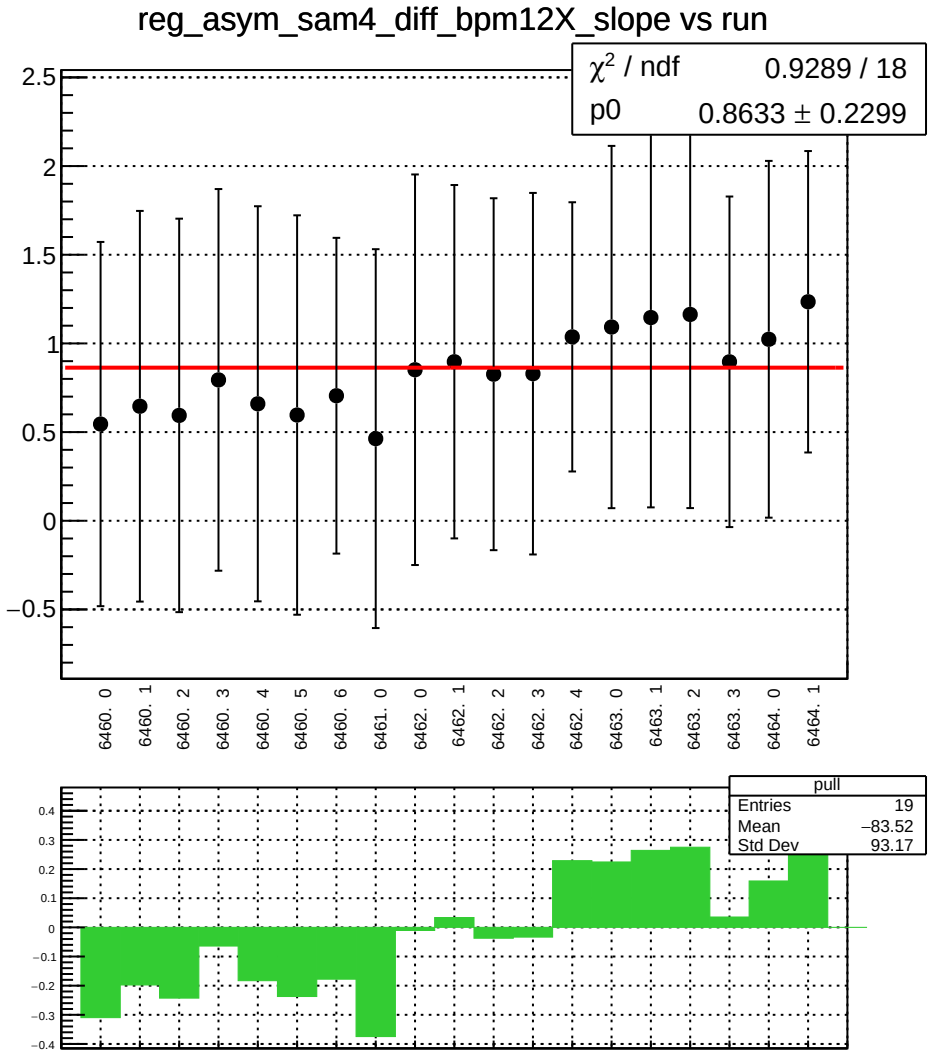
reg_asym_sam4_diff_bpm12X_slope vs run
χ² / ndf 0.9289 / 18
p0 0.8633 ± 0.2299
2.5
2
1.5
1
0.5
0
−0.5
6460. 0
6460. 1
6460. 2
6460. 3
6460. 4
6460. 5
6460. 6
6461. 0
6462. 0
6462. 1
6462. 2
6462. 3
6462. 4
6463. 0
6463. 1
6463. 2
6463. 3
6464. 0
6464. 1
pull
Entries 19
Mean −83.52
Std Dev 93.17
0.4
0.3
0.2
0.1
0
−0.1
−0.2
−0.3
−0.4

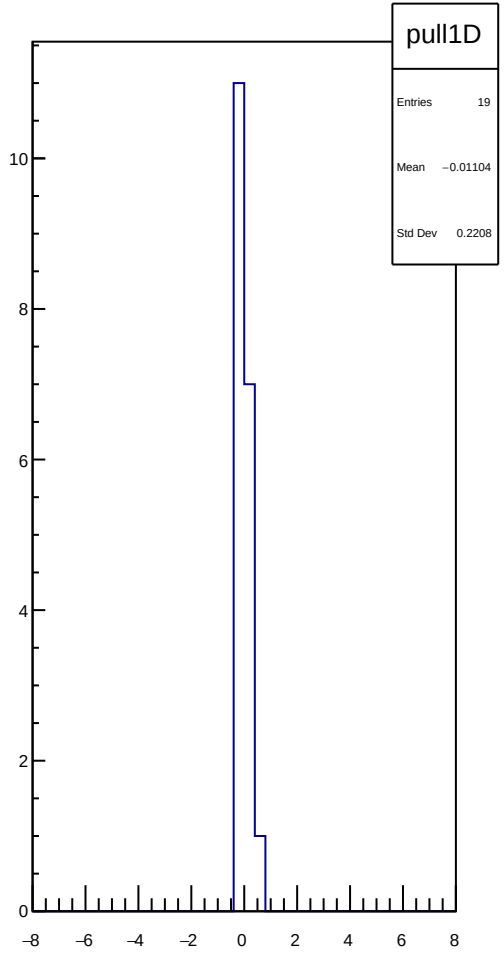
pull1D
Entries 19
Mean −0.01104
Std Dev 0.2208
10
8
6
4
2
0
−8
−6
−4
−2
0
2
4
6
8

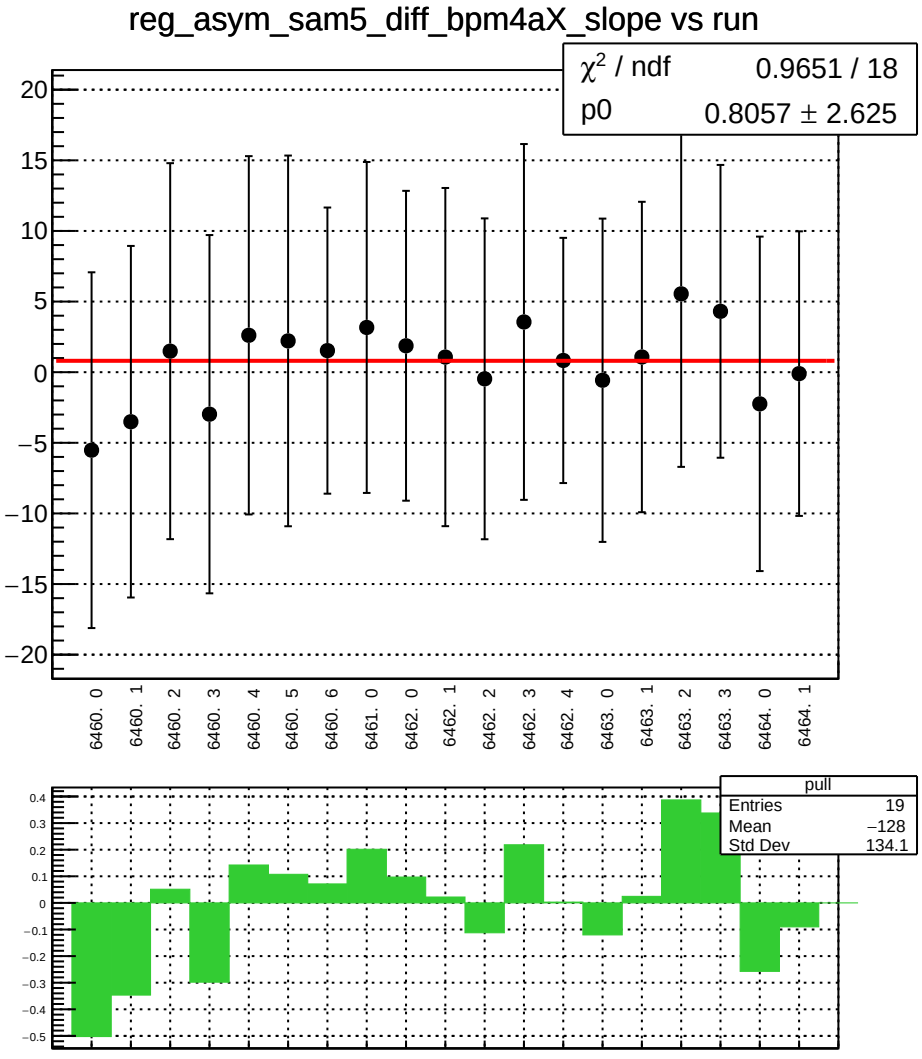
reg_asym_sam5_diff_bpm4aX_slope vs run
χ² / ndf 0.9651 / 18
p0 0.8057 ± 2.625
20
15
10
5
0
−5
−10
−15
−20
6460. 0
6460. 1
6460. 2
6460. 3
6460. 4
6460. 5
6460. 6
6461. 0
6462. 0
6462. 1
6462. 2
6462. 3
6462. 4
6463. 0
6463. 1
6463. 2
6463. 3
6464. 0
6464. 1
pull
Entries 19
Mean −128
Std Dev 134.1
0.4
0.3
0.2
0.1
0
−0.1
−0.2
−0.3
−0.4
−0.5

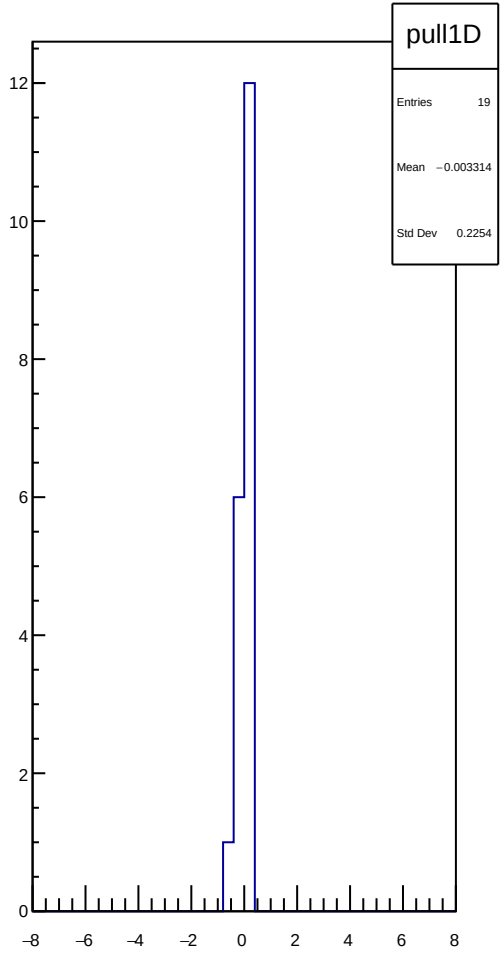
pull1D
Entries 19
Mean −0.003314
Std Dev 0.2254
12
10
8
6
4
2
0
−8
−6
−4
−2
0
2
4
6
8

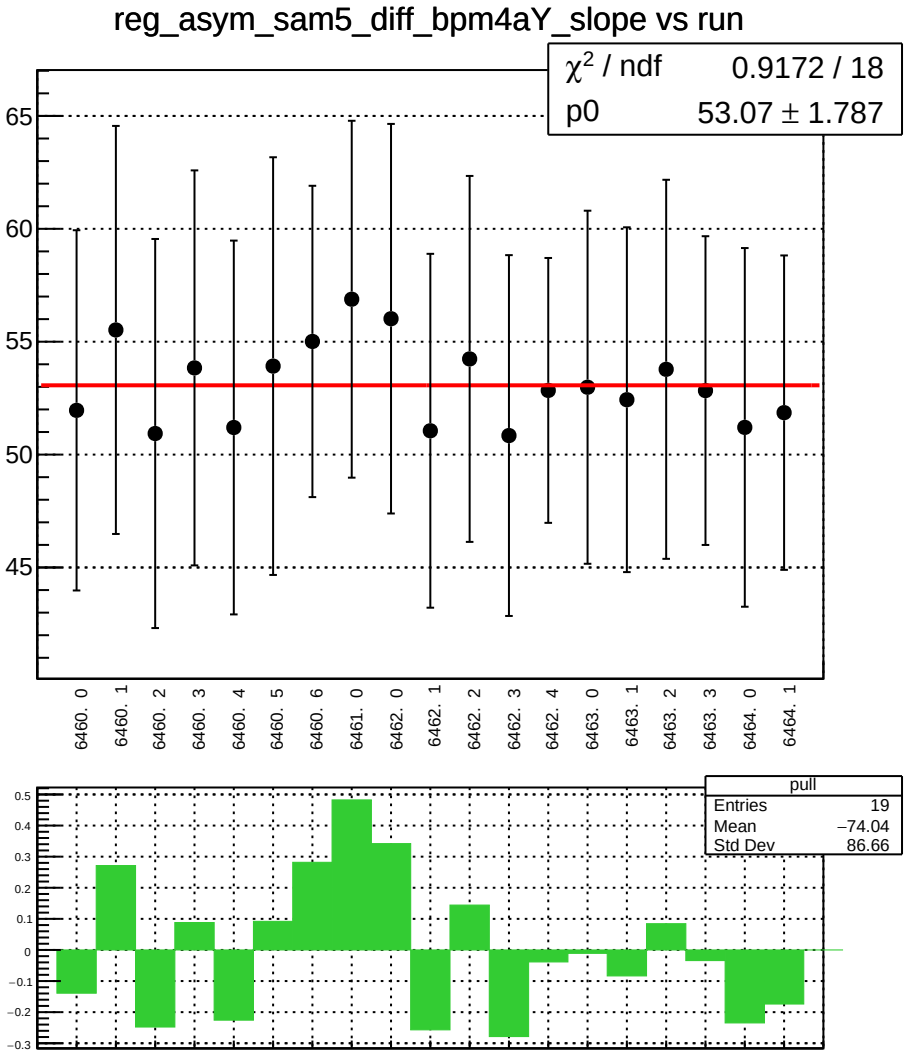
reg_asym_sam5_diff_bpm4aY_slope vs run
χ2 / ndf 0.9172 / 18
p0 53.07 ± 1.787
65
60
55
50
45
6460. 0
6460. 1
6460. 2
6460. 3
6460. 4
6460. 5
6460. 6
6461. 0
6462. 0
6462. 1
6462. 2
6462. 3
6462. 4
6463. 0
6463. 1
6463. 2
6463. 3
6464. 0
6464. 1
pull
Entries 19
Mean −74.04
Std Dev 86.66
0.5
0.4
0.3
0.2
0.1
0
−0.1
−0.2
−0.3

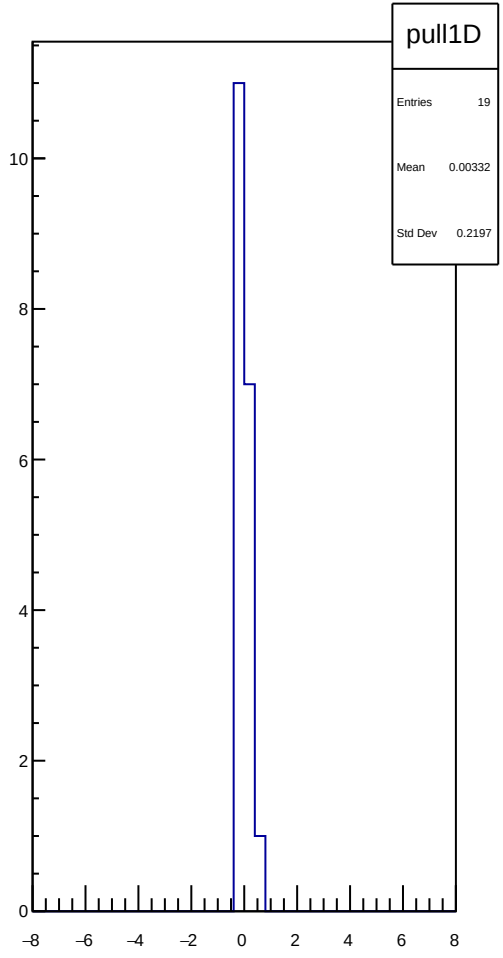
pull1D
Entries 19
Mean 0.00332
Std Dev 0.2197
10
8
6
4
2
0
−8
−6
−4
−2
0
2
4
6
8

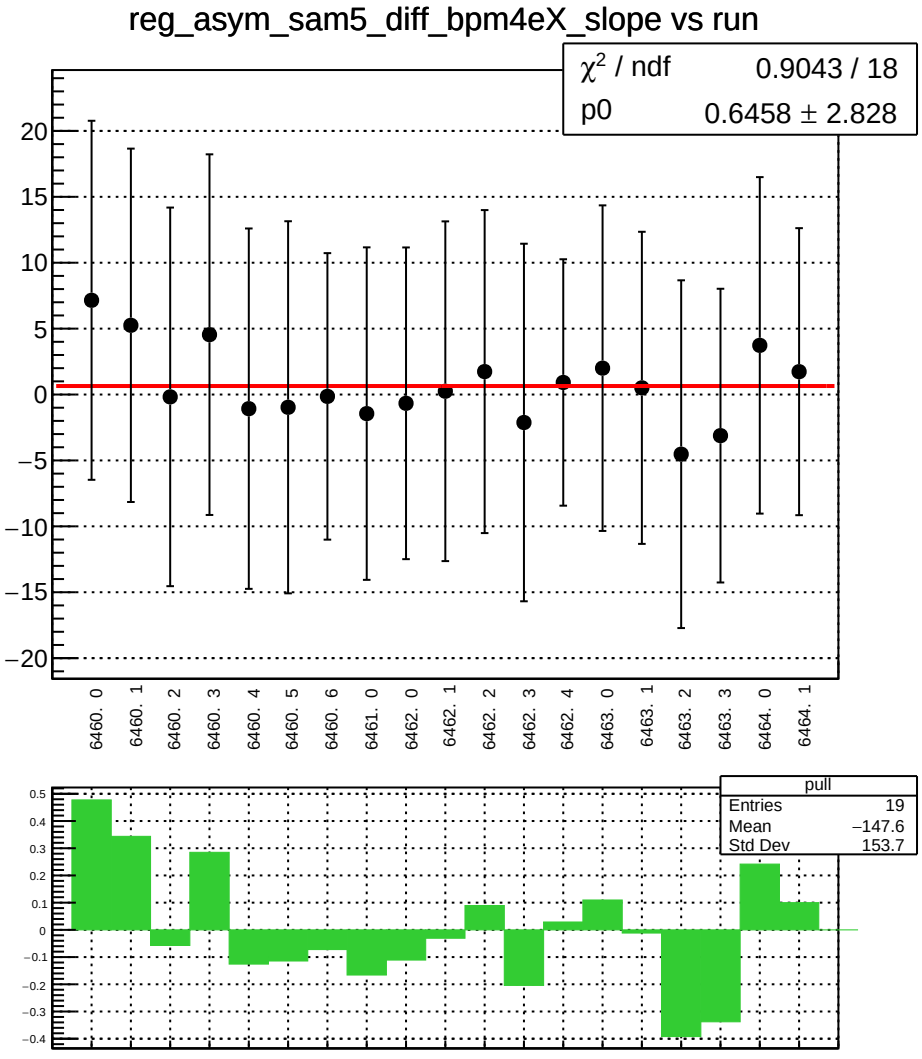
reg_asym_sam5_diff_bpm4eX_slope vs run
χ² / ndf 0.9043 / 18
p0 0.6458 ± 2.828
20
15
10
5
0
−5
−10
−15
−20
6460. 0
6460. 1
6460. 2
6460. 3
6460. 4
6460. 5
6460. 6
6461. 0
6462. 0
6462. 1
6462. 2
6462. 3
6462. 4
6463. 0
6463. 1
6463. 2
6463. 3
6464. 0
6464. 1
pull
Entries 19
Mean −147.6
Std Dev 153.7
0.5
0.4
0.3
0.2
0.1
0
−0.1
−0.2
−0.3
−0.4

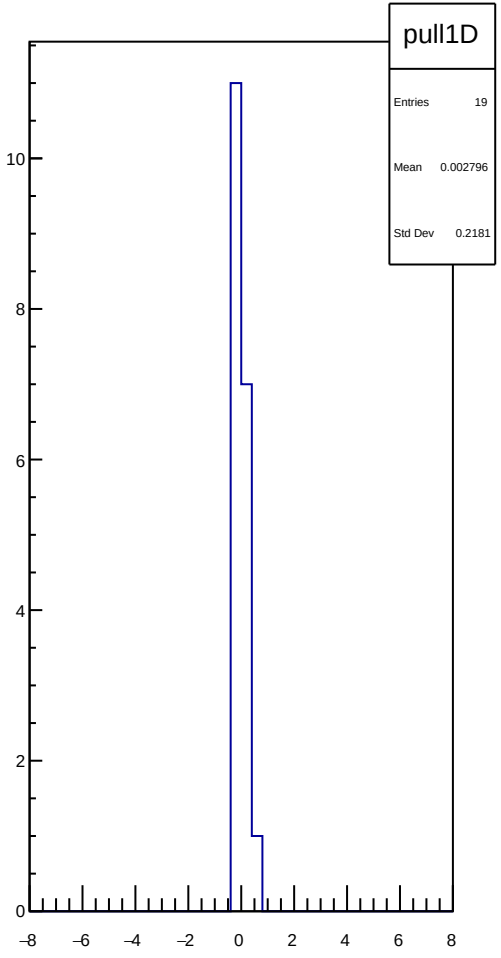
pull1D
Entries 19
Mean 0.002796
Std Dev 0.2181
10
8
6
4
2
0
−8
−6
−4
−2
0
2
4
6
8

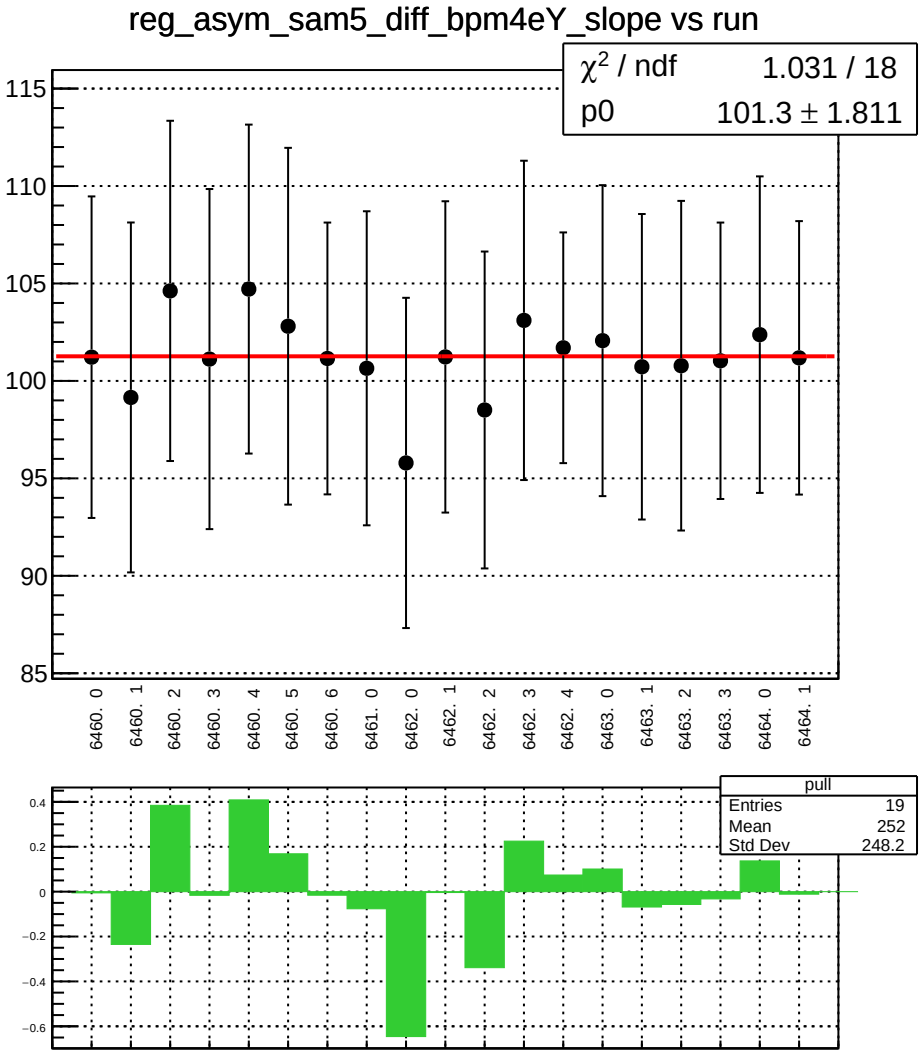
reg_asym_sam5_diff_bpm4eY_slope vs run
χ2 / ndf 1.031 / 18
p0 101.3 ± 1.811
115
110
105
100
95
90
85
6460. 0
6460. 1
6460. 2
6460. 3
6460. 4
6460. 5
6460. 6
6461. 0
6462. 0
6462. 1
6462. 2
6462. 3
6462. 4
6463. 0
6463. 1
6463. 2
6463. 3
6464. 0
6464. 1
pull
Entries 19
Mean 252
Std Dev 248.2
0.4
0.2
0
−0.2
−0.4
−0.6

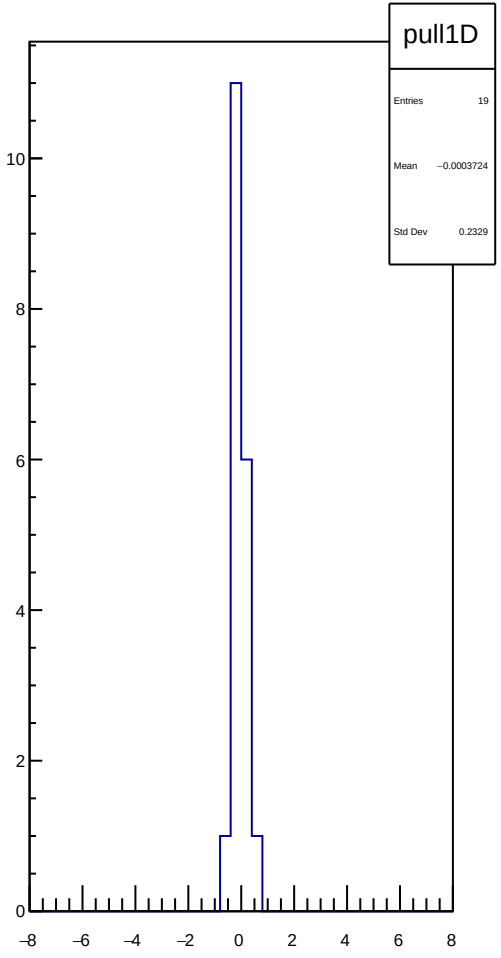
pull1D
Entries 19
Mean −0.0003724
Std Dev 0.2329
10
8
6
4
2
0
−8
−6
−4
−2
0
2
4
6
8

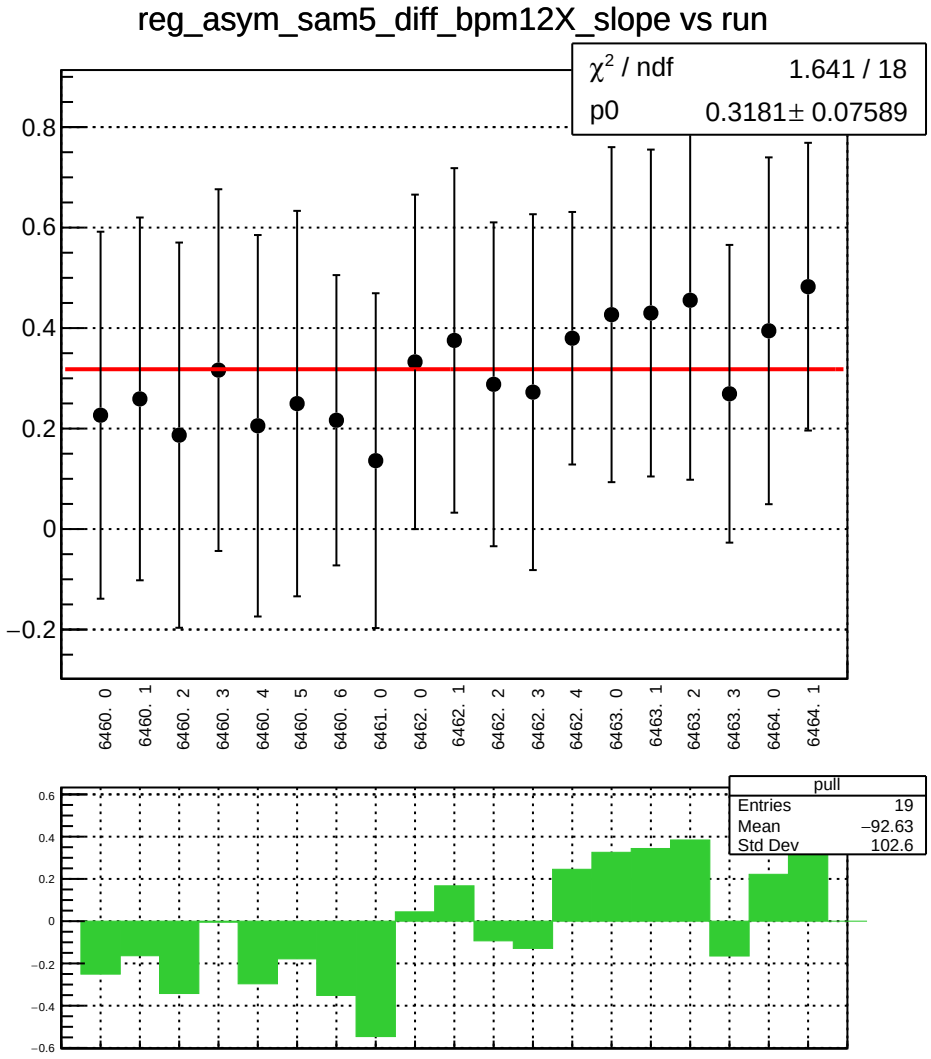
reg_asym_sam5_diff_bpm12X_slope vs run
χ² / ndf 1.641 / 18
p0 0.3181± 0.07589
0.8
0.6
0.4
0.2
0
−0.2
6460. 0
6460. 1
6460. 2
6460. 3
6460. 4
6460. 5
6460. 6
6461. 0
6462. 0
6462. 1
6462. 2
6462. 3
6462. 4
6463. 0
6463. 1
6463. 2
6463. 3
6464. 0
6464. 1
pull
Entries 19
Mean −92.63
Std Dev 102.6
0.6
0.4
0.2
0
−0.2
−0.4
−0.6

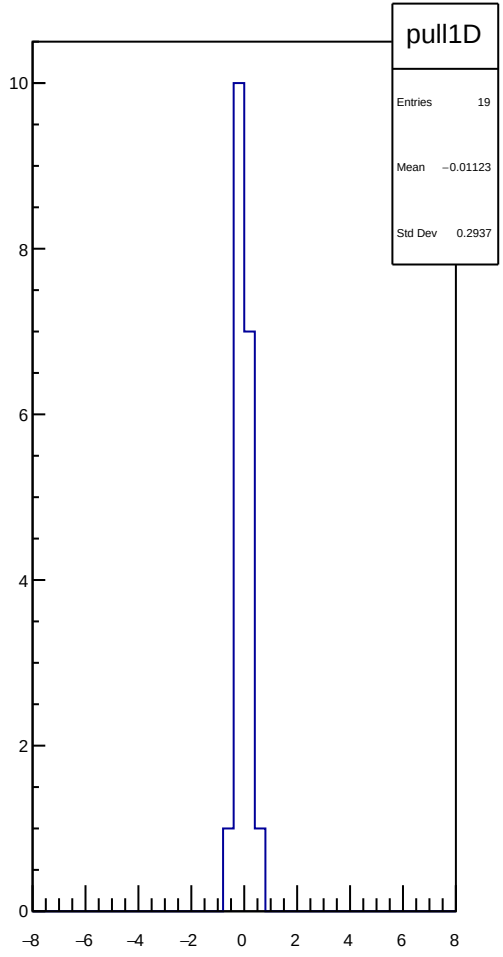
pull1D
Entries 19
Mean −0.01123
Std Dev 0.2937
10
8
6
4
2
0
−8
−6
−4
−2
0
2
4
6
8

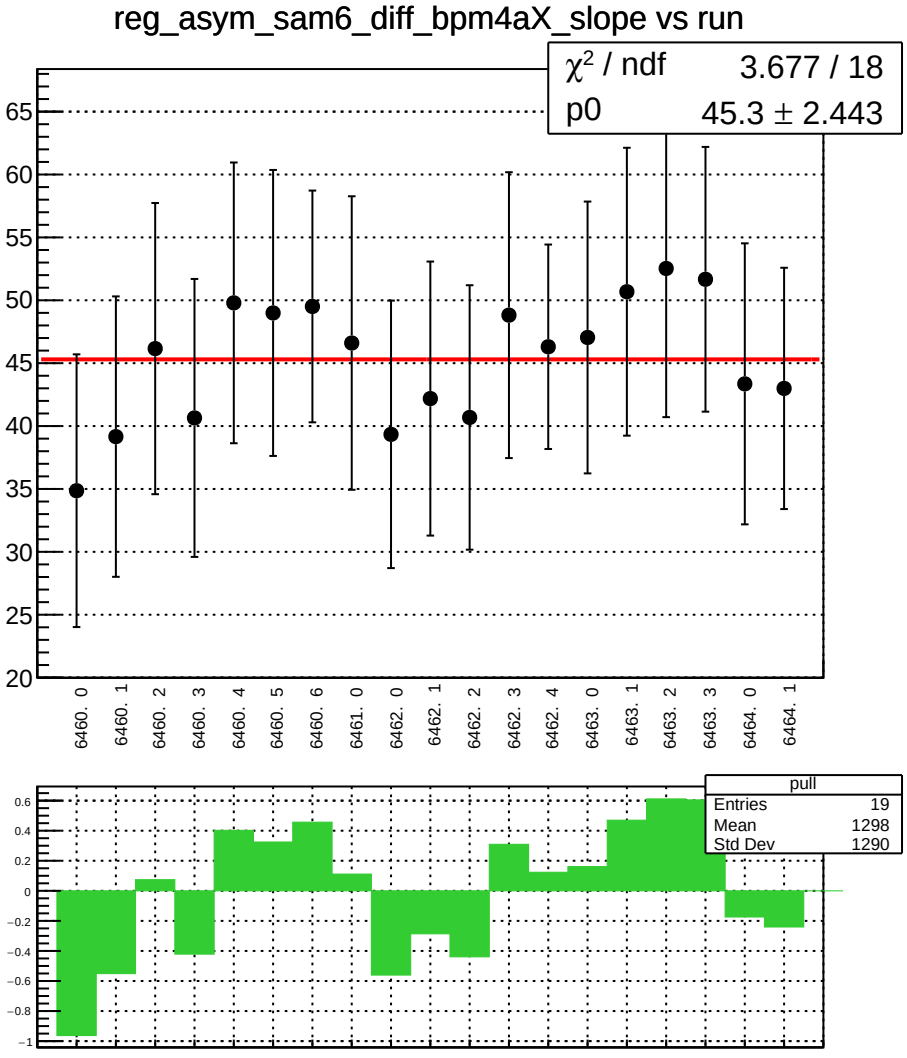
reg_asym_sam6_diff_bpm4aX_slope vs run
χ² / ndf 3.677 / 18
p0 45.3 ± 2.443
65
60
55
50
45
40
35
30
25
20
6460. 0
6460. 1
6460. 2
6460. 3
6460. 4
6460. 5
6460. 6
6461. 0
6462. 0
6462. 1
6462. 2
6462. 3
6462. 4
6463. 0
6463. 1
6463. 2
6463. 3
6464. 0
6464. 1
pull
Entries 19
Mean 1298
Std Dev 1290
0.6
0.4
0.2
0
−0.2
−0.4
−0.6
−0.8
−1

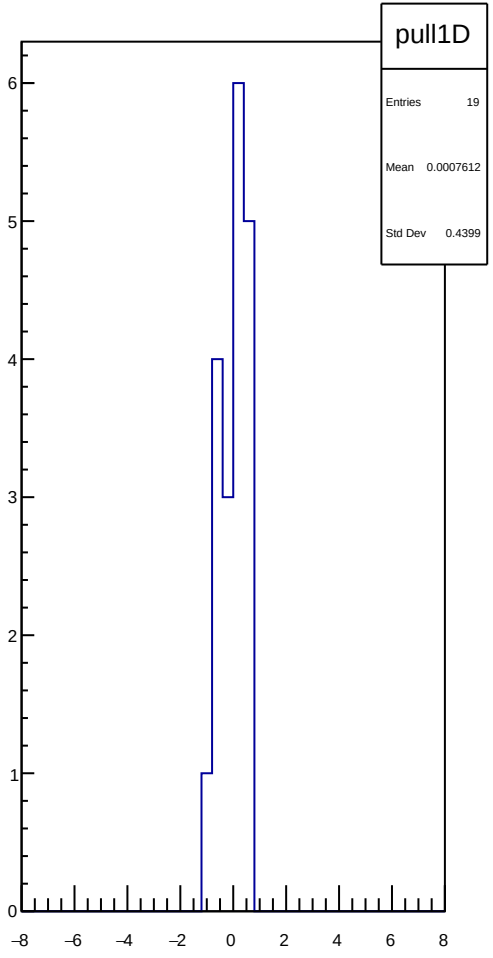
pull1D
Entries 19
Mean 0.0007612
Std Dev 0.4399
6
5
4
3
2
1
0
−8
−6
−4
−2
0
2
4
6
8

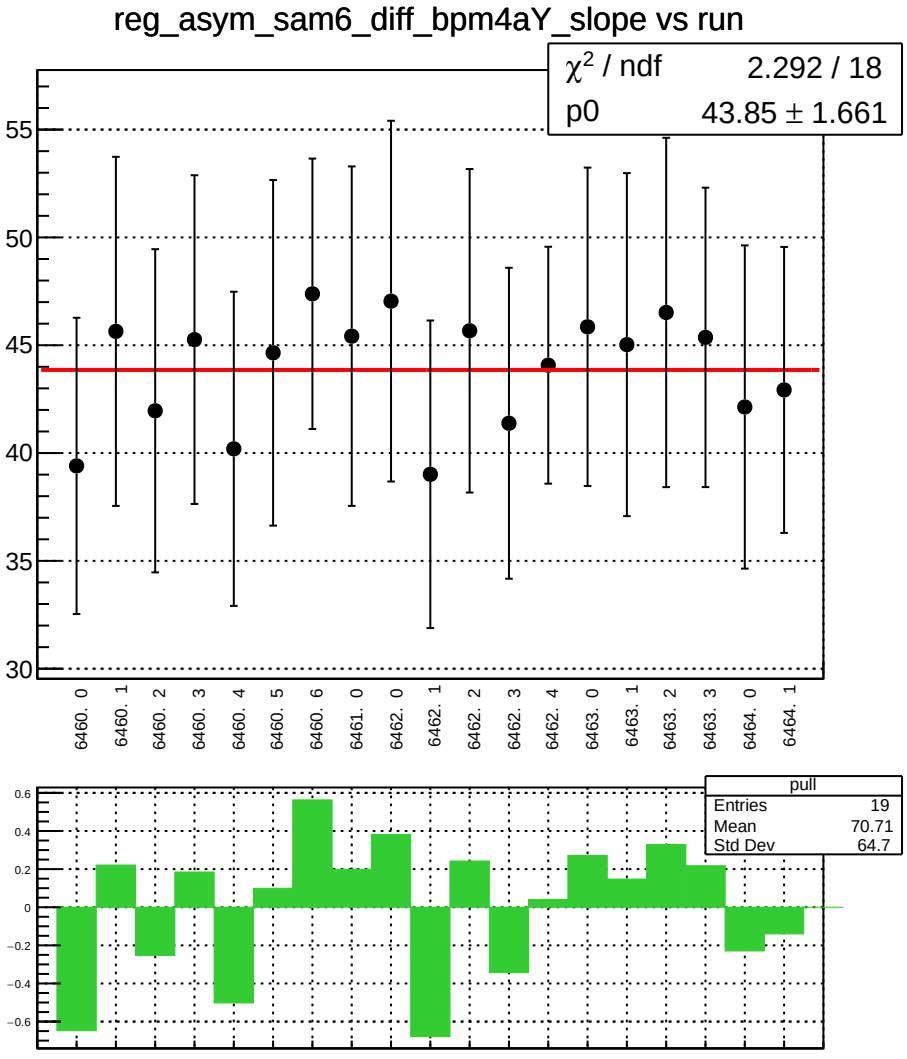
reg_asym_sam6_diff_bpm4aY_slope vs run
χ2 / ndf 2.292 / 18
p0 43.85 ± 1.661
55
50
45
40
35
30
6460. 0
6460. 1
6460. 2
6460. 3
6460. 4
6460. 5
6460. 6
6461. 0
6462. 0
6462. 1
6462. 2
6462. 3
6462. 4
6463. 0
6463. 1
6463. 2
6463. 3
6464. 0
6464. 1
pull
Entries 19
Mean 70.71
Std Dev 64.7
0.6
0.4
0.2
0
−0.2
−0.4
−0.6

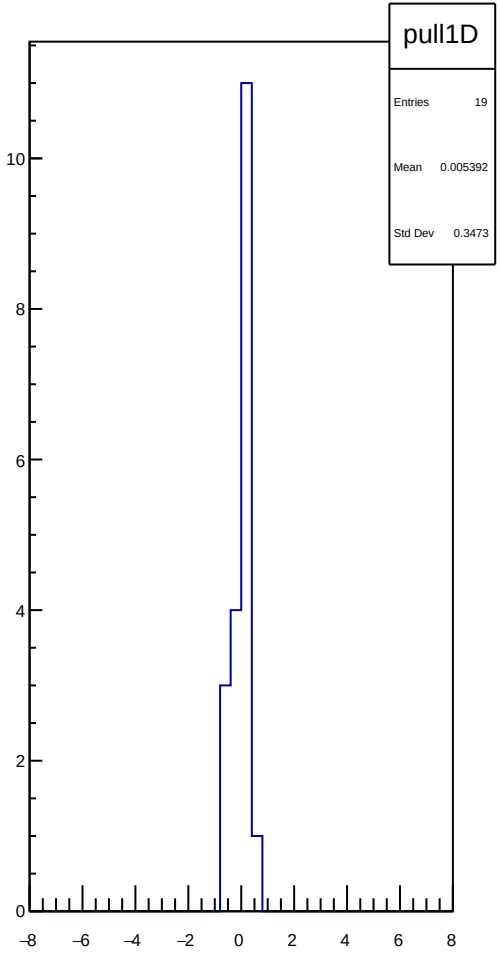
pull1D
Entries 19
Mean 0.005392
Std Dev 0.3473
10
8
6
4
2
0
−8
−6
−4
−2
0
2
4
6
8

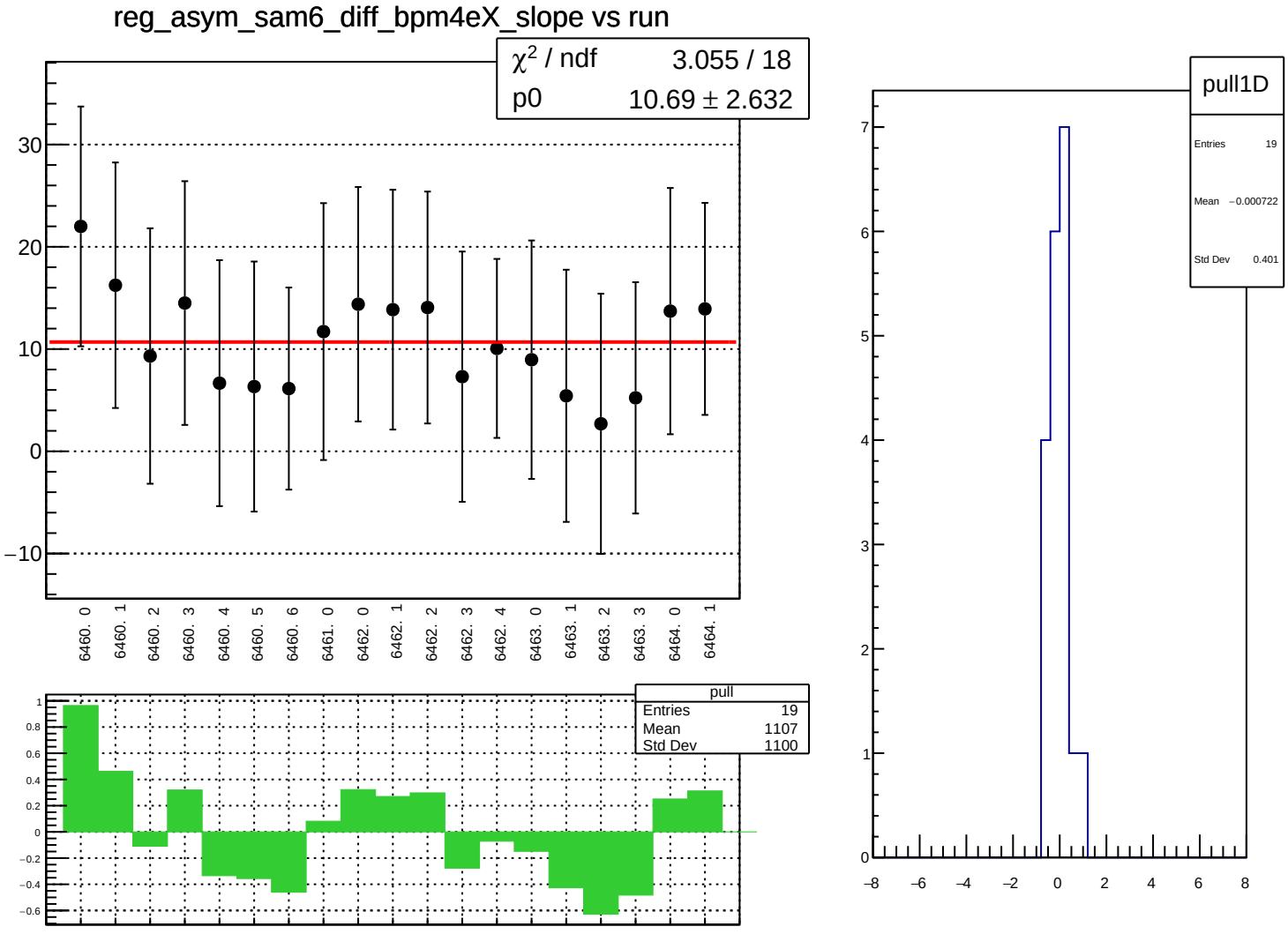
reg_asym_sam6_diff_bpm4eX_slope vs run
χ2 / ndf 3.055 / 18
p0 10.69 ± 2.632
30
20
10
0
−10
6460. 0
6460. 1
6460. 2
6460. 3
6460. 4
6460. 5
6460. 6
6461. 0
6462. 0
6462. 1
6462. 2
6462. 3
6462. 4
6463. 0
6463. 1
6463. 2
6463. 3
6464. 0
6464. 1
pull
Entries 19
Mean 1107
Std Dev 1100
1
0.8
0.6
0.4
0.2
0
−0.2
−0.4
−0.6
pull1D
Entries 19
Mean −0.000722
Std Dev 0.401
7
6
5
4
3
2
1
0
−8
−6
−4
−2
0
2
4
6
8

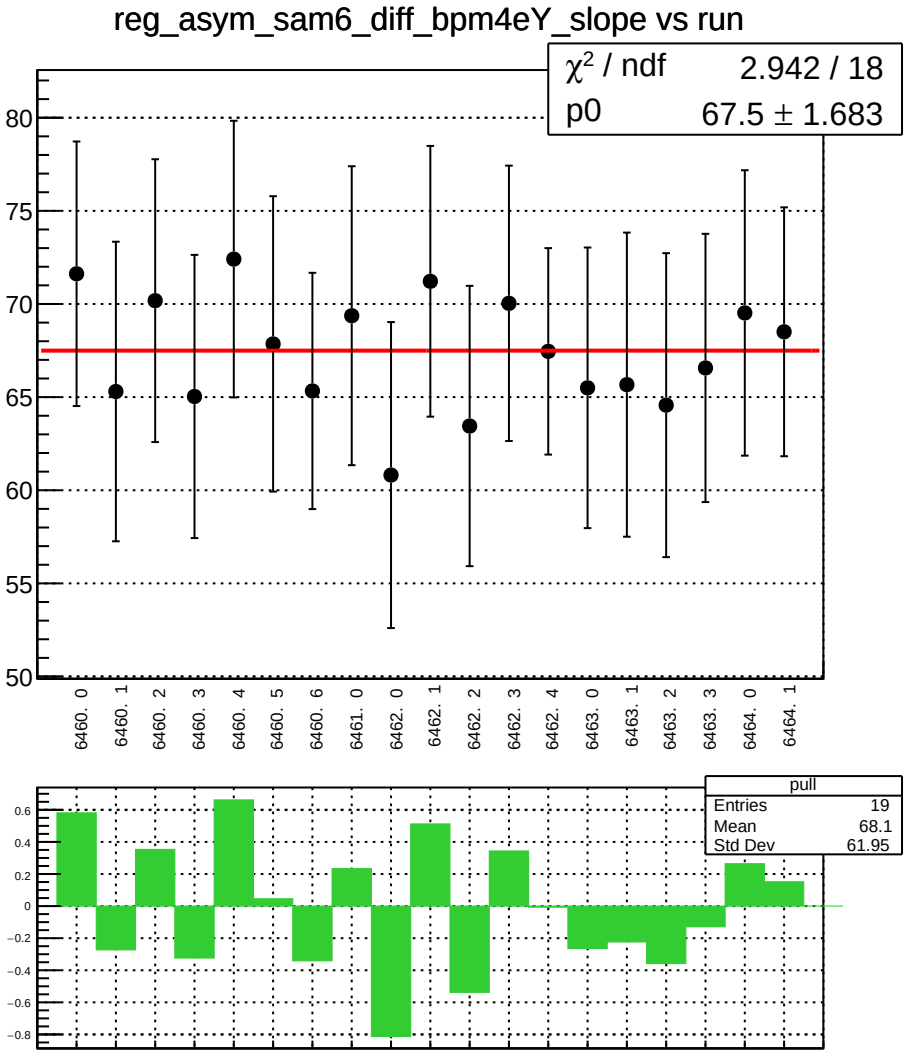
reg_asym_sam6_diff_bpm4eY_slope vs run
χ² / ndf 2.942 / 18
p0 67.5 ± 1.683
80
75
70
65
60
55
50
6460. 0
6460. 1
6460. 2
6460. 3
6460. 4
6460. 5
6460. 6
6461. 0
6462. 0
6462. 1
6462. 2
6462. 3
6462. 4
6463. 0
6463. 1
6463. 2
6463. 3
6464. 0
6464. 1
pull
Entries 19
Mean 68.1
Std Dev 61.95
0.6
0.4
0.2
0
−0.2
−0.4
−0.6
−0.8

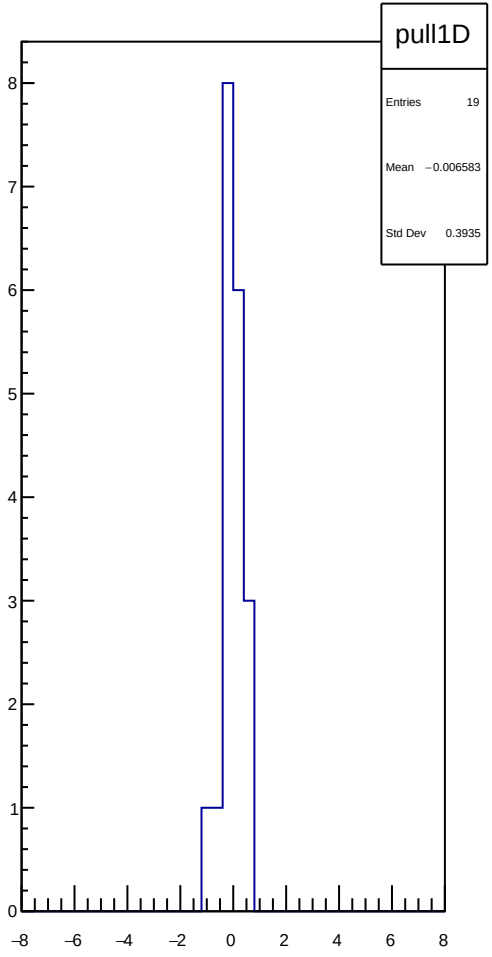
pull1D
Entries 19
Mean −0.006583
Std Dev 0.3935
8
7
6
5
4
3
2
1
0
−8
−6
−4
−2
0
2
4
6
8

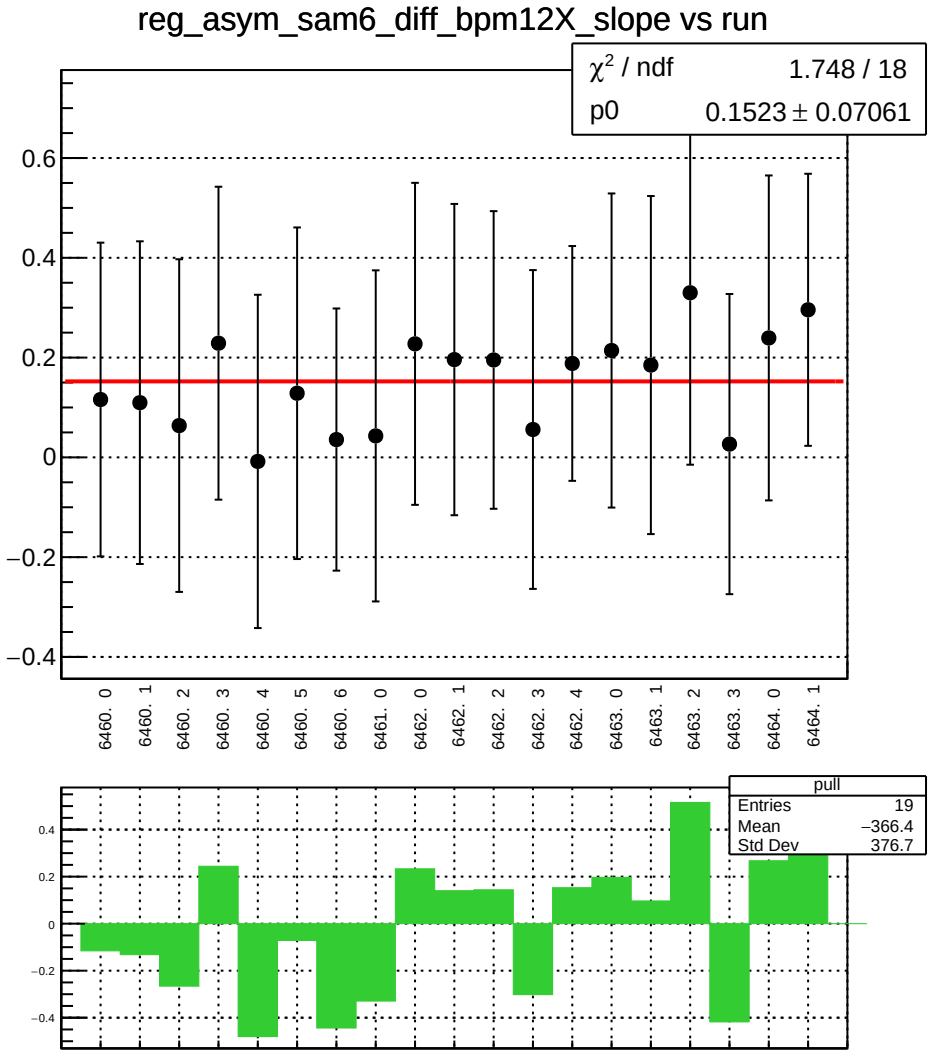
reg_asym_sam6_diff_bpm12X_slope vs run
χ^2 / ndf 1.748 / 18
p0 0.1523 ± 0.07061
0.6
0.4
0.2
0
−0.2
−0.4
6460. 0
6460. 1
6460. 2
6460. 3
6460. 4
6460. 5
6460. 6
6461. 0
6462. 0
6462. 1
6462. 2
6462. 3
6462. 4
6463. 0
6463. 1
6463. 2
6463. 3
6464. 0
6464. 1
pull
Entries 19
Mean −366.4
Std Dev 376.7

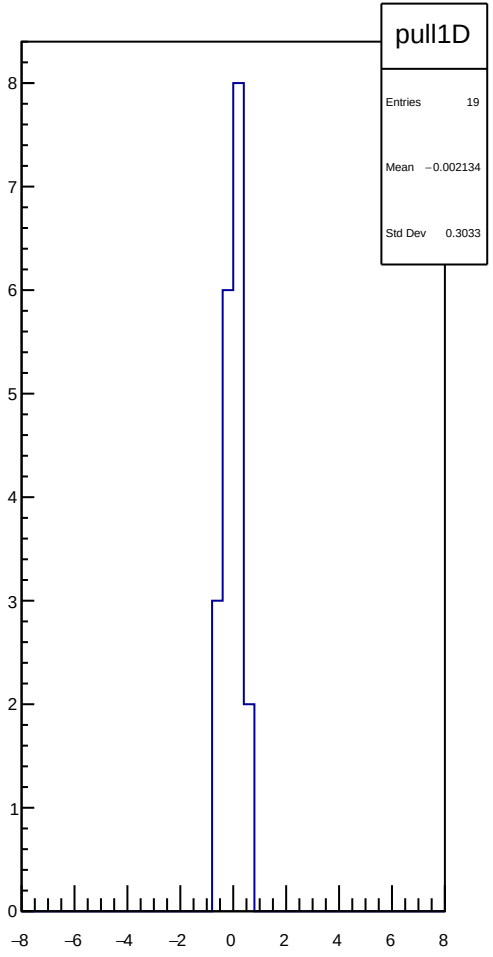
pull1D
Entries 19
Mean −0.002134
Std Dev 0.3033
8
7
6
5
4
3
2
1
0
−8
−6
−4
−2
0
2
4
6
8

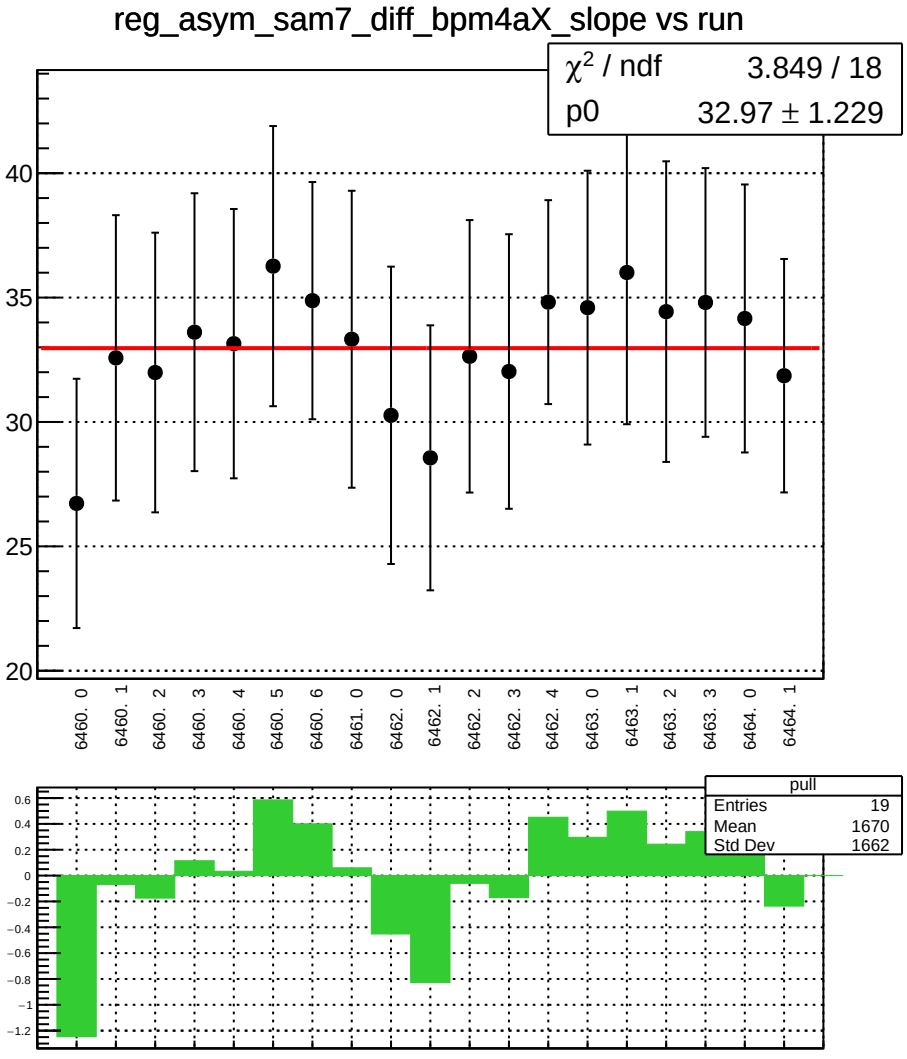
reg_asym_sam7_diff_bpm4aX_slope vs run
χ2 / ndf 3.849 / 18
p0 32.97 ± 1.229
40
35
30
25
20
6460. 0
6460. 1
6460. 2
6460. 3
6460. 4
6460. 5
6460. 6
6461. 0
6462. 0
6462. 1
6462. 2
6462. 3
6462. 4
6463. 0
6463. 1
6463. 2
6463. 3
6464. 0
6464. 1
pull
Entries 19
Mean 1670
Std Dev 1662
0.6
0.4
0.2
0
−0.2
−0.4
−0.6
−0.8
−1
−1.2

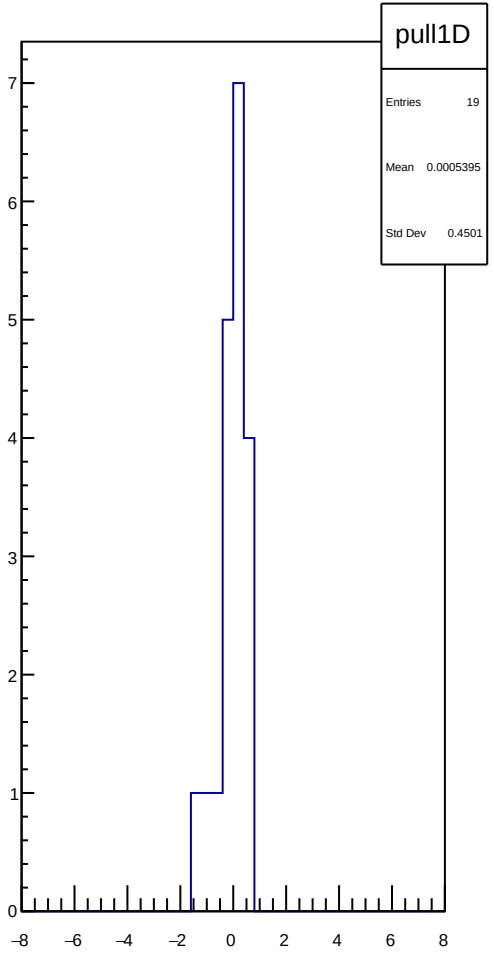
pull1D
Entries 19
Mean 0.0005395
Std Dev 0.4501
7
6
5
4
3
2
1
0
−8
−6
−4
−2
0
2
4
6
8

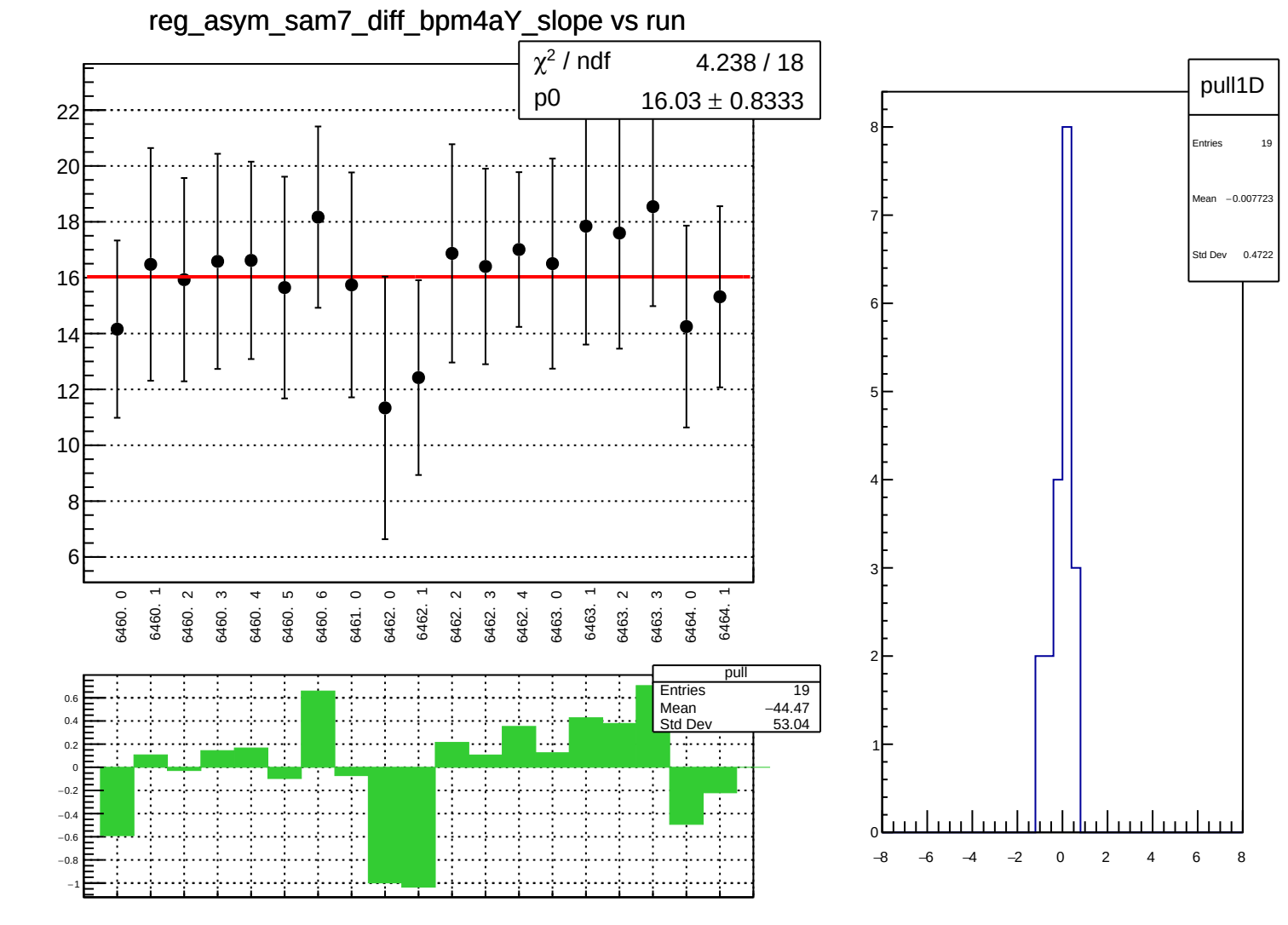
reg_asym_sam7_diff_bpm4aY_slope vs run
χ² / ndf 4.238 / 18
p0 16.03 ± 0.8333
22
20
18
16
14
12
10
8
6
6460. 0
6460. 1
6460. 2
6460. 3
6460. 4
6460. 5
6460. 6
6461. 0
6462. 0
6462. 1
6462. 2
6462. 3
6462. 4
6463. 0
6463. 1
6463. 2
6463. 3
6464. 0
6464. 1
pull
Entries 19
Mean −44.47
Std Dev 53.04
0.6
0.4
0.2
0
−0.2
−0.4
−0.6
−0.8
−1
pull1D
Entries 19
Mean −0.007723
Std Dev 0.4722
8
7
6
5
4
3
2
1
0
−8
−6
−4
−2
0
2
4
6
8

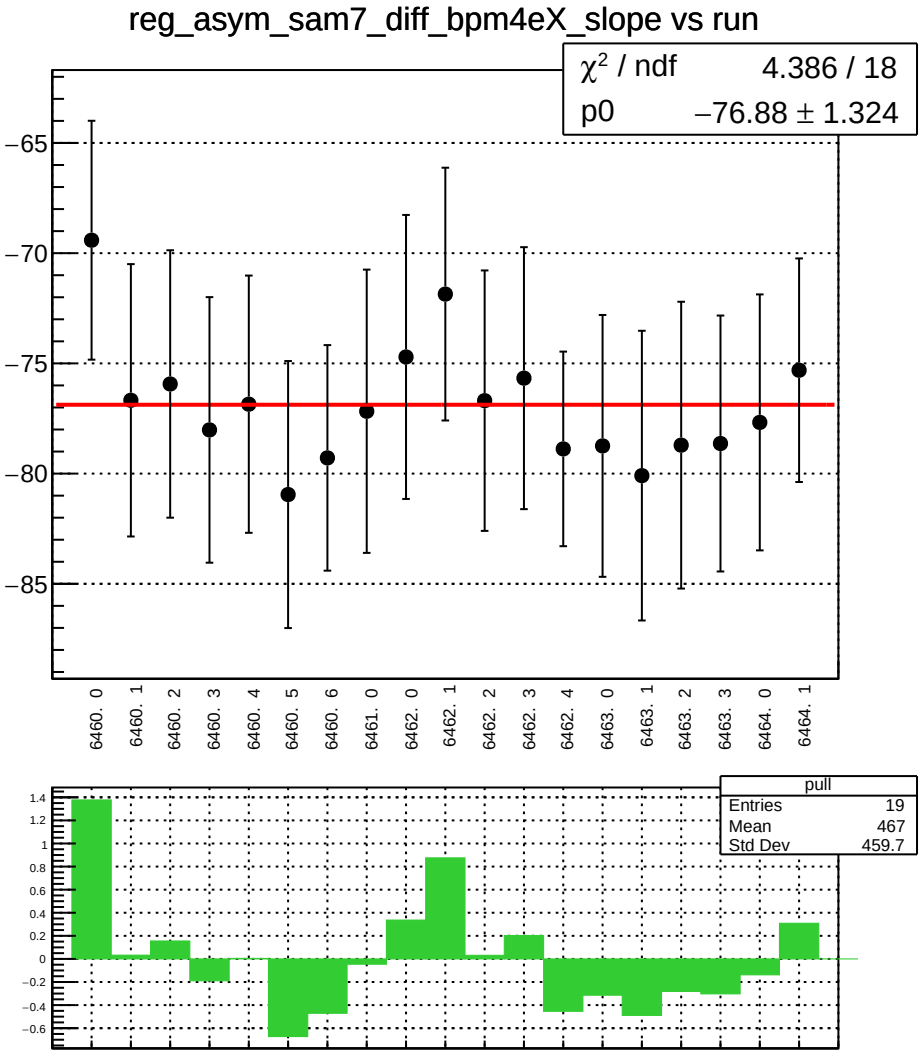
reg_asym_sam7_diff_bpm4eX_slope vs run
χ² / ndf 4.386 / 18
p0 −76.88 ± 1.324
−65
−70
−75
−80
−85
6460. 0
6460. 1
6460. 2
6460. 3
6460. 4
6460. 5
6460. 6
6461. 0
6462. 0
6462. 1
6462. 2
6462. 3
6462. 4
6463. 0
6463. 1
6463. 2
6463. 3
6464. 0
6464. 1
pull
Entries 19
Mean 467
Std Dev 459.7
1.4
1.2
1
0.8
0.6
0.4
0.2
0
−0.2
−0.4
−0.6

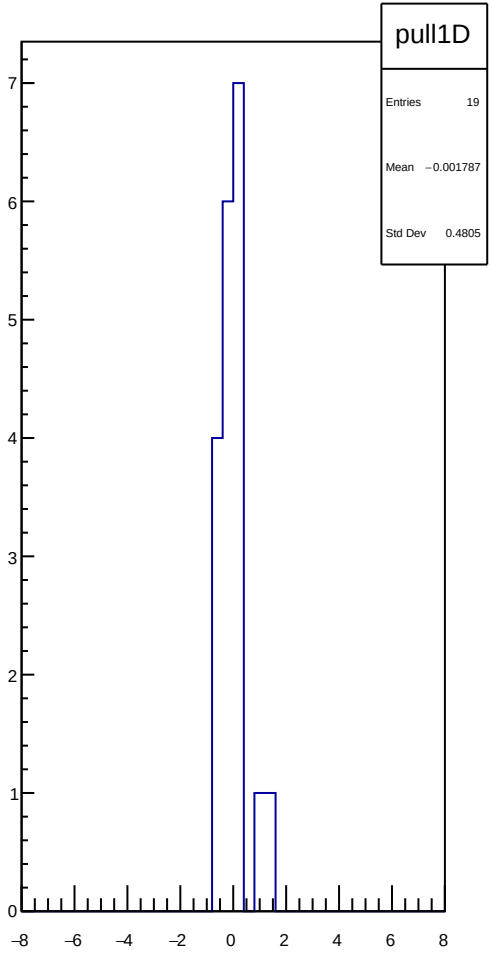
pull1D
Entries 19
Mean −0.001787
Std Dev 0.4805
7
6
5
4
3
2
1
0
−8
−6
−4
−2
0
2
4
6
8

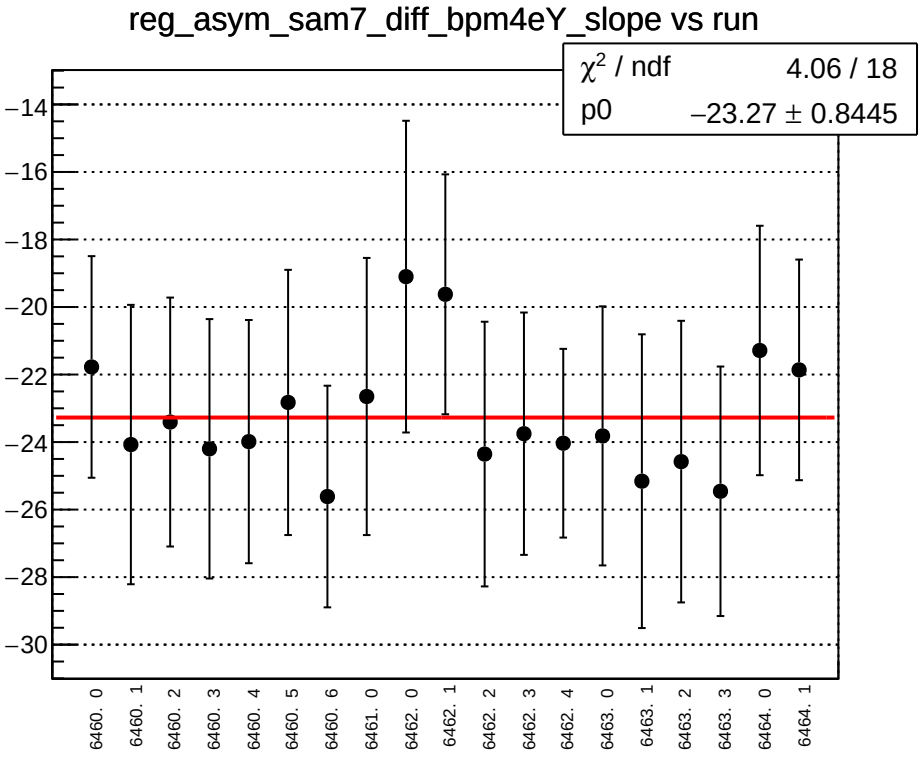
reg_asym_sam7_diff_bpm4eY_slope vs run
χ² / ndf 4.06 / 18
p0 −23.27 ± 0.8445
−14
−16
−18
−20
−22
−24
−26
−28
−30
6460. 0
6460. 1
6460. 2
6460. 3
6460. 4
6460. 5
6460. 6
6461. 0
6462. 0
6462. 1
6462. 2
6462. 3
6462. 4
6463. 0
6463. 1
6463. 2
6463. 3
6464. 0
6464. 1
pull
Entries 19
Mean −6.643
Std Dev 5.337
1
0.8
0.6
0.4
0.2
0
−0.2
−0.4
−0.6

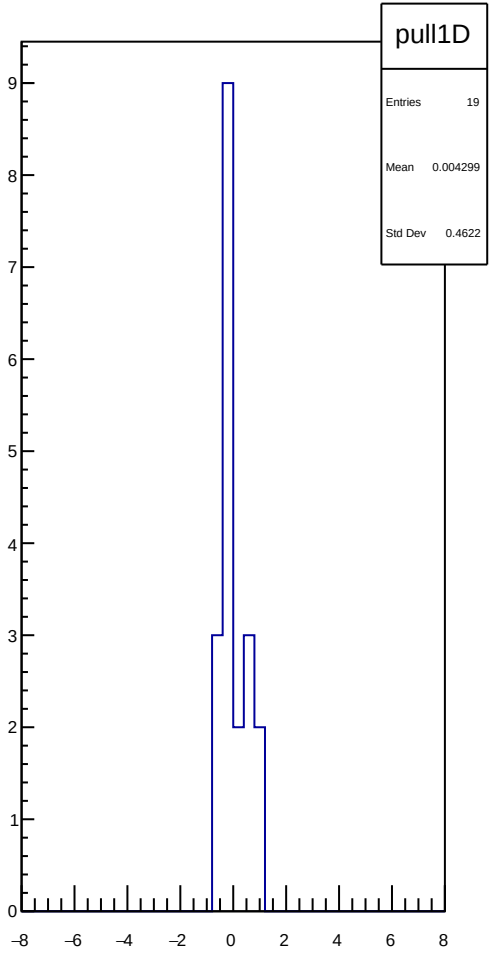
pull1D
Entries 19
Mean 0.004299
Std Dev 0.4622
9
8
7
6
5
4
3
2
1
0
−8
−6
−4
−2
0
2
4
6
8

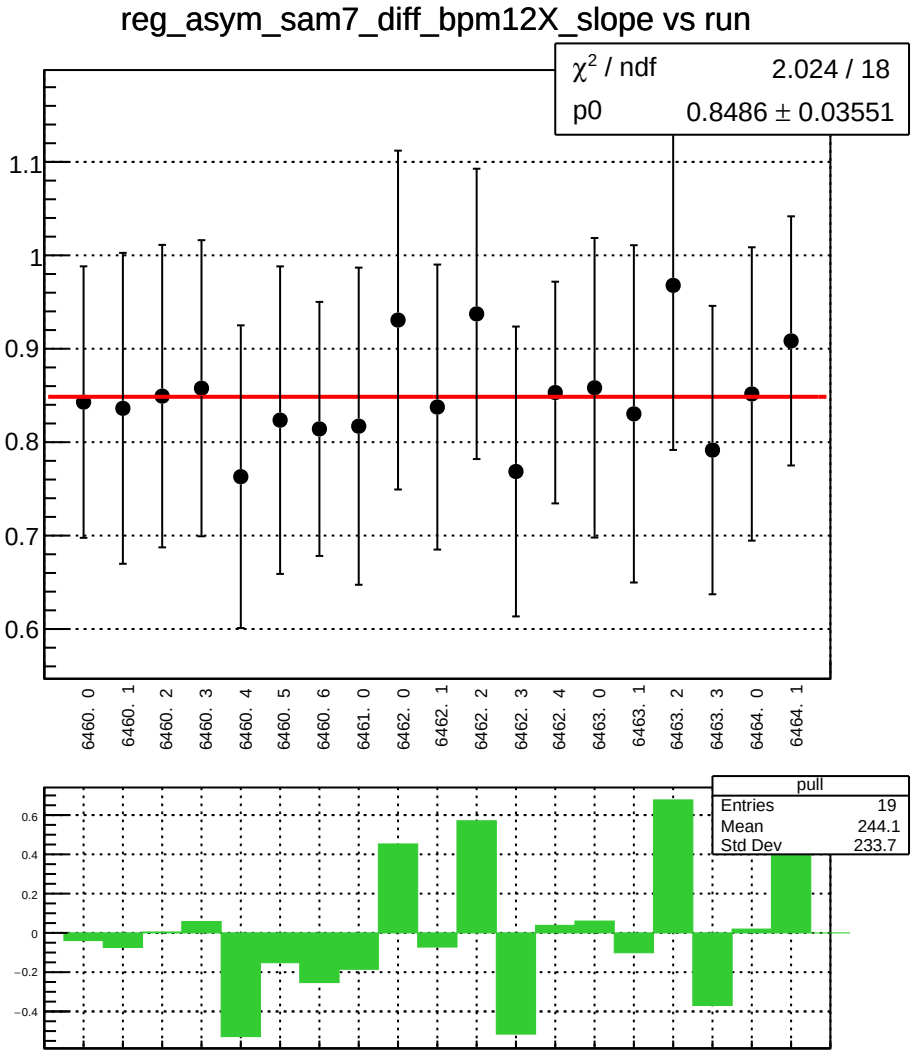
reg_asym_sam7_diff_bpm12X_slope vs run
χ^2 / ndf 2.024 / 18
p0 0.8486 ± 0.03551
1.1
1
0.9
0.8
0.7
0.6
6460. 0
6460. 1
6460. 2
6460. 3
6460. 4
6460. 5
6460. 6
6461. 0
6462. 0
6462. 1
6462. 2
6462. 3
6462. 4
6463. 0
6463. 1
6463. 2
6463. 3
6464. 0
6464. 1
pull
Entries 19
Mean 244.1
Std Dev 233.7
0.6
0.4
0.2
0
−0.2
−0.4

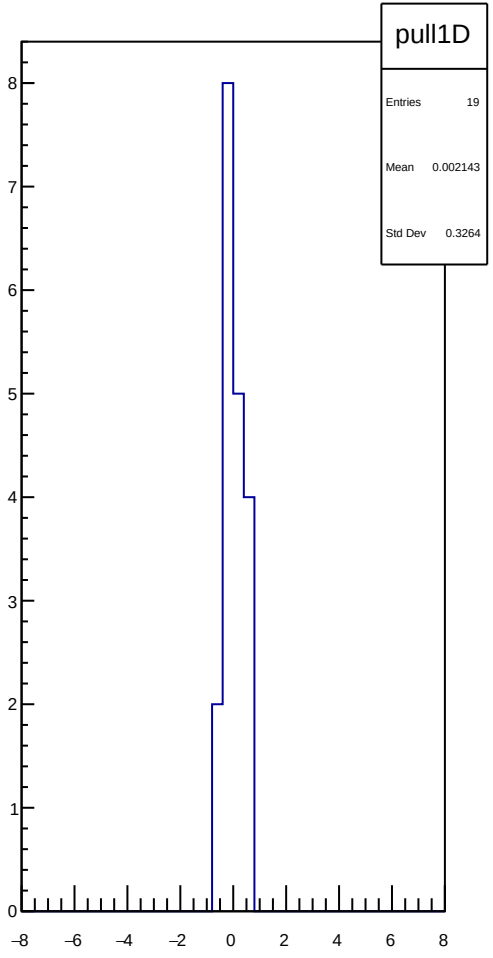
pull1D
Entries 19
Mean 0.002143
Std Dev 0.3264
8
7
6
5
4
3
2
1
0
−8
−6
−4
−2
0
2
4
6
8

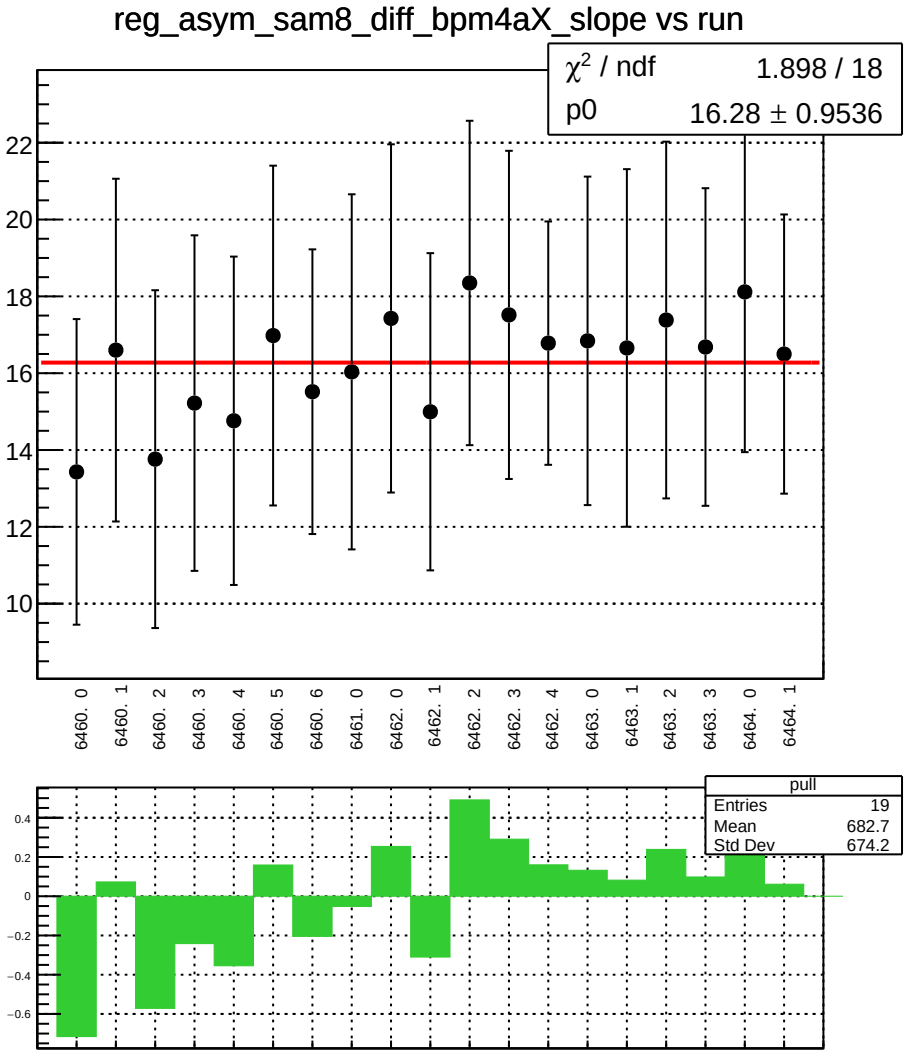
reg_asym_sam8_diff_bpm4aX_slope vs run
χ2 / ndf 1.898 / 18
p0 16.28 ± 0.9536
22
20
18
16
14
12
10
6460. 0
6460. 1
6460. 2
6460. 3
6460. 4
6460. 5
6460. 6
6461. 0
6462. 0
6462. 1
6462. 2
6462. 3
6462. 4
6463. 0
6463. 1
6463. 2
6463. 3
6464. 0
6464. 1
pull
Entries 19
Mean 682.7
Std Dev 674.2
0.4
0.2
0
−0.2
−0.4
−0.6

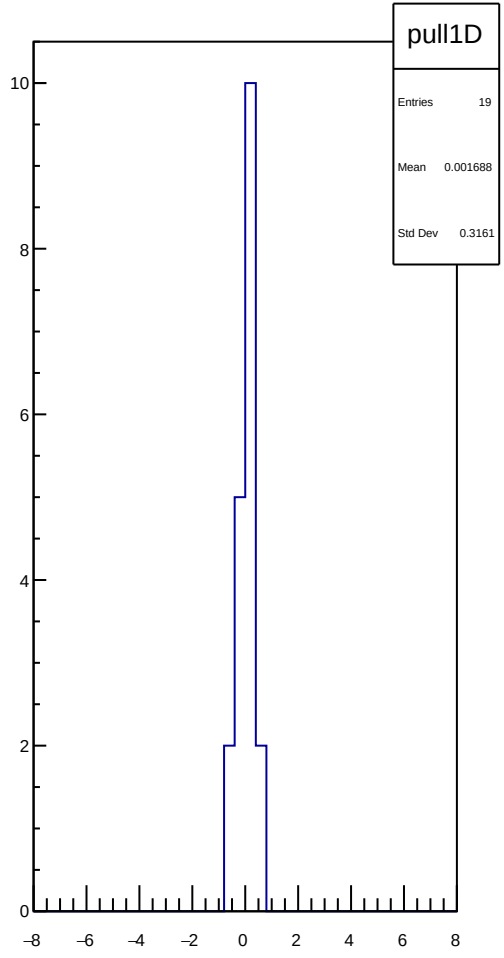
pull1D
Entries 19
Mean 0.001688
Std Dev 0.3161
10
8
6
4
2
0
−8
−6
−4
−2
0
2
4
6
8

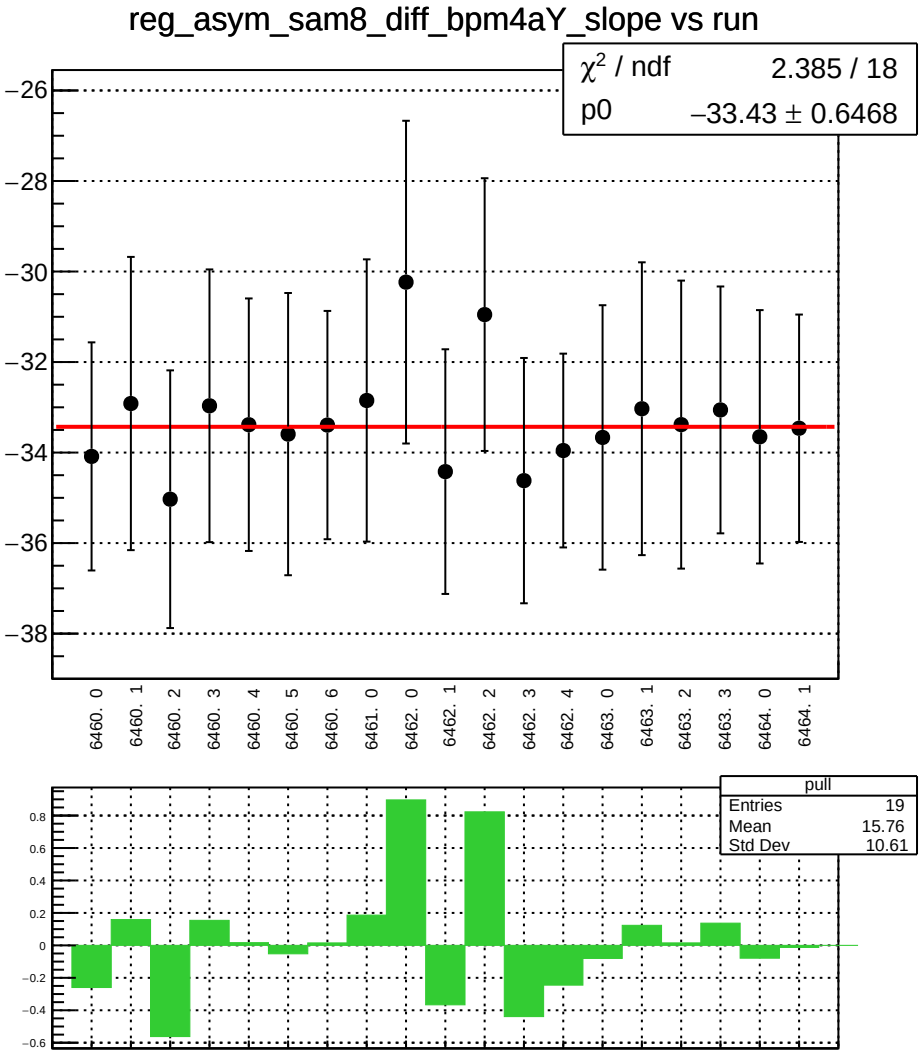
reg_asym_sam8_diff_bpm4aY_slope vs run
χ² / ndf 2.385 / 18
p0 −33.43 ± 0.6468
−26
−28
−30
−32
−34
−36
−38
6460. 0
6460. 1
6460. 2
6460. 3
6460. 4
6460. 5
6460. 6
6461. 0
6462. 0
6462. 1
6462. 2
6462. 3
6462. 4
6463. 0
6463. 1
6463. 2
6463. 3
6464. 0
6464. 1
pull
Entries 19
Mean 15.76
Std Dev 10.61
0.8
0.6
0.4
0.2
0
−0.2
−0.4
−0.6

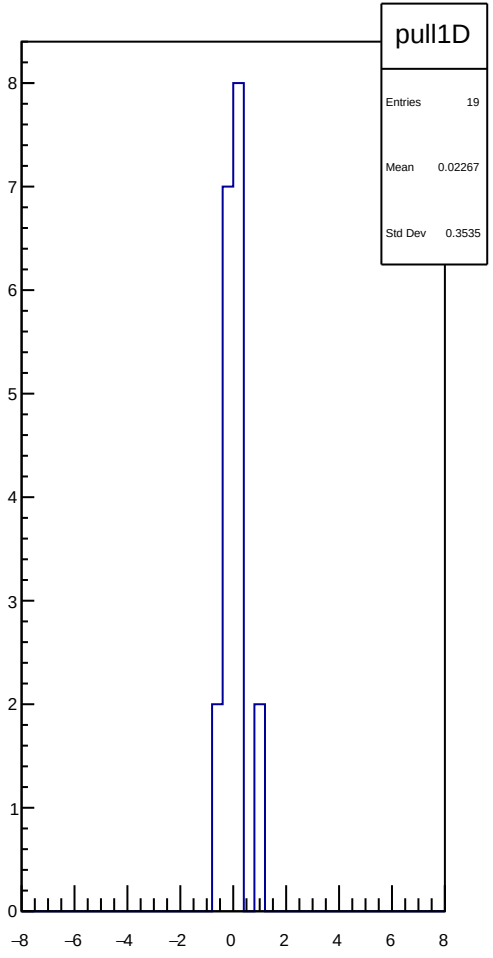
pull1D
Entries 19
Mean 0.02267
Std Dev 0.3535
8
7
6
5
4
3
2
1
0
−8
−6
−4
−2
0
2
4
6
8

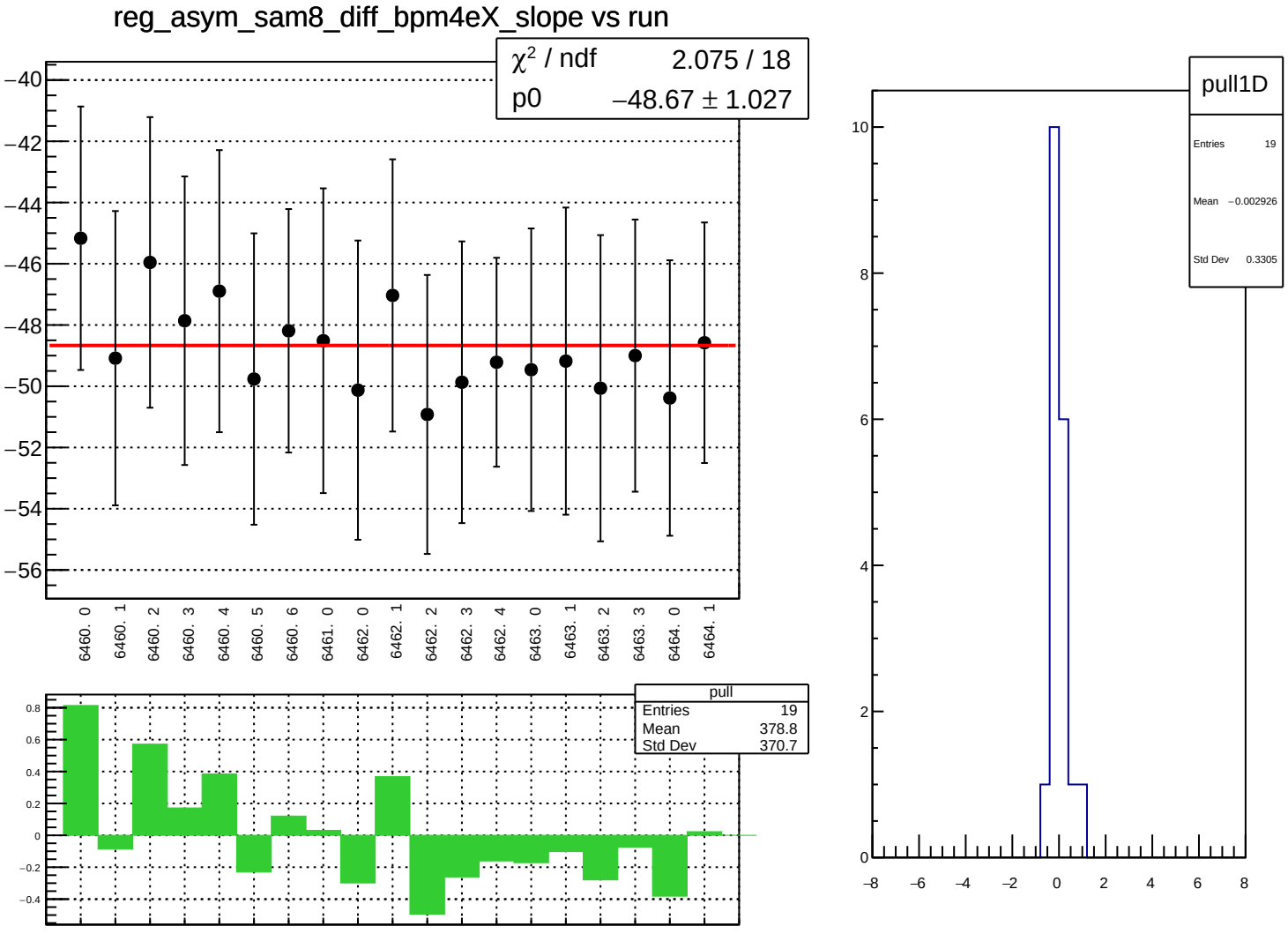
reg_asym_sam8_diff_bpm4eX_slope vs run
χ² / ndf 2.075 / 18
p0 −48.67 ± 1.027
−40
−42
−44
−46
−48
−50
−52
−54
−56
6460. 0
6460. 1
6460. 2
6460. 3
6460. 4
6460. 5
6460. 6
6461. 0
6462. 0
6462. 1
6462. 2
6462. 3
6462. 4
6463. 0
6463. 1
6463. 2
6463. 3
6464. 0
6464. 1
pull
Entries 19
Mean 378.8
Std Dev 370.7
0.8
0.6
0.4
0.2
0
−0.2
−0.4
pull1D
Entries 19
Mean −0.002926
Std Dev 0.3305
10
8
6
4
2
0
−8
−6
−4
−2
0
2
4
6
8

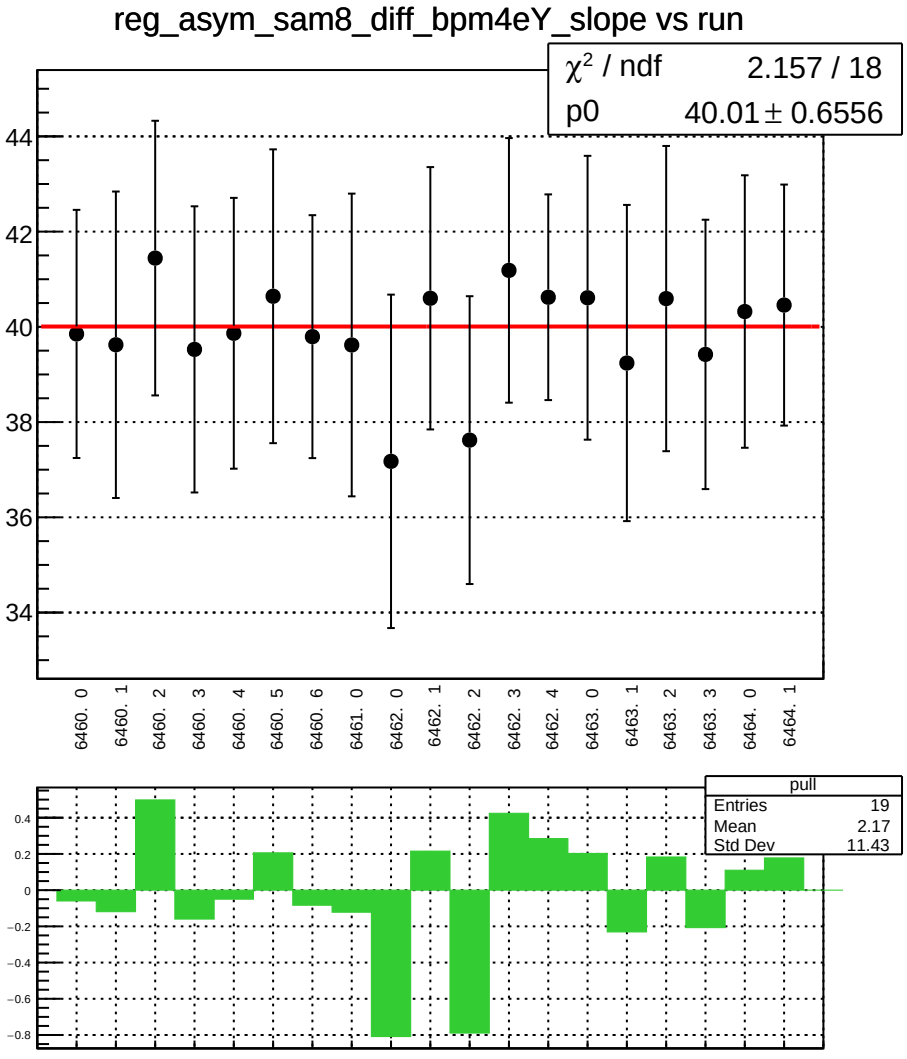
reg_asym_sam8_diff_bpm4eY_slope vs run
χ^2 / ndf 2.157 / 18
p0 40.01 ± 0.6556
44
42
40
38
36
34
6460. 0
6460. 1
6460. 2
6460. 3
6460. 4
6460. 5
6460. 6
6461. 0
6462. 0
6462. 1
6462. 2
6462. 3
6462. 4
6463. 0
6463. 1
6463. 2
6463. 3
6464. 0
6464. 1
pull
Entries 19
Mean 2.17
Std Dev 11.43
0.4
0.2
0
−0.2
−0.4
−0.6
−0.8

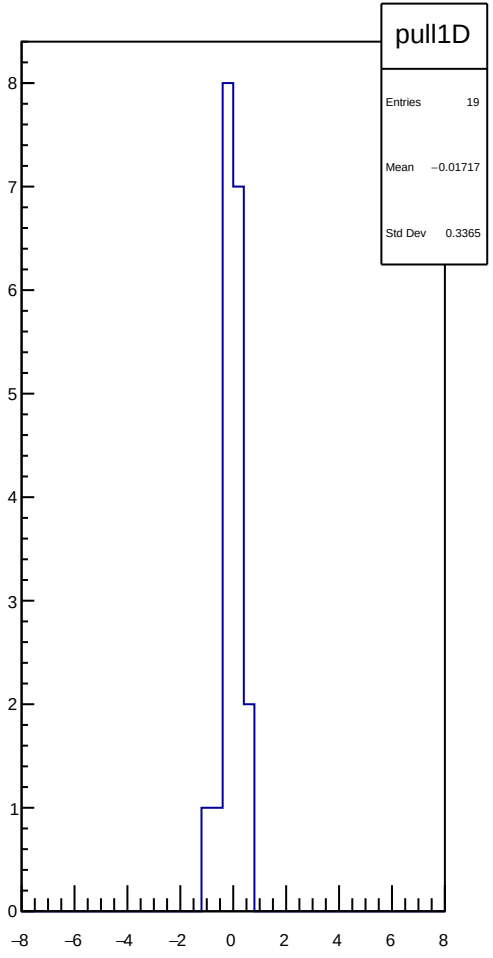
pull1D
Entries 19
Mean −0.01717
Std Dev 0.3365
8
7
6
5
4
3
2
1
0
−8
−6
−4
−2
0
2
4
6
8

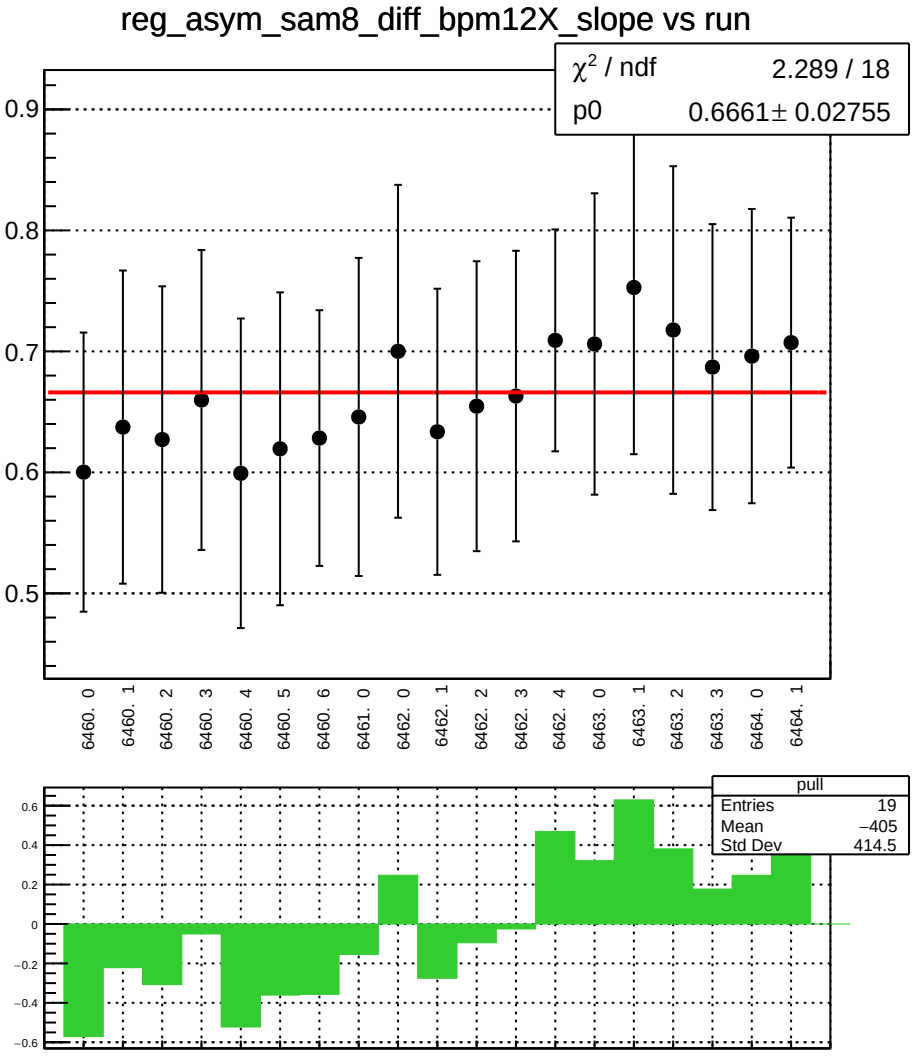
reg_asym_sam8_diff_bpm12X_slope vs run
χ^2 / ndf 2.289 / 18
p0 0.6661± 0.02755
0.9
0.8
0.7
0.6
0.5
6460. 0
6460. 1
6460. 2
6460. 3
6460. 4
6460. 5
6460. 6
6461. 0
6462. 0
6462. 1
6462. 2
6462. 3
6462. 4
6463. 0
6463. 1
6463. 2
6463. 3
6464. 0
6464. 1
pull
Entries 19
Mean −405
Std Dev 414.5
0.6
0.4
0.2
0
−0.2
−0.4
−0.6

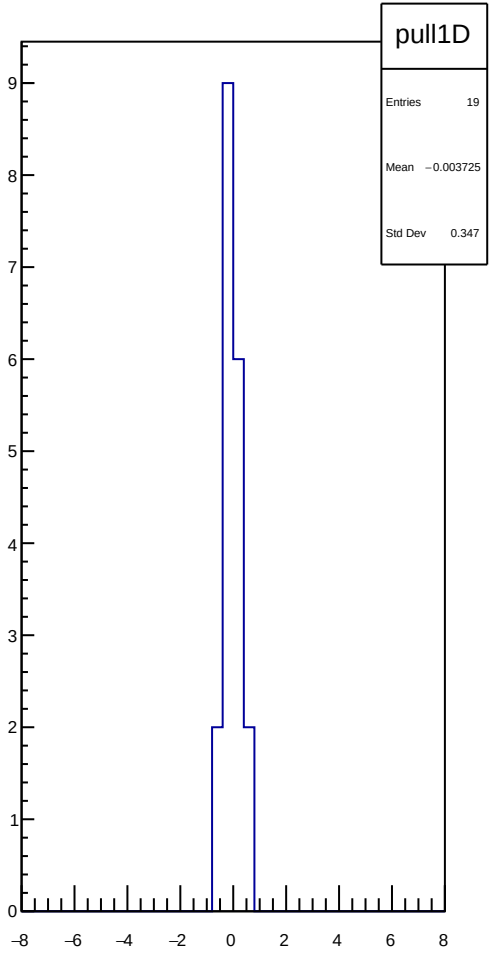
pull1D
Entries 19
Mean −0.003725
Std Dev 0.347
9
8
7
6
5
4
3
2
1
0
−8
−6
−4
−2
0
2
4
6
8

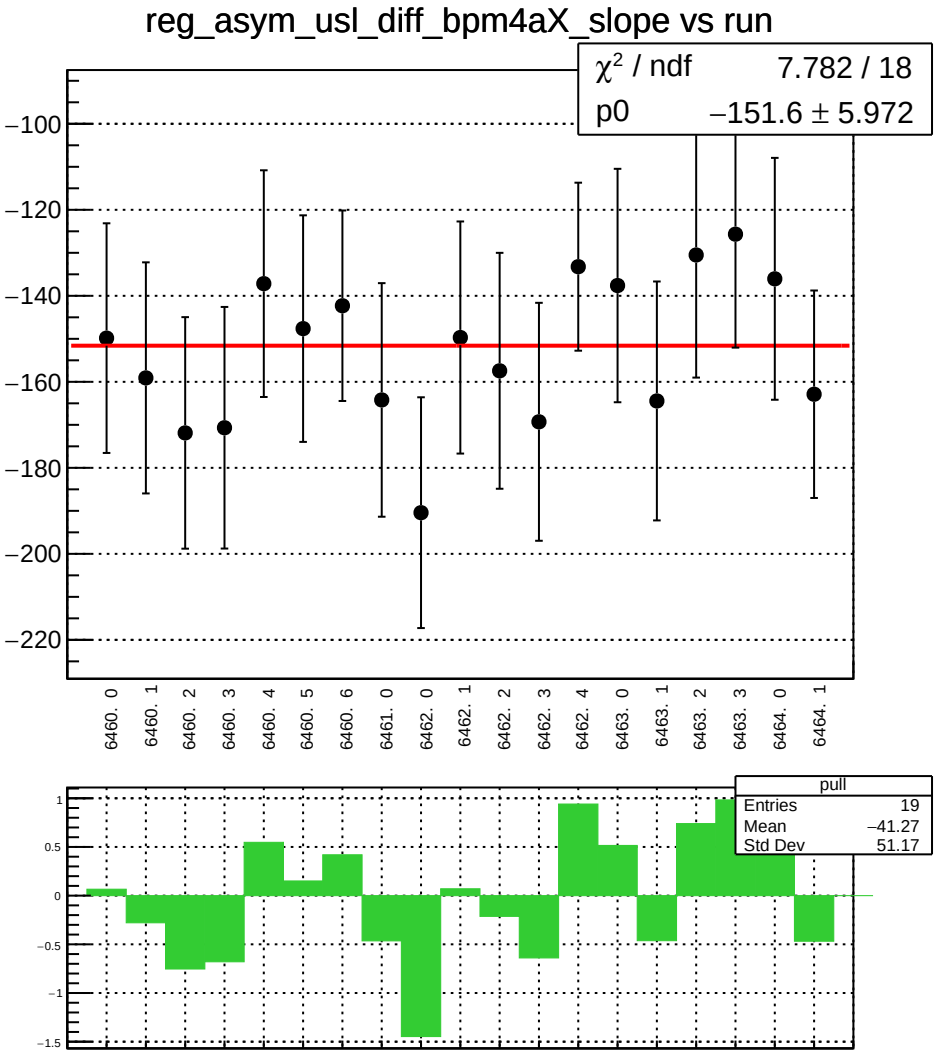
reg_asym_usl_diff_bpm4aX_slope vs run
χ² / ndf 7.782 / 18
p0 −151.6 ± 5.972
−100
−120
−140
−160
−180
−200
−220
6460. 0
6460. 1
6460. 2
6460. 3
6460. 4
6460. 5
6460. 6
6461. 0
6462. 0
6462. 1
6462. 2
6462. 3
6462. 4
6463. 0
6463. 1
6463. 2
6463. 3
6464. 0
6464. 1
pull
Entries 19
Mean −41.27
Std Dev 51.17
1
0.5
0
−0.5
−1
−1.5

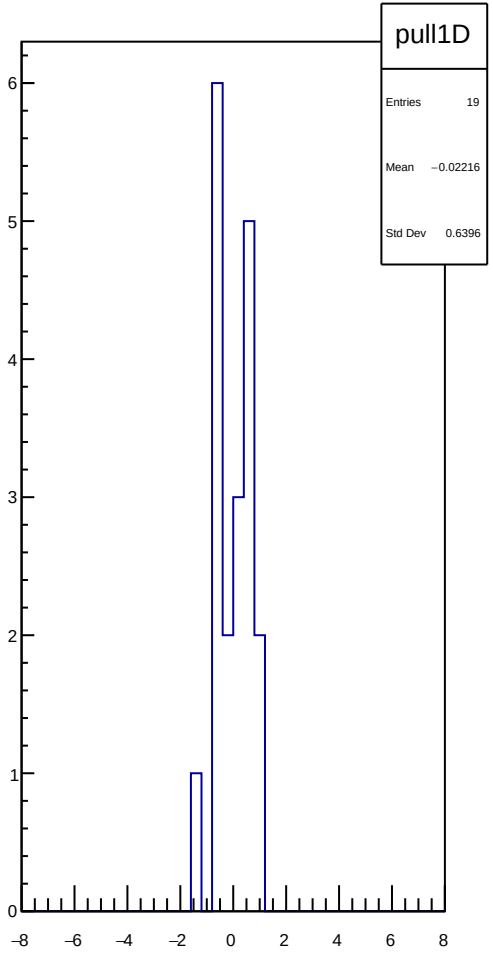
pull1D
Entries 19
Mean −0.02216
Std Dev 0.6396
6
5
4
3
2
1
0
−8
−6
−4
−2
0
2
4
6
8

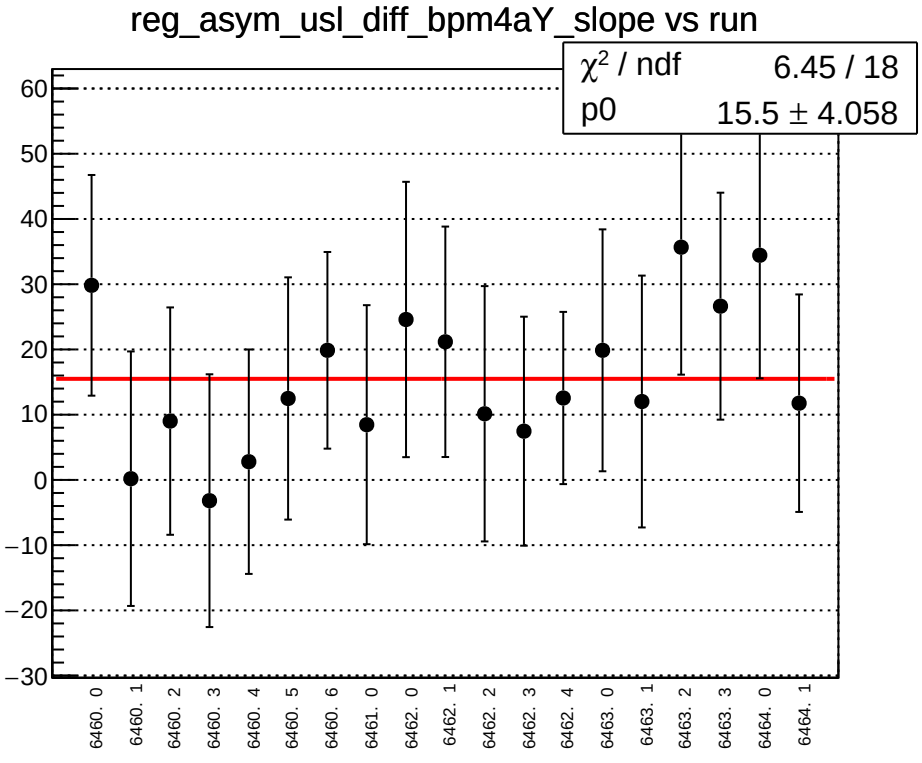
reg_asym_usl_diff_bpm4aY_slope vs run
χ² / ndf 6.45 / 18
p0 15.5 ± 4.058
60
50
40
30
20
10
0
−10
−20
−30
6460. 0
6460. 1
6460. 2
6460. 3
6460. 4
6460. 5
6460. 6
6461. 0
6462. 0
6462. 1
6462. 2
6462. 3
6462. 4
6463. 0
6463. 1
6463. 2
6463. 3
6464. 0
6464. 1

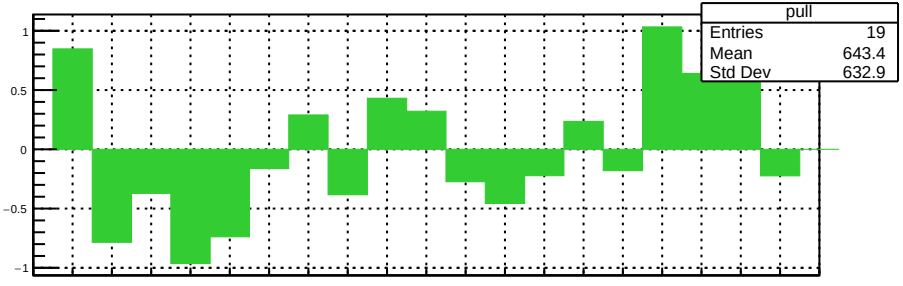
pull
Entries 19
Mean 643.4
Std Dev 632.9
1
0.5
0
−0.5
−1

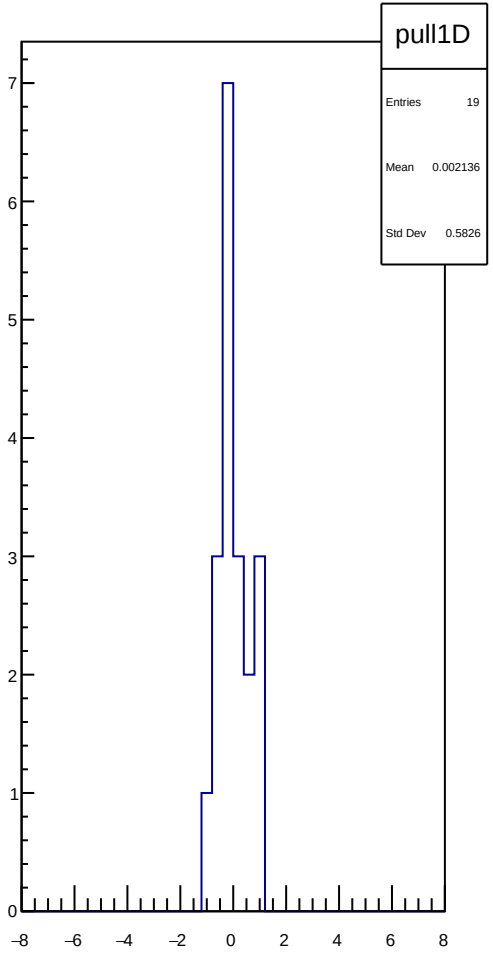
pull1D
Entries 19
Mean 0.002136
Std Dev 0.5826
7
6
5
4
3
2
1
0
−8
−6
−4
−2
0
2
4
6
8

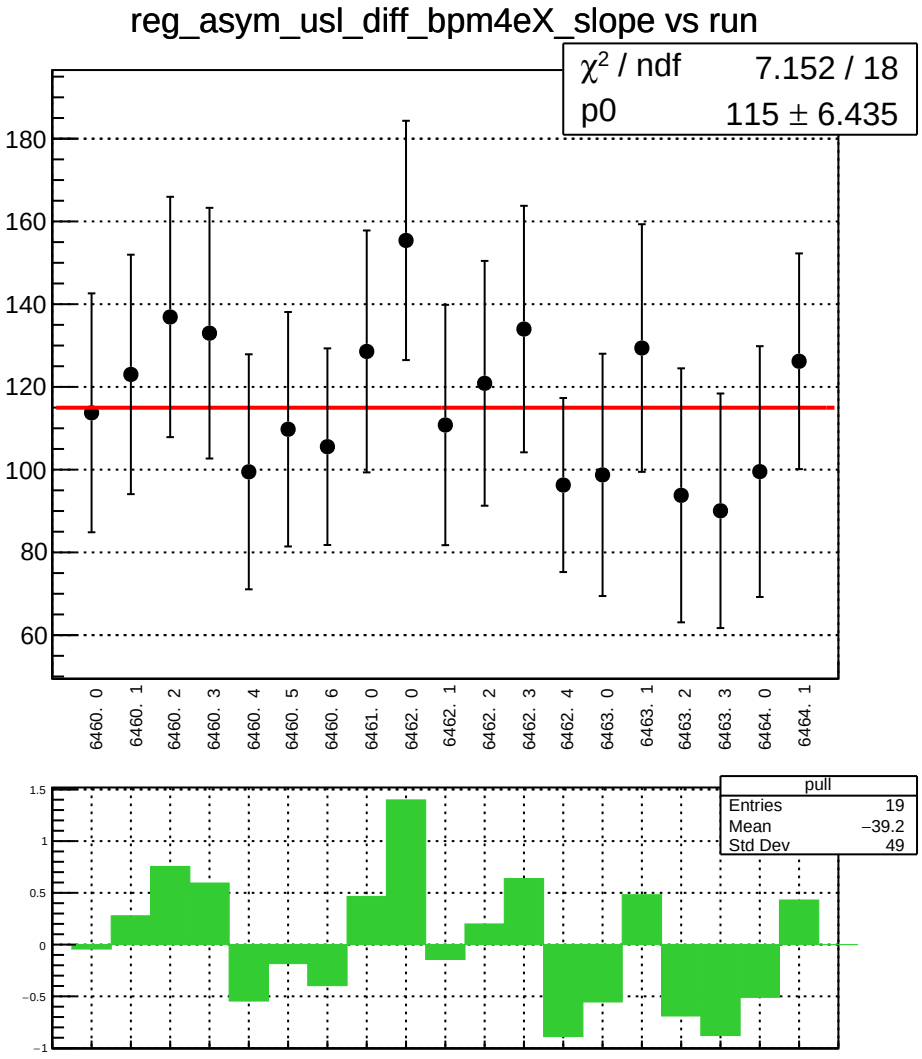
reg_asym_usl_diff_bpm4eX_slope vs run
χ² / ndf 7.152 / 18
p0 115 ± 6.435
180
160
140
120
100
80
60
6460. 0
6460. 1
6460. 2
6460. 3
6460. 4
6460. 5
6460. 6
6461. 0
6462. 0
6462. 1
6462. 2
6462. 3
6462. 4
6463. 0
6463. 1
6463. 2
6463. 3
6464. 0
6464. 1
pull
Entries 19
Mean −39.2
Std Dev 49
1.5
1
0.5
0
−0.5
−1

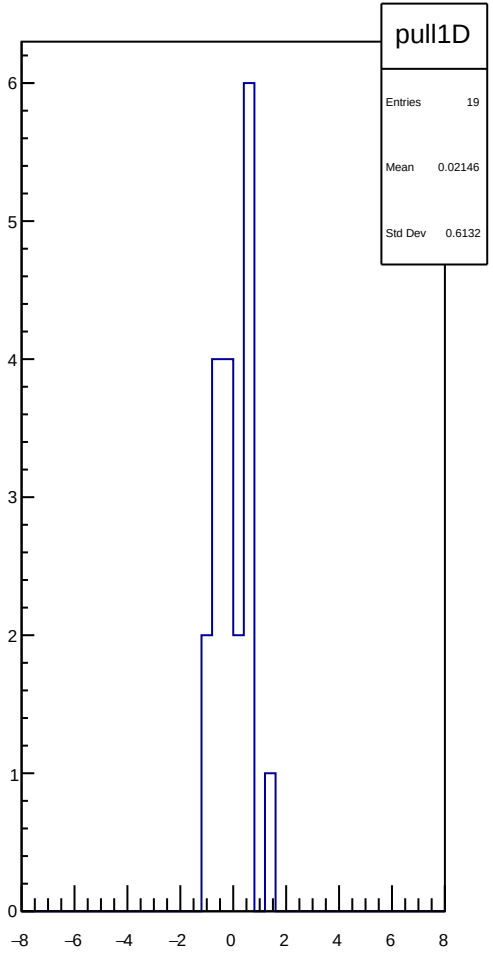
pull1D
Entries 19
Mean 0.02146
Std Dev 0.6132
6
5
4
3
2
1
0
−8
−6
−4
−2
0
2
4
6
8

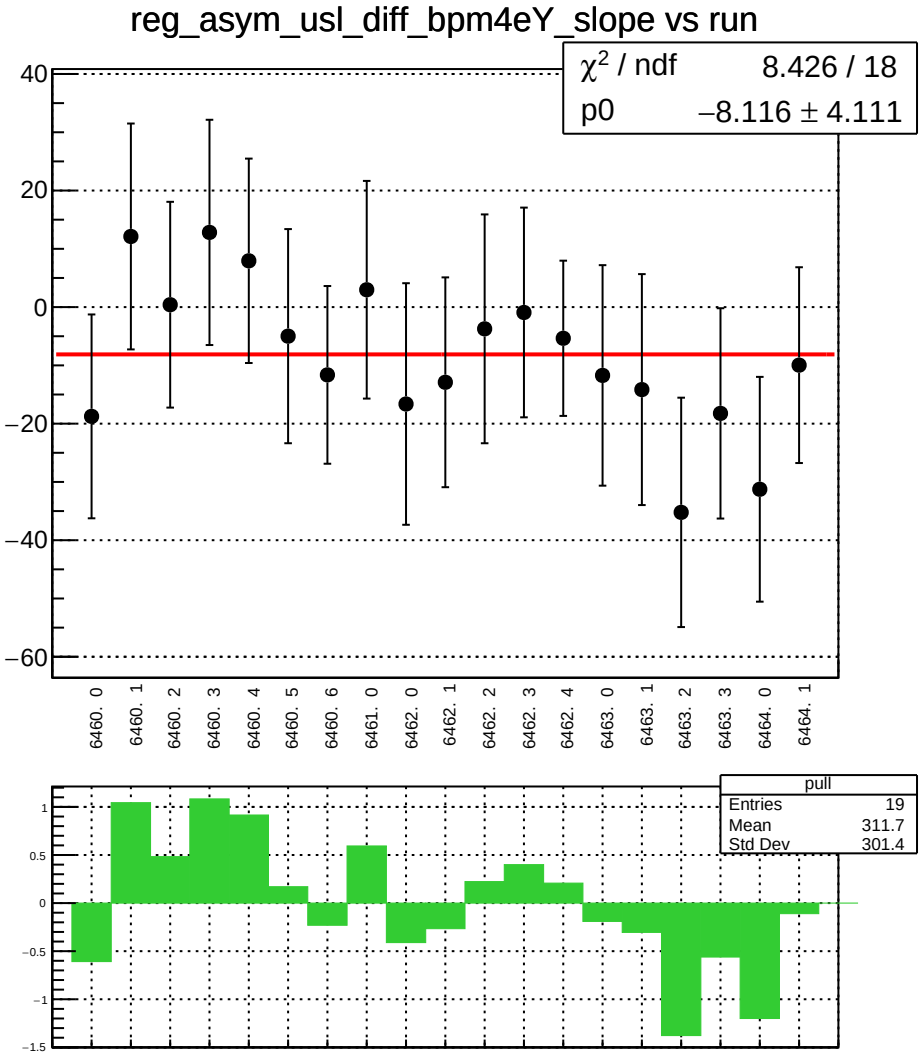
reg_asym_usl_diff_bpm4eY_slope vs run
χ² / ndf 8.426 / 18
p0 −8.116 ± 4.111
40
20
0
−20
−40
−60
6460. 0
6460. 1
6460. 2
6460. 3
6460. 4
6460. 5
6460. 6
6461. 0
6462. 0
6462. 1
6462. 2
6462. 3
6462. 4
6463. 0
6463. 1
6463. 2
6463. 3
6464. 0
6464. 1
pull
Entries 19
Mean 311.7
Std Dev 301.4
1
0.5
0
−0.5
−1
−1.5

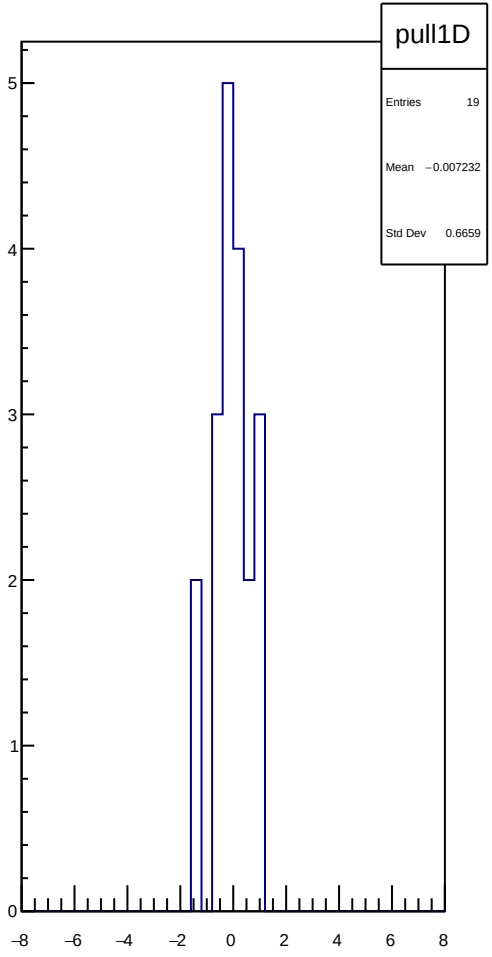
pull1D
Entries 19
Mean −0.007232
Std Dev 0.6659
5
4
3
2
1
0
−8
−6
−4
−2
0
2
4
6
8

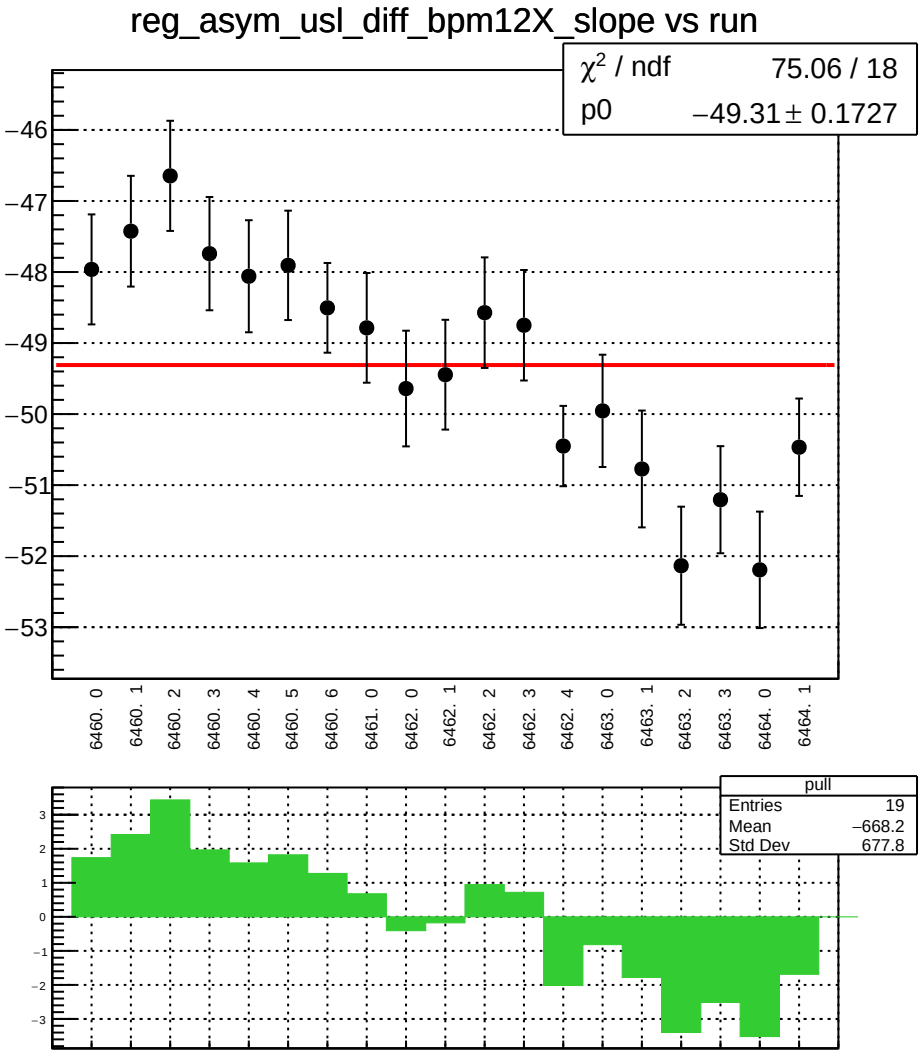
reg_asym_usl_diff_bpm12X_slope vs run
χ² / ndf 75.06 / 18
p0 −49.31 ± 0.1727
−46
−47
−48
−49
−50
−51
−52
−53
6460. 0
6460. 1
6460. 2
6460. 3
6460. 4
6460. 5
6460. 6
6461. 0
6462. 0
6462. 1
6462. 2
6462. 3
6462. 4
6463. 0
6463. 1
6463. 2
6463. 3
6464. 0
6464. 1
pull
Entries 19
Mean −668.2
Std Dev 677.8
3
2
1
0
−1
−2
−3

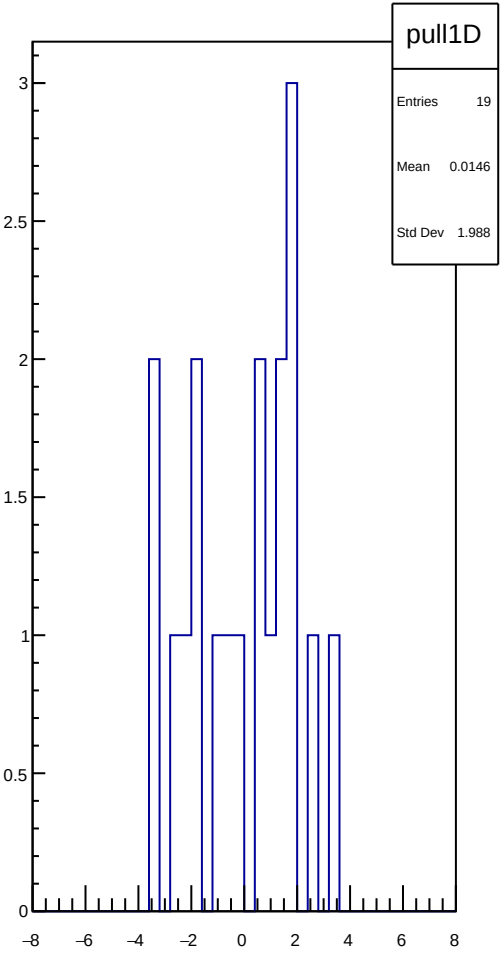
pull1D
Entries 19
Mean 0.0146
Std Dev 1.988
3
2.5
2
1.5
1
0.5
0
−8
−6
−4
−2
0
2
4
6
8

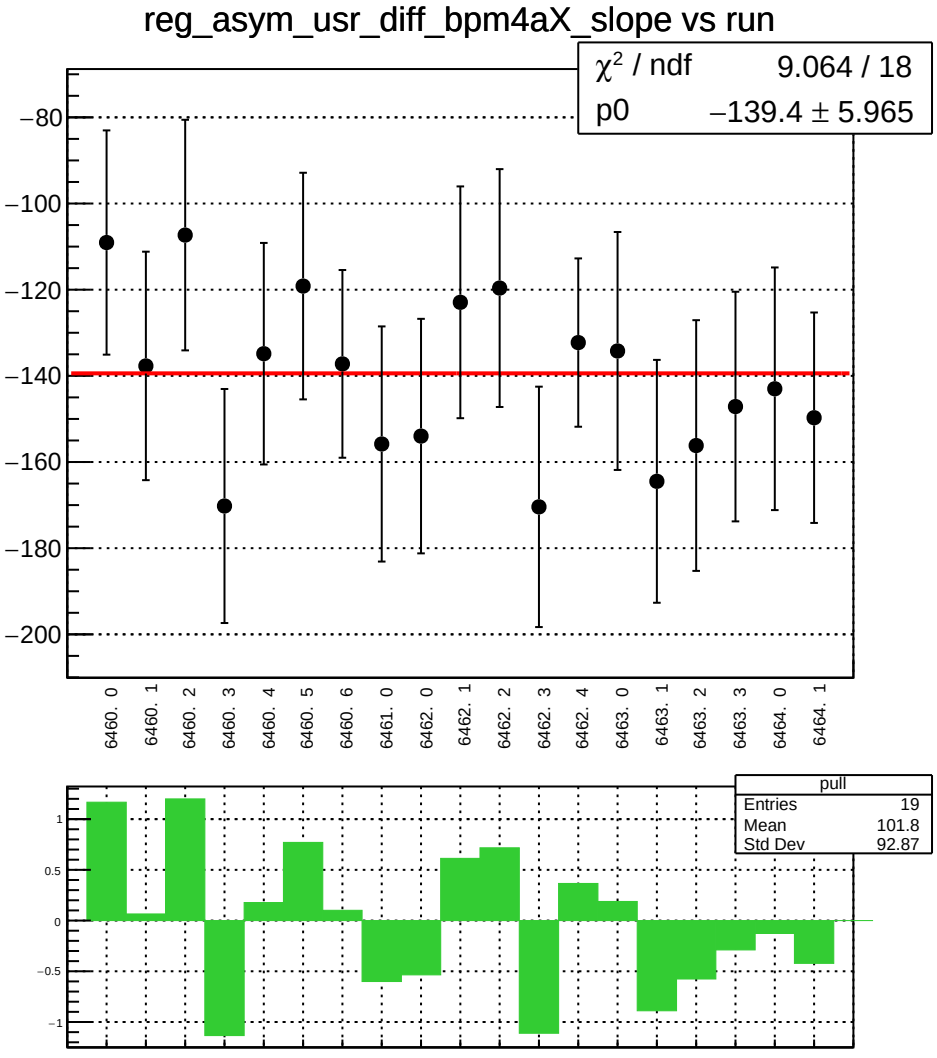
reg_asym_usr_diff_bpm4aX_slope vs run
χ² / ndf 9.064 / 18
p0 −139.4 ± 5.965
−80
−100
−120
−140
−160
−180
−200
6460. 0
6460. 1
6460. 2
6460. 3
6460. 4
6460. 5
6460. 6
6461. 0
6462. 0
6462. 1
6462. 2
6462. 3
6462. 4
6463. 0
6463. 1
6463. 2
6463. 3
6464. 0
6464. 1
pull
Entries 19
Mean 101.8
Std Dev 92.87
1
0.5
0
−0.5
−1

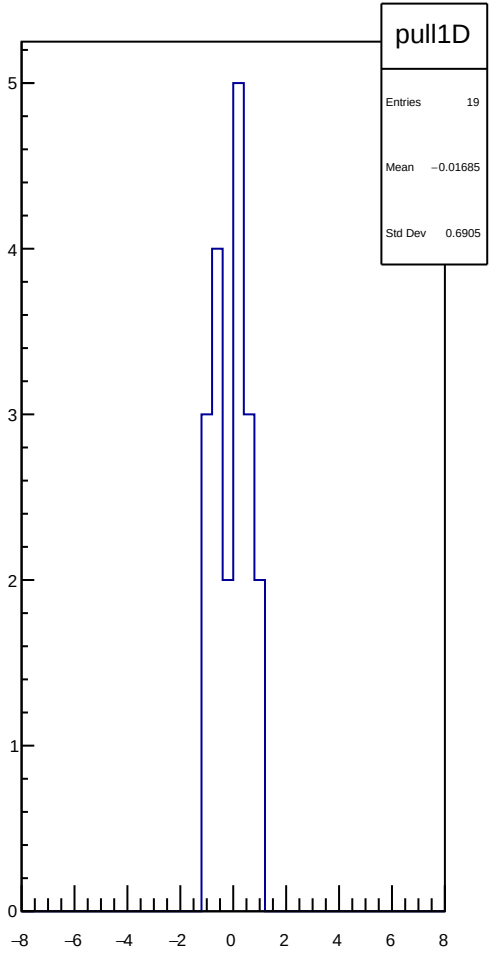
pull1D
Entries 19
Mean −0.01685
Std Dev 0.6905
5
4
3
2
1
0
−8
−6
−4
−2
0
2
4
6
8

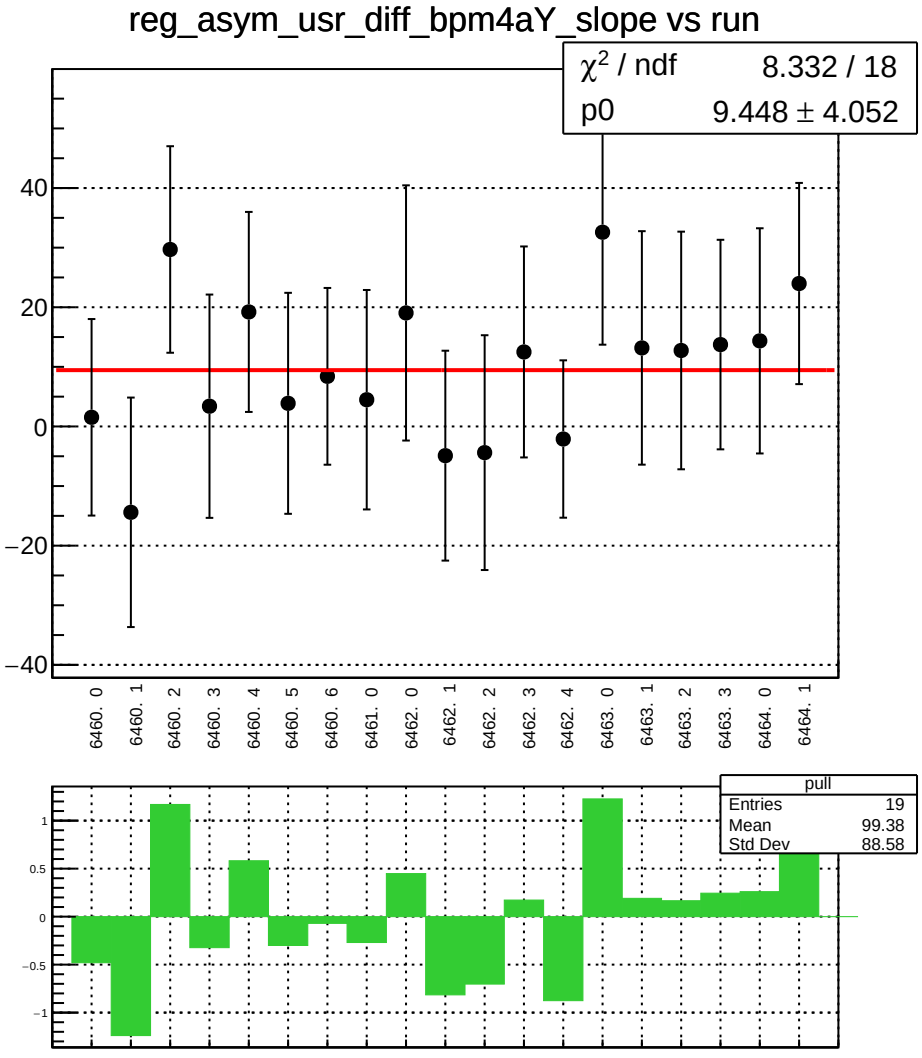
reg_asym_usr_diff_bpm4aY_slope vs run
χ² / ndf 8.332 / 18
p0 9.448 ± 4.052
40
20
0
−20
−40
6460. 0
6460. 1
6460. 2
6460. 3
6460. 4
6460. 5
6460. 6
6461. 0
6462. 0
6462. 1
6462. 2
6462. 3
6462. 4
6463. 0
6463. 1
6463. 2
6463. 3
6464. 0
6464. 1
pull
Entries 19
Mean 99.38
Std Dev 88.58
1
0.5
0
−0.5
−1

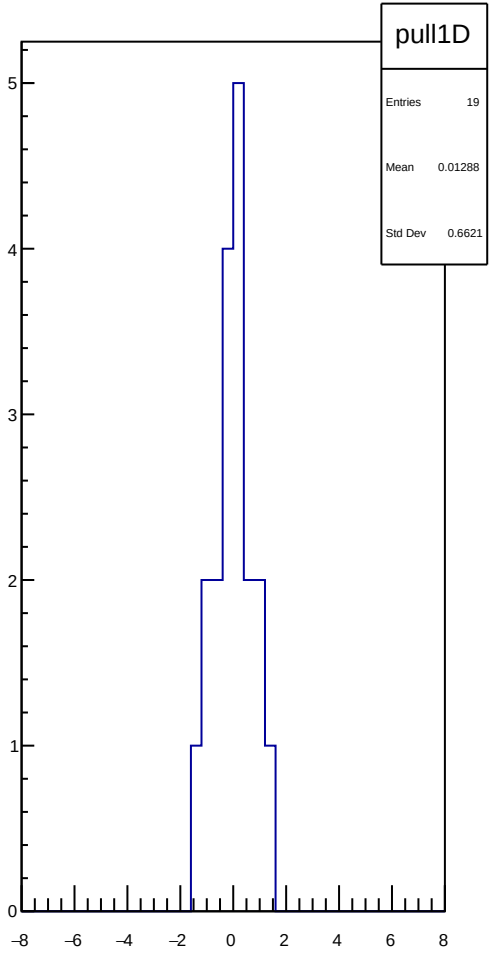
pull1D
Entries 19
Mean 0.01288
Std Dev 0.6621
5
4
3
2
1
0
−8
−6
−4
−2
0
2
4
6
8

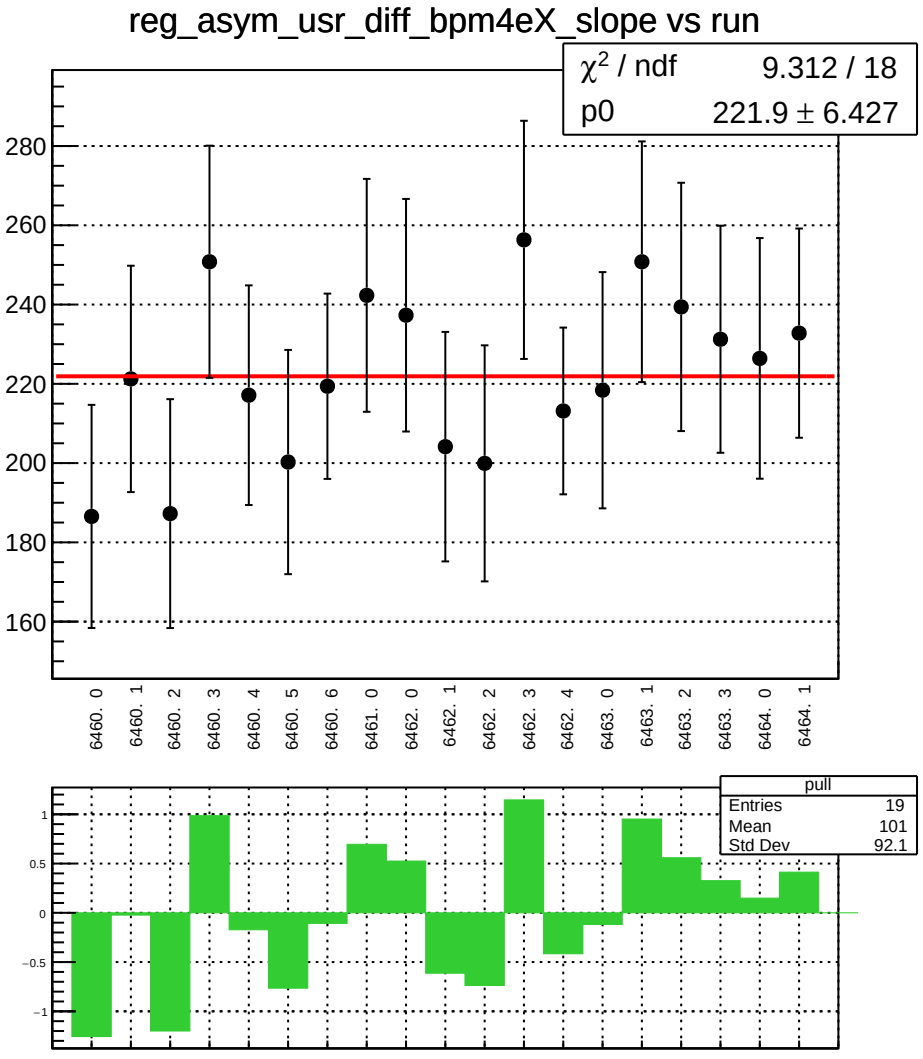
reg_asym_usr_diff_bpm4eX_slope vs run
χ2 / ndf 9.312 / 18
p0 221.9 ± 6.427
280
260
240
220
200
180
160
6460. 0
6460. 1
6460. 2
6460. 3
6460. 4
6460. 5
6460. 6
6461. 0
6462. 0
6462. 1
6462. 2
6462. 3
6462. 4
6463. 0
6463. 1
6463. 2
6463. 3
6464. 0
6464. 1
pull
Entries 19
Mean 101
Std Dev 92.1
1
0.5
0
−0.5
−1

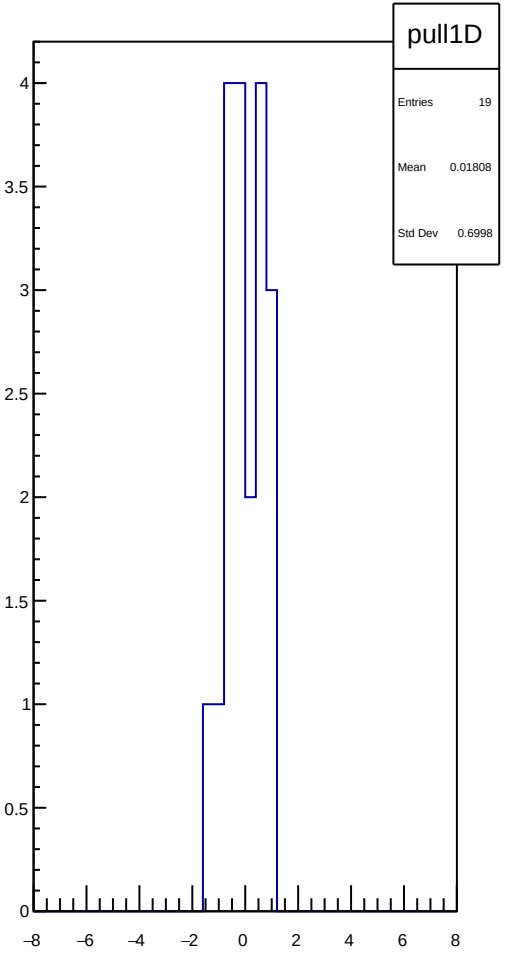
pull1D
Entries 19
Mean 0.01808
Std Dev 0.6998
4
3.5
3
2.5
2
1.5
1
0.5
0
−8
−6
−4
−2
0
2
4
6
8

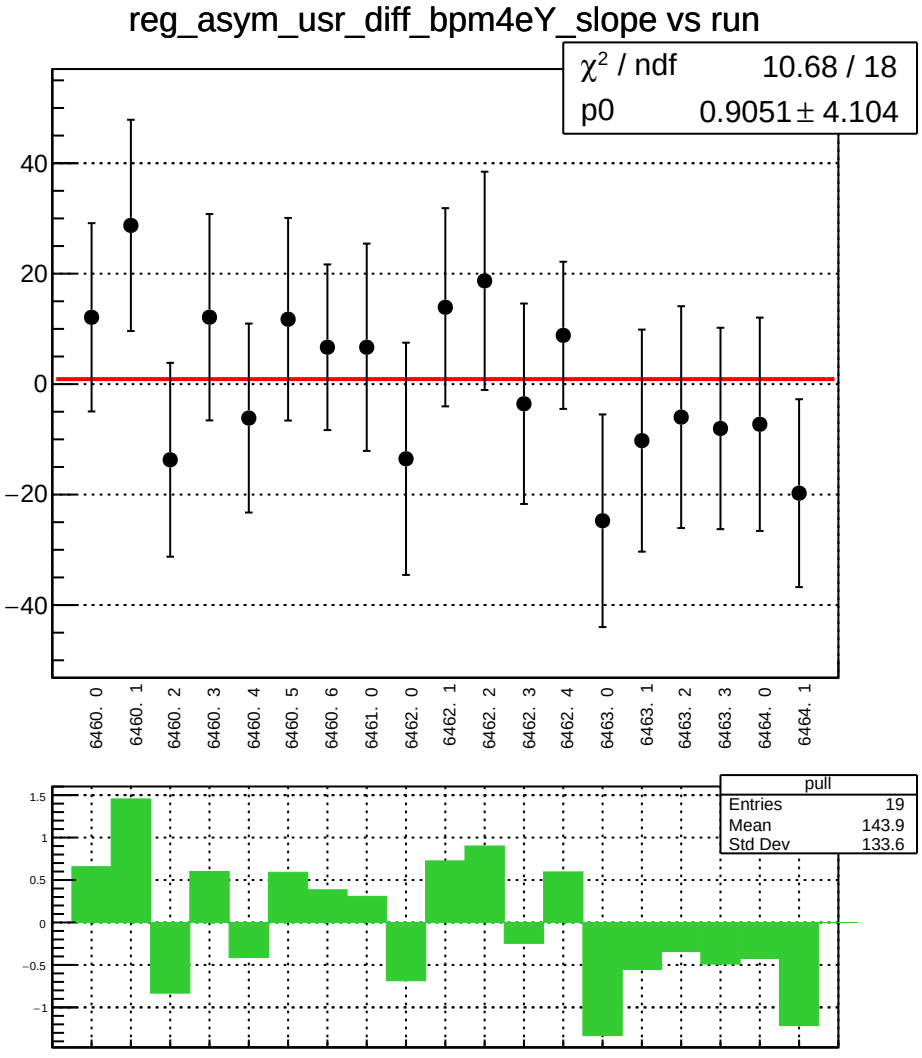
reg_asym_usr_diff_bpm4eY_slope vs run
χ² / ndf 10.68 / 18
p0 0.9051 ± 4.104
40
20
0
−20
−40
6460. 0
6460. 1
6460. 2
6460. 3
6460. 4
6460. 5
6460. 6
6461. 0
6462. 0
6462. 1
6462. 2
6462. 3
6462. 4
6463. 0
6463. 1
6463. 2
6463. 3
6464. 0
6464. 1
pull
Entries 19
Mean 143.9
Std Dev 133.6
1.5
1
0.5
0
−0.5
−1

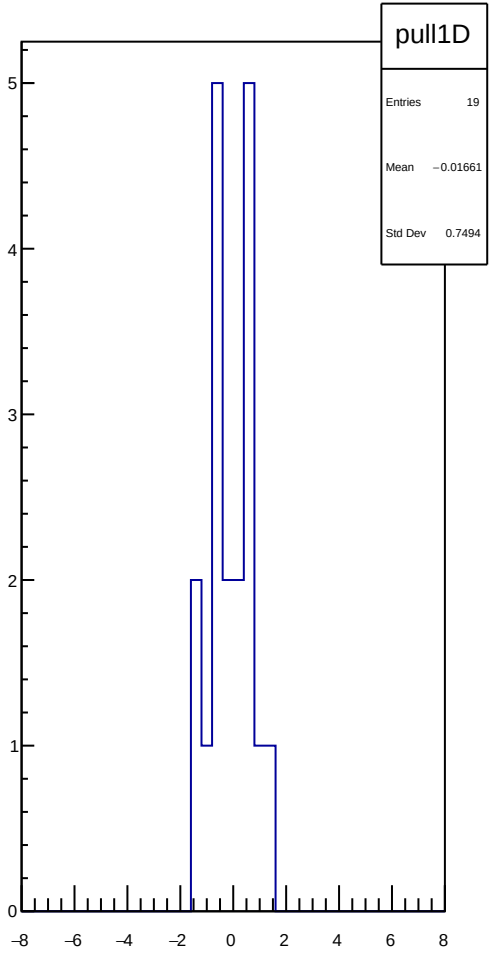
pull1D
Entries 19
Mean −0.01661
Std Dev 0.7494
5
4
3
2
1
0
−8
−6
−4
−2
0
2
4
6
8

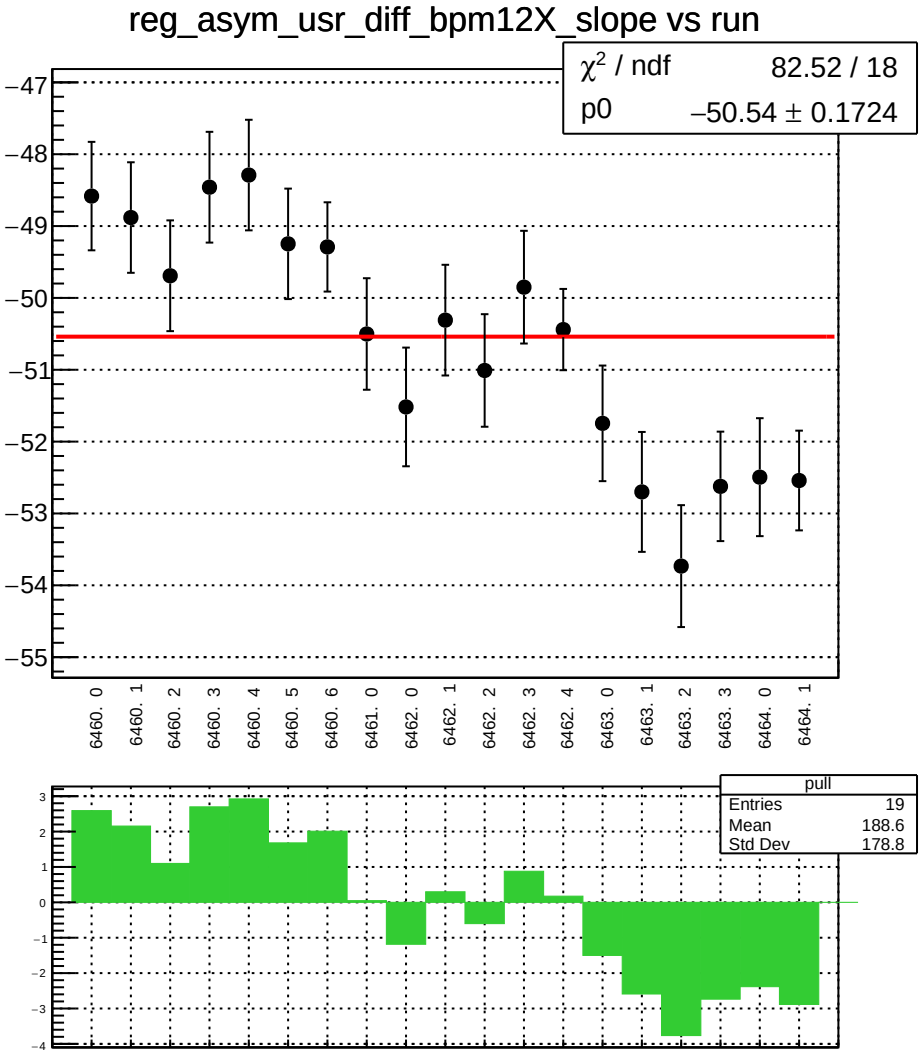
reg_asym_usr_diff_bpm12X_slope vs run
χ² / ndf 82.52 / 18
p0 −50.54 ± 0.1724
−47
−48
−49
−50
−51
−52
−53
−54
−55
6460. 0
6460. 1
6460. 2
6460. 3
6460. 4
6460. 5
6460. 6
6461. 0
6462. 0
6462. 1
6462. 2
6462. 3
6462. 4
6463. 0
6463. 1
6463. 2
6463. 3
6464. 0
6464. 1
pull
Entries 19
Mean 188.6
Std Dev 178.8

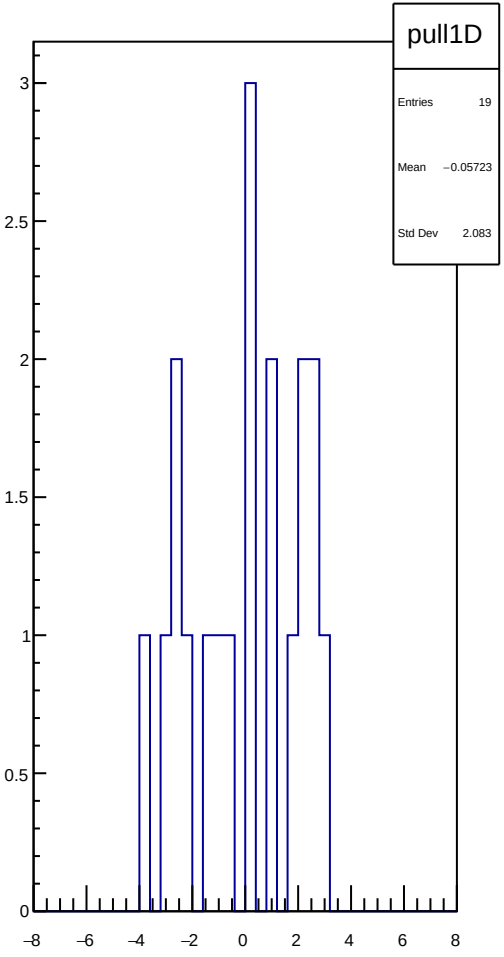
pull1D
Entries 19
Mean −0.05723
Std Dev 2.083

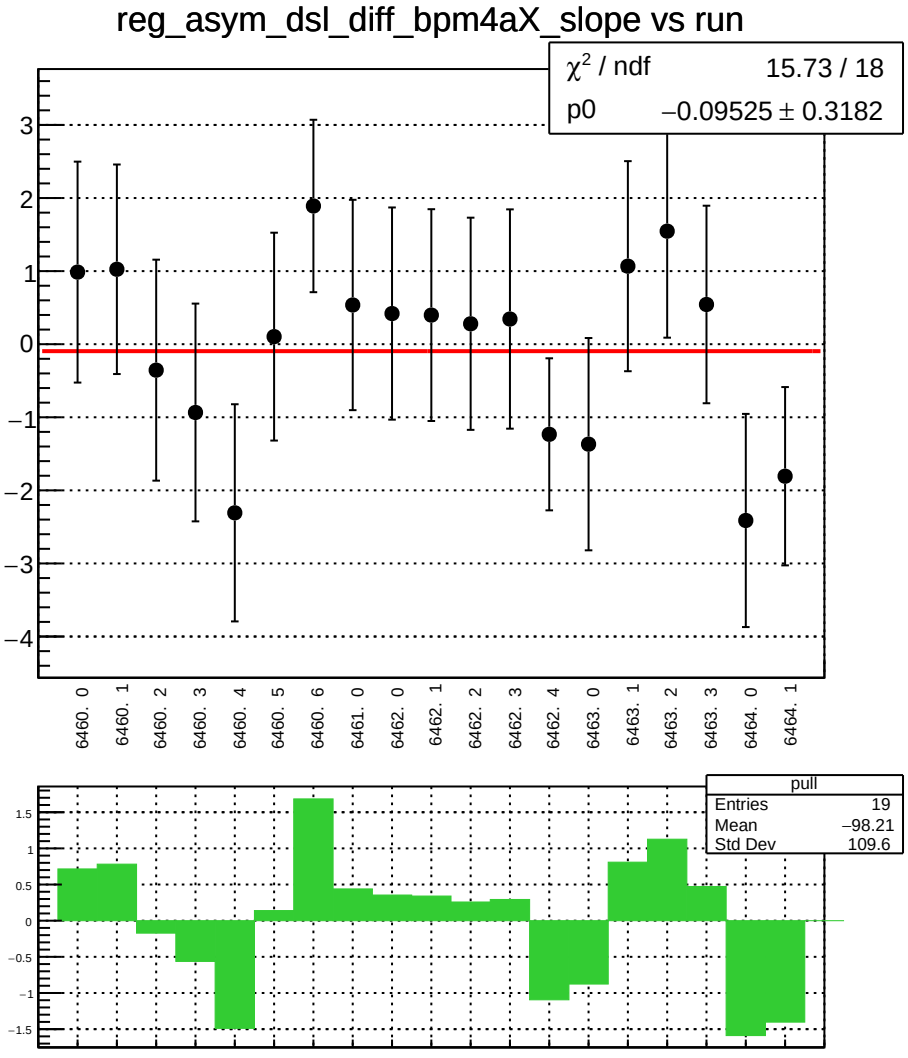
reg_asym_dsl_diff_bpm4aX_slope vs run
χ² / ndf 15.73 / 18
p0 −0.09525 ± 0.3182
3
2
1
0
−1
−2
−3
−4
6460. 0
6460. 1
6460. 2
6460. 3
6460. 4
6460. 5
6460. 6
6461. 0
6462. 0
6462. 1
6462. 2
6462. 3
6462. 4
6463. 0
6463. 1
6463. 2
6463. 3
6464. 0
6464. 1
pull
Entries 19
Mean −98.21
Std Dev 109.6
1.5
1
0.5
0
−0.5
−1
−1.5

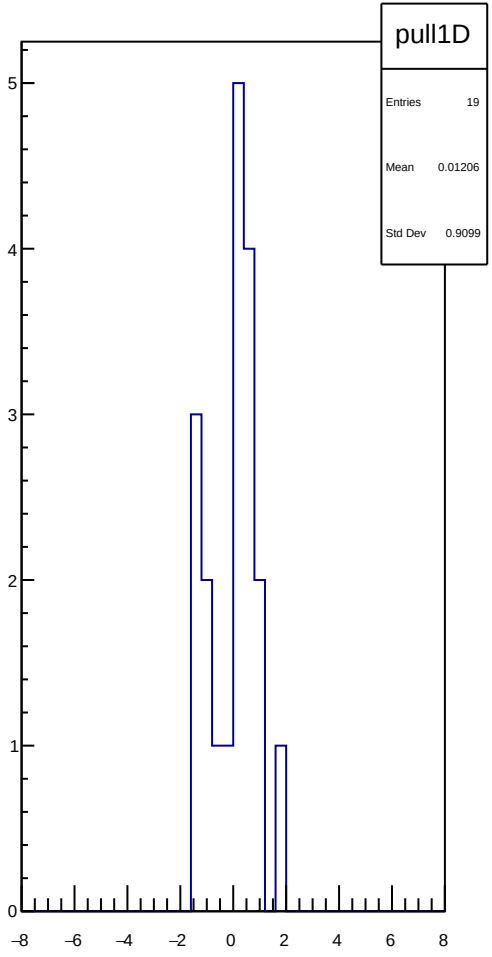
pull1D
Entries 19
Mean 0.01206
Std Dev 0.9099
5
4
3
2
1
0
−8
−6
−4
−2
0
2
4
6
8

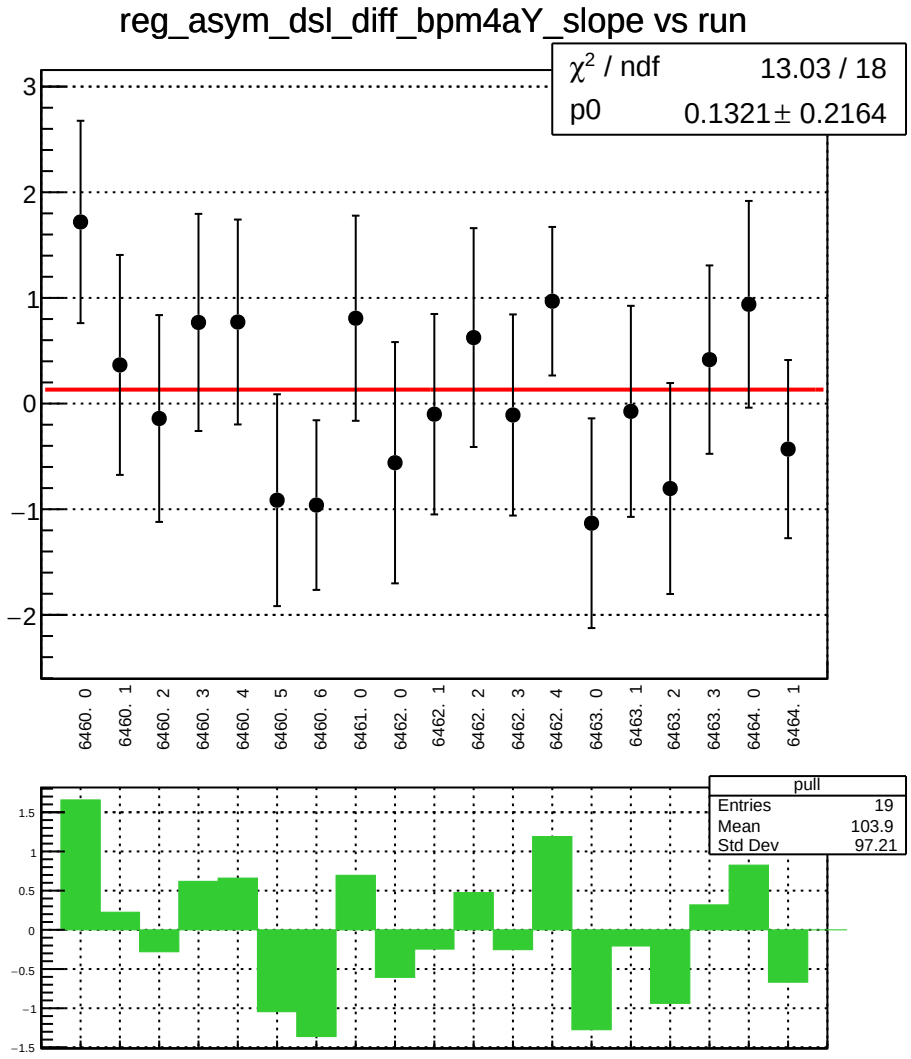
reg_asym_dsl_diff_bpm4aY_slope vs run
χ² / ndf 13.03 / 18
p0 0.1321 ± 0.2164
6460. 0
6460. 1
6460. 2
6460. 3
6460. 4
6460. 5
6460. 6
6461. 0
6462. 0
6462. 1
6462. 2
6462. 3
6462. 4
6463. 0
6463. 1
6463. 2
6463. 3
6464. 0
6464. 1
pull
Entries 19
Mean 103.9
Std Dev 97.21

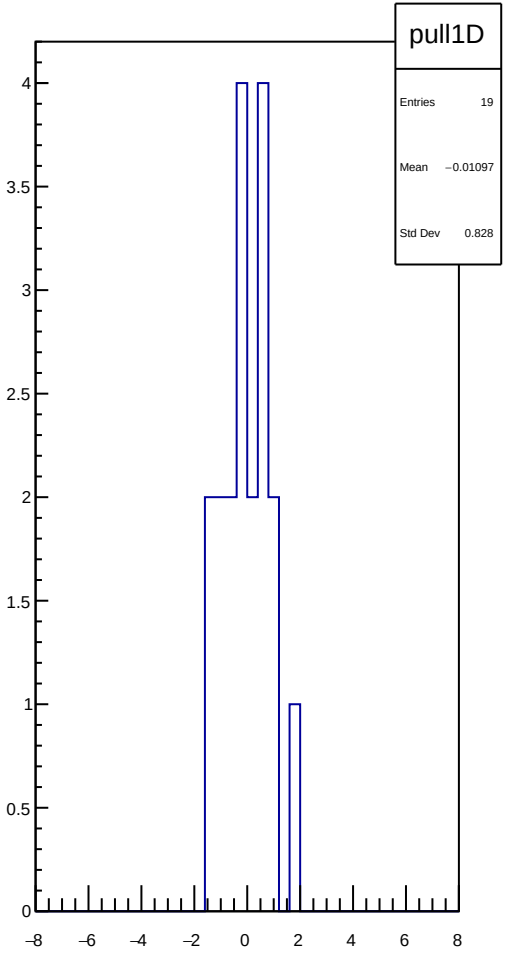
pull1D
Entries 19
Mean −0.01097
Std Dev 0.828

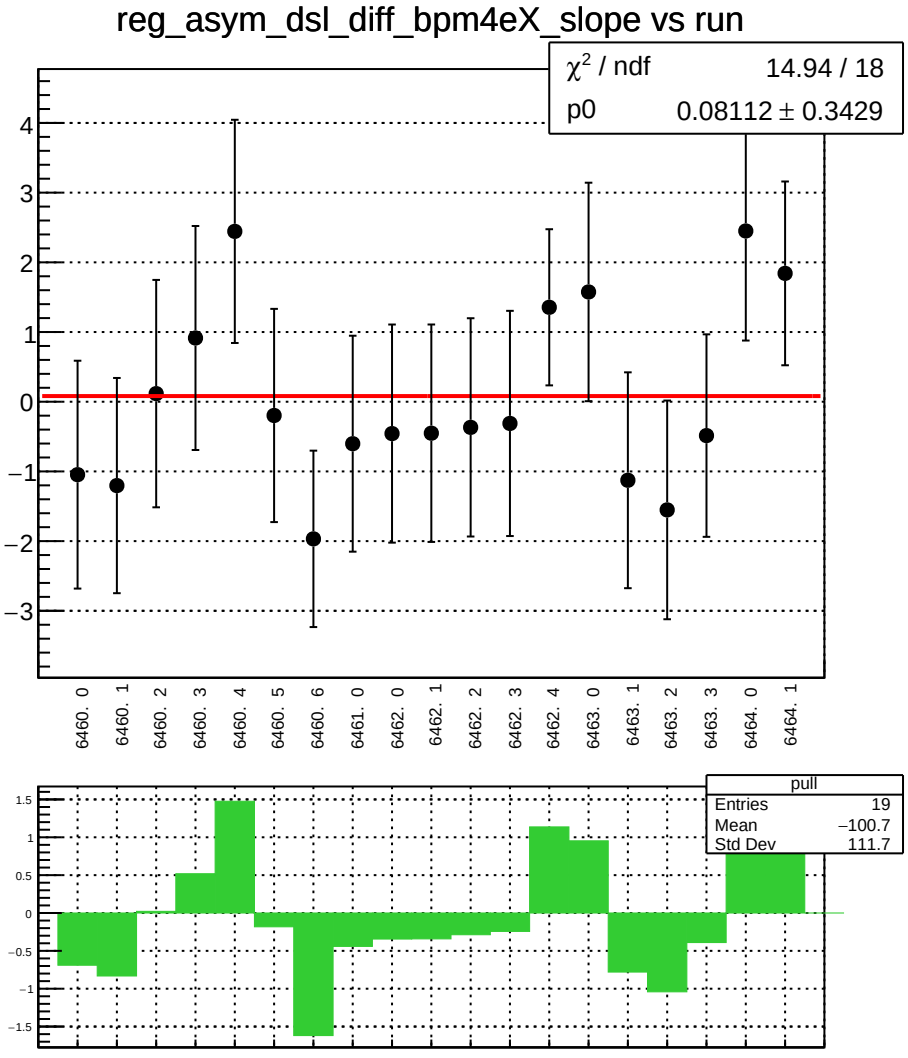
reg_asym_dsl_diff_bpm4eX_slope vs run
χ² / ndf 14.94 / 18
p0 0.08112 ± 0.3429
6460. 0
6460. 1
6460. 2
6460. 3
6460. 4
6460. 5
6460. 6
6461. 0
6462. 0
6462. 1
6462. 2
6462. 3
6462. 4
6463. 0
6463. 1
6463. 2
6463. 3
6464. 0
6464. 1
pull
Entries 19
Mean −100.7
Std Dev 111.7

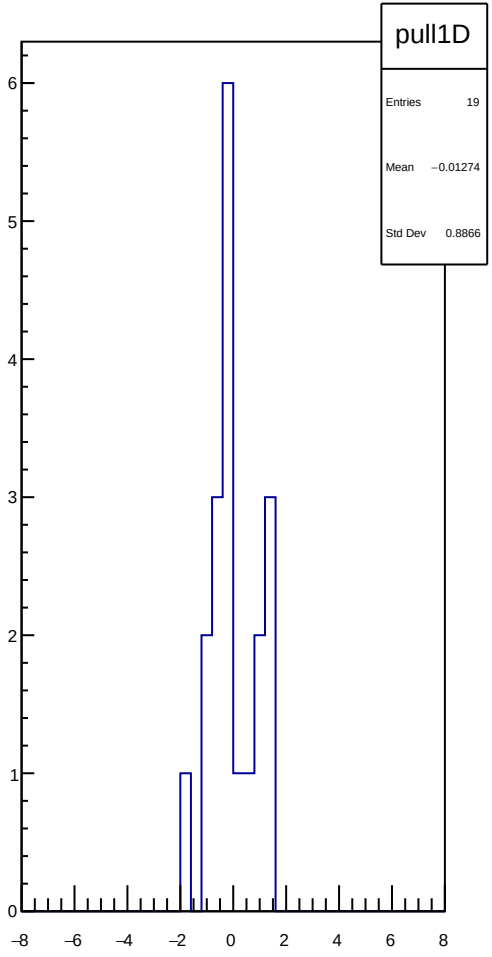
pull1D
Entries 19
Mean −0.01274
Std Dev 0.8866

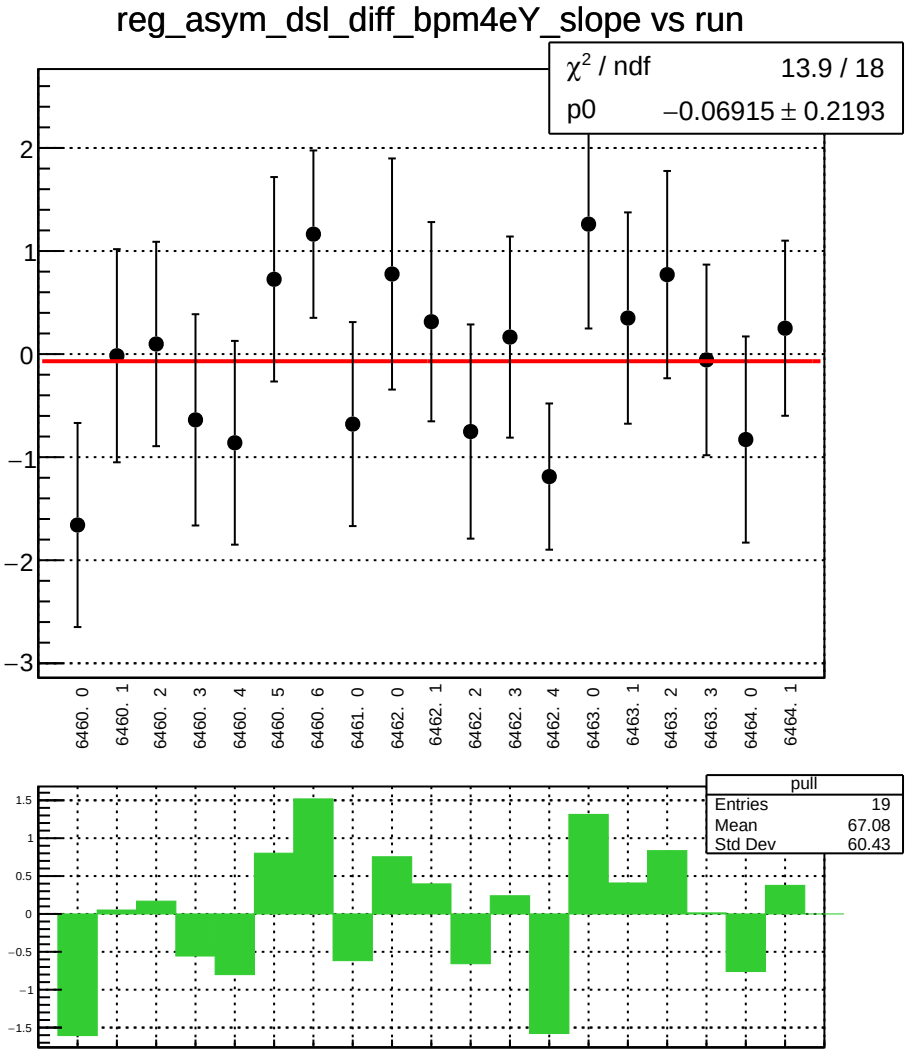
reg_asym_dsl_diff_bpm4eY_slope vs run
χ² / ndf 13.9 / 18
p0 −0.06915 ± 0.2193
6460. 0
6460. 1
6460. 2
6460. 3
6460. 4
6460. 5
6460. 6
6461. 0
6462. 0
6462. 1
6462. 2
6462. 3
6462. 4
6463. 0
6463. 1
6463. 2
6463. 3
6464. 0
6464. 1
pull
Entries 19
Mean 67.08
Std Dev 60.43

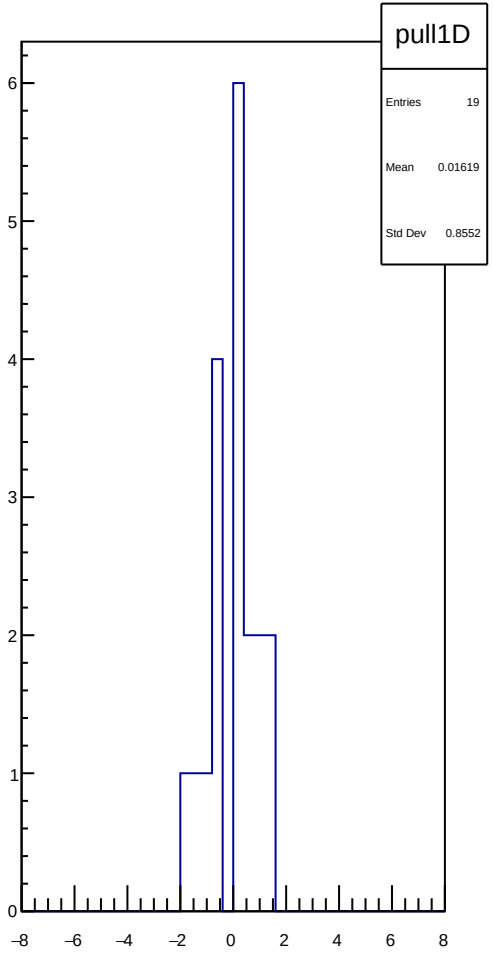
pull1D
Entries 19
Mean 0.01619
Std Dev 0.8552

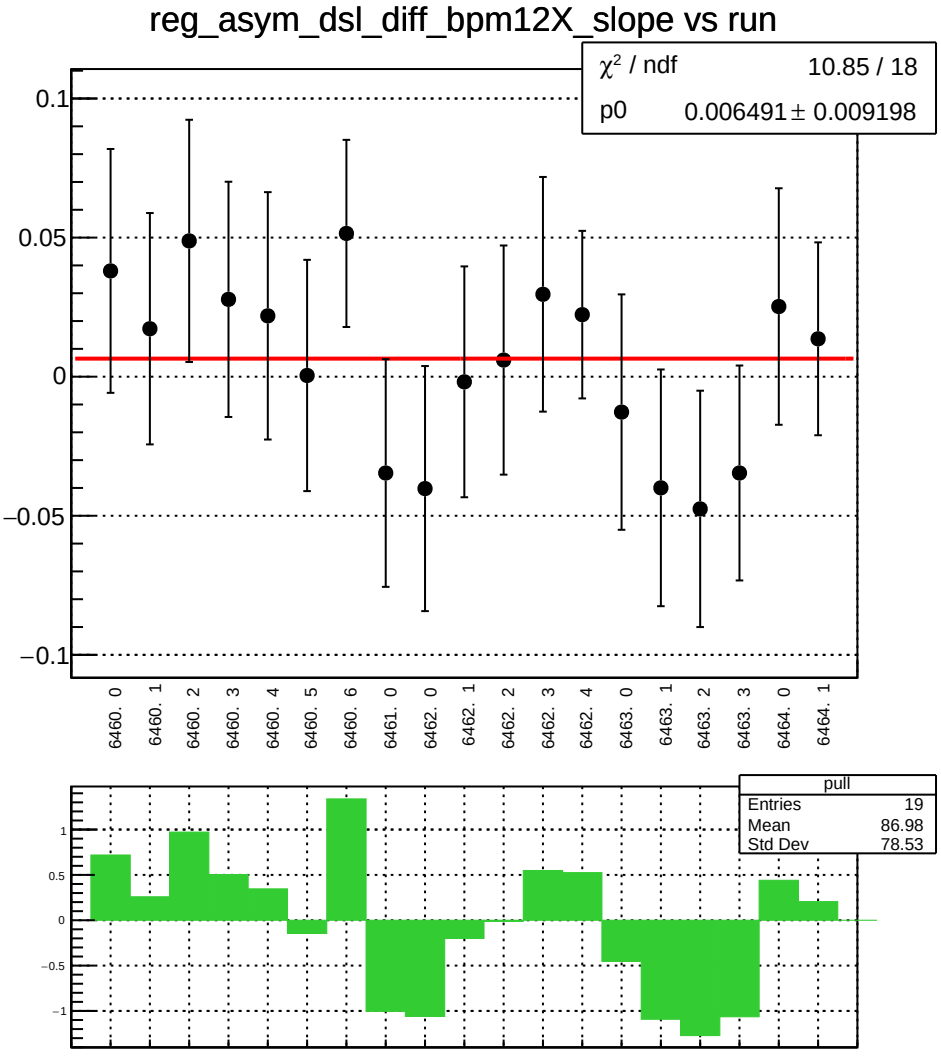
reg_asym_dsl_diff_bpm12X_slope vs run
χ² / ndf 10.85 / 18
p0 0.006491 ± 0.009198
0.1
0.05
0
−0.05
−0.1
6460. 0
6460. 1
6460. 2
6460. 3
6460. 4
6460. 5
6460. 6
6461. 0
6462. 0
6462. 1
6462. 2
6462. 3
6462. 4
6463. 0
6463. 1
6463. 2
6463. 3
6464. 0
6464. 1
pull
Entries 19
Mean 86.98
Std Dev 78.53
1
0.5
0
−0.5
−1

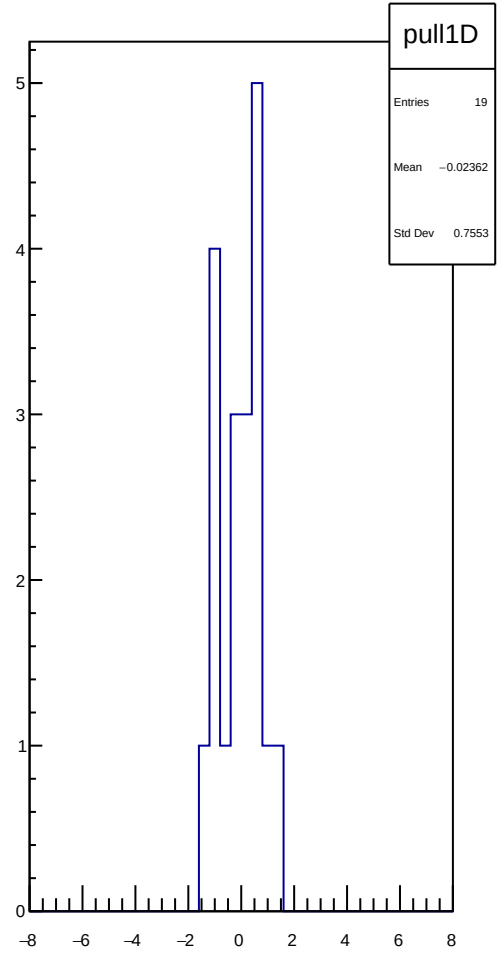
pull1D
Entries 19
Mean −0.02362
Std Dev 0.7553
5
4
3
2
1
0
−8
−6
−4
−2
0
2
4
6
8

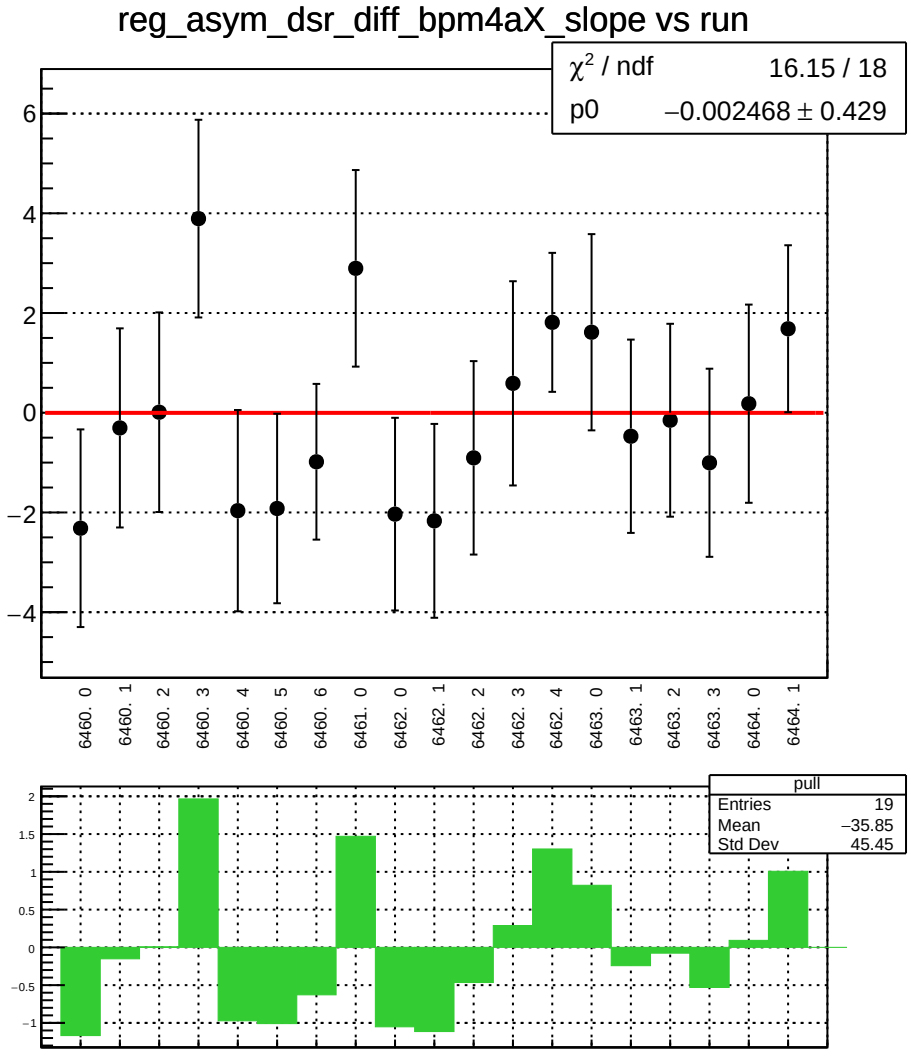
reg_asym_dsr_diff_bpm4aX_slope vs run
χ² / ndf 16.15 / 18
p0 −0.002468 ± 0.429
6460. 0
6460. 1
6460. 2
6460. 3
6460. 4
6460. 5
6460. 6
6461. 0
6462. 0
6462. 1
6462. 2
6462. 3
6462. 4
6463. 0
6463. 1
6463. 2
6463. 3
6464. 0
6464. 1
pull
Entries 19
Mean −35.85
Std Dev 45.45

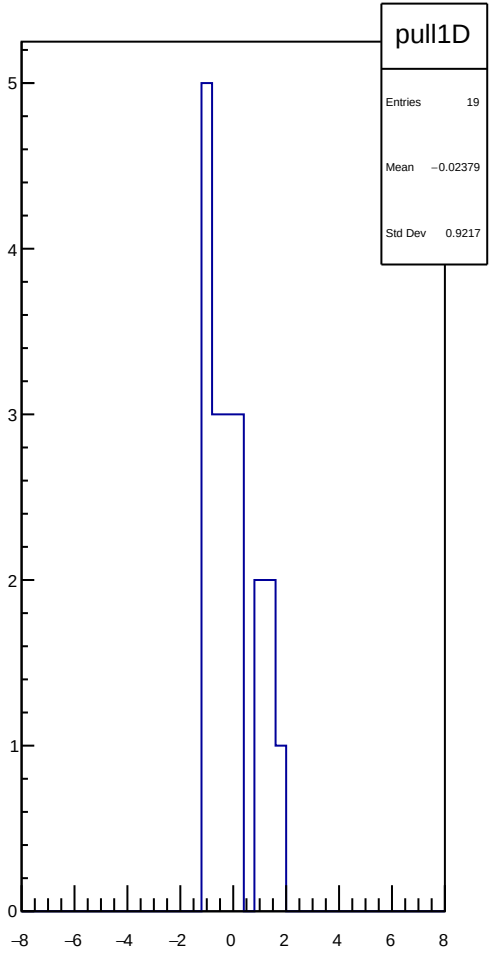
pull1D
Entries 19
Mean −0.02379
Std Dev 0.9217

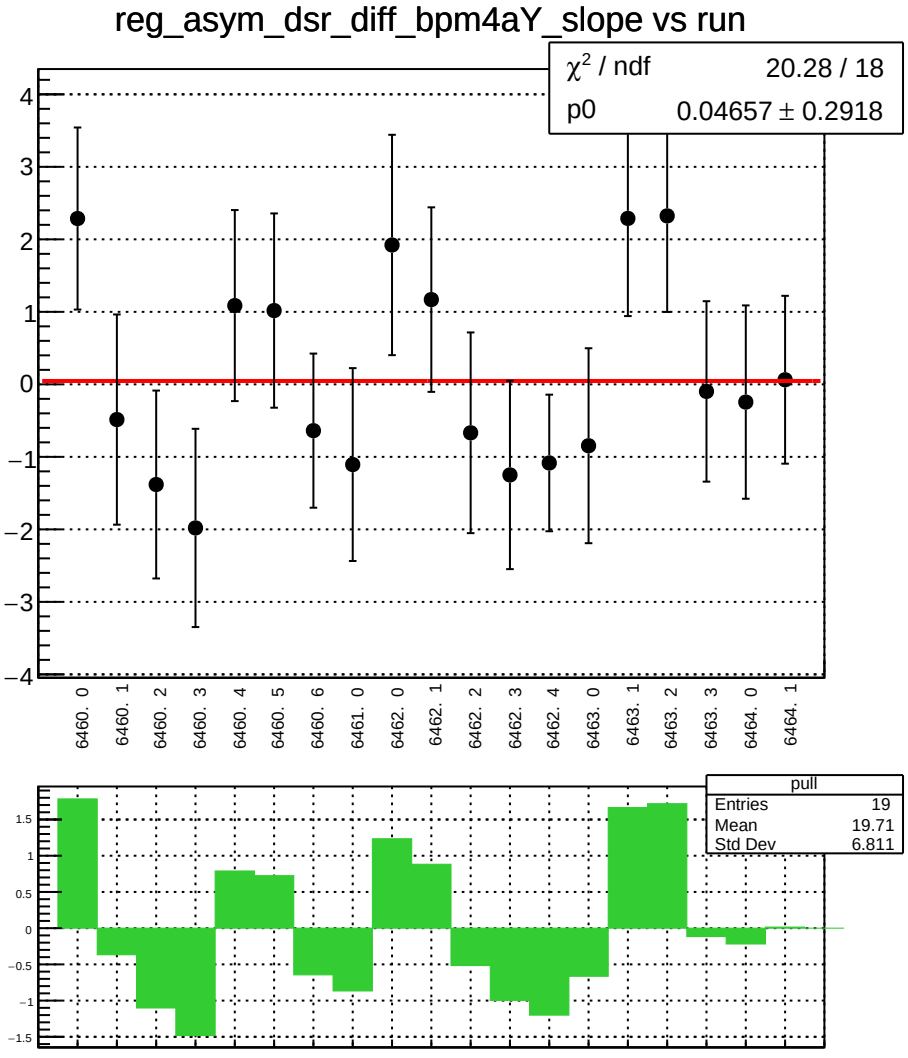
reg_asym_dsr_diff_bpm4aY_slope vs run
χ² / ndf 20.28 / 18
p0 0.04657 ± 0.2918
6460. 0
6460. 1
6460. 2
6460. 3
6460. 4
6460. 5
6460. 6
6461. 0
6462. 0
6462. 1
6462. 2
6462. 3
6462. 4
6463. 0
6463. 1
6463. 2
6463. 3
6464. 0
6464. 1
pull
Entries 19
Mean 19.71
Std Dev 6.811

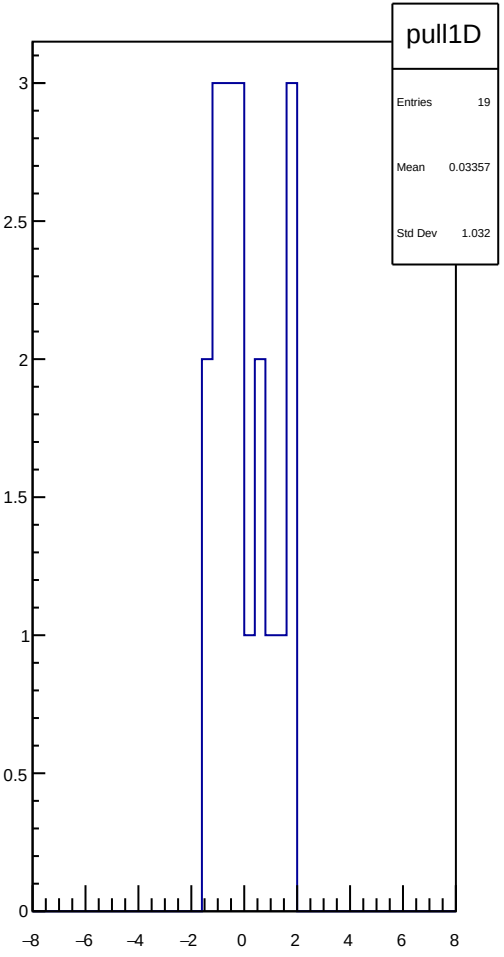
pull1D
Entries 19
Mean 0.03357
Std Dev 1.032

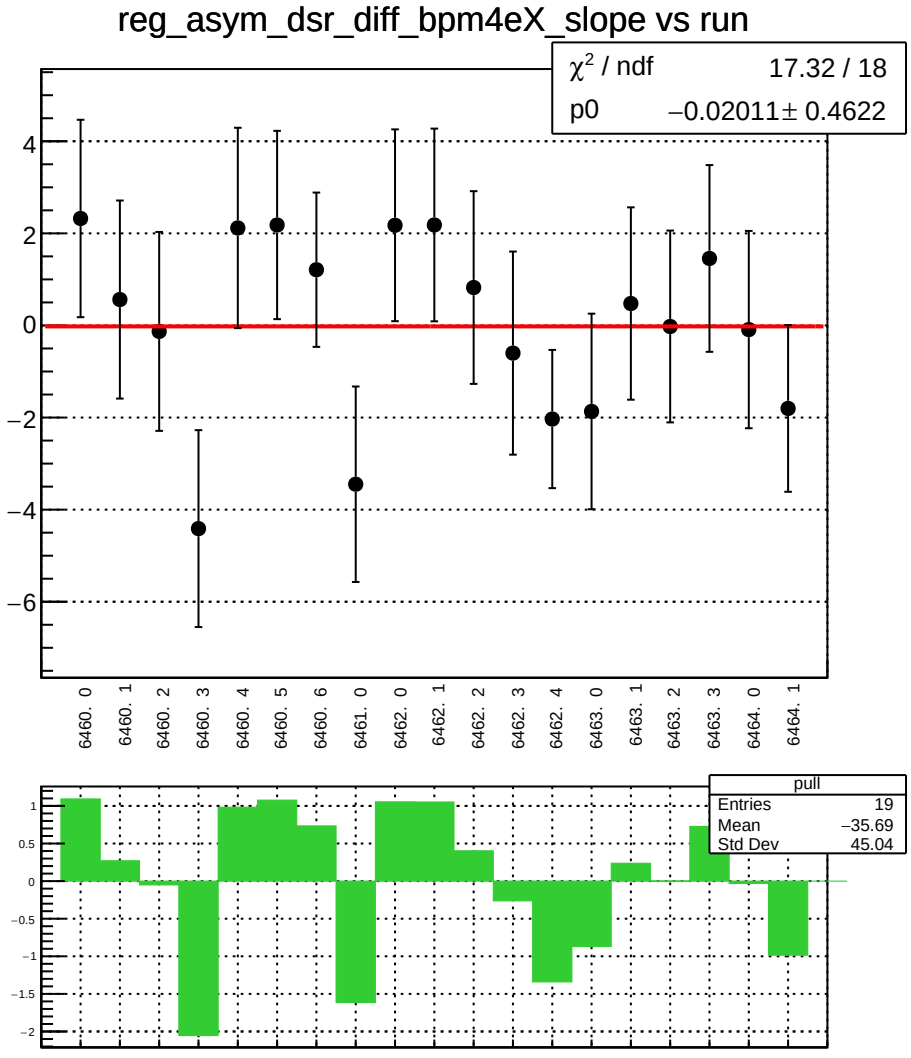
reg_asym_dsr_diff_bpm4eX_slope vs run
χ² / ndf 17.32 / 18
p0 −0.02011 ± 0.4622
4
2
0
−2
−4
−6
6460. 0
6460. 1
6460. 2
6460. 3
6460. 4
6460. 5
6460. 6
6461. 0
6462. 0
6462. 1
6462. 2
6462. 3
6462. 4
6463. 0
6463. 1
6463. 2
6463. 3
6464. 0
6464. 1
pull
Entries 19
Mean −35.69
Std Dev 45.04
1
0.5
0
−0.5
−1
−1.5
−2

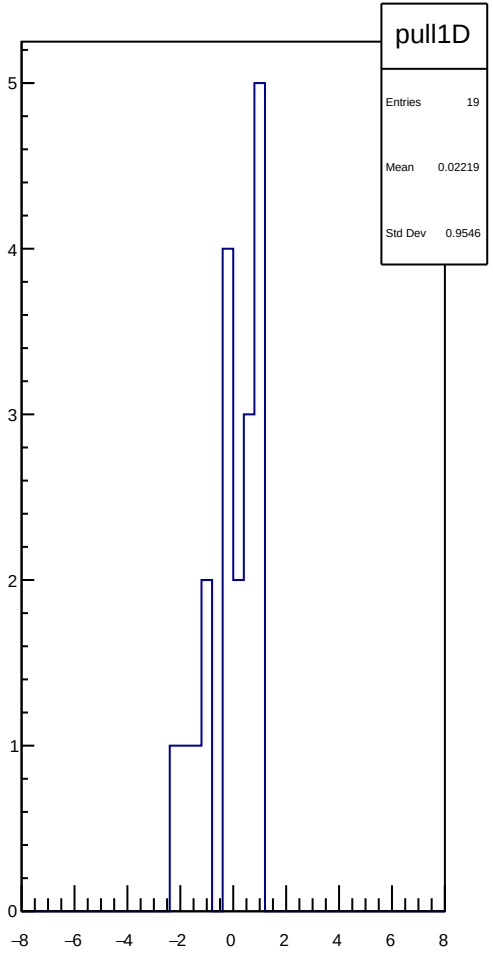
pull1D
Entries 19
Mean 0.02219
Std Dev 0.9546
5
4
3
2
1
0
−8
−6
−4
−2
0
2
4
6
8

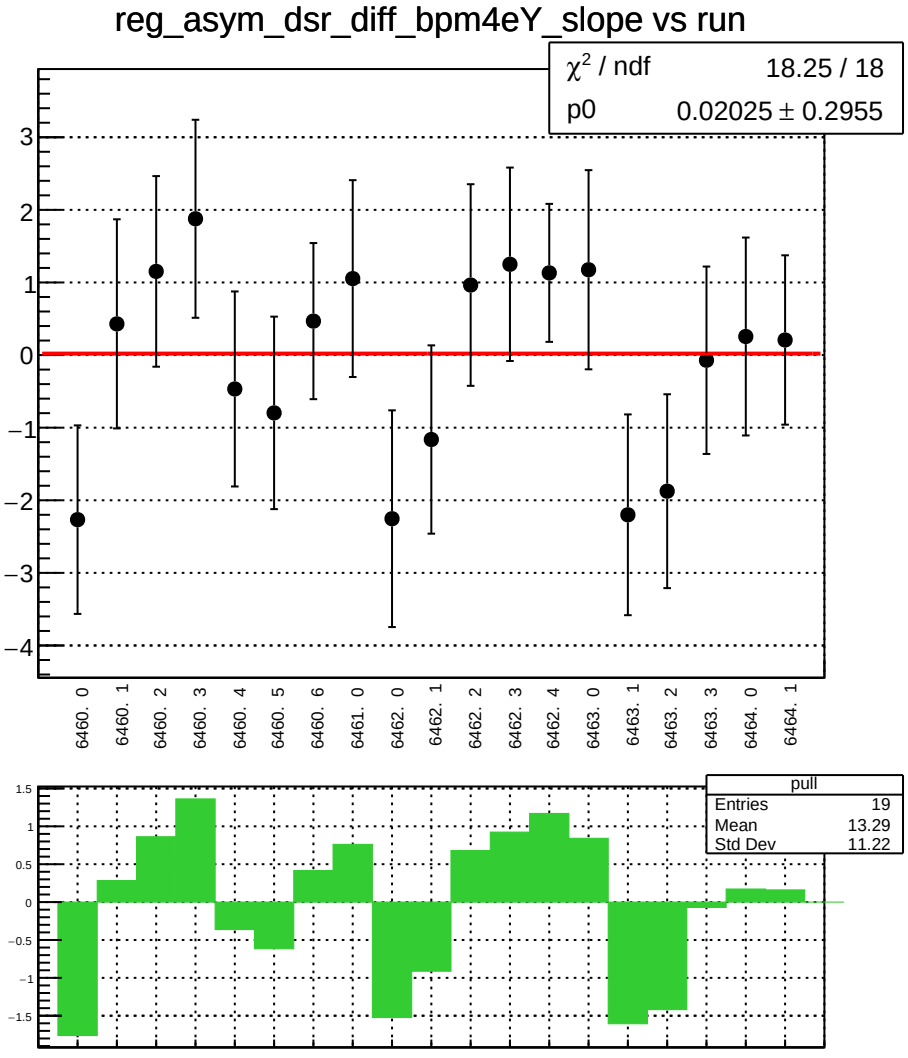
reg_asym_dsr_diff_bpm4eY_slope vs run
χ² / ndf 18.25 / 18
p0 0.02025 ± 0.2955
6460. 0
6460. 1
6460. 2
6460. 3
6460. 4
6460. 5
6460. 6
6461. 0
6462. 0
6462. 1
6462. 2
6462. 3
6462. 4
6463. 0
6463. 1
6463. 2
6463. 3
6464. 0
6464. 1
pull
Entries 19
Mean 13.29
Std Dev 11.22

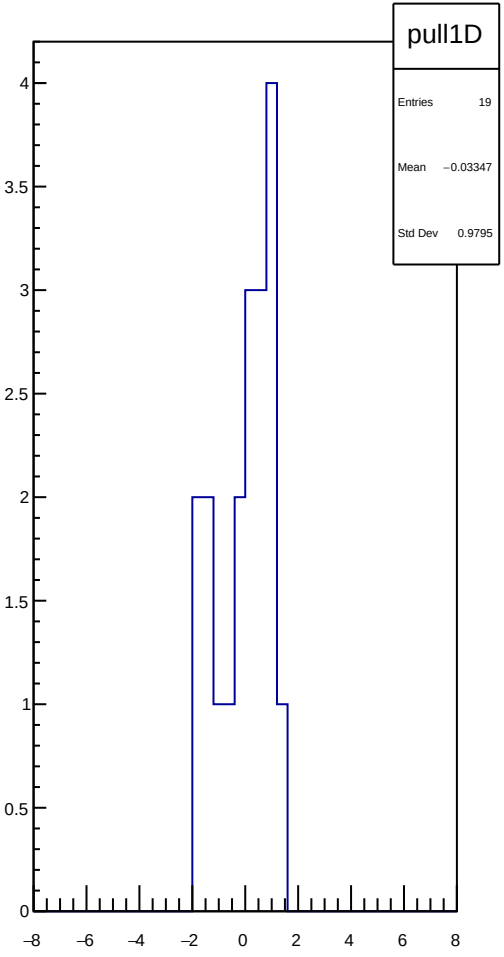
pull1D
Entries 19
Mean −0.03347
Std Dev 0.9795

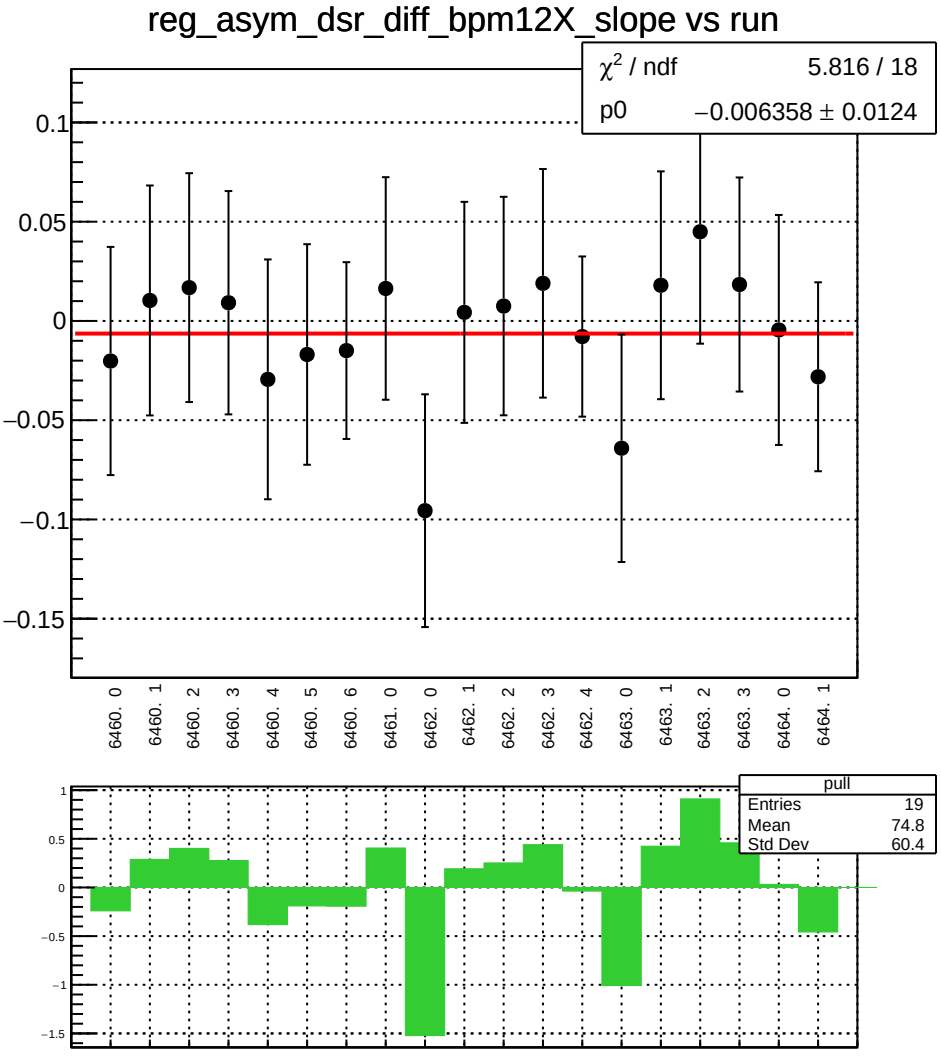
reg_asym_dsr_diff_bpm12X_slope vs run
χ² / ndf 5.816 / 18
p0 −0.006358 ± 0.0124
0.1
0.05
0
−0.05
−0.1
−0.15
6460. 0
6460. 1
6460. 2
6460. 3
6460. 4
6460. 5
6460. 6
6461. 0
6462. 0
6462. 1
6462. 2
6462. 3
6462. 4
6463. 0
6463. 1
6463. 2
6463. 3
6464. 0
6464. 1
pull
Entries 19
Mean 74.8
Std Dev 60.4
1
0.5
0
−0.5
−1
−1.5

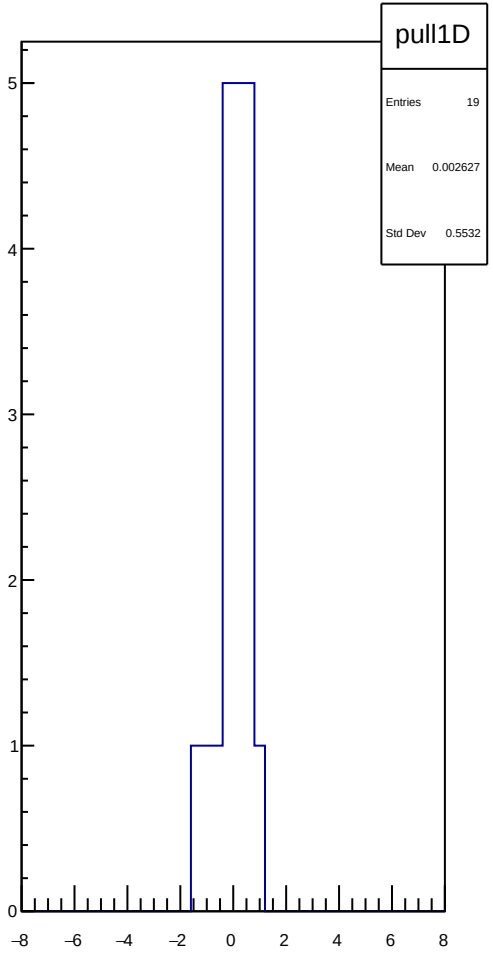
pull1D
Entries 19
Mean 0.002627
Std Dev 0.5532
5
4
3
2
1
0
−8
−6
−4
−2
0
2
4
6
8

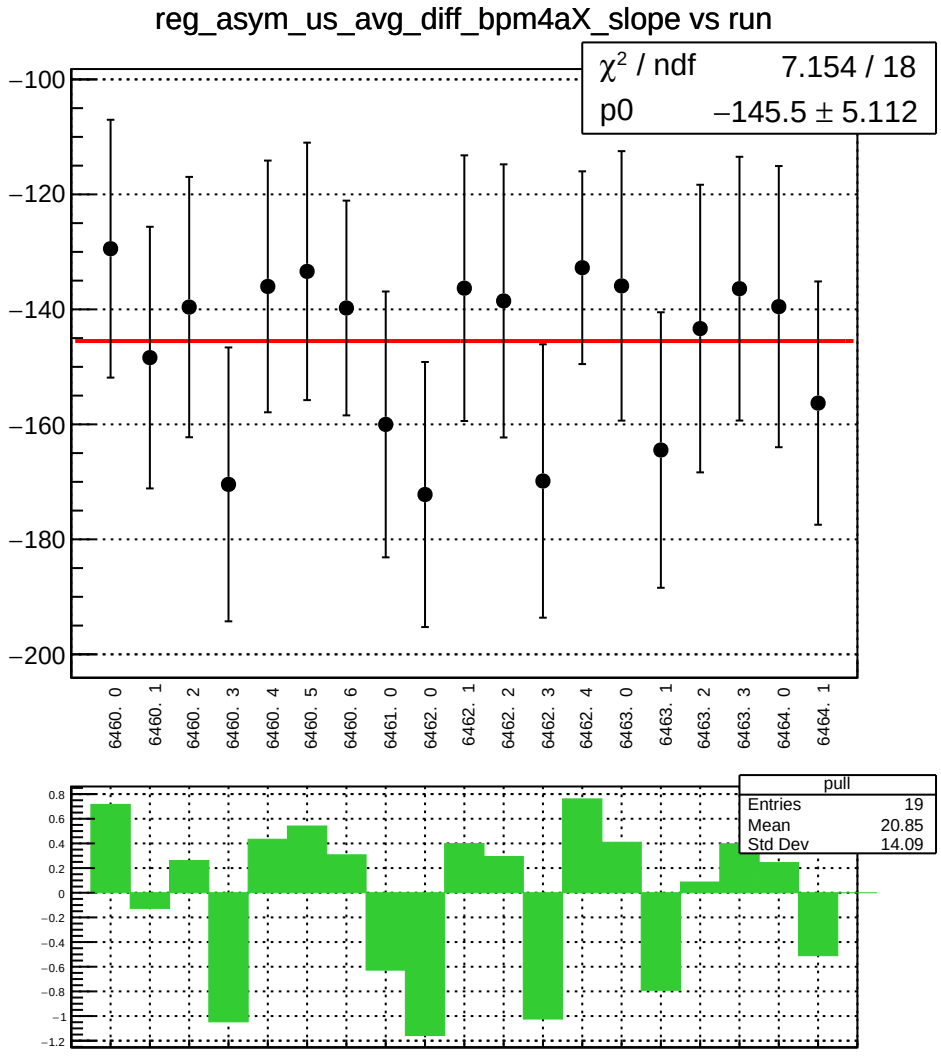
reg_asym_us_avg_diff_bpm4aX_slope vs run
χ² / ndf 7.154 / 18
p0 −145.5 ± 5.112
−100
−120
−140
−160
−180
−200
6460. 0
6460. 1
6460. 2
6460. 3
6460. 4
6460. 5
6460. 6
6461. 0
6462. 0
6462. 1
6462. 2
6462. 3
6462. 4
6463. 0
6463. 1
6463. 2
6463. 3
6464. 0
6464. 1
pull
Entries 19
Mean 20.85
Std Dev 14.09
0.8
0.6
0.4
0.2
0
−0.2
−0.4
−0.6
−0.8
−1
−1.2

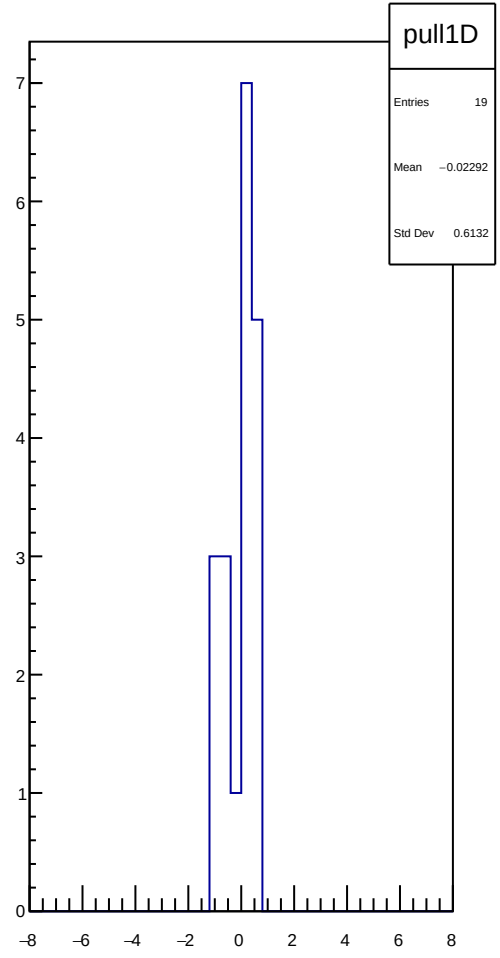
pull1D
Entries 19
Mean −0.02292
Std Dev 0.6132
7
6
5
4
3
2
1
0
−8
−6
−4
−2
0
2
4
6
8

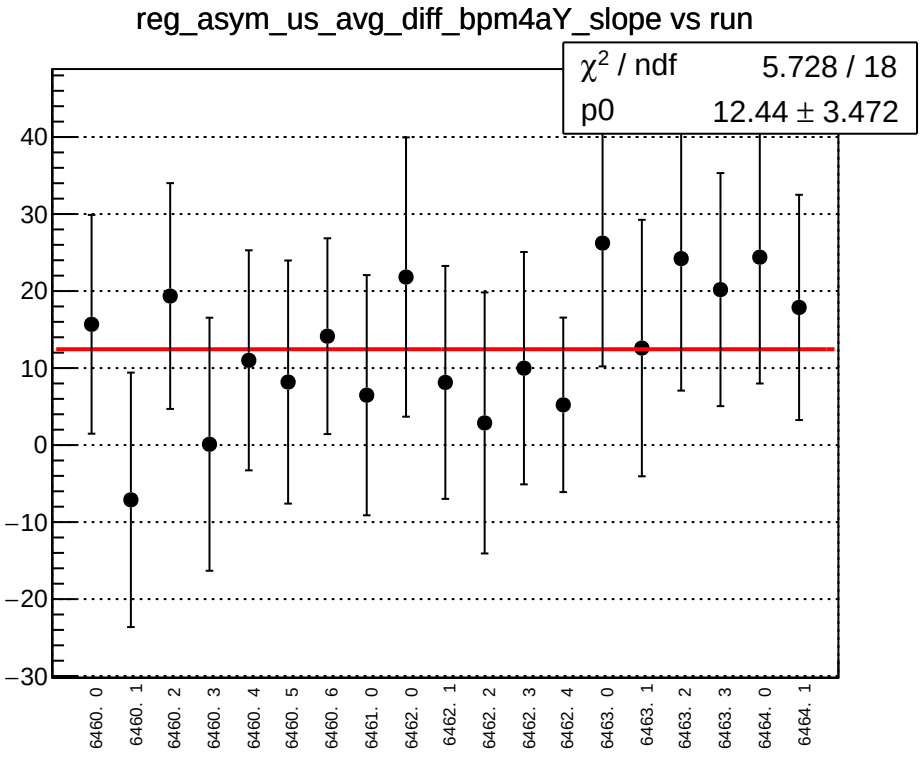
reg_asym_us_avg_diff_bpm4aY_slope vs run
χ² / ndf 5.728 / 18
p0 12.44 ± 3.472
40
30
20
10
0
−10
−20
−30
6460. 0
6460. 1
6460. 2
6460. 3
6460. 4
6460. 5
6460. 6
6461. 0
6462. 0
6462. 1
6462. 2
6462. 3
6462. 4
6463. 0
6463. 1
6463. 2
6463. 3
6464. 0
6464. 1

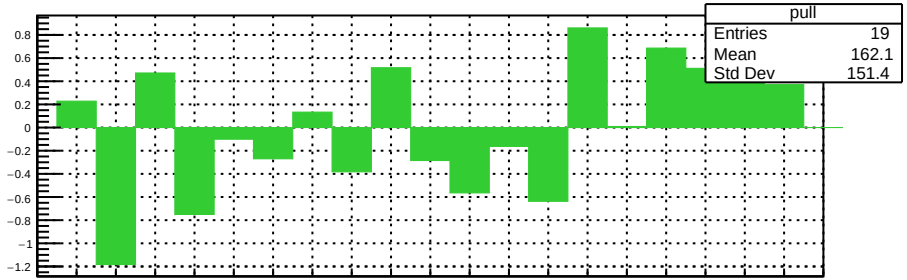
pull
Entries 19
Mean 162.1
Std Dev 151.4
0.8
0.6
0.4
0.2
0
−0.2
−0.4
−0.6
−0.8
−1
−1.2

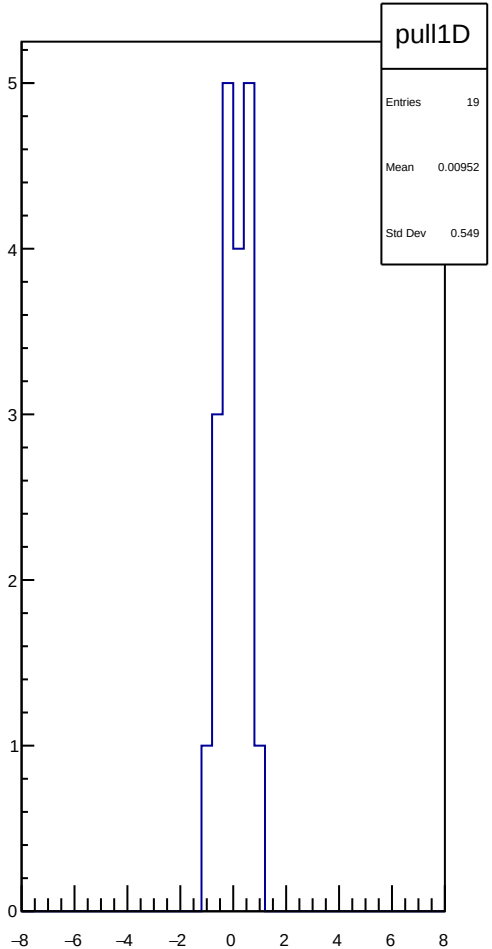
pull1D
Entries 19
Mean 0.00952
Std Dev 0.549
5
4
3
2
1
0
−8
−6
−4
−2
0
2
4
6
8

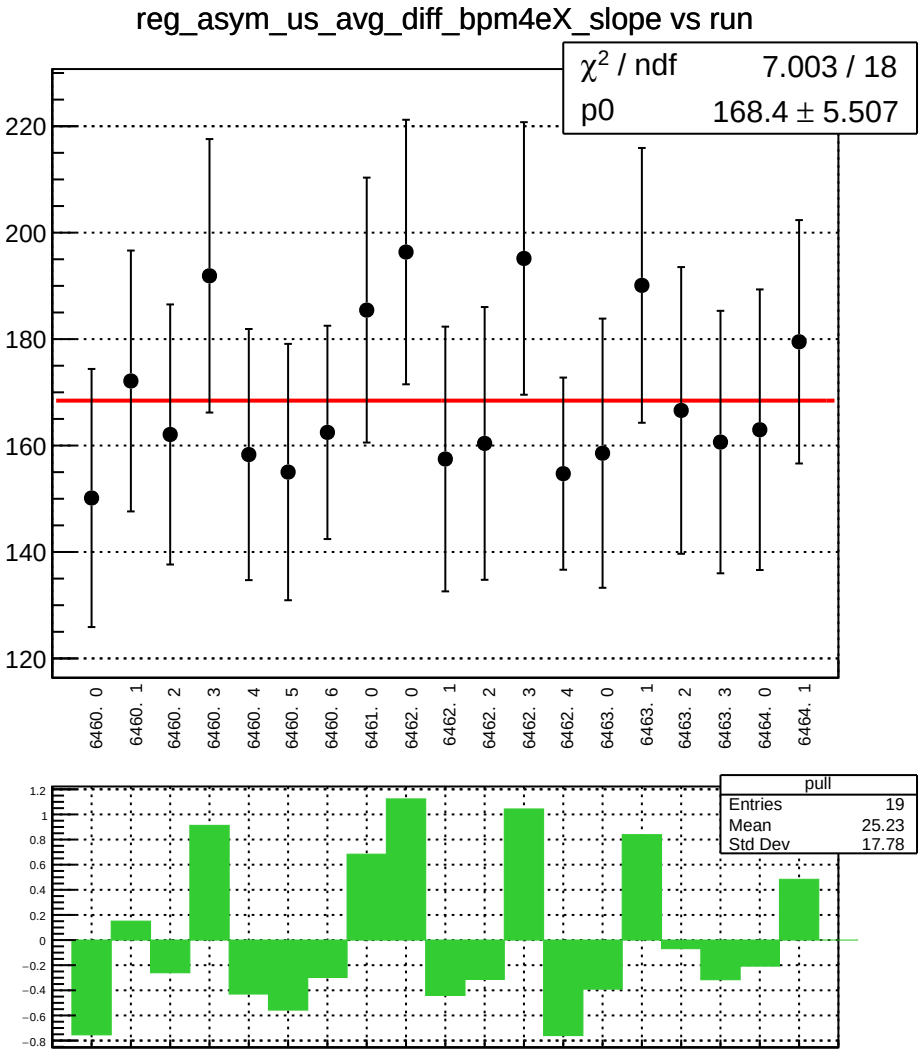
reg_asym_us_avg_diff_bpm4eX_slope vs run
χ² / ndf 7.003 / 18
p0 168.4 ± 5.507
220
200
180
160
140
120
6460. 0
6460. 1
6460. 2
6460. 3
6460. 4
6460. 5
6460. 6
6461. 0
6462. 0
6462. 1
6462. 2
6462. 3
6462. 4
6463. 0
6463. 1
6463. 2
6463. 3
6464. 0
6464. 1
pull
Entries 19
Mean 25.23
Std Dev 17.78
1.2
1
0.8
0.6
0.4
0.2
0
−0.2
−0.4
−0.6
−0.8

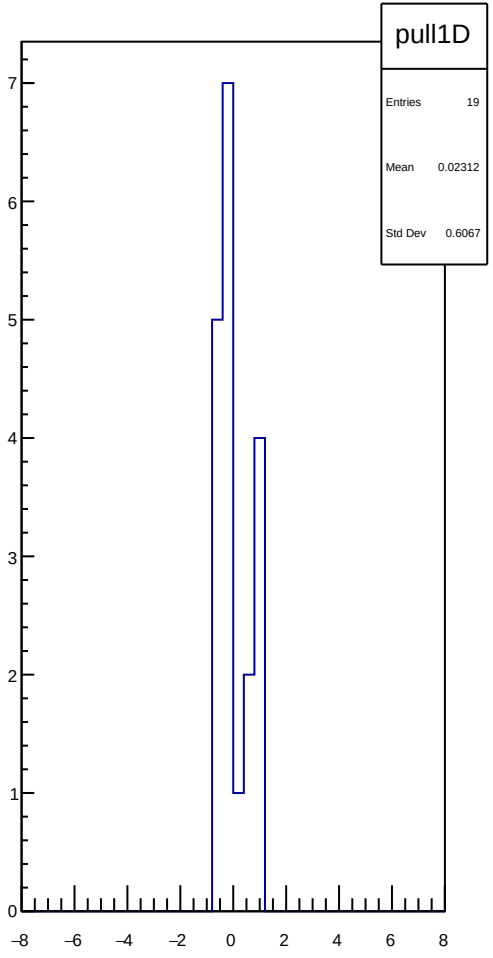
pull1D
Entries 19
Mean 0.02312
Std Dev 0.6067
7
6
5
4
3
2
1
0
−8
−6
−4
−2
0
2
4
6
8

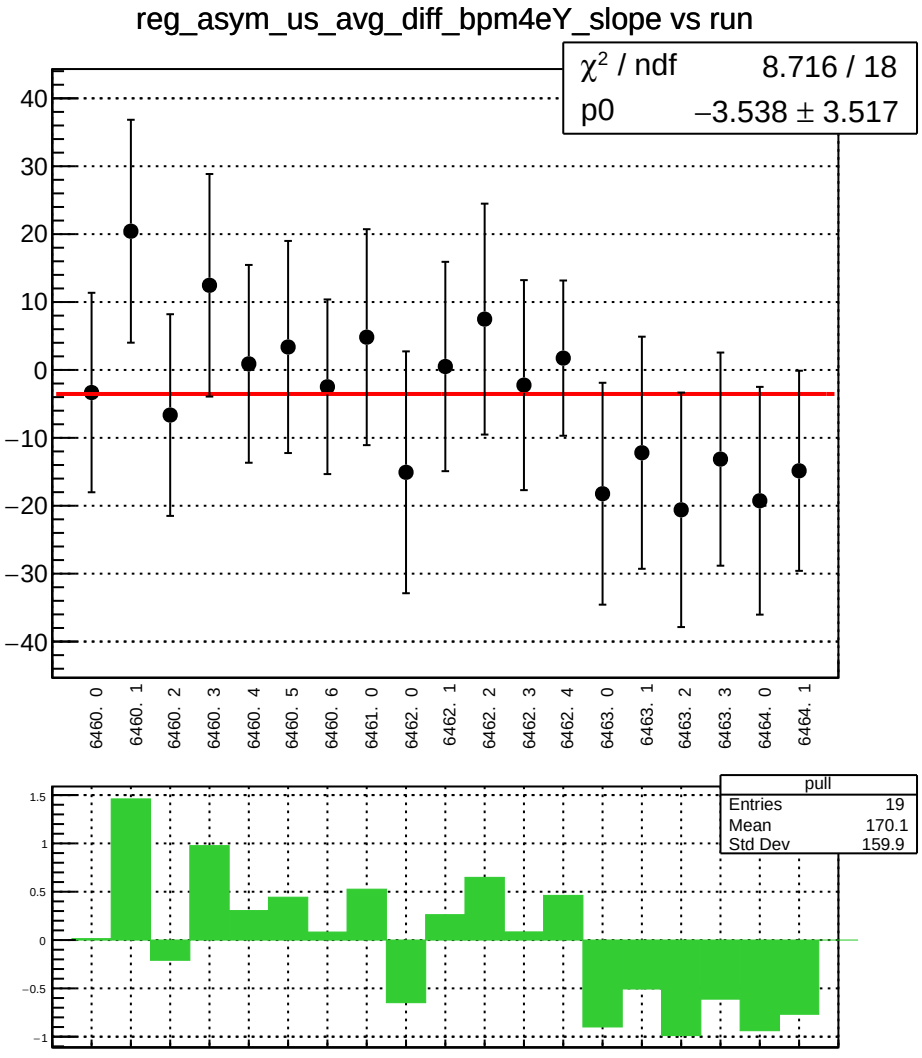
reg_asym_us_avg_diff_bpm4eY_slope vs run
χ² / ndf 8.716 / 18
p0 −3.538 ± 3.517
40
30
20
10
0
−10
−20
−30
−40
6460. 0
6460. 1
6460. 2
6460. 3
6460. 4
6460. 5
6460. 6
6461. 0
6462. 0
6462. 1
6462. 2
6462. 3
6462. 4
6463. 0
6463. 1
6463. 2
6463. 3
6464. 0
6464. 1
pull
Entries 19
Mean 170.1
Std Dev 159.9
1.5
1
0.5
0
−0.5
−1

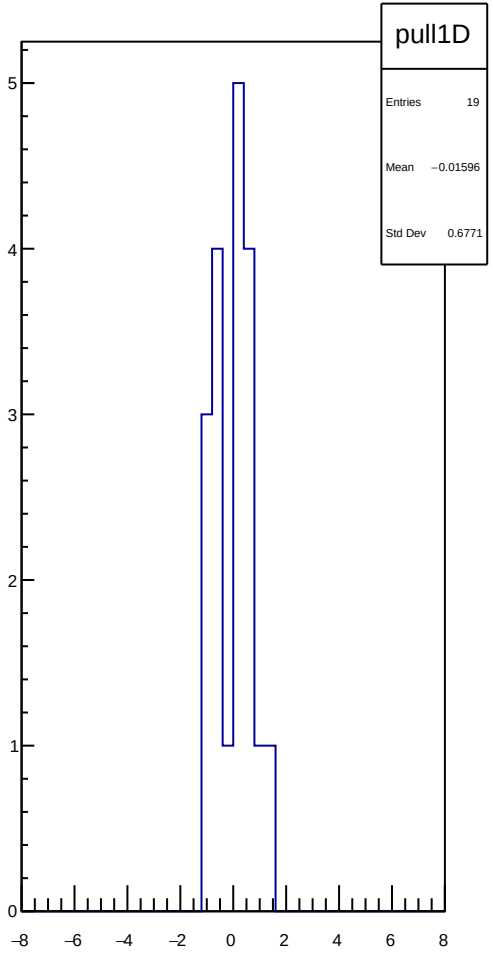
pull1D
Entries 19
Mean −0.01596
Std Dev 0.6771
5
4
3
2
1
0
−8
−6
−4
−2
0
2
4
6
8

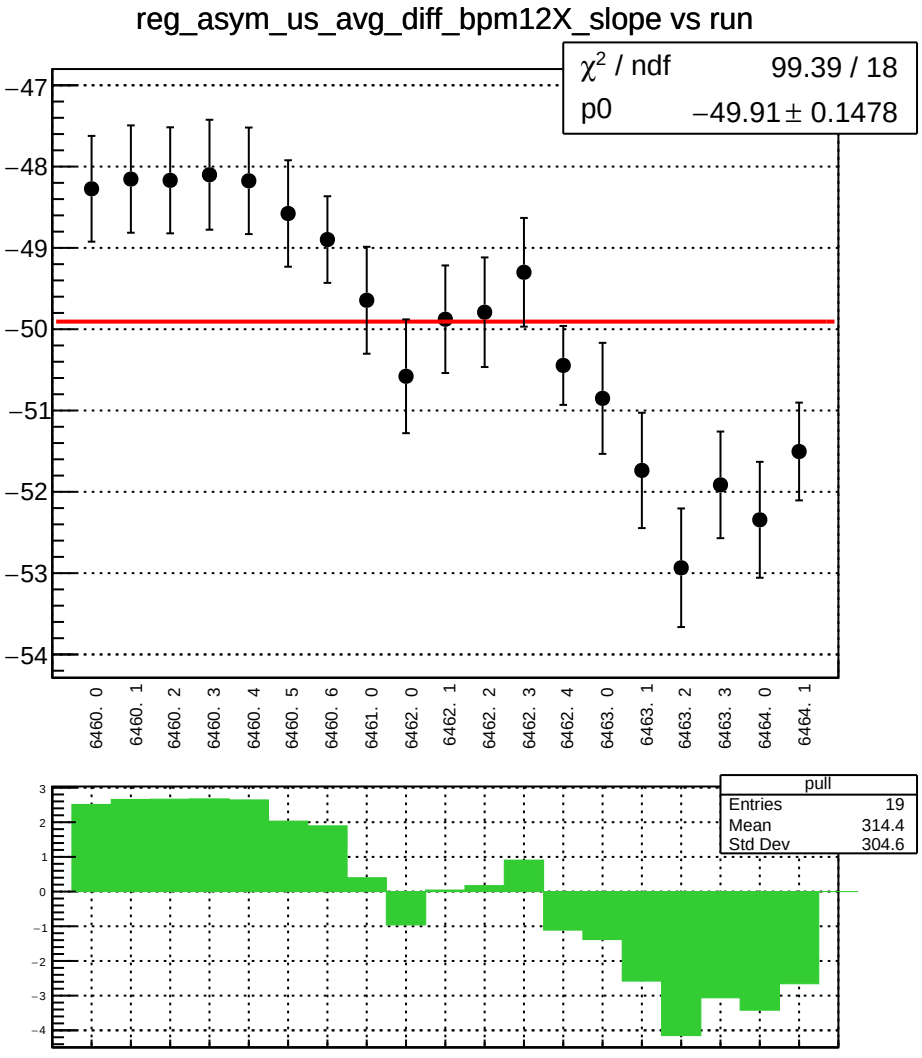
reg_asym_us_avg_diff_bpm12X_slope vs run
χ² / ndf 99.39 / 18
p0 −49.91 ± 0.1478
−47
−48
−49
−50
−51
−52
−53
−54
6460. 0
6460. 1
6460. 2
6460. 3
6460. 4
6460. 5
6460. 6
6461. 0
6462. 0
6462. 1
6462. 2
6462. 3
6462. 4
6463. 0
6463. 1
6463. 2
6463. 3
6464. 0
6464. 1
pull
Entries 19
Mean 314.4
Std Dev 304.6
3
2
1
0
−1
−2
−3
−4

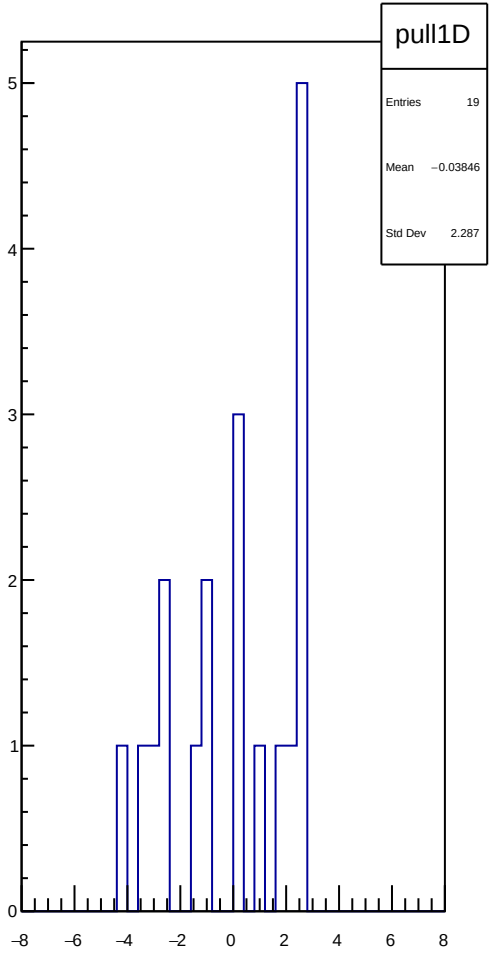
pull1D
Entries 19
Mean −0.03846
Std Dev 2.287
5
4
3
2
1
0
−8
−6
−4
−2
0
2
4
6
8

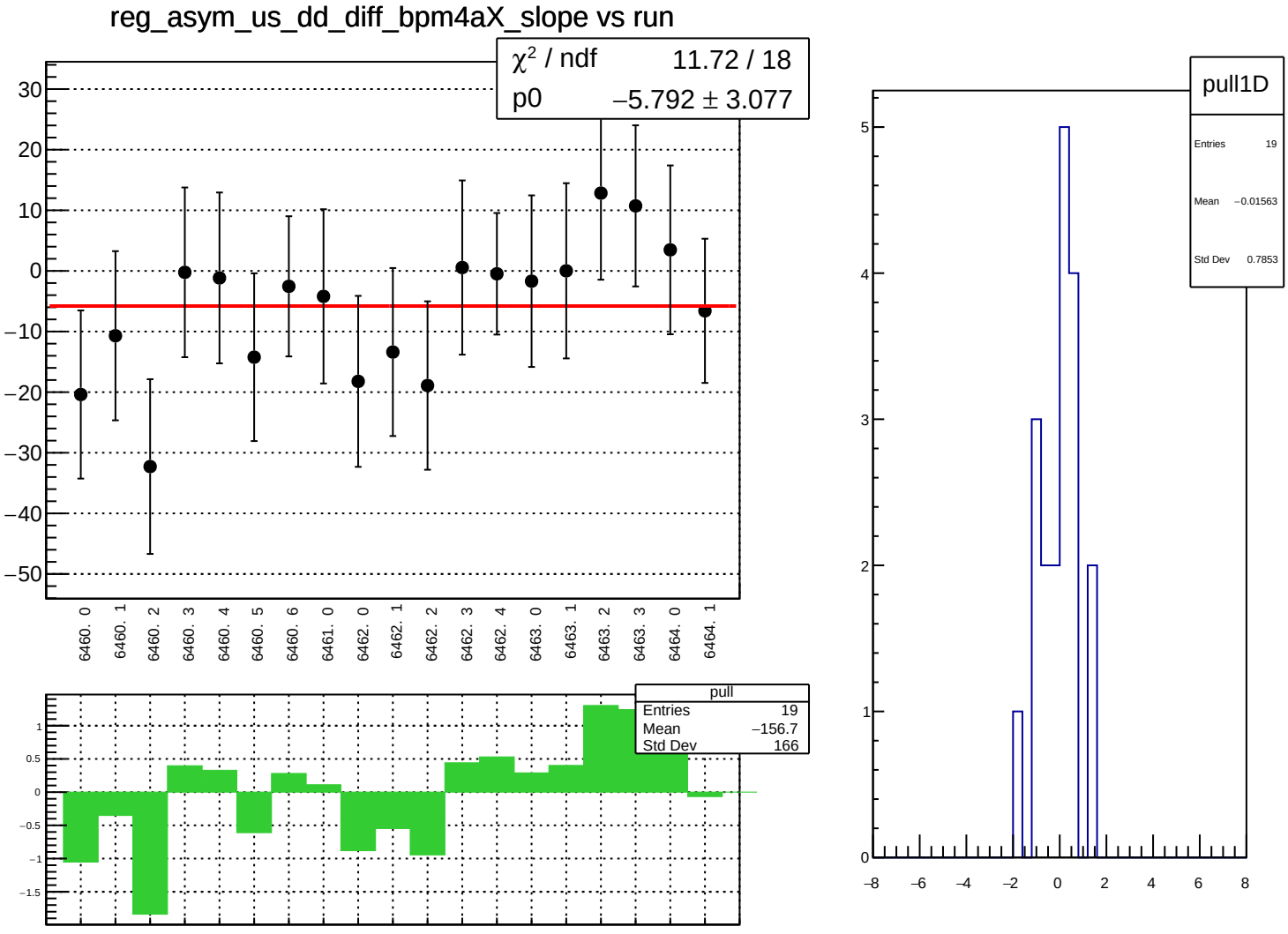
reg_asym_us_dd_diff_bpm4aX_slope vs run
χ² / ndf 11.72 / 18
p0 −5.792 ± 3.077
30
20
10
0
−10
−20
−30
−40
−50
6460. 0
6460. 1
6460. 2
6460. 3
6460. 4
6460. 5
6460. 6
6461. 0
6462. 0
6462. 1
6462. 2
6462. 3
6462. 4
6463. 0
6463. 1
6463. 2
6463. 3
6464. 0
6464. 1
pull
Entries 19
Mean −156.7
Std Dev 166
1
0.5
0
−0.5
−1
−1.5
pull1D
Entries 19
Mean −0.01563
Std Dev 0.7853
5
4
3
2
1
0
−8
−6
−4
−2
0
2
4
6
8

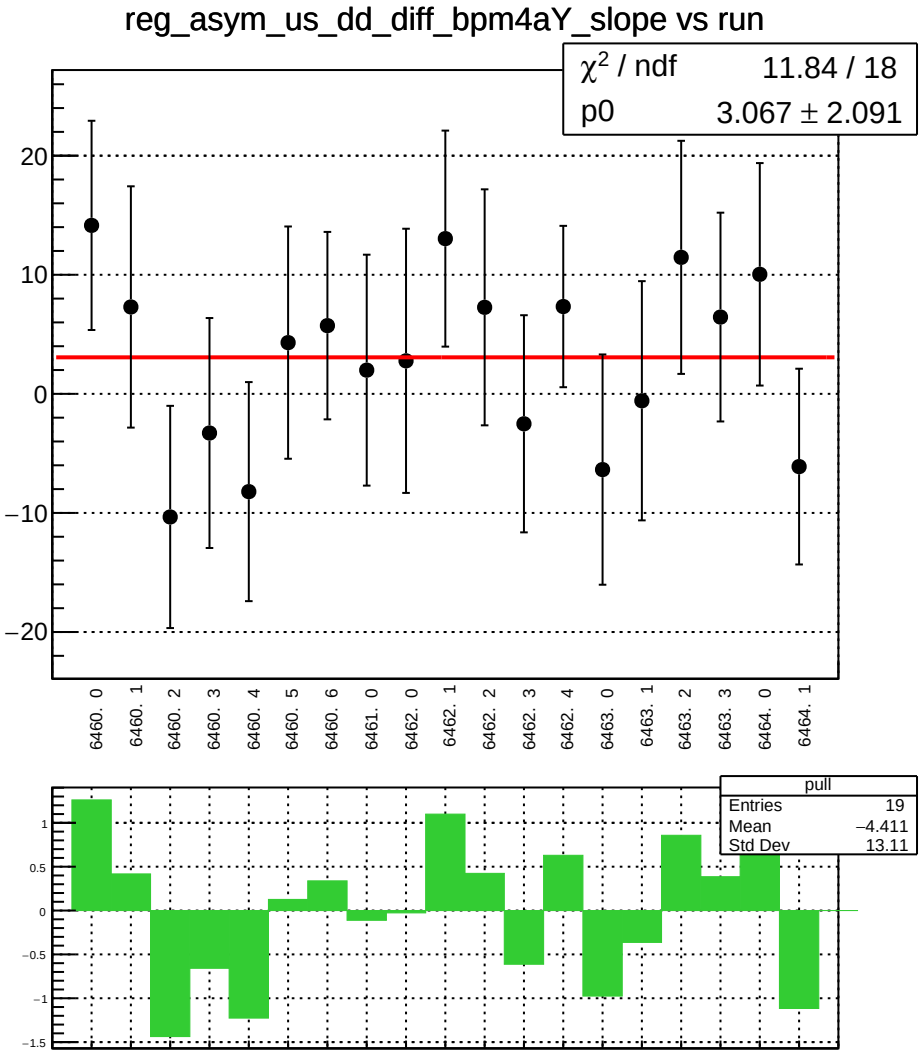
reg_asym_us_dd_diff_bpm4aY_slope vs run
χ2 / ndf 11.84 / 18
p0 3.067 ± 2.091
20
10
0
−10
−20
6460. 0
6460. 1
6460. 2
6460. 3
6460. 4
6460. 5
6460. 6
6461. 0
6462. 0
6462. 1
6462. 2
6462. 3
6462. 4
6463. 0
6463. 1
6463. 2
6463. 3
6464. 0
6464. 1
pull
Entries 19
Mean −4.411
Std Dev 13.11
1
0.5
0
−0.5
−1
−1.5

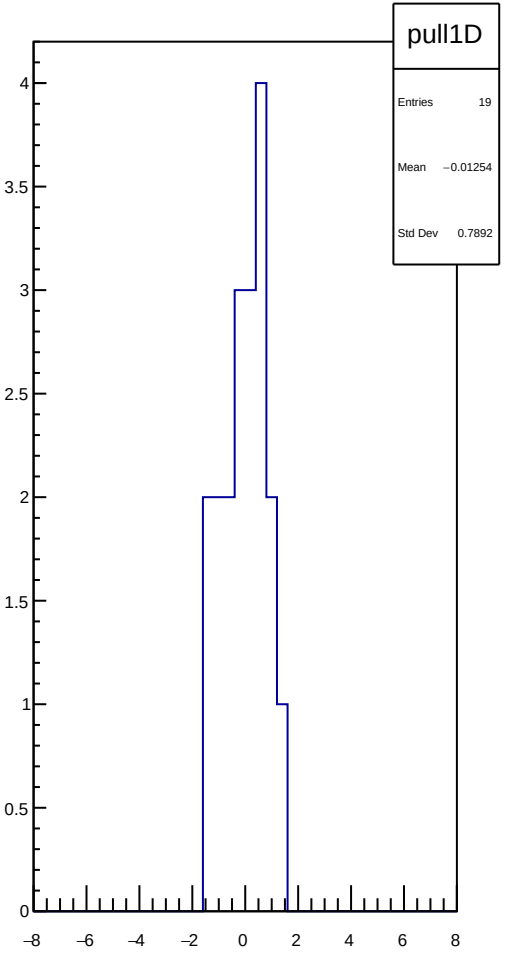
pull1D
Entries 19
Mean −0.01254
Std Dev 0.7892
4
3.5
3
2.5
2
1.5
1
0.5
0
−8
−6
−4
−2
0
2
4
6
8

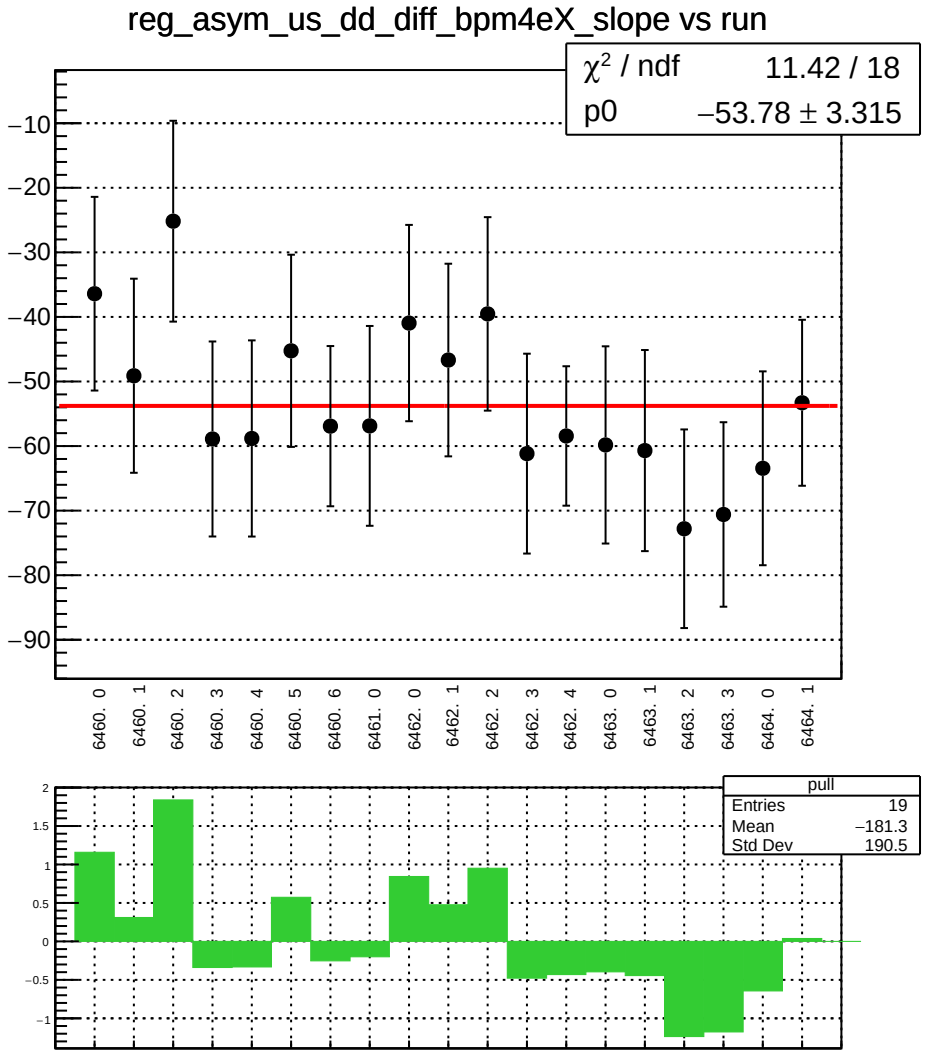
reg_asym_us_dd_diff_bpm4eX_slope vs run
χ² / ndf 11.42 / 18
p0 −53.78 ± 3.315
−10
−20
−30
−40
−50
−60
−70
−80
−90
6460. 0
6460. 1
6460. 2
6460. 3
6460. 4
6460. 5
6460. 6
6461. 0
6462. 0
6462. 1
6462. 2
6462. 3
6462. 4
6463. 0
6463. 1
6463. 2
6463. 3
6464. 0
6464. 1
pull
Entries 19
Mean −181.3
Std Dev 190.5
2
1.5
1
0.5
0
−0.5
−1

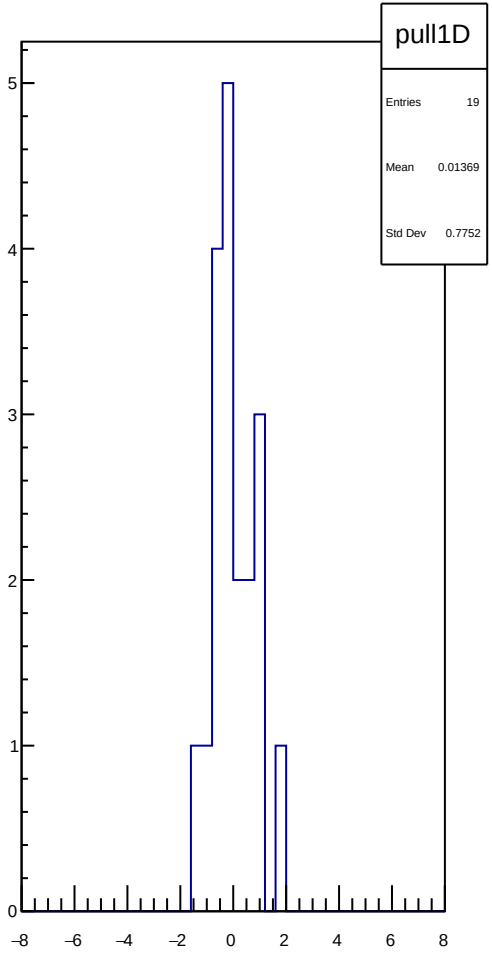
pull1D
Entries 19
Mean 0.01369
Std Dev 0.7752
5
4
3
2
1
0
−8
−6
−4
−2
0
2
4
6
8

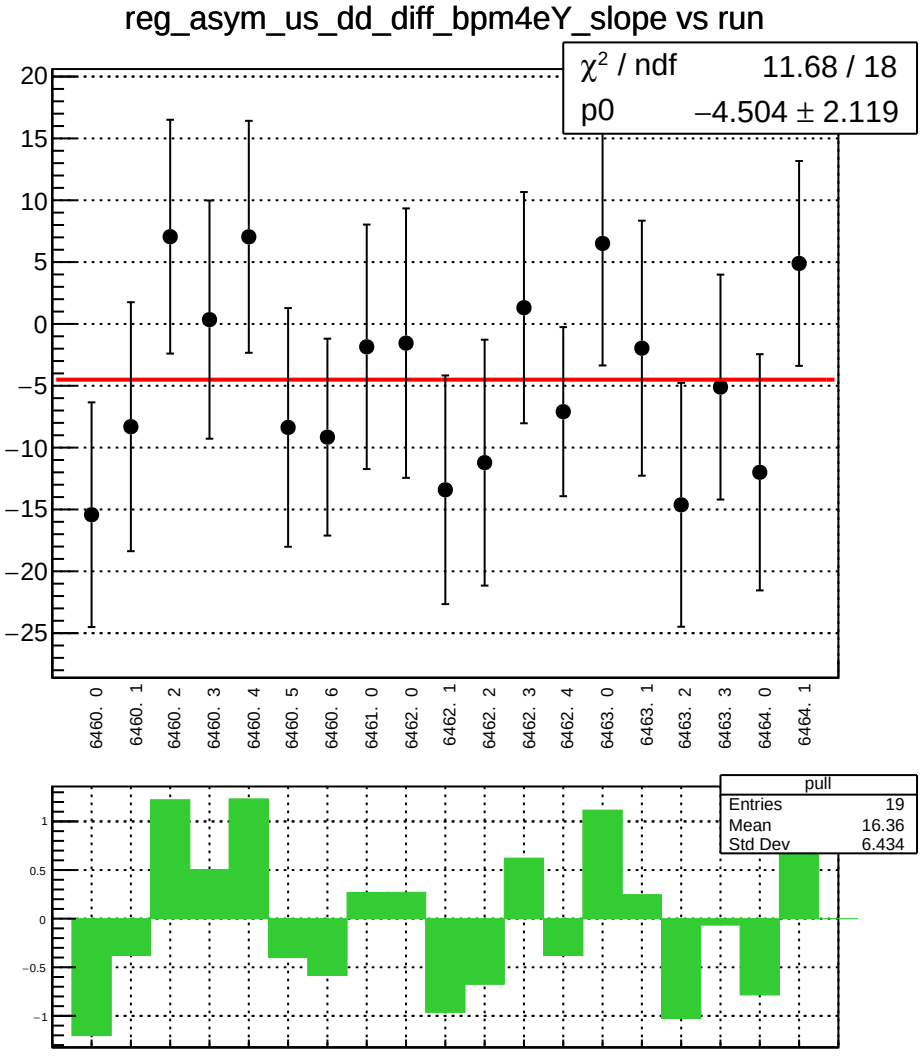
reg_asym_us_dd_diff_bpm4eY_slope vs run
χ² / ndf 11.68 / 18
p0 −4.504 ± 2.119
6460. 0
6460. 1
6460. 2
6460. 3
6460. 4
6460. 5
6460. 6
6461. 0
6462. 0
6462. 1
6462. 2
6462. 3
6462. 4
6463. 0
6463. 1
6463. 2
6463. 3
6464. 0
6464. 1
pull
Entries 19
Mean 16.36
Std Dev 6.434

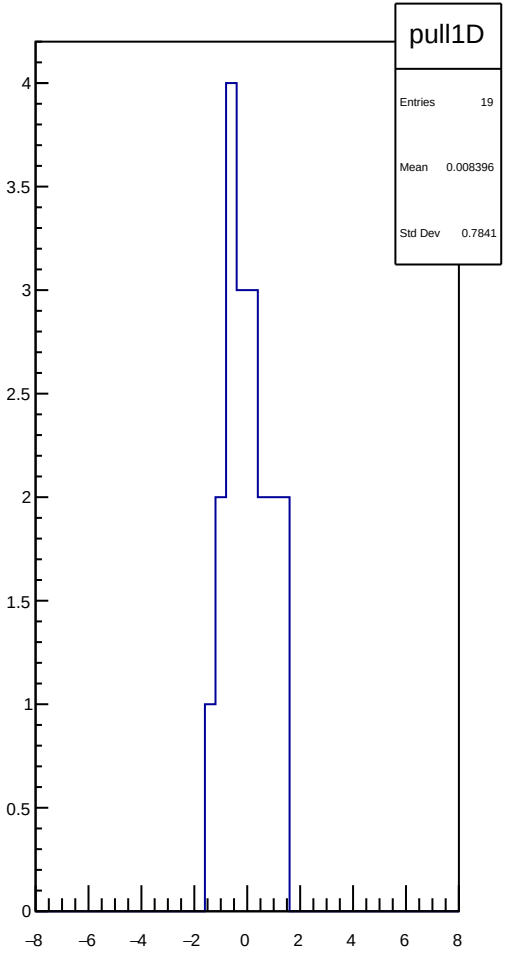
pull1D
Entries 19
Mean 0.008396
Std Dev 0.7841

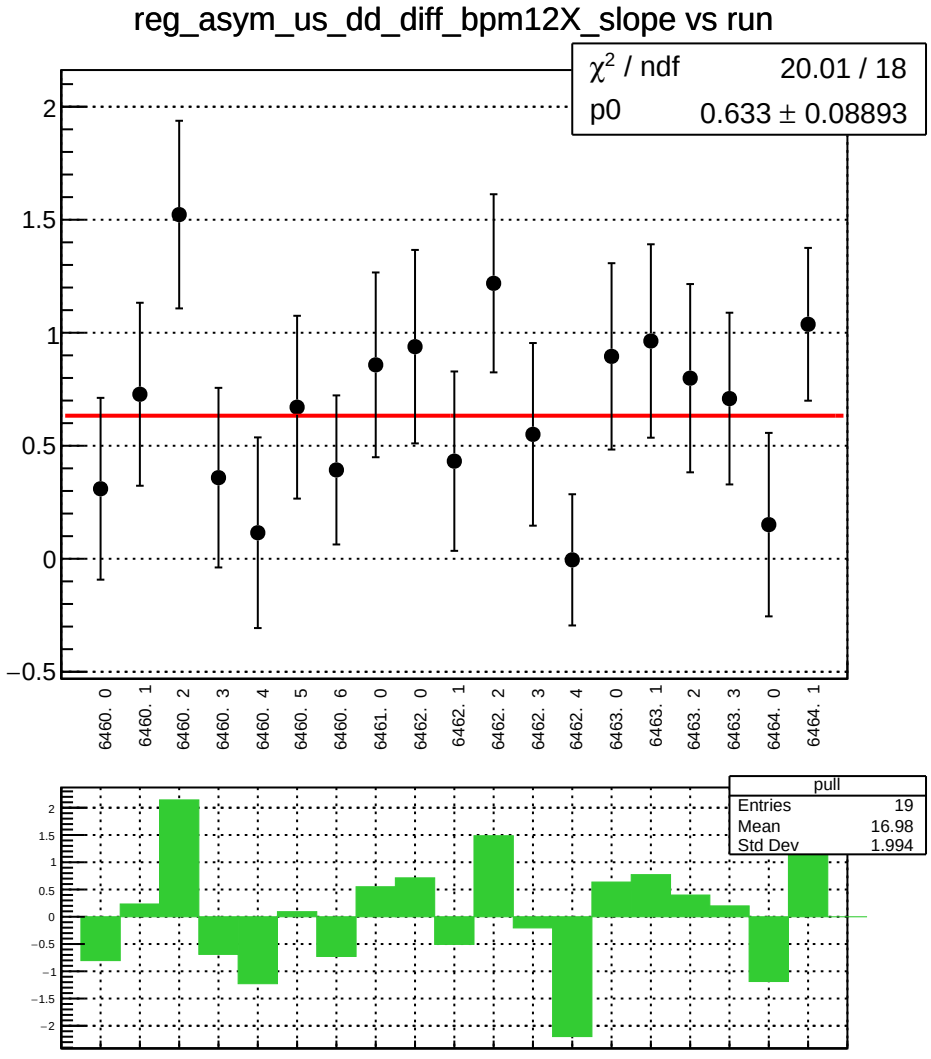
reg_asym_us_dd_diff_bpm12X_slope vs run
χ² / ndf 20.01 / 18
p0 0.633 ± 0.08893
6460. 0
6460. 1
6460. 2
6460. 3
6460. 4
6460. 5
6460. 6
6461. 0
6462. 0
6462. 1
6462. 2
6462. 3
6462. 4
6463. 0
6463. 1
6463. 2
6463. 3
6464. 0
6464. 1
pull
Entries 19
Mean 16.98
Std Dev 1.994

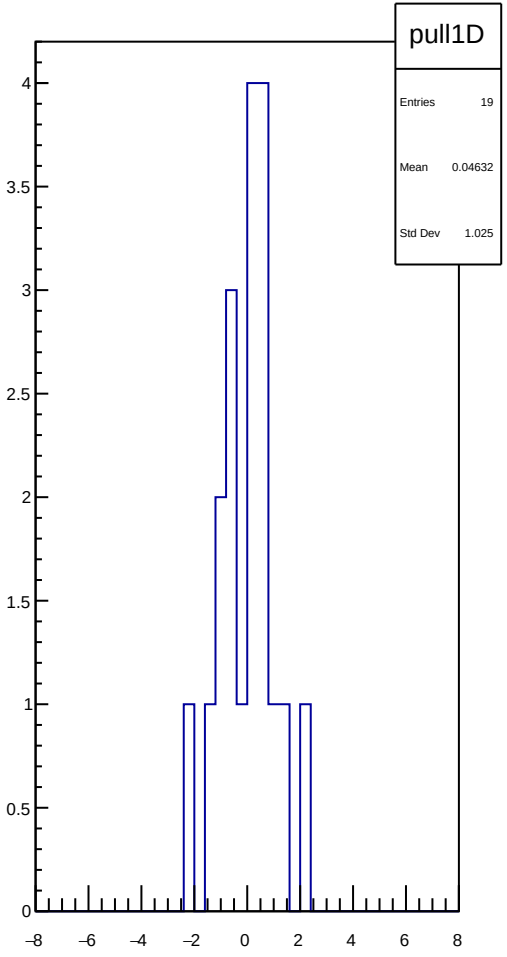
pull1D
Entries 19
Mean 0.04632
Std Dev 1.025

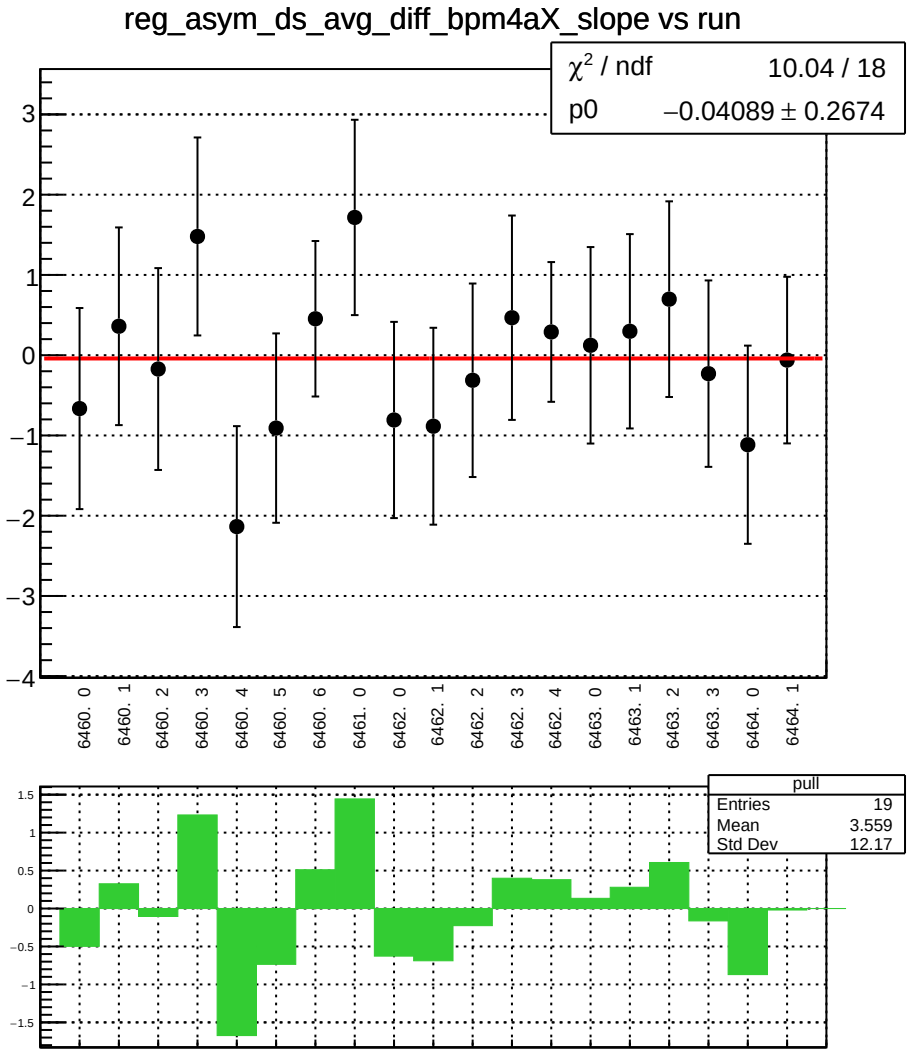
reg_asym_ds_avg_diff_bpm4aX_slope vs run
χ² / ndf 10.04 / 18
p0 −0.04089 ± 0.2674
3
2
1
0
−1
−2
−3
−4
6460. 0
6460. 1
6460. 2
6460. 3
6460. 4
6460. 5
6460. 6
6461. 0
6462. 0
6462. 1
6462. 2
6462. 3
6462. 4
6463. 0
6463. 1
6463. 2
6463. 3
6464. 0
6464. 1
pull
Entries 19
Mean 3.559
Std Dev 12.17
1.5
1
0.5
0
−0.5
−1
−1.5

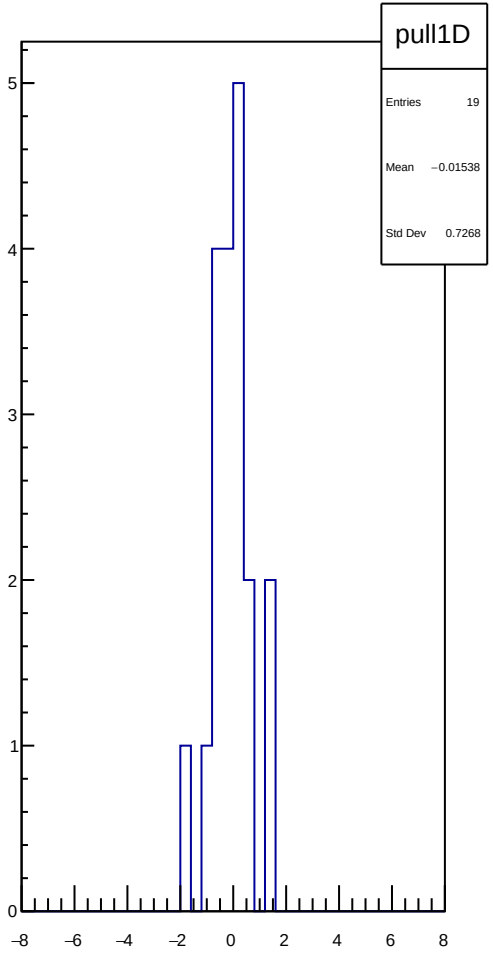
pull1D
Entries 19
Mean −0.01538
Std Dev 0.7268
5
4
3
2
1
0
−8
−6
−4
−2
0
2
4
6
8

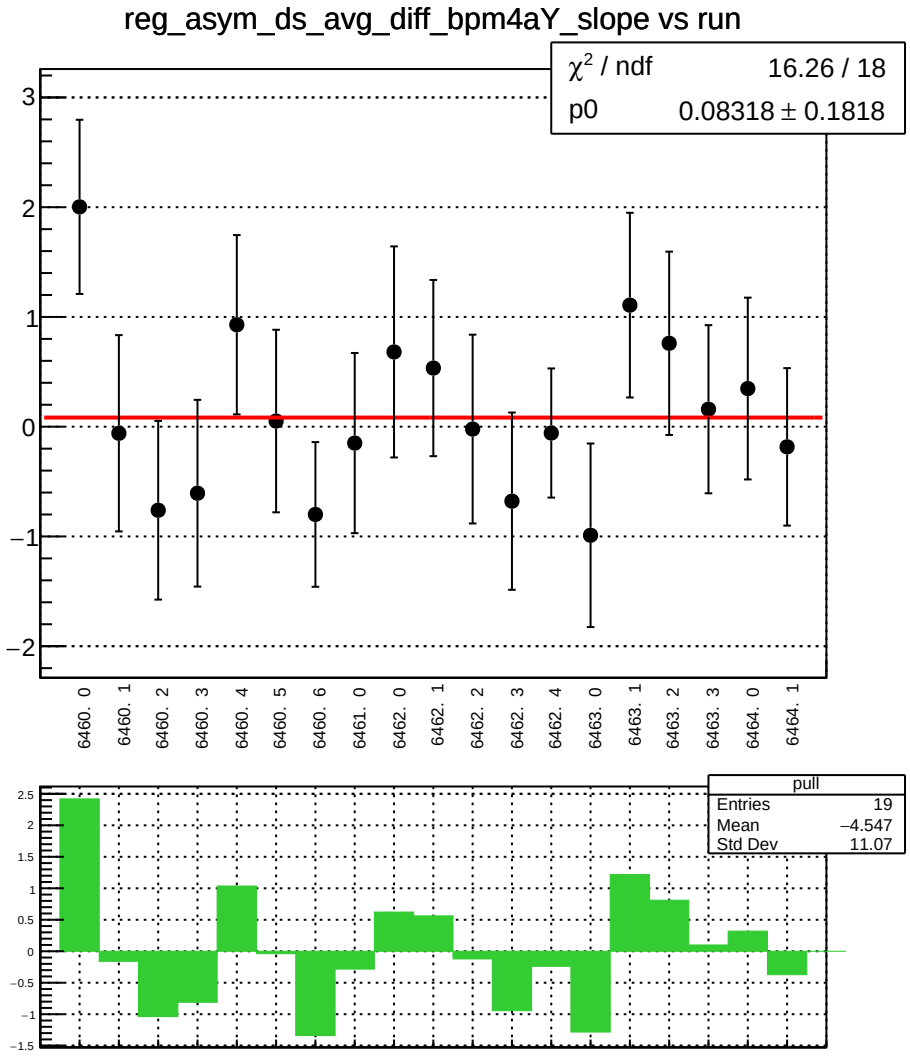
reg_asym_ds_avg_diff_bpm4aY_slope vs run
χ² / ndf 16.26 / 18
p0 0.08318 ± 0.1818
3
2
1
0
−1
−2
6460. 0
6460. 1
6460. 2
6460. 3
6460. 4
6460. 5
6460. 6
6461. 0
6462. 0
6462. 1
6462. 2
6462. 3
6462. 4
6463. 0
6463. 1
6463. 2
6463. 3
6464. 0
6464. 1
pull
Entries 19
Mean −4.547
Std Dev 11.07
2.5
2
1.5
1
0.5
0
−0.5
−1
−1.5

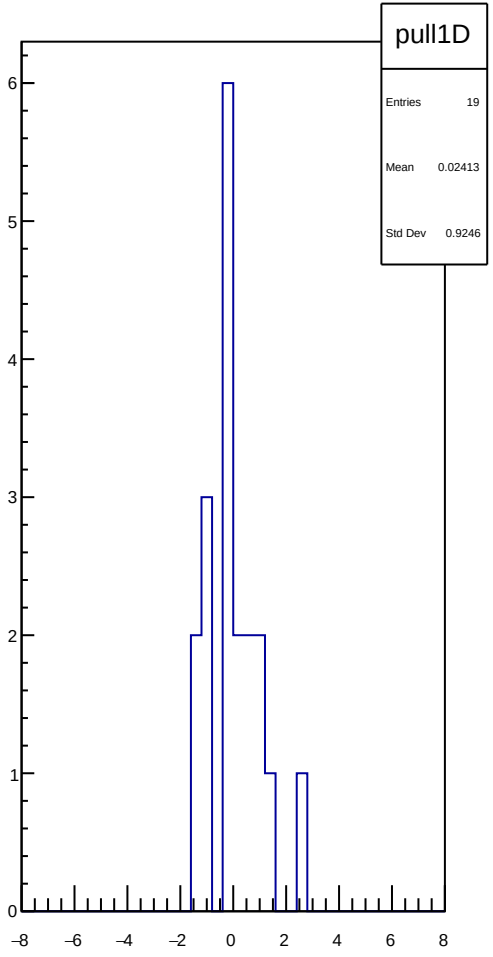
pull1D
Entries 19
Mean 0.02413
Std Dev 0.9246
6
5
4
3
2
1
0
−8
−6
−4
−2
0
2
4
6
8

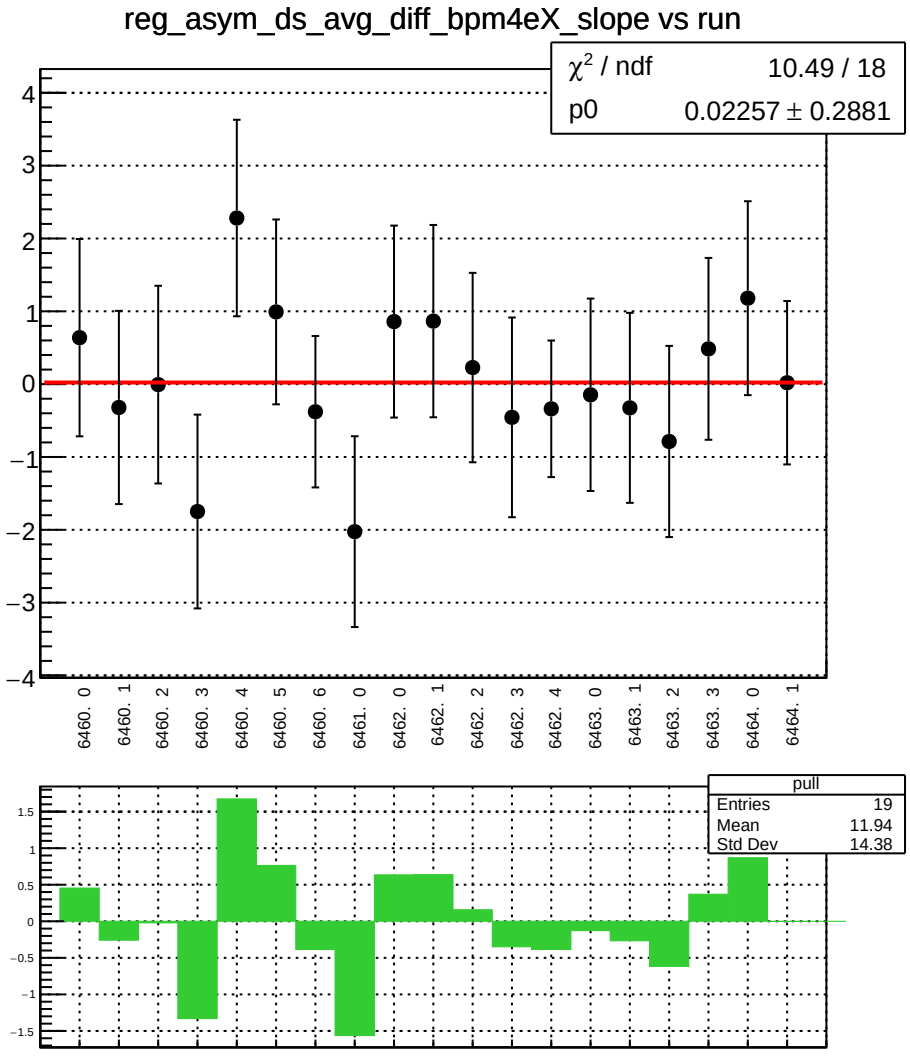
reg_asym_ds_avg_diff_bpm4eX_slope vs run
χ² / ndf 10.49 / 18
p0 0.02257 ± 0.2881
6460. 0
6460. 1
6460. 2
6460. 3
6460. 4
6460. 5
6460. 6
6461. 0
6462. 0
6462. 1
6462. 2
6462. 3
6462. 4
6463. 0
6463. 1
6463. 2
6463. 3
6464. 0
6464. 1
pull
Entries 19
Mean 11.94
Std Dev 14.38

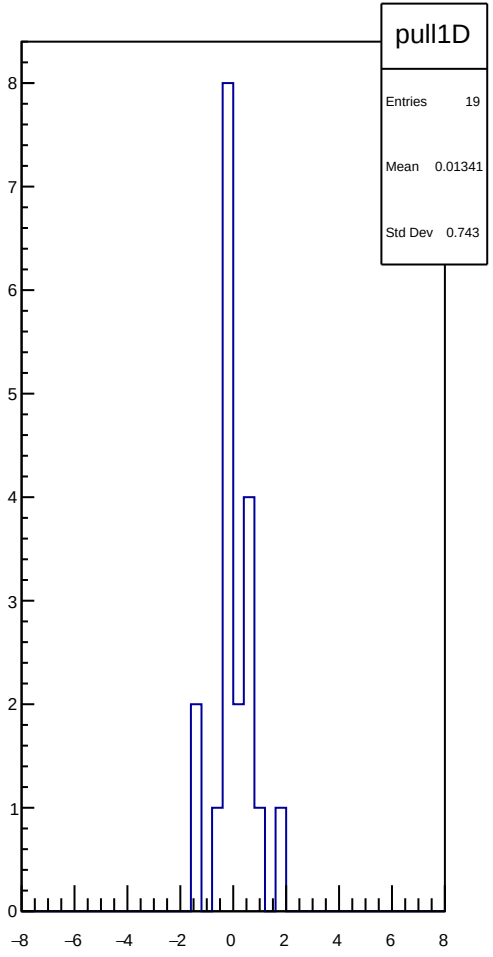
pull1D
Entries 19
Mean 0.01341
Std Dev 0.743

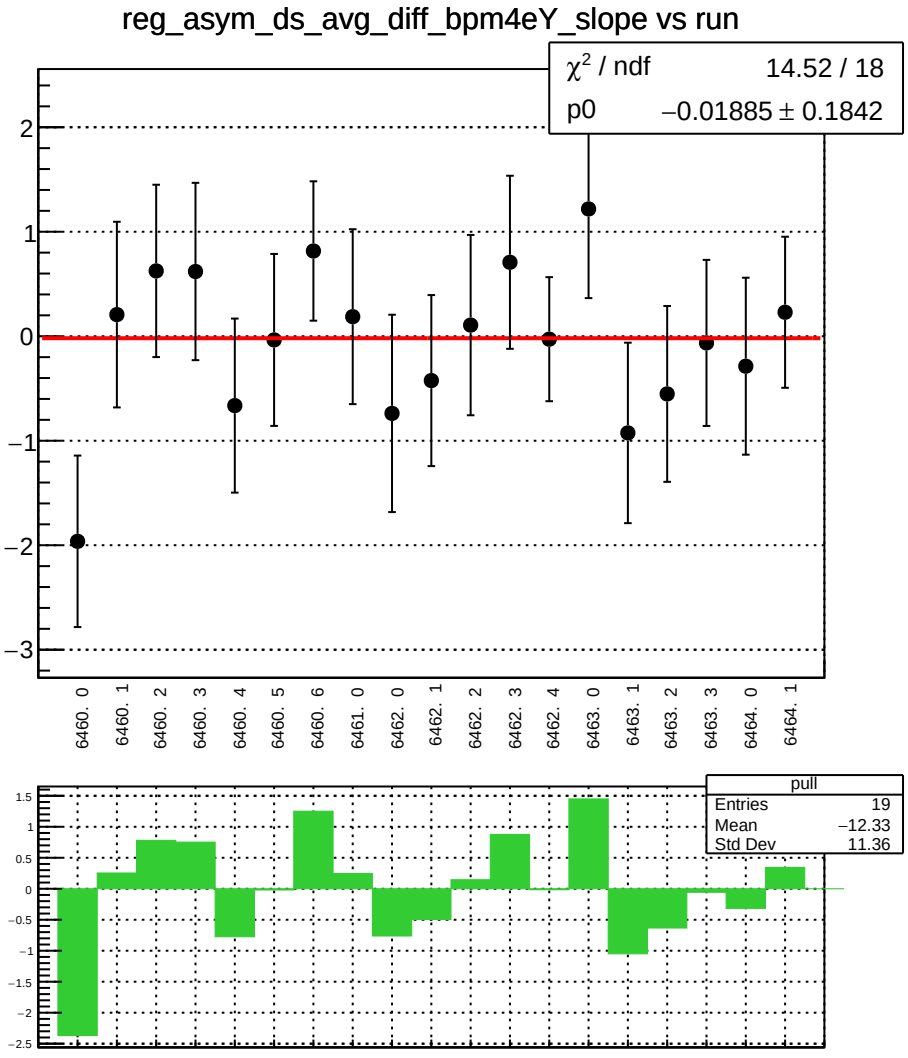
reg_asym_ds_avg_diff_bpm4eY_slope vs run
χ² / ndf 14.52 / 18
p0 −0.01885 ± 0.1842
6460. 0
6460. 1
6460. 2
6460. 3
6460. 4
6460. 5
6460. 6
6461. 0
6462. 0
6462. 1
6462. 2
6462. 3
6462. 4
6463. 0
6463. 1
6463. 2
6463. 3
6464. 0
6464. 1
pull
Entries 19
Mean −12.33
Std Dev 11.36

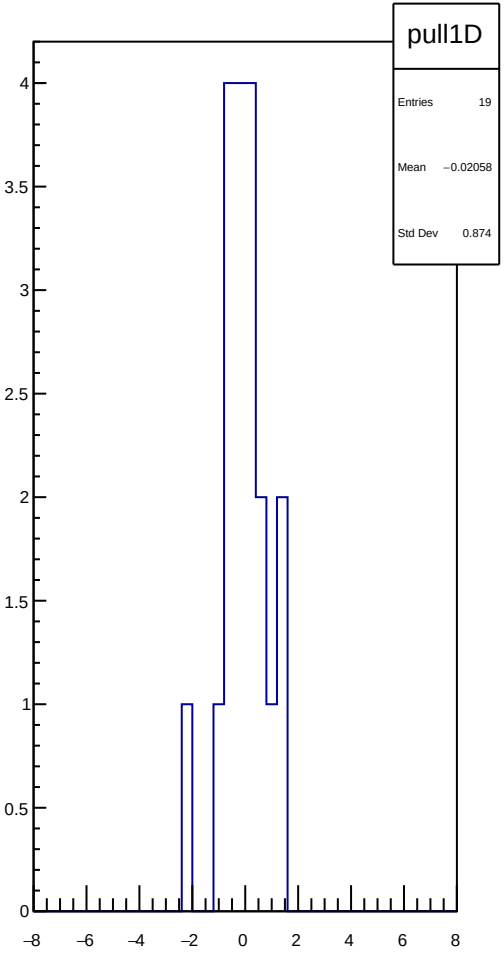
pull1D
Entries 19
Mean −0.02058
Std Dev 0.874

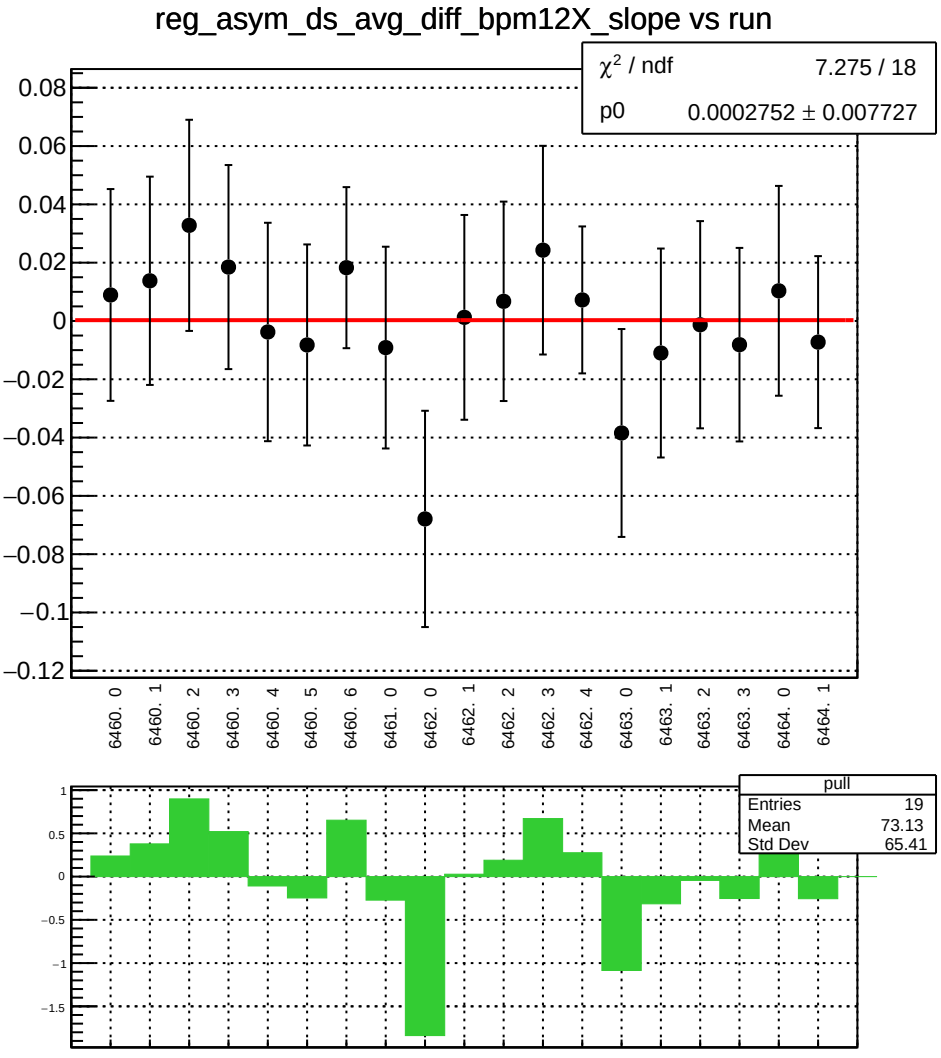
reg_asym_ds_avg_diff_bpm12X_slope vs run
χ² / ndf 7.275 / 18
p0 0.0002752 ± 0.007727
0.08
0.06
0.04
0.02
0
−0.02
−0.04
−0.06
−0.08
−0.1
−0.12
6460. 0
6460. 1
6460. 2
6460. 3
6460. 4
6460. 5
6460. 6
6461. 0
6462. 0
6462. 1
6462. 2
6462. 3
6462. 4
6463. 0
6463. 1
6463. 2
6463. 3
6464. 0
6464. 1
pull
Entries 19
Mean 73.13
Std Dev 65.41
1
0.5
0
−0.5
−1
−1.5

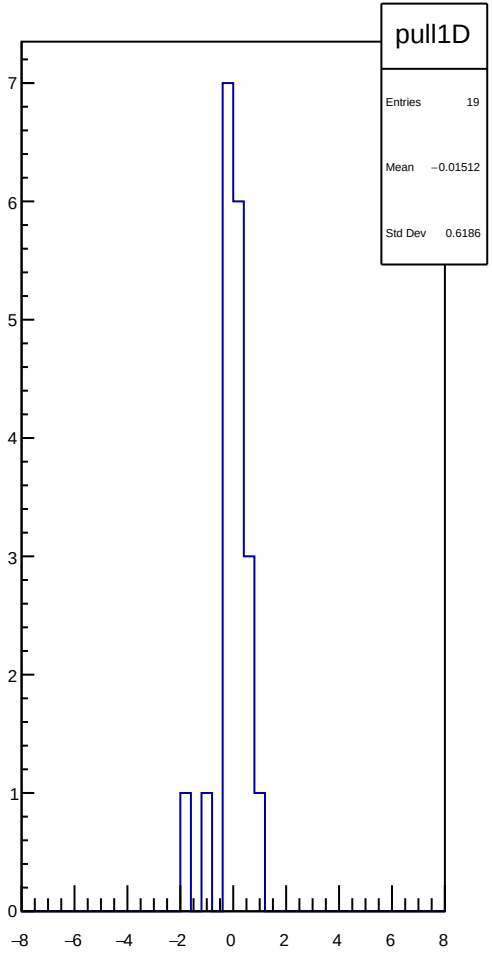
pull1D
Entries 19
Mean −0.01512
Std Dev 0.6186
7
6
5
4
3
2
1
0
−8
−6
−4
−2
0
2
4
6
8

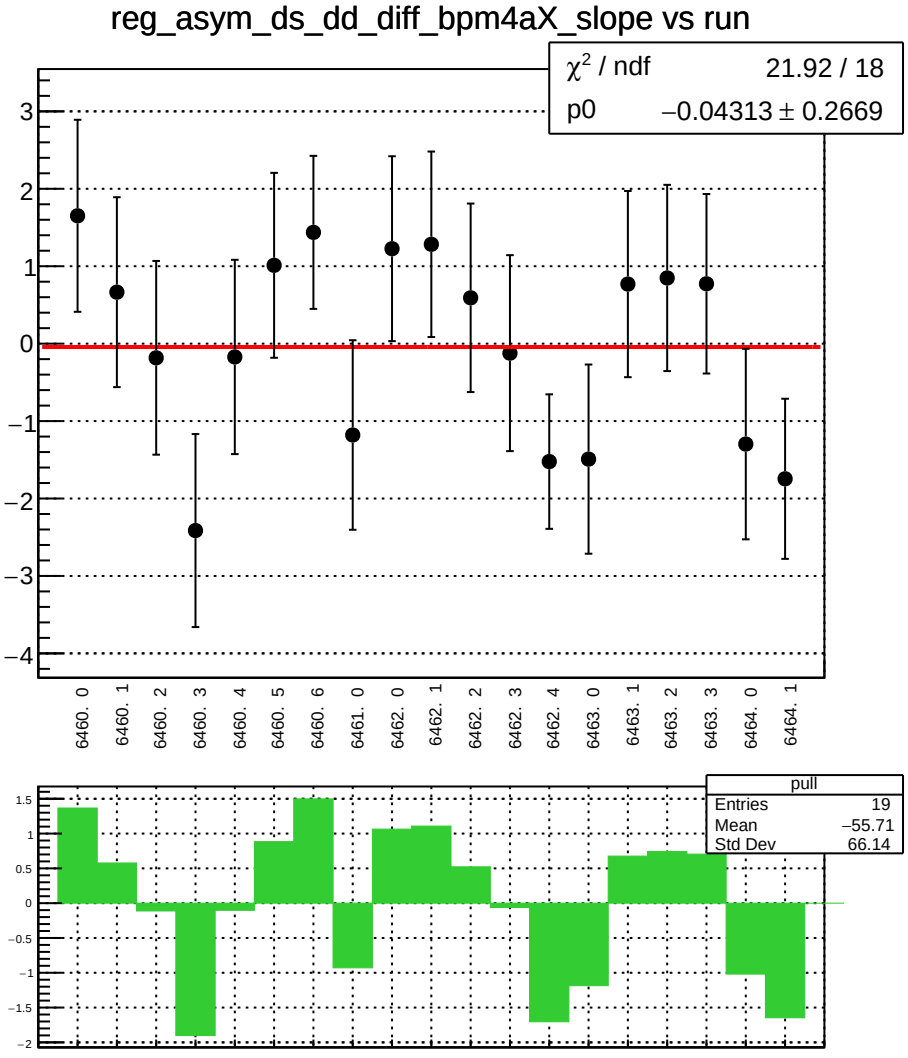
reg_asym_ds_dd_diff_bpm4aX_slope vs run
χ² / ndf 21.92 / 18
p0 −0.04313 ± 0.2669
3
2
1
0
−1
−2
−3
−4
6460. 0
6460. 1
6460. 2
6460. 3
6460. 4
6460. 5
6460. 6
6461. 0
6462. 0
6462. 1
6462. 2
6462. 3
6462. 4
6463. 0
6463. 1
6463. 2
6463. 3
6464. 0
6464. 1
pull
Entries 19
Mean −55.71
Std Dev 66.14
1.5
1
0.5
0
−0.5
−1
−1.5
−2

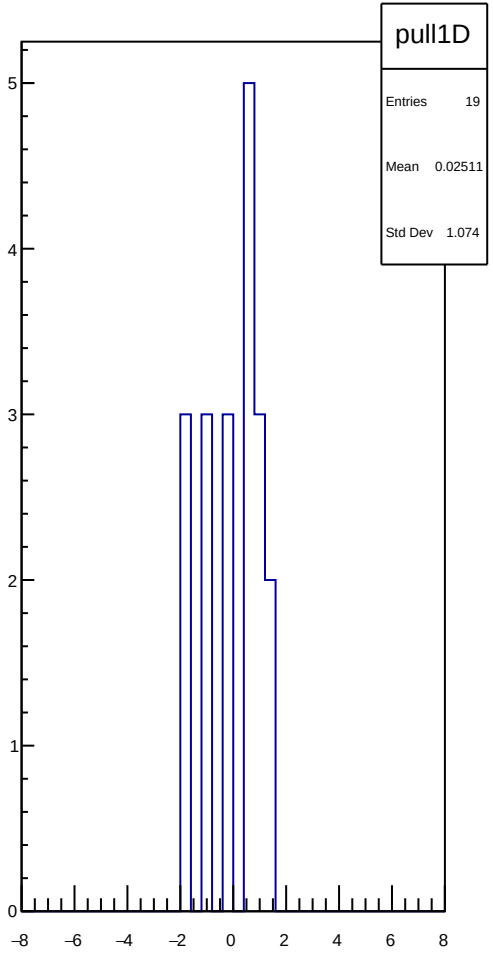
pull1D
Entries 19
Mean 0.02511
Std Dev 1.074
5
4
3
2
1
0
−8
−6
−4
−2
0
2
4
6
8

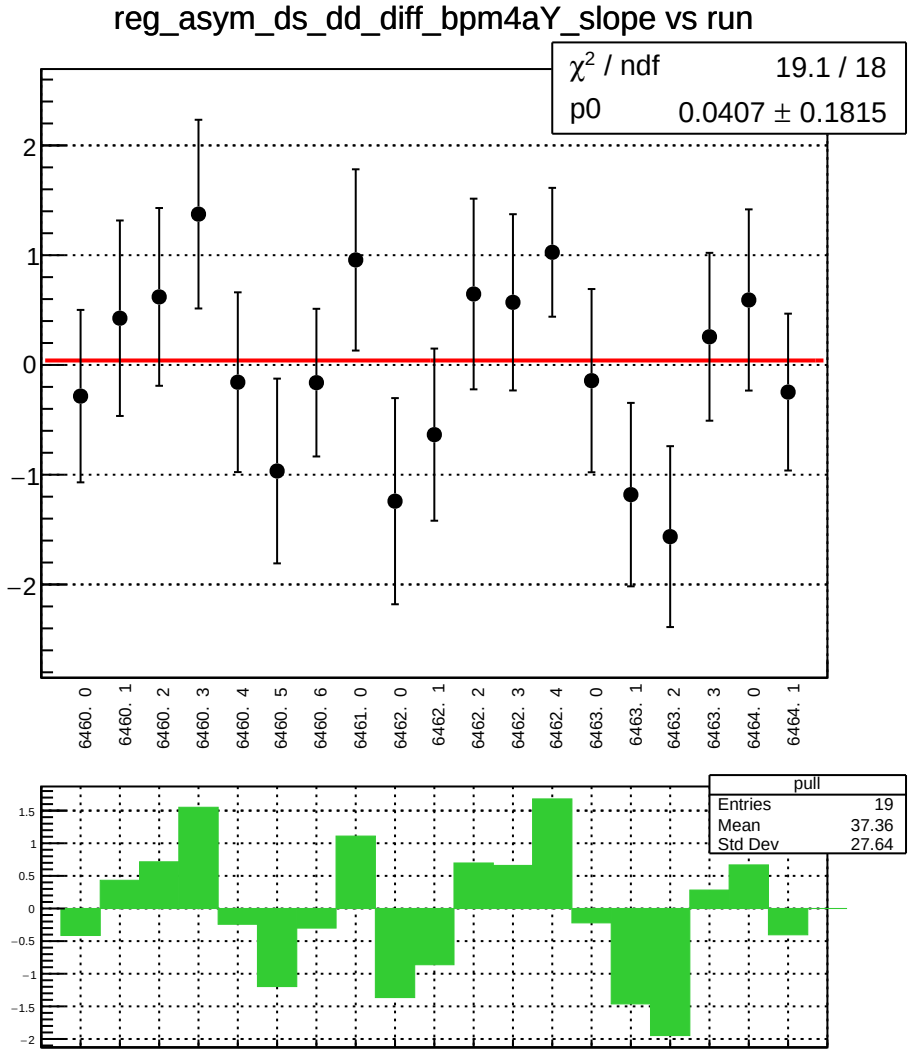
reg_asym_ds_dd_diff_bpm4aY_slope vs run
χ² / ndf 19.1 / 18
p0 0.0407 ± 0.1815
6460. 0
6460. 1
6460. 2
6460. 3
6460. 4
6460. 5
6460. 6
6461. 0
6462. 0
6462. 1
6462. 2
6462. 3
6462. 4
6463. 0
6463. 1
6463. 2
6463. 3
6464. 0
6464. 1
pull
Entries 19
Mean 37.36
Std Dev 27.64

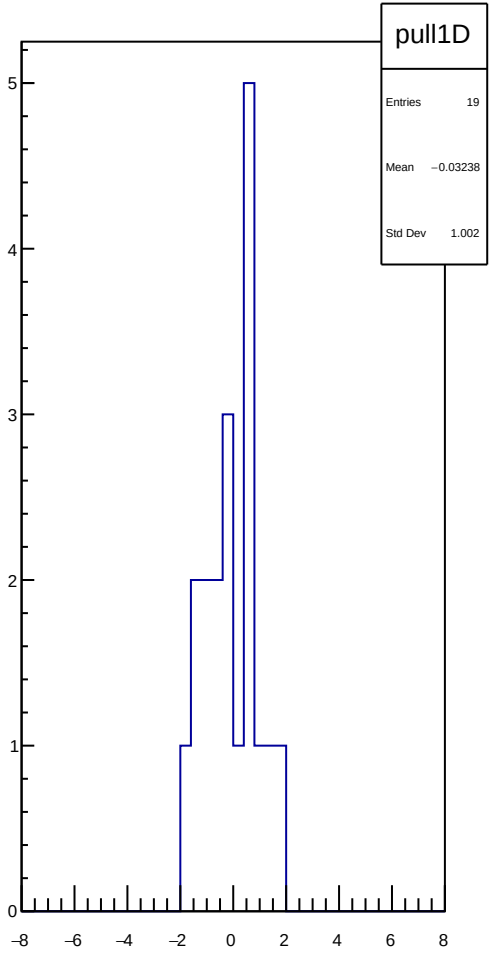
pull1D
Entries 19
Mean −0.03238
Std Dev 1.002

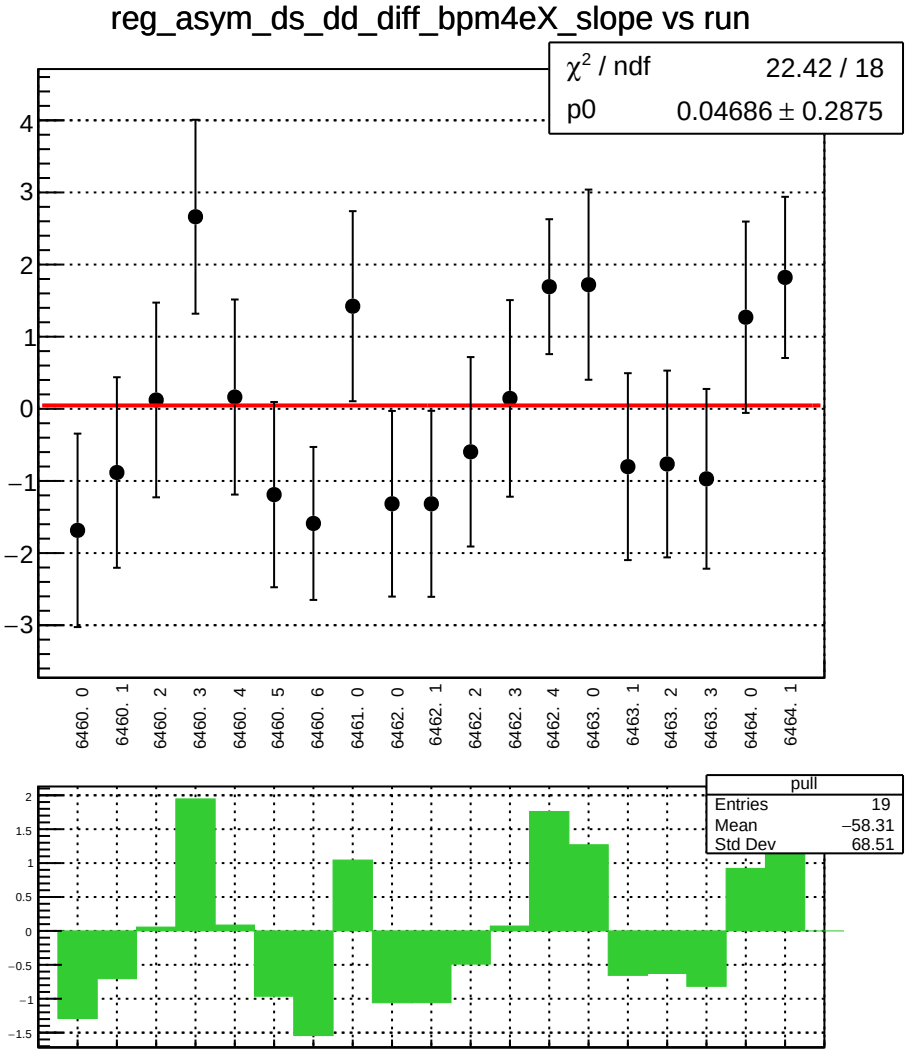
reg_asym_ds_dd_diff_bpm4eX_slope vs run
χ² / ndf 22.42 / 18
p0 0.04686 ± 0.2875
6460. 0
6460. 1
6460. 2
6460. 3
6460. 4
6460. 5
6460. 6
6461. 0
6462. 0
6462. 1
6462. 2
6462. 3
6462. 4
6463. 0
6463. 1
6463. 2
6463. 3
6464. 0
6464. 1
pull
Entries 19
Mean −58.31
Std Dev 68.51

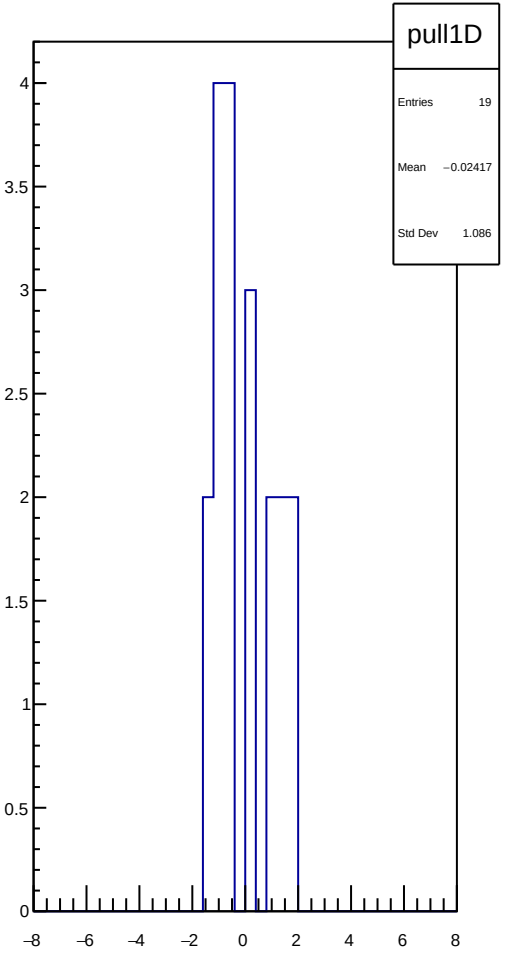
pull1D
Entries 19
Mean −0.02417
Std Dev 1.086

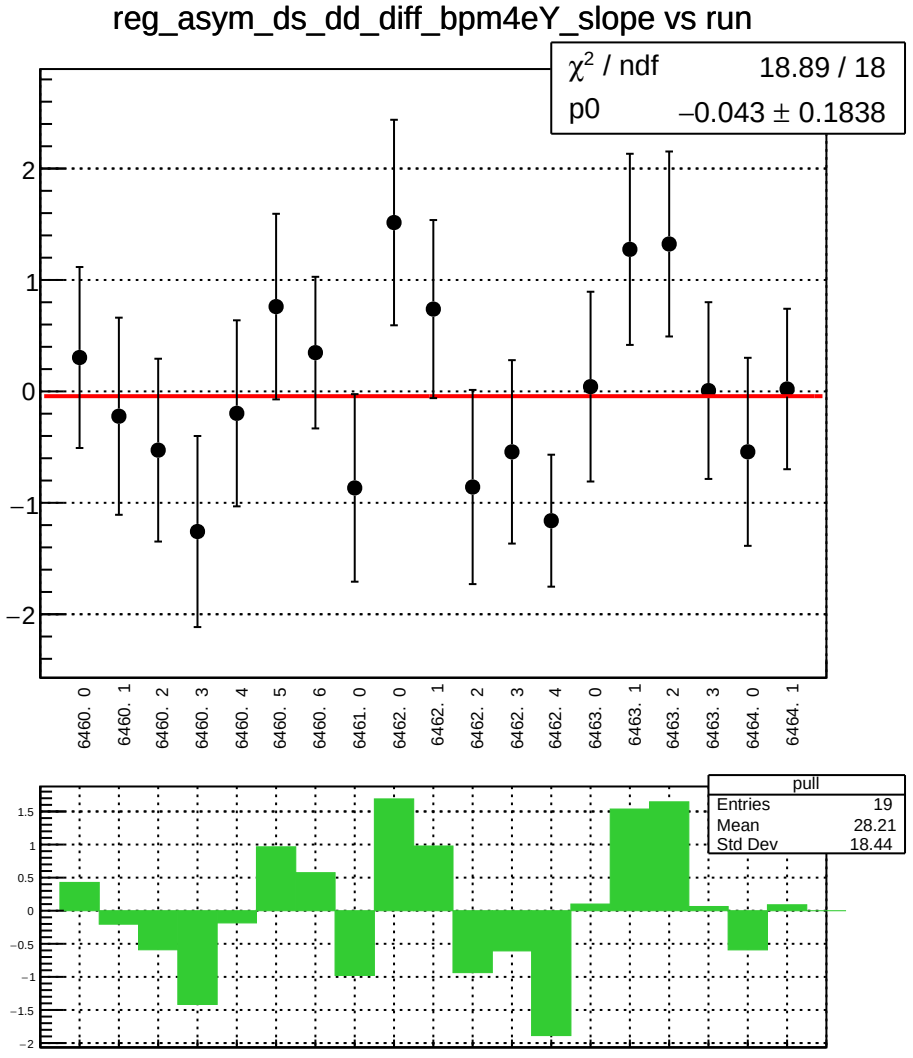
reg_asym_ds_dd_diff_bpm4eY_slope vs run
χ² / ndf 18.89 / 18
p0 −0.043 ± 0.1838
6460. 0
6460. 1
6460. 2
6460. 3
6460. 4
6460. 5
6460. 6
6461. 0
6462. 0
6462. 1
6462. 2
6462. 3
6462. 4
6463. 0
6463. 1
6463. 2
6463. 3
6464. 0
6464. 1
pull
Entries 19
Mean 28.21
Std Dev 18.44

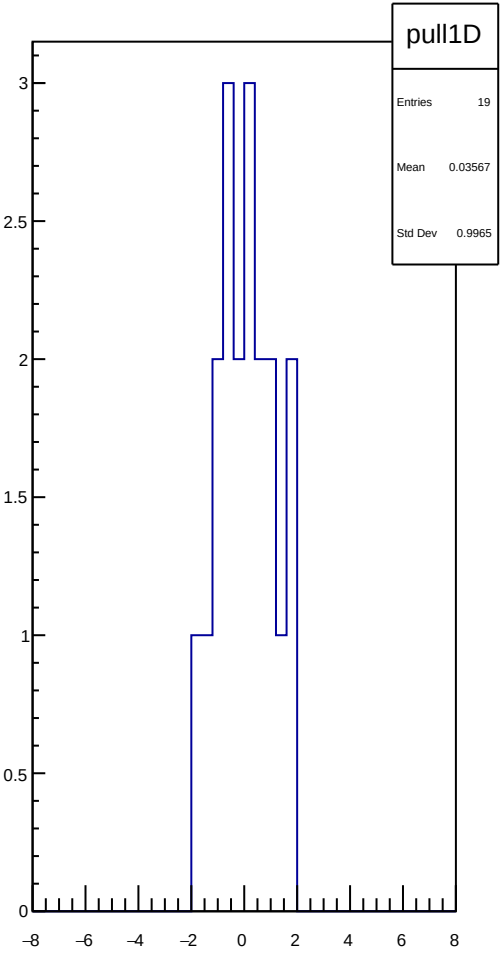
pull1D
Entries 19
Mean 0.03567
Std Dev 0.9965

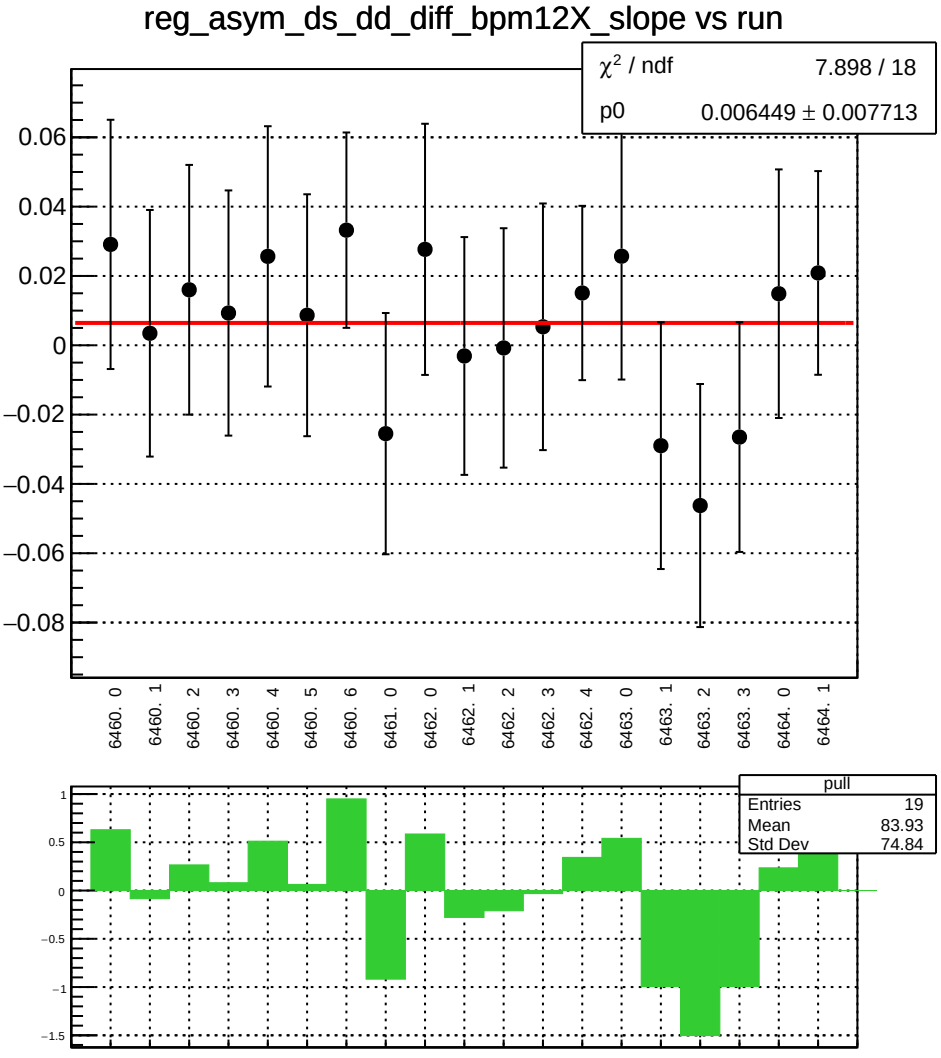
reg_asym_ds_dd_diff_bpm12X_slope vs run
χ² / ndf 7.898 / 18
p0 0.006449 ± 0.007713
0.06
0.04
0.02
0
−0.02
−0.04
−0.06
−0.08
6460. 0
6460. 1
6460. 2
6460. 3
6460. 4
6460. 5
6460. 6
6461. 0
6462. 0
6462. 1
6462. 2
6462. 3
6462. 4
6463. 0
6463. 1
6463. 2
6463. 3
6464. 0
6464. 1
pull
Entries 19
Mean 83.93
Std Dev 74.84
1
0.5
0
−0.5
−1
−1.5

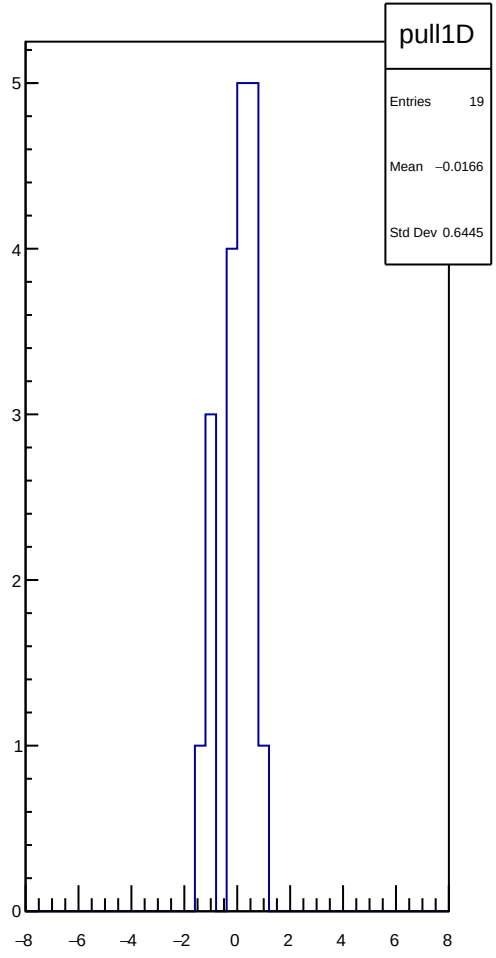
pull1D
Entries 19
Mean −0.0166
Std Dev 0.6445
5
4
3
2
1
0
−8
−6
−4
−2
0
2
4
6
8

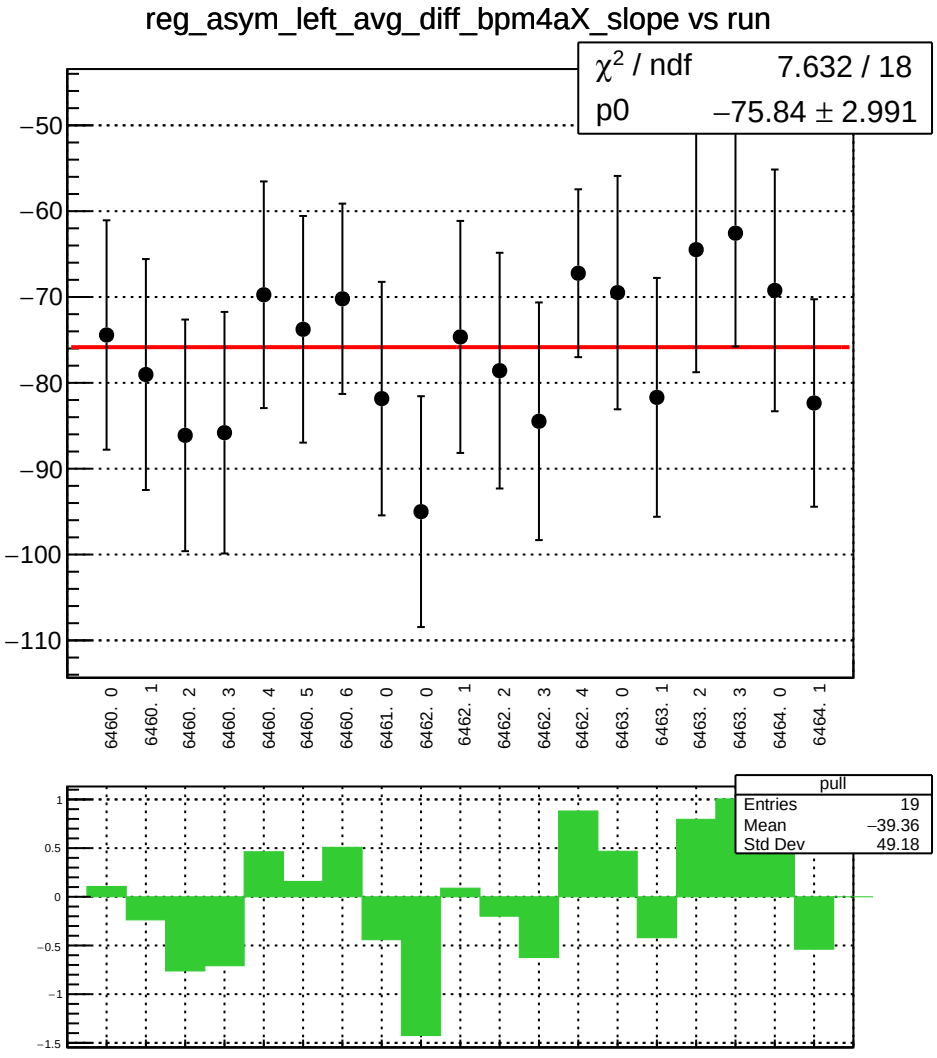
reg_asym_left_avg_diff_bpm4aX_slope vs run
χ² / ndf 7.632 / 18
p0 −75.84 ± 2.991
−50
−60
−70
−80
−90
−100
−110
6460. 0
6460. 1
6460. 2
6460. 3
6460. 4
6460. 5
6460. 6
6461. 0
6462. 0
6462. 1
6462. 2
6462. 3
6462. 4
6463. 0
6463. 1
6463. 2
6463. 3
6464. 0
6464. 1
pull
Entries 19
Mean −39.36
Std Dev 49.18
1
0.5
0
−0.5
−1
−1.5

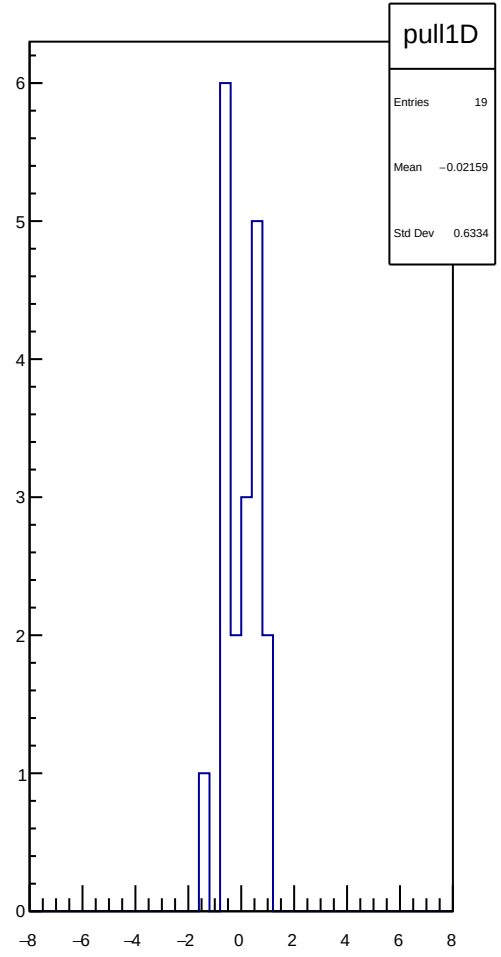
pull1D
Entries 19
Mean −0.02159
Std Dev 0.6334
6
5
4
3
2
1
0
−8
−6
−4
−2
0
2
4
6
8

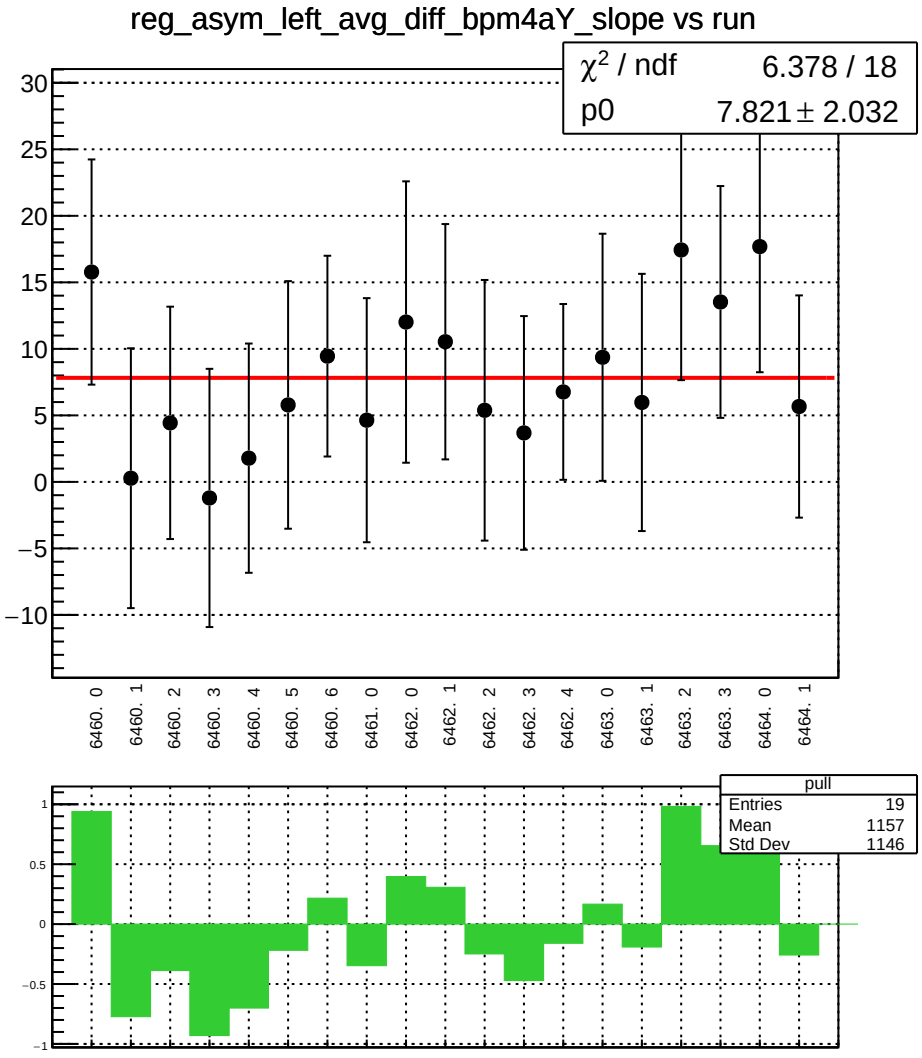
reg_asym_left_avg_diff_bpm4aY_slope vs run
χ² / ndf 6.378 / 18
p0 7.821 ± 2.032
30
25
20
15
10
5
0
−5
−10
6460. 0
6460. 1
6460. 2
6460. 3
6460. 4
6460. 5
6460. 6
6461. 0
6462. 0
6462. 1
6462. 2
6462. 3
6462. 4
6463. 0
6463. 1
6463. 2
6463. 3
6464. 0
6464. 1
pull
Entries 19
Mean 1157
Std Dev 1146
1
0.5
0
−0.5
−1

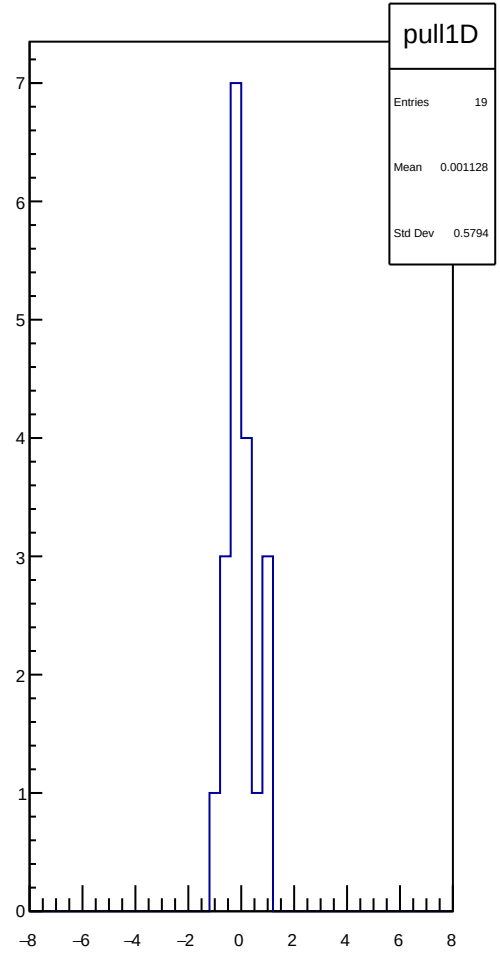
pull1D
Entries 19
Mean 0.001128
Std Dev 0.5794
7
6
5
4
3
2
1
0
−8
−6
−4
−2
0
2
4
6
8

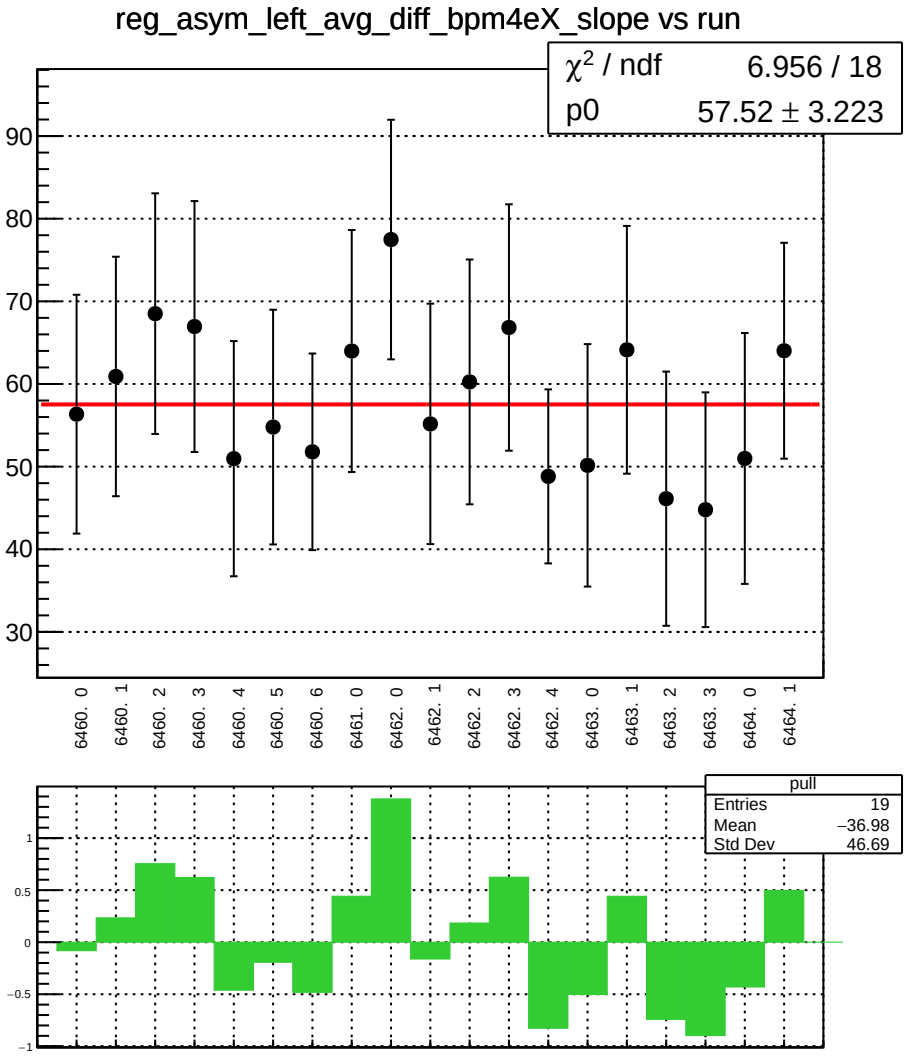
reg_asym_left_avg_diff_bpm4eX_slope vs run
χ² / ndf 6.956 / 18
p0 57.52 ± 3.223
90
80
70
60
50
40
30
6460. 0
6460. 1
6460. 2
6460. 3
6460. 4
6460. 5
6460. 6
6461. 0
6462. 0
6462. 1
6462. 2
6462. 3
6462. 4
6463. 0
6463. 1
6463. 2
6463. 3
6464. 0
6464. 1
pull
Entries 19
Mean −36.98
Std Dev 46.69
1
0.5
0
−0.5
−1

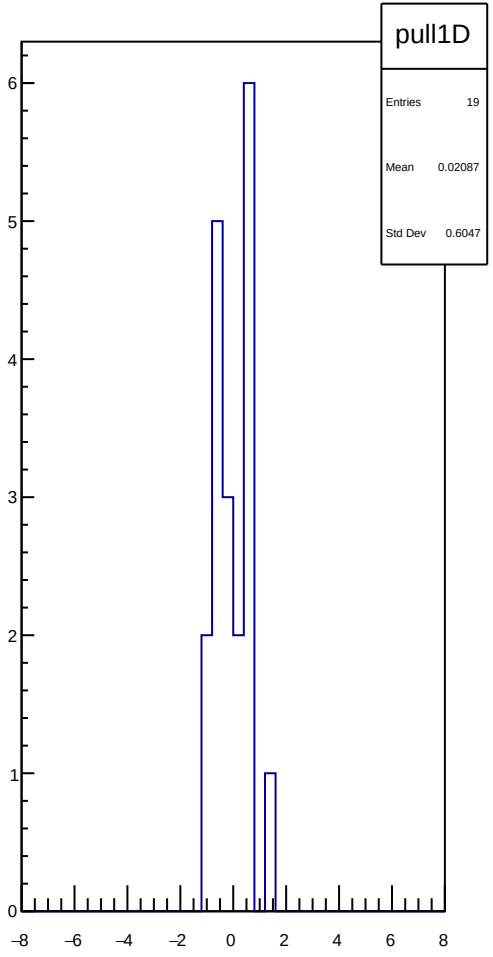
pull1D
Entries 19
Mean 0.02087
Std Dev 0.6047
6
5
4
3
2
1
0
−8
−6
−4
−2
0
2
4
6
8

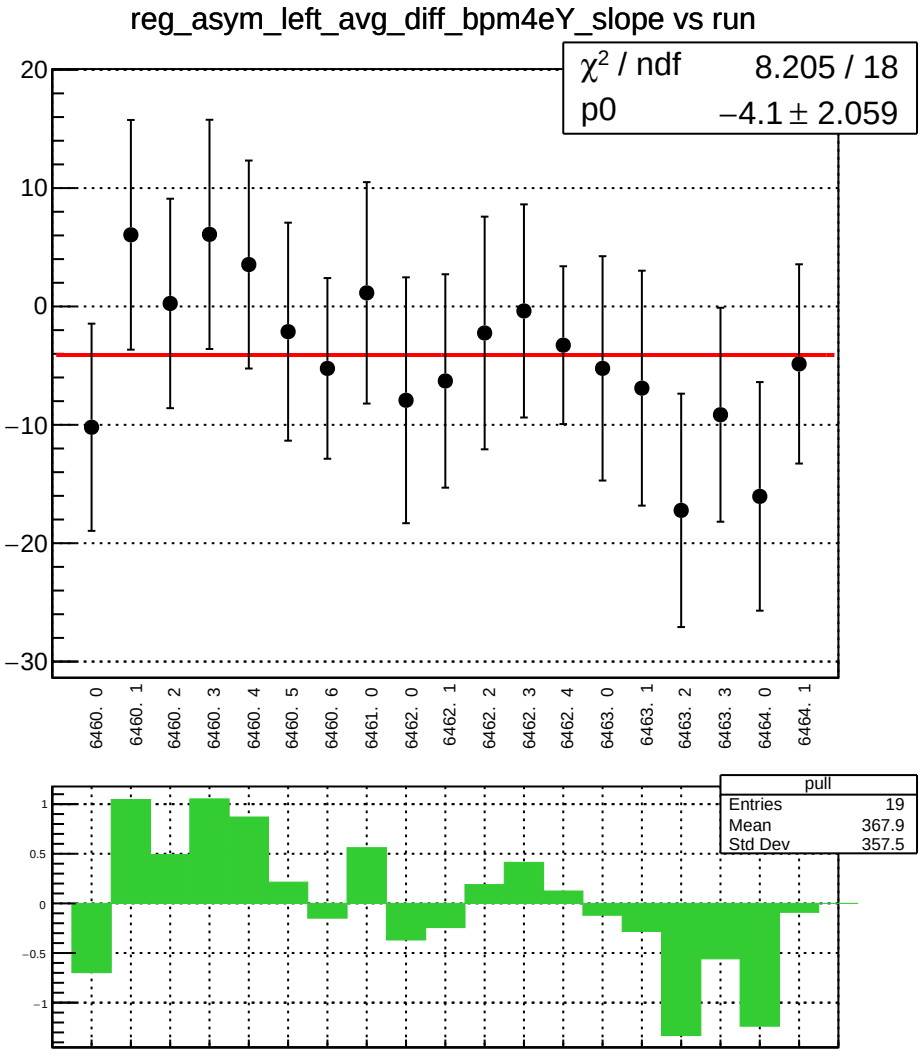
reg_asym_left_avg_diff_bpm4eY_slope vs run
χ² / ndf 8.205 / 18
p0 −4.1 ± 2.059
20
10
0
−10
−20
−30
6460. 0
6460. 1
6460. 2
6460. 3
6460. 4
6460. 5
6460. 6
6461. 0
6462. 0
6462. 1
6462. 2
6462. 3
6462. 4
6463. 0
6463. 1
6463. 2
6463. 3
6464. 0
6464. 1
pull
Entries 19
Mean 367.9
Std Dev 357.5
1
0.5
0
−0.5
−1

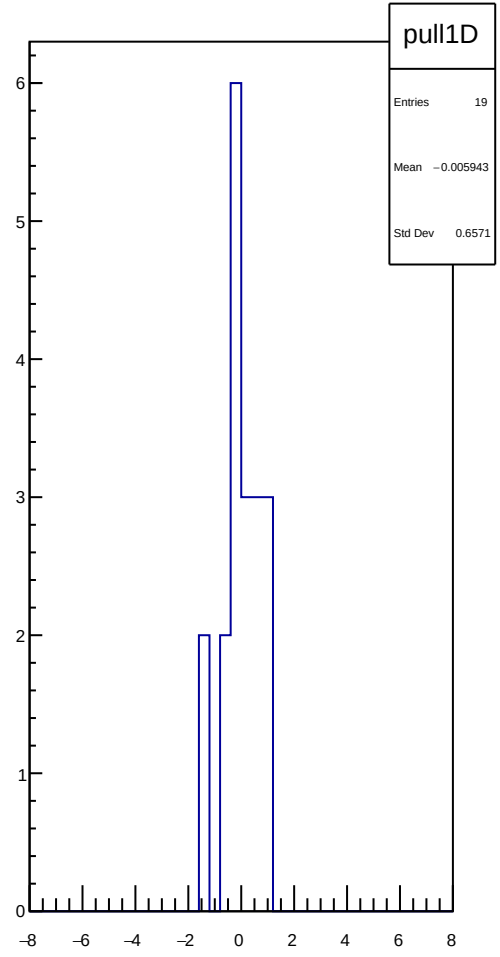
pull1D
Entries 19
Mean −0.005943
Std Dev 0.6571
6
5
4
3
2
1
0
−8
−6
−4
−2
0
2
4
6
8

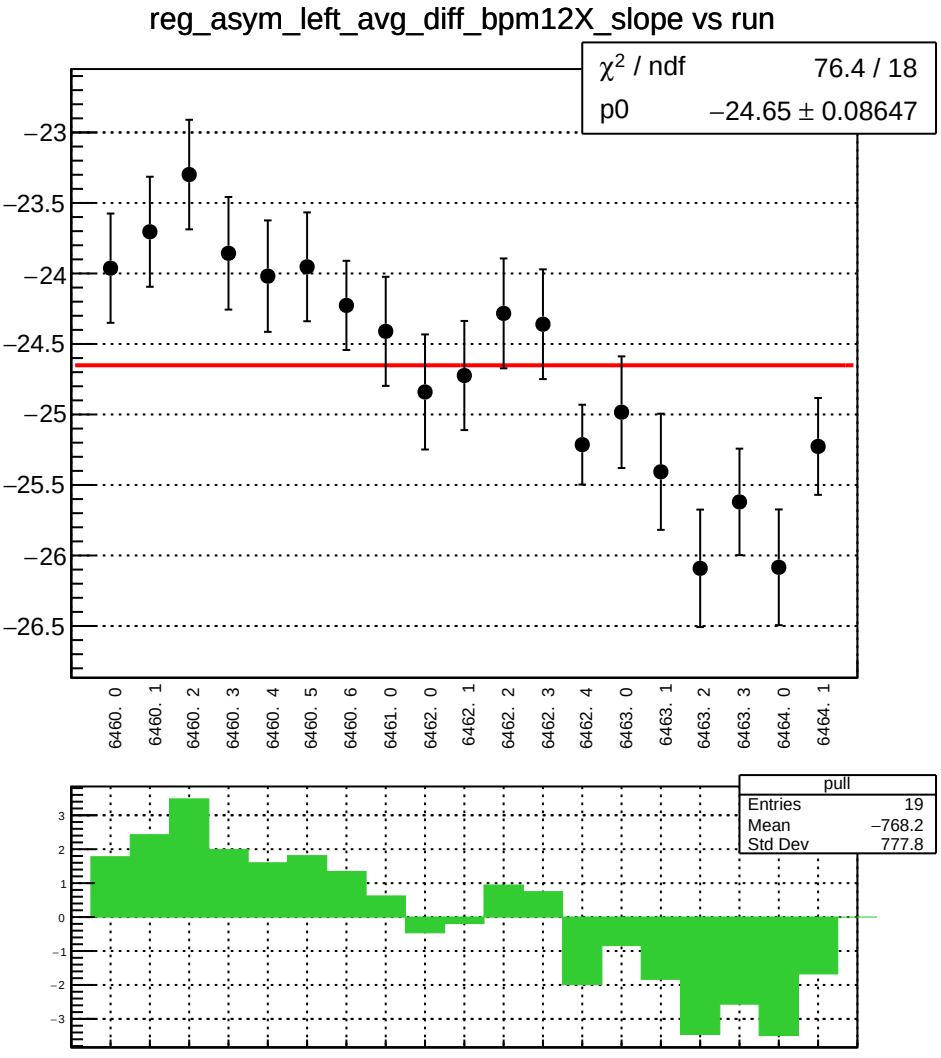
reg_asym_left_avg_diff_bpm12X_slope vs run
χ² / ndf 76.4 / 18
p0 −24.65 ± 0.08647
−23
−23.5
−24
−24.5
−25
−25.5
−26
−26.5
6460. 0
6460. 1
6460. 2
6460. 3
6460. 4
6460. 5
6460. 6
6461. 0
6462. 0
6462. 1
6462. 2
6462. 3
6462. 4
6463. 0
6463. 1
6463. 2
6463. 3
6464. 0
6464. 1
pull
Entries 19
Mean −768.2
Std Dev 777.8
3
2
1
0
−1
−2
−3

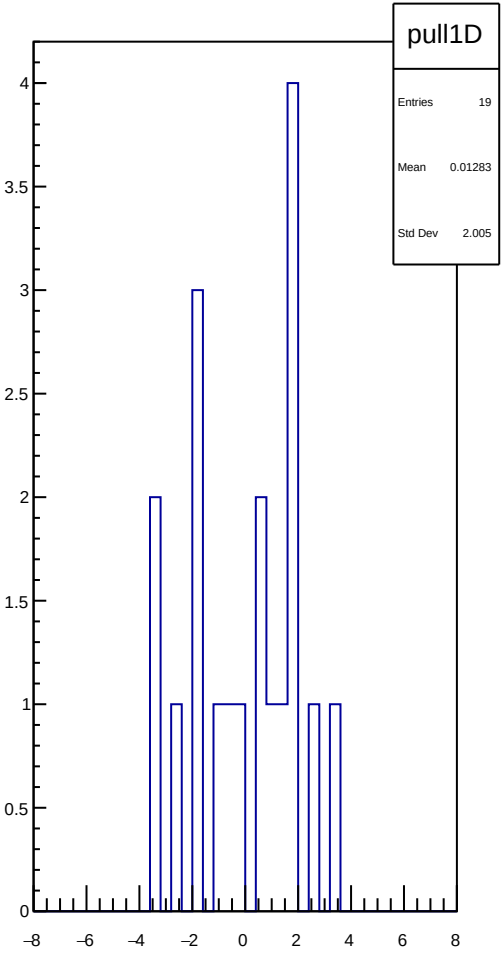
pull1D
Entries 19
Mean 0.01283
Std Dev 2.005
4
3.5
3
2.5
2
1.5
1
0.5
0
−8
−6
−4
−2
0
2
4
6
8

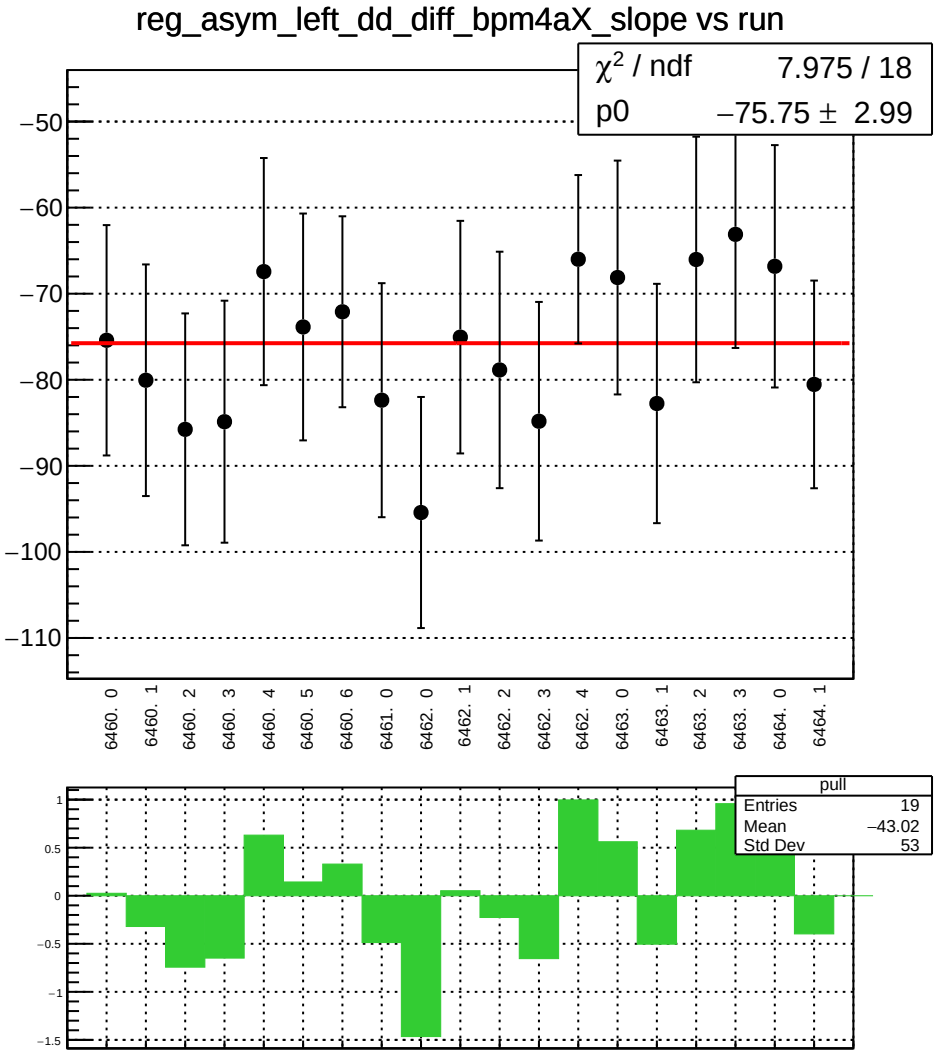
reg_asym_left_dd_diff_bpm4aX_slope vs run
χ² / ndf 7.975 / 18
p0 −75.75 ± 2.99
−50
−60
−70
−80
−90
−100
−110
6460. 0
6460. 1
6460. 2
6460. 3
6460. 4
6460. 5
6460. 6
6461. 0
6462. 0
6462. 1
6462. 2
6462. 3
6462. 4
6463. 0
6463. 1
6463. 2
6463. 3
6464. 0
6464. 1
pull
Entries 19
Mean −43.02
Std Dev 53
1
0.5
0
−0.5
−1
−1.5

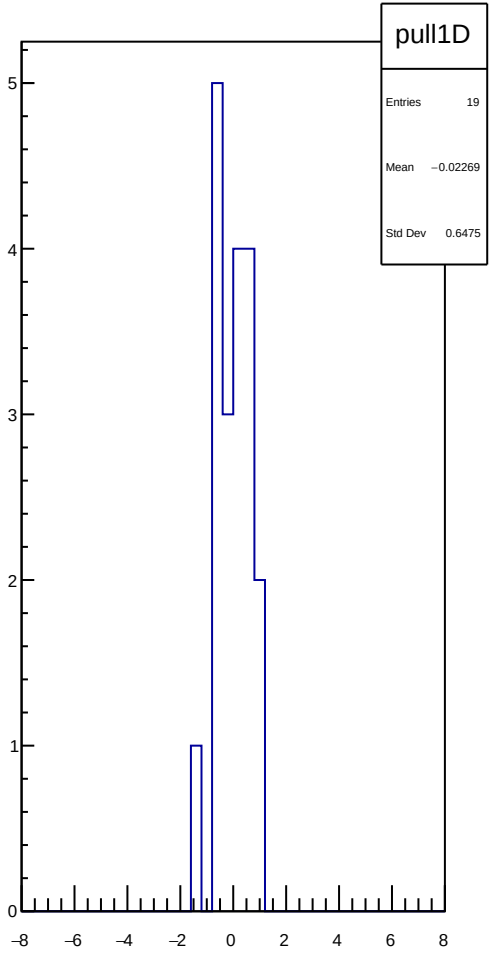
pull1D
Entries 19
Mean −0.02269
Std Dev 0.6475
5
4
3
2
1
0
−8
−6
−4
−2
0
2
4
6
8

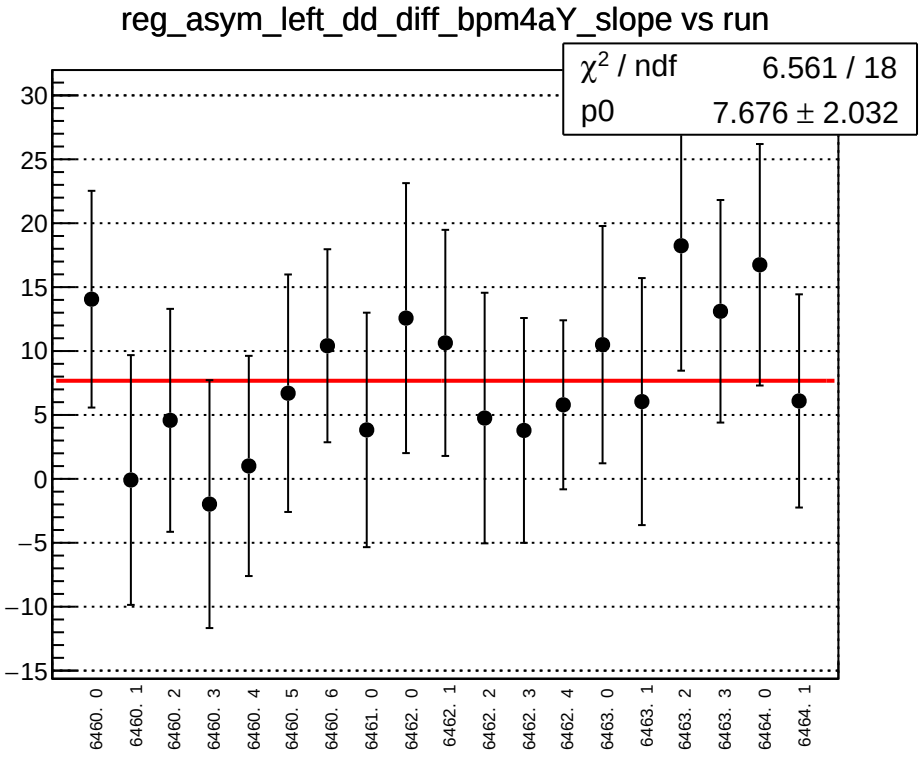
reg_asym_left_dd_diff_bpm4aY_slope vs run
χ² / ndf 6.561 / 18
p0 7.676 ± 2.032
30
25
20
15
10
5
0
−5
−10
−15
6460. 0
6460. 1
6460. 2
6460. 3
6460. 4
6460. 5
6460. 6
6461. 0
6462. 0
6462. 1
6462. 2
6462. 3
6462. 4
6463. 0
6463. 1
6463. 2
6463. 3
6464. 0
6464. 1
pull
Entries 19
Mean 464.8
Std Dev 454.4
1
0.5
0
−0.5
−1

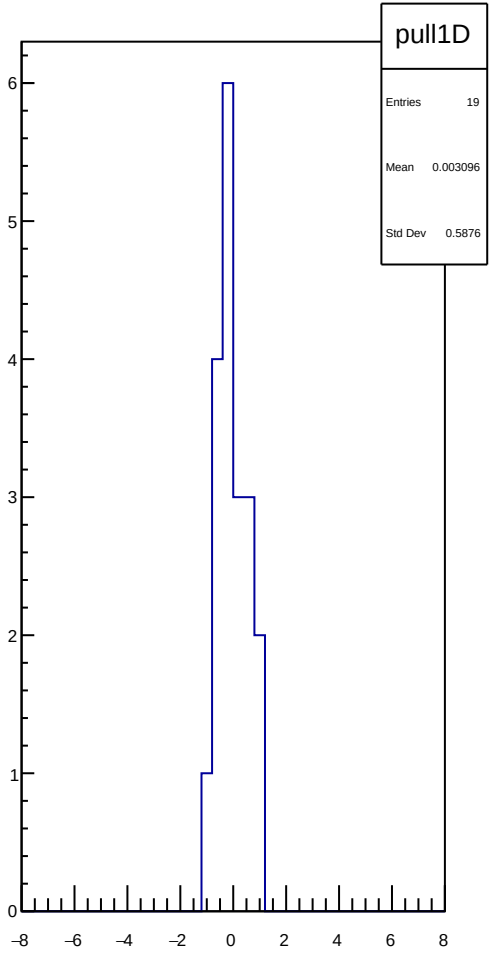
pull1D
Entries 19
Mean 0.003096
Std Dev 0.5876
6
5
4
3
2
1
0
−8
−6
−4
−2
0
2
4
6
8

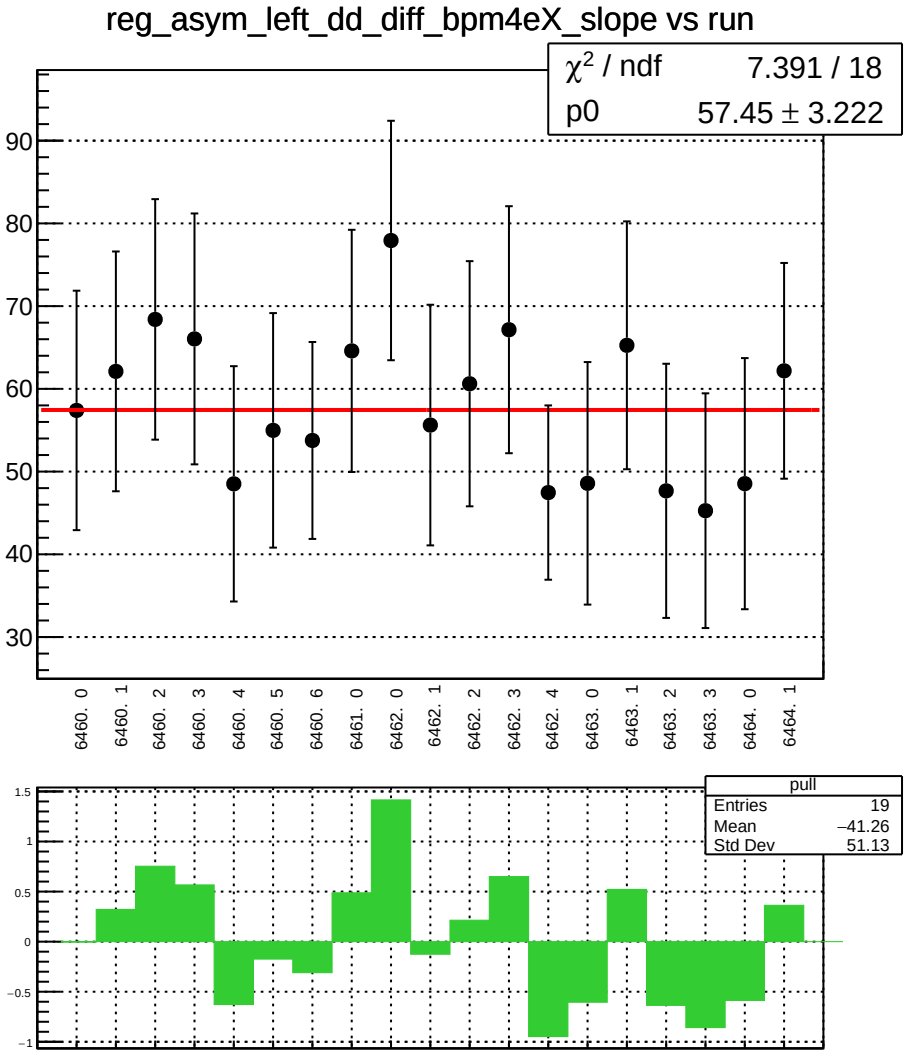
reg_asym_left_dd_diff_bpm4eX_slope vs run
χ2 / ndf 7.391 / 18
p0 57.45 ± 3.222
90
80
70
60
50
40
30
6460. 0
6460. 1
6460. 2
6460. 3
6460. 4
6460. 5
6460. 6
6461. 0
6462. 0
6462. 1
6462. 2
6462. 3
6462. 4
6463. 0
6463. 1
6463. 2
6463. 3
6464. 0
6464. 1
pull
Entries 19
Mean −41.26
Std Dev 51.13
1.5
1
0.5
0
−0.5
−1

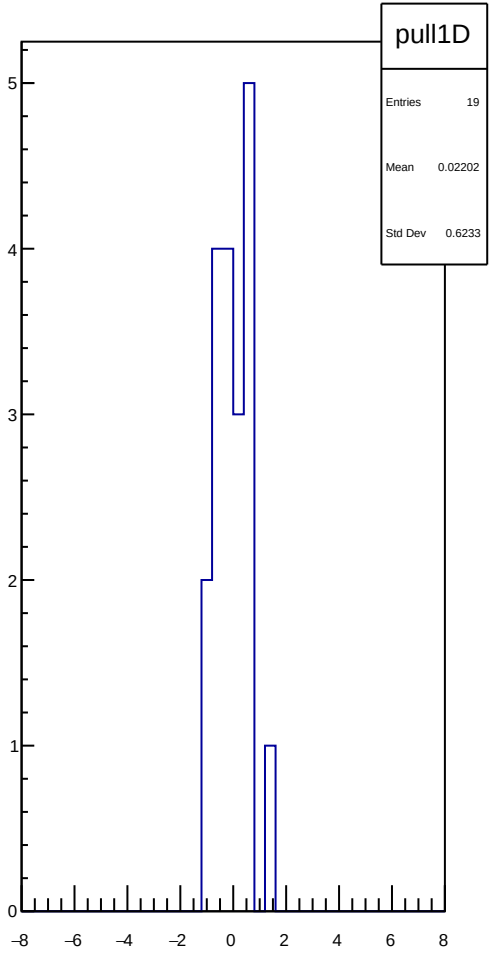
pull1D
Entries 19
Mean 0.02202
Std Dev 0.6233
5
4
3
2
1
0
−8
−6
−4
−2
0
2
4
6
8

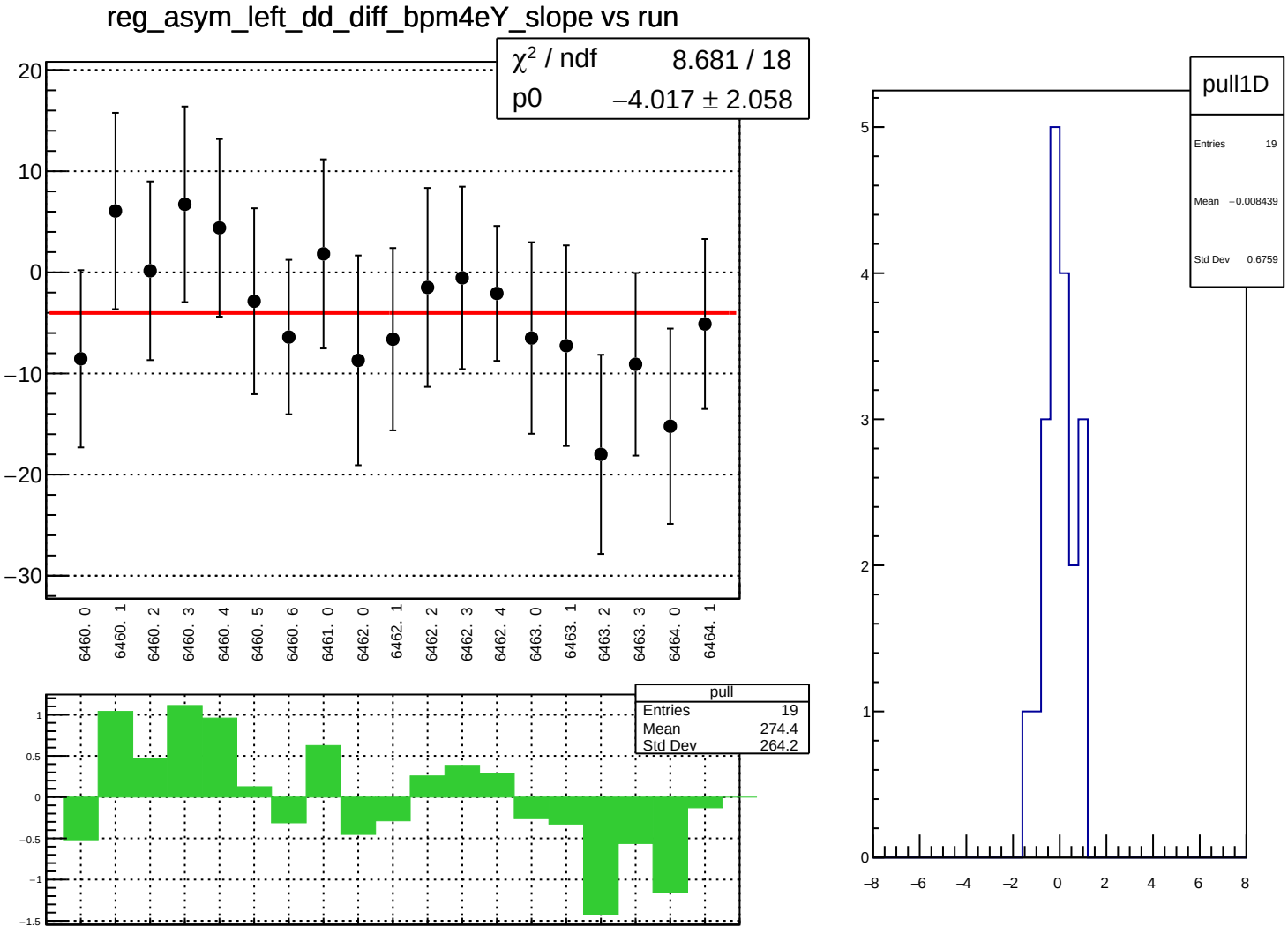
reg_asym_left_dd_diff_bpm4eY_slope vs run
χ² / ndf 8.681 / 18
p0 −4.017 ± 2.058
20
10
0
−10
−20
−30
6460. 0
6460. 1
6460. 2
6460. 3
6460. 4
6460. 5
6460. 6
6461. 0
6462. 0
6462. 1
6462. 2
6462. 3
6462. 4
6463. 0
6463. 1
6463. 2
6463. 3
6464. 0
6464. 1
pull
Entries 19
Mean 274.4
Std Dev 264.2
1
0.5
0
−0.5
−1
−1.5
pull1D
Entries 19
Mean −0.008439
Std Dev 0.6759
5
4
3
2
1
0
−8
−6
−4
−2
0
2
4
6
8

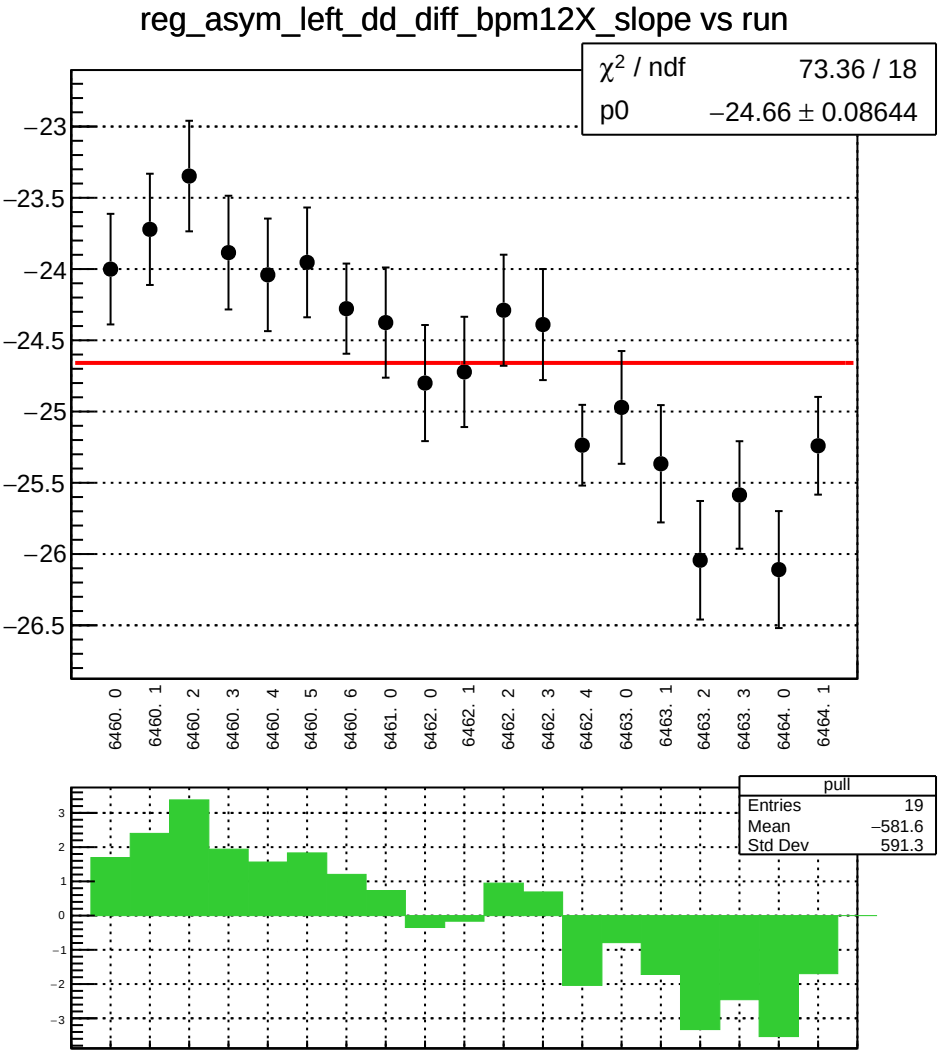
reg_asym_left_dd_diff_bpm12X_slope vs run
χ² / ndf 73.36 / 18
p0 −24.66 ± 0.08644
−23
−23.5
−24
−24.5
−25
−25.5
−26
−26.5
6460. 0
6460. 1
6460. 2
6460. 3
6460. 4
6460. 5
6460. 6
6461. 0
6462. 0
6462. 1
6462. 2
6462. 3
6462. 4
6463. 0
6463. 1
6463. 2
6463. 3
6464. 0
6464. 1
pull
Entries 19
Mean −581.6
Std Dev 591.3
3
2
1
0
−1
−2
−3

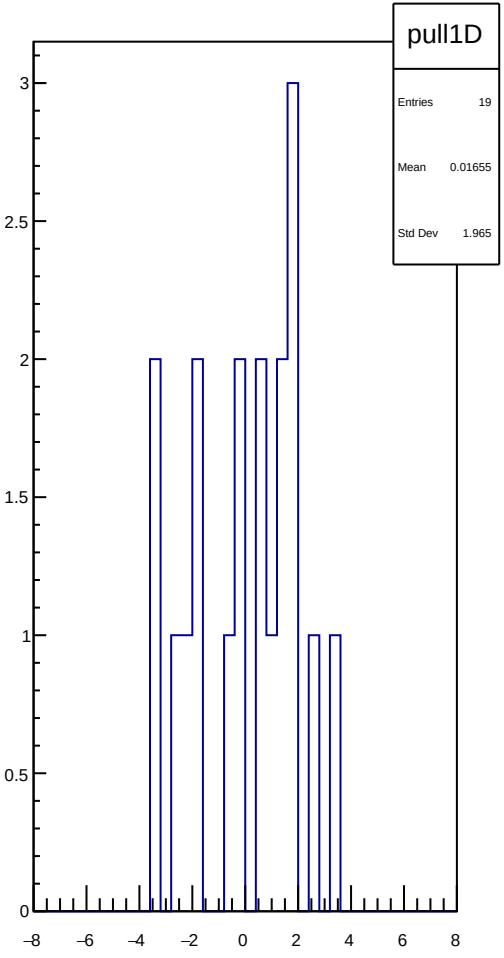
pull1D
Entries 19
Mean 0.01655
Std Dev 1.965
3
2.5
2
1.5
1
0.5
0
−8
−6
−4
−2
0
2
4
6
8

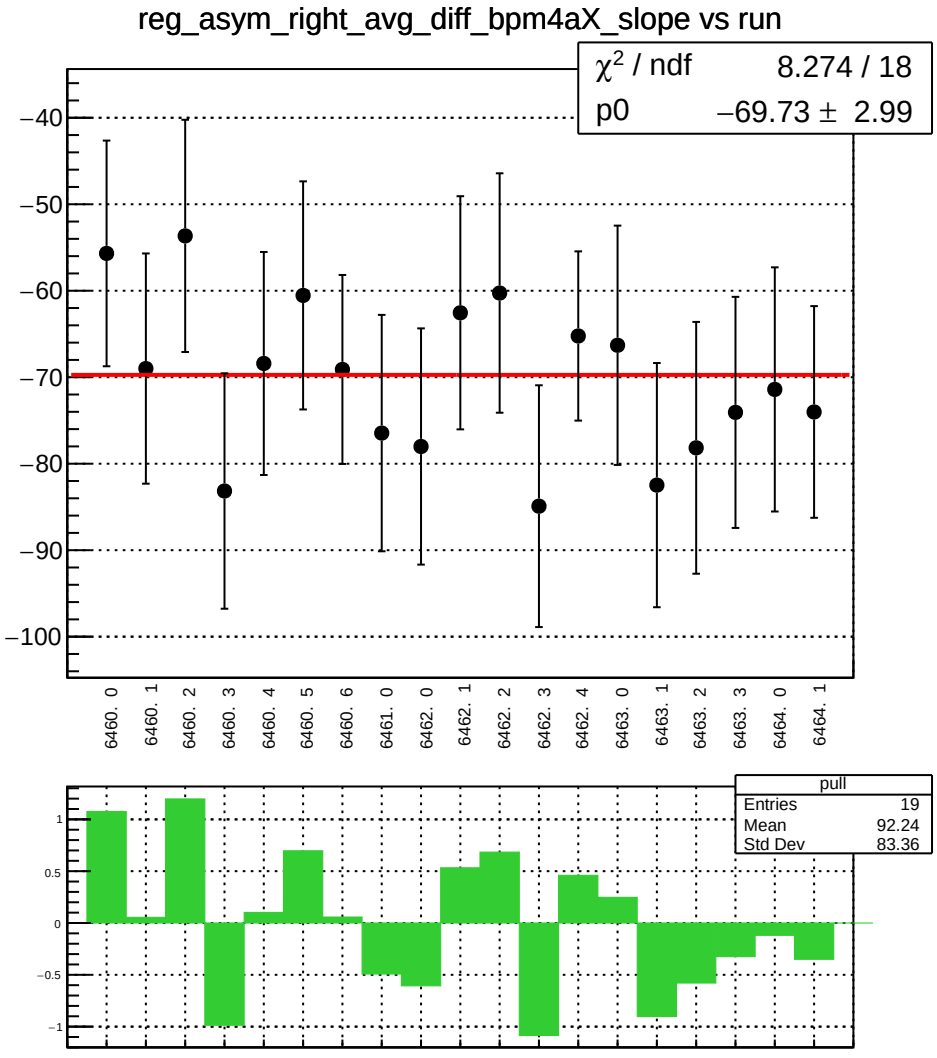
reg_asym_right_avg_diff_bpm4aX_slope vs run
χ² / ndf 8.274 / 18
p0 −69.73 ± 2.99
−40
−50
−60
−70
−80
−90
−100
6460. 0
6460. 1
6460. 2
6460. 3
6460. 4
6460. 5
6460. 6
6461. 0
6462. 0
6462. 1
6462. 2
6462. 3
6462. 4
6463. 0
6463. 1
6463. 2
6463. 3
6464. 0
6464. 1
pull
Entries 19
Mean 92.24
Std Dev 83.36
1
0.5
0
−0.5
−1

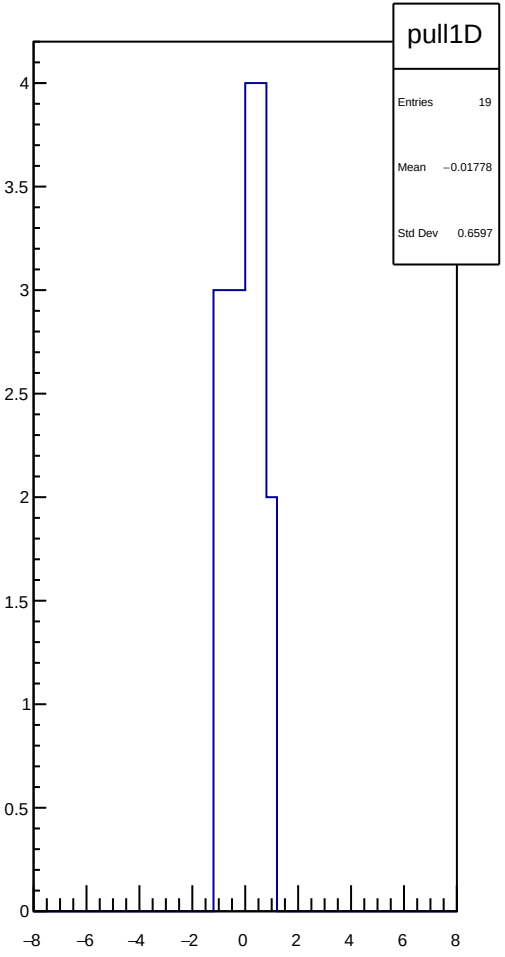
pull1D
Entries 19
Mean −0.01778
Std Dev 0.6597
4
3.5
3
2.5
2
1.5
1
0.5
0
−8
−6
−4
−2
0
2
4
6
8

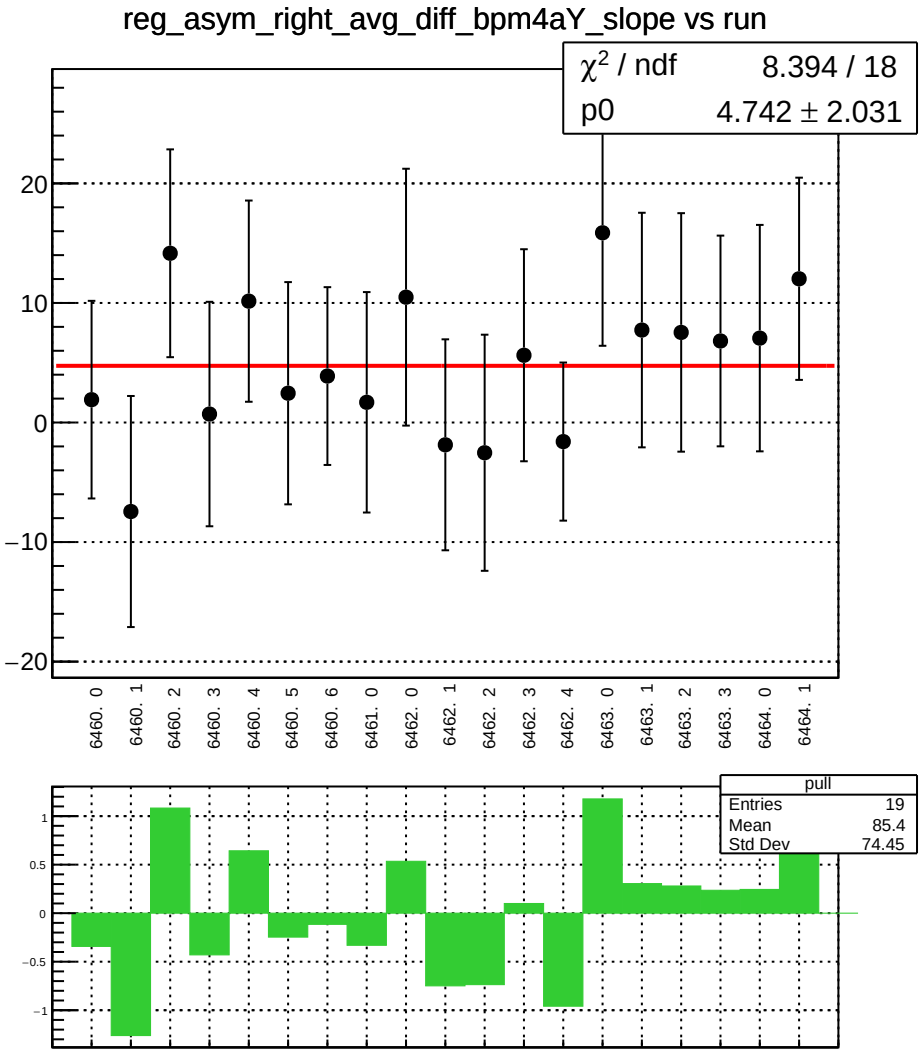
reg_asym_right_avg_diff_bpm4aY_slope vs run
χ² / ndf 8.394 / 18
p0 4.742 ± 2.031
20
10
0
−10
−20
6460. 0
6460. 1
6460. 2
6460. 3
6460. 4
6460. 5
6460. 6
6461. 0
6462. 0
6462. 1
6462. 2
6462. 3
6462. 4
6463. 0
6463. 1
6463. 2
6463. 3
6464. 0
6464. 1
pull
Entries 19
Mean 85.4
Std Dev 74.45
1
0.5
0
−0.5
−1

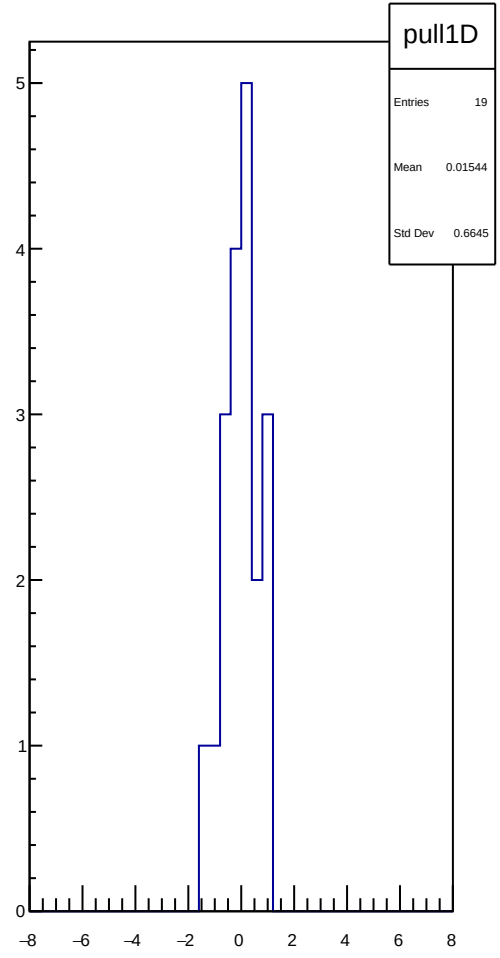
pull1D
Entries 19
Mean 0.01544
Std Dev 0.6645
5
4
3
2
1
0
−8
−6
−4
−2
0
2
4
6
8

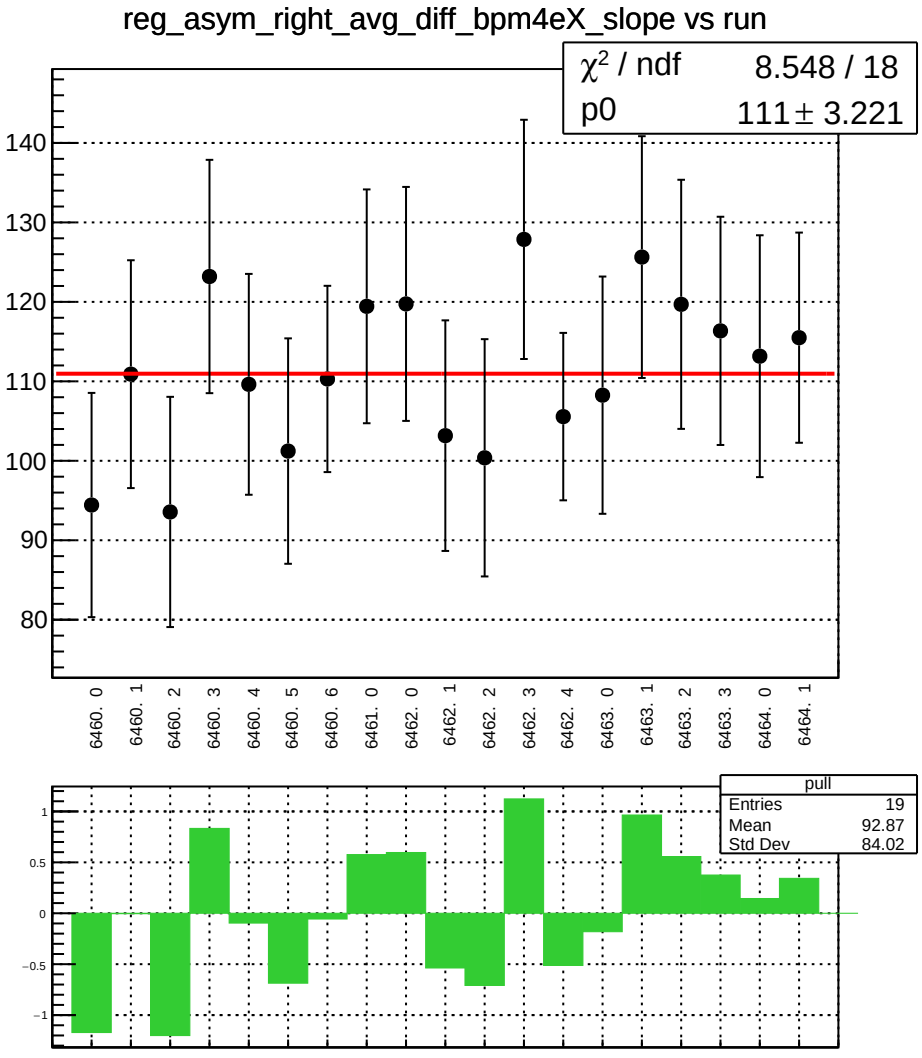
reg_asym_right_avg_diff_bpm4eX_slope vs run
χ² / ndf 8.548 / 18
p0 111 ± 3.221
140
130
120
110
100
90
80
6460. 0
6460. 1
6460. 2
6460. 3
6460. 4
6460. 5
6460. 6
6461. 0
6462. 0
6462. 1
6462. 2
6462. 3
6462. 4
6463. 0
6463. 1
6463. 2
6463. 3
6464. 0
6464. 1
pull
Entries 19
Mean 92.87
Std Dev 84.02
1
0.5
0
−0.5
−1

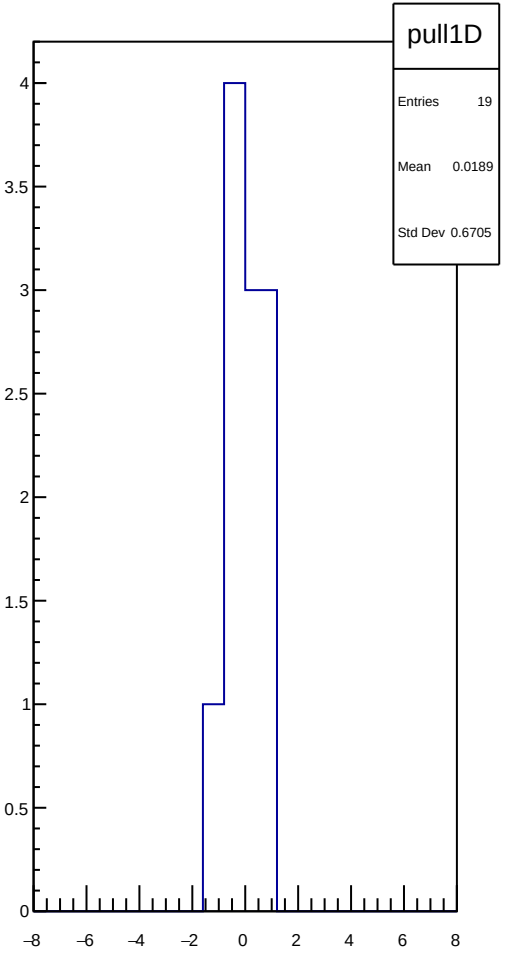
pull1D
Entries 19
Mean 0.0189
Std Dev 0.6705
4
3.5
3
2.5
2
1.5
1
0.5
0
−8
−6
−4
−2
0
2
4
6
8

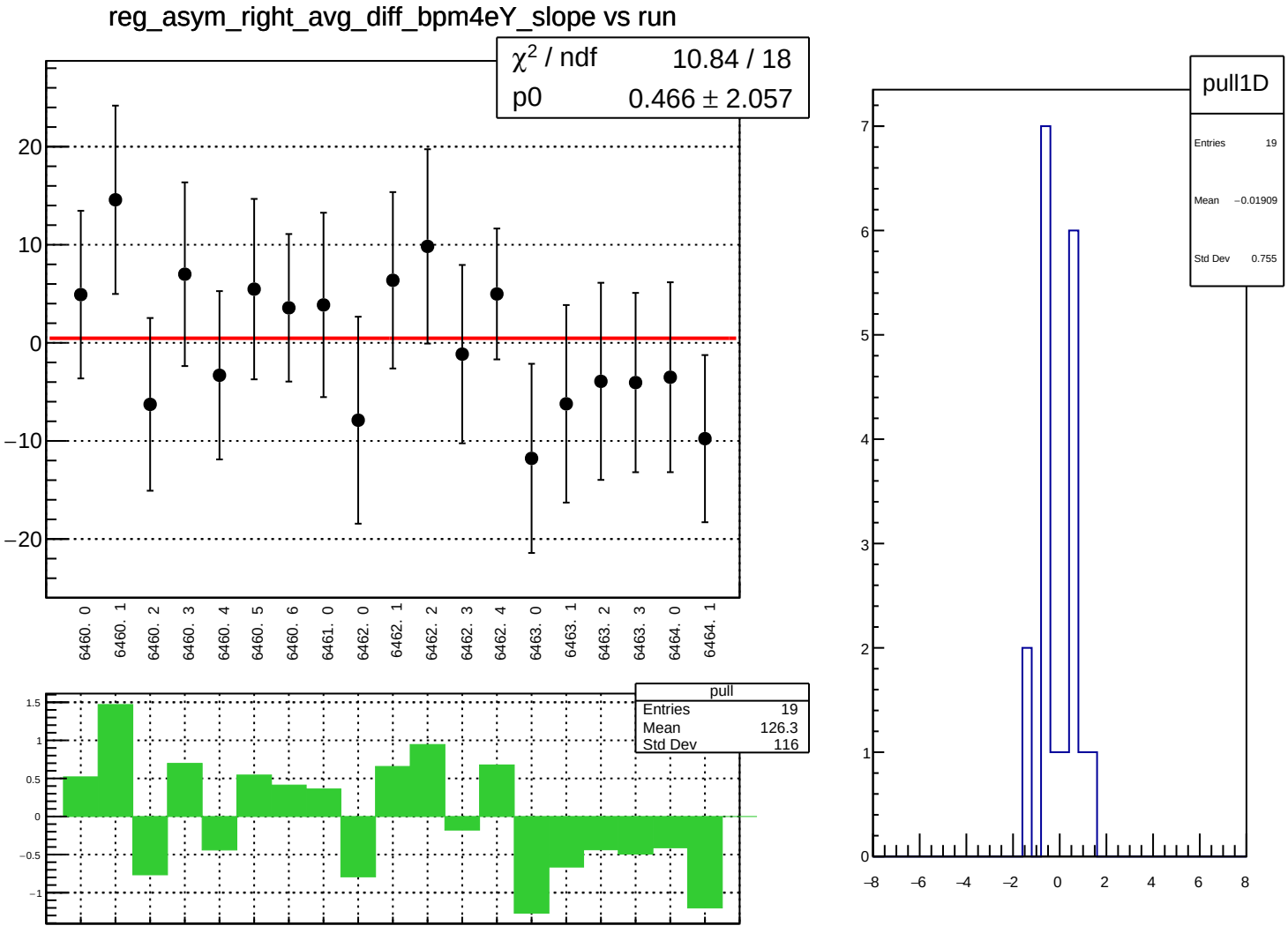
reg_asym_right_avg_diff_bpm4eY_slope vs run
χ² / ndf 10.84 / 18
p0 0.466 ± 2.057
20
10
0
−10
−20
6460. 0
6460. 1
6460. 2
6460. 3
6460. 4
6460. 5
6460. 6
6461. 0
6462. 0
6462. 1
6462. 2
6462. 3
6462. 4
6463. 0
6463. 1
6463. 2
6463. 3
6464. 0
6464. 1
pull
Entries 19
Mean 126.3
Std Dev 116
1.5
1
0.5
0
−0.5
−1
pull1D
Entries 19
Mean −0.01909
Std Dev 0.755
7
6
5
4
3
2
1
0
−8
−6
−4
−2
0
2
4
6
8

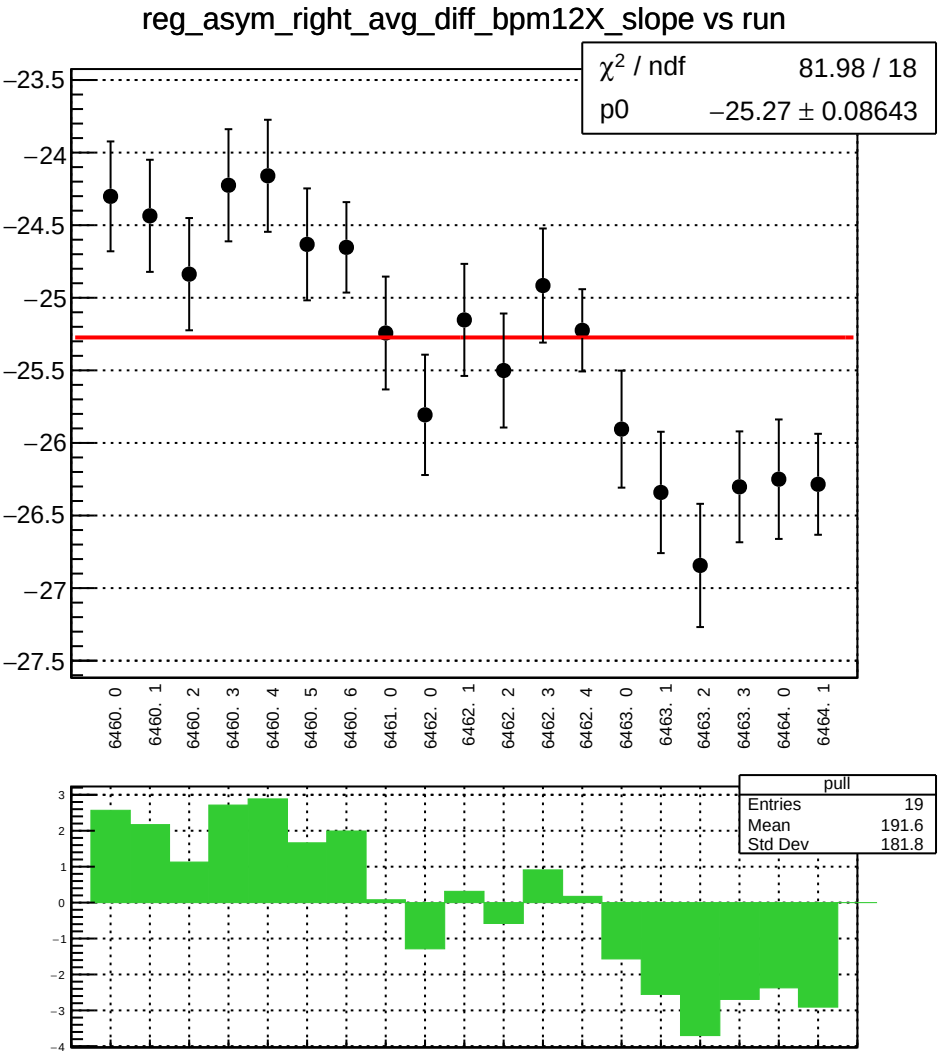
reg_asym_right_avg_diff_bpm12X_slope vs run
χ² / ndf 81.98 / 18
p0 −25.27 ± 0.08643
−23.5
−24
−24.5
−25
−25.5
−26
−26.5
−27
−27.5
6460. 0
6460. 1
6460. 2
6460. 3
6460. 4
6460. 5
6460. 6
6461. 0
6462. 0
6462. 1
6462. 2
6462. 3
6462. 4
6463. 0
6463. 1
6463. 2
6463. 3
6464. 0
6464. 1
pull
Entries 19
Mean 191.6
Std Dev 181.8

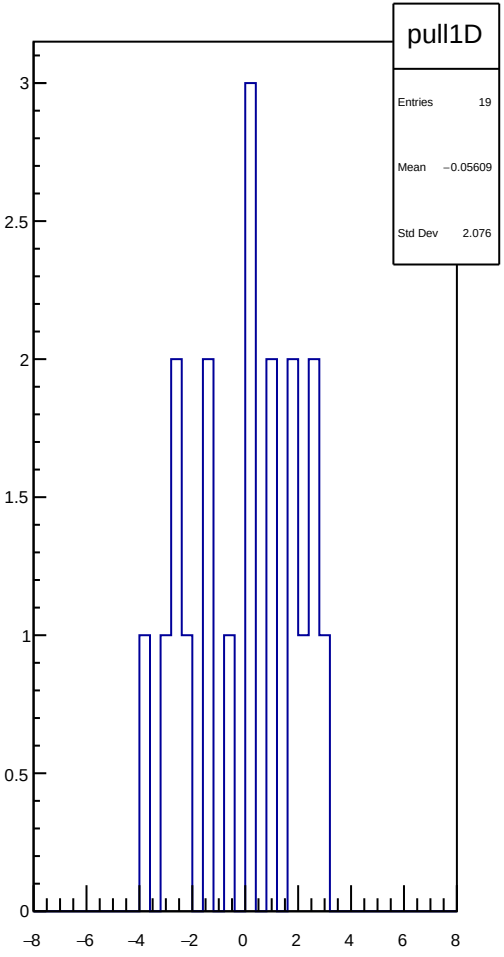
pull1D
Entries 19
Mean −0.05609
Std Dev 2.076

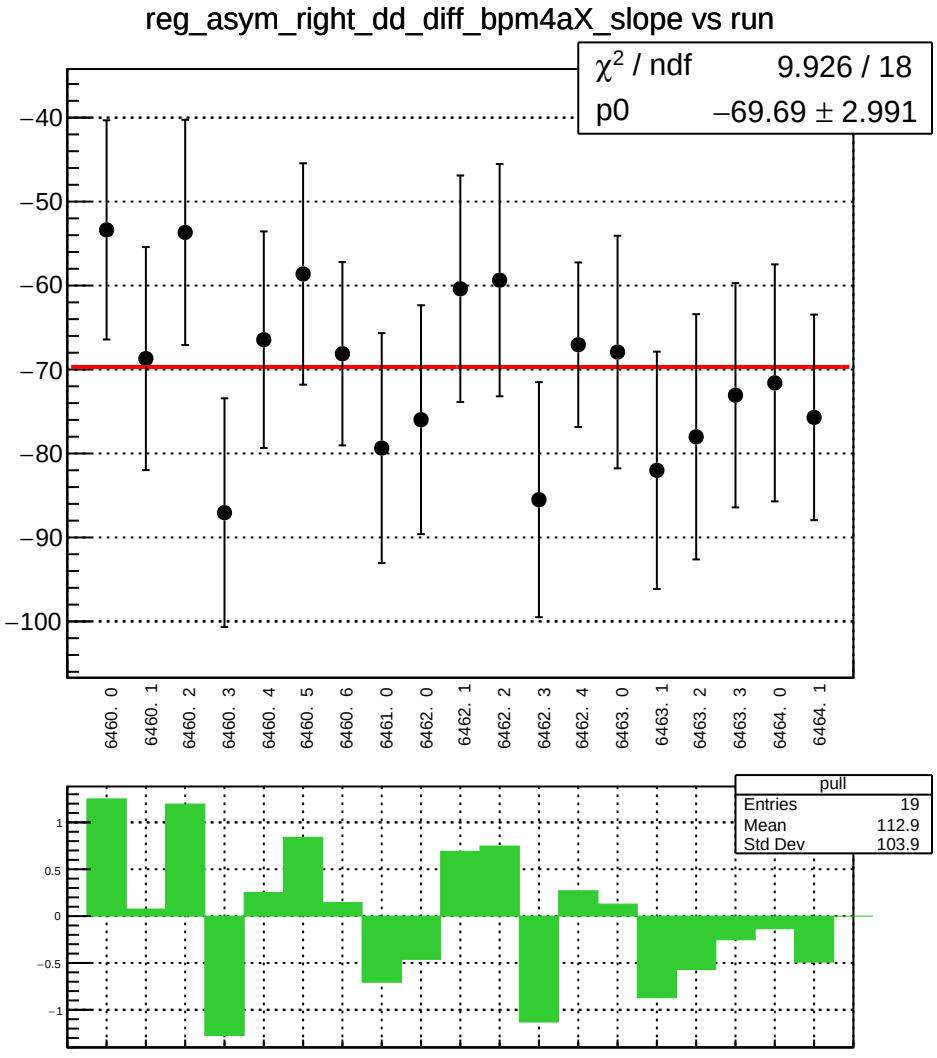
reg_asym_right_dd_diff_bpm4aX_slope vs run
χ² / ndf 9.926 / 18
p0 −69.69 ± 2.991
−40
−50
−60
−70
−80
−90
−100
6460. 0
6460. 1
6460. 2
6460. 3
6460. 4
6460. 5
6460. 6
6461. 0
6462. 0
6462. 1
6462. 2
6462. 3
6462. 4
6463. 0
6463. 1
6463. 2
6463. 3
6464. 0
6464. 1
pull
Entries 19
Mean 112.9
Std Dev 103.9
1
0.5
0
−0.5
−1

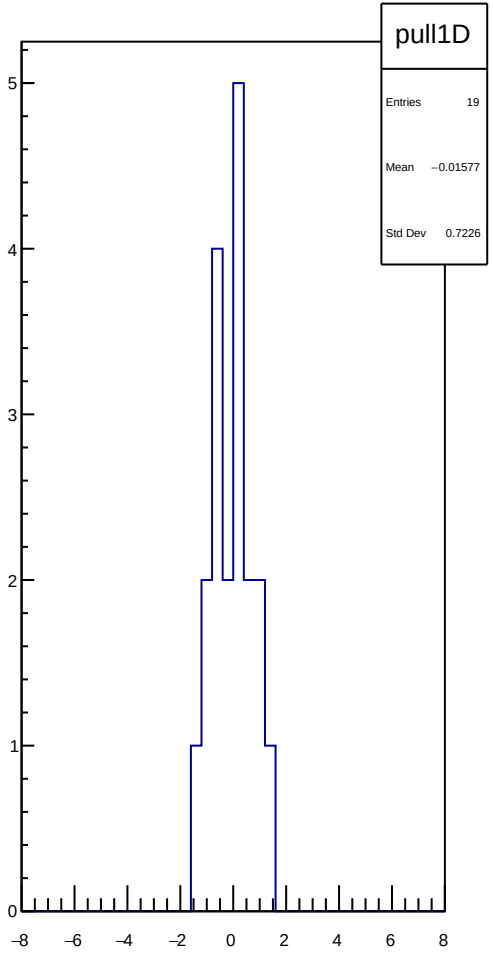
pull1D
Entries 19
Mean −0.01577
Std Dev 0.7226
5
4
3
2
1
0
−8
−6
−4
−2
0
2
4
6
8

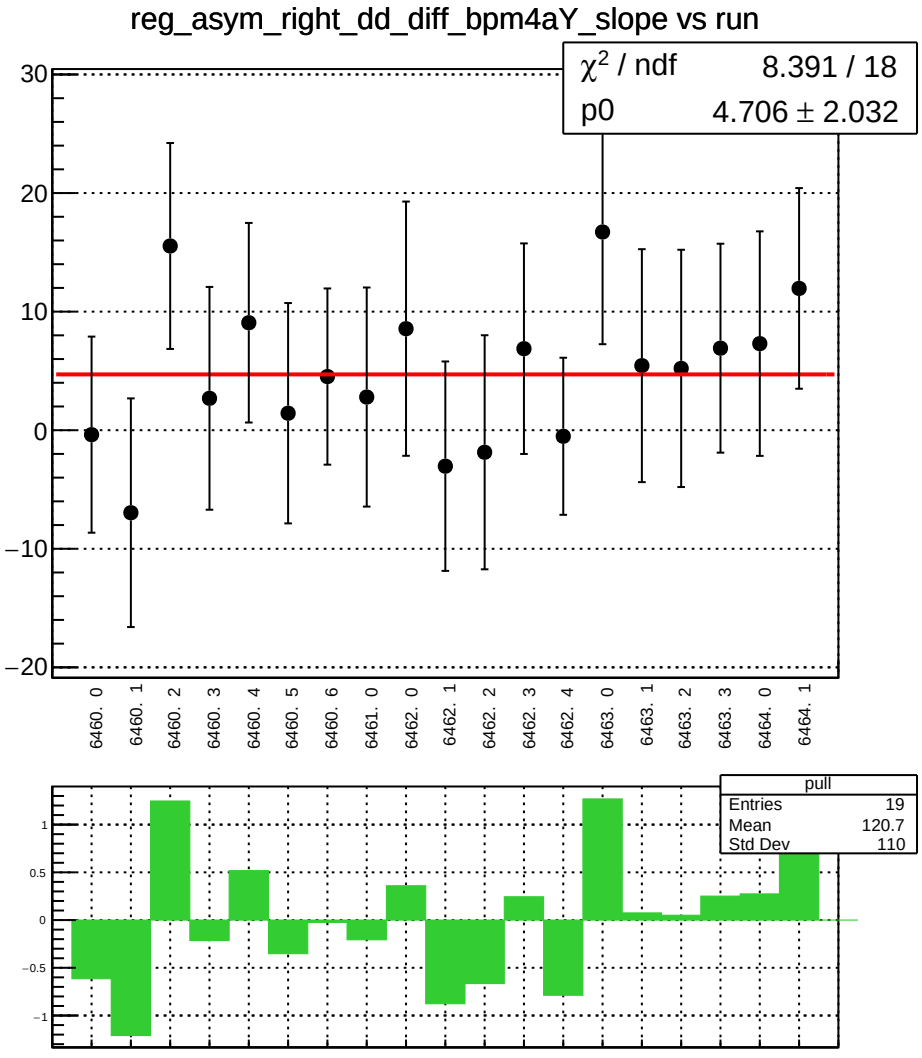
reg_asym_right_dd_diff_bpm4aY_slope vs run
χ² / ndf 8.391 / 18
p0 4.706 ± 2.032
30
20
10
0
−10
−20
6460. 0
6460. 1
6460. 2
6460. 3
6460. 4
6460. 5
6460. 6
6461. 0
6462. 0
6462. 1
6462. 2
6462. 3
6462. 4
6463. 0
6463. 1
6463. 2
6463. 3
6464. 0
6464. 1
pull
Entries 19
Mean 120.7
Std Dev 110
1
0.5
0
−0.5
−1

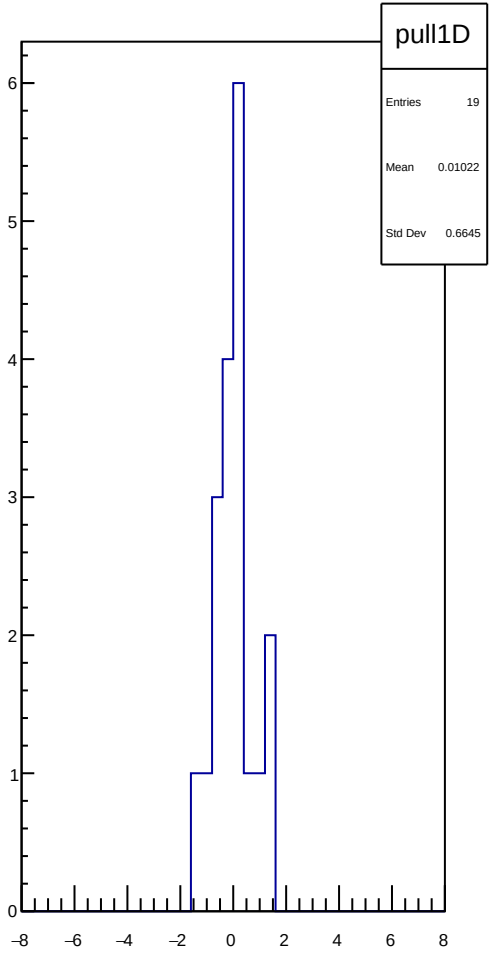
pull1D
Entries 19
Mean 0.01022
Std Dev 0.6645
6
5
4
3
2
1
0
−8
−6
−4
−2
0
2
4
6
8

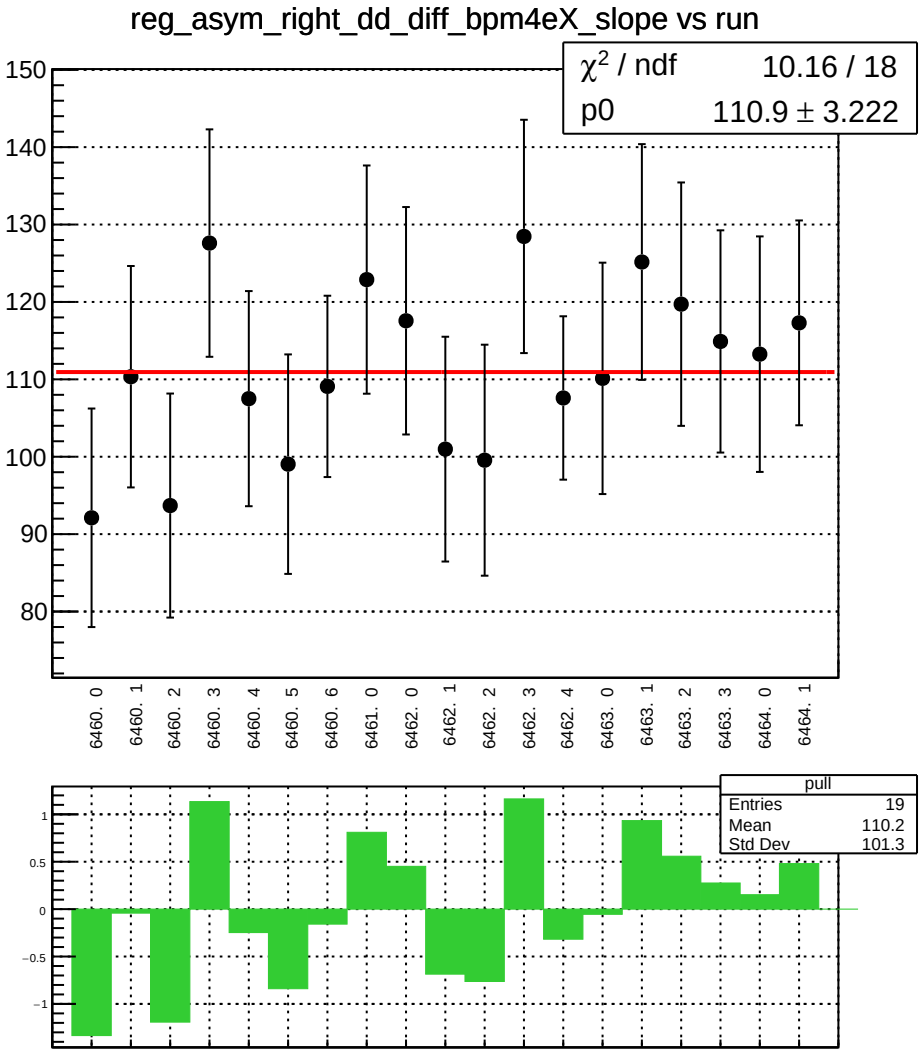
reg_asym_right_dd_diff_bpm4eX_slope vs run
χ² / ndf 10.16 / 18
p0 110.9 ± 3.222
150
140
130
120
110
100
90
80
6460. 0
6460. 1
6460. 2
6460. 3
6460. 4
6460. 5
6460. 6
6461. 0
6462. 0
6462. 1
6462. 2
6462. 3
6462. 4
6463. 0
6463. 1
6463. 2
6463. 3
6464. 0
6464. 1
pull
Entries 19
Mean 110.2
Std Dev 101.3
1
0.5
0
−0.5
−1

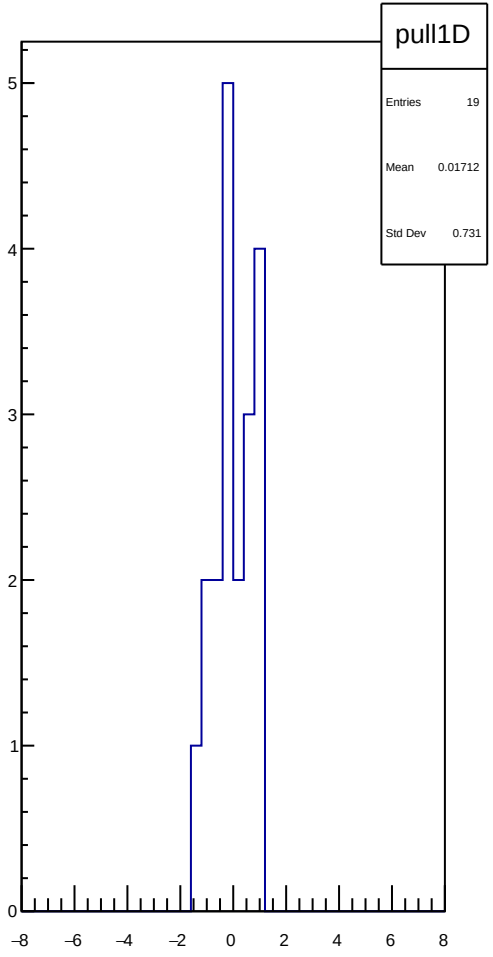
pull1D
Entries 19
Mean 0.01712
Std Dev 0.731
5
4
3
2
1
0
−8
−6
−4
−2
0
2
4
6
8

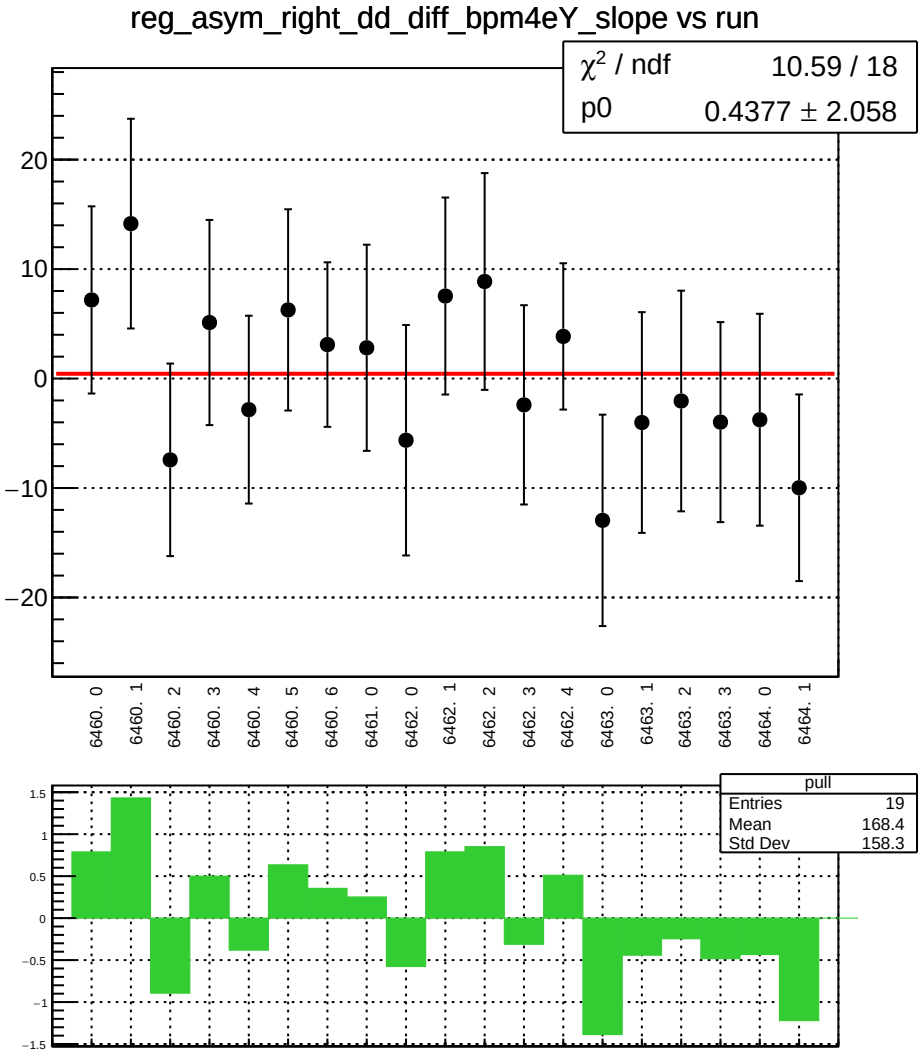
reg_asym_right_dd_diff_bpm4eY_slope vs run
χ² / ndf 10.59 / 18
p0 0.4377 ± 2.058
20
10
0
−10
−20
6460. 0
6460. 1
6460. 2
6460. 3
6460. 4
6460. 5
6460. 6
6461. 0
6462. 0
6462. 1
6462. 2
6462. 3
6462. 4
6463. 0
6463. 1
6463. 2
6463. 3
6464. 0
6464. 1
pull
Entries 19
Mean 168.4
Std Dev 158.3
1.5
1
0.5
0
−0.5
−1
−1.5

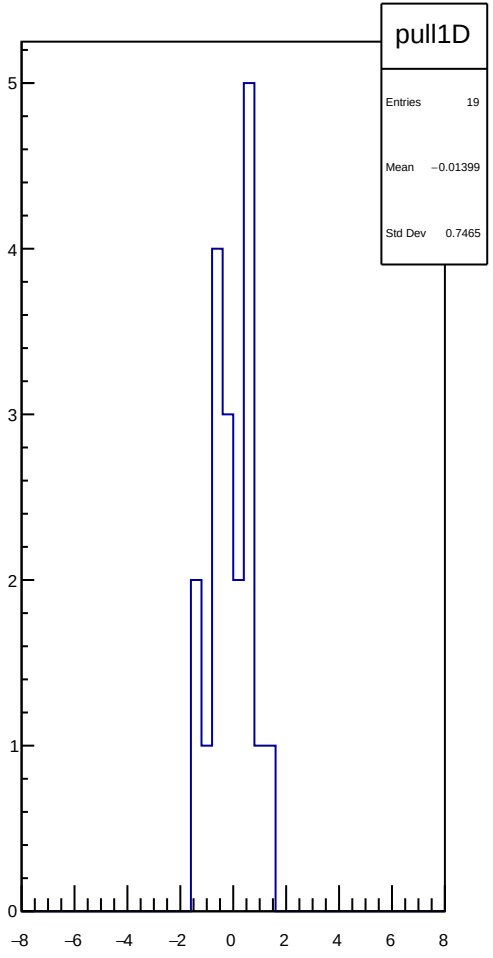
pull1D
Entries 19
Mean −0.01399
Std Dev 0.7465
5
4
3
2
1
0
−8
−6
−4
−2
0
2
4
6
8

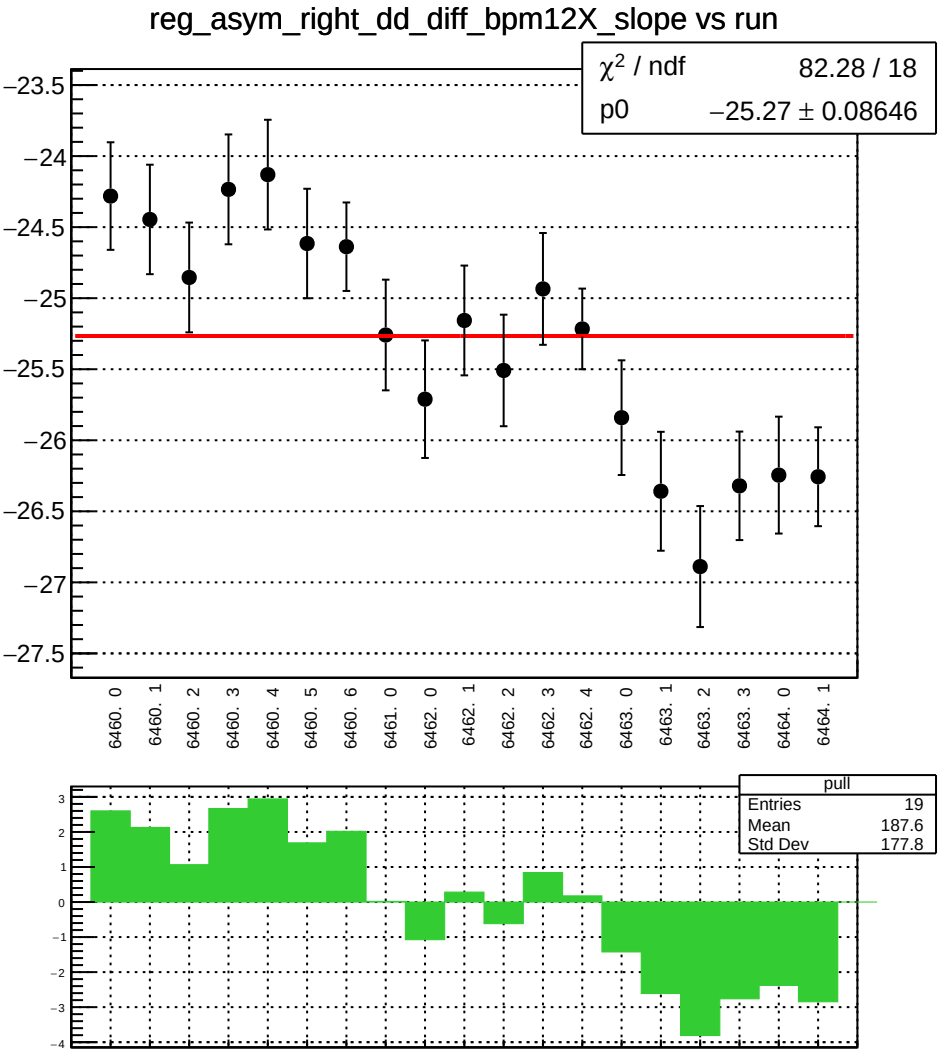
reg_asym_right_dd_diff_bpm12X_slope vs run
χ² / ndf 82.28 / 18
p0 −25.27 ± 0.08646
−23.5
−24
−24.5
−25
−25.5
−26
−26.5
−27
−27.5
6460. 0
6460. 1
6460. 2
6460. 3
6460. 4
6460. 5
6460. 6
6461. 0
6462. 0
6462. 1
6462. 2
6462. 3
6462. 4
6463. 0
6463. 1
6463. 2
6463. 3
6464. 0
6464. 1
pull
Entries 19
Mean 187.6
Std Dev 177.8
3
2
1
0
−1
−2
−3
−4

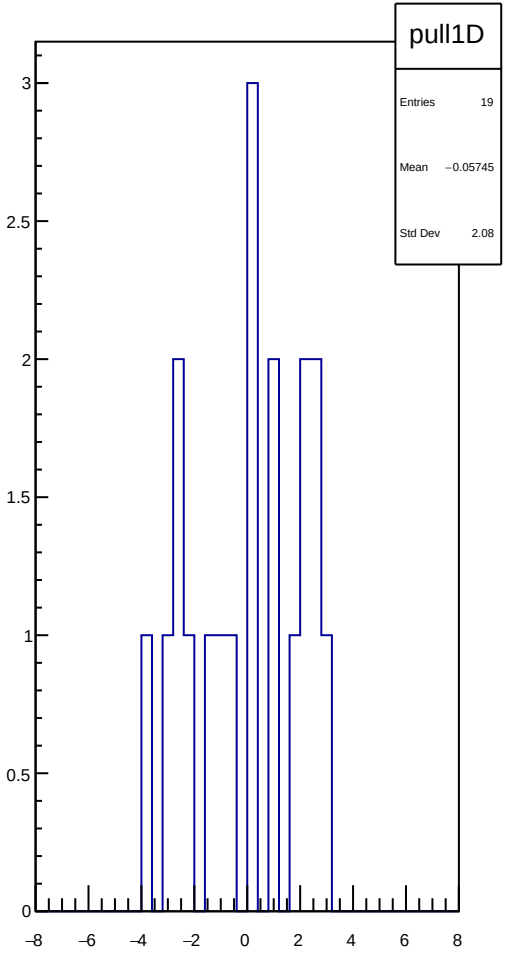
pull1D
Entries 19
Mean −0.05745
Std Dev 2.08
3
2.5
2
1.5
1
0.5
0
−8
−6
−4
−2
0
2
4
6
8

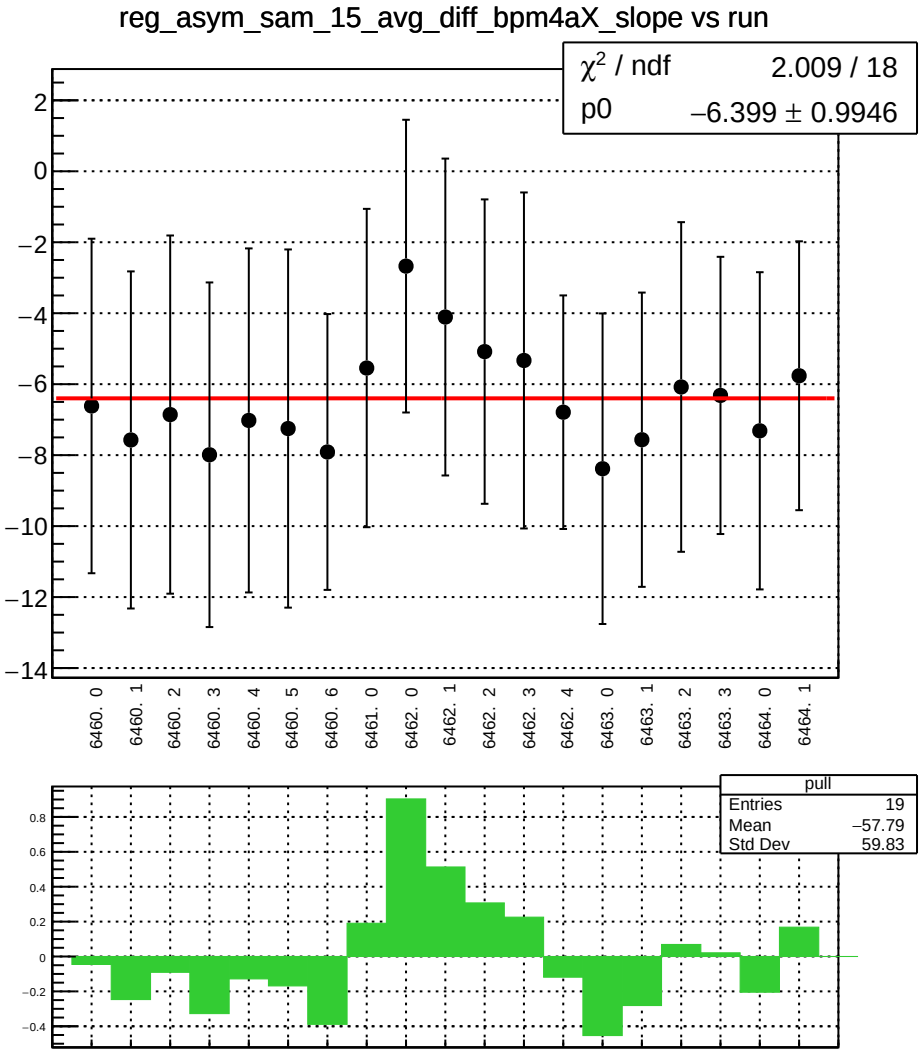
reg_asym_sam_15_avg_diff_bpm4aX_slope vs run
χ² / ndf 2.009 / 18
p0 −6.399 ± 0.9946
2
0
−2
−4
−6
−8
−10
−12
−14
6460. 0
6460. 1
6460. 2
6460. 3
6460. 4
6460. 5
6460. 6
6461. 0
6462. 0
6462. 1
6462. 2
6462. 3
6462. 4
6463. 0
6463. 1
6463. 2
6463. 3
6464. 0
6464. 1
pull
Entries 19
Mean −57.79
Std Dev 59.83
0.8
0.6
0.4
0.2
0
−0.2
−0.4

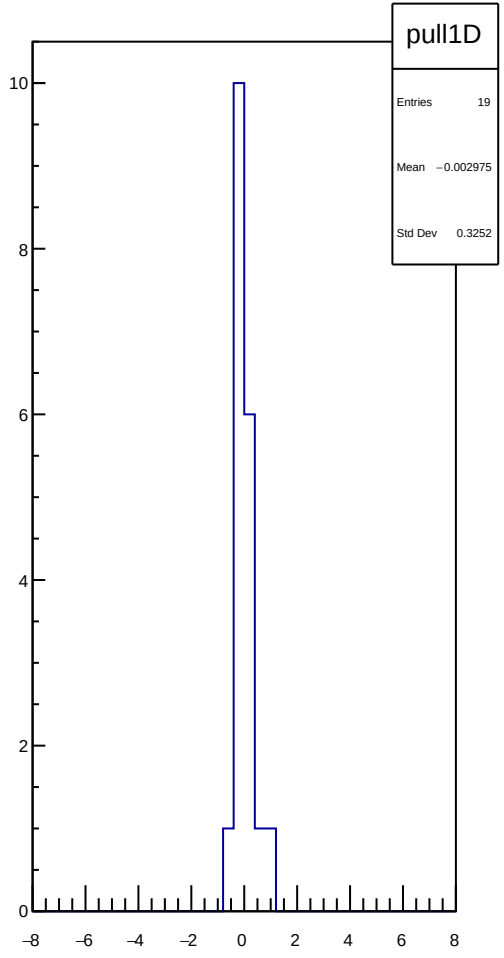
pull1D
Entries 19
Mean −0.002975
Std Dev 0.3252
10
8
6
4
2
0
−8
−6
−4
−2
0
2
4
6
8

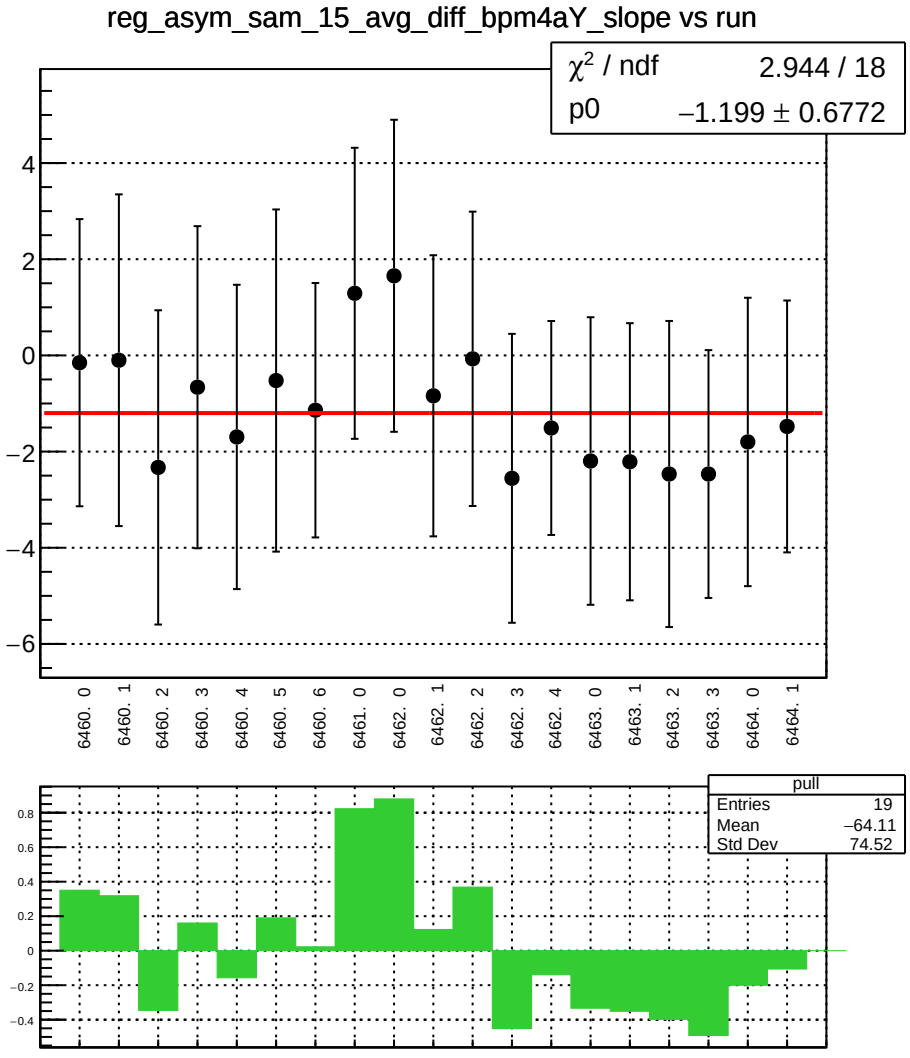
reg_asym_sam_15_avg_diff_bpm4aY_slope vs run
χ² / ndf 2.944 / 18
p0 −1.199 ± 0.6772
6460. 0
6460. 1
6460. 2
6460. 3
6460. 4
6460. 5
6460. 6
6461. 0
6462. 0
6462. 1
6462. 2
6462. 3
6462. 4
6463. 0
6463. 1
6463. 2
6463. 3
6464. 0
6464. 1
pull
Entries 19
Mean −64.11
Std Dev 74.52

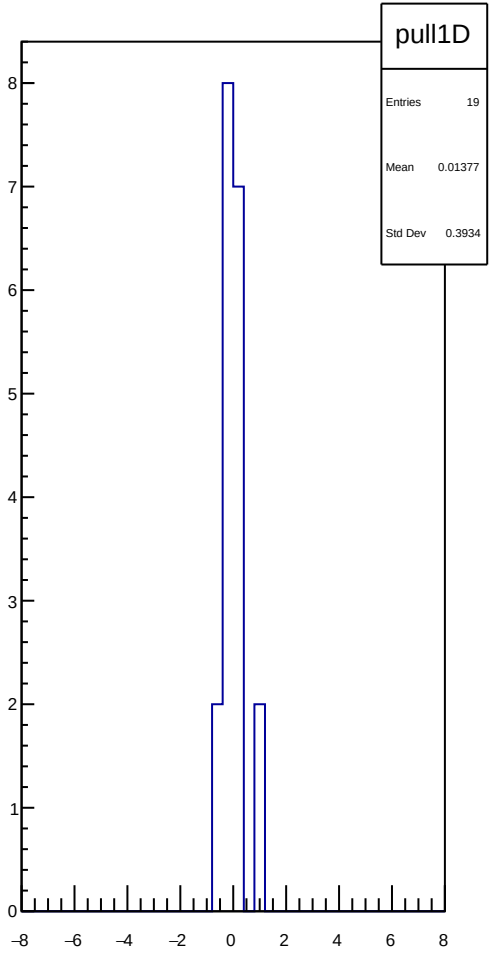
pull1D
Entries 19
Mean 0.01377
Std Dev 0.3934

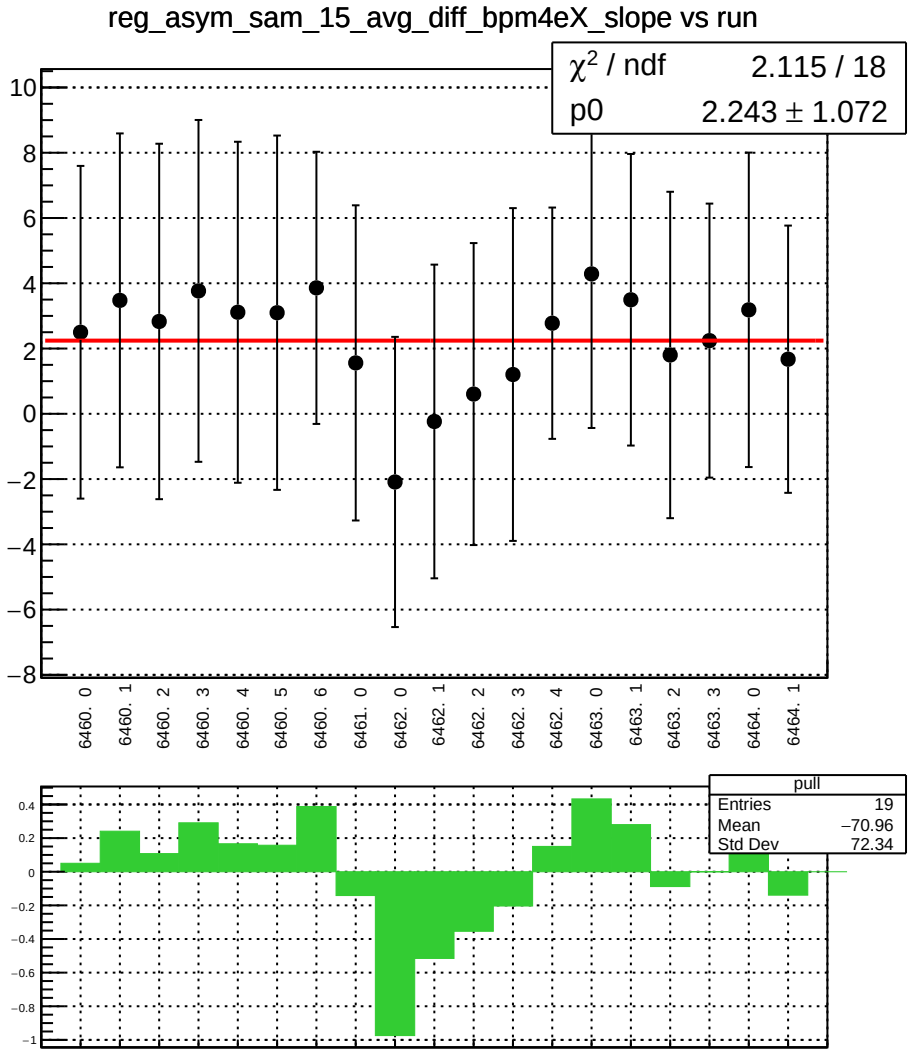
reg_asym_sam_15_avg_diff_bpm4eX_slope vs run
χ² / ndf 2.115 / 18
p0 2.243 ± 1.072
6460. 0
6460. 1
6460. 2
6460. 3
6460. 4
6460. 5
6460. 6
6461. 0
6462. 0
6462. 1
6462. 2
6462. 3
6462. 4
6463. 0
6463. 1
6463. 2
6463. 3
6464. 0
6464. 1
pull
Entries 19
Mean −70.96
Std Dev 72.34

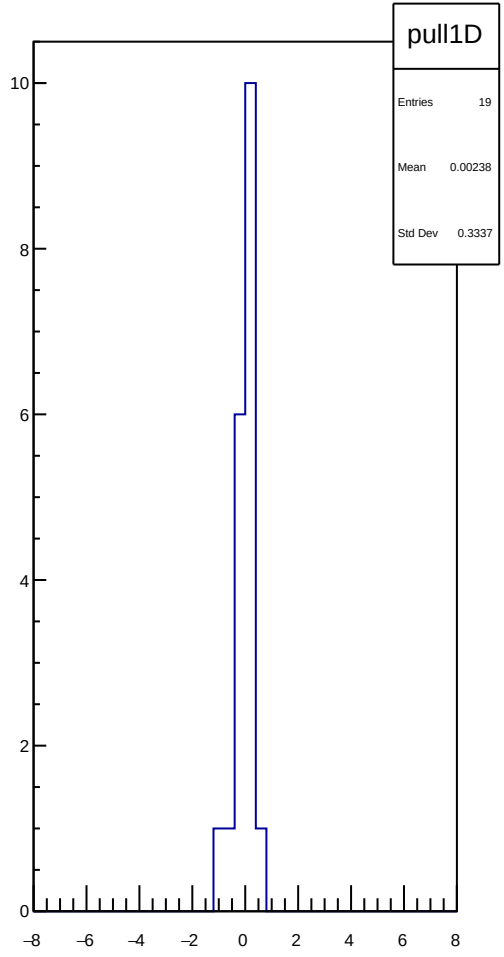
pull1D
Entries 19
Mean 0.00238
Std Dev 0.3337

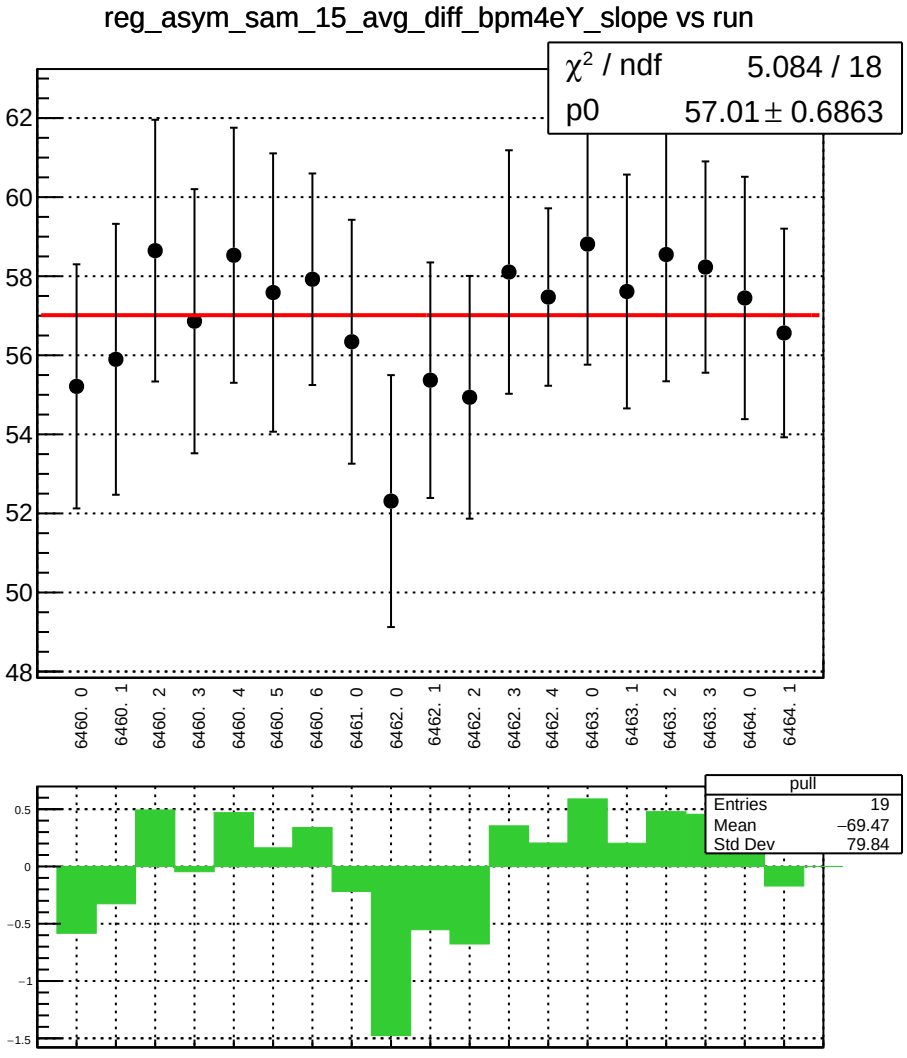
reg_asym_sam_15_avg_diff_bpm4eY_slope vs run
χ² / ndf 5.084 / 18
p0 57.01 ± 0.6863
62
60
58
56
54
52
50
48
6460. 0
6460. 1
6460. 2
6460. 3
6460. 4
6460. 5
6460. 6
6461. 0
6462. 0
6462. 1
6462. 2
6462. 3
6462. 4
6463. 0
6463. 1
6463. 2
6463. 3
6464. 0
6464. 1
pull
Entries 19
Mean −69.47
Std Dev 79.84
0.5
0
−0.5
−1
−1.5

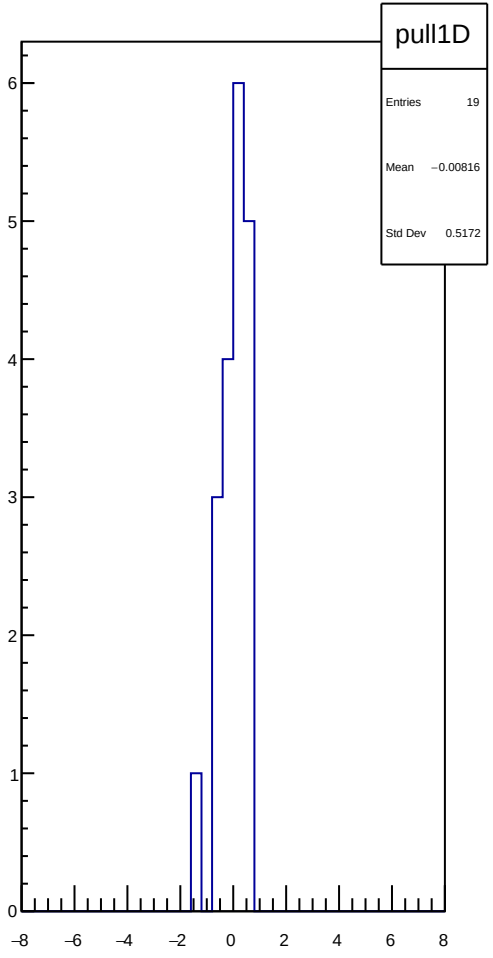
pull1D
Entries 19
Mean −0.00816
Std Dev 0.5172
6
5
4
3
2
1
0
−8
−6
−4
−2
0
2
4
6
8

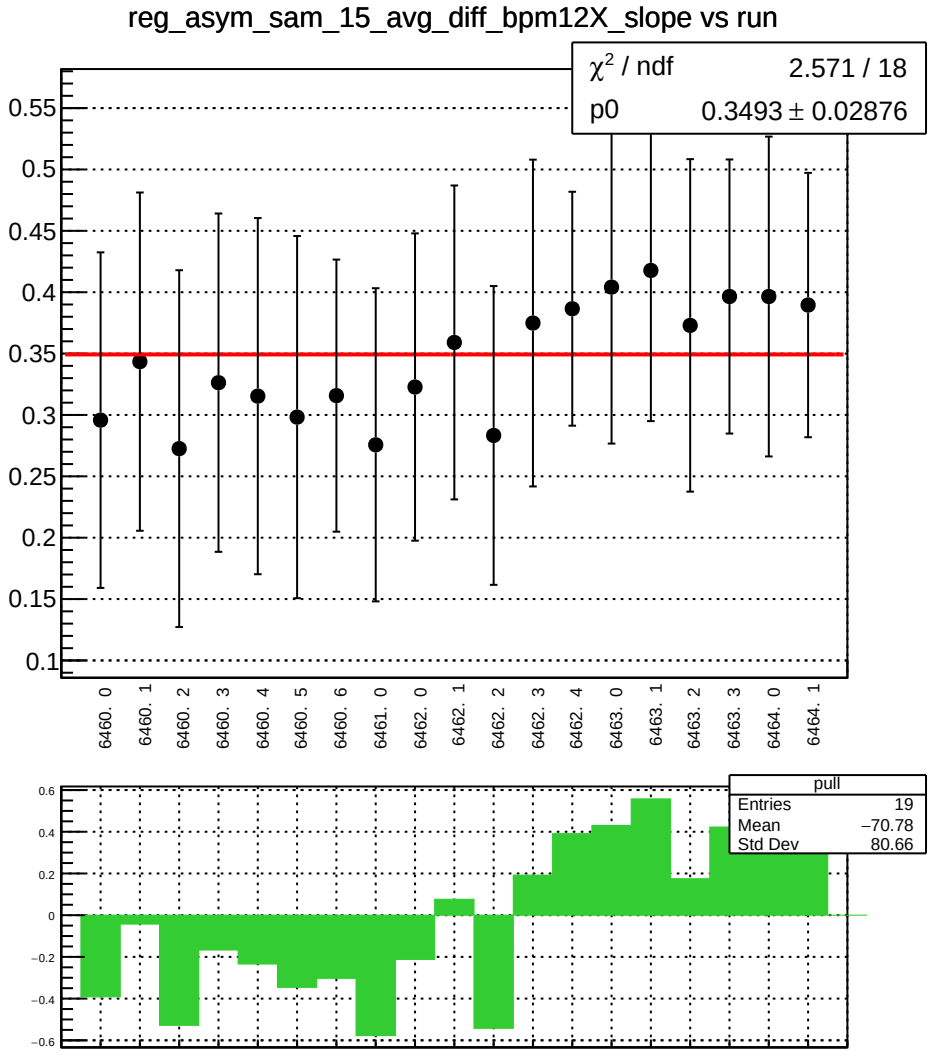
reg_asym_sam_15_avg_diff_bpm12X_slope vs run
χ² / ndf 2.571 / 18
p0 0.3493 ± 0.02876
0.55
0.5
0.45
0.4
0.35
0.3
0.25
0.2
0.15
0.1
6460. 0
6460. 1
6460. 2
6460. 3
6460. 4
6460. 5
6460. 6
6461. 0
6462. 0
6462. 1
6462. 2
6462. 3
6462. 4
6463. 0
6463. 1
6463. 2
6463. 3
6464. 0
6464. 1
pull
Entries 19
Mean −70.78
Std Dev 80.66
0.6
0.4
0.2
0
−0.2
−0.4
−0.6

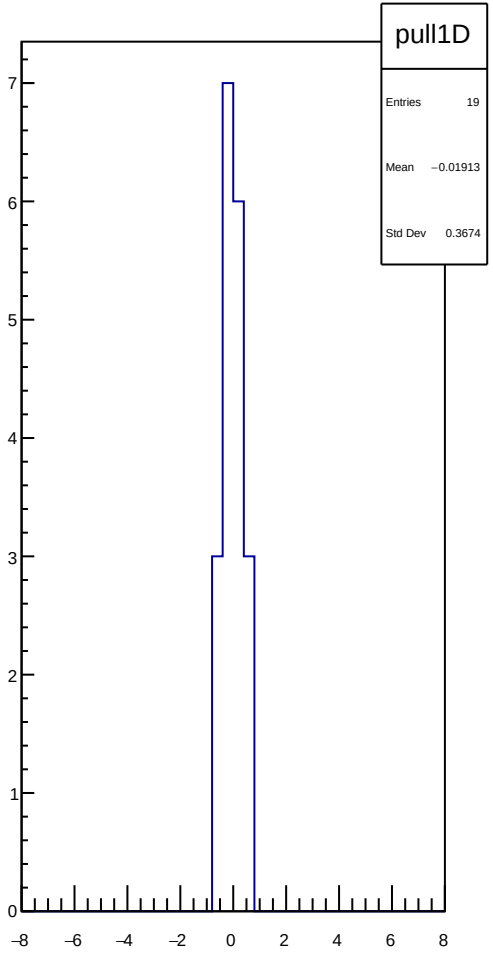
pull1D
Entries 19
Mean −0.01913
Std Dev 0.3674
7
6
5
4
3
2
1
0
−8
−6
−4
−2
0
2
4
6
8

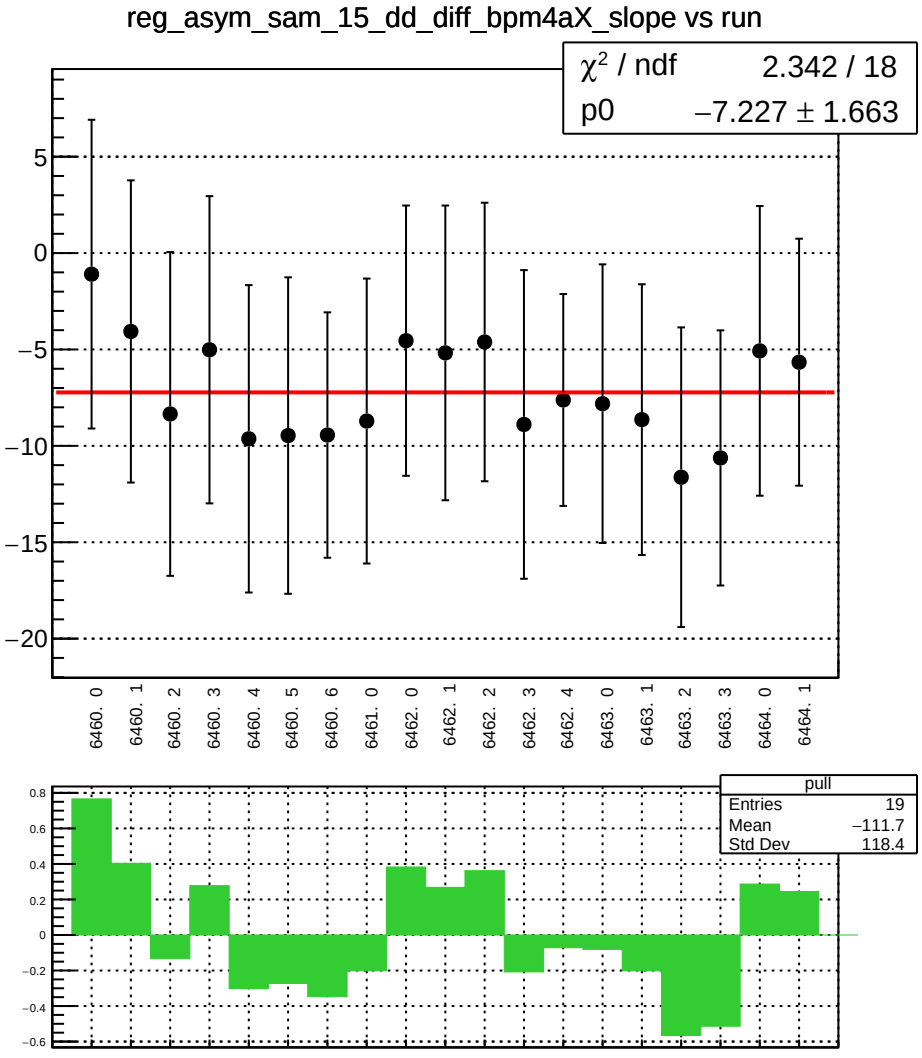
reg_asym_sam_15_dd_diff_bpm4aX_slope vs run
χ² / ndf 2.342 / 18
p0 −7.227 ± 1.663
5
0
−5
−10
−15
−20
6460. 0
6460. 1
6460. 2
6460. 3
6460. 4
6460. 5
6460. 6
6461. 0
6462. 0
6462. 1
6462. 2
6462. 3
6462. 4
6463. 0
6463. 1
6463. 2
6463. 3
6464. 0
6464. 1
pull
Entries 19
Mean −111.7
Std Dev 118.4
0.8
0.6
0.4
0.2
0
−0.2
−0.4
−0.6

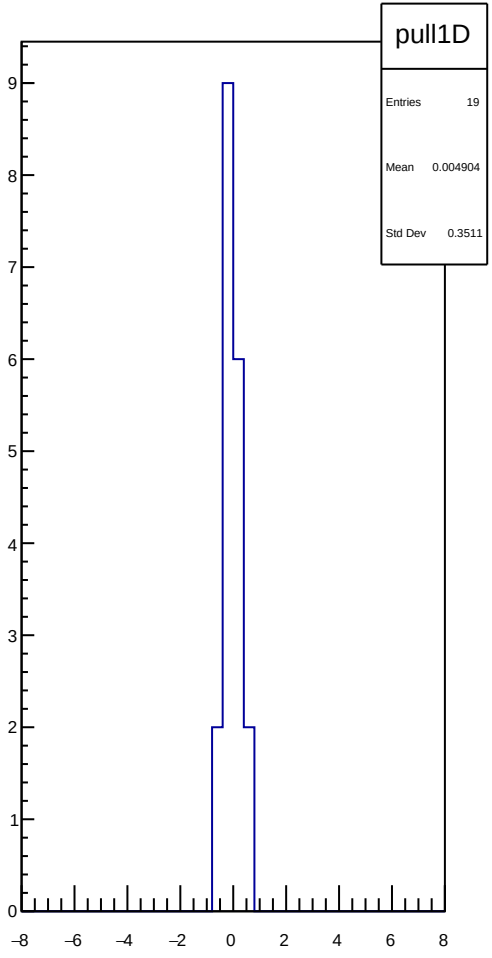
pull1D
Entries 19
Mean 0.004904
Std Dev 0.3511
9
8
7
6
5
4
3
2
1
0
−8
−6
−4
−2
0
2
4
6
8

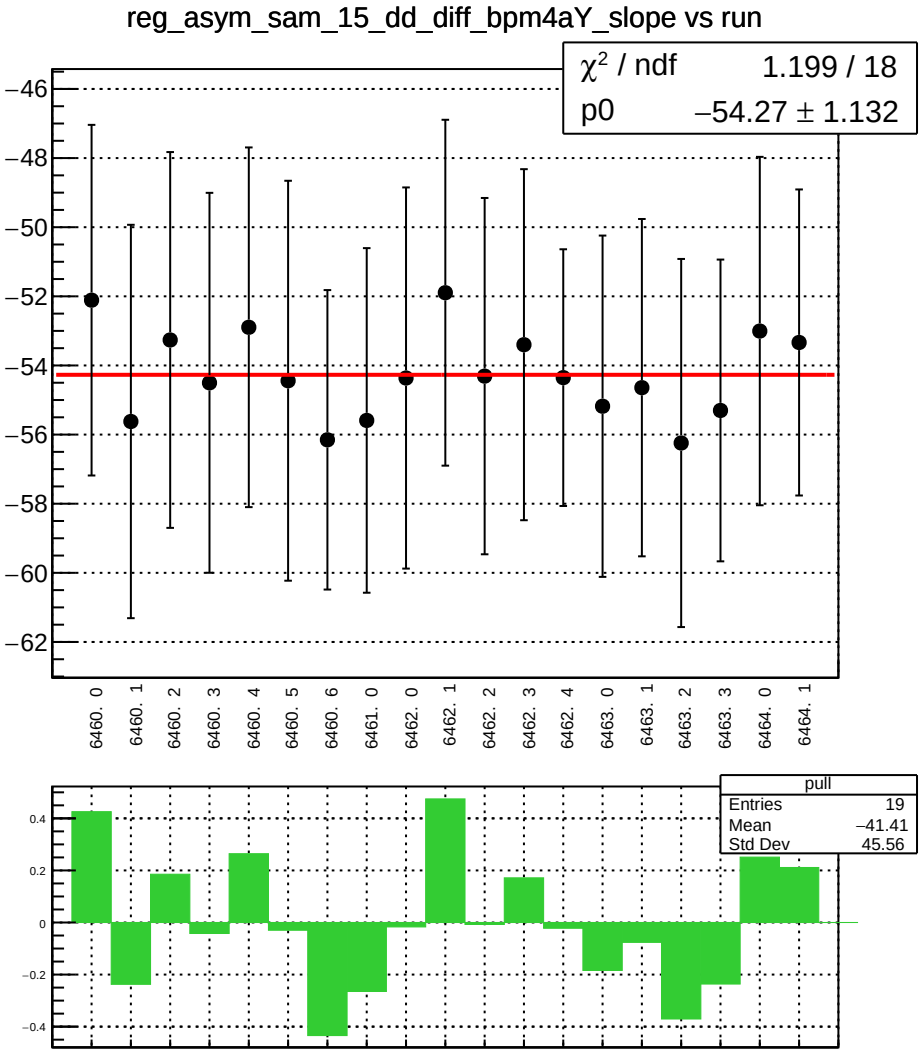
reg_asym_sam_15_dd_diff_bpm4aY_slope vs run
χ² / ndf 1.199 / 18
p0 −54.27 ± 1.132
−46
−48
−50
−52
−54
−56
−58
−60
−62
6460. 0
6460. 1
6460. 2
6460. 3
6460. 4
6460. 5
6460. 6
6461. 0
6462. 0
6462. 1
6462. 2
6462. 3
6462. 4
6463. 0
6463. 1
6463. 2
6463. 3
6464. 0
6464. 1
pull
Entries 19
Mean −41.41
Std Dev 45.56
0.4
0.2
0
−0.2
−0.4

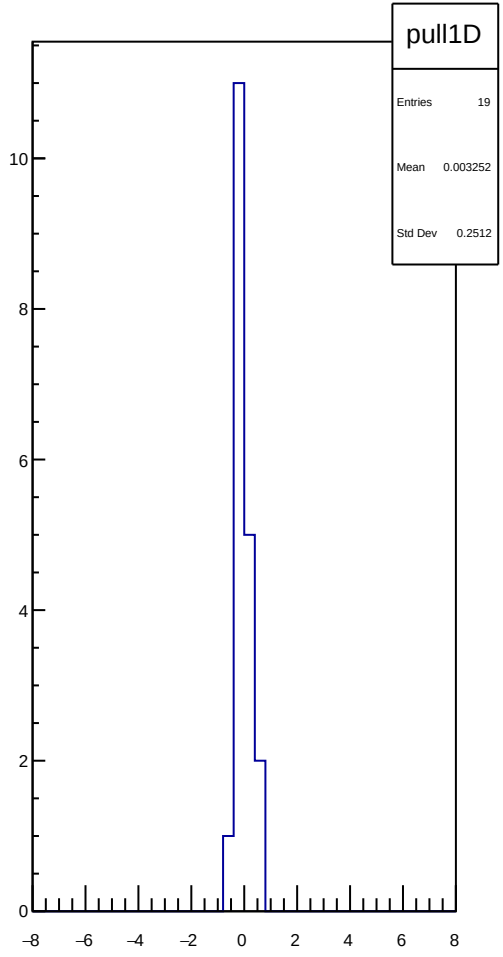
pull1D
Entries 19
Mean 0.003252
Std Dev 0.2512
10
8
6
4
2
0
−8
−6
−4
−2
0
2
4
6
8

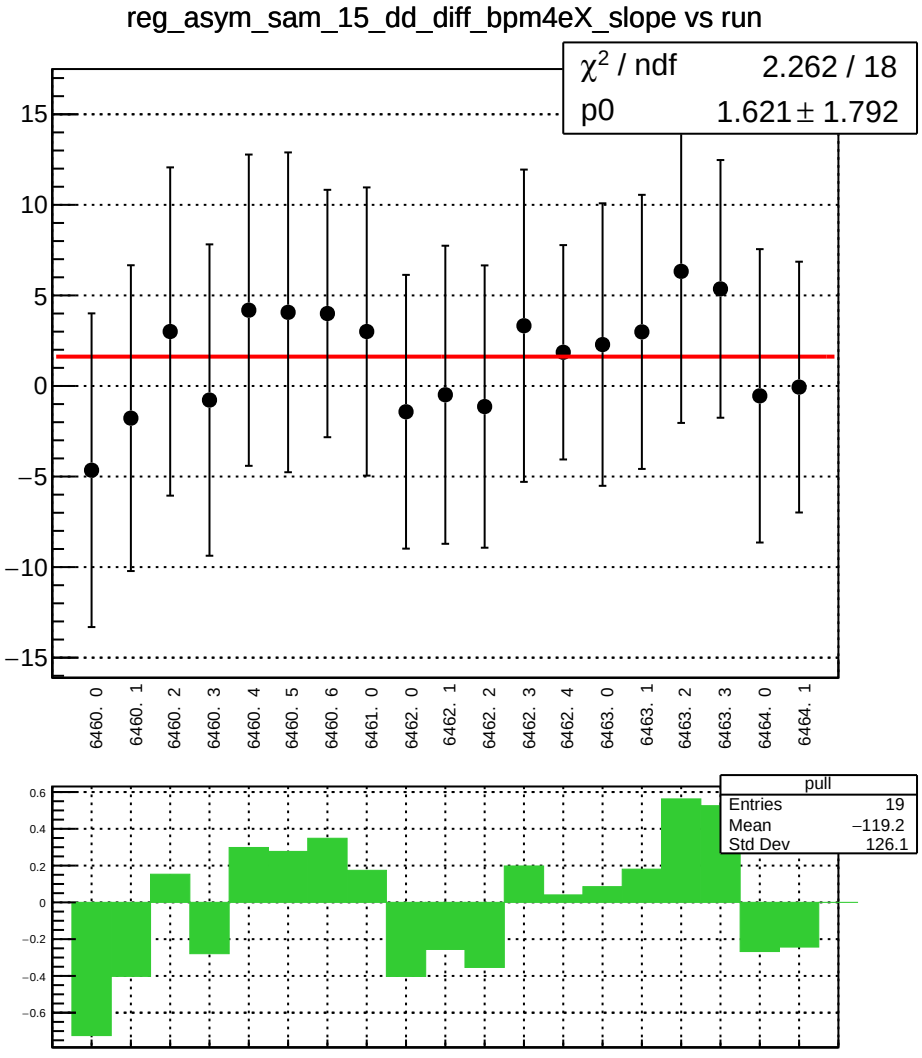
reg_asym_sam_15_dd_diff_bpm4eX_slope vs run
χ² / ndf 2.262 / 18
p0 1.621 ± 1.792
15
10
5
0
−5
−10
−15
6460. 0
6460. 1
6460. 2
6460. 3
6460. 4
6460. 5
6460. 6
6461. 0
6462. 0
6462. 1
6462. 2
6462. 3
6462. 4
6463. 0
6463. 1
6463. 2
6463. 3
6464. 0
6464. 1
pull
Entries 19
Mean −119.2
Std Dev 126.1
0.6
0.4
0.2
0
−0.2
−0.4
−0.6

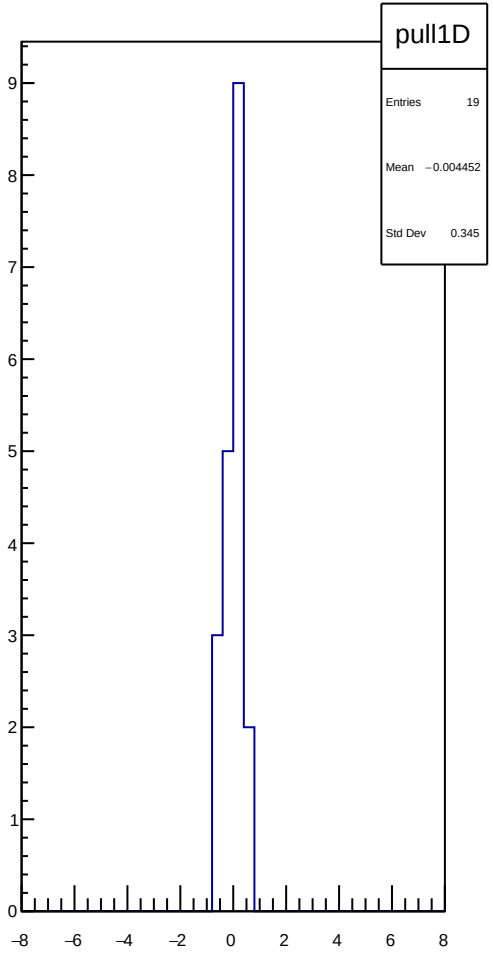
pull1D
Entries 19
Mean −0.004452
Std Dev 0.345
9
8
7
6
5
4
3
2
1
0
−8
−6
−4
−2
0
2
4
6
8

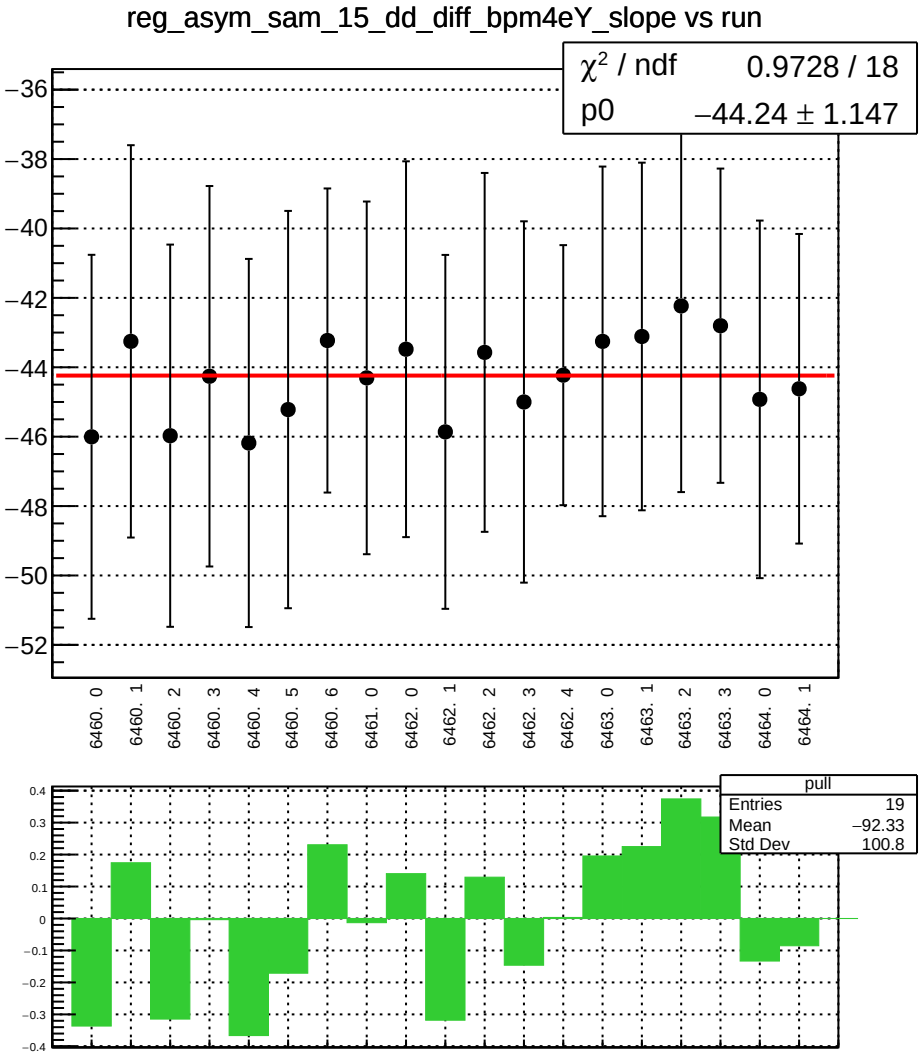
reg_asym_sam_15_dd_diff_bpm4eY_slope vs run
χ² / ndf 0.9728 / 18
p0 −44.24 ± 1.147
−36
−38
−40
−42
−44
−46
−48
−50
−52
6460. 0
6460. 1
6460. 2
6460. 3
6460. 4
6460. 5
6460. 6
6461. 0
6462. 0
6462. 1
6462. 2
6462. 3
6462. 4
6463. 0
6463. 1
6463. 2
6463. 3
6464. 0
6464. 1
pull
Entries 19
Mean −92.33
Std Dev 100.8
0.4
0.3
0.2
0.1
0
−0.1
−0.2
−0.3
−0.4

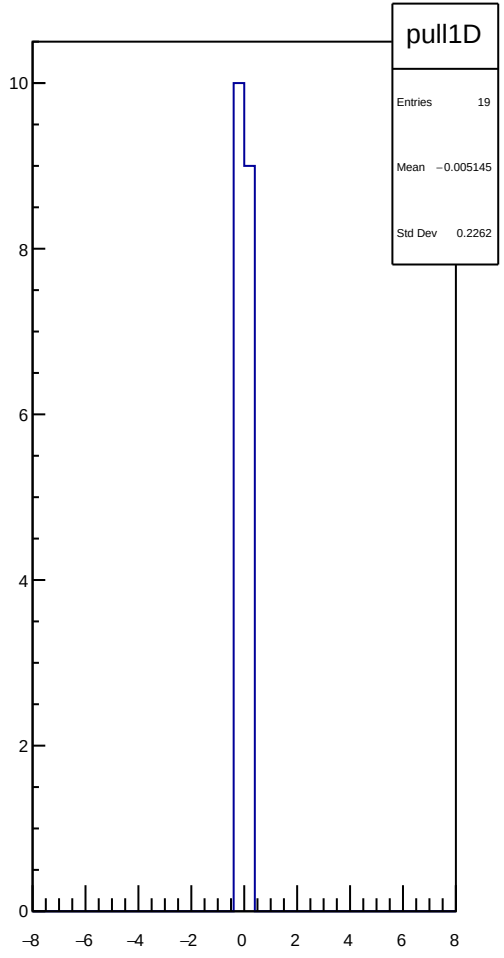
pull1D
Entries 19
Mean −0.005145
Std Dev 0.2262
10
8
6
4
2
0
−8
−6
−4
−2
0
2
4
6
8

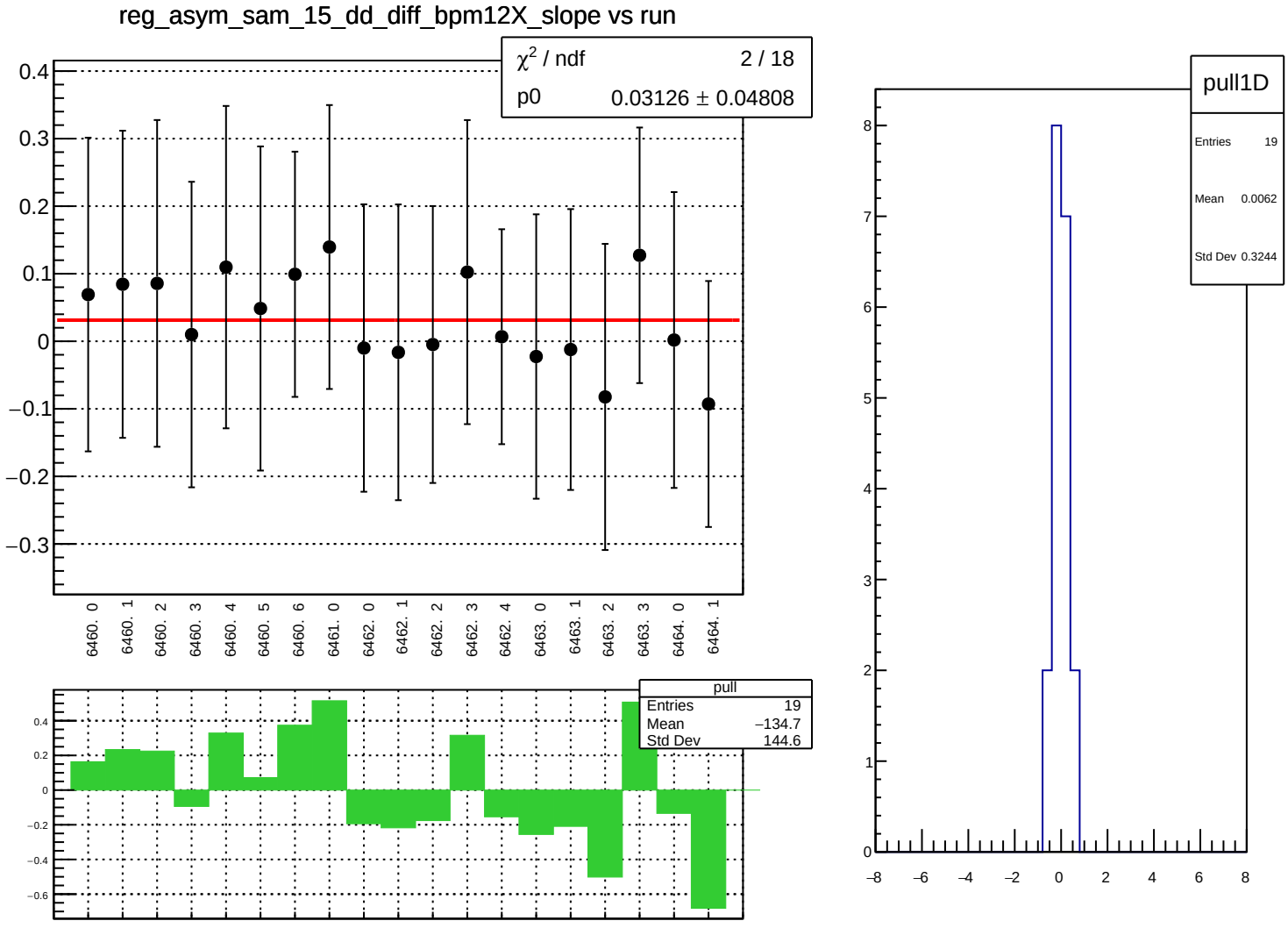
reg_asym_sam_15_dd_diff_bpm12X_slope vs run
χ² / ndf 2 / 18
p0 0.03126 ± 0.04808
0.4
0.3
0.2
0.1
0
−0.1
−0.2
−0.3
6460. 0
6460. 1
6460. 2
6460. 3
6460. 4
6460. 5
6460. 6
6461. 0
6462. 0
6462. 1
6462. 2
6462. 3
6462. 4
6463. 0
6463. 1
6463. 2
6463. 3
6464. 0
6464. 1
pull
Entries 19
Mean −134.7
Std Dev 144.6
0.4
0.2
0
−0.2
−0.4
−0.6
pull1D
Entries 19
Mean 0.0062
Std Dev 0.3244
8
7
6
5
4
3
2
1
0
−8
−6
−4
−2
0
2
4
6
8

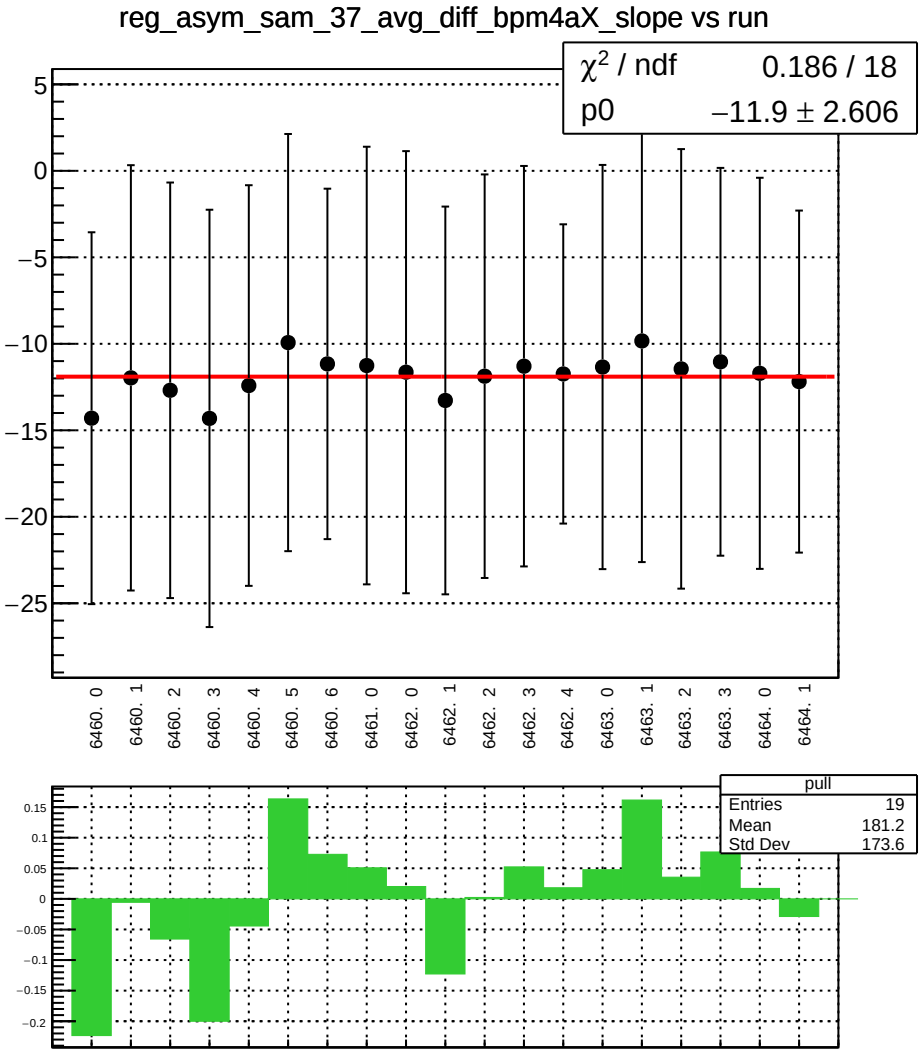
reg_asym_sam_37_avg_diff_bpm4aX_slope vs run
χ² / ndf 0.186 / 18
p0 −11.9 ± 2.606
5
0
−5
−10
−15
−20
−25
6460. 0
6460. 1
6460. 2
6460. 3
6460. 4
6460. 5
6460. 6
6461. 0
6462. 0
6462. 1
6462. 2
6462. 3
6462. 4
6463. 0
6463. 1
6463. 2
6463. 3
6464. 0
6464. 1
pull
Entries 19
Mean 181.2
Std Dev 173.6
0.15
0.1
0.05
0
−0.05
−0.1
−0.15
−0.2

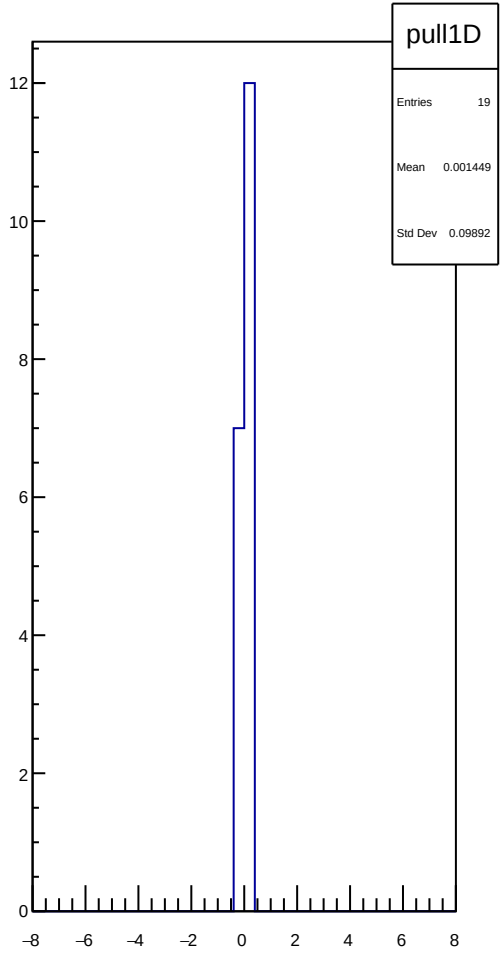
pull1D
Entries 19
Mean 0.001449
Std Dev 0.09892
12
10
8
6
4
2
0
−8
−6
−4
−2
0
2
4
6
8

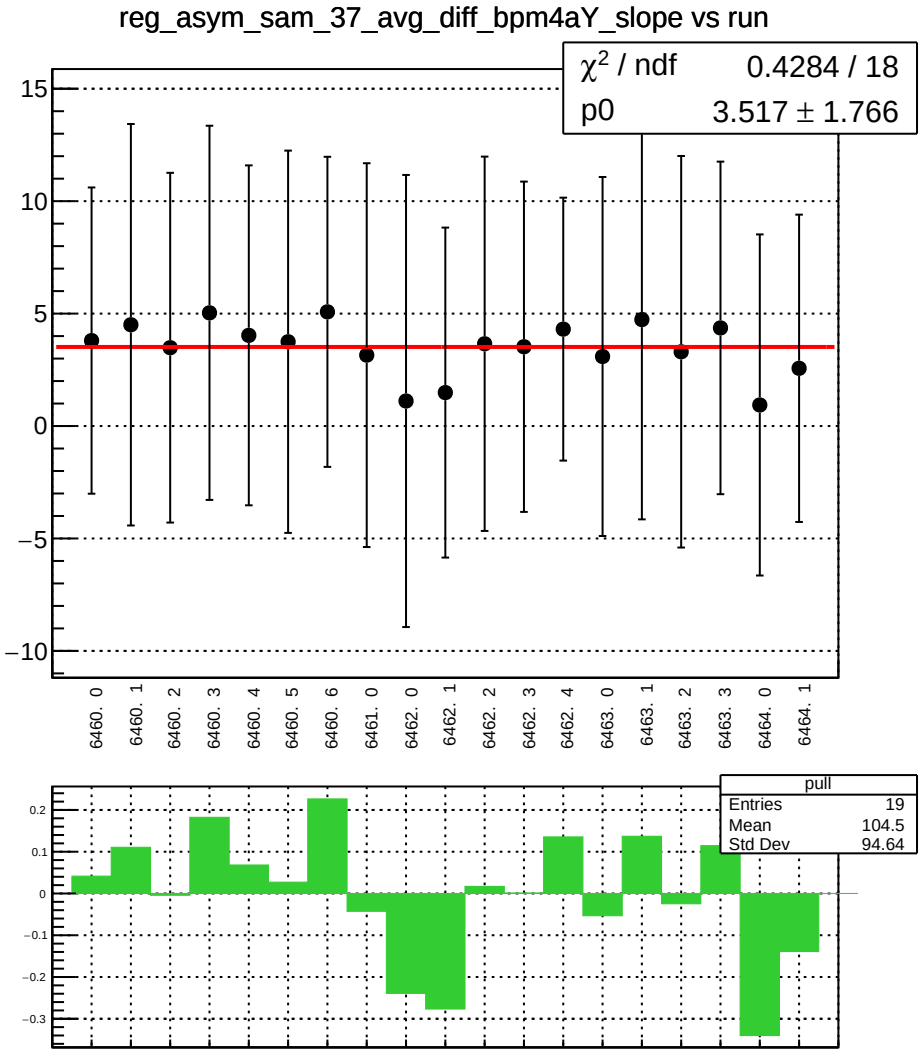
reg_asym_sam_37_avg_diff_bpm4aY_slope vs run
χ² / ndf 0.4284 / 18
p0 3.517 ± 1.766
15
10
5
0
−5
−10
6460. 0
6460. 1
6460. 2
6460. 3
6460. 4
6460. 5
6460. 6
6461. 0
6462. 0
6462. 1
6462. 2
6462. 3
6462. 4
6463. 0
6463. 1
6463. 2
6463. 3
6464. 0
6464. 1
pull
Entries 19
Mean 104.5
Std Dev 94.64
0.2
0.1
0
−0.1
−0.2
−0.3

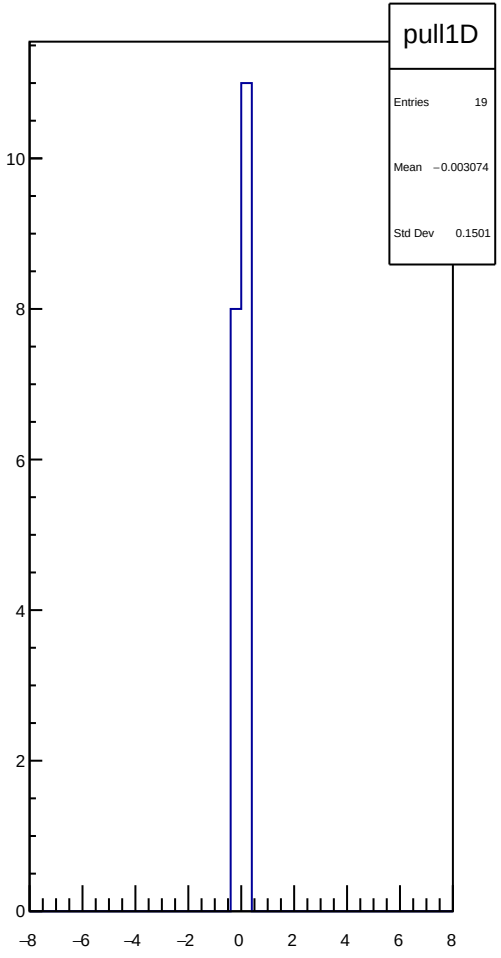
pull1D
Entries 19
Mean −0.003074
Std Dev 0.1501
10
8
6
4
2
0
−8
−6
−4
−2
0
2
4
6
8

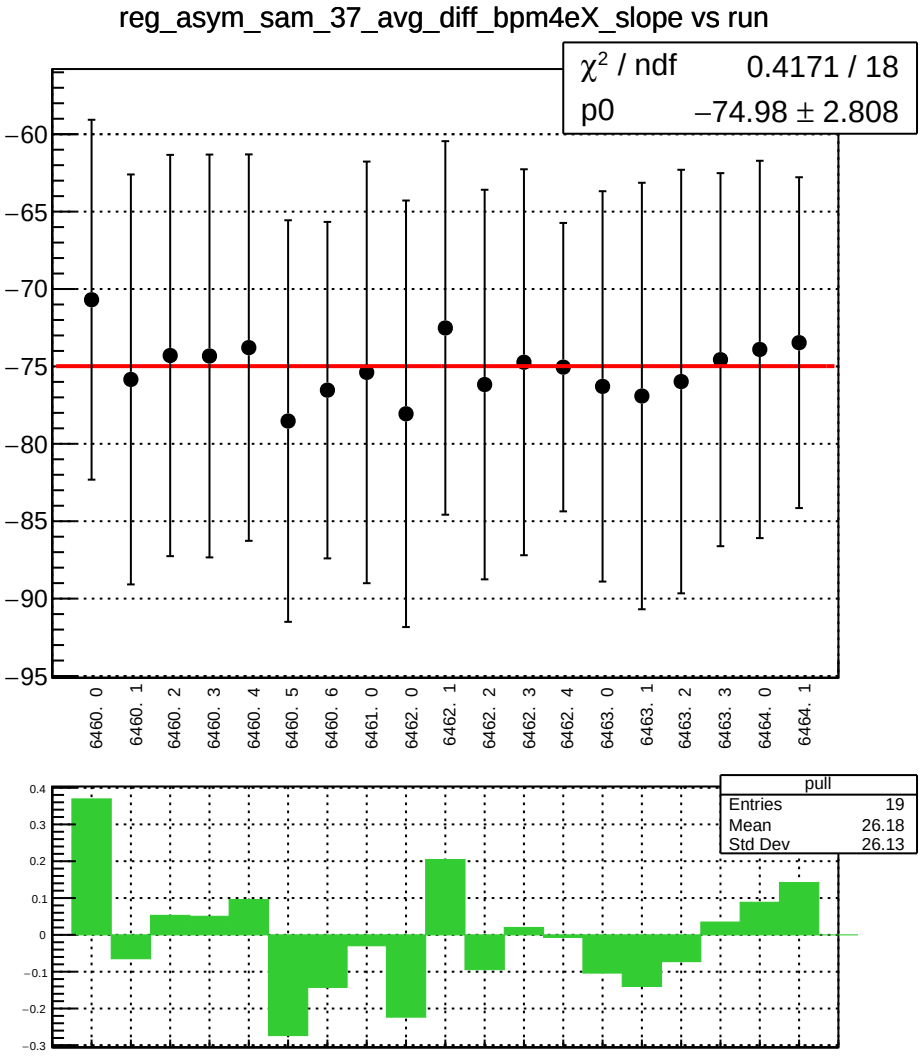
reg_asym_sam_37_avg_diff_bpm4eX_slope vs run
χ² / ndf 0.4171 / 18
p0 −74.98 ± 2.808
−60
−65
−70
−75
−80
−85
−90
−95
6460. 0
6460. 1
6460. 2
6460. 3
6460. 4
6460. 5
6460. 6
6461. 0
6462. 0
6462. 1
6462. 2
6462. 3
6462. 4
6463. 0
6463. 1
6463. 2
6463. 3
6464. 0
6464. 1
pull
Entries 19
Mean 26.18
Std Dev 26.13
0.4
0.3
0.2
0.1
0
−0.1
−0.2
−0.3

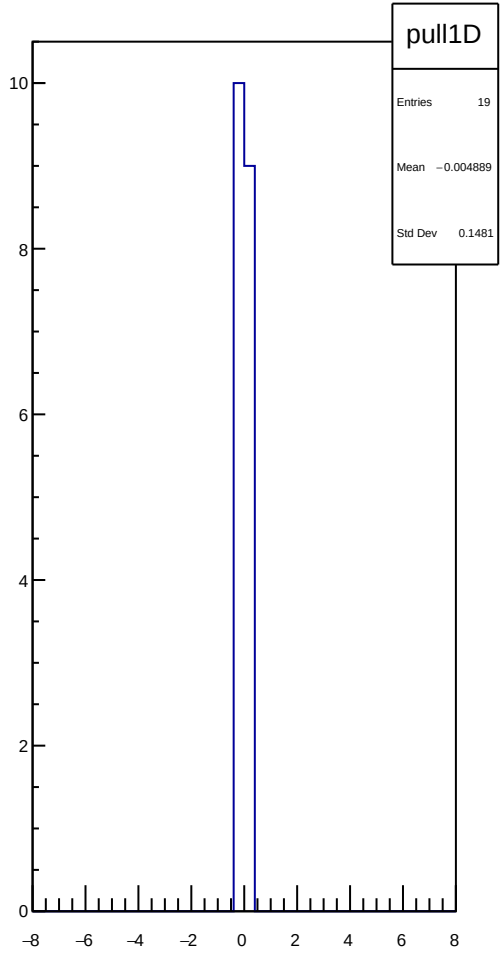
pull1D
Entries 19
Mean −0.004889
Std Dev 0.1481
10
8
6
4
2
0
−8
−6
−4
−2
0
2
4
6
8

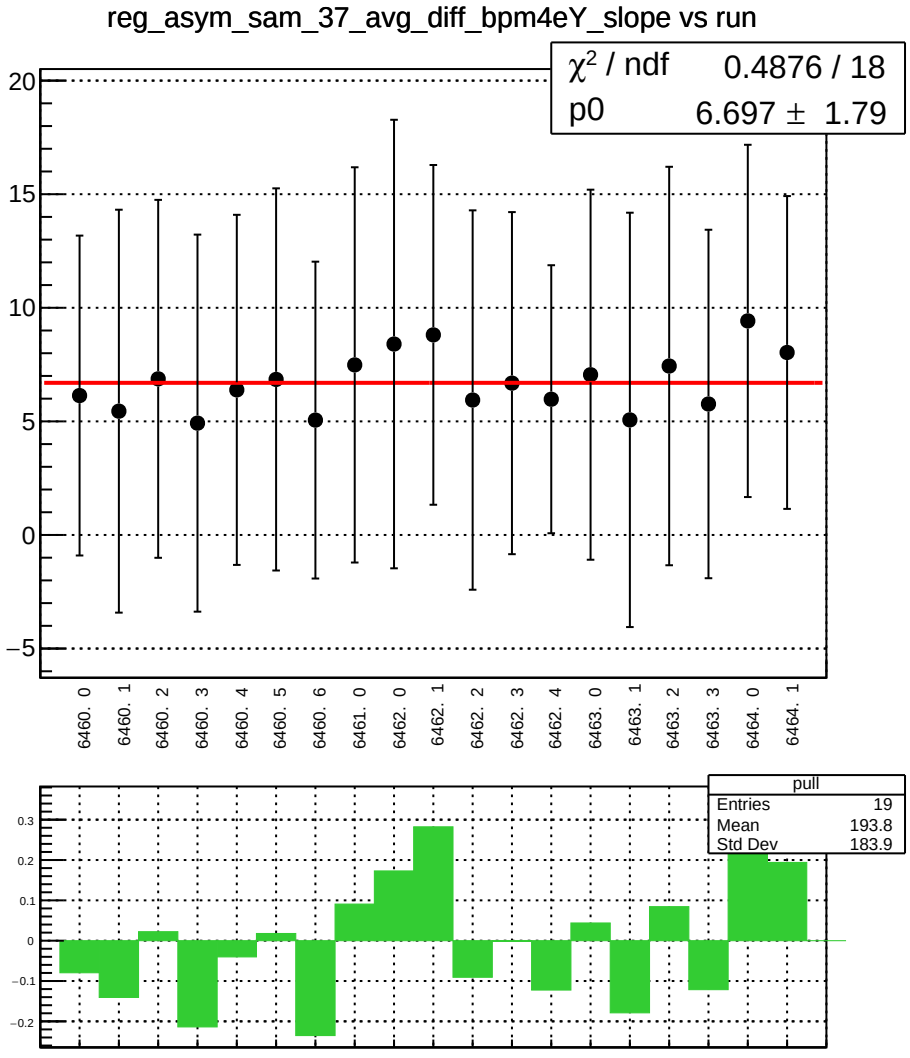
reg_asym_sam_37_avg_diff_bpm4eY_slope vs run
χ² / ndf 0.4876 / 18
p0 6.697 ± 1.79
20
15
10
5
0
−5
6460. 0
6460. 1
6460. 2
6460. 3
6460. 4
6460. 5
6460. 6
6461. 0
6462. 0
6462. 1
6462. 2
6462. 3
6462. 4
6463. 0
6463. 1
6463. 2
6463. 3
6464. 0
6464. 1
pull
Entries 19
Mean 193.8
Std Dev 183.9
0.3
0.2
0.1
0
−0.1
−0.2

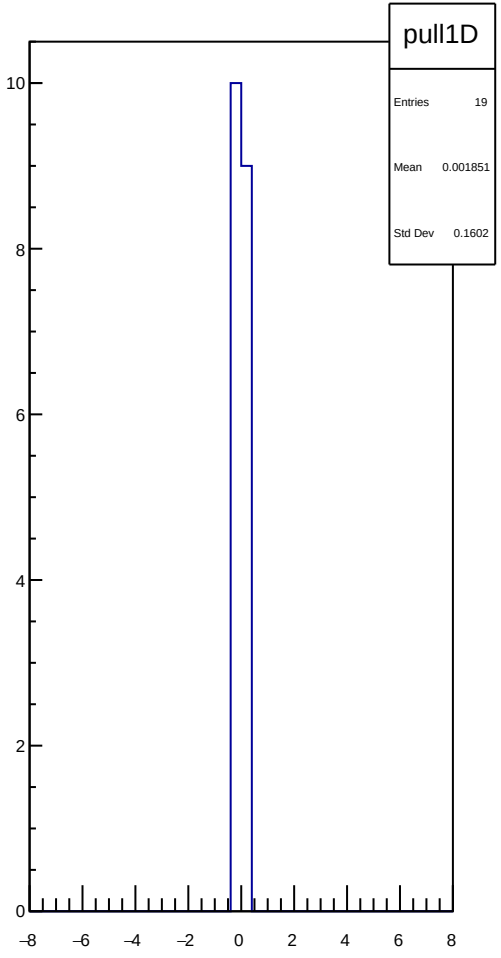
pull1D
Entries 19
Mean 0.001851
Std Dev 0.1602
10
8
6
4
2
0
−8
−6
−4
−2
0
2
4
6
8

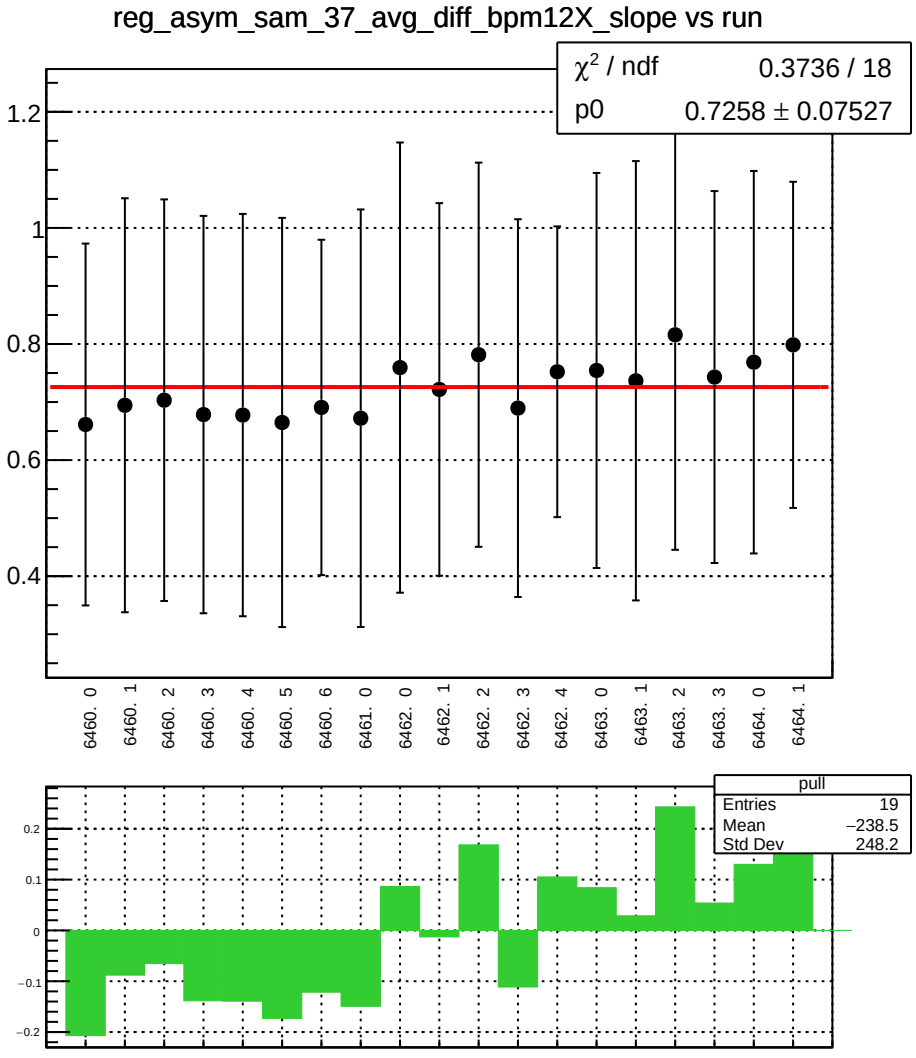
reg_asym_sam_37_avg_diff_bpm12X_slope vs run
χ² / ndf 0.3736 / 18
p0 0.7258 ± 0.07527
1.2
1
0.8
0.6
0.4
6460. 0
6460. 1
6460. 2
6460. 3
6460. 4
6460. 5
6460. 6
6461. 0
6462. 0
6462. 1
6462. 2
6462. 3
6462. 4
6463. 0
6463. 1
6463. 2
6463. 3
6464. 0
6464. 1
pull
Entries 19
Mean −238.5
Std Dev 248.2
0.2
0.1
0
−0.1
−0.2

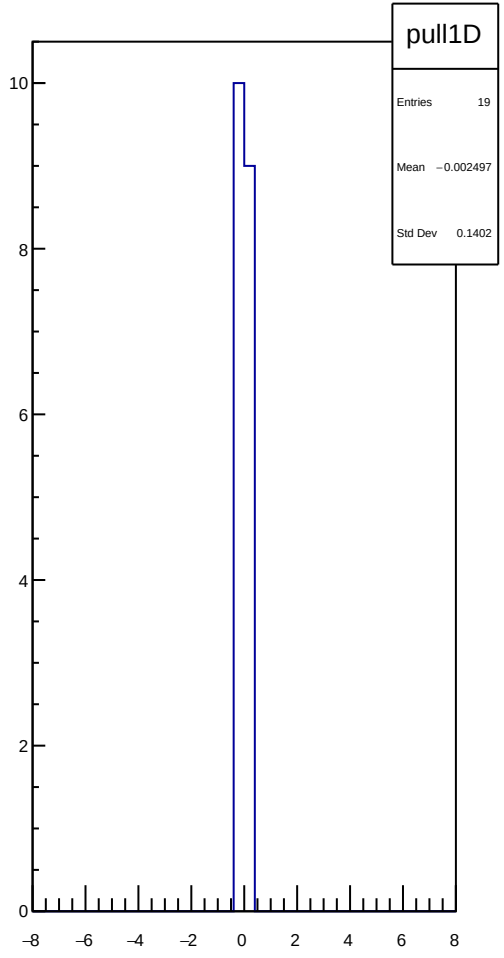
pull1D
Entries 19
Mean −0.002497
Std Dev 0.1402
10
8
6
4
2
0
−8
−6
−4
−2
0
2
4
6
8

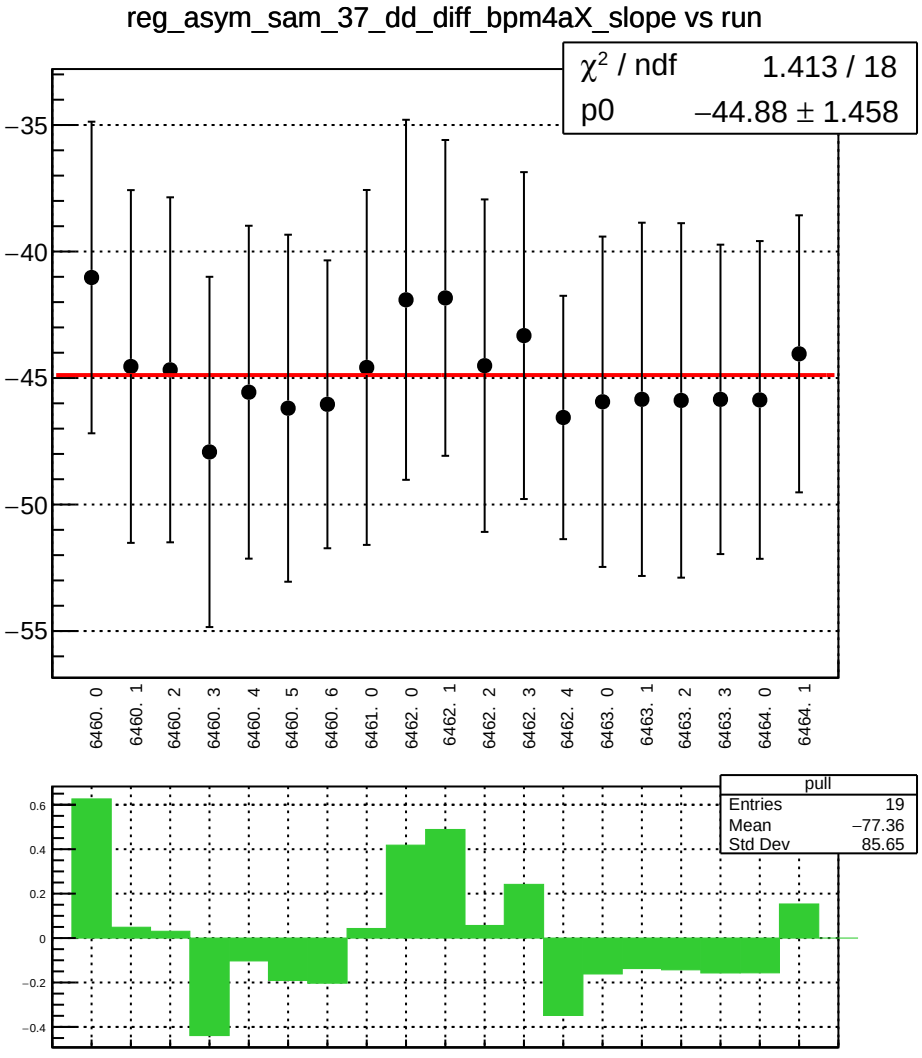
reg_asym_sam_37_dd_diff_bpm4aX_slope vs run
χ² / ndf 1.413 / 18
p0 −44.88 ± 1.458
−35
−40
−45
−50
−55
6460. 0
6460. 1
6460. 2
6460. 3
6460. 4
6460. 5
6460. 6
6461. 0
6462. 0
6462. 1
6462. 2
6462. 3
6462. 4
6463. 0
6463. 1
6463. 2
6463. 3
6464. 0
6464. 1
pull
Entries 19
Mean −77.36
Std Dev 85.65
0.6
0.4
0.2
0
−0.2
−0.4

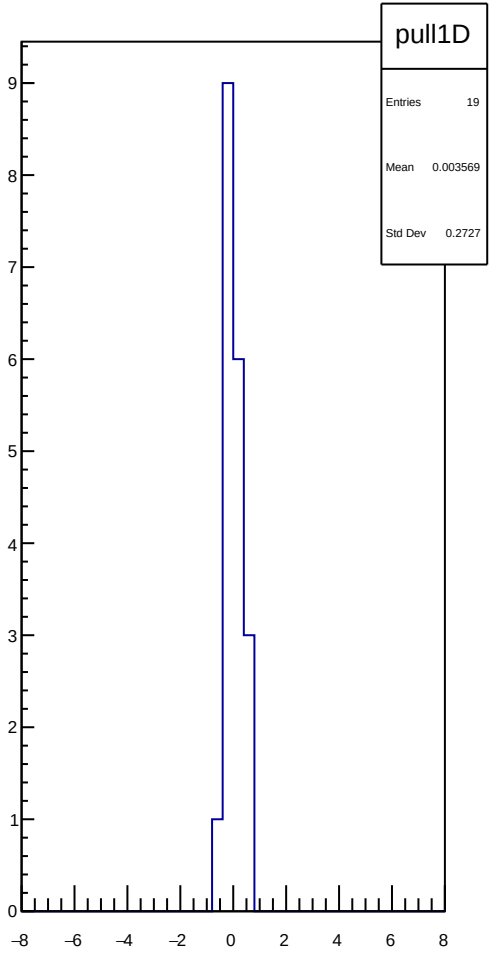
pull1D
Entries 19
Mean 0.003569
Std Dev 0.2727
9
8
7
6
5
4
3
2
1
0
−8
−6
−4
−2
0
2
4
6
8

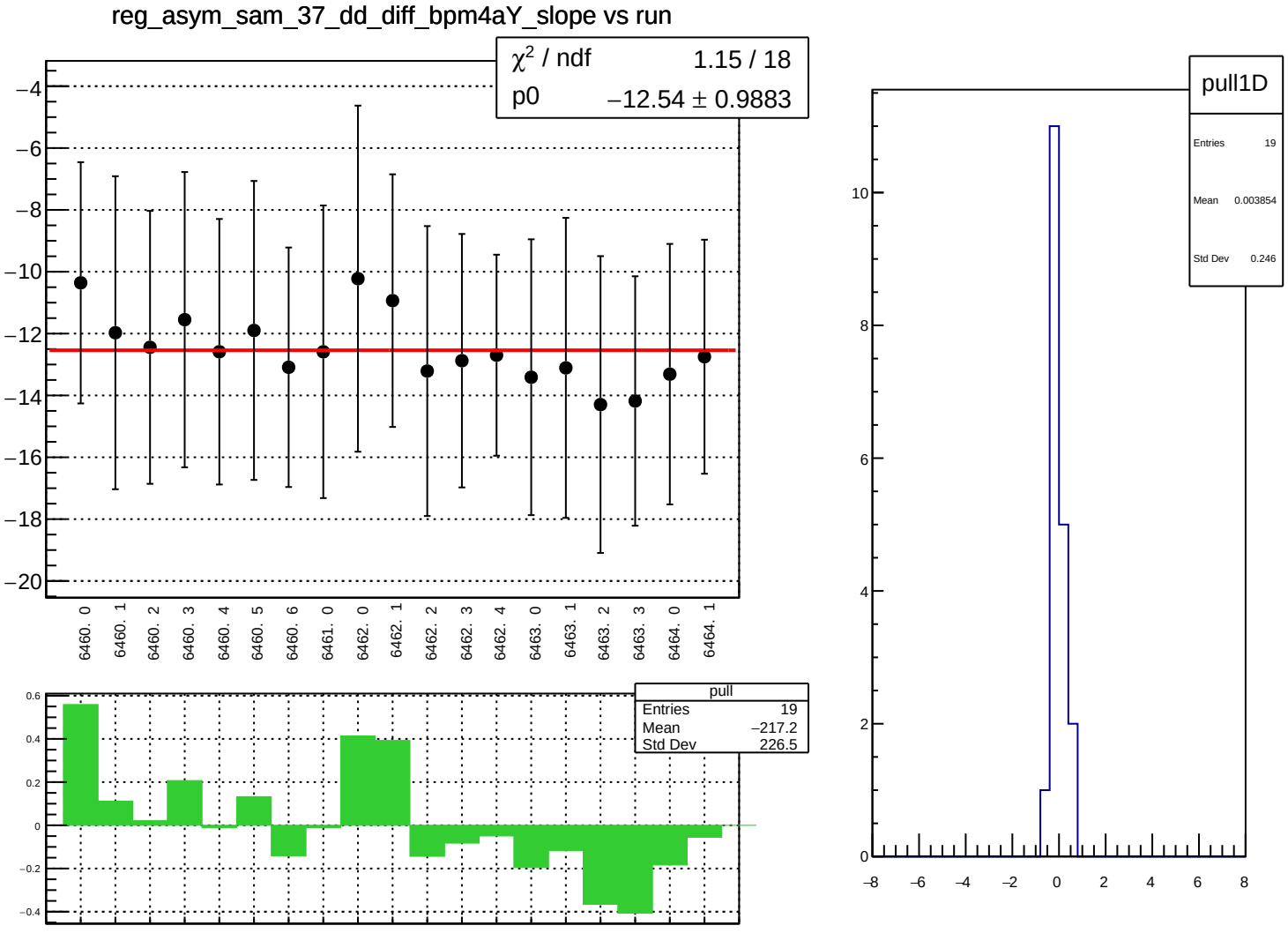
reg_asym_sam_37_dd_diff_bpm4aY_slope vs run
χ² / ndf 1.15 / 18
p0 −12.54 ± 0.9883
−4
−6
−8
−10
−12
−14
−16
−18
−20
6460. 0
6460. 1
6460. 2
6460. 3
6460. 4
6460. 5
6460. 6
6461. 0
6462. 0
6462. 1
6462. 2
6462. 3
6462. 4
6463. 0
6463. 1
6463. 2
6463. 3
6464. 0
6464. 1
pull
Entries 19
Mean −217.2
Std Dev 226.5
0.6
0.4
0.2
0
−0.2
−0.4
pull1D
Entries 19
Mean 0.003854
Std Dev 0.246
10
8
6
4
2
0
−8
−6
−4
−2
0
2
4
6
8

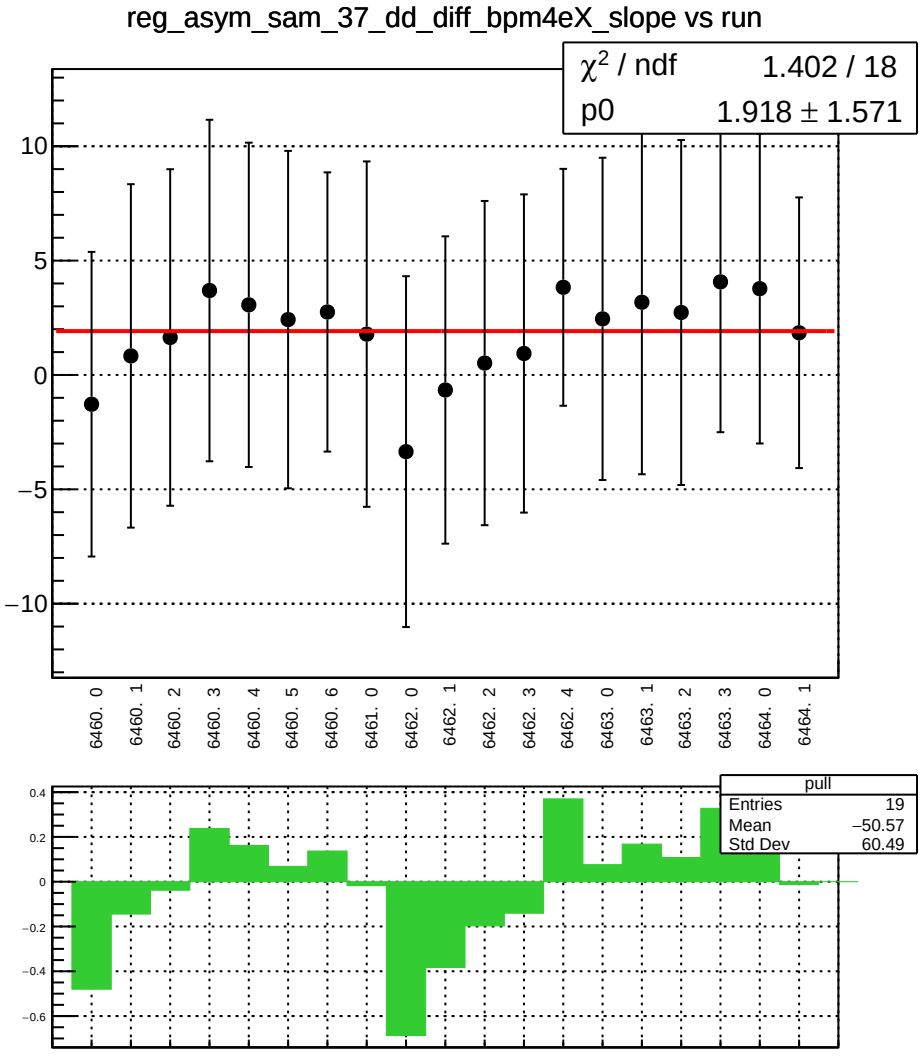
reg_asym_sam_37_dd_diff_bpm4eX_slope vs run
χ2 / ndf 1.402 / 18
p0 1.918 ± 1.571
10
5
0
−5
−10
6460. 0
6460. 1
6460. 2
6460. 3
6460. 4
6460. 5
6460. 6
6461. 0
6462. 0
6462. 1
6462. 2
6462. 3
6462. 4
6463. 0
6463. 1
6463. 2
6463. 3
6464. 0
6464. 1
pull
Entries 19
Mean −50.57
Std Dev 60.49
0.4
0.2
0
−0.2
−0.4
−0.6

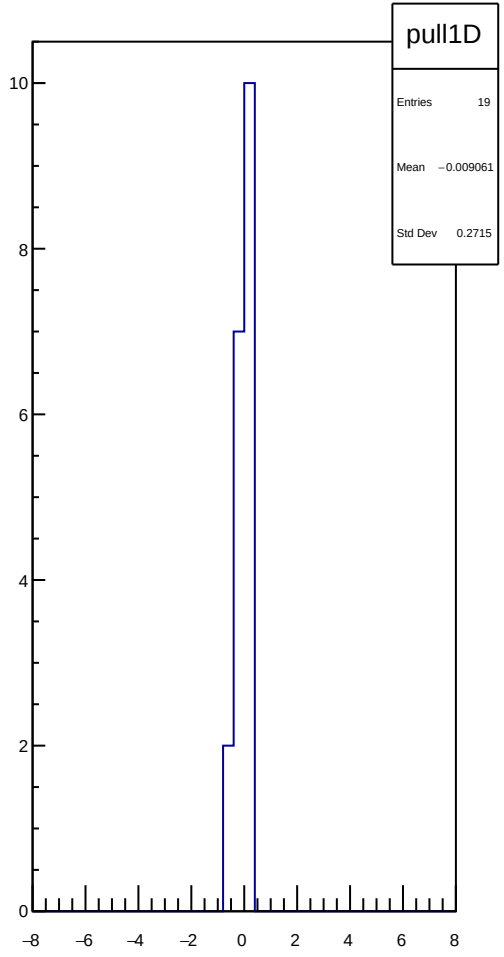
pull1D
Entries 19
Mean −0.009061
Std Dev 0.2715
10
8
6
4
2
0
−8
−6
−4
−2
0
2
4
6
8

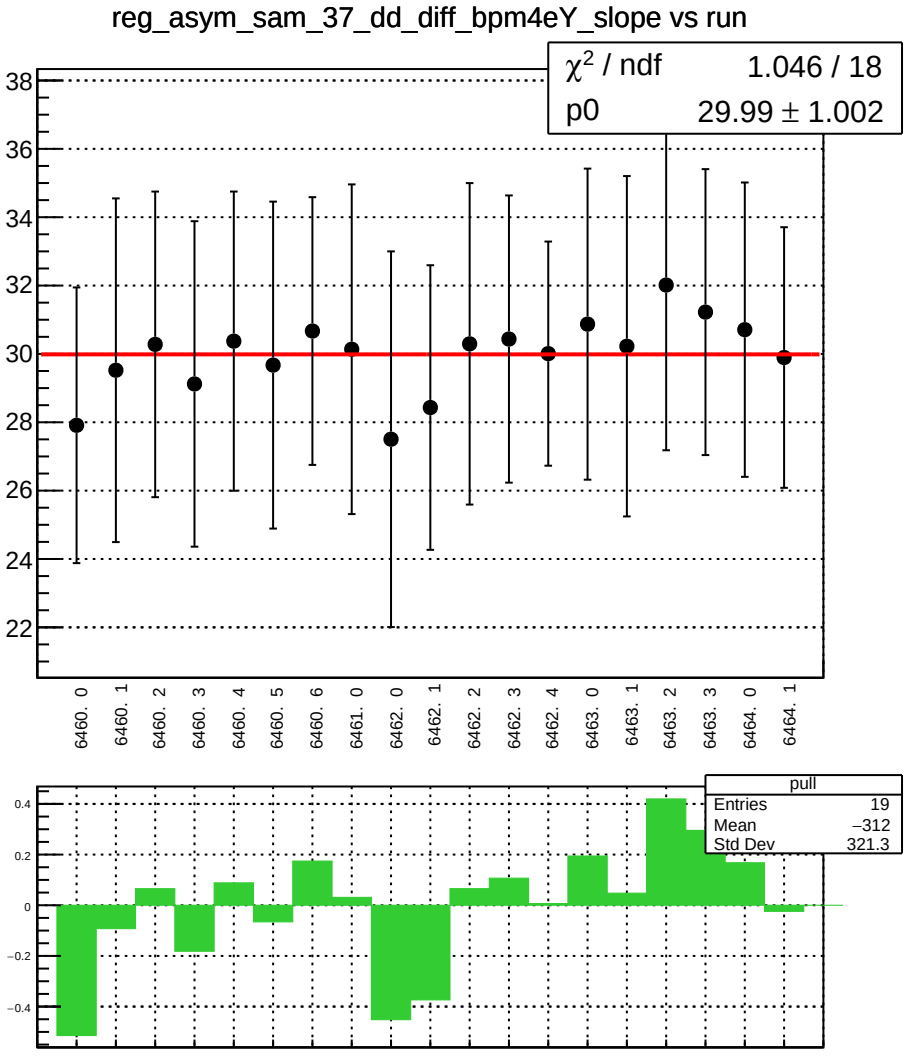
reg_asym_sam_37_dd_diff_bpm4eY_slope vs run
χ² / ndf 1.046 / 18
p0 29.99 ± 1.002
38
36
34
32
30
28
26
24
22
6460. 0
6460. 1
6460. 2
6460. 3
6460. 4
6460. 5
6460. 6
6461. 0
6462. 0
6462. 1
6462. 2
6462. 3
6462. 4
6463. 0
6463. 1
6463. 2
6463. 3
6464. 0
6464. 1
pull
Entries 19
Mean −312
Std Dev 321.3
0.4
0.2
0
−0.2
−0.4

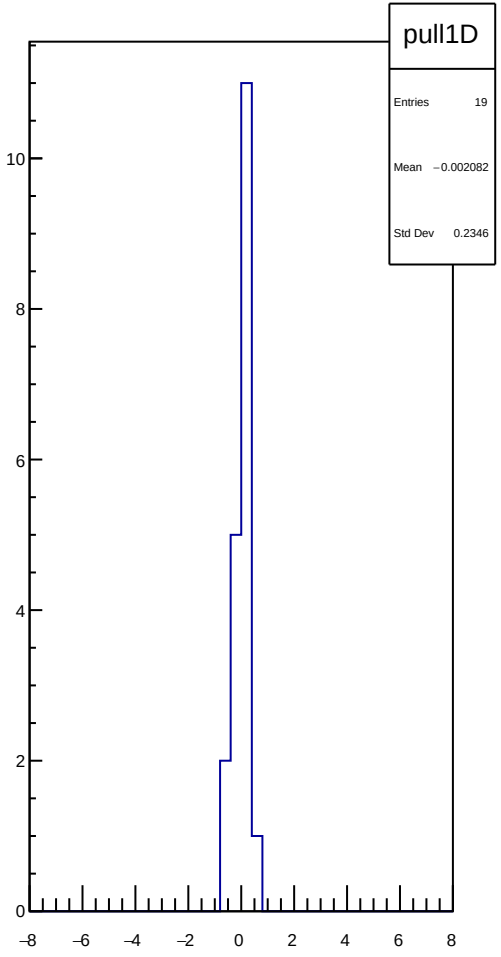
pull1D
Entries 19
Mean −0.002082
Std Dev 0.2346
10
8
6
4
2
0
−8
−6
−4
−2
0
2
4
6
8

reg_asym_sam_37_dd_diff_bpm12X_slope vs run

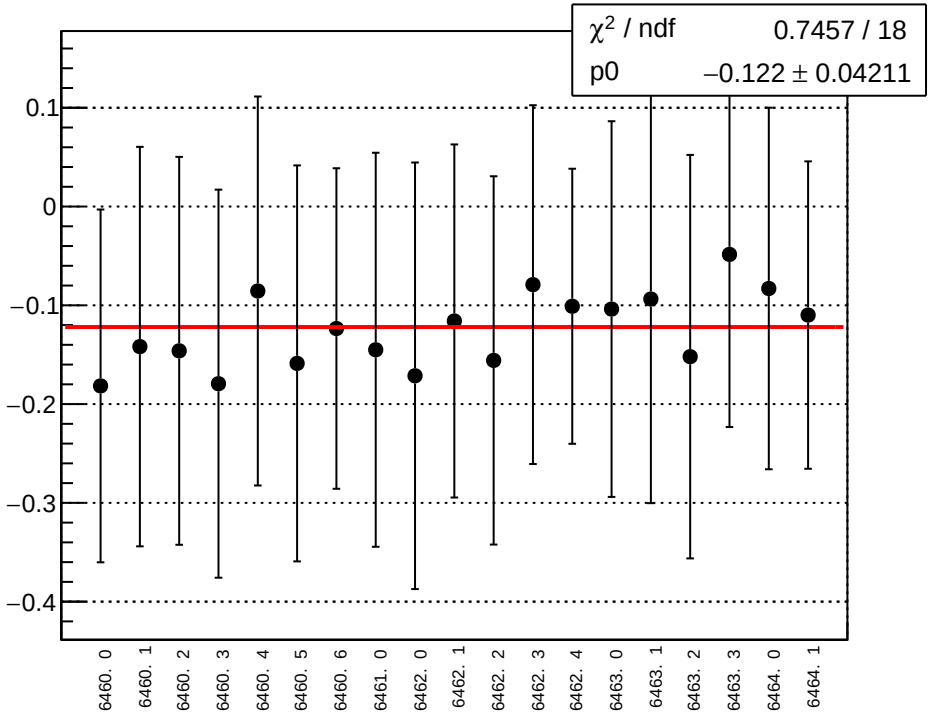

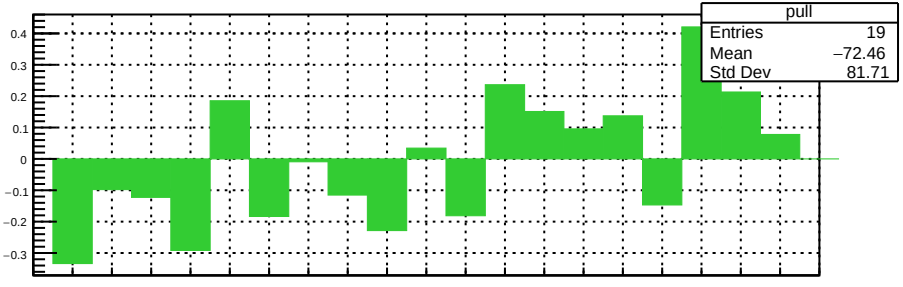

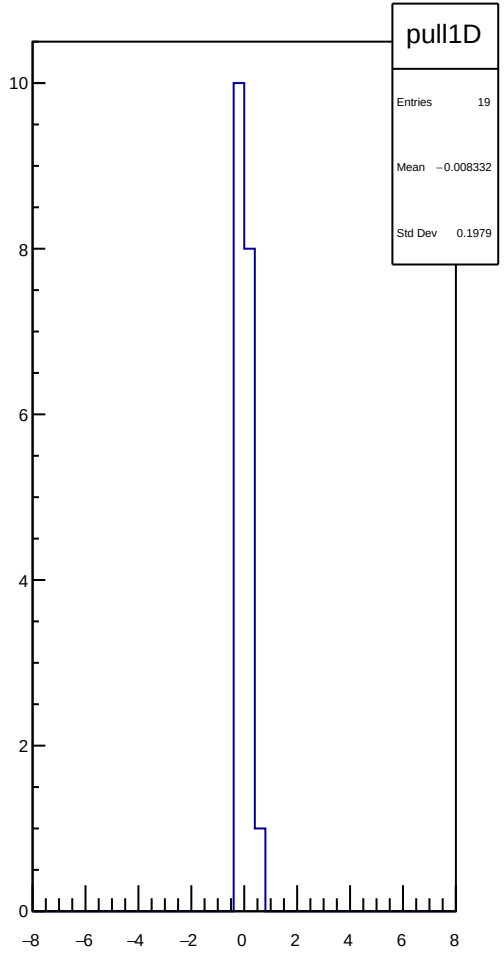

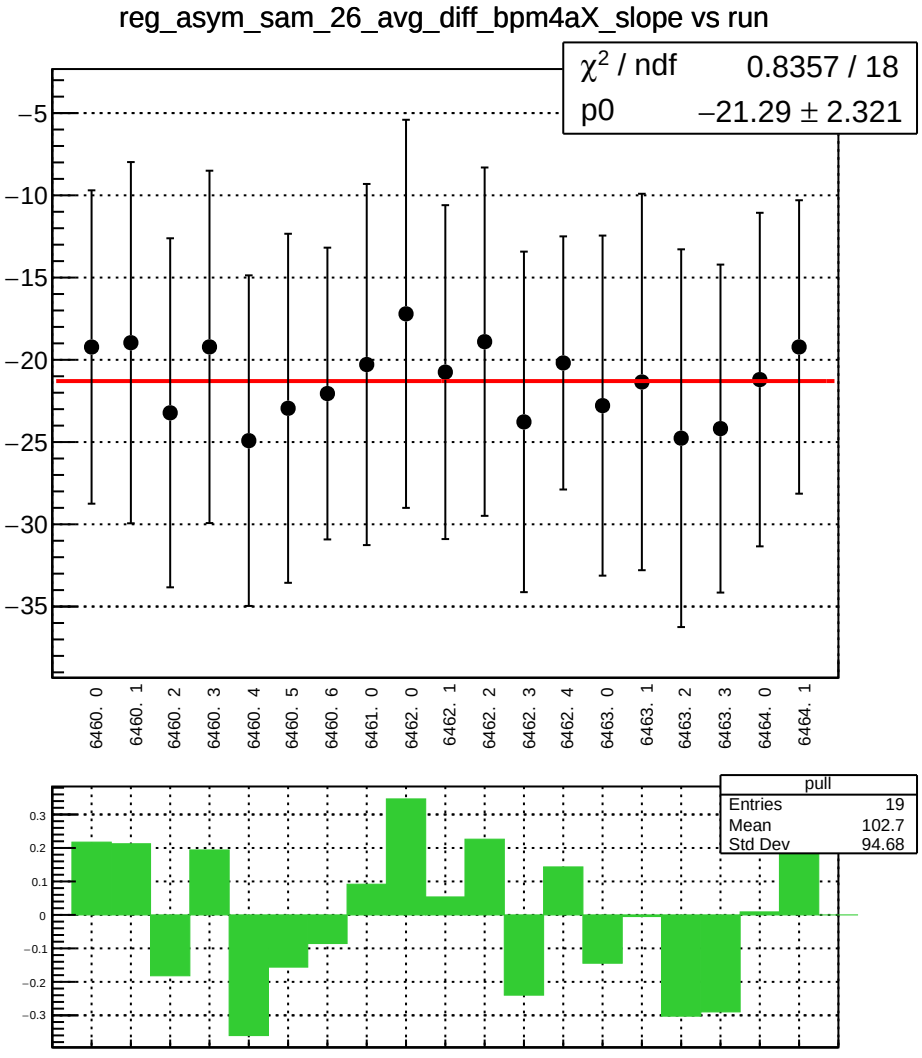
reg_asym_sam_26_avg_diff_bpm4aX_slope vs run
χ² / ndf 0.8357 / 18
p0 −21.29 ± 2.321
−5
−10
−15
−20
−25
−30
−35
6460. 0
6460. 1
6460. 2
6460. 3
6460. 4
6460. 5
6460. 6
6461. 0
6462. 0
6462. 1
6462. 2
6462. 3
6462. 4
6463. 0
6463. 1
6463. 2
6463. 3
6464. 0
6464. 1
pull
Entries 19
Mean 102.7
Std Dev 94.68
0.3
0.2
0.1
0
−0.1
−0.2
−0.3

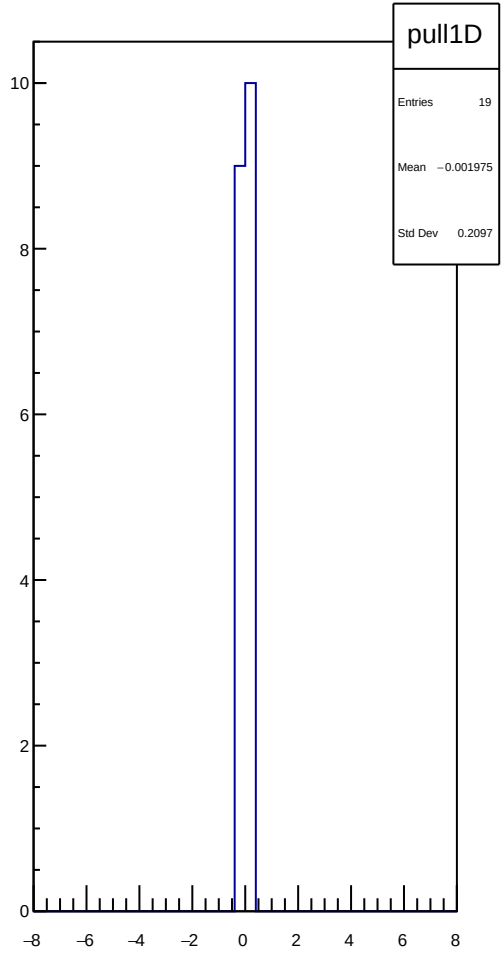
pull1D
Entries 19
Mean −0.001975
Std Dev 0.2097
10
8
6
4
2
0
−8
−6
−4
−2
0
2
4
6
8

reg_asym_sam_26_avg_diff_bpm4aY_slope vs run

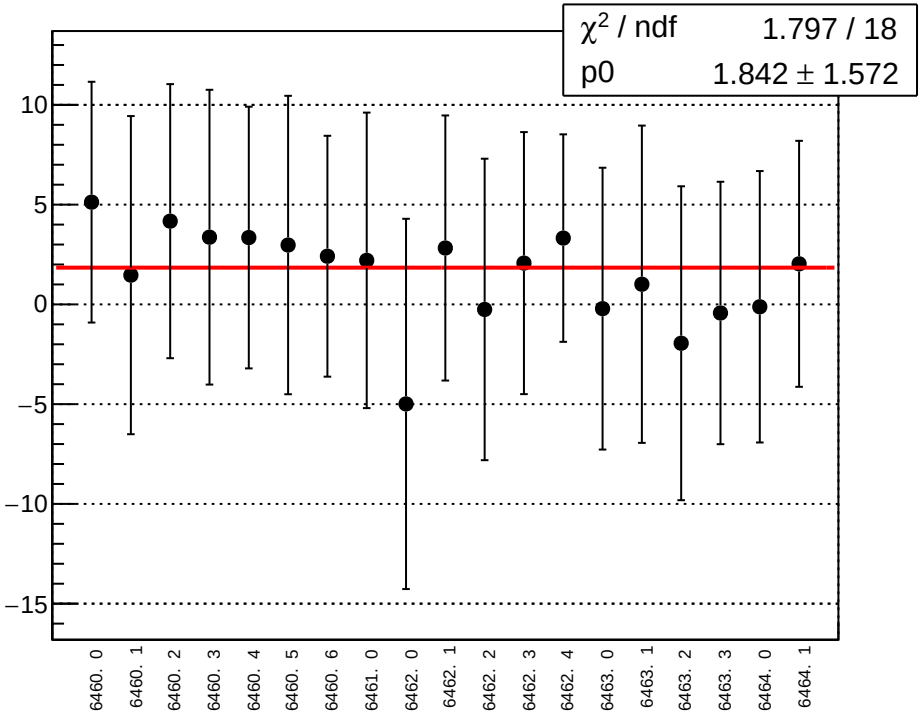

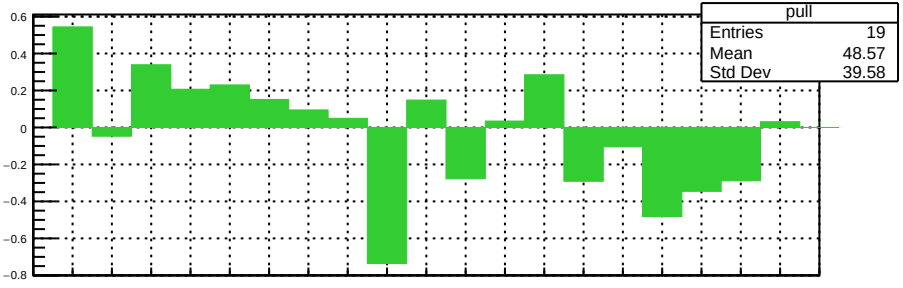

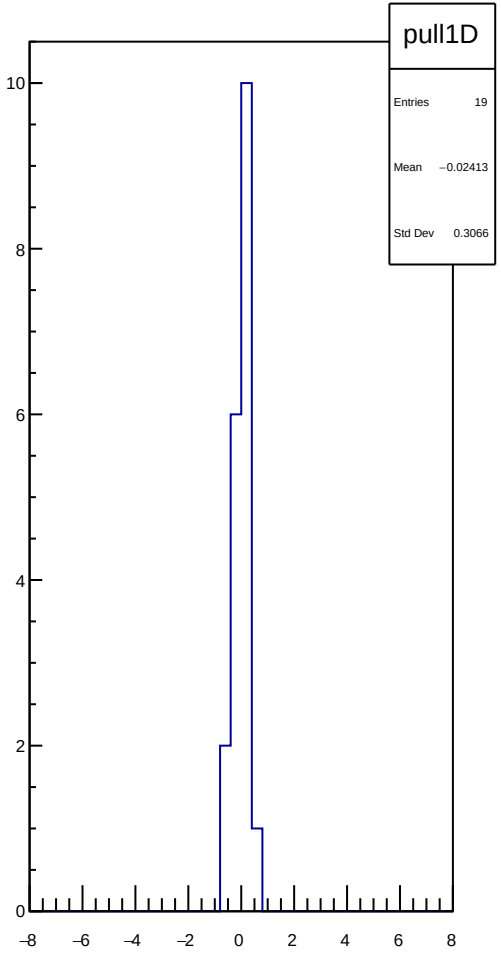

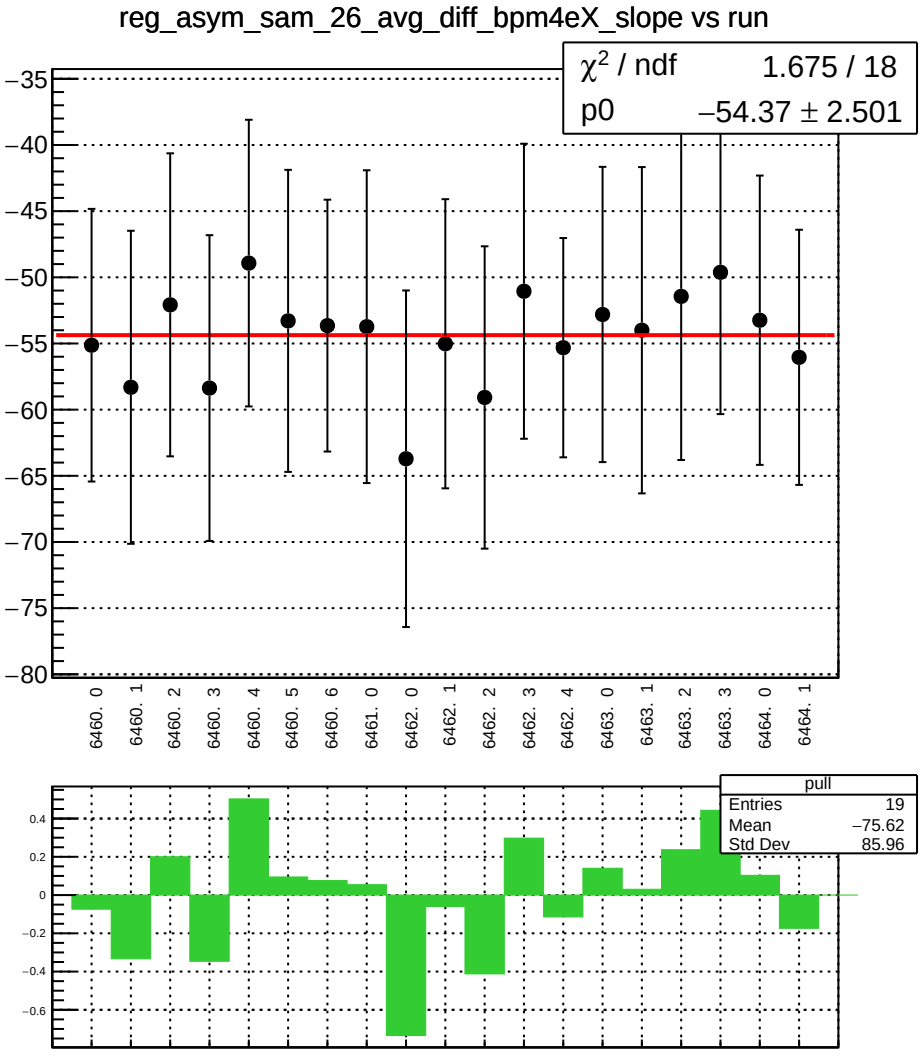
reg_asym_sam_26_avg_diff_bpm4eX_slope vs run
χ² / ndf 1.675 / 18
p0 −54.37 ± 2.501
−35
−40
−45
−50
−55
−60
−65
−70
−75
−80
6460. 0
6460. 1
6460. 2
6460. 3
6460. 4
6460. 5
6460. 6
6461. 0
6462. 0
6462. 1
6462. 2
6462. 3
6462. 4
6463. 0
6463. 1
6463. 2
6463. 3
6464. 0
6464. 1
pull
Entries 19
Mean −75.62
Std Dev 85.96
0.4
0.2
0
−0.2
−0.4
−0.6

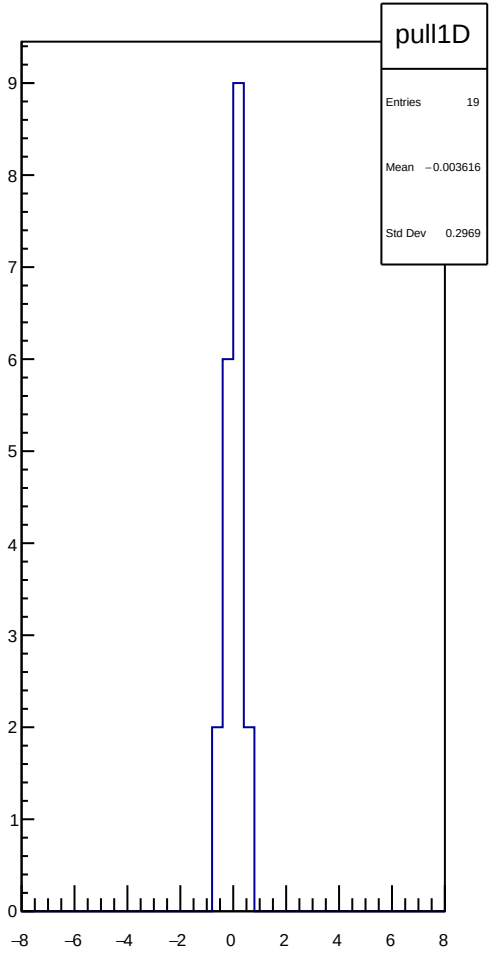
pull1D
Entries 19
Mean −0.003616
Std Dev 0.2969
9
8
7
6
5
4
3
2
1
0
−8
−6
−4
−2
0
2
4
6
8

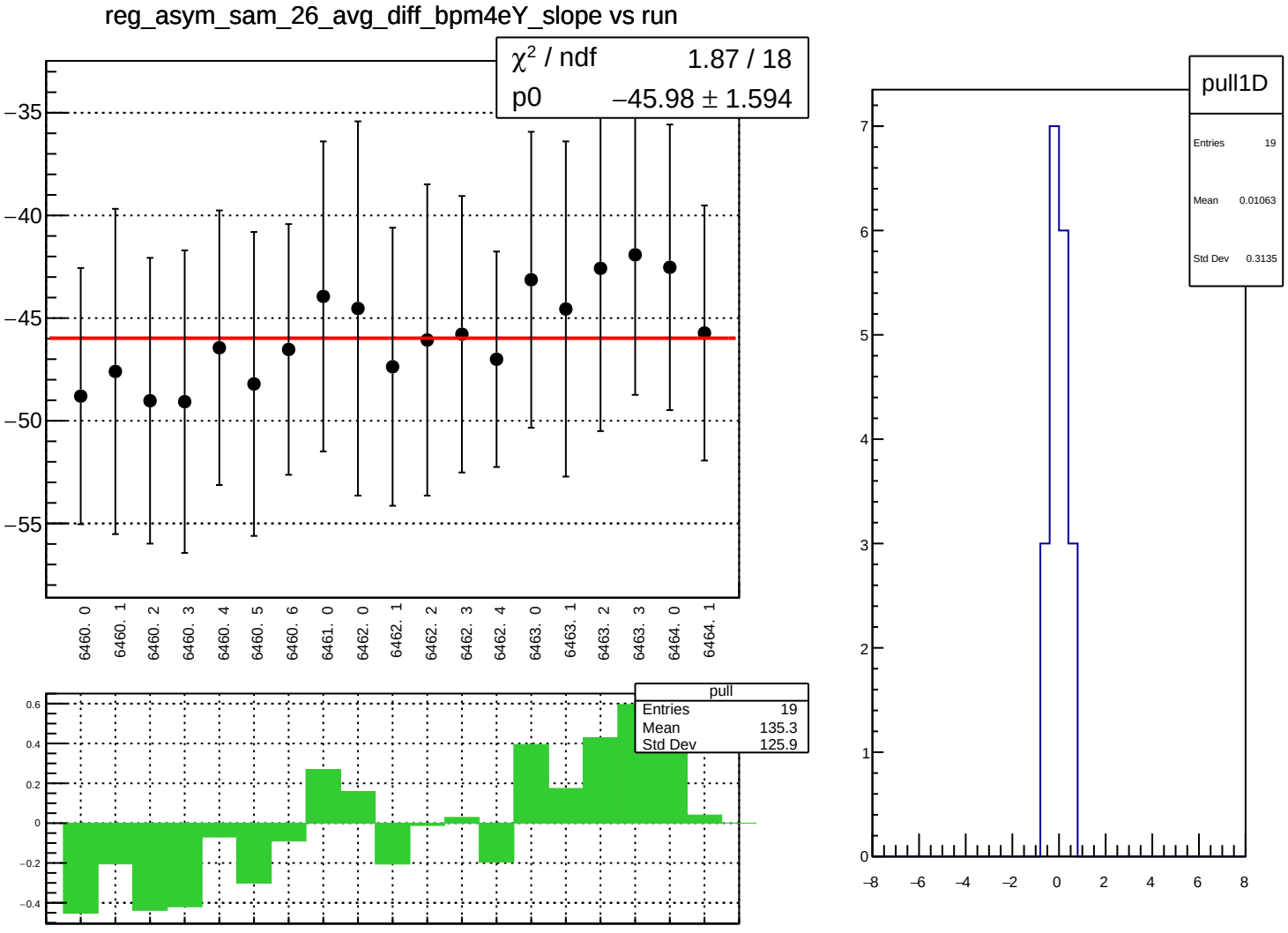
reg_asym_sam_26_avg_diff_bpm4eY_slope vs run
χ² / ndf 1.87 / 18
p0 −45.98 ± 1.594
−35
−40
−45
−50
−55
6460. 0
6460. 1
6460. 2
6460. 3
6460. 4
6460. 5
6460. 6
6461. 0
6462. 0
6462. 1
6462. 2
6462. 3
6462. 4
6463. 0
6463. 1
6463. 2
6463. 3
6464. 0
6464. 1
pull
Entries 19
Mean 135.3
Std Dev 125.9
0.6
0.4
0.2
0
−0.2
−0.4
pull1D
Entries 19
Mean 0.01063
Std Dev 0.3135
7
6
5
4
3
2
1
0
−8
−6
−4
−2
0
2
4
6
8

reg_asym_sam_26_avg_diff_bpm12X_slope vs run

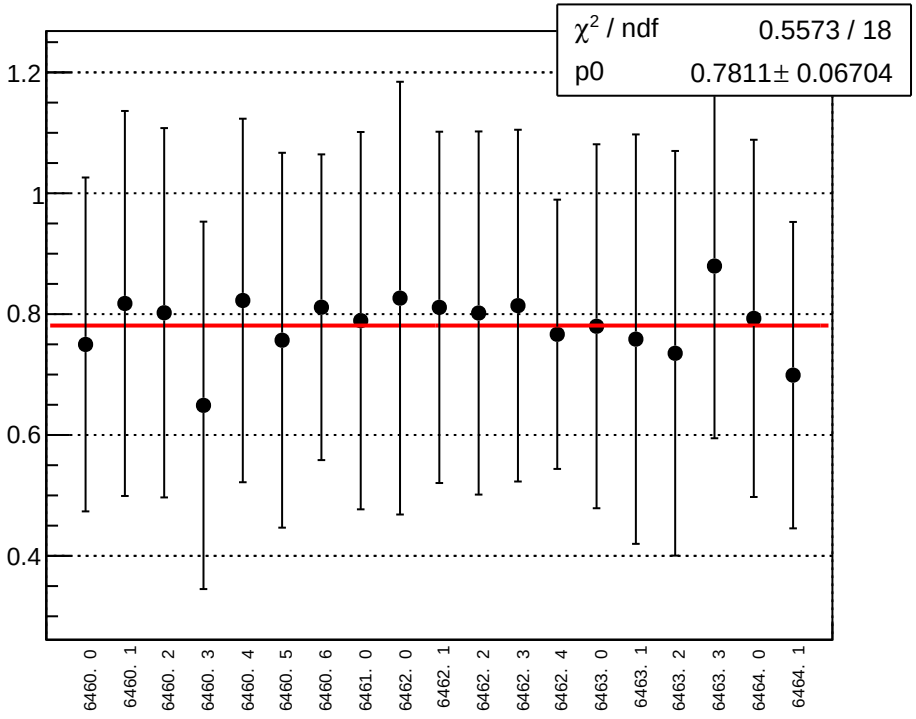

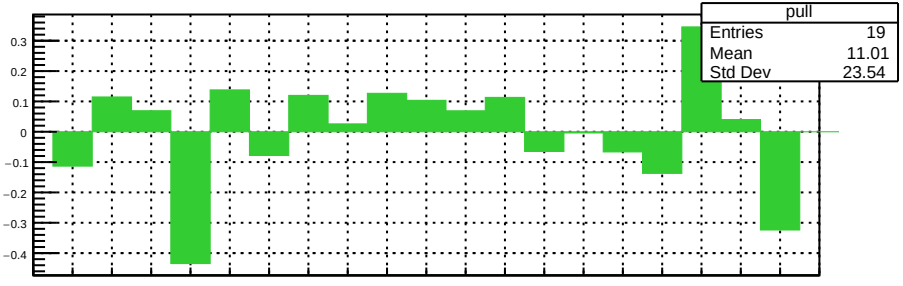

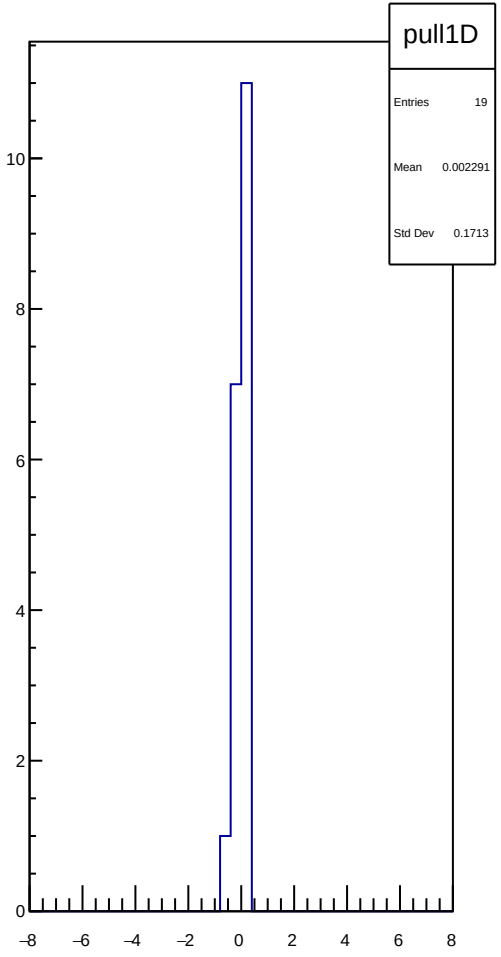

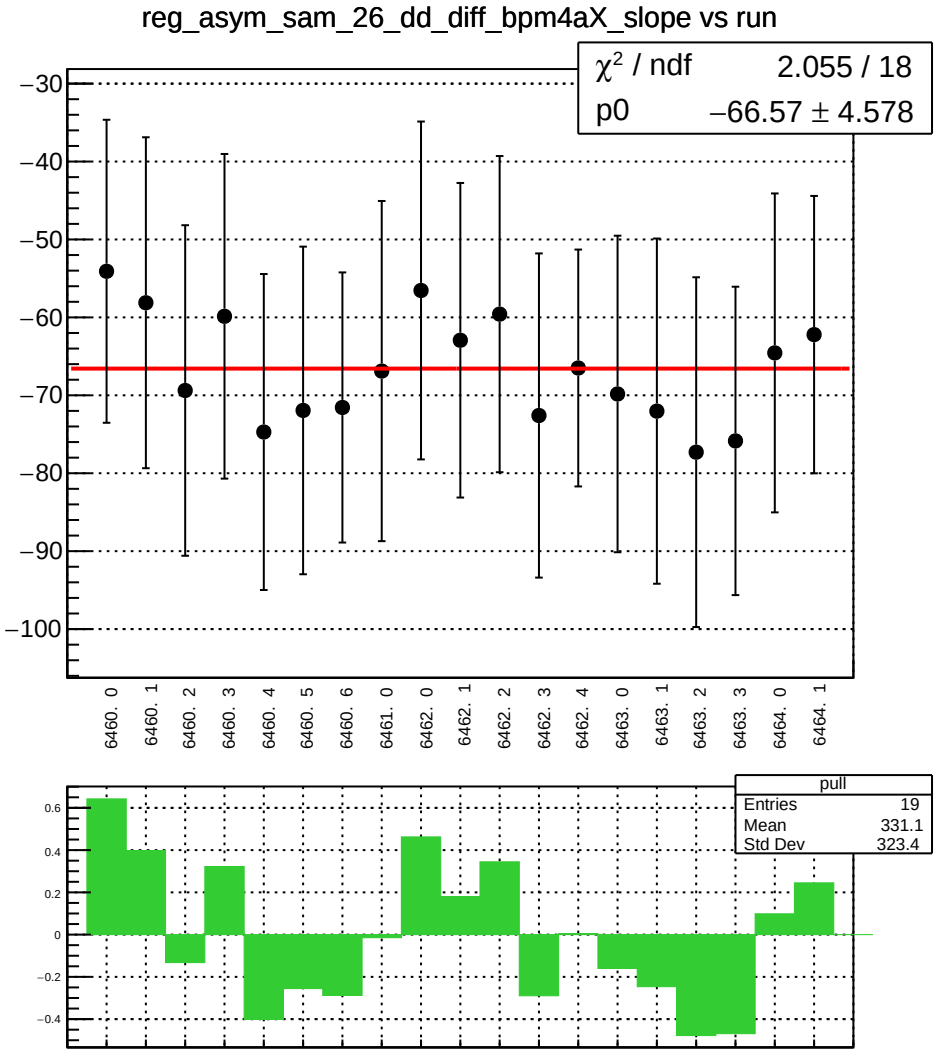
reg_asym_sam_26_dd_diff_bpm4aX_slope vs run
χ² / ndf 2.055 / 18
p0 −66.57 ± 4.578
−30
−40
−50
−60
−70
−80
−90
−100
6460. 0
6460. 1
6460. 2
6460. 3
6460. 4
6460. 5
6460. 6
6461. 0
6462. 0
6462. 1
6462. 2
6462. 3
6462. 4
6463. 0
6463. 1
6463. 2
6463. 3
6464. 0
6464. 1
pull
Entries 19
Mean 331.1
Std Dev 323.4
0.6
0.4
0.2
0
−0.2
−0.4

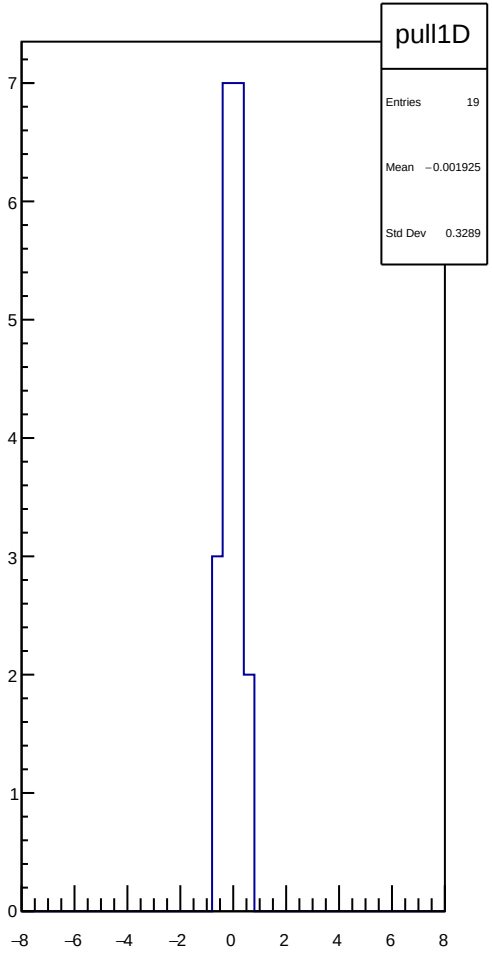
pull1D
Entries 19
Mean −0.001925
Std Dev 0.3289
7
6
5
4
3
2
1
0
−8
−6
−4
−2
0
2
4
6
8

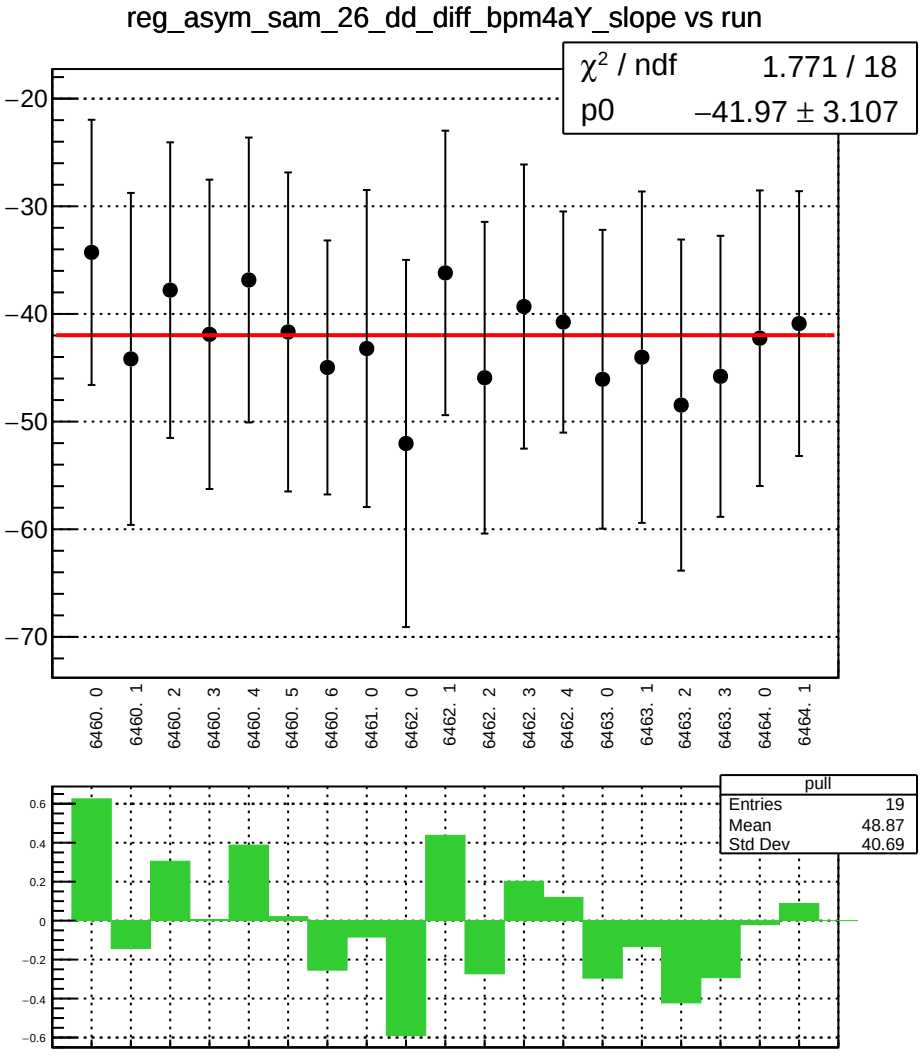
reg_asym_sam_26_dd_diff_bpm4aY_slope vs run
χ² / ndf 1.771 / 18
p0 −41.97 ± 3.107
−20
−30
−40
−50
−60
−70
6460. 0
6460. 1
6460. 2
6460. 3
6460. 4
6460. 5
6460. 6
6461. 0
6462. 0
6462. 1
6462. 2
6462. 3
6462. 4
6463. 0
6463. 1
6463. 2
6463. 3
6464. 0
6464. 1
pull
Entries 19
Mean 48.87
Std Dev 40.69
0.6
0.4
0.2
0
−0.2
−0.4
−0.6

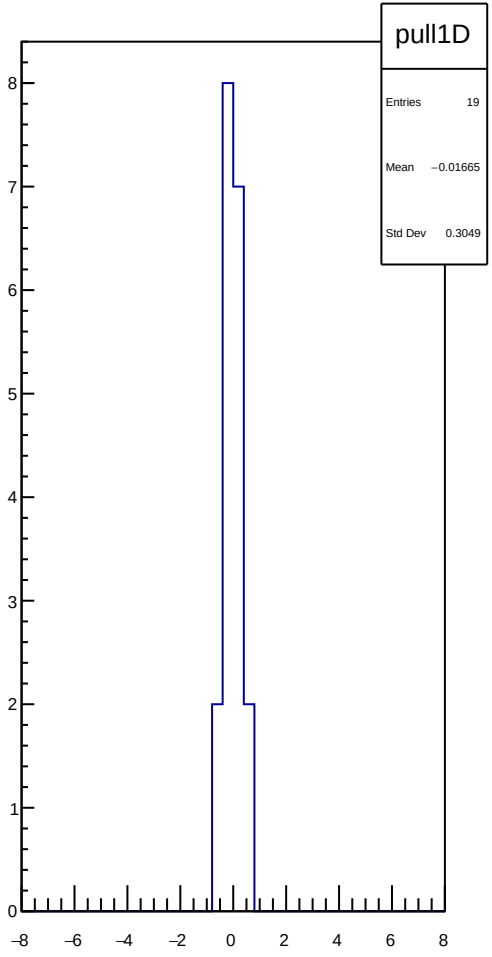
pull1D
Entries 19
Mean −0.01665
Std Dev 0.3049
8
7
6
5
4
3
2
1
0
−8
−6
−4
−2
0
2
4
6
8

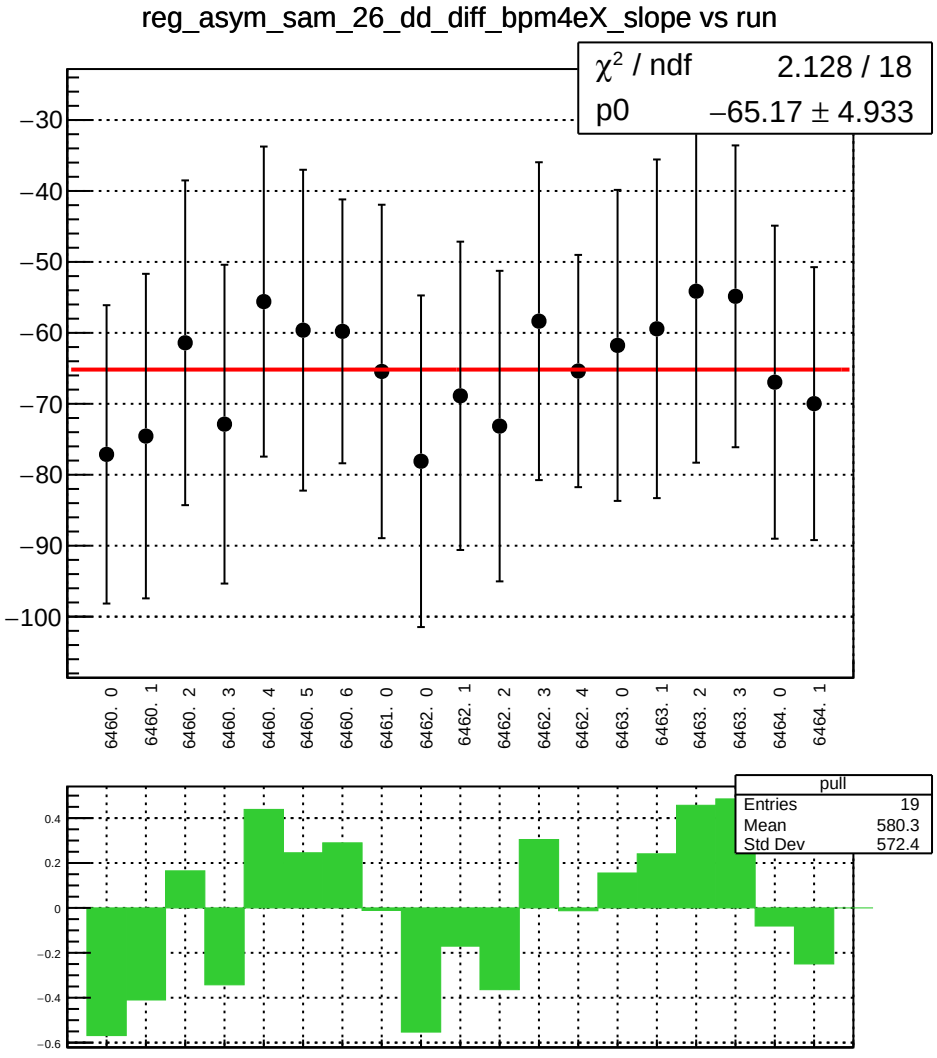
reg_asym_sam_26_dd_diff_bpm4eX_slope vs run
χ² / ndf 2.128 / 18
p0 −65.17 ± 4.933
−30
−40
−50
−60
−70
−80
−90
−100
6460. 0
6460. 1
6460. 2
6460. 3
6460. 4
6460. 5
6460. 6
6461. 0
6462. 0
6462. 1
6462. 2
6462. 3
6462. 4
6463. 0
6463. 1
6463. 2
6463. 3
6464. 0
6464. 1
pull
Entries 19
Mean 580.3
Std Dev 572.4
0.4
0.2
0
−0.2
−0.4
−0.6

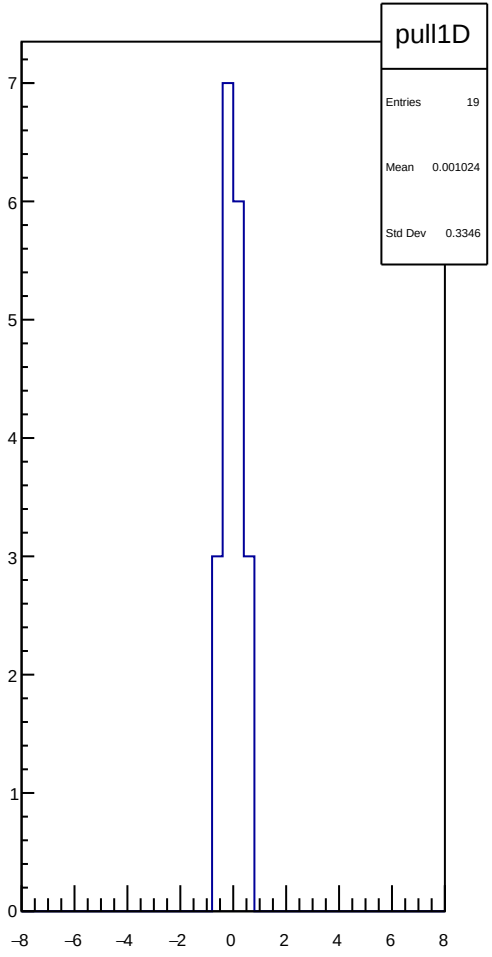
pull1D
Entries 19
Mean 0.001024
Std Dev 0.3346
7
6
5
4
3
2
1
0
−8
−6
−4
−2
0
2
4
6
8

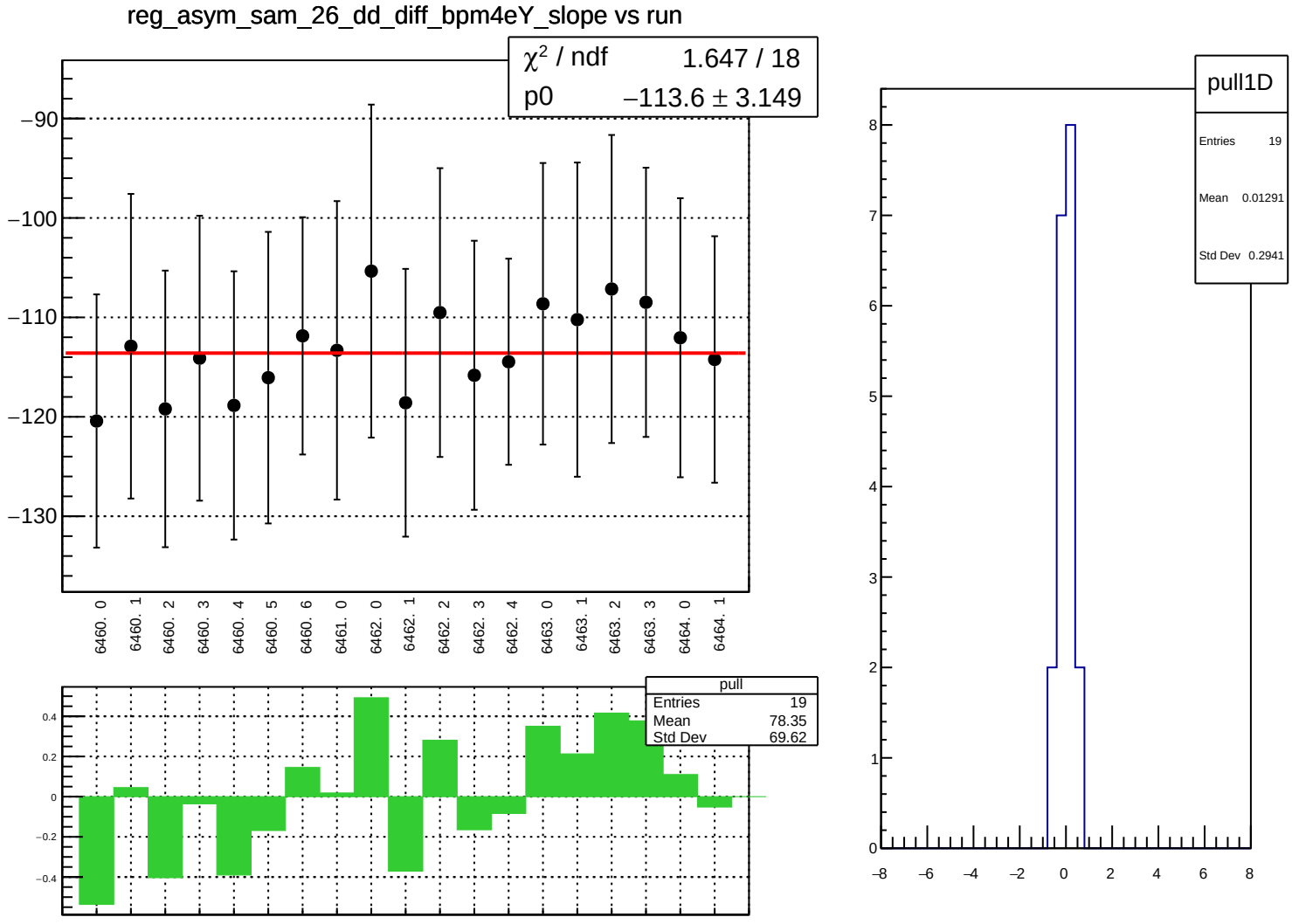
reg_asym_sam_26_dd_diff_bpm4eY_slope vs run
χ² / ndf 1.647 / 18
p0 −113.6 ± 3.149
−90
−100
−110
−120
−130
6460. 0
6460. 1
6460. 2
6460. 3
6460. 4
6460. 5
6460. 6
6461. 0
6462. 0
6462. 1
6462. 2
6462. 3
6462. 4
6463. 0
6463. 1
6463. 2
6463. 3
6464. 0
6464. 1
pull
Entries 19
Mean 78.35
Std Dev 69.62
0.4
0.2
0
−0.2
−0.4
pull1D
Entries 19
Mean 0.01291
Std Dev 0.2941
8
7
6
5
4
3
2
1
0
−8
−6
−4
−2
0
2
4
6
8

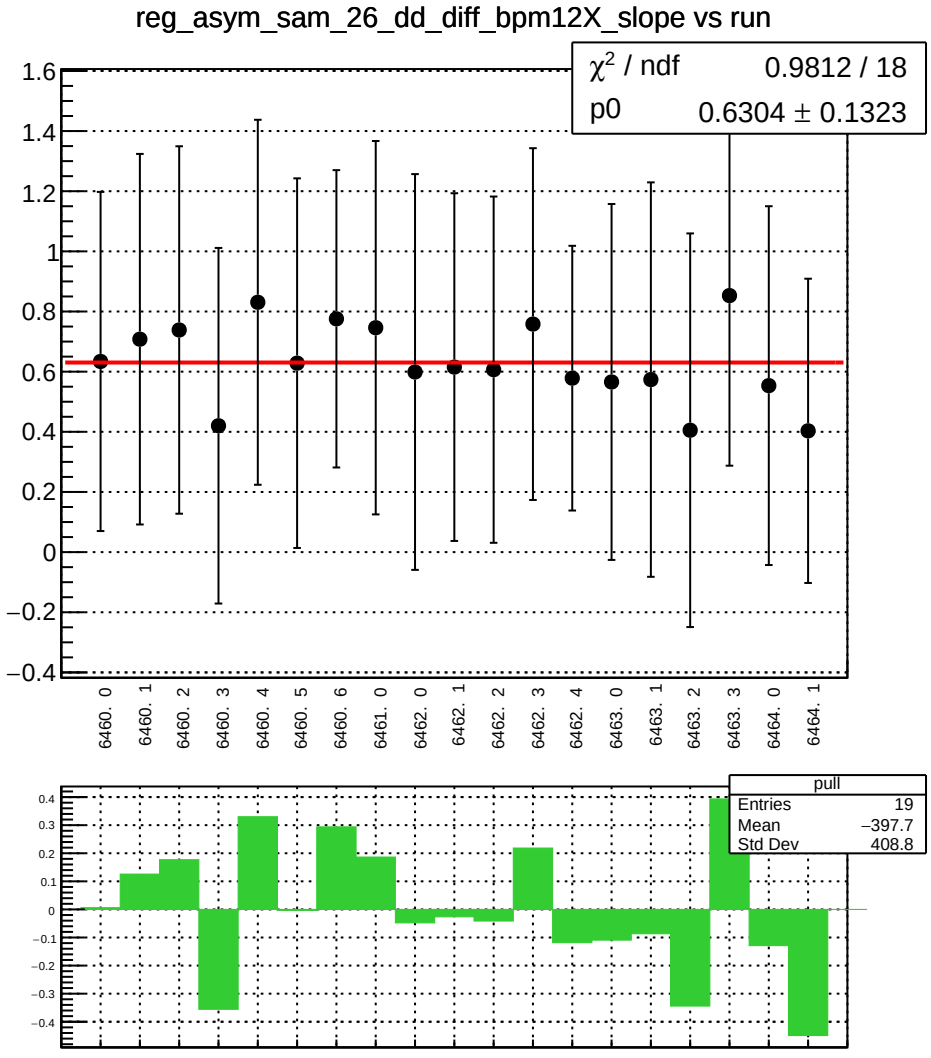
reg_asym_sam_26_dd_diff_bpm12X_slope vs run
χ² / ndf 0.9812 / 18
p0 0.6304 ± 0.1323
1.6
1.4
1.2
1
0.8
0.6
0.4
0.2
0
−0.2
−0.4
6460. 0
6460. 1
6460. 2
6460. 3
6460. 4
6460. 5
6460. 6
6461. 0
6462. 0
6462. 1
6462. 2
6462. 3
6462. 4
6463. 0
6463. 1
6463. 2
6463. 3
6464. 0
6464. 1
pull
Entries 19
Mean −397.7
Std Dev 408.8
0.4
0.3
0.2
0.1
0
−0.1
−0.2
−0.3
−0.4

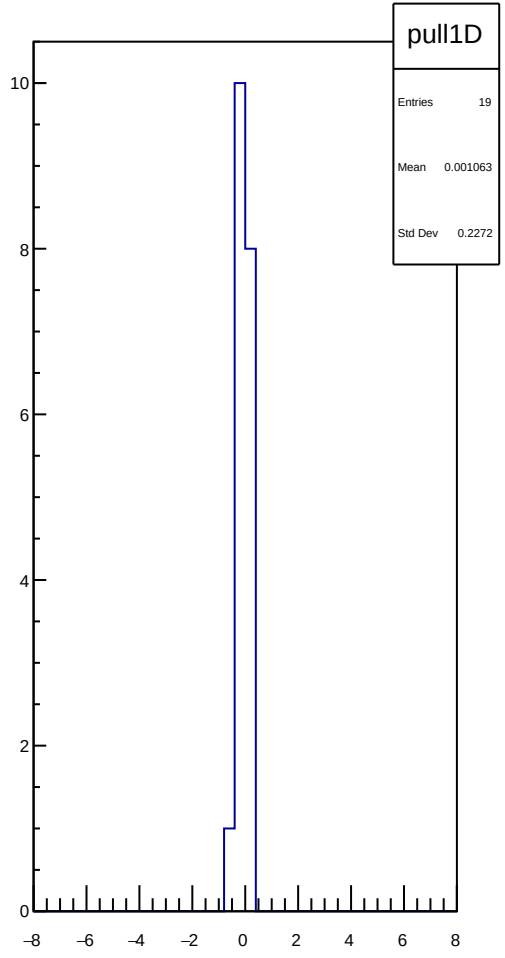
pull1D
Entries 19
Mean 0.001063
Std Dev 0.2272
10
8
6
4
2
0
−8
−6
−4
−2
0
2
4
6
8

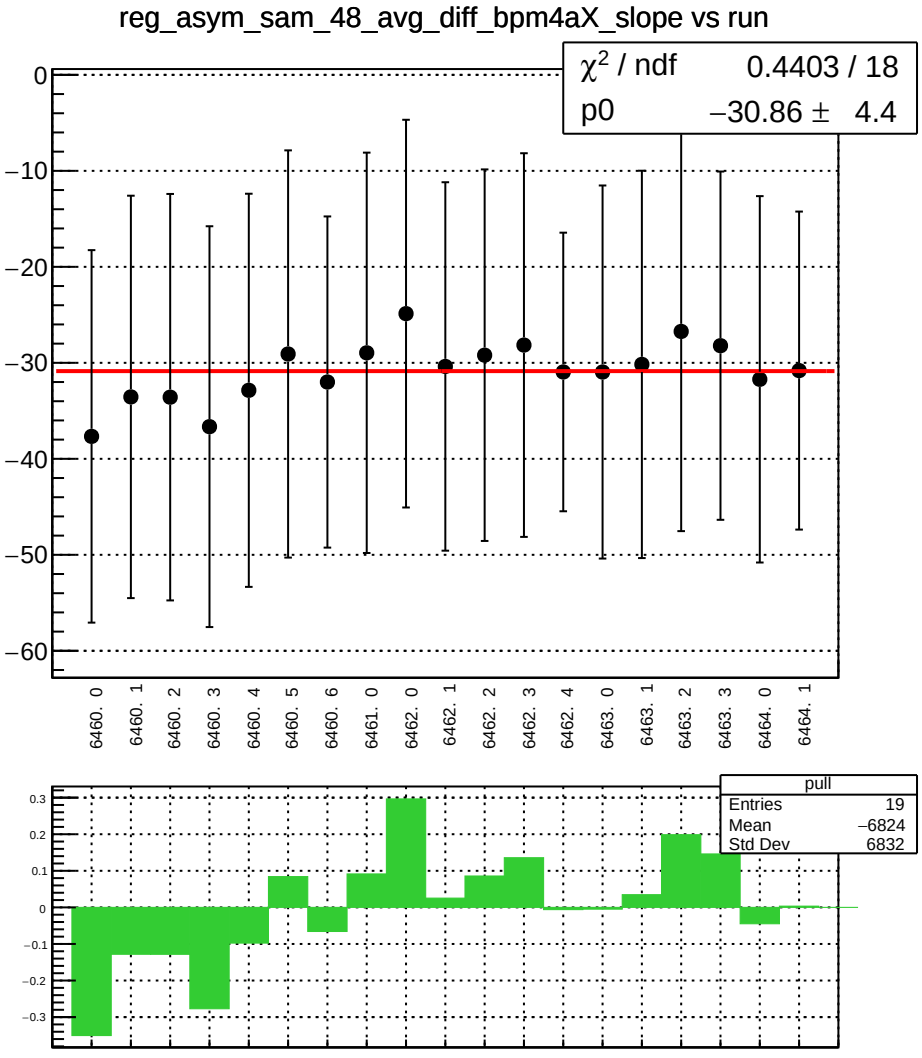
reg_asym_sam_48_avg_diff_bpm4aX_slope vs run
χ² / ndf 0.4403 / 18
p0 −30.86 ± 4.4
0
−10
−20
−30
−40
−50
−60
6460. 0
6460. 1
6460. 2
6460. 3
6460. 4
6460. 5
6460. 6
6461. 0
6462. 0
6462. 1
6462. 2
6462. 3
6462. 4
6463. 0
6463. 1
6463. 2
6463. 3
6464. 0
6464. 1
pull
Entries 19
Mean −6824
Std Dev 6832
0.3
0.2
0.1
0
−0.1
−0.2
−0.3

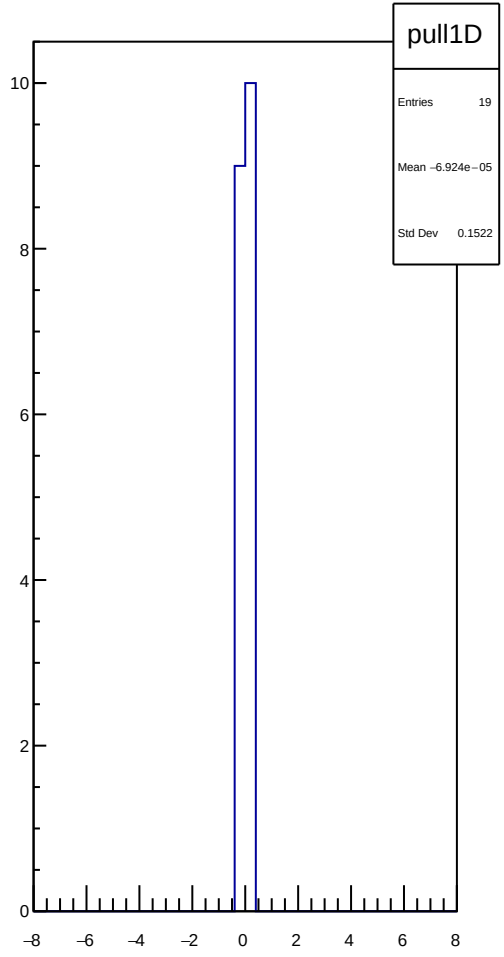
pull1D
Entries 19
Mean −6.924e−05
Std Dev 0.1522
10
8
6
4
2
0
−8
−6
−4
−2
0
2
4
6
8

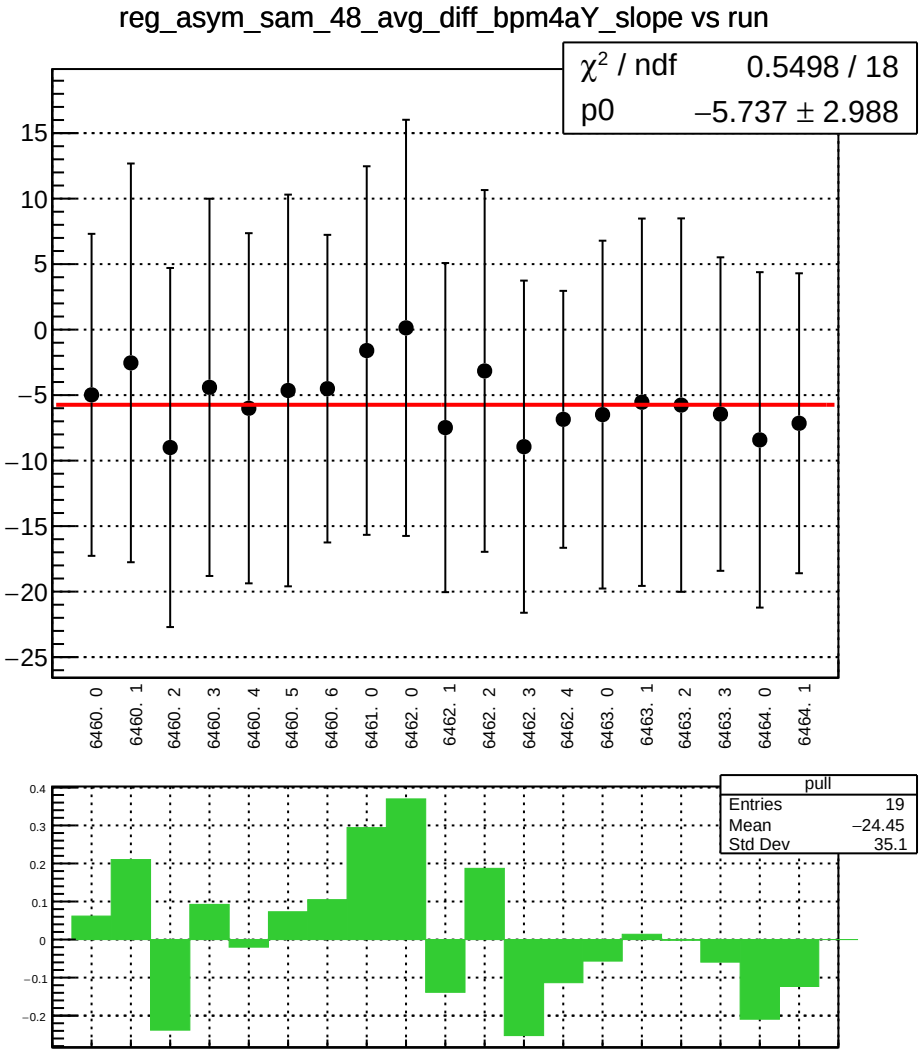
reg_asym_sam_48_avg_diff_bpm4aY_slope vs run
χ² / ndf 0.5498 / 18
p0 −5.737 ± 2.988
15
10
5
0
−5
−10
−15
−20
−25
6460. 0
6460. 1
6460. 2
6460. 3
6460. 4
6460. 5
6460. 6
6461. 0
6462. 0
6462. 1
6462. 2
6462. 3
6462. 4
6463. 0
6463. 1
6463. 2
6463. 3
6464. 0
6464. 1
pull
Entries 19
Mean −24.45
Std Dev 35.1
0.4
0.3
0.2
0.1
0
−0.1
−0.2

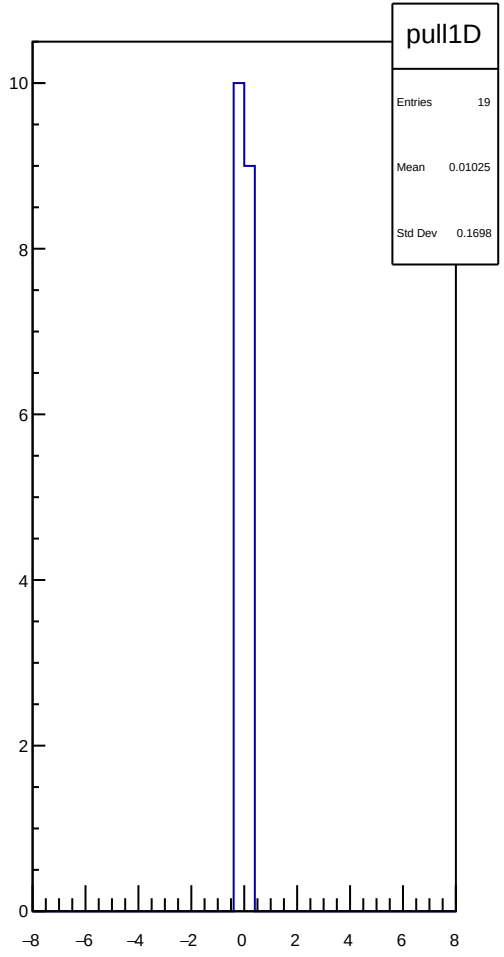
pull1D
Entries 19
Mean 0.01025
Std Dev 0.1698
10
8
6
4
2
0
−8
−6
−4
−2
0
2
4
6
8

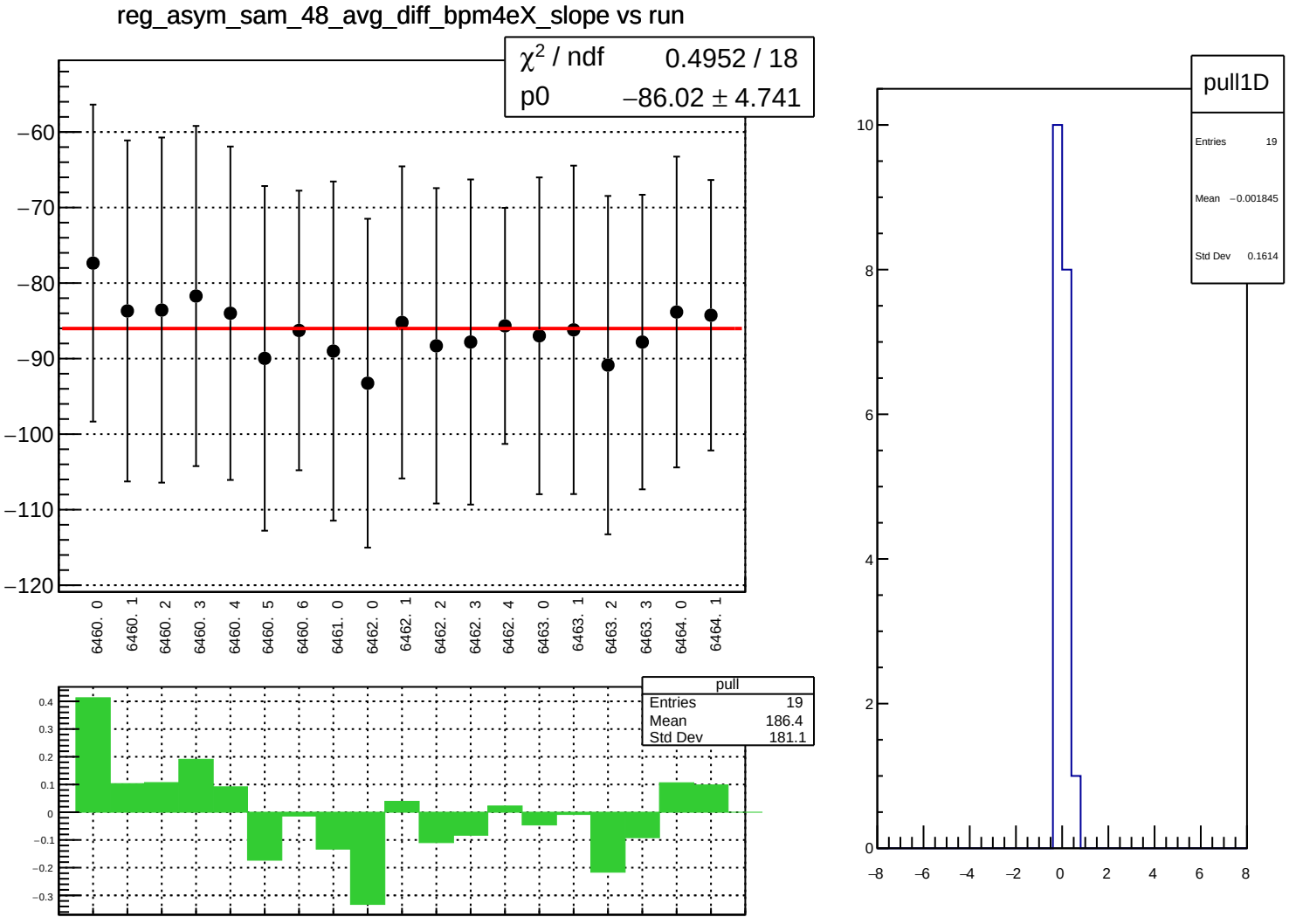
reg_asym_sam_48_avg_diff_bpm4eX_slope vs run
χ² / ndf 0.4952 / 18
p0 −86.02 ± 4.741
−60
−70
−80
−90
−100
−110
−120
6460. 0
6460. 1
6460. 2
6460. 3
6460. 4
6460. 5
6460. 6
6461. 0
6462. 0
6462. 1
6462. 2
6462. 3
6462. 4
6463. 0
6463. 1
6463. 2
6463. 3
6464. 0
6464. 1
pull
Entries 19
Mean 186.4
Std Dev 181.1
0.4
0.3
0.2
0.1
0
−0.1
−0.2
−0.3
pull1D
Entries 19
Mean −0.001845
Std Dev 0.1614
10
8
6
4
2
0
−8
−6
−4
−2
0
2
4
6
8

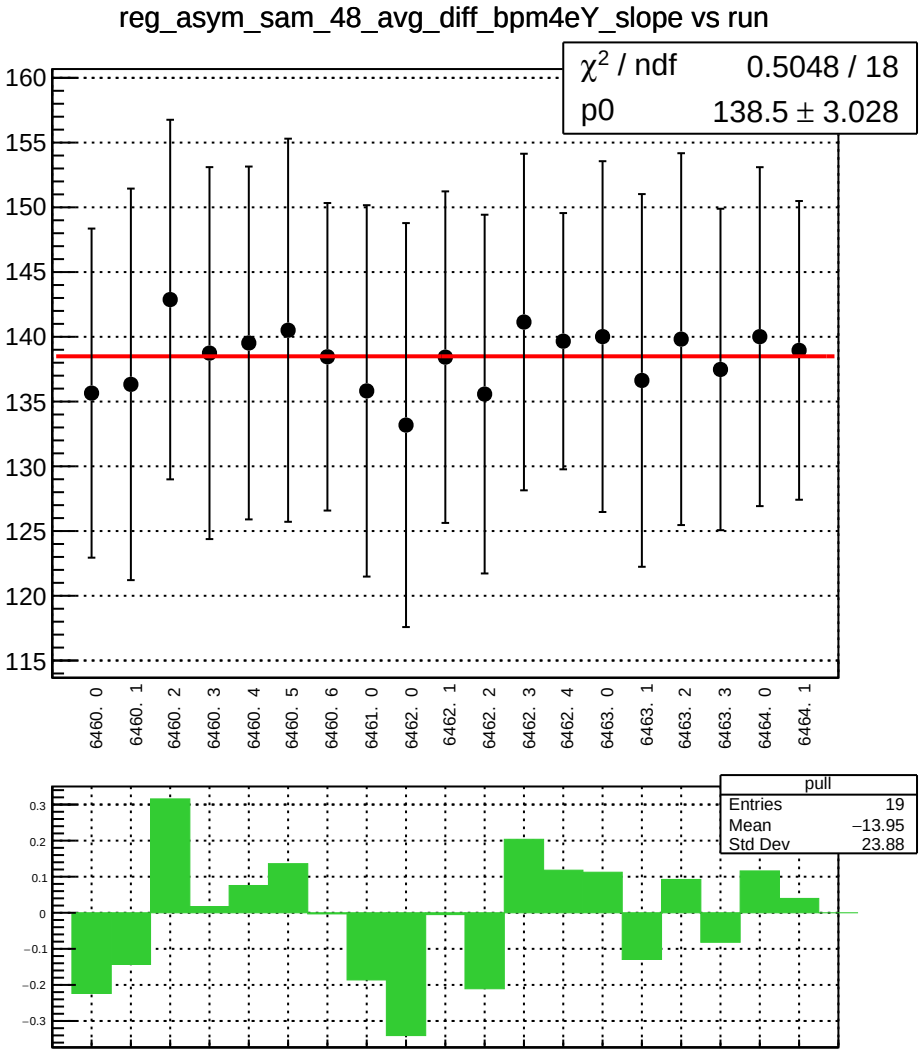
reg_asym_sam_48_avg_diff_bpm4eY_slope vs run
χ² / ndf 0.5048 / 18
p0 138.5 ± 3.028
160
155
150
145
140
135
130
125
120
115
6460. 0
6460. 1
6460. 2
6460. 3
6460. 4
6460. 5
6460. 6
6461. 0
6462. 0
6462. 1
6462. 2
6462. 3
6462. 4
6463. 0
6463. 1
6463. 2
6463. 3
6464. 0
6464. 1
pull
Entries 19
Mean −13.95
Std Dev 23.88
0.3
0.2
0.1
0
−0.1
−0.2
−0.3

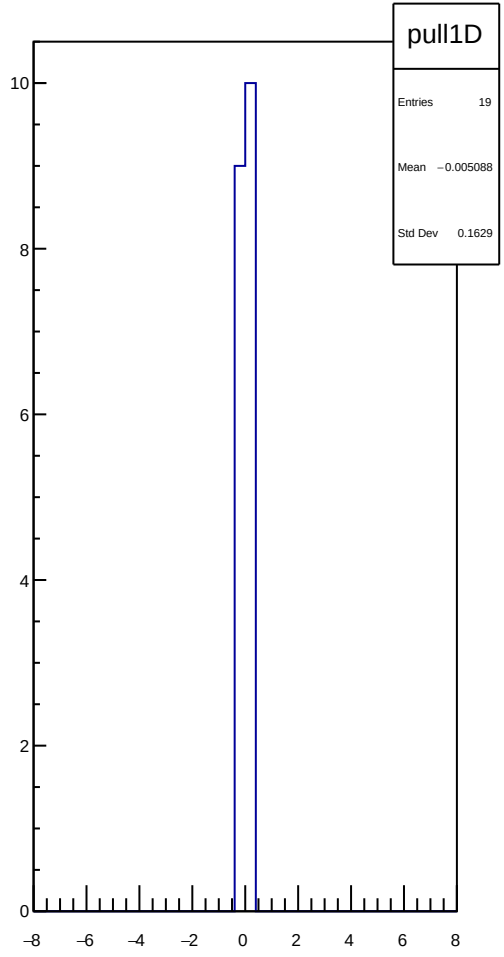
pull1D
Entries 19
Mean −0.005088
Std Dev 0.1629
10
8
6
4
2
0
−8
−6
−4
−2
0
2
4
6
8

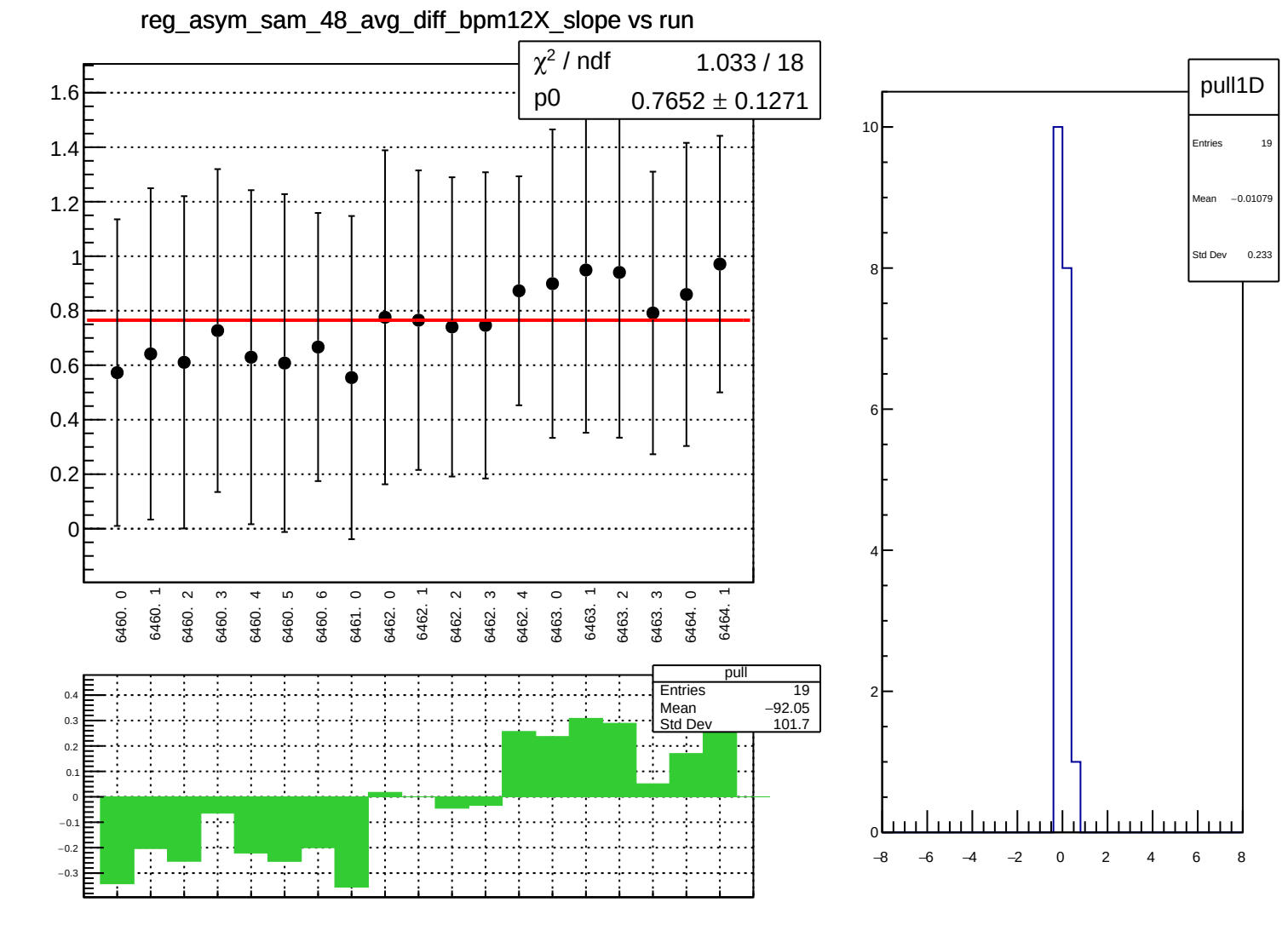
reg_asym_sam_48_avg_diff_bpm12X_slope vs run
χ² / ndf 1.033 / 18
p0 0.7652 ± 0.1271
1.6
1.4
1.2
1
0.8
0.6
0.4
0.2
0
6460. 0
6460. 1
6460. 2
6460. 3
6460. 4
6460. 5
6460. 6
6461. 0
6462. 0
6462. 1
6462. 2
6462. 3
6462. 4
6463. 0
6463. 1
6463. 2
6463. 3
6464. 0
6464. 1
pull
Entries 19
Mean −92.05
Std Dev 101.7
0.4
0.3
0.2
0.1
0
−0.1
−0.2
−0.3
pull1D
Entries 19
Mean −0.01079
Std Dev 0.233
10
8
6
4
2
0
−8
−6
−4
−2
0
2
4
6
8

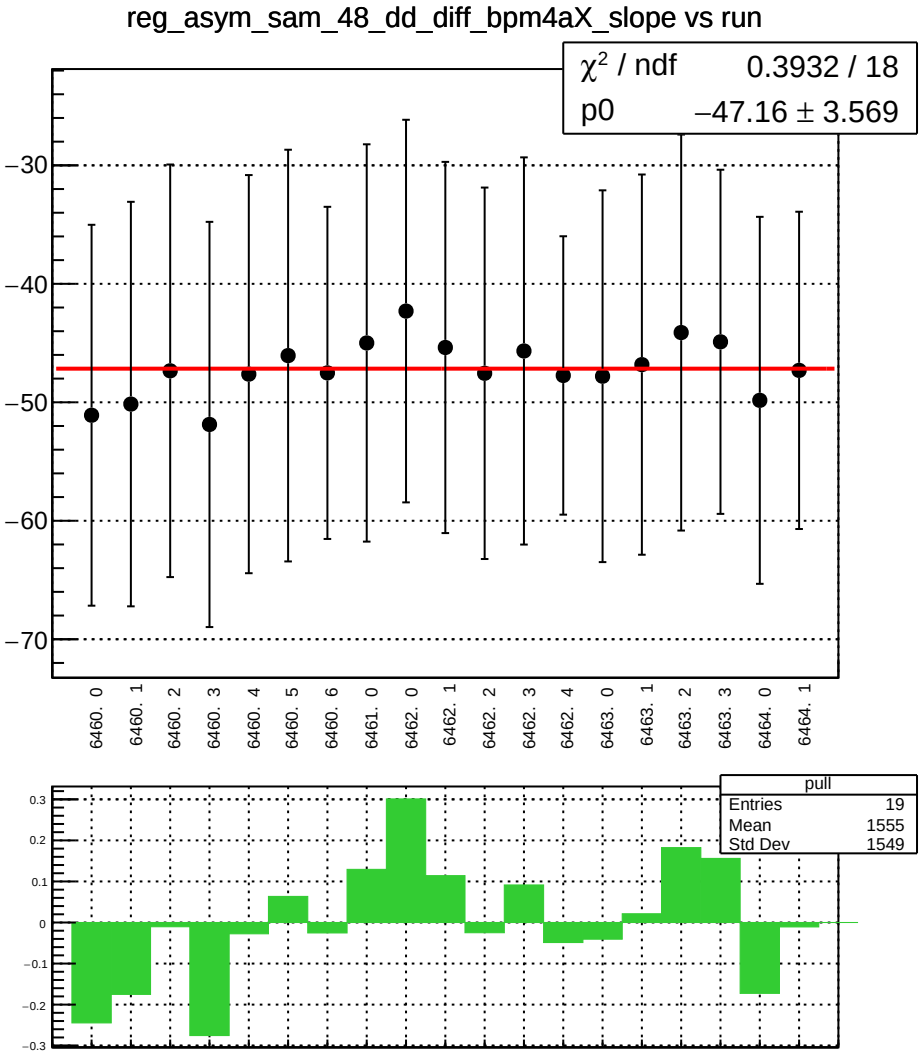
reg_asym_sam_48_dd_diff_bpm4aX_slope vs run
χ² / ndf 0.3932 / 18
p0 −47.16 ± 3.569
−30
−40
−50
−60
−70
6460. 0
6460. 1
6460. 2
6460. 3
6460. 4
6460. 5
6460. 6
6461. 0
6462. 0
6462. 1
6462. 2
6462. 3
6462. 4
6463. 0
6463. 1
6463. 2
6463. 3
6464. 0
6464. 1
pull
Entries 19
Mean 1555
Std Dev 1549
0.3
0.2
0.1
0
−0.1
−0.2
−0.3

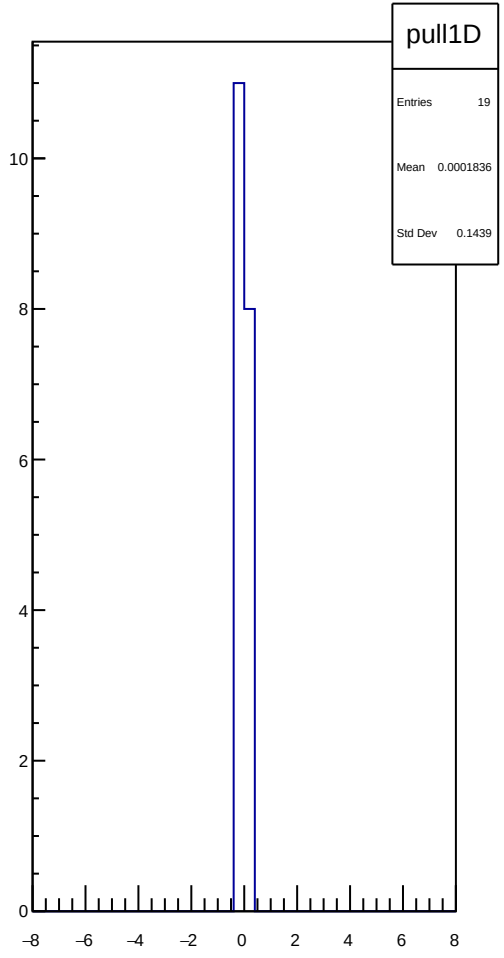
pull1D
Entries 19
Mean 0.0001836
Std Dev 0.1439
10
8
6
4
2
0
−8
−6
−4
−2
0
2
4
6
8

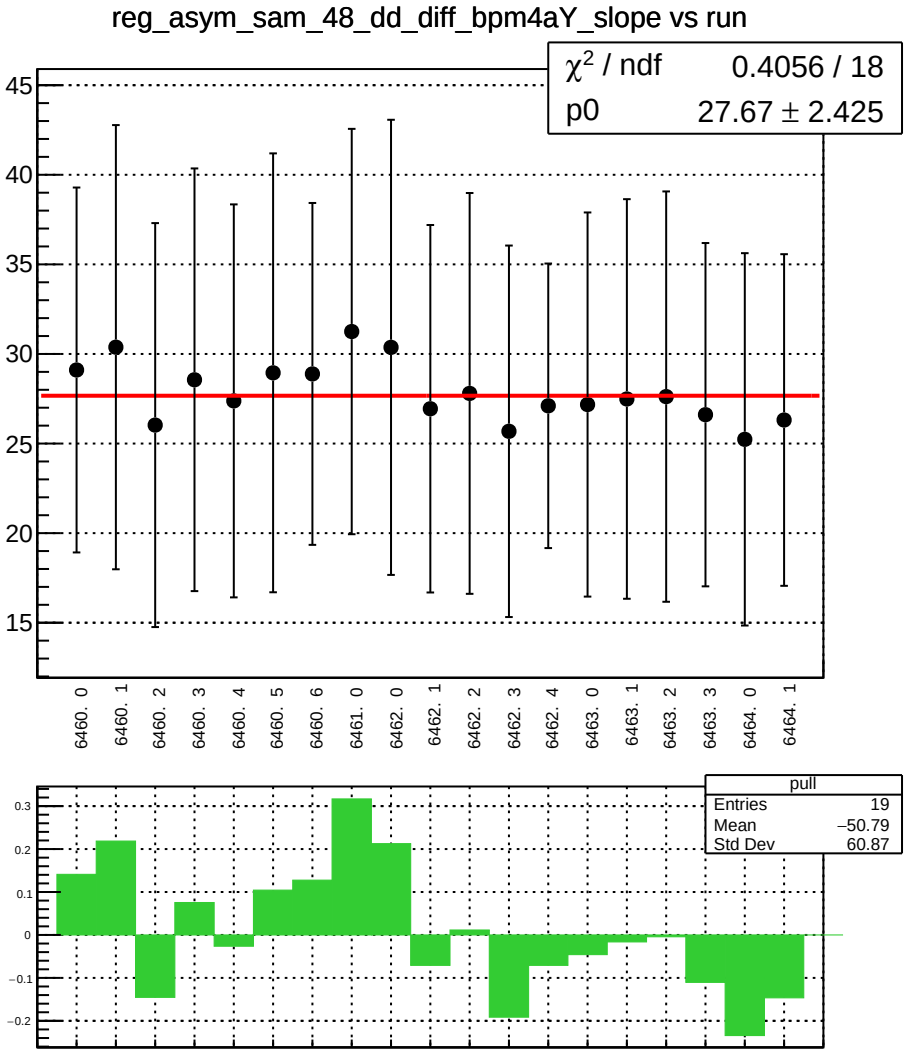
reg_asym_sam_48_dd_diff_bpm4aY_slope vs run
χ² / ndf 0.4056 / 18
p0 27.67 ± 2.425
45
40
35
30
25
20
15
6460. 0
6460. 1
6460. 2
6460. 3
6460. 4
6460. 5
6460. 6
6461. 0
6462. 0
6462. 1
6462. 2
6462. 3
6462. 4
6463. 0
6463. 1
6463. 2
6463. 3
6464. 0
6464. 1
pull
Entries 19
Mean −50.79
Std Dev 60.87
0.3
0.2
0.1
0
−0.1
−0.2

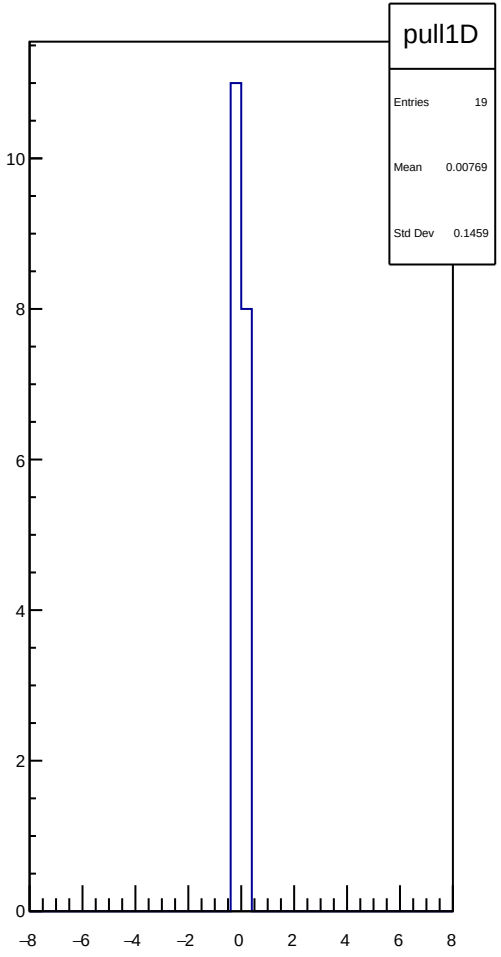
pull1D
Entries 19
Mean 0.00769
Std Dev 0.1459
10
8
6
4
2
0
−8
−6
−4
−2
0
2
4
6
8

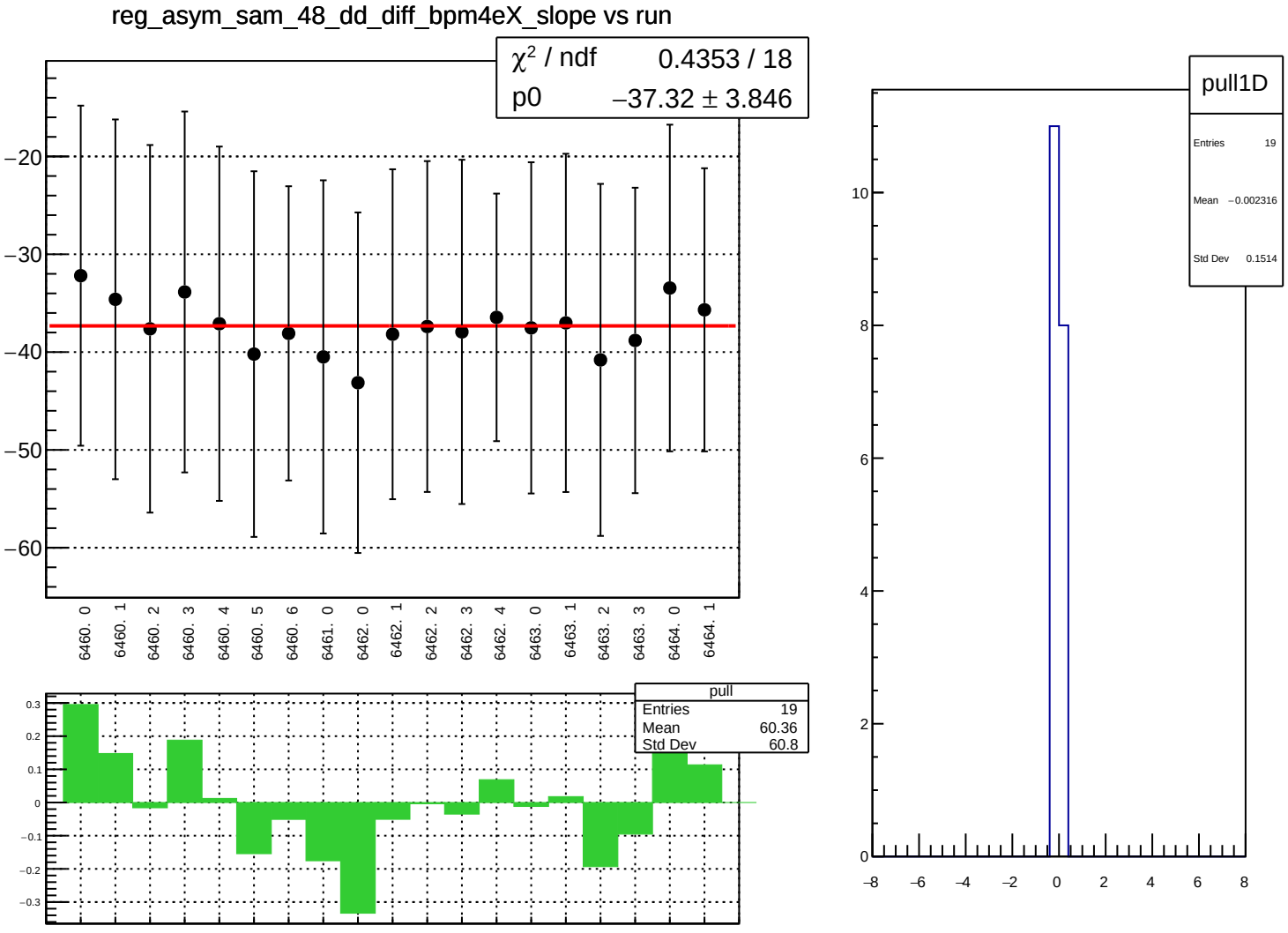
reg_asym_sam_48_dd_diff_bpm4eX_slope vs run
χ² / ndf 0.4353 / 18
p0 −37.32 ± 3.846
−20
−30
−40
−50
−60
6460. 0
6460. 1
6460. 2
6460. 3
6460. 4
6460. 5
6460. 6
6461. 0
6462. 0
6462. 1
6462. 2
6462. 3
6462. 4
6463. 0
6463. 1
6463. 2
6463. 3
6464. 0
6464. 1
pull
Entries 19
Mean 60.36
Std Dev 60.8
0.3
0.2
0.1
0
−0.1
−0.2
−0.3
pull1D
Entries 19
Mean −0.002316
Std Dev 0.1514
10
8
6
4
2
0
−8
−6
−4
−2
0
2
4
6
8

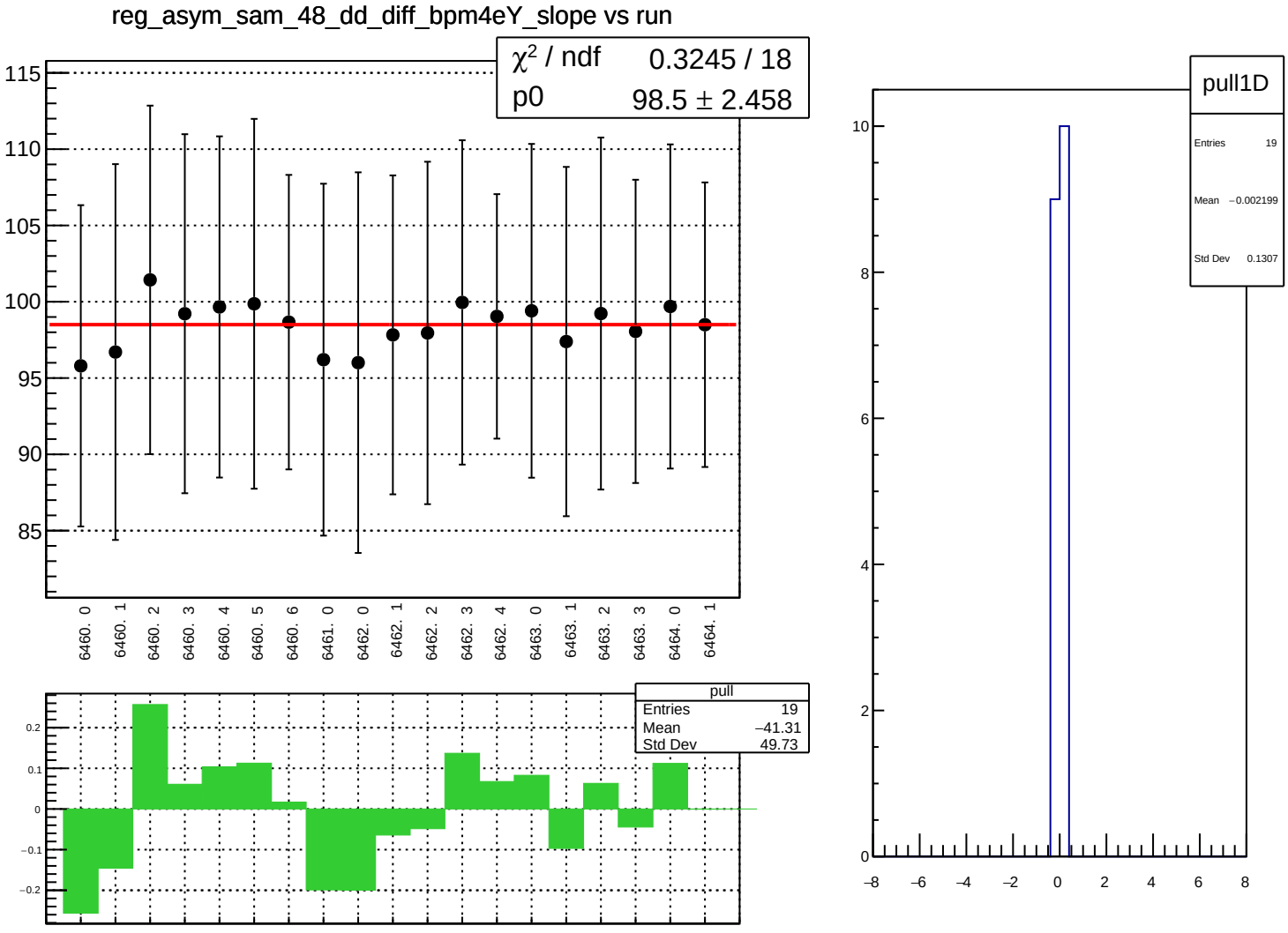
reg_asym_sam_48_dd_diff_bpm4eY_slope vs run
χ² / ndf 0.3245 / 18
p0 98.5 ± 2.458
115
110
105
100
95
90
85
6460. 0
6460. 1
6460. 2
6460. 3
6460. 4
6460. 5
6460. 6
6461. 0
6462. 0
6462. 1
6462. 2
6462. 3
6462. 4
6463. 0
6463. 1
6463. 2
6463. 3
6464. 0
6464. 1
pull
Entries 19
Mean −41.31
Std Dev 49.73
0.2
0.1
0
−0.1
−0.2
pull1D
Entries 19
Mean −0.002199
Std Dev 0.1307
10
8
6
4
2
0
−8
−6
−4
−2
0
2
4
6
8

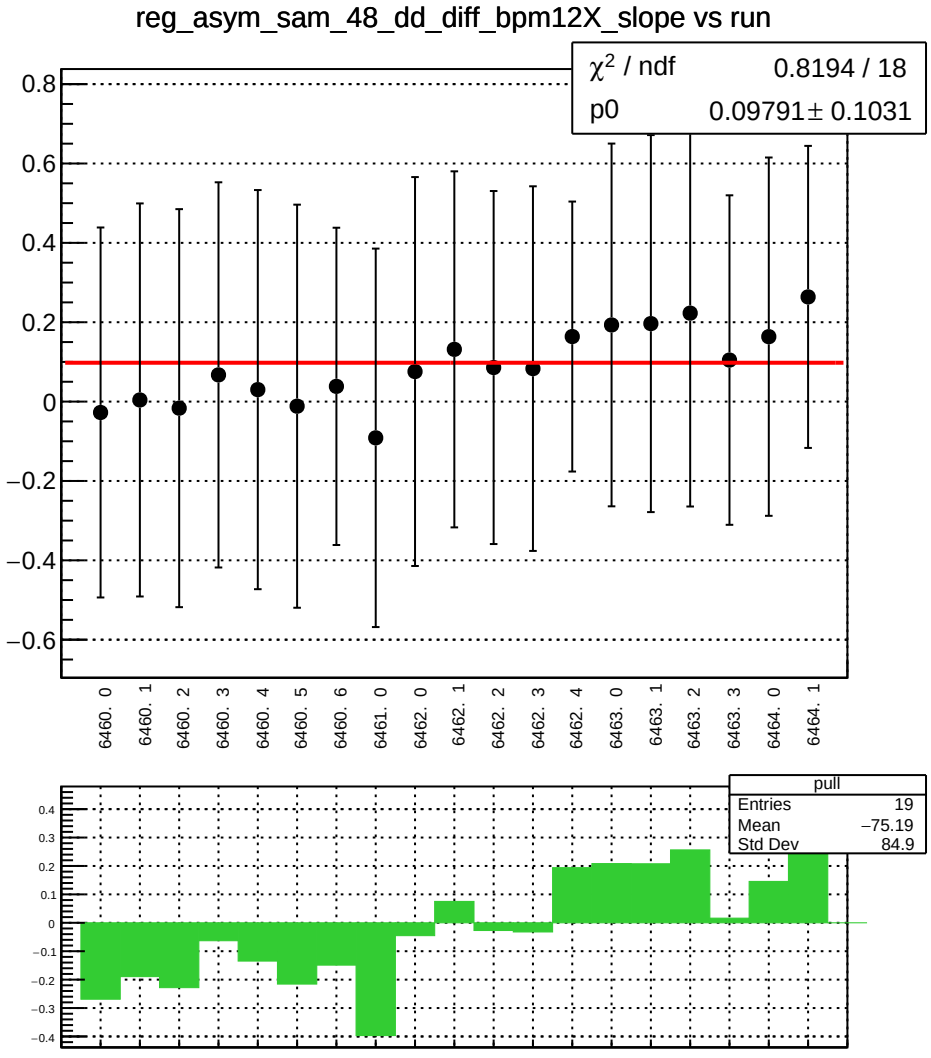
reg_asym_sam_48_dd_diff_bpm12X_slope vs run
χ² / ndf 0.8194 / 18
p0 0.09791 ± 0.1031
0.8
0.6
0.4
0.2
0
−0.2
−0.4
−0.6
6460. 0
6460. 1
6460. 2
6460. 3
6460. 4
6460. 5
6460. 6
6461. 0
6462. 0
6462. 1
6462. 2
6462. 3
6462. 4
6463. 0
6463. 1
6463. 2
6463. 3
6464. 0
6464. 1
pull
Entries 19
Mean −75.19
Std Dev 84.9
0.4
0.3
0.2
0.1
0
−0.1
−0.2
−0.3
−0.4

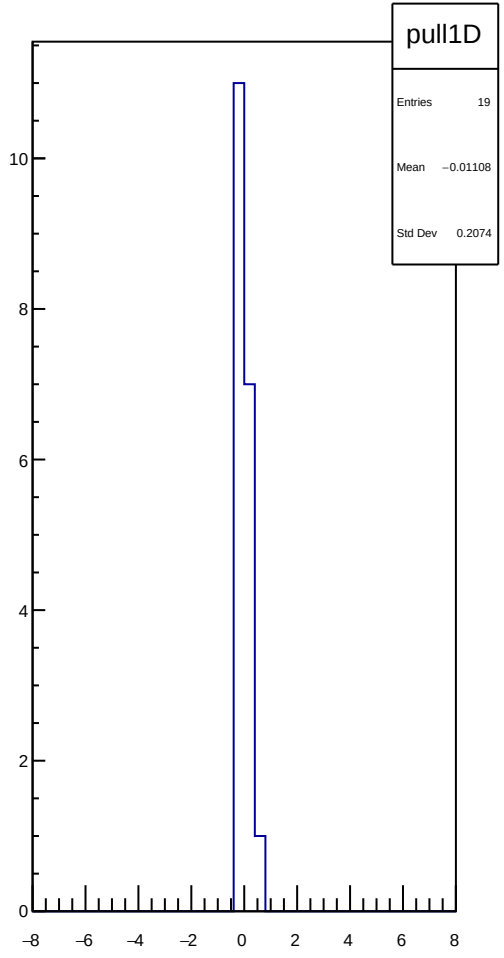
pull1D
Entries 19
Mean −0.01108
Std Dev 0.2074
10
8
6
4
2
0
−8
−6
−4
−2
0
2
4
6
8

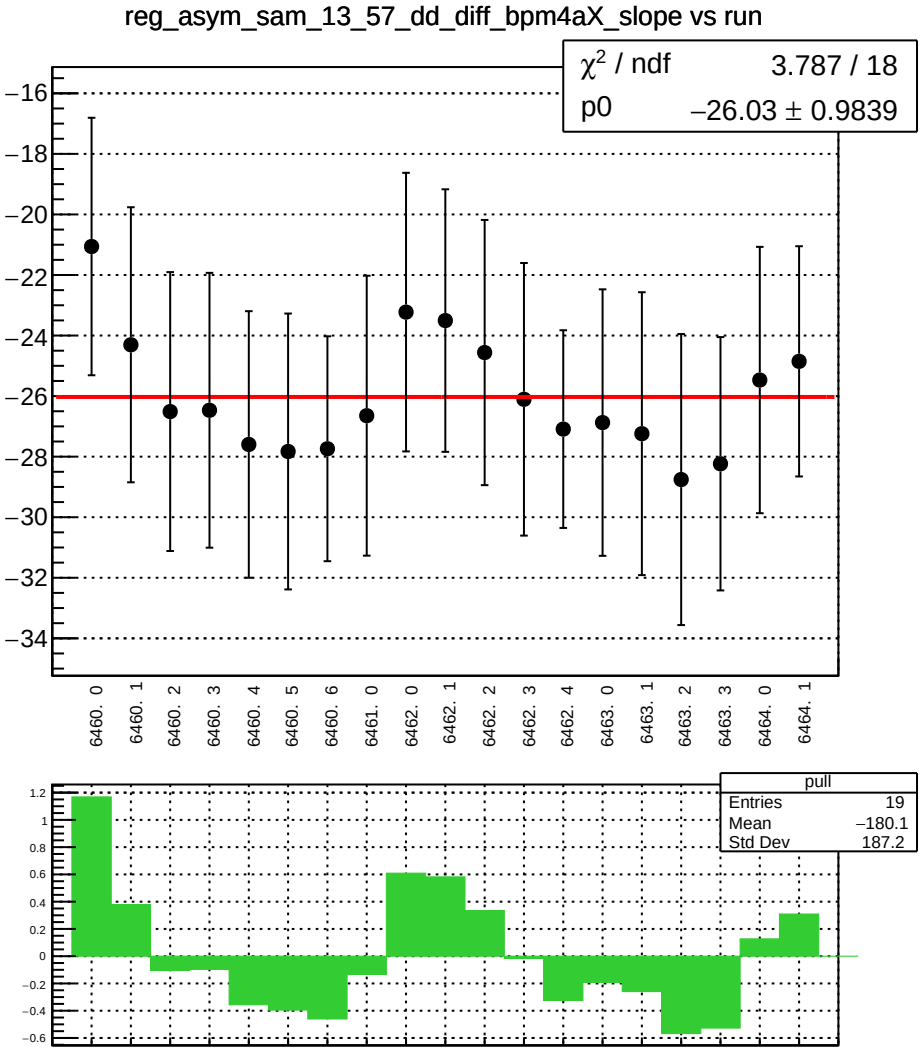
reg_asym_sam_13_57_dd_diff_bpm4aX_slope vs run
χ² / ndf 3.787 / 18
p0 −26.03 ± 0.9839
−16
−18
−20
−22
−24
−26
−28
−30
−32
−34
6460. 0
6460. 1
6460. 2
6460. 3
6460. 4
6460. 5
6460. 6
6461. 0
6462. 0
6462. 1
6462. 2
6462. 3
6462. 4
6463. 0
6463. 1
6463. 2
6463. 3
6464. 0
6464. 1
pull
Entries 19
Mean −180.1
Std Dev 187.2
1.2
1
0.8
0.6
0.4
0.2
0
−0.2
−0.4
−0.6

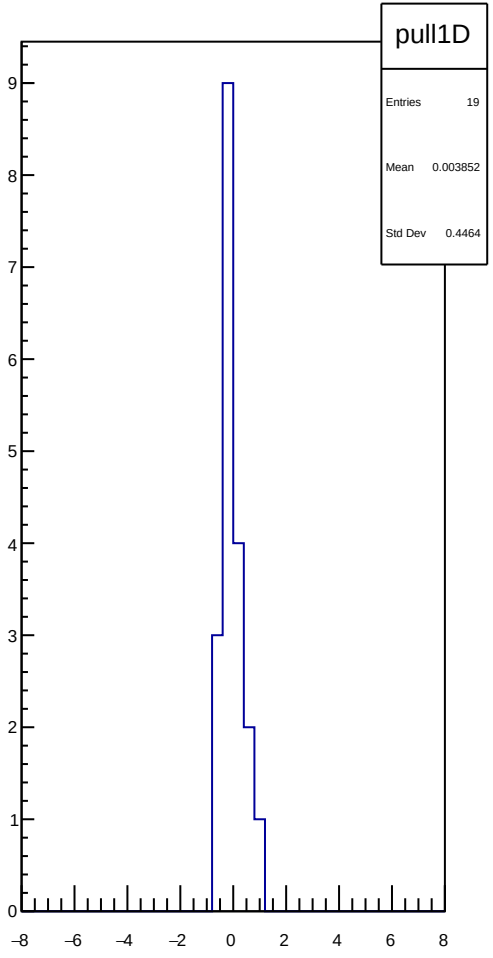
pull1D
Entries 19
Mean 0.003852
Std Dev 0.4464
9
8
7
6
5
4
3
2
1
0
−8
−6
−4
−2
0
2
4
6
8

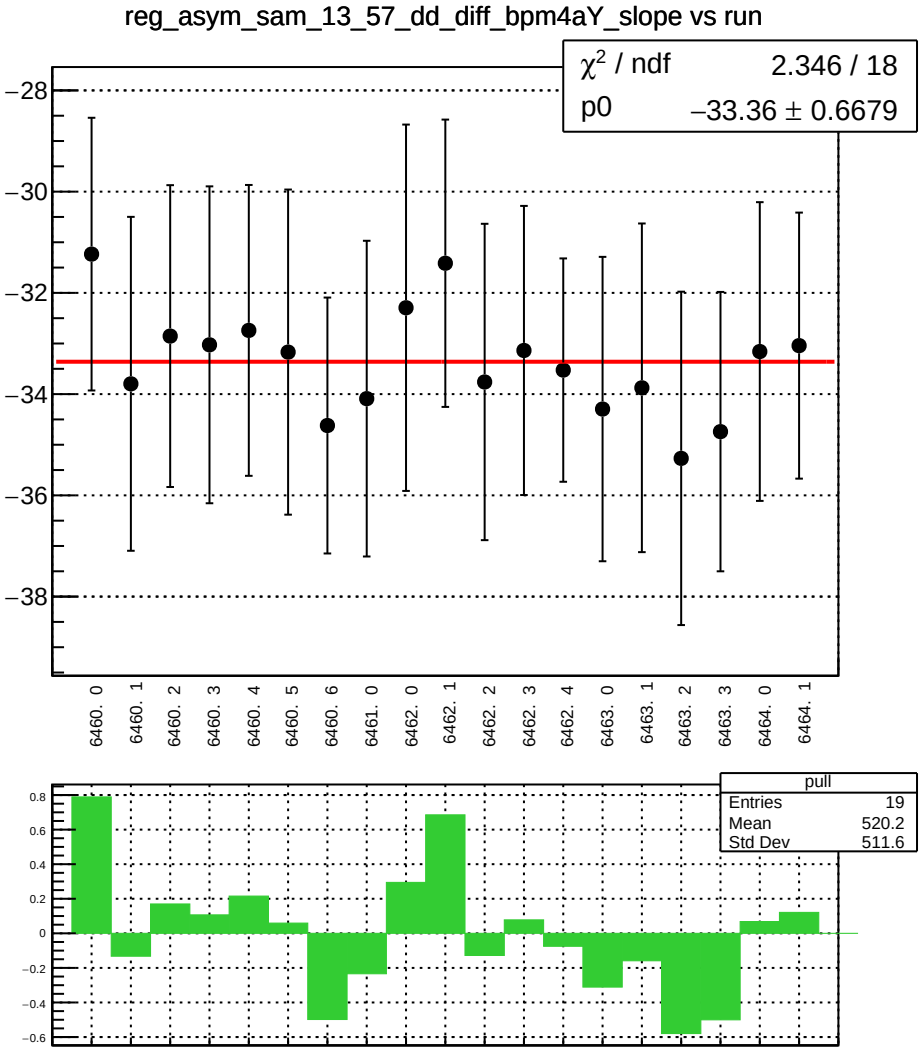
reg_asym_sam_13_57_dd_diff_bpm4aY_slope vs run
χ² / ndf 2.346 / 18
p0 −33.36 ± 0.6679
−28
−30
−32
−34
−36
−38
6460. 0
6460. 1
6460. 2
6460. 3
6460. 4
6460. 5
6460. 6
6461. 0
6462. 0
6462. 1
6462. 2
6462. 3
6462. 4
6463. 0
6463. 1
6463. 2
6463. 3
6464. 0
6464. 1
pull
Entries 19
Mean 520.2
Std Dev 511.6
0.8
0.6
0.4
0.2
0
−0.2
−0.4
−0.6

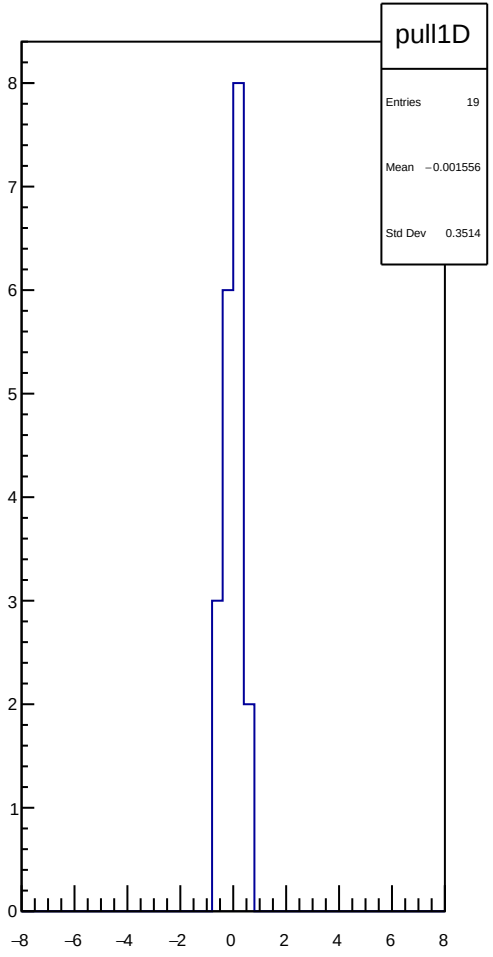
pull1D
Entries 19
Mean −0.001556
Std Dev 0.3514
8
7
6
5
4
3
2
1
0
−8
−6
−4
−2
0
2
4
6
8

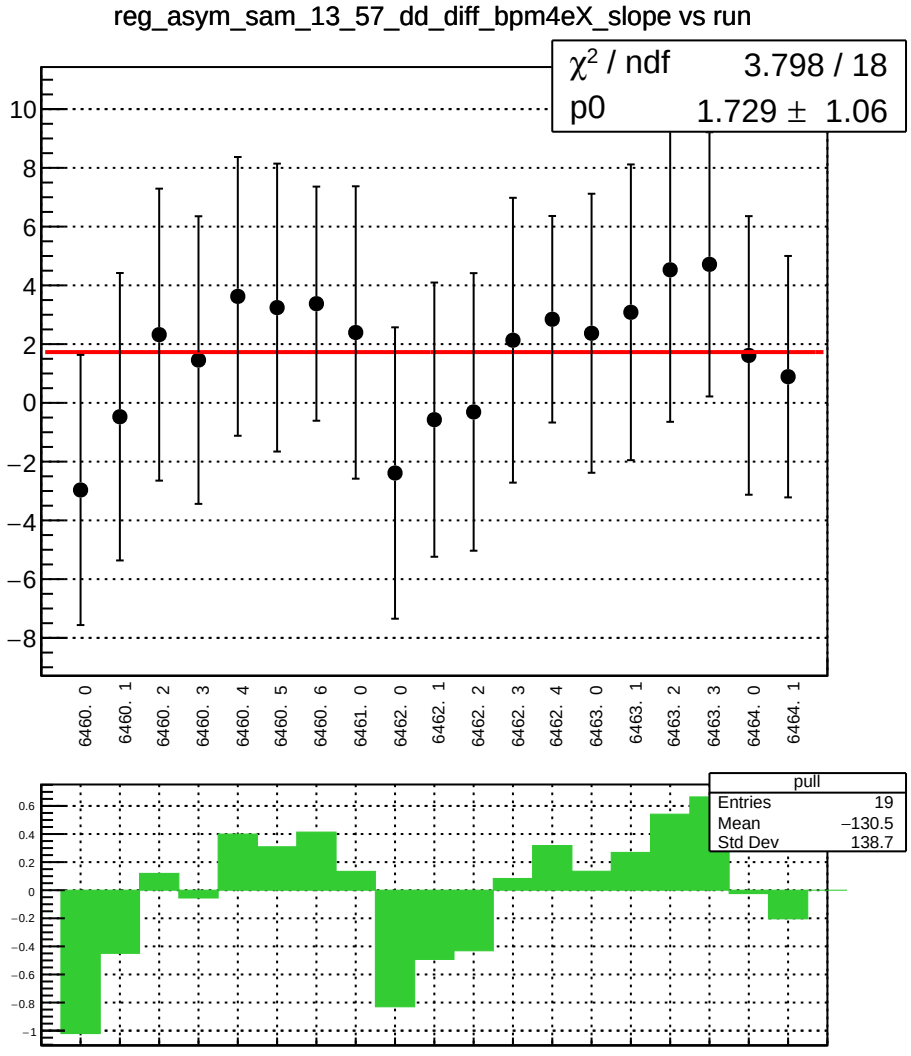
reg_asym_sam_13_57_dd_diff_bpm4eX_slope vs run
χ² / ndf 3.798 / 18
p0 1.729 ± 1.06
6460. 0
6460. 1
6460. 2
6460. 3
6460. 4
6460. 5
6460. 6
6461. 0
6462. 0
6462. 1
6462. 2
6462. 3
6462. 4
6463. 0
6463. 1
6463. 2
6463. 3
6464. 0
6464. 1
pull
Entries 19
Mean −130.5
Std Dev 138.7

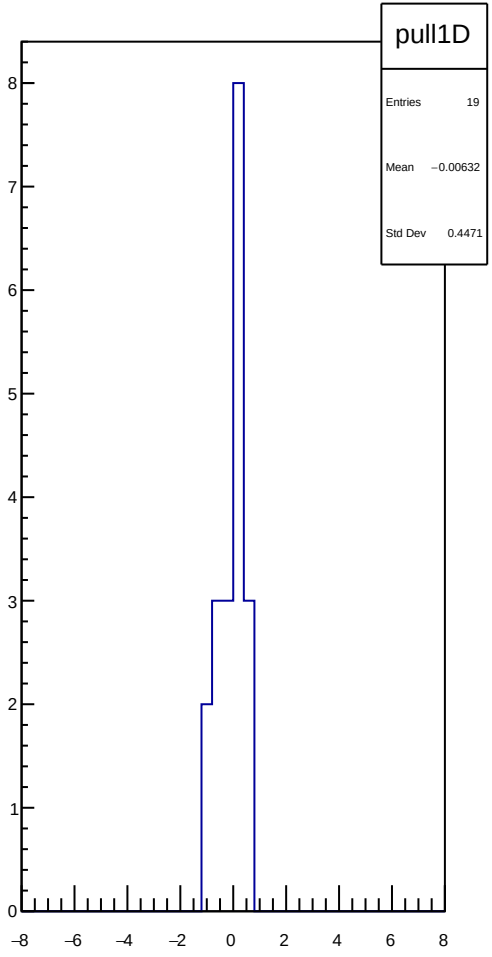
pull1D
Entries 19
Mean −0.00632
Std Dev 0.4471

reg_asym_sam_13_57_dd_diff_bpm4eY_slope vs run

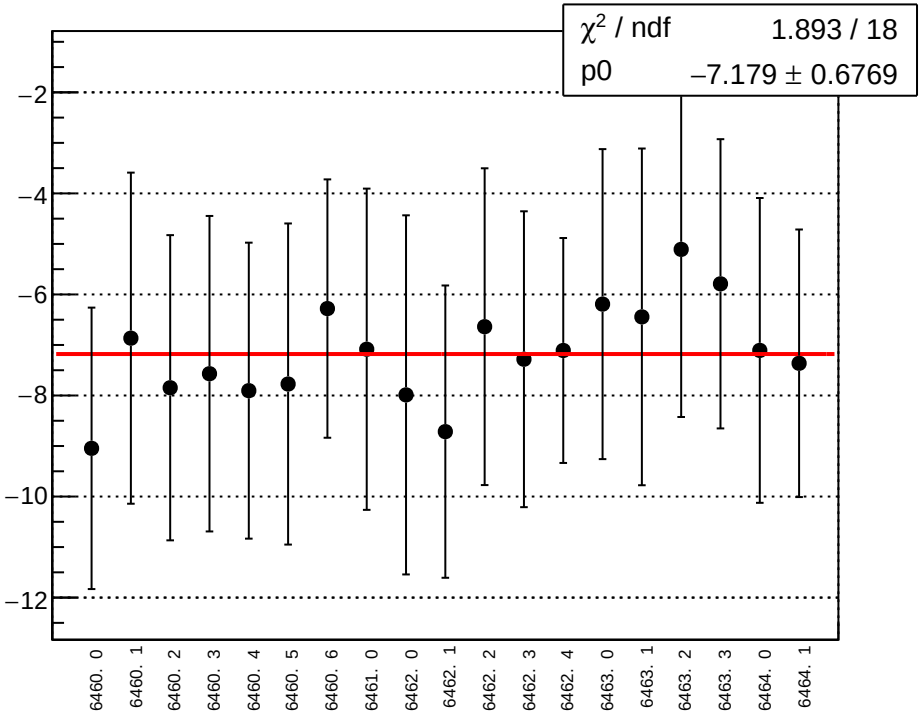

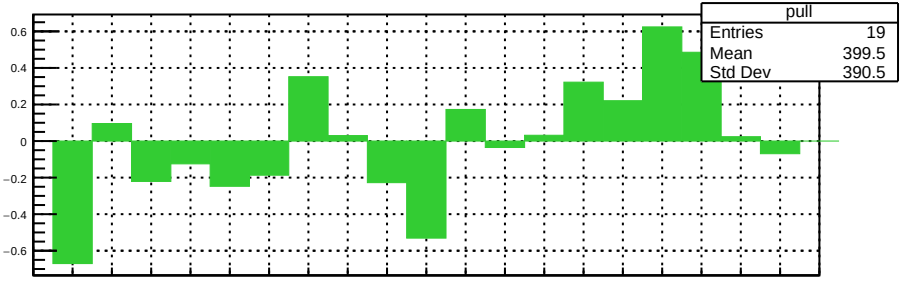

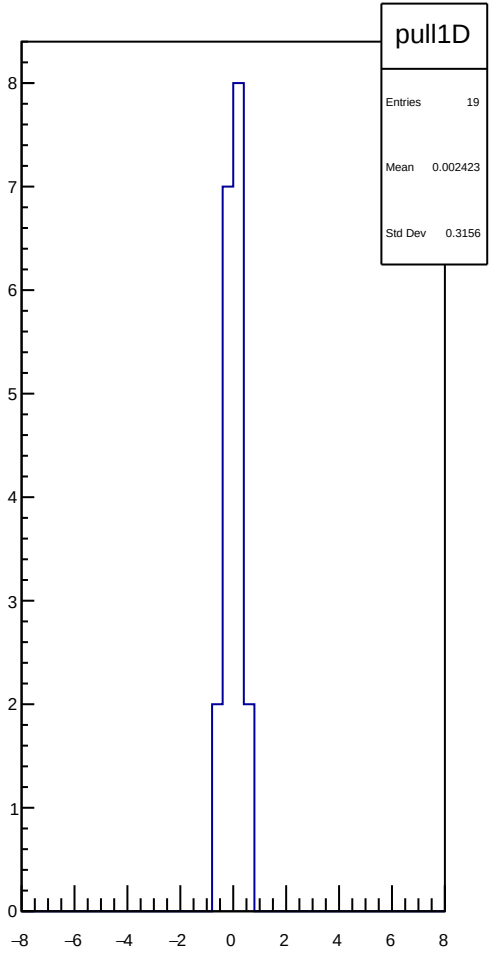

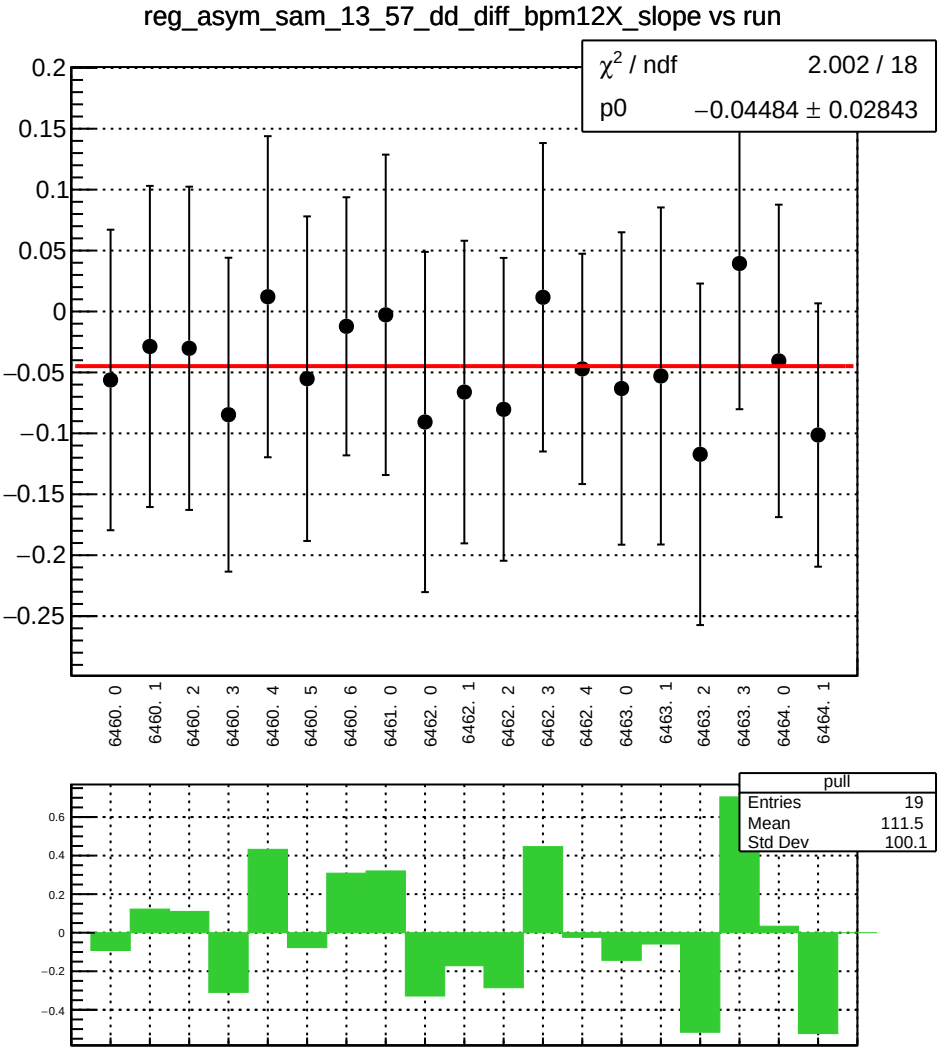
reg_asym_sam_13_57_dd_diff_bpm12X_slope vs run
χ² / ndf 2.002 / 18
p0 −0.04484 ± 0.02843
6460. 0
6460. 1
6460. 2
6460. 3
6460. 4
6460. 5
6460. 6
6461. 0
6462. 0
6462. 1
6462. 2
6462. 3
6462. 4
6463. 0
6463. 1
6463. 2
6463. 3
6464. 0
6464. 1
pull
Entries 19
Mean 111.5
Std Dev 100.1

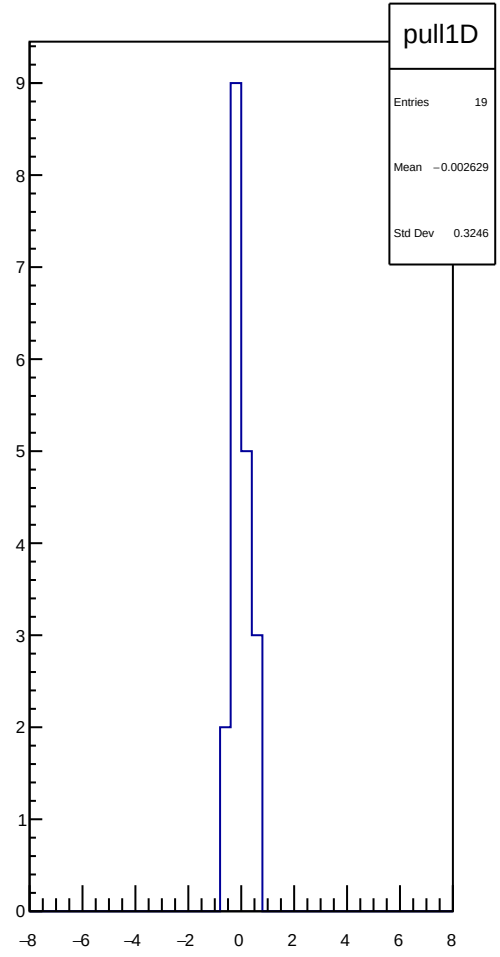
pull1D
Entries 19
Mean −0.002629
Std Dev 0.3246

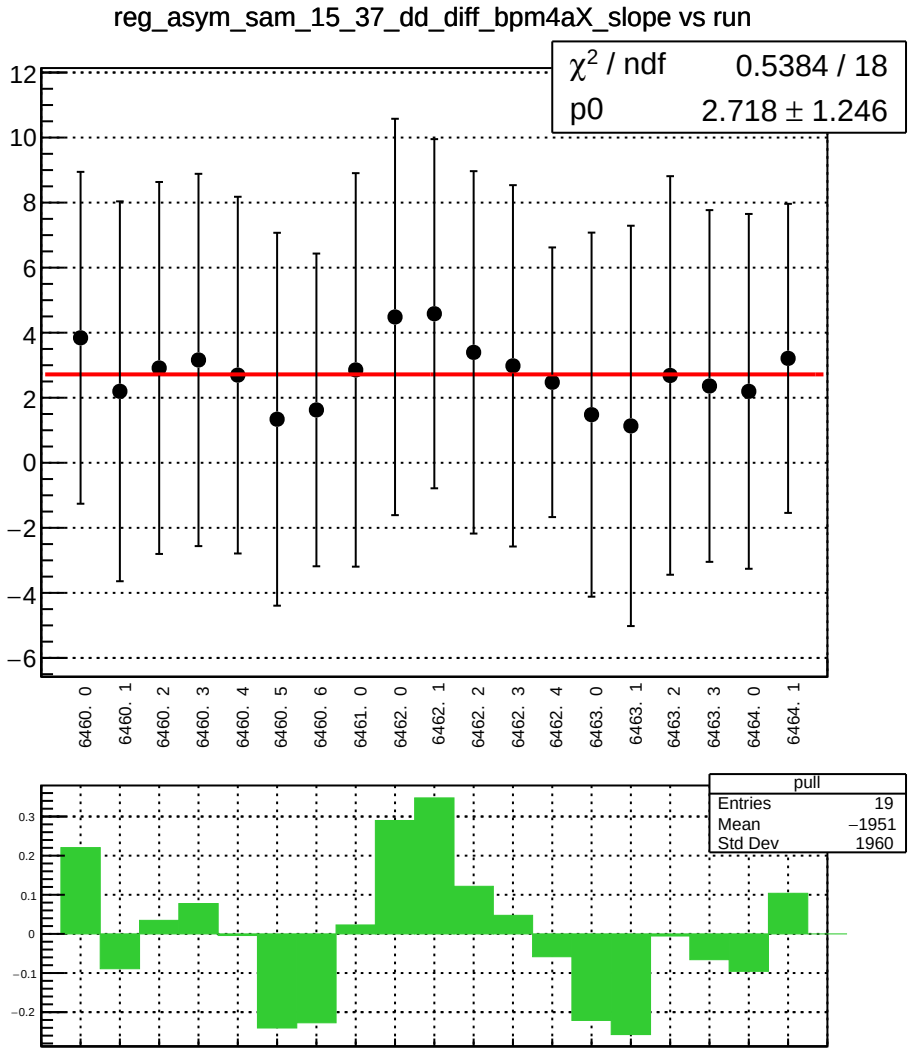
reg_asym_sam_15_37_dd_diff_bpm4aX_slope vs run
χ² / ndf 0.5384 / 18
p0 2.718 ± 1.246
12
10
8
6
4
2
0
−2
−4
−6
6460. 0
6460. 1
6460. 2
6460. 3
6460. 4
6460. 5
6460. 6
6461. 0
6462. 0
6462. 1
6462. 2
6462. 3
6462. 4
6463. 0
6463. 1
6463. 2
6463. 3
6464. 0
6464. 1
pull
Entries 19
Mean −1951
Std Dev 1960
0.3
0.2
0.1
0
−0.1
−0.2

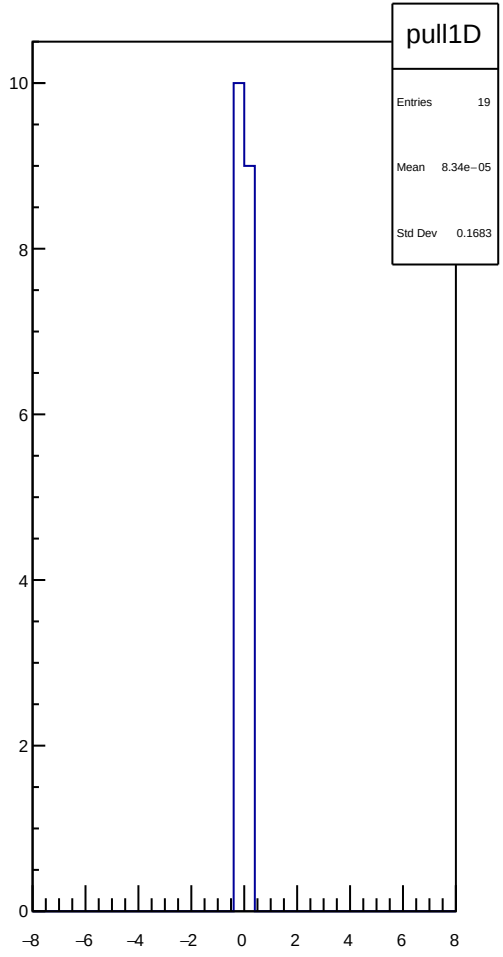
pull1D
Entries 19
Mean 8.34e−05
Std Dev 0.1683
10
8
6
4
2
0
−8
−6
−4
−2
0
2
4
6
8

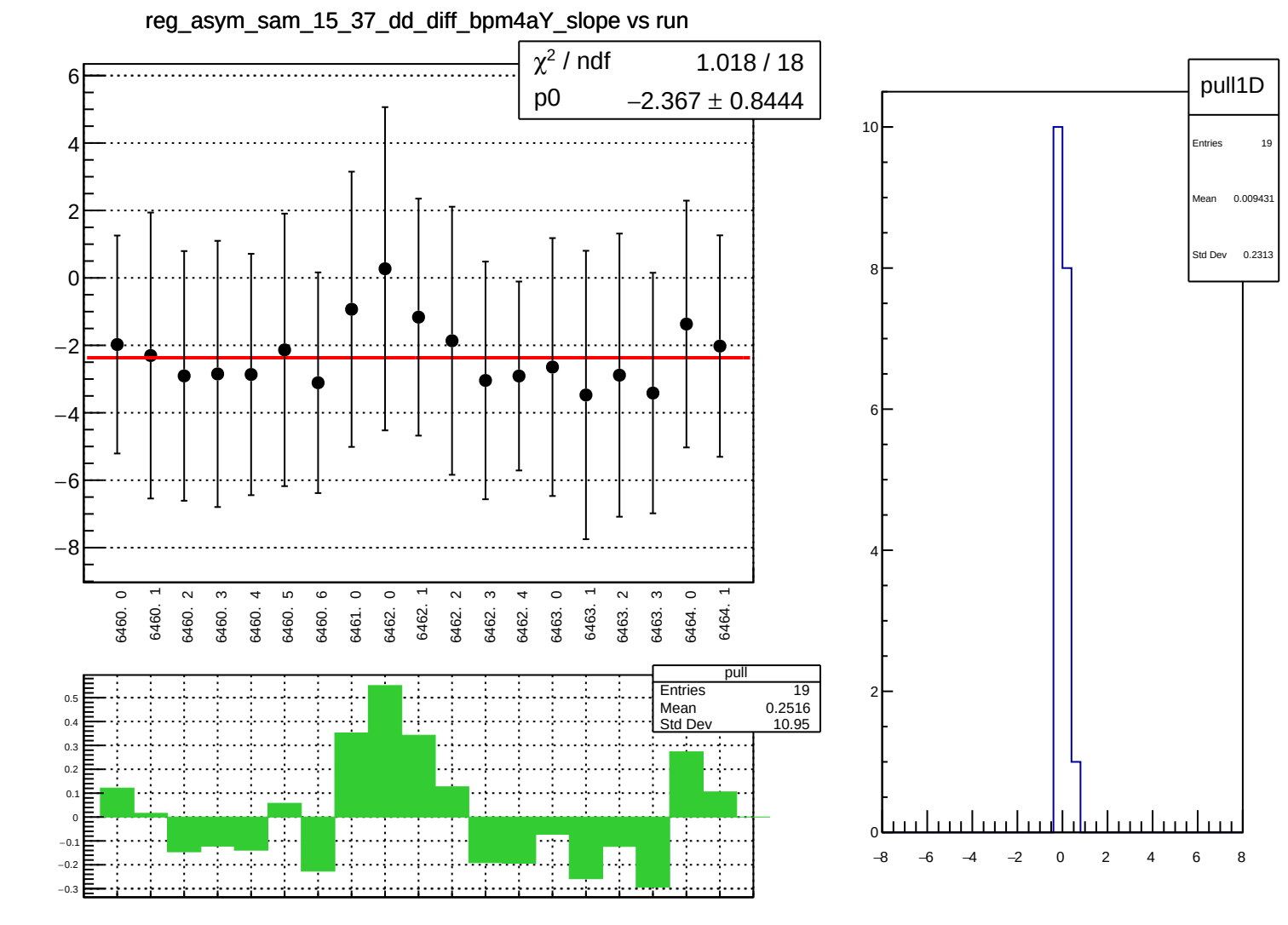
reg_asym_sam_15_37_dd_diff_bpm4aY_slope vs run
χ² / ndf 1.018 / 18
p0 −2.367 ± 0.8444
6460. 0
6460. 1
6460. 2
6460. 3
6460. 4
6460. 5
6460. 6
6461. 0
6462. 0
6462. 1
6462. 2
6462. 3
6462. 4
6463. 0
6463. 1
6463. 2
6463. 3
6464. 0
6464. 1
pull
Entries 19
Mean 0.2516
Std Dev 10.95
pull1D
Entries 19
Mean 0.009431
Std Dev 0.2313

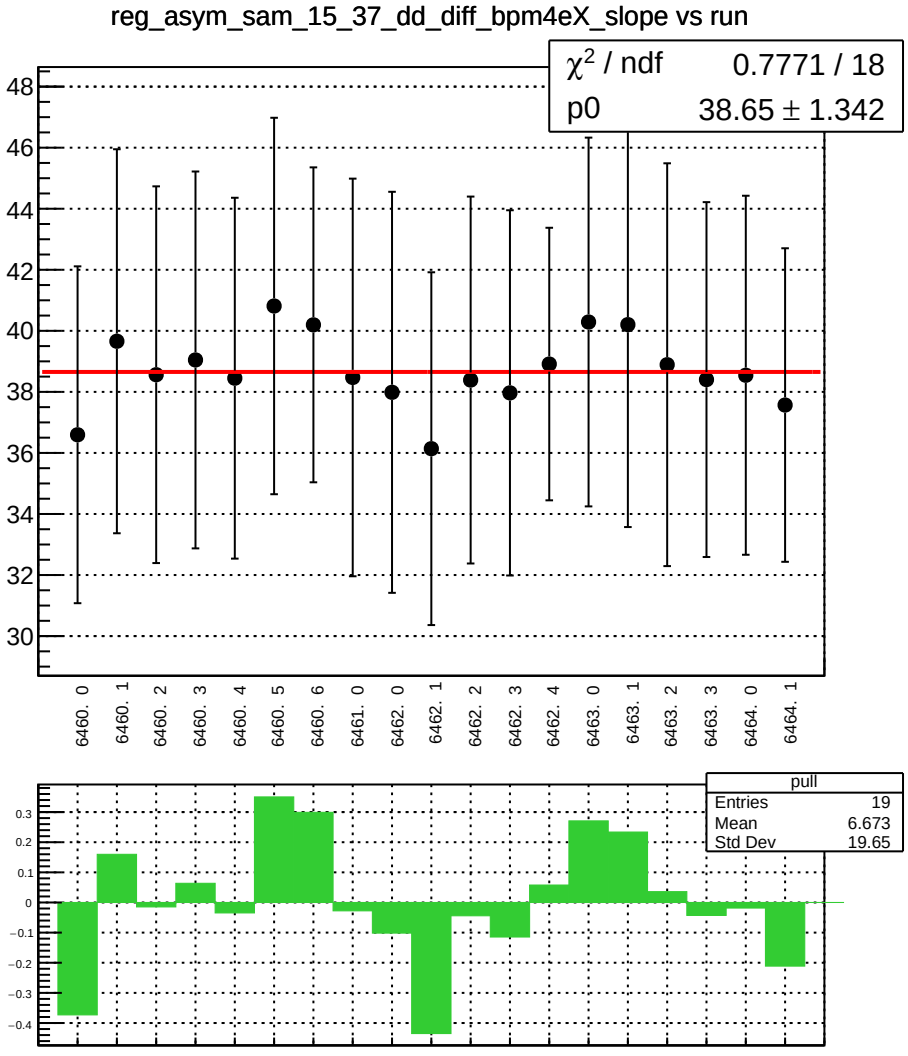
reg_asym_sam_15_37_dd_diff_bpm4eX_slope vs run
χ² / ndf 0.7771 / 18
p0 38.65 ± 1.342
48
46
44
42
40
38
36
34
32
30
6460. 0
6460. 1
6460. 2
6460. 3
6460. 4
6460. 5
6460. 6
6461. 0
6462. 0
6462. 1
6462. 2
6462. 3
6462. 4
6463. 0
6463. 1
6463. 2
6463. 3
6464. 0
6464. 1
pull
Entries 19
Mean 6.673
Std Dev 19.65
0.3
0.2
0.1
0
−0.1
−0.2
−0.3
−0.4

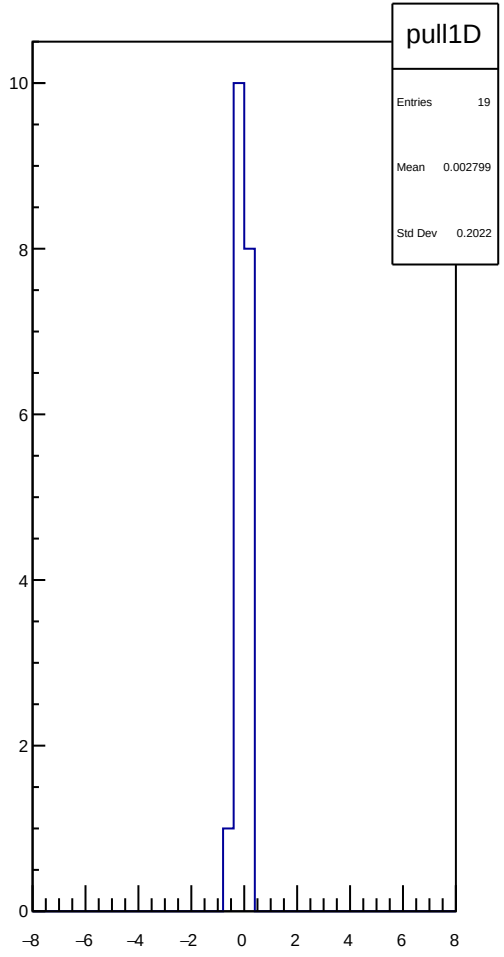
pull1D
Entries 19
Mean 0.002799
Std Dev 0.2022
10
8
6
4
2
0
−8
−6
−4
−2
0
2
4
6
8

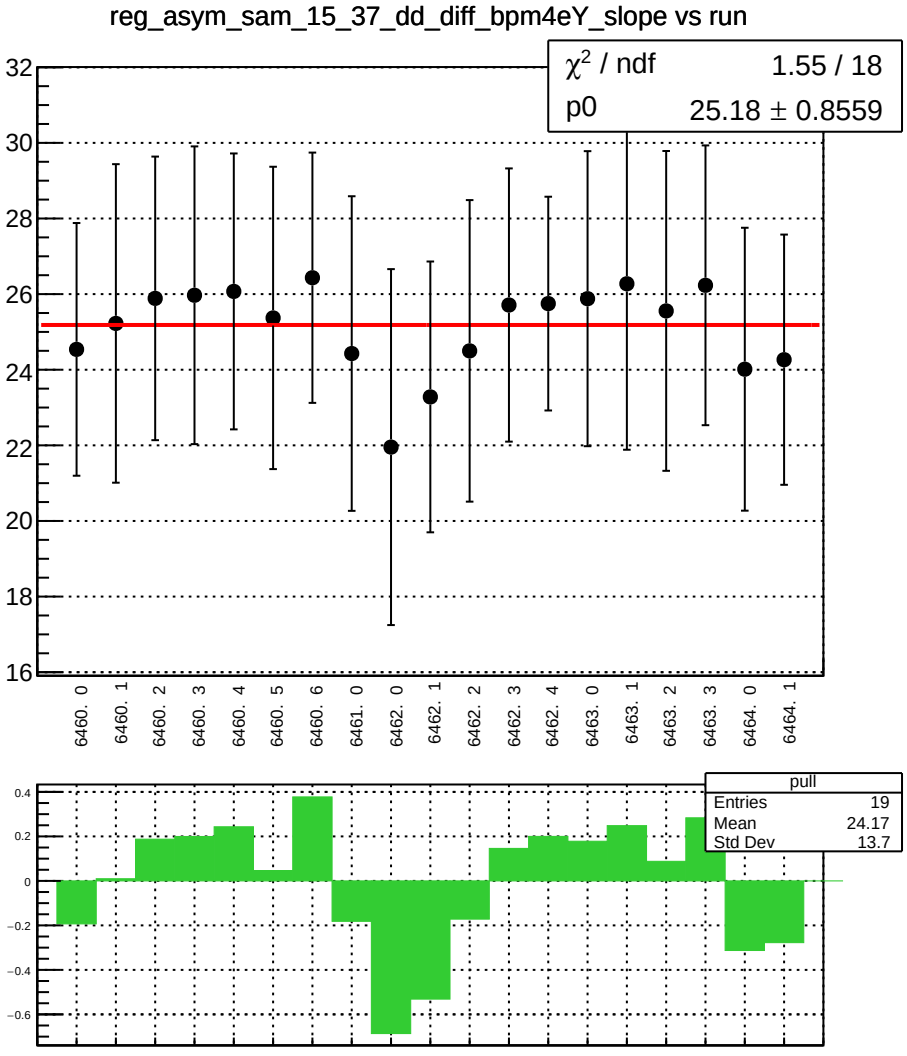
reg_asym_sam_15_37_dd_diff_bpm4eY_slope vs run
χ² / ndf 1.55 / 18
p0 25.18 ± 0.8559
32
30
28
26
24
22
20
18
16
6460. 0
6460. 1
6460. 2
6460. 3
6460. 4
6460. 5
6460. 6
6461. 0
6462. 0
6462. 1
6462. 2
6462. 3
6462. 4
6463. 0
6463. 1
6463. 2
6463. 3
6464. 0
6464. 1
pull
Entries 19
Mean 24.17
Std Dev 13.7
0.4
0.2
0
−0.2
−0.4
−0.6

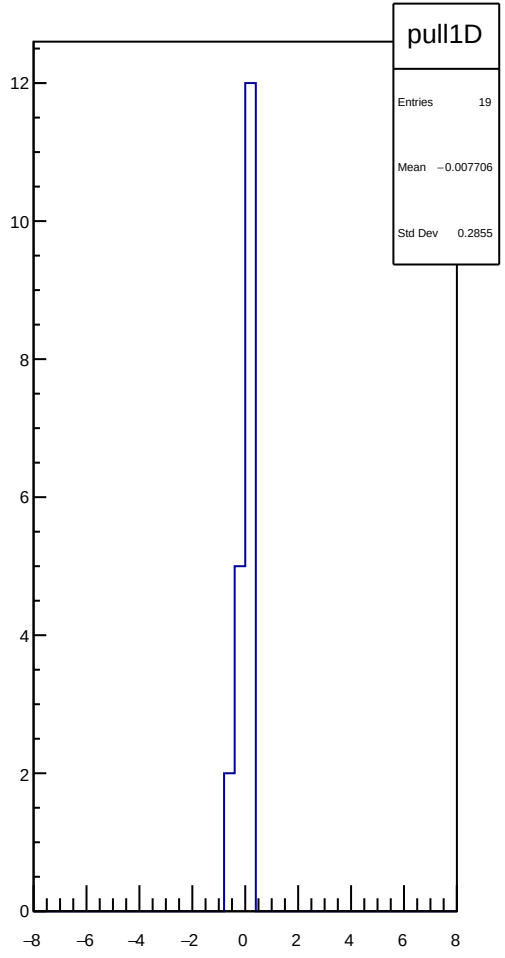
pull1D
Entries 19
Mean −0.007706
Std Dev 0.2855
12
10
8
6
4
2
0
−8
−6
−4
−2
0
2
4
6
8

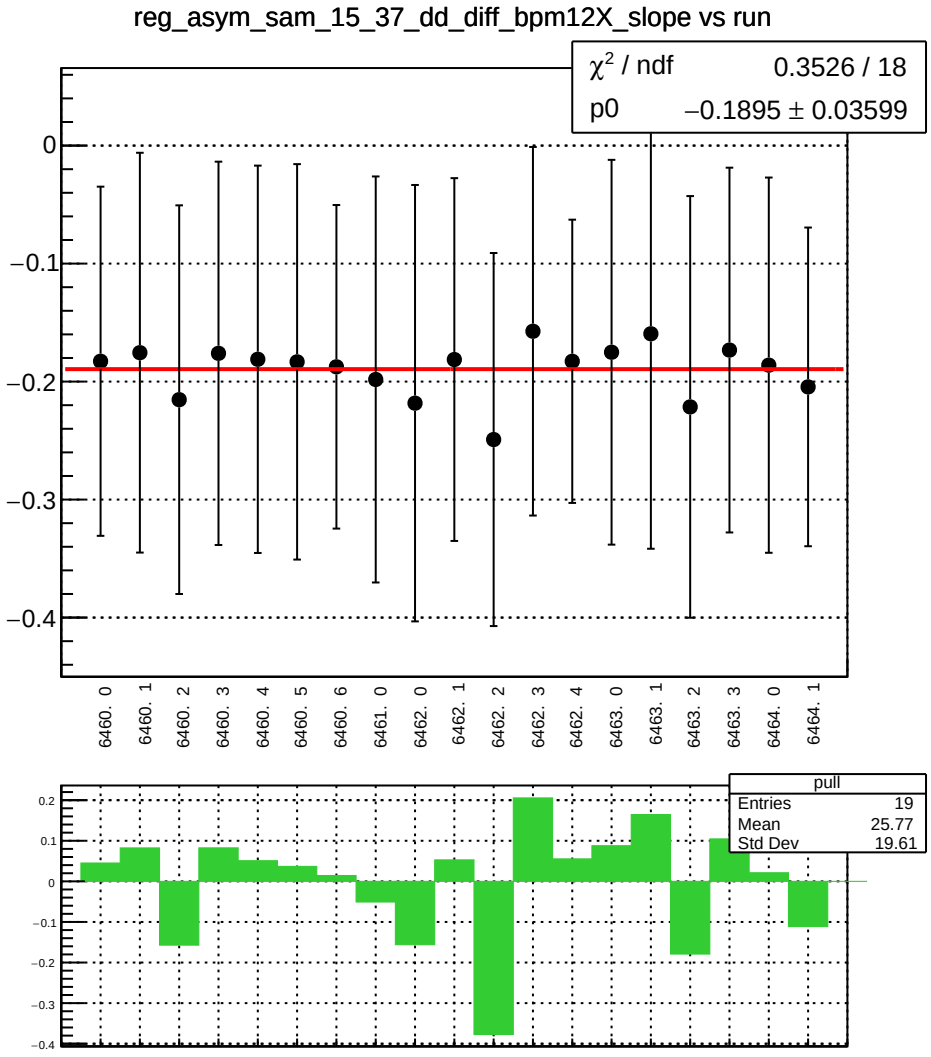
reg_asym_sam_15_37_dd_diff_bpm12X_slope vs run
χ² / ndf 0.3526 / 18
p0 −0.1895 ± 0.03599
0
−0.1
−0.2
−0.3
−0.4
6460. 0
6460. 1
6460. 2
6460. 3
6460. 4
6460. 5
6460. 6
6461. 0
6462. 0
6462. 1
6462. 2
6462. 3
6462. 4
6463. 0
6463. 1
6463. 2
6463. 3
6464. 0
6464. 1
pull
Entries 19
Mean 25.77
Std Dev 19.61
0.2
0.1
0
−0.1
−0.2
−0.3
−0.4

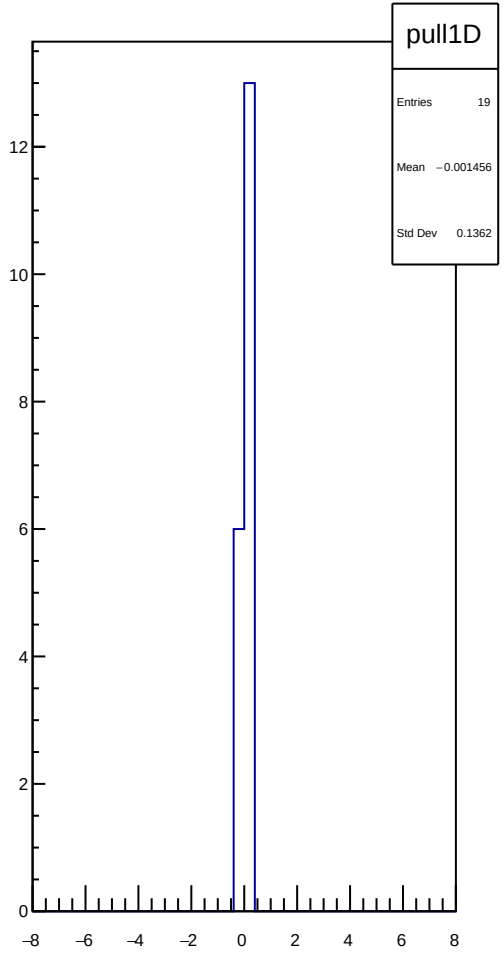
pull1D
Entries 19
Mean −0.001456
Std Dev 0.1362
12
10
8
6
4
2
0
−8
−6
−4
−2
0
2
4
6
8

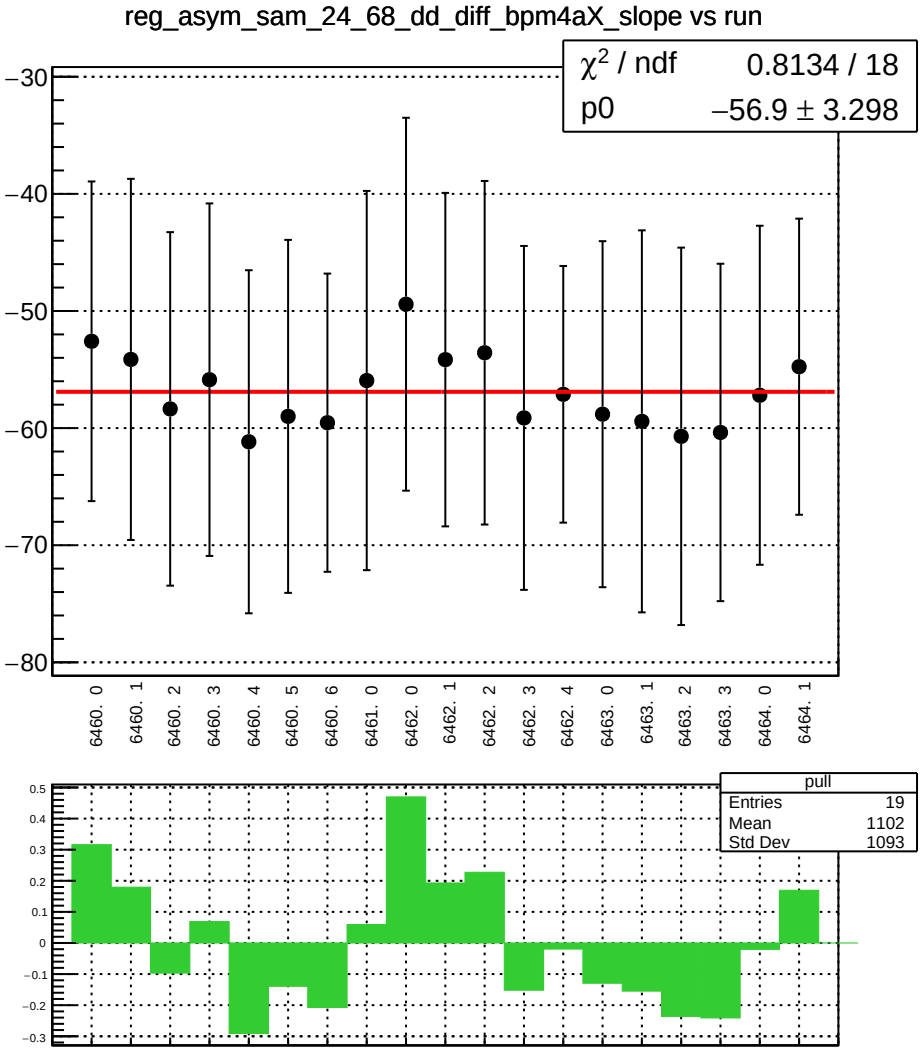
reg_asym_sam_24_68_dd_diff_bpm4aX_slope vs run
χ² / ndf 0.8134 / 18
p0 −56.9 ± 3.298
−30
−40
−50
−60
−70
−80
6460. 0
6460. 1
6460. 2
6460. 3
6460. 4
6460. 5
6460. 6
6461. 0
6462. 0
6462. 1
6462. 2
6462. 3
6462. 4
6463. 0
6463. 1
6463. 2
6463. 3
6464. 0
6464. 1
pull
Entries 19
Mean 1102
Std Dev 1093
0.5
0.4
0.3
0.2
0.1
0
−0.1
−0.2
−0.3

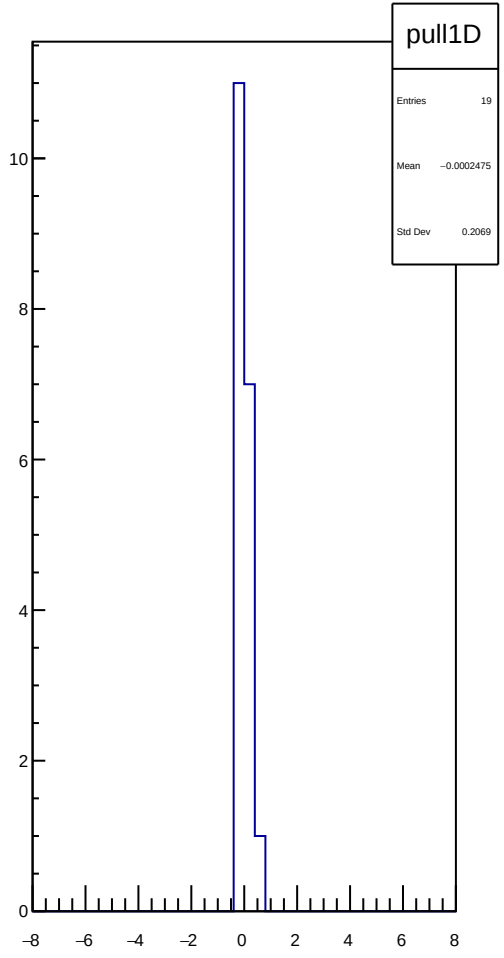
pull1D
Entries 19
Mean −0.0002475
Std Dev 0.2069
10
8
6
4
2
0
−8
−6
−4
−2
0
2
4
6
8

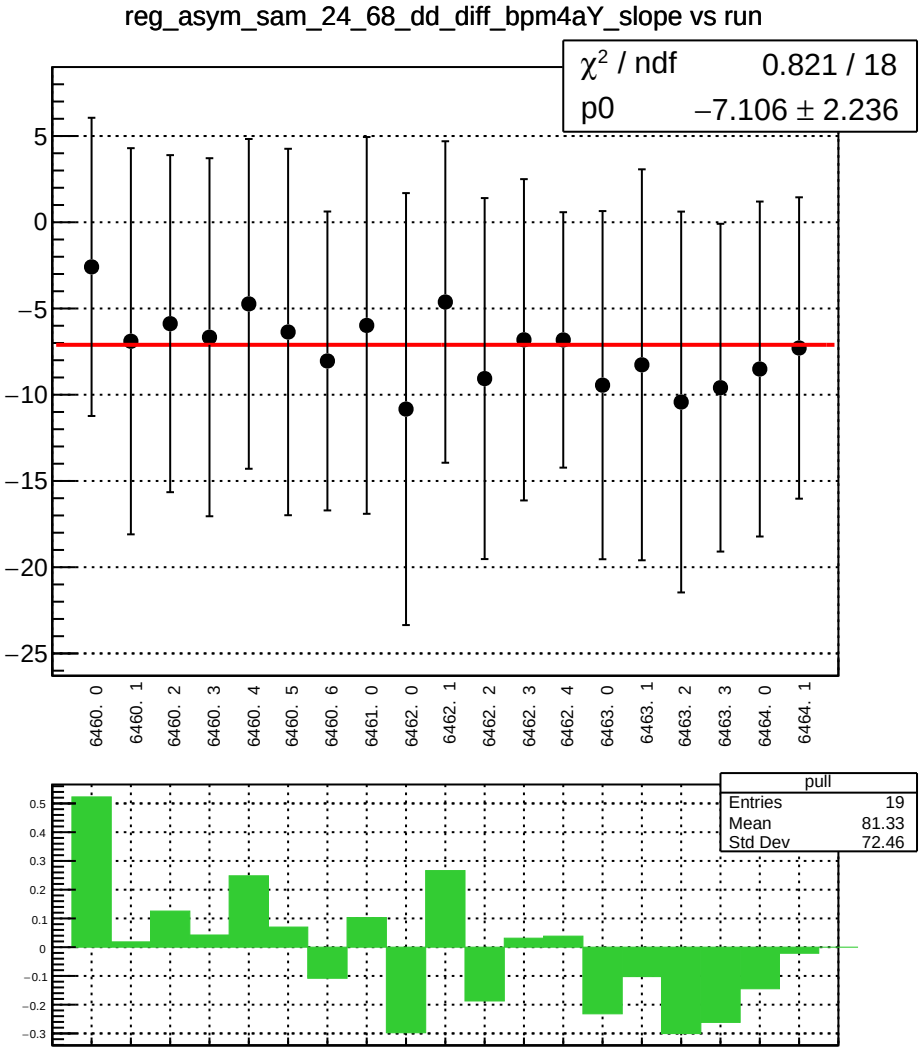
reg_asym_sam_24_68_dd_diff_bpm4aY_slope vs run
χ² / ndf 0.821 / 18
p0 −7.106 ± 2.236
5
0
−5
−10
−15
−20
−25
6460. 0
6460. 1
6460. 2
6460. 3
6460. 4
6460. 5
6460. 6
6461. 0
6462. 0
6462. 1
6462. 2
6462. 3
6462. 4
6463. 0
6463. 1
6463. 2
6463. 3
6464. 0
6464. 1
pull
Entries 19
Mean 81.33
Std Dev 72.46
0.5
0.4
0.3
0.2
0.1
0
−0.1
−0.2
−0.3

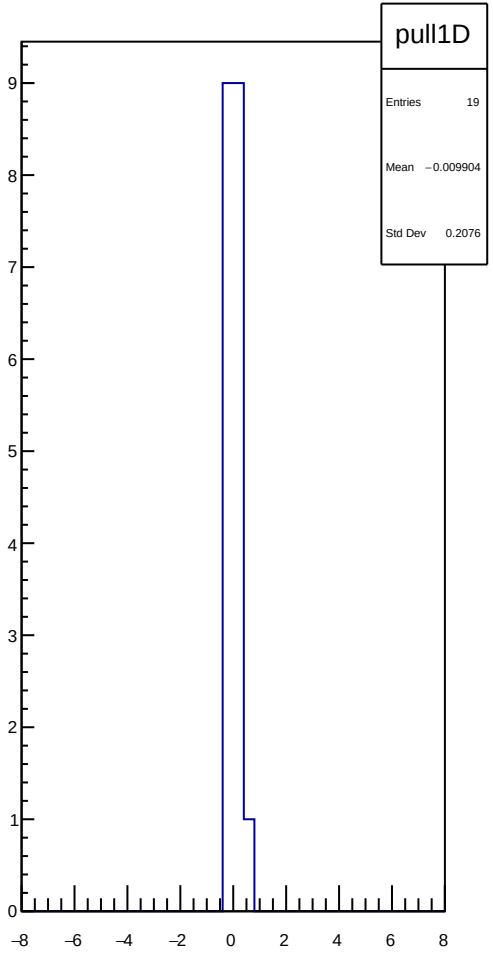
pull1D
Entries 19
Mean −0.009904
Std Dev 0.2076
9
8
7
6
5
4
3
2
1
0
−8
−6
−4
−2
0
2
4
6
8

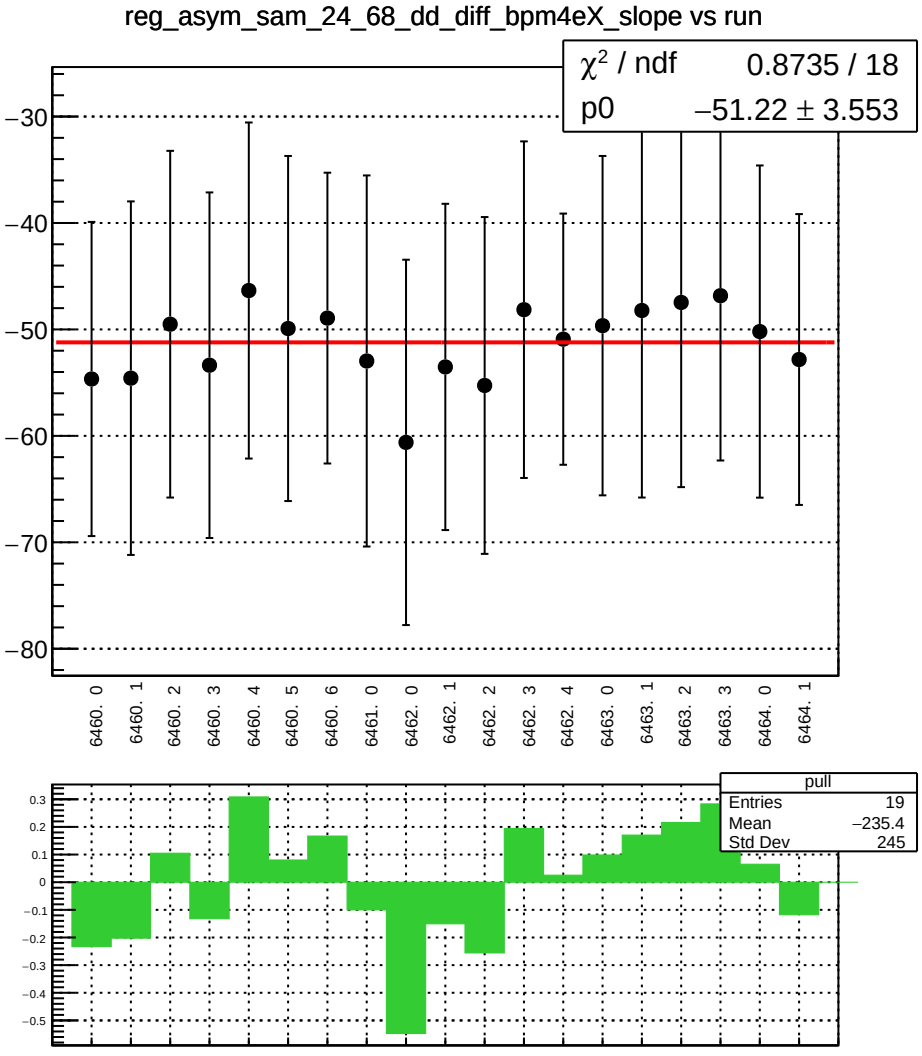
reg_asym_sam_24_68_dd_diff_bpm4eX_slope vs run
χ² / ndf 0.8735 / 18
p0 −51.22 ± 3.553
−30
−40
−50
−60
−70
−80
6460. 0
6460. 1
6460. 2
6460. 3
6460. 4
6460. 5
6460. 6
6461. 0
6462. 0
6462. 1
6462. 2
6462. 3
6462. 4
6463. 0
6463. 1
6463. 2
6463. 3
6464. 0
6464. 1
pull
Entries 19
Mean −235.4
Std Dev 245
0.3
0.2
0.1
0
−0.1
−0.2
−0.3
−0.4
−0.5

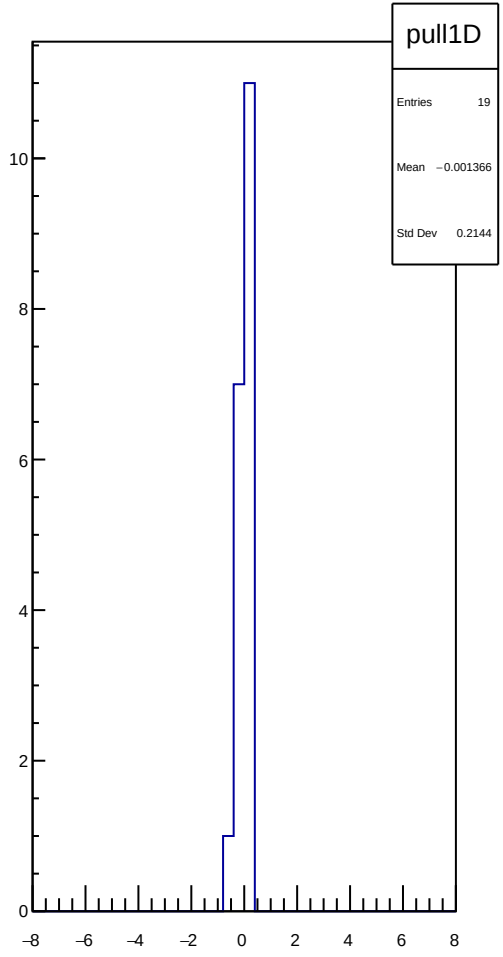
pull1D
Entries 19
Mean −0.001366
Std Dev 0.2144
10
8
6
4
2
0
−8
−6
−4
−2
0
2
4
6
8

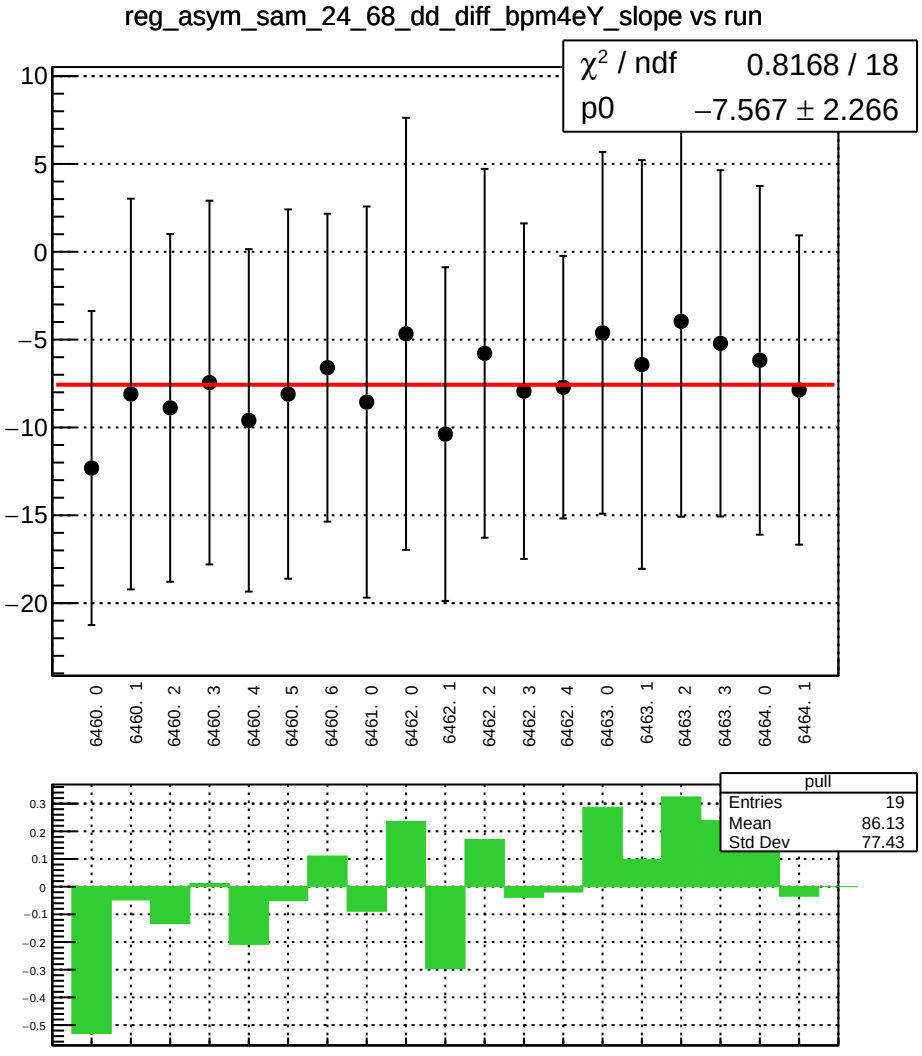
reg_asym_sam_24_68_dd_diff_bpm4eY_slope vs run
χ² / ndf 0.8168 / 18
p0 −7.567 ± 2.266
10
5
0
−5
−10
−15
−20
6460. 0
6460. 1
6460. 2
6460. 3
6460. 4
6460. 5
6460. 6
6461. 0
6462. 0
6462. 1
6462. 2
6462. 3
6462. 4
6463. 0
6463. 1
6463. 2
6463. 3
6464. 0
6464. 1
pull
Entries 19
Mean 86.13
Std Dev 77.43
0.3
0.2
0.1
0
−0.1
−0.2
−0.3
−0.4
−0.5

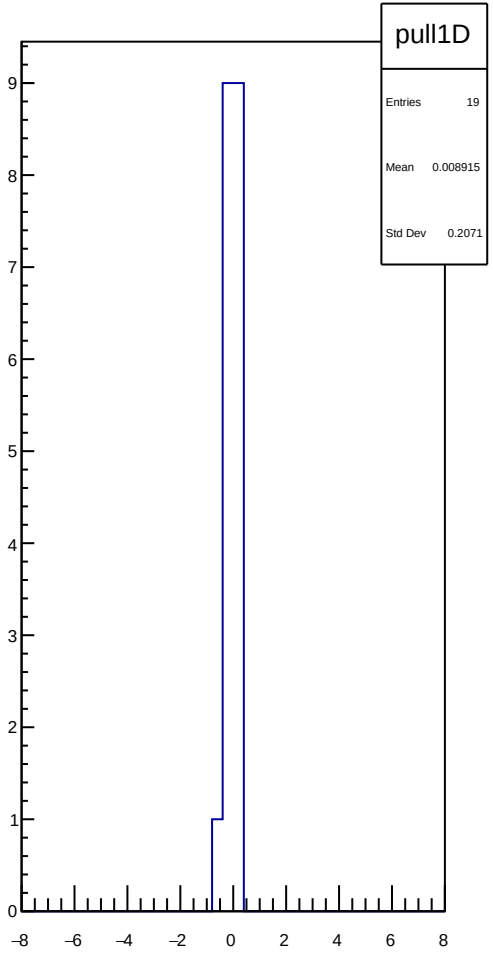
pull1D
Entries 19
Mean 0.008915
Std Dev 0.2071
9
8
7
6
5
4
3
2
1
0
−8
−6
−4
−2
0
2
4
6
8

reg_asym_sam_24_68_dd_diff_bpm12X_slope vs run

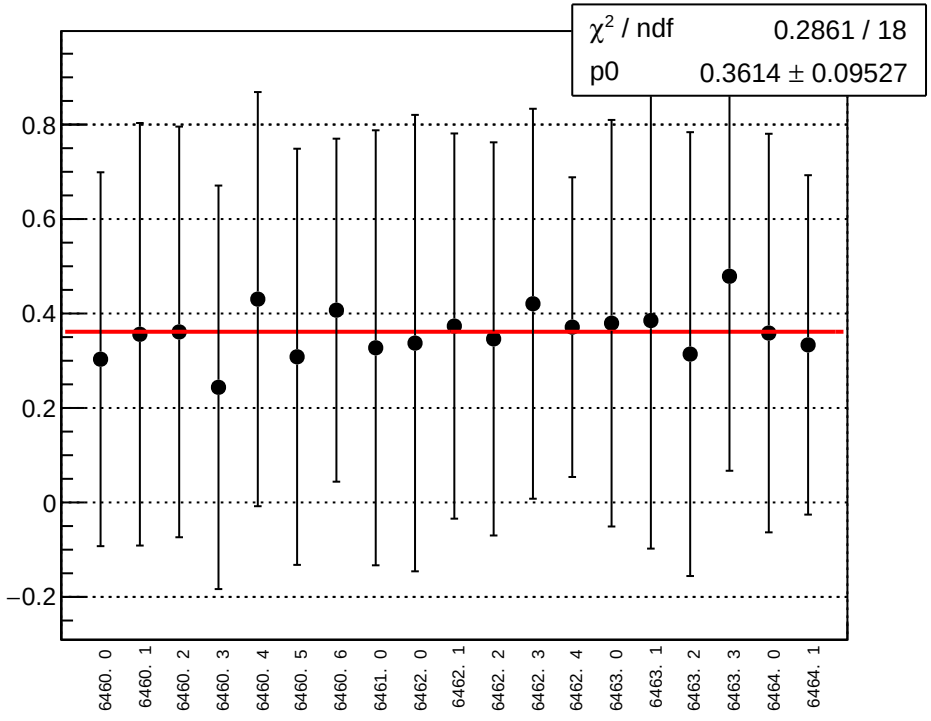

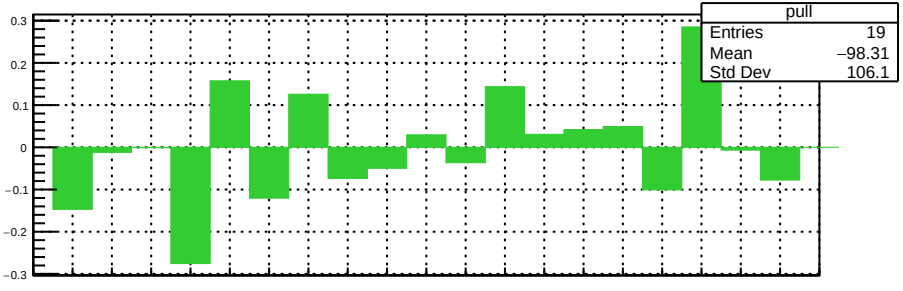

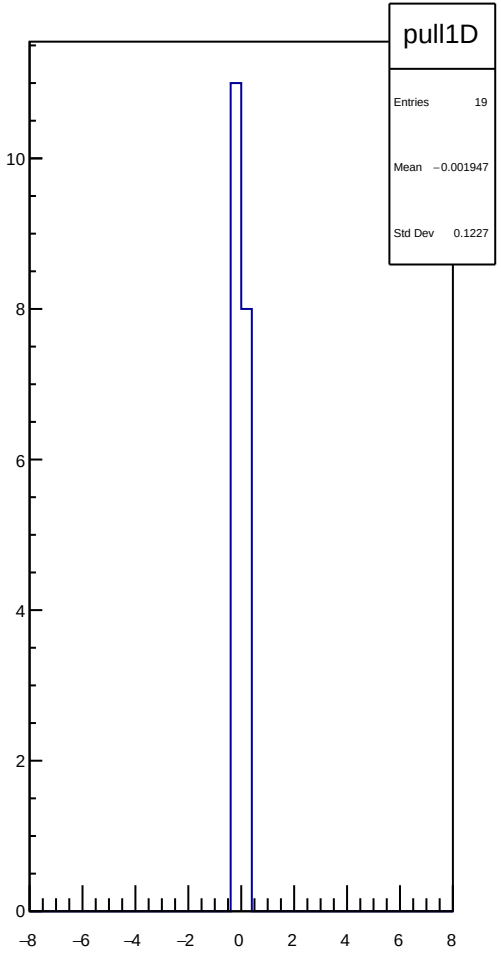

reg_asym_sam_26_48_dd_diff_bpm4aX_slope vs run

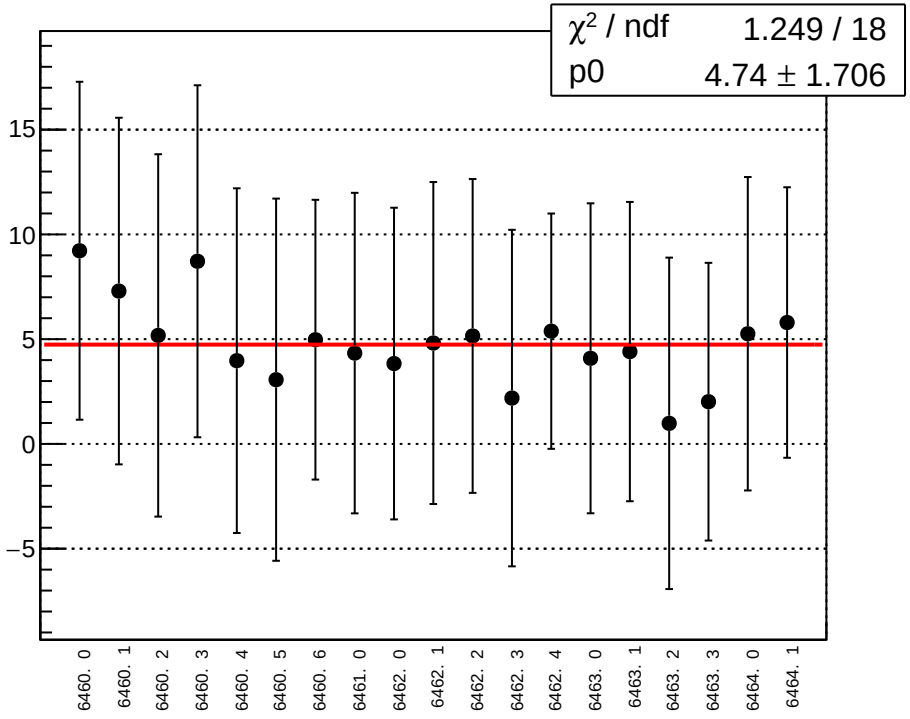

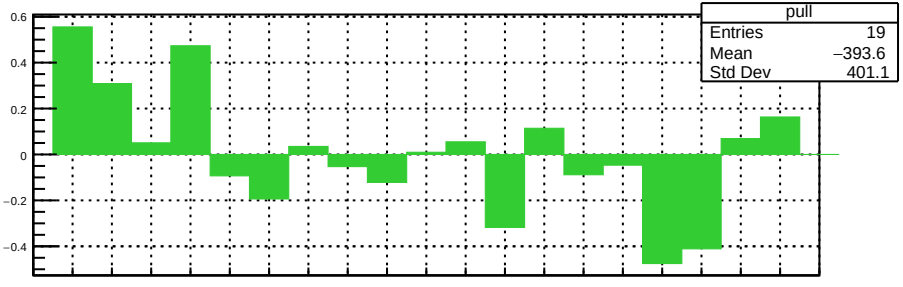

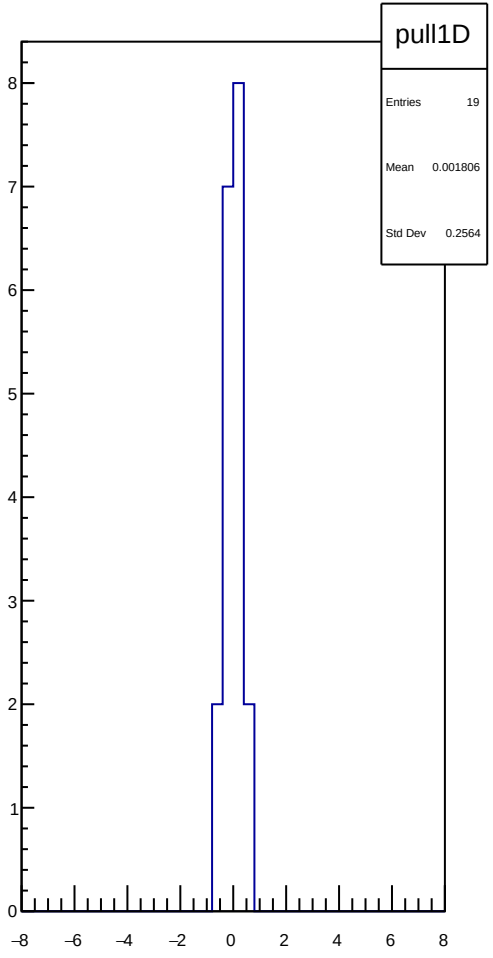

reg_asym_sam_26_48_dd_diff_bpm4aY_slope vs run

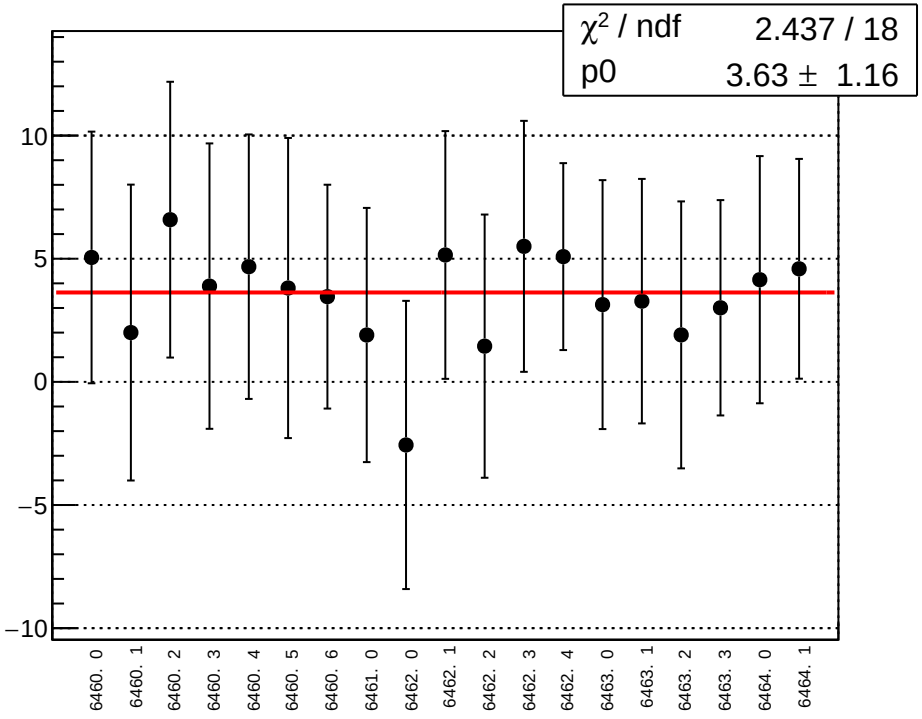

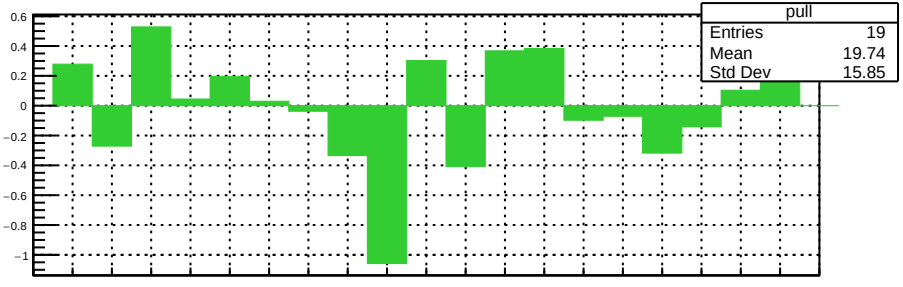

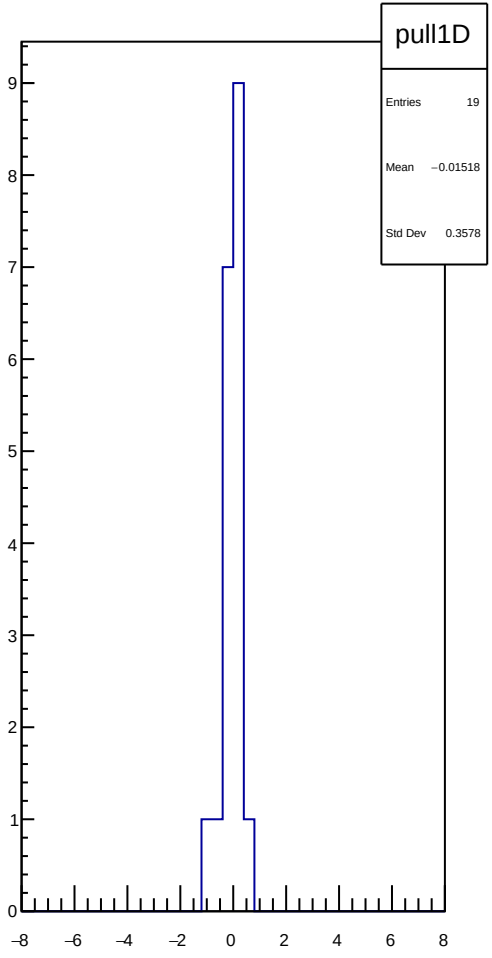

reg_asym_sam_26_48_dd_diff_bpm4eX_slope vs run

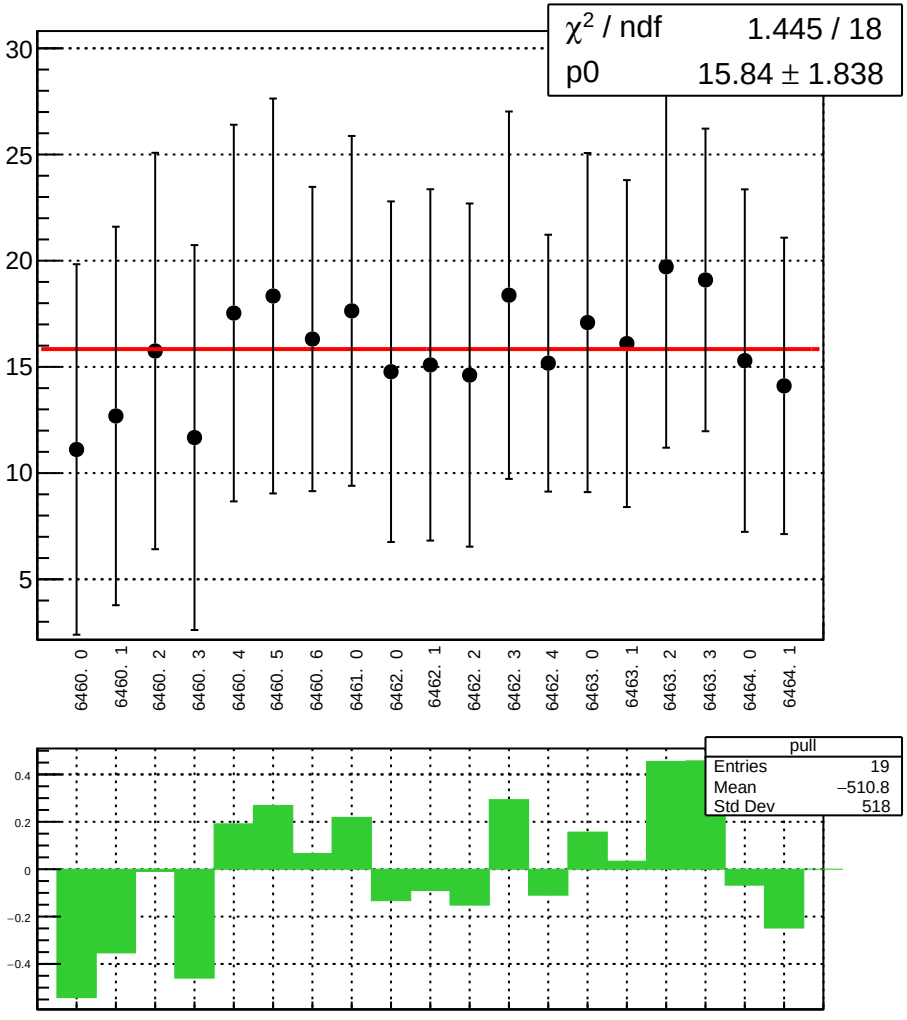

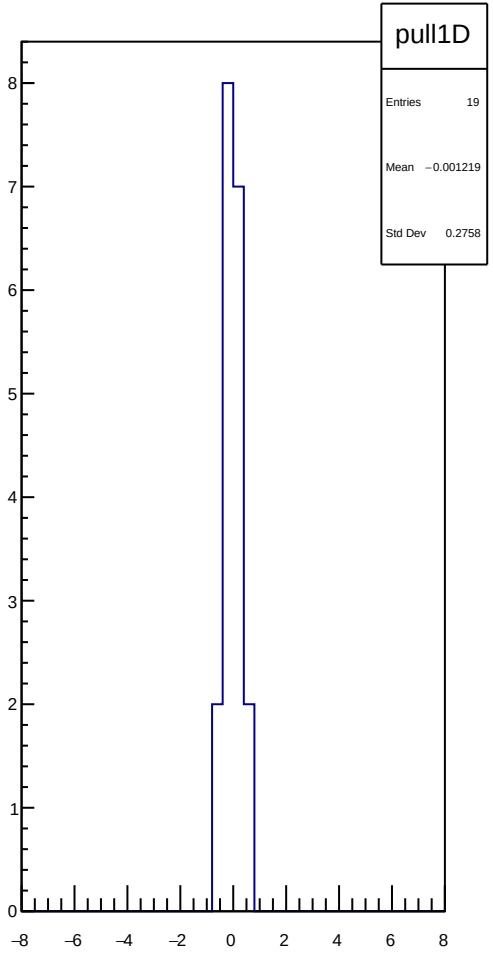

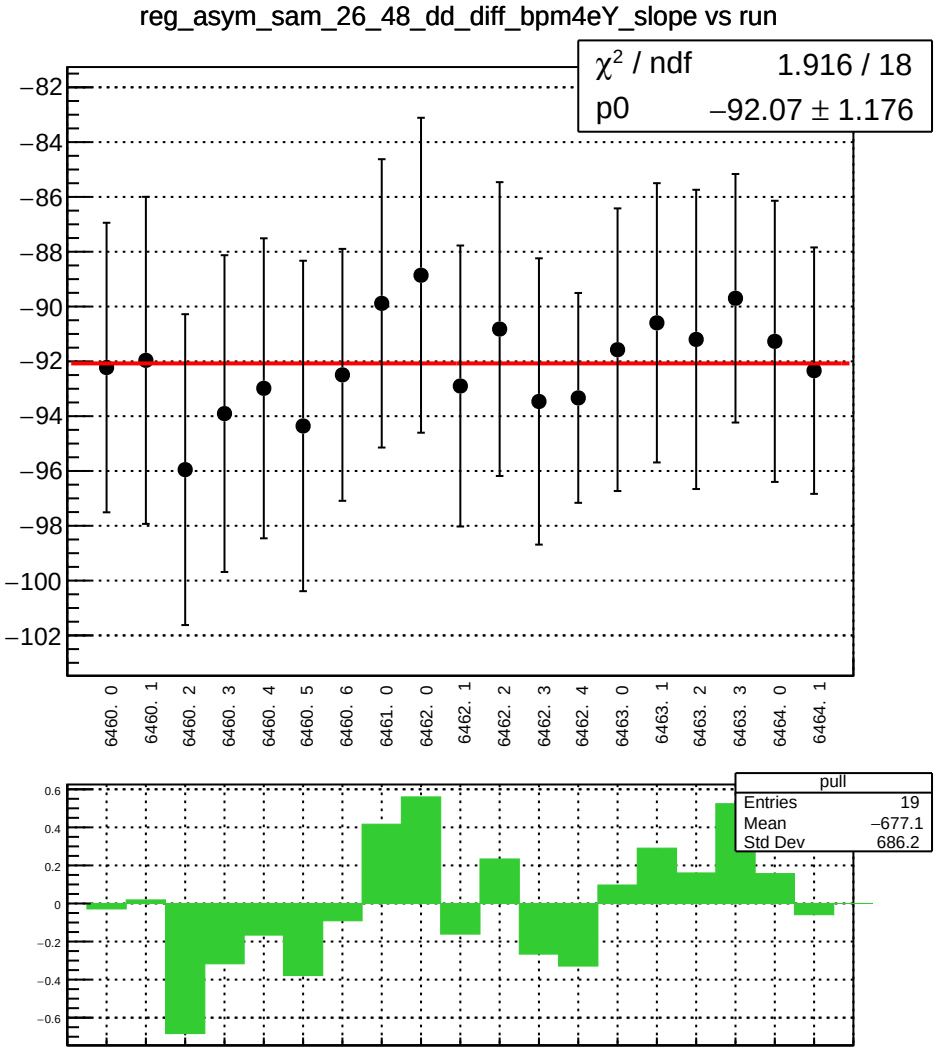
reg_asym_sam_26_48_dd_diff_bpm4eY_slope vs run
χ² / ndf 1.916 / 18
p0 −92.07 ± 1.176
−82
−84
−86
−88
−90
−92
−94
−96
−98
−100
−102
6460. 0
6460. 1
6460. 2
6460. 3
6460. 4
6460. 5
6460. 6
6461. 0
6462. 0
6462. 1
6462. 2
6462. 3
6462. 4
6463. 0
6463. 1
6463. 2
6463. 3
6464. 0
6464. 1
pull
Entries 19
Mean −677.1
Std Dev 686.2
0.6
0.4
0.2
0
−0.2
−0.4
−0.6

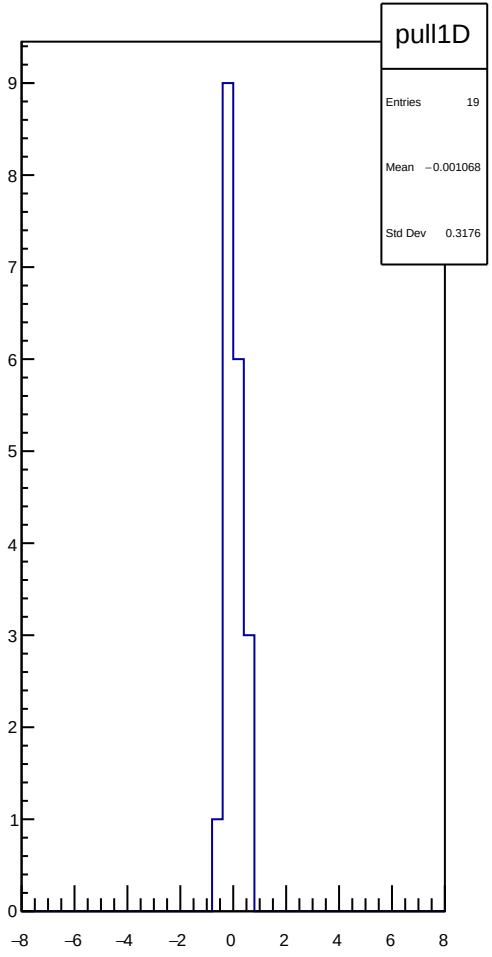
pull1D
Entries 19
Mean −0.001068
Std Dev 0.3176
9
8
7
6
5
4
3
2
1
0
−8
−6
−4
−2
0
2
4
6
8

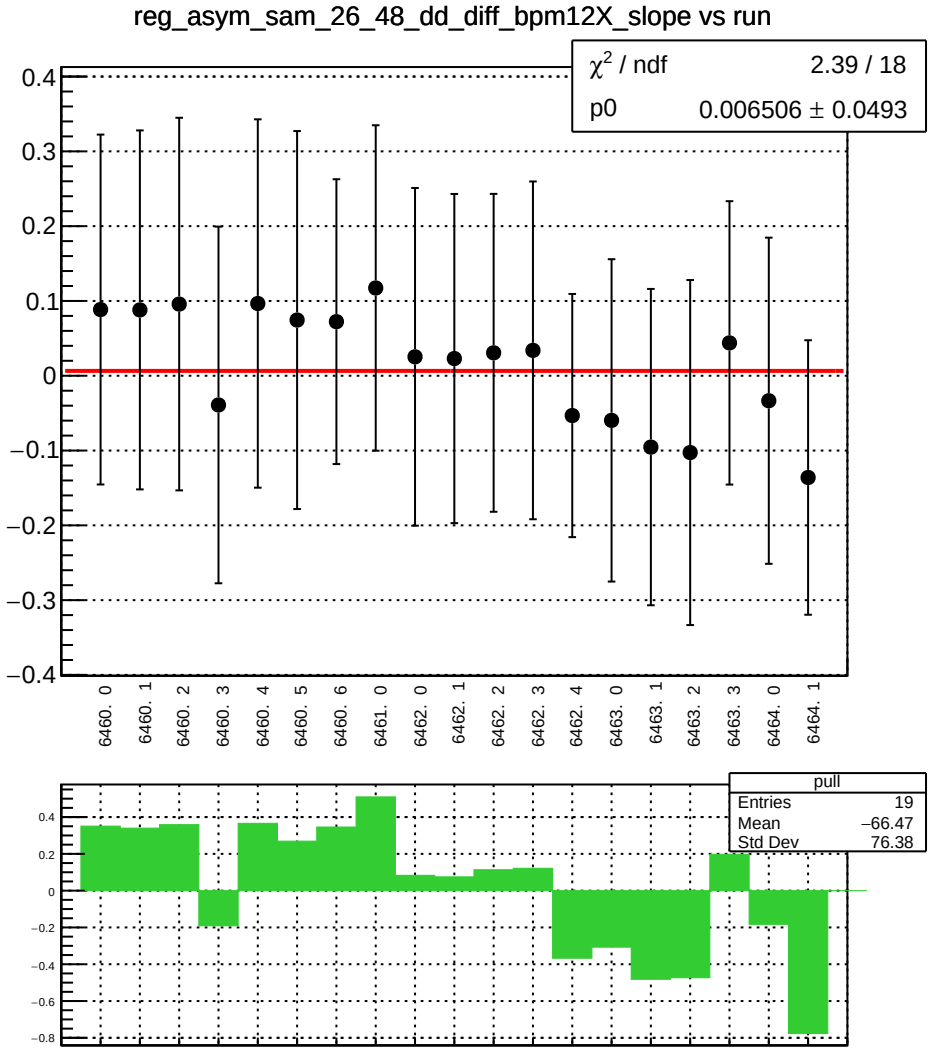
reg_asym_sam_26_48_dd_diff_bpm12X_slope vs run
χ² / ndf 2.39 / 18
p0 0.006506 ± 0.0493
0.4
0.3
0.2
0.1
0
−0.1
−0.2
−0.3
−0.4
6460. 0
6460. 1
6460. 2
6460. 3
6460. 4
6460. 5
6460. 6
6461. 0
6462. 0
6462. 1
6462. 2
6462. 3
6462. 4
6463. 0
6463. 1
6463. 2
6463. 3
6464. 0
6464. 1
pull
Entries 19
Mean −66.47
Std Dev 76.38
0.4
0.2
0
−0.2
−0.4
−0.6
−0.8

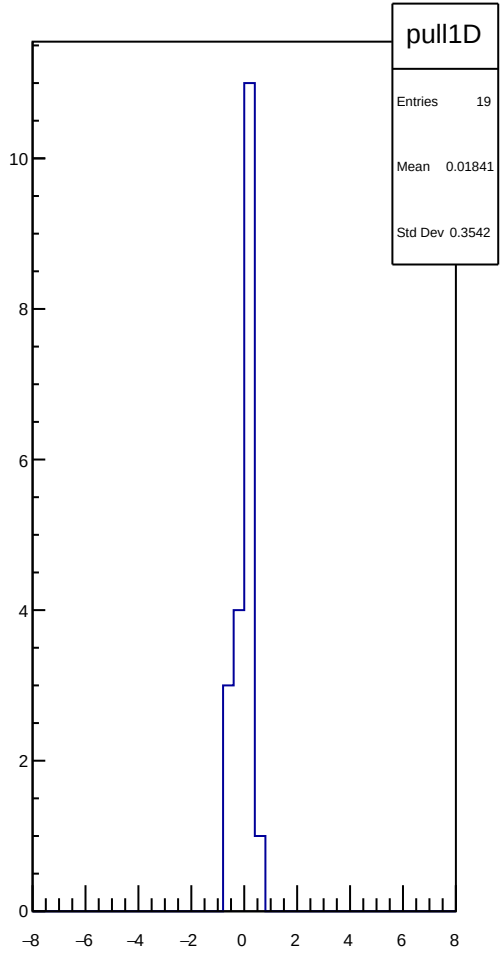
pull1D
Entries 19
Mean 0.01841
Std Dev 0.3542
10
8
6
4
2
0
−8
−6
−4
−2
0
2
4
6
8

reg_asym_sam_1357_avg_diff_bpm4aX_slope vs run

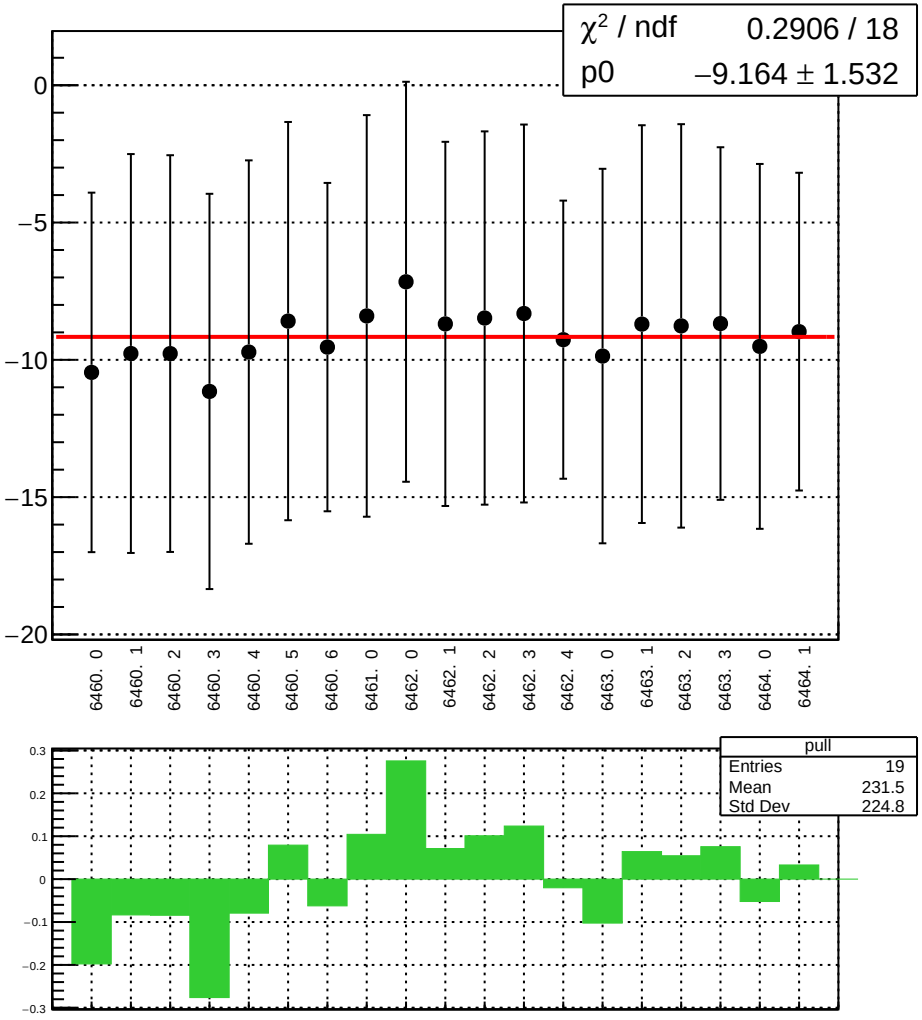

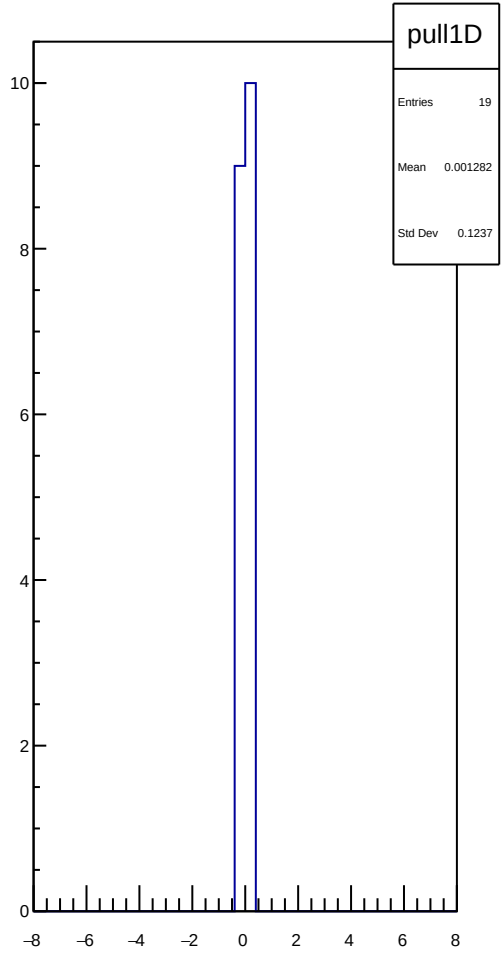

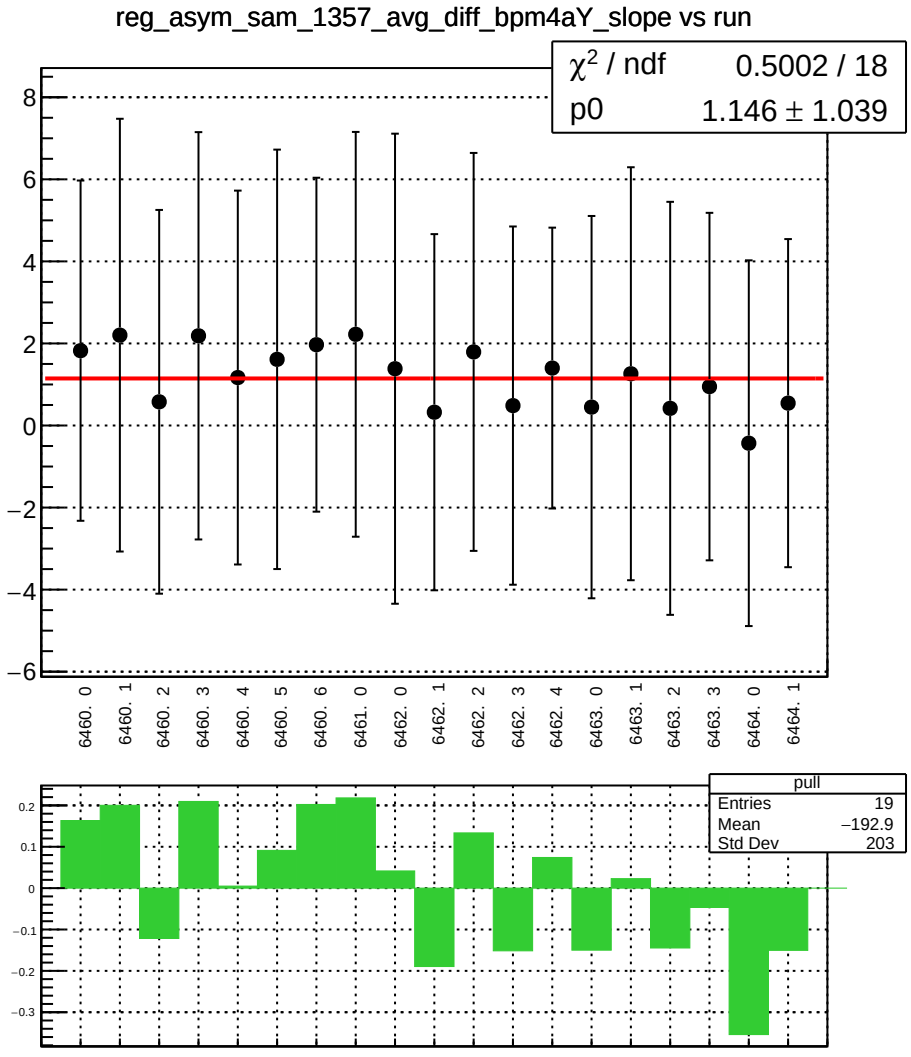
reg_asym_sam_1357_avg_diff_bpm4aY_slope vs run
χ² / ndf 0.5002 / 18
p0 1.146 ± 1.039
8
6
4
2
0
−2
−4
−6
6460. 0
6460. 1
6460. 2
6460. 3
6460. 4
6460. 5
6460. 6
6461. 0
6462. 0
6462. 1
6462. 2
6462. 3
6462. 4
6463. 0
6463. 1
6463. 2
6463. 3
6464. 0
6464. 1
pull
Entries 19
Mean −192.9
Std Dev 203
0.2
0.1
0
−0.1
−0.2
−0.3

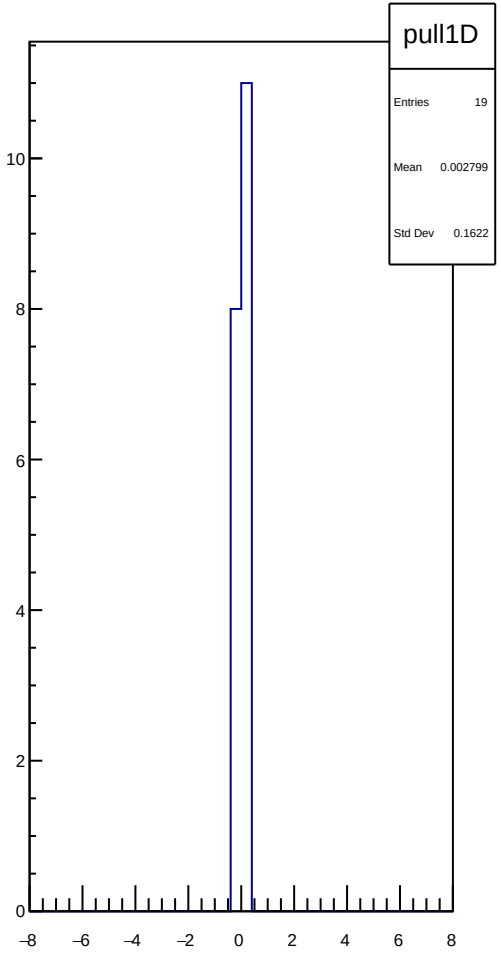
pull1D
Entries 19
Mean 0.002799
Std Dev 0.1622
10
8
6
4
2
0
−8
−6
−4
−2
0
2
4
6
8

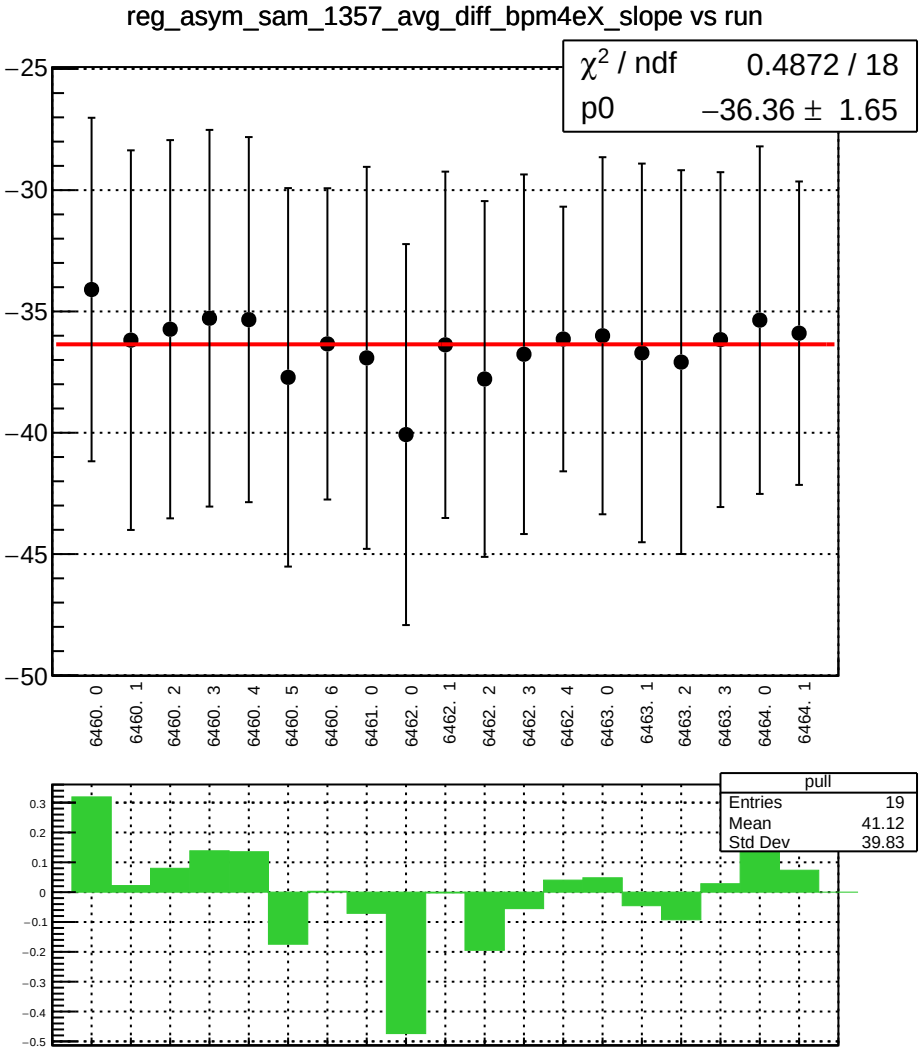
reg_asym_sam_1357_avg_diff_bpm4eX_slope vs run
χ² / ndf 0.4872 / 18
p0 −36.36 ± 1.65
−25
−30
−35
−40
−45
−50
6460. 0
6460. 1
6460. 2
6460. 3
6460. 4
6460. 5
6460. 6
6461. 0
6462. 0
6462. 1
6462. 2
6462. 3
6462. 4
6463. 0
6463. 1
6463. 2
6463. 3
6464. 0
6464. 1
pull
Entries 19
Mean 41.12
Std Dev 39.83
0.3
0.2
0.1
0
−0.1
−0.2
−0.3
−0.4
−0.5

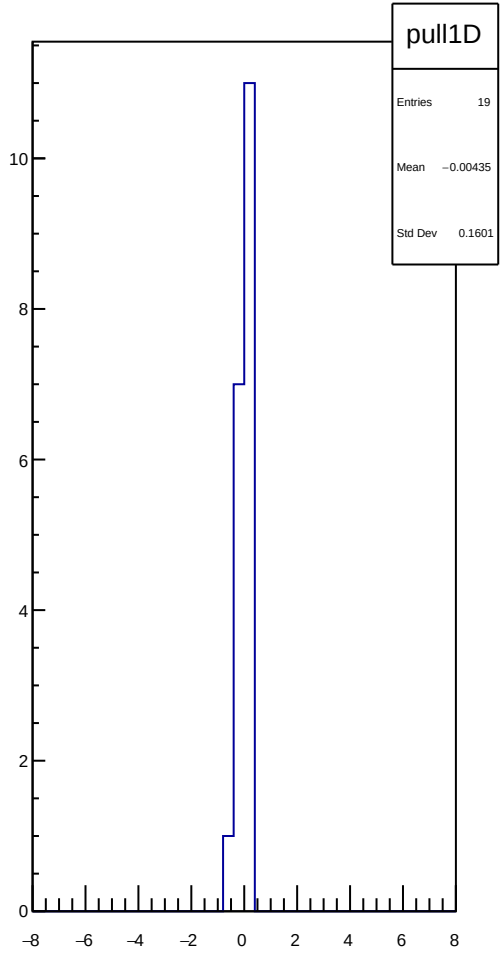
pull1D
Entries 19
Mean −0.00435
Std Dev 0.1601
10
8
6
4
2
0
−8
−6
−4
−2
0
2
4
6
8

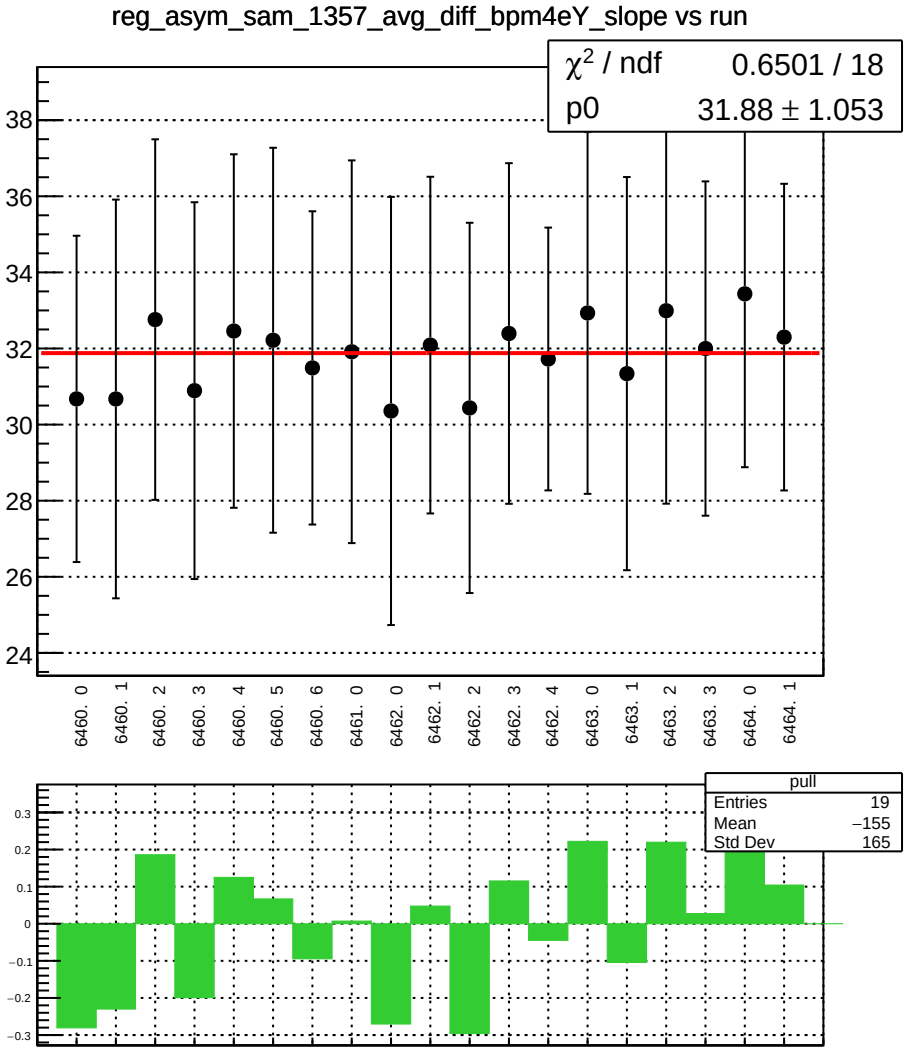
reg_asym_sam_1357_avg_diff_bpm4eY_slope vs run
χ² / ndf 0.6501 / 18
p0 31.88 ± 1.053
38
36
34
32
30
28
26
24
6460. 0
6460. 1
6460. 2
6460. 3
6460. 4
6460. 5
6460. 6
6461. 0
6462. 0
6462. 1
6462. 2
6462. 3
6462. 4
6463. 0
6463. 1
6463. 2
6463. 3
6464. 0
6464. 1
pull
Entries 19
Mean −155
Std Dev 165
0.3
0.2
0.1
0
−0.1
−0.2
−0.3

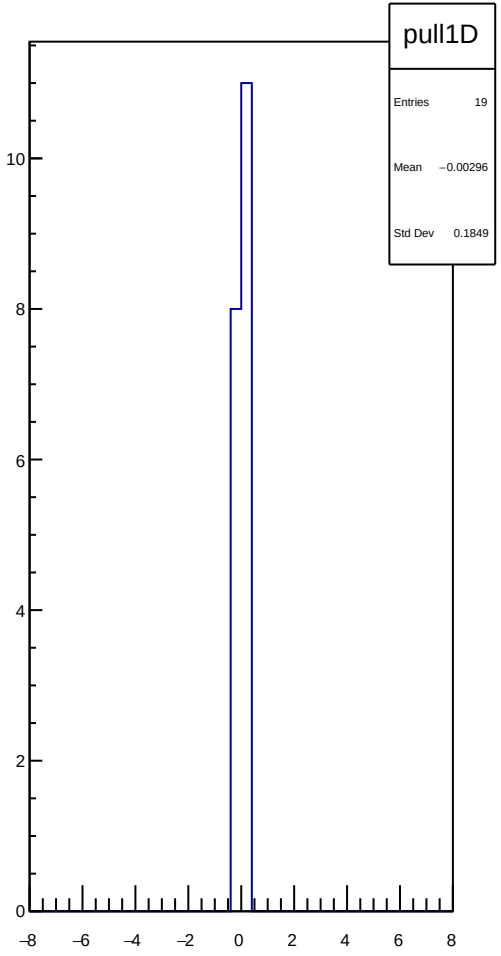
pull1D
Entries 19
Mean −0.00296
Std Dev 0.1849
10
8
6
4
2
0
−8
−6
−4
−2
0
2
4
6
8

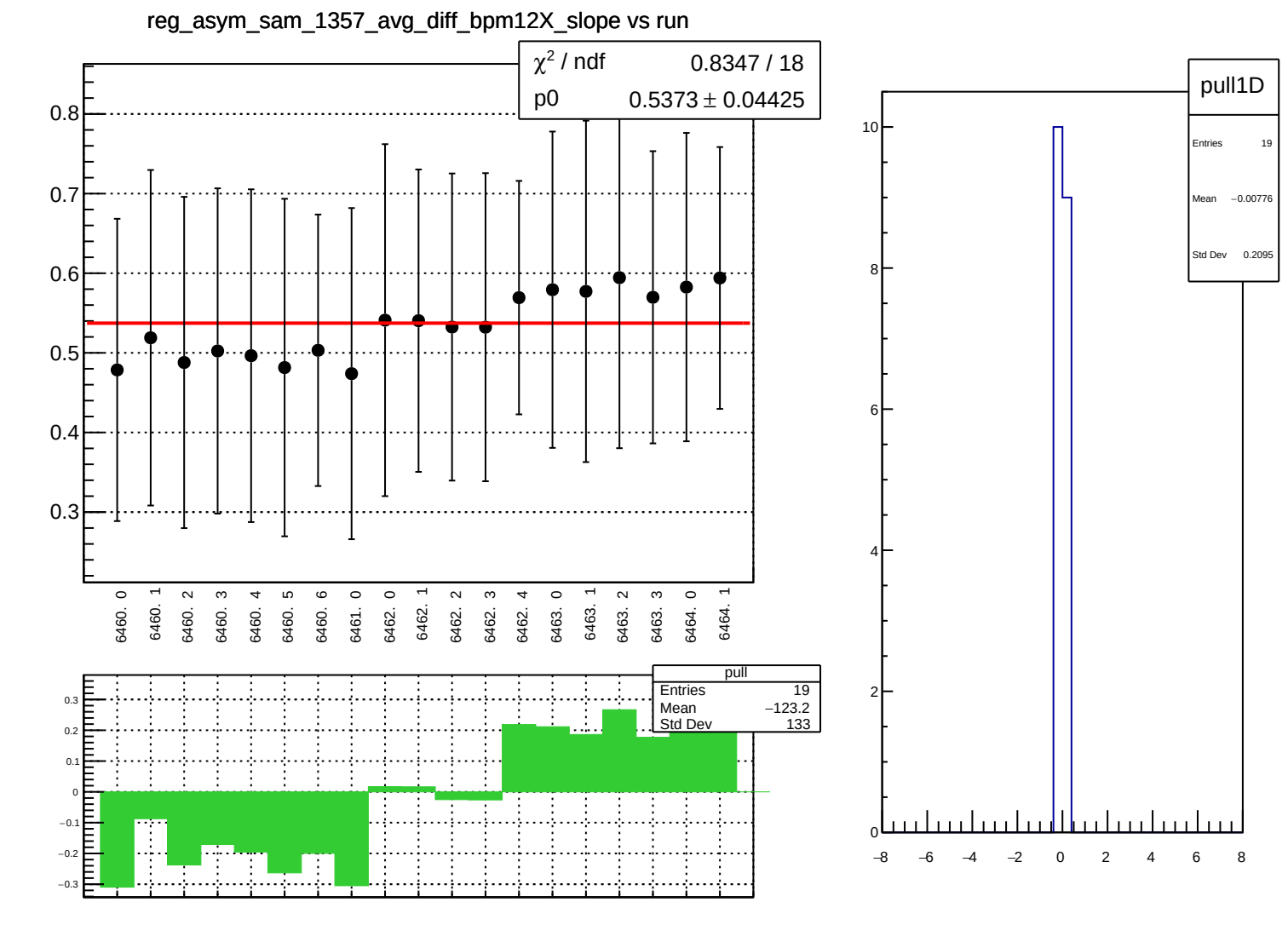
reg_asym_sam_1357_avg_diff_bpm12X_slope vs run
χ² / ndf 0.8347 / 18
p0 0.5373 ± 0.04425
0.8
0.7
0.6
0.5
0.4
0.3
6460. 0
6460. 1
6460. 2
6460. 3
6460. 4
6460. 5
6460. 6
6461. 0
6462. 0
6462. 1
6462. 2
6462. 3
6462. 4
6463. 0
6463. 1
6463. 2
6463. 3
6464. 0
6464. 1
pull
Entries 19
Mean −123.2
Std Dev 133
0.3
0.2
0.1
0
−0.1
−0.2
−0.3
pull1D
Entries 19
Mean −0.00776
Std Dev 0.2095
10
8
6
4
2
0
−8
−6
−4
−2
0
2
4
6
8

reg_asym_sam_2468_avg_diff_bpm4aX_slope vs run

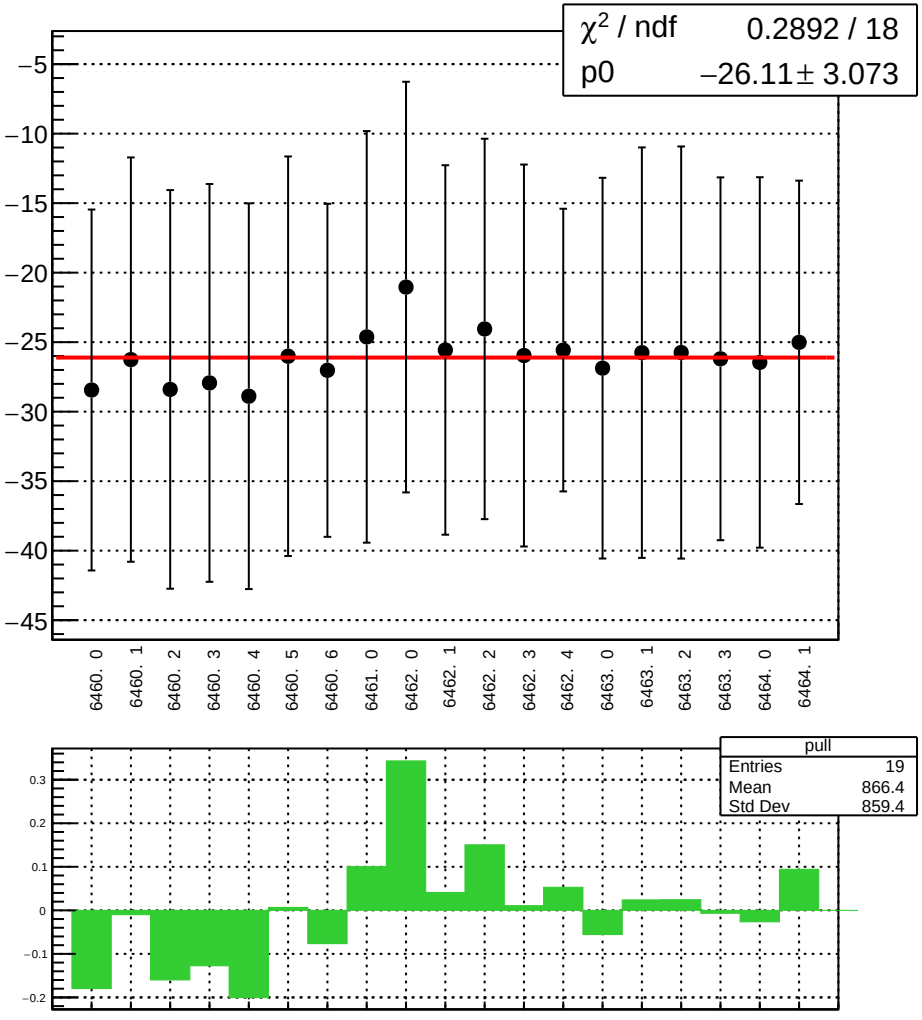

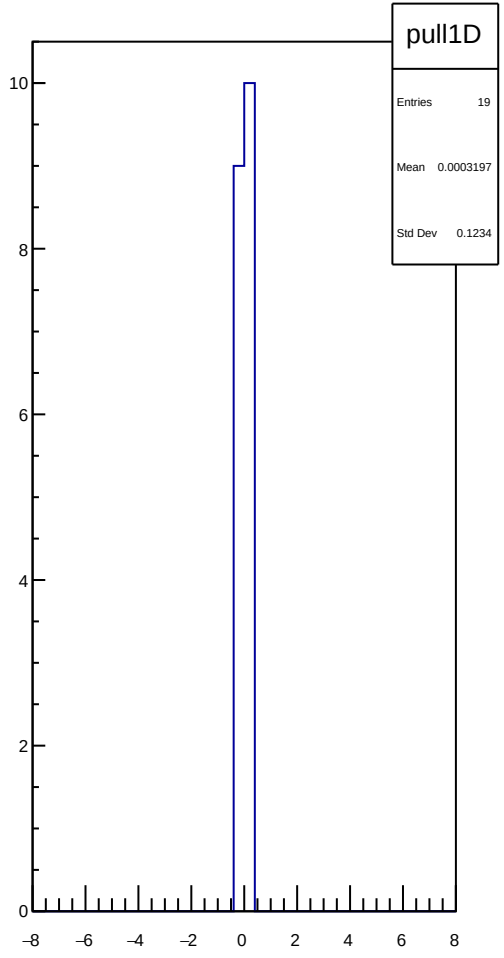

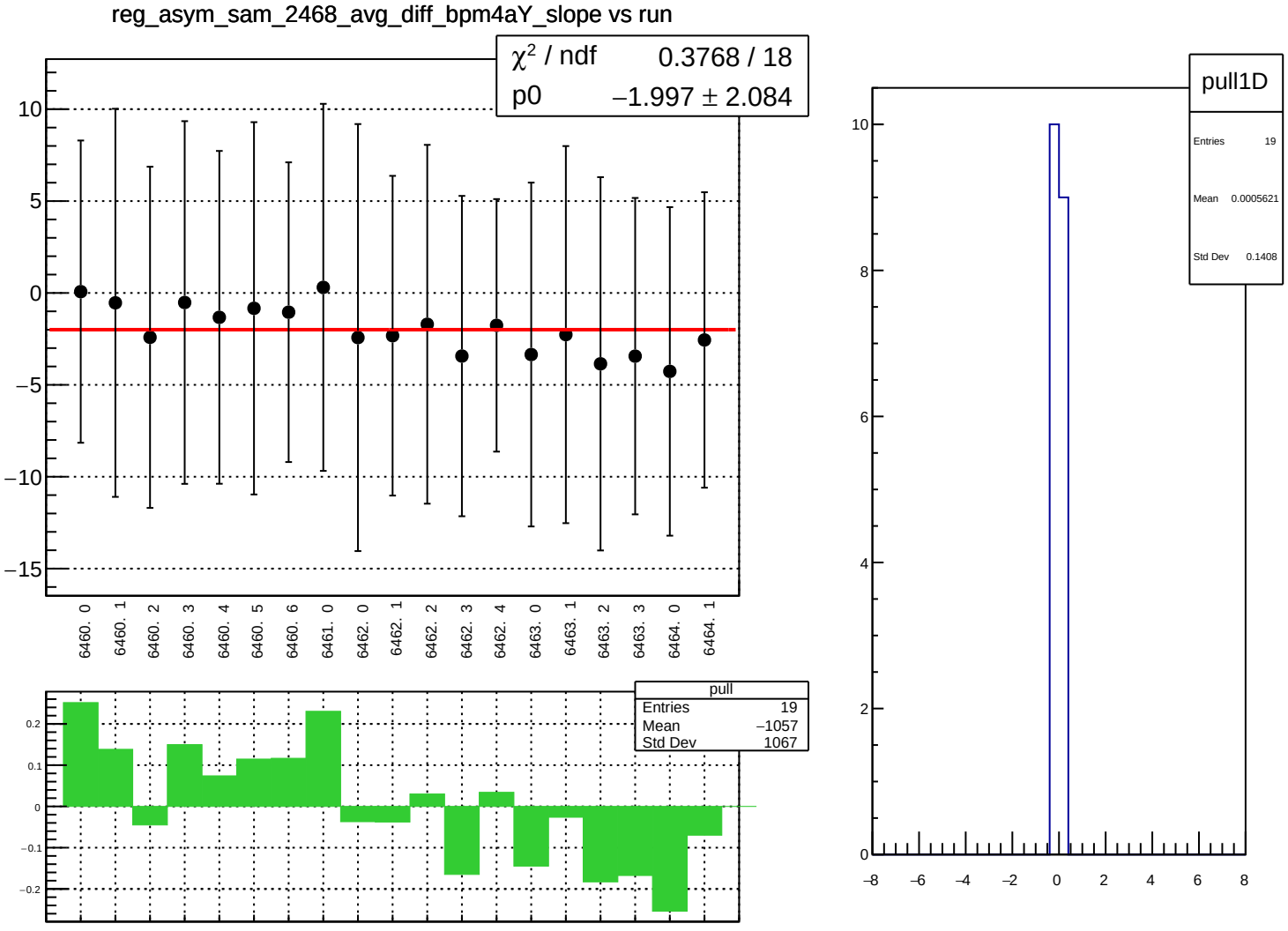
reg_asym_sam_2468_avg_diff_bpm4aY_slope vs run
χ² / ndf 0.3768 / 18
p0 −1.997 ± 2.084
10
5
0
−5
−10
−15
6460. 0
6460. 1
6460. 2
6460. 3
6460. 4
6460. 5
6460. 6
6461. 0
6462. 0
6462. 1
6462. 2
6462. 3
6462. 4
6463. 0
6463. 1
6463. 2
6463. 3
6464. 0
6464. 1
pull
Entries 19
Mean −1057
Std Dev 1067
0.2
0.1
0
−0.1
−0.2
pull1D
Entries 19
Mean 0.0005621
Std Dev 0.1408
10
8
6
4
2
0
−8
−6
−4
−2
0
2
4
6
8

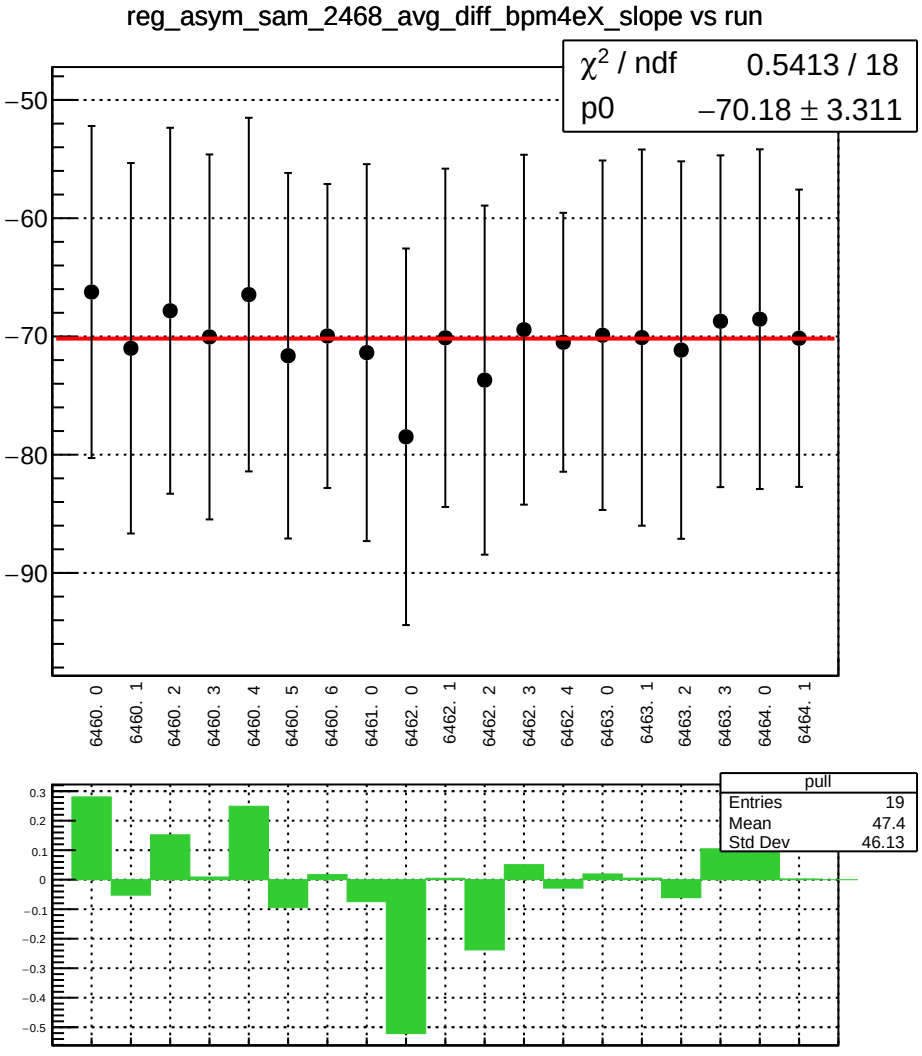
reg_asym_sam_2468_avg_diff_bpm4eX_slope vs run
χ² / ndf 0.5413 / 18
p0 −70.18 ± 3.311
−50
−60
−70
−80
−90
6460. 0
6460. 1
6460. 2
6460. 3
6460. 4
6460. 5
6460. 6
6461. 0
6462. 0
6462. 1
6462. 2
6462. 3
6462. 4
6463. 0
6463. 1
6463. 2
6463. 3
6464. 0
6464. 1
pull
Entries 19
Mean 47.4
Std Dev 46.13
0.3
0.2
0.1
0
−0.1
−0.2
−0.3
−0.4
−0.5

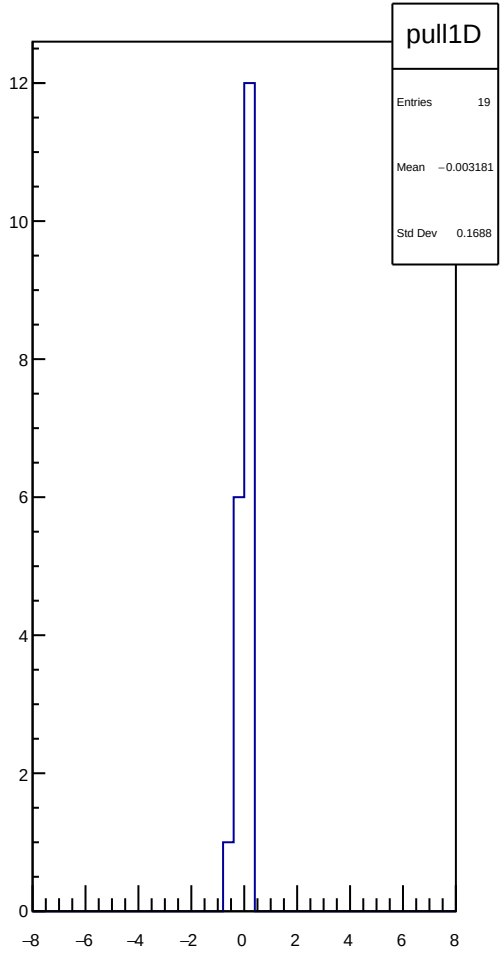
pull1D
Entries 19
Mean −0.003181
Std Dev 0.1688
12
10
8
6
4
2
0
−8
−6
−4
−2
0
2
4
6
8

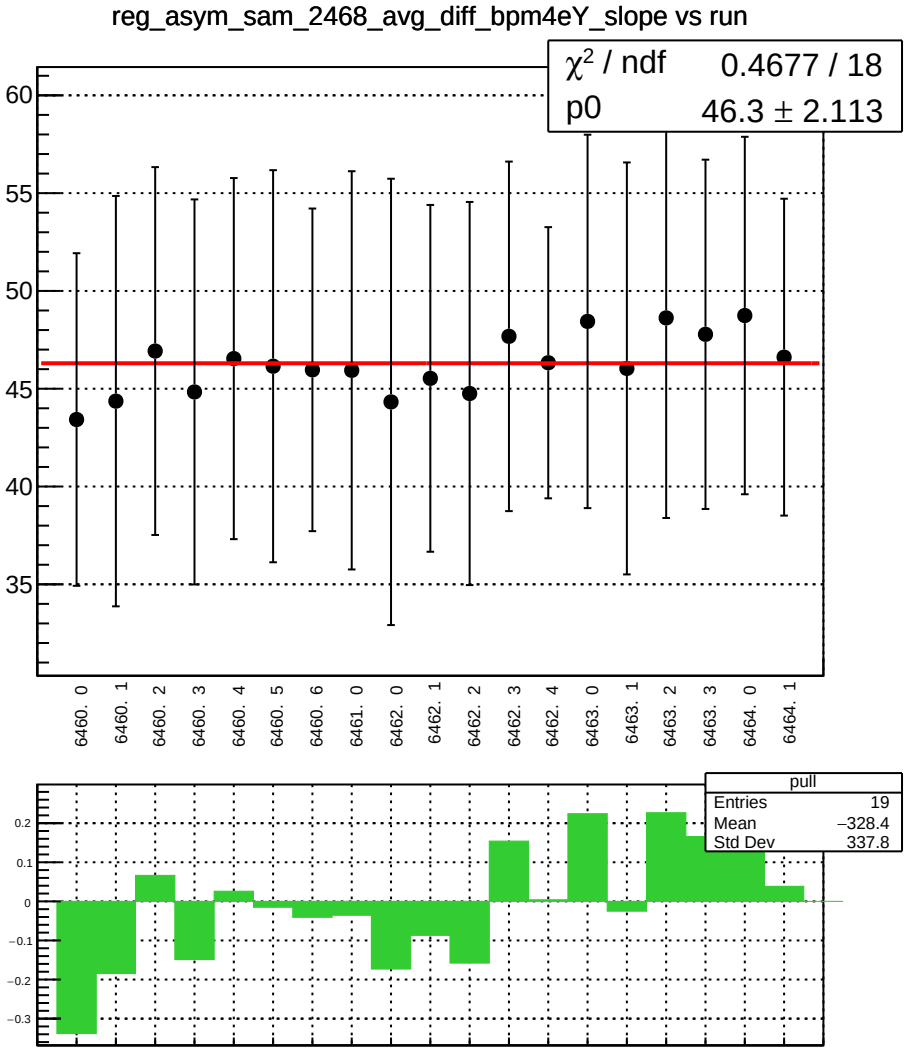
reg_asym_sam_2468_avg_diff_bpm4eY_slope vs run
χ² / ndf 0.4677 / 18
p0 46.3 ± 2.113
60
55
50
45
40
35
6460. 0
6460. 1
6460. 2
6460. 3
6460. 4
6460. 5
6460. 6
6461. 0
6462. 0
6462. 1
6462. 2
6462. 3
6462. 4
6463. 0
6463. 1
6463. 2
6463. 3
6464. 0
6464. 1
pull
Entries 19
Mean −328.4
Std Dev 337.8
0.2
0.1
0
−0.1
−0.2
−0.3

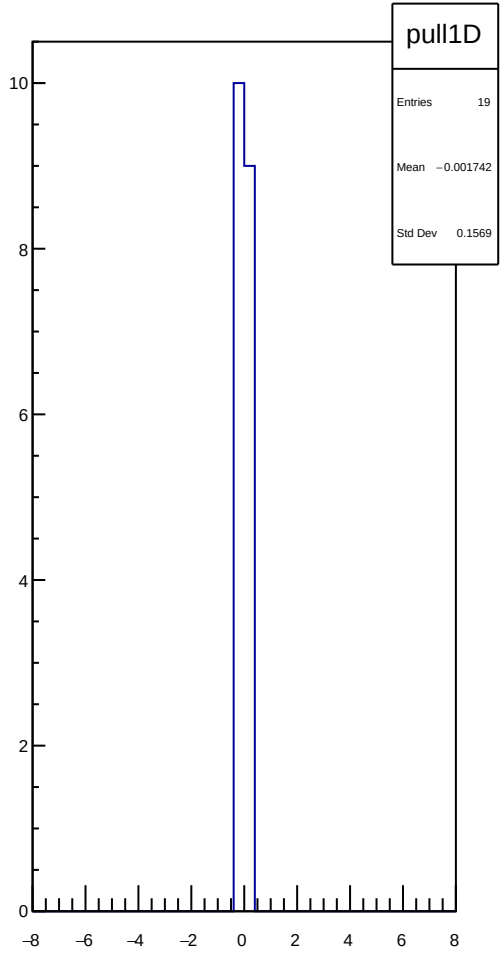
pull1D
Entries 19
Mean −0.001742
Std Dev 0.1569
10
8
6
4
2
0
−8
−6
−4
−2
0
2
4
6
8

reg_asym_sam_2468_avg_diff_bpm12X_slope vs run

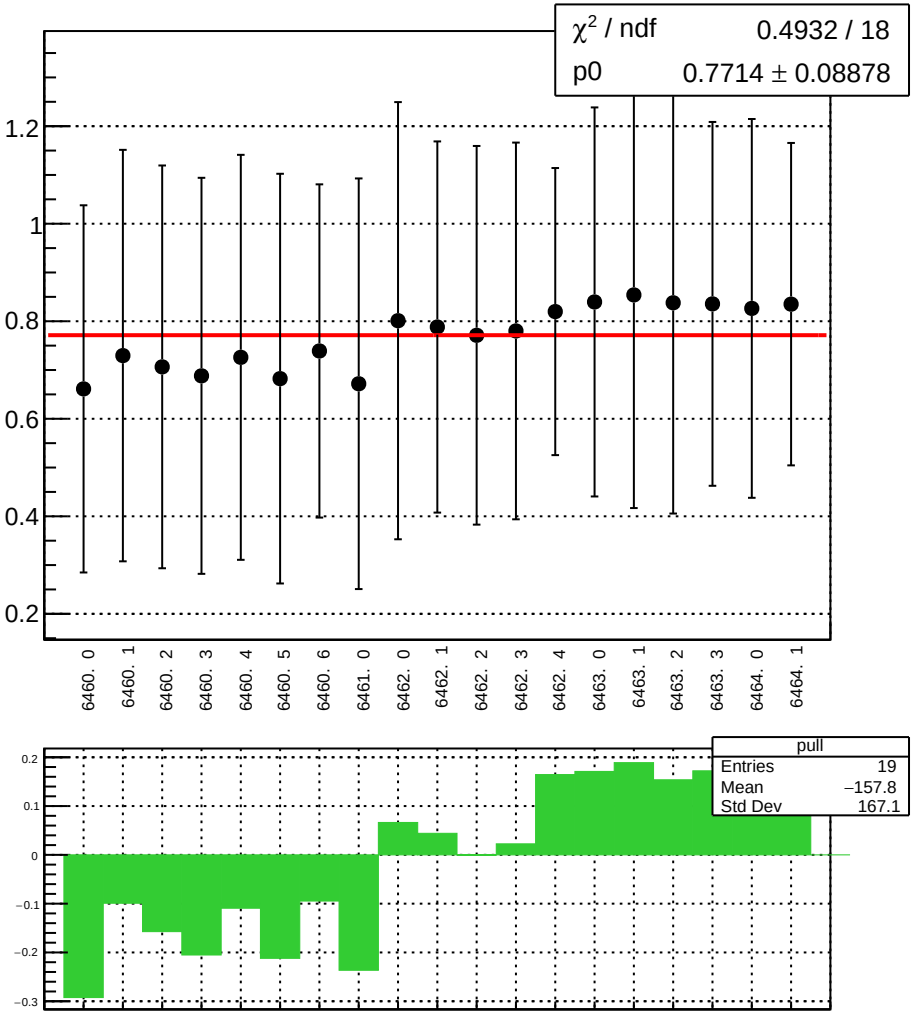

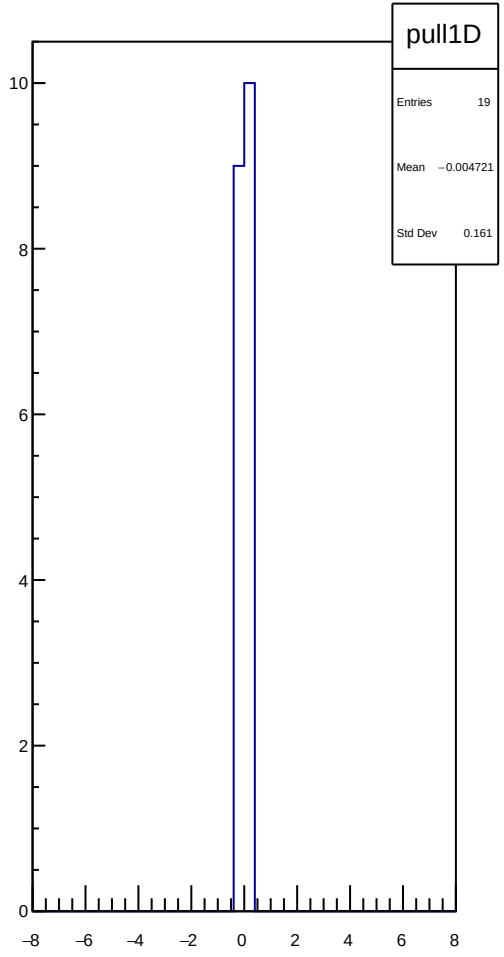

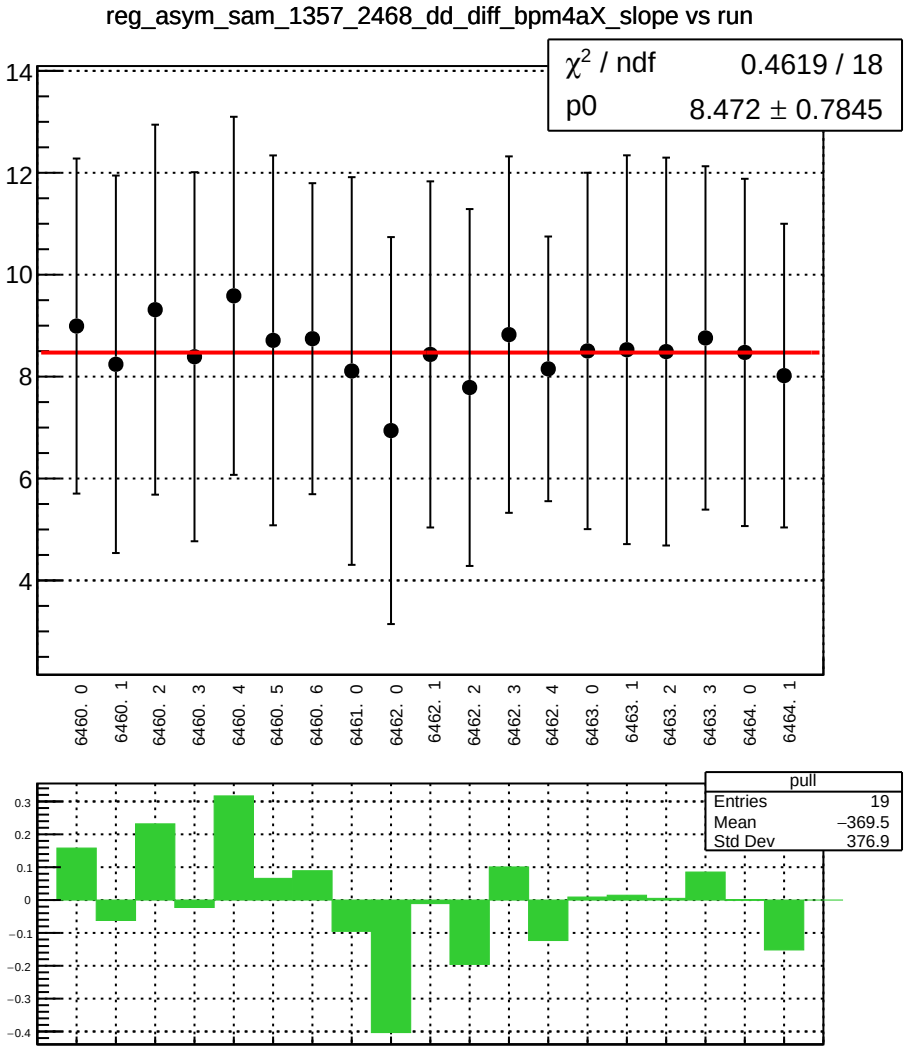
reg_asym_sam_1357_2468_dd_diff_bpm4aX_slope vs run
χ² / ndf 0.4619 / 18
p0 8.472 ± 0.7845
14
12
10
8
6
4
6460. 0
6460. 1
6460. 2
6460. 3
6460. 4
6460. 5
6460. 6
6461. 0
6462. 0
6462. 1
6462. 2
6462. 3
6462. 4
6463. 0
6463. 1
6463. 2
6463. 3
6464. 0
6464. 1
pull
Entries 19
Mean −369.5
Std Dev 376.9
0.3
0.2
0.1
0
−0.1
−0.2
−0.3
−0.4

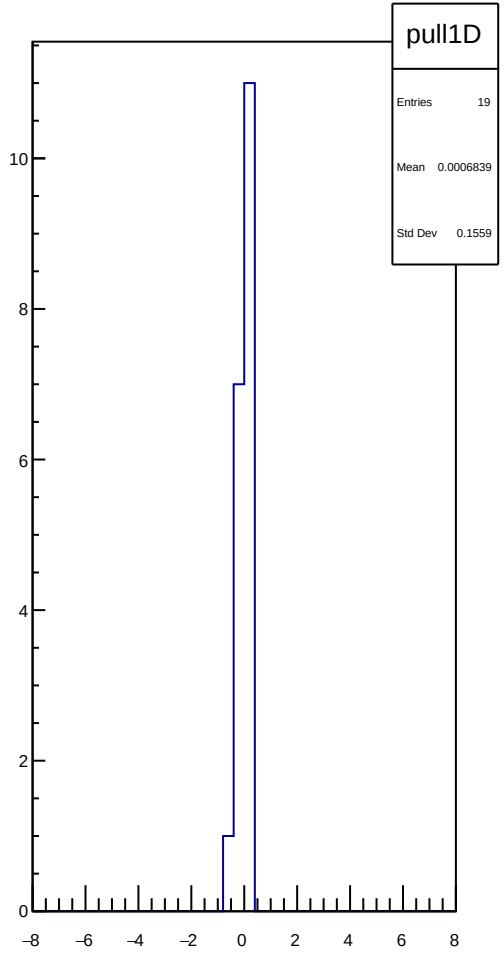
pull1D
Entries 19
Mean 0.0006839
Std Dev 0.1559
10
8
6
4
2
0
−8
−6
−4
−2
0
2
4
6
8

reg_asym_sam_1357_2468_dd_diff_bpm4aY_slope vs run

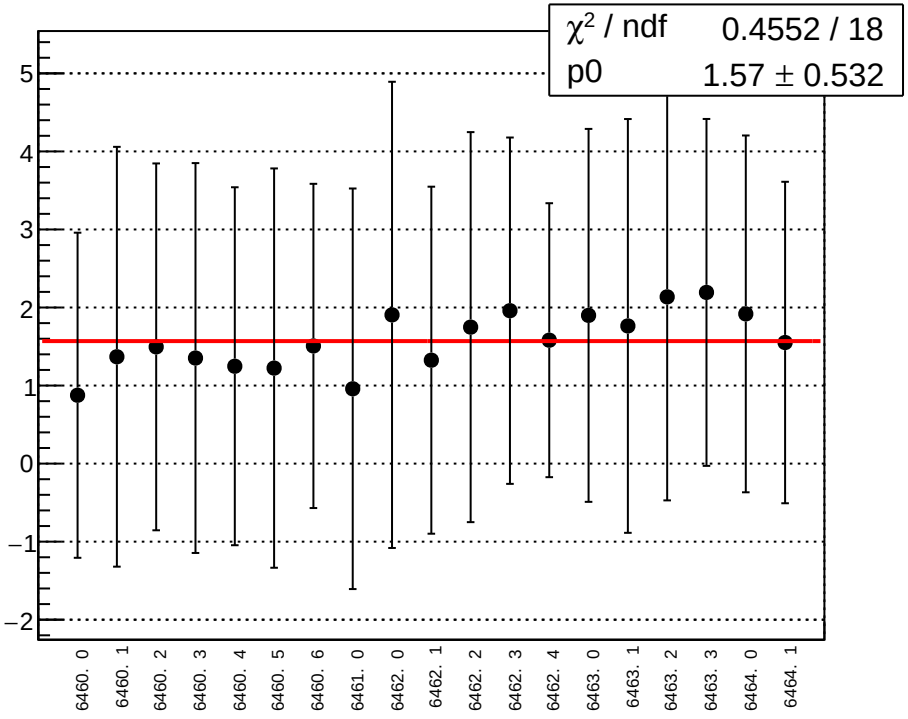

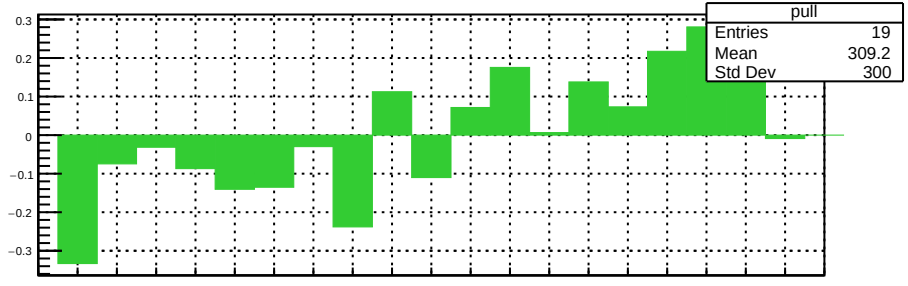

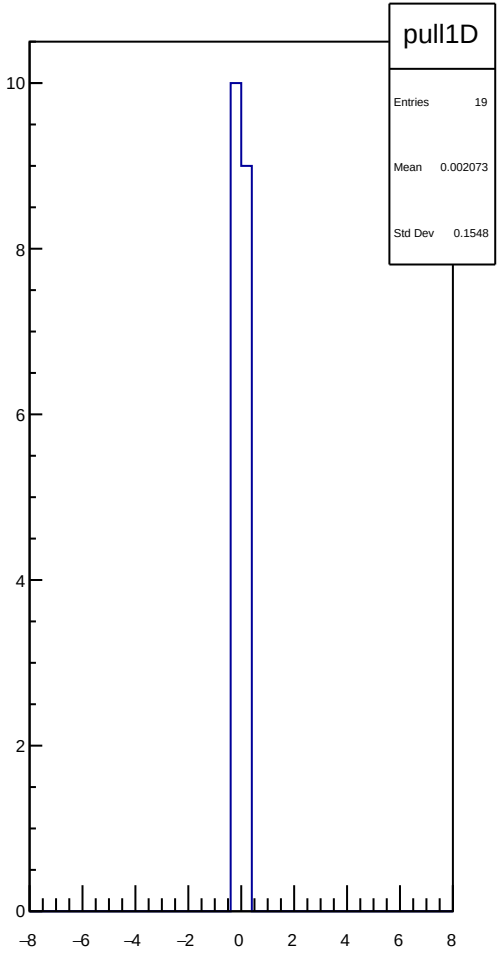

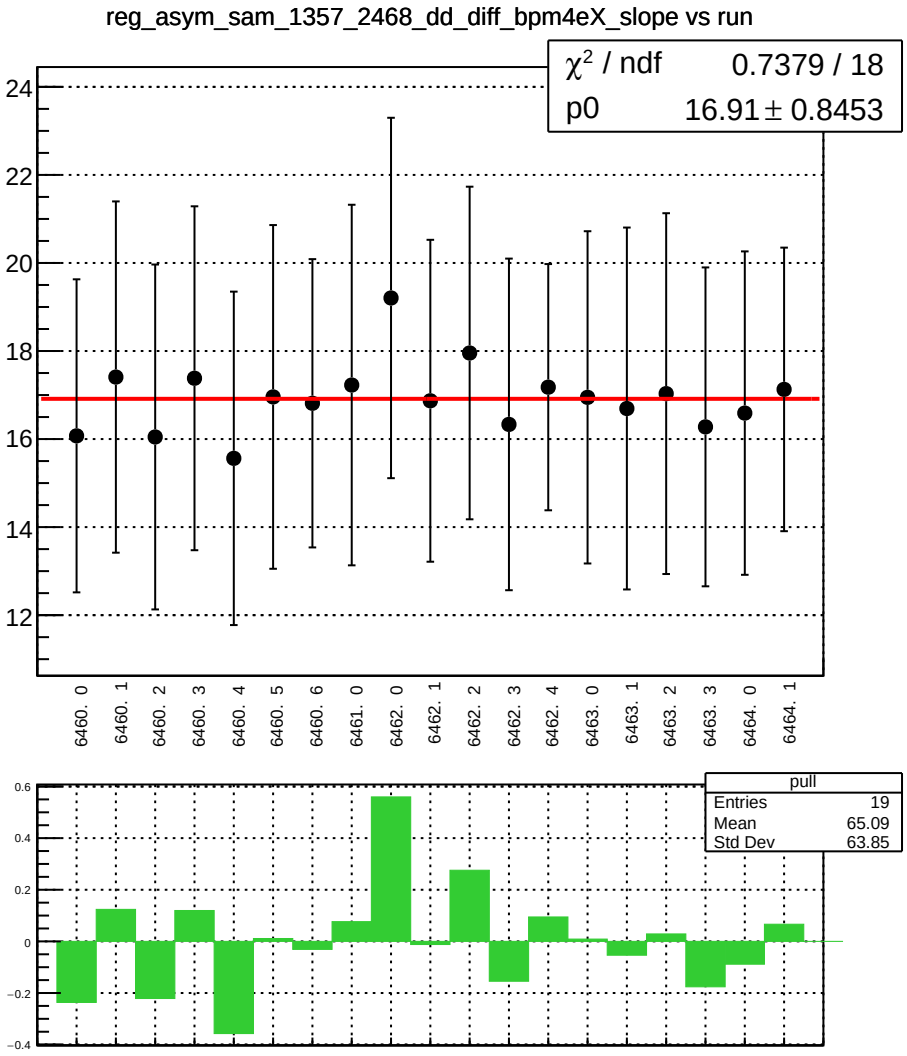
reg_asym_sam_1357_2468_dd_diff_bpm4eX_slope vs run
χ² / ndf 0.7379 / 18
p0 16.91 ± 0.8453
24
22
20
18
16
14
12
6460. 0
6460. 1
6460. 2
6460. 3
6460. 4
6460. 5
6460. 6
6461. 0
6462. 0
6462. 1
6462. 2
6462. 3
6462. 4
6463. 0
6463. 1
6463. 2
6463. 3
6464. 0
6464. 1
pull
Entries 19
Mean 65.09
Std Dev 63.85
0.6
0.4
0.2
0
−0.2
−0.4

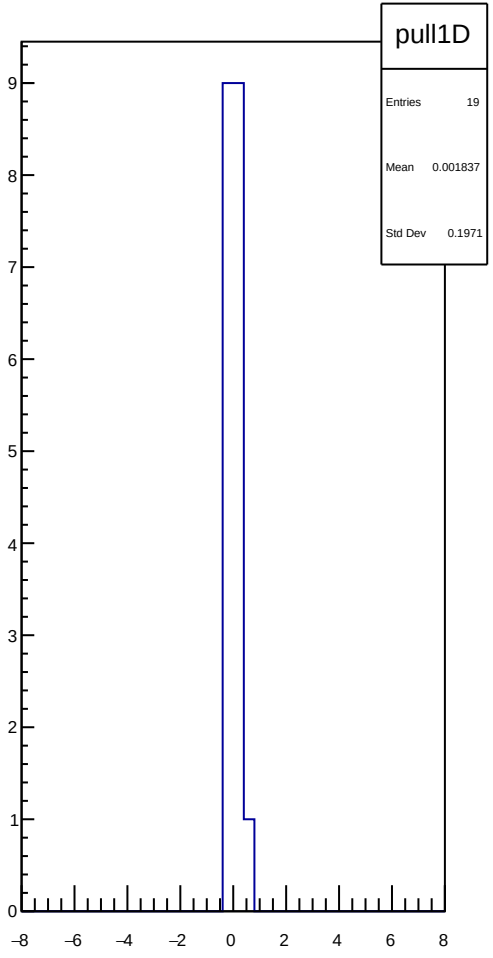
pull1D
Entries 19
Mean 0.001837
Std Dev 0.1971
9
8
7
6
5
4
3
2
1
0
−8
−6
−4
−2
0
2
4
6
8

reg_asym_sam_1357_2468_dd_diff_bpm4eY_slope vs run

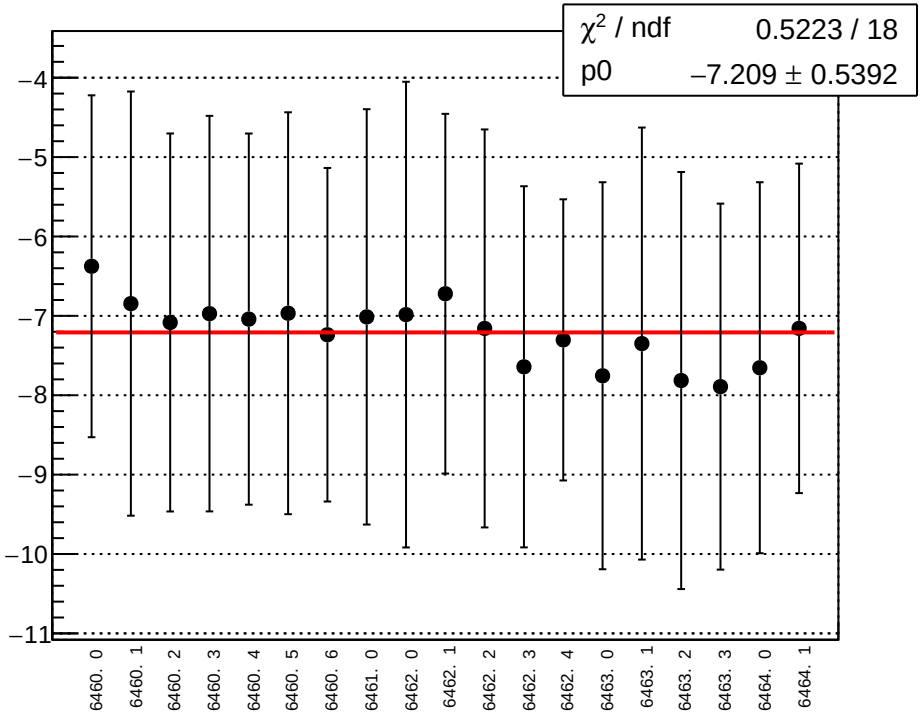

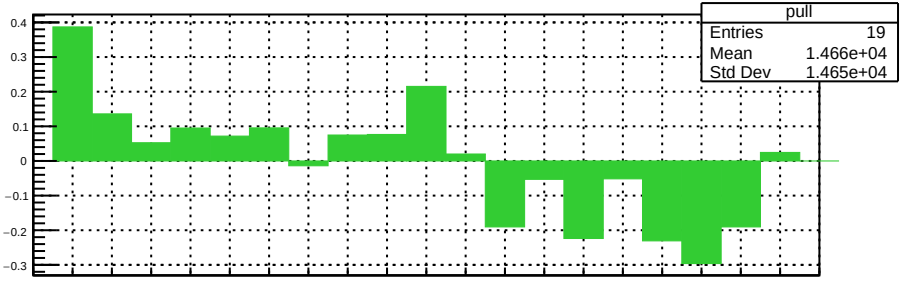

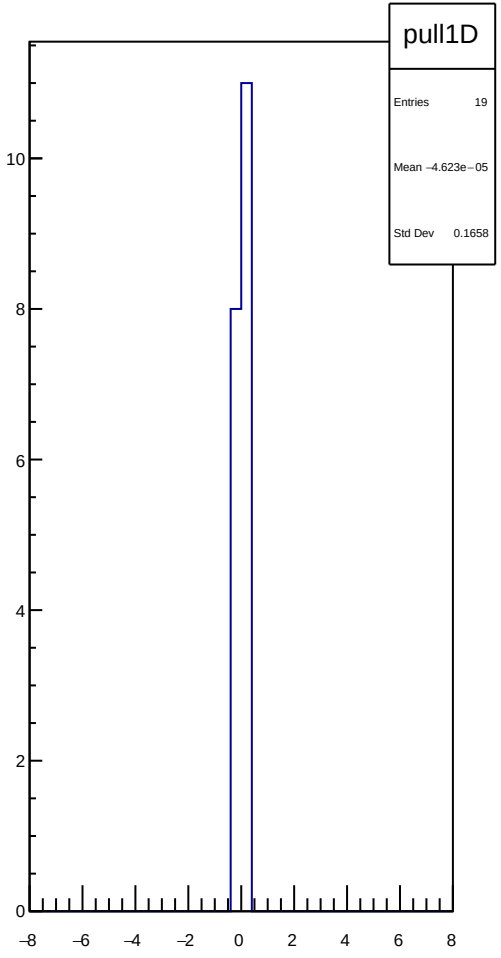

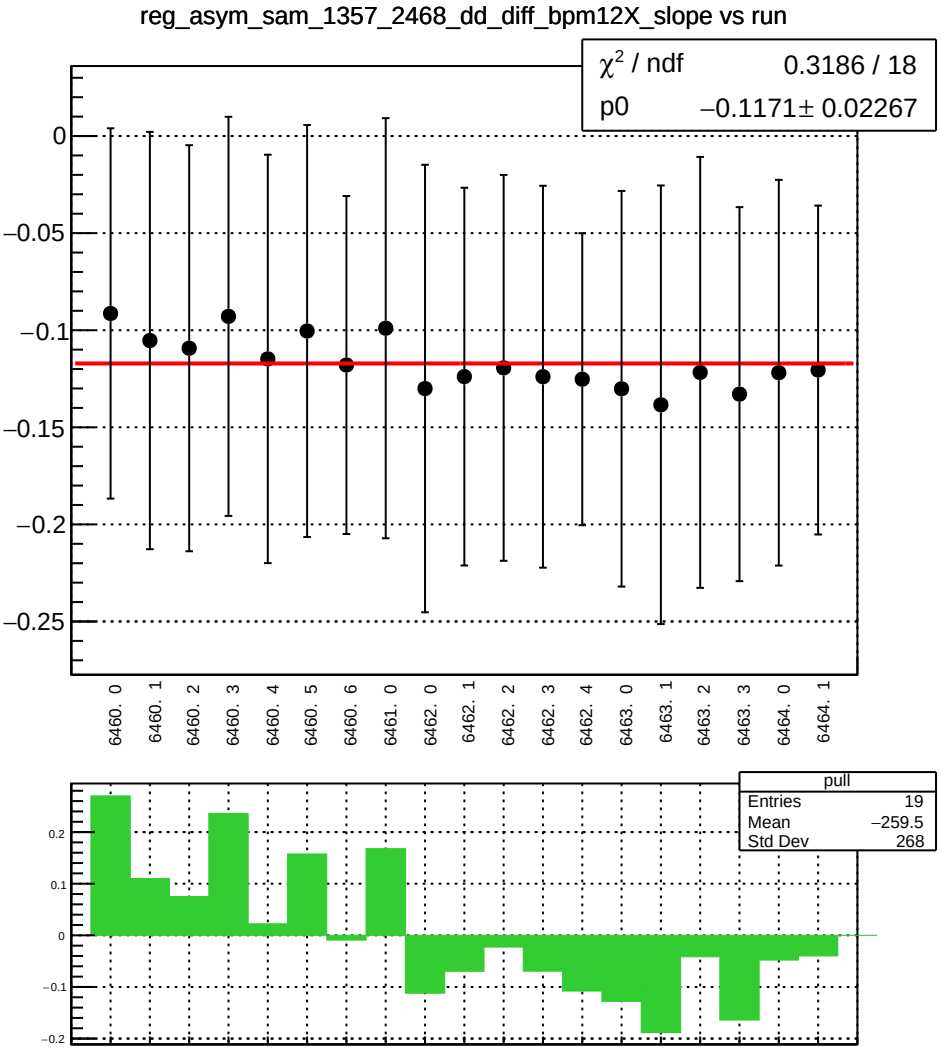
reg_asym_sam_1357_2468_dd_diff_bpm12X_slope vs run
χ² / ndf 0.3186 / 18
p0 −0.1171± 0.02267
0
−0.05
−0.1
−0.15
−0.2
−0.25
6460. 0
6460. 1
6460. 2
6460. 3
6460. 4
6460. 5
6460. 6
6461. 0
6462. 0
6462. 1
6462. 2
6462. 3
6462. 4
6463. 0
6463. 1
6463. 2
6463. 3
6464. 0
6464. 1
pull
Entries 19
Mean −259.5
Std Dev 268
0.2
0.1
0
−0.1
−0.2

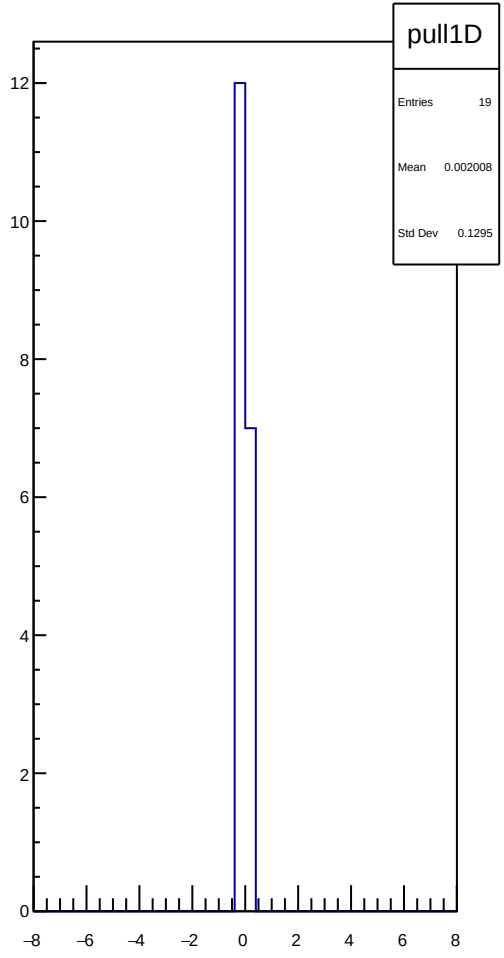
pull1D
Entries 19
Mean 0.002008
Std Dev 0.1295
12
10
8
6
4
2
0
−8
−6
−4
−2
0
2
4
6
8

reg_asym_sam_12345678_avg_diff_bpm4aX_slope vs run

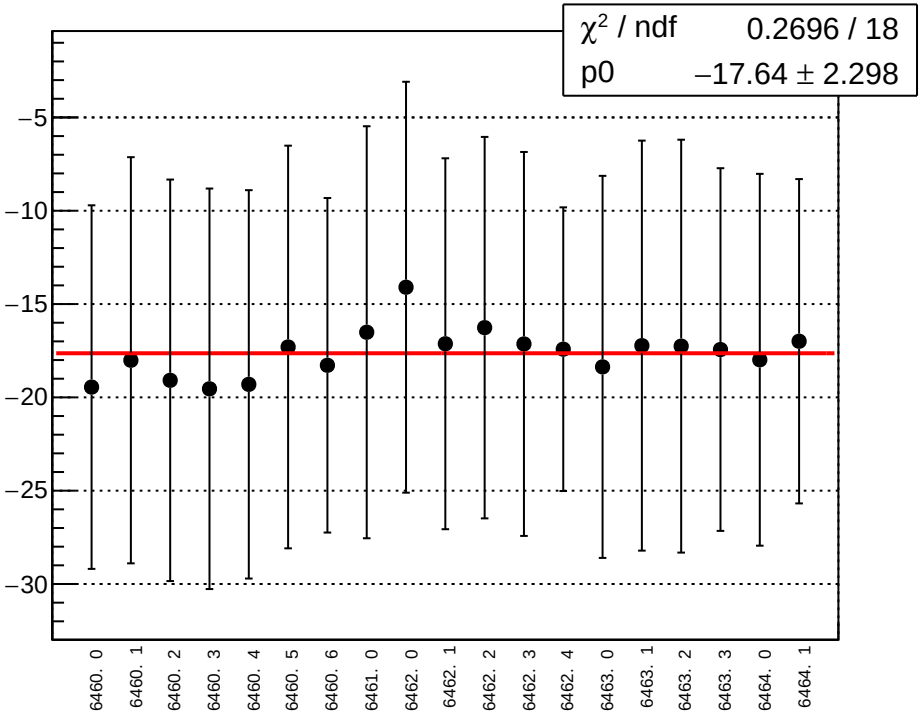

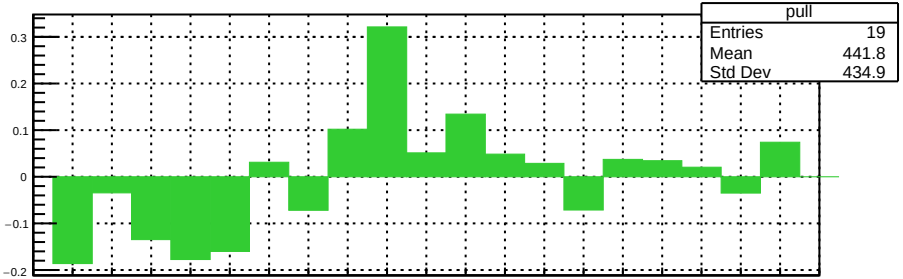

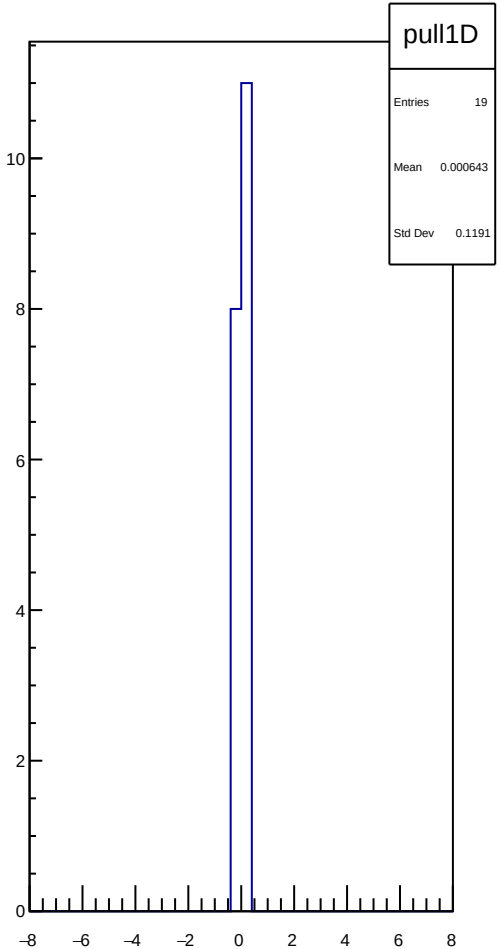

reg_asym_sam_12345678_avg_diff_bpm4aY_slope vs run

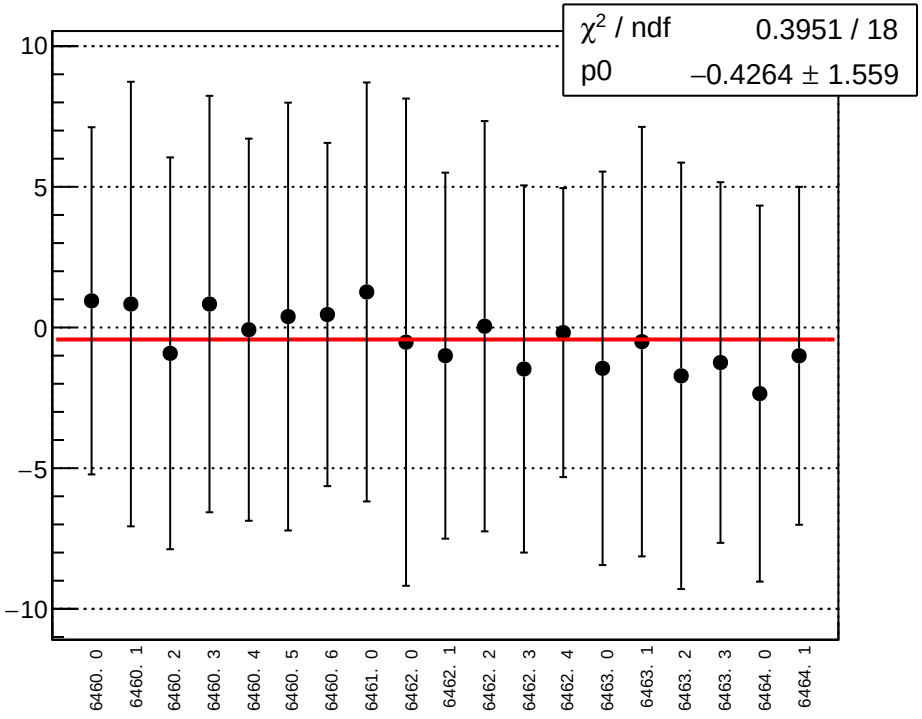

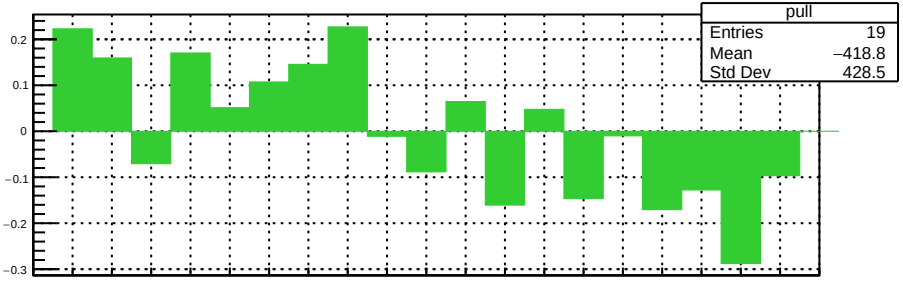

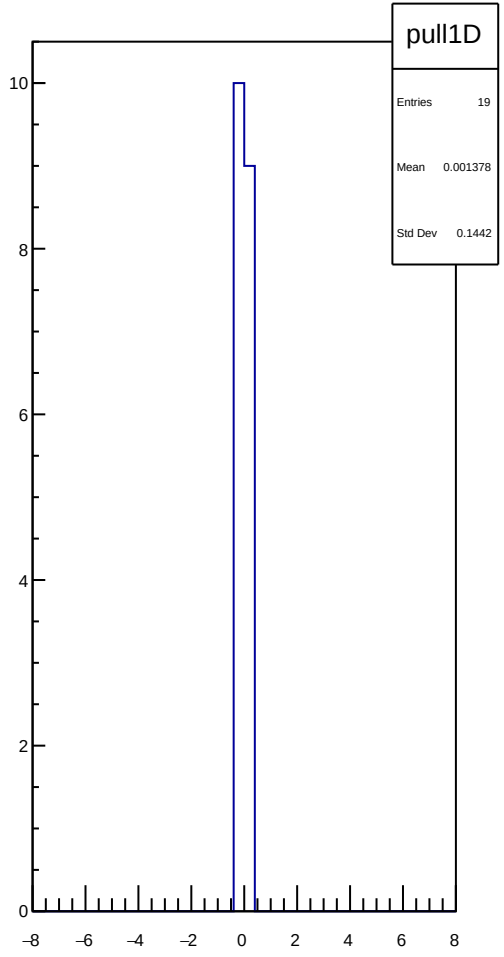

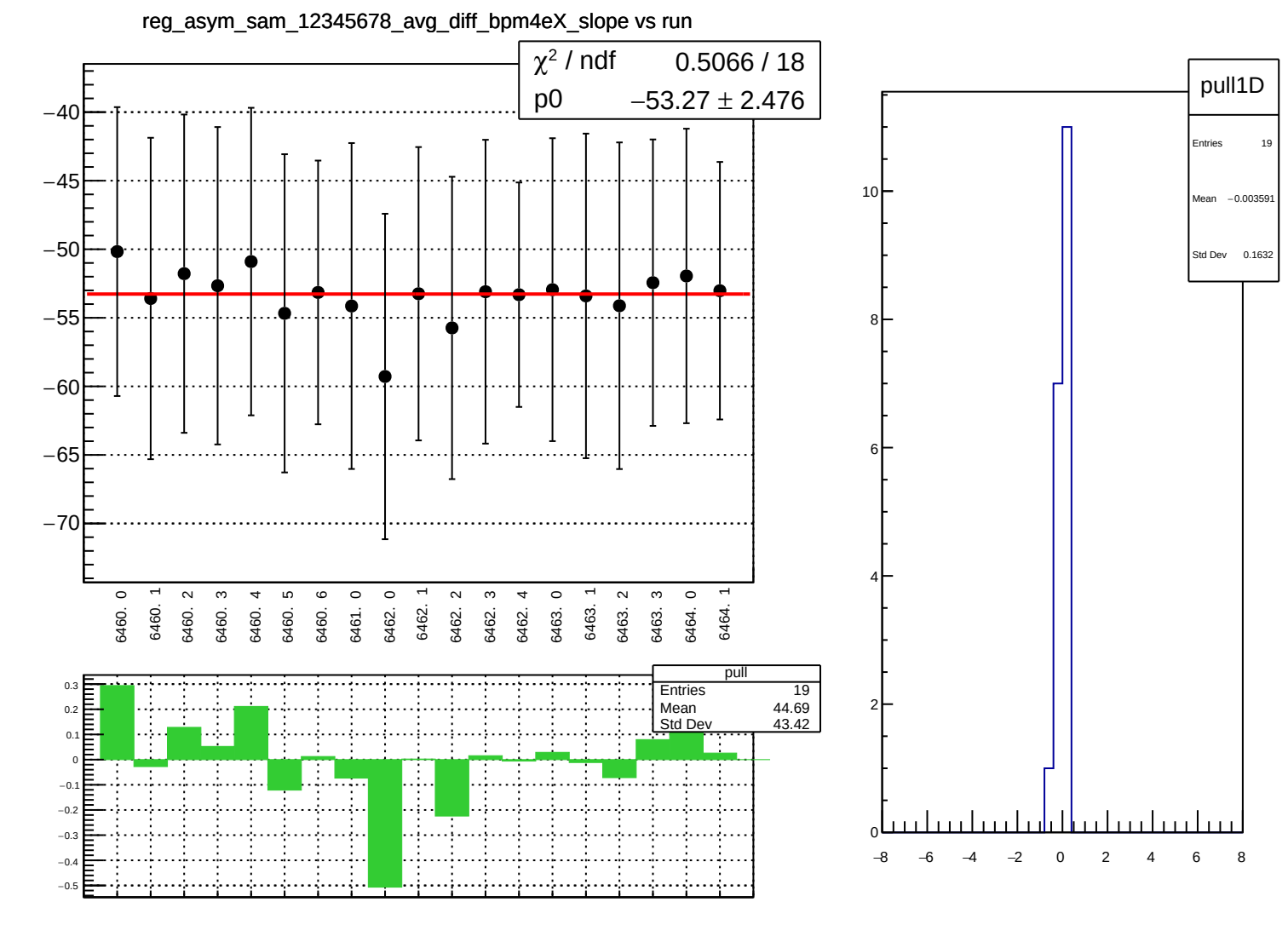
reg_asym_sam_12345678_avg_diff_bpm4eX_slope vs run
χ² / ndf 0.5066 / 18
p0 −53.27 ± 2.476
−40
−45
−50
−55
−60
−65
−70
6460. 0
6460. 1
6460. 2
6460. 3
6460. 4
6460. 5
6460. 6
6461. 0
6462. 0
6462. 1
6462. 2
6462. 3
6462. 4
6463. 0
6463. 1
6463. 2
6463. 3
6464. 0
6464. 1
pull
Entries 19
Mean 44.69
Std Dev 43.42
0.3
0.2
0.1
0
−0.1
−0.2
−0.3
−0.4
−0.5
pull1D
Entries 19
Mean −0.003591
Std Dev 0.1632
10
8
6
4
2
0
−8
−6
−4
−2
0
2
4
6
8

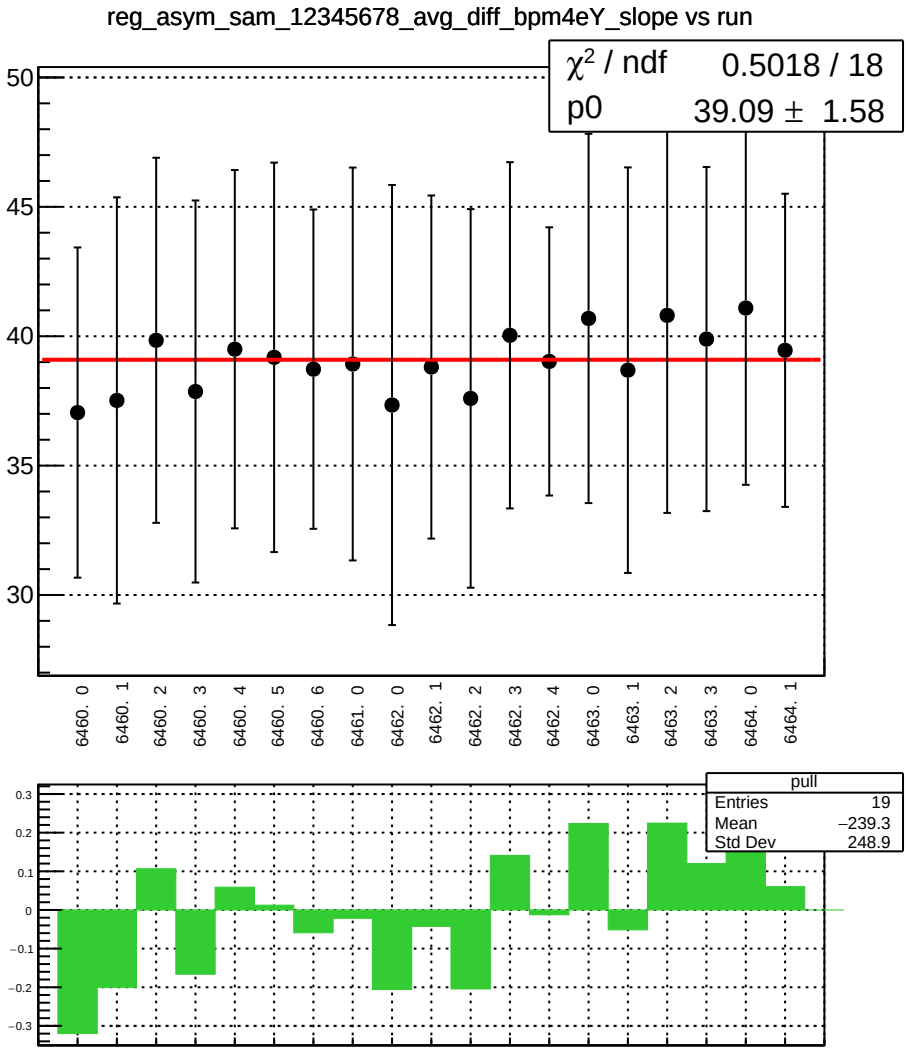
reg_asym_sam_12345678_avg_diff_bpm4eY_slope vs run
χ² / ndf 0.5018 / 18
p0 39.09 ± 1.58
50
45
40
35
30
6460. 0
6460. 1
6460. 2
6460. 3
6460. 4
6460. 5
6460. 6
6461. 0
6462. 0
6462. 1
6462. 2
6462. 3
6462. 4
6463. 0
6463. 1
6463. 2
6463. 3
6464. 0
6464. 1
pull
Entries 19
Mean −239.3
Std Dev 248.9
0.3
0.2
0.1
0
−0.1
−0.2
−0.3

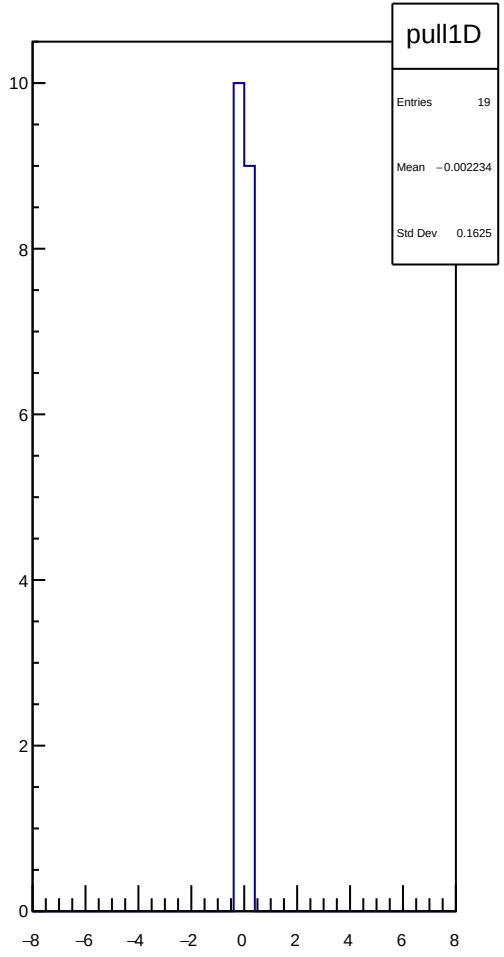
pull1D
Entries 19
Mean −0.002234
Std Dev 0.1625
10
8
6
4
2
0
−8
−6
−4
−2
0
2
4
6
8

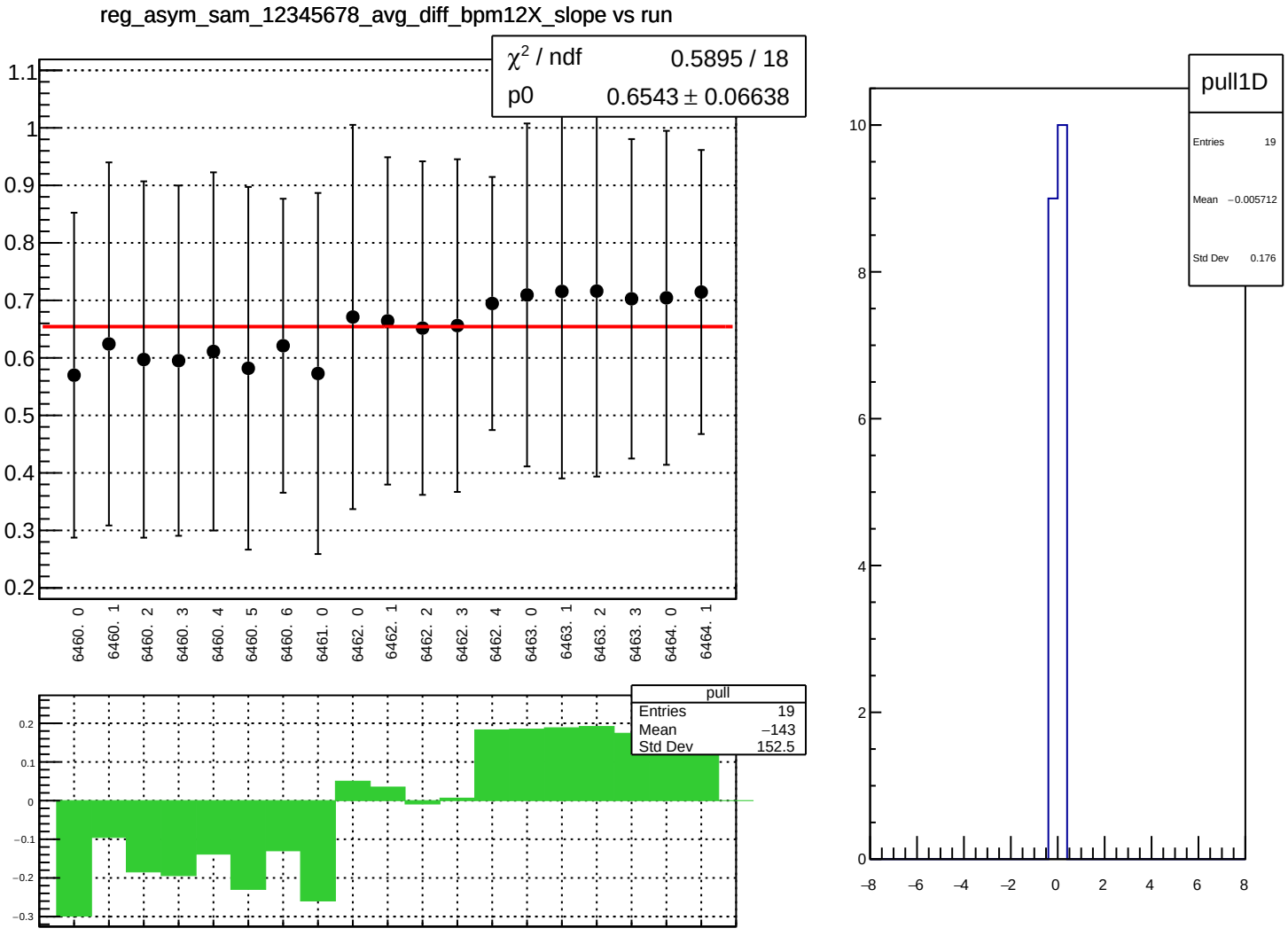
reg_asym_sam_12345678_avg_diff_bpm12X_slope vs run
χ² / ndf 0.5895 / 18
p0 0.6543 ± 0.06638
1.1
1
0.9
0.8
0.7
0.6
0.5
0.4
0.3
0.2
6460. 0
6460. 1
6460. 2
6460. 3
6460. 4
6460. 5
6460. 6
6461. 0
6462. 0
6462. 1
6462. 2
6462. 3
6462. 4
6463. 0
6463. 1
6463. 2
6463. 3
6464. 0
6464. 1
pull
Entries 19
Mean −143
Std Dev 152.5
0.2
0.1
0
−0.1
−0.2
−0.3
pull1D
Entries 19
Mean −0.005712
Std Dev 0.176
10
8
6
4
2
0
−8
−6
−4
−2
0
2
4
6
8

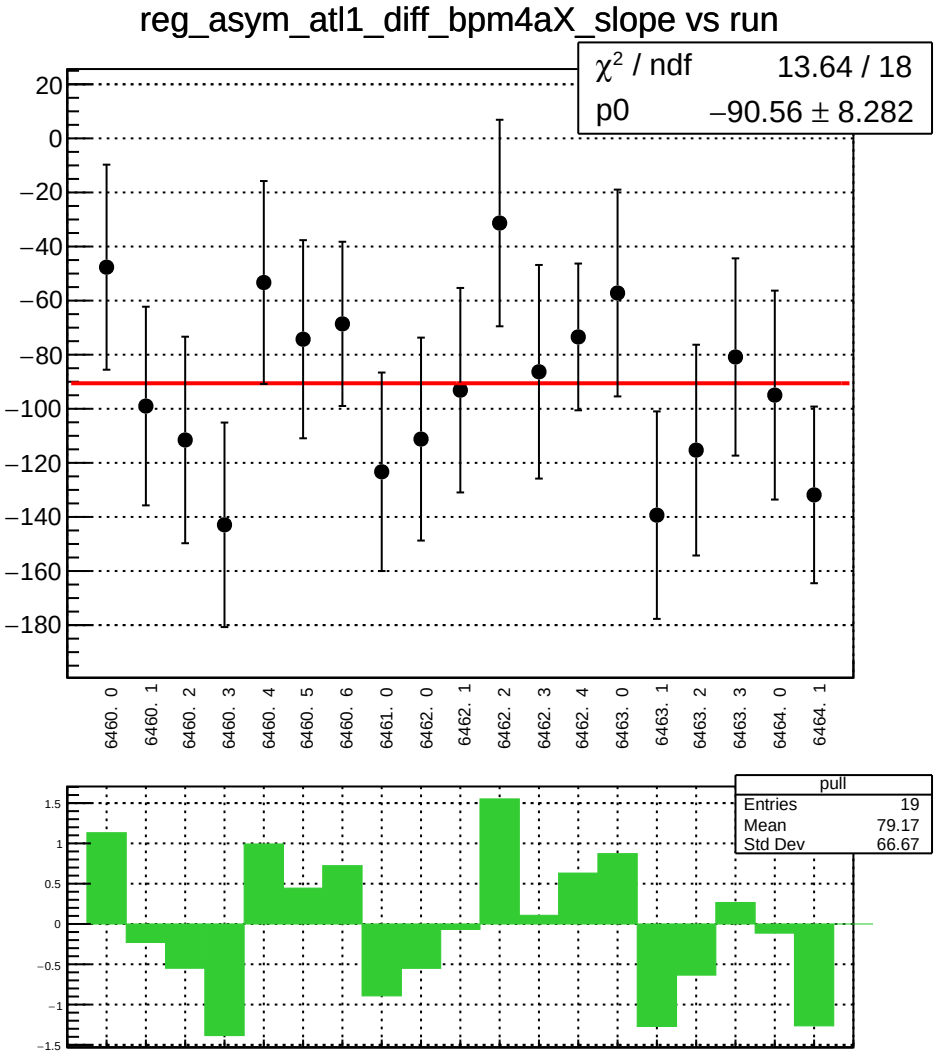
reg_asym_atl1_diff_bpm4aX_slope vs run
χ² / ndf 13.64 / 18
p0 −90.56 ± 8.282
20
0
−20
−40
−60
−80
−100
−120
−140
−160
−180
6460. 0
6460. 1
6460. 2
6460. 3
6460. 4
6460. 5
6460. 6
6461. 0
6462. 0
6462. 1
6462. 2
6462. 3
6462. 4
6463. 0
6463. 1
6463. 2
6463. 3
6464. 0
6464. 1
pull
Entries 19
Mean 79.17
Std Dev 66.67
1.5
1
0.5
0
−0.5
−1
−1.5

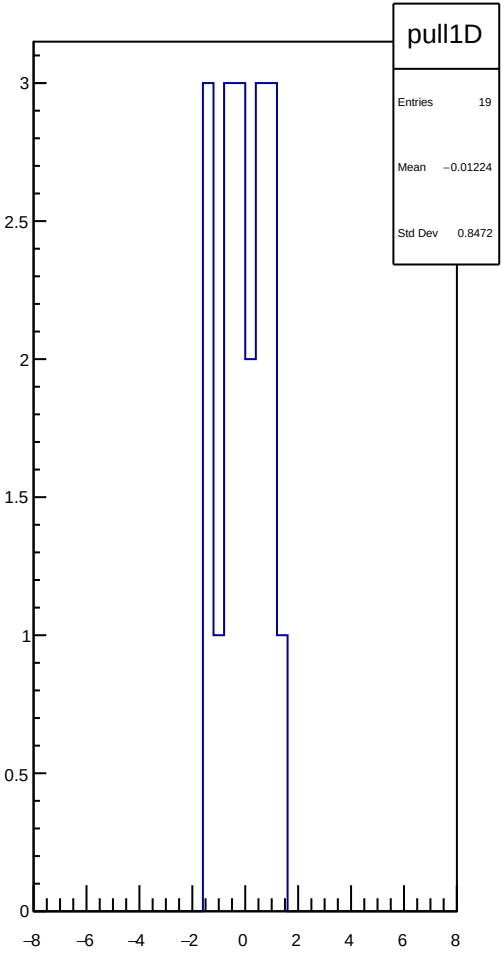
pull1D
Entries 19
Mean −0.01224
Std Dev 0.8472
3
2.5
2
1.5
1
0.5
0
−8
−6
−4
−2
0
2
4
6
8

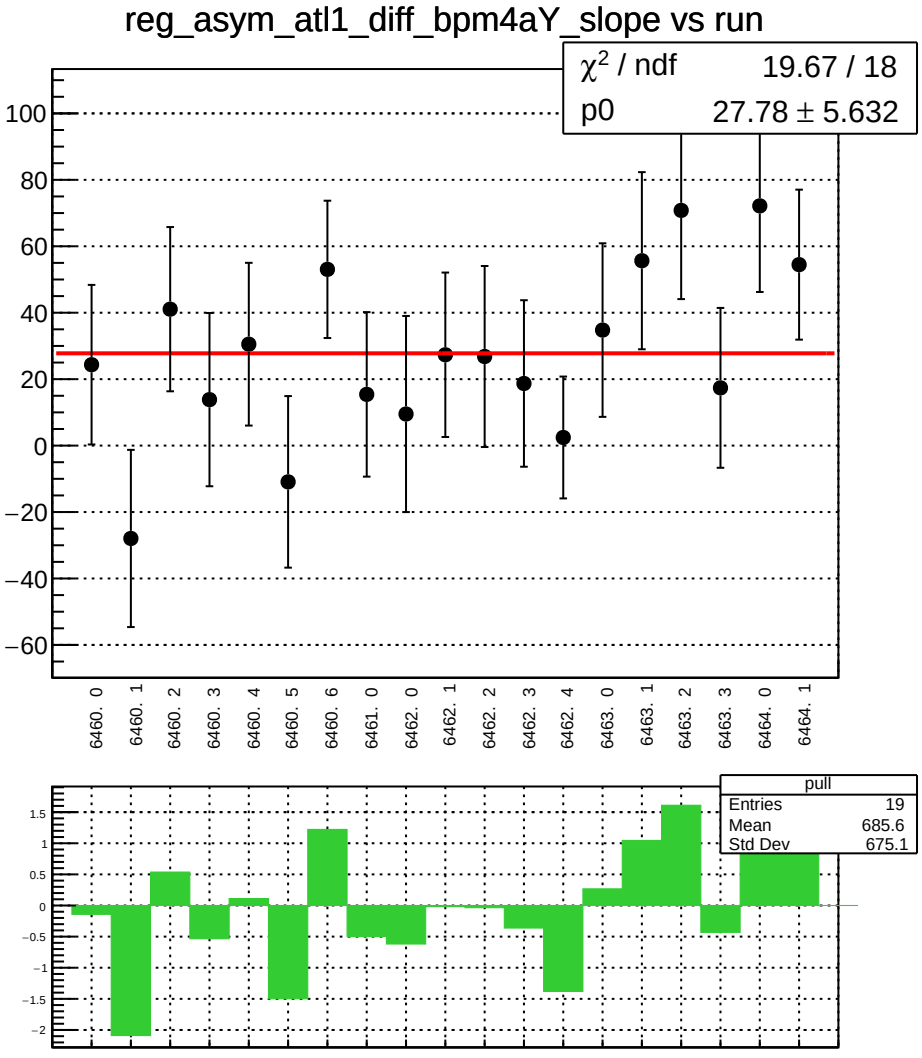
reg_asym_atl1_diff_bpm4aY_slope vs run
χ² / ndf 19.67 / 18
p0 27.78 ± 5.632
100
80
60
40
20
0
−20
−40
−60
6460. 0
6460. 1
6460. 2
6460. 3
6460. 4
6460. 5
6460. 6
6461. 0
6462. 0
6462. 1
6462. 2
6462. 3
6462. 4
6463. 0
6463. 1
6463. 2
6463. 3
6464. 0
6464. 1
pull
Entries 19
Mean 685.6
Std Dev 675.1
1.5
1
0.5
0
−0.5
−1
−1.5
−2

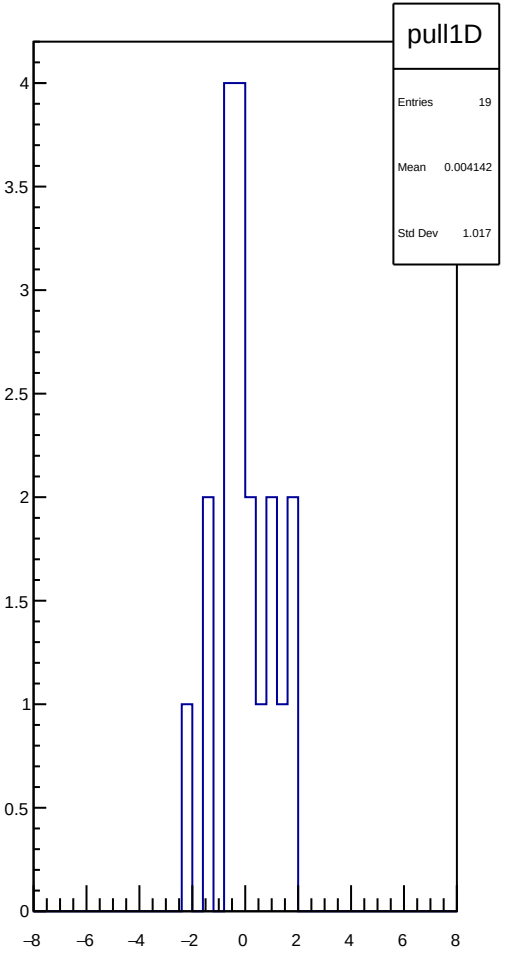
pull1D
Entries 19
Mean 0.004142
Std Dev 1.017
4
3.5
3
2.5
2
1.5
1
0.5
0
−8
−6
−4
−2
0
2
4
6
8

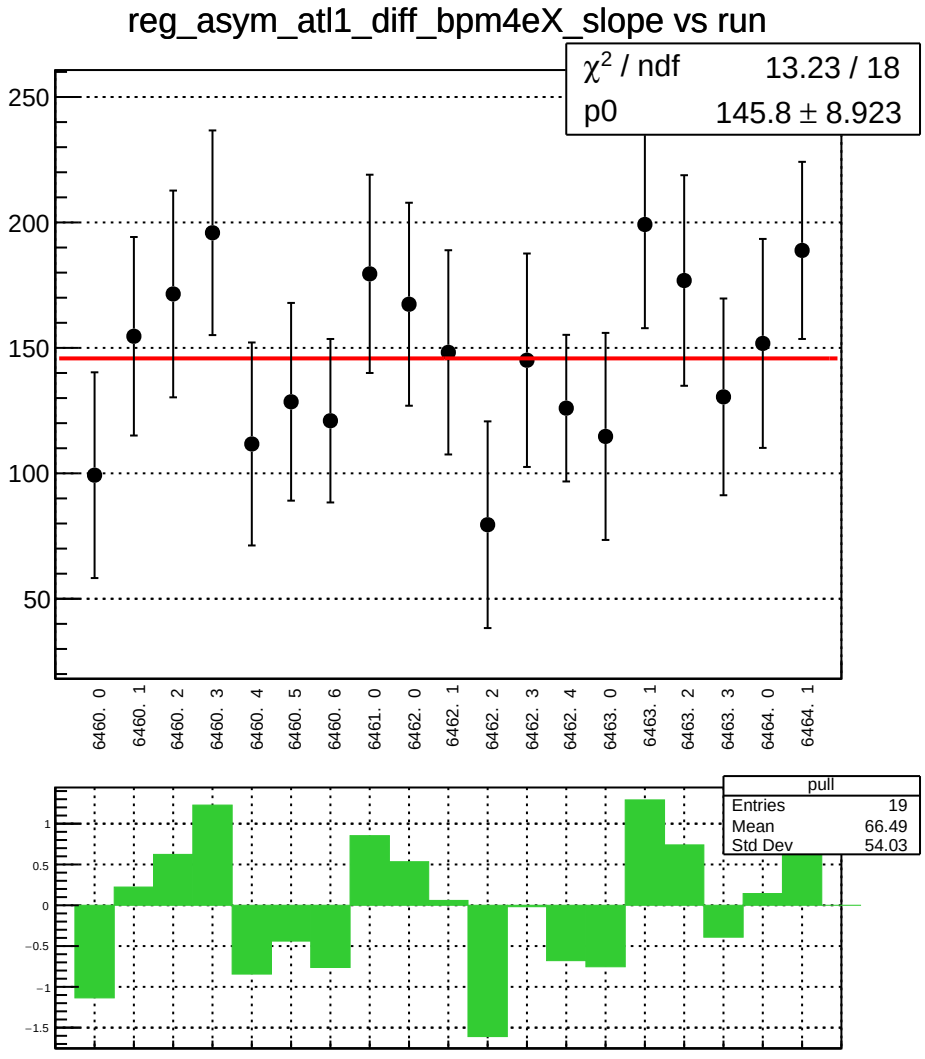
reg_asym_atl1_diff_bpm4eX_slope vs run
χ2 / ndf 13.23 / 18
p0 145.8 ± 8.923
250
200
150
100
50
6460. 0
6460. 1
6460. 2
6460. 3
6460. 4
6460. 5
6460. 6
6461. 0
6462. 0
6462. 1
6462. 2
6462. 3
6462. 4
6463. 0
6463. 1
6463. 2
6463. 3
6464. 0
6464. 1
pull
Entries 19
Mean 66.49
Std Dev 54.03
1
0.5
0
−0.5
−1
−1.5

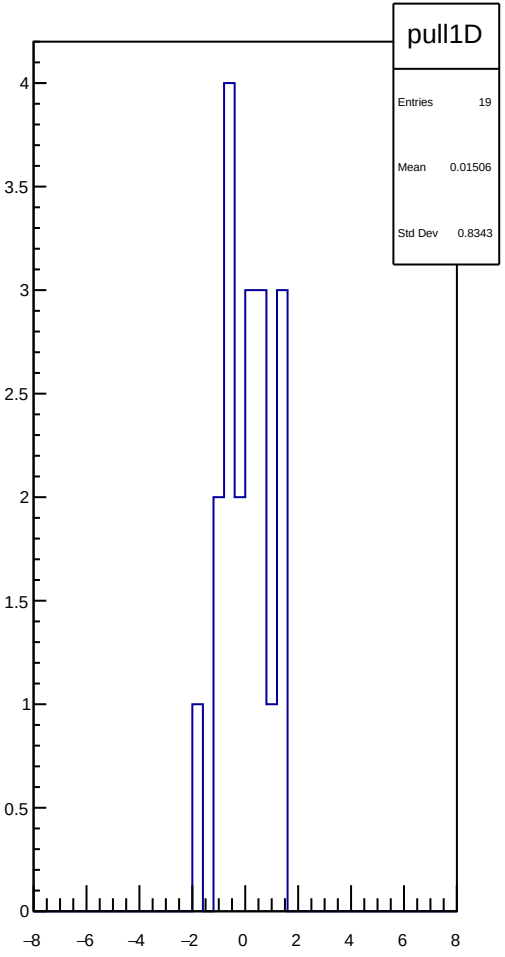
pull1D
Entries 19
Mean 0.01506
Std Dev 0.8343
4
3.5
3
2.5
2
1.5
1
0.5
0
−8
−6
−4
−2
0
2
4
6
8

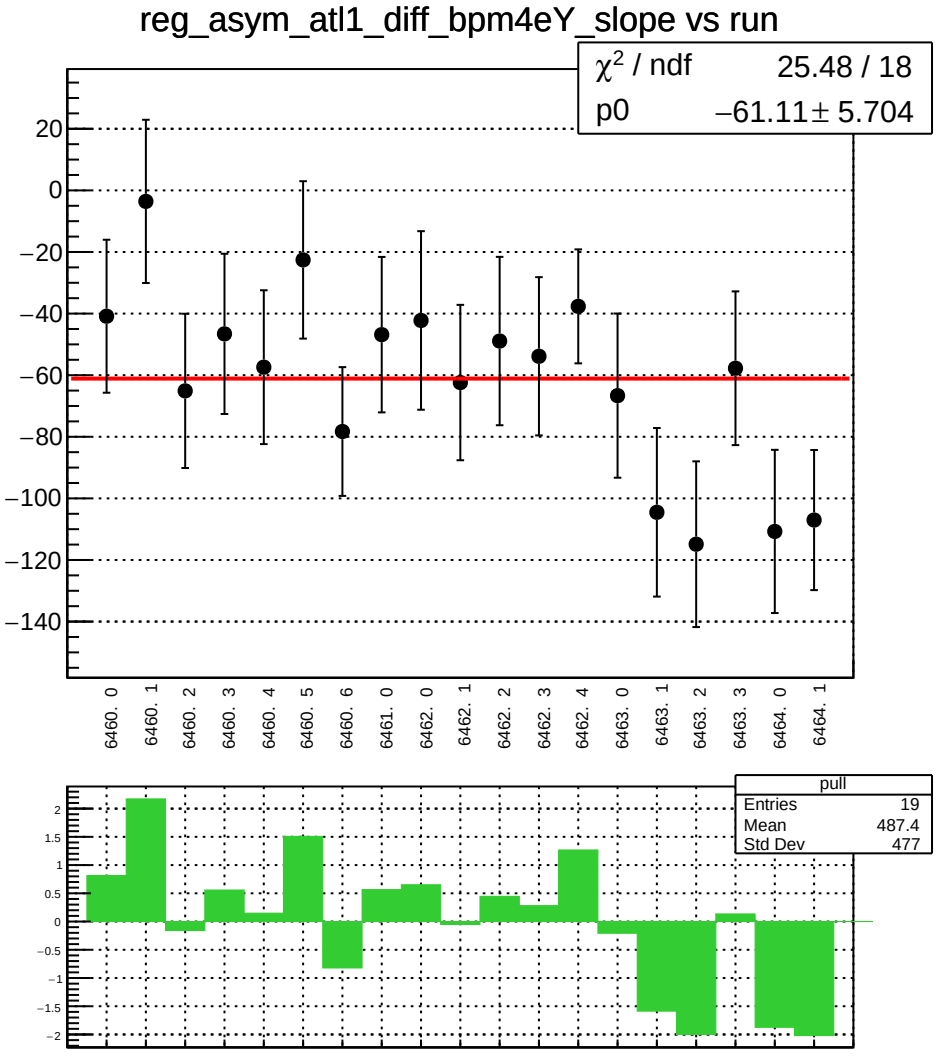
reg_asym_atl1_diff_bpm4eY_slope vs run
χ² / ndf 25.48 / 18
p0 −61.11 ± 5.704
20
0
−20
−40
−60
−80
−100
−120
−140
6460. 0
6460. 1
6460. 2
6460. 3
6460. 4
6460. 5
6460. 6
6461. 0
6462. 0
6462. 1
6462. 2
6462. 3
6462. 4
6463. 0
6463. 1
6463. 2
6463. 3
6464. 0
6464. 1
pull
Entries 19
Mean 487.4
Std Dev 477
2
1.5
1
0.5
0
−0.5
−1
−1.5
−2

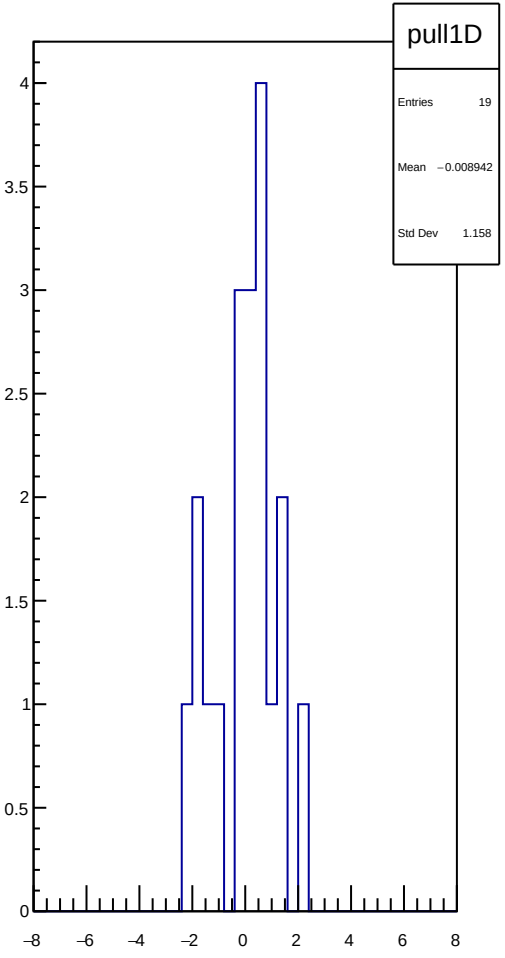
pull1D
Entries 19
Mean −0.008942
Std Dev 1.158
4
3.5
3
2.5
2
1.5
1
0.5
0
−8
−6
−4
−2
0
2
4
6
8

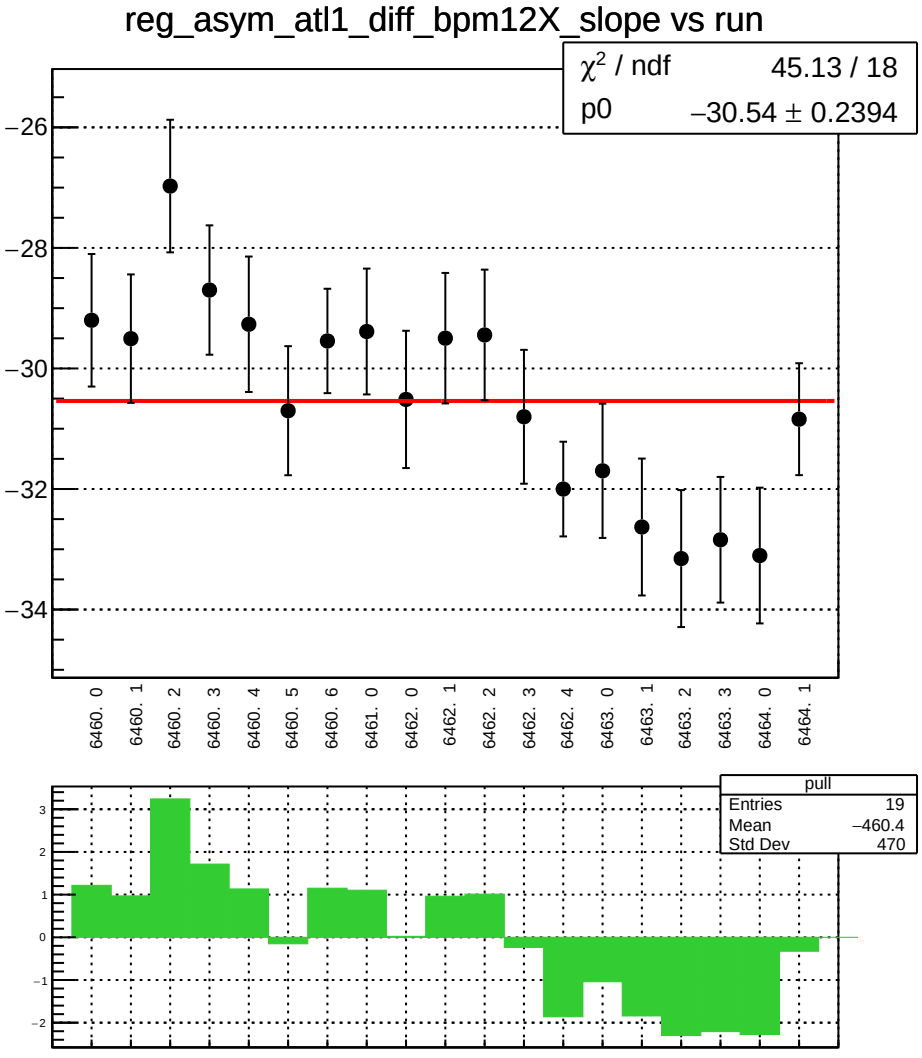
reg_asym_atl1_diff_bpm12X_slope vs run
χ² / ndf 45.13 / 18
p0 −30.54 ± 0.2394
−26
−28
−30
−32
−34
6460. 0
6460. 1
6460. 2
6460. 3
6460. 4
6460. 5
6460. 6
6461. 0
6462. 0
6462. 1
6462. 2
6462. 3
6462. 4
6463. 0
6463. 1
6463. 2
6463. 3
6464. 0
6464. 1
pull
Entries 19
Mean −460.4
Std Dev 470
3
2
1
0
−1
−2

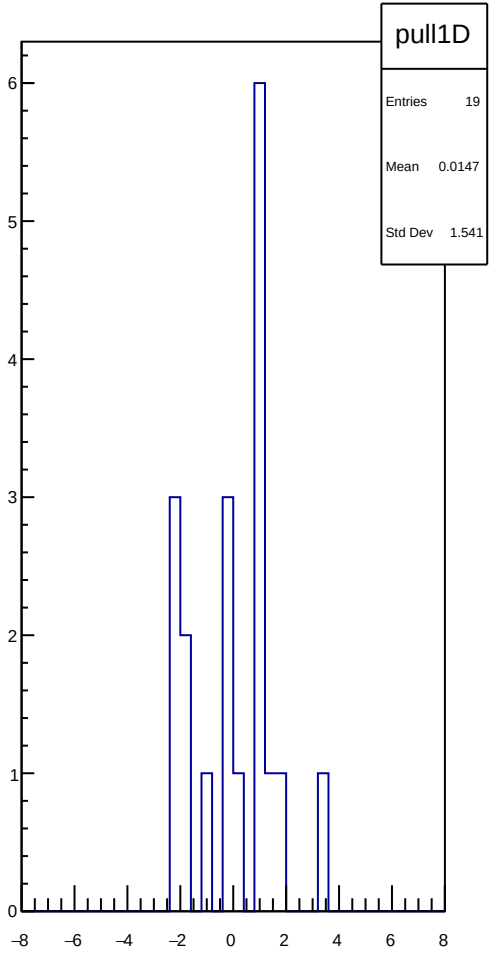
pull1D
Entries 19
Mean 0.0147
Std Dev 1.541
6
5
4
3
2
1
0
−8
−6
−4
−2
0
2
4
6
8

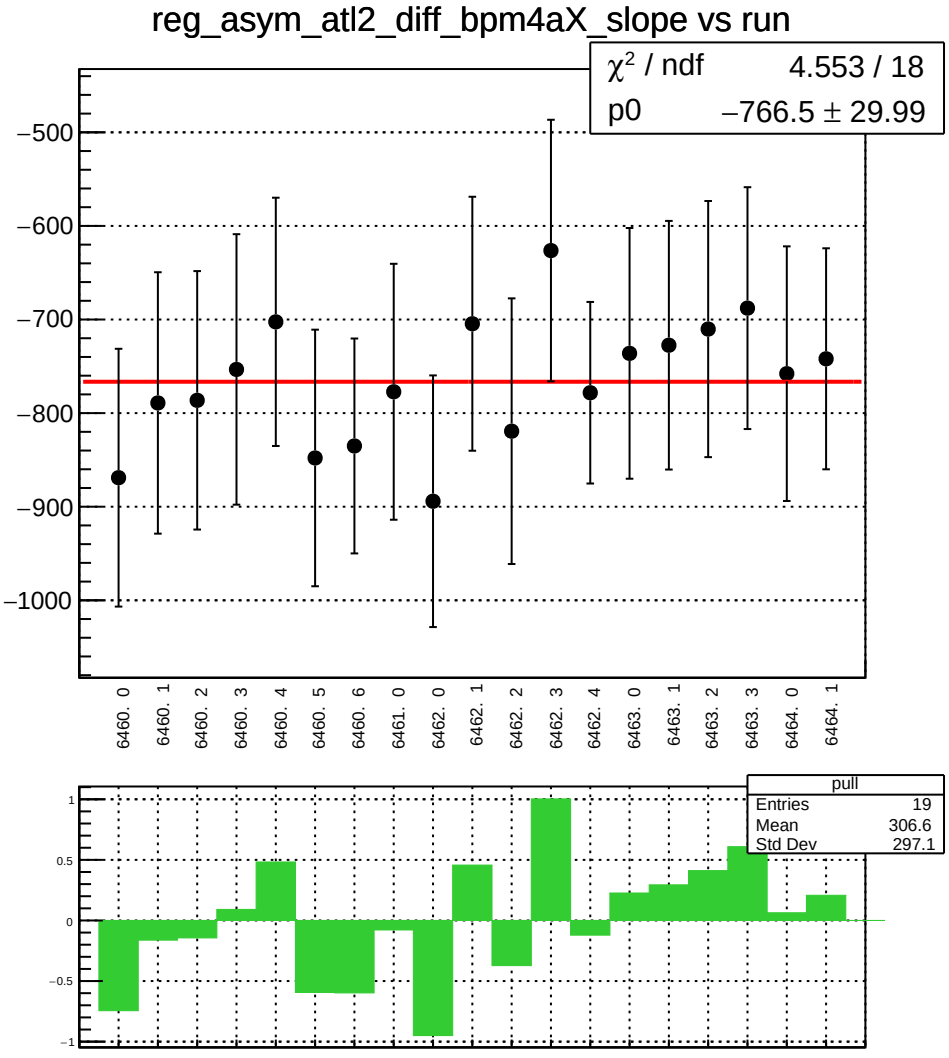
reg_asym_atl2_diff_bpm4aX_slope vs run
χ² / ndf 4.553 / 18
p0 −766.5 ± 29.99
−500
−600
−700
−800
−900
−1000
6460. 0
6460. 1
6460. 2
6460. 3
6460. 4
6460. 5
6460. 6
6461. 0
6462. 0
6462. 1
6462. 2
6462. 3
6462. 4
6463. 0
6463. 1
6463. 2
6463. 3
6464. 0
6464. 1
pull
Entries 19
Mean 306.6
Std Dev 297.1
1
0.5
0
−0.5
−1

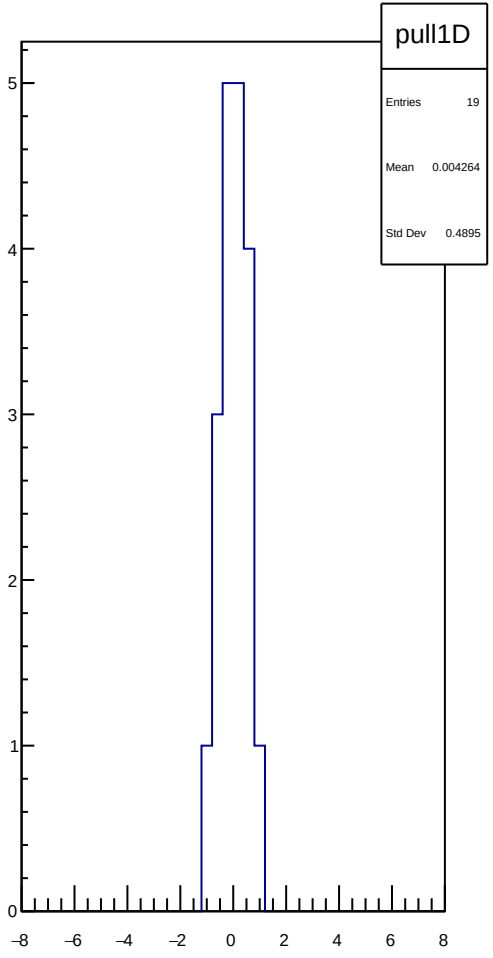
pull1D
Entries 19
Mean 0.004264
Std Dev 0.4895
5
4
3
2
1
0
−8
−6
−4
−2
0
2
4
6
8

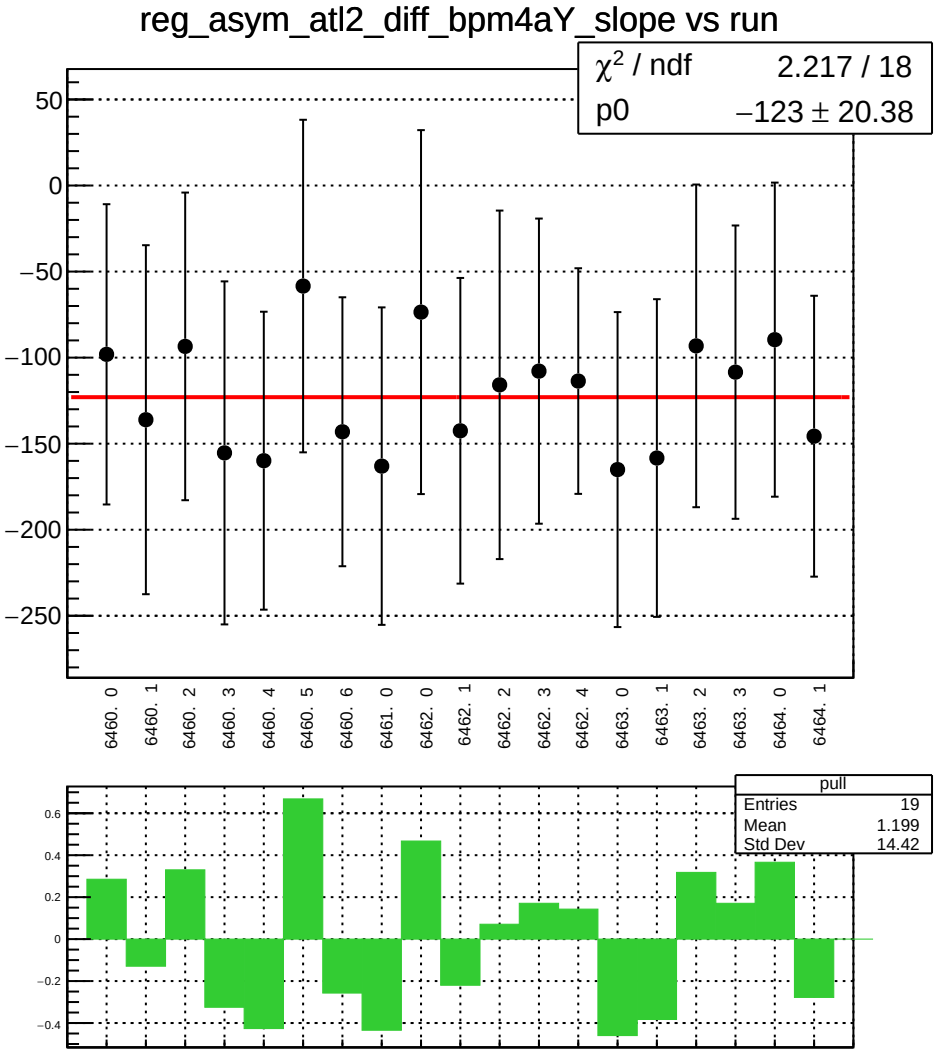
reg_asym_atl2_diff_bpm4aY_slope vs run
χ² / ndf 2.217 / 18
p0 −123 ± 20.38
50
0
−50
−100
−150
−200
−250
6460. 0
6460. 1
6460. 2
6460. 3
6460. 4
6460. 5
6460. 6
6461. 0
6462. 0
6462. 1
6462. 2
6462. 3
6462. 4
6463. 0
6463. 1
6463. 2
6463. 3
6464. 0
6464. 1
pull
Entries 19
Mean 1.199
Std Dev 14.42
0.6
0.4
0.2
0
−0.2
−0.4

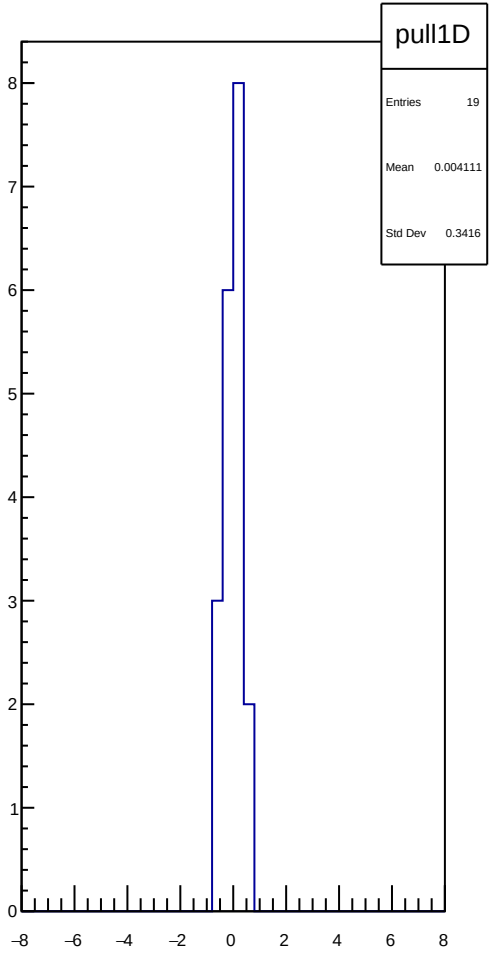
pull1D
Entries 19
Mean 0.004111
Std Dev 0.3416
8
7
6
5
4
3
2
1
0
−8
−6
−4
−2
0
2
4
6
8

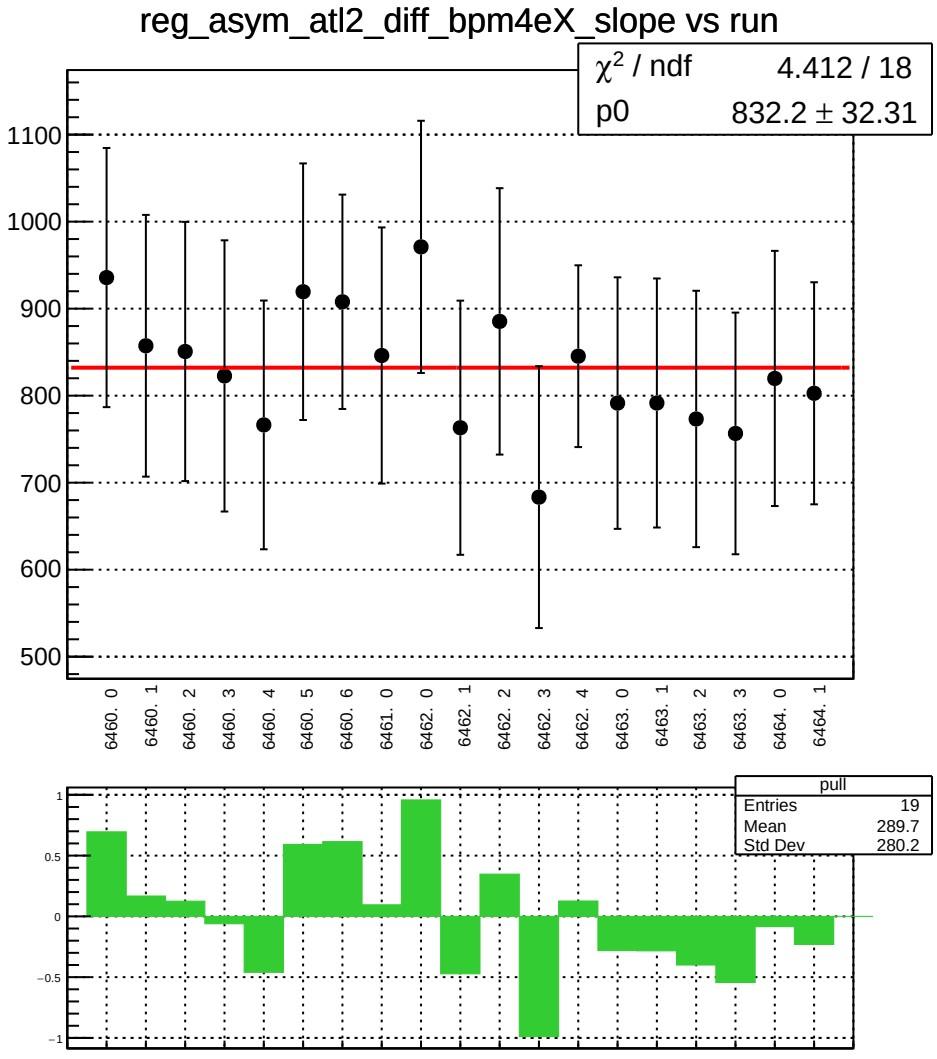
reg_asym_atl2_diff_bpm4eX_slope vs run
χ^2 / ndf 4.412 / 18
p0 832.2 ± 32.31
1100
1000
900
800
700
600
500
6460. 0
6460. 1
6460. 2
6460. 3
6460. 4
6460. 5
6460. 6
6461. 0
6462. 0
6462. 1
6462. 2
6462. 3
6462. 4
6463. 0
6463. 1
6463. 2
6463. 3
6464. 0
6464. 1
pull
Entries 19
Mean 289.7
Std Dev 280.2
1
0.5
0
−0.5
−1

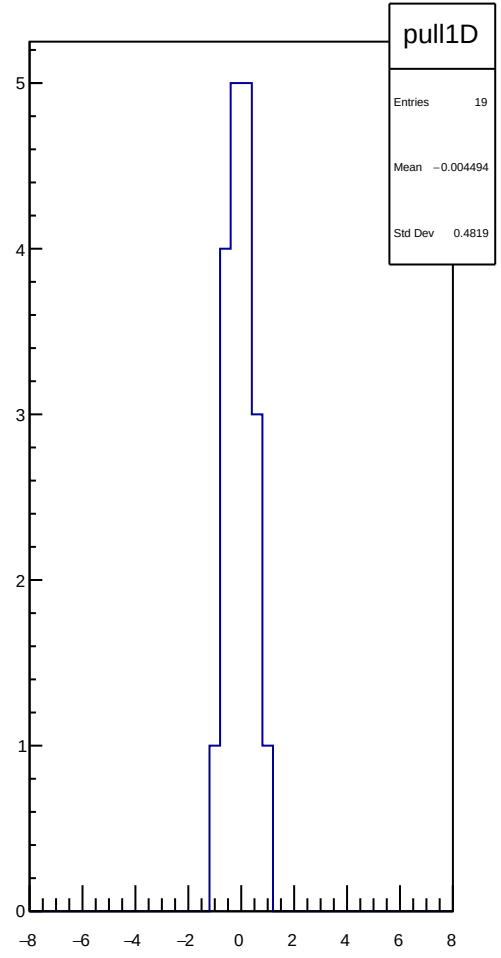
pull1D
Entries 19
Mean −0.004494
Std Dev 0.4819
5
4
3
2
1
0
−8
−6
−4
−2
0
2
4
6
8

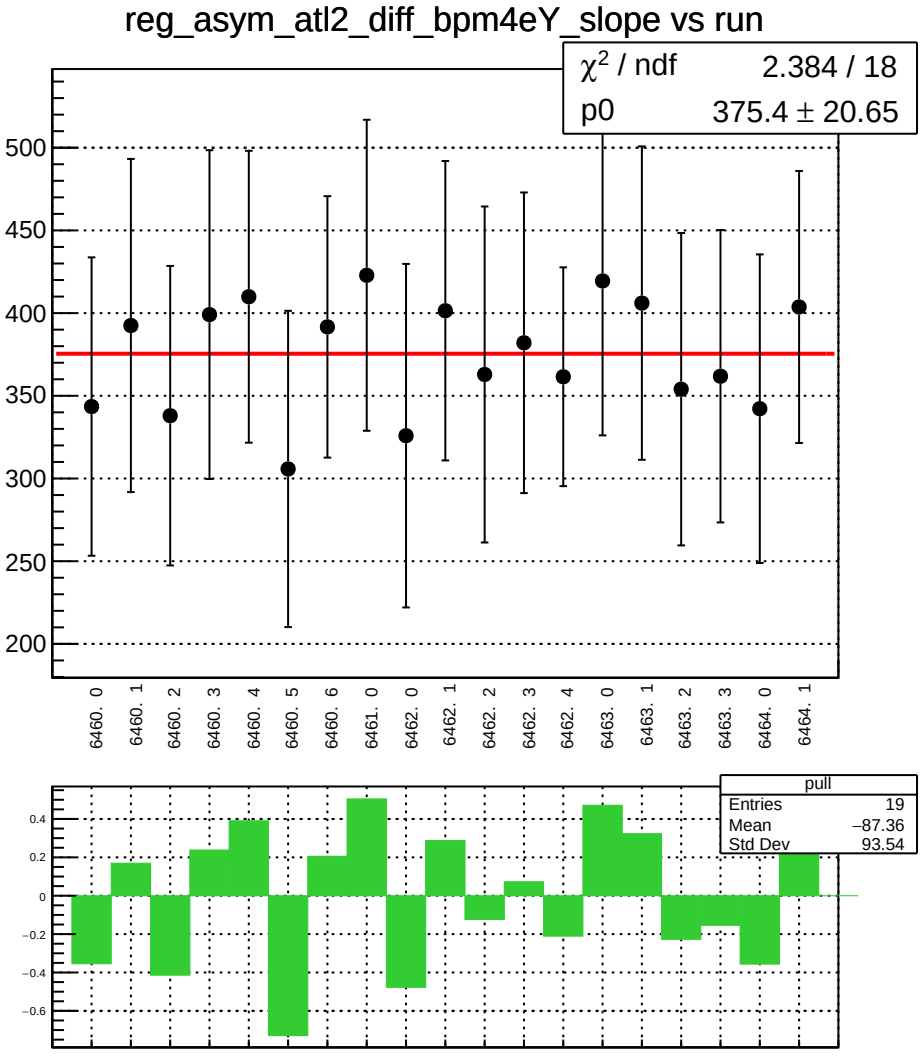
reg_asym_atl2_diff_bpm4eY_slope vs run
χ² / ndf 2.384 / 18
p0 375.4 ± 20.65
500
450
400
350
300
250
200
6460. 0
6460. 1
6460. 2
6460. 3
6460. 4
6460. 5
6460. 6
6461. 0
6462. 0
6462. 1
6462. 2
6462. 3
6462. 4
6463. 0
6463. 1
6463. 2
6463. 3
6464. 0
6464. 1
pull
Entries 19
Mean −87.36
Std Dev 93.54
0.4
0.2
0
−0.2
−0.4
−0.6

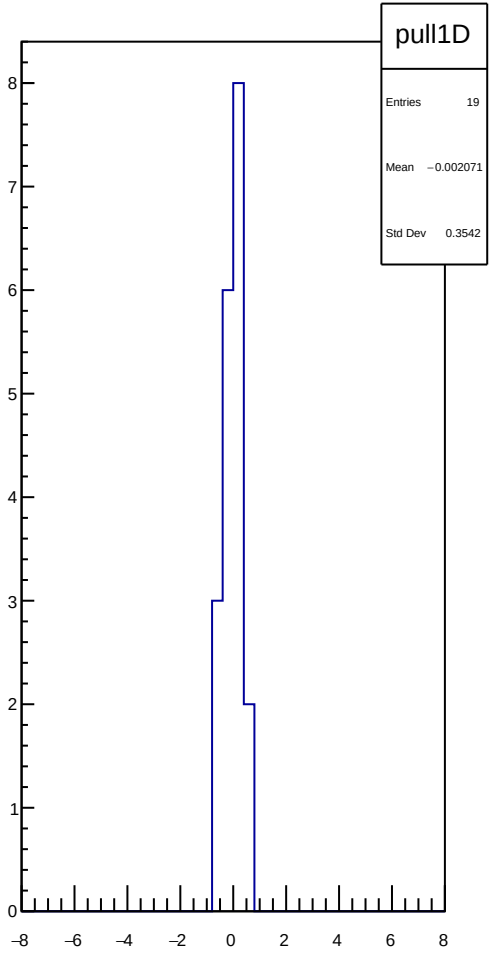
pull1D
Entries 19
Mean −0.002071
Std Dev 0.3542
8
7
6
5
4
3
2
1
0
−8
−6
−4
−2
0
2
4
6
8

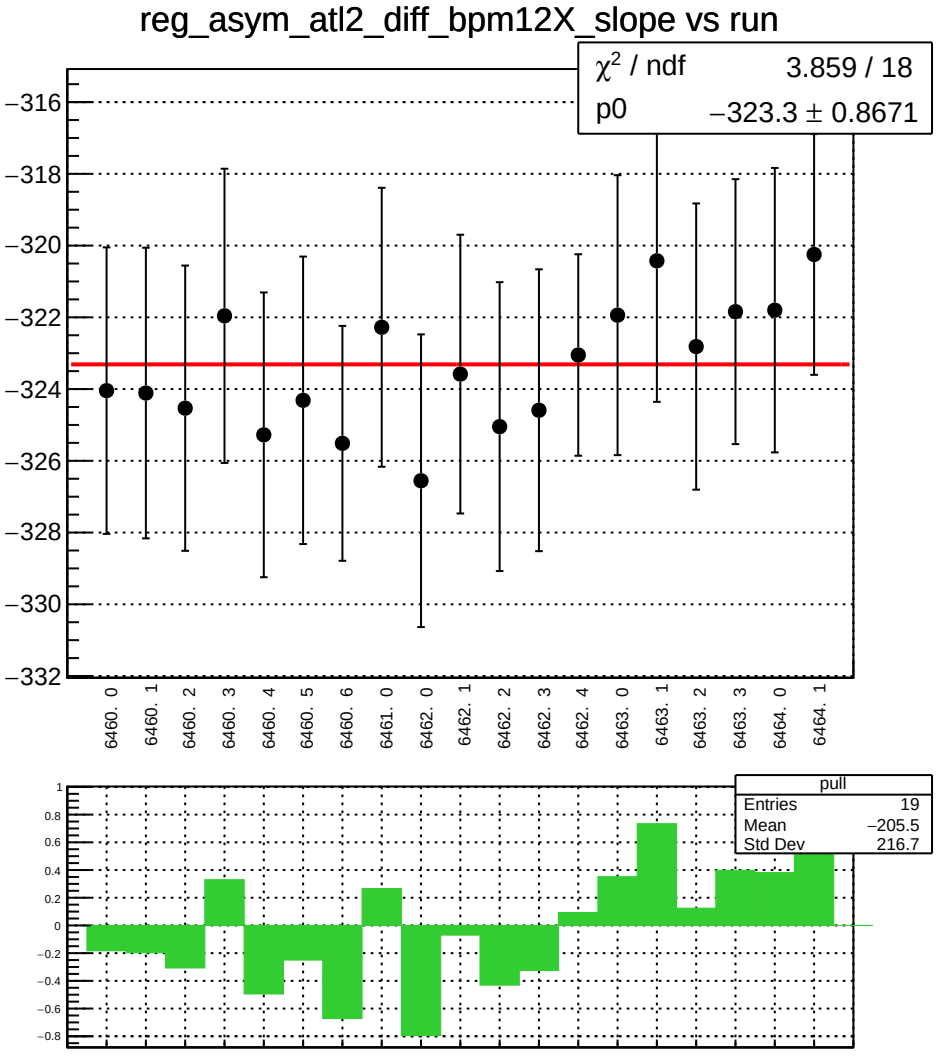
reg_asym_atl2_diff_bpm12X_slope vs run
χ² / ndf 3.859 / 18
p0 −323.3 ± 0.8671
−316
−318
−320
−322
−324
−326
−328
−330
−332
6460. 0
6460. 1
6460. 2
6460. 3
6460. 4
6460. 5
6460. 6
6461. 0
6462. 0
6462. 1
6462. 2
6462. 3
6462. 4
6463. 0
6463. 1
6463. 2
6463. 3
6464. 0
6464. 1
pull
Entries 19
Mean −205.5
Std Dev 216.7
1
0.8
0.6
0.4
0.2
0
−0.2
−0.4
−0.6
−0.8

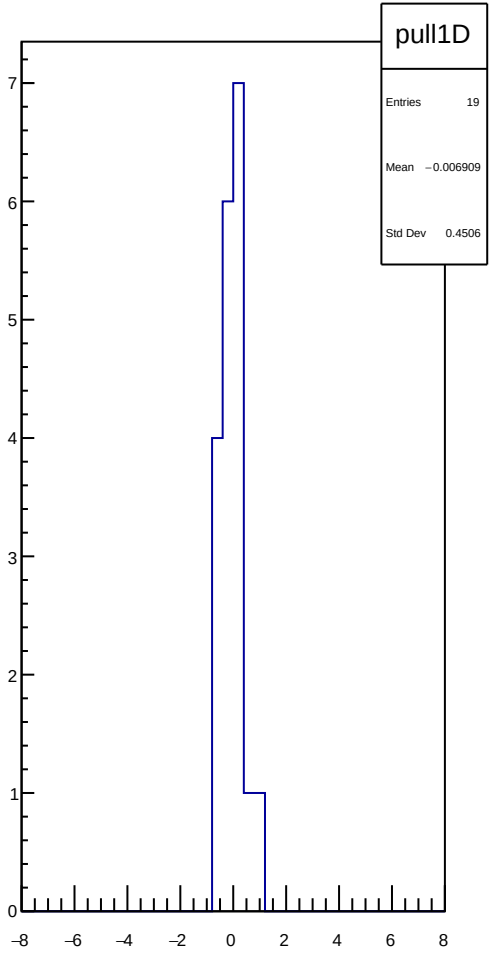
pull1D
Entries 19
Mean −0.006909
Std Dev 0.4506
7
6
5
4
3
2
1
0
−8
−6
−4
−2
0
2
4
6
8

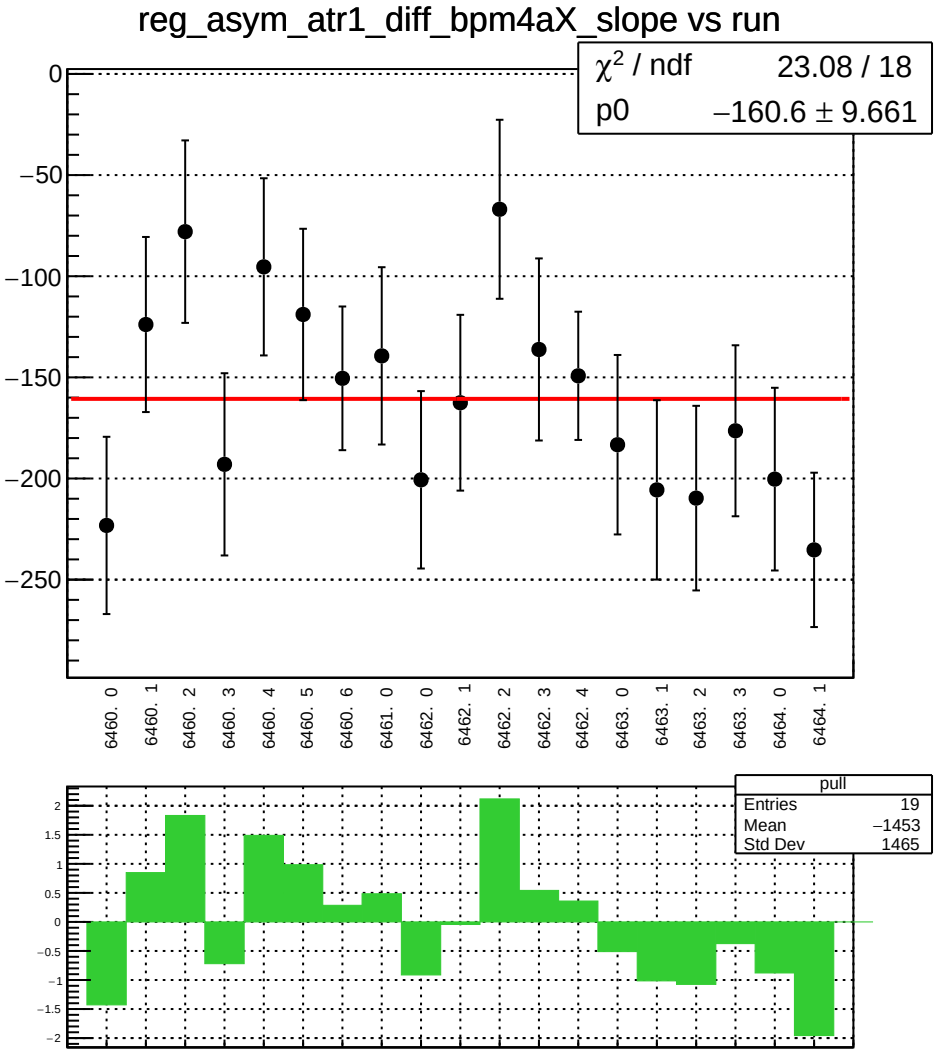
reg_asym_atr1_diff_bpm4aX_slope vs run
χ² / ndf 23.08 / 18
p0 −160.6 ± 9.661
0
−50
−100
−150
−200
−250
6460. 0
6460. 1
6460. 2
6460. 3
6460. 4
6460. 5
6460. 6
6461. 0
6462. 0
6462. 1
6462. 2
6462. 3
6462. 4
6463. 0
6463. 1
6463. 2
6463. 3
6464. 0
6464. 1
pull
Entries 19
Mean −1453
Std Dev 1465
2
1.5
1
0.5
0
−0.5
−1
−1.5
−2

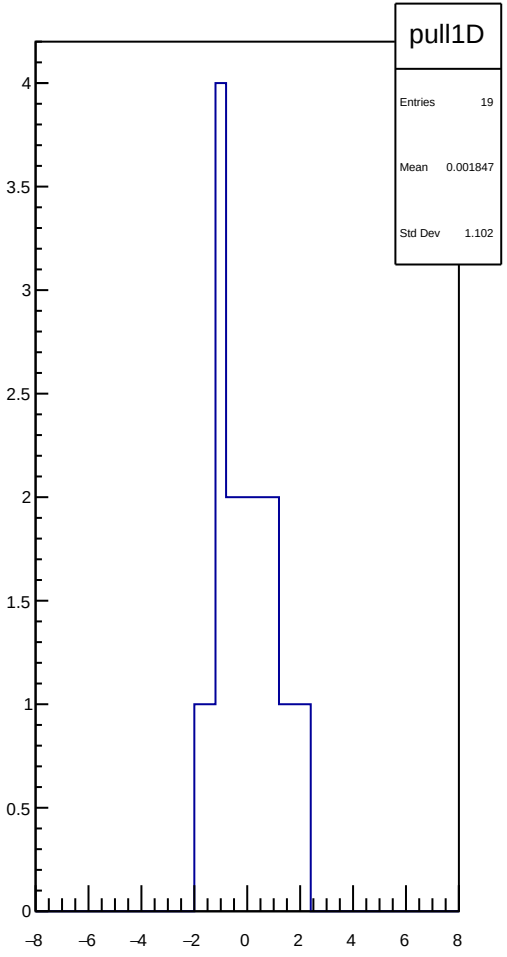
pull1D
Entries 19
Mean 0.001847
Std Dev 1.102
4
3.5
3
2.5
2
1.5
1
0.5
0
−8
−6
−4
−2
0
2
4
6
8

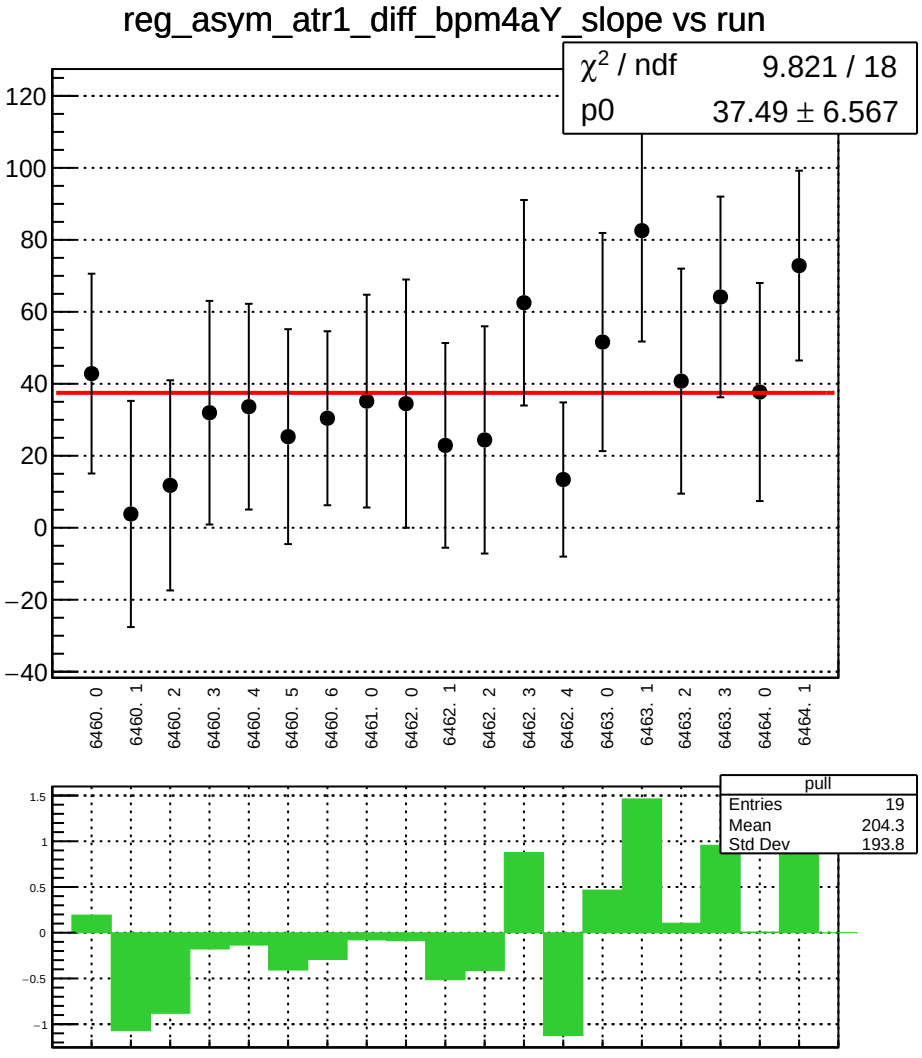
reg_asym_atr1_diff_bpm4aY_slope vs run
χ² / ndf 9.821 / 18
p0 37.49 ± 6.567
120
100
80
60
40
20
0
−20
−40
6460. 0
6460. 1
6460. 2
6460. 3
6460. 4
6460. 5
6460. 6
6461. 0
6462. 0
6462. 1
6462. 2
6462. 3
6462. 4
6463. 0
6463. 1
6463. 2
6463. 3
6464. 0
6464. 1
pull
Entries 19
Mean 204.3
Std Dev 193.8
1.5
1
0.5
0
−0.5
−1

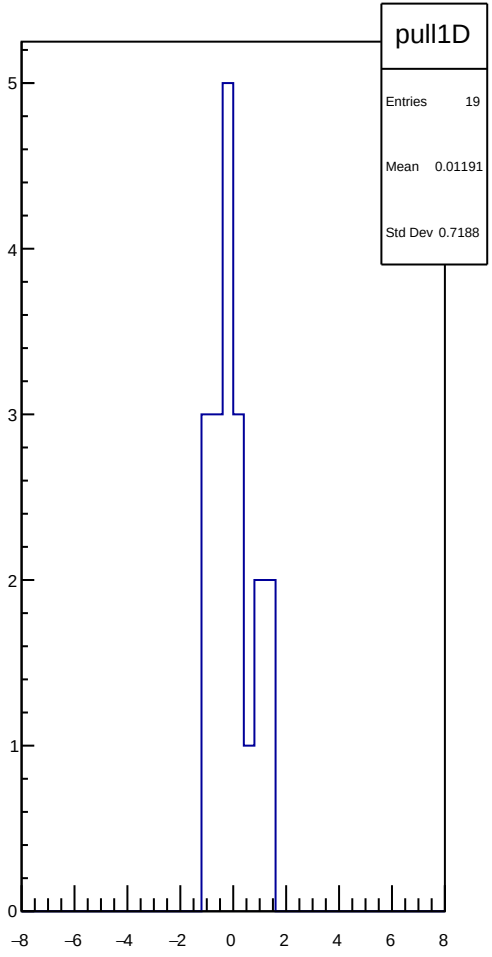
pull1D
Entries 19
Mean 0.01191
Std Dev 0.7188
5
4
3
2
1
0
−8
−6
−4
−2
0
2
4
6
8

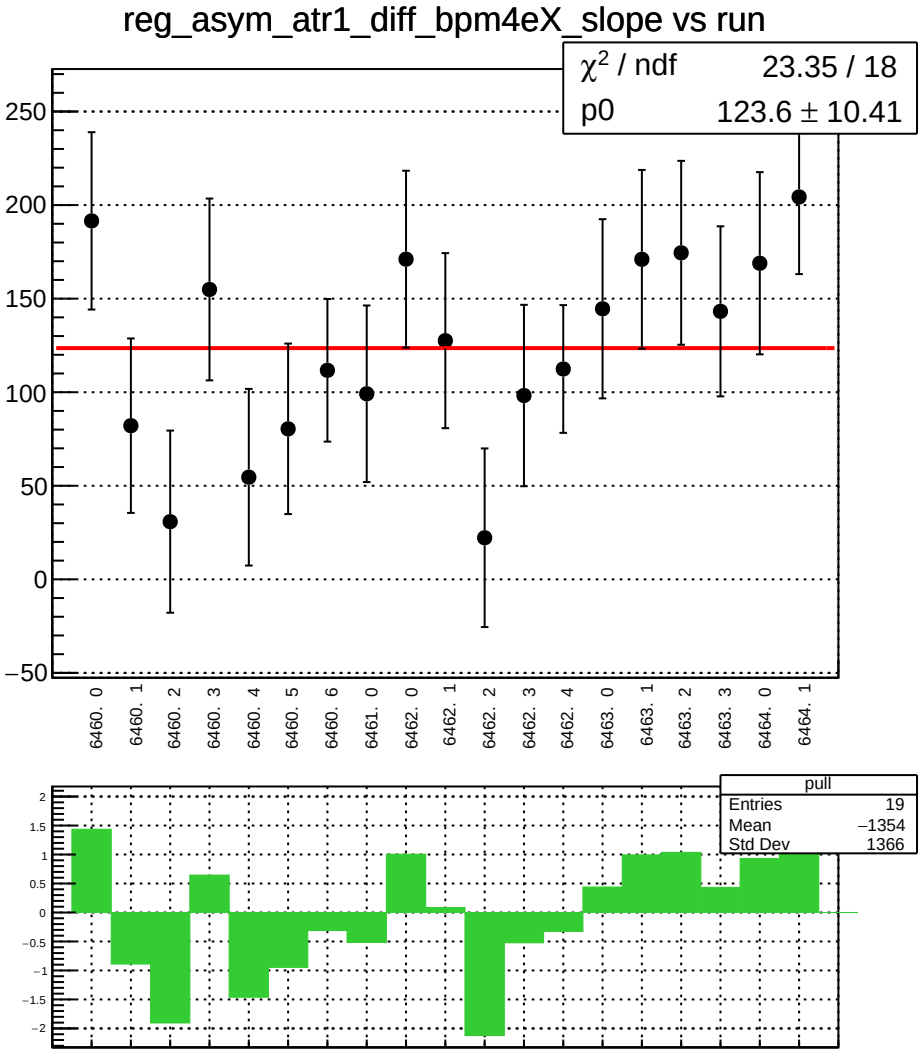
reg_asym_atr1_diff_bpm4eX_slope vs run
χ² / ndf 23.35 / 18
p0 123.6 ± 10.41
250
200
150
100
50
0
−50
6460. 0
6460. 1
6460. 2
6460. 3
6460. 4
6460. 5
6460. 6
6461. 0
6462. 0
6462. 1
6462. 2
6462. 3
6462. 4
6463. 0
6463. 1
6463. 2
6463. 3
6464. 0
6464. 1
pull
Entries 19
Mean −1354
Std Dev 1366
2
1.5
1
0.5
0
−0.5
−1
−1.5
−2

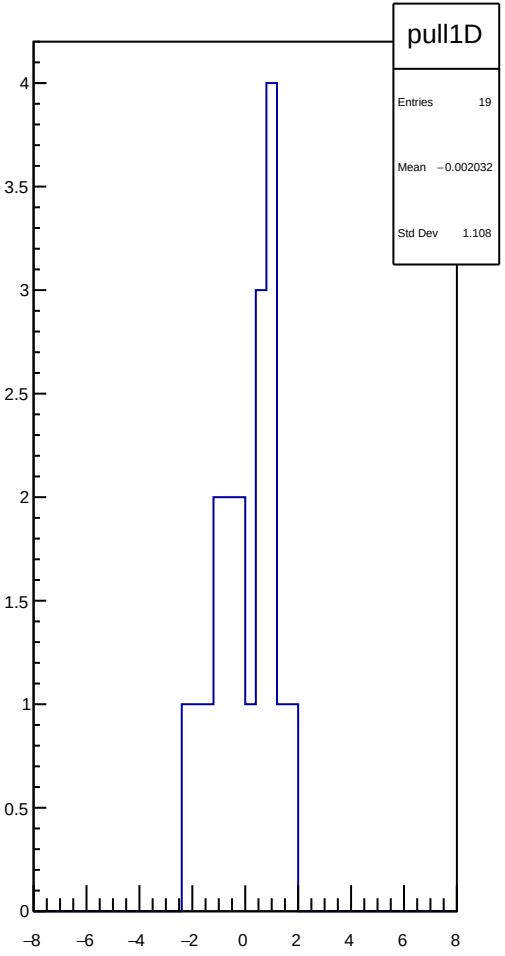
pull1D
Entries 19
Mean −0.002032
Std Dev 1.108
4
3.5
3
2.5
2
1.5
1
0.5
0
−8
−6
−4
−2
0
2
4
6
8

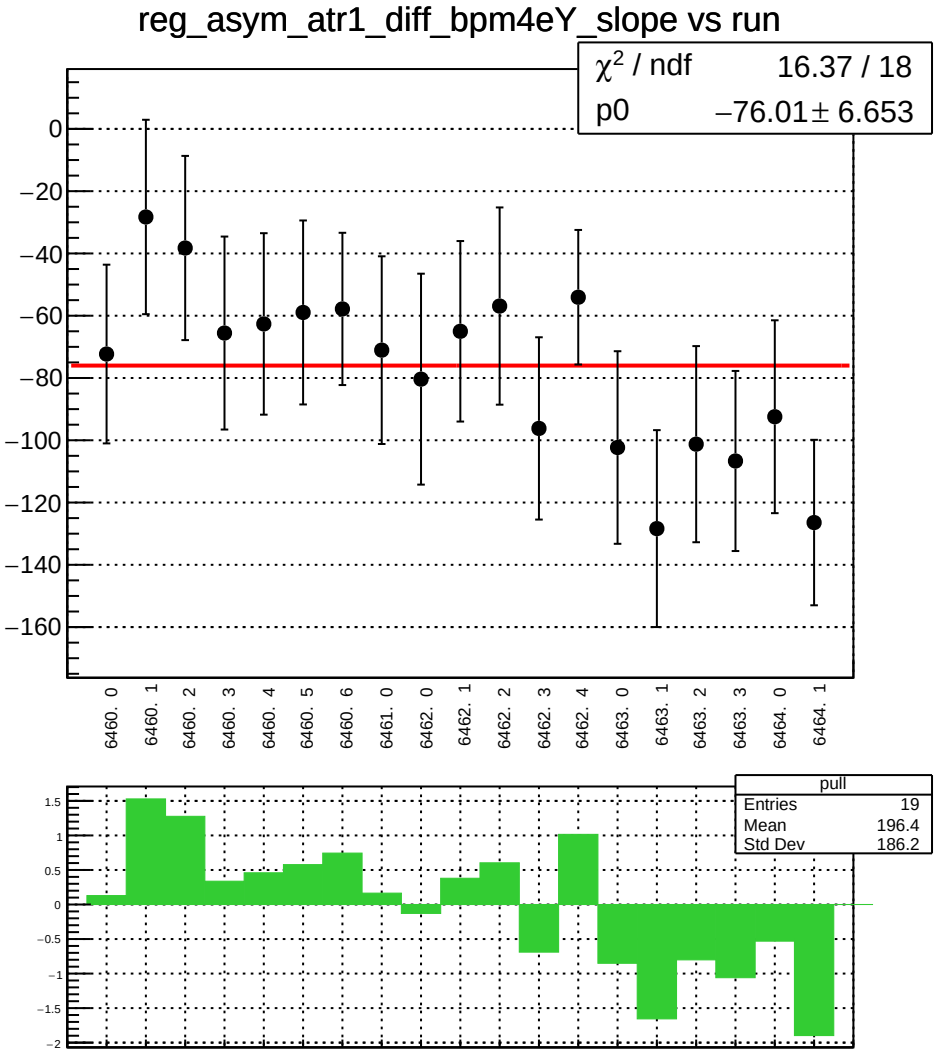
reg_asym_atr1_diff_bpm4eY_slope vs run
χ² / ndf 16.37 / 18
p0 −76.01 ± 6.653
0
−20
−40
−60
−80
−100
−120
−140
−160
6460. 0
6460. 1
6460. 2
6460. 3
6460. 4
6460. 5
6460. 6
6461. 0
6462. 0
6462. 1
6462. 2
6462. 3
6462. 4
6463. 0
6463. 1
6463. 2
6463. 3
6464. 0
6464. 1
pull
Entries 19
Mean 196.4
Std Dev 186.2
1.5
1
0.5
0
−0.5
−1
−1.5
−2

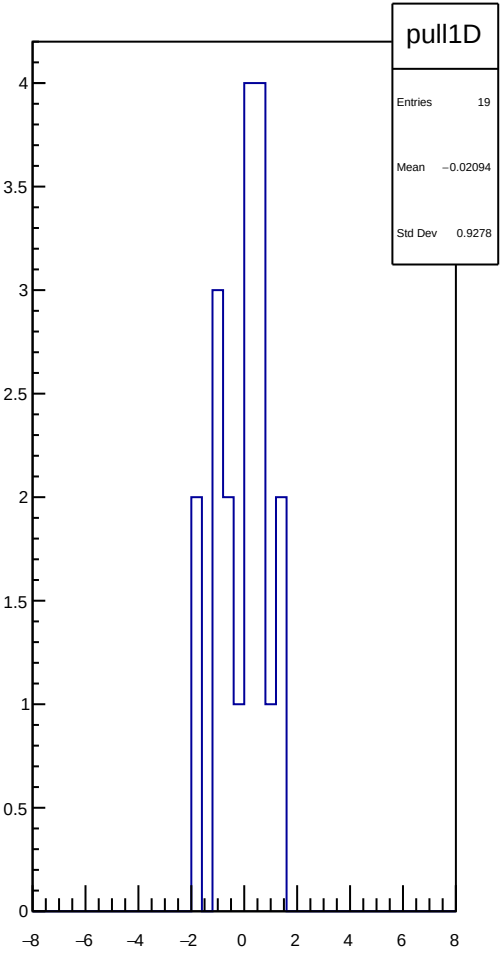
pull1D
Entries 19
Mean −0.02094
Std Dev 0.9278
4
3.5
3
2.5
2
1.5
1
0.5
0
−8
−6
−4
−2
0
2
4
6
8

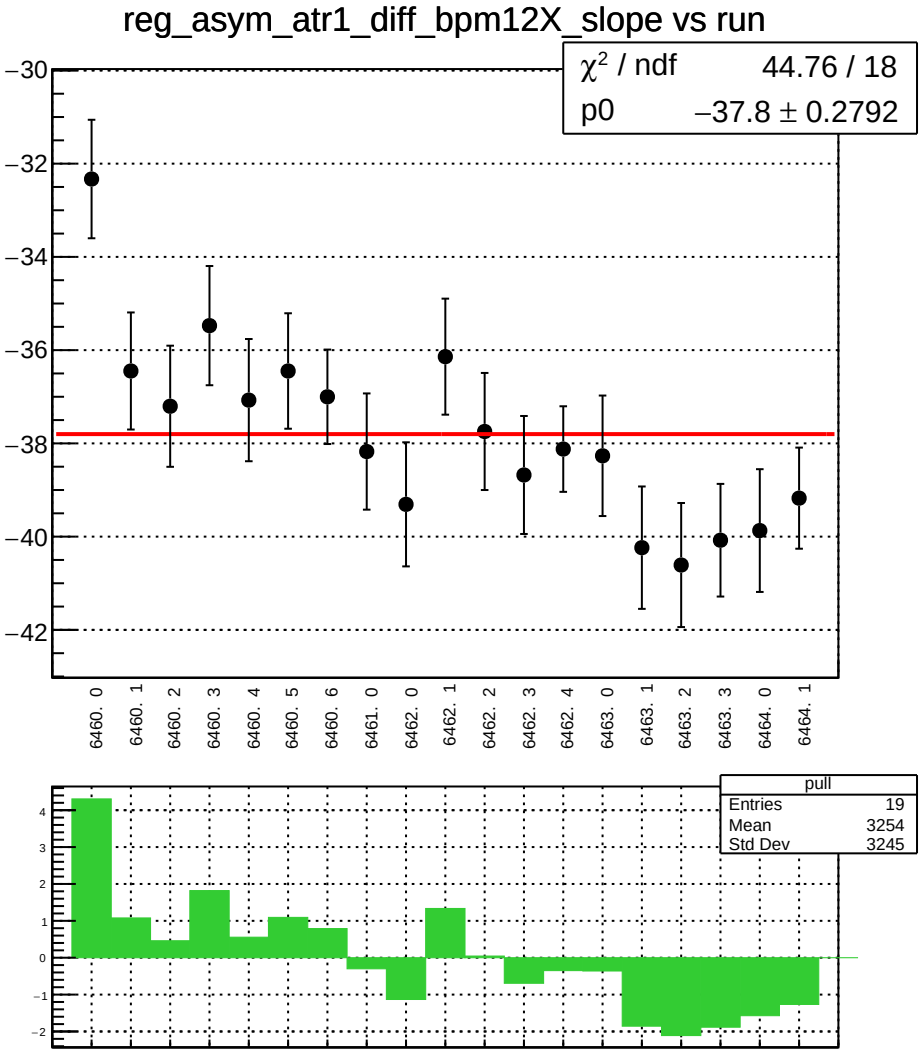
reg_asym_atr1_diff_bpm12X_slope vs run
χ² / ndf 44.76 / 18
p0 −37.8 ± 0.2792
−30
−32
−34
−36
−38
−40
−42
6460. 0
6460. 1
6460. 2
6460. 3
6460. 4
6460. 5
6460. 6
6461. 0
6462. 0
6462. 1
6462. 2
6462. 3
6462. 4
6463. 0
6463. 1
6463. 2
6463. 3
6464. 0
6464. 1
pull
Entries 19
Mean 3254
Std Dev 3245

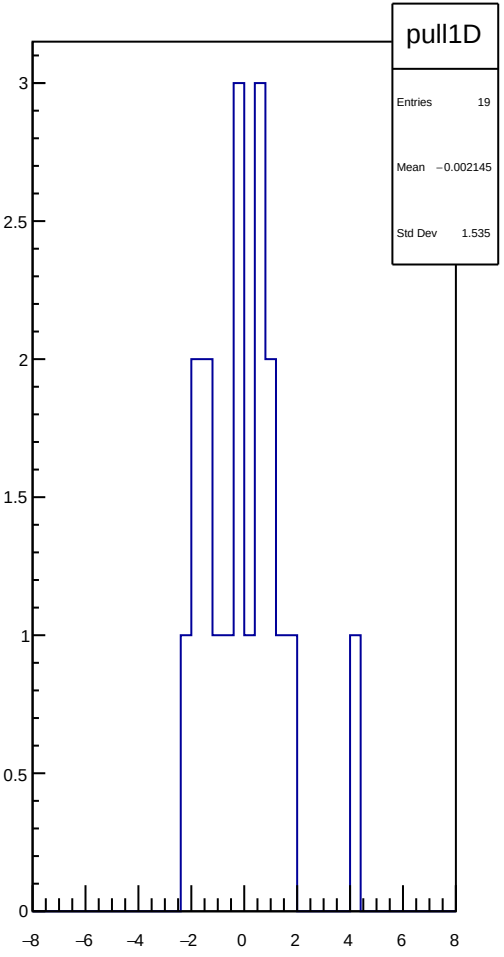
pull1D
Entries 19
Mean −0.002145
Std Dev 1.535

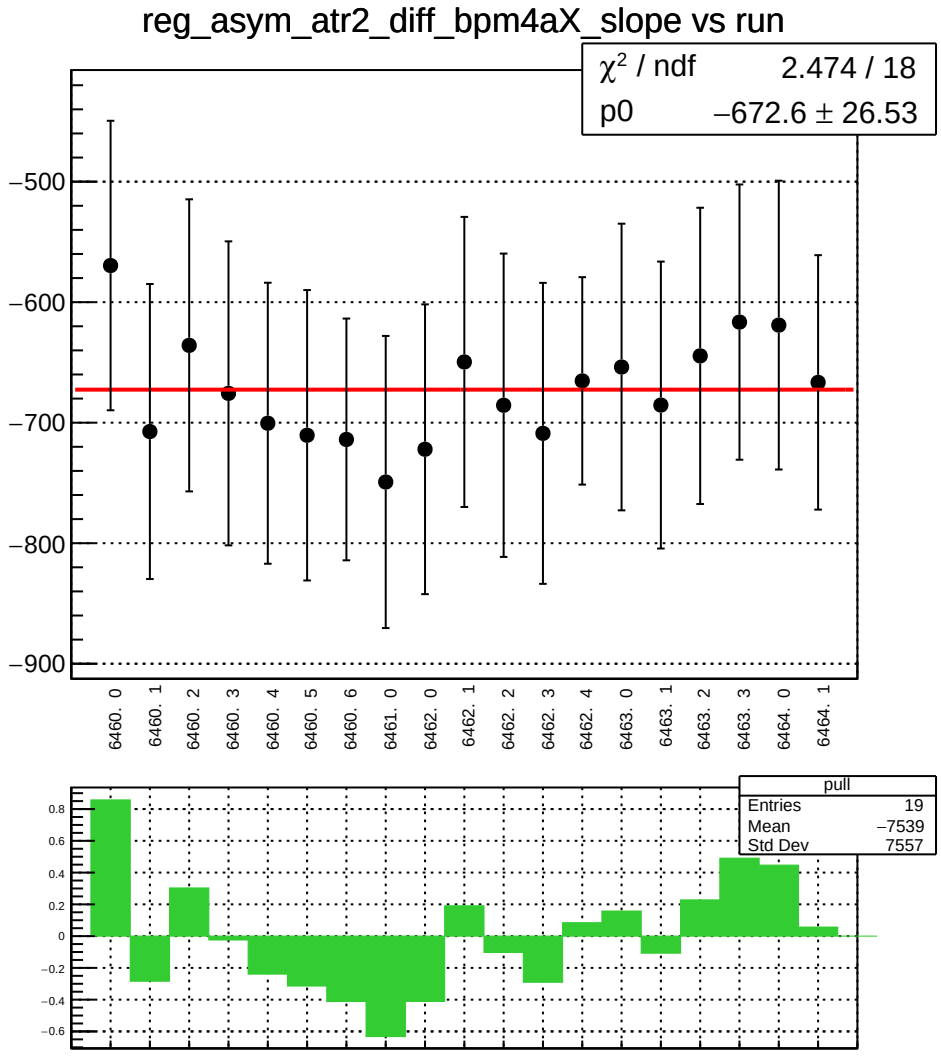
reg_asym_atr2_diff_bpm4aX_slope vs run
χ² / ndf 2.474 / 18
p0 −672.6 ± 26.53
−500
−600
−700
−800
−900
6460. 0
6460. 1
6460. 2
6460. 3
6460. 4
6460. 5
6460. 6
6461. 0
6462. 0
6462. 1
6462. 2
6462. 3
6462. 4
6463. 0
6463. 1
6463. 2
6463. 3
6464. 0
6464. 1
pull
Entries 19
Mean −7539
Std Dev 7557
0.8
0.6
0.4
0.2
0
−0.2
−0.4
−0.6

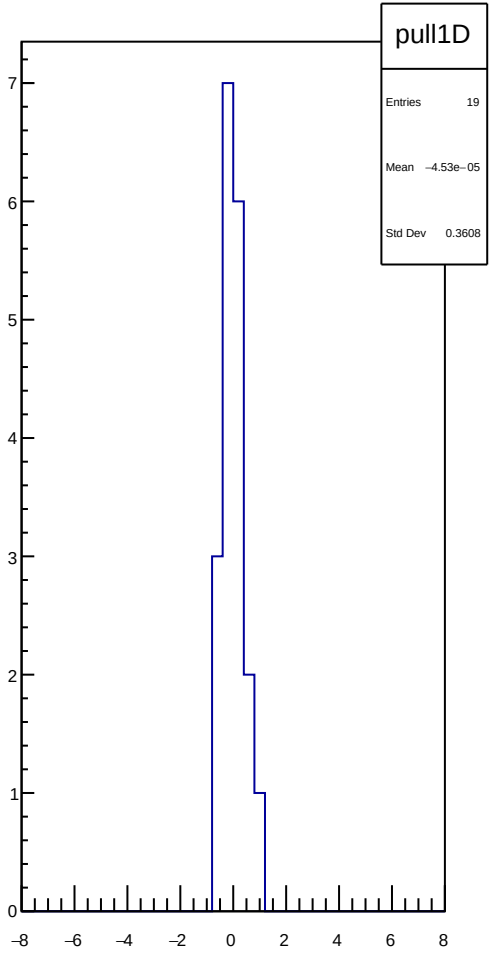
pull1D
Entries 19
Mean −4.53e−05
Std Dev 0.3608
7
6
5
4
3
2
1
0
−8
−6
−4
−2
0
2
4
6
8

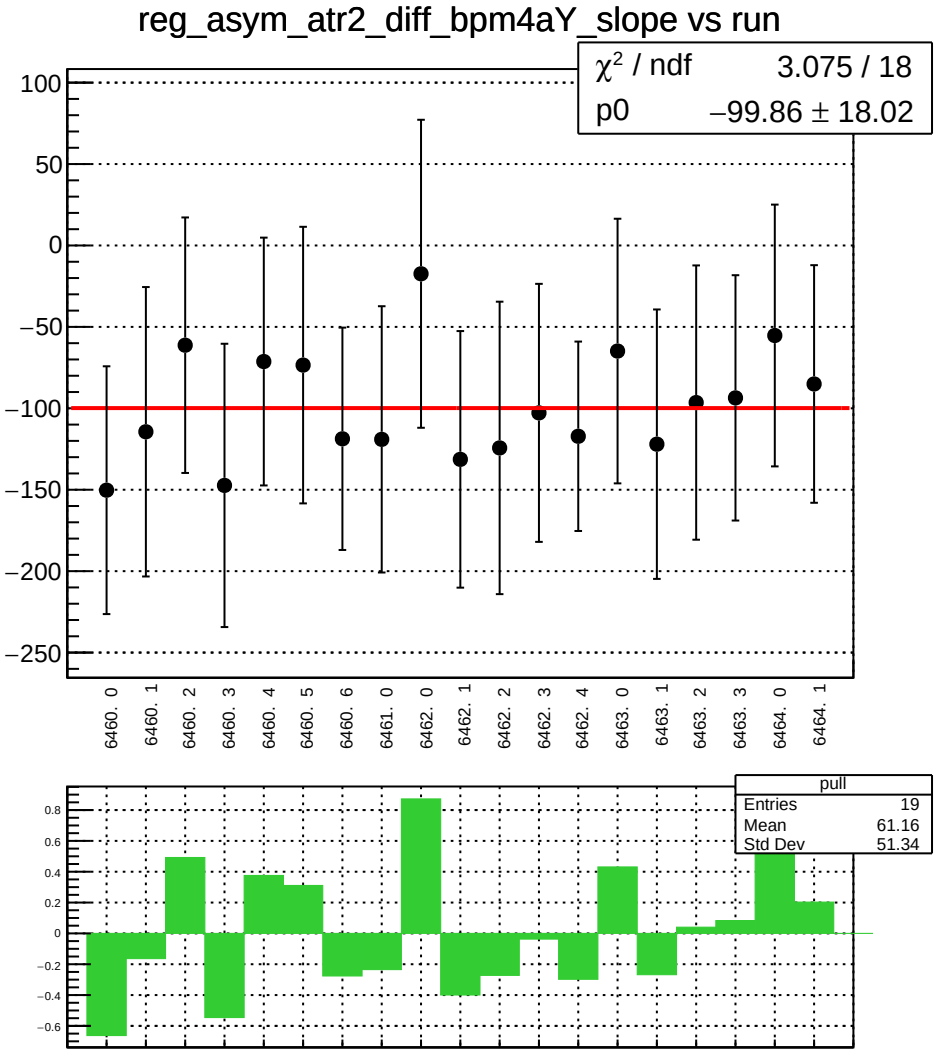
reg_asym_atr2_diff_bpm4aY_slope vs run
χ² / ndf 3.075 / 18
p0 −99.86 ± 18.02
100
50
0
−50
−100
−150
−200
−250
6460. 0
6460. 1
6460. 2
6460. 3
6460. 4
6460. 5
6460. 6
6461. 0
6462. 0
6462. 1
6462. 2
6462. 3
6462. 4
6463. 0
6463. 1
6463. 2
6463. 3
6464. 0
6464. 1
pull
Entries 19
Mean 61.16
Std Dev 51.34
0.8
0.6
0.4
0.2
0
−0.2
−0.4
−0.6

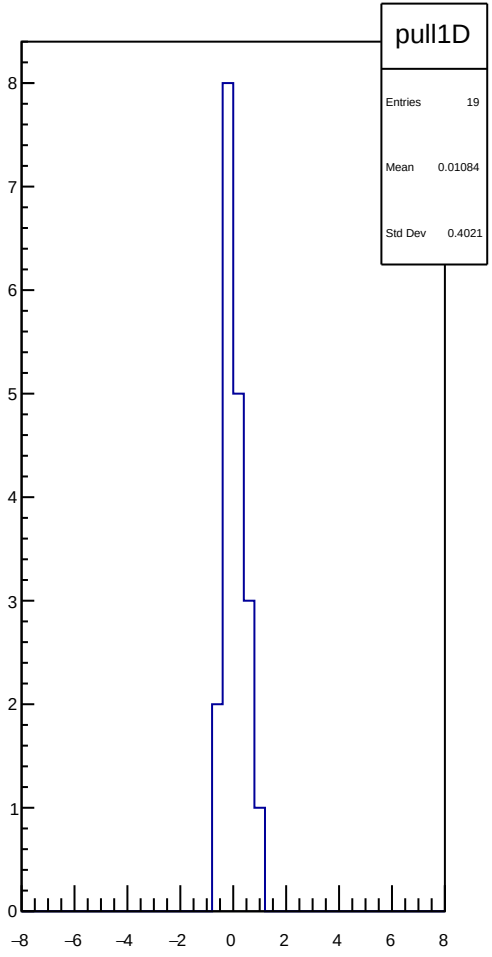
pull1D
Entries 19
Mean 0.01084
Std Dev 0.4021
8
7
6
5
4
3
2
1
0
−8
−6
−4
−2
0
2
4
6
8

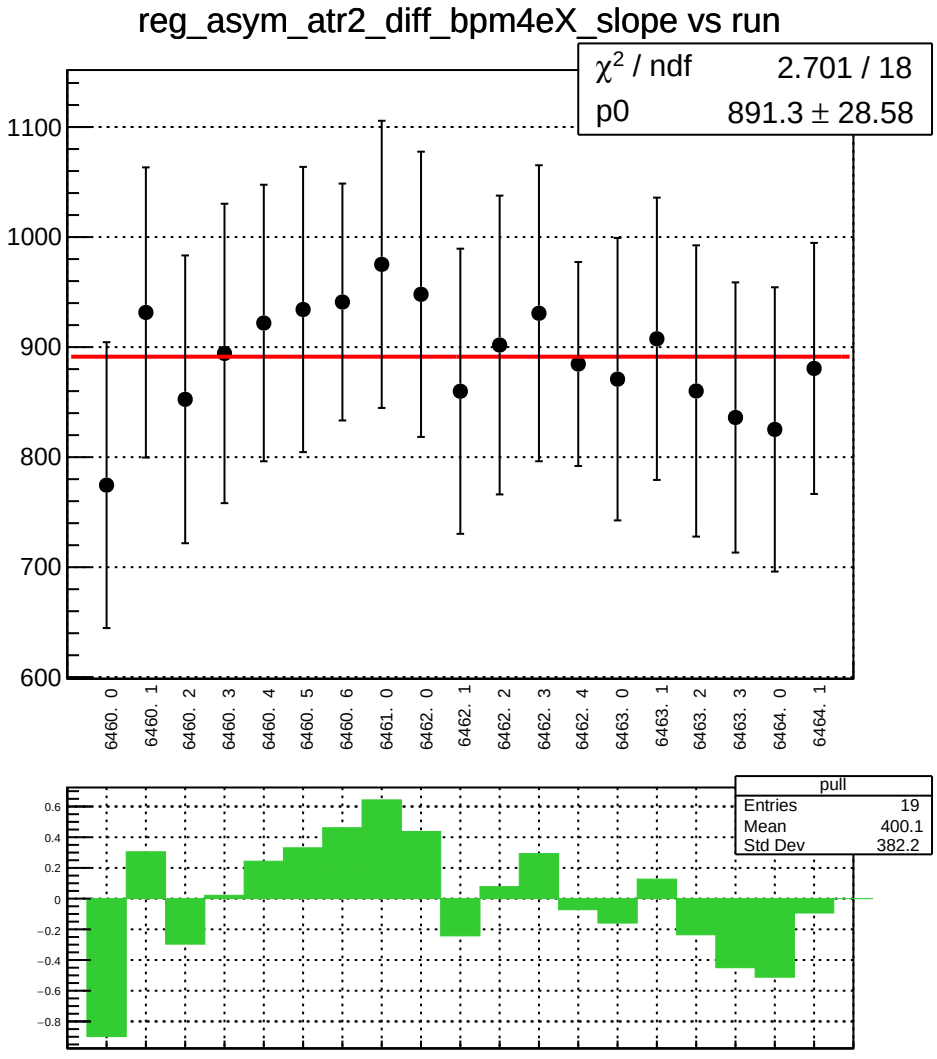
reg_asym_atr2_diff_bpm4eX_slope vs run
χ² / ndf 2.701 / 18
p0 891.3 ± 28.58
1100
1000
900
800
700
600
6460. 0
6460. 1
6460. 2
6460. 3
6460. 4
6460. 5
6460. 6
6461. 0
6462. 0
6462. 1
6462. 2
6462. 3
6462. 4
6463. 0
6463. 1
6463. 2
6463. 3
6464. 0
6464. 1
pull
Entries 19
Mean 400.1
Std Dev 382.2
0.6
0.4
0.2
0
−0.2
−0.4
−0.6
−0.8

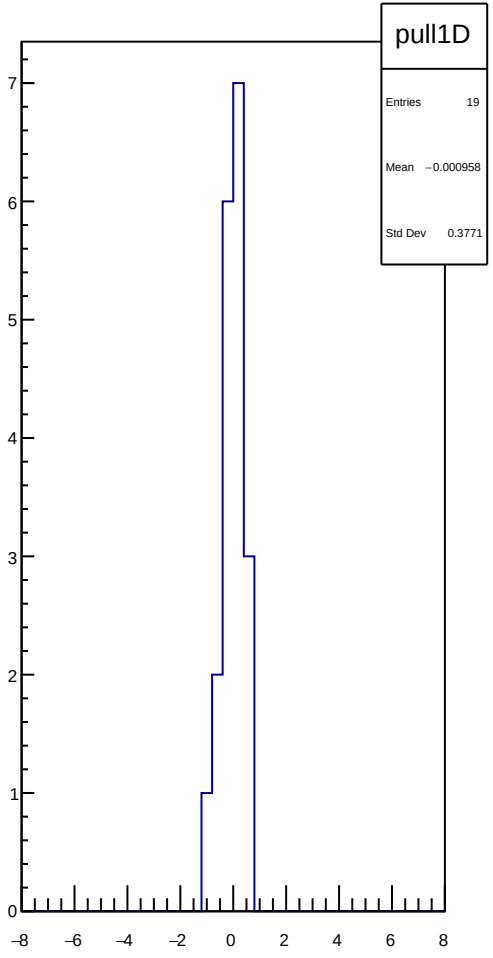
pull1D
Entries 19
Mean −0.000958
Std Dev 0.3771
7
6
5
4
3
2
1
0
−8
−6
−4
−2
0
2
4
6
8

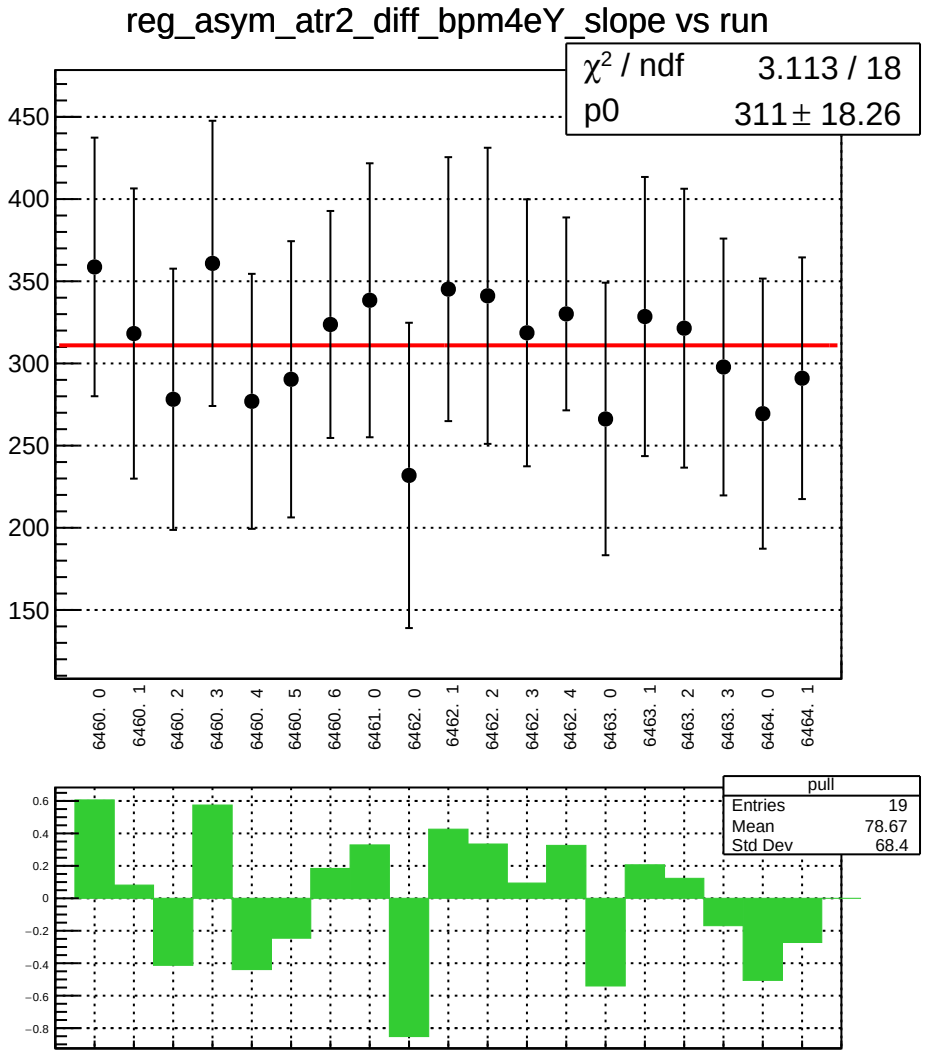
reg_asym_atr2_diff_bpm4eY_slope vs run
χ² / ndf 3.113 / 18
p0 311 ± 18.26
450
400
350
300
250
200
150
6460. 0
6460. 1
6460. 2
6460. 3
6460. 4
6460. 5
6460. 6
6461. 0
6462. 0
6462. 1
6462. 2
6462. 3
6462. 4
6463. 0
6463. 1
6463. 2
6463. 3
6464. 0
6464. 1
pull
Entries 19
Mean 78.67
Std Dev 68.4
0.6
0.4
0.2
0
−0.2
−0.4
−0.6
−0.8

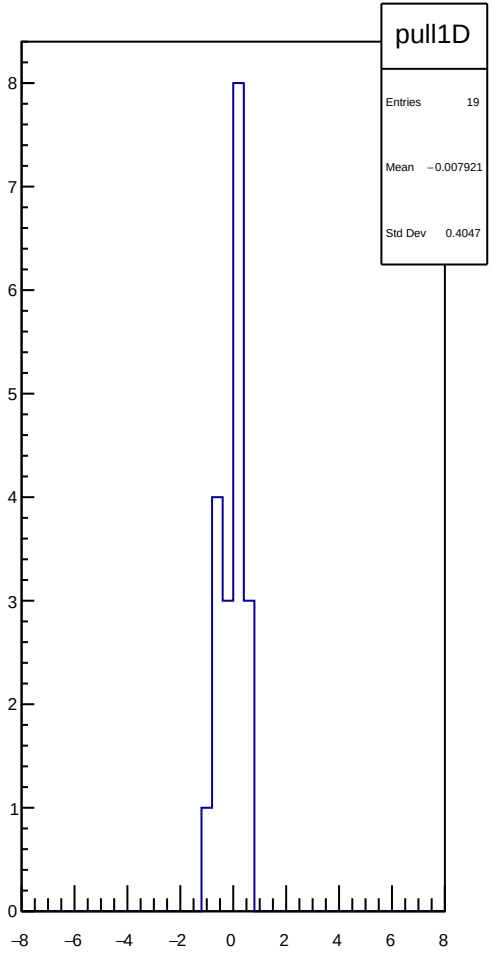
pull1D
Entries 19
Mean −0.007921
Std Dev 0.4047
8
7
6
5
4
3
2
1
0
−8
−6
−4
−2
0
2
4
6
8

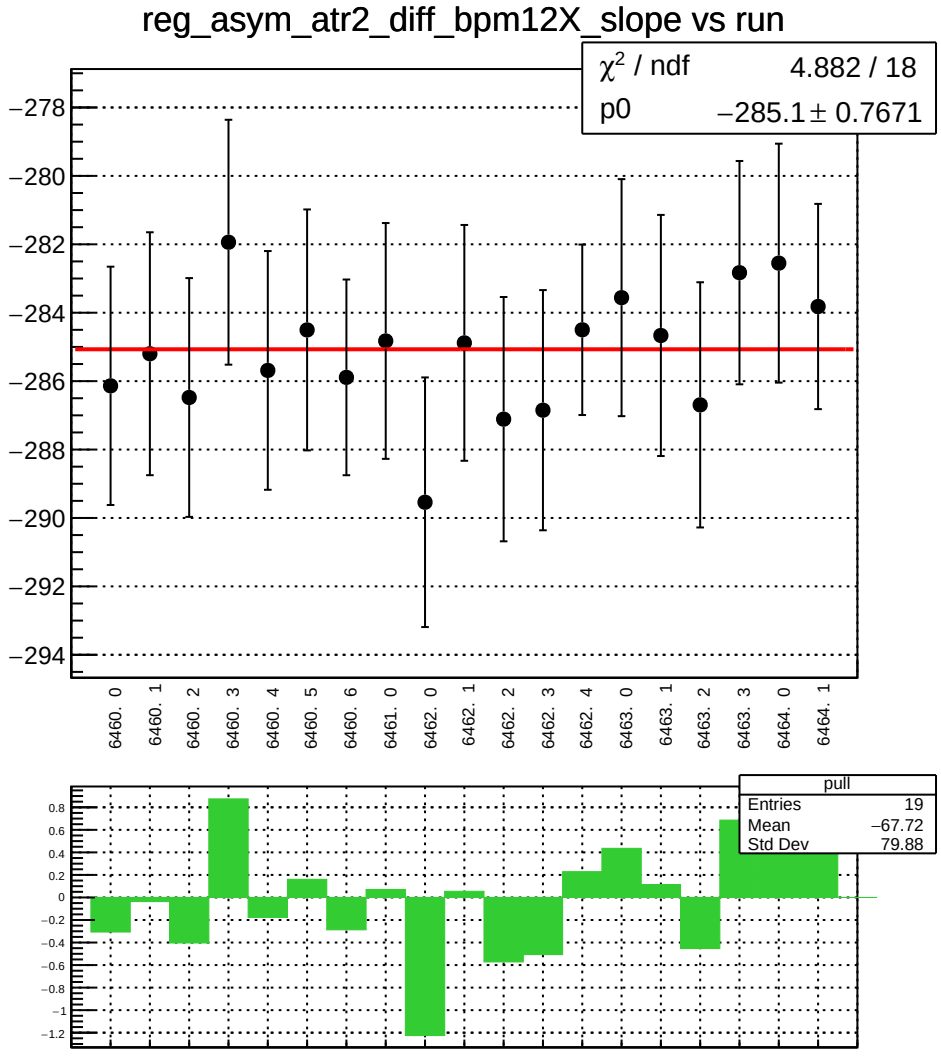
reg_asym_atr2_diff_bpm12X_slope vs run
χ² / ndf 4.882 / 18
p0 −285.1 ± 0.7671
−278
−280
−282
−284
−286
−288
−290
−292
−294
6460. 0
6460. 1
6460. 2
6460. 3
6460. 4
6460. 5
6460. 6
6461. 0
6462. 0
6462. 1
6462. 2
6462. 3
6462. 4
6463. 0
6463. 1
6463. 2
6463. 3
6464. 0
6464. 1
pull
Entries 19
Mean −67.72
Std Dev 79.88
0.8
0.6
0.4
0.2
0
−0.2
−0.4
−0.6
−0.8
−1
−1.2

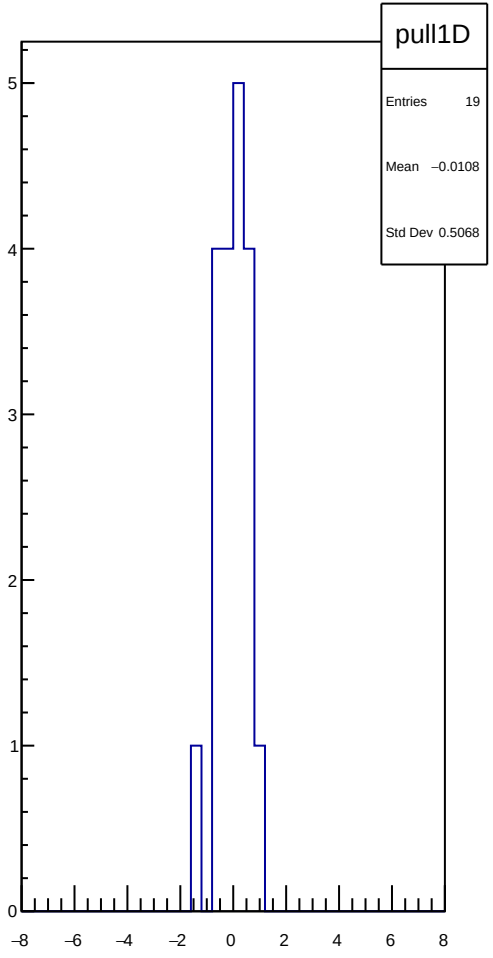
pull1D
Entries 19
Mean −0.0108
Std Dev 0.5068
5
4
3
2
1
0
−8
−6
−4
−2
0
2
4
6
8

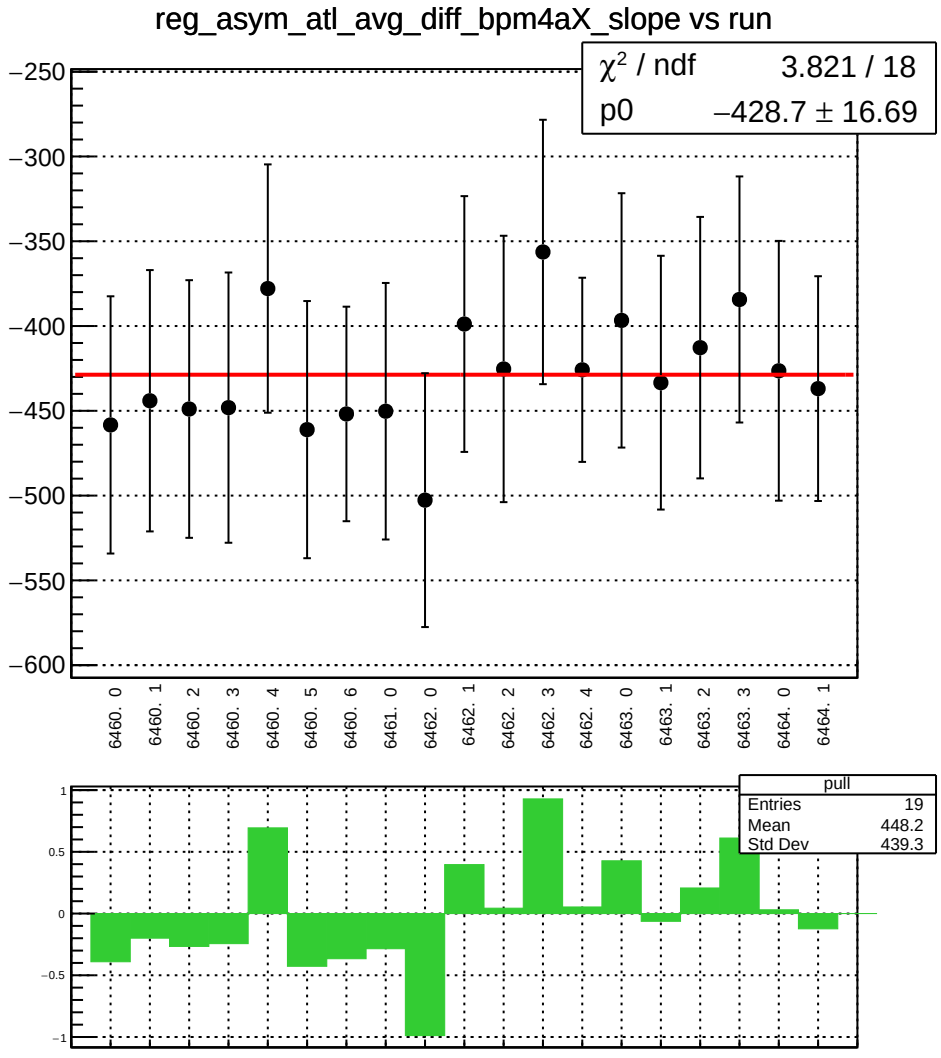
reg_asym_atl_avg_diff_bpm4aX_slope vs run
χ² / ndf 3.821 / 18
p0 −428.7 ± 16.69
−250
−300
−350
−400
−450
−500
−550
−600
6460. 0
6460. 1
6460. 2
6460. 3
6460. 4
6460. 5
6460. 6
6461. 0
6462. 0
6462. 1
6462. 2
6462. 3
6462. 4
6463. 0
6463. 1
6463. 2
6463. 3
6464. 0
6464. 1
pull
Entries 19
Mean 448.2
Std Dev 439.3
1
0.5
0
−0.5
−1

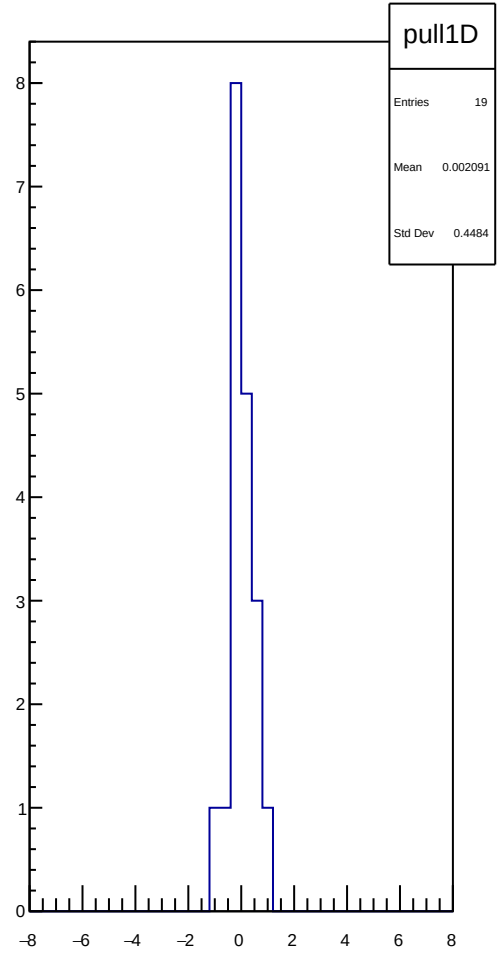
pull1D
Entries 19
Mean 0.002091
Std Dev 0.4484
8
7
6
5
4
3
2
1
0
−8
−6
−4
−2
0
2
4
6
8

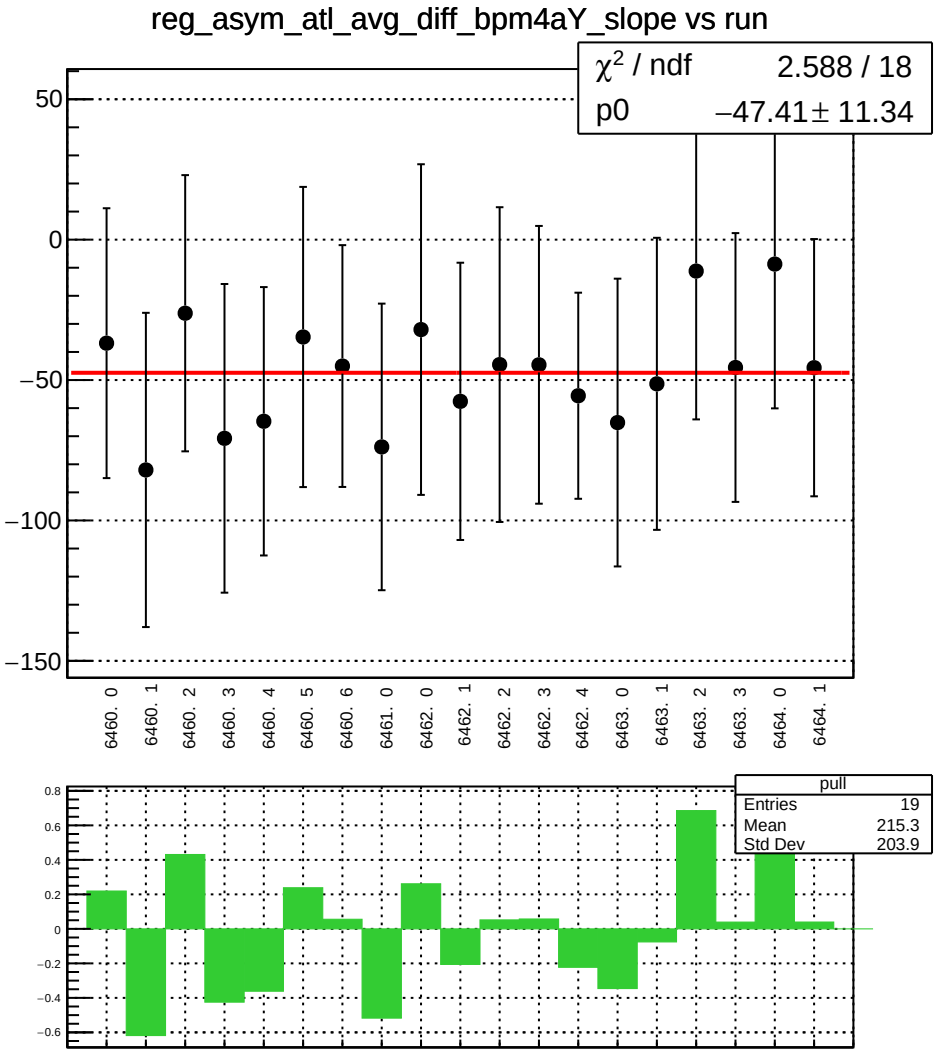
reg_asym_atl_avg_diff_bpm4aY_slope vs run
χ² / ndf 2.588 / 18
p0 −47.41 ± 11.34
50
0
−50
−100
−150
6460. 0
6460. 1
6460. 2
6460. 3
6460. 4
6460. 5
6460. 6
6461. 0
6462. 0
6462. 1
6462. 2
6462. 3
6462. 4
6463. 0
6463. 1
6463. 2
6463. 3
6464. 0
6464. 1
pull
Entries 19
Mean 215.3
Std Dev 203.9
0.8
0.6
0.4
0.2
0
−0.2
−0.4
−0.6

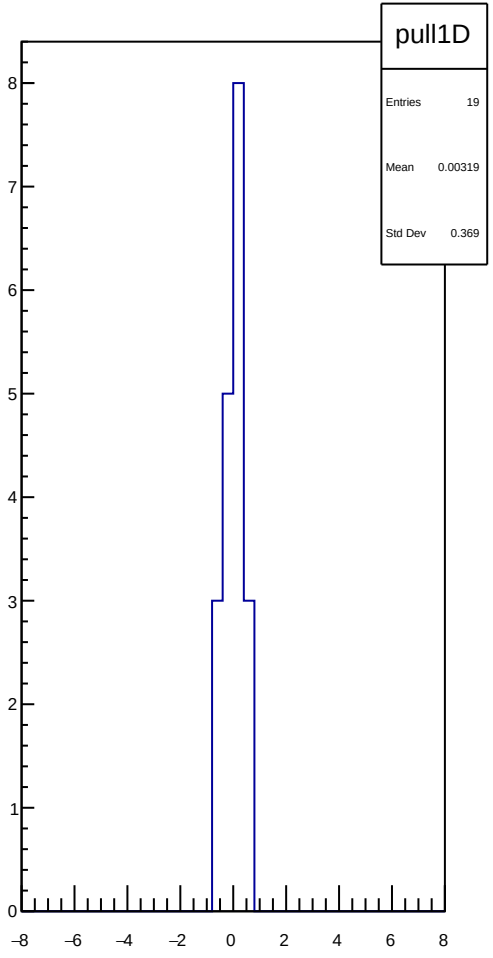
pull1D
Entries 19
Mean 0.00319
Std Dev 0.369
8
7
6
5
4
3
2
1
0
−8
−6
−4
−2
0
2
4
6
8

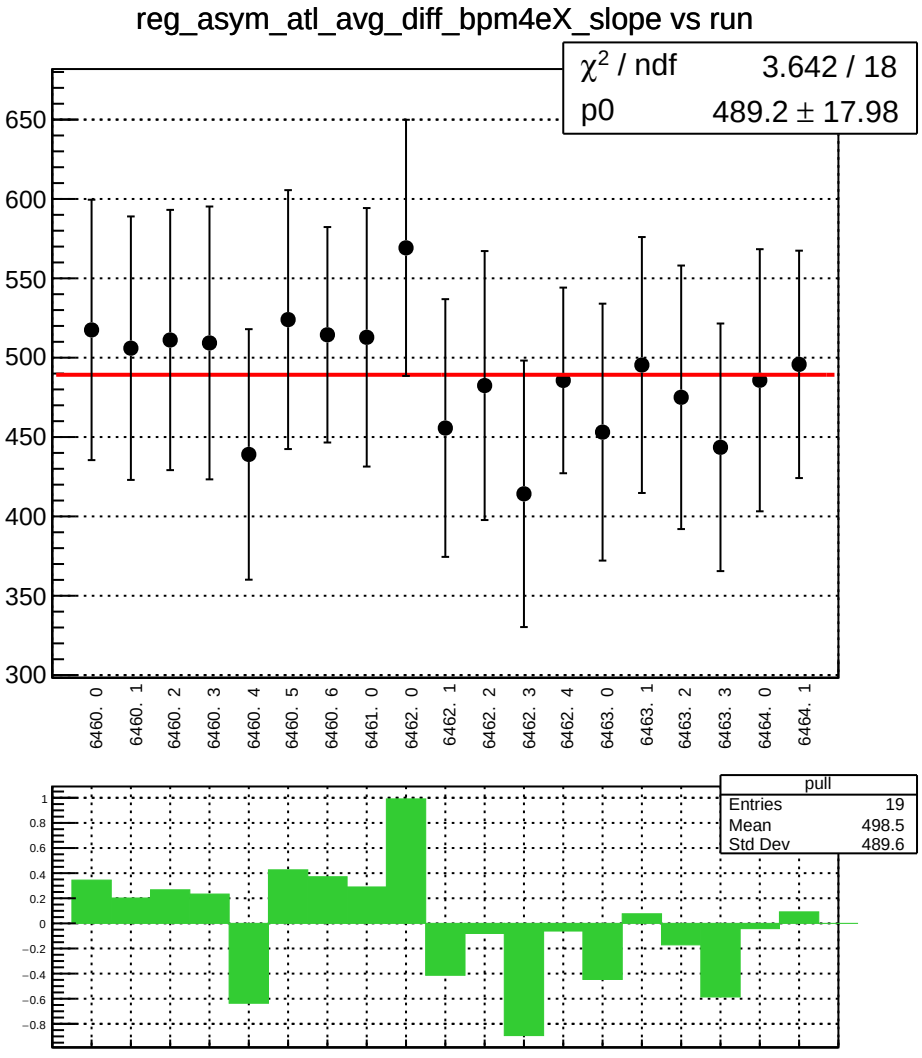
reg_asym_atl_avg_diff_bpm4eX_slope vs run
χ2 / ndf 3.642 / 18
p0 489.2 ± 17.98
650
600
550
500
450
400
350
300
6460. 0
6460. 1
6460. 2
6460. 3
6460. 4
6460. 5
6460. 6
6461. 0
6462. 0
6462. 1
6462. 2
6462. 3
6462. 4
6463. 0
6463. 1
6463. 2
6463. 3
6464. 0
6464. 1
pull
Entries 19
Mean 498.5
Std Dev 489.6
1
0.8
0.6
0.4
0.2
0
−0.2
−0.4
−0.6
−0.8

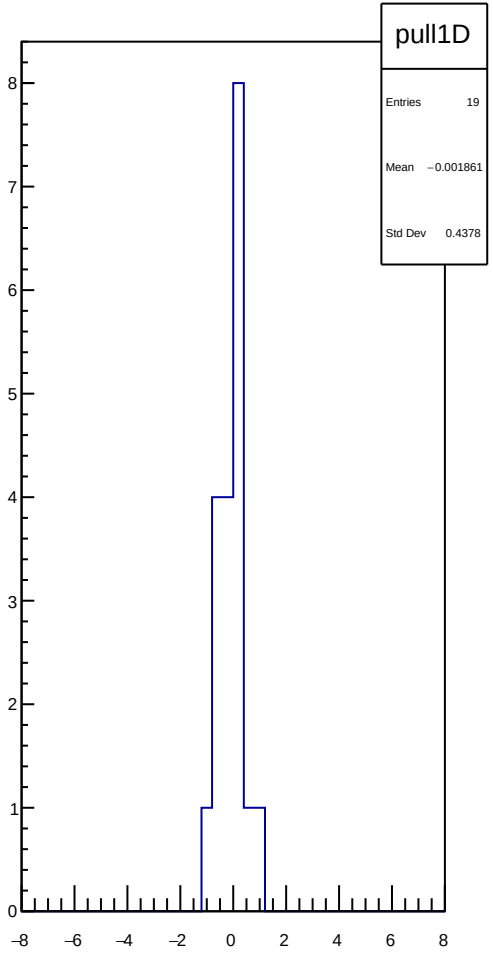
pull1D
Entries 19
Mean −0.001861
Std Dev 0.4378
8
7
6
5
4
3
2
1
0
−8
−6
−4
−2
0
2
4
6
8

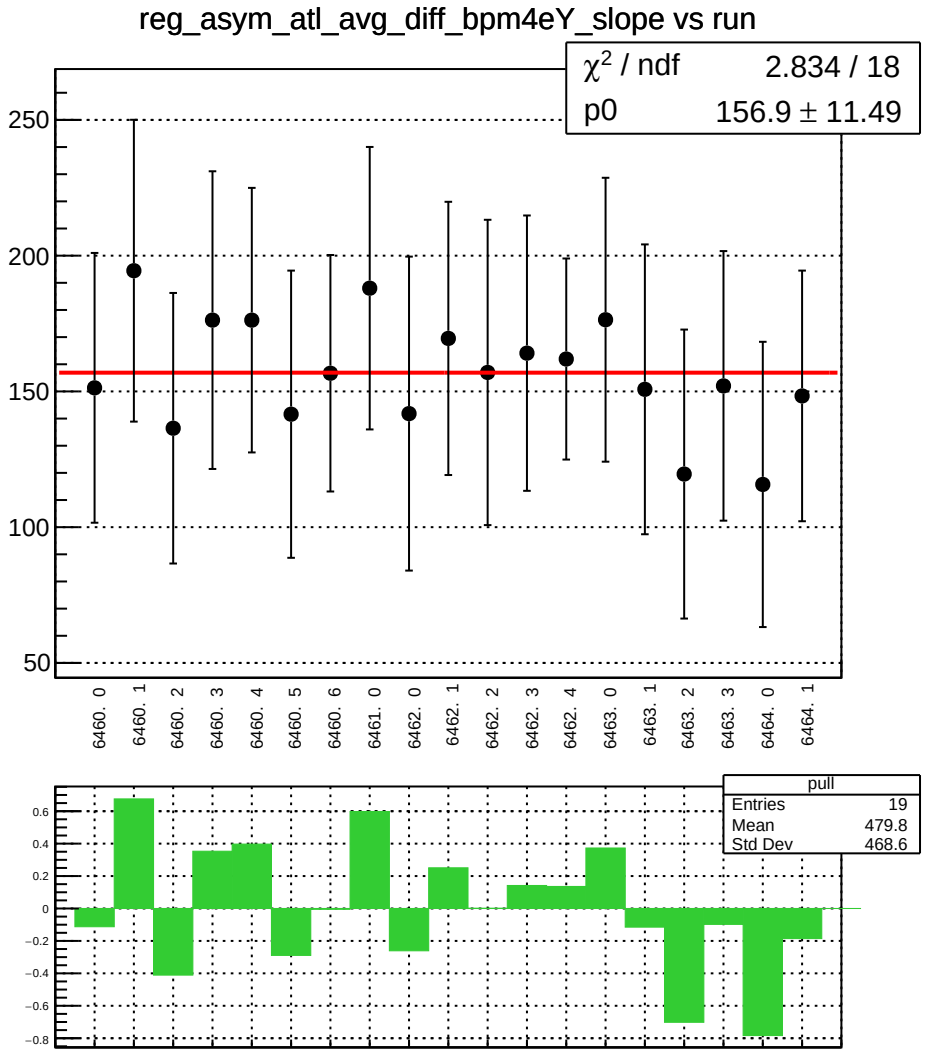
reg_asym_atl_avg_diff_bpm4eY_slope vs run
χ² / ndf 2.834 / 18
p0 156.9 ± 11.49
250
200
150
100
50
6460. 0
6460. 1
6460. 2
6460. 3
6460. 4
6460. 5
6460. 6
6461. 0
6462. 0
6462. 1
6462. 2
6462. 3
6462. 4
6463. 0
6463. 1
6463. 2
6463. 3
6464. 0
6464. 1
pull
Entries 19
Mean 479.8
Std Dev 468.6
0.6
0.4
0.2
0
−0.2
−0.4
−0.6
−0.8

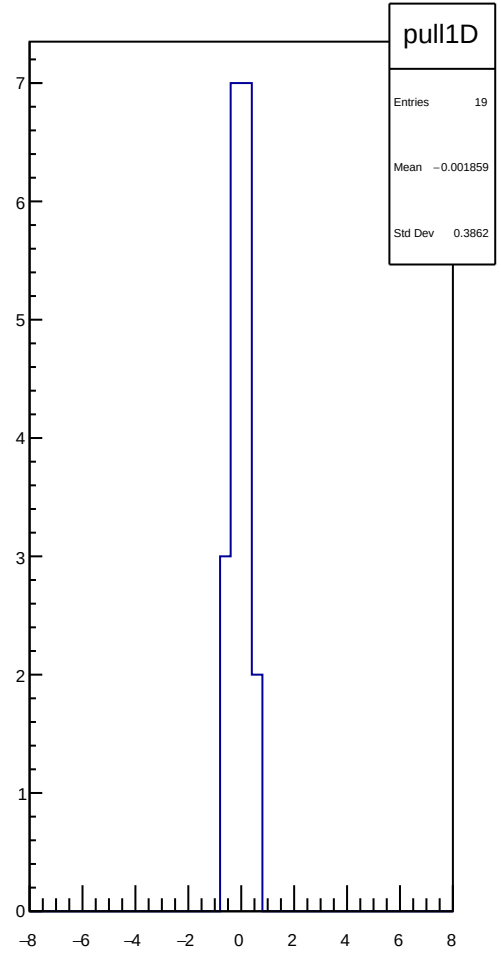
pull1D
Entries 19
Mean −0.001859
Std Dev 0.3862
7
6
5
4
3
2
1
0
−8
−6
−4
−2
0
2
4
6
8

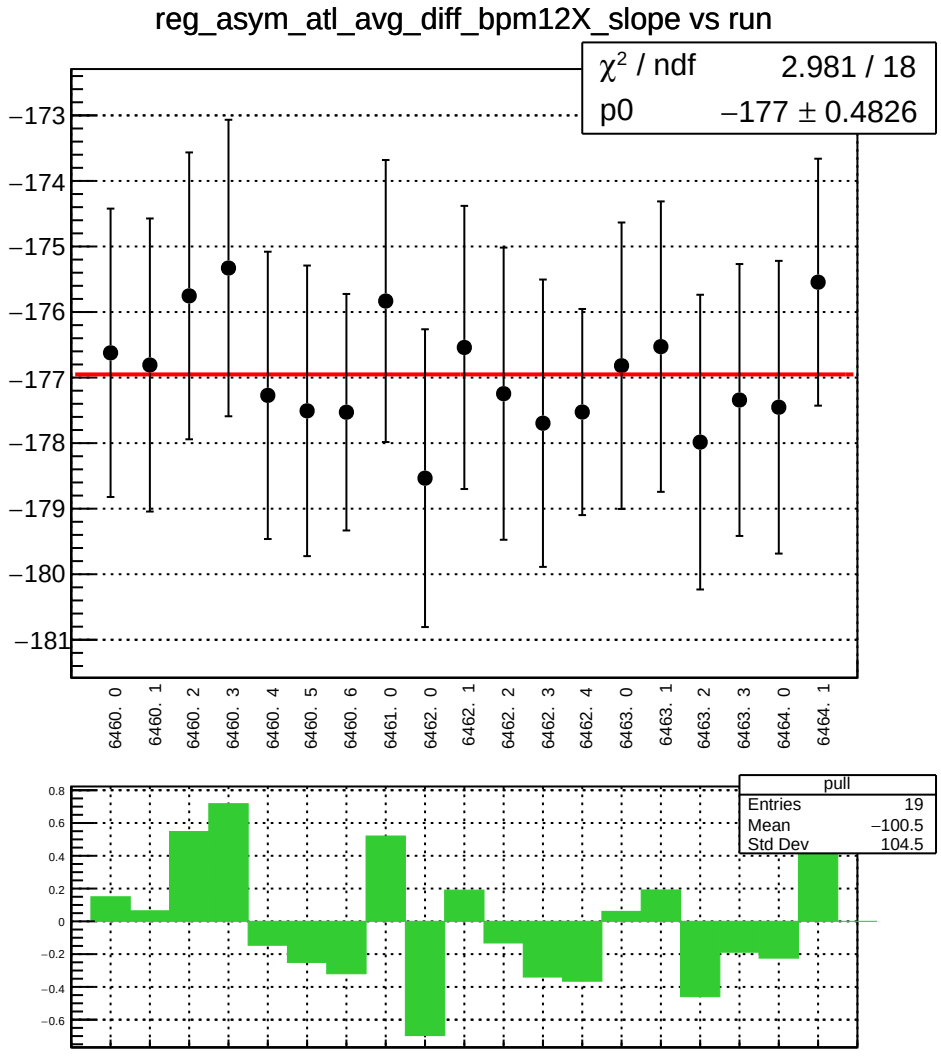
reg_asym_atl_avg_diff_bpm12X_slope vs run
χ² / ndf 2.981 / 18
p0 −177 ± 0.4826
−173
−174
−175
−176
−177
−178
−179
−180
−181
6460. 0
6460. 1
6460. 2
6460. 3
6460. 4
6460. 5
6460. 6
6461. 0
6462. 0
6462. 1
6462. 2
6462. 3
6462. 4
6463. 0
6463. 1
6463. 2
6463. 3
6464. 0
6464. 1
pull
Entries 19
Mean −100.5
Std Dev 104.5
0.8
0.6
0.4
0.2
0
−0.2
−0.4
−0.6

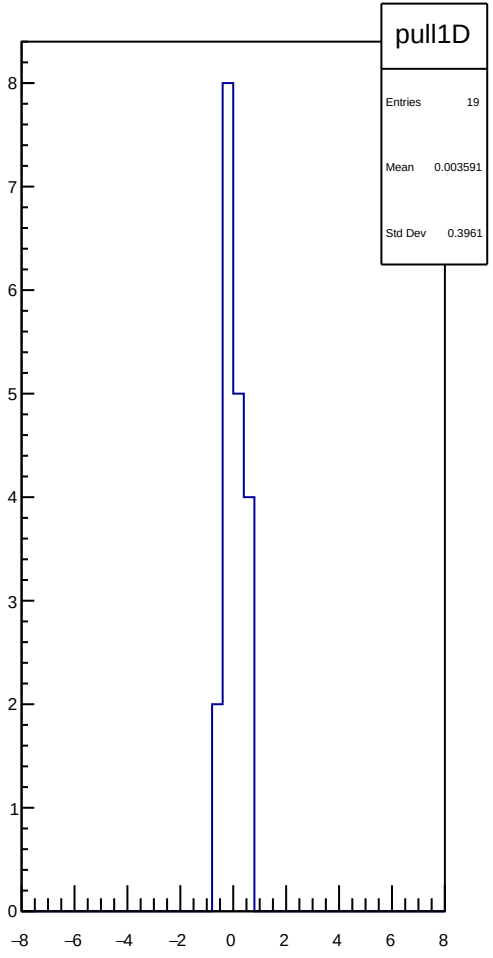
pull1D
Entries 19
Mean 0.003591
Std Dev 0.3961
8
7
6
5
4
3
2
1
0
−8
−6
−4
−2
0
2
4
6
8

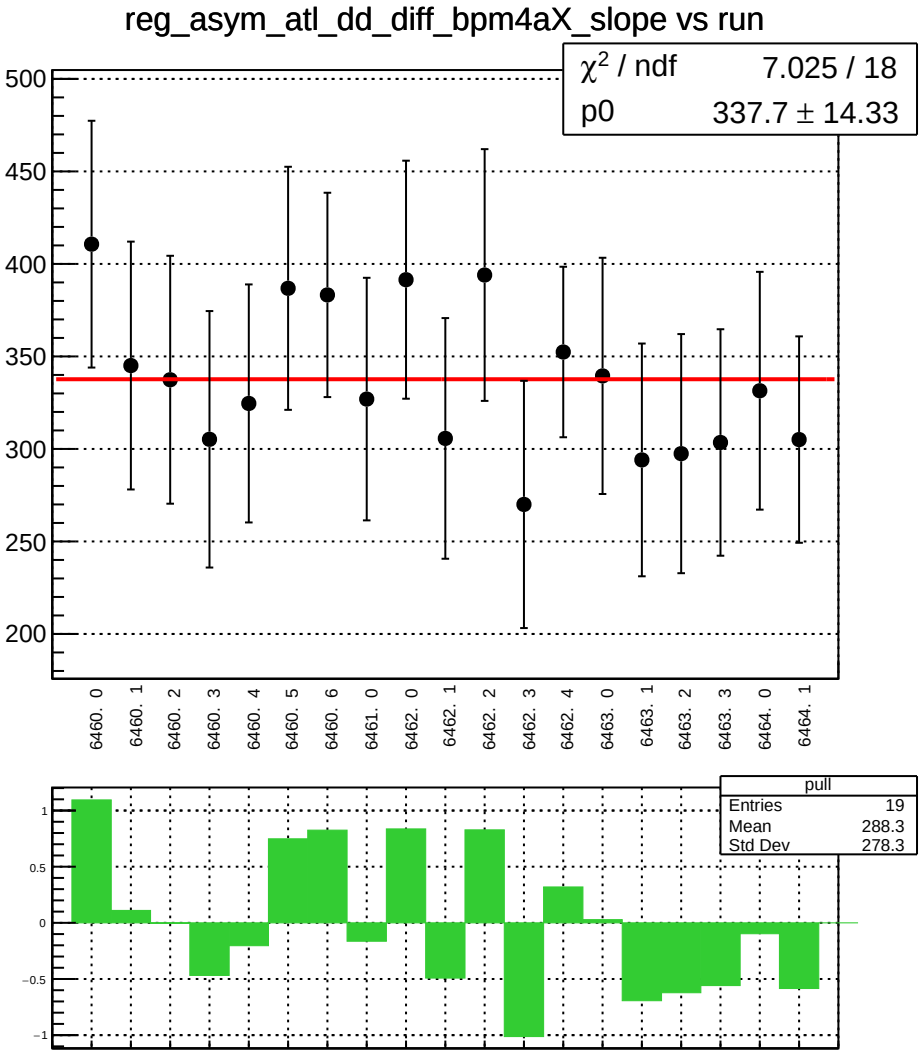
reg_asym_atl_dd_diff_bpm4aX_slope vs run
χ² / ndf 7.025 / 18
p0 337.7 ± 14.33
500
450
400
350
300
250
200
6460. 0
6460. 1
6460. 2
6460. 3
6460. 4
6460. 5
6460. 6
6461. 0
6462. 0
6462. 1
6462. 2
6462. 3
6462. 4
6463. 0
6463. 1
6463. 2
6463. 3
6464. 0
6464. 1
pull
Entries 19
Mean 288.3
Std Dev 278.3
1
0.5
0
−0.5
−1

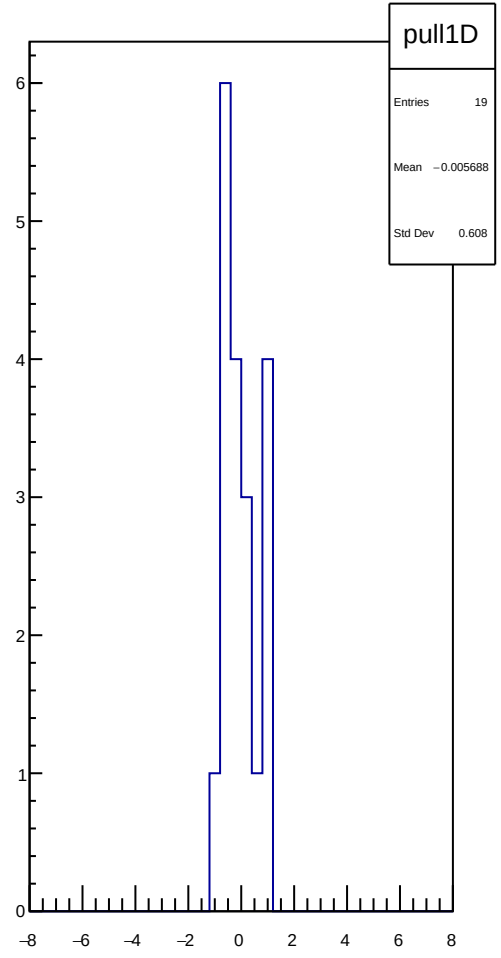
pull1D
Entries 19
Mean −0.005688
Std Dev 0.608
6
5
4
3
2
1
0
−8
−6
−4
−2
0
2
4
6
8

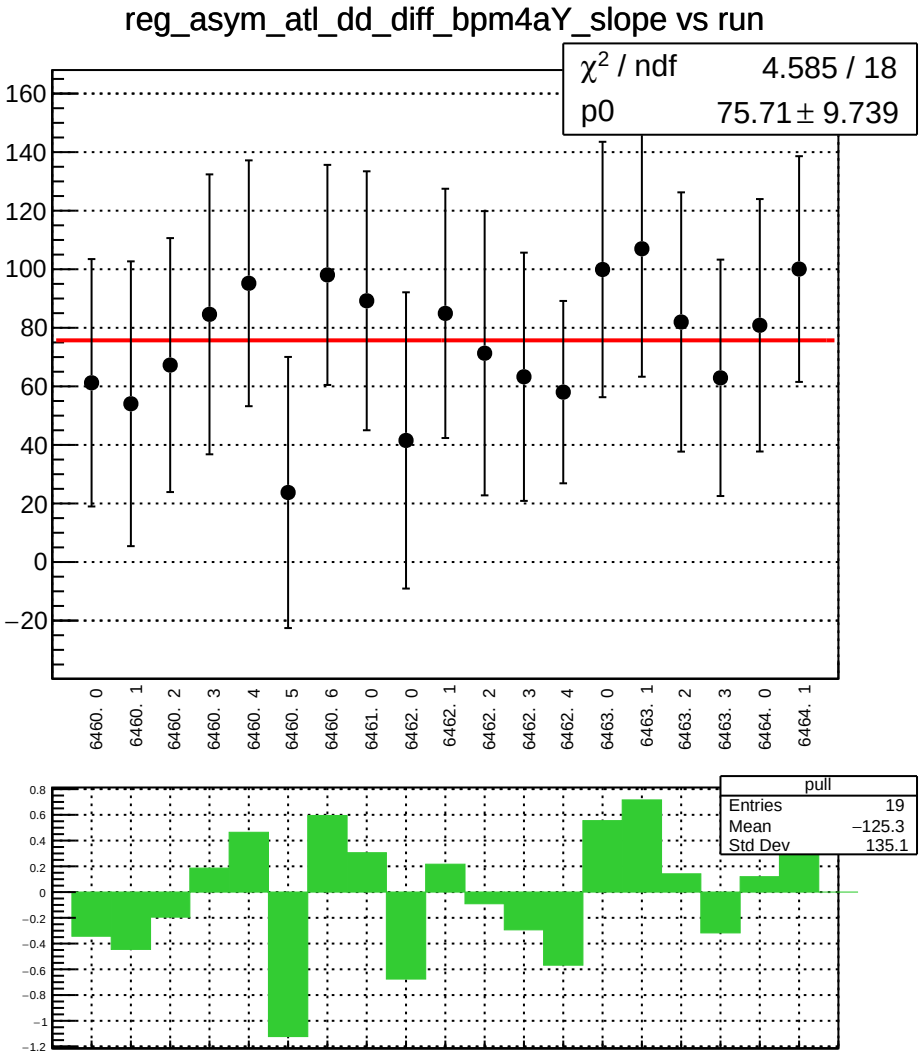
reg_asym_atl_dd_diff_bpm4aY_slope vs run
χ2 / ndf 4.585 / 18
p0 75.71 ± 9.739
160
140
120
100
80
60
40
20
0
−20
6460. 0
6460. 1
6460. 2
6460. 3
6460. 4
6460. 5
6460. 6
6461. 0
6462. 0
6462. 1
6462. 2
6462. 3
6462. 4
6463. 0
6463. 1
6463. 2
6463. 3
6464. 0
6464. 1
pull
Entries 19
Mean −125.3
Std Dev 135.1
0.8
0.6
0.4
0.2
0
−0.2
−0.4
−0.6
−0.8
−1
−1.2

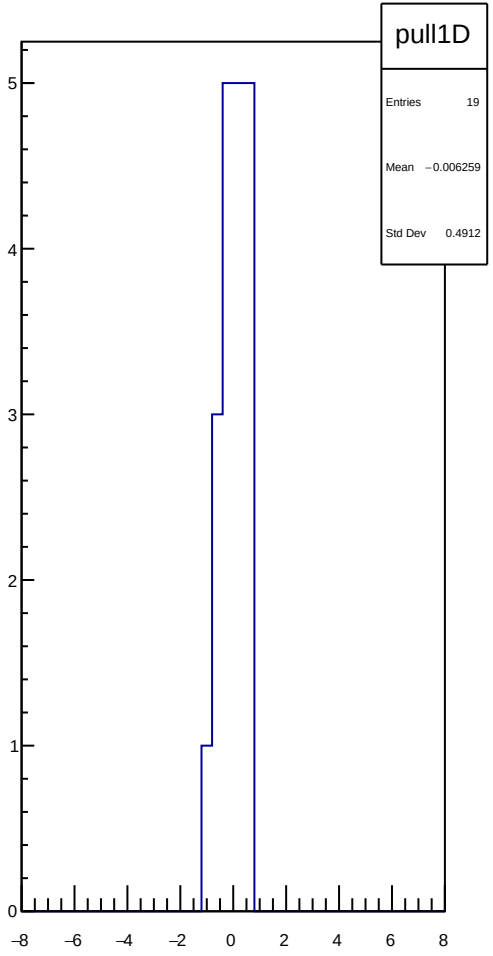
pull1D
Entries 19
Mean −0.006259
Std Dev 0.4912
5
4
3
2
1
0
−8
−6
−4
−2
0
2
4
6
8

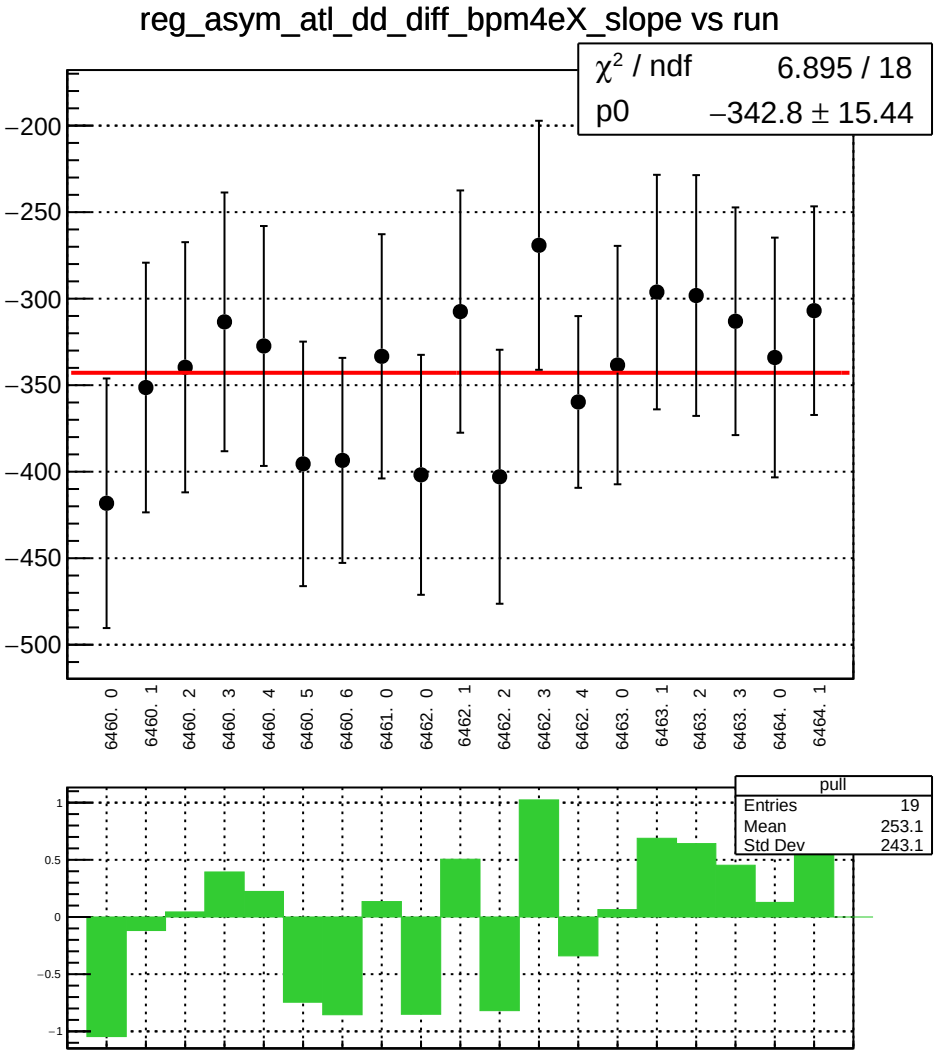
reg_asym_atl_dd_diff_bpm4eX_slope vs run
χ² / ndf 6.895 / 18
p0 −342.8 ± 15.44
−200
−250
−300
−350
−400
−450
−500
6460. 0
6460. 1
6460. 2
6460. 3
6460. 4
6460. 5
6460. 6
6461. 0
6462. 0
6462. 1
6462. 2
6462. 3
6462. 4
6463. 0
6463. 1
6463. 2
6463. 3
6464. 0
6464. 1
pull
Entries 19
Mean 253.1
Std Dev 243.1
1
0.5
0
−0.5
−1

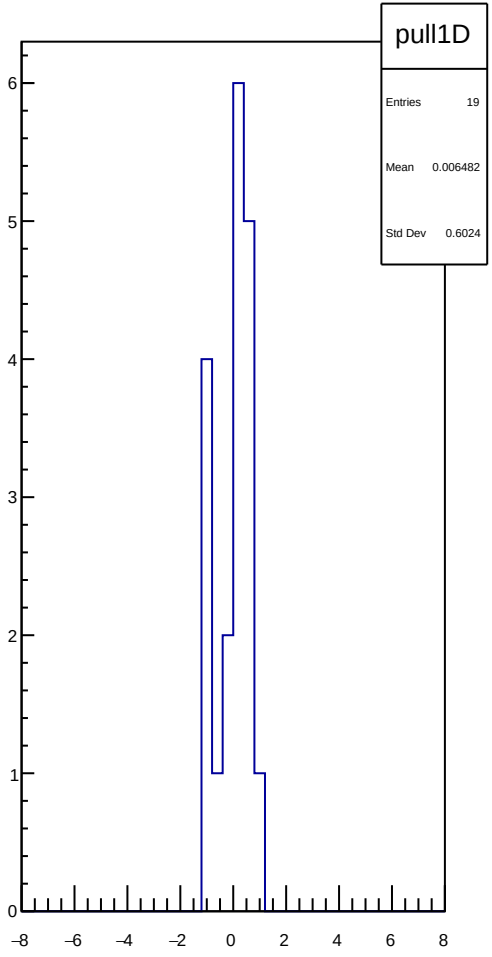
pull1D
Entries 19
Mean 0.006482
Std Dev 0.6024
6
5
4
3
2
1
0
−8
−6
−4
−2
0
2
4
6
8

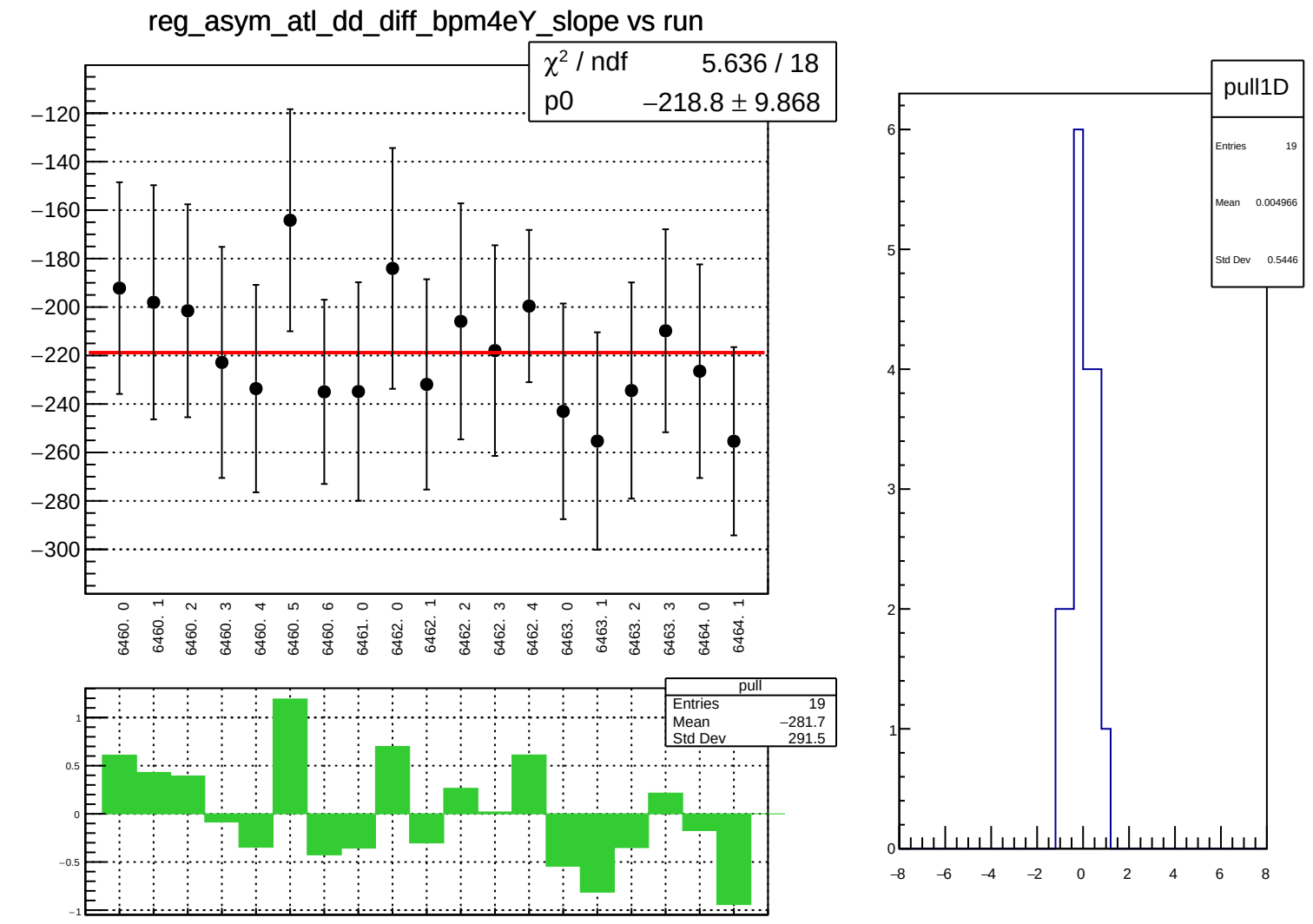
reg_asym_atl_dd_diff_bpm4eY_slope vs run
χ² / ndf 5.636 / 18
p0 −218.8 ± 9.868
−120
−140
−160
−180
−200
−220
−240
−260
−280
−300
6460. 0
6460. 1
6460. 2
6460. 3
6460. 4
6460. 5
6460. 6
6461. 0
6462. 0
6462. 1
6462. 2
6462. 3
6462. 4
6463. 0
6463. 1
6463. 2
6463. 3
6464. 0
6464. 1
pull
Entries 19
Mean −281.7
Std Dev 291.5
1
0.5
0
−0.5
−1
pull1D
Entries 19
Mean 0.004966
Std Dev 0.5446
6
5
4
3
2
1
0
−8
−6
−4
−2
0
2
4
6
8

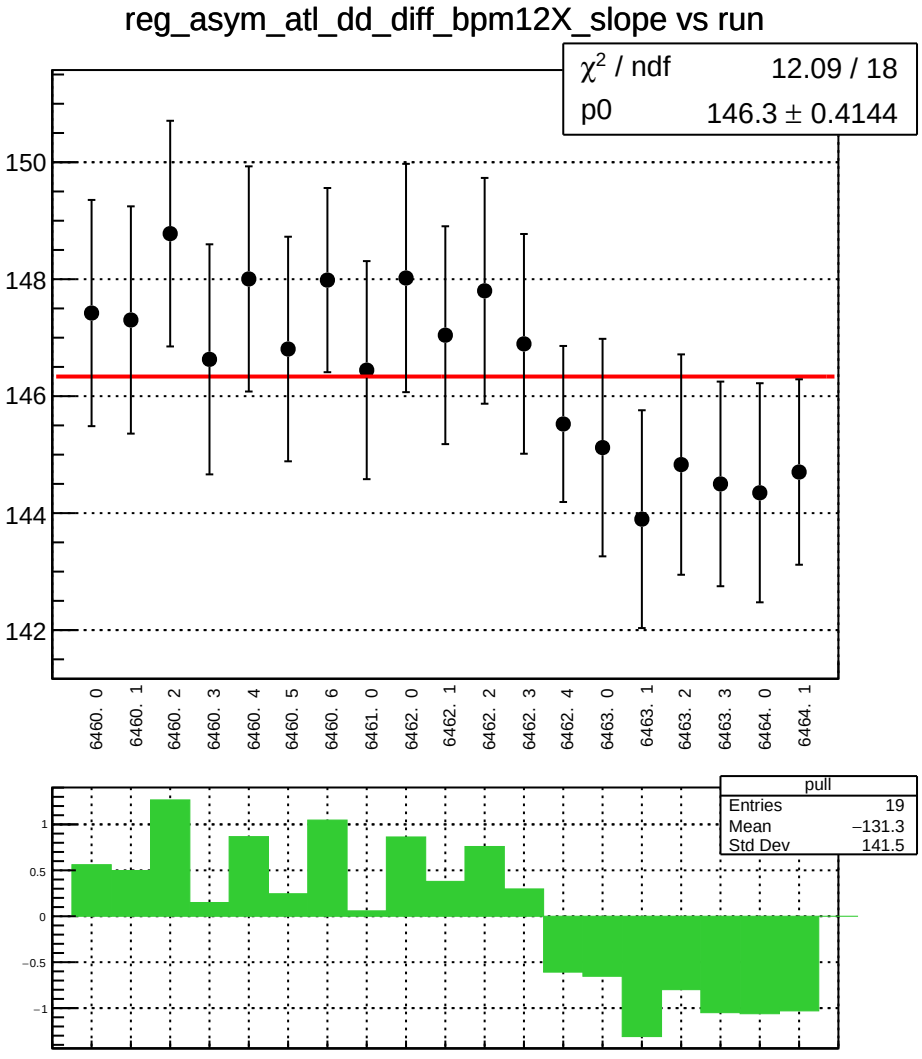
reg_asym_atl_dd_diff_bpm12X_slope vs run
χ² / ndf 12.09 / 18
p0 146.3 ± 0.4144
150
148
146
144
142
6460. 0
6460. 1
6460. 2
6460. 3
6460. 4
6460. 5
6460. 6
6461. 0
6462. 0
6462. 1
6462. 2
6462. 3
6462. 4
6463. 0
6463. 1
6463. 2
6463. 3
6464. 0
6464. 1
pull
Entries 19
Mean −131.3
Std Dev 141.5
1
0.5
0
−0.5
−1

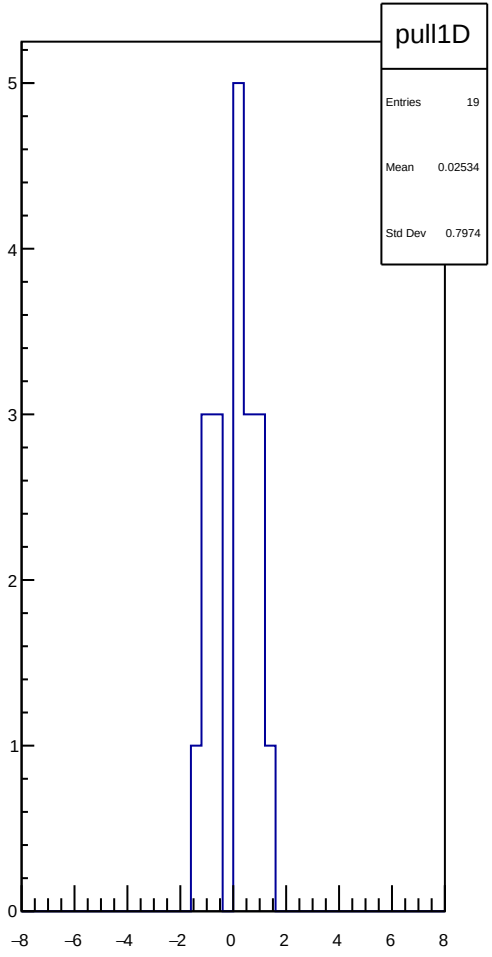
pull1D
Entries 19
Mean 0.02534
Std Dev 0.7974
5
4
3
2
1
0
−8
−6
−4
−2
0
2
4
6
8

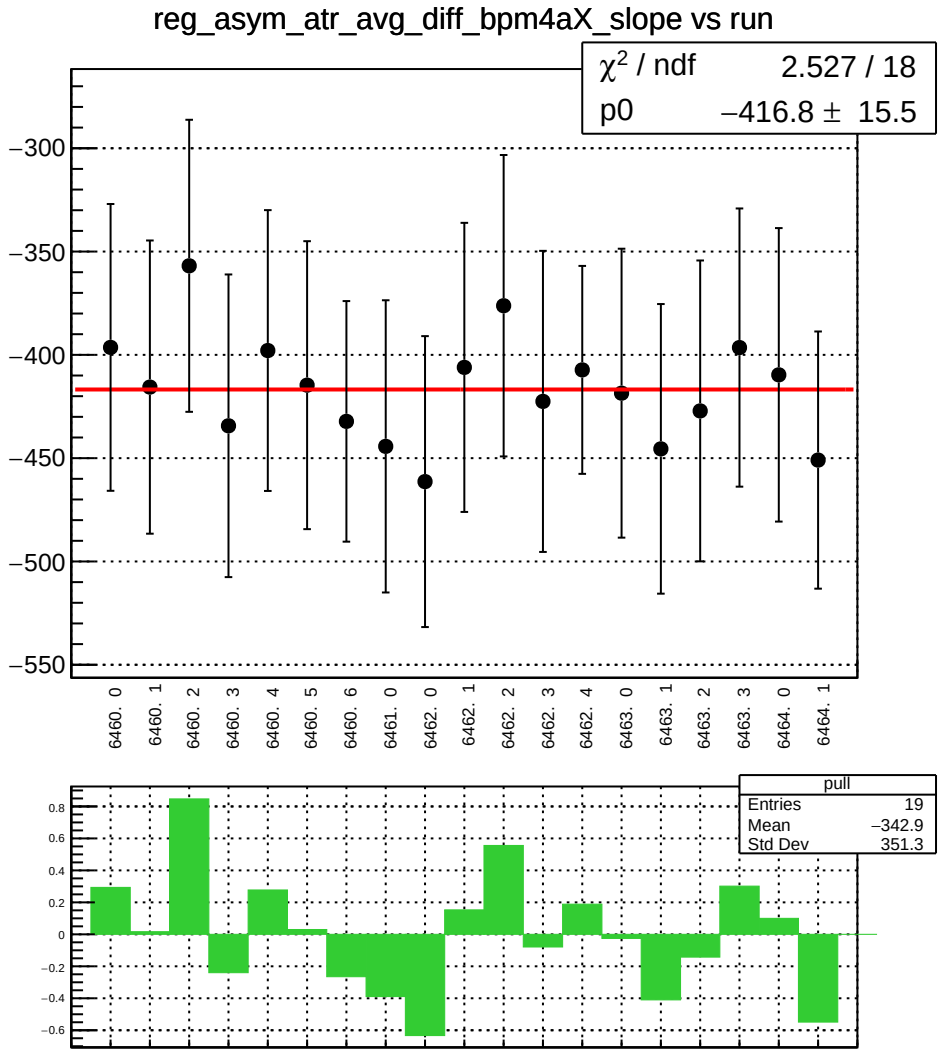
reg_asym_atr_avg_diff_bpm4aX_slope vs run
χ² / ndf 2.527 / 18
p0 −416.8 ± 15.5
−300
−350
−400
−450
−500
−550
6460. 0
6460. 1
6460. 2
6460. 3
6460. 4
6460. 5
6460. 6
6461. 0
6462. 0
6462. 1
6462. 2
6462. 3
6462. 4
6463. 0
6463. 1
6463. 2
6463. 3
6464. 0
6464. 1
pull
Entries 19
Mean −342.9
Std Dev 351.3
0.8
0.6
0.4
0.2
0
−0.2
−0.4
−0.6

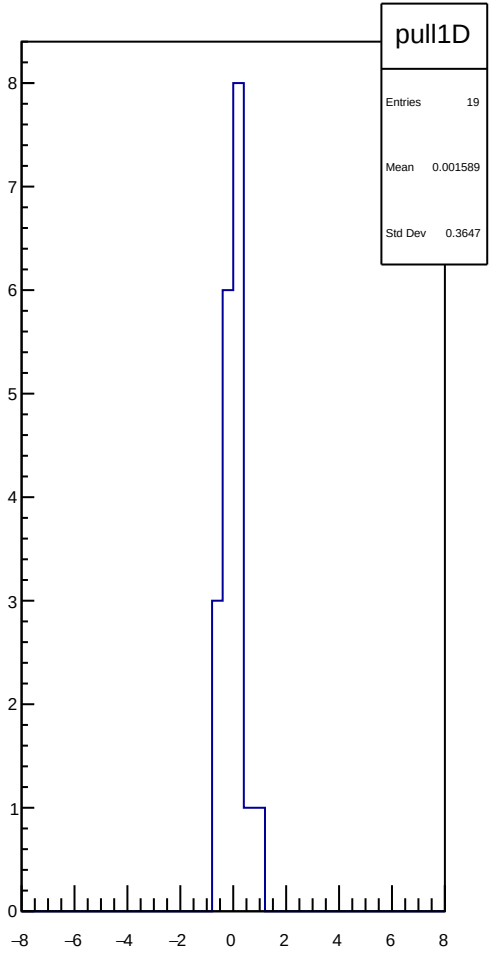
pull1D
Entries 19
Mean 0.001589
Std Dev 0.3647
8
7
6
5
4
3
2
1
0
−8
−6
−4
−2
0
2
4
6
8

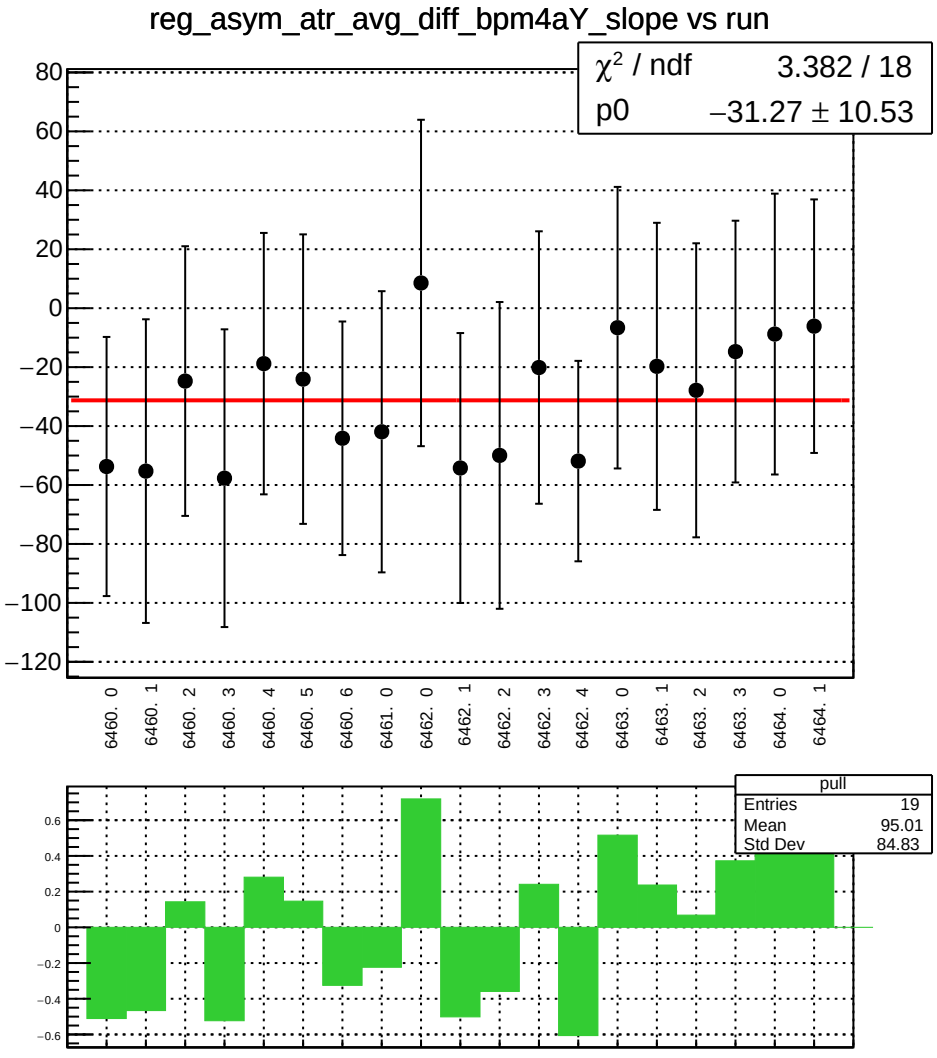
reg_asym_atr_avg_diff_bpm4aY_slope vs run
χ² / ndf 3.382 / 18
p0 −31.27 ± 10.53
80
60
40
20
0
−20
−40
−60
−80
−100
−120
6460. 0
6460. 1
6460. 2
6460. 3
6460. 4
6460. 5
6460. 6
6461. 0
6462. 0
6462. 1
6462. 2
6462. 3
6462. 4
6463. 0
6463. 1
6463. 2
6463. 3
6464. 0
6464. 1
pull
Entries 19
Mean 95.01
Std Dev 84.83
0.6
0.4
0.2
0
−0.2
−0.4
−0.6

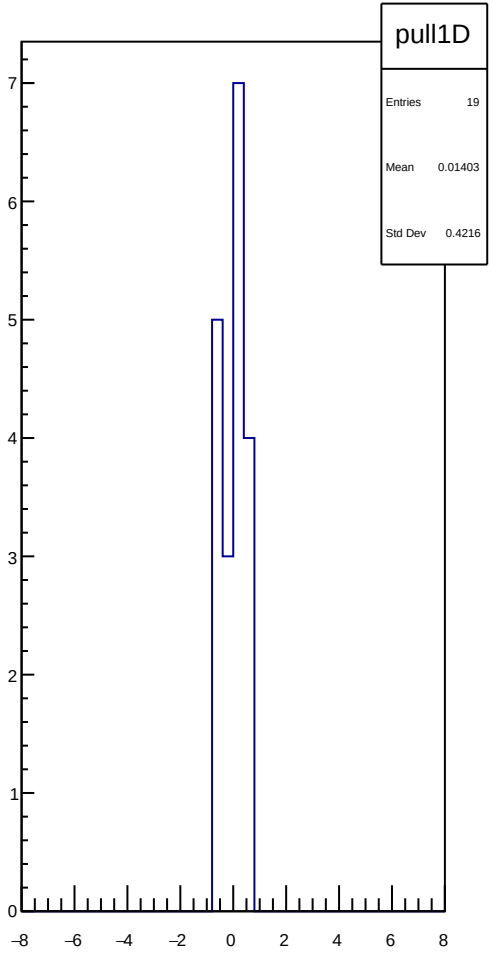
pull1D
Entries 19
Mean 0.01403
Std Dev 0.4216
7
6
5
4
3
2
1
0
−8
−6
−4
−2
0
2
4
6
8

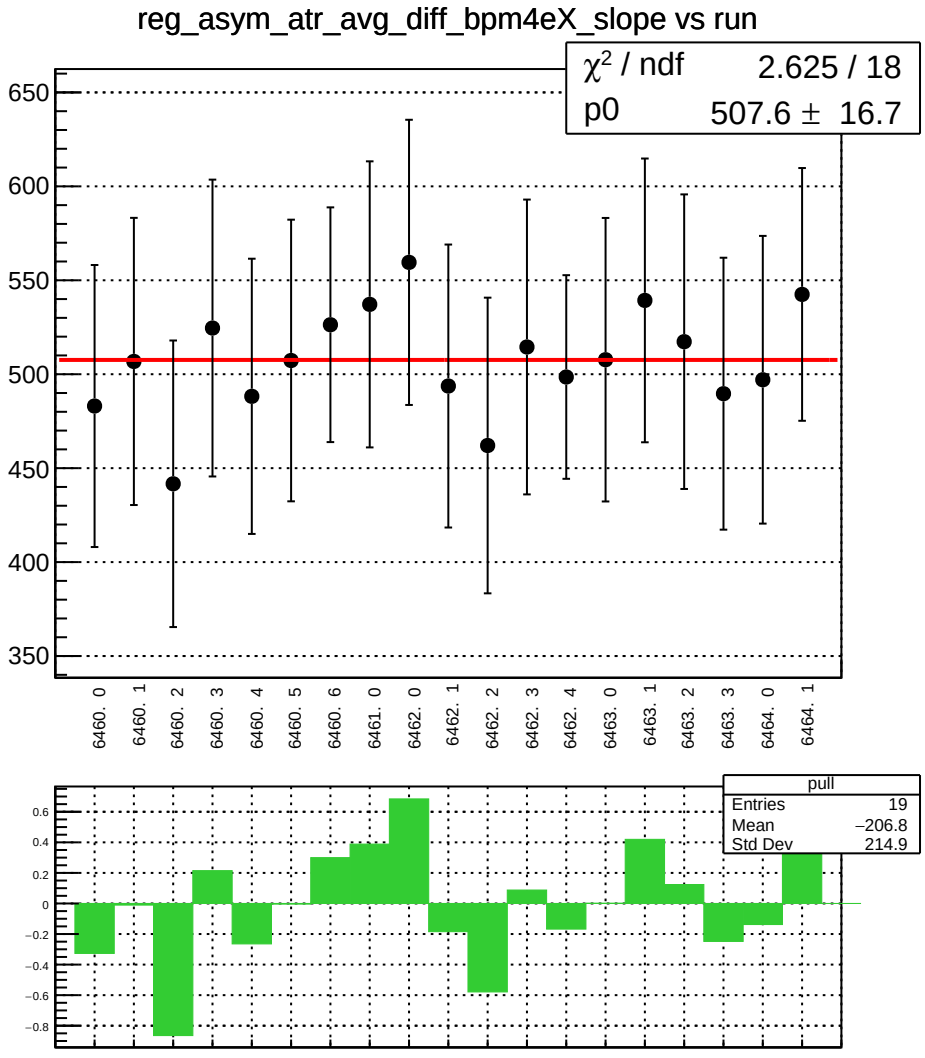
reg_asym_atr_avg_diff_bpm4eX_slope vs run
χ² / ndf 2.625 / 18
p0 507.6 ± 16.7
650
600
550
500
450
400
350
6460. 0
6460. 1
6460. 2
6460. 3
6460. 4
6460. 5
6460. 6
6461. 0
6462. 0
6462. 1
6462. 2
6462. 3
6462. 4
6463. 0
6463. 1
6463. 2
6463. 3
6464. 0
6464. 1
pull
Entries 19
Mean −206.8
Std Dev 214.9
0.6
0.4
0.2
0
−0.2
−0.4
−0.6
−0.8

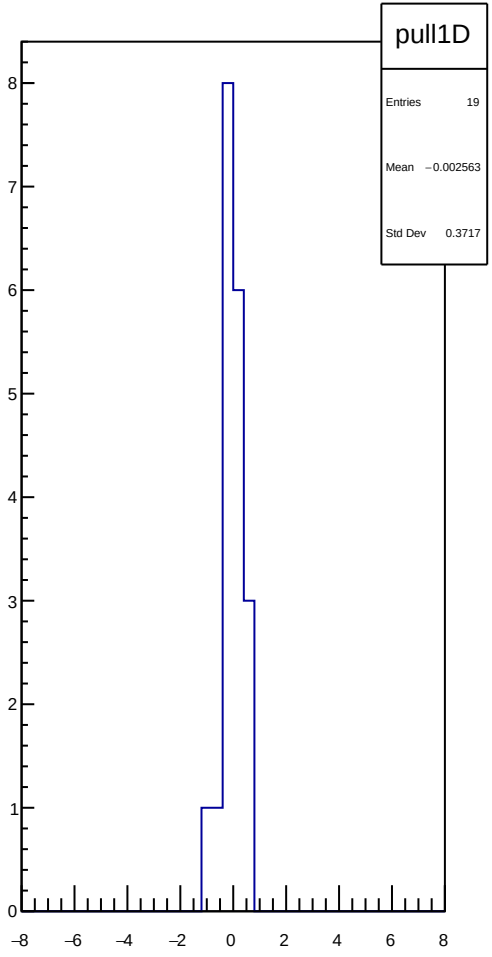
pull1D
Entries 19
Mean −0.002563
Std Dev 0.3717
8
7
6
5
4
3
2
1
0
−8
−6
−4
−2
0
2
4
6
8

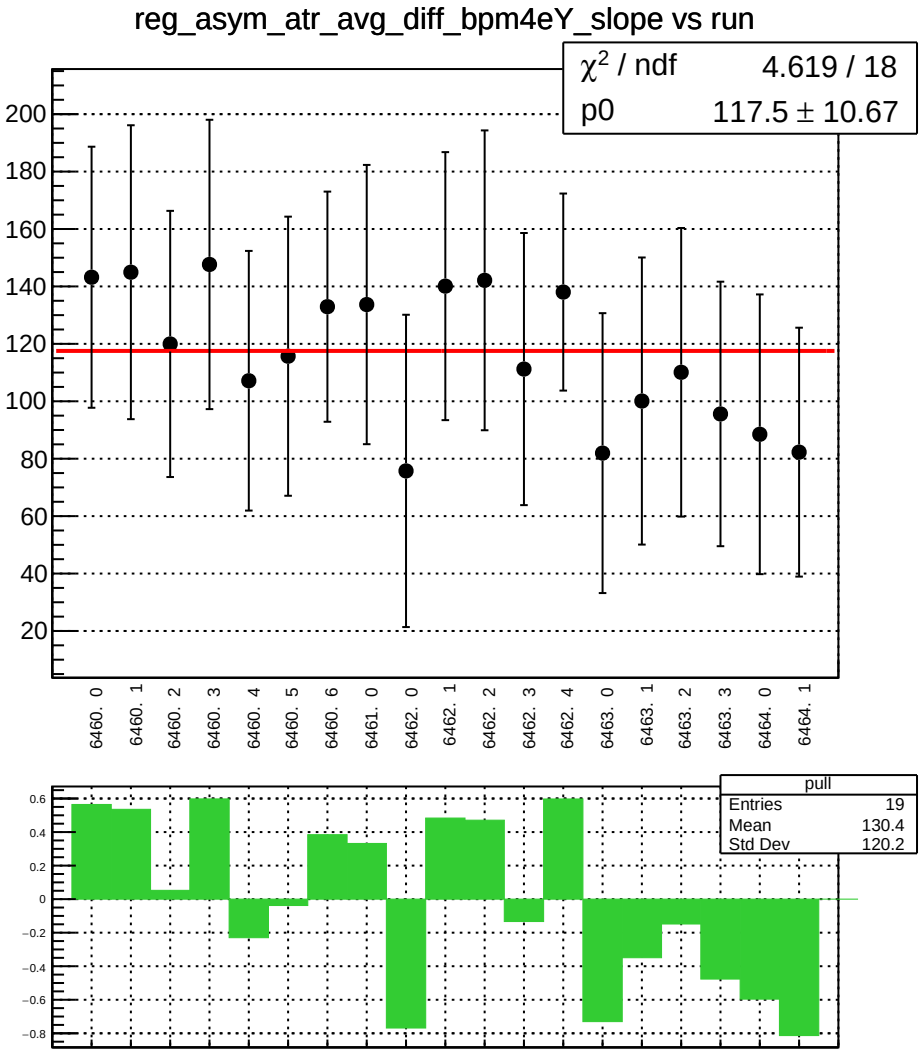
reg_asym_atr_avg_diff_bpm4eY_slope vs run
χ² / ndf 4.619 / 18
p0 117.5 ± 10.67
200
180
160
140
120
100
80
60
40
20
6460. 0
6460. 1
6460. 2
6460. 3
6460. 4
6460. 5
6460. 6
6461. 0
6462. 0
6462. 1
6462. 2
6462. 3
6462. 4
6463. 0
6463. 1
6463. 2
6463. 3
6464. 0
6464. 1
pull
Entries 19
Mean 130.4
Std Dev 120.2
0.6
0.4
0.2
0
−0.2
−0.4
−0.6
−0.8

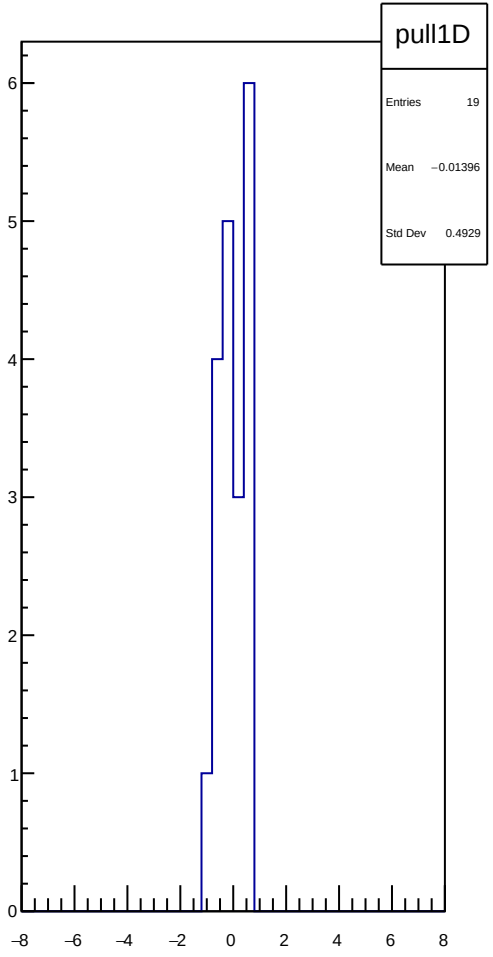
pull1D
Entries 19
Mean −0.01396
Std Dev 0.4929
6
5
4
3
2
1
0
−8
−6
−4
−2
0
2
4
6
8

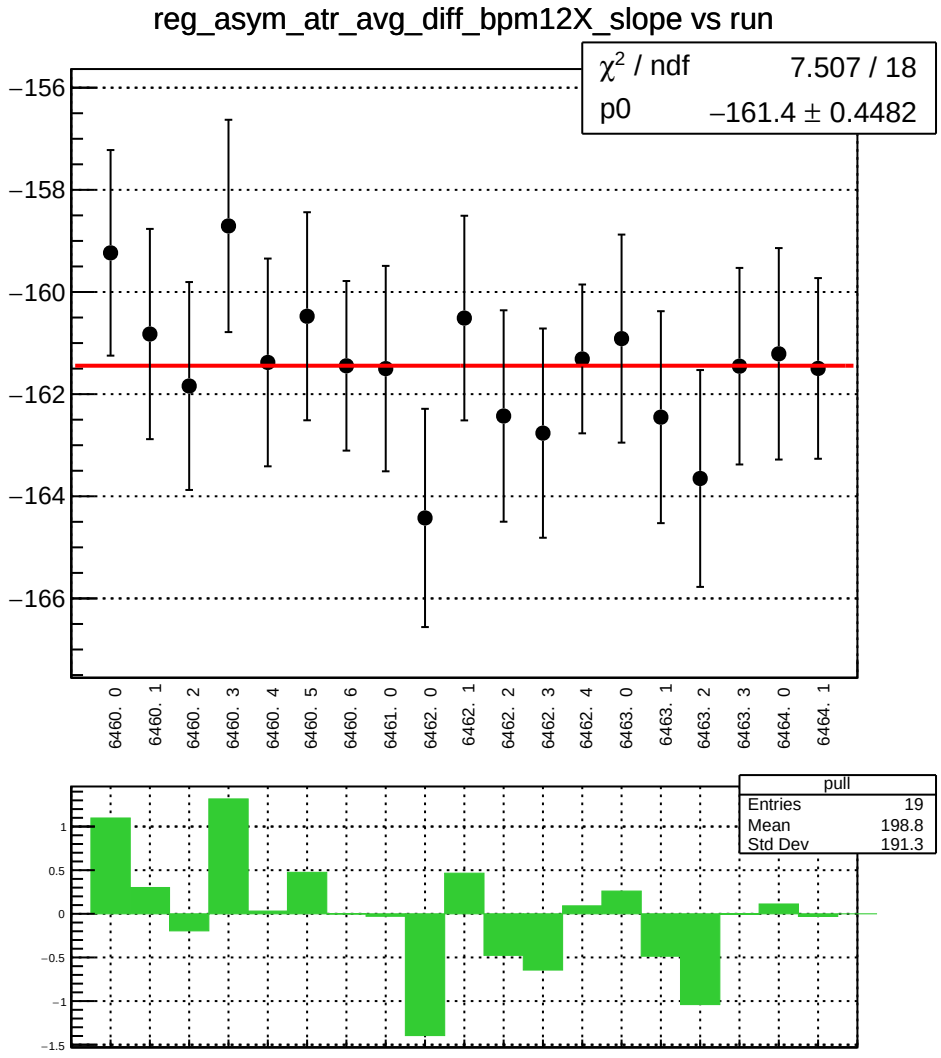
reg_asym_atr_avg_diff_bpm12X_slope vs run
χ² / ndf 7.507 / 18
p0 −161.4 ± 0.4482
−156
−158
−160
−162
−164
−166
6460. 0
6460. 1
6460. 2
6460. 3
6460. 4
6460. 5
6460. 6
6461. 0
6462. 0
6462. 1
6462. 2
6462. 3
6462. 4
6463. 0
6463. 1
6463. 2
6463. 3
6464. 0
6464. 1
pull
Entries 19
Mean 198.8
Std Dev 191.3
1
0.5
0
−0.5
−1
−1.5

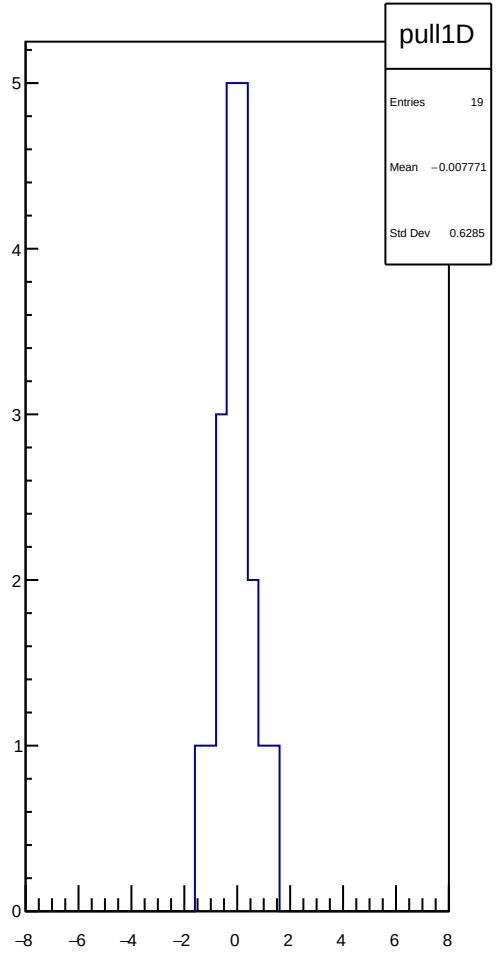
pull1D
Entries 19
Mean −0.007771
Std Dev 0.6285
5
4
3
2
1
0
−8
−6
−4
−2
0
2
4
6
8

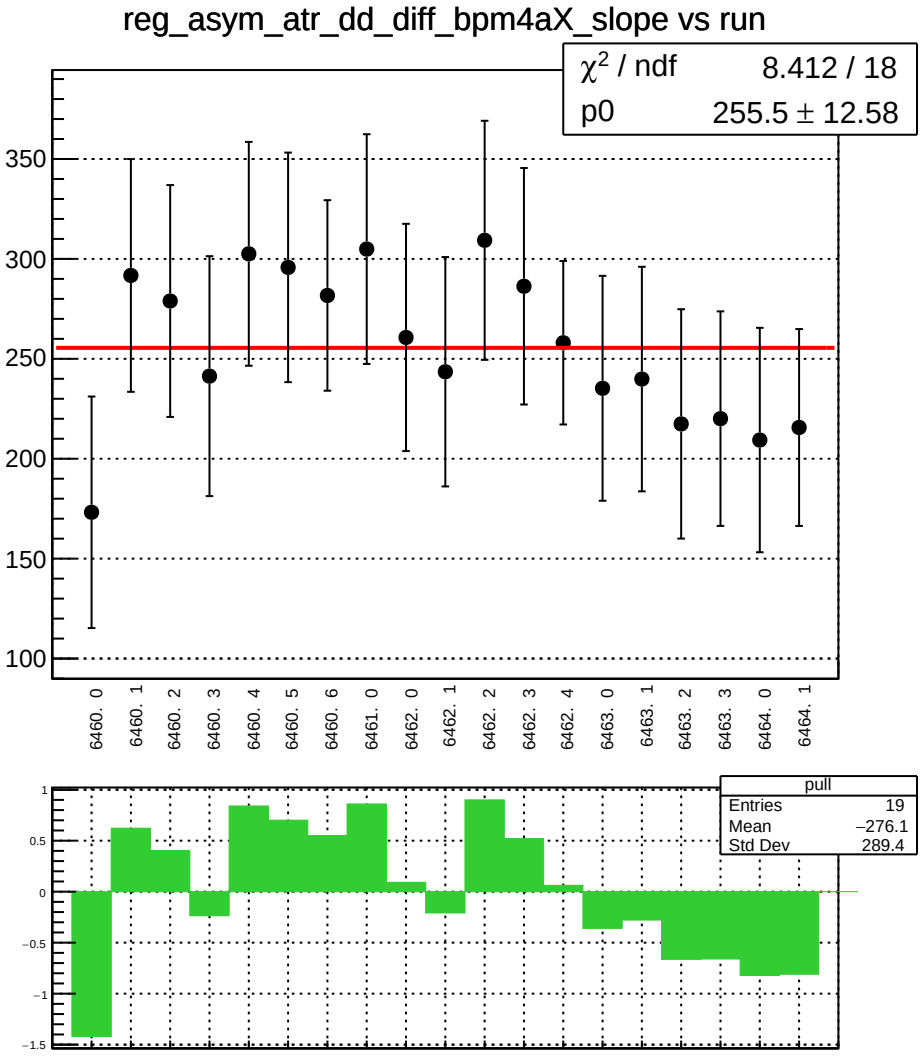
reg_asym_atr_dd_diff_bpm4aX_slope vs run
χ2 / ndf 8.412 / 18
p0 255.5 ± 12.58
350
300
250
200
150
100
6460. 0
6460. 1
6460. 2
6460. 3
6460. 4
6460. 5
6460. 6
6461. 0
6462. 0
6462. 1
6462. 2
6462. 3
6462. 4
6463. 0
6463. 1
6463. 2
6463. 3
6464. 0
6464. 1
pull
Entries 19
Mean −276.1
Std Dev 289.4
1
0.5
0
−0.5
−1
−1.5

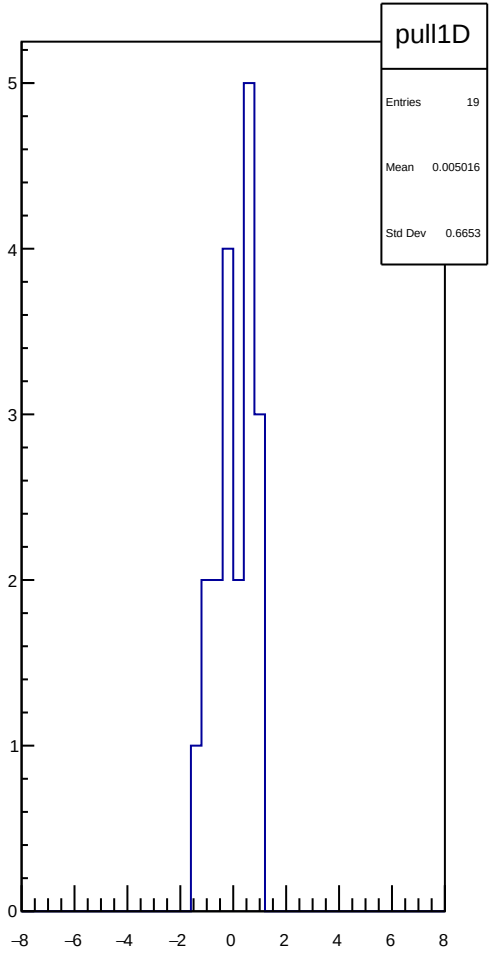
pull1D
Entries 19
Mean 0.005016
Std Dev 0.6653
5
4
3
2
1
0
−8
−6
−4
−2
0
2
4
6
8

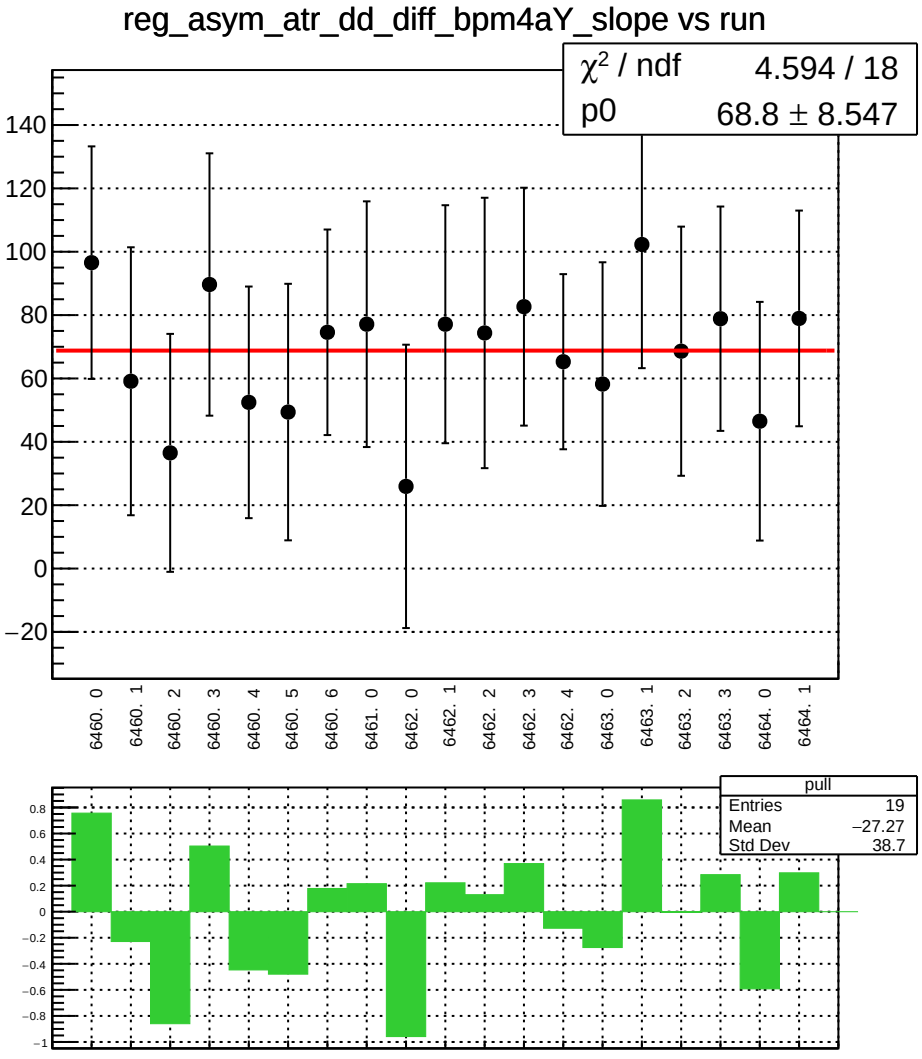
reg_asym_atr_dd_diff_bpm4aY_slope vs run
χ² / ndf 4.594 / 18
p0 68.8 ± 8.547
140
120
100
80
60
40
20
0
−20
6460. 0
6460. 1
6460. 2
6460. 3
6460. 4
6460. 5
6460. 6
6461. 0
6462. 0
6462. 1
6462. 2
6462. 3
6462. 4
6463. 0
6463. 1
6463. 2
6463. 3
6464. 0
6464. 1
pull
Entries 19
Mean −27.27
Std Dev 38.7
0.8
0.6
0.4
0.2
0
−0.2
−0.4
−0.6
−0.8
−1

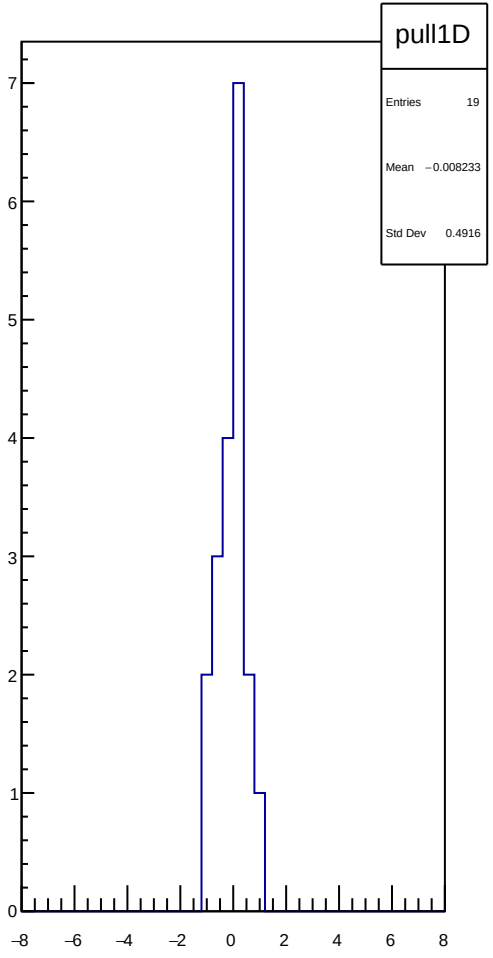
pull1D
Entries 19
Mean −0.008233
Std Dev 0.4916
7
6
5
4
3
2
1
0
−8
−6
−4
−2
0
2
4
6
8

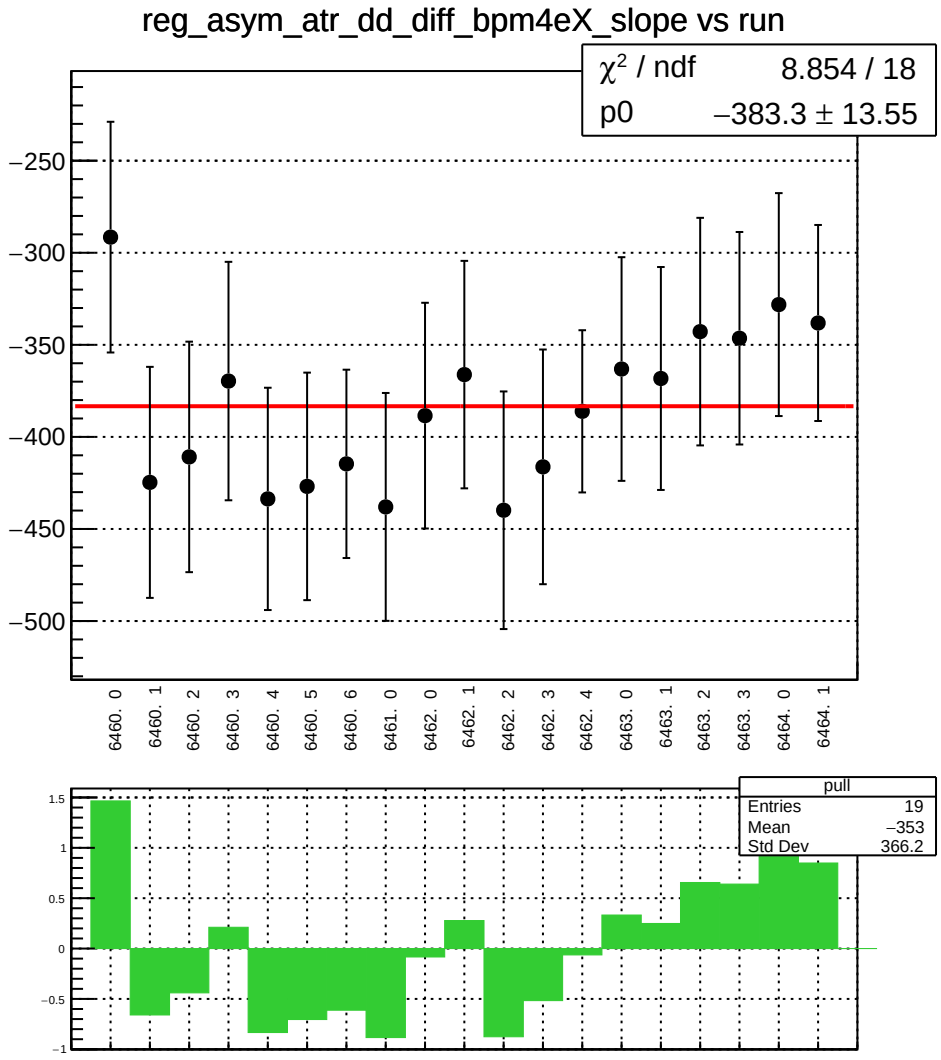
reg_asym_atr_dd_diff_bpm4eX_slope vs run
χ² / ndf 8.854 / 18
p0 −383.3 ± 13.55
−250
−300
−350
−400
−450
−500
6460. 0
6460. 1
6460. 2
6460. 3
6460. 4
6460. 5
6460. 6
6461. 0
6462. 0
6462. 1
6462. 2
6462. 3
6462. 4
6463. 0
6463. 1
6463. 2
6463. 3
6464. 0
6464. 1
pull
Entries 19
Mean −353
Std Dev 366.2
1.5
1
0.5
0
−0.5
−1

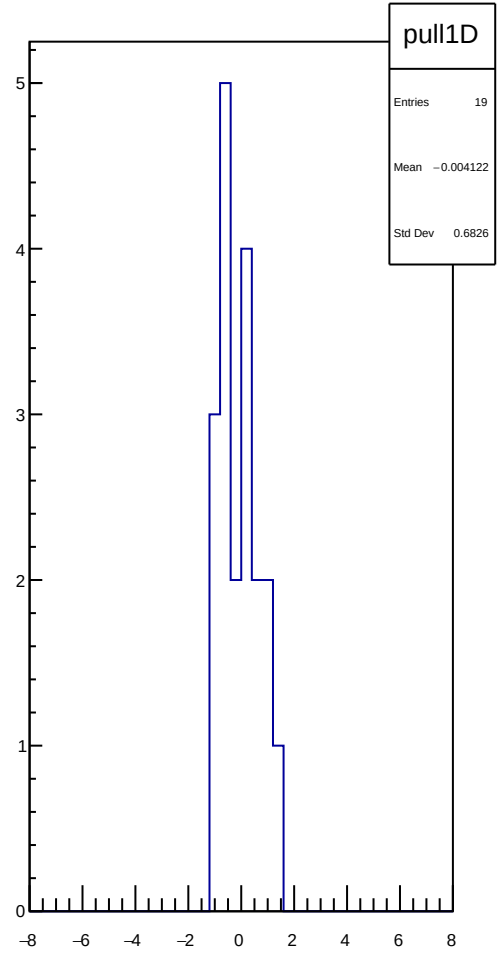
pull1D
Entries 19
Mean −0.004122
Std Dev 0.6826
5
4
3
2
1
0
−8
−6
−4
−2
0
2
4
6
8

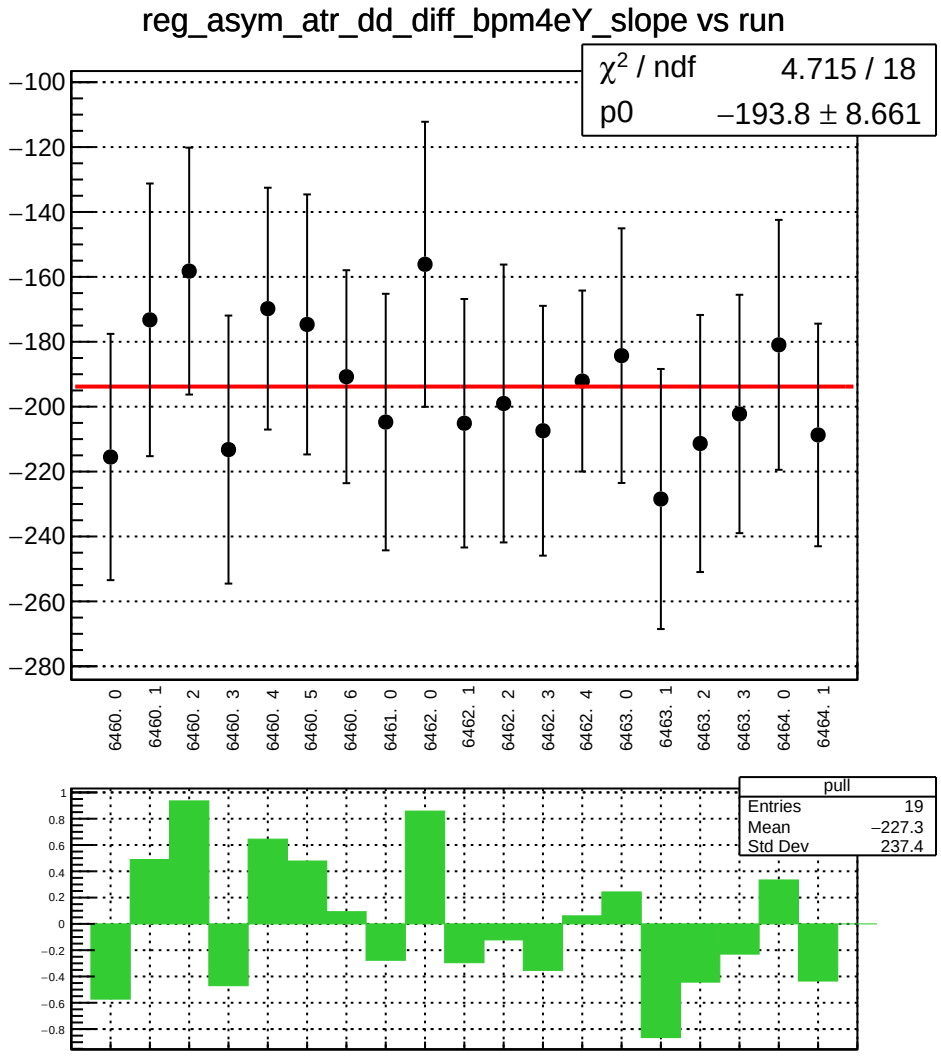
reg_asym_atr_dd_diff_bpm4eY_slope vs run
χ² / ndf 4.715 / 18
p0 −193.8 ± 8.661
−100
−120
−140
−160
−180
−200
−220
−240
−260
−280
6460. 0
6460. 1
6460. 2
6460. 3
6460. 4
6460. 5
6460. 6
6461. 0
6462. 0
6462. 1
6462. 2
6462. 3
6462. 4
6463. 0
6463. 1
6463. 2
6463. 3
6464. 0
6464. 1
pull
Entries 19
Mean −227.3
Std Dev 237.4
1
0.8
0.6
0.4
0.2
0
−0.2
−0.4
−0.6
−0.8

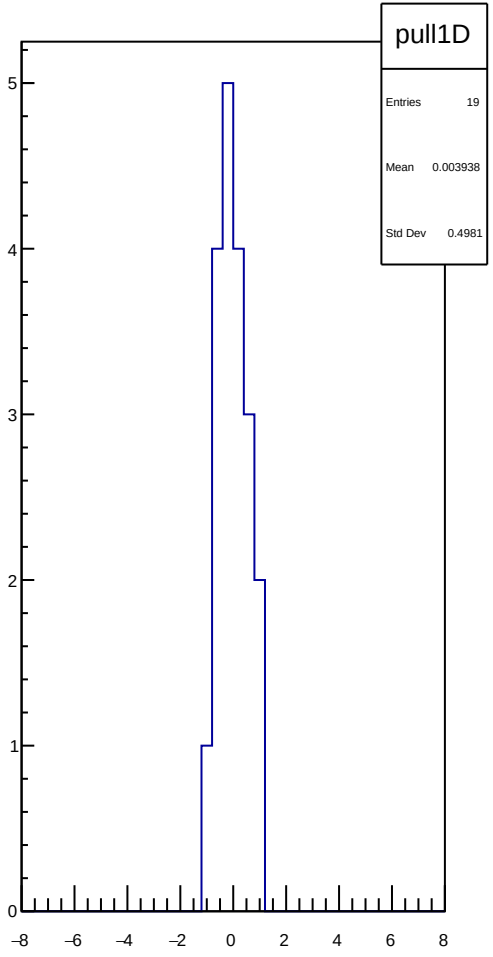
pull1D
Entries 19
Mean 0.003938
Std Dev 0.4981
5
4
3
2
1
0
−8
−6
−4
−2
0
2
4
6
8

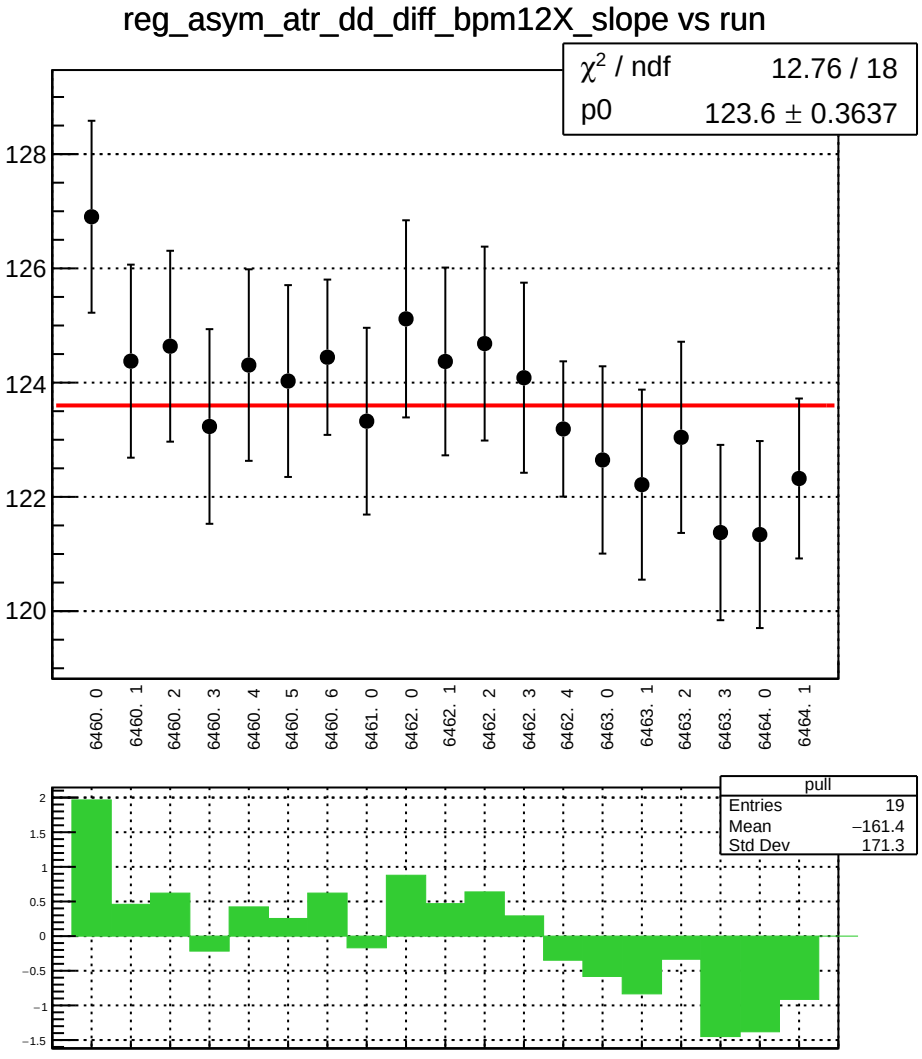
reg_asym_atr_dd_diff_bpm12X_slope vs run
χ² / ndf 12.76 / 18
p0 123.6 ± 0.3637
128
126
124
122
120
6460. 0
6460. 1
6460. 2
6460. 3
6460. 4
6460. 5
6460. 6
6461. 0
6462. 0
6462. 1
6462. 2
6462. 3
6462. 4
6463. 0
6463. 1
6463. 2
6463. 3
6464. 0
6464. 1
pull
Entries 19
Mean −161.4
Std Dev 171.3
2
1.5
1
0.5
0
−0.5
−1
−1.5

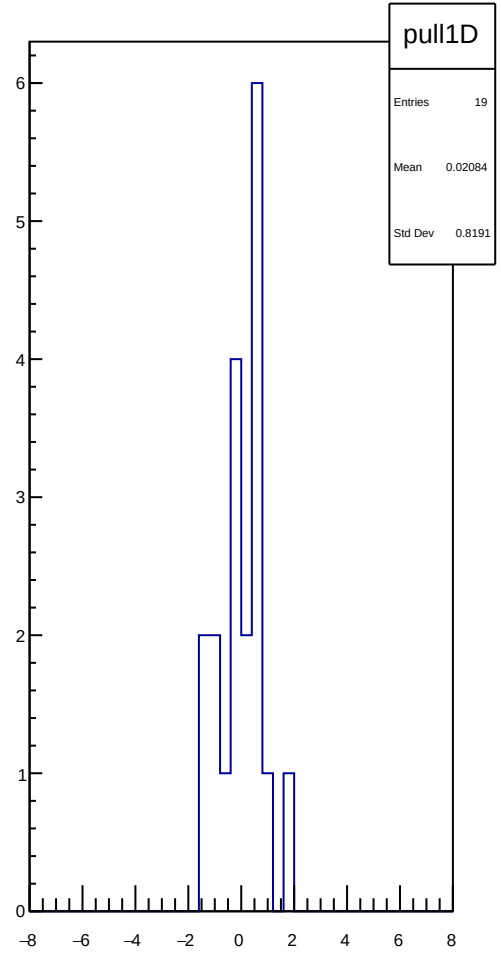
pull1D
Entries 19
Mean 0.02084
Std Dev 0.8191
6
5
4
3
2
1
0
−8
−6
−4
−2
0
2
4
6
8

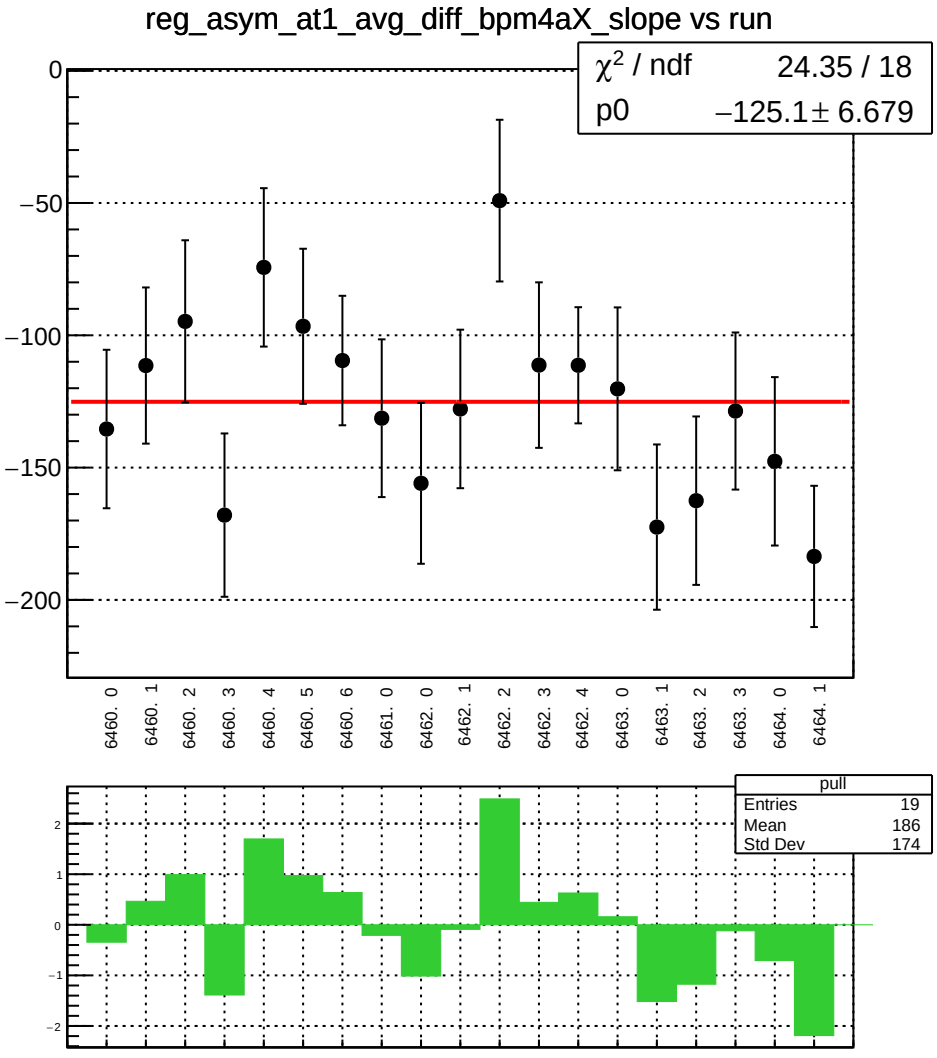
reg_asym_at1_avg_diff_bpm4aX_slope vs run
χ² / ndf 24.35 / 18
p0 −125.1 ± 6.679
0
−50
−100
−150
−200
6460. 0
6460. 1
6460. 2
6460. 3
6460. 4
6460. 5
6460. 6
6461. 0
6462. 0
6462. 1
6462. 2
6462. 3
6462. 4
6463. 0
6463. 1
6463. 2
6463. 3
6464. 0
6464. 1
pull
Entries 19
Mean 186
Std Dev 174
2
1
0
−1
−2

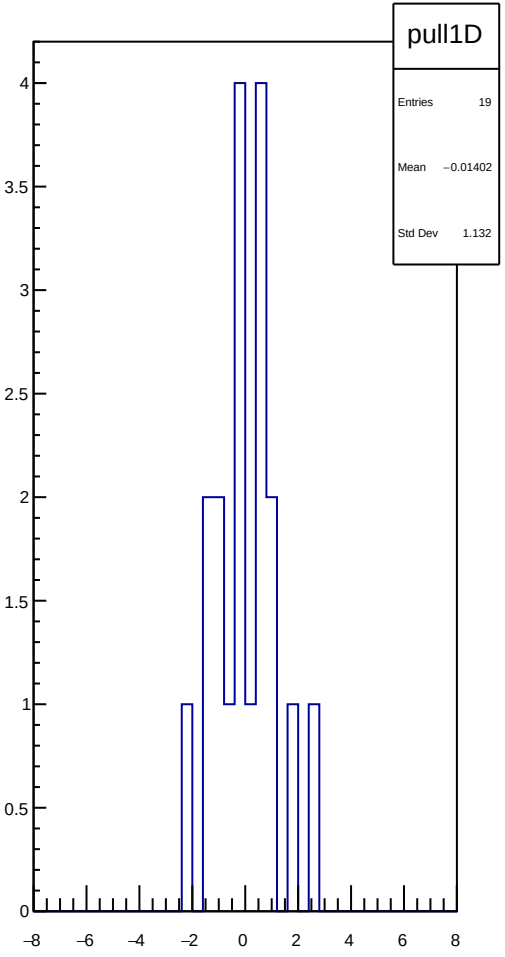
pull1D
Entries 19
Mean −0.01402
Std Dev 1.132
4
3.5
3
2.5
2
1.5
1
0.5
0
−8
−6
−4
−2
0
2
4
6
8

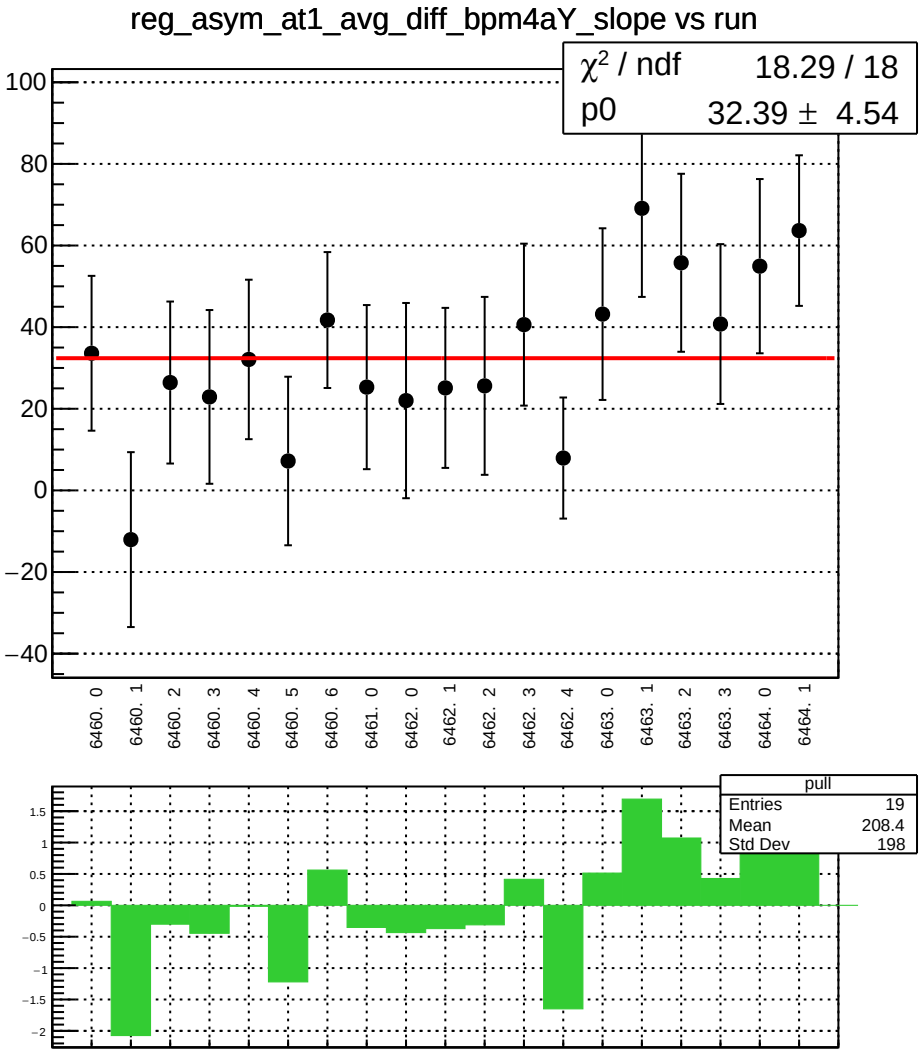
reg_asym_at1_avg_diff_bpm4aY_slope vs run
χ² / ndf 18.29 / 18
p0 32.39 ± 4.54
100
80
60
40
20
0
−20
−40
6460. 0
6460. 1
6460. 2
6460. 3
6460. 4
6460. 5
6460. 6
6461. 0
6462. 0
6462. 1
6462. 2
6462. 3
6462. 4
6463. 0
6463. 1
6463. 2
6463. 3
6464. 0
6464. 1
pull
Entries 19
Mean 208.4
Std Dev 198
1.5
1
0.5
0
−0.5
−1
−1.5
−2

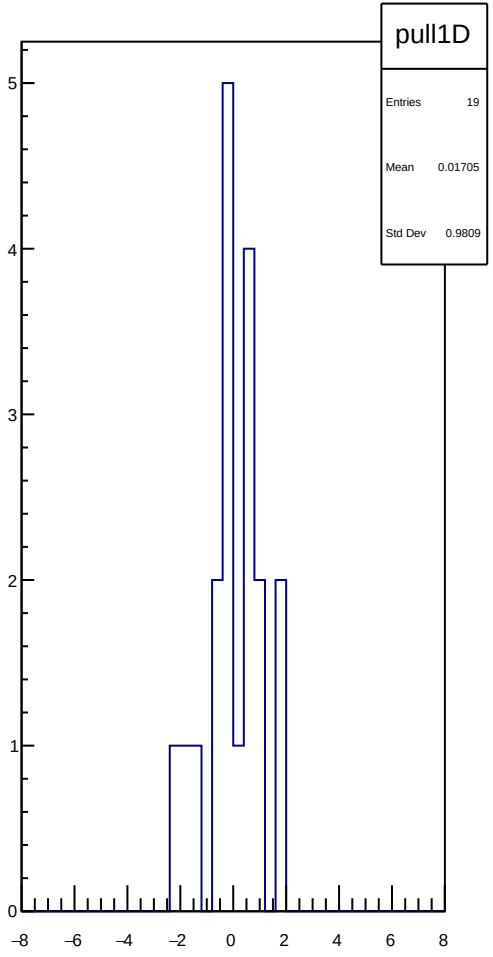
pull1D
Entries 19
Mean 0.01705
Std Dev 0.9809
5
4
3
2
1
0
−8
−6
−4
−2
0
2
4
6
8

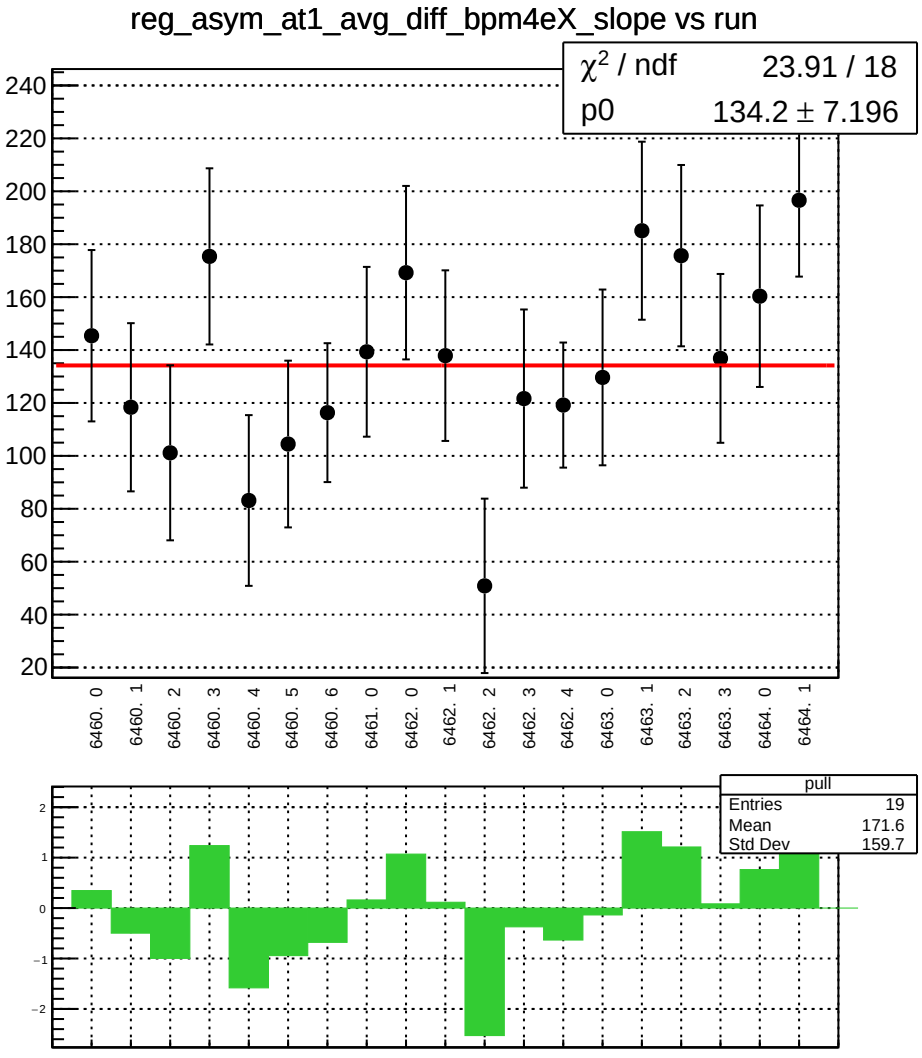
reg_asym_at1_avg_diff_bpm4eX_slope vs run
χ² / ndf 23.91 / 18
p0 134.2 ± 7.196
240
220
200
180
160
140
120
100
80
60
40
20
6460. 0
6460. 1
6460. 2
6460. 3
6460. 4
6460. 5
6460. 6
6461. 0
6462. 0
6462. 1
6462. 2
6462. 3
6462. 4
6463. 0
6463. 1
6463. 2
6463. 3
6464. 0
6464. 1
pull
Entries 19
Mean 171.6
Std Dev 159.7
2
1
0
−1
−2

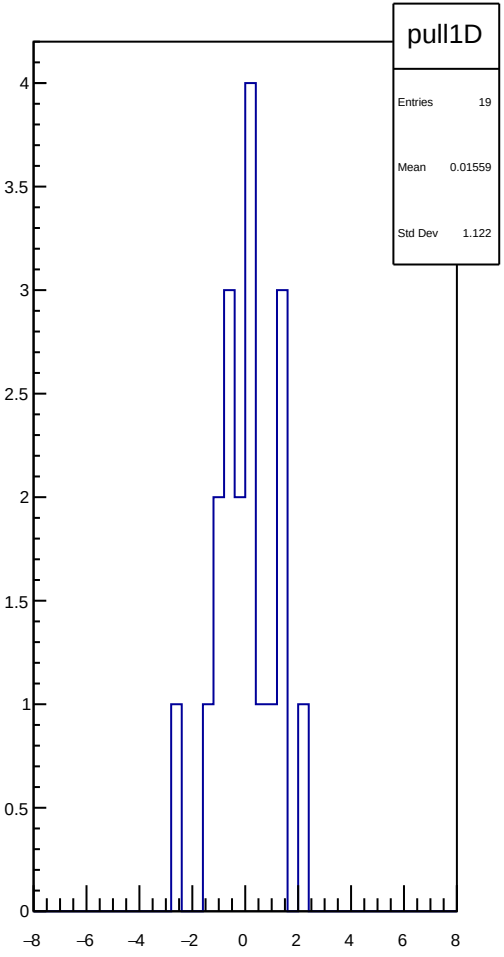
pull1D
Entries 19
Mean 0.01559
Std Dev 1.122
4
3.5
3
2.5
2
1.5
1
0.5
0
−8
−6
−4
−2
0
2
4
6
8

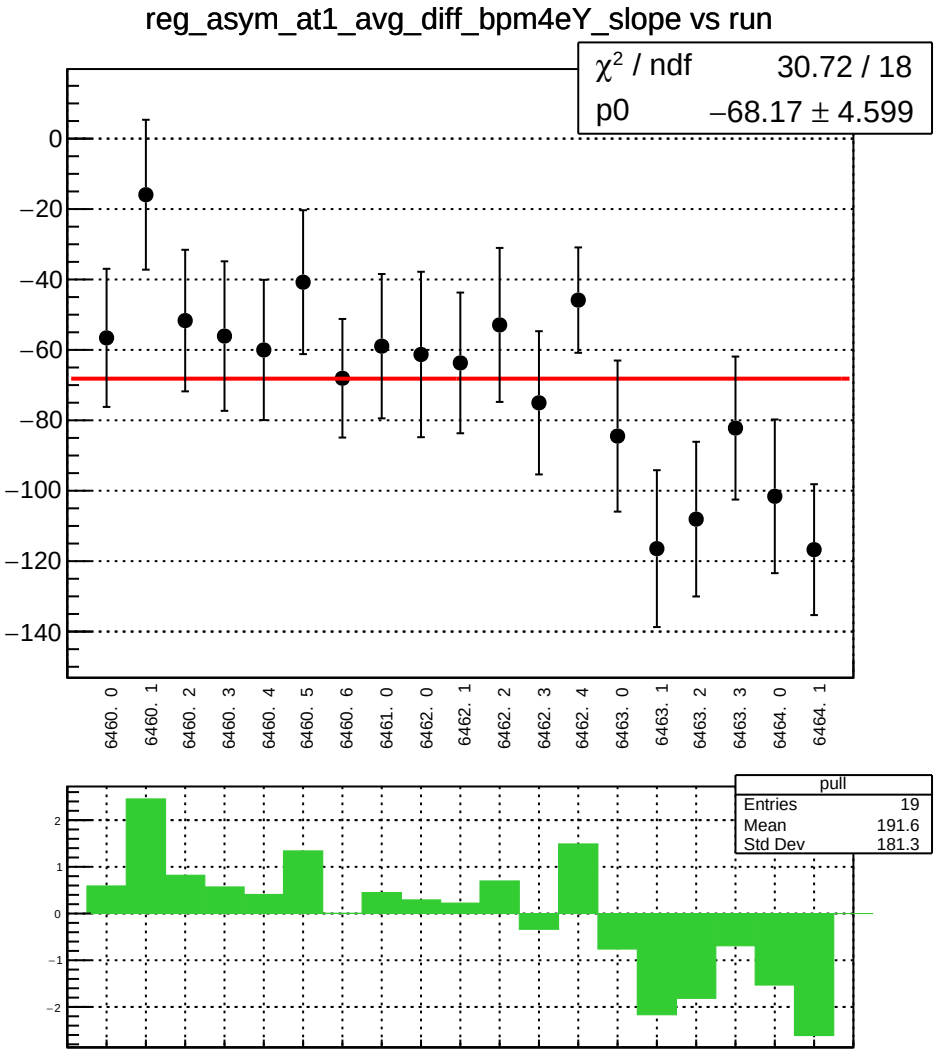
reg_asym_at1_avg_diff_bpm4eY_slope vs run
χ² / ndf 30.72 / 18
p0 −68.17 ± 4.599
0
−20
−40
−60
−80
−100
−120
−140
6460. 0
6460. 1
6460. 2
6460. 3
6460. 4
6460. 5
6460. 6
6461. 0
6462. 0
6462. 1
6462. 2
6462. 3
6462. 4
6463. 0
6463. 1
6463. 2
6463. 3
6464. 0
6464. 1
pull
Entries 19
Mean 191.6
Std Dev 181.3
2
1
0
−1
−2

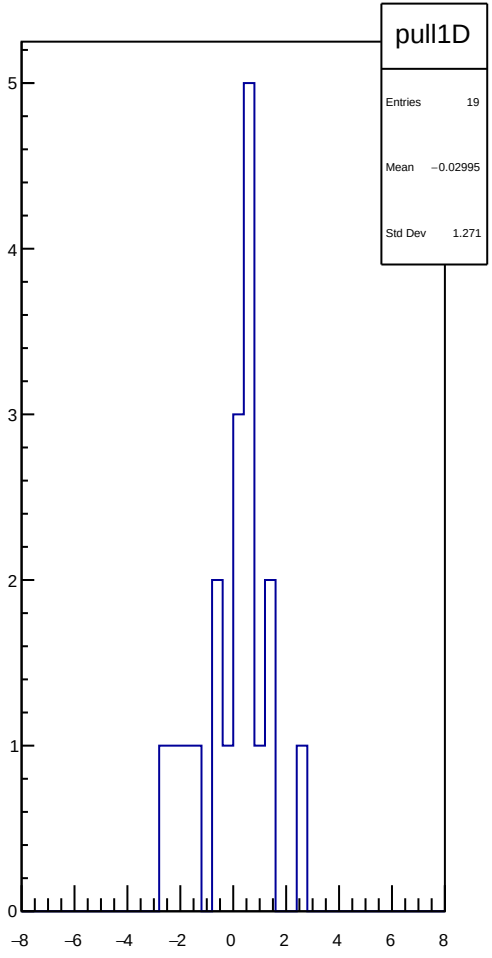
pull1D
Entries 19
Mean −0.02995
Std Dev 1.271
5
4
3
2
1
0
−8
−6
−4
−2
0
2
4
6
8

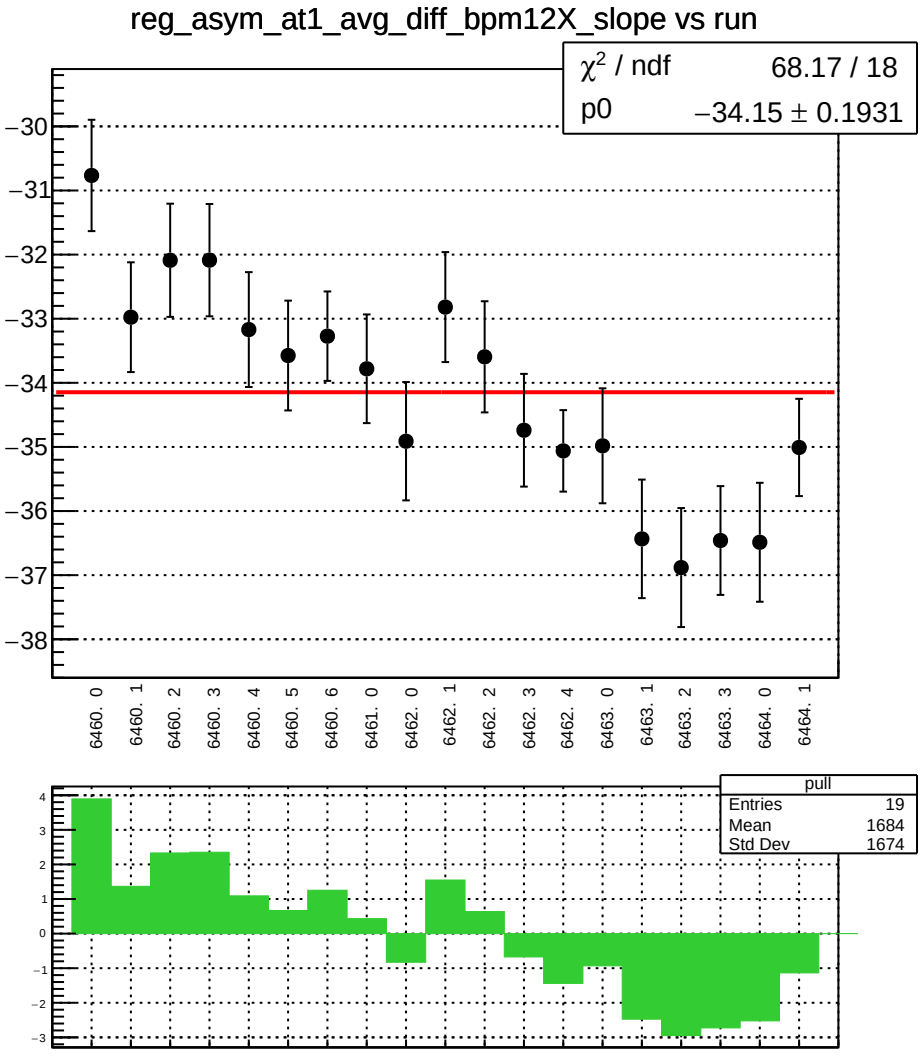
reg_asym_at1_avg_diff_bpm12X_slope vs run
χ² / ndf 68.17 / 18
p0 −34.15 ± 0.1931
−30
−31
−32
−33
−34
−35
−36
−37
−38
6460. 0
6460. 1
6460. 2
6460. 3
6460. 4
6460. 5
6460. 6
6461. 0
6462. 0
6462. 1
6462. 2
6462. 3
6462. 4
6463. 0
6463. 1
6463. 2
6463. 3
6464. 0
6464. 1
pull
Entries 19
Mean 1684
Std Dev 1674

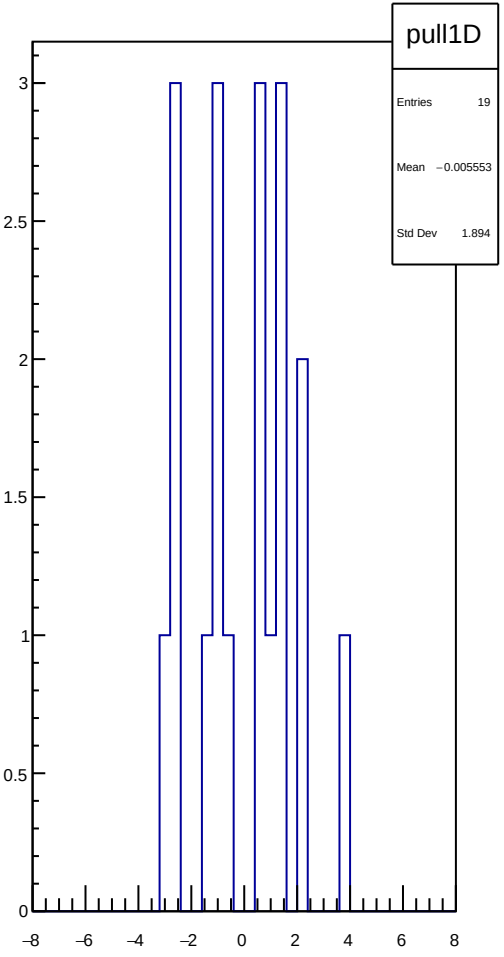
pull1D
Entries 19
Mean −0.005553
Std Dev 1.894

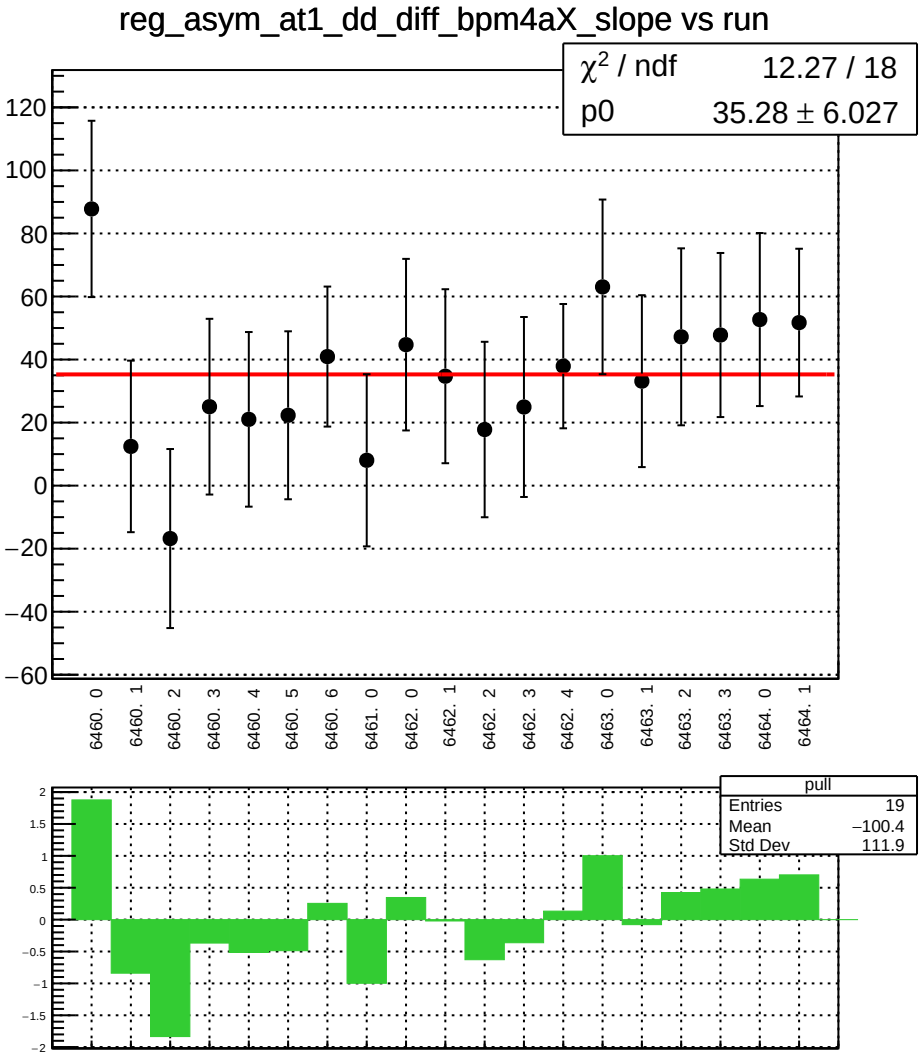
reg_asym_at1_dd_diff_bpm4aX_slope vs run
χ² / ndf 12.27 / 18
p0 35.28 ± 6.027
120
100
80
60
40
20
0
−20
−40
−60
6460. 0
6460. 1
6460. 2
6460. 3
6460. 4
6460. 5
6460. 6
6461. 0
6462. 0
6462. 1
6462. 2
6462. 3
6462. 4
6463. 0
6463. 1
6463. 2
6463. 3
6464. 0
6464. 1
pull
Entries 19
Mean −100.4
Std Dev 111.9
2
1.5
1
0.5
0
−0.5
−1
−1.5
−2

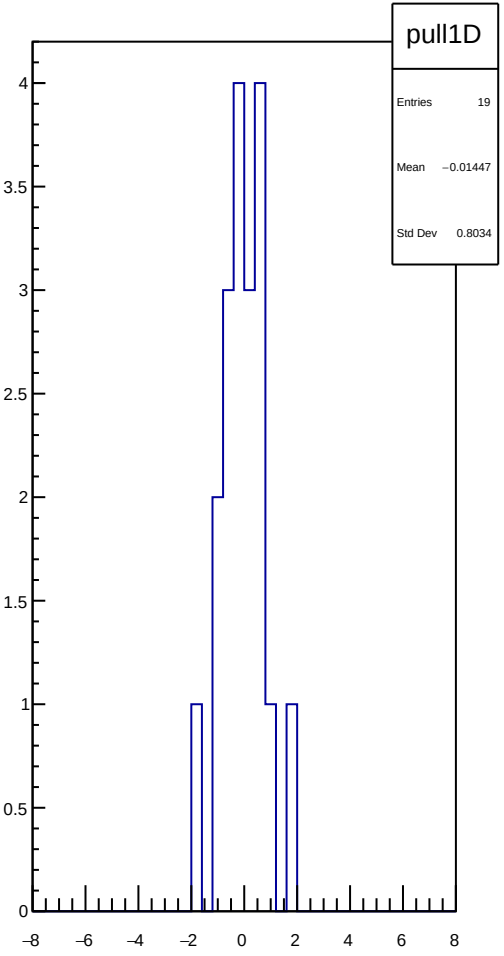
pull1D
Entries 19
Mean −0.01447
Std Dev 0.8034
4
3.5
3
2.5
2
1.5
1
0.5
0
−8
−6
−4
−2
0
2
4
6
8

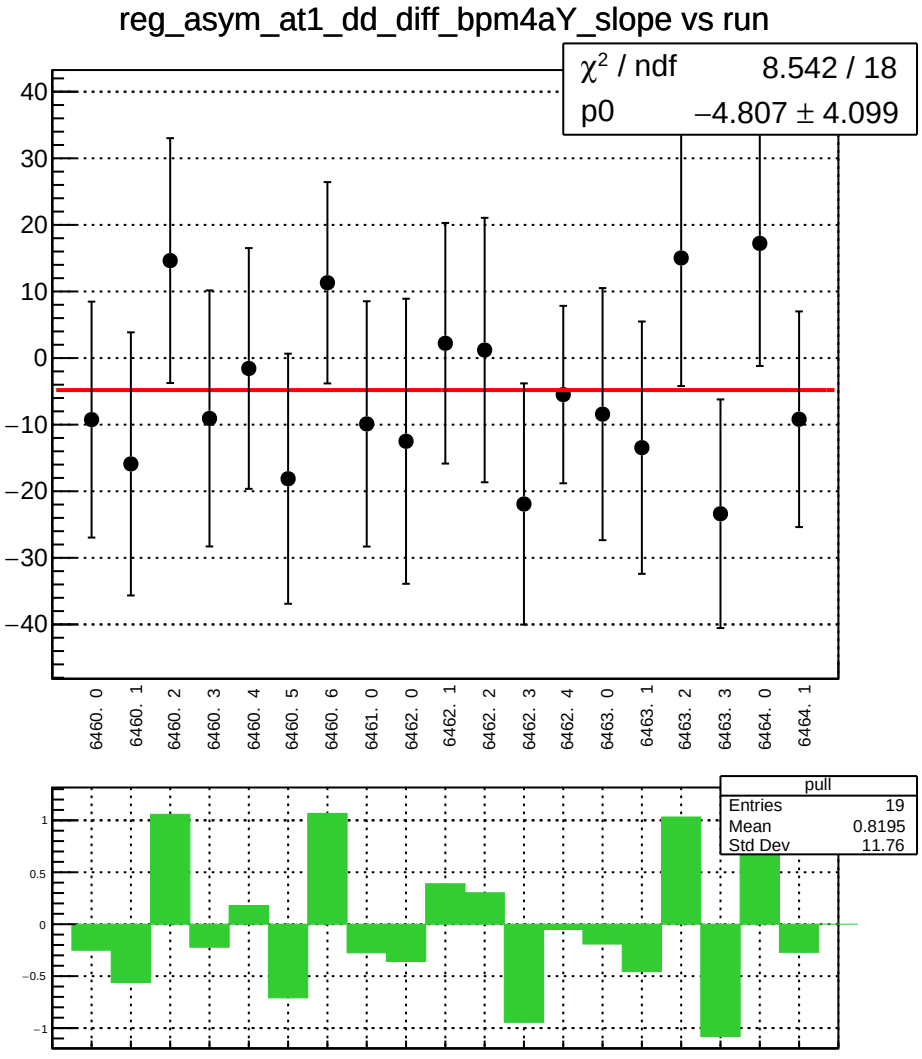
reg_asym_at1_dd_diff_bpm4aY_slope vs run
χ² / ndf 8.542 / 18
p0 −4.807 ± 4.099
40
30
20
10
0
−10
−20
−30
−40
6460. 0
6460. 1
6460. 2
6460. 3
6460. 4
6460. 5
6460. 6
6461. 0
6462. 0
6462. 1
6462. 2
6462. 3
6462. 4
6463. 0
6463. 1
6463. 2
6463. 3
6464. 0
6464. 1
pull
Entries 19
Mean 0.8195
Std Dev 11.76
1
0.5
0
−0.5
−1

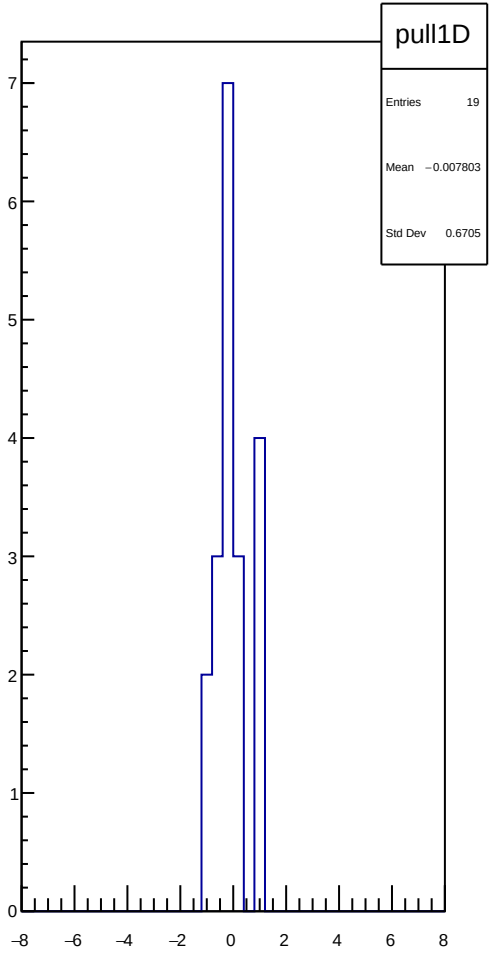
pull1D
Entries 19
Mean −0.007803
Std Dev 0.6705
7
6
5
4
3
2
1
0
−8
−6
−4
−2
0
2
4
6
8

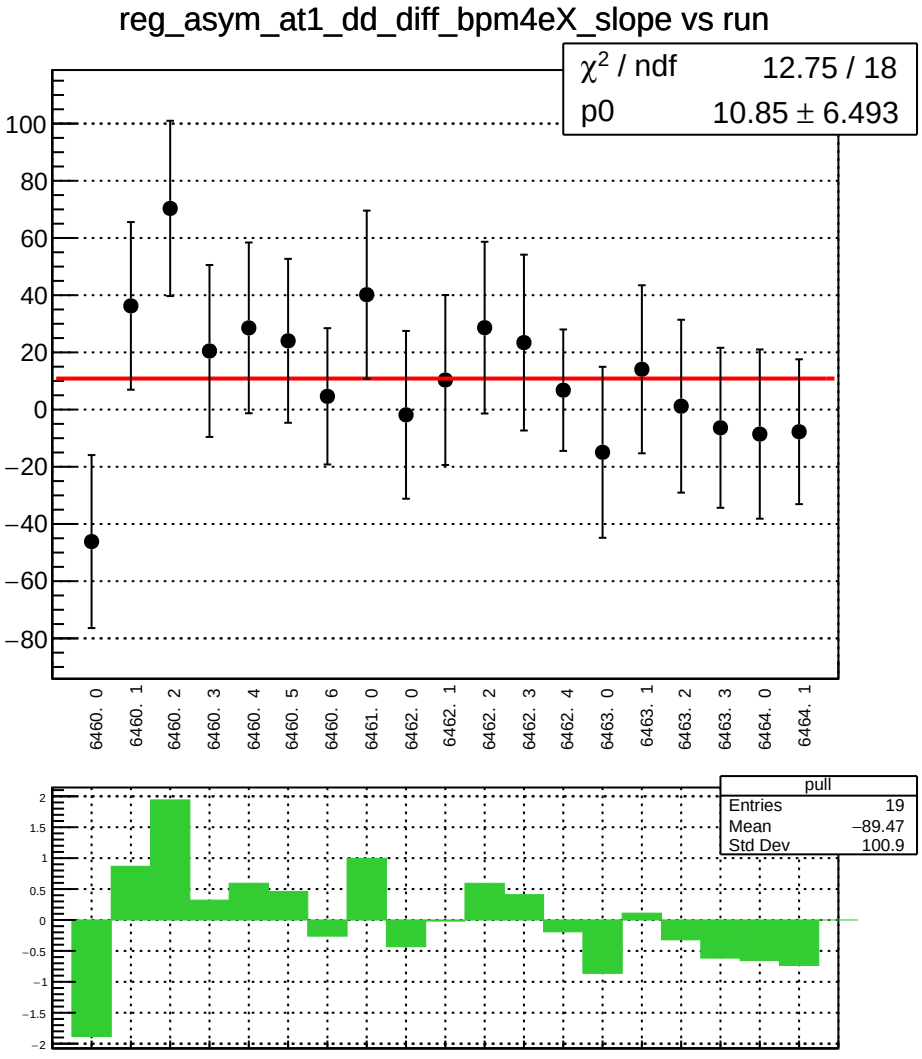
reg_asym_at1_dd_diff_bpm4eX_slope vs run
χ² / ndf 12.75 / 18
p0 10.85 ± 6.493
100
80
60
40
20
0
−20
−40
−60
−80
6460. 0
6460. 1
6460. 2
6460. 3
6460. 4
6460. 5
6460. 6
6461. 0
6462. 0
6462. 1
6462. 2
6462. 3
6462. 4
6463. 0
6463. 1
6463. 2
6463. 3
6464. 0
6464. 1
pull
Entries 19
Mean −89.47
Std Dev 100.9
2
1.5
1
0.5
0
−0.5
−1
−1.5
−2

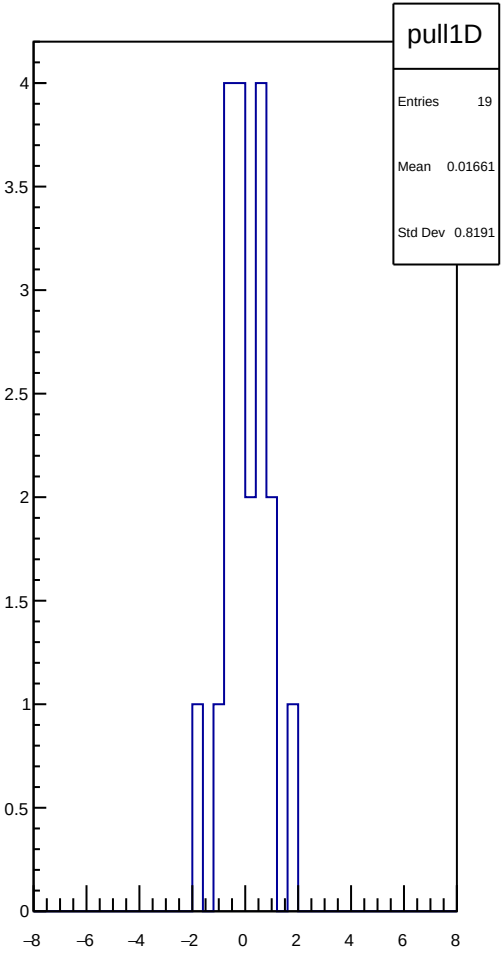
pull1D
Entries 19
Mean 0.01661
Std Dev 0.8191
4
3.5
3
2.5
2
1.5
1
0.5
0
−8
−6
−4
−2
0
2
4
6
8

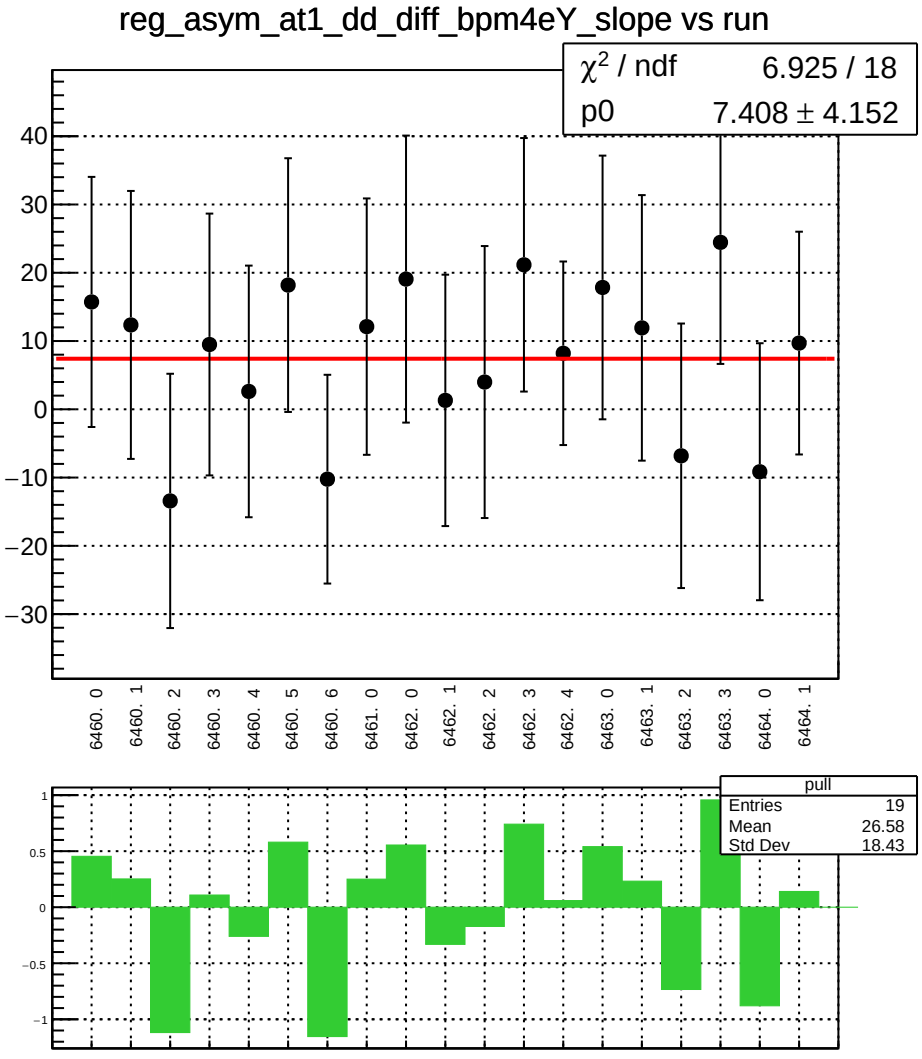
reg_asym_at1_dd_diff_bpm4eY_slope vs run
χ² / ndf 6.925 / 18
p0 7.408 ± 4.152
40
30
20
10
0
−10
−20
−30
6460. 0
6460. 1
6460. 2
6460. 3
6460. 4
6460. 5
6460. 6
6461. 0
6462. 0
6462. 1
6462. 2
6462. 3
6462. 4
6463. 0
6463. 1
6463. 2
6463. 3
6464. 0
6464. 1
pull
Entries 19
Mean 26.58
Std Dev 18.43
1
0.5
0
−0.5
−1

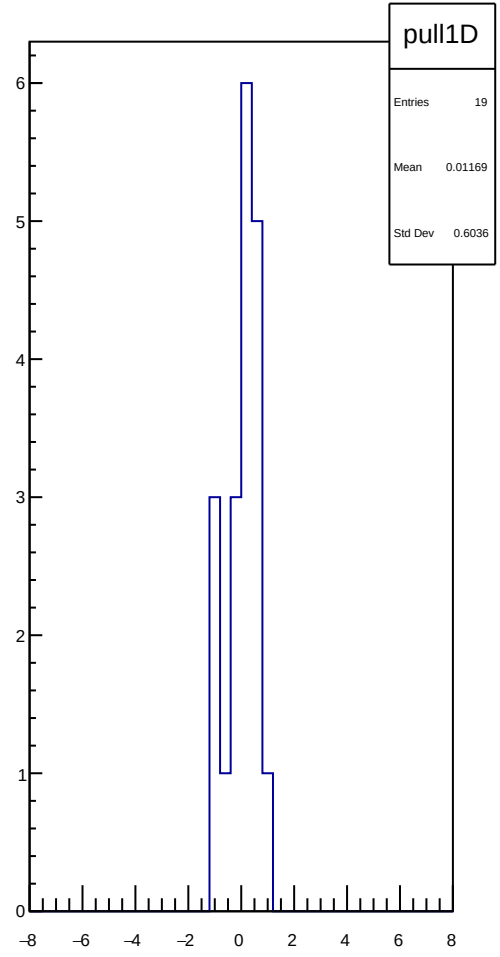
pull1D
Entries 19
Mean 0.01169
Std Dev 0.6036
6
5
4
3
2
1
0
−8
−6
−4
−2
0
2
4
6
8

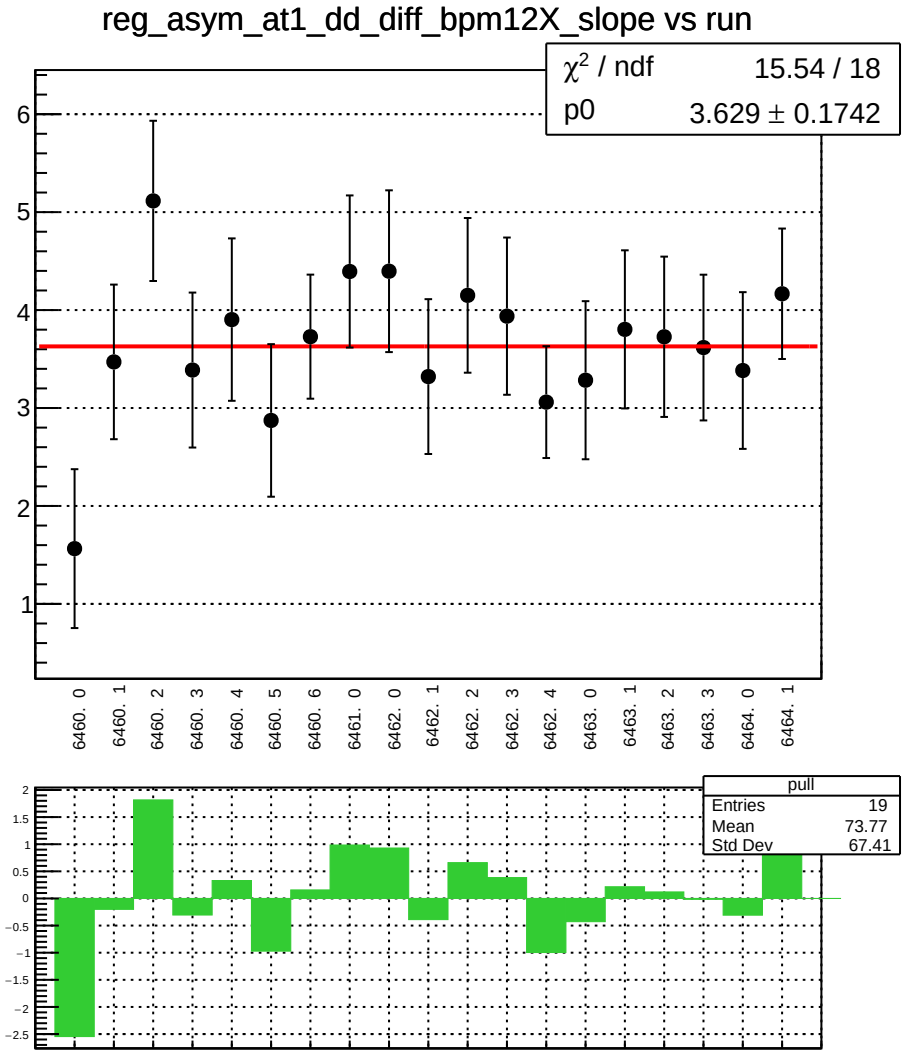
reg_asym_at1_dd_diff_bpm12X_slope vs run
χ² / ndf 15.54 / 18
p0 3.629 ± 0.1742
6460. 0
6460. 1
6460. 2
6460. 3
6460. 4
6460. 5
6460. 6
6461. 0
6462. 0
6462. 1
6462. 2
6462. 3
6462. 4
6463. 0
6463. 1
6463. 2
6463. 3
6464. 0
6464. 1
pull
Entries 19
Mean 73.77
Std Dev 67.41

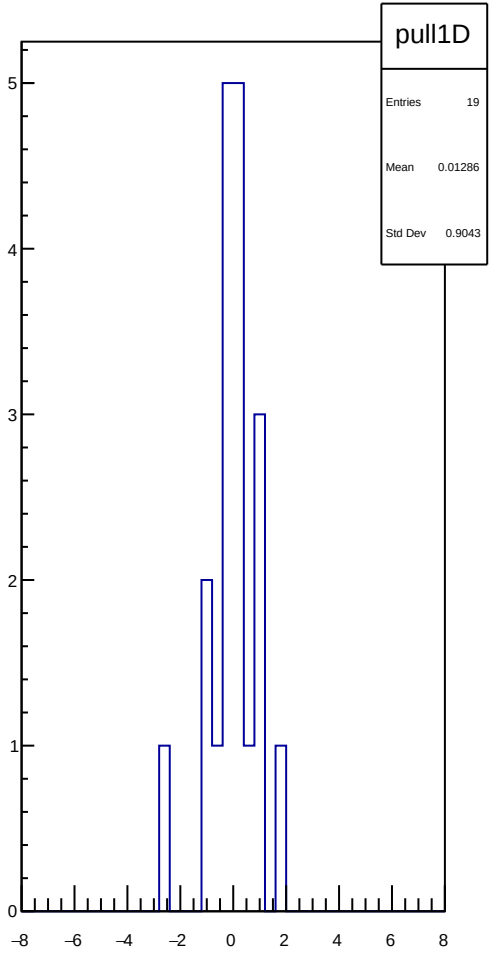
pull1D
Entries 19
Mean 0.01286
Std Dev 0.9043

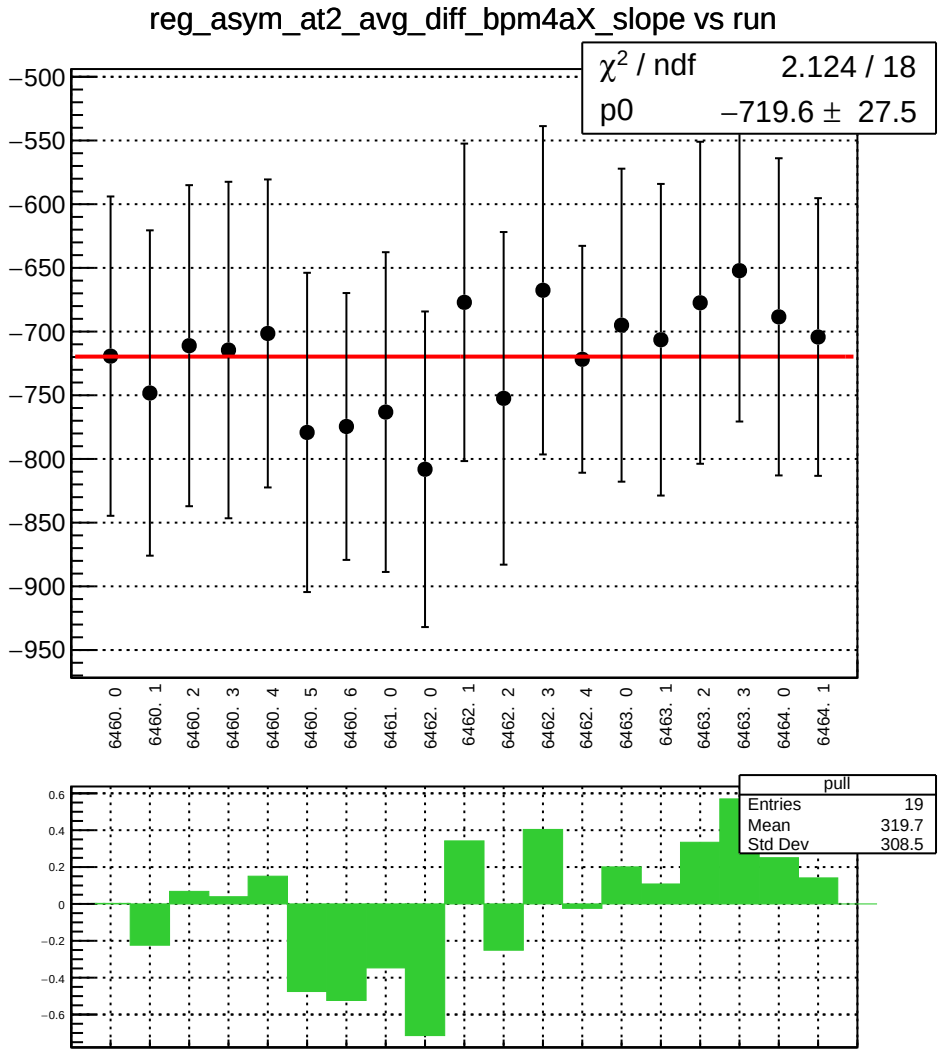
reg_asym_at2_avg_diff_bpm4aX_slope vs run
χ² / ndf 2.124 / 18
p0 −719.6 ± 27.5
−500
−550
−600
−650
−700
−750
−800
−850
−900
−950
6460. 0
6460. 1
6460. 2
6460. 3
6460. 4
6460. 5
6460. 6
6461. 0
6462. 0
6462. 1
6462. 2
6462. 3
6462. 4
6463. 0
6463. 1
6463. 2
6463. 3
6464. 0
6464. 1
pull
Entries 19
Mean 319.7
Std Dev 308.5
0.6
0.4
0.2
0
−0.2
−0.4
−0.6

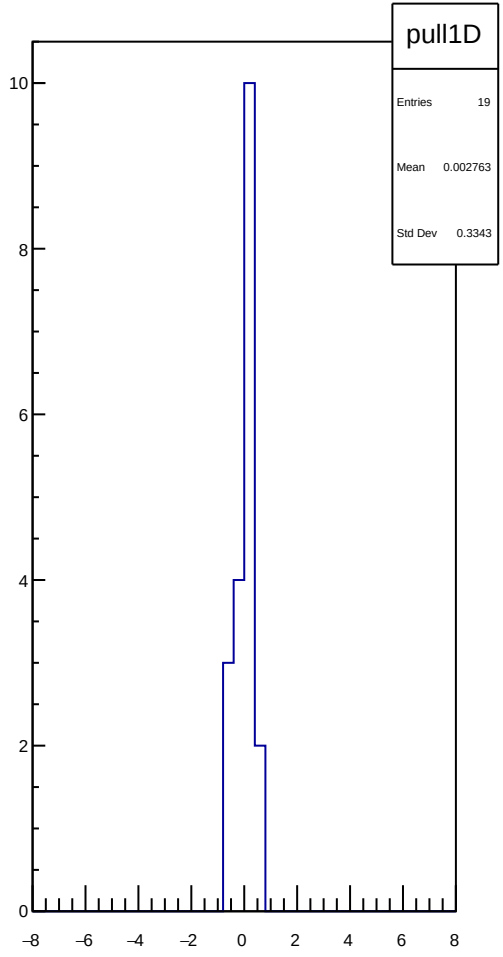
pull1D
Entries 19
Mean 0.002763
Std Dev 0.3343
10
8
6
4
2
0
−8
−6
−4
−2
0
2
4
6
8

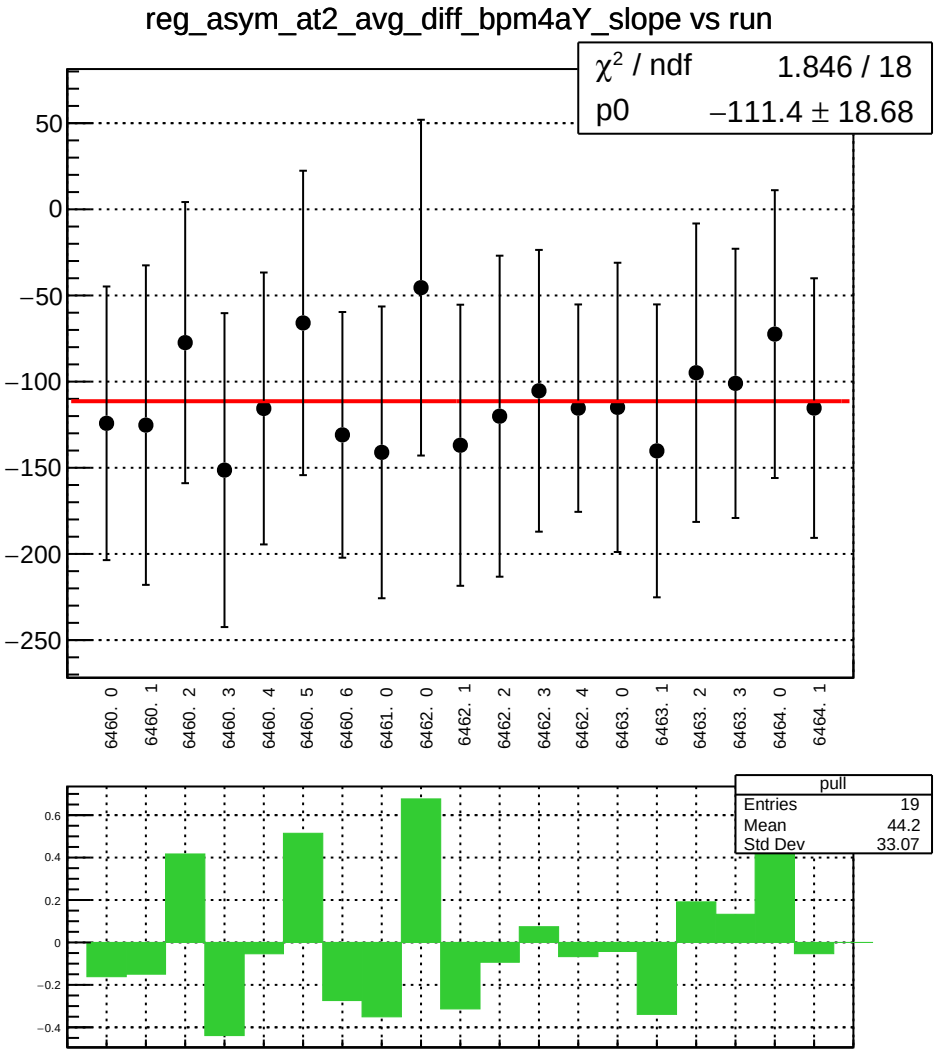
reg_asym_at2_avg_diff_bpm4aY_slope vs run
χ² / ndf 1.846 / 18
p0 −111.4 ± 18.68
50
0
−50
−100
−150
−200
−250
6460. 0
6460. 1
6460. 2
6460. 3
6460. 4
6460. 5
6460. 6
6461. 0
6462. 0
6462. 1
6462. 2
6462. 3
6462. 4
6463. 0
6463. 1
6463. 2
6463. 3
6464. 0
6464. 1
pull
Entries 19
Mean 44.2
Std Dev 33.07
0.6
0.4
0.2
0
−0.2
−0.4

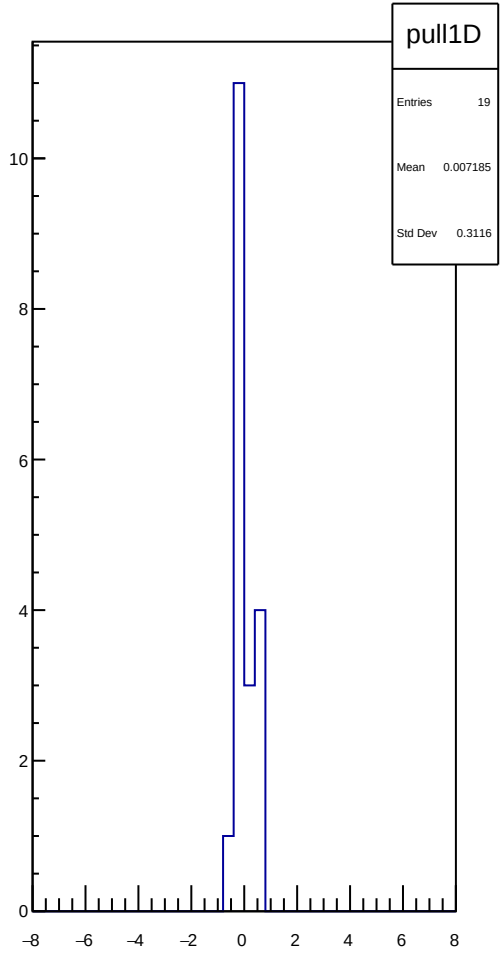
pull1D
Entries 19
Mean 0.007185
Std Dev 0.3116
10
8
6
4
2
0
−8
−6
−4
−2
0
2
4
6
8

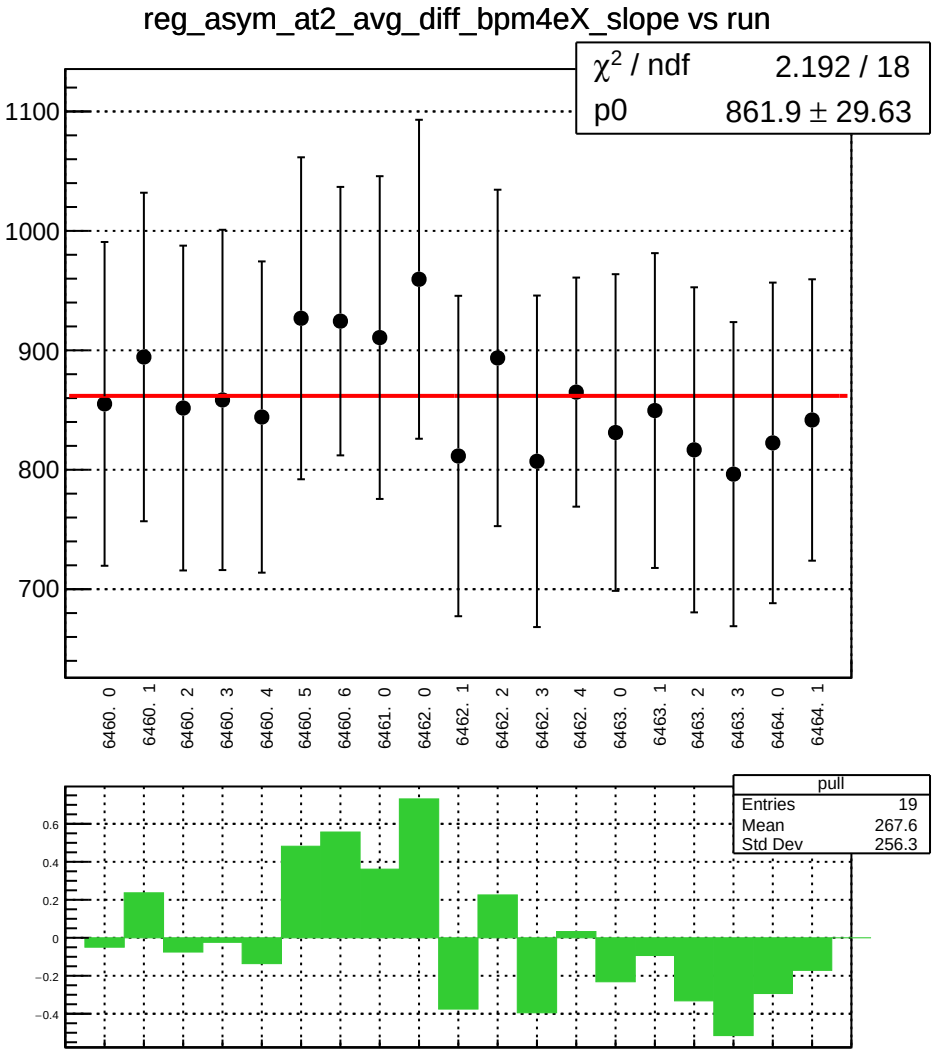
reg_asym_at2_avg_diff_bpm4eX_slope vs run
χ² / ndf 2.192 / 18
p0 861.9 ± 29.63
1100
1000
900
800
700
6460. 0
6460. 1
6460. 2
6460. 3
6460. 4
6460. 5
6460. 6
6461. 0
6462. 0
6462. 1
6462. 2
6462. 3
6462. 4
6463. 0
6463. 1
6463. 2
6463. 3
6464. 0
6464. 1
pull
Entries 19
Mean 267.6
Std Dev 256.3
0.6
0.4
0.2
0
−0.2
−0.4

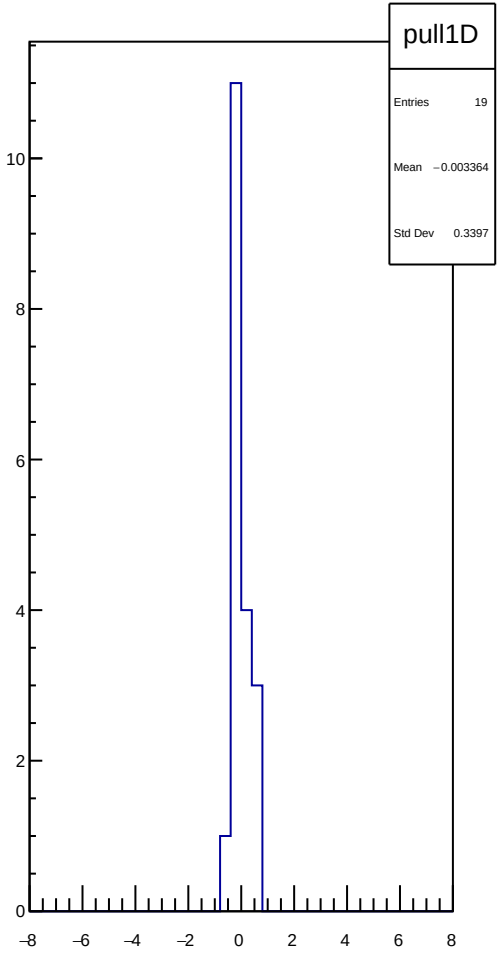
pull1D
Entries 19
Mean −0.003364
Std Dev 0.3397
10
8
6
4
2
0
−8
−6
−4
−2
0
2
4
6
8

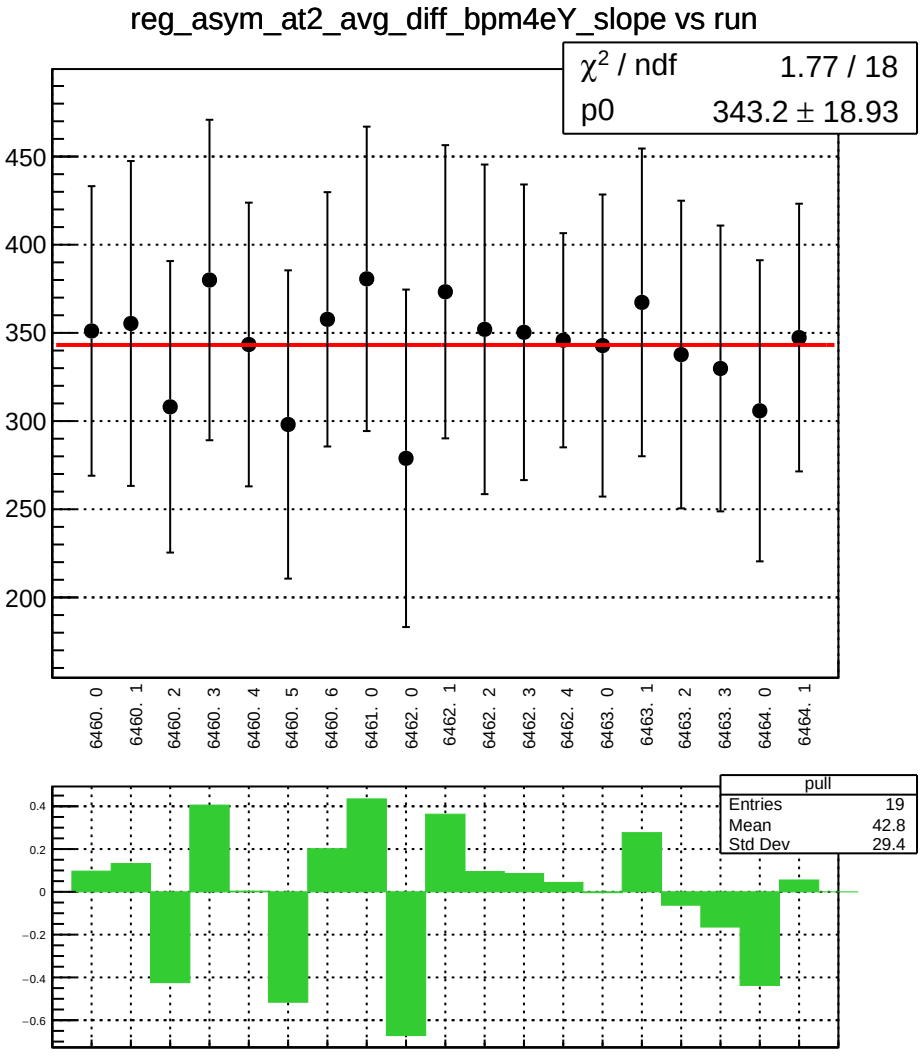
reg_asym_at2_avg_diff_bpm4eY_slope vs run
χ2 / ndf 1.77 / 18
p0 343.2 ± 18.93
450
400
350
300
250
200
6460. 0
6460. 1
6460. 2
6460. 3
6460. 4
6460. 5
6460. 6
6461. 0
6462. 0
6462. 1
6462. 2
6462. 3
6462. 4
6463. 0
6463. 1
6463. 2
6463. 3
6464. 0
6464. 1
pull
Entries 19
Mean 42.8
Std Dev 29.4
0.4
0.2
0
−0.2
−0.4
−0.6

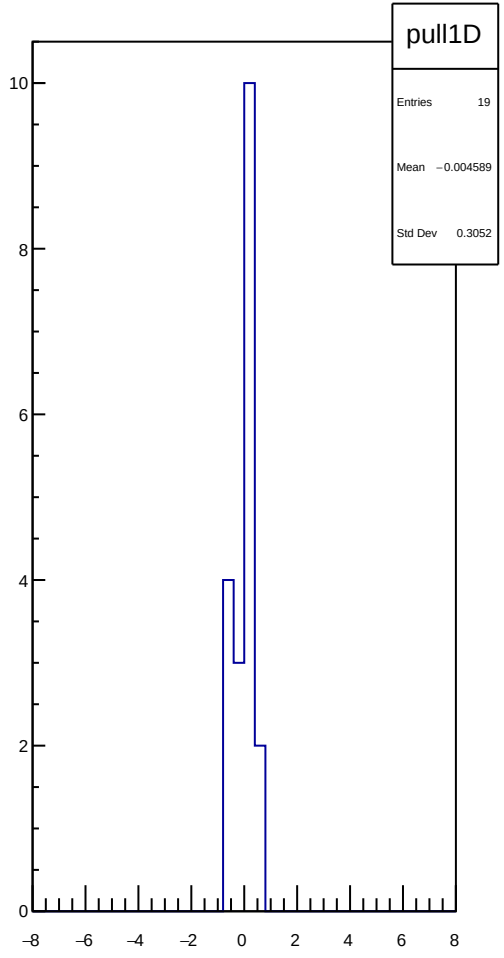
pull1D
Entries 19
Mean −0.004589
Std Dev 0.3052
10
8
6
4
2
0
−8
−6
−4
−2
0
2
4
6
8

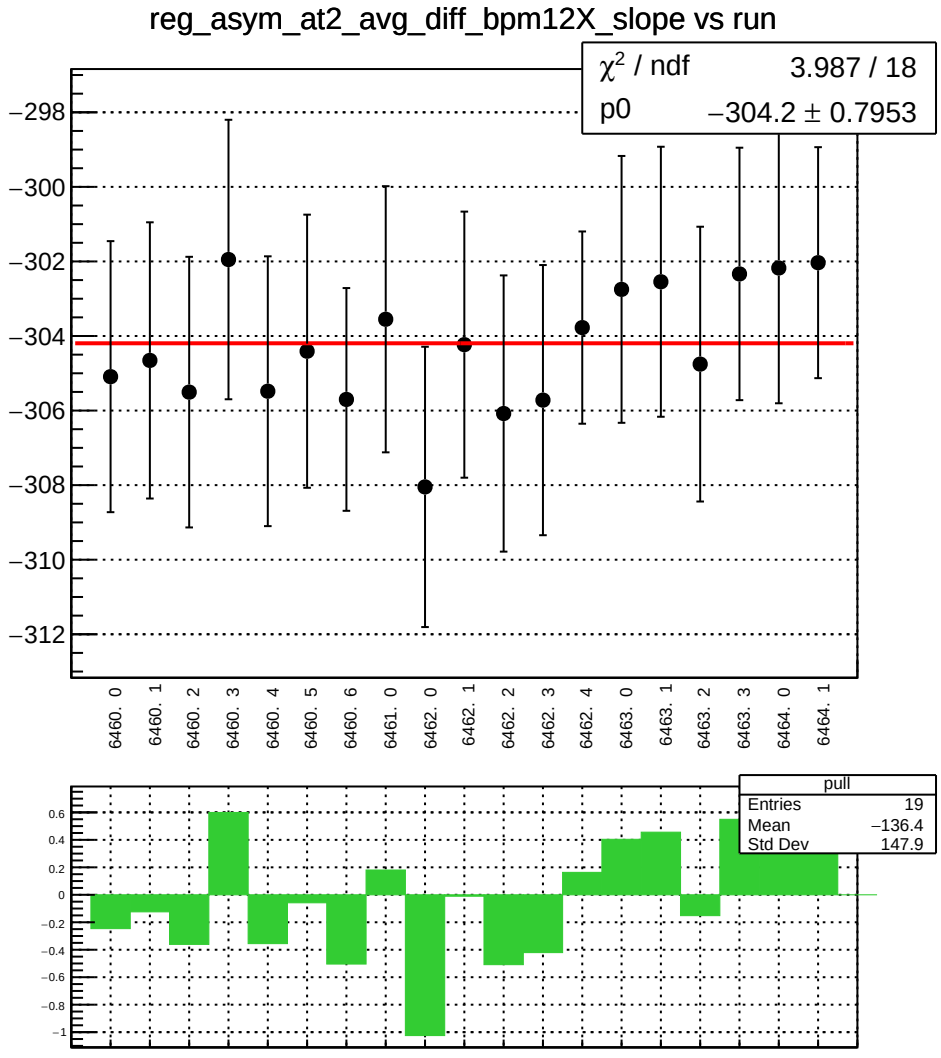
reg_asym_at2_avg_diff_bpm12X_slope vs run
χ² / ndf 3.987 / 18
p0 −304.2 ± 0.7953
−298
−300
−302
−304
−306
−308
−310
−312
6460. 0
6460. 1
6460. 2
6460. 3
6460. 4
6460. 5
6460. 6
6461. 0
6462. 0
6462. 1
6462. 2
6462. 3
6462. 4
6463. 0
6463. 1
6463. 2
6463. 3
6464. 0
6464. 1
pull
Entries 19
Mean −136.4
Std Dev 147.9
0.6
0.4
0.2
0
−0.2
−0.4
−0.6
−0.8
−1

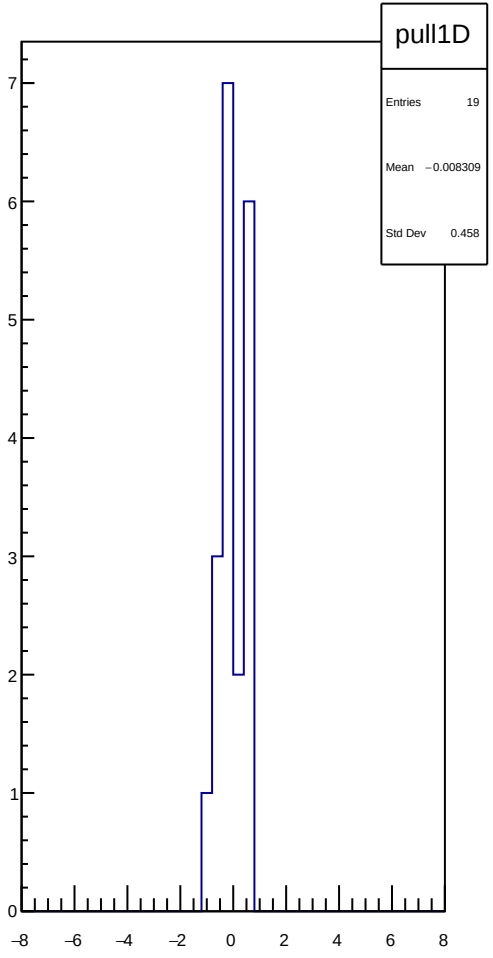
pull1D
Entries 19
Mean −0.008309
Std Dev 0.458
7
6
5
4
3
2
1
0
−8
−6
−4
−2
0
2
4
6
8

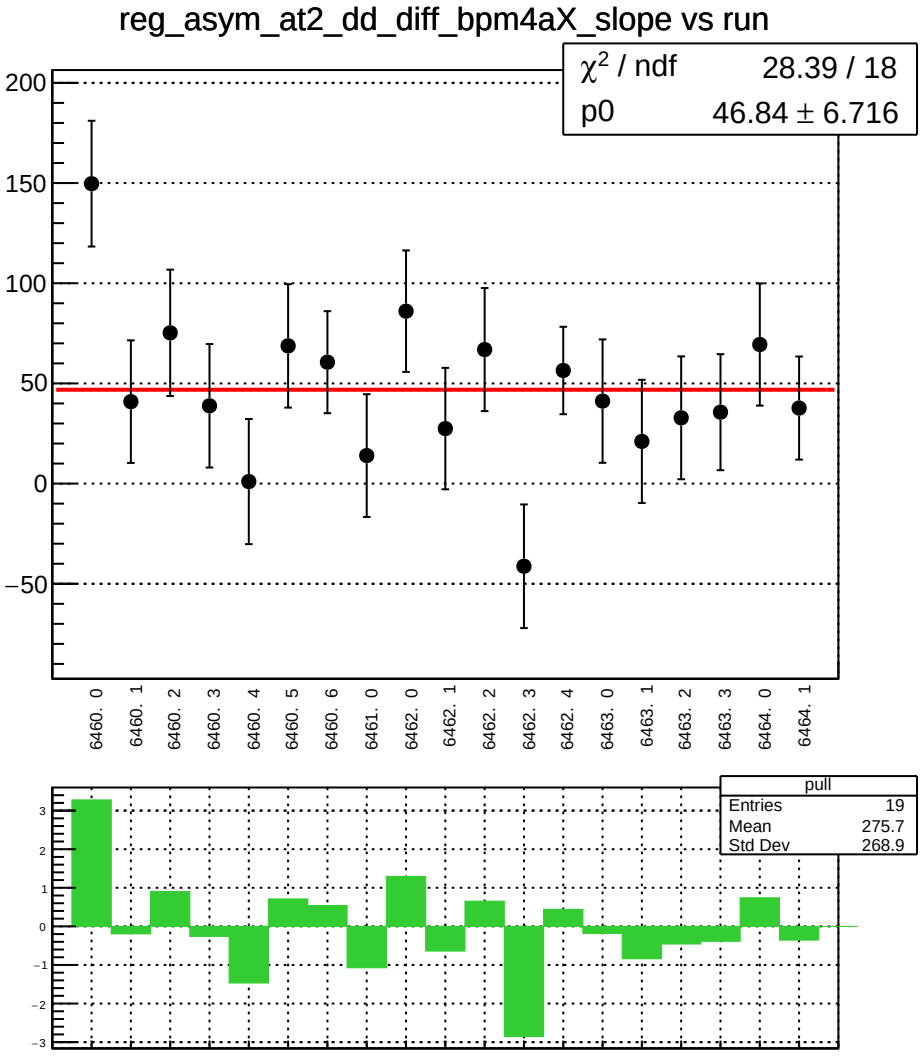
reg_asym_at2_dd_diff_bpm4aX_slope vs run
χ² / ndf 28.39 / 18
p0 46.84 ± 6.716
200
150
100
50
0
−50
6460. 0
6460. 1
6460. 2
6460. 3
6460. 4
6460. 5
6460. 6
6461. 0
6462. 0
6462. 1
6462. 2
6462. 3
6462. 4
6463. 0
6463. 1
6463. 2
6463. 3
6464. 0
6464. 1
pull
Entries 19
Mean 275.7
Std Dev 268.9
3
2
1
0
−1
−2
−3

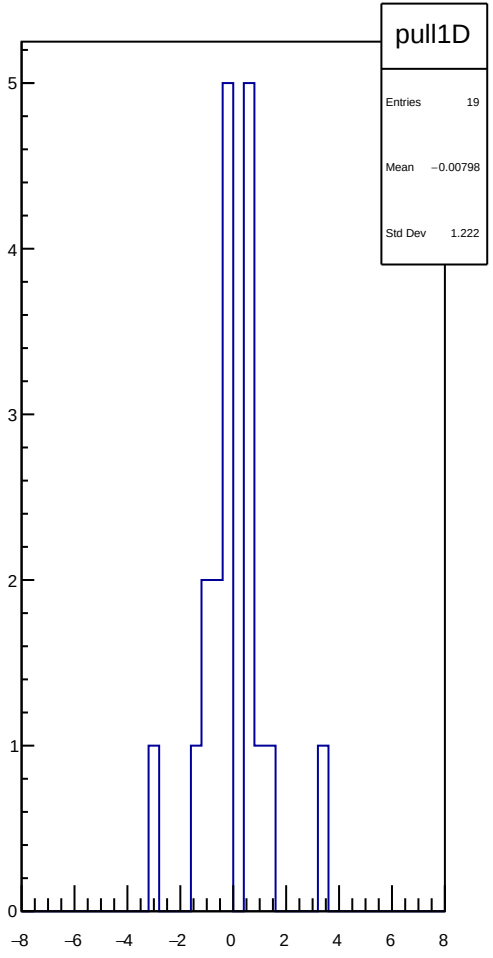
pull1D
Entries 19
Mean −0.00798
Std Dev 1.222
5
4
3
2
1
0
−8
−6
−4
−2
0
2
4
6
8

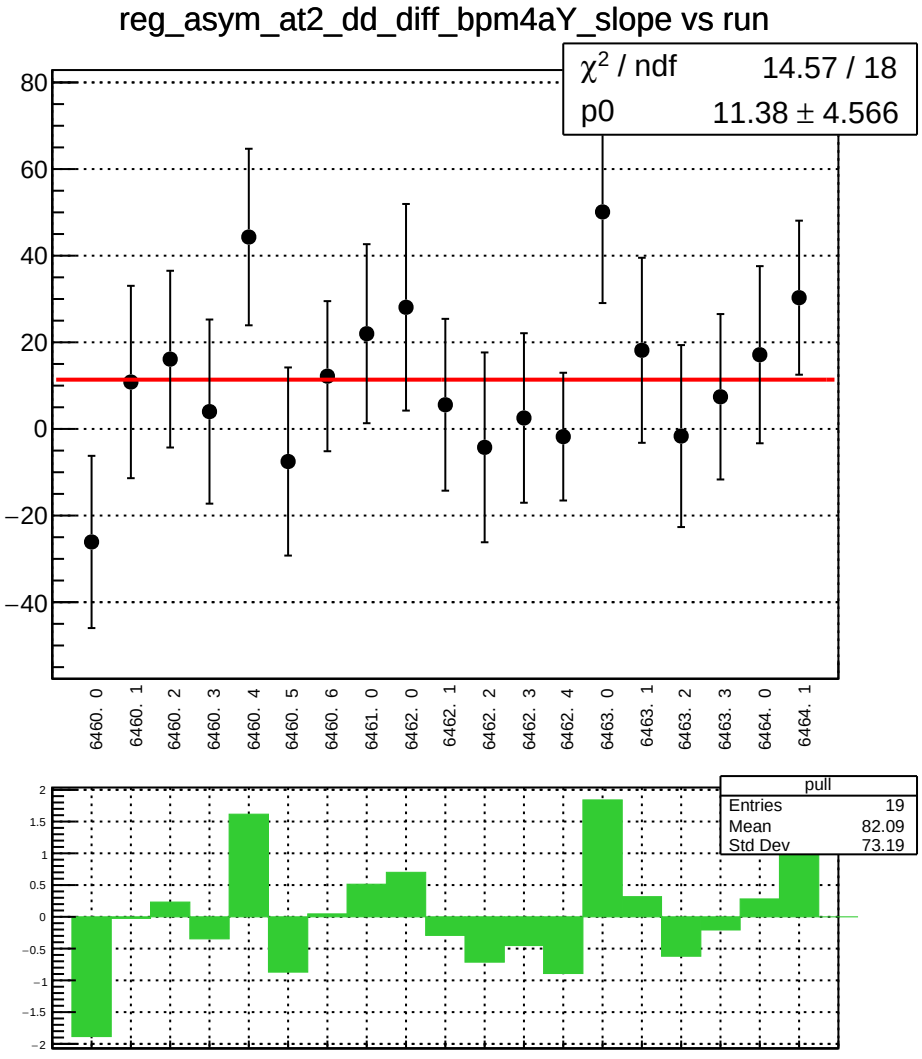
reg_asym_at2_dd_diff_bpm4aY_slope vs run
χ² / ndf 14.57 / 18
p0 11.38 ± 4.566
80
60
40
20
0
−20
−40
6460. 0
6460. 1
6460. 2
6460. 3
6460. 4
6460. 5
6460. 6
6461. 0
6462. 0
6462. 1
6462. 2
6462. 3
6462. 4
6463. 0
6463. 1
6463. 2
6463. 3
6464. 0
6464. 1
pull
Entries 19
Mean 82.09
Std Dev 73.19
2
1.5
1
0.5
0
−0.5
−1
−1.5
−2

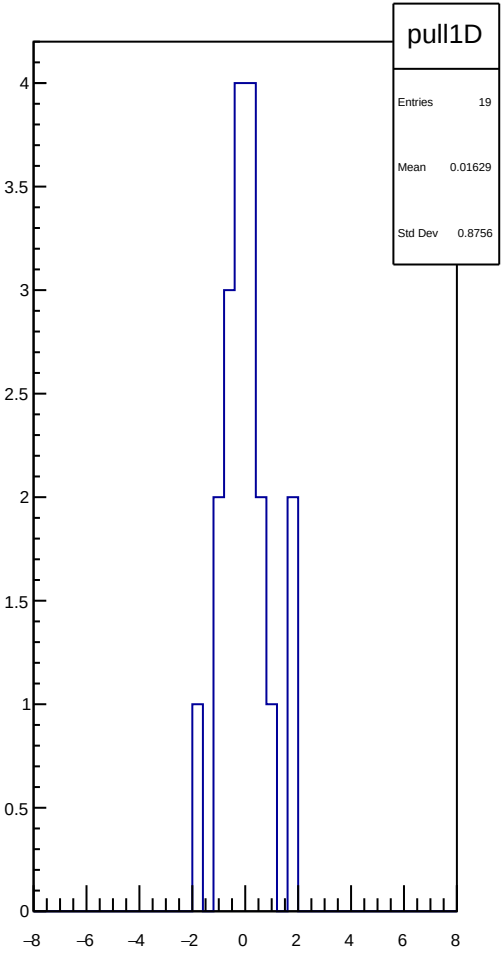
pull1D
Entries 19
Mean 0.01629
Std Dev 0.8756
4
3.5
3
2.5
2
1.5
1
0.5
0
−8
−6
−4
−2
0
2
4
6
8

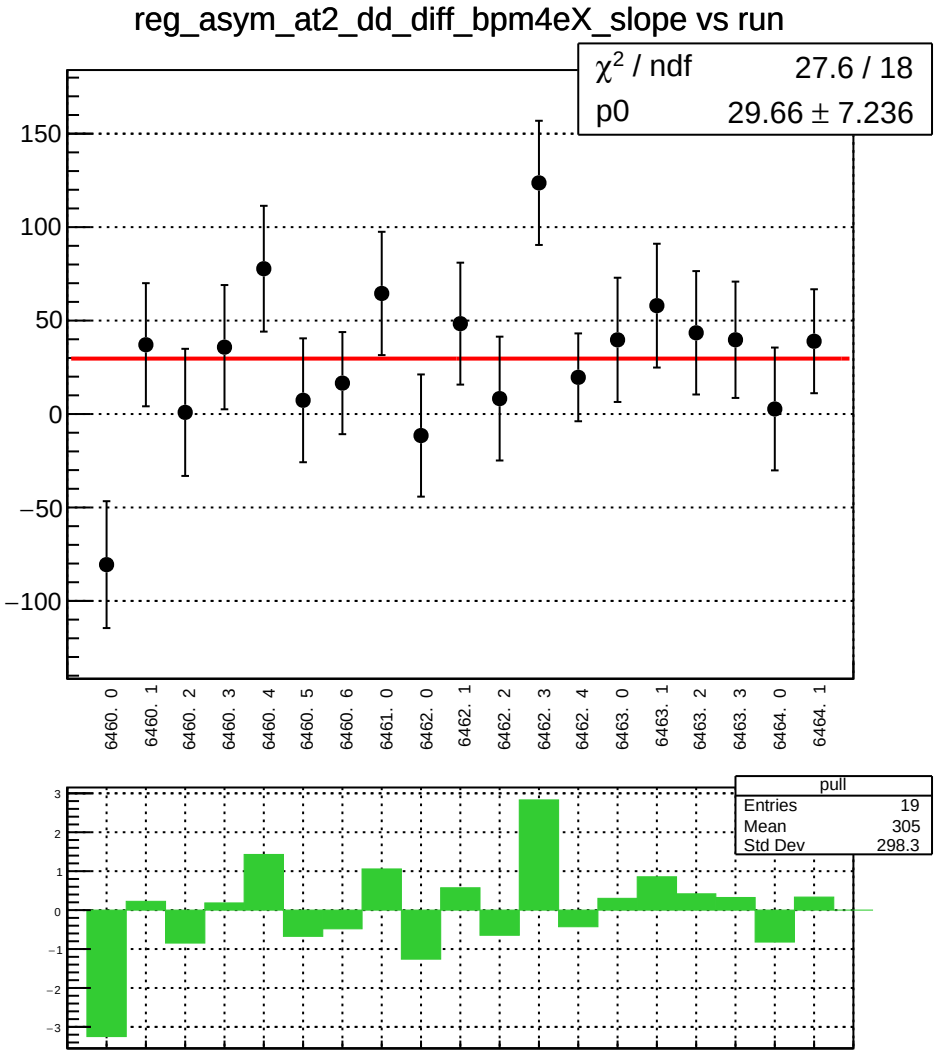
reg_asym_at2_dd_diff_bpm4eX_slope vs run
χ² / ndf 27.6 / 18
p0 29.66 ± 7.236
150
100
50
0
−50
−100
6460. 0
6460. 1
6460. 2
6460. 3
6460. 4
6460. 5
6460. 6
6461. 0
6462. 0
6462. 1
6462. 2
6462. 3
6462. 4
6463. 0
6463. 1
6463. 2
6463. 3
6464. 0
6464. 1
pull
Entries 19
Mean 305
Std Dev 298.3
3
2
1
0
−1
−2
−3

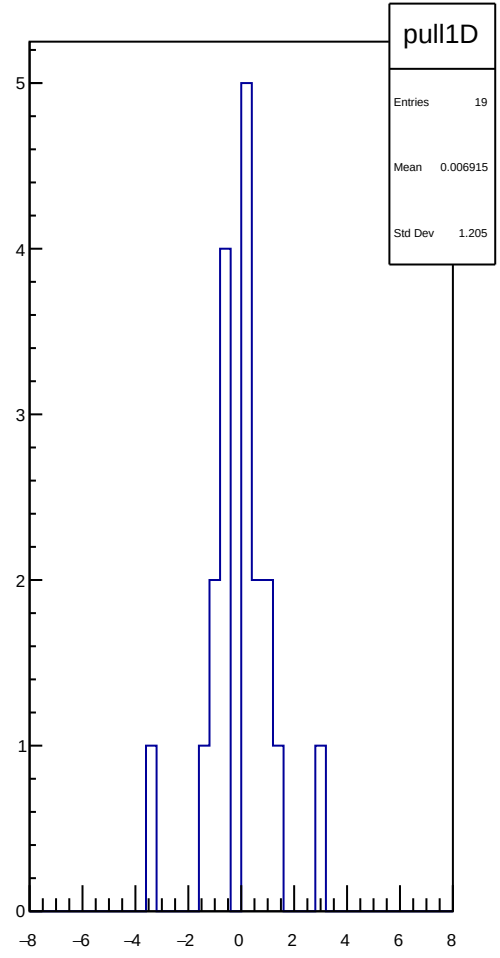
pull1D
Entries 19
Mean 0.006915
Std Dev 1.205
5
4
3
2
1
0
−8
−6
−4
−2
0
2
4
6
8

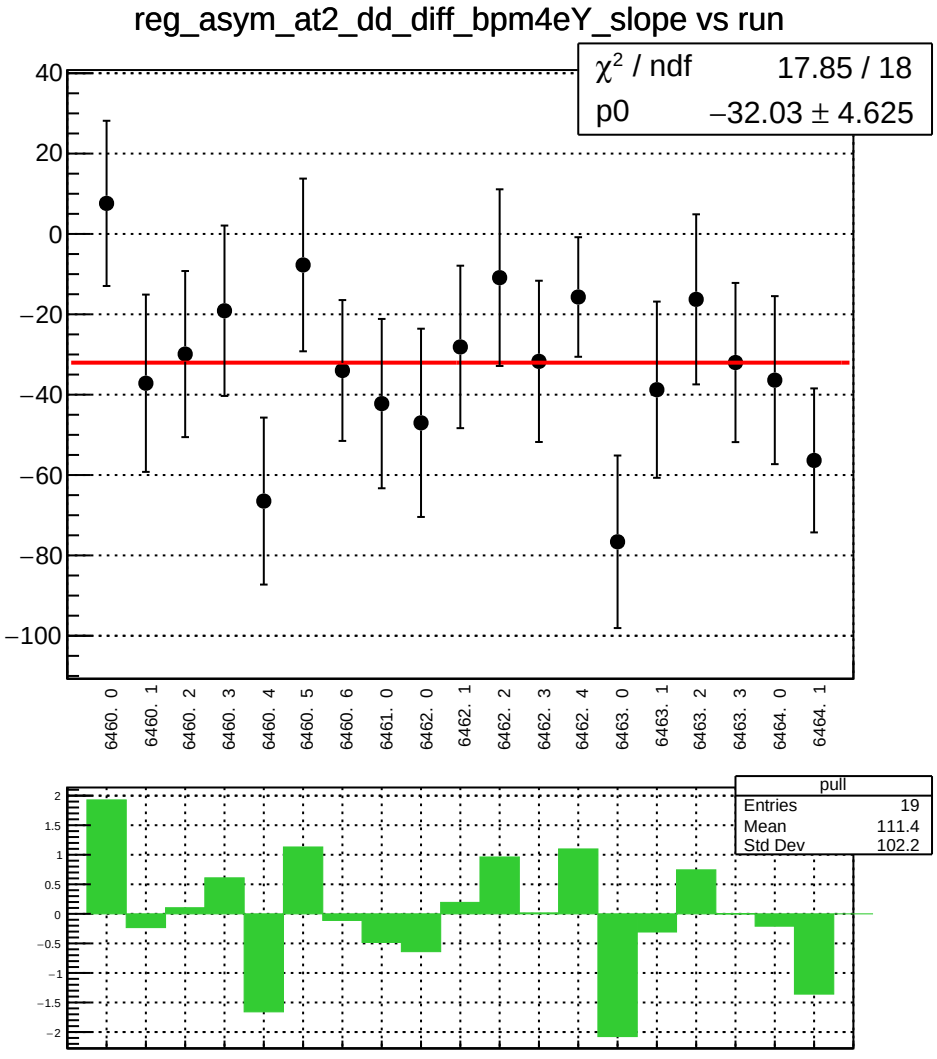
reg_asym_at2_dd_diff_bpm4eY_slope vs run
χ² / ndf 17.85 / 18
p0 −32.03 ± 4.625
40
20
0
−20
−40
−60
−80
−100
6460. 0
6460. 1
6460. 2
6460. 3
6460. 4
6460. 5
6460. 6
6461. 0
6462. 0
6462. 1
6462. 2
6462. 3
6462. 4
6463. 0
6463. 1
6463. 2
6463. 3
6464. 0
6464. 1
pull
Entries 19
Mean 111.4
Std Dev 102.2
2
1.5
1
0.5
0
−0.5
−1
−1.5
−2

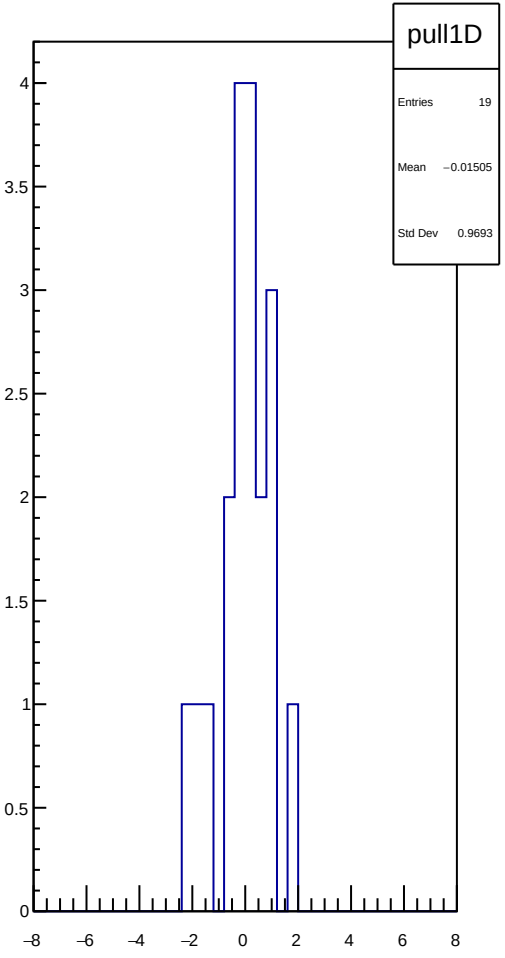
pull1D
Entries 19
Mean −0.01505
Std Dev 0.9693
4
3.5
3
2.5
2
1.5
1
0.5
0
−8
−6
−4
−2
0
2
4
6
8

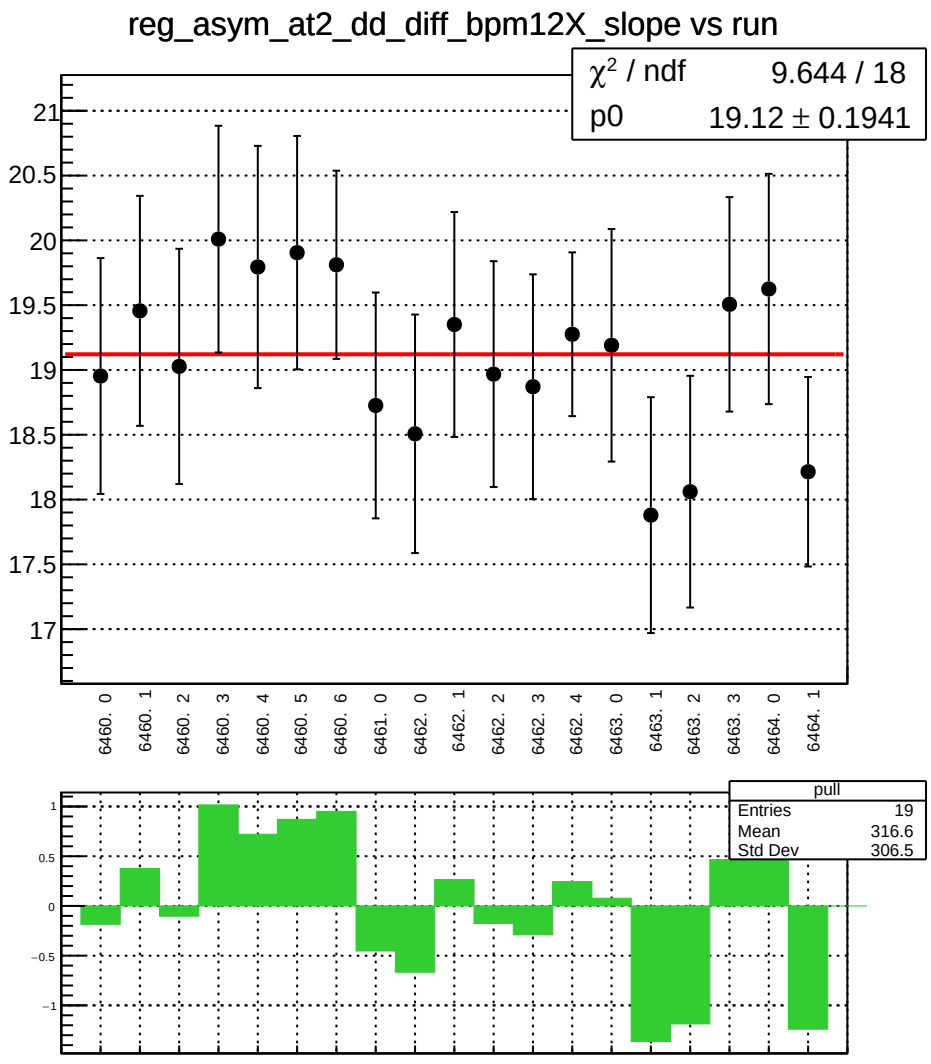
reg_asym_at2_dd_diff_bpm12X_slope vs run
χ² / ndf 9.644 / 18
p0 19.12 ± 0.1941
21
20.5
20
19.5
19
18.5
18
17.5
17
6460. 0
6460. 1
6460. 2
6460. 3
6460. 4
6460. 5
6460. 6
6461. 0
6462. 0
6462. 1
6462. 2
6462. 3
6462. 4
6463. 0
6463. 1
6463. 2
6463. 3
6464. 0
6464. 1
pull
Entries 19
Mean 316.6
Std Dev 306.5
1
0.5
0
−0.5
−1

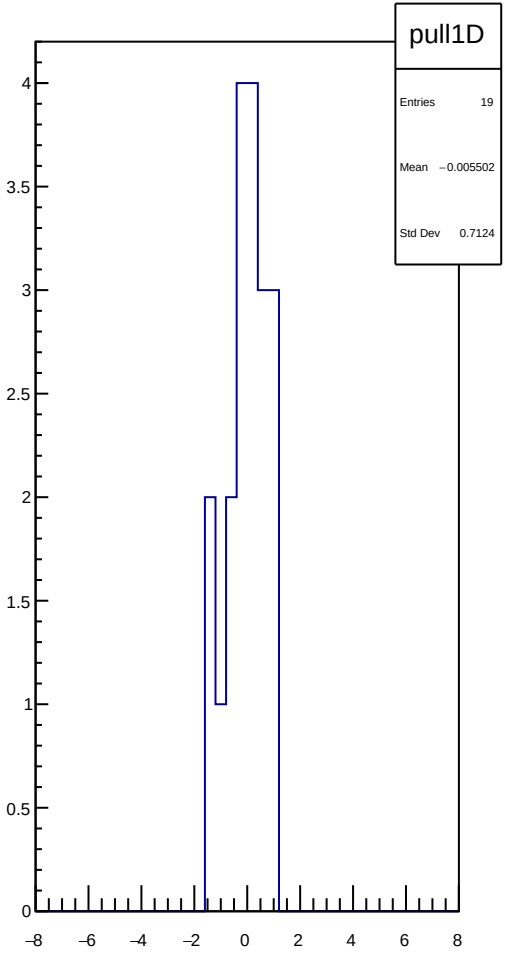
pull1D
Entries 19
Mean −0.005502
Std Dev 0.7124
4
3.5
3
2.5
2
1.5
1
0.5
0
−8
−6
−4
−2
0
2
4
6
8

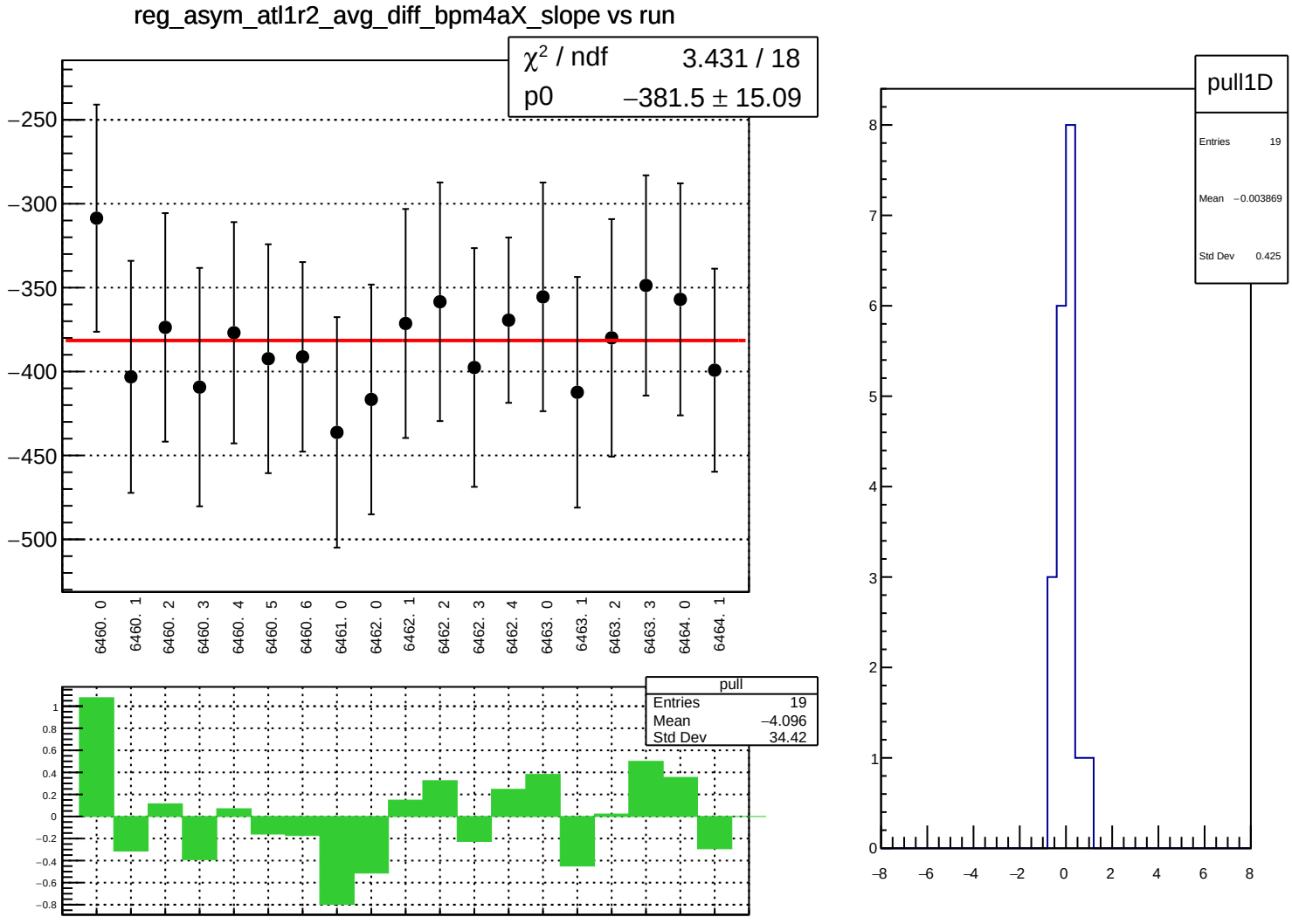
reg_asym_atl1r2_avg_diff_bpm4aX_slope vs run
χ² / ndf 3.431 / 18
p0 −381.5 ± 15.09
−250
−300
−350
−400
−450
−500
6460. 0
6460. 1
6460. 2
6460. 3
6460. 4
6460. 5
6460. 6
6461. 0
6462. 0
6462. 1
6462. 2
6462. 3
6462. 4
6463. 0
6463. 1
6463. 2
6463. 3
6464. 0
6464. 1
pull
Entries 19
Mean −4.096
Std Dev 34.42
pull1D
Entries 19
Mean −0.003869
Std Dev 0.425

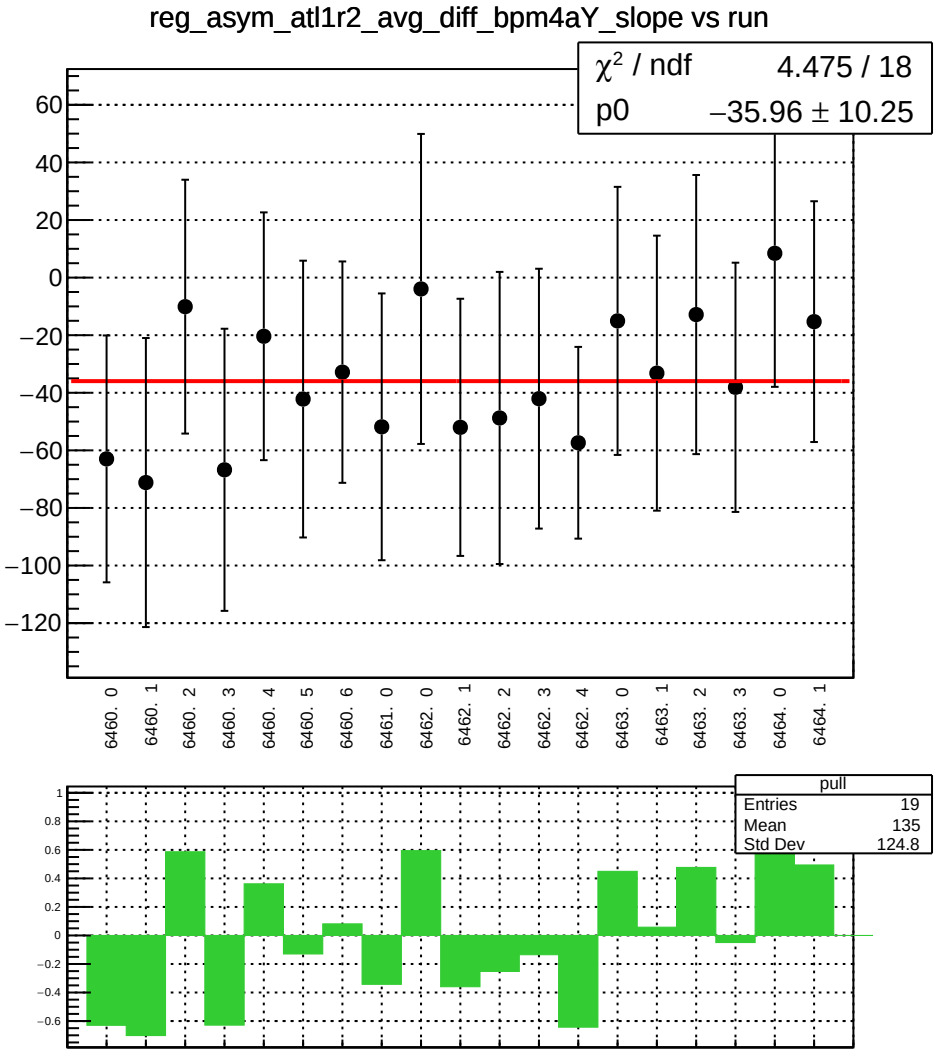
reg_asym_atl1r2_avg_diff_bpm4aY_slope vs run
χ² / ndf 4.475 / 18
p0 −35.96 ± 10.25
60
40
20
0
−20
−40
−60
−80
−100
−120
6460. 0
6460. 1
6460. 2
6460. 3
6460. 4
6460. 5
6460. 6
6461. 0
6462. 0
6462. 1
6462. 2
6462. 3
6462. 4
6463. 0
6463. 1
6463. 2
6463. 3
6464. 0
6464. 1
pull
Entries 19
Mean 135
Std Dev 124.8
1
0.8
0.6
0.4
0.2
0
−0.2
−0.4
−0.6

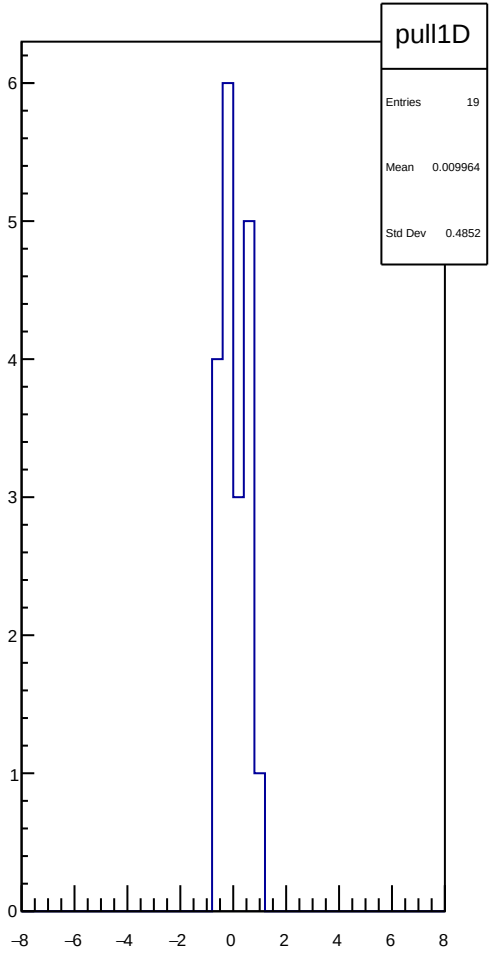
pull1D
Entries 19
Mean 0.009964
Std Dev 0.4852
6
5
4
3
2
1
0
−8
−6
−4
−2
0
2
4
6
8

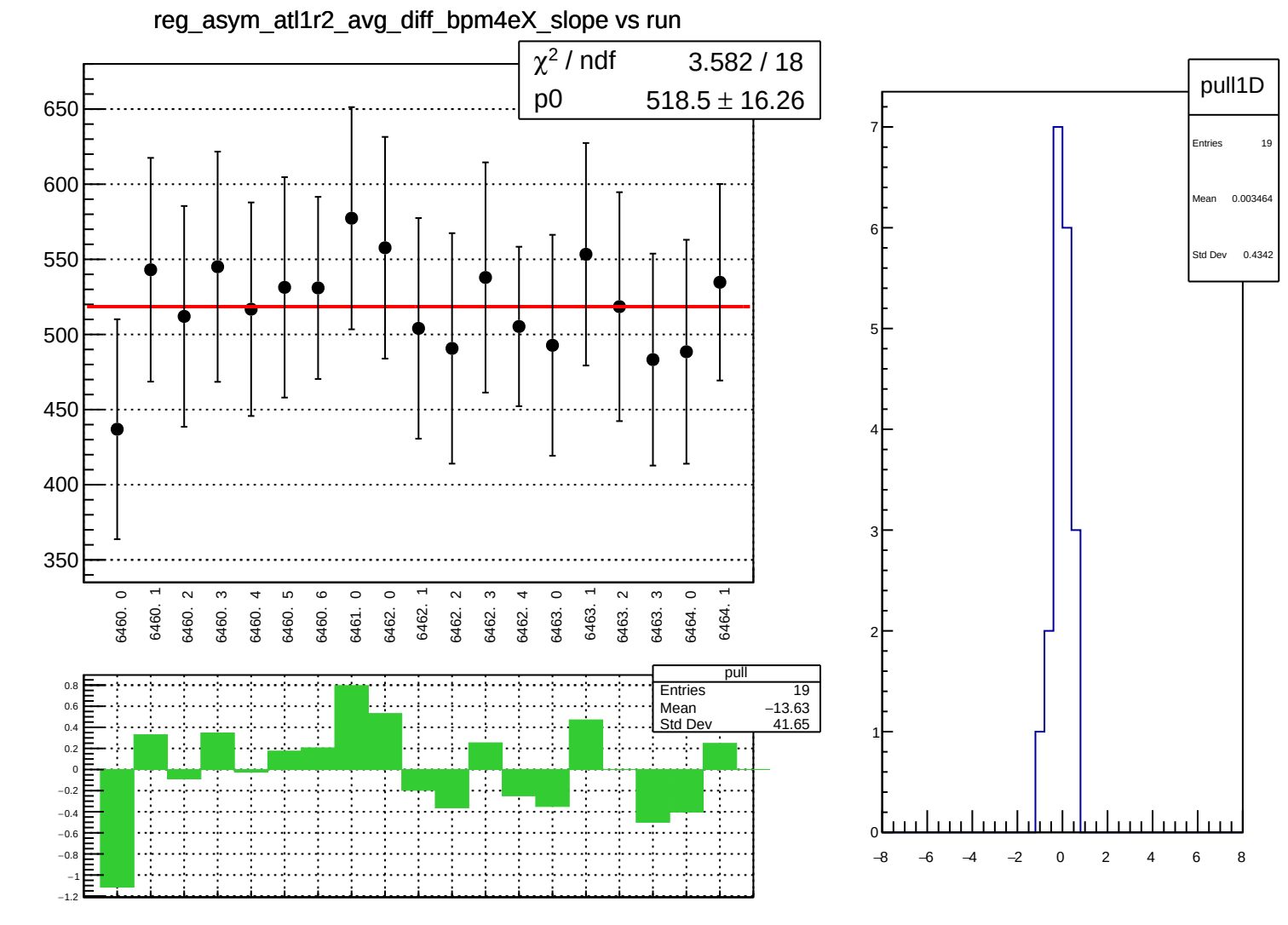
reg_asym_atl1r2_avg_diff_bpm4eX_slope vs run
χ² / ndf 3.582 / 18
p0 518.5 ± 16.26
650
600
550
500
450
400
350
6460. 0
6460. 1
6460. 2
6460. 3
6460. 4
6460. 5
6460. 6
6461. 0
6462. 0
6462. 1
6462. 2
6462. 3
6462. 4
6463. 0
6463. 1
6463. 2
6463. 3
6464. 0
6464. 1
pull
Entries 19
Mean −13.63
Std Dev 41.65
0.8
0.6
0.4
0.2
0
−0.2
−0.4
−0.6
−0.8
−1
−1.2
pull1D
Entries 19
Mean 0.003464
Std Dev 0.4342
7
6
5
4
3
2
1
0
−8
−6
−4
−2
0
2
4
6
8

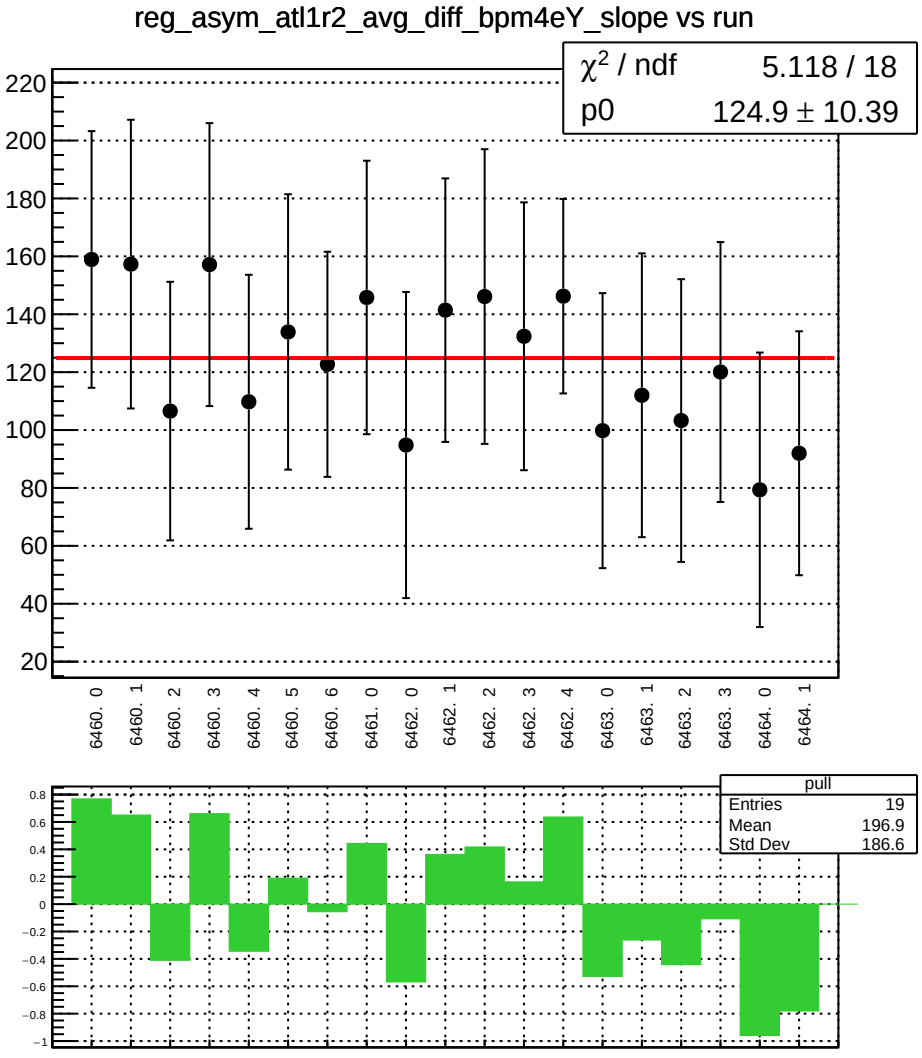
reg_asym_atl1r2_avg_diff_bpm4eY_slope vs run
χ² / ndf 5.118 / 18
p0 124.9 ± 10.39
220
200
180
160
140
120
100
80
60
40
20
6460. 0
6460. 1
6460. 2
6460. 3
6460. 4
6460. 5
6460. 6
6461. 0
6462. 0
6462. 1
6462. 2
6462. 3
6462. 4
6463. 0
6463. 1
6463. 2
6463. 3
6464. 0
6464. 1
pull
Entries 19
Mean 196.9
Std Dev 186.6
0.8
0.6
0.4
0.2
0
−0.2
−0.4
−0.6
−0.8
−1

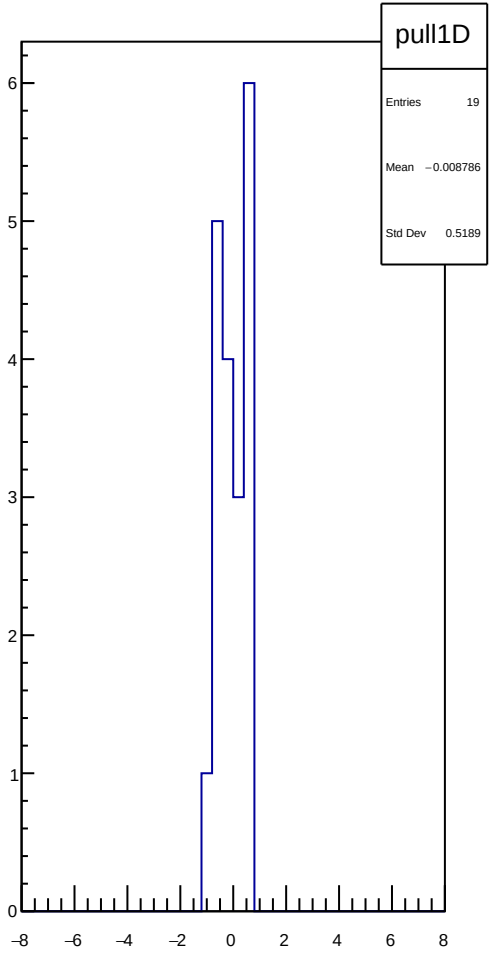
pull1D
Entries 19
Mean −0.008786
Std Dev 0.5189
6
5
4
3
2
1
0
−8
−6
−4
−2
0
2
4
6
8

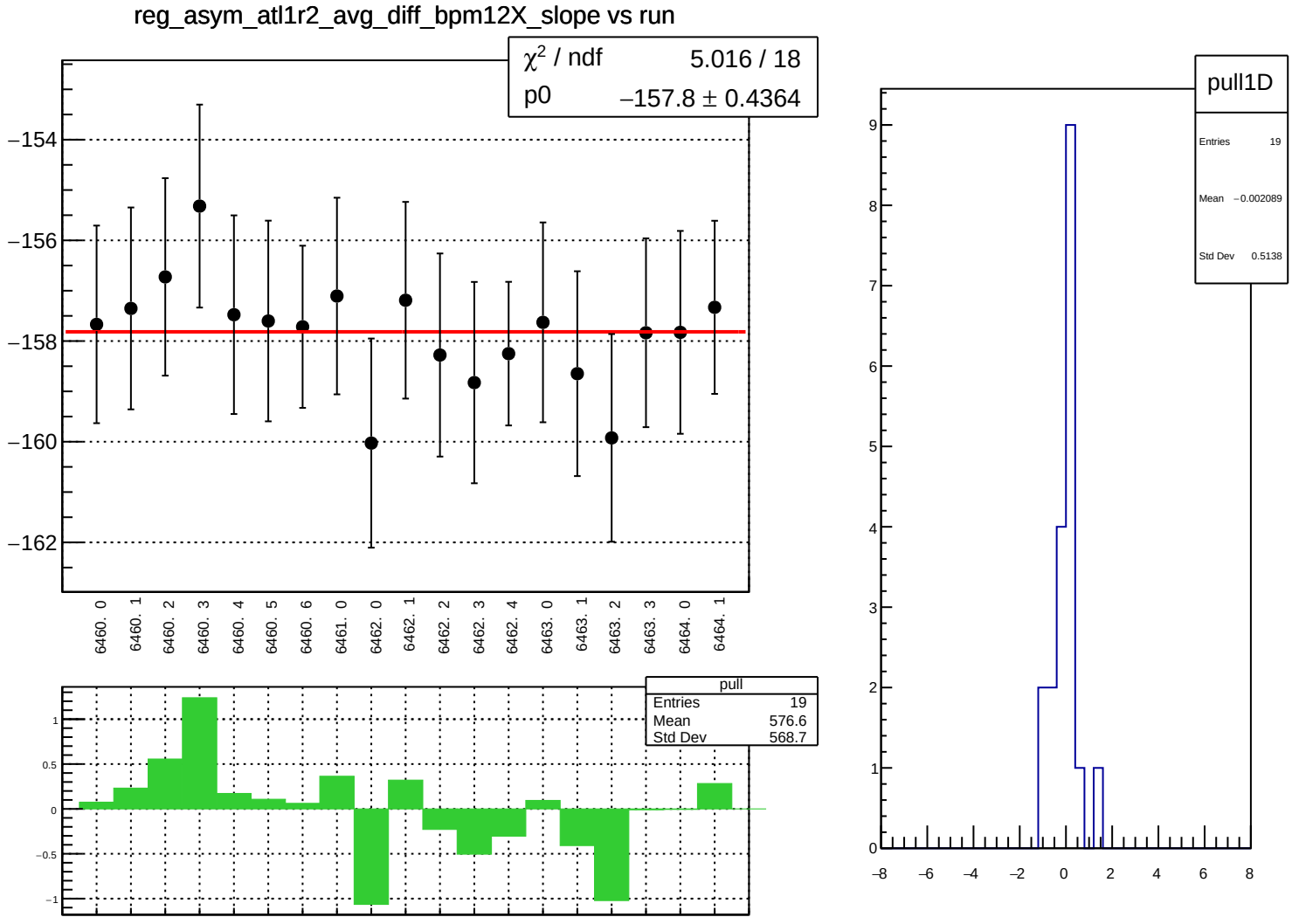
reg_asym_atl1r2_avg_diff_bpm12X_slope vs run
χ² / ndf 5.016 / 18
p0 −157.8 ± 0.4364
−154
−156
−158
−160
−162
6460. 0
6460. 1
6460. 2
6460. 3
6460. 4
6460. 5
6460. 6
6461. 0
6462. 0
6462. 1
6462. 2
6462. 3
6462. 4
6463. 0
6463. 1
6463. 2
6463. 3
6464. 0
6464. 1
pull
Entries 19
Mean 576.6
Std Dev 568.7
1
0.5
0
−0.5
−1
pull1D
Entries 19
Mean −0.002089
Std Dev 0.5138
9
8
7
6
5
4
3
2
1
0
−8
−6
−4
−2
0
2
4
6
8

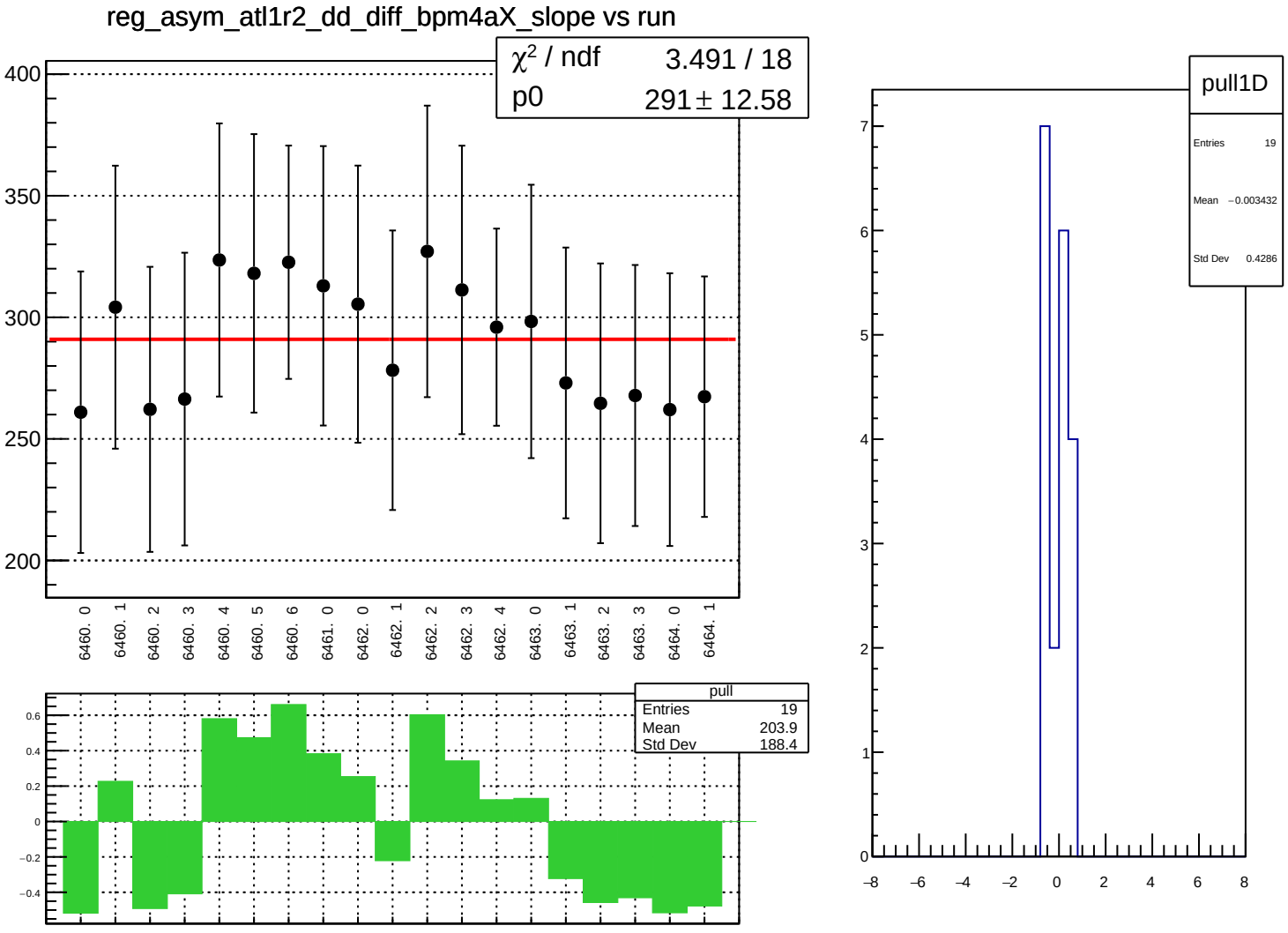
reg_asym_atl1r2_dd_diff_bpm4aX_slope vs run
χ² / ndf 3.491 / 18
p0 291 ± 12.58
400
350
300
250
200
6460. 0
6460. 1
6460. 2
6460. 3
6460. 4
6460. 5
6460. 6
6461. 0
6462. 0
6462. 1
6462. 2
6462. 3
6462. 4
6463. 0
6463. 1
6463. 2
6463. 3
6464. 0
6464. 1
pull
Entries 19
Mean 203.9
Std Dev 188.4
0.6
0.4
0.2
0
−0.2
−0.4
pull1D
Entries 19
Mean −0.003432
Std Dev 0.4286
7
6
5
4
3
2
1
0
−8
−6
−4
−2
0
2
4
6
8

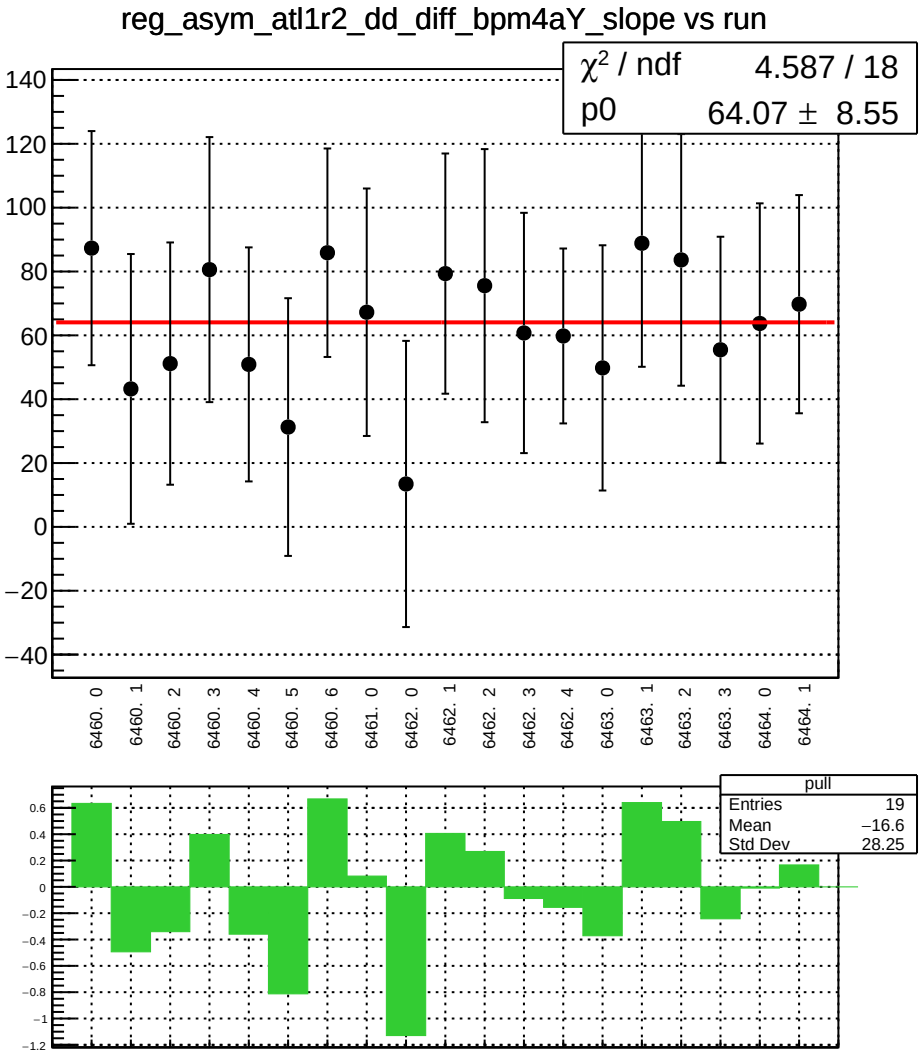
reg_asym_atl1r2_dd_diff_bpm4aY_slope vs run
χ² / ndf 4.587 / 18
p0 64.07 ± 8.55
140
120
100
80
60
40
20
0
−20
−40
6460. 0
6460. 1
6460. 2
6460. 3
6460. 4
6460. 5
6460. 6
6461. 0
6462. 0
6462. 1
6462. 2
6462. 3
6462. 4
6463. 0
6463. 1
6463. 2
6463. 3
6464. 0
6464. 1
pull
Entries 19
Mean −16.6
Std Dev 28.25
0.6
0.4
0.2
0
−0.2
−0.4
−0.6
−0.8
−1
−1.2

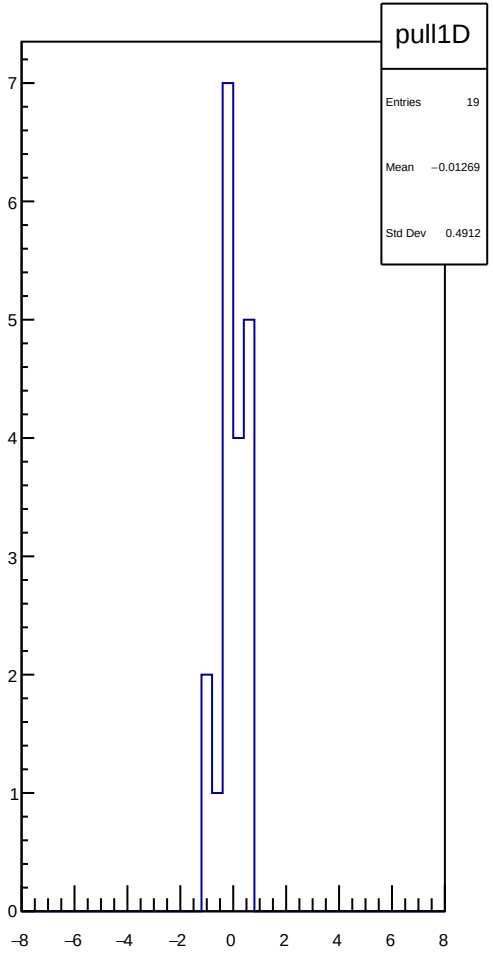
pull1D
Entries 19
Mean −0.01269
Std Dev 0.4912
7
6
5
4
3
2
1
0
−8
−6
−4
−2
0
2
4
6
8

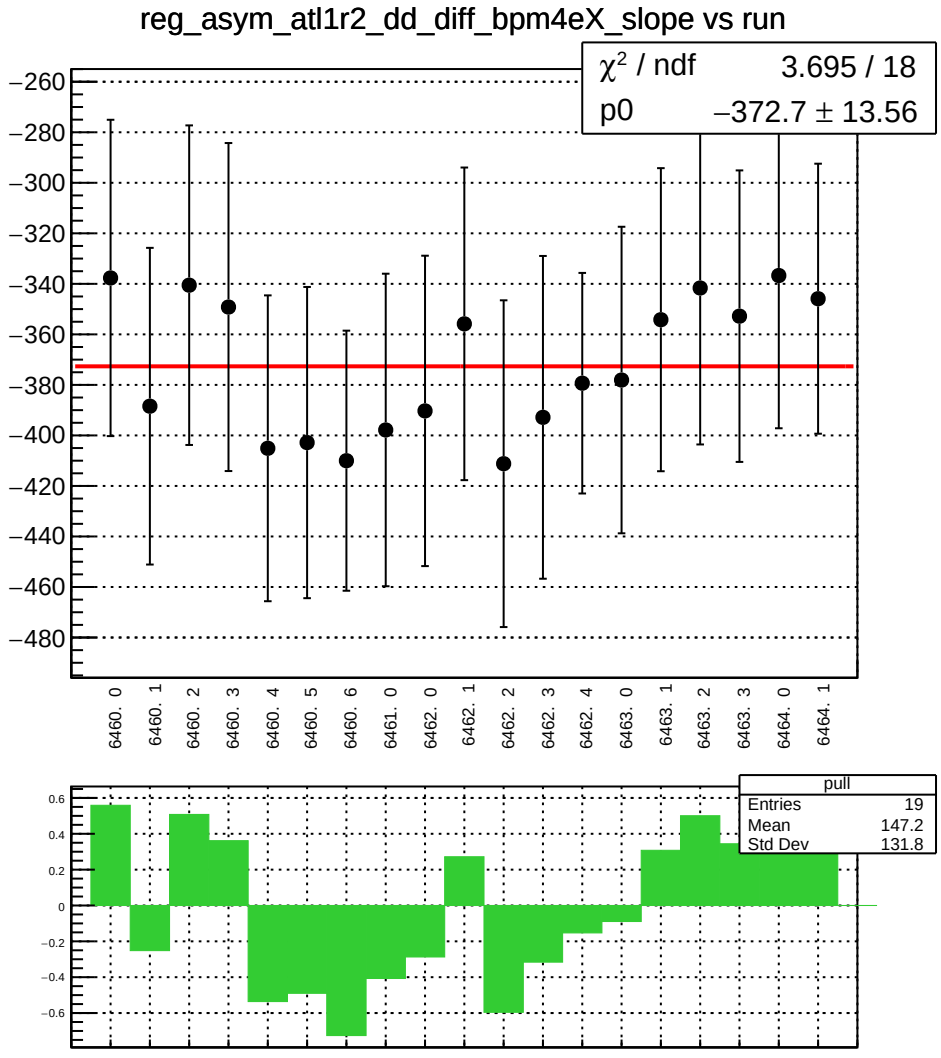
reg_asym_atl1r2_dd_diff_bpm4eX_slope vs run
χ² / ndf 3.695 / 18
p0 −372.7 ± 13.56
−260
−280
−300
−320
−340
−360
−380
−400
−420
−440
−460
−480
6460. 0
6460. 1
6460. 2
6460. 3
6460. 4
6460. 5
6460. 6
6461. 0
6462. 0
6462. 1
6462. 2
6462. 3
6462. 4
6463. 0
6463. 1
6463. 2
6463. 3
6464. 0
6464. 1
pull
Entries 19
Mean 147.2
Std Dev 131.8
0.6
0.4
0.2
0
−0.2
−0.4
−0.6

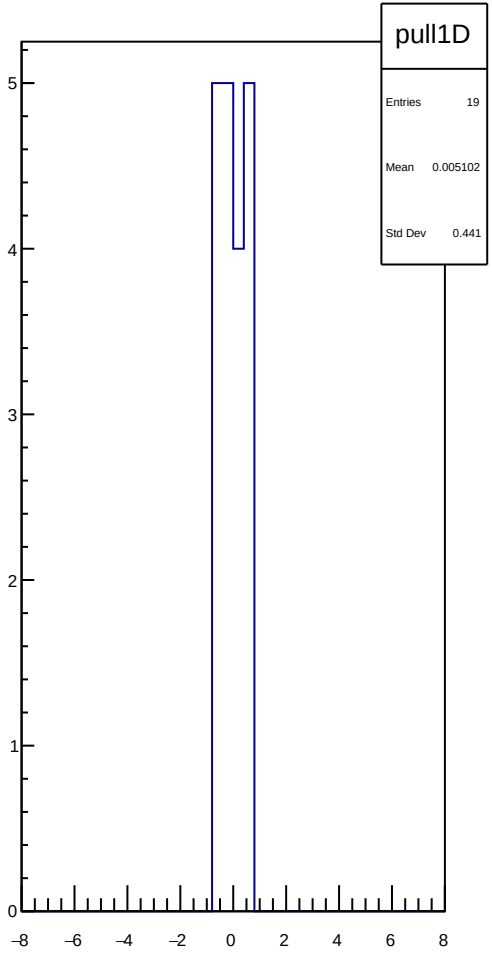
pull1D
Entries 19
Mean 0.005102
Std Dev 0.441
5
4
3
2
1
0
−8
−6
−4
−2
0
2
4
6
8

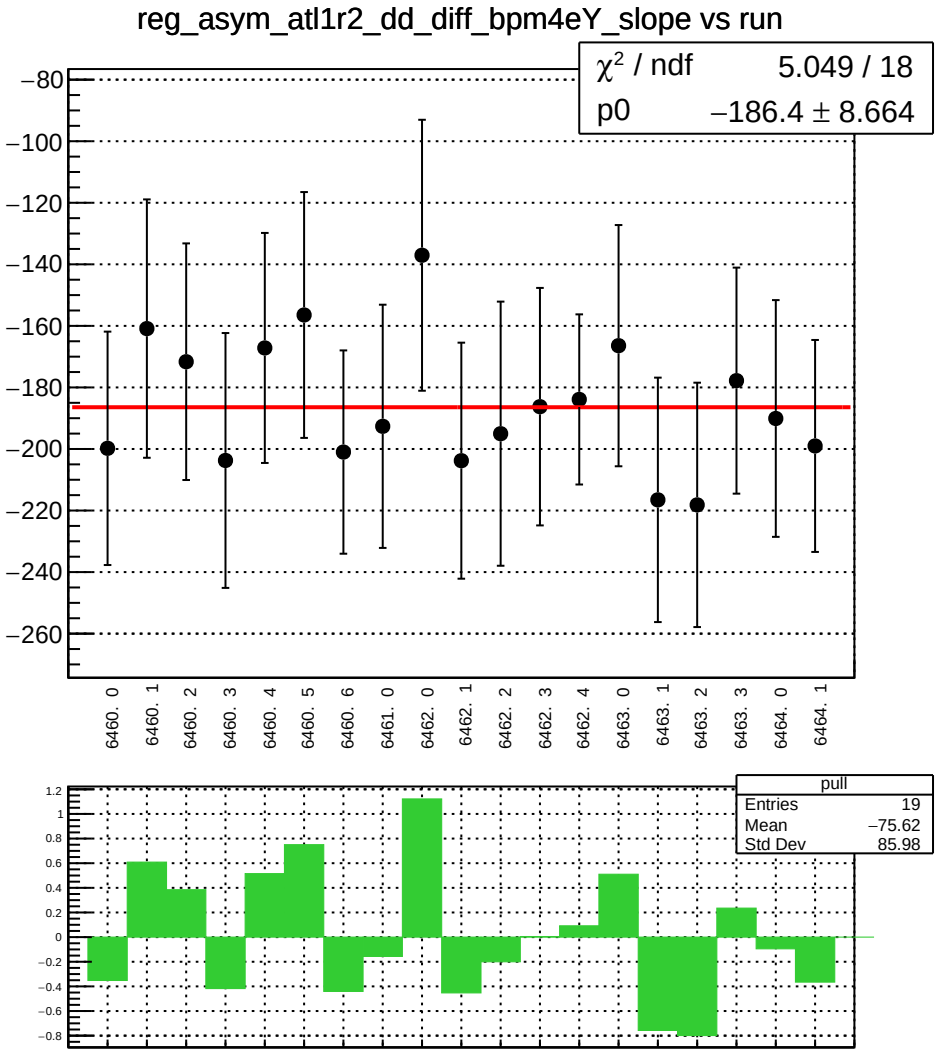
reg_asym_atl1r2_dd_diff_bpm4eY_slope vs run
χ² / ndf 5.049 / 18
p0 −186.4 ± 8.664
−80
−100
−120
−140
−160
−180
−200
−220
−240
−260
6460. 0
6460. 1
6460. 2
6460. 3
6460. 4
6460. 5
6460. 6
6461. 0
6462. 0
6462. 1
6462. 2
6462. 3
6462. 4
6463. 0
6463. 1
6463. 2
6463. 3
6464. 0
6464. 1
pull
Entries 19
Mean −75.62
Std Dev 85.98
1.2
1
0.8
0.6
0.4
0.2
0
−0.2
−0.4
−0.6
−0.8

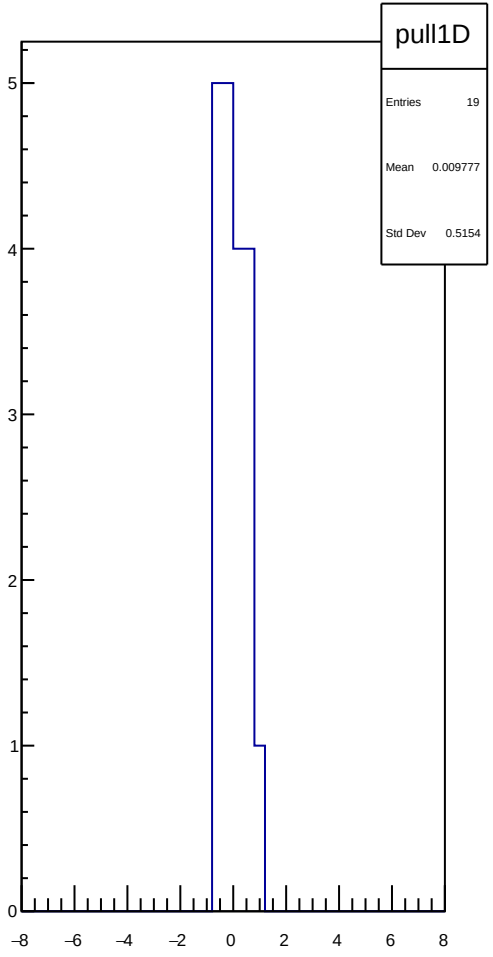
pull1D
Entries 19
Mean 0.009777
Std Dev 0.5154
5
4
3
2
1
0
−8
−6
−4
−2
0
2
4
6
8

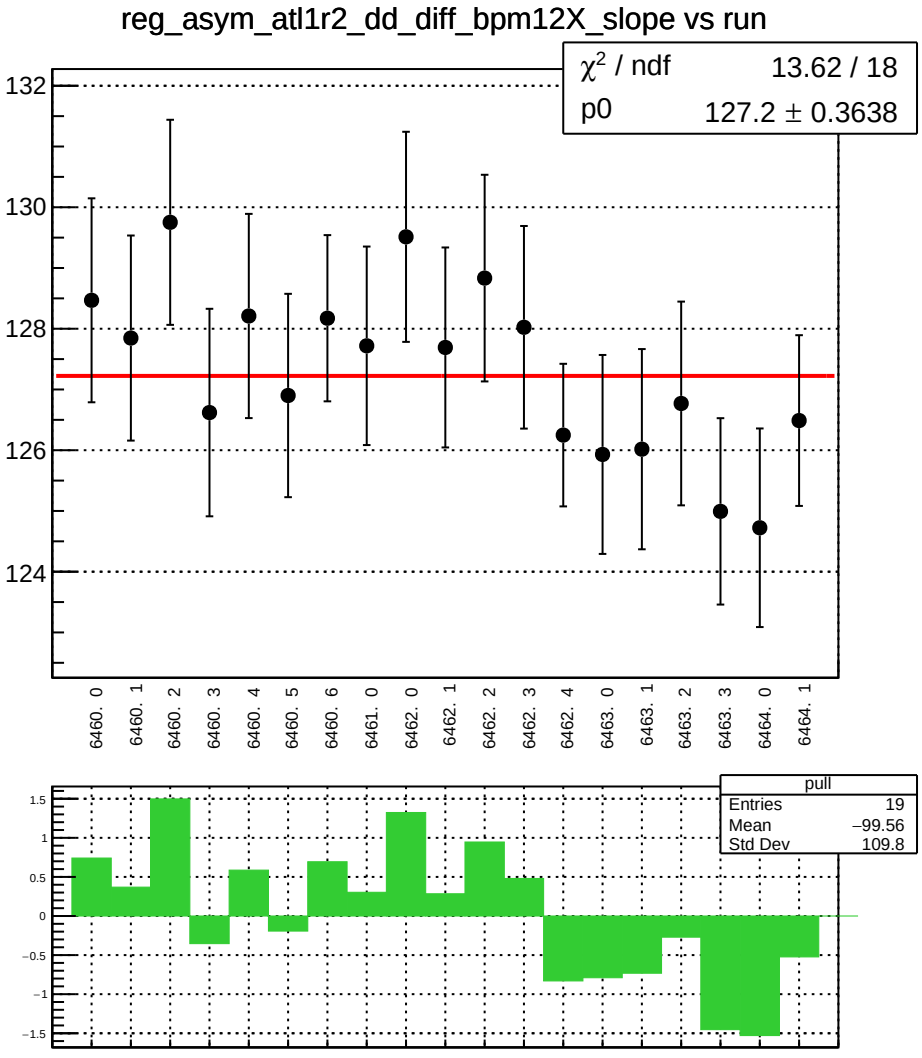
reg_asym_atl1r2_dd_diff_bpm12X_slope vs run
χ² / ndf 13.62 / 18
p0 127.2 ± 0.3638
132
130
128
126
124
6460. 0
6460. 1
6460. 2
6460. 3
6460. 4
6460. 5
6460. 6
6461. 0
6462. 0
6462. 1
6462. 2
6462. 3
6462. 4
6463. 0
6463. 1
6463. 2
6463. 3
6464. 0
6464. 1
pull
Entries 19
Mean −99.56
Std Dev 109.8
1.5
1
0.5
0
−0.5
−1
−1.5

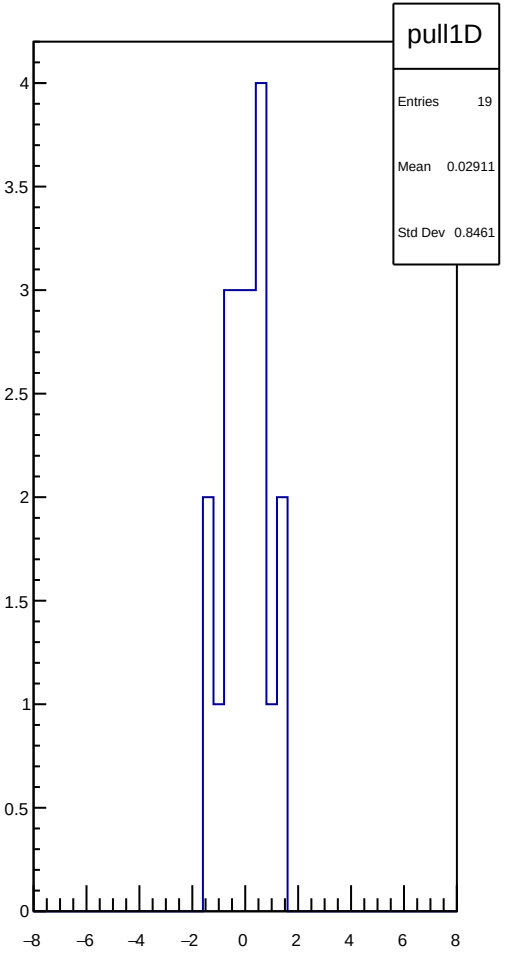
pull1D
Entries 19
Mean 0.02911
Std Dev 0.8461
4
3.5
3
2.5
2
1.5
1
0.5
0
−8
−6
−4
−2
0
2
4
6
8

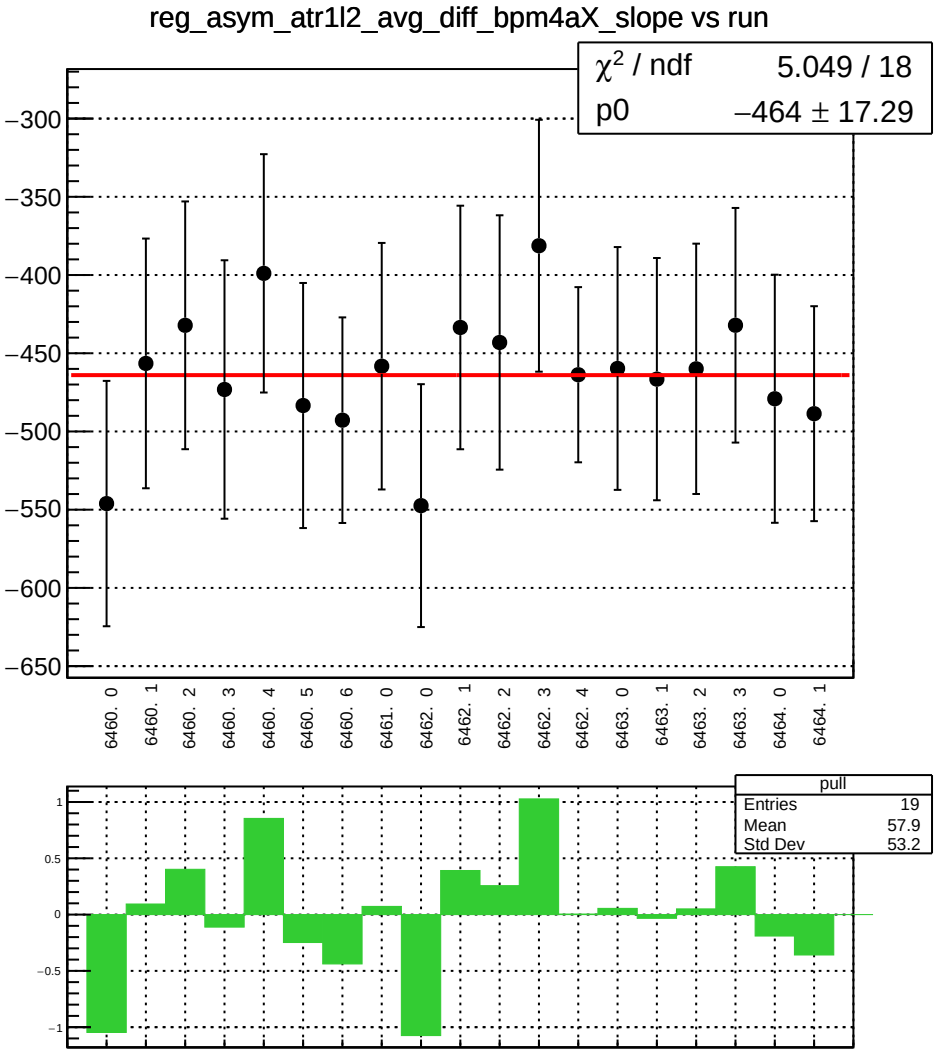
reg_asym_atr1l2_avg_diff_bpm4aX_slope vs run
χ² / ndf 5.049 / 18
p0 −464 ± 17.29
−300
−350
−400
−450
−500
−550
−600
−650
6460. 0
6460. 1
6460. 2
6460. 3
6460. 4
6460. 5
6460. 6
6461. 0
6462. 0
6462. 1
6462. 2
6462. 3
6462. 4
6463. 0
6463. 1
6463. 2
6463. 3
6464. 0
6464. 1
pull
Entries 19
Mean 57.9
Std Dev 53.2
1
0.5
0
−0.5
−1

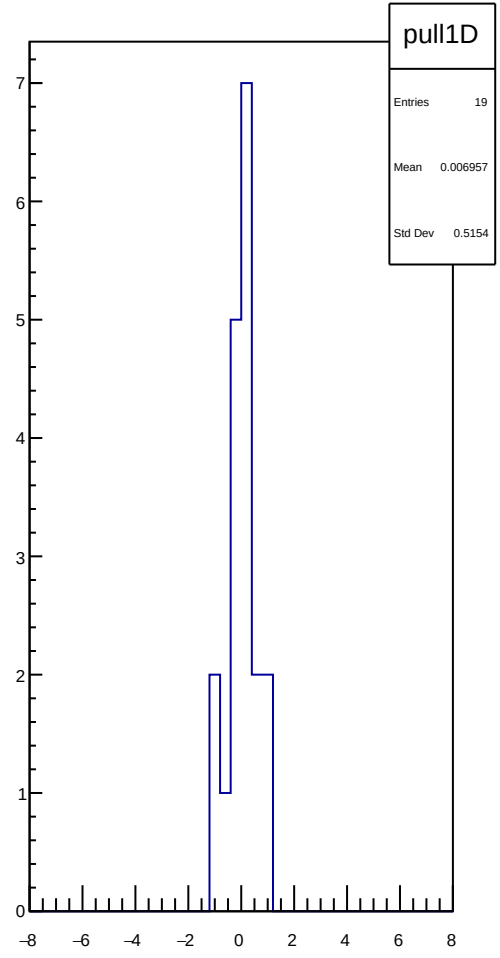
pull1D
Entries 19
Mean 0.006957
Std Dev 0.5154
7
6
5
4
3
2
1
0
−8
−6
−4
−2
0
2
4
6
8

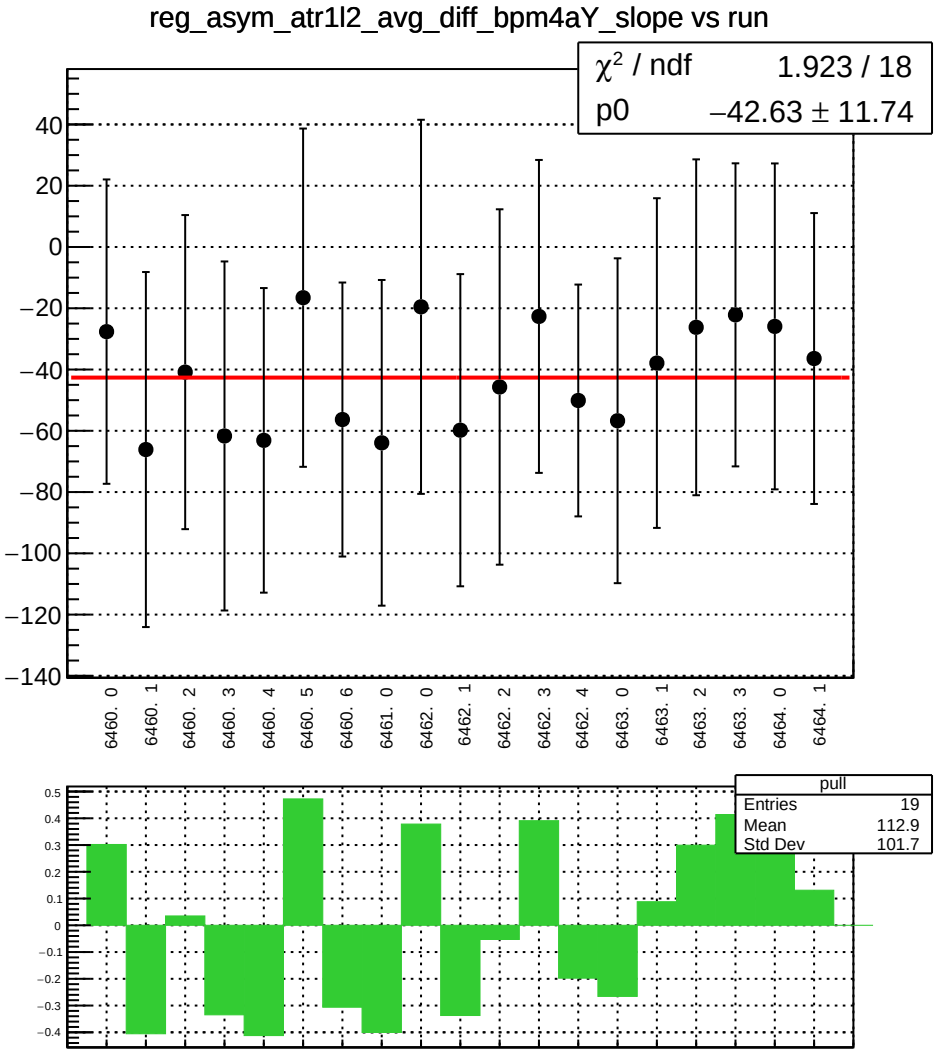
reg_asym_atr1l2_avg_diff_bpm4aY_slope vs run
χ² / ndf 1.923 / 18
p0 −42.63 ± 11.74
40
20
0
−20
−40
−60
−80
−100
−120
−140
6460. 0
6460. 1
6460. 2
6460. 3
6460. 4
6460. 5
6460. 6
6461. 0
6462. 0
6462. 1
6462. 2
6462. 3
6462. 4
6463. 0
6463. 1
6463. 2
6463. 3
6464. 0
6464. 1
pull
Entries 19
Mean 112.9
Std Dev 101.7
0.5
0.4
0.3
0.2
0.1
0
−0.1
−0.2
−0.3
−0.4

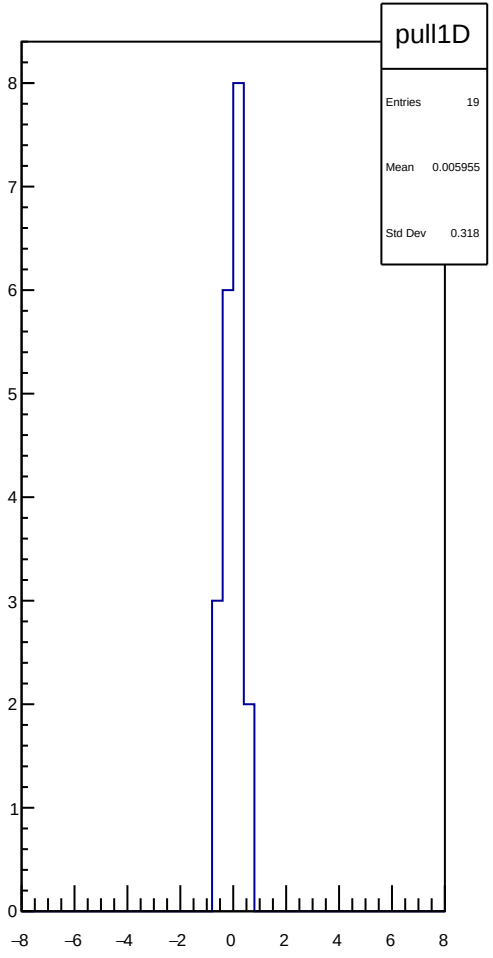
pull1D
Entries 19
Mean 0.005955
Std Dev 0.318
8
7
6
5
4
3
2
1
0
−8
−6
−4
−2
0
2
4
6
8

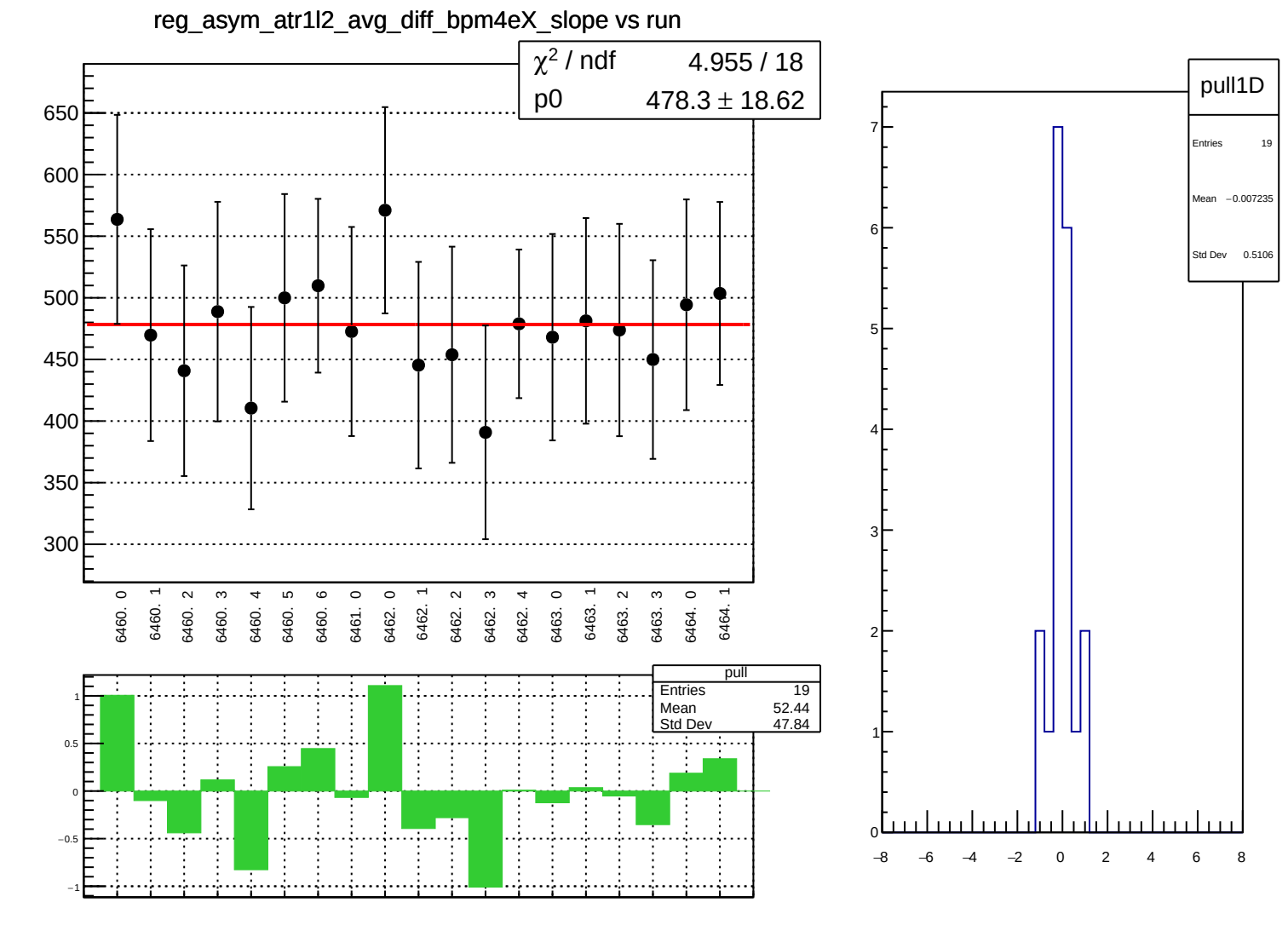
reg_asym_atr1l2_avg_diff_bpm4eX_slope vs run
χ² / ndf 4.955 / 18
p0 478.3 ± 18.62
650
600
550
500
450
400
350
300
6460. 0
6460. 1
6460. 2
6460. 3
6460. 4
6460. 5
6460. 6
6461. 0
6462. 0
6462. 1
6462. 2
6462. 3
6462. 4
6463. 0
6463. 1
6463. 2
6463. 3
6464. 0
6464. 1
pull
Entries 19
Mean 52.44
Std Dev 47.84
1
0.5
0
−0.5
−1
pull1D
Entries 19
Mean −0.007235
Std Dev 0.5106
7
6
5
4
3
2
1
0
−8
−6
−4
−2
0
2
4
6
8

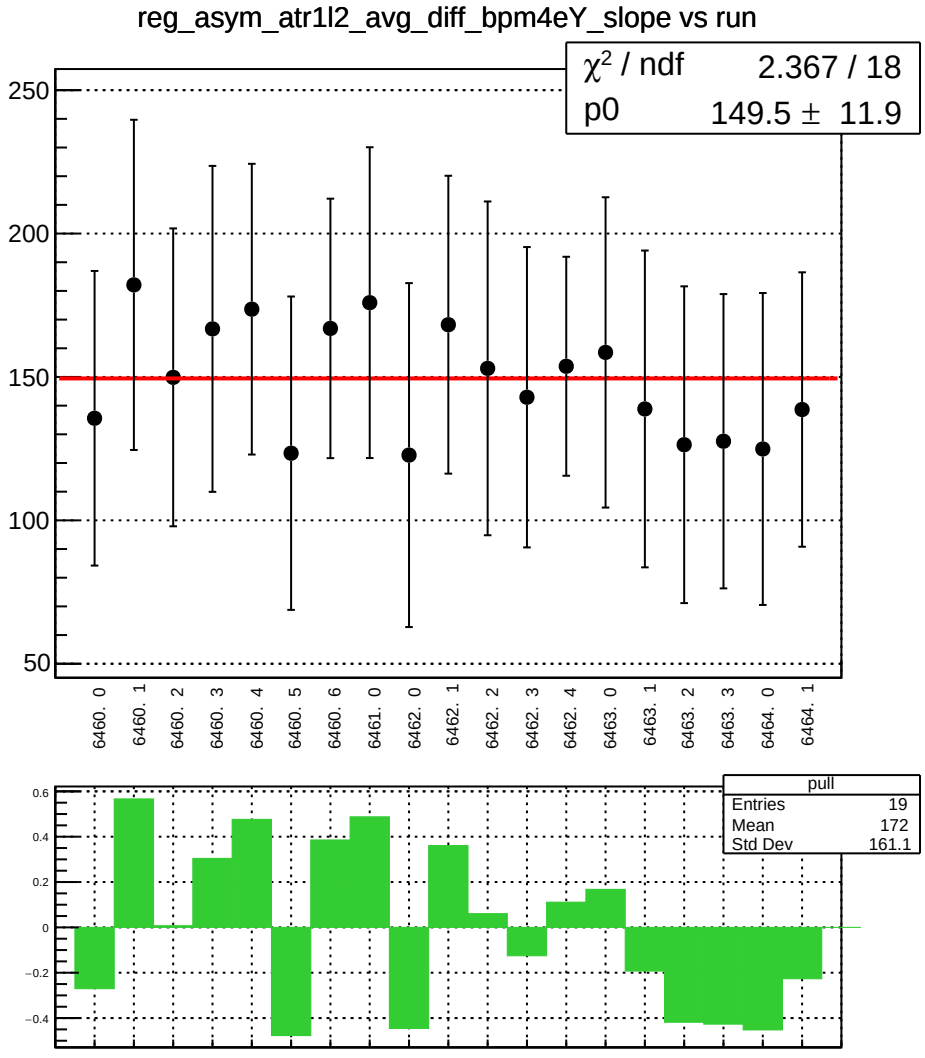
reg_asym_atr1l2_avg_diff_bpm4eY_slope vs run
χ² / ndf 2.367 / 18
p0 149.5 ± 11.9
250
200
150
100
50
6460. 0
6460. 1
6460. 2
6460. 3
6460. 4
6460. 5
6460. 6
6461. 0
6462. 0
6462. 1
6462. 2
6462. 3
6462. 4
6463. 0
6463. 1
6463. 2
6463. 3
6464. 0
6464. 1
pull
Entries 19
Mean 172
Std Dev 161.1
0.6
0.4
0.2
0
−0.2
−0.4

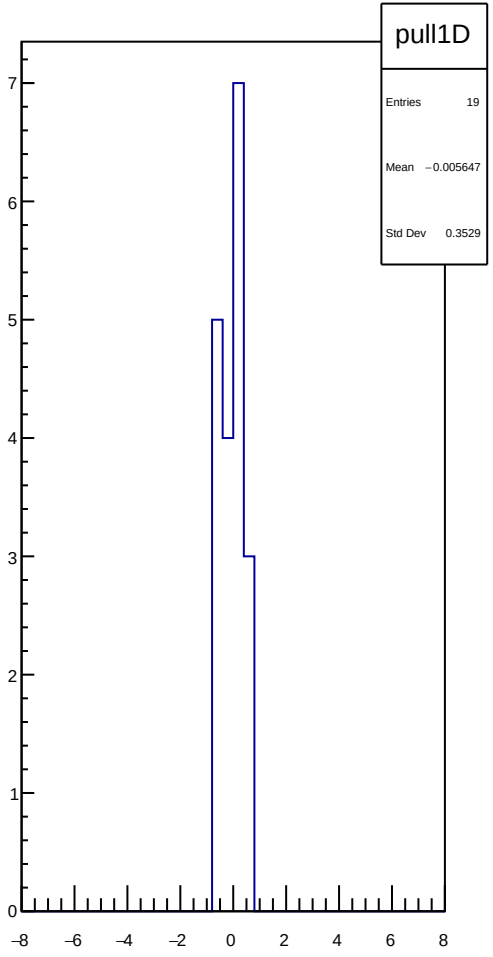
pull1D
Entries 19
Mean −0.005647
Std Dev 0.3529
7
6
5
4
3
2
1
0
−8
−6
−4
−2
0
2
4
6
8

reg_asym_atr1l2_avg_diff_bpm12X_slope vs run

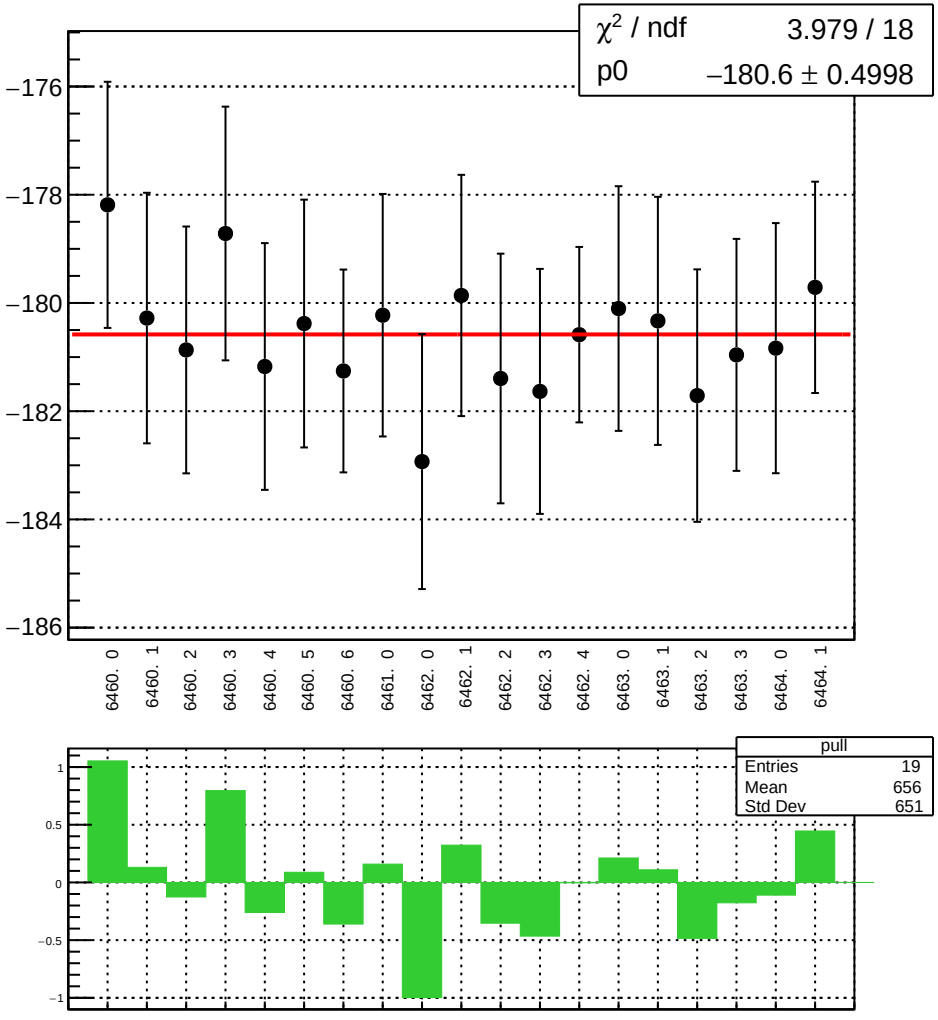

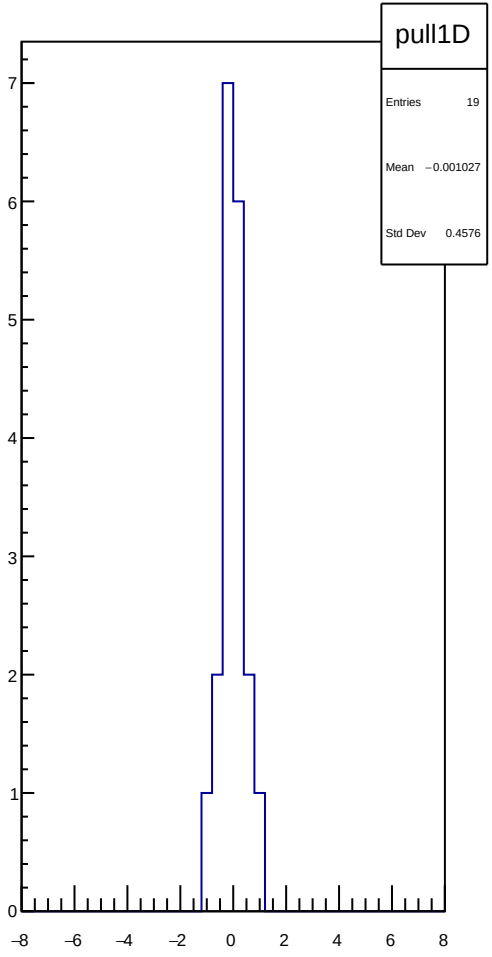

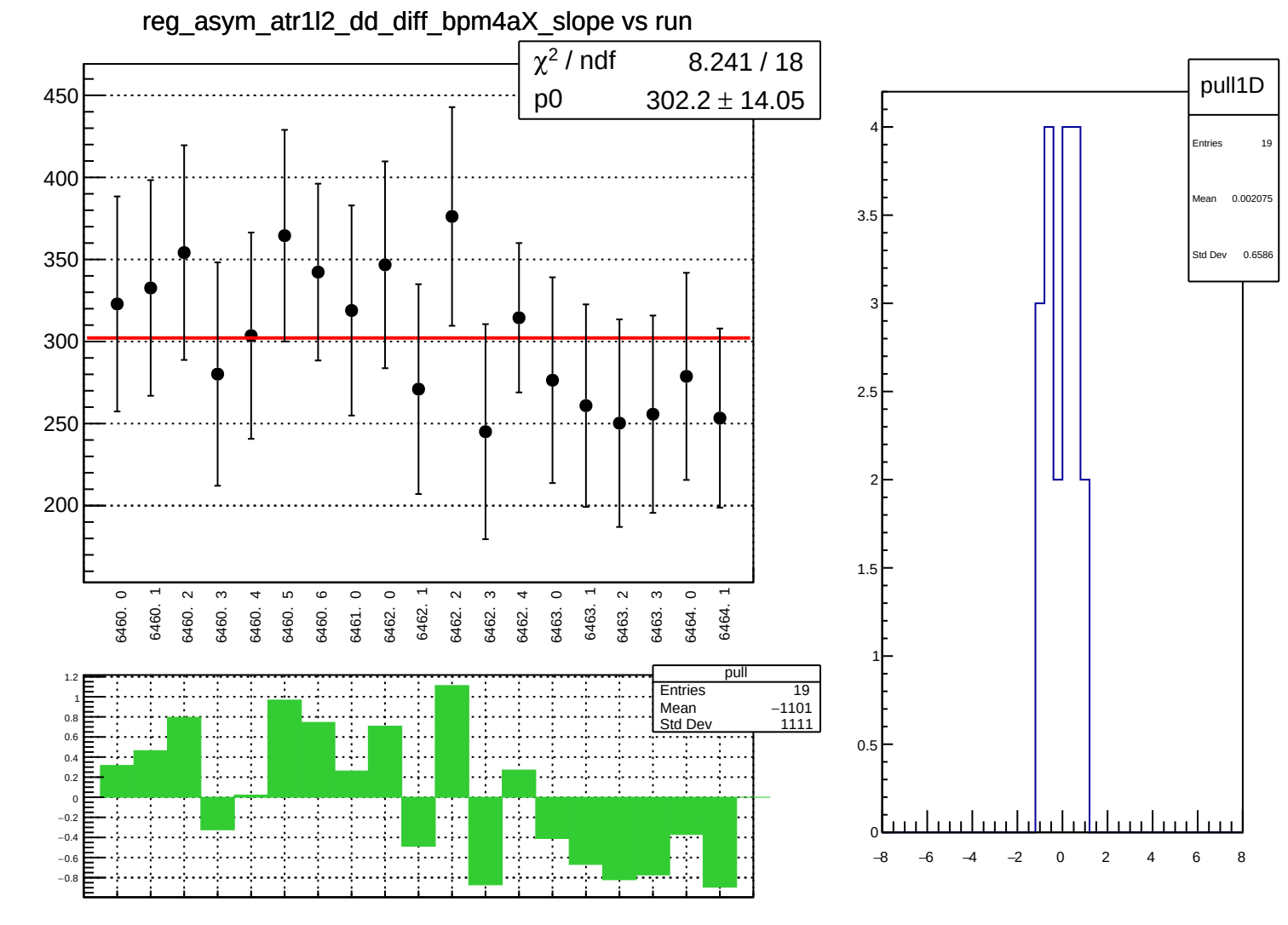
reg_asym_atr1l2_dd_diff_bpm4aX_slope vs run
χ² / ndf 8.241 / 18
p0 302.2 ± 14.05
450
400
350
300
250
200
6460. 0
6460. 1
6460. 2
6460. 3
6460. 4
6460. 5
6460. 6
6461. 0
6462. 0
6462. 1
6462. 2
6462. 3
6462. 4
6463. 0
6463. 1
6463. 2
6463. 3
6464. 0
6464. 1
pull
Entries 19
Mean −1101
Std Dev 1111
1.2
1
0.8
0.6
0.4
0.2
0
−0.2
−0.4
−0.6
−0.8
pull1D
Entries 19
Mean 0.002075
Std Dev 0.6586
4
3.5
3
2.5
2
1.5
1
0.5
0
−8
−6
−4
−2
0
2
4
6
8

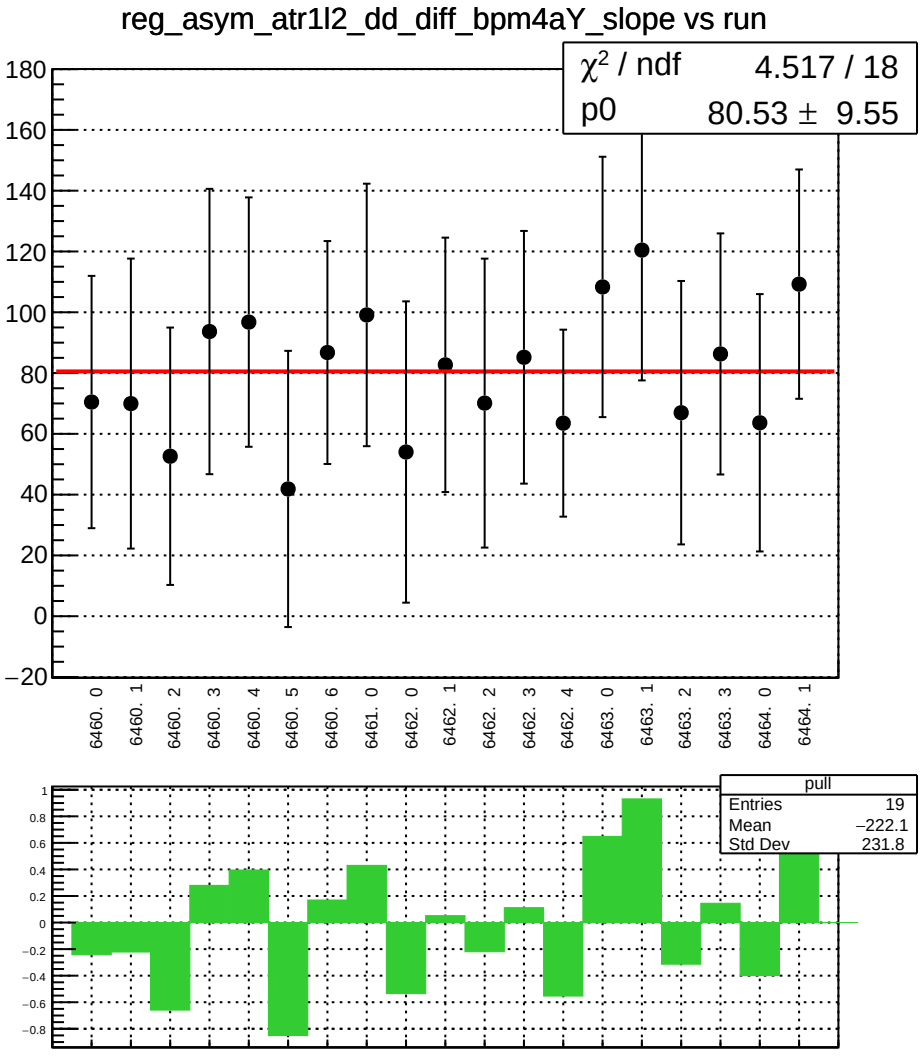
reg_asym_atr1l2_dd_diff_bpm4aY_slope vs run
χ² / ndf 4.517 / 18
p0 80.53 ± 9.55
180
160
140
120
100
80
60
40
20
0
−20
6460. 0
6460. 1
6460. 2
6460. 3
6460. 4
6460. 5
6460. 6
6461. 0
6462. 0
6462. 1
6462. 2
6462. 3
6462. 4
6463. 0
6463. 1
6463. 2
6463. 3
6464. 0
6464. 1
pull
Entries 19
Mean −222.1
Std Dev 231.8
1
0.8
0.6
0.4
0.2
0
−0.2
−0.4
−0.6
−0.8

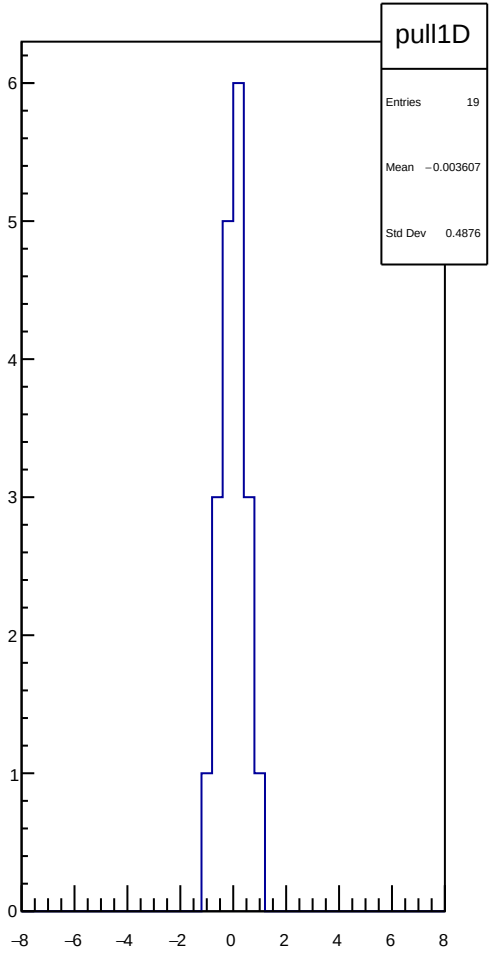
pull1D
Entries 19
Mean −0.003607
Std Dev 0.4876
6
5
4
3
2
1
0
−8
−6
−4
−2
0
2
4
6
8

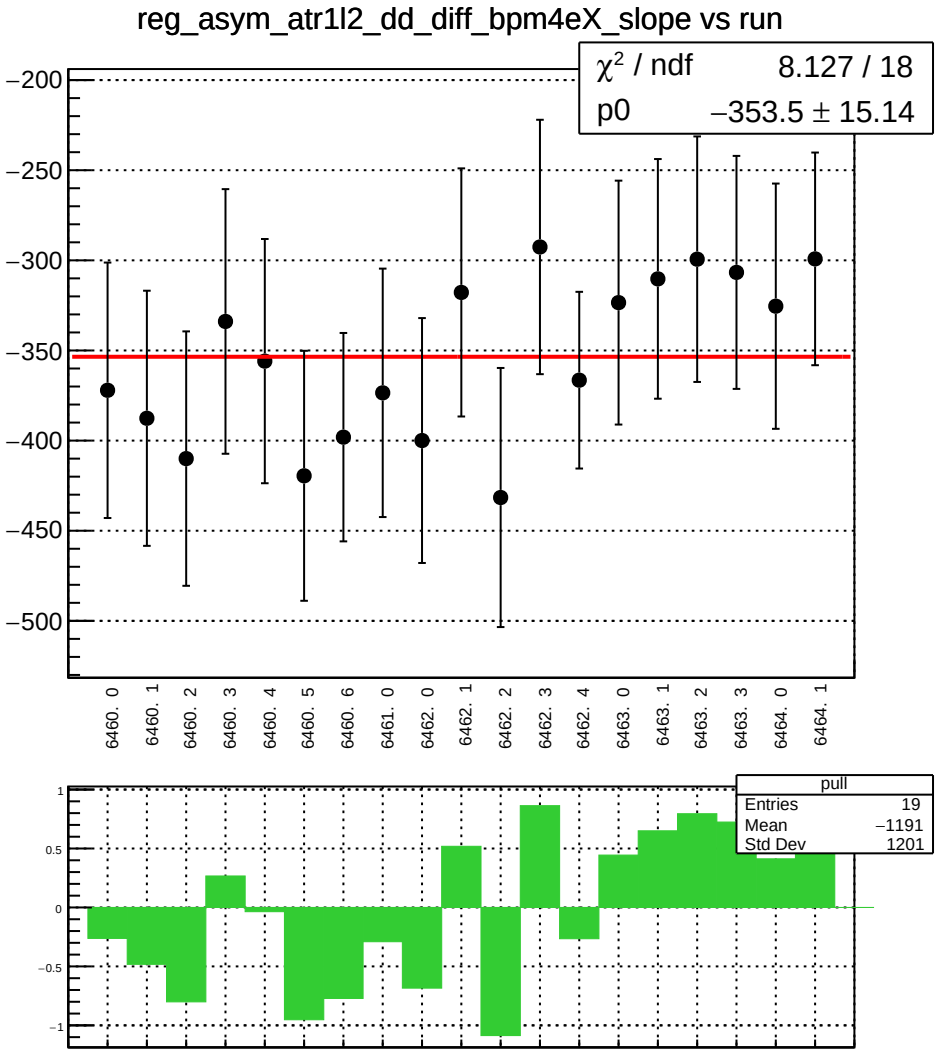
reg_asym_atr1l2_dd_diff_bpm4eX_slope vs run
χ² / ndf 8.127 / 18
p0 −353.5 ± 15.14
−200
−250
−300
−350
−400
−450
−500
6460. 0
6460. 1
6460. 2
6460. 3
6460. 4
6460. 5
6460. 6
6461. 0
6462. 0
6462. 1
6462. 2
6462. 3
6462. 4
6463. 0
6463. 1
6463. 2
6463. 3
6464. 0
6464. 1
pull
Entries 19
Mean −1191
Std Dev 1201
1
0.5
0
−0.5
−1

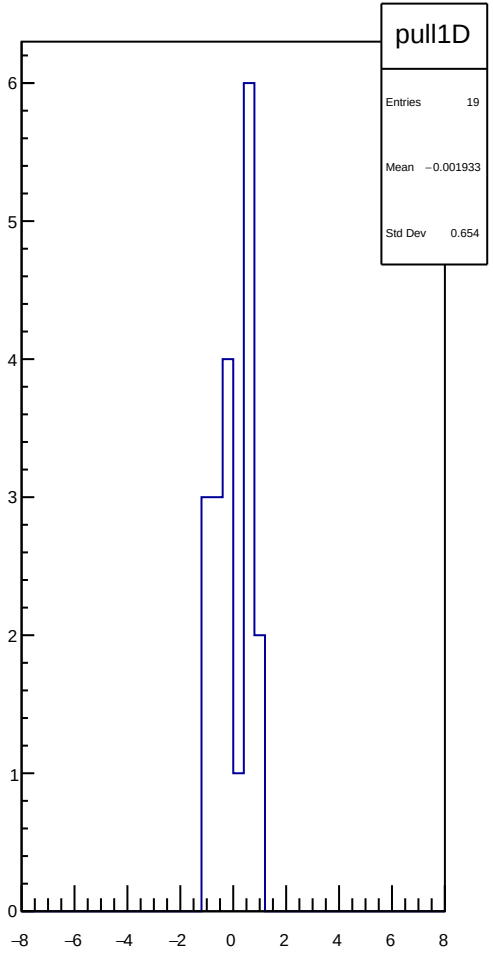
pull1D
Entries 19
Mean −0.001933
Std Dev 0.654
6
5
4
3
2
1
0
−8
−6
−4
−2
0
2
4
6
8

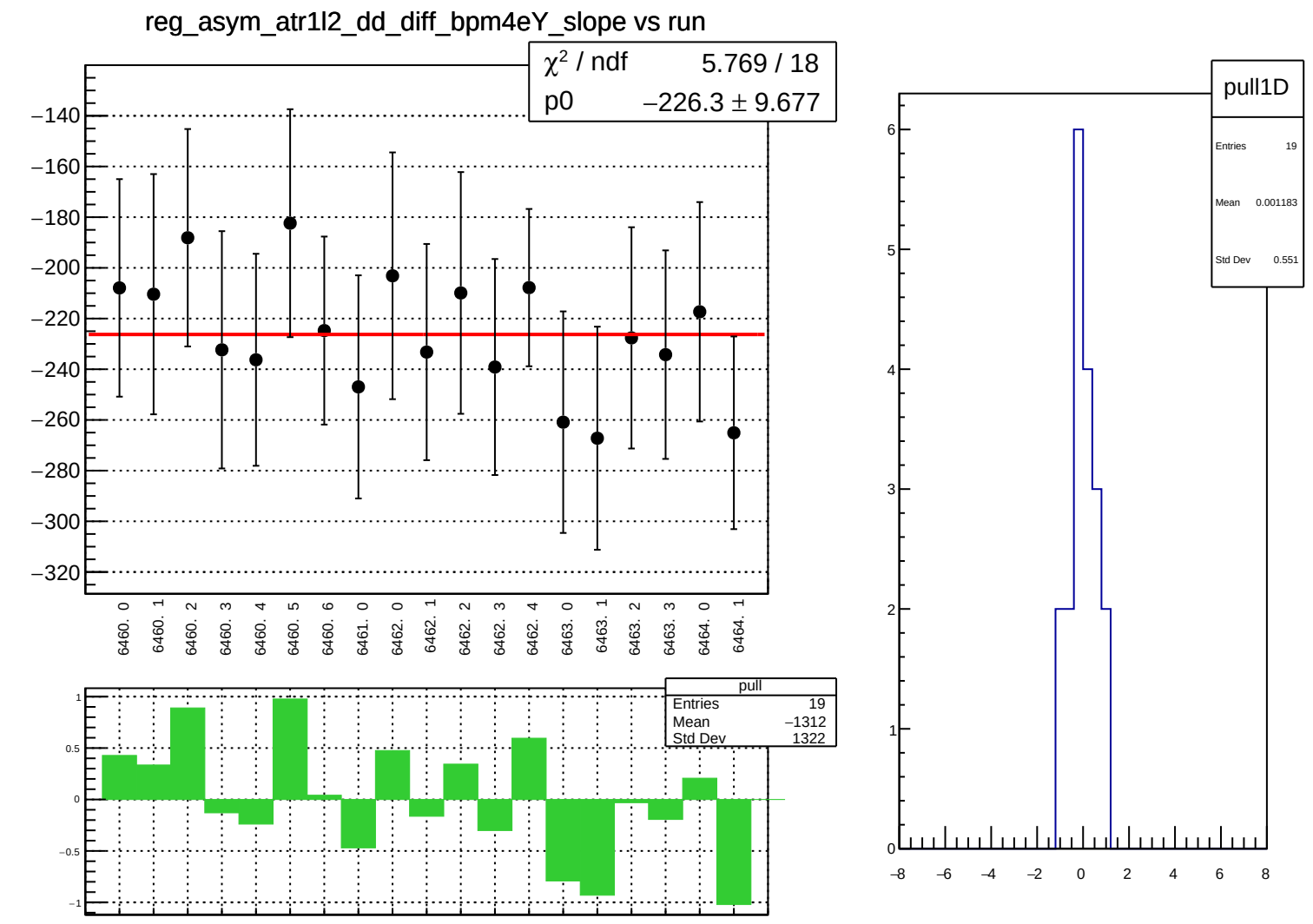
reg_asym_atr1l2_dd_diff_bpm4eY_slope vs run
χ² / ndf 5.769 / 18
p0 −226.3 ± 9.677
−140
−160
−180
−200
−220
−240
−260
−280
−300
−320
6460. 0
6460. 1
6460. 2
6460. 3
6460. 4
6460. 5
6460. 6
6461. 0
6462. 0
6462. 1
6462. 2
6462. 3
6462. 4
6463. 0
6463. 1
6463. 2
6463. 3
6464. 0
6464. 1
pull
Entries 19
Mean −1312
Std Dev 1322
1
0.5
0
−0.5
−1
pull1D
Entries 19
Mean 0.001183
Std Dev 0.551
6
5
4
3
2
1
0
−8
−6
−4
−2
0
2
4
6
8

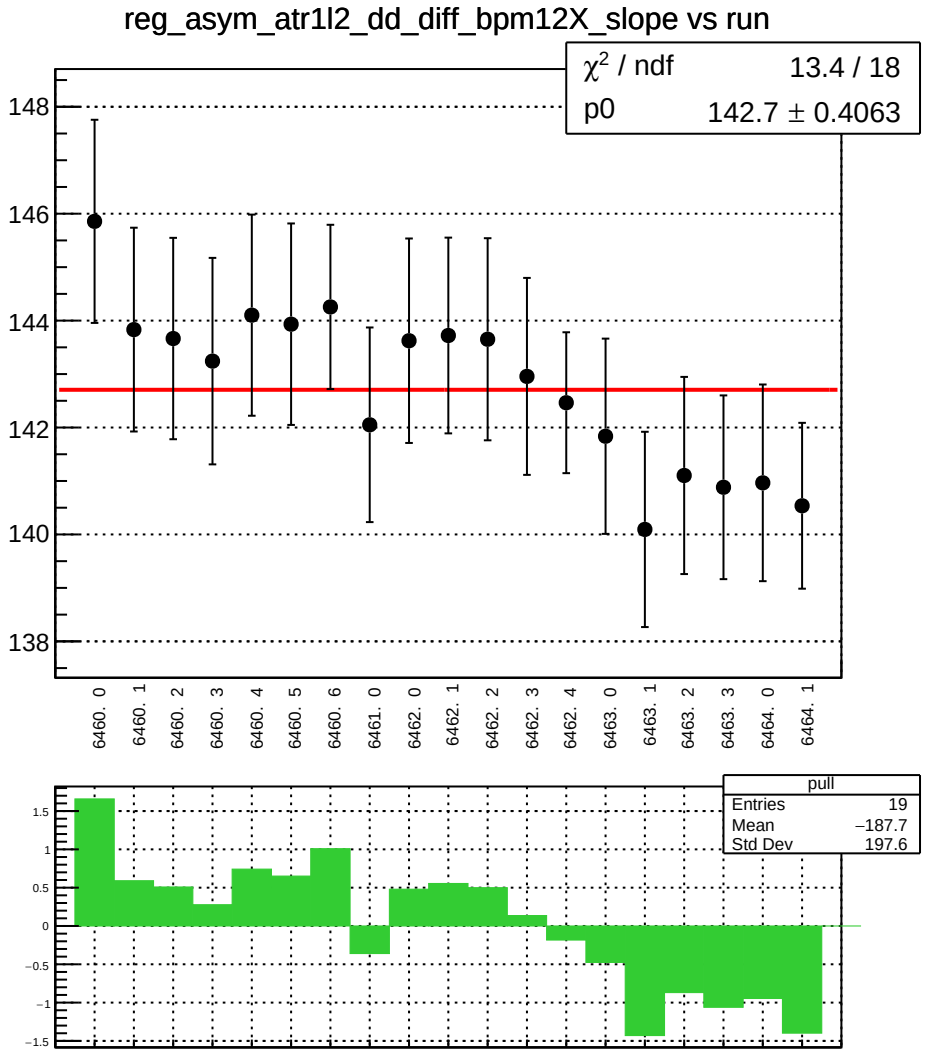
reg_asym_atr1l2_dd_diff_bpm12X_slope vs run
χ² / ndf 13.4 / 18
p0 142.7 ± 0.4063
148
146
144
142
140
138
6460. 0
6460. 1
6460. 2
6460. 3
6460. 4
6460. 5
6460. 6
6461. 0
6462. 0
6462. 1
6462. 2
6462. 3
6462. 4
6463. 0
6463. 1
6463. 2
6463. 3
6464. 0
6464. 1
pull
Entries 19
Mean −187.7
Std Dev 197.6
1.5
1
0.5
0
−0.5
−1
−1.5

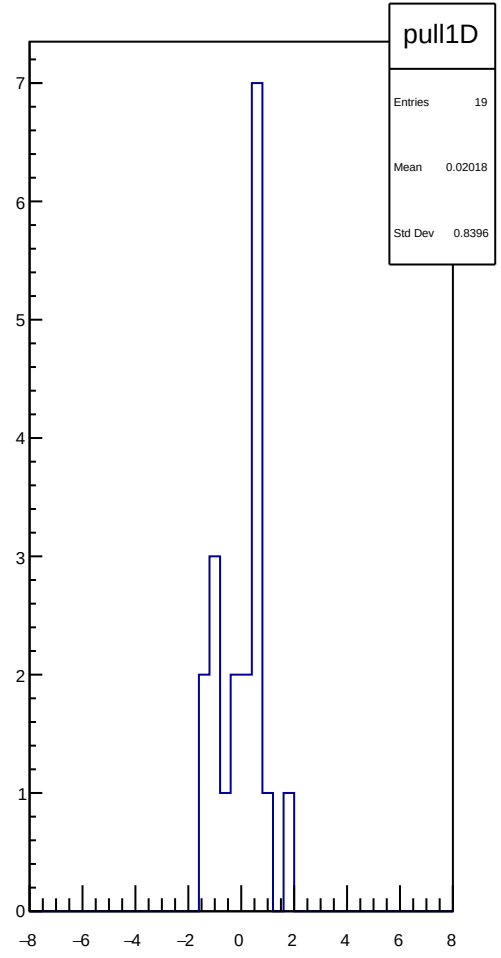
pull1D
Entries 19
Mean 0.02018
Std Dev 0.8396
7
6
5
4
3
2
1
0
−8
−6
−4
−2
0
2
4
6
8

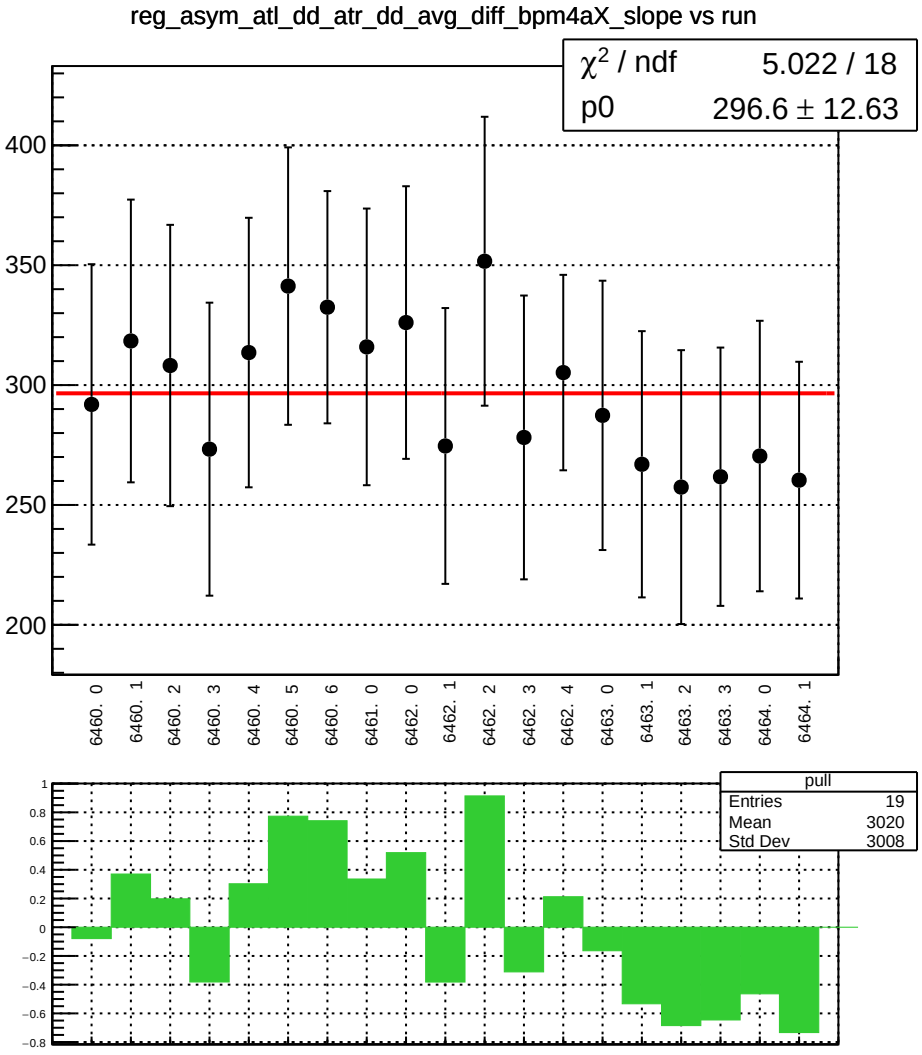
reg_asym_atl_dd_atr_dd_avg_diff_bpm4aX_slope vs run
χ2 / ndf 5.022 / 18
p0 296.6 ± 12.63
400
350
300
250
200
6460. 0
6460. 1
6460. 2
6460. 3
6460. 4
6460. 5
6460. 6
6461. 0
6462. 0
6462. 1
6462. 2
6462. 3
6462. 4
6463. 0
6463. 1
6463. 2
6463. 3
6464. 0
6464. 1
pull
Entries 19
Mean 3020
Std Dev 3008
1
0.8
0.6
0.4
0.2
0
−0.2
−0.4
−0.6
−0.8

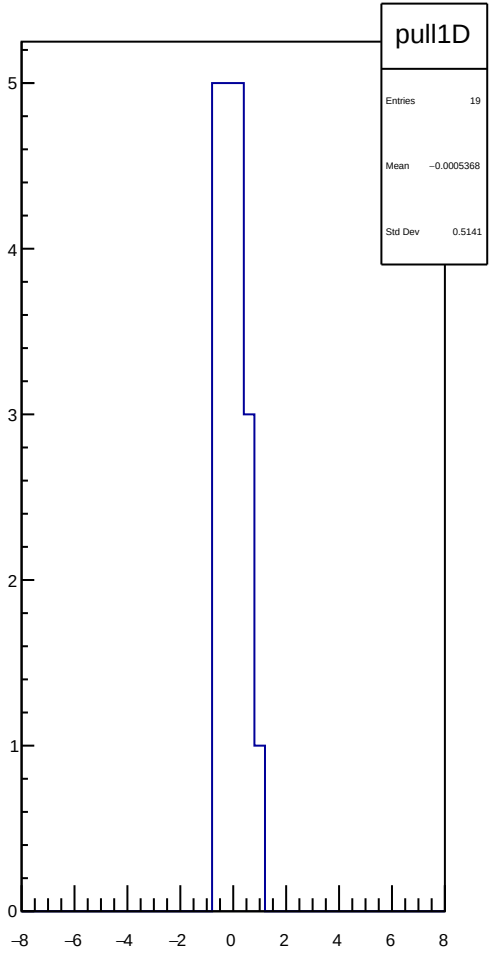
pull1D
Entries 19
Mean −0.0005368
Std Dev 0.5141
5
4
3
2
1
0
−8
−6
−4
−2
0
2
4
6
8

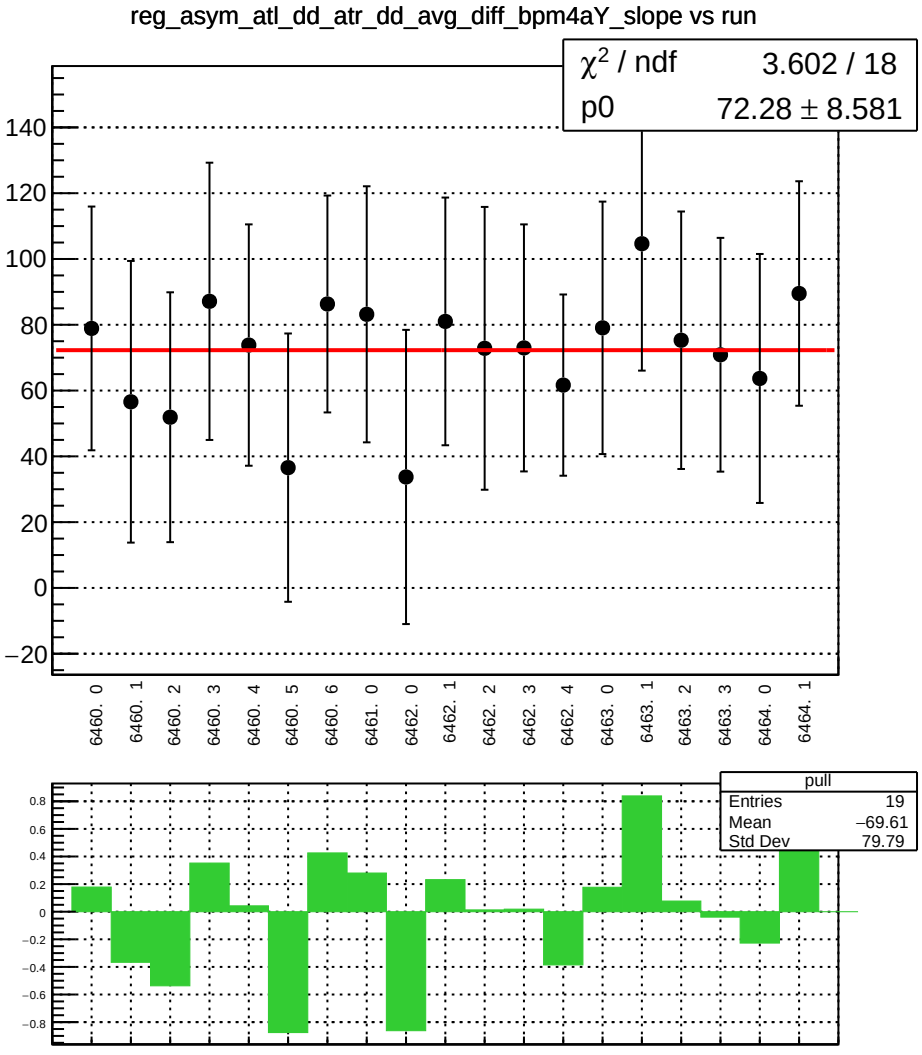
reg_asym_atl_dd_atr_dd_avg_diff_bpm4aY_slope vs run
χ2 / ndf 3.602 / 18
p0 72.28 ± 8.581
140
120
100
80
60
40
20
0
−20
6460. 0
6460. 1
6460. 2
6460. 3
6460. 4
6460. 5
6460. 6
6461. 0
6462. 0
6462. 1
6462. 2
6462. 3
6462. 4
6463. 0
6463. 1
6463. 2
6463. 3
6464. 0
6464. 1
pull
Entries 19
Mean −69.61
Std Dev 79.79
0.8
0.6
0.4
0.2
0
−0.2
−0.4
−0.6
−0.8

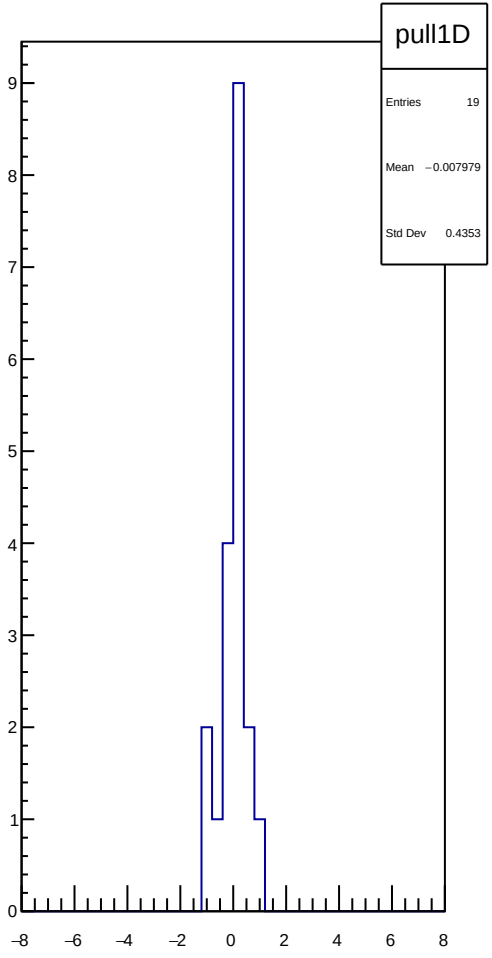
pull1D
Entries 19
Mean −0.007979
Std Dev 0.4353
9
8
7
6
5
4
3
2
1
0
−8
−6
−4
−2
0
2
4
6
8

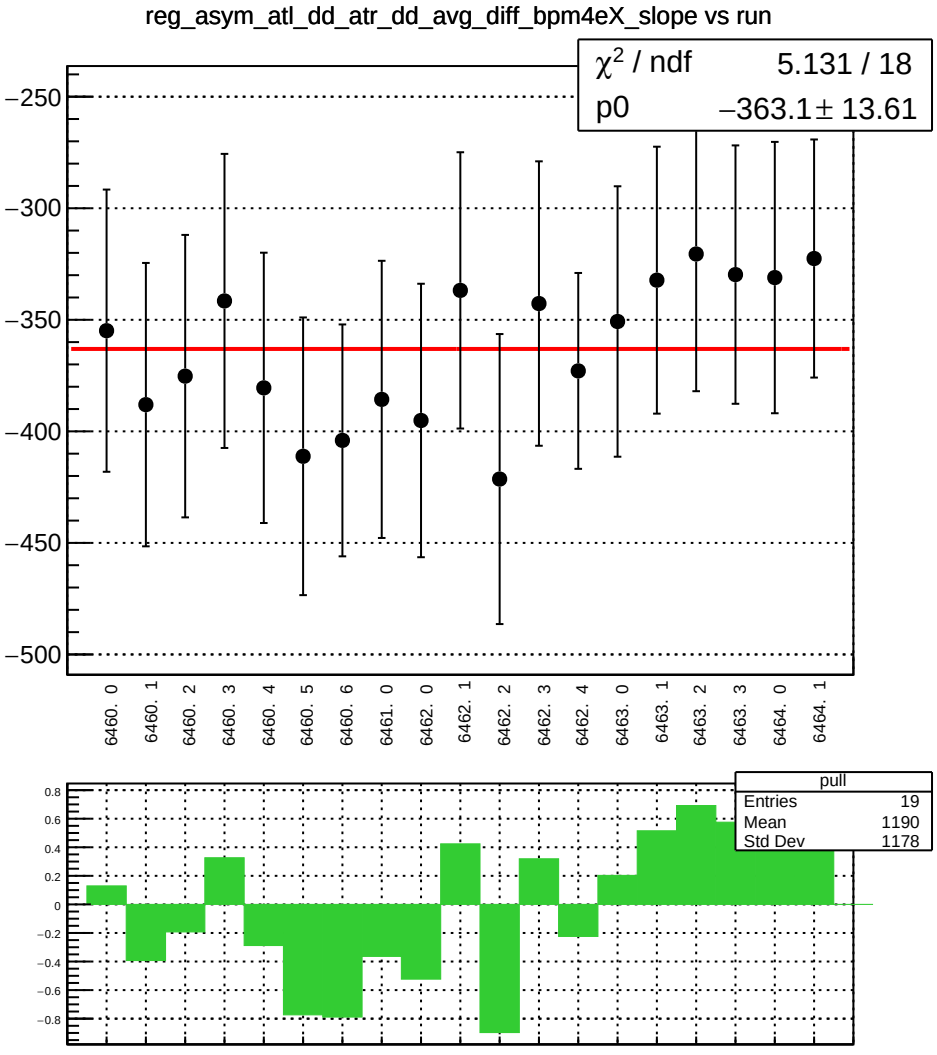
reg_asym_atl_dd_atr_dd_avg_diff_bpm4eX_slope vs run
χ² / ndf 5.131 / 18
p0 −363.1 ± 13.61
−250
−300
−350
−400
−450
−500
6460. 0
6460. 1
6460. 2
6460. 3
6460. 4
6460. 5
6460. 6
6461. 0
6462. 0
6462. 1
6462. 2
6462. 3
6462. 4
6463. 0
6463. 1
6463. 2
6463. 3
6464. 0
6464. 1
pull
Entries 19
Mean 1190
Std Dev 1178
0.8
0.6
0.4
0.2
0
−0.2
−0.4
−0.6
−0.8

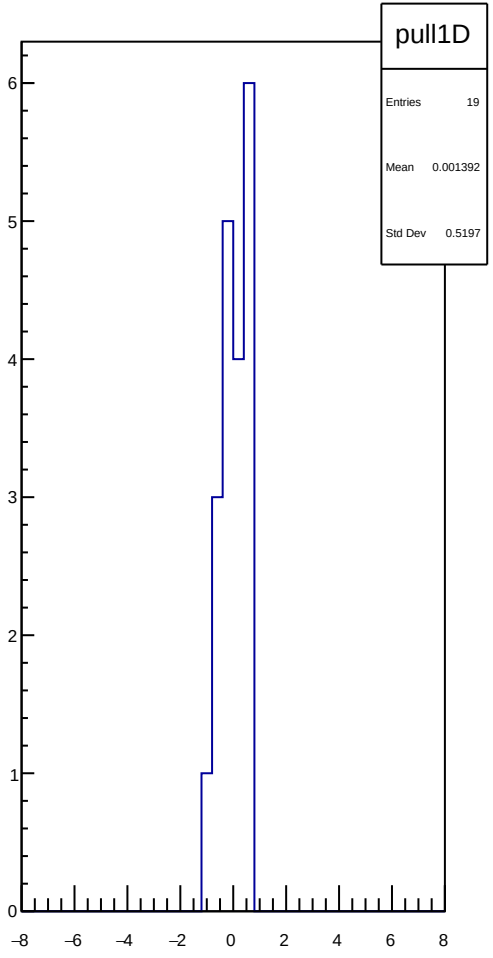
pull1D
Entries 19
Mean 0.001392
Std Dev 0.5197
6
5
4
3
2
1
0
−8
−6
−4
−2
0
2
4
6
8

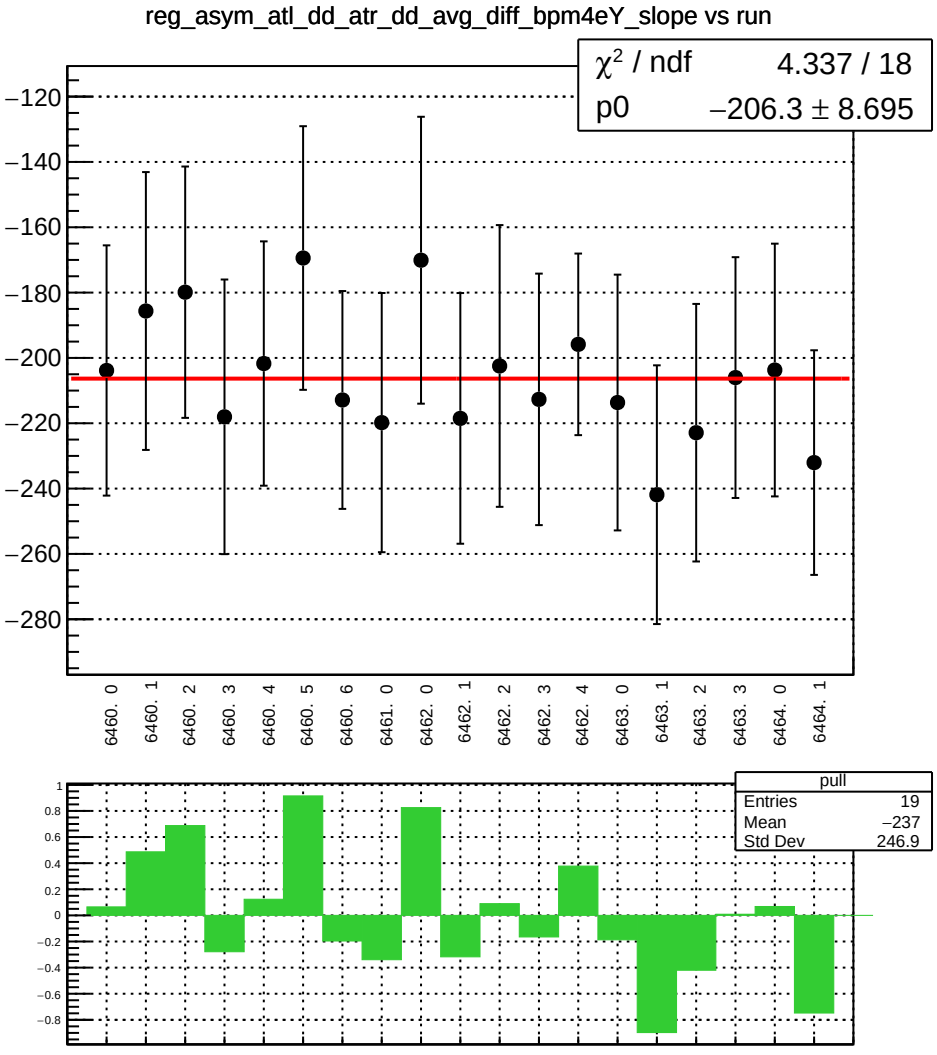
reg_asym_atl_dd_atr_dd_avg_diff_bpm4eY_slope vs run
χ² / ndf 4.337 / 18
p0 −206.3 ± 8.695
−120
−140
−160
−180
−200
−220
−240
−260
−280
6460. 0
6460. 1
6460. 2
6460. 3
6460. 4
6460. 5
6460. 6
6461. 0
6462. 0
6462. 1
6462. 2
6462. 3
6462. 4
6463. 0
6463. 1
6463. 2
6463. 3
6464. 0
6464. 1
pull
Entries 19
Mean −237
Std Dev 246.9
1
0.8
0.6
0.4
0.2
0
−0.2
−0.4
−0.6
−0.8

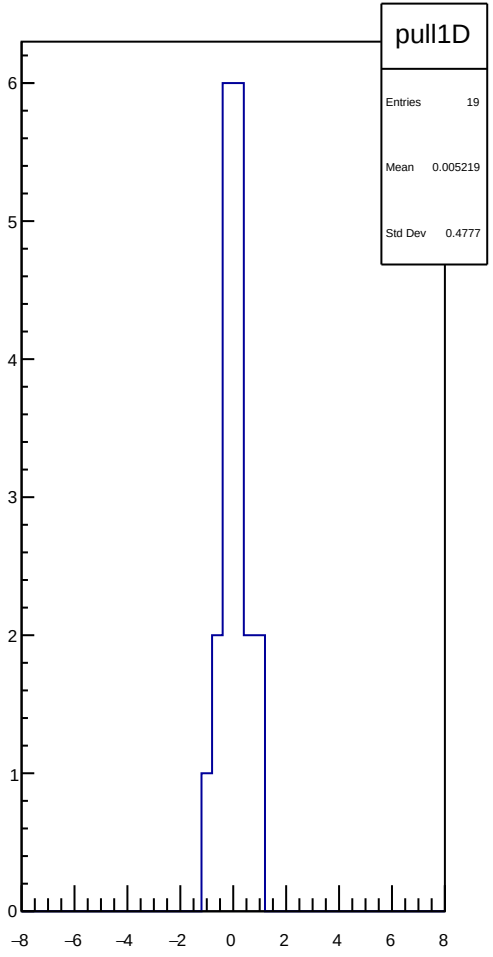
pull1D
Entries 19
Mean 0.005219
Std Dev 0.4777
6
5
4
3
2
1
0
−8
−6
−4
−2
0
2
4
6
8

reg_asym_atl_dd_atr_dd_avg_diff_bpm12X_slope vs run

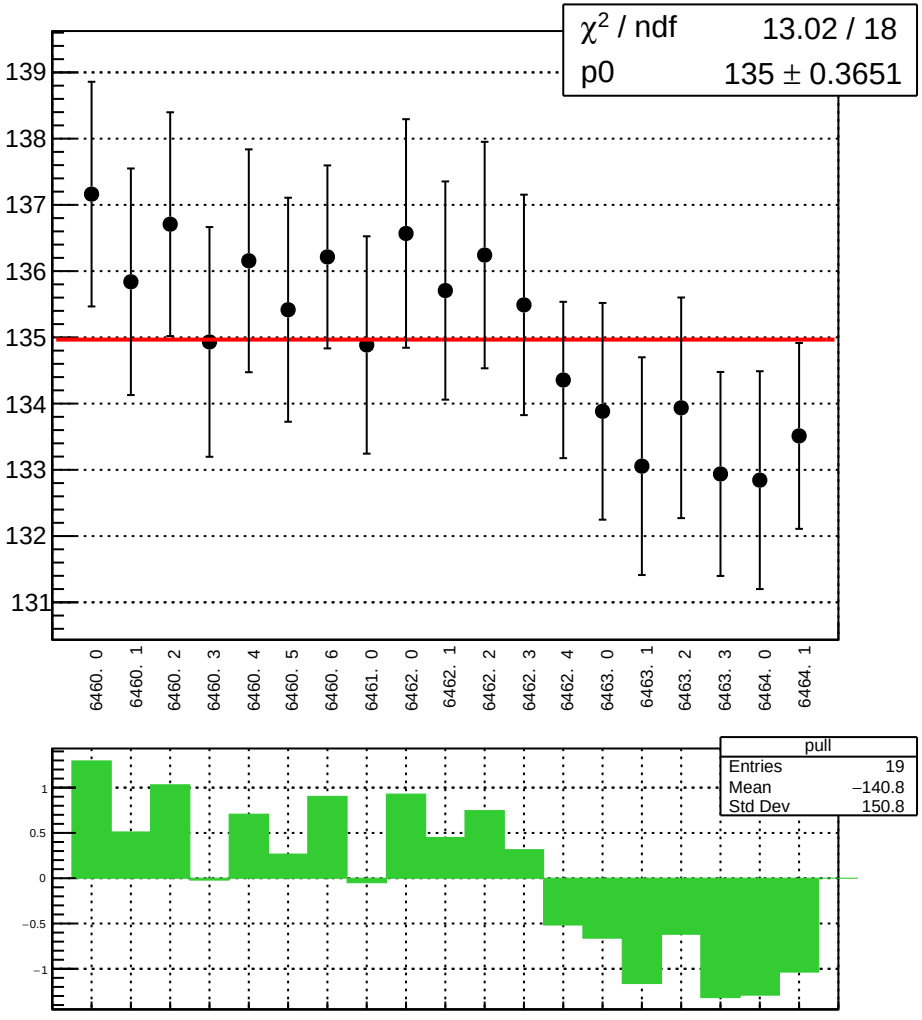

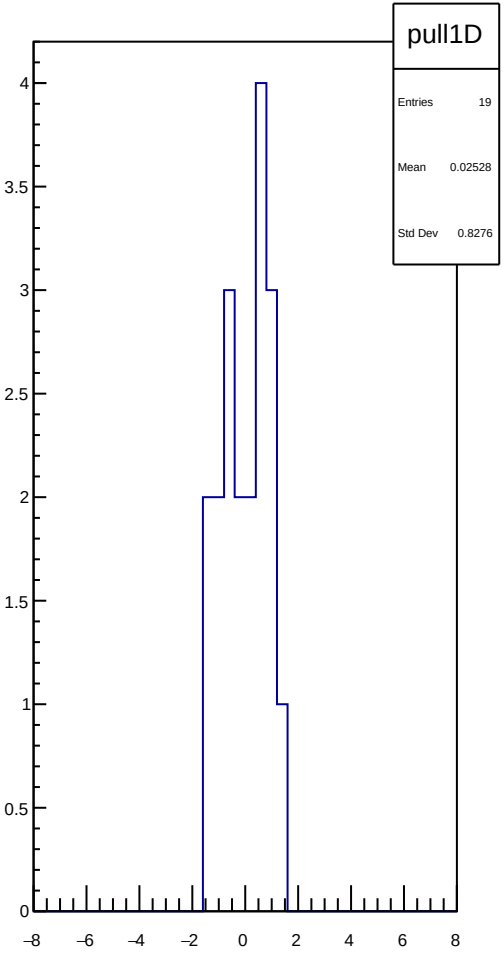

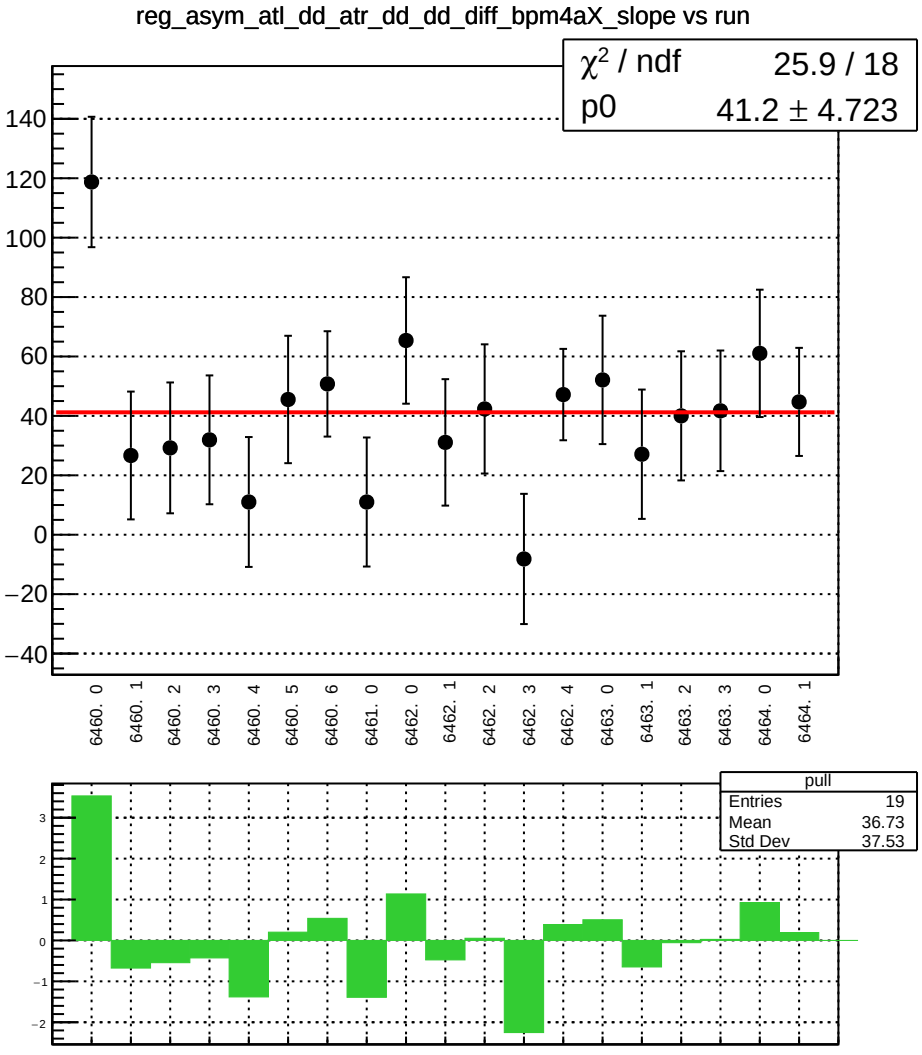
reg_asym_atl_dd_atr_dd_dd_diff_bpm4aX_slope vs run
χ² / ndf 25.9 / 18
p0 41.2 ± 4.723
140
120
100
80
60
40
20
0
−20
−40
6460. 0
6460. 1
6460. 2
6460. 3
6460. 4
6460. 5
6460. 6
6461. 0
6462. 0
6462. 1
6462. 2
6462. 3
6462. 4
6463. 0
6463. 1
6463. 2
6463. 3
6464. 0
6464. 1
pull
Entries 19
Mean 36.73
Std Dev 37.53
3
2
1
0
−1
−2

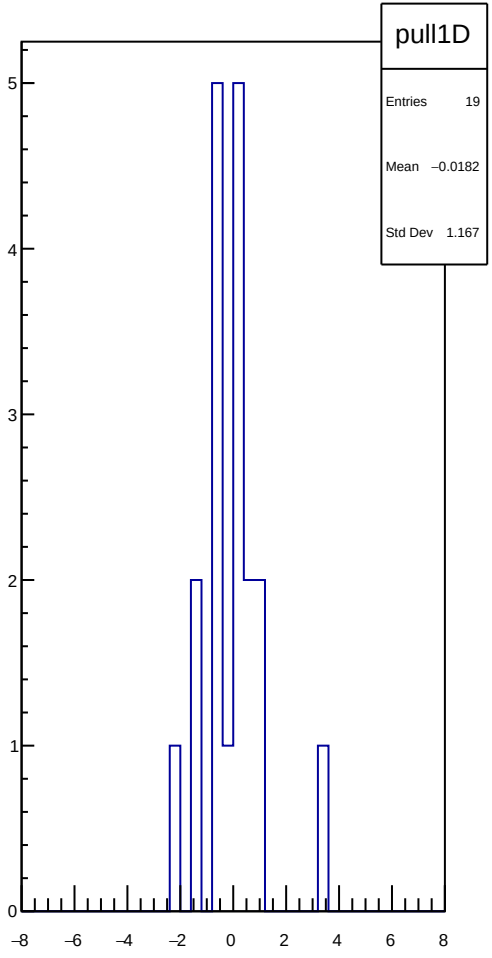
pull1D
Entries 19
Mean −0.0182
Std Dev 1.167
5
4
3
2
1
0
−8
−6
−4
−2
0
2
4
6
8

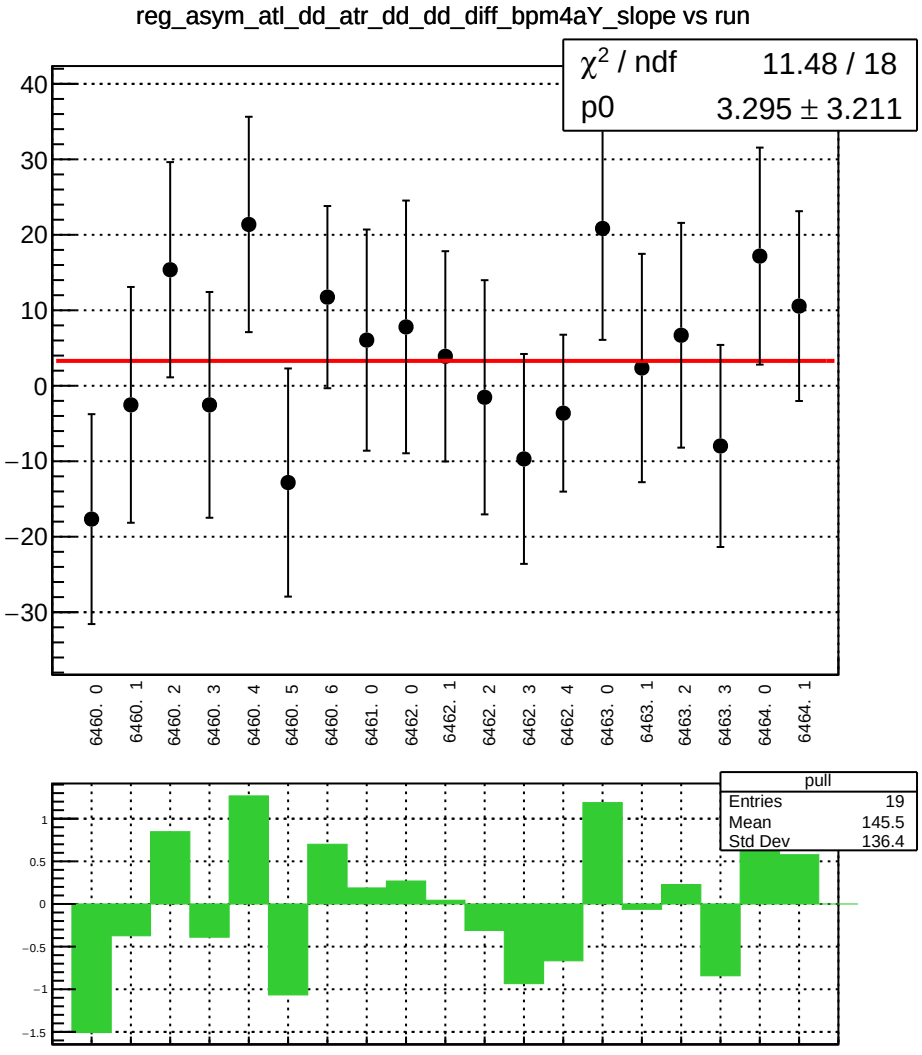
reg_asym_atl_dd_atr_dd_dd_diff_bpm4aY_slope vs run
χ² / ndf 11.48 / 18
p0 3.295 ± 3.211
40
30
20
10
0
−10
−20
−30
6460. 0
6460. 1
6460. 2
6460. 3
6460. 4
6460. 5
6460. 6
6461. 0
6462. 0
6462. 1
6462. 2
6462. 3
6462. 4
6463. 0
6463. 1
6463. 2
6463. 3
6464. 0
6464. 1
pull
Entries 19
Mean 145.5
Std Dev 136.4
1
0.5
0
−0.5
−1
−1.5

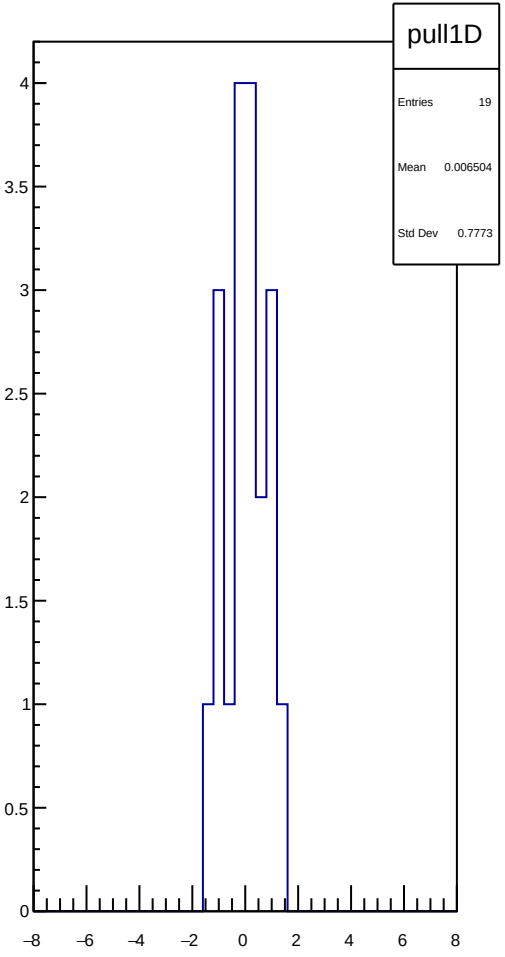
pull1D
Entries 19
Mean 0.006504
Std Dev 0.7773
4
3.5
3
2.5
2
1.5
1
0.5
0
−8
−6
−4
−2
0
2
4
6
8

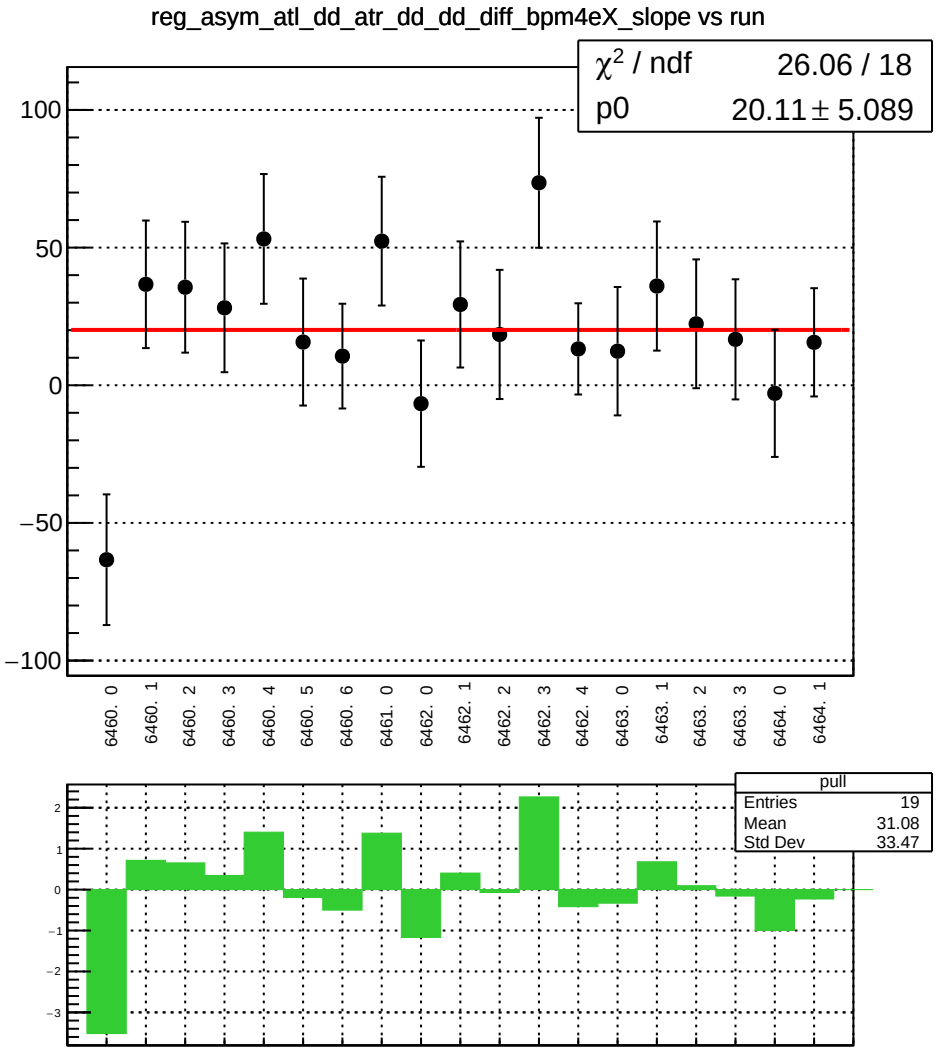
reg_asym_atl_dd_atr_dd_dd_diff_bpm4eX_slope vs run
χ² / ndf 26.06 / 18
p0 20.11 ± 5.089
100
50
0
−50
−100
6460. 0
6460. 1
6460. 2
6460. 3
6460. 4
6460. 5
6460. 6
6461. 0
6462. 0
6462. 1
6462. 2
6462. 3
6462. 4
6463. 0
6463. 1
6463. 2
6463. 3
6464. 0
6464. 1
pull
Entries 19
Mean 31.08
Std Dev 33.47
2
1
0
−1
−2
−3

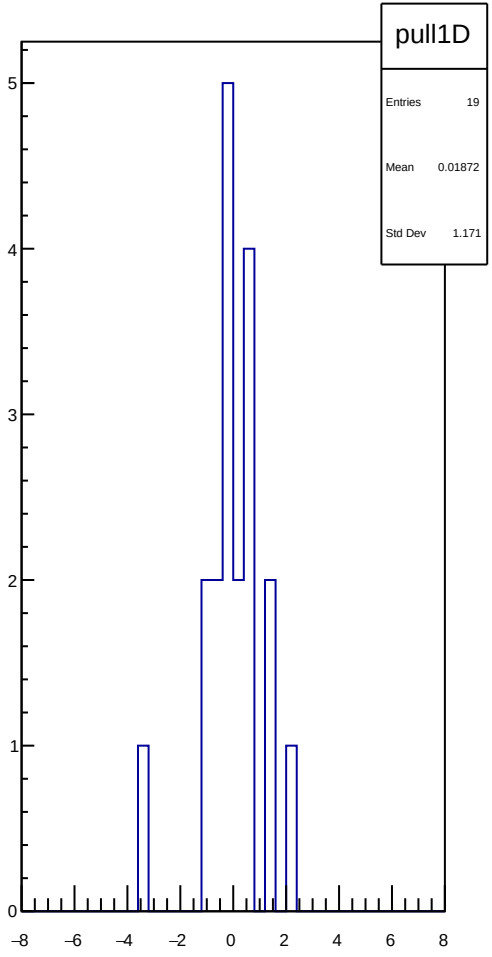
pull1D
Entries 19
Mean 0.01872
Std Dev 1.171
5
4
3
2
1
0
−8
−6
−4
−2
0
2
4
6
8

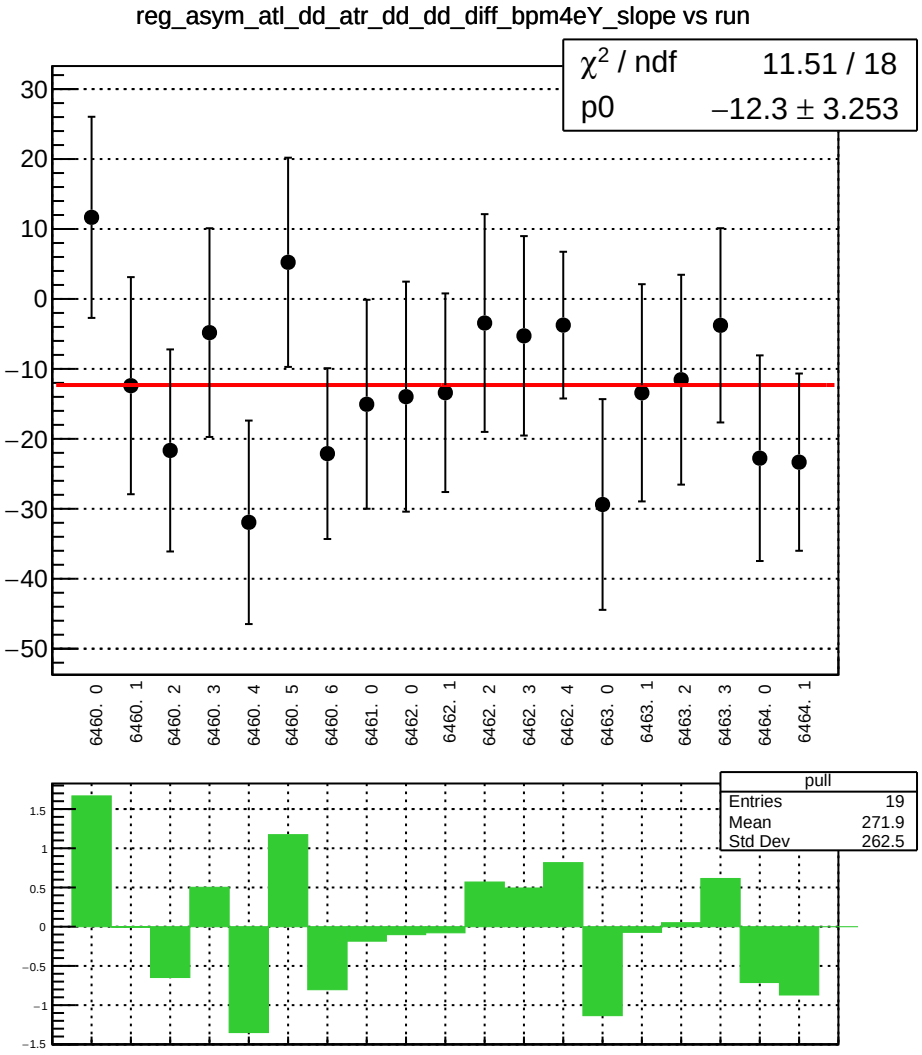
reg_asym_atl_dd_atr_dd_dd_diff_bpm4eY_slope vs run
χ² / ndf 11.51 / 18
p0 −12.3 ± 3.253
30
20
10
0
−10
−20
−30
−40
−50
6460. 0
6460. 1
6460. 2
6460. 3
6460. 4
6460. 5
6460. 6
6461. 0
6462. 0
6462. 1
6462. 2
6462. 3
6462. 4
6463. 0
6463. 1
6463. 2
6463. 3
6464. 0
6464. 1
pull
Entries 19
Mean 271.9
Std Dev 262.5
1.5
1
0.5
0
−0.5
−1
−1.5

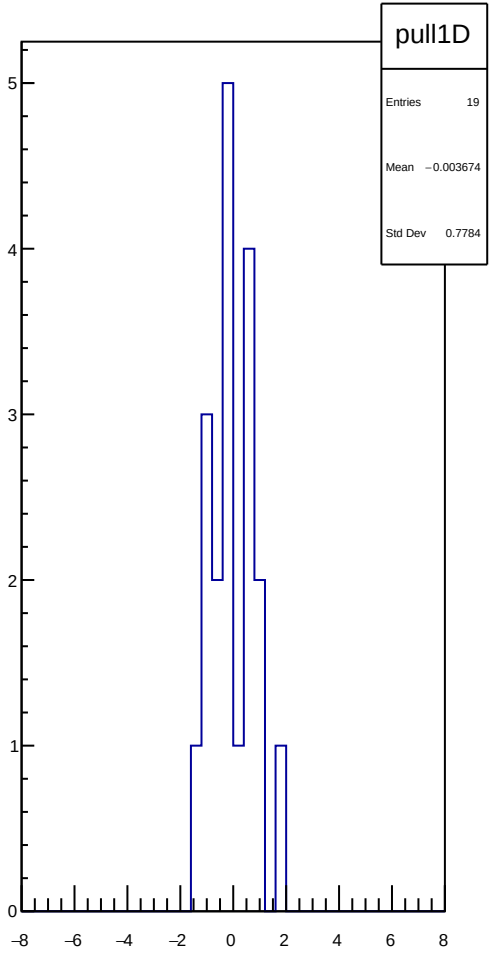
pull1D
Entries 19
Mean −0.003674
Std Dev 0.7784
5
4
3
2
1
0
−8
−6
−4
−2
0
2
4
6
8

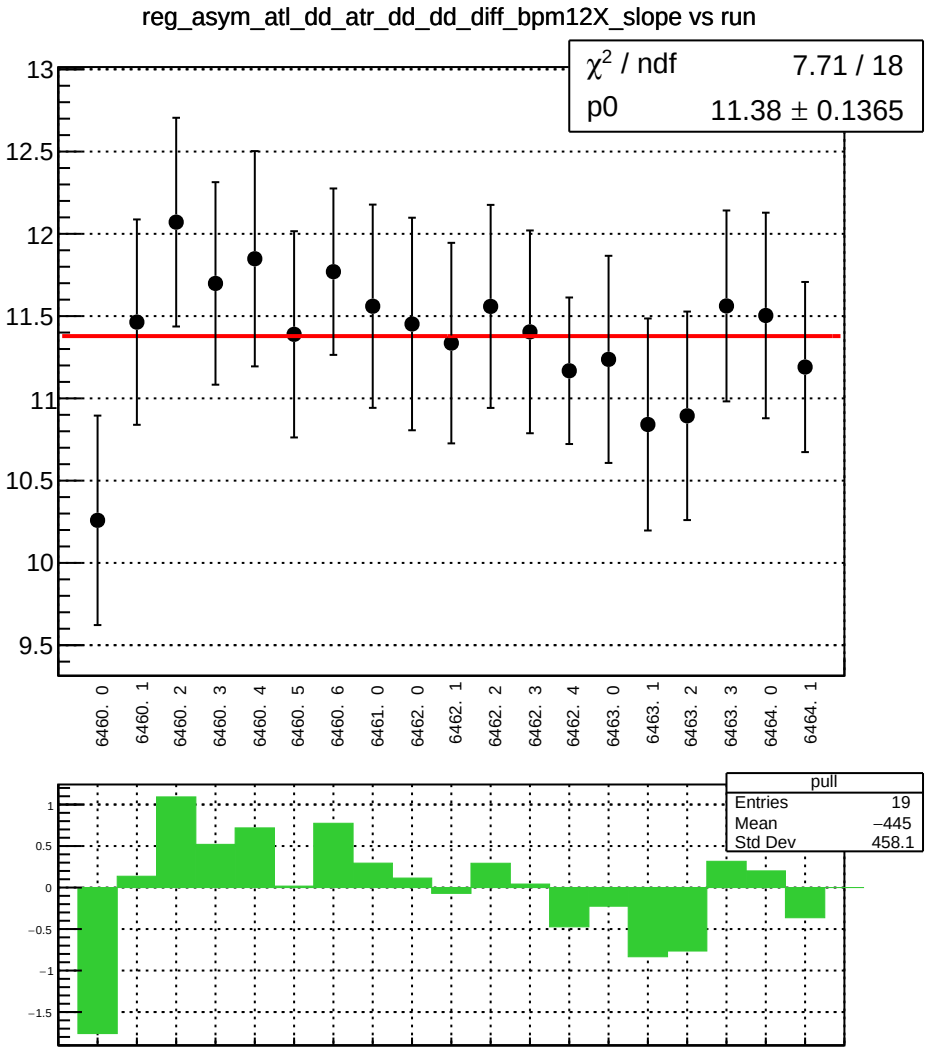
reg_asym_atl_dd_atr_dd_dd_diff_bpm12X_slope vs run
χ² / ndf 7.71 / 18
p0 11.38 ± 0.1365
13
12.5
12
11.5
11
10.5
10
9.5
6460. 0
6460. 1
6460. 2
6460. 3
6460. 4
6460. 5
6460. 6
6461. 0
6462. 0
6462. 1
6462. 2
6462. 3
6462. 4
6463. 0
6463. 1
6463. 2
6463. 3
6464. 0
6464. 1
pull
Entries 19
Mean −445
Std Dev 458.1
1
0.5
0
−0.5
−1
−1.5

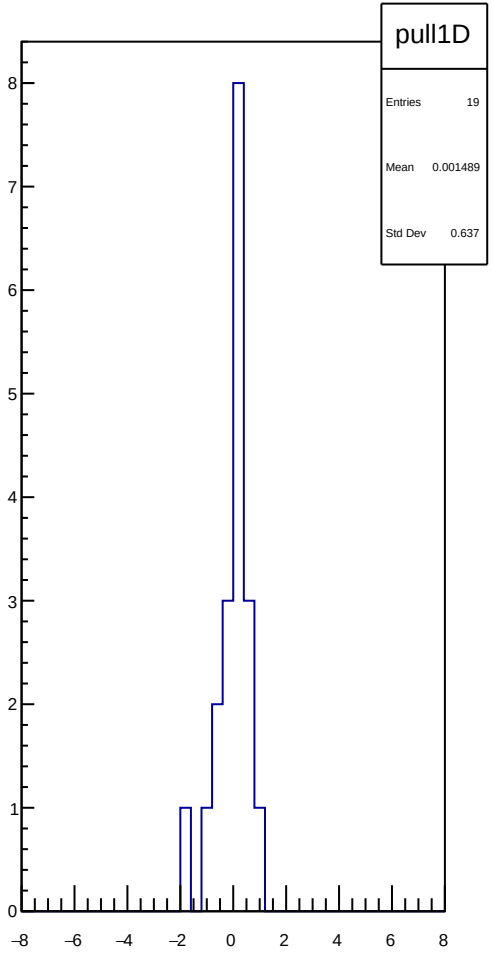
pull1D
Entries 19
Mean 0.001489
Std Dev 0.637
8
7
6
5
4
3
2
1
0
−8
−6
−4
−2
0
2
4
6
8

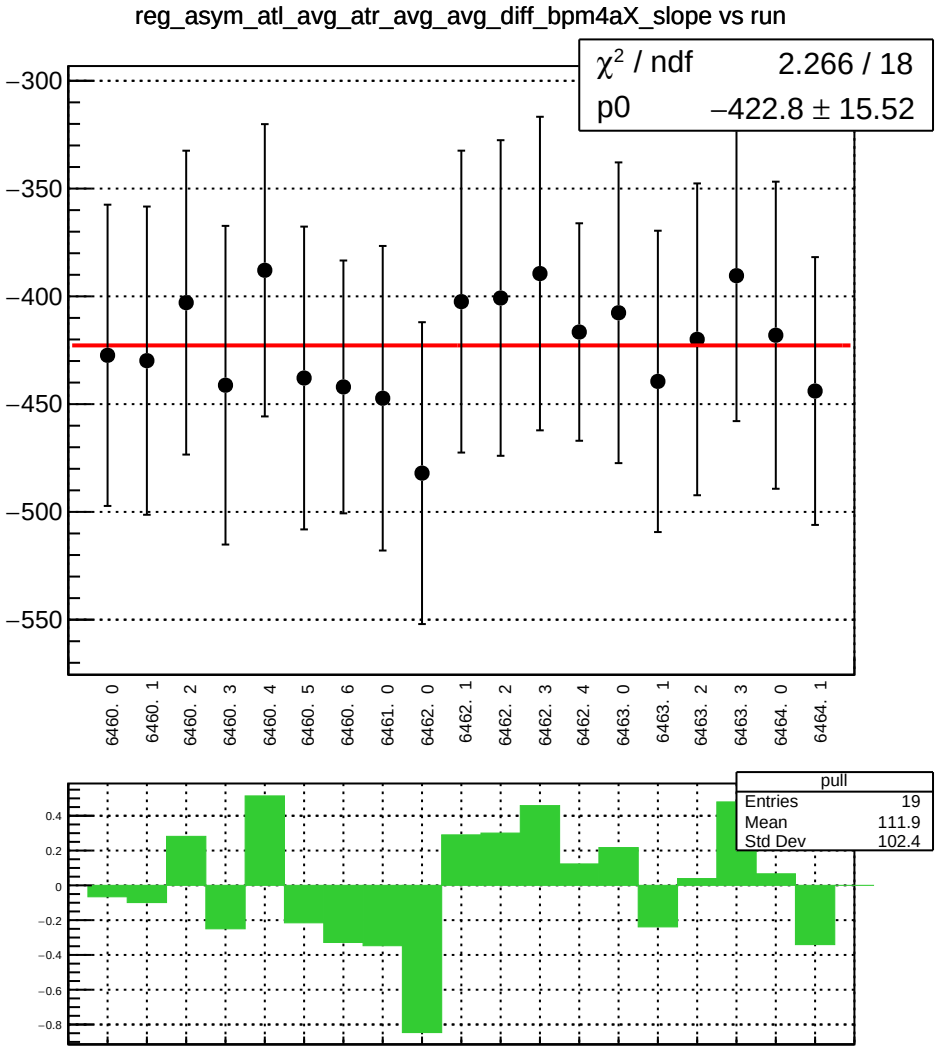
reg_asym_atl_avg_atr_avg_avg_diff_bpm4aX_slope vs run
χ² / ndf 2.266 / 18
p0 −422.8 ± 15.52
−300
−350
−400
−450
−500
−550
6460. 0
6460. 1
6460. 2
6460. 3
6460. 4
6460. 5
6460. 6
6461. 0
6462. 0
6462. 1
6462. 2
6462. 3
6462. 4
6463. 0
6463. 1
6463. 2
6463. 3
6464. 0
6464. 1
pull
Entries 19
Mean 111.9
Std Dev 102.4
0.4
0.2
0
−0.2
−0.4
−0.6
−0.8

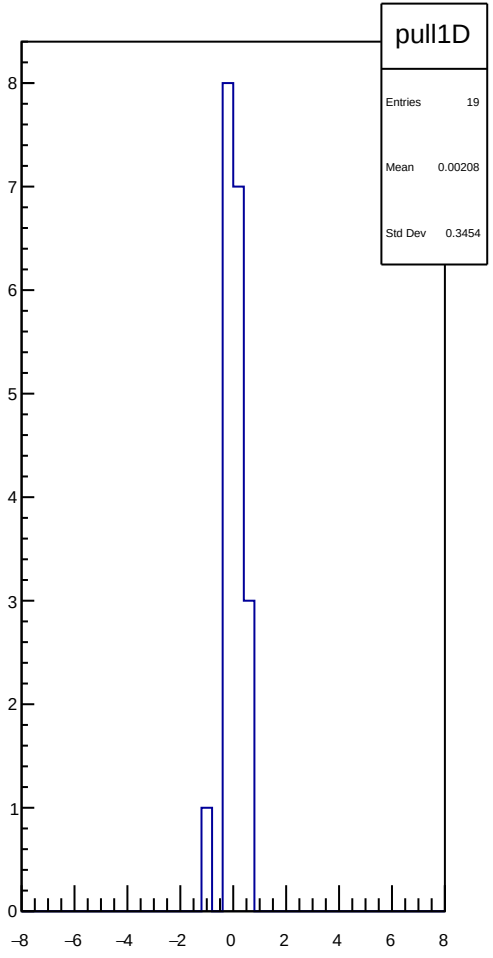
pull1D
Entries 19
Mean 0.00208
Std Dev 0.3454
8
7
6
5
4
3
2
1
0
−8
−6
−4
−2
0
2
4
6
8

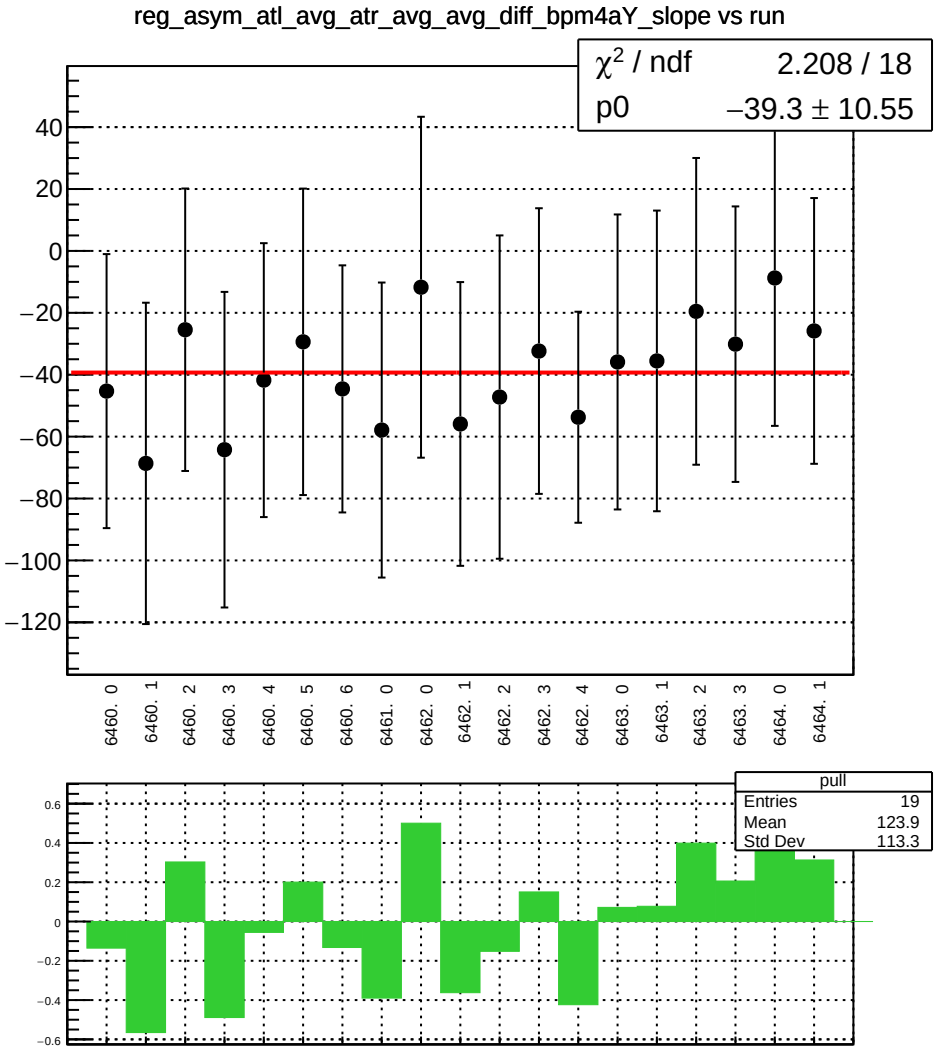
reg_asym_atl_avg_atr_avg_avg_diff_bpm4aY_slope vs run
χ² / ndf 2.208 / 18
p0 −39.3 ± 10.55
40
20
0
−20
−40
−60
−80
−100
−120
6460. 0
6460. 1
6460. 2
6460. 3
6460. 4
6460. 5
6460. 6
6461. 0
6462. 0
6462. 1
6462. 2
6462. 3
6462. 4
6463. 0
6463. 1
6463. 2
6463. 3
6464. 0
6464. 1
pull
Entries 19
Mean 123.9
Std Dev 113.3
0.6
0.4
0.2
0
−0.2
−0.4
−0.6

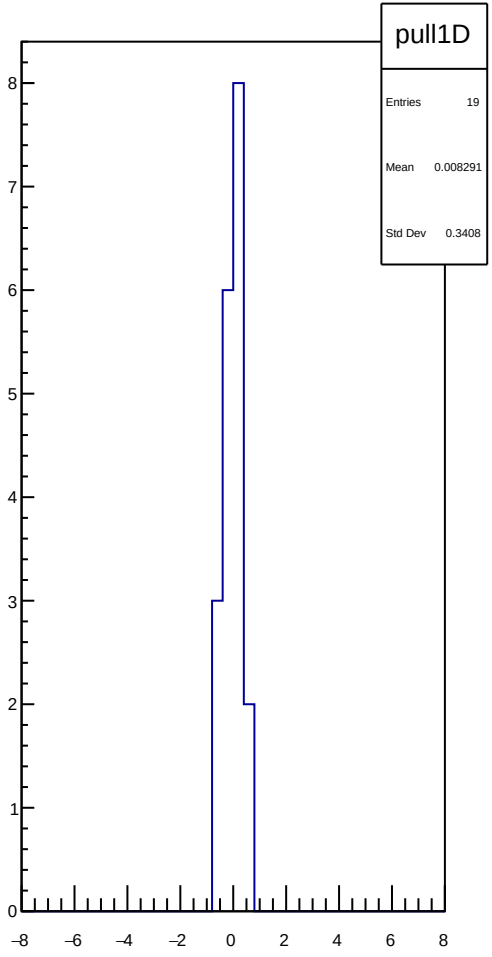
pull1D
Entries 19
Mean 0.008291
Std Dev 0.3408
8
7
6
5
4
3
2
1
0
−8
−6
−4
−2
0
2
4
6
8

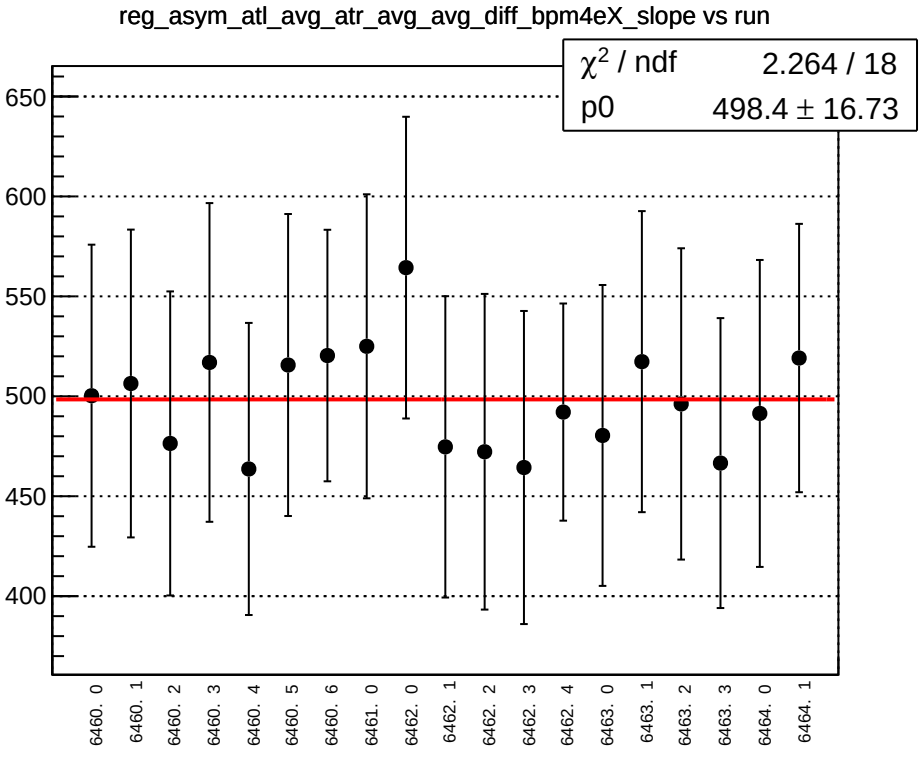
reg_asym_atl_avg_atr_avg_avg_diff_bpm4eX_slope vs run
χ² / ndf 2.264 / 18
p0 498.4 ± 16.73
650
600
550
500
450
400
6460. 0
6460. 1
6460. 2
6460. 3
6460. 4
6460. 5
6460. 6
6461. 0
6462. 0
6462. 1
6462. 2
6462. 3
6462. 4
6463. 0
6463. 1
6463. 2
6463. 3
6464. 0
6464. 1

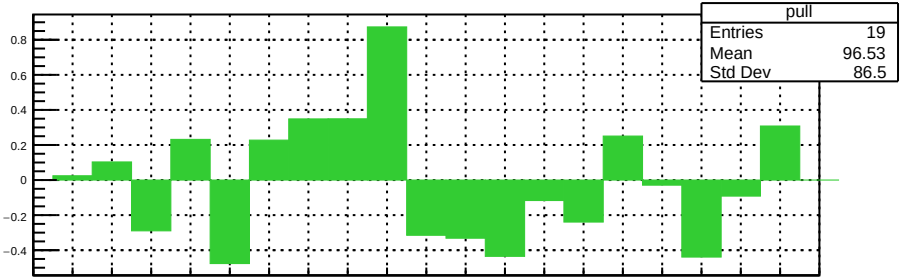
pull
Entries 19
Mean 96.53
Std Dev 86.5
0.8
0.6
0.4
0.2
0
−0.2
−0.4

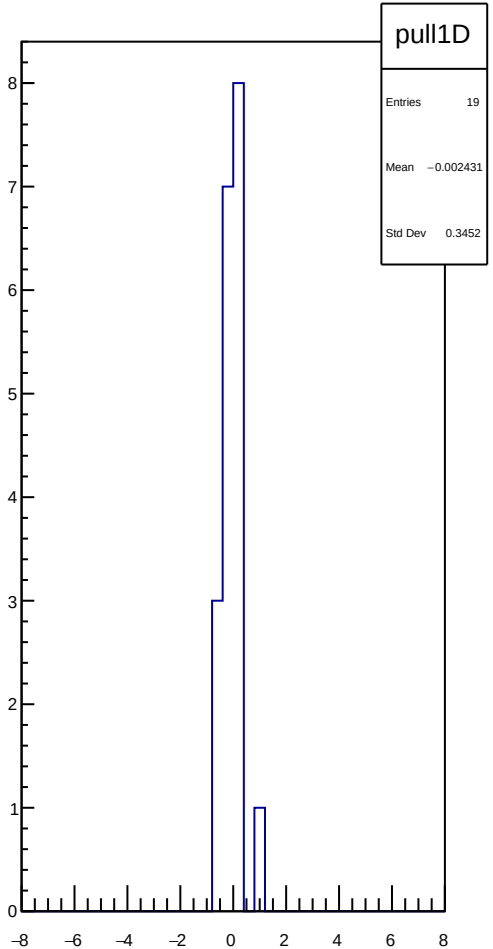
pull1D
Entries 19
Mean −0.002431
Std Dev 0.3452
8
7
6
5
4
3
2
1
0
−8
−6
−4
−2
0
2
4
6
8

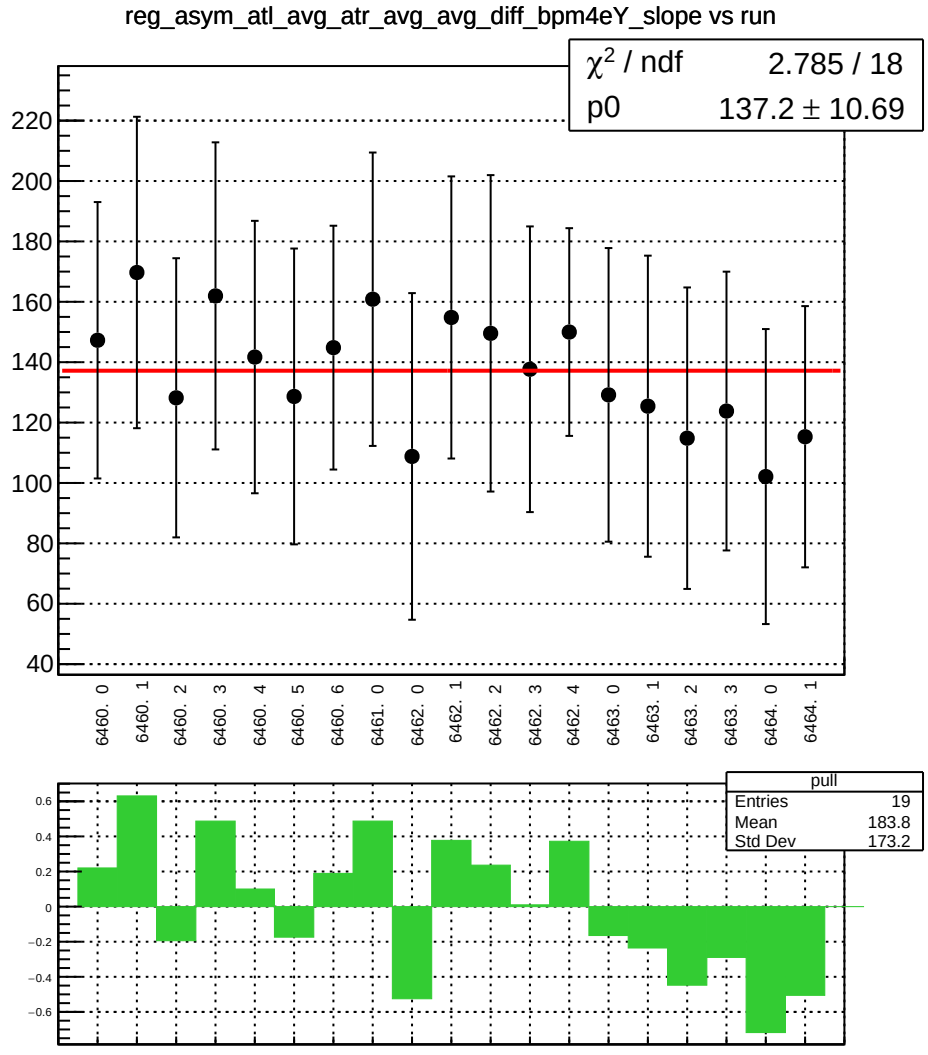
reg_asym_atl_avg_atr_avg_avg_diff_bpm4eY_slope vs run
χ² / ndf 2.785 / 18
p0 137.2 ± 10.69
220
200
180
160
140
120
100
80
60
40
6460. 0
6460. 1
6460. 2
6460. 3
6460. 4
6460. 5
6460. 6
6461. 0
6462. 0
6462. 1
6462. 2
6462. 3
6462. 4
6463. 0
6463. 1
6463. 2
6463. 3
6464. 0
6464. 1
pull
Entries 19
Mean 183.8
Std Dev 173.2
0.6
0.4
0.2
0
−0.2
−0.4
−0.6

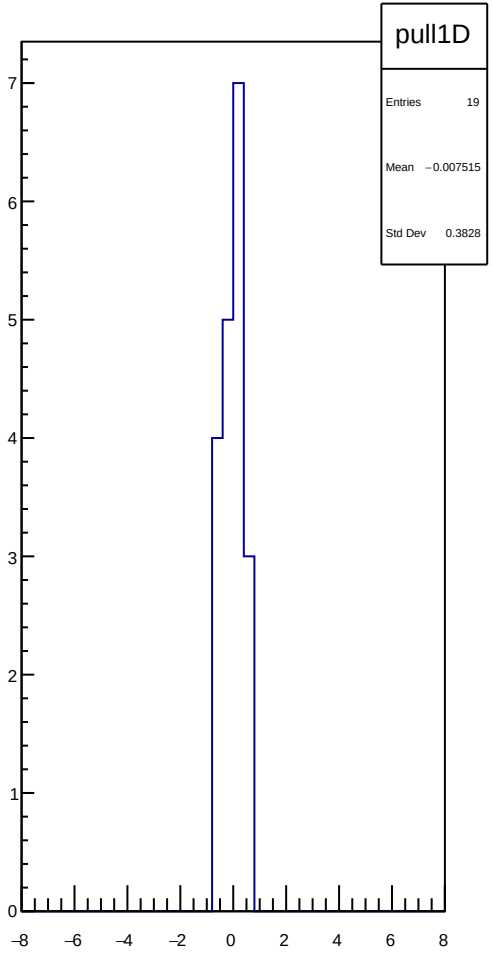
pull1D
Entries 19
Mean −0.007515
Std Dev 0.3828
7
6
5
4
3
2
1
0
−8
−6
−4
−2
0
2
4
6
8

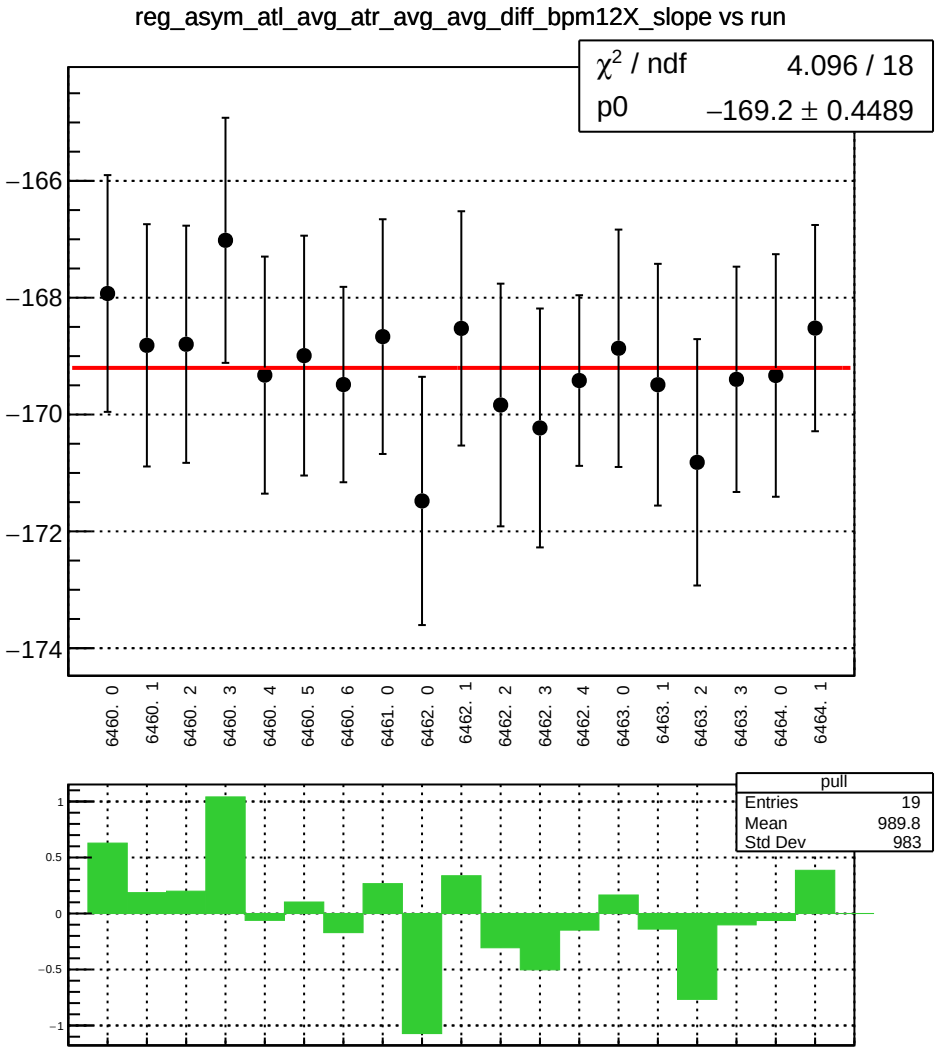
reg_asym_atl_avg_atr_avg_avg_diff_bpm12X_slope vs run
χ² / ndf 4.096 / 18
p0 −169.2 ± 0.4489
−166
−168
−170
−172
−174
6460. 0
6460. 1
6460. 2
6460. 3
6460. 4
6460. 5
6460. 6
6461. 0
6462. 0
6462. 1
6462. 2
6462. 3
6462. 4
6463. 0
6463. 1
6463. 2
6463. 3
6464. 0
6464. 1
pull
Entries 19
Mean 989.8
Std Dev 983
1
0.5
0
−0.5
−1

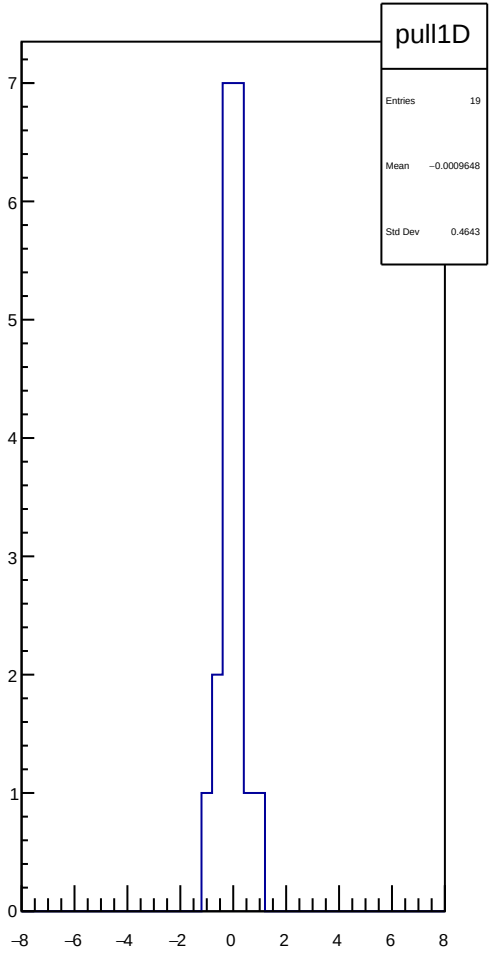
pull1D
Entries 19
Mean −0.0009648
Std Dev 0.4643
7
6
5
4
3
2
1
0
−8
−6
−4
−2
0
2
4
6
8

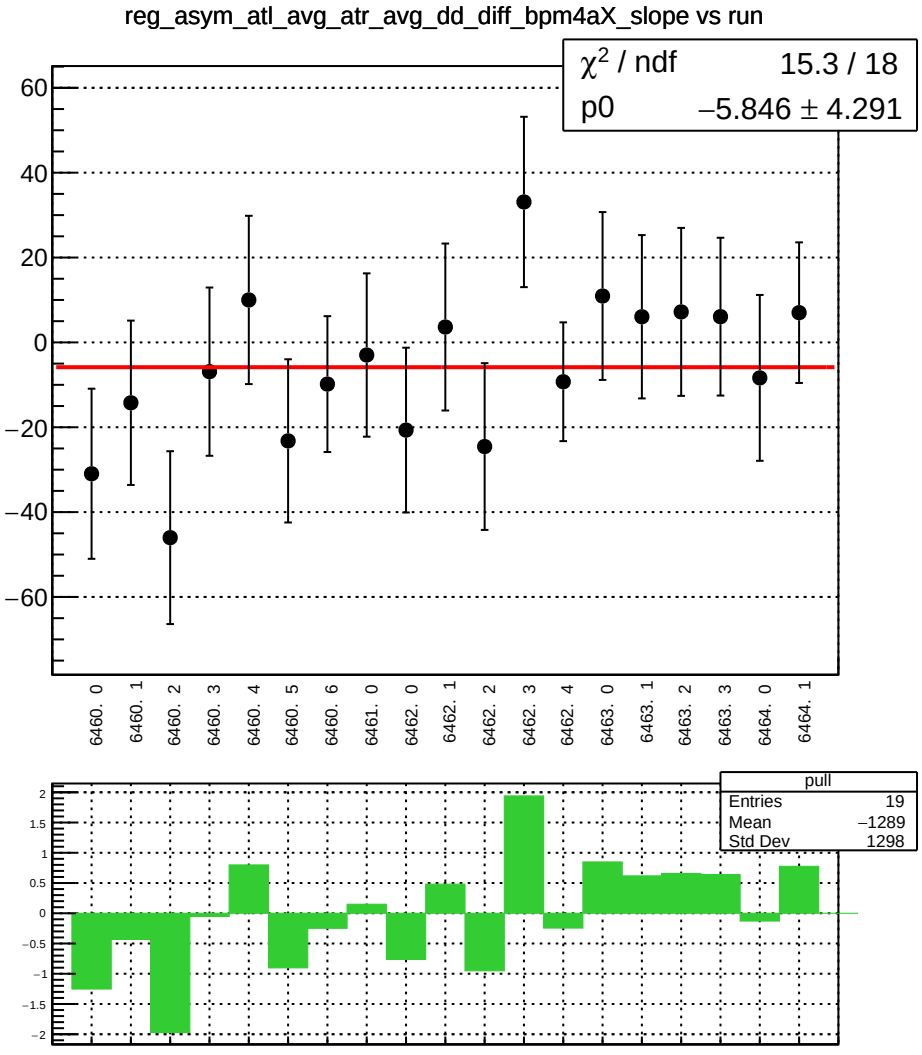
reg_asym_atl_avg_atr_avg_dd_diff_bpm4aX_slope vs run
χ² / ndf 15.3 / 18
p0 −5.846 ± 4.291
60
40
20
0
−20
−40
−60
6460. 0
6460. 1
6460. 2
6460. 3
6460. 4
6460. 5
6460. 6
6461. 0
6462. 0
6462. 1
6462. 2
6462. 3
6462. 4
6463. 0
6463. 1
6463. 2
6463. 3
6464. 0
6464. 1
pull
Entries 19
Mean −1289
Std Dev 1298
2
1.5
1
0.5
0
−0.5
−1
−1.5
−2

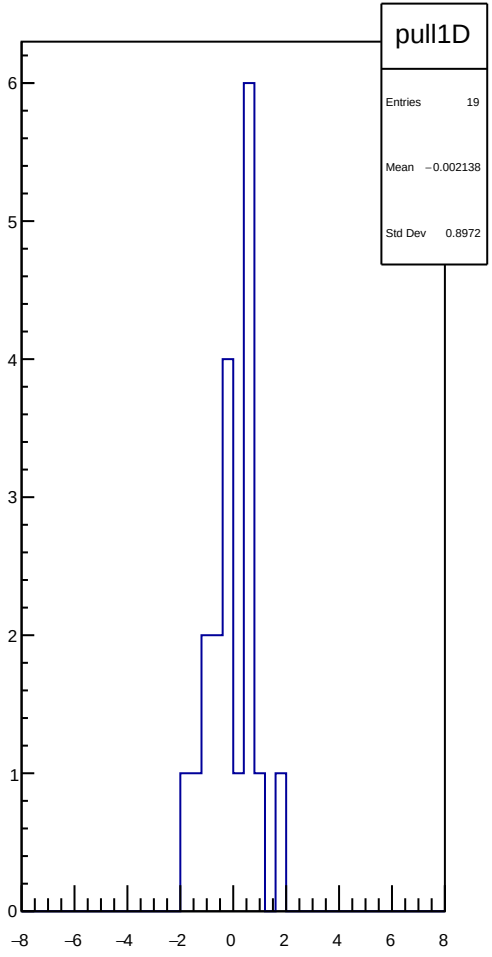
pull1D
Entries 19
Mean −0.002138
Std Dev 0.8972
6
5
4
3
2
1
0
−8
−6
−4
−2
0
2
4
6
8

reg_asym_atl_avg_atr_avg_dd_diff_bpm4aY_slope vs run

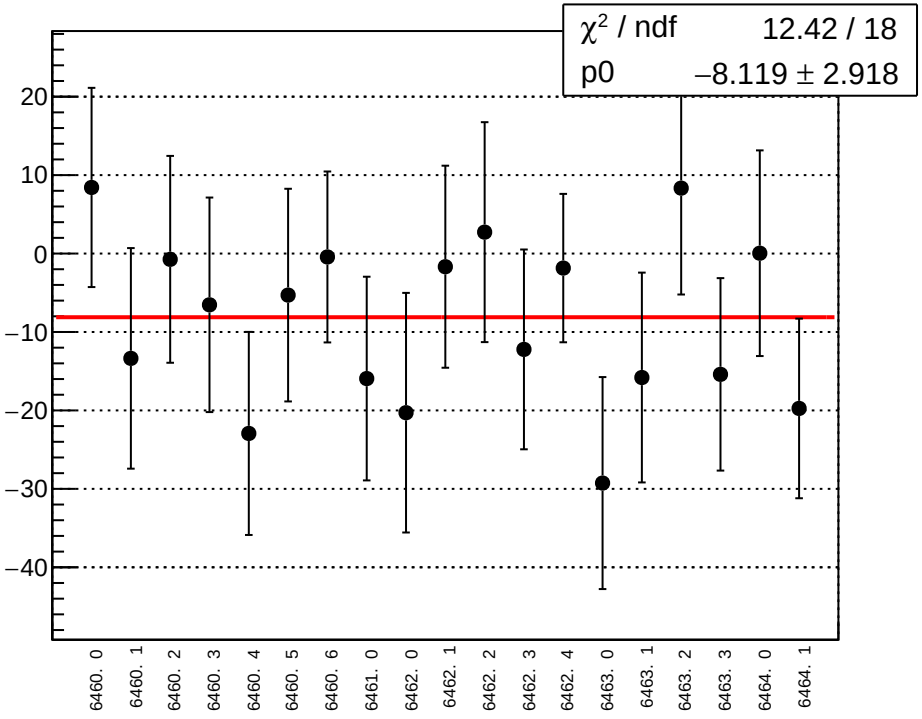

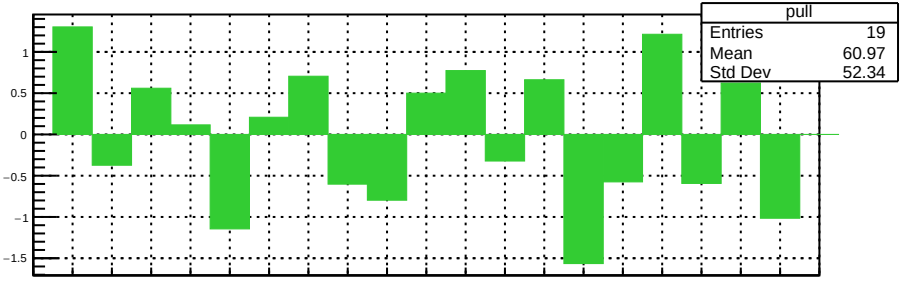

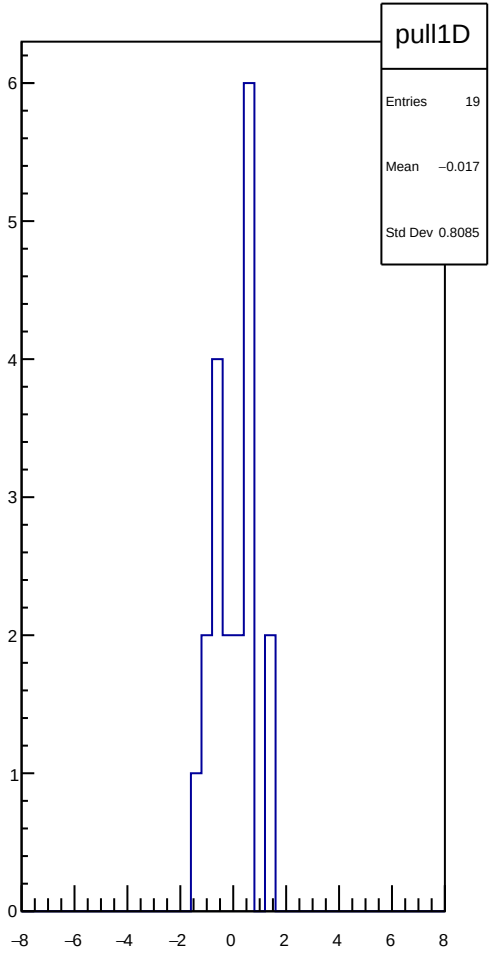

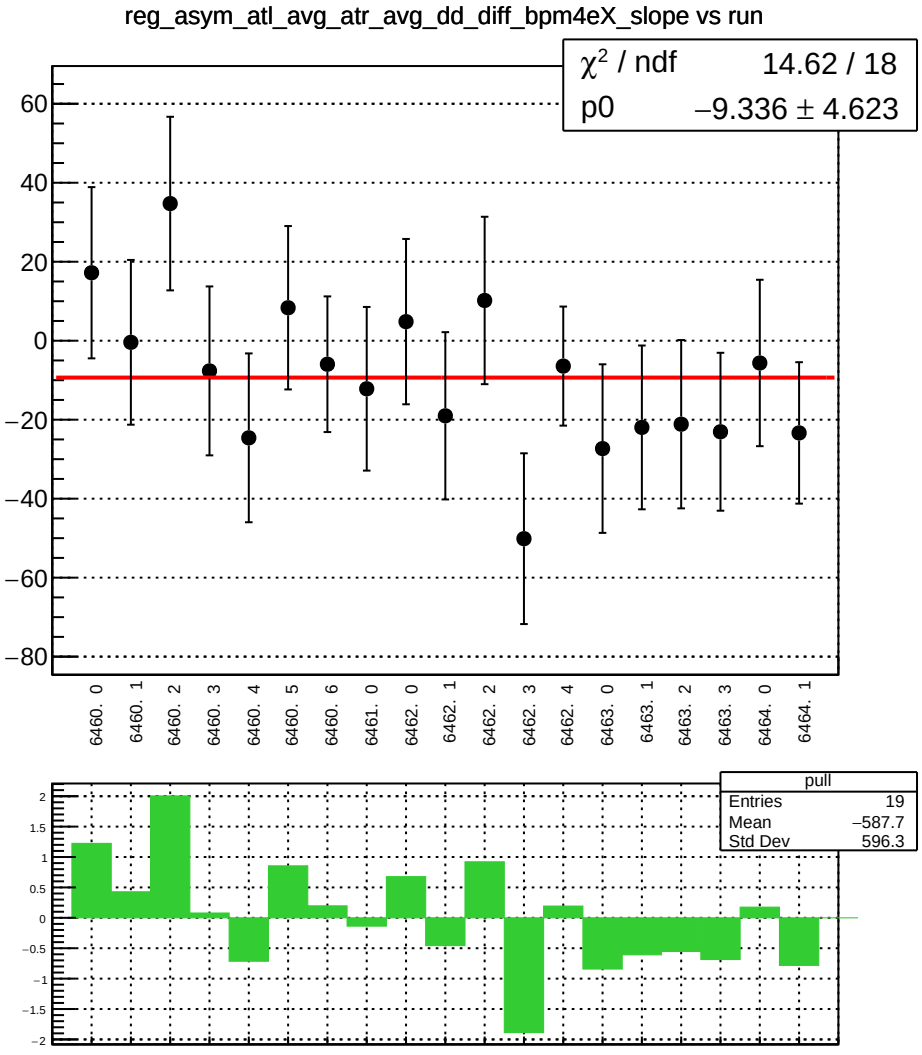
reg_asym_atl_avg_atr_avg_dd_diff_bpm4eX_slope vs run
χ² / ndf 14.62 / 18
p0 −9.336 ± 4.623
60
40
20
0
−20
−40
−60
−80
6460. 0
6460. 1
6460. 2
6460. 3
6460. 4
6460. 5
6460. 6
6461. 0
6462. 0
6462. 1
6462. 2
6462. 3
6462. 4
6463. 0
6463. 1
6463. 2
6463. 3
6464. 0
6464. 1
pull
Entries 19
Mean −587.7
Std Dev 596.3
2
1.5
1
0.5
0
−0.5
−1
−1.5
−2

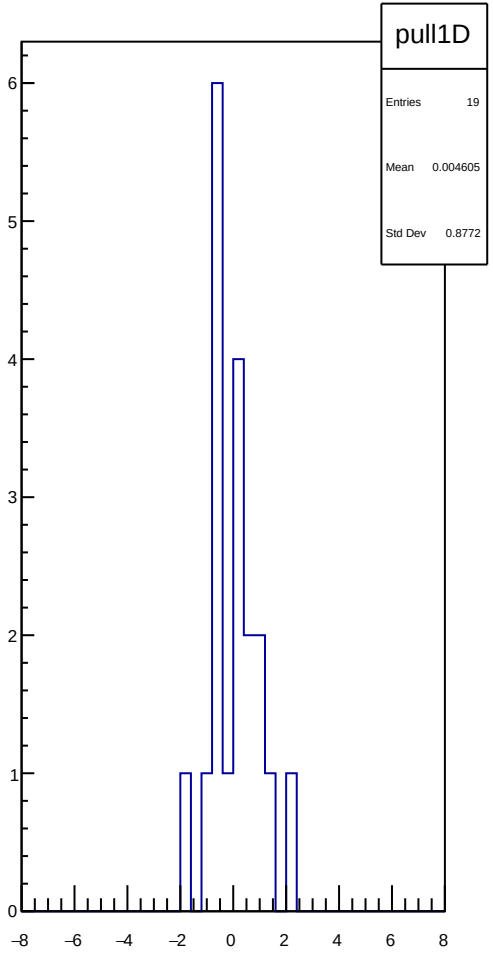
pull1D
Entries 19
Mean 0.004605
Std Dev 0.8772
6
5
4
3
2
1
0
−8
−6
−4
−2
0
2
4
6
8

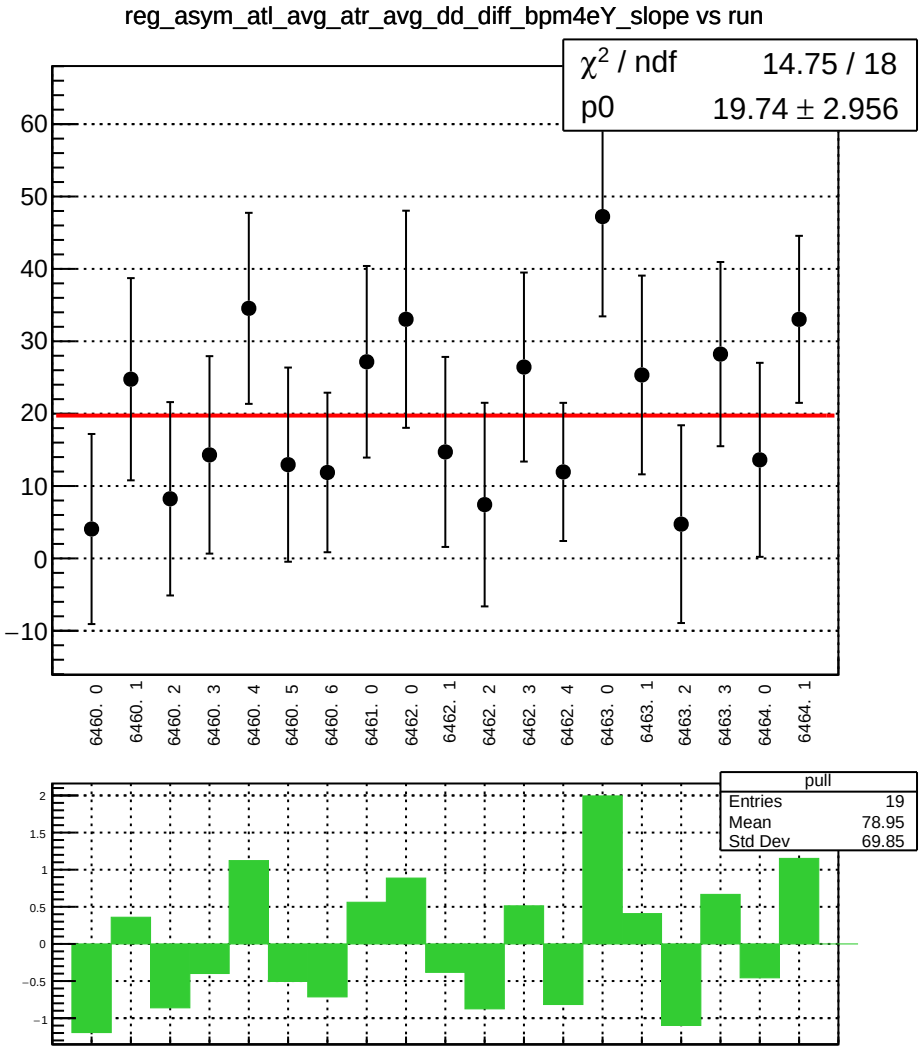
reg_asym_atl_avg_atr_avg_dd_diff_bpm4eY_slope vs run
χ² / ndf 14.75 / 18
p0 19.74 ± 2.956
6460. 0
6460. 1
6460. 2
6460. 3
6460. 4
6460. 5
6460. 6
6461. 0
6462. 0
6462. 1
6462. 2
6462. 3
6462. 4
6463. 0
6463. 1
6463. 2
6463. 3
6464. 0
6464. 1
pull
Entries 19
Mean 78.95
Std Dev 69.85

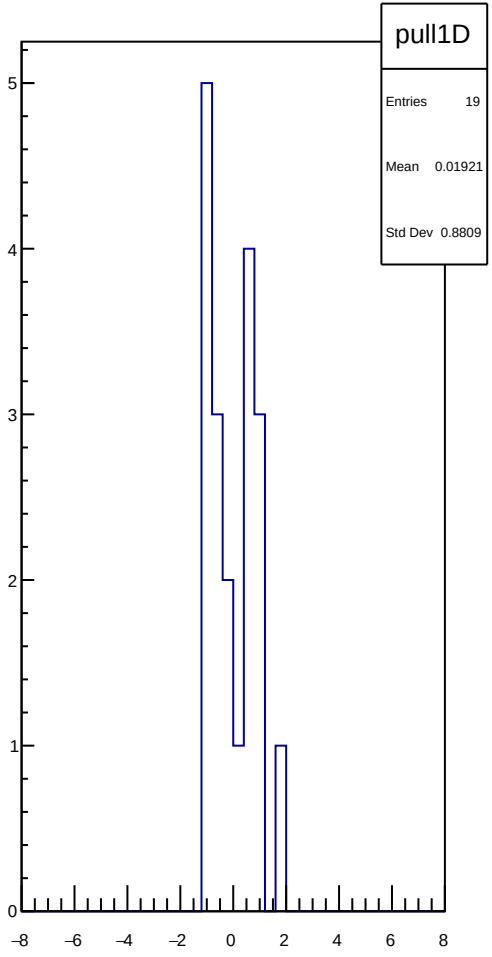
pull1D
Entries 19
Mean 0.01921
Std Dev 0.8809

reg_asym_atl_avg_atr_avg_dd_diff_bpm12X_slope vs run

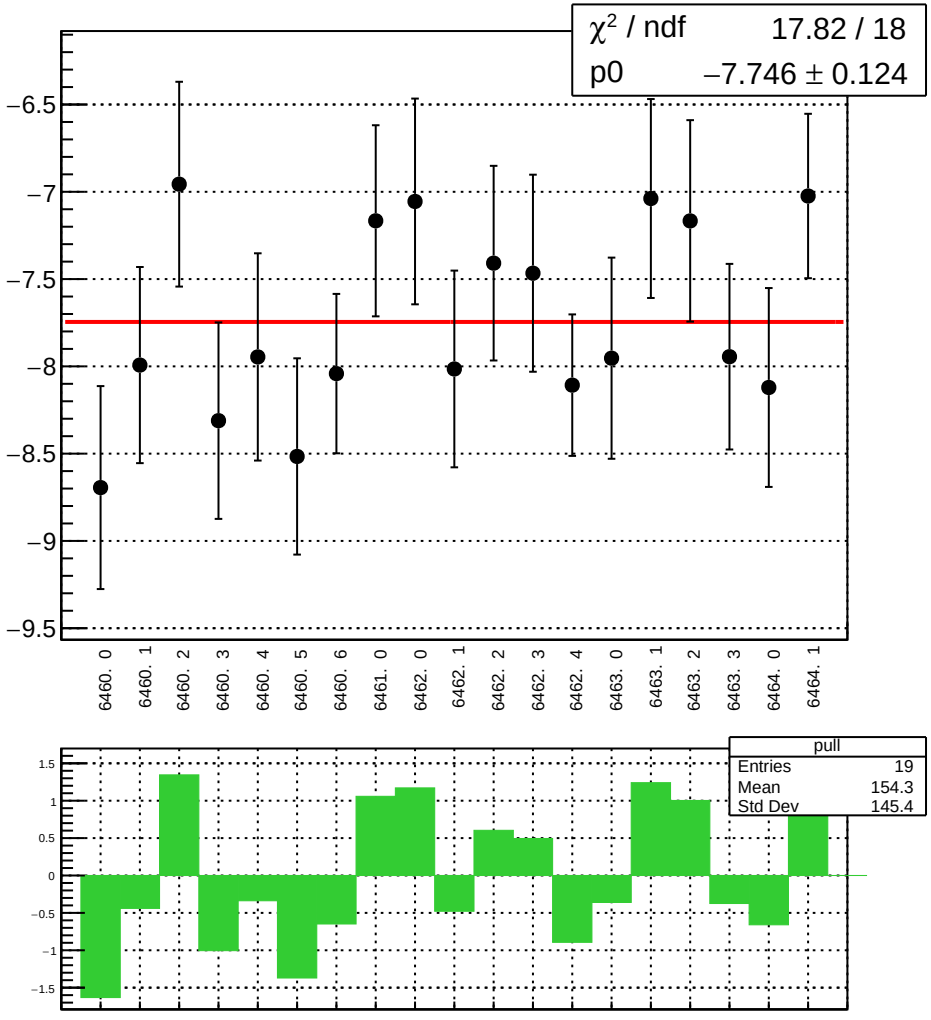

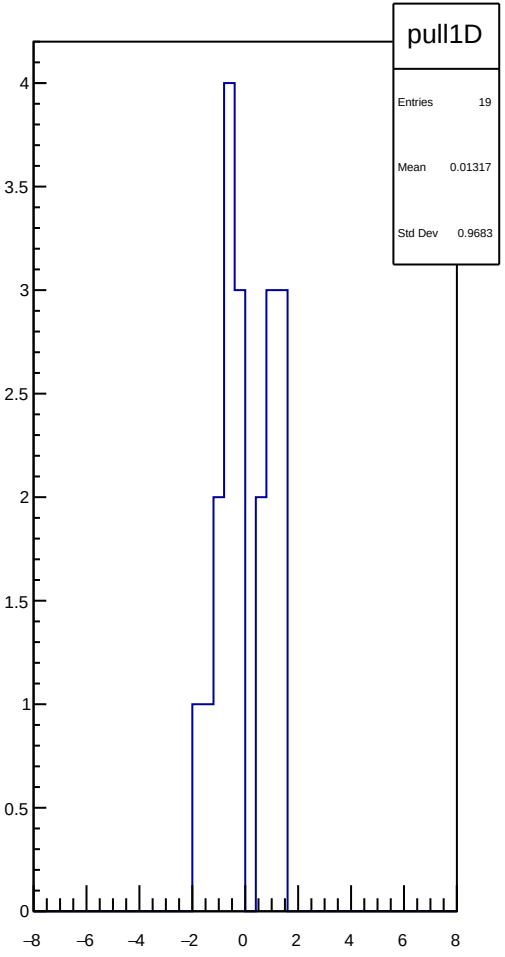

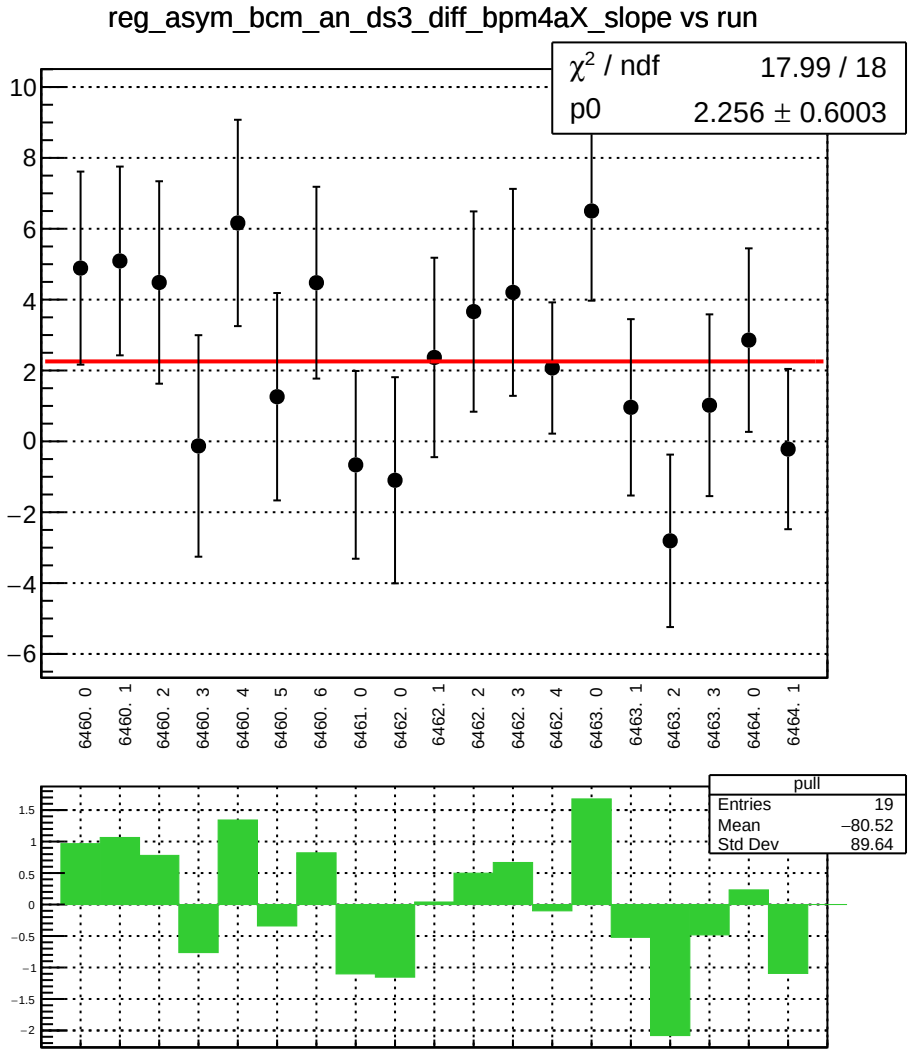
reg_asym_bcm_an_ds3_diff_bpm4aX_slope vs run
χ² / ndf 17.99 / 18
p0 2.256 ± 0.6003
6460. 0
6460. 1
6460. 2
6460. 3
6460. 4
6460. 5
6460. 6
6461. 0
6462. 0
6462. 1
6462. 2
6462. 3
6462. 4
6463. 0
6463. 1
6463. 2
6463. 3
6464. 0
6464. 1
pull
Entries 19
Mean −80.52
Std Dev 89.64

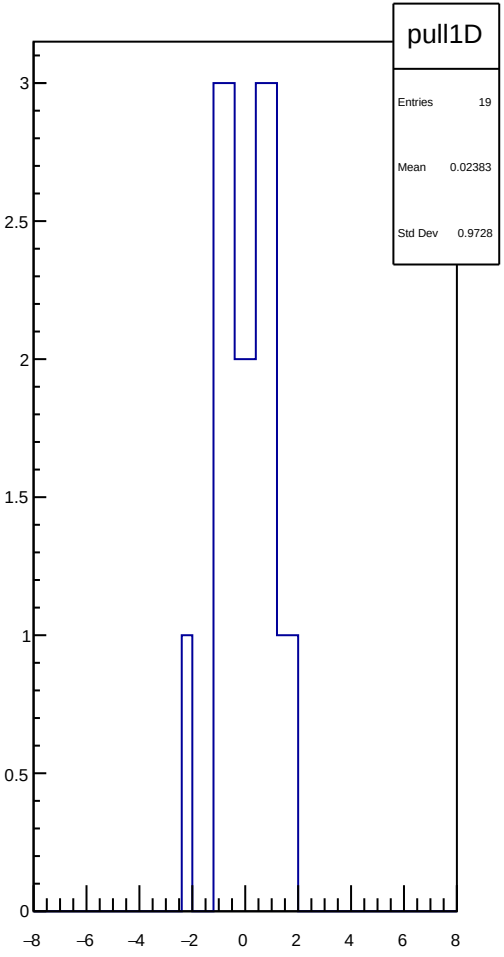
pull1D
Entries 19
Mean 0.02383
Std Dev 0.9728

reg_asym_bcm_an_ds3_diff_bpm4aY_slope vs run

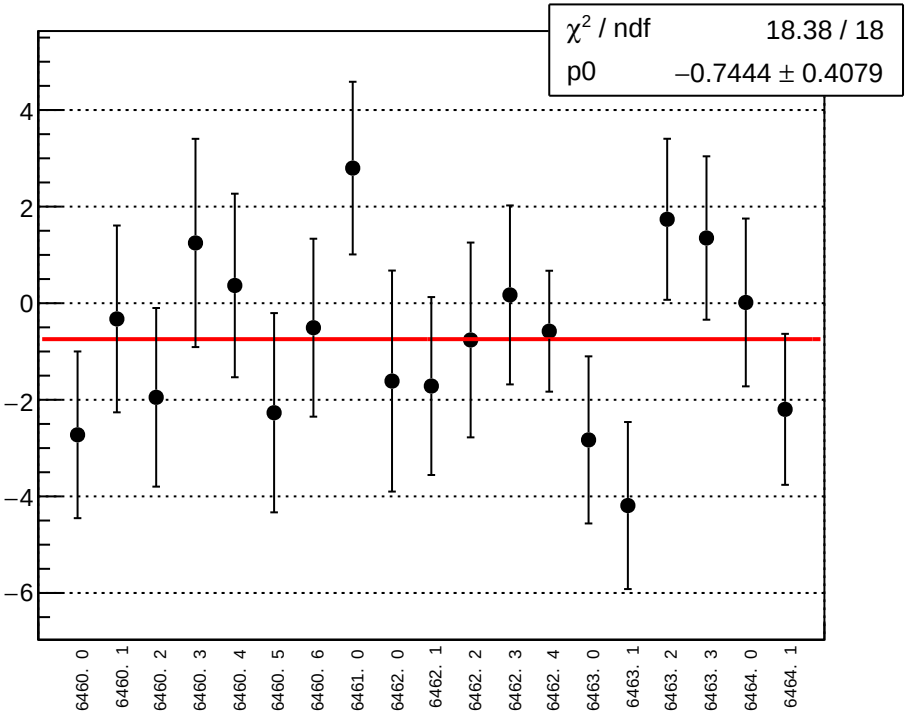

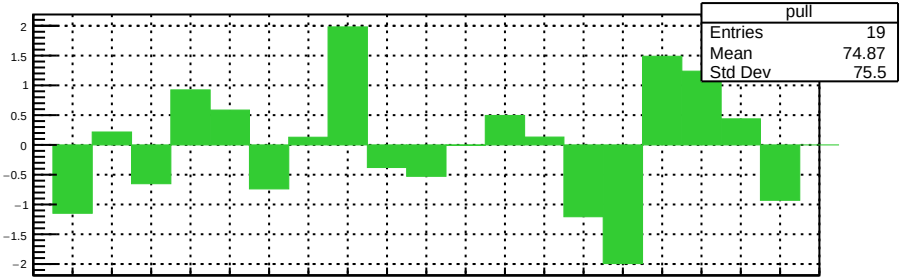

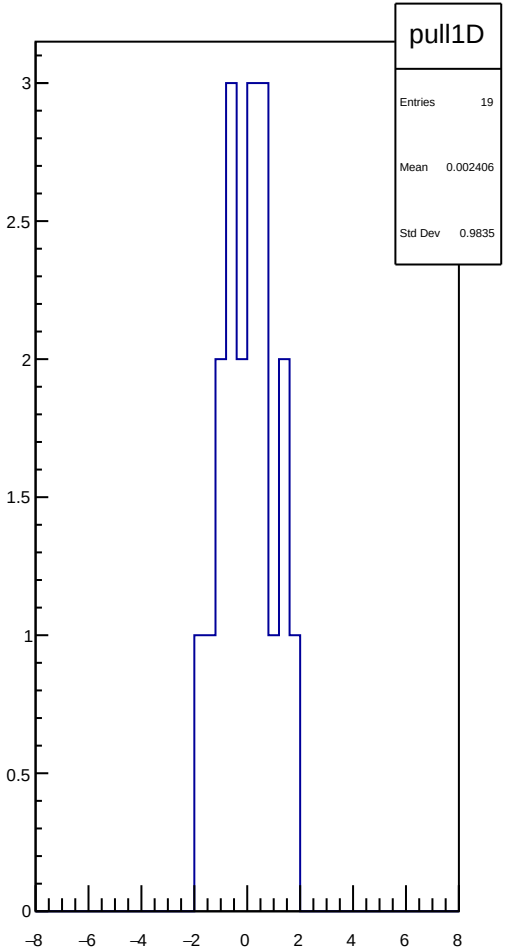

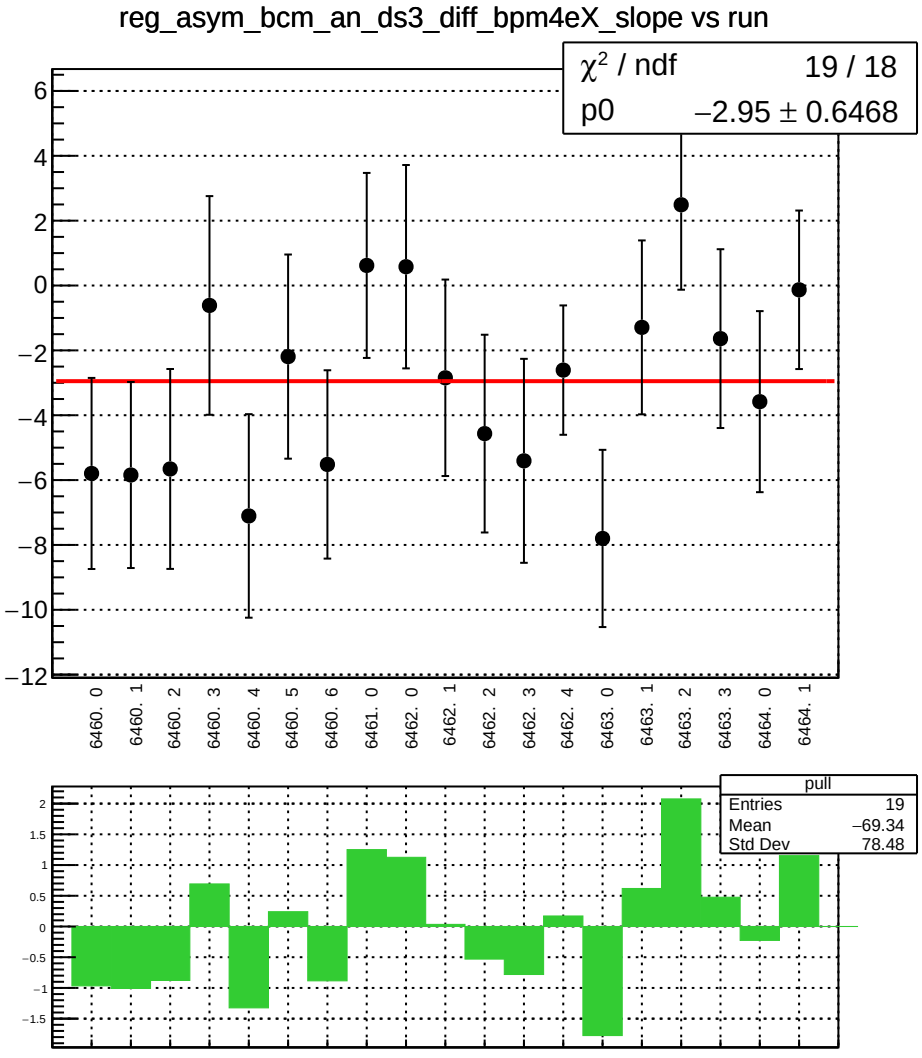
reg_asym_bcm_an_ds3_diff_bpm4eX_slope vs run
χ² / ndf 19 / 18
p0 −2.95 ± 0.6468
6460. 0
6460. 1
6460. 2
6460. 3
6460. 4
6460. 5
6460. 6
6461. 0
6462. 0
6462. 1
6462. 2
6462. 3
6462. 4
6463. 0
6463. 1
6463. 2
6463. 3
6464. 0
6464. 1
pull
Entries 19
Mean −69.34
Std Dev 78.48

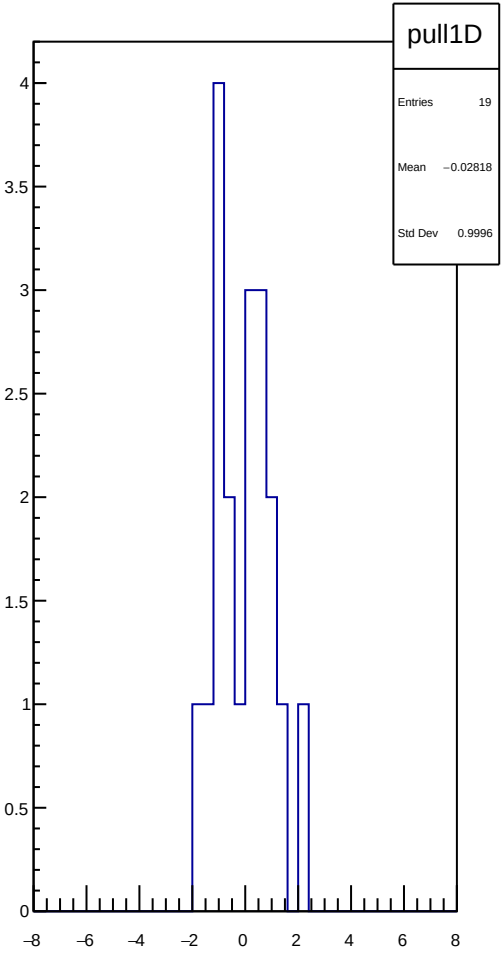
pull1D
Entries 19
Mean −0.02818
Std Dev 0.9996

reg_asym_bcm_an_ds3_diff_bpm4eY_slope vs run

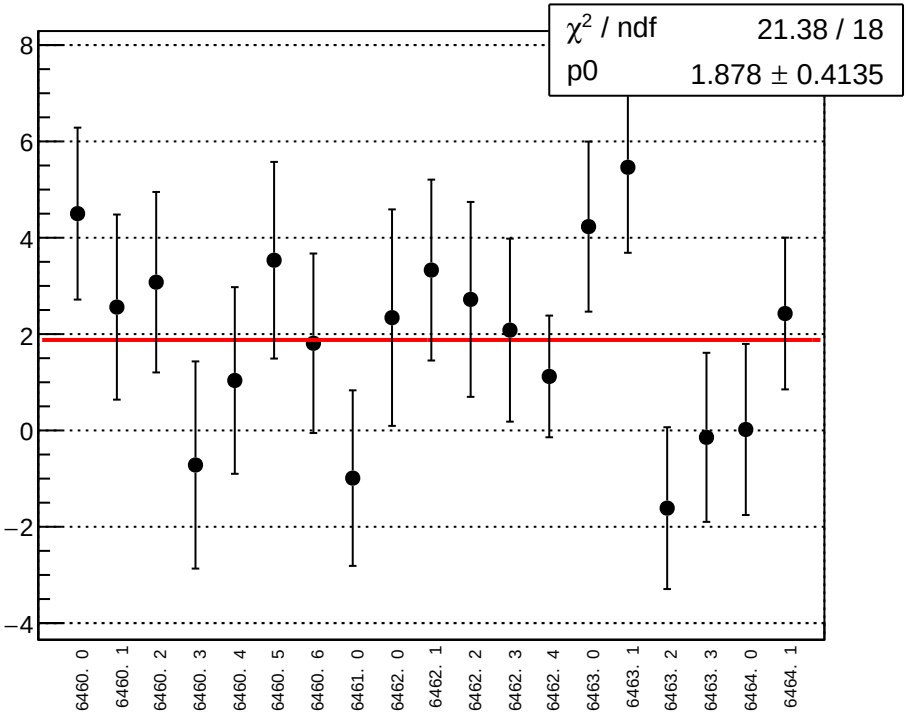

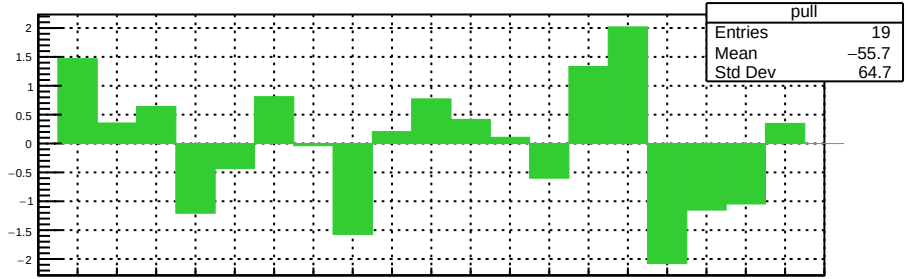

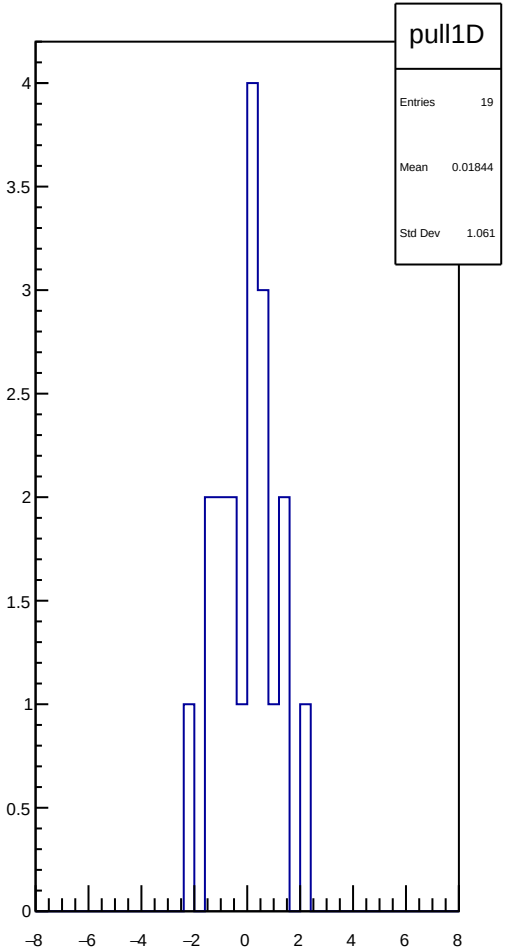

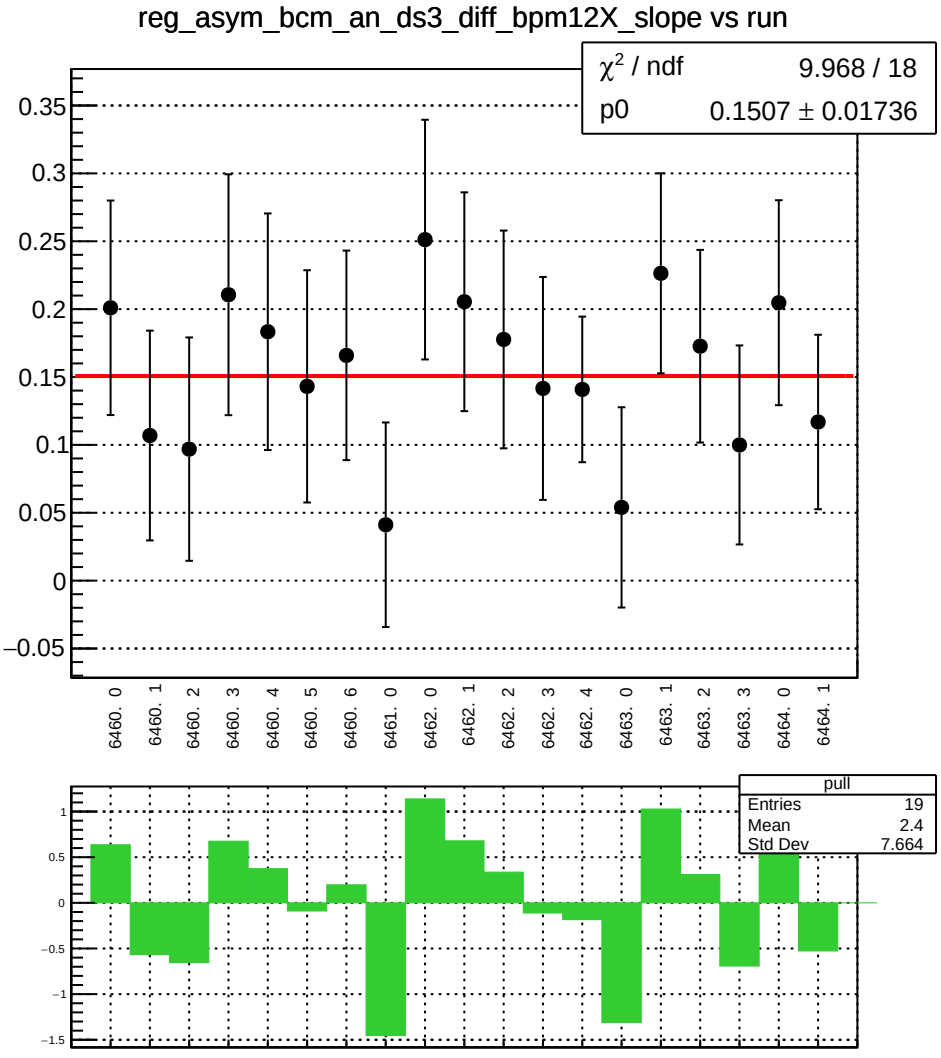
reg_asym_bcm_an_ds3_diff_bpm12X_slope vs run
χ² / ndf 9.968 / 18
p0 0.1507 ± 0.01736
0.35
0.3
0.25
0.2
0.15
0.1
0.05
0
−0.05
6460. 0
6460. 1
6460. 2
6460. 3
6460. 4
6460. 5
6460. 6
6461. 0
6462. 0
6462. 1
6462. 2
6462. 3
6462. 4
6463. 0
6463. 1
6463. 2
6463. 3
6464. 0
6464. 1
pull
Entries 19
Mean 2.4
Std Dev 7.664
1
0.5
0
−0.5
−1
−1.5

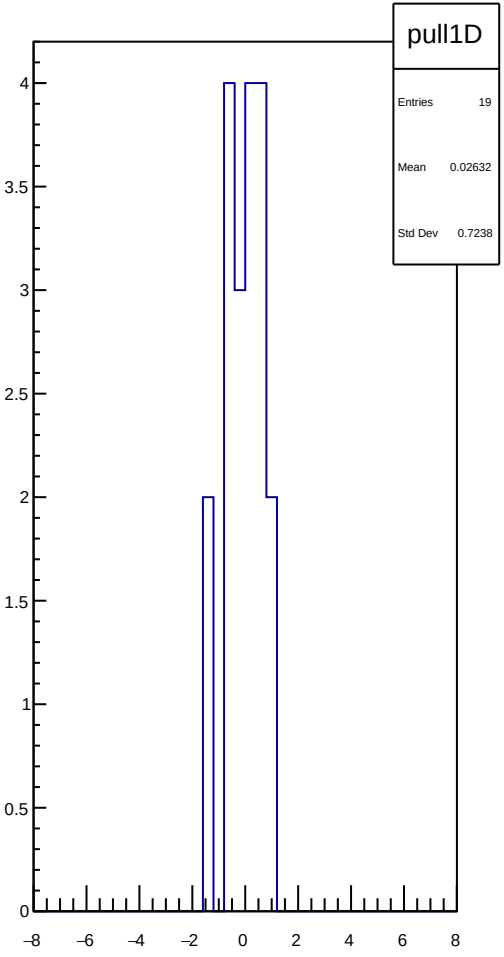
pull1D
Entries 19
Mean 0.02632
Std Dev 0.7238
4
3.5
3
2.5
2
1.5
1
0.5
0
−8
−6
−4
−2
0
2
4
6
8

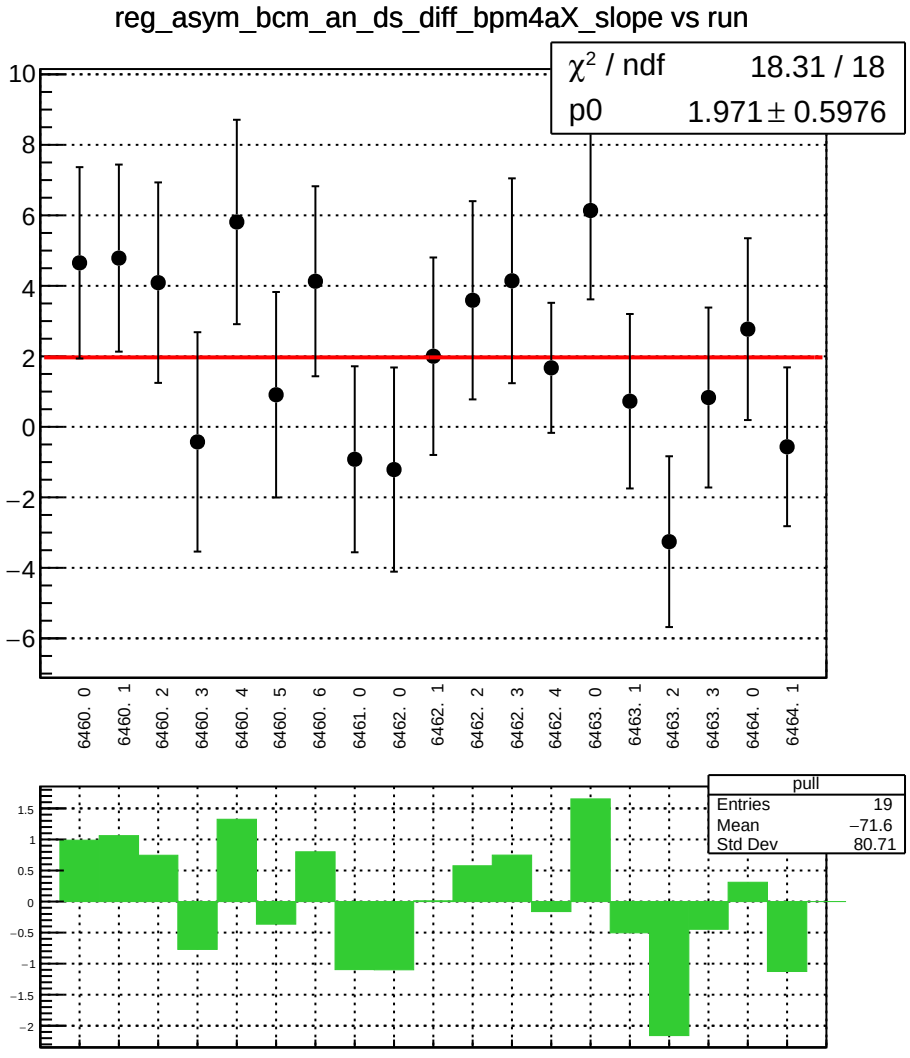
reg_asym_bcm_an_ds_diff_bpm4aX_slope vs run
χ² / ndf 18.31 / 18
p0 1.971 ± 0.5976
10
8
6
4
2
0
−2
−4
−6
6460. 0
6460. 1
6460. 2
6460. 3
6460. 4
6460. 5
6460. 6
6461. 0
6462. 0
6462. 1
6462. 2
6462. 3
6462. 4
6463. 0
6463. 1
6463. 2
6463. 3
6464. 0
6464. 1
pull
Entries 19
Mean −71.6
Std Dev 80.71
1.5
1
0.5
0
−0.5
−1
−1.5
−2

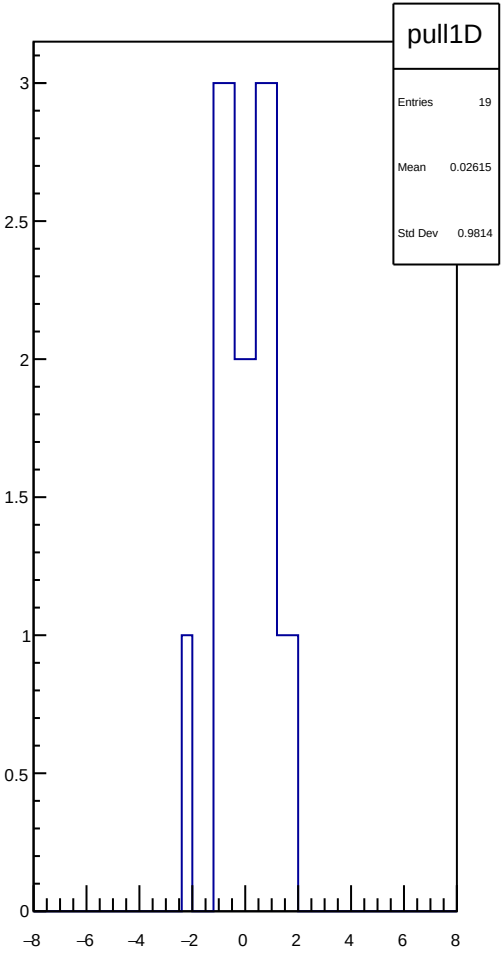
pull1D
Entries 19
Mean 0.02615
Std Dev 0.9814
3
2.5
2
1.5
1
0.5
0
−8
−6
−4
−2
0
2
4
6
8

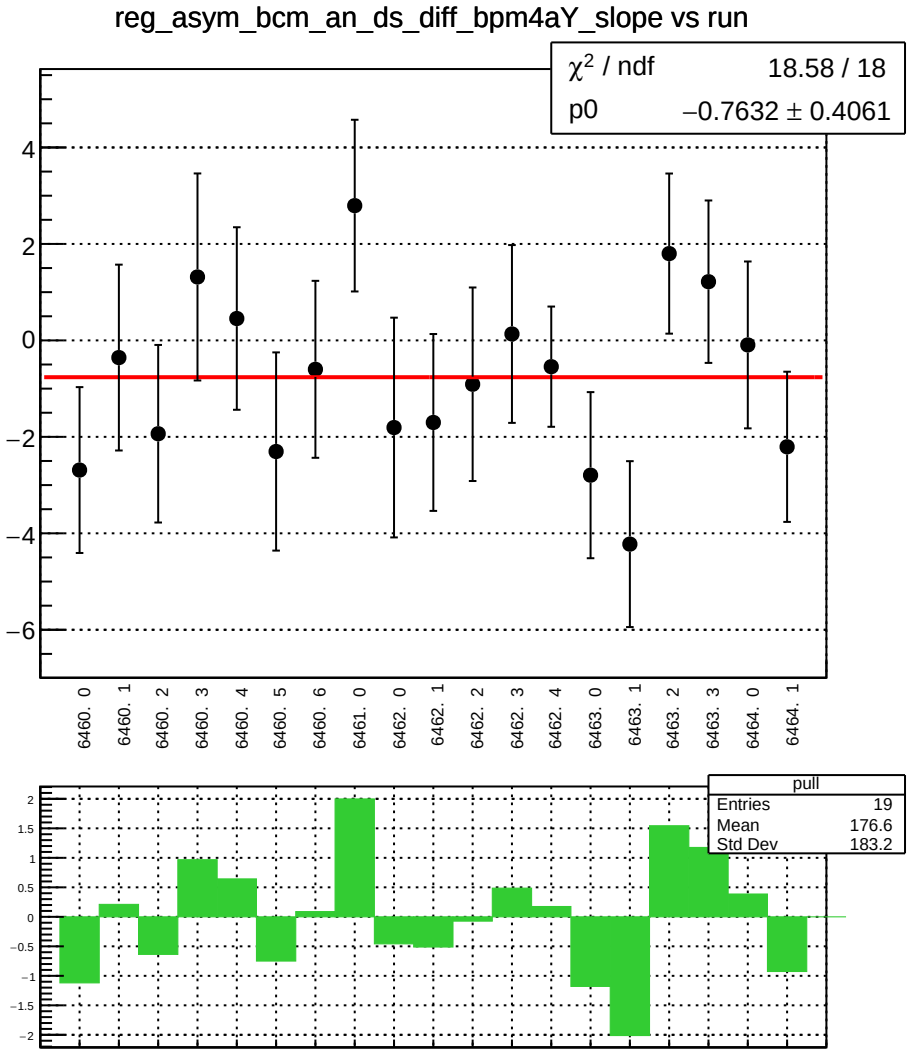
reg_asym_bcm_an_ds_diff_bpm4aY_slope vs run
χ² / ndf 18.58 / 18
p0 −0.7632 ± 0.4061
4
2
0
−2
−4
−6
6460. 0
6460. 1
6460. 2
6460. 3
6460. 4
6460. 5
6460. 6
6461. 0
6462. 0
6462. 1
6462. 2
6462. 3
6462. 4
6463. 0
6463. 1
6463. 2
6463. 3
6464. 0
6464. 1
pull
Entries 19
Mean 176.6
Std Dev 183.2
2
1.5
1
0.5
0
−0.5
−1
−1.5
−2

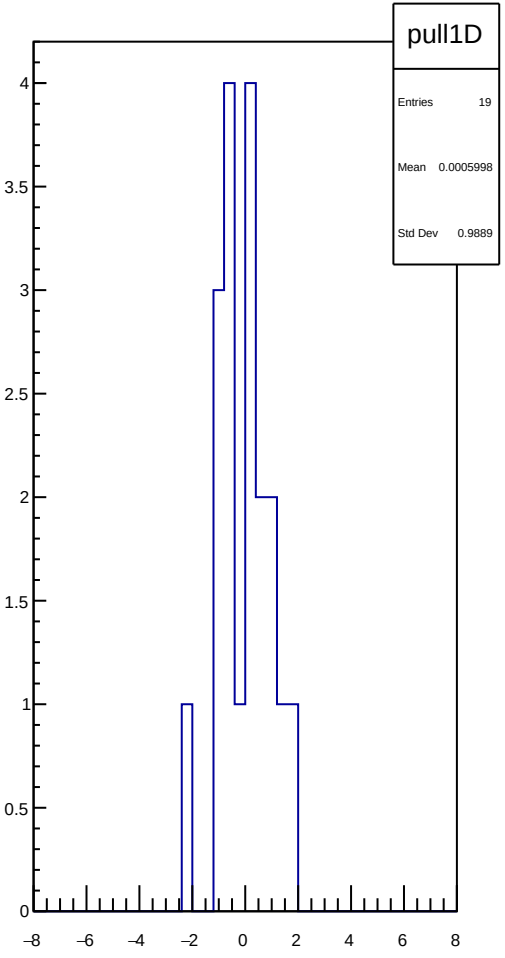
pull1D
Entries 19
Mean 0.0005998
Std Dev 0.9889
4
3.5
3
2.5
2
1.5
1
0.5
0
−8
−6
−4
−2
0
2
4
6
8

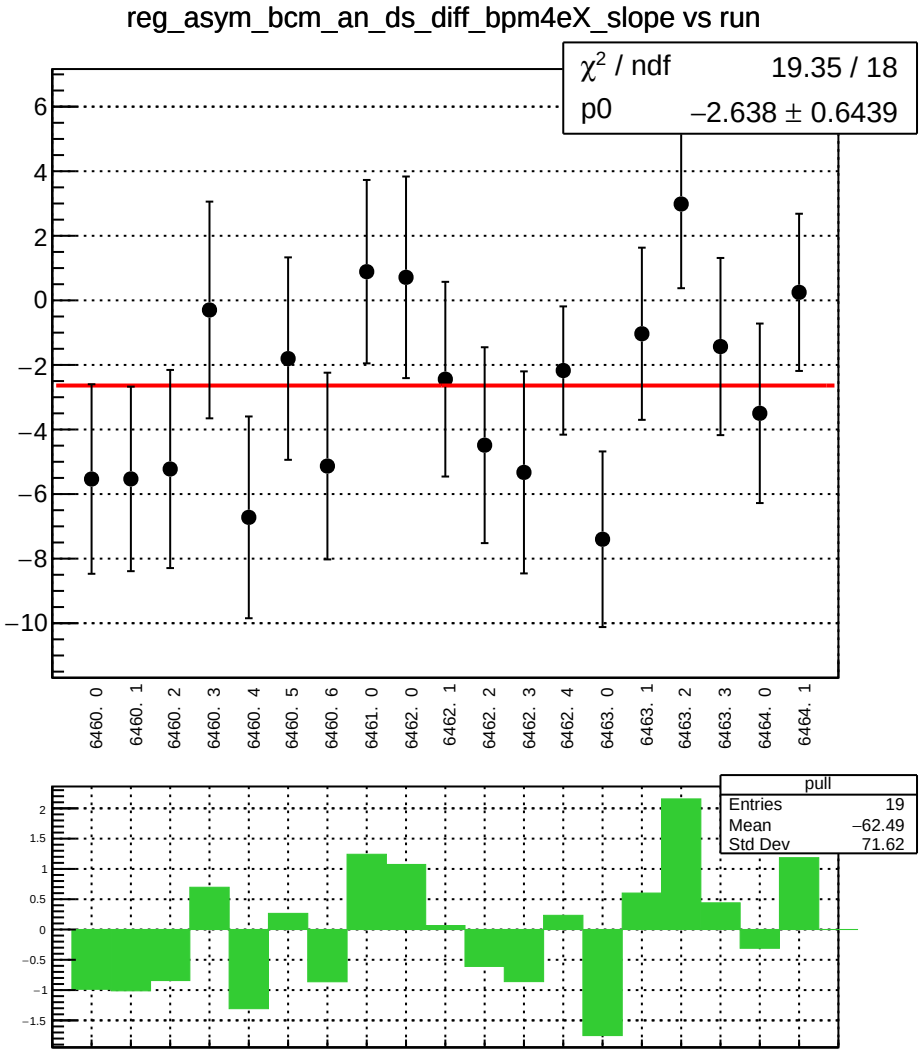
reg_asym_bcm_an_ds_diff_bpm4eX_slope vs run
χ² / ndf 19.35 / 18
p0 −2.638 ± 0.6439
6460. 0
6460. 1
6460. 2
6460. 3
6460. 4
6460. 5
6460. 6
6461. 0
6462. 0
6462. 1
6462. 2
6462. 3
6462. 4
6463. 0
6463. 1
6463. 2
6463. 3
6464. 0
6464. 1
pull
Entries 19
Mean −62.49
Std Dev 71.62

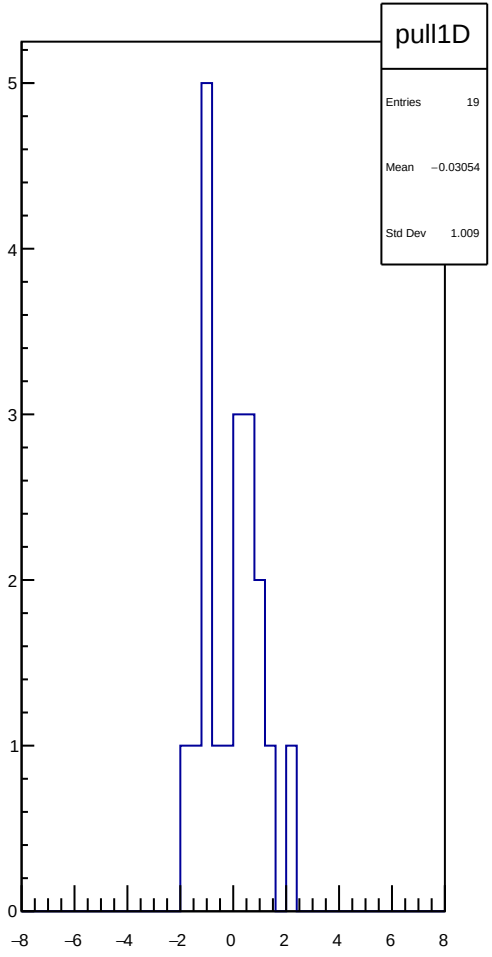
pull1D
Entries 19
Mean −0.03054
Std Dev 1.009

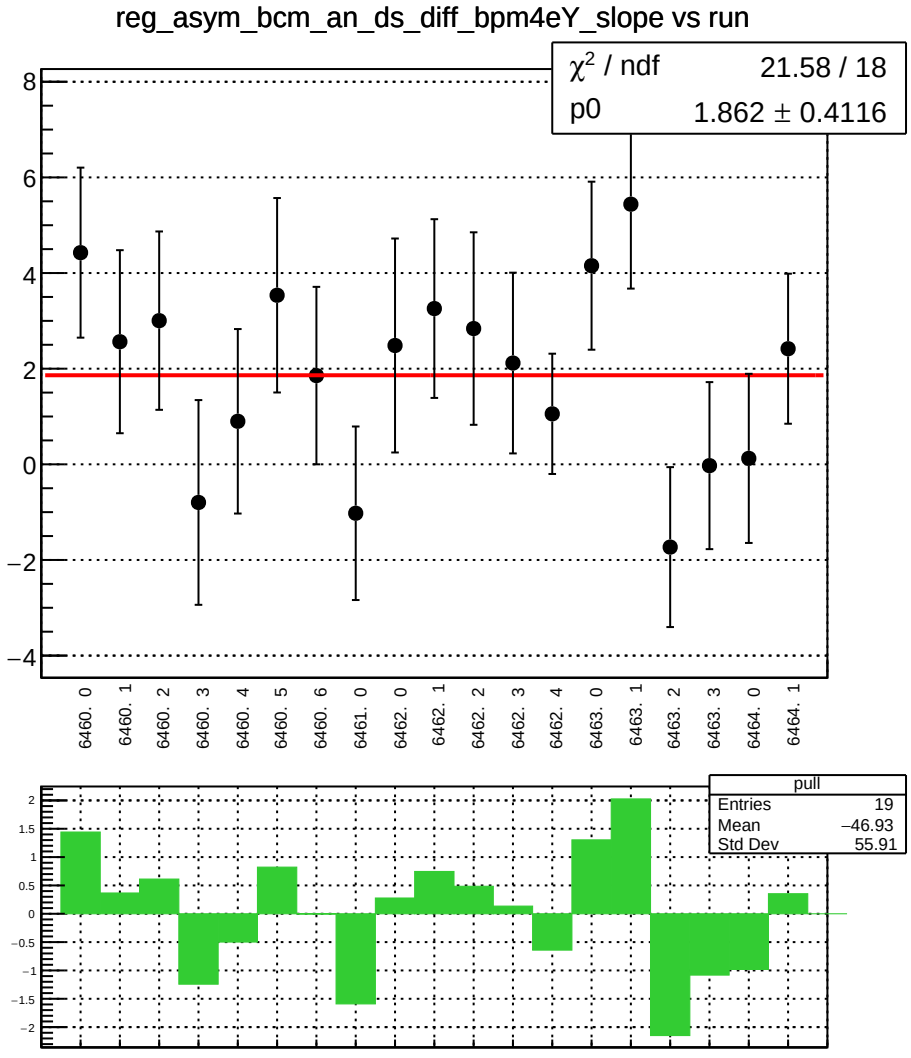
reg_asym_bcm_an_ds_diff_bpm4eY_slope vs run
χ² / ndf 21.58 / 18
p0 1.862 ± 0.4116
8
6
4
2
0
−2
−4
6460. 0
6460. 1
6460. 2
6460. 3
6460. 4
6460. 5
6460. 6
6461. 0
6462. 0
6462. 1
6462. 2
6462. 3
6462. 4
6463. 0
6463. 1
6463. 2
6463. 3
6464. 0
6464. 1
pull
Entries 19
Mean −46.93
Std Dev 55.91
2
1.5
1
0.5
0
−0.5
−1
−1.5
−2

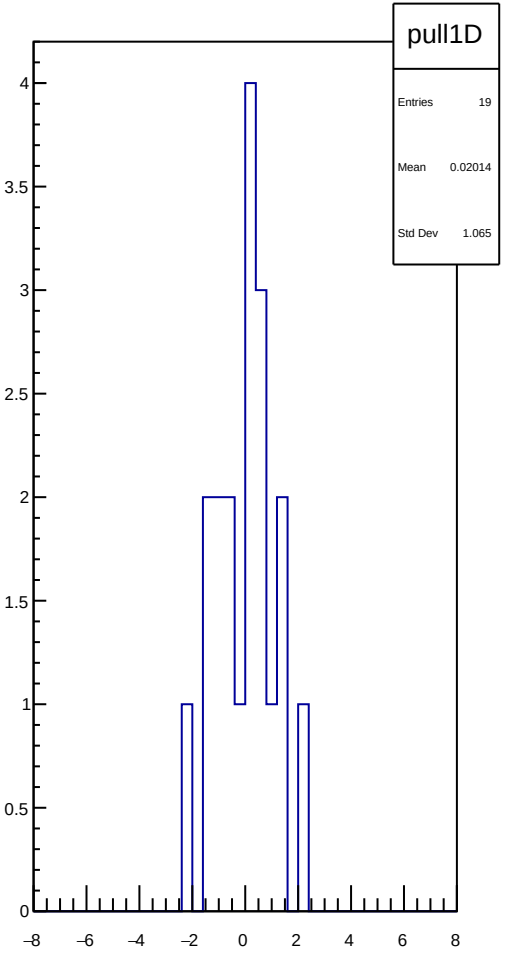
pull1D
Entries 19
Mean 0.02014
Std Dev 1.065
4
3.5
3
2.5
2
1.5
1
0.5
0
−8
−6
−4
−2
0
2
4
6
8

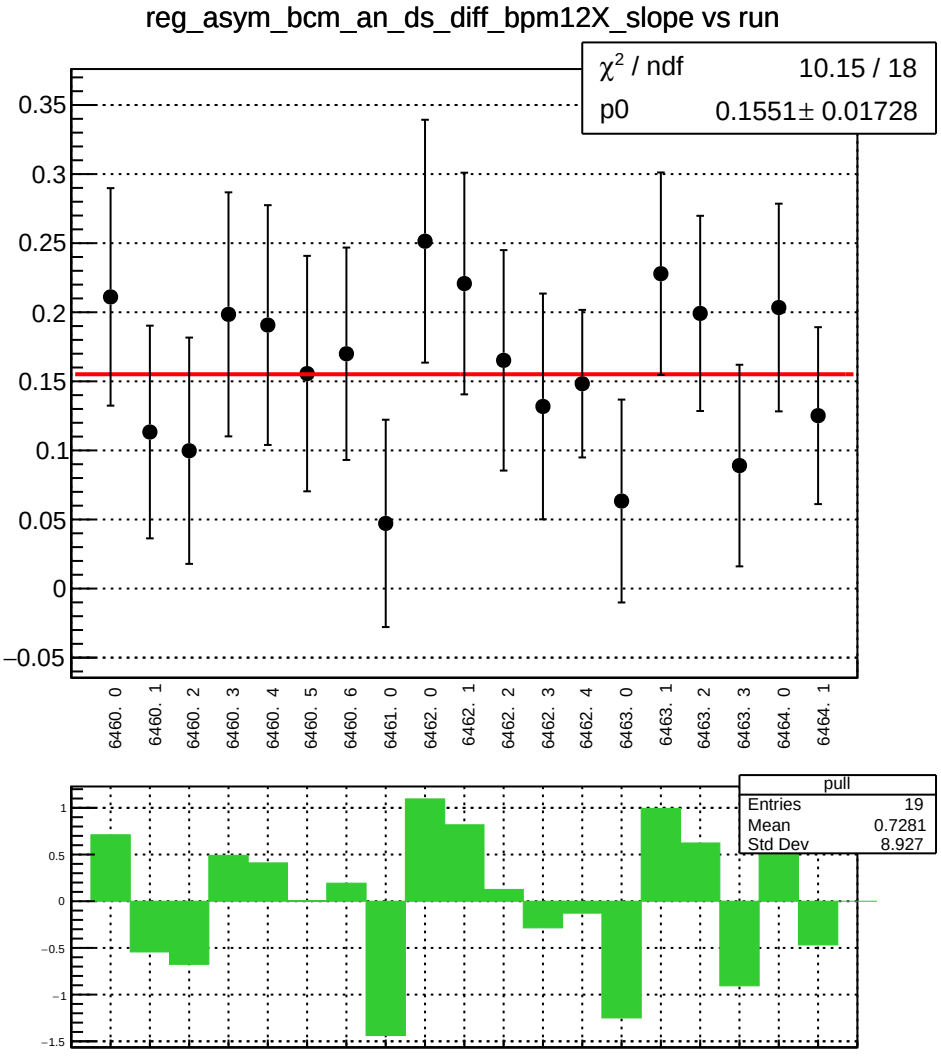
reg_asym_bcm_an_ds_diff_bpm12X_slope vs run
χ² / ndf 10.15 / 18
p0 0.1551± 0.01728
0.35
0.3
0.25
0.2
0.15
0.1
0.05
0
−0.05
6460. 0
6460. 1
6460. 2
6460. 3
6460. 4
6460. 5
6460. 6
6461. 0
6462. 0
6462. 1
6462. 2
6462. 3
6462. 4
6463. 0
6463. 1
6463. 2
6463. 3
6464. 0
6464. 1
pull
Entries 19
Mean 0.7281
Std Dev 8.927
1
0.5
0
−0.5
−1
−1.5

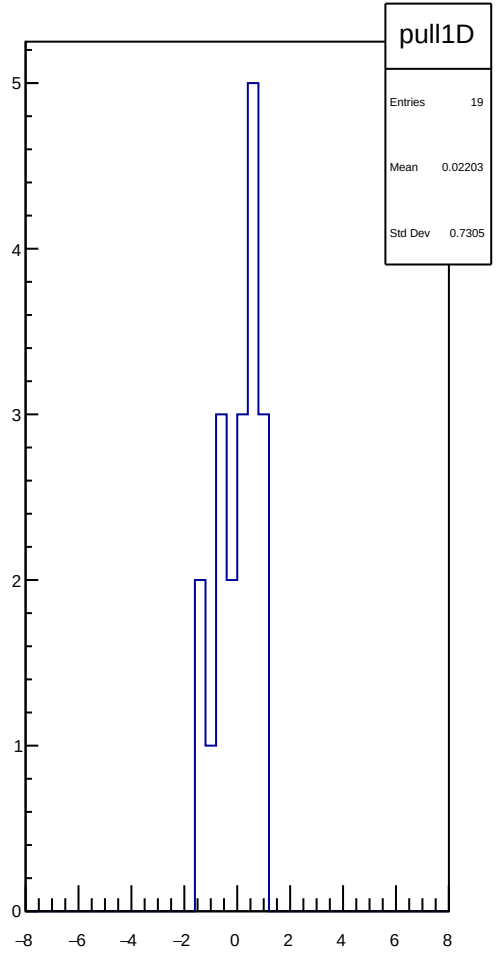
pull1D
Entries 19
Mean 0.02203
Std Dev 0.7305
5
4
3
2
1
0
−8
−6
−4
−2
0
2
4
6
8

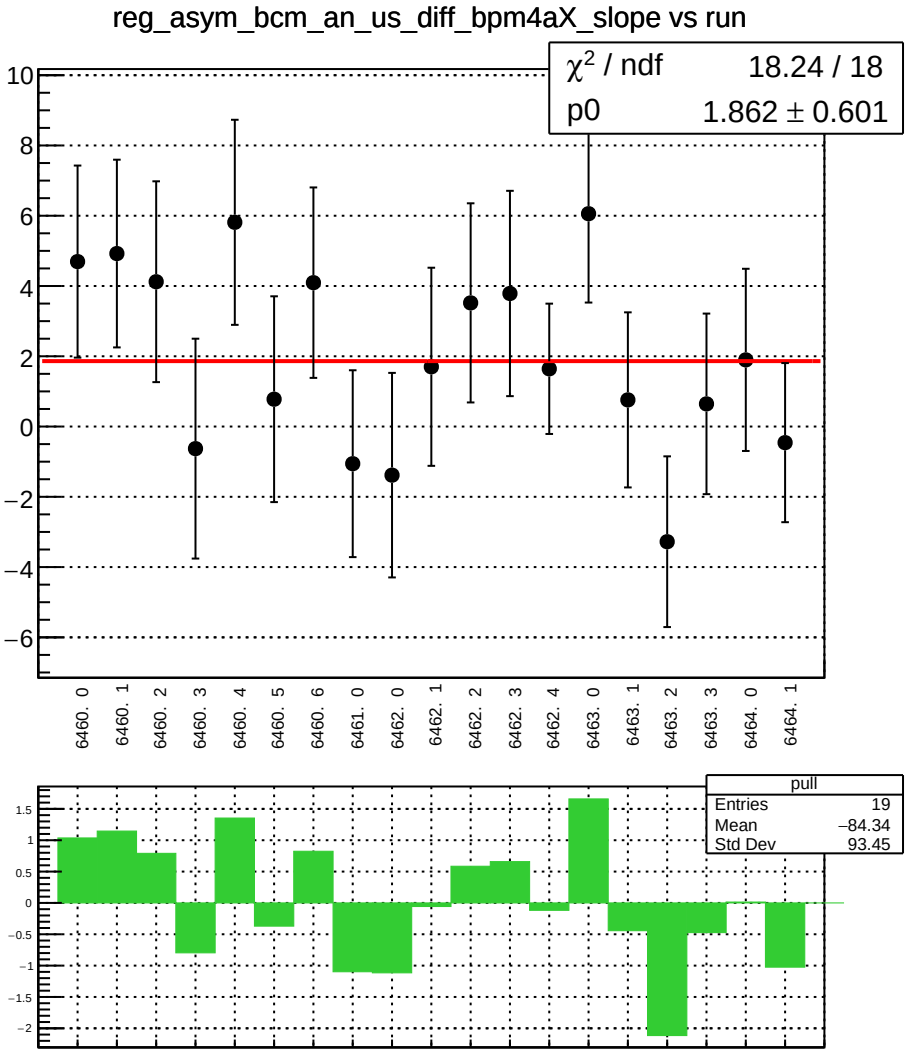
reg_asym_bcm_an_us_diff_bpm4aX_slope vs run
χ² / ndf 18.24 / 18
p0 1.862 ± 0.601
10
8
6
4
2
0
−2
−4
−6
6460. 0
6460. 1
6460. 2
6460. 3
6460. 4
6460. 5
6460. 6
6461. 0
6462. 0
6462. 1
6462. 2
6462. 3
6462. 4
6463. 0
6463. 1
6463. 2
6463. 3
6464. 0
6464. 1
pull
Entries 19
Mean −84.34
Std Dev 93.45
1.5
1
0.5
0
−0.5
−1
−1.5
−2

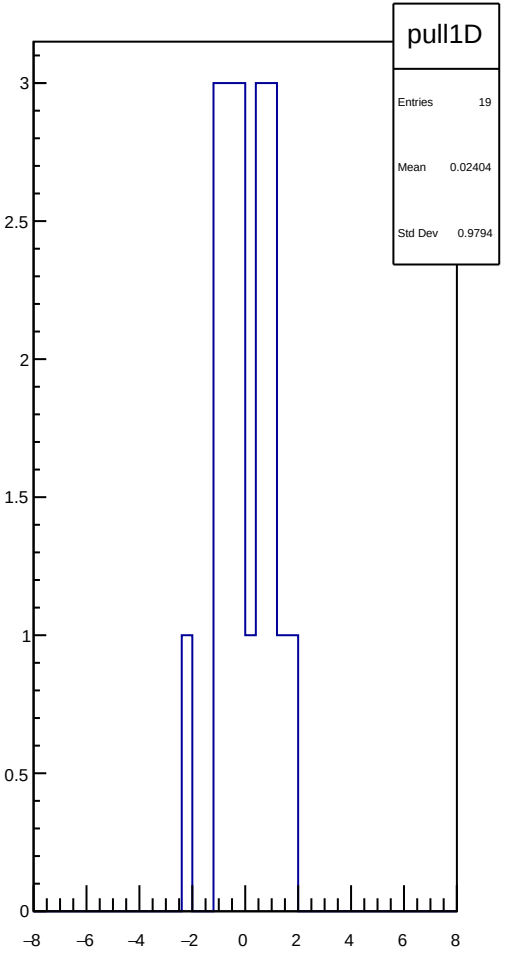
pull1D
Entries 19
Mean 0.02404
Std Dev 0.9794
3
2.5
2
1.5
1
0.5
0
−8
−6
−4
−2
0
2
4
6
8

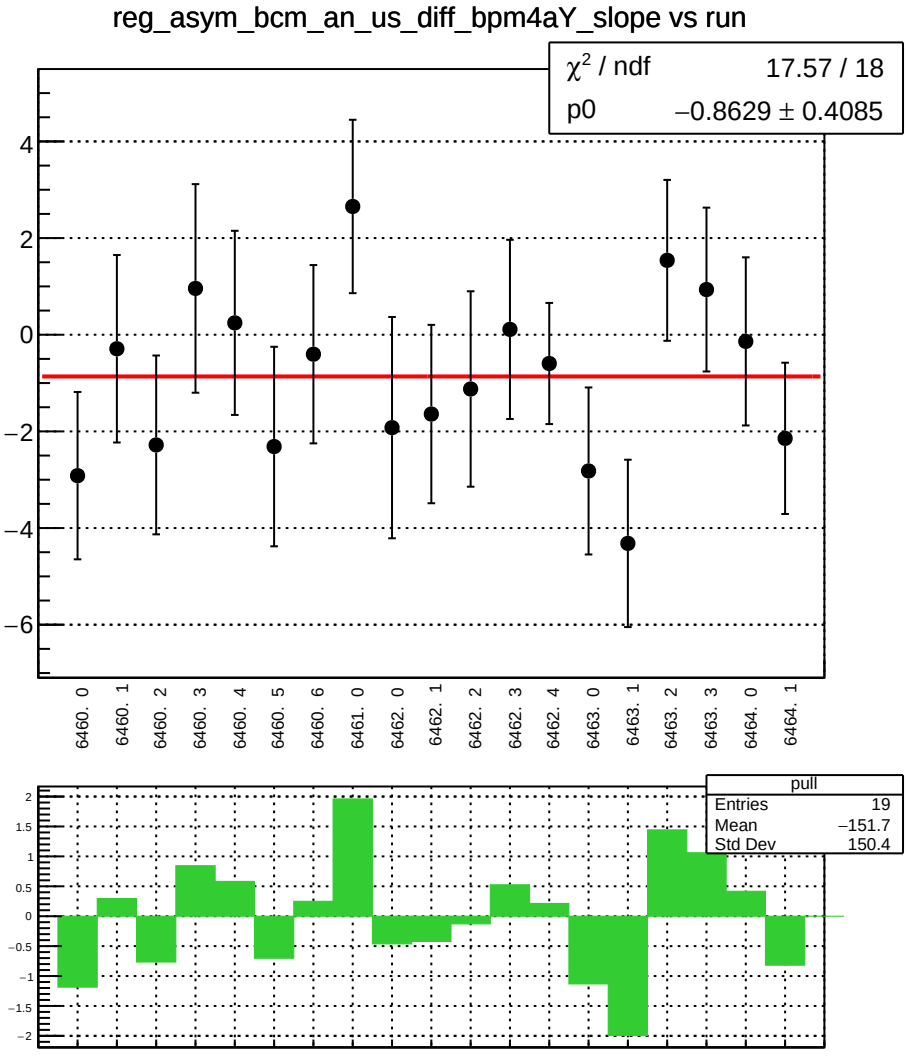
reg_asym_bcm_an_us_diff_bpm4aY_slope vs run
χ² / ndf 17.57 / 18
p0 −0.8629 ± 0.4085
4
2
0
−2
−4
−6
6460. 0
6460. 1
6460. 2
6460. 3
6460. 4
6460. 5
6460. 6
6461. 0
6462. 0
6462. 1
6462. 2
6462. 3
6462. 4
6463. 0
6463. 1
6463. 2
6463. 3
6464. 0
6464. 1
pull
Entries 19
Mean −151.7
Std Dev 150.4
2
1.5
1
0.5
0
−0.5
−1
−1.5
−2

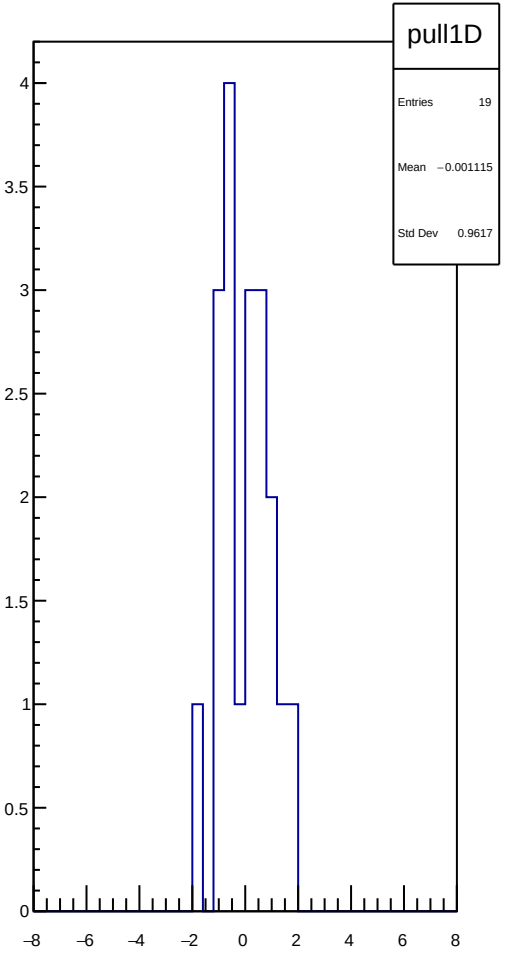
pull1D
Entries 19
Mean −0.001115
Std Dev 0.9617
4
3.5
3
2.5
2
1.5
1
0.5
0
−8
−6
−4
−2
0
2
4
6
8

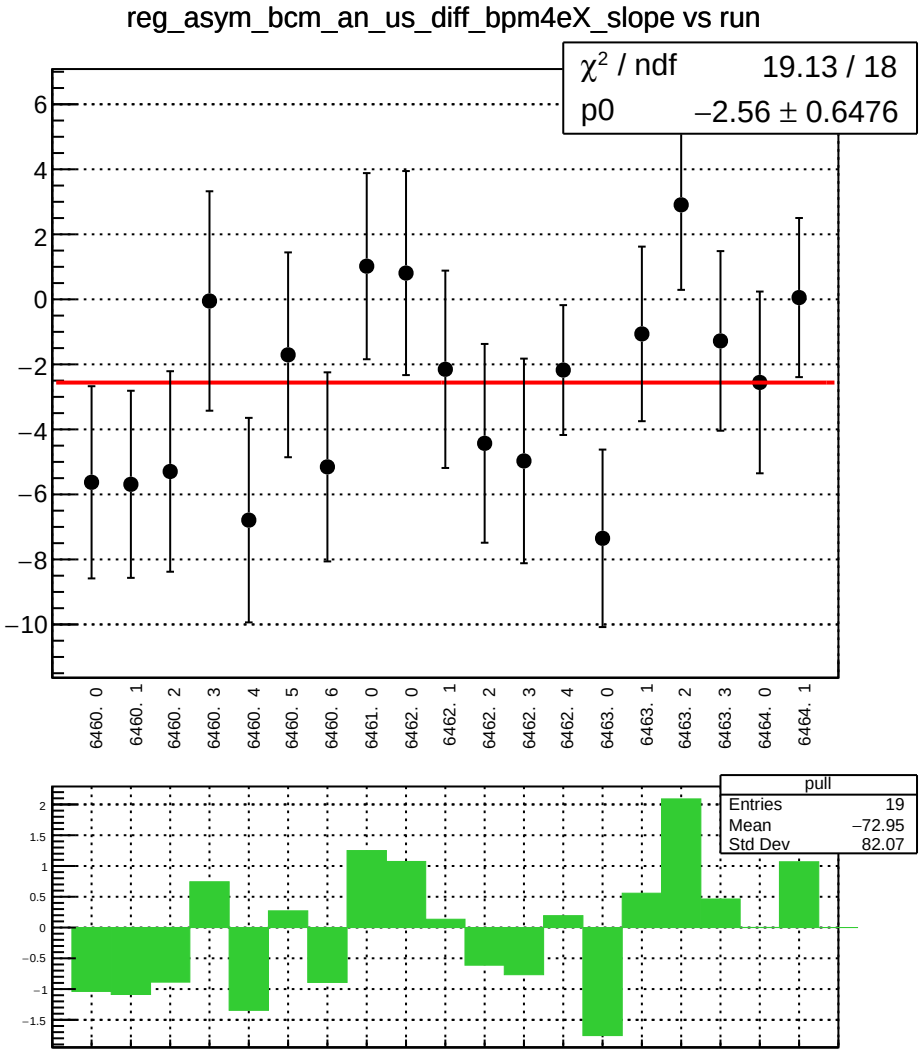
reg_asym_bcm_an_us_diff_bpm4eX_slope vs run
χ² / ndf 19.13 / 18
p0 −2.56 ± 0.6476
6460. 0
6460. 1
6460. 2
6460. 3
6460. 4
6460. 5
6460. 6
6461. 0
6462. 0
6462. 1
6462. 2
6462. 3
6462. 4
6463. 0
6463. 1
6463. 2
6463. 3
6464. 0
6464. 1
pull
Entries 19
Mean −72.95
Std Dev 82.07

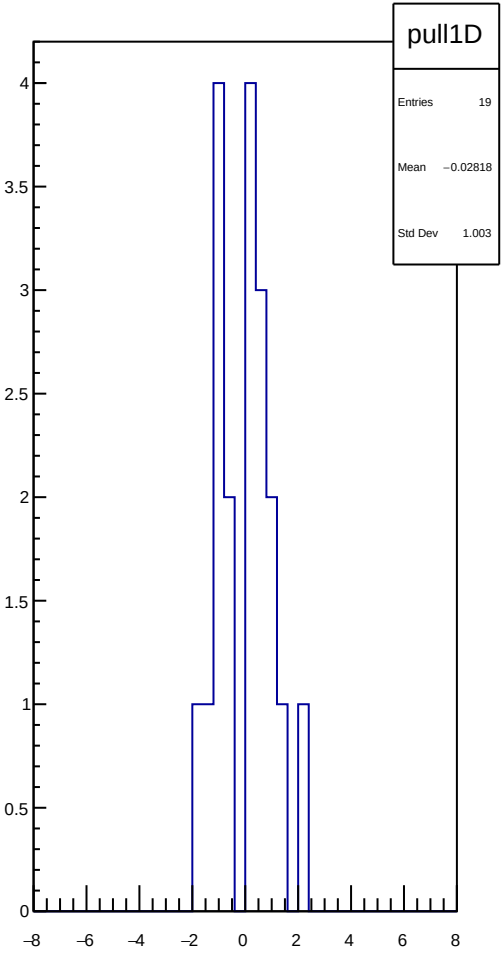
pull1D
Entries 19
Mean −0.02818
Std Dev 1.003

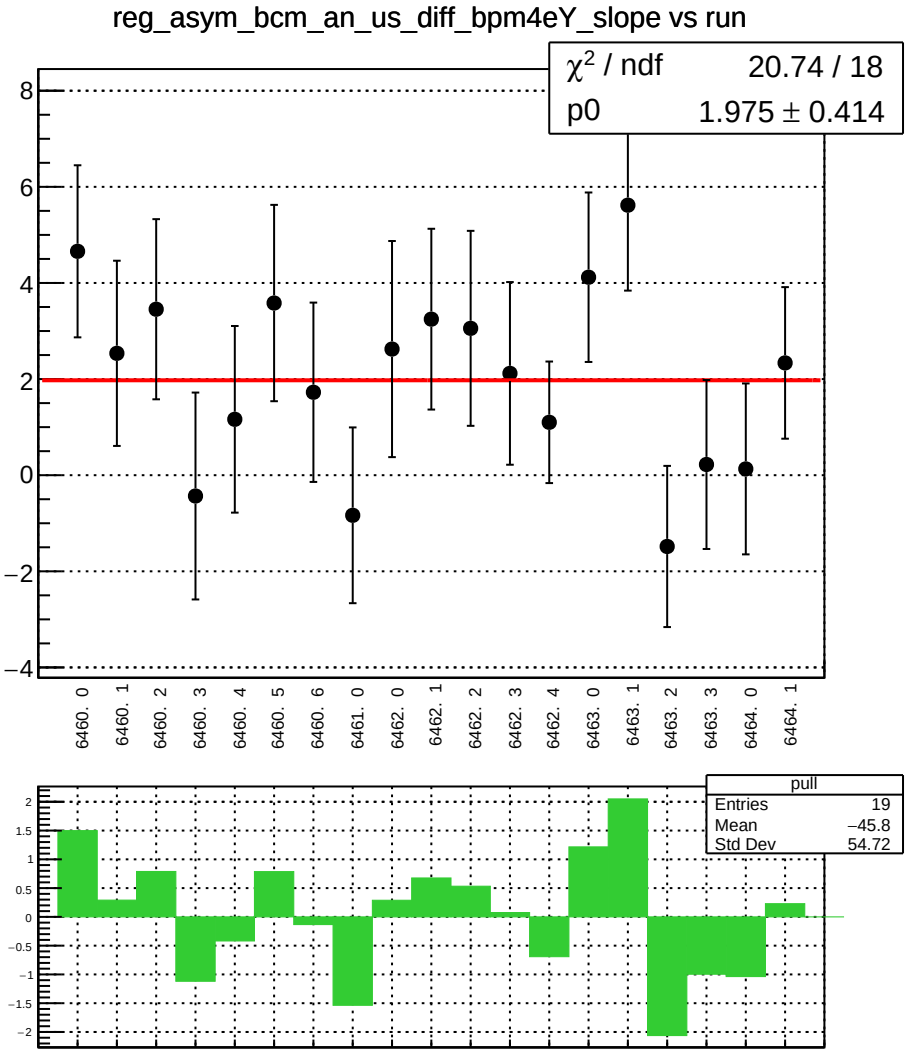
reg_asym_bcm_an_us_diff_bpm4eY_slope vs run
χ² / ndf 20.74 / 18
p0 1.975 ± 0.414
8
6
4
2
0
−2
−4
6460. 0
6460. 1
6460. 2
6460. 3
6460. 4
6460. 5
6460. 6
6461. 0
6462. 0
6462. 1
6462. 2
6462. 3
6462. 4
6463. 0
6463. 1
6463. 2
6463. 3
6464. 0
6464. 1
pull
Entries 19
Mean −45.8
Std Dev 54.72
2
1.5
1
0.5
0
−0.5
−1
−1.5
−2

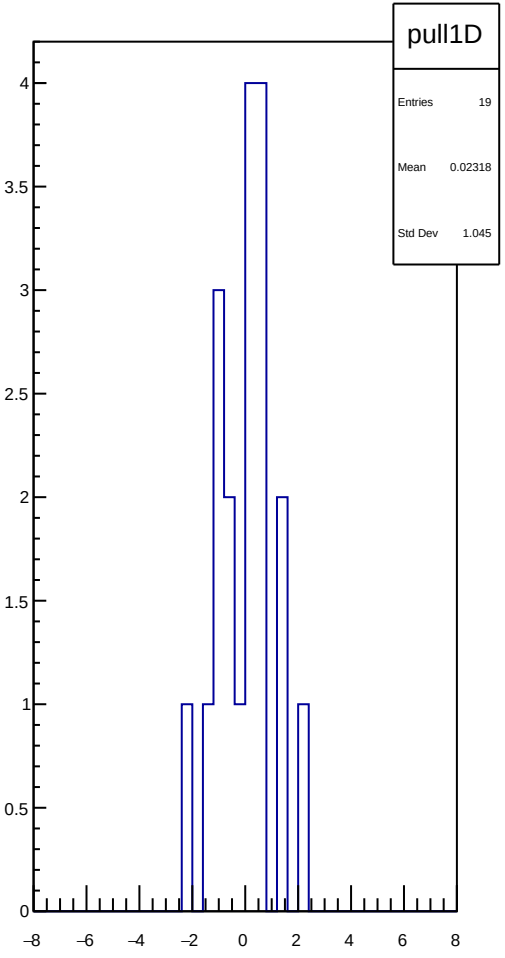
pull1D
Entries 19
Mean 0.02318
Std Dev 1.045
4
3.5
3
2.5
2
1.5
1
0.5
0
−8
−6
−4
−2
0
2
4
6
8

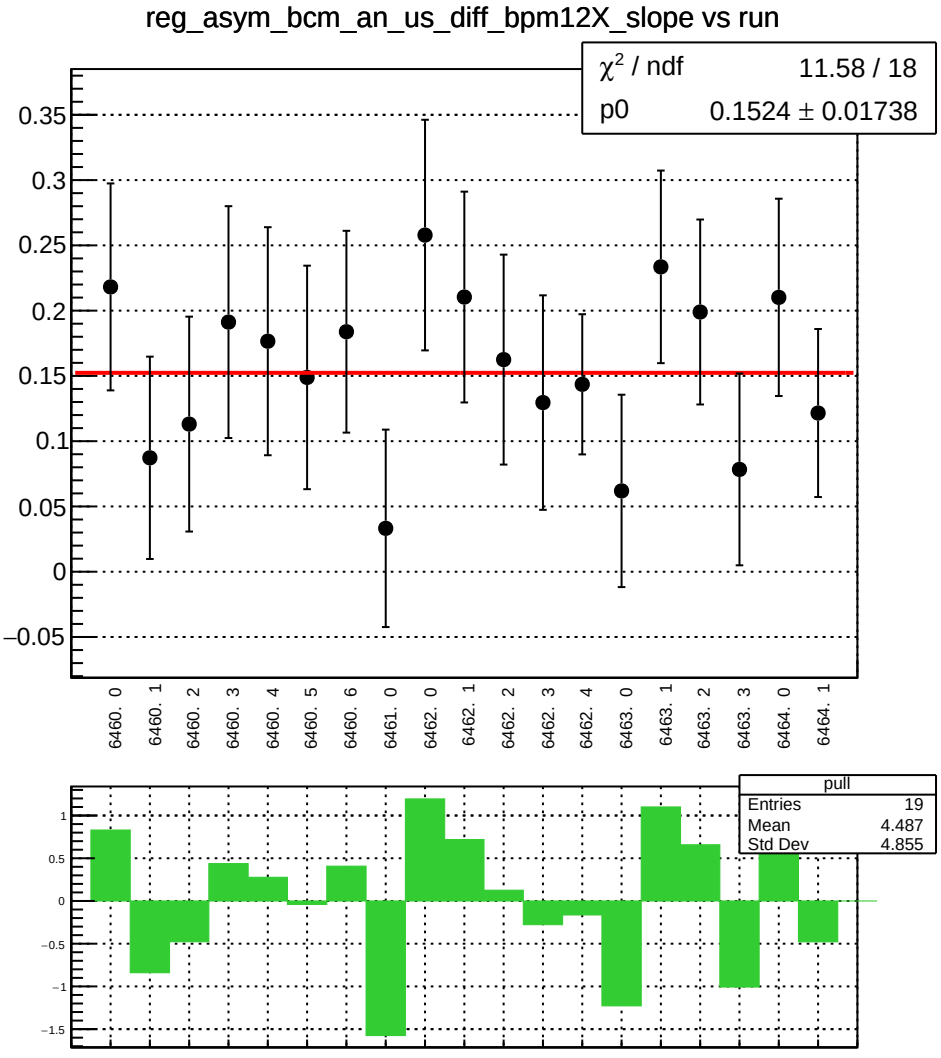
reg_asym_bcm_an_us_diff_bpm12X_slope vs run
χ² / ndf 11.58 / 18
p0 0.1524 ± 0.01738
0.35
0.3
0.25
0.2
0.15
0.1
0.05
0
−0.05
6460. 0
6460. 1
6460. 2
6460. 3
6460. 4
6460. 5
6460. 6
6461. 0
6462. 0
6462. 1
6462. 2
6462. 3
6462. 4
6463. 0
6463. 1
6463. 2
6463. 3
6464. 0
6464. 1
pull
Entries 19
Mean 4.487
Std Dev 4.855
1
0.5
0
−0.5
−1
−1.5

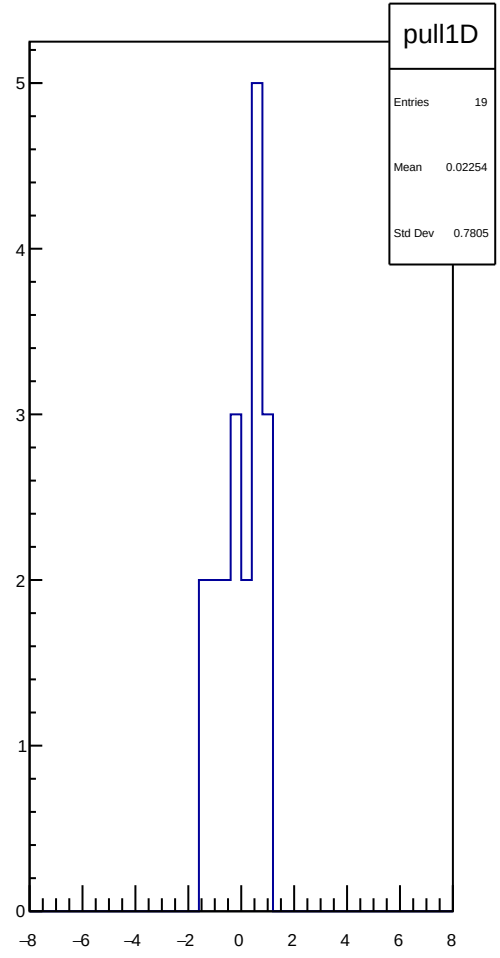
pull1D
Entries 19
Mean 0.02254
Std Dev 0.7805
5
4
3
2
1
0
−8
−6
−4
−2
0
2
4
6
8

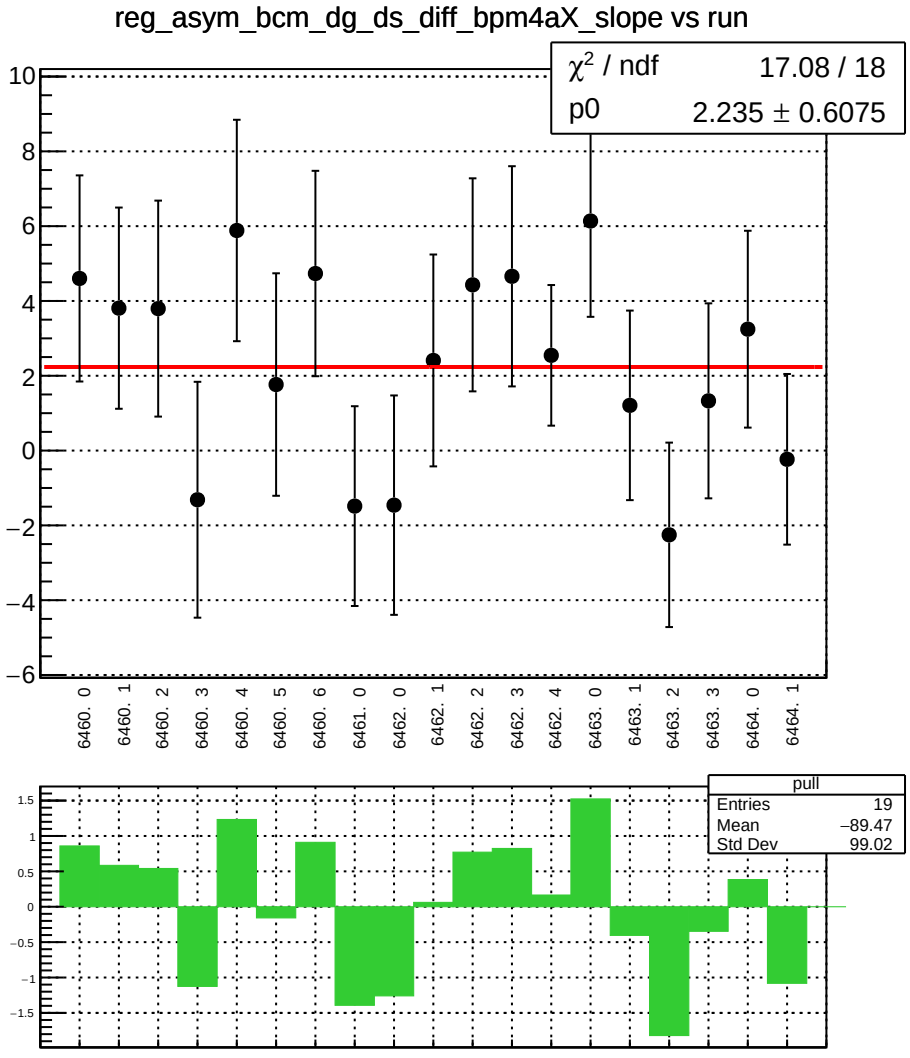
reg_asym_bcm_dg_ds_diff_bpm4aX_slope vs run
χ² / ndf 17.08 / 18
p0 2.235 ± 0.6075
6460. 0
6460. 1
6460. 2
6460. 3
6460. 4
6460. 5
6460. 6
6461. 0
6462. 0
6462. 1
6462. 2
6462. 3
6462. 4
6463. 0
6463. 1
6463. 2
6463. 3
6464. 0
6464. 1
pull
Entries 19
Mean −89.47
Std Dev 99.02

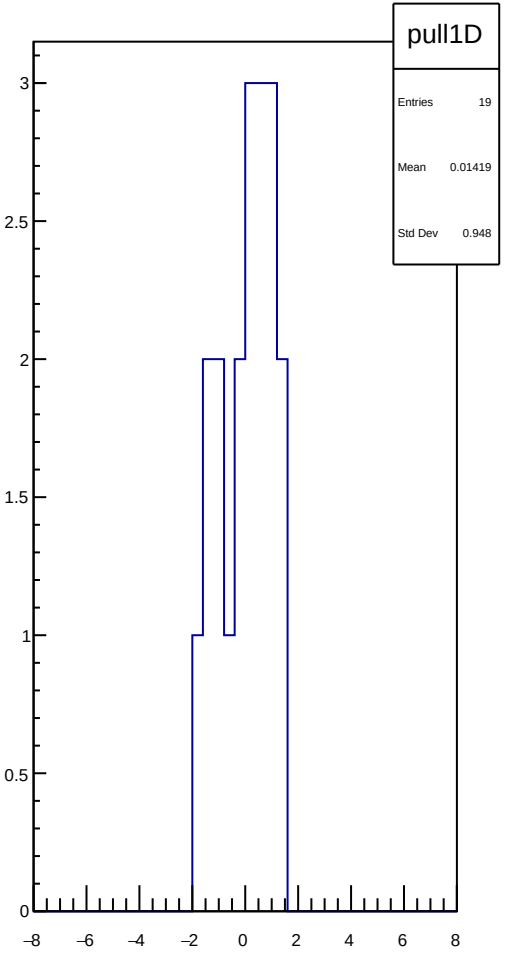
pull1D
Entries 19
Mean 0.01419
Std Dev 0.948

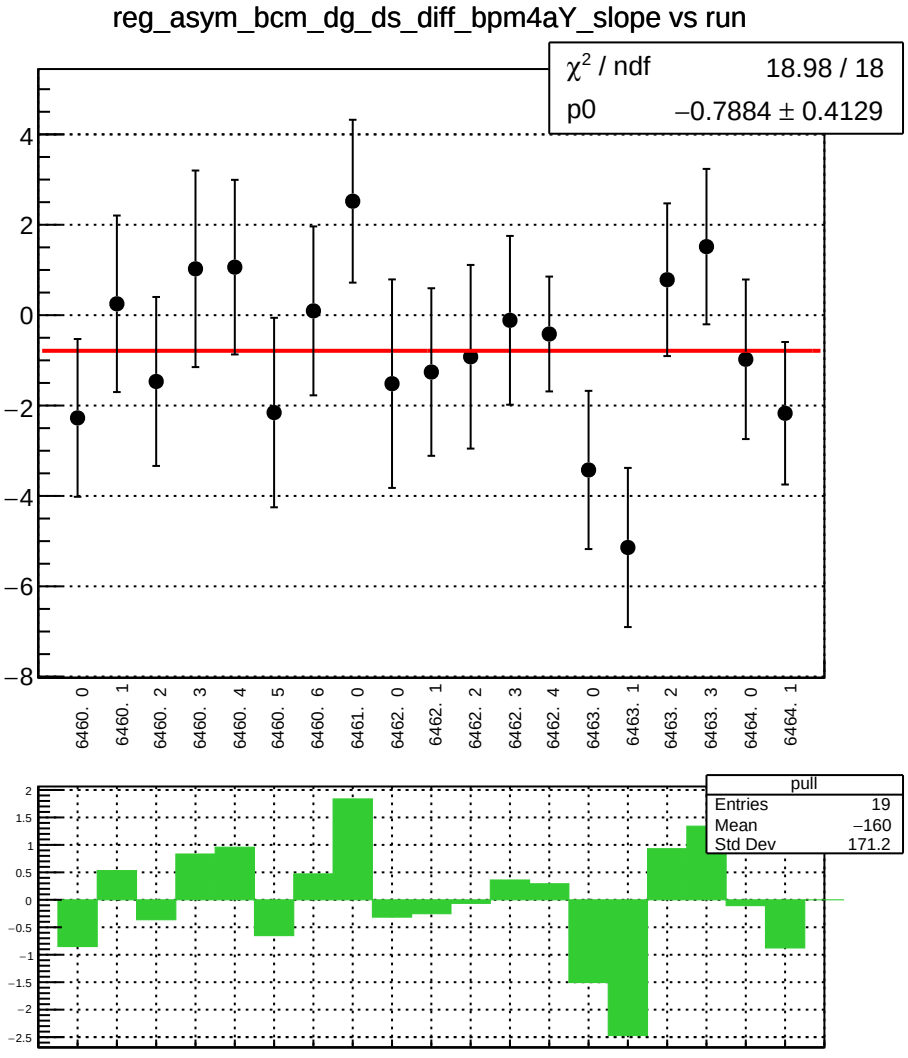
reg_asym_bcm_dg_ds_diff_bpm4aY_slope vs run
χ² / ndf 18.98 / 18
p0 −0.7884 ± 0.4129
6460. 0
6460. 1
6460. 2
6460. 3
6460. 4
6460. 5
6460. 6
6461. 0
6462. 0
6462. 1
6462. 2
6462. 3
6462. 4
6463. 0
6463. 1
6463. 2
6463. 3
6464. 0
6464. 1
pull
Entries 19
Mean −160
Std Dev 171.2

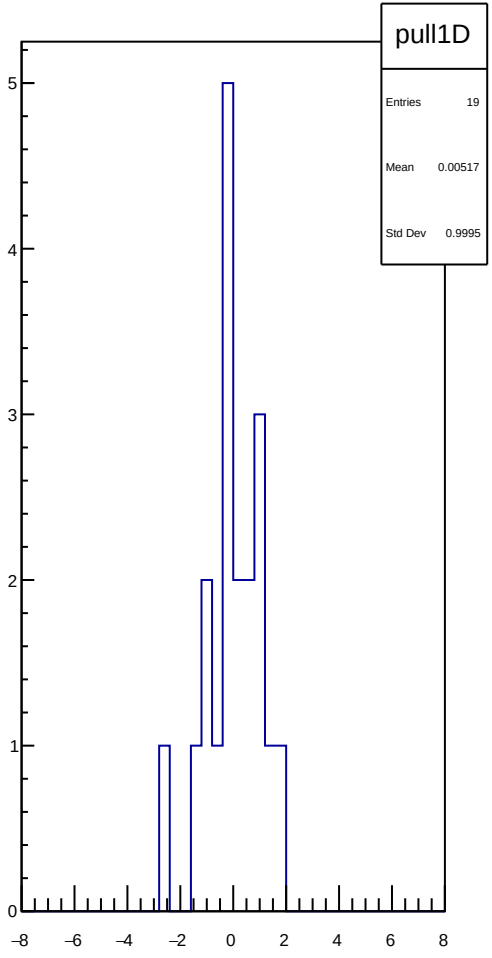
pull1D
Entries 19
Mean 0.00517
Std Dev 0.9995

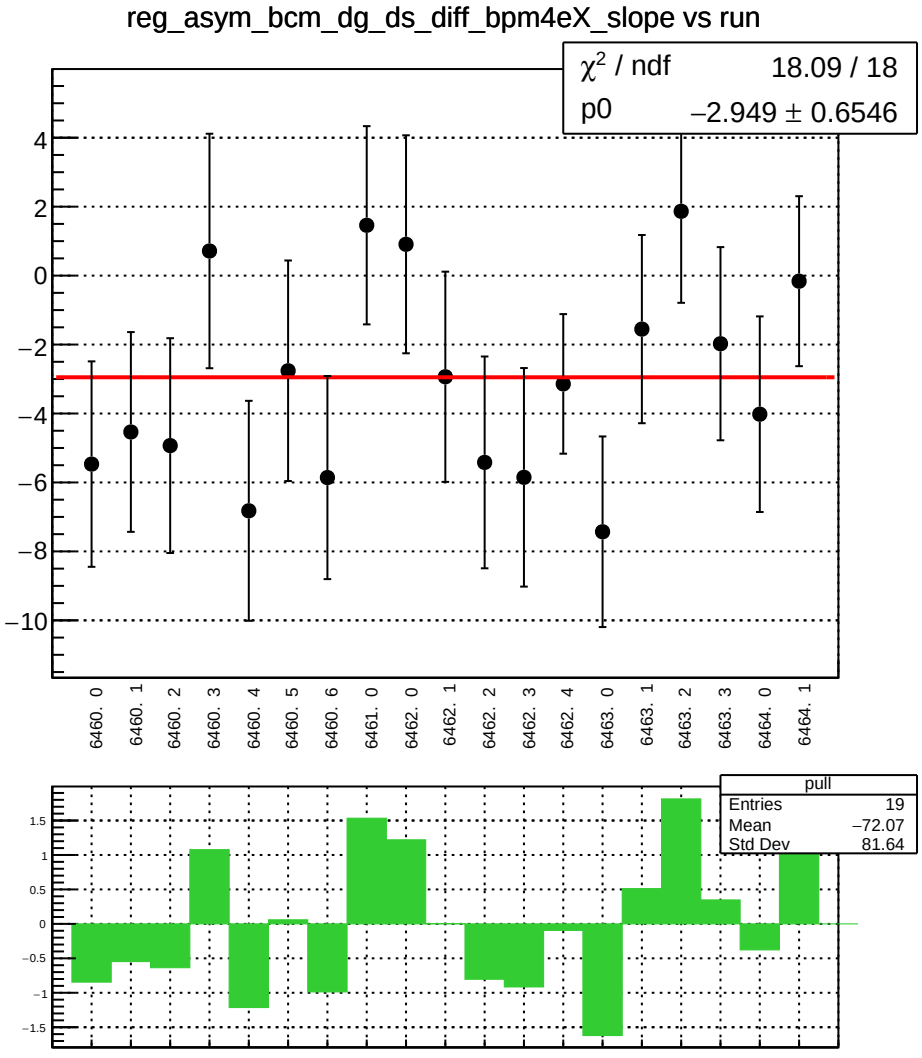
reg_asym_bcm_dg_ds_diff_bpm4eX_slope vs run
χ² / ndf 18.09 / 18
p0 −2.949 ± 0.6546
6460. 0
6460. 1
6460. 2
6460. 3
6460. 4
6460. 5
6460. 6
6461. 0
6462. 0
6462. 1
6462. 2
6462. 3
6462. 4
6463. 0
6463. 1
6463. 2
6463. 3
6464. 0
6464. 1
pull
Entries 19
Mean −72.07
Std Dev 81.64

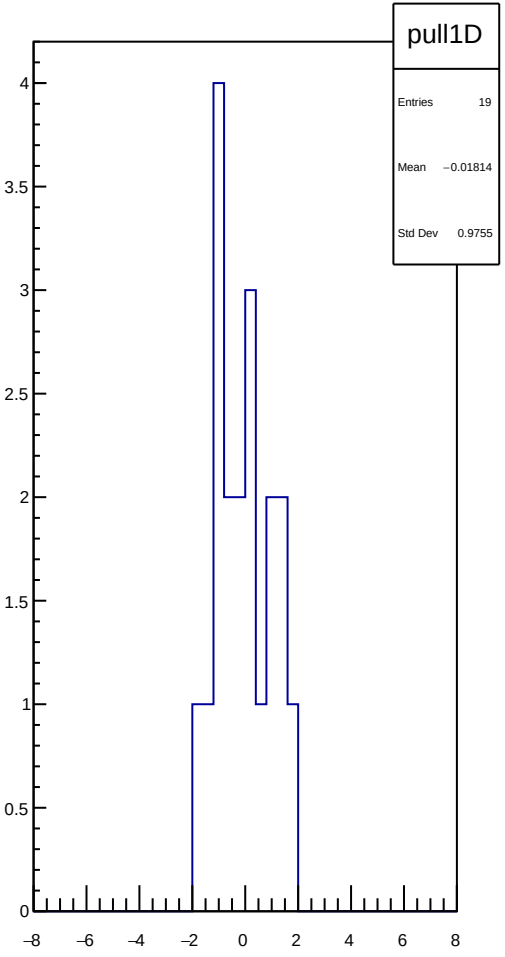
pull1D
Entries 19
Mean −0.01814
Std Dev 0.9755

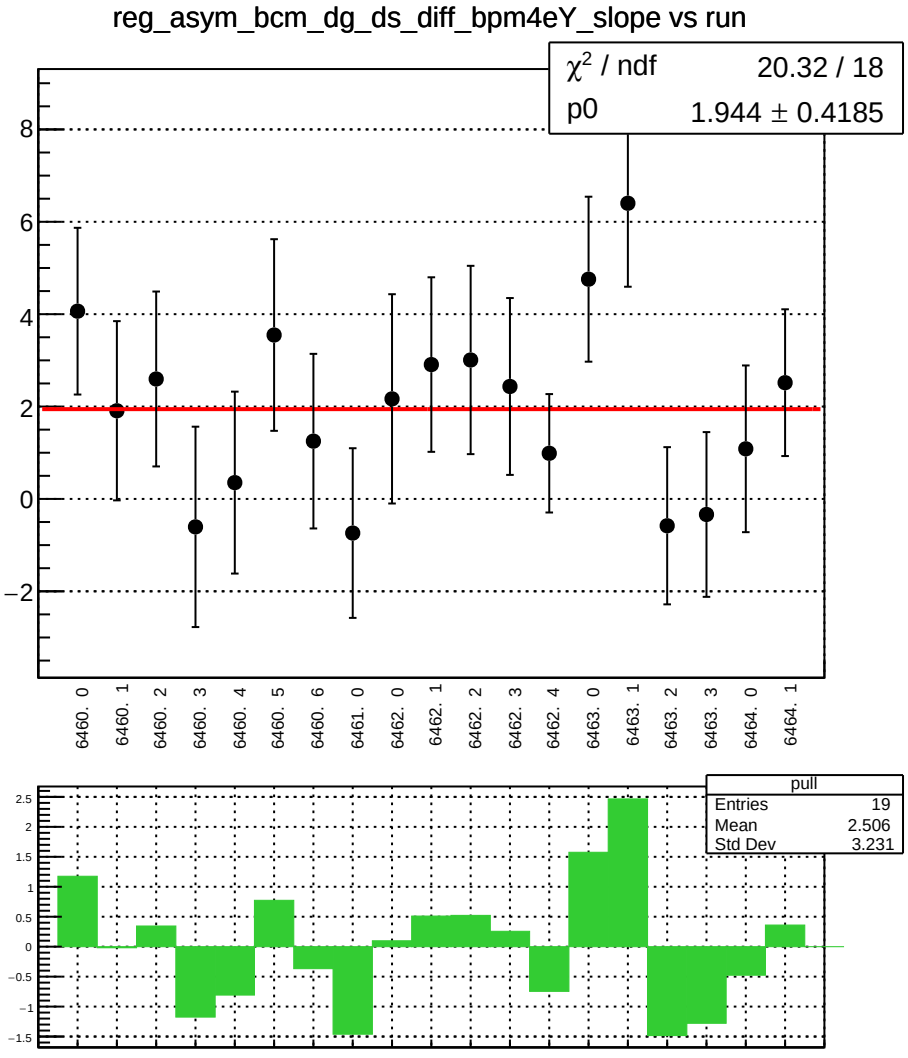
reg_asym_bcm_dg_ds_diff_bpm4eY_slope vs run
χ² / ndf 20.32 / 18
p0 1.944 ± 0.4185
8
6
4
2
0
−2
6460. 0
6460. 1
6460. 2
6460. 3
6460. 4
6460. 5
6460. 6
6461. 0
6462. 0
6462. 1
6462. 2
6462. 3
6462. 4
6463. 0
6463. 1
6463. 2
6463. 3
6464. 0
6464. 1
pull
Entries 19
Mean 2.506
Std Dev 3.231
2.5
2
1.5
1
0.5
0
−0.5
−1
−1.5

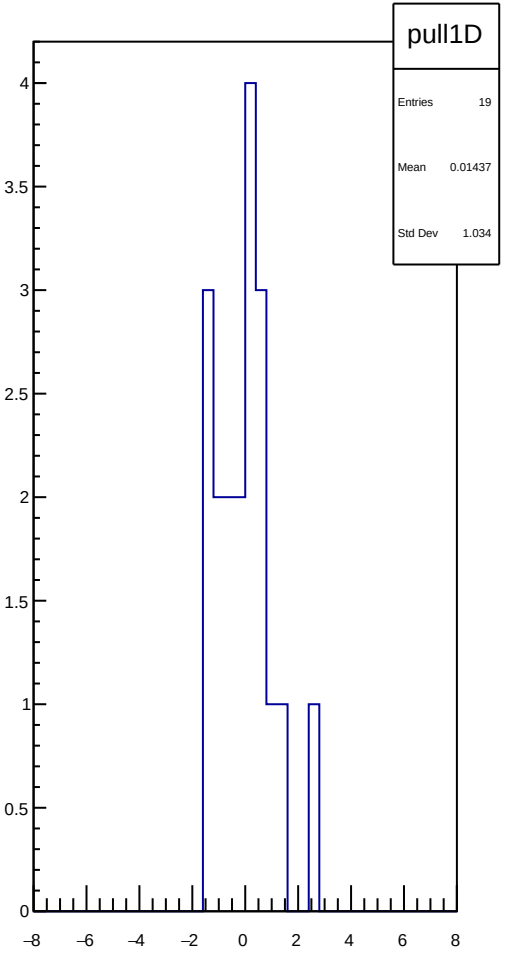
pull1D
Entries 19
Mean 0.01437
Std Dev 1.034
4
3.5
3
2.5
2
1.5
1
0.5
0
−8
−6
−4
−2
0
2
4
6
8

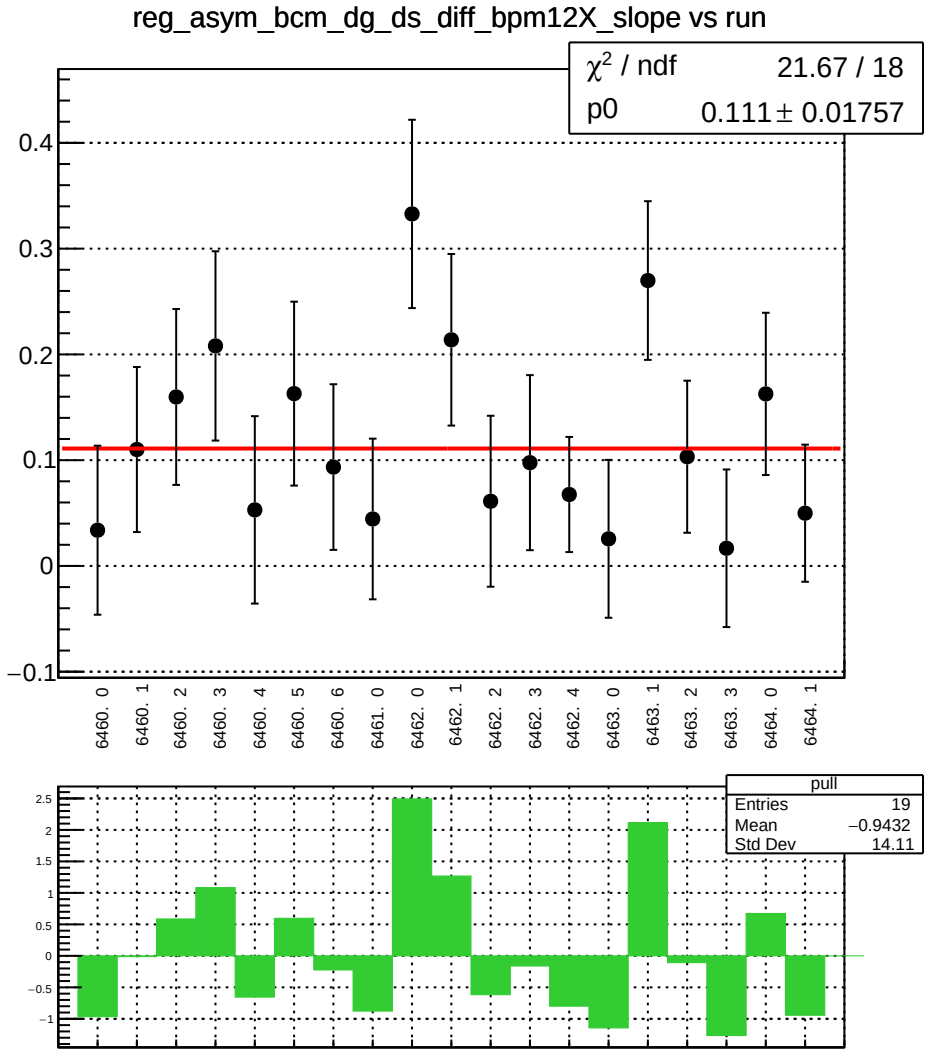
reg_asym_bcm_dg_ds_diff_bpm12X_slope vs run
χ² / ndf 21.67 / 18
p0 0.111 ± 0.01757
0.4
0.3
0.2
0.1
0
−0.1
6460. 0
6460. 1
6460. 2
6460. 3
6460. 4
6460. 5
6460. 6
6461. 0
6462. 0
6462. 1
6462. 2
6462. 3
6462. 4
6463. 0
6463. 1
6463. 2
6463. 3
6464. 0
6464. 1
pull
Entries 19
Mean −0.9432
Std Dev 14.11
2.5
2
1.5
1
0.5
0
−0.5
−1

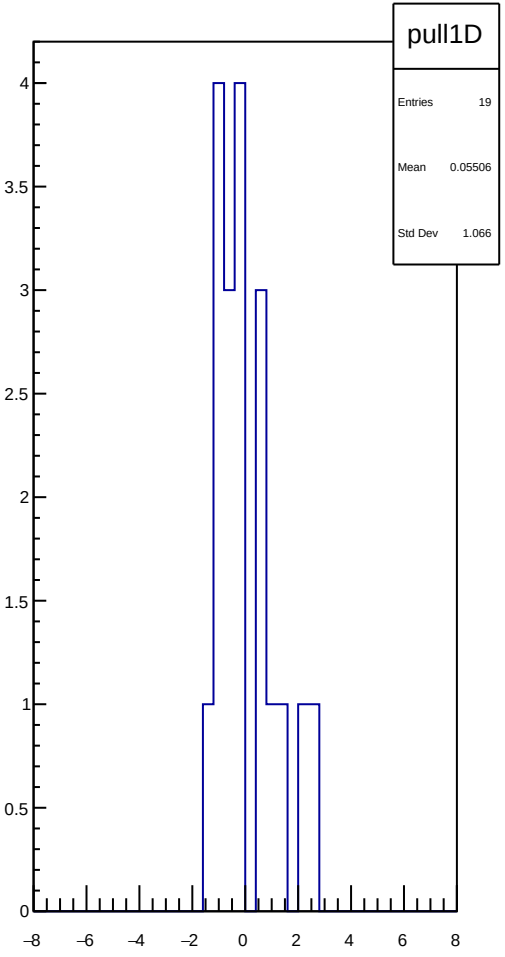
pull1D
Entries 19
Mean 0.05506
Std Dev 1.066
4
3.5
3
2.5
2
1.5
1
0.5
0
−8
−6
−4
−2
0
2
4
6
8

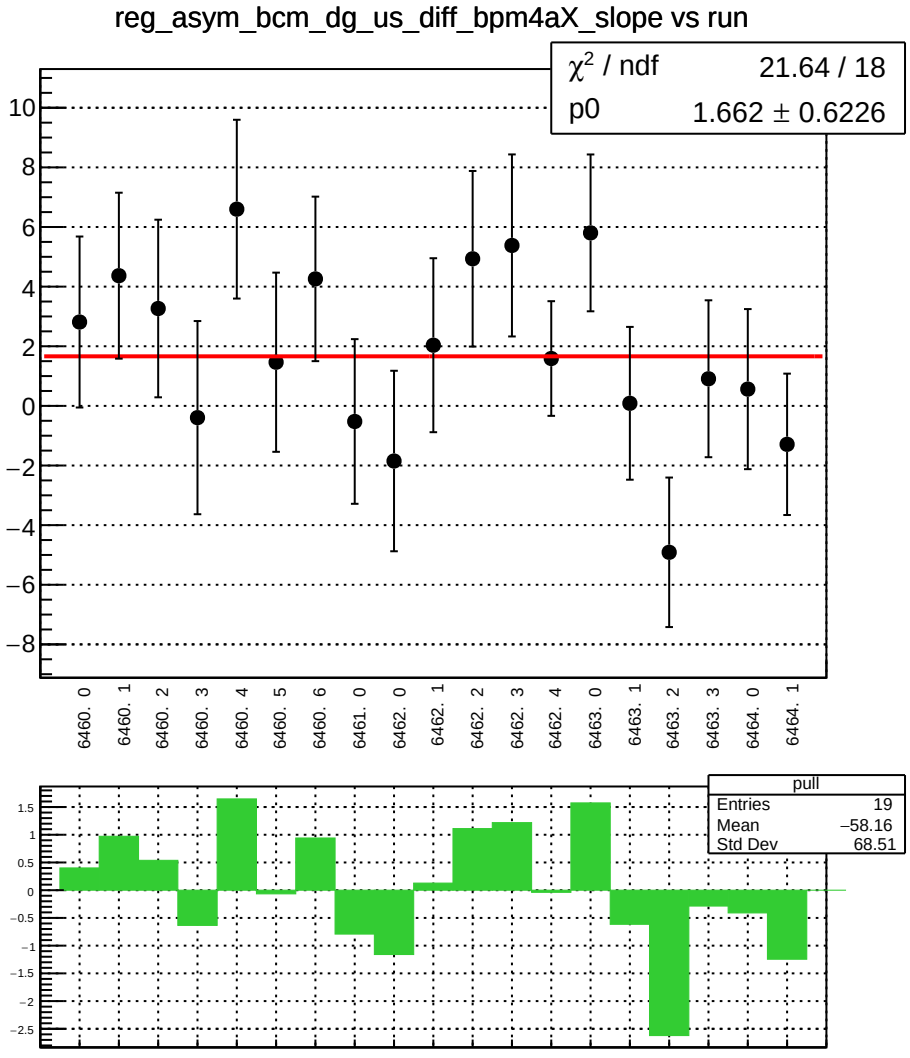
reg_asym_bcm_dg_us_diff_bpm4aX_slope vs run
χ² / ndf 21.64 / 18
p0 1.662 ± 0.6226
6460. 0
6460. 1
6460. 2
6460. 3
6460. 4
6460. 5
6460. 6
6461. 0
6462. 0
6462. 1
6462. 2
6462. 3
6462. 4
6463. 0
6463. 1
6463. 2
6463. 3
6464. 0
6464. 1
pull
Entries 19
Mean −58.16
Std Dev 68.51

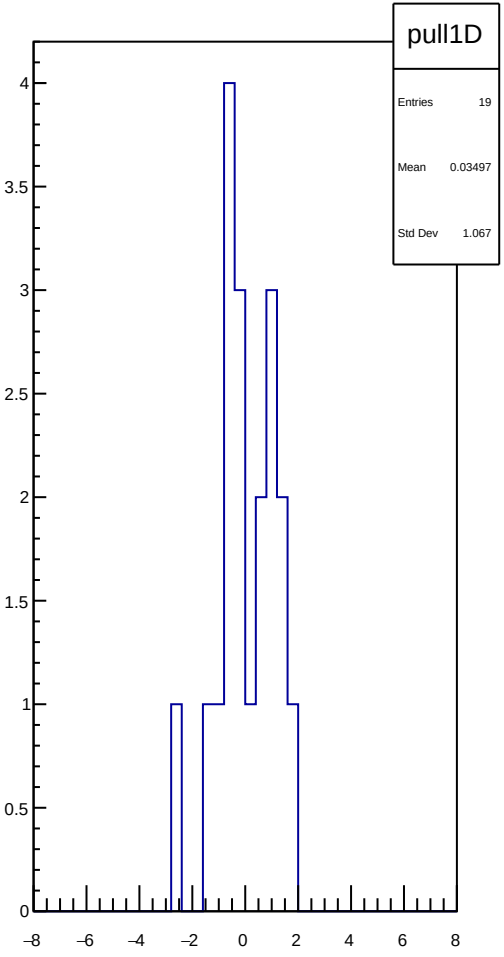
pull1D
Entries 19
Mean 0.03497
Std Dev 1.067

reg_asym_bcm_dg_us_diff_bpm4aY_slope vs run

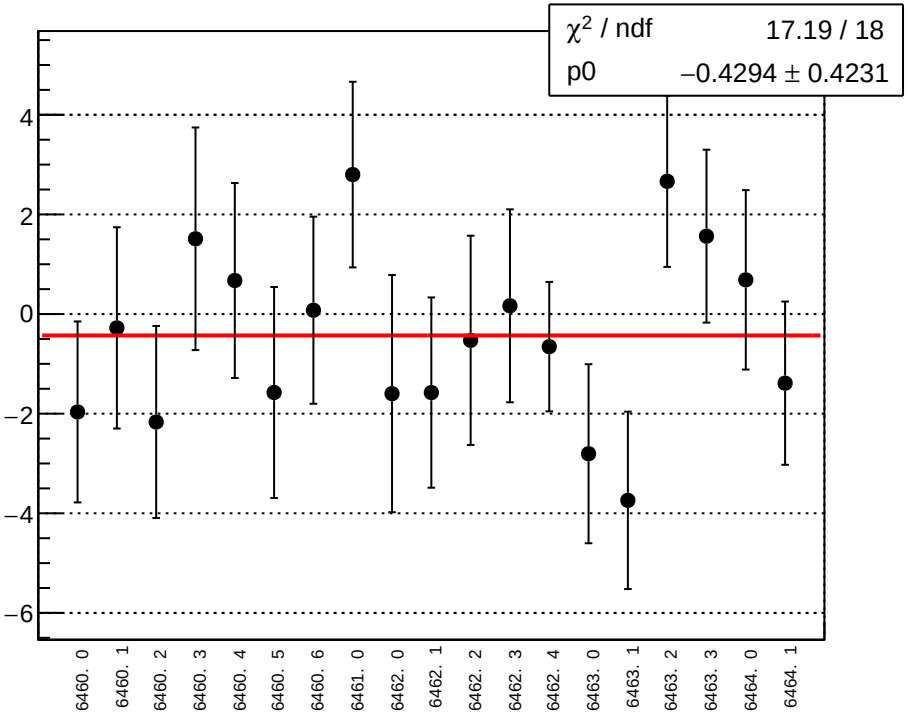

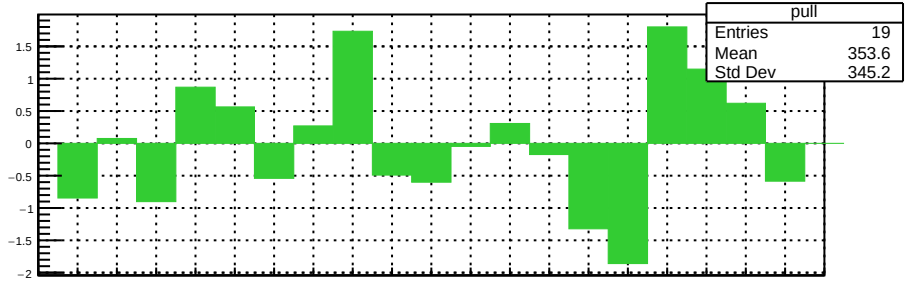

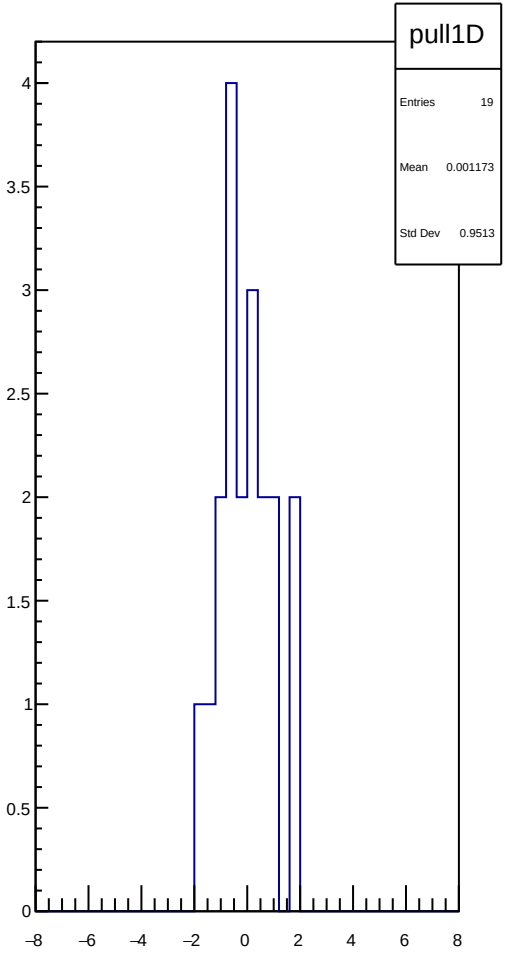

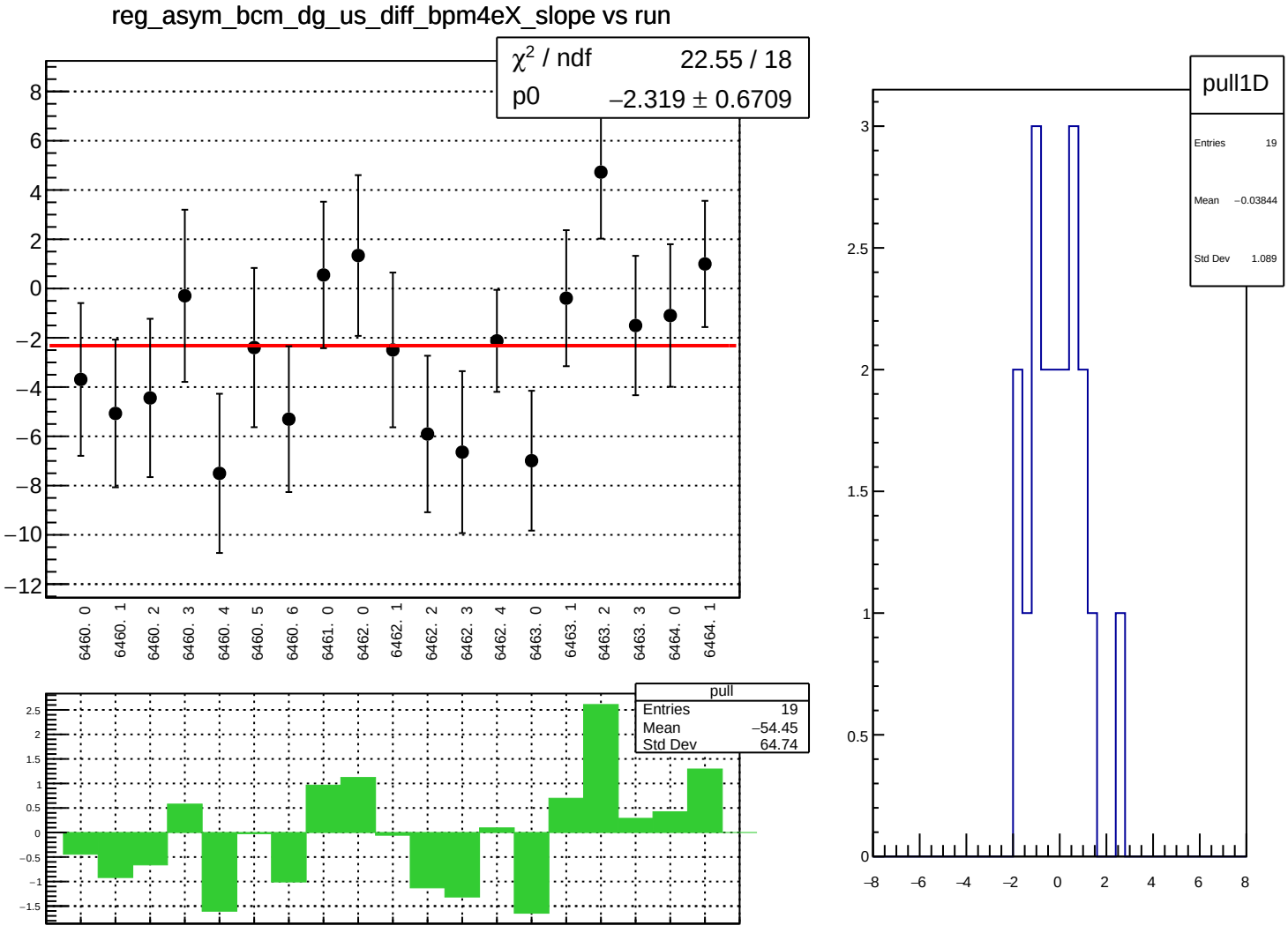
reg_asym_bcm_dg_us_diff_bpm4eX_slope vs run
χ² / ndf 22.55 / 18
p0 −2.319 ± 0.6709
8
6
4
2
0
−2
−4
−6
−8
−10
−12
6460. 0
6460. 1
6460. 2
6460. 3
6460. 4
6460. 5
6460. 6
6461. 0
6462. 0
6462. 1
6462. 2
6462. 3
6462. 4
6463. 0
6463. 1
6463. 2
6463. 3
6464. 0
6464. 1
pull
Entries 19
Mean −54.45
Std Dev 64.74
2.5
2
1.5
1
0.5
0
−0.5
−1
−1.5
pull1D
Entries 19
Mean −0.03844
Std Dev 1.089
3
2.5
2
1.5
1
0.5
0
−8
−6
−4
−2
0
2
4
6
8

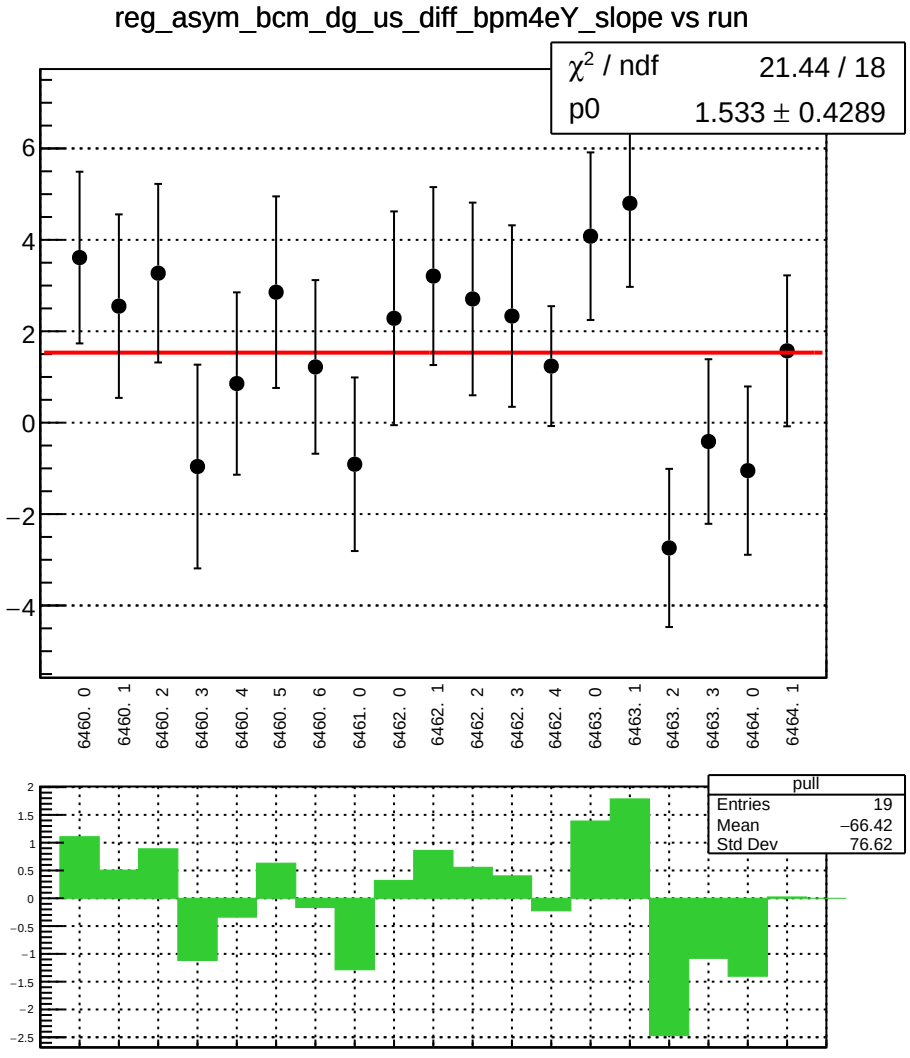
reg_asym_bcm_dg_us_diff_bpm4eY_slope vs run
χ² / ndf 21.44 / 18
p0 1.533 ± 0.4289
6460. 0
6460. 1
6460. 2
6460. 3
6460. 4
6460. 5
6460. 6
6461. 0
6462. 0
6462. 1
6462. 2
6462. 3
6462. 4
6463. 0
6463. 1
6463. 2
6463. 3
6464. 0
6464. 1
pull
Entries 19
Mean −66.42
Std Dev 76.62

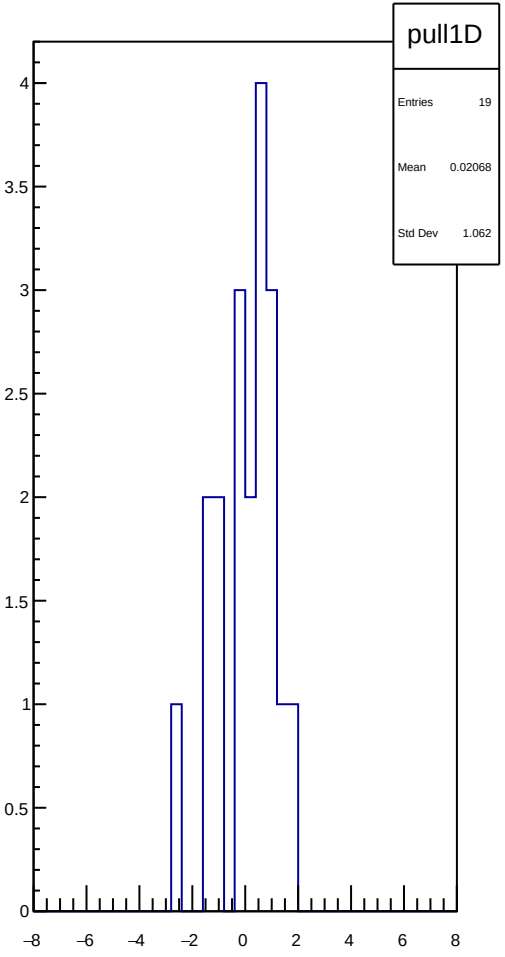
pull1D
Entries 19
Mean 0.02068
Std Dev 1.062

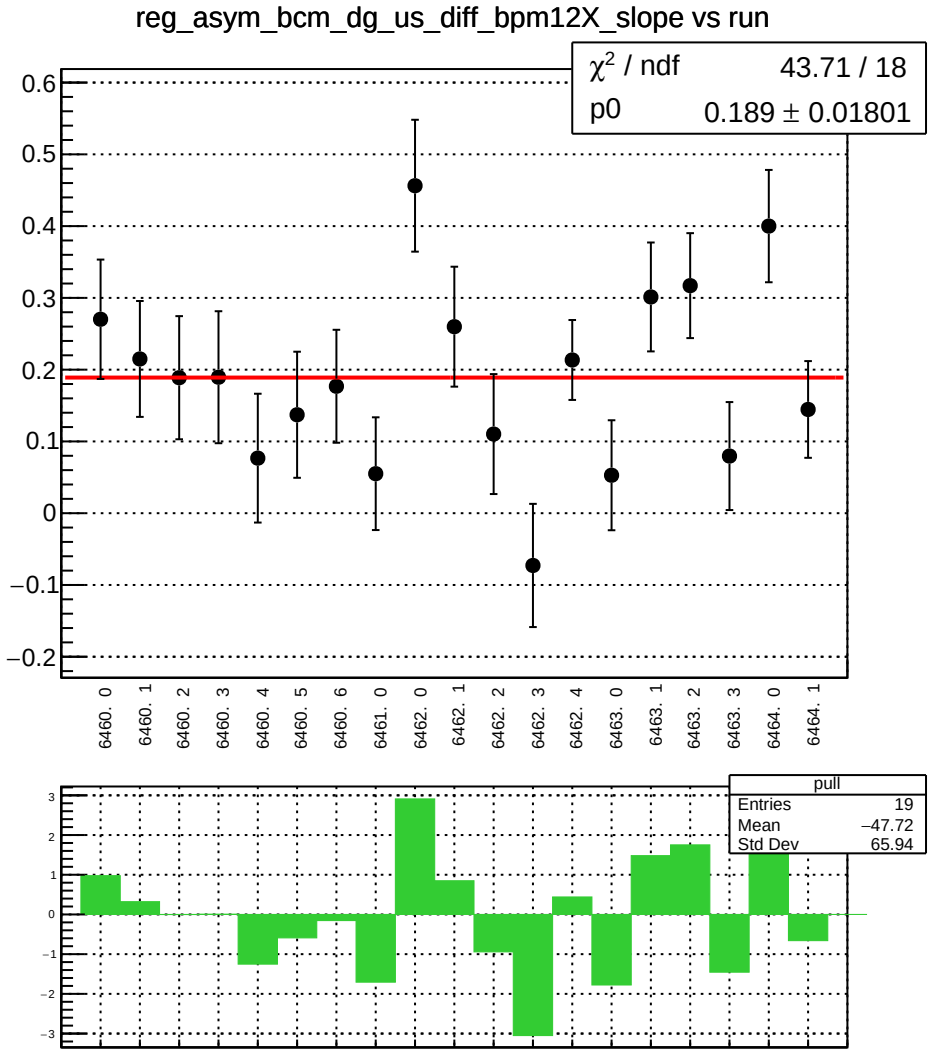
reg_asym_bcm_dg_us_diff_bpm12X_slope vs run
χ² / ndf 43.71 / 18
p0 0.189 ± 0.01801
6460. 0
6460. 1
6460. 2
6460. 3
6460. 4
6460. 5
6460. 6
6461. 0
6462. 0
6462. 1
6462. 2
6462. 3
6462. 4
6463. 0
6463. 1
6463. 2
6463. 3
6464. 0
6464. 1
pull
Entries 19
Mean −47.72
Std Dev 65.94

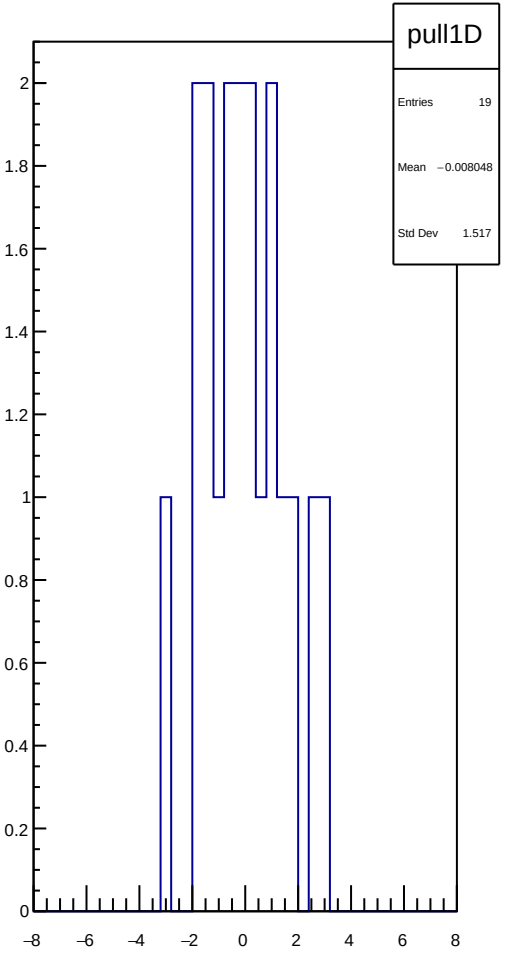
pull1D
Entries 19
Mean −0.008048
Std Dev 1.517