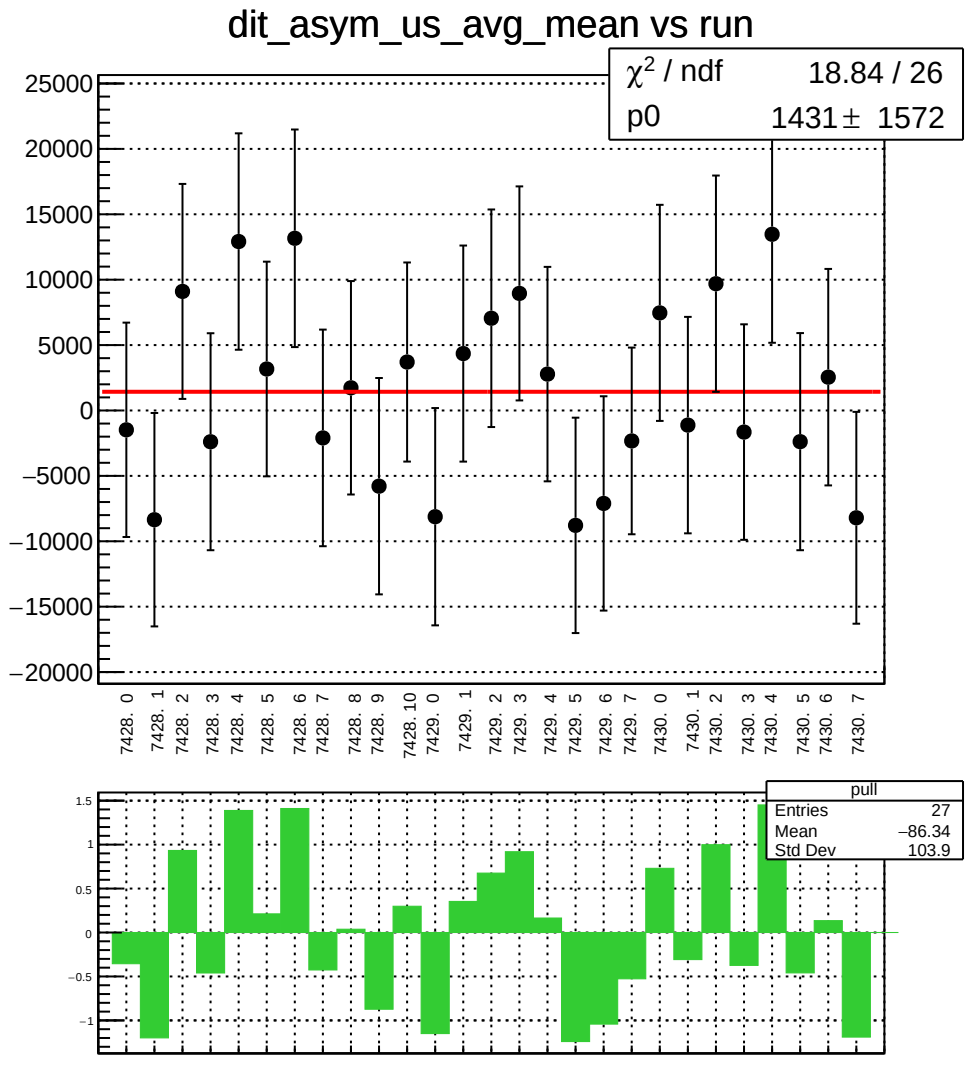
dit_asym_us_avg_mean vs run
χ² / ndf 18.84 / 26
p0 1431 ± 1572
25000
20000
15000
10000
5000
0
−5000
−10000
−15000
−20000
7428. 0
7428. 1
7428. 2
7428. 3
7428. 4
7428. 5
7428. 6
7428. 7
7428. 8
7428. 9
7428. 10
7429. 0
7429. 1
7429. 2
7429. 3
7429. 4
7429. 5
7429. 6
7429. 7
7430. 0
7430. 1
7430. 2
7430. 3
7430. 4
7430. 5
7430. 6
7430. 7
pull
Entries 27
Mean −86.34
Std Dev 103.9
1.5
1
0.5
0
−0.5
−1

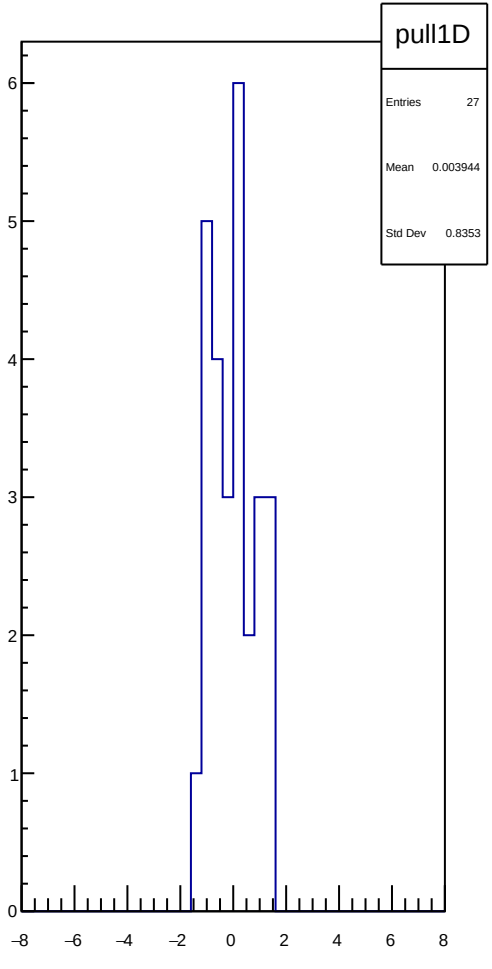
pull1D
Entries 27
Mean 0.003944
Std Dev 0.8353
6
5
4
3
2
1
0
−8
−6
−4
−2
0
2
4
6
8

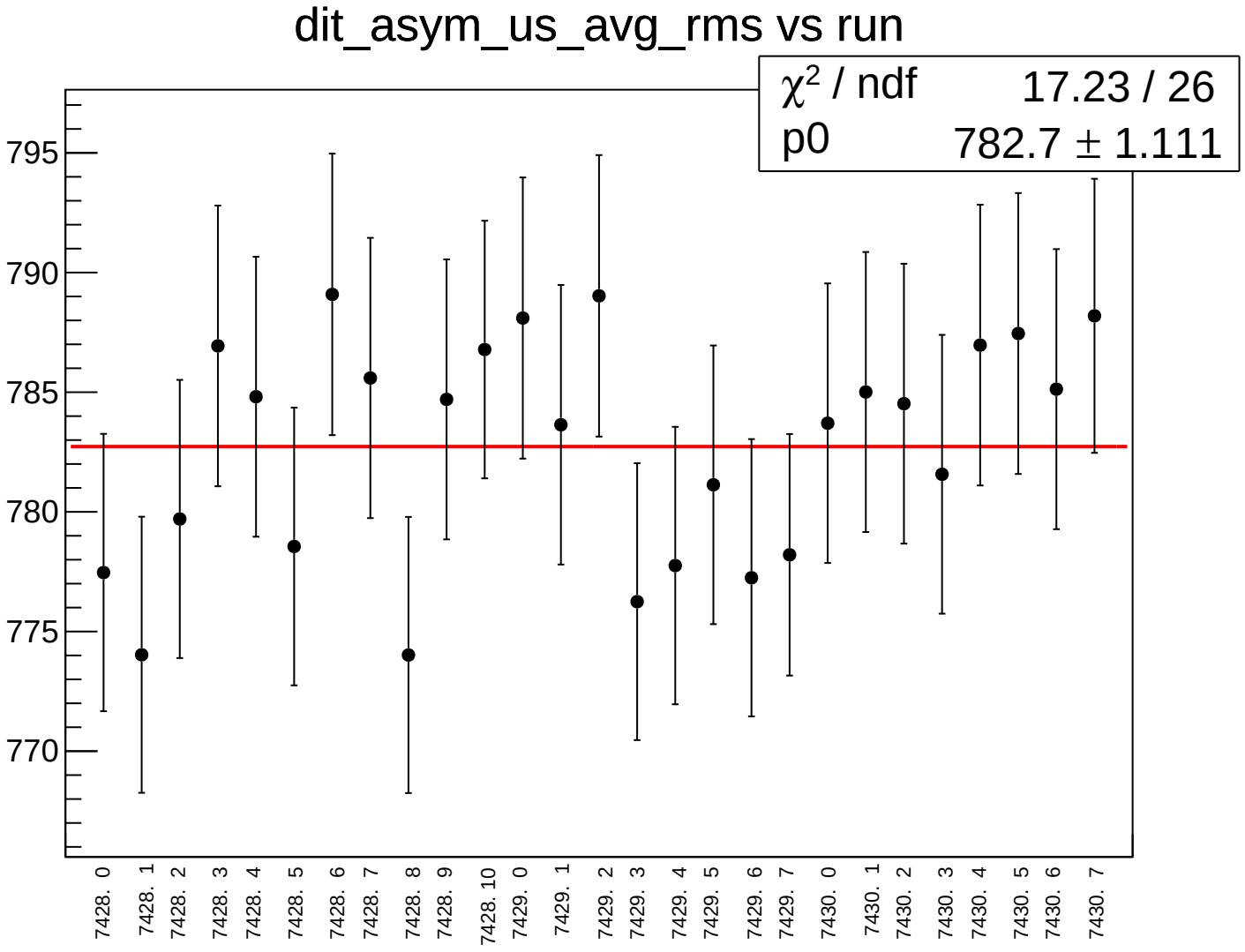
dit_asym_us_avg_rms vs run
χ² / ndf 17.23 / 26
p0 782.7 ± 1.111
795
790
785
780
775
770
7428. 0
7428. 1
7428. 2
7428. 3
7428. 4
7428. 5
7428. 6
7428. 7
7428. 8
7428. 9
7428. 10
7429. 0
7429. 1
7429. 2
7429. 3
7429. 4
7429. 5
7429. 6
7429. 7
7430. 0
7430. 1
7430. 2
7430. 3
7430. 4
7430. 5
7430. 6
7430. 7

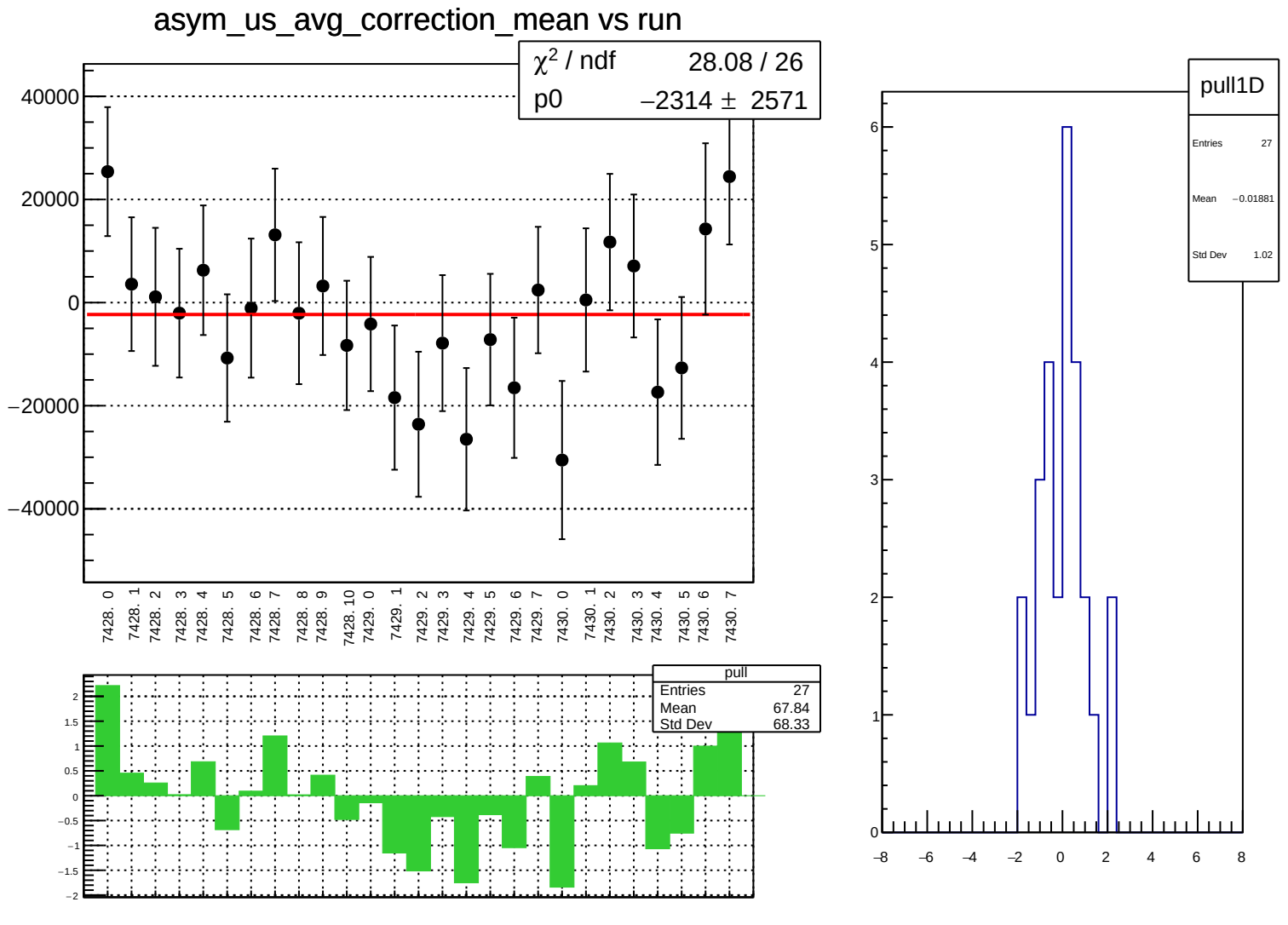
asym_us_avg_correction_mean vs run
χ² / ndf 28.08 / 26
p0 −2314 ± 2571
40000
20000
0
−20000
−40000
7428. 0
7428. 1
7428. 2
7428. 3
7428. 4
7428. 5
7428. 6
7428. 7
7428. 8
7428. 9
7428. 10
7429. 0
7429. 1
7429. 2
7429. 3
7429. 4
7429. 5
7429. 6
7429. 7
7430. 0
7430. 1
7430. 2
7430. 3
7430. 4
7430. 5
7430. 6
7430. 7
pull
Entries 27
Mean 67.84
Std Dev 68.33
pull1D
Entries 27
Mean −0.01881
Std Dev 1.02

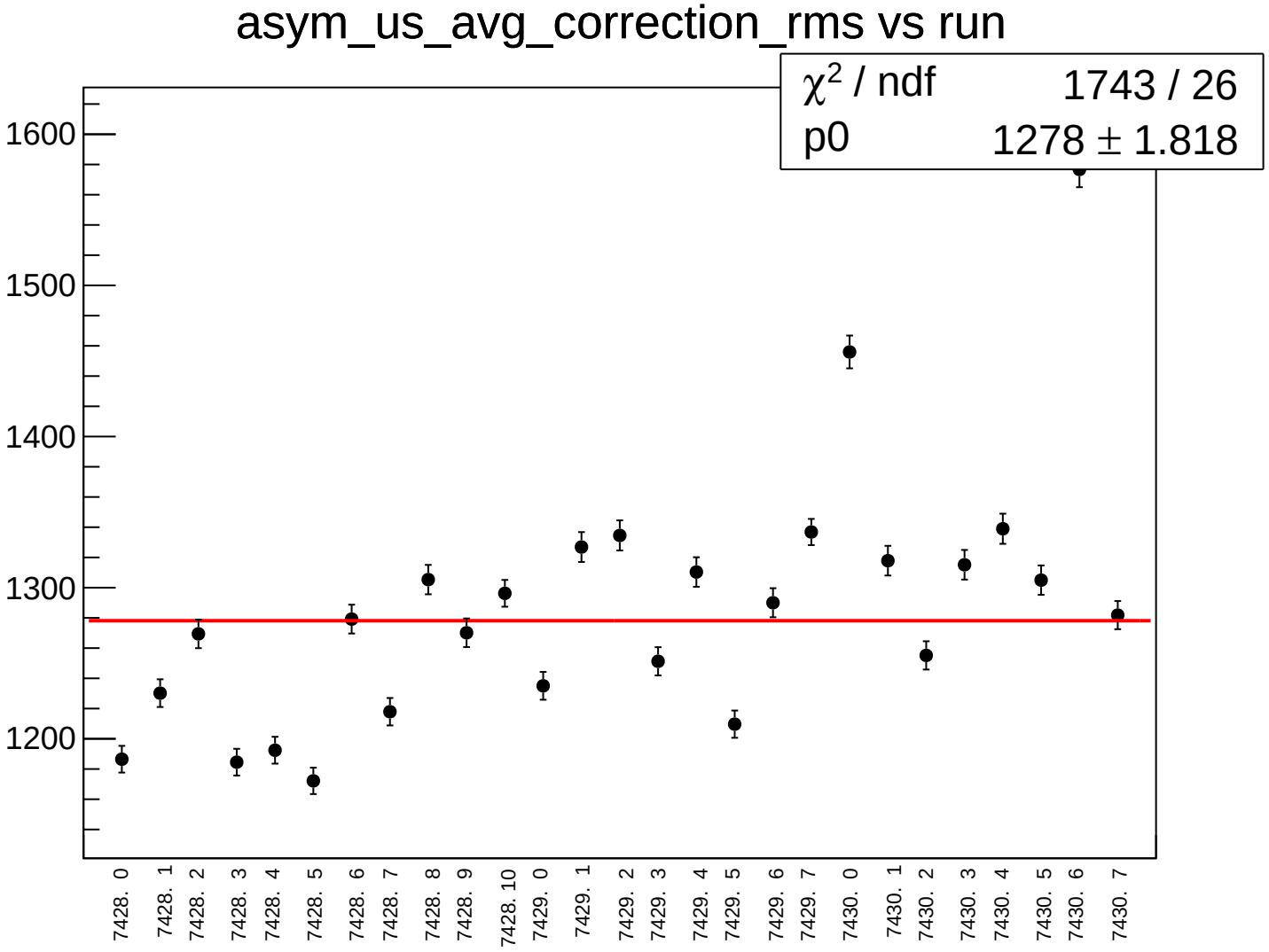
asym_us_avg_correction_rms vs run
χ2 / ndf 1743 / 26
p0 1278 ± 1.818
1600
1500
1400
1300
1200
7428. 0
7428. 1
7428. 2
7428. 3
7428. 4
7428. 5
7428. 6
7428. 7
7428. 8
7428. 9
7428. 10
7429. 0
7429. 1
7429. 2
7429. 3
7429. 4
7429. 5
7429. 6
7429. 7
7430. 0
7430. 1
7430. 2
7430. 3
7430. 4
7430. 5
7430. 6
7430. 7

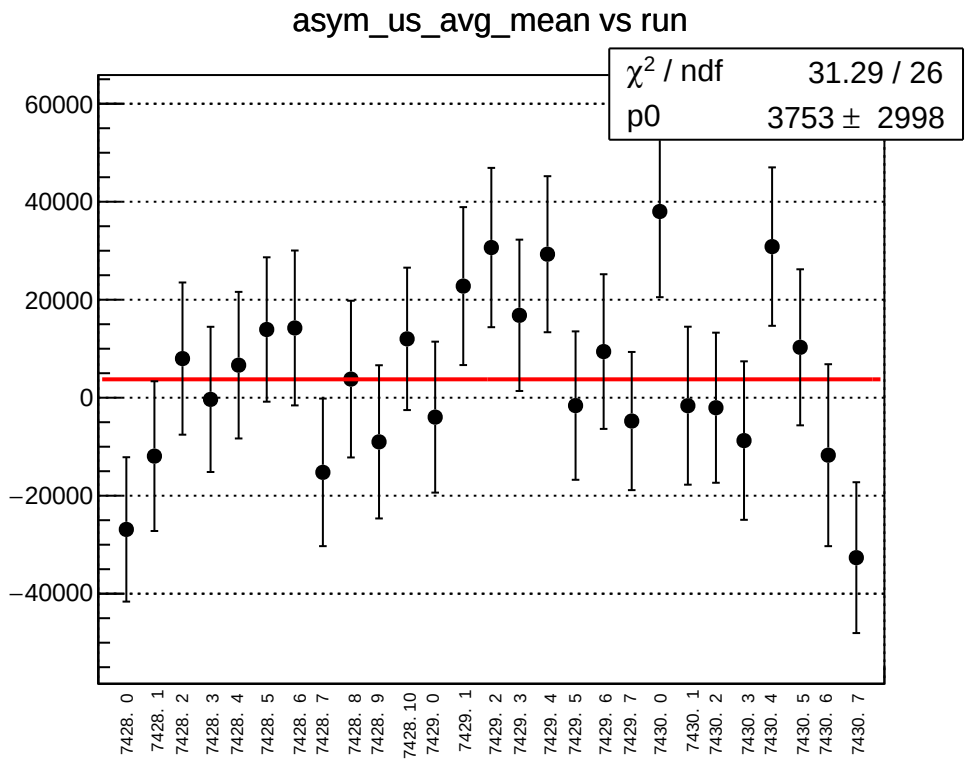
asym_us_avg_mean vs run
χ^2 / ndf 31.29 / 26
p0 3753 ± 2998
60000
40000
20000
0
−20000
−40000
7428. 0
7428. 1
7428. 2
7428. 3
7428. 4
7428. 5
7428. 6
7428. 7
7428. 8
7428. 9
7428. 10
7429. 0
7429. 1
7429. 2
7429. 3
7429. 4
7429. 5
7429. 6
7429. 7
7430. 0
7430. 1
7430. 2
7430. 3
7430. 4
7430. 5
7430. 6
7430. 7

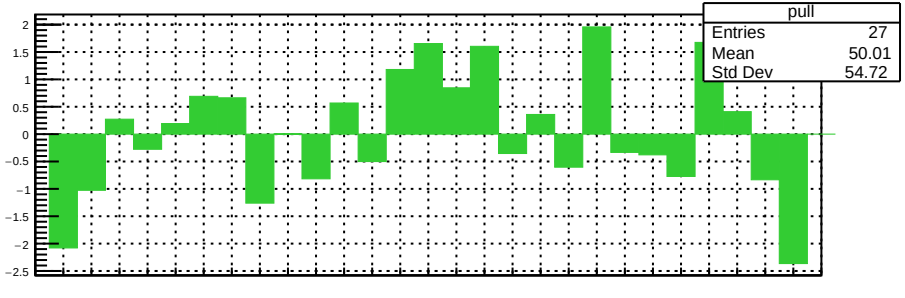
pull
Entries 27
Mean 50.01
Std Dev 54.72
2
1.5
1
0.5
0
−0.5
−1
−1.5
−2
−2.5

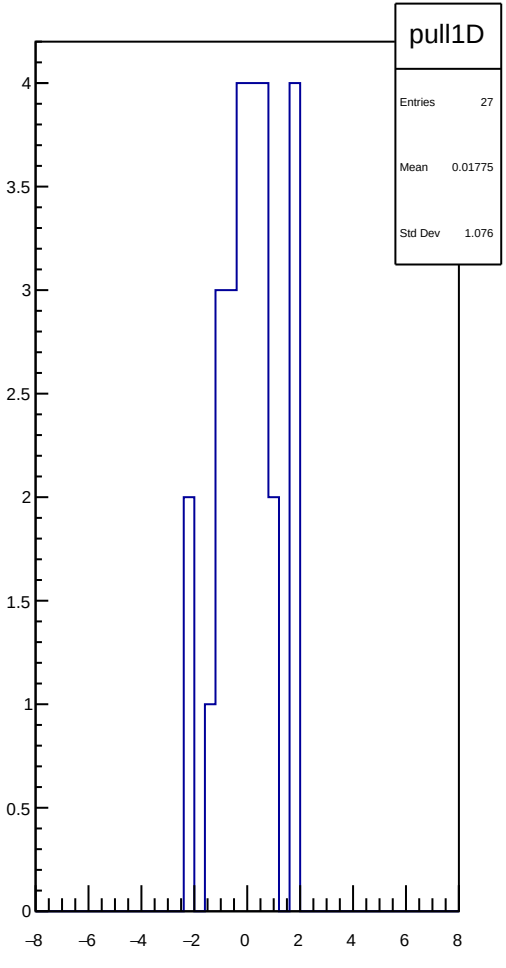
pull1D
Entries 27
Mean 0.01775
Std Dev 1.076
4
3.5
3
2.5
2
1.5
1
0.5
0
−8
−6
−4
−2
0
2
4
6
8

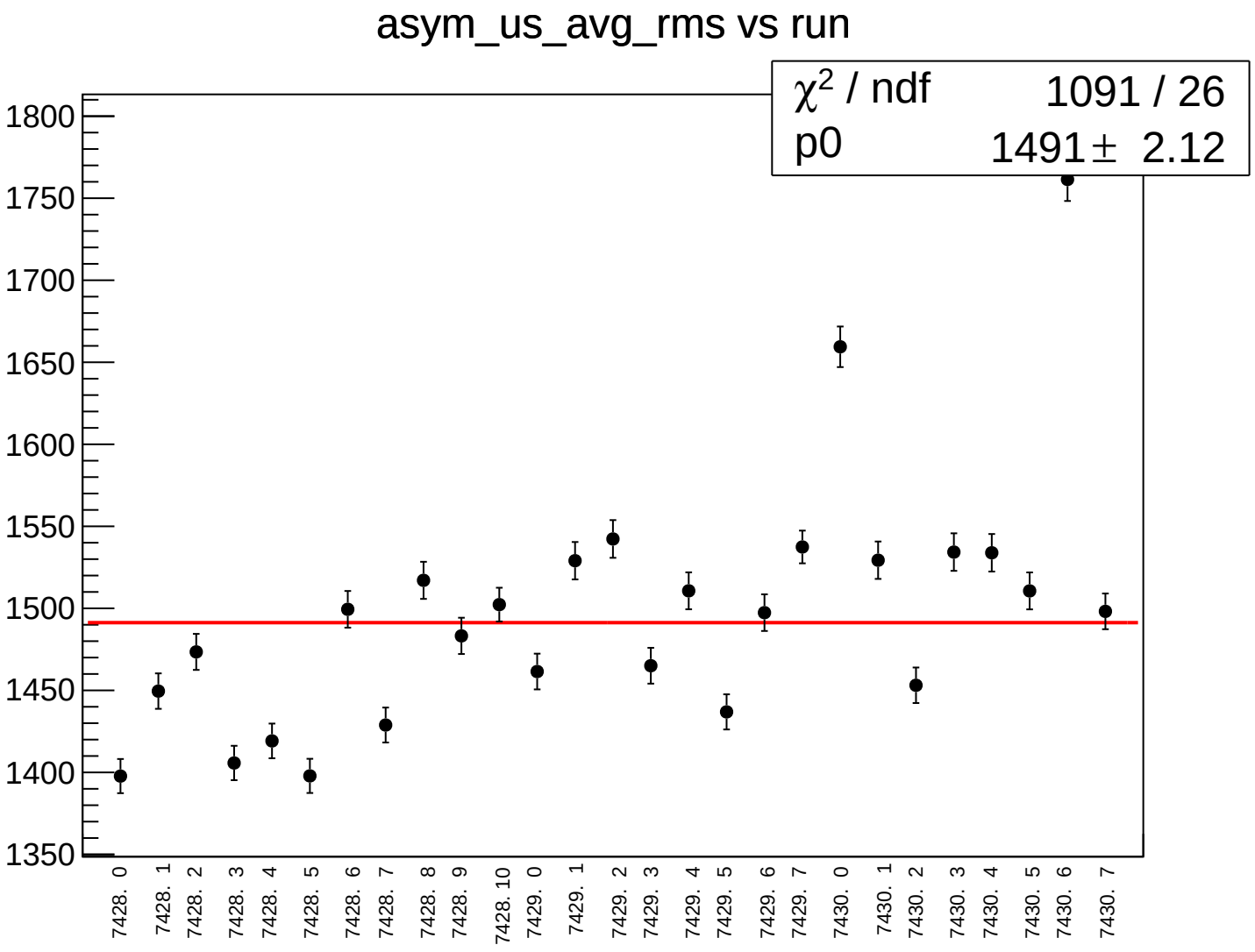
asym_us_avg_rms vs run
χ2 / ndf 1091 / 26
p0 1491 ± 2.12
1800
1750
1700
1650
1600
1550
1500
1450
1400
1350
7428. 0
7428. 1
7428. 2
7428. 3
7428. 4
7428. 5
7428. 6
7428. 7
7428. 8
7428. 9
7428. 10
7429. 0
7429. 1
7429. 2
7429. 3
7429. 4
7429. 5
7429. 6
7429. 7
7430. 0
7430. 1
7430. 2
7430. 3
7430. 4
7430. 5
7430. 6
7430. 7

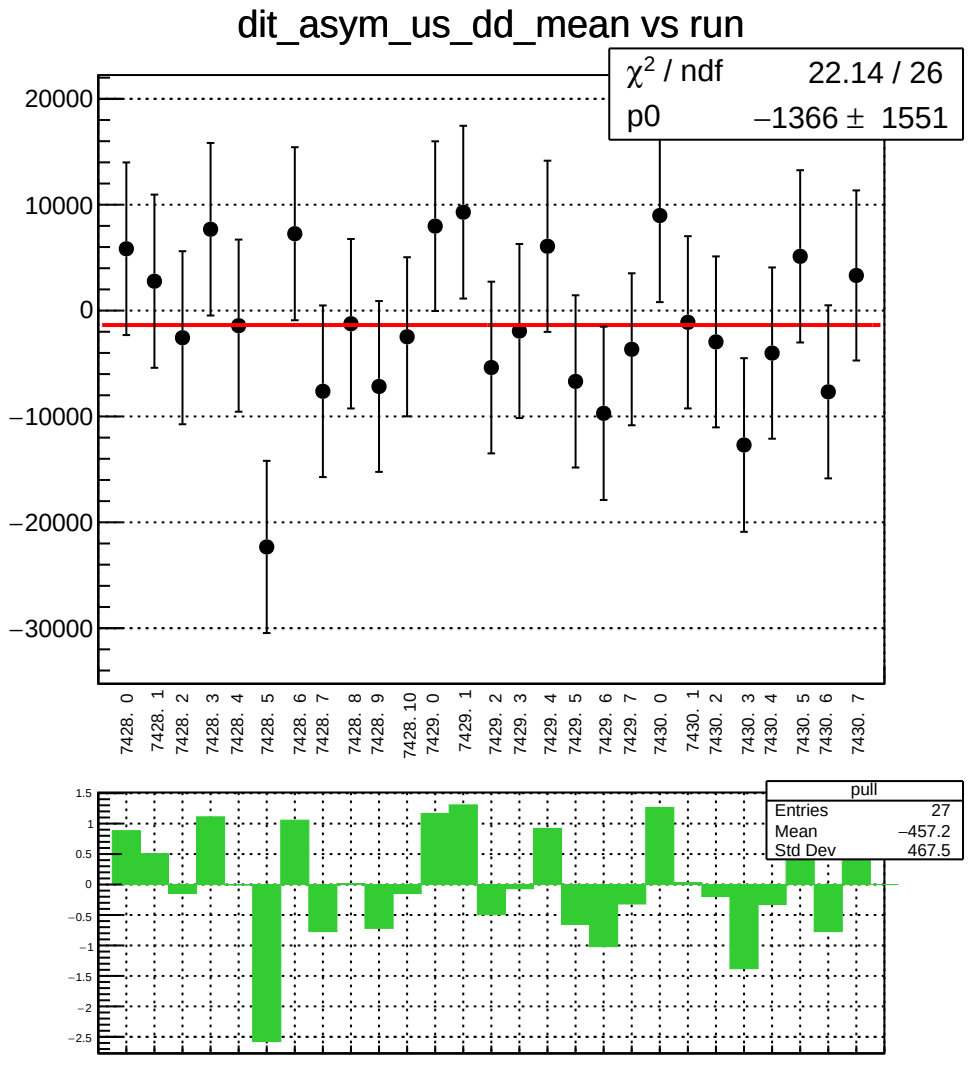
dit_asym_us_dd_mean vs run
χ² / ndf 22.14 / 26
p0 −1366 ± 1551
20000
10000
0
−10000
−20000
−30000
7428. 0
7428. 1
7428. 2
7428. 3
7428. 4
7428. 5
7428. 6
7428. 7
7428. 8
7428. 9
7428. 10
7429. 0
7429. 1
7429. 2
7429. 3
7429. 4
7429. 5
7429. 6
7429. 7
7430. 0
7430. 1
7430. 2
7430. 3
7430. 4
7430. 5
7430. 6
7430. 7
pull
Entries 27
Mean −457.2
Std Dev 467.5
1.5
1
0.5
0
−0.5
−1
−1.5
−2
−2.5

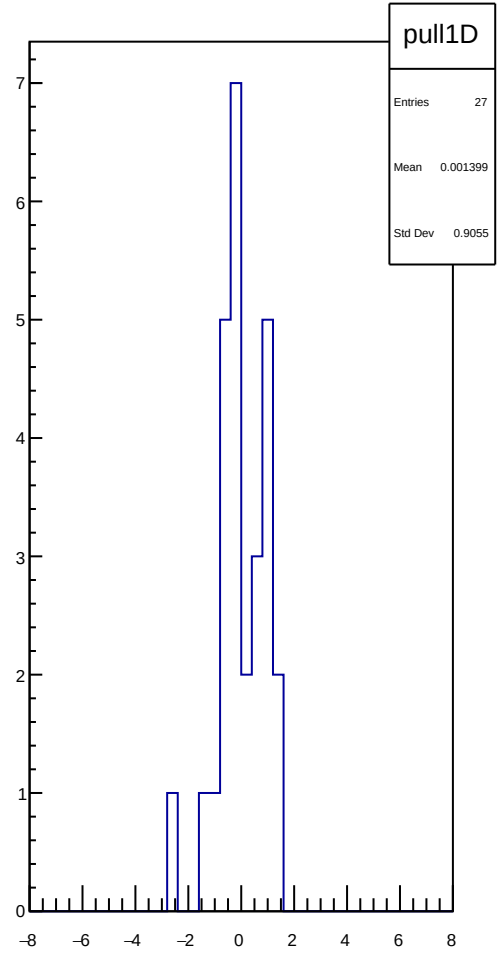
pull1D
Entries 27
Mean 0.001399
Std Dev 0.9055
7
6
5
4
3
2
1
0
−8
−6
−4
−2
0
2
4
6
8

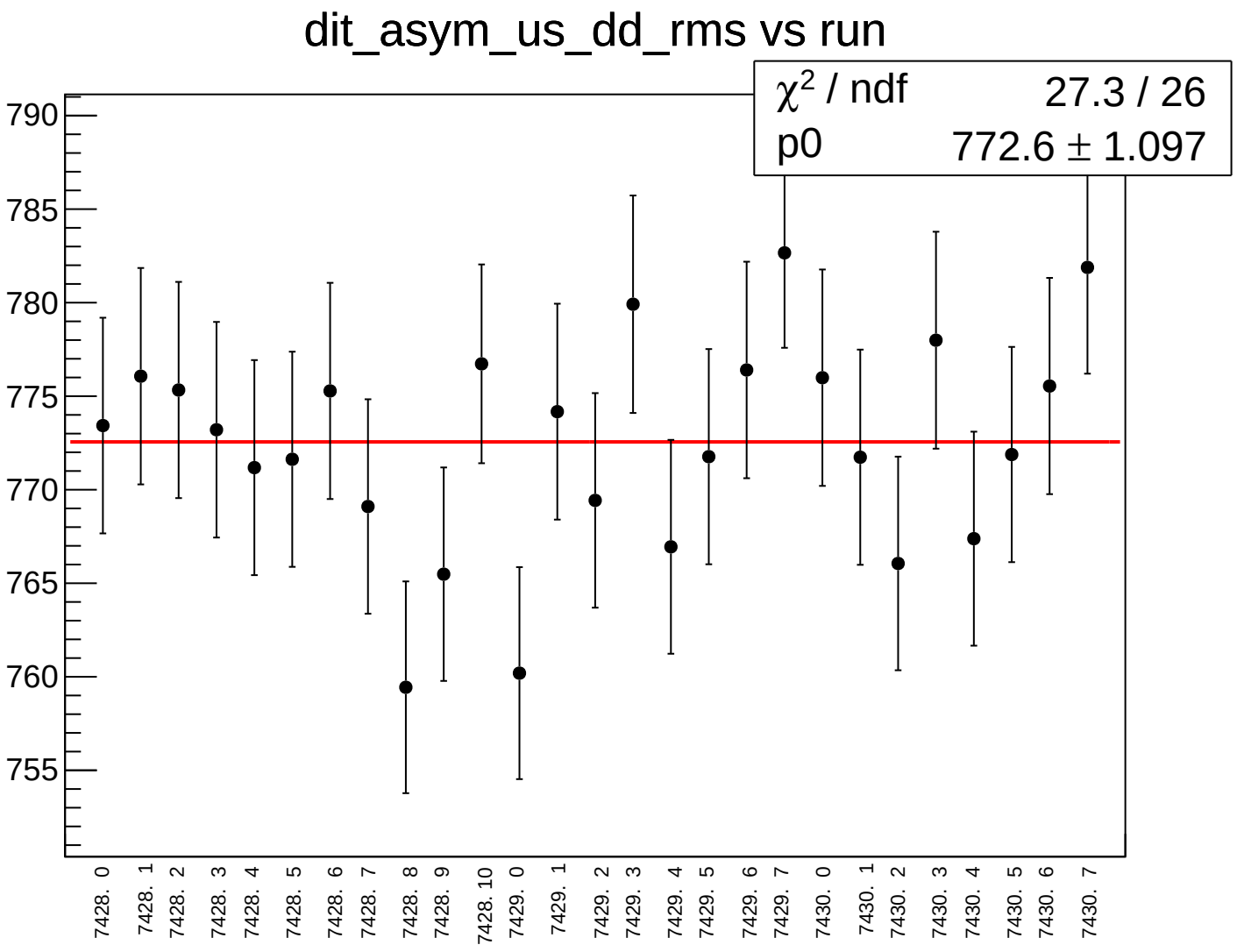
dit_asym_us_dd_rms vs run
χ² / ndf 27.3 / 26
p0 772.6 ± 1.097
790
785
780
775
770
765
760
755
7428. 0
7428. 1
7428. 2
7428. 3
7428. 4
7428. 5
7428. 6
7428. 7
7428. 8
7428. 9
7428. 10
7429. 0
7429. 1
7429. 2
7429. 3
7429. 4
7429. 5
7429. 6
7429. 7
7430. 0
7430. 1
7430. 2
7430. 3
7430. 4
7430. 5
7430. 6
7430. 7

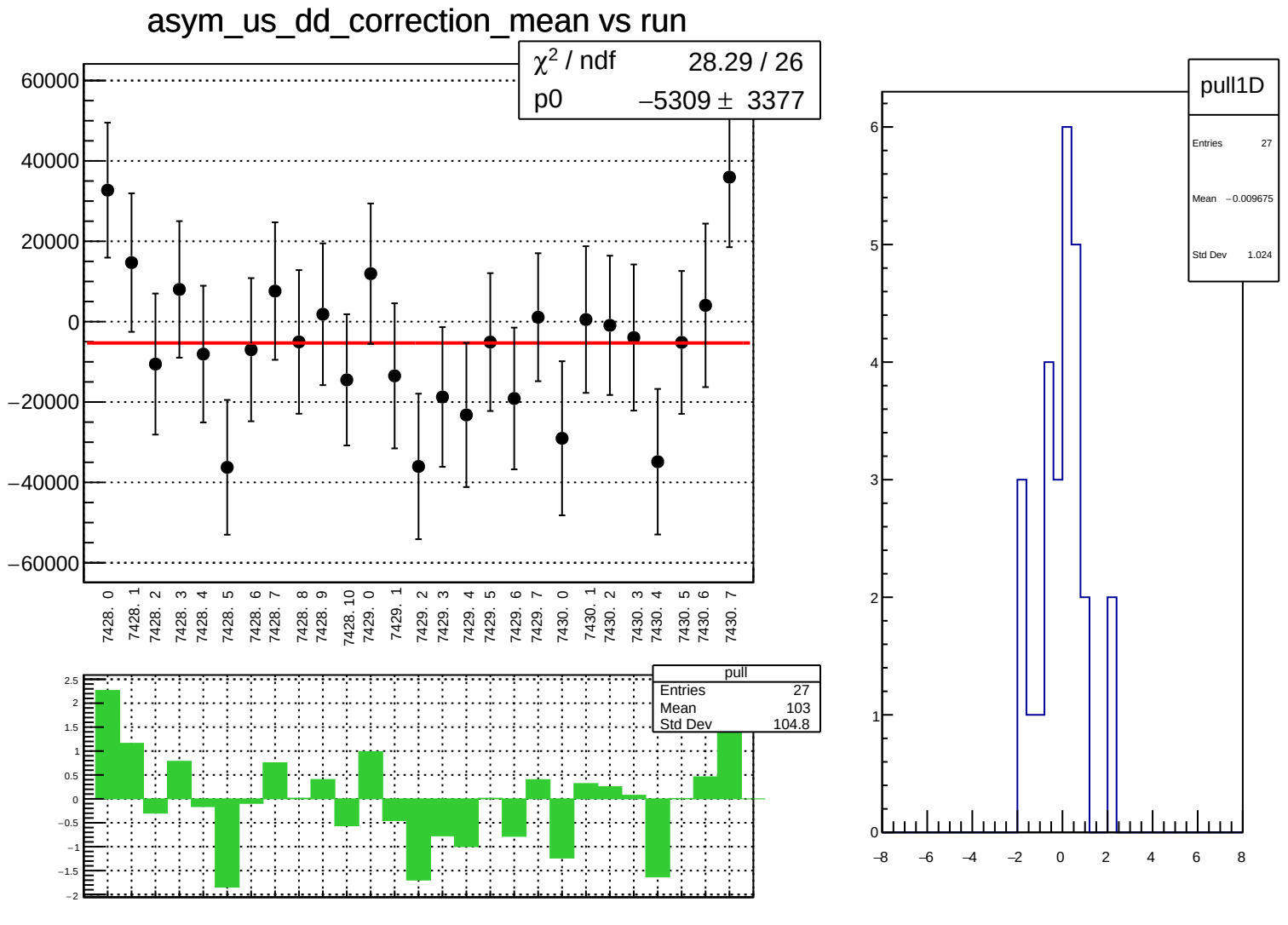
asym_us_dd_correction_mean vs run
χ² / ndf 28.29 / 26
p0 −5309 ± 3377
60000
40000
20000
0
−20000
−40000
−60000
7428. 0
7428. 1
7428. 2
7428. 3
7428. 4
7428. 5
7428. 6
7428. 7
7428. 8
7428. 9
7428. 10
7429. 0
7429. 1
7429. 2
7429. 3
7429. 4
7429. 5
7429. 6
7429. 7
7430. 0
7430. 1
7430. 2
7430. 3
7430. 4
7430. 5
7430. 6
7430. 7
pull
Entries 27
Mean 103
Std Dev 104.8
2.5
2
1.5
1
0.5
0
−0.5
−1
−1.5
−2
pull1D
Entries 27
Mean −0.009675
Std Dev 1.024
6
5
4
3
2
1
0
−8
−6
−4
−2
0
2
4
6
8

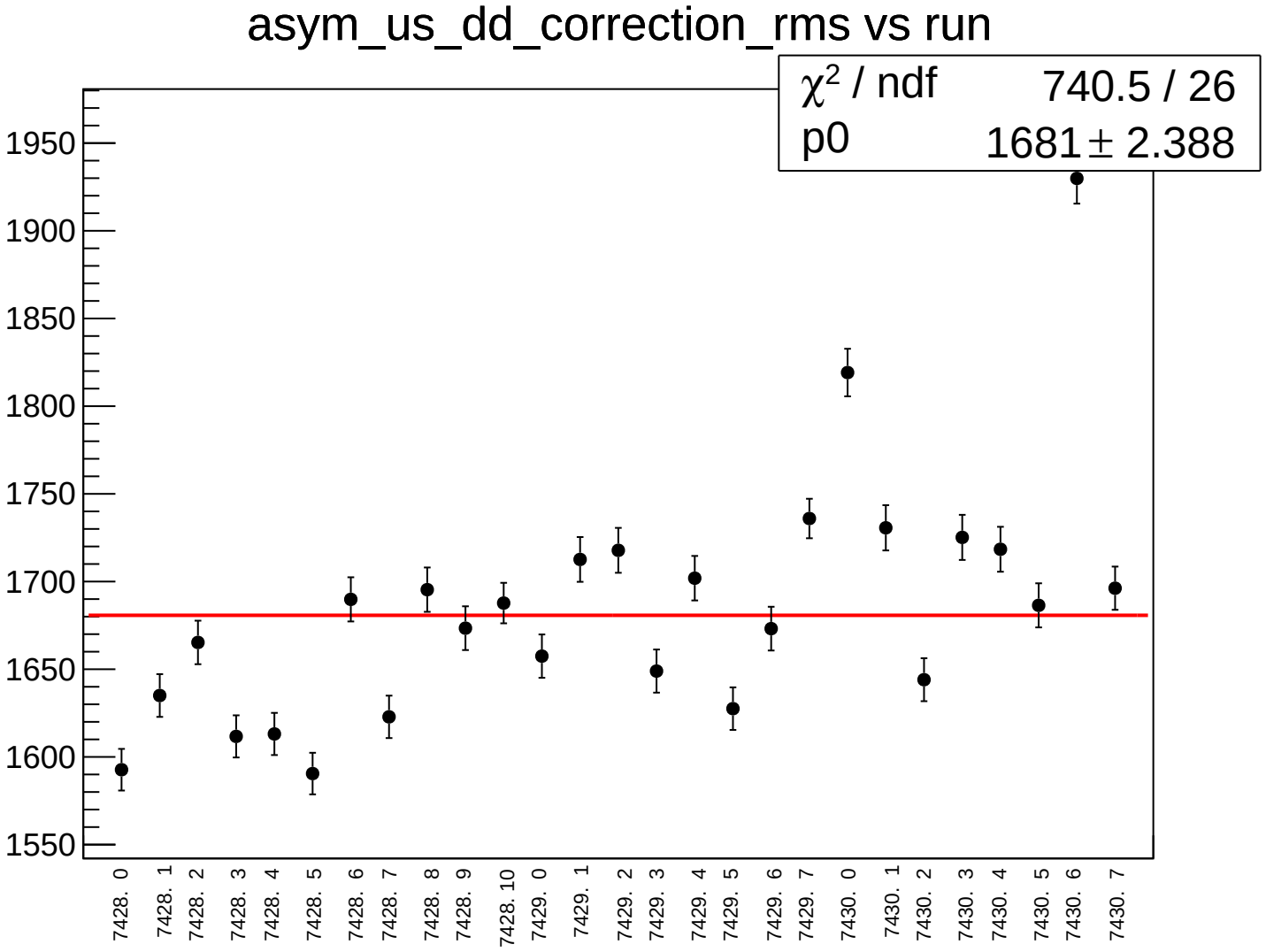
asym_us_dd_correction_rms vs run
χ² / ndf 740.5 / 26
p0 1681 ± 2.388
1950
1900
1850
1800
1750
1700
1650
1600
1550
7428. 0
7428. 1
7428. 2
7428. 3
7428. 4
7428. 5
7428. 6
7428. 7
7428. 8
7428. 9
7428. 10
7429. 0
7429. 1
7429. 2
7429. 3
7429. 4
7429. 5
7429. 6
7429. 7
7430. 0
7430. 1
7430. 2
7430. 3
7430. 4
7430. 5
7430. 6
7430. 7

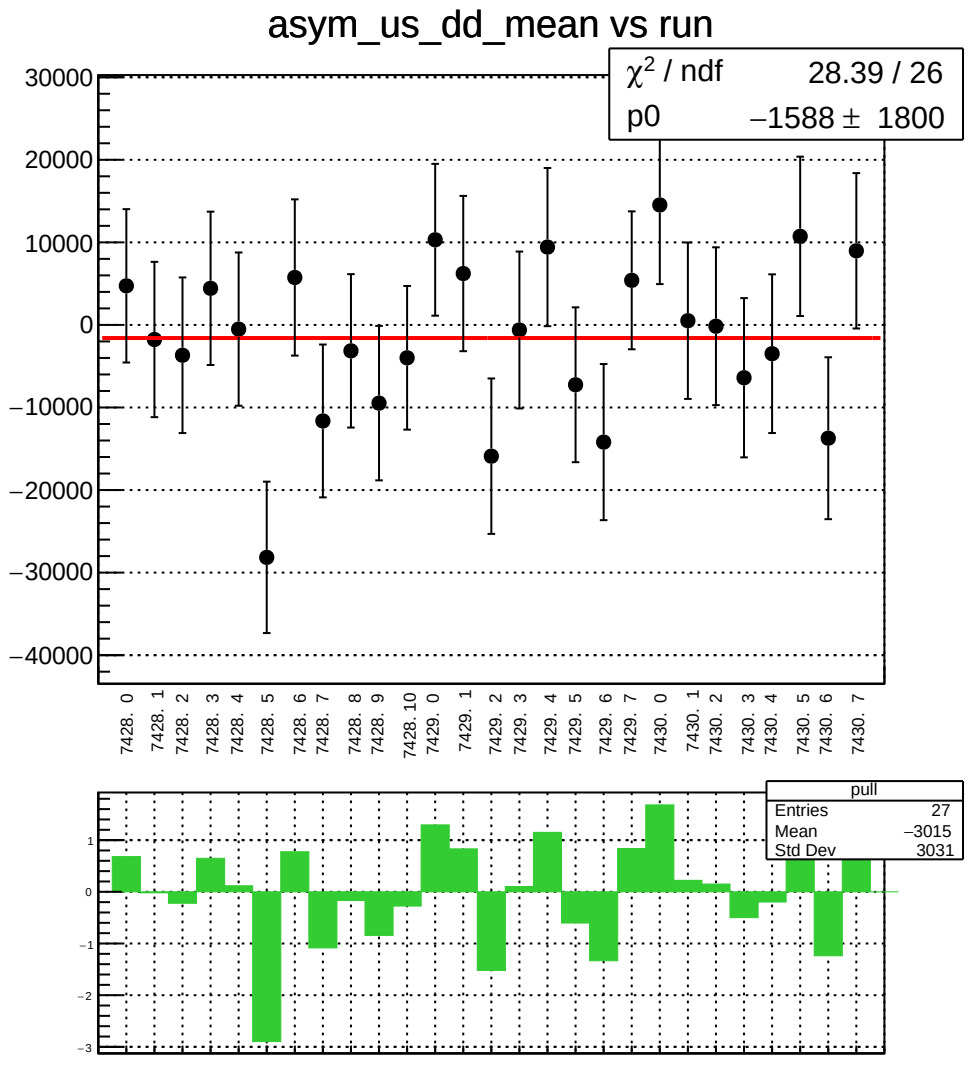
asym_us_dd_mean vs run
χ² / ndf 28.39 / 26
p0 −1588 ± 1800
30000
20000
10000
0
−10000
−20000
−30000
−40000
7428. 0
7428. 1
7428. 2
7428. 3
7428. 4
7428. 5
7428. 6
7428. 7
7428. 8
7428. 9
7428. 10
7429. 0
7429. 1
7429. 2
7429. 3
7429. 4
7429. 5
7429. 6
7429. 7
7430. 0
7430. 1
7430. 2
7430. 3
7430. 4
7430. 5
7430. 6
7430. 7
pull
Entries 27
Mean −3015
Std Dev 3031
1
0
−1
−2
−3

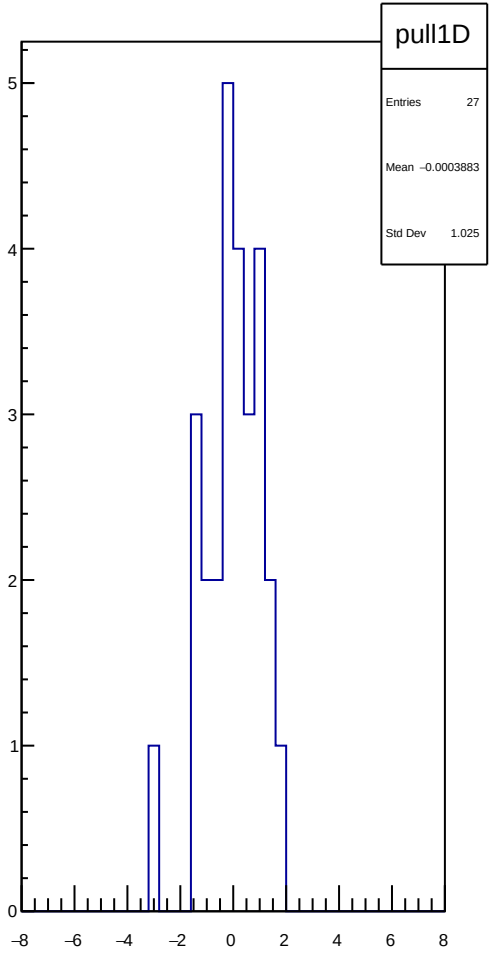
pull1D
Entries 27
Mean −0.0003883
Std Dev 1.025
5
4
3
2
1
0
−8
−6
−4
−2
0
2
4
6
8

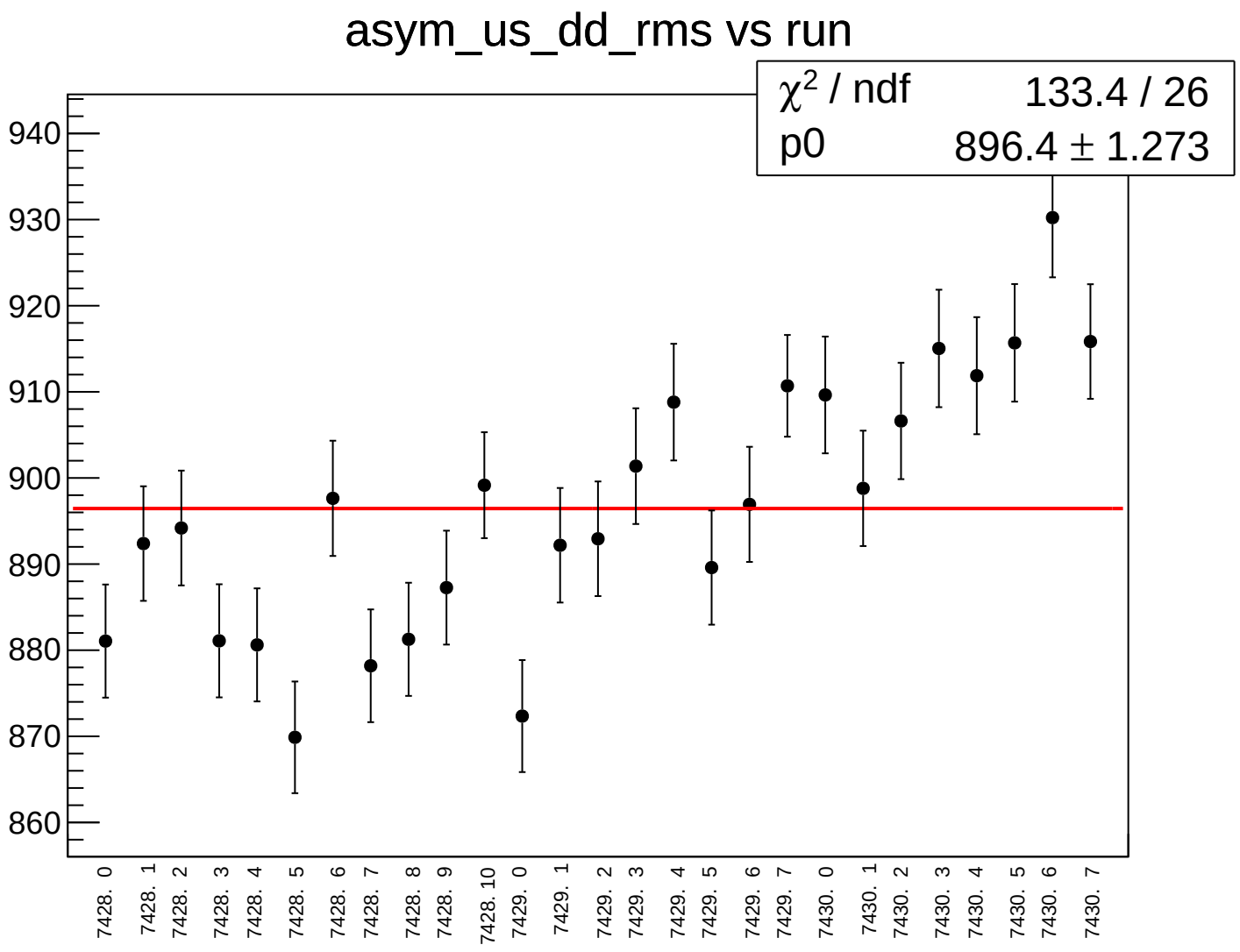
asym_us_dd_rms vs run
χ² / ndf 133.4 / 26
p0 896.4 ± 1.273
940
930
920
910
900
890
880
870
860
7428. 0
7428. 1
7428. 2
7428. 3
7428. 4
7428. 5
7428. 6
7428. 7
7428. 8
7428. 9
7428. 10
7429. 0
7429. 1
7429. 2
7429. 3
7429. 4
7429. 5
7429. 6
7429. 7
7430. 0
7430. 1
7430. 2
7430. 3
7430. 4
7430. 5
7430. 6
7430. 7

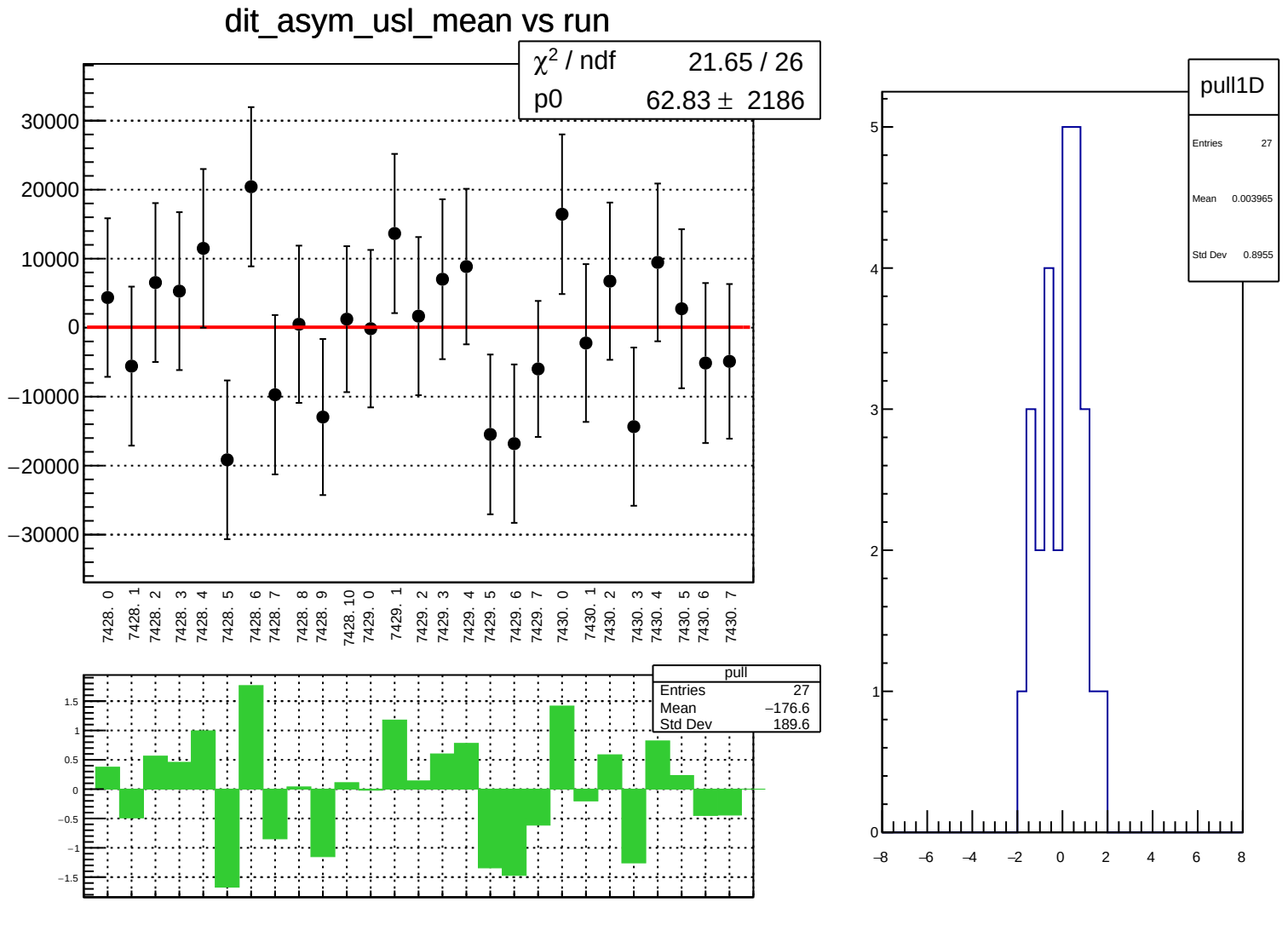
dit_asym_usl_mean vs run
χ² / ndf 21.65 / 26
p0 62.83 ± 2186
30000
20000
10000
0
−10000
−20000
−30000
7428. 0
7428. 1
7428. 2
7428. 3
7428. 4
7428. 5
7428. 6
7428. 7
7428. 8
7428. 9
7428. 10
7429. 0
7429. 1
7429. 2
7429. 3
7429. 4
7429. 5
7429. 6
7429. 7
7430. 0
7430. 1
7430. 2
7430. 3
7430. 4
7430. 5
7430. 6
7430. 7
pull
Entries 27
Mean −176.6
Std Dev 189.6
1.5
1
0.5
0
−0.5
−1
−1.5
pull1D
Entries 27
Mean 0.003965
Std Dev 0.8955
5
4
3
2
1
0
−8
−6
−4
−2
0
2
4
6
8

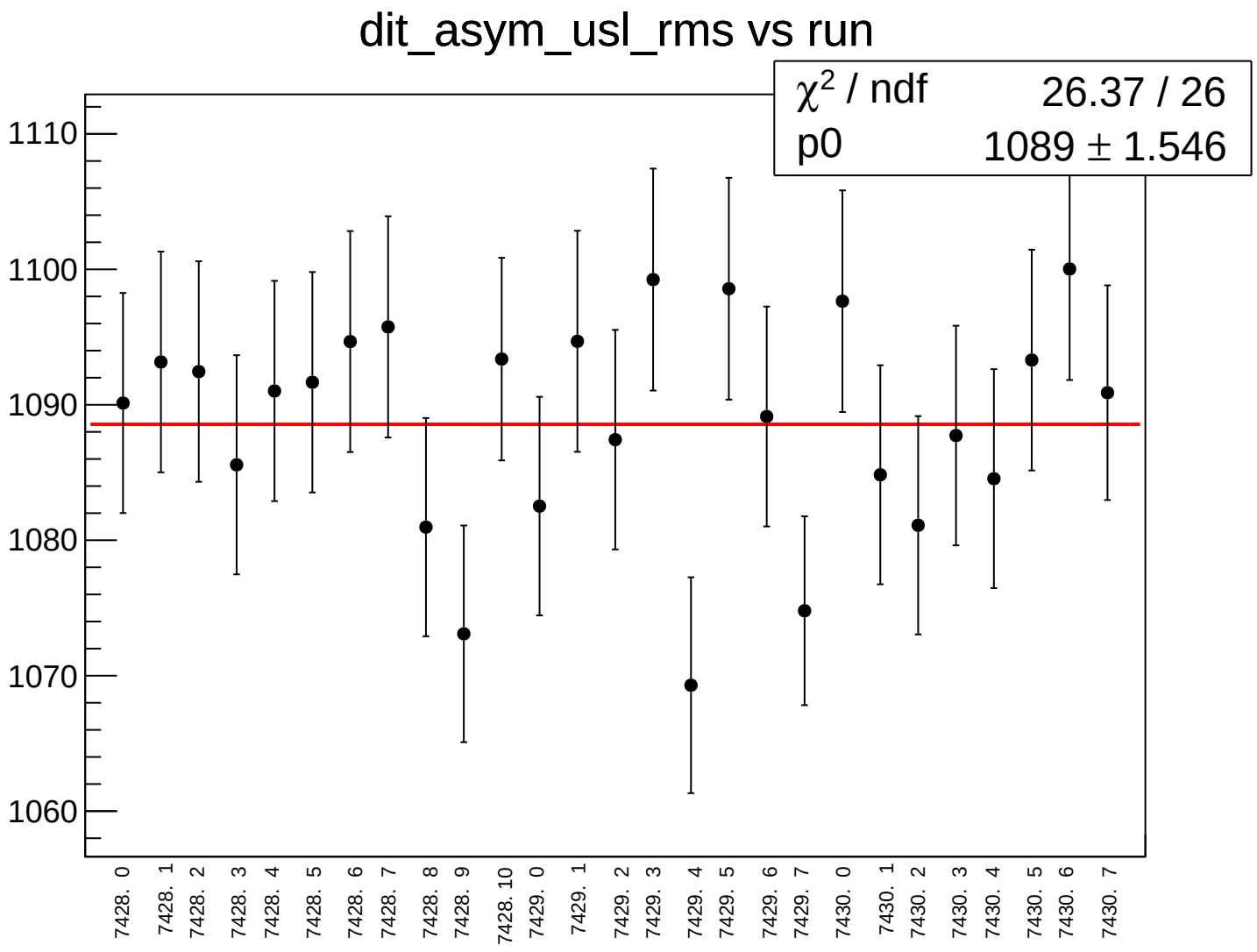
dit_asym_usl_rms vs run
χ2 / ndf 26.37 / 26
p0 1089 ± 1.546
1110
1100
1090
1080
1070
1060
7428. 0
7428. 1
7428. 2
7428. 3
7428. 4
7428. 5
7428. 6
7428. 7
7428. 8
7428. 9
7428. 10
7429. 0
7429. 1
7429. 2
7429. 3
7429. 4
7429. 5
7429. 6
7429. 7
7430. 0
7430. 1
7430. 2
7430. 3
7430. 4
7430. 5
7430. 6
7430. 7

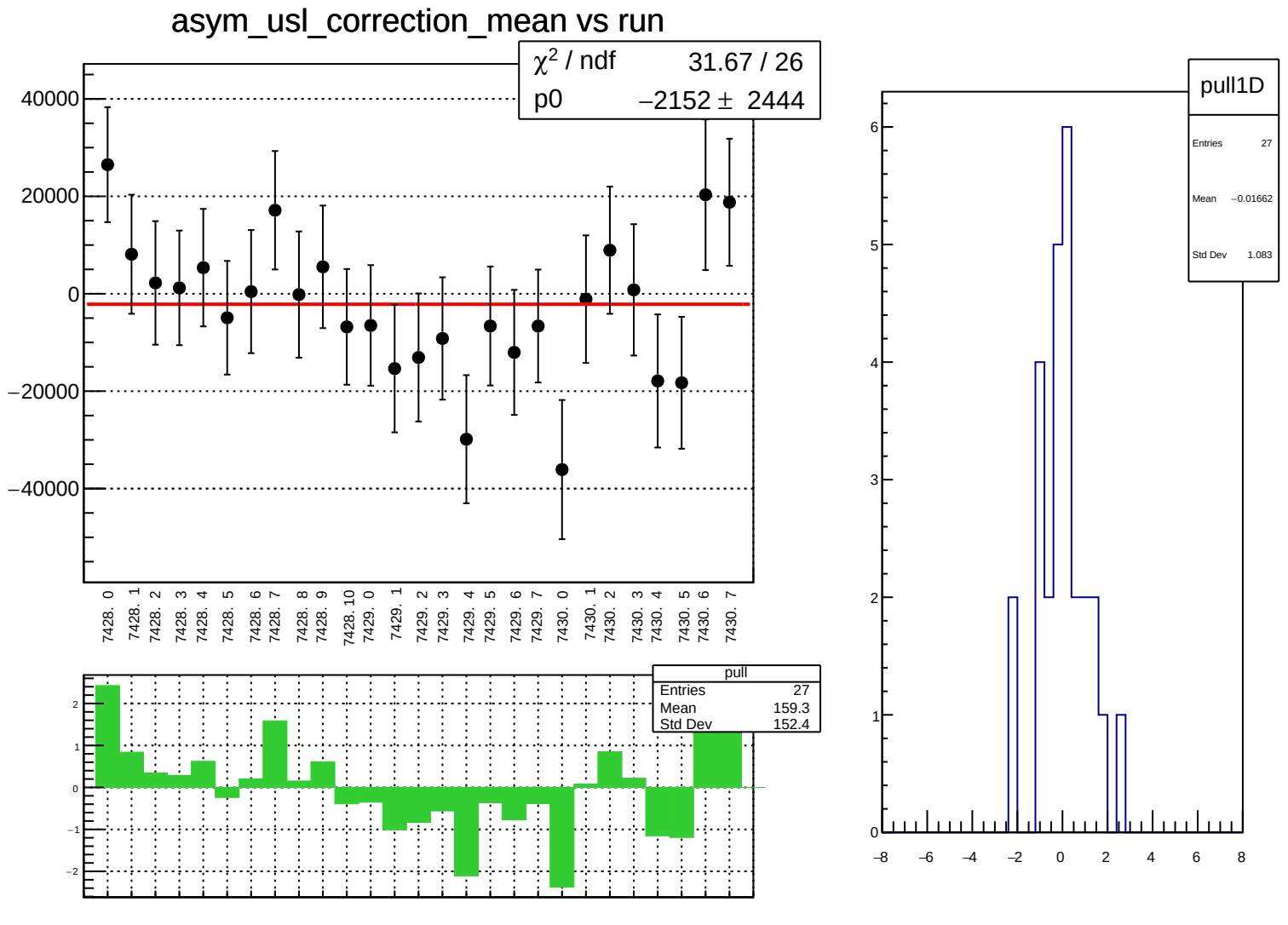
asym_usl_correction_mean vs run
χ² / ndf 31.67 / 26
p0 −2152 ± 2444
40000
20000
0
−20000
−40000
7428. 0
7428. 1
7428. 2
7428. 3
7428. 4
7428. 5
7428. 6
7428. 7
7428. 8
7428. 9
7428. 10
7429. 0
7429. 1
7429. 2
7429. 3
7429. 4
7429. 5
7429. 6
7429. 7
7430. 0
7430. 1
7430. 2
7430. 3
7430. 4
7430. 5
7430. 6
7430. 7
pull
Entries 27
Mean 159.3
Std Dev 152.4
pull1D
Entries 27
Mean −0.01662
Std Dev 1.083

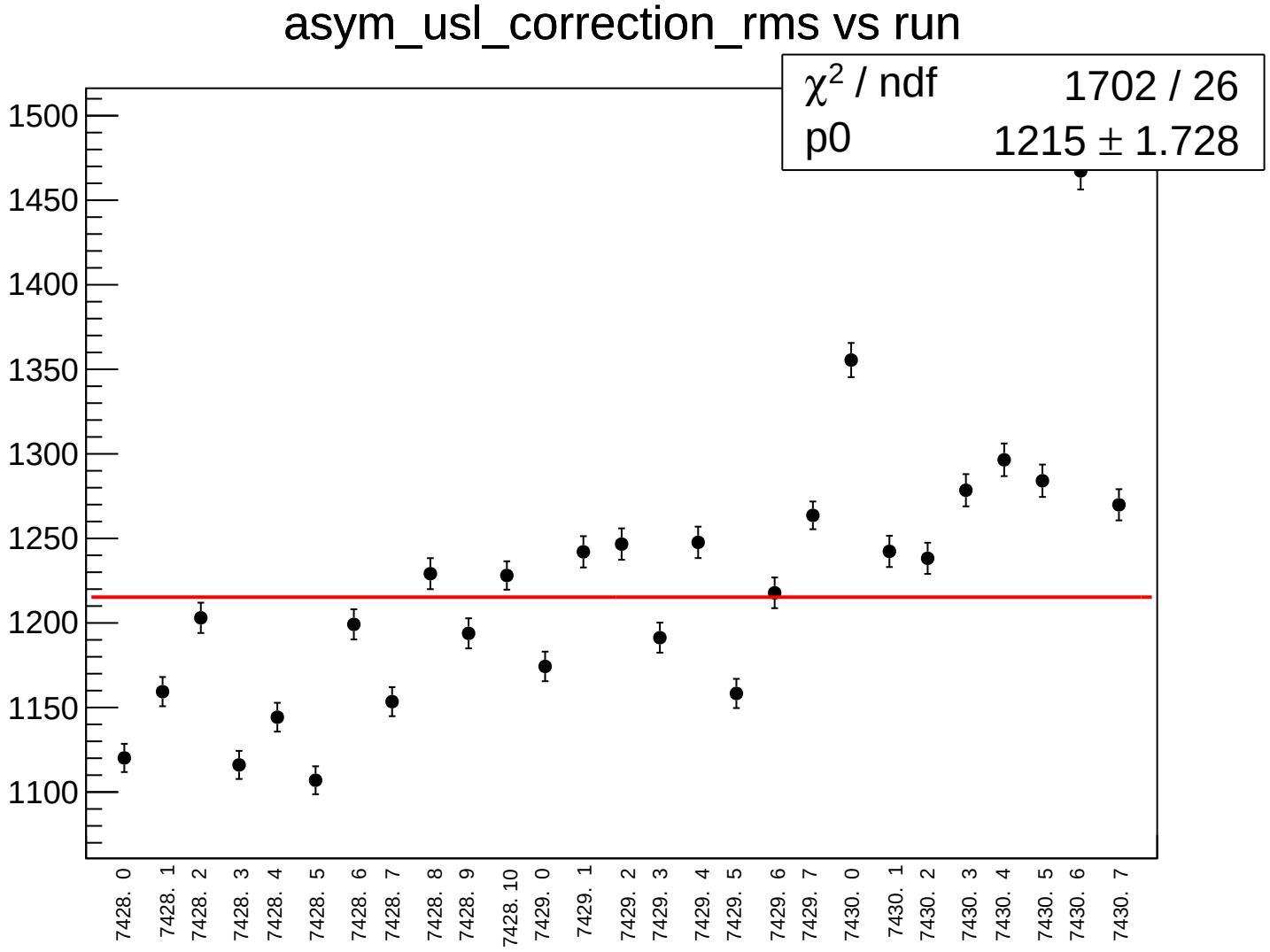
asym_usl_correction_rms vs run
χ2 / ndf 1702 / 26
p0 1215 ± 1.728
1500
1450
1400
1350
1300
1250
1200
1150
1100
7428. 0
7428. 1
7428. 2
7428. 3
7428. 4
7428. 5
7428. 6
7428. 7
7428. 8
7428. 9
7428. 10
7429. 0
7429. 1
7429. 2
7429. 3
7429. 4
7429. 5
7429. 6
7429. 7
7430. 0
7430. 1
7430. 2
7430. 3
7430. 4
7430. 5
7430. 6
7430. 7

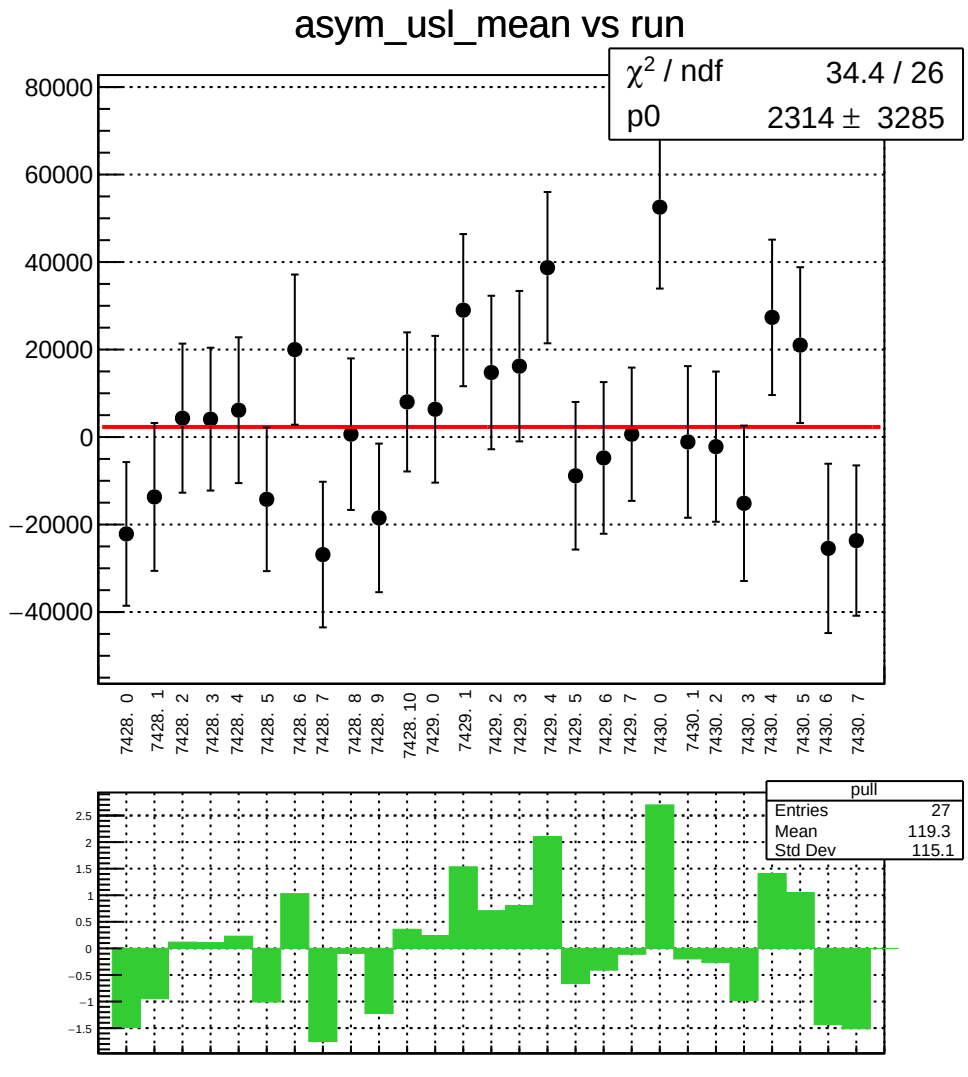
asym_usl_mean vs run
χ² / ndf 34.4 / 26
p0 2314 ± 3285
80000
60000
40000
20000
0
−20000
−40000
7428. 0
7428. 1
7428. 2
7428. 3
7428. 4
7428. 5
7428. 6
7428. 7
7428. 8
7428. 9
7428. 10
7429. 0
7429. 1
7429. 2
7429. 3
7429. 4
7429. 5
7429. 6
7429. 7
7430. 0
7430. 1
7430. 2
7430. 3
7430. 4
7430. 5
7430. 6
7430. 7
pull
Entries 27
Mean 119.3
Std Dev 115.1
2.5
2
1.5
1
0.5
0
−0.5
−1
−1.5

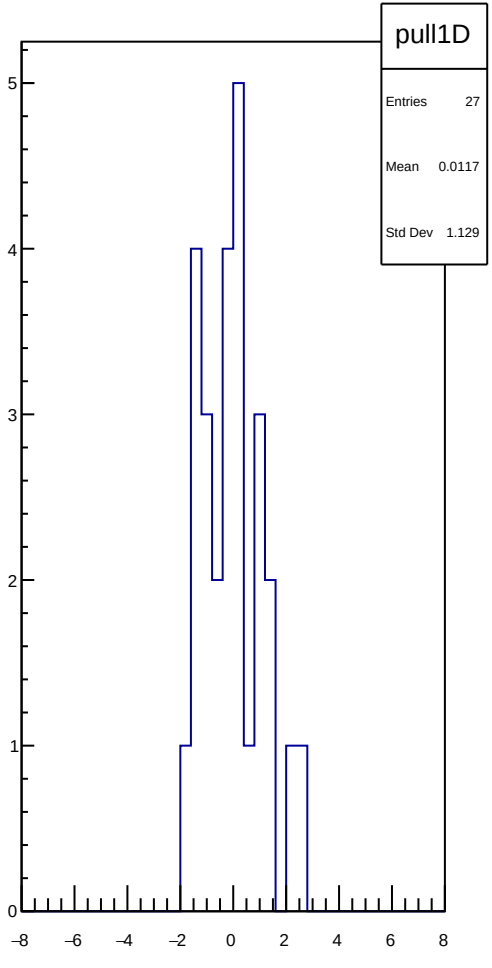
pull1D
Entries 27
Mean 0.0117
Std Dev 1.129
5
4
3
2
1
0
−8
−6
−4
−2
0
2
4
6
8

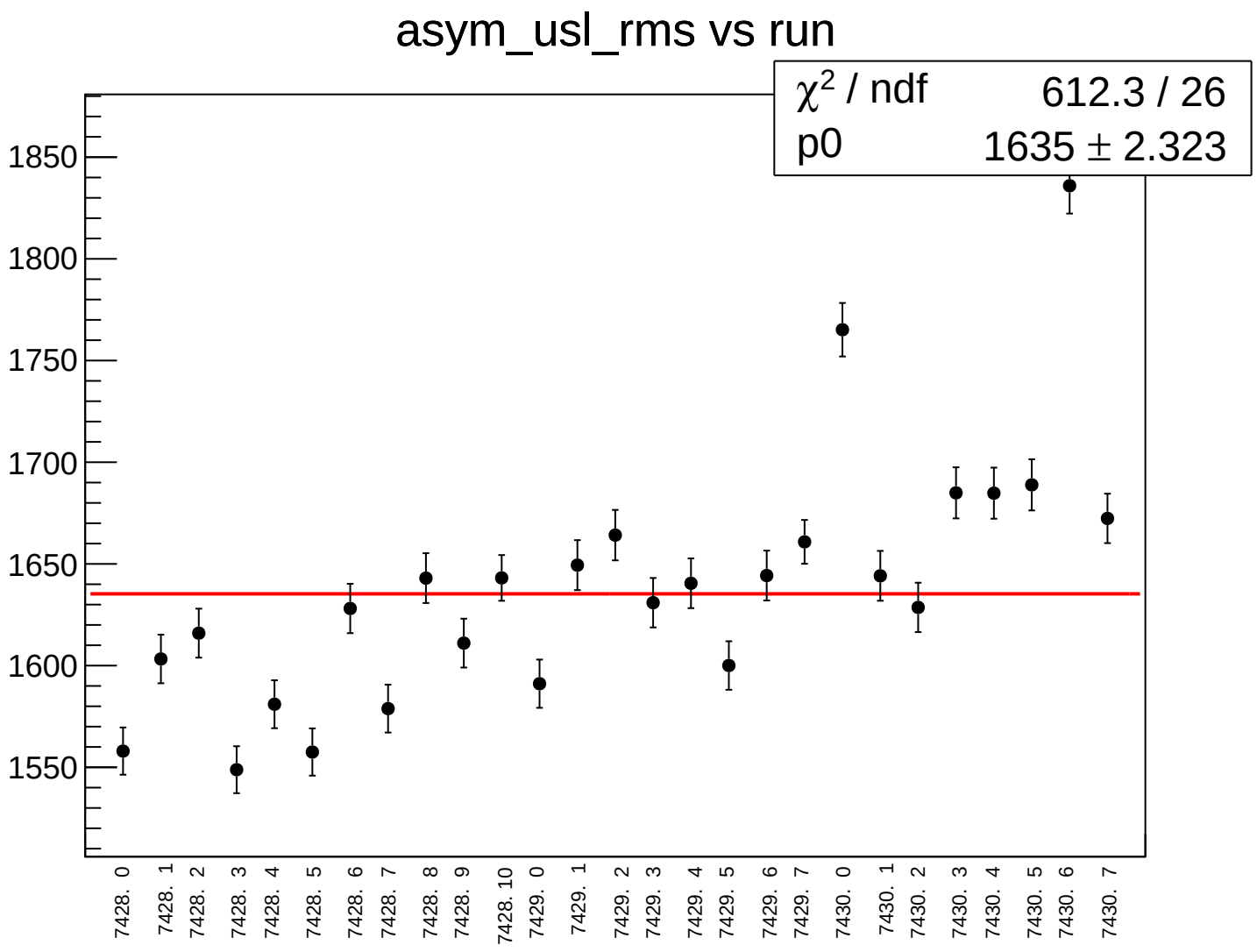
asym_usl_rms vs run
χ² / ndf 612.3 / 26
p0 1635 ± 2.323
1850
1800
1750
1700
1650
1600
1550
7428. 0
7428. 1
7428. 2
7428. 3
7428. 4
7428. 5
7428. 6
7428. 7
7428. 8
7428. 9
7428. 10
7429. 0
7429. 1
7429. 2
7429. 3
7429. 4
7429. 5
7429. 6
7429. 7
7430. 0
7430. 1
7430. 2
7430. 3
7430. 4
7430. 5
7430. 6
7430. 7

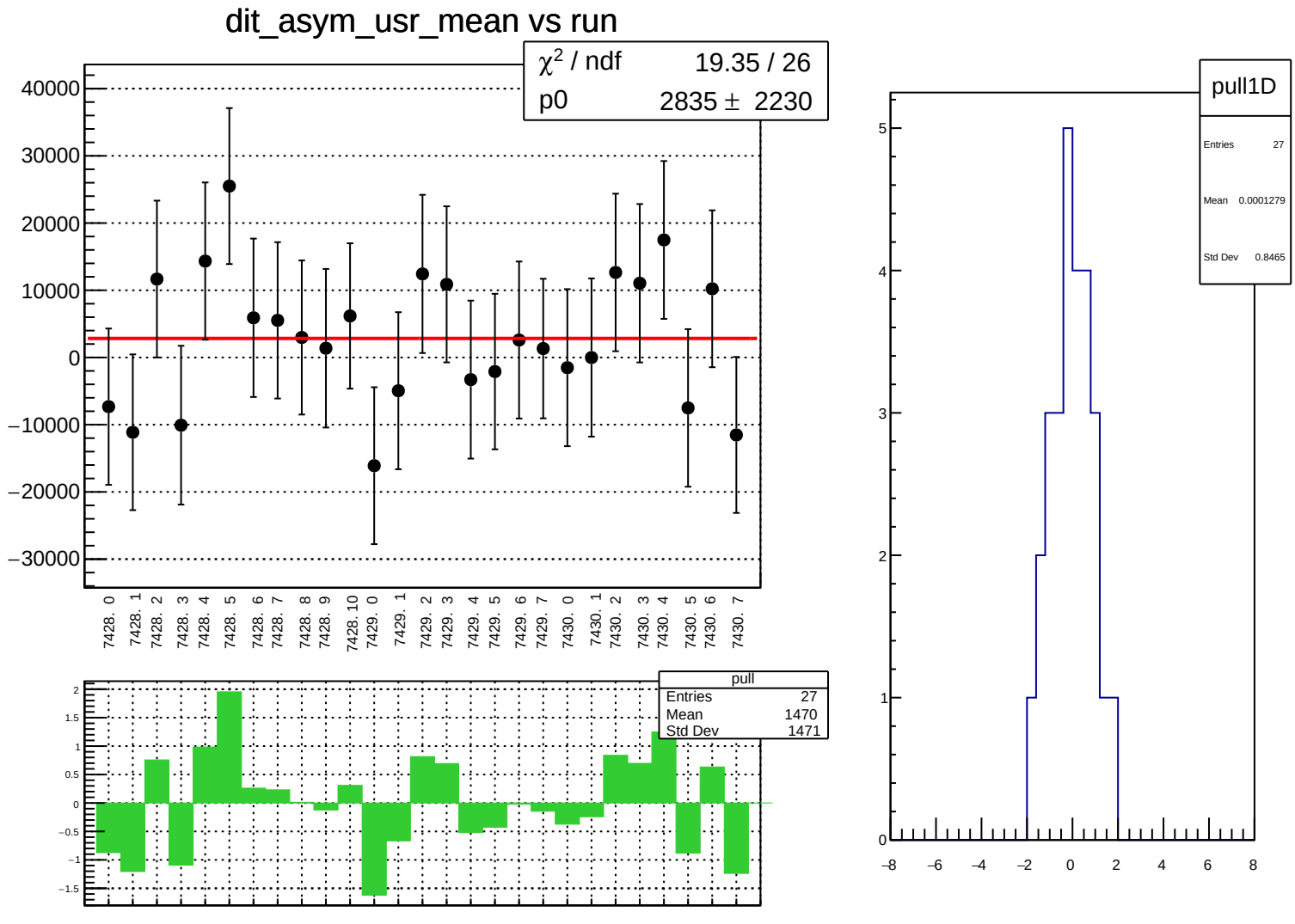
dit_asym_usr_mean vs run
χ² / ndf 19.35 / 26
p0 2835 ± 2230
40000
30000
20000
10000
0
−10000
−20000
−30000
7428. 0
7428. 1
7428. 2
7428. 3
7428. 4
7428. 5
7428. 6
7428. 7
7428. 8
7428. 9
7428. 10
7429. 0
7429. 1
7429. 2
7429. 3
7429. 4
7429. 5
7429. 6
7429. 7
7430. 0
7430. 1
7430. 2
7430. 3
7430. 4
7430. 5
7430. 6
7430. 7
pull
Entries 27
Mean 1470
Std Dev 1471
2
1.5
1
0.5
0
−0.5
−1
−1.5
pull1D
Entries 27
Mean 0.0001279
Std Dev 0.8465
5
4
3
2
1
0
−8
−6
−4
−2
0
2
4
6
8

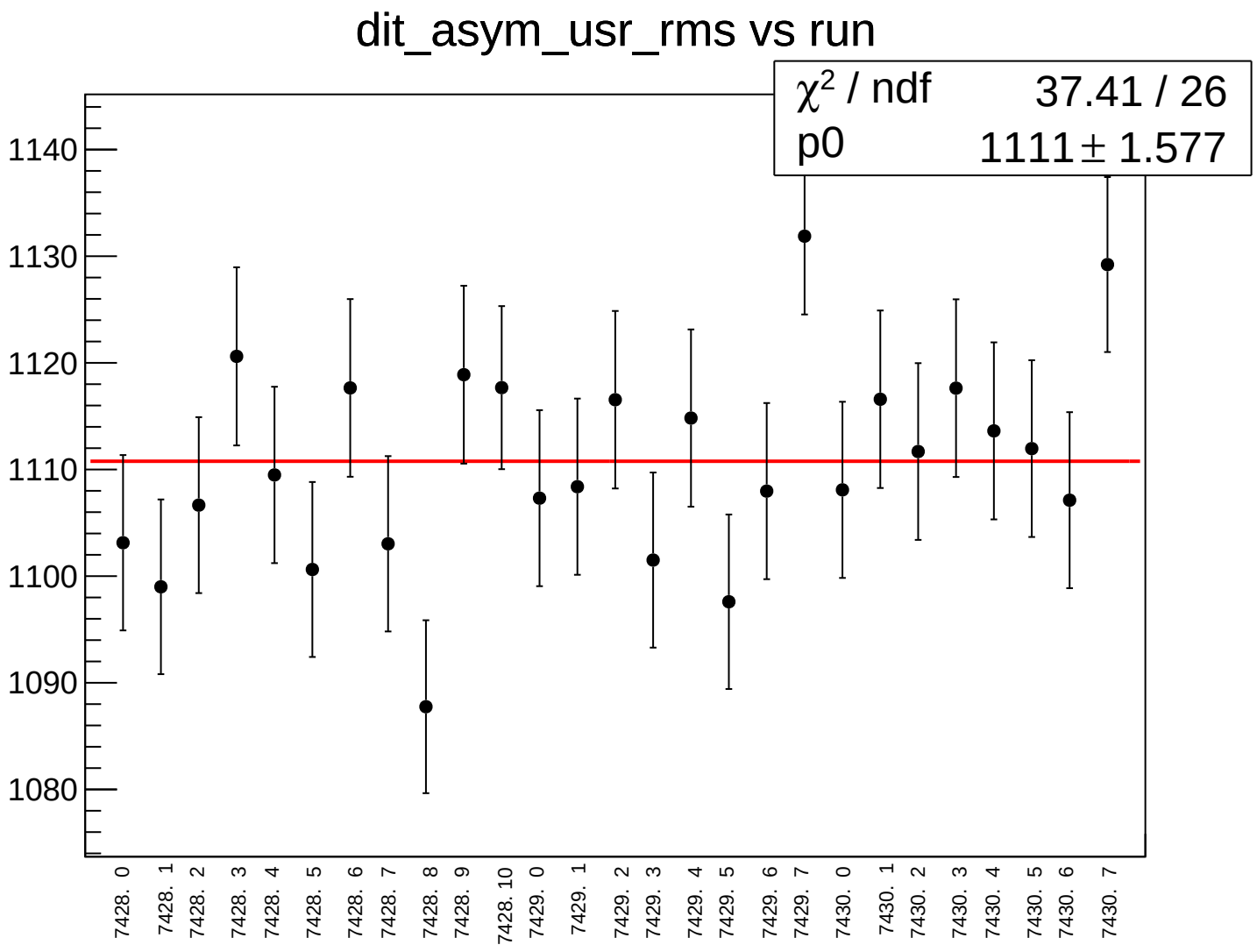
dit_asym_usr_rms vs run
χ² / ndf 37.41 / 26
p0 1111 ± 1.577
1140
1130
1120
1110
1100
1090
1080
7428. 0
7428. 1
7428. 2
7428. 3
7428. 4
7428. 5
7428. 6
7428. 7
7428. 8
7428. 9
7428. 10
7429. 0
7429. 1
7429. 2
7429. 3
7429. 4
7429. 5
7429. 6
7429. 7
7430. 0
7430. 1
7430. 2
7430. 3
7430. 4
7430. 5
7430. 6
7430. 7

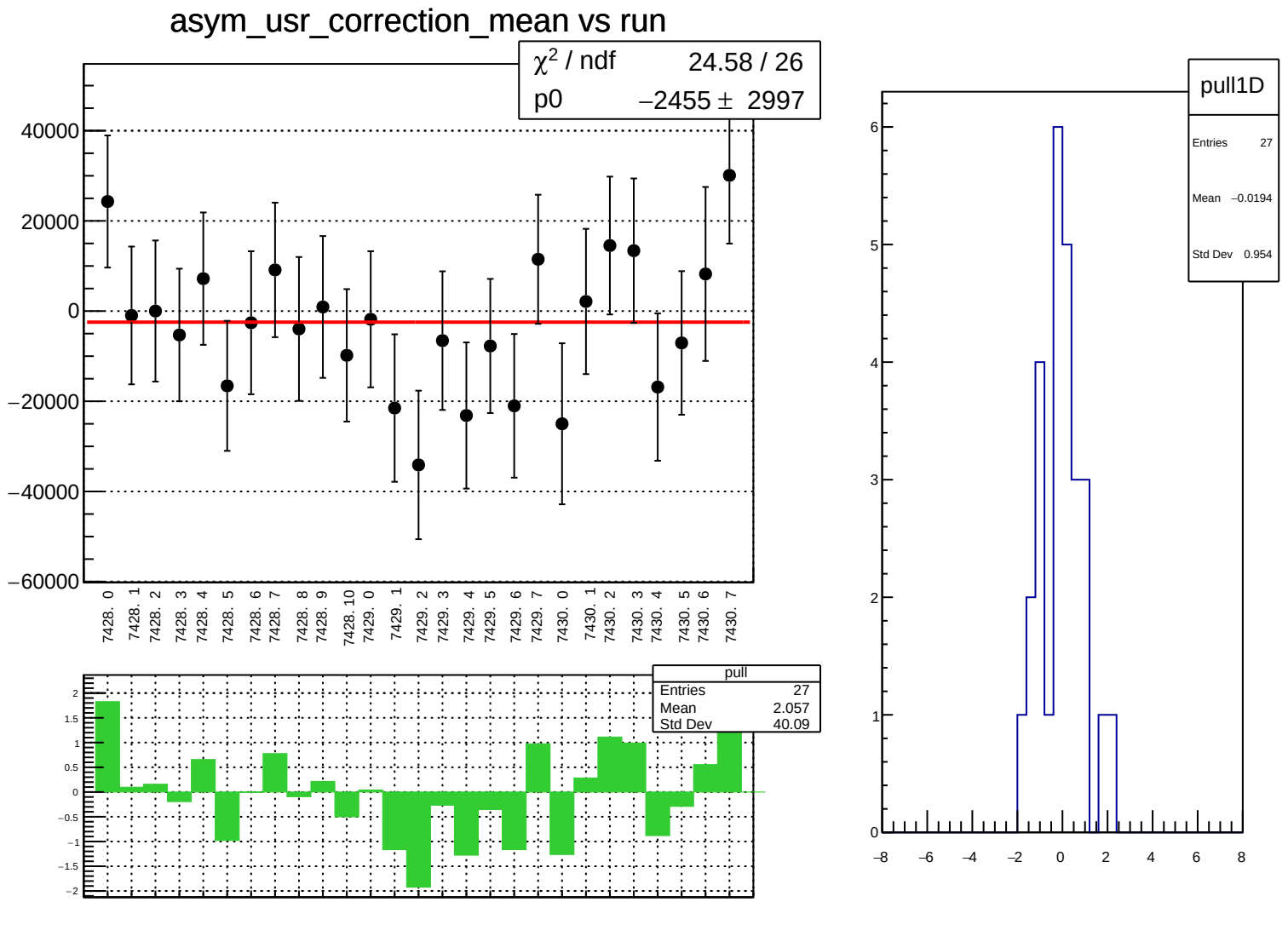
asym_usr_correction_mean vs run
χ² / ndf 24.58 / 26
p0 −2455 ± 2997
40000
20000
0
−20000
−40000
−60000
7428. 0
7428. 1
7428. 2
7428. 3
7428. 4
7428. 5
7428. 6
7428. 7
7428. 8
7428. 9
7428. 10
7429. 0
7429. 1
7429. 2
7429. 3
7429. 4
7429. 5
7429. 6
7429. 7
7430. 0
7430. 1
7430. 2
7430. 3
7430. 4
7430. 5
7430. 6
7430. 7
pull
Entries 27
Mean 2.057
Std Dev 40.09
pull1D
Entries 27
Mean −0.0194
Std Dev 0.954

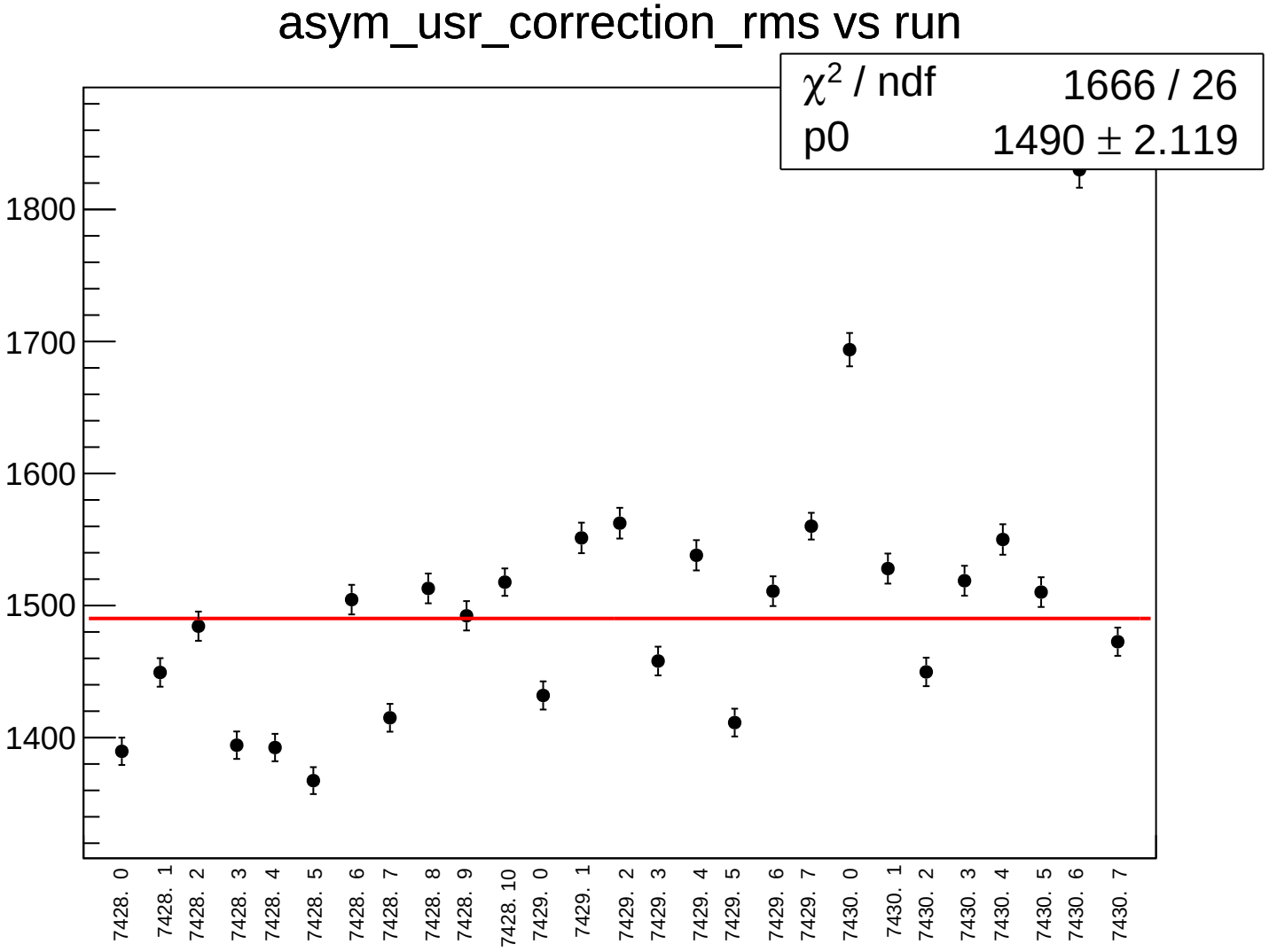
asym_usr_correction_rms vs run
χ² / ndf 1666 / 26
p0 1490 ± 2.119
1800
1700
1600
1500
1400
7428. 0
7428. 1
7428. 2
7428. 3
7428. 4
7428. 5
7428. 6
7428. 7
7428. 8
7428. 9
7428. 10
7429. 0
7429. 1
7429. 2
7429. 3
7429. 4
7429. 5
7429. 6
7429. 7
7430. 0
7430. 1
7430. 2
7430. 3
7430. 4
7430. 5
7430. 6
7430. 7

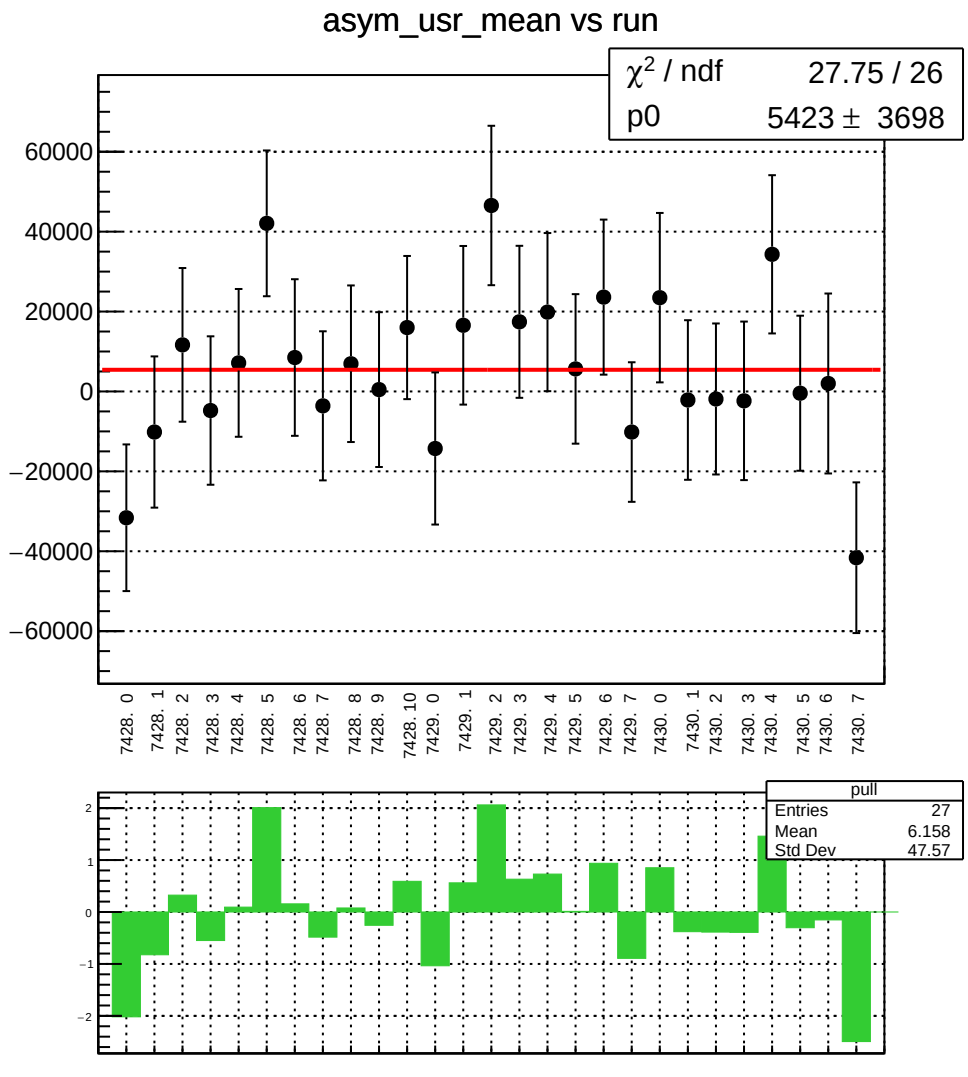
asym_usr_mean vs run
χ² / ndf 27.75 / 26
p0 5423 ± 3698
60000
40000
20000
0
−20000
−40000
−60000
7428. 0
7428. 1
7428. 2
7428. 3
7428. 4
7428. 5
7428. 6
7428. 7
7428. 8
7428. 9
7428. 10
7429. 0
7429. 1
7429. 2
7429. 3
7429. 4
7429. 5
7429. 6
7429. 7
7430. 0
7430. 1
7430. 2
7430. 3
7430. 4
7430. 5
7430. 6
7430. 7
pull
Entries 27
Mean 6.158
Std Dev 47.57
2
1
0
−1
−2

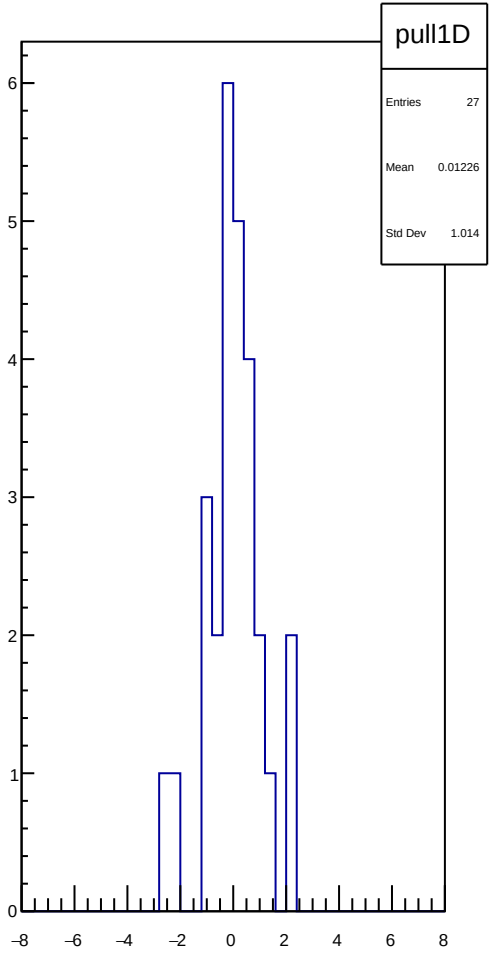
pull1D
Entries 27
Mean 0.01226
Std Dev 1.014
6
5
4
3
2
1
0
−8
−6
−4
−2
0
2
4
6
8

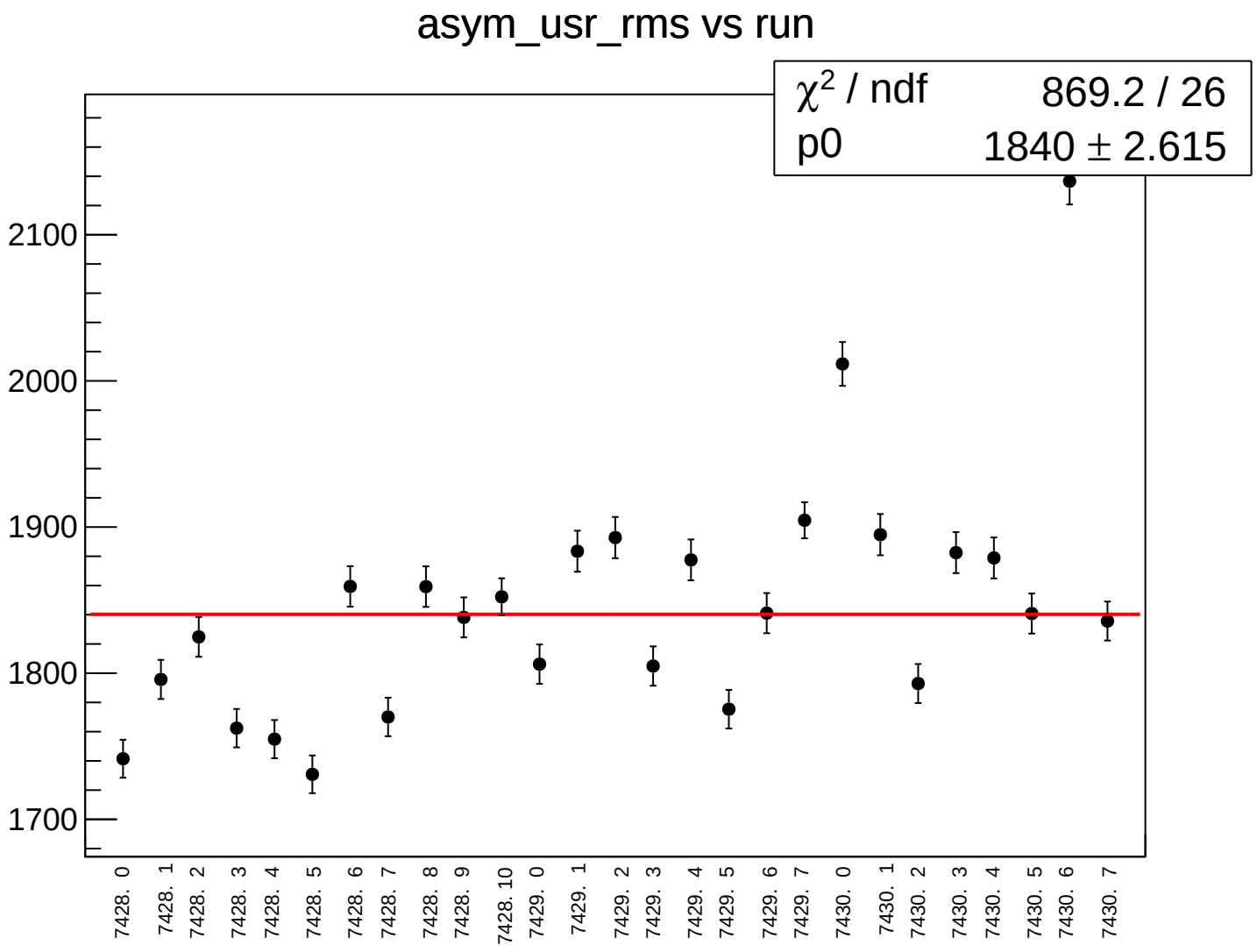
asym_usr_rms vs run
χ2 / ndf 869.2 / 26
p0 1840 ± 2.615
2100
2000
1900
1800
1700
7428. 0
7428. 1
7428. 2
7428. 3
7428. 4
7428. 5
7428. 6
7428. 7
7428. 8
7428. 9
7428. 10
7429. 0
7429. 1
7429. 2
7429. 3
7429. 4
7429. 5
7429. 6
7429. 7
7430. 0
7430. 1
7430. 2
7430. 3
7430. 4
7430. 5
7430. 6
7430. 7

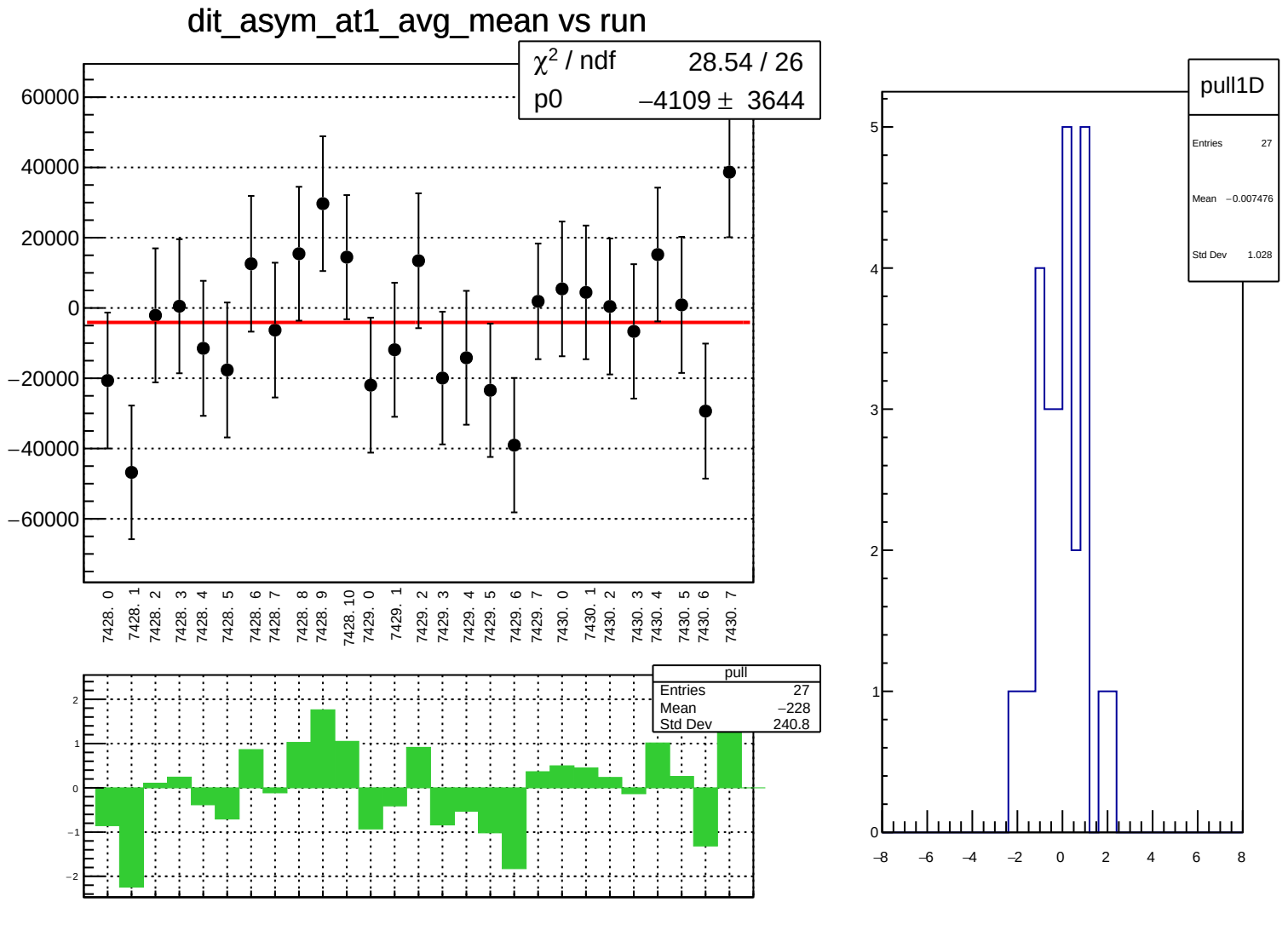
dit_asym_at1_avg_mean vs run
χ² / ndf 28.54 / 26
p0 −4109 ± 3644
60000
40000
20000
0
−20000
−40000
−60000
7428. 0
7428. 1
7428. 2
7428. 3
7428. 4
7428. 5
7428. 6
7428. 7
7428. 8
7428. 9
7428. 10
7429. 0
7429. 1
7429. 2
7429. 3
7429. 4
7429. 5
7429. 6
7429. 7
7430. 0
7430. 1
7430. 2
7430. 3
7430. 4
7430. 5
7430. 6
7430. 7
pull
Entries 27
Mean −228
Std Dev 240.8
2
1
0
−1
−2
pull1D
Entries 27
Mean −0.007476
Std Dev 1.028
5
4
3
2
1
0
−8
−6
−4
−2
0
2
4
6
8

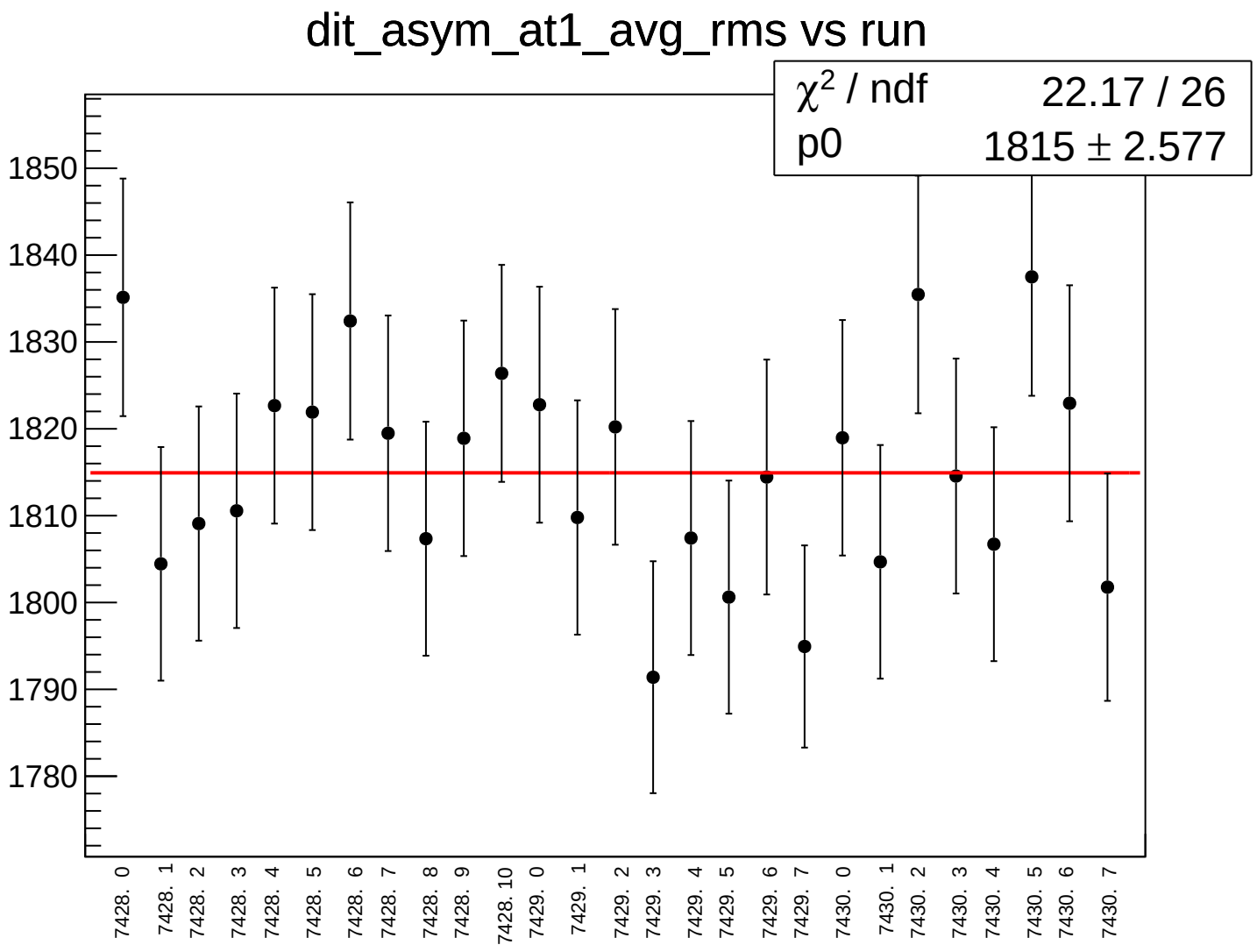
dit_asym_at1_avg_rms vs run
χ² / ndf 22.17 / 26
p0 1815 ± 2.577
1850
1840
1830
1820
1810
1800
1790
1780
7428. 0
7428. 1
7428. 2
7428. 3
7428. 4
7428. 5
7428. 6
7428. 7
7428. 8
7428. 9
7428. 10
7429. 0
7429. 1
7429. 2
7429. 3
7429. 4
7429. 5
7429. 6
7429. 7
7430. 0
7430. 1
7430. 2
7430. 3
7430. 4
7430. 5
7430. 6
7430. 7

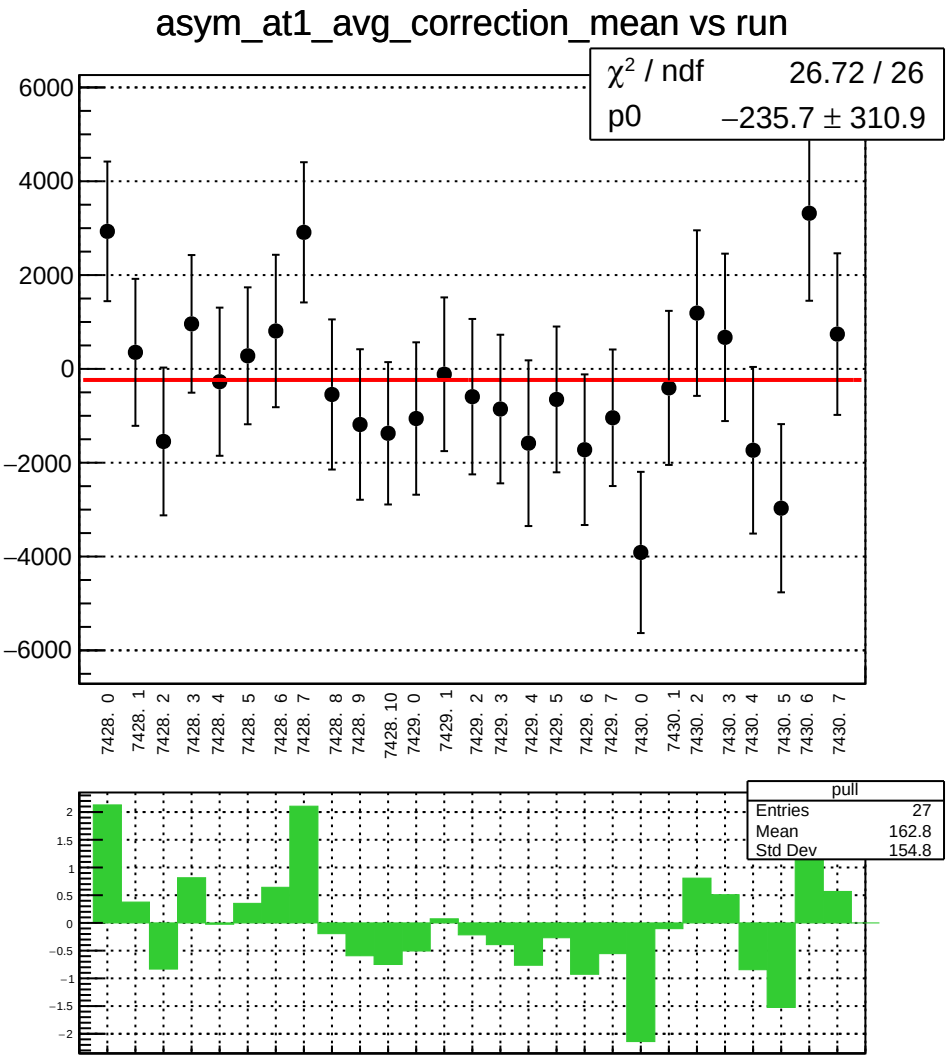
asym_at1_avg_correction_mean vs run
χ² / ndf 26.72 / 26
p0 −235.7 ± 310.9
6000
4000
2000
0
−2000
−4000
−6000
7428. 0
7428. 1
7428. 2
7428. 3
7428. 4
7428. 5
7428. 6
7428. 7
7428. 8
7428. 9
7428. 10
7429. 0
7429. 1
7429. 2
7429. 3
7429. 4
7429. 5
7429. 6
7429. 7
7430. 0
7430. 1
7430. 2
7430. 3
7430. 4
7430. 5
7430. 6
7430. 7
pull
Entries 27
Mean 162.8
Std Dev 154.8
2
1.5
1
0.5
0
−0.5
−1
−1.5
−2

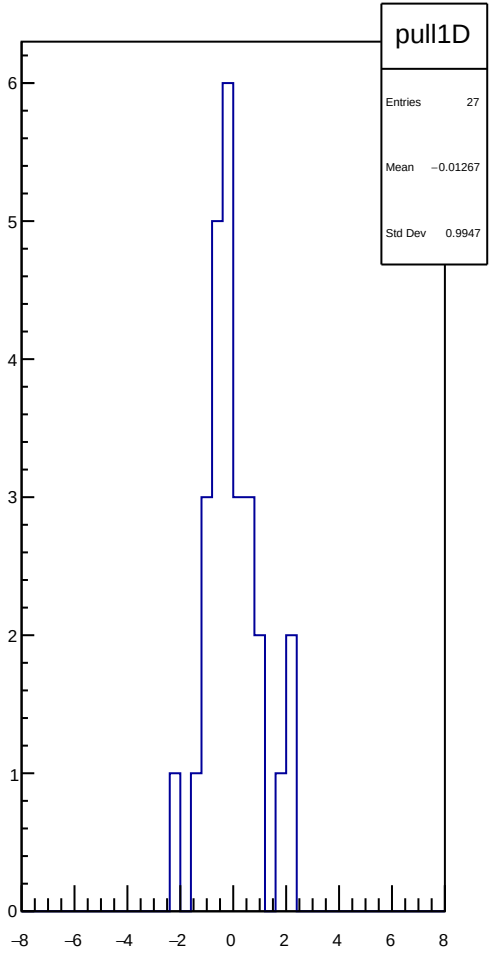
pull1D
Entries 27
Mean −0.01267
Std Dev 0.9947
6
5
4
3
2
1
0
−8
−6
−4
−2
0
2
4
6
8

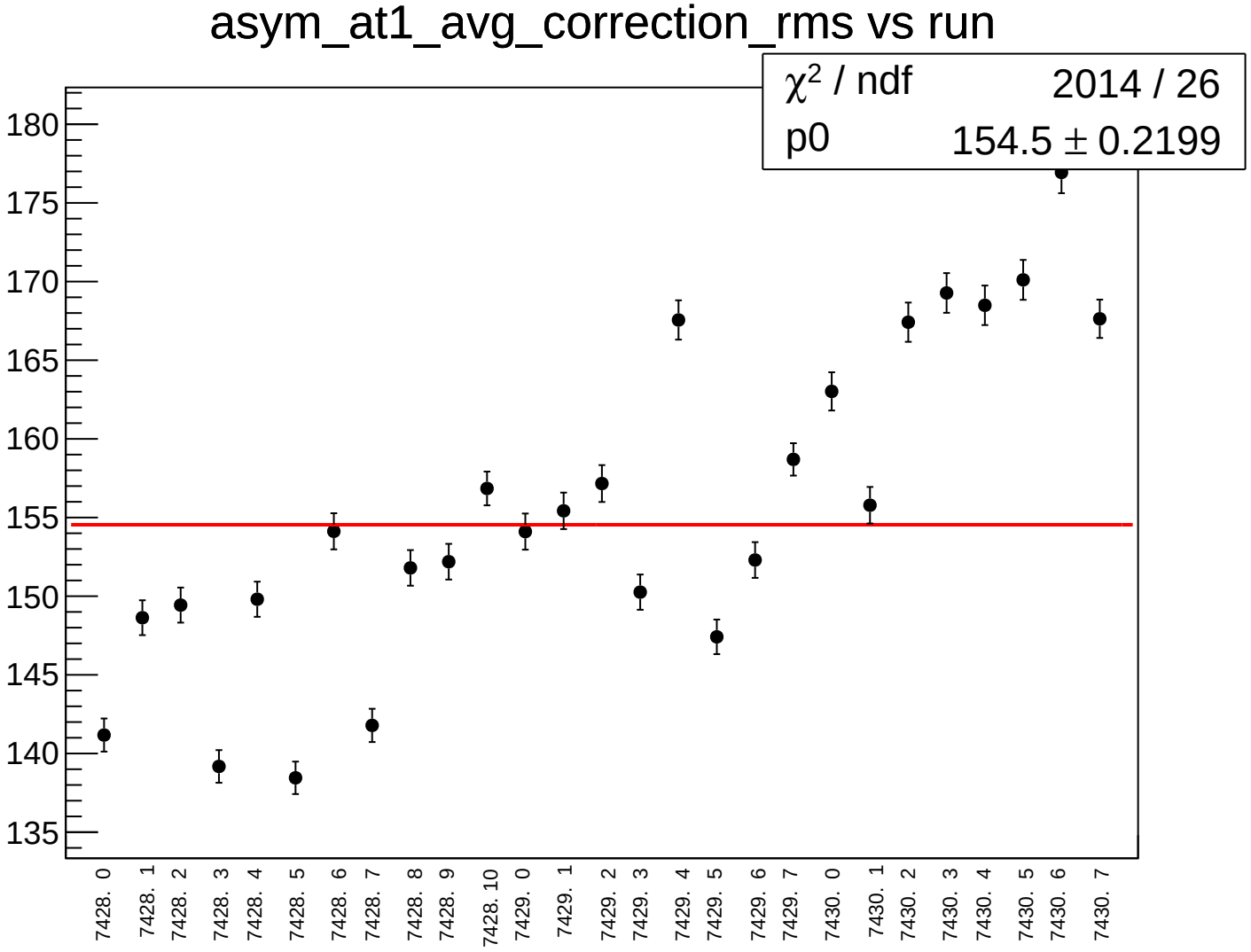
asym_at1_avg_correction_rms vs run
χ2 / ndf 2014 / 26
p0 154.5 ± 0.2199
180
175
170
165
160
155
150
145
140
135
7428. 0
7428. 1
7428. 2
7428. 3
7428. 4
7428. 5
7428. 6
7428. 7
7428. 8
7428. 9
7428. 10
7429. 0
7429. 1
7429. 2
7429. 3
7429. 4
7429. 5
7429. 6
7429. 7
7430. 0
7430. 1
7430. 2
7430. 3
7430. 4
7430. 5
7430. 6
7430. 7

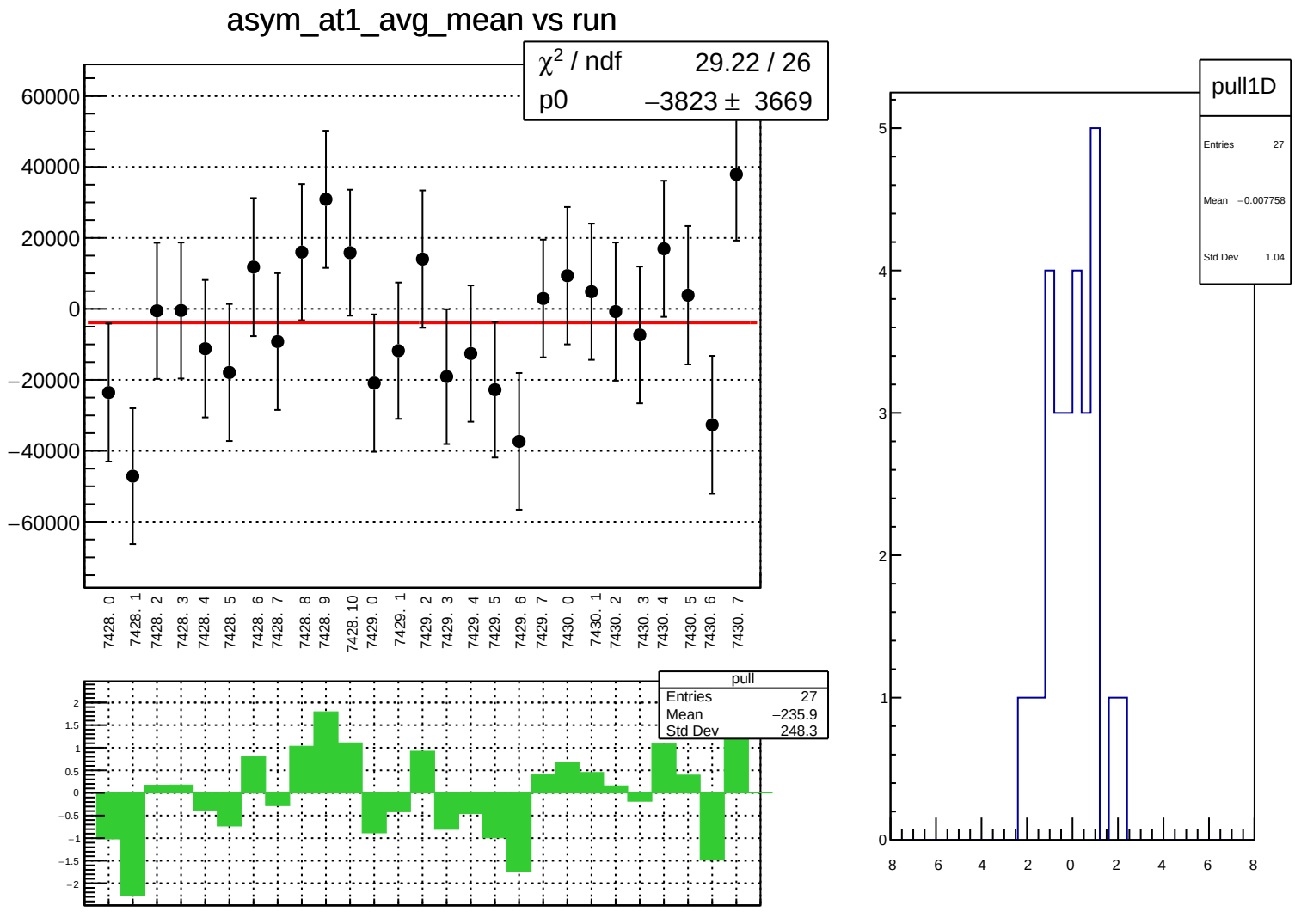
asym_at1_avg_mean vs run
χ² / ndf 29.22 / 26
p0 −3823 ± 3669
60000
40000
20000
0
−20000
−40000
−60000
7428. 0
7428. 1
7428. 2
7428. 3
7428. 4
7428. 5
7428. 6
7428. 7
7428. 8
7428. 9
7428. 10
7429. 0
7429. 1
7429. 2
7429. 3
7429. 4
7429. 5
7429. 6
7429. 7
7430. 0
7430. 1
7430. 2
7430. 3
7430. 4
7430. 5
7430. 6
7430. 7
pull
Entries 27
Mean −235.9
Std Dev 248.3
2
1.5
1
0.5
0
−0.5
−1
−1.5
−2
pull1D
Entries 27
Mean −0.007758
Std Dev 1.04
5
4
3
2
1
0
−8
−6
−4
−2
0
2
4
6
8

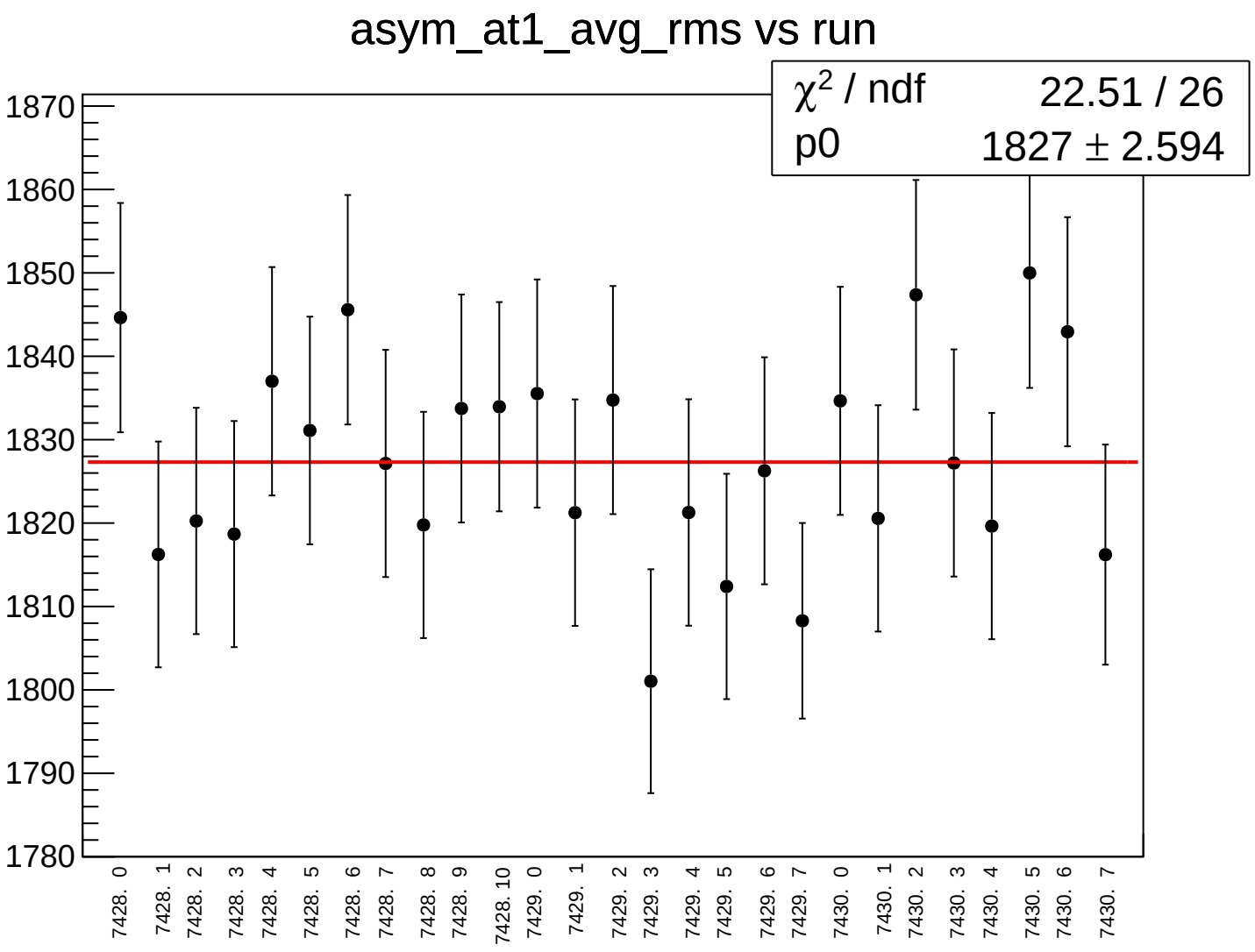
asym_at1_avg_rms vs run
χ² / ndf 22.51 / 26
p0 1827 ± 2.594
1870
1860
1850
1840
1830
1820
1810
1800
1790
1780
7428. 0
7428. 1
7428. 2
7428. 3
7428. 4
7428. 5
7428. 6
7428. 7
7428. 8
7428. 9
7428. 10
7429. 0
7429. 1
7429. 2
7429. 3
7429. 4
7429. 5
7429. 6
7429. 7
7430. 0
7430. 1
7430. 2
7430. 3
7430. 4
7430. 5
7430. 6
7430. 7

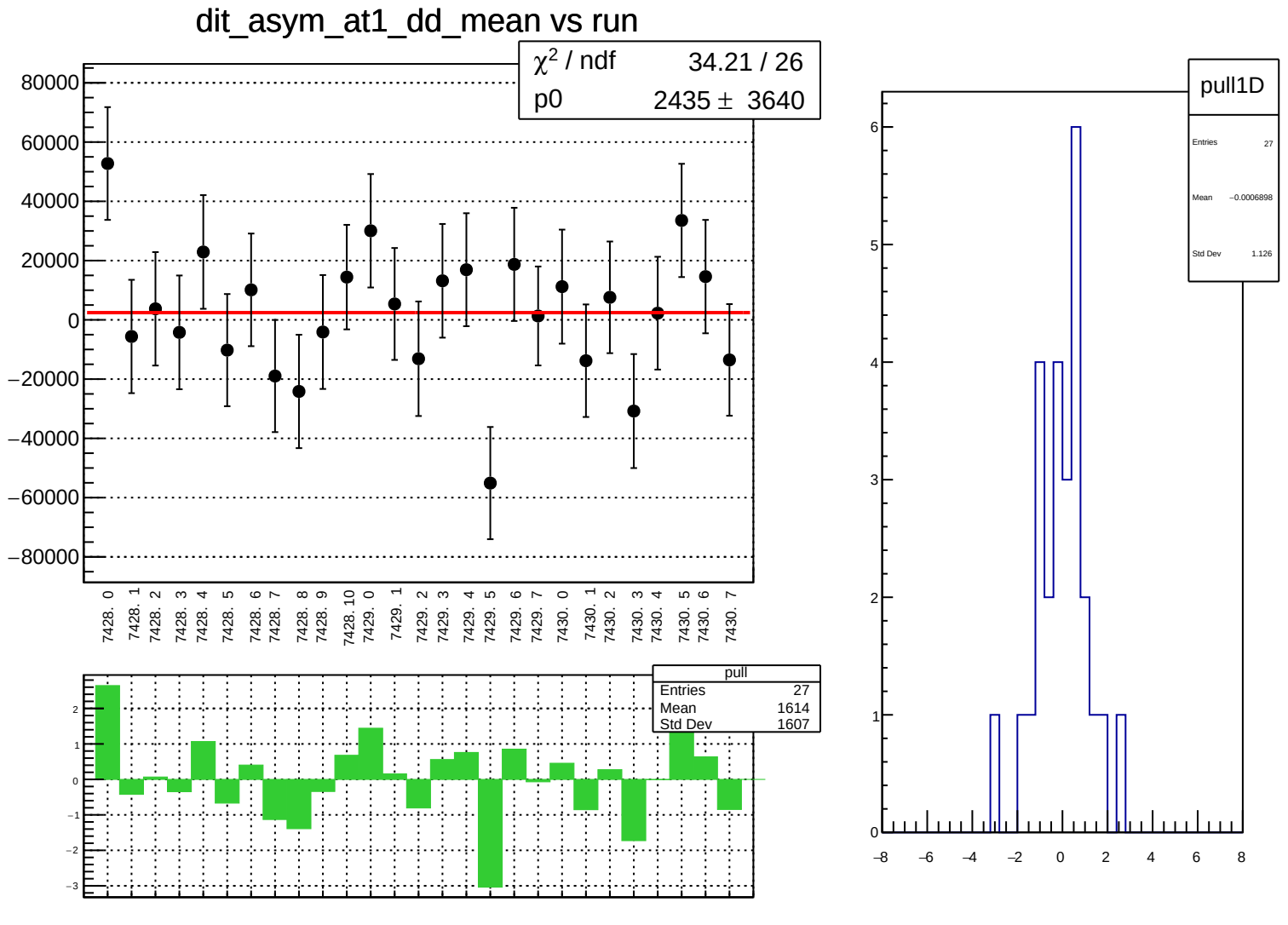
dit_asym_at1_dd_mean vs run
χ² / ndf 34.21 / 26
p0 2435 ± 3640
80000
60000
40000
20000
0
−20000
−40000
−60000
−80000
7428. 0
7428. 1
7428. 2
7428. 3
7428. 4
7428. 5
7428. 6
7428. 7
7428. 8
7428. 9
7428. 10
7429. 0
7429. 1
7429. 2
7429. 3
7429. 4
7429. 5
7429. 6
7429. 7
7430. 0
7430. 1
7430. 2
7430. 3
7430. 4
7430. 5
7430. 6
7430. 7
pull
Entries 27
Mean 1614
Std Dev 1607
pull1D
Entries 27
Mean −0.0006898
Std Dev 1.126

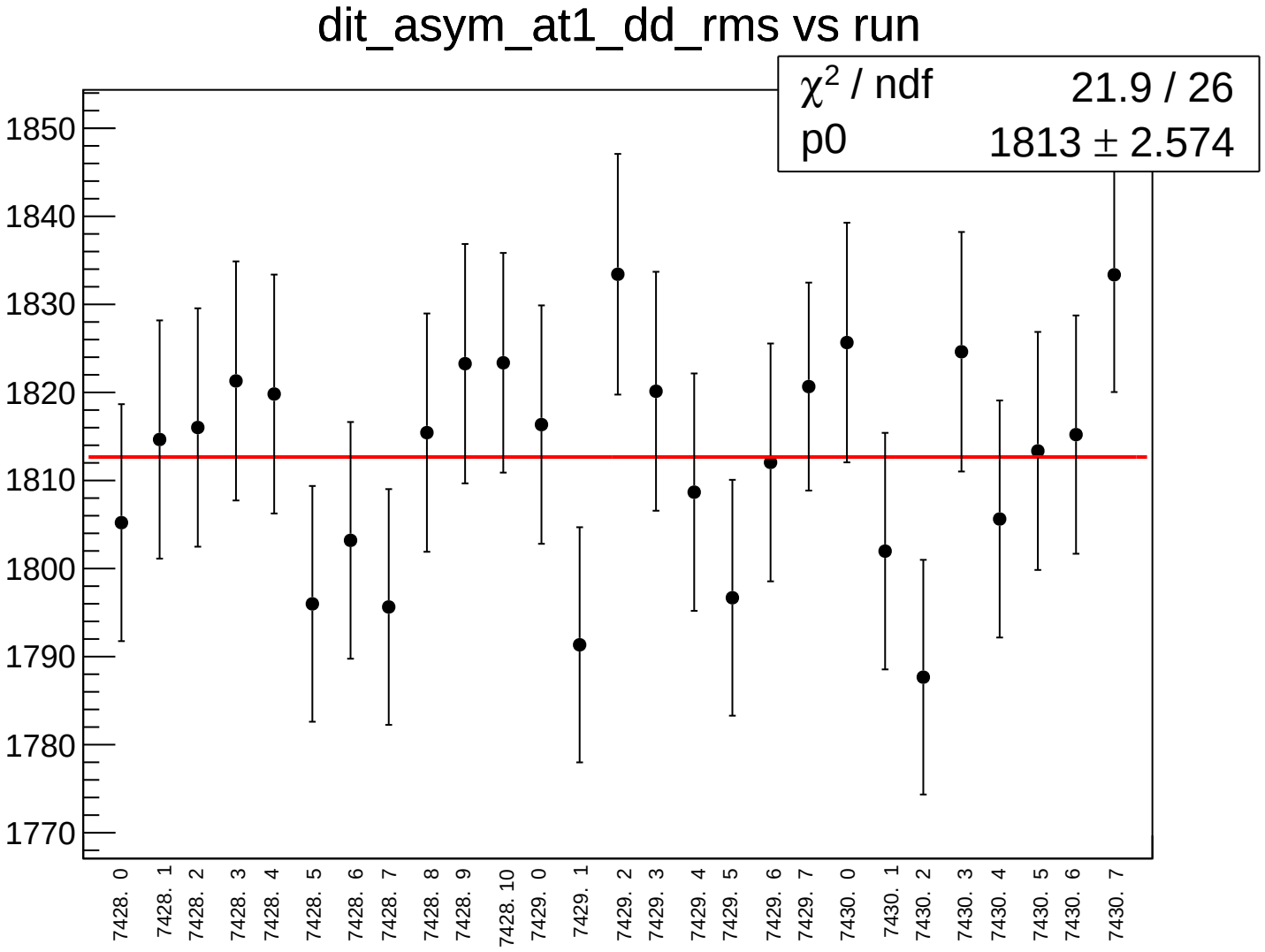
dit_asym_at1_dd_rms vs run
χ2 / ndf 21.9 / 26
p0 1813 ± 2.574
1850
1840
1830
1820
1810
1800
1790
1780
1770
7428. 0
7428. 1
7428. 2
7428. 3
7428. 4
7428. 5
7428. 6
7428. 7
7428. 8
7428. 9
7428. 10
7429. 0
7429. 1
7429. 2
7429. 3
7429. 4
7429. 5
7429. 6
7429. 7
7430. 0
7430. 1
7430. 2
7430. 3
7430. 4
7430. 5
7430. 6
7430. 7

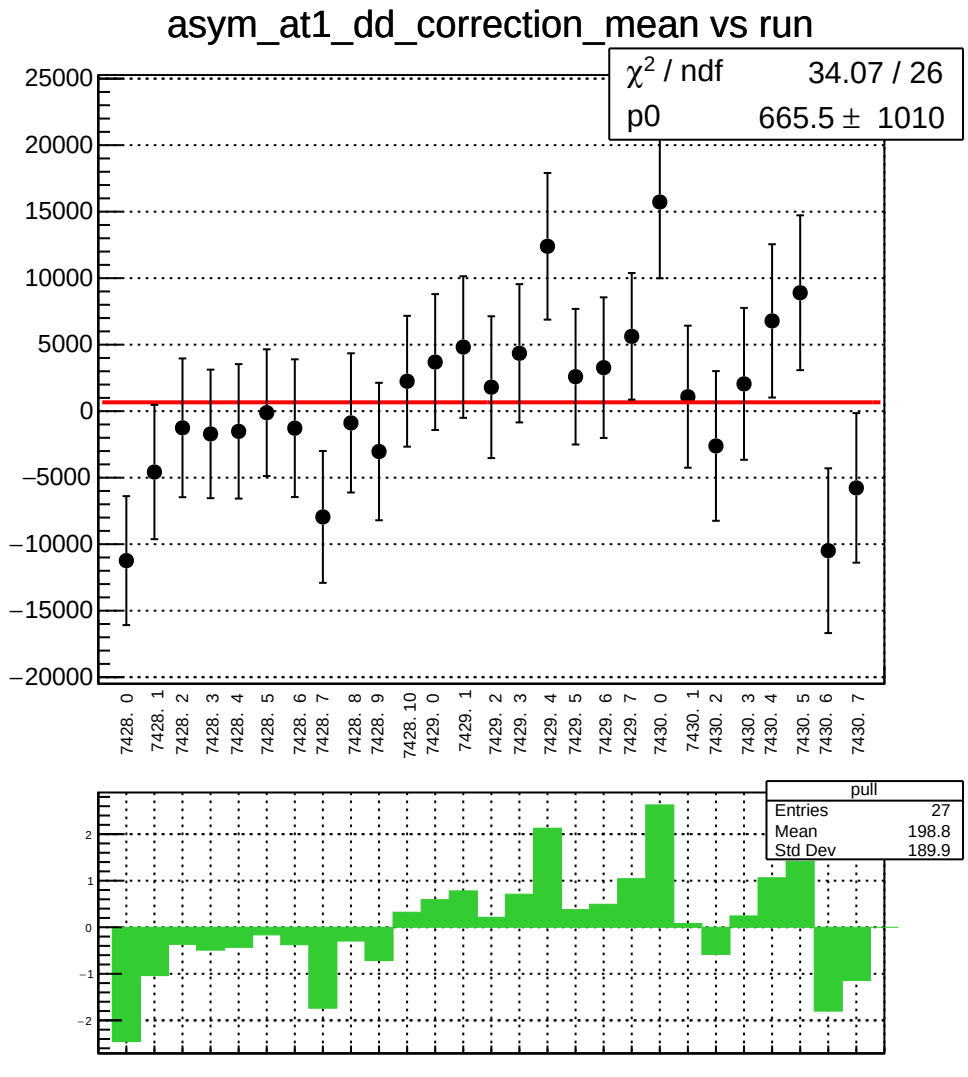
asym_at1_dd_correction_mean vs run
χ² / ndf 34.07 / 26
p0 665.5 ± 1010
25000
20000
15000
10000
5000
0
−5000
−10000
−15000
−20000
7428. 0
7428. 1
7428. 2
7428. 3
7428. 4
7428. 5
7428. 6
7428. 7
7428. 8
7428. 9
7428. 10
7429. 0
7429. 1
7429. 2
7429. 3
7429. 4
7429. 5
7429. 6
7429. 7
7430. 0
7430. 1
7430. 2
7430. 3
7430. 4
7430. 5
7430. 6
7430. 7
pull
Entries 27
Mean 198.8
Std Dev 189.9
2
1
0
−1
−2

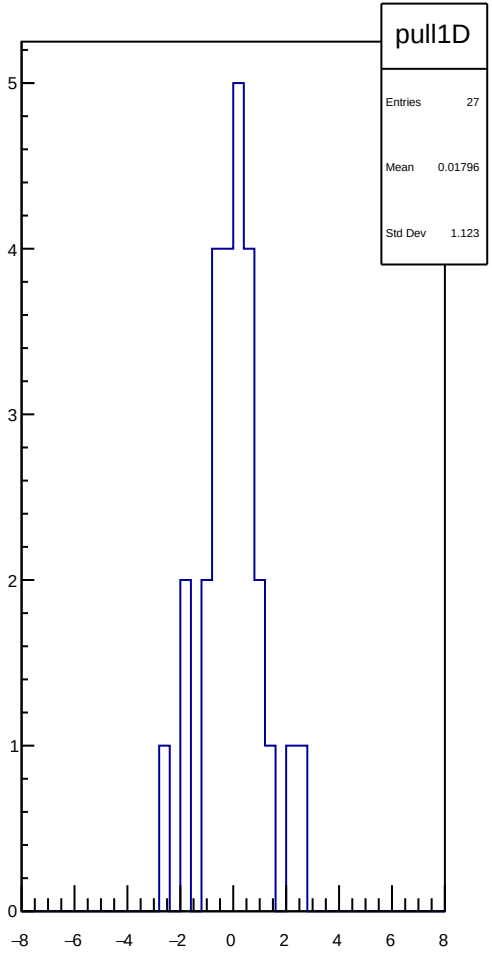
pull1D
Entries 27
Mean 0.01796
Std Dev 1.123
5
4
3
2
1
0
−8
−6
−4
−2
0
2
4
6
8

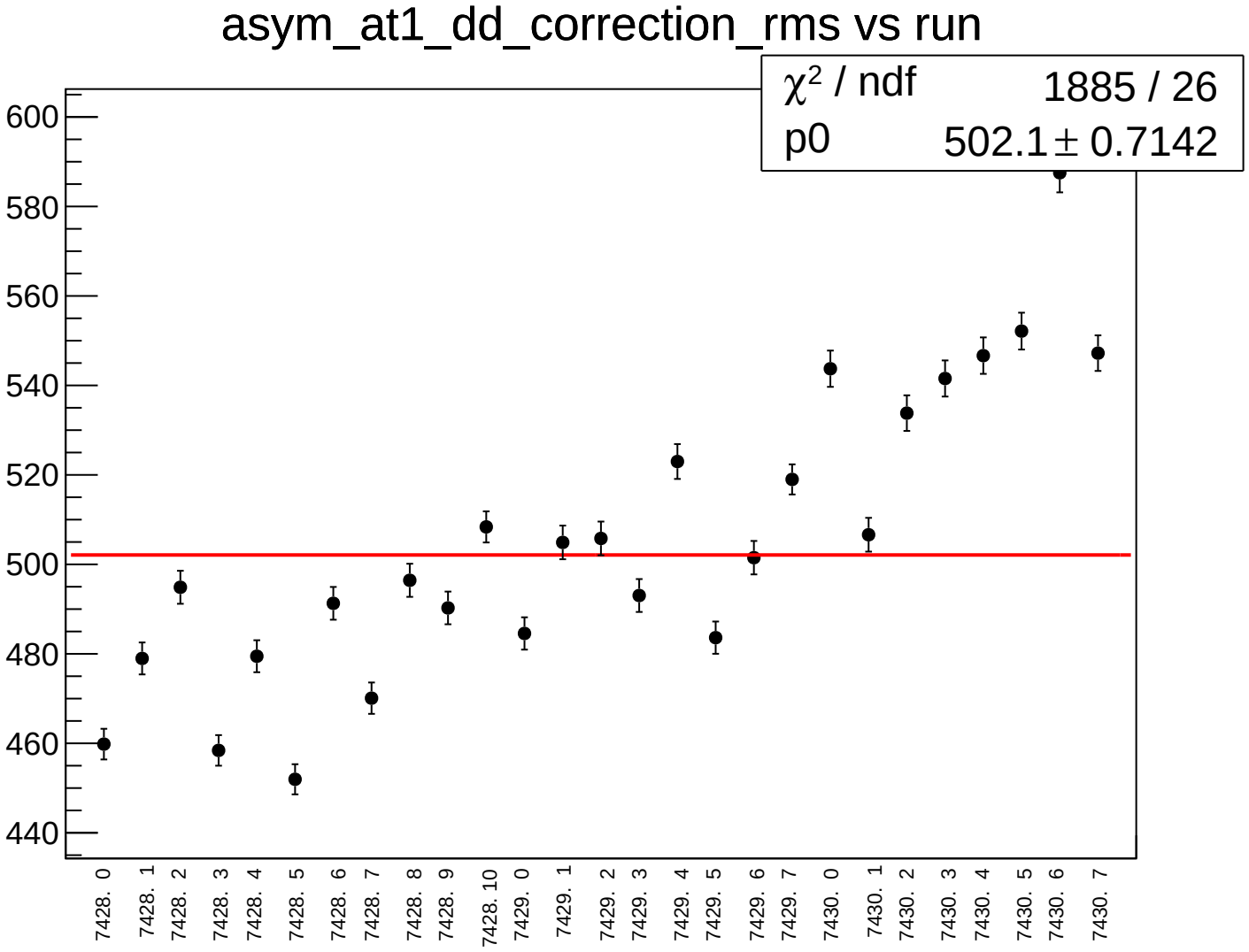
asym_at1_dd_correction_rms vs run
χ² / ndf 1885 / 26
p0 502.1 ± 0.7142
600
580
560
540
520
500
480
460
440
7428. 0
7428. 1
7428. 2
7428. 3
7428. 4
7428. 5
7428. 6
7428. 7
7428. 8
7428. 9
7428. 10
7429. 0
7429. 1
7429. 2
7429. 3
7429. 4
7429. 5
7429. 6
7429. 7
7430. 0
7430. 1
7430. 2
7430. 3
7430. 4
7430. 5
7430. 6
7430. 7

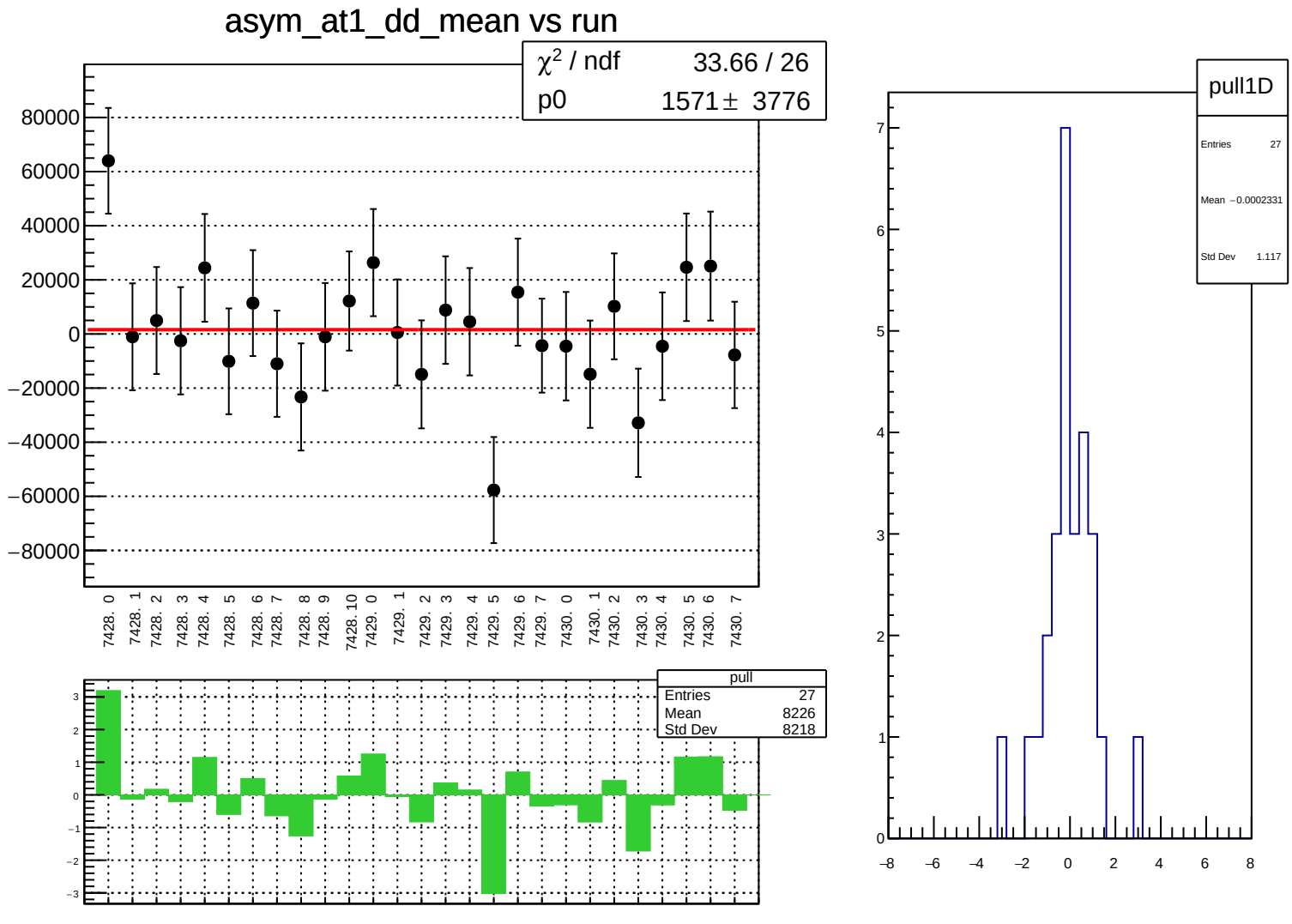
asym_at1_dd_mean vs run
χ2 / ndf 33.66 / 26
p0 1571 ± 3776
80000
60000
40000
20000
0
−20000
−40000
−60000
−80000
7428. 0
7428. 1
7428. 2
7428. 3
7428. 4
7428. 5
7428. 6
7428. 7
7428. 8
7428. 9
7428. 10
7429. 0
7429. 1
7429. 2
7429. 3
7429. 4
7429. 5
7429. 6
7429. 7
7430. 0
7430. 1
7430. 2
7430. 3
7430. 4
7430. 5
7430. 6
7430. 7
pull
Entries 27
Mean 8226
Std Dev 8218
pull1D
Entries 27
Mean −0.0002331
Std Dev 1.117

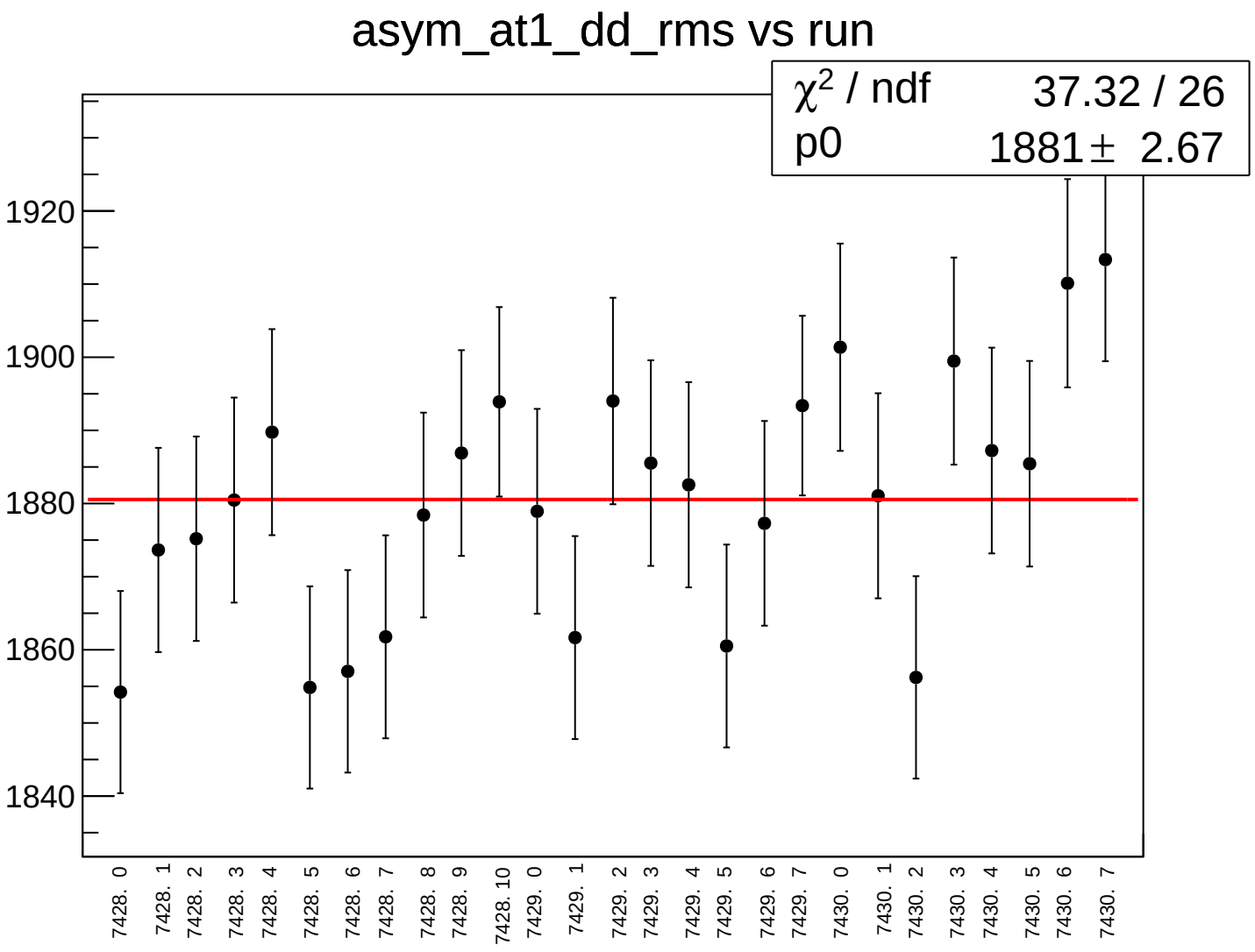
asym_at1_dd_rms vs run
χ2 / ndf 37.32 / 26
p0 1881 ± 2.67
1920
1900
1880
1860
1840
7428. 0
7428. 1
7428. 2
7428. 3
7428. 4
7428. 5
7428. 6
7428. 7
7428. 8
7428. 9
7428. 10
7429. 0
7429. 1
7429. 2
7429. 3
7429. 4
7429. 5
7429. 6
7429. 7
7430. 0
7430. 1
7430. 2
7430. 3
7430. 4
7430. 5
7430. 6
7430. 7

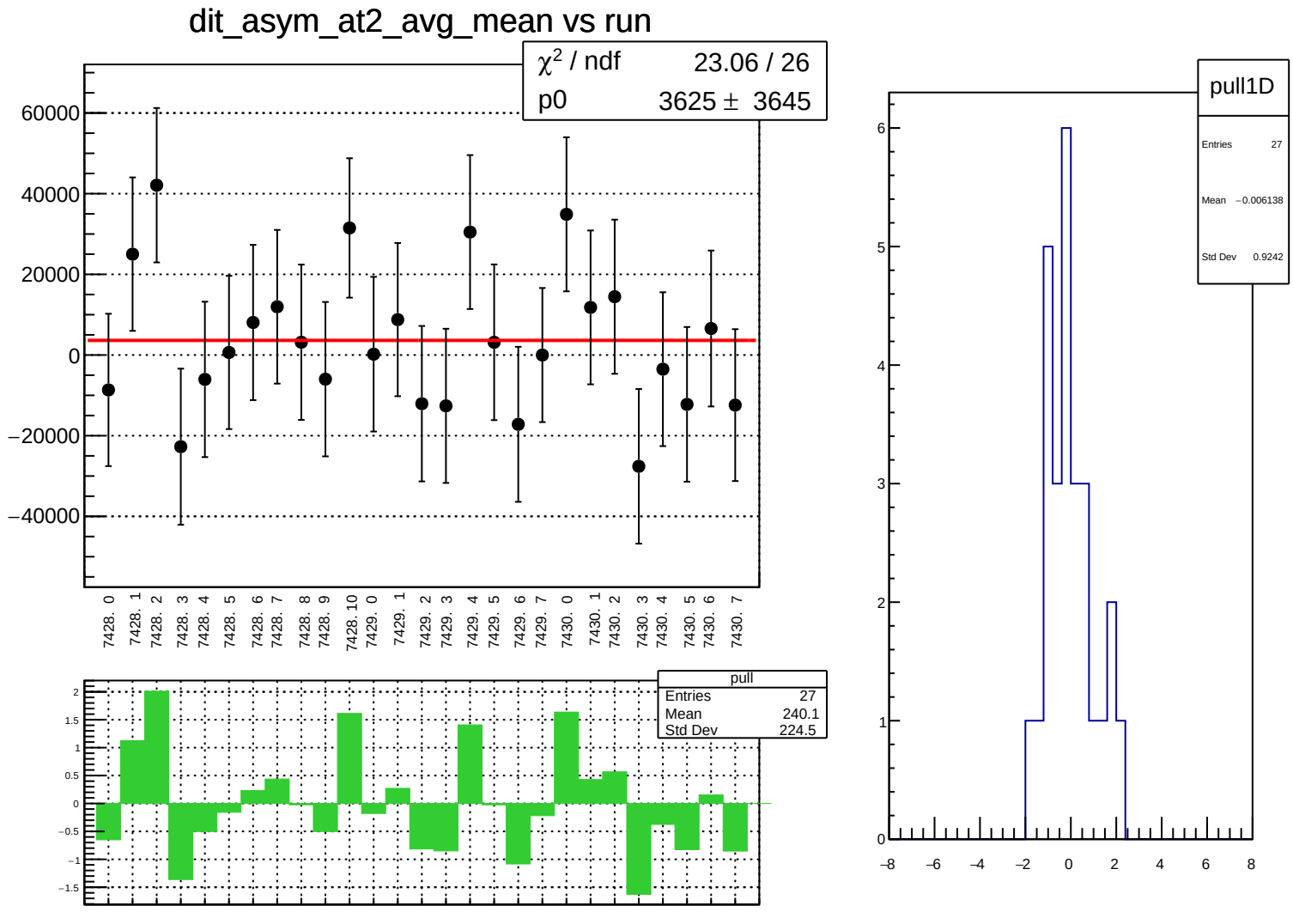
dit_asym_at2_avg_mean vs run
χ² / ndf 23.06 / 26
p0 3625 ± 3645
60000
40000
20000
0
−20000
−40000
7428. 0
7428. 1
7428. 2
7428. 3
7428. 4
7428. 5
7428. 6
7428. 7
7428. 8
7428. 9
7428. 10
7429. 0
7429. 1
7429. 2
7429. 3
7429. 4
7429. 5
7429. 6
7429. 7
7430. 0
7430. 1
7430. 2
7430. 3
7430. 4
7430. 5
7430. 6
7430. 7
pull
Entries 27
Mean 240.1
Std Dev 224.5
2
1.5
1
0.5
0
−0.5
−1
−1.5
pull1D
Entries 27
Mean −0.006138
Std Dev 0.9242
6
5
4
3
2
1
0
−8
−6
−4
−2
0
2
4
6
8

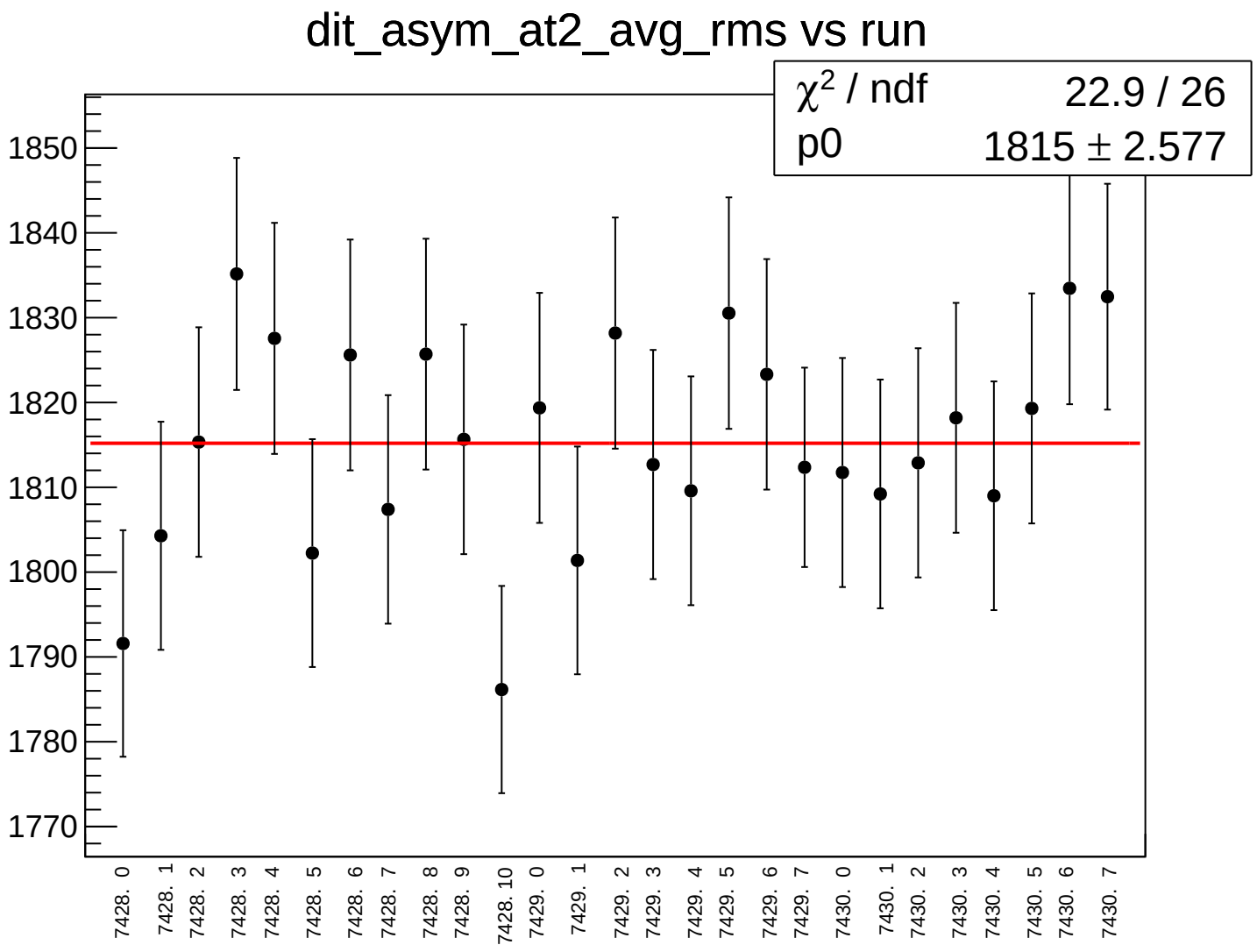
dit_asym_at2_avg_rms vs run
χ² / ndf 22.9 / 26
p0 1815 ± 2.577
1850
1840
1830
1820
1810
1800
1790
1780
1770
7428. 0
7428. 1
7428. 2
7428. 3
7428. 4
7428. 5
7428. 6
7428. 7
7428. 8
7428. 9
7428. 10
7429. 0
7429. 1
7429. 2
7429. 3
7429. 4
7429. 5
7429. 6
7429. 7
7430. 0
7430. 1
7430. 2
7430. 3
7430. 4
7430. 5
7430. 6
7430. 7

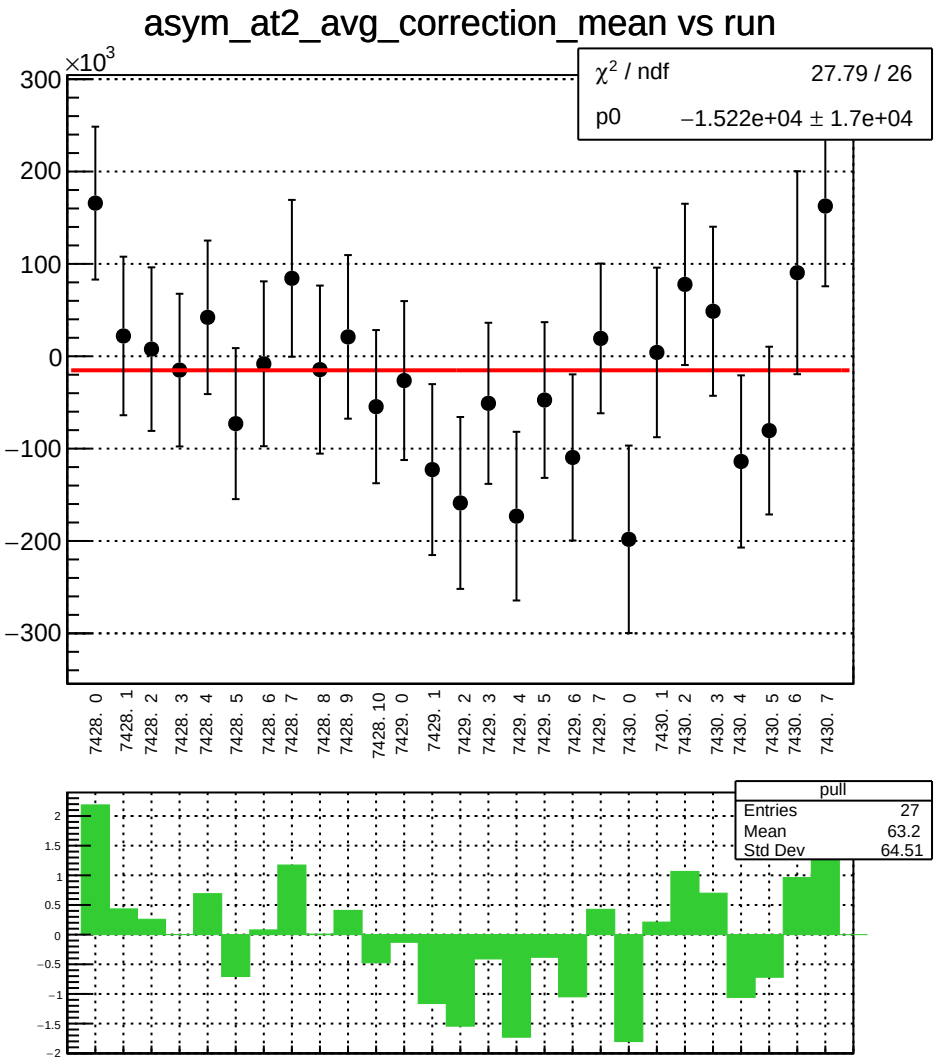
asym_at2_avg_correction_mean vs run
×10^3
χ² / ndf 27.79 / 26
p0 −1.522e+04 ± 1.7e+04
300
200
100
0
−100
−200
−300
7428. 0
7428. 1
7428. 2
7428. 3
7428. 4
7428. 5
7428. 6
7428. 7
7428. 8
7428. 9
7428. 10
7429. 0
7429. 1
7429. 2
7429. 3
7429. 4
7429. 5
7429. 6
7429. 7
7430. 0
7430. 1
7430. 2
7430. 3
7430. 4
7430. 5
7430. 6
7430. 7
pull
Entries 27
Mean 63.2
Std Dev 64.51
2
1.5
1
0.5
0
−0.5
−1
−1.5
−2

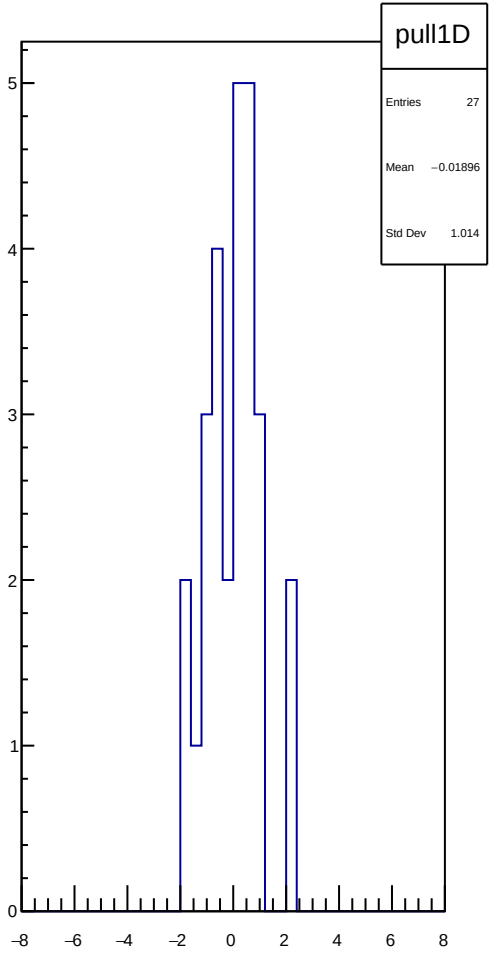
pull1D
Entries 27
Mean −0.01896
Std Dev 1.014
5
4
3
2
1
0
−8
−6
−4
−2
0
2
4
6
8

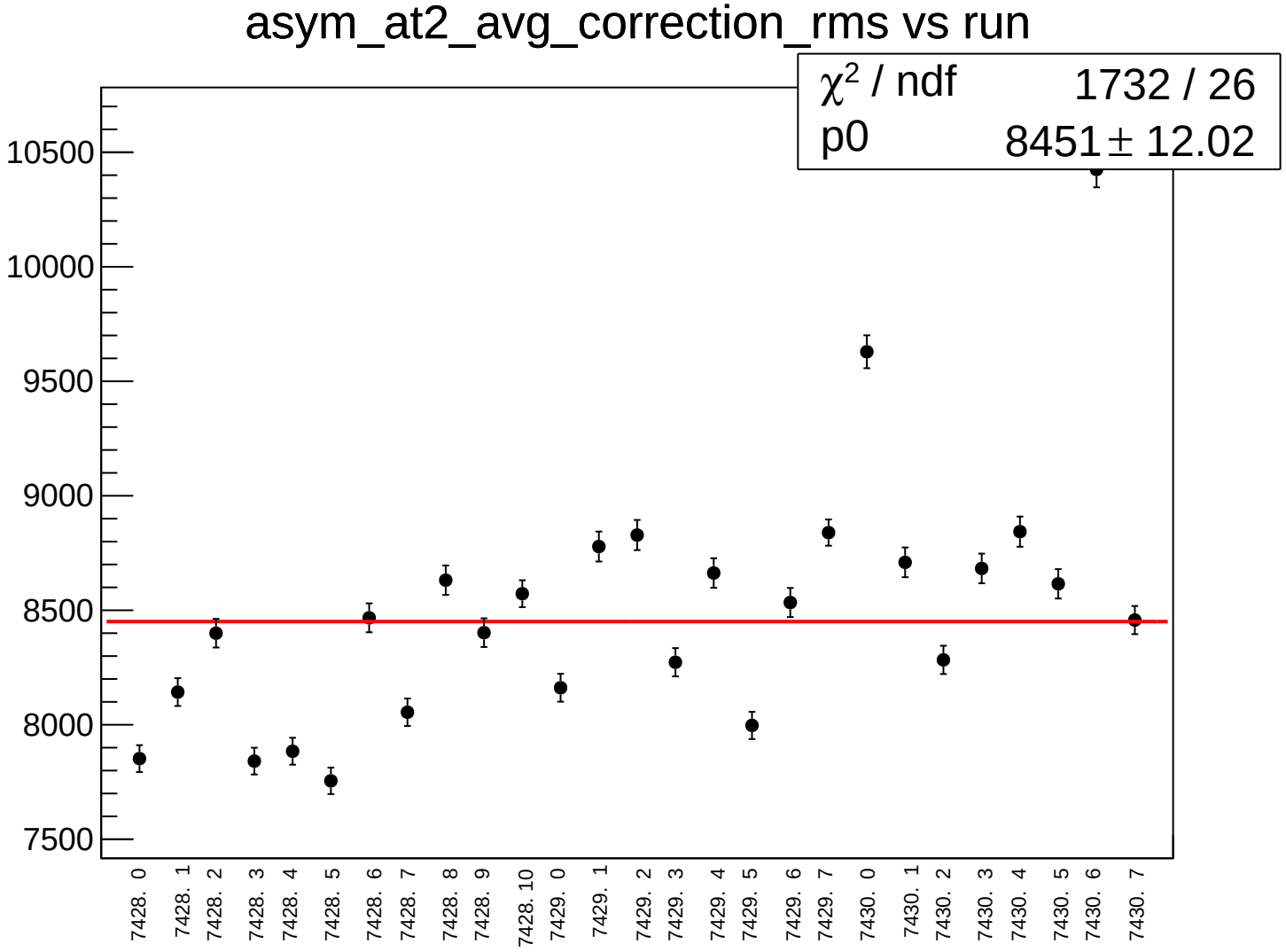
asym_at2_avg_correction_rms vs run
χ² / ndf 1732 / 26
p0 8451 ± 12.02
10500
10000
9500
9000
8500
8000
7500
7428. 0
7428. 1
7428. 2
7428. 3
7428. 4
7428. 5
7428. 6
7428. 7
7428. 8
7428. 9
7428. 10
7429. 0
7429. 1
7429. 2
7429. 3
7429. 4
7429. 5
7429. 6
7429. 7
7430. 0
7430. 1
7430. 2
7430. 3
7430. 4
7430. 5
7430. 6
7430. 7

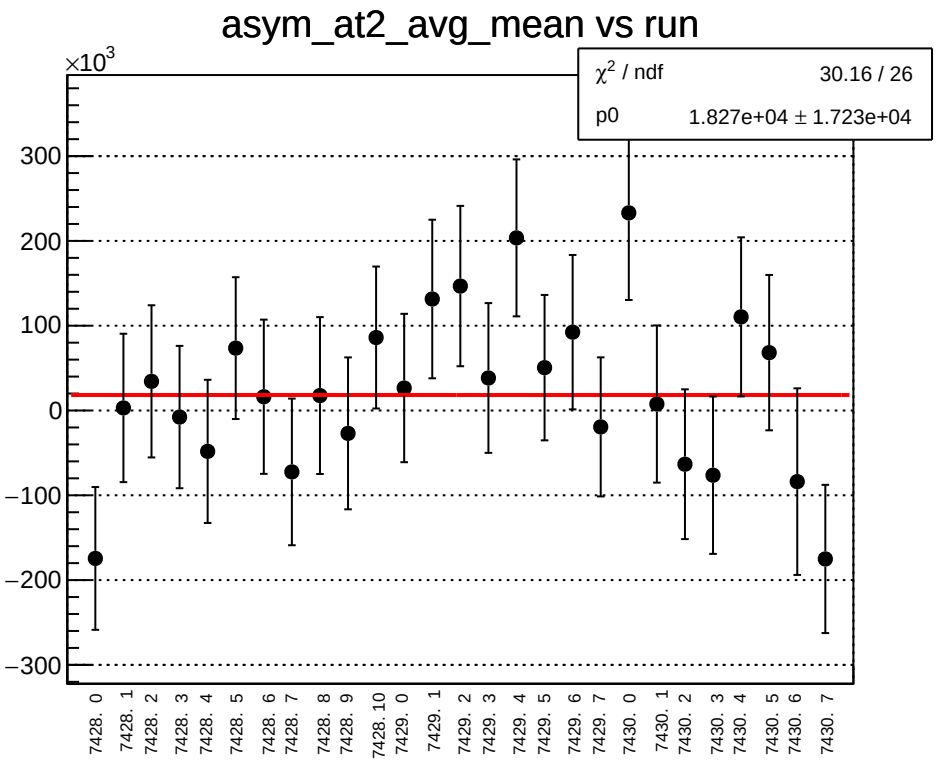
asym_at2_avg_mean vs run
×10^3
χ^2 / ndf 30.16 / 26
p0 1.827e+04 ± 1.723e+04
300
200
100
0
−100
−200
−300
7428. 0
7428. 1
7428. 2
7428. 3
7428. 4
7428. 5
7428. 6
7428. 7
7428. 8
7428. 9
7428. 10
7429. 0
7429. 1
7429. 2
7429. 3
7429. 4
7429. 5
7429. 6
7429. 7
7430. 0
7430. 1
7430. 2
7430. 3
7430. 4
7430. 5
7430. 6
7430. 7

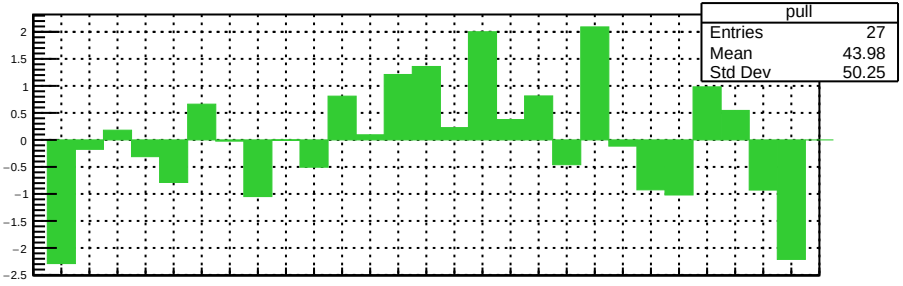
pull
Entries 27
Mean 43.98
Std Dev 50.25
2
1.5
1
0.5
0
−0.5
−1
−1.5
−2
−2.5

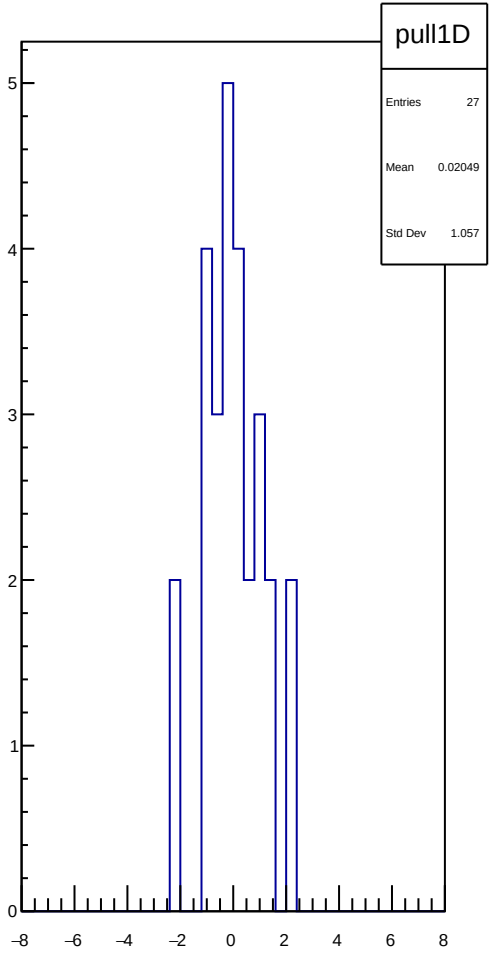
pull1D
Entries 27
Mean 0.02049
Std Dev 1.057
5
4
3
2
1
0
−8
−6
−4
−2
0
2
4
6
8

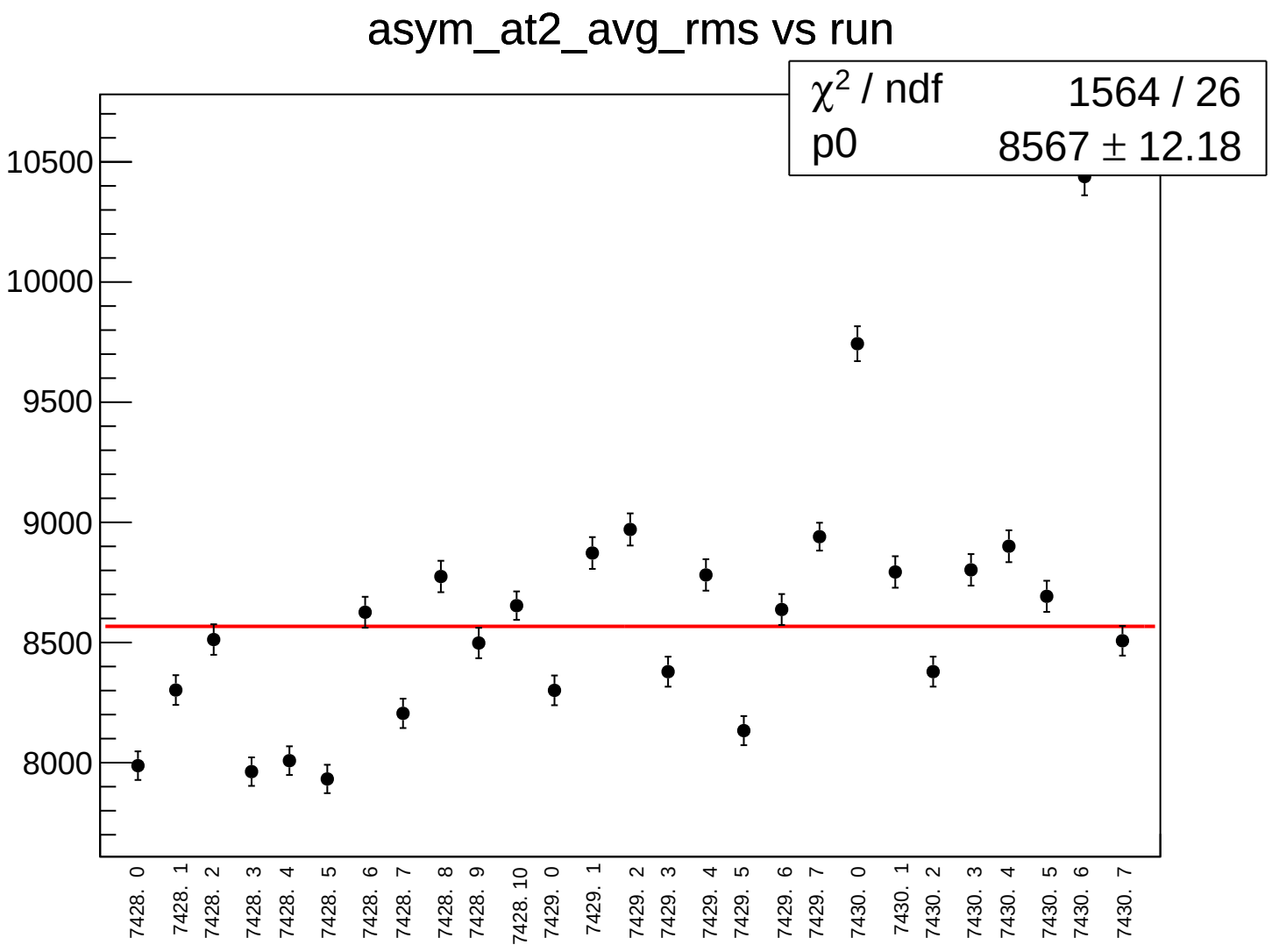
asym_at2_avg_rms vs run
χ² / ndf 1564 / 26
p0 8567 ± 12.18
10500
10000
9500
9000
8500
8000
7428. 0
7428. 1
7428. 2
7428. 3
7428. 4
7428. 5
7428. 6
7428. 7
7428. 8
7428. 9
7428. 10
7429. 0
7429. 1
7429. 2
7429. 3
7429. 4
7429. 5
7429. 6
7429. 7
7430. 0
7430. 1
7430. 2
7430. 3
7430. 4
7430. 5
7430. 6
7430. 7

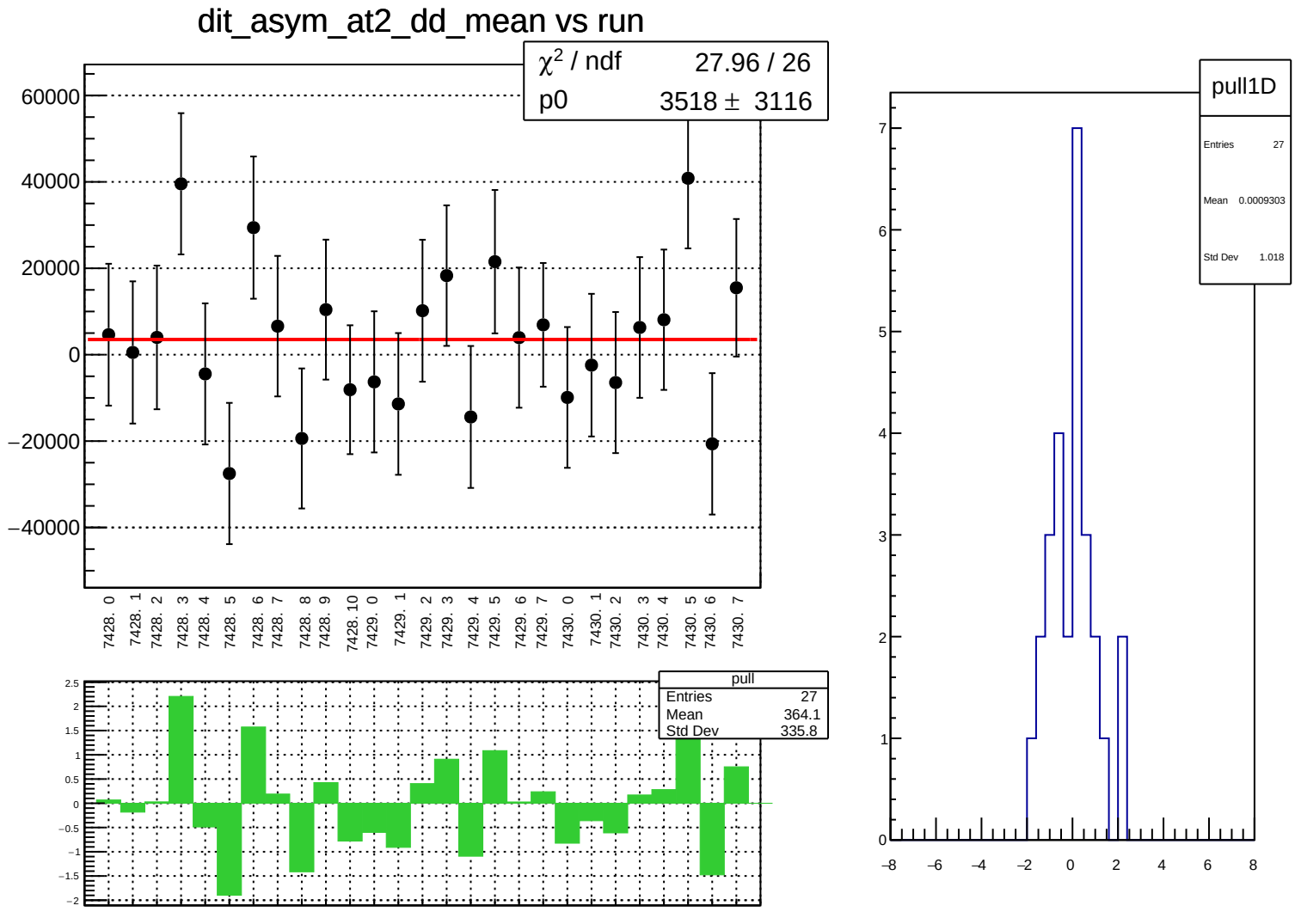
dit_asym_at2_dd_mean vs run
χ² / ndf 27.96 / 26
p0 3518 ± 3116
60000
40000
20000
0
−20000
−40000
7428. 0
7428. 1
7428. 2
7428. 3
7428. 4
7428. 5
7428. 6
7428. 7
7428. 8
7428. 9
7428. 10
7429. 0
7429. 1
7429. 2
7429. 3
7429. 4
7429. 5
7429. 6
7429. 7
7430. 0
7430. 1
7430. 2
7430. 3
7430. 4
7430. 5
7430. 6
7430. 7
pull
Entries 27
Mean 364.1
Std Dev 335.8
2.5
2
1.5
1
0.5
0
−0.5
−1
−1.5
−2
pull1D
Entries 27
Mean 0.0009303
Std Dev 1.018
7
6
5
4
3
2
1
0
−8
−6
−4
−2
0
2
4
6
8

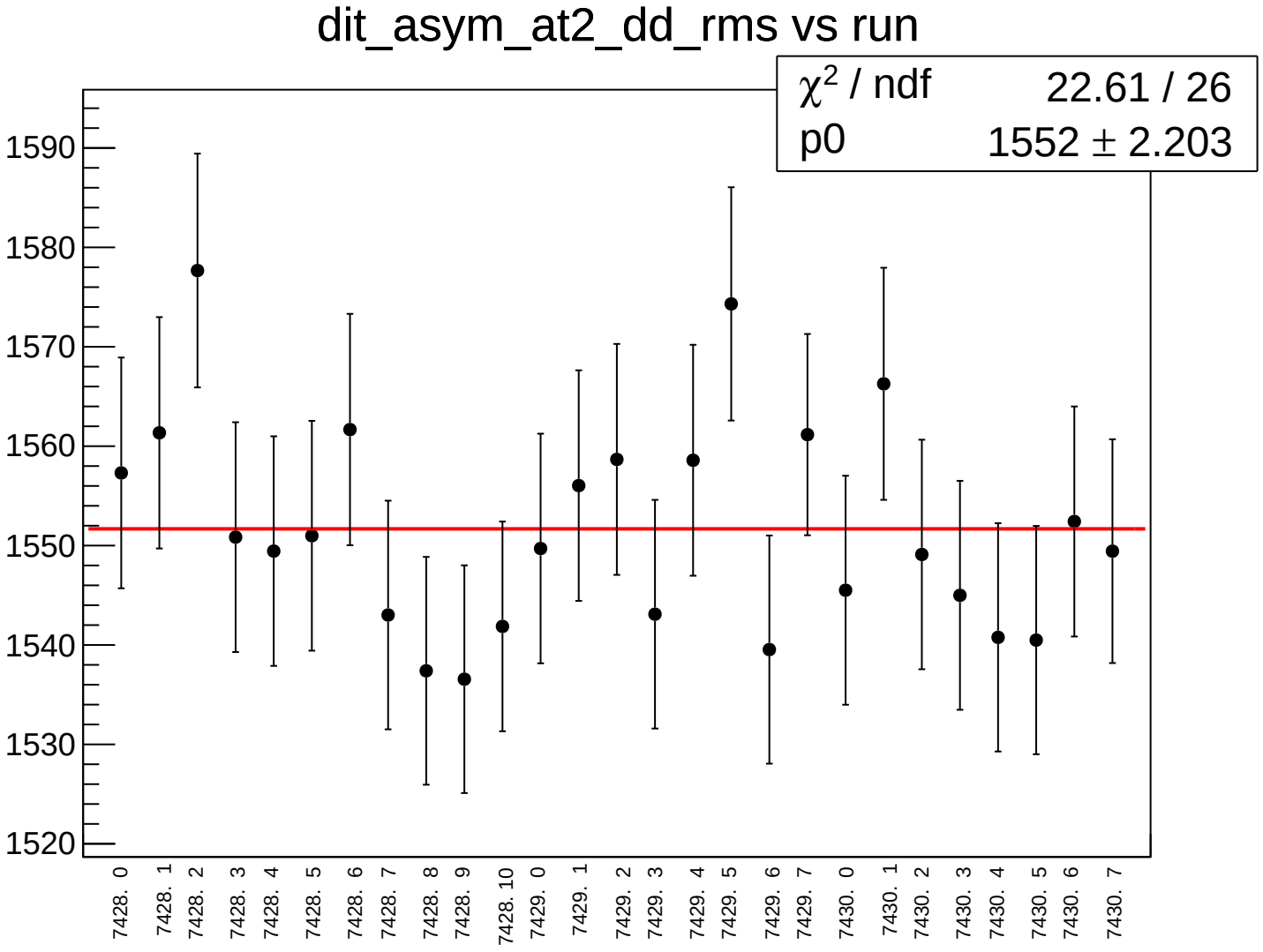
dit_asym_at2_dd_rms vs run
χ² / ndf 22.61 / 26
p0 1552 ± 2.203
1590
1580
1570
1560
1550
1540
1530
1520
7428. 0
7428. 1
7428. 2
7428. 3
7428. 4
7428. 5
7428. 6
7428. 7
7428. 8
7428. 9
7428. 10
7429. 0
7429. 1
7429. 2
7429. 3
7429. 4
7429. 5
7429. 6
7429. 7
7430. 0
7430. 1
7430. 2
7430. 3
7430. 4
7430. 5
7430. 6
7430. 7

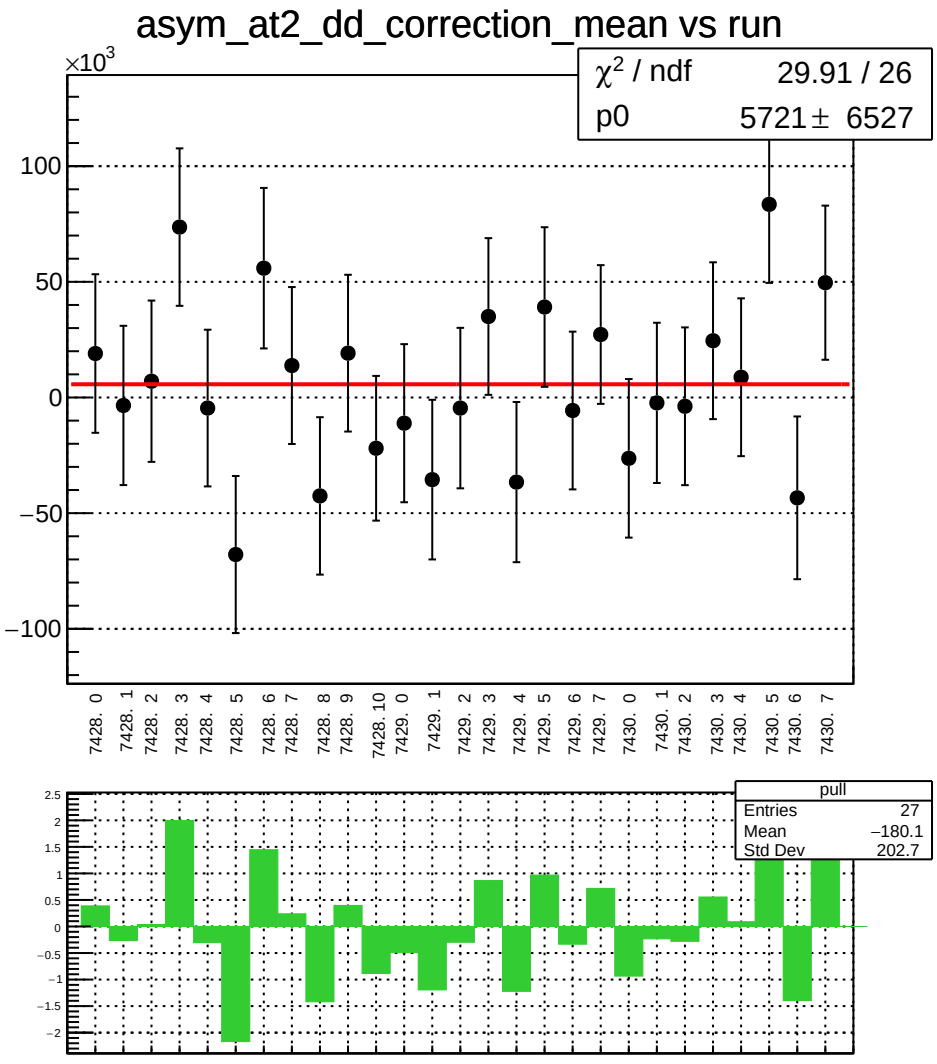
asym_at2_dd_correction_mean vs run
×10^3
χ^2 / ndf 29.91 / 26
p0 5721 ± 6527
100
50
0
−50
−100
7428. 0
7428. 1
7428. 2
7428. 3
7428. 4
7428. 5
7428. 6
7428. 7
7428. 8
7428. 9
7428. 10
7429. 0
7429. 1
7429. 2
7429. 3
7429. 4
7429. 5
7429. 6
7429. 7
7430. 0
7430. 1
7430. 2
7430. 3
7430. 4
7430. 5
7430. 6
7430. 7
pull
Entries 27
Mean −180.1
Std Dev 202.7
2.5
2
1.5
1
0.5
0
−0.5
−1
−1.5
−2

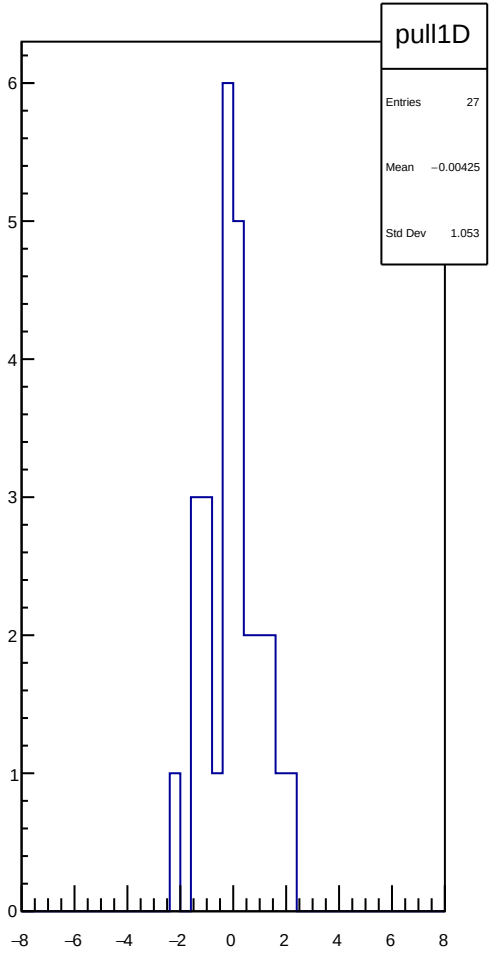
pull1D
Entries 27
Mean −0.00425
Std Dev 1.053
6
5
4
3
2
1
0
−8
−6
−4
−2
0
2
4
6
8

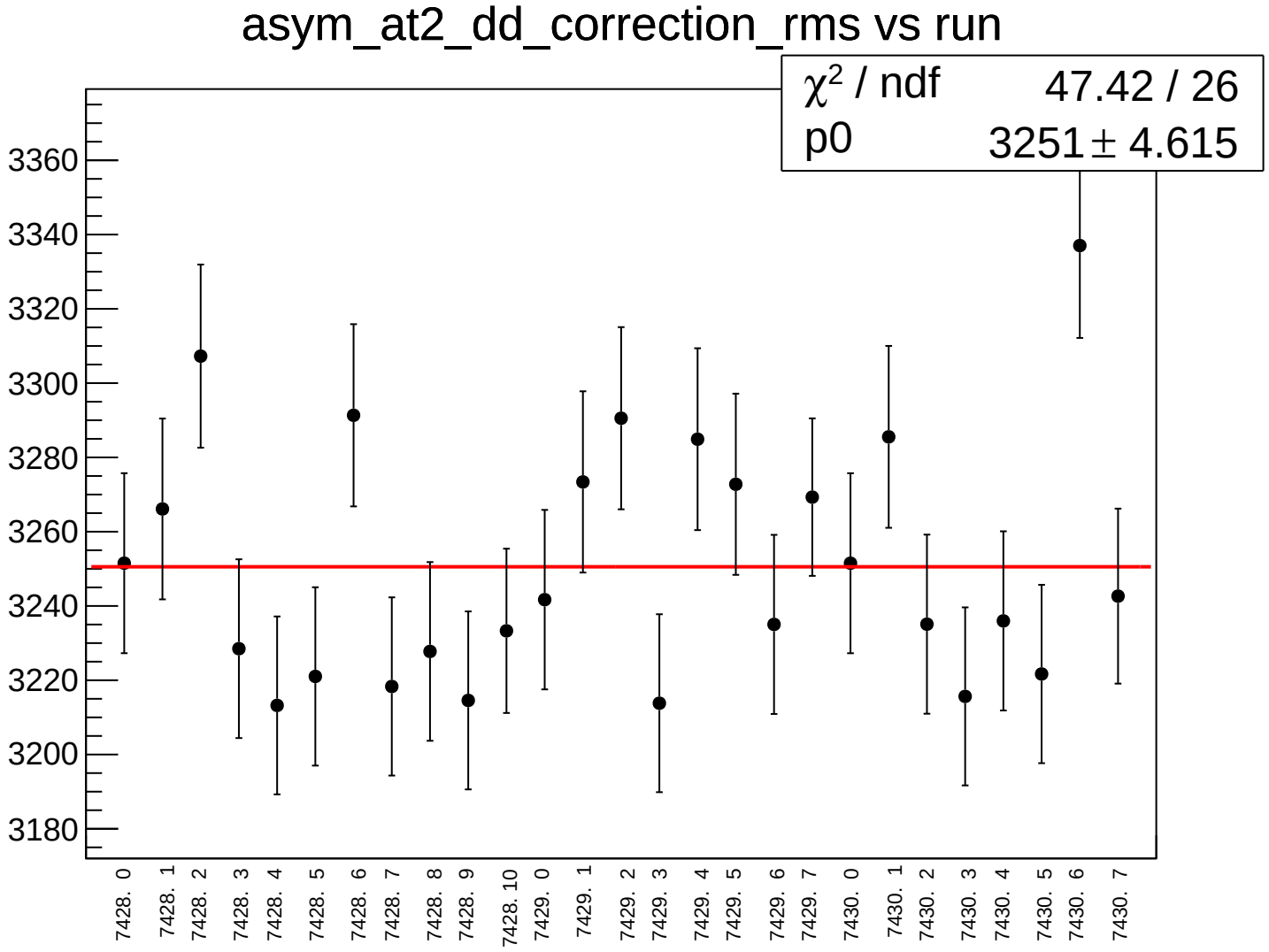
asym_at2_dd_correction_rms vs run
χ² / ndf 47.42 / 26
p0 3251 ± 4.615
3360
3340
3320
3300
3280
3260
3240
3220
3200
3180
7428. 0
7428. 1
7428. 2
7428. 3
7428. 4
7428. 5
7428. 6
7428. 7
7428. 8
7428. 9
7428. 10
7429. 0
7429. 1
7429. 2
7429. 3
7429. 4
7429. 5
7429. 6
7429. 7
7430. 0
7430. 1
7430. 2
7430. 3
7430. 4
7430. 5
7430. 6
7430. 7

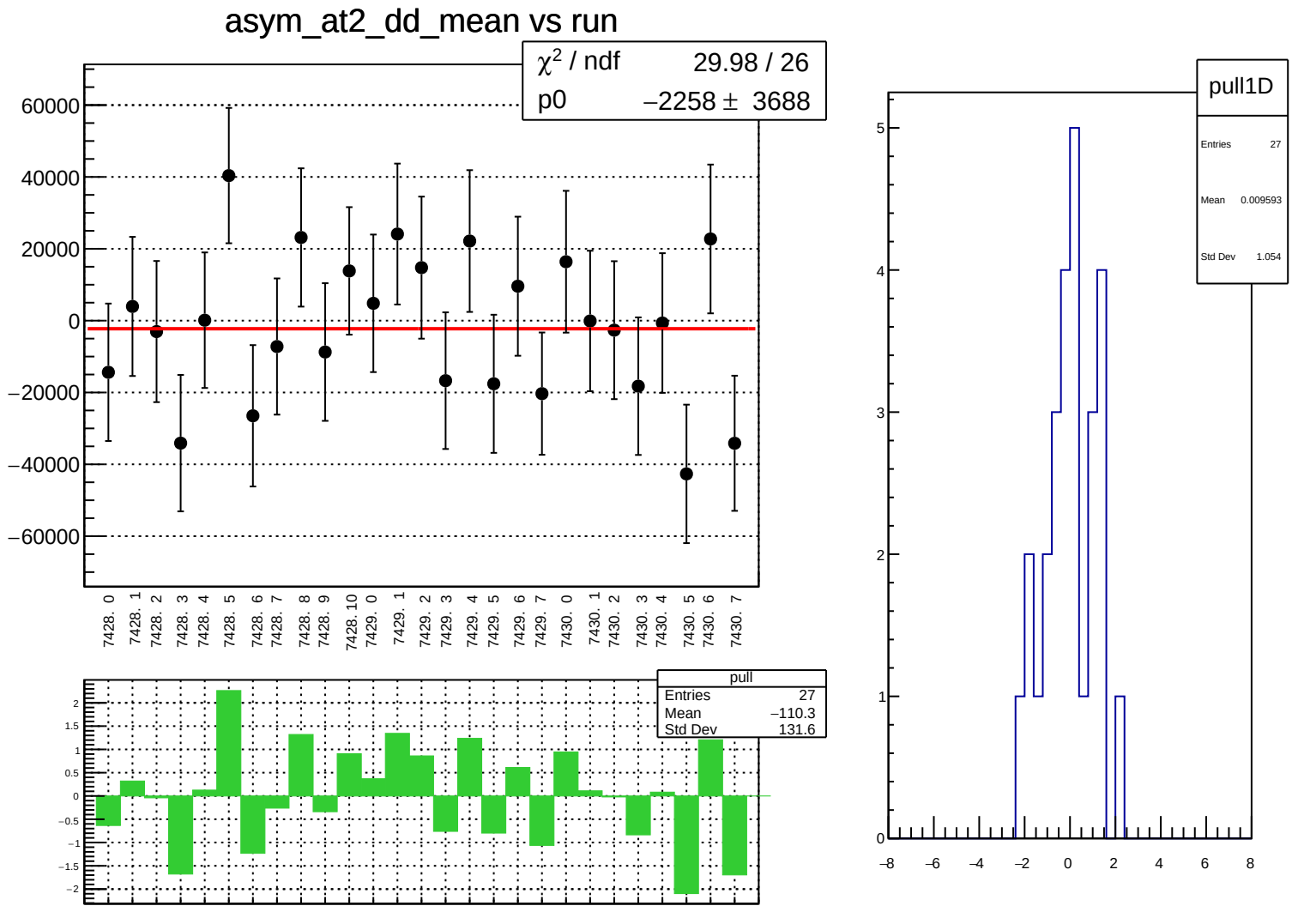
asym_at2_dd_mean vs run
χ² / ndf 29.98 / 26
p0 −2258 ± 3688
60000
40000
20000
0
−20000
−40000
−60000
7428. 0
7428. 1
7428. 2
7428. 3
7428. 4
7428. 5
7428. 6
7428. 7
7428. 8
7428. 9
7428. 10
7429. 0
7429. 1
7429. 2
7429. 3
7429. 4
7429. 5
7429. 6
7429. 7
7430. 0
7430. 1
7430. 2
7430. 3
7430. 4
7430. 5
7430. 6
7430. 7
pull
Entries 27
Mean −110.3
Std Dev 131.6
2
1.5
1
0.5
0
−0.5
−1
−1.5
−2
pull1D
Entries 27
Mean 0.009593
Std Dev 1.054
5
4
3
2
1
0
−8
−6
−4
−2
0
2
4
6
8

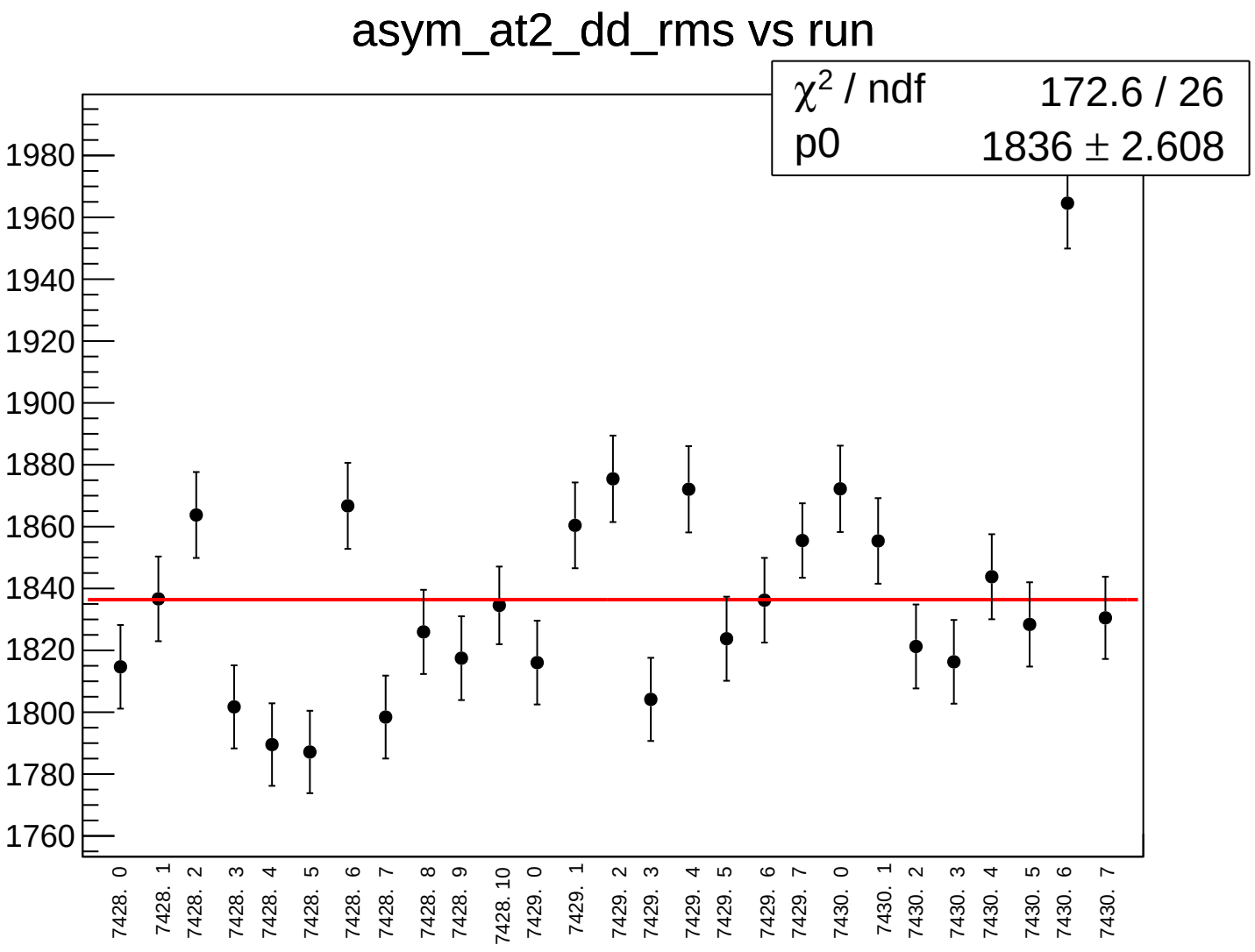
asym_at2_dd_rms vs run
χ² / ndf 172.6 / 26
p0 1836 ± 2.608
1980
1960
1940
1920
1900
1880
1860
1840
1820
1800
1780
1760
7428. 0
7428. 1
7428. 2
7428. 3
7428. 4
7428. 5
7428. 6
7428. 7
7428. 8
7428. 9
7428. 10
7429. 0
7429. 1
7429. 2
7429. 3
7429. 4
7429. 5
7429. 6
7429. 7
7430. 0
7430. 1
7430. 2
7430. 3
7430. 4
7430. 5
7430. 6
7430. 7

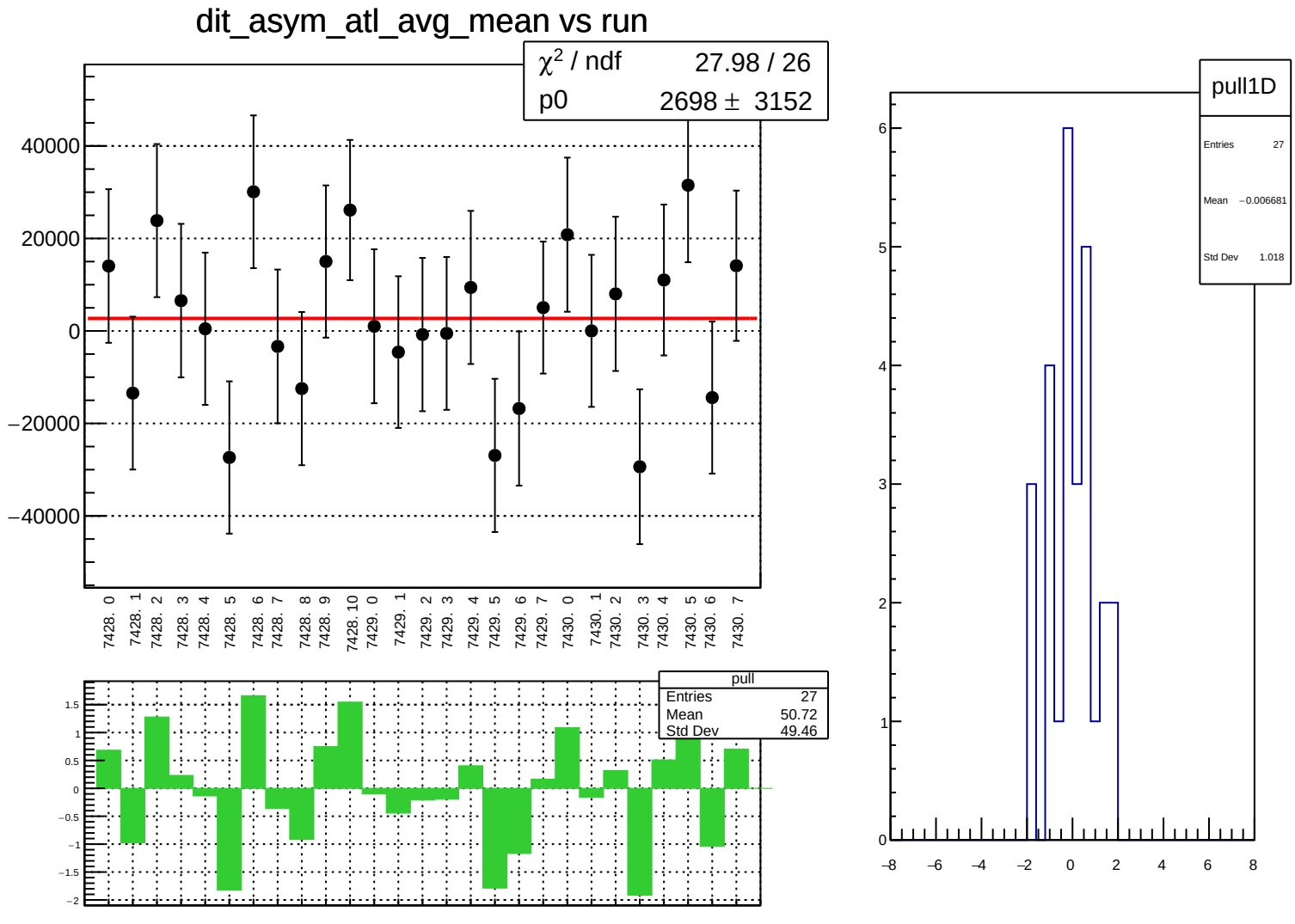
dit_asym_atl_avg_mean vs run
χ² / ndf 27.98 / 26
p0 2698 ± 3152
40000
20000
0
−20000
−40000
7428. 0
7428. 1
7428. 2
7428. 3
7428. 4
7428. 5
7428. 6
7428. 7
7428. 8
7428. 9
7428. 10
7429. 0
7429. 1
7429. 2
7429. 3
7429. 4
7429. 5
7429. 6
7429. 7
7430. 0
7430. 1
7430. 2
7430. 3
7430. 4
7430. 5
7430. 6
7430. 7
pull
Entries 27
Mean 50.72
Std Dev 49.46
1.5
1
0.5
0
−0.5
−1
−1.5
−2
pull1D
Entries 27
Mean −0.006681
Std Dev 1.018
6
5
4
3
2
1
0
−8
−6
−4
−2
0
2
4
6
8

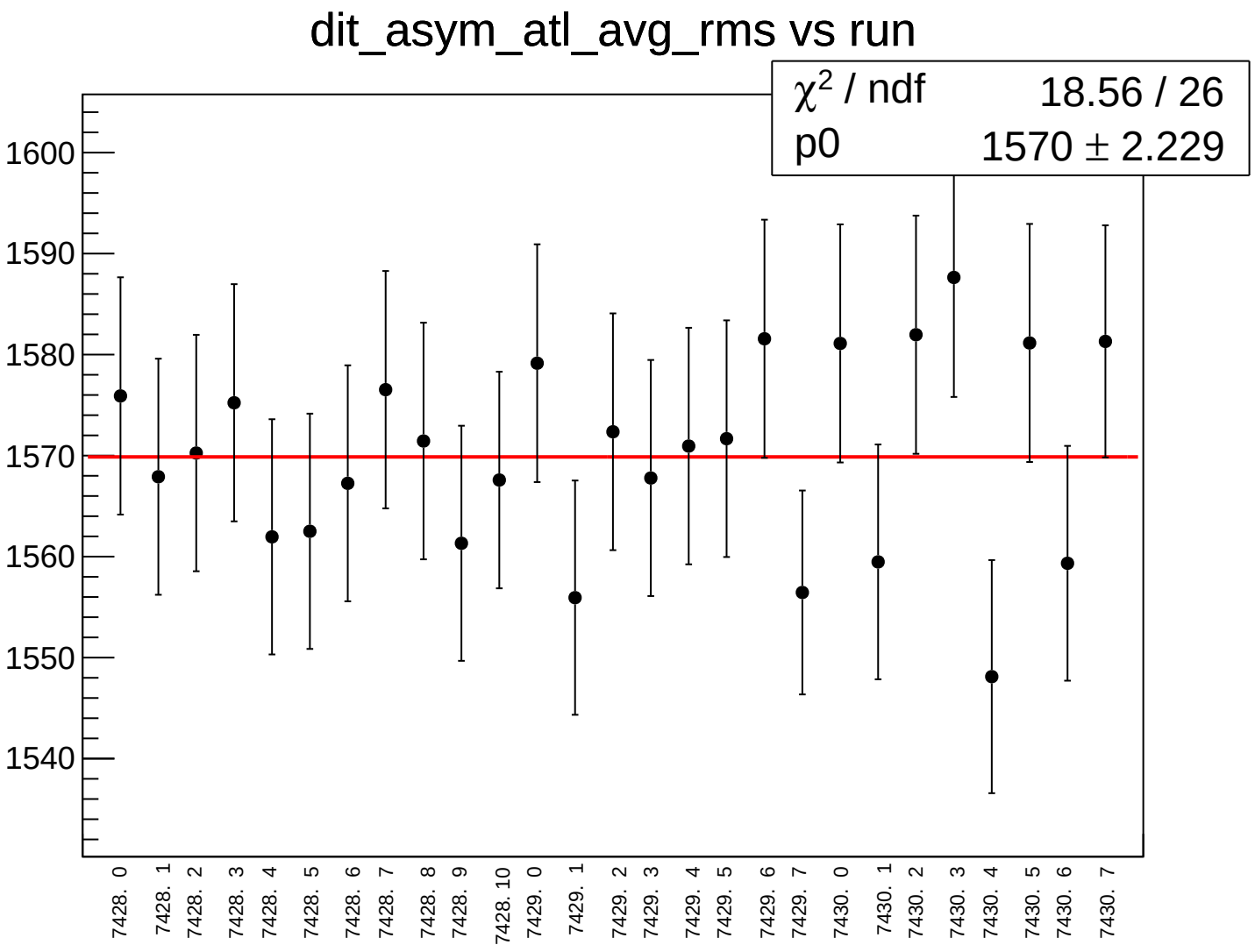
dit_asym_atl_avg_rms vs run
χ² / ndf 18.56 / 26
p0 1570 ± 2.229
1600
1590
1580
1570
1560
1550
1540
7428. 0
7428. 1
7428. 2
7428. 3
7428. 4
7428. 5
7428. 6
7428. 7
7428. 8
7428. 9
7428. 10
7429. 0
7429. 1
7429. 2
7429. 3
7429. 4
7429. 5
7429. 6
7429. 7
7430. 0
7430. 1
7430. 2
7430. 3
7430. 4
7430. 5
7430. 6
7430. 7

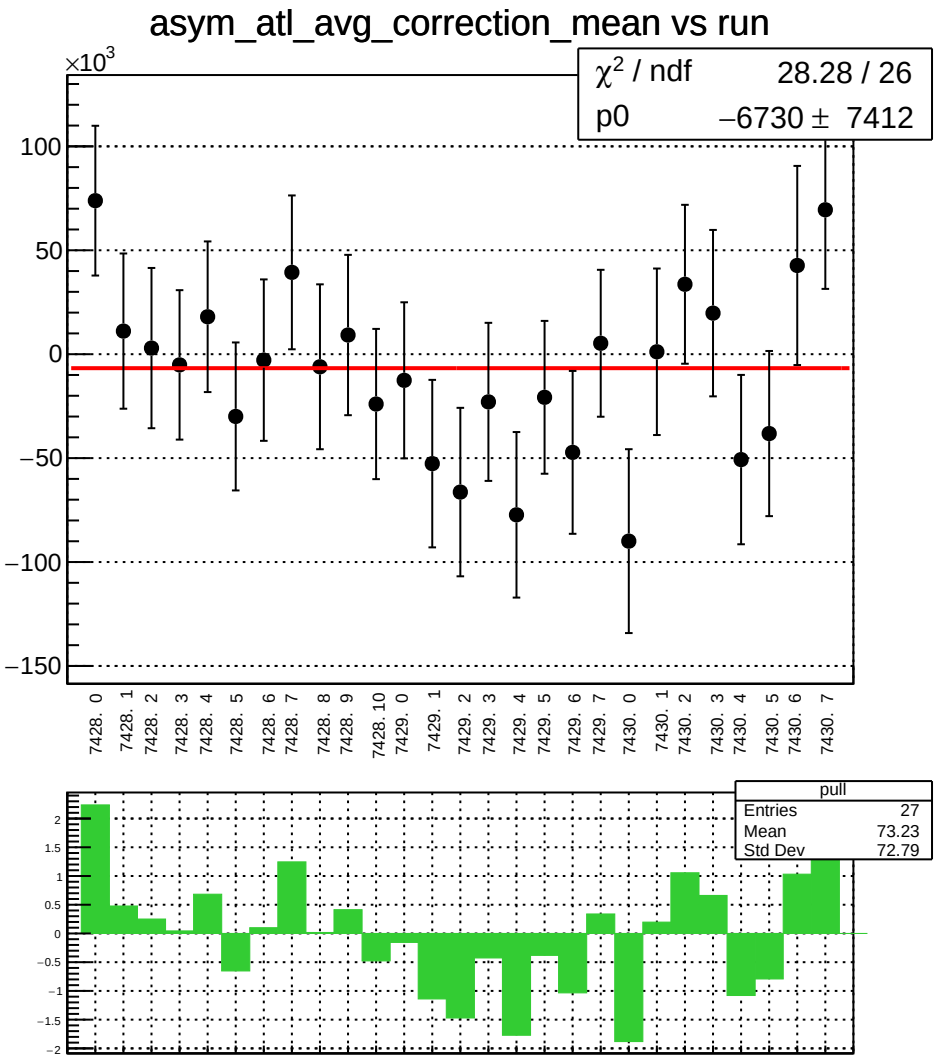
asym_atl_avg_correction_mean vs run
×10^3
χ^2 / ndf 28.28 / 26
p0 −6730 ± 7412
100
50
0
−50
−100
−150
7428. 0
7428. 1
7428. 2
7428. 3
7428. 4
7428. 5
7428. 6
7428. 7
7428. 8
7428. 9
7428. 10
7429. 0
7429. 1
7429. 2
7429. 3
7429. 4
7429. 5
7429. 6
7429. 7
7430. 0
7430. 1
7430. 2
7430. 3
7430. 4
7430. 5
7430. 6
7430. 7
pull
Entries 27
Mean 73.23
Std Dev 72.79
2
1.5
1
0.5
0
−0.5
−1
−1.5
−2

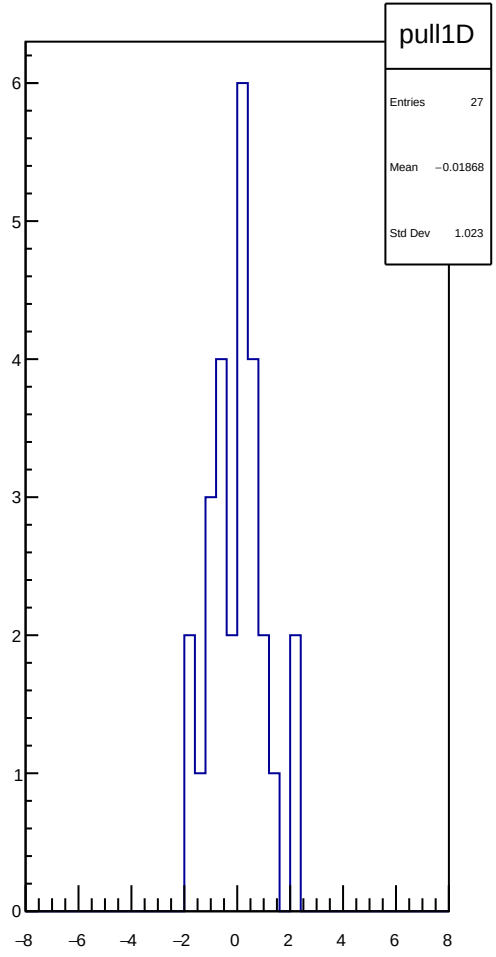
pull1D
Entries 27
Mean −0.01868
Std Dev 1.023
6
5
4
3
2
1
0
−8
−6
−4
−2
0
2
4
6
8

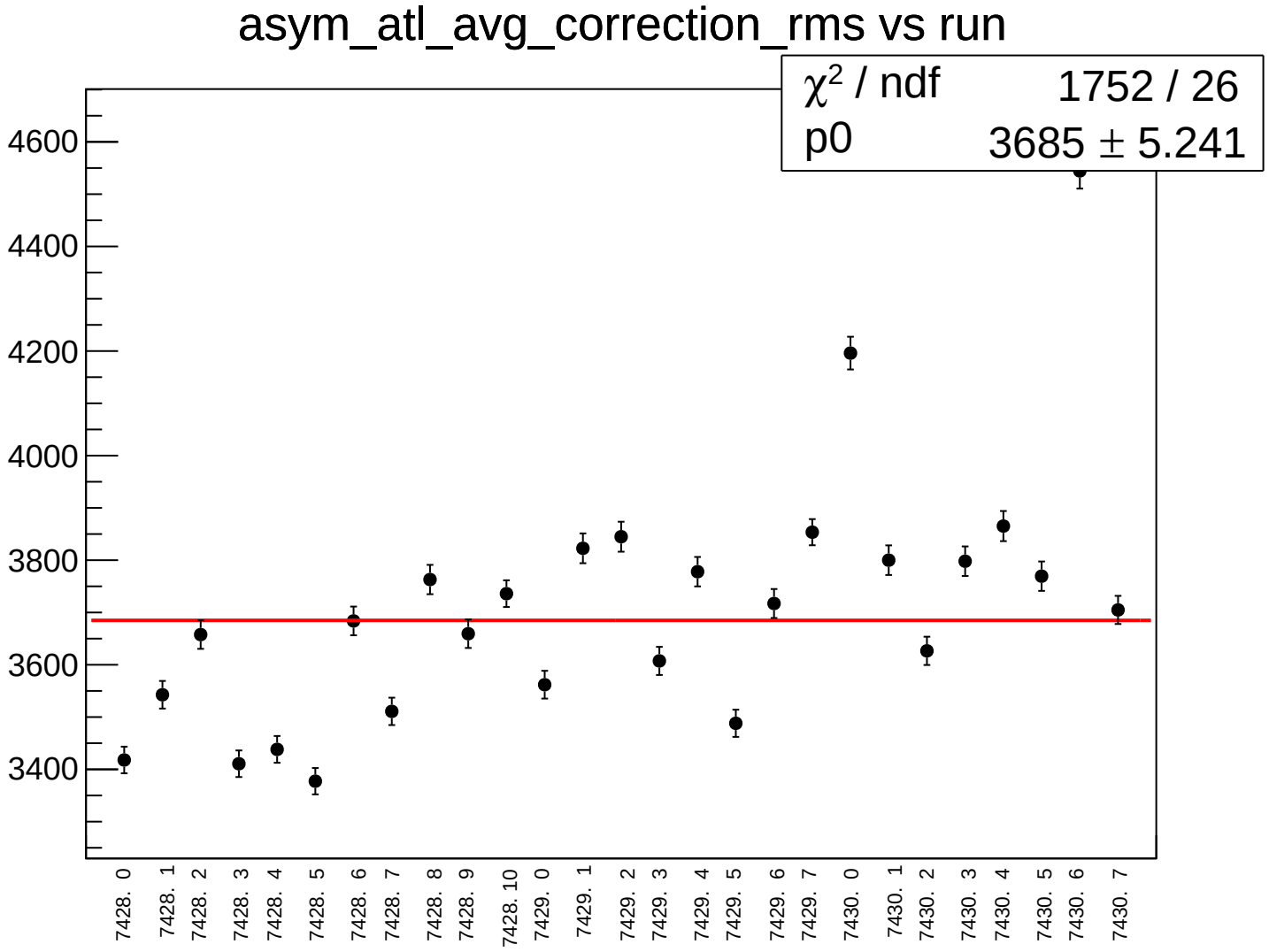
asym_atl_avg_correction_rms vs run
χ² / ndf 1752 / 26
p0 3685 ± 5.241
4600
4400
4200
4000
3800
3600
3400
7428. 0
7428. 1
7428. 2
7428. 3
7428. 4
7428. 5
7428. 6
7428. 7
7428. 8
7428. 9
7428. 10
7429. 0
7429. 1
7429. 2
7429. 3
7429. 4
7429. 5
7429. 6
7429. 7
7430. 0
7430. 1
7430. 2
7430. 3
7430. 4
7430. 5
7430. 6
7430. 7

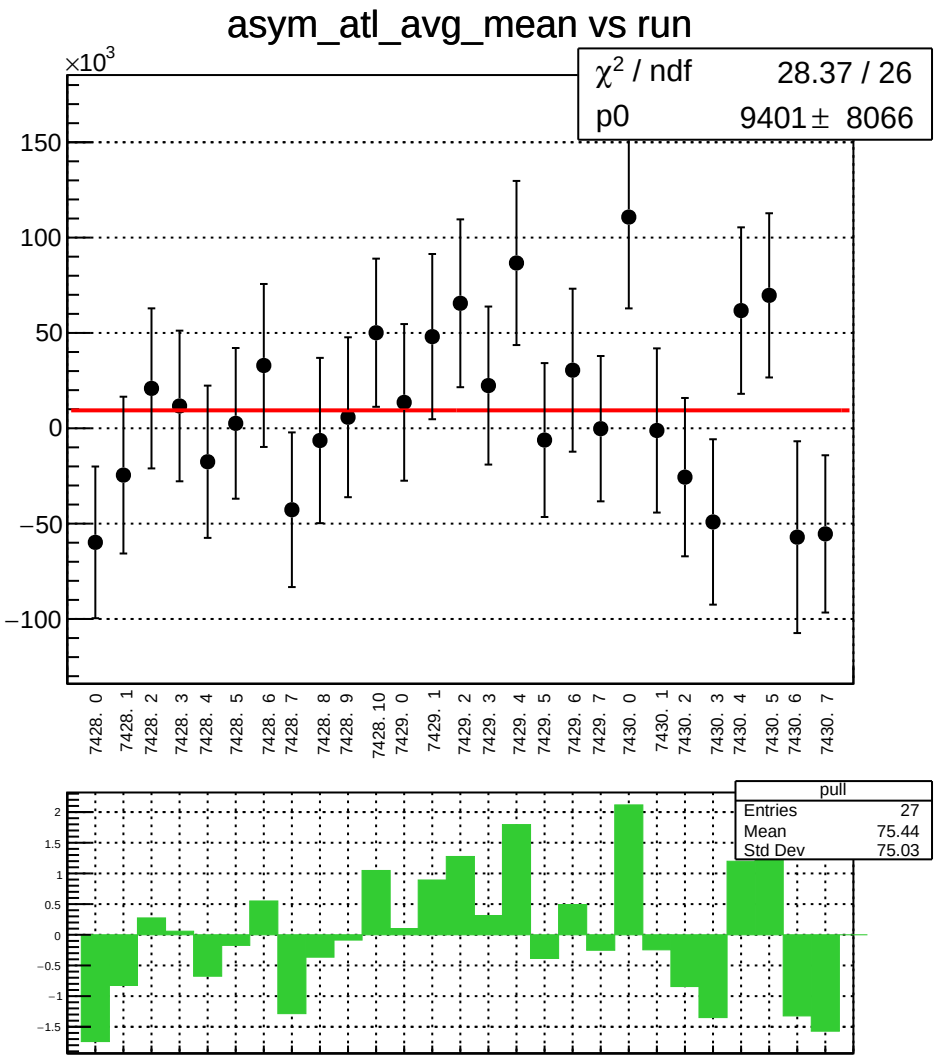
asym_atl_avg_mean vs run
×10^3
χ^2 / ndf 28.37 / 26
p0 9401 ± 8066
150
100
50
0
−50
−100
7428. 0
7428. 1
7428. 2
7428. 3
7428. 4
7428. 5
7428. 6
7428. 7
7428. 8
7428. 9
7428. 10
7429. 0
7429. 1
7429. 2
7429. 3
7429. 4
7429. 5
7429. 6
7429. 7
7430. 0
7430. 1
7430. 2
7430. 3
7430. 4
7430. 5
7430. 6
7430. 7
pull
Entries 27
Mean 75.44
Std Dev 75.03
2
1.5
1
0.5
0
−0.5
−1
−1.5

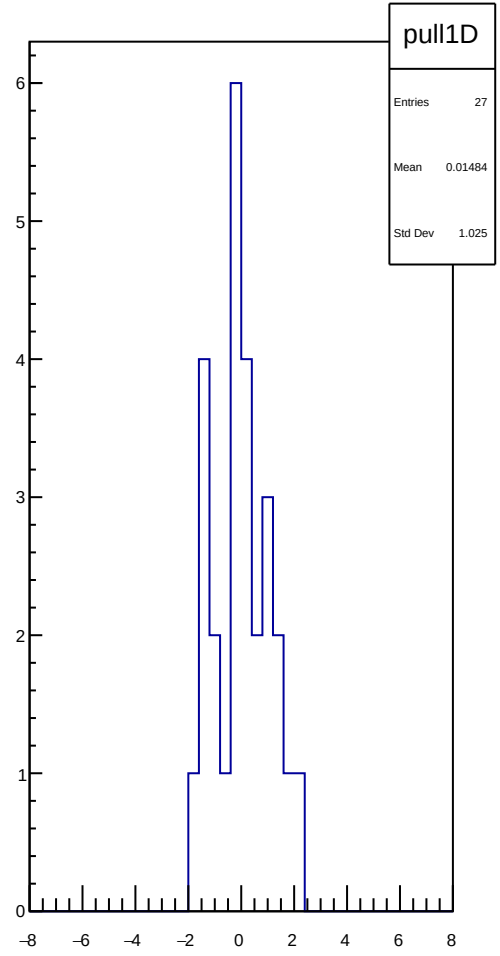
pull1D
Entries 27
Mean 0.01484
Std Dev 1.025
6
5
4
3
2
1
0
−8
−6
−4
−2
0
2
4
6
8

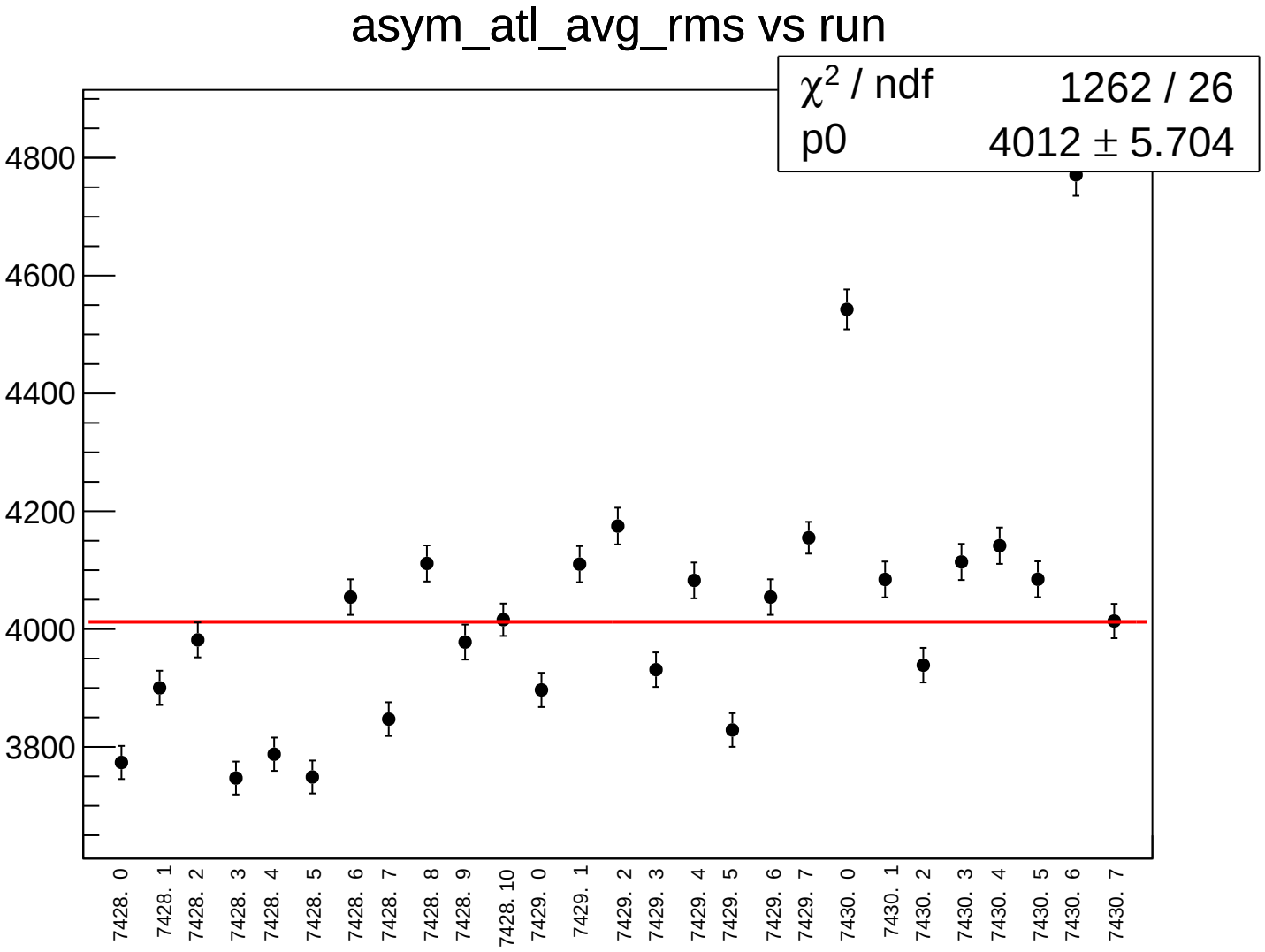
asym_atl_avg_rms vs run
χ² / ndf 1262 / 26
p0 4012 ± 5.704
4800
4600
4400
4200
4000
3800
7428. 0
7428. 1
7428. 2
7428. 3
7428. 4
7428. 5
7428. 6
7428. 7
7428. 8
7428. 9
7428. 10
7429. 0
7429. 1
7429. 2
7429. 3
7429. 4
7429. 5
7429. 6
7429. 7
7430. 0
7430. 1
7430. 2
7430. 3
7430. 4
7430. 5
7430. 6
7430. 7

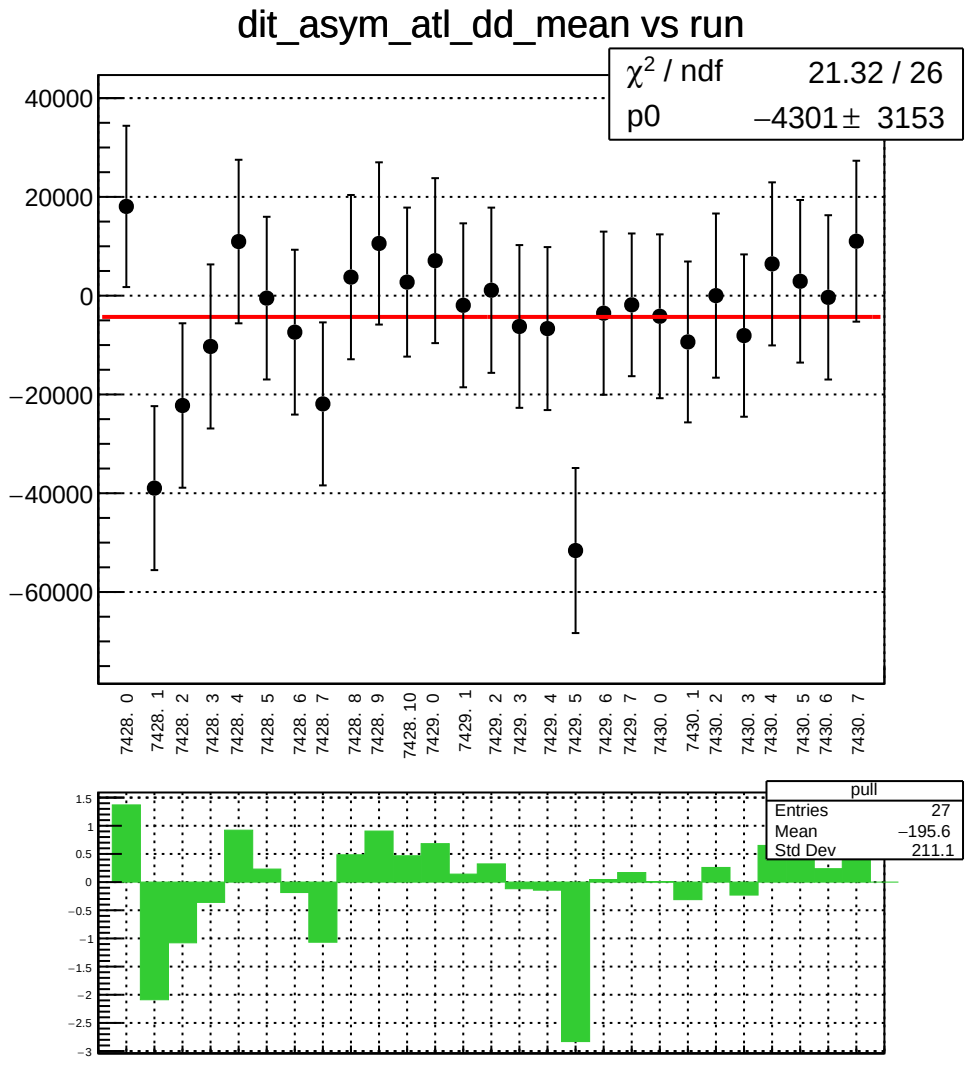
dit_asym_atl_dd_mean vs run
χ² / ndf 21.32 / 26
p0 −4301 ± 3153
40000
20000
0
−20000
−40000
−60000
7428. 0
7428. 1
7428. 2
7428. 3
7428. 4
7428. 5
7428. 6
7428. 7
7428. 8
7428. 9
7428. 10
7429. 0
7429. 1
7429. 2
7429. 3
7429. 4
7429. 5
7429. 6
7429. 7
7430. 0
7430. 1
7430. 2
7430. 3
7430. 4
7430. 5
7430. 6
7430. 7
pull
Entries 27
Mean −195.6
Std Dev 211.1
1.5
1
0.5
0
−0.5
−1
−1.5
−2
−2.5
−3

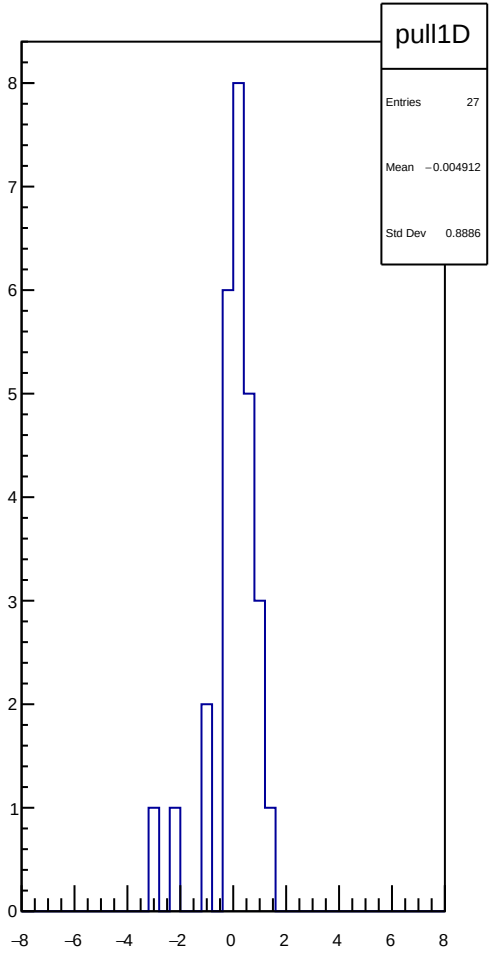
pull1D
Entries 27
Mean −0.004912
Std Dev 0.8886
8
7
6
5
4
3
2
1
0
−8
−6
−4
−2
0
2
4
6
8

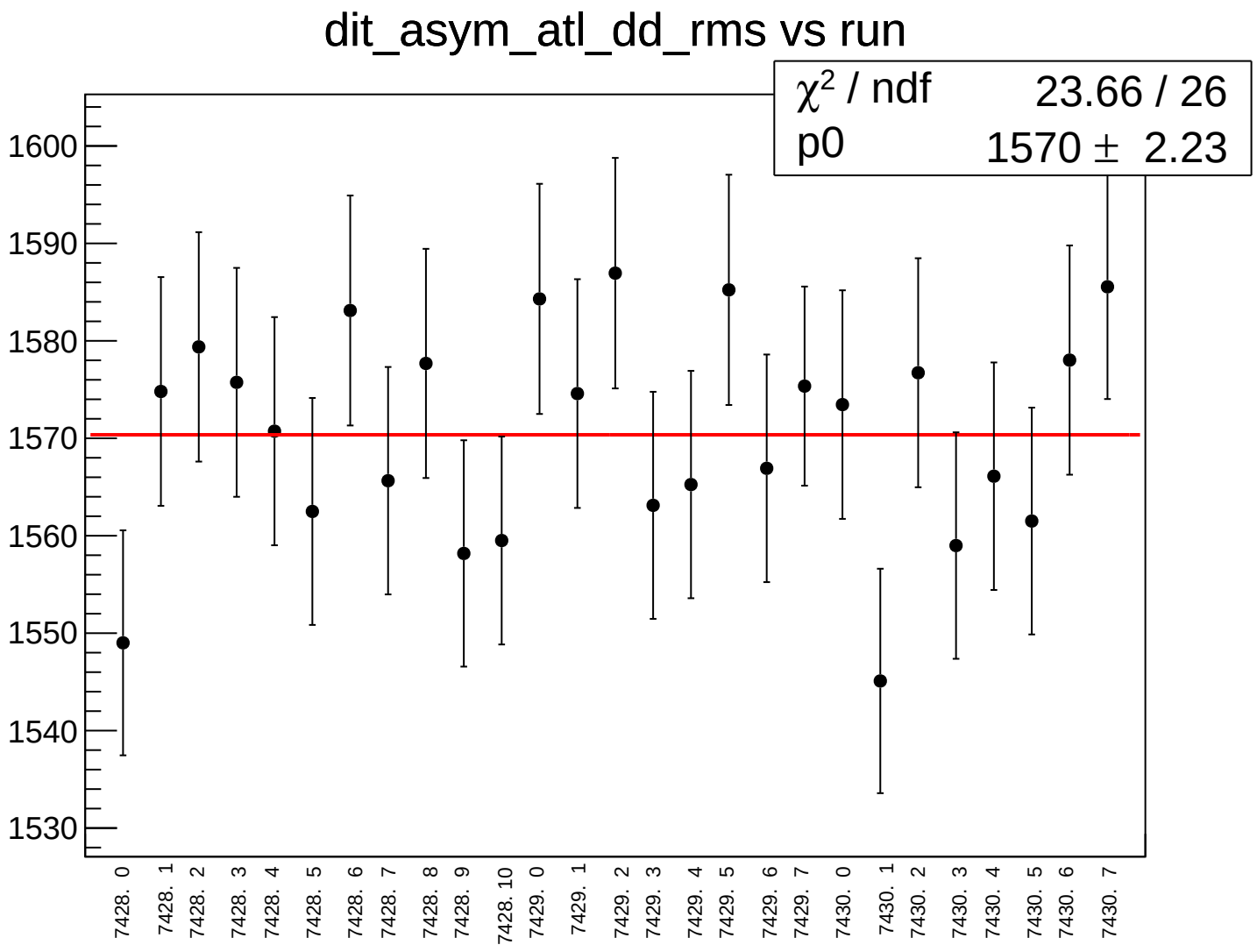
dit_asym_atl_dd_rms vs run
χ² / ndf 23.66 / 26
p0 1570 ± 2.23
1600
1590
1580
1570
1560
1550
1540
1530
7428. 0
7428. 1
7428. 2
7428. 3
7428. 4
7428. 5
7428. 6
7428. 7
7428. 8
7428. 9
7428. 10
7429. 0
7429. 1
7429. 2
7429. 3
7429. 4
7429. 5
7429. 6
7429. 7
7430. 0
7430. 1
7430. 2
7430. 3
7430. 4
7430. 5
7430. 6
7430. 7

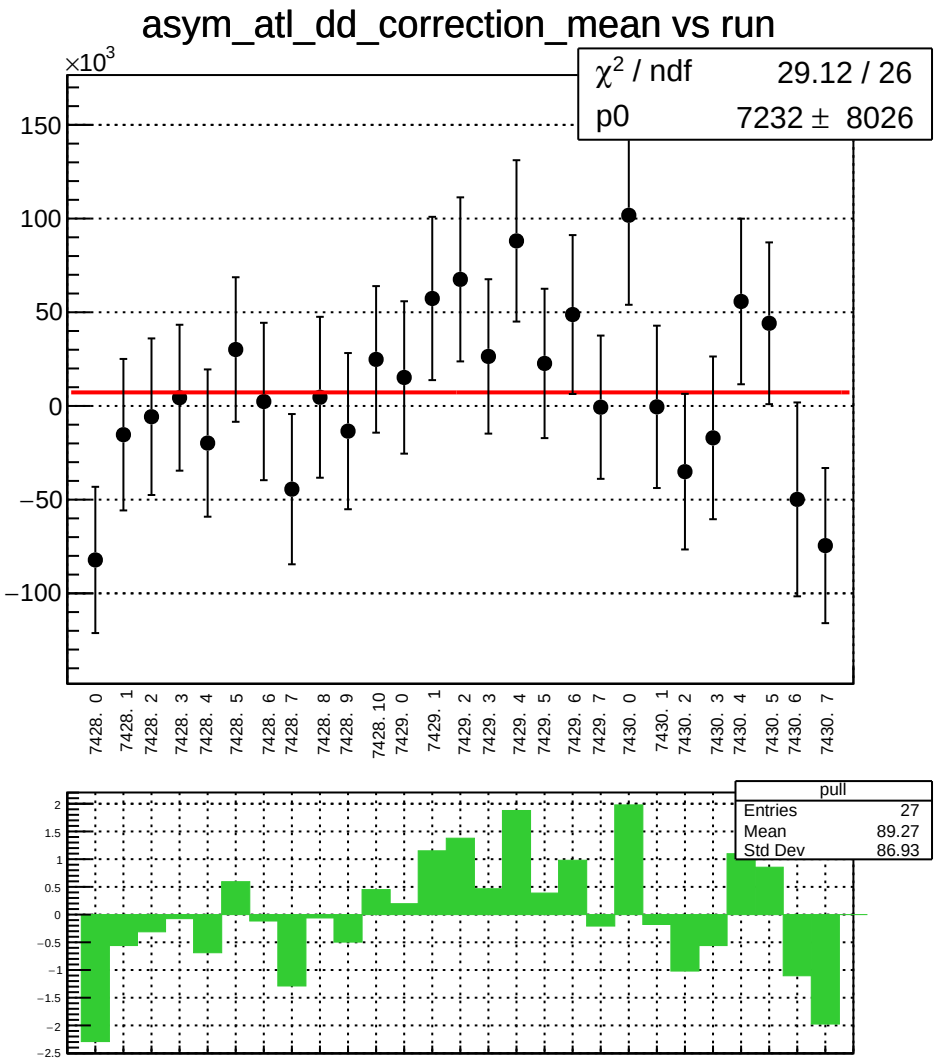
asym_atl_dd_correction_mean vs run
×10^3
χ^2 / ndf 29.12 / 26
p0 7232 ± 8026
150
100
50
0
−50
−100
7428. 0
7428. 1
7428. 2
7428. 3
7428. 4
7428. 5
7428. 6
7428. 7
7428. 8
7428. 9
7428. 10
7429. 0
7429. 1
7429. 2
7429. 3
7429. 4
7429. 5
7429. 6
7429. 7
7430. 0
7430. 1
7430. 2
7430. 3
7430. 4
7430. 5
7430. 6
7430. 7
pull
Entries 27
Mean 89.27
Std Dev 86.93
2
1.5
1
0.5
0
−0.5
−1
−1.5
−2
−2.5

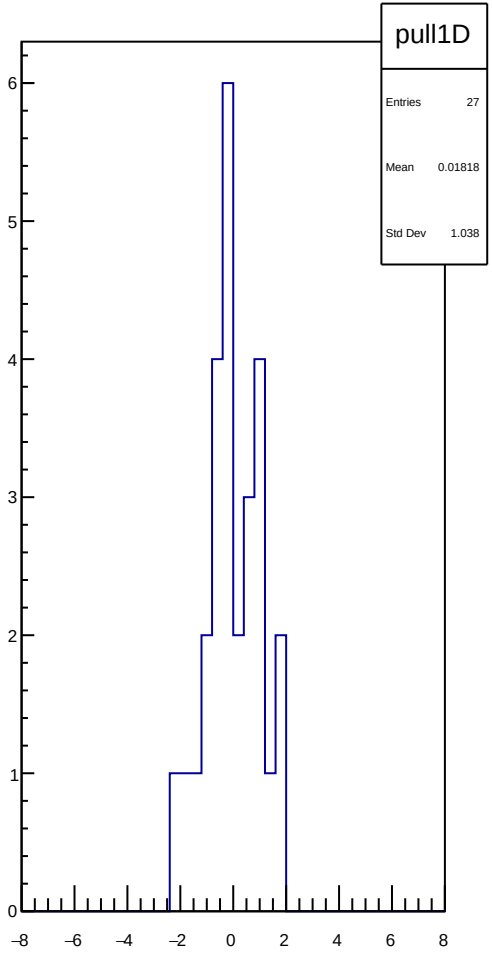
pull1D
Entries 27
Mean 0.01818
Std Dev 1.038
6
5
4
3
2
1
0
−8
−6
−4
−2
0
2
4
6
8

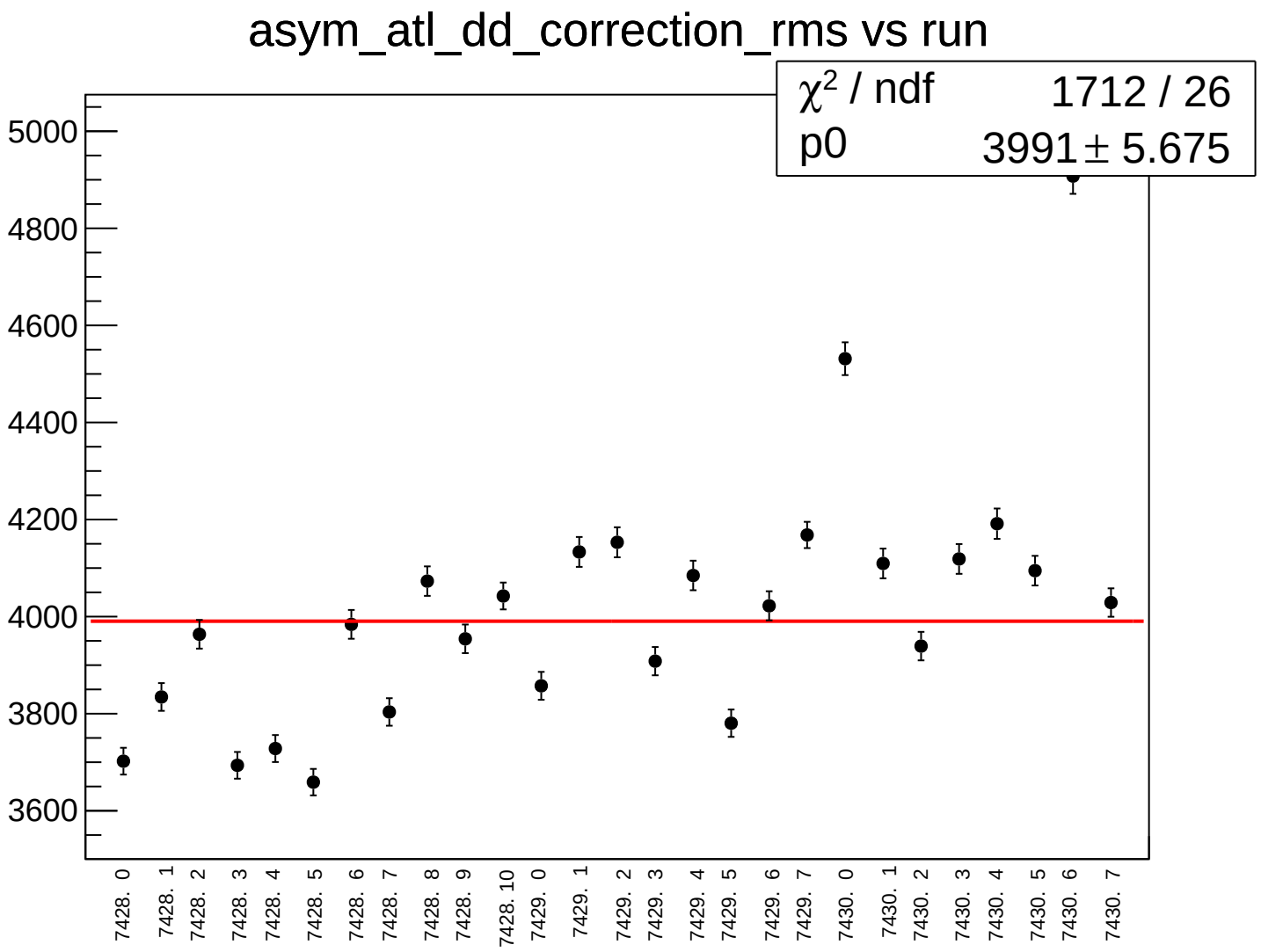
asym_atl_dd_correction_rms vs run
χ2 / ndf 1712 / 26
p0 3991 ± 5.675
5000
4800
4600
4400
4200
4000
3800
3600
7428. 0
7428. 1
7428. 2
7428. 3
7428. 4
7428. 5
7428. 6
7428. 7
7428. 8
7428. 9
7428. 10
7429. 0
7429. 1
7429. 2
7429. 3
7429. 4
7429. 5
7429. 6
7429. 7
7430. 0
7430. 1
7430. 2
7430. 3
7430. 4
7430. 5
7430. 6
7430. 7

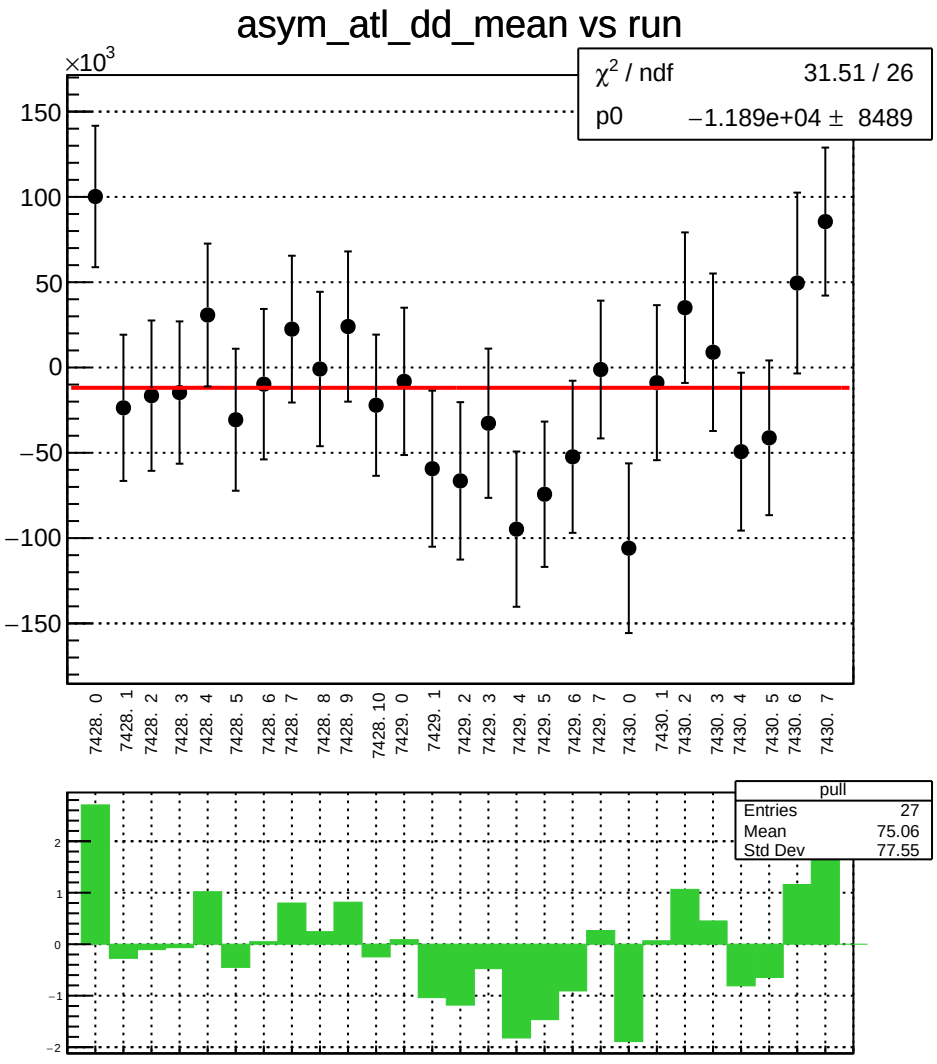
asym_atl_dd_mean vs run
×10^3
χ² / ndf 31.51 / 26
p0 −1.189e+04 ± 8489
150
100
50
0
−50
−100
−150
7428. 0
7428. 1
7428. 2
7428. 3
7428. 4
7428. 5
7428. 6
7428. 7
7428. 8
7428. 9
7428. 10
7429. 0
7429. 1
7429. 2
7429. 3
7429. 4
7429. 5
7429. 6
7429. 7
7430. 0
7430. 1
7430. 2
7430. 3
7430. 4
7430. 5
7430. 6
7430. 7
pull
Entries 27
Mean 75.06
Std Dev 77.55
2
1
0
−1
−2

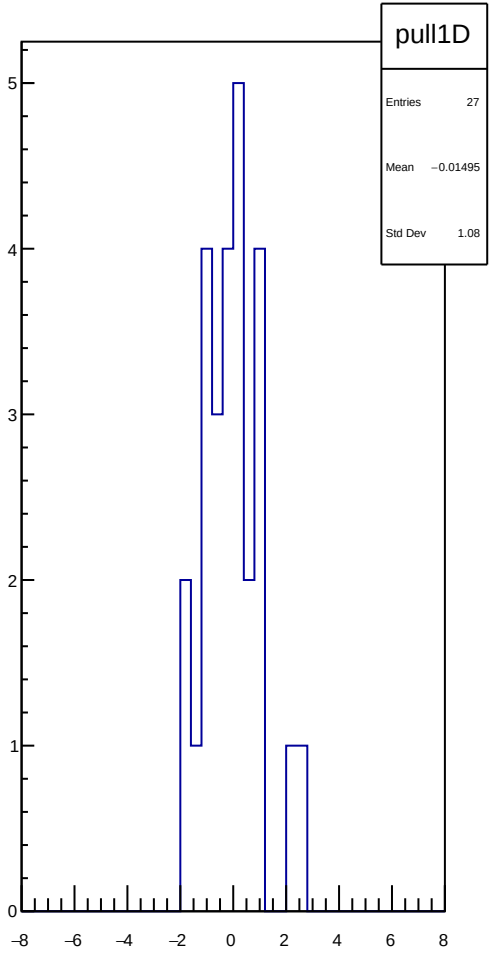
pull1D
Entries 27
Mean −0.01495
Std Dev 1.08
5
4
3
2
1
0
−8
−6
−4
−2
0
2
4
6
8

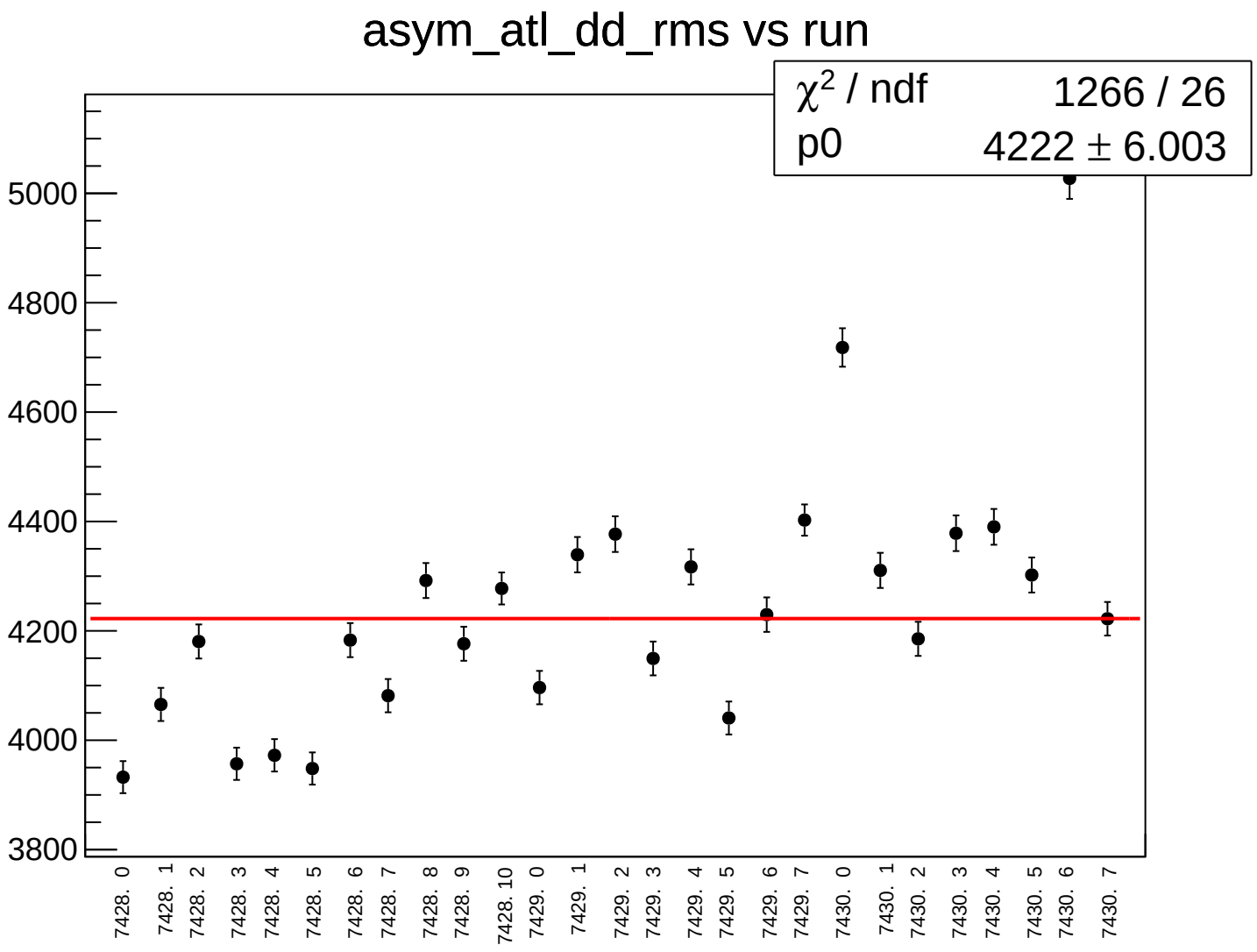
asym_atl_dd_rms vs run
χ2 / ndf 1266 / 26
p0 4222 ± 6.003
5000
4800
4600
4400
4200
4000
3800
7428. 0
7428. 1
7428. 2
7428. 3
7428. 4
7428. 5
7428. 6
7428. 7
7428. 8
7428. 9
7428. 10
7429. 0
7429. 1
7429. 2
7429. 3
7429. 4
7429. 5
7429. 6
7429. 7
7430. 0
7430. 1
7430. 2
7430. 3
7430. 4
7430. 5
7430. 6
7430. 7

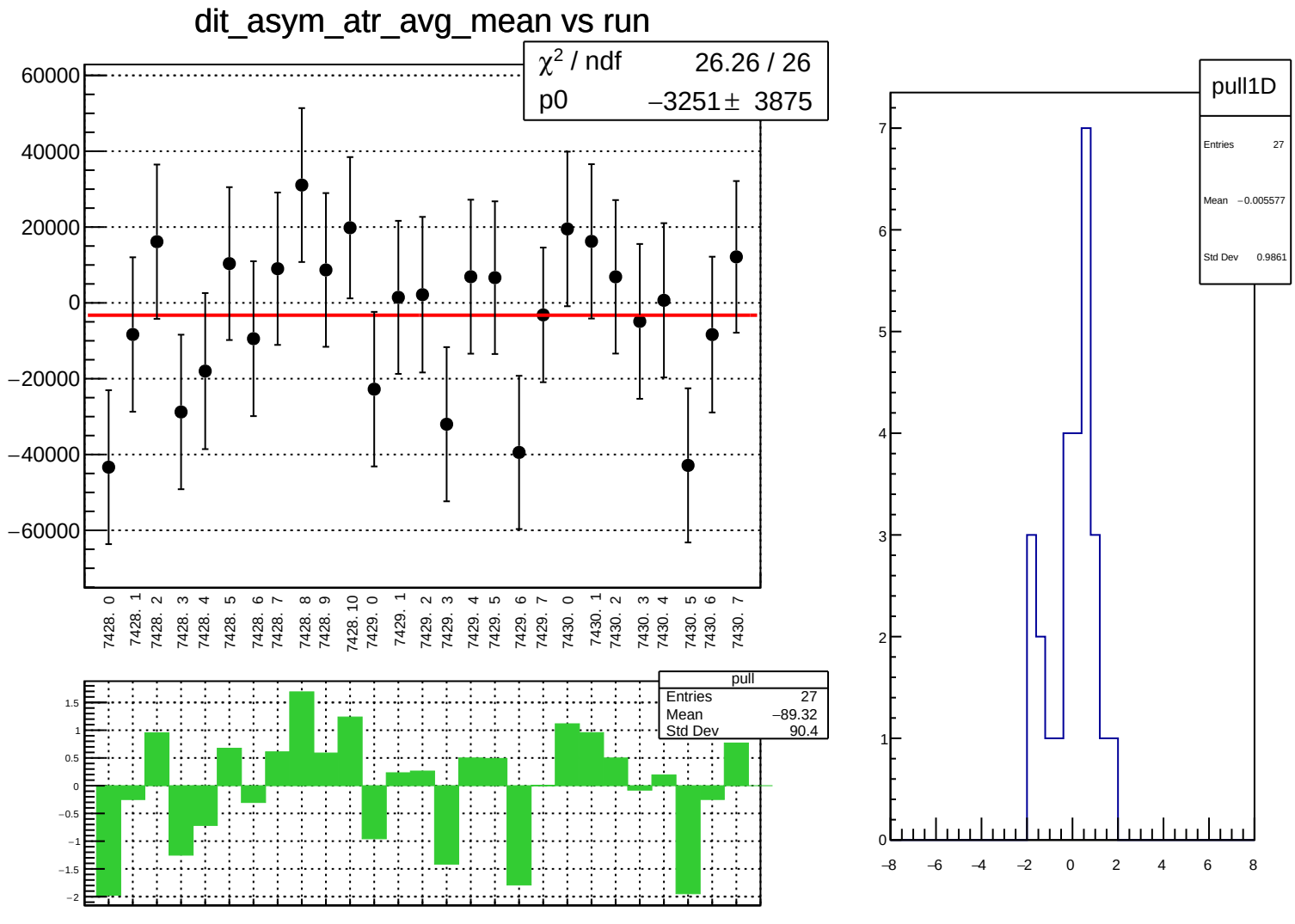
dit_asym_atr_avg_mean vs run
χ² / ndf 26.26 / 26
p0 −3251 ± 3875
60000
40000
20000
0
−20000
−40000
−60000
7428. 0
7428. 1
7428. 2
7428. 3
7428. 4
7428. 5
7428. 6
7428. 7
7428. 8
7428. 9
7428. 10
7429. 0
7429. 1
7429. 2
7429. 3
7429. 4
7429. 5
7429. 6
7429. 7
7430. 0
7430. 1
7430. 2
7430. 3
7430. 4
7430. 5
7430. 6
7430. 7
pull
Entries 27
Mean −89.32
Std Dev 90.4
1.5
1
0.5
0
−0.5
−1
−1.5
−2
pull1D
Entries 27
Mean −0.005577
Std Dev 0.9861
7
6
5
4
3
2
1
0
−8
−6
−4
−2
0
2
4
6
8

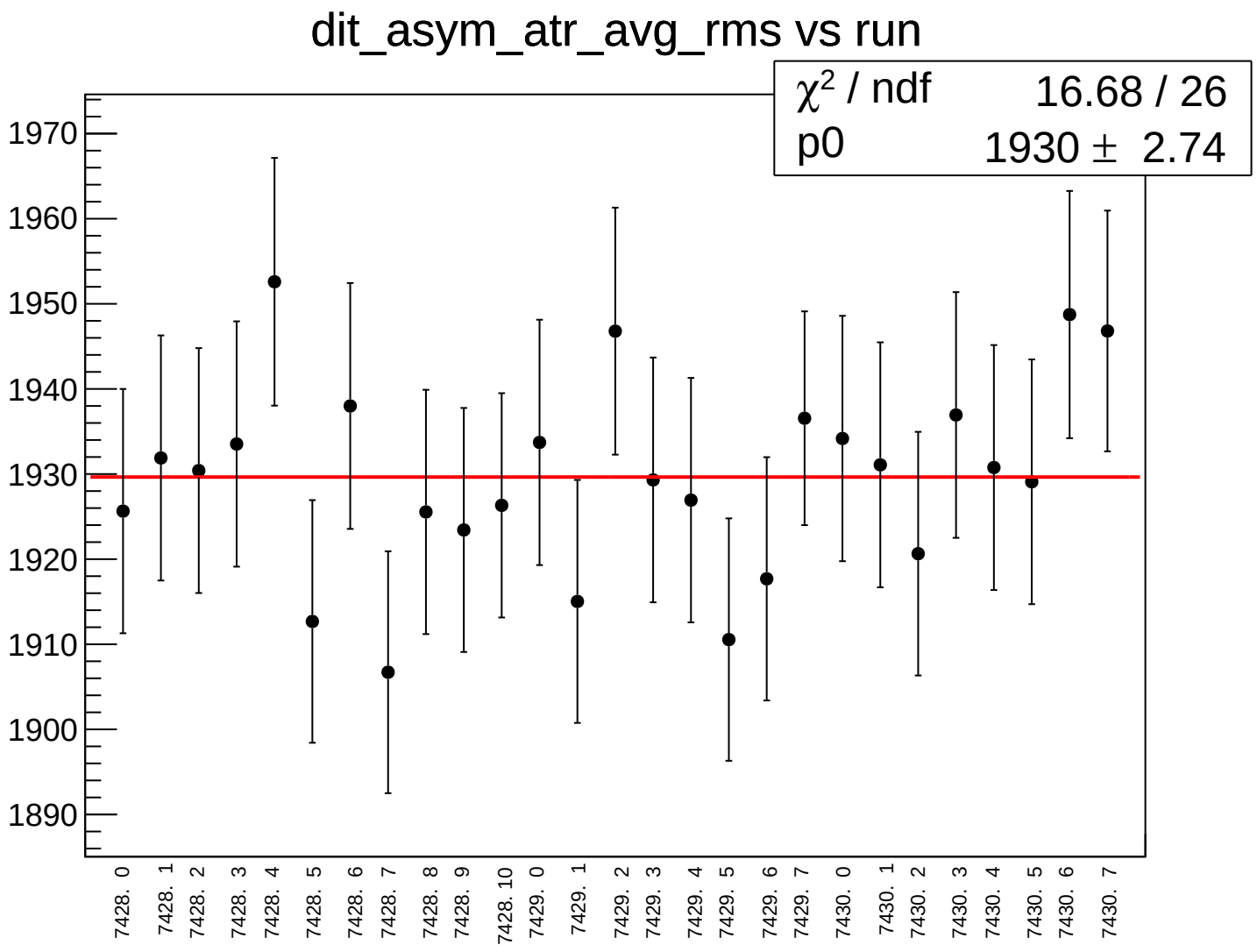
dit_asym_atr_avg_rms vs run
χ² / ndf 16.68 / 26
p0 1930 ± 2.74
1970
1960
1950
1940
1930
1920
1910
1900
1890
7428. 0
7428. 1
7428. 2
7428. 3
7428. 4
7428. 5
7428. 6
7428. 7
7428. 8
7428. 9
7428. 10
7429. 0
7429. 1
7429. 2
7429. 3
7429. 4
7429. 5
7429. 6
7429. 7
7430. 0
7430. 1
7430. 2
7430. 3
7430. 4
7430. 5
7430. 6
7430. 7

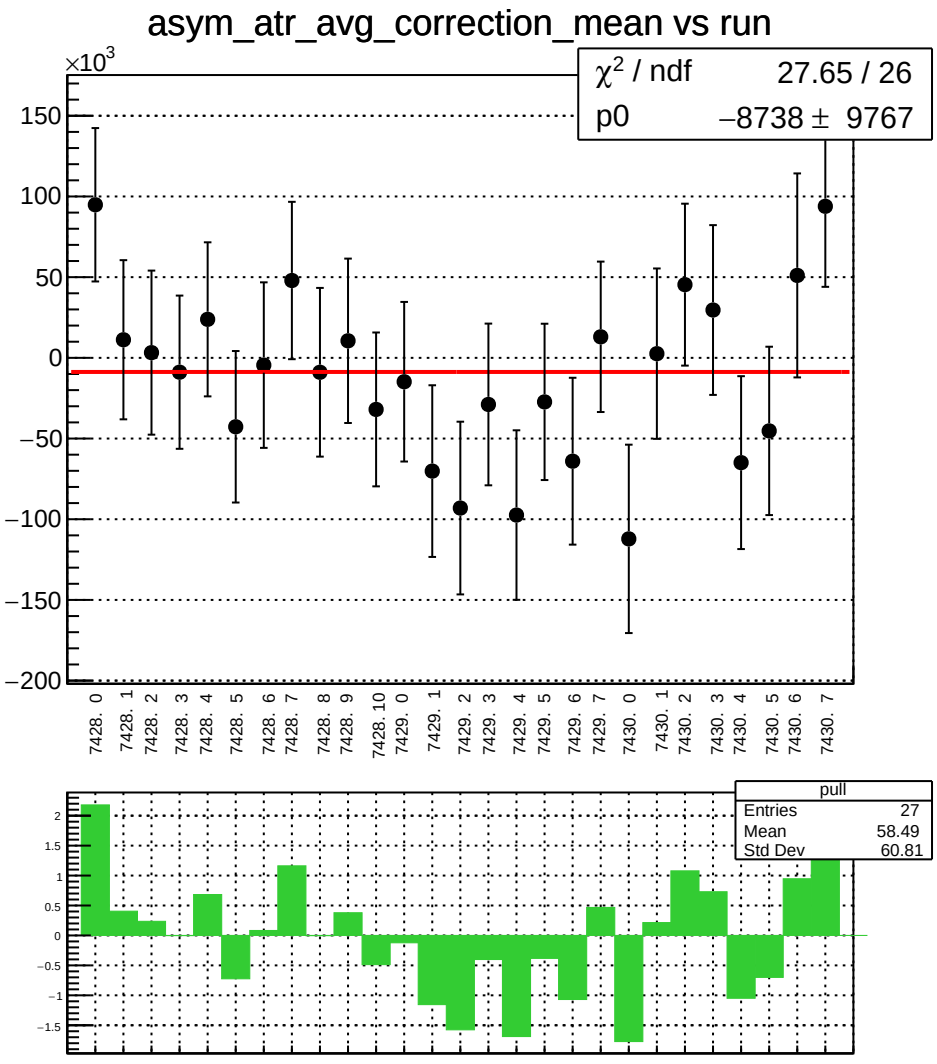
asym_atr_avg_correction_mean vs run
×10^3
χ^2 / ndf 27.65 / 26
p0 −8738 ± 9767
150
100
50
0
−50
−100
−150
−200
7428. 0
7428. 1
7428. 2
7428. 3
7428. 4
7428. 5
7428. 6
7428. 7
7428. 8
7428. 9
7428. 10
7429. 0
7429. 1
7429. 2
7429. 3
7429. 4
7429. 5
7429. 6
7429. 7
7430. 0
7430. 1
7430. 2
7430. 3
7430. 4
7430. 5
7430. 6
7430. 7
pull
Entries 27
Mean 58.49
Std Dev 60.81
2
1.5
1
0.5
0
−0.5
−1
−1.5

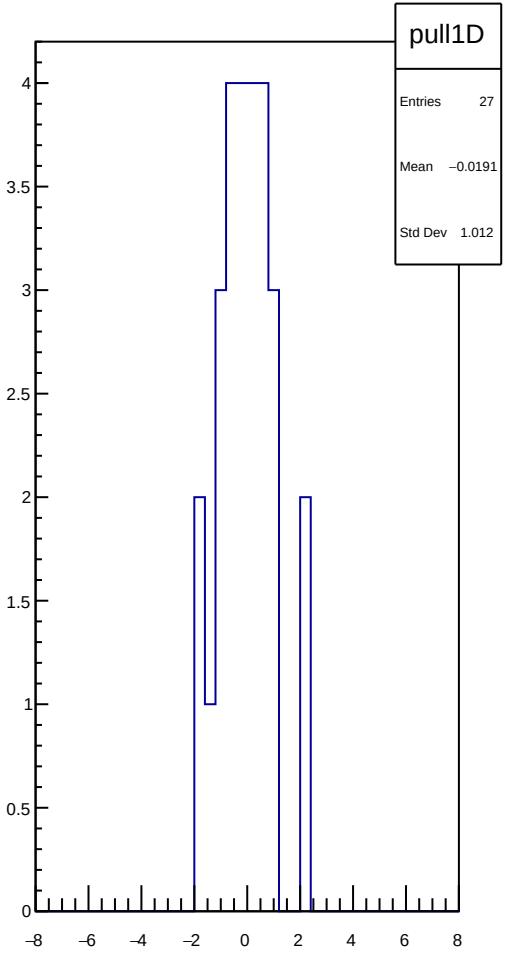
pull1D
Entries 27
Mean −0.0191
Std Dev 1.012
4
3.5
3
2.5
2
1.5
1
0.5
0
−8
−6
−4
−2
0
2
4
6
8

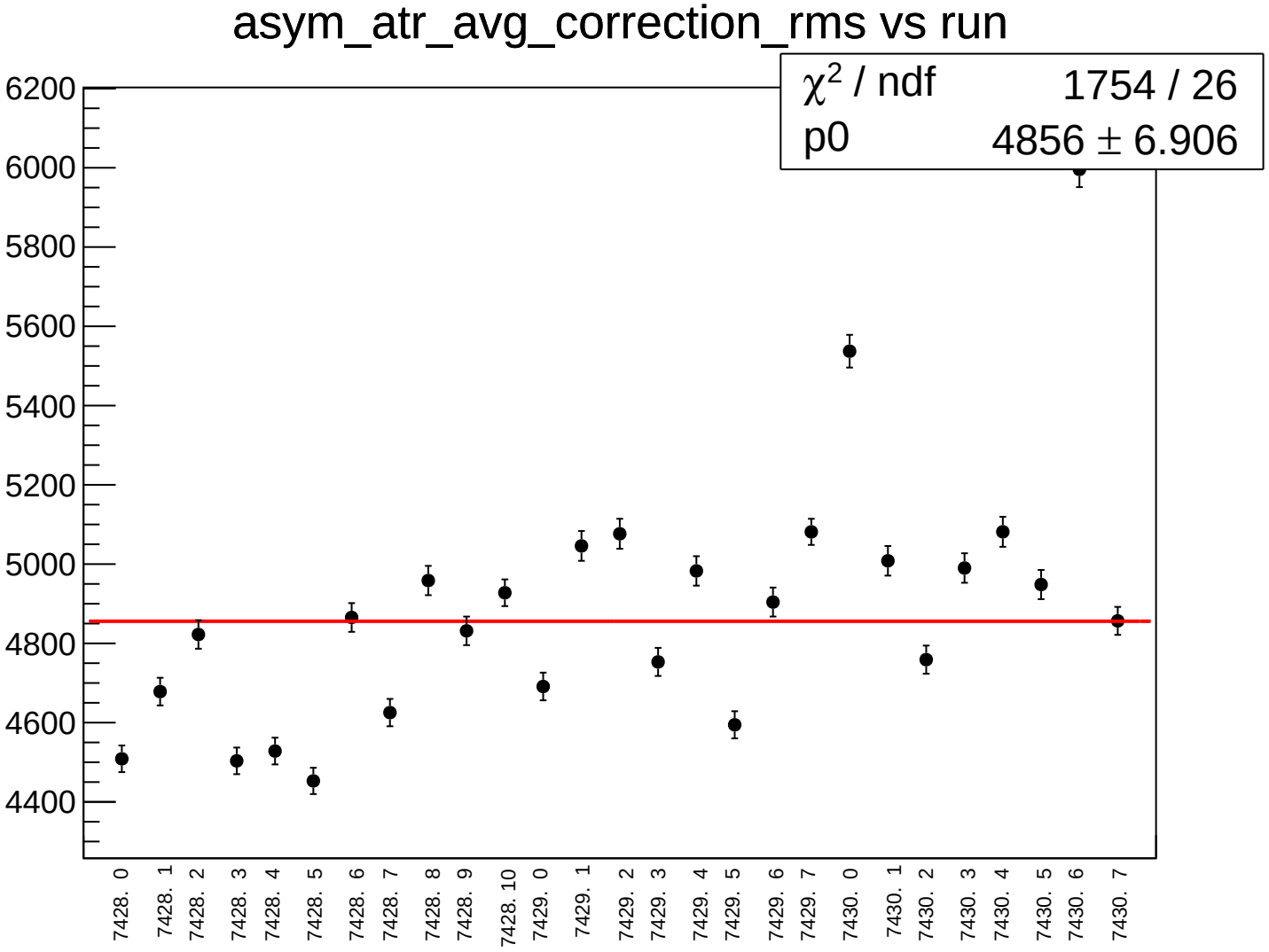
asym_atr_avg_correction_rms vs run
χ2 / ndf 1754 / 26
p0 4856 ± 6.906
6200
6000
5800
5600
5400
5200
5000
4800
4600
4400
7428. 0
7428. 1
7428. 2
7428. 3
7428. 4
7428. 5
7428. 6
7428. 7
7428. 8
7428. 9
7428. 10
7429. 0
7429. 1
7429. 2
7429. 3
7429. 4
7429. 5
7429. 6
7429. 7
7430. 0
7430. 1
7430. 2
7430. 3
7430. 4
7430. 5
7430. 6
7430. 7

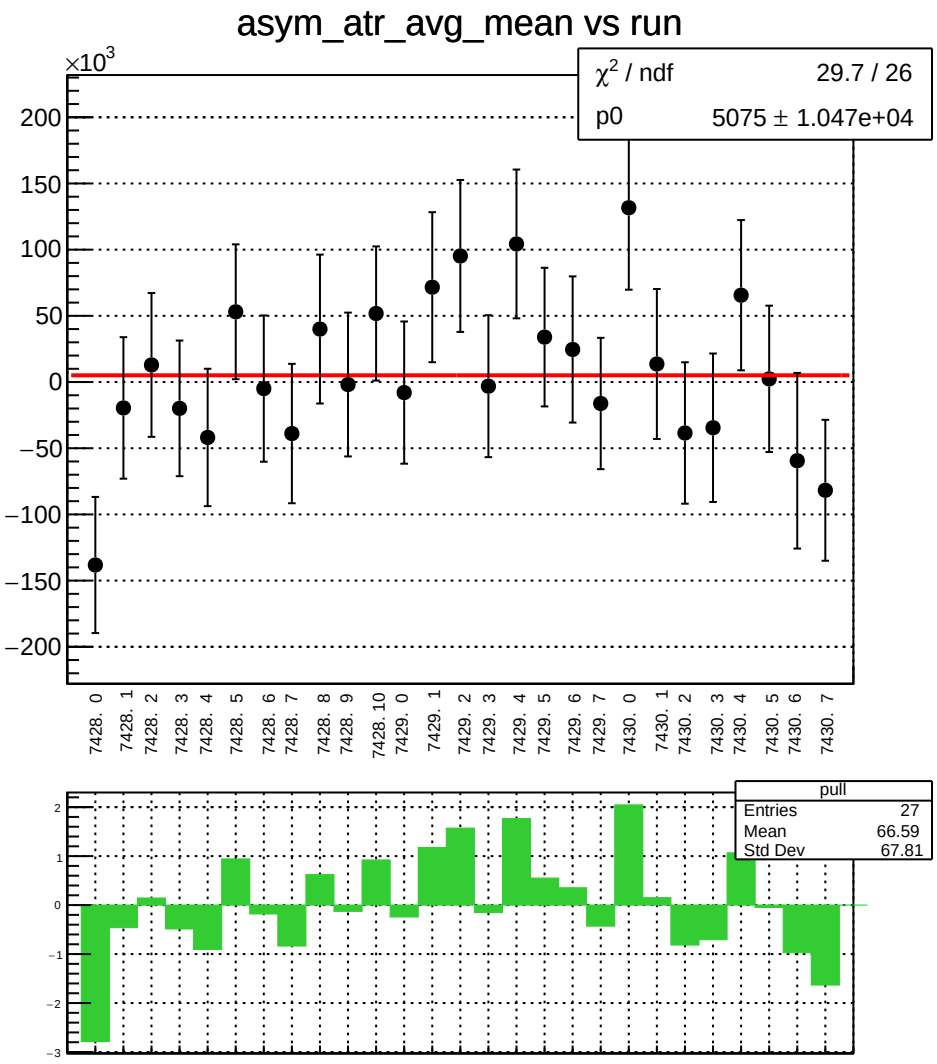
asym_atr_avg_mean vs run
×10^3
χ² / ndf 29.7 / 26
p0 5075 ± 1.047e+04
200
150
100
50
0
−50
−100
−150
−200
7428. 0
7428. 1
7428. 2
7428. 3
7428. 4
7428. 5
7428. 6
7428. 7
7428. 8
7428. 9
7428. 10
7429. 0
7429. 1
7429. 2
7429. 3
7429. 4
7429. 5
7429. 6
7429. 7
7430. 0
7430. 1
7430. 2
7430. 3
7430. 4
7430. 5
7430. 6
7430. 7
pull
Entries 27
Mean 66.59
Std Dev 67.81
2
1
0
−1
−2
−3

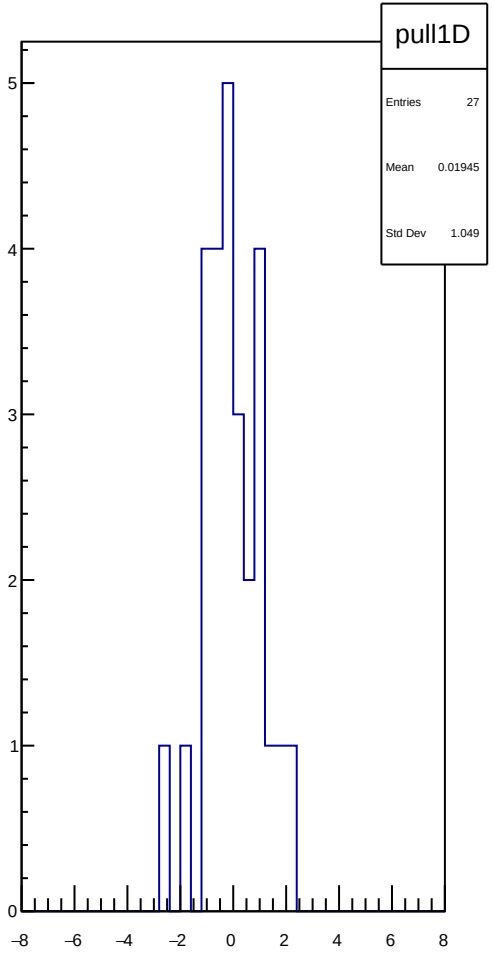
pull1D
Entries 27
Mean 0.01945
Std Dev 1.049
5
4
3
2
1
0
−8
−6
−4
−2
0
2
4
6
8

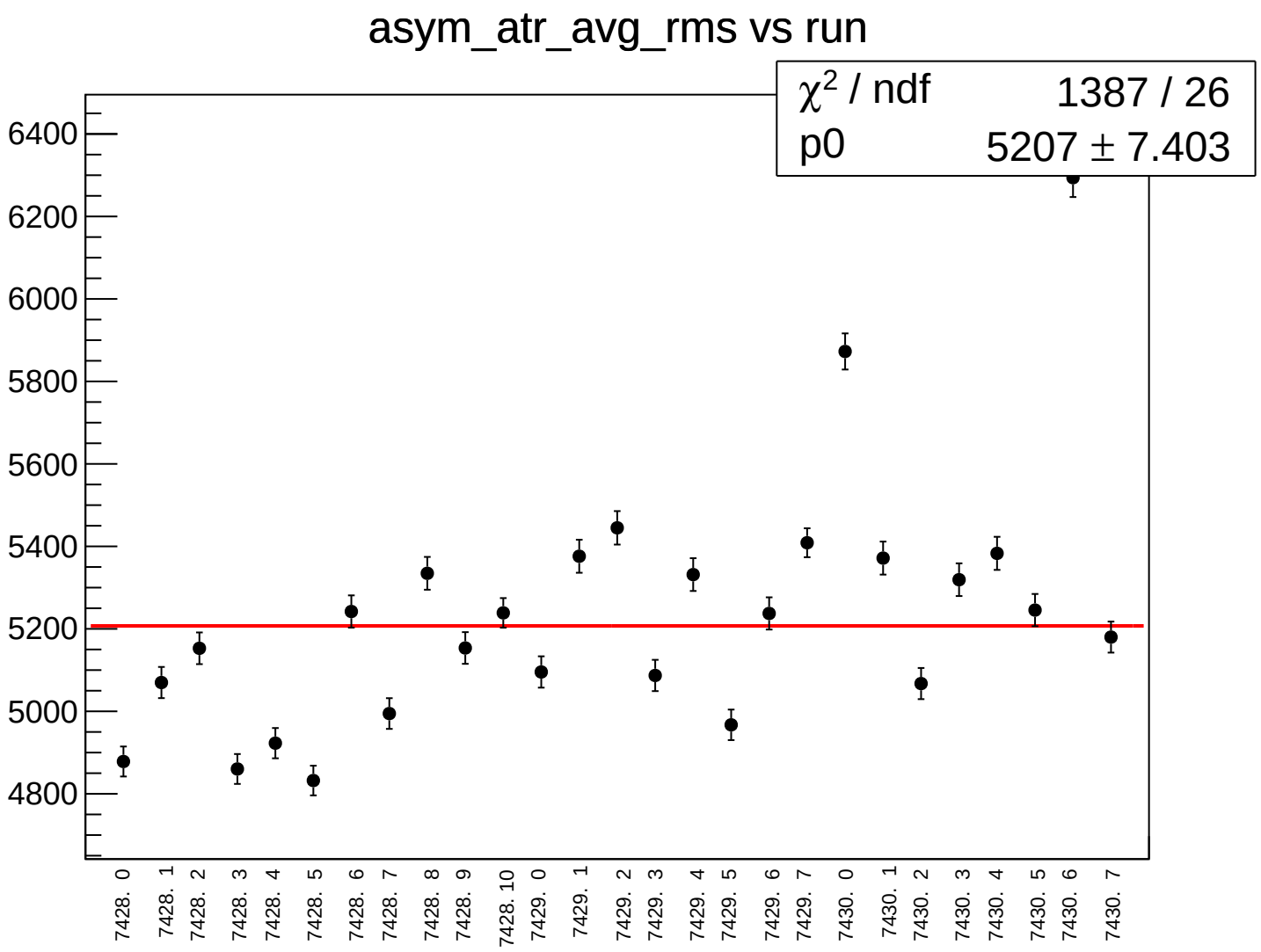
asym_atr_avg_rms vs run
χ2 / ndf 1387 / 26
p0 5207 ± 7.403
6400
6200
6000
5800
5600
5400
5200
5000
4800
7428. 0
7428. 1
7428. 2
7428. 3
7428. 4
7428. 5
7428. 6
7428. 7
7428. 8
7428. 9
7428. 10
7429. 0
7429. 1
7429. 2
7429. 3
7429. 4
7429. 5
7429. 6
7429. 7
7430. 0
7430. 1
7430. 2
7430. 3
7430. 4
7430. 5
7430. 6
7430. 7

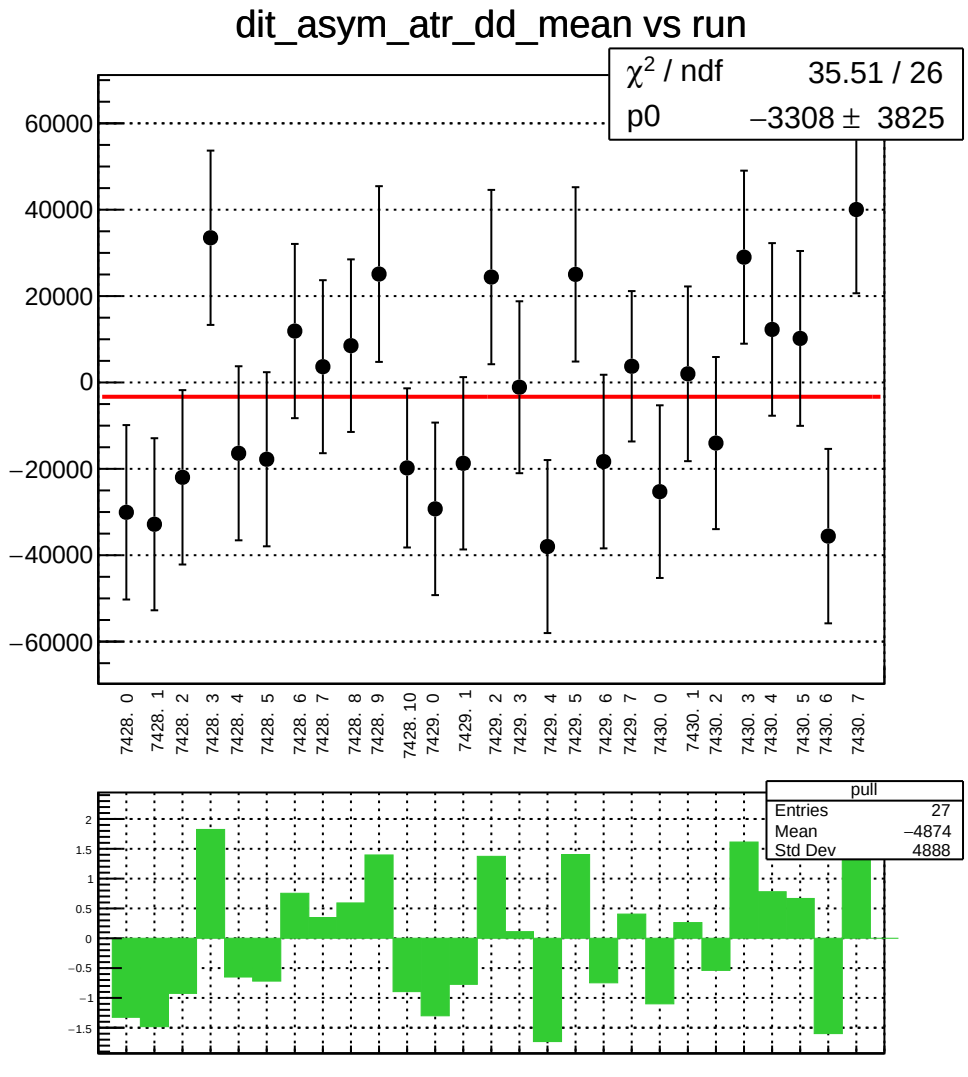
dit_asym_atr_dd_mean vs run
χ² / ndf 35.51 / 26
p0 −3308 ± 3825
60000
40000
20000
0
−20000
−40000
−60000
7428. 0
7428. 1
7428. 2
7428. 3
7428. 4
7428. 5
7428. 6
7428. 7
7428. 8
7428. 9
7428. 10
7429. 0
7429. 1
7429. 2
7429. 3
7429. 4
7429. 5
7429. 6
7429. 7
7430. 0
7430. 1
7430. 2
7430. 3
7430. 4
7430. 5
7430. 6
7430. 7
pull
Entries 27
Mean −4874
Std Dev 4888
2
1.5
1
0.5
0
−0.5
−1
−1.5

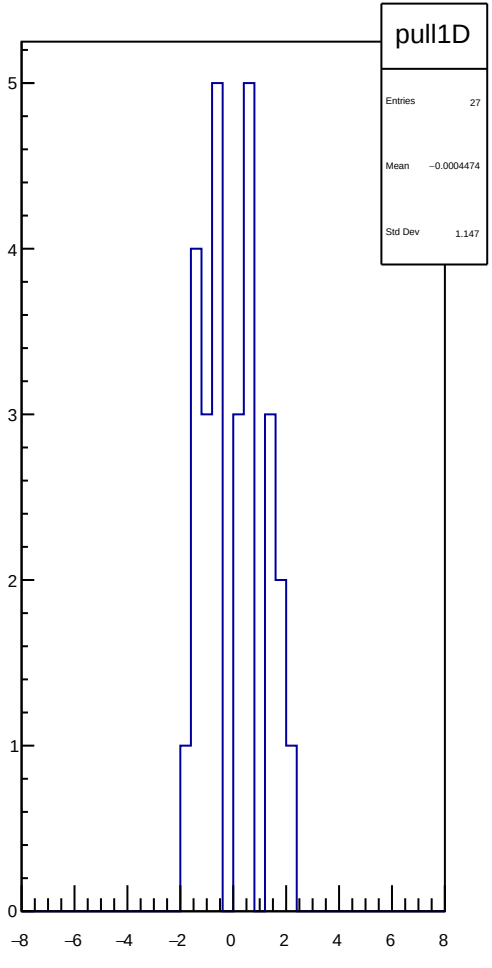
pull1D
Entries 27
Mean −0.0004474
Std Dev 1.147
5
4
3
2
1
0
−8
−6
−4
−2
0
2
4
6
8

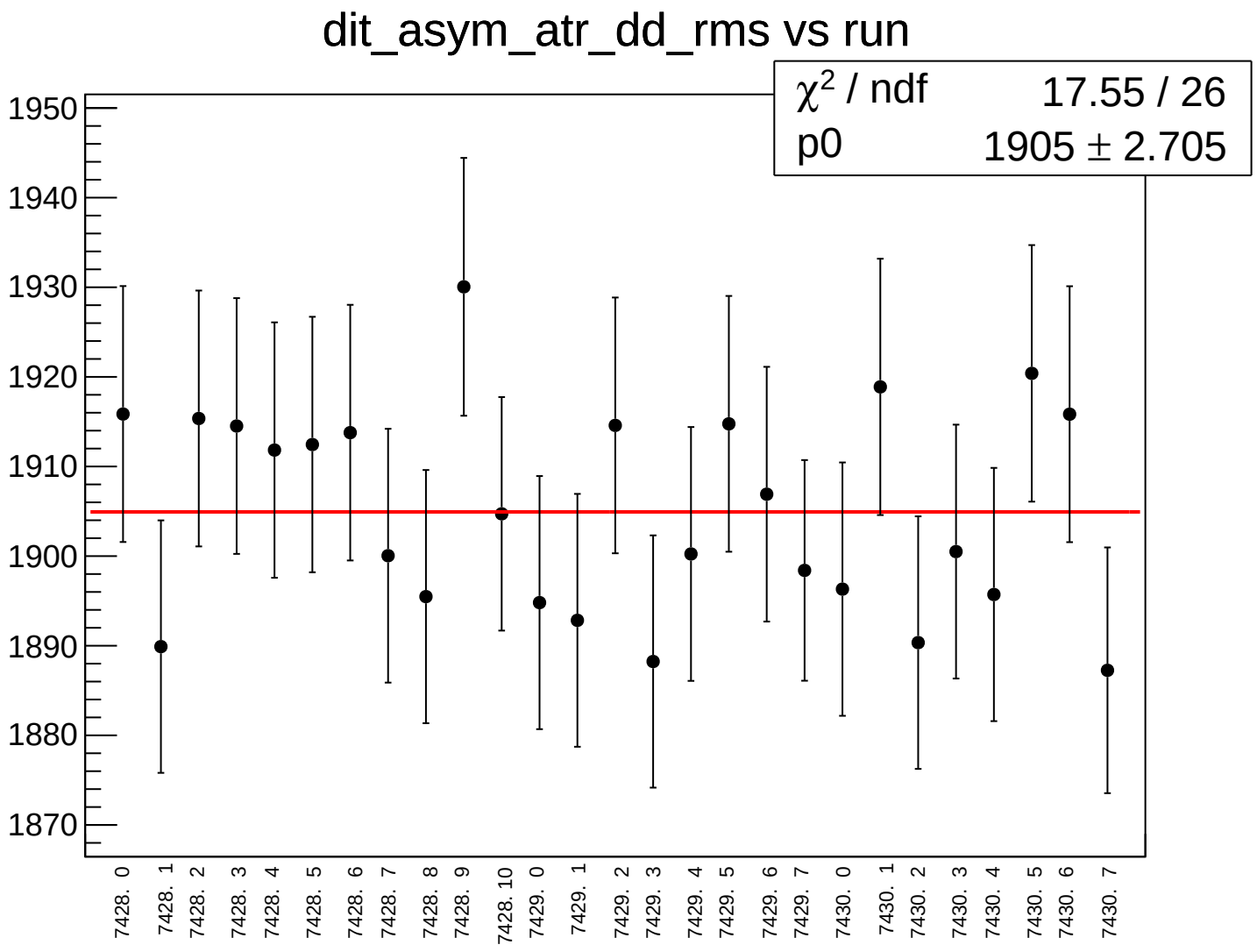
dit_asym_atr_dd_rms vs run
χ2 / ndf 17.55 / 26
p0 1905 ± 2.705
1950
1940
1930
1920
1910
1900
1890
1880
1870
7428. 0
7428. 1
7428. 2
7428. 3
7428. 4
7428. 5
7428. 6
7428. 7
7428. 8
7428. 9
7428. 10
7429. 0
7429. 1
7429. 2
7429. 3
7429. 4
7429. 5
7429. 6
7429. 7
7430. 0
7430. 1
7430. 2
7430. 3
7430. 4
7430. 5
7430. 6
7430. 7

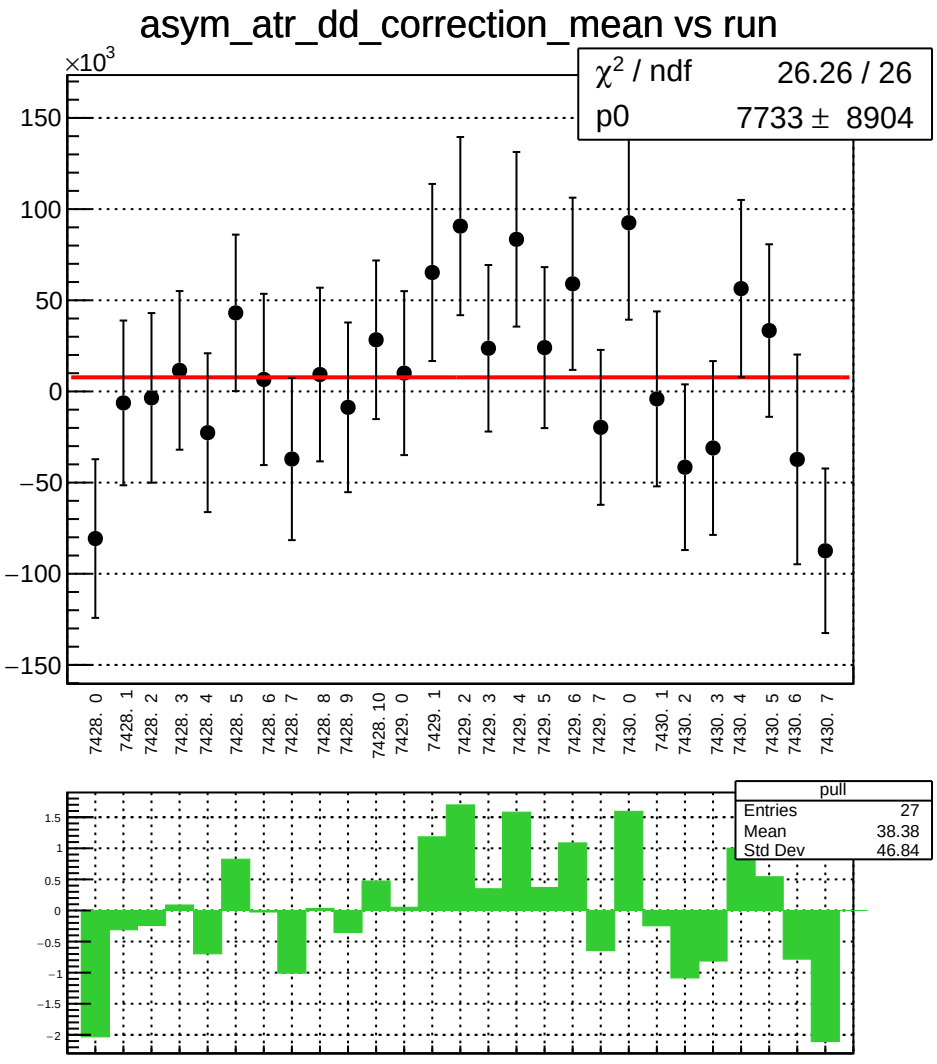
asym_atr_dd_correction_mean vs run
×10^3
χ^2 / ndf 26.26 / 26
p0 7733 ± 8904
150
100
50
0
−50
−100
−150
7428. 0
7428. 1
7428. 2
7428. 3
7428. 4
7428. 5
7428. 6
7428. 7
7428. 8
7428. 9
7428. 10
7429. 0
7429. 1
7429. 2
7429. 3
7429. 4
7429. 5
7429. 6
7429. 7
7430. 0
7430. 1
7430. 2
7430. 3
7430. 4
7430. 5
7430. 6
7430. 7
pull
Entries 27
Mean 38.38
Std Dev 46.84
1.5
1
0.5
0
−0.5
−1
−1.5
−2

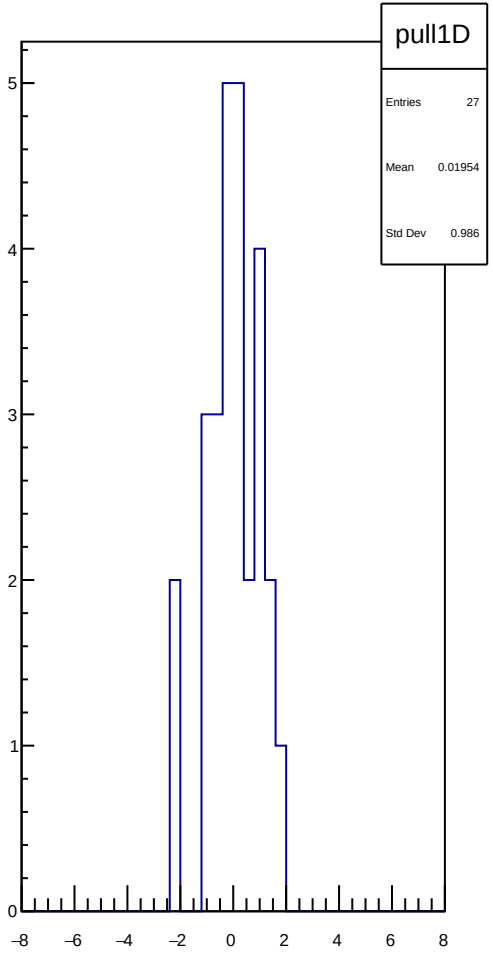
pull1D
Entries 27
Mean 0.01954
Std Dev 0.986
5
4
3
2
1
0
−8
−6
−4
−2
0
2
4
6
8

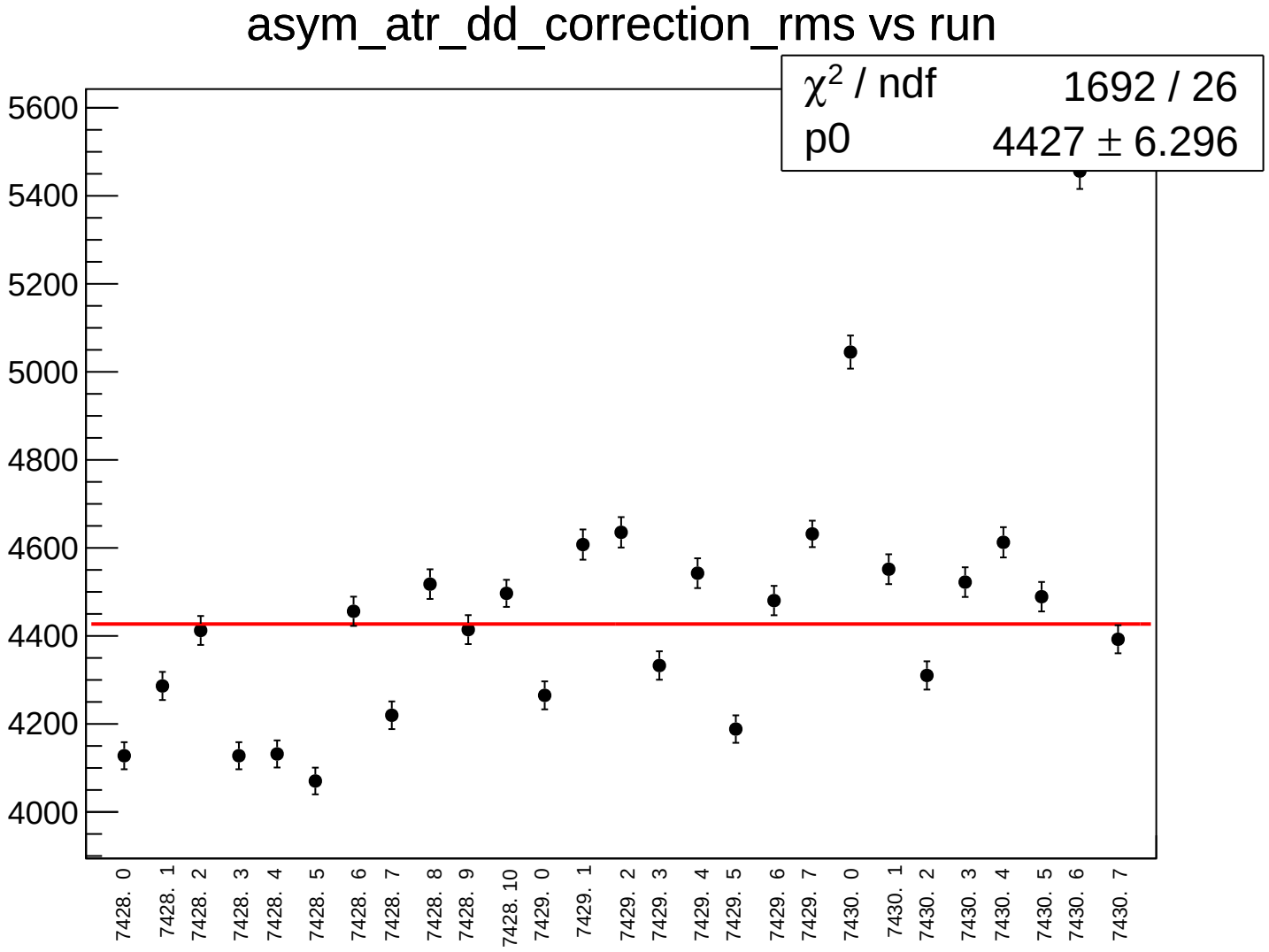
asym_atr_dd_correction_rms vs run
χ2 / ndf 1692 / 26
p0 4427 ± 6.296
5600
5400
5200
5000
4800
4600
4400
4200
4000
7428. 0
7428. 1
7428. 2
7428. 3
7428. 4
7428. 5
7428. 6
7428. 7
7428. 8
7428. 9
7428. 10
7429. 0
7429. 1
7429. 2
7429. 3
7429. 4
7429. 5
7429. 6
7429. 7
7430. 0
7430. 1
7430. 2
7430. 3
7430. 4
7430. 5
7430. 6
7430. 7

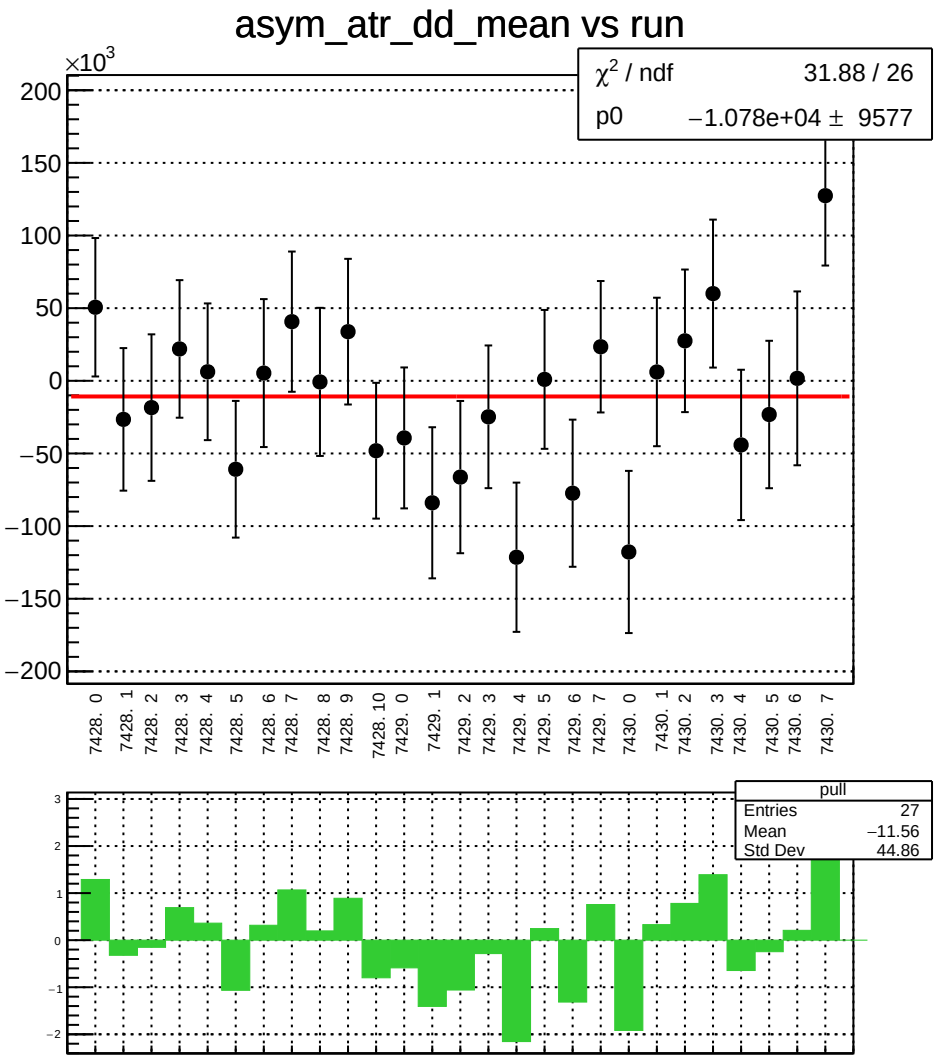
asym_atr_dd_mean vs run
×10^3
χ² / ndf 31.88 / 26
p0 −1.078e+04 ± 9577
200
150
100
50
0
−50
−100
−150
−200
7428. 0
7428. 1
7428. 2
7428. 3
7428. 4
7428. 5
7428. 6
7428. 7
7428. 8
7428. 9
7428. 10
7429. 0
7429. 1
7429. 2
7429. 3
7429. 4
7429. 5
7429. 6
7429. 7
7430. 0
7430. 1
7430. 2
7430. 3
7430. 4
7430. 5
7430. 6
7430. 7
pull
Entries 27
Mean −11.56
Std Dev 44.86
3
2
1
0
−1
−2

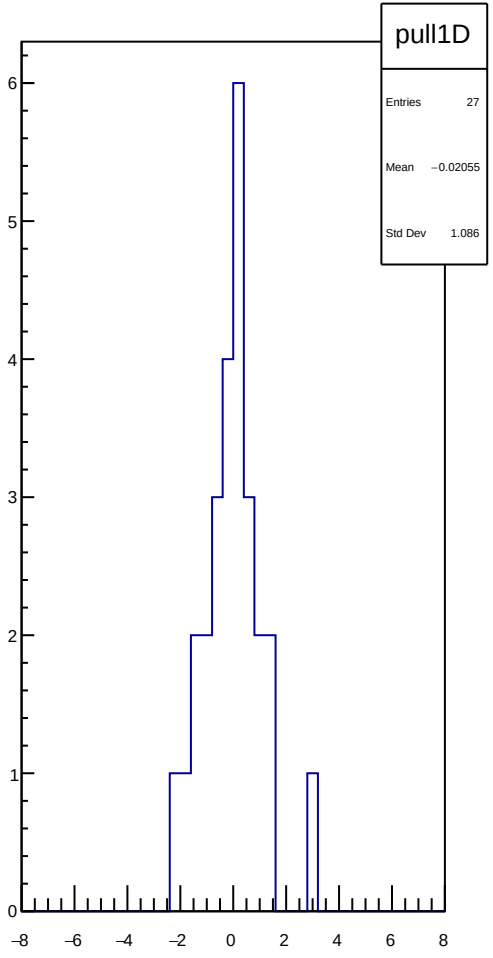
pull1D
Entries 27
Mean −0.02055
Std Dev 1.086
6
5
4
3
2
1
0
−8
−6
−4
−2
0
2
4
6
8

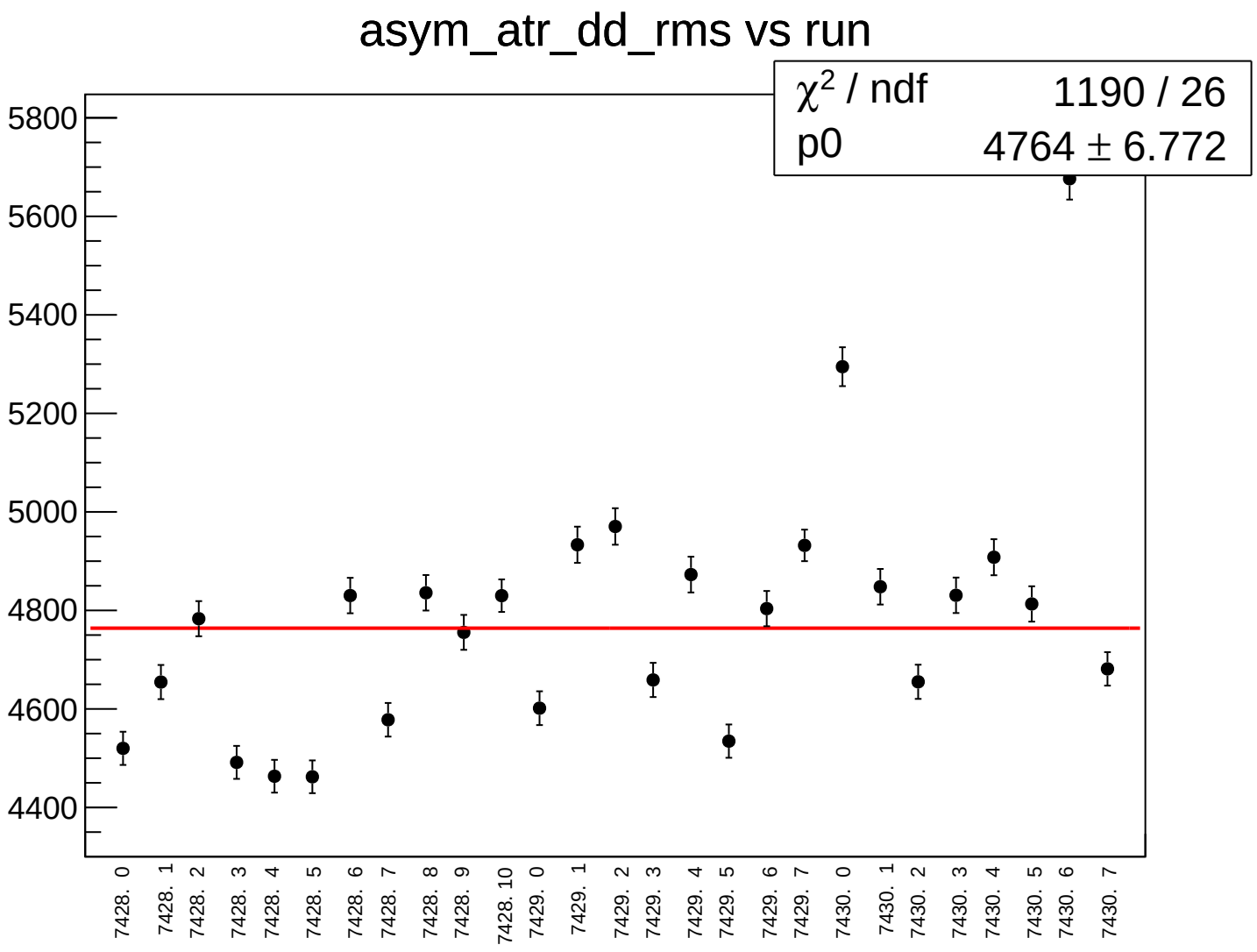
asym_atr_dd_rms vs run
χ² / ndf 1190 / 26
p0 4764 ± 6.772
5800
5600
5400
5200
5000
4800
4600
4400
7428. 0
7428. 1
7428. 2
7428. 3
7428. 4
7428. 5
7428. 6
7428. 7
7428. 8
7428. 9
7428. 10
7429. 0
7429. 1
7429. 2
7429. 3
7429. 4
7429. 5
7429. 6
7429. 7
7430. 0
7430. 1
7430. 2
7430. 3
7430. 4
7430. 5
7430. 6
7430. 7

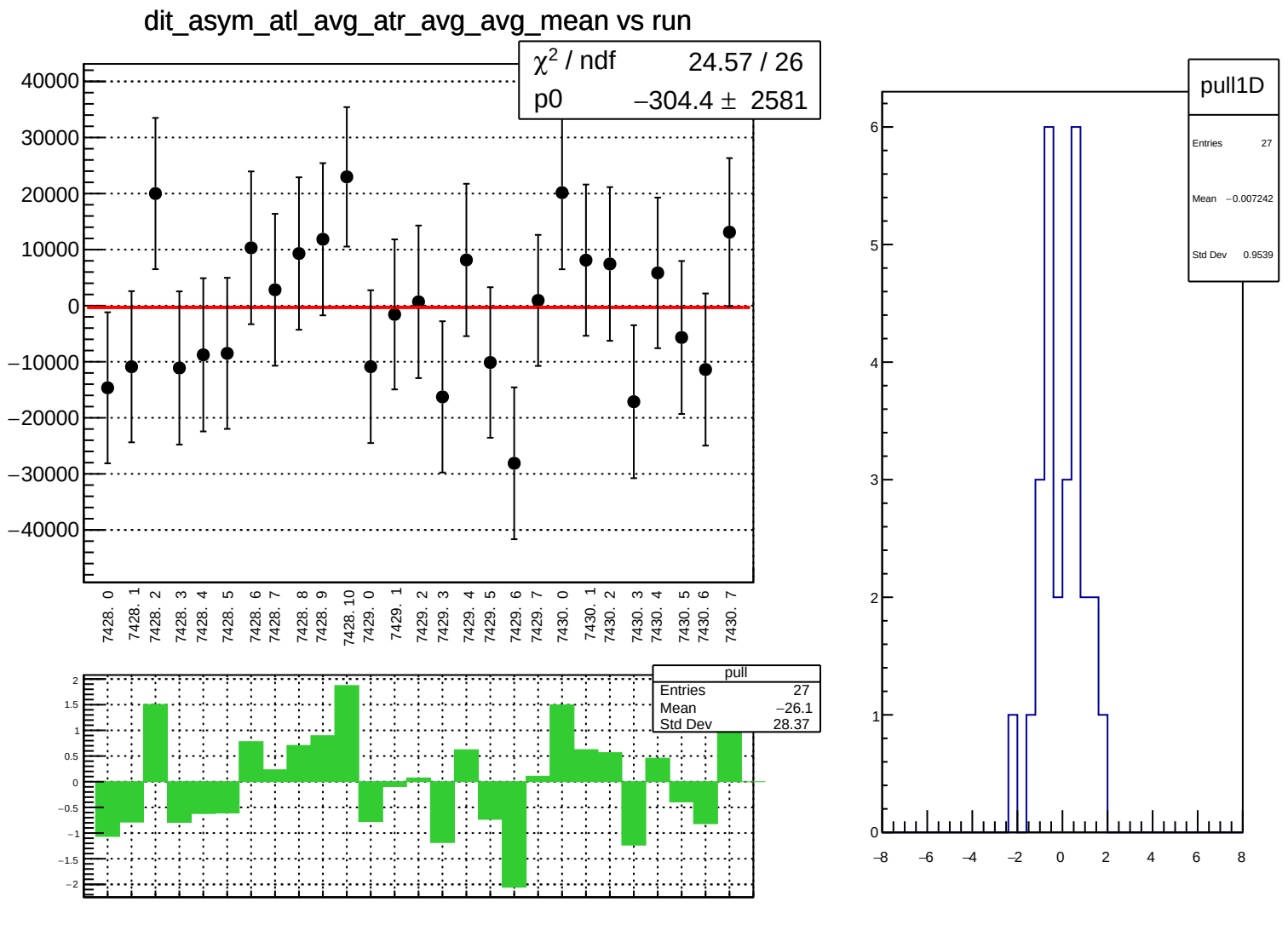
dit_asym_atl_avg_atr_avg_avg_mean vs run
χ² / ndf 24.57 / 26
p0 −304.4 ± 2581
40000
30000
20000
10000
0
−10000
−20000
−30000
−40000
7428. 0
7428. 1
7428. 2
7428. 3
7428. 4
7428. 5
7428. 6
7428. 7
7428. 8
7428. 9
7428. 10
7429. 0
7429. 1
7429. 2
7429. 3
7429. 4
7429. 5
7429. 6
7429. 7
7430. 0
7430. 1
7430. 2
7430. 3
7430. 4
7430. 5
7430. 6
7430. 7
pull
Entries 27
Mean −26.1
Std Dev 28.37
2
1.5
1
0.5
0
−0.5
−1
−1.5
−2
pull1D
Entries 27
Mean −0.007242
Std Dev 0.9539
6
5
4
3
2
1
0
−8
−6
−4
−2
0
2
4
6
8

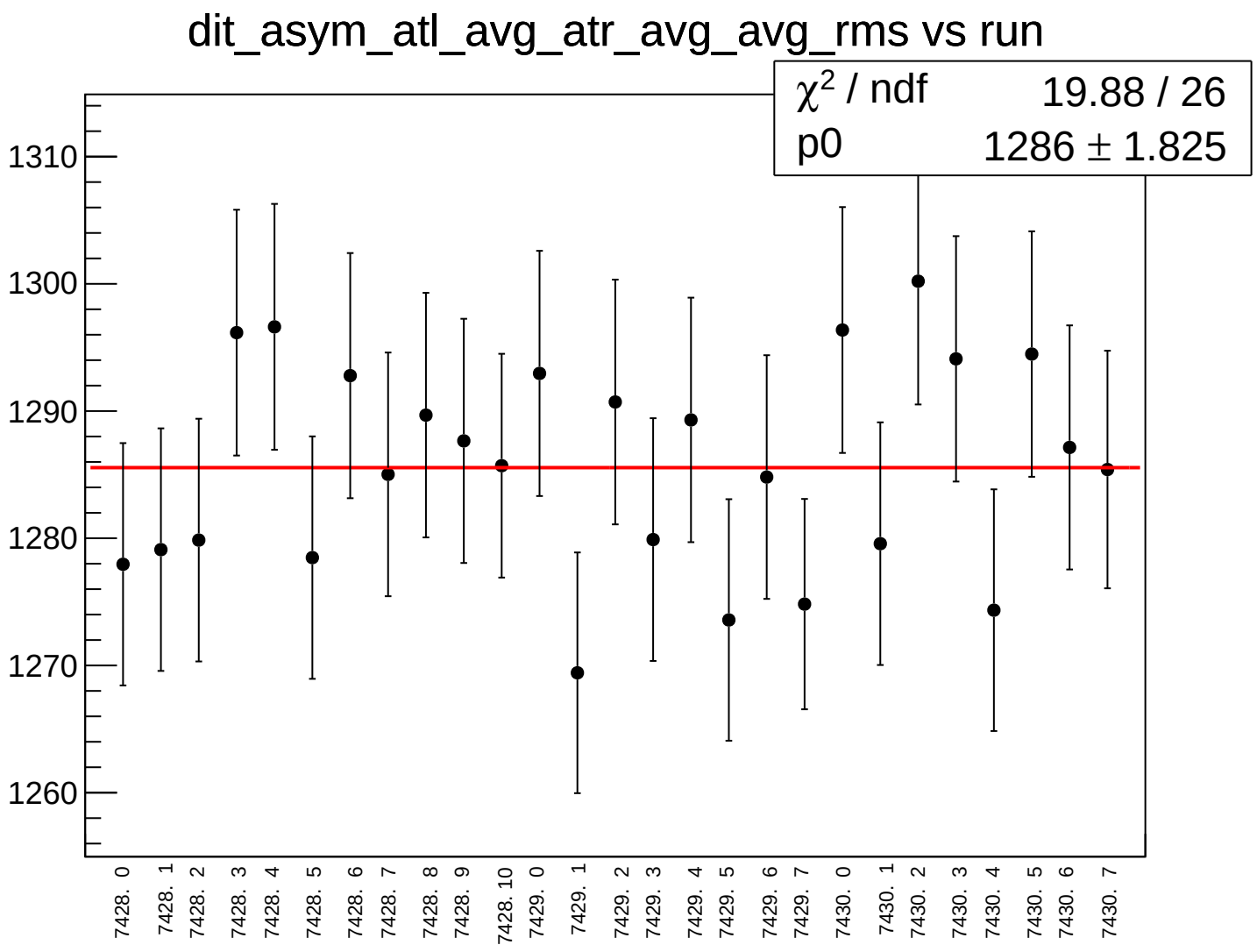
dit_asym_atl_avg_atr_avg_avg_rms vs run
χ2 / ndf 19.88 / 26
p0 1286 ± 1.825
1310
1300
1290
1280
1270
1260
7428. 0
7428. 1
7428. 2
7428. 3
7428. 4
7428. 5
7428. 6
7428. 7
7428. 8
7428. 9
7428. 10
7429. 0
7429. 1
7429. 2
7429. 3
7429. 4
7429. 5
7429. 6
7429. 7
7430. 0
7430. 1
7430. 2
7430. 3
7430. 4
7430. 5
7430. 6
7430. 7

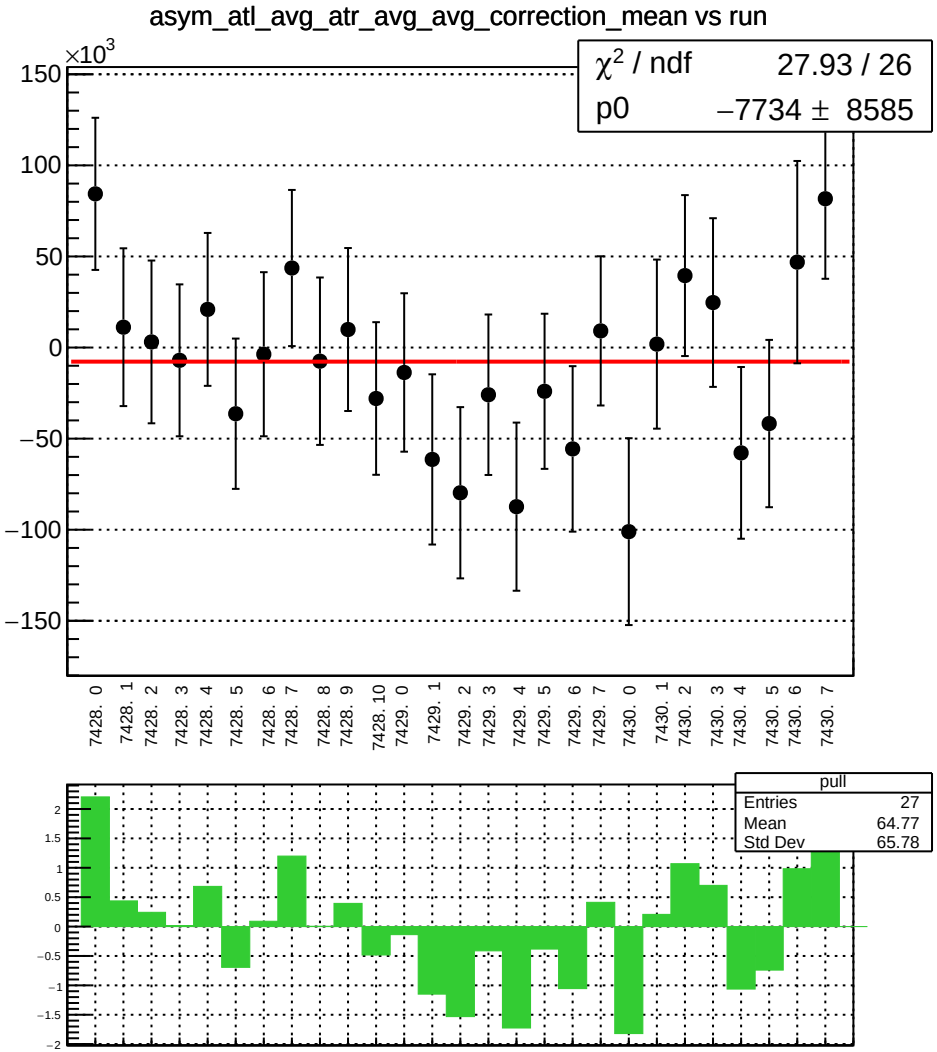
asym_atl_avg_atr_avg_avg_correction_mean vs run
×10^3
χ^2 / ndf 27.93 / 26
p0 −7734 ± 8585
150
100
50
0
−50
−100
−150
7428. 0
7428. 1
7428. 2
7428. 3
7428. 4
7428. 5
7428. 6
7428. 7
7428. 8
7428. 9
7428. 10
7429. 0
7429. 1
7429. 2
7429. 3
7429. 4
7429. 5
7429. 6
7429. 7
7430. 0
7430. 1
7430. 2
7430. 3
7430. 4
7430. 5
7430. 6
7430. 7
pull
Entries 27
Mean 64.77
Std Dev 65.78
2
1.5
1
0.5
0
−0.5
−1
−1.5
−2

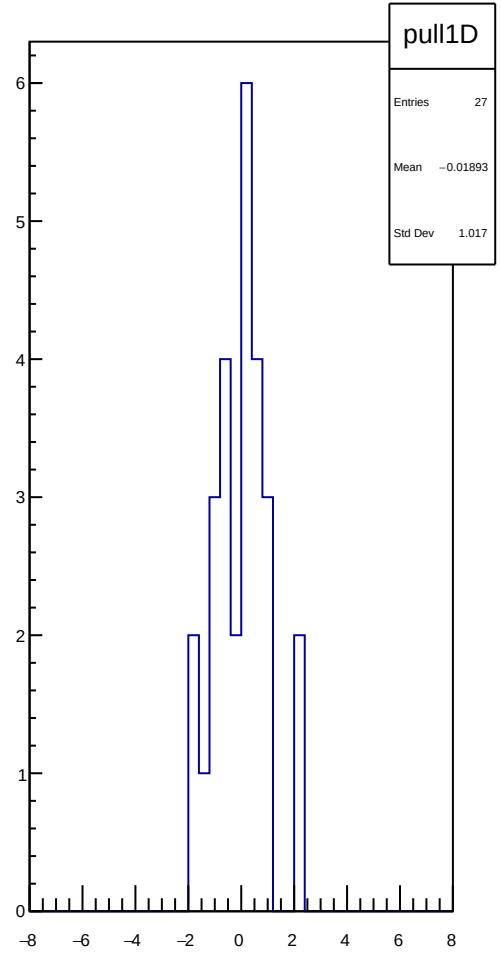
pull1D
Entries 27
Mean −0.01893
Std Dev 1.017
6
5
4
3
2
1
0
−8
−6
−4
−2
0
2
4
6
8

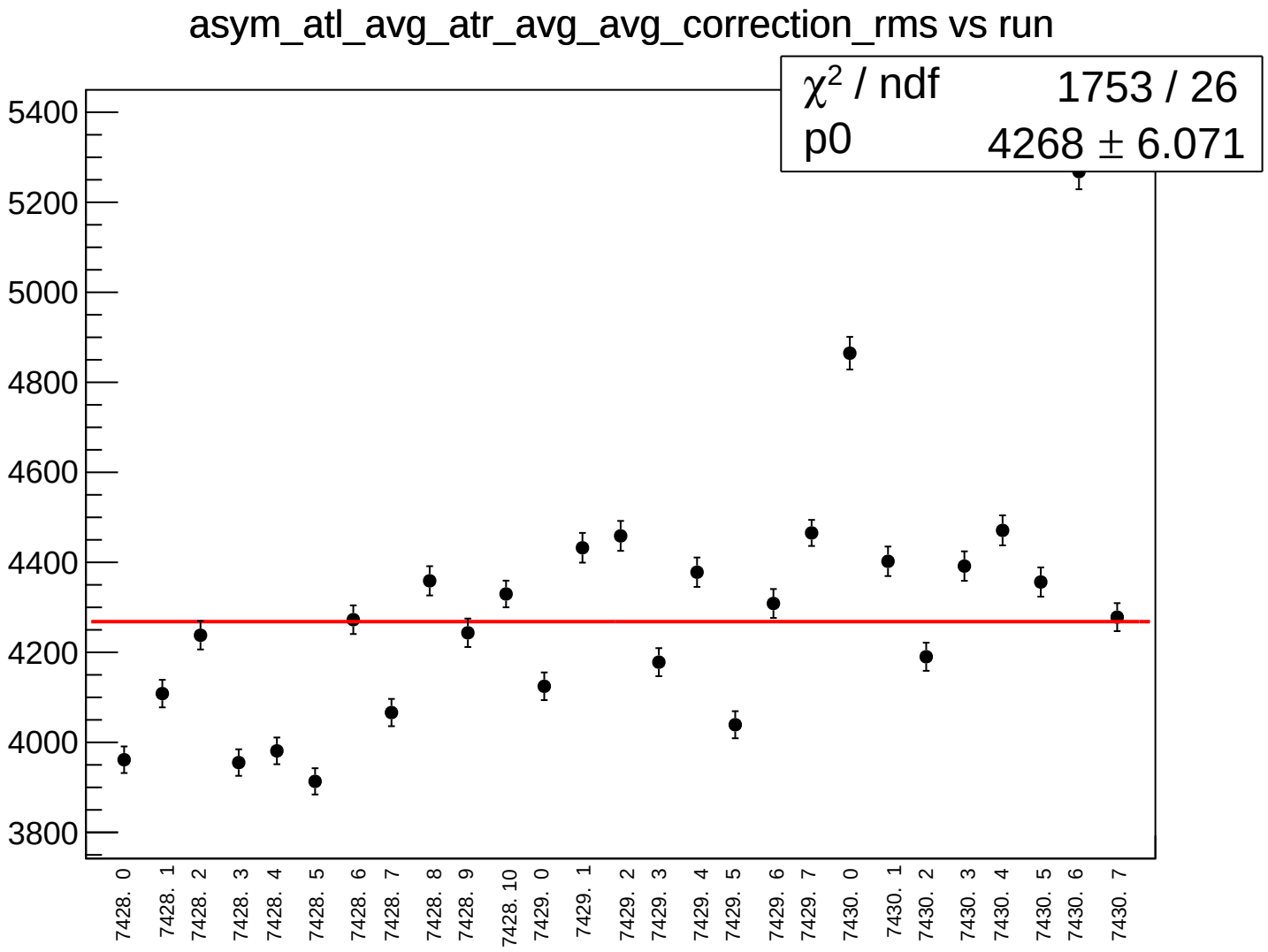
asym_atl_avg_atr_avg_avg_correction_rms vs run
χ² / ndf 1753 / 26
p0 4268 ± 6.071
5400
5200
5000
4800
4600
4400
4200
4000
3800
7428. 0
7428. 1
7428. 2
7428. 3
7428. 4
7428. 5
7428. 6
7428. 7
7428. 8
7428. 9
7428. 10
7429. 0
7429. 1
7429. 2
7429. 3
7429. 4
7429. 5
7429. 6
7429. 7
7430. 0
7430. 1
7430. 2
7430. 3
7430. 4
7430. 5
7430. 6
7430. 7

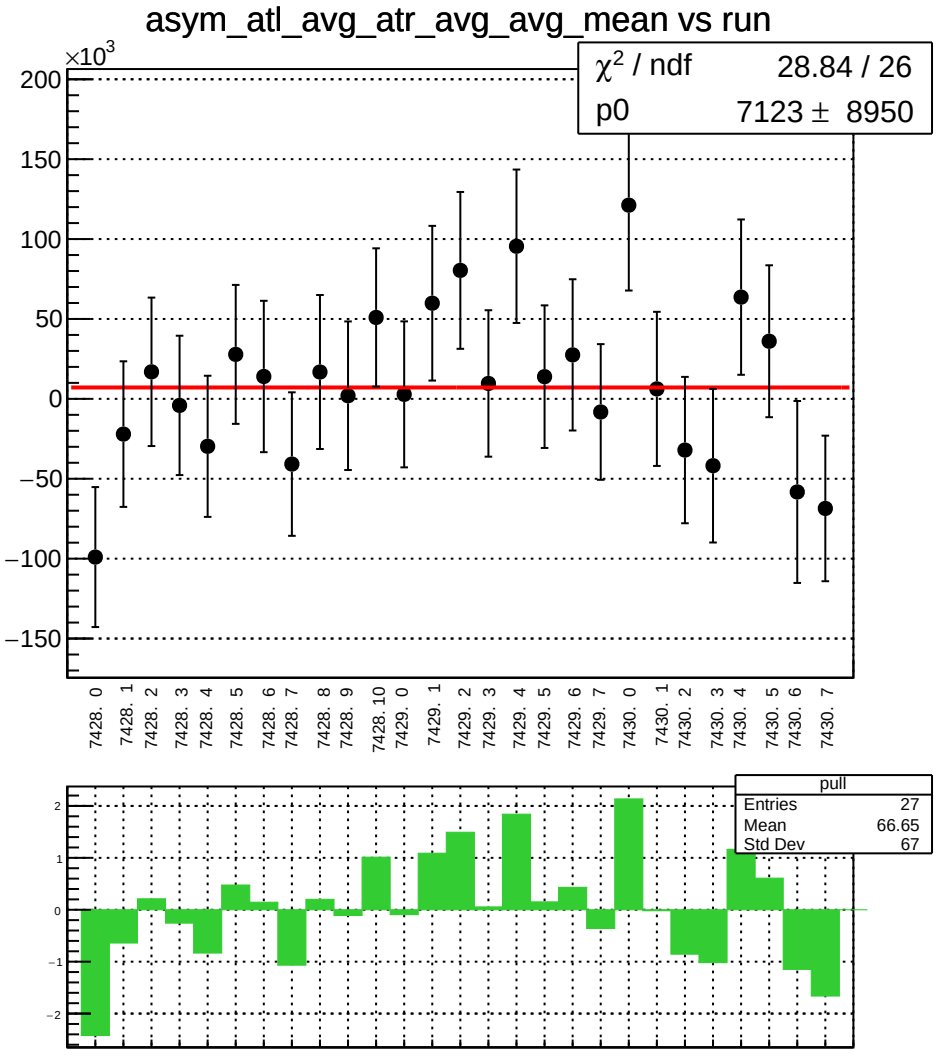
asym_atl_avg_atr_avg_avg_mean vs run
×10^3
χ² / ndf 28.84 / 26
p0 7123 ± 8950
200
150
100
50
0
−50
−100
−150
7428. 0
7428. 1
7428. 2
7428. 3
7428. 4
7428. 5
7428. 6
7428. 7
7428. 8
7428. 9
7428. 10
7429. 0
7429. 1
7429. 2
7429. 3
7429. 4
7429. 5
7429. 6
7429. 7
7430. 0
7430. 1
7430. 2
7430. 3
7430. 4
7430. 5
7430. 6
7430. 7
pull
Entries 27
Mean 66.65
Std Dev 67
2
1
0
−1
−2

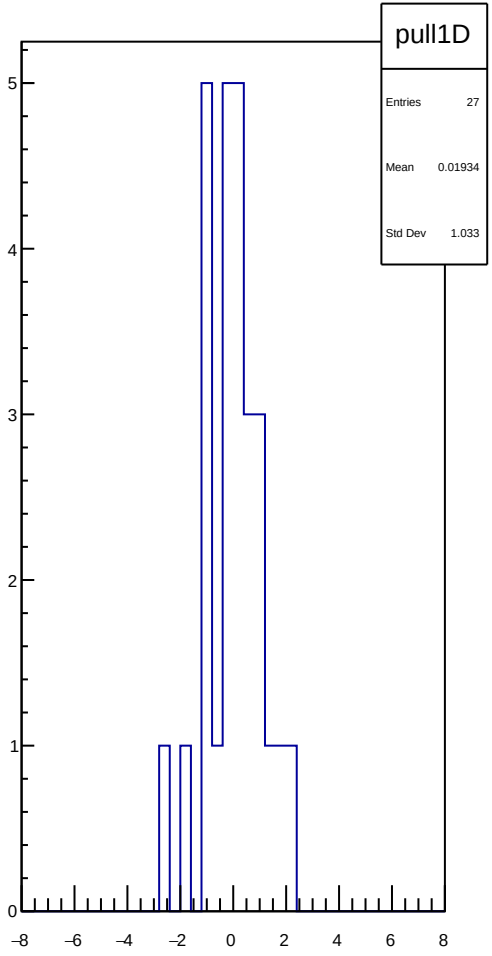
pull1D
Entries 27
Mean 0.01934
Std Dev 1.033
5
4
3
2
1
0
−8
−6
−4
−2
0
2
4
6
8

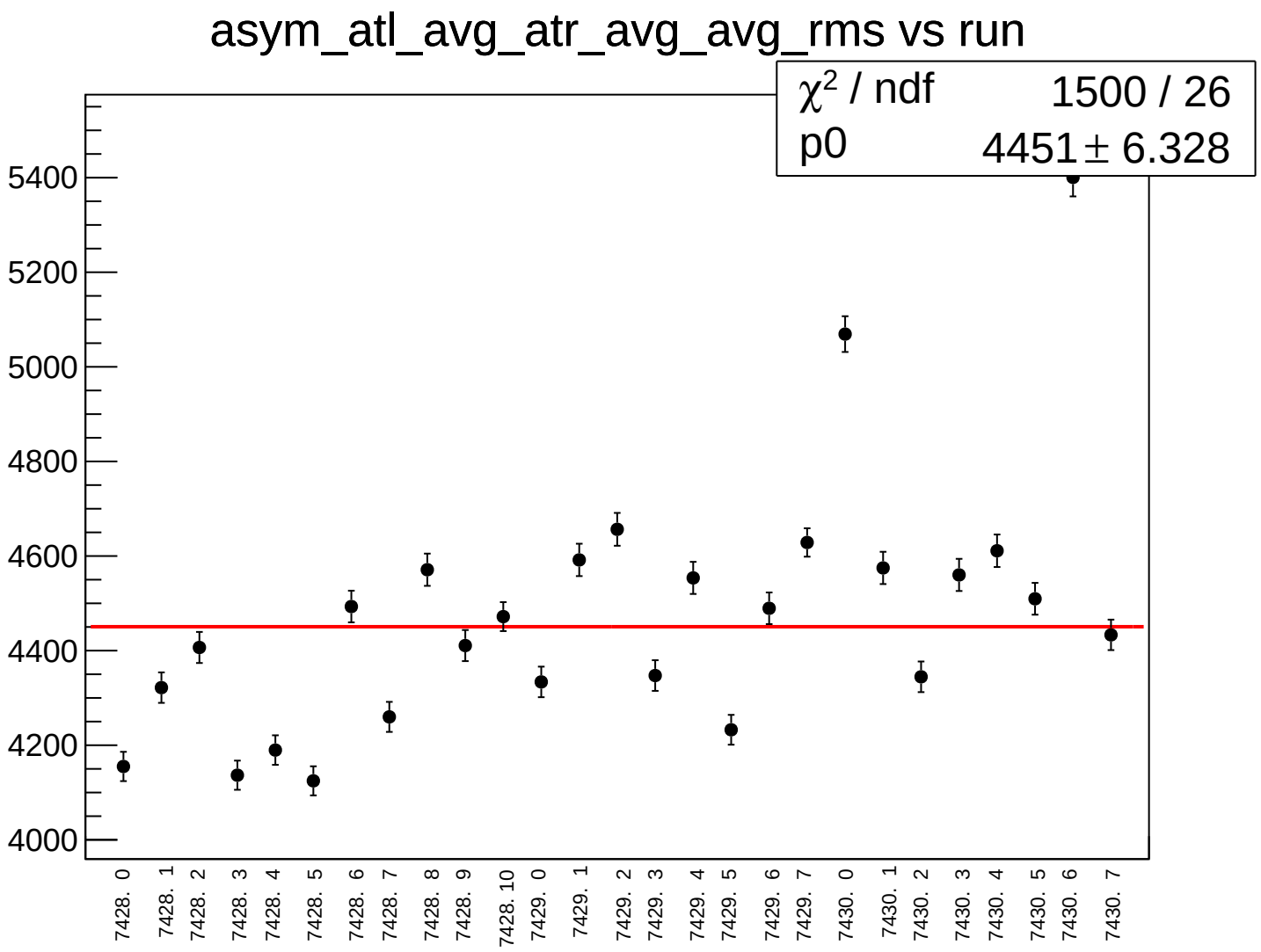
asym_atl_avg_atr_avg_avg_rms vs run
χ² / ndf 1500 / 26
p0 4451 ± 6.328
5400
5200
5000
4800
4600
4400
4200
4000
7428. 0
7428. 1
7428. 2
7428. 3
7428. 4
7428. 5
7428. 6
7428. 7
7428. 8
7428. 9
7428. 10
7429. 0
7429. 1
7429. 2
7429. 3
7429. 4
7429. 5
7429. 6
7429. 7
7430. 0
7430. 1
7430. 2
7430. 3
7430. 4
7430. 5
7430. 6
7430. 7

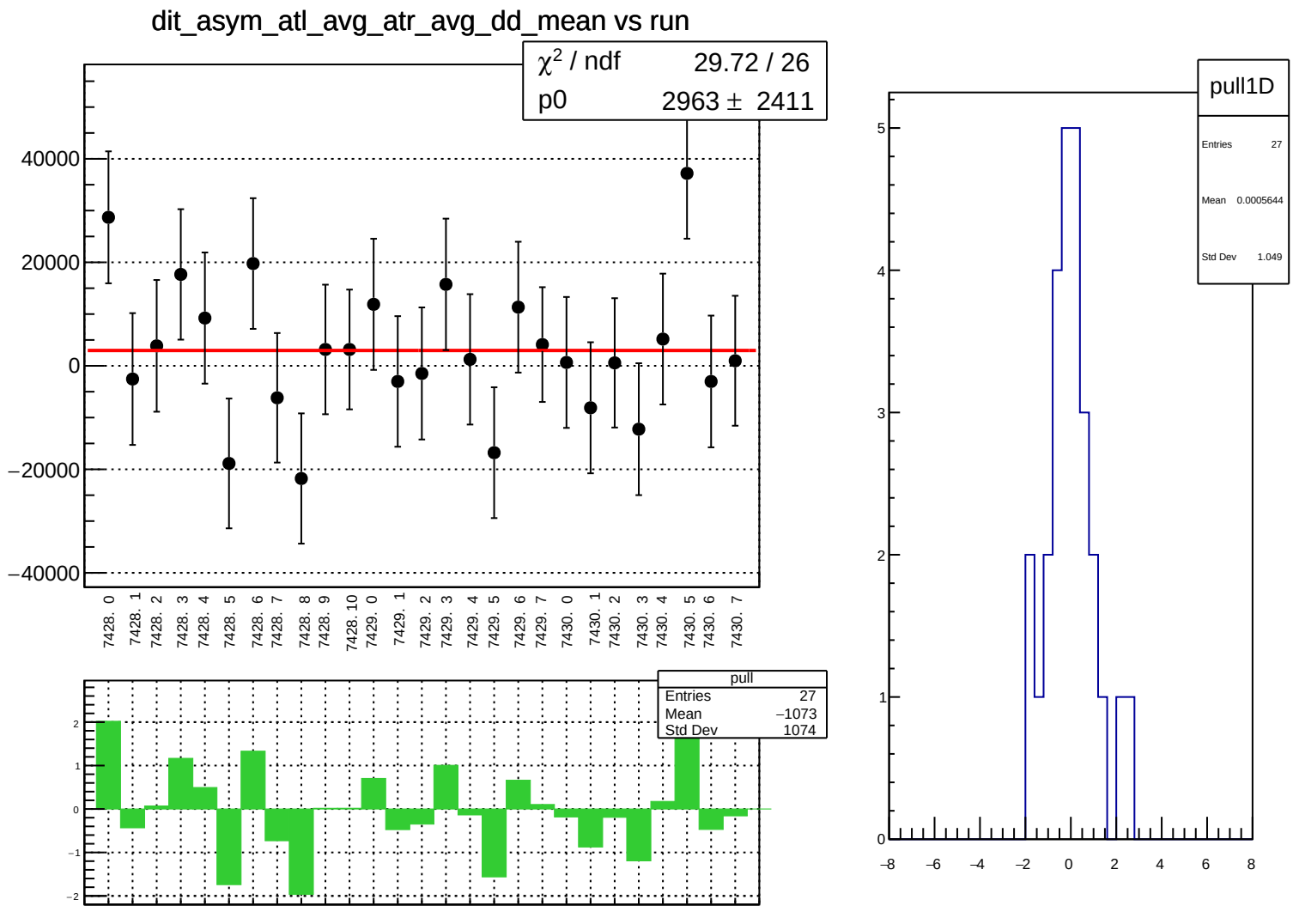
dit_asym_atl_avg_atr_avg_dd_mean vs run
χ2 / ndf 29.72 / 26
p0 2963 ± 2411
40000
20000
0
−20000
−40000
7428. 0
7428. 1
7428. 2
7428. 3
7428. 4
7428. 5
7428. 6
7428. 7
7428. 8
7428. 9
7428. 10
7429. 0
7429. 1
7429. 2
7429. 3
7429. 4
7429. 5
7429. 6
7429. 7
7430. 0
7430. 1
7430. 2
7430. 3
7430. 4
7430. 5
7430. 6
7430. 7
pull
Entries 27
Mean −1073
Std Dev 1074
2
1
0
−1
−2
pull1D
Entries 27
Mean 0.0005644
Std Dev 1.049
5
4
3
2
1
0
−8
−6
−4
−2
0
2
4
6
8

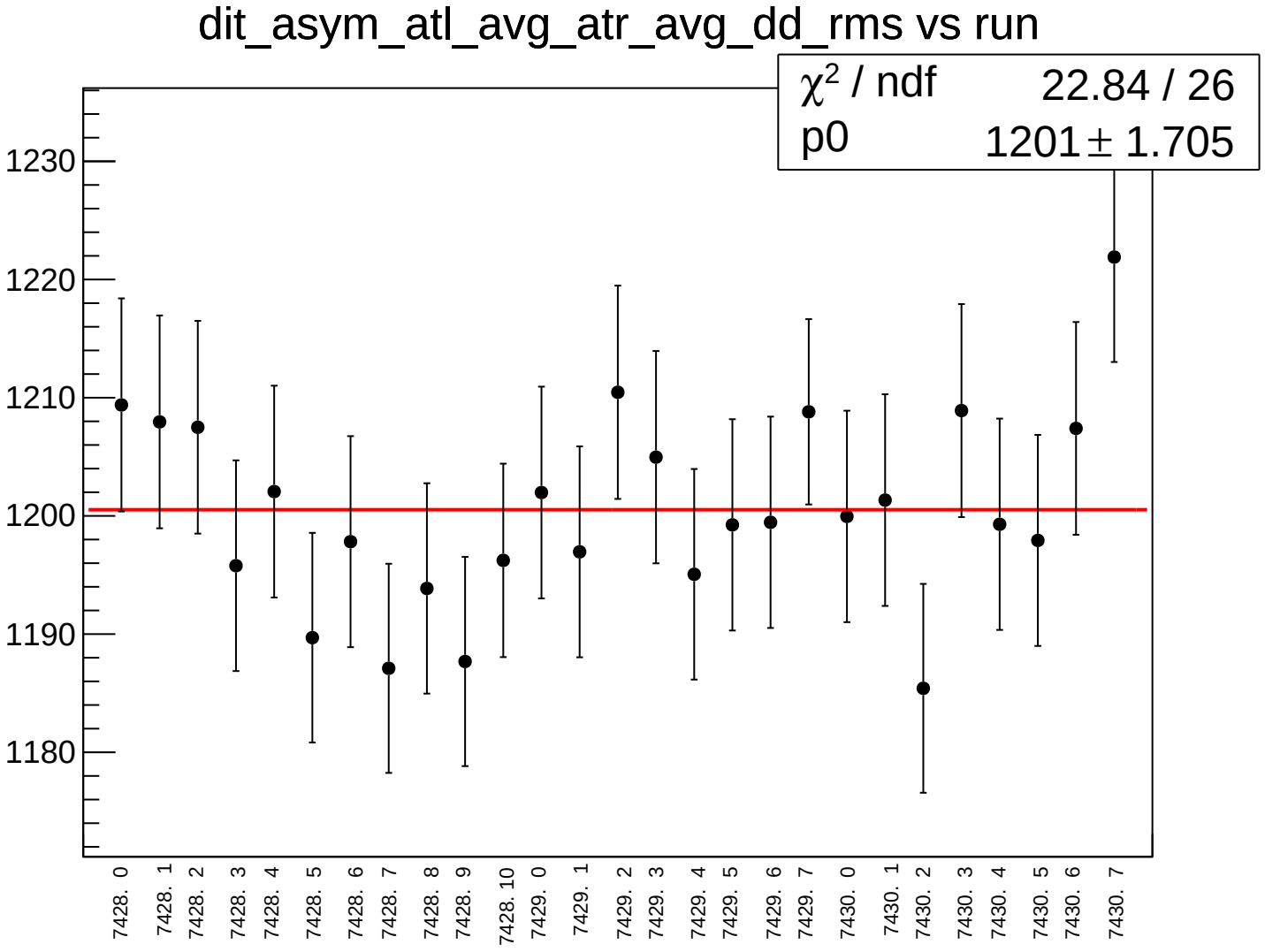
dit_asym_atl_avg_atr_avg_dd_rms vs run
χ² / ndf 22.84 / 26
p0 1201 ± 1.705
1230
1220
1210
1200
1190
1180
7428. 0
7428. 1
7428. 2
7428. 3
7428. 4
7428. 5
7428. 6
7428. 7
7428. 8
7428. 9
7428. 10
7429. 0
7429. 1
7429. 2
7429. 3
7429. 4
7429. 5
7429. 6
7429. 7
7430. 0
7430. 1
7430. 2
7430. 3
7430. 4
7430. 5
7430. 6
7430. 7

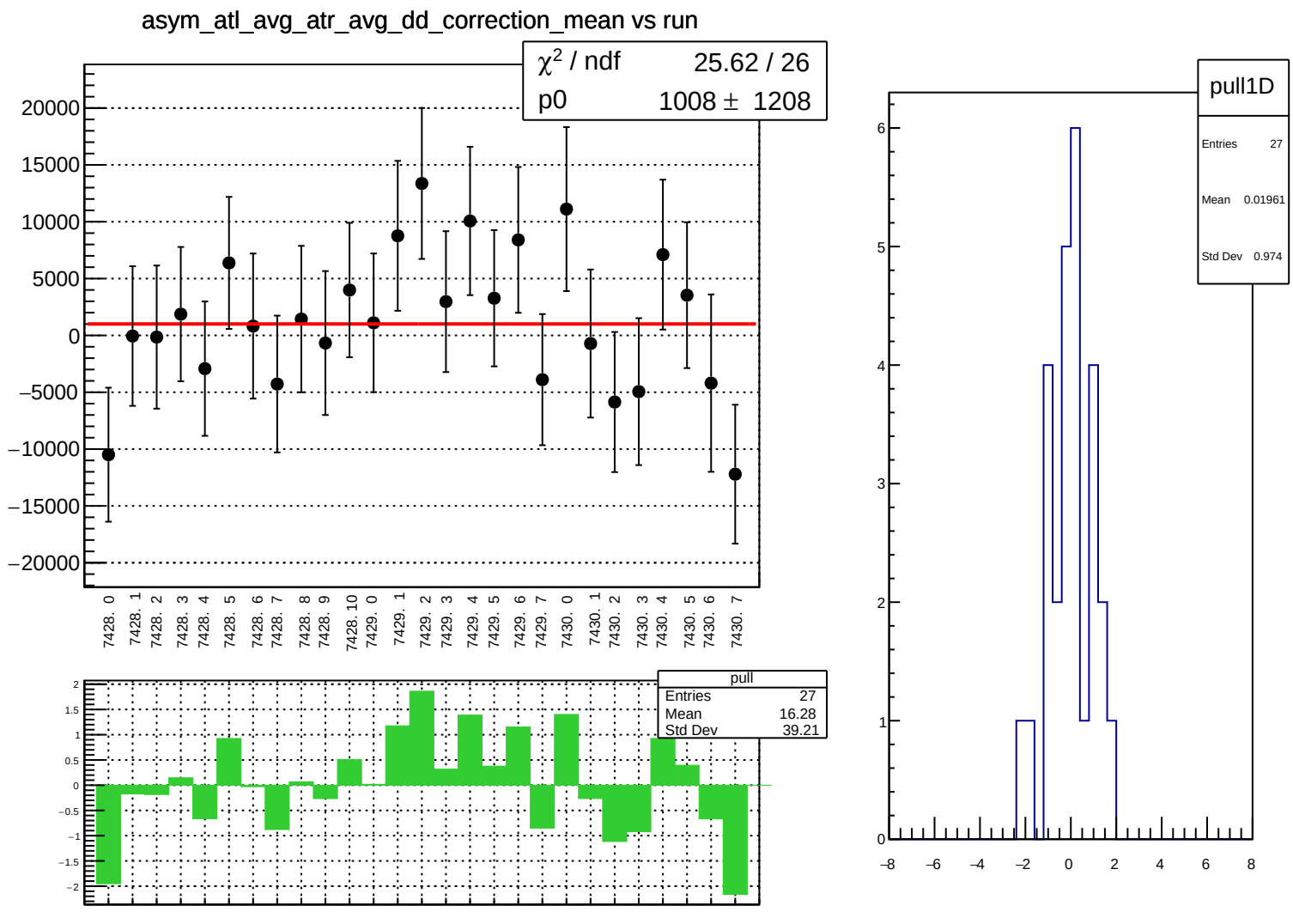
asym_atl_avg_atr_avg_dd_correction_mean vs run
χ² / ndf 25.62 / 26
p0 1008 ± 1208
20000
15000
10000
5000
0
−5000
−10000
−15000
−20000
7428. 0
7428. 1
7428. 2
7428. 3
7428. 4
7428. 5
7428. 6
7428. 7
7428. 8
7428. 9
7428. 10
7429. 0
7429. 1
7429. 2
7429. 3
7429. 4
7429. 5
7429. 6
7429. 7
7430. 0
7430. 1
7430. 2
7430. 3
7430. 4
7430. 5
7430. 6
7430. 7
pull
Entries 27
Mean 16.28
Std Dev 39.21
pull1D
Entries 27
Mean 0.01961
Std Dev 0.974

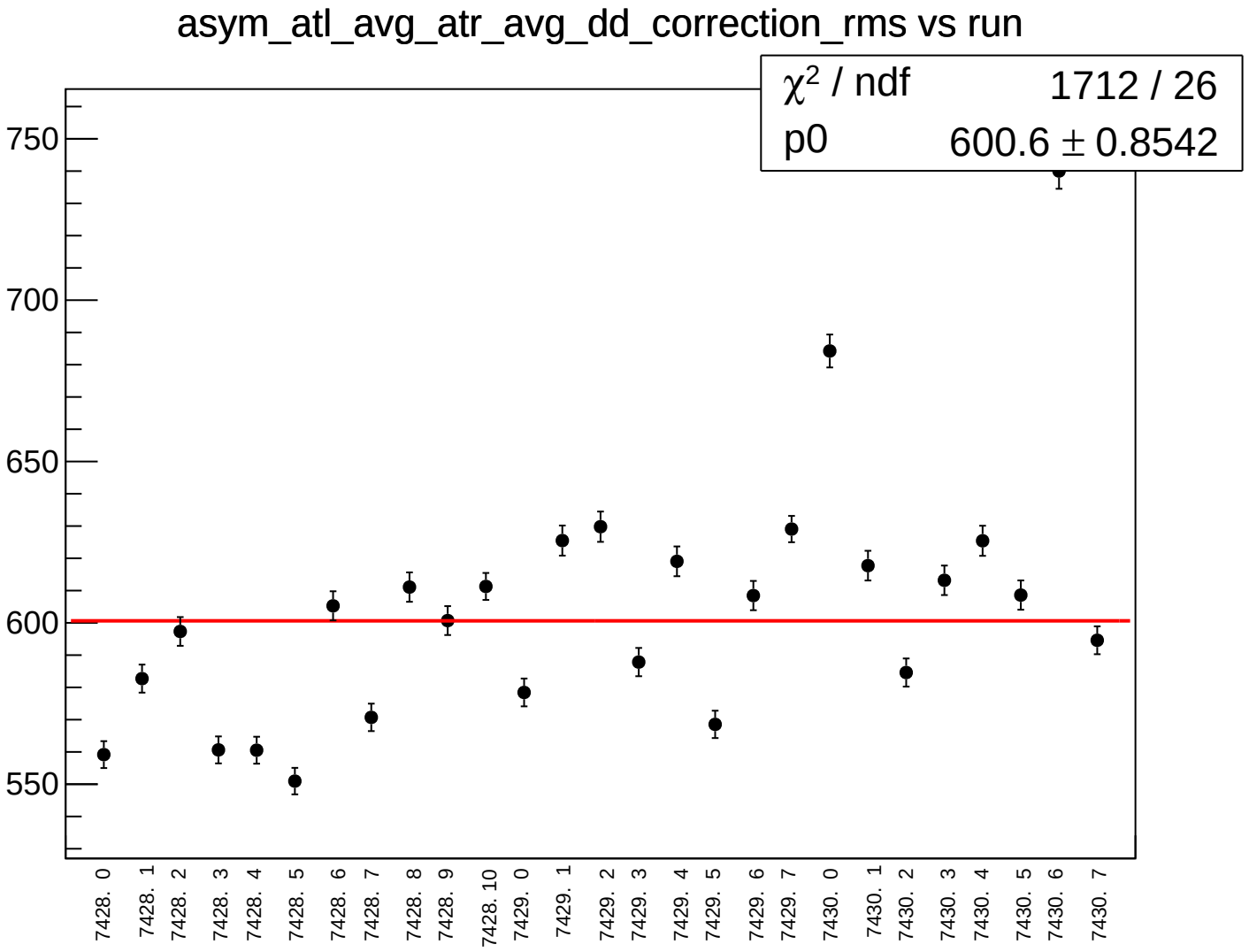
asym_atl_avg_atr_avg_dd_correction_rms vs run
χ2 / ndf 1712 / 26
p0 600.6 ± 0.8542
750
700
650
600
550
7428. 0
7428. 1
7428. 2
7428. 3
7428. 4
7428. 5
7428. 6
7428. 7
7428. 8
7428. 9
7428. 10
7429. 0
7429. 1
7429. 2
7429. 3
7429. 4
7429. 5
7429. 6
7429. 7
7430. 0
7430. 1
7430. 2
7430. 3
7430. 4
7430. 5
7430. 6
7430. 7

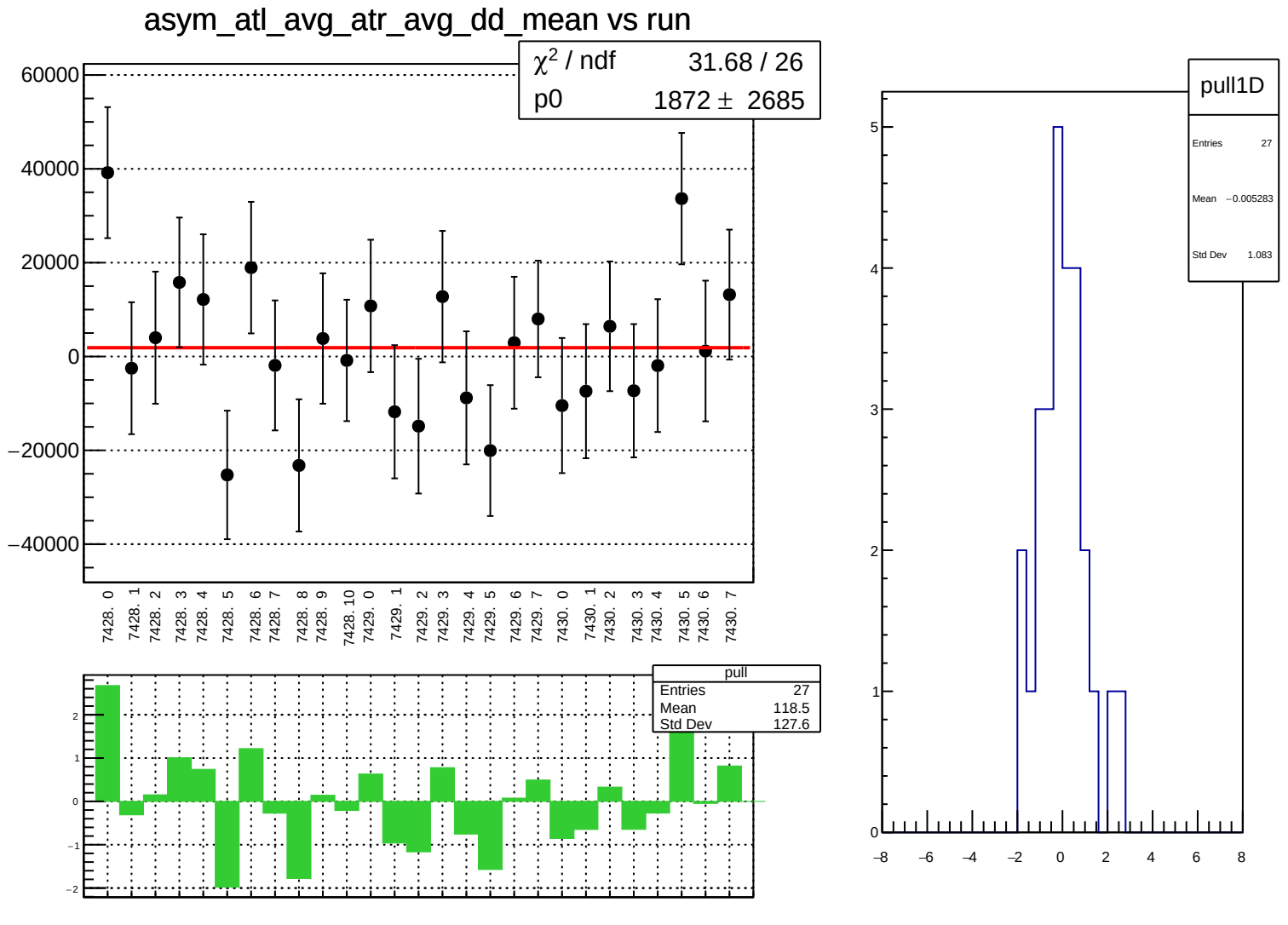
asym_atl_avg_atr_avg_dd_mean vs run
χ² / ndf 31.68 / 26
p0 1872 ± 2685
60000
40000
20000
0
−20000
−40000
7428. 0
7428. 1
7428. 2
7428. 3
7428. 4
7428. 5
7428. 6
7428. 7
7428. 8
7428. 9
7428. 10
7429. 0
7429. 1
7429. 2
7429. 3
7429. 4
7429. 5
7429. 6
7429. 7
7430. 0
7430. 1
7430. 2
7430. 3
7430. 4
7430. 5
7430. 6
7430. 7
pull
Entries 27
Mean 118.5
Std Dev 127.6
2
1
0
−1
−2
pull1D
Entries 27
Mean −0.005283
Std Dev 1.083
5
4
3
2
1
0
−8
−6
−4
−2
0
2
4
6
8

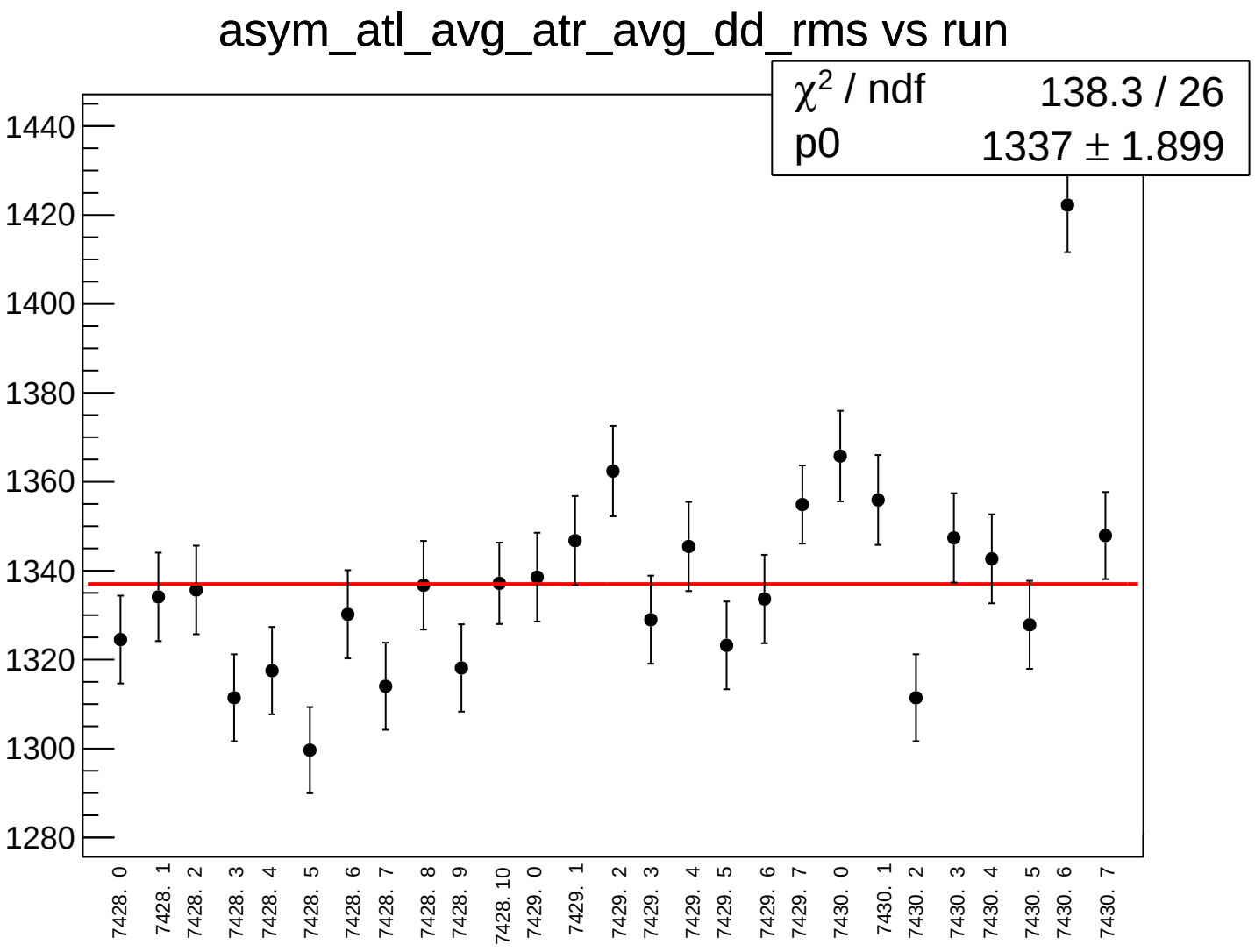
asym_atl_avg_atr_avg_dd_rms vs run
χ² / ndf 138.3 / 26
p0 1337 ± 1.899
1440
1420
1400
1380
1360
1340
1320
1300
1280
7428. 0
7428. 1
7428. 2
7428. 3
7428. 4
7428. 5
7428. 6
7428. 7
7428. 8
7428. 9
7428. 10
7429. 0
7429. 1
7429. 2
7429. 3
7429. 4
7429. 5
7429. 6
7429. 7
7430. 0
7430. 1
7430. 2
7430. 3
7430. 4
7430. 5
7430. 6
7430. 7

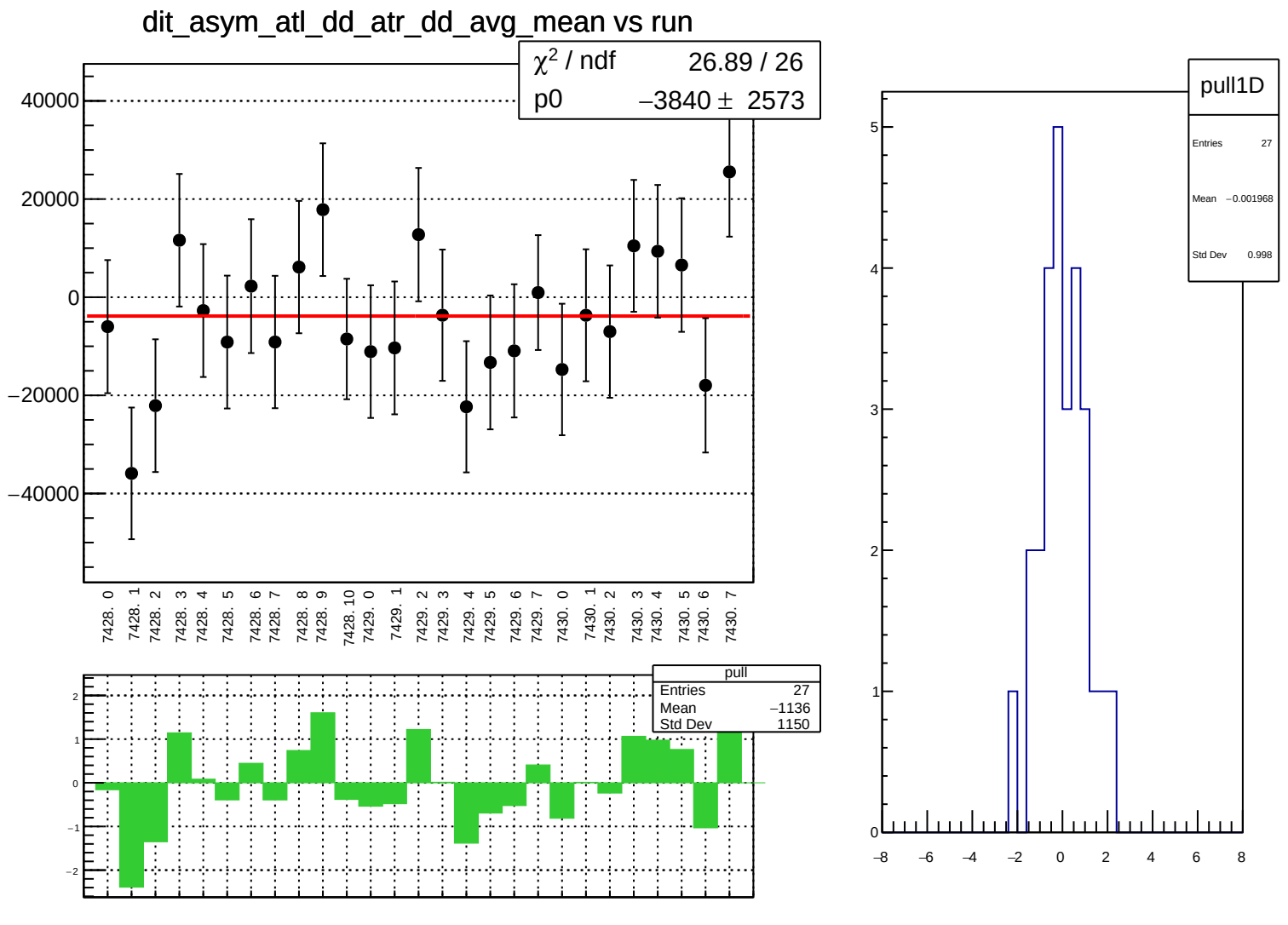
dit_asym_atl_dd_atr_dd_avg_mean vs run
χ² / ndf 26.89 / 26
p0 −3840 ± 2573
40000
20000
0
−20000
−40000
7428. 0
7428. 1
7428. 2
7428. 3
7428. 4
7428. 5
7428. 6
7428. 7
7428. 8
7428. 9
7428. 10
7429. 0
7429. 1
7429. 2
7429. 3
7429. 4
7429. 5
7429. 6
7429. 7
7430. 0
7430. 1
7430. 2
7430. 3
7430. 4
7430. 5
7430. 6
7430. 7
pull
Entries 27
Mean −1136
Std Dev 1150
2
1
0
−1
−2
pull1D
Entries 27
Mean −0.001968
Std Dev 0.998
5
4
3
2
1
0
−8
−6
−4
−2
0
2
4
6
8

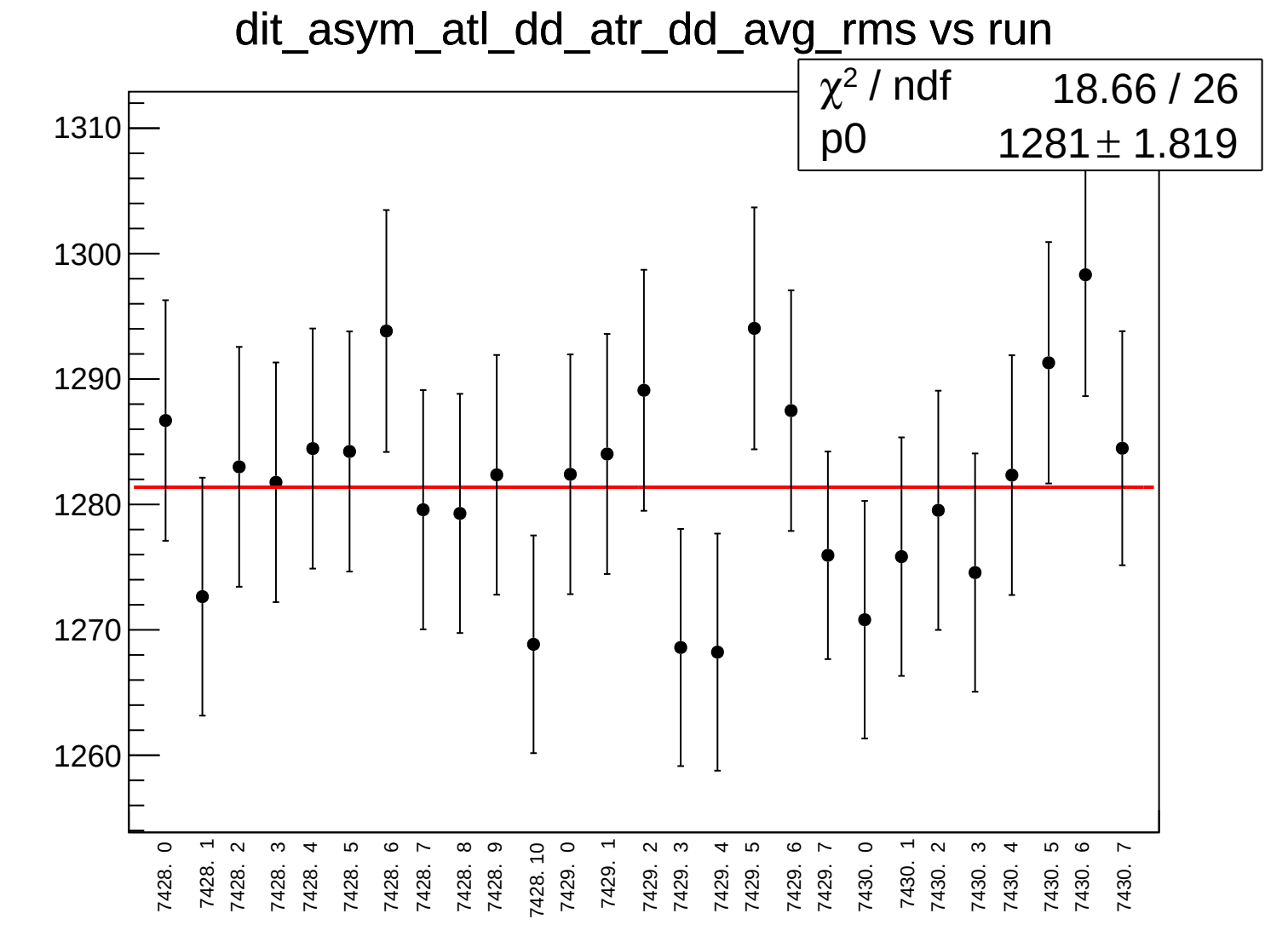
dit_asym_atl_dd_atr_dd_avg_rms vs run
χ² / ndf 18.66 / 26
p0 1281 ± 1.819
1310
1300
1290
1280
1270
1260
7428. 0
7428. 1
7428. 2
7428. 3
7428. 4
7428. 5
7428. 6
7428. 7
7428. 8
7428. 9
7428. 10
7429. 0
7429. 1
7429. 2
7429. 3
7429. 4
7429. 5
7429. 6
7429. 7
7430. 0
7430. 1
7430. 2
7430. 3
7430. 4
7430. 5
7430. 6
7430. 7

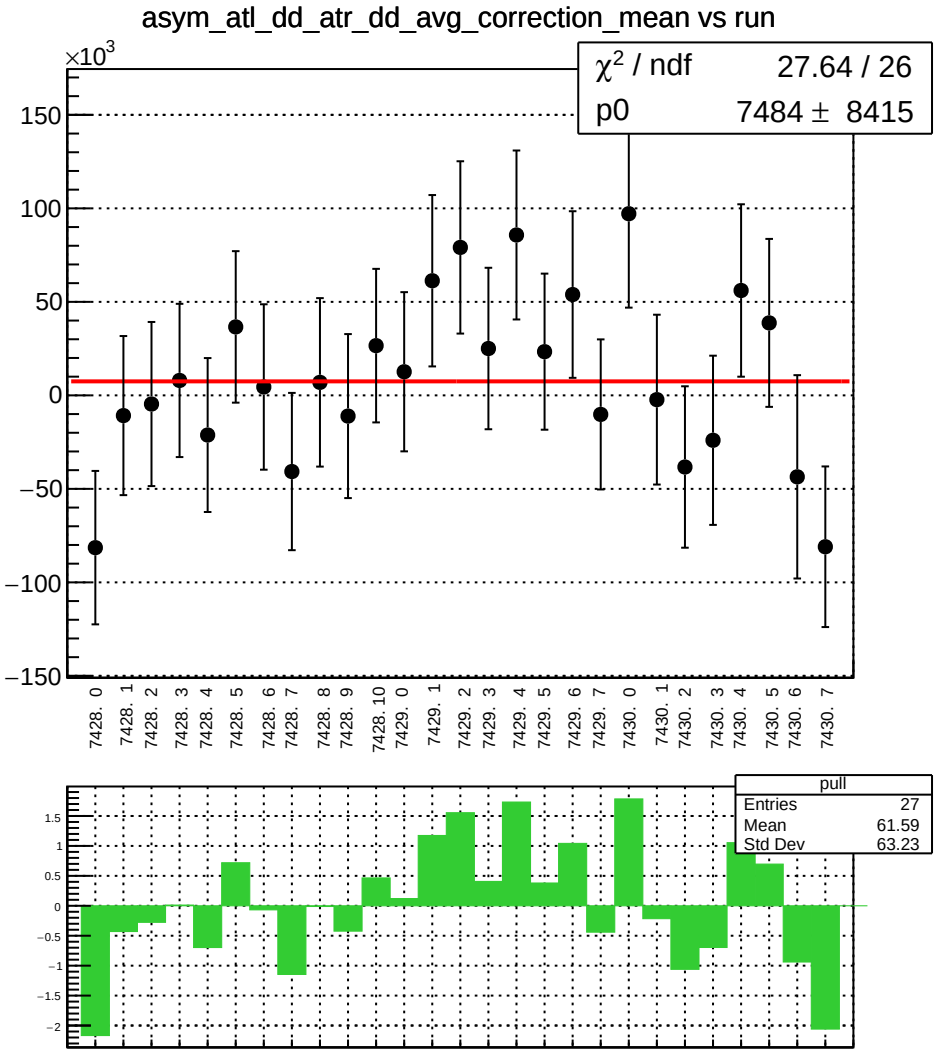
asym_atl_dd_atr_dd_avg_correction_mean vs run
×10^3
χ² / ndf 27.64 / 26
p0 7484 ± 8415
150
100
50
0
−50
−100
−150
7428. 0
7428. 1
7428. 2
7428. 3
7428. 4
7428. 5
7428. 6
7428. 7
7428. 8
7428. 9
7428. 10
7429. 0
7429. 1
7429. 2
7429. 3
7429. 4
7429. 5
7429. 6
7429. 7
7430. 0
7430. 1
7430. 2
7430. 3
7430. 4
7430. 5
7430. 6
7430. 7
pull
Entries 27
Mean 61.59
Std Dev 63.23
1.5
1
0.5
0
−0.5
−1
−1.5
−2

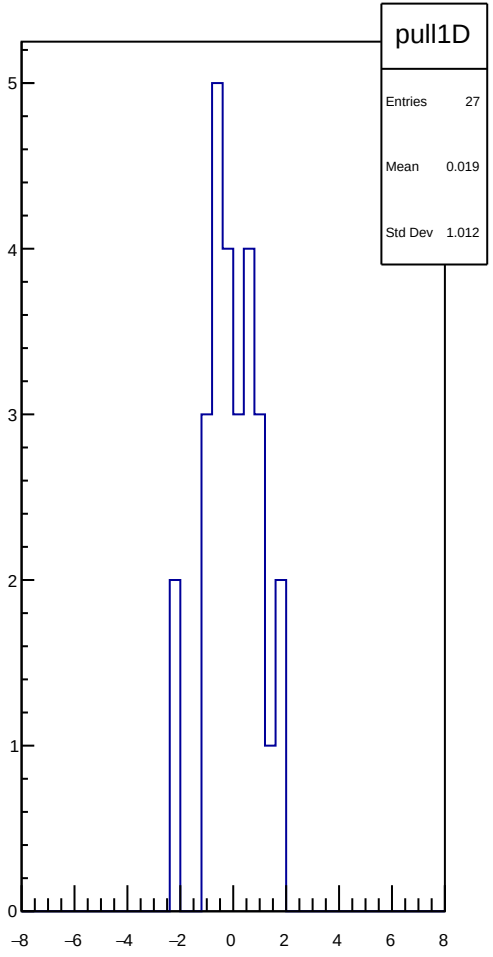
pull1D
Entries 27
Mean 0.019
Std Dev 1.012
5
4
3
2
1
0
−8
−6
−4
−2
0
2
4
6
8

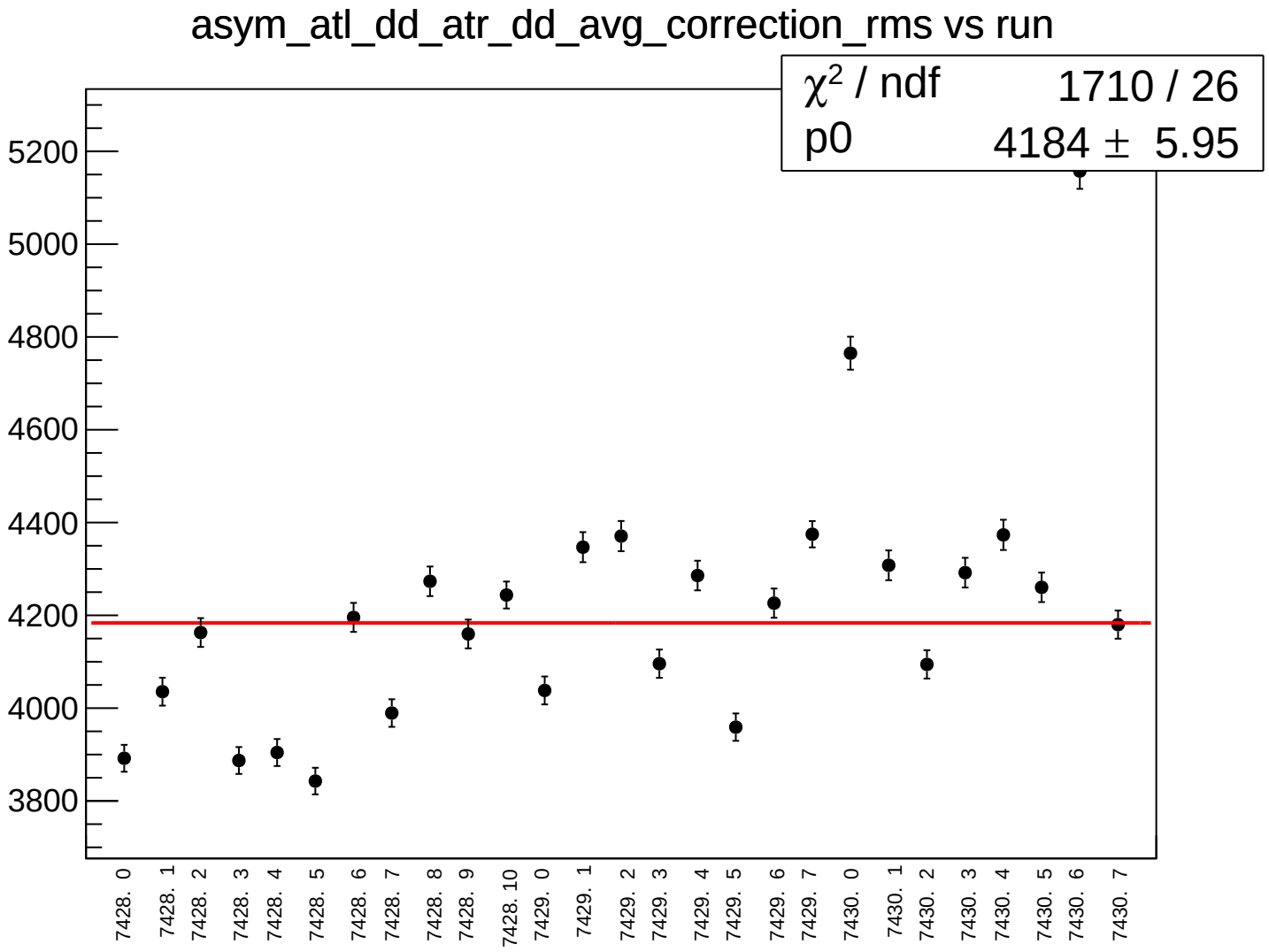
asym_atl_dd_atr_dd_avg_correction_rms vs run
χ² / ndf 1710 / 26
p0 4184 ± 5.95
5200
5000
4800
4600
4400
4200
4000
3800
7428. 0
7428. 1
7428. 2
7428. 3
7428. 4
7428. 5
7428. 6
7428. 7
7428. 8
7428. 9
7428. 10
7429. 0
7429. 1
7429. 2
7429. 3
7429. 4
7429. 5
7429. 6
7429. 7
7430. 0
7430. 1
7430. 2
7430. 3
7430. 4
7430. 5
7430. 6
7430. 7

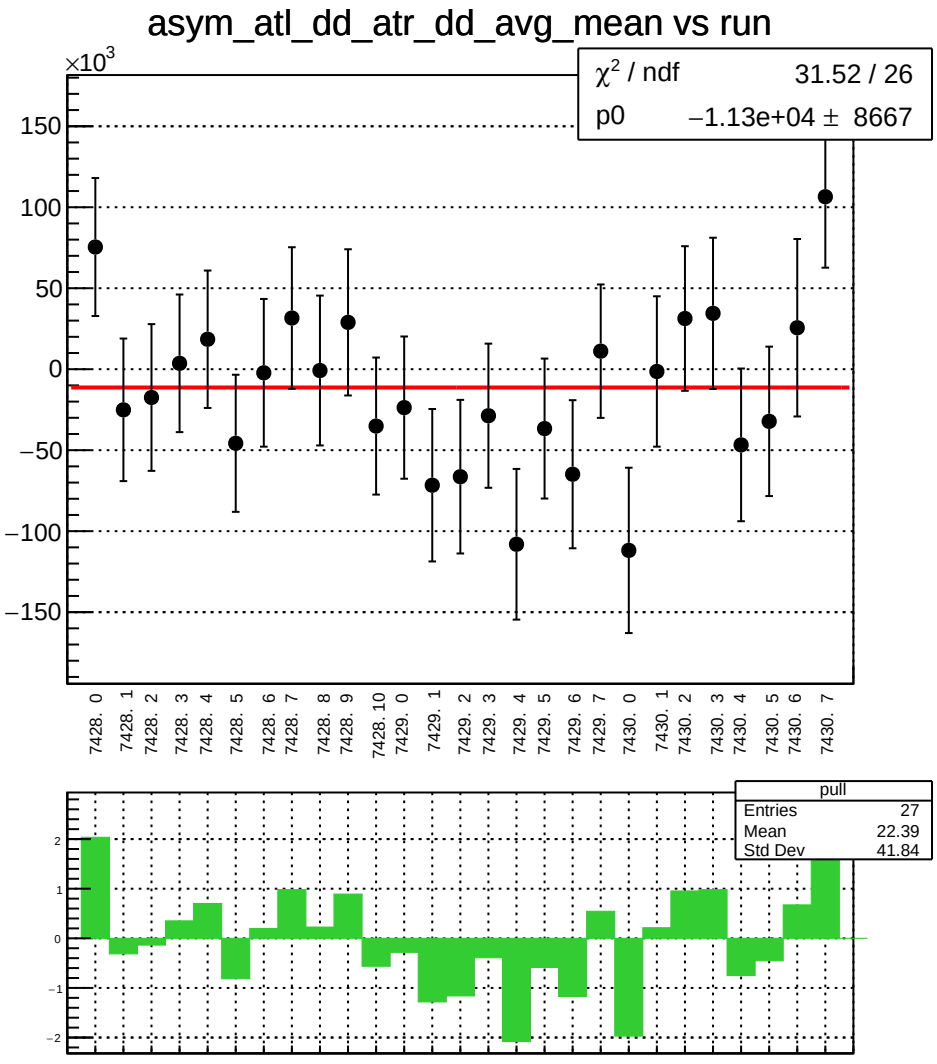
asym_atl_dd_atr_dd_avg_mean vs run
×10^3
χ² / ndf 31.52 / 26
p0 −1.13e+04 ± 8667
150
100
50
0
−50
−100
−150
7428. 0
7428. 1
7428. 2
7428. 3
7428. 4
7428. 5
7428. 6
7428. 7
7428. 8
7428. 9
7428. 10
7429. 0
7429. 1
7429. 2
7429. 3
7429. 4
7429. 5
7429. 6
7429. 7
7430. 0
7430. 1
7430. 2
7430. 3
7430. 4
7430. 5
7430. 6
7430. 7
pull
Entries 27
Mean 22.39
Std Dev 41.84
2
1
0
−1
−2

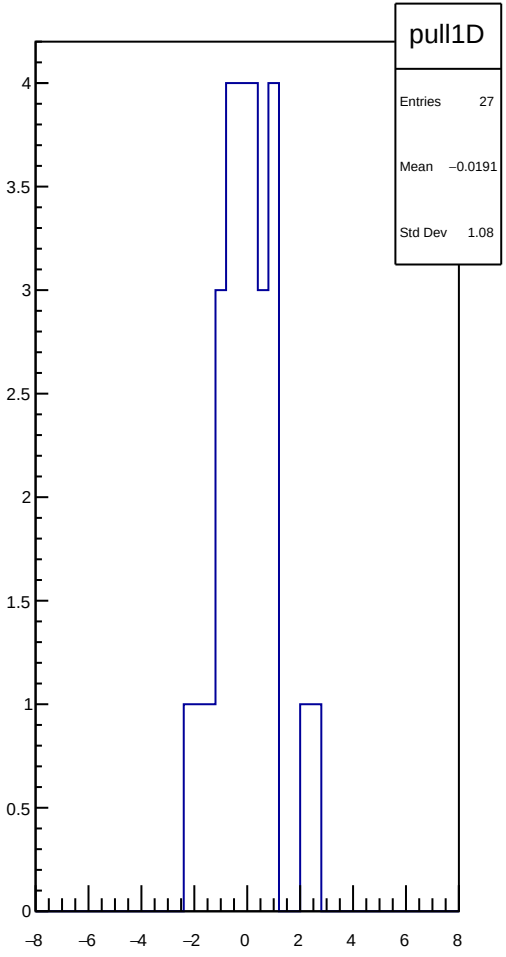
pull1D
Entries 27
Mean −0.0191
Std Dev 1.08
4
3.5
3
2.5
2
1.5
1
0.5
0
−8
−6
−4
−2
0
2
4
6
8

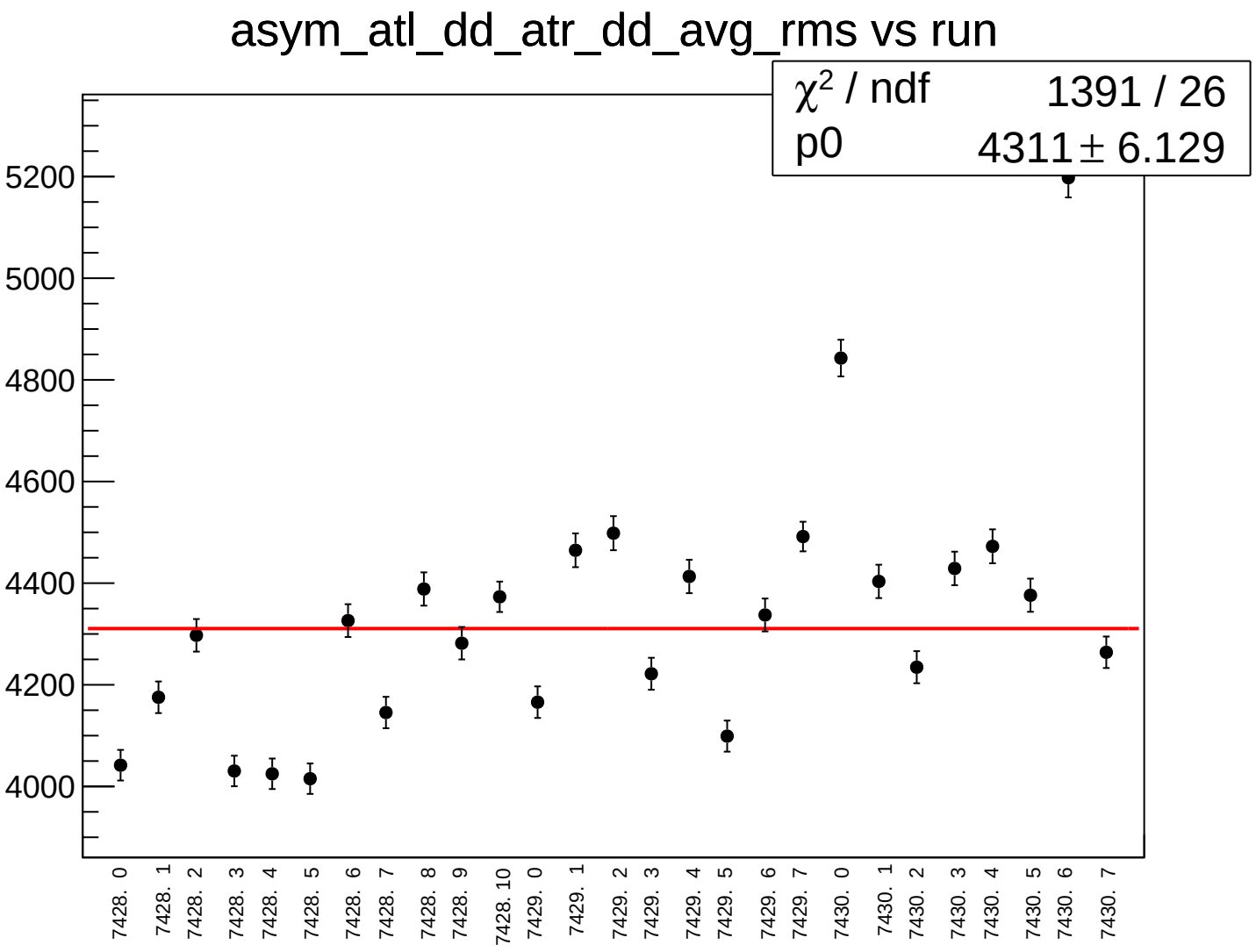
asym_atl_dd_atr_dd_avg_rms vs run
χ^2 / ndf 1391 / 26
p0 4311 ± 6.129
5200
5000
4800
4600
4400
4200
4000
7428. 0
7428. 1
7428. 2
7428. 3
7428. 4
7428. 5
7428. 6
7428. 7
7428. 8
7428. 9
7428. 10
7429. 0
7429. 1
7429. 2
7429. 3
7429. 4
7429. 5
7429. 6
7429. 7
7430. 0
7430. 1
7430. 2
7430. 3
7430. 4
7430. 5
7430. 6
7430. 7

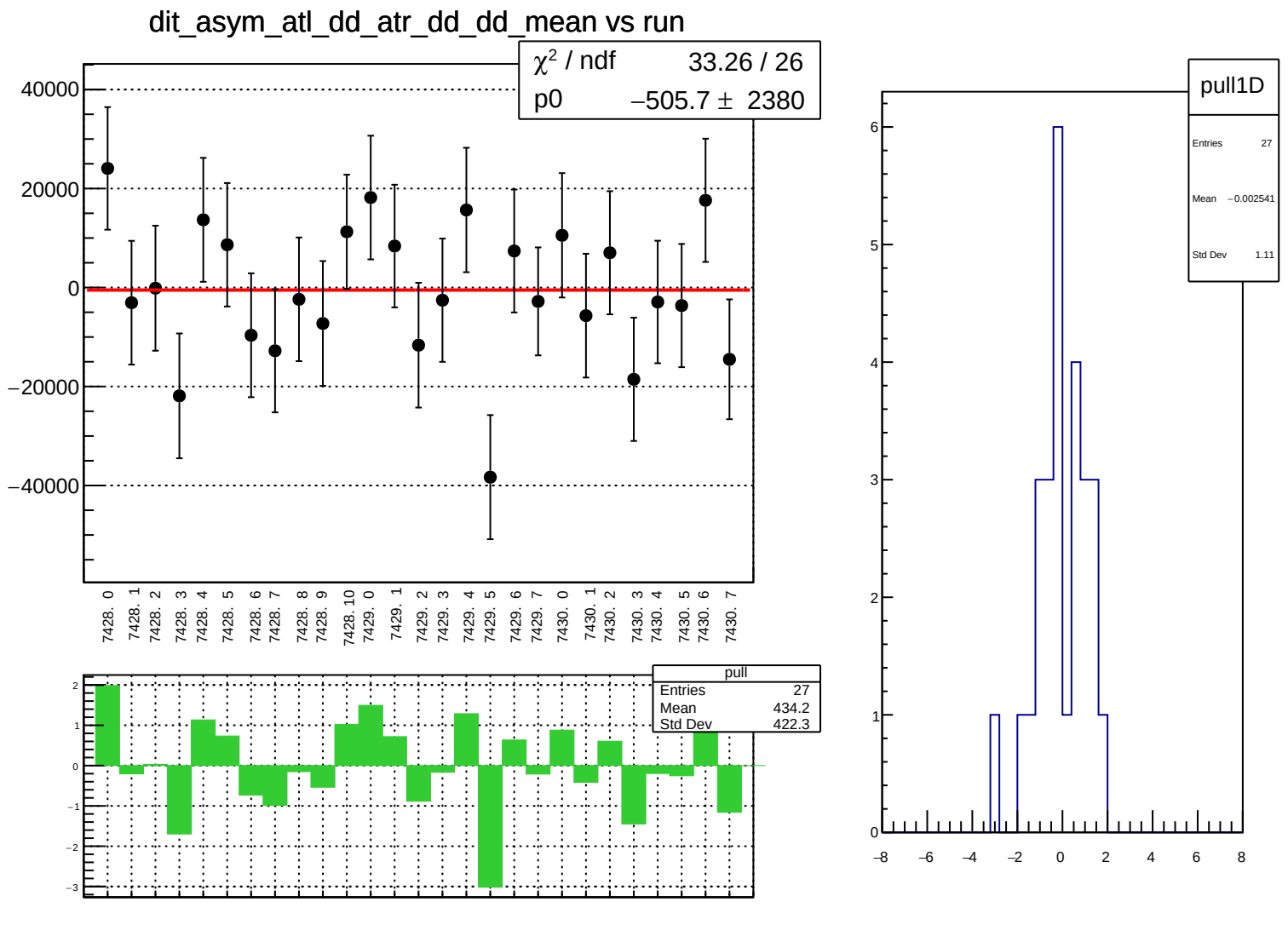
dit_asym_atl_dd_atr_dd_dd_mean vs run
χ² / ndf 33.26 / 26
p0 −505.7 ± 2380
40000
20000
0
−20000
−40000
7428. 0
7428. 1
7428. 2
7428. 3
7428. 4
7428. 5
7428. 6
7428. 7
7428. 8
7428. 9
7428. 10
7429. 0
7429. 1
7429. 2
7429. 3
7429. 4
7429. 5
7429. 6
7429. 7
7430. 0
7430. 1
7430. 2
7430. 3
7430. 4
7430. 5
7430. 6
7430. 7
pull
Entries 27
Mean 434.2
Std Dev 422.3
pull1D
Entries 27
Mean −0.002541
Std Dev 1.11

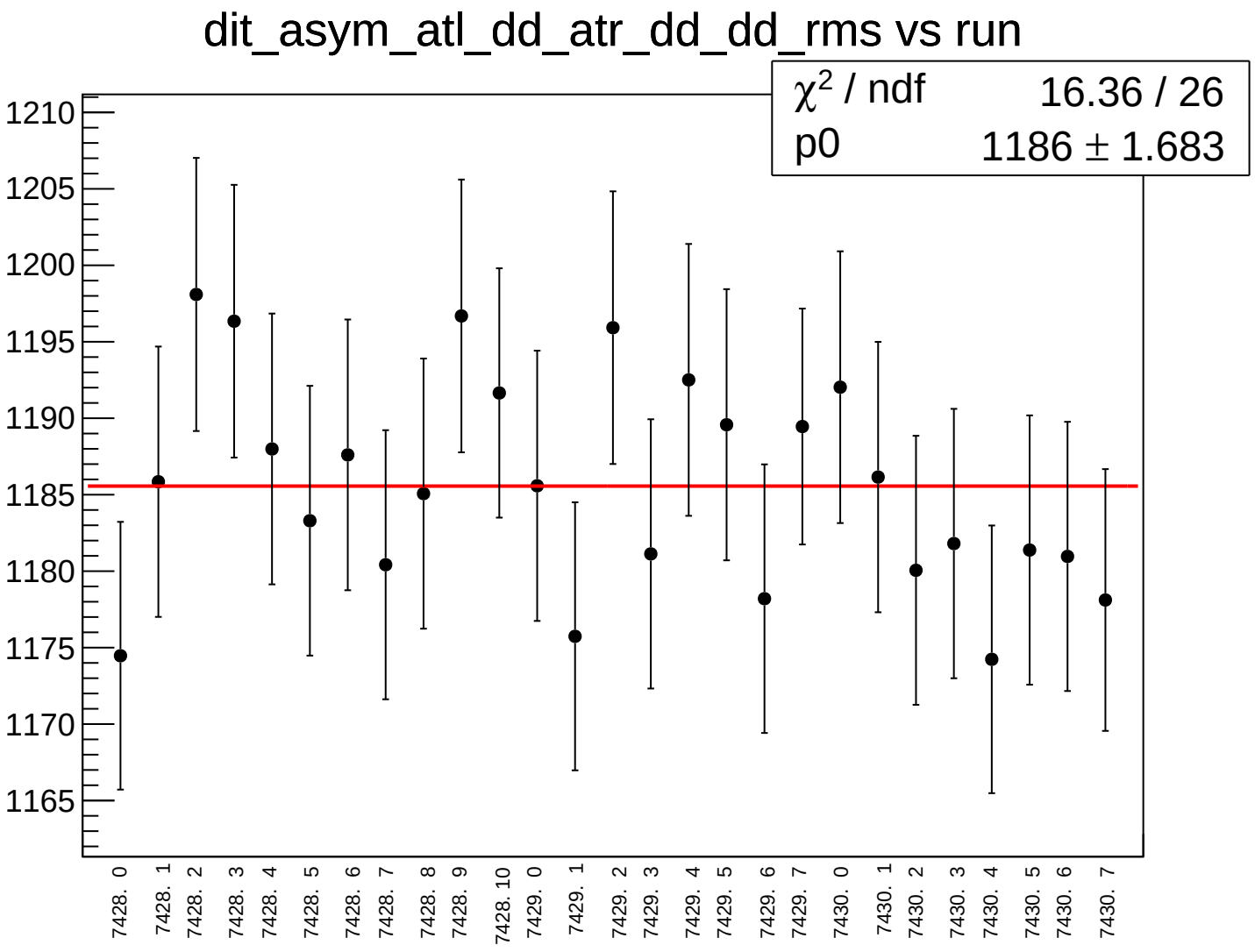
dit_asym_atl_dd_atr_dd_dd_rms vs run
χ2 / ndf 16.36 / 26
p0 1186 ± 1.683
1210
1205
1200
1195
1190
1185
1180
1175
1170
1165
7428. 0
7428. 1
7428. 2
7428. 3
7428. 4
7428. 5
7428. 6
7428. 7
7428. 8
7428. 9
7428. 10
7429. 0
7429. 1
7429. 2
7429. 3
7429. 4
7429. 5
7429. 6
7429. 7
7430. 0
7430. 1
7430. 2
7430. 3
7430. 4
7430. 5
7430. 6
7430. 7

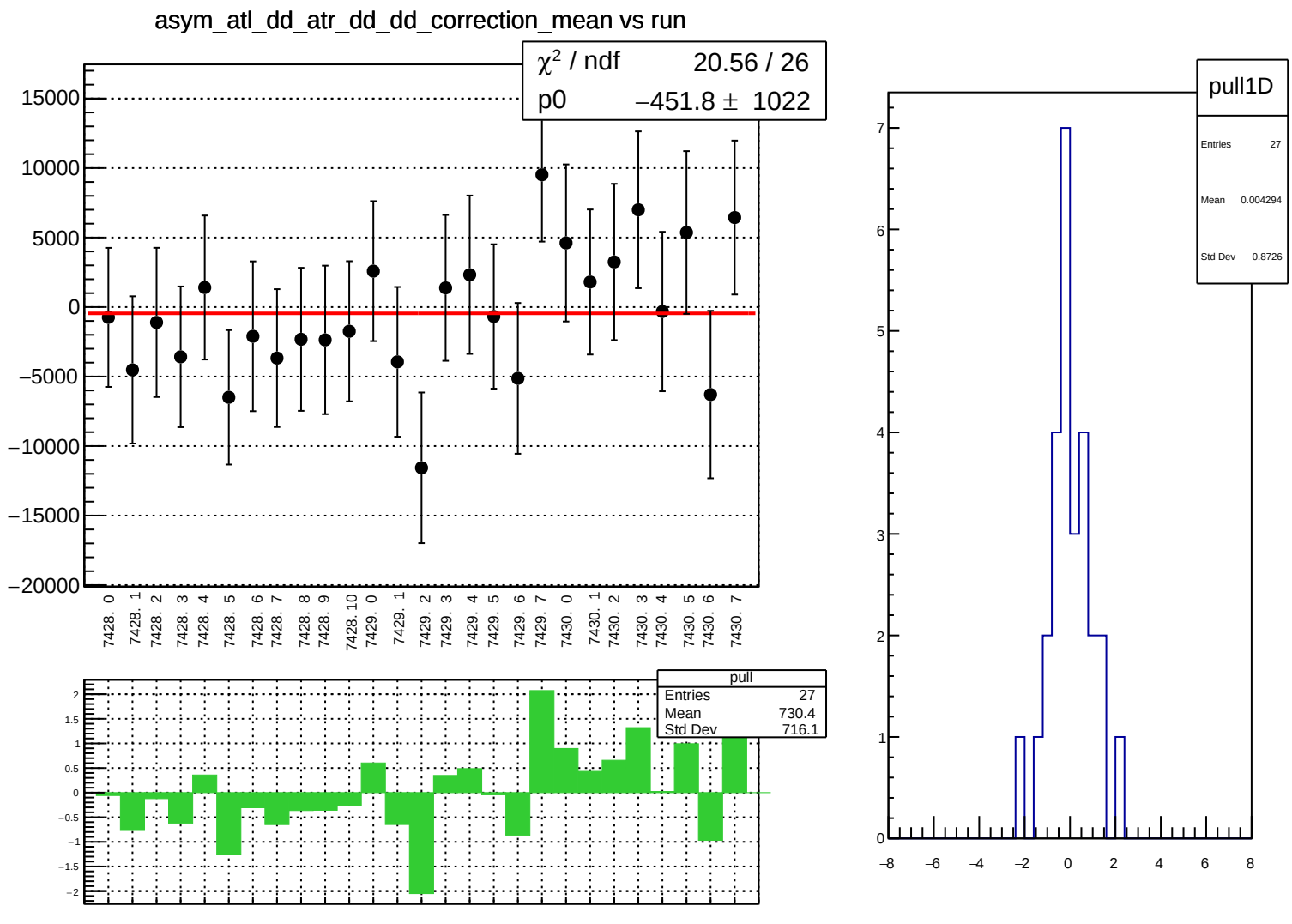
asym_atl_dd_atr_dd_dd_correction_mean vs run
χ² / ndf 20.56 / 26
p0 −451.8 ± 1022
15000
10000
5000
0
−5000
−10000
−15000
−20000
7428. 0
7428. 1
7428. 2
7428. 3
7428. 4
7428. 5
7428. 6
7428. 7
7428. 8
7428. 9
7428. 10
7429. 0
7429. 1
7429. 2
7429. 3
7429. 4
7429. 5
7429. 6
7429. 7
7430. 0
7430. 1
7430. 2
7430. 3
7430. 4
7430. 5
7430. 6
7430. 7
pull
Entries 27
Mean 730.4
Std Dev 716.1
2
1.5
1
0.5
0
−0.5
−1
−1.5
−2
pull1D
Entries 27
Mean 0.004294
Std Dev 0.8726
7
6
5
4
3
2
1
0
−8
−6
−4
−2
0
2
4
6
8

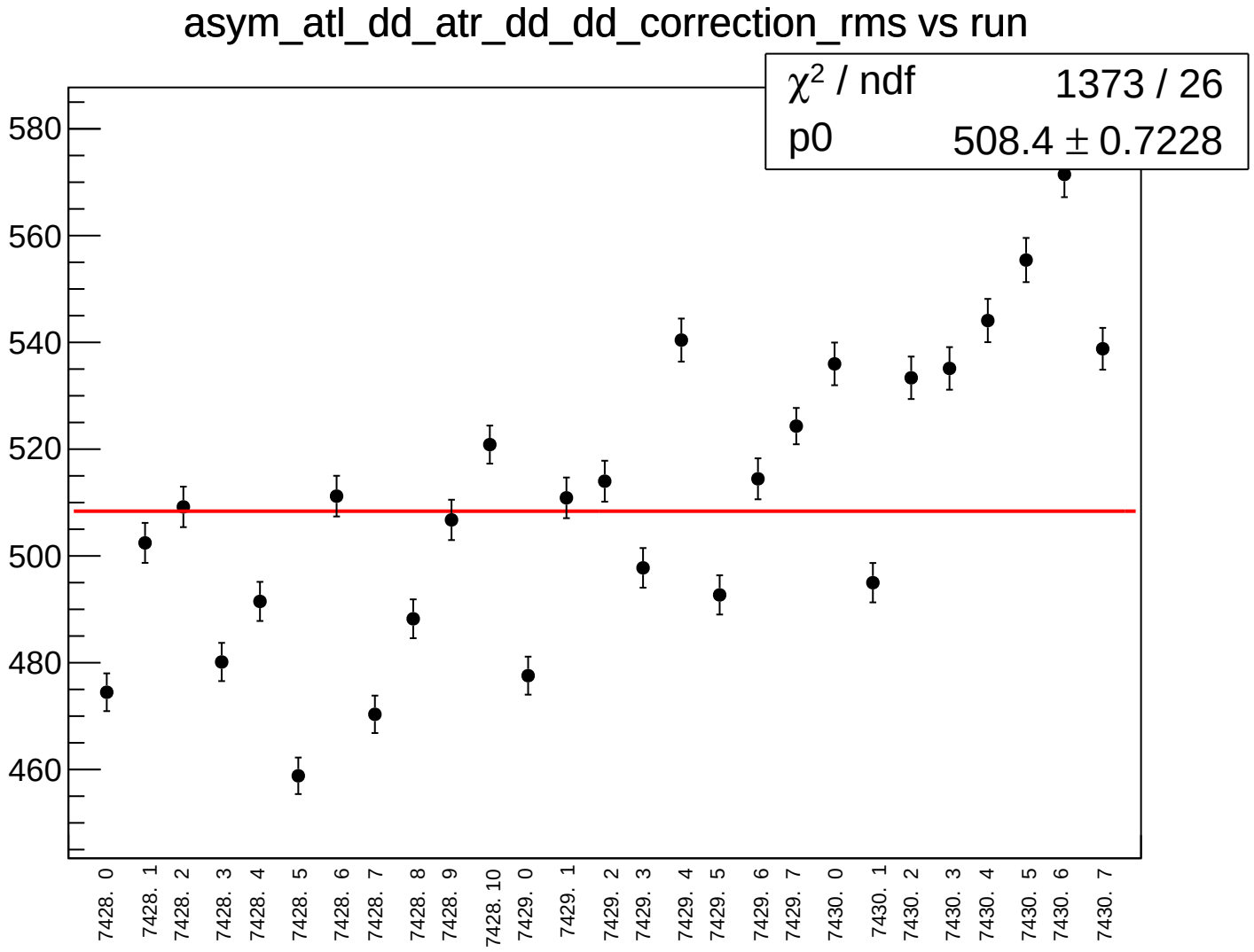
asym_atl_dd_atr_dd_dd_correction_rms vs run
χ² / ndf 1373 / 26
p0 508.4 ± 0.7228
580
560
540
520
500
480
460
7428. 0
7428. 1
7428. 2
7428. 3
7428. 4
7428. 5
7428. 6
7428. 7
7428. 8
7428. 9
7428. 10
7429. 0
7429. 1
7429. 2
7429. 3
7429. 4
7429. 5
7429. 6
7429. 7
7430. 0
7430. 1
7430. 2
7430. 3
7430. 4
7430. 5
7430. 6
7430. 7

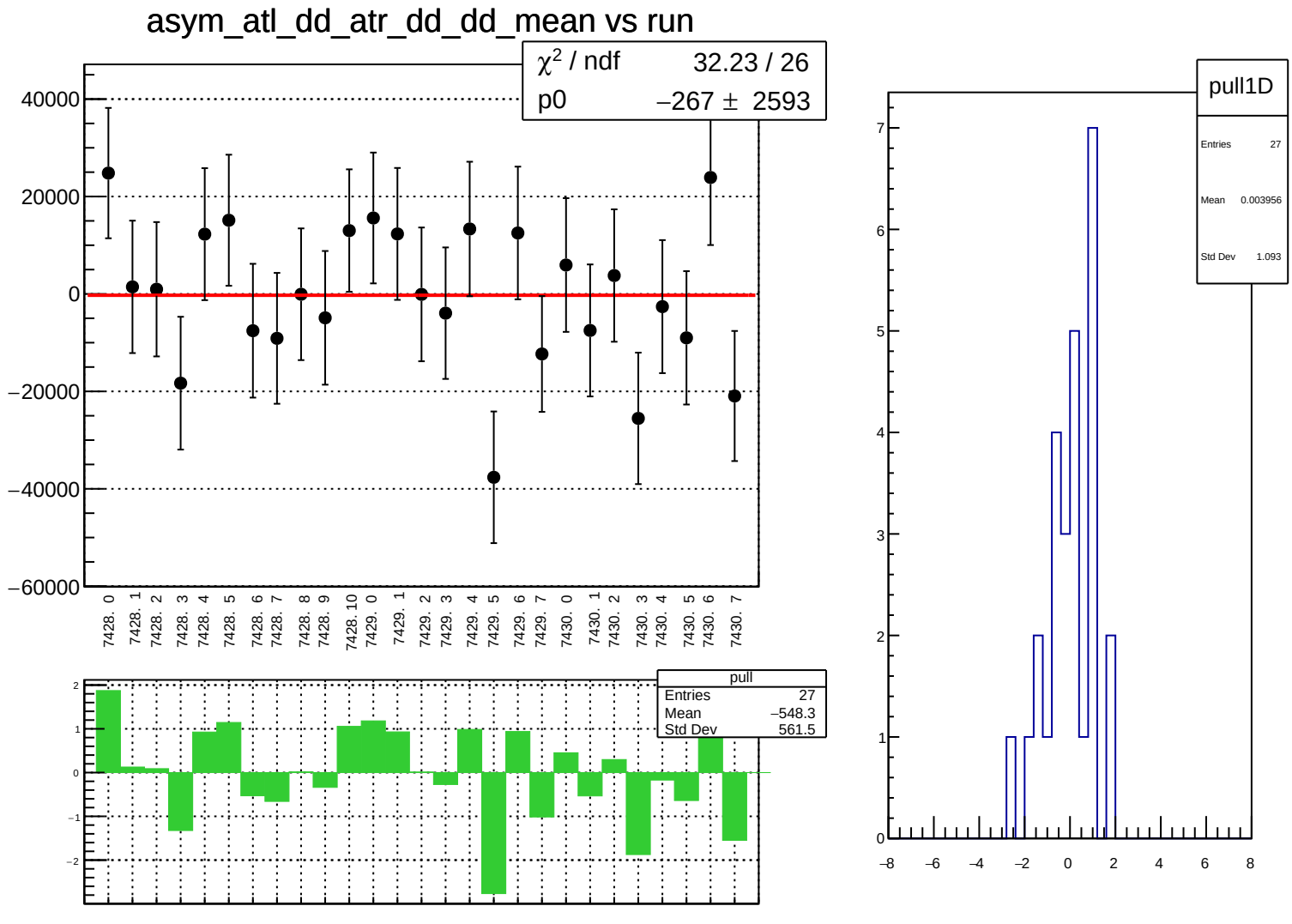
asym_atl_dd_atr_dd_dd_mean vs run
χ² / ndf 32.23 / 26
p0 −267 ± 2593
40000
20000
0
−20000
−40000
−60000
7428. 0
7428. 1
7428. 2
7428. 3
7428. 4
7428. 5
7428. 6
7428. 7
7428. 8
7428. 9
7428. 10
7429. 0
7429. 1
7429. 2
7429. 3
7429. 4
7429. 5
7429. 6
7429. 7
7430. 0
7430. 1
7430. 2
7430. 3
7430. 4
7430. 5
7430. 6
7430. 7
pull
Entries 27
Mean −548.3
Std Dev 561.5
pull1D
Entries 27
Mean 0.003956
Std Dev 1.093

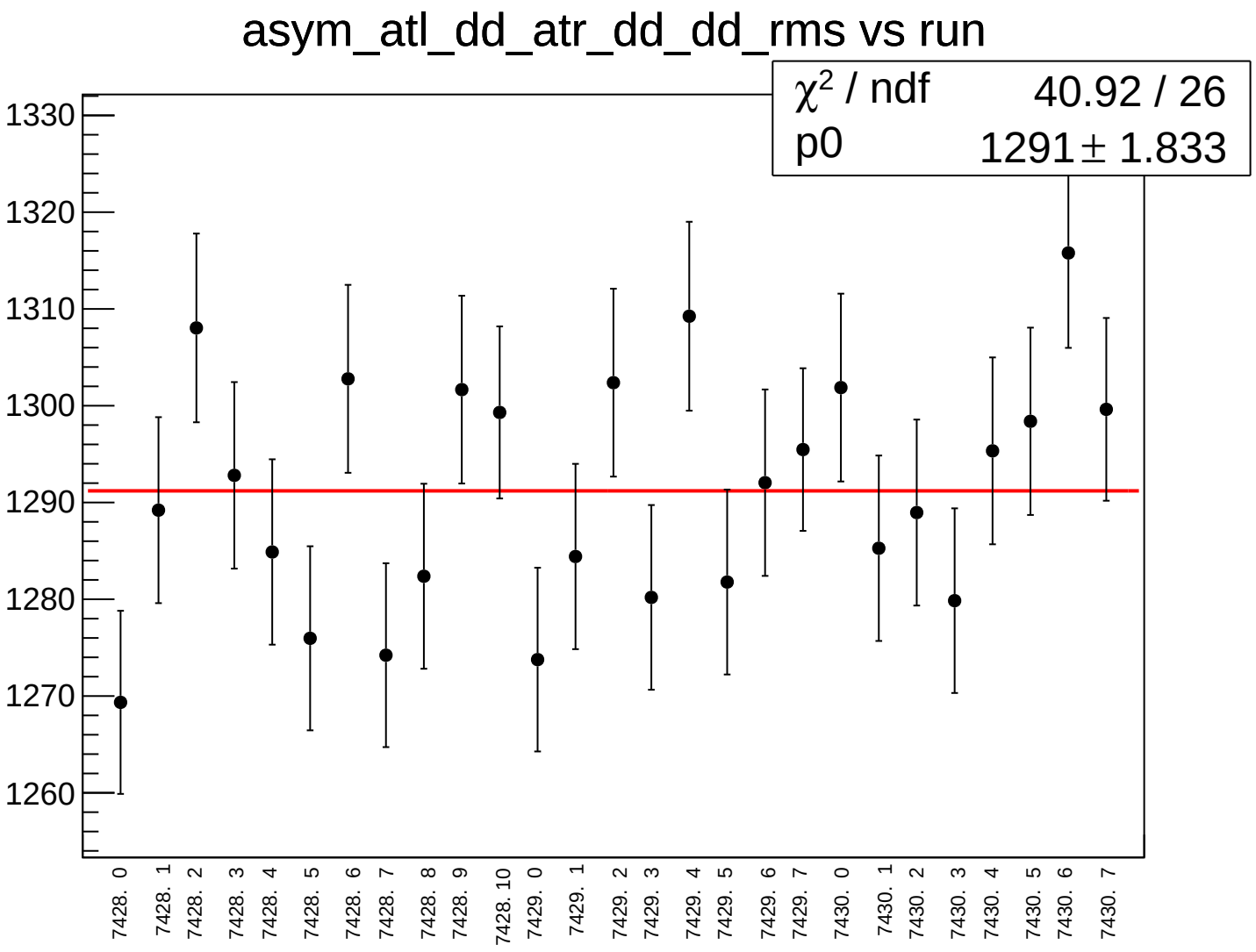
asym_atl_dd_atr_dd_dd_rms vs run
χ² / ndf 40.92 / 26
p0 1291 ± 1.833
1330
1320
1310
1300
1290
1280
1270
1260
7428. 0
7428. 1
7428. 2
7428. 3
7428. 4
7428. 5
7428. 6
7428. 7
7428. 8
7428. 9
7428. 10
7429. 0
7429. 1
7429. 2
7429. 3
7429. 4
7429. 5
7429. 6
7429. 7
7430. 0
7430. 1
7430. 2
7430. 3
7430. 4
7430. 5
7430. 6
7430. 7

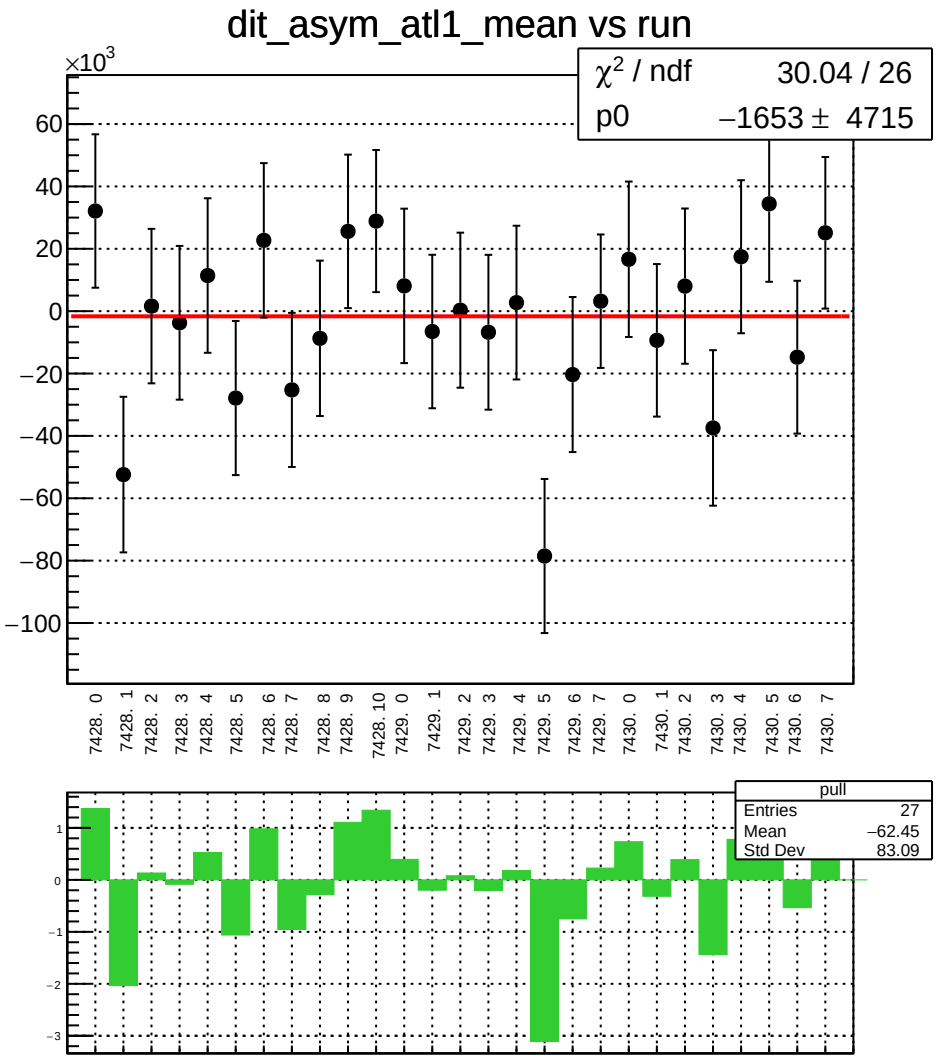
dit_asym_atl1_mean vs run
×10^3
χ^2 / ndf 30.04 / 26
p0 −1653 ± 4715
60
40
20
0
−20
−40
−60
−80
−100
7428. 0
7428. 1
7428. 2
7428. 3
7428. 4
7428. 5
7428. 6
7428. 7
7428. 8
7428. 9
7428. 10
7429. 0
7429. 1
7429. 2
7429. 3
7429. 4
7429. 5
7429. 6
7429. 7
7430. 0
7430. 1
7430. 2
7430. 3
7430. 4
7430. 5
7430. 6
7430. 7
pull
Entries 27
Mean −62.45
Std Dev 83.09
1
0
−1
−2
−3

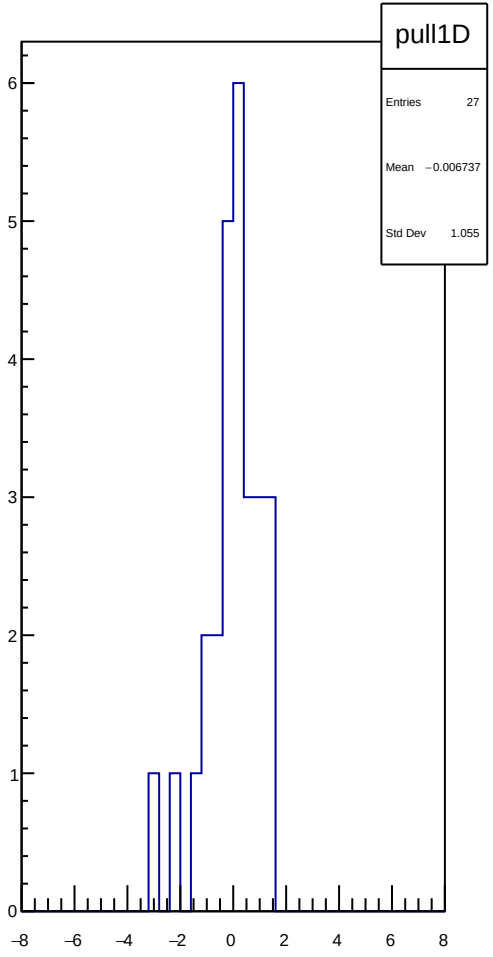
pull1D
Entries 27
Mean −0.006737
Std Dev 1.055
6
5
4
3
2
1
0
−8
−6
−4
−2
0
2
4
6
8

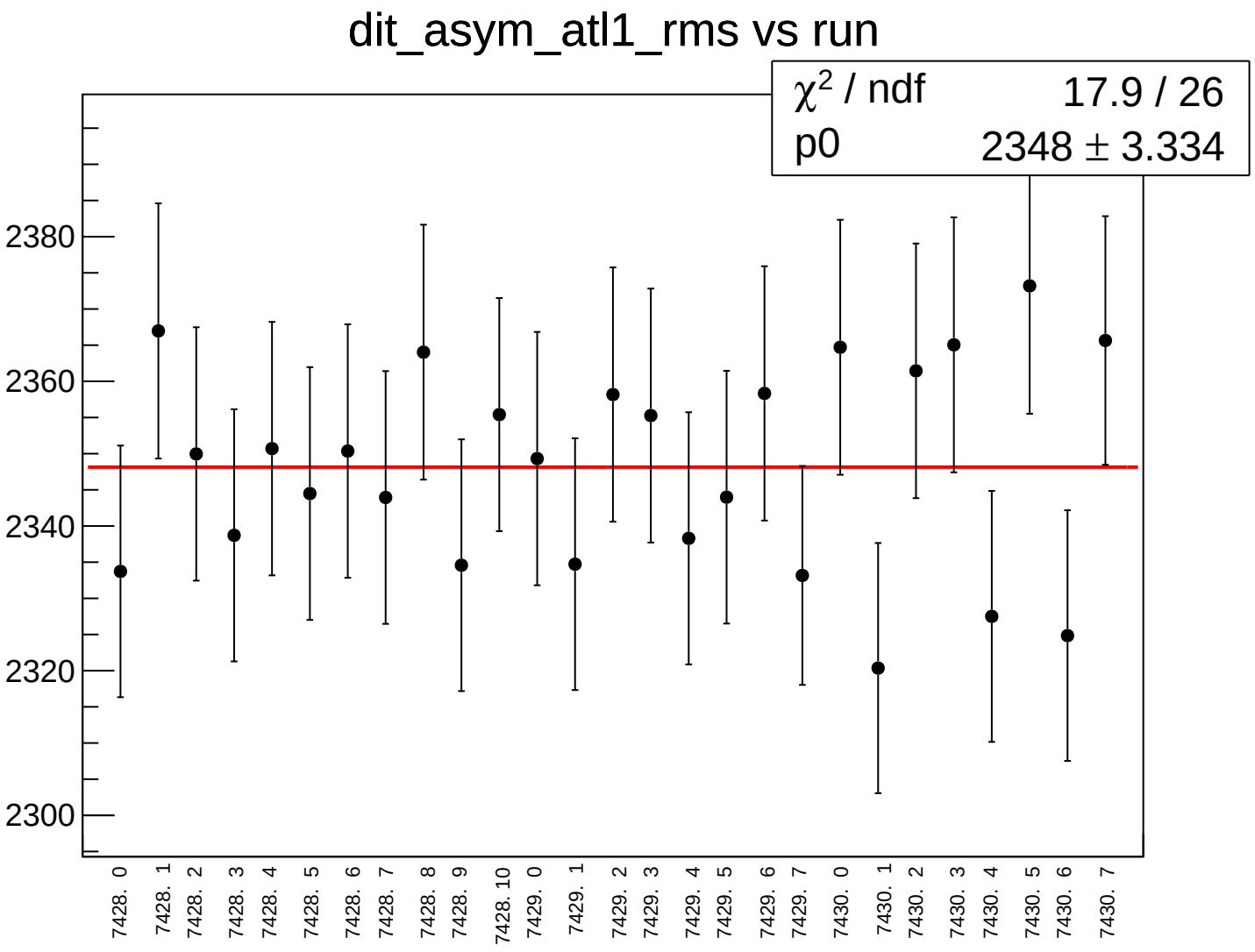
dit_asym_atl1_rms vs run
χ2 / ndf 17.9 / 26
p0 2348 ± 3.334
2380
2360
2340
2320
2300
7428. 0
7428. 1
7428. 2
7428. 3
7428. 4
7428. 5
7428. 6
7428. 7
7428. 8
7428. 9
7428. 10
7429. 0
7429. 1
7429. 2
7429. 3
7429. 4
7429. 5
7429. 6
7429. 7
7430. 0
7430. 1
7430. 2
7430. 3
7430. 4
7430. 5
7430. 6
7430. 7

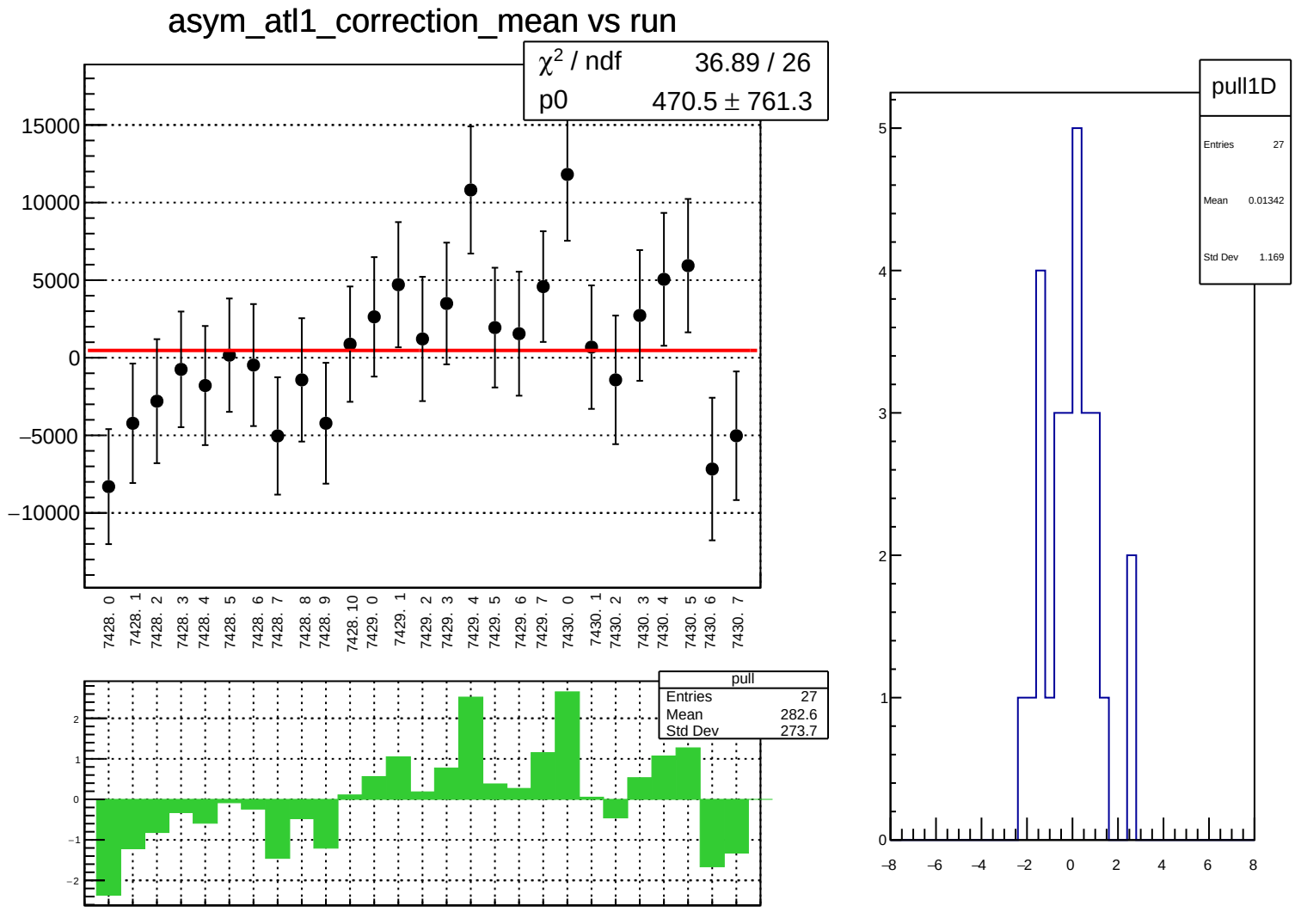
asym_atl1_correction_mean vs run
χ² / ndf 36.89 / 26
p0 470.5 ± 761.3
15000
10000
5000
0
−5000
−10000
7428. 0
7428. 1
7428. 2
7428. 3
7428. 4
7428. 5
7428. 6
7428. 7
7428. 8
7428. 9
7428. 10
7429. 0
7429. 1
7429. 2
7429. 3
7429. 4
7429. 5
7429. 6
7429. 7
7430. 0
7430. 1
7430. 2
7430. 3
7430. 4
7430. 5
7430. 6
7430. 7
pull
Entries 27
Mean 282.6
Std Dev 273.7
2
1
0
−1
−2
pull1D
Entries 27
Mean 0.01342
Std Dev 1.169
5
4
3
2
1
0
−8
−6
−4
−2
0
2
4
6
8

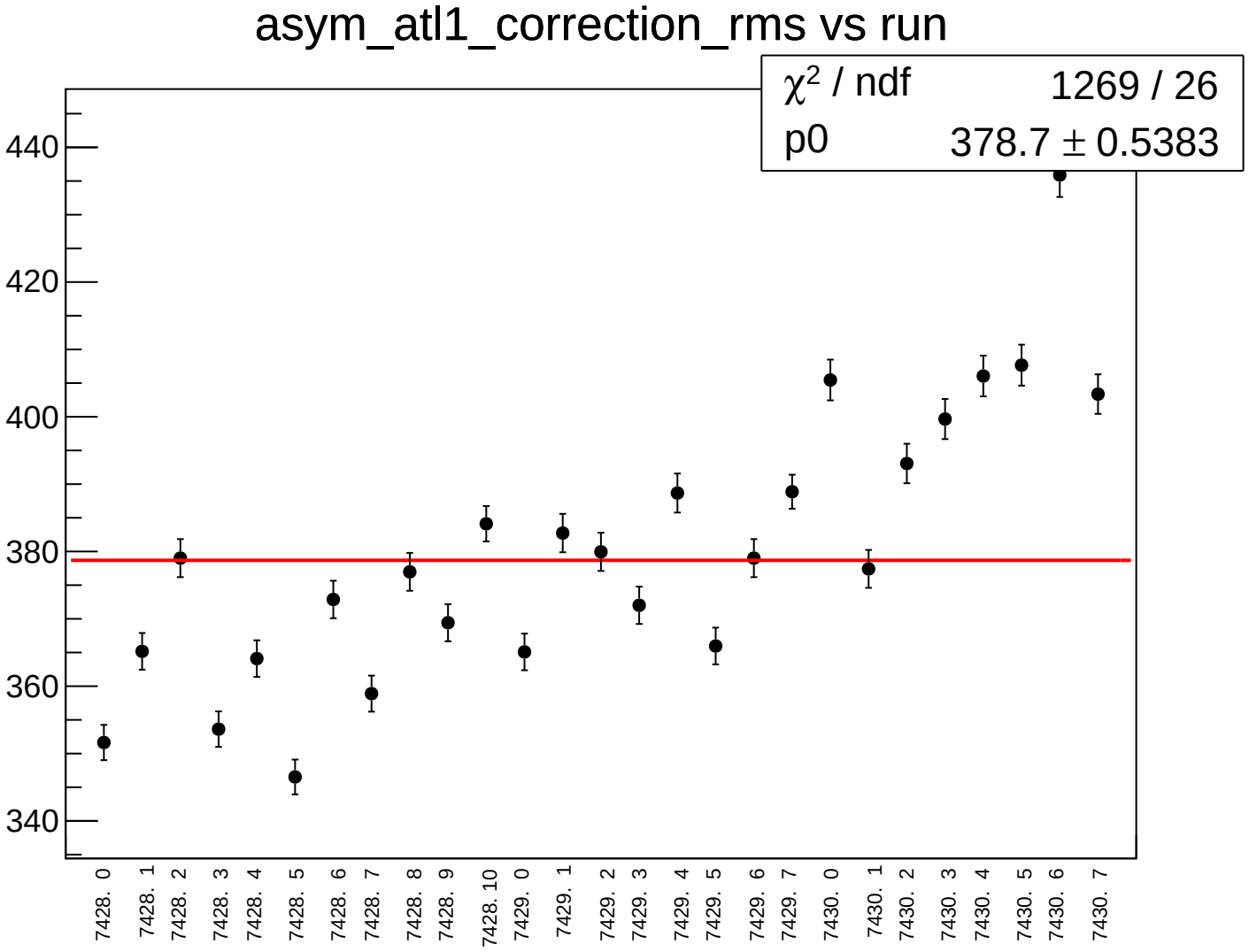
asym_atl1_correction_rms vs run
χ² / ndf 1269 / 26
p0 378.7 ± 0.5383
440
420
400
380
360
340
7428. 0
7428. 1
7428. 2
7428. 3
7428. 4
7428. 5
7428. 6
7428. 7
7428. 8
7428. 9
7428. 10
7429. 0
7429. 1
7429. 2
7429. 3
7429. 4
7429. 5
7429. 6
7429. 7
7430. 0
7430. 1
7430. 2
7430. 3
7430. 4
7430. 5
7430. 6
7430. 7

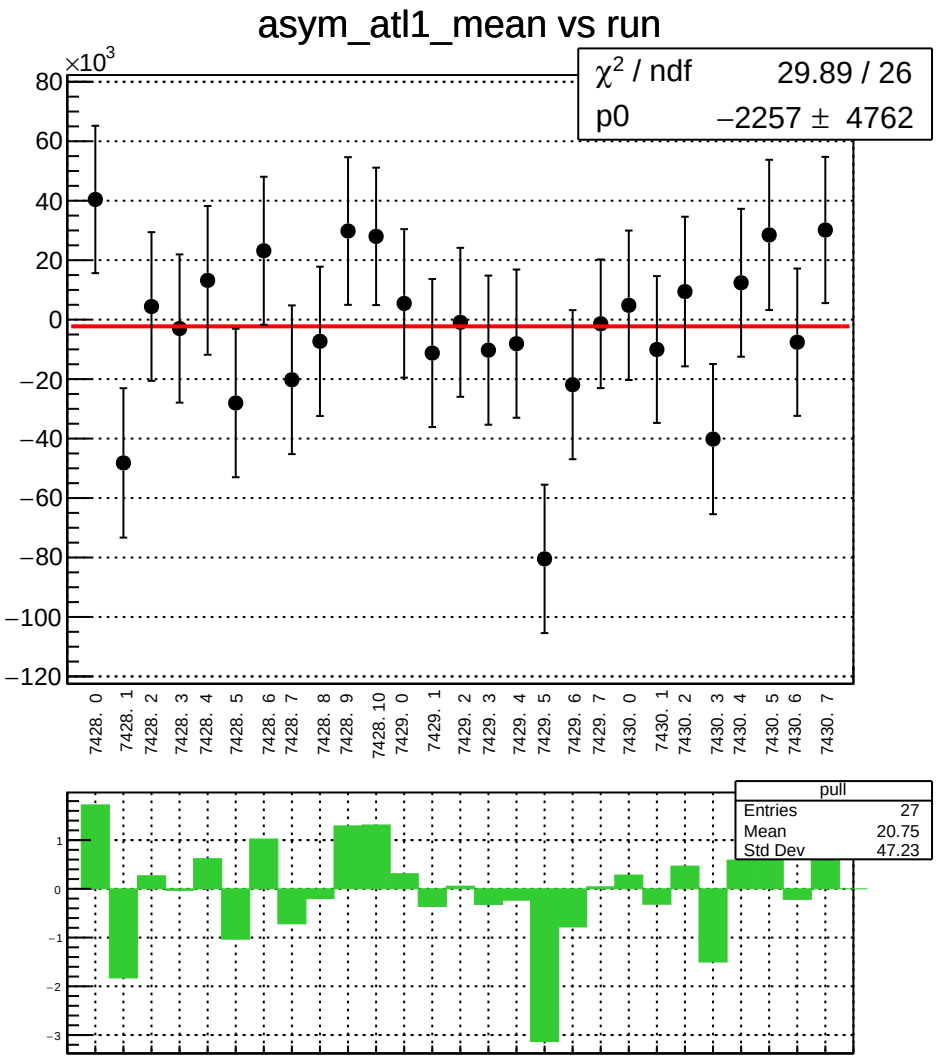
asym_atl1_mean vs run
×10^3
χ^2 / ndf 29.89 / 26
p0 −2257 ± 4762
80
60
40
20
0
−20
−40
−60
−80
−100
−120
7428. 0
7428. 1
7428. 2
7428. 3
7428. 4
7428. 5
7428. 6
7428. 7
7428. 8
7428. 9
7428. 10
7429. 0
7429. 1
7429. 2
7429. 3
7429. 4
7429. 5
7429. 6
7429. 7
7430. 0
7430. 1
7430. 2
7430. 3
7430. 4
7430. 5
7430. 6
7430. 7
pull
Entries 27
Mean 20.75
Std Dev 47.23
1
0
−1
−2
−3

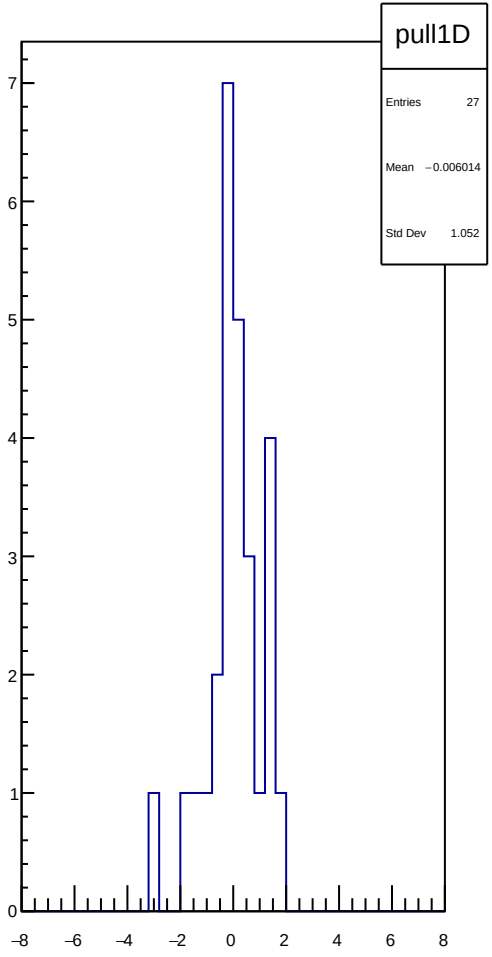
pull1D
Entries 27
Mean −0.006014
Std Dev 1.052
7
6
5
4
3
2
1
0
−8
−6
−4
−2
0
2
4
6
8

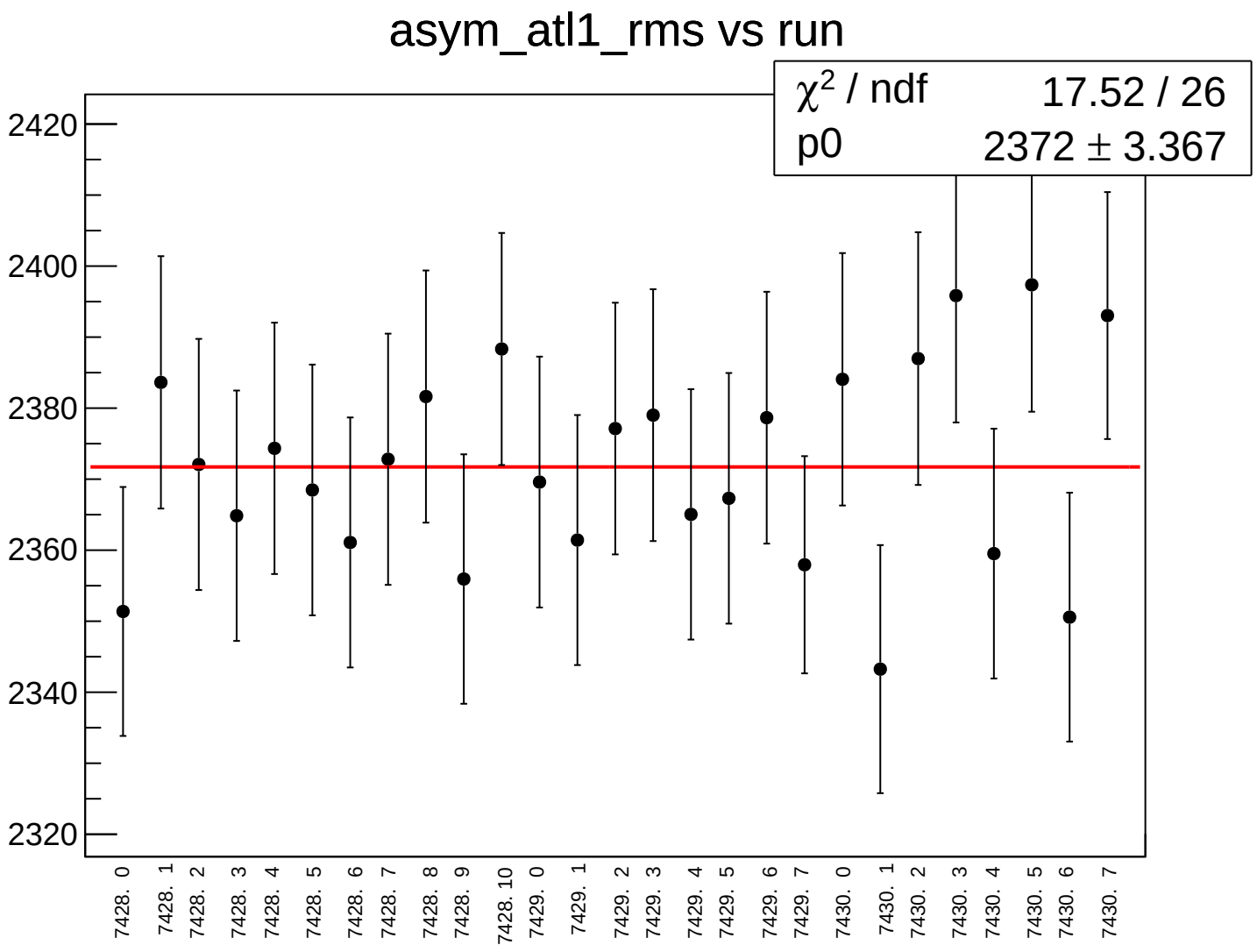
asym_atl1_rms vs run
χ² / ndf 17.52 / 26
p0 2372 ± 3.367
2420
2400
2380
2360
2340
2320
7428. 0
7428. 1
7428. 2
7428. 3
7428. 4
7428. 5
7428. 6
7428. 7
7428. 8
7428. 9
7428. 10
7429. 0
7429. 1
7429. 2
7429. 3
7429. 4
7429. 5
7429. 6
7429. 7
7430. 0
7430. 1
7430. 2
7430. 3
7430. 4
7430. 5
7430. 6
7430. 7

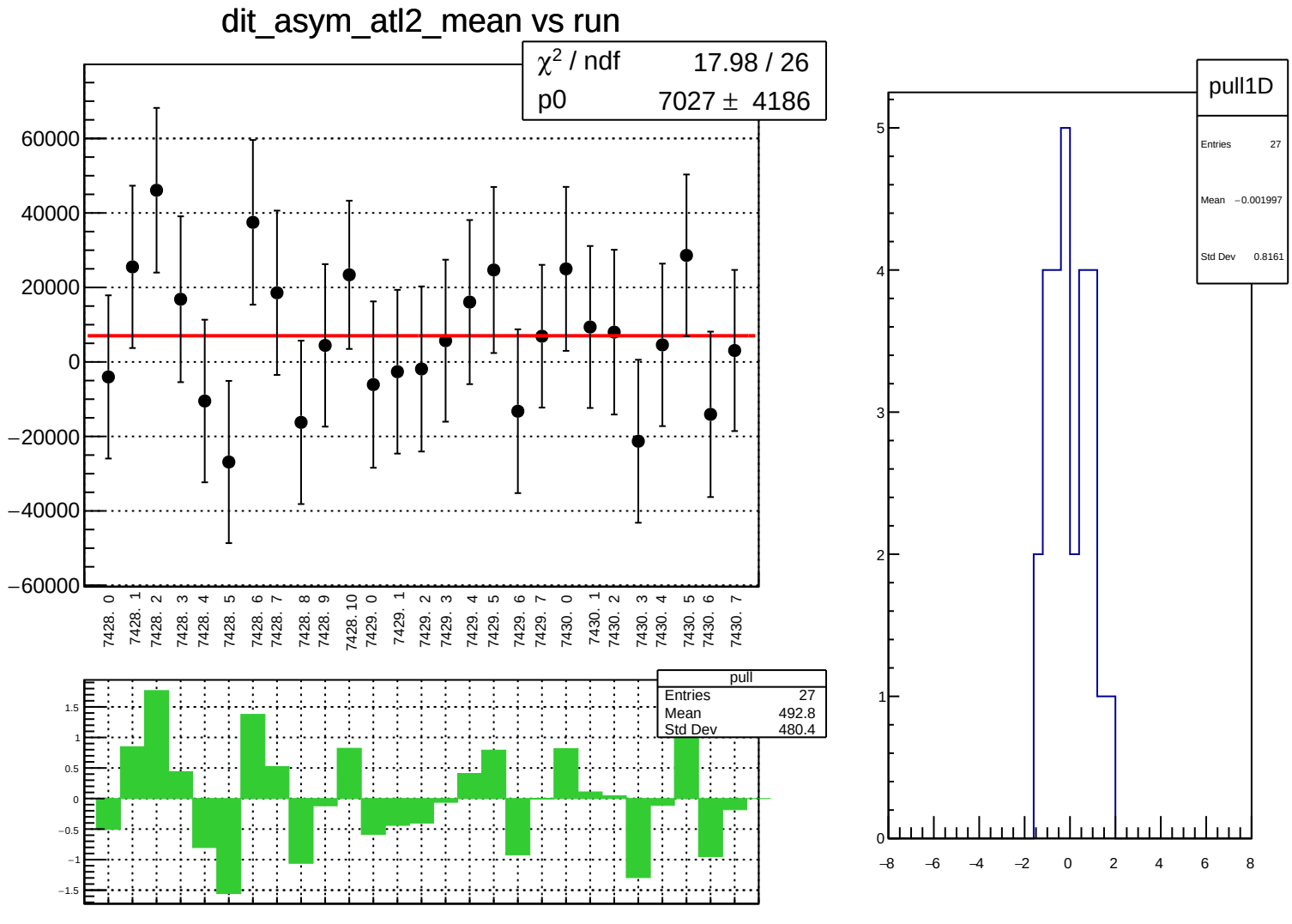
dit_asym_atl2_mean vs run
χ² / ndf 17.98 / 26
p0 7027 ± 4186
60000
40000
20000
0
−20000
−40000
−60000
7428. 0
7428. 1
7428. 2
7428. 3
7428. 4
7428. 5
7428. 6
7428. 7
7428. 8
7428. 9
7428. 10
7429. 0
7429. 1
7429. 2
7429. 3
7429. 4
7429. 5
7429. 6
7429. 7
7430. 0
7430. 1
7430. 2
7430. 3
7430. 4
7430. 5
7430. 6
7430. 7
pull
Entries 27
Mean 492.8
Std Dev 480.4
1.5
1
0.5
0
−0.5
−1
−1.5
pull1D
Entries 27
Mean −0.001997
Std Dev 0.8161
5
4
3
2
1
0
−8
−6
−4
−2
0
2
4
6
8

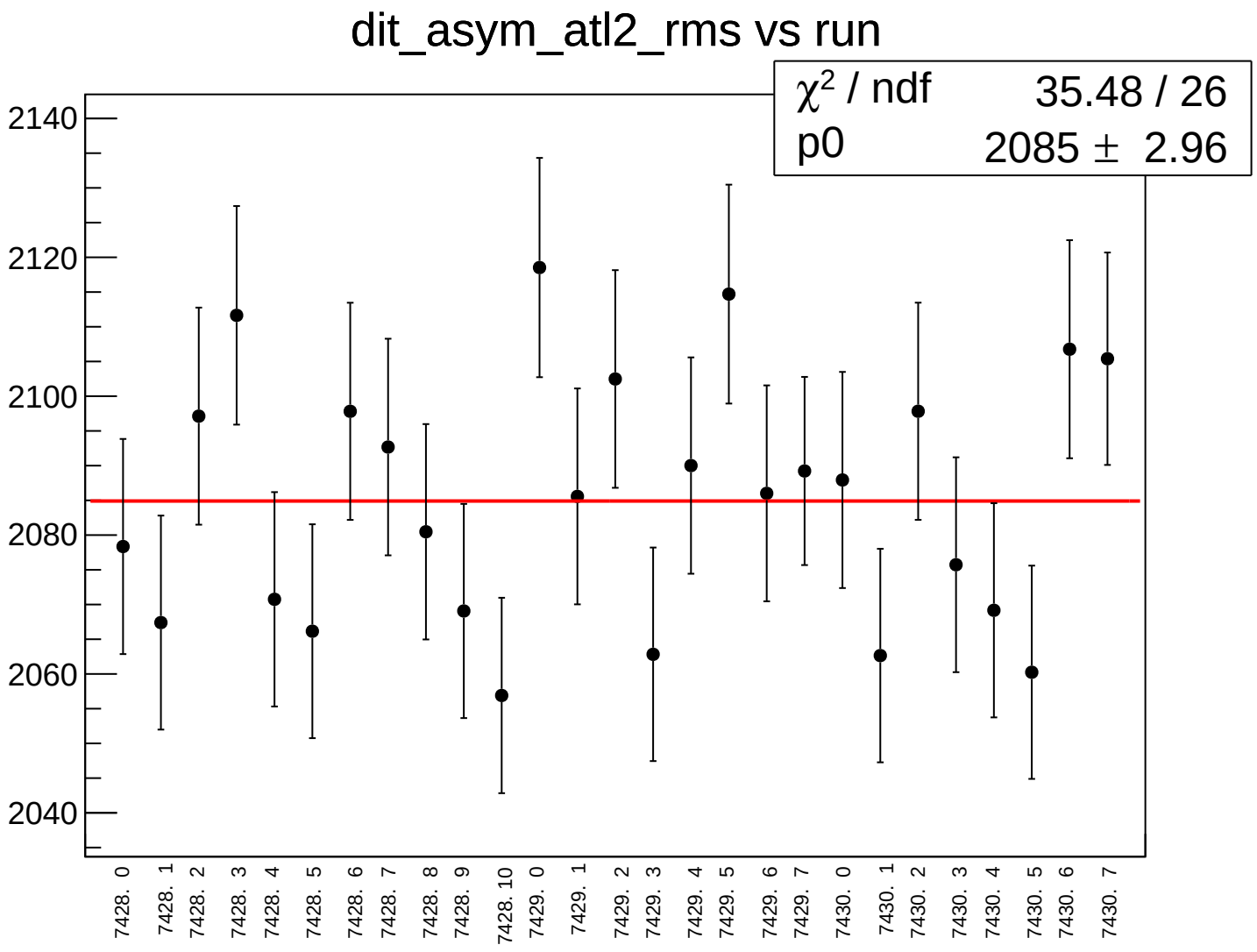
dit_asym_atl2_rms vs run
χ² / ndf 35.48 / 26
p0 2085 ± 2.96
2140
2120
2100
2080
2060
2040
7428. 0
7428. 1
7428. 2
7428. 3
7428. 4
7428. 5
7428. 6
7428. 7
7428. 8
7428. 9
7428. 10
7429. 0
7429. 1
7429. 2
7429. 3
7429. 4
7429. 5
7429. 6
7429. 7
7430. 0
7430. 1
7430. 2
7430. 3
7430. 4
7430. 5
7430. 6
7430. 7

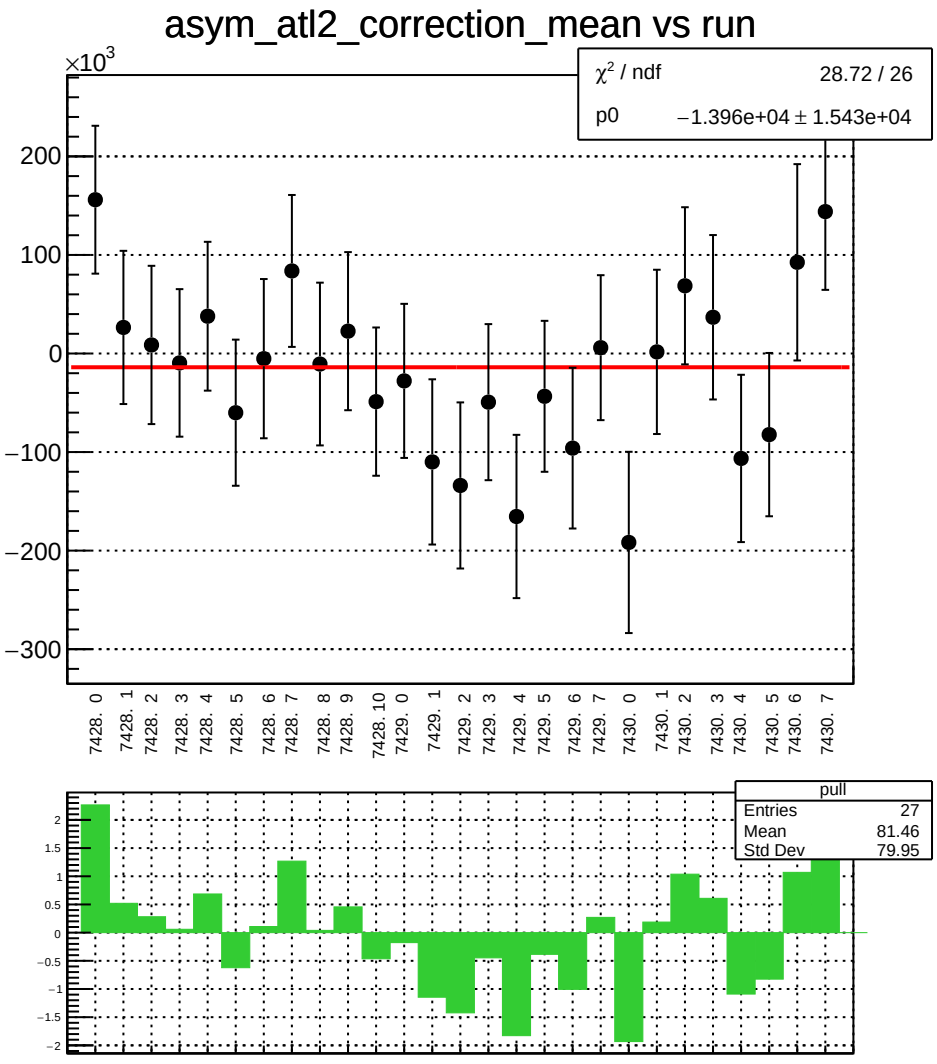
asym_atl2_correction_mean vs run
×10^3
χ² / ndf 28.72 / 26
p0 −1.396e+04 ± 1.543e+04
200
100
0
−100
−200
−300
7428. 0
7428. 1
7428. 2
7428. 3
7428. 4
7428. 5
7428. 6
7428. 7
7428. 8
7428. 9
7428. 10
7429. 0
7429. 1
7429. 2
7429. 3
7429. 4
7429. 5
7429. 6
7429. 7
7430. 0
7430. 1
7430. 2
7430. 3
7430. 4
7430. 5
7430. 6
7430. 7
pull
Entries 27
Mean 81.46
Std Dev 79.95
2
1.5
1
0.5
0
−0.5
−1
−1.5
−2

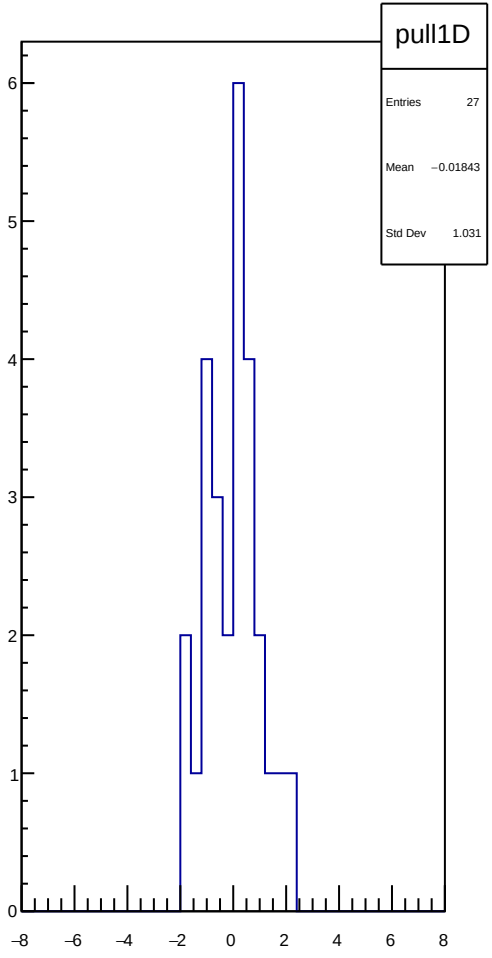
pull1D
Entries 27
Mean −0.01843
Std Dev 1.031
6
5
4
3
2
1
0
−8
−6
−4
−2
0
2
4
6
8

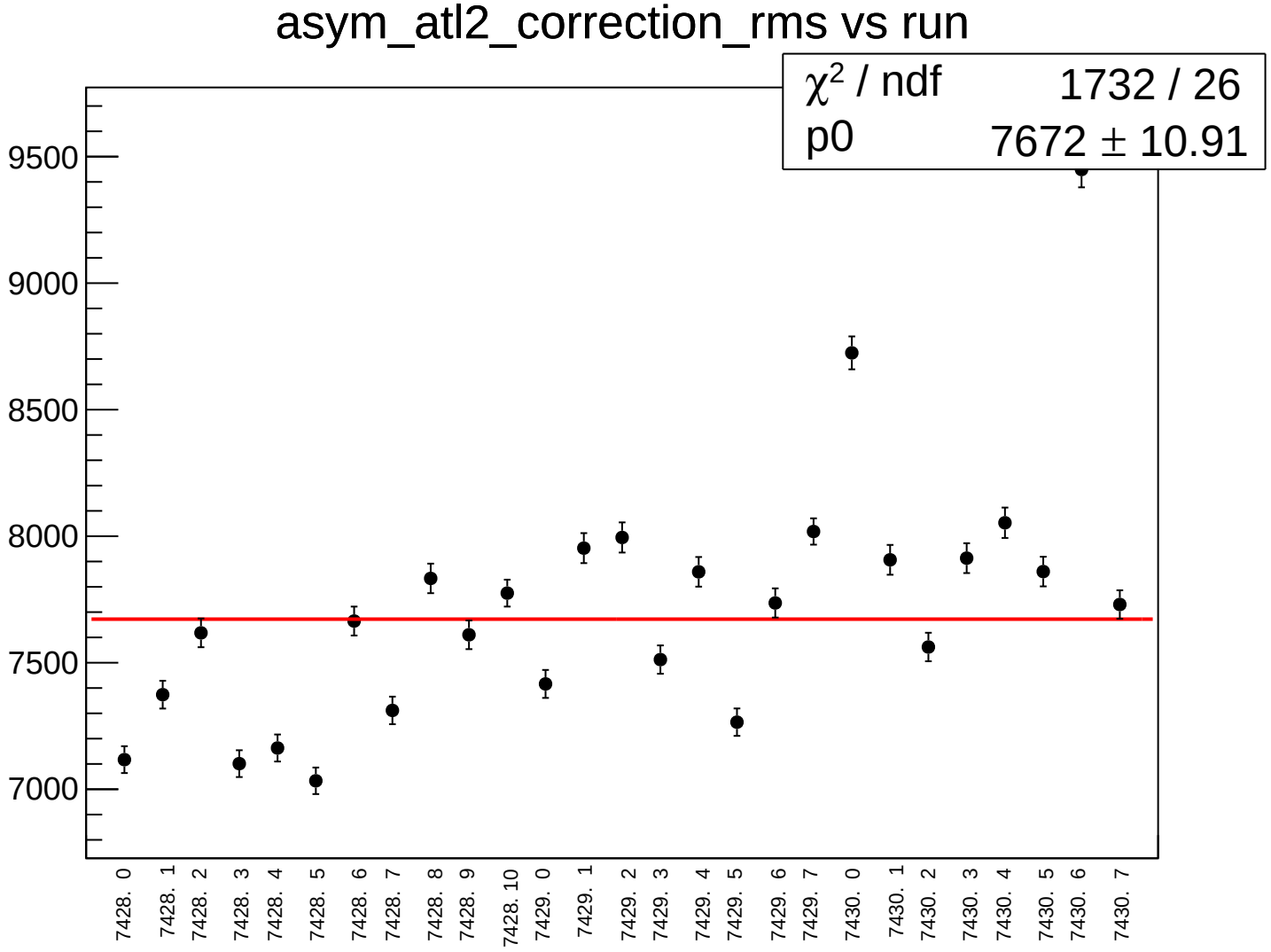
asym_atl2_correction_rms vs run
χ² / ndf 1732 / 26
p0 7672 ± 10.91
9500
9000
8500
8000
7500
7000
7428. 0
7428. 1
7428. 2
7428. 3
7428. 4
7428. 5
7428. 6
7428. 7
7428. 8
7428. 9
7428. 10
7429. 0
7429. 1
7429. 2
7429. 3
7429. 4
7429. 5
7429. 6
7429. 7
7430. 0
7430. 1
7430. 2
7430. 3
7430. 4
7430. 5
7430. 6
7430. 7

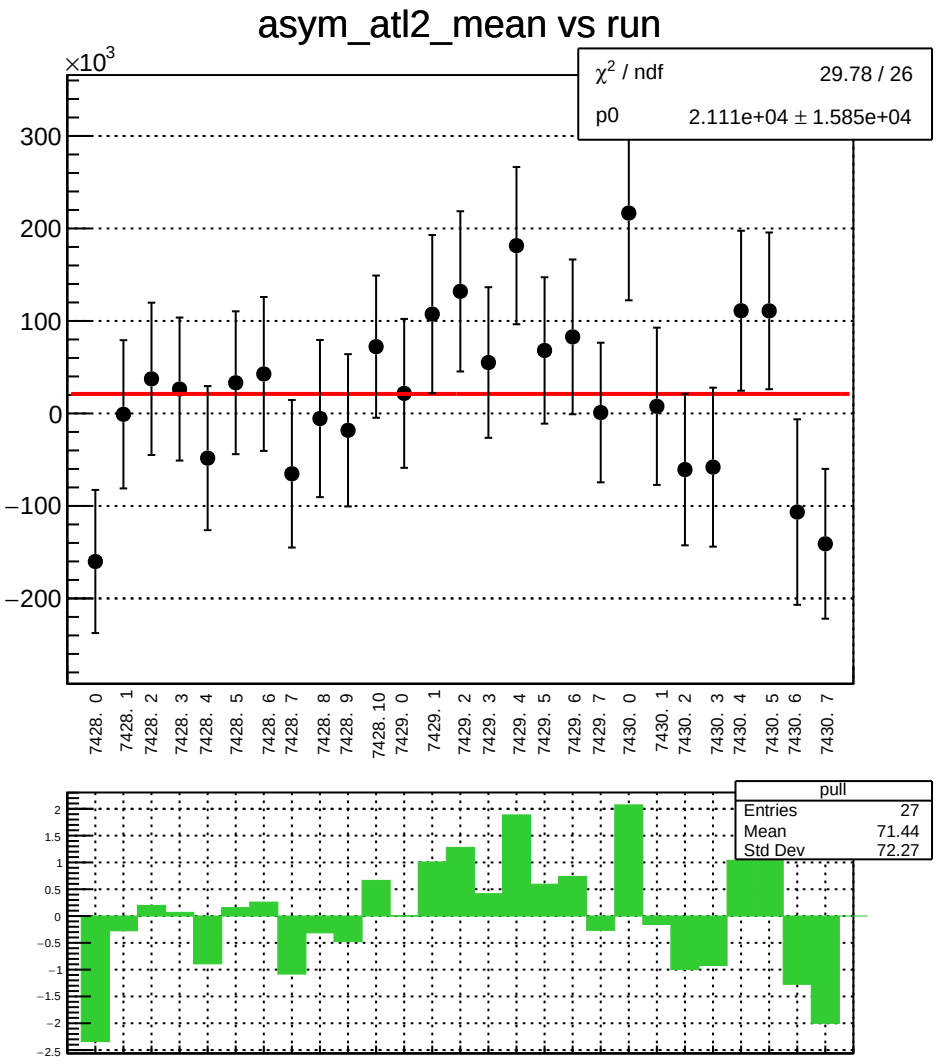
asym_atl2_mean vs run
×10^3
χ² / ndf 29.78 / 26
p0 2.111e+04 ± 1.585e+04
300
200
100
0
−100
−200
7428. 0
7428. 1
7428. 2
7428. 3
7428. 4
7428. 5
7428. 6
7428. 7
7428. 8
7428. 9
7428. 10
7429. 0
7429. 1
7429. 2
7429. 3
7429. 4
7429. 5
7429. 6
7429. 7
7430. 0
7430. 1
7430. 2
7430. 3
7430. 4
7430. 5
7430. 6
7430. 7
pull
Entries 27
Mean 71.44
Std Dev 72.27
2
1.5
1
0.5
0
−0.5
−1
−1.5
−2
−2.5

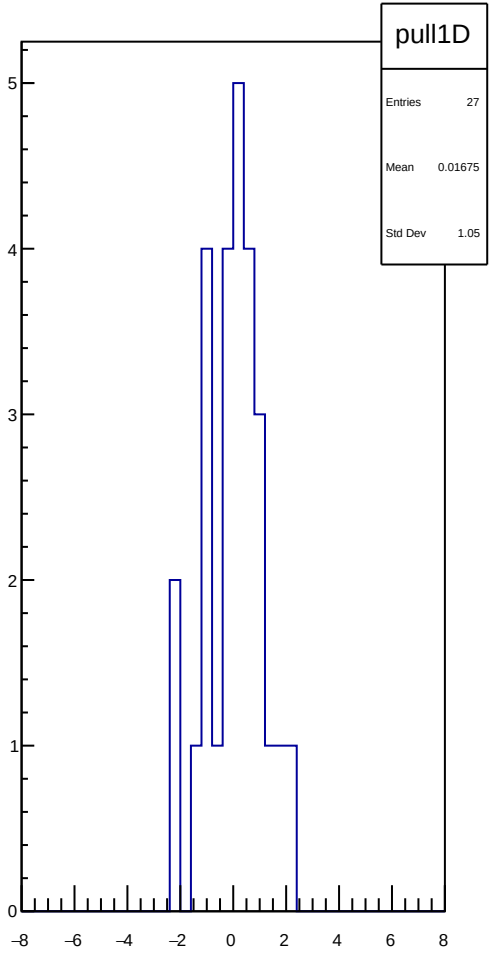
pull1D
Entries 27
Mean 0.01675
Std Dev 1.05
5
4
3
2
1
0
−8
−6
−4
−2
0
2
4
6
8

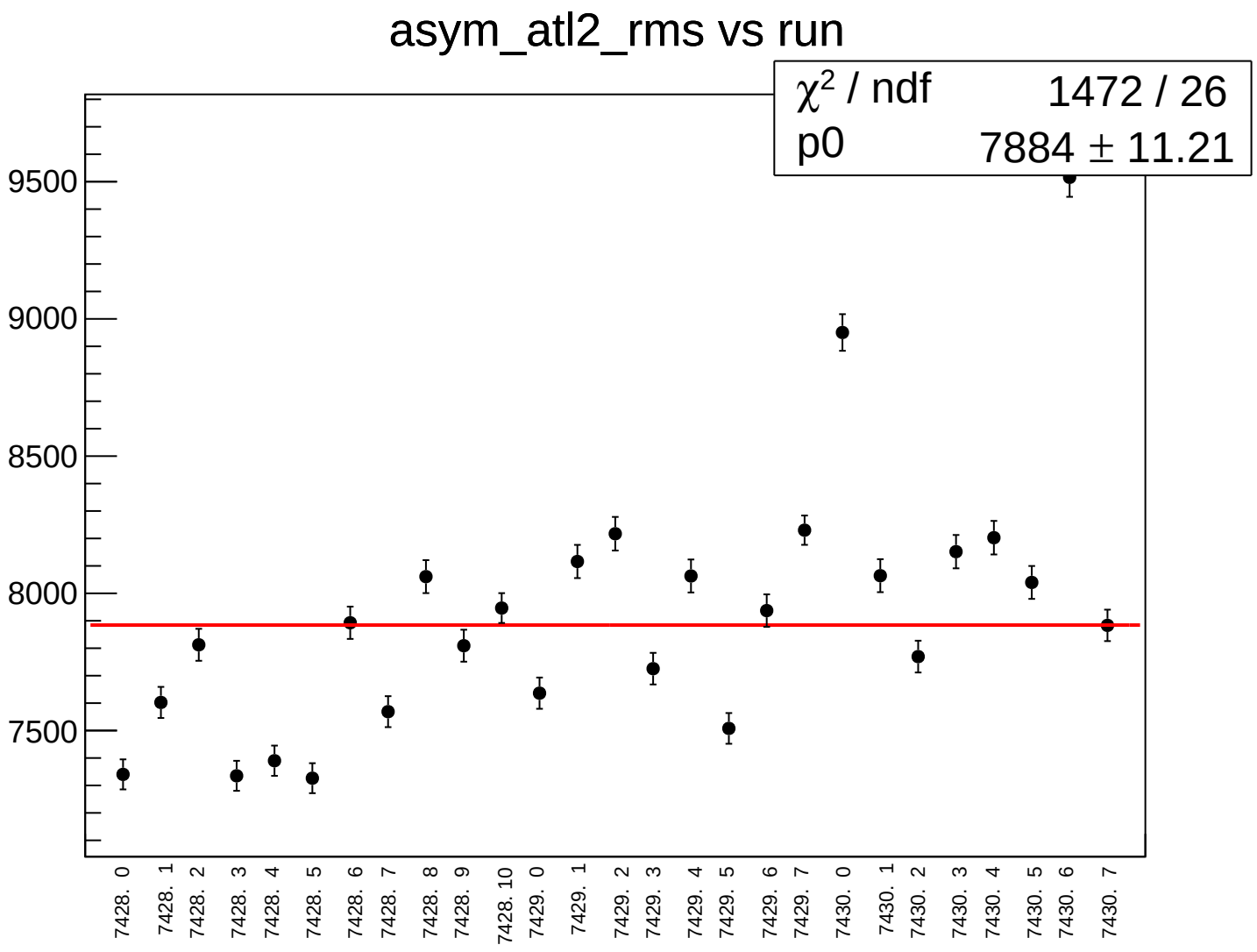
asym_atl2_rms vs run
χ² / ndf 1472 / 26
p0 7884 ± 11.21
9500
9000
8500
8000
7500
7428. 0
7428. 1
7428. 2
7428. 3
7428. 4
7428. 5
7428. 6
7428. 7
7428. 8
7428. 9
7428. 10
7429. 0
7429. 1
7429. 2
7429. 3
7429. 4
7429. 5
7429. 6
7429. 7
7430. 0
7430. 1
7430. 2
7430. 3
7430. 4
7430. 5
7430. 6
7430. 7

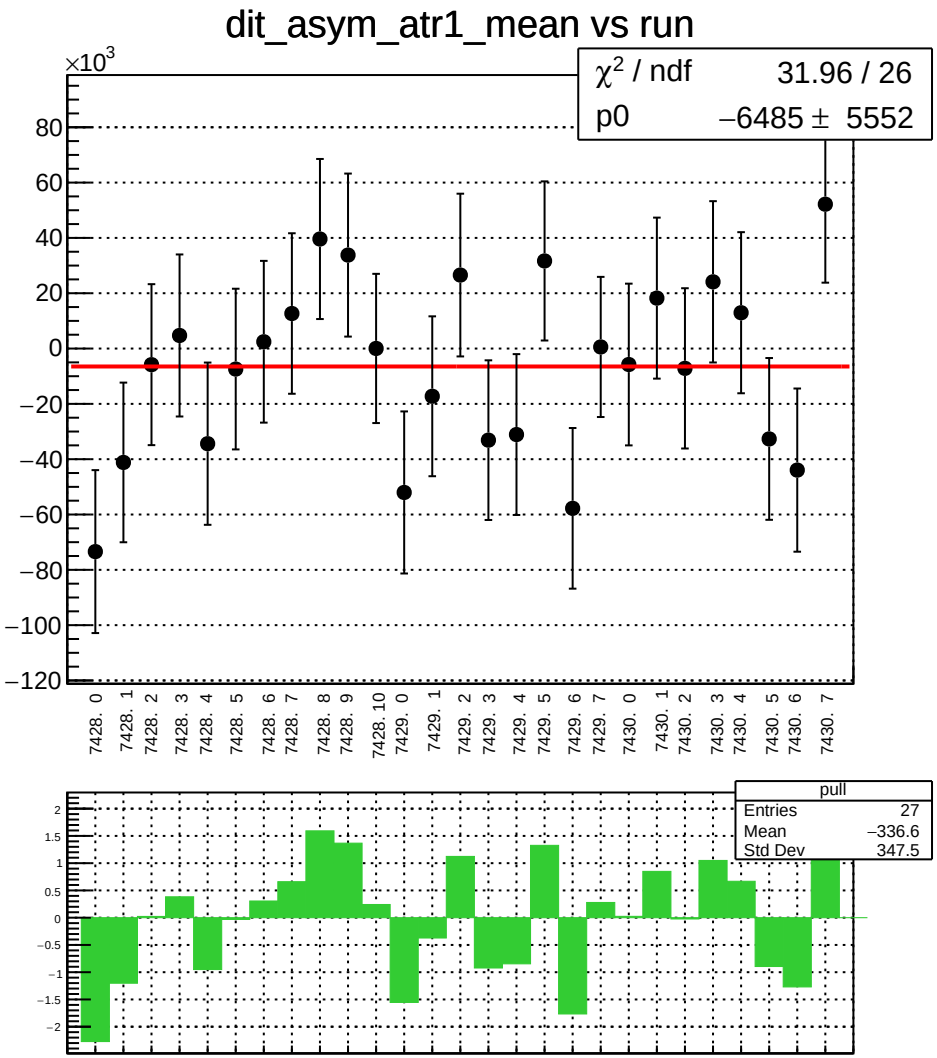
dit_asym_atr1_mean vs run
×10^3
χ² / ndf 31.96 / 26
p0 −6485 ± 5552
80
60
40
20
0
−20
−40
−60
−80
−100
−120
7428. 0
7428. 1
7428. 2
7428. 3
7428. 4
7428. 5
7428. 6
7428. 7
7428. 8
7428. 9
7428. 10
7429. 0
7429. 1
7429. 2
7429. 3
7429. 4
7429. 5
7429. 6
7429. 7
7430. 0
7430. 1
7430. 2
7430. 3
7430. 4
7430. 5
7430. 6
7430. 7
pull
Entries 27
Mean −336.6
Std Dev 347.5
2
1.5
1
0.5
0
−0.5
−1
−1.5
−2

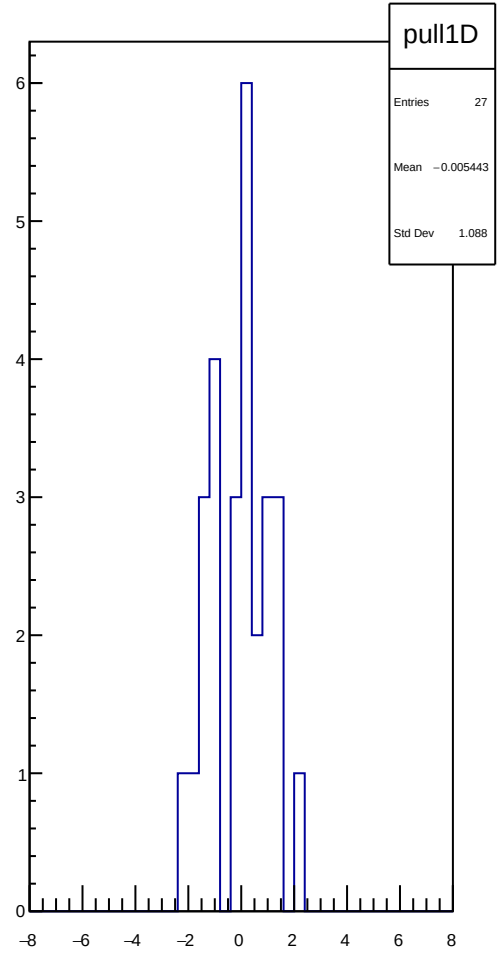
pull1D
Entries 27
Mean −0.005443
Std Dev 1.088
6
5
4
3
2
1
0
−8
−6
−4
−2
0
2
4
6
8

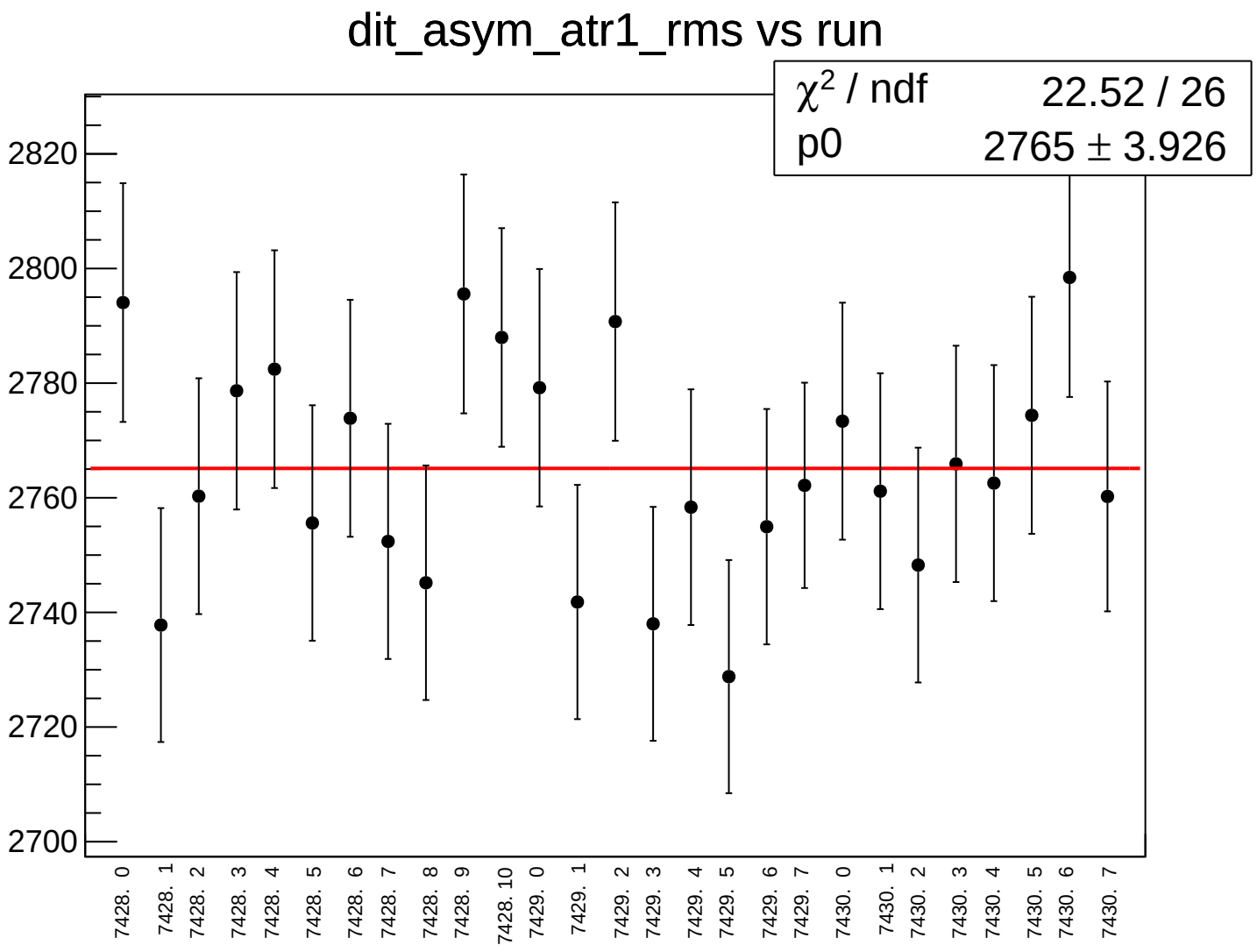
dit_asym_atr1_rms vs run
χ² / ndf 22.52 / 26
p0 2765 ± 3.926
2820
2800
2780
2760
2740
2720
2700
7428. 0
7428. 1
7428. 2
7428. 3
7428. 4
7428. 5
7428. 6
7428. 7
7428. 8
7428. 9
7428. 10
7429. 0
7429. 1
7429. 2
7429. 3
7429. 4
7429. 5
7429. 6
7429. 7
7430. 0
7430. 1
7430. 2
7430. 3
7430. 4
7430. 5
7430. 6
7430. 7

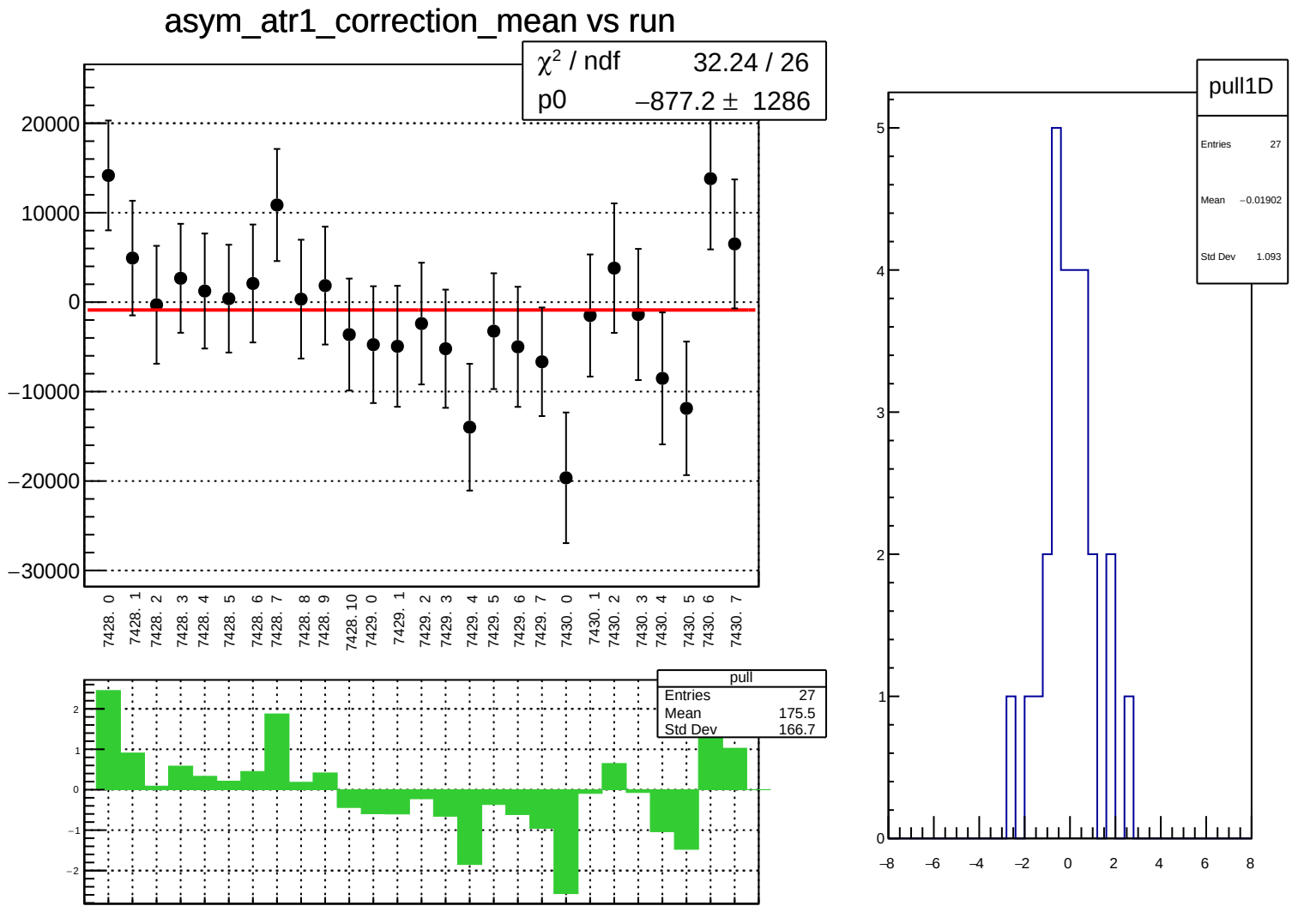
asym_atr1_correction_mean vs run
χ² / ndf 32.24 / 26
p0 −877.2 ± 1286
20000
10000
0
−10000
−20000
−30000
7428. 0
7428. 1
7428. 2
7428. 3
7428. 4
7428. 5
7428. 6
7428. 7
7428. 8
7428. 9
7428. 10
7429. 0
7429. 1
7429. 2
7429. 3
7429. 4
7429. 5
7429. 6
7429. 7
7430. 0
7430. 1
7430. 2
7430. 3
7430. 4
7430. 5
7430. 6
7430. 7
pull
Entries 27
Mean 175.5
Std Dev 166.7
pull1D
Entries 27
Mean −0.01902
Std Dev 1.093

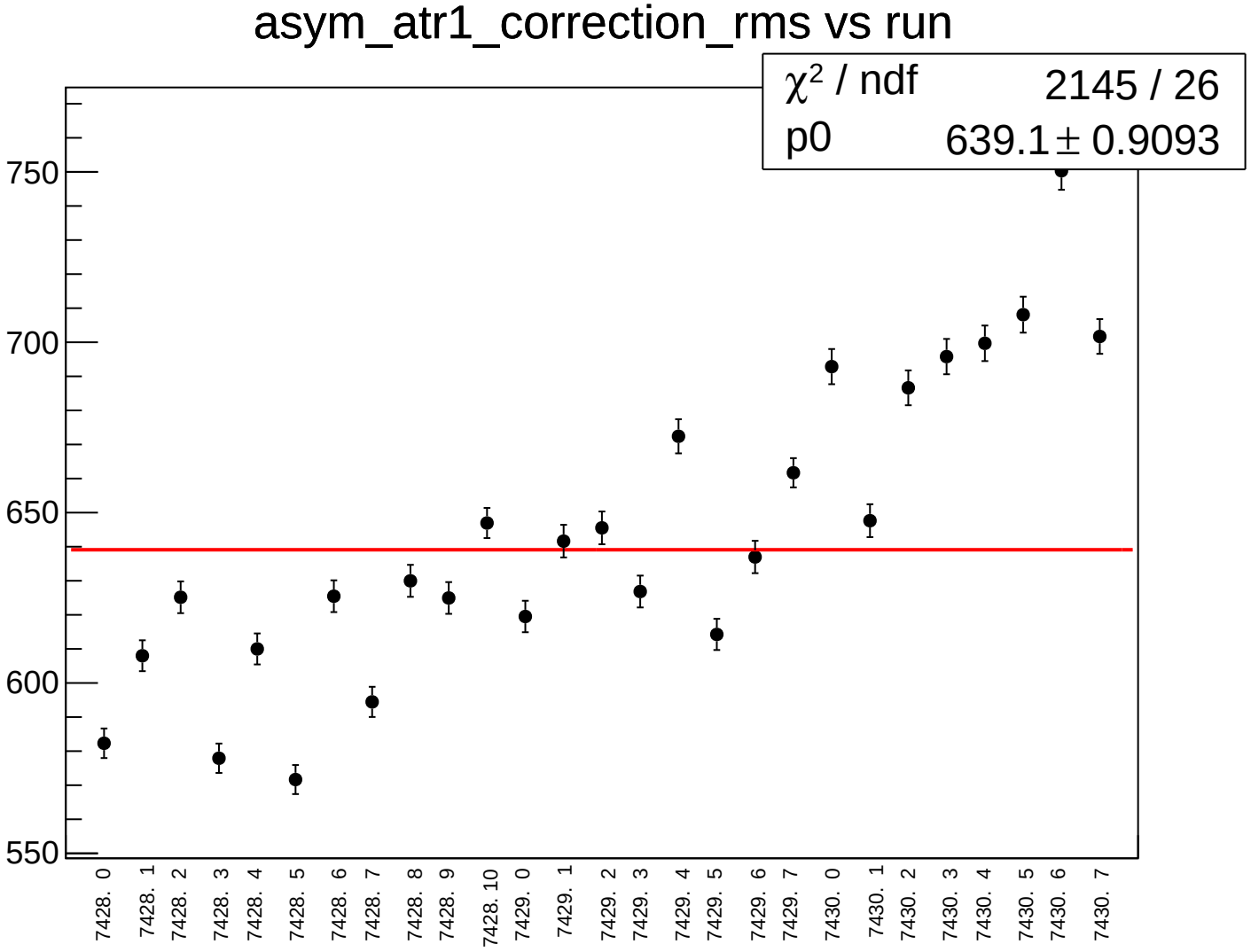
asym_atr1_correction_rms vs run
χ² / ndf 2145 / 26
p0 639.1 ± 0.9093
750
700
650
600
550
7428. 0
7428. 1
7428. 2
7428. 3
7428. 4
7428. 5
7428. 6
7428. 7
7428. 8
7428. 9
7428. 10
7429. 0
7429. 1
7429. 2
7429. 3
7429. 4
7429. 5
7429. 6
7429. 7
7430. 0
7430. 1
7430. 2
7430. 3
7430. 4
7430. 5
7430. 6
7430. 7

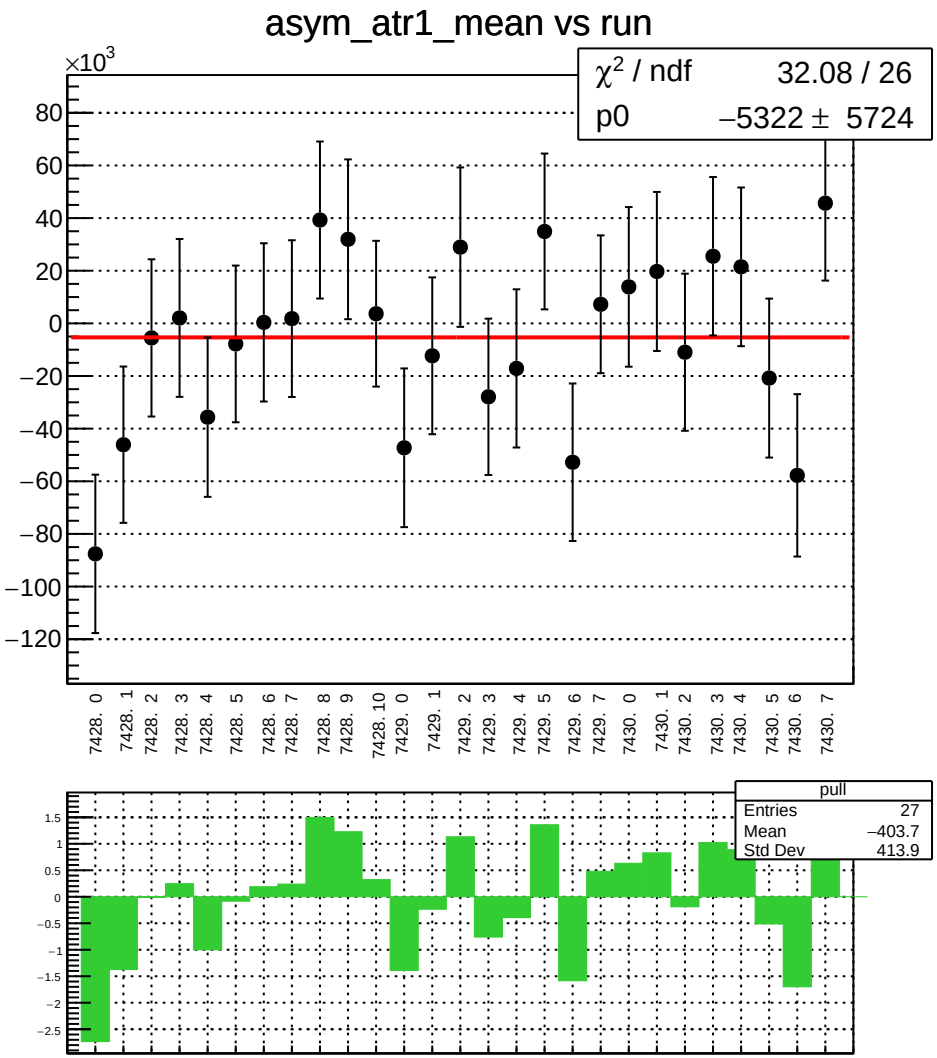
asym_atr1_mean vs run
×10^3
χ² / ndf 32.08 / 26
p0 −5322 ± 5724
80
60
40
20
0
−20
−40
−60
−80
−100
−120
7428. 0
7428. 1
7428. 2
7428. 3
7428. 4
7428. 5
7428. 6
7428. 7
7428. 8
7428. 9
7428. 10
7429. 0
7429. 1
7429. 2
7429. 3
7429. 4
7429. 5
7429. 6
7429. 7
7430. 0
7430. 1
7430. 2
7430. 3
7430. 4
7430. 5
7430. 6
7430. 7
pull
Entries 27
Mean −403.7
Std Dev 413.9
1.5
1
0.5
0
−0.5
−1
−1.5
−2
−2.5

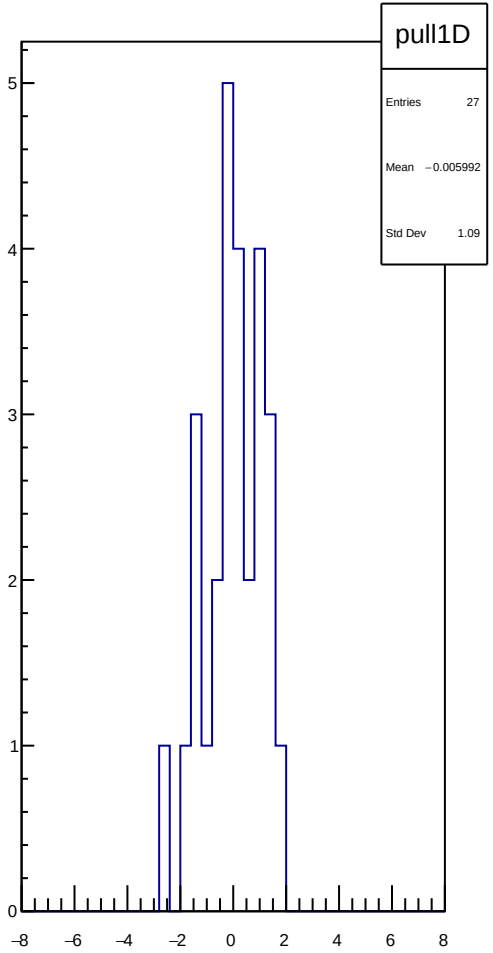
pull1D
Entries 27
Mean −0.005992
Std Dev 1.09
5
4
3
2
1
0
−8
−6
−4
−2
0
2
4
6
8

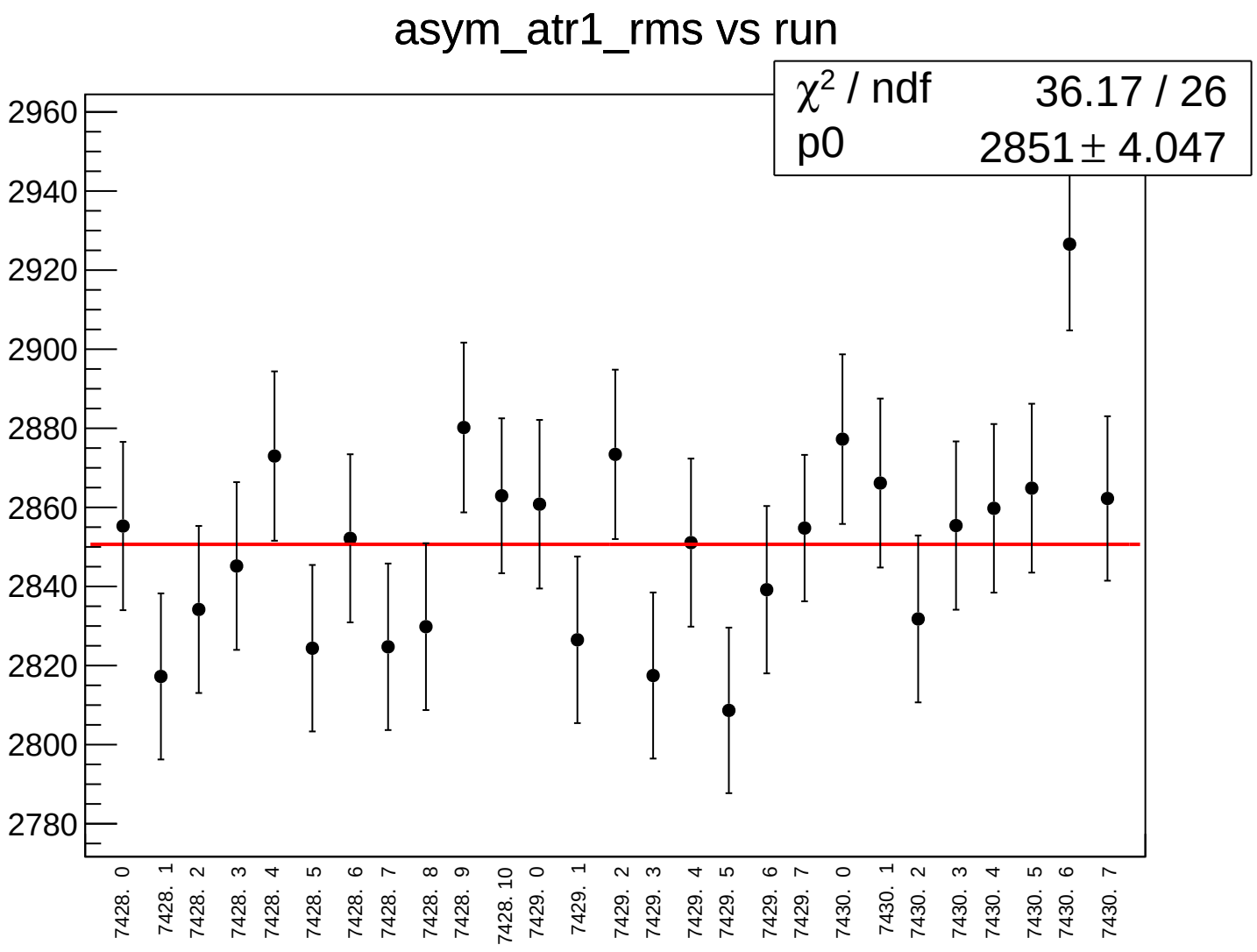
asym_atr1_rms vs run
χ² / ndf 36.17 / 26
p0 2851 ± 4.047
2960
2940
2920
2900
2880
2860
2840
2820
2800
2780
7428. 0
7428. 1
7428. 2
7428. 3
7428. 4
7428. 5
7428. 6
7428. 7
7428. 8
7428. 9
7428. 10
7429. 0
7429. 1
7429. 2
7429. 3
7429. 4
7429. 5
7429. 6
7429. 7
7430. 0
7430. 1
7430. 2
7430. 3
7430. 4
7430. 5
7430. 6
7430. 7

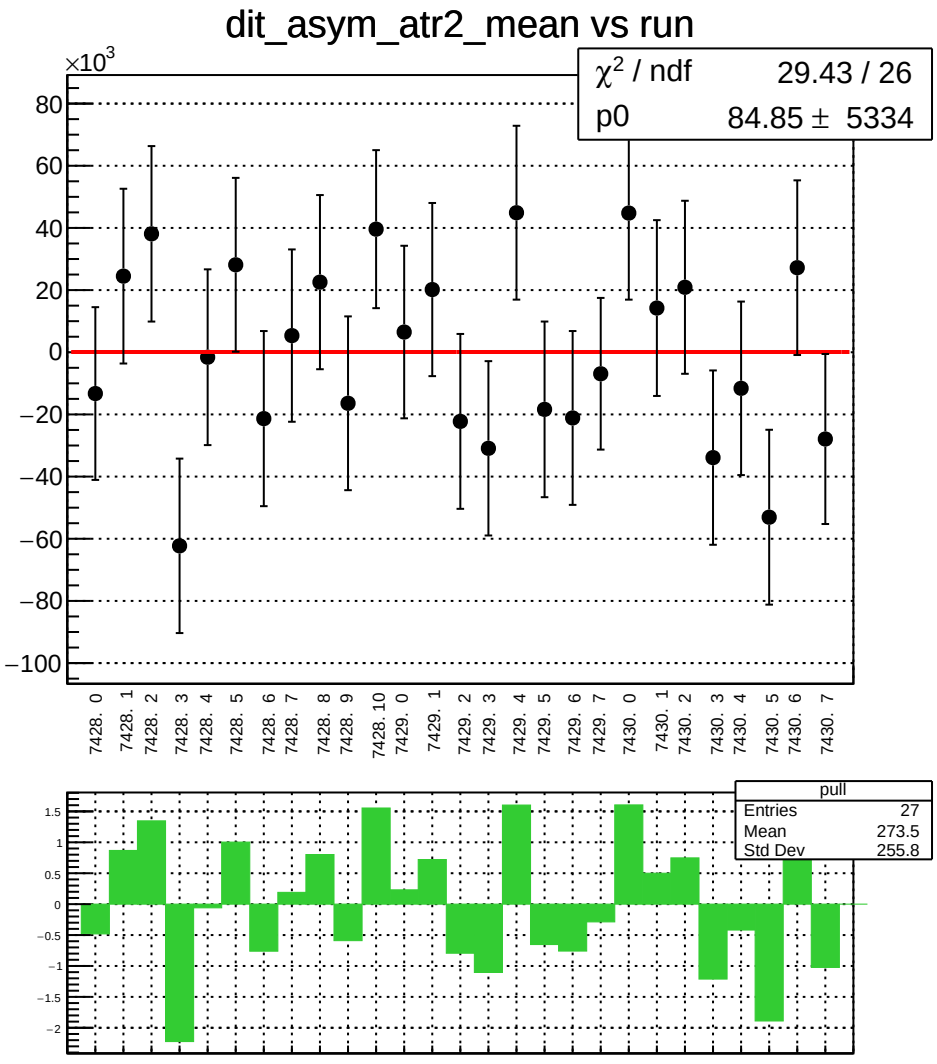
dit_asym_atr2_mean vs run
×10^3
χ² / ndf 29.43 / 26
p0 84.85 ± 5334
80
60
40
20
0
−20
−40
−60
−80
−100
7428. 0
7428. 1
7428. 2
7428. 3
7428. 4
7428. 5
7428. 6
7428. 7
7428. 8
7428. 9
7428. 10
7429. 0
7429. 1
7429. 2
7429. 3
7429. 4
7429. 5
7429. 6
7429. 7
7430. 0
7430. 1
7430. 2
7430. 3
7430. 4
7430. 5
7430. 6
7430. 7
pull
Entries 27
Mean 273.5
Std Dev 255.8
1.5
1
0.5
0
−0.5
−1
−1.5
−2

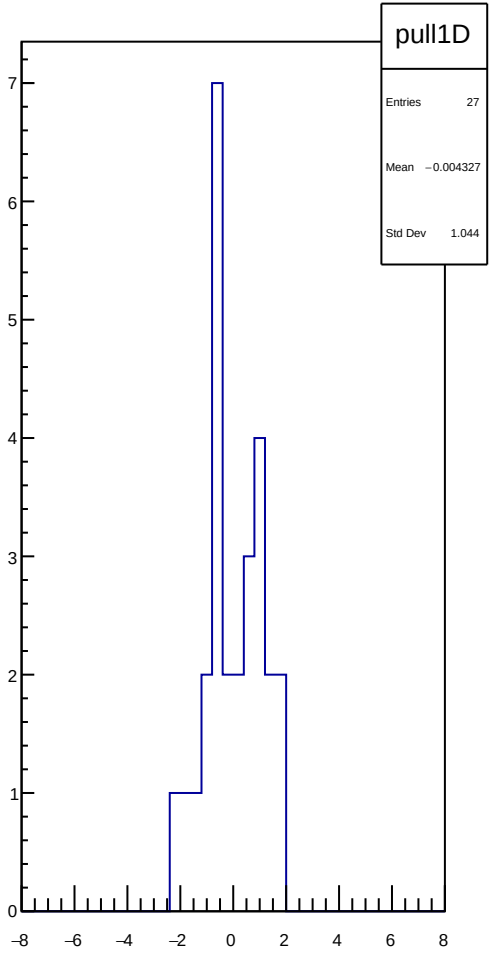
pull1D
Entries 27
Mean −0.004327
Std Dev 1.044
7
6
5
4
3
2
1
0
−8
−6
−4
−2
0
2
4
6
8

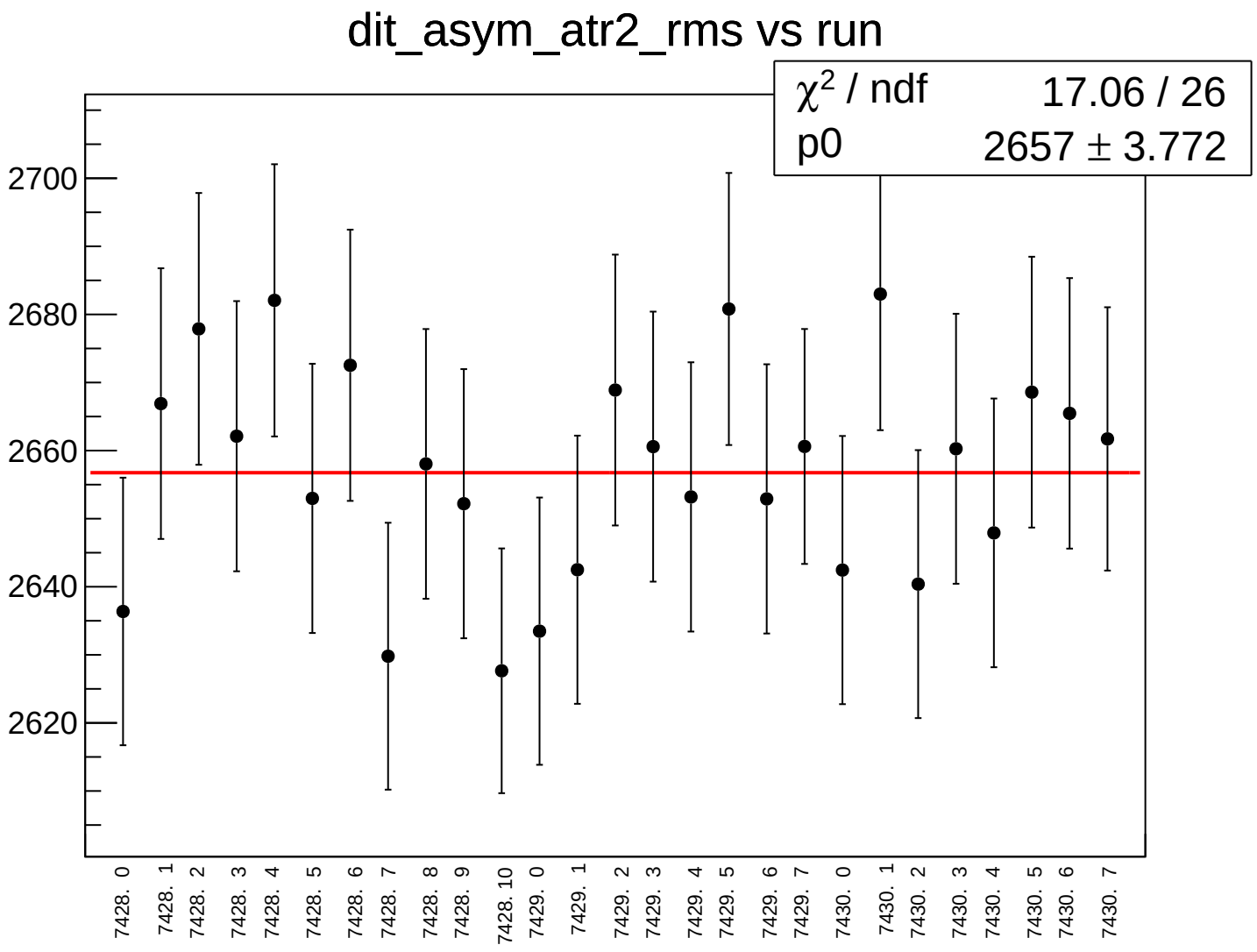
dit_asym_atr2_rms vs run
χ² / ndf 17.06 / 26
p0 2657 ± 3.772
2700
2680
2660
2640
2620
7428. 0
7428. 1
7428. 2
7428. 3
7428. 4
7428. 5
7428. 6
7428. 7
7428. 8
7428. 9
7428. 10
7429. 0
7429. 1
7429. 2
7429. 3
7429. 4
7429. 5
7429. 6
7429. 7
7430. 0
7430. 1
7430. 2
7430. 3
7430. 4
7430. 5
7430. 6
7430. 7

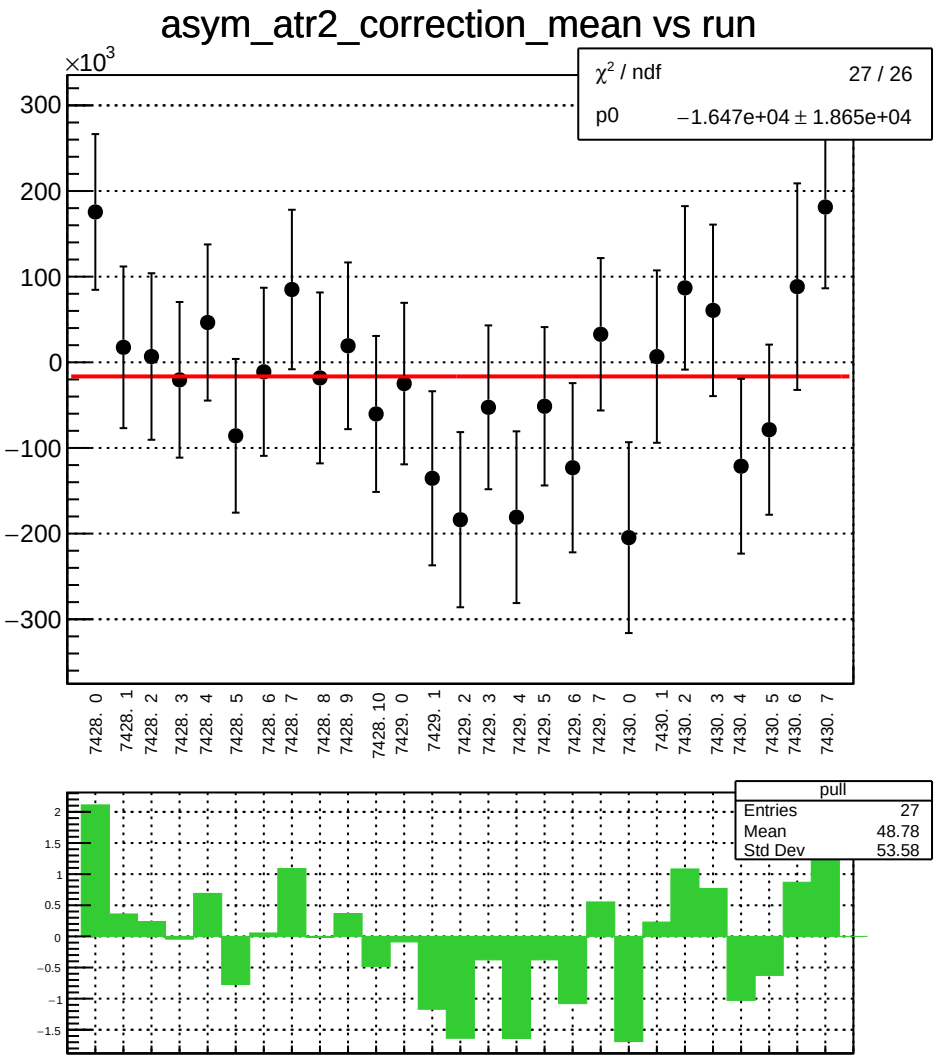
asym_atr2_correction_mean vs run
×10^3
χ² / ndf 27 / 26
p0 −1.647e+04 ± 1.865e+04
300
200
100
0
−100
−200
−300
7428. 0
7428. 1
7428. 2
7428. 3
7428. 4
7428. 5
7428. 6
7428. 7
7428. 8
7428. 9
7428. 10
7429. 0
7429. 1
7429. 2
7429. 3
7429. 4
7429. 5
7429. 6
7429. 7
7430. 0
7430. 1
7430. 2
7430. 3
7430. 4
7430. 5
7430. 6
7430. 7
pull
Entries 27
Mean 48.78
Std Dev 53.58
2
1.5
1
0.5
0
−0.5
−1
−1.5

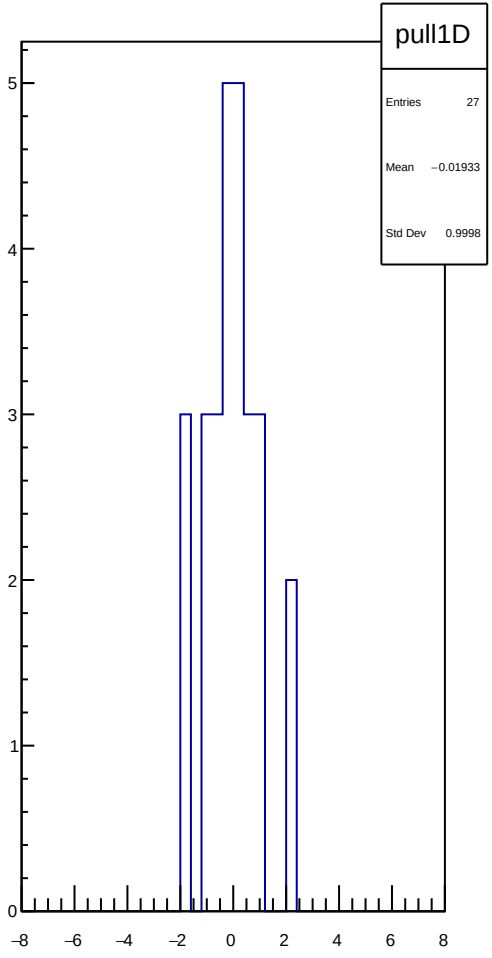
pull1D
Entries 27
Mean −0.01933
Std Dev 0.9998
5
4
3
2
1
0
−8
−6
−4
−2
0
2
4
6
8

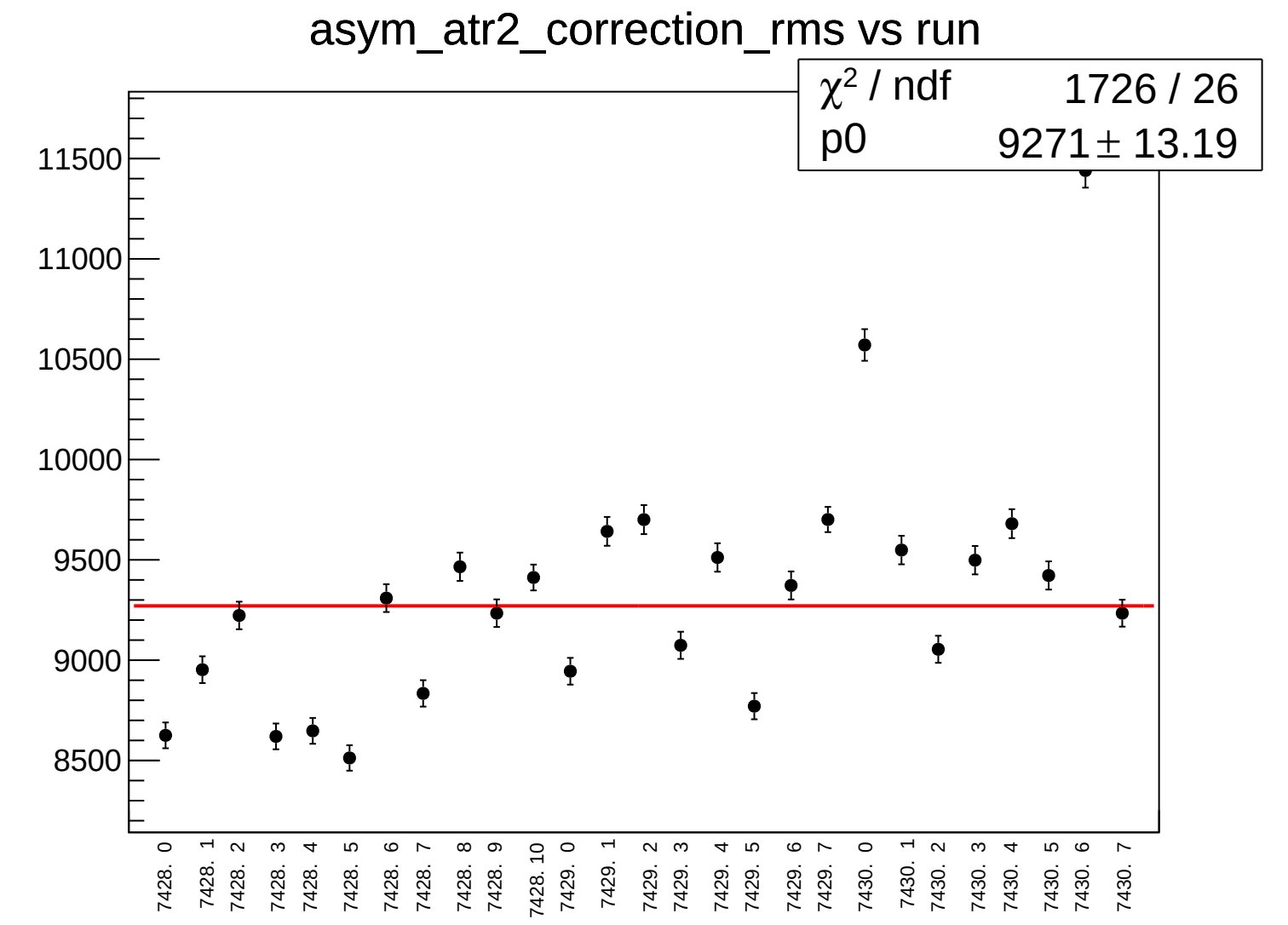
asym_atr2_correction_rms vs run
χ² / ndf 1726 / 26
p0 9271 ± 13.19
11500
11000
10500
10000
9500
9000
8500
7428. 0
7428. 1
7428. 2
7428. 3
7428. 4
7428. 5
7428. 6
7428. 7
7428. 8
7428. 9
7428. 10
7429. 0
7429. 1
7429. 2
7429. 3
7429. 4
7429. 5
7429. 6
7429. 7
7430. 0
7430. 1
7430. 2
7430. 3
7430. 4
7430. 5
7430. 6
7430. 7

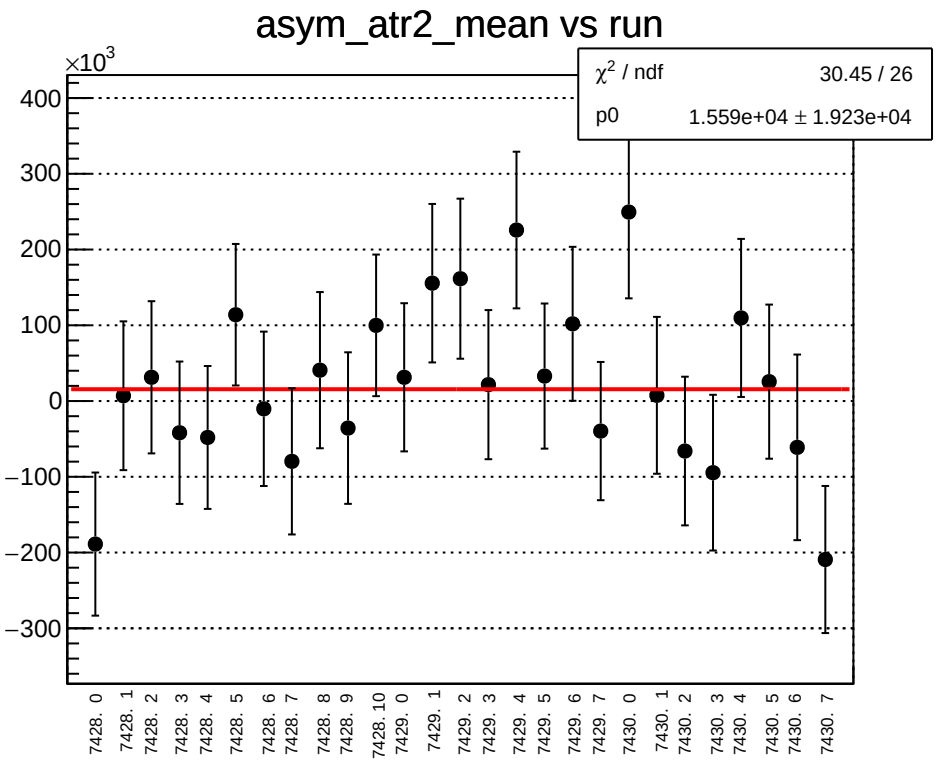
asym_atr2_mean vs run
×10^3
χ^2 / ndf 30.45 / 26
p0 1.559e+04 ± 1.923e+04
400
300
200
100
0
−100
−200
−300
7428. 0
7428. 1
7428. 2
7428. 3
7428. 4
7428. 5
7428. 6
7428. 7
7428. 8
7428. 9
7428. 10
7429. 0
7429. 1
7429. 2
7429. 3
7429. 4
7429. 5
7429. 6
7429. 7
7430. 0
7430. 1
7430. 2
7430. 3
7430. 4
7430. 5
7430. 6
7430. 7

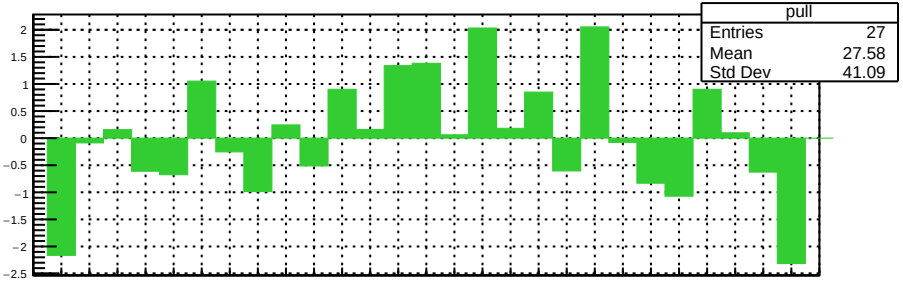
pull
Entries 27
Mean 27.58
Std Dev 41.09
2
1.5
1
0.5
0
−0.5
−1
−1.5
−2
−2.5

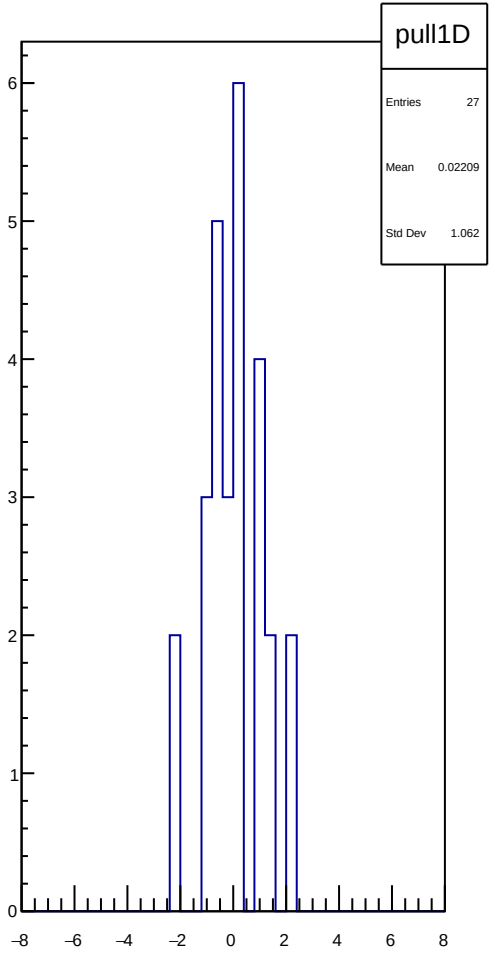
pull1D
Entries 27
Mean 0.02209
Std Dev 1.062
6
5
4
3
2
1
0
−8
−6
−4
−2
0
2
4
6
8

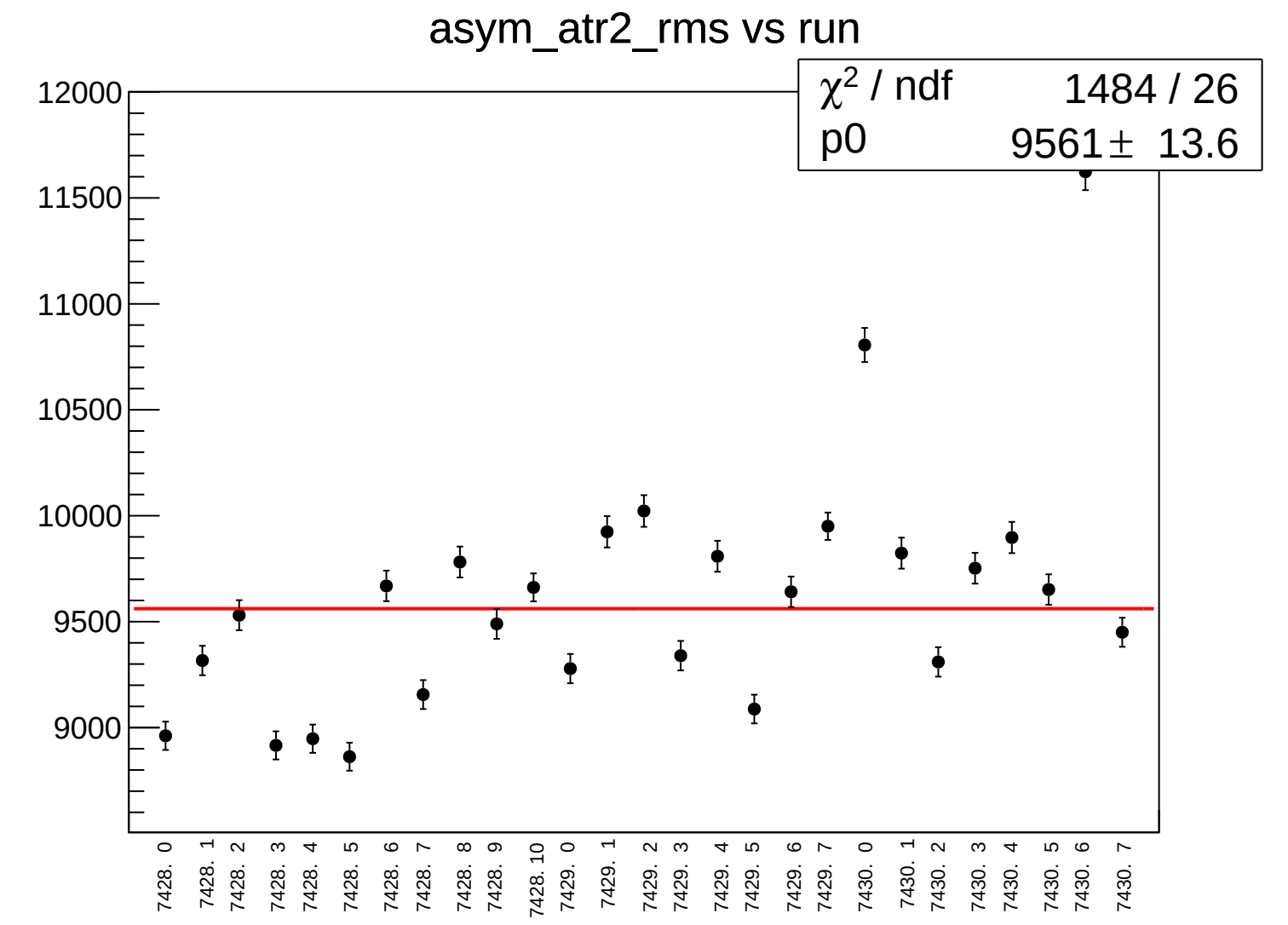
asym_atr2_rms vs run
χ2 / ndf 1484 / 26
p0 9561 ± 13.6
12000
11500
11000
10500
10000
9500
9000
7428. 0
7428. 1
7428. 2
7428. 3
7428. 4
7428. 5
7428. 6
7428. 7
7428. 8
7428. 9
7428. 10
7429. 0
7429. 1
7429. 2
7429. 3
7429. 4
7429. 5
7429. 6
7429. 7
7430. 0
7430. 1
7430. 2
7430. 3
7430. 4
7430. 5
7430. 6
7430. 7

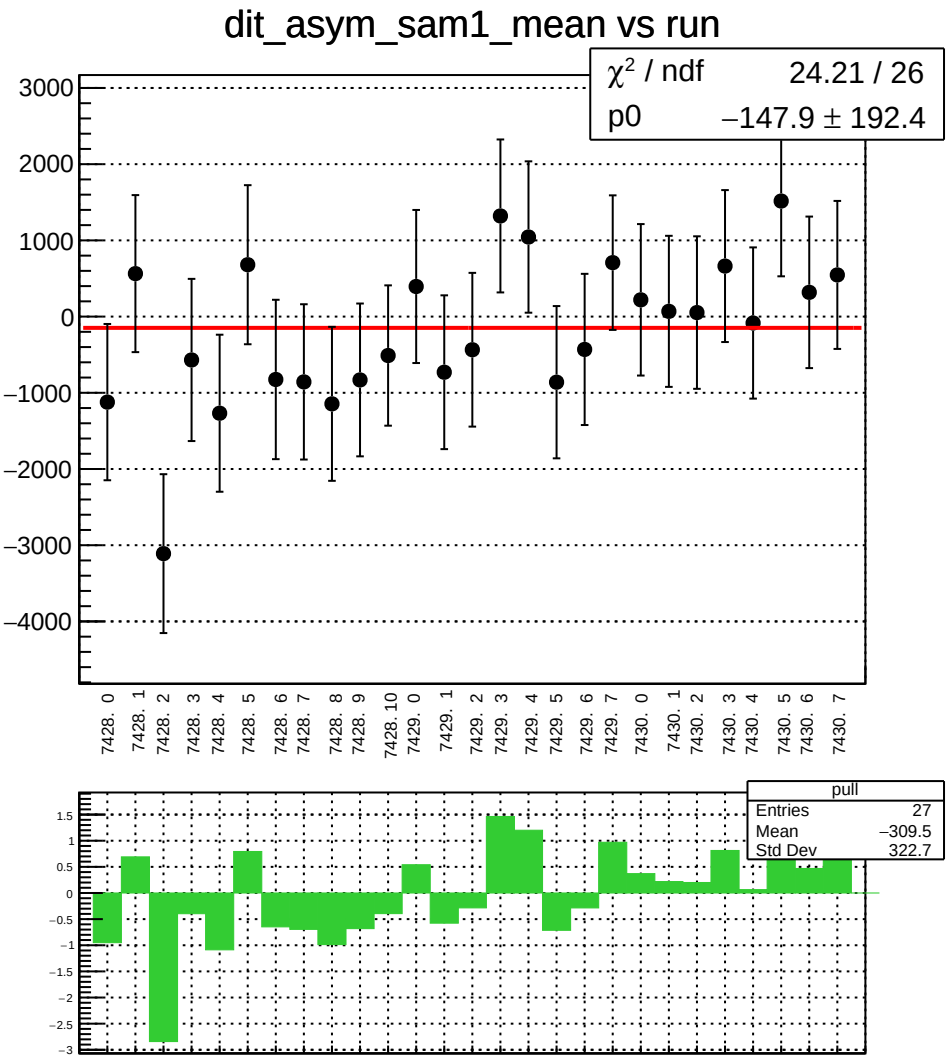
dit_asym_sam1_mean vs run
χ² / ndf 24.21 / 26
p0 −147.9 ± 192.4
3000
2000
1000
0
−1000
−2000
−3000
−4000
7428. 0
7428. 1
7428. 2
7428. 3
7428. 4
7428. 5
7428. 6
7428. 7
7428. 8
7428. 9
7428. 10
7429. 0
7429. 1
7429. 2
7429. 3
7429. 4
7429. 5
7429. 6
7429. 7
7430. 0
7430. 1
7430. 2
7430. 3
7430. 4
7430. 5
7430. 6
7430. 7
pull
Entries 27
Mean −309.5
Std Dev 322.7
1.5
1
0.5
0
−0.5
−1
−1.5
−2
−2.5
−3

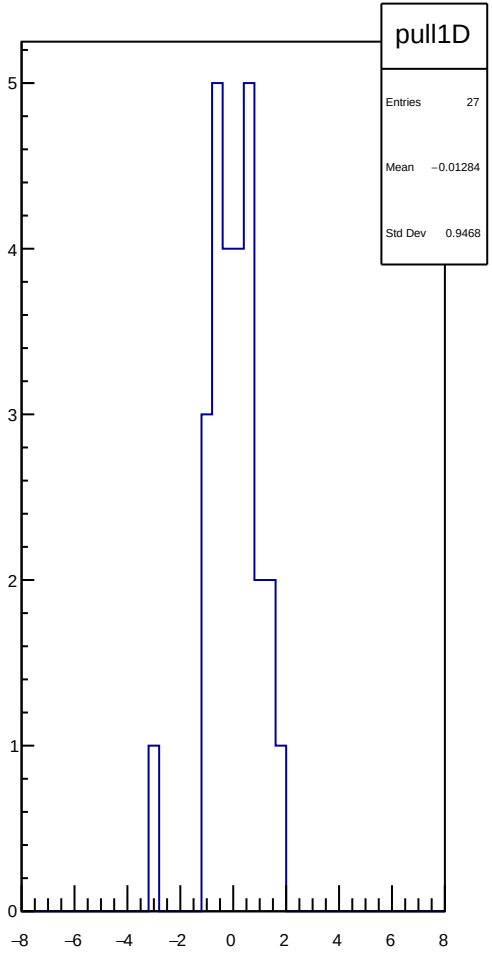
pull1D
Entries 27
Mean −0.01284
Std Dev 0.9468
5
4
3
2
1
0
−8
−6
−4
−2
0
2
4
6
8

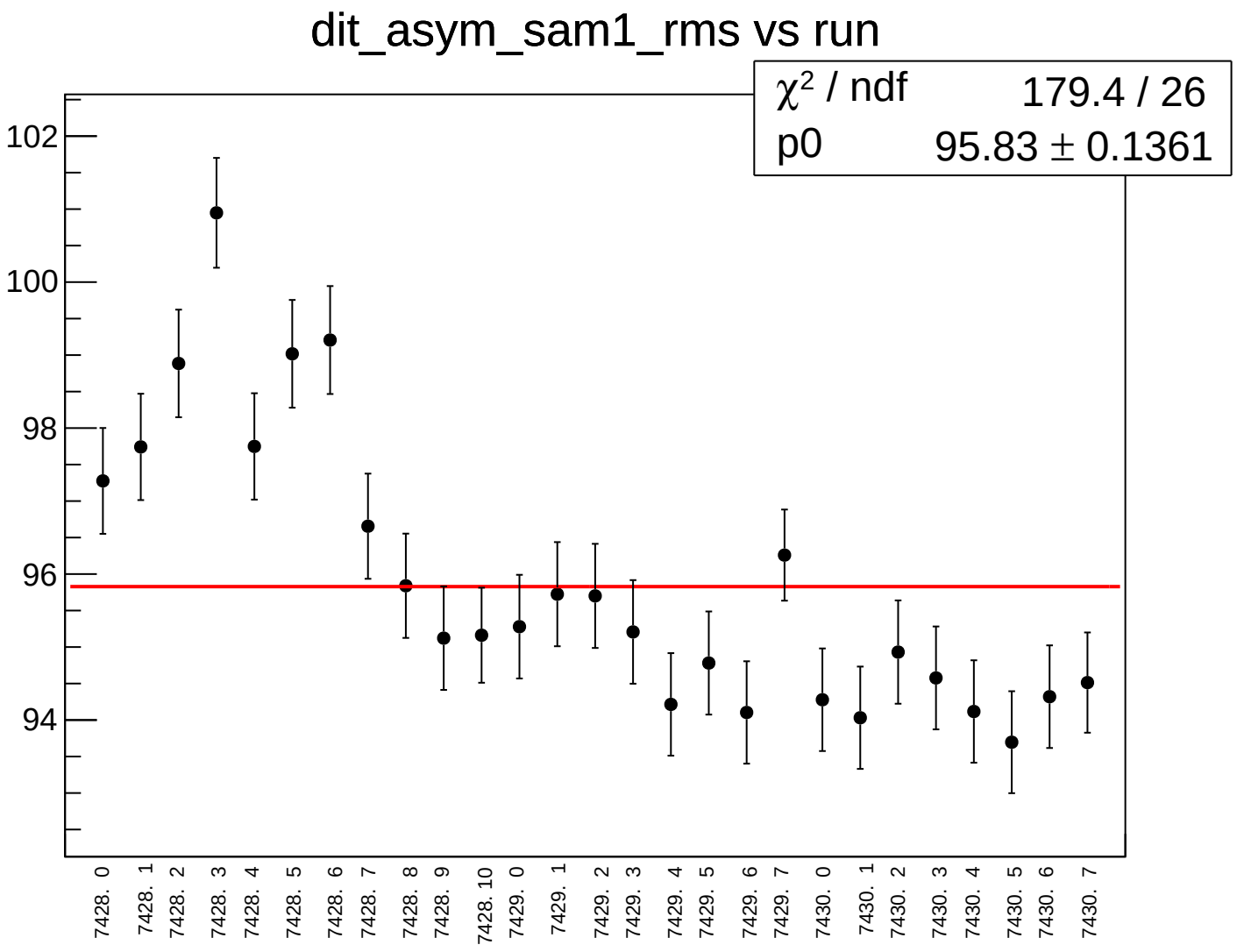
dit_asym_sam1_rms vs run
χ² / ndf 179.4 / 26
p0 95.83 ± 0.1361
102
100
98
96
94
7428. 0
7428. 1
7428. 2
7428. 3
7428. 4
7428. 5
7428. 6
7428. 7
7428. 8
7428. 9
7428. 10
7429. 0
7429. 1
7429. 2
7429. 3
7429. 4
7429. 5
7429. 6
7429. 7
7430. 0
7430. 1
7430. 2
7430. 3
7430. 4
7430. 5
7430. 6
7430. 7

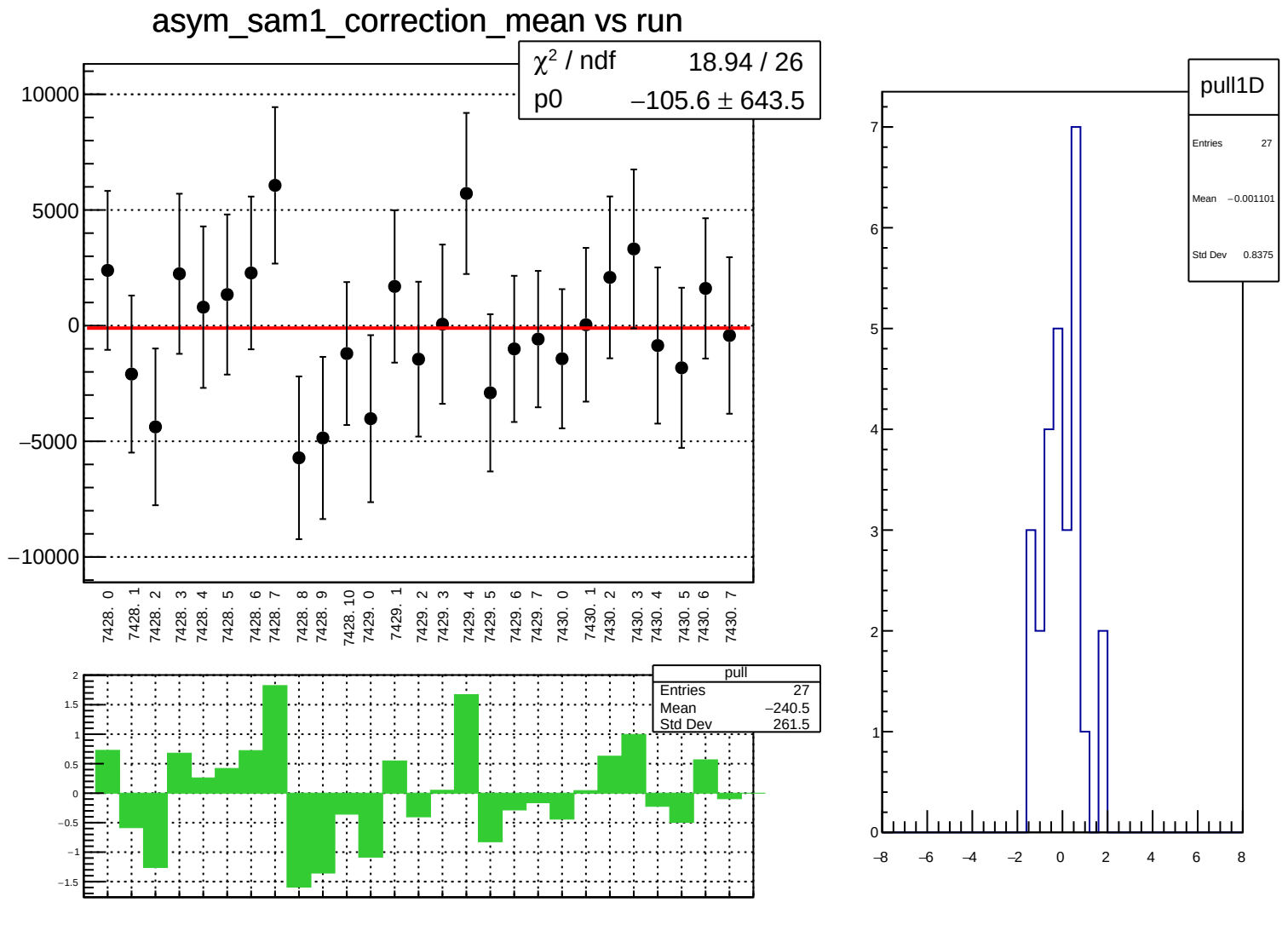
asym_sam1_correction_mean vs run
χ² / ndf 18.94 / 26
p0 −105.6 ± 643.5
10000
5000
0
−5000
−10000
7428. 0
7428. 1
7428. 2
7428. 3
7428. 4
7428. 5
7428. 6
7428. 7
7428. 8
7428. 9
7428. 10
7429. 0
7429. 1
7429. 2
7429. 3
7429. 4
7429. 5
7429. 6
7429. 7
7430. 0
7430. 1
7430. 2
7430. 3
7430. 4
7430. 5
7430. 6
7430. 7
pull
Entries 27
Mean −240.5
Std Dev 261.5
2
1.5
1
0.5
0
−0.5
−1
−1.5
pull1D
Entries 27
Mean −0.001101
Std Dev 0.8375
7
6
5
4
3
2
1
0
−8
−6
−4
−2
0
2
4
6
8

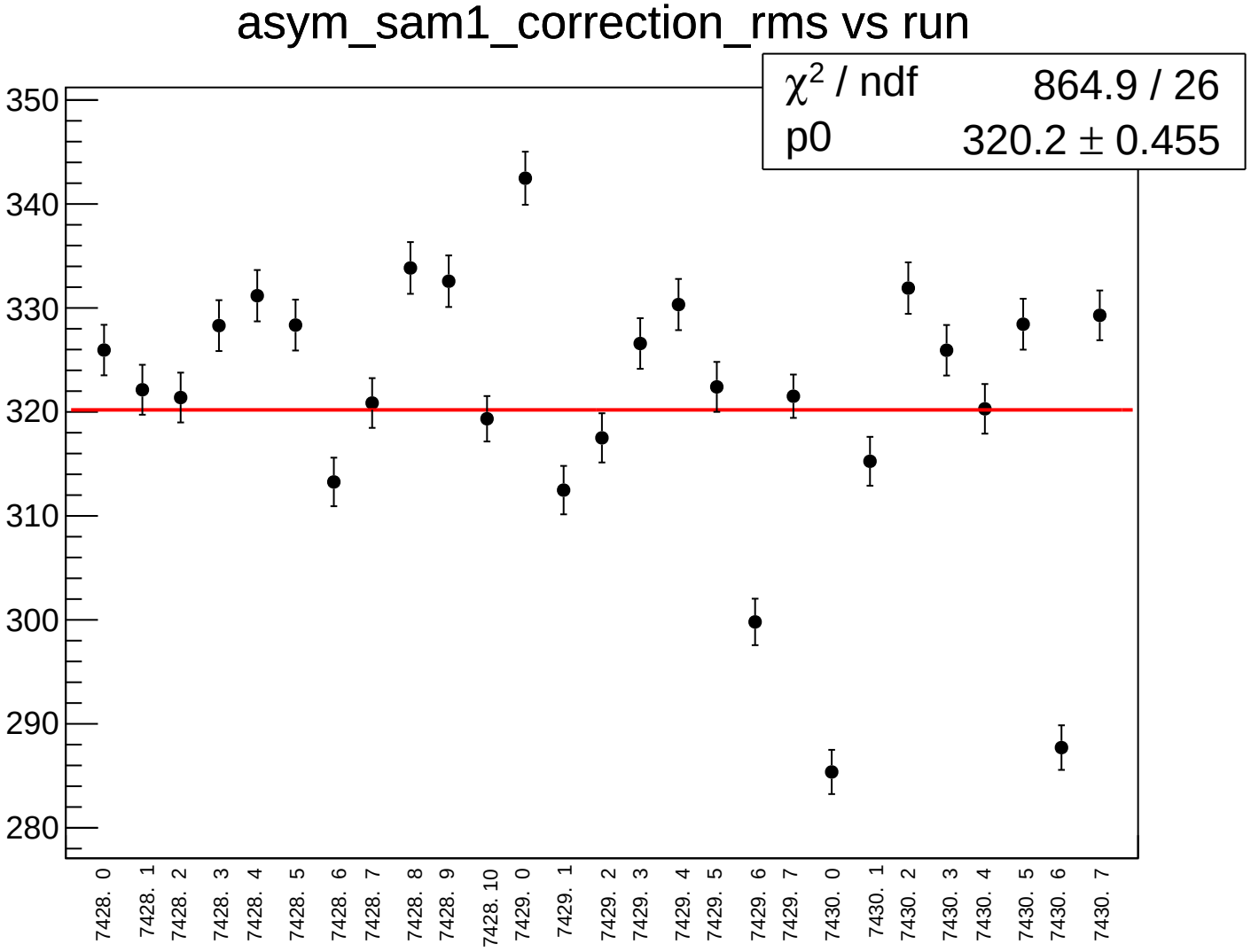
asym_sam1_correction_rms vs run
χ² / ndf 864.9 / 26
p0 320.2 ± 0.455
350
340
330
320
310
300
290
280
7428. 0
7428. 1
7428. 2
7428. 3
7428. 4
7428. 5
7428. 6
7428. 7
7428. 8
7428. 9
7428. 10
7429. 0
7429. 1
7429. 2
7429. 3
7429. 4
7429. 5
7429. 6
7429. 7
7430. 0
7430. 1
7430. 2
7430. 3
7430. 4
7430. 5
7430. 6
7430. 7

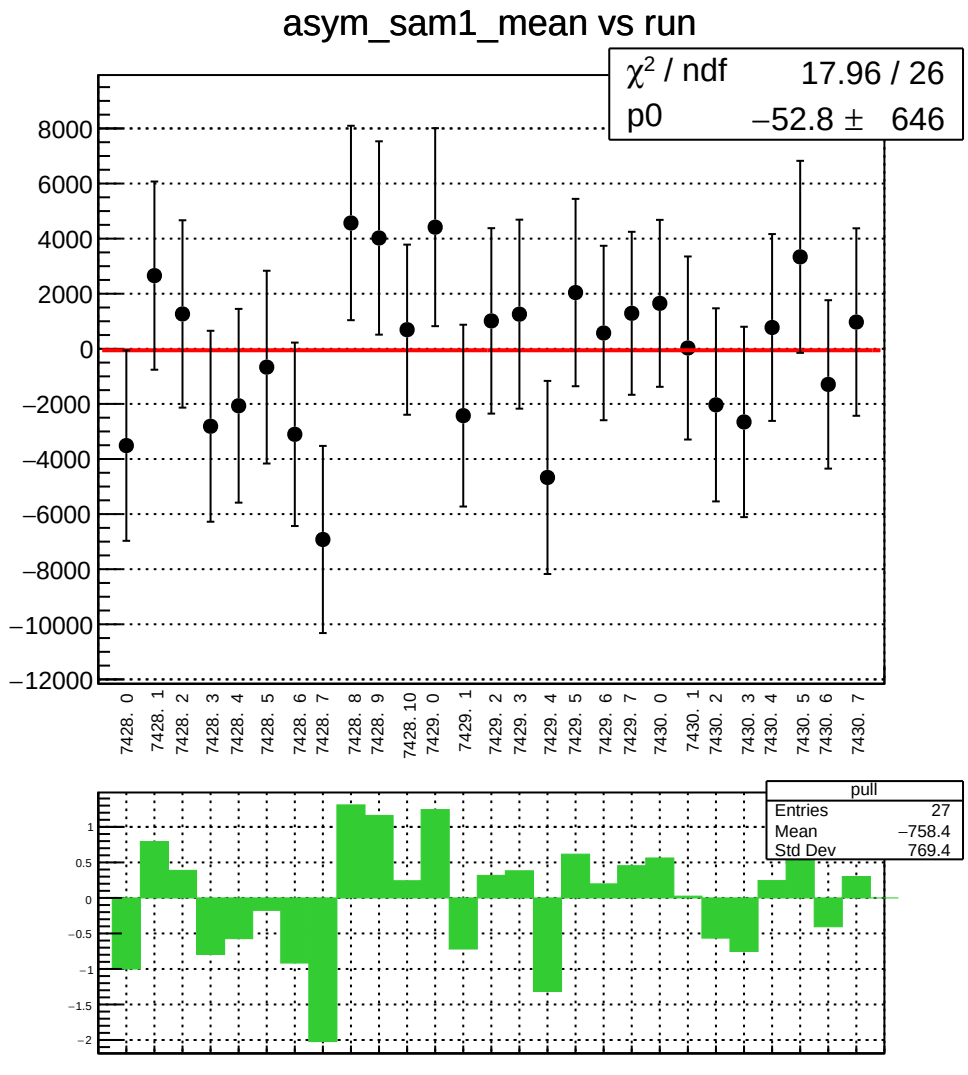
asym_sam1_mean vs run
χ² / ndf 17.96 / 26
p0 −52.8 ± 646
8000
6000
4000
2000
0
−2000
−4000
−6000
−8000
−10000
−12000
7428. 0
7428. 1
7428. 2
7428. 3
7428. 4
7428. 5
7428. 6
7428. 7
7428. 8
7428. 9
7428. 10
7429. 0
7429. 1
7429. 2
7429. 3
7429. 4
7429. 5
7429. 6
7429. 7
7430. 0
7430. 1
7430. 2
7430. 3
7430. 4
7430. 5
7430. 6
7430. 7
pull
Entries 27
Mean −758.4
Std Dev 769.4
1
0.5
0
−0.5
−1
−1.5
−2

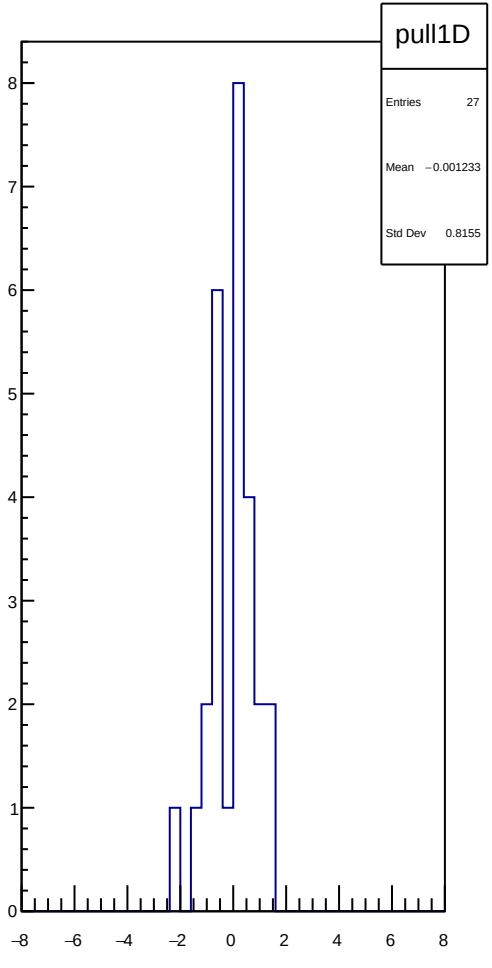
pull1D
Entries 27
Mean −0.001233
Std Dev 0.8155
8
7
6
5
4
3
2
1
0
−8
−6
−4
−2
0
2
4
6
8

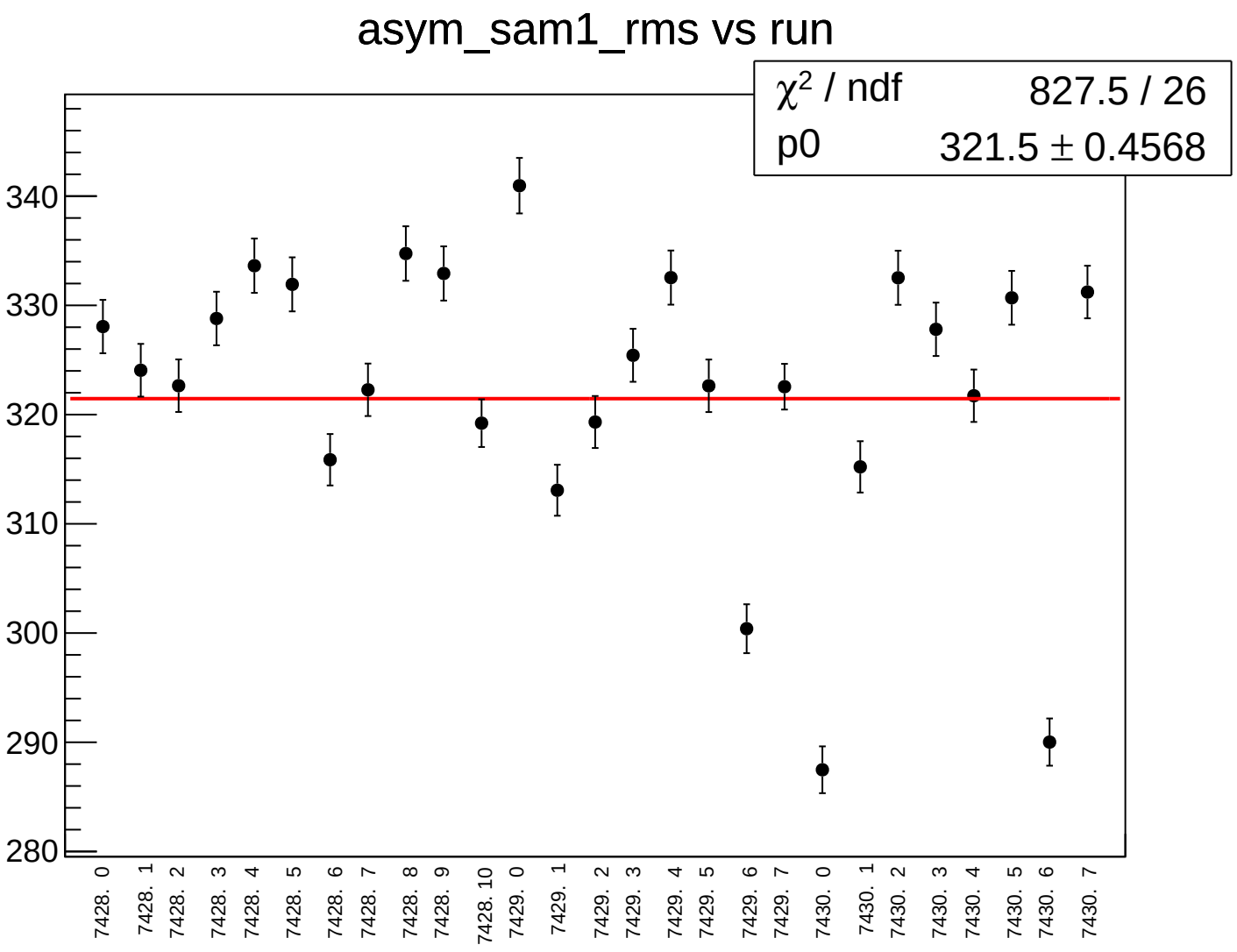
asym_sam1_rms vs run
χ² / ndf 827.5 / 26
p0 321.5 ± 0.4568
340
330
320
310
300
290
280
7428. 0
7428. 1
7428. 2
7428. 3
7428. 4
7428. 5
7428. 6
7428. 7
7428. 8
7428. 9
7428. 10
7429. 0
7429. 1
7429. 2
7429. 3
7429. 4
7429. 5
7429. 6
7429. 7
7430. 0
7430. 1
7430. 2
7430. 3
7430. 4
7430. 5
7430. 6
7430. 7

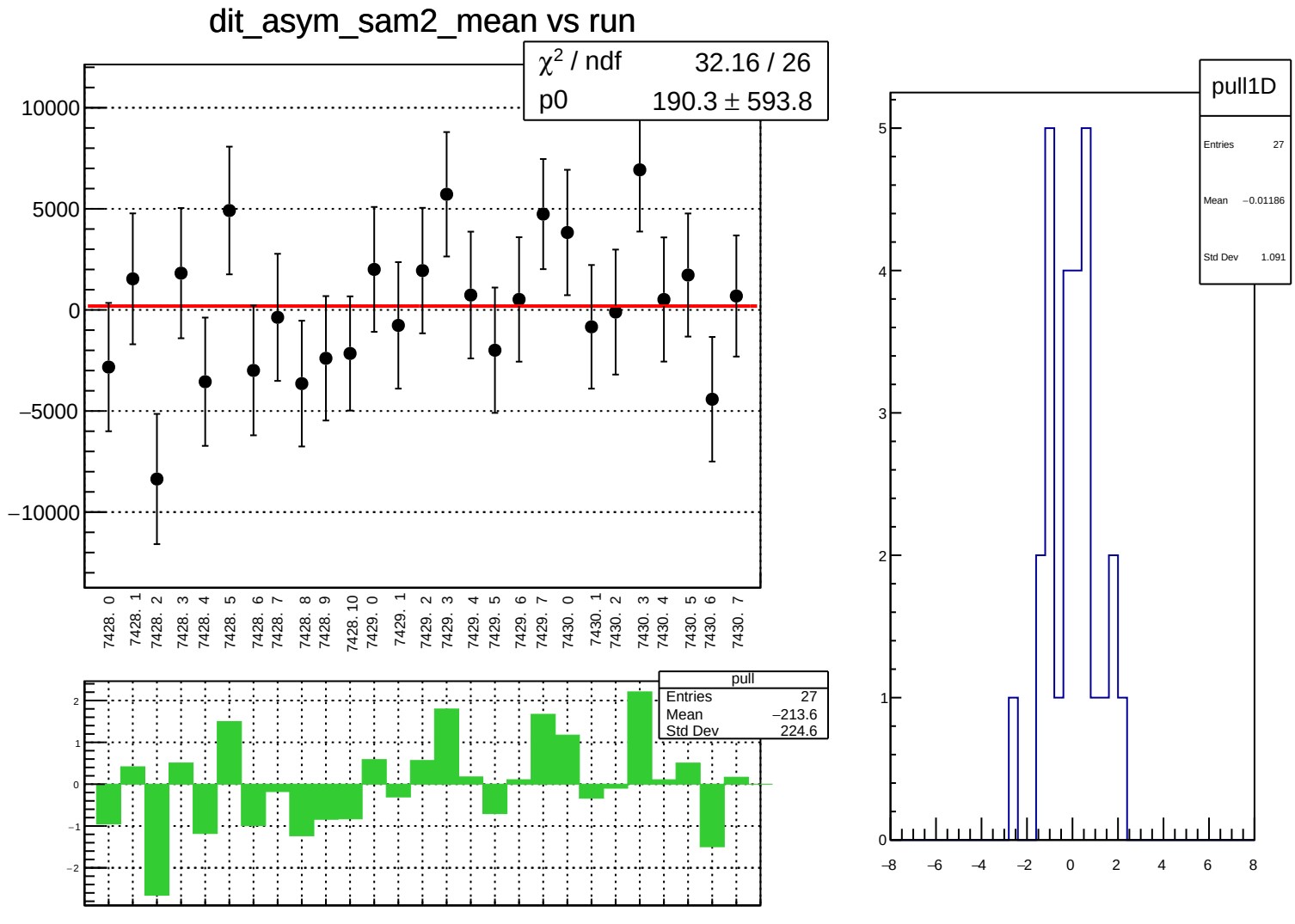
dit_asym_sam2_mean vs run
χ² / ndf 32.16 / 26
p0 190.3 ± 593.8
10000
5000
0
−5000
−10000
7428. 0
7428. 1
7428. 2
7428. 3
7428. 4
7428. 5
7428. 6
7428. 7
7428. 8
7428. 9
7428. 10
7429. 0
7429. 1
7429. 2
7429. 3
7429. 4
7429. 5
7429. 6
7429. 7
7430. 0
7430. 1
7430. 2
7430. 3
7430. 4
7430. 5
7430. 6
7430. 7
pull
Entries 27
Mean −213.6
Std Dev 224.6
2
1
0
−1
−2
pull1D
Entries 27
Mean −0.01186
Std Dev 1.091
5
4
3
2
1
0
−8
−6
−4
−2
0
2
4
6
8

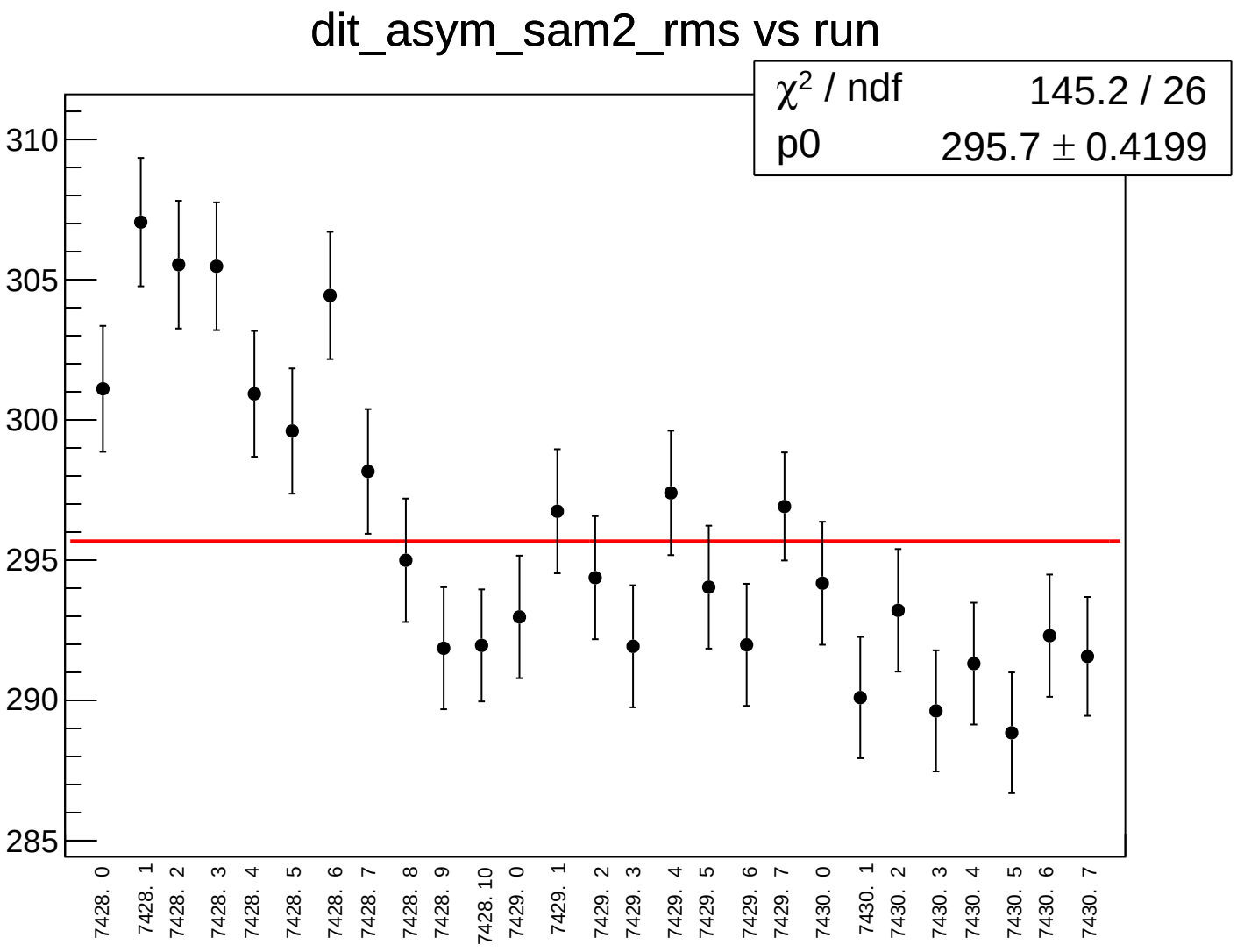
dit_asym_sam2_rms vs run
χ^2 / ndf 145.2 / 26
p0 295.7 ± 0.4199
310
305
300
295
290
285
7428. 0
7428. 1
7428. 2
7428. 3
7428. 4
7428. 5
7428. 6
7428. 7
7428. 8
7428. 9
7428. 10
7429. 0
7429. 1
7429. 2
7429. 3
7429. 4
7429. 5
7429. 6
7429. 7
7430. 0
7430. 1
7430. 2
7430. 3
7430. 4
7430. 5
7430. 6
7430. 7

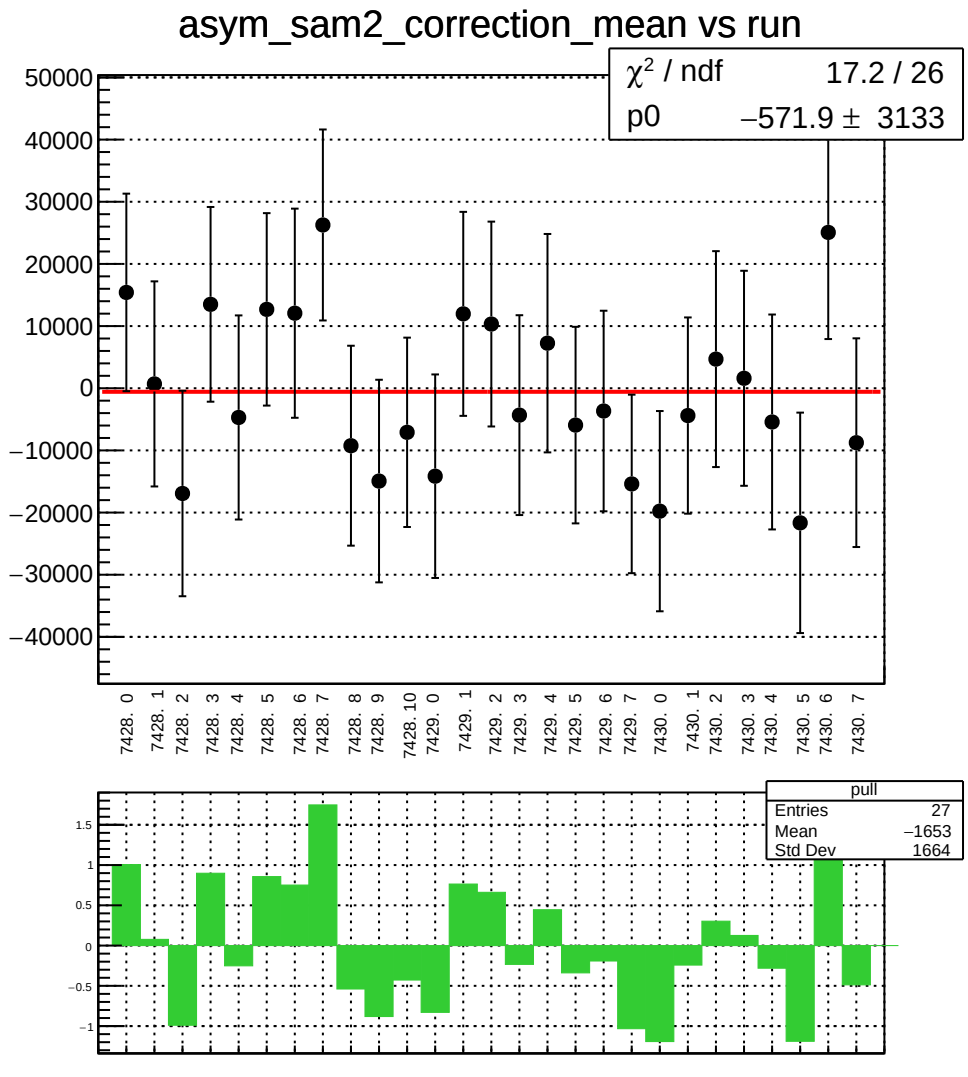
asym_sam2_correction_mean vs run
χ² / ndf 17.2 / 26
p0 −571.9 ± 3133
50000
40000
30000
20000
10000
0
−10000
−20000
−30000
−40000
7428. 0
7428. 1
7428. 2
7428. 3
7428. 4
7428. 5
7428. 6
7428. 7
7428. 8
7428. 9
7428. 10
7429. 0
7429. 1
7429. 2
7429. 3
7429. 4
7429. 5
7429. 6
7429. 7
7430. 0
7430. 1
7430. 2
7430. 3
7430. 4
7430. 5
7430. 6
7430. 7
pull
Entries 27
Mean −1653
Std Dev 1664
1.5
1
0.5
0
−0.5
−1

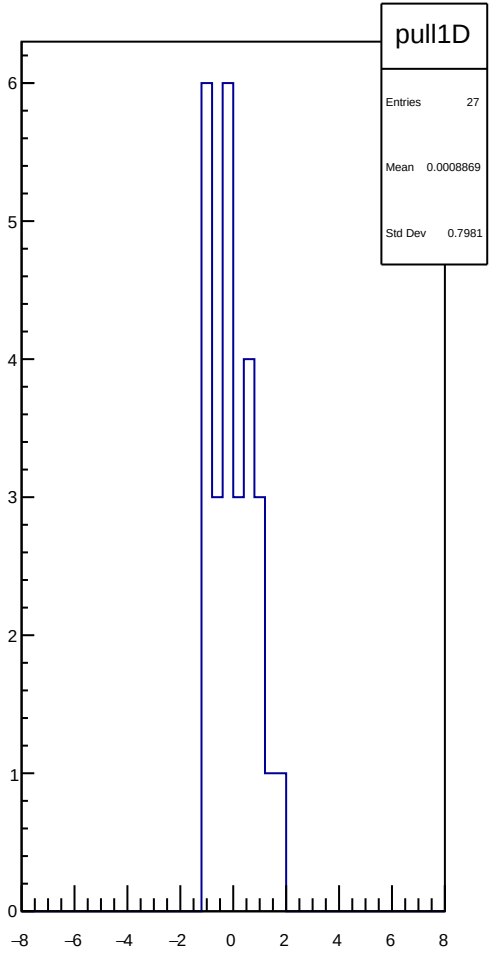
pull1D
Entries 27
Mean 0.0008869
Std Dev 0.7981
6
5
4
3
2
1
0
−8
−6
−4
−2
0
2
4
6
8

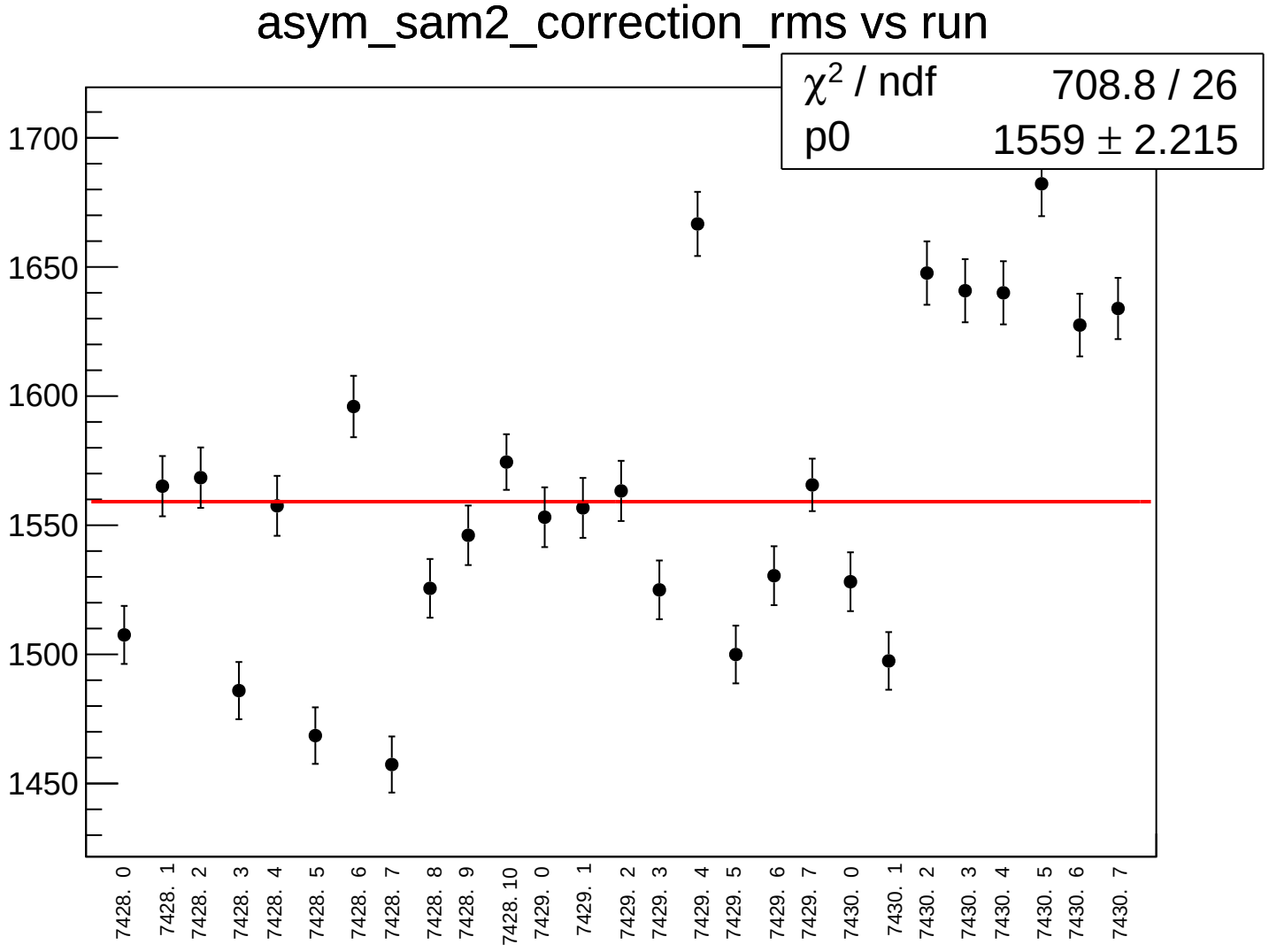
asym_sam2_correction_rms vs run
χ2 / ndf 708.8 / 26
p0 1559 ± 2.215
1700
1650
1600
1550
1500
1450
7428. 0
7428. 1
7428. 2
7428. 3
7428. 4
7428. 5
7428. 6
7428. 7
7428. 8
7428. 9
7428. 10
7429. 0
7429. 1
7429. 2
7429. 3
7429. 4
7429. 5
7429. 6
7429. 7
7430. 0
7430. 1
7430. 2
7430. 3
7430. 4
7430. 5
7430. 6
7430. 7

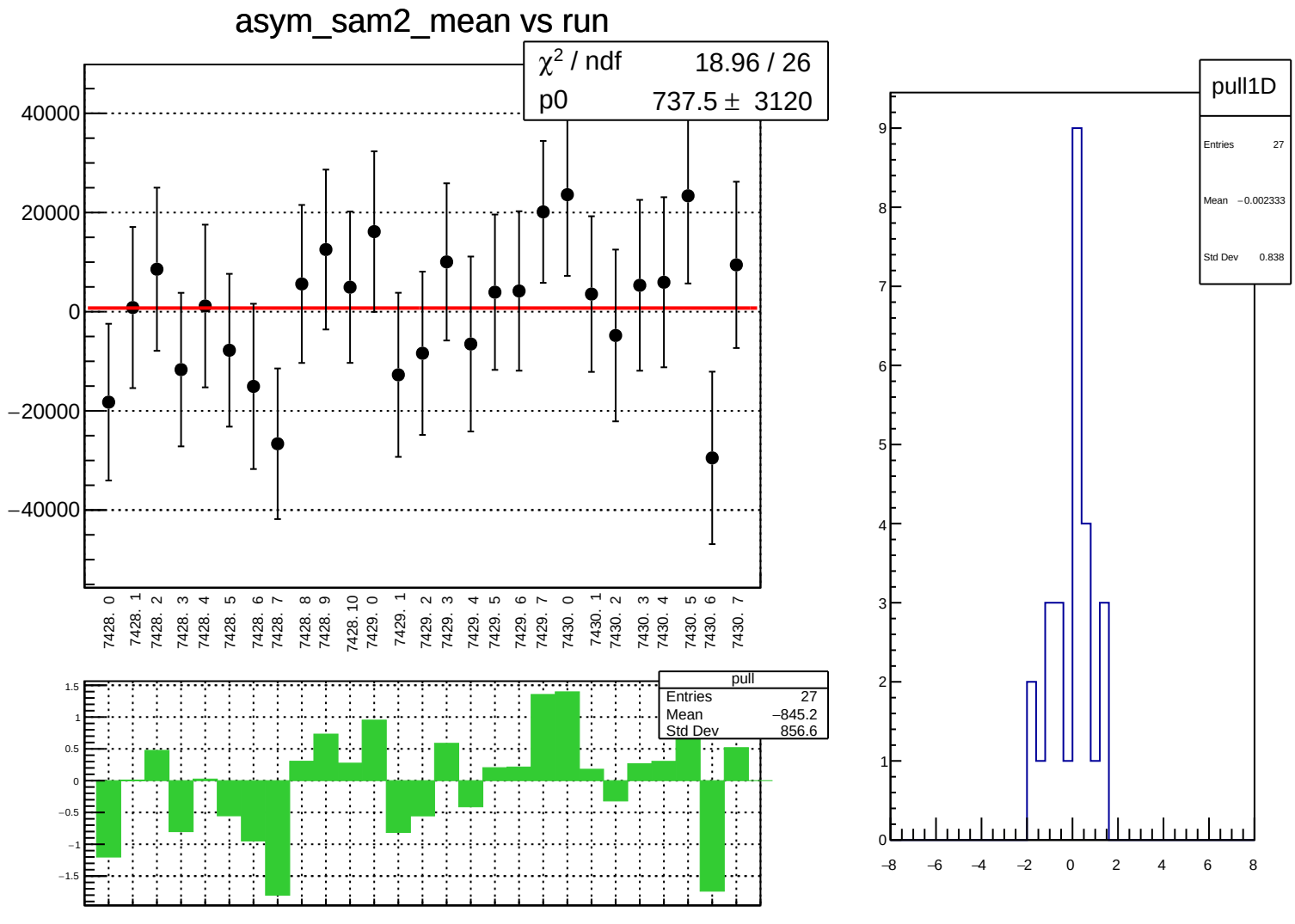
asym_sam2_mean vs run
χ² / ndf 18.96 / 26
p0 737.5 ± 3120
40000
20000
0
−20000
−40000
7428. 0
7428. 1
7428. 2
7428. 3
7428. 4
7428. 5
7428. 6
7428. 7
7428. 8
7428. 9
7428. 10
7429. 0
7429. 1
7429. 2
7429. 3
7429. 4
7429. 5
7429. 6
7429. 7
7430. 0
7430. 1
7430. 2
7430. 3
7430. 4
7430. 5
7430. 6
7430. 7
pull
Entries 27
Mean −845.2
Std Dev 856.6
1.5
1
0.5
0
−0.5
−1
−1.5
pull1D
Entries 27
Mean −0.002333
Std Dev 0.838
9
8
7
6
5
4
3
2
1
0
−8
−6
−4
−2
0
2
4
6
8

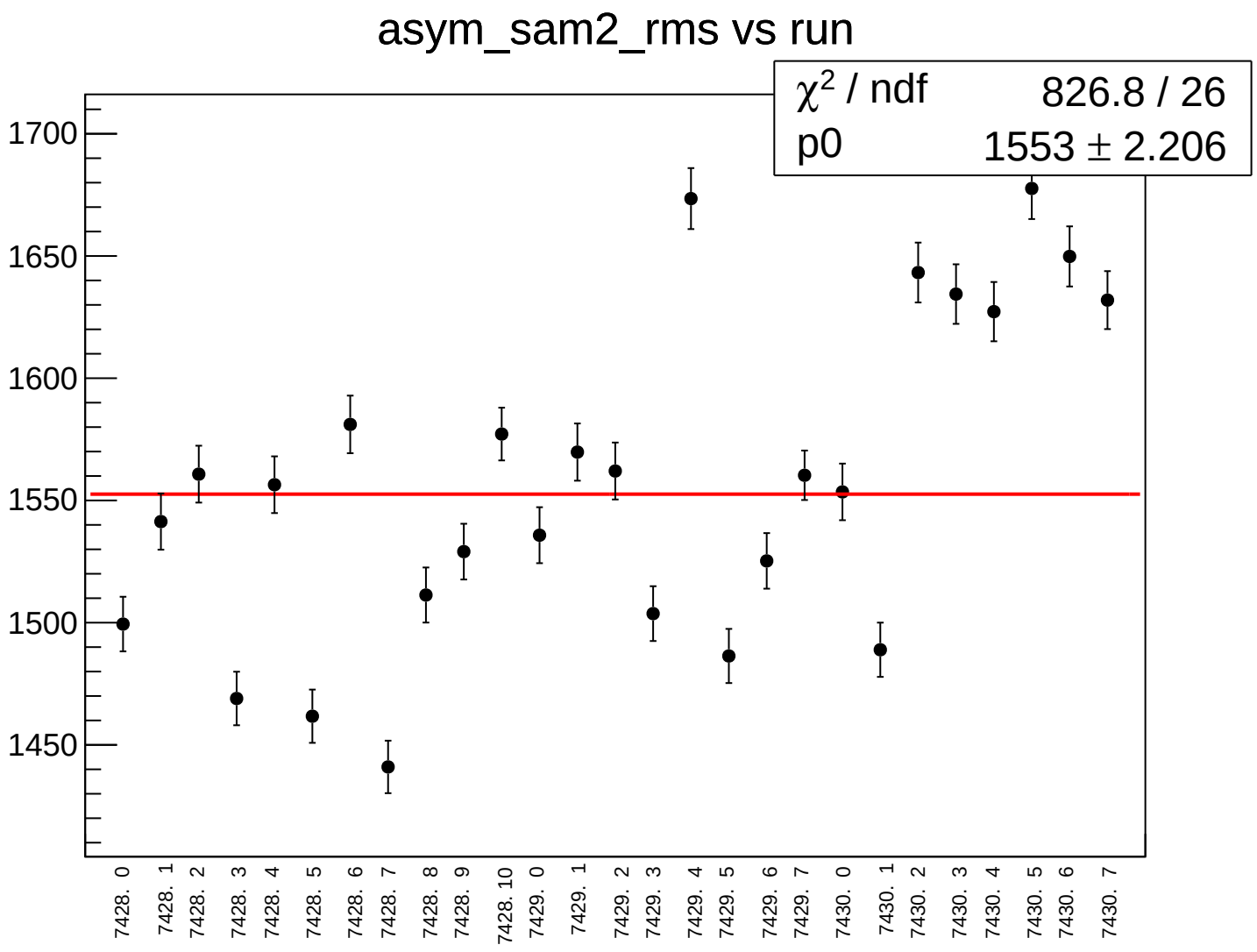
asym_sam2_rms vs run
χ² / ndf 826.8 / 26
p0 1553 ± 2.206
1700
1650
1600
1550
1500
1450
7428. 0
7428. 1
7428. 2
7428. 3
7428. 4
7428. 5
7428. 6
7428. 7
7428. 8
7428. 9
7428. 10
7429. 0
7429. 1
7429. 2
7429. 3
7429. 4
7429. 5
7429. 6
7429. 7
7430. 0
7430. 1
7430. 2
7430. 3
7430. 4
7430. 5
7430. 6
7430. 7

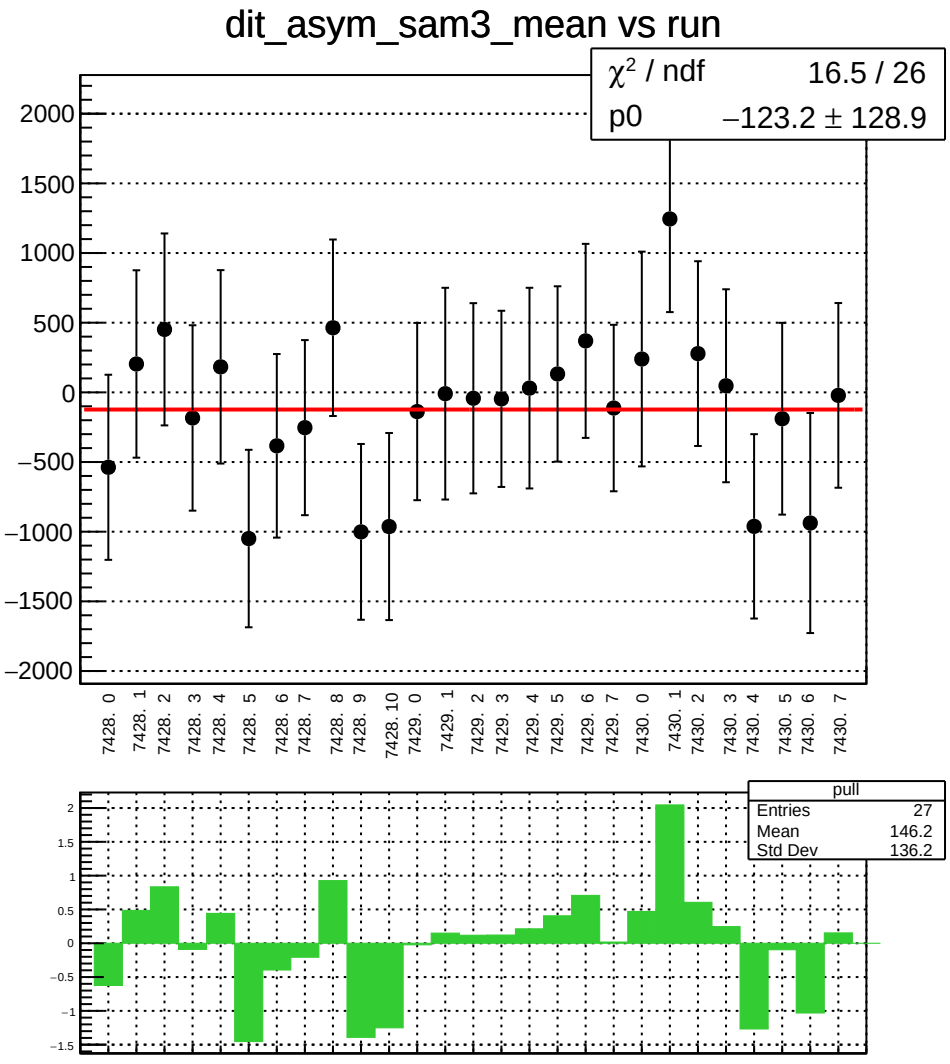
dit_asym_sam3_mean vs run
χ² / ndf 16.5 / 26
p0 −123.2 ± 128.9
2000
1500
1000
500
0
−500
−1000
−1500
−2000
7428. 0
7428. 1
7428. 2
7428. 3
7428. 4
7428. 5
7428. 6
7428. 7
7428. 8
7428. 9
7428. 10
7429. 0
7429. 1
7429. 2
7429. 3
7429. 4
7429. 5
7429. 6
7429. 7
7430. 0
7430. 1
7430. 2
7430. 3
7430. 4
7430. 5
7430. 6
7430. 7
pull
Entries 27
Mean 146.2
Std Dev 136.2
2
1.5
1
0.5
0
−0.5
−1
−1.5

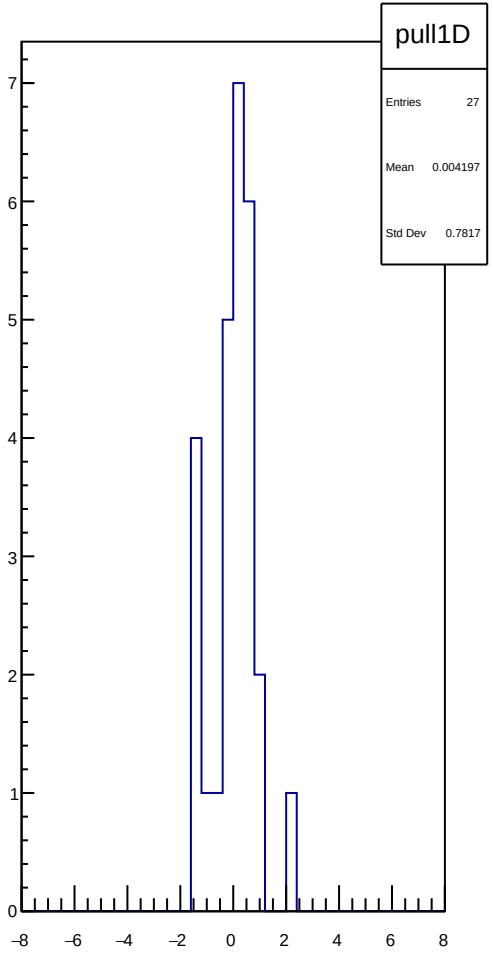
pull1D
Entries 27
Mean 0.004197
Std Dev 0.7817
7
6
5
4
3
2
1
0
−8
−6
−4
−2
0
2
4
6
8

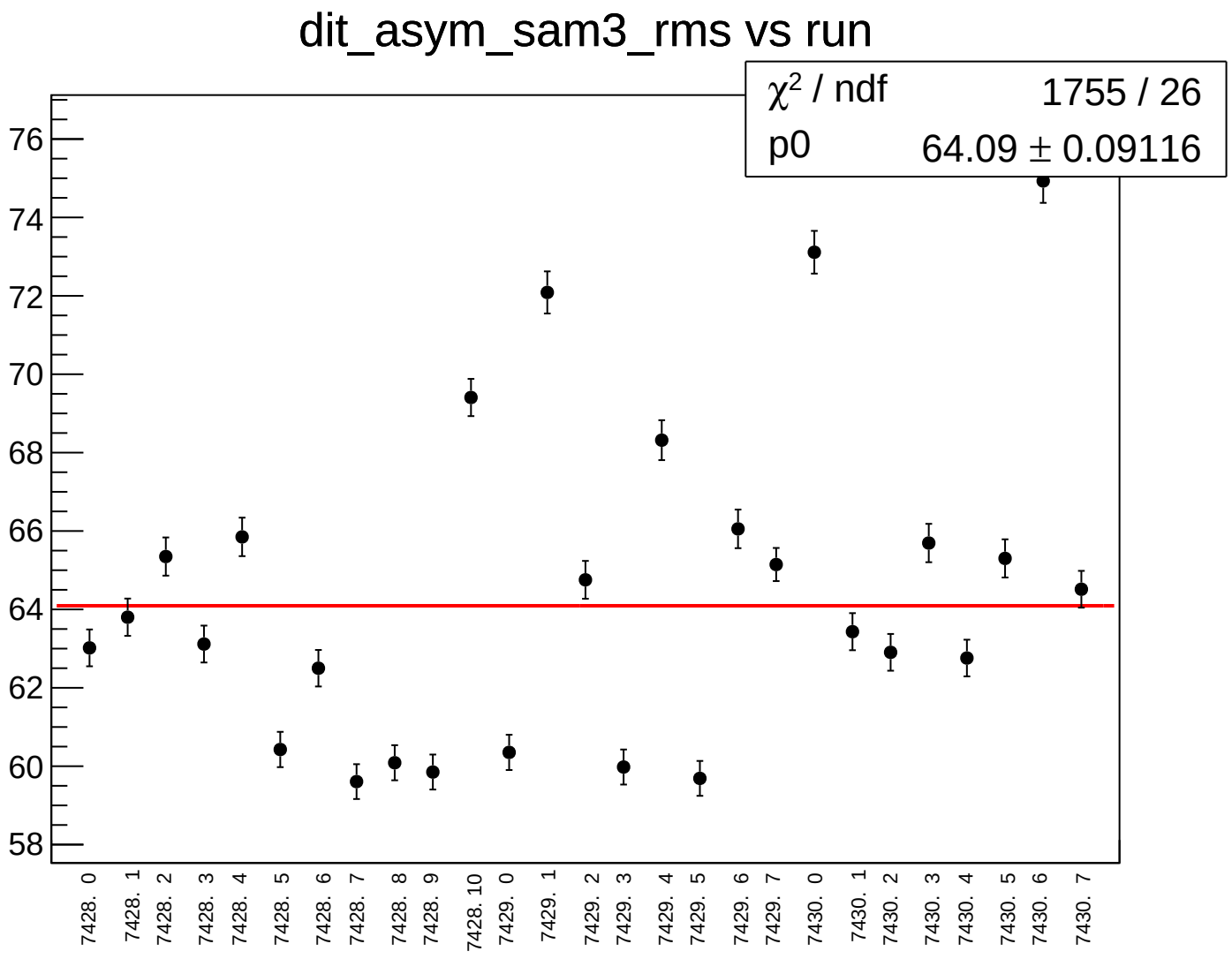
dit_asym_sam3_rms vs run
χ² / ndf 1755 / 26
p0 64.09 ± 0.09116
76
74
72
70
68
66
64
62
60
58
7428. 0
7428. 1
7428. 2
7428. 3
7428. 4
7428. 5
7428. 6
7428. 7
7428. 8
7428. 9
7428. 10
7429. 0
7429. 1
7429. 2
7429. 3
7429. 4
7429. 5
7429. 6
7429. 7
7430. 0
7430. 1
7430. 2
7430. 3
7430. 4
7430. 5
7430. 6
7430. 7

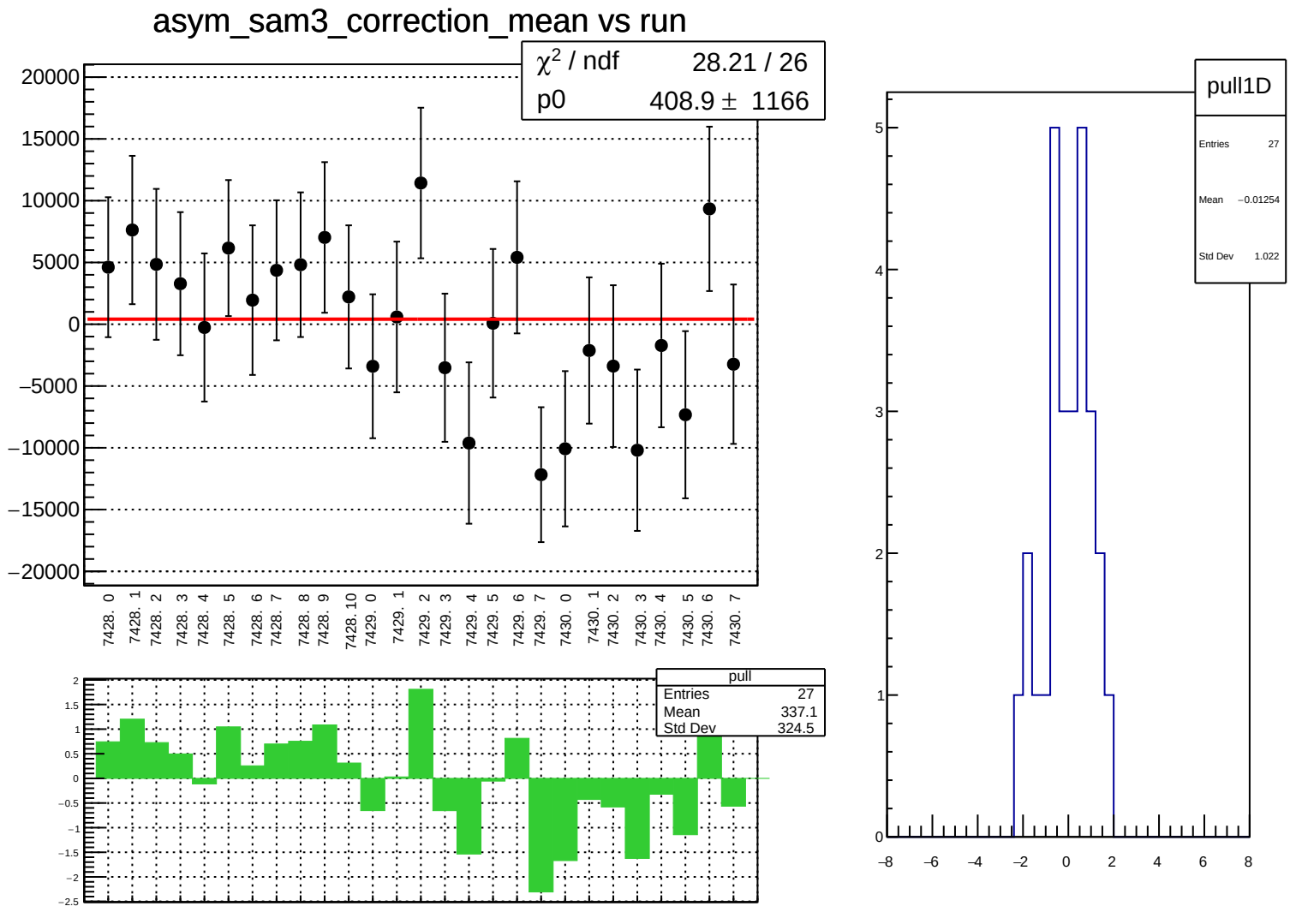
asym_sam3_correction_mean vs run
χ² / ndf 28.21 / 26
p0 408.9 ± 1166
20000
15000
10000
5000
0
−5000
−10000
−15000
−20000
7428. 0
7428. 1
7428. 2
7428. 3
7428. 4
7428. 5
7428. 6
7428. 7
7428. 8
7428. 9
7428. 10
7429. 0
7429. 1
7429. 2
7429. 3
7429. 4
7429. 5
7429. 6
7429. 7
7430. 0
7430. 1
7430. 2
7430. 3
7430. 4
7430. 5
7430. 6
7430. 7
pull
Entries 27
Mean 337.1
Std Dev 324.5
2
1.5
1
0.5
0
−0.5
−1
−1.5
−2
−2.5
pull1D
Entries 27
Mean −0.01254
Std Dev 1.022
5
4
3
2
1
0
−8
−6
−4
−2
0
2
4
6
8

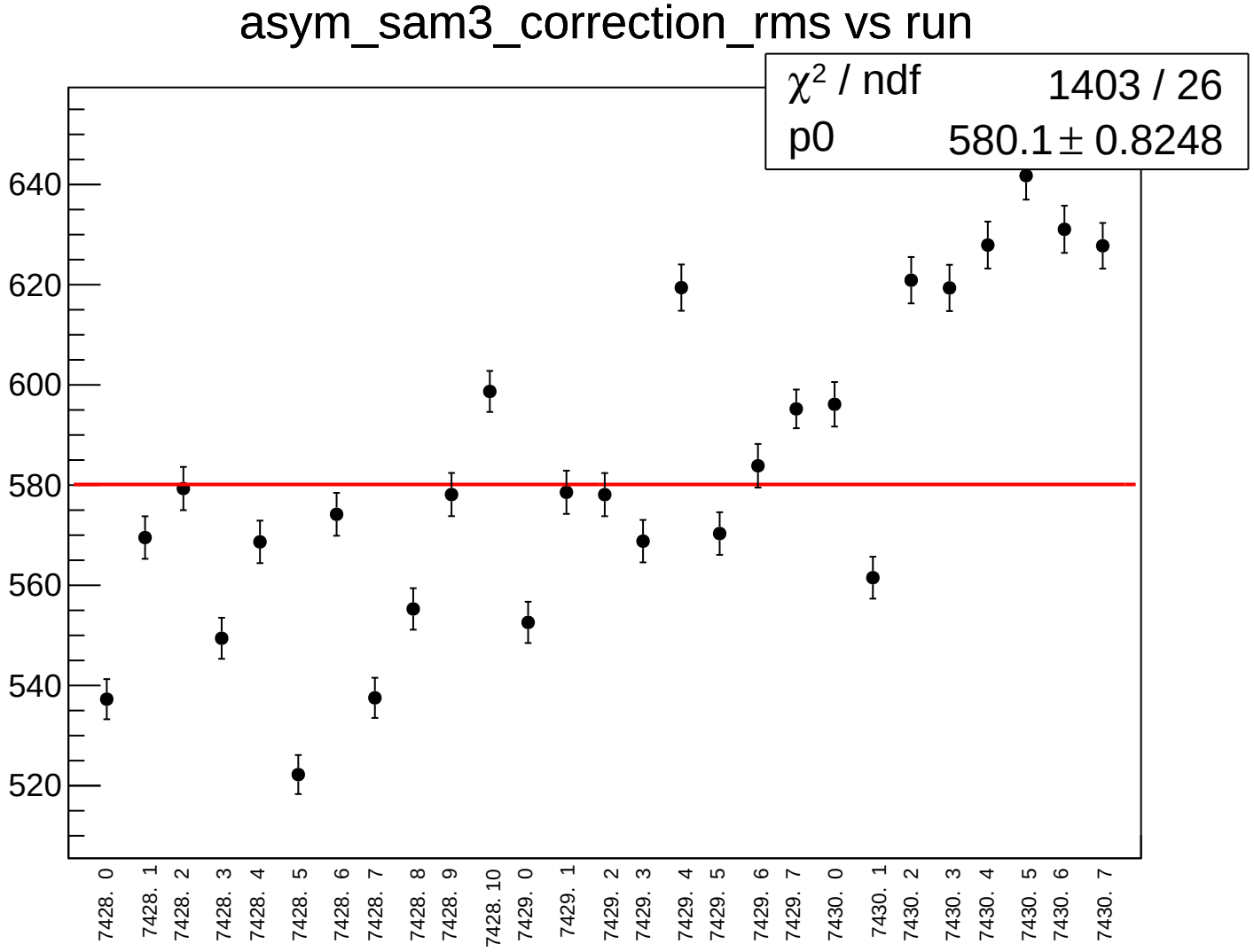
asym_sam3_correction_rms vs run
χ² / ndf 1403 / 26
p0 580.1 ± 0.8248
640
620
600
580
560
540
520
7428. 0
7428. 1
7428. 2
7428. 3
7428. 4
7428. 5
7428. 6
7428. 7
7428. 8
7428. 9
7428. 10
7429. 0
7429. 1
7429. 2
7429. 3
7429. 4
7429. 5
7429. 6
7429. 7
7430. 0
7430. 1
7430. 2
7430. 3
7430. 4
7430. 5
7430. 6
7430. 7

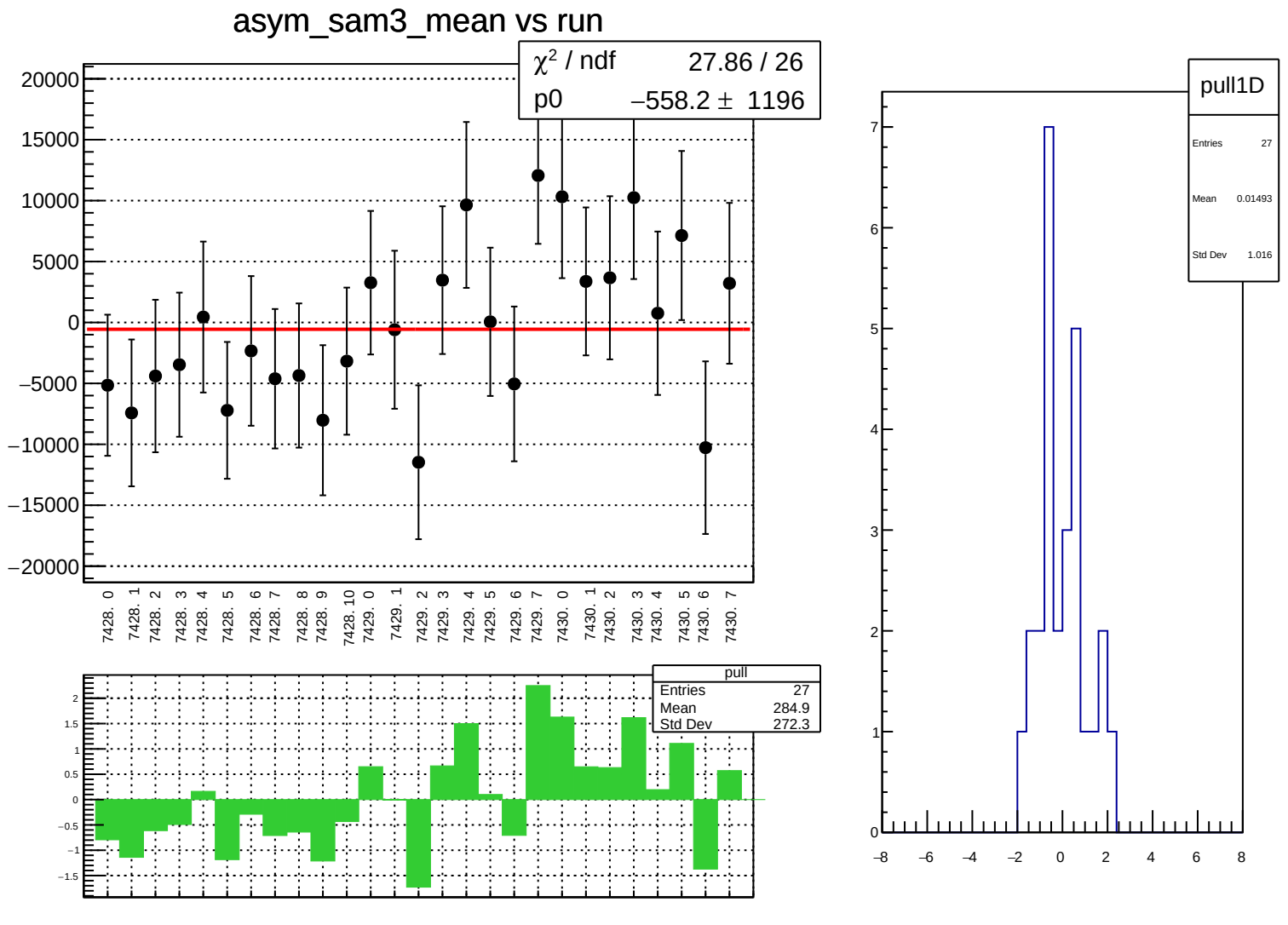
asym_sam3_mean vs run
χ² / ndf 27.86 / 26
p0 −558.2 ± 1196
20000
15000
10000
5000
0
−5000
−10000
−15000
−20000
7428. 0
7428. 1
7428. 2
7428. 3
7428. 4
7428. 5
7428. 6
7428. 7
7428. 8
7428. 9
7428. 10
7429. 0
7429. 1
7429. 2
7429. 3
7429. 4
7429. 5
7429. 6
7429. 7
7430. 0
7430. 1
7430. 2
7430. 3
7430. 4
7430. 5
7430. 6
7430. 7
pull
Entries 27
Mean 284.9
Std Dev 272.3
2
1.5
1
0.5
0
−0.5
−1
−1.5
pull1D
Entries 27
Mean 0.01493
Std Dev 1.016
7
6
5
4
3
2
1
0
−8
−6
−4
−2
0
2
4
6
8

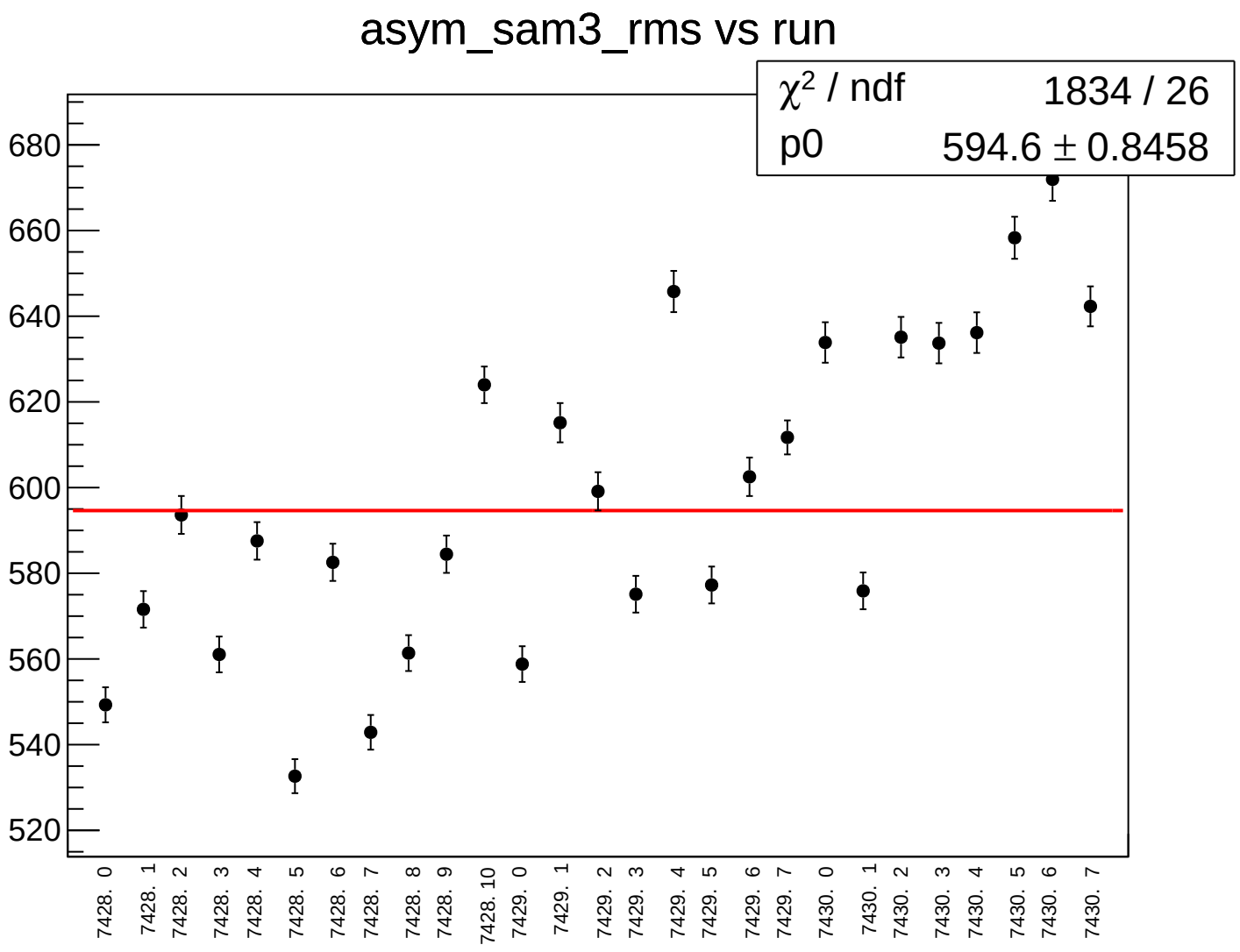
asym_sam3_rms vs run
χ² / ndf 1834 / 26
p0 594.6 ± 0.8458
680
660
640
620
600
580
560
540
520
7428. 0
7428. 1
7428. 2
7428. 3
7428. 4
7428. 5
7428. 6
7428. 7
7428. 8
7428. 9
7428. 10
7429. 0
7429. 1
7429. 2
7429. 3
7429. 4
7429. 5
7429. 6
7429. 7
7430. 0
7430. 1
7430. 2
7430. 3
7430. 4
7430. 5
7430. 6
7430. 7

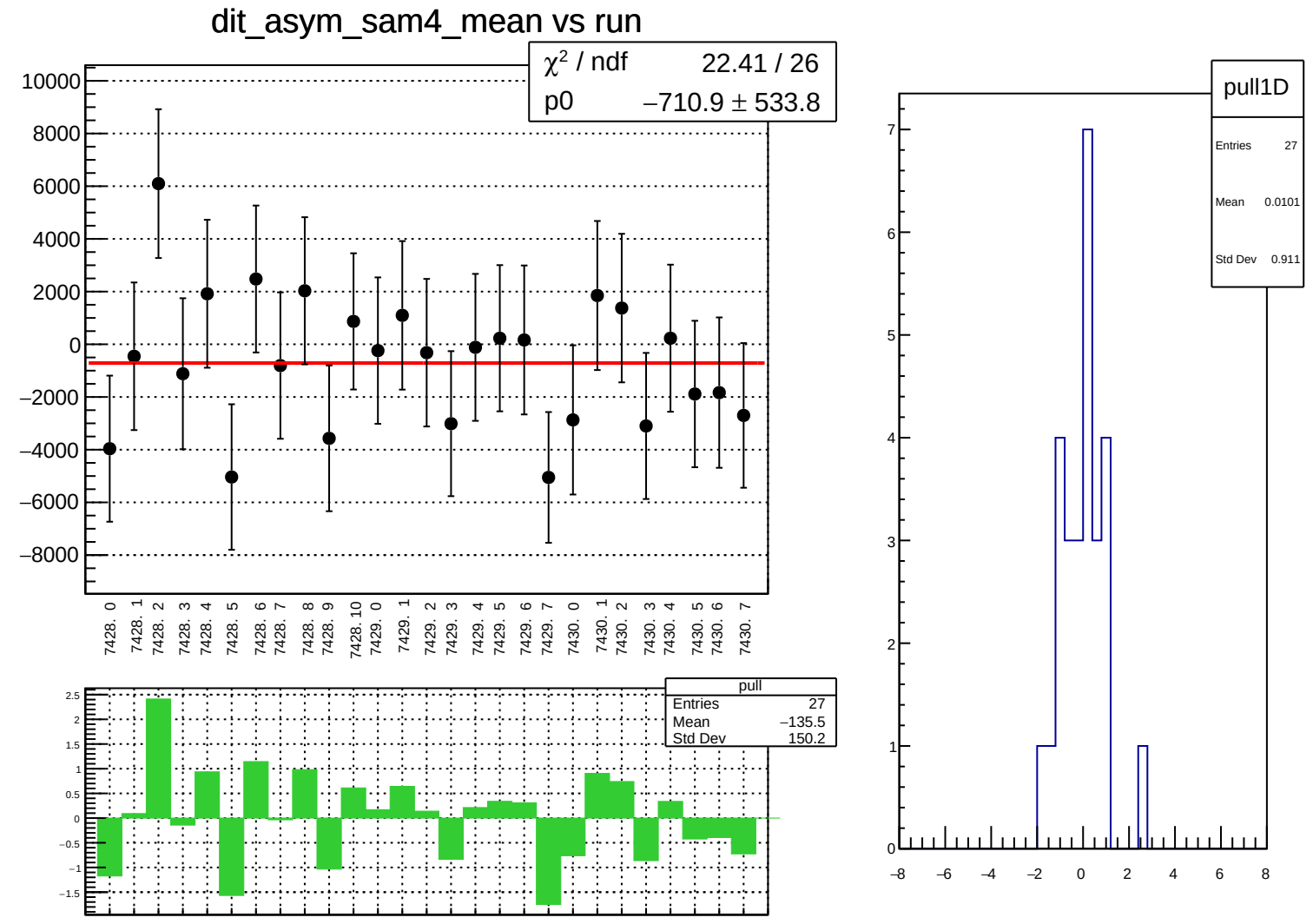
dit_asym_sam4_mean vs run
χ² / ndf 22.41 / 26
p0 −710.9 ± 533.8
10000
8000
6000
4000
2000
0
−2000
−4000
−6000
−8000
7428. 0
7428. 1
7428. 2
7428. 3
7428. 4
7428. 5
7428. 6
7428. 7
7428. 8
7428. 9
7428. 10
7429. 0
7429. 1
7429. 2
7429. 3
7429. 4
7429. 5
7429. 6
7429. 7
7430. 0
7430. 1
7430. 2
7430. 3
7430. 4
7430. 5
7430. 6
7430. 7
pull
Entries 27
Mean −135.5
Std Dev 150.2
2.5
2
1.5
1
0.5
0
−0.5
−1
−1.5
pull1D
Entries 27
Mean 0.0101
Std Dev 0.911
7
6
5
4
3
2
1
0
−8
−6
−4
−2
0
2
4
6
8

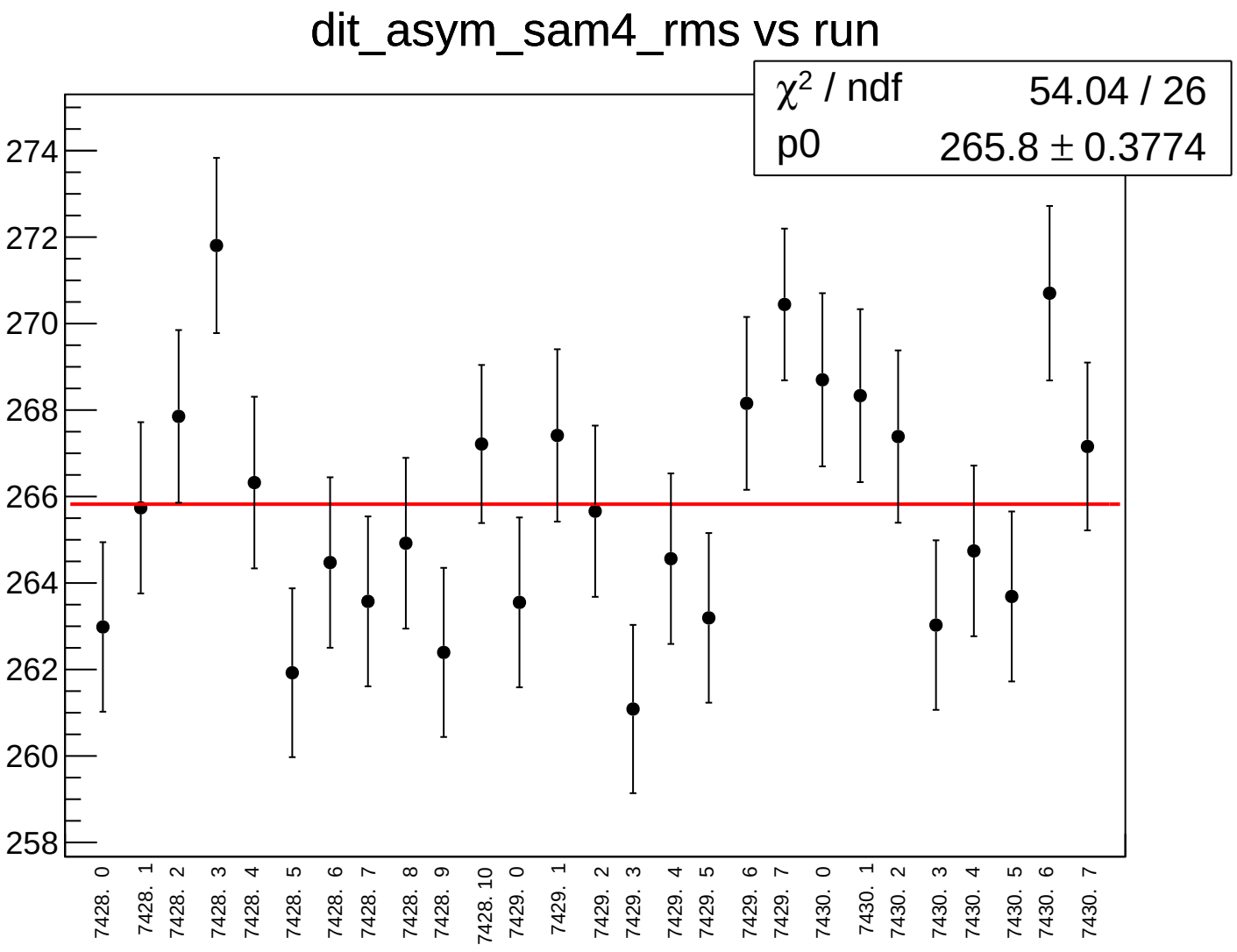
dit_asym_sam4_rms vs run
χ² / ndf 54.04 / 26
p0 265.8 ± 0.3774
274
272
270
268
266
264
262
260
258
7428. 0
7428. 1
7428. 2
7428. 3
7428. 4
7428. 5
7428. 6
7428. 7
7428. 8
7428. 9
7428. 10
7429. 0
7429. 1
7429. 2
7429. 3
7429. 4
7429. 5
7429. 6
7429. 7
7430. 0
7430. 1
7430. 2
7430. 3
7430. 4
7430. 5
7430. 6
7430. 7

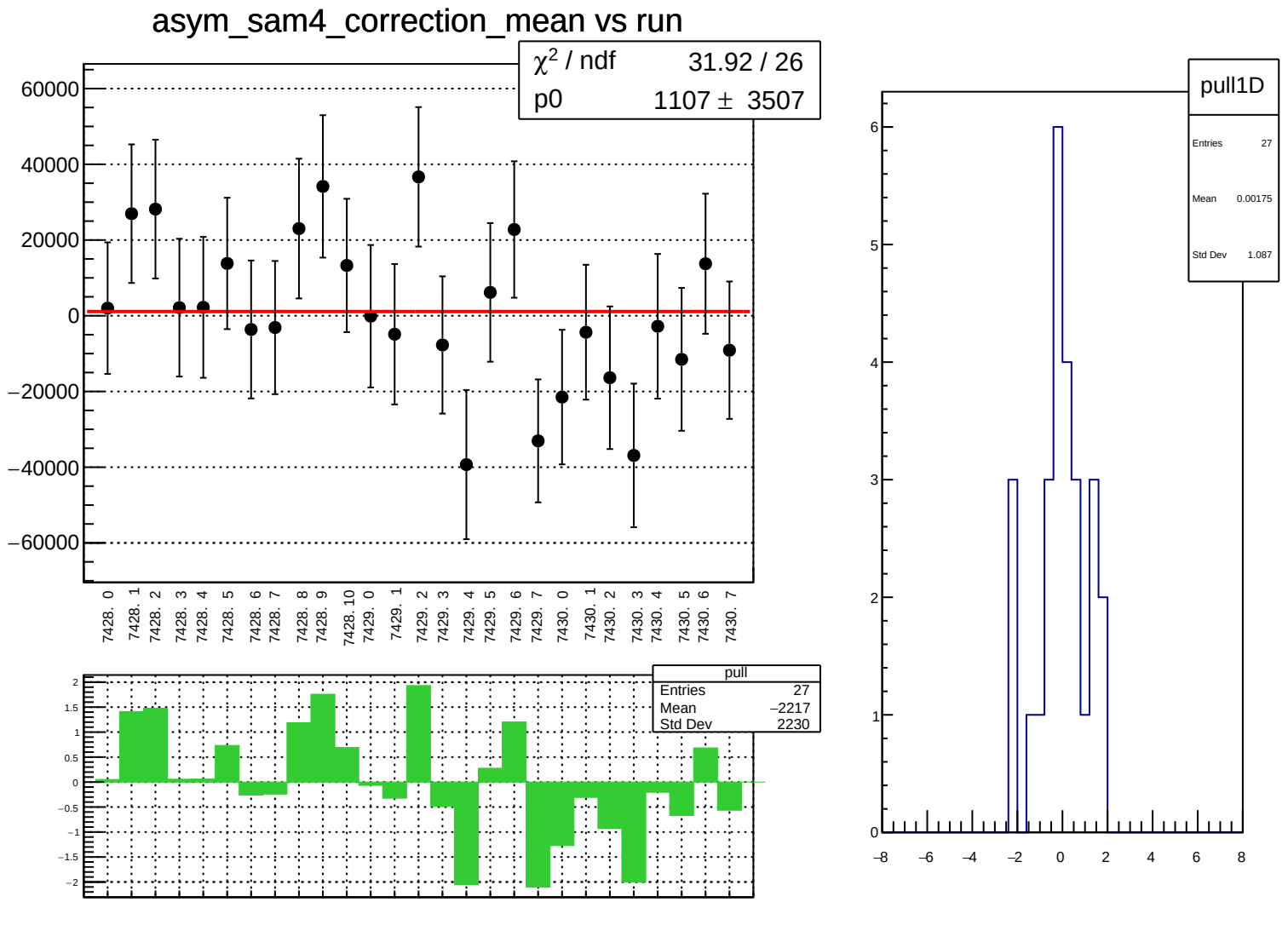
asym_sam4_correction_mean vs run
χ² / ndf 31.92 / 26
p0 1107 ± 3507
60000
40000
20000
0
−20000
−40000
−60000
7428. 0
7428. 1
7428. 2
7428. 3
7428. 4
7428. 5
7428. 6
7428. 7
7428. 8
7428. 9
7428. 10
7429. 0
7429. 1
7429. 2
7429. 3
7429. 4
7429. 5
7429. 6
7429. 7
7430. 0
7430. 1
7430. 2
7430. 3
7430. 4
7430. 5
7430. 6
7430. 7
pull
Entries 27
Mean −2217
Std Dev 2230
2
1.5
1
0.5
0
−0.5
−1
−1.5
−2
pull1D
Entries 27
Mean 0.00175
Std Dev 1.087
6
5
4
3
2
1
0
−8
−6
−4
−2
0
2
4
6
8

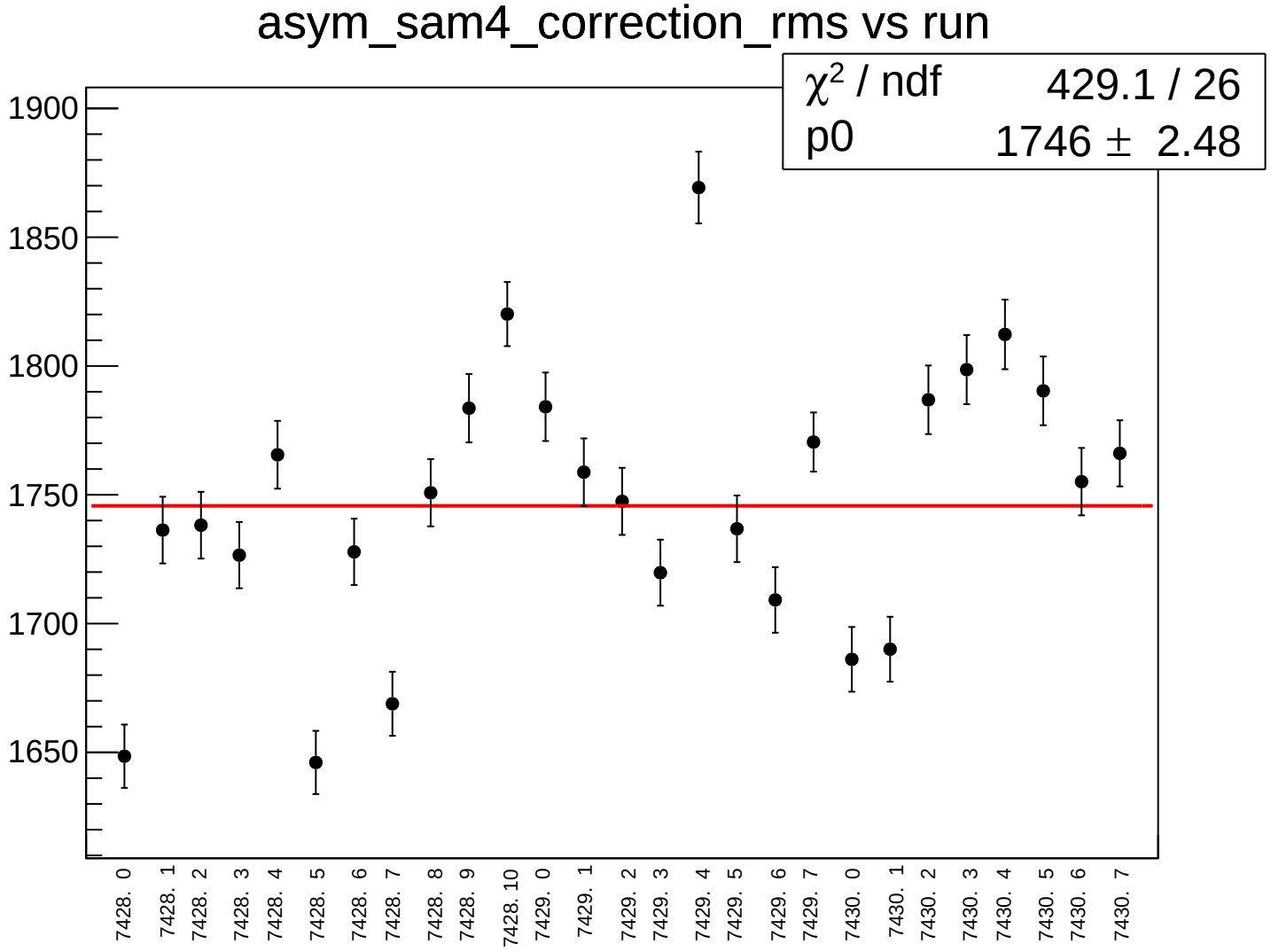
asym_sam4_correction_rms vs run
χ² / ndf 429.1 / 26
p0 1746 ± 2.48
1900
1850
1800
1750
1700
1650
7428. 0
7428. 1
7428. 2
7428. 3
7428. 4
7428. 5
7428. 6
7428. 7
7428. 8
7428. 9
7428. 10
7429. 0
7429. 1
7429. 2
7429. 3
7429. 4
7429. 5
7429. 6
7429. 7
7430. 0
7430. 1
7430. 2
7430. 3
7430. 4
7430. 5
7430. 6
7430. 7

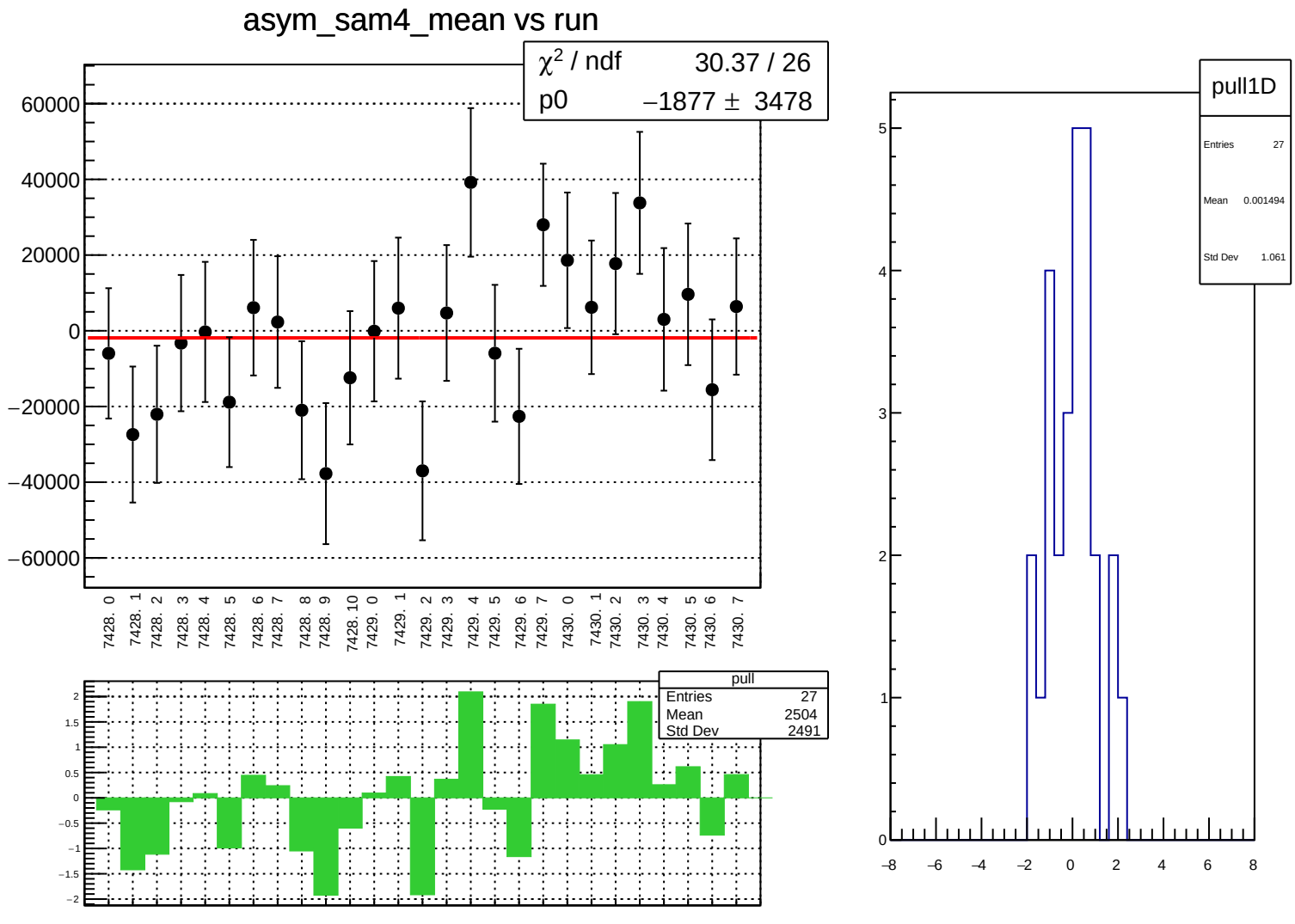
asym_sam4_mean vs run
χ² / ndf 30.37 / 26
p0 −1877 ± 3478
60000
40000
20000
0
−20000
−40000
−60000
7428. 0
7428. 1
7428. 2
7428. 3
7428. 4
7428. 5
7428. 6
7428. 7
7428. 8
7428. 9
7428. 10
7429. 0
7429. 1
7429. 2
7429. 3
7429. 4
7429. 5
7429. 6
7429. 7
7430. 0
7430. 1
7430. 2
7430. 3
7430. 4
7430. 5
7430. 6
7430. 7
pull
Entries 27
Mean 2504
Std Dev 2491
2
1.5
1
0.5
0
−0.5
−1
−1.5
−2
pull1D
Entries 27
Mean 0.001494
Std Dev 1.061
5
4
3
2
1
0
−8
−6
−4
−2
0
2
4
6
8

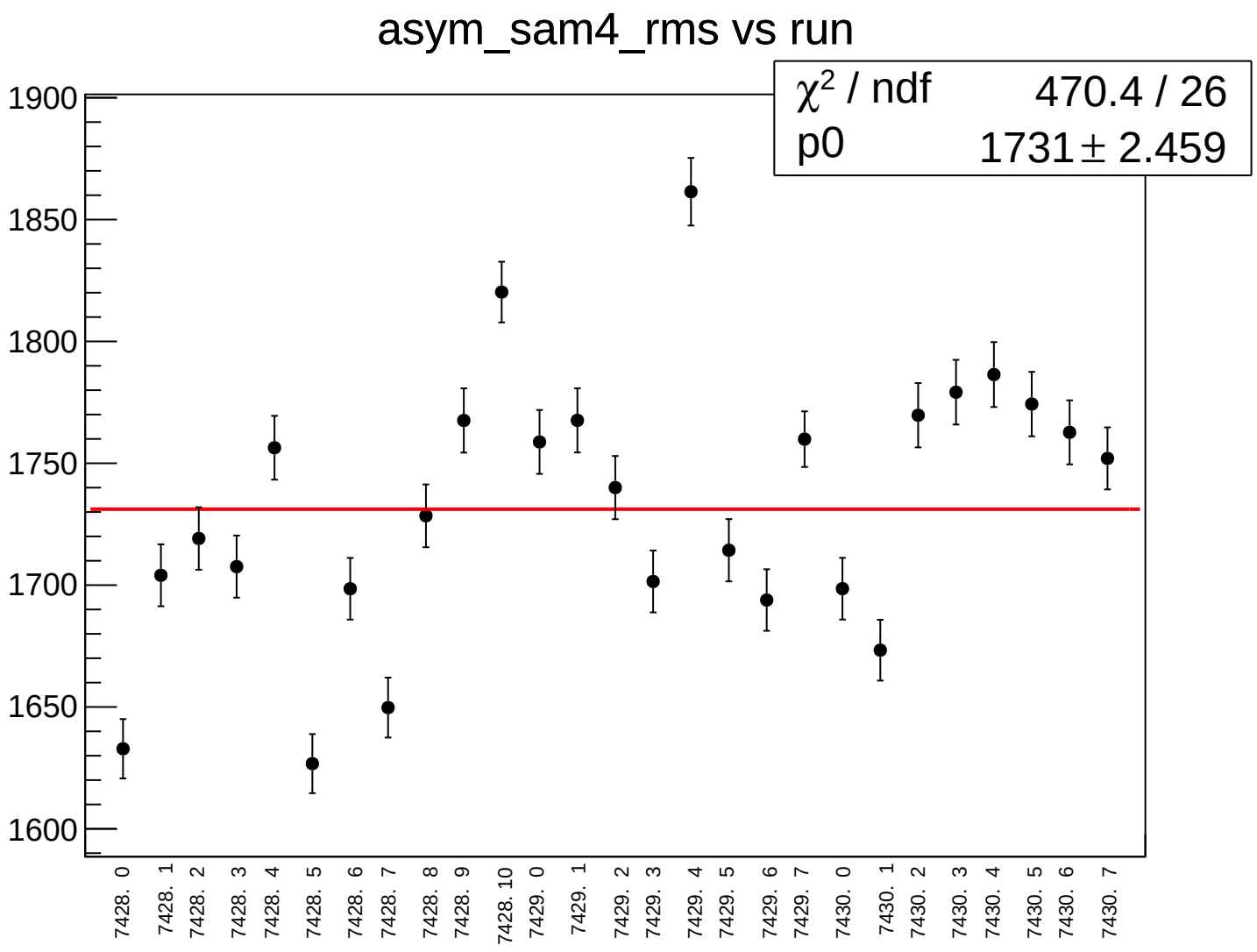
asym_sam4_rms vs run
χ² / ndf 470.4 / 26
p0 1731 ± 2.459
1900
1850
1800
1750
1700
1650
1600
7428. 0
7428. 1
7428. 2
7428. 3
7428. 4
7428. 5
7428. 6
7428. 7
7428. 8
7428. 9
7428. 10
7429. 0
7429. 1
7429. 2
7429. 3
7429. 4
7429. 5
7429. 6
7429. 7
7430. 0
7430. 1
7430. 2
7430. 3
7430. 4
7430. 5
7430. 6
7430. 7

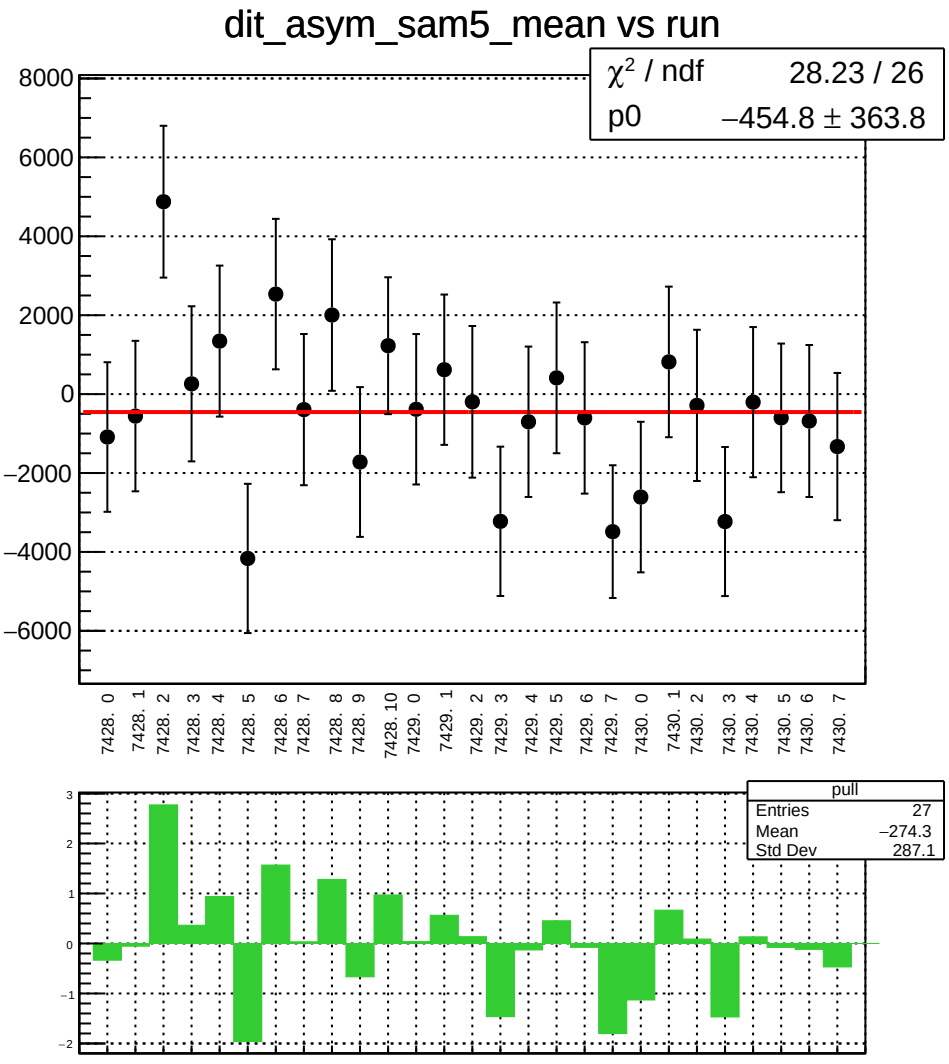
dit_asym_sam5_mean vs run
χ² / ndf 28.23 / 26
p0 −454.8 ± 363.8
8000
6000
4000
2000
0
−2000
−4000
−6000
7428. 0
7428. 1
7428. 2
7428. 3
7428. 4
7428. 5
7428. 6
7428. 7
7428. 8
7428. 9
7428. 10
7429. 0
7429. 1
7429. 2
7429. 3
7429. 4
7429. 5
7429. 6
7429. 7
7430. 0
7430. 1
7430. 2
7430. 3
7430. 4
7430. 5
7430. 6
7430. 7
pull
Entries 27
Mean −274.3
Std Dev 287.1
3
2
1
0
−1
−2

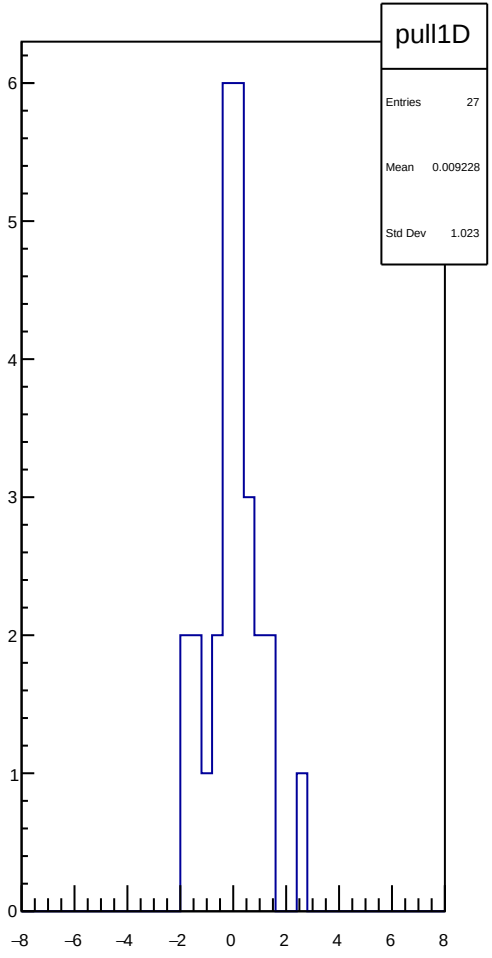
pull1D
Entries 27
Mean 0.009228
Std Dev 1.023
6
5
4
3
2
1
0
−8
−6
−4
−2
0
2
4
6
8

dit_asym_sam5_rms vs run

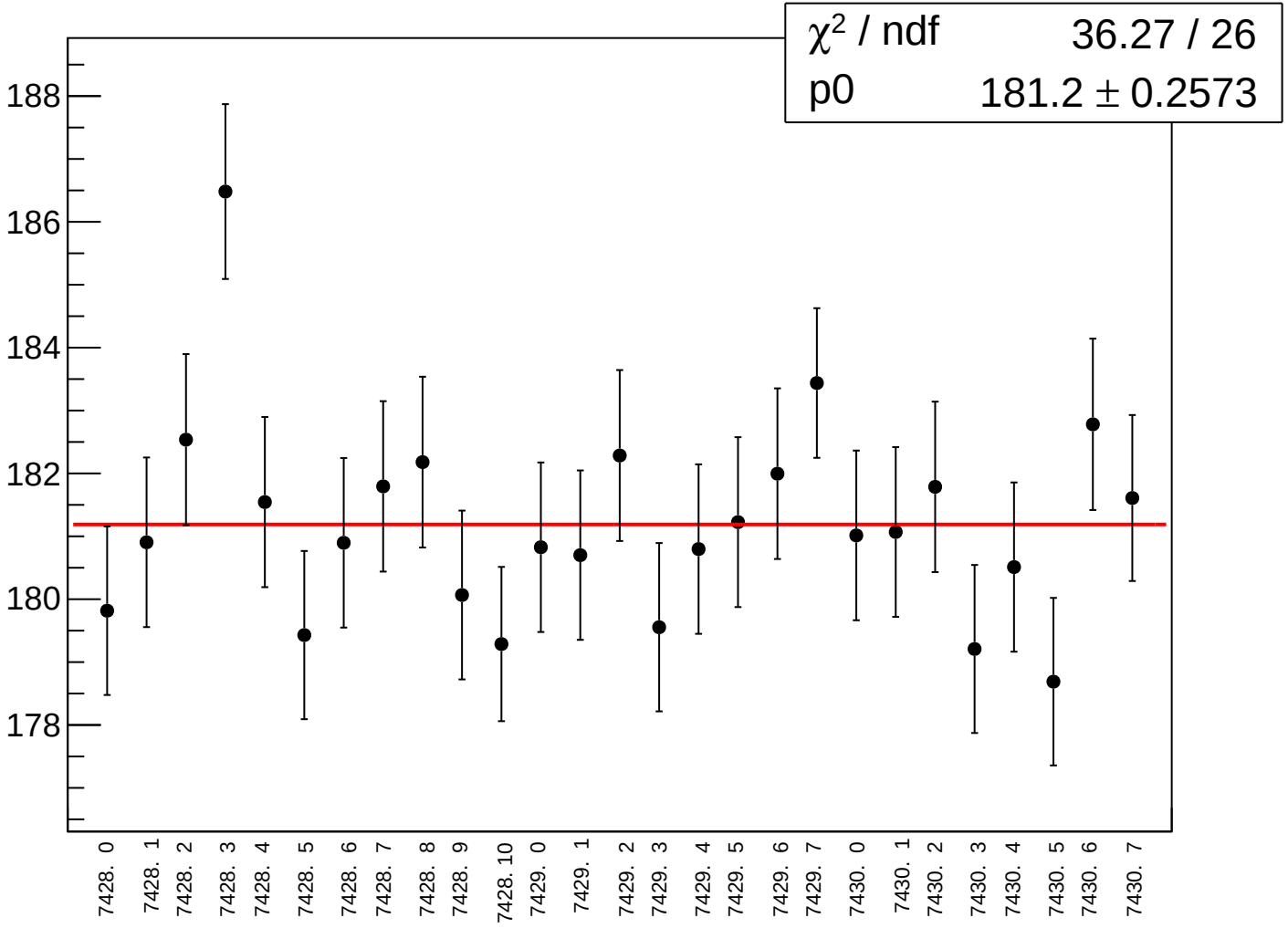

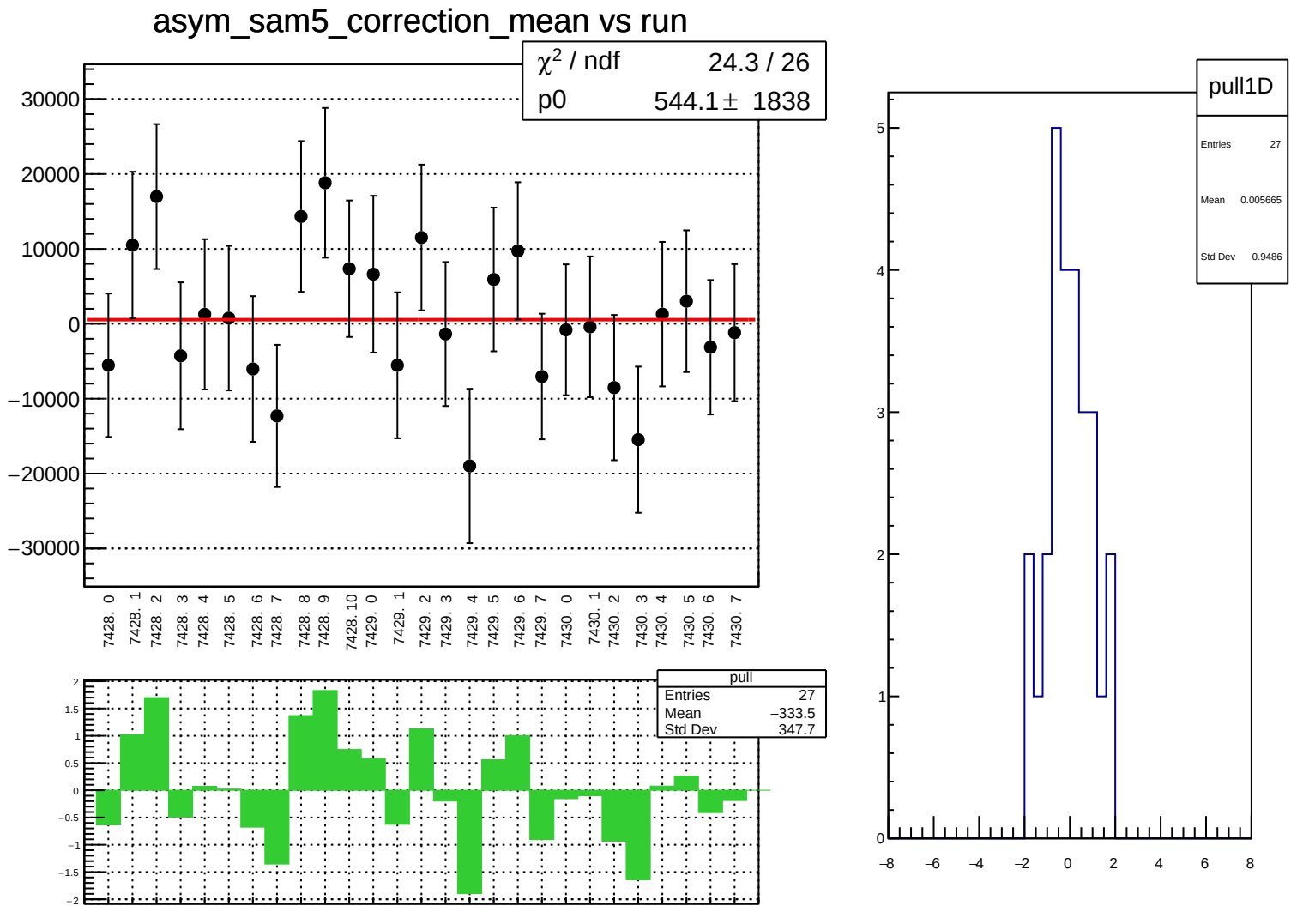
asym_sam5_correction_mean vs run
χ² / ndf 24.3 / 26
p0 544.1 ± 1838
30000
20000
10000
0
−10000
−20000
−30000
7428. 0
7428. 1
7428. 2
7428. 3
7428. 4
7428. 5
7428. 6
7428. 7
7428. 8
7428. 9
7428. 10
7429. 0
7429. 1
7429. 2
7429. 3
7429. 4
7429. 5
7429. 6
7429. 7
7430. 0
7430. 1
7430. 2
7430. 3
7430. 4
7430. 5
7430. 6
7430. 7
pull
Entries 27
Mean −333.5
Std Dev 347.7
pull1D
Entries 27
Mean 0.005665
Std Dev 0.9486

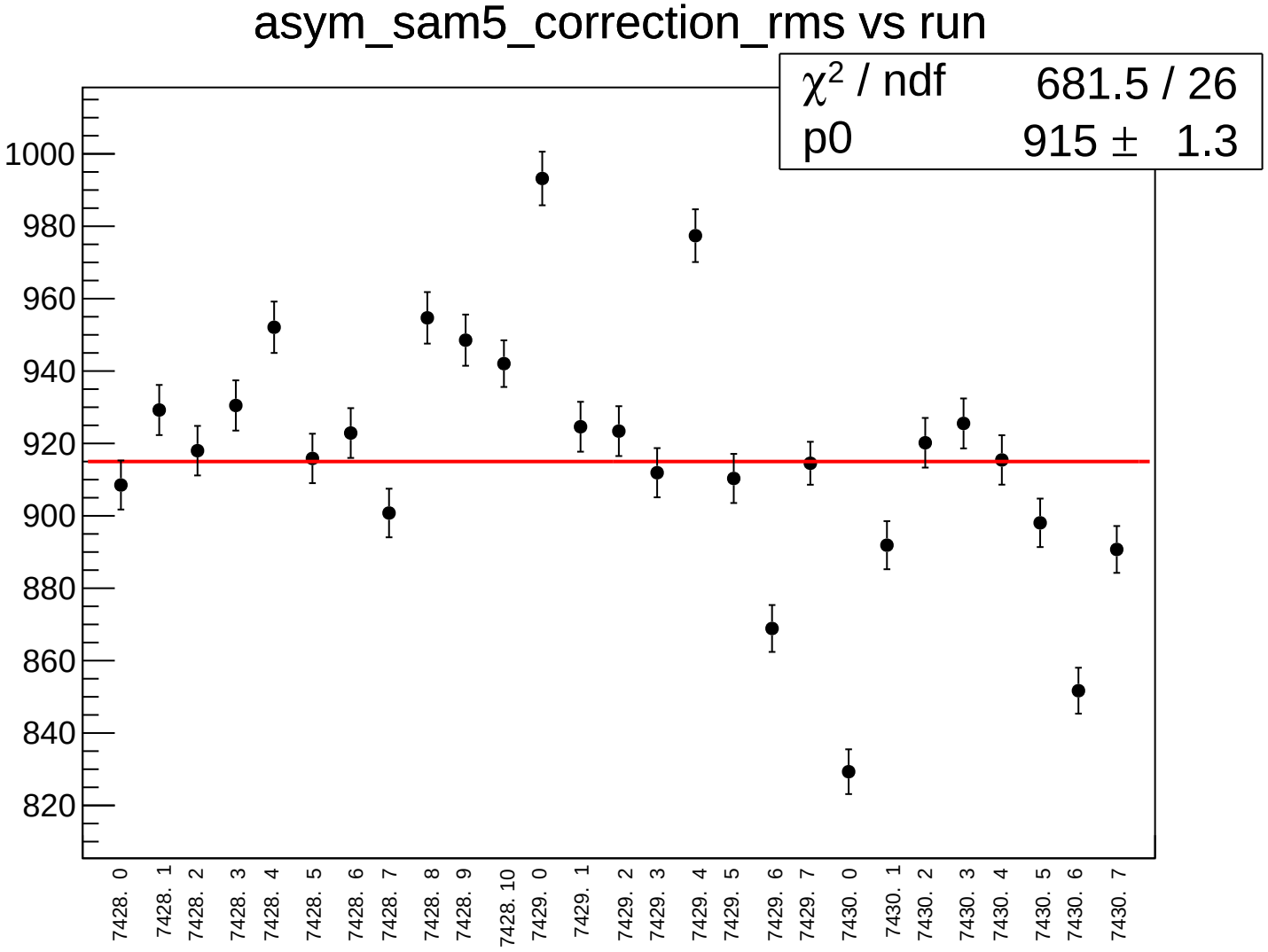
asym_sam5_correction_rms vs run
χ² / ndf 681.5 / 26
p0 915 ± 1.3
1000
980
960
940
920
900
880
860
840
820
7428. 0
7428. 1
7428. 2
7428. 3
7428. 4
7428. 5
7428. 6
7428. 7
7428. 8
7428. 9
7428. 10
7429. 0
7429. 1
7429. 2
7429. 3
7429. 4
7429. 5
7429. 6
7429. 7
7430. 0
7430. 1
7430. 2
7430. 3
7430. 4
7430. 5
7430. 6
7430. 7

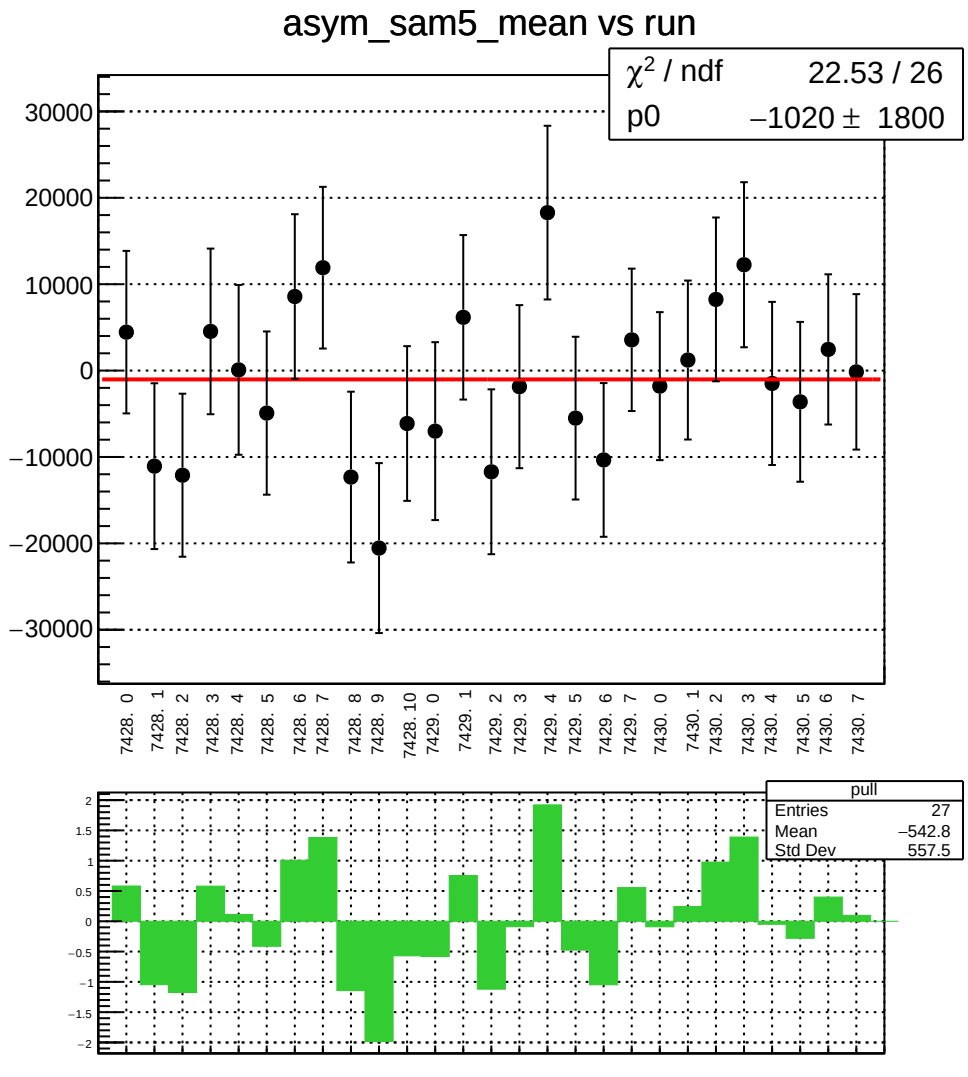
asym_sam5_mean vs run
χ² / ndf 22.53 / 26
p0 −1020 ± 1800
30000
20000
10000
0
−10000
−20000
−30000
7428. 0
7428. 1
7428. 2
7428. 3
7428. 4
7428. 5
7428. 6
7428. 7
7428. 8
7428. 9
7428. 10
7429. 0
7429. 1
7429. 2
7429. 3
7429. 4
7429. 5
7429. 6
7429. 7
7430. 0
7430. 1
7430. 2
7430. 3
7430. 4
7430. 5
7430. 6
7430. 7
pull
Entries 27
Mean −542.8
Std Dev 557.5
2
1.5
1
0.5
0
−0.5
−1
−1.5
−2

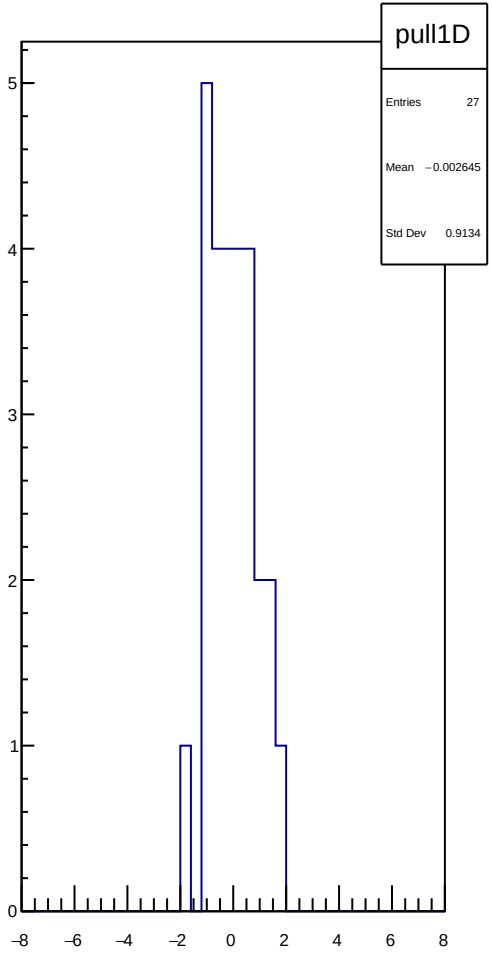
pull1D
Entries 27
Mean −0.002645
Std Dev 0.9134
5
4
3
2
1
0
−8
−6
−4
−2
0
2
4
6
8

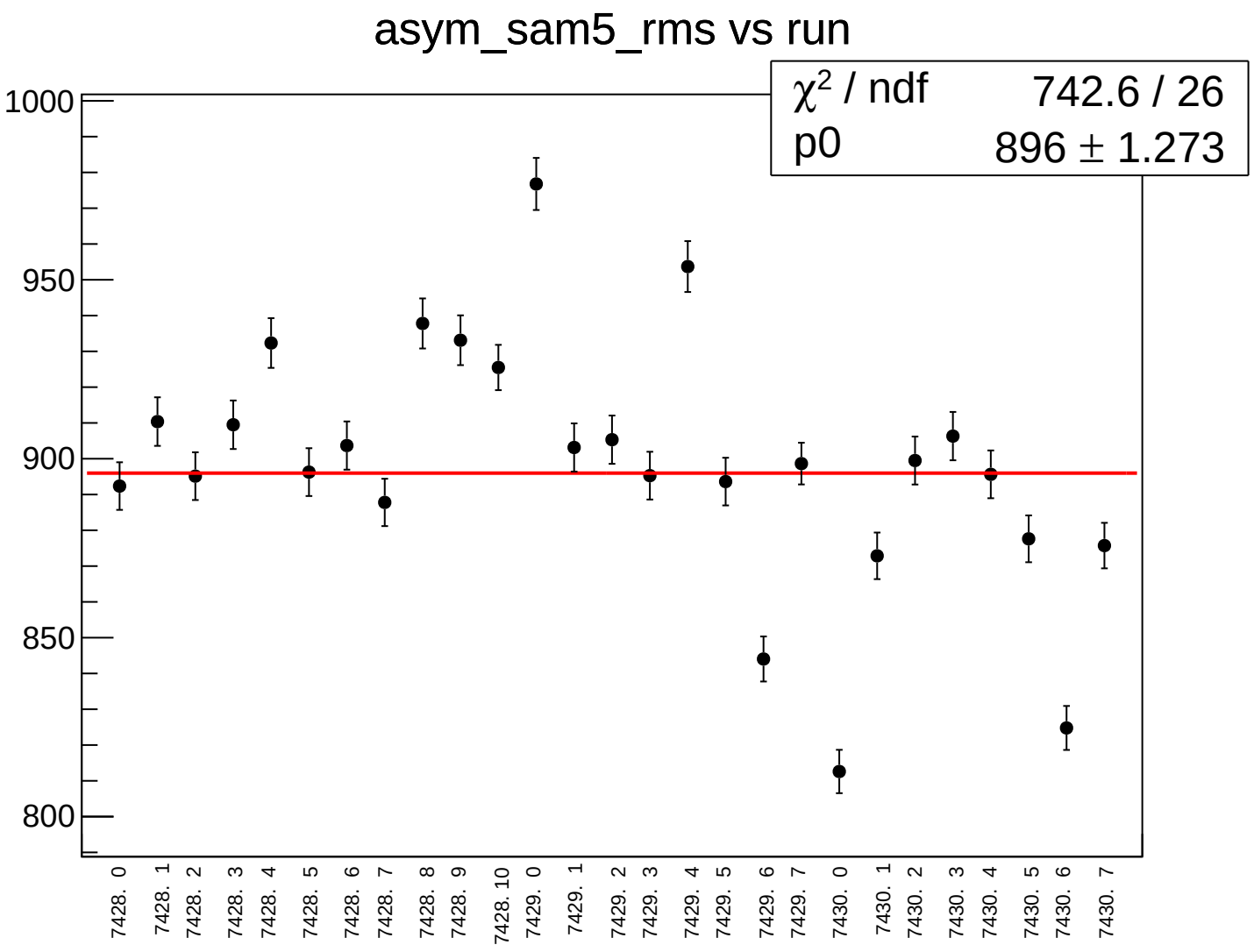
asym_sam5_rms vs run
χ² / ndf 742.6 / 26
p0 896 ± 1.273
1000
950
900
850
800
7428. 0
7428. 1
7428. 2
7428. 3
7428. 4
7428. 5
7428. 6
7428. 7
7428. 8
7428. 9
7428. 10
7429. 0
7429. 1
7429. 2
7429. 3
7429. 4
7429. 5
7429. 6
7429. 7
7430. 0
7430. 1
7430. 2
7430. 3
7430. 4
7430. 5
7430. 6
7430. 7

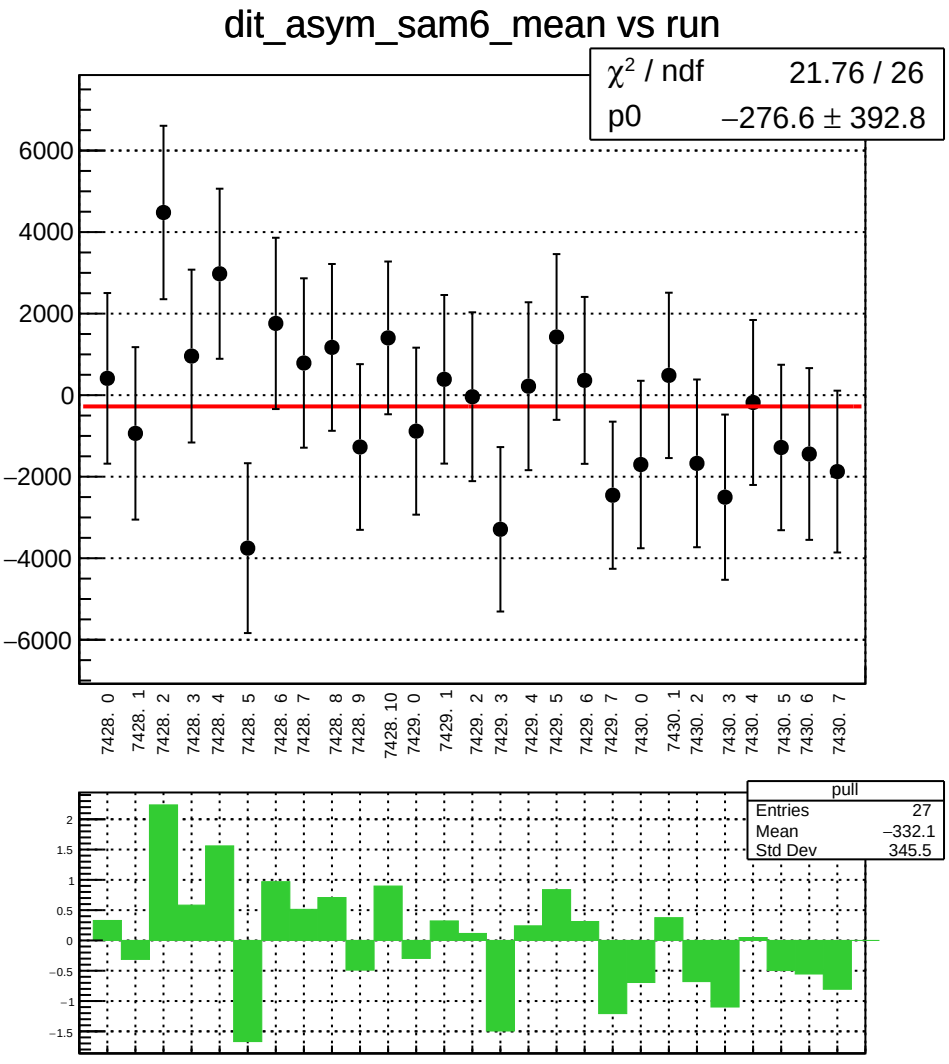
dit_asym_sam6_mean vs run
χ² / ndf 21.76 / 26
p0 −276.6 ± 392.8
6000
4000
2000
0
−2000
−4000
−6000
7428. 0
7428. 1
7428. 2
7428. 3
7428. 4
7428. 5
7428. 6
7428. 7
7428. 8
7428. 9
7428. 10
7429. 0
7429. 1
7429. 2
7429. 3
7429. 4
7429. 5
7429. 6
7429. 7
7430. 0
7430. 1
7430. 2
7430. 3
7430. 4
7430. 5
7430. 6
7430. 7
pull
Entries 27
Mean −332.1
Std Dev 345.5
2
1.5
1
0.5
0
−0.5
−1
−1.5

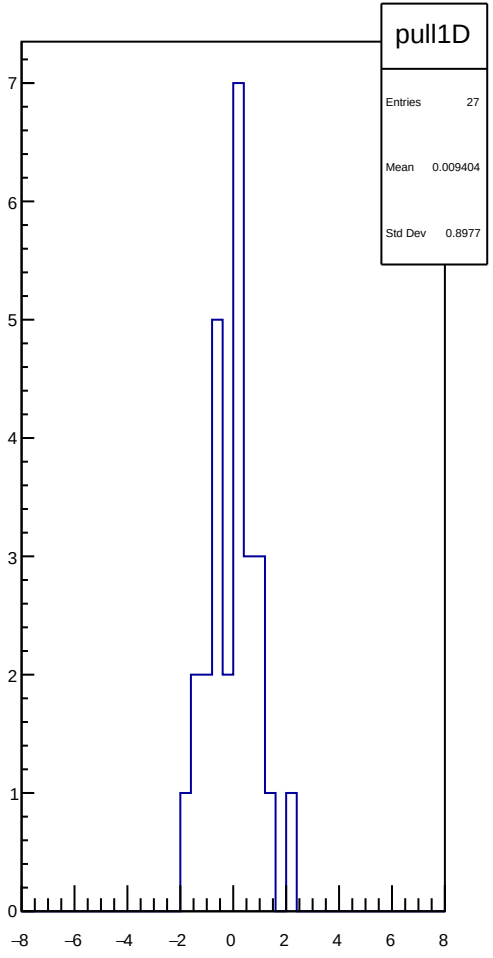
pull1D
Entries 27
Mean 0.009404
Std Dev 0.8977
7
6
5
4
3
2
1
0
−8
−6
−4
−2
0
2
4
6
8

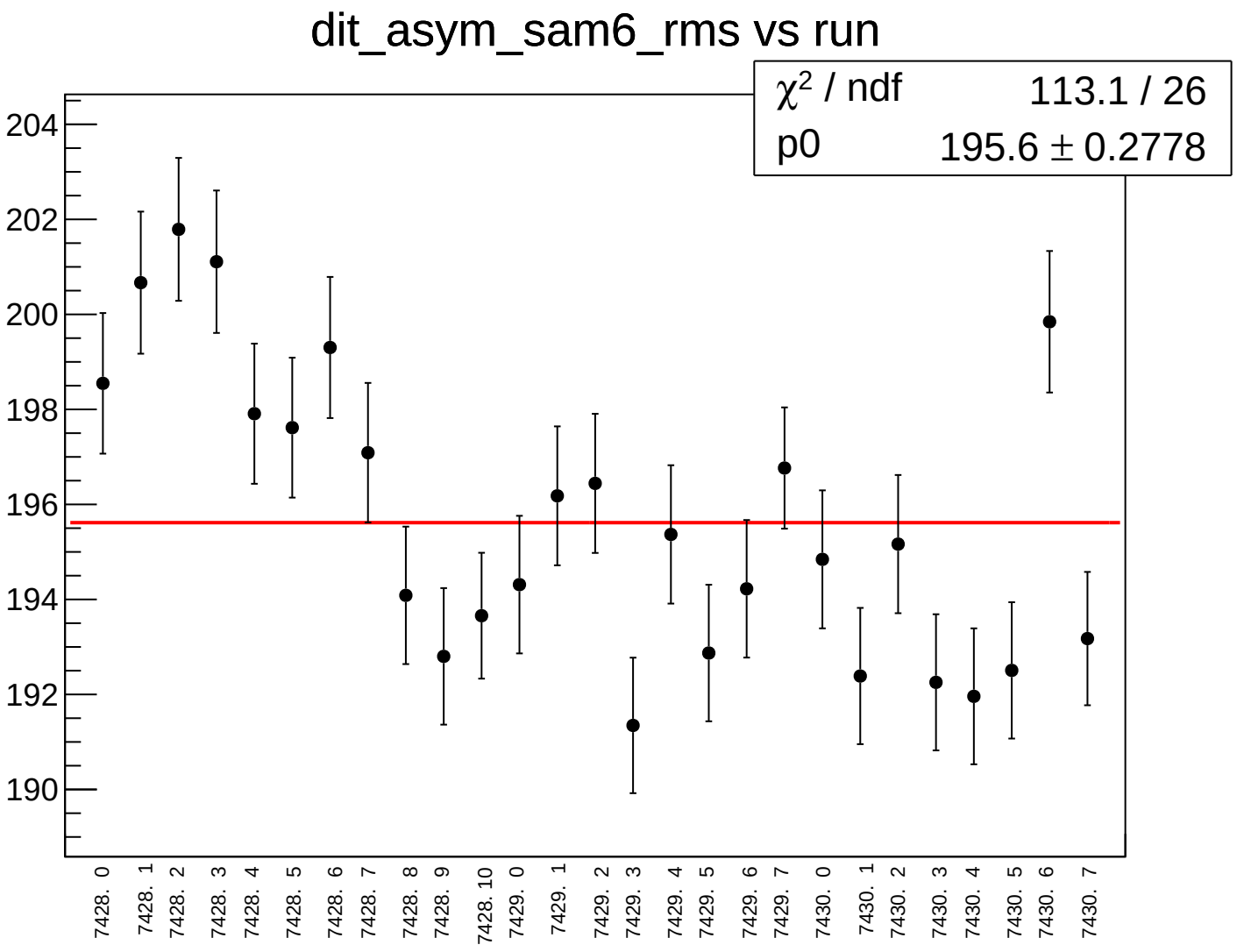
dit_asym_sam6_rms vs run
χ² / ndf 113.1 / 26
p0 195.6 ± 0.2778
204
202
200
198
196
194
192
190
7428. 0
7428. 1
7428. 2
7428. 3
7428. 4
7428. 5
7428. 6
7428. 7
7428. 8
7428. 9
7428. 10
7429. 0
7429. 1
7429. 2
7429. 3
7429. 4
7429. 5
7429. 6
7429. 7
7430. 0
7430. 1
7430. 2
7430. 3
7430. 4
7430. 5
7430. 6
7430. 7

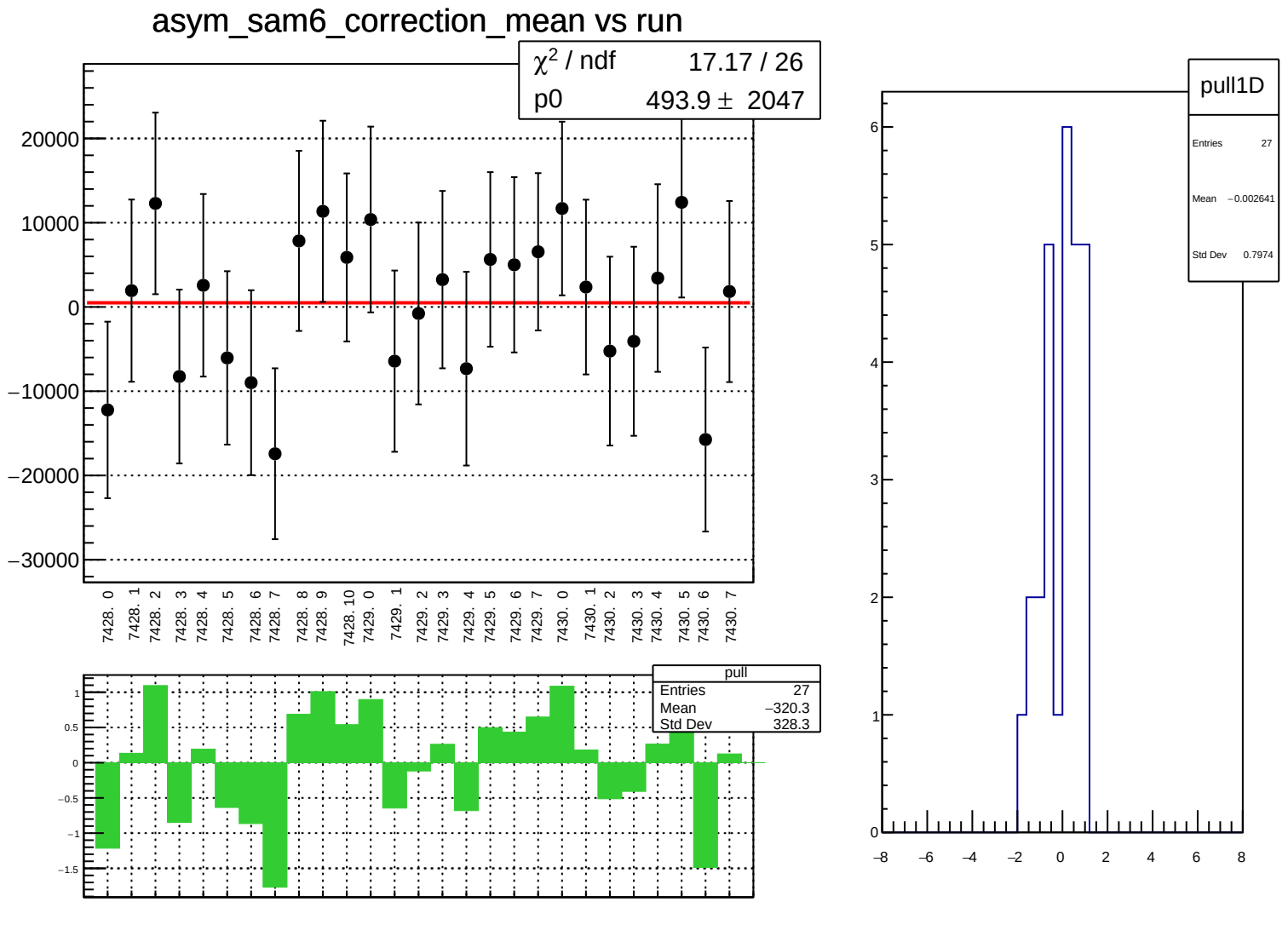
asym_sam6_correction_mean vs run
χ² / ndf 17.17 / 26
p0 493.9 ± 2047
20000
10000
0
−10000
−20000
−30000
7428. 0
7428. 1
7428. 2
7428. 3
7428. 4
7428. 5
7428. 6
7428. 7
7428. 8
7428. 9
7428. 10
7429. 0
7429. 1
7429. 2
7429. 3
7429. 4
7429. 5
7429. 6
7429. 7
7430. 0
7430. 1
7430. 2
7430. 3
7430. 4
7430. 5
7430. 6
7430. 7
pull
Entries 27
Mean −320.3
Std Dev 328.3
1
0.5
0
−0.5
−1
−1.5
pull1D
Entries 27
Mean −0.002641
Std Dev 0.7974
6
5
4
3
2
1
0
−8
−6
−4
−2
0
2
4
6
8

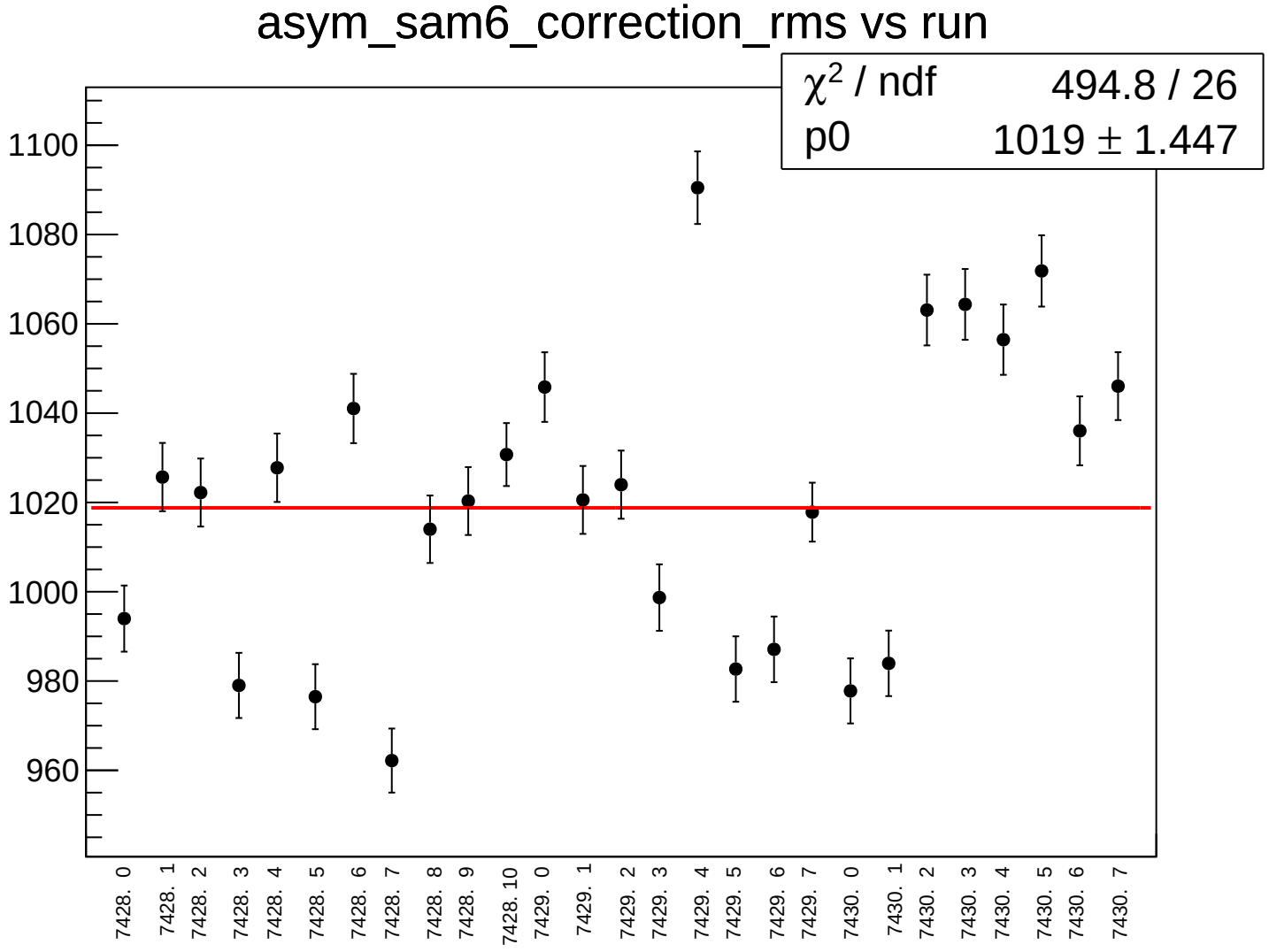
asym_sam6_correction_rms vs run
χ2 / ndf 494.8 / 26
p0 1019 ± 1.447
1100
1080
1060
1040
1020
1000
980
960
7428. 0
7428. 1
7428. 2
7428. 3
7428. 4
7428. 5
7428. 6
7428. 7
7428. 8
7428. 9
7428. 10
7429. 0
7429. 1
7429. 2
7429. 3
7429. 4
7429. 5
7429. 6
7429. 7
7430. 0
7430. 1
7430. 2
7430. 3
7430. 4
7430. 5
7430. 6
7430. 7

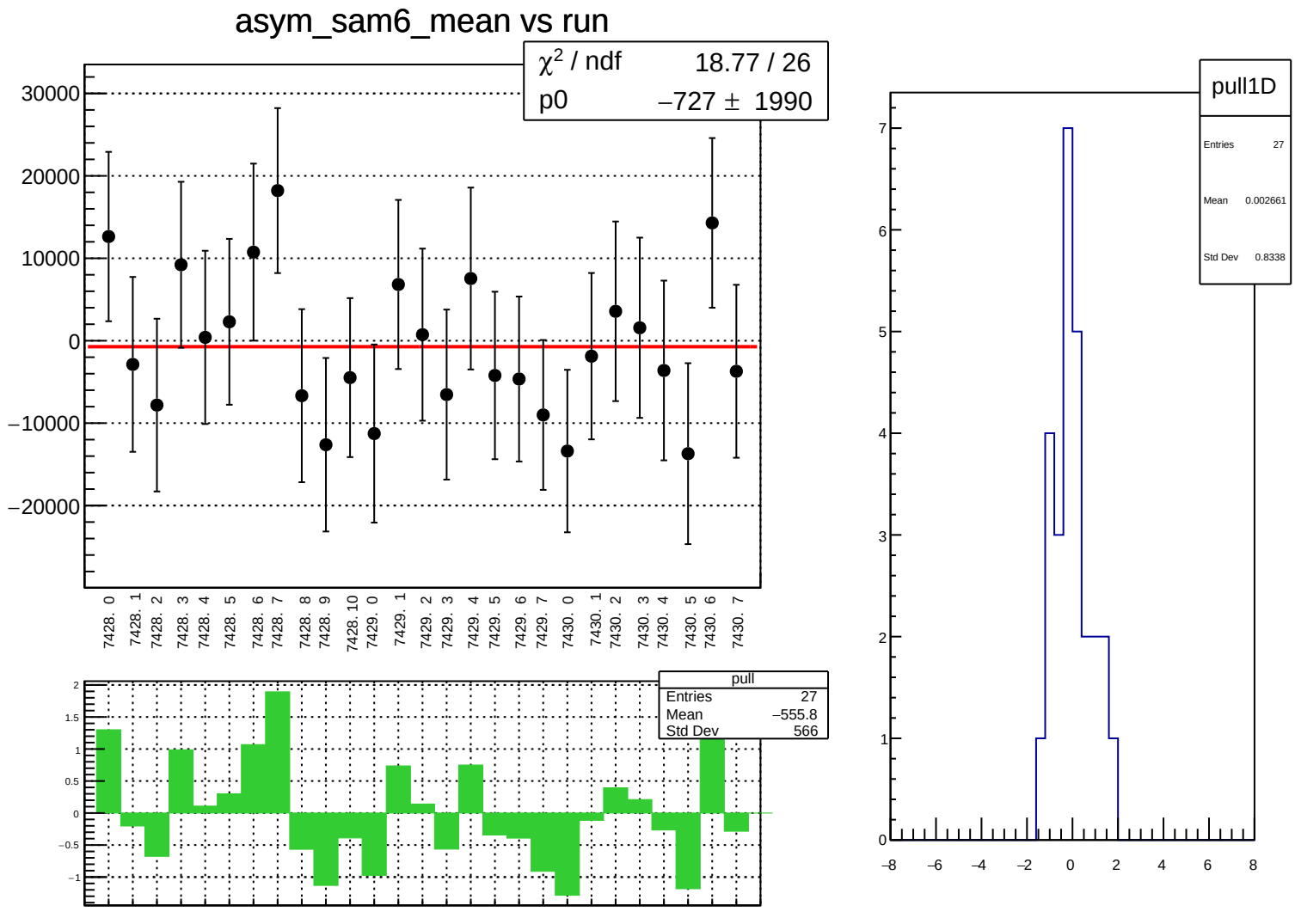
asym_sam6_mean vs run
χ² / ndf 18.77 / 26
p0 −727 ± 1990
30000
20000
10000
0
−10000
−20000
7428. 0
7428. 1
7428. 2
7428. 3
7428. 4
7428. 5
7428. 6
7428. 7
7428. 8
7428. 9
7428. 10
7429. 0
7429. 1
7429. 2
7429. 3
7429. 4
7429. 5
7429. 6
7429. 7
7430. 0
7430. 1
7430. 2
7430. 3
7430. 4
7430. 5
7430. 6
7430. 7
pull
Entries 27
Mean −555.8
Std Dev 566
2
1.5
1
0.5
0
−0.5
−1
pull1D
Entries 27
Mean 0.002661
Std Dev 0.8338
7
6
5
4
3
2
1
0
−8
−6
−4
−2
0
2
4
6
8

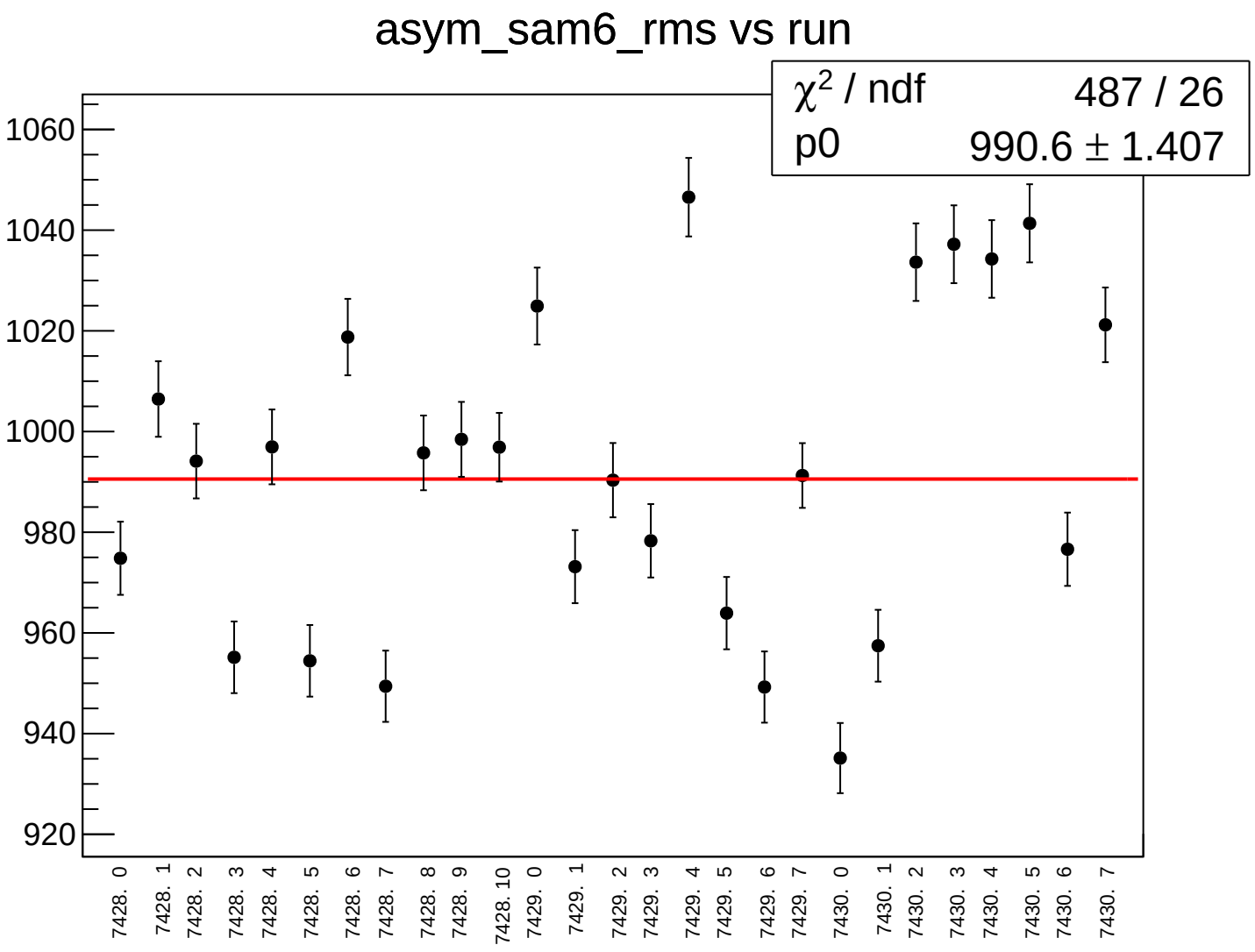
asym_sam6_rms vs run
χ² / ndf 487 / 26
p0 990.6 ± 1.407
1060
1040
1020
1000
980
960
940
920
7428. 0
7428. 1
7428. 2
7428. 3
7428. 4
7428. 5
7428. 6
7428. 7
7428. 8
7428. 9
7428. 10
7429. 0
7429. 1
7429. 2
7429. 3
7429. 4
7429. 5
7429. 6
7429. 7
7430. 0
7430. 1
7430. 2
7430. 3
7430. 4
7430. 5
7430. 6
7430. 7

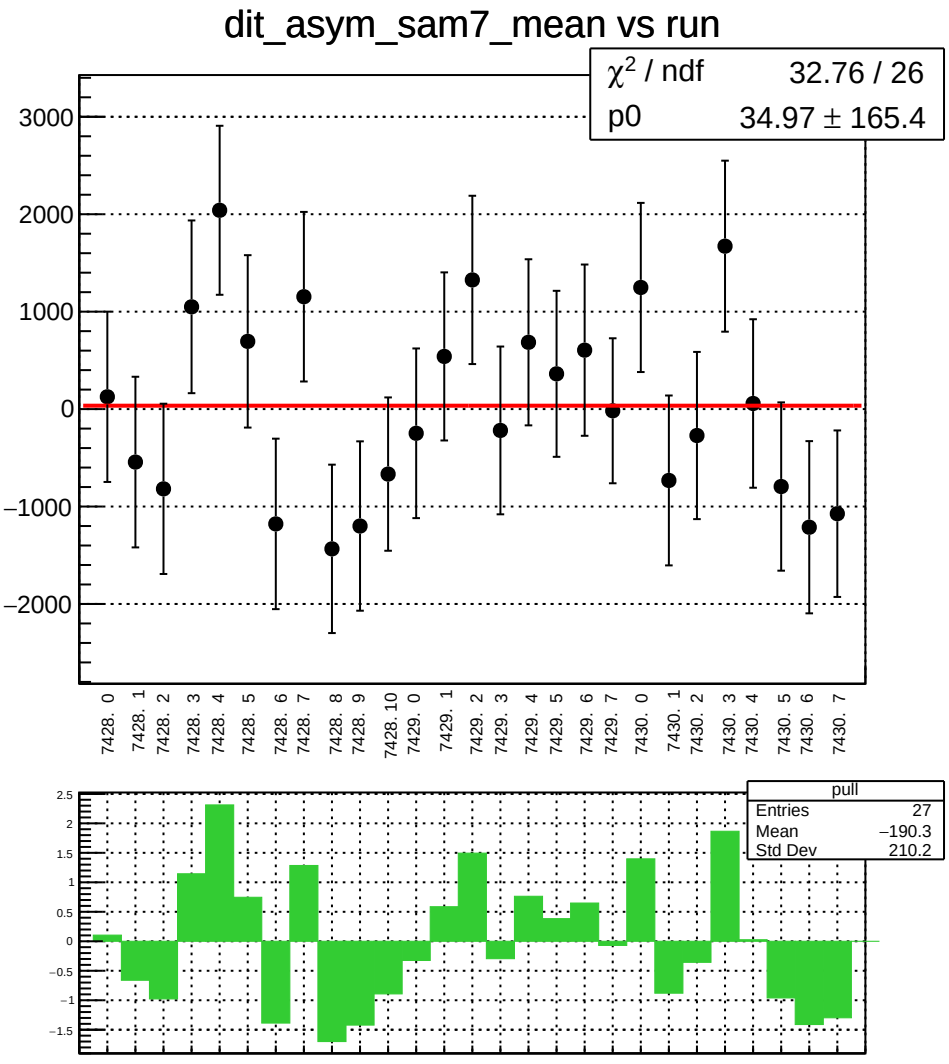
dit_asym_sam7_mean vs run
χ² / ndf 32.76 / 26
p0 34.97 ± 165.4
3000
2000
1000
0
−1000
−2000
7428. 0
7428. 1
7428. 2
7428. 3
7428. 4
7428. 5
7428. 6
7428. 7
7428. 8
7428. 9
7428. 10
7429. 0
7429. 1
7429. 2
7429. 3
7429. 4
7429. 5
7429. 6
7429. 7
7430. 0
7430. 1
7430. 2
7430. 3
7430. 4
7430. 5
7430. 6
7430. 7
pull
Entries 27
Mean −190.3
Std Dev 210.2
2.5
2
1.5
1
0.5
0
−0.5
−1
−1.5

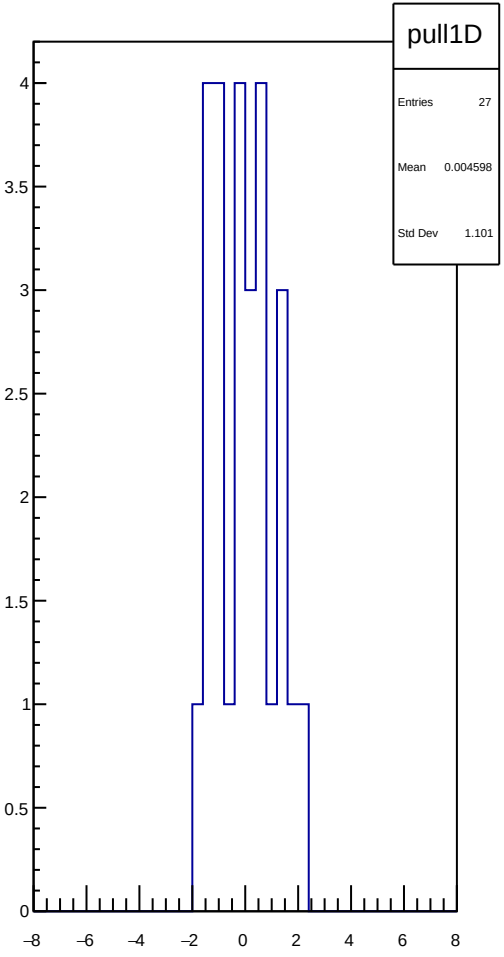
pull1D
Entries 27
Mean 0.004598
Std Dev 1.101
4
3.5
3
2.5
2
1.5
1
0.5
0
−8
−6
−4
−2
0
2
4
6
8

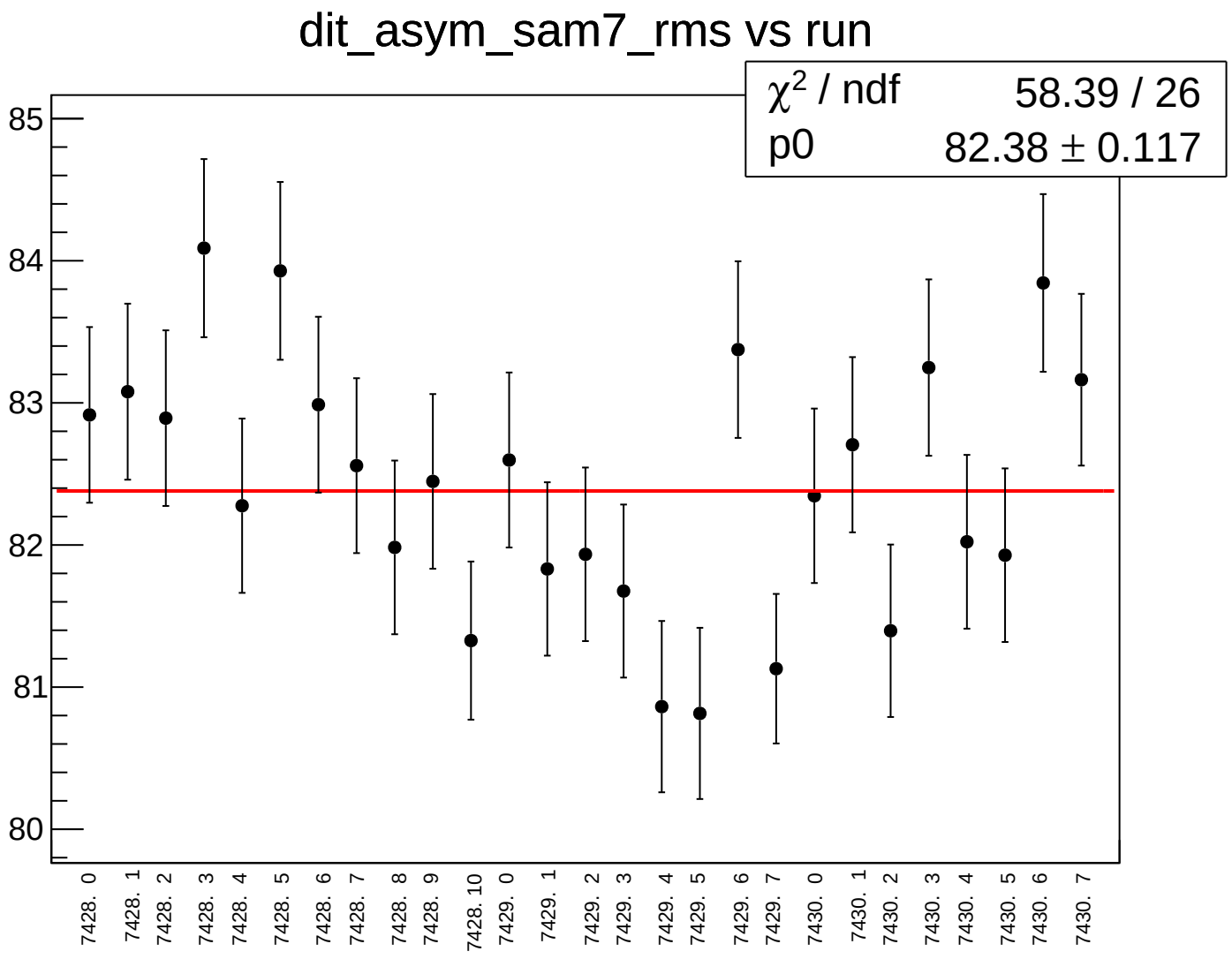
dit_asym_sam7_rms vs run
χ2 / ndf 58.39 / 26
p0 82.38 ± 0.117
85
84
83
82
81
80
7428. 0
7428. 1
7428. 2
7428. 3
7428. 4
7428. 5
7428. 6
7428. 7
7428. 8
7428. 9
7428. 10
7429. 0
7429. 1
7429. 2
7429. 3
7429. 4
7429. 5
7429. 6
7429. 7
7430. 0
7430. 1
7430. 2
7430. 3
7430. 4
7430. 5
7430. 6
7430. 7

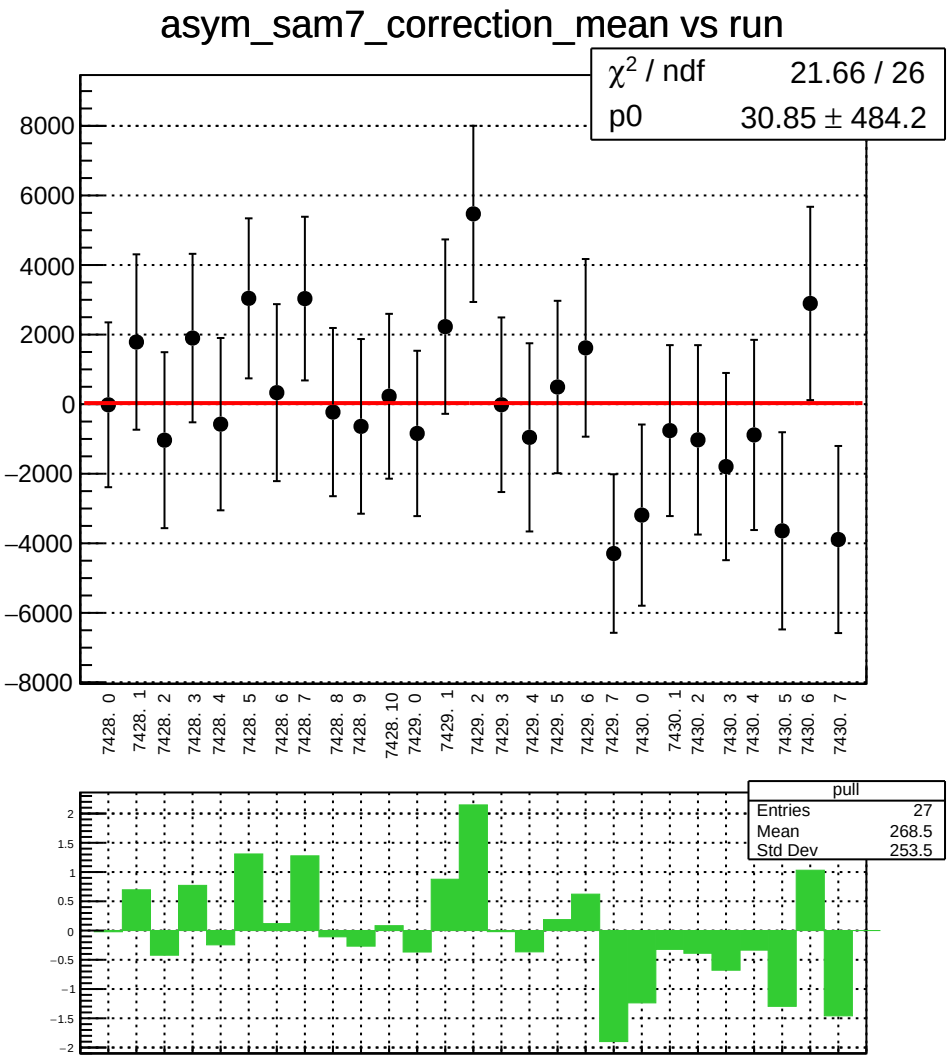
asym_sam7_correction_mean vs run
χ² / ndf 21.66 / 26
p0 30.85 ± 484.2
8000
6000
4000
2000
0
−2000
−4000
−6000
−8000
7428. 0
7428. 1
7428. 2
7428. 3
7428. 4
7428. 5
7428. 6
7428. 7
7428. 8
7428. 9
7428. 10
7429. 0
7429. 1
7429. 2
7429. 3
7429. 4
7429. 5
7429. 6
7429. 7
7430. 0
7430. 1
7430. 2
7430. 3
7430. 4
7430. 5
7430. 6
7430. 7
pull
Entries 27
Mean 268.5
Std Dev 253.5
2
1.5
1
0.5
0
−0.5
−1
−1.5
−2

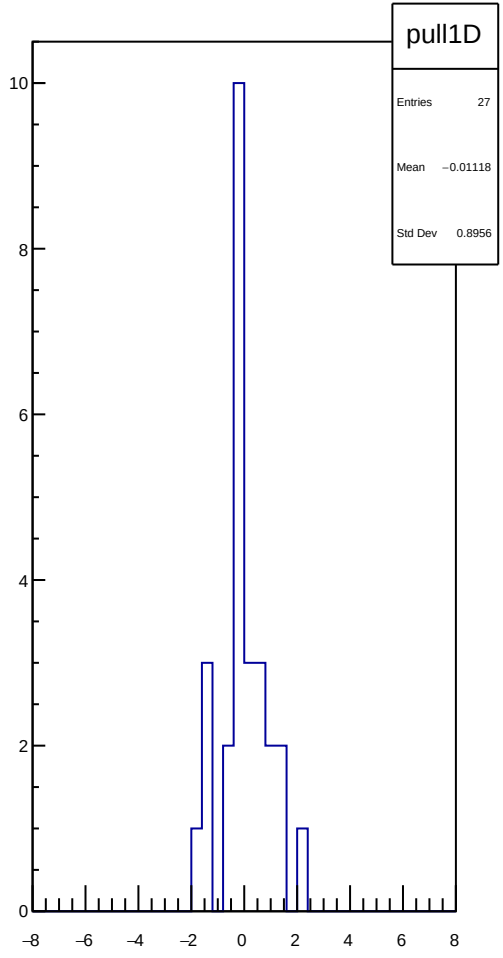
pull1D
Entries 27
Mean −0.01118
Std Dev 0.8956
10
8
6
4
2
0
−8
−6
−4
−2
0
2
4
6
8

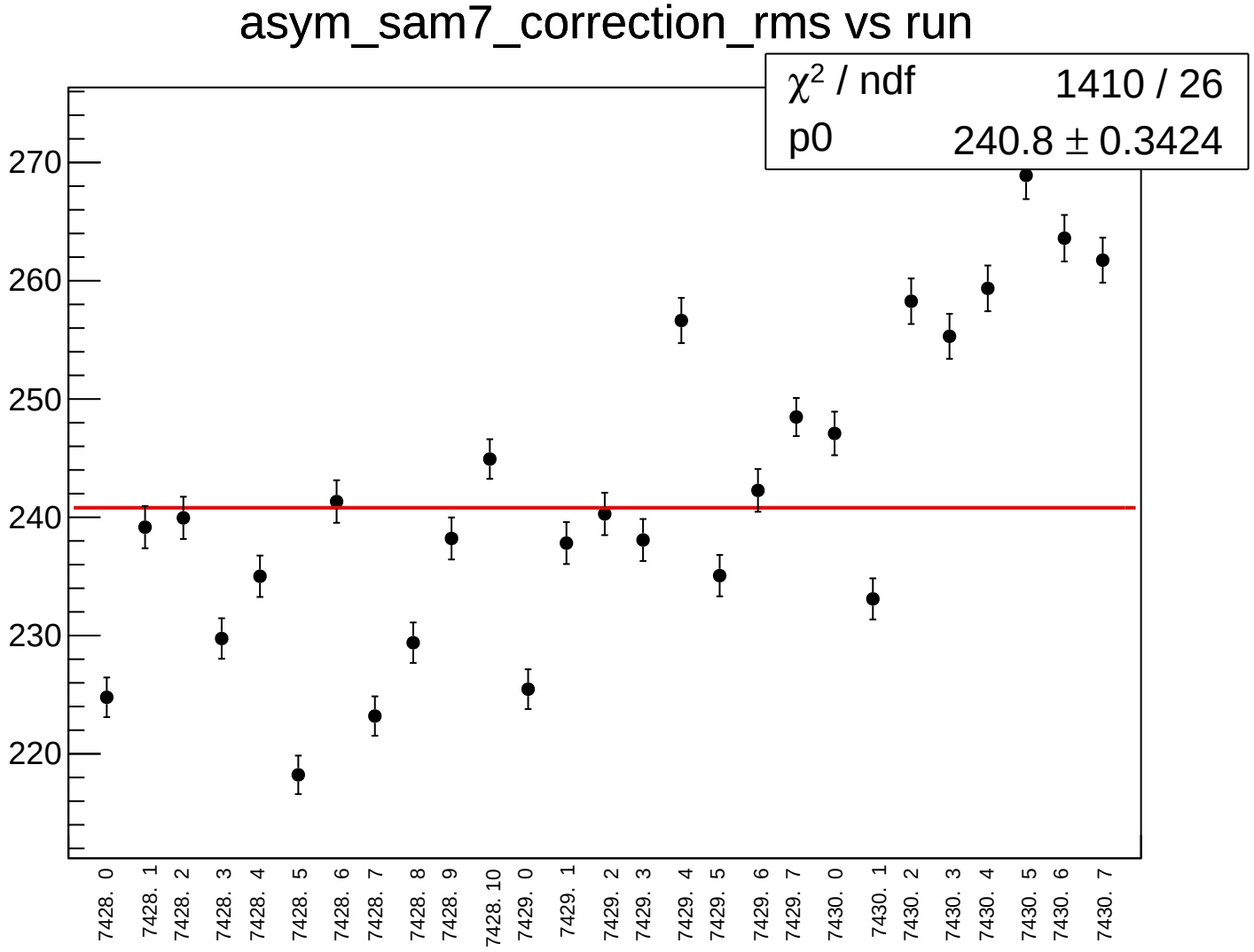
asym_sam7_correction_rms vs run
χ² / ndf 1410 / 26
p0 240.8 ± 0.3424
270
260
250
240
230
220
7428. 0
7428. 1
7428. 2
7428. 3
7428. 4
7428. 5
7428. 6
7428. 7
7428. 8
7428. 9
7428. 10
7429. 0
7429. 1
7429. 2
7429. 3
7429. 4
7429. 5
7429. 6
7429. 7
7430. 0
7430. 1
7430. 2
7430. 3
7430. 4
7430. 5
7430. 6
7430. 7

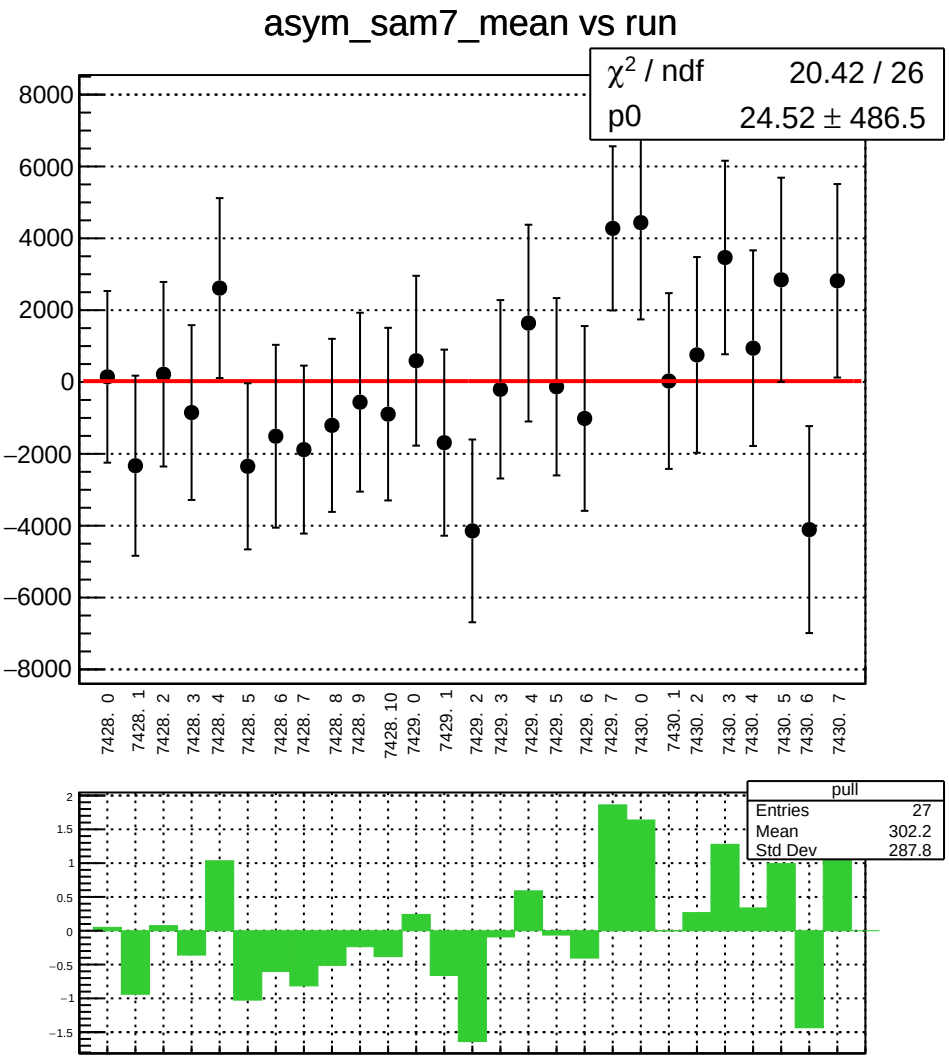
asym_sam7_mean vs run
χ² / ndf 20.42 / 26
p0 24.52 ± 486.5
8000
6000
4000
2000
0
−2000
−4000
−6000
−8000
7428. 0
7428. 1
7428. 2
7428. 3
7428. 4
7428. 5
7428. 6
7428. 7
7428. 8
7428. 9
7428. 10
7429. 0
7429. 1
7429. 2
7429. 3
7429. 4
7429. 5
7429. 6
7429. 7
7430. 0
7430. 1
7430. 2
7430. 3
7430. 4
7430. 5
7430. 6
7430. 7
pull
Entries 27
Mean 302.2
Std Dev 287.8
2
1.5
1
0.5
0
−0.5
−1
−1.5

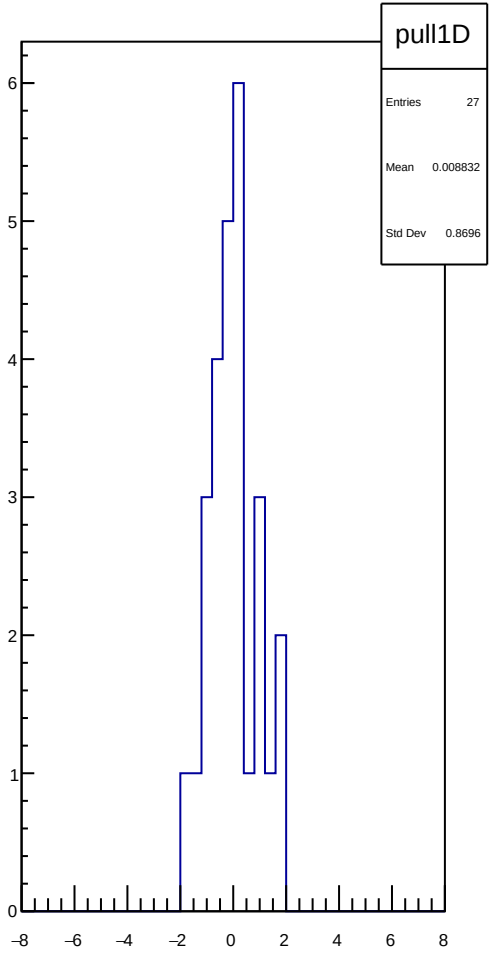
pull1D
Entries 27
Mean 0.008832
Std Dev 0.8696
6
5
4
3
2
1
0
−8
−6
−4
−2
0
2
4
6
8

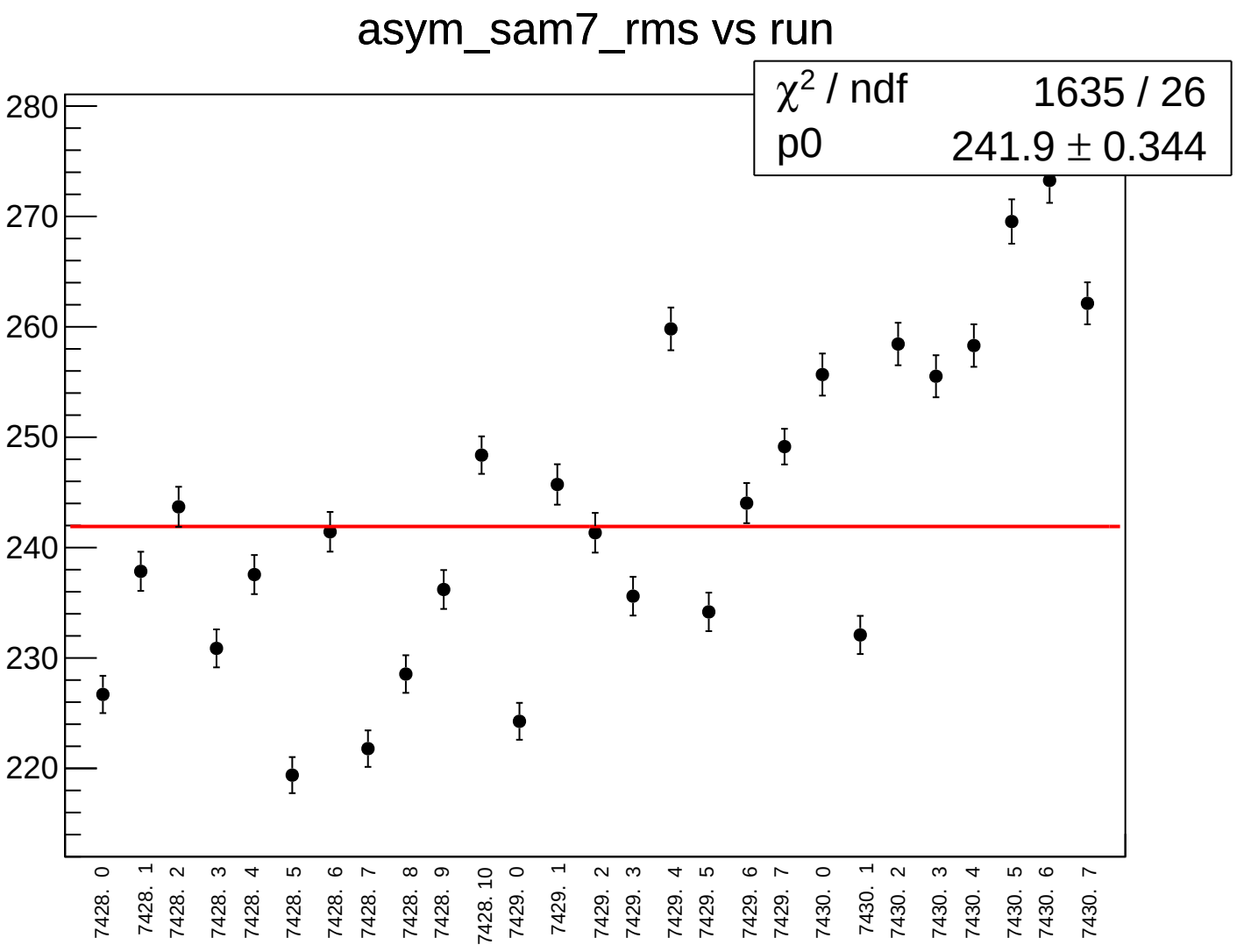
asym_sam7_rms vs run
χ2 / ndf 1635 / 26
p0 241.9 ± 0.344
280
270
260
250
240
230
220
7428. 0
7428. 1
7428. 2
7428. 3
7428. 4
7428. 5
7428. 6
7428. 7
7428. 8
7428. 9
7428. 10
7429. 0
7429. 1
7429. 2
7429. 3
7429. 4
7429. 5
7429. 6
7429. 7
7430. 0
7430. 1
7430. 2
7430. 3
7430. 4
7430. 5
7430. 6
7430. 7

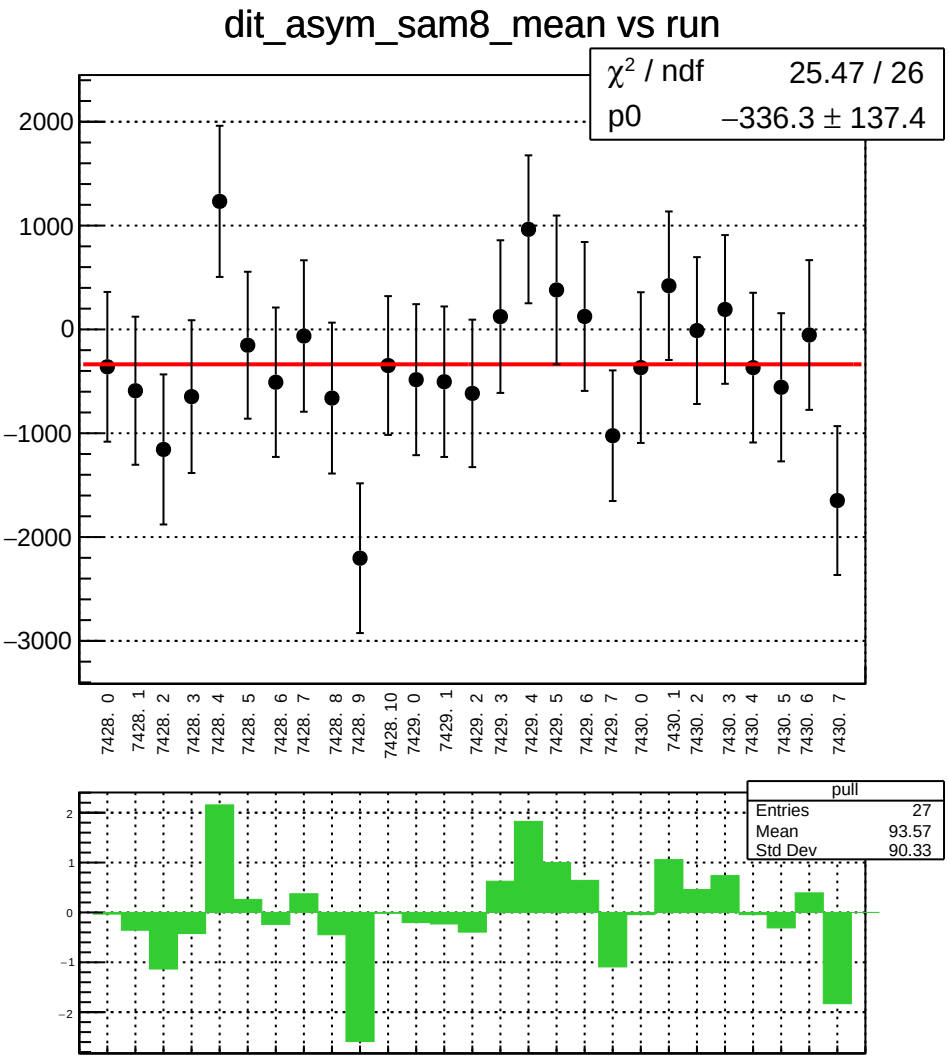
dit_asym_sam8_mean vs run
χ² / ndf 25.47 / 26
p0 −336.3 ± 137.4
2000
1000
0
−1000
−2000
−3000
7428. 0
7428. 1
7428. 2
7428. 3
7428. 4
7428. 5
7428. 6
7428. 7
7428. 8
7428. 9
7428. 10
7429. 0
7429. 1
7429. 2
7429. 3
7429. 4
7429. 5
7429. 6
7429. 7
7430. 0
7430. 1
7430. 2
7430. 3
7430. 4
7430. 5
7430. 6
7430. 7
pull
Entries 27
Mean 93.57
Std Dev 90.33
2
1
0
−1
−2

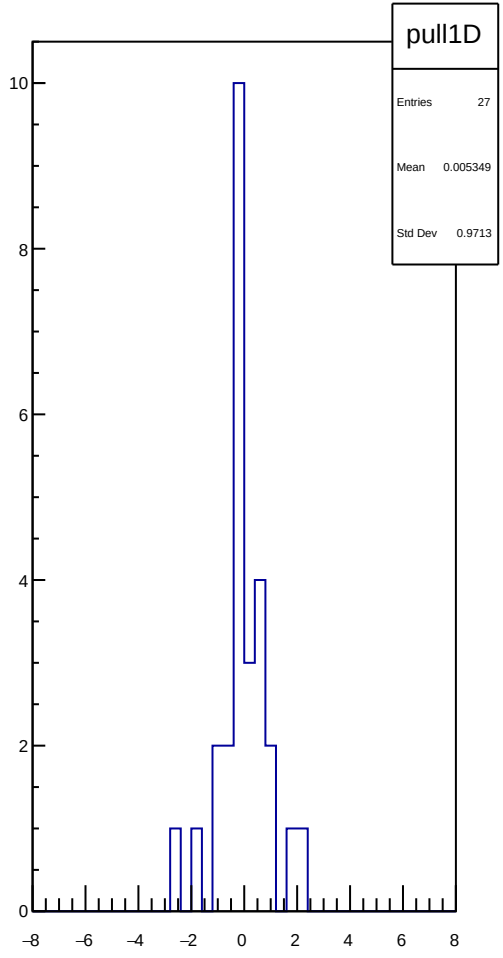
pull1D
Entries 27
Mean 0.005349
Std Dev 0.9713
10
8
6
4
2
0
−8
−6
−4
−2
0
2
4
6
8

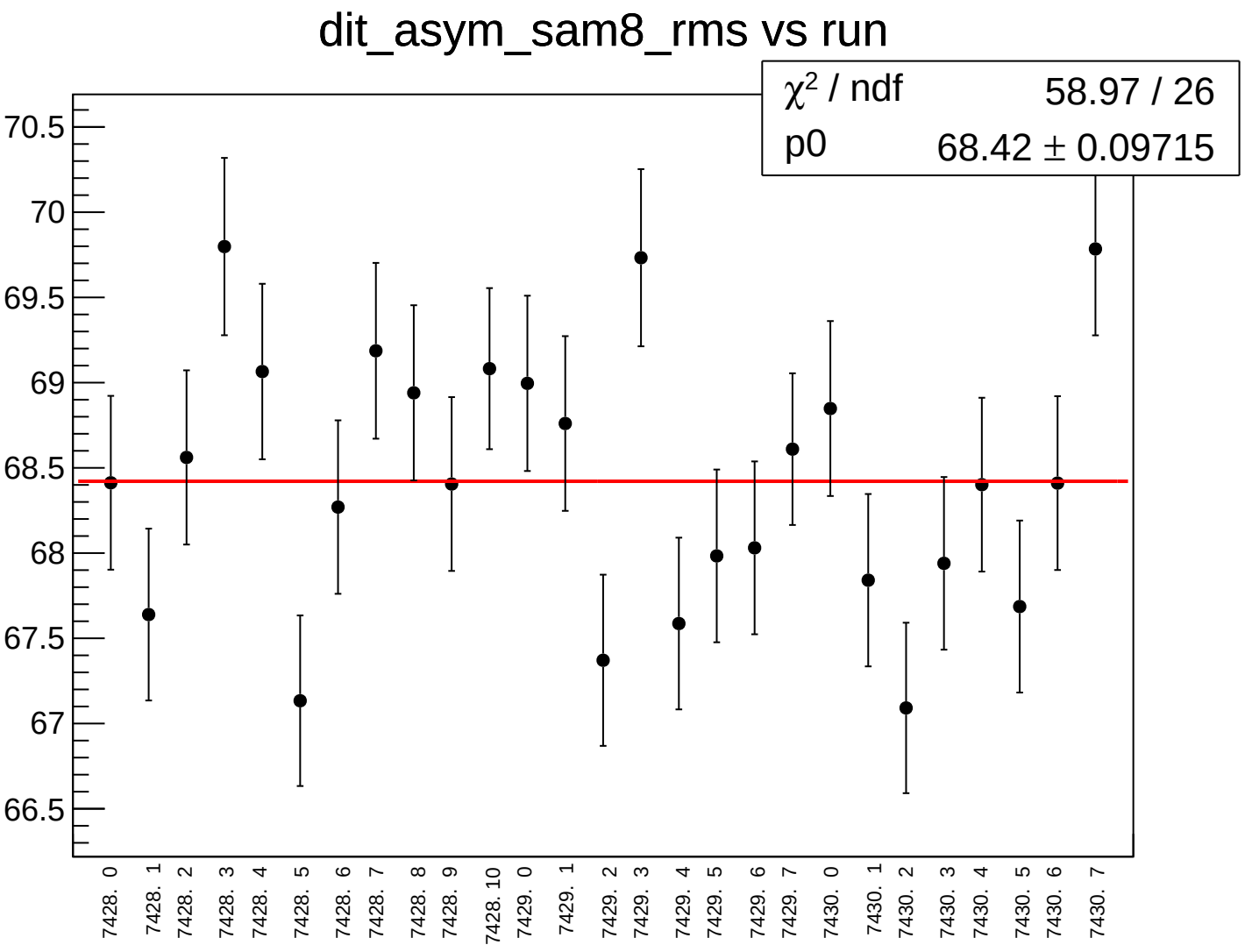
dit_asym_sam8_rms vs run
χ2 / ndf 58.97 / 26
p0 68.42 ± 0.09715
70.5
70
69.5
69
68.5
68
67.5
67
66.5
7428. 0
7428. 1
7428. 2
7428. 3
7428. 4
7428. 5
7428. 6
7428. 7
7428. 8
7428. 9
7428. 10
7429. 0
7429. 1
7429. 2
7429. 3
7429. 4
7429. 5
7429. 6
7429. 7
7430. 0
7430. 1
7430. 2
7430. 3
7430. 4
7430. 5
7430. 6
7430. 7

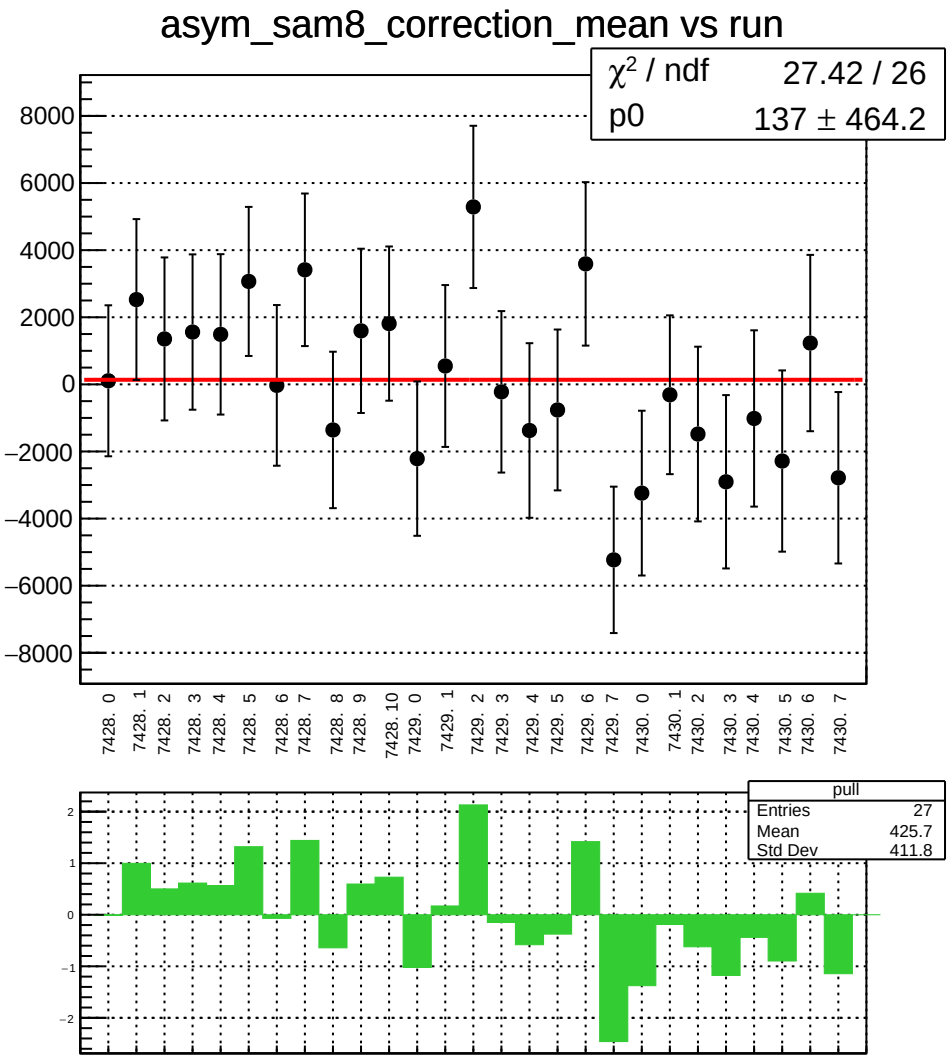
asym_sam8_correction_mean vs run
χ² / ndf 27.42 / 26
p0 137 ± 464.2
8000
6000
4000
2000
0
−2000
−4000
−6000
−8000
7428. 0
7428. 1
7428. 2
7428. 3
7428. 4
7428. 5
7428. 6
7428. 7
7428. 8
7428. 9
7428. 10
7429. 0
7429. 1
7429. 2
7429. 3
7429. 4
7429. 5
7429. 6
7429. 7
7430. 0
7430. 1
7430. 2
7430. 3
7430. 4
7430. 5
7430. 6
7430. 7
pull
Entries 27
Mean 425.7
Std Dev 411.8
2
1
0
−1
−2

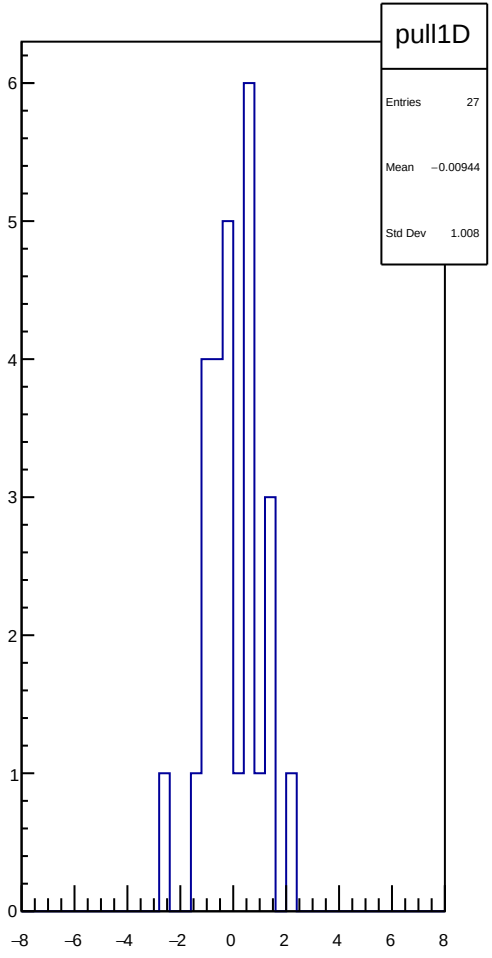
pull1D
Entries 27
Mean −0.00944
Std Dev 1.008
6
5
4
3
2
1
0
−8
−6
−4
−2
0
2
4
6
8

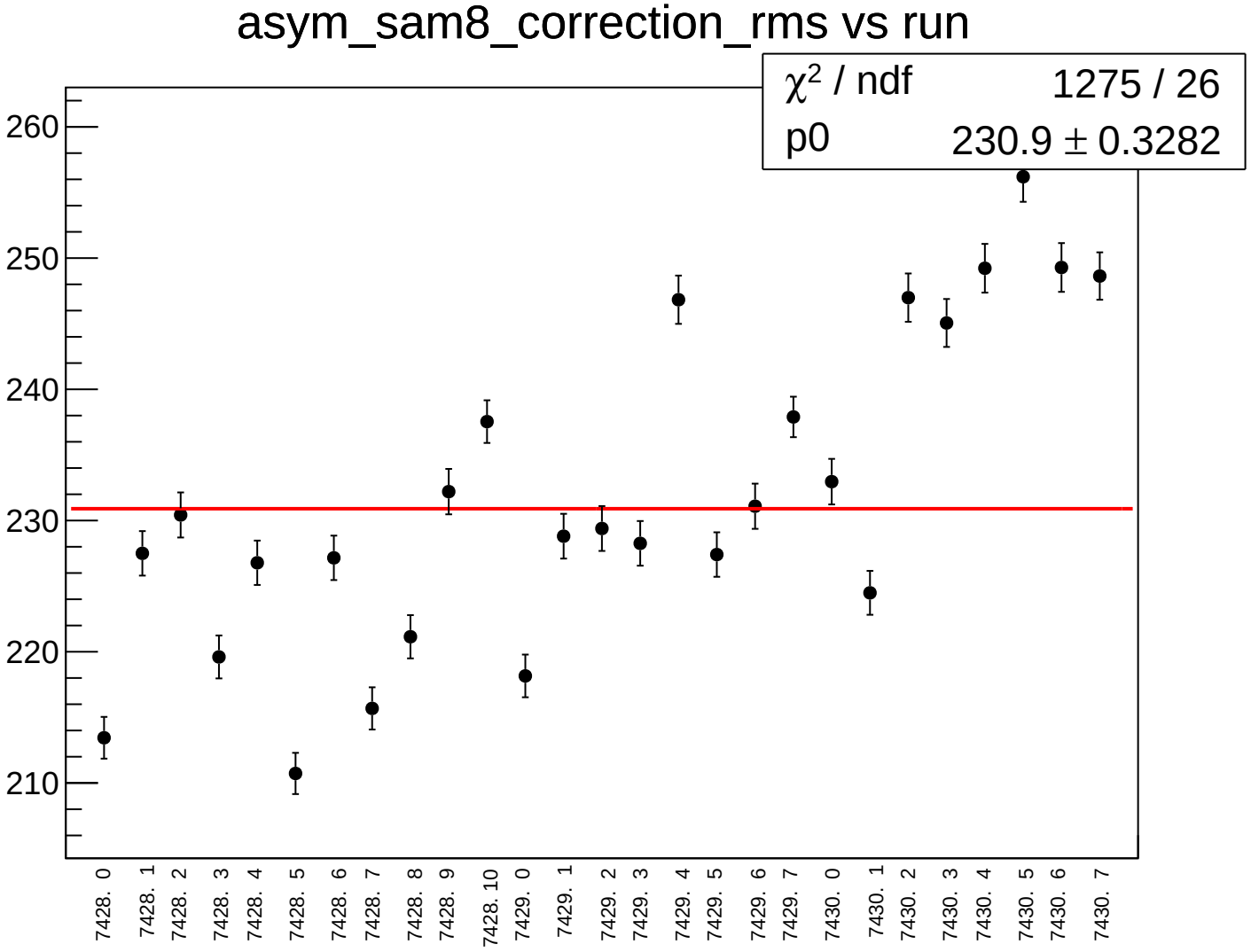
asym_sam8_correction_rms vs run
χ² / ndf 1275 / 26
p0 230.9 ± 0.3282
260
250
240
230
220
210
7428. 0
7428. 1
7428. 2
7428. 3
7428. 4
7428. 5
7428. 6
7428. 7
7428. 8
7428. 9
7428. 10
7429. 0
7429. 1
7429. 2
7429. 3
7429. 4
7429. 5
7429. 6
7429. 7
7430. 0
7430. 1
7430. 2
7430. 3
7430. 4
7430. 5
7430. 6
7430. 7

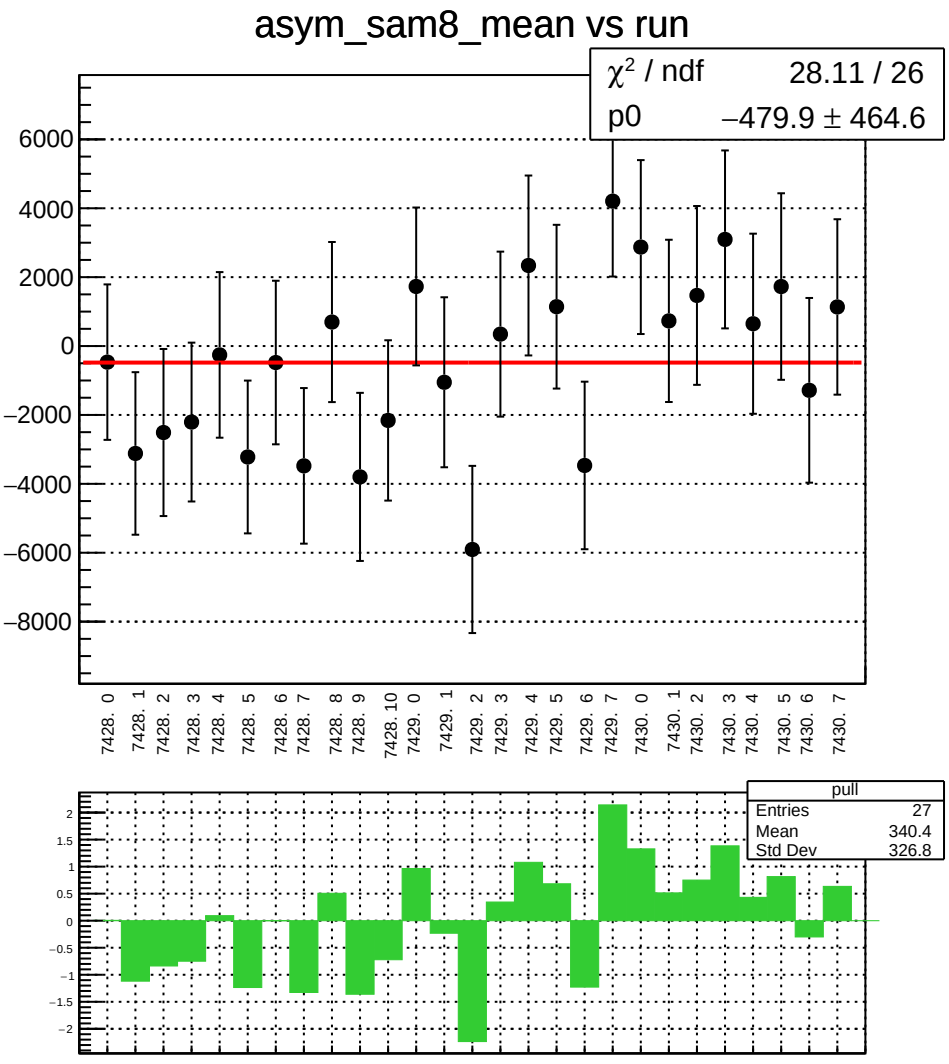
asym_sam8_mean vs run
χ² / ndf 28.11 / 26
p0 −479.9 ± 464.6
6000
4000
2000
0
−2000
−4000
−6000
−8000
7428. 0
7428. 1
7428. 2
7428. 3
7428. 4
7428. 5
7428. 6
7428. 7
7428. 8
7428. 9
7428. 10
7429. 0
7429. 1
7429. 2
7429. 3
7429. 4
7429. 5
7429. 6
7429. 7
7430. 0
7430. 1
7430. 2
7430. 3
7430. 4
7430. 5
7430. 6
7430. 7
pull
Entries 27
Mean 340.4
Std Dev 326.8
2
1.5
1
0.5
0
−0.5
−1
−1.5
−2

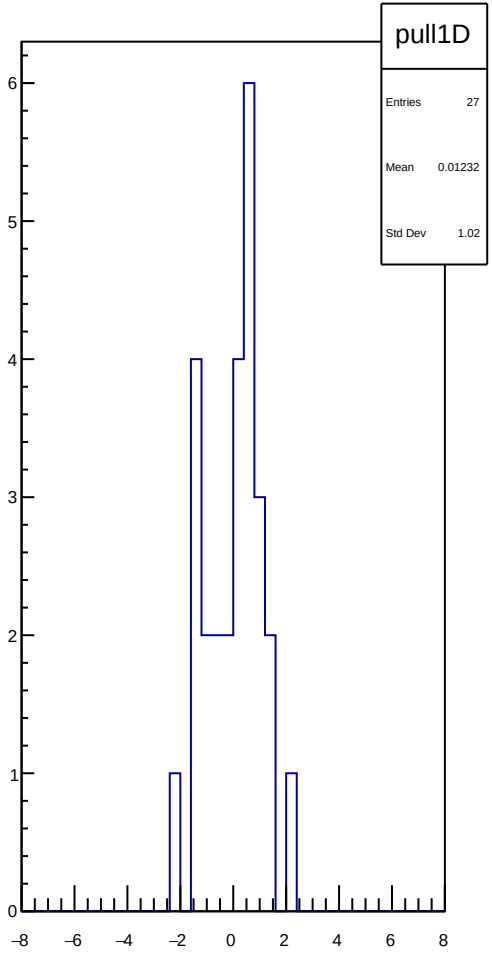
pull1D
Entries 27
Mean 0.01232
Std Dev 1.02
6
5
4
3
2
1
0
−8
−6
−4
−2
0
2
4
6
8

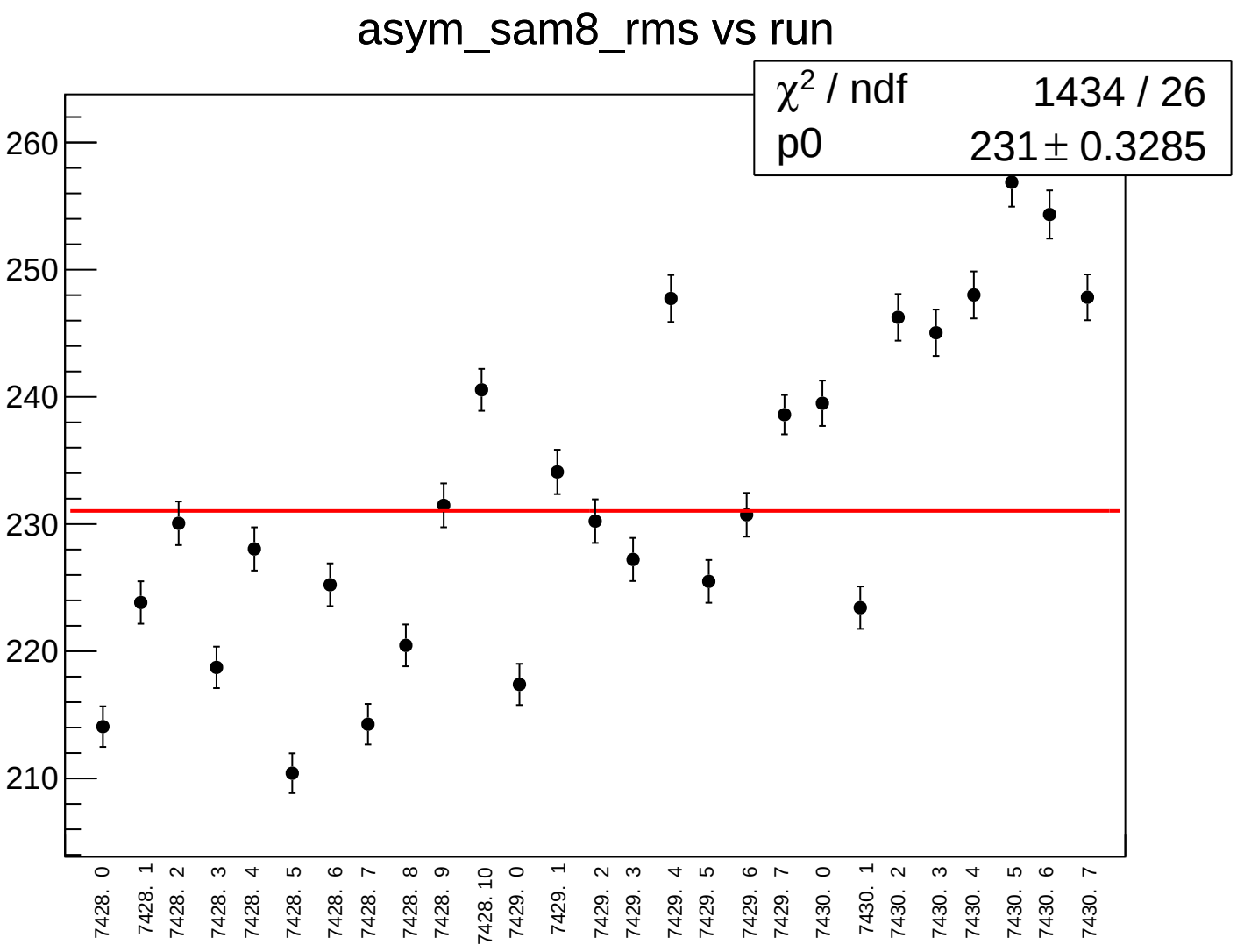
asym_sam8_rms vs run
χ^2 / ndf 1434 / 26
p0 231 ± 0.3285
260
250
240
230
220
210
7428. 0
7428. 1
7428. 2
7428. 3
7428. 4
7428. 5
7428. 6
7428. 7
7428. 8
7428. 9
7428. 10
7429. 0
7429. 1
7429. 2
7429. 3
7429. 4
7429. 5
7429. 6
7429. 7
7430. 0
7430. 1
7430. 2
7430. 3
7430. 4
7430. 5
7430. 6
7430. 7

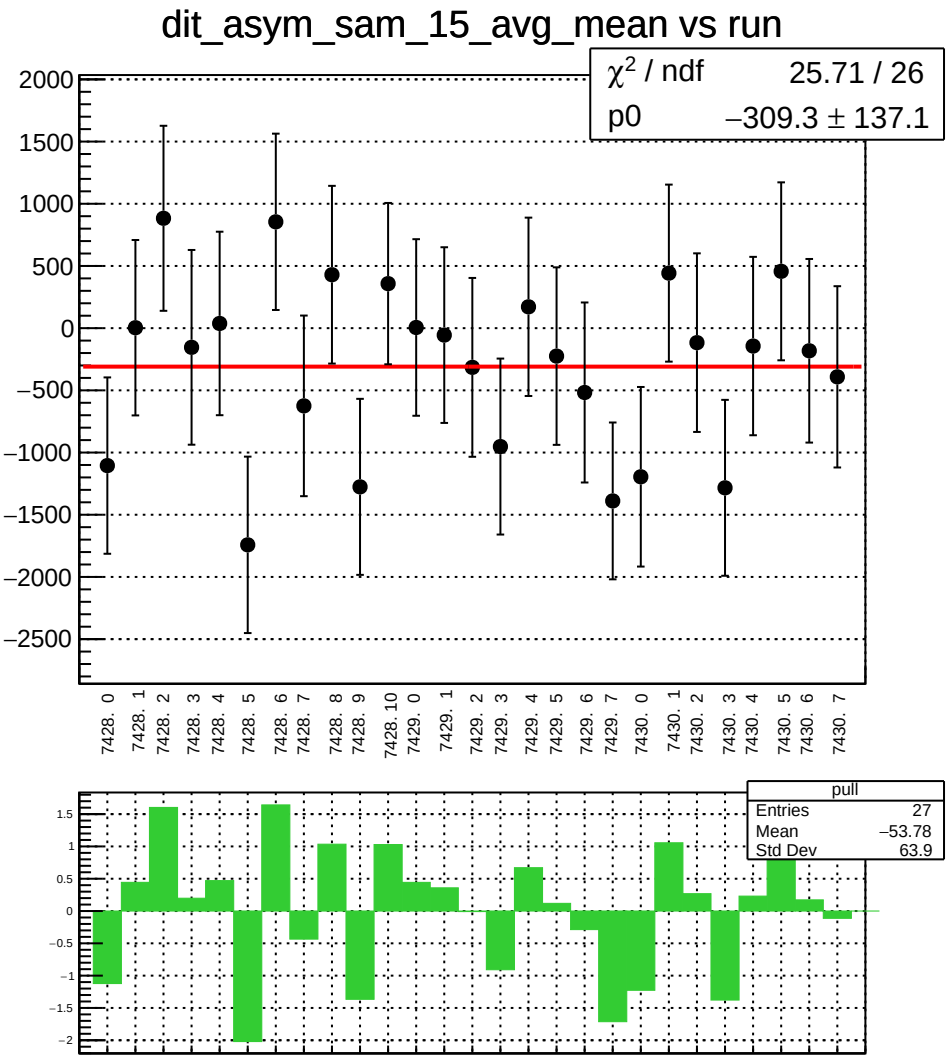
dit_asym_sam_15_avg_mean vs run
χ^2 / ndf 25.71 / 26
p0 −309.3 ± 137.1
2000
1500
1000
500
0
−500
−1000
−1500
−2000
−2500
7428. 0
7428. 1
7428. 2
7428. 3
7428. 4
7428. 5
7428. 6
7428. 7
7428. 8
7428. 9
7428. 10
7429. 0
7429. 1
7429. 2
7429. 3
7429. 4
7429. 5
7429. 6
7429. 7
7430. 0
7430. 1
7430. 2
7430. 3
7430. 4
7430. 5
7430. 6
7430. 7
pull
Entries 27
Mean −53.78
Std Dev 63.9
1.5
1
0.5
0
−0.5
−1
−1.5
−2

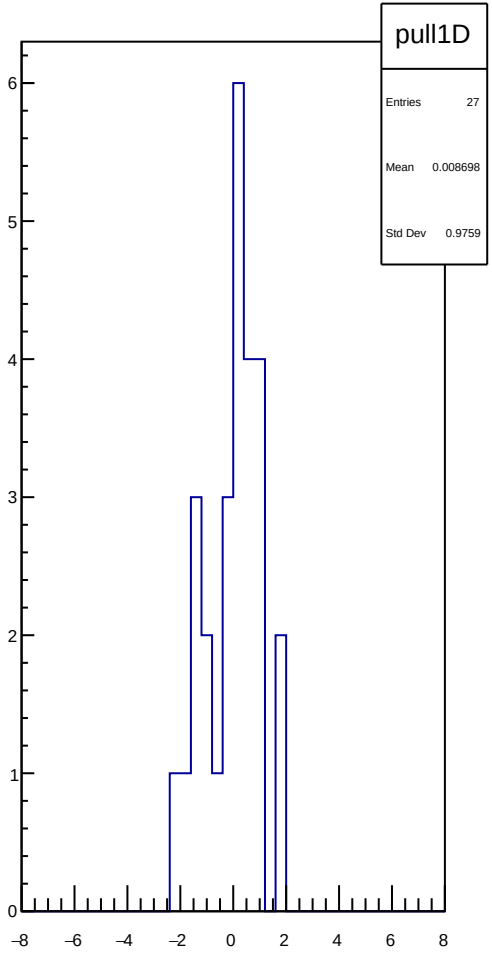
pull1D
Entries 27
Mean 0.008698
Std Dev 0.9759
6
5
4
3
2
1
0
−8
−6
−4
−2
0
2
4
6
8

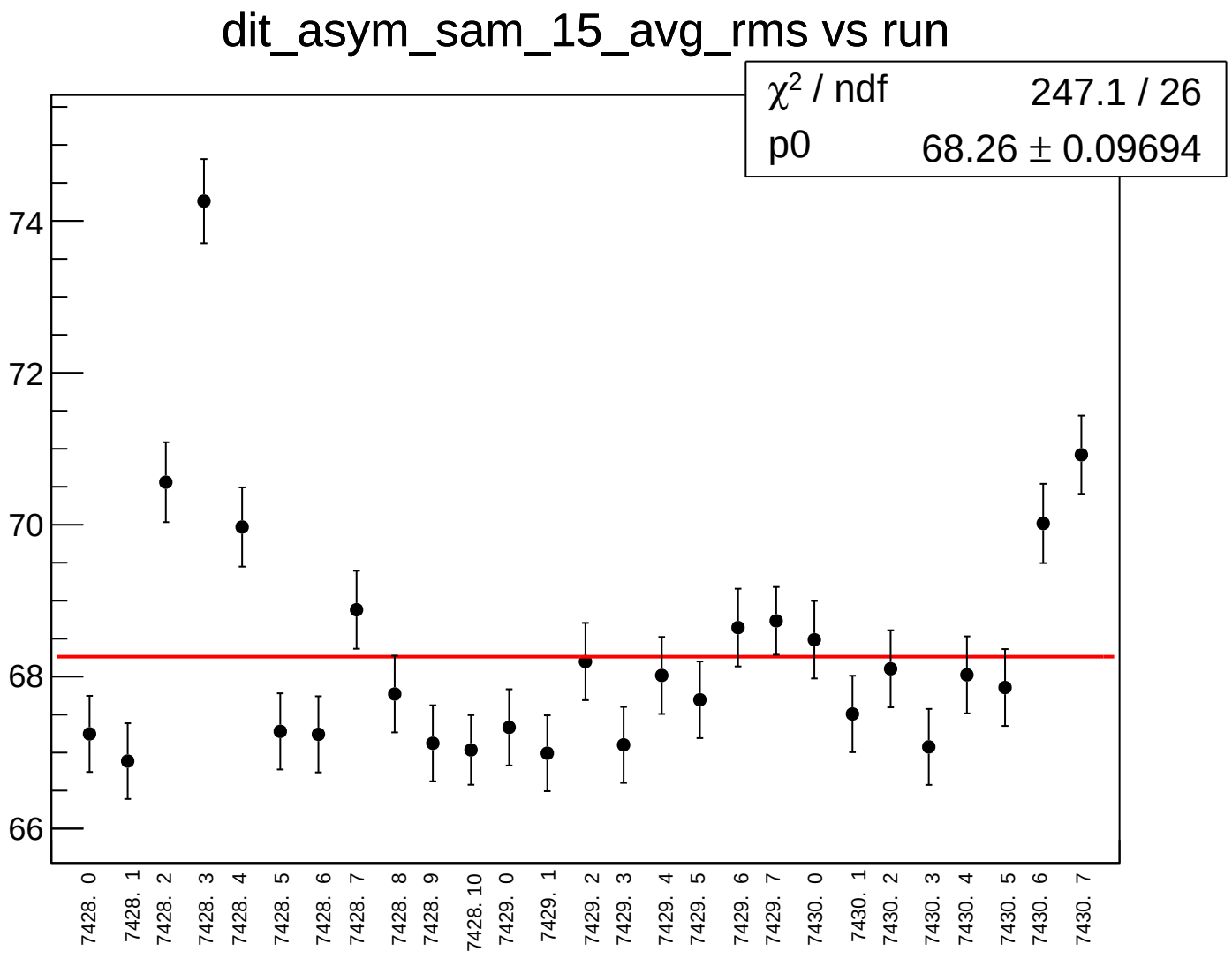
dit_asym_sam_15_avg_rms vs run
χ² / ndf 247.1 / 26
p0 68.26 ± 0.09694
74
72
70
68
66
7428. 0
7428. 1
7428. 2
7428. 3
7428. 4
7428. 5
7428. 6
7428. 7
7428. 8
7428. 9
7428. 10
7429. 0
7429. 1
7429. 2
7429. 3
7429. 4
7429. 5
7429. 6
7429. 7
7430. 0
7430. 1
7430. 2
7430. 3
7430. 4
7430. 5
7430. 6
7430. 7

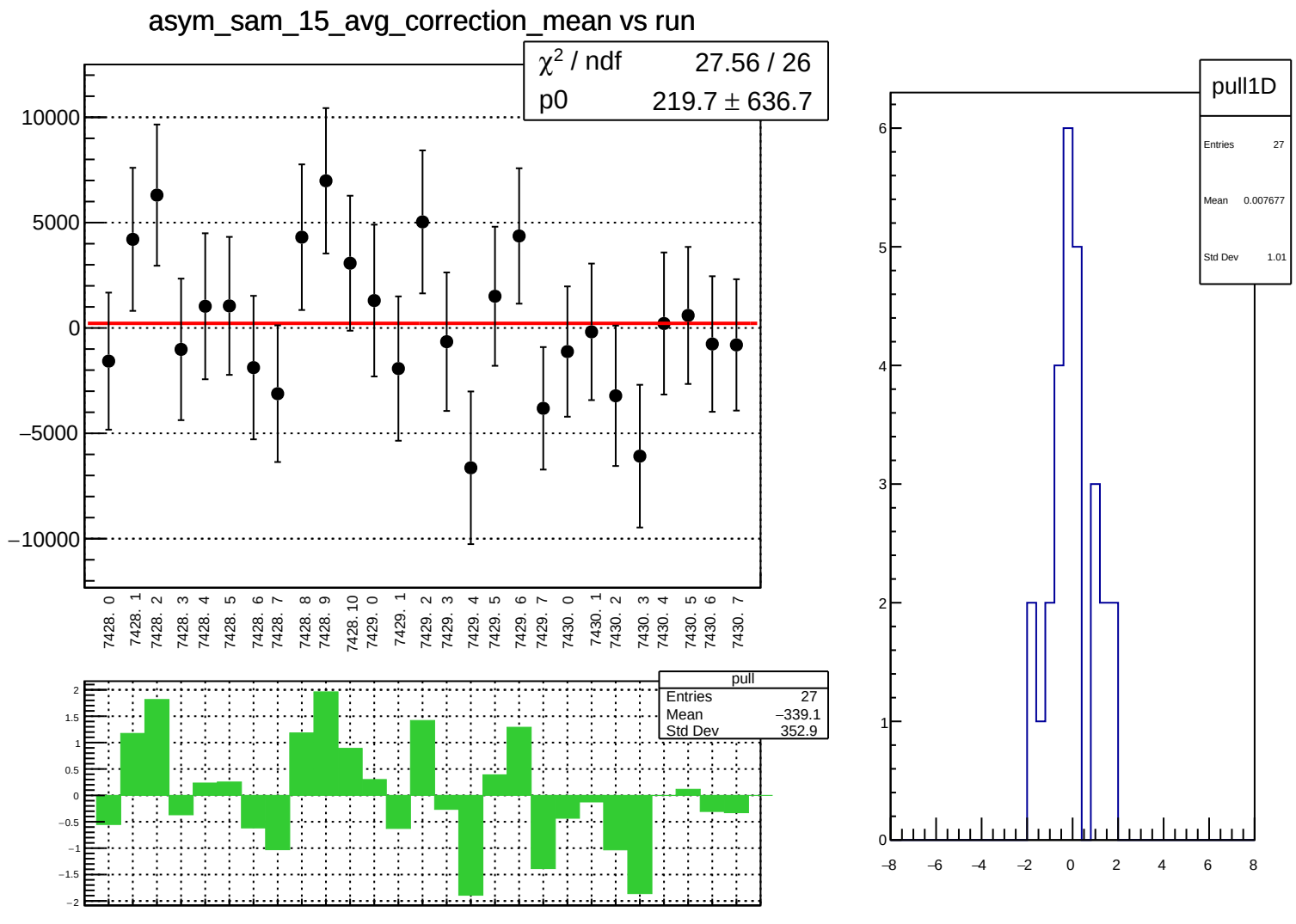
asym_sam_15_avg_correction_mean vs run
χ² / ndf 27.56 / 26
p0 219.7 ± 636.7
10000
5000
0
−5000
−10000
7428. 0
7428. 1
7428. 2
7428. 3
7428. 4
7428. 5
7428. 6
7428. 7
7428. 8
7428. 9
7428. 10
7429. 0
7429. 1
7429. 2
7429. 3
7429. 4
7429. 5
7429. 6
7429. 7
7430. 0
7430. 1
7430. 2
7430. 3
7430. 4
7430. 5
7430. 6
7430. 7
pull
Entries 27
Mean −339.1
Std Dev 352.9
pull1D
Entries 27
Mean 0.007677
Std Dev 1.01

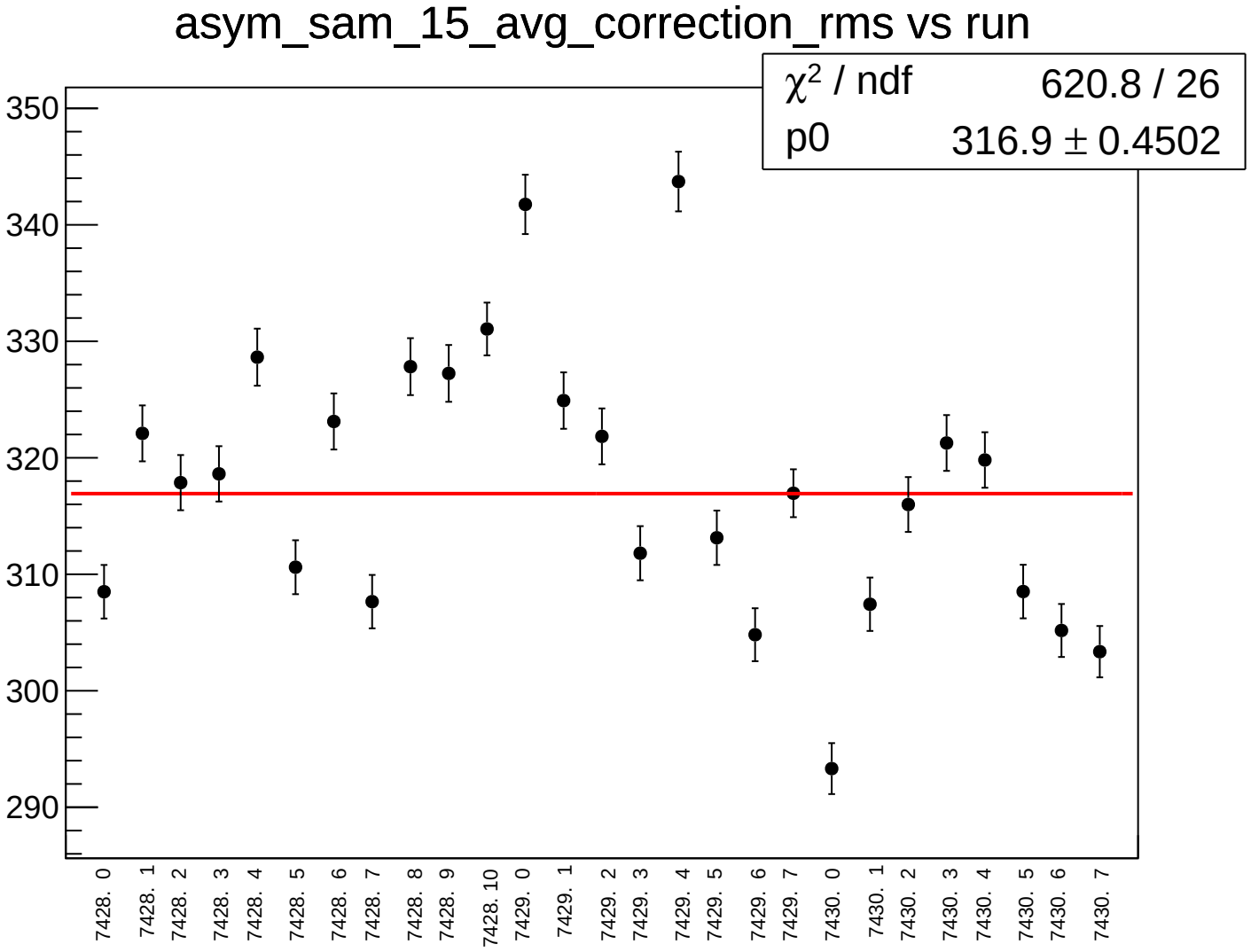
asym_sam_15_avg_correction_rms vs run
χ² / ndf 620.8 / 26
p0 316.9 ± 0.4502
350
340
330
320
310
300
290
7428. 0
7428. 1
7428. 2
7428. 3
7428. 4
7428. 5
7428. 6
7428. 7
7428. 8
7428. 9
7428. 10
7429. 0
7429. 1
7429. 2
7429. 3
7429. 4
7429. 5
7429. 6
7429. 7
7430. 0
7430. 1
7430. 2
7430. 3
7430. 4
7430. 5
7430. 6
7430. 7

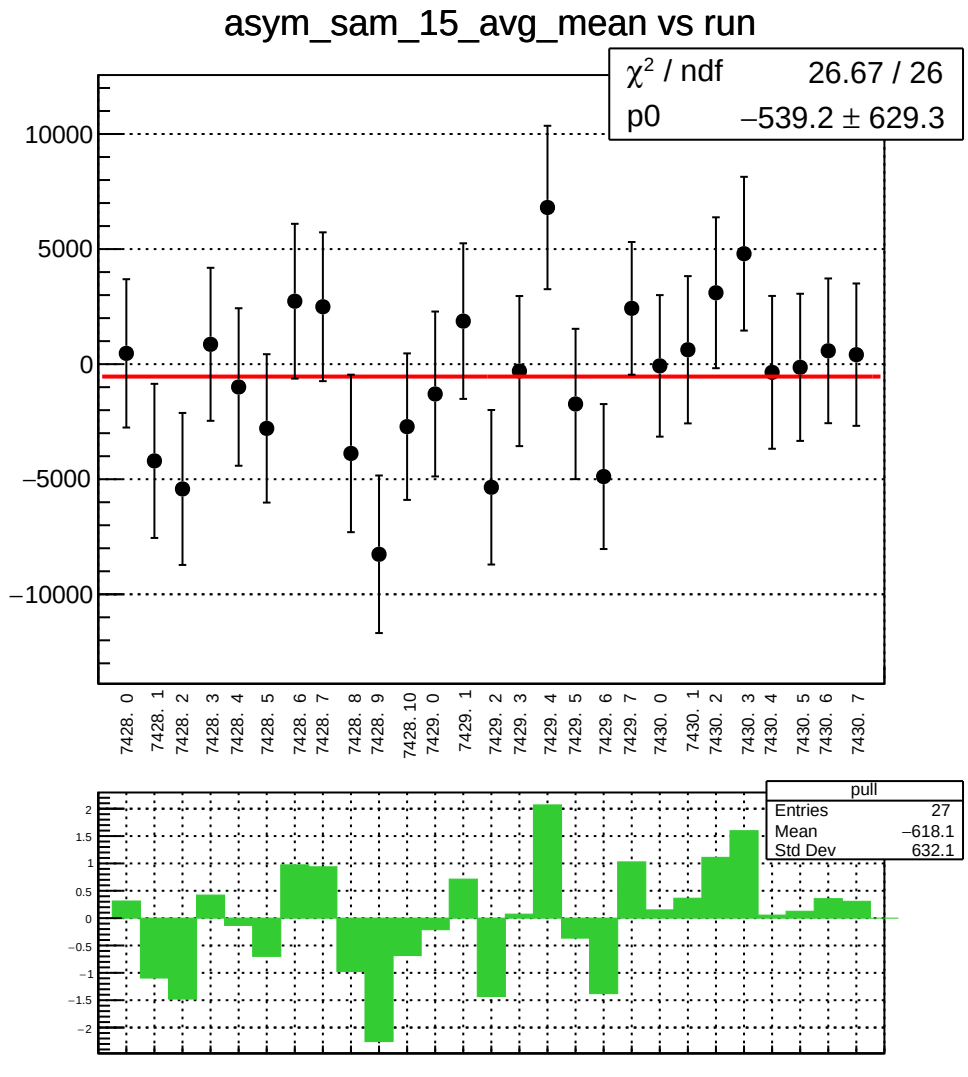
asym_sam_15_avg_mean vs run
χ² / ndf 26.67 / 26
p0 −539.2 ± 629.3
10000
5000
0
−5000
−10000
7428. 0
7428. 1
7428. 2
7428. 3
7428. 4
7428. 5
7428. 6
7428. 7
7428. 8
7428. 9
7428. 10
7429. 0
7429. 1
7429. 2
7429. 3
7429. 4
7429. 5
7429. 6
7429. 7
7430. 0
7430. 1
7430. 2
7430. 3
7430. 4
7430. 5
7430. 6
7430. 7
pull
Entries 27
Mean −618.1
Std Dev 632.1
2
1.5
1
0.5
0
−0.5
−1
−1.5
−2

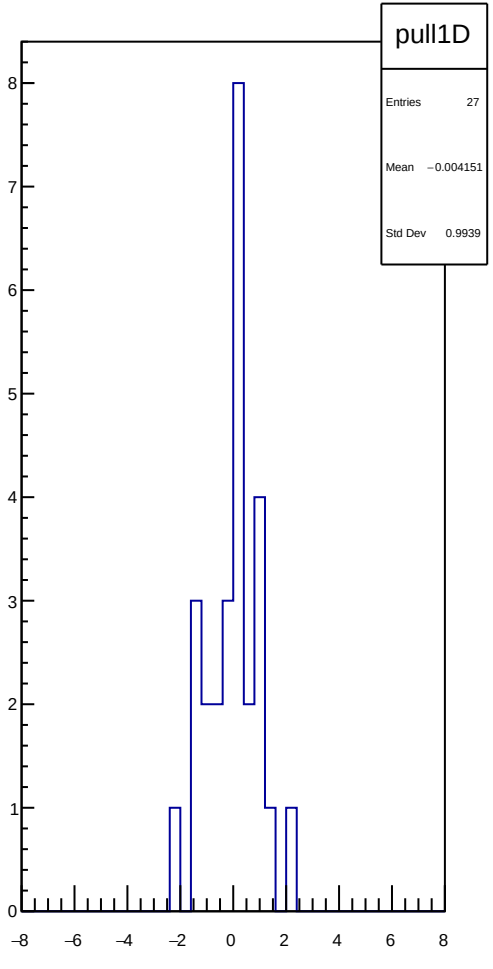
pull1D
Entries 27
Mean −0.004151
Std Dev 0.9939
8
7
6
5
4
3
2
1
0
−8
−6
−4
−2
0
2
4
6
8

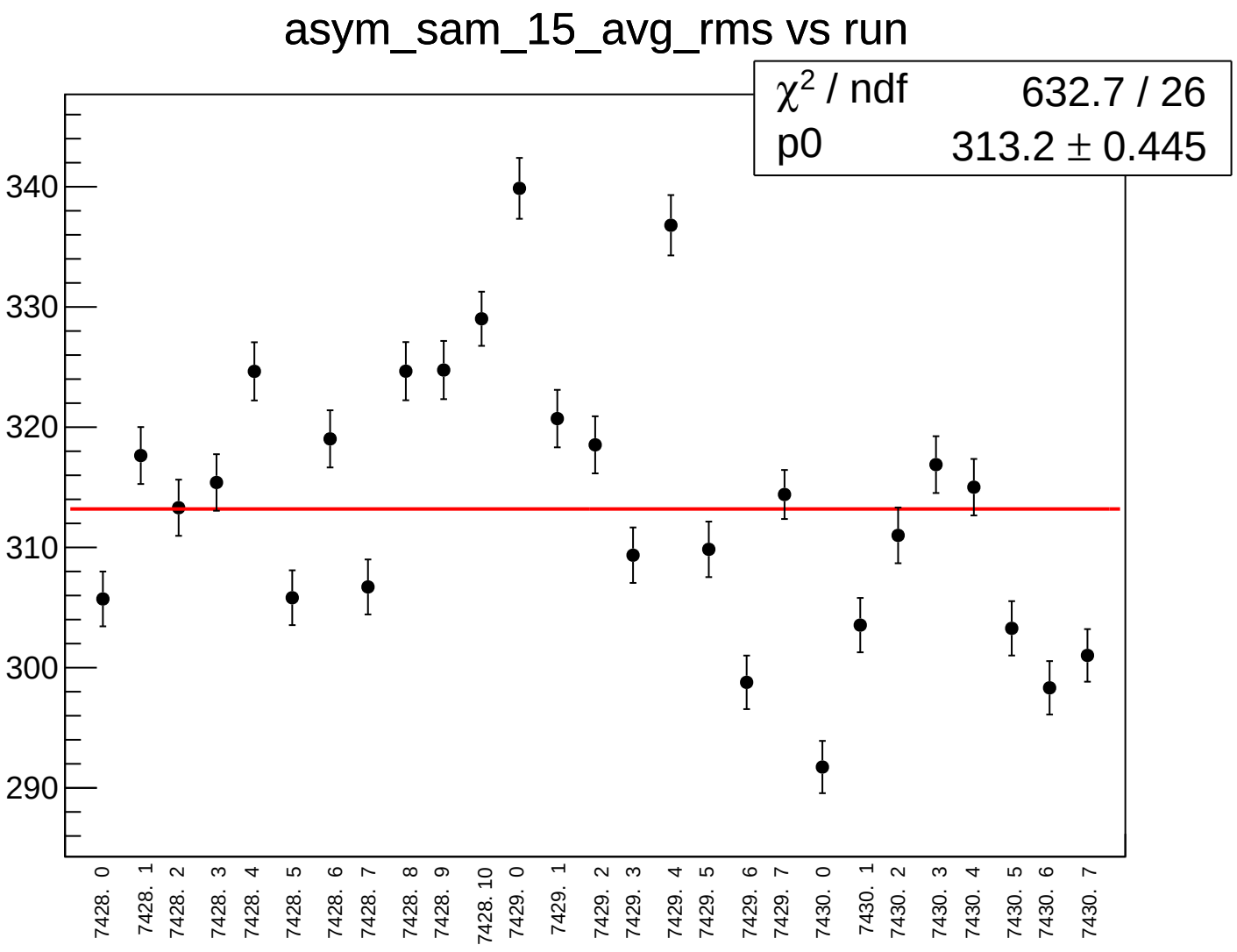
asym_sam_15_avg_rms vs run
χ² / ndf 632.7 / 26
p0 313.2 ± 0.445
340
330
320
310
300
290
7428. 0
7428. 1
7428. 2
7428. 3
7428. 4
7428. 5
7428. 6
7428. 7
7428. 8
7428. 9
7428. 10
7429. 0
7429. 1
7429. 2
7429. 3
7429. 4
7429. 5
7429. 6
7429. 7
7430. 0
7430. 1
7430. 2
7430. 3
7430. 4
7430. 5
7430. 6
7430. 7

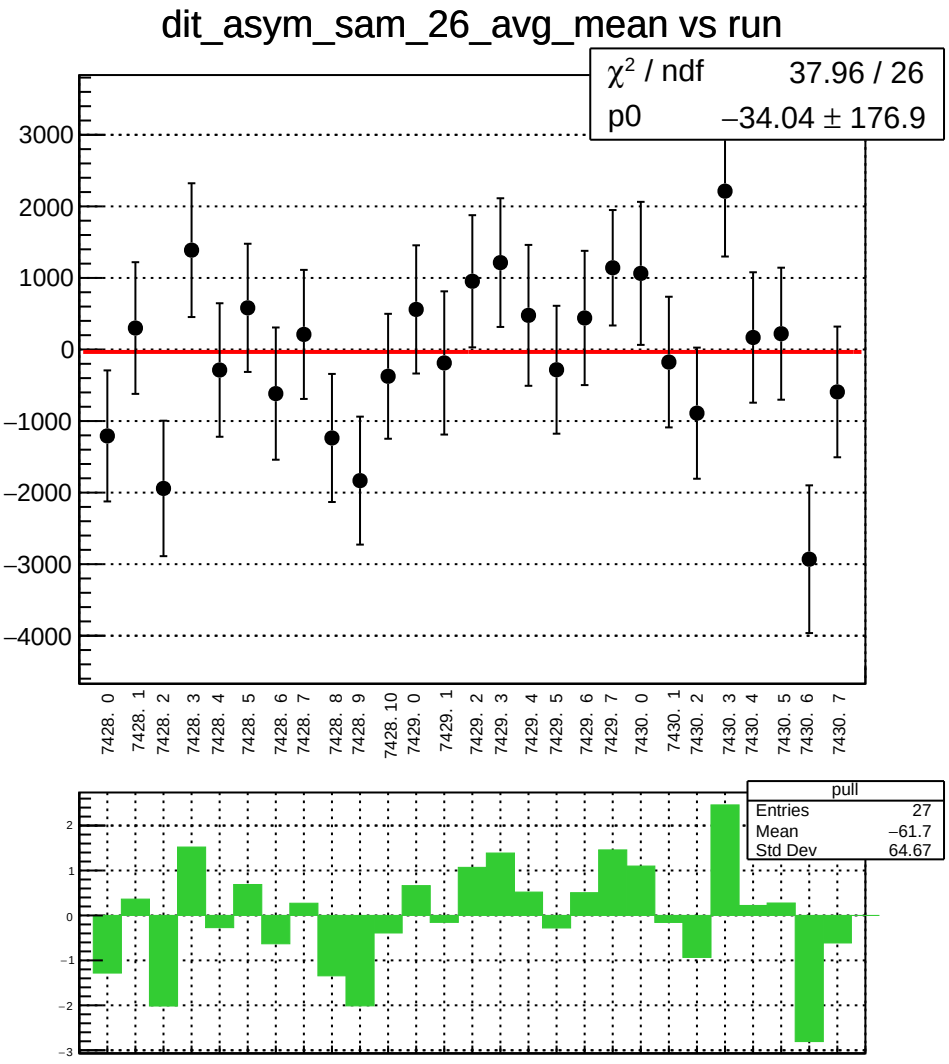
dit_asym_sam_26_avg_mean vs run
χ² / ndf 37.96 / 26
p0 −34.04 ± 176.9
3000
2000
1000
0
−1000
−2000
−3000
−4000
7428. 0
7428. 1
7428. 2
7428. 3
7428. 4
7428. 5
7428. 6
7428. 7
7428. 8
7428. 9
7428. 10
7429. 0
7429. 1
7429. 2
7429. 3
7429. 4
7429. 5
7429. 6
7429. 7
7430. 0
7430. 1
7430. 2
7430. 3
7430. 4
7430. 5
7430. 6
7430. 7
pull
Entries 27
Mean −61.7
Std Dev 64.67
2
1
0
−1
−2
−3

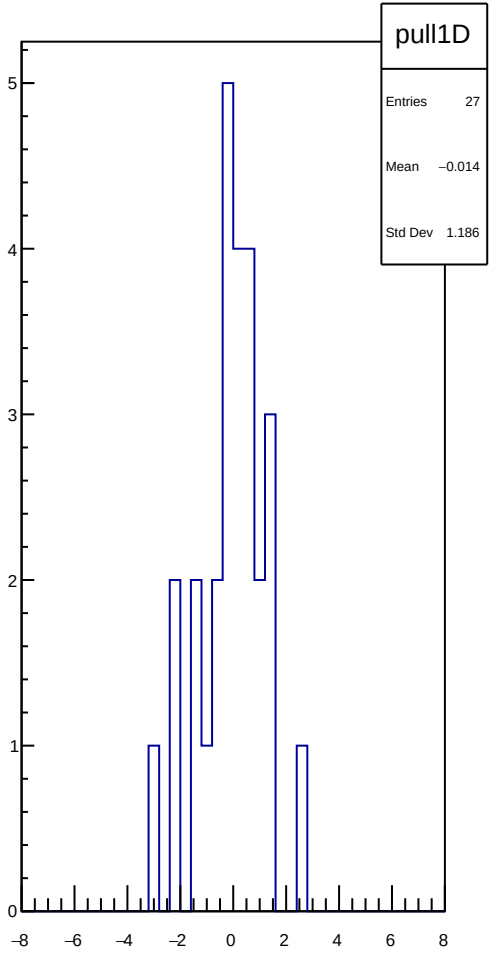
pull1D
Entries 27
Mean −0.014
Std Dev 1.186
5
4
3
2
1
0
−8
−6
−4
−2
0
2
4
6
8

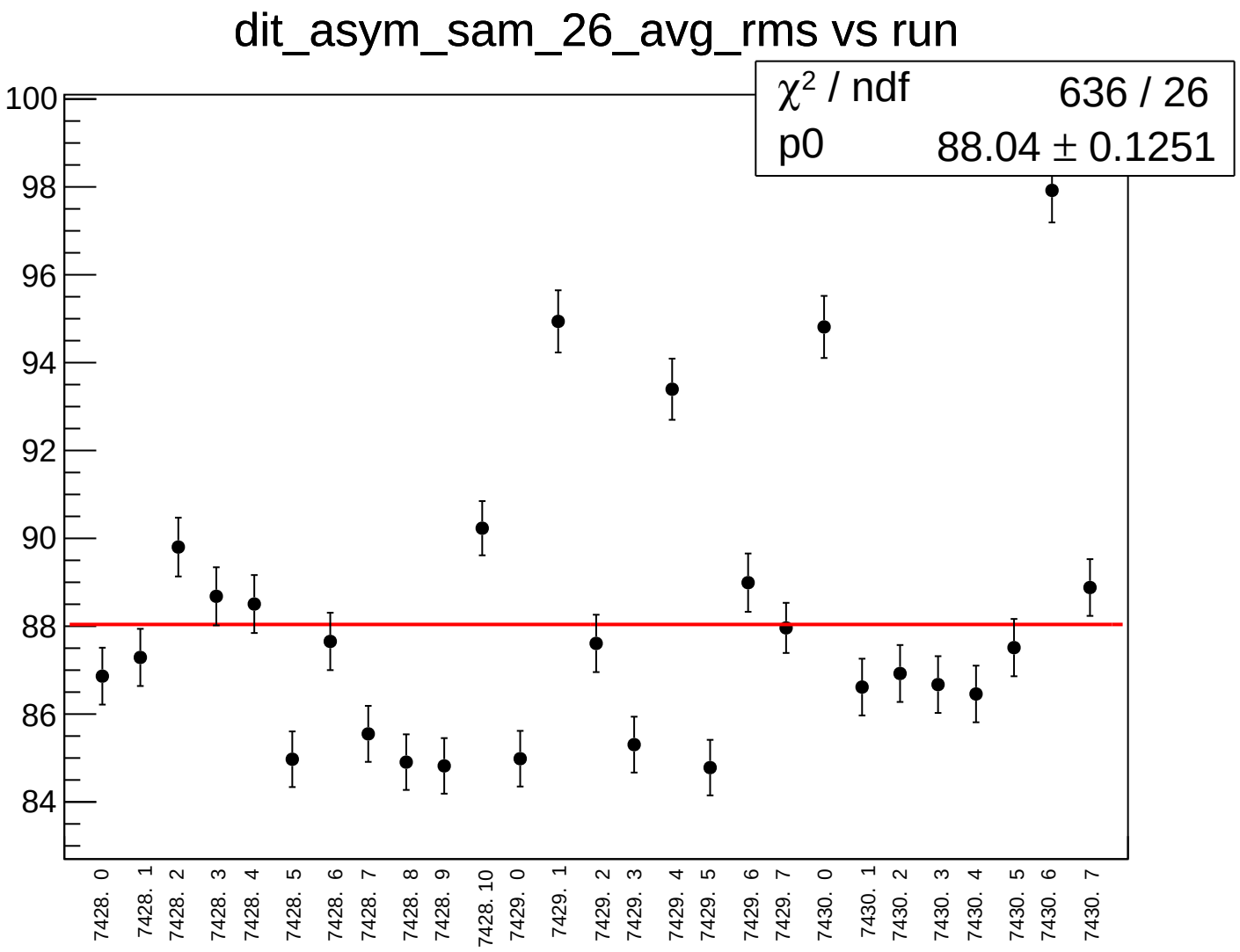
dit_asym_sam_26_avg_rms vs run
χ² / ndf 636 / 26
p0 88.04 ± 0.1251
100
98
96
94
92
90
88
86
84
7428. 0
7428. 1
7428. 2
7428. 3
7428. 4
7428. 5
7428. 6
7428. 7
7428. 8
7428. 9
7428. 10
7429. 0
7429. 1
7429. 2
7429. 3
7429. 4
7429. 5
7429. 6
7429. 7
7430. 0
7430. 1
7430. 2
7430. 3
7430. 4
7430. 5
7430. 6
7430. 7

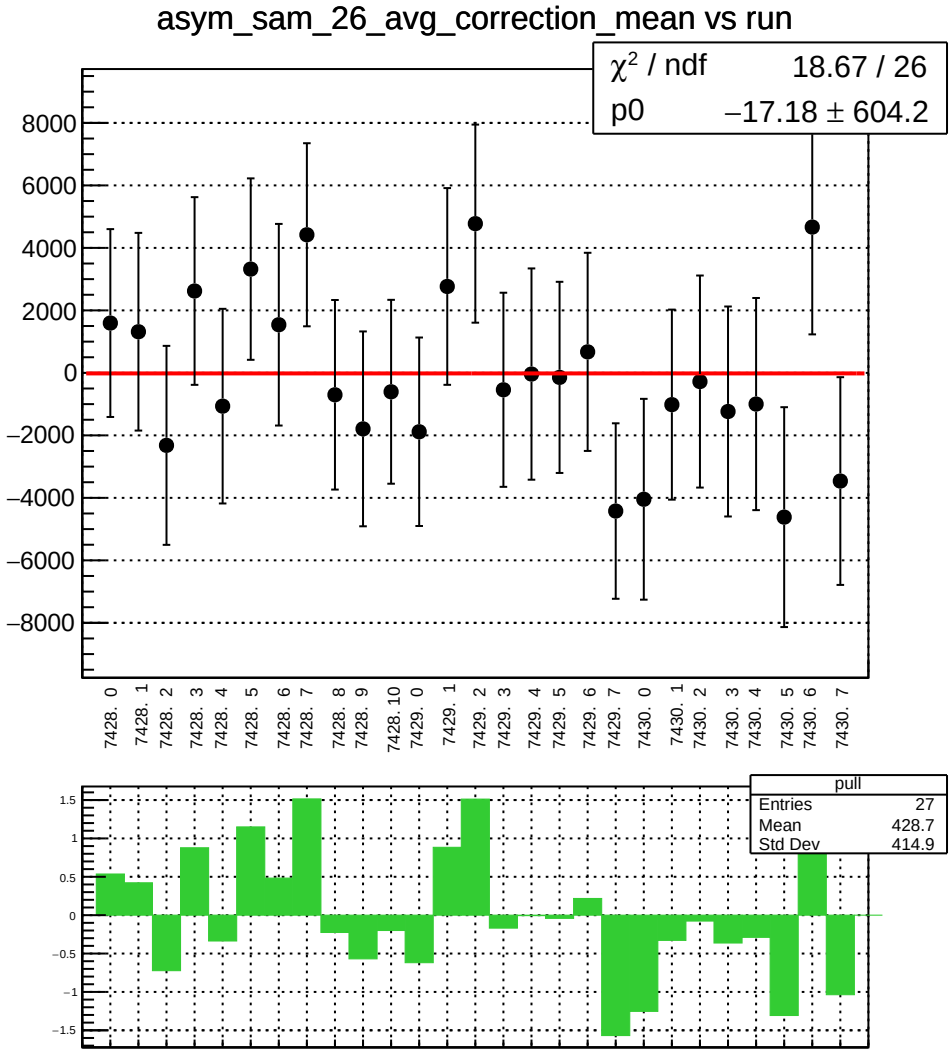
asym_sam_26_avg_correction_mean vs run
χ² / ndf 18.67 / 26
p0 −17.18 ± 604.2
8000
6000
4000
2000
0
−2000
−4000
−6000
−8000
7428. 0
7428. 1
7428. 2
7428. 3
7428. 4
7428. 5
7428. 6
7428. 7
7428. 8
7428. 9
7428. 10
7429. 0
7429. 1
7429. 2
7429. 3
7429. 4
7429. 5
7429. 6
7429. 7
7430. 0
7430. 1
7430. 2
7430. 3
7430. 4
7430. 5
7430. 6
7430. 7
pull
Entries 27
Mean 428.7
Std Dev 414.9
1.5
1
0.5
0
−0.5
−1
−1.5

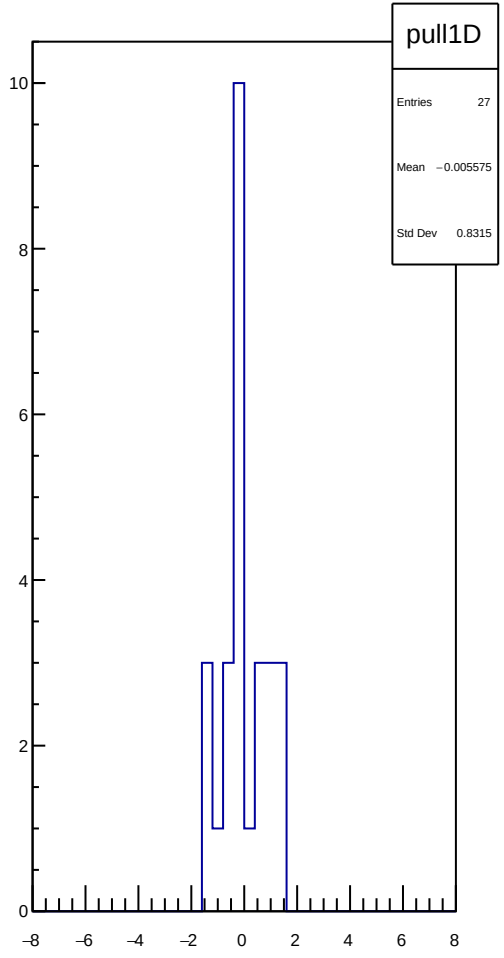
pull1D
Entries 27
Mean −0.005575
Std Dev 0.8315
10
8
6
4
2
0
−8
−6
−4
−2
0
2
4
6
8

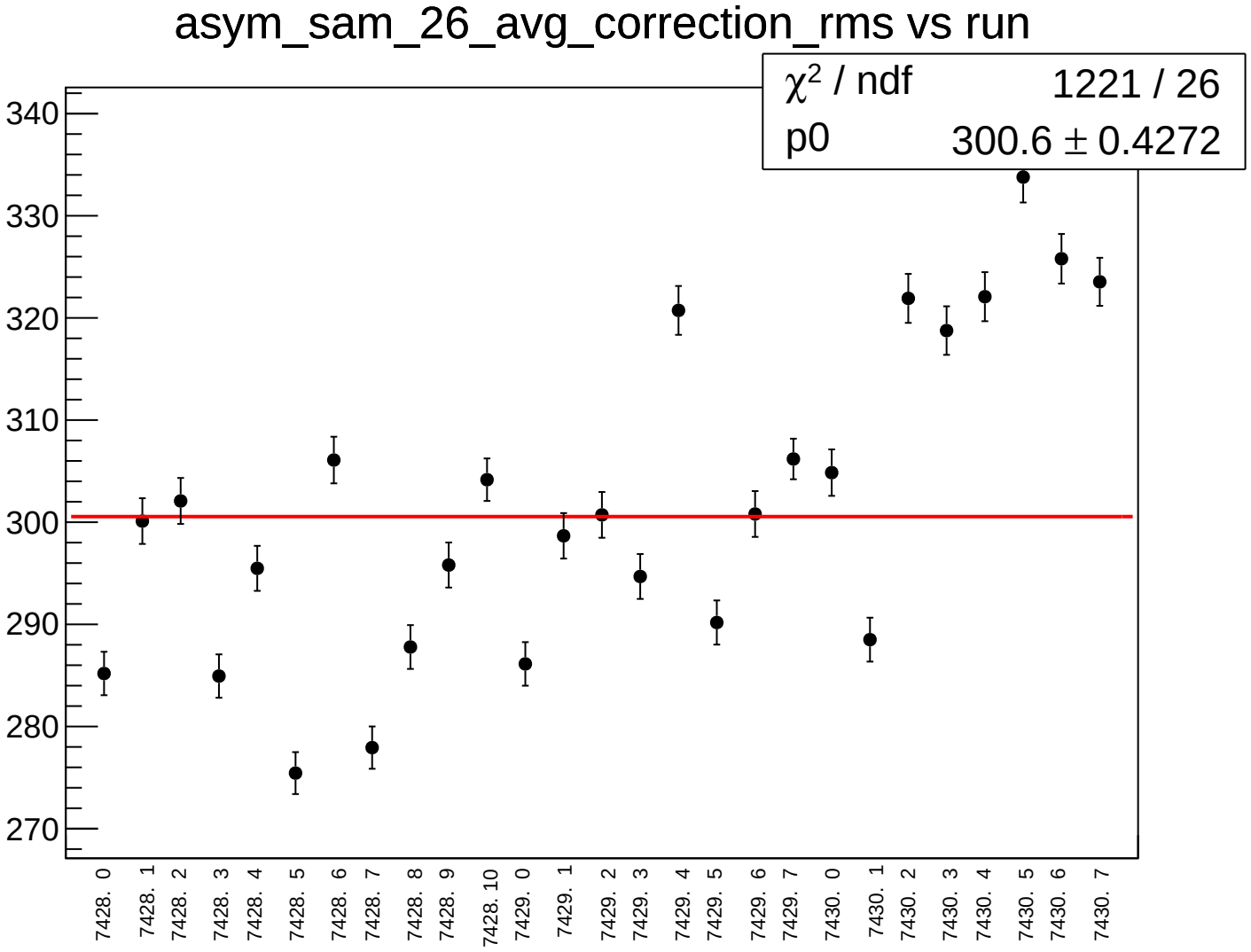
asym_sam_26_avg_correction_rms vs run
χ2 / ndf 1221 / 26
p0 300.6 ± 0.4272
340
330
320
310
300
290
280
270
7428. 0
7428. 1
7428. 2
7428. 3
7428. 4
7428. 5
7428. 6
7428. 7
7428. 8
7428. 9
7428. 10
7429. 0
7429. 1
7429. 2
7429. 3
7429. 4
7429. 5
7429. 6
7429. 7
7430. 0
7430. 1
7430. 2
7430. 3
7430. 4
7430. 5
7430. 6
7430. 7

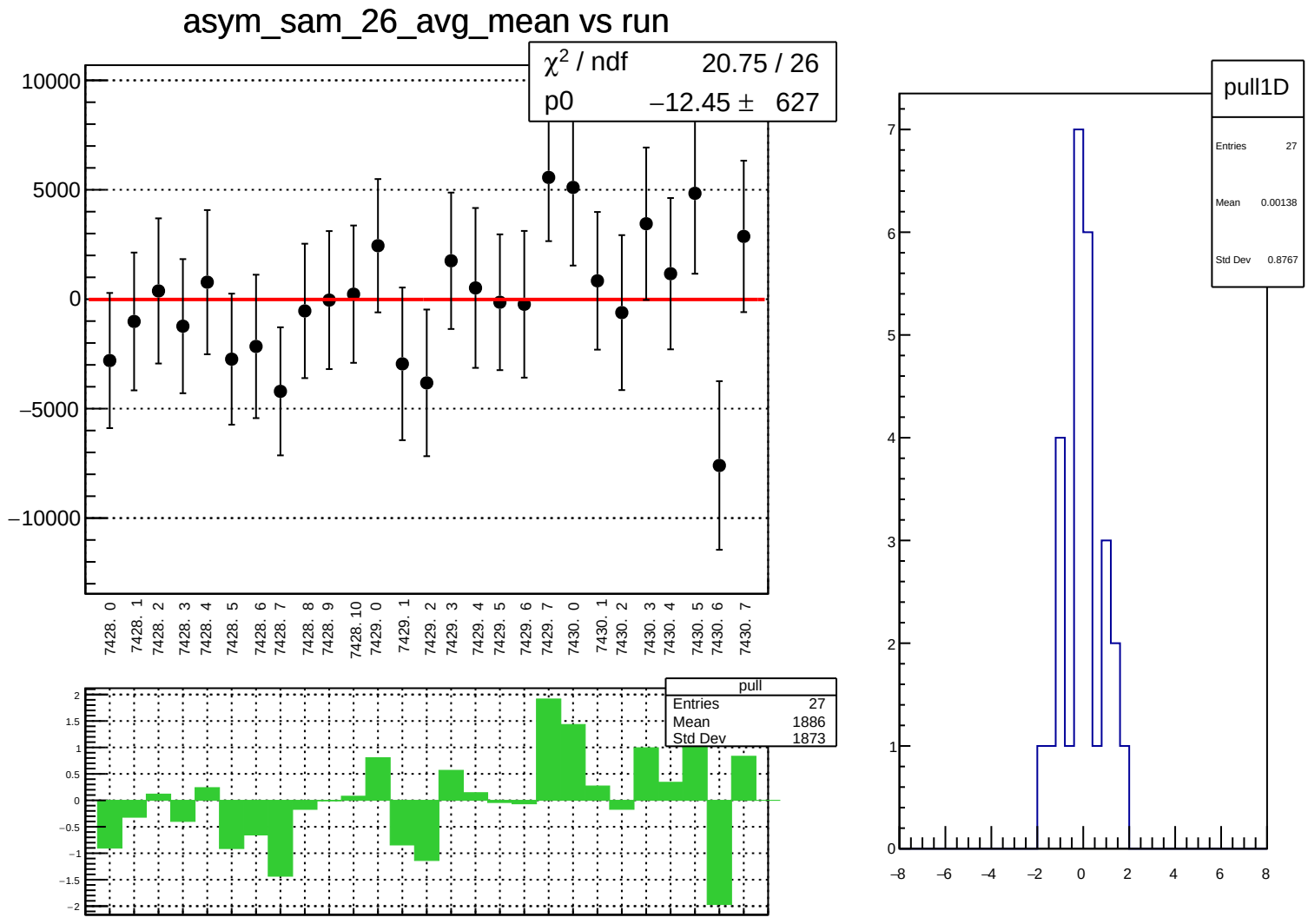
asym_sam_26_avg_mean vs run
χ² / ndf 20.75 / 26
p0 −12.45 ± 627
10000
5000
0
−5000
−10000
7428. 0
7428. 1
7428. 2
7428. 3
7428. 4
7428. 5
7428. 6
7428. 7
7428. 8
7428. 9
7428. 10
7429. 0
7429. 1
7429. 2
7429. 3
7429. 4
7429. 5
7429. 6
7429. 7
7430. 0
7430. 1
7430. 2
7430. 3
7430. 4
7430. 5
7430. 6
7430. 7
pull
Entries 27
Mean 1886
Std Dev 1873
2
1.5
1
0.5
0
−0.5
−1
−1.5
−2
pull1D
Entries 27
Mean 0.00138
Std Dev 0.8767
7
6
5
4
3
2
1
0
−8
−6
−4
−2
0
2
4
6
8

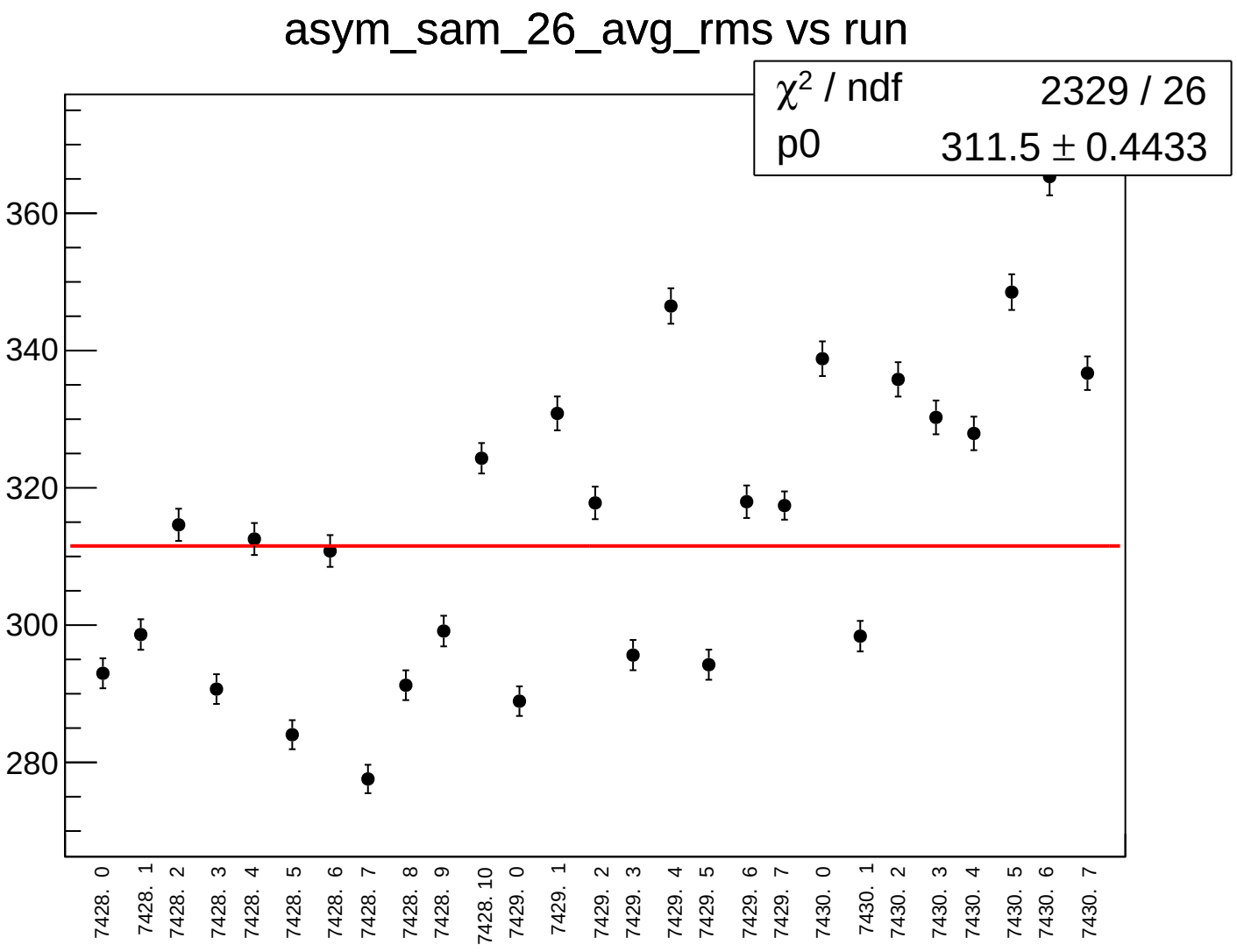
asym_sam_26_avg_rms vs run
χ^2 / ndf 2329 / 26
p0 311.5 ± 0.4433
360
340
320
300
280
7428. 0
7428. 1
7428. 2
7428. 3
7428. 4
7428. 5
7428. 6
7428. 7
7428. 8
7428. 9
7428. 10
7429. 0
7429. 1
7429. 2
7429. 3
7429. 4
7429. 5
7429. 6
7429. 7
7430. 0
7430. 1
7430. 2
7430. 3
7430. 4
7430. 5
7430. 6
7430. 7

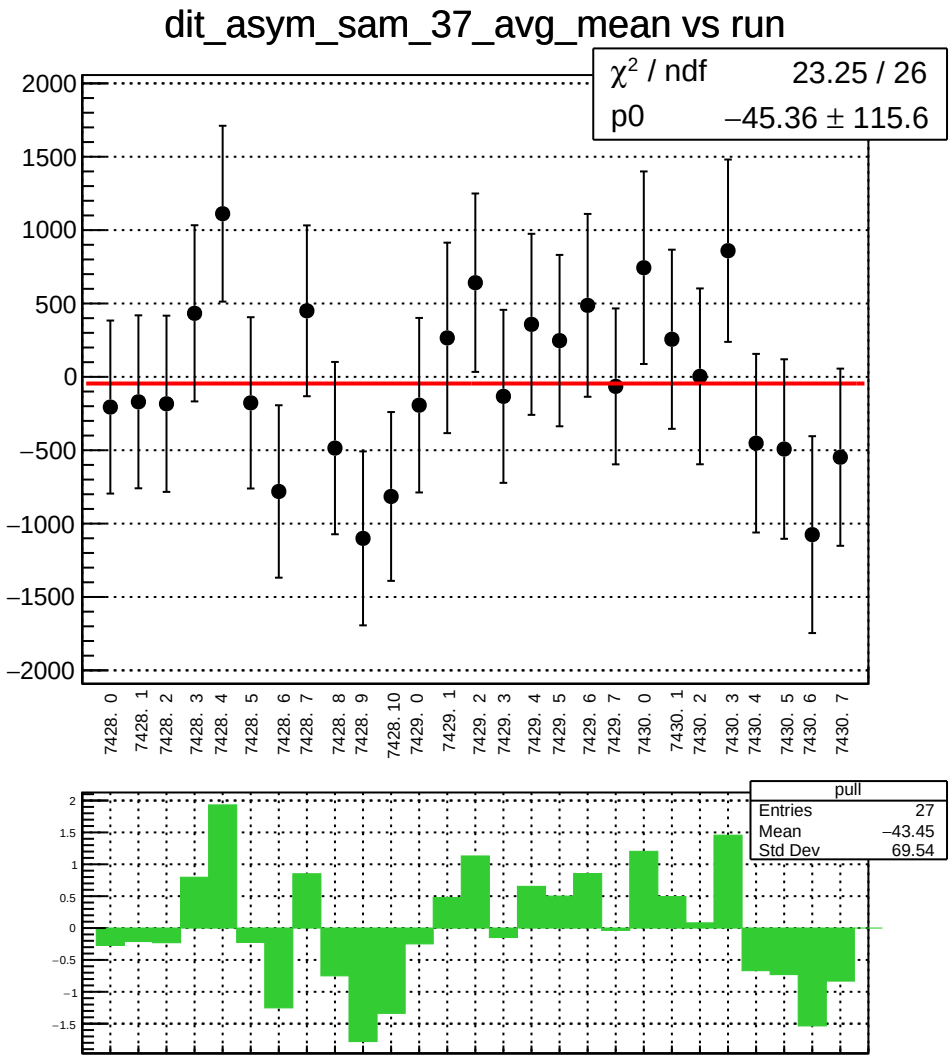
dit_asym_sam_37_avg_mean vs run
χ² / ndf 23.25 / 26
p0 −45.36 ± 115.6
2000
1500
1000
500
0
−500
−1000
−1500
−2000
7428. 0
7428. 1
7428. 2
7428. 3
7428. 4
7428. 5
7428. 6
7428. 7
7428. 8
7428. 9
7428. 10
7429. 0
7429. 1
7429. 2
7429. 3
7429. 4
7429. 5
7429. 6
7429. 7
7430. 0
7430. 1
7430. 2
7430. 3
7430. 4
7430. 5
7430. 6
7430. 7
pull
Entries 27
Mean −43.45
Std Dev 69.54
2
1.5
1
0.5
0
−0.5
−1
−1.5

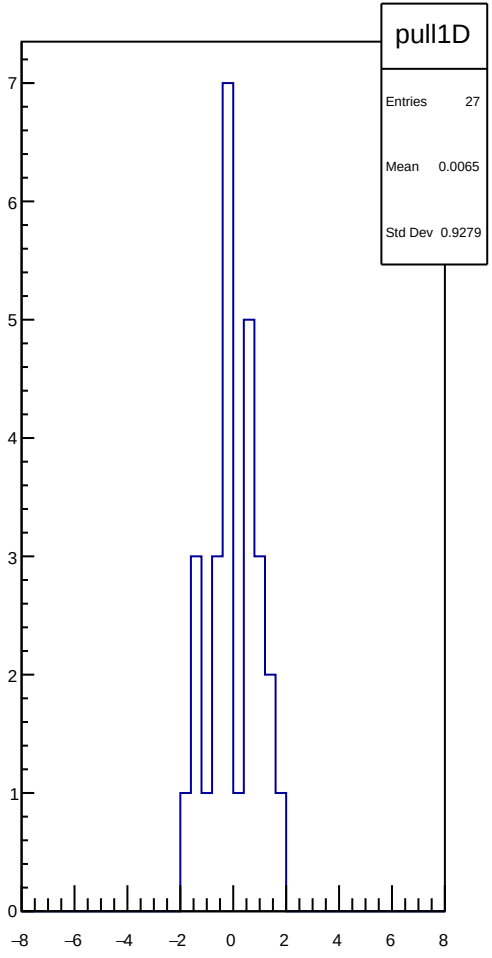
pull1D
Entries 27
Mean 0.0065
Std Dev 0.9279
7
6
5
4
3
2
1
0
−8
−6
−4
−2
0
2
4
6
8

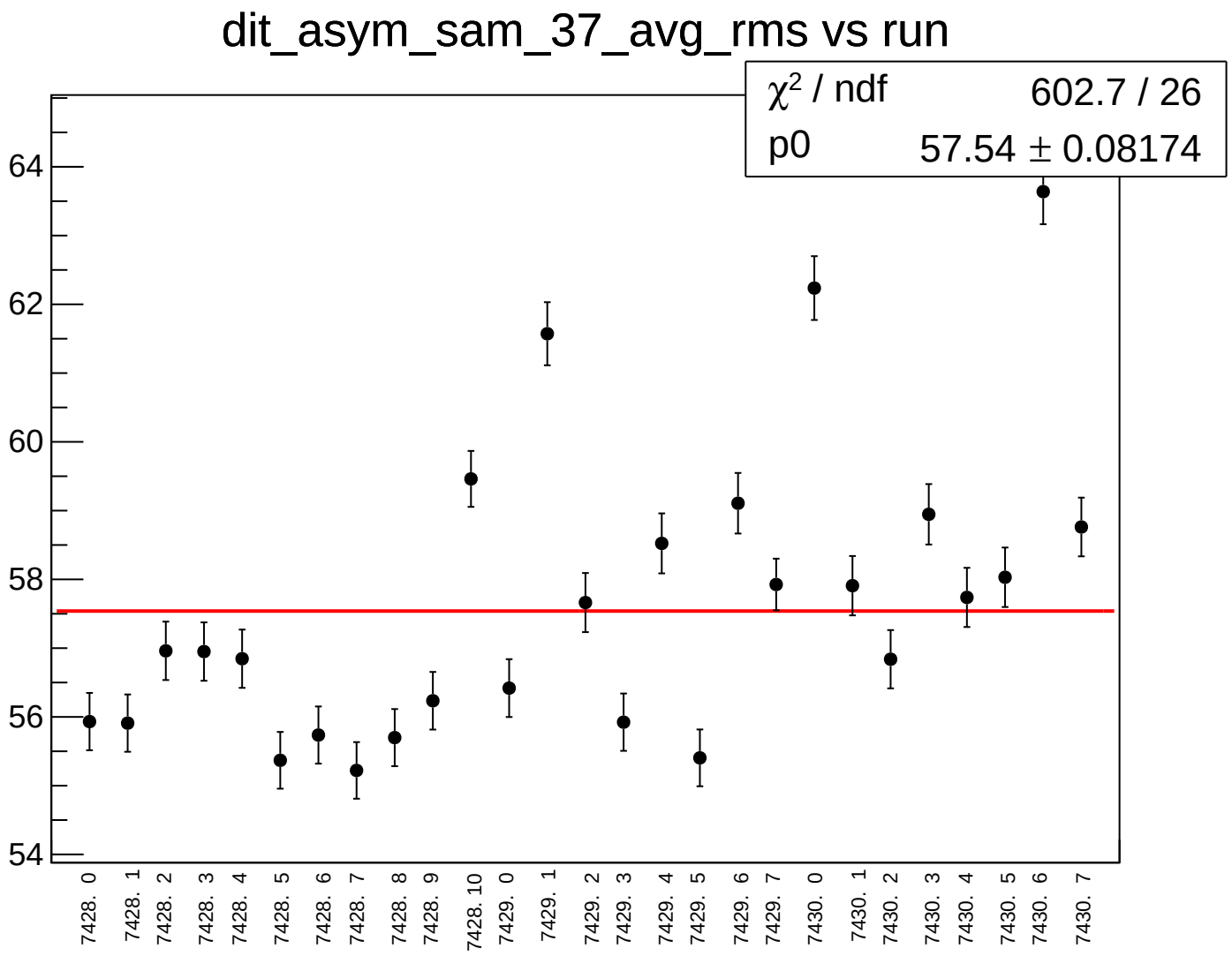
dit_asym_sam_37_avg_rms vs run
χ2 / ndf 602.7 / 26
p0 57.54 ± 0.08174
64
62
60
58
56
54
7428. 0
7428. 1
7428. 2
7428. 3
7428. 4
7428. 5
7428. 6
7428. 7
7428. 8
7428. 9
7428. 10
7429. 0
7429. 1
7429. 2
7429. 3
7429. 4
7429. 5
7429. 6
7429. 7
7430. 0
7430. 1
7430. 2
7430. 3
7430. 4
7430. 5
7430. 6
7430. 7

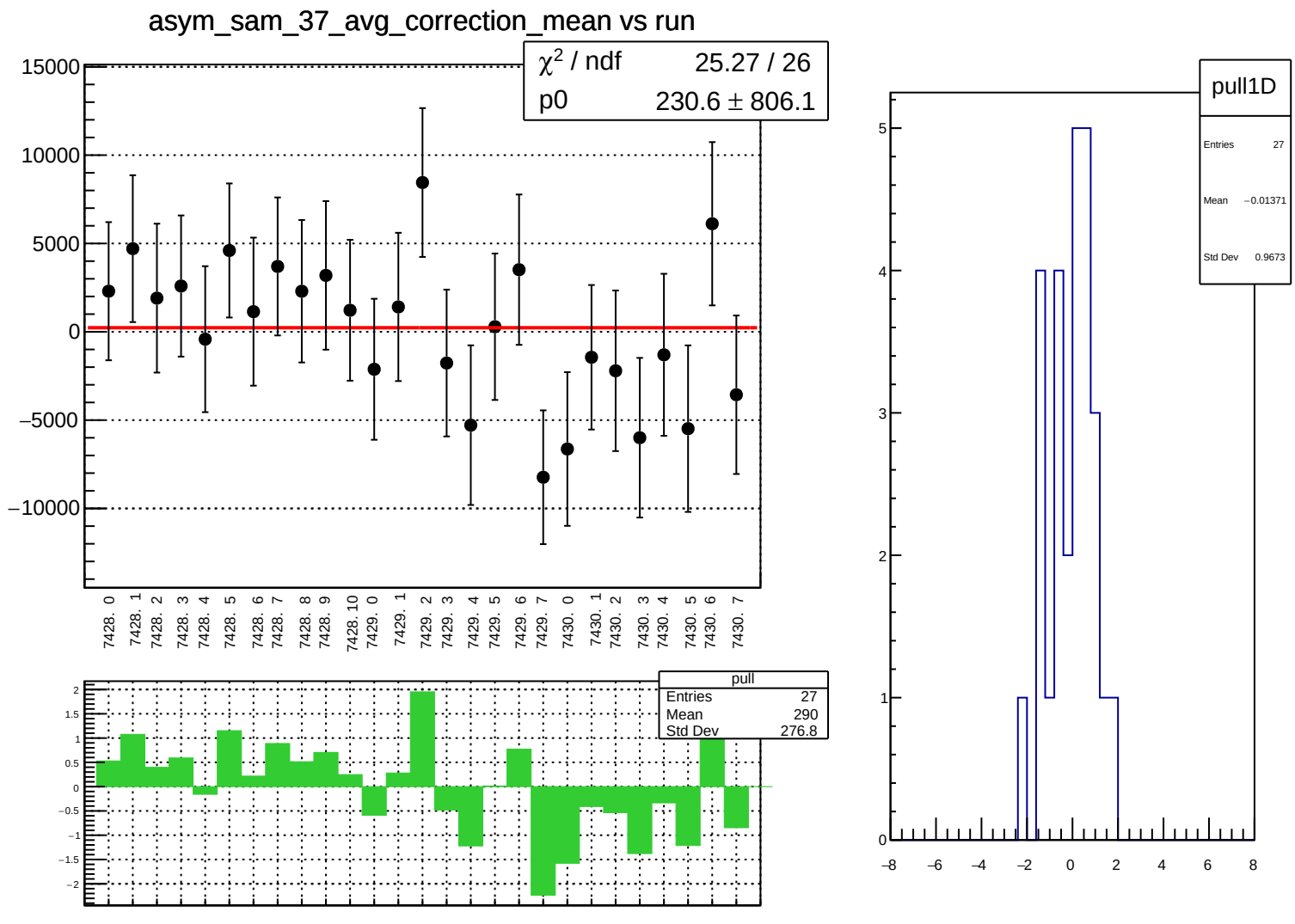
asym_sam_37_avg_correction_mean vs run
χ² / ndf 25.27 / 26
p0 230.6 ± 806.1
15000
10000
5000
0
−5000
−10000
7428. 0
7428. 1
7428. 2
7428. 3
7428. 4
7428. 5
7428. 6
7428. 7
7428. 8
7428. 9
7428. 10
7429. 0
7429. 1
7429. 2
7429. 3
7429. 4
7429. 5
7429. 6
7429. 7
7430. 0
7430. 1
7430. 2
7430. 3
7430. 4
7430. 5
7430. 6
7430. 7
pull
Entries 27
Mean 290
Std Dev 276.8
2
1.5
1
0.5
0
−0.5
−1
−1.5
−2
pull1D
Entries 27
Mean −0.01371
Std Dev 0.9673
5
4
3
2
1
0
−8
−6
−4
−2
0
2
4
6
8

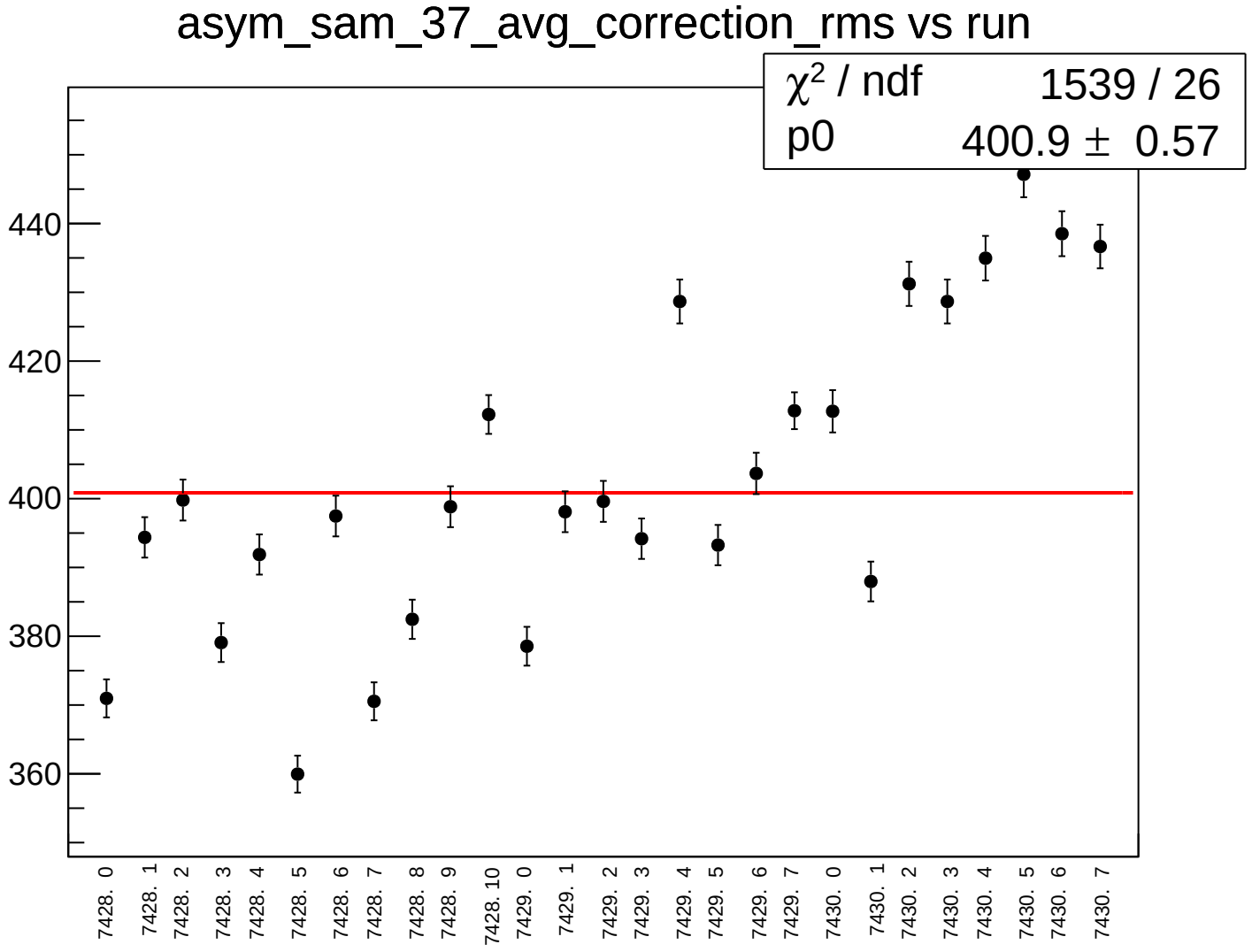
asym_sam_37_avg_correction_rms vs run
χ² / ndf 1539 / 26
p0 400.9 ± 0.57
440
420
400
380
360
7428. 0
7428. 1
7428. 2
7428. 3
7428. 4
7428. 5
7428. 6
7428. 7
7428. 8
7428. 9
7428. 10
7429. 0
7429. 1
7429. 2
7429. 3
7429. 4
7429. 5
7429. 6
7429. 7
7430. 0
7430. 1
7430. 2
7430. 3
7430. 4
7430. 5
7430. 6
7430. 7

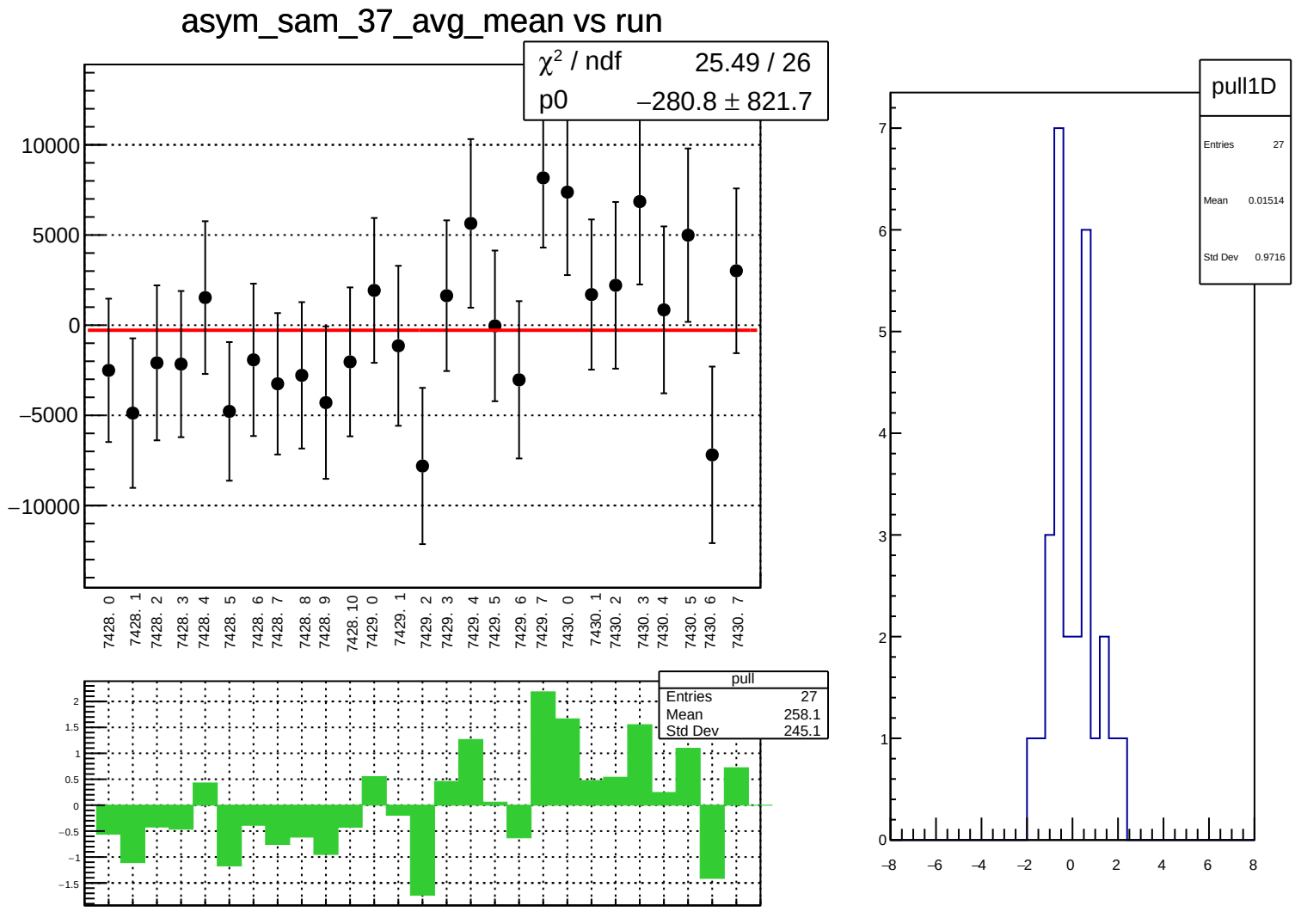
asym_sam_37_avg_mean vs run
χ² / ndf 25.49 / 26
p0 −280.8 ± 821.7
10000
5000
0
−5000
−10000
7428. 0
7428. 1
7428. 2
7428. 3
7428. 4
7428. 5
7428. 6
7428. 7
7428. 8
7428. 9
7428. 10
7429. 0
7429. 1
7429. 2
7429. 3
7429. 4
7429. 5
7429. 6
7429. 7
7430. 0
7430. 1
7430. 2
7430. 3
7430. 4
7430. 5
7430. 6
7430. 7
pull
Entries 27
Mean 258.1
Std Dev 245.1
2
1.5
1
0.5
0
−0.5
−1
−1.5
pull1D
Entries 27
Mean 0.01514
Std Dev 0.9716
7
6
5
4
3
2
1
0
−8
−6
−4
−2
0
2
4
6
8

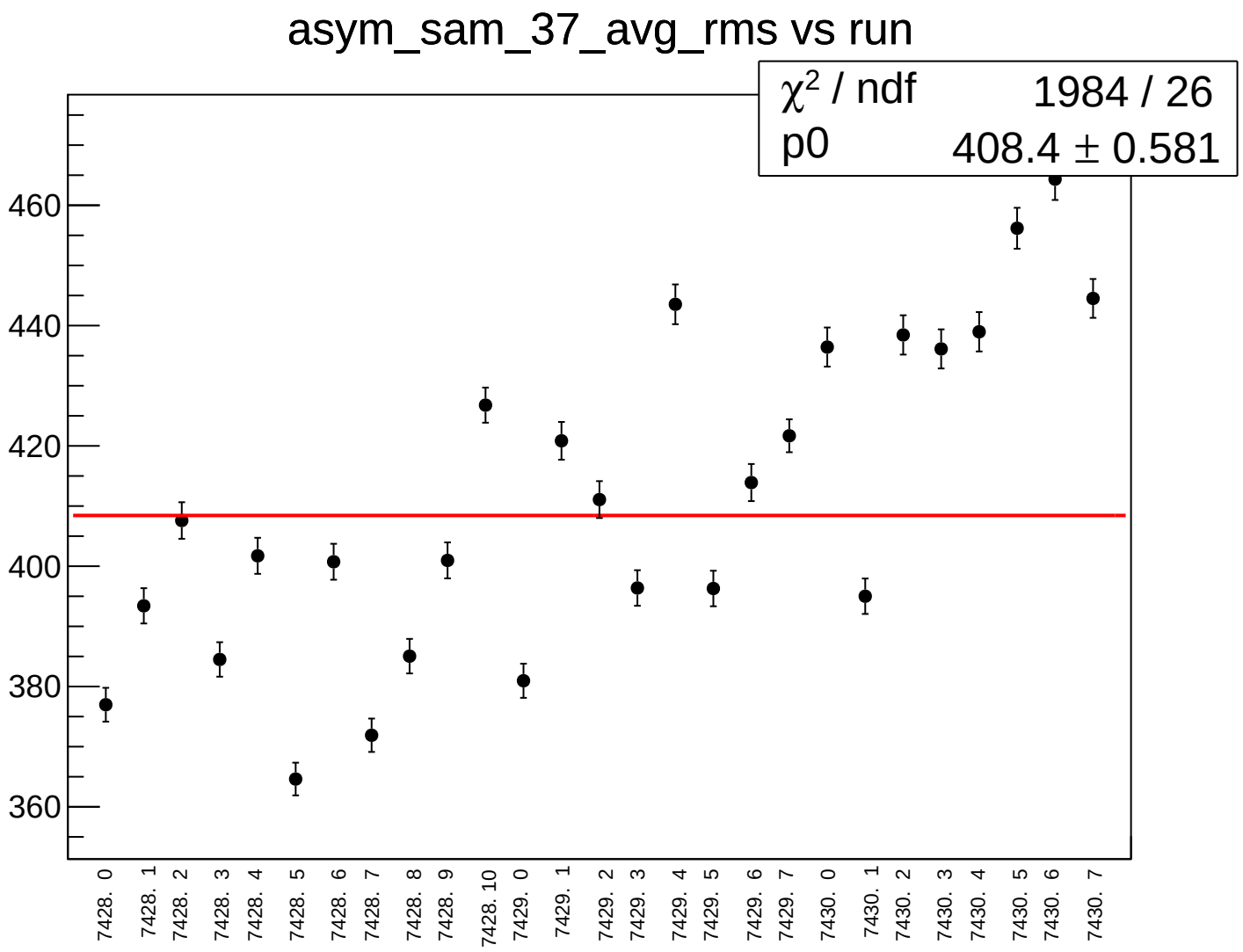
asym_sam_37_avg_rms vs run
χ² / ndf 1984 / 26
p0 408.4 ± 0.581
460
440
420
400
380
360
7428. 0
7428. 1
7428. 2
7428. 3
7428. 4
7428. 5
7428. 6
7428. 7
7428. 8
7428. 9
7428. 10
7429. 0
7429. 1
7429. 2
7429. 3
7429. 4
7429. 5
7429. 6
7429. 7
7430. 0
7430. 1
7430. 2
7430. 3
7430. 4
7430. 5
7430. 6
7430. 7

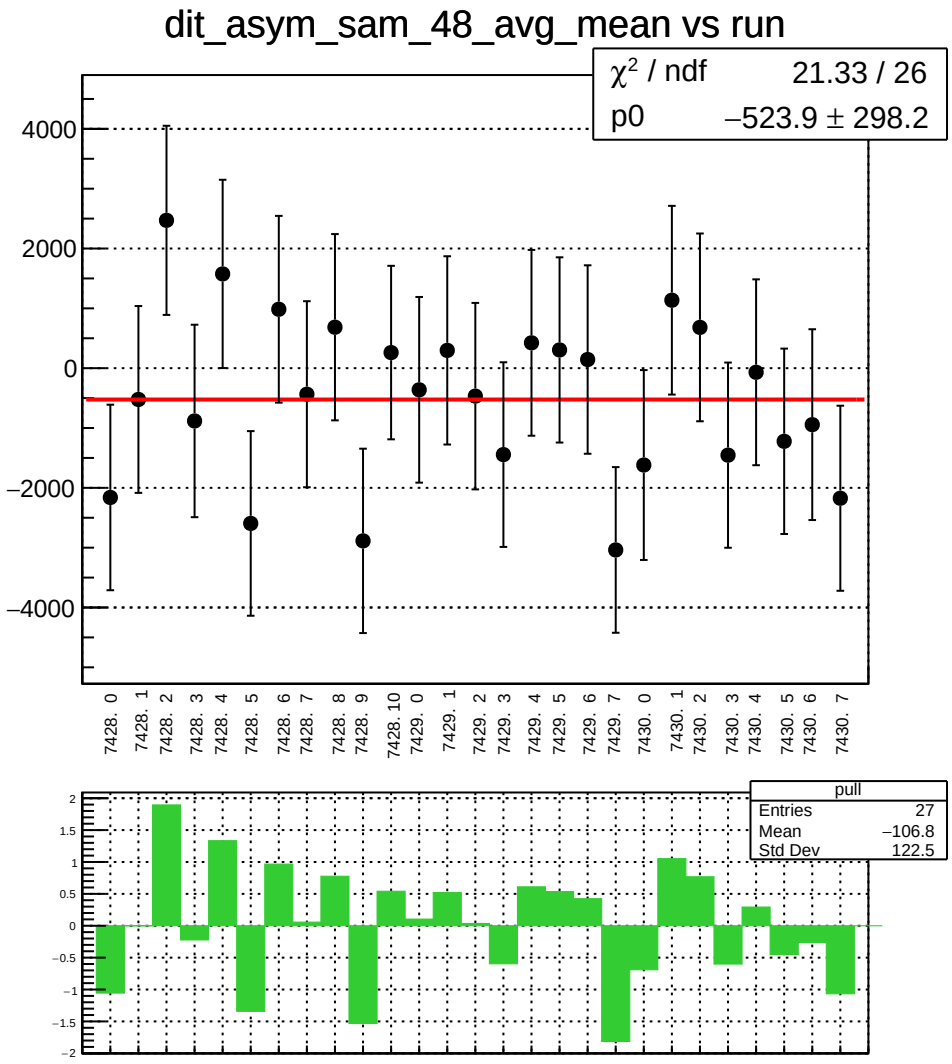
dit_asym_sam_48_avg_mean vs run
χ² / ndf 21.33 / 26
p0 −523.9 ± 298.2
4000
2000
0
−2000
−4000
7428. 0
7428. 1
7428. 2
7428. 3
7428. 4
7428. 5
7428. 6
7428. 7
7428. 8
7428. 9
7428. 10
7429. 0
7429. 1
7429. 2
7429. 3
7429. 4
7429. 5
7429. 6
7429. 7
7430. 0
7430. 1
7430. 2
7430. 3
7430. 4
7430. 5
7430. 6
7430. 7
pull
Entries 27
Mean −106.8
Std Dev 122.5
2
1.5
1
0.5
0
−0.5
−1
−1.5
−2

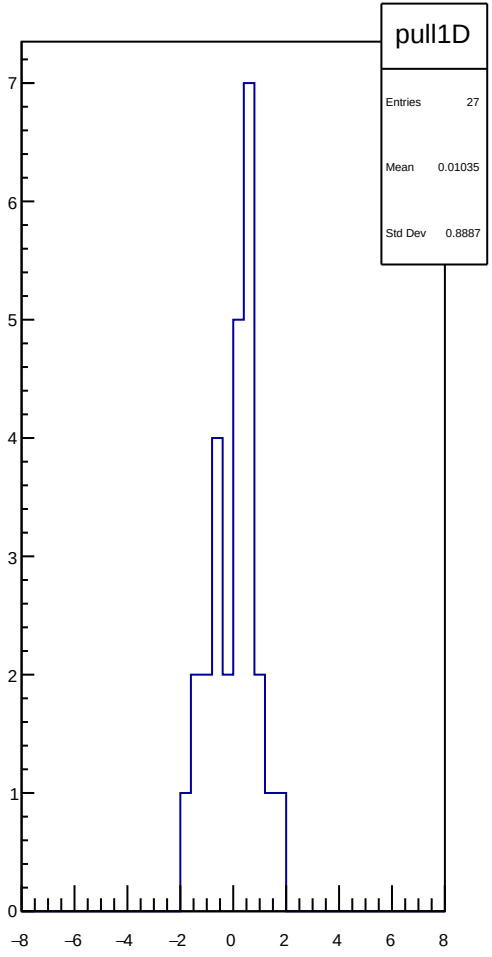
pull1D
Entries 27
Mean 0.01035
Std Dev 0.8887
7
6
5
4
3
2
1
0
−8
−6
−4
−2
0
2
4
6
8

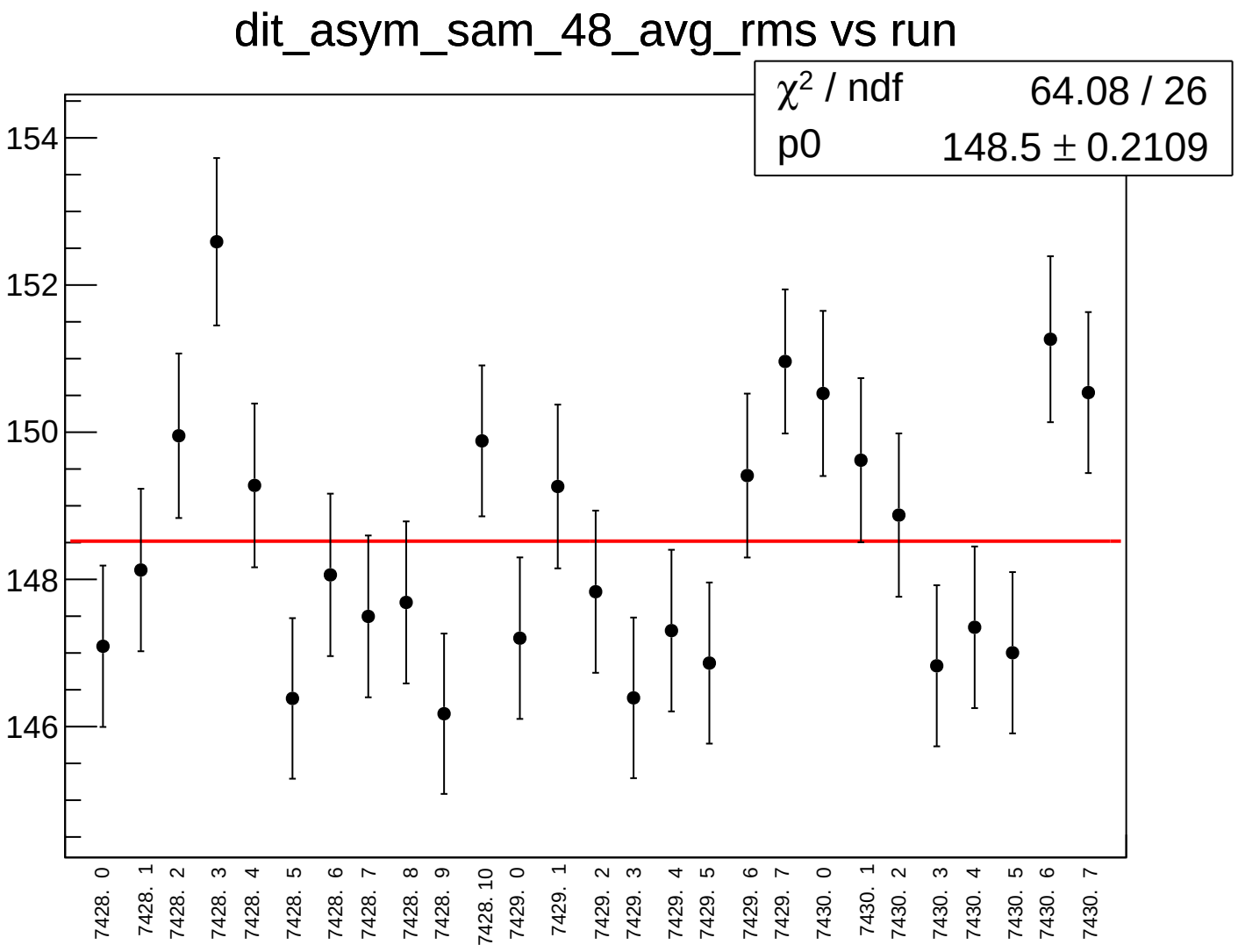
dit_asym_sam_48_avg_rms vs run
χ² / ndf 64.08 / 26
p0 148.5 ± 0.2109
154
152
150
148
146
7428. 0
7428. 1
7428. 2
7428. 3
7428. 4
7428. 5
7428. 6
7428. 7
7428. 8
7428. 9
7428. 10
7429. 0
7429. 1
7429. 2
7429. 3
7429. 4
7429. 5
7429. 6
7429. 7
7430. 0
7430. 1
7430. 2
7430. 3
7430. 4
7430. 5
7430. 6
7430. 7

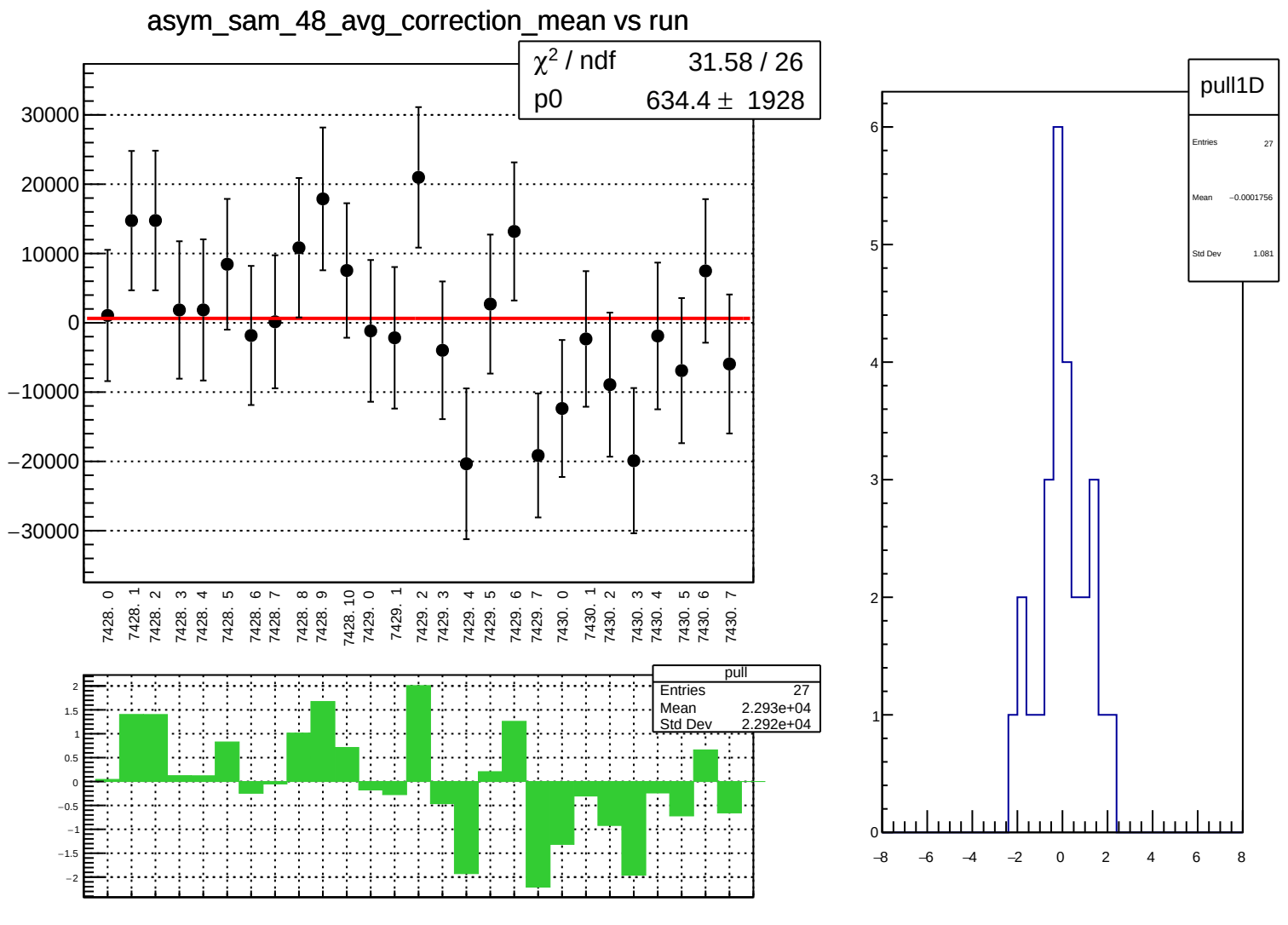
asym_sam_48_avg_correction_mean vs run
χ² / ndf 31.58 / 26
p0 634.4 ± 1928
30000
20000
10000
0
−10000
−20000
−30000
7428. 0
7428. 1
7428. 2
7428. 3
7428. 4
7428. 5
7428. 6
7428. 7
7428. 8
7428. 9
7428. 10
7429. 0
7429. 1
7429. 2
7429. 3
7429. 4
7429. 5
7429. 6
7429. 7
7430. 0
7430. 1
7430. 2
7430. 3
7430. 4
7430. 5
7430. 6
7430. 7
pull
Entries 27
Mean 2.293e+04
Std Dev 2.292e+04
pull1D
Entries 27
Mean −0.0001756
Std Dev 1.081

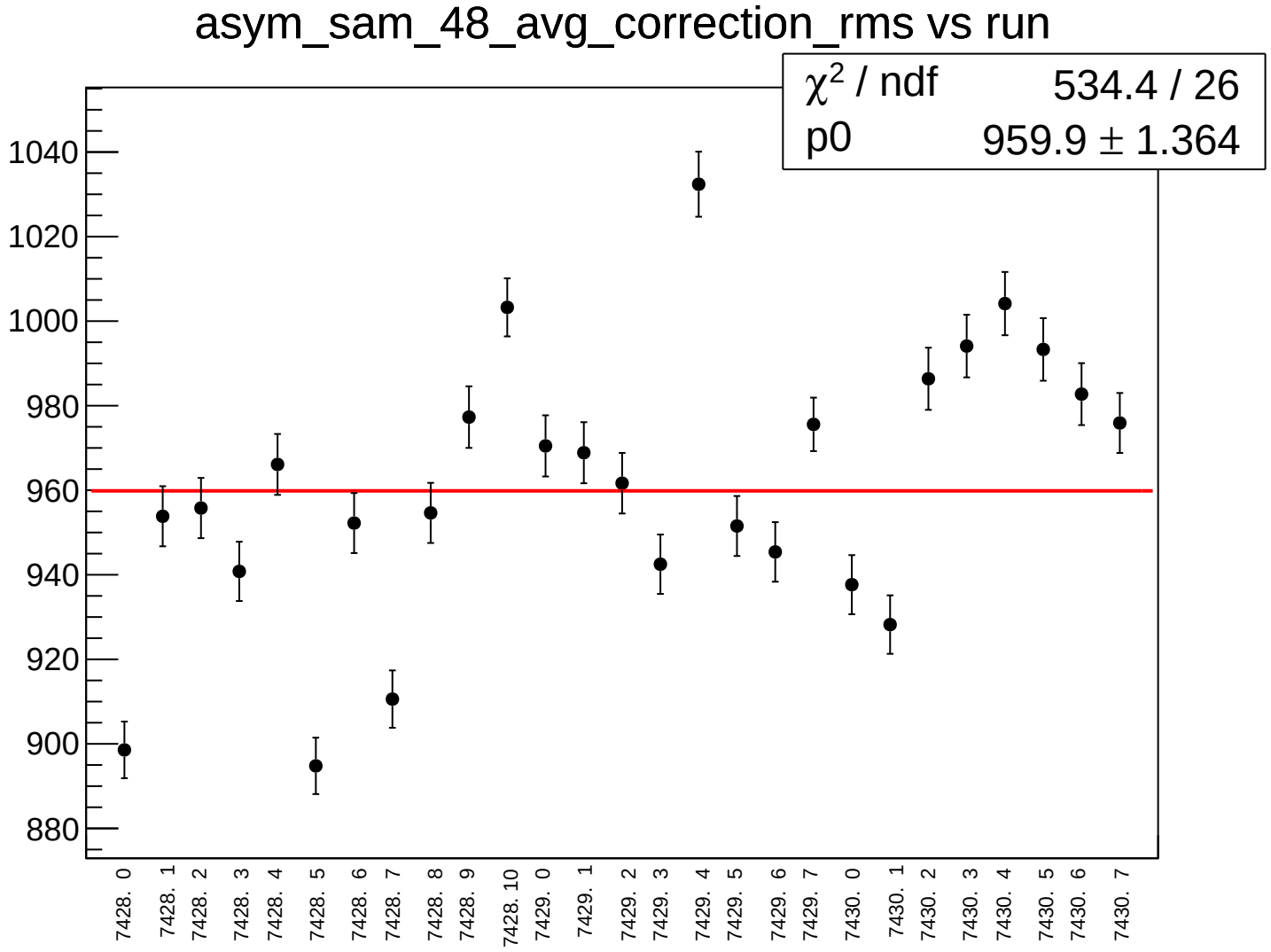
asym_sam_48_avg_correction_rms vs run
χ² / ndf 534.4 / 26
p0 959.9 ± 1.364
1040
1020
1000
980
960
940
920
900
880
7428. 0
7428. 1
7428. 2
7428. 3
7428. 4
7428. 5
7428. 6
7428. 7
7428. 8
7428. 9
7428. 10
7429. 0
7429. 1
7429. 2
7429. 3
7429. 4
7429. 5
7429. 6
7429. 7
7430. 0
7430. 1
7430. 2
7430. 3
7430. 4
7430. 5
7430. 6
7430. 7

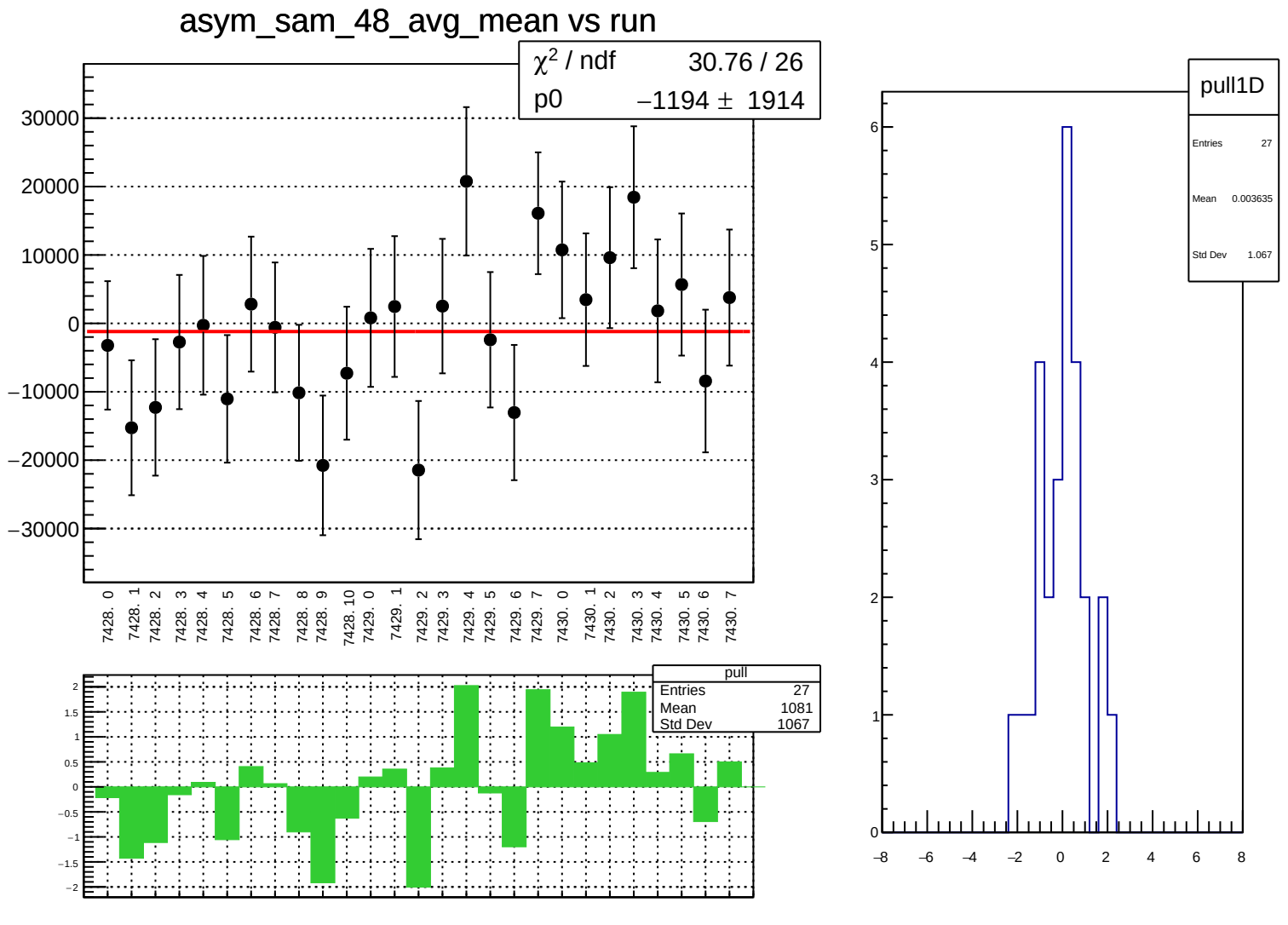
asym_sam_48_avg_mean vs run
χ² / ndf 30.76 / 26
p0 −1194 ± 1914
30000
20000
10000
0
−10000
−20000
−30000
7428. 0
7428. 1
7428. 2
7428. 3
7428. 4
7428. 5
7428. 6
7428. 7
7428. 8
7428. 9
7428. 10
7429. 0
7429. 1
7429. 2
7429. 3
7429. 4
7429. 5
7429. 6
7429. 7
7430. 0
7430. 1
7430. 2
7430. 3
7430. 4
7430. 5
7430. 6
7430. 7
pull
Entries 27
Mean 1081
Std Dev 1067
pull1D
Entries 27
Mean 0.003635
Std Dev 1.067

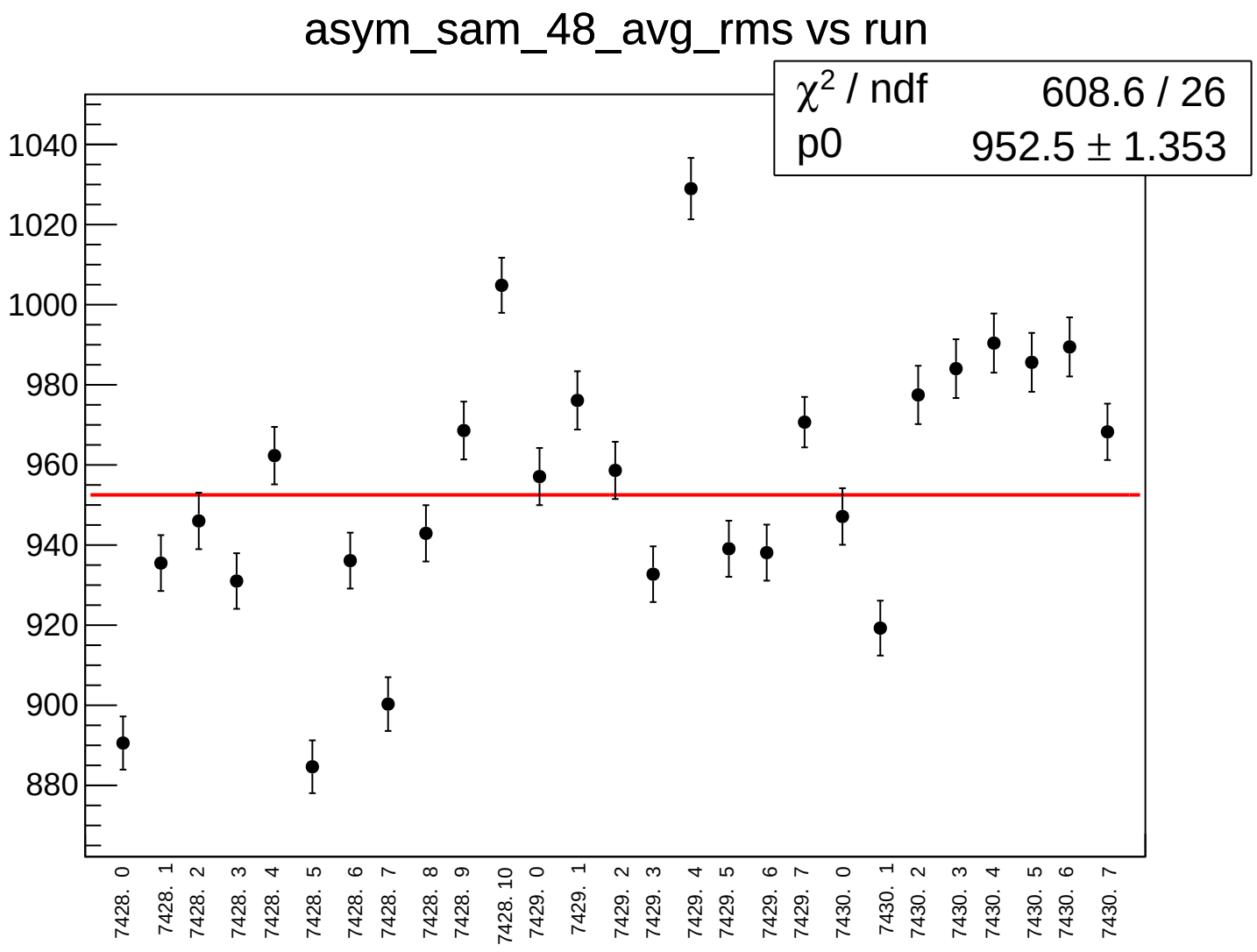
asym_sam_48_avg_rms vs run
χ² / ndf 608.6 / 26
p0 952.5 ± 1.353
1040
1020
1000
980
960
940
920
900
880
7428. 0
7428. 1
7428. 2
7428. 3
7428. 4
7428. 5
7428. 6
7428. 7
7428. 8
7428. 9
7428. 10
7429. 0
7429. 1
7429. 2
7429. 3
7429. 4
7429. 5
7429. 6
7429. 7
7430. 0
7430. 1
7430. 2
7430. 3
7430. 4
7430. 5
7430. 6
7430. 7

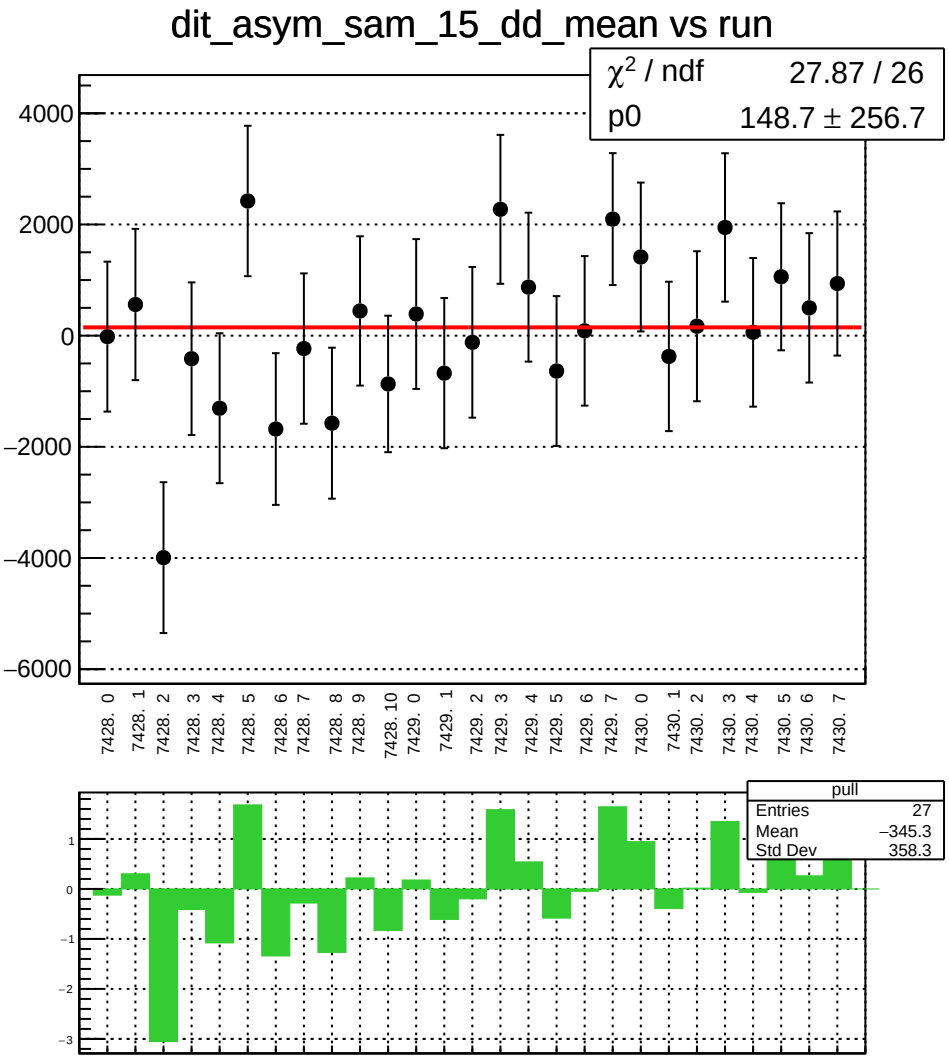
dit_asym_sam_15_dd_mean vs run
χ² / ndf 27.87 / 26
p0 148.7 ± 256.7
4000
2000
0
−2000
−4000
−6000
7428. 0
7428. 1
7428. 2
7428. 3
7428. 4
7428. 5
7428. 6
7428. 7
7428. 8
7428. 9
7428. 10
7429. 0
7429. 1
7429. 2
7429. 3
7429. 4
7429. 5
7429. 6
7429. 7
7430. 0
7430. 1
7430. 2
7430. 3
7430. 4
7430. 5
7430. 6
7430. 7
pull
Entries 27
Mean −345.3
Std Dev 358.3
1
0
−1
−2
−3

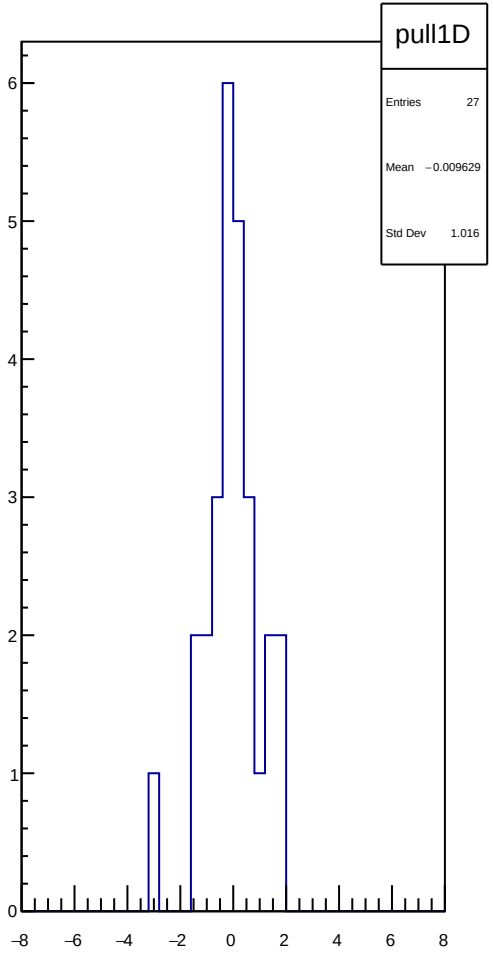
pull1D
Entries 27
Mean −0.009629
Std Dev 1.016
6
5
4
3
2
1
0
−8
−6
−4
−2
0
2
4
6
8

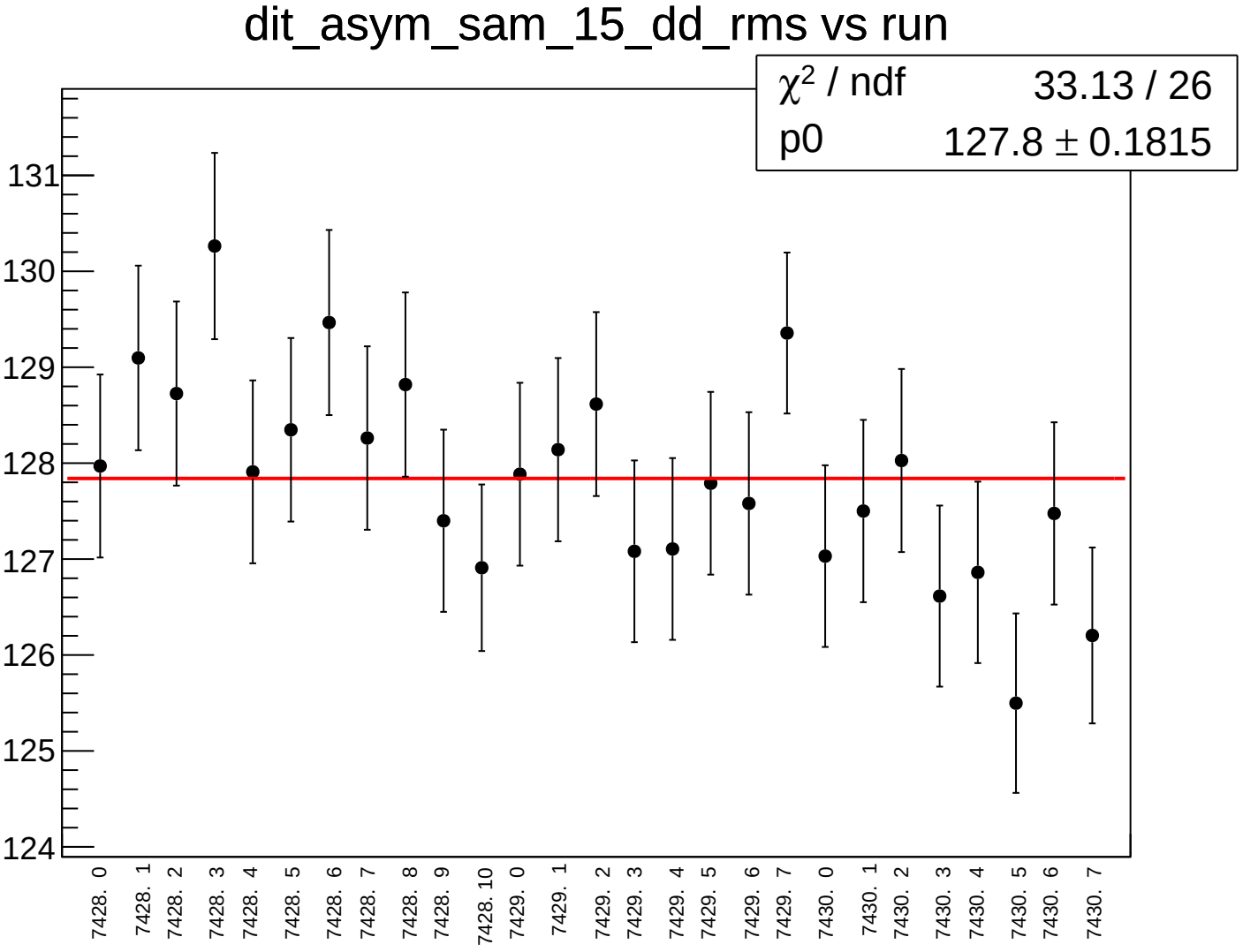
dit_asym_sam_15_dd_rms vs run
χ² / ndf 33.13 / 26
p0 127.8 ± 0.1815
131
130
129
128
127
126
125
124
7428. 0
7428. 1
7428. 2
7428. 3
7428. 4
7428. 5
7428. 6
7428. 7
7428. 8
7428. 9
7428. 10
7429. 0
7429. 1
7429. 2
7429. 3
7429. 4
7429. 5
7429. 6
7429. 7
7430. 0
7430. 1
7430. 2
7430. 3
7430. 4
7430. 5
7430. 6
7430. 7

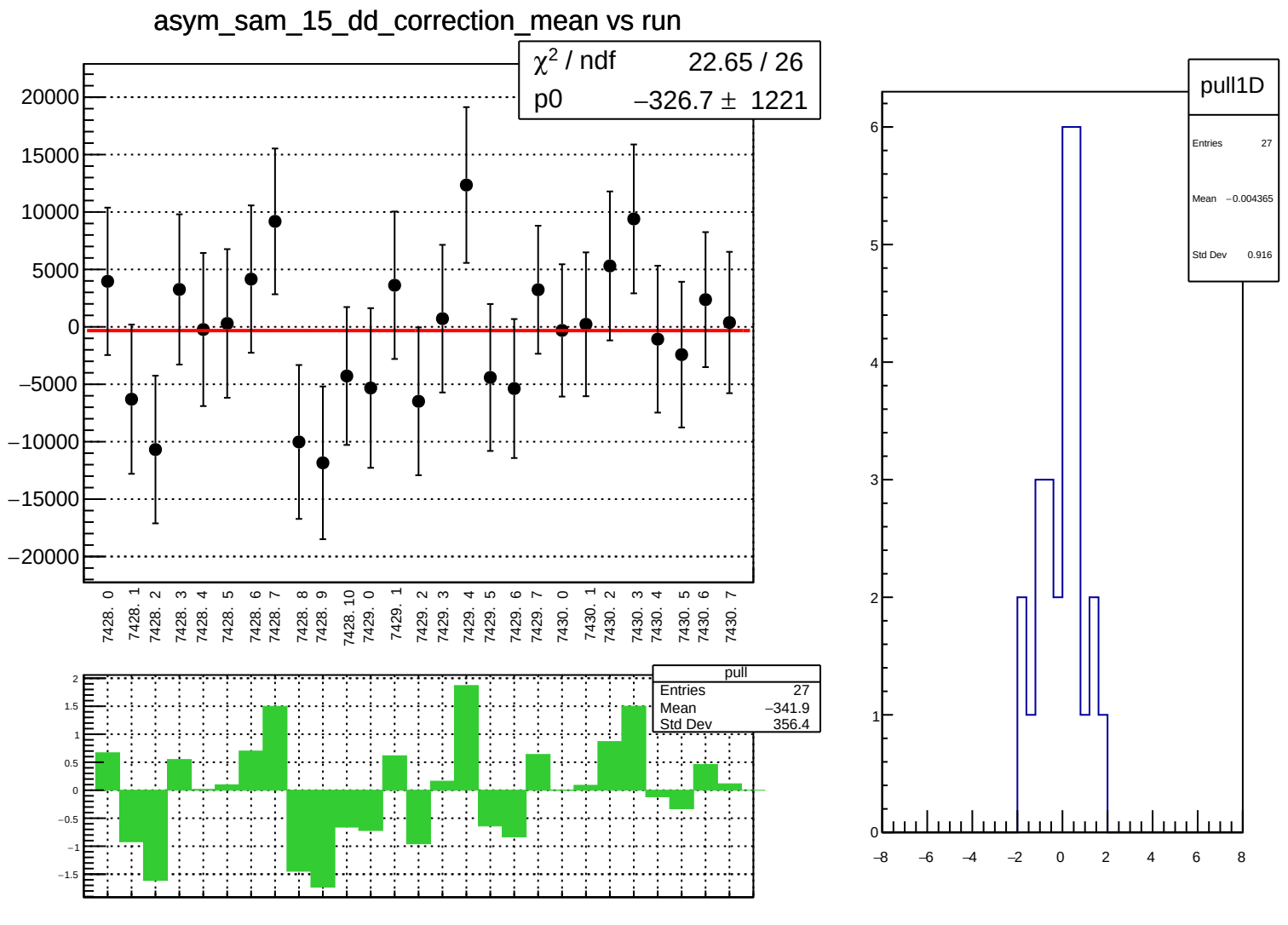
asym_sam_15_dd_correction_mean vs run
χ² / ndf 22.65 / 26
p0 −326.7 ± 1221
20000
15000
10000
5000
0
−5000
−10000
−15000
−20000
7428. 0
7428. 1
7428. 2
7428. 3
7428. 4
7428. 5
7428. 6
7428. 7
7428. 8
7428. 9
7428. 10
7429. 0
7429. 1
7429. 2
7429. 3
7429. 4
7429. 5
7429. 6
7429. 7
7430. 0
7430. 1
7430. 2
7430. 3
7430. 4
7430. 5
7430. 6
7430. 7
pull
Entries 27
Mean −341.9
Std Dev 356.4
2
1.5
1
0.5
0
−0.5
−1
−1.5
pull1D
Entries 27
Mean −0.004365
Std Dev 0.916
6
5
4
3
2
1
0
−8
−6
−4
−2
0
2
4
6
8

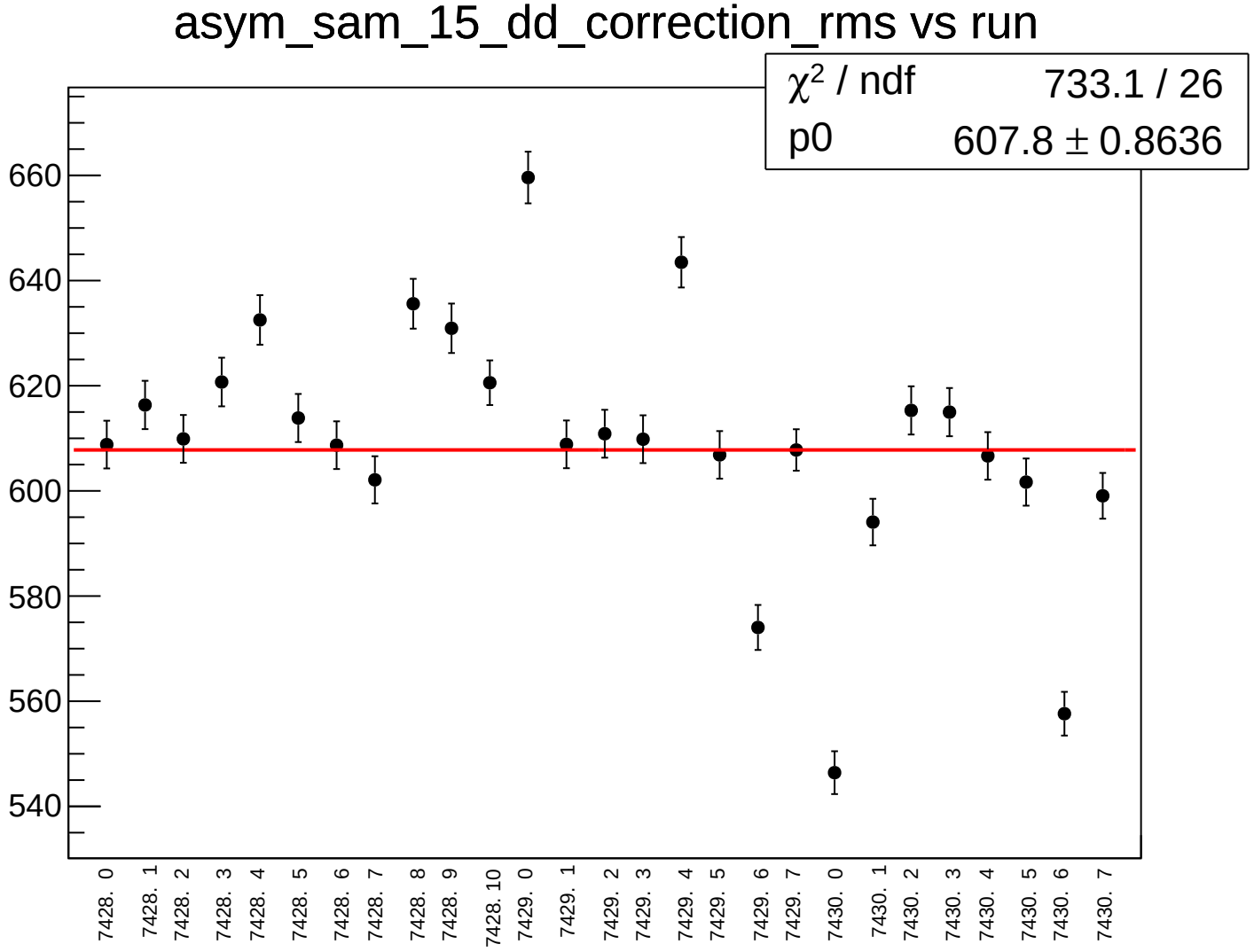
asym_sam_15_dd_correction_rms vs run
χ² / ndf 733.1 / 26
p0 607.8 ± 0.8636
660
640
620
600
580
560
540
7428. 0
7428. 1
7428. 2
7428. 3
7428. 4
7428. 5
7428. 6
7428. 7
7428. 8
7428. 9
7428. 10
7429. 0
7429. 1
7429. 2
7429. 3
7429. 4
7429. 5
7429. 6
7429. 7
7430. 0
7430. 1
7430. 2
7430. 3
7430. 4
7430. 5
7430. 6
7430. 7

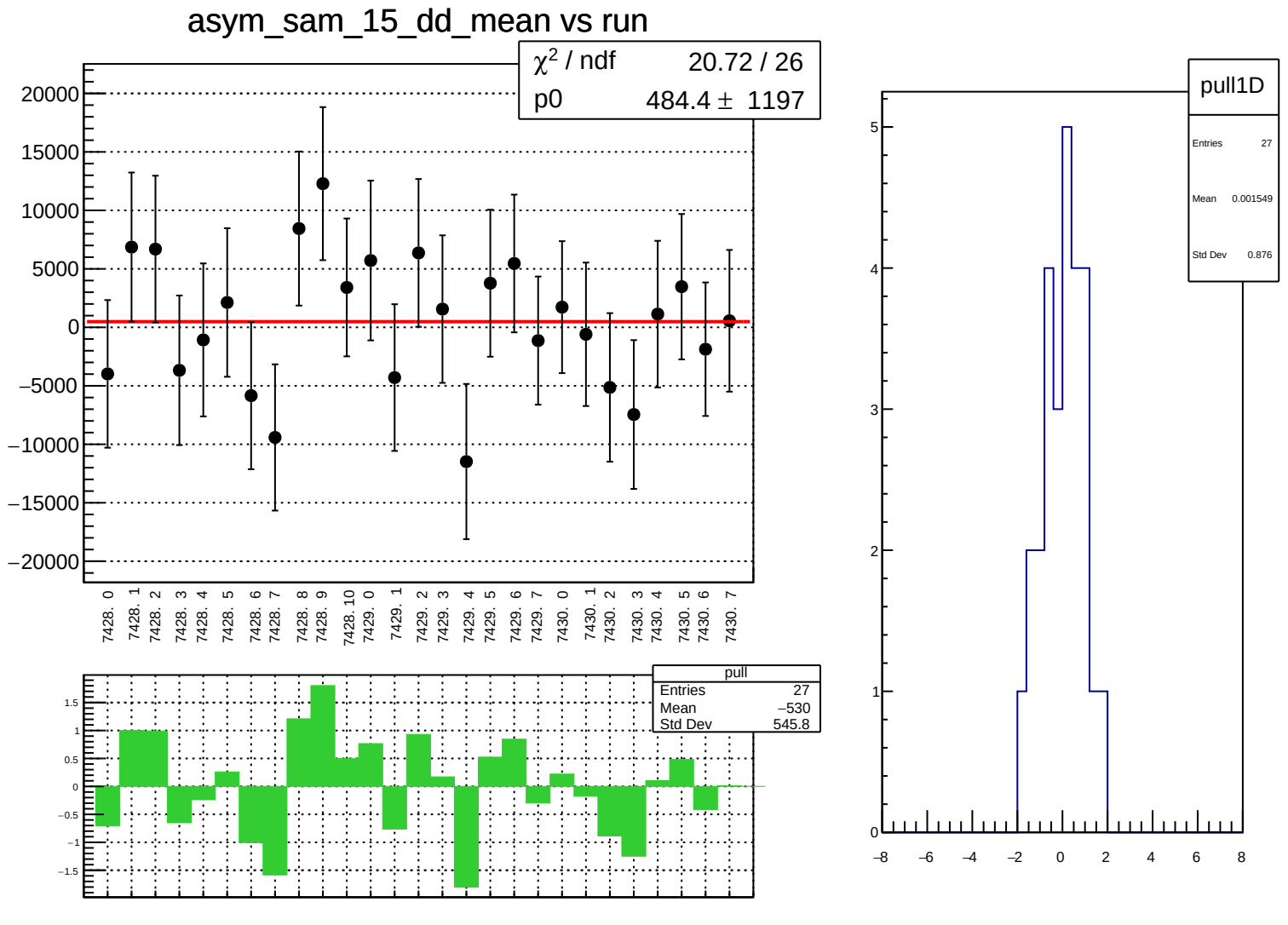
asym_sam_15_dd_mean vs run
χ² / ndf 20.72 / 26
p0 484.4 ± 1197
20000
15000
10000
5000
0
−5000
−10000
−15000
−20000
7428. 0
7428. 1
7428. 2
7428. 3
7428. 4
7428. 5
7428. 6
7428. 7
7428. 8
7428. 9
7428. 10
7429. 0
7429. 1
7429. 2
7429. 3
7429. 4
7429. 5
7429. 6
7429. 7
7430. 0
7430. 1
7430. 2
7430. 3
7430. 4
7430. 5
7430. 6
7430. 7
pull
Entries 27
Mean −530
Std Dev 545.8
1.5
1
0.5
0
−0.5
−1
−1.5
pull1D
Entries 27
Mean 0.001549
Std Dev 0.876
5
4
3
2
1
0
−8
−6
−4
−2
0
2
4
6
8

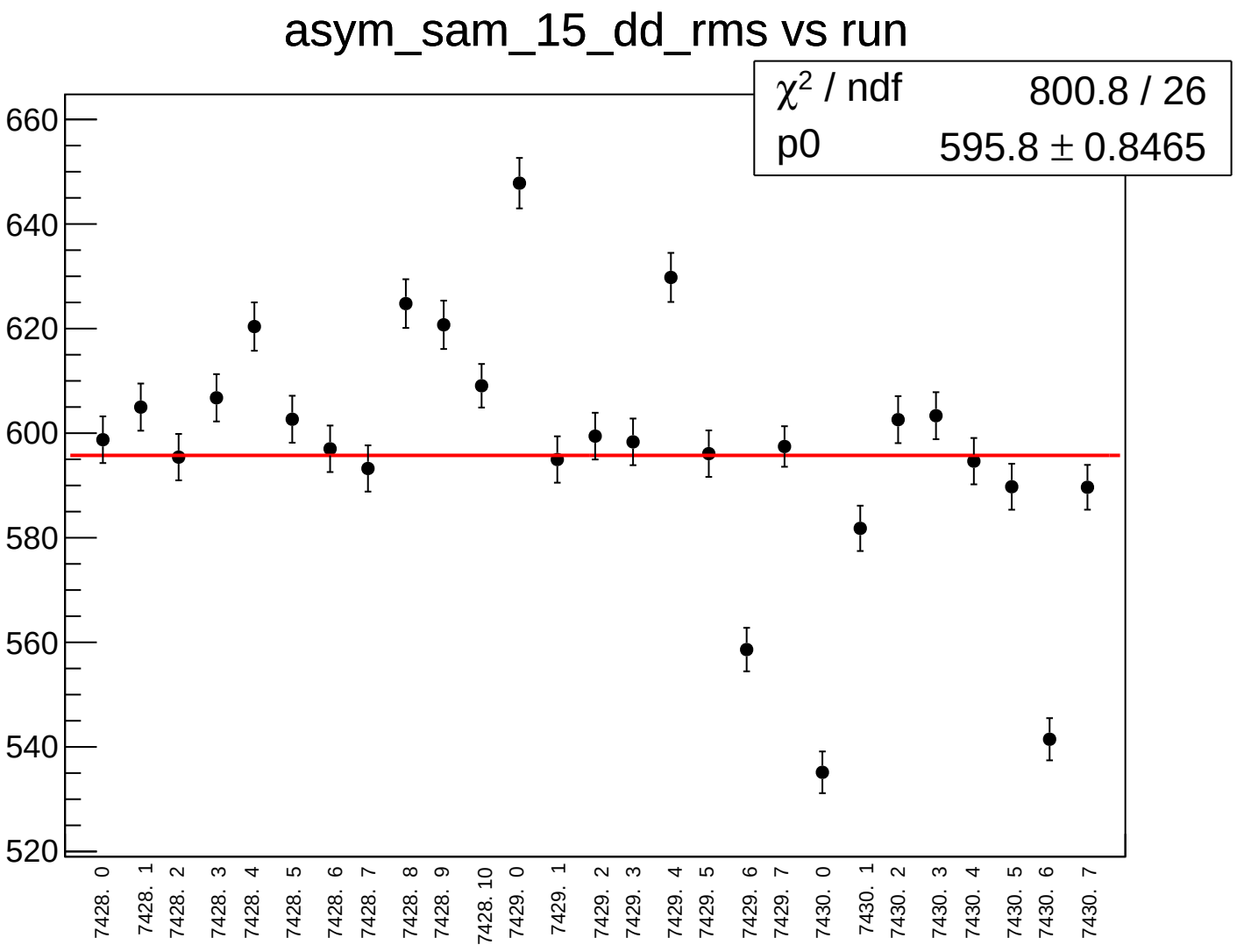
asym_sam_15_dd_rms vs run
χ² / ndf 800.8 / 26
p0 595.8 ± 0.8465
660
640
620
600
580
560
540
520
7428. 0
7428. 1
7428. 2
7428. 3
7428. 4
7428. 5
7428. 6
7428. 7
7428. 8
7428. 9
7428. 10
7429. 0
7429. 1
7429. 2
7429. 3
7429. 4
7429. 5
7429. 6
7429. 7
7430. 0
7430. 1
7430. 2
7430. 3
7430. 4
7430. 5
7430. 6
7430. 7

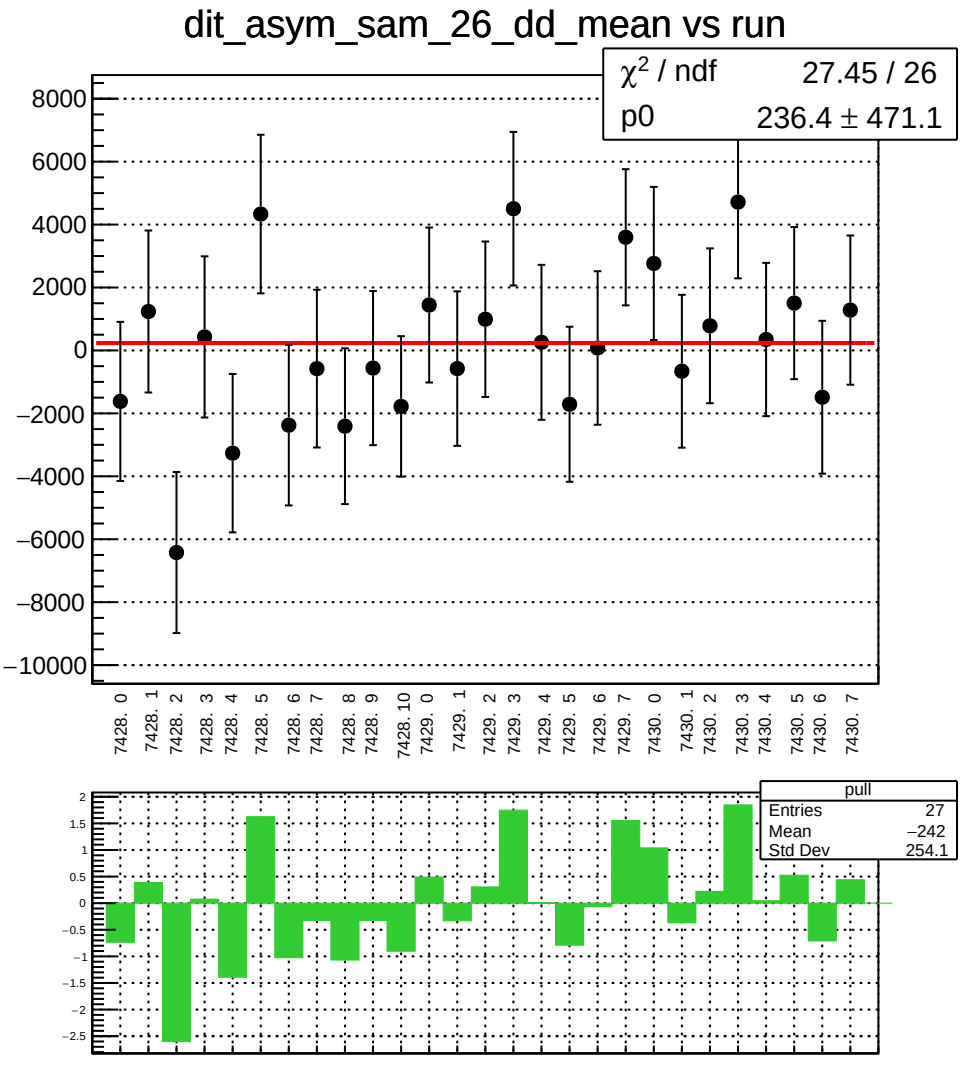
dit_asym_sam_26_dd_mean vs run
χ² / ndf 27.45 / 26
p0 236.4 ± 471.1
8000
6000
4000
2000
0
−2000
−4000
−6000
−8000
−10000
7428. 0
7428. 1
7428. 2
7428. 3
7428. 4
7428. 5
7428. 6
7428. 7
7428. 8
7428. 9
7428. 10
7429. 0
7429. 1
7429. 2
7429. 3
7429. 4
7429. 5
7429. 6
7429. 7
7430. 0
7430. 1
7430. 2
7430. 3
7430. 4
7430. 5
7430. 6
7430. 7
pull
Entries 27
Mean −242
Std Dev 254.1
2
1.5
1
0.5
0
−0.5
−1
−1.5
−2
−2.5

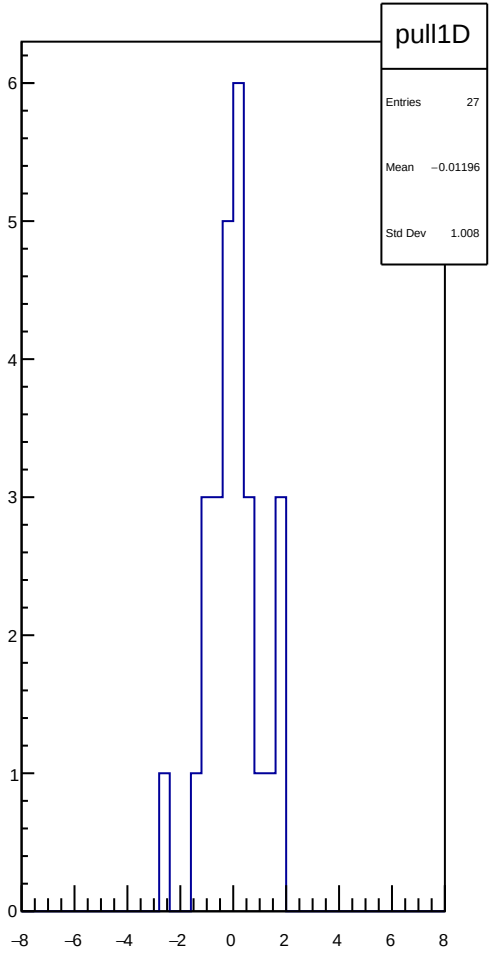
pull1D
Entries 27
Mean −0.01196
Std Dev 1.008
6
5
4
3
2
1
0
−8
−6
−4
−2
0
2
4
6
8

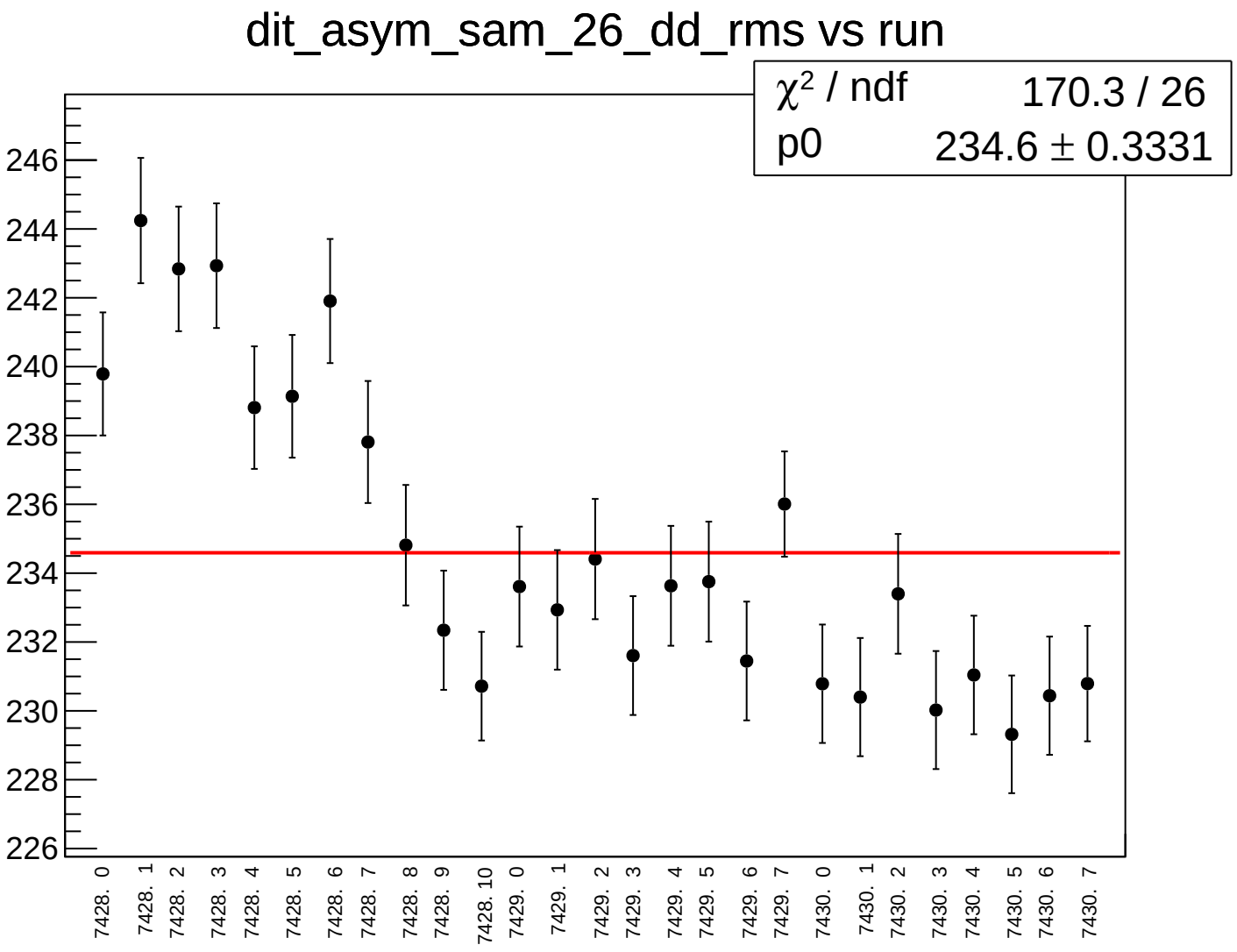
dit_asym_sam_26_dd_rms vs run
χ² / ndf 170.3 / 26
p0 234.6 ± 0.3331
246
244
242
240
238
236
234
232
230
228
226
7428. 0
7428. 1
7428. 2
7428. 3
7428. 4
7428. 5
7428. 6
7428. 7
7428. 8
7428. 9
7428. 10
7429. 0
7429. 1
7429. 2
7429. 3
7429. 4
7429. 5
7429. 6
7429. 7
7430. 0
7430. 1
7430. 2
7430. 3
7430. 4
7430. 5
7430. 6
7430. 7

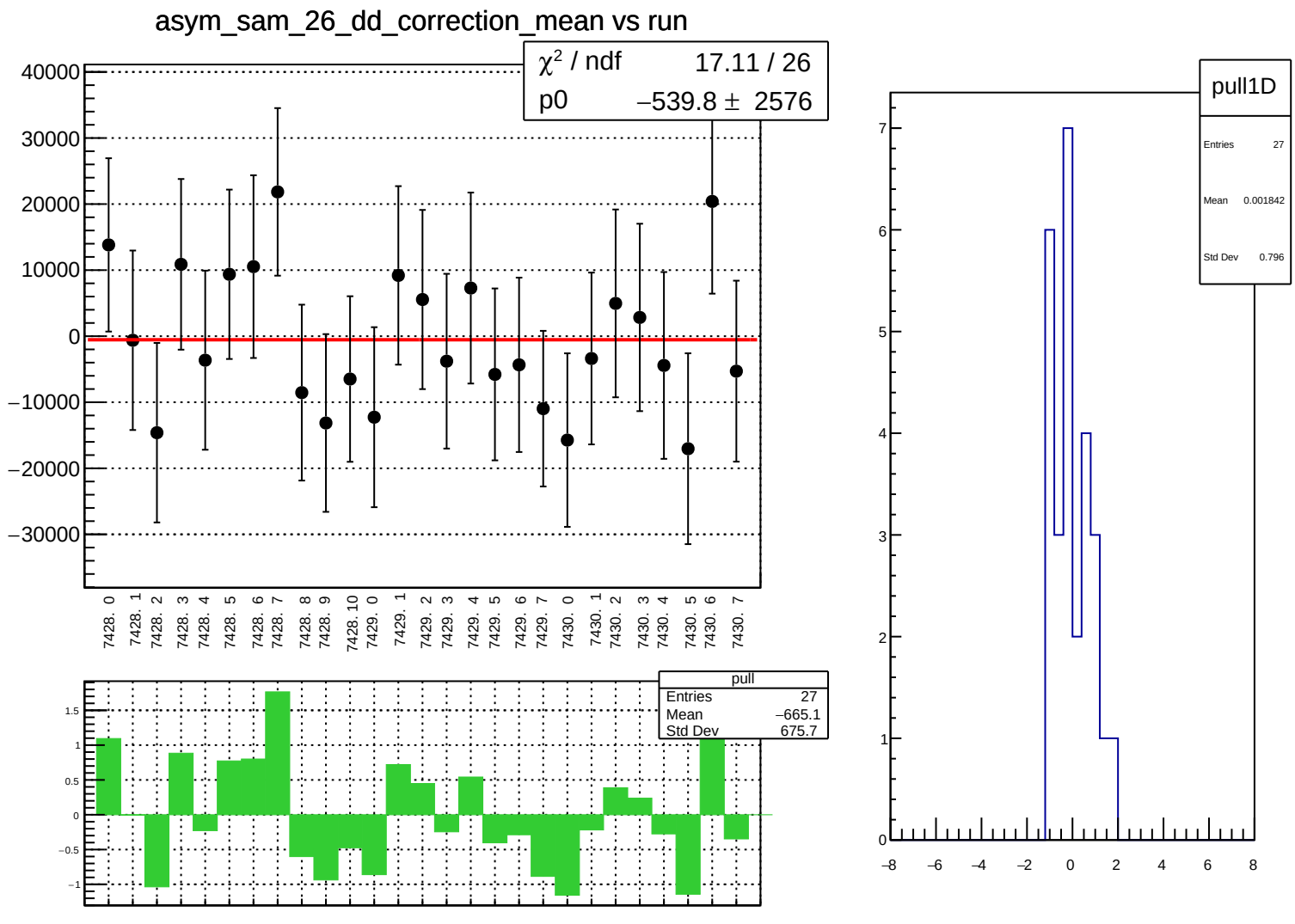
asym_sam_26_dd_correction_mean vs run
χ² / ndf 17.11 / 26
p0 −539.8 ± 2576
40000
30000
20000
10000
0
−10000
−20000
−30000
7428. 0
7428. 1
7428. 2
7428. 3
7428. 4
7428. 5
7428. 6
7428. 7
7428. 8
7428. 9
7428. 10
7429. 0
7429. 1
7429. 2
7429. 3
7429. 4
7429. 5
7429. 6
7429. 7
7430. 0
7430. 1
7430. 2
7430. 3
7430. 4
7430. 5
7430. 6
7430. 7
pull
Entries 27
Mean −665.1
Std Dev 675.7
1.5
1
0.5
0
−0.5
−1
pull1D
Entries 27
Mean 0.001842
Std Dev 0.796
7
6
5
4
3
2
1
0
−8
−6
−4
−2
0
2
4
6
8

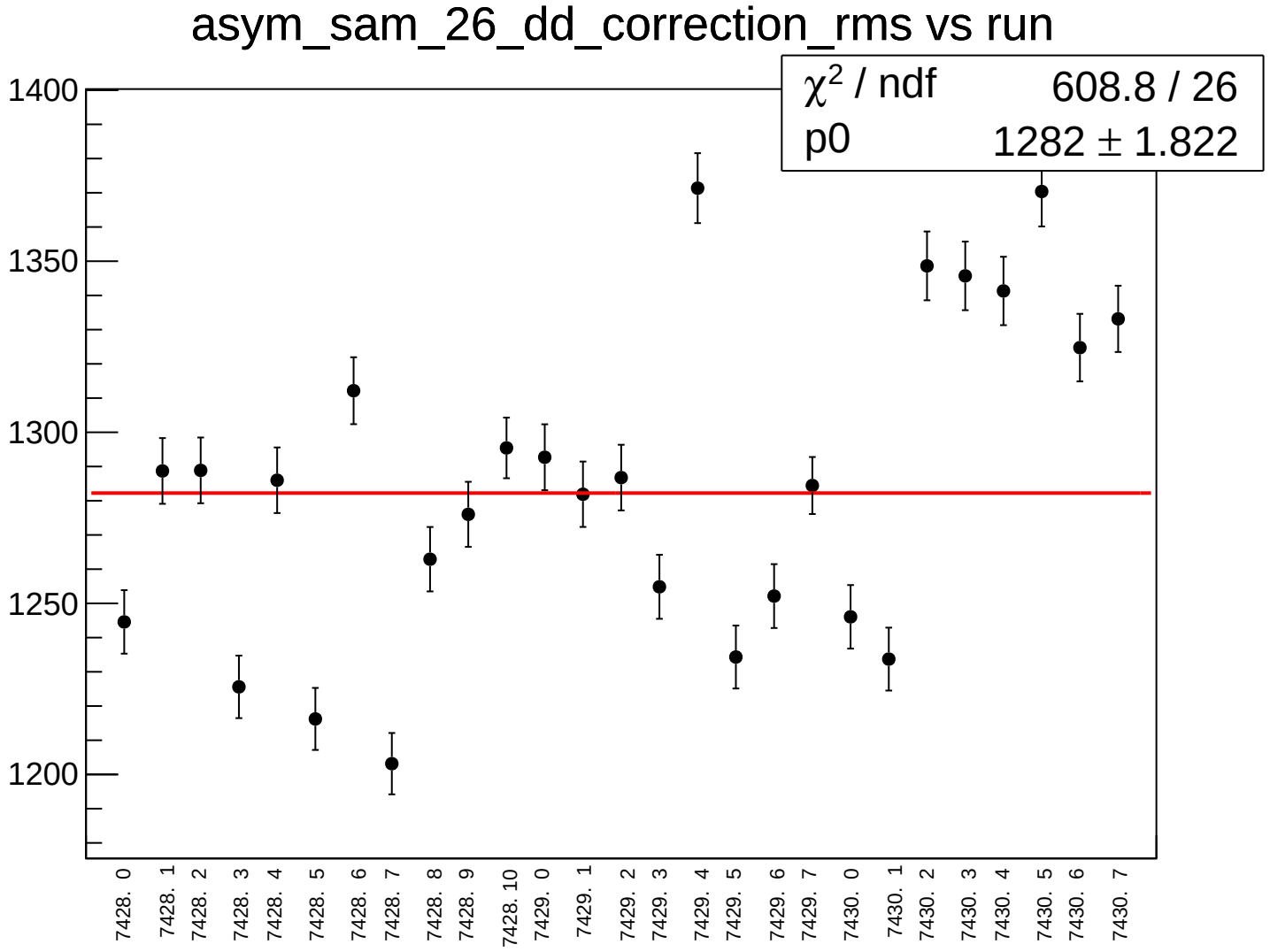
asym_sam_26_dd_correction_rms vs run
χ2 / ndf 608.8 / 26
p0 1282 ± 1.822
1400
1350
1300
1250
1200
7428. 0
7428. 1
7428. 2
7428. 3
7428. 4
7428. 5
7428. 6
7428. 7
7428. 8
7428. 9
7428. 10
7429. 0
7429. 1
7429. 2
7429. 3
7429. 4
7429. 5
7429. 6
7429. 7
7430. 0
7430. 1
7430. 2
7430. 3
7430. 4
7430. 5
7430. 6
7430. 7

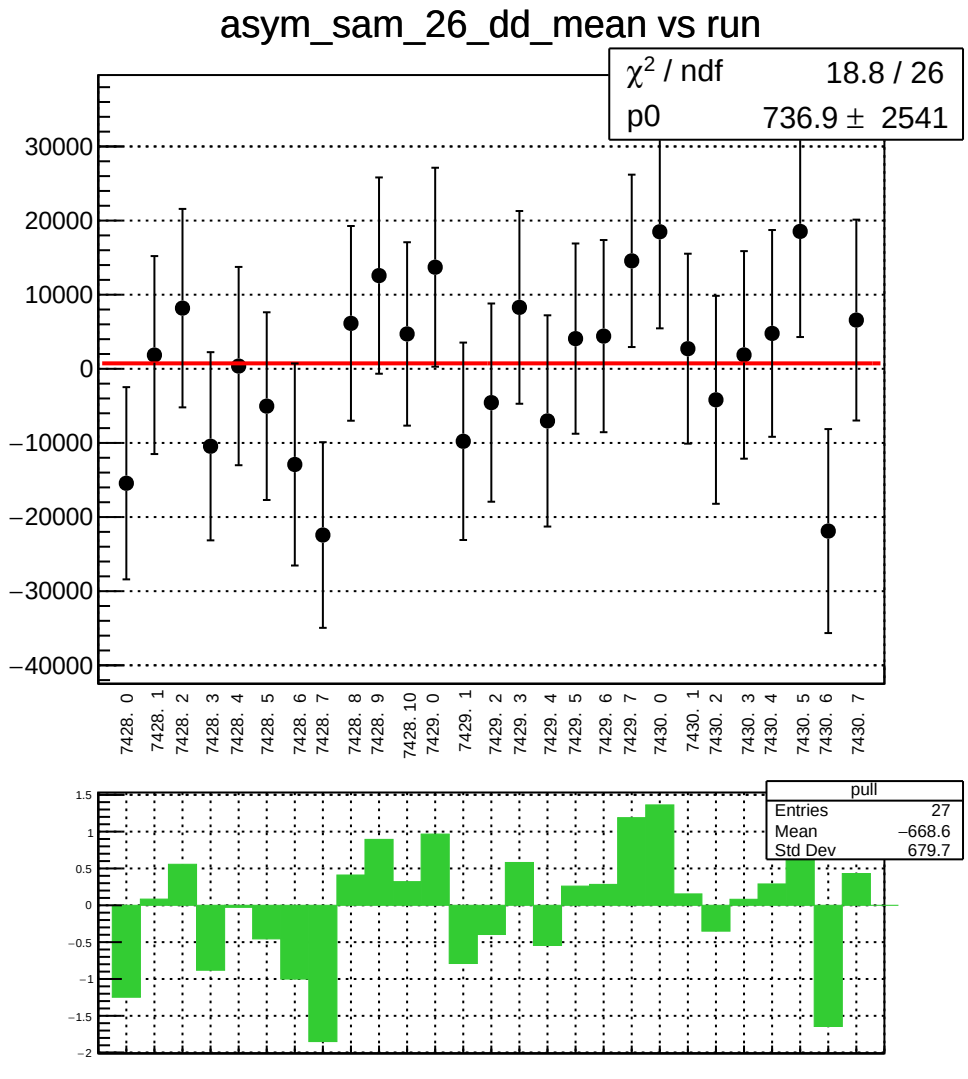
asym_sam_26_dd_mean vs run
χ2 / ndf 18.8 / 26
p0 736.9 ± 2541
30000
20000
10000
0
−10000
−20000
−30000
−40000
7428. 0
7428. 1
7428. 2
7428. 3
7428. 4
7428. 5
7428. 6
7428. 7
7428. 8
7428. 9
7428. 10
7429. 0
7429. 1
7429. 2
7429. 3
7429. 4
7429. 5
7429. 6
7429. 7
7430. 0
7430. 1
7430. 2
7430. 3
7430. 4
7430. 5
7430. 6
7430. 7
pull
Entries 27
Mean −668.6
Std Dev 679.7
1.5
1
0.5
0
−0.5
−1
−1.5
−2

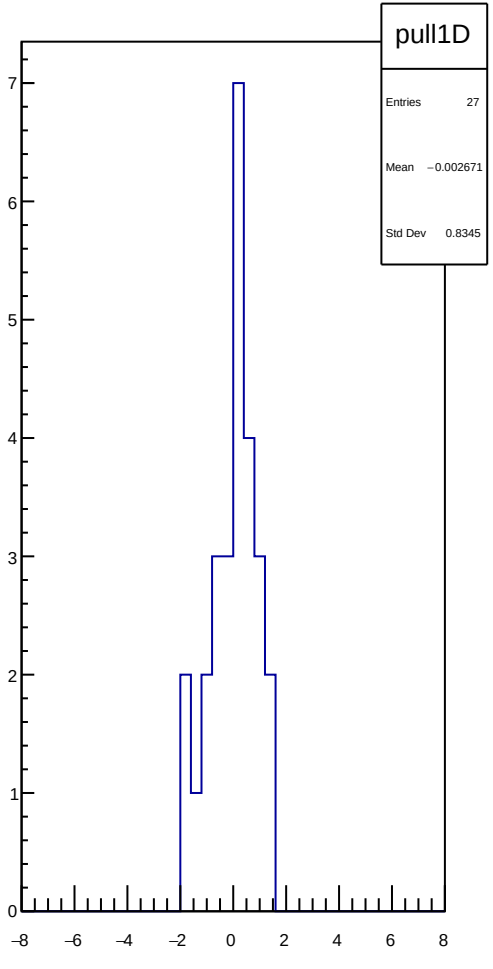
pull1D
Entries 27
Mean −0.002671
Std Dev 0.8345
7
6
5
4
3
2
1
0
−8
−6
−4
−2
0
2
4
6
8

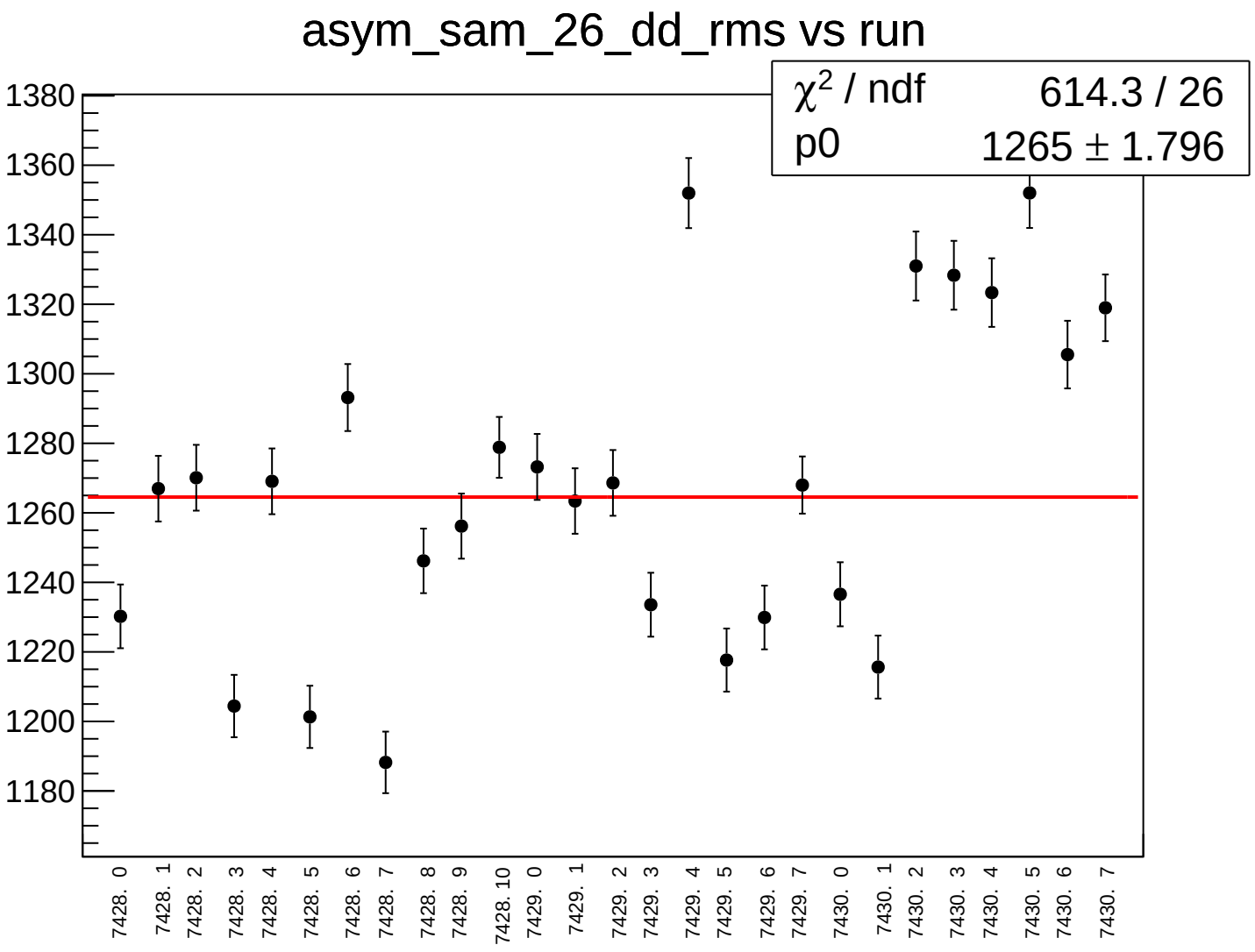
asym_sam_26_dd_rms vs run
χ² / ndf 614.3 / 26
p0 1265 ± 1.796
1380
1360
1340
1320
1300
1280
1260
1240
1220
1200
1180
7428. 0
7428. 1
7428. 2
7428. 3
7428. 4
7428. 5
7428. 6
7428. 7
7428. 8
7428. 9
7428. 10
7429. 0
7429. 1
7429. 2
7429. 3
7429. 4
7429. 5
7429. 6
7429. 7
7430. 0
7430. 1
7430. 2
7430. 3
7430. 4
7430. 5
7430. 6
7430. 7

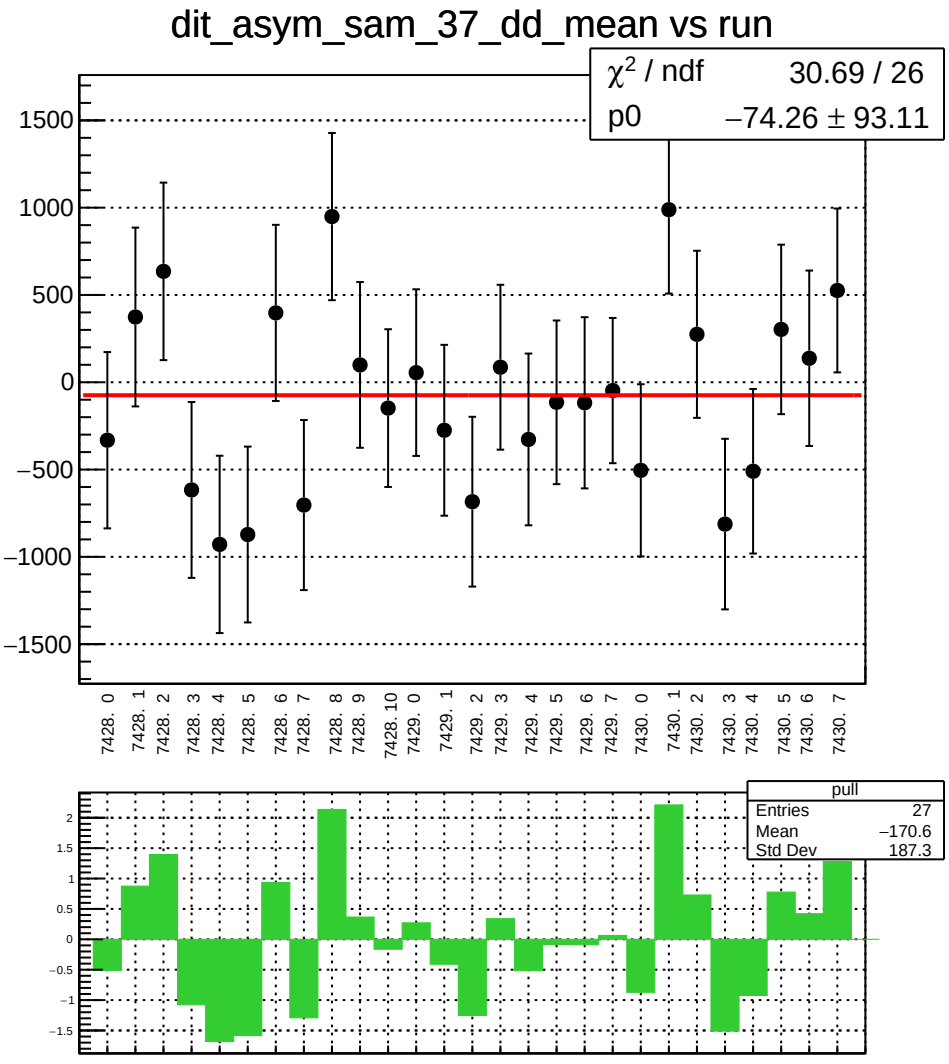
dit_asym_sam_37_dd_mean vs run
χ^2 / ndf 30.69 / 26
p0 −74.26 ± 93.11
1500
1000
500
0
−500
−1000
−1500
7428. 0
7428. 1
7428. 2
7428. 3
7428. 4
7428. 5
7428. 6
7428. 7
7428. 8
7428. 9
7428. 10
7429. 0
7429. 1
7429. 2
7429. 3
7429. 4
7429. 5
7429. 6
7429. 7
7430. 0
7430. 1
7430. 2
7430. 3
7430. 4
7430. 5
7430. 6
7430. 7
pull
Entries 27
Mean −170.6
Std Dev 187.3
2
1.5
1
0.5
0
−0.5
−1
−1.5

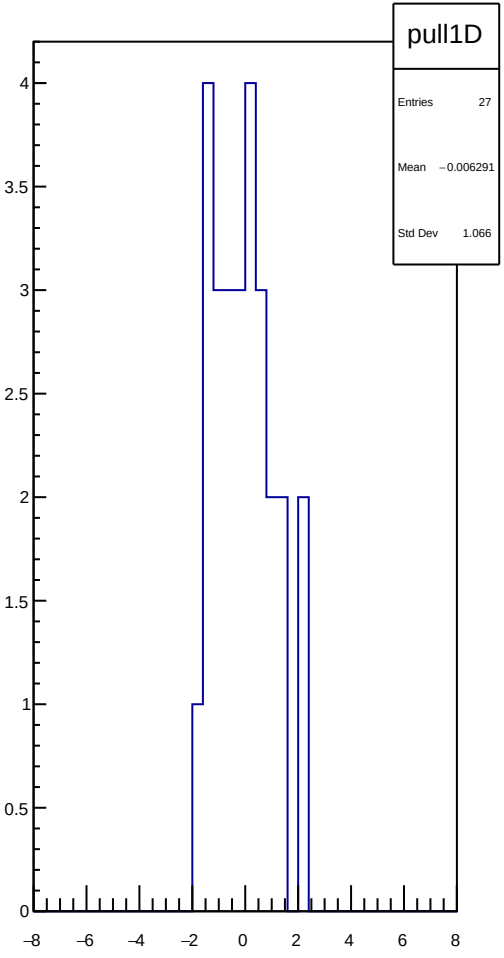
pull1D
Entries 27
Mean −0.006291
Std Dev 1.066
4
3.5
3
2.5
2
1.5
1
0.5
0
−8
−6
−4
−2
0
2
4
6
8

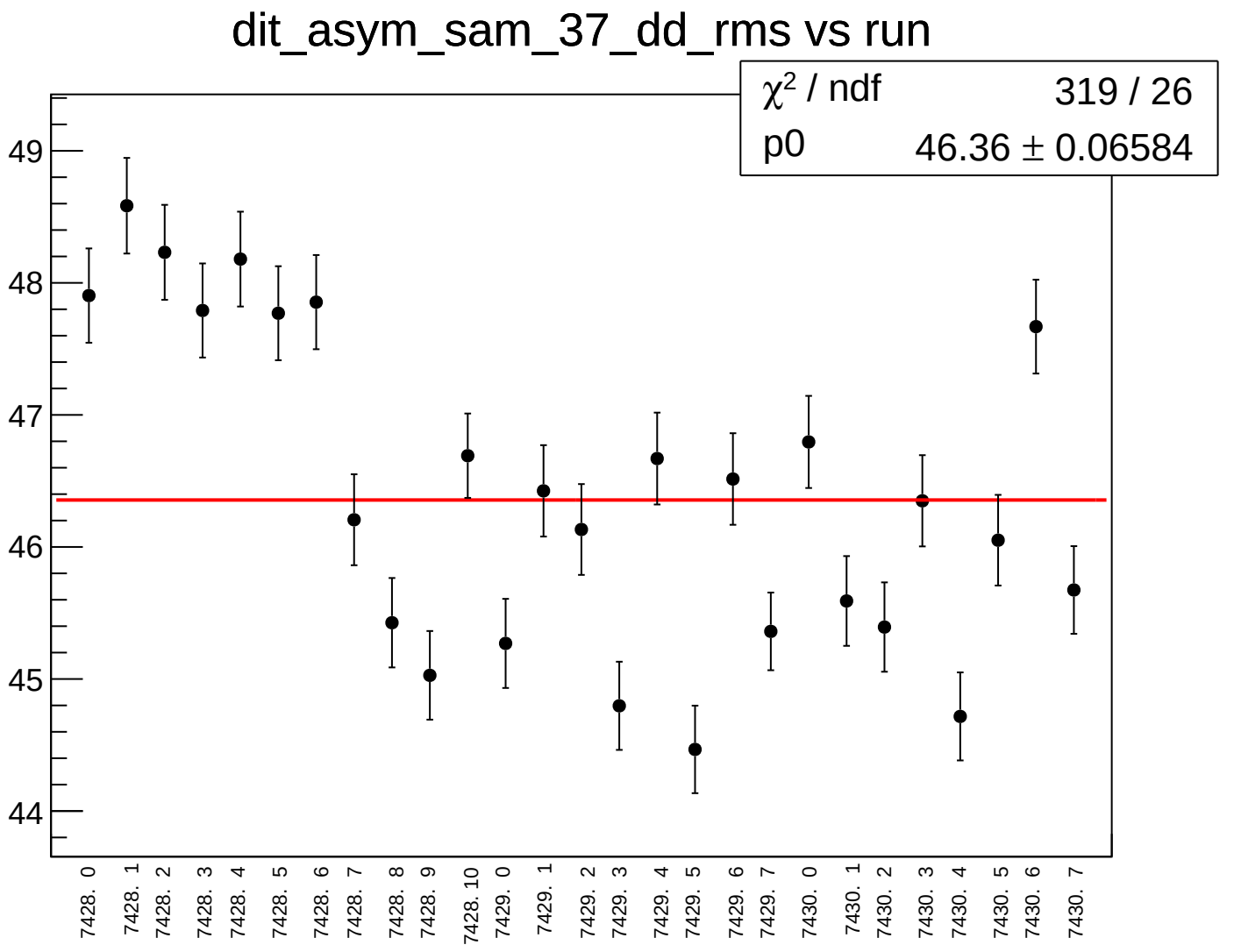
dit_asym_sam_37_dd_rms vs run
χ² / ndf 319 / 26
p0 46.36 ± 0.06584
49
48
47
46
45
44
7428. 0
7428. 1
7428. 2
7428. 3
7428. 4
7428. 5
7428. 6
7428. 7
7428. 8
7428. 9
7428. 10
7429. 0
7429. 1
7429. 2
7429. 3
7429. 4
7429. 5
7429. 6
7429. 7
7430. 0
7430. 1
7430. 2
7430. 3
7430. 4
7430. 5
7430. 6
7430. 7

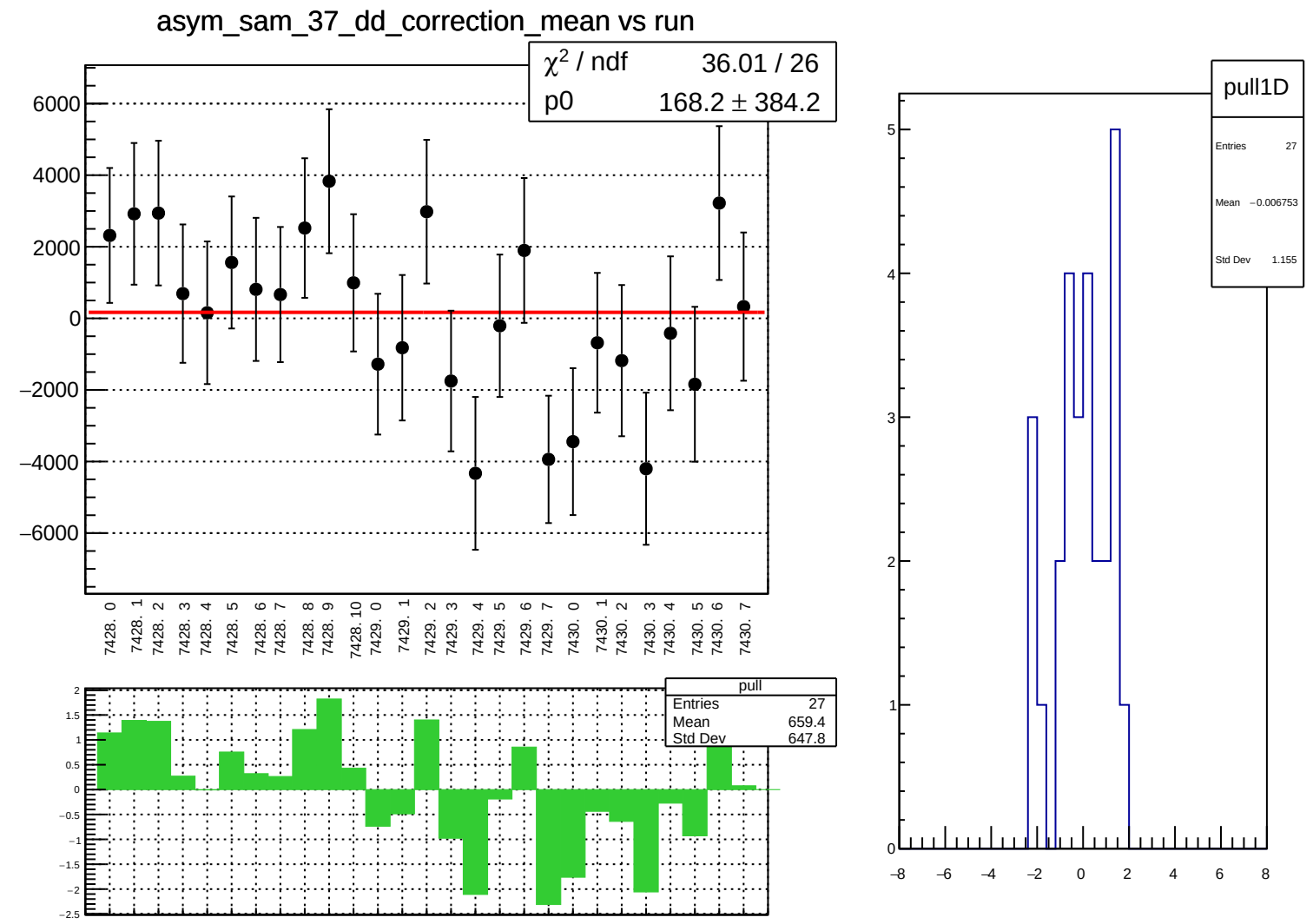
asym_sam_37_dd_correction_mean vs run
χ² / ndf 36.01 / 26
p0 168.2 ± 384.2
6000
4000
2000
0
−2000
−4000
−6000
7428. 0
7428. 1
7428. 2
7428. 3
7428. 4
7428. 5
7428. 6
7428. 7
7428. 8
7428. 9
7428. 10
7429. 0
7429. 1
7429. 2
7429. 3
7429. 4
7429. 5
7429. 6
7429. 7
7430. 0
7430. 1
7430. 2
7430. 3
7430. 4
7430. 5
7430. 6
7430. 7
pull
Entries 27
Mean 659.4
Std Dev 647.8
2
1.5
1
0.5
0
−0.5
−1
−1.5
−2
−2.5
pull1D
Entries 27
Mean −0.006753
Std Dev 1.155
5
4
3
2
1
0
−8
−6
−4
−2
0
2
4
6
8

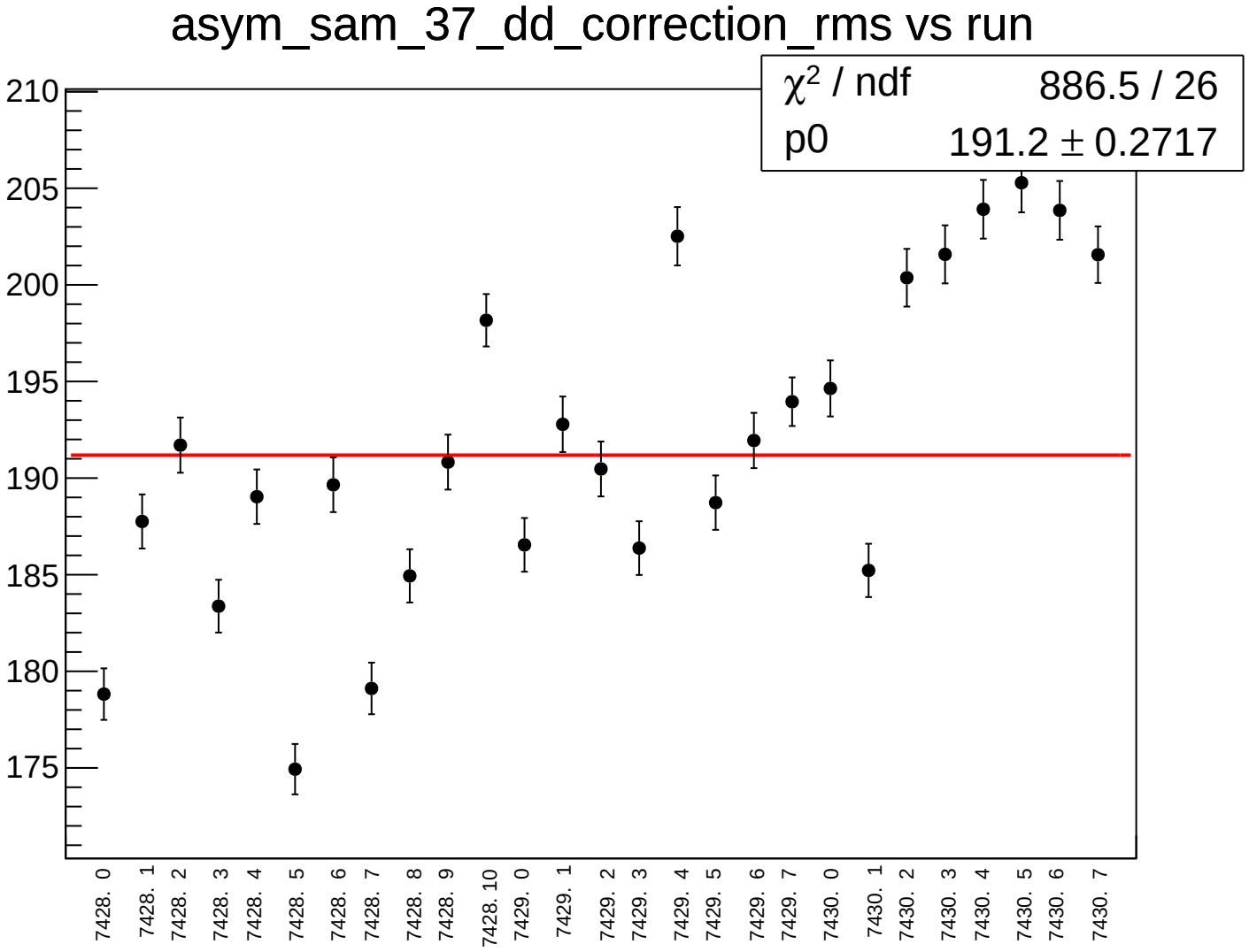
asym_sam_37_dd_correction_rms vs run
χ^2 / ndf 886.5 / 26
p0 191.2 ± 0.2717
210
205
200
195
190
185
180
175
7428. 0
7428. 1
7428. 2
7428. 3
7428. 4
7428. 5
7428. 6
7428. 7
7428. 8
7428. 9
7428. 10
7429. 0
7429. 1
7429. 2
7429. 3
7429. 4
7429. 5
7429. 6
7429. 7
7430. 0
7430. 1
7430. 2
7430. 3
7430. 4
7430. 5
7430. 6
7430. 7

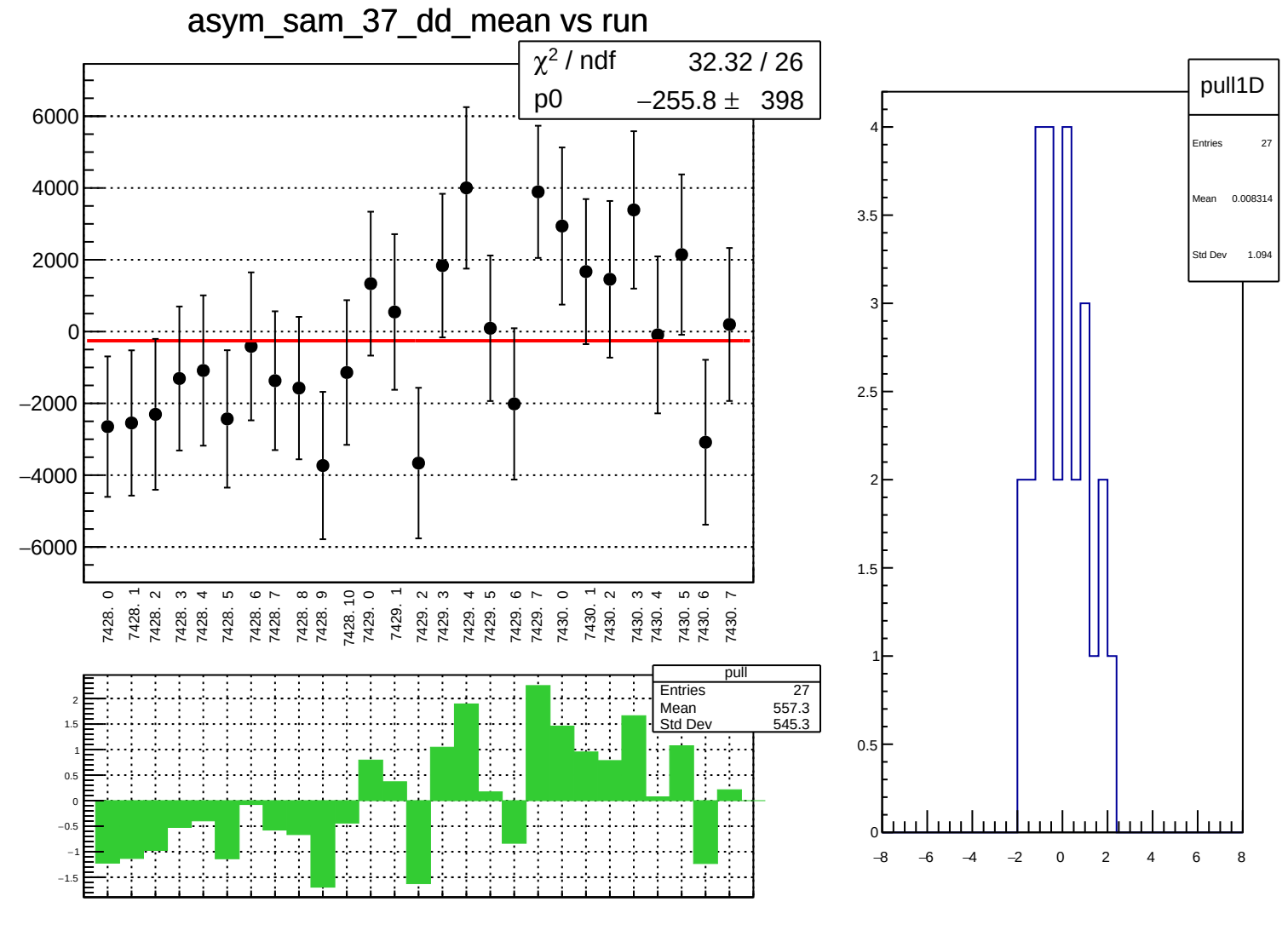
asym_sam_37_dd_mean vs run
χ² / ndf 32.32 / 26
p0 −255.8 ± 398
6000
4000
2000
0
−2000
−4000
−6000
7428. 0
7428. 1
7428. 2
7428. 3
7428. 4
7428. 5
7428. 6
7428. 7
7428. 8
7428. 9
7428. 10
7429. 0
7429. 1
7429. 2
7429. 3
7429. 4
7429. 5
7429. 6
7429. 7
7430. 0
7430. 1
7430. 2
7430. 3
7430. 4
7430. 5
7430. 6
7430. 7
pull
Entries 27
Mean 557.3
Std Dev 545.3
pull1D
Entries 27
Mean 0.008314
Std Dev 1.094

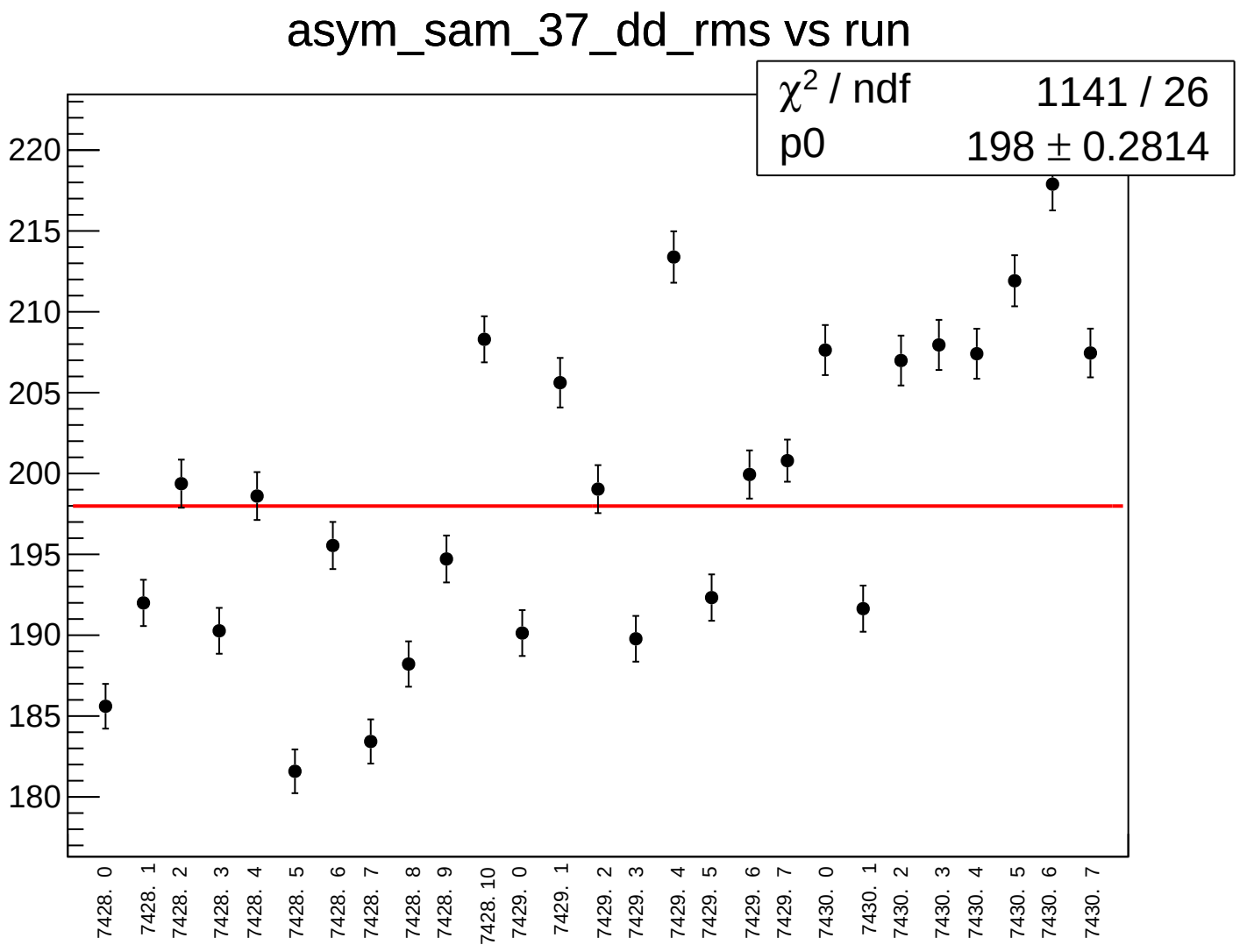
asym_sam_37_dd_rms vs run
χ^2 / ndf 1141 / 26
p0 198 ± 0.2814
220
215
210
205
200
195
190
185
180
7428. 0
7428. 1
7428. 2
7428. 3
7428. 4
7428. 5
7428. 6
7428. 7
7428. 8
7428. 9
7428. 10
7429. 0
7429. 1
7429. 2
7429. 3
7429. 4
7429. 5
7429. 6
7429. 7
7430. 0
7430. 1
7430. 2
7430. 3
7430. 4
7430. 5
7430. 6
7430. 7

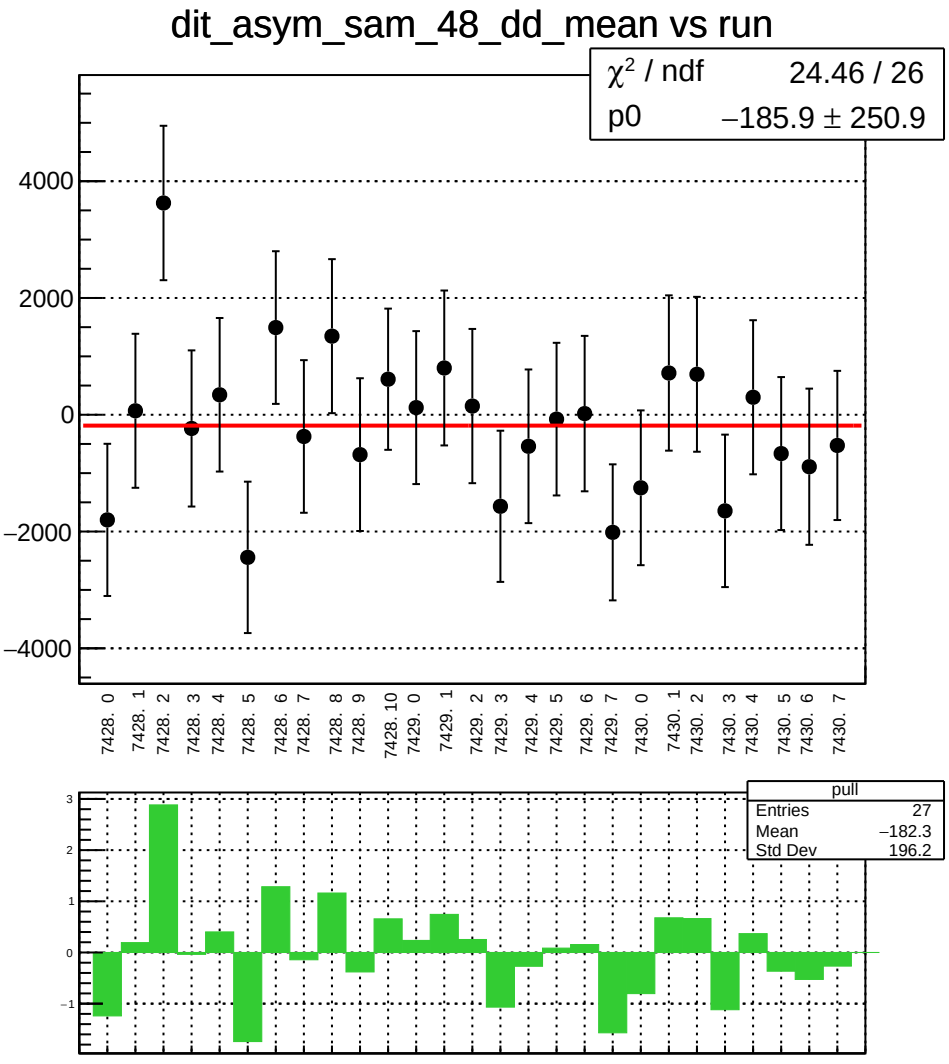
dit_asym_sam_48_dd_mean vs run
χ² / ndf 24.46 / 26
p0 −185.9 ± 250.9
4000
2000
0
−2000
−4000
7428. 0
7428. 1
7428. 2
7428. 3
7428. 4
7428. 5
7428. 6
7428. 7
7428. 8
7428. 9
7428. 10
7429. 0
7429. 1
7429. 2
7429. 3
7429. 4
7429. 5
7429. 6
7429. 7
7430. 0
7430. 1
7430. 2
7430. 3
7430. 4
7430. 5
7430. 6
7430. 7
pull
Entries 27
Mean −182.3
Std Dev 196.2
3
2
1
0
−1

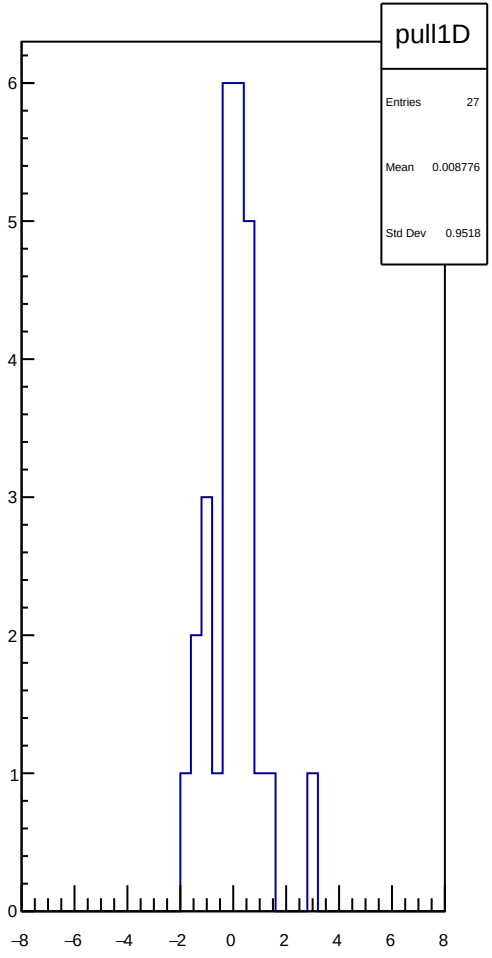
pull1D
Entries 27
Mean 0.008776
Std Dev 0.9518
6
5
4
3
2
1
0
−8
−6
−4
−2
0
2
4
6
8

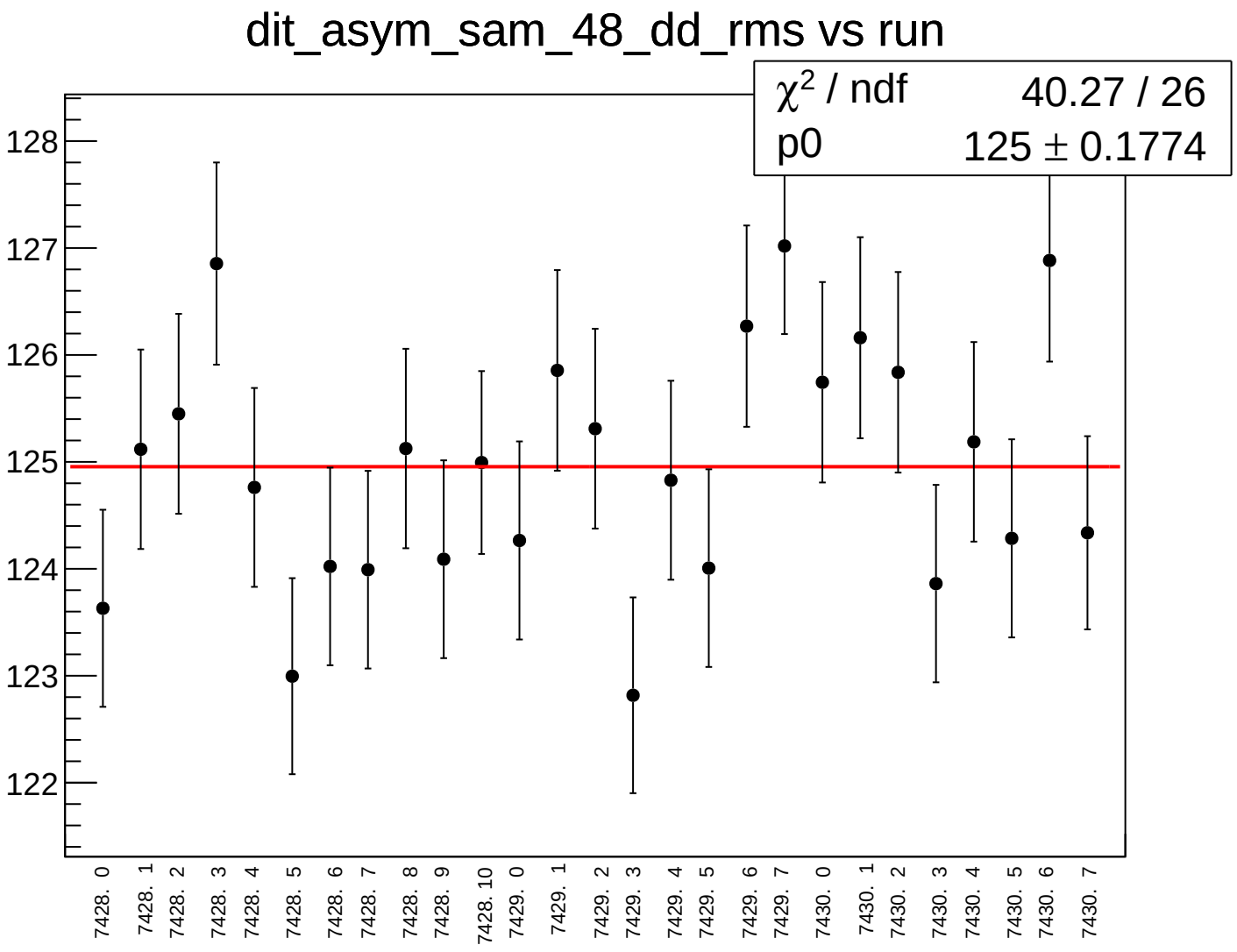
dit_asym_sam_48_dd_rms vs run
χ2 / ndf 40.27 / 26
p0 125 ± 0.1774
128
127
126
125
124
123
122
7428. 0
7428. 1
7428. 2
7428. 3
7428. 4
7428. 5
7428. 6
7428. 7
7428. 8
7428. 9
7428. 10
7429. 0
7429. 1
7429. 2
7429. 3
7429. 4
7429. 5
7429. 6
7429. 7
7430. 0
7430. 1
7430. 2
7430. 3
7430. 4
7430. 5
7430. 6
7430. 7

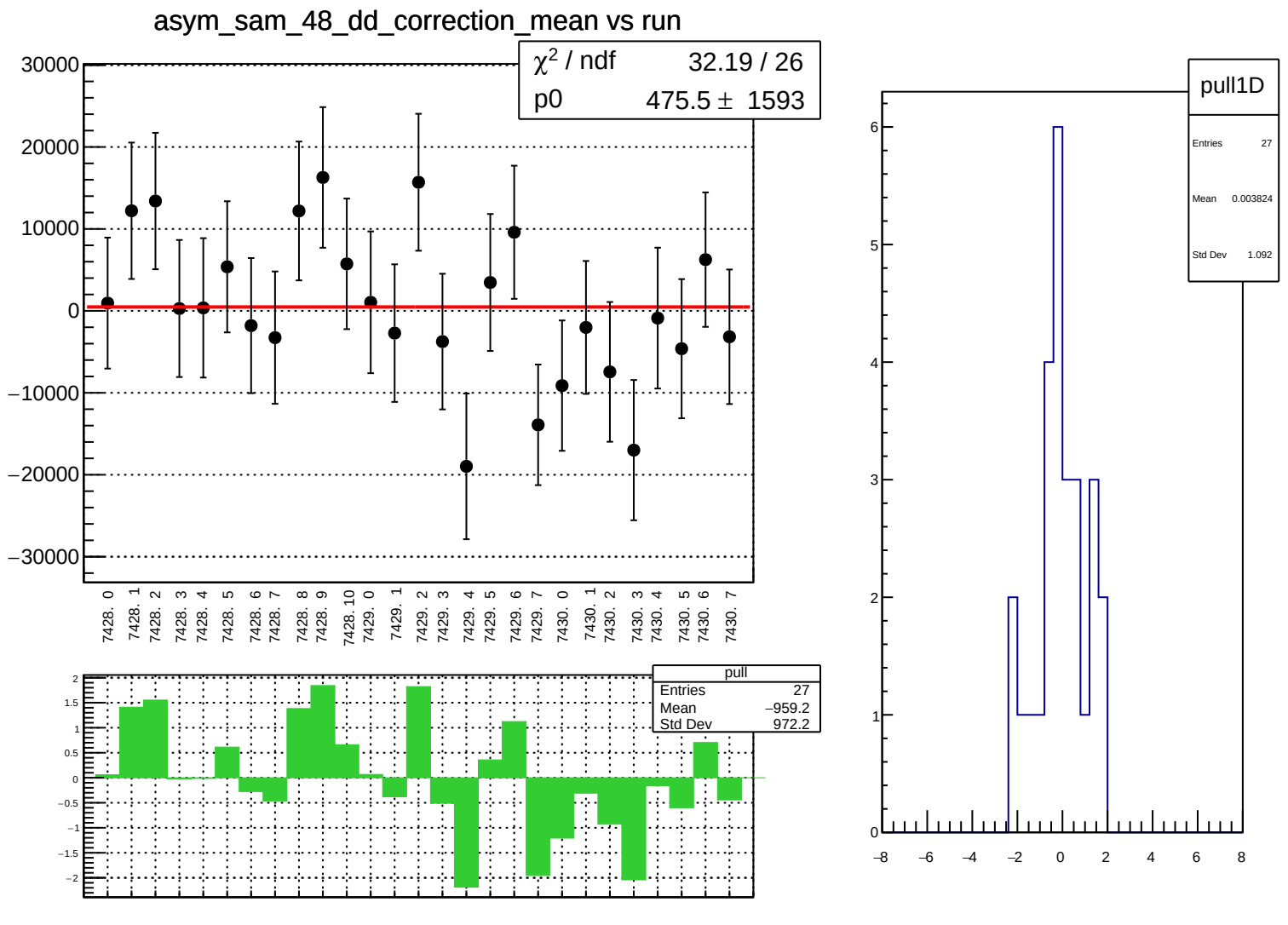
asym_sam_48_dd_correction_mean vs run
χ² / ndf 32.19 / 26
p0 475.5 ± 1593
30000
20000
10000
0
−10000
−20000
−30000
7428. 0
7428. 1
7428. 2
7428. 3
7428. 4
7428. 5
7428. 6
7428. 7
7428. 8
7428. 9
7428. 10
7429. 0
7429. 1
7429. 2
7429. 3
7429. 4
7429. 5
7429. 6
7429. 7
7430. 0
7430. 1
7430. 2
7430. 3
7430. 4
7430. 5
7430. 6
7430. 7
pull
Entries 27
Mean −959.2
Std Dev 972.2
pull1D
Entries 27
Mean 0.003824
Std Dev 1.092

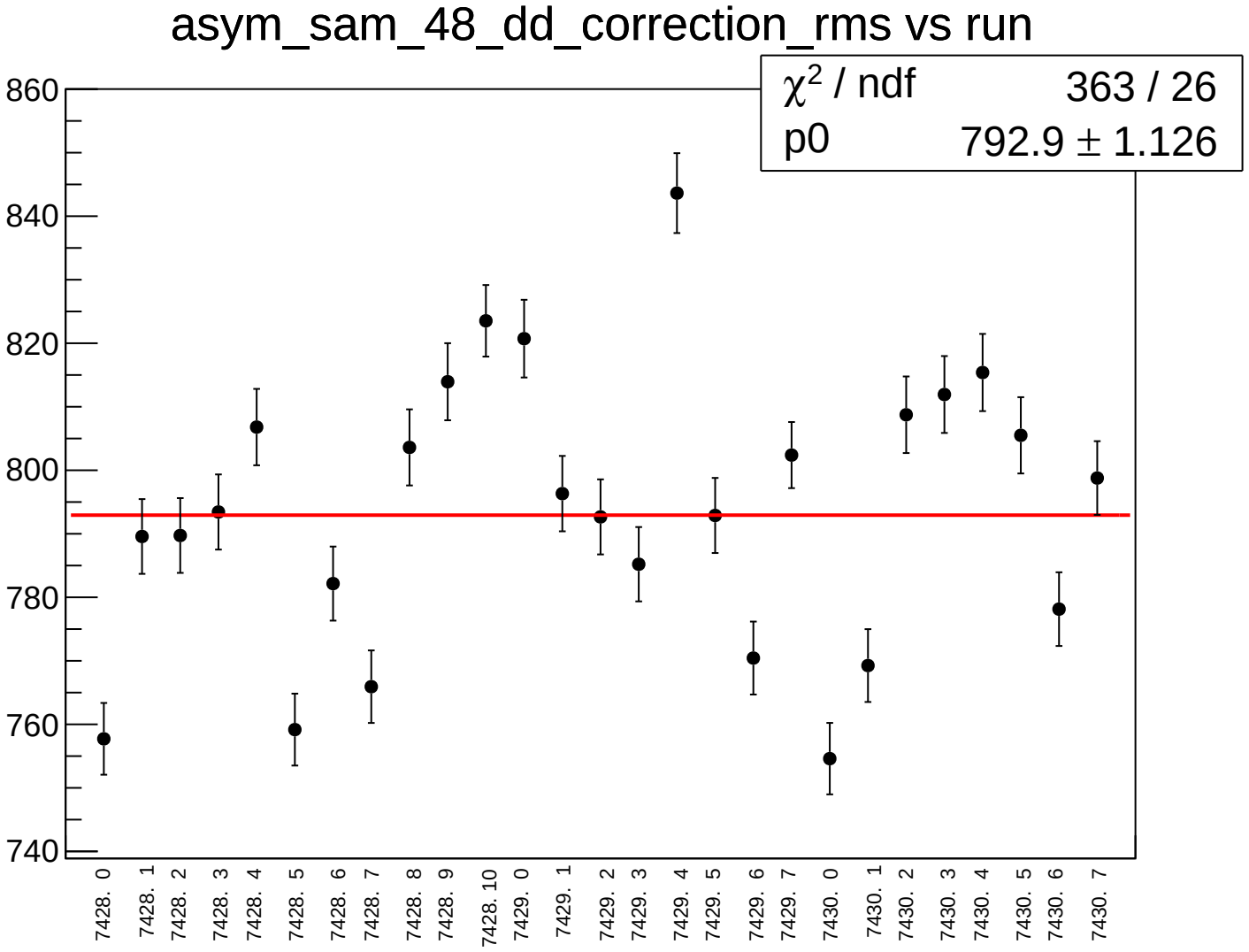
asym_sam_48_dd_correction_rms vs run
χ² / ndf 363 / 26
p0 792.9 ± 1.126
860
840
820
800
780
760
740
7428. 0
7428. 1
7428. 2
7428. 3
7428. 4
7428. 5
7428. 6
7428. 7
7428. 8
7428. 9
7428. 10
7429. 0
7429. 1
7429. 2
7429. 3
7429. 4
7429. 5
7429. 6
7429. 7
7430. 0
7430. 1
7430. 2
7430. 3
7430. 4
7430. 5
7430. 6
7430. 7

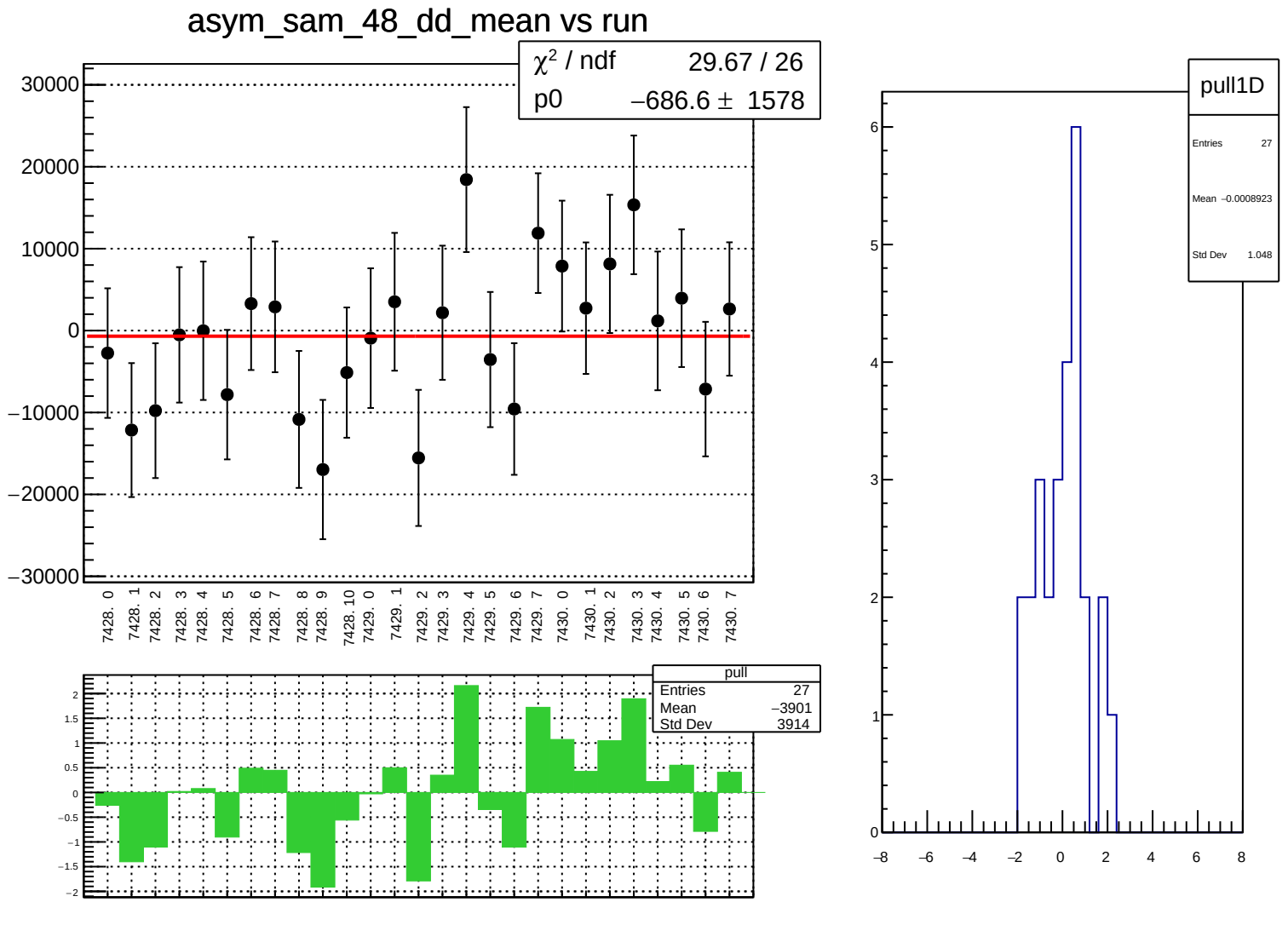
asym_sam_48_dd_mean vs run
χ² / ndf 29.67 / 26
p0 −686.6 ± 1578
30000
20000
10000
0
−10000
−20000
−30000
7428. 0
7428. 1
7428. 2
7428. 3
7428. 4
7428. 5
7428. 6
7428. 7
7428. 8
7428. 9
7428. 10
7429. 0
7429. 1
7429. 2
7429. 3
7429. 4
7429. 5
7429. 6
7429. 7
7430. 0
7430. 1
7430. 2
7430. 3
7430. 4
7430. 5
7430. 6
7430. 7
pull
Entries 27
Mean −3901
Std Dev 3914
pull1D
Entries 27
Mean −0.0008923
Std Dev 1.048

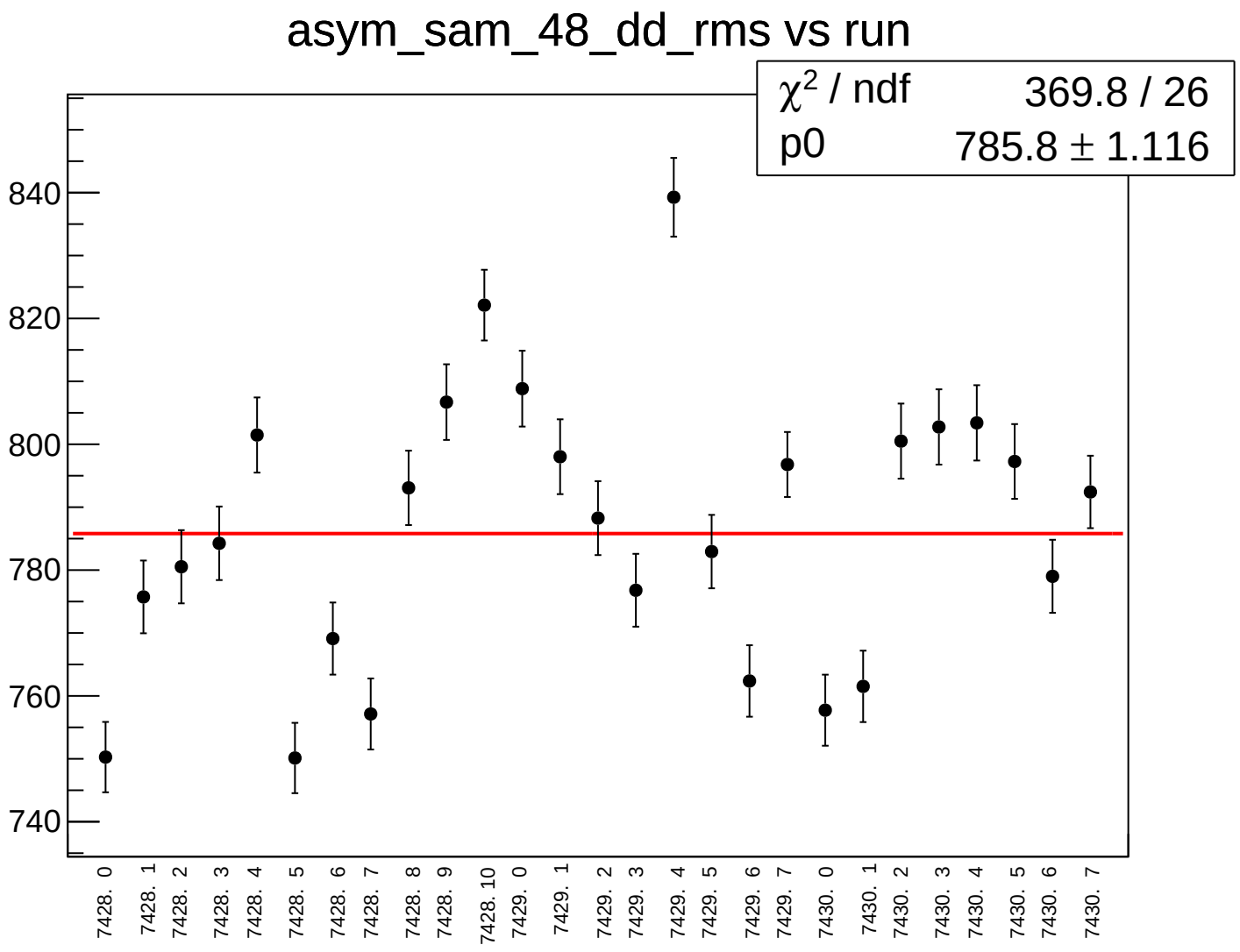
asym_sam_48_dd_rms vs run
χ² / ndf 369.8 / 26
p0 785.8 ± 1.116
840
820
800
780
760
740
7428. 0
7428. 1
7428. 2
7428. 3
7428. 4
7428. 5
7428. 6
7428. 7
7428. 8
7428. 9
7428. 10
7429. 0
7429. 1
7429. 2
7429. 3
7429. 4
7429. 5
7429. 6
7429. 7
7430. 0
7430. 1
7430. 2
7430. 3
7430. 4
7430. 5
7430. 6
7430. 7

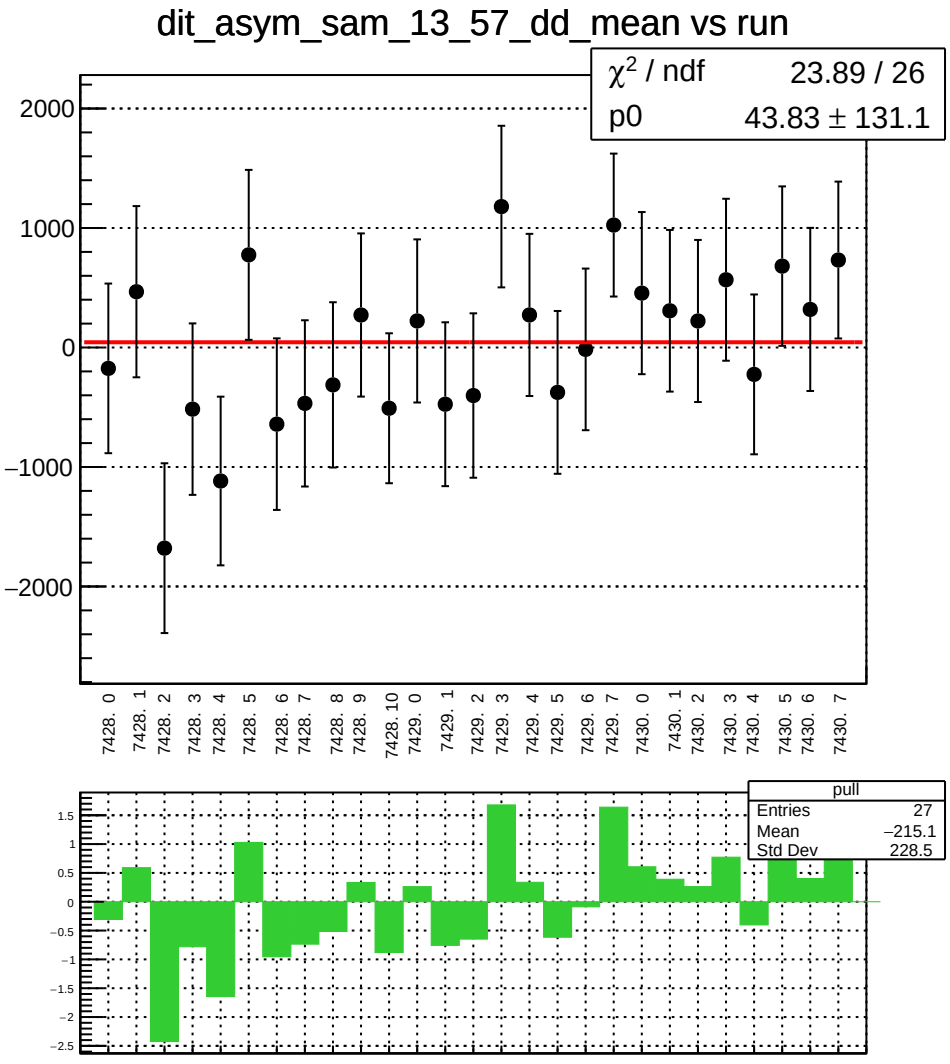
dit_asym_sam_13_57_dd_mean vs run
χ² / ndf 23.89 / 26
p0 43.83 ± 131.1
2000
1000
0
−1000
−2000
7428. 0
7428. 1
7428. 2
7428. 3
7428. 4
7428. 5
7428. 6
7428. 7
7428. 8
7428. 9
7428. 10
7429. 0
7429. 1
7429. 2
7429. 3
7429. 4
7429. 5
7429. 6
7429. 7
7430. 0
7430. 1
7430. 2
7430. 3
7430. 4
7430. 5
7430. 6
7430. 7
pull
Entries 27
Mean −215.1
Std Dev 228.5
1.5
1
0.5
0
−0.5
−1
−1.5
−2
−2.5

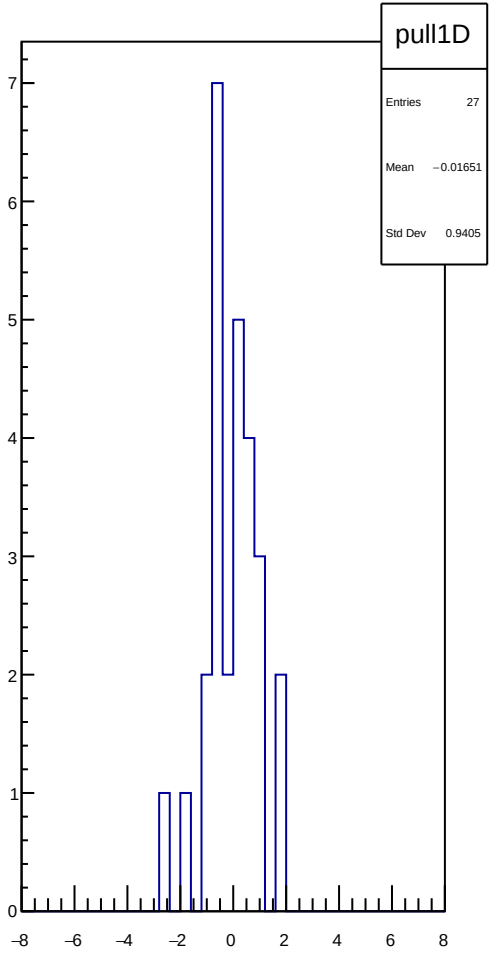
pull1D
Entries 27
Mean −0.01651
Std Dev 0.9405
7
6
5
4
3
2
1
0
−8
−6
−4
−2
0
2
4
6
8

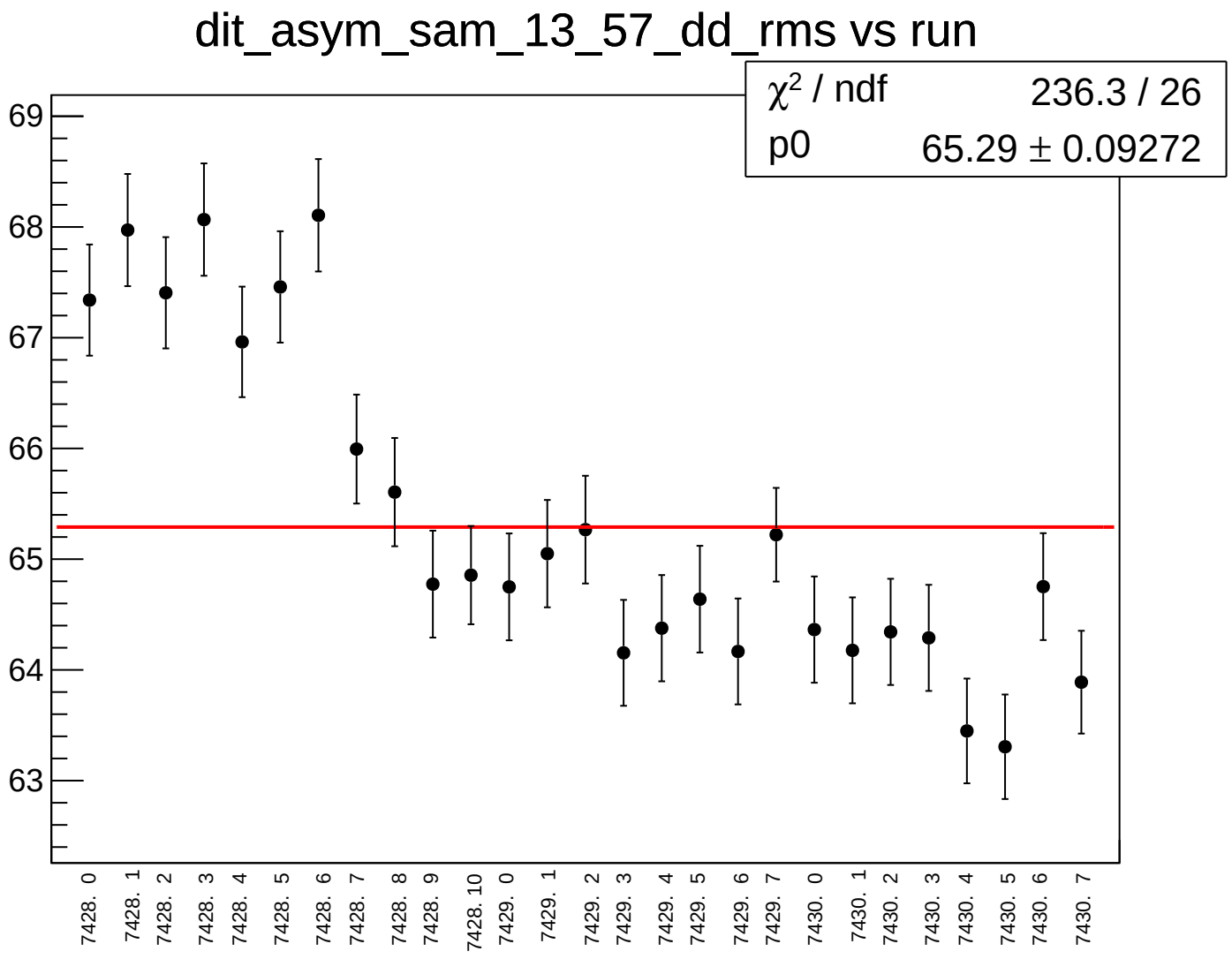
dit_asym_sam_13_57_dd_rms vs run
χ² / ndf 236.3 / 26
p0 65.29 ± 0.09272
69
68
67
66
65
64
63
7428. 0
7428. 1
7428. 2
7428. 3
7428. 4
7428. 5
7428. 6
7428. 7
7428. 8
7428. 9
7428. 10
7429. 0
7429. 1
7429. 2
7429. 3
7429. 4
7429. 5
7429. 6
7429. 7
7430. 0
7430. 1
7430. 2
7430. 3
7430. 4
7430. 5
7430. 6
7430. 7

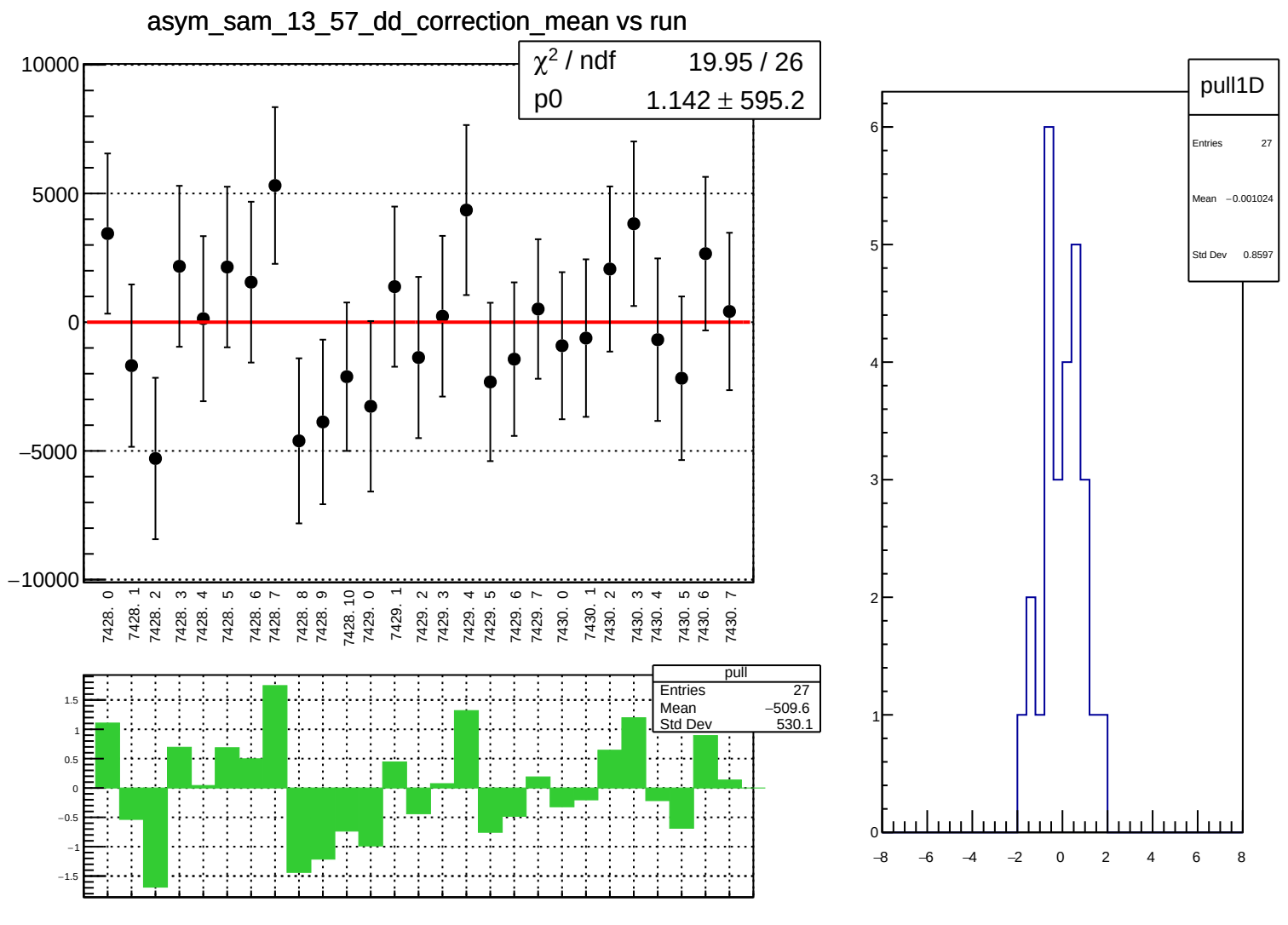
asym_sam_13_57_dd_correction_mean vs run
χ² / ndf 19.95 / 26
p0 1.142 ± 595.2
10000
5000
0
−5000
−10000
7428. 0
7428. 1
7428. 2
7428. 3
7428. 4
7428. 5
7428. 6
7428. 7
7428. 8
7428. 9
7428. 10
7429. 0
7429. 1
7429. 2
7429. 3
7429. 4
7429. 5
7429. 6
7429. 7
7430. 0
7430. 1
7430. 2
7430. 3
7430. 4
7430. 5
7430. 6
7430. 7
pull
Entries 27
Mean −509.6
Std Dev 530.1
1.5
1
0.5
0
−0.5
−1
−1.5
pull1D
Entries 27
Mean −0.001024
Std Dev 0.8597
6
5
4
3
2
1
0
−8
−6
−4
−2
0
2
4
6
8

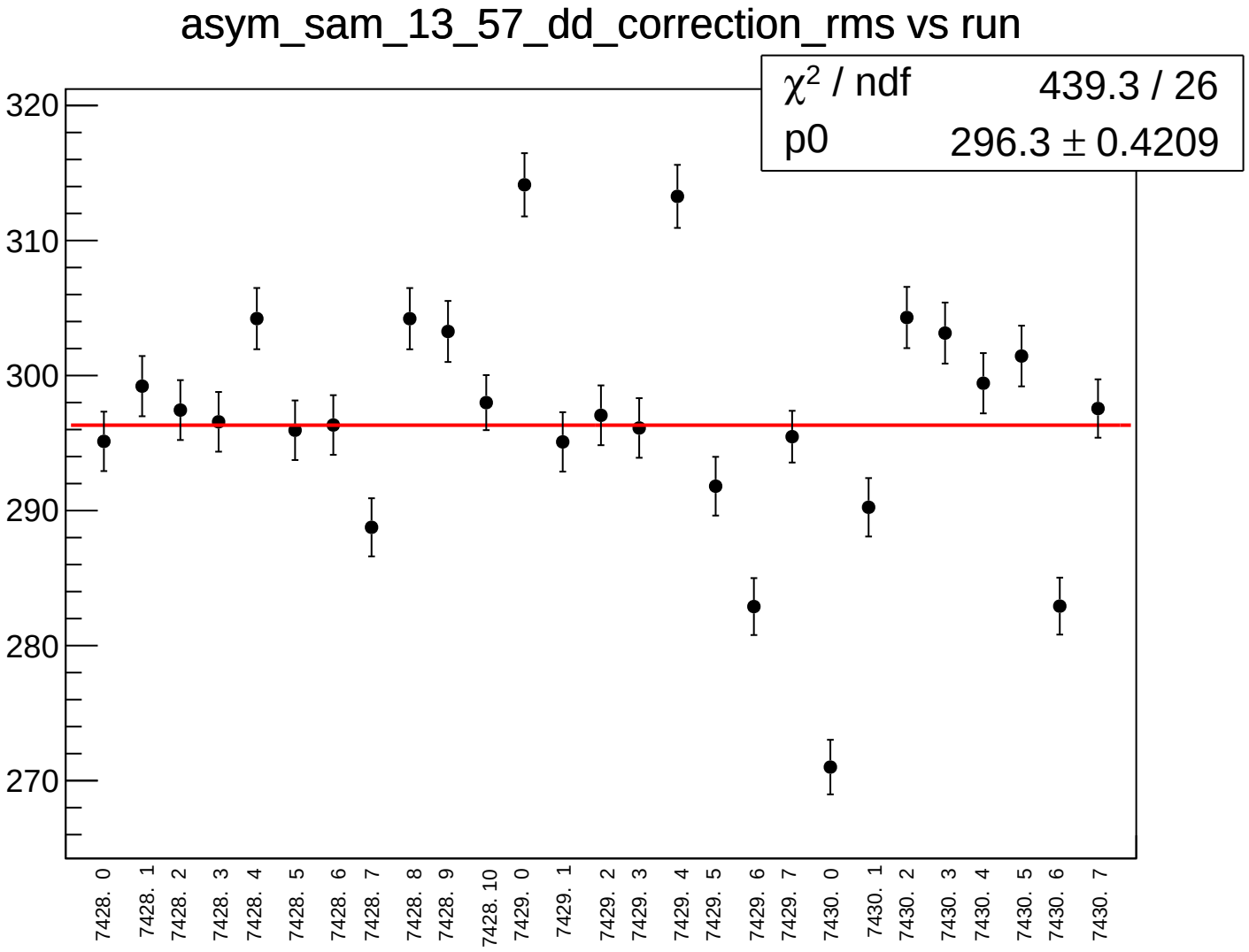
asym_sam_13_57_dd_correction_rms vs run
χ² / ndf 439.3 / 26
p0 296.3 ± 0.4209
320
310
300
290
280
270
7428. 0
7428. 1
7428. 2
7428. 3
7428. 4
7428. 5
7428. 6
7428. 7
7428. 8
7428. 9
7428. 10
7429. 0
7429. 1
7429. 2
7429. 3
7429. 4
7429. 5
7429. 6
7429. 7
7430. 0
7430. 1
7430. 2
7430. 3
7430. 4
7430. 5
7430. 6
7430. 7

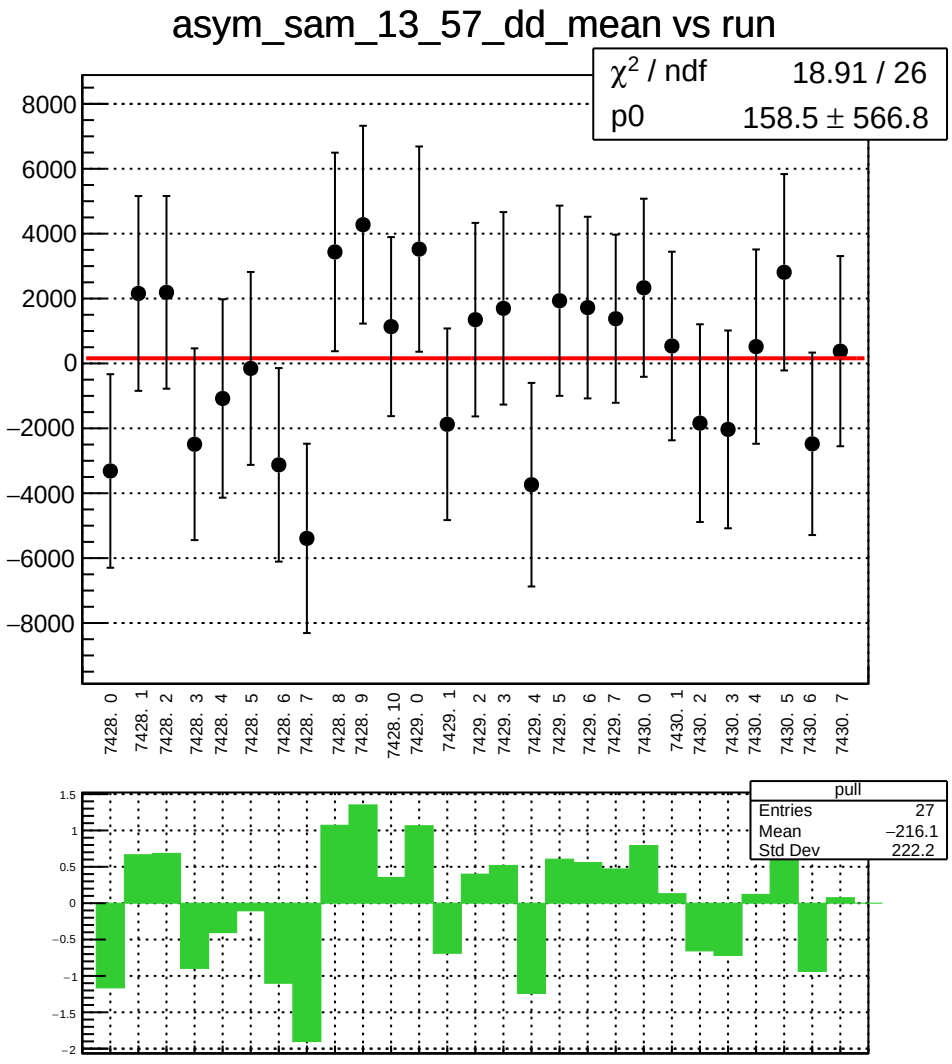
asym_sam_13_57_dd_mean vs run
χ² / ndf 18.91 / 26
p0 158.5 ± 566.8
8000
6000
4000
2000
0
−2000
−4000
−6000
−8000
7428. 0
7428. 1
7428. 2
7428. 3
7428. 4
7428. 5
7428. 6
7428. 7
7428. 8
7428. 9
7428. 10
7429. 0
7429. 1
7429. 2
7429. 3
7429. 4
7429. 5
7429. 6
7429. 7
7430. 0
7430. 1
7430. 2
7430. 3
7430. 4
7430. 5
7430. 6
7430. 7
pull
Entries 27
Mean −216.1
Std Dev 222.2
1.5
1
0.5
0
−0.5
−1
−1.5
−2

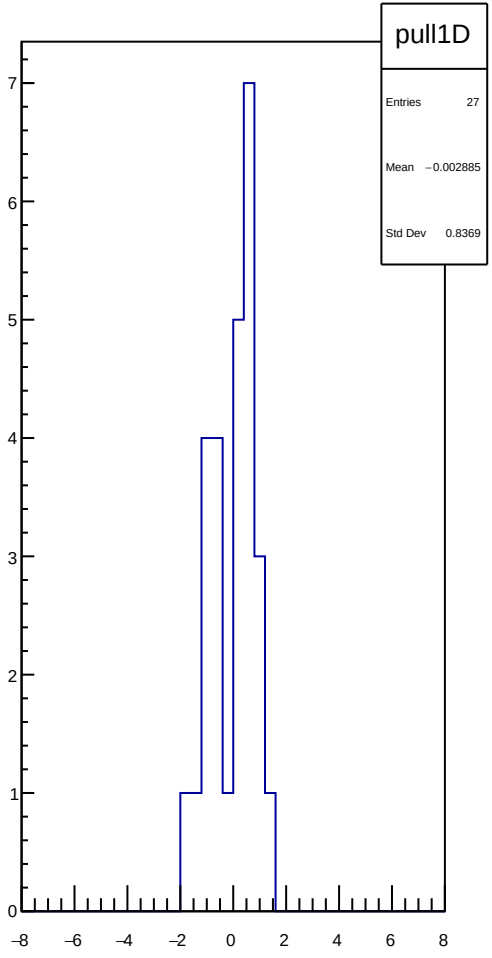
pull1D
Entries 27
Mean −0.002885
Std Dev 0.8369
7
6
5
4
3
2
1
0
−8
−6
−4
−2
0
2
4
6
8

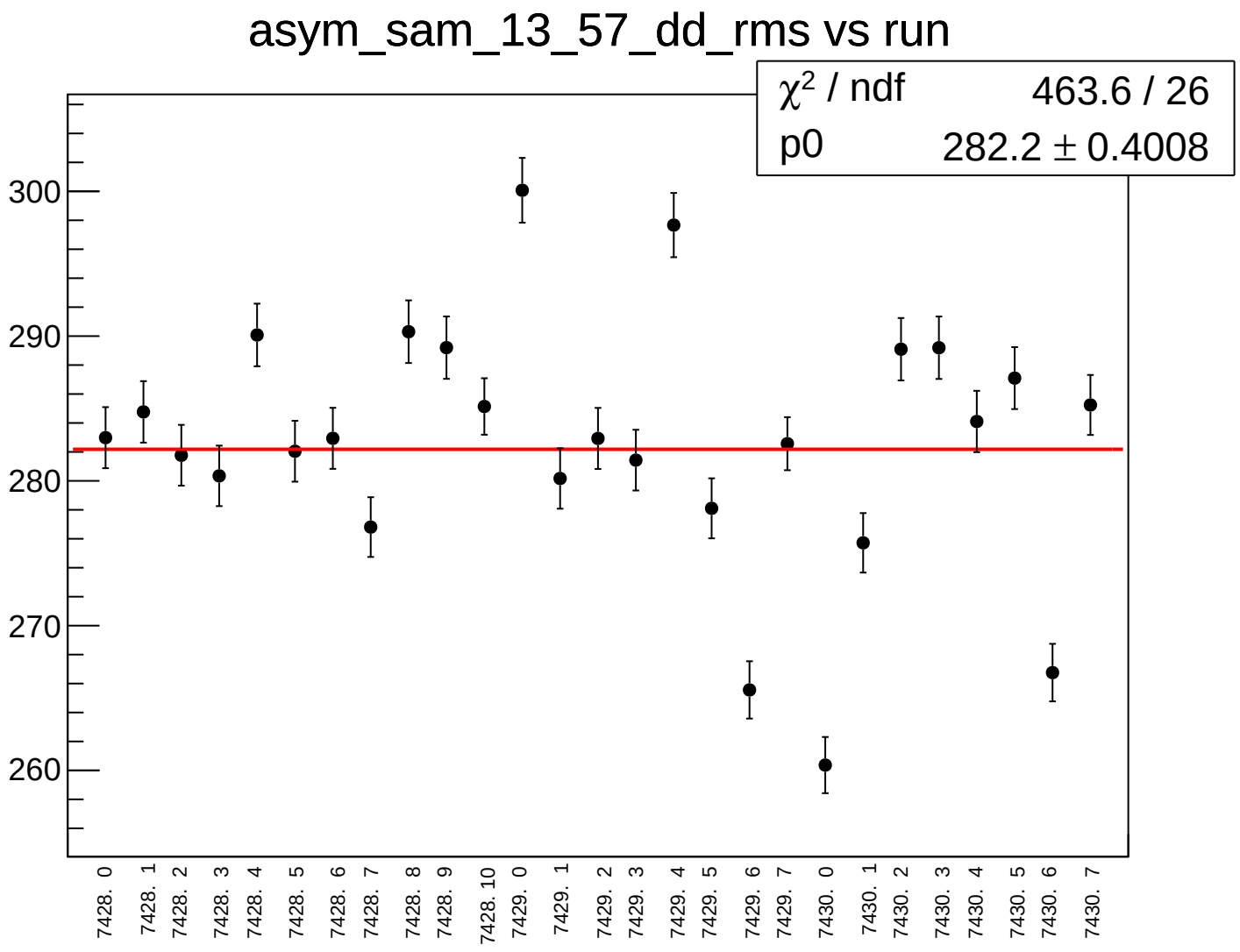
asym_sam_13_57_dd_rms vs run
χ² / ndf 463.6 / 26
p0 282.2 ± 0.4008
300
290
280
270
260
7428. 0
7428. 1
7428. 2
7428. 3
7428. 4
7428. 5
7428. 6
7428. 7
7428. 8
7428. 9
7428. 10
7429. 0
7429. 1
7429. 2
7429. 3
7429. 4
7429. 5
7429. 6
7429. 7
7430. 0
7430. 1
7430. 2
7430. 3
7430. 4
7430. 5
7430. 6
7430. 7

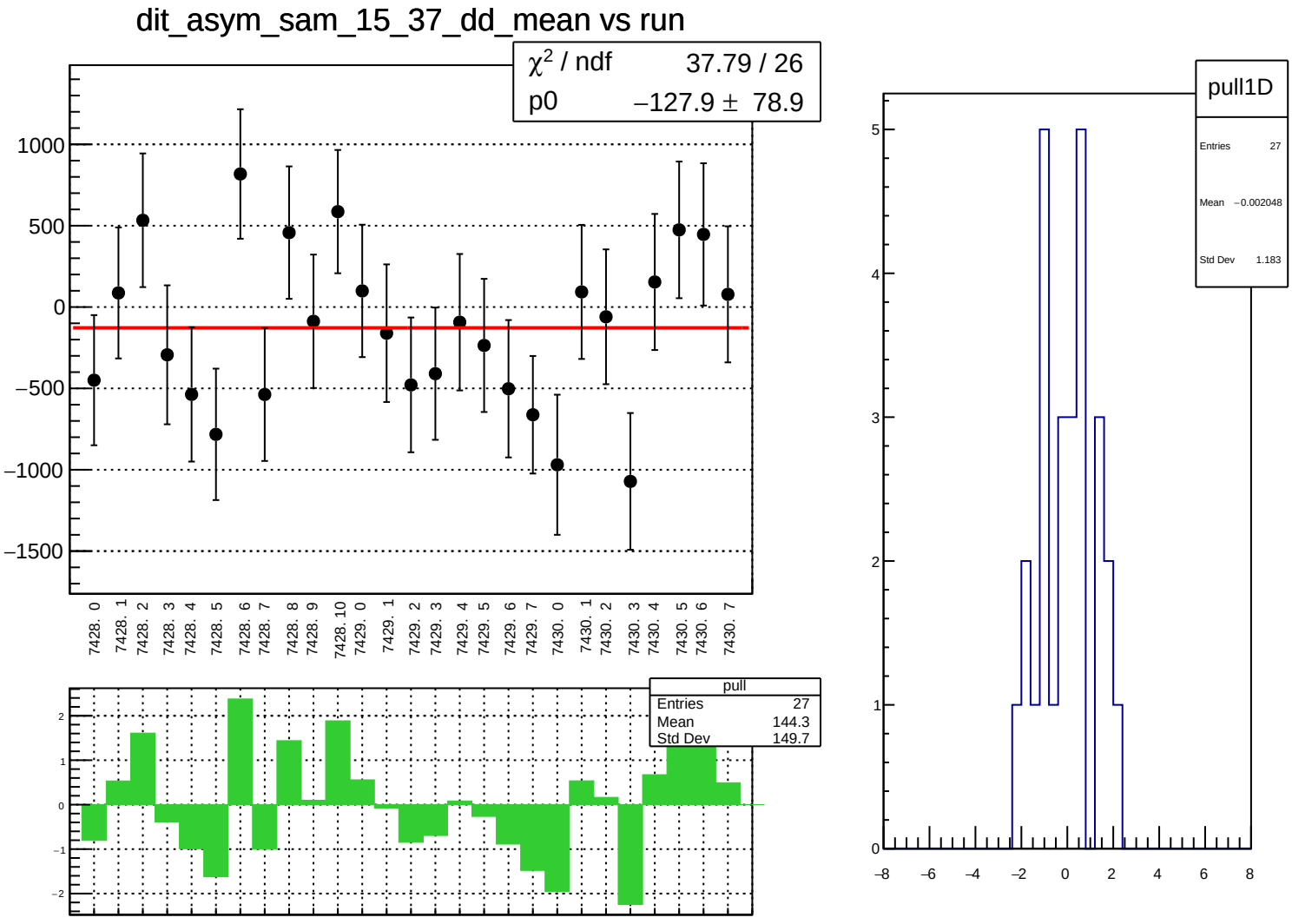
dit_asym_sam_15_37_dd_mean vs run
χ² / ndf 37.79 / 26
p0 −127.9 ± 78.9
1000
500
0
−500
−1000
−1500
7428. 0
7428. 1
7428. 2
7428. 3
7428. 4
7428. 5
7428. 6
7428. 7
7428. 8
7428. 9
7428. 10
7429. 0
7429. 1
7429. 2
7429. 3
7429. 4
7429. 5
7429. 6
7429. 7
7430. 0
7430. 1
7430. 2
7430. 3
7430. 4
7430. 5
7430. 6
7430. 7
pull
Entries 27
Mean 144.3
Std Dev 149.7
pull1D
Entries 27
Mean −0.002048
Std Dev 1.183

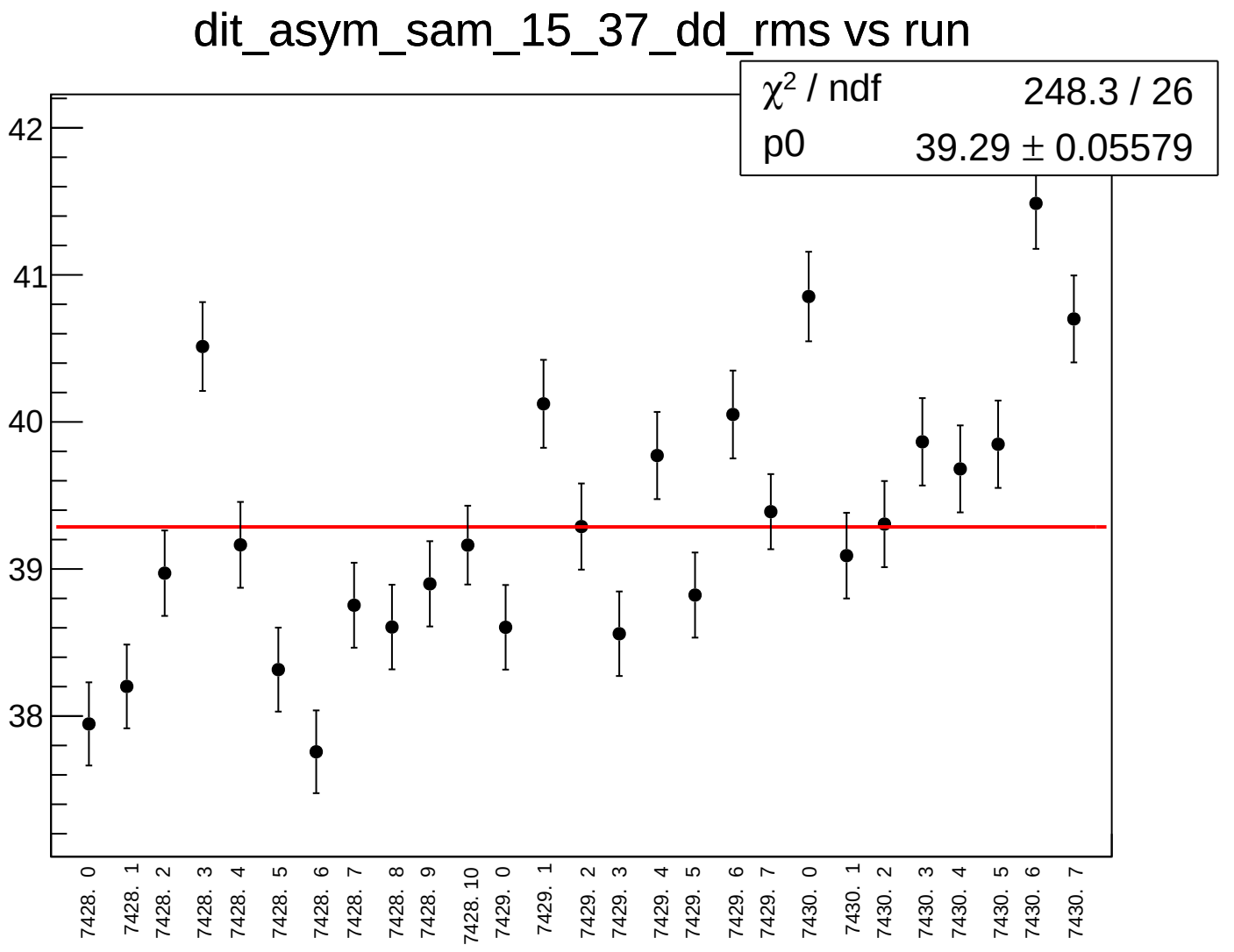
dit_asym_sam_15_37_dd_rms vs run
χ² / ndf 248.3 / 26
p0 39.29 ± 0.05579
42
41
40
39
38
7428. 0
7428. 1
7428. 2
7428. 3
7428. 4
7428. 5
7428. 6
7428. 7
7428. 8
7428. 9
7428. 10
7429. 0
7429. 1
7429. 2
7429. 3
7429. 4
7429. 5
7429. 6
7429. 7
7430. 0
7430. 1
7430. 2
7430. 3
7430. 4
7430. 5
7430. 6
7430. 7

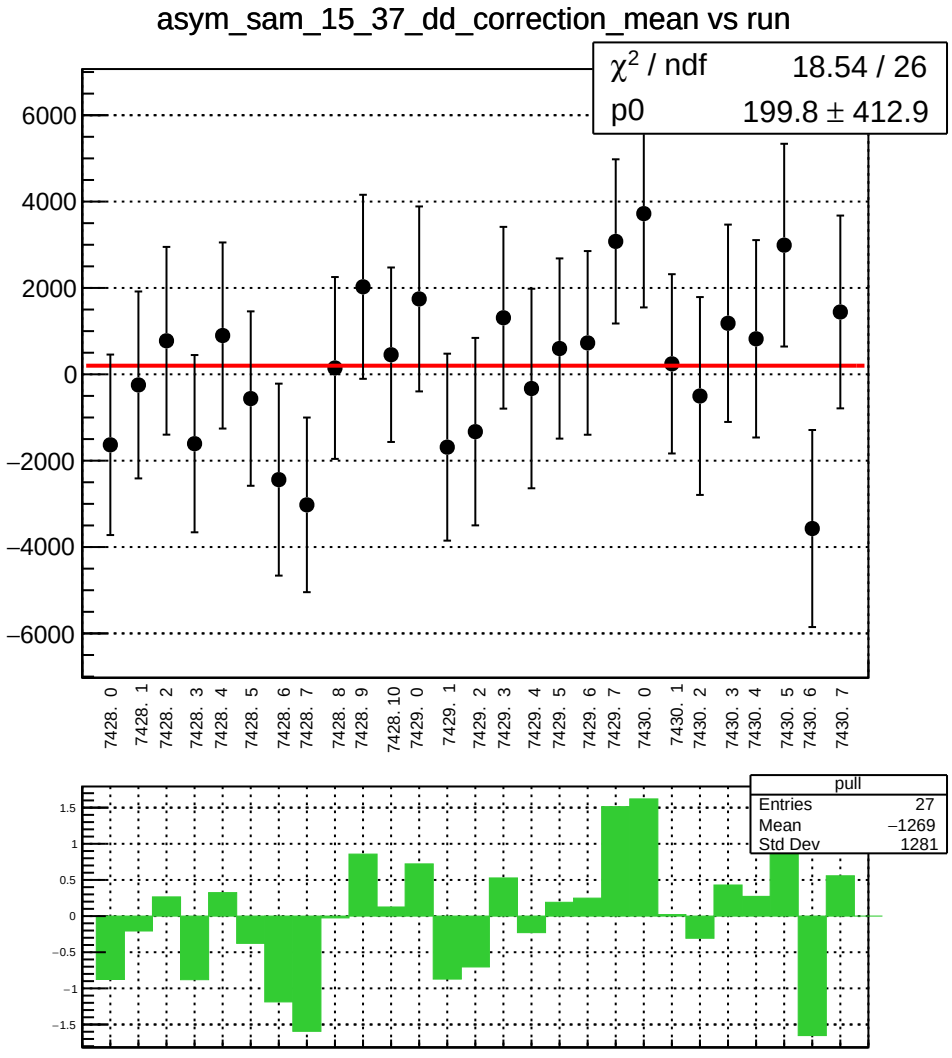
asym_sam_15_37_dd_correction_mean vs run
χ² / ndf 18.54 / 26
p0 199.8 ± 412.9
6000
4000
2000
0
−2000
−4000
−6000
7428. 0
7428. 1
7428. 2
7428. 3
7428. 4
7428. 5
7428. 6
7428. 7
7428. 8
7428. 9
7428. 10
7429. 0
7429. 1
7429. 2
7429. 3
7429. 4
7429. 5
7429. 6
7429. 7
7430. 0
7430. 1
7430. 2
7430. 3
7430. 4
7430. 5
7430. 6
7430. 7
pull
Entries 27
Mean −1269
Std Dev 1281
1.5
1
0.5
0
−0.5
−1
−1.5

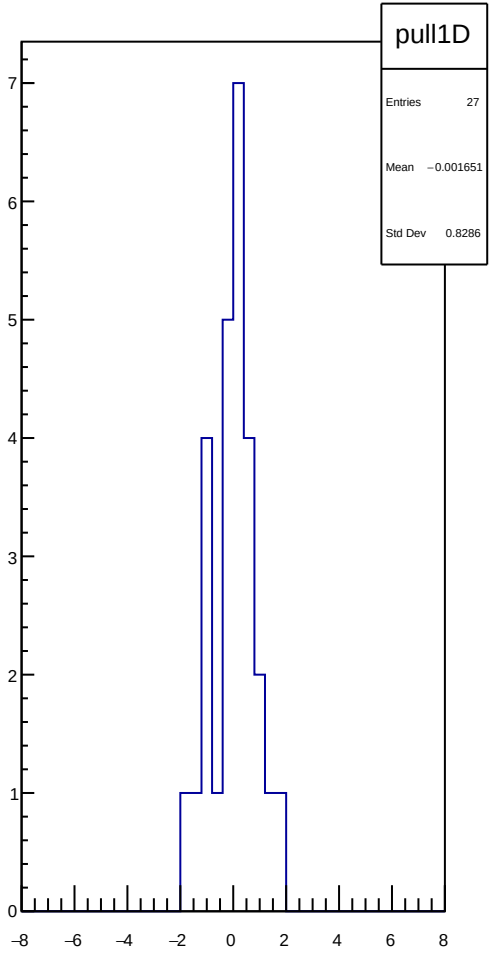
pull1D
Entries 27
Mean −0.001651
Std Dev 0.8286
7
6
5
4
3
2
1
0
−8
−6
−4
−2
0
2
4
6
8

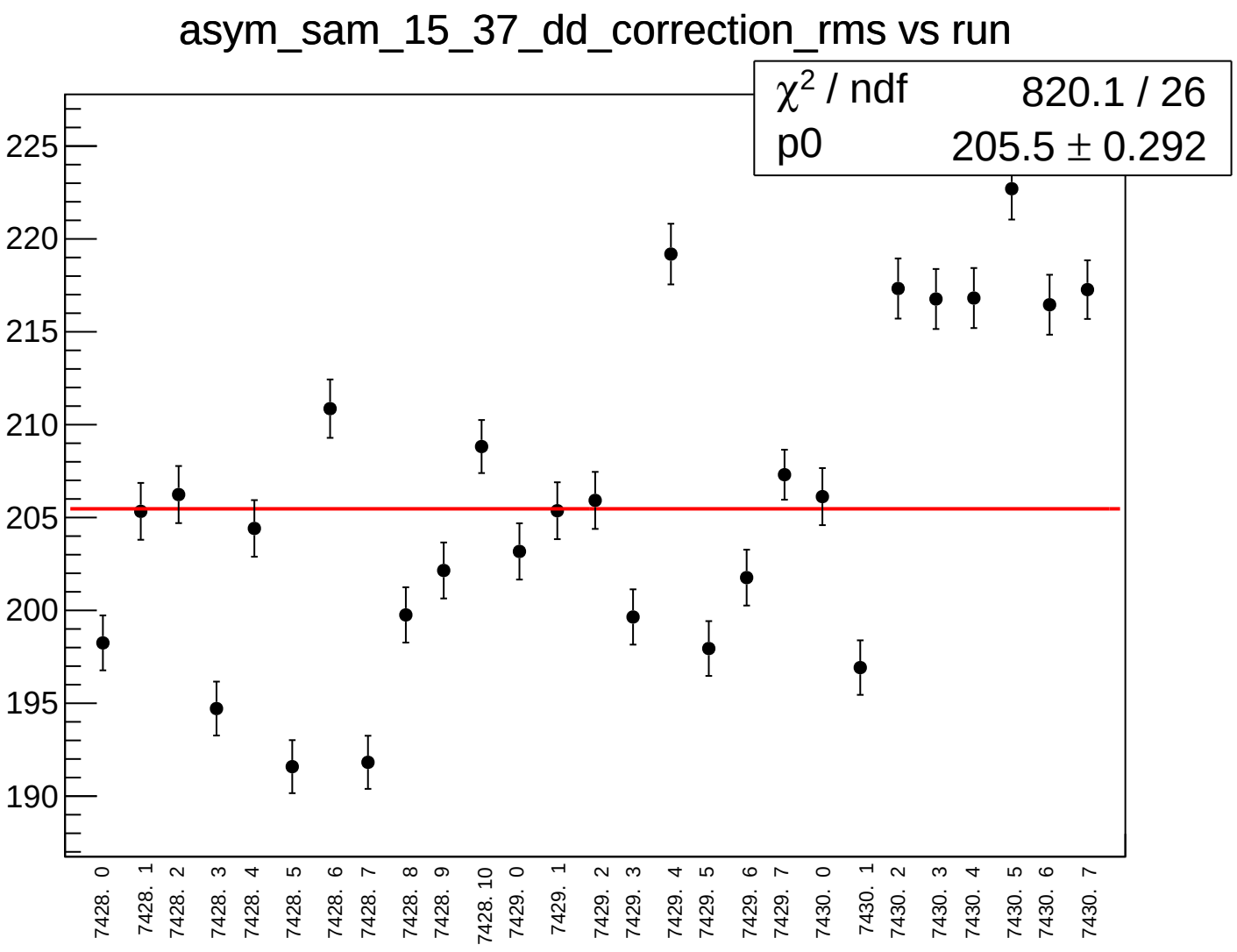
asym_sam_15_37_dd_correction_rms vs run
χ2 / ndf 820.1 / 26
p0 205.5 ± 0.292
225
220
215
210
205
200
195
190
7428. 0
7428. 1
7428. 2
7428. 3
7428. 4
7428. 5
7428. 6
7428. 7
7428. 8
7428. 9
7428. 10
7429. 0
7429. 1
7429. 2
7429. 3
7429. 4
7429. 5
7429. 6
7429. 7
7430. 0
7430. 1
7430. 2
7430. 3
7430. 4
7430. 5
7430. 6
7430. 7

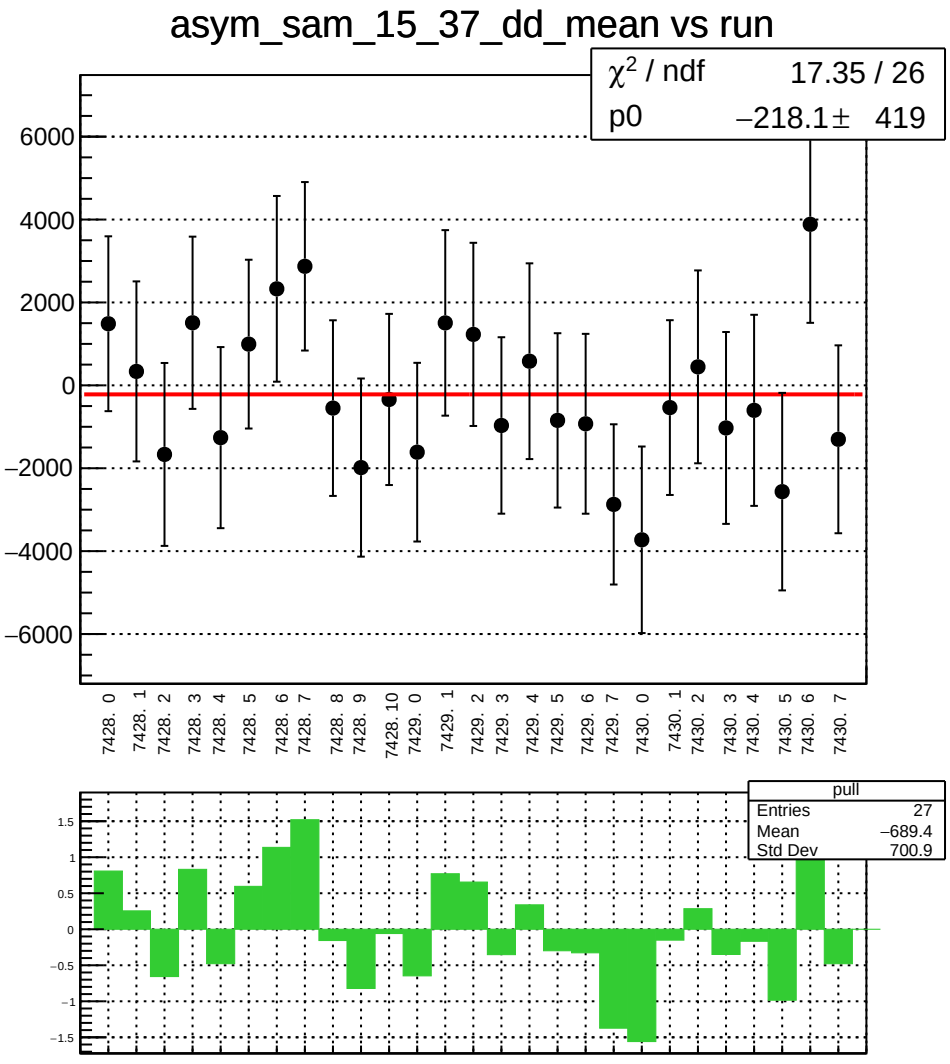
asym_sam_15_37_dd_mean vs run
χ² / ndf 17.35 / 26
p0 −218.1 ± 419
6000
4000
2000
0
−2000
−4000
−6000
7428. 0
7428. 1
7428. 2
7428. 3
7428. 4
7428. 5
7428. 6
7428. 7
7428. 8
7428. 9
7428. 10
7429. 0
7429. 1
7429. 2
7429. 3
7429. 4
7429. 5
7429. 6
7429. 7
7430. 0
7430. 1
7430. 2
7430. 3
7430. 4
7430. 5
7430. 6
7430. 7
pull
Entries 27
Mean −689.4
Std Dev 700.9
1.5
1
0.5
0
−0.5
−1
−1.5

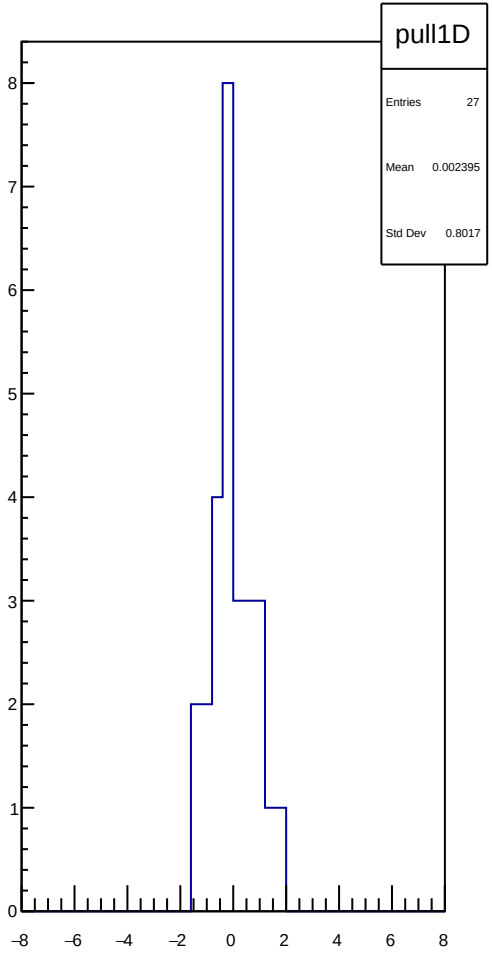
pull1D
Entries 27
Mean 0.002395
Std Dev 0.8017
8
7
6
5
4
3
2
1
0
−8
−6
−4
−2
0
2
4
6
8

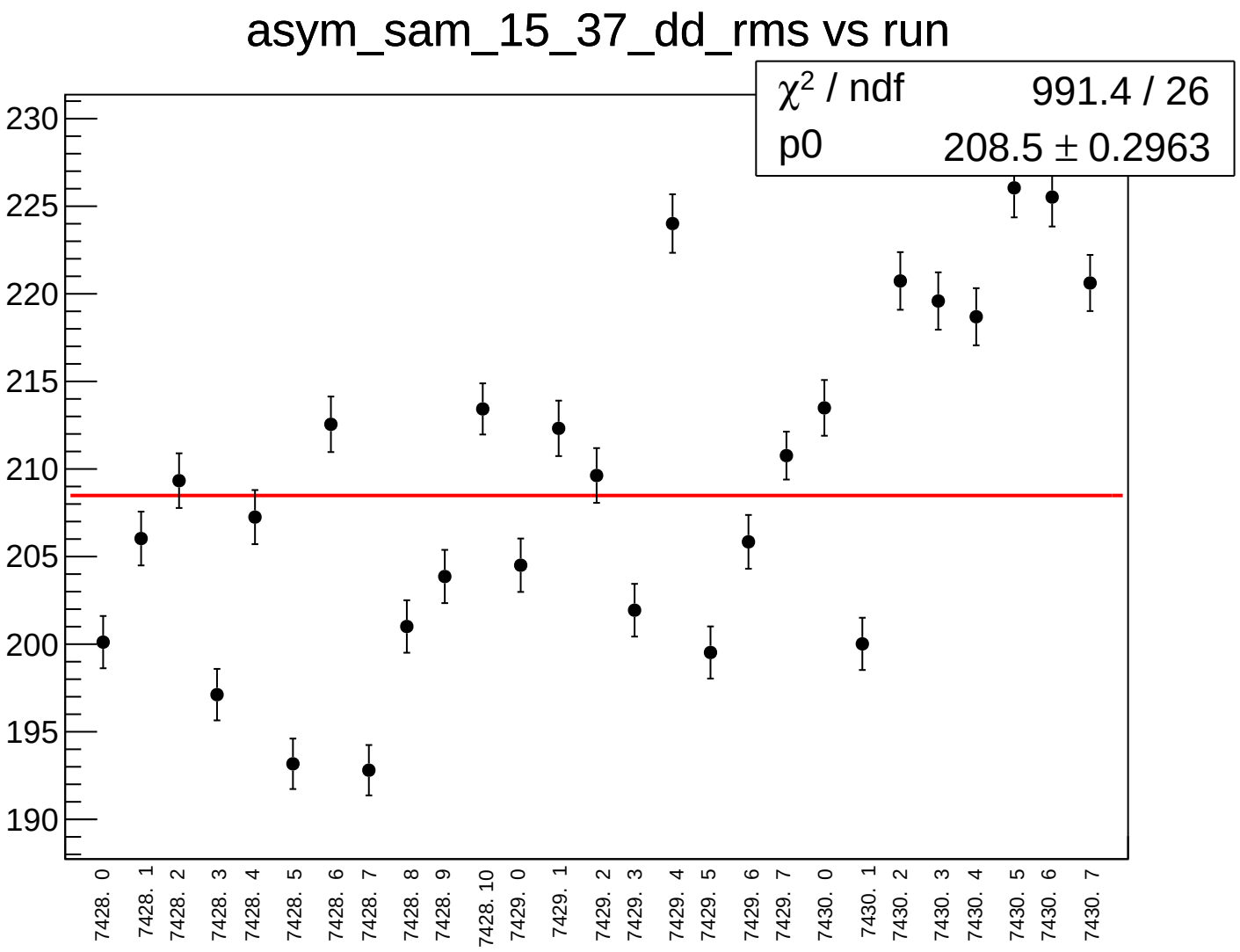
asym_sam_15_37_dd_rms vs run
χ^2 / ndf 991.4 / 26
p0 208.5 ± 0.2963
230
225
220
215
210
205
200
195
190
7428. 0
7428. 1
7428. 2
7428. 3
7428. 4
7428. 5
7428. 6
7428. 7
7428. 8
7428. 9
7428. 10
7429. 0
7429. 1
7429. 2
7429. 3
7429. 4
7429. 5
7429. 6
7429. 7
7430. 0
7430. 1
7430. 2
7430. 3
7430. 4
7430. 5
7430. 6
7430. 7

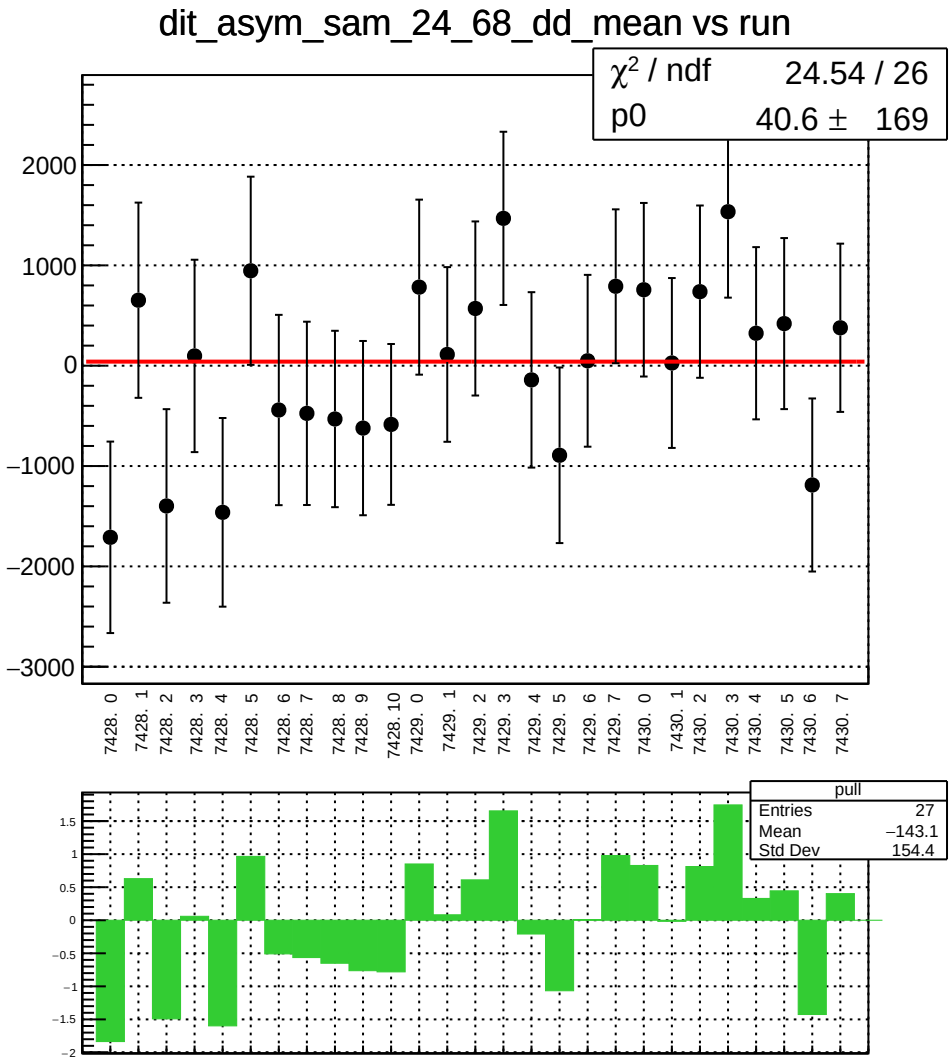
dit_asym_sam_24_68_dd_mean vs run
χ² / ndf 24.54 / 26
p0 40.6 ± 169
2000
1000
0
−1000
−2000
−3000
7428. 0
7428. 1
7428. 2
7428. 3
7428. 4
7428. 5
7428. 6
7428. 7
7428. 8
7428. 9
7428. 10
7429. 0
7429. 1
7429. 2
7429. 3
7429. 4
7429. 5
7429. 6
7429. 7
7430. 0
7430. 1
7430. 2
7430. 3
7430. 4
7430. 5
7430. 6
7430. 7
pull
Entries 27
Mean −143.1
Std Dev 154.4
1.5
1
0.5
0
−0.5
−1
−1.5
−2

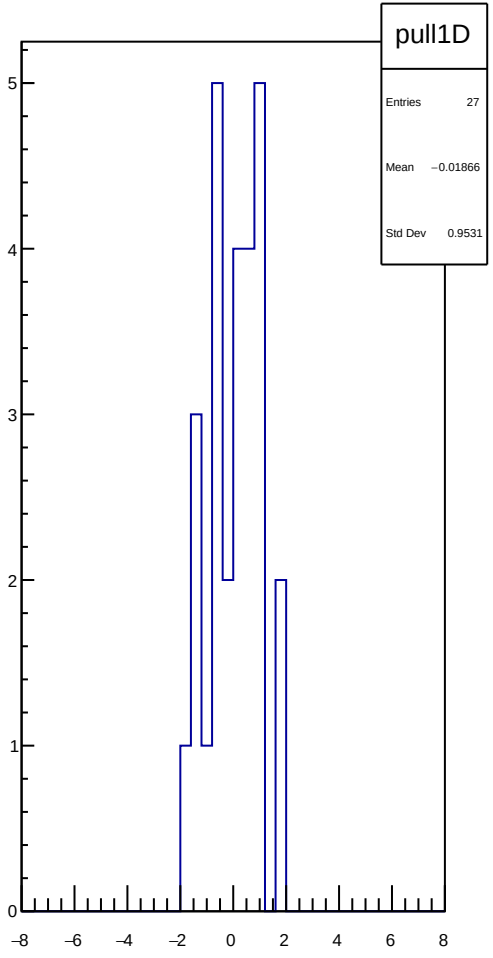
pull1D
Entries 27
Mean −0.01866
Std Dev 0.9531
5
4
3
2
1
0
−8
−6
−4
−2
0
2
4
6
8

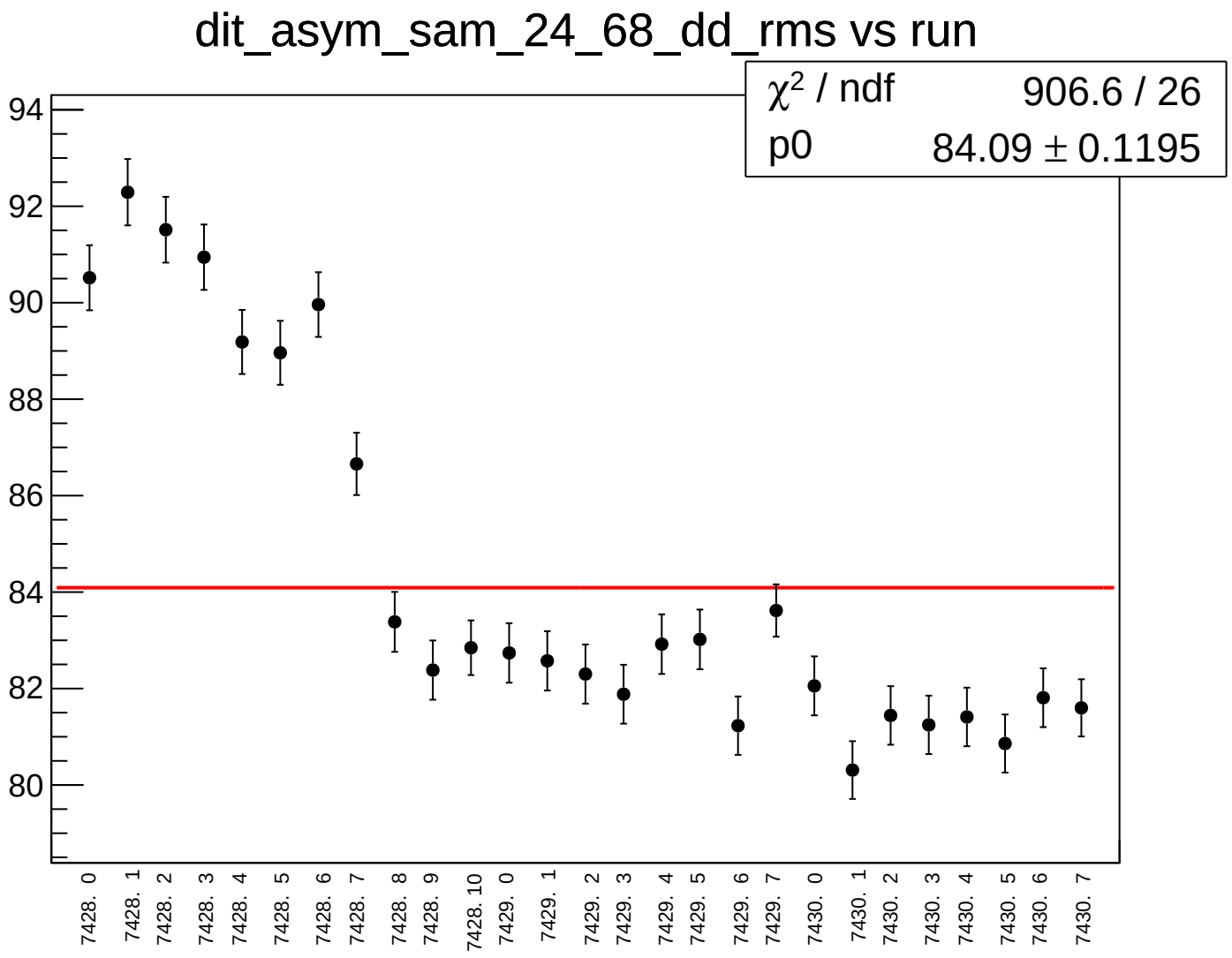
dit_asym_sam_24_68_dd_rms vs run
χ² / ndf 906.6 / 26
p0 84.09 ± 0.1195
94
92
90
88
86
84
82
80
7428. 0
7428. 1
7428. 2
7428. 3
7428. 4
7428. 5
7428. 6
7428. 7
7428. 8
7428. 9
7428. 10
7429. 0
7429. 1
7429. 2
7429. 3
7429. 4
7429. 5
7429. 6
7429. 7
7430. 0
7430. 1
7430. 2
7430. 3
7430. 4
7430. 5
7430. 6
7430. 7

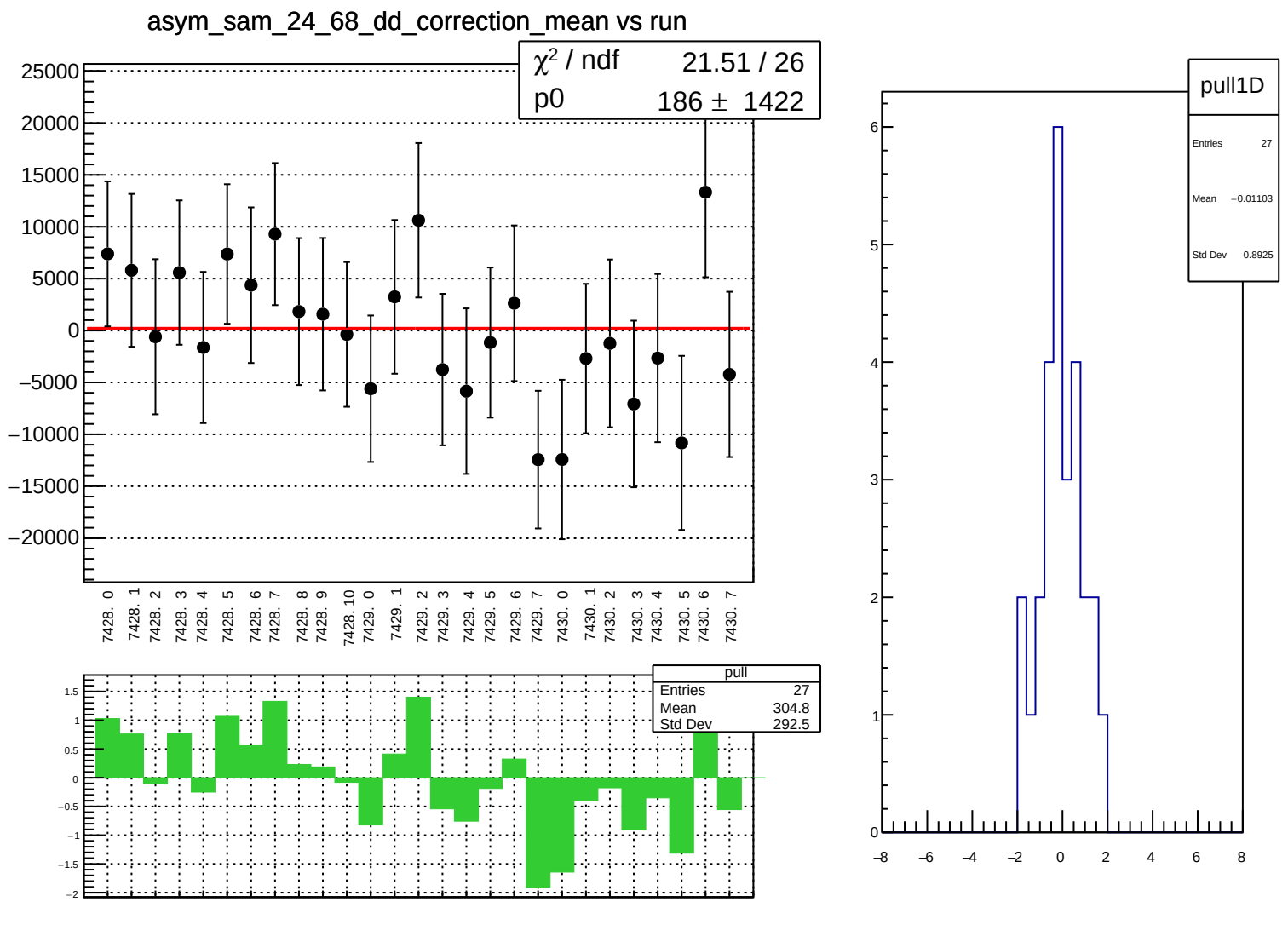
asym_sam_24_68_dd_correction_mean vs run
χ² / ndf 21.51 / 26
p0 186 ± 1422
25000
20000
15000
10000
5000
0
−5000
−10000
−15000
−20000
7428. 0
7428. 1
7428. 2
7428. 3
7428. 4
7428. 5
7428. 6
7428. 7
7428. 8
7428. 9
7428. 10
7429. 0
7429. 1
7429. 2
7429. 3
7429. 4
7429. 5
7429. 6
7429. 7
7430. 0
7430. 1
7430. 2
7430. 3
7430. 4
7430. 5
7430. 6
7430. 7
pull
Entries 27
Mean 304.8
Std Dev 292.5
1.5
1
0.5
0
−0.5
−1
−1.5
−2
pull1D
Entries 27
Mean −0.01103
Std Dev 0.8925
6
5
4
3
2
1
0
−8
−6
−4
−2
0
2
4
6
8

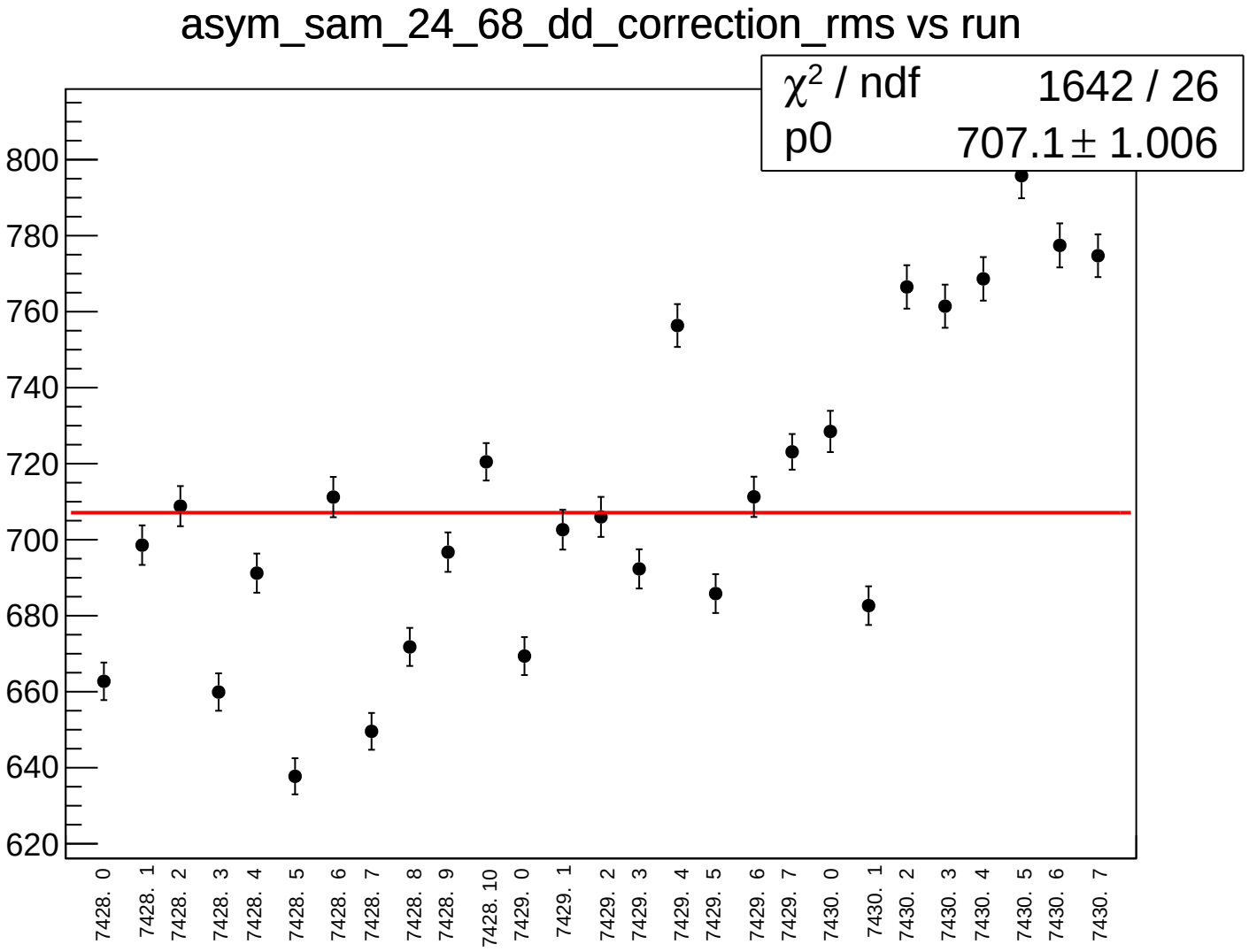
asym_sam_24_68_dd_correction_rms vs run
χ² / ndf 1642 / 26
p0 707.1 ± 1.006
800
780
760
740
720
700
680
660
640
620
7428. 0
7428. 1
7428. 2
7428. 3
7428. 4
7428. 5
7428. 6
7428. 7
7428. 8
7428. 9
7428. 10
7429. 0
7429. 1
7429. 2
7429. 3
7429. 4
7429. 5
7429. 6
7429. 7
7430. 0
7430. 1
7430. 2
7430. 3
7430. 4
7430. 5
7430. 6
7430. 7

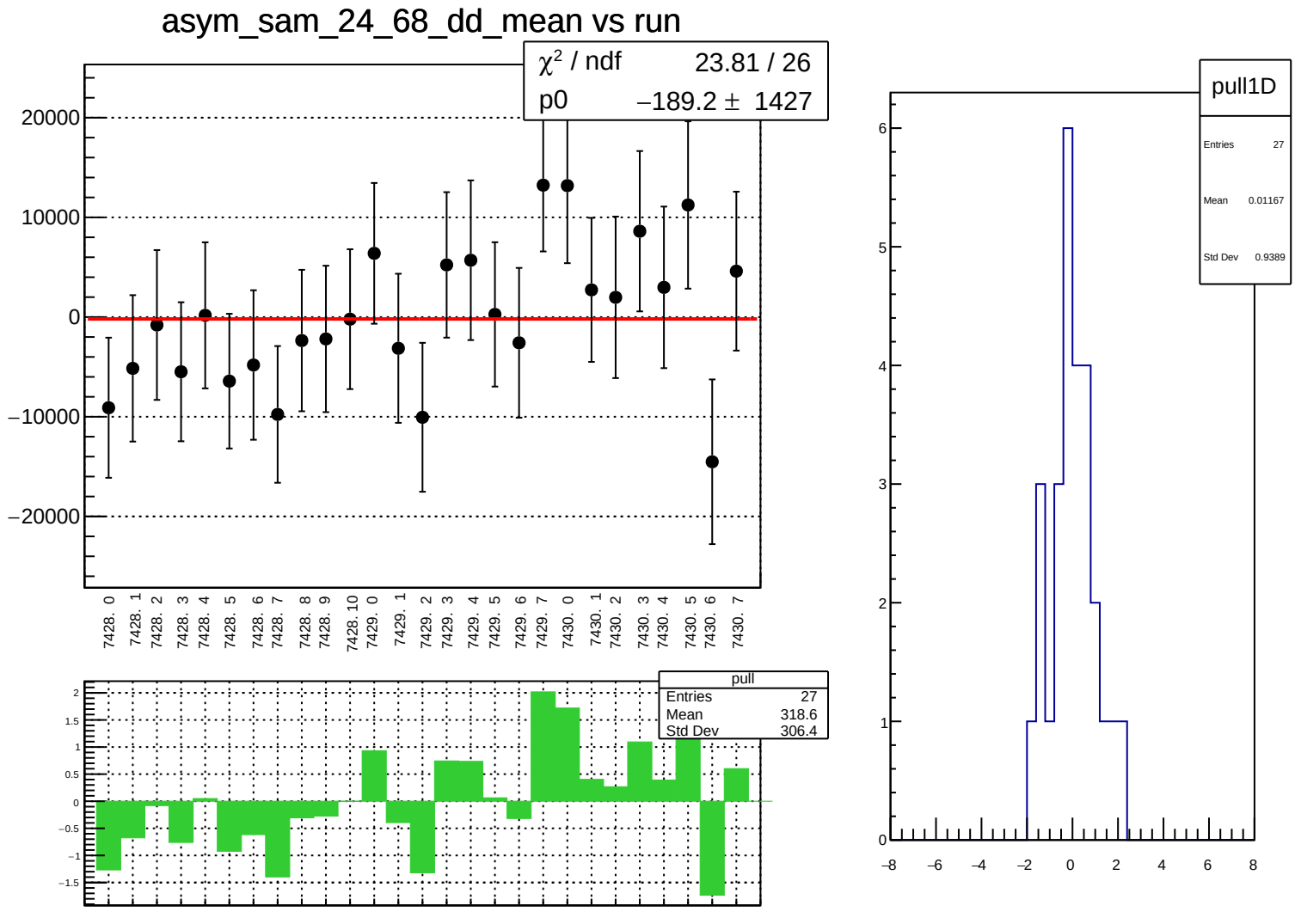
asym_sam_24_68_dd_mean vs run
χ² / ndf 23.81 / 26
p0 −189.2 ± 1427
20000
10000
0
−10000
−20000
7428. 0
7428. 1
7428. 2
7428. 3
7428. 4
7428. 5
7428. 6
7428. 7
7428. 8
7428. 9
7428. 10
7429. 0
7429. 1
7429. 2
7429. 3
7429. 4
7429. 5
7429. 6
7429. 7
7430. 0
7430. 1
7430. 2
7430. 3
7430. 4
7430. 5
7430. 6
7430. 7
pull
Entries 27
Mean 318.6
Std Dev 306.4
2
1.5
1
0.5
0
−0.5
−1
−1.5
pull1D
Entries 27
Mean 0.01167
Std Dev 0.9389
6
5
4
3
2
1
0
−8
−6
−4
−2
0
2
4
6
8

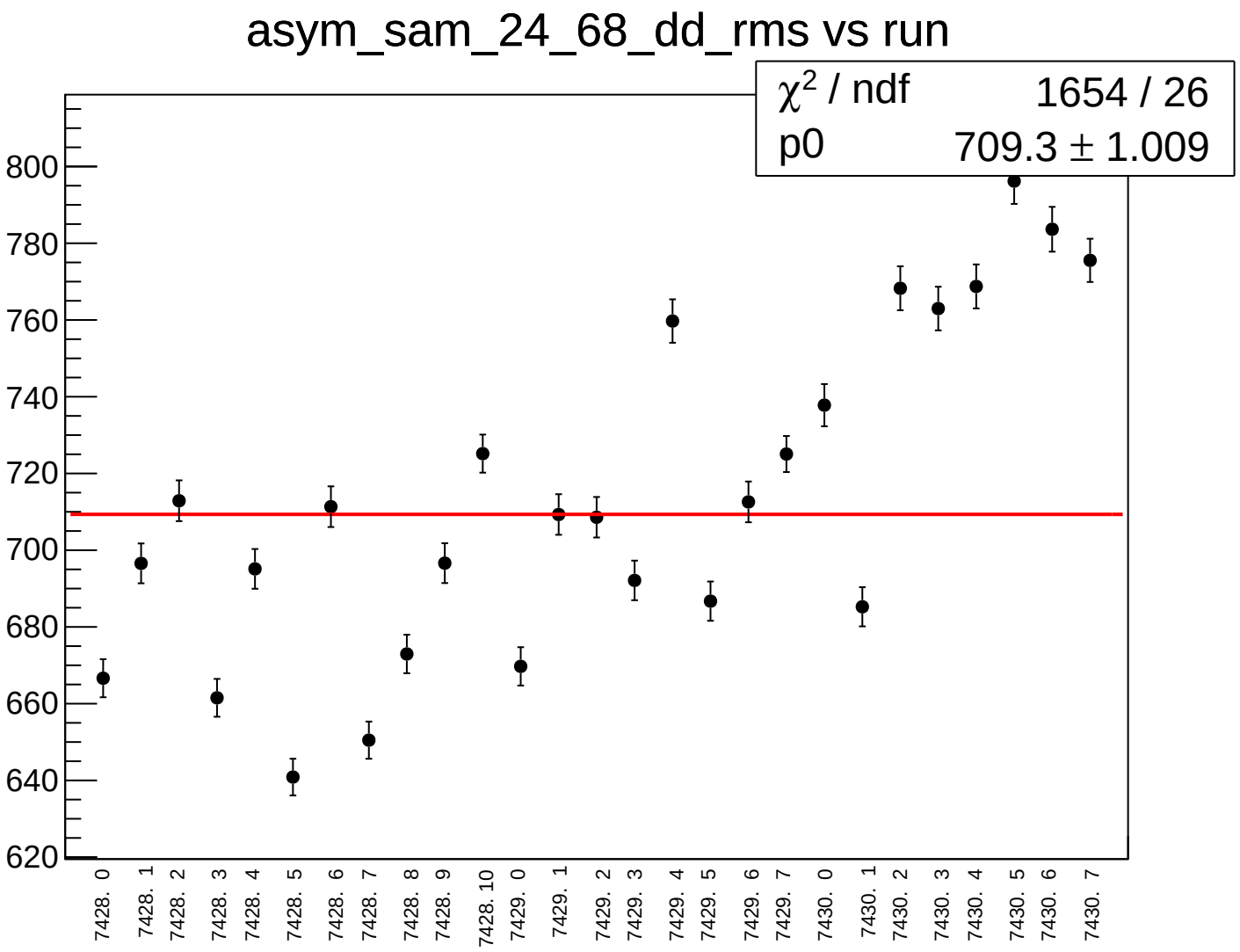
asym_sam_24_68_dd_rms vs run
χ² / ndf 1654 / 26
p0 709.3 ± 1.009
800
780
760
740
720
700
680
660
640
620
7428. 0
7428. 1
7428. 2
7428. 3
7428. 4
7428. 5
7428. 6
7428. 7
7428. 8
7428. 9
7428. 10
7429. 0
7429. 1
7429. 2
7429. 3
7429. 4
7429. 5
7429. 6
7429. 7
7430. 0
7430. 1
7430. 2
7430. 3
7430. 4
7430. 5
7430. 6
7430. 7

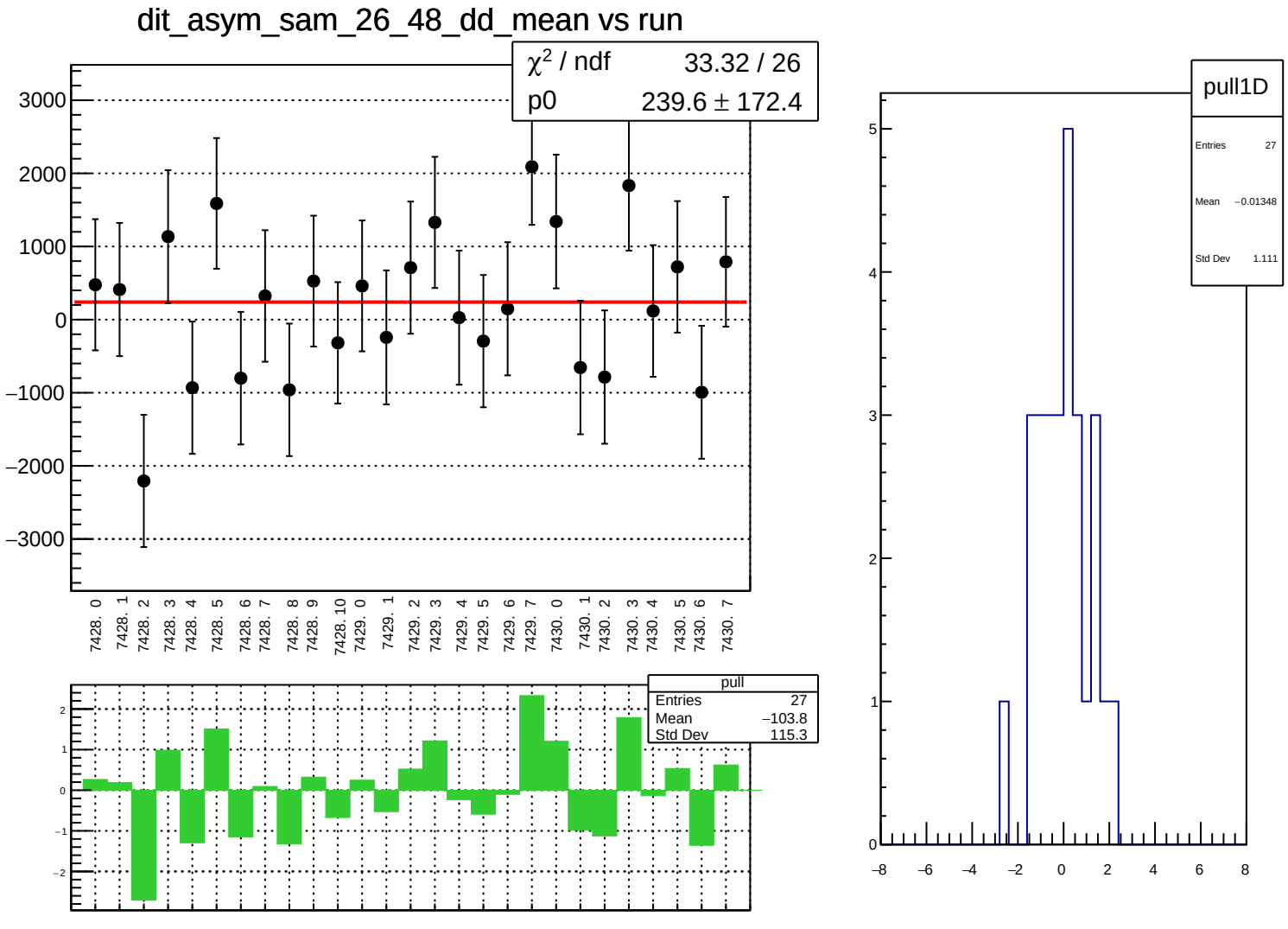
dit_asym_sam_26_48_dd_mean vs run
χ² / ndf 33.32 / 26
p0 239.6 ± 172.4
3000
2000
1000
0
−1000
−2000
−3000
7428. 0
7428. 1
7428. 2
7428. 3
7428. 4
7428. 5
7428. 6
7428. 7
7428. 8
7428. 9
7428. 10
7429. 0
7429. 1
7429. 2
7429. 3
7429. 4
7429. 5
7429. 6
7429. 7
7430. 0
7430. 1
7430. 2
7430. 3
7430. 4
7430. 5
7430. 6
7430. 7
pull
Entries 27
Mean −103.8
Std Dev 115.3
pull1D
Entries 27
Mean −0.01348
Std Dev 1.111

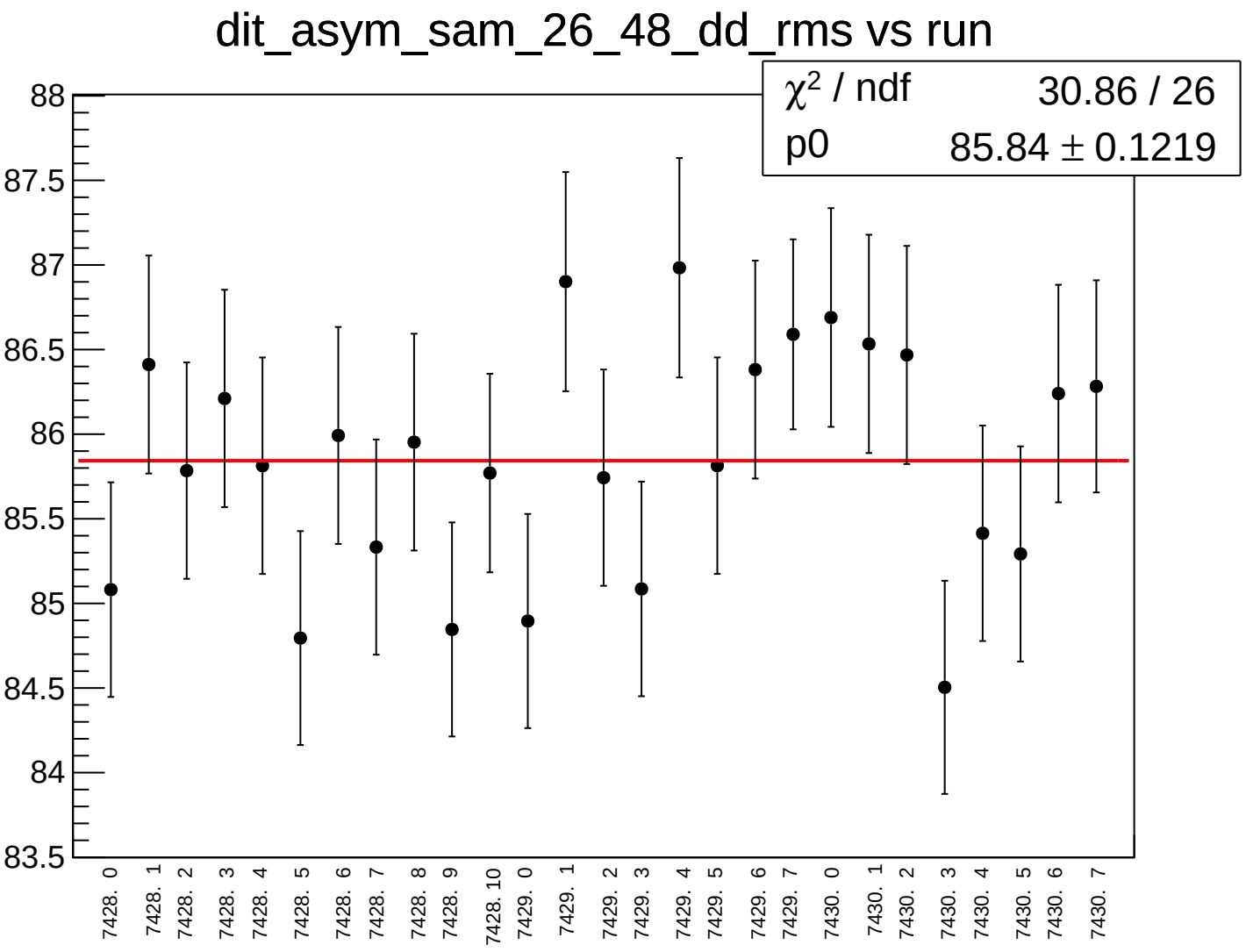
dit_asym_sam_26_48_dd_rms vs run
χ² / ndf 30.86 / 26
p0 85.84 ± 0.1219
88
87.5
87
86.5
86
85.5
85
84.5
84
83.5
7428. 0
7428. 1
7428. 2
7428. 3
7428. 4
7428. 5
7428. 6
7428. 7
7428. 8
7428. 9
7428. 10
7429. 0
7429. 1
7429. 2
7429. 3
7429. 4
7429. 5
7429. 6
7429. 7
7430. 0
7430. 1
7430. 2
7430. 3
7430. 4
7430. 5
7430. 6
7430. 7

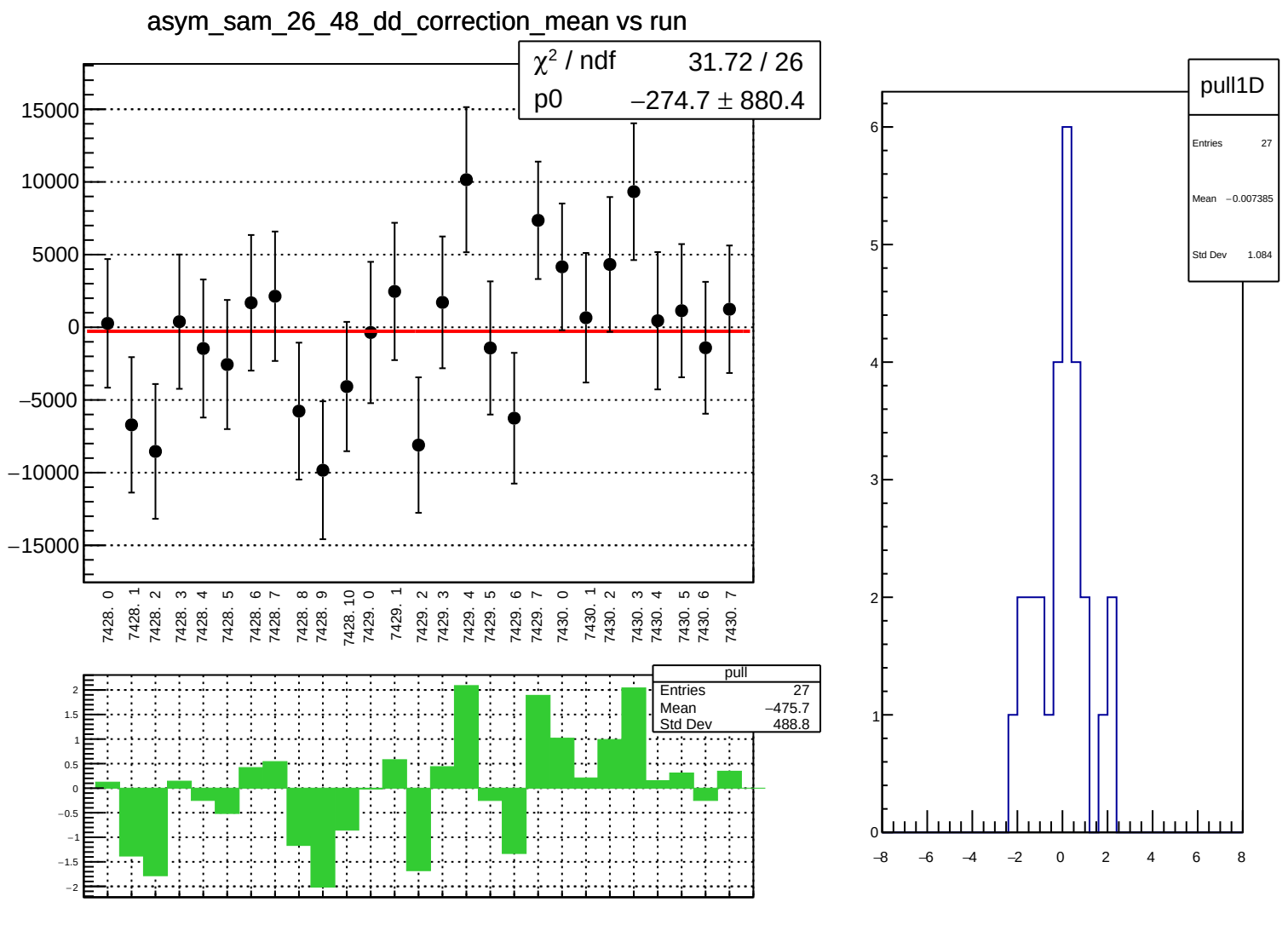
asym_sam_26_48_dd_correction_mean vs run
χ² / ndf 31.72 / 26
p0 −274.7 ± 880.4
15000
10000
5000
0
−5000
−10000
−15000
7428. 0
7428. 1
7428. 2
7428. 3
7428. 4
7428. 5
7428. 6
7428. 7
7428. 8
7428. 9
7428. 10
7429. 0
7429. 1
7429. 2
7429. 3
7429. 4
7429. 5
7429. 6
7429. 7
7430. 0
7430. 1
7430. 2
7430. 3
7430. 4
7430. 5
7430. 6
7430. 7
pull
Entries 27
Mean −475.7
Std Dev 488.8
2
1.5
1
0.5
0
−0.5
−1
−1.5
−2
pull1D
Entries 27
Mean −0.007385
Std Dev 1.084
6
5
4
3
2
1
0
−8
−6
−4
−2
0
2
4
6
8

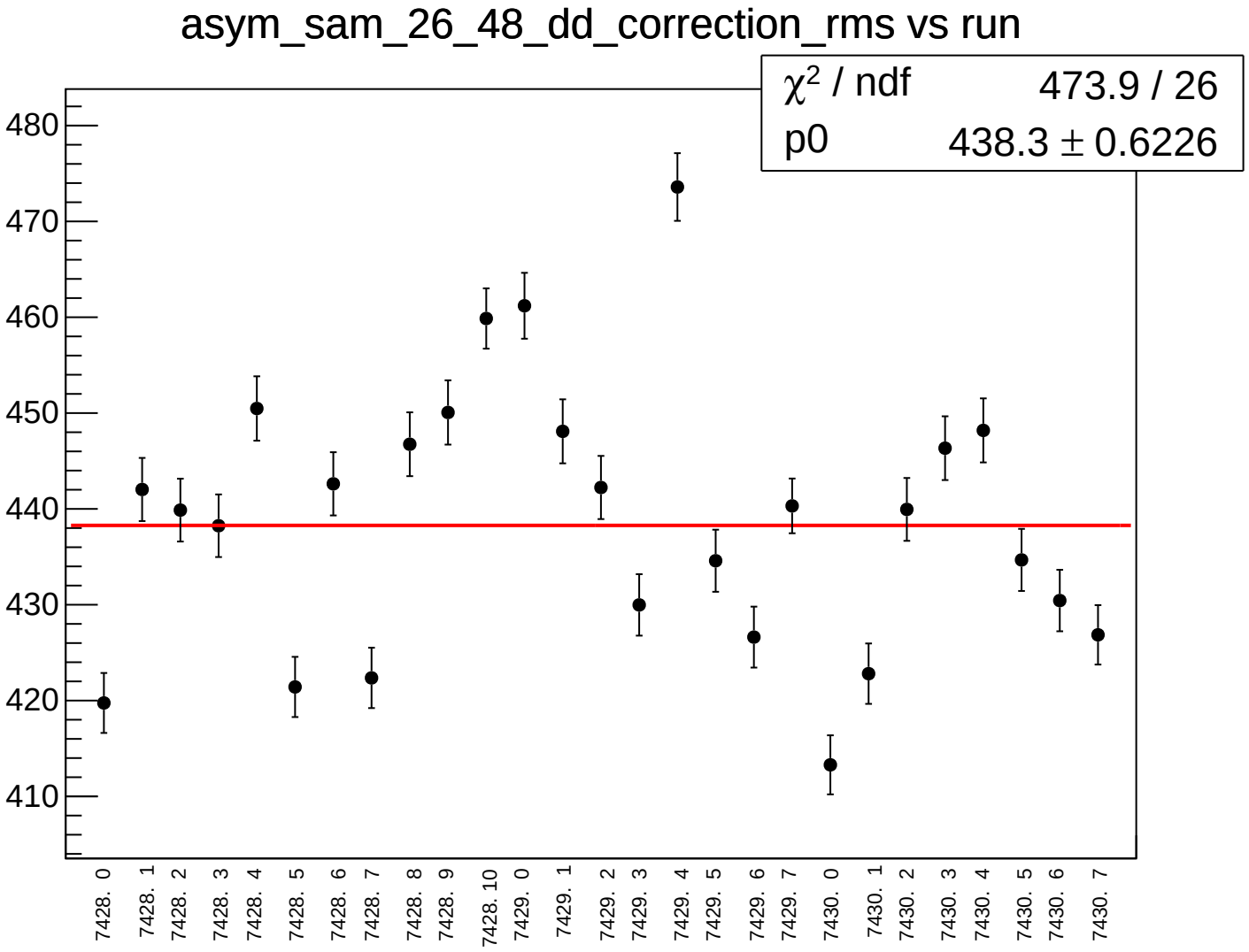
asym_sam_26_48_dd_correction_rms vs run
χ² / ndf 473.9 / 26
p0 438.3 ± 0.6226
480
470
460
450
440
430
420
410
7428. 0
7428. 1
7428. 2
7428. 3
7428. 4
7428. 5
7428. 6
7428. 7
7428. 8
7428. 9
7428. 10
7429. 0
7429. 1
7429. 2
7429. 3
7429. 4
7429. 5
7429. 6
7429. 7
7430. 0
7430. 1
7430. 2
7430. 3
7430. 4
7430. 5
7430. 6
7430. 7

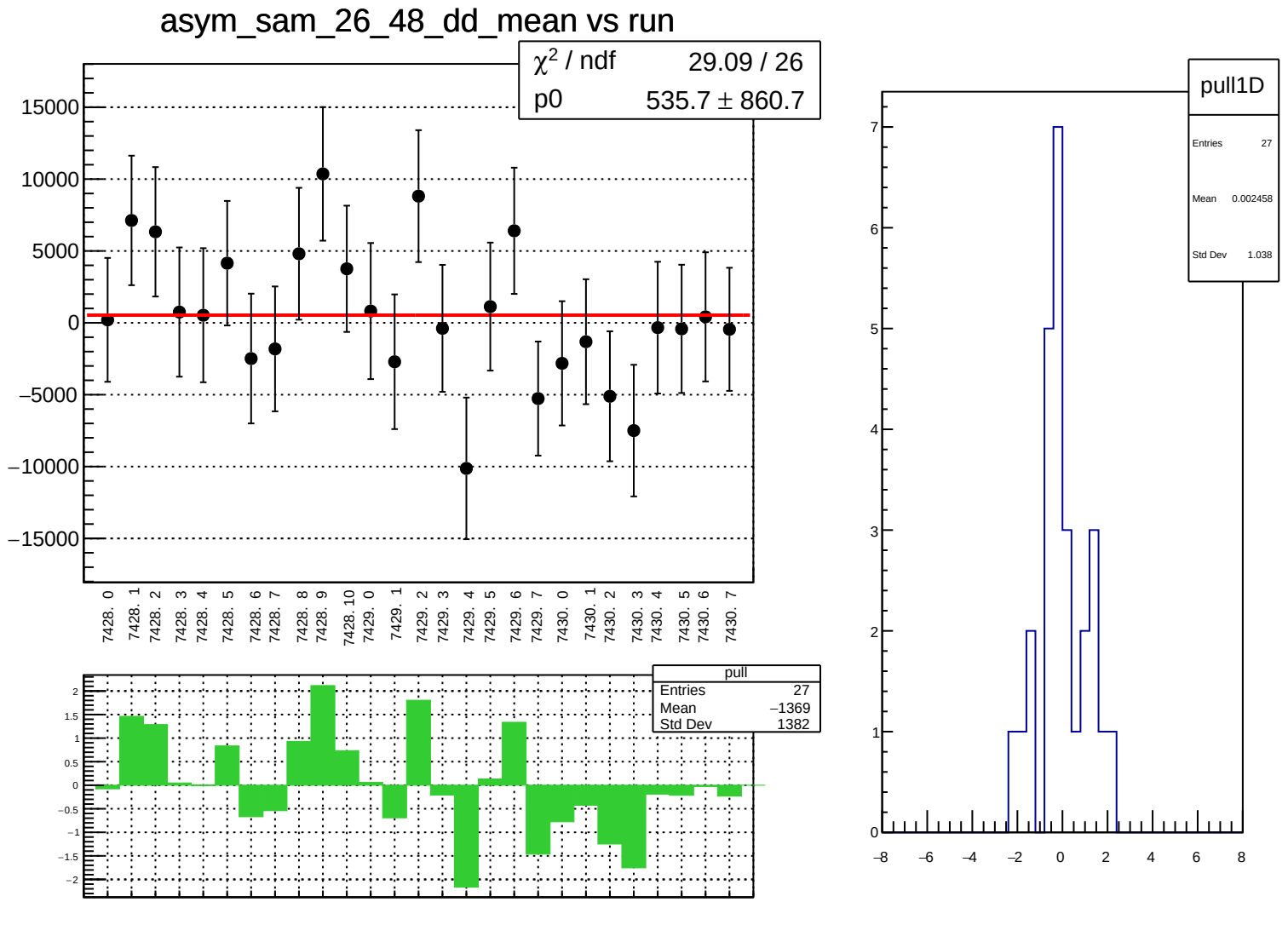
asym_sam_26_48_dd_mean vs run
χ² / ndf 29.09 / 26
p0 535.7 ± 860.7
15000
10000
5000
0
−5000
−10000
−15000
7428. 0
7428. 1
7428. 2
7428. 3
7428. 4
7428. 5
7428. 6
7428. 7
7428. 8
7428. 9
7428. 10
7429. 0
7429. 1
7429. 2
7429. 3
7429. 4
7429. 5
7429. 6
7429. 7
7430. 0
7430. 1
7430. 2
7430. 3
7430. 4
7430. 5
7430. 6
7430. 7
pull
Entries 27
Mean −1369
Std Dev 1382
2
1.5
1
0.5
0
−0.5
−1
−1.5
−2
pull1D
Entries 27
Mean 0.002458
Std Dev 1.038
7
6
5
4
3
2
1
0
−8
−6
−4
−2
0
2
4
6
8

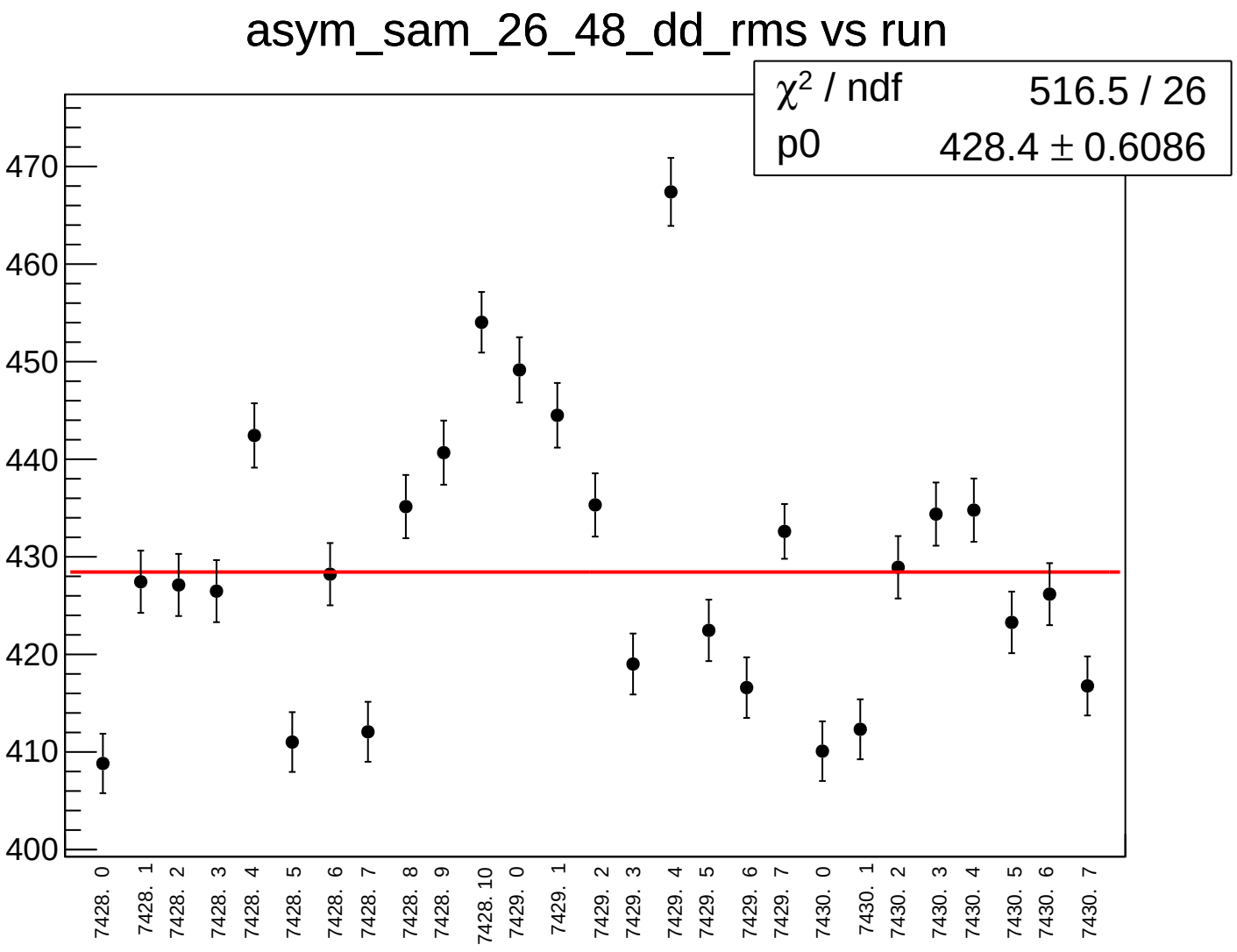
asym_sam_26_48_dd_rms vs run
χ² / ndf 516.5 / 26
p0 428.4 ± 0.6086
470
460
450
440
430
420
410
400
7428. 0
7428. 1
7428. 2
7428. 3
7428. 4
7428. 5
7428. 6
7428. 7
7428. 8
7428. 9
7428. 10
7429. 0
7429. 1
7429. 2
7429. 3
7429. 4
7429. 5
7429. 6
7429. 7
7430. 0
7430. 1
7430. 2
7430. 3
7430. 4
7430. 5
7430. 6
7430. 7

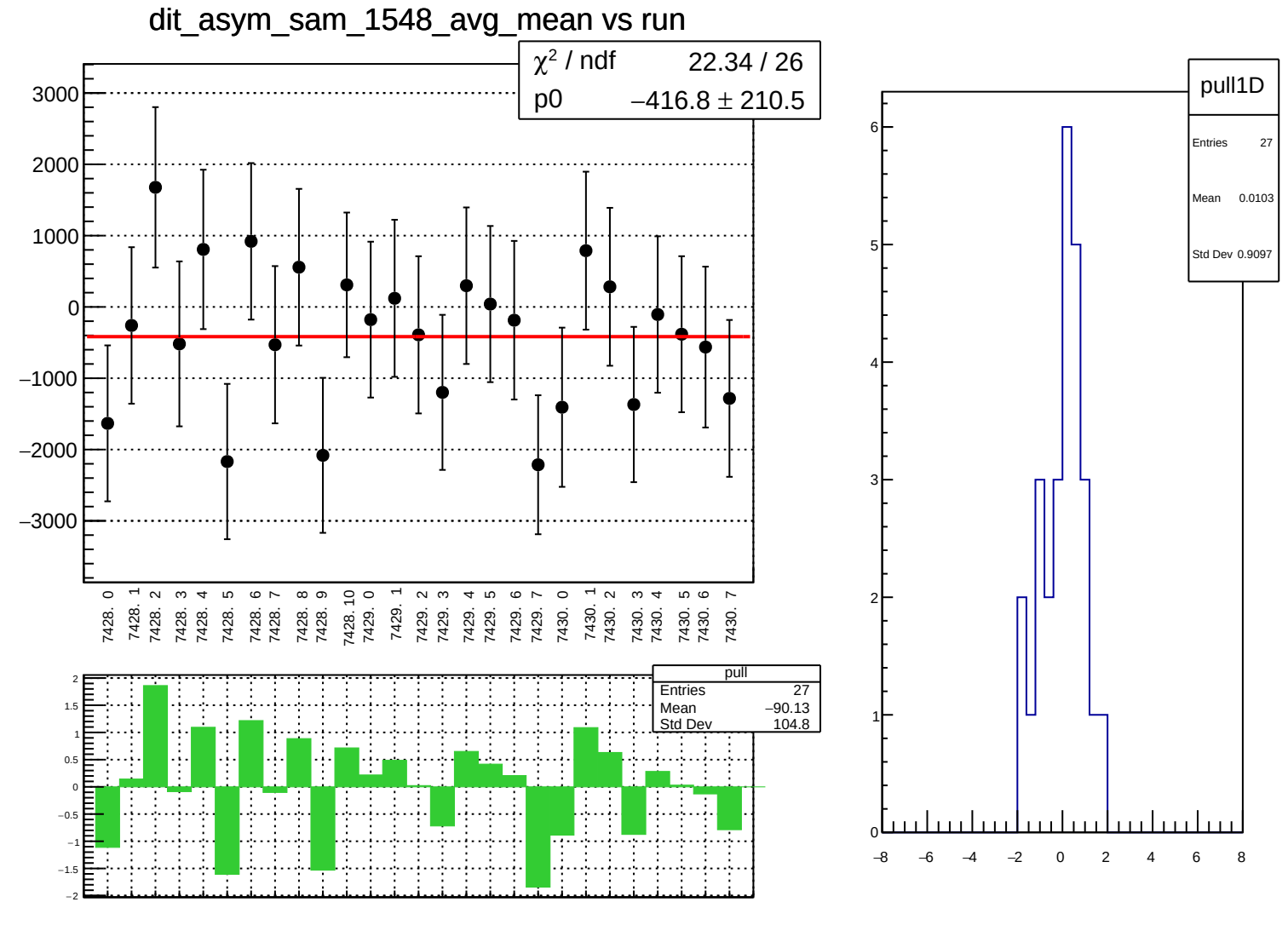
dit_asym_sam_1548_avg_mean vs run
χ² / ndf 22.34 / 26
p0 −416.8 ± 210.5
3000
2000
1000
0
−1000
−2000
−3000
7428. 0
7428. 1
7428. 2
7428. 3
7428. 4
7428. 5
7428. 6
7428. 7
7428. 8
7428. 9
7428. 10
7429. 0
7429. 1
7429. 2
7429. 3
7429. 4
7429. 5
7429. 6
7429. 7
7430. 0
7430. 1
7430. 2
7430. 3
7430. 4
7430. 5
7430. 6
7430. 7
pull
Entries 27
Mean −90.13
Std Dev 104.8
pull1D
Entries 27
Mean 0.0103
Std Dev 0.9097

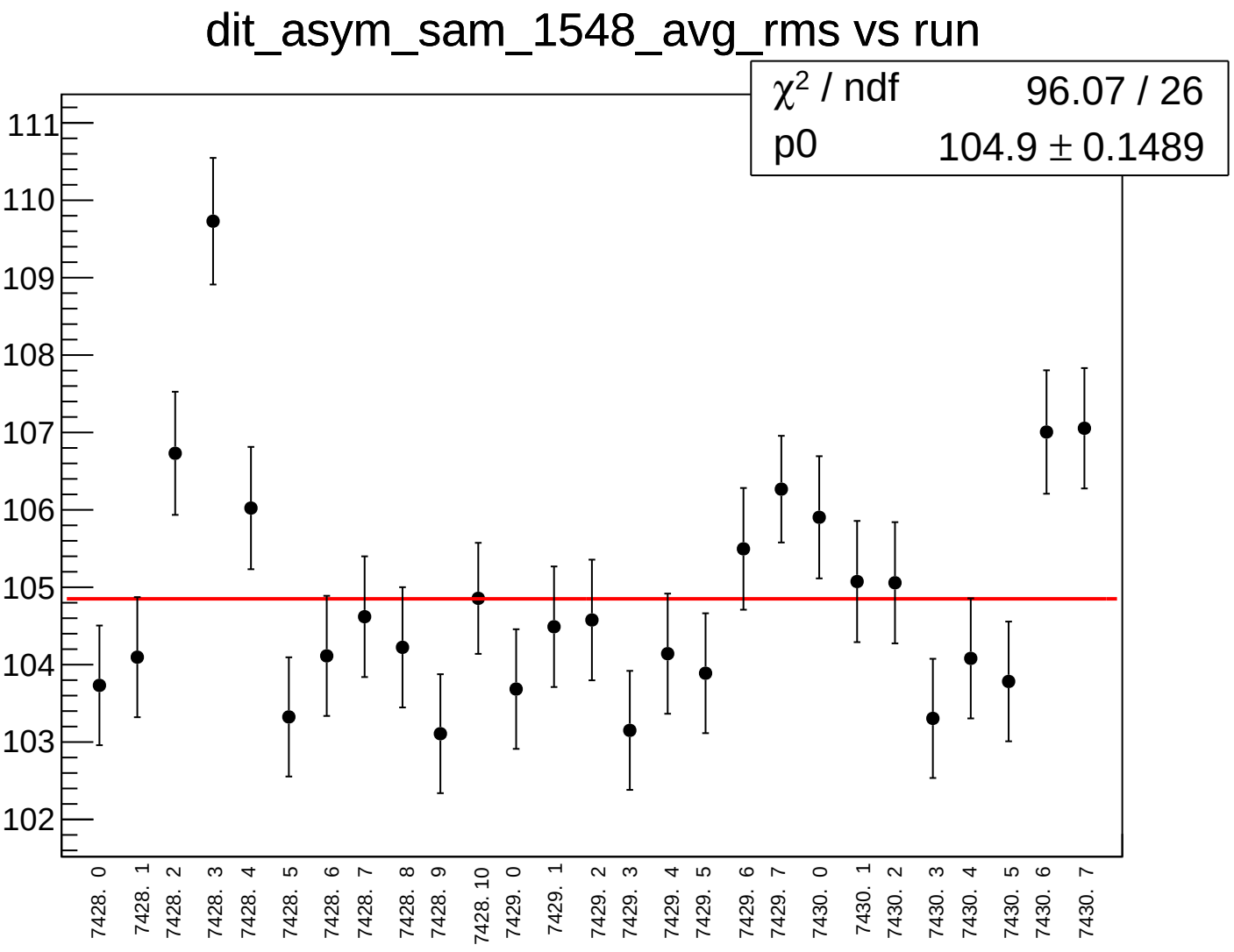
dit_asym_sam_1548_avg_rms vs run
χ² / ndf 96.07 / 26
p0 104.9 ± 0.1489
111
110
109
108
107
106
105
104
103
102
7428. 0
7428. 1
7428. 2
7428. 3
7428. 4
7428. 5
7428. 6
7428. 7
7428. 8
7428. 9
7428. 10
7429. 0
7429. 1
7429. 2
7429. 3
7429. 4
7429. 5
7429. 6
7429. 7
7430. 0
7430. 1
7430. 2
7430. 3
7430. 4
7430. 5
7430. 6
7430. 7

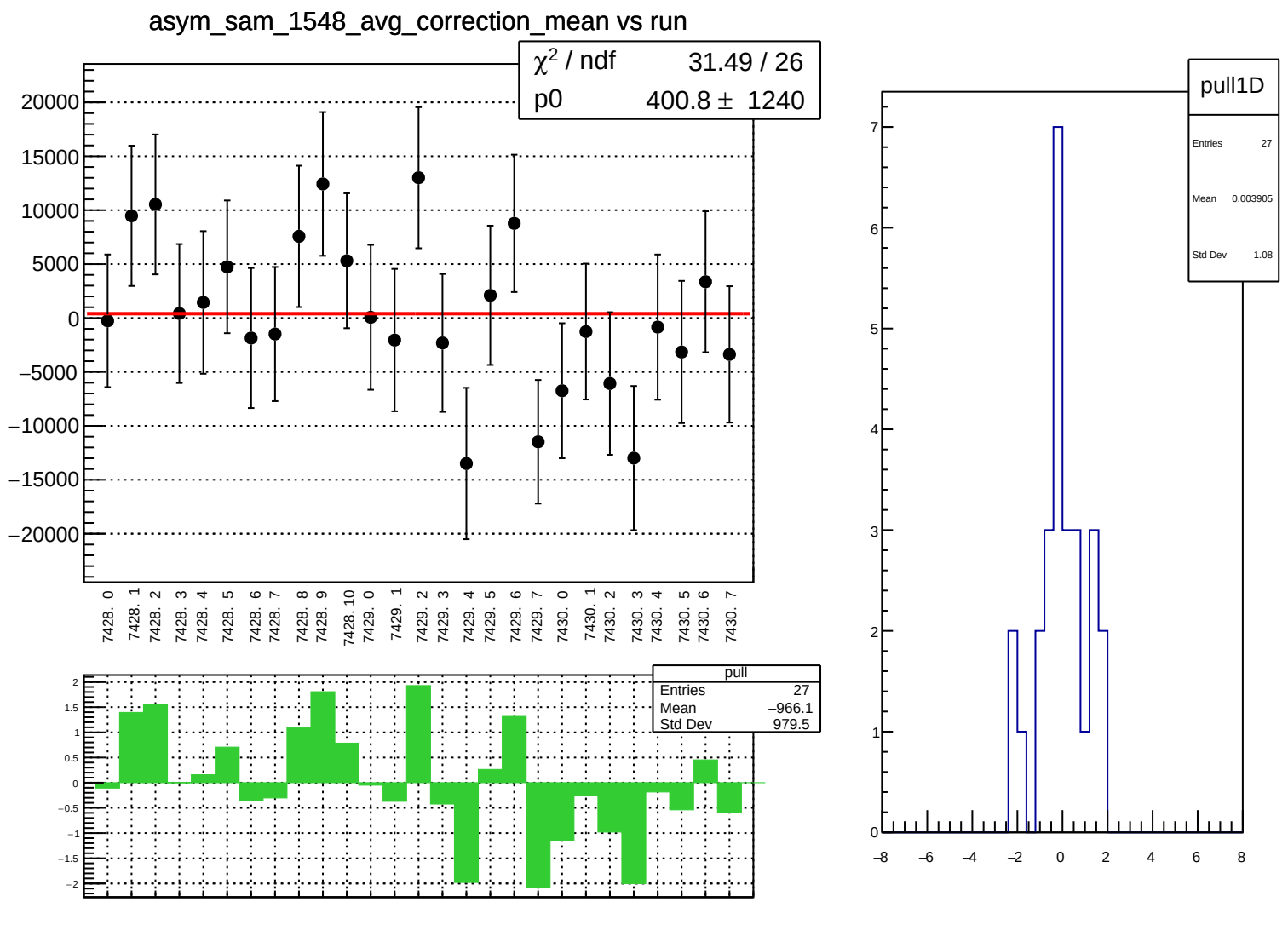
asym_sam_1548_avg_correction_mean vs run
χ2 / ndf 31.49 / 26
p0 400.8 ± 1240
20000
15000
10000
5000
0
−5000
−10000
−15000
−20000
7428. 0
7428. 1
7428. 2
7428. 3
7428. 4
7428. 5
7428. 6
7428. 7
7428. 8
7428. 9
7428. 10
7429. 0
7429. 1
7429. 2
7429. 3
7429. 4
7429. 5
7429. 6
7429. 7
7430. 0
7430. 1
7430. 2
7430. 3
7430. 4
7430. 5
7430. 6
7430. 7
pull
Entries 27
Mean −966.1
Std Dev 979.5
2
1.5
1
0.5
0
−0.5
−1
−1.5
−2
pull1D
Entries 27
Mean 0.003905
Std Dev 1.08
7
6
5
4
3
2
1
0
−8
−6
−4
−2
0
2
4
6
8

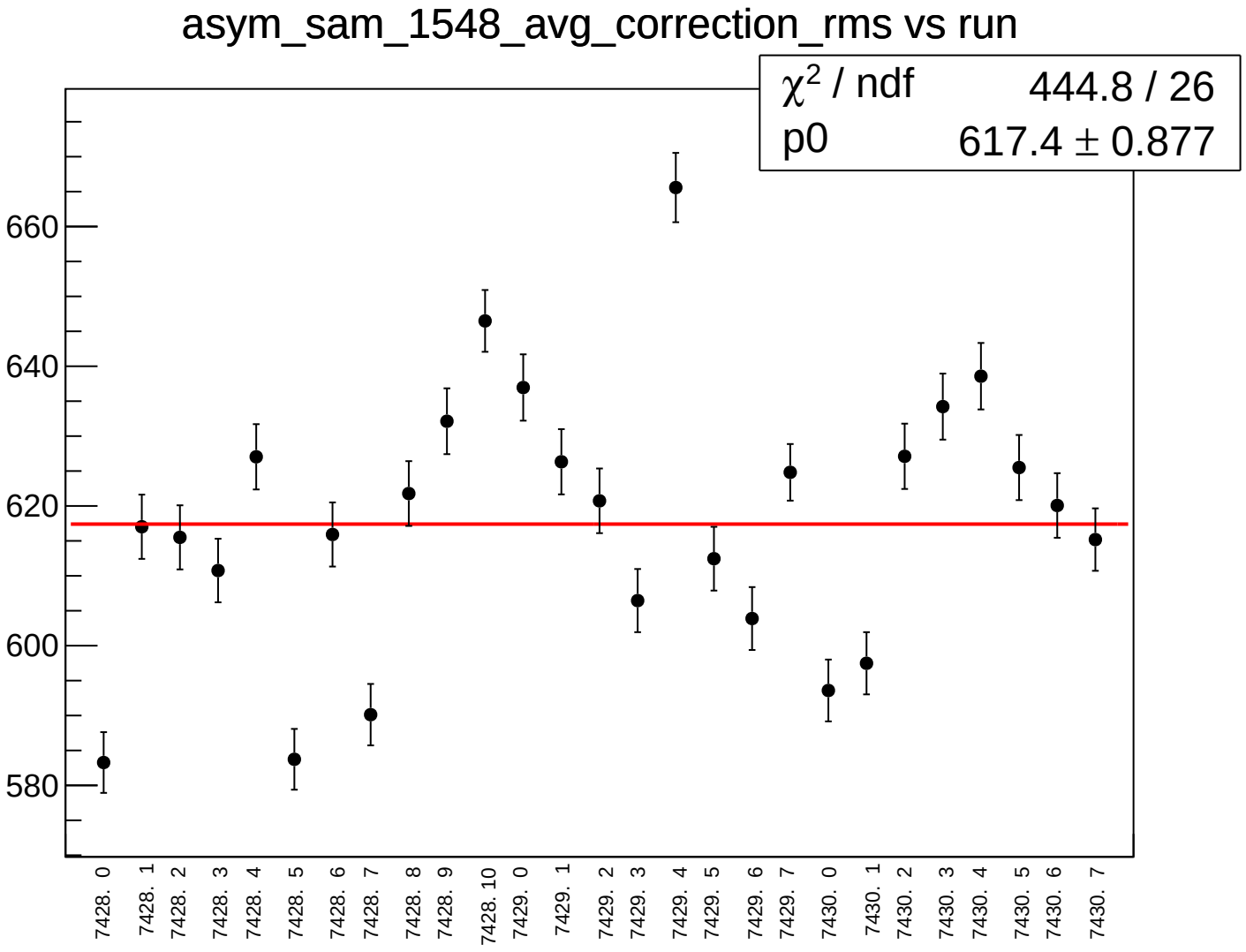
asym_sam_1548_avg_correction_rms vs run
χ² / ndf 444.8 / 26
p0 617.4 ± 0.877
660
640
620
600
580
7428. 0
7428. 1
7428. 2
7428. 3
7428. 4
7428. 5
7428. 6
7428. 7
7428. 8
7428. 9
7428. 10
7429. 0
7429. 1
7429. 2
7429. 3
7429. 4
7429. 5
7429. 6
7429. 7
7430. 0
7430. 1
7430. 2
7430. 3
7430. 4
7430. 5
7430. 6
7430. 7

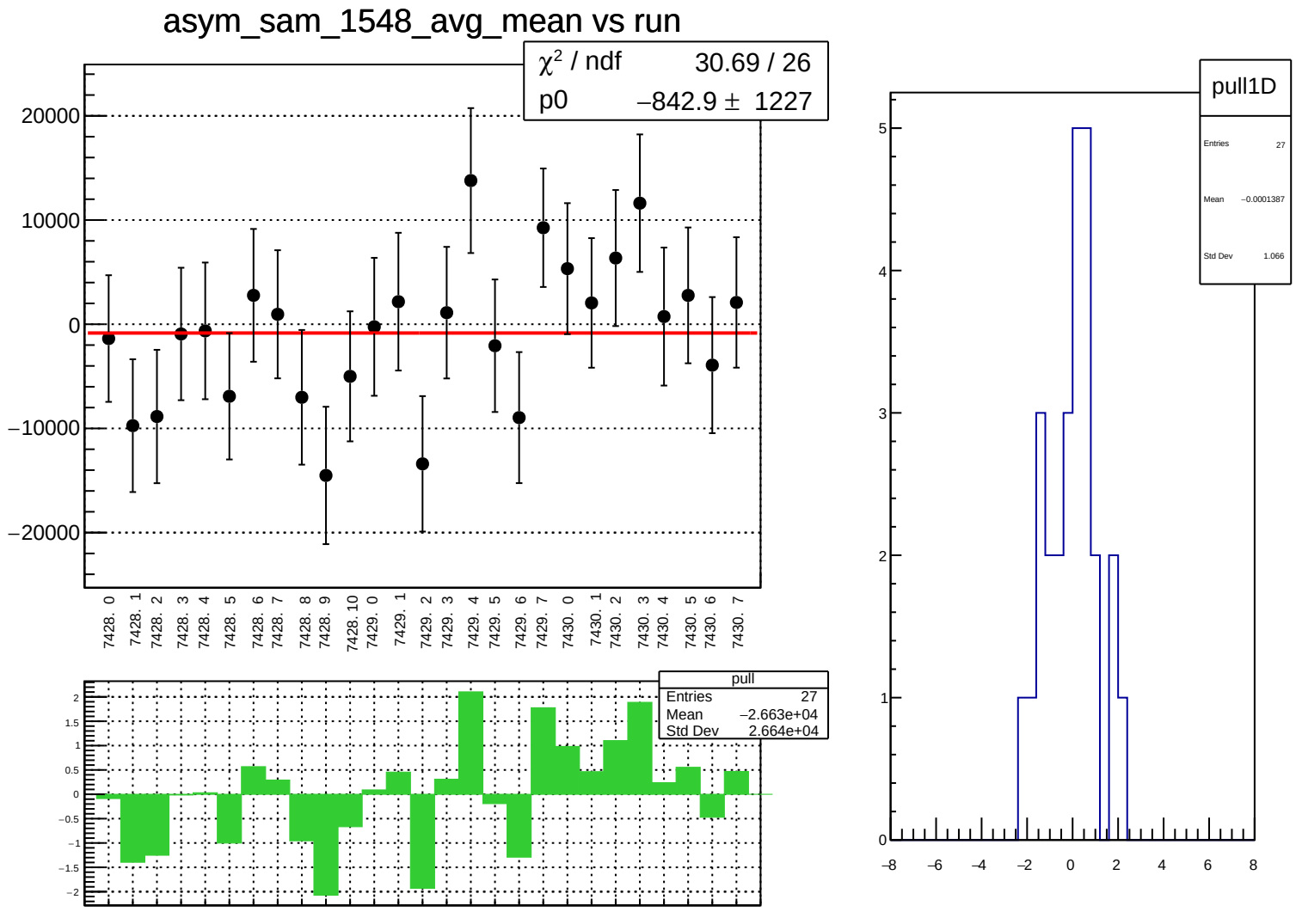
asym_sam_1548_avg_mean vs run
χ² / ndf 30.69 / 26
p0 −842.9 ± 1227
20000
10000
0
−10000
−20000
7428. 0
7428. 1
7428. 2
7428. 3
7428. 4
7428. 5
7428. 6
7428. 7
7428. 8
7428. 9
7428. 10
7429. 0
7429. 1
7429. 2
7429. 3
7429. 4
7429. 5
7429. 6
7429. 7
7430. 0
7430. 1
7430. 2
7430. 3
7430. 4
7430. 5
7430. 6
7430. 7
pull
Entries 27
Mean −2.663e+04
Std Dev 2.664e+04
2
1.5
1
0.5
0
−0.5
−1
−1.5
−2
pull1D
Entries 27
Mean −0.0001387
Std Dev 1.066
5
4
3
2
1
0
−8
−6
−4
−2
0
2
4
6
8

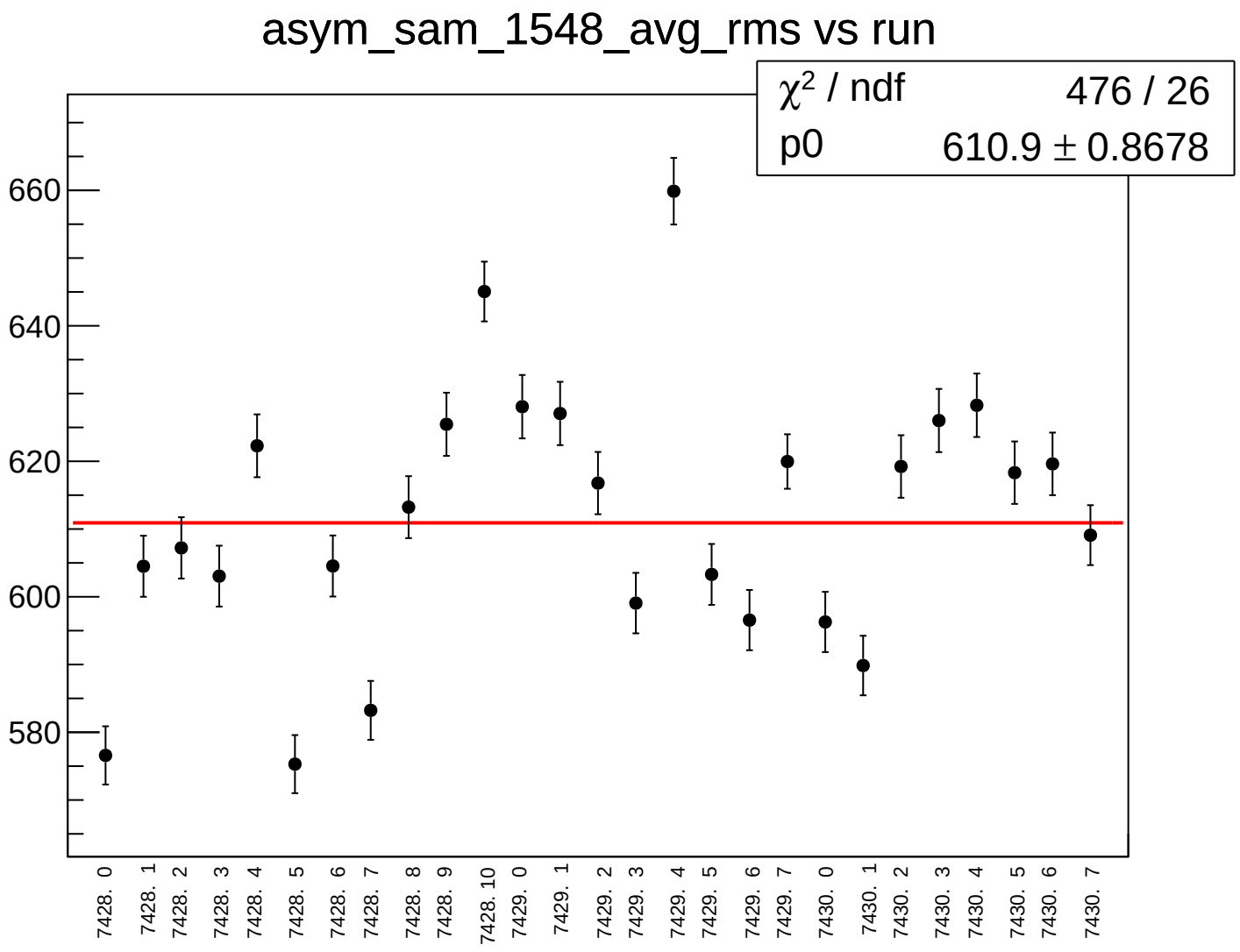
asym_sam_1548_avg_rms vs run
χ² / ndf 476 / 26
p0 610.9 ± 0.8678
660
640
620
600
580
7428. 0
7428. 1
7428. 2
7428. 3
7428. 4
7428. 5
7428. 6
7428. 7
7428. 8
7428. 9
7428. 10
7429. 0
7429. 1
7429. 2
7429. 3
7429. 4
7429. 5
7429. 6
7429. 7
7430. 0
7430. 1
7430. 2
7430. 3
7430. 4
7430. 5
7430. 6
7430. 7

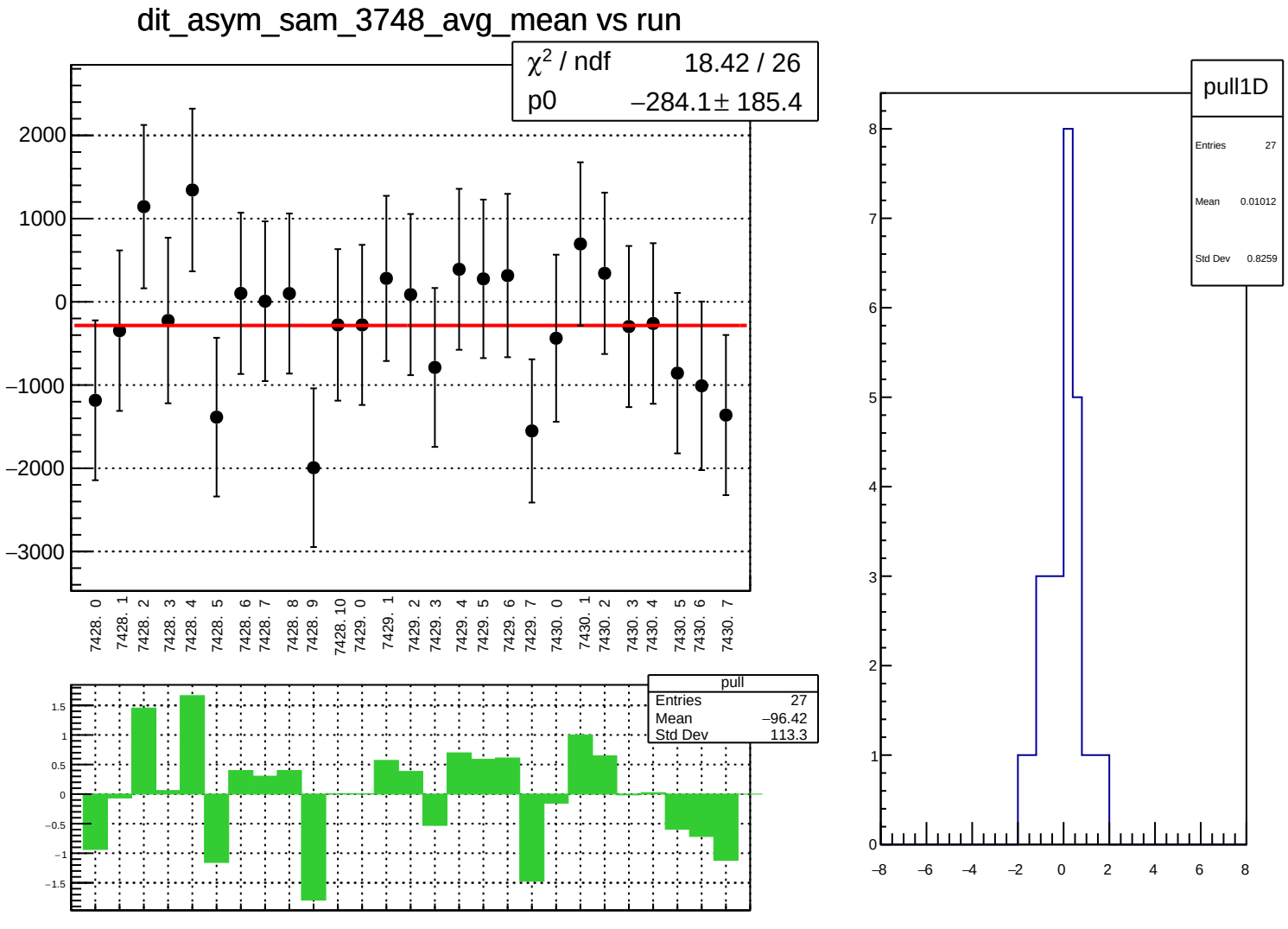
dit_asym_sam_3748_avg_mean vs run
χ² / ndf 18.42 / 26
p0 −284.1 ± 185.4
2000
1000
0
−1000
−2000
−3000
7428. 0
7428. 1
7428. 2
7428. 3
7428. 4
7428. 5
7428. 6
7428. 7
7428. 8
7428. 9
7428. 10
7429. 0
7429. 1
7429. 2
7429. 3
7429. 4
7429. 5
7429. 6
7429. 7
7430. 0
7430. 1
7430. 2
7430. 3
7430. 4
7430. 5
7430. 6
7430. 7
pull
Entries 27
Mean −96.42
Std Dev 113.3
1.5
1
0.5
0
−0.5
−1
−1.5
pull1D
Entries 27
Mean 0.01012
Std Dev 0.8259
8
7
6
5
4
3
2
1
0
−8
−6
−4
−2
0
2
4
6
8

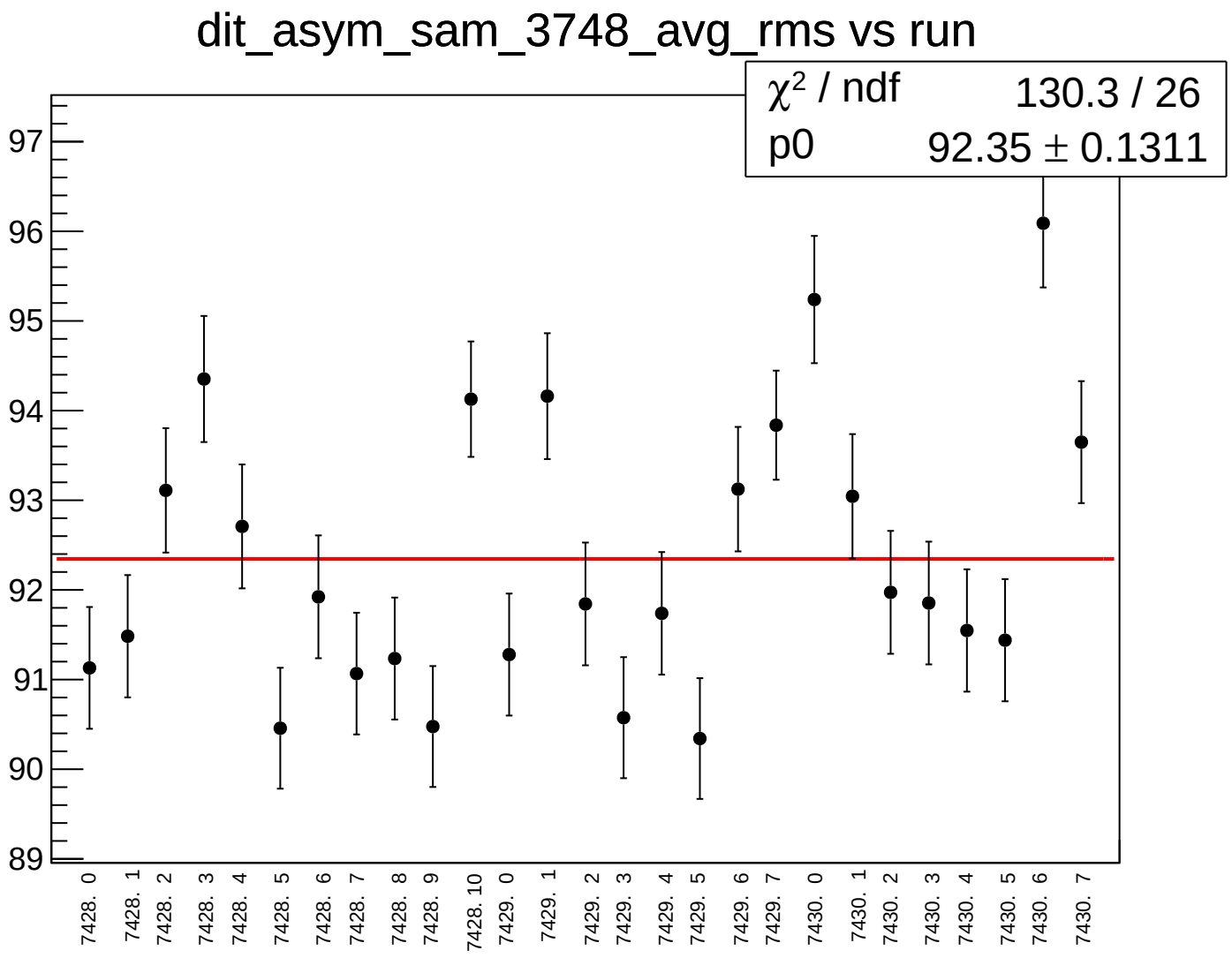
dit_asym_sam_3748_avg_rms vs run
χ² / ndf 130.3 / 26
p0 92.35 ± 0.1311
97
96
95
94
93
92
91
90
89
7428. 0
7428. 1
7428. 2
7428. 3
7428. 4
7428. 5
7428. 6
7428. 7
7428. 8
7428. 9
7428. 10
7429. 0
7429. 1
7429. 2
7429. 3
7429. 4
7429. 5
7429. 6
7429. 7
7430. 0
7430. 1
7430. 2
7430. 3
7430. 4
7430. 5
7430. 6
7430. 7

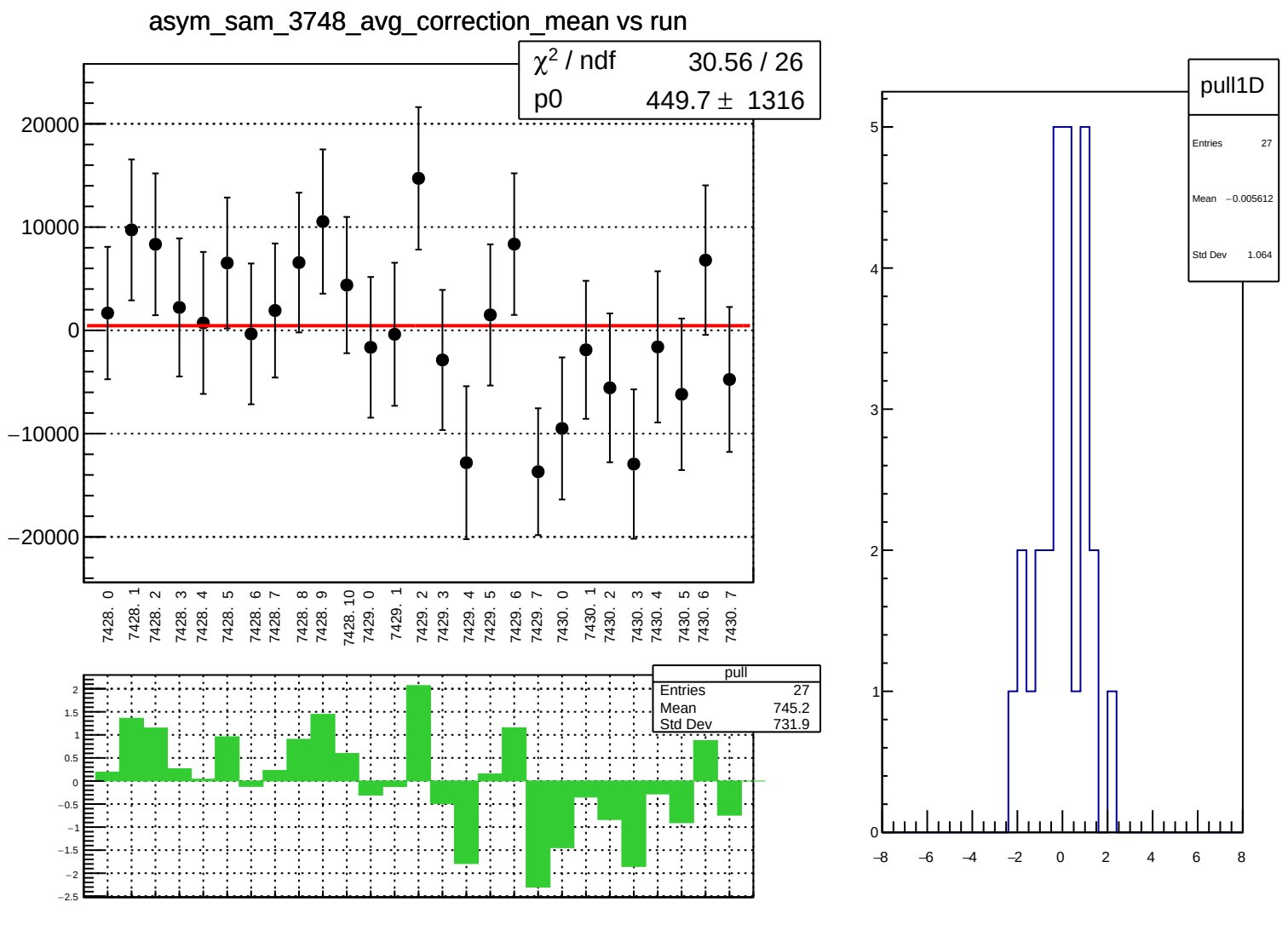
asym_sam_3748_avg_correction_mean vs run
χ2 / ndf 30.56 / 26
p0 449.7 ± 1316
20000
10000
0
−10000
−20000
7428. 0
7428. 1
7428. 2
7428. 3
7428. 4
7428. 5
7428. 6
7428. 7
7428. 8
7428. 9
7428. 10
7429. 0
7429. 1
7429. 2
7429. 3
7429. 4
7429. 5
7429. 6
7429. 7
7430. 0
7430. 1
7430. 2
7430. 3
7430. 4
7430. 5
7430. 6
7430. 7
pull
Entries 27
Mean 745.2
Std Dev 731.9
pull1D
Entries 27
Mean −0.005612
Std Dev 1.064

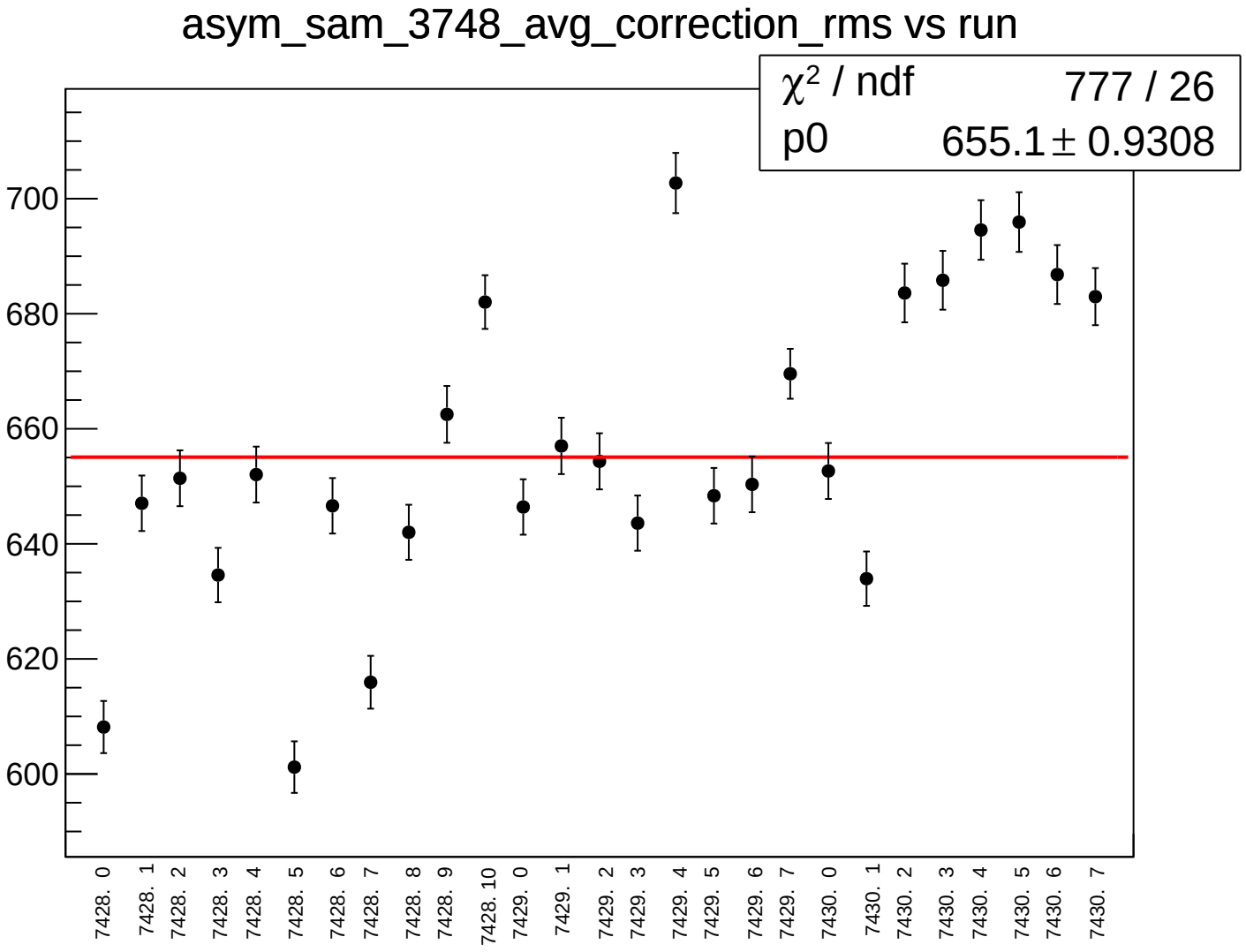
asym_sam_3748_avg_correction_rms vs run
χ² / ndf 777 / 26
p0 655.1 ± 0.9308
700
680
660
640
620
600
7428. 0
7428. 1
7428. 2
7428. 3
7428. 4
7428. 5
7428. 6
7428. 7
7428. 8
7428. 9
7428. 10
7429. 0
7429. 1
7429. 2
7429. 3
7429. 4
7429. 5
7429. 6
7429. 7
7430. 0
7430. 1
7430. 2
7430. 3
7430. 4
7430. 5
7430. 6
7430. 7

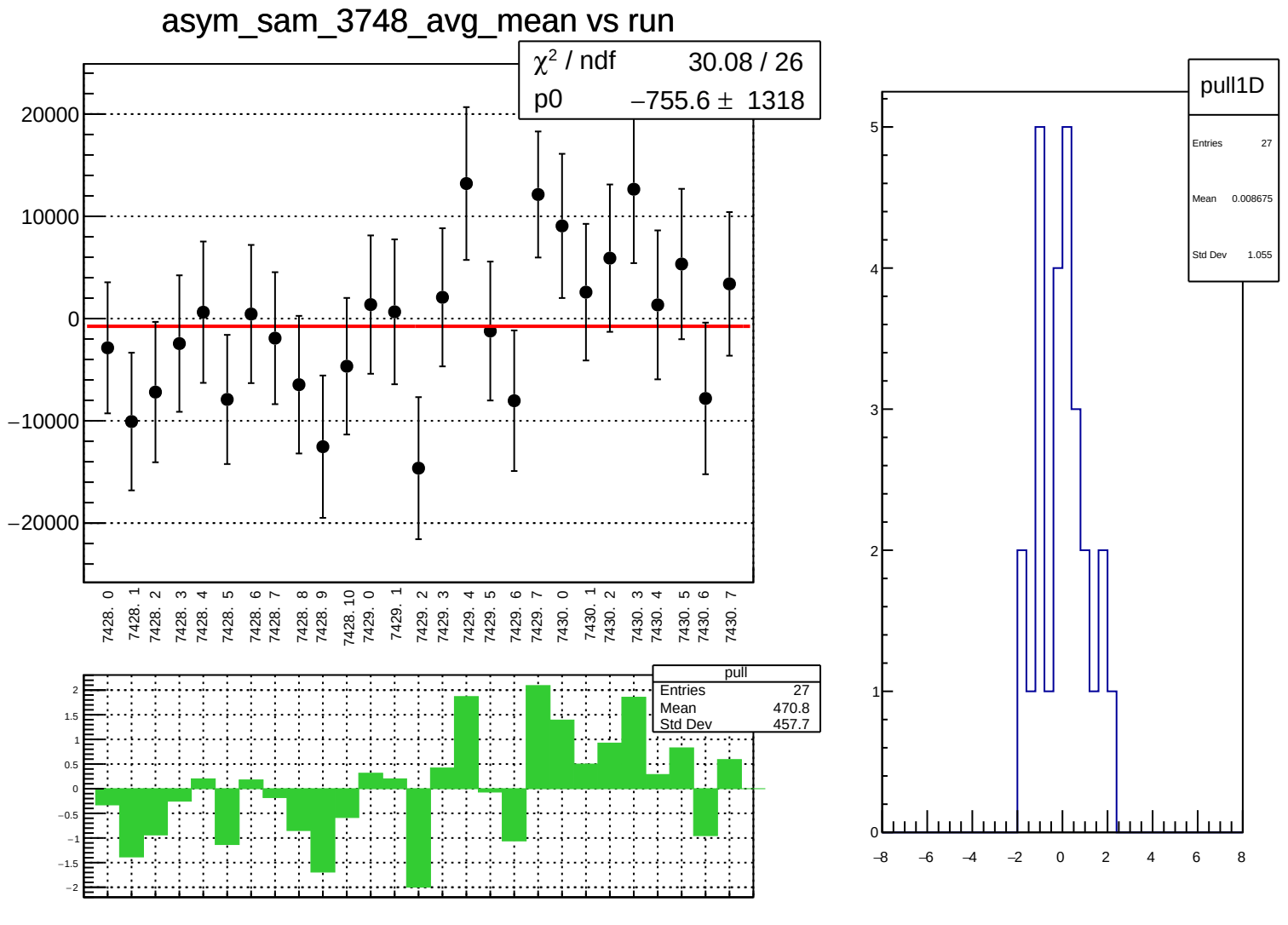
asym_sam_3748_avg_mean vs run
χ² / ndf 30.08 / 26
p0 −755.6 ± 1318
20000
10000
0
−10000
−20000
7428. 0
7428. 1
7428. 2
7428. 3
7428. 4
7428. 5
7428. 6
7428. 7
7428. 8
7428. 9
7428. 10
7429. 0
7429. 1
7429. 2
7429. 3
7429. 4
7429. 5
7429. 6
7429. 7
7430. 0
7430. 1
7430. 2
7430. 3
7430. 4
7430. 5
7430. 6
7430. 7
pull
Entries 27
Mean 470.8
Std Dev 457.7
pull1D
Entries 27
Mean 0.008675
Std Dev 1.055

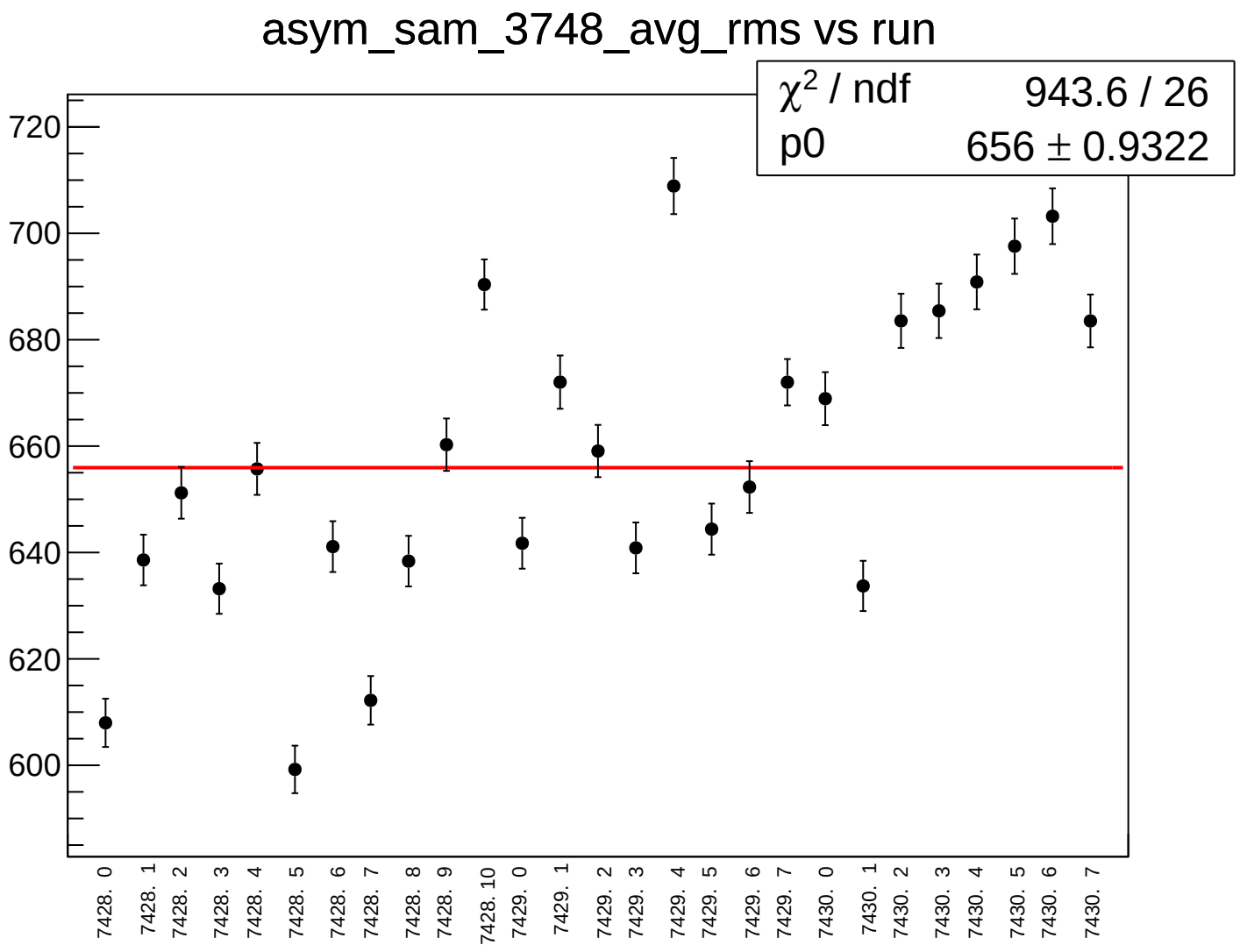
asym_sam_3748_avg_rms vs run
χ² / ndf 943.6 / 26
p0 656 ± 0.9322
720
700
680
660
640
620
600
7428. 0
7428. 1
7428. 2
7428. 3
7428. 4
7428. 5
7428. 6
7428. 7
7428. 8
7428. 9
7428. 10
7429. 0
7429. 1
7429. 2
7429. 3
7429. 4
7429. 5
7429. 6
7429. 7
7430. 0
7430. 1
7430. 2
7430. 3
7430. 4
7430. 5
7430. 6
7430. 7

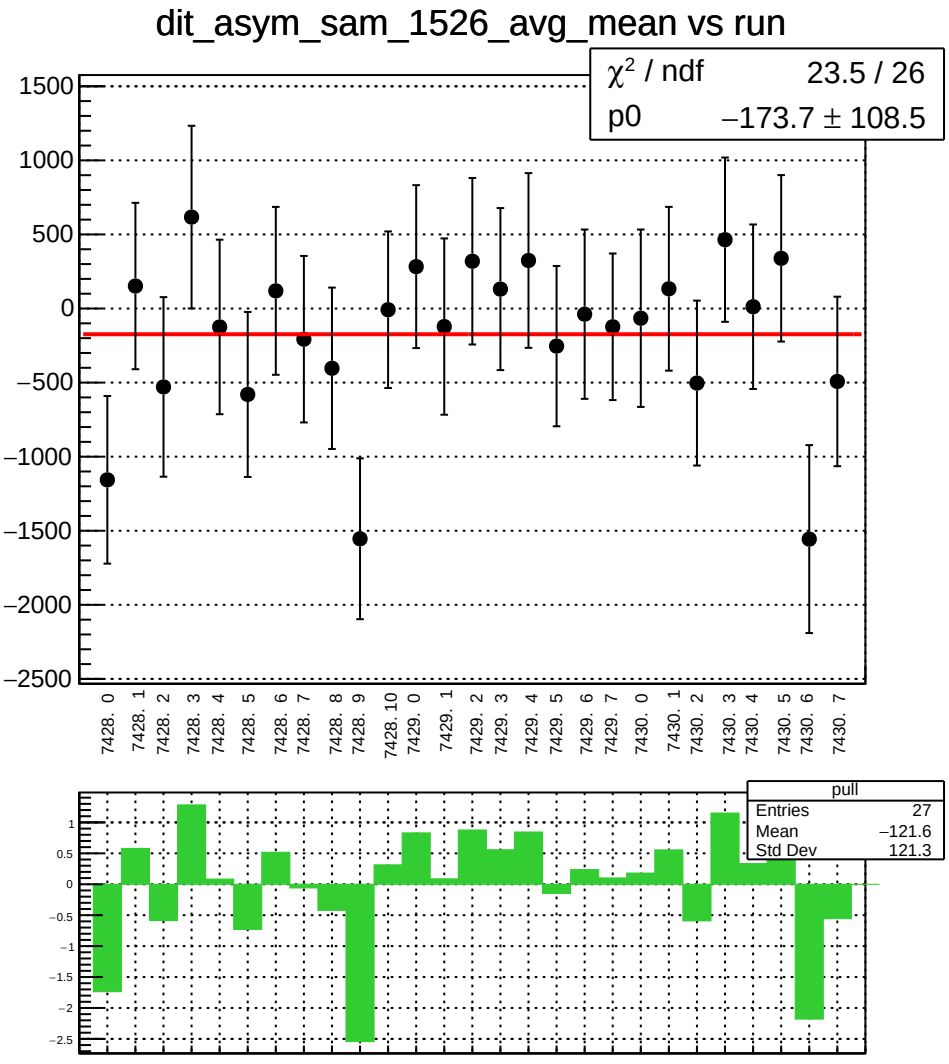
dit_asym_sam_1526_avg_mean vs run
χ² / ndf 23.5 / 26
p0 −173.7 ± 108.5
1500
1000
500
0
−500
−1000
−1500
−2000
−2500
7428. 0
7428. 1
7428. 2
7428. 3
7428. 4
7428. 5
7428. 6
7428. 7
7428. 8
7428. 9
7428. 10
7429. 0
7429. 1
7429. 2
7429. 3
7429. 4
7429. 5
7429. 6
7429. 7
7430. 0
7430. 1
7430. 2
7430. 3
7430. 4
7430. 5
7430. 6
7430. 7
pull
Entries 27
Mean −121.6
Std Dev 121.3
1
0.5
0
−0.5
−1
−1.5
−2
−2.5

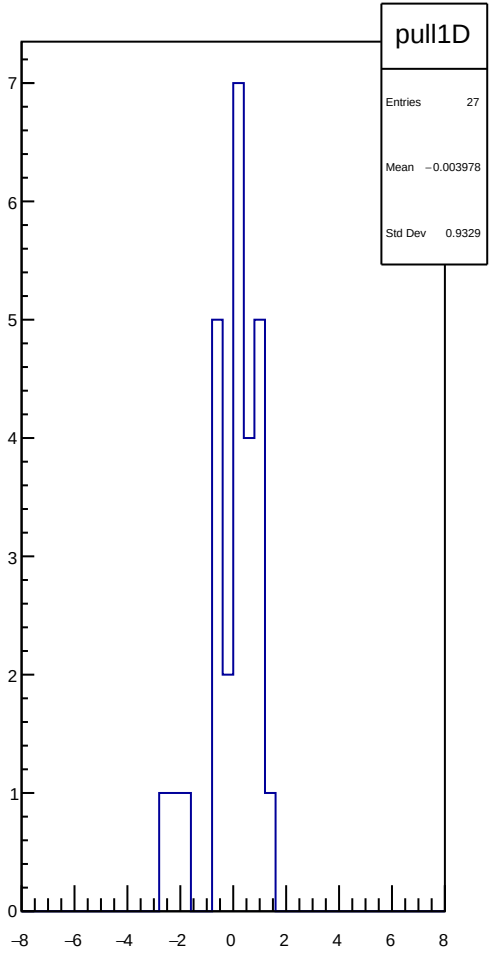
pull1D
Entries 27
Mean −0.003978
Std Dev 0.9329
7
6
5
4
3
2
1
0
−8
−6
−4
−2
0
2
4
6
8

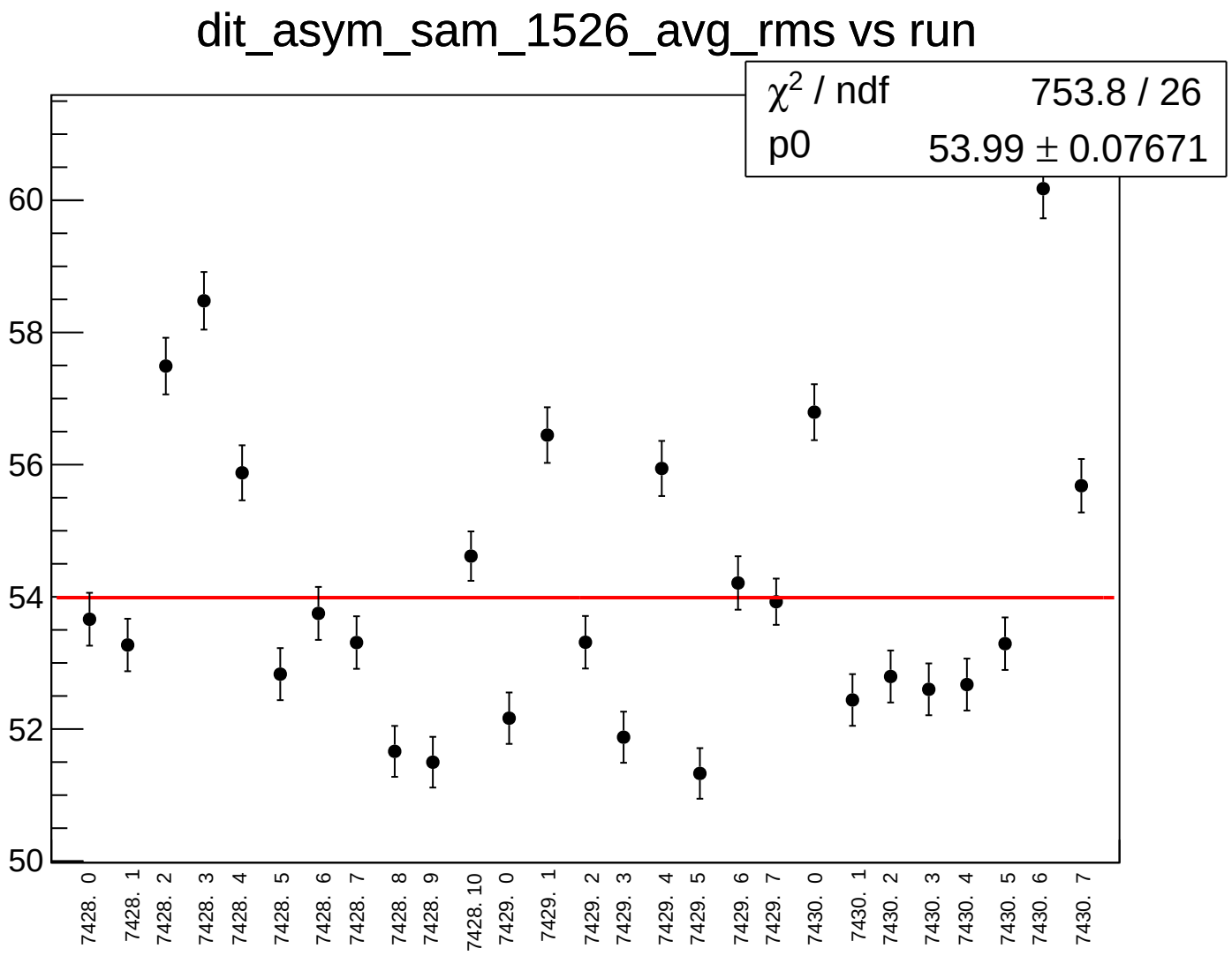
dit_asym_sam_1526_avg_rms vs run
χ2 / ndf 753.8 / 26
p0 53.99 ± 0.07671
60
58
56
54
52
50
7428. 0
7428. 1
7428. 2
7428. 3
7428. 4
7428. 5
7428. 6
7428. 7
7428. 8
7428. 9
7428. 10
7429. 0
7429. 1
7429. 2
7429. 3
7429. 4
7429. 5
7429. 6
7429. 7
7430. 0
7430. 1
7430. 2
7430. 3
7430. 4
7430. 5
7430. 6
7430. 7

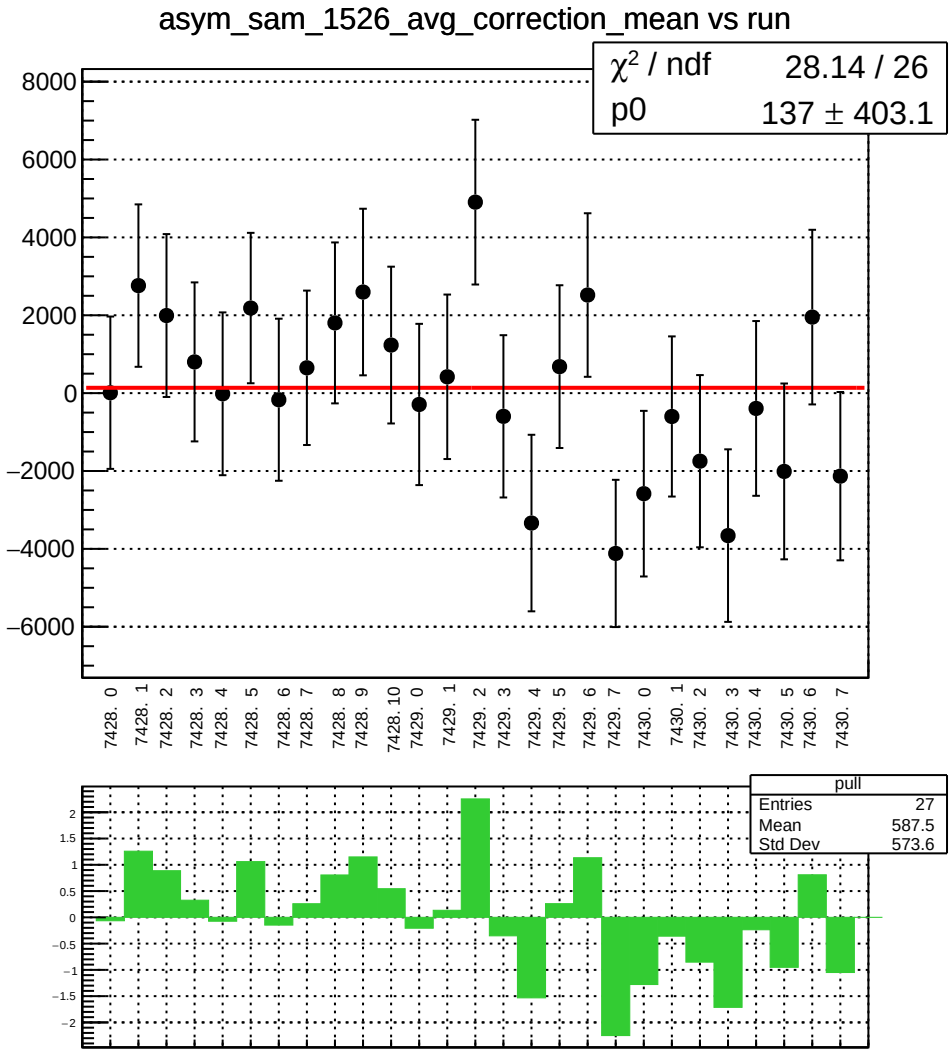
asym_sam_1526_avg_correction_mean vs run
χ² / ndf 28.14 / 26
p0 137 ± 403.1
8000
6000
4000
2000
0
−2000
−4000
−6000
7428. 0
7428. 1
7428. 2
7428. 3
7428. 4
7428. 5
7428. 6
7428. 7
7428. 8
7428. 9
7428. 10
7429. 0
7429. 1
7429. 2
7429. 3
7429. 4
7429. 5
7429. 6
7429. 7
7430. 0
7430. 1
7430. 2
7430. 3
7430. 4
7430. 5
7430. 6
7430. 7
pull
Entries 27
Mean 587.5
Std Dev 573.6
2
1.5
1
0.5
0
−0.5
−1
−1.5
−2

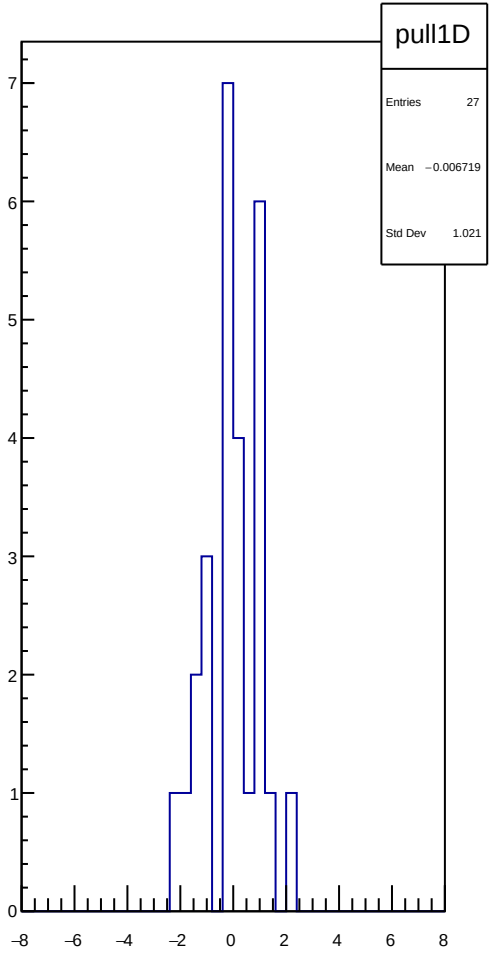
pull1D
Entries 27
Mean −0.006719
Std Dev 1.021
7
6
5
4
3
2
1
0
−8
−6
−4
−2
0
2
4
6
8

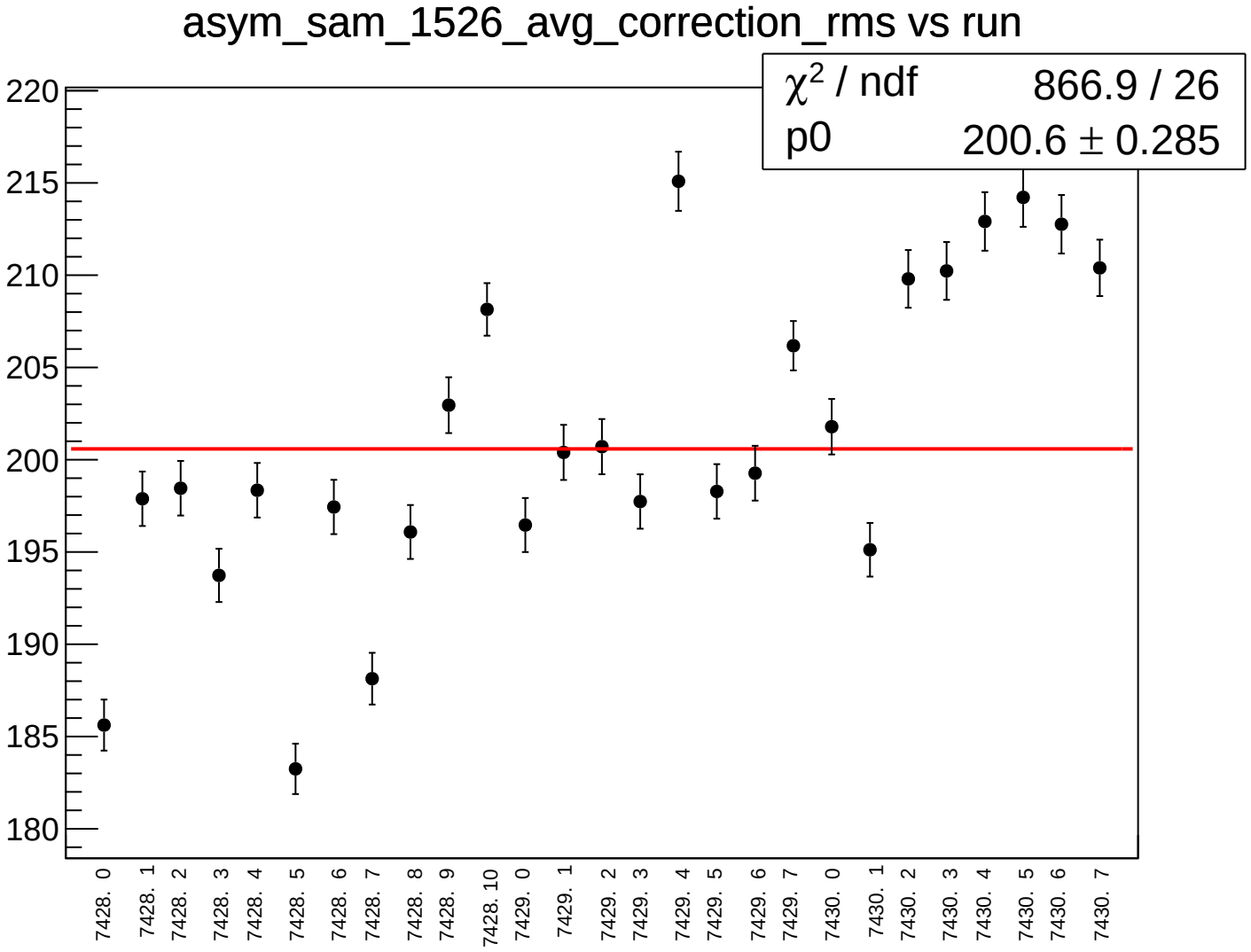
asym_sam_1526_avg_correction_rms vs run
χ^2 / ndf 866.9 / 26
p0 200.6 ± 0.285
220
215
210
205
200
195
190
185
180
7428. 0
7428. 1
7428. 2
7428. 3
7428. 4
7428. 5
7428. 6
7428. 7
7428. 8
7428. 9
7428. 10
7429. 0
7429. 1
7429. 2
7429. 3
7429. 4
7429. 5
7429. 6
7429. 7
7430. 0
7430. 1
7430. 2
7430. 3
7430. 4
7430. 5
7430. 6
7430. 7

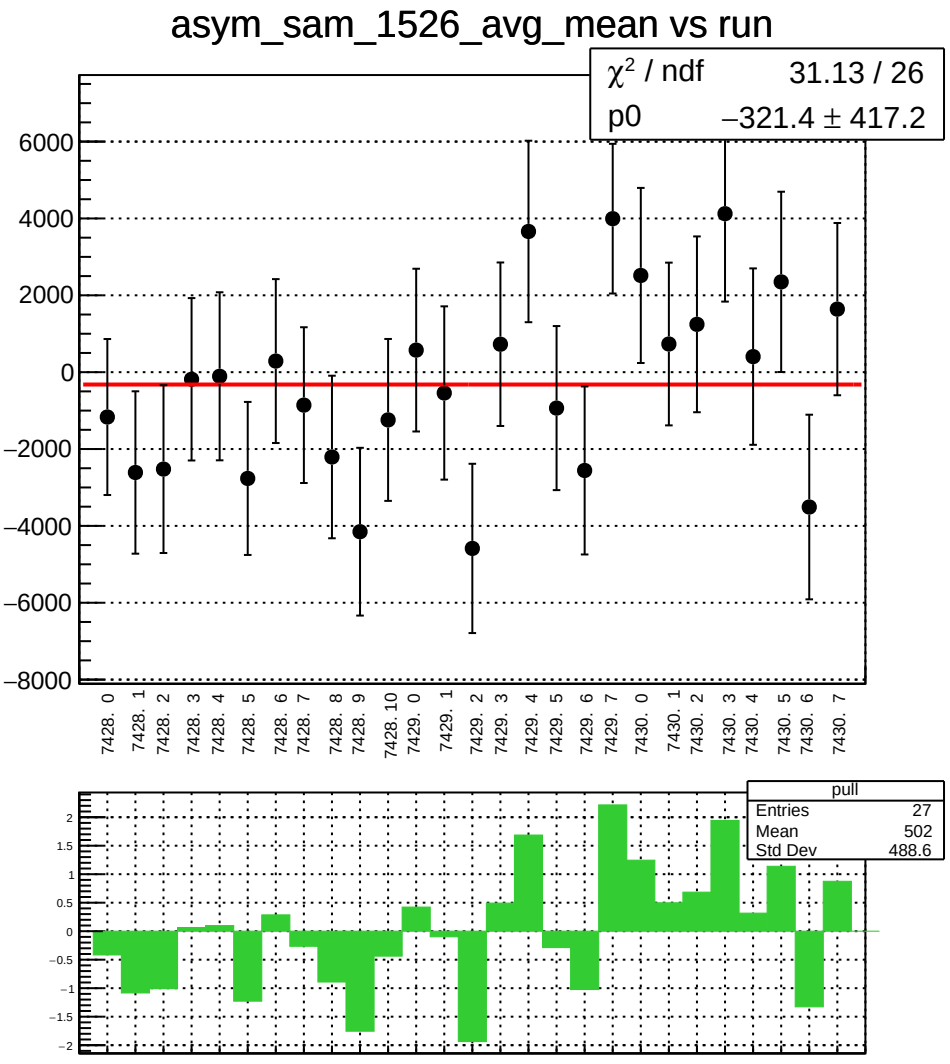
asym_sam_1526_avg_mean vs run
χ² / ndf 31.13 / 26
p0 −321.4 ± 417.2
6000
4000
2000
0
−2000
−4000
−6000
−8000
7428. 0
7428. 1
7428. 2
7428. 3
7428. 4
7428. 5
7428. 6
7428. 7
7428. 8
7428. 9
7428. 10
7429. 0
7429. 1
7429. 2
7429. 3
7429. 4
7429. 5
7429. 6
7429. 7
7430. 0
7430. 1
7430. 2
7430. 3
7430. 4
7430. 5
7430. 6
7430. 7
pull
Entries 27
Mean 502
Std Dev 488.6
2
1.5
1
0.5
0
−0.5
−1
−1.5
−2

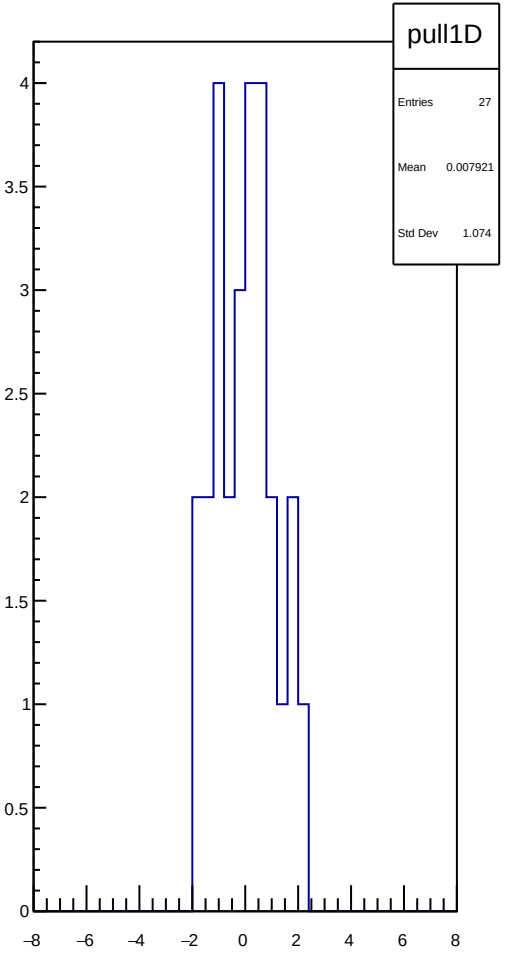
pull1D
Entries 27
Mean 0.007921
Std Dev 1.074
4
3.5
3
2.5
2
1.5
1
0.5
0
−8
−6
−4
−2
0
2
4
6
8

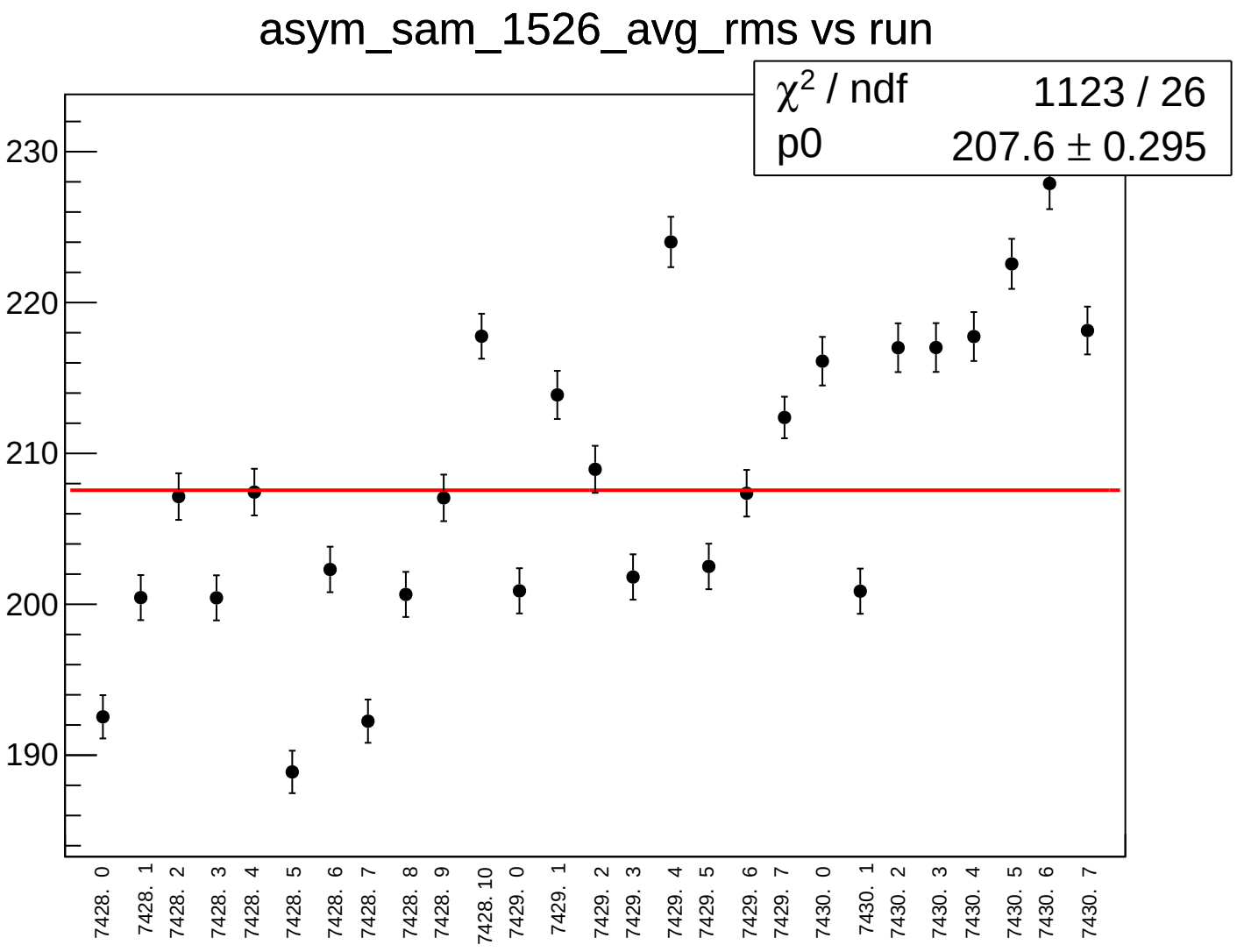
asym_sam_1526_avg_rms vs run
χ^2 / ndf 1123 / 26
p0 207.6 ± 0.295
230
220
210
200
190
7428. 0
7428. 1
7428. 2
7428. 3
7428. 4
7428. 5
7428. 6
7428. 7
7428. 8
7428. 9
7428. 10
7429. 0
7429. 1
7429. 2
7429. 3
7429. 4
7429. 5
7429. 6
7429. 7
7430. 0
7430. 1
7430. 2
7430. 3
7430. 4
7430. 5
7430. 6
7430. 7

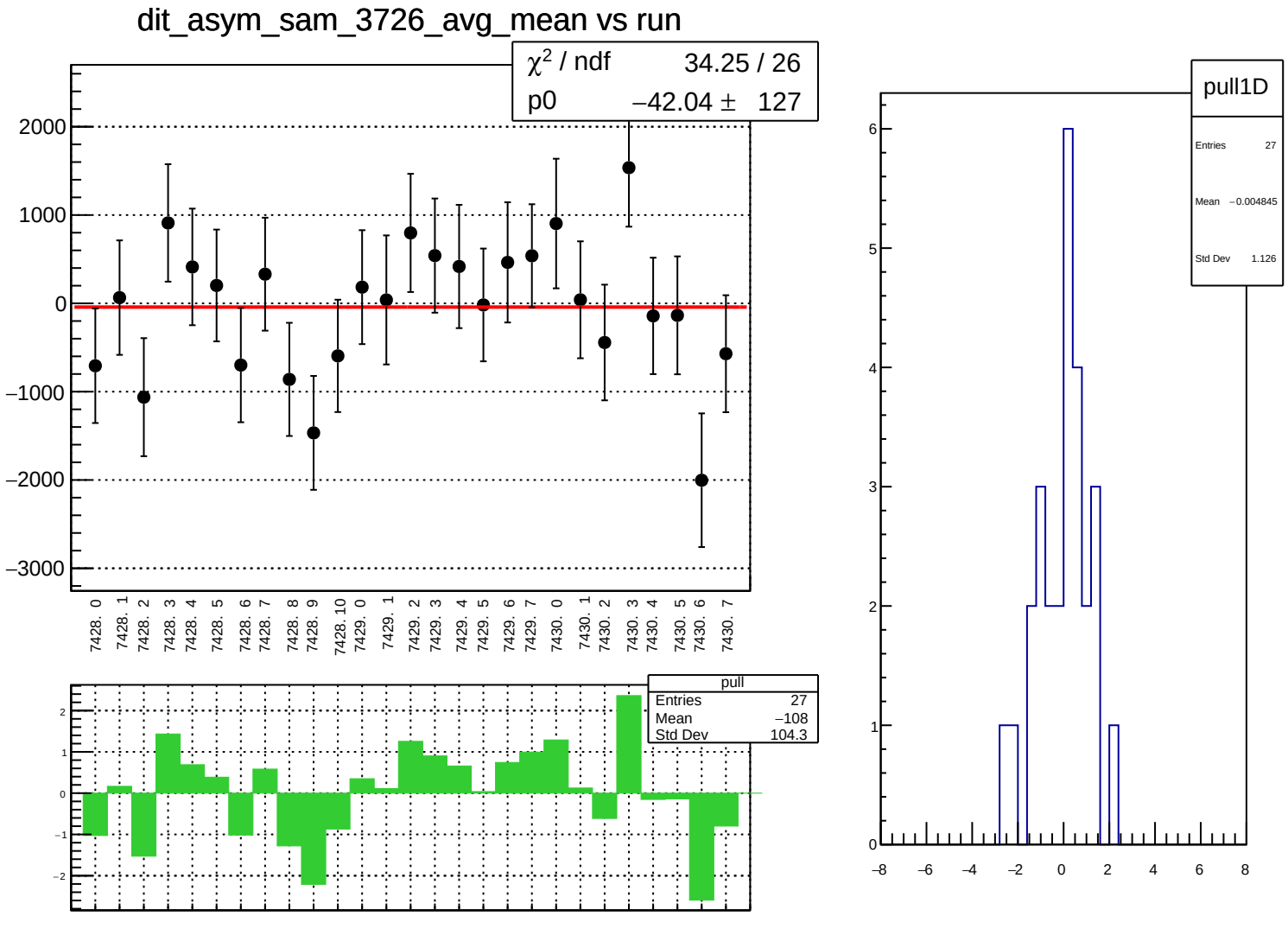
dit_asym_sam_3726_avg_mean vs run
χ² / ndf 34.25 / 26
p0 −42.04 ± 127
2000
1000
0
−1000
−2000
−3000
7428. 0
7428. 1
7428. 2
7428. 3
7428. 4
7428. 5
7428. 6
7428. 7
7428. 8
7428. 9
7428. 10
7429. 0
7429. 1
7429. 2
7429. 3
7429. 4
7429. 5
7429. 6
7429. 7
7430. 0
7430. 1
7430. 2
7430. 3
7430. 4
7430. 5
7430. 6
7430. 7
pull
Entries 27
Mean −108
Std Dev 104.3
pull1D
Entries 27
Mean −0.004845
Std Dev 1.126

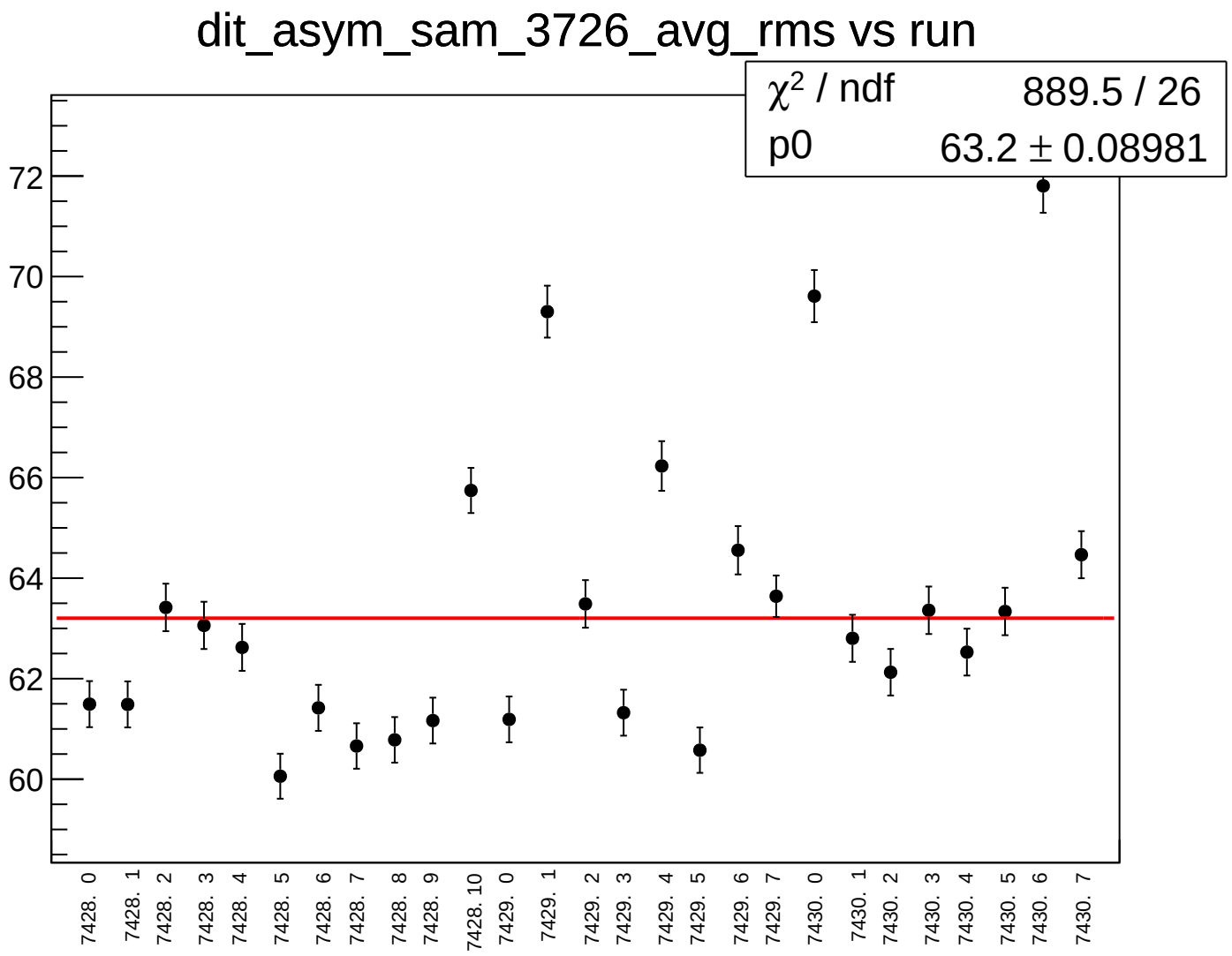
dit_asym_sam_3726_avg_rms vs run
χ2 / ndf 889.5 / 26
p0 63.2 ± 0.08981
72
70
68
66
64
62
60
7428. 0
7428. 1
7428. 2
7428. 3
7428. 4
7428. 5
7428. 6
7428. 7
7428. 8
7428. 9
7428. 10
7429. 0
7429. 1
7429. 2
7429. 3
7429. 4
7429. 5
7429. 6
7429. 7
7430. 0
7430. 1
7430. 2
7430. 3
7430. 4
7430. 5
7430. 6
7430. 7

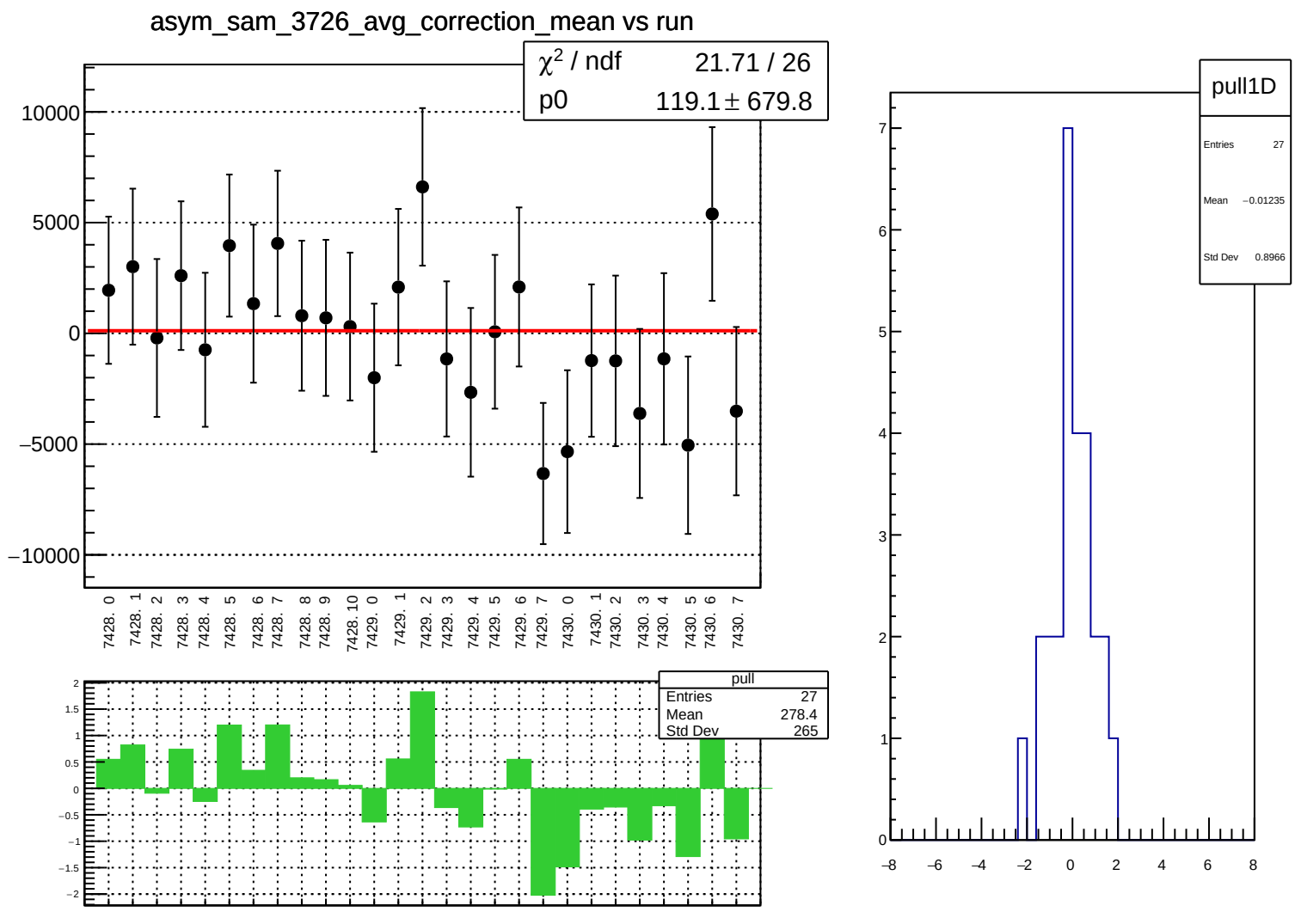
asym_sam_3726_avg_correction_mean vs run
χ² / ndf 21.71 / 26
p0 119.1 ± 679.8
10000
5000
0
−5000
−10000
7428. 0
7428. 1
7428. 2
7428. 3
7428. 4
7428. 5
7428. 6
7428. 7
7428. 8
7428. 9
7428. 10
7429. 0
7429. 1
7429. 2
7429. 3
7429. 4
7429. 5
7429. 6
7429. 7
7430. 0
7430. 1
7430. 2
7430. 3
7430. 4
7430. 5
7430. 6
7430. 7
pull
Entries 27
Mean 278.4
Std Dev 265
2
1.5
1
0.5
0
−0.5
−1
−1.5
−2
pull1D
Entries 27
Mean −0.01235
Std Dev 0.8966
7
6
5
4
3
2
1
0
−8
−6
−4
−2
0
2
4
6
8

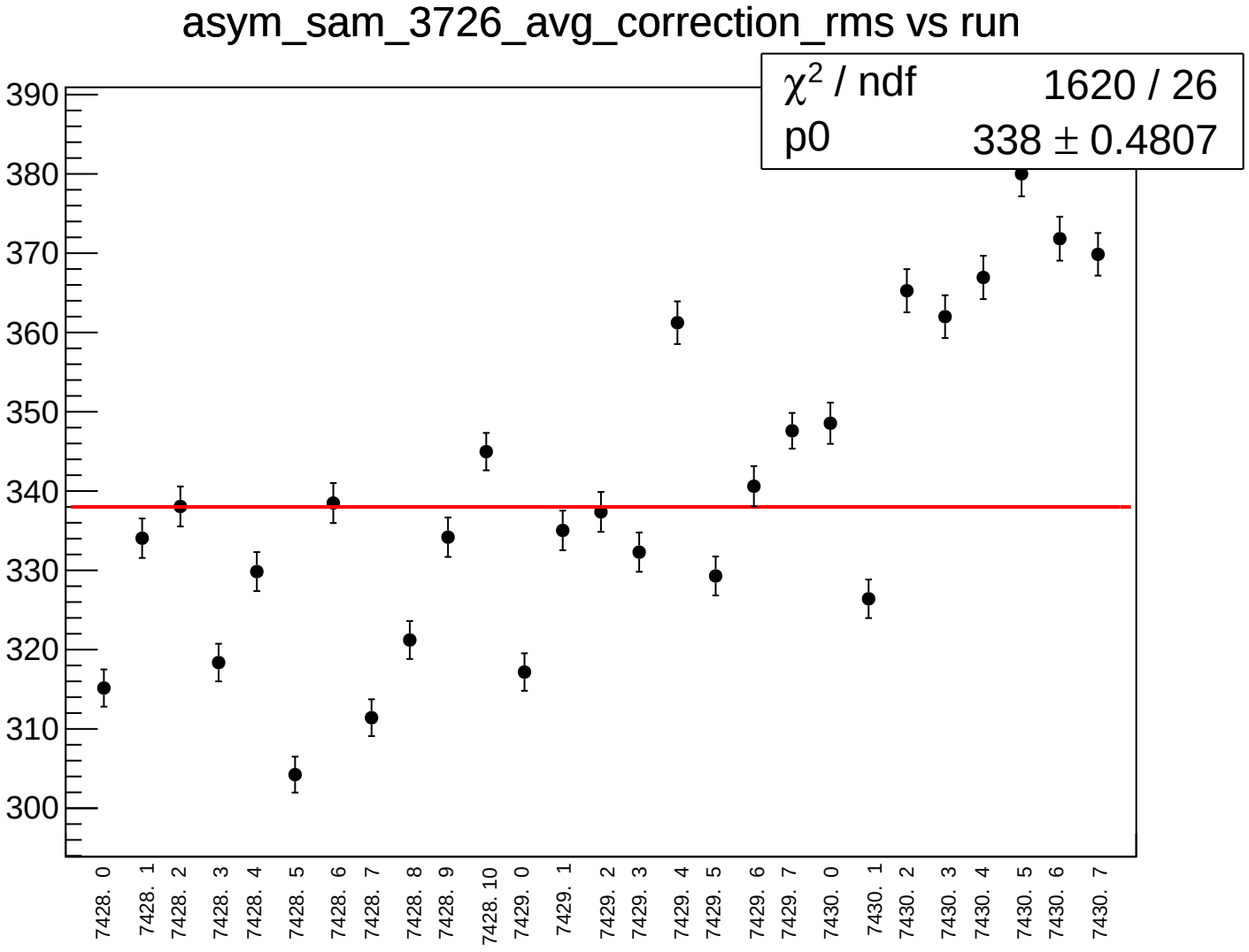
asym_sam_3726_avg_correction_rms vs run
χ² / ndf 1620 / 26
p0 338 ± 0.4807
390
380
370
360
350
340
330
320
310
300
7428. 0
7428. 1
7428. 2
7428. 3
7428. 4
7428. 5
7428. 6
7428. 7
7428. 8
7428. 9
7428. 10
7429. 0
7429. 1
7429. 2
7429. 3
7429. 4
7429. 5
7429. 6
7429. 7
7430. 0
7430. 1
7430. 2
7430. 3
7430. 4
7430. 5
7430. 6
7430. 7

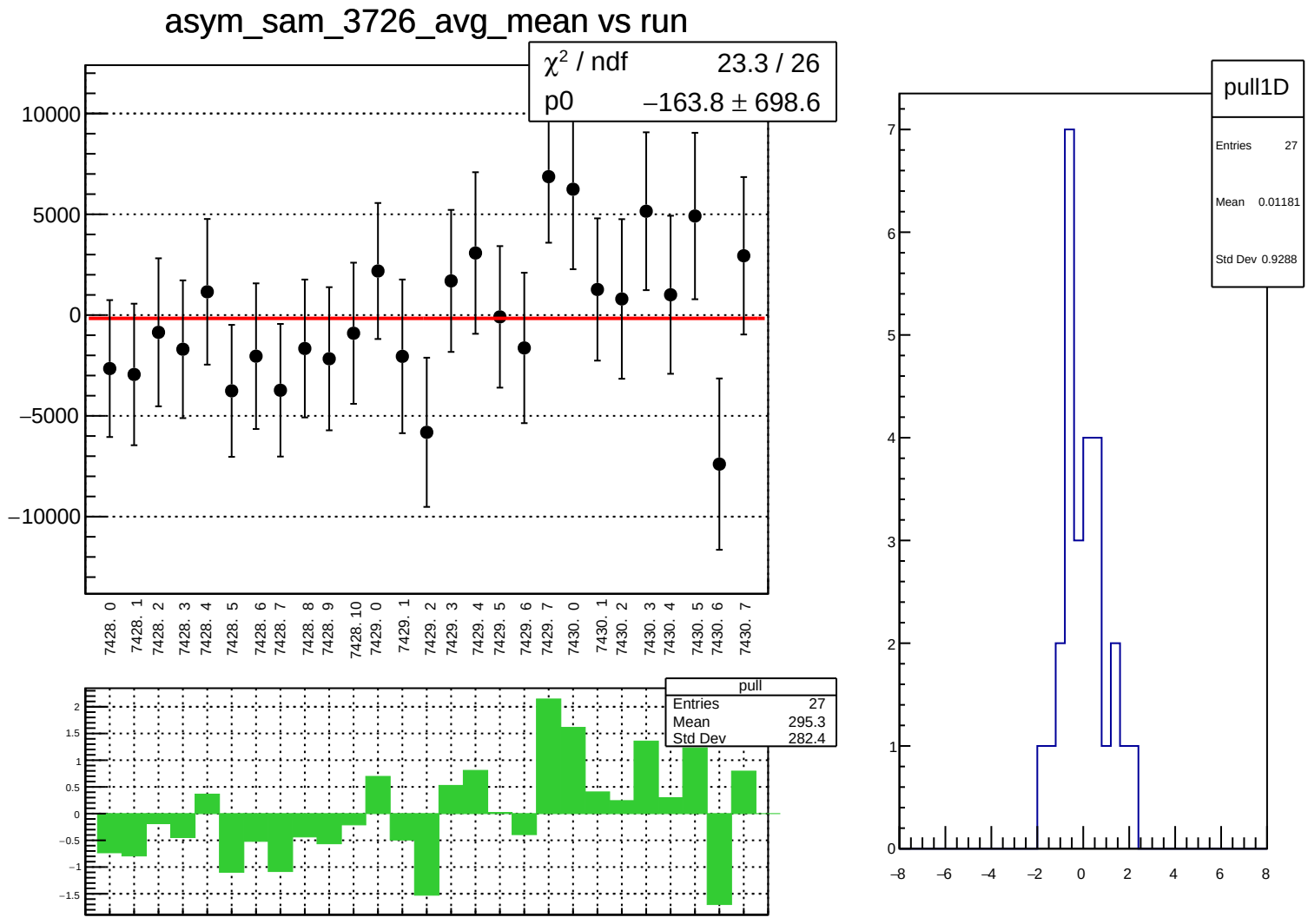
asym_sam_3726_avg_mean vs run
χ² / ndf 23.3 / 26
p0 −163.8 ± 698.6
10000
5000
0
−5000
−10000
7428. 0
7428. 1
7428. 2
7428. 3
7428. 4
7428. 5
7428. 6
7428. 7
7428. 8
7428. 9
7428. 10
7429. 0
7429. 1
7429. 2
7429. 3
7429. 4
7429. 5
7429. 6
7429. 7
7430. 0
7430. 1
7430. 2
7430. 3
7430. 4
7430. 5
7430. 6
7430. 7
pull
Entries 27
Mean 295.3
Std Dev 282.4
2
1.5
1
0.5
0
−0.5
−1
−1.5
pull1D
Entries 27
Mean 0.01181
Std Dev 0.9288
7
6
5
4
3
2
1
0
−8
−6
−4
−2
0
2
4
6
8

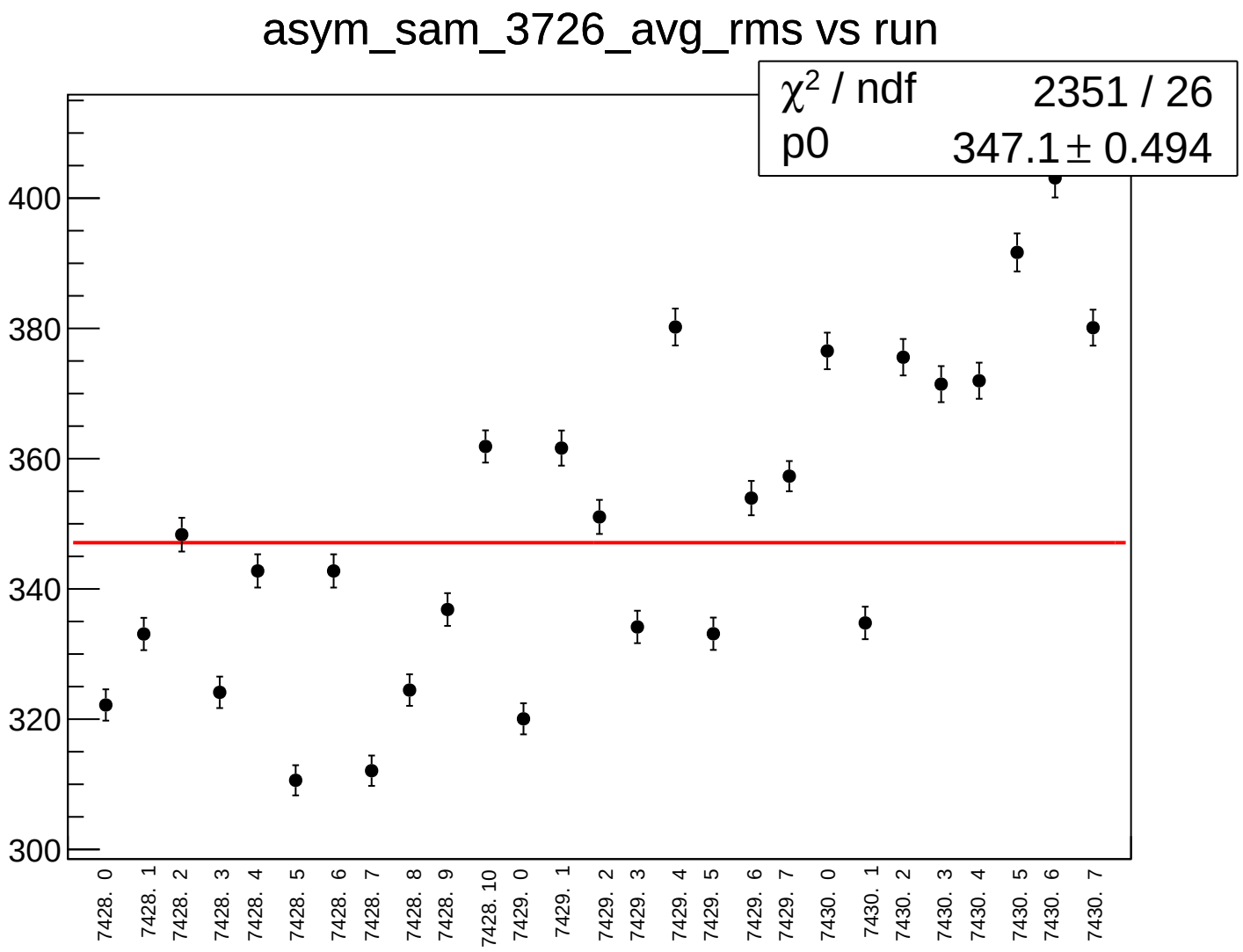
asym_sam_3726_avg_rms vs run
χ² / ndf 2351 / 26
p0 347.1 ± 0.494
400
380
360
340
320
300
7428. 0
7428. 1
7428. 2
7428. 3
7428. 4
7428. 5
7428. 6
7428. 7
7428. 8
7428. 9
7428. 10
7429. 0
7429. 1
7429. 2
7429. 3
7429. 4
7429. 5
7429. 6
7429. 7
7430. 0
7430. 1
7430. 2
7430. 3
7430. 4
7430. 5
7430. 6
7430. 7

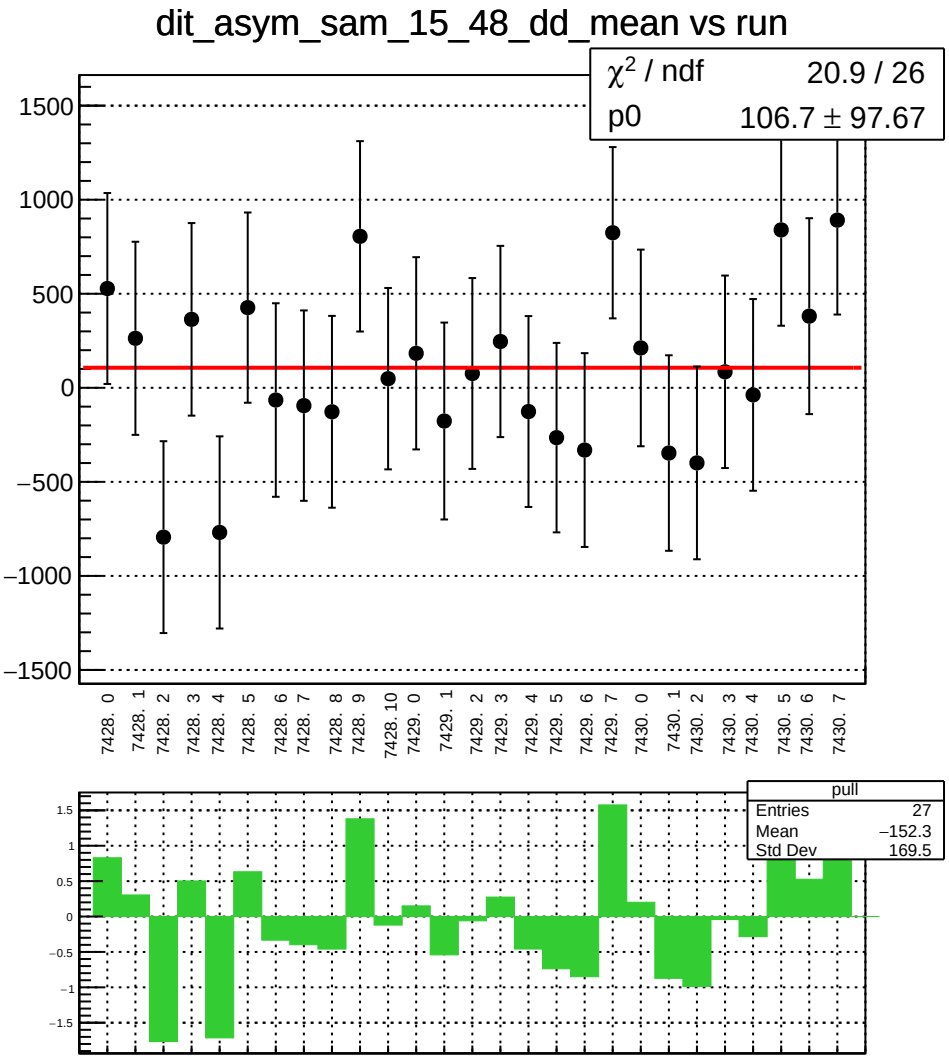
dit_asym_sam_15_48_dd_mean vs run
χ² / ndf 20.9 / 26
p0 106.7 ± 97.67
1500
1000
500
0
−500
−1000
−1500
7428. 0
7428. 1
7428. 2
7428. 3
7428. 4
7428. 5
7428. 6
7428. 7
7428. 8
7428. 9
7428. 10
7429. 0
7429. 1
7429. 2
7429. 3
7429. 4
7429. 5
7429. 6
7429. 7
7430. 0
7430. 1
7430. 2
7430. 3
7430. 4
7430. 5
7430. 6
7430. 7
pull
Entries 27
Mean −152.3
Std Dev 169.5
1.5
1
0.5
0
−0.5
−1
−1.5

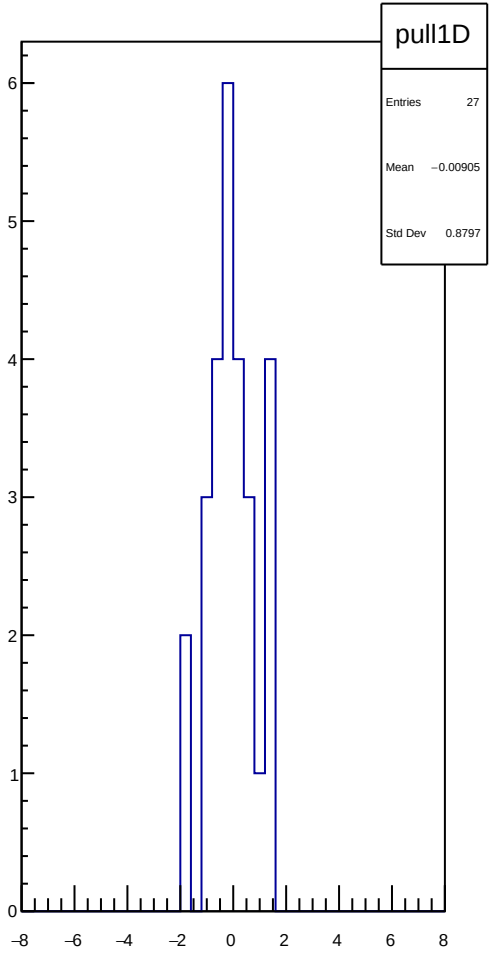
pull1D
Entries 27
Mean −0.00905
Std Dev 0.8797
6
5
4
3
2
1
0
−8
−6
−4
−2
0
2
4
6
8

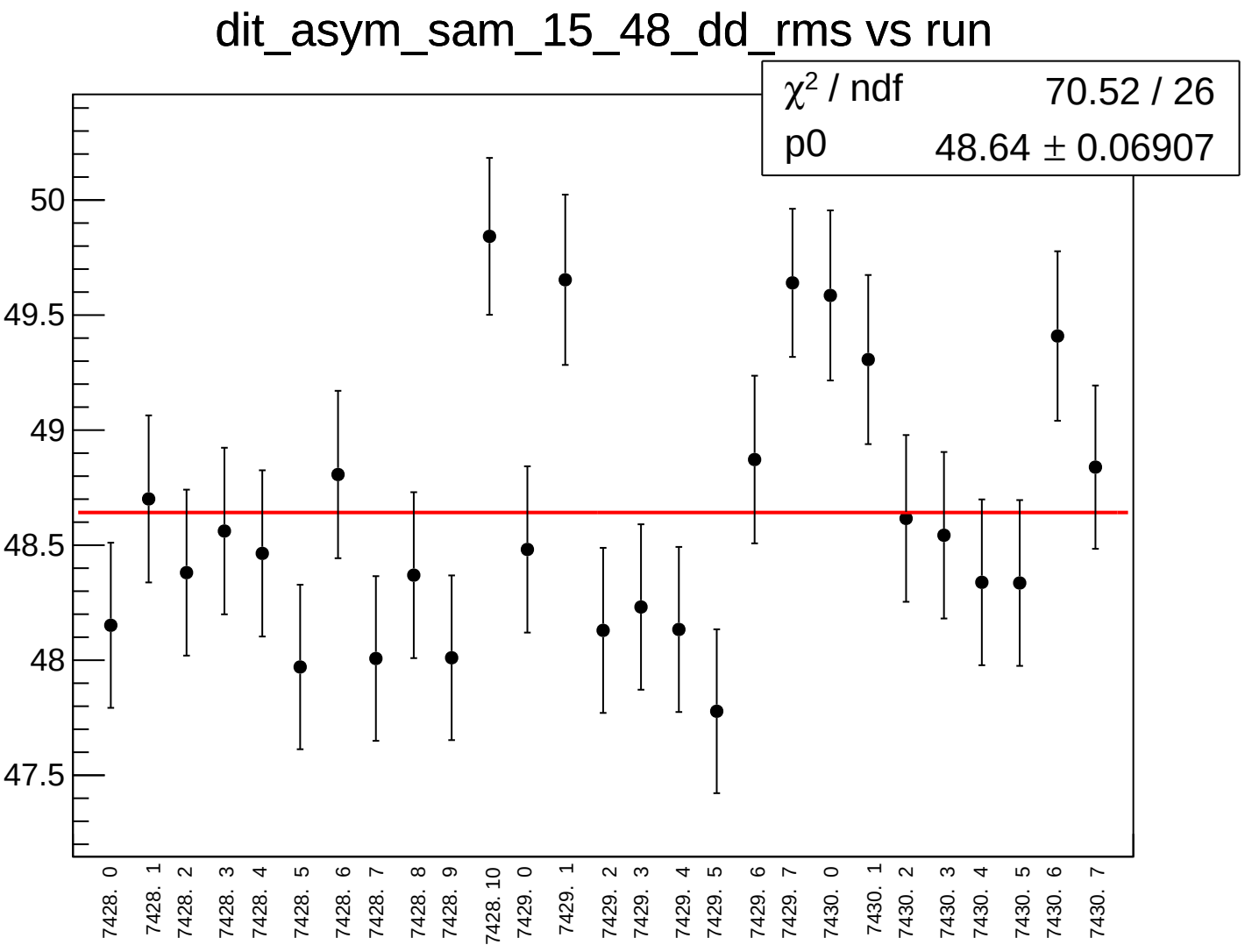
dit_asym_sam_15_48_dd_rms vs run
χ² / ndf 70.52 / 26
p0 48.64 ± 0.06907
50
49.5
49
48.5
48
47.5
7428. 0
7428. 1
7428. 2
7428. 3
7428. 4
7428. 5
7428. 6
7428. 7
7428. 8
7428. 9
7428. 10
7429. 0
7429. 1
7429. 2
7429. 3
7429. 4
7429. 5
7429. 6
7429. 7
7430. 0
7430. 1
7430. 2
7430. 3
7430. 4
7430. 5
7430. 6
7430. 7

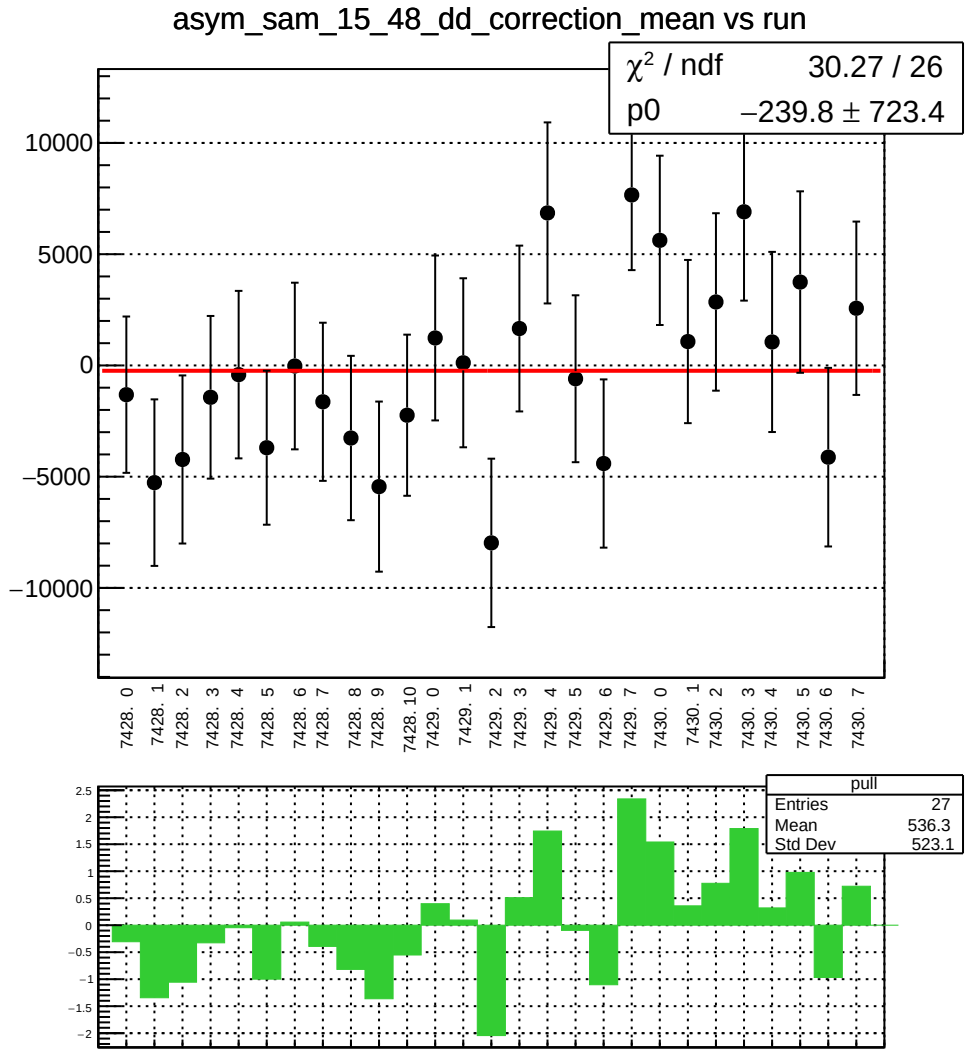
asym_sam_15_48_dd_correction_mean vs run
χ² / ndf 30.27 / 26
p0 −239.8 ± 723.4
10000
5000
0
−5000
−10000
7428. 0
7428. 1
7428. 2
7428. 3
7428. 4
7428. 5
7428. 6
7428. 7
7428. 8
7428. 9
7428. 10
7429. 0
7429. 1
7429. 2
7429. 3
7429. 4
7429. 5
7429. 6
7429. 7
7430. 0
7430. 1
7430. 2
7430. 3
7430. 4
7430. 5
7430. 6
7430. 7
pull
Entries 27
Mean 536.3
Std Dev 523.1
2.5
2
1.5
1
0.5
0
−0.5
−1
−1.5
−2

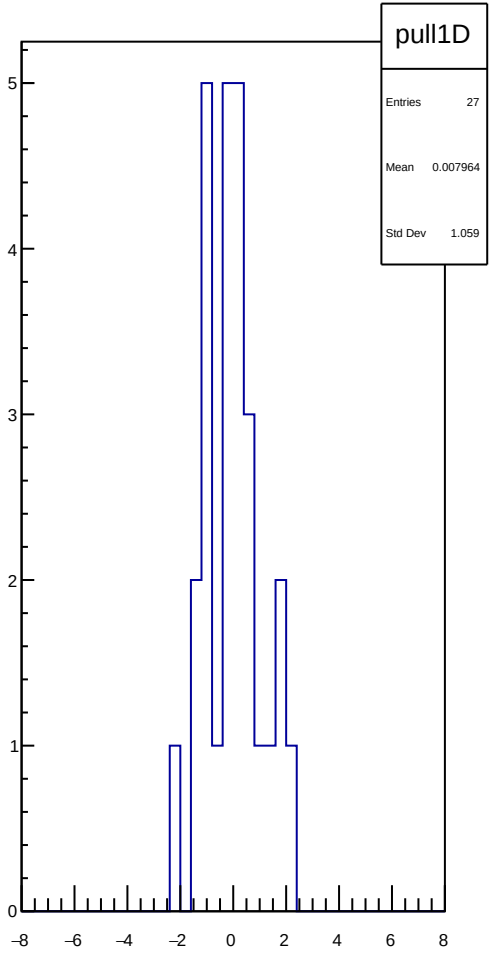
pull1D
Entries 27
Mean 0.007964
Std Dev 1.059
5
4
3
2
1
0
−8
−6
−4
−2
0
2
4
6
8

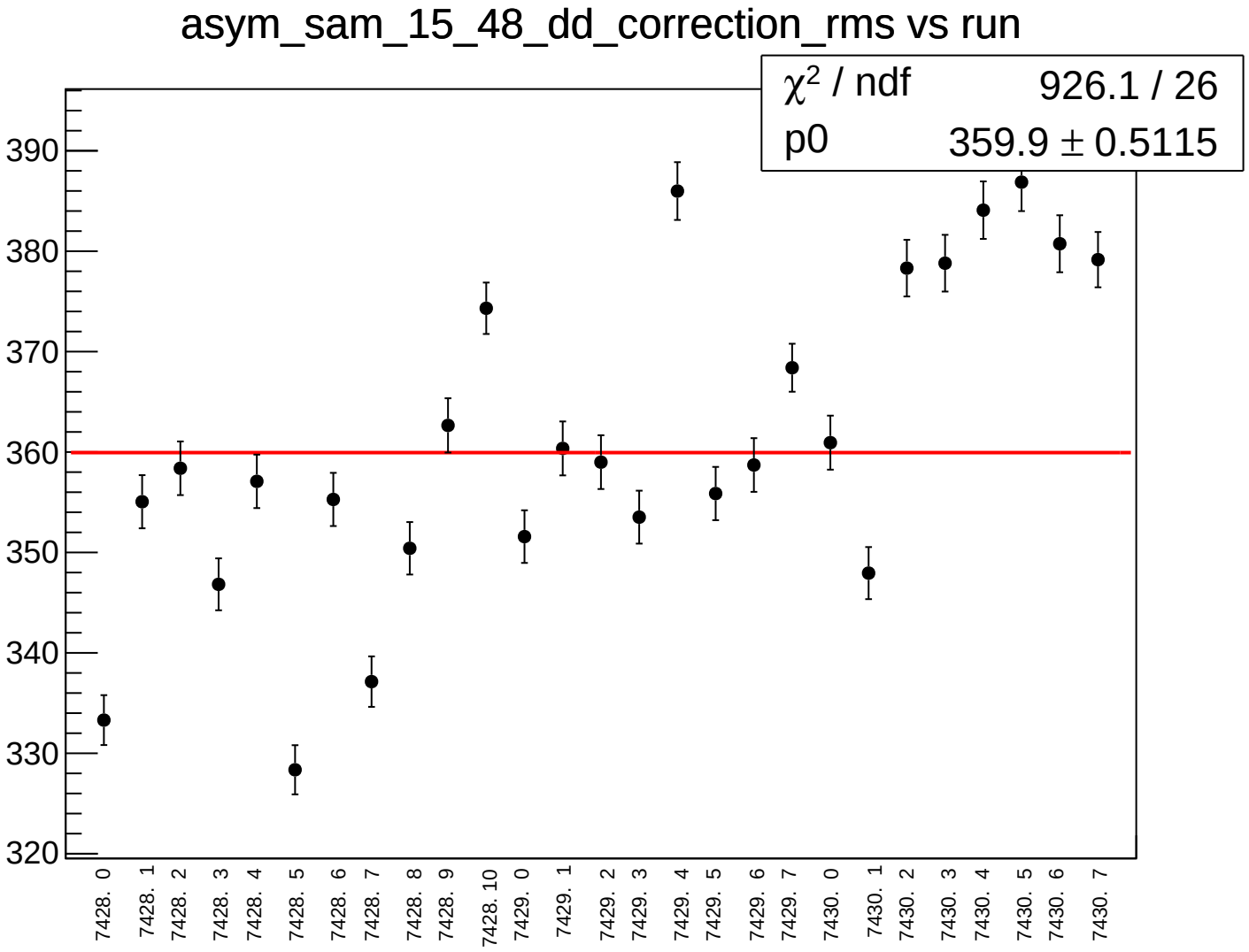
asym_sam_15_48_dd_correction_rms vs run
χ² / ndf 926.1 / 26
p0 359.9 ± 0.5115
390
380
370
360
350
340
330
320
7428. 0
7428. 1
7428. 2
7428. 3
7428. 4
7428. 5
7428. 6
7428. 7
7428. 8
7428. 9
7428. 10
7429. 0
7429. 1
7429. 2
7429. 3
7429. 4
7429. 5
7429. 6
7429. 7
7430. 0
7430. 1
7430. 2
7430. 3
7430. 4
7430. 5
7430. 6
7430. 7

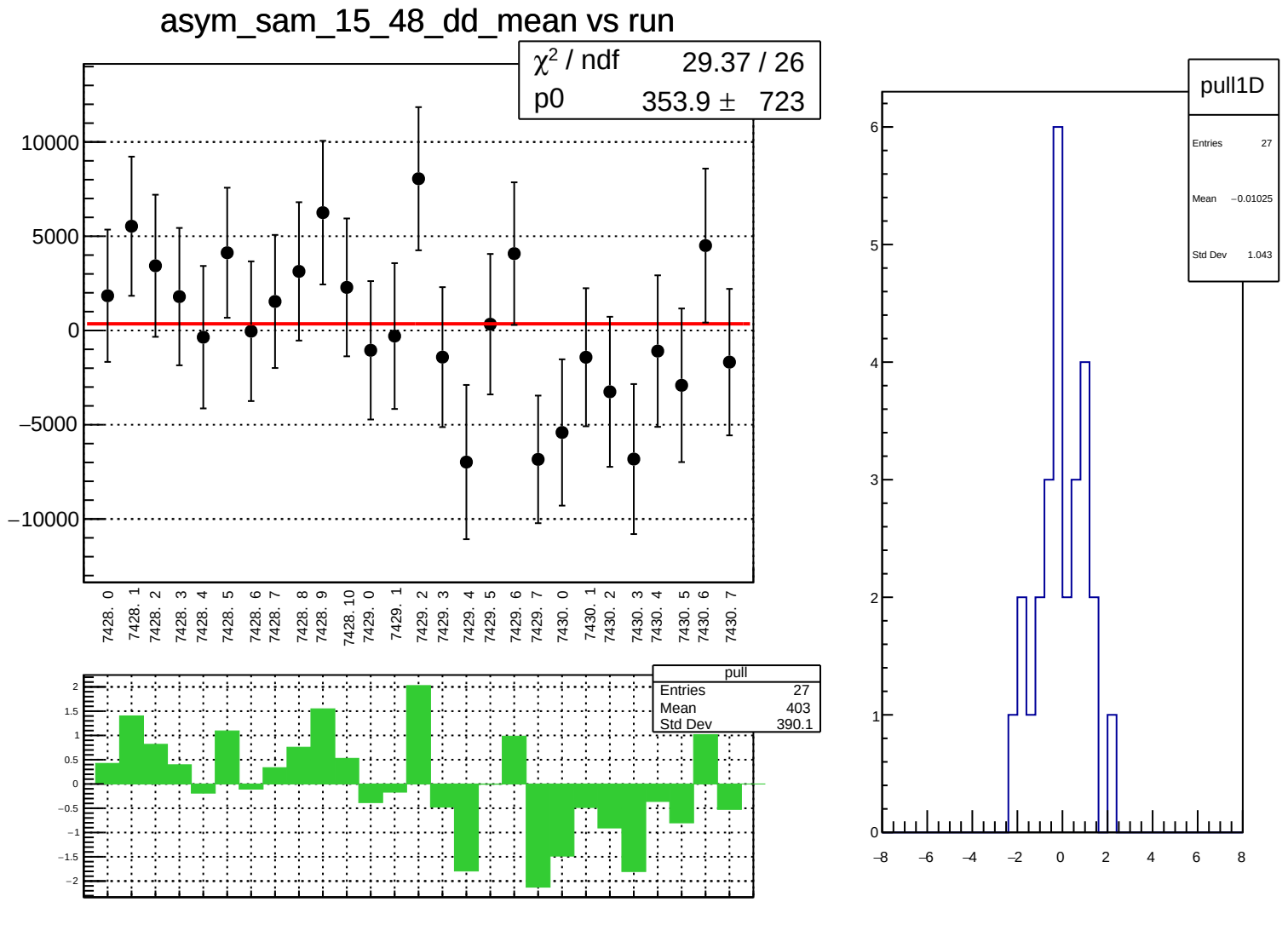
asym_sam_15_48_dd_mean vs run
χ² / ndf 29.37 / 26
p0 353.9 ± 723
10000
5000
0
−5000
−10000
7428. 0
7428. 1
7428. 2
7428. 3
7428. 4
7428. 5
7428. 6
7428. 7
7428. 8
7428. 9
7428. 10
7429. 0
7429. 1
7429. 2
7429. 3
7429. 4
7429. 5
7429. 6
7429. 7
7430. 0
7430. 1
7430. 2
7430. 3
7430. 4
7430. 5
7430. 6
7430. 7
pull
Entries 27
Mean 403
Std Dev 390.1
2
1.5
1
0.5
0
−0.5
−1
−1.5
−2
pull1D
Entries 27
Mean −0.01025
Std Dev 1.043
6
5
4
3
2
1
0
−8
−6
−4
−2
0
2
4
6
8

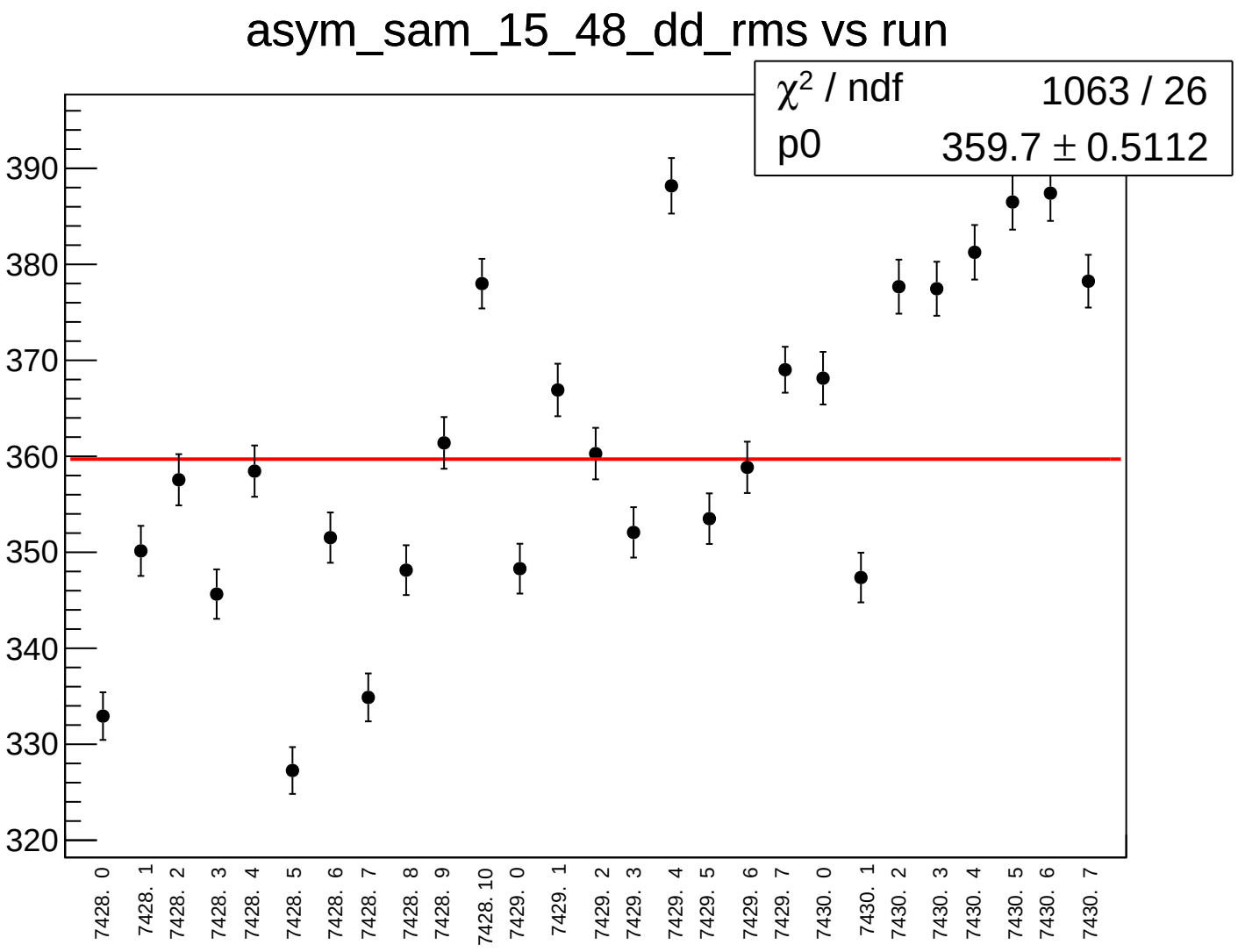
asym_sam_15_48_dd_rms vs run
χ² / ndf 1063 / 26
p0 359.7 ± 0.5112
390
380
370
360
350
340
330
320
7428. 0
7428. 1
7428. 2
7428. 3
7428. 4
7428. 5
7428. 6
7428. 7
7428. 8
7428. 9
7428. 10
7429. 0
7429. 1
7429. 2
7429. 3
7429. 4
7429. 5
7429. 6
7429. 7
7430. 0
7430. 1
7430. 2
7430. 3
7430. 4
7430. 5
7430. 6
7430. 7

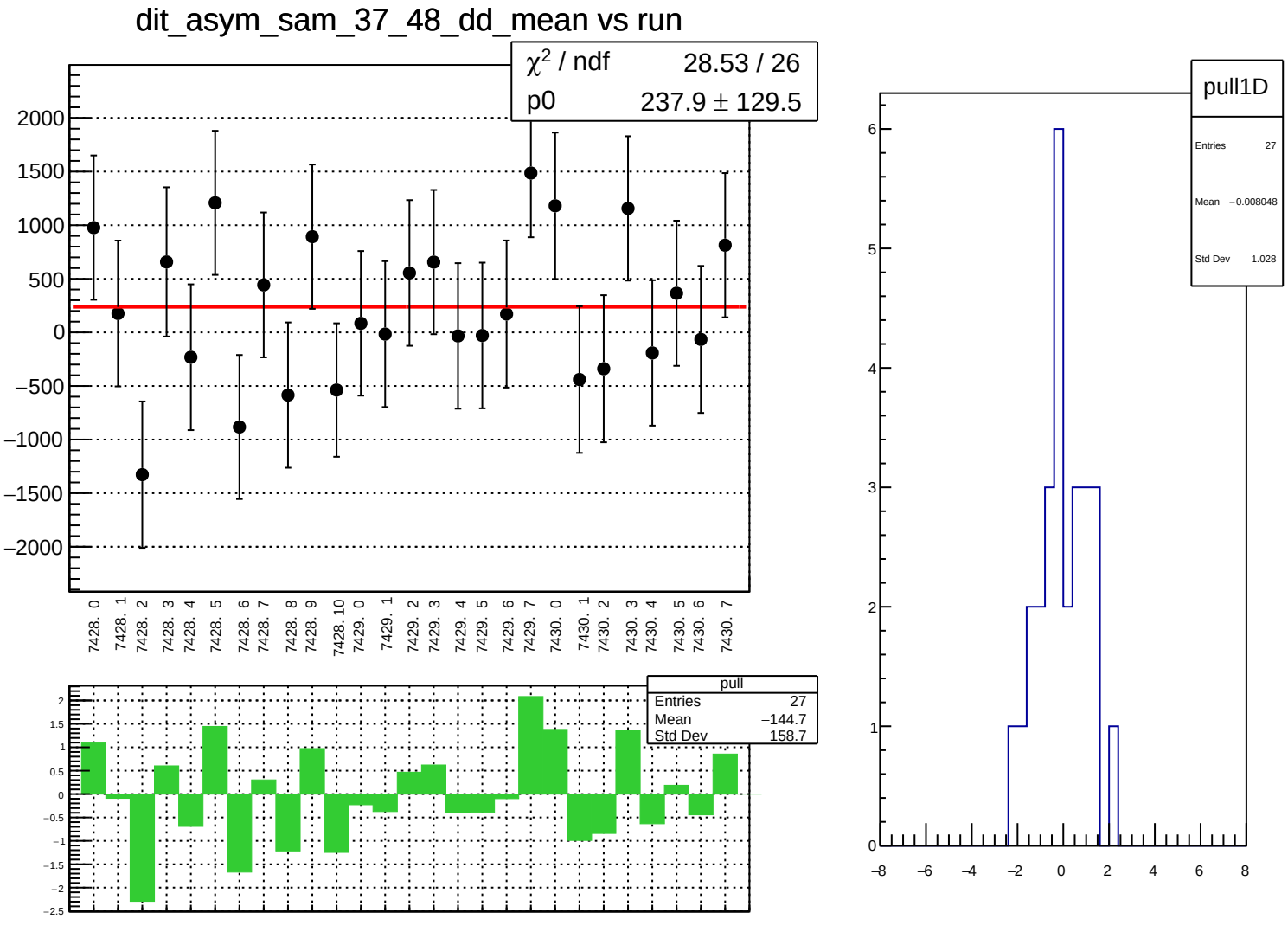
dit_asym_sam_37_48_dd_mean vs run
χ² / ndf 28.53 / 26
p0 237.9 ± 129.5
2000
1500
1000
500
0
−500
−1000
−1500
−2000
7428. 0
7428. 1
7428. 2
7428. 3
7428. 4
7428. 5
7428. 6
7428. 7
7428. 8
7428. 9
7428. 10
7429. 0
7429. 1
7429. 2
7429. 3
7429. 4
7429. 5
7429. 6
7429. 7
7430. 0
7430. 1
7430. 2
7430. 3
7430. 4
7430. 5
7430. 6
7430. 7
pull
Entries 27
Mean −144.7
Std Dev 158.7
2
1.5
1
0.5
0
−0.5
−1
−1.5
−2
−2.5
pull1D
Entries 27
Mean −0.008048
Std Dev 1.028
6
5
4
3
2
1
0
−8
−6
−4
−2
0
2
4
6
8

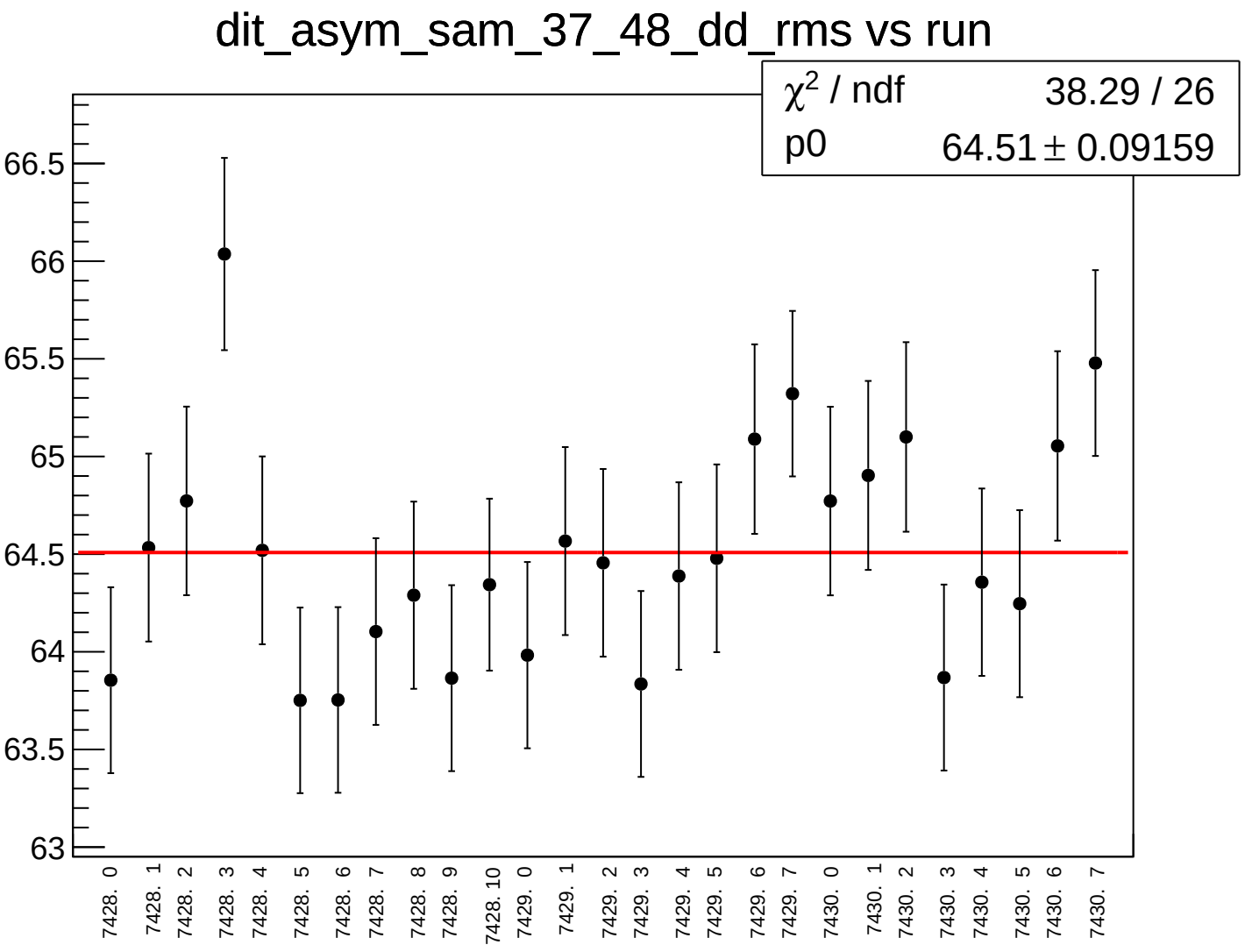
dit_asym_sam_37_48_dd_rms vs run
χ^2 / ndf 38.29 / 26
p0 64.51 ± 0.09159
66.5
66
65.5
65
64.5
64
63.5
63
7428. 0
7428. 1
7428. 2
7428. 3
7428. 4
7428. 5
7428. 6
7428. 7
7428. 8
7428. 9
7428. 10
7429. 0
7429. 1
7429. 2
7429. 3
7429. 4
7429. 5
7429. 6
7429. 7
7430. 0
7430. 1
7430. 2
7430. 3
7430. 4
7430. 5
7430. 6
7430. 7

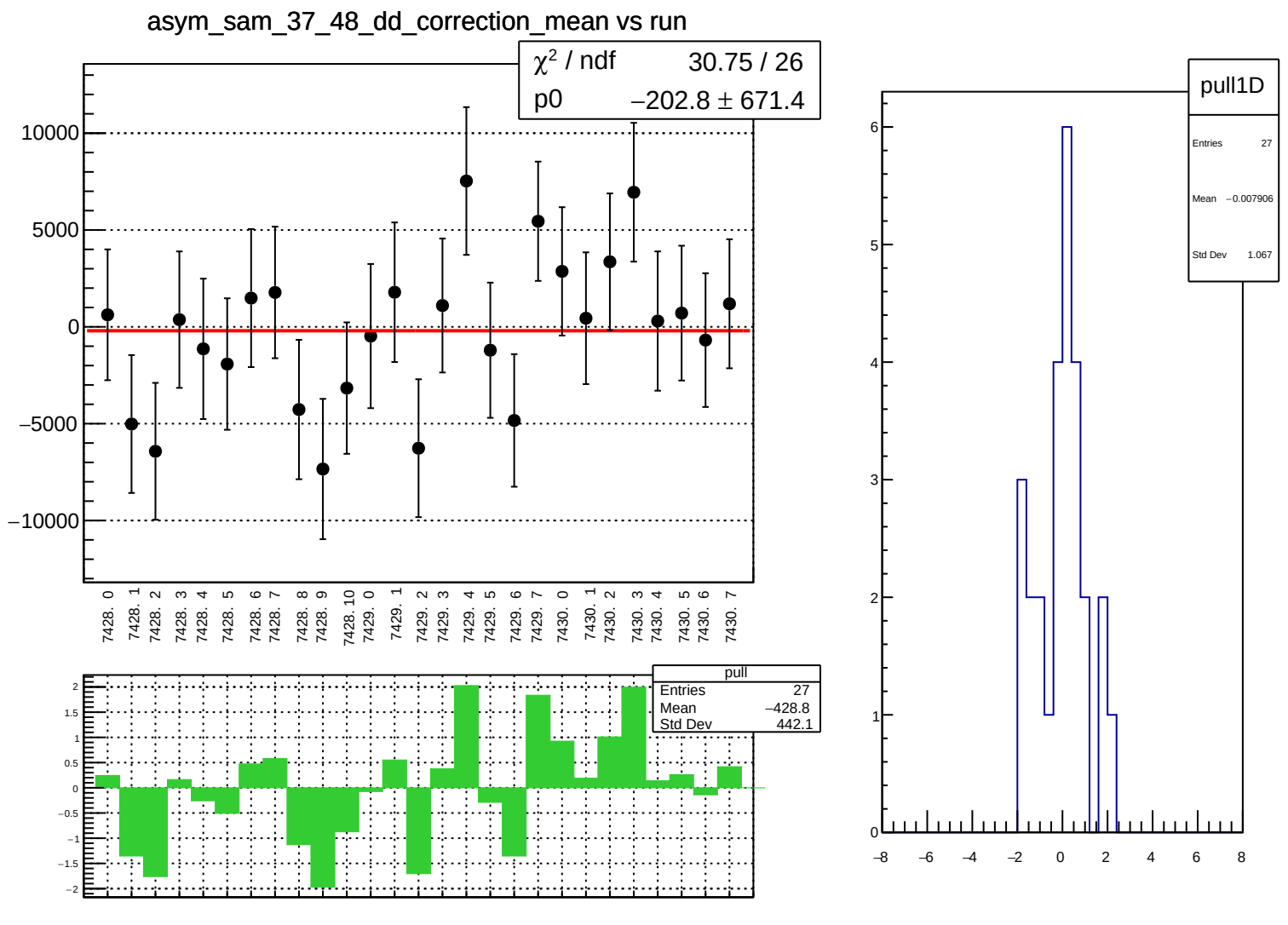
asym_sam_37_48_dd_correction_mean vs run
χ² / ndf 30.75 / 26
p0 −202.8 ± 671.4
10000
5000
0
−5000
−10000
7428. 0
7428. 1
7428. 2
7428. 3
7428. 4
7428. 5
7428. 6
7428. 7
7428. 8
7428. 9
7428. 10
7429. 0
7429. 1
7429. 2
7429. 3
7429. 4
7429. 5
7429. 6
7429. 7
7430. 0
7430. 1
7430. 2
7430. 3
7430. 4
7430. 5
7430. 6
7430. 7
pull
Entries 27
Mean −428.8
Std Dev 442.1
2
1.5
1
0.5
0
−0.5
−1
−1.5
−2
pull1D
Entries 27
Mean −0.007906
Std Dev 1.067
6
5
4
3
2
1
0
−8
−6
−4
−2
0
2
4
6
8

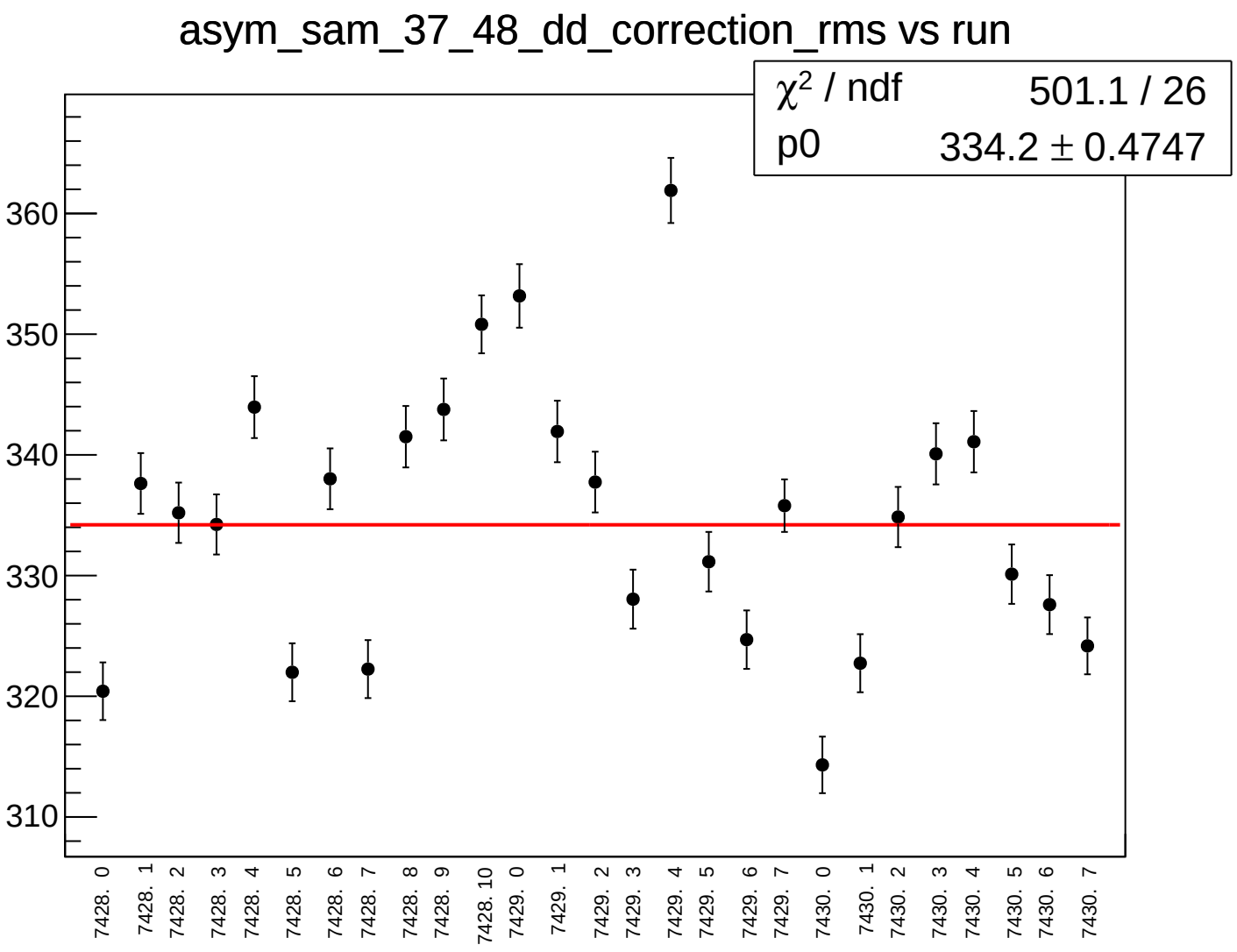
asym_sam_37_48_dd_correction_rms vs run
χ² / ndf 501.1 / 26
p0 334.2 ± 0.4747
360
350
340
330
320
310
7428. 0
7428. 1
7428. 2
7428. 3
7428. 4
7428. 5
7428. 6
7428. 7
7428. 8
7428. 9
7428. 10
7429. 0
7429. 1
7429. 2
7429. 3
7429. 4
7429. 5
7429. 6
7429. 7
7430. 0
7430. 1
7430. 2
7430. 3
7430. 4
7430. 5
7430. 6
7430. 7

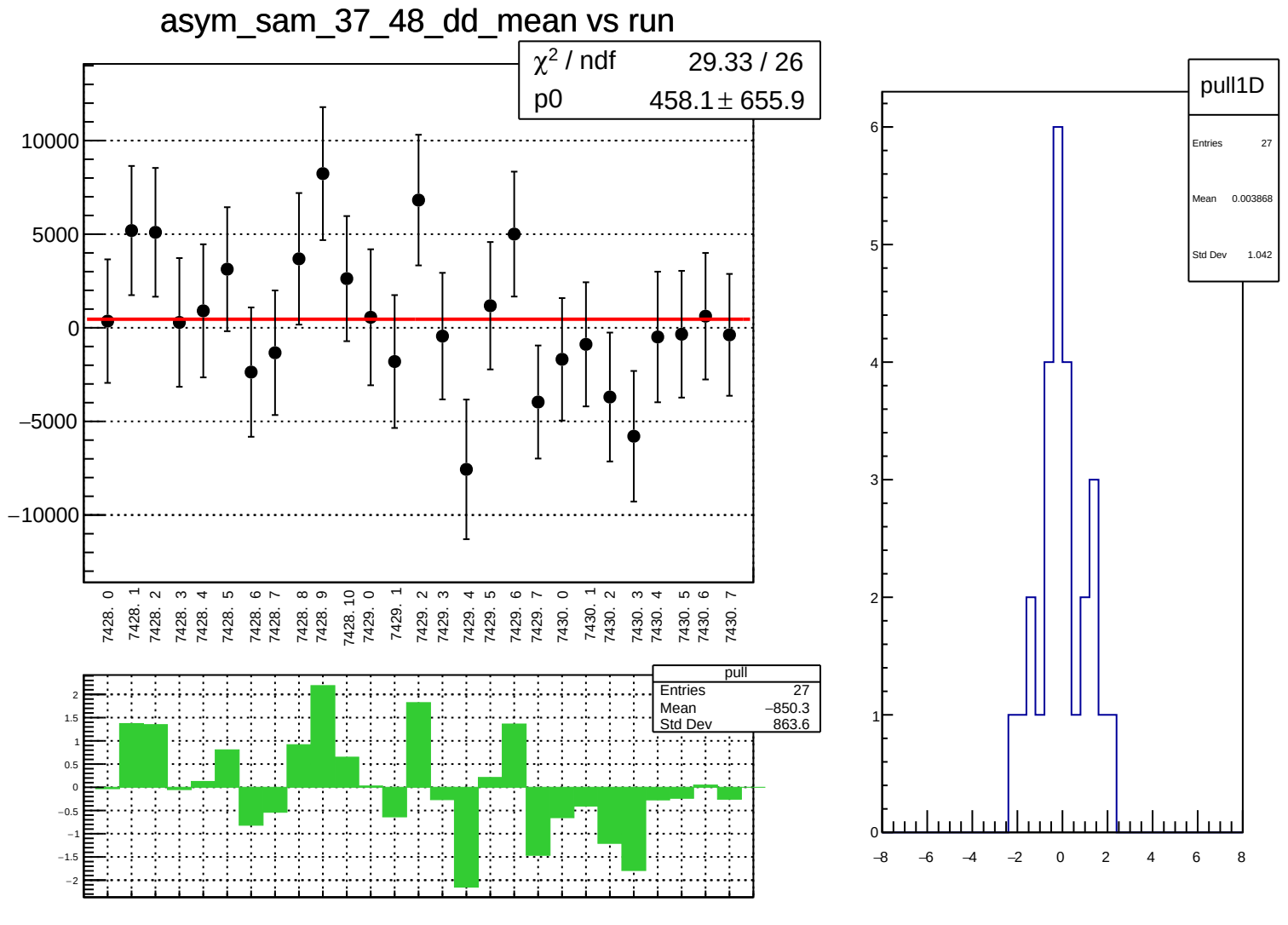
asym_sam_37_48_dd_mean vs run
χ^2 / ndf 29.33 / 26
p0 458.1 ± 655.9
10000
5000
0
−5000
−10000
7428. 0
7428. 1
7428. 2
7428. 3
7428. 4
7428. 5
7428. 6
7428. 7
7428. 8
7428. 9
7428. 10
7429. 0
7429. 1
7429. 2
7429. 3
7429. 4
7429. 5
7429. 6
7429. 7
7430. 0
7430. 1
7430. 2
7430. 3
7430. 4
7430. 5
7430. 6
7430. 7
pull
Entries 27
Mean −850.3
Std Dev 863.6
pull1D
Entries 27
Mean 0.003868
Std Dev 1.042

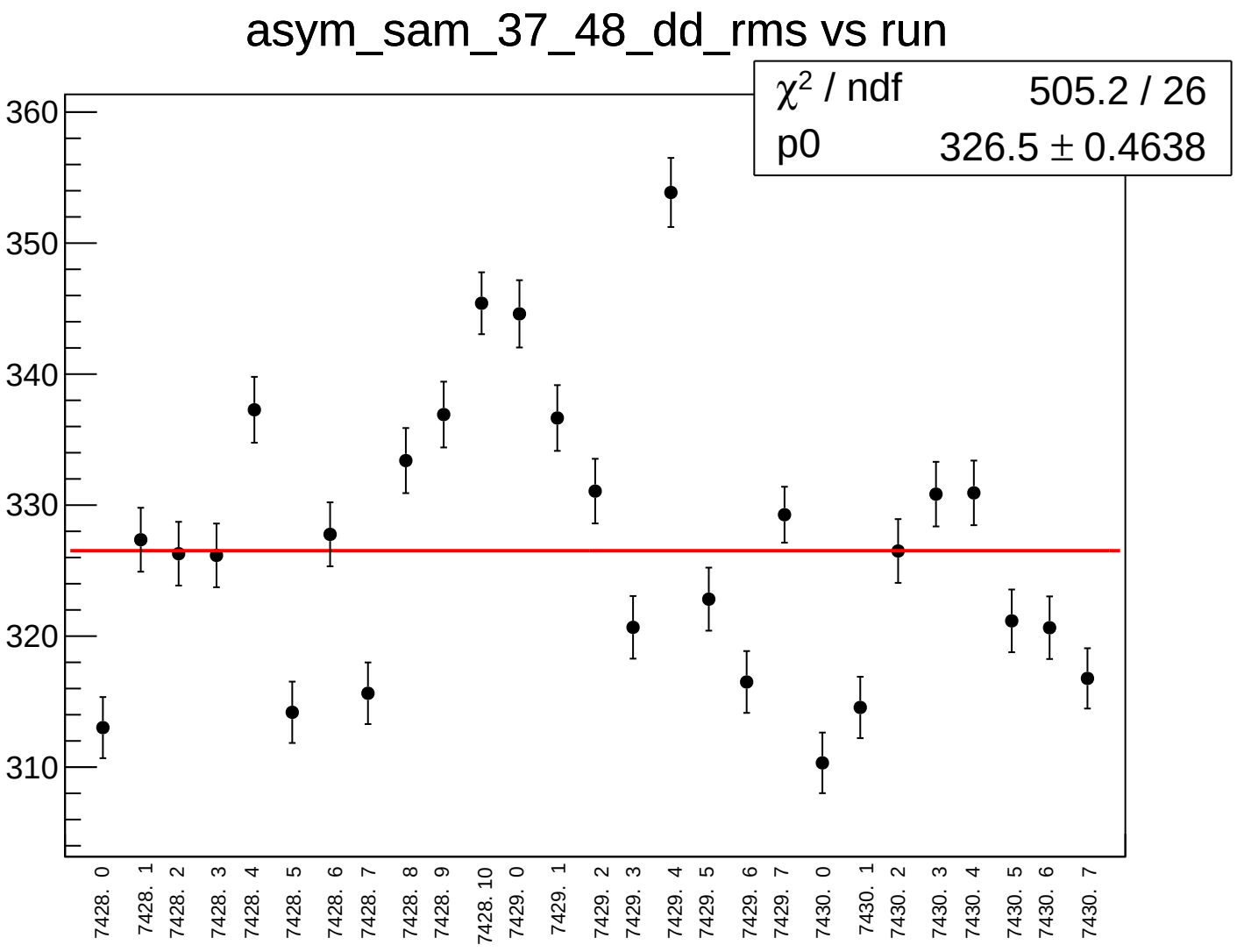
asym_sam_37_48_dd_rms vs run
χ^2 / ndf 505.2 / 26
p0 326.5 ± 0.4638
360
350
340
330
320
310
7428. 0
7428. 1
7428. 2
7428. 3
7428. 4
7428. 5
7428. 6
7428. 7
7428. 8
7428. 9
7428. 10
7429. 0
7429. 1
7429. 2
7429. 3
7429. 4
7429. 5
7429. 6
7429. 7
7430. 0
7430. 1
7430. 2
7430. 3
7430. 4
7430. 5
7430. 6
7430. 7

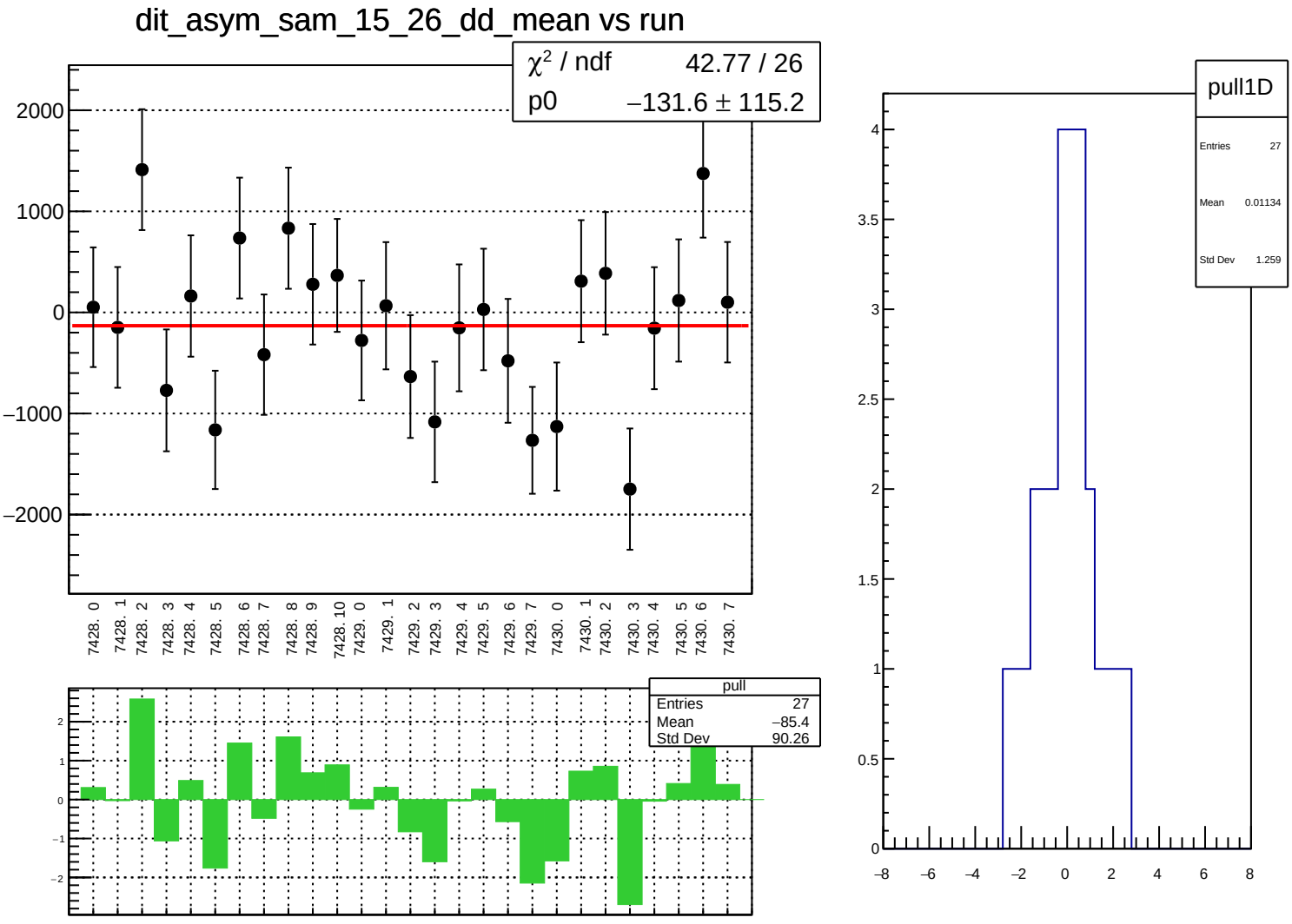
dit_asym_sam_15_26_dd_mean vs run
χ² / ndf 42.77 / 26
p0 −131.6 ± 115.2
2000
1000
0
−1000
−2000
7428. 0
7428. 1
7428. 2
7428. 3
7428. 4
7428. 5
7428. 6
7428. 7
7428. 8
7428. 9
7428. 10
7429. 0
7429. 1
7429. 2
7429. 3
7429. 4
7429. 5
7429. 6
7429. 7
7430. 0
7430. 1
7430. 2
7430. 3
7430. 4
7430. 5
7430. 6
7430. 7
pull
Entries 27
Mean −85.4
Std Dev 90.26
pull1D
Entries 27
Mean 0.01134
Std Dev 1.259

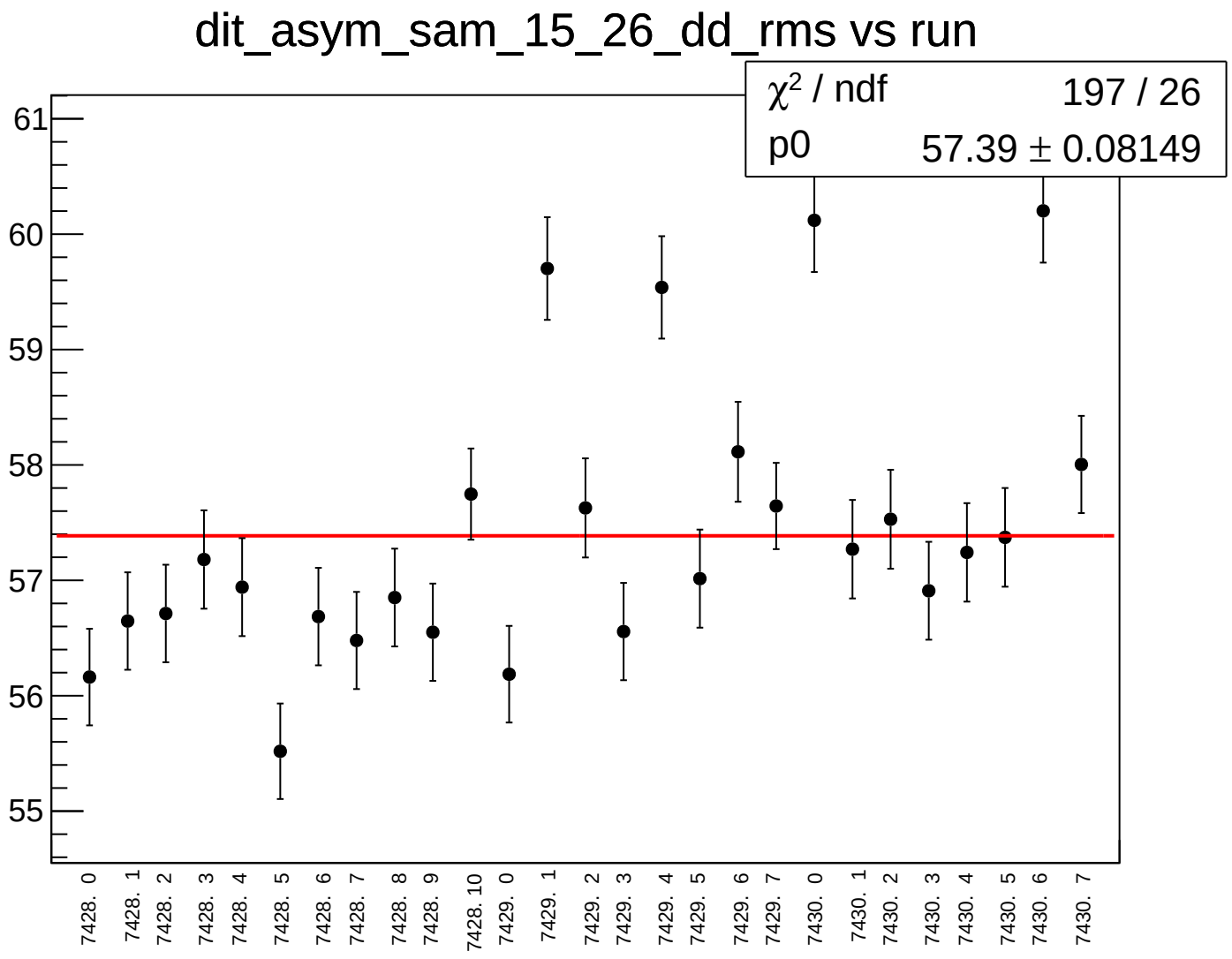
dit_asym_sam_15_26_dd_rms vs run
χ² / ndf 197 / 26
p0 57.39 ± 0.08149
61
60
59
58
57
56
55
7428. 0
7428. 1
7428. 2
7428. 3
7428. 4
7428. 5
7428. 6
7428. 7
7428. 8
7428. 9
7428. 10
7429. 0
7429. 1
7429. 2
7429. 3
7429. 4
7429. 5
7429. 6
7429. 7
7430. 0
7430. 1
7430. 2
7430. 3
7430. 4
7430. 5
7430. 6
7430. 7

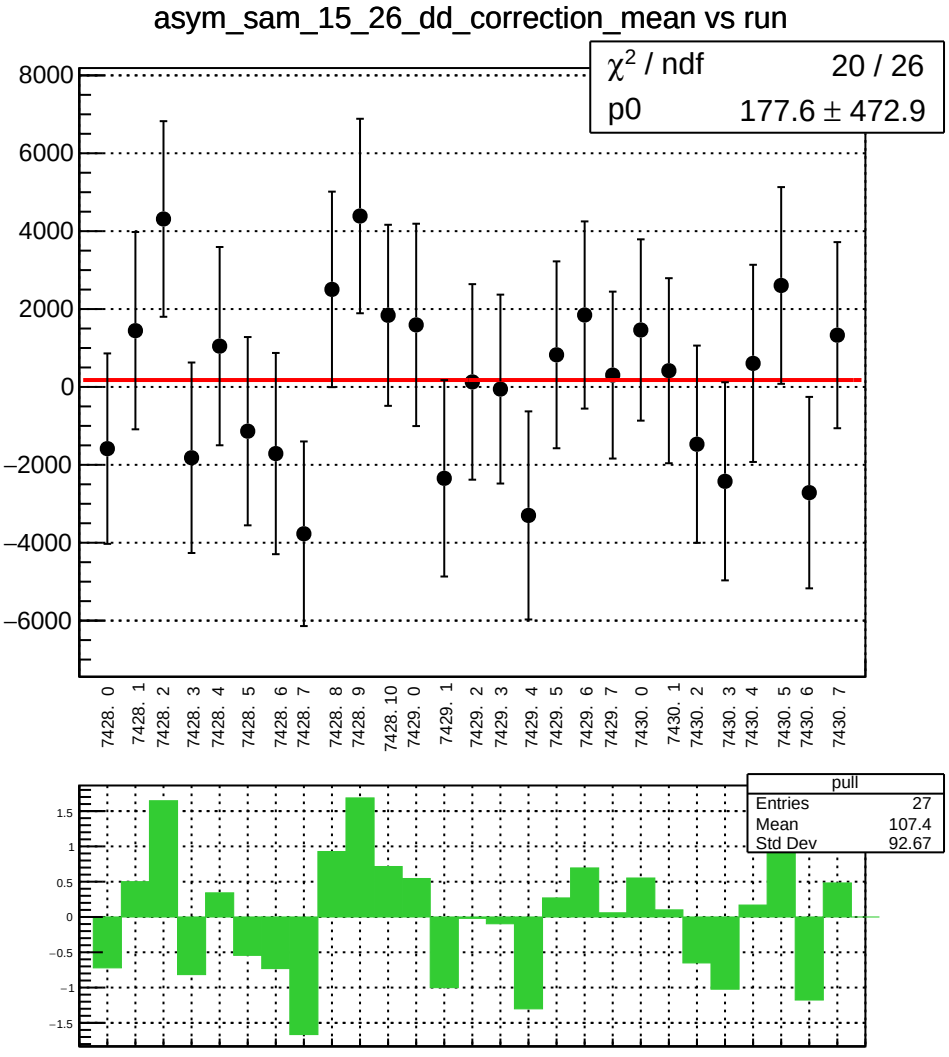
asym_sam_15_26_dd_correction_mean vs run
χ² / ndf 20 / 26
p0 177.6 ± 472.9
8000
6000
4000
2000
0
−2000
−4000
−6000
7428. 0
7428. 1
7428. 2
7428. 3
7428. 4
7428. 5
7428. 6
7428. 7
7428. 8
7428. 9
7428. 10
7429. 0
7429. 1
7429. 2
7429. 3
7429. 4
7429. 5
7429. 6
7429. 7
7430. 0
7430. 1
7430. 2
7430. 3
7430. 4
7430. 5
7430. 6
7430. 7
pull
Entries 27
Mean 107.4
Std Dev 92.67
1.5
1
0.5
0
−0.5
−1
−1.5

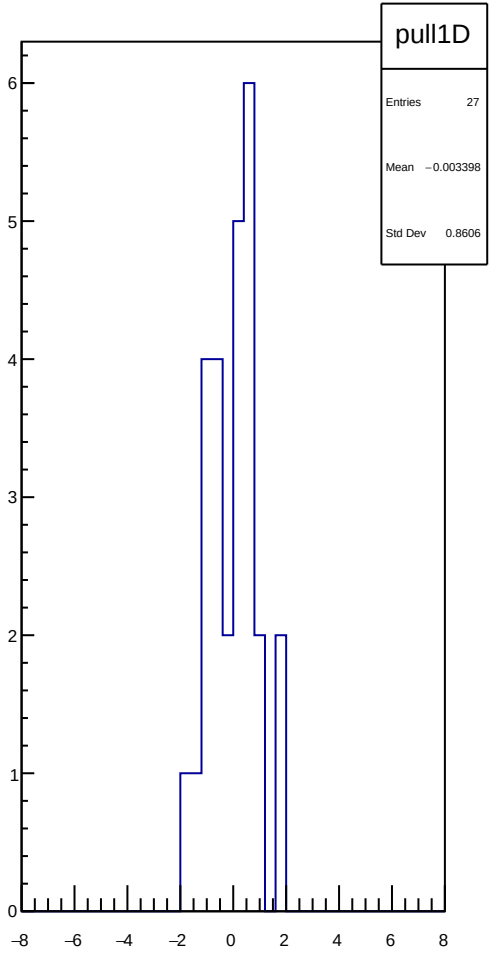
pull1D
Entries 27
Mean −0.003398
Std Dev 0.8606
6
5
4
3
2
1
0
−8
−6
−4
−2
0
2
4
6
8

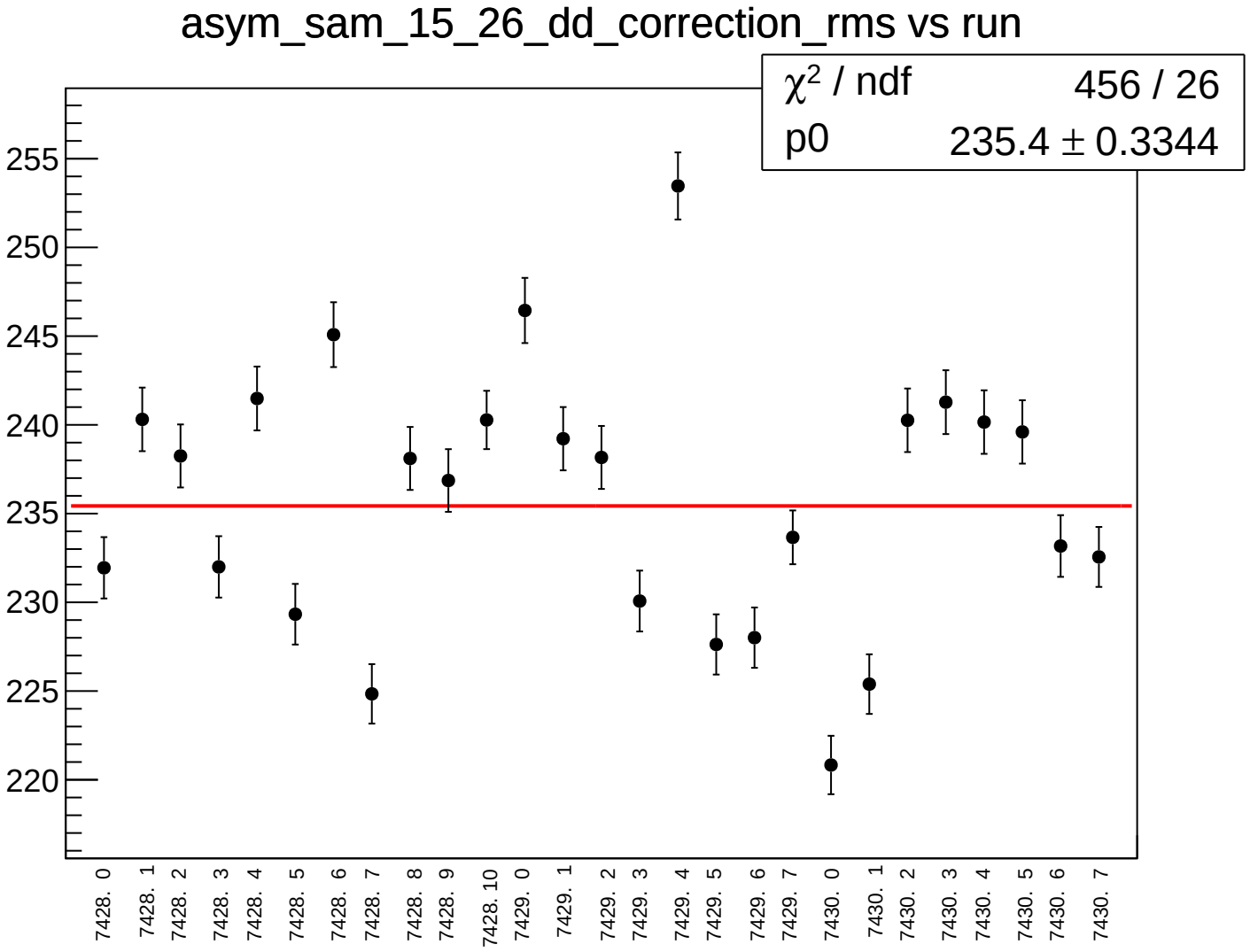
asym_sam_15_26_dd_correction_rms vs run
χ² / ndf 456 / 26
p0 235.4 ± 0.3344
255
250
245
240
235
230
225
220
7428. 0
7428. 1
7428. 2
7428. 3
7428. 4
7428. 5
7428. 6
7428. 7
7428. 8
7428. 9
7428. 10
7429. 0
7429. 1
7429. 2
7429. 3
7429. 4
7429. 5
7429. 6
7429. 7
7430. 0
7430. 1
7430. 2
7430. 3
7430. 4
7430. 5
7430. 6
7430. 7

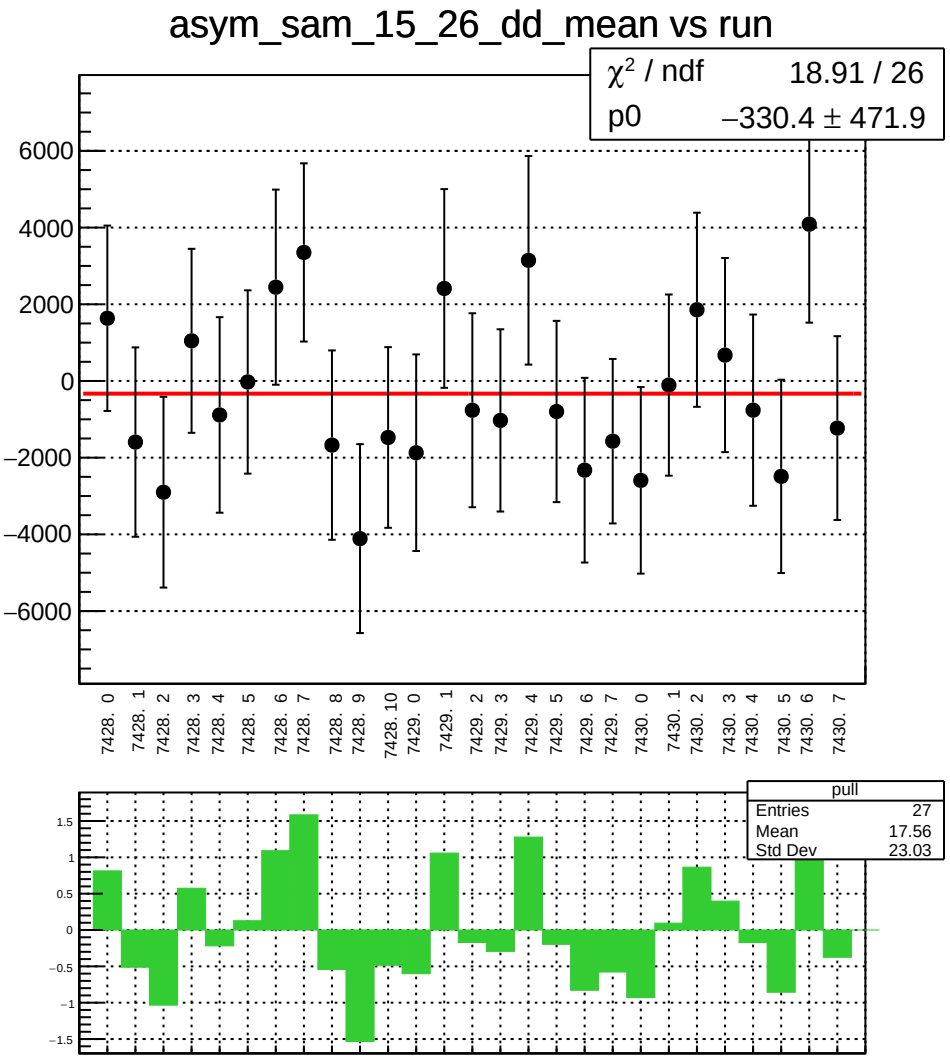
asym_sam_15_26_dd_mean vs run
χ² / ndf 18.91 / 26
p0 −330.4 ± 471.9
6000
4000
2000
0
−2000
−4000
−6000
7428. 0
7428. 1
7428. 2
7428. 3
7428. 4
7428. 5
7428. 6
7428. 7
7428. 8
7428. 9
7428. 10
7429. 0
7429. 1
7429. 2
7429. 3
7429. 4
7429. 5
7429. 6
7429. 7
7430. 0
7430. 1
7430. 2
7430. 3
7430. 4
7430. 5
7430. 6
7430. 7
pull
Entries 27
Mean 17.56
Std Dev 23.03
1.5
1
0.5
0
−0.5
−1
−1.5

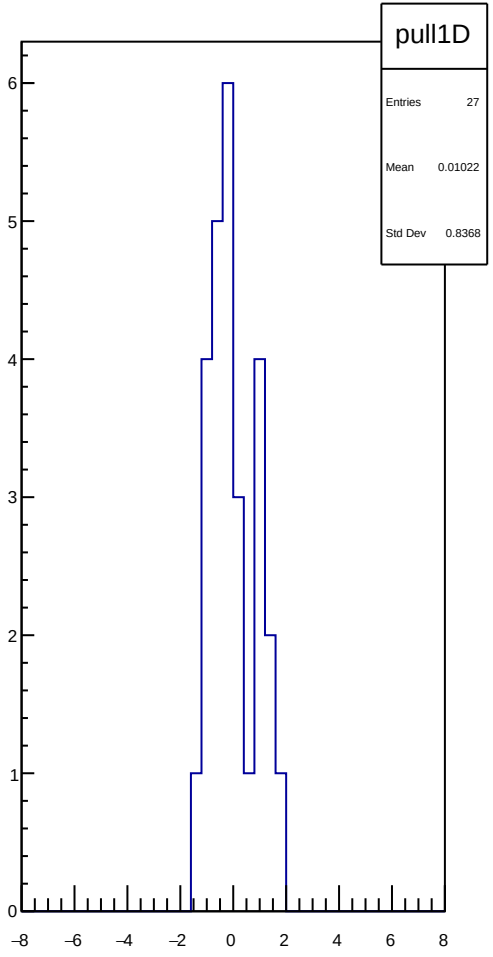
pull1D
Entries 27
Mean 0.01022
Std Dev 0.8368
6
5
4
3
2
1
0
−8
−6
−4
−2
0
2
4
6
8

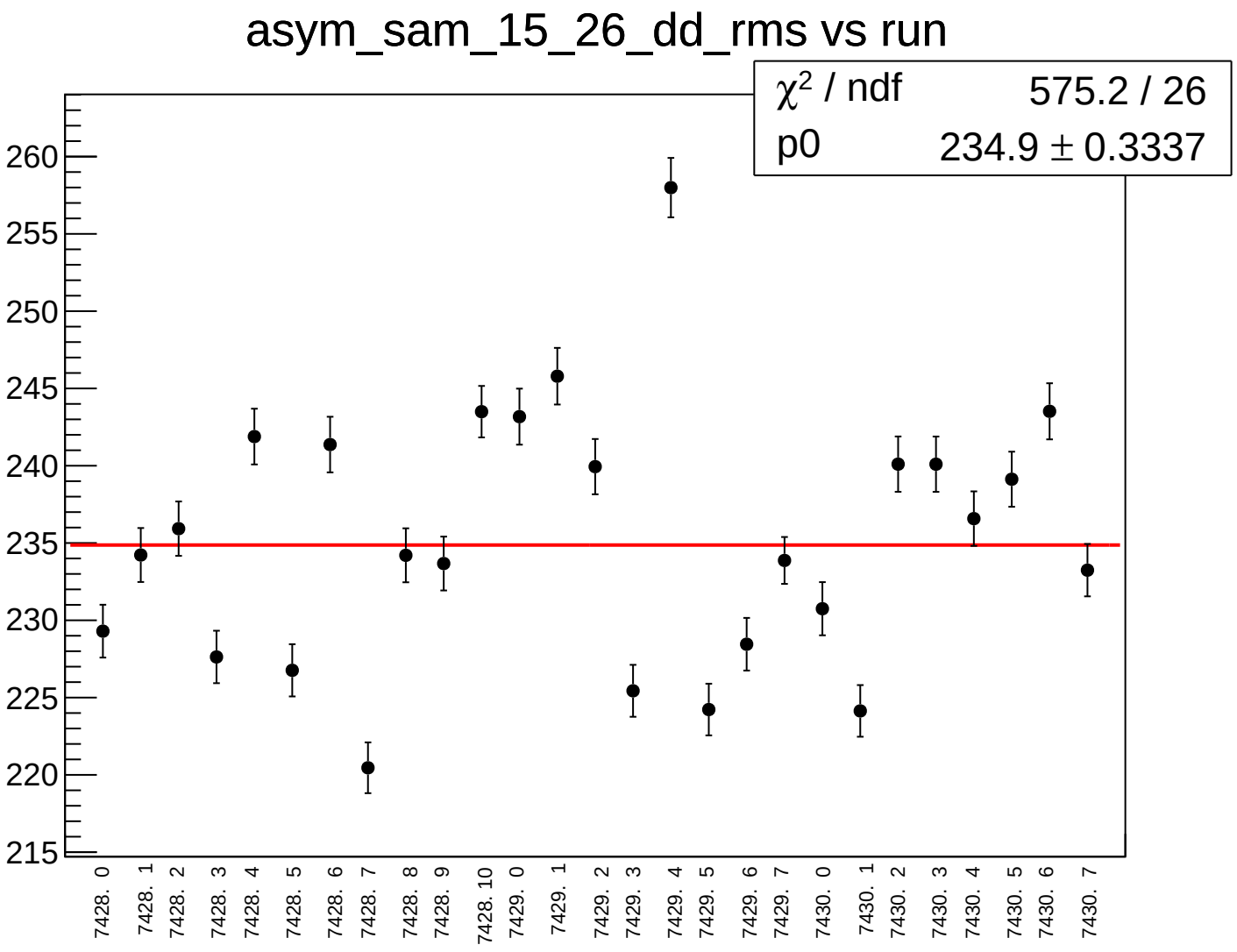
asym_sam_15_26_dd_rms vs run
χ^2 / ndf 575.2 / 26
p0 234.9 ± 0.3337
260
255
250
245
240
235
230
225
220
215
7428. 0
7428. 1
7428. 2
7428. 3
7428. 4
7428. 5
7428. 6
7428. 7
7428. 8
7428. 9
7428. 10
7429. 0
7429. 1
7429. 2
7429. 3
7429. 4
7429. 5
7429. 6
7429. 7
7430. 0
7430. 1
7430. 2
7430. 3
7430. 4
7430. 5
7430. 6
7430. 7

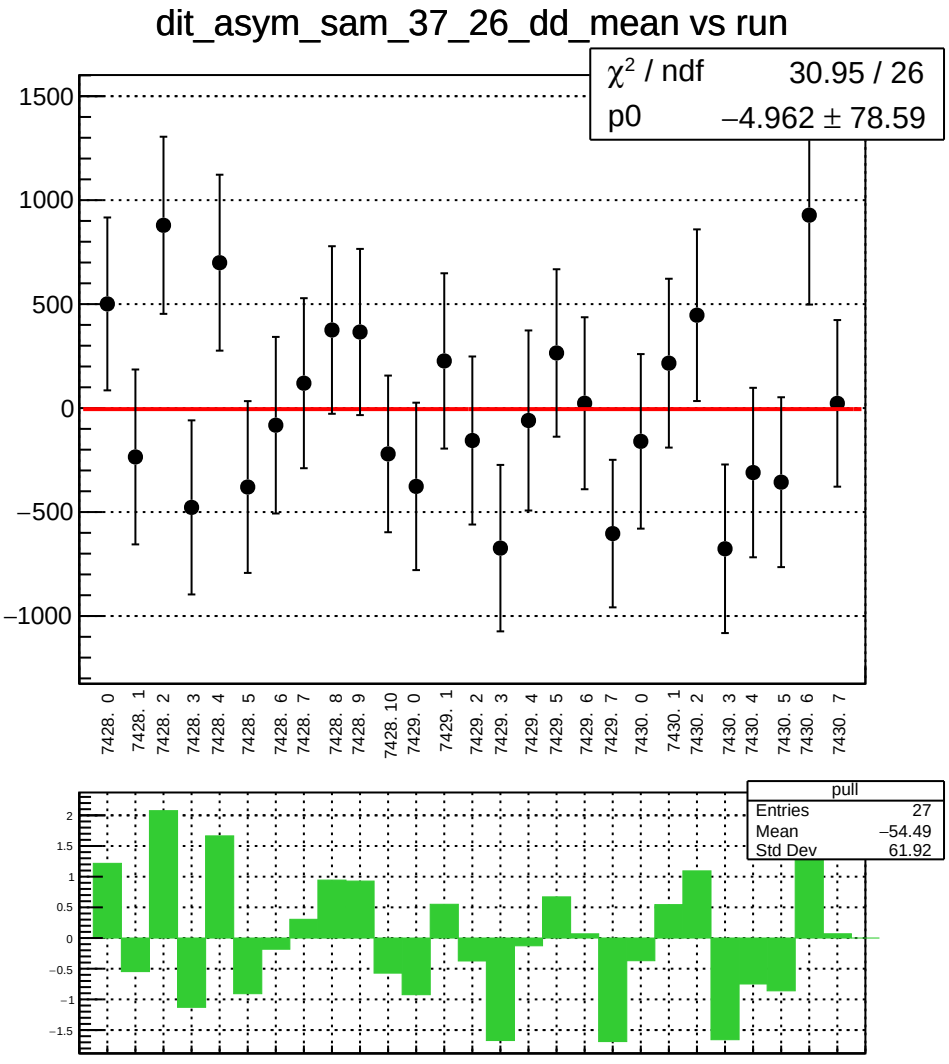
dit_asym_sam_37_26_dd_mean vs run
χ² / ndf 30.95 / 26
p0 −4.962 ± 78.59
1500
1000
500
0
−500
−1000
7428. 0
7428. 1
7428. 2
7428. 3
7428. 4
7428. 5
7428. 6
7428. 7
7428. 8
7428. 9
7428. 10
7429. 0
7429. 1
7429. 2
7429. 3
7429. 4
7429. 5
7429. 6
7429. 7
7430. 0
7430. 1
7430. 2
7430. 3
7430. 4
7430. 5
7430. 6
7430. 7
pull
Entries 27
Mean −54.49
Std Dev 61.92
2
1.5
1
0.5
0
−0.5
−1
−1.5

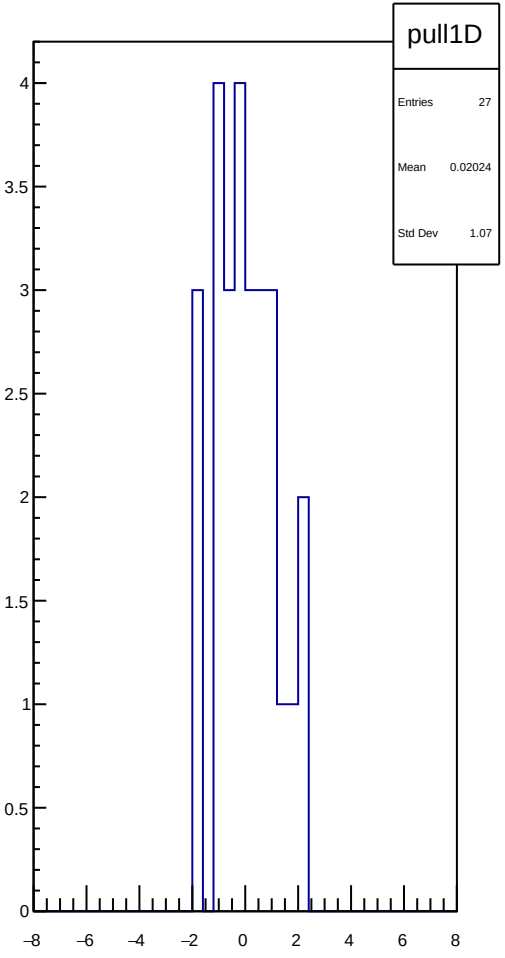
pull1D
Entries 27
Mean 0.02024
Std Dev 1.07
4
3.5
3
2.5
2
1.5
1
0.5
0
−8
−6
−4
−2
0
2
4
6
8

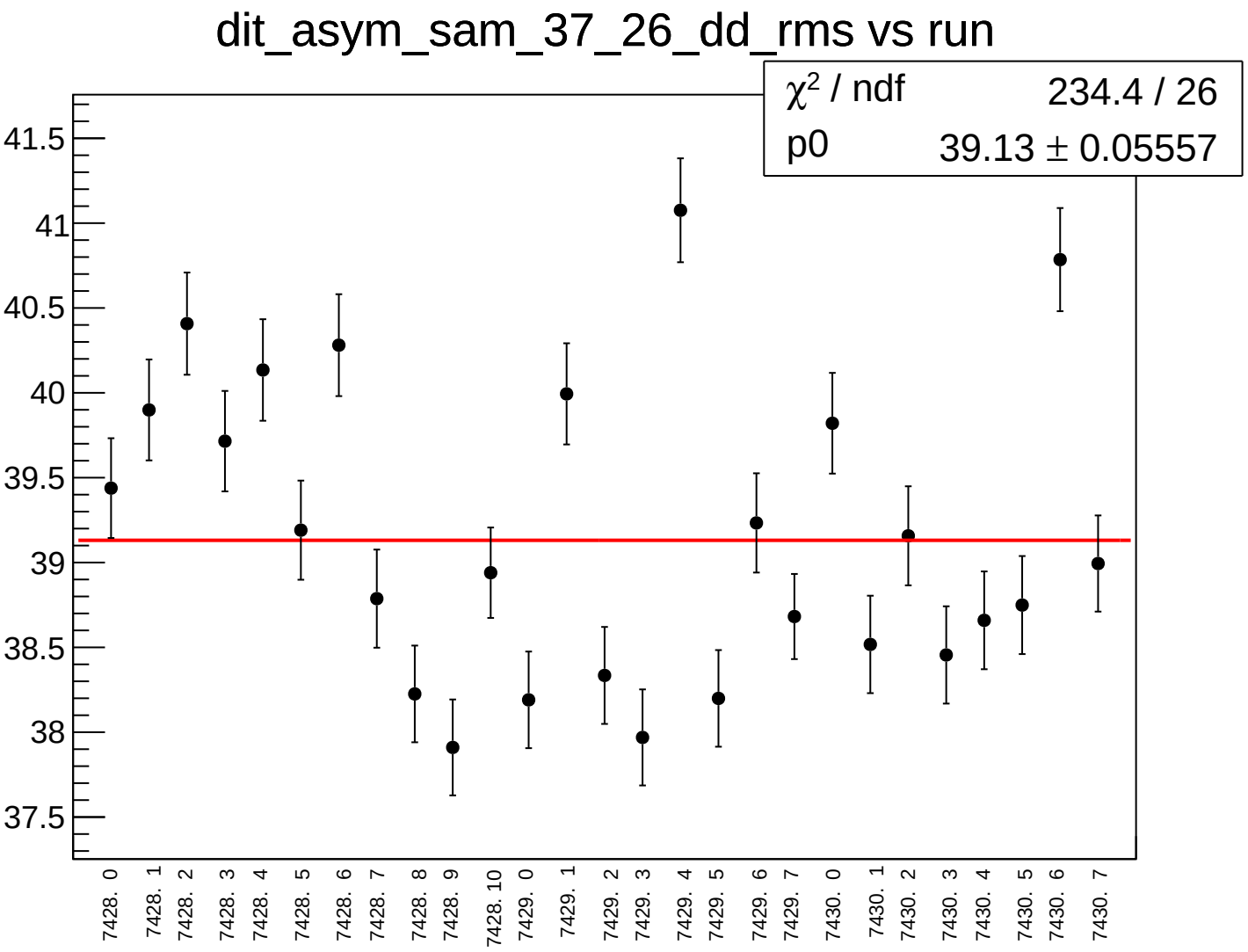
dit_asym_sam_37_26_dd_rms vs run
χ² / ndf 234.4 / 26
p0 39.13 ± 0.05557
41.5
41
40.5
40
39.5
39
38.5
38
37.5
7428. 0
7428. 1
7428. 2
7428. 3
7428. 4
7428. 5
7428. 6
7428. 7
7428. 8
7428. 9
7428. 10
7429. 0
7429. 1
7429. 2
7429. 3
7429. 4
7429. 5
7429. 6
7429. 7
7430. 0
7430. 1
7430. 2
7430. 3
7430. 4
7430. 5
7430. 6
7430. 7

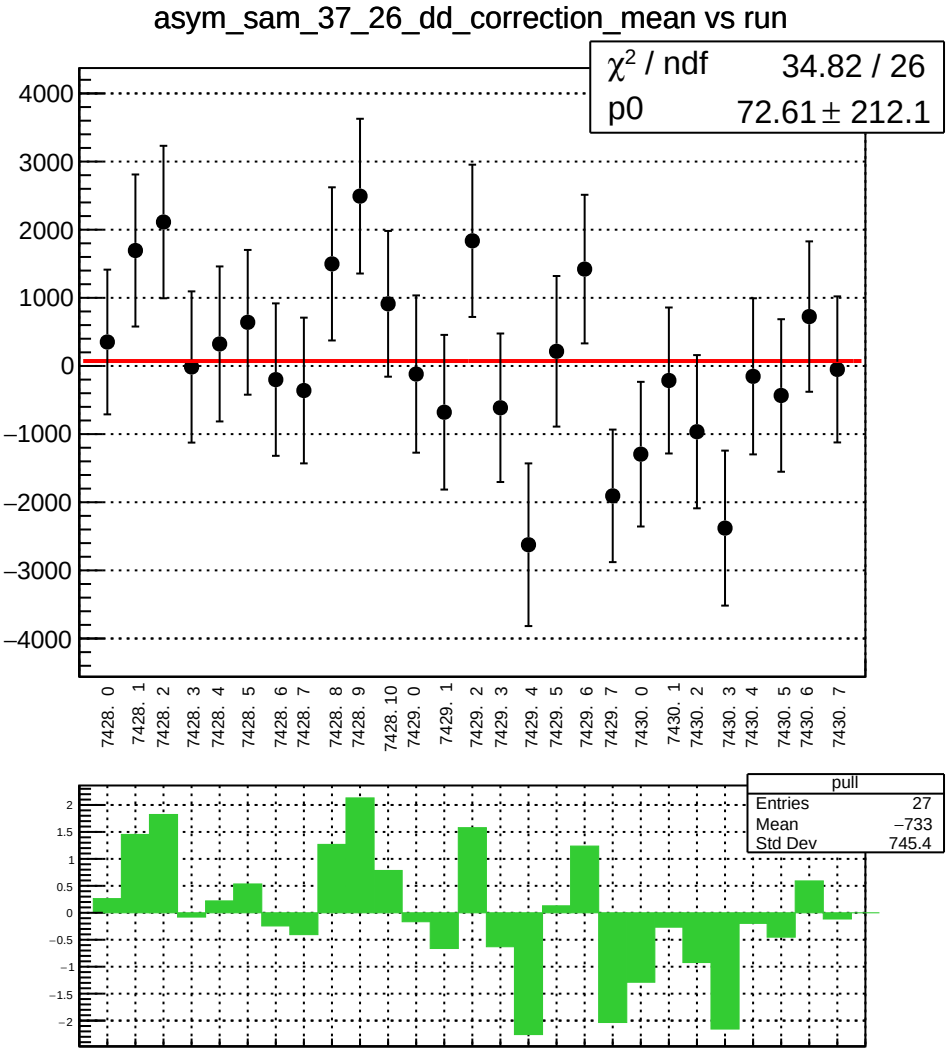
asym_sam_37_26_dd_correction_mean vs run
χ² / ndf 34.82 / 26
p0 72.61 ± 212.1
4000
3000
2000
1000
0
−1000
−2000
−3000
−4000
7428. 0
7428. 1
7428. 2
7428. 3
7428. 4
7428. 5
7428. 6
7428. 7
7428. 8
7428. 9
7428. 10
7429. 0
7429. 1
7429. 2
7429. 3
7429. 4
7429. 5
7429. 6
7429. 7
7430. 0
7430. 1
7430. 2
7430. 3
7430. 4
7430. 5
7430. 6
7430. 7
pull
Entries 27
Mean −733
Std Dev 745.4
2
1.5
1
0.5
0
−0.5
−1
−1.5
−2

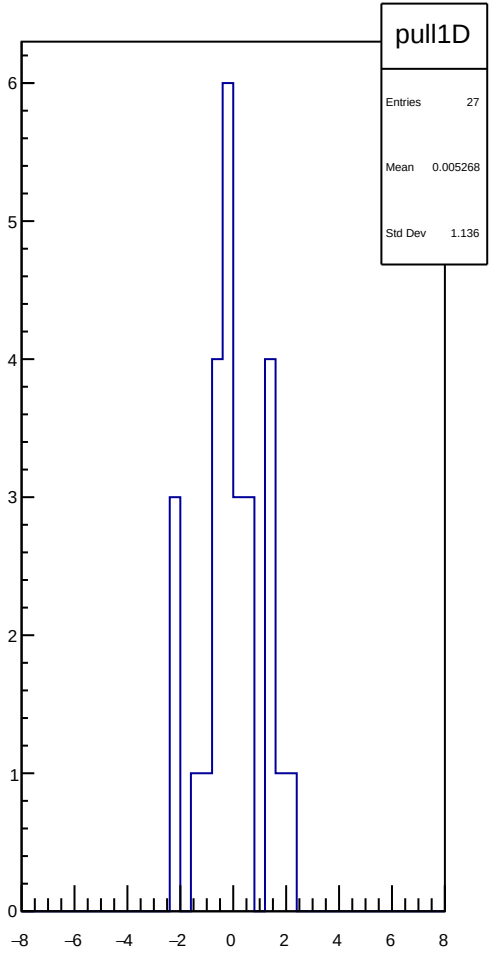
pull1D
Entries 27
Mean 0.005268
Std Dev 1.136
6
5
4
3
2
1
0
−8
−6
−4
−2
0
2
4
6
8

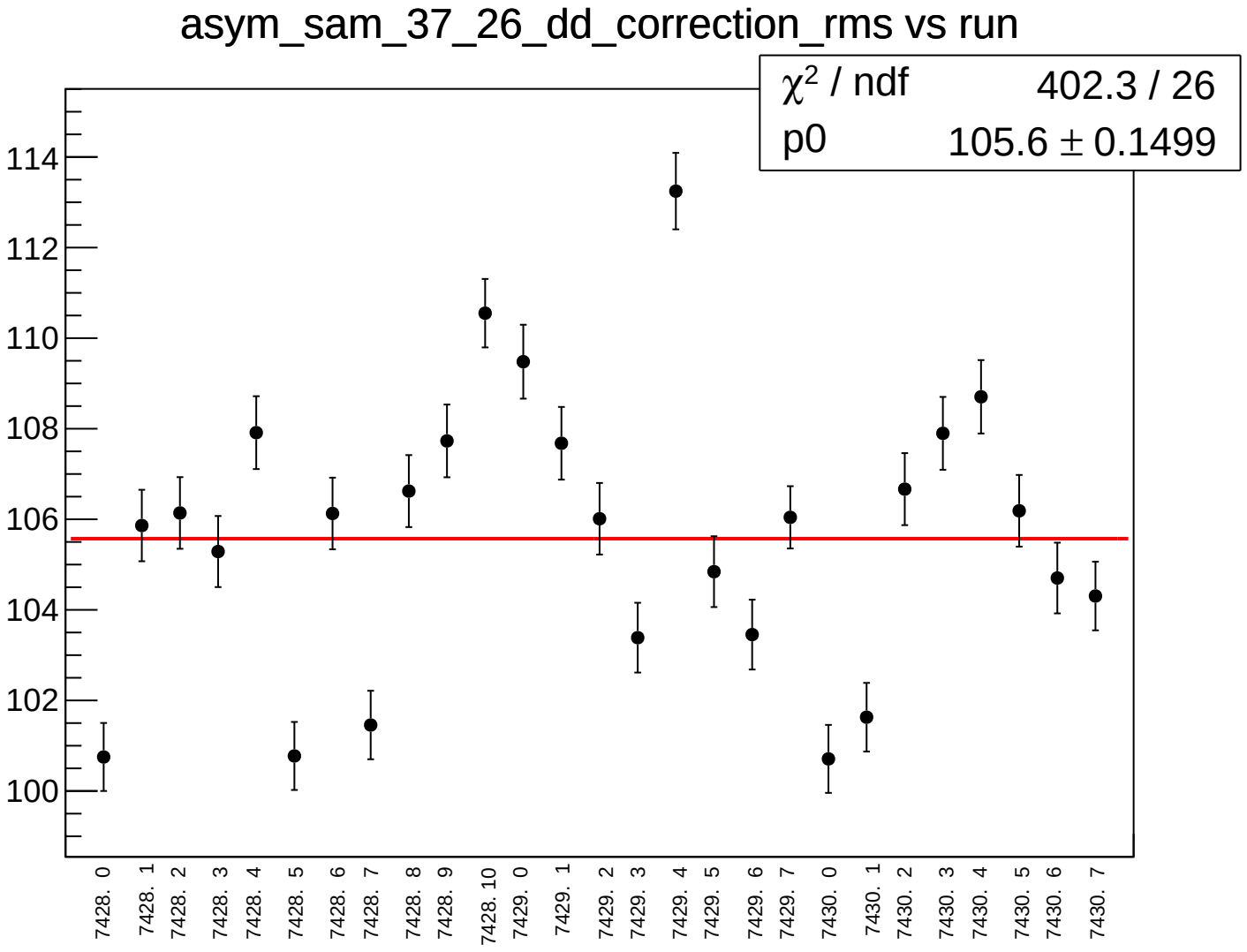
asym_sam_37_26_dd_correction_rms vs run
χ² / ndf 402.3 / 26
p0 105.6 ± 0.1499
114
112
110
108
106
104
102
100
7428. 0
7428. 1
7428. 2
7428. 3
7428. 4
7428. 5
7428. 6
7428. 7
7428. 8
7428. 9
7428. 10
7429. 0
7429. 1
7429. 2
7429. 3
7429. 4
7429. 5
7429. 6
7429. 7
7430. 0
7430. 1
7430. 2
7430. 3
7430. 4
7430. 5
7430. 6
7430. 7

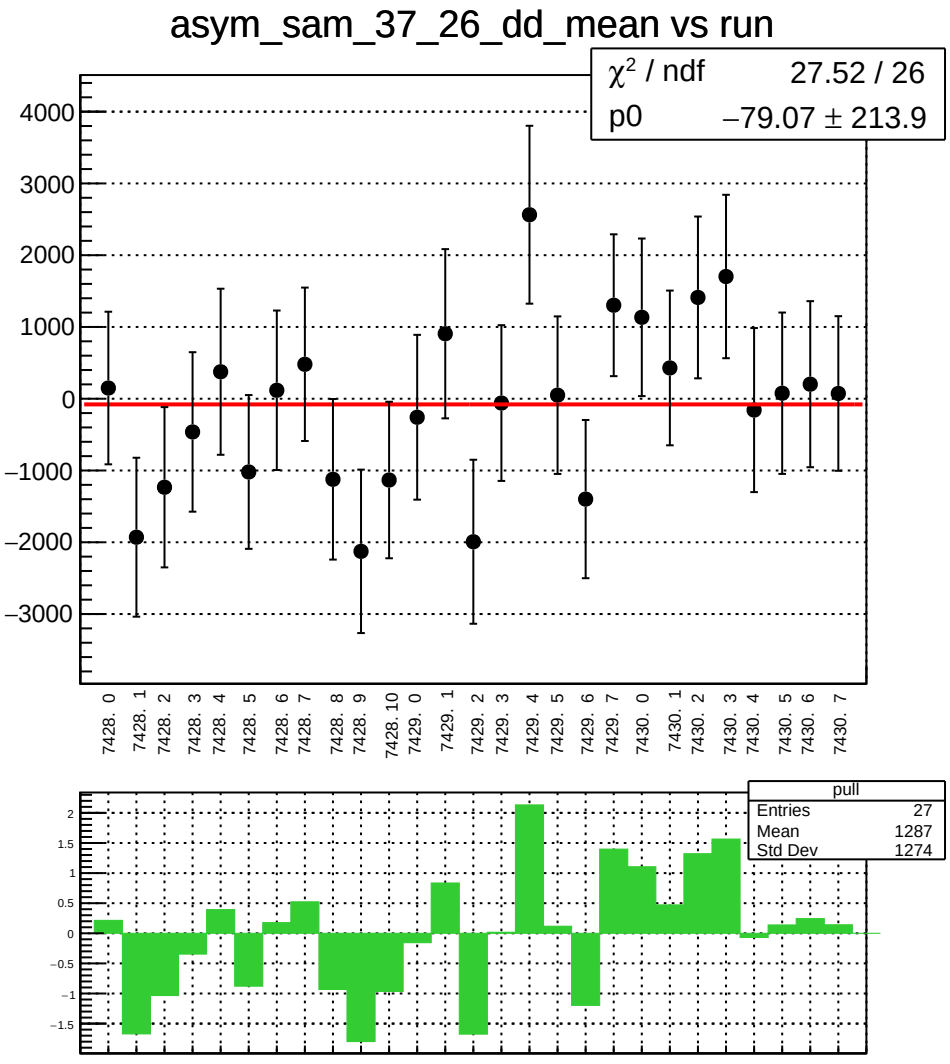
asym_sam_37_26_dd_mean vs run
χ² / ndf 27.52 / 26
p0 −79.07 ± 213.9
4000
3000
2000
1000
0
−1000
−2000
−3000
7428. 0
7428. 1
7428. 2
7428. 3
7428. 4
7428. 5
7428. 6
7428. 7
7428. 8
7428. 9
7428. 10
7429. 0
7429. 1
7429. 2
7429. 3
7429. 4
7429. 5
7429. 6
7429. 7
7430. 0
7430. 1
7430. 2
7430. 3
7430. 4
7430. 5
7430. 6
7430. 7
pull
Entries 27
Mean 1287
Std Dev 1274
2
1.5
1
0.5
0
−0.5
−1
−1.5

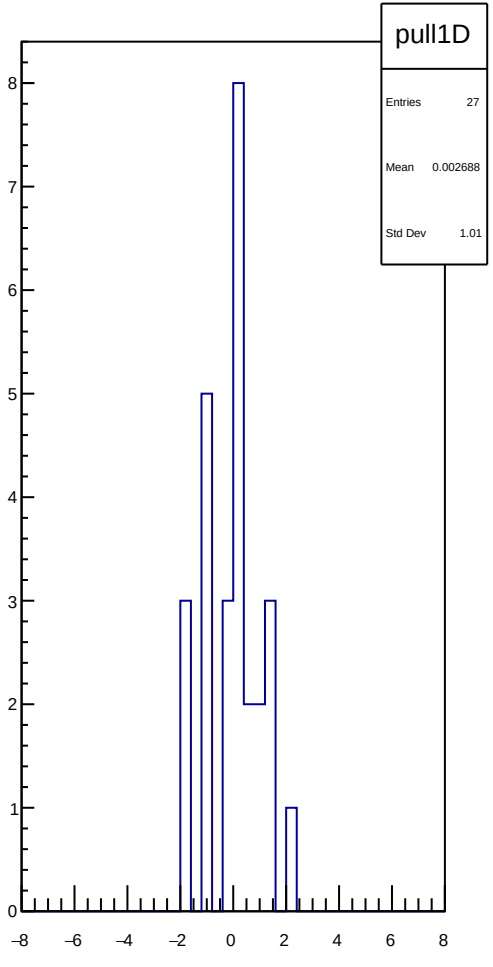
pull1D
Entries 27
Mean 0.002688
Std Dev 1.01
8
7
6
5
4
3
2
1
0
−8
−6
−4
−2
0
2
4
6
8

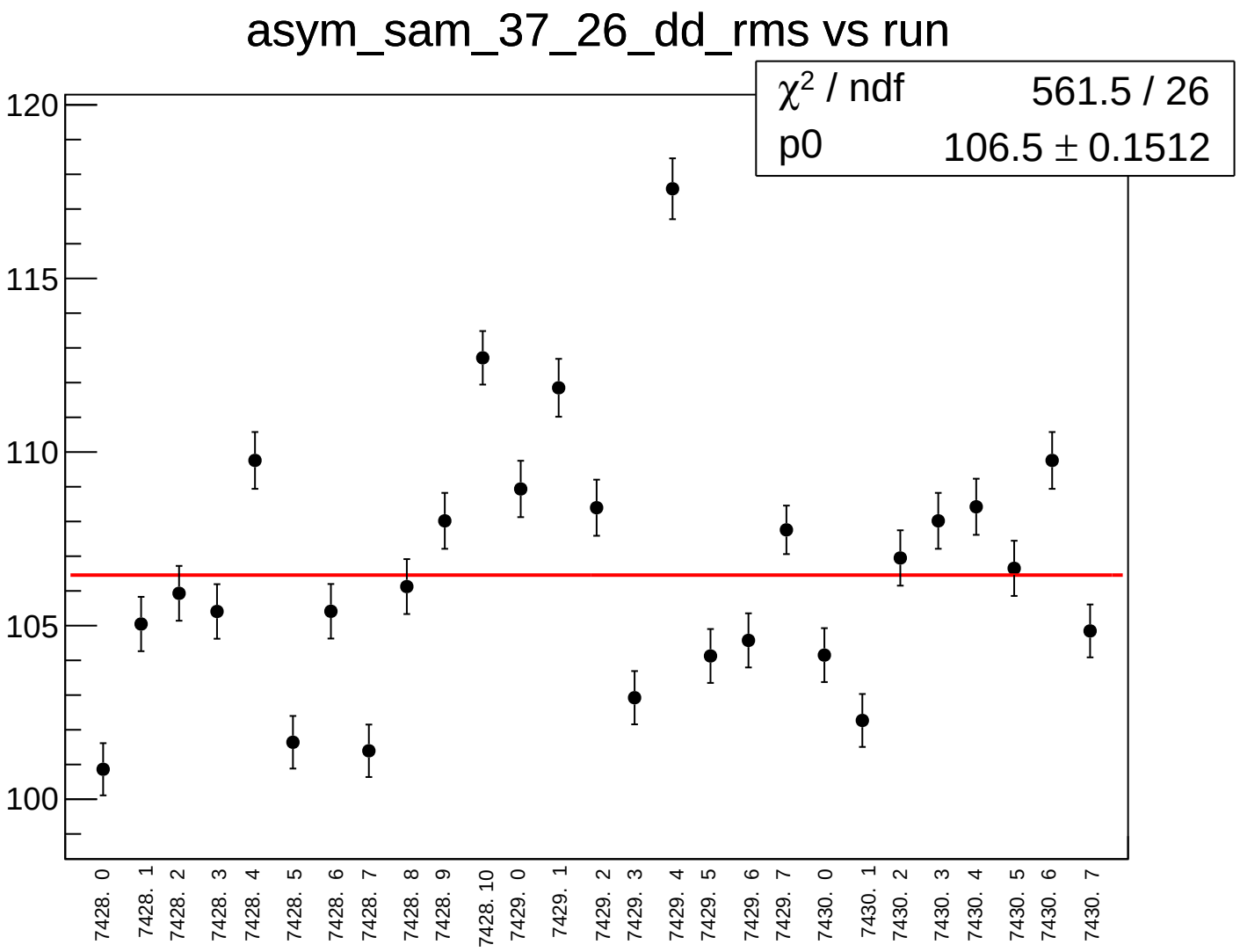
asym_sam_37_26_dd_rms vs run
χ² / ndf 561.5 / 26
p0 106.5 ± 0.1512
120
115
110
105
100
7428. 0
7428. 1
7428. 2
7428. 3
7428. 4
7428. 5
7428. 6
7428. 7
7428. 8
7428. 9
7428. 10
7429. 0
7429. 1
7429. 2
7429. 3
7429. 4
7429. 5
7429. 6
7429. 7
7430. 0
7430. 1
7430. 2
7430. 3
7430. 4
7430. 5
7430. 6
7430. 7

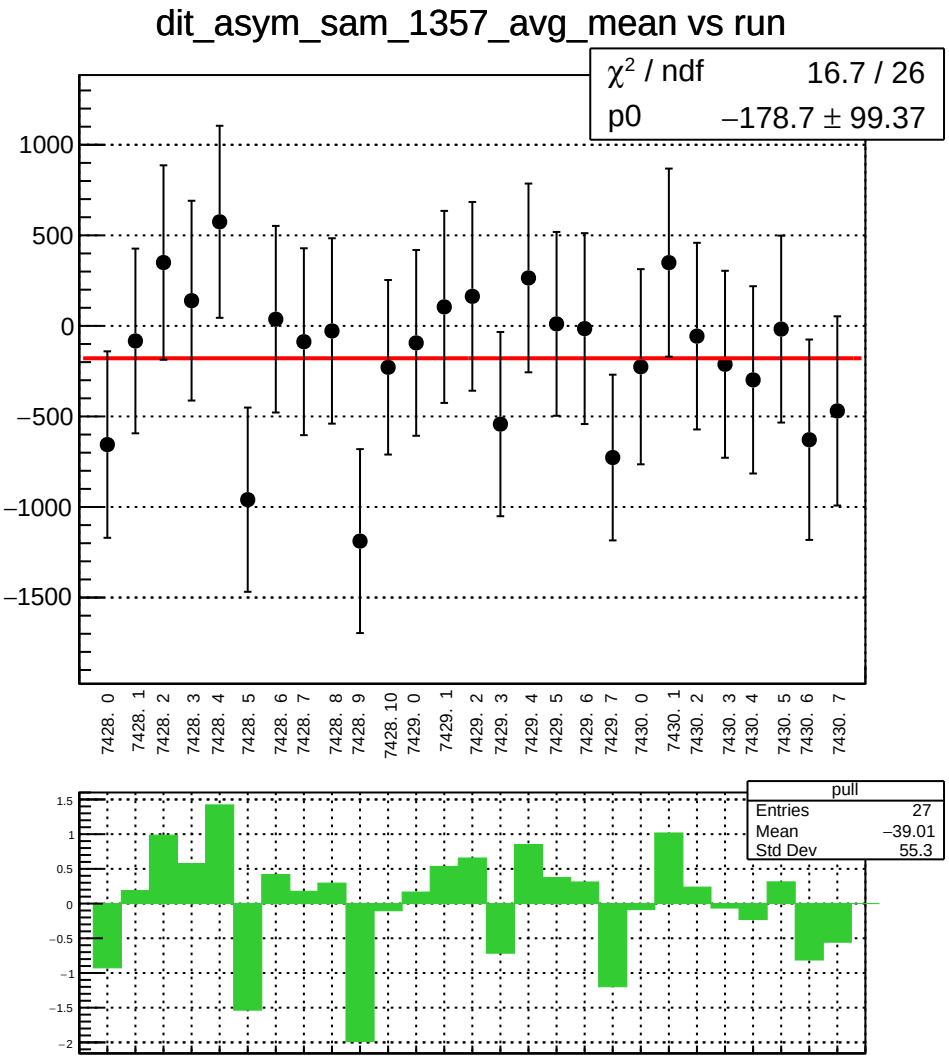
dit_asym_sam_1357_avg_mean vs run
χ² / ndf 16.7 / 26
p0 −178.7 ± 99.37
1000
500
0
−500
−1000
−1500
7428. 0
7428. 1
7428. 2
7428. 3
7428. 4
7428. 5
7428. 6
7428. 7
7428. 8
7428. 9
7428. 10
7429. 0
7429. 1
7429. 2
7429. 3
7429. 4
7429. 5
7429. 6
7429. 7
7430. 0
7430. 1
7430. 2
7430. 3
7430. 4
7430. 5
7430. 6
7430. 7
pull
Entries 27
Mean −39.01
Std Dev 55.3
1.5
1
0.5
0
−0.5
−1
−1.5
−2

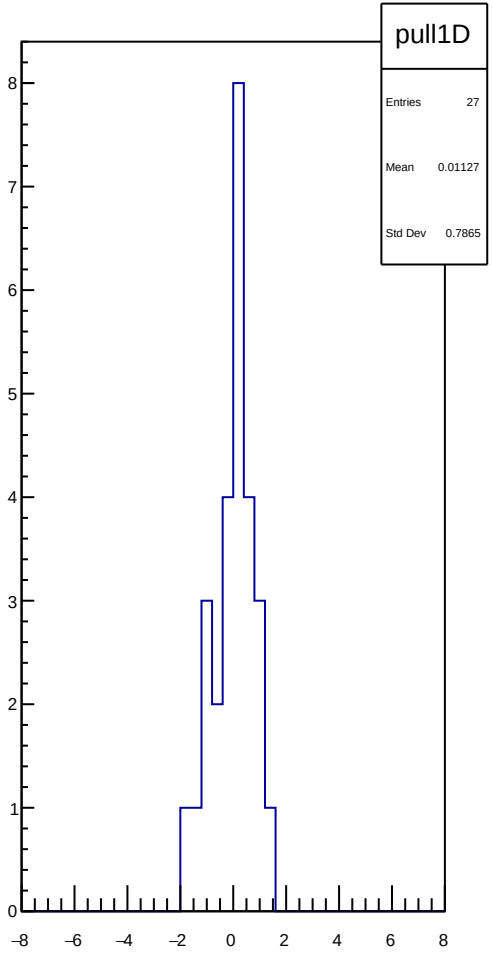
pull1D
Entries 27
Mean 0.01127
Std Dev 0.7865
8
7
6
5
4
3
2
1
0
−8
−6
−4
−2
0
2
4
6
8

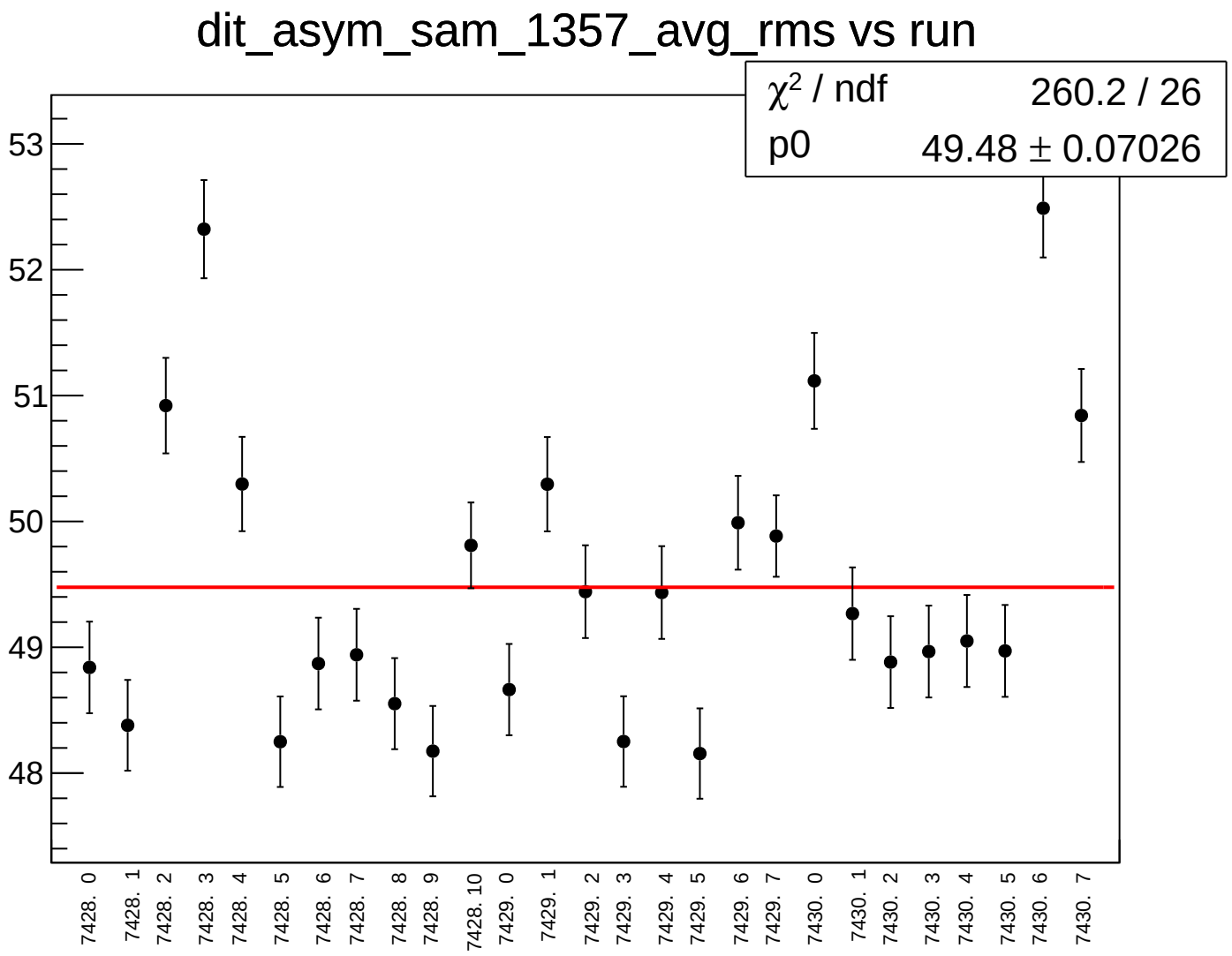
dit_asym_sam_1357_avg_rms vs run
χ² / ndf 260.2 / 26
p0 49.48 ± 0.07026
53
52
51
50
49
48
7428. 0
7428. 1
7428. 2
7428. 3
7428. 4
7428. 5
7428. 6
7428. 7
7428. 8
7428. 9
7428. 10
7429. 0
7429. 1
7429. 2
7429. 3
7429. 4
7429. 5
7429. 6
7429. 7
7430. 0
7430. 1
7430. 2
7430. 3
7430. 4
7430. 5
7430. 6
7430. 7

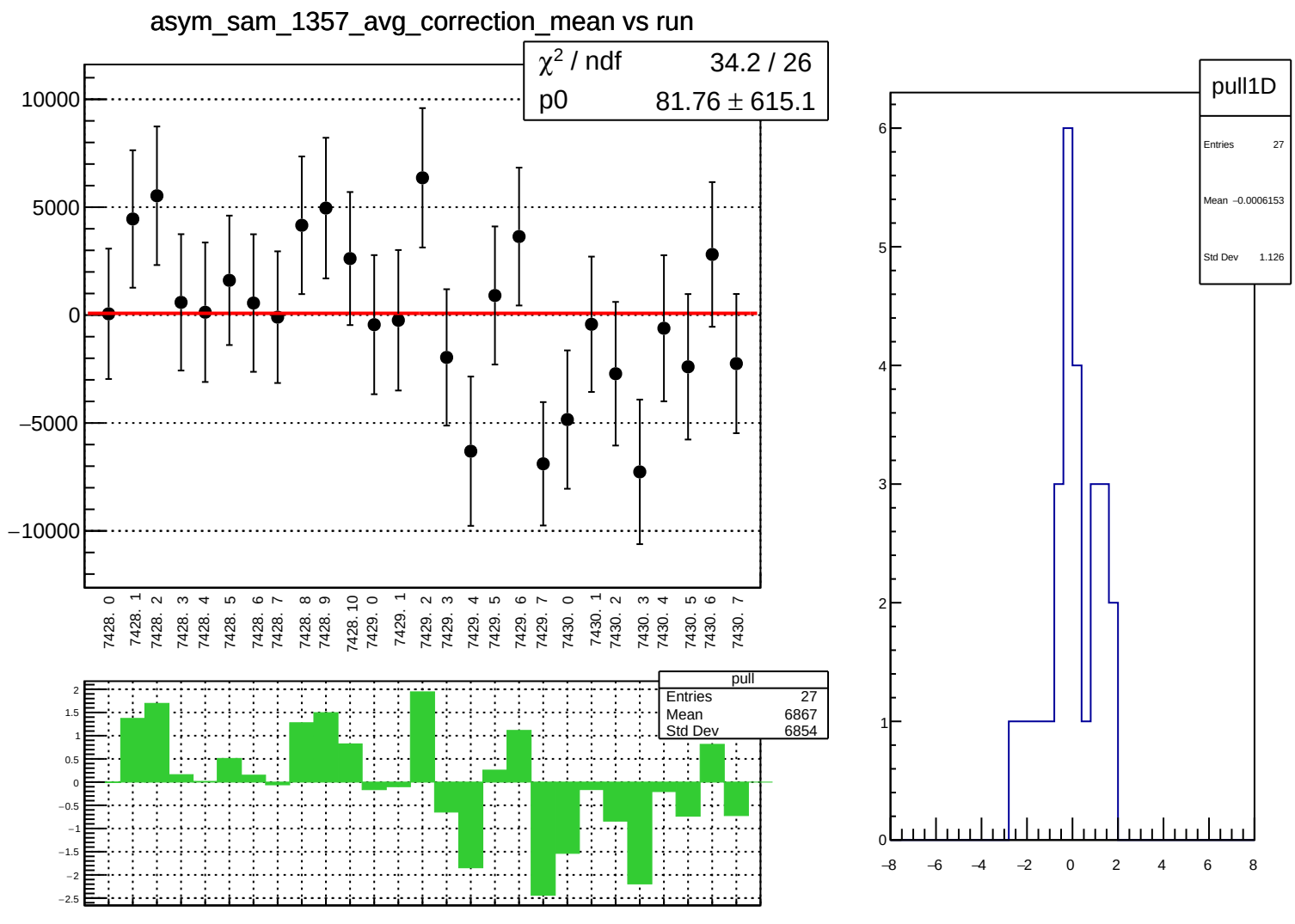
asym_sam_1357_avg_correction_mean vs run
χ² / ndf 34.2 / 26
p0 81.76 ± 615.1
10000
5000
0
−5000
−10000
7428. 0
7428. 1
7428. 2
7428. 3
7428. 4
7428. 5
7428. 6
7428. 7
7428. 8
7428. 9
7428. 10
7429. 0
7429. 1
7429. 2
7429. 3
7429. 4
7429. 5
7429. 6
7429. 7
7430. 0
7430. 1
7430. 2
7430. 3
7430. 4
7430. 5
7430. 6
7430. 7
pull
Entries 27
Mean 6867
Std Dev 6854
pull1D
Entries 27
Mean −0.0006153
Std Dev 1.126

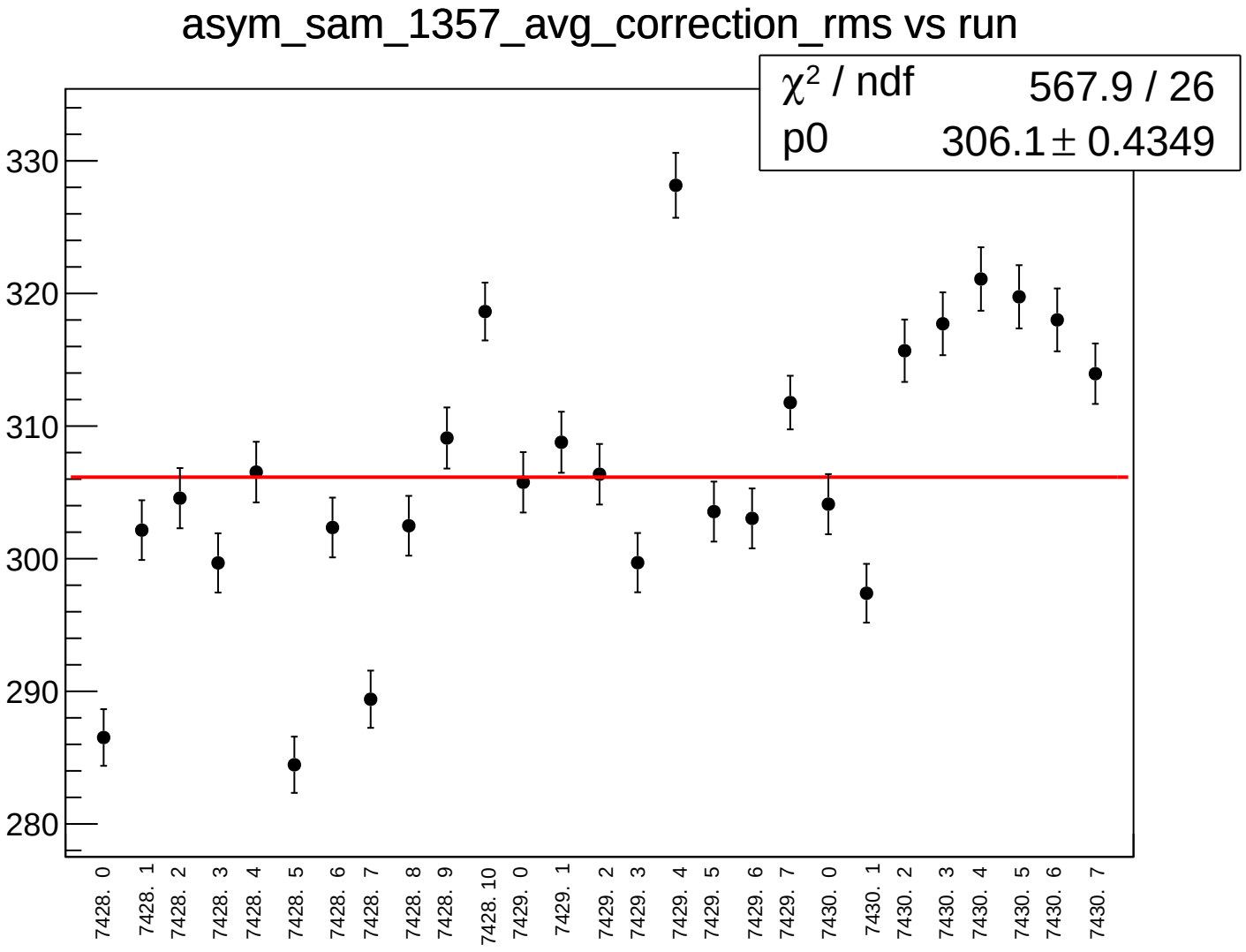
asym_sam_1357_avg_correction_rms vs run
χ² / ndf 567.9 / 26
p0 306.1 ± 0.4349
330
320
310
300
290
280
7428. 0
7428. 1
7428. 2
7428. 3
7428. 4
7428. 5
7428. 6
7428. 7
7428. 8
7428. 9
7428. 10
7429. 0
7429. 1
7429. 2
7429. 3
7429. 4
7429. 5
7429. 6
7429. 7
7430. 0
7430. 1
7430. 2
7430. 3
7430. 4
7430. 5
7430. 6
7430. 7

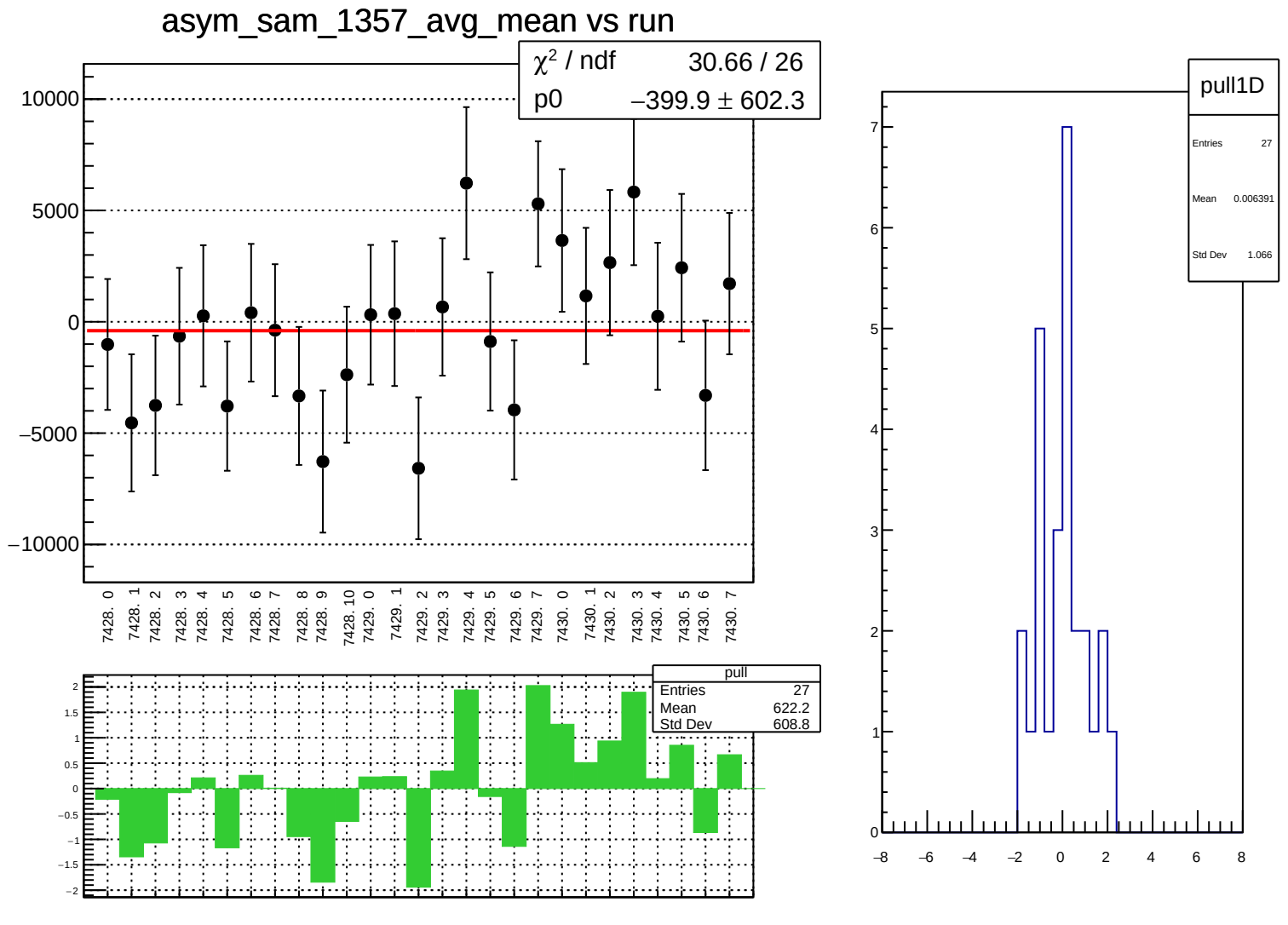
asym_sam_1357_avg_mean vs run
χ² / ndf 30.66 / 26
p0 −399.9 ± 602.3
10000
5000
0
−5000
−10000
7428. 0
7428. 1
7428. 2
7428. 3
7428. 4
7428. 5
7428. 6
7428. 7
7428. 8
7428. 9
7428. 10
7429. 0
7429. 1
7429. 2
7429. 3
7429. 4
7429. 5
7429. 6
7429. 7
7430. 0
7430. 1
7430. 2
7430. 3
7430. 4
7430. 5
7430. 6
7430. 7
pull
Entries 27
Mean 622.2
Std Dev 608.8
pull1D
Entries 27
Mean 0.006391
Std Dev 1.066

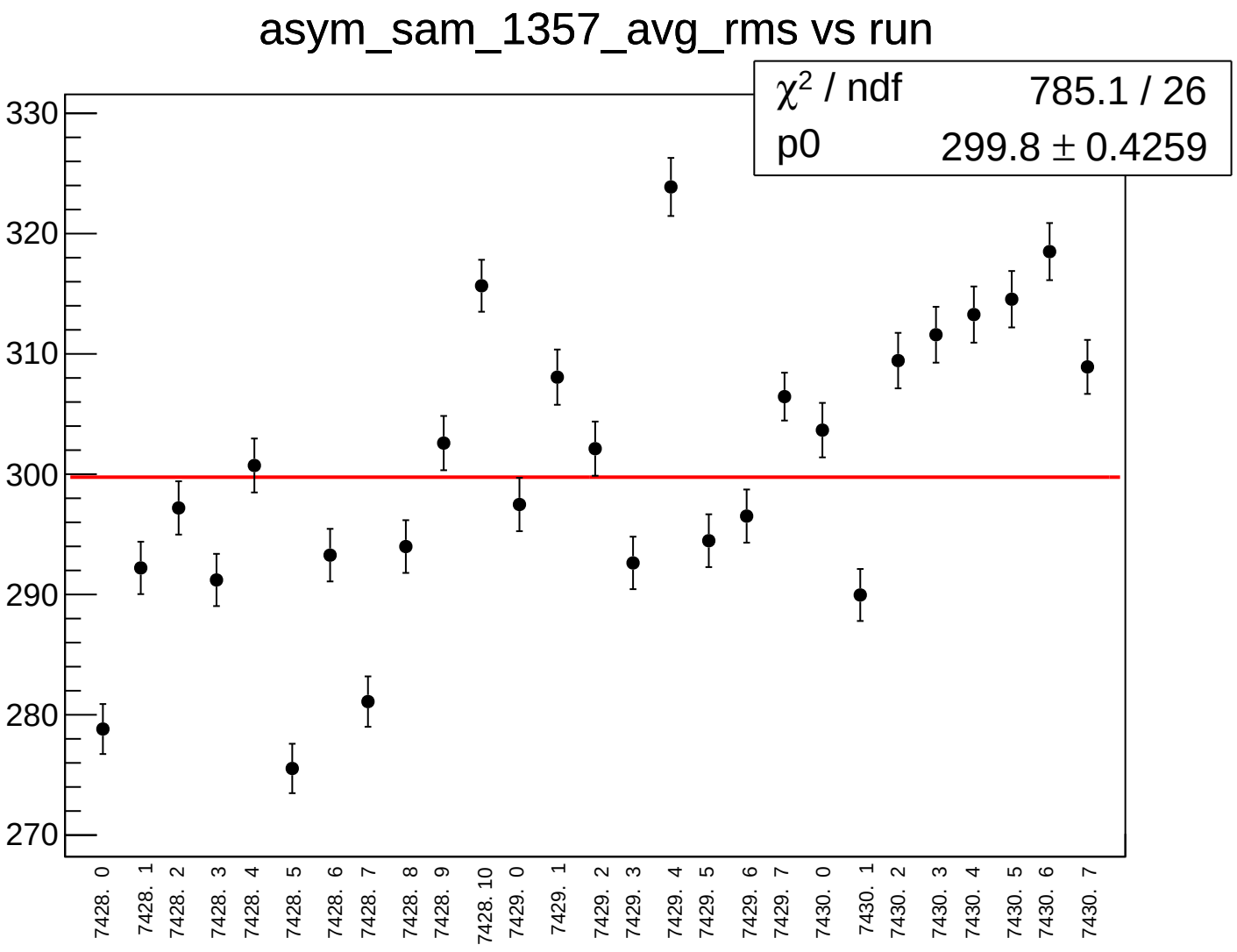
asym_sam_1357_avg_rms vs run
χ^2 / ndf 785.1 / 26
p0 299.8 ± 0.4259
330
320
310
300
290
280
270
7428. 0
7428. 1
7428. 2
7428. 3
7428. 4
7428. 5
7428. 6
7428. 7
7428. 8
7428. 9
7428. 10
7429. 0
7429. 1
7429. 2
7429. 3
7429. 4
7429. 5
7429. 6
7429. 7
7430. 0
7430. 1
7430. 2
7430. 3
7430. 4
7430. 5
7430. 6
7430. 7

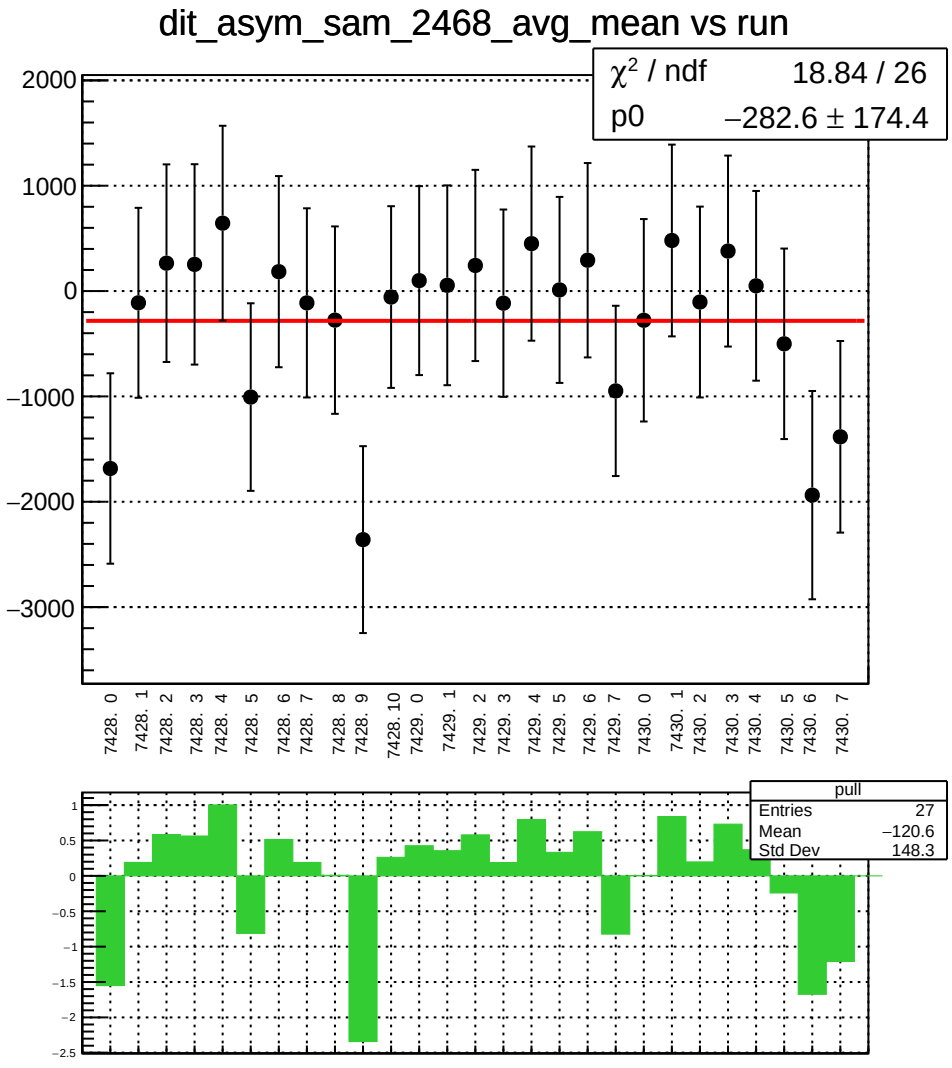
dit_asym_sam_2468_avg_mean vs run
χ² / ndf 18.84 / 26
p0 −282.6 ± 174.4
2000
1000
0
−1000
−2000
−3000
7428. 0
7428. 1
7428. 2
7428. 3
7428. 4
7428. 5
7428. 6
7428. 7
7428. 8
7428. 9
7428. 10
7429. 0
7429. 1
7429. 2
7429. 3
7429. 4
7429. 5
7429. 6
7429. 7
7430. 0
7430. 1
7430. 2
7430. 3
7430. 4
7430. 5
7430. 6
7430. 7
pull
Entries 27
Mean −120.6
Std Dev 148.3
1
0.5
0
−0.5
−1
−1.5
−2
−2.5

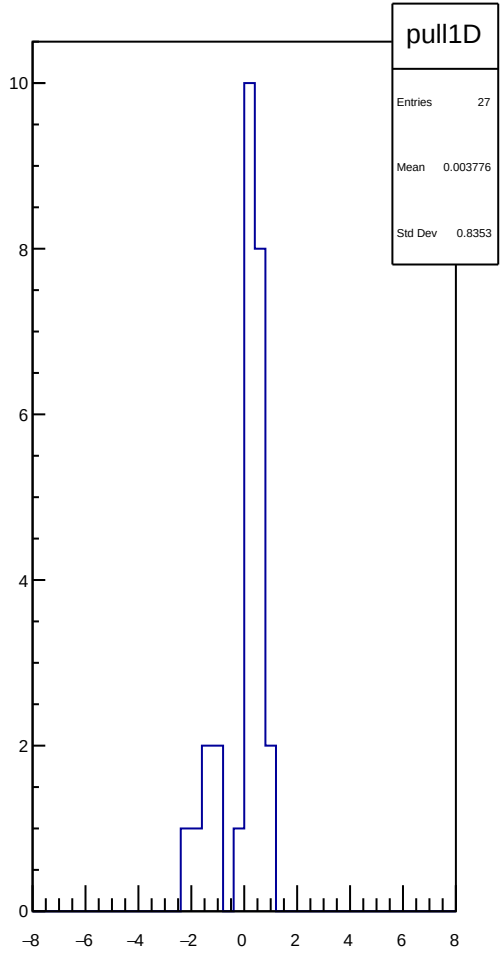
pull1D
Entries 27
Mean 0.003776
Std Dev 0.8353
10
8
6
4
2
0
−8
−6
−4
−2
0
2
4
6
8

dit_asym_sam_2468_avg_rms vs run

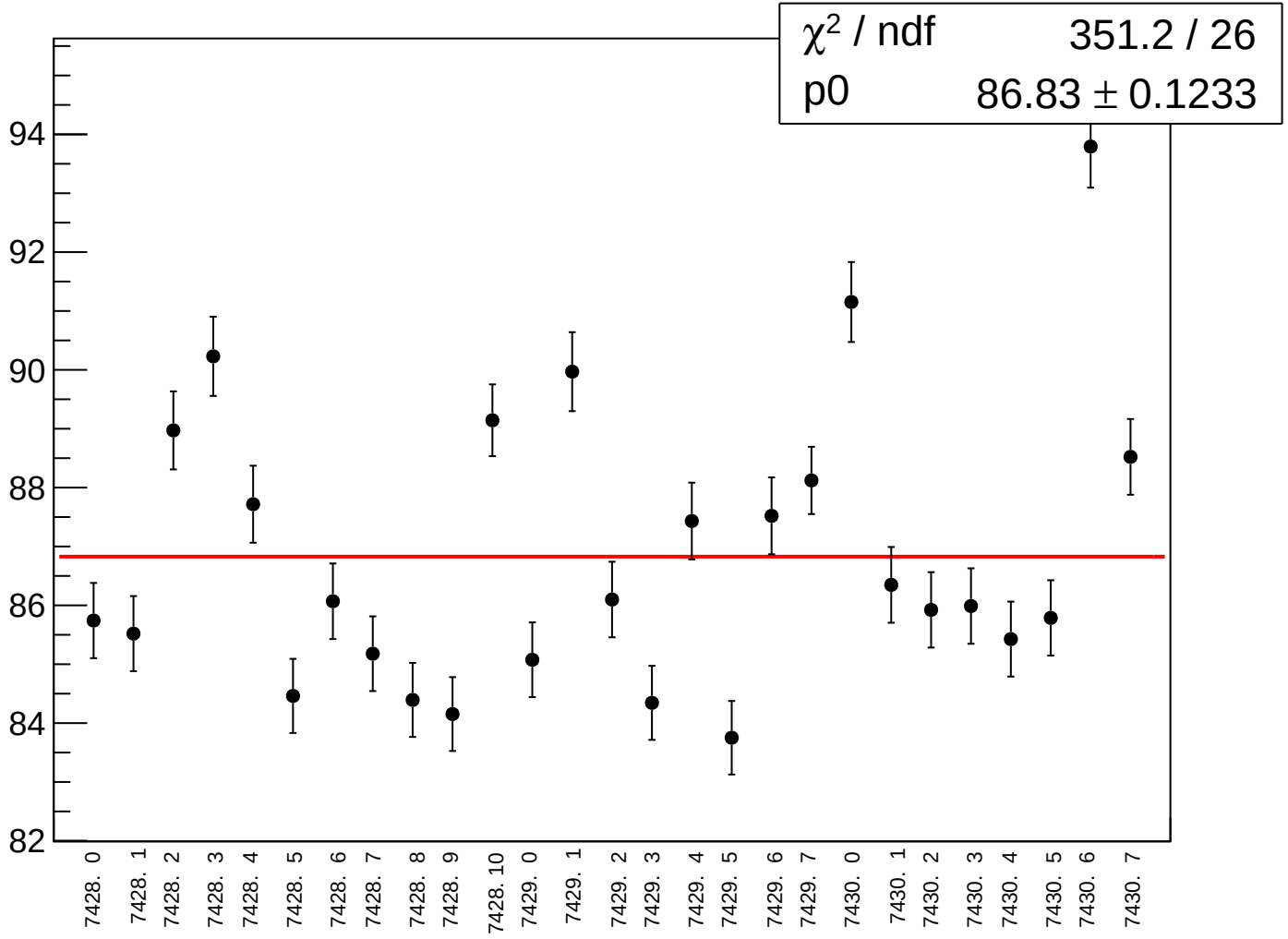

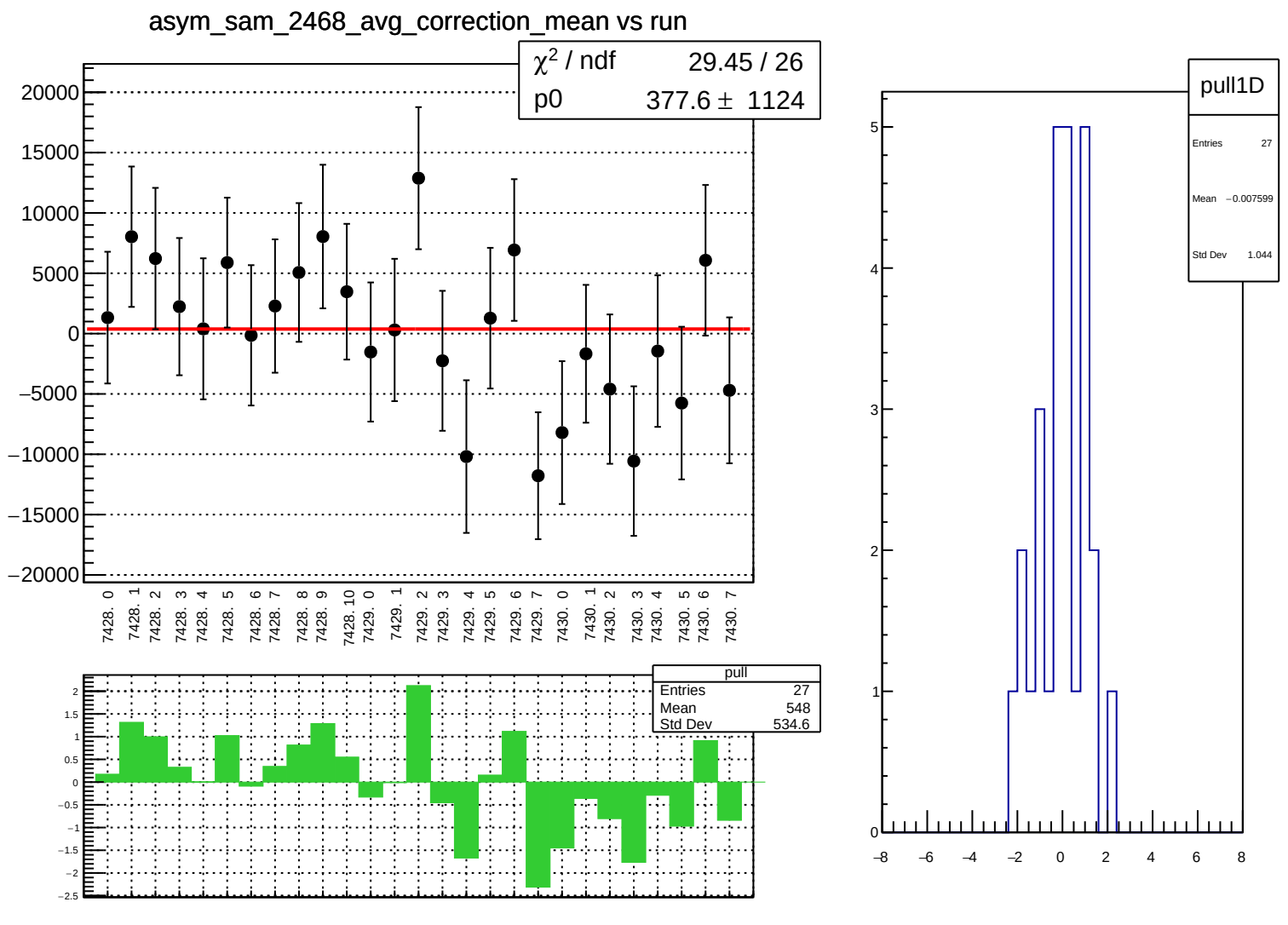
asym_sam_2468_avg_correction_mean vs run
χ² / ndf 29.45 / 26
p0 377.6 ± 1124
20000
15000
10000
5000
0
−5000
−10000
−15000
−20000
7428. 0
7428. 1
7428. 2
7428. 3
7428. 4
7428. 5
7428. 6
7428. 7
7428. 8
7428. 9
7428. 10
7429. 0
7429. 1
7429. 2
7429. 3
7429. 4
7429. 5
7429. 6
7429. 7
7430. 0
7430. 1
7430. 2
7430. 3
7430. 4
7430. 5
7430. 6
7430. 7
pull
Entries 27
Mean 548
Std Dev 534.6
2
1.5
1
0.5
0
−0.5
−1
−1.5
−2
−2.5
pull1D
Entries 27
Mean −0.007599
Std Dev 1.044
5
4
3
2
1
0
−8
−6
−4
−2
0
2
4
6
8

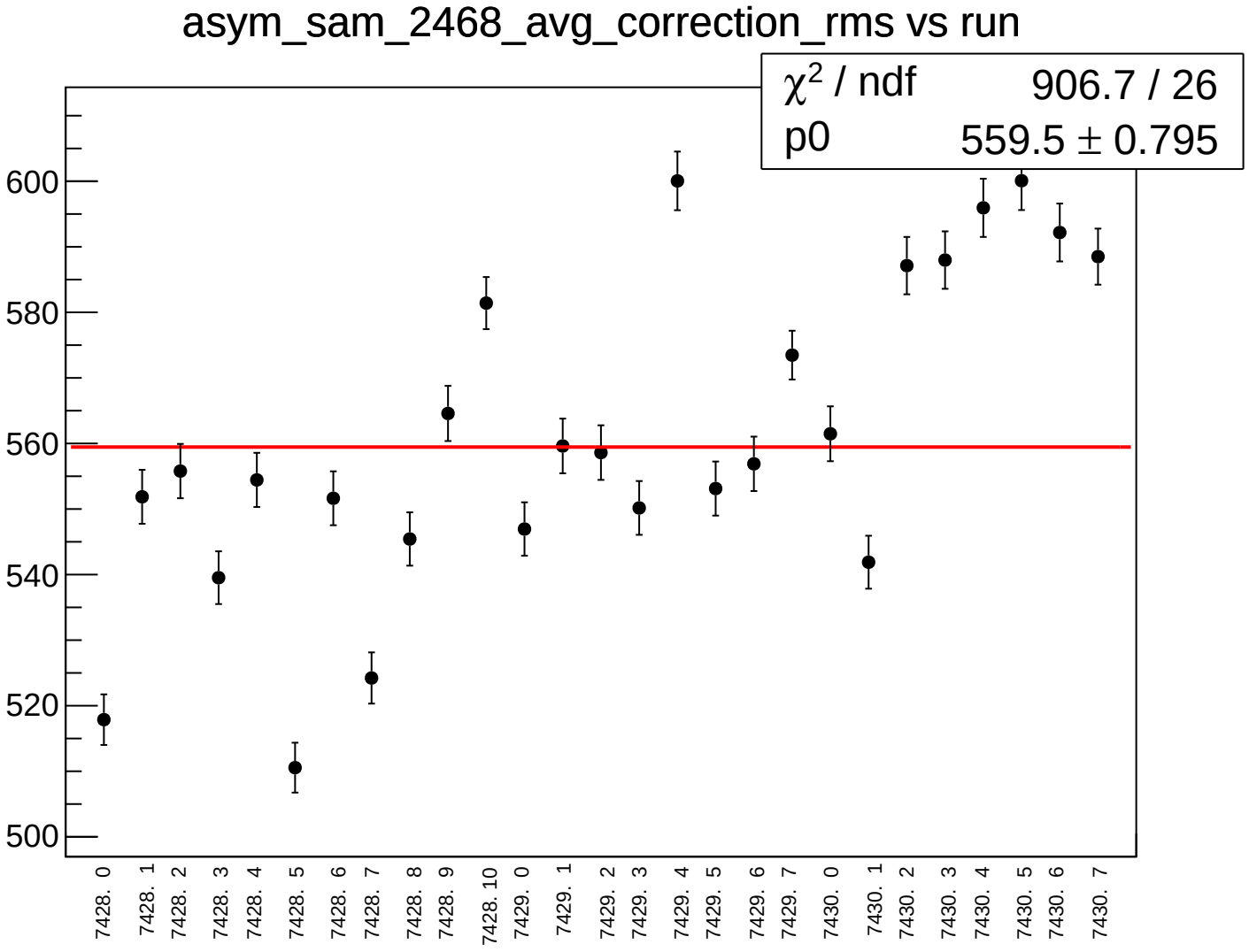
asym_sam_2468_avg_correction_rms vs run
χ² / ndf 906.7 / 26
p0 559.5 ± 0.795
600
580
560
540
520
500
7428. 0
7428. 1
7428. 2
7428. 3
7428. 4
7428. 5
7428. 6
7428. 7
7428. 8
7428. 9
7428. 10
7429. 0
7429. 1
7429. 2
7429. 3
7429. 4
7429. 5
7429. 6
7429. 7
7430. 0
7430. 1
7430. 2
7430. 3
7430. 4
7430. 5
7430. 6
7430. 7

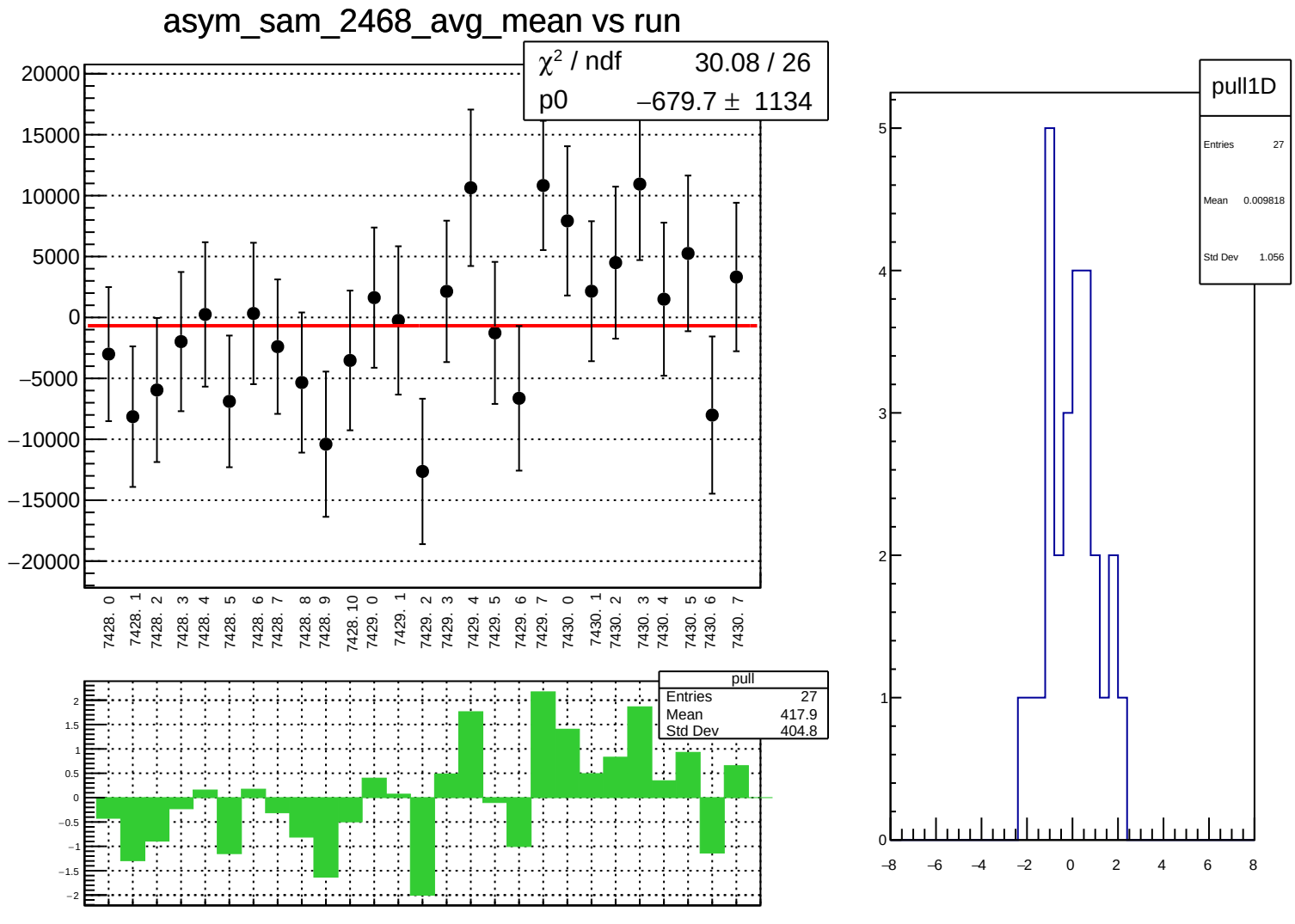
asym_sam_2468_avg_mean vs run
χ² / ndf 30.08 / 26
p0 −679.7 ± 1134
20000
15000
10000
5000
0
−5000
−10000
−15000
−20000
7428. 0
7428. 1
7428. 2
7428. 3
7428. 4
7428. 5
7428. 6
7428. 7
7428. 8
7428. 9
7428. 10
7429. 0
7429. 1
7429. 2
7429. 3
7429. 4
7429. 5
7429. 6
7429. 7
7430. 0
7430. 1
7430. 2
7430. 3
7430. 4
7430. 5
7430. 6
7430. 7
pull
Entries 27
Mean 417.9
Std Dev 404.8
2
1.5
1
0.5
0
−0.5
−1
−1.5
−2
pull1D
Entries 27
Mean 0.009818
Std Dev 1.056
5
4
3
2
1
0
−8
−6
−4
−2
0
2
4
6
8

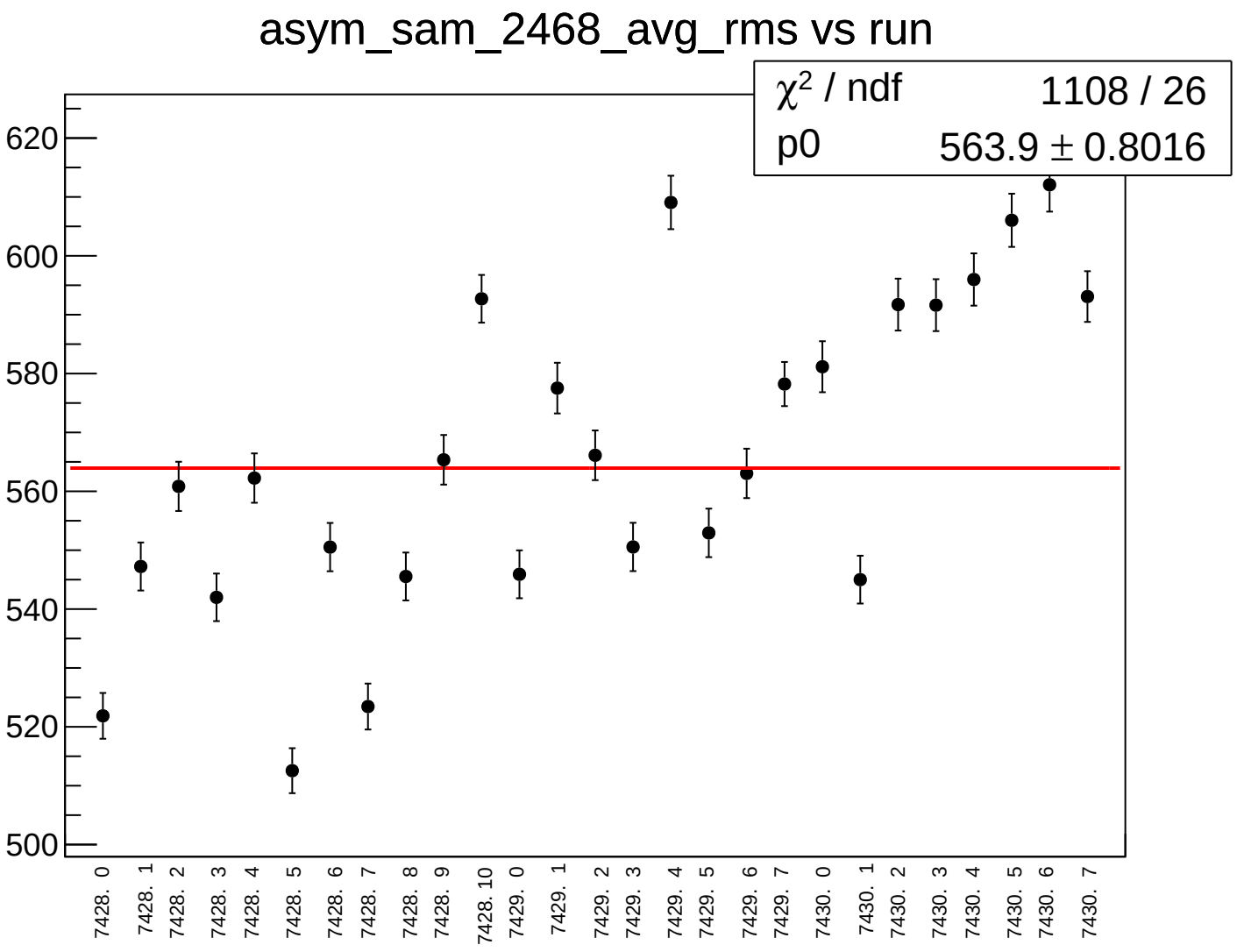
asym_sam_2468_avg_rms vs run
χ² / ndf 1108 / 26
p0 563.9 ± 0.8016
620
600
580
560
540
520
500
7428. 0
7428. 1
7428. 2
7428. 3
7428. 4
7428. 5
7428. 6
7428. 7
7428. 8
7428. 9
7428. 10
7429. 0
7429. 1
7429. 2
7429. 3
7429. 4
7429. 5
7429. 6
7429. 7
7430. 0
7430. 1
7430. 2
7430. 3
7430. 4
7430. 5
7430. 6
7430. 7

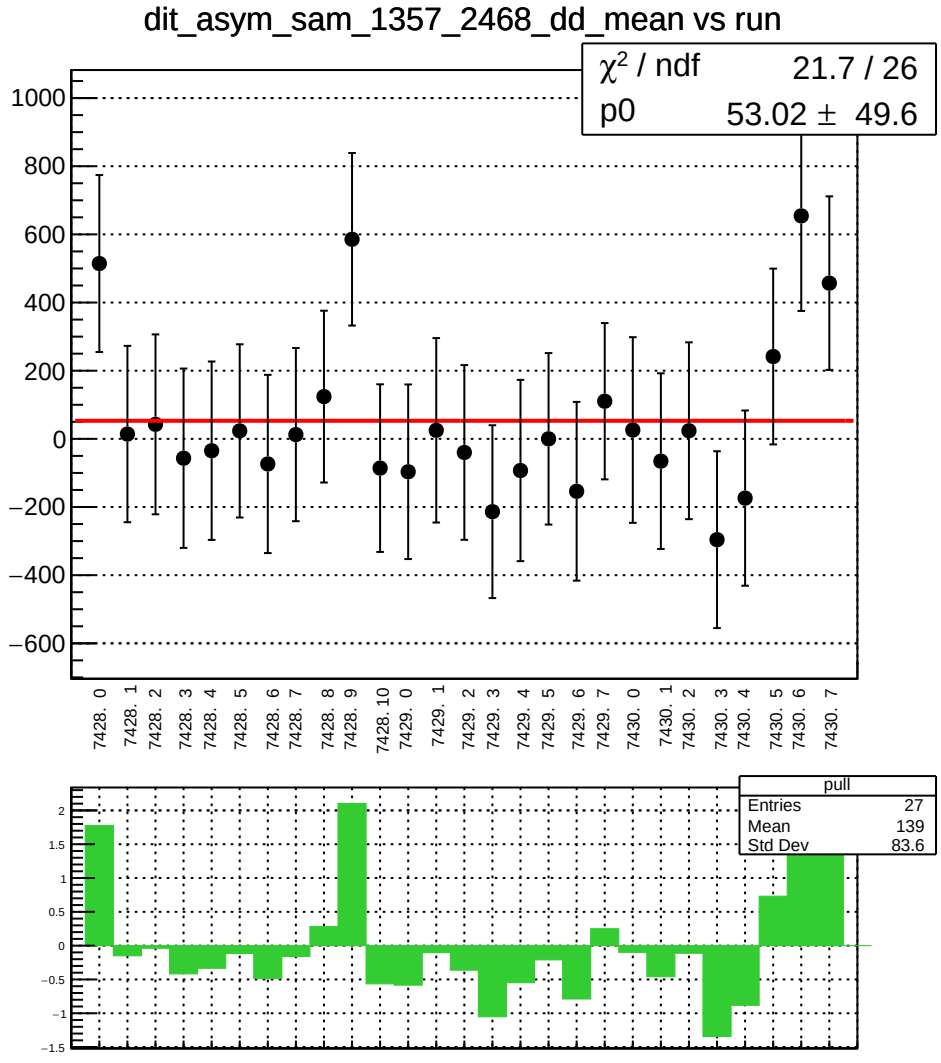
dit_asym_sam_1357_2468_dd_mean vs run
χ² / ndf 21.7 / 26
p0 53.02 ± 49.6
1000
800
600
400
200
0
−200
−400
−600
7428. 0
7428. 1
7428. 2
7428. 3
7428. 4
7428. 5
7428. 6
7428. 7
7428. 8
7428. 9
7428. 10
7429. 0
7429. 1
7429. 2
7429. 3
7429. 4
7429. 5
7429. 6
7429. 7
7430. 0
7430. 1
7430. 2
7430. 3
7430. 4
7430. 5
7430. 6
7430. 7
pull
Entries 27
Mean 139
Std Dev 83.6
2
1.5
1
0.5
0
−0.5
−1
−1.5

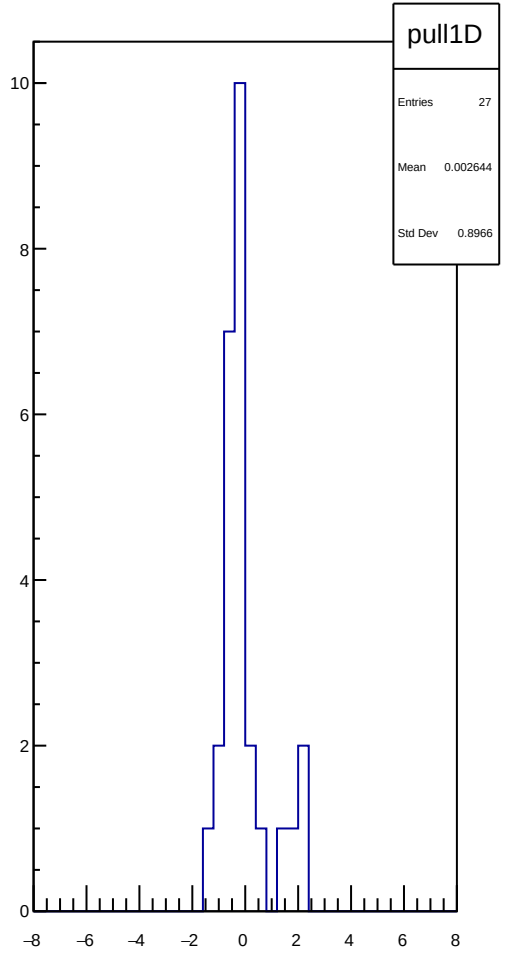
pull1D
Entries 27
Mean 0.002644
Std Dev 0.8966
10
8
6
4
2
0
−8
−6
−4
−2
0
2
4
6
8

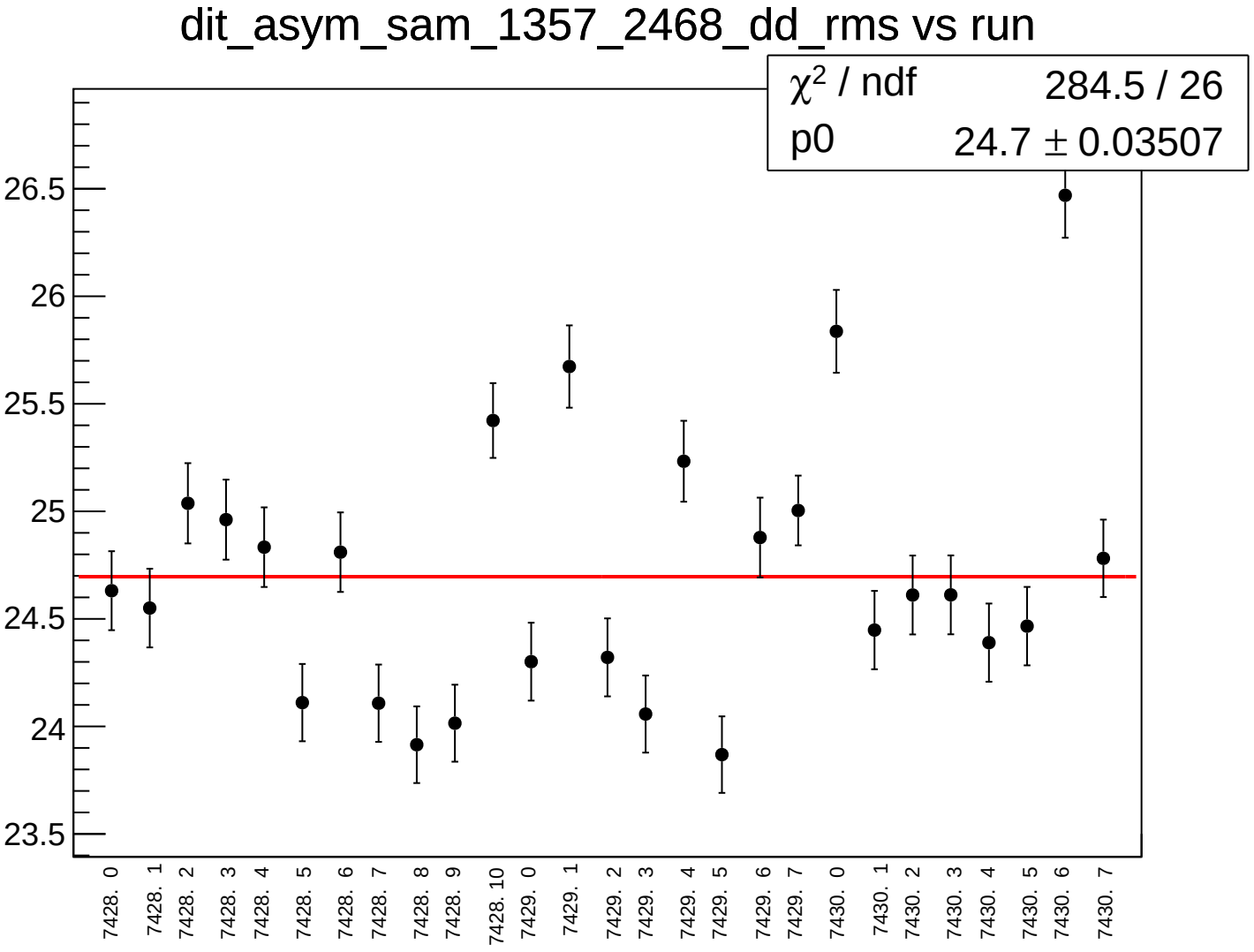
dit_asym_sam_1357_2468_dd_rms vs run
χ² / ndf 284.5 / 26
p0 24.7 ± 0.03507
26.5
26
25.5
25
24.5
24
23.5
7428. 0
7428. 1
7428. 2
7428. 3
7428. 4
7428. 5
7428. 6
7428. 7
7428. 8
7428. 9
7428. 10
7429. 0
7429. 1
7429. 2
7429. 3
7429. 4
7429. 5
7429. 6
7429. 7
7430. 0
7430. 1
7430. 2
7430. 3
7430. 4
7430. 5
7430. 6
7430. 7

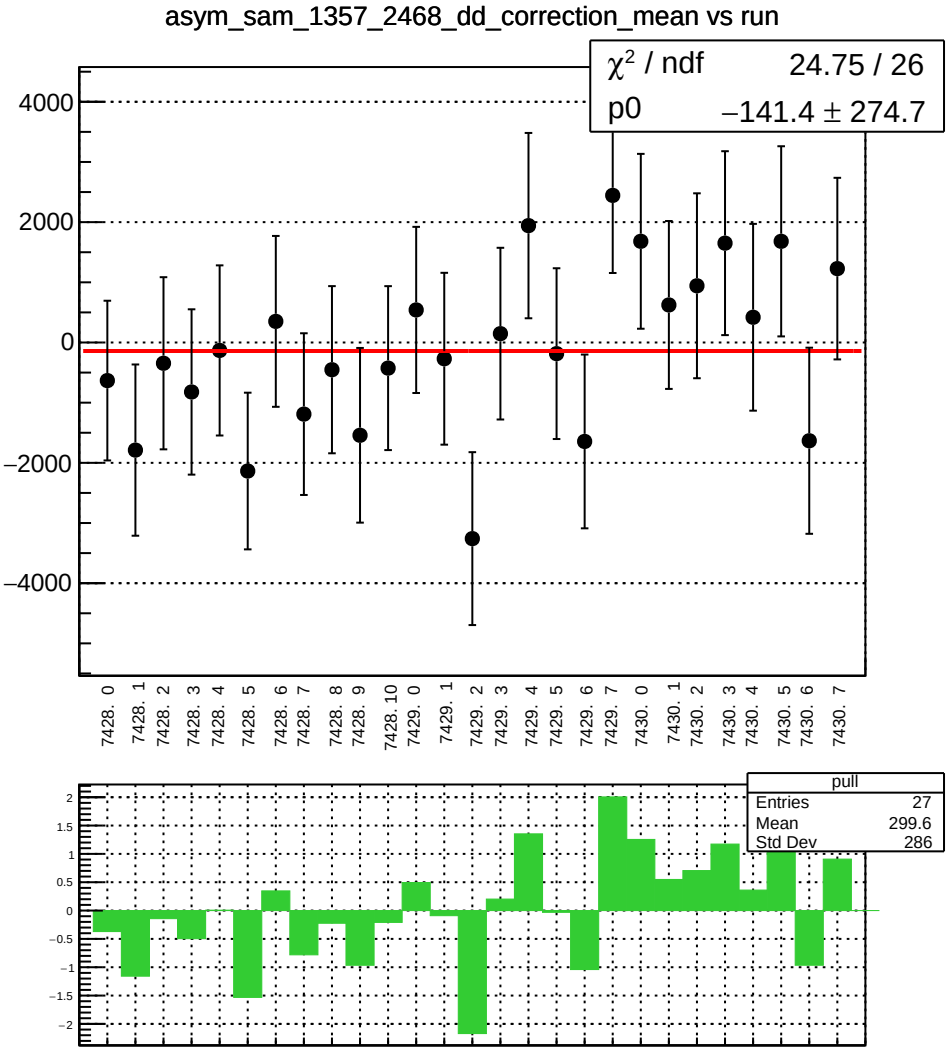
asym_sam_1357_2468_dd_correction_mean vs run
χ² / ndf 24.75 / 26
p0 −141.4 ± 274.7
4000
2000
0
−2000
−4000
7428. 0
7428. 1
7428. 2
7428. 3
7428. 4
7428. 5
7428. 6
7428. 7
7428. 8
7428. 9
7428. 10
7429. 0
7429. 1
7429. 2
7429. 3
7429. 4
7429. 5
7429. 6
7429. 7
7430. 0
7430. 1
7430. 2
7430. 3
7430. 4
7430. 5
7430. 6
7430. 7
pull
Entries 27
Mean 299.6
Std Dev 286
2
1.5
1
0.5
0
−0.5
−1
−1.5
−2

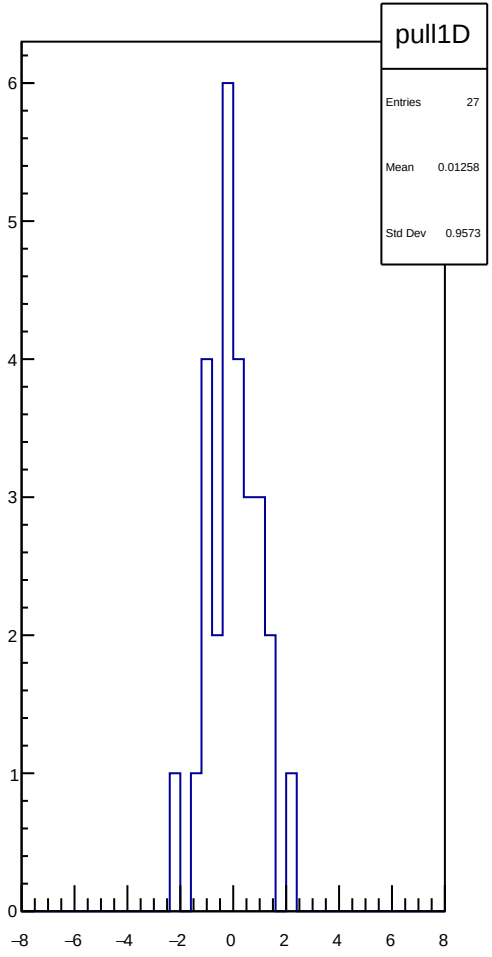
pull1D
Entries 27
Mean 0.01258
Std Dev 0.9573
6
5
4
3
2
1
0
−8
−6
−4
−2
0
2
4
6
8

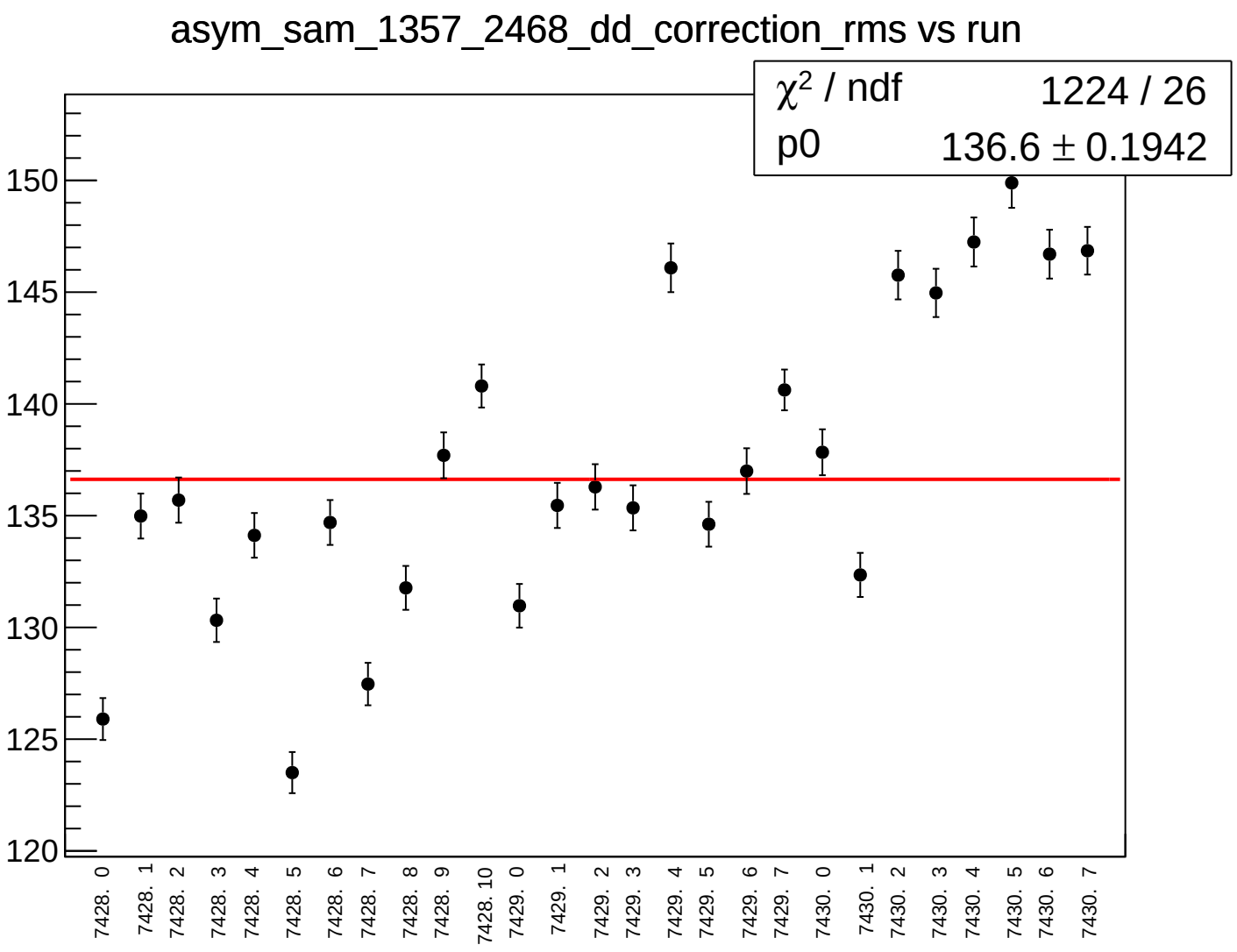
asym_sam_1357_2468_dd_correction_rms vs run
χ² / ndf 1224 / 26
p0 136.6 ± 0.1942
150
145
140
135
130
125
120
7428. 0
7428. 1
7428. 2
7428. 3
7428. 4
7428. 5
7428. 6
7428. 7
7428. 8
7428. 9
7428. 10
7429. 0
7429. 1
7429. 2
7429. 3
7429. 4
7429. 5
7429. 6
7429. 7
7430. 0
7430. 1
7430. 2
7430. 3
7430. 4
7430. 5
7430. 6
7430. 7

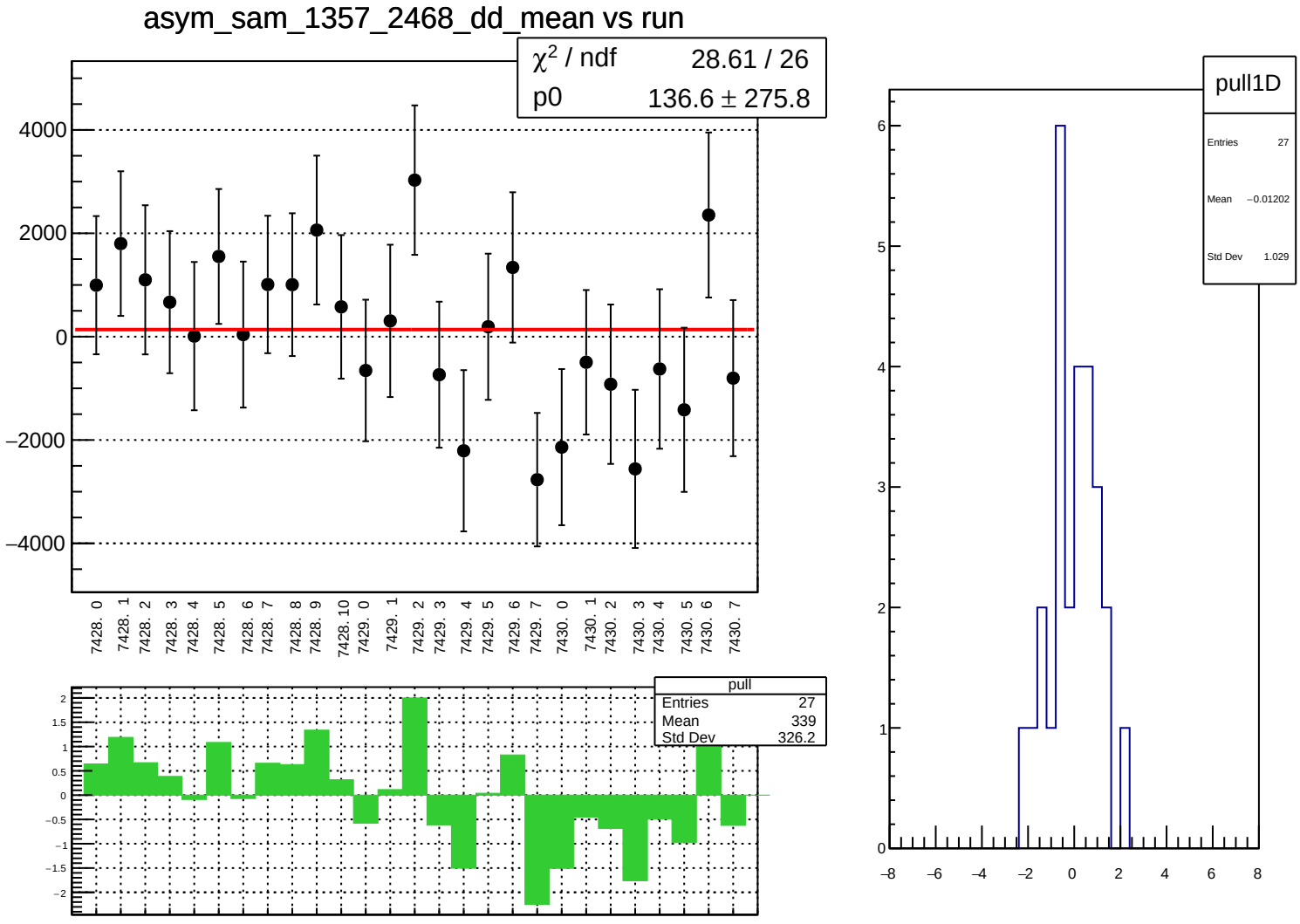
asym_sam_1357_2468_dd_mean vs run
χ² / ndf 28.61 / 26
p0 136.6 ± 275.8
4000
2000
0
−2000
−4000
7428. 0
7428. 1
7428. 2
7428. 3
7428. 4
7428. 5
7428. 6
7428. 7
7428. 8
7428. 9
7428. 10
7429. 0
7429. 1
7429. 2
7429. 3
7429. 4
7429. 5
7429. 6
7429. 7
7430. 0
7430. 1
7430. 2
7430. 3
7430. 4
7430. 5
7430. 6
7430. 7
pull
Entries 27
Mean 339
Std Dev 326.2
2
1.5
1
0.5
0
−0.5
−1
−1.5
−2
pull1D
Entries 27
Mean −0.01202
Std Dev 1.029
6
5
4
3
2
1
0
−8
−6
−4
−2
0
2
4
6
8

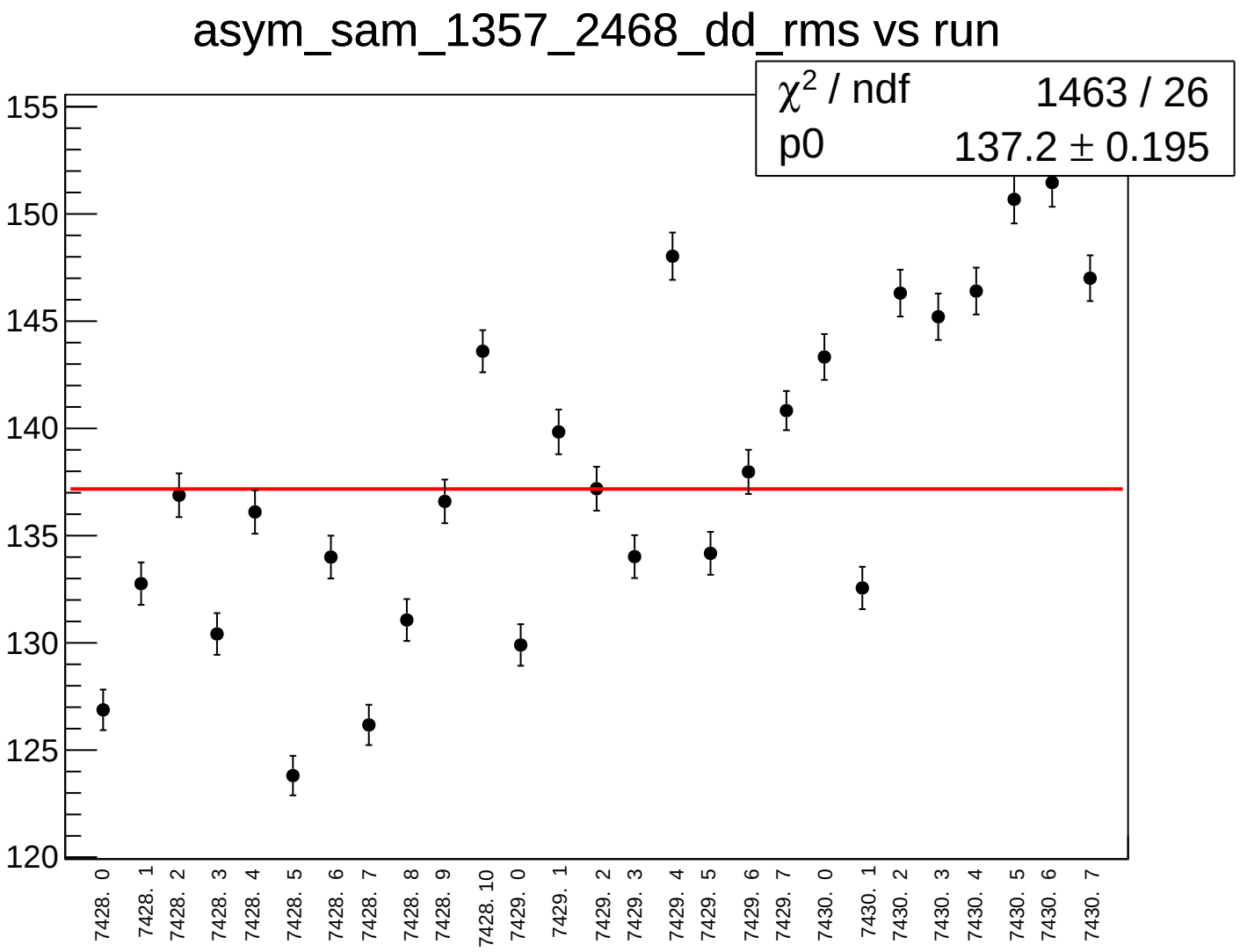
asym_sam_1357_2468_dd_rms vs run
χ² / ndf 1463 / 26
p0 137.2 ± 0.195
155
150
145
140
135
130
125
120
7428. 0
7428. 1
7428. 2
7428. 3
7428. 4
7428. 5
7428. 6
7428. 7
7428. 8
7428. 9
7428. 10
7429. 0
7429. 1
7429. 2
7429. 3
7429. 4
7429. 5
7429. 6
7429. 7
7430. 0
7430. 1
7430. 2
7430. 3
7430. 4
7430. 5
7430. 6
7430. 7

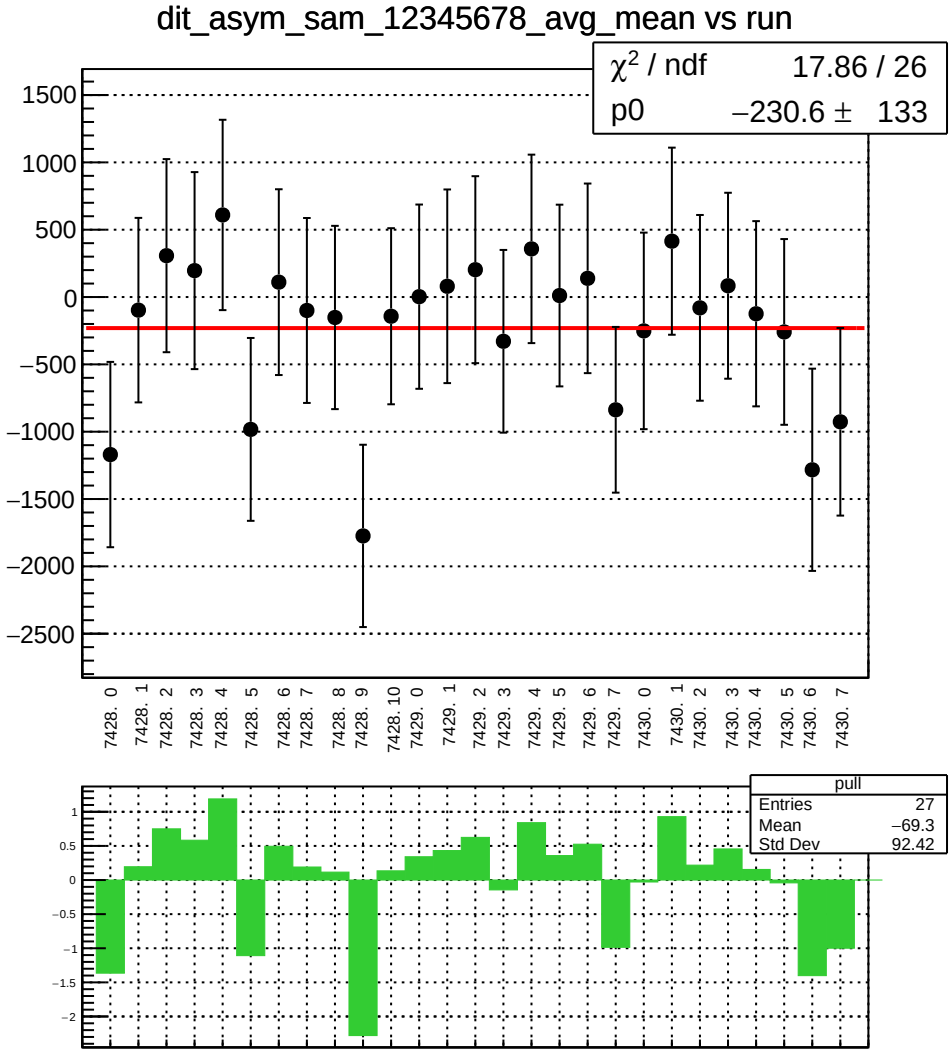
dit_asym_sam_12345678_avg_mean vs run
χ² / ndf 17.86 / 26
p0 −230.6 ± 133
1500
1000
500
0
−500
−1000
−1500
−2000
−2500
7428. 0
7428. 1
7428. 2
7428. 3
7428. 4
7428. 5
7428. 6
7428. 7
7428. 8
7428. 9
7428. 10
7429. 0
7429. 1
7429. 2
7429. 3
7429. 4
7429. 5
7429. 6
7429. 7
7430. 0
7430. 1
7430. 2
7430. 3
7430. 4
7430. 5
7430. 6
7430. 7
pull
Entries 27
Mean −69.3
Std Dev 92.42
1
0.5
0
−0.5
−1
−1.5
−2

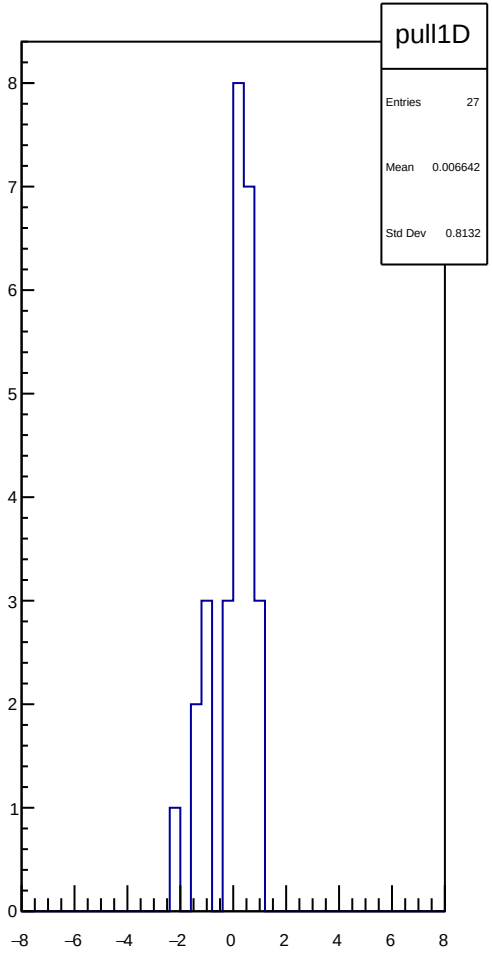
pull1D
Entries 27
Mean 0.006642
Std Dev 0.8132
8
7
6
5
4
3
2
1
0
−8
−6
−4
−2
0
2
4
6
8

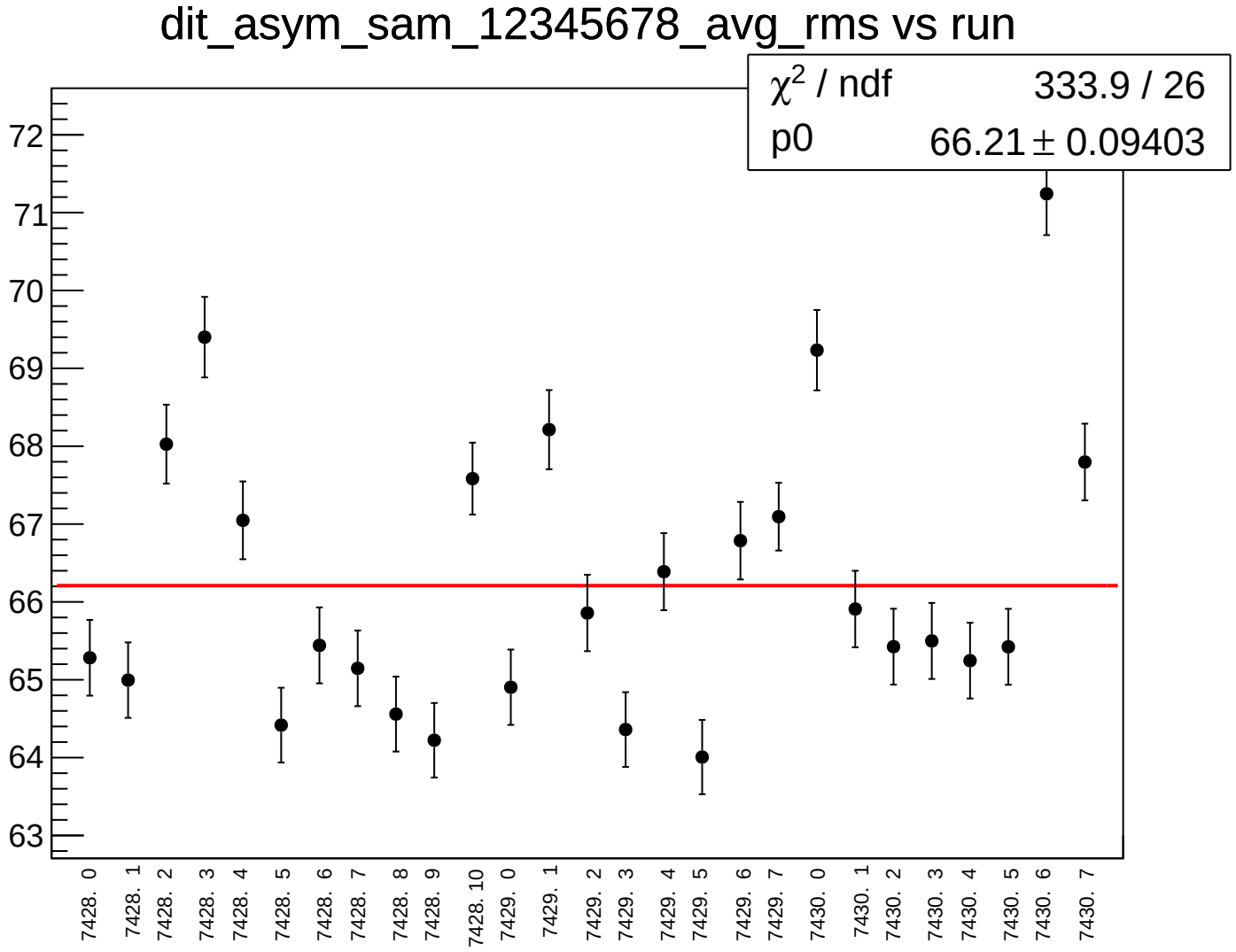
dit_asym_sam_12345678_avg_rms vs run
χ^2 / ndf 333.9 / 26
p0 66.21 ± 0.09403
72
71
70
69
68
67
66
65
64
63
7428. 0
7428. 1
7428. 2
7428. 3
7428. 4
7428. 5
7428. 6
7428. 7
7428. 8
7428. 9
7428. 10
7429. 0
7429. 1
7429. 2
7429. 3
7429. 4
7429. 5
7429. 6
7429. 7
7430. 0
7430. 1
7430. 2
7430. 3
7430. 4
7430. 5
7430. 6
7430. 7

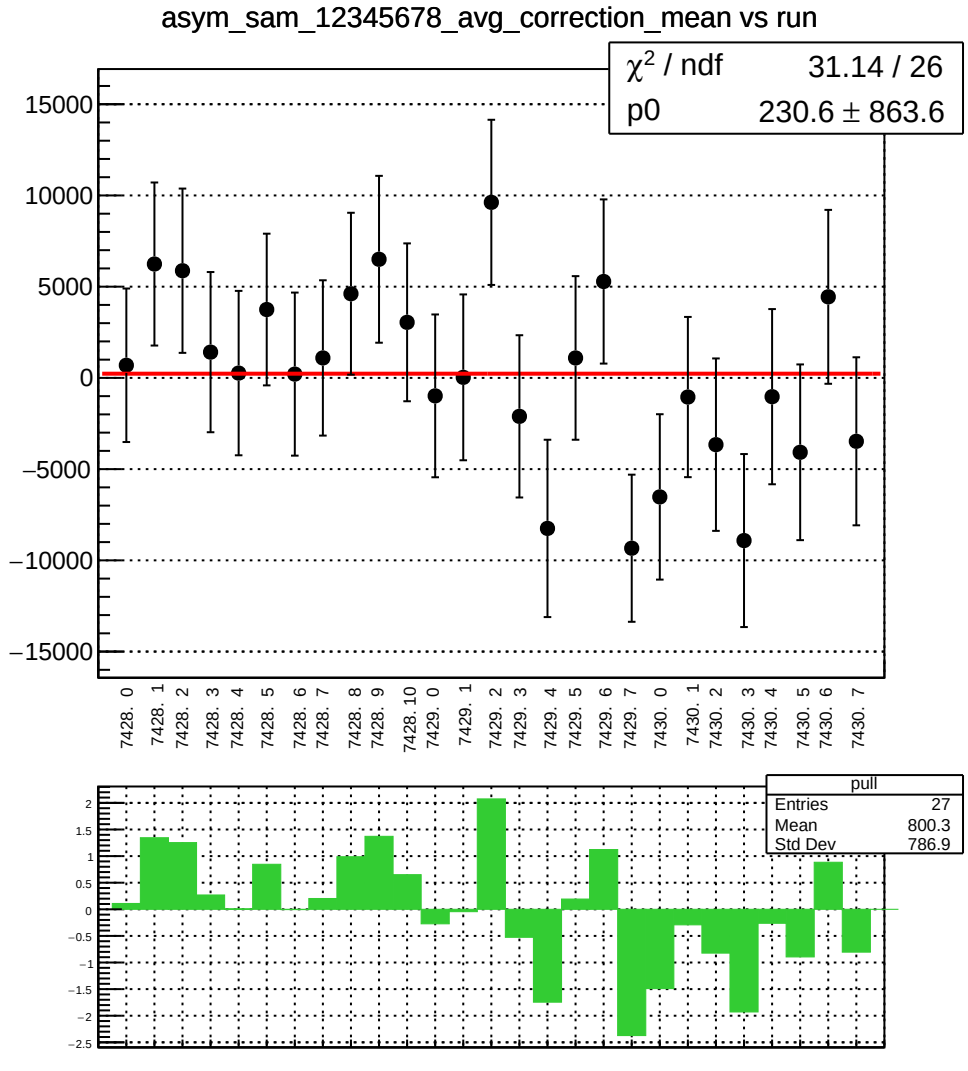
asym_sam_12345678_avg_correction_mean vs run
χ² / ndf 31.14 / 26
p0 230.6 ± 863.6
15000
10000
5000
0
−5000
−10000
−15000
7428. 0
7428. 1
7428. 2
7428. 3
7428. 4
7428. 5
7428. 6
7428. 7
7428. 8
7428. 9
7428. 10
7429. 0
7429. 1
7429. 2
7429. 3
7429. 4
7429. 5
7429. 6
7429. 7
7430. 0
7430. 1
7430. 2
7430. 3
7430. 4
7430. 5
7430. 6
7430. 7
pull
Entries 27
Mean 800.3
Std Dev 786.9
2
1.5
1
0.5
0
−0.5
−1
−1.5
−2
−2.5

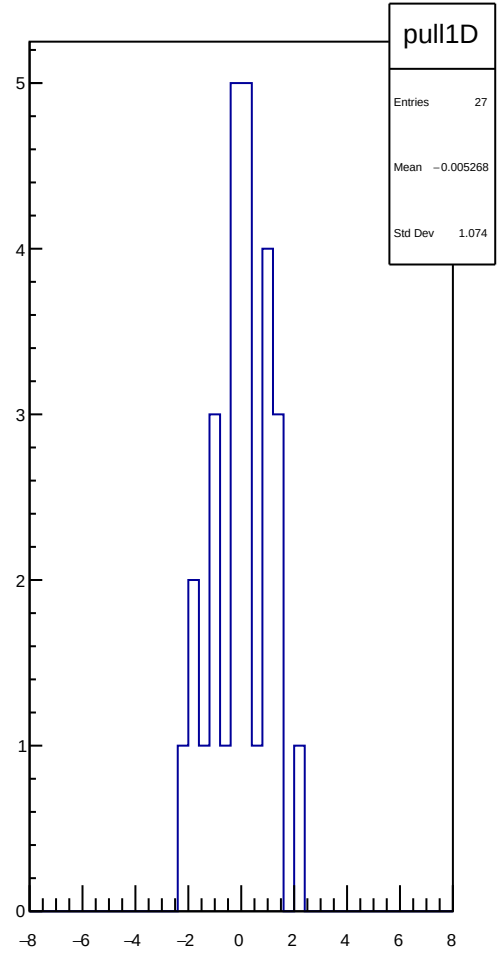
pull1D
Entries 27
Mean −0.005268
Std Dev 1.074
5
4
3
2
1
0
−8
−6
−4
−2
0
2
4
6
8

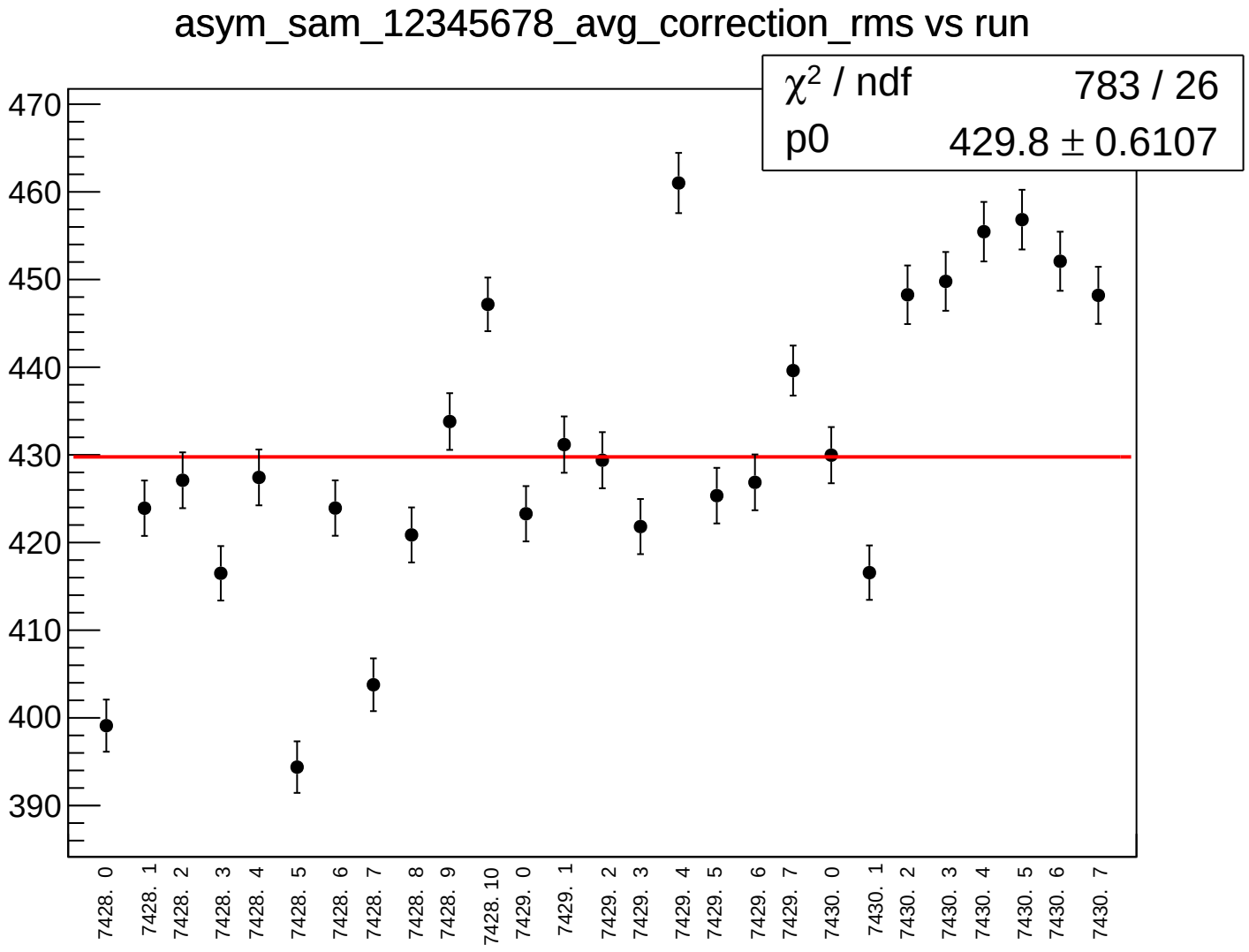
asym_sam_12345678_avg_correction_rms vs run
χ² / ndf 783 / 26
p0 429.8 ± 0.6107
470
460
450
440
430
420
410
400
390
7428. 0
7428. 1
7428. 2
7428. 3
7428. 4
7428. 5
7428. 6
7428. 7
7428. 8
7428. 9
7428. 10
7429. 0
7429. 1
7429. 2
7429. 3
7429. 4
7429. 5
7429. 6
7429. 7
7430. 0
7430. 1
7430. 2
7430. 3
7430. 4
7430. 5
7430. 6
7430. 7

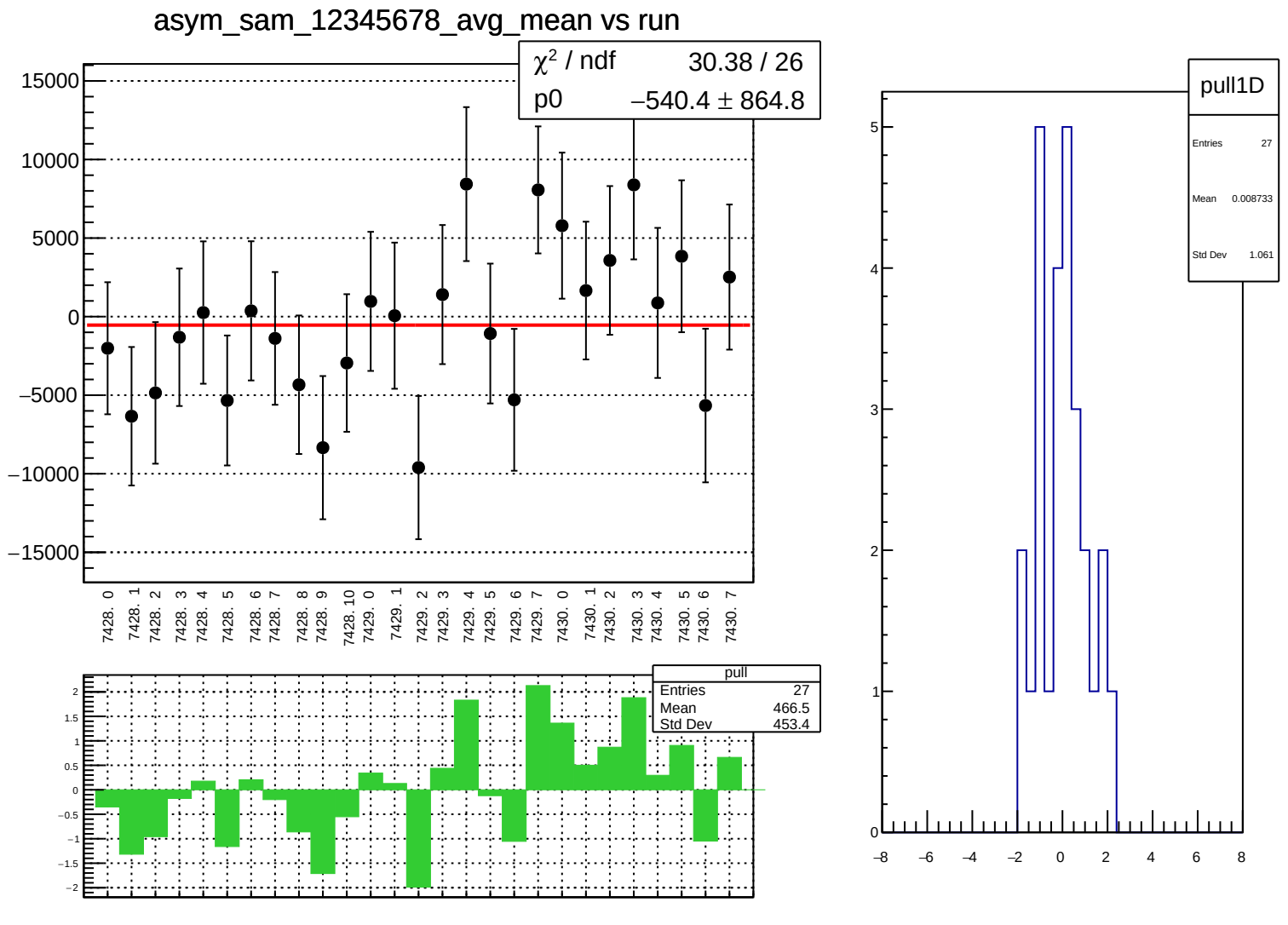
asym_sam_12345678_avg_mean vs run
χ² / ndf 30.38 / 26
p0 −540.4 ± 864.8
15000
10000
5000
0
−5000
−10000
−15000
7428. 0
7428. 1
7428. 2
7428. 3
7428. 4
7428. 5
7428. 6
7428. 7
7428. 8
7428. 9
7428. 10
7429. 0
7429. 1
7429. 2
7429. 3
7429. 4
7429. 5
7429. 6
7429. 7
7430. 0
7430. 1
7430. 2
7430. 3
7430. 4
7430. 5
7430. 6
7430. 7
pull
Entries 27
Mean 466.5
Std Dev 453.4
2
1.5
1
0.5
0
−0.5
−1
−1.5
−2
pull1D
Entries 27
Mean 0.008733
Std Dev 1.061
5
4
3
2
1
0
−8
−6
−4
−2
0
2
4
6
8

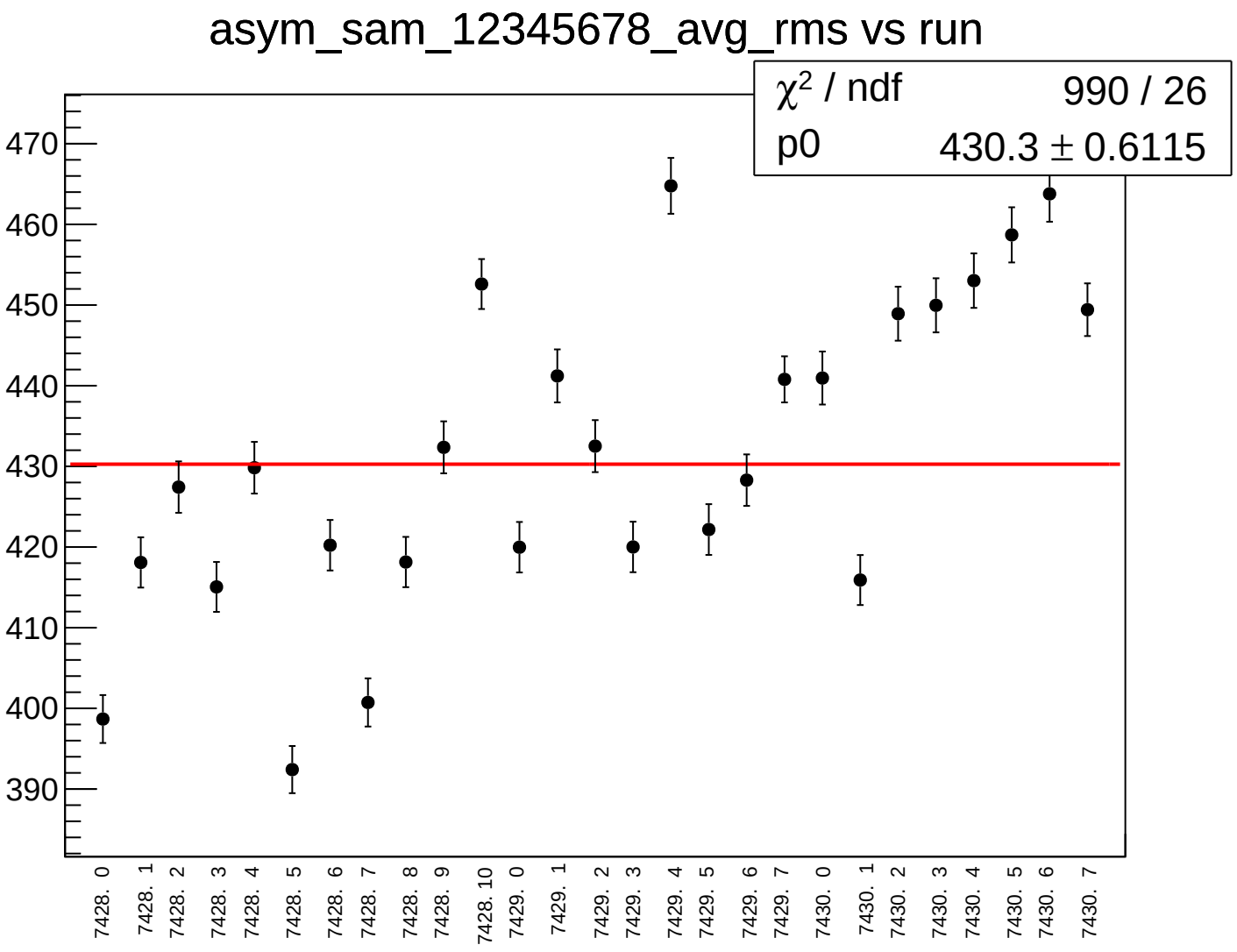
asym_sam_12345678_avg_rms vs run
χ² / ndf 990 / 26
p0 430.3 ± 0.6115
470
460
450
440
430
420
410
400
390
7428. 0
7428. 1
7428. 2
7428. 3
7428. 4
7428. 5
7428. 6
7428. 7
7428. 8
7428. 9
7428. 10
7429. 0
7429. 1
7429. 2
7429. 3
7429. 4
7429. 5
7429. 6
7429. 7
7430. 0
7430. 1
7430. 2
7430. 3
7430. 4
7430. 5
7430. 6
7430. 7

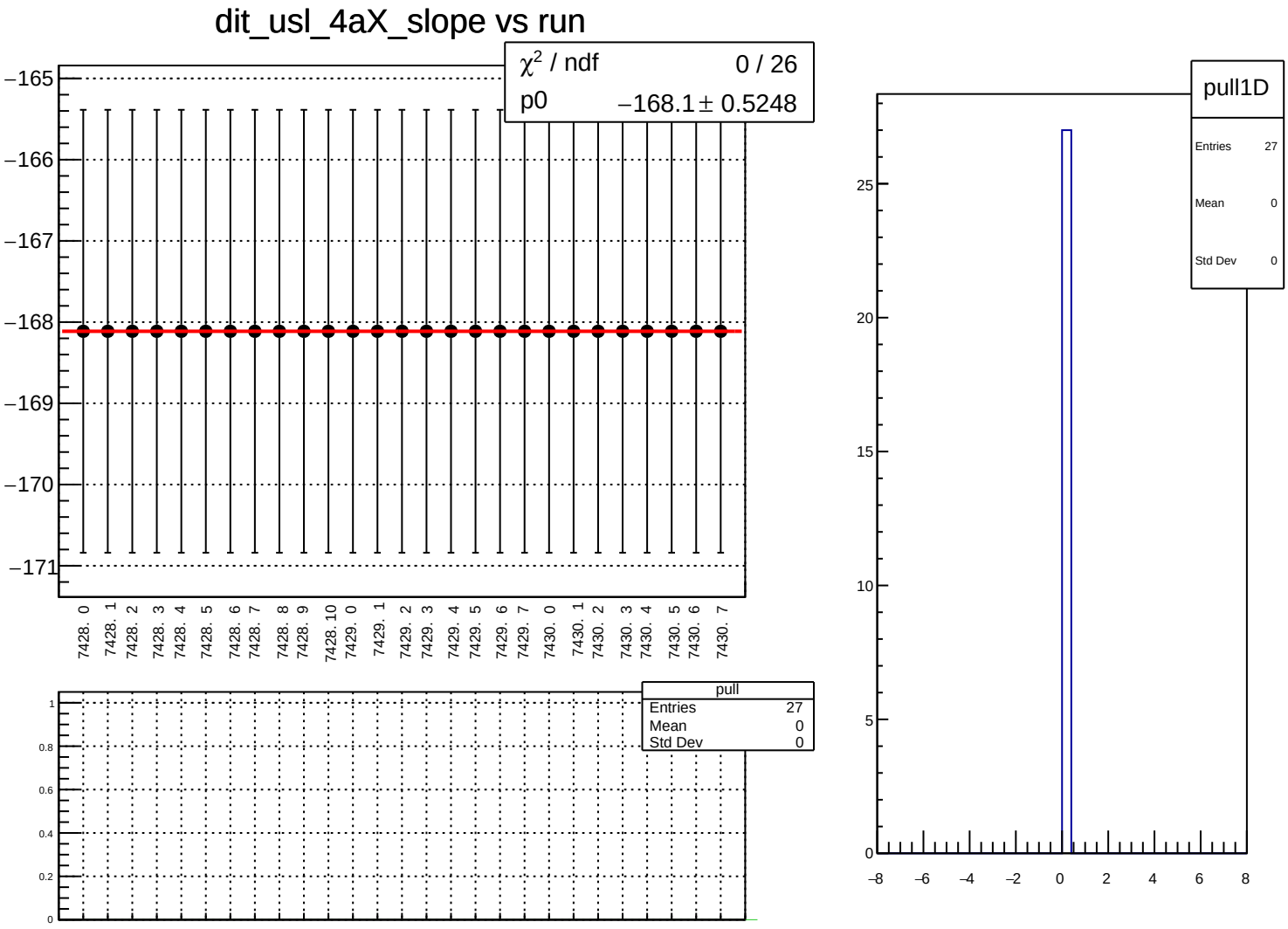
dit_usl_4aX_slope vs run
χ² / ndf 0 / 26
p0 −168.1 ± 0.5248
−165
−166
−167
−168
−169
−170
−171
7428. 0
7428. 1
7428. 2
7428. 3
7428. 4
7428. 5
7428. 6
7428. 7
7428. 8
7428. 9
7428. 10
7429. 0
7429. 1
7429. 2
7429. 3
7429. 4
7429. 5
7429. 6
7429. 7
7430. 0
7430. 1
7430. 2
7430. 3
7430. 4
7430. 5
7430. 6
7430. 7
pull
Entries 27
Mean 0
Std Dev 0
1
0.8
0.6
0.4
0.2
0
pull1D
Entries 27
Mean 0
Std Dev 0
25
20
15
10
5
0
−8
−6
−4
−2
0
2
4
6
8

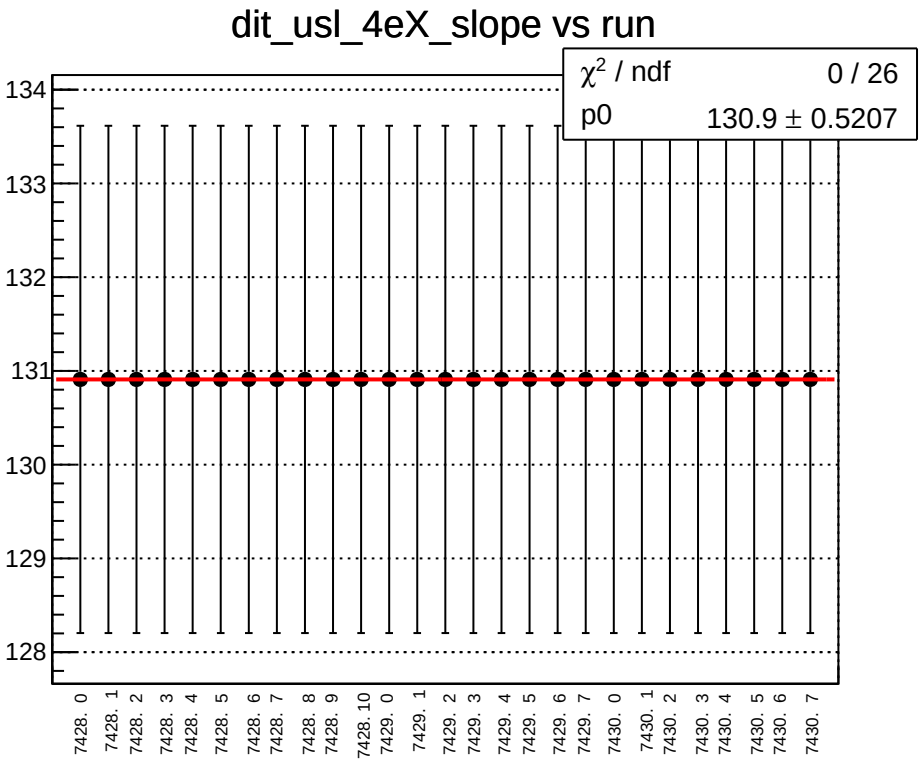
dit_usl_4eX_slope vs run
χ^2 / ndf 0 / 26
p0 130.9 ± 0.5207
134
133
132
131
130
129
128
7428. 0
7428. 1
7428. 2
7428. 3
7428. 4
7428. 5
7428. 6
7428. 7
7428. 8
7428. 9
7428. 10
7429. 0
7429. 1
7429. 2
7429. 3
7429. 4
7429. 5
7429. 6
7429. 7
7430. 0
7430. 1
7430. 2
7430. 3
7430. 4
7430. 5
7430. 6
7430. 7

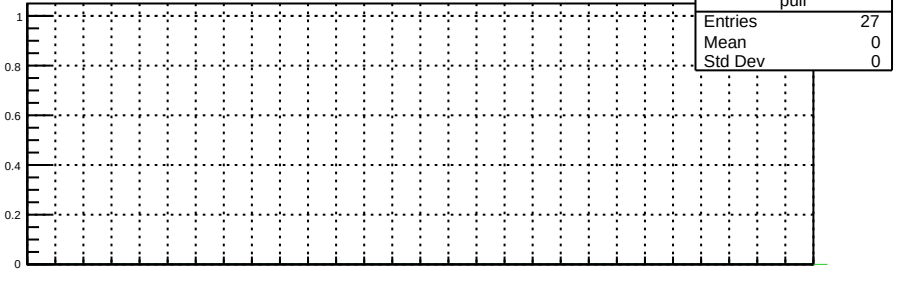
pull
Entries 27
Mean 0
Std Dev 0
1
0.8
0.6
0.4
0.2
0

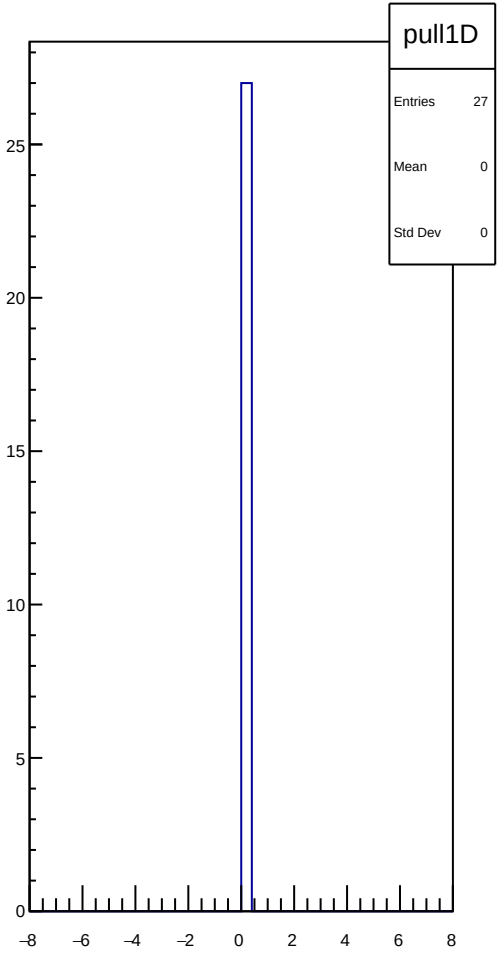
pull1D
Entries 27
Mean 0
Std Dev 0
25
20
15
10
5
0
−8
−6
−4
−2
0
2
4
6
8

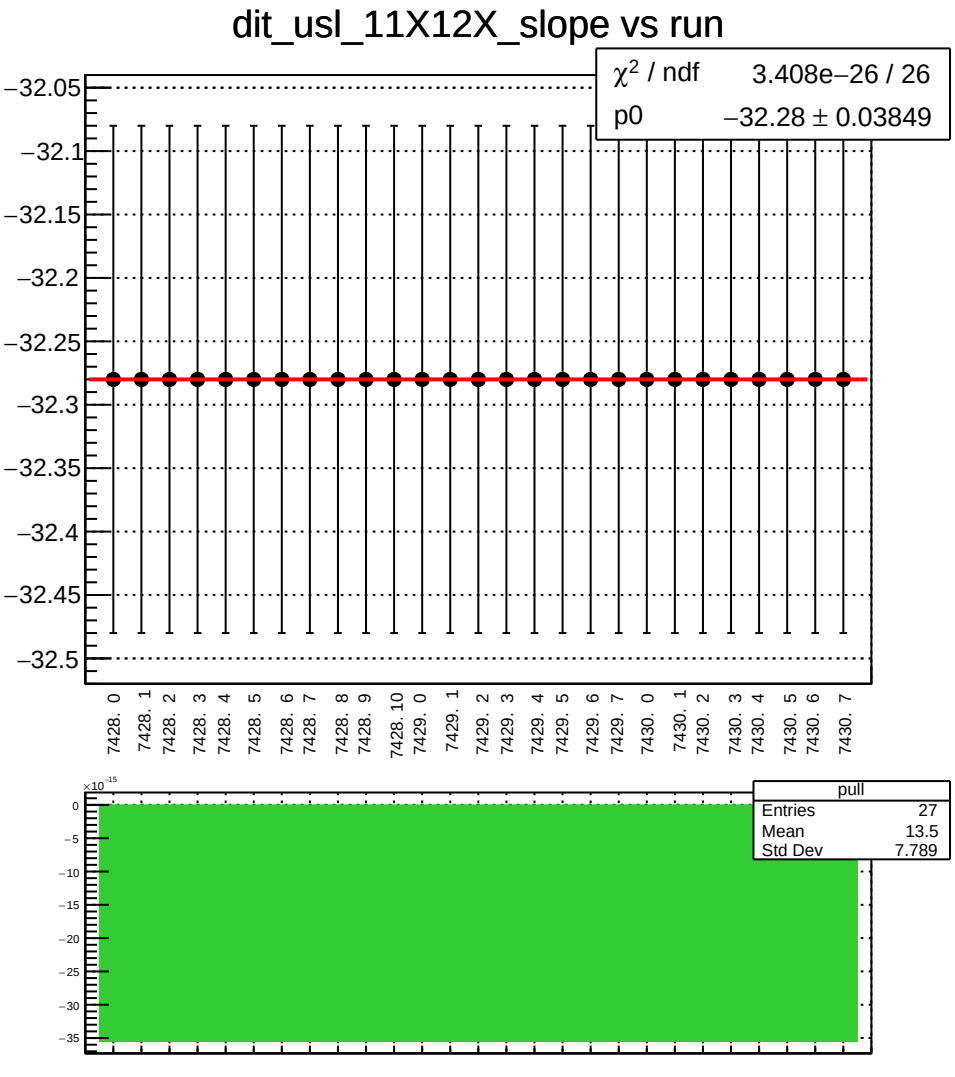
dit_usl_11X12X_slope vs run
χ² / ndf 3.408e−26 / 26
p0 −32.28 ± 0.03849
−32.05
−32.1
−32.15
−32.2
−32.25
−32.3
−32.35
−32.4
−32.45
−32.5
7428. 0
7428. 1
7428. 2
7428. 3
7428. 4
7428. 5
7428. 6
7428. 7
7428. 8
7428. 9
7428. 10
7429. 0
7429. 1
7429. 2
7429. 3
7429. 4
7429. 5
7429. 6
7429. 7
7430. 0
7430. 1
7430. 2
7430. 3
7430. 4
7430. 5
7430. 6
7430. 7
×10⁻¹⁵
0
−5
−10
−15
−20
−25
−30
−35
pull
Entries 27
Mean 13.5
Std Dev 7.789

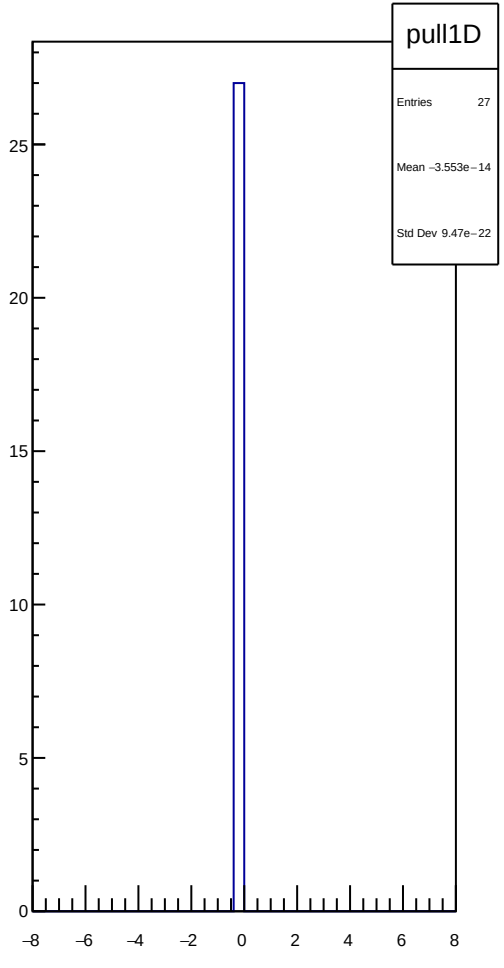
pull1D
Entries 27
Mean −3.553e−14
Std Dev 9.47e−22
25
20
15
10
5
0
−8
−6
−4
−2
0
2
4
6
8

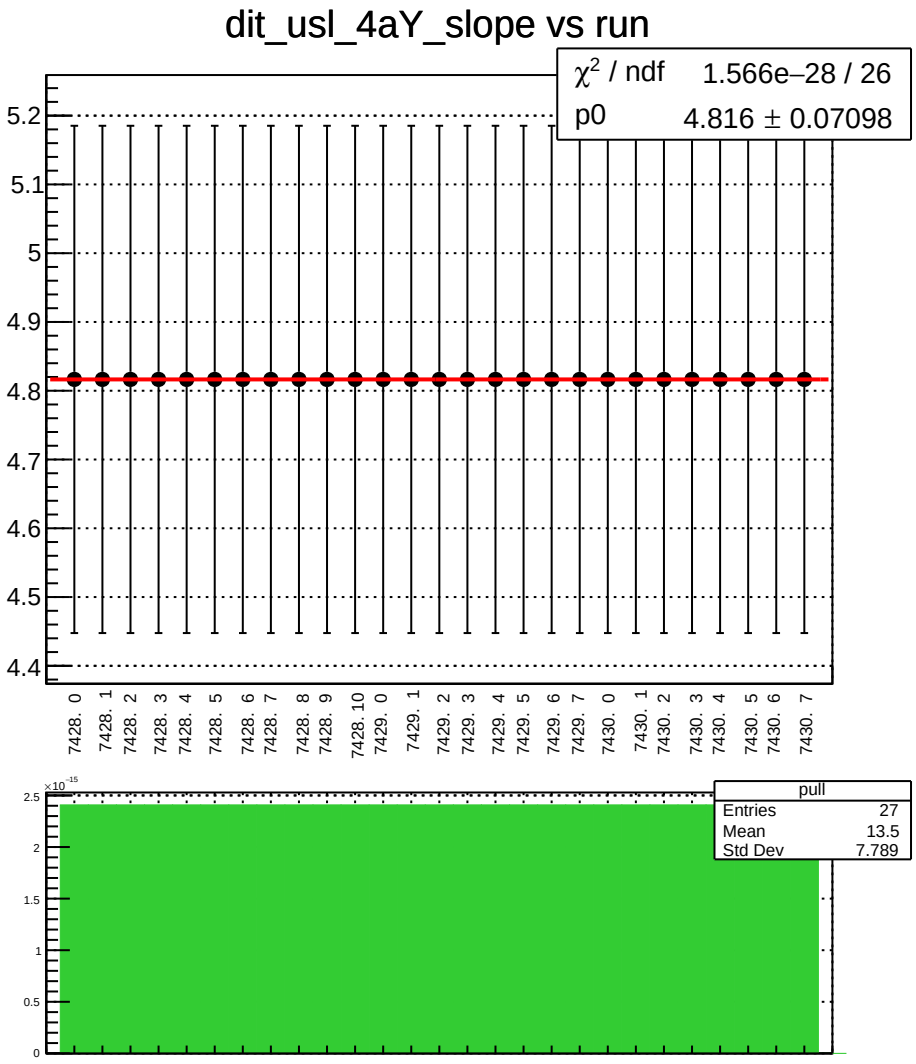
dit_usl_4aY_slope vs run
χ² / ndf 1.566e−28 / 26
p0 4.816 ± 0.07098
5.2
5.1
5
4.9
4.8
4.7
4.6
4.5
4.4
7428. 0
7428. 1
7428. 2
7428. 3
7428. 4
7428. 5
7428. 6
7428. 7
7428. 8
7428. 9
7428. 10
7429. 0
7429. 1
7429. 2
7429. 3
7429. 4
7429. 5
7429. 6
7429. 7
7430. 0
7430. 1
7430. 2
7430. 3
7430. 4
7430. 5
7430. 6
7430. 7
×10⁻¹⁵
2.5
2
1.5
1
0.5
0
pull
Entries 27
Mean 13.5
Std Dev 7.789

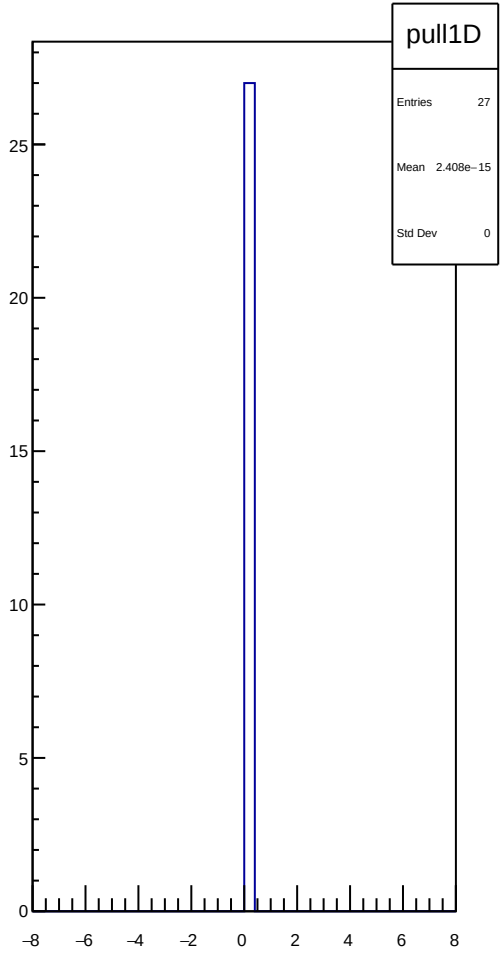
pull1D
Entries 27
Mean 2.408e−15
Std Dev 0
25
20
15
10
5
0
−8
−6
−4
−2
0
2
4
6
8

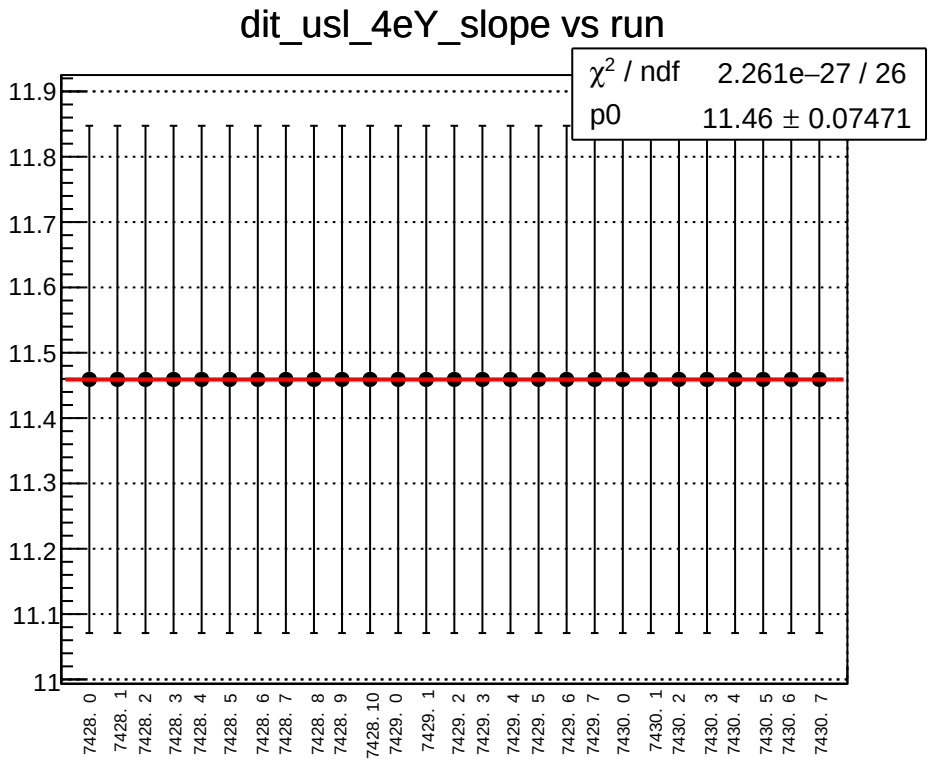
dit_usl_4eY_slope vs run
χ^2 / ndf 2.261e−27 / 26
p0 11.46 ± 0.07471
11.9
11.8
11.7
11.6
11.5
11.4
11.3
11.2
11.1
11
7428. 0
7428. 1
7428. 2
7428. 3
7428. 4
7428. 5
7428. 6
7428. 7
7428. 8
7428. 9
7428. 10
7429. 0
7429. 1
7429. 2
7429. 3
7429. 4
7429. 5
7429. 6
7429. 7
7430. 0
7430. 1
7430. 2
7430. 3
7430. 4
7430. 5
7430. 6
7430. 7


pull
Entries 27
Mean 13.5
Std Dev 7.789
×10^-15
9
8
7
6
5
4
3
2
1
0

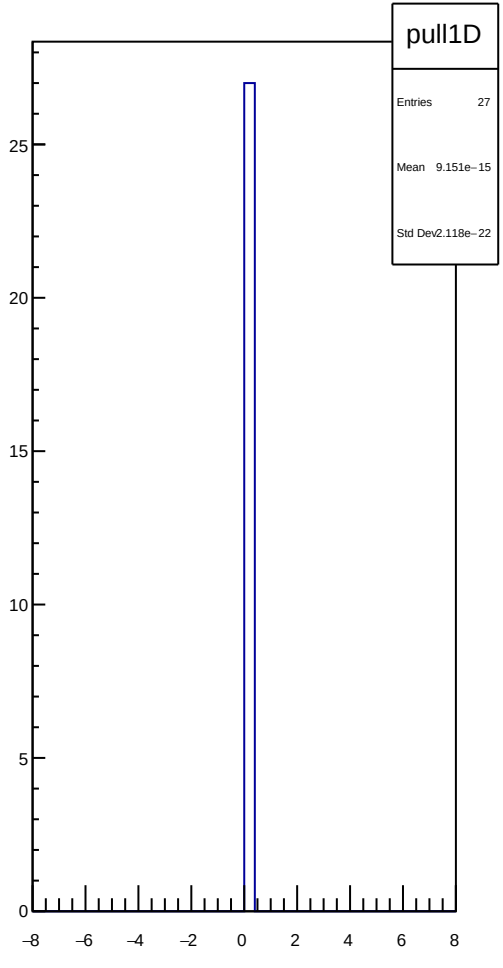
pull1D
Entries 27
Mean 9.151e−15
Std Dev 2.118e−22
25
20
15
10
5
0
−8
−6
−4
−2
0
2
4
6
8

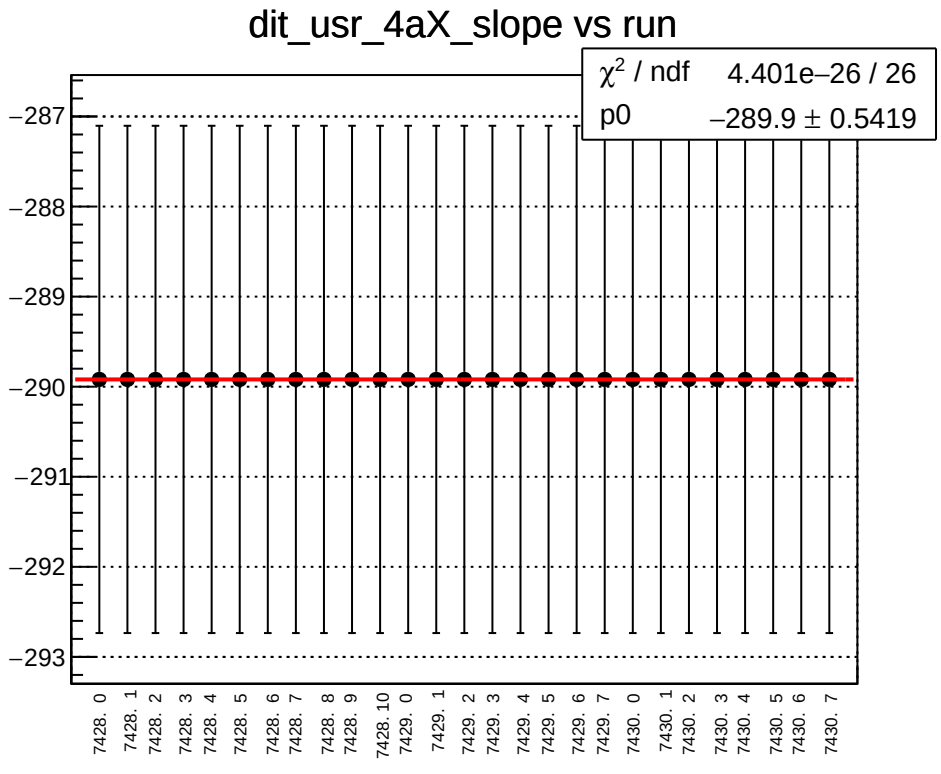
dit_usr_4aX_slope vs run
χ^2 / ndf 4.401e−26 / 26
p0 −289.9 ± 0.5419
−287
−288
−289
−290
−291
−292
−293
7428. 0
7428. 1
7428. 2
7428. 3
7428. 4
7428. 5
7428. 6
7428. 7
7428. 8
7428. 9
7428. 10
7429. 0
7429. 1
7429. 2
7429. 3
7429. 4
7429. 5
7429. 6
7429. 7
7430. 0
7430. 1
7430. 2
7430. 3
7430. 4
7430. 5
7430. 6
7430. 7

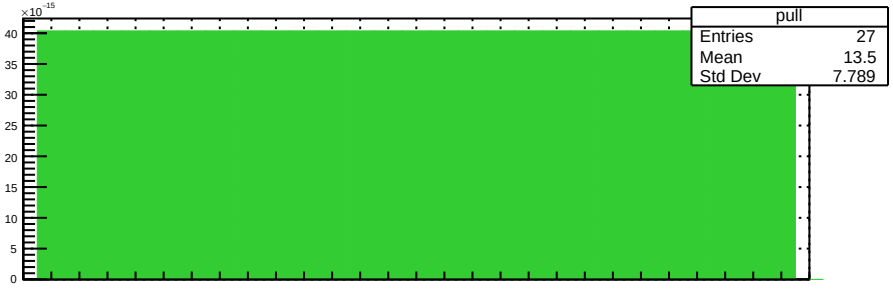
×10⁻¹⁵
pull
Entries 27
Mean 13.5
Std Dev 7.789
40
35
30
25
20
15
10
5
0

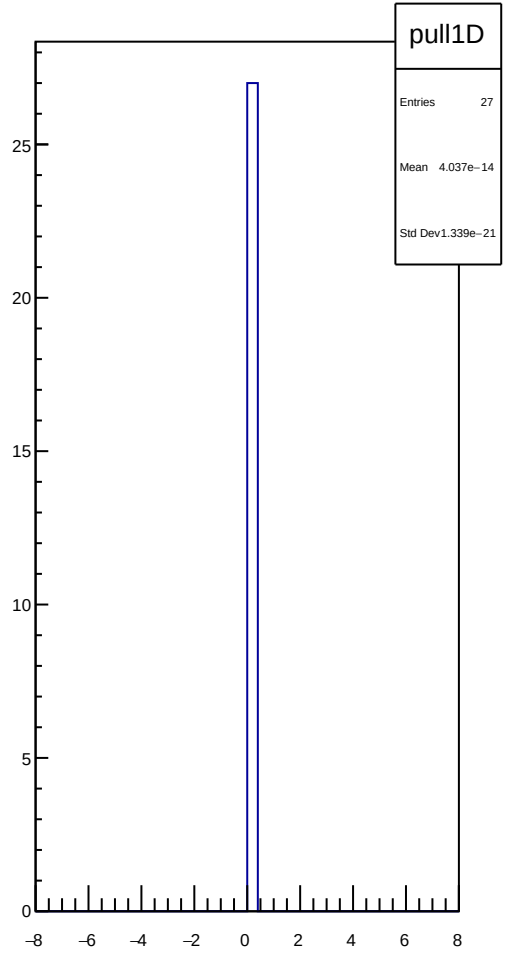
pull1D
Entries 27
Mean 4.037e−14
Std Dev 1.339e−21
25
20
15
10
5
0
−8
−6
−4
−2
0
2
4
6
8

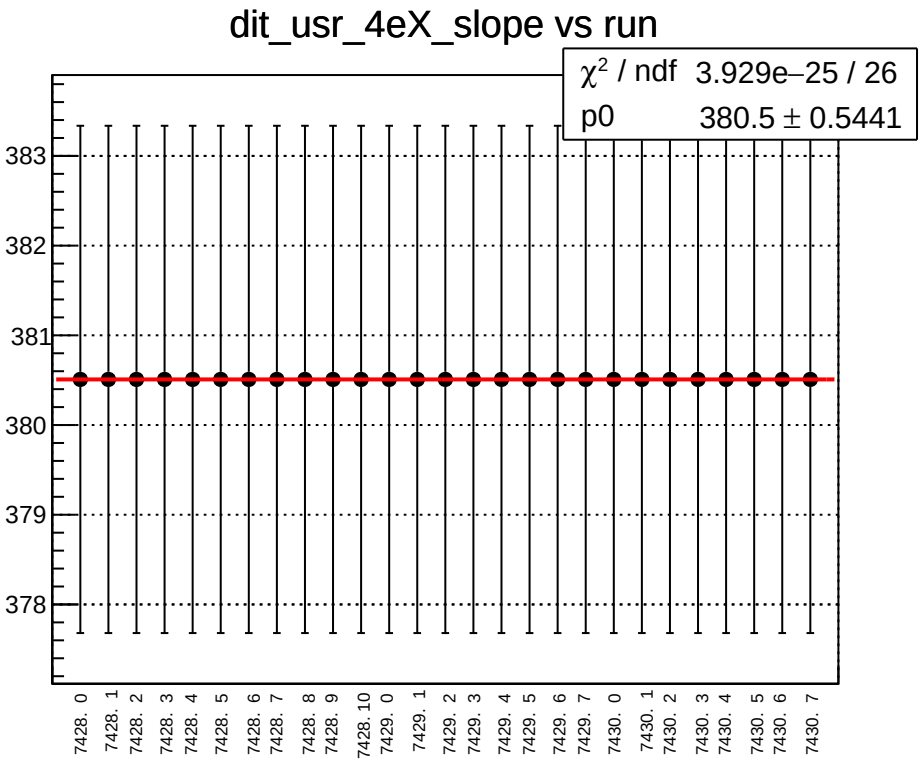
dit_usr_4eX_slope vs run
χ² / ndf 3.929e−25 / 26
p0 380.5 ± 0.5441
383
382
381
380
379
378
7428. 0
7428. 1
7428. 2
7428. 3
7428. 4
7428. 5
7428. 6
7428. 7
7428. 8
7428. 9
7428. 10
7429. 0
7429. 1
7429. 2
7429. 3
7429. 4
7429. 5
7429. 6
7429. 7
7430. 0
7430. 1
7430. 2
7430. 3
7430. 4
7430. 5
7430. 6
7430. 7

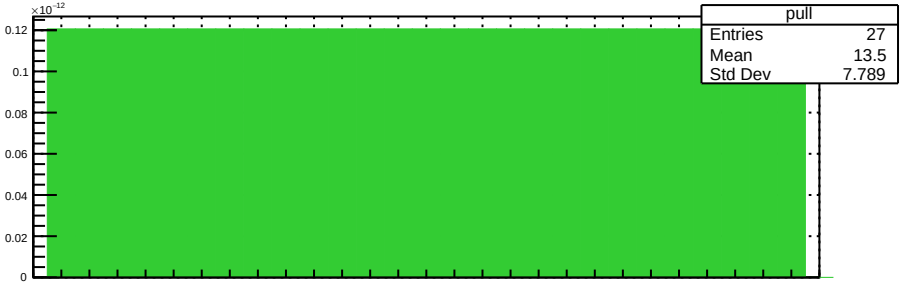
×10⁻¹²
0.12
0.1
0.08
0.06
0.04
0.02
0
pull
Entries 27
Mean 13.5
Std Dev 7.789

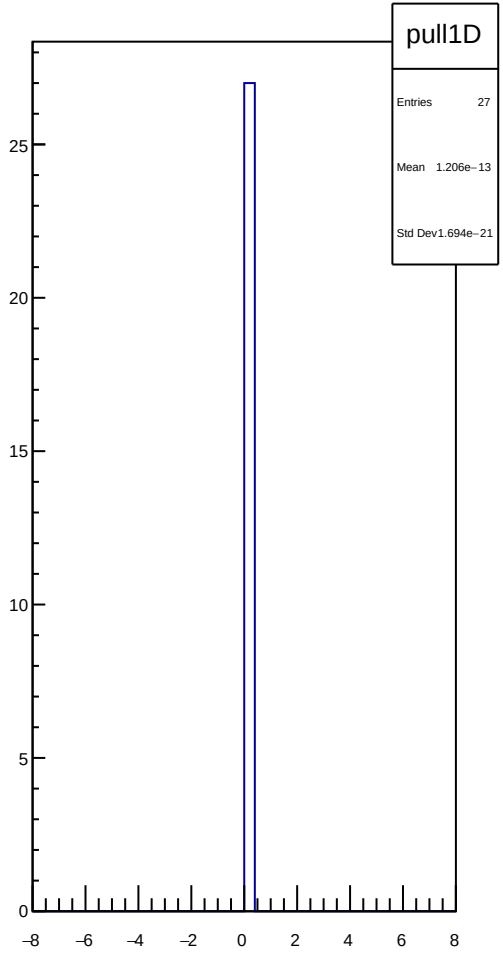
pull1D
Entries 27
Mean 1.206e−13
Std Dev 1.694e−21
25
20
15
10
5
0
−8
−6
−4
−2
0
2
4
6
8

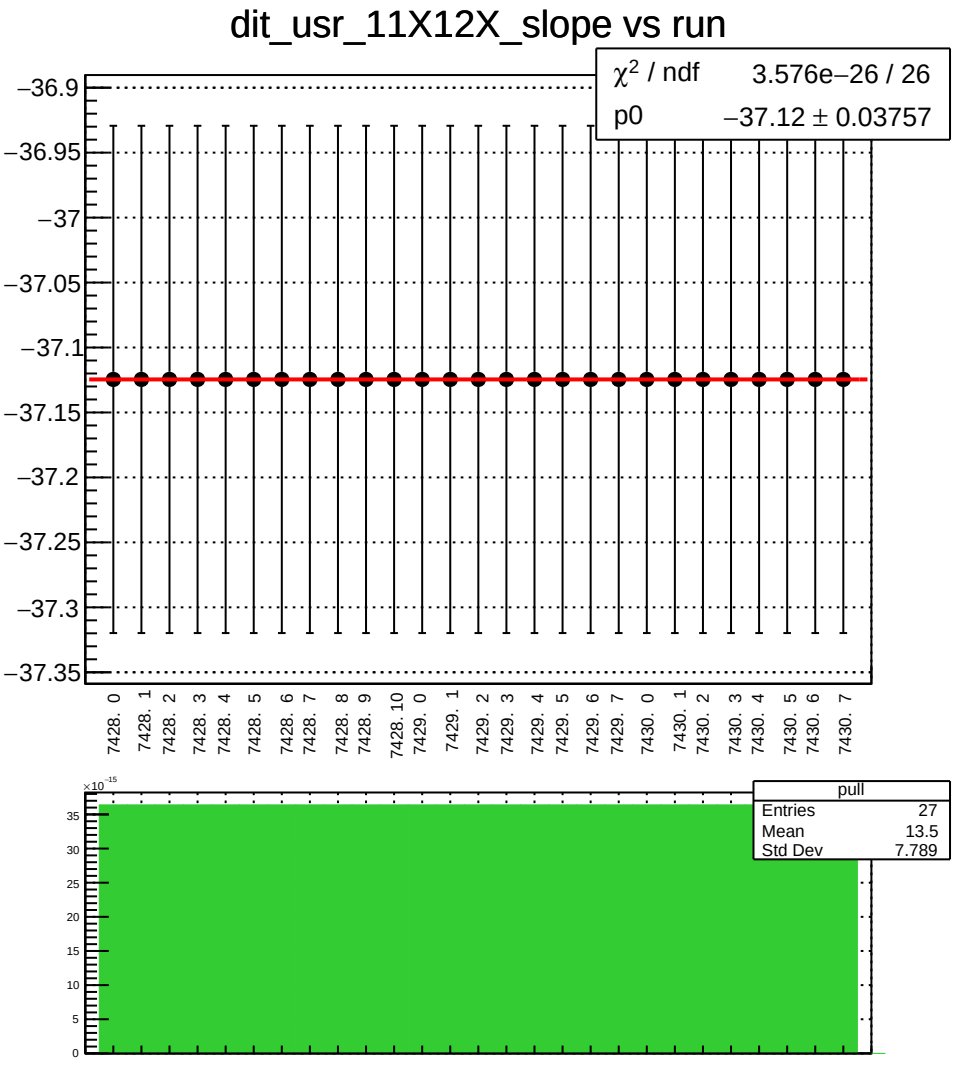
dit_usr_11X12X_slope vs run
χ² / ndf 3.576e−26 / 26
p0 −37.12 ± 0.03757
−36.9
−36.95
−37
−37.05
−37.1
−37.15
−37.2
−37.25
−37.3
−37.35
7428. 0
7428. 1
7428. 2
7428. 3
7428. 4
7428. 5
7428. 6
7428. 7
7428. 8
7428. 9
7428. 10
7429. 0
7429. 1
7429. 2
7429. 3
7429. 4
7429. 5
7429. 6
7429. 7
7430. 0
7430. 1
7430. 2
7430. 3
7430. 4
7430. 5
7430. 6
7430. 7
×10⁻¹⁵
pull
Entries 27
Mean 13.5
Std Dev 7.789

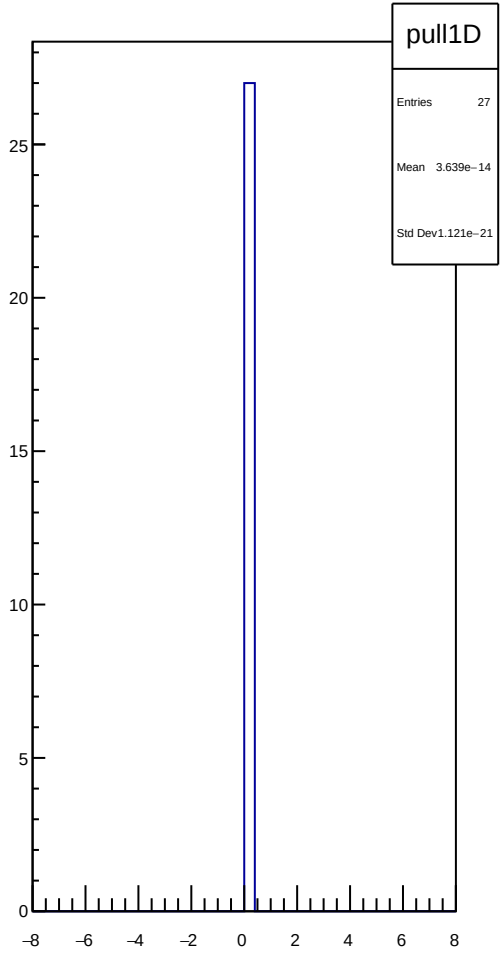
pull1D
Entries 27
Mean 3.639e−14
Std Dev 1.121e−21

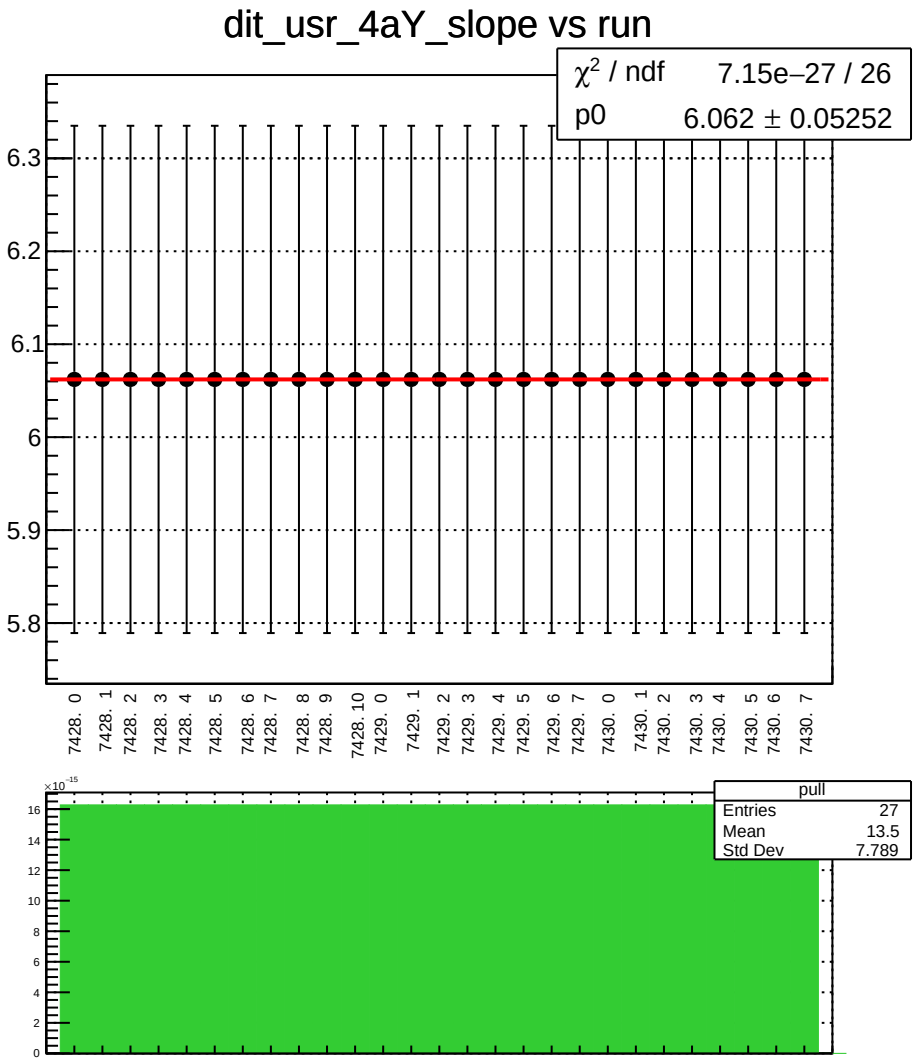
dit_usr_4aY_slope vs run
χ2 / ndf 7.15e−27 / 26
p0 6.062 ± 0.05252
6.3
6.2
6.1
6
5.9
5.8
7428. 0
7428. 1
7428. 2
7428. 3
7428. 4
7428. 5
7428. 6
7428. 7
7428. 8
7428. 9
7428. 10
7429. 0
7429. 1
7429. 2
7429. 3
7429. 4
7429. 5
7429. 6
7429. 7
7430. 0
7430. 1
7430. 2
7430. 3
7430. 4
7430. 5
7430. 6
7430. 7
×10-15
16
14
12
10
8
6
4
2
0
pull
Entries 27
Mean 13.5
Std Dev 7.789

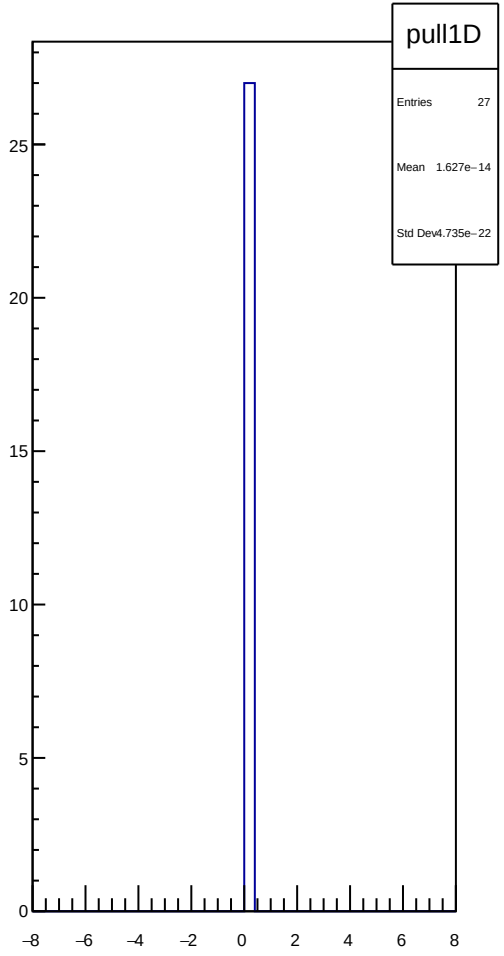
pull1D
Entries 27
Mean 1.627e−14
Std Dev4.735e−22
25
20
15
10
5
0
−8
−6
−4
−2
0
2
4
6
8

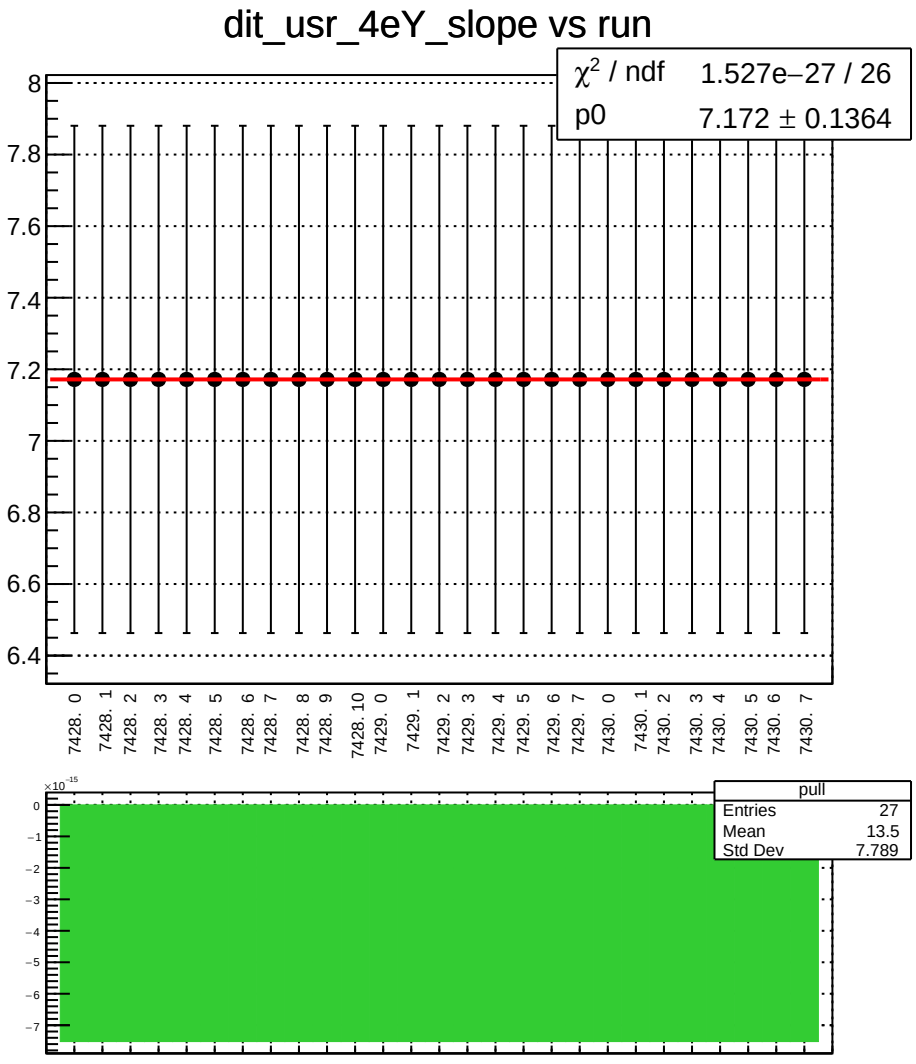
dit_usr_4eY_slope vs run
χ^2 / ndf 1.527e−27 / 26
p0 7.172 ± 0.1364
8
7.8
7.6
7.4
7.2
7
6.8
6.6
6.4
7428. 0
7428. 1
7428. 2
7428. 3
7428. 4
7428. 5
7428. 6
7428. 7
7428. 8
7428. 9
7428. 10
7429. 0
7429. 1
7429. 2
7429. 3
7429. 4
7429. 5
7429. 6
7429. 7
7430. 0
7430. 1
7430. 2
7430. 3
7430. 4
7430. 5
7430. 6
7430. 7
×10^-15
0
−1
−2
−3
−4
−5
−6
−7
pull
Entries 27
Mean 13.5
Std Dev 7.789

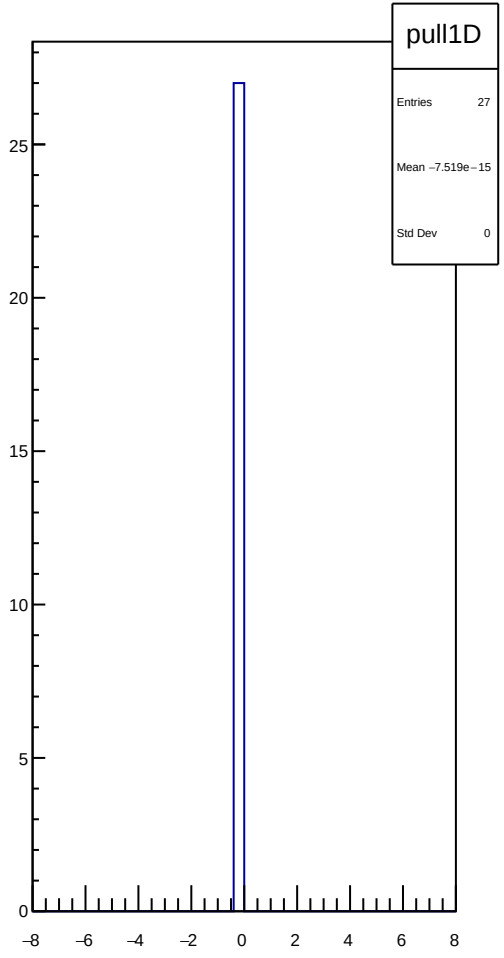
pull1D
Entries 27
Mean −7.519e−15
Std Dev 0
25
20
15
10
5
0
−8
−6
−4
−2
0
2
4
6
8

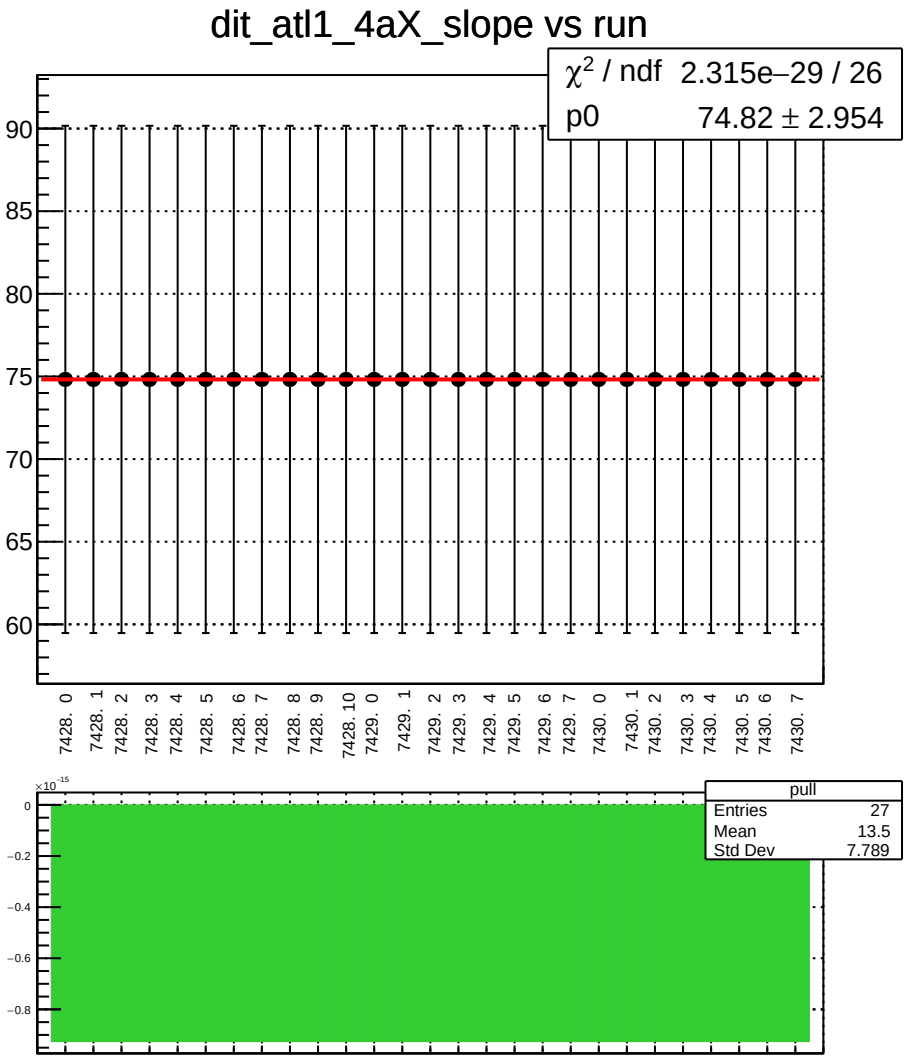
dit_atl1_4aX_slope vs run
χ^2 / ndf 2.315e−29 / 26
p0 74.82 ± 2.954
90
85
80
75
70
65
60
7428. 0
7428. 1
7428. 2
7428. 3
7428. 4
7428. 5
7428. 6
7428. 7
7428. 8
7428. 9
7428. 10
7429. 0
7429. 1
7429. 2
7429. 3
7429. 4
7429. 5
7429. 6
7429. 7
7430. 0
7430. 1
7430. 2
7430. 3
7430. 4
7430. 5
7430. 6
7430. 7
×10^-15
0
−0.2
−0.4
−0.6
−0.8
pull
Entries 27
Mean 13.5
Std Dev 7.789

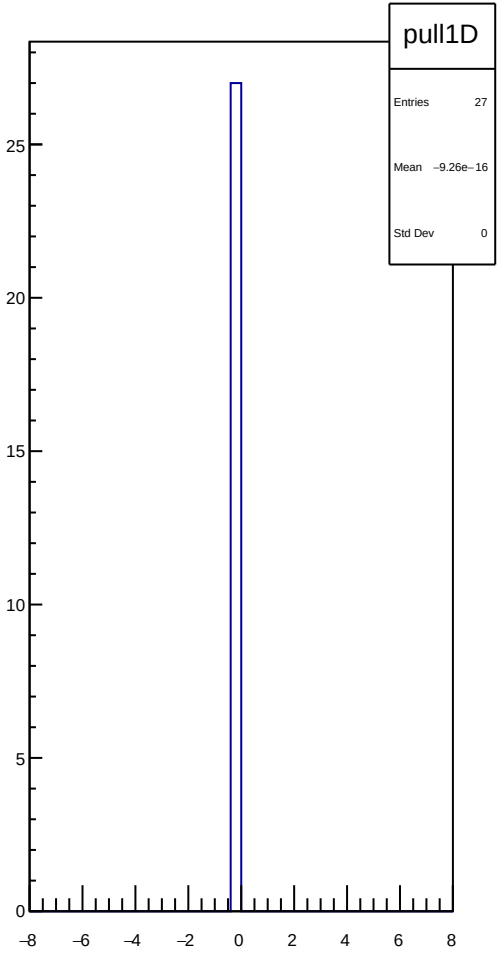
pull1D
Entries 27
Mean −9.26e−16
Std Dev 0
25
20
15
10
5
0
−8
−6
−4
−2
0
2
4
6
8

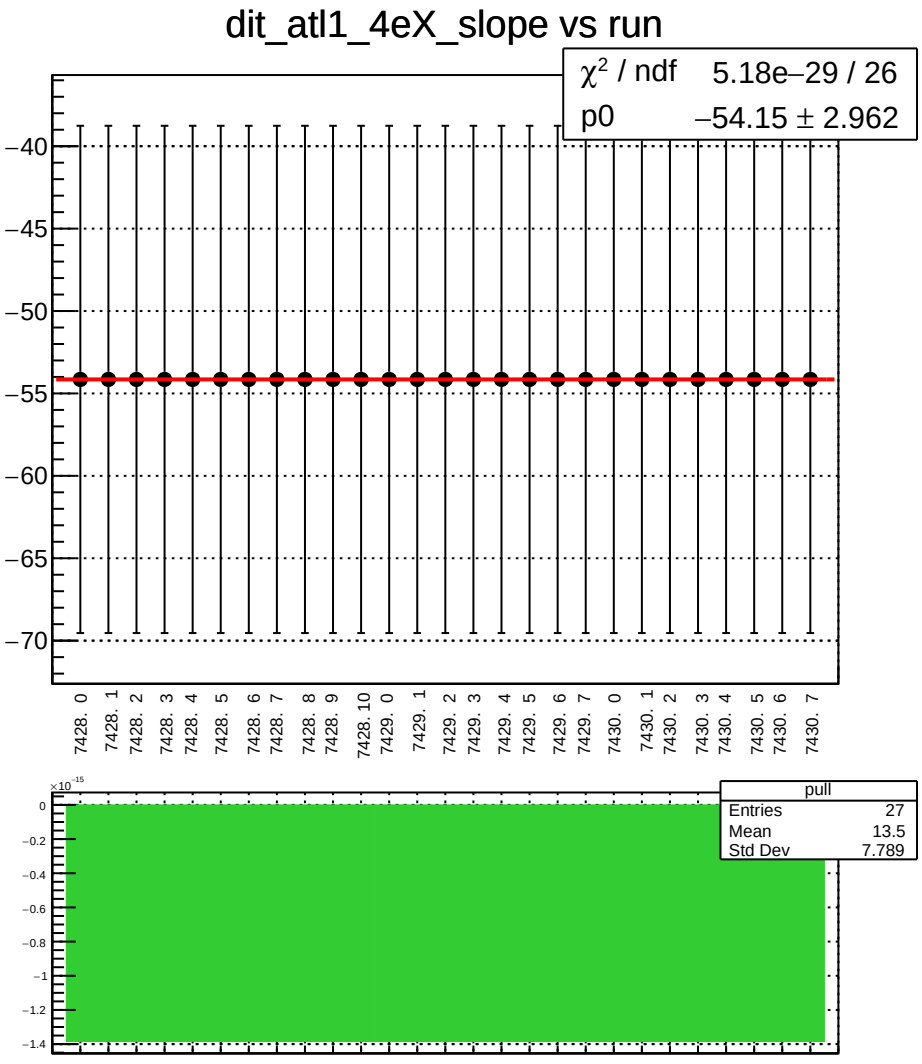
dit_atl1_4eX_slope vs run
χ² / ndf 5.18e−29 / 26
p0 −54.15 ± 2.962
−40
−45
−50
−55
−60
−65
−70
7428. 0
7428. 1
7428. 2
7428. 3
7428. 4
7428. 5
7428. 6
7428. 7
7428. 8
7428. 9
7428. 10
7429. 0
7429. 1
7429. 2
7429. 3
7429. 4
7429. 5
7429. 6
7429. 7
7430. 0
7430. 1
7430. 2
7430. 3
7430. 4
7430. 5
7430. 6
7430. 7
×10⁻¹⁵
0
−0.2
−0.4
−0.6
−0.8
−1
−1.2
−1.4
pull
Entries 27
Mean 13.5
Std Dev 7.789

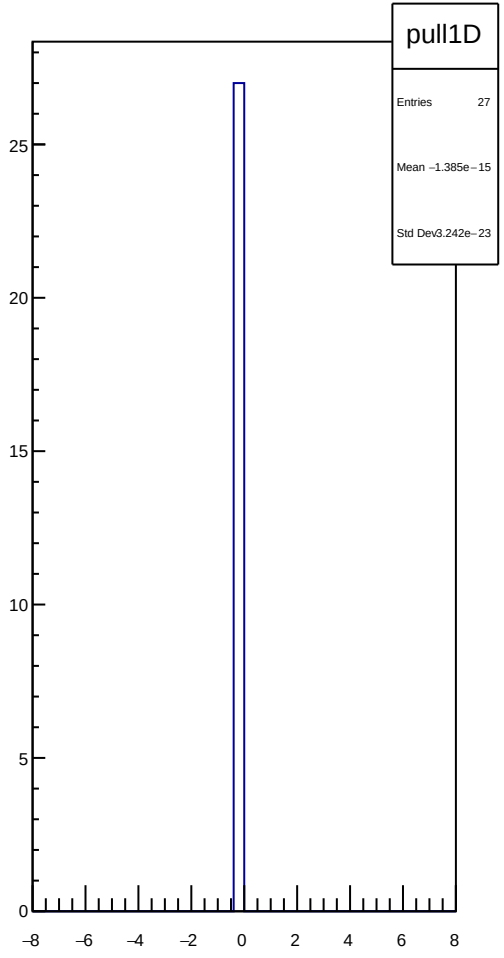
pull1D
Entries 27
Mean −1.385e−15
Std Dev 3.242e−23
25
20
15
10
5
0
−8
−6
−4
−2
0
2
4
6
8

dit_atl1_11X12X_slope vs run

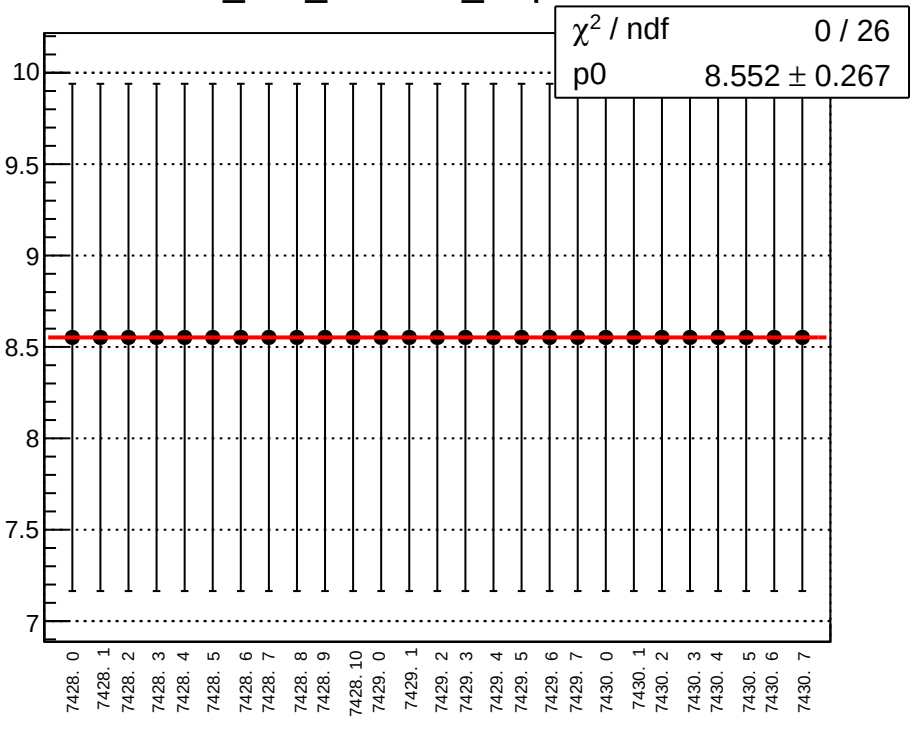

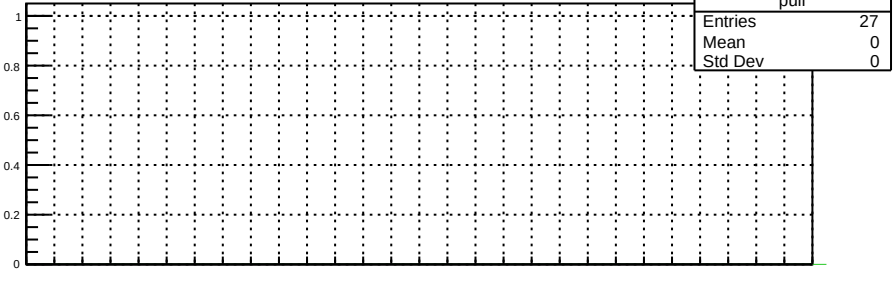

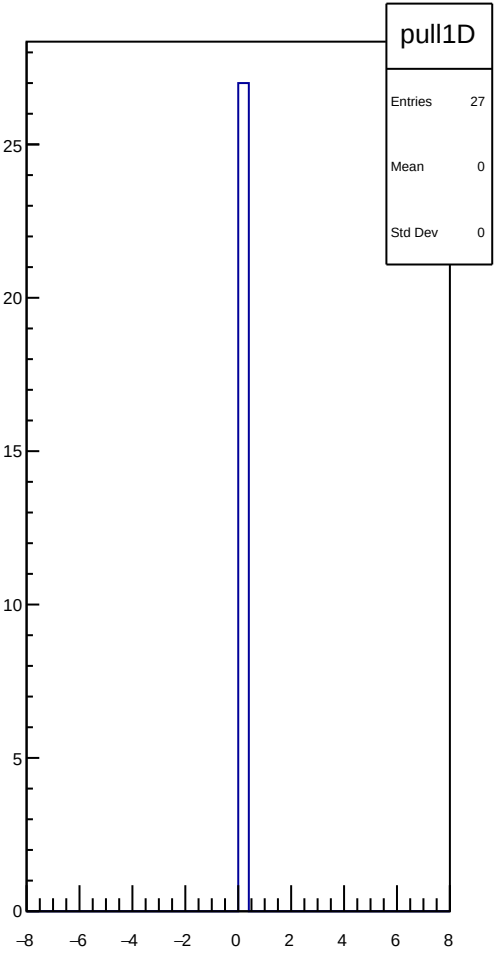

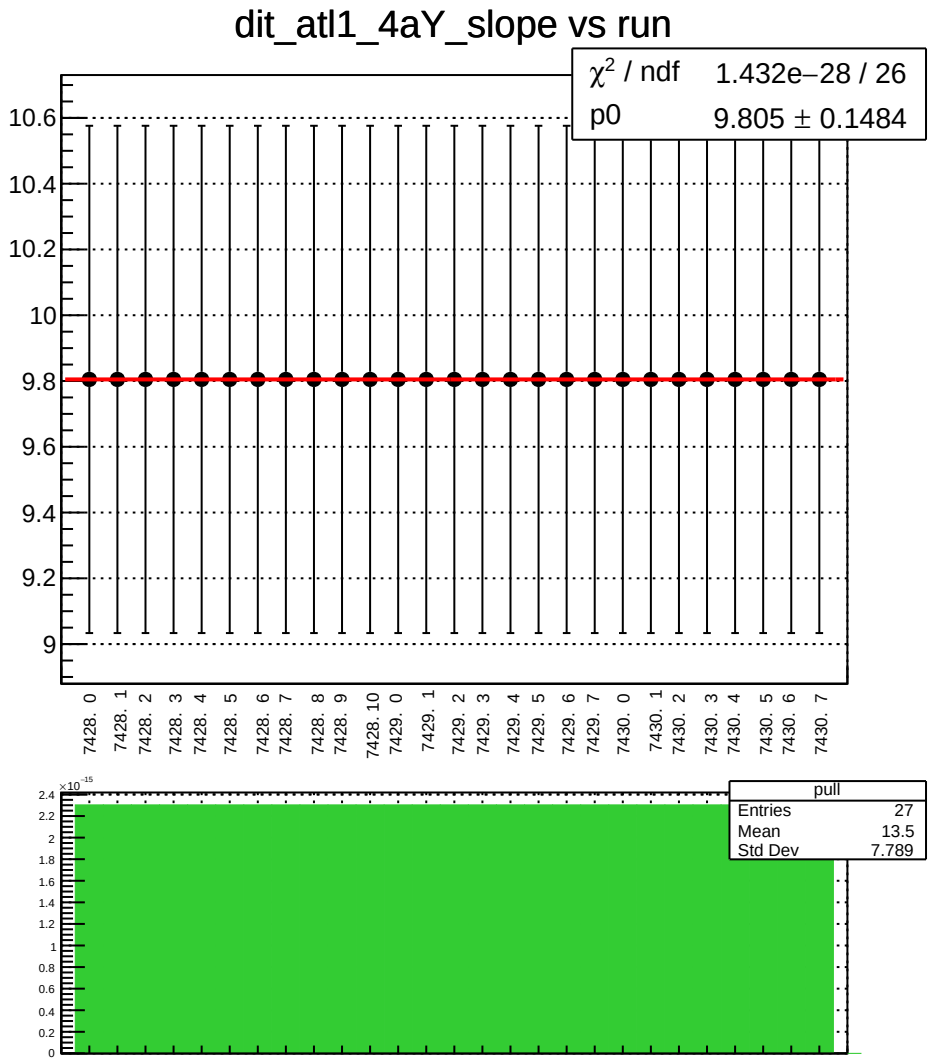
dit_atl1_4aY_slope vs run
χ² / ndf 1.432e−28 / 26
p0 9.805 ± 0.1484
10.6
10.4
10.2
10
9.8
9.6
9.4
9.2
9
7428. 0
7428. 1
7428. 2
7428. 3
7428. 4
7428. 5
7428. 6
7428. 7
7428. 8
7428. 9
7428. 10
7429. 0
7429. 1
7429. 2
7429. 3
7429. 4
7429. 5
7429. 6
7429. 7
7430. 0
7430. 1
7430. 2
7430. 3
7430. 4
7430. 5
7430. 6
7430. 7
×10⁻¹⁵
2.4
2.2
2
1.8
1.6
1.4
1.2
1
0.8
0.6
0.4
0.2
0
pull
Entries 27
Mean 13.5
Std Dev 7.789

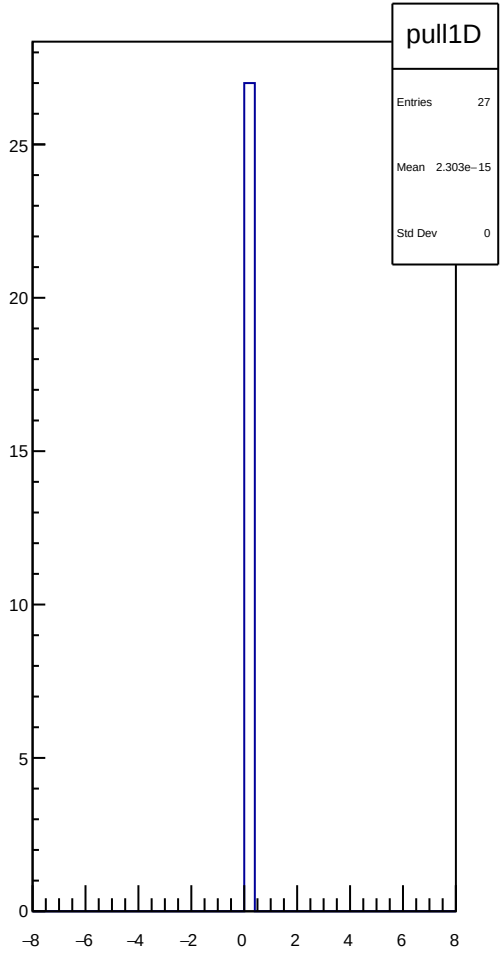
pull1D
Entries 27
Mean 2.303e−15
Std Dev 0
25
20
15
10
5
0
−8
−6
−4
−2
0
2
4
6
8

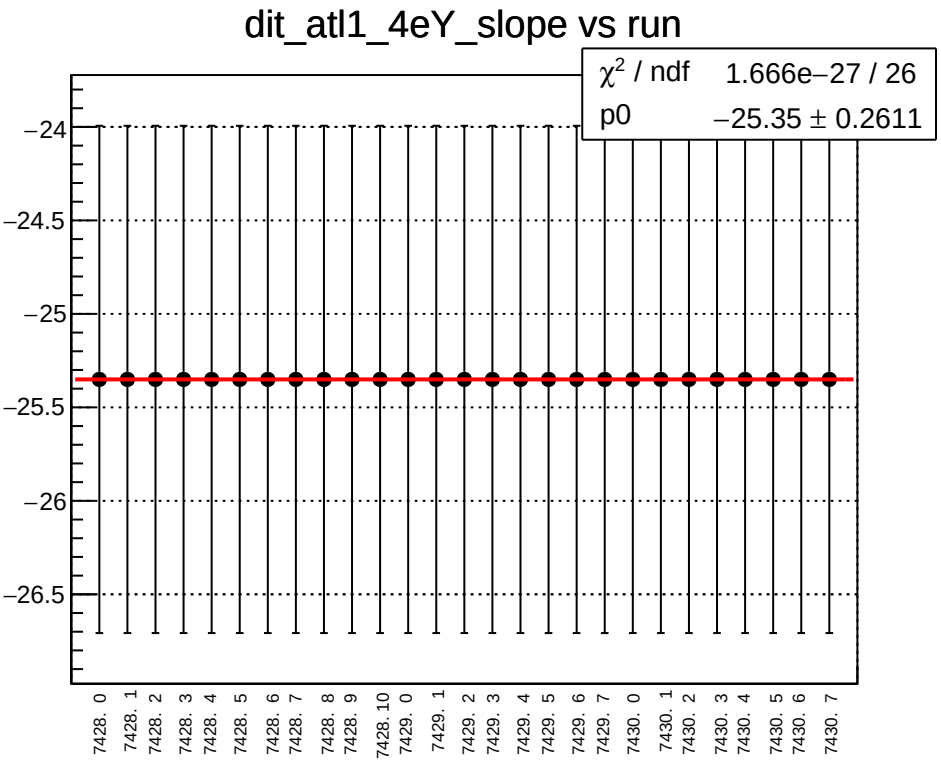
dit_atl1_4eY_slope vs run
χ^2 / ndf 1.666e−27 / 26
p0 −25.35 ± 0.2611
−24
−24.5
−25
−25.5
−26
−26.5
7428. 0
7428. 1
7428. 2
7428. 3
7428. 4
7428. 5
7428. 6
7428. 7
7428. 8
7428. 9
7428. 10
7429. 0
7429. 1
7429. 2
7429. 3
7429. 4
7429. 5
7429. 6
7429. 7
7430. 0
7430. 1
7430. 2
7430. 3
7430. 4
7430. 5
7430. 6
7430. 7

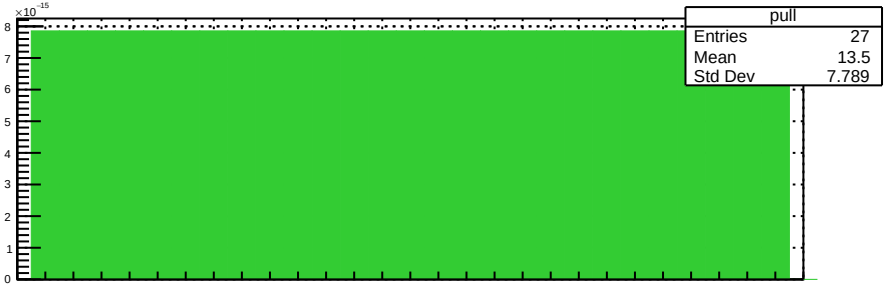
×10^-15
pull
Entries 27
Mean 13.5
Std Dev 7.789

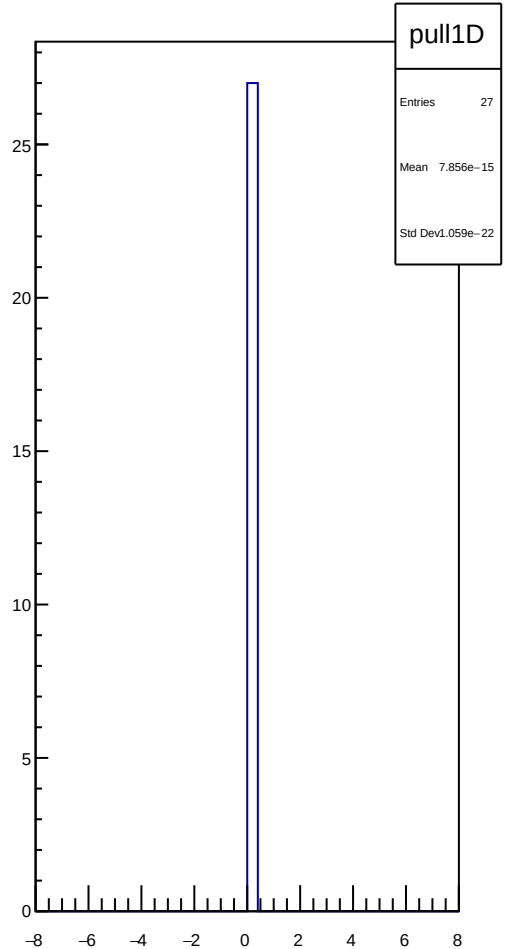
pull1D
Entries 27
Mean 7.856e−15
Std Dev1.059e−22

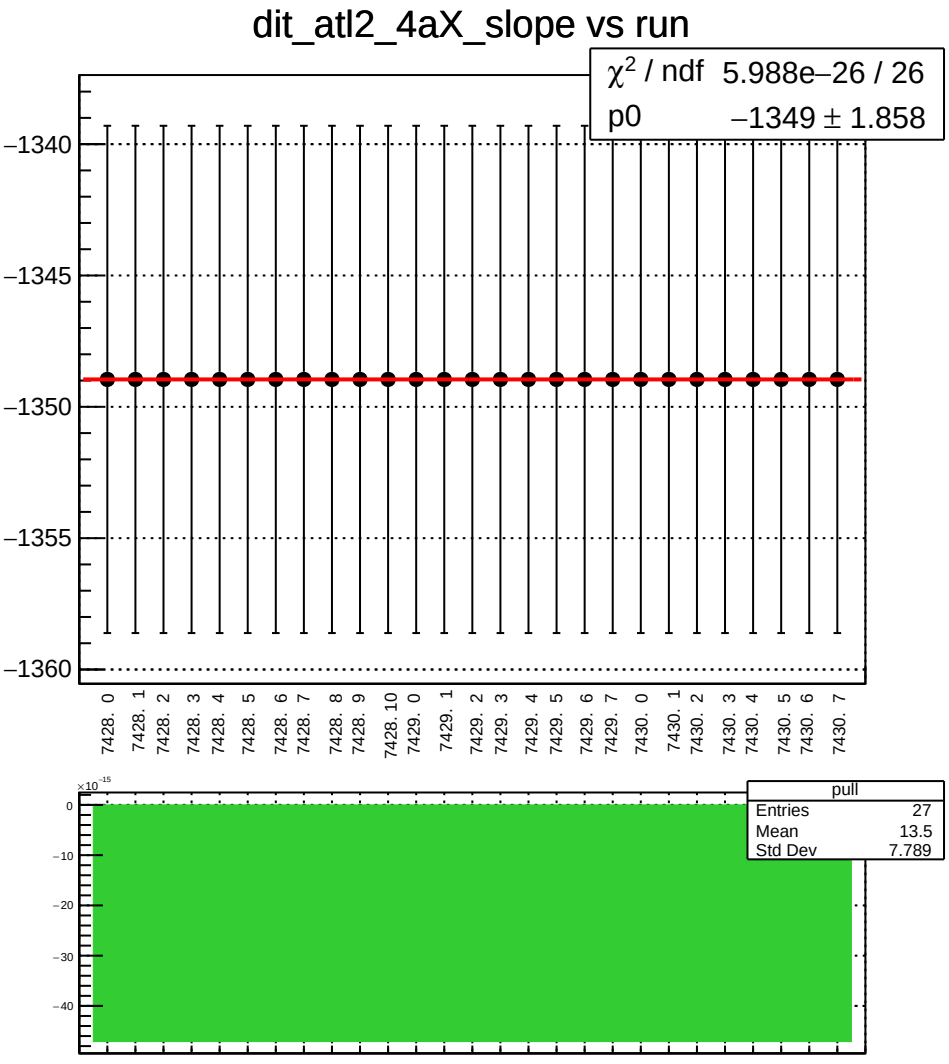
dit_atl2_4aX_slope vs run
χ^2 / ndf 5.988e−26 / 26
p0 −1349 ± 1.858
−1340
−1345
−1350
−1355
−1360
7428. 0
7428. 1
7428. 2
7428. 3
7428. 4
7428. 5
7428. 6
7428. 7
7428. 8
7428. 9
7428. 10
7429. 0
7429. 1
7429. 2
7429. 3
7429. 4
7429. 5
7429. 6
7429. 7
7430. 0
7430. 1
7430. 2
7430. 3
7430. 4
7430. 5
7430. 6
7430. 7
×10^-15
0
−10
−20
−30
−40
pull
Entries 27
Mean 13.5
Std Dev 7.789


pull1D
Entries 27
Mean −4.709e−14
Std Dev 1.467e−21
25
20
15
10
5
0
−8
−6
−4
−2
0
2
4
6
8

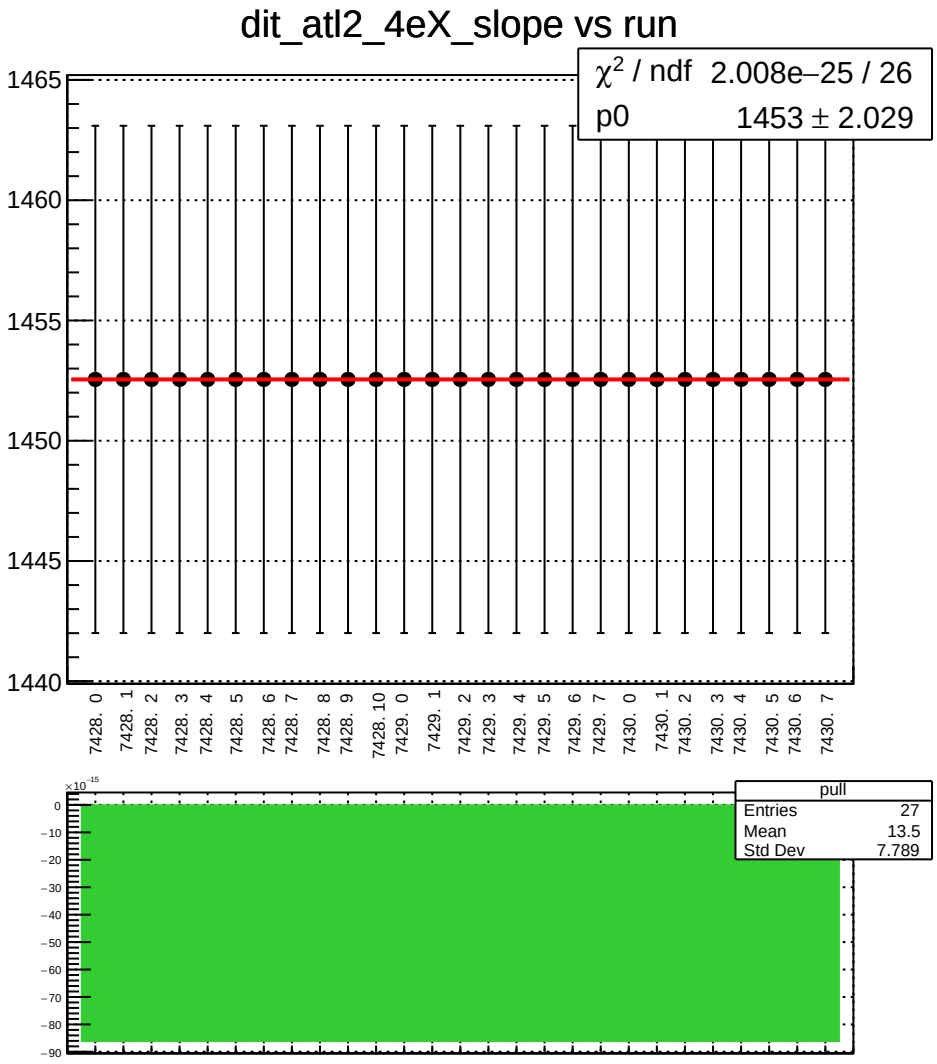
dit_atl2_4eX_slope vs run
χ^2 / ndf 2.008e−25 / 26
p0 1453 ± 2.029
1465
1460
1455
1450
1445
1440
7428. 0
7428. 1
7428. 2
7428. 3
7428. 4
7428. 5
7428. 6
7428. 7
7428. 8
7428. 9
7428. 10
7429. 0
7429. 1
7429. 2
7429. 3
7429. 4
7429. 5
7429. 6
7429. 7
7430. 0
7430. 1
7430. 2
7430. 3
7430. 4
7430. 5
7430. 6
7430. 7
pull
Entries 27
Mean 13.5
Std Dev 7.789
×10^-15
0
−10
−20
−30
−40
−50
−60
−70
−80
−90

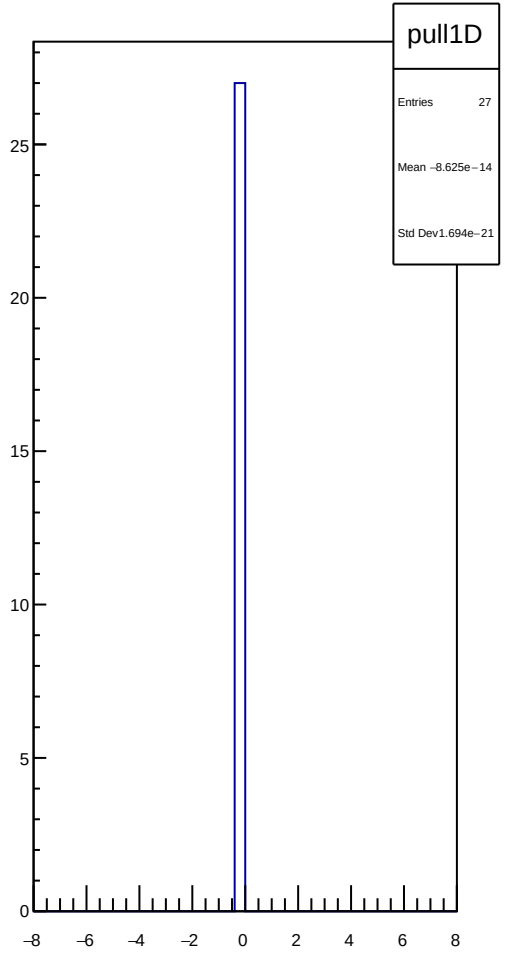
pull1D
Entries 27
Mean −8.625e−14
Std Dev 1.694e−21
25
20
15
10
5
0
−8
−6
−4
−2
0
2
4
6
8

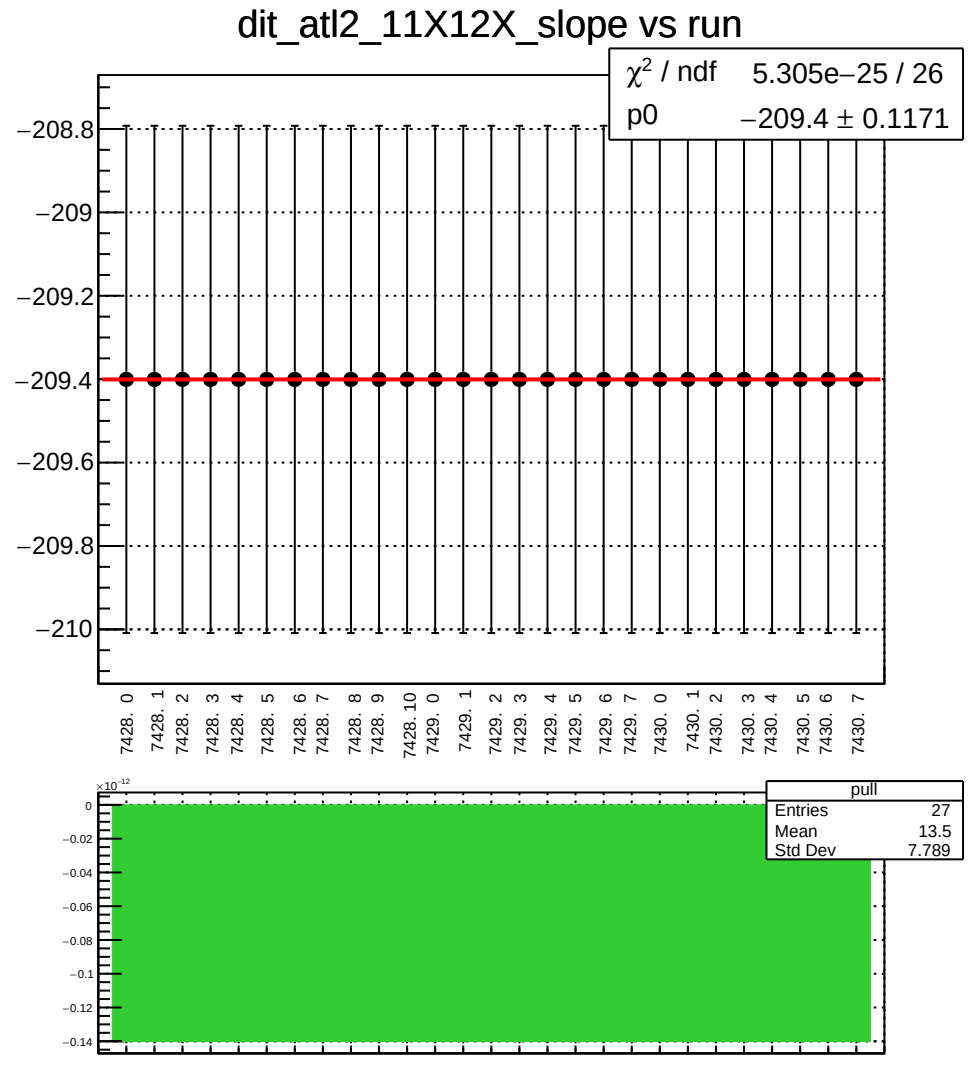
dit_atl2_11X12X_slope vs run
χ² / ndf 5.305e−25 / 26
p0 −209.4 ± 0.1171
−208.8
−209
−209.2
−209.4
−209.6
−209.8
−210
7428. 0
7428. 1
7428. 2
7428. 3
7428. 4
7428. 5
7428. 6
7428. 7
7428. 8
7428. 9
7428. 10
7429. 0
7429. 1
7429. 2
7429. 3
7429. 4
7429. 5
7429. 6
7429. 7
7430. 0
7430. 1
7430. 2
7430. 3
7430. 4
7430. 5
7430. 6
7430. 7
×10⁻¹²
0
−0.02
−0.04
−0.06
−0.08
−0.1
−0.12
−0.14
pull
Entries 27
Mean 13.5
Std Dev 7.789

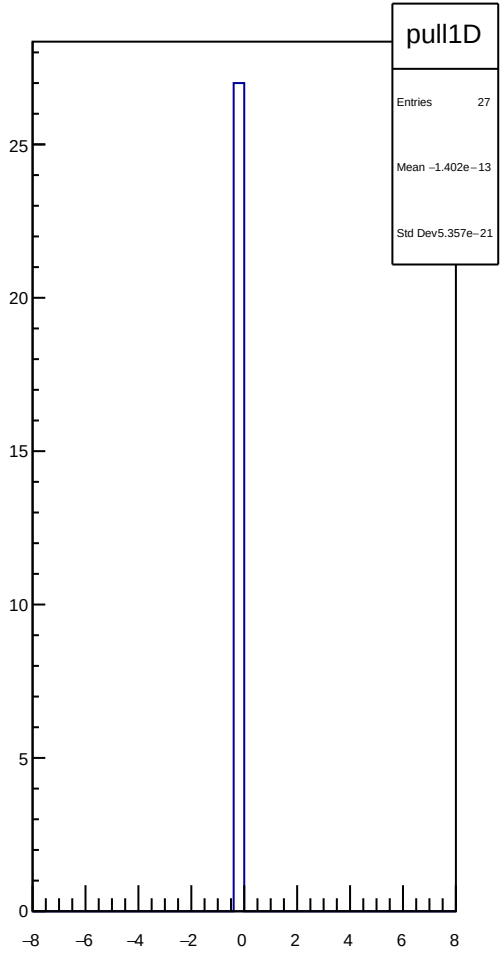
pull1D
Entries 27
Mean −1.402e−13
Std Dev5.357e−21
25
20
15
10
5
0
−8
−6
−4
−2
0
2
4
6
8

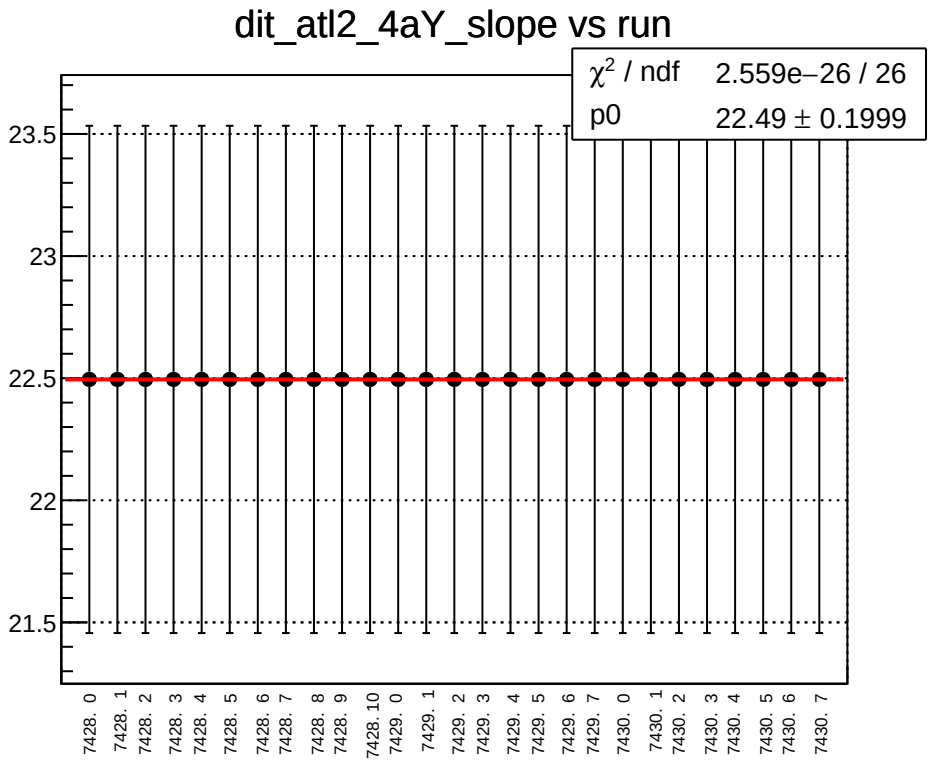
dit_atl2_4aY_slope vs run
χ^2 / ndf 2.559e−26 / 26
p0 22.49 ± 0.1999
23.5
23
22.5
22
21.5
7428. 0
7428. 1
7428. 2
7428. 3
7428. 4
7428. 5
7428. 6
7428. 7
7428. 8
7428. 9
7428. 10
7429. 0
7429. 1
7429. 2
7429. 3
7429. 4
7429. 5
7429. 6
7429. 7
7430. 0
7430. 1
7430. 2
7430. 3
7430. 4
7430. 5
7430. 6
7430. 7


pull
Entries 27
Mean 13.5
Std Dev 7.789
×10^-15
30
25
20
15
10
5
0

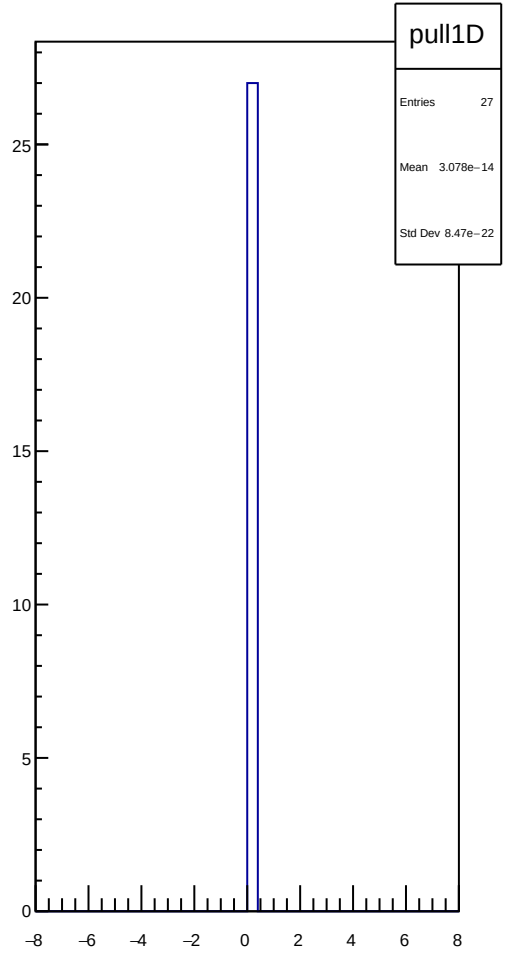
pull1D
Entries 27
Mean 3.078e−14
Std Dev 8.47e−22
25
20
15
10
5
0
−8
−6
−4
−2
0
2
4
6
8

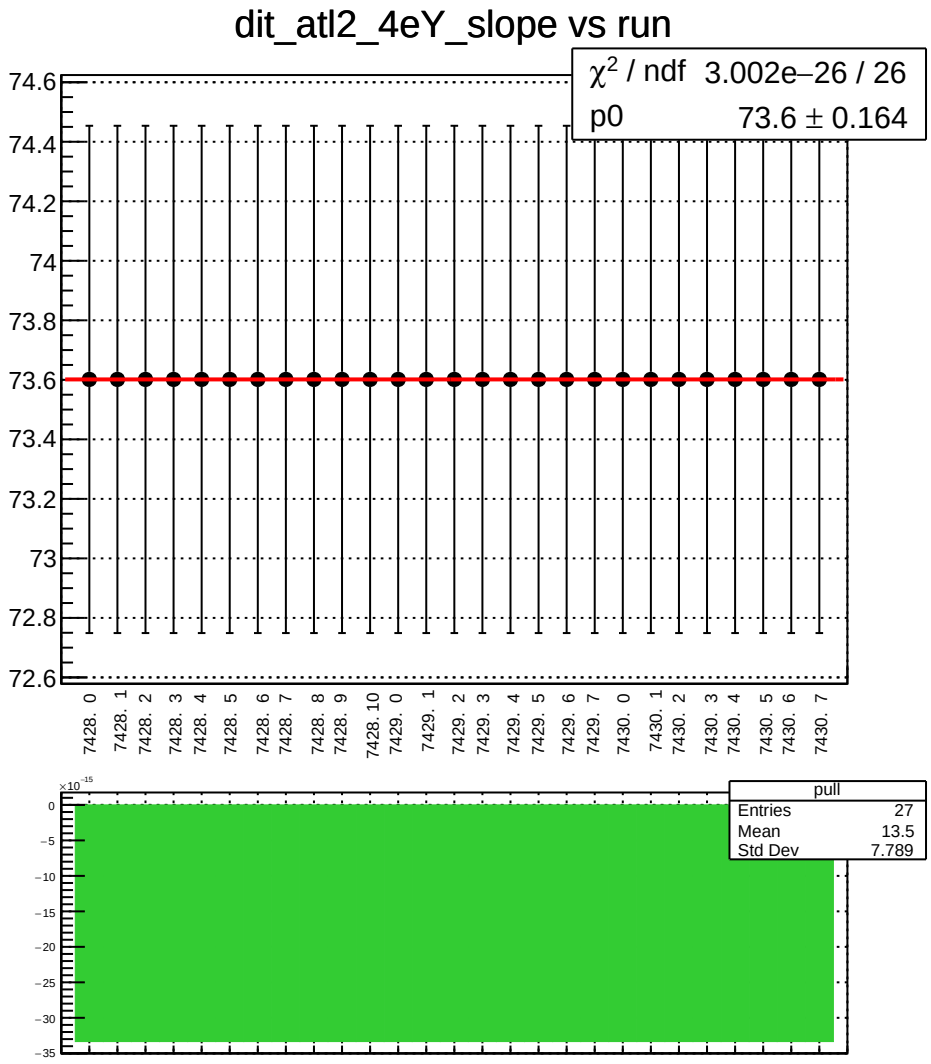
dit_atl2_4eY_slope vs run
χ^2 / ndf 3.002e−26 / 26
p0 73.6 ± 0.164
74.6
74.4
74.2
74
73.8
73.6
73.4
73.2
73
72.8
72.6
7428. 0
7428. 1
7428. 2
7428. 3
7428. 4
7428. 5
7428. 6
7428. 7
7428. 8
7428. 9
7428. 10
7429. 0
7429. 1
7429. 2
7429. 3
7429. 4
7429. 5
7429. 6
7429. 7
7430. 0
7430. 1
7430. 2
7430. 3
7430. 4
7430. 5
7430. 6
7430. 7
×10^-15
0
−5
−10
−15
−20
−25
−30
−35
pull
Entries 27
Mean 13.5
Std Dev 7.789

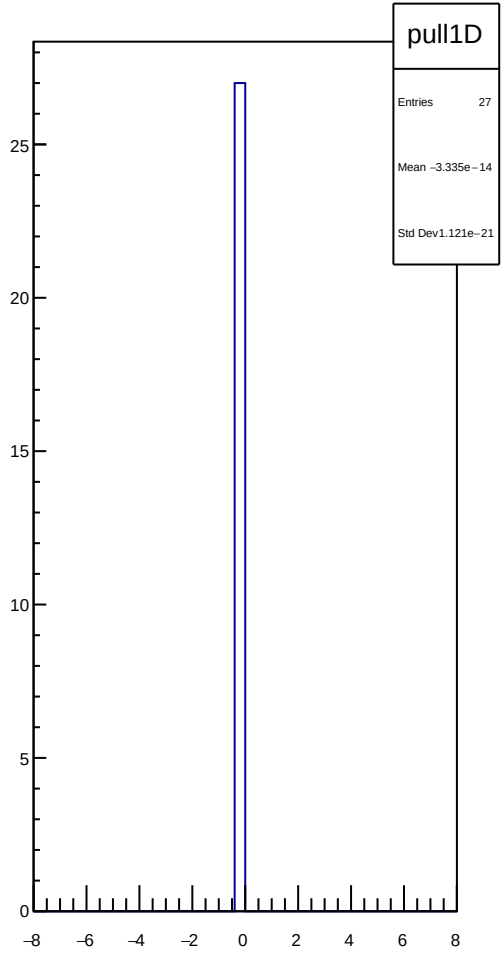
pull1D
Entries 27
Mean −3.335e−14
Std Dev 1.121e−21
25
20
15
10
5
0
−8
−6
−4
−2
0
2
4
6
8

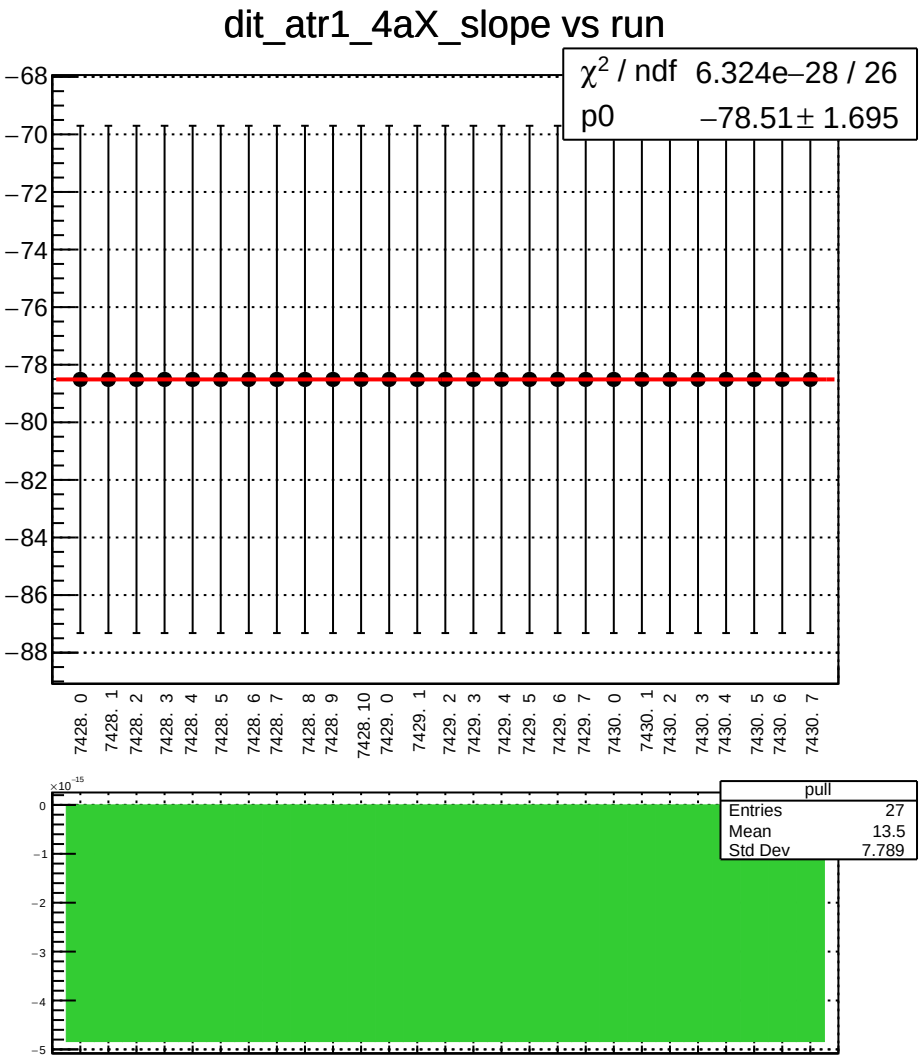
dit_atr1_4aX_slope vs run
χ^2 / ndf 6.324e−28 / 26
p0 −78.51 ± 1.695
−68
−70
−72
−74
−76
−78
−80
−82
−84
−86
−88
7428. 0
7428. 1
7428. 2
7428. 3
7428. 4
7428. 5
7428. 6
7428. 7
7428. 8
7428. 9
7428. 10
7429. 0
7429. 1
7429. 2
7429. 3
7429. 4
7429. 5
7429. 6
7429. 7
7430. 0
7430. 1
7430. 2
7430. 3
7430. 4
7430. 5
7430. 6
7430. 7
×10^-15
0
−1
−2
−3
−4
−5
pull
Entries 27
Mean 13.5
Std Dev 7.789

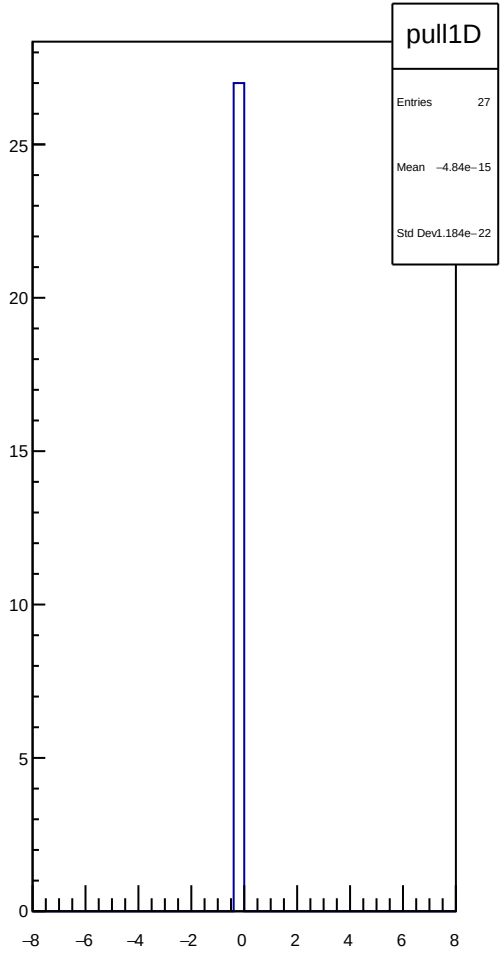
pull1D
Entries 27
Mean −4.84e−15
Std Dev 1.184e−22
25
20
15
10
5
0
−8
−6
−4
−2
0
2
4
6
8

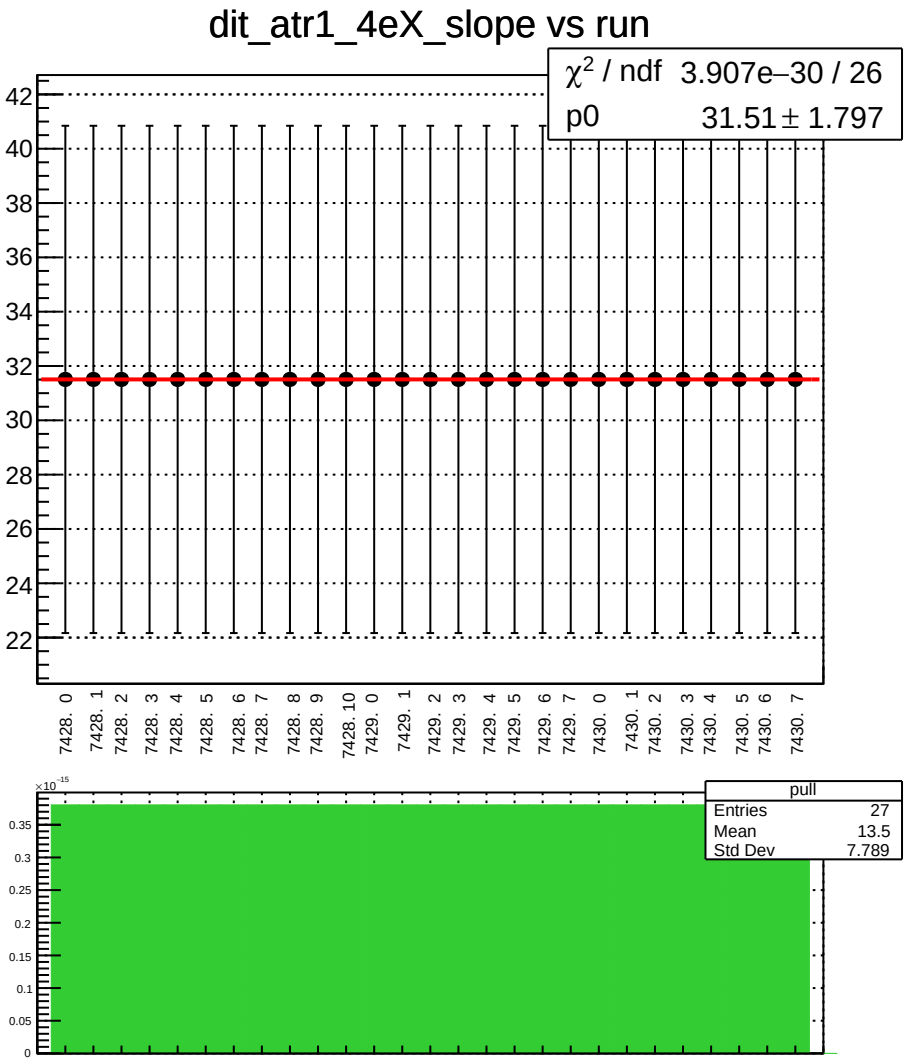
dit_atr1_4eX_slope vs run
χ^2 / ndf 3.907e−30 / 26
p0 31.51 ± 1.797
42
40
38
36
34
32
30
28
26
24
22
7428. 0
7428. 1
7428. 2
7428. 3
7428. 4
7428. 5
7428. 6
7428. 7
7428. 8
7428. 9
7428. 10
7429. 0
7429. 1
7429. 2
7429. 3
7429. 4
7429. 5
7429. 6
7429. 7
7430. 0
7430. 1
7430. 2
7430. 3
7430. 4
7430. 5
7430. 6
7430. 7
×10^-15
0.35
0.3
0.25
0.2
0.15
0.1
0.05
0
pull
Entries 27
Mean 13.5
Std Dev 7.789

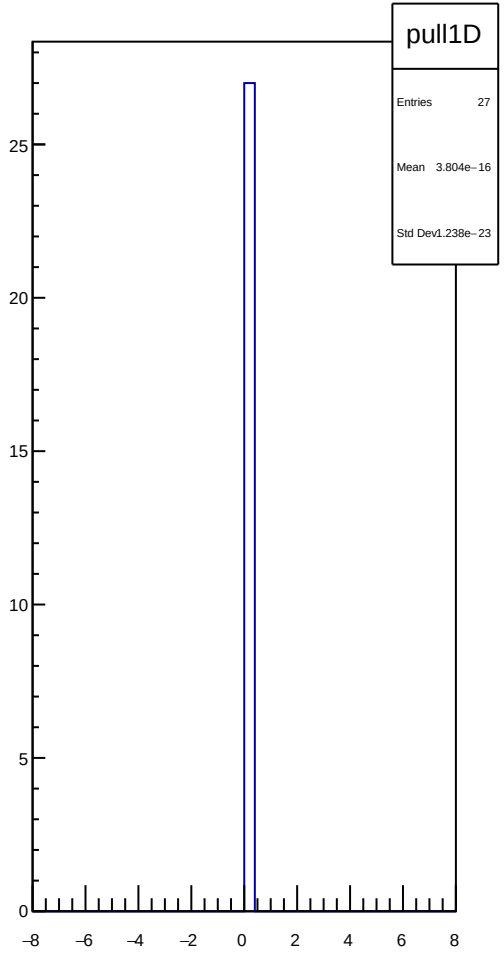
pull1D
Entries 27
Mean 3.804e−16
Std Dev1.238e−23
25
20
15
10
5
0
−8
−6
−4
−2
0
2
4
6
8

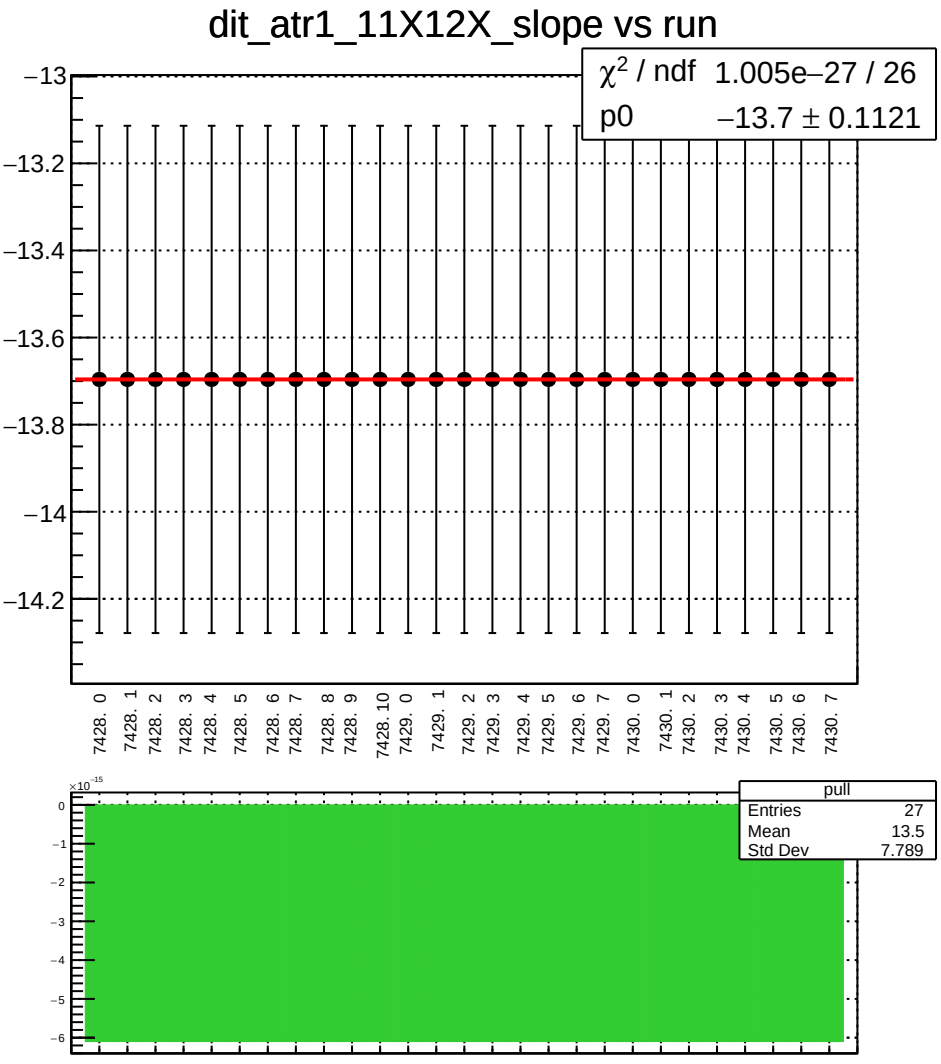
dit_atr1_11X12X_slope vs run
χ^2 / ndf 1.005e−27 / 26
p0 −13.7 ± 0.1121
−13
−13.2
−13.4
−13.6
−13.8
−14
−14.2
7428. 0
7428. 1
7428. 2
7428. 3
7428. 4
7428. 5
7428. 6
7428. 7
7428. 8
7428. 9
7428. 10
7429. 0
7429. 1
7429. 2
7429. 3
7429. 4
7429. 5
7429. 6
7429. 7
7430. 0
7430. 1
7430. 2
7430. 3
7430. 4
7430. 5
7430. 6
7430. 7
pull
Entries 27
Mean 13.5
Std Dev 7.789
×10^-15
0
−1
−2
−3
−4
−5
−6

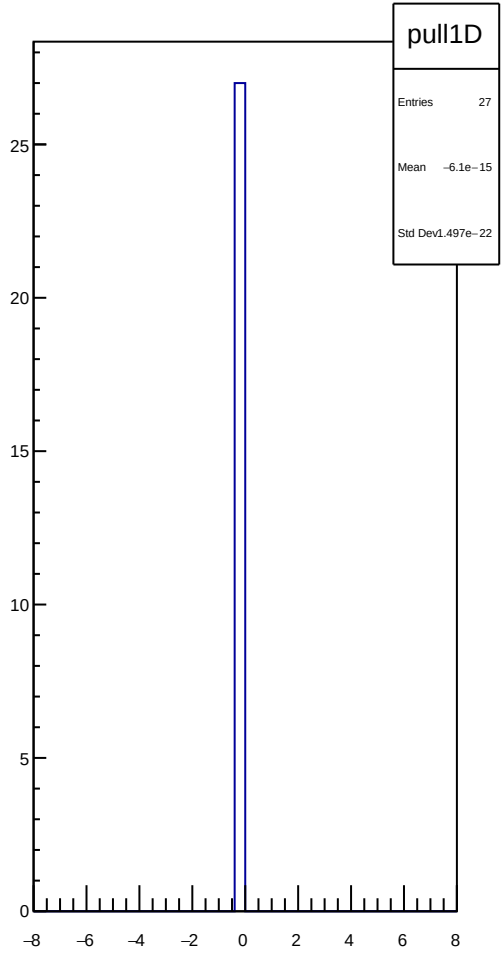
pull1D
Entries 27
Mean −6.1e−15
Std Dev 1.497e−22
25
20
15
10
5
0
−8
−6
−4
−2
0
2
4
6
8

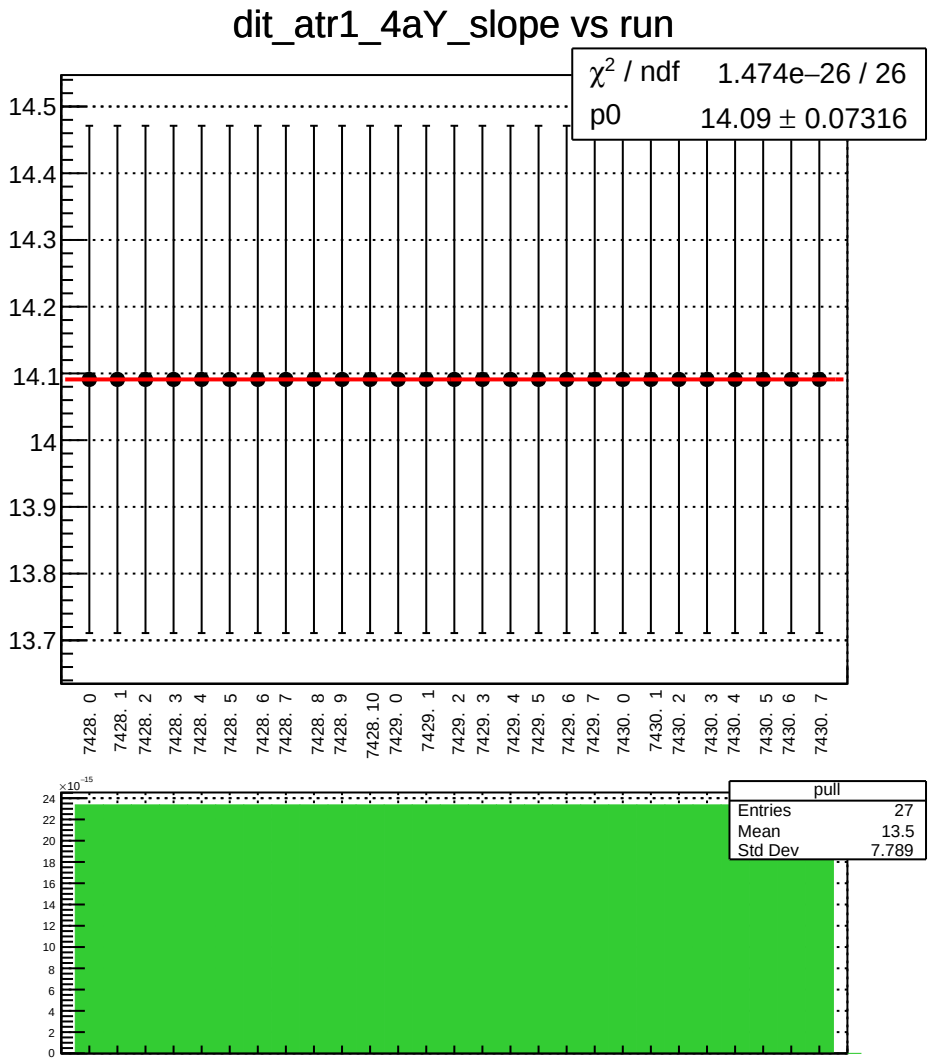
dit_atr1_4aY_slope vs run
χ^2 / ndf 1.474e−26 / 26
p0 14.09 ± 0.07316
14.5
14.4
14.3
14.2
14.1
14
13.9
13.8
13.7
7428. 0
7428. 1
7428. 2
7428. 3
7428. 4
7428. 5
7428. 6
7428. 7
7428. 8
7428. 9
7428. 10
7429. 0
7429. 1
7429. 2
7429. 3
7429. 4
7429. 5
7429. 6
7429. 7
7430. 0
7430. 1
7430. 2
7430. 3
7430. 4
7430. 5
7430. 6
7430. 7
pull
Entries 27
Mean 13.5
Std Dev 7.789
×10^-15

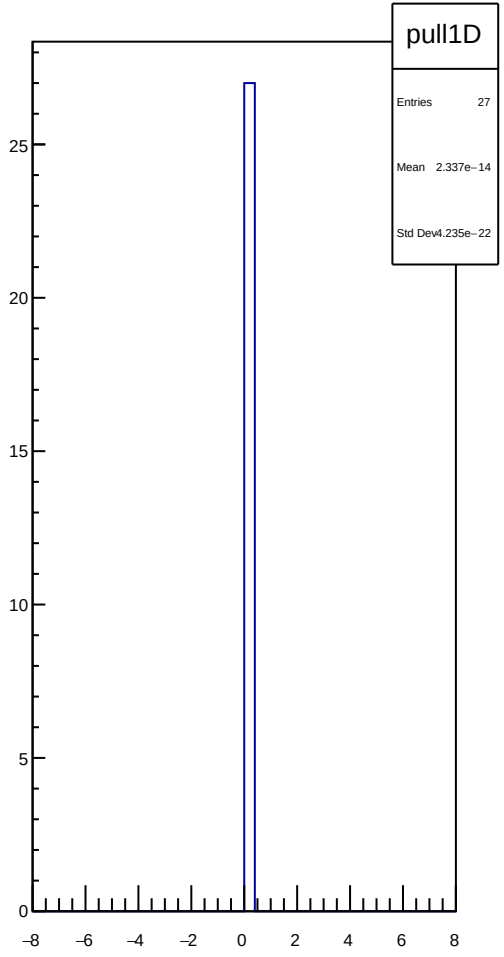
pull1D
Entries 27
Mean 2.337e−14
Std Dev 4.235e−22

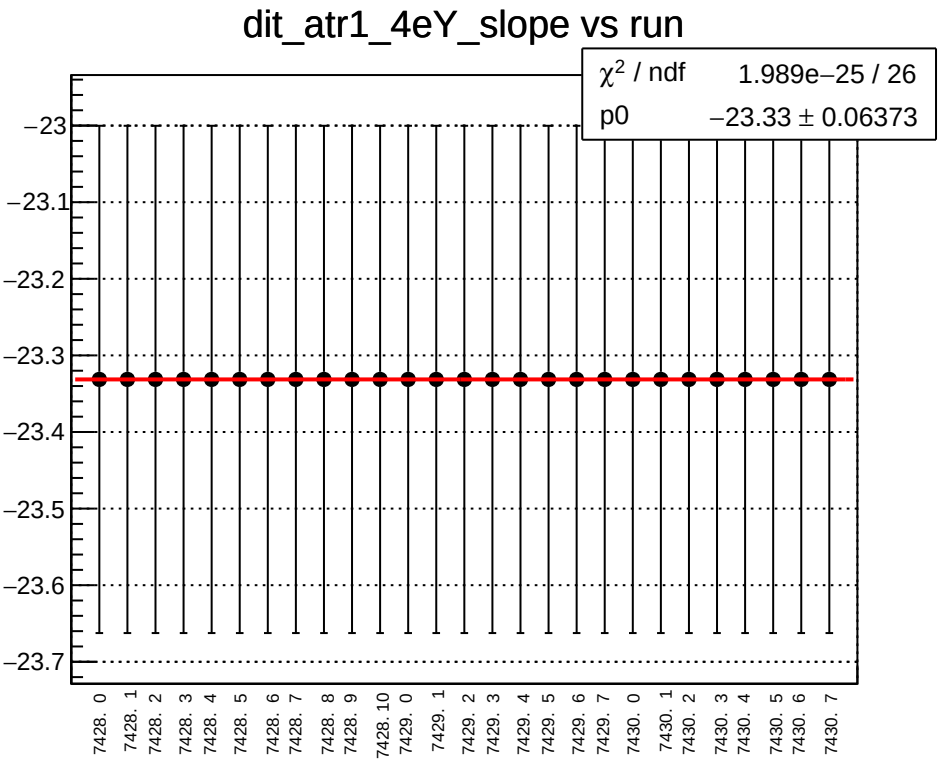
dit_atr1_4eY_slope vs run
χ^2 / ndf 1.989e−25 / 26
p0 −23.33 ± 0.06373
−23
−23.1
−23.2
−23.3
−23.4
−23.5
−23.6
−23.7
7428. 0
7428. 1
7428. 2
7428. 3
7428. 4
7428. 5
7428. 6
7428. 7
7428. 8
7428. 9
7428. 10
7429. 0
7429. 1
7429. 2
7429. 3
7429. 4
7429. 5
7429. 6
7429. 7
7430. 0
7430. 1
7430. 2
7430. 3
7430. 4
7430. 5
7430. 6
7430. 7

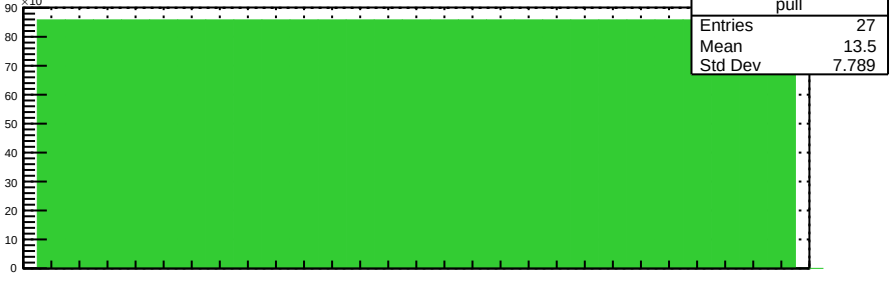
×10^-15
90
80
70
60
50
40
30
20
10
0
pull
Entries 27
Mean 13.5
Std Dev 7.789

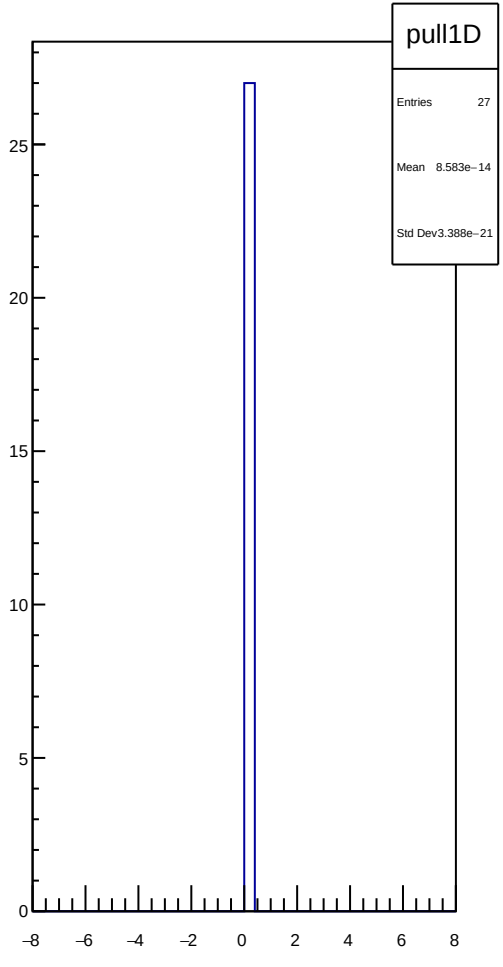
pull1D
Entries 27
Mean 8.583e−14
Std Dev3.388e−21
25
20
15
10
5
0
−8
−6
−4
−2
0
2
4
6
8

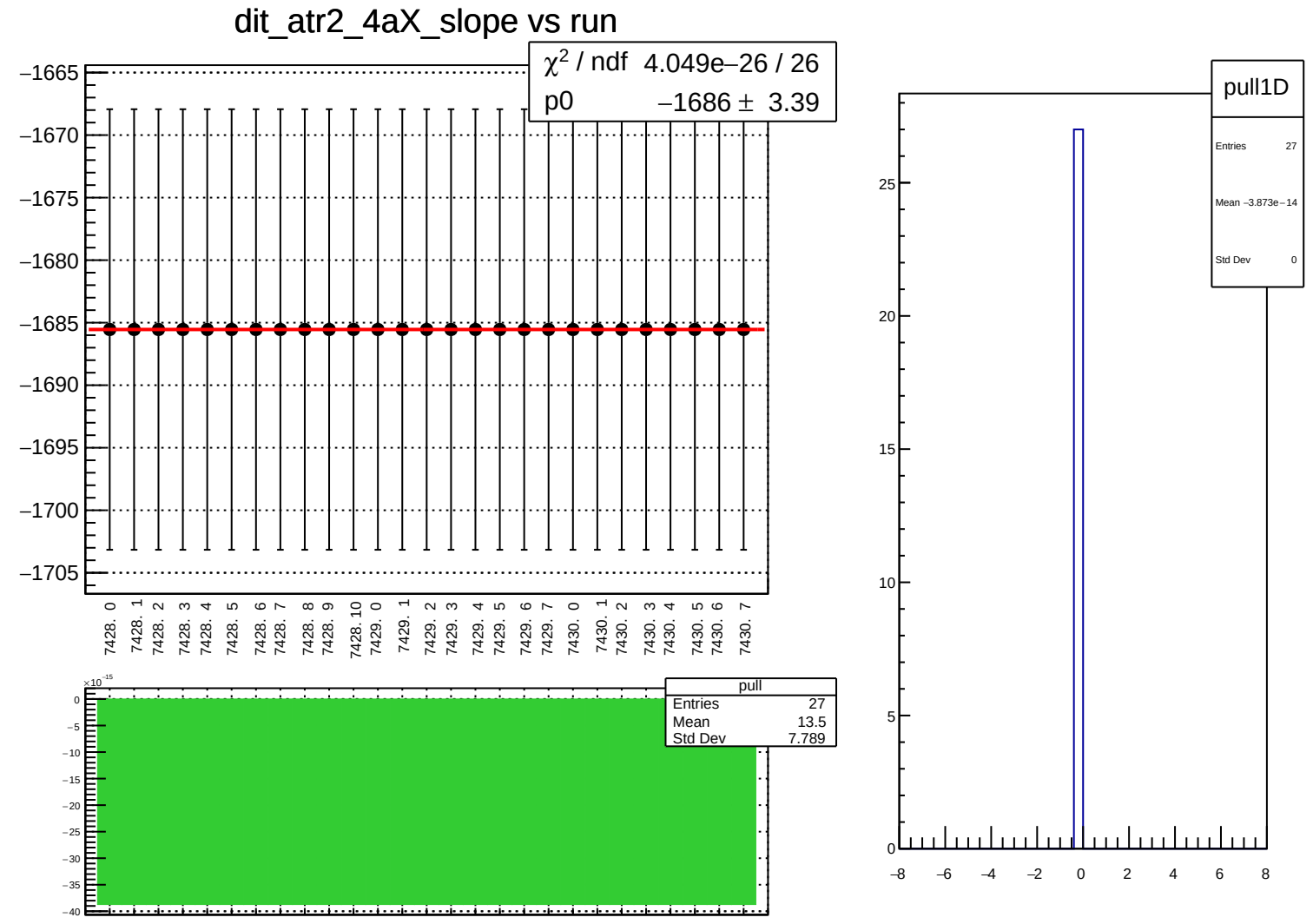
dit_atr2_4aX_slope vs run
χ² / ndf 4.049e−26 / 26
p0 −1686 ± 3.39
−1665
−1670
−1675
−1680
−1685
−1690
−1695
−1700
−1705
7428. 0
7428. 1
7428. 2
7428. 3
7428. 4
7428. 5
7428. 6
7428. 7
7428. 8
7428. 9
7428. 10
7429. 0
7429. 1
7429. 2
7429. 3
7429. 4
7429. 5
7429. 6
7429. 7
7430. 0
7430. 1
7430. 2
7430. 3
7430. 4
7430. 5
7430. 6
7430. 7
×10⁻¹⁵
pull
Entries 27
Mean 13.5
Std Dev 7.789
pull1D
Entries 27
Mean −3.873e−14
Std Dev 0

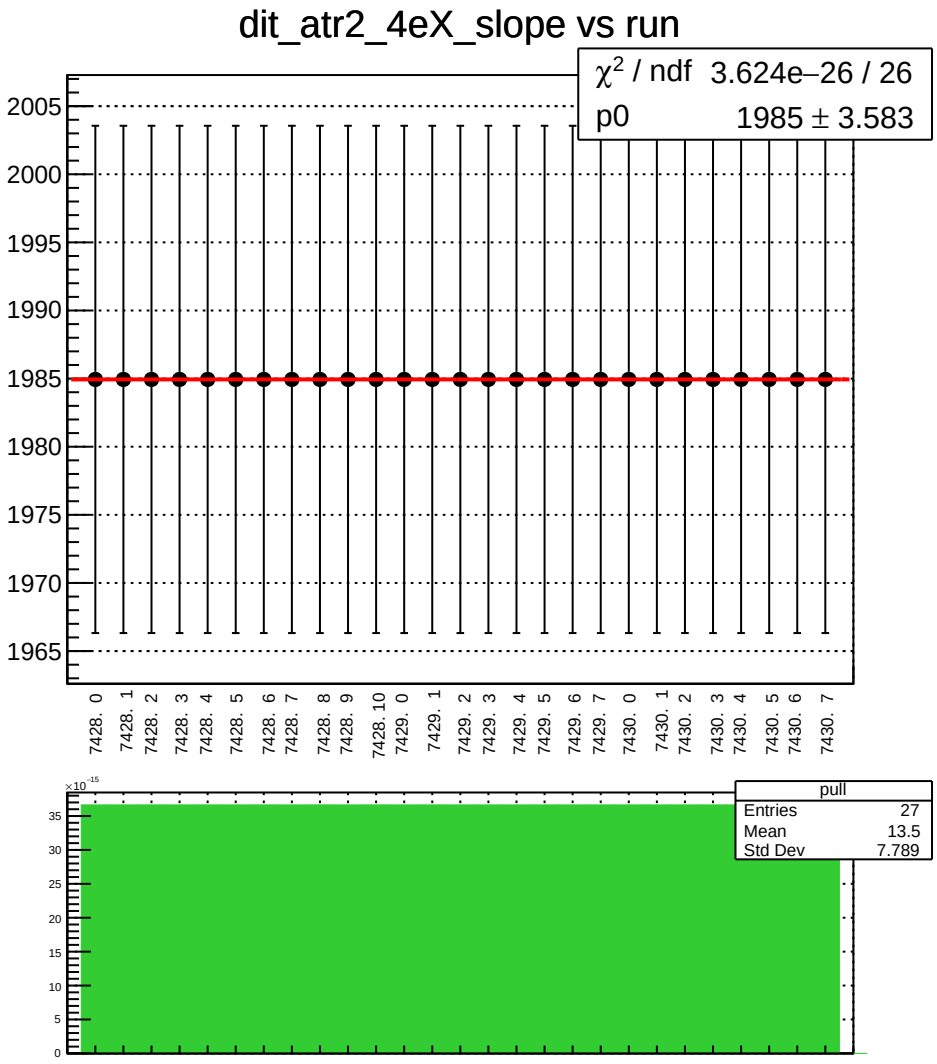
dit_atr2_4eX_slope vs run
χ² / ndf 3.624e−26 / 26
p0 1985 ± 3.583
2005
2000
1995
1990
1985
1980
1975
1970
1965
7428. 0
7428. 1
7428. 2
7428. 3
7428. 4
7428. 5
7428. 6
7428. 7
7428. 8
7428. 9
7428. 10
7429. 0
7429. 1
7429. 2
7429. 3
7429. 4
7429. 5
7429. 6
7429. 7
7430. 0
7430. 1
7430. 2
7430. 3
7430. 4
7430. 5
7430. 6
7430. 7
×10⁻¹⁵
35
30
25
20
15
10
5
0
pull
Entries 27
Mean 13.5
Std Dev 7.789

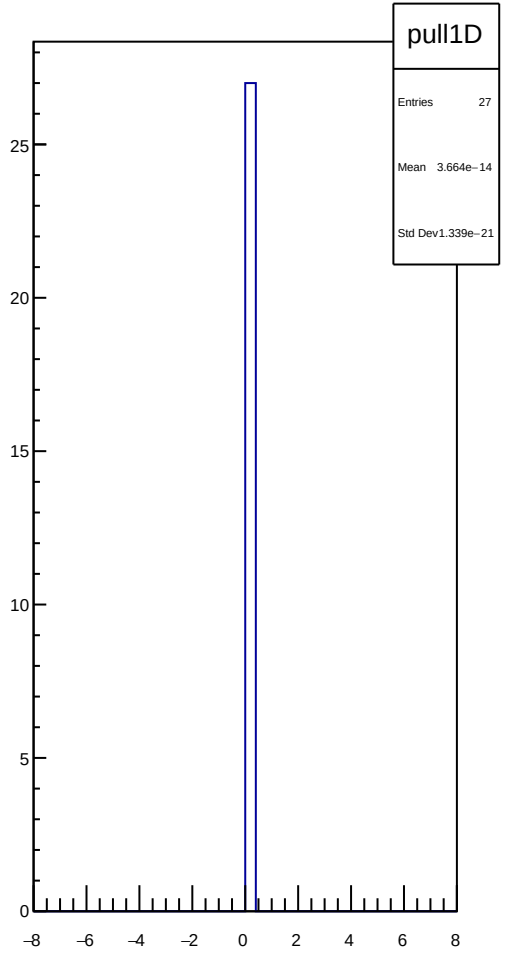
pull1D
Entries 27
Mean 3.664e−14
Std Dev 1.339e−21
25
20
15
10
5
0
−8
−6
−4
−2
0
2
4
6
8

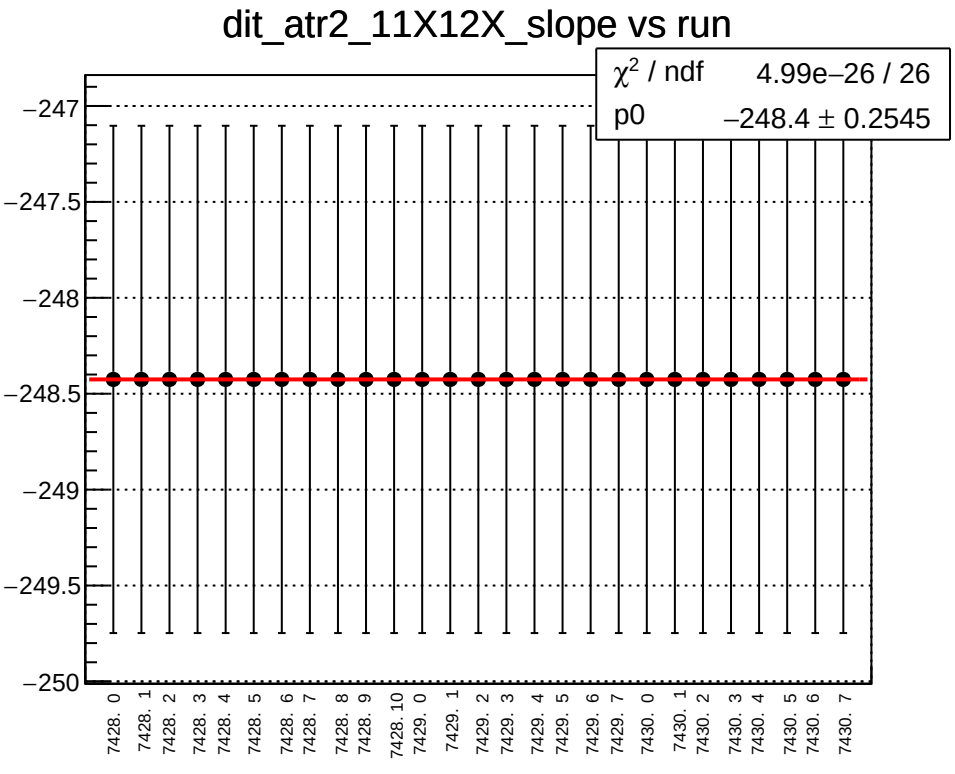
dit_atr2_11X12X_slope vs run
χ² / ndf 4.99e−26 / 26
p0 −248.4 ± 0.2545
−247
−247.5
−248
−248.5
−249
−249.5
−250
7428. 0
7428. 1
7428. 2
7428. 3
7428. 4
7428. 5
7428. 6
7428. 7
7428. 8
7428. 9
7428. 10
7429. 0
7429. 1
7429. 2
7429. 3
7429. 4
7429. 5
7429. 6
7429. 7
7430. 0
7430. 1
7430. 2
7430. 3
7430. 4
7430. 5
7430. 6
7430. 7

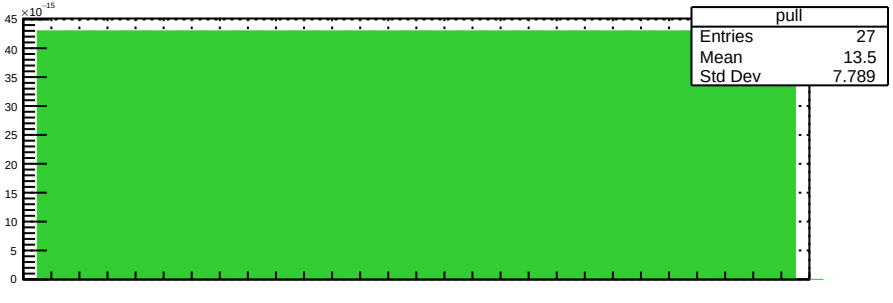
×10⁻¹⁵
45
40
35
30
25
20
15
10
5
0
pull
Entries 27
Mean 13.5
Std Dev 7.789

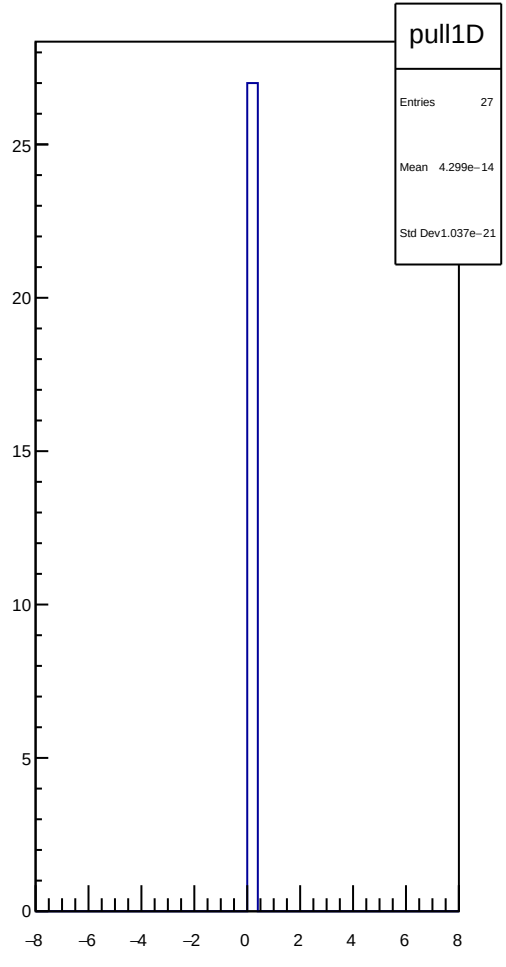
pull1D
Entries 27
Mean 4.299e−14
Std Dev 1.037e−21
25
20
15
10
5
0
−8
−6
−4
−2
0
2
4
6
8

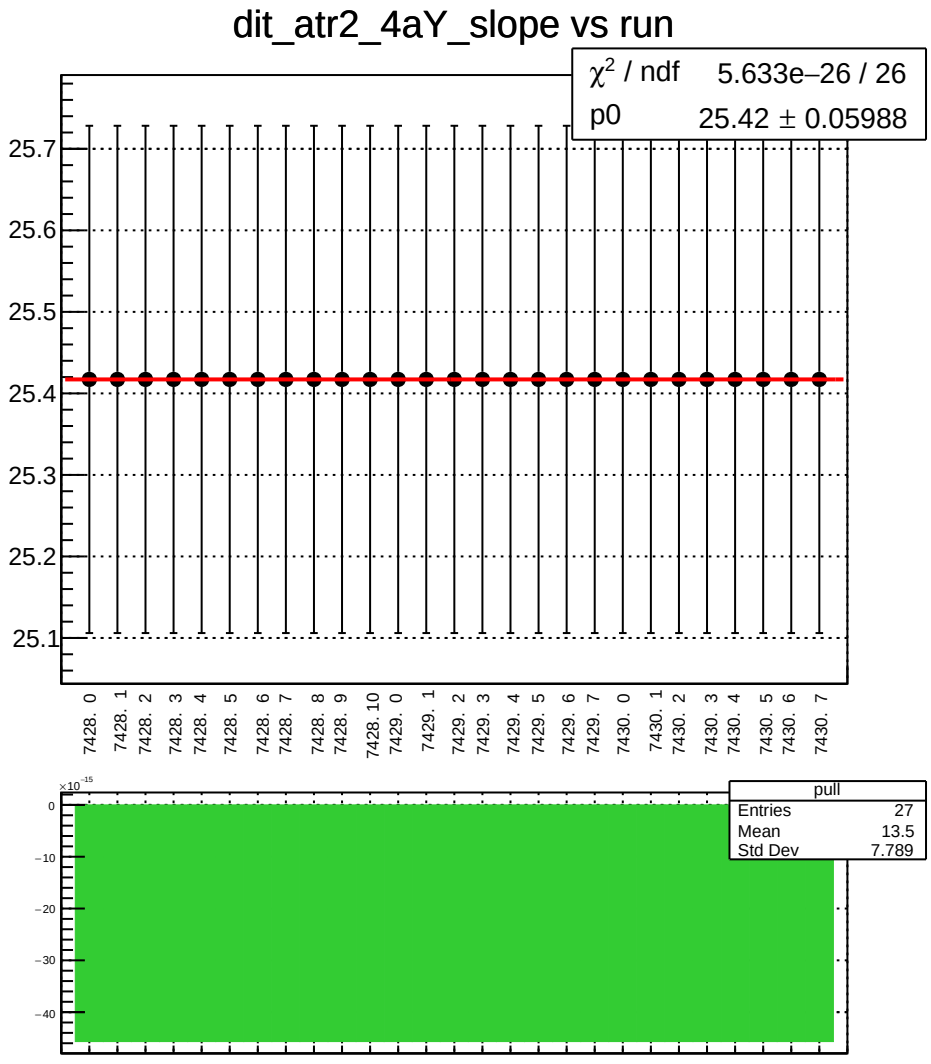
dit_atr2_4aY_slope vs run
χ2 / ndf 5.633e−26 / 26
p0 25.42 ± 0.05988
25.7
25.6
25.5
25.4
25.3
25.2
25.1
7428. 0
7428. 1
7428. 2
7428. 3
7428. 4
7428. 5
7428. 6
7428. 7
7428. 8
7428. 9
7428. 10
7429. 0
7429. 1
7429. 2
7429. 3
7429. 4
7429. 5
7429. 6
7429. 7
7430. 0
7430. 1
7430. 2
7430. 3
7430. 4
7430. 5
7430. 6
7430. 7
×10-15
0
−10
−20
−30
−40
pull
Entries 27
Mean 13.5
Std Dev 7.789

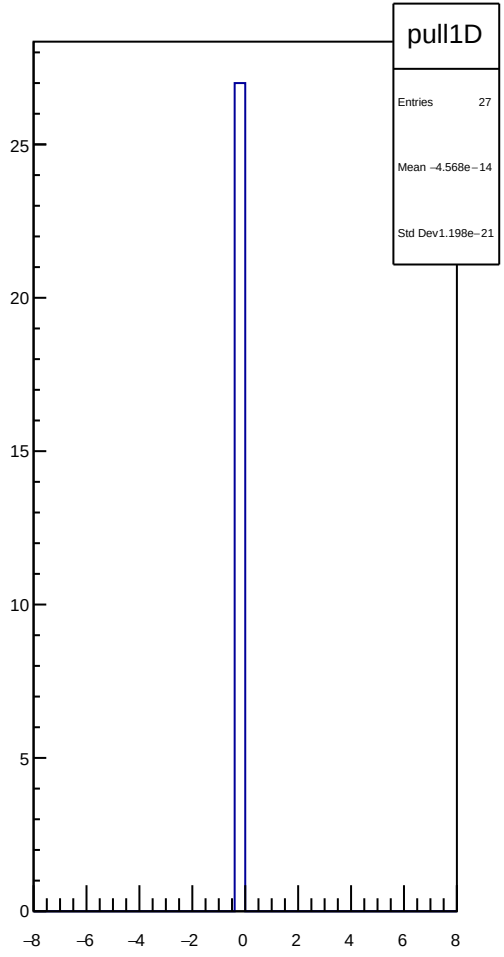
pull1D
Entries 27
Mean −4.568e−14
Std Dev1.198e−21
25
20
15
10
5
0
−8
−6
−4
−2
0
2
4
6
8

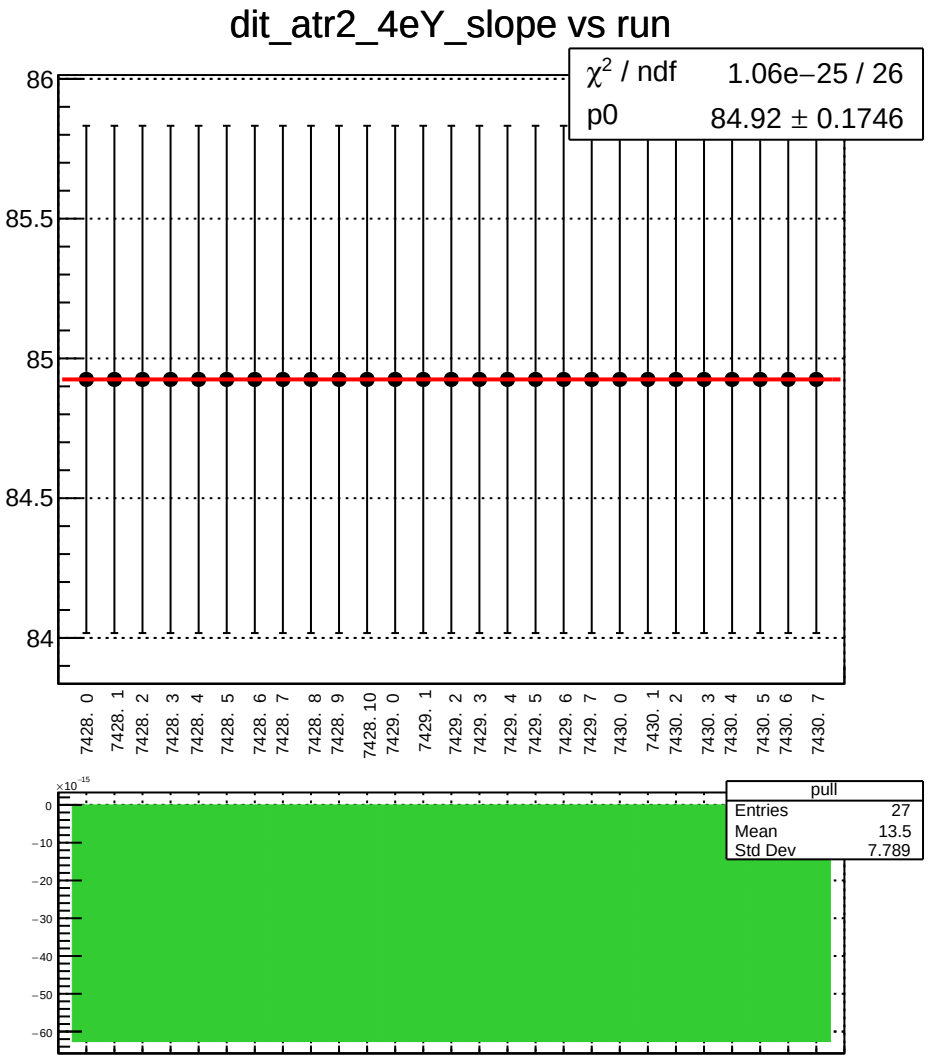
dit_atr2_4eY_slope vs run
χ² / ndf 1.06e−25 / 26
p0 84.92 ± 0.1746
86
85.5
85
84.5
84
7428. 0
7428. 1
7428. 2
7428. 3
7428. 4
7428. 5
7428. 6
7428. 7
7428. 8
7428. 9
7428. 10
7429. 0
7429. 1
7429. 2
7429. 3
7429. 4
7429. 5
7429. 6
7429. 7
7430. 0
7430. 1
7430. 2
7430. 3
7430. 4
7430. 5
7430. 6
7430. 7
×10⁻¹⁵
0
−10
−20
−30
−40
−50
−60
pull
Entries 27
Mean 13.5
Std Dev 7.789

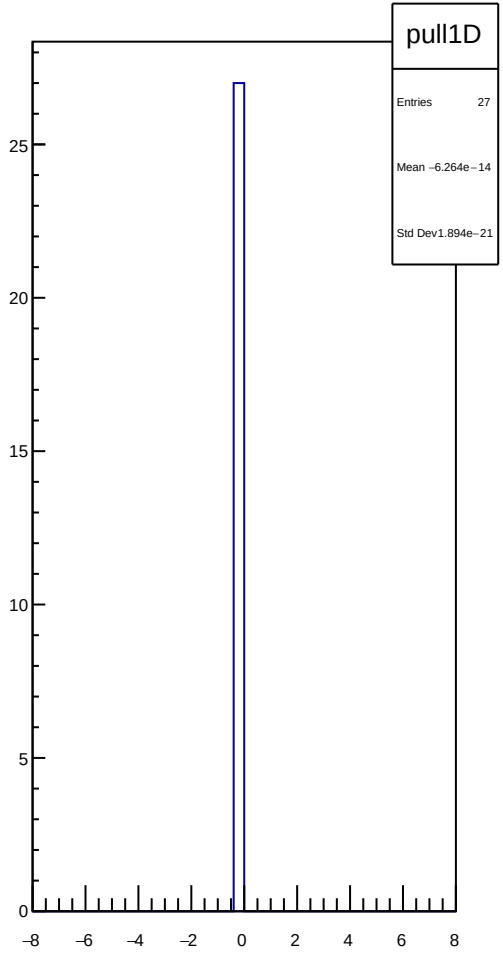
pull1D
Entries 27
Mean −6.264e−14
Std Dev1.894e−21
25
20
15
10
5
0
−8
−6
−4
−2
0
2
4
6
8

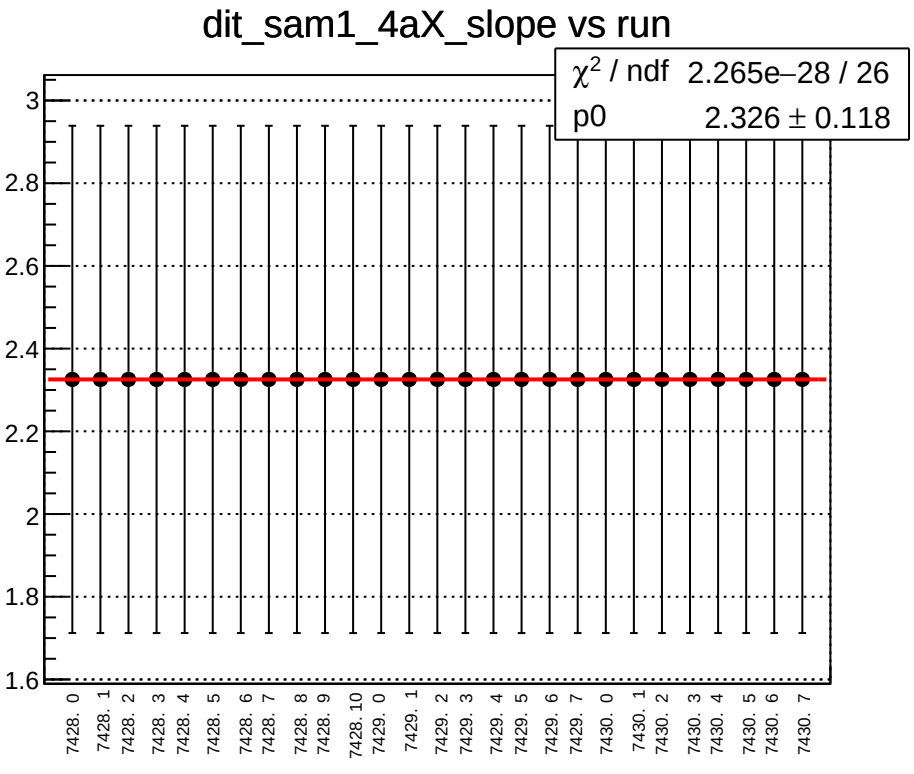
dit_sam1_4aX_slope vs run
χ^2 / ndf 2.265e−28 / 26
p0 2.326 ± 0.118
3
2.8
2.6
2.4
2.2
2
1.8
1.6
7428. 0
7428. 1
7428. 2
7428. 3
7428. 4
7428. 5
7428. 6
7428. 7
7428. 8
7428. 9
7428. 10
7429. 0
7429. 1
7429. 2
7429. 3
7429. 4
7429. 5
7429. 6
7429. 7
7430. 0
7430. 1
7430. 2
7430. 3
7430. 4
7430. 5
7430. 6
7430. 7

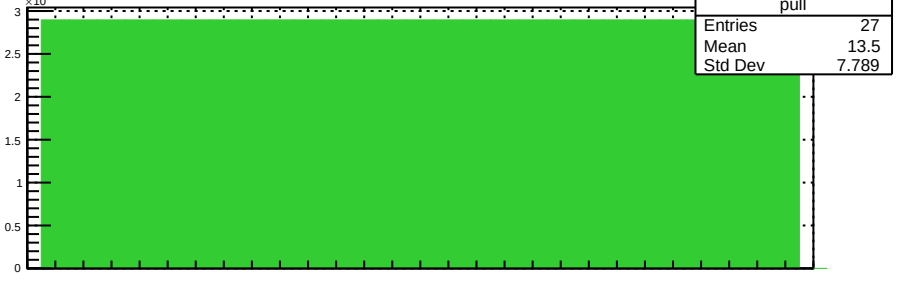
pull
Entries 27
Mean 13.5
Std Dev 7.789
×10^-15
3
2.5
2
1.5
1
0.5
0

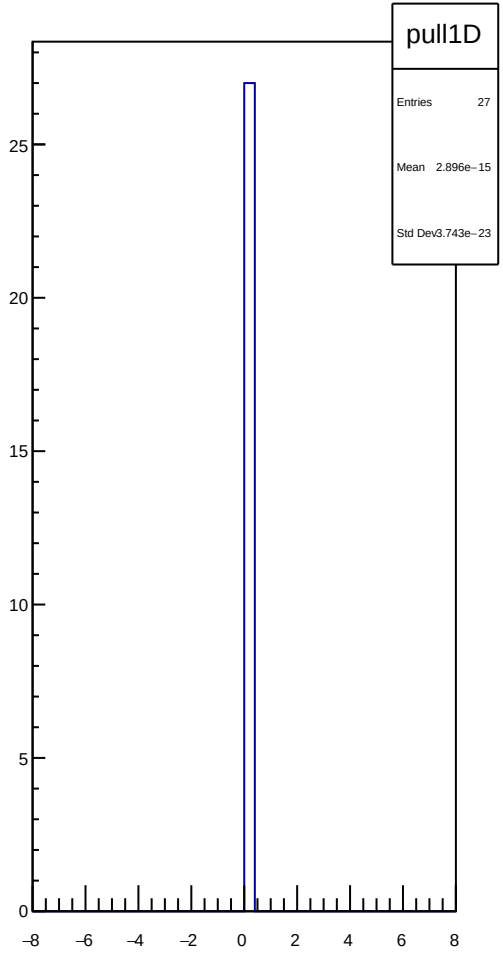
pull1D
Entries 27
Mean 2.896e−15
Std Dev 3.743e−23
25
20
15
10
5
0
−8
−6
−4
−2
0
2
4
6
8

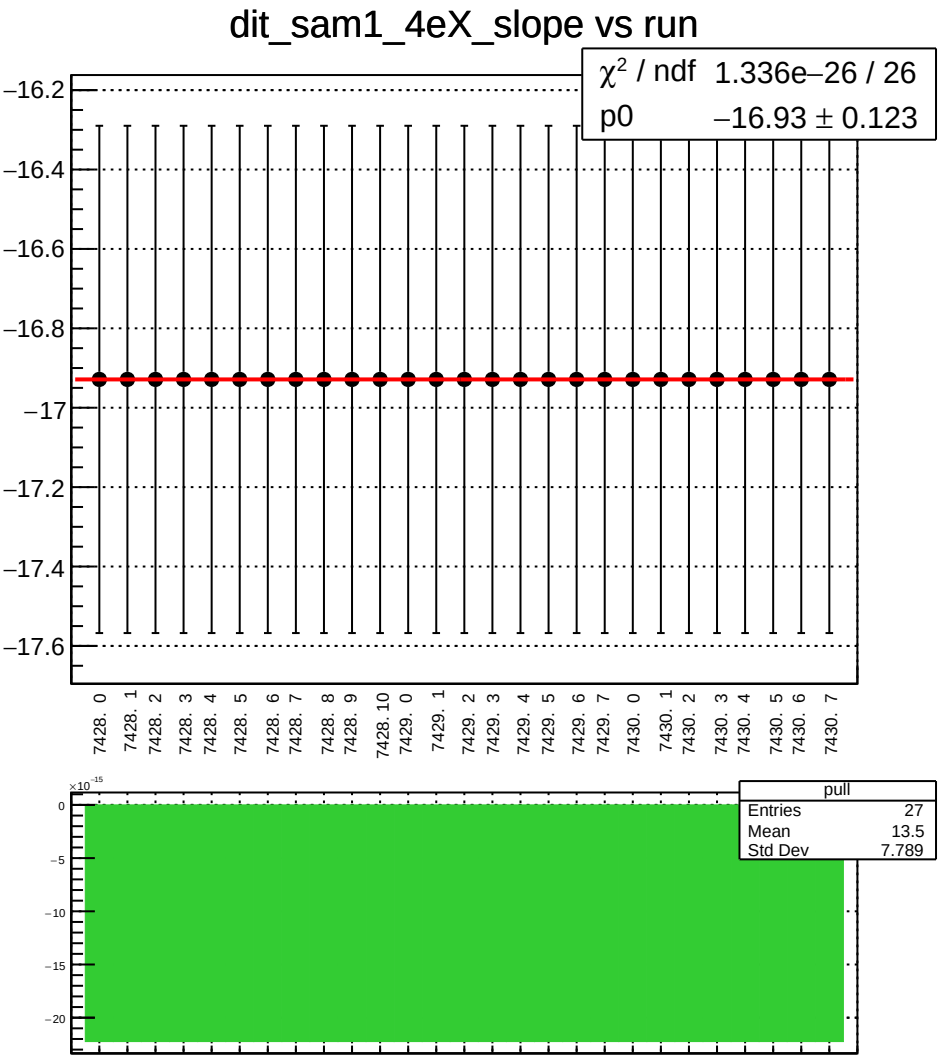
dit_sam1_4eX_slope vs run
χ² / ndf 1.336e−26 / 26
p0 −16.93 ± 0.123
−16.2
−16.4
−16.6
−16.8
−17
−17.2
−17.4
−17.6
7428. 0
7428. 1
7428. 2
7428. 3
7428. 4
7428. 5
7428. 6
7428. 7
7428. 8
7428. 9
7428. 10
7429. 0
7429. 1
7429. 2
7429. 3
7429. 4
7429. 5
7429. 6
7429. 7
7430. 0
7430. 1
7430. 2
7430. 3
7430. 4
7430. 5
7430. 6
7430. 7
×10⁻¹⁵
0
−5
−10
−15
−20
pull
Entries 27
Mean 13.5
Std Dev 7.789

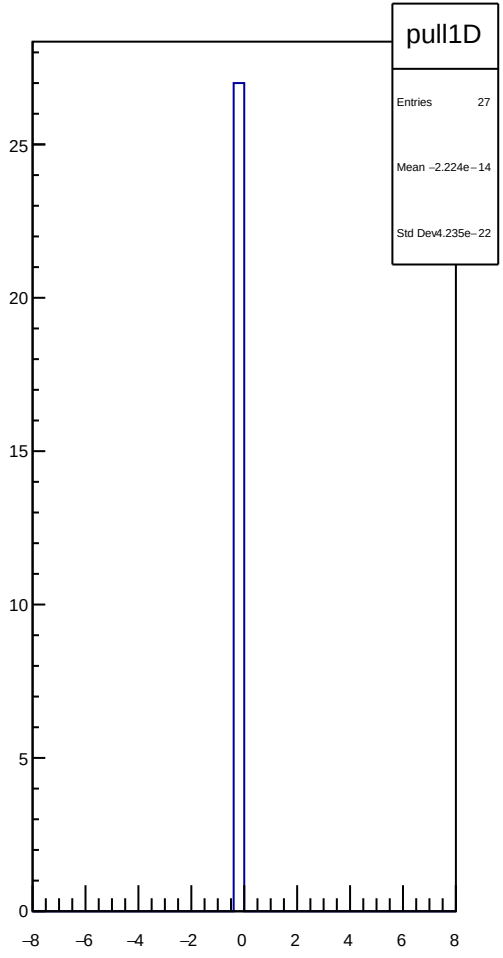
pull1D
Entries 27
Mean −2.224e−14
Std Dev4.235e−22
25
20
15
10
5
0
−8
−6
−4
−2
0
2
4
6
8

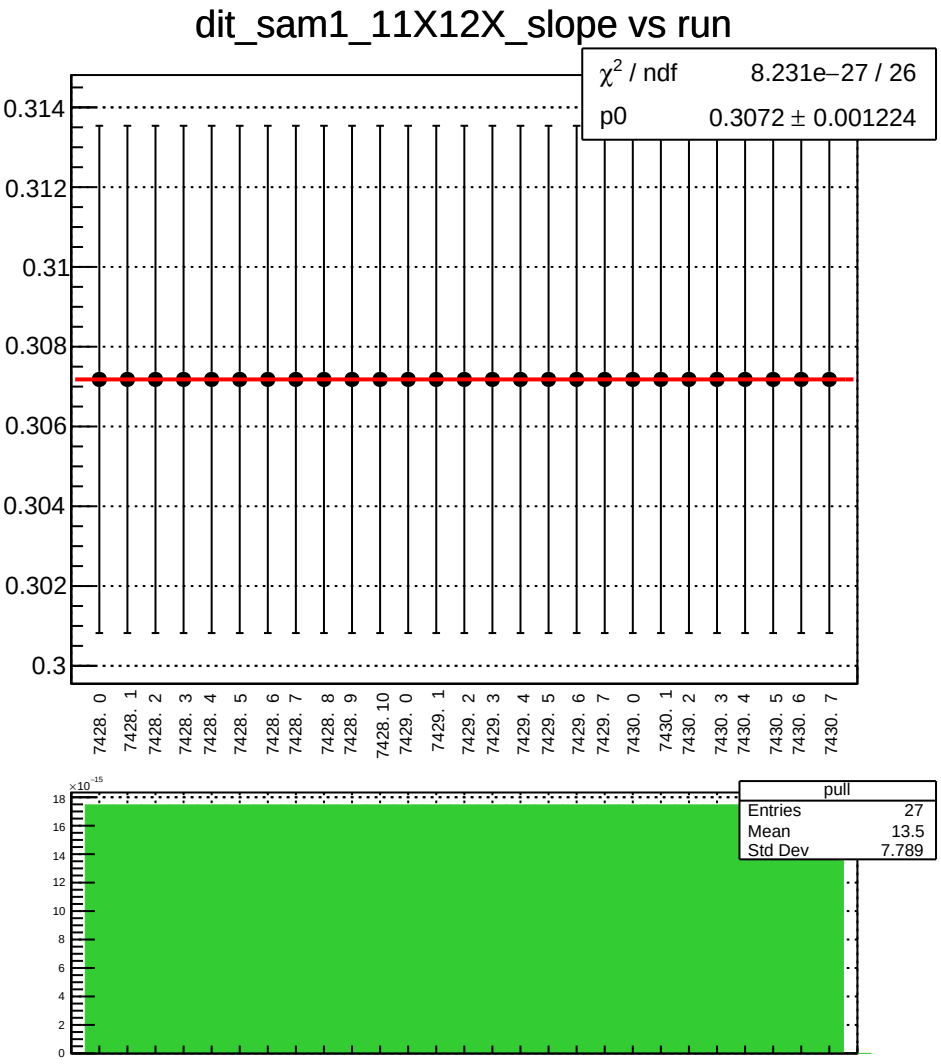
dit_sam1_11X12X_slope vs run
χ^2 / ndf 8.231e−27 / 26
p0 0.3072 ± 0.001224
0.314
0.312
0.31
0.308
0.306
0.304
0.302
0.3
7428. 0
7428. 1
7428. 2
7428. 3
7428. 4
7428. 5
7428. 6
7428. 7
7428. 8
7428. 9
7428. 10
7429. 0
7429. 1
7429. 2
7429. 3
7429. 4
7429. 5
7429. 6
7429. 7
7430. 0
7430. 1
7430. 2
7430. 3
7430. 4
7430. 5
7430. 6
7430. 7
pull
Entries 27
Mean 13.5
Std Dev 7.789
×10^-15
18
16
14
12
10
8
6
4
2
0

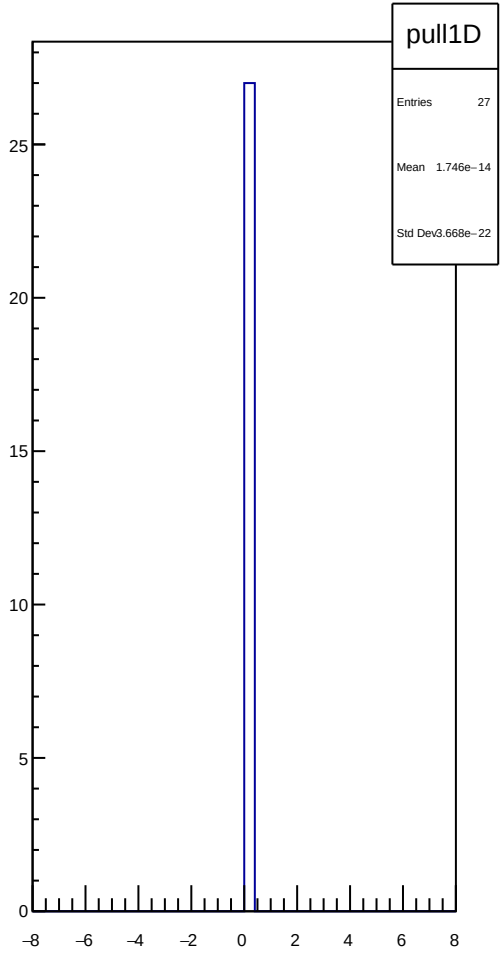
pull1D
Entries 27
Mean 1.746e−14
Std Dev 3.668e−22
25
20
15
10
5
0
−8
−6
−4
−2
0
2
4
6
8

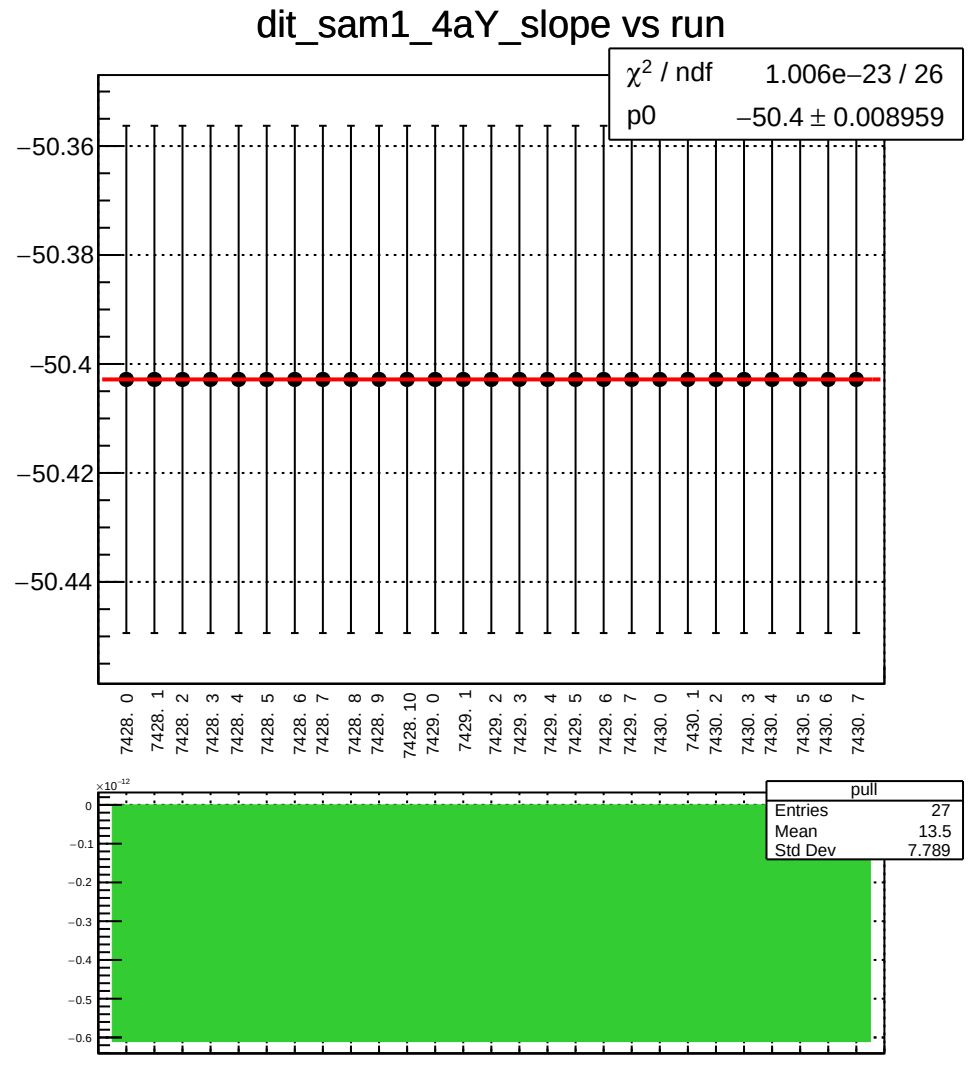
dit_sam1_4aY_slope vs run
χ2 / ndf 1.006e−23 / 26
p0 −50.4 ± 0.008959
−50.36
−50.38
−50.4
−50.42
−50.44
7428. 0
7428. 1
7428. 2
7428. 3
7428. 4
7428. 5
7428. 6
7428. 7
7428. 8
7428. 9
7428. 10
7429. 0
7429. 1
7429. 2
7429. 3
7429. 4
7429. 5
7429. 6
7429. 7
7430. 0
7430. 1
7430. 2
7430. 3
7430. 4
7430. 5
7430. 6
7430. 7
×10−12
0
−0.1
−0.2
−0.3
−0.4
−0.5
−0.6
pull
Entries 27
Mean 13.5
Std Dev 7.789

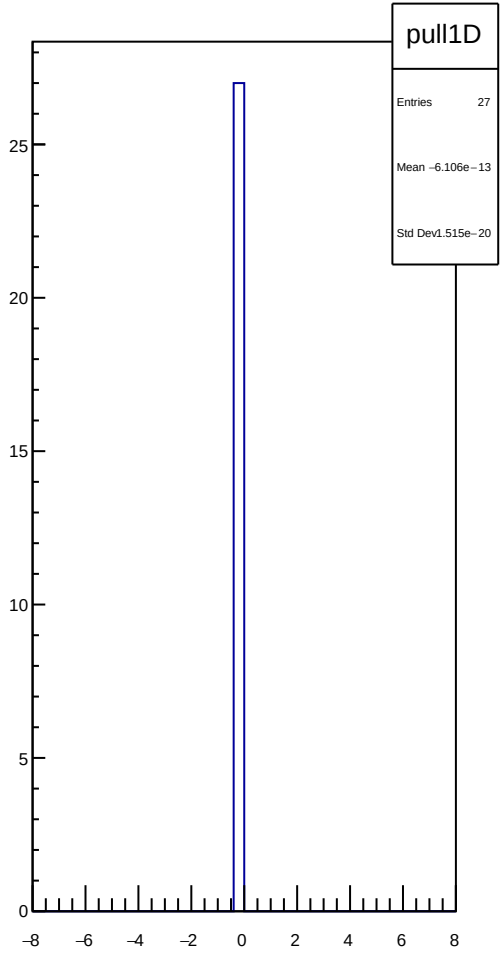
pull1D
Entries 27
Mean −6.106e−13
Std Dev1.515e−20
25
20
15
10
5
0
−8
−6
−4
−2
0
2
4
6
8

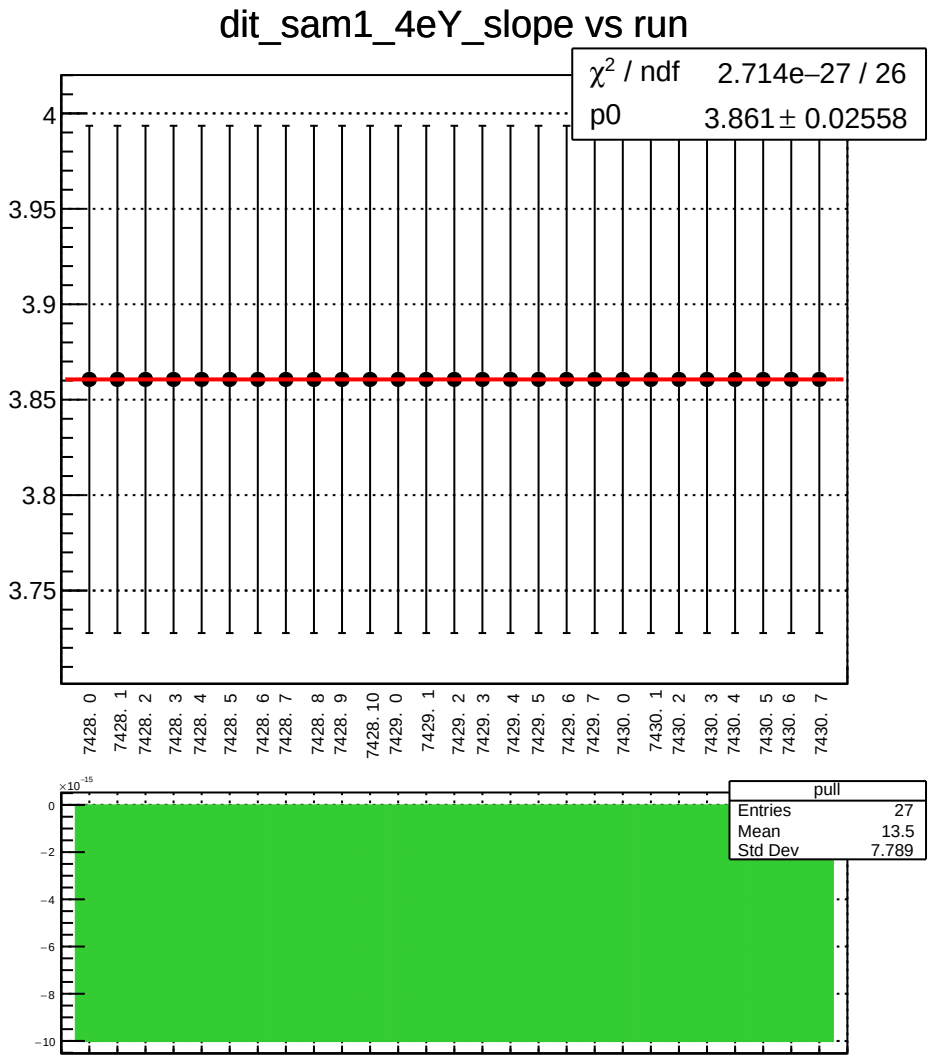
dit_sam1_4eY_slope vs run
χ² / ndf 2.714e−27 / 26
p0 3.861 ± 0.02558
4
3.95
3.9
3.85
3.8
3.75
7428. 0
7428. 1
7428. 2
7428. 3
7428. 4
7428. 5
7428. 6
7428. 7
7428. 8
7428. 9
7428. 10
7429. 0
7429. 1
7429. 2
7429. 3
7429. 4
7429. 5
7429. 6
7429. 7
7430. 0
7430. 1
7430. 2
7430. 3
7430. 4
7430. 5
7430. 6
7430. 7
×10⁻¹⁵
0
−2
−4
−6
−8
−10
pull
Entries 27
Mean 13.5
Std Dev 7.789

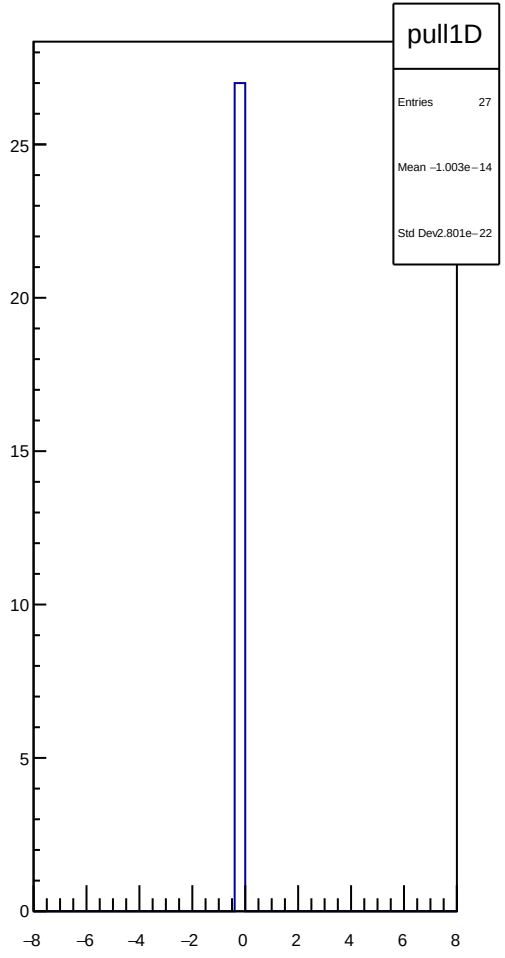
pull1D
Entries 27
Mean −1.003e−14
Std Dev 2.801e−22
25
20
15
10
5
0
−8
−6
−4
−2
0
2
4
6
8

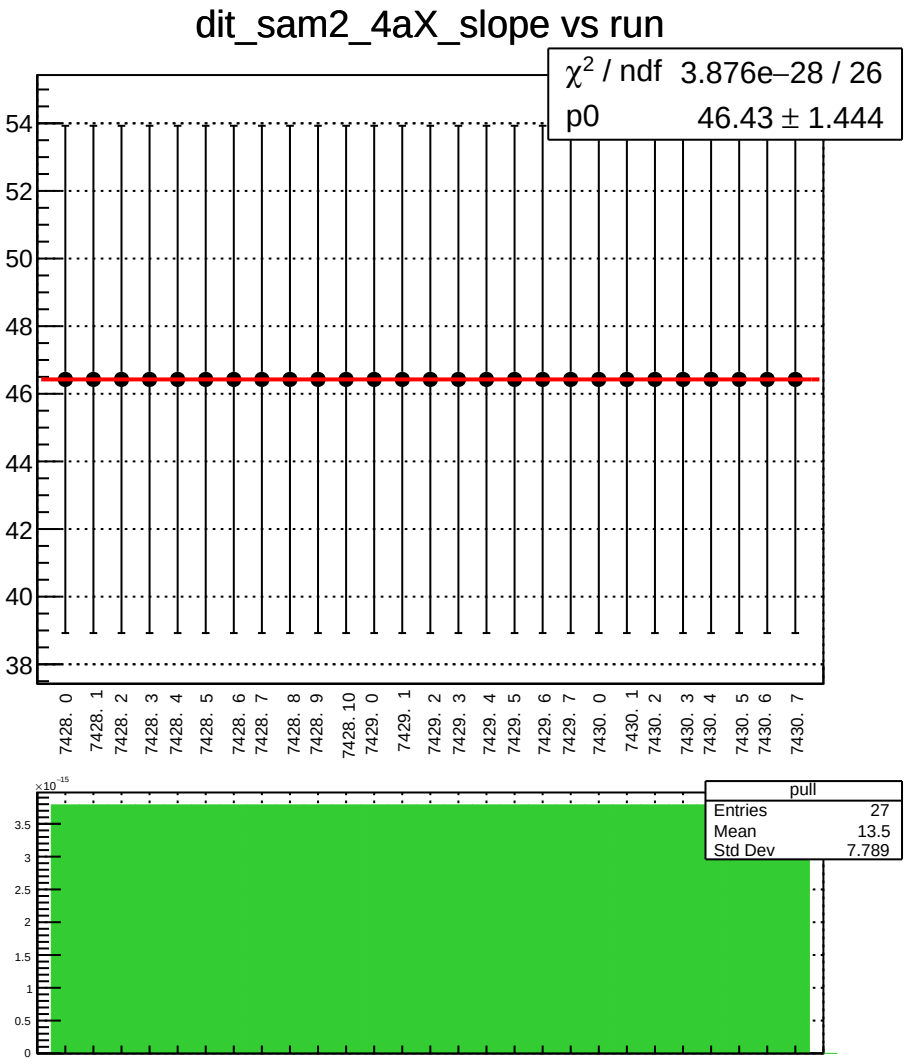
dit_sam2_4aX_slope vs run
χ2 / ndf 3.876e−28 / 26
p0 46.43 ± 1.444
54
52
50
48
46
44
42
40
38
7428. 0
7428. 1
7428. 2
7428. 3
7428. 4
7428. 5
7428. 6
7428. 7
7428. 8
7428. 9
7428. 10
7429. 0
7429. 1
7429. 2
7429. 3
7429. 4
7429. 5
7429. 6
7429. 7
7430. 0
7430. 1
7430. 2
7430. 3
7430. 4
7430. 5
7430. 6
7430. 7
×10-15
3.5
3
2.5
2
1.5
1
0.5
0
pull
Entries 27
Mean 13.5
Std Dev 7.789

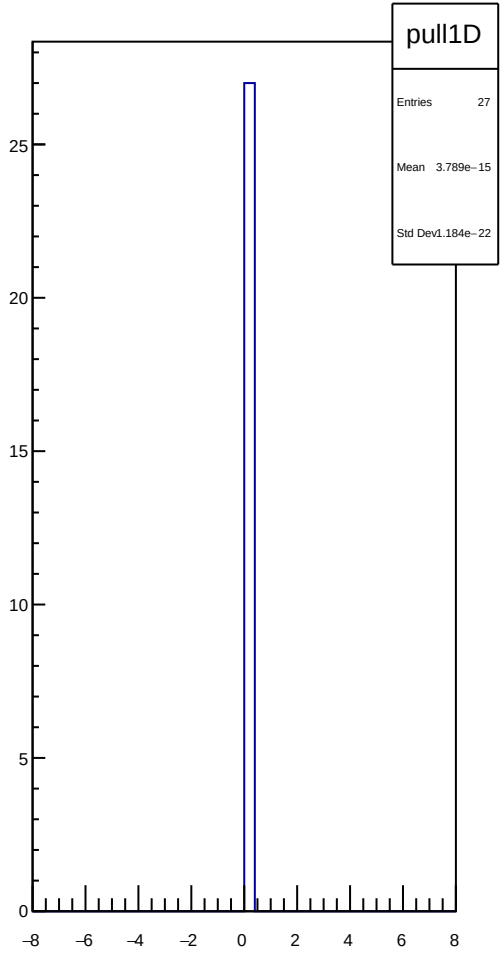
pull1D
Entries 27
Mean 3.789e−15
Std Dev1.184e−22
25
20
15
10
5
0
−8
−6
−4
−2
0
2
4
6
8

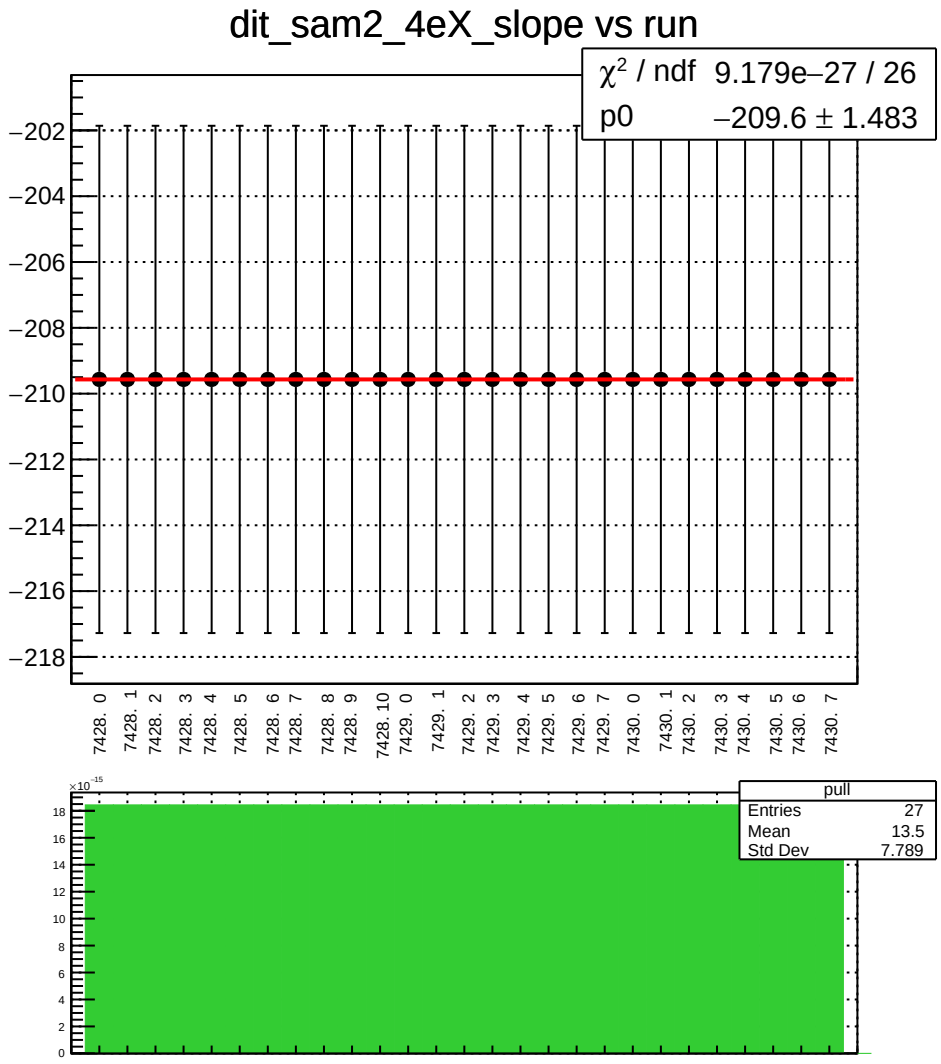
dit_sam2_4eX_slope vs run
χ^2 / ndf 9.179e−27 / 26
p0 −209.6 ± 1.483
−202
−204
−206
−208
−210
−212
−214
−216
−218
7428. 0
7428. 1
7428. 2
7428. 3
7428. 4
7428. 5
7428. 6
7428. 7
7428. 8
7428. 9
7428. 10
7429. 0
7429. 1
7429. 2
7429. 3
7429. 4
7429. 5
7429. 6
7429. 7
7430. 0
7430. 1
7430. 2
7430. 3
7430. 4
7430. 5
7430. 6
7430. 7
pull
Entries 27
Mean 13.5
Std Dev 7.789
×10^-15
18
16
14
12
10
8
6
4
2
0

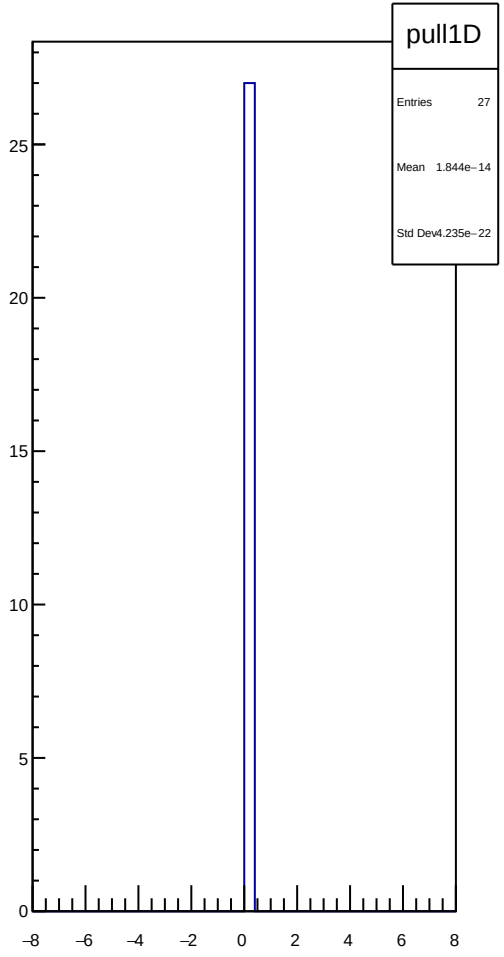
pull1D
Entries 27
Mean 1.844e−14
Std Dev4.235e−22
25
20
15
10
5
0
−8
−6
−4
−2
0
2
4
6
8

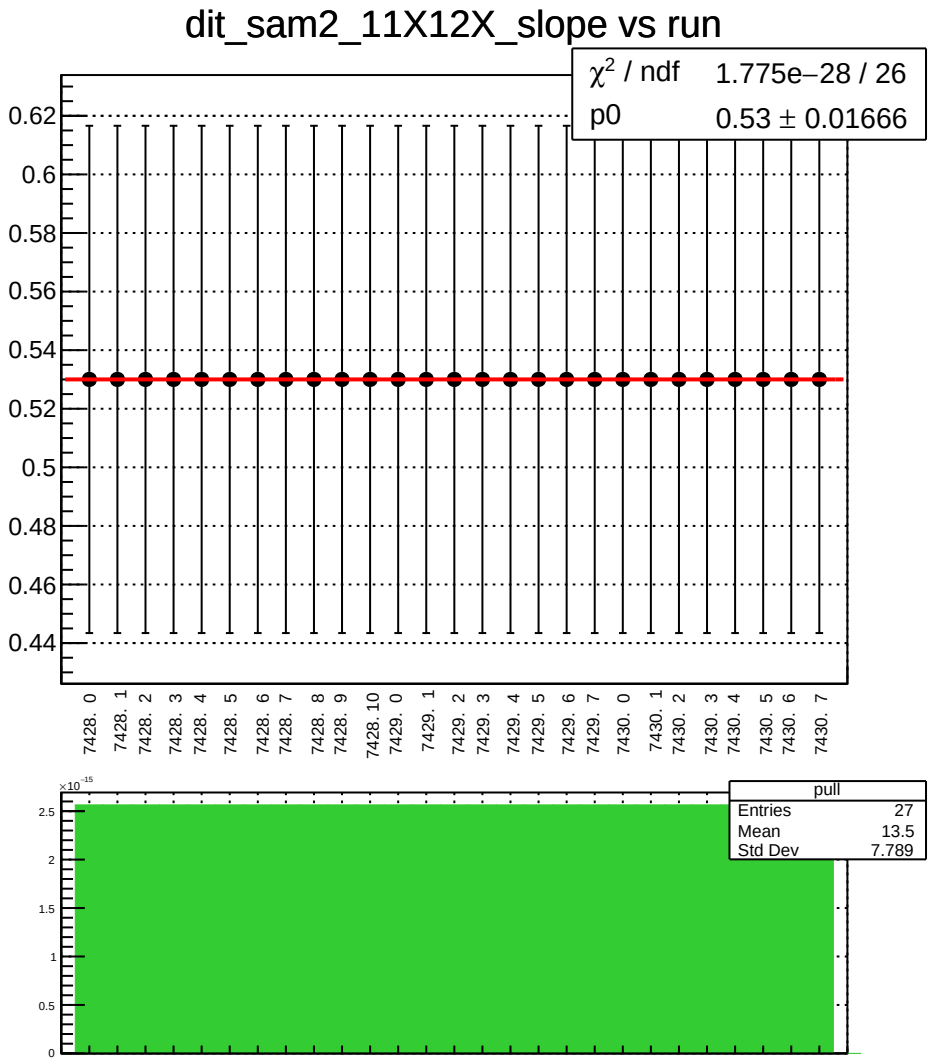
dit_sam2_11X12X_slope vs run
χ² / ndf 1.775e−28 / 26
p0 0.53 ± 0.01666
0.62
0.6
0.58
0.56
0.54
0.52
0.5
0.48
0.46
0.44
7428. 0
7428. 1
7428. 2
7428. 3
7428. 4
7428. 5
7428. 6
7428. 7
7428. 8
7428. 9
7428. 10
7429. 0
7429. 1
7429. 2
7429. 3
7429. 4
7429. 5
7429. 6
7429. 7
7430. 0
7430. 1
7430. 2
7430. 3
7430. 4
7430. 5
7430. 6
7430. 7
×10⁻¹⁵
2.5
2
1.5
1
0.5
0
pull
Entries 27
Mean 13.5
Std Dev 7.789

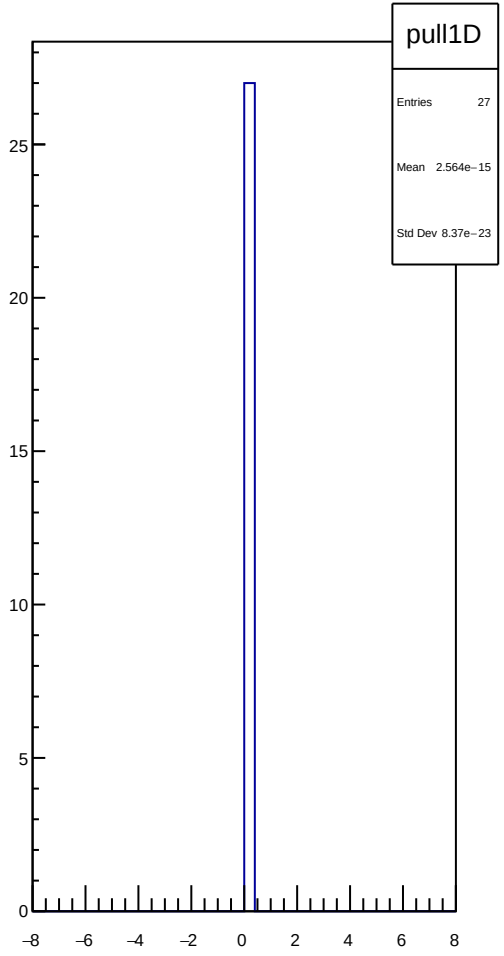
pull1D
Entries 27
Mean 2.564e−15
Std Dev 8.37e−23
25
20
15
10
5
0
−8
−6
−4
−2
0
2
4
6
8

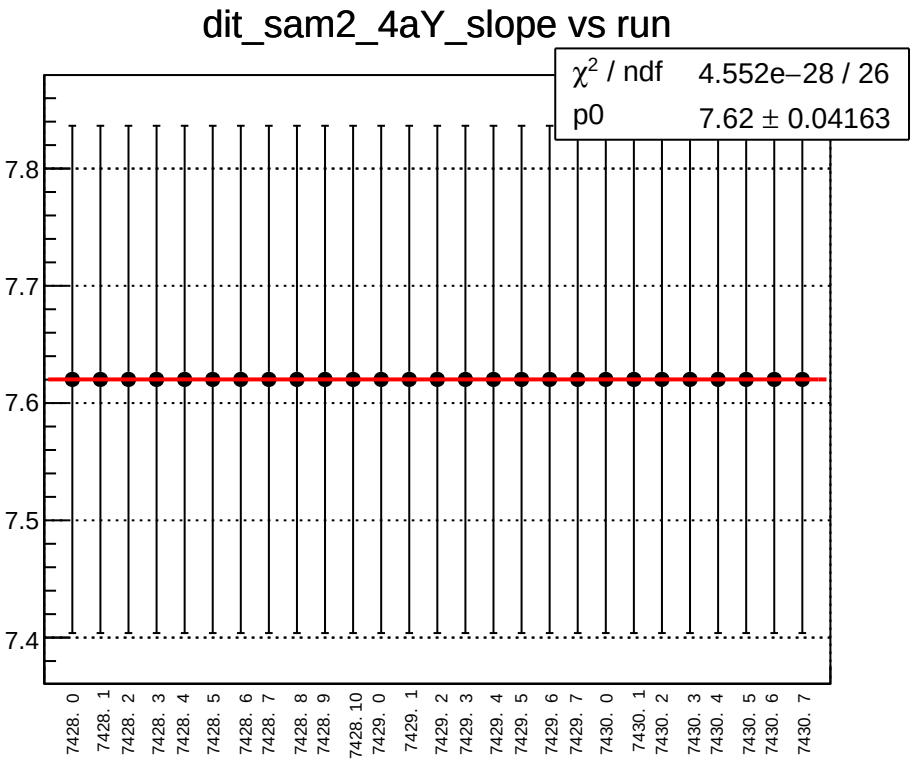
dit_sam2_4aY_slope vs run
χ^2 / ndf 4.552e−28 / 26
p0 7.62 ± 0.04163
7.8
7.7
7.6
7.5
7.4
7428. 0
7428. 1
7428. 2
7428. 3
7428. 4
7428. 5
7428. 6
7428. 7
7428. 8
7428. 9
7428. 10
7429. 0
7429. 1
7429. 2
7429. 3
7429. 4
7429. 5
7429. 6
7429. 7
7430. 0
7430. 1
7430. 2
7430. 3
7430. 4
7430. 5
7430. 6
7430. 7


pull
Entries 27
Mean 13.5
Std Dev 7.789
×10^-15
4
3.5
3
2.5
2
1.5
1
0.5
0

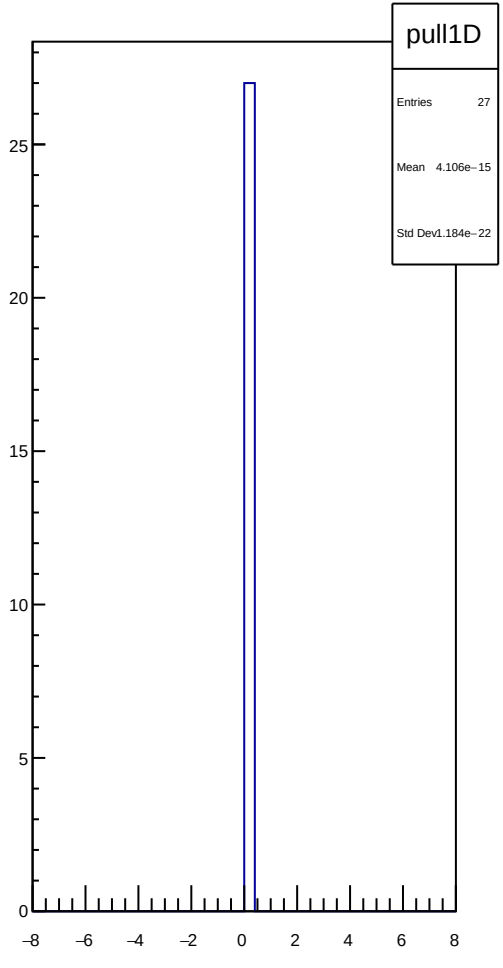
pull1D
Entries 27
Mean 4.106e−15
Std Dev 1.184e−22
25
20
15
10
5
0
−8
−6
−4
−2
0
2
4
6
8

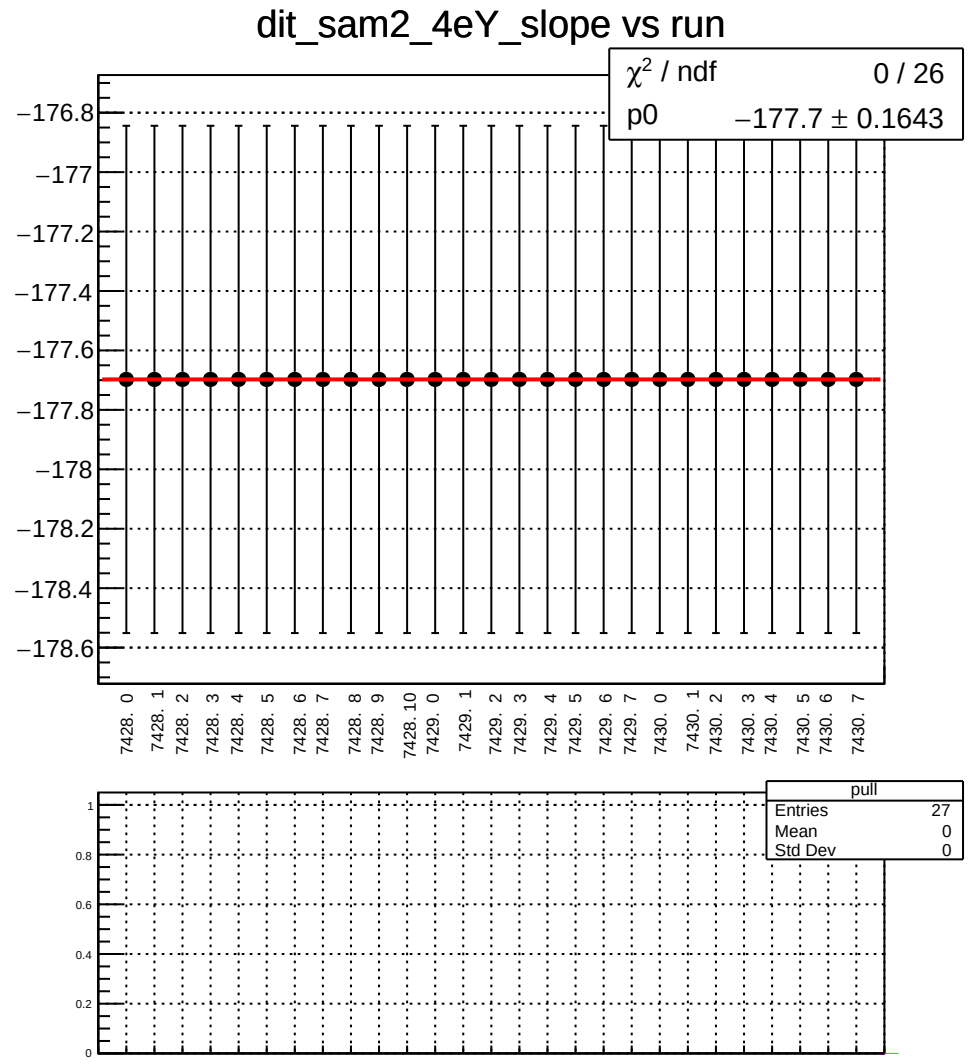
dit_sam2_4eY_slope vs run
χ² / ndf 0 / 26
p0 −177.7 ± 0.1643
−176.8
−177
−177.2
−177.4
−177.6
−177.8
−178
−178.2
−178.4
−178.6
7428. 0
7428. 1
7428. 2
7428. 3
7428. 4
7428. 5
7428. 6
7428. 7
7428. 8
7428. 9
7428. 10
7429. 0
7429. 1
7429. 2
7429. 3
7429. 4
7429. 5
7429. 6
7429. 7
7430. 0
7430. 1
7430. 2
7430. 3
7430. 4
7430. 5
7430. 6
7430. 7
pull
Entries 27
Mean 0
Std Dev 0
1
0.8
0.6
0.4
0.2
0

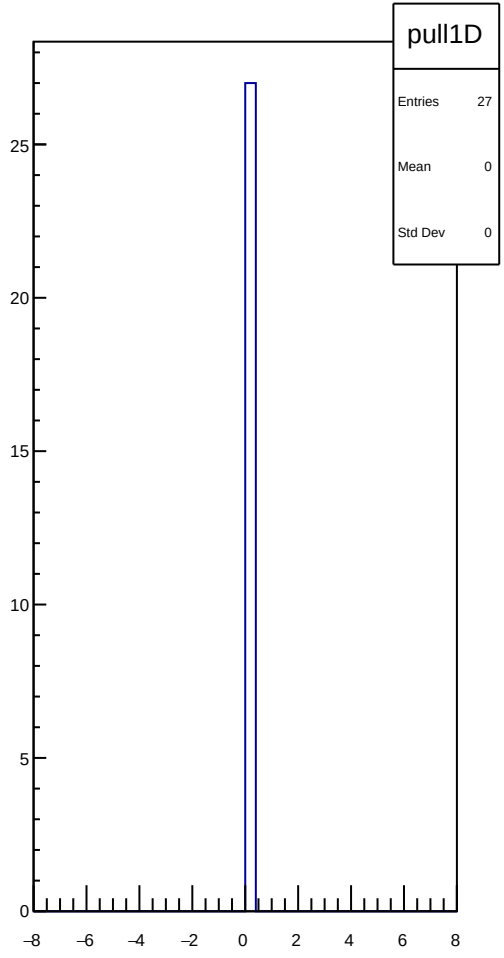
pull1D
Entries 27
Mean 0
Std Dev 0
25
20
15
10
5
0
−8
−6
−4
−2
0
2
4
6
8

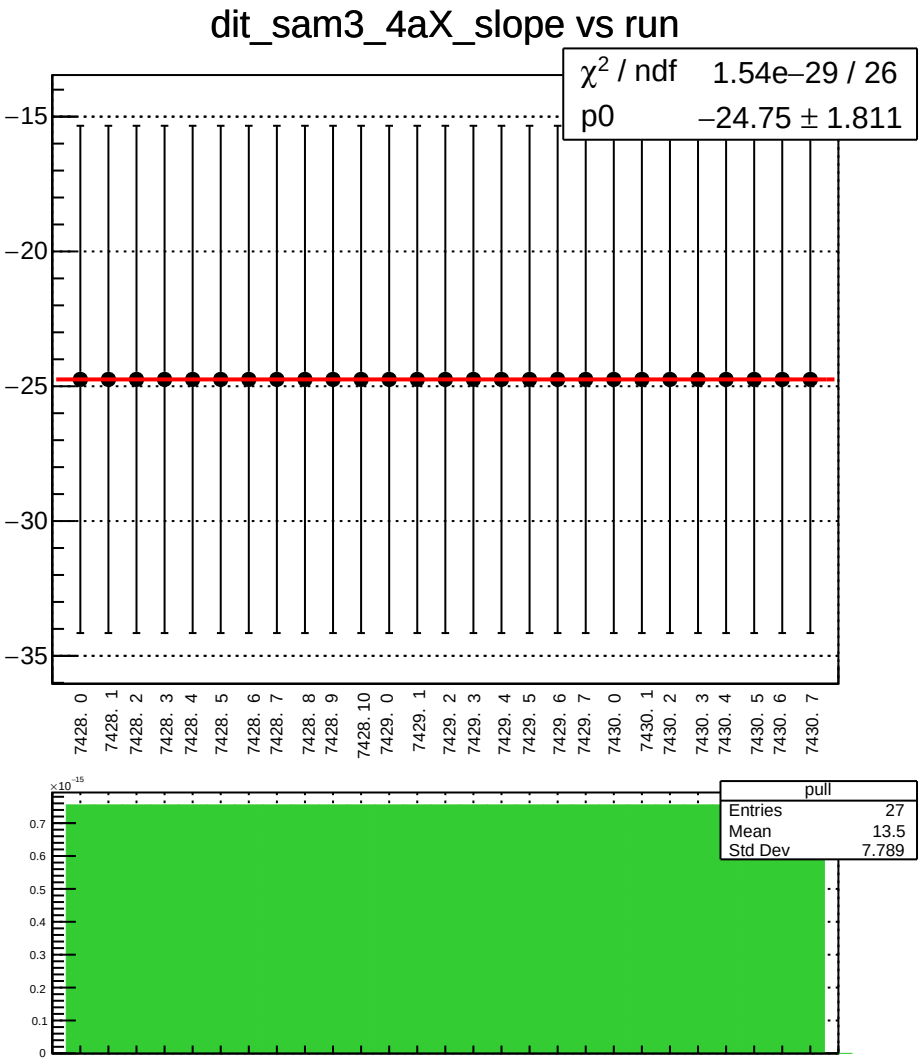
dit_sam3_4aX_slope vs run
χ^2 / ndf 1.54e−29 / 26
p0 −24.75 ± 1.811
−15
−20
−25
−30
−35
7428. 0
7428. 1
7428. 2
7428. 3
7428. 4
7428. 5
7428. 6
7428. 7
7428. 8
7428. 9
7428. 10
7429. 0
7429. 1
7429. 2
7429. 3
7429. 4
7429. 5
7429. 6
7429. 7
7430. 0
7430. 1
7430. 2
7430. 3
7430. 4
7430. 5
7430. 6
7430. 7
×10^-15
0.7
0.6
0.5
0.4
0.3
0.2
0.1
0
pull
Entries 27
Mean 13.5
Std Dev 7.789

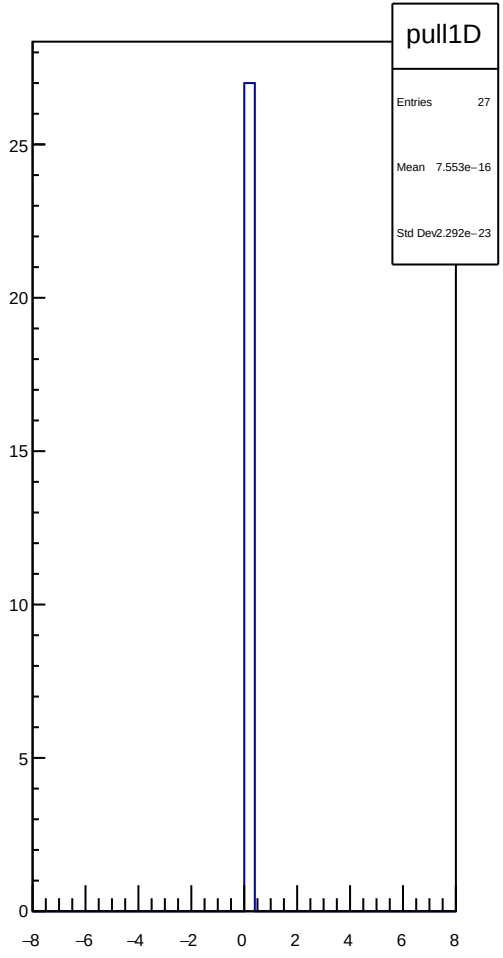
pull1D
Entries 27
Mean 7.553e−16
Std Dev 2.292e−23
25
20
15
10
5
0
−8
−6
−4
−2
0
2
4
6
8

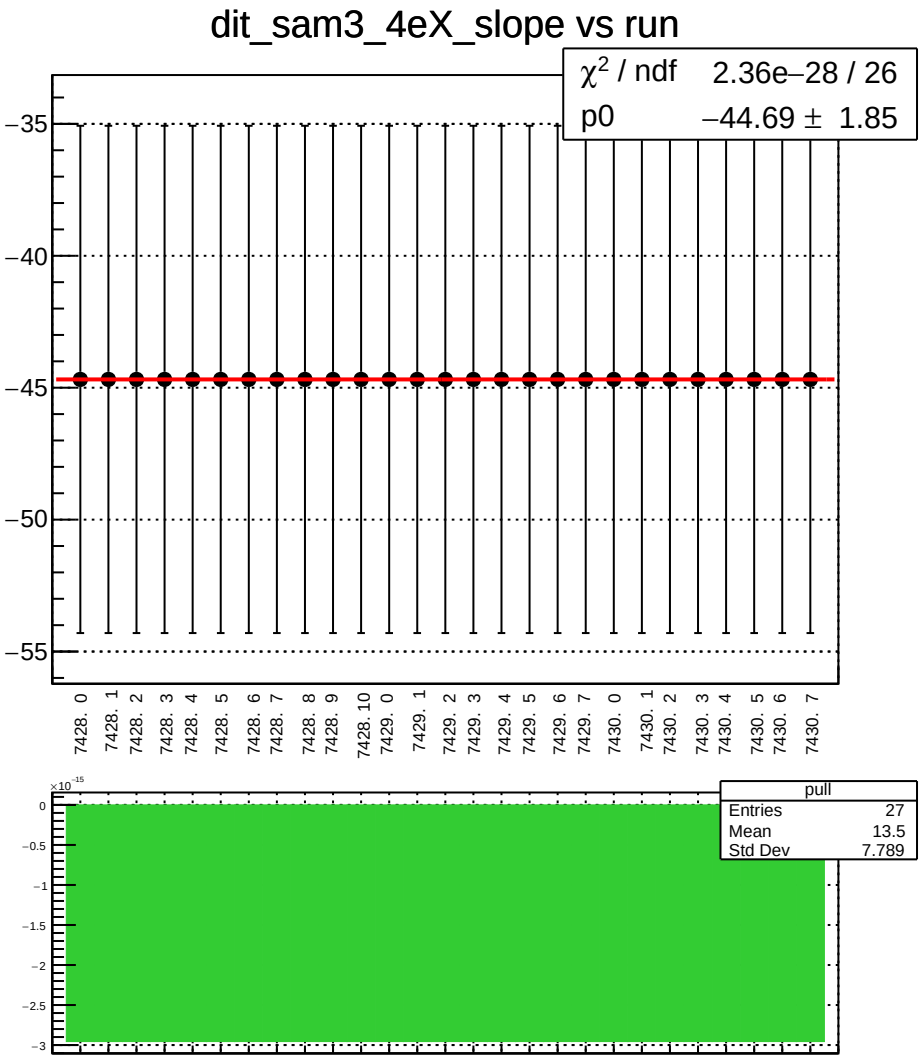
dit_sam3_4eX_slope vs run
χ^2 / ndf 2.36e−28 / 26
p0 −44.69 ± 1.85
−35
−40
−45
−50
−55
7428. 0
7428. 1
7428. 2
7428. 3
7428. 4
7428. 5
7428. 6
7428. 7
7428. 8
7428. 9
7428. 10
7429. 0
7429. 1
7429. 2
7429. 3
7429. 4
7429. 5
7429. 6
7429. 7
7430. 0
7430. 1
7430. 2
7430. 3
7430. 4
7430. 5
7430. 6
7430. 7
×10^-15
0
−0.5
−1
−1.5
−2
−2.5
−3
pull
Entries 27
Mean 13.5
Std Dev 7.789

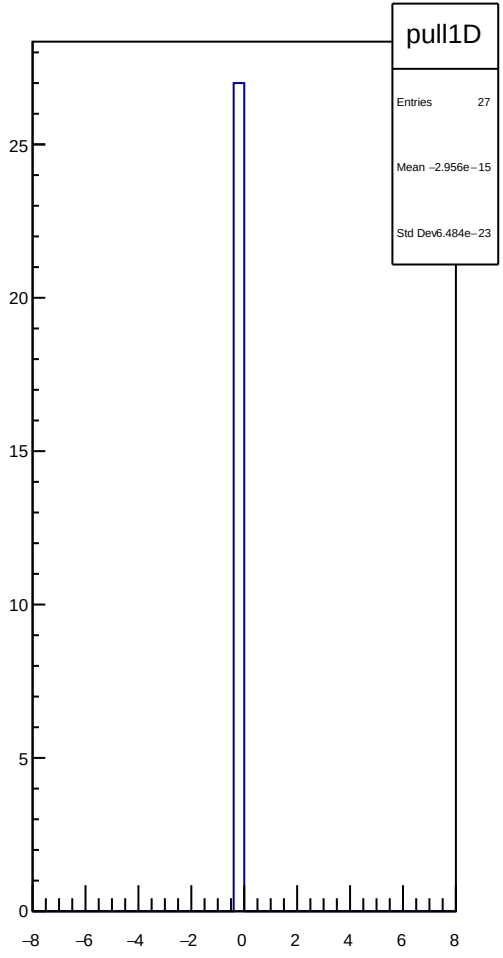
pull1D
Entries 27
Mean −2.956e−15
Std Dev 6.484e−23
25
20
15
10
5
0
−8
−6
−4
−2
0
2
4
6
8

dit_sam3_11X12X_slope vs run

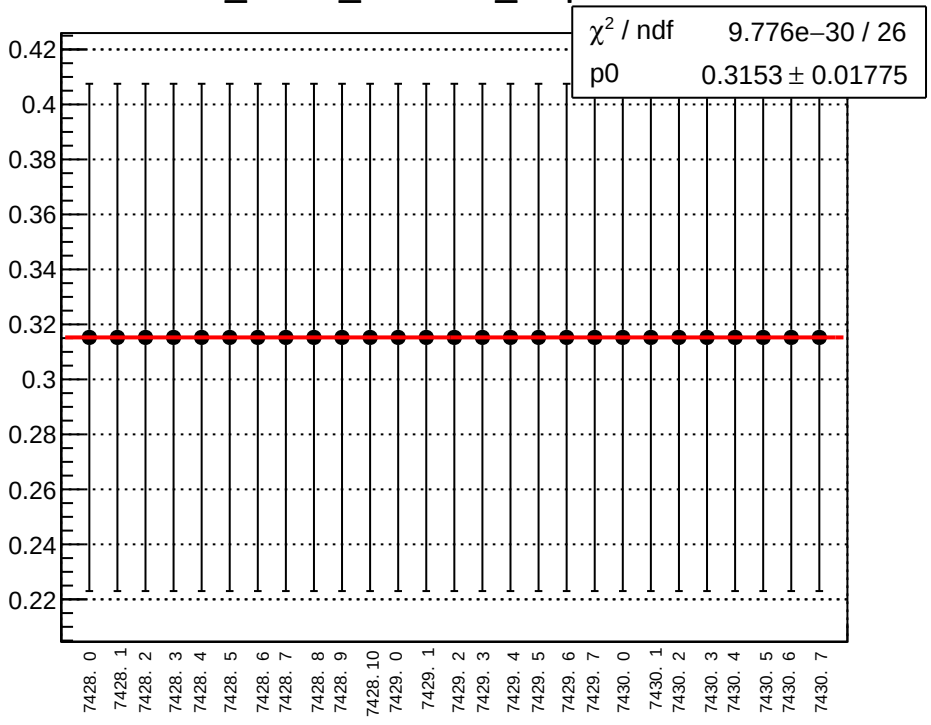

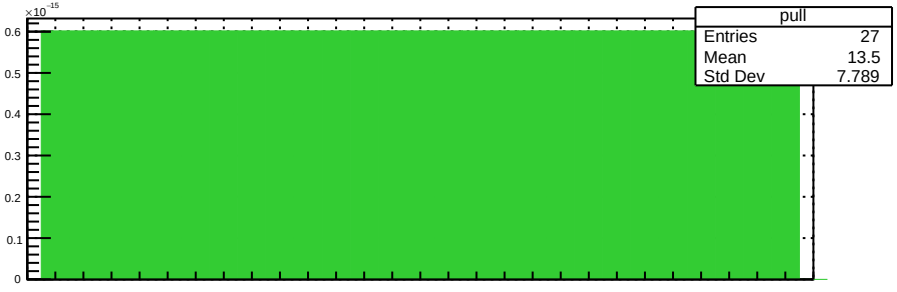

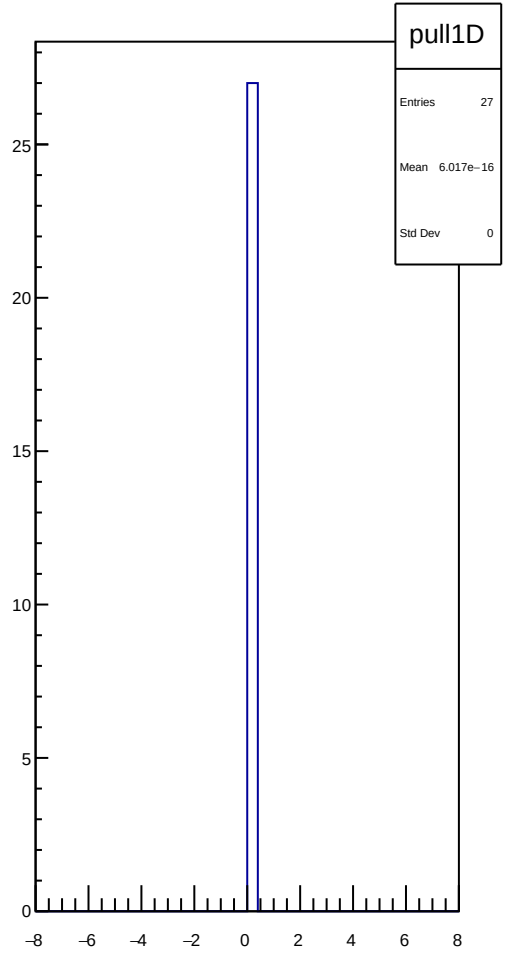

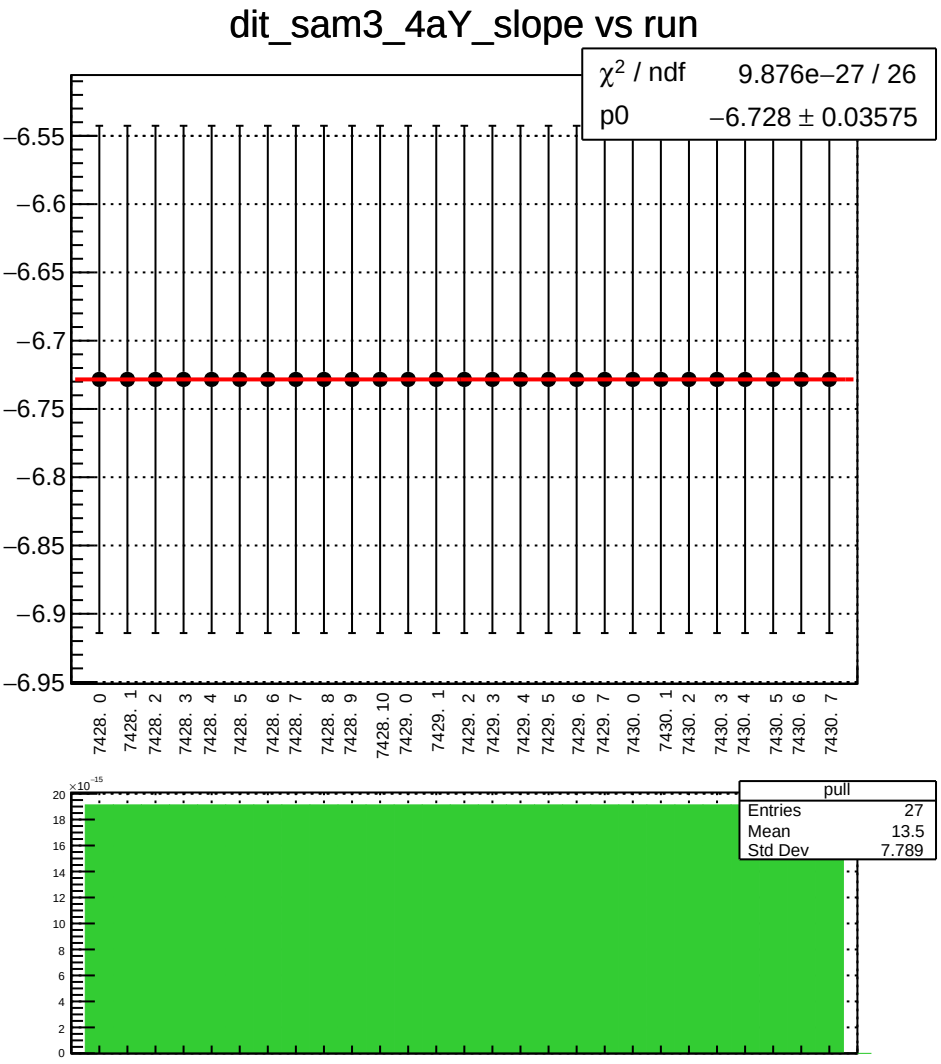
dit_sam3_4aY_slope vs run
χ2 / ndf 9.876e−27 / 26
p0 −6.728 ± 0.03575
−6.55
−6.6
−6.65
−6.7
−6.75
−6.8
−6.85
−6.9
−6.95
7428. 0
7428. 1
7428. 2
7428. 3
7428. 4
7428. 5
7428. 6
7428. 7
7428. 8
7428. 9
7428. 10
7429. 0
7429. 1
7429. 2
7429. 3
7429. 4
7429. 5
7429. 6
7429. 7
7430. 0
7430. 1
7430. 2
7430. 3
7430. 4
7430. 5
7430. 6
7430. 7
×10-15
pull
Entries 27
Mean 13.5
Std Dev 7.789

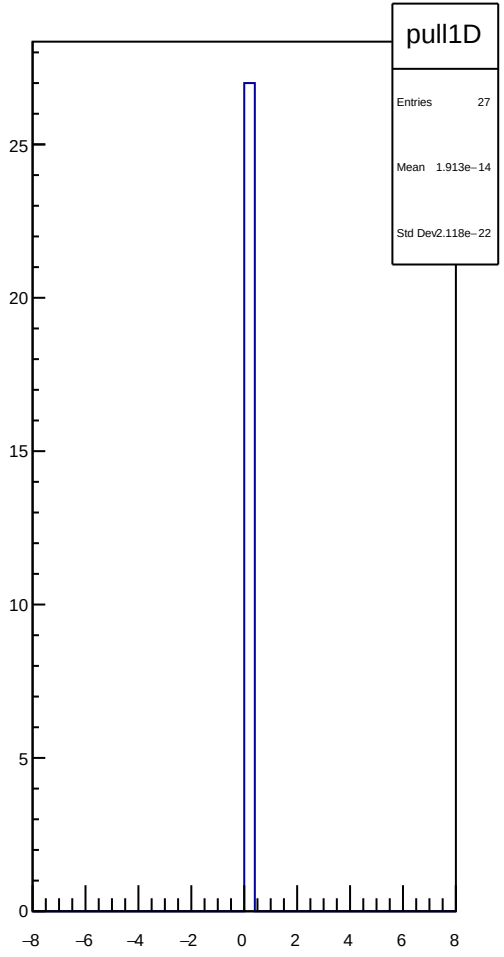
pull1D
Entries 27
Mean 1.913e−14
Std Dev 2.118e−22

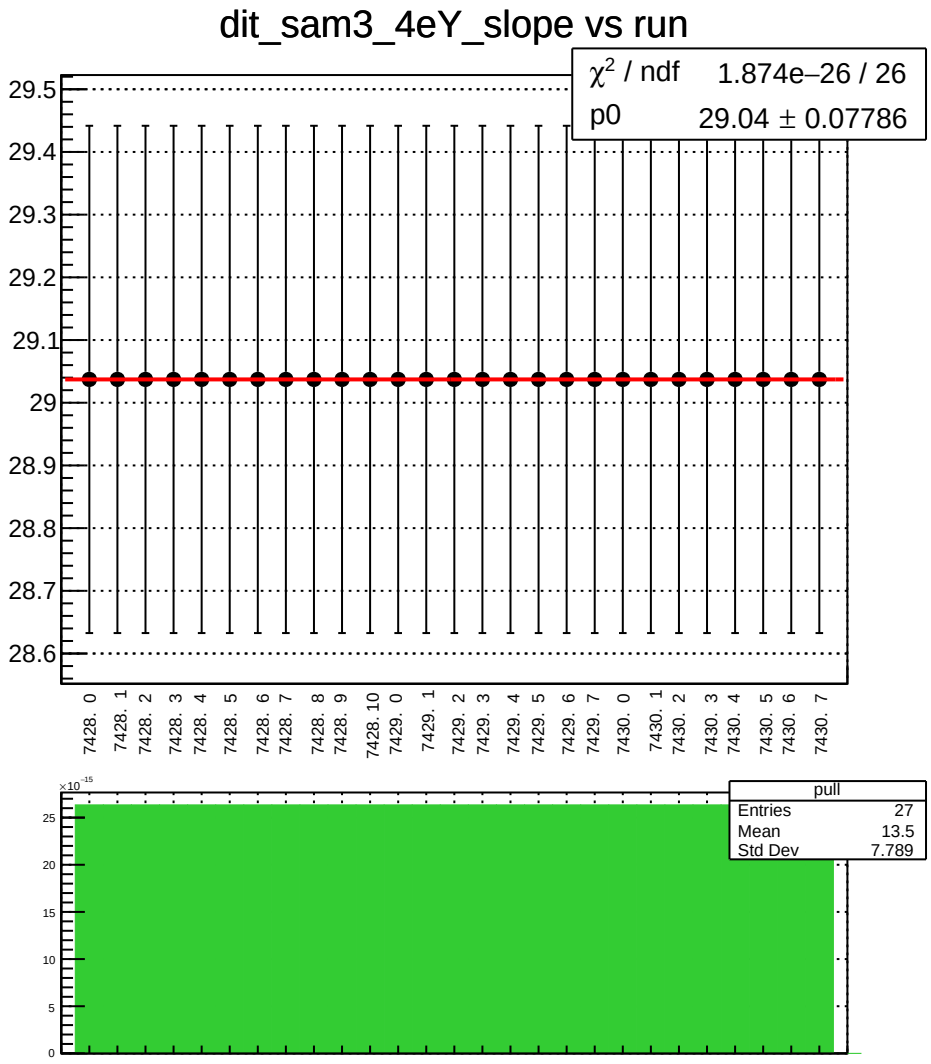
dit_sam3_4eY_slope vs run
χ² / ndf 1.874e−26 / 26
p0 29.04 ± 0.07786
29.5
29.4
29.3
29.2
29.1
29
28.9
28.8
28.7
28.6
7428. 0
7428. 1
7428. 2
7428. 3
7428. 4
7428. 5
7428. 6
7428. 7
7428. 8
7428. 9
7428. 10
7429. 0
7429. 1
7429. 2
7429. 3
7429. 4
7429. 5
7429. 6
7429. 7
7430. 0
7430. 1
7430. 2
7430. 3
7430. 4
7430. 5
7430. 6
7430. 7
×10⁻¹⁵
pull
Entries 27
Mean 13.5
Std Dev 7.789

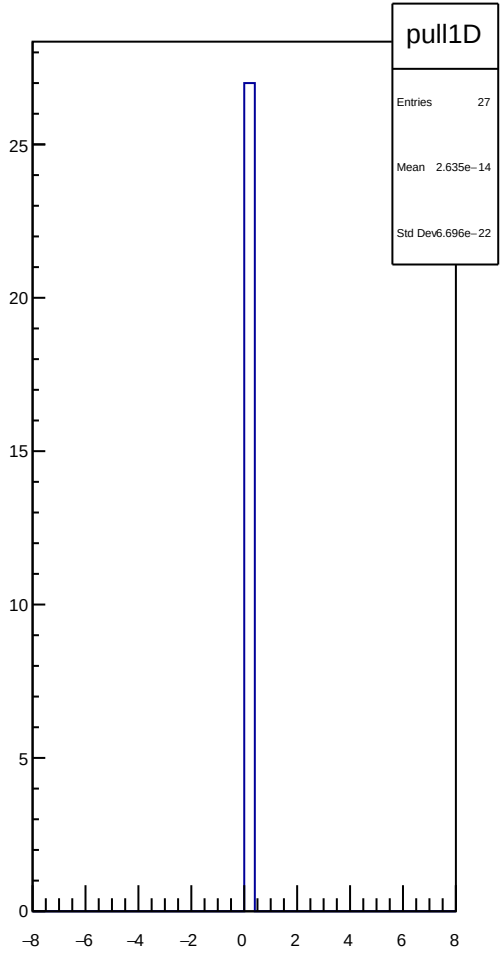
pull1D
Entries 27
Mean 2.635e−14
Std Dev 6.696e−22
25
20
15
10
5
0
−8
−6
−4
−2
0
2
4
6
8

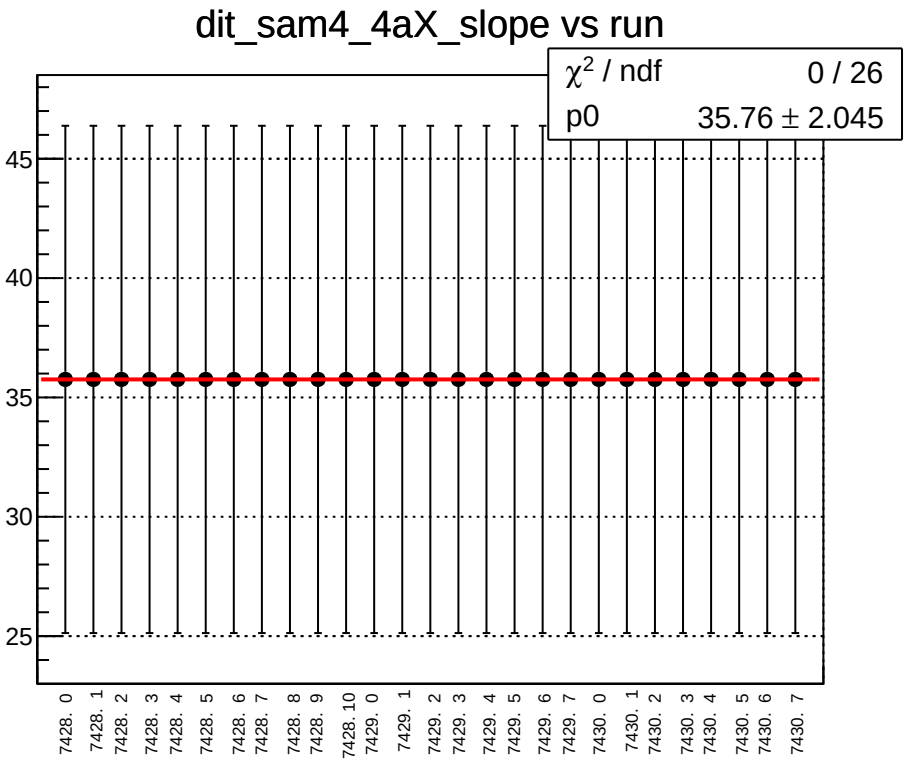
dit_sam4_4aX_slope vs run
χ2 / ndf 0 / 26
p0 35.76 ± 2.045
45
40
35
30
25
7428. 0
7428. 1
7428. 2
7428. 3
7428. 4
7428. 5
7428. 6
7428. 7
7428. 8
7428. 9
7428. 10
7429. 0
7429. 1
7429. 2
7429. 3
7429. 4
7429. 5
7429. 6
7429. 7
7430. 0
7430. 1
7430. 2
7430. 3
7430. 4
7430. 5
7430. 6
7430. 7


pull
Entries 27
Mean 0
Std Dev 0
1
0.8
0.6
0.4
0.2
0

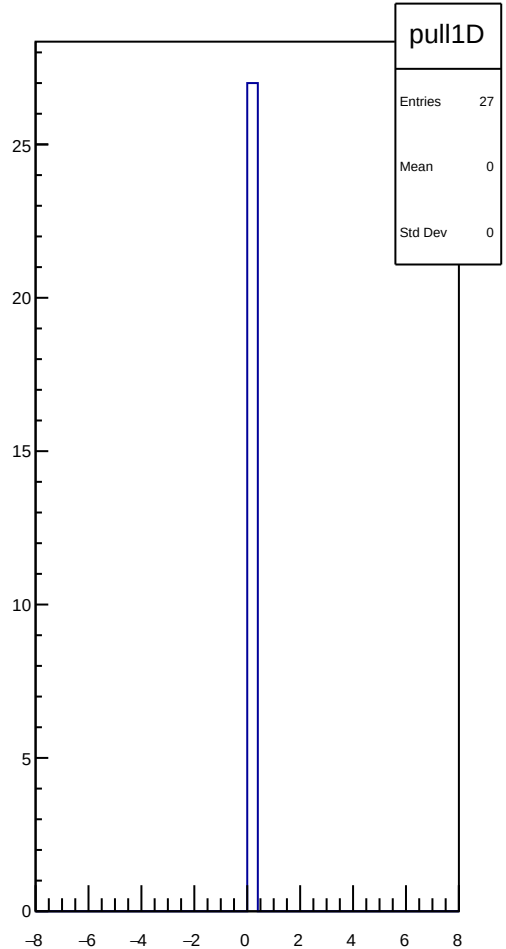
pull1D
Entries 27
Mean 0
Std Dev 0
25
20
15
10
5
0
−8
−6
−4
−2
0
2
4
6
8

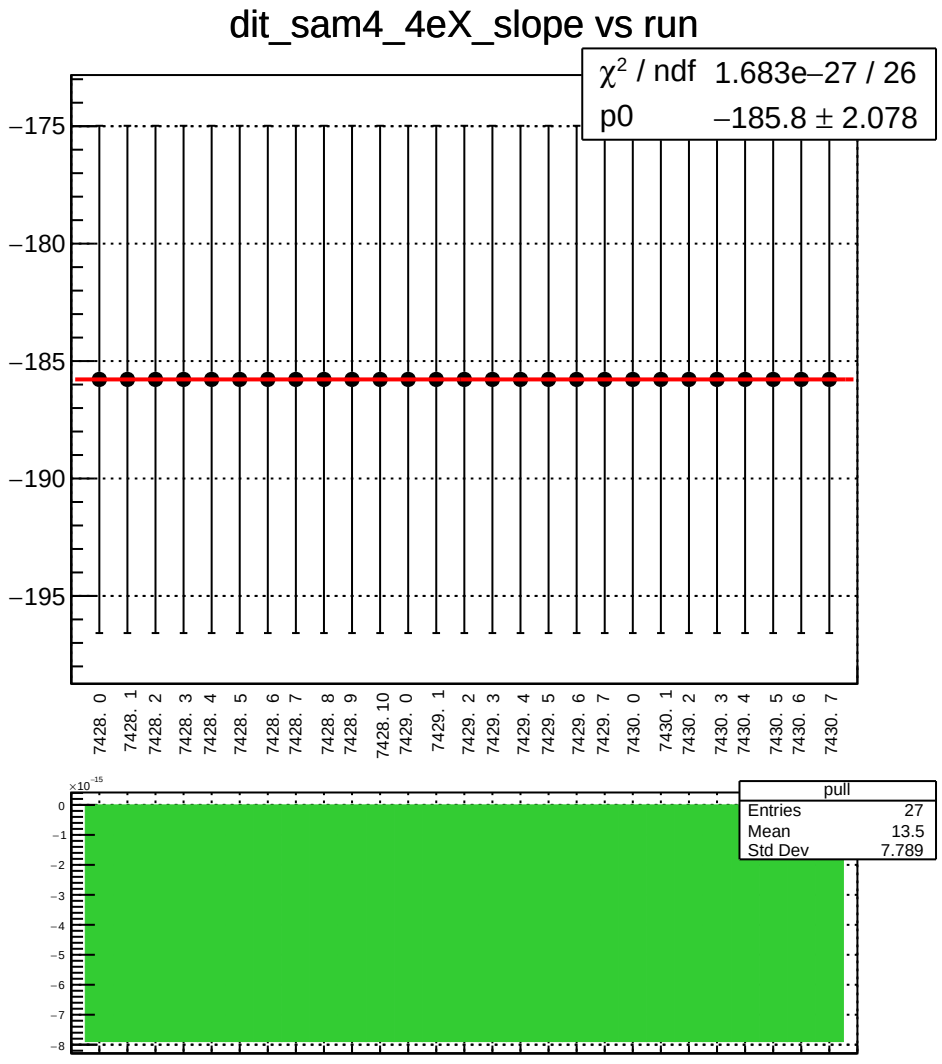
dit_sam4_4eX_slope vs run
χ^2 / ndf 1.683e−27 / 26
p0 −185.8 ± 2.078
−175
−180
−185
−190
−195
7428. 0
7428. 1
7428. 2
7428. 3
7428. 4
7428. 5
7428. 6
7428. 7
7428. 8
7428. 9
7428. 10
7429. 0
7429. 1
7429. 2
7429. 3
7429. 4
7429. 5
7429. 6
7429. 7
7430. 0
7430. 1
7430. 2
7430. 3
7430. 4
7430. 5
7430. 6
7430. 7
×10^-15
0
−1
−2
−3
−4
−5
−6
−7
−8
pull
Entries 27
Mean 13.5
Std Dev 7.789

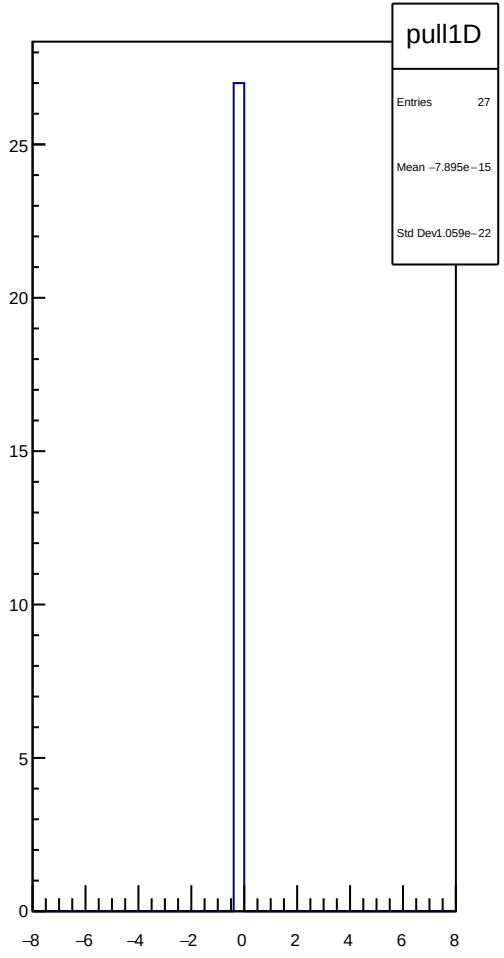
pull1D
Entries 27
Mean −7.895e−15
Std Dev1.059e−22
25
20
15
10
5
0
−8
−6
−4
−2
0
2
4
6
8

dit_sam4_11X12X_slope vs run

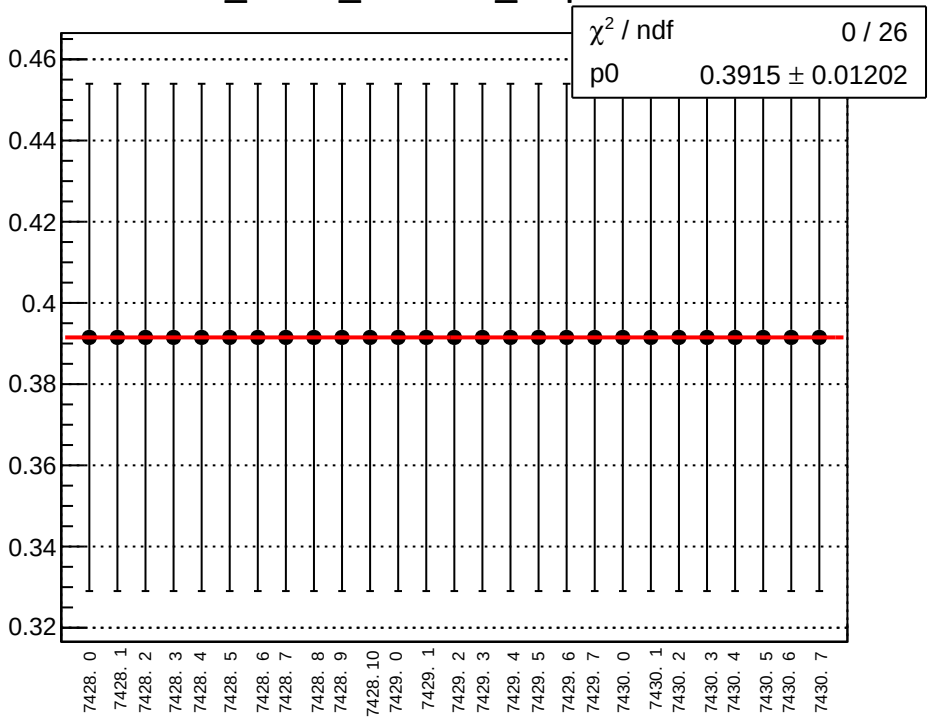



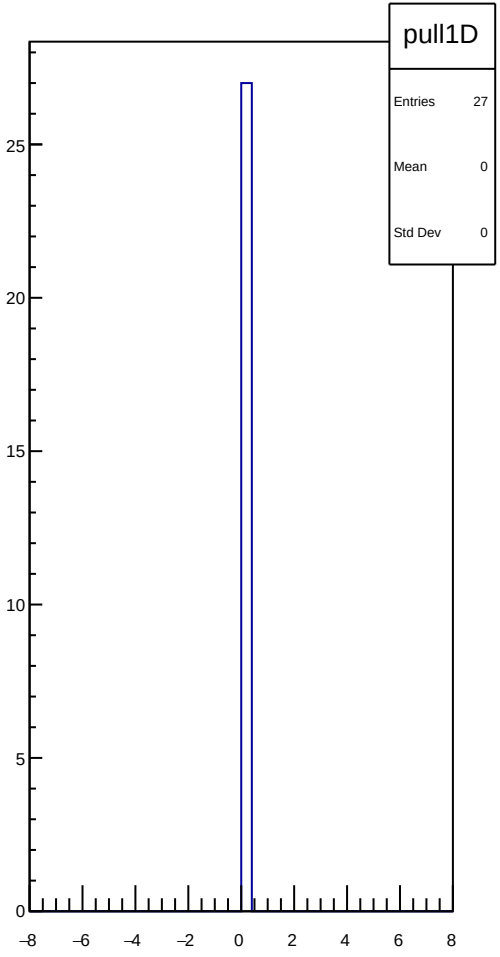

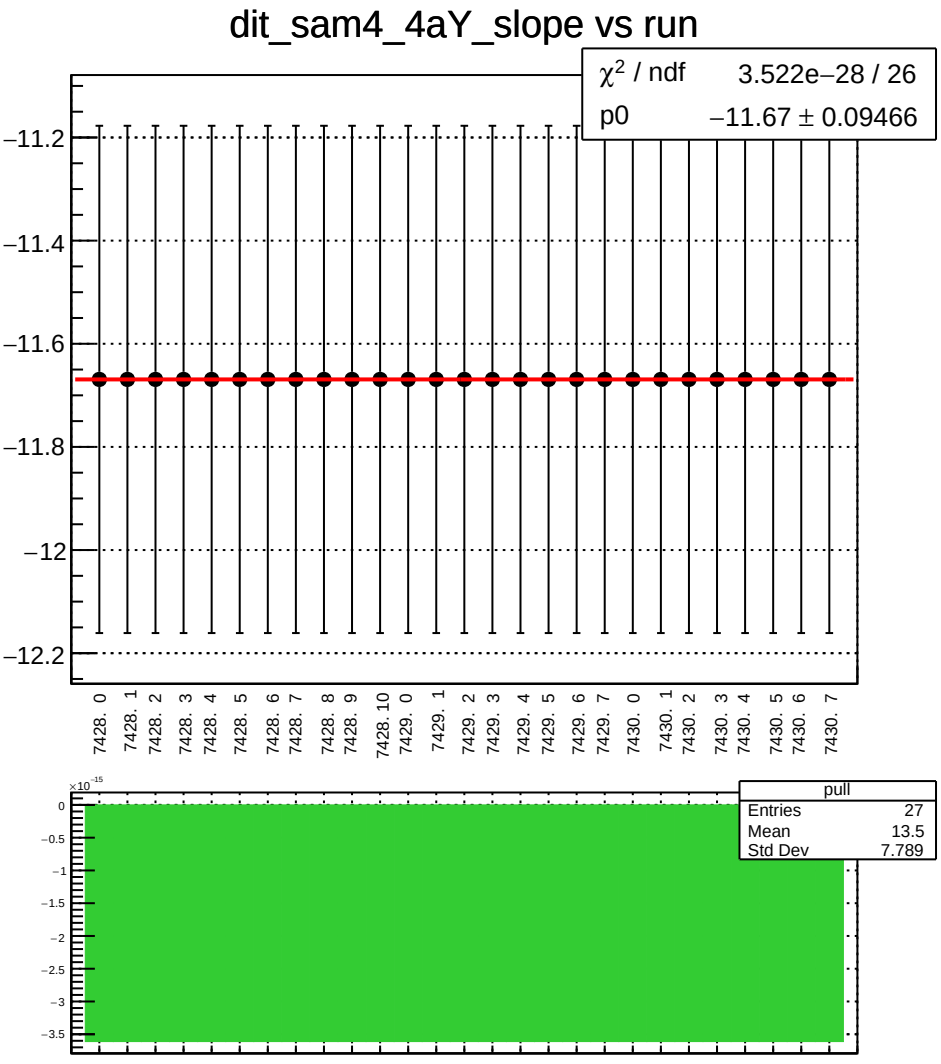
dit_sam4_4aY_slope vs run
χ2 / ndf 3.522e−28 / 26
p0 −11.67 ± 0.09466
−11.2
−11.4
−11.6
−11.8
−12
−12.2
7428. 0
7428. 1
7428. 2
7428. 3
7428. 4
7428. 5
7428. 6
7428. 7
7428. 8
7428. 9
7428. 10
7429. 0
7429. 1
7429. 2
7429. 3
7429. 4
7429. 5
7429. 6
7429. 7
7430. 0
7430. 1
7430. 2
7430. 3
7430. 4
7430. 5
7430. 6
7430. 7
×10−15
0
−0.5
−1
−1.5
−2
−2.5
−3
−3.5
pull
Entries 27
Mean 13.5
Std Dev 7.789

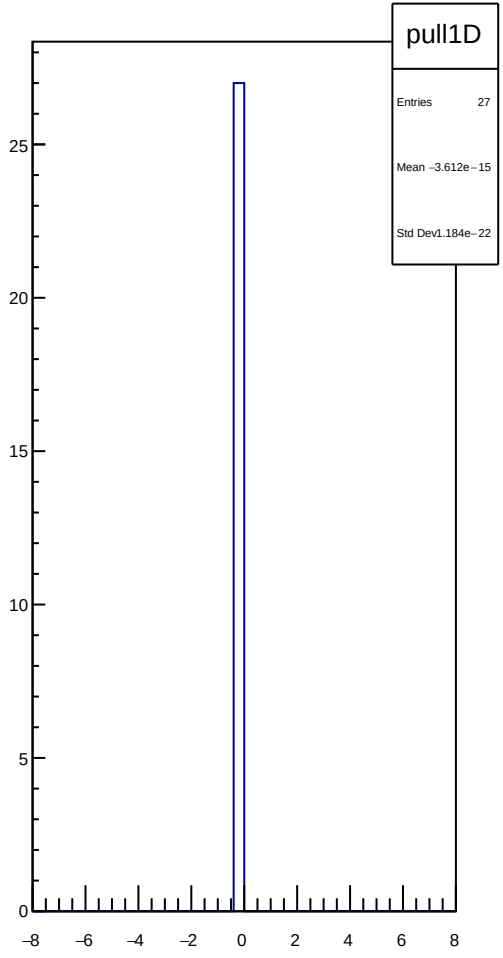
pull1D
Entries 27
Mean −3.612e−15
Std Dev1.184e−22
25
20
15
10
5
0
−8
−6
−4
−2
0
2
4
6
8

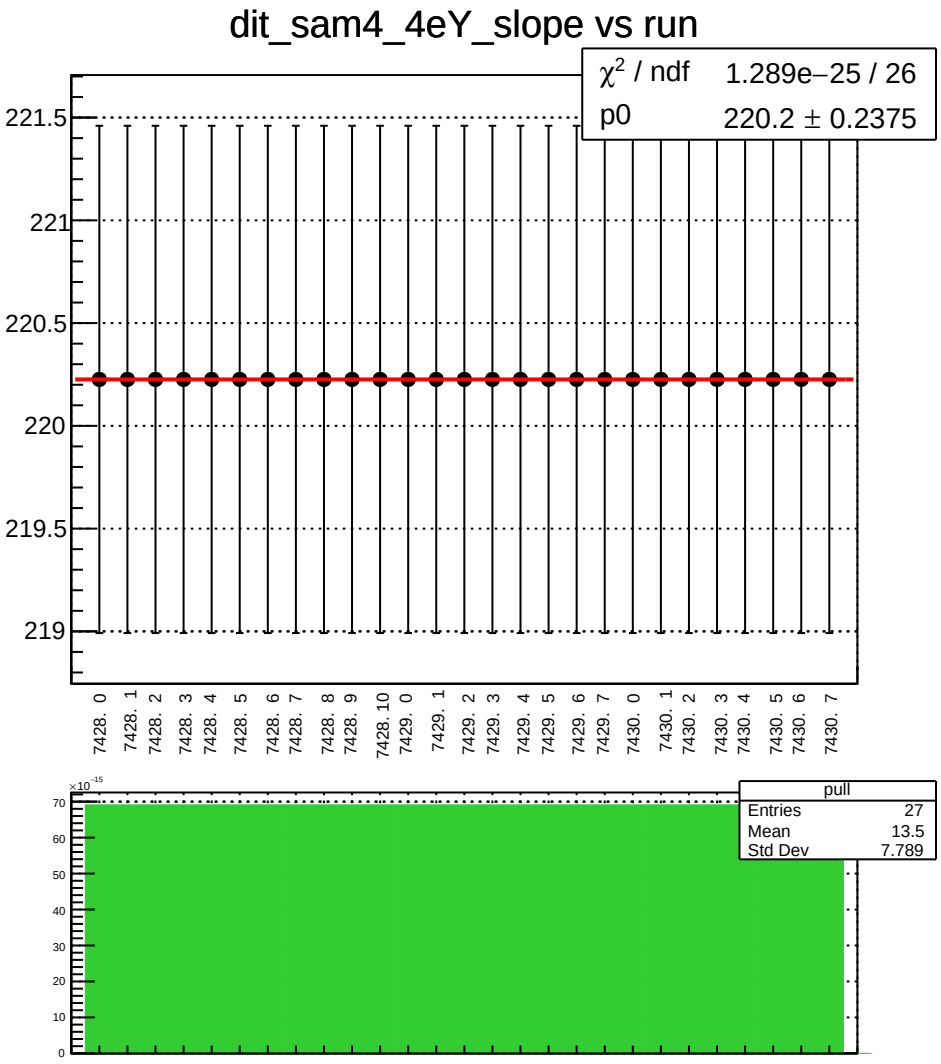
dit_sam4_4eY_slope vs run
χ^2 / ndf 1.289e−25 / 26
p0 220.2 ± 0.2375
221.5
221
220.5
220
219.5
219
7428. 0
7428. 1
7428. 2
7428. 3
7428. 4
7428. 5
7428. 6
7428. 7
7428. 8
7428. 9
7428. 10
7429. 0
7429. 1
7429. 2
7429. 3
7429. 4
7429. 5
7429. 6
7429. 7
7430. 0
7430. 1
7430. 2
7430. 3
7430. 4
7430. 5
7430. 6
7430. 7
×10^-15
70
60
50
40
30
20
10
0
pull
Entries 27
Mean 13.5
Std Dev 7.789

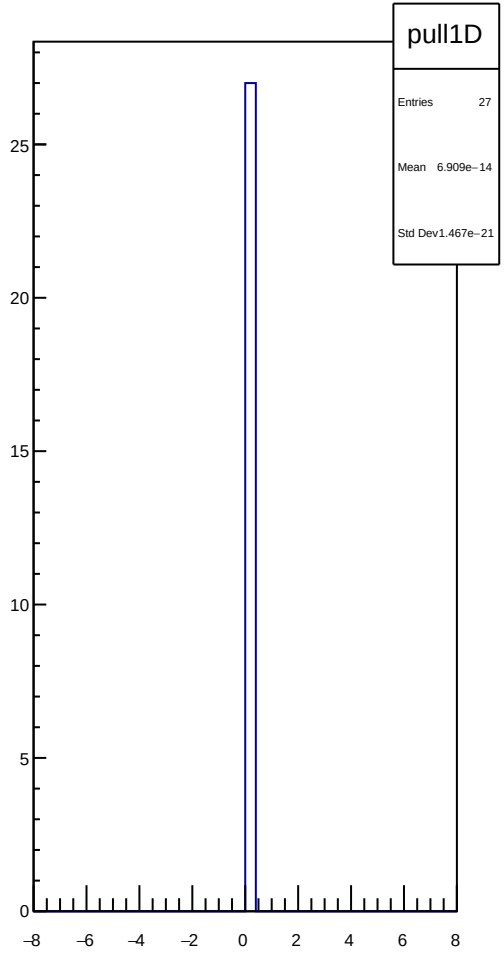
pull1D
Entries 27
Mean 6.909e−14
Std Dev 1.467e−21
25
20
15
10
5
0
−8
−6
−4
−2
0
2
4
6
8

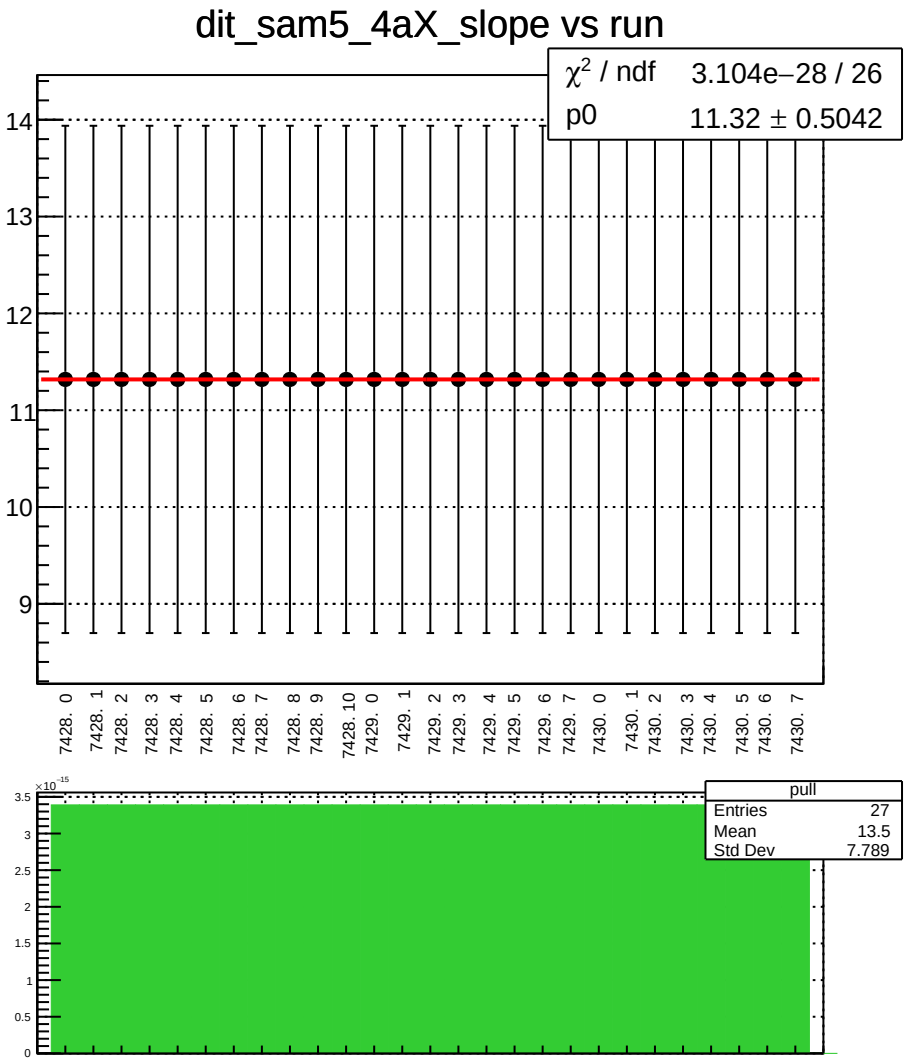
dit_sam5_4aX_slope vs run
χ² / ndf 3.104e−28 / 26
p0 11.32 ± 0.5042
14
13
12
11
10
9
7428. 0
7428. 1
7428. 2
7428. 3
7428. 4
7428. 5
7428. 6
7428. 7
7428. 8
7428. 9
7428. 10
7429. 0
7429. 1
7429. 2
7429. 3
7429. 4
7429. 5
7429. 6
7429. 7
7430. 0
7430. 1
7430. 2
7430. 3
7430. 4
7430. 5
7430. 6
7430. 7
×10⁻¹⁵
3.5
3
2.5
2
1.5
1
0.5
0
pull
Entries 27
Mean 13.5
Std Dev 7.789

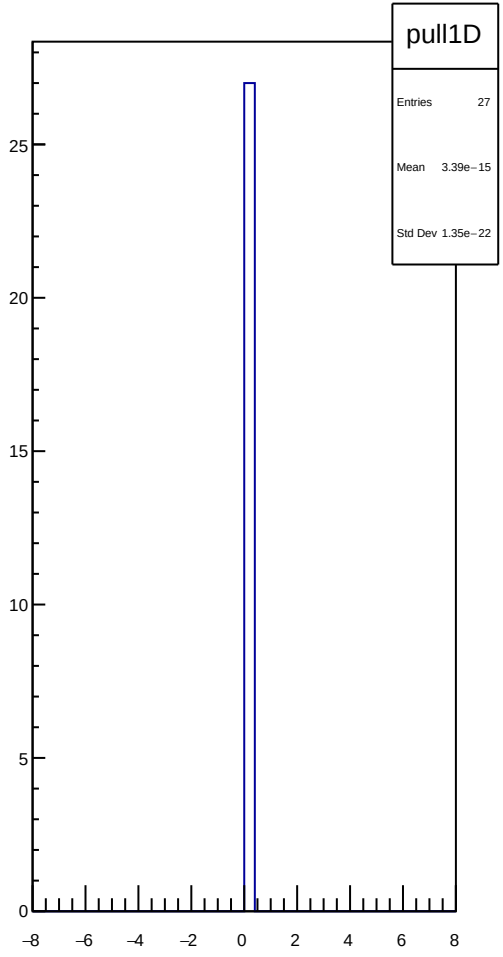
pull1D
Entries 27
Mean 3.39e−15
Std Dev 1.35e−22
25
20
15
10
5
0
−8
−6
−4
−2
0
2
4
6
8

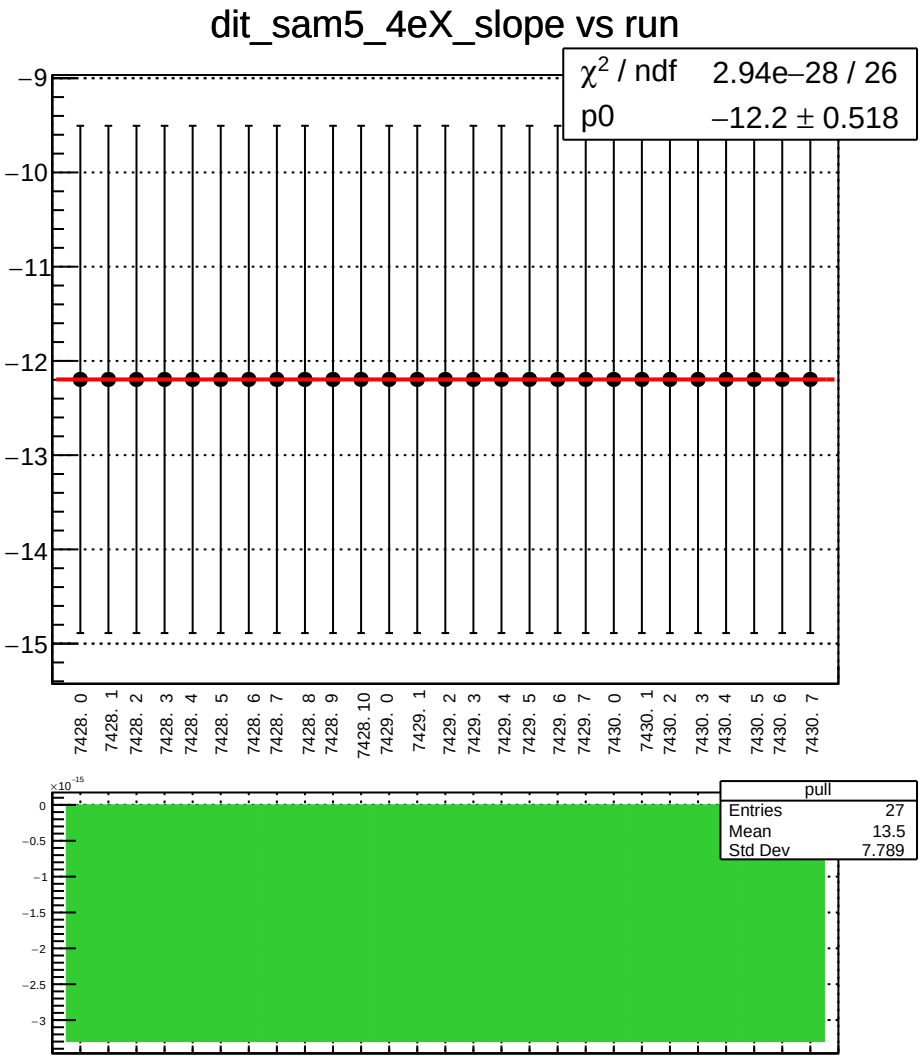
dit_sam5_4eX_slope vs run
χ^2 / ndf 2.94e−28 / 26
p0 −12.2 ± 0.518
−9
−10
−11
−12
−13
−14
−15
7428. 0
7428. 1
7428. 2
7428. 3
7428. 4
7428. 5
7428. 6
7428. 7
7428. 8
7428. 9
7428. 10
7429. 0
7429. 1
7429. 2
7429. 3
7429. 4
7429. 5
7429. 6
7429. 7
7430. 0
7430. 1
7430. 2
7430. 3
7430. 4
7430. 5
7430. 6
7430. 7
×10^-15
0
−0.5
−1
−1.5
−2
−2.5
−3
pull
Entries 27
Mean 13.5
Std Dev 7.789

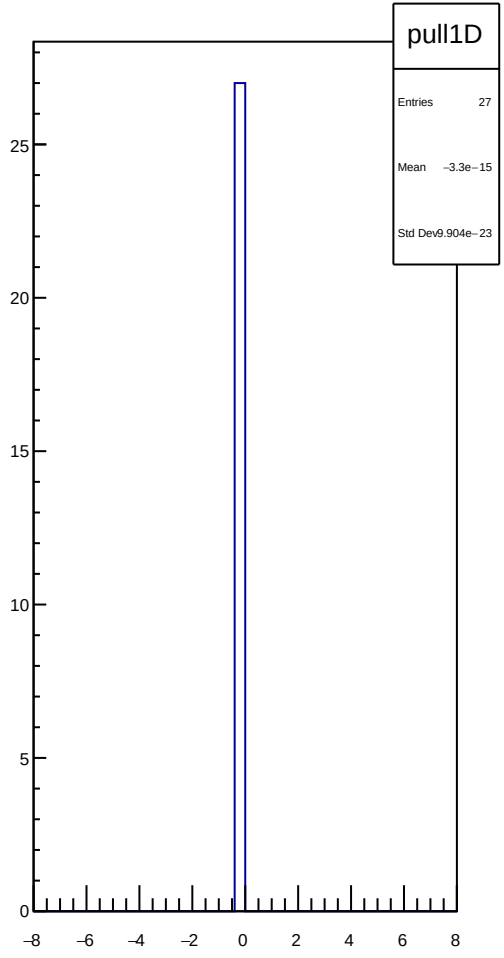
pull1D
Entries 27
Mean −3.3e−15
Std Dev 9.904e−23
25
20
15
10
5
0
−8
−6
−4
−2
0
2
4
6
8

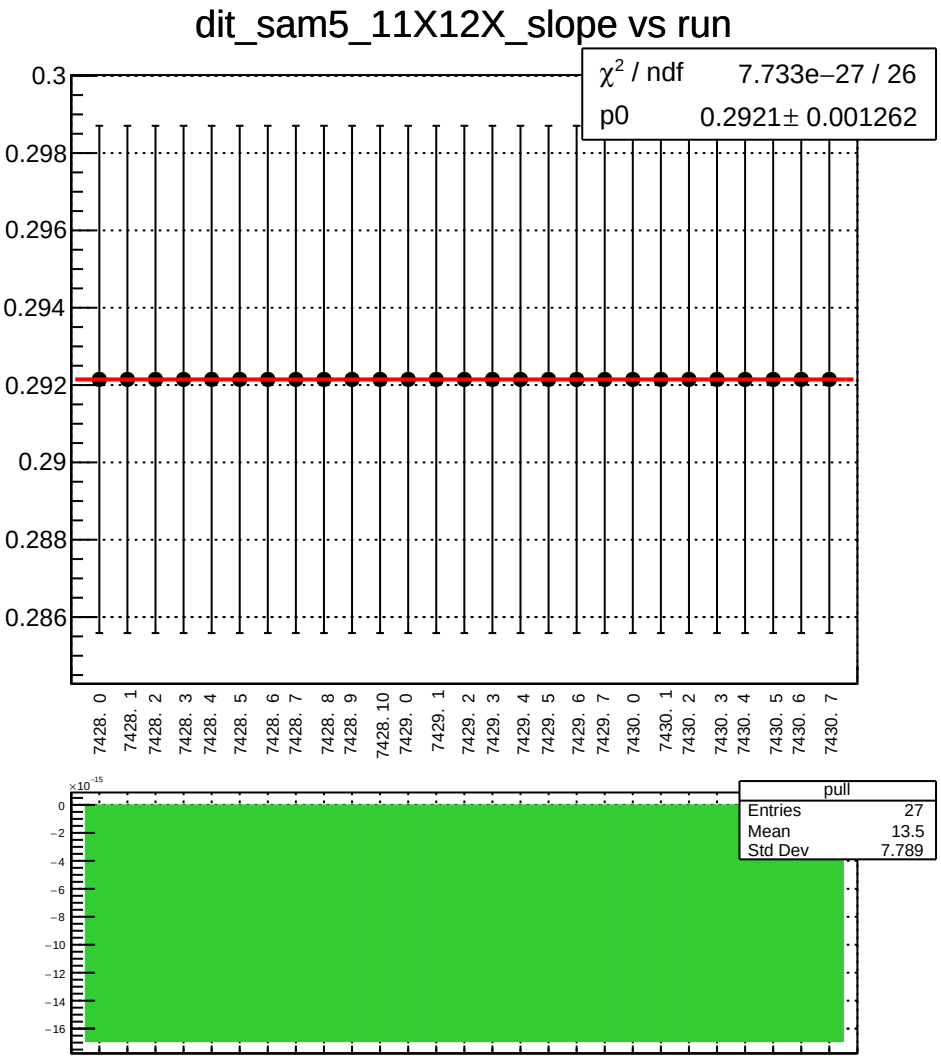
dit_sam5_11X12X_slope vs run
χ² / ndf 7.733e−27 / 26
p0 0.2921 ± 0.001262
0.3
0.298
0.296
0.294
0.292
0.29
0.288
0.286
7428. 0
7428. 1
7428. 2
7428. 3
7428. 4
7428. 5
7428. 6
7428. 7
7428. 8
7428. 9
7428. 10
7429. 0
7429. 1
7429. 2
7429. 3
7429. 4
7429. 5
7429. 6
7429. 7
7430. 0
7430. 1
7430. 2
7430. 3
7430. 4
7430. 5
7430. 6
7430. 7
×10⁻¹⁵
0
−2
−4
−6
−8
−10
−12
−14
−16
pull
Entries 27
Mean 13.5
Std Dev 7.789

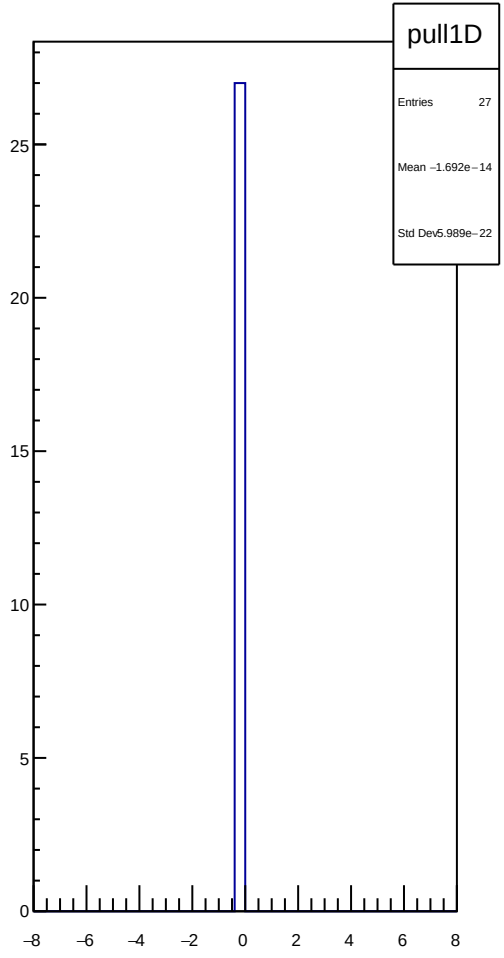
pull1D
Entries 27
Mean −1.692e−14
Std Dev 5.989e−22
25
20
15
10
5
0
−8
−6
−4
−2
0
2
4
6
8

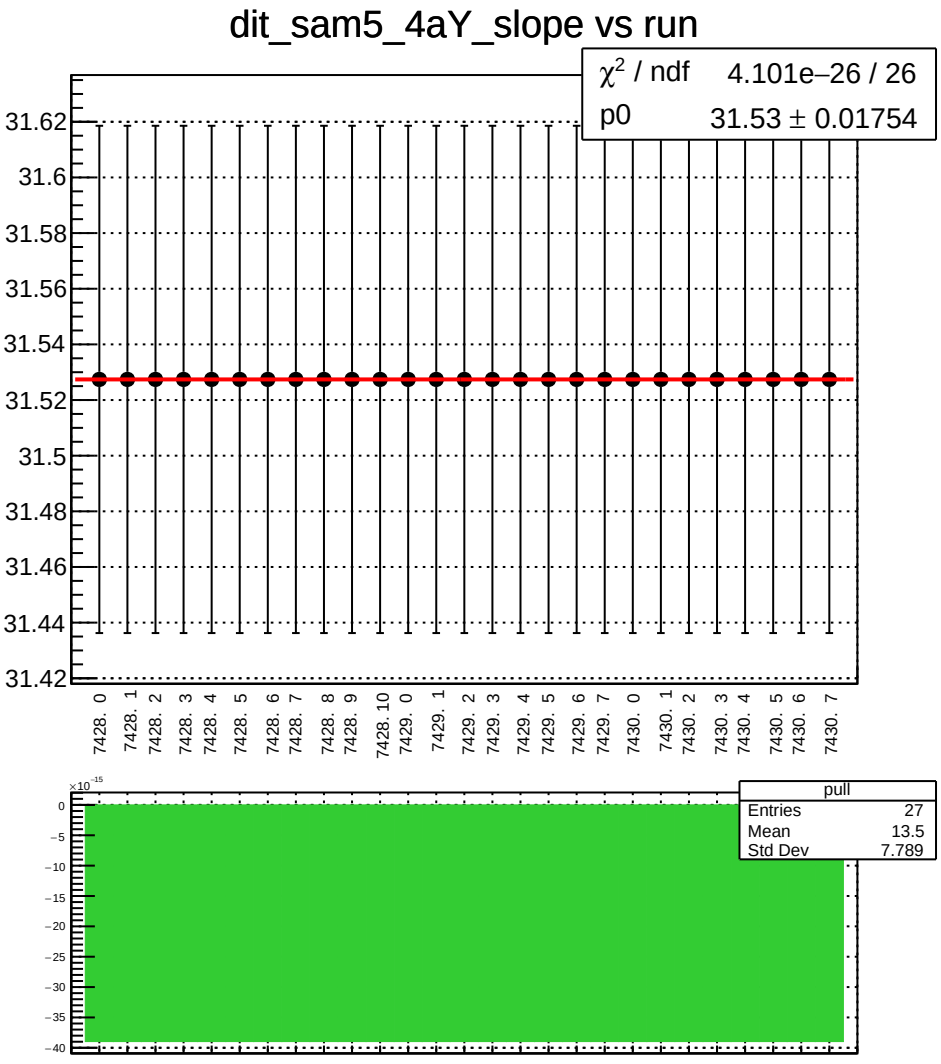
dit_sam5_4aY_slope vs run
χ^2 / ndf 4.101e−26 / 26
p0 31.53 ± 0.01754
31.62
31.6
31.58
31.56
31.54
31.52
31.5
31.48
31.46
31.44
31.42
7428. 0
7428. 1
7428. 2
7428. 3
7428. 4
7428. 5
7428. 6
7428. 7
7428. 8
7428. 9
7428. 10
7429. 0
7429. 1
7429. 2
7429. 3
7429. 4
7429. 5
7429. 6
7429. 7
7430. 0
7430. 1
7430. 2
7430. 3
7430. 4
7430. 5
7430. 6
7430. 7
pull
Entries 27
Mean 13.5
Std Dev 7.789
×10^-15
0
−5
−10
−15
−20
−25
−30
−35
−40

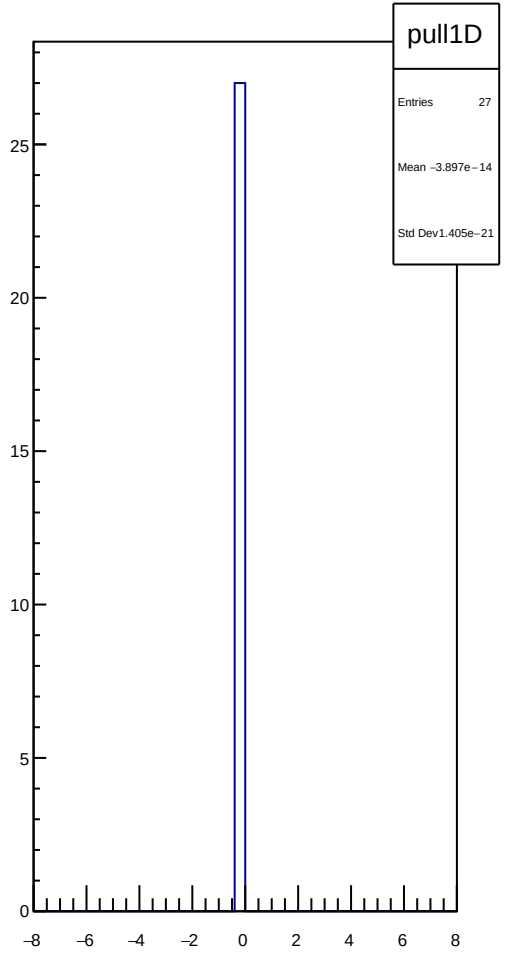
pull1D
Entries 27
Mean −3.897e−14
Std Dev 1.405e−21
25
20
15
10
5
0
−8
−6
−4
−2
0
2
4
6
8

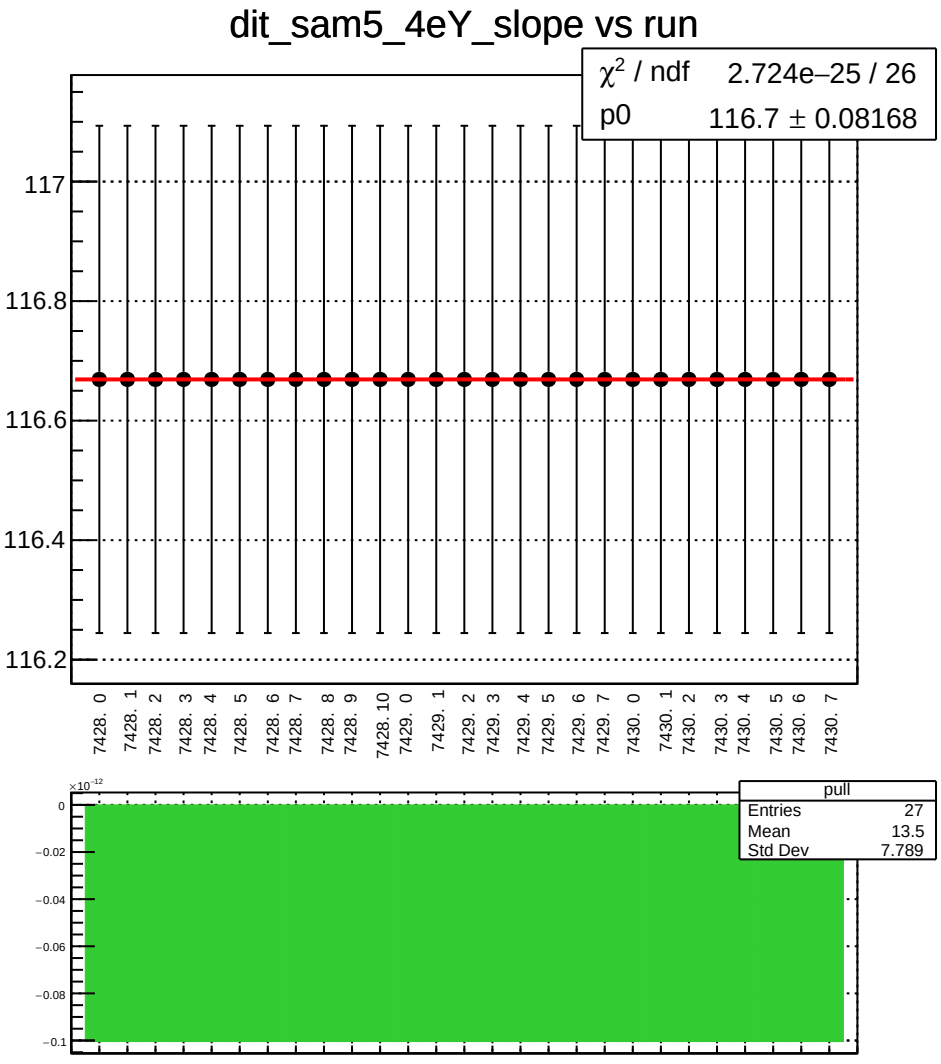
dit_sam5_4eY_slope vs run
χ^2 / ndf 2.724e−25 / 26
p0 116.7 ± 0.08168
117
116.8
116.6
116.4
116.2
7428. 0
7428. 1
7428. 2
7428. 3
7428. 4
7428. 5
7428. 6
7428. 7
7428. 8
7428. 9
7428. 10
7429. 0
7429. 1
7429. 2
7429. 3
7429. 4
7429. 5
7429. 6
7429. 7
7430. 0
7430. 1
7430. 2
7430. 3
7430. 4
7430. 5
7430. 6
7430. 7
pull
Entries 27
Mean 13.5
Std Dev 7.789
×10⁻¹²
0
−0.02
−0.04
−0.06
−0.08
−0.1

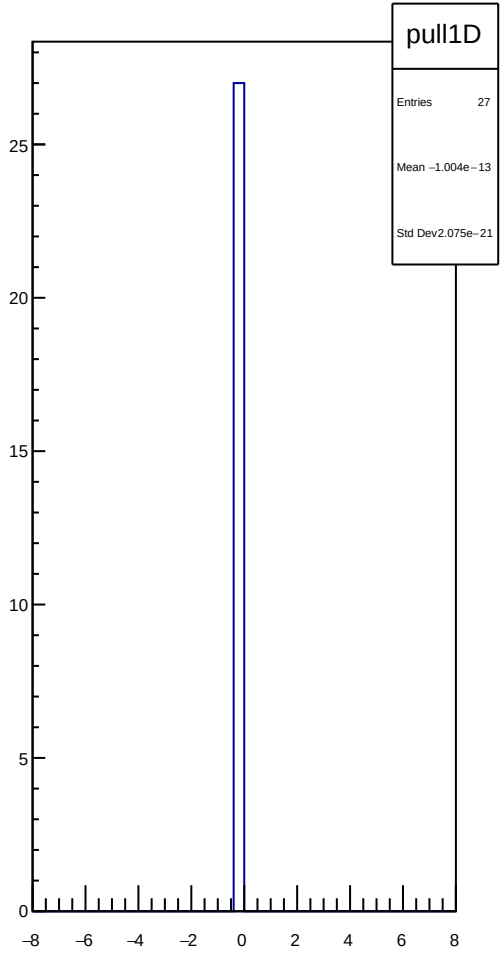
pull1D
Entries 27
Mean −1.004e−13
Std Dev 2.075e−21
25
20
15
10
5
0
−8
−6
−4
−2
0
2
4
6
8

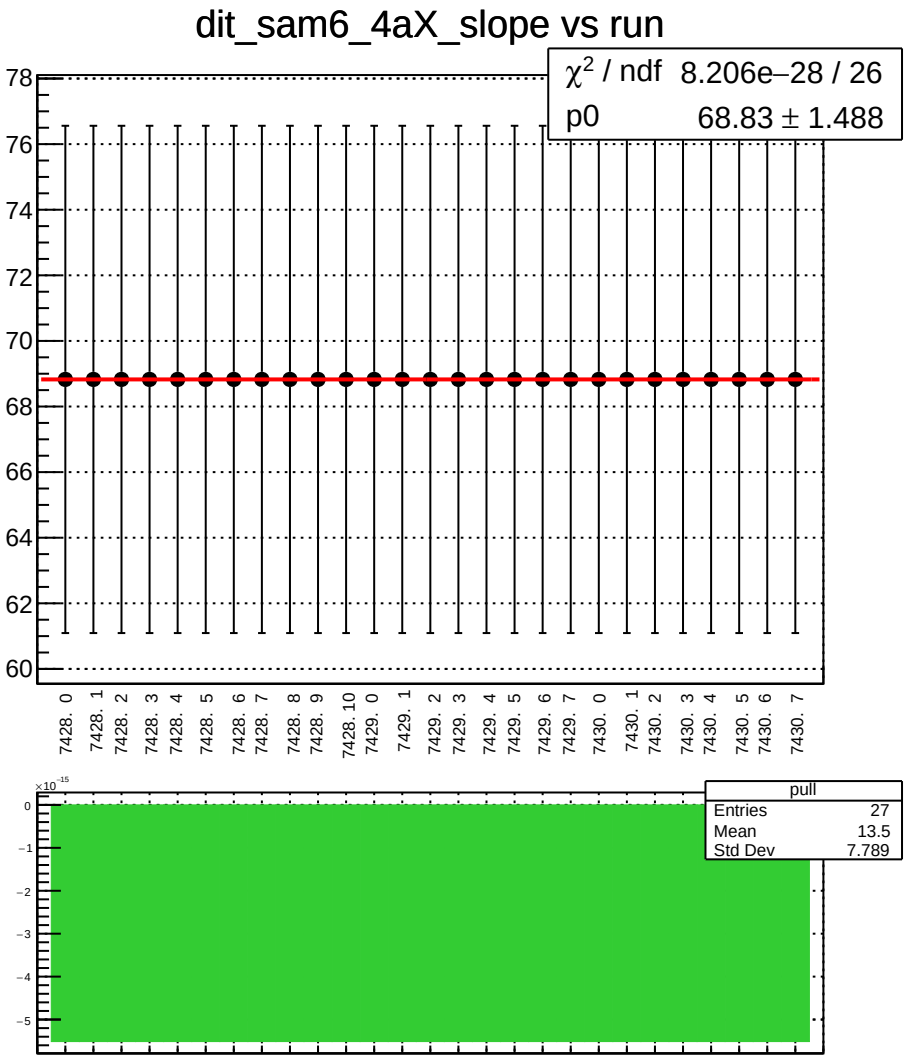
dit_sam6_4aX_slope vs run
χ² / ndf 8.206e−28 / 26
p0 68.83 ± 1.488
78
76
74
72
70
68
66
64
62
60
7428. 0
7428. 1
7428. 2
7428. 3
7428. 4
7428. 5
7428. 6
7428. 7
7428. 8
7428. 9
7428. 10
7429. 0
7429. 1
7429. 2
7429. 3
7429. 4
7429. 5
7429. 6
7429. 7
7430. 0
7430. 1
7430. 2
7430. 3
7430. 4
7430. 5
7430. 6
7430. 7
×10⁻¹⁵
0
−1
−2
−3
−4
−5
pull
Entries 27
Mean 13.5
Std Dev 7.789

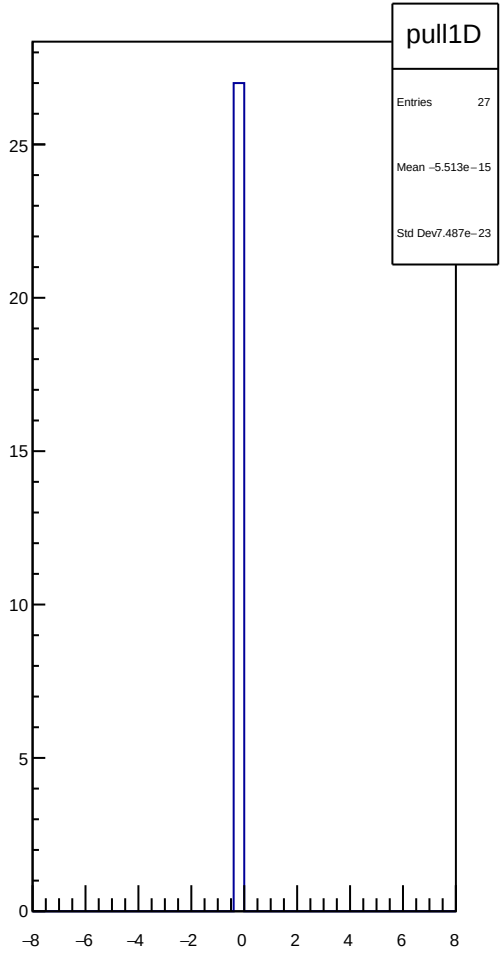
pull1D
Entries 27
Mean −5.513e−15
Std Dev7.487e−23
25
20
15
10
5
0
−8
−6
−4
−2
0
2
4
6
8

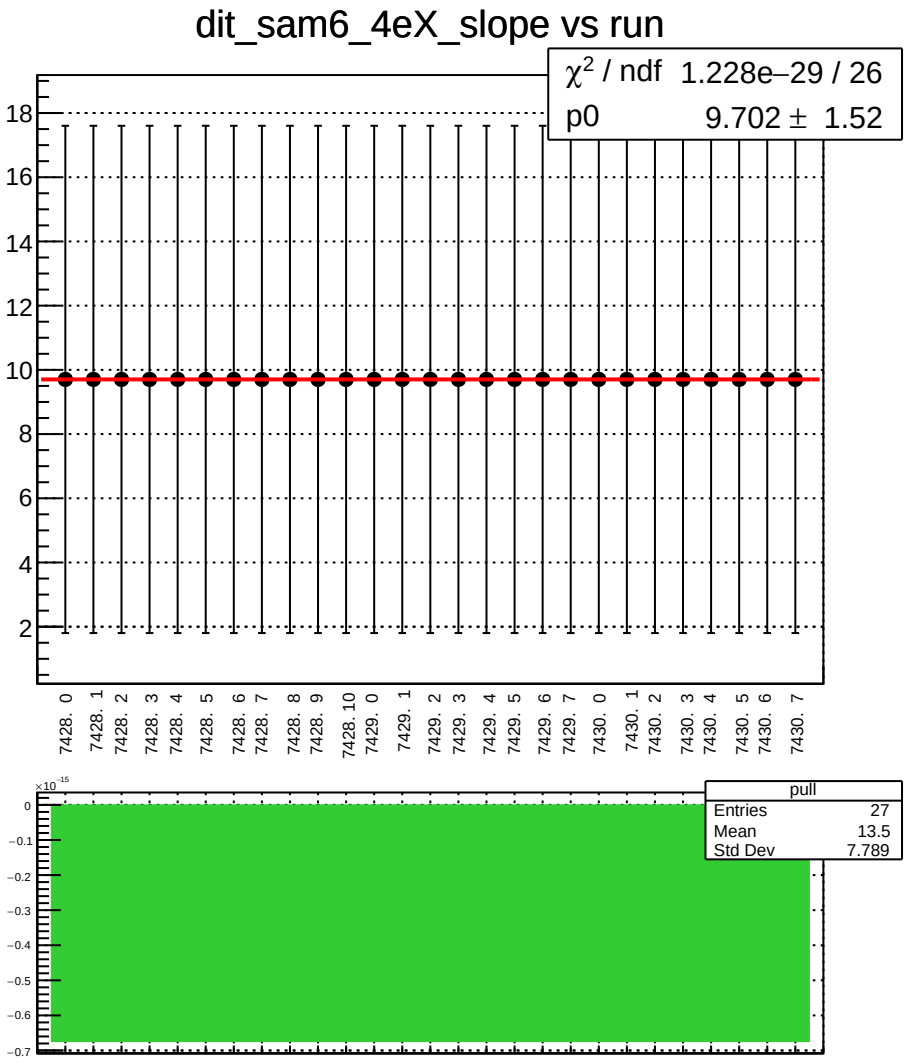
dit_sam6_4eX_slope vs run
χ^2 / ndf 1.228e−29 / 26
p0 9.702 ± 1.52
18
16
14
12
10
8
6
4
2
7428. 0
7428. 1
7428. 2
7428. 3
7428. 4
7428. 5
7428. 6
7428. 7
7428. 8
7428. 9
7428. 10
7429. 0
7429. 1
7429. 2
7429. 3
7429. 4
7429. 5
7429. 6
7429. 7
7430. 0
7430. 1
7430. 2
7430. 3
7430. 4
7430. 5
7430. 6
7430. 7
×10^-15
0
−0.1
−0.2
−0.3
−0.4
−0.5
−0.6
−0.7
pull
Entries 27
Mean 13.5
Std Dev 7.789

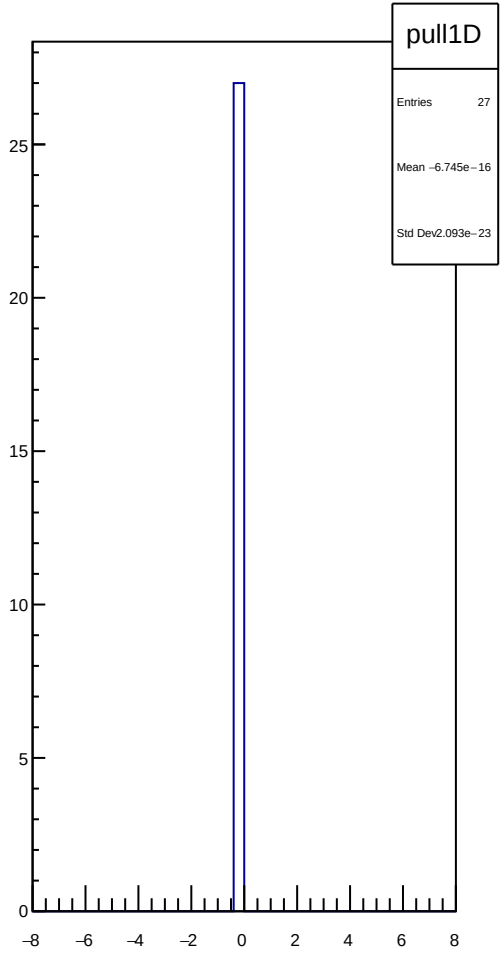
pull1D
Entries 27
Mean −6.745e−16
Std Dev2.093e−23
25
20
15
10
5
0
−8
−6
−4
−2
0
2
4
6
8

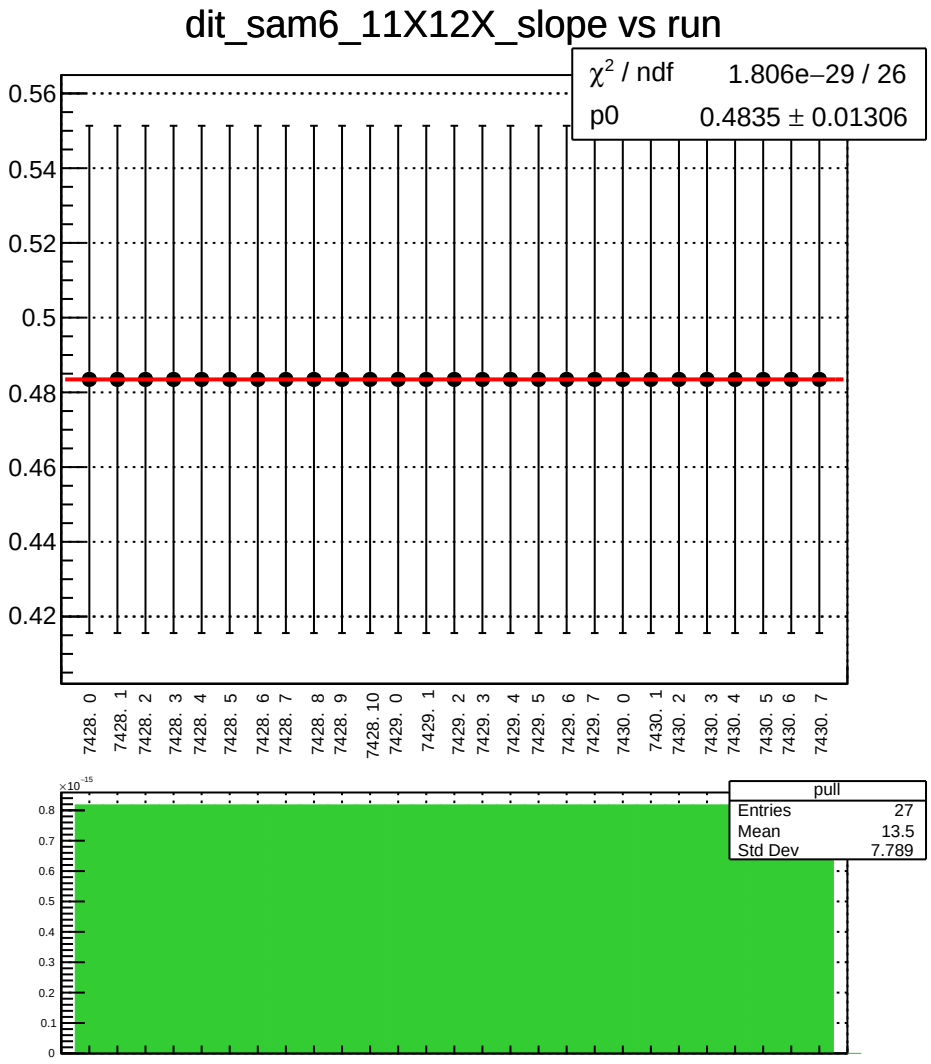
dit_sam6_11X12X_slope vs run
χ² / ndf 1.806e−29 / 26
p0 0.4835 ± 0.01306
0.56
0.54
0.52
0.5
0.48
0.46
0.44
0.42
7428. 0
7428. 1
7428. 2
7428. 3
7428. 4
7428. 5
7428. 6
7428. 7
7428. 8
7428. 9
7428. 10
7429. 0
7429. 1
7429. 2
7429. 3
7429. 4
7429. 5
7429. 6
7429. 7
7430. 0
7430. 1
7430. 2
7430. 3
7430. 4
7430. 5
7430. 6
7430. 7
×10⁻¹⁵
0.8
0.7
0.6
0.5
0.4
0.3
0.2
0.1
0
pull
Entries 27
Mean 13.5
Std Dev 7.789

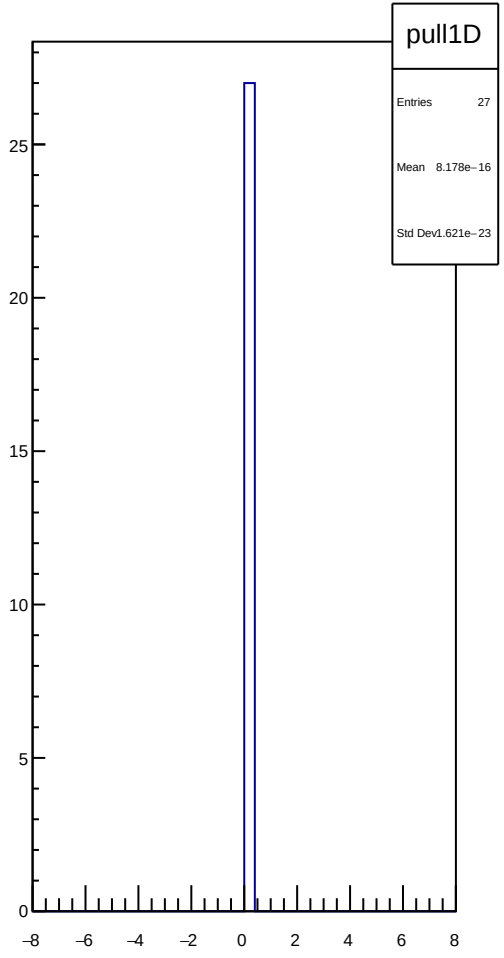
pull1D
Entries 27
Mean 8.178e−16
Std Dev1.621e−23
25
20
15
10
5
0
−8
−6
−4
−2
0
2
4
6
8

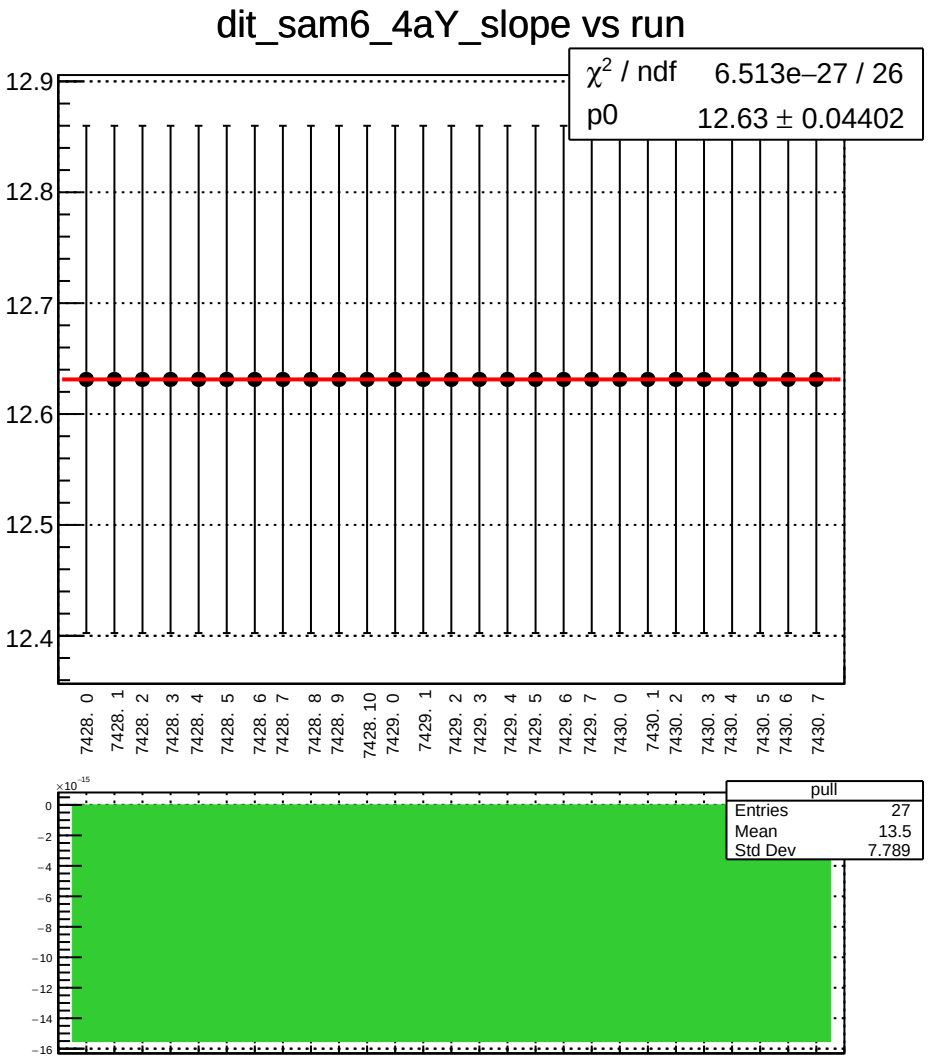
dit_sam6_4aY_slope vs run
χ² / ndf 6.513e−27 / 26
p0 12.63 ± 0.04402
12.9
12.8
12.7
12.6
12.5
12.4
7428. 0
7428. 1
7428. 2
7428. 3
7428. 4
7428. 5
7428. 6
7428. 7
7428. 8
7428. 9
7428. 10
7429. 0
7429. 1
7429. 2
7429. 3
7429. 4
7429. 5
7429. 6
7429. 7
7430. 0
7430. 1
7430. 2
7430. 3
7430. 4
7430. 5
7430. 6
7430. 7
×10⁻¹⁵
0
−2
−4
−6
−8
−10
−12
−14
−16
pull
Entries 27
Mean 13.5
Std Dev 7.789

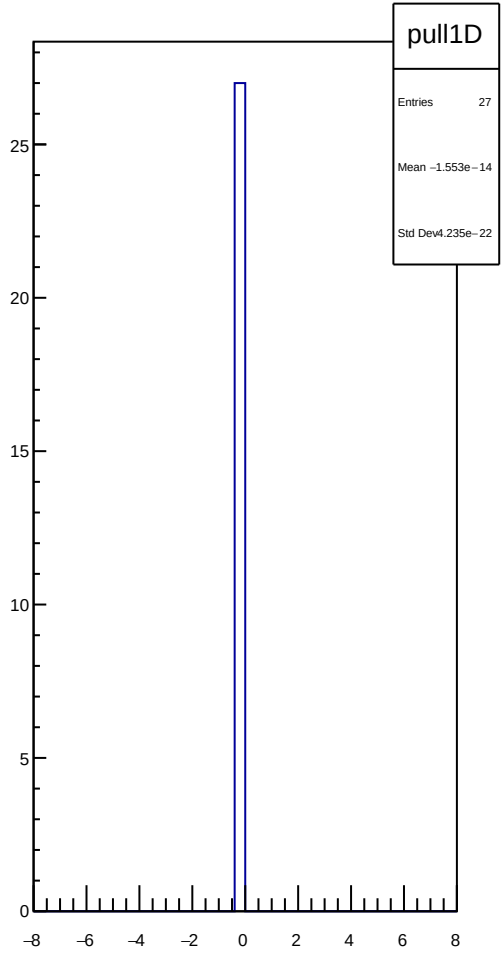
pull1D
Entries 27
Mean −1.553e−14
Std Dev4.235e−22
25
20
15
10
5
0
−8
−6
−4
−2
0
2
4
6
8

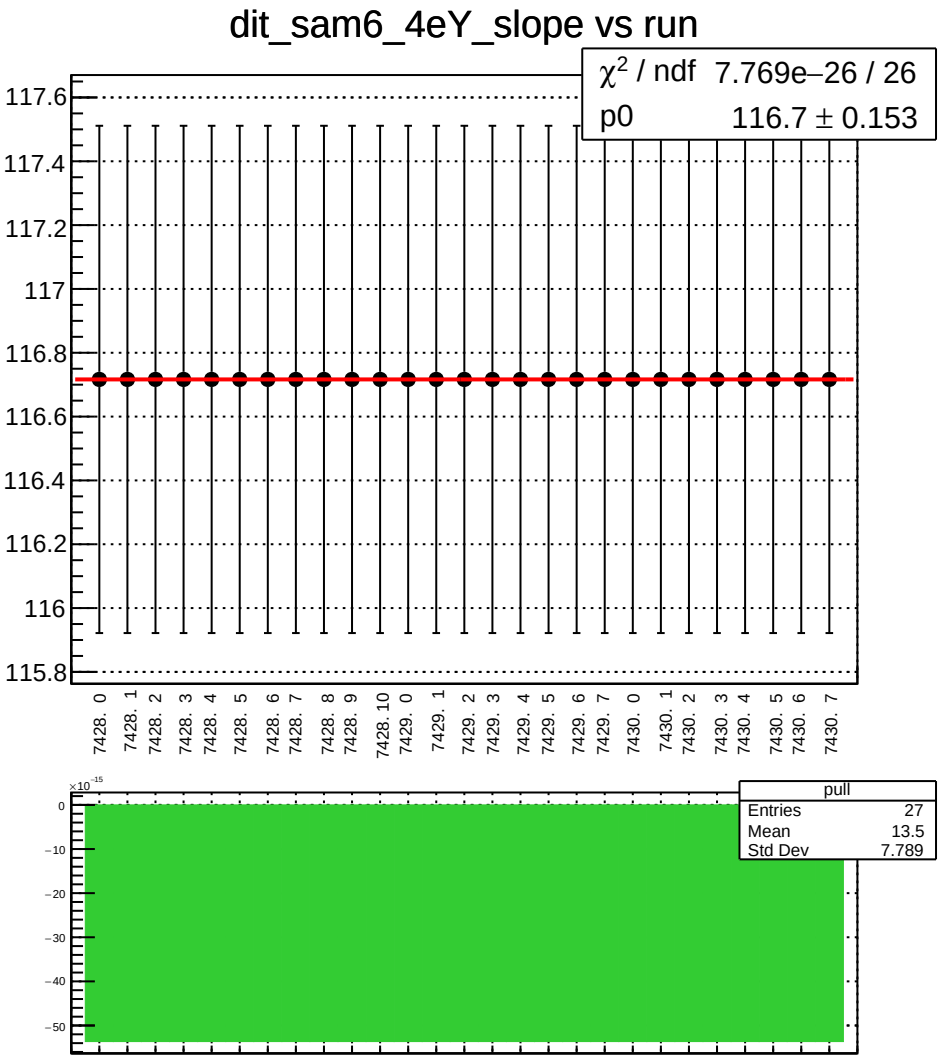
dit_sam6_4eY_slope vs run
χ² / ndf 7.769e−26 / 26
p0 116.7 ± 0.153
117.6
117.4
117.2
117
116.8
116.6
116.4
116.2
116
115.8
7428. 0
7428. 1
7428. 2
7428. 3
7428. 4
7428. 5
7428. 6
7428. 7
7428. 8
7428. 9
7428. 10
7429. 0
7429. 1
7429. 2
7429. 3
7429. 4
7429. 5
7429. 6
7429. 7
7430. 0
7430. 1
7430. 2
7430. 3
7430. 4
7430. 5
7430. 6
7430. 7
×10⁻¹⁵
0
−10
−20
−30
−40
−50
pull
Entries 27
Mean 13.5
Std Dev 7.789

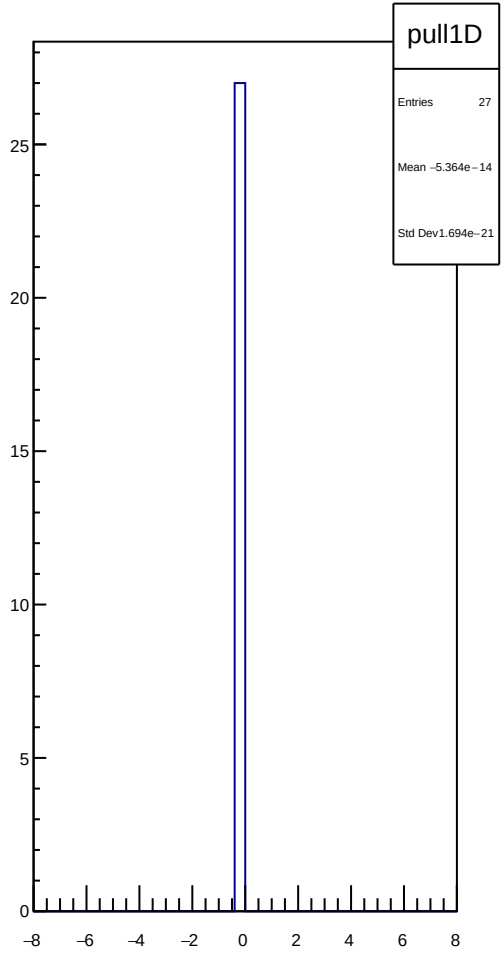
pull1D
Entries 27
Mean −5.364e−14
Std Dev1.694e−21
25
20
15
10
5
0
−8
−6
−4
−2
0
2
4
6
8

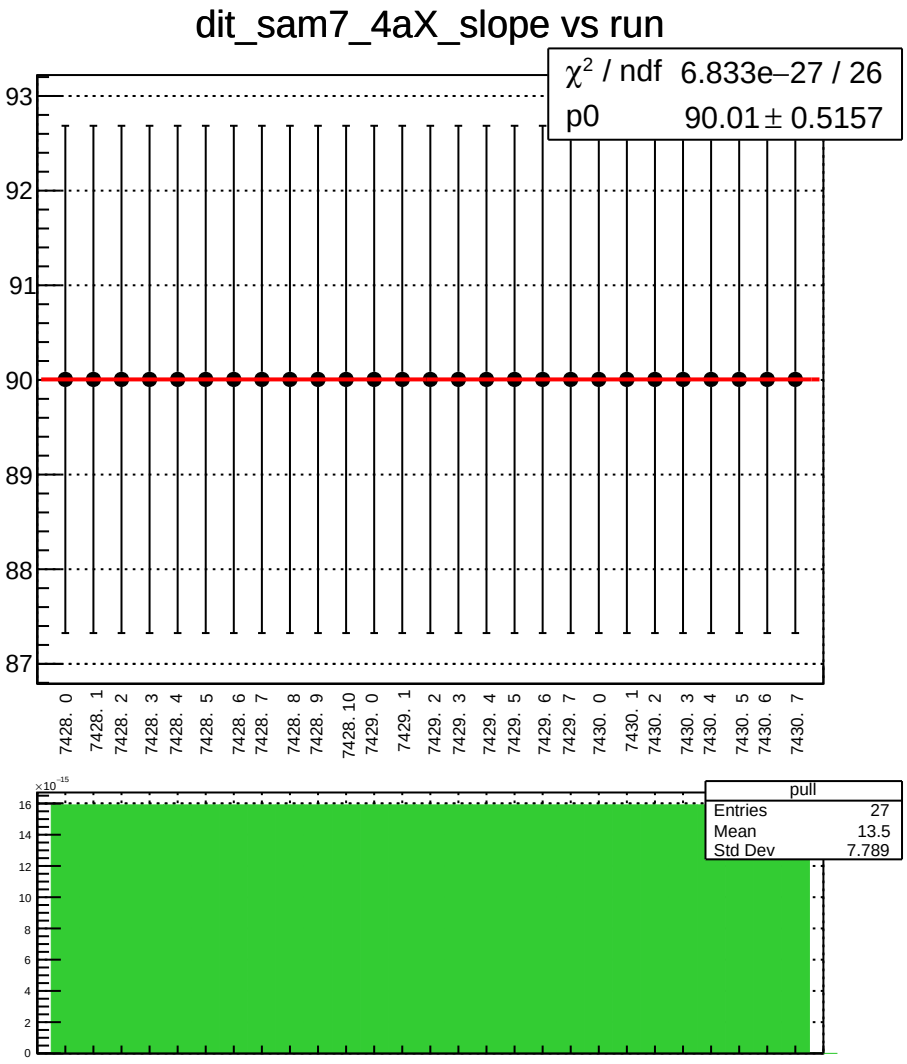
dit_sam7_4aX_slope vs run
χ^2 / ndf 6.833e−27 / 26
p0 90.01 ± 0.5157
93
92
91
90
89
88
87
7428. 0
7428. 1
7428. 2
7428. 3
7428. 4
7428. 5
7428. 6
7428. 7
7428. 8
7428. 9
7428. 10
7429. 0
7429. 1
7429. 2
7429. 3
7429. 4
7429. 5
7429. 6
7429. 7
7430. 0
7430. 1
7430. 2
7430. 3
7430. 4
7430. 5
7430. 6
7430. 7
pull
Entries 27
Mean 13.5
Std Dev 7.789
×10^-15
16
14
12
10
8
6
4
2
0

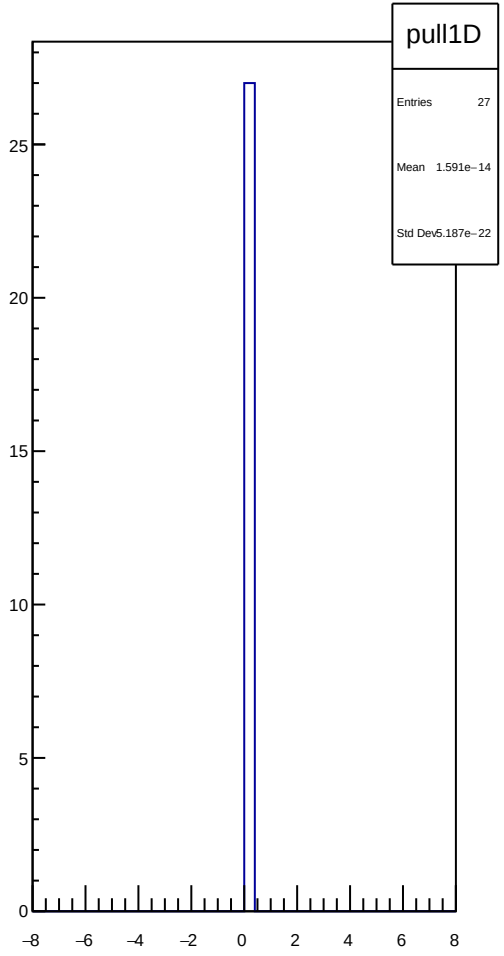
pull1D
Entries 27
Mean 1.591e−14
Std Dev 5.187e−22
25
20
15
10
5
0
−8
−6
−4
−2
0
2
4
6
8

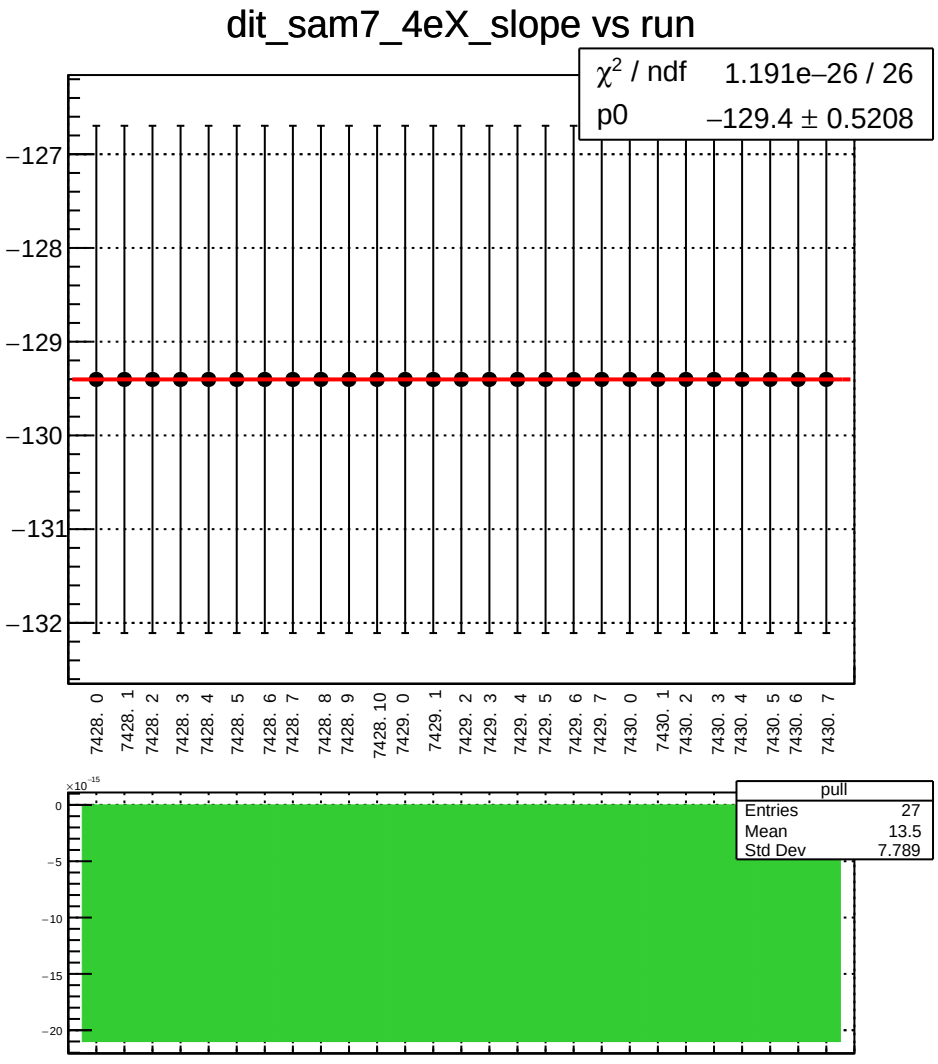
dit_sam7_4eX_slope vs run
χ² / ndf 1.191e−26 / 26
p0 −129.4 ± 0.5208
−127
−128
−129
−130
−131
−132
7428. 0
7428. 1
7428. 2
7428. 3
7428. 4
7428. 5
7428. 6
7428. 7
7428. 8
7428. 9
7428. 10
7429. 0
7429. 1
7429. 2
7429. 3
7429. 4
7429. 5
7429. 6
7429. 7
7430. 0
7430. 1
7430. 2
7430. 3
7430. 4
7430. 5
7430. 6
7430. 7
×10⁻¹⁵
0
−5
−10
−15
−20
pull
Entries 27
Mean 13.5
Std Dev 7.789

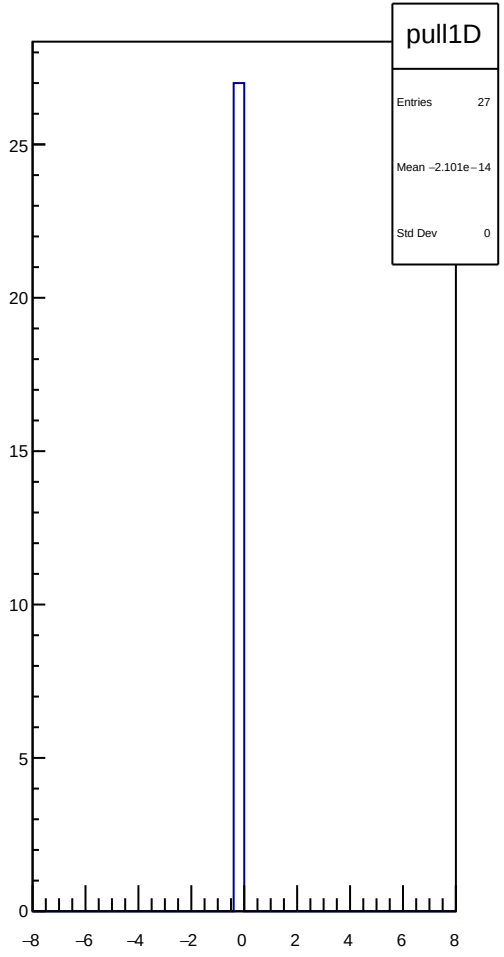
pull1D
Entries 27
Mean −2.101e−14
Std Dev 0
25
20
15
10
5
0
−8
−6
−4
−2
0
2
4
6
8

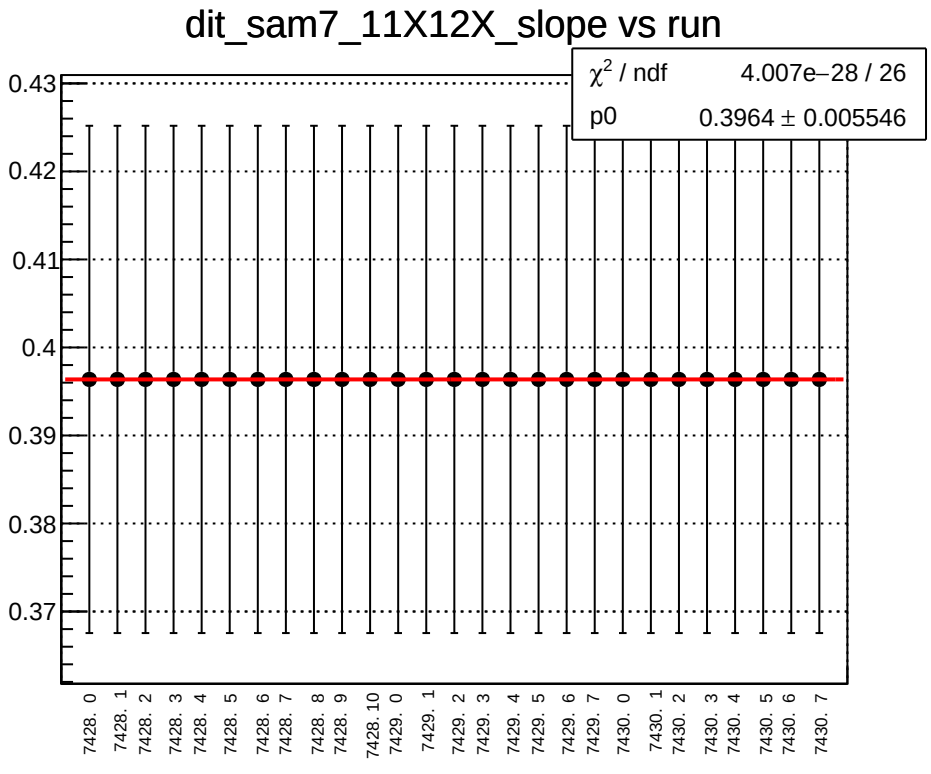
dit_sam7_11X12X_slope vs run
χ^2 / ndf 4.007e−28 / 26
p0 0.3964 ± 0.005546
0.43
0.42
0.41
0.4
0.39
0.38
0.37
7428. 0
7428. 1
7428. 2
7428. 3
7428. 4
7428. 5
7428. 6
7428. 7
7428. 8
7428. 9
7428. 10
7429. 0
7429. 1
7429. 2
7429. 3
7429. 4
7429. 5
7429. 6
7429. 7
7430. 0
7430. 1
7430. 2
7430. 3
7430. 4
7430. 5
7430. 6
7430. 7

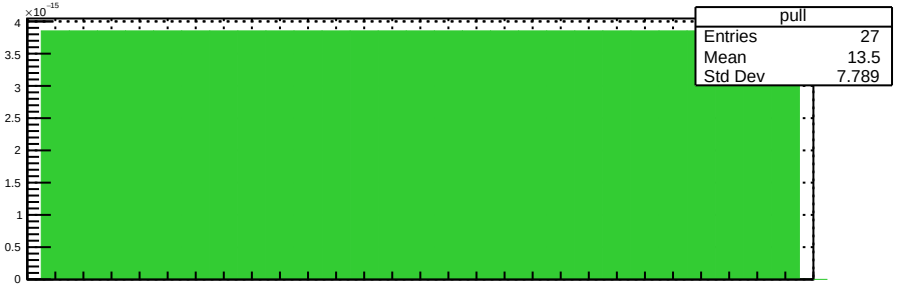
pull
Entries 27
Mean 13.5
Std Dev 7.789
×10^-15
4
3.5
3
2.5
2
1.5
1
0.5
0

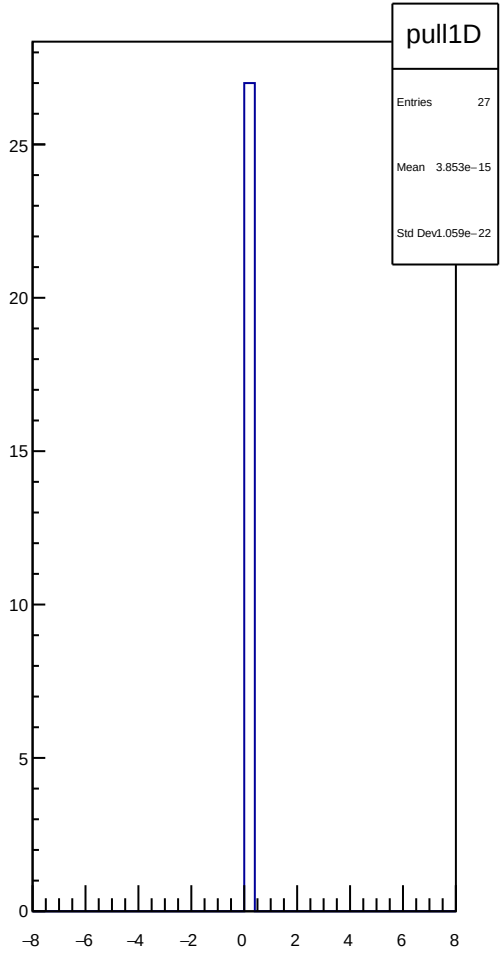
pull1D
Entries 27
Mean 3.853e−15
Std Dev 1.059e−22
25
20
15
10
5
0
−8
−6
−4
−2
0
2
4
6
8

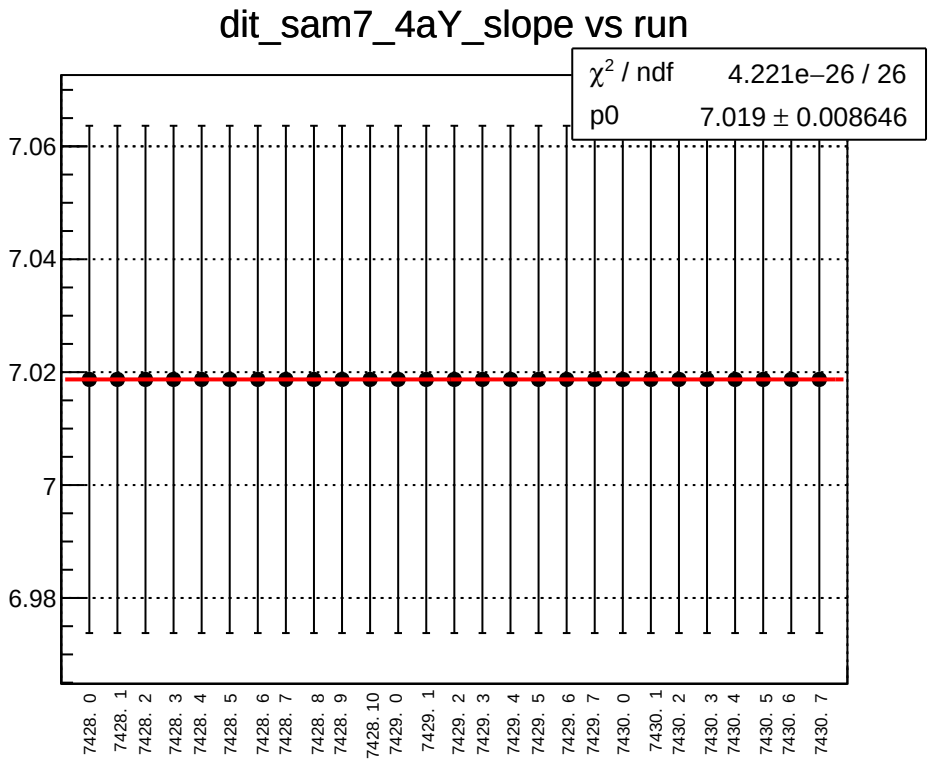
dit_sam7_4aY_slope vs run
χ^2 / ndf 4.221e−26 / 26
p0 7.019 ± 0.008646
7.06
7.04
7.02
7
6.98
7428. 0
7428. 1
7428. 2
7428. 3
7428. 4
7428. 5
7428. 6
7428. 7
7428. 8
7428. 9
7428. 10
7429. 0
7429. 1
7429. 2
7429. 3
7429. 4
7429. 5
7429. 6
7429. 7
7430. 0
7430. 1
7430. 2
7430. 3
7430. 4
7430. 5
7430. 6
7430. 7

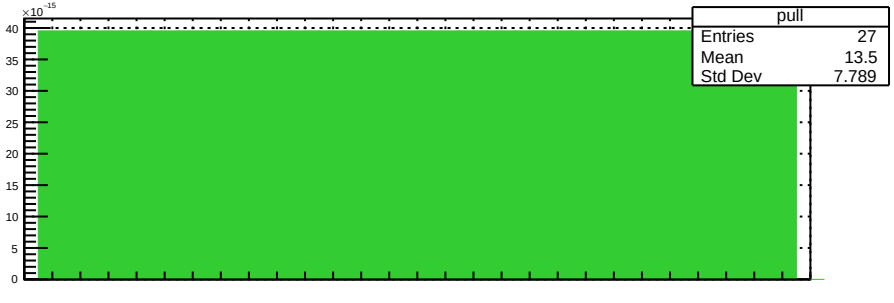
pull
Entries 27
Mean 13.5
Std Dev 7.789
×10^-15
40
35
30
25
20
15
10
5
0

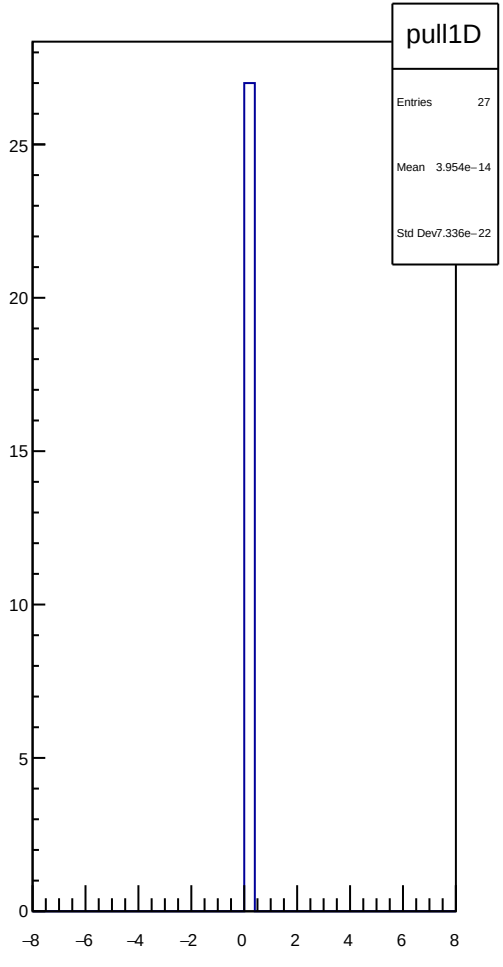
pull1D
Entries 27
Mean 3.954e−14
Std Dev 7.336e−22
25
20
15
10
5
0
−8
−6
−4
−2
0
2
4
6
8

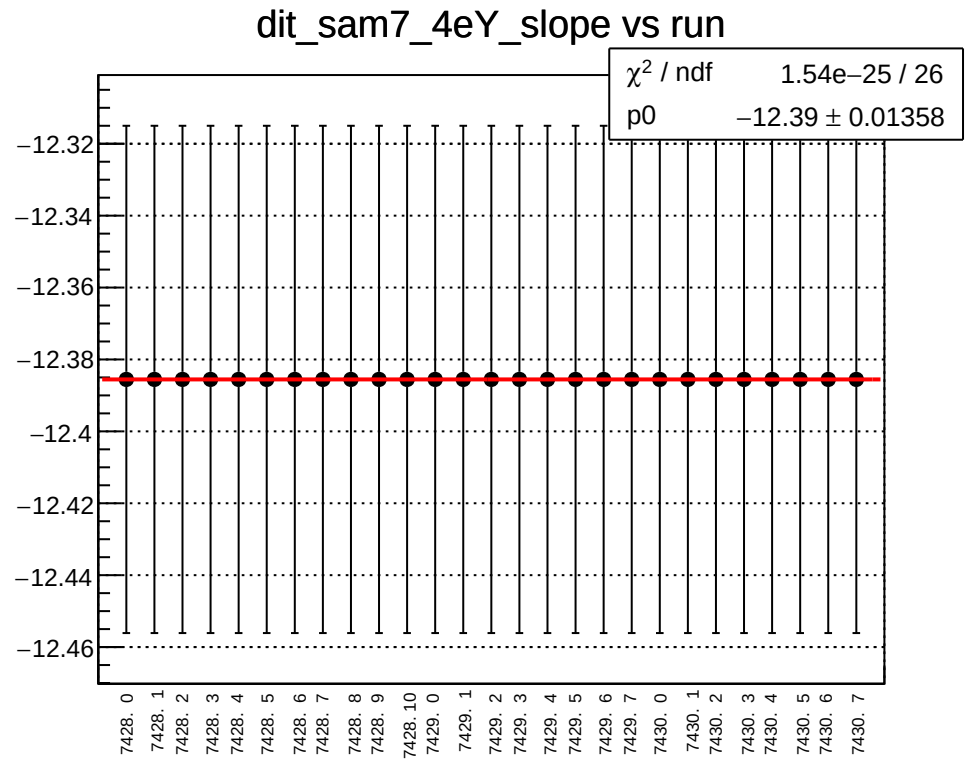
dit_sam7_4eY_slope vs run
χ² / ndf 1.54e−25 / 26
p0 −12.39 ± 0.01358
−12.32
−12.34
−12.36
−12.38
−12.4
−12.42
−12.44
−12.46
7428. 0
7428. 1
7428. 2
7428. 3
7428. 4
7428. 5
7428. 6
7428. 7
7428. 8
7428. 9
7428. 10
7429. 0
7429. 1
7429. 2
7429. 3
7429. 4
7429. 5
7429. 6
7429. 7
7430. 0
7430. 1
7430. 2
7430. 3
7430. 4
7430. 5
7430. 6
7430. 7

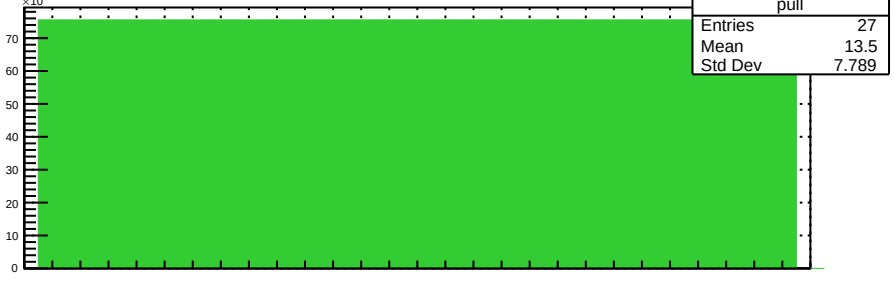
×10⁻¹⁵
pull
Entries 27
Mean 13.5
Std Dev 7.789
70
60
50
40
30
20
10
0

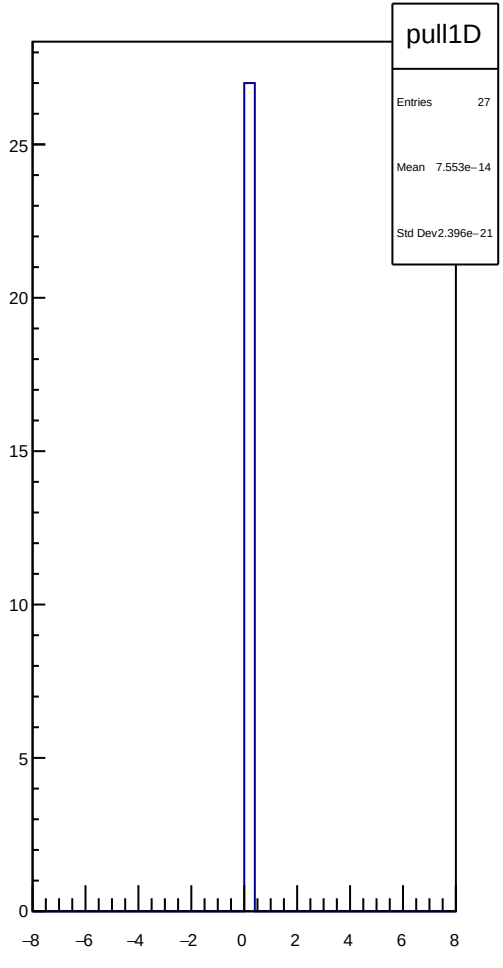
pull1D
Entries 27
Mean 7.553e−14
Std Dev2.396e−21
25
20
15
10
5
0
−8
−6
−4
−2
0
2
4
6
8

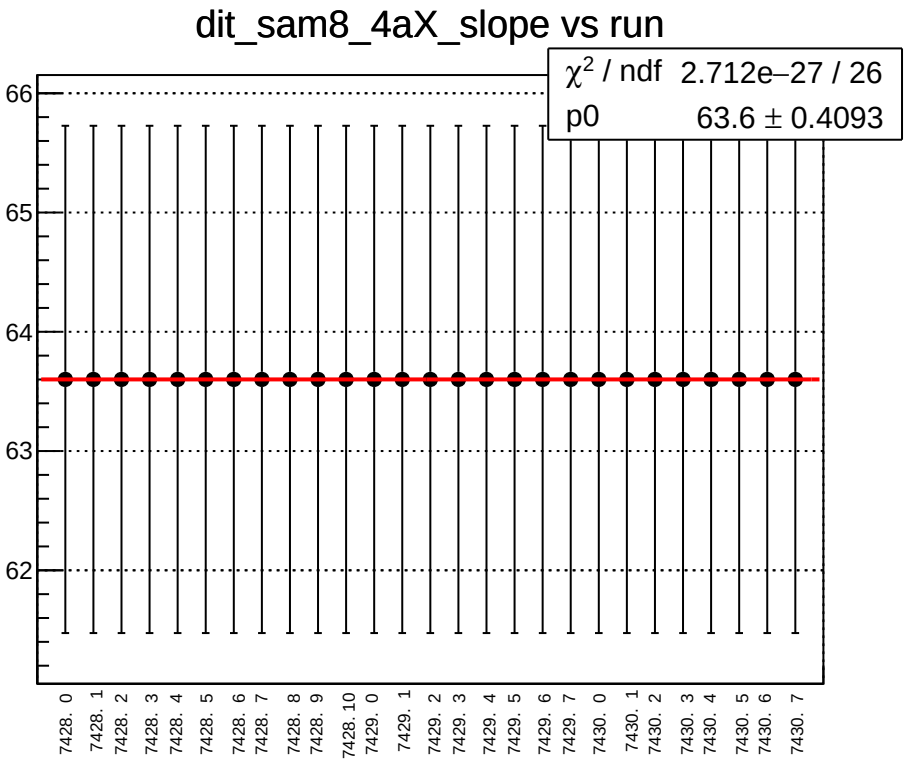
dit_sam8_4aX_slope vs run
χ² / ndf 2.712e−27 / 26
p0 63.6 ± 0.4093
66
65
64
63
62
7428. 0
7428. 1
7428. 2
7428. 3
7428. 4
7428. 5
7428. 6
7428. 7
7428. 8
7428. 9
7428. 10
7429. 0
7429. 1
7429. 2
7429. 3
7429. 4
7429. 5
7429. 6
7429. 7
7430. 0
7430. 1
7430. 2
7430. 3
7430. 4
7430. 5
7430. 6
7430. 7

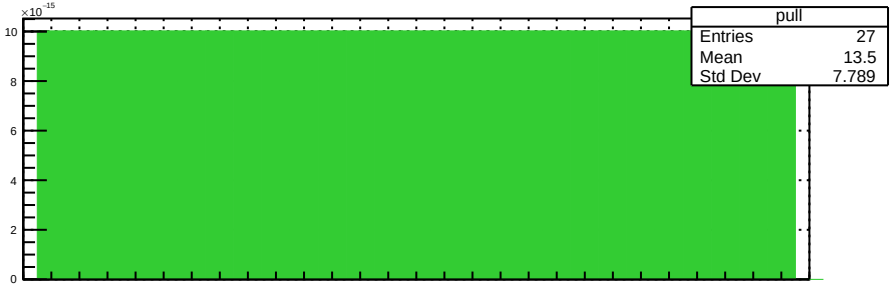
×10⁻¹⁵
10
8
6
4
2
0
pull
Entries 27
Mean 13.5
Std Dev 7.789

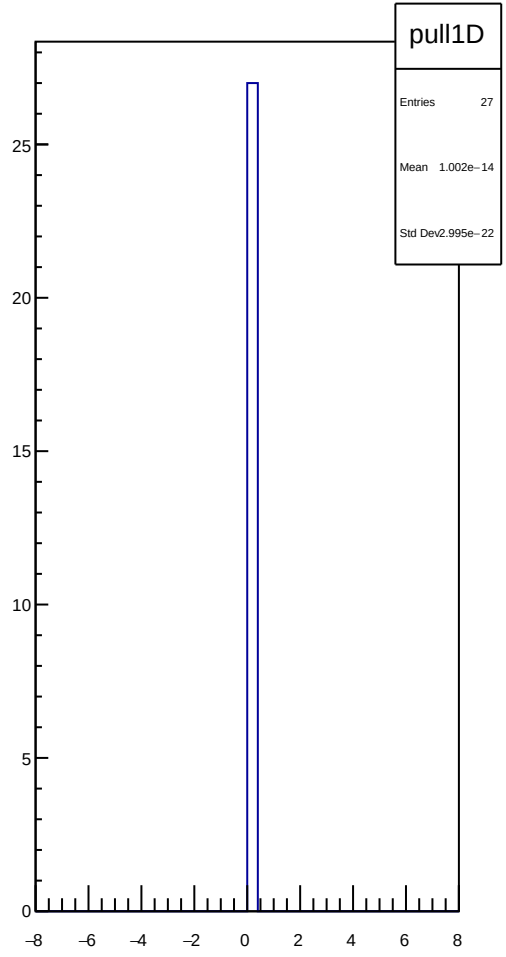
pull1D
Entries 27
Mean 1.002e−14
Std Dev 2.995e−22
25
20
15
10
5
0
−8
−6
−4
−2
0
2
4
6
8

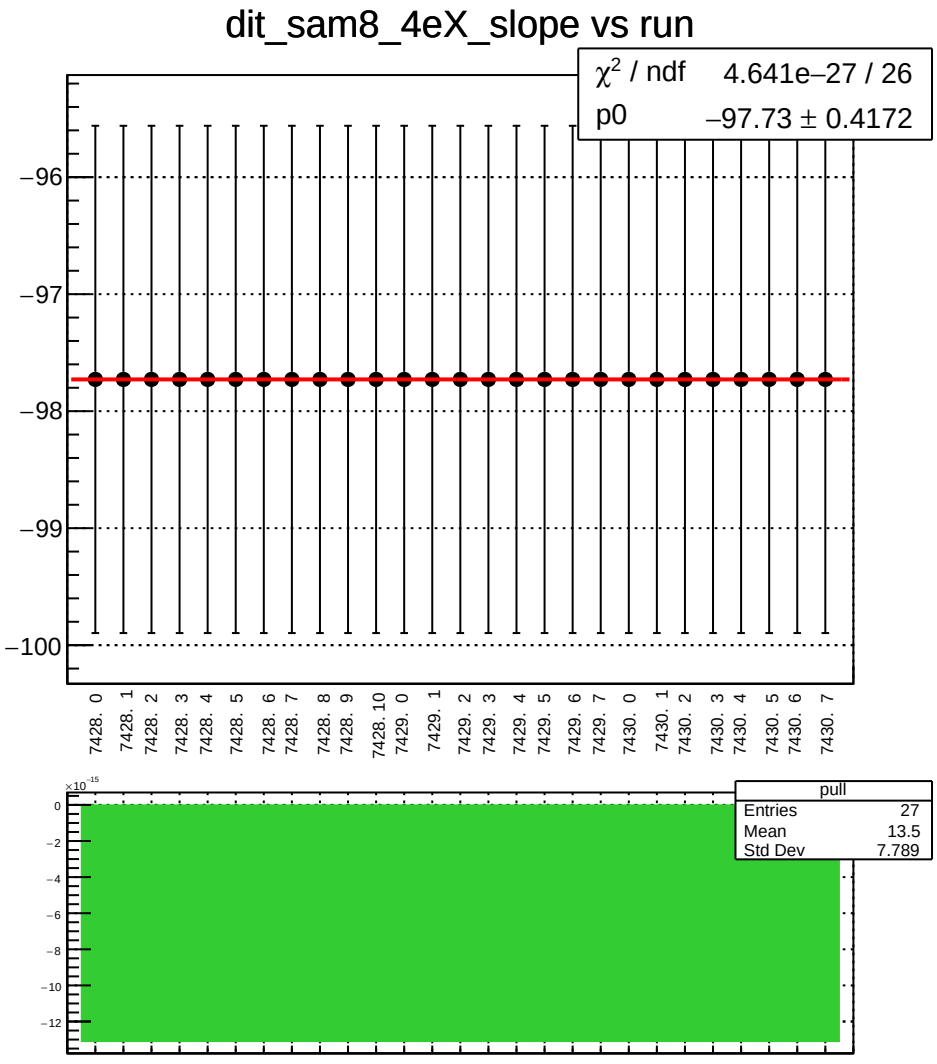
dit_sam8_4eX_slope vs run
χ² / ndf 4.641e−27 / 26
p0 −97.73 ± 0.4172
−96
−97
−98
−99
−100
7428. 0
7428. 1
7428. 2
7428. 3
7428. 4
7428. 5
7428. 6
7428. 7
7428. 8
7428. 9
7428. 10
7429. 0
7429. 1
7429. 2
7429. 3
7429. 4
7429. 5
7429. 6
7429. 7
7430. 0
7430. 1
7430. 2
7430. 3
7430. 4
7430. 5
7430. 6
7430. 7
×10⁻¹⁵
0
−2
−4
−6
−8
−10
−12
pull
Entries 27
Mean 13.5
Std Dev 7.789

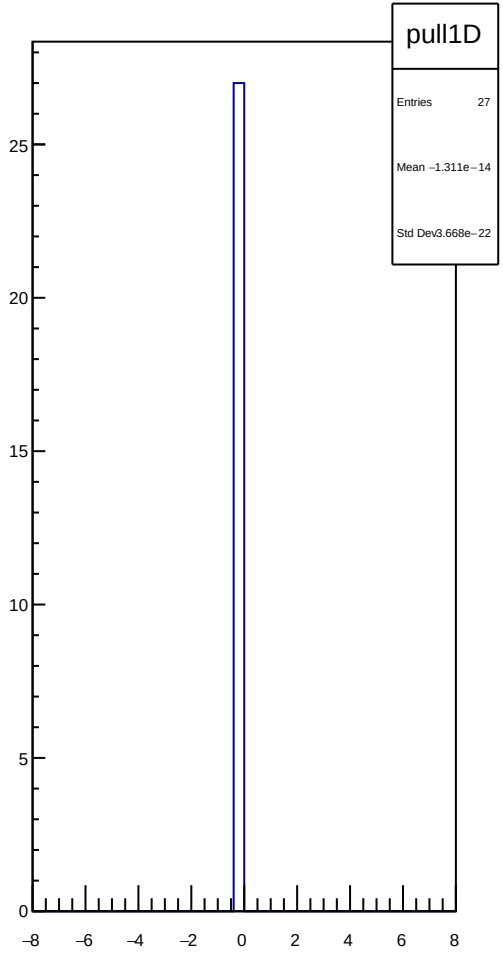
pull1D
Entries 27
Mean −1.311e−14
Std Dev 3.668e−22
25
20
15
10
5
0
−8
−6
−4
−2
0
2
4
6
8

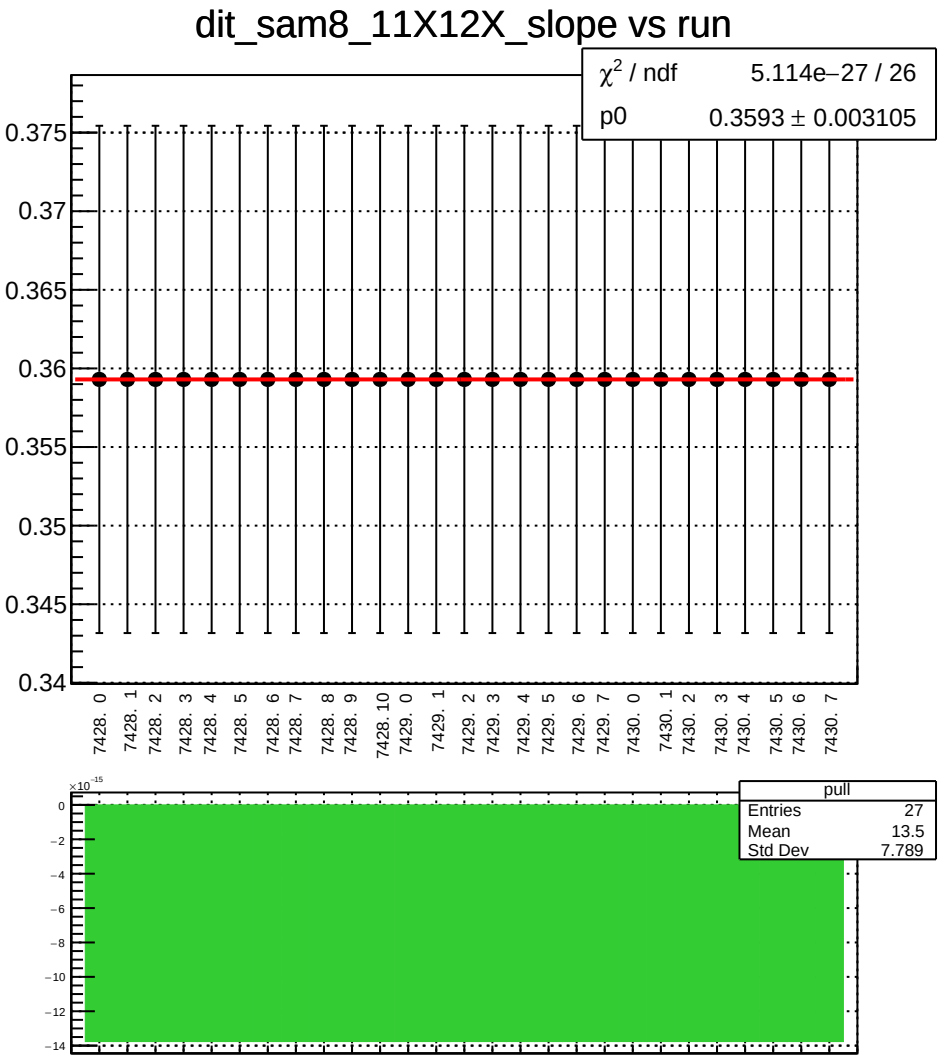
dit_sam8_11X12X_slope vs run
χ^2 / ndf 5.114e−27 / 26
p0 0.3593 ± 0.003105
0.375
0.37
0.365
0.36
0.355
0.35
0.345
0.34
7428. 0
7428. 1
7428. 2
7428. 3
7428. 4
7428. 5
7428. 6
7428. 7
7428. 8
7428. 9
7428. 10
7429. 0
7429. 1
7429. 2
7429. 3
7429. 4
7429. 5
7429. 6
7429. 7
7430. 0
7430. 1
7430. 2
7430. 3
7430. 4
7430. 5
7430. 6
7430. 7
×10^-15
0
−2
−4
−6
−8
−10
−12
−14
pull
Entries 27
Mean 13.5
Std Dev 7.789

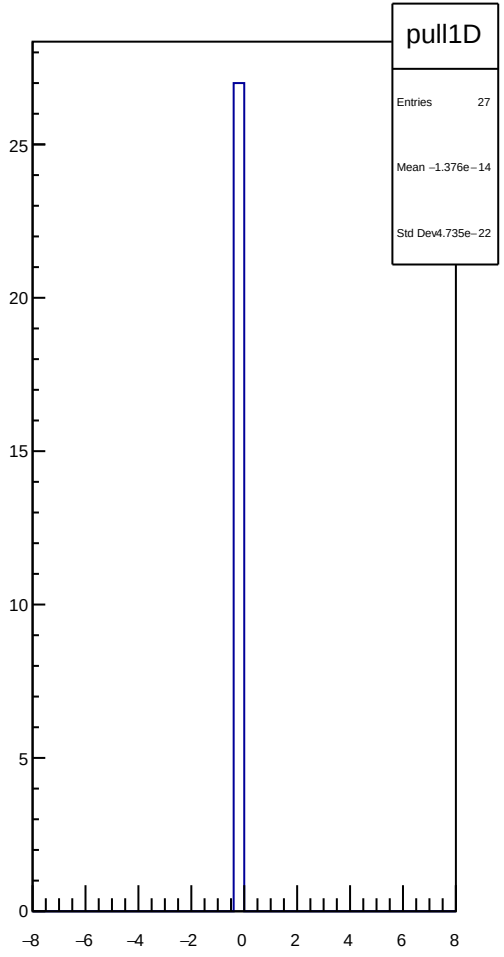
pull1D
Entries 27
Mean −1.376e−14
Std Dev4.735e−22
25
20
15
10
5
0
−8
−6
−4
−2
0
2
4
6
8

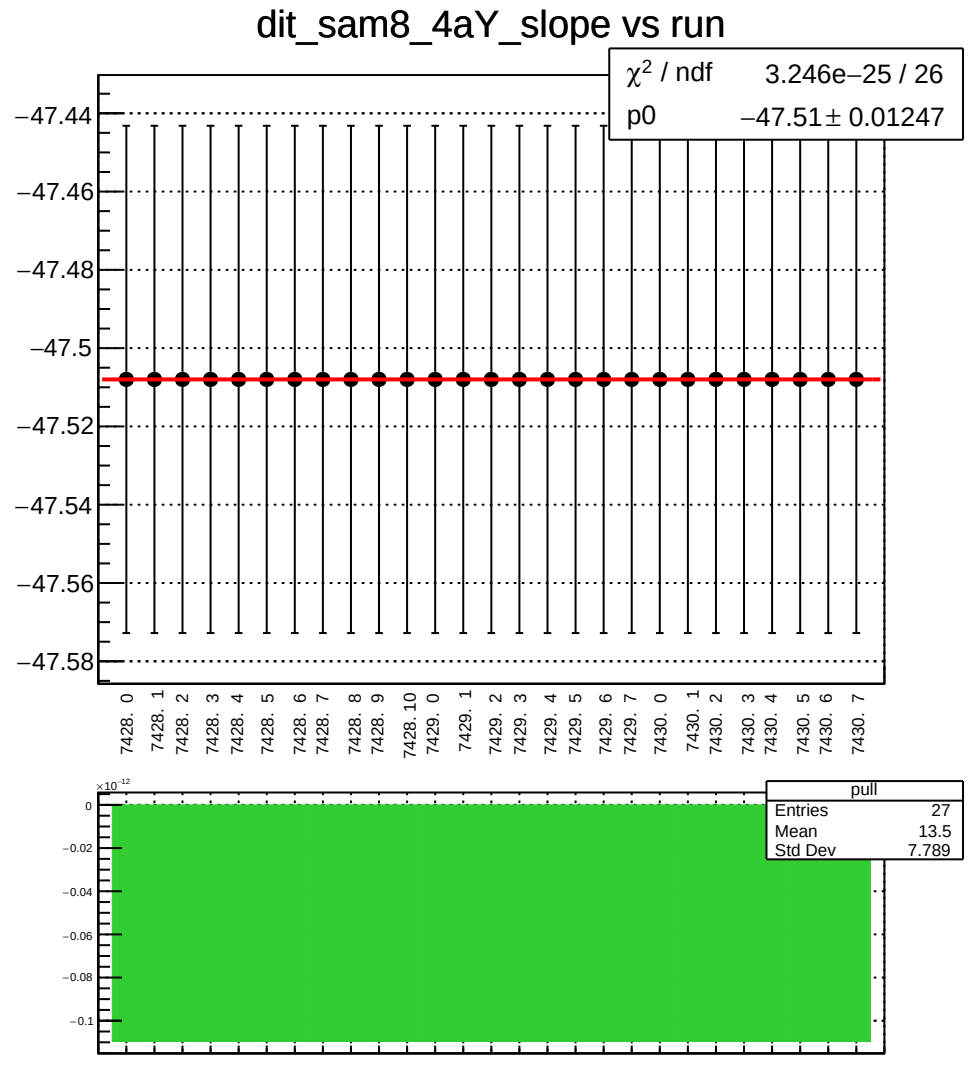
dit_sam8_4aY_slope vs run
χ² / ndf 3.246e−25 / 26
p0 −47.51 ± 0.01247
−47.44
−47.46
−47.48
−47.5
−47.52
−47.54
−47.56
−47.58
7428. 0
7428. 1
7428. 2
7428. 3
7428. 4
7428. 5
7428. 6
7428. 7
7428. 8
7428. 9
7428. 10
7429. 0
7429. 1
7429. 2
7429. 3
7429. 4
7429. 5
7429. 6
7429. 7
7430. 0
7430. 1
7430. 2
7430. 3
7430. 4
7430. 5
7430. 6
7430. 7
pull
Entries 27
Mean 13.5
Std Dev 7.789
×10⁻¹²
0
−0.02
−0.04
−0.06
−0.08
−0.1


pull1D
Entries 27
Mean −1.097e−13
Std Dev 3.973e−21
25
20
15
10
5
0
−8
−6
−4
−2
0
2
4
6
8

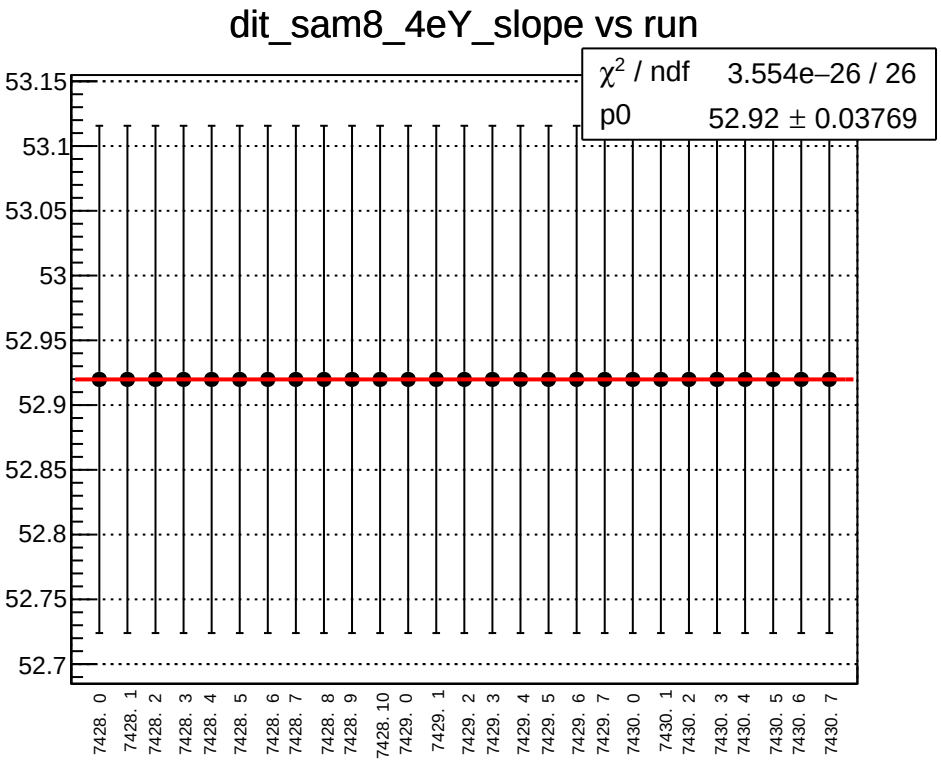
dit_sam8_4eY_slope vs run
χ² / ndf 3.554e−26 / 26
p0 52.92 ± 0.03769
53.15
53.1
53.05
53
52.95
52.9
52.85
52.8
52.75
52.7
7428. 0
7428. 1
7428. 2
7428. 3
7428. 4
7428. 5
7428. 6
7428. 7
7428. 8
7428. 9
7428. 10
7429. 0
7429. 1
7429. 2
7429. 3
7429. 4
7429. 5
7429. 6
7429. 7
7430. 0
7430. 1
7430. 2
7430. 3
7430. 4
7430. 5
7430. 6
7430. 7


×10⁻¹⁵
pull
Entries 27
Mean 13.5
Std Dev 7.789
35
30
25
20
15
10
5
0

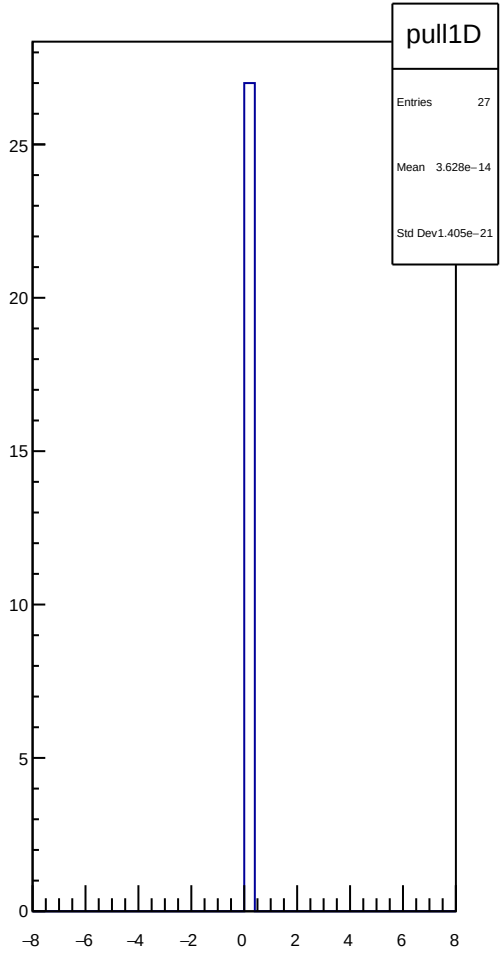
pull1D
Entries 27
Mean 3.628e−14
Std Dev 1.405e−21
25
20
15
10
5
0
−8
−6
−4
−2
0
2
4
6
8


pull
Entries 0
Mean 0
Std Dev 0
1
0.8
0.6
0.4
0.2
0
0
1

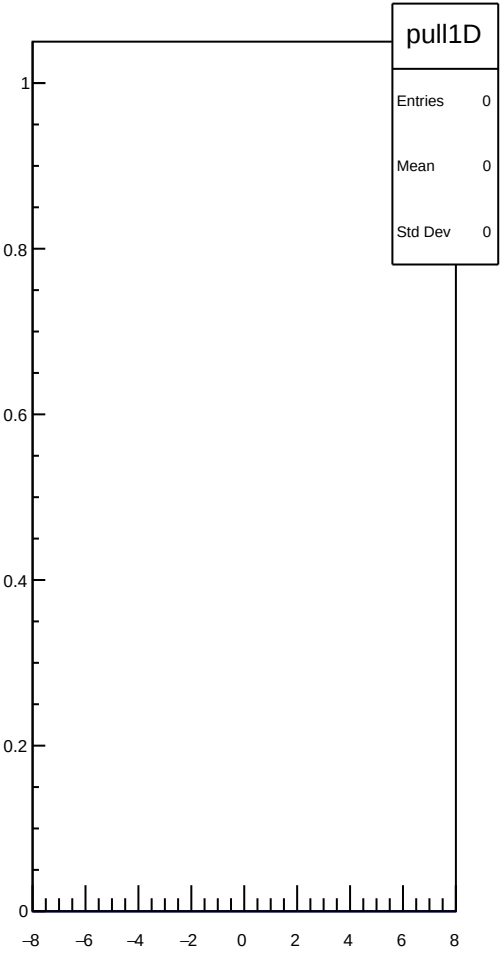
pull1D
Entries 0
Mean 0
Std Dev 0
1
0.8
0.6
0.4
0.2
0
−8
−6
−4
−2
0
2
4
6
8


pull
Entries 0
Mean 0
Std Dev 0
1
0.8
0.6
0.4
0.2
0
0
1

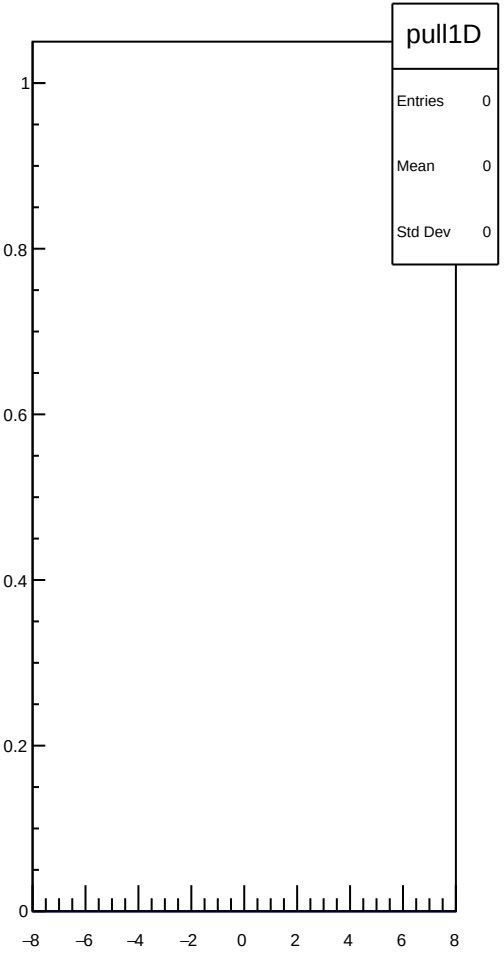
pull1D
Entries 0
Mean 0
Std Dev 0
1
0.8
0.6
0.4
0.2
0
−8
−6
−4
−2
0
2
4
6
8


pull
Entries 0
Mean 0
Std Dev 0
1
0.8
0.6
0.4
0.2
0
0
1

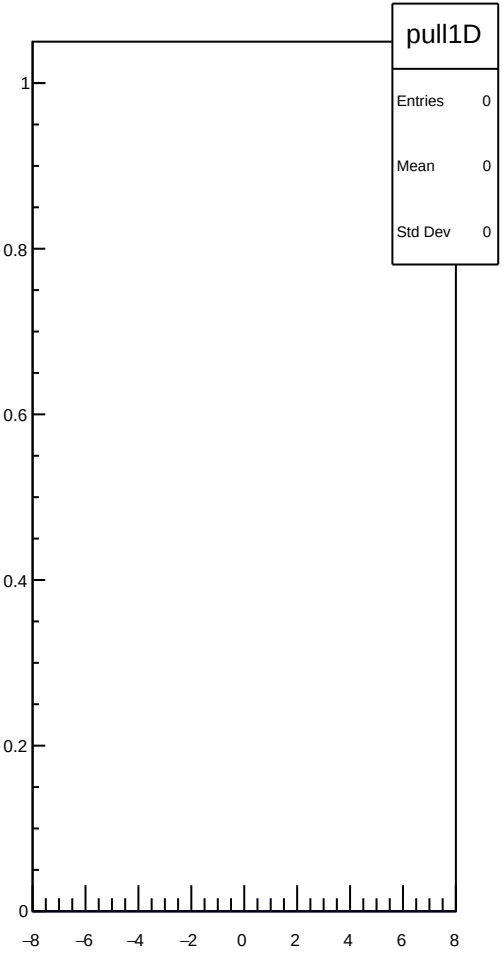
pull1D
Entries 0
Mean 0
Std Dev 0
1
0.8
0.6
0.4
0.2
0
−8
−6
−4
−2
0
2
4
6
8


pull
Entries 0
Mean 0
Std Dev 0
1
0.8
0.6
0.4
0.2
0
0
1

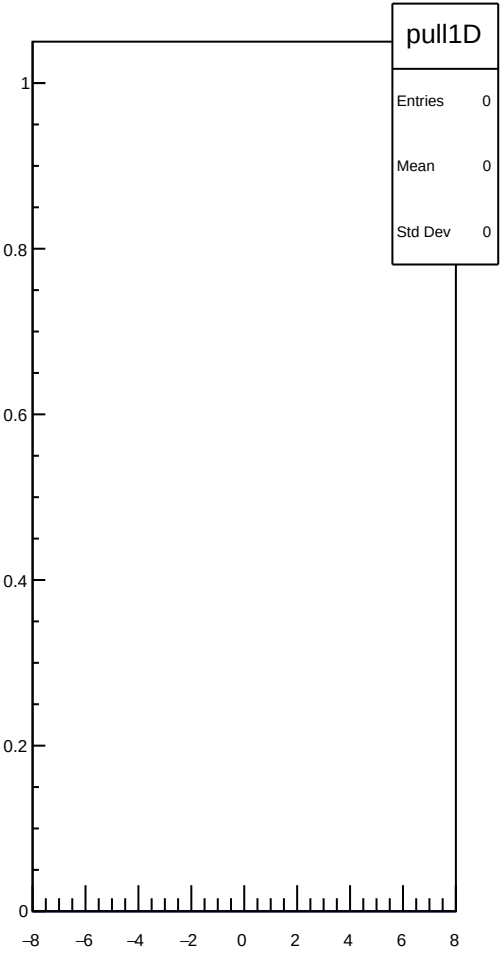
pull1D
Entries 0
Mean 0
Std Dev 0
1
0.8
0.6
0.4
0.2
0
−8
−6
−4
−2
0
2
4
6
8


pull
Entries 0
Mean 0
Std Dev 0
1
0.8
0.6
0.4
0.2
0
0
1

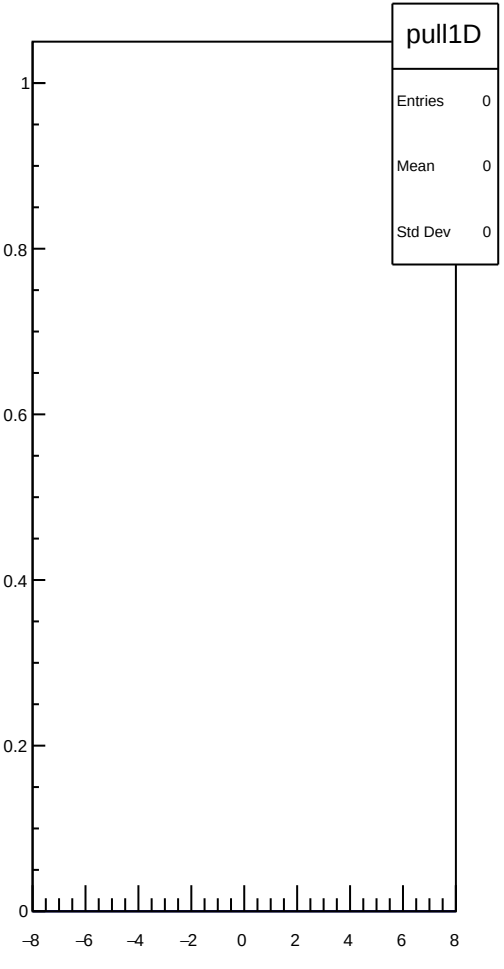
pull1D
Entries 0
Mean 0
Std Dev 0
1
0.8
0.6
0.4
0.2
0
−8
−6
−4
−2
0
2
4
6
8


pull
Entries 0
Mean 0
Std Dev 0
1
0.8
0.6
0.4
0.2
0
0
1

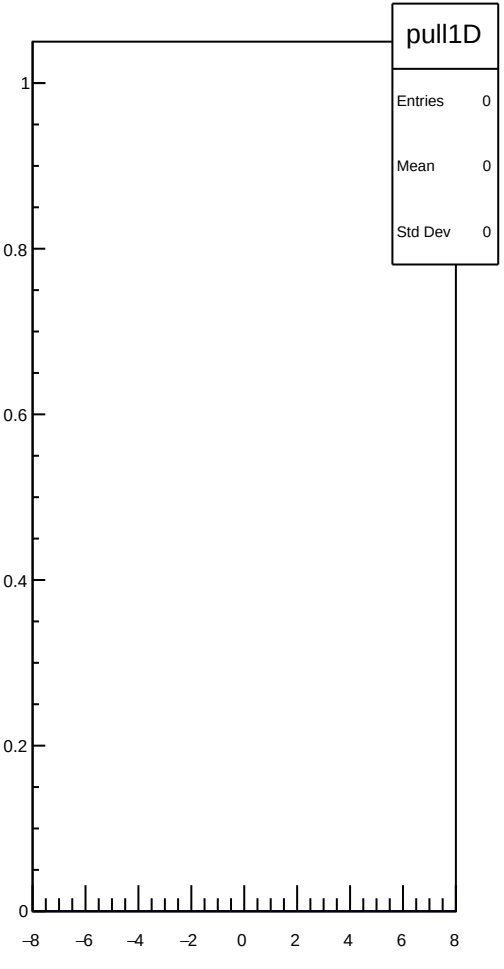
pull1D
Entries 0
Mean 0
Std Dev 0
1
0.8
0.6
0.4
0.2
0
−8
−6
−4
−2
0
2
4
6
8


pull
Entries 0
Mean 0
Std Dev 0
1
0.8
0.6
0.4
0.2
0
0
1

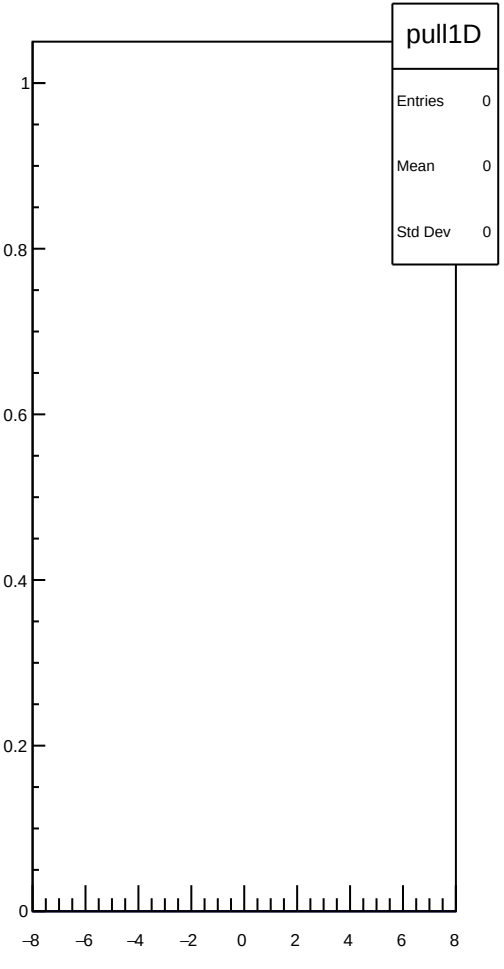
pull1D
Entries 0
Mean 0
Std Dev 0
1
0.8
0.6
0.4
0.2
0
−8
−6
−4
−2
0
2
4
6
8


pull
Entries 0
Mean 0
Std Dev 0
1
0.8
0.6
0.4
0.2
0
0
1

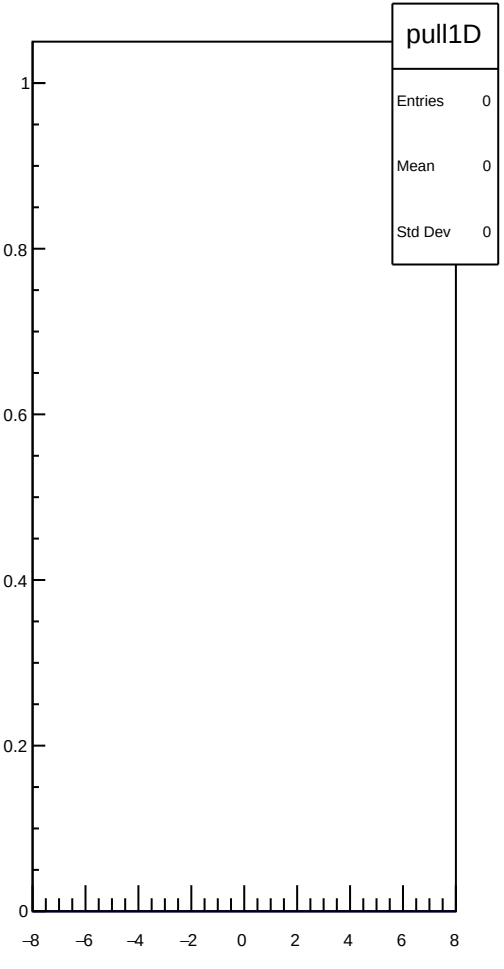
pull1D
Entries 0
Mean 0
Std Dev 0
1
0.8
0.6
0.4
0.2
0
−8
−6
−4
−2
0
2
4
6
8


pull
Entries 0
Mean 0
Std Dev 0
1
0.8
0.6
0.4
0.2
0
0
1

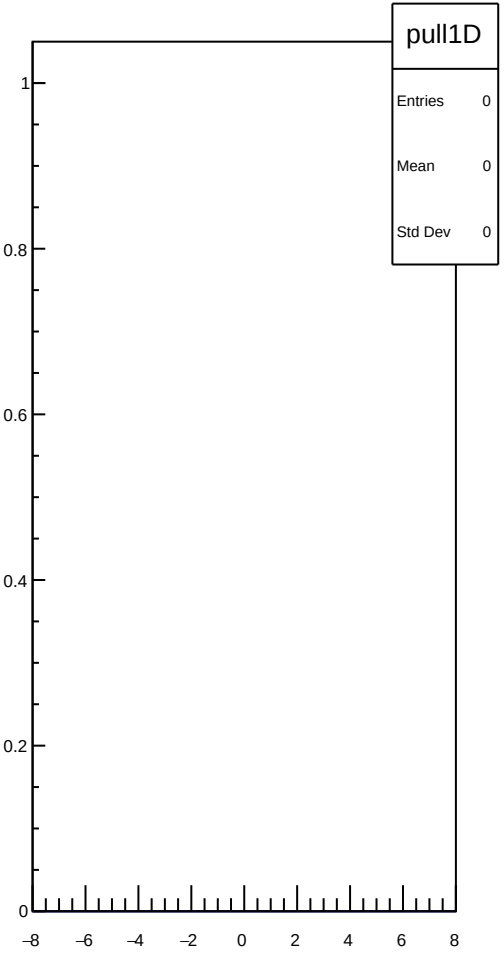
pull1D
Entries 0
Mean 0
Std Dev 0
1
0.8
0.6
0.4
0.2
0
−8
−6
−4
−2
0
2
4
6
8


pull
Entries 0
Mean 0
Std Dev 0
1
0.8
0.6
0.4
0.2
0
0
1

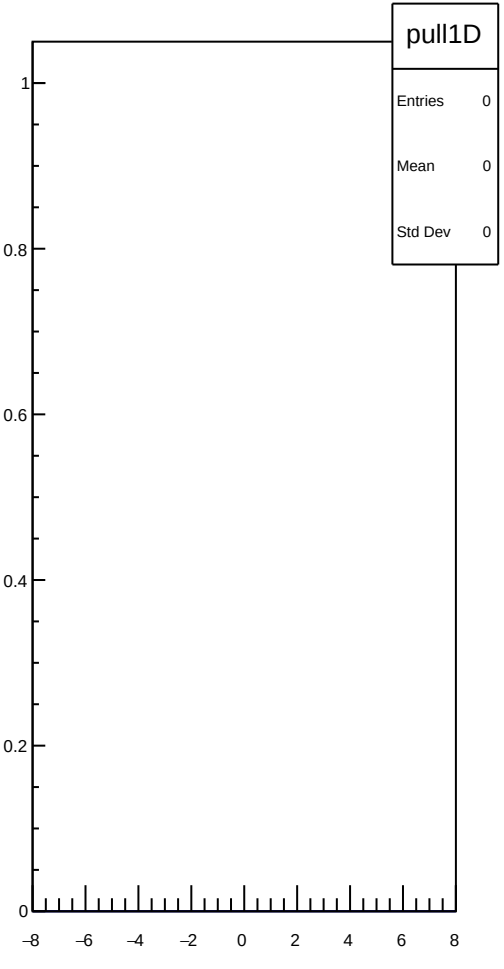
pull1D
Entries 0
Mean 0
Std Dev 0
1
0.8
0.6
0.4
0.2
0
−8
−6
−4
−2
0
2
4
6
8


pull
Entries 0
Mean 0
Std Dev 0
1
0.8
0.6
0.4
0.2
0
0
1

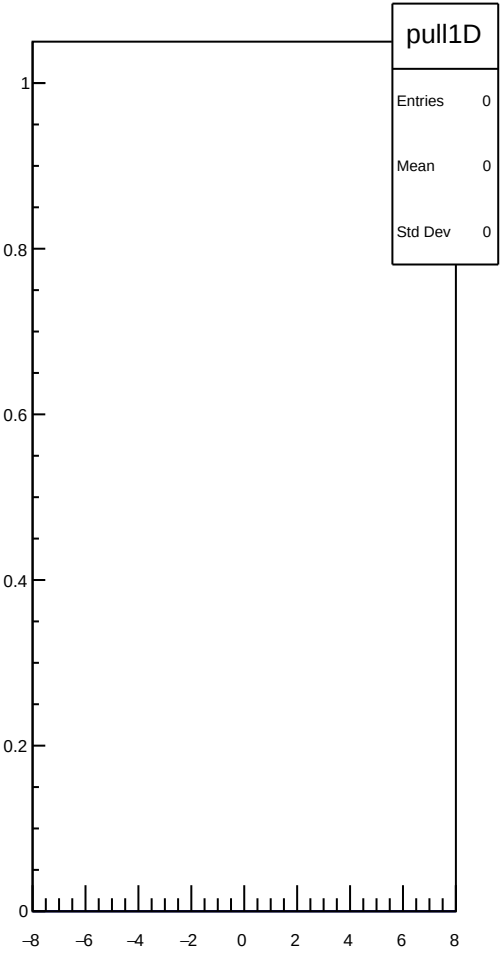
pull1D
Entries 0
Mean 0
Std Dev 0
1
0.8
0.6
0.4
0.2
0
−8
−6
−4
−2
0
2
4
6
8


pull
Entries 0
Mean 0
Std Dev 0
1
0.8
0.6
0.4
0.2
0
0
1

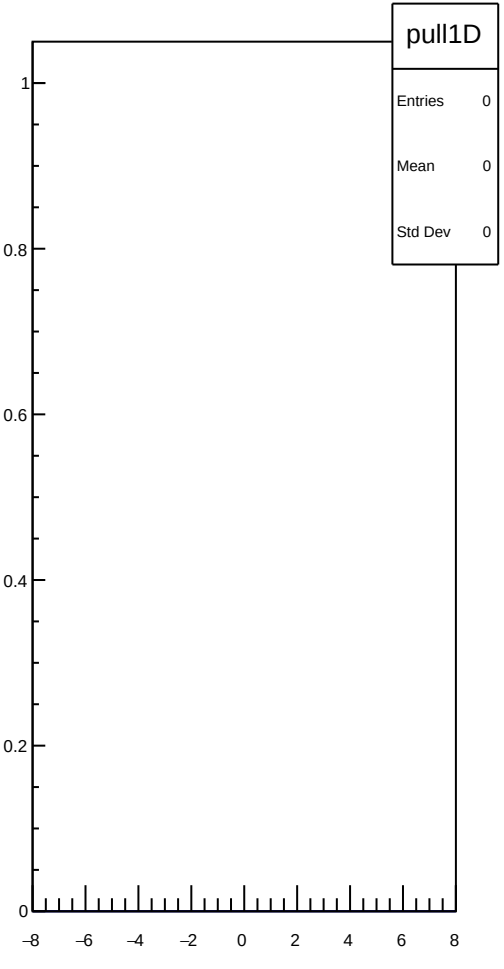
pull1D
Entries 0
Mean 0
Std Dev 0
1
0.8
0.6
0.4
0.2
0
−8
−6
−4
−2
0
2
4
6
8


pull
Entries 0
Mean 0
Std Dev 0
1
0.8
0.6
0.4
0.2
0
0
1

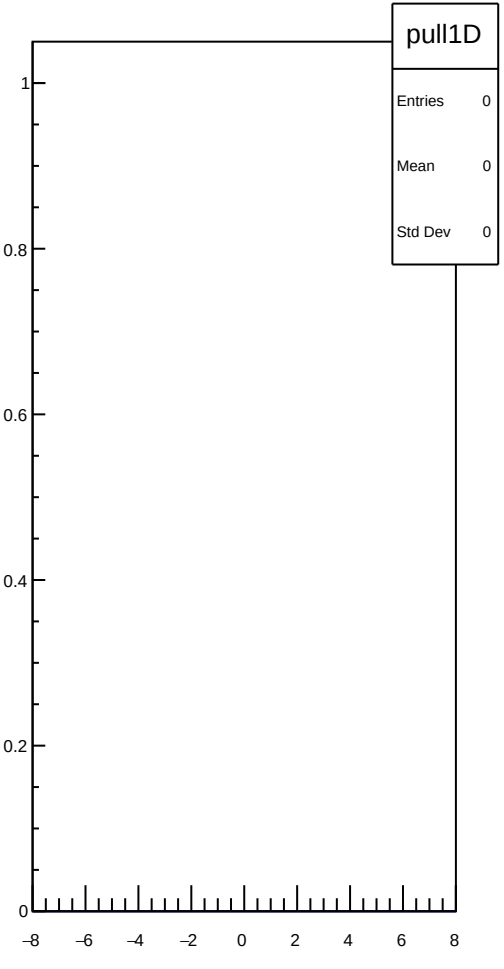
pull1D
Entries 0
Mean 0
Std Dev 0
1
0.8
0.6
0.4
0.2
0
−8
−6
−4
−2
0
2
4
6
8


pull
Entries 0
Mean 0
Std Dev 0
1
0.8
0.6
0.4
0.2
0
0
1

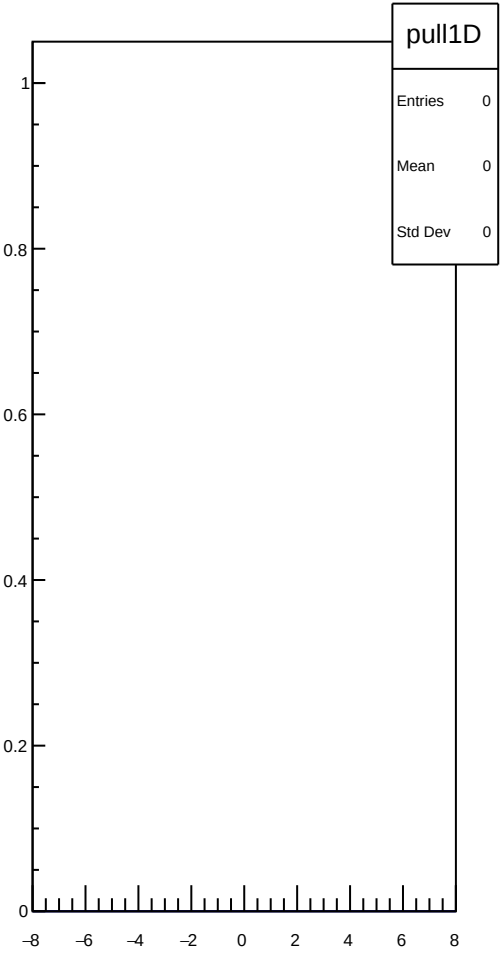
pull1D
Entries 0
Mean 0
Std Dev 0
1
0.8
0.6
0.4
0.2
0
−8
−6
−4
−2
0
2
4
6
8


pull
Entries 0
Mean 0
Std Dev 0
1
0.8
0.6
0.4
0.2
0
0
1

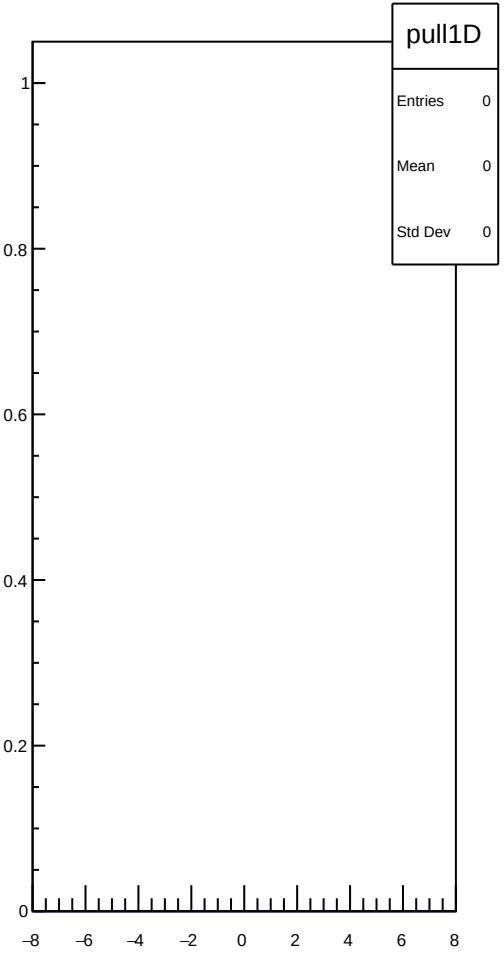
pull1D
Entries 0
Mean 0
Std Dev 0
1
0.8
0.6
0.4
0.2
0
−8
−6
−4
−2
0
2
4
6
8


pull
Entries 0
Mean 0
Std Dev 0
1
0.8
0.6
0.4
0.2
0
0
1

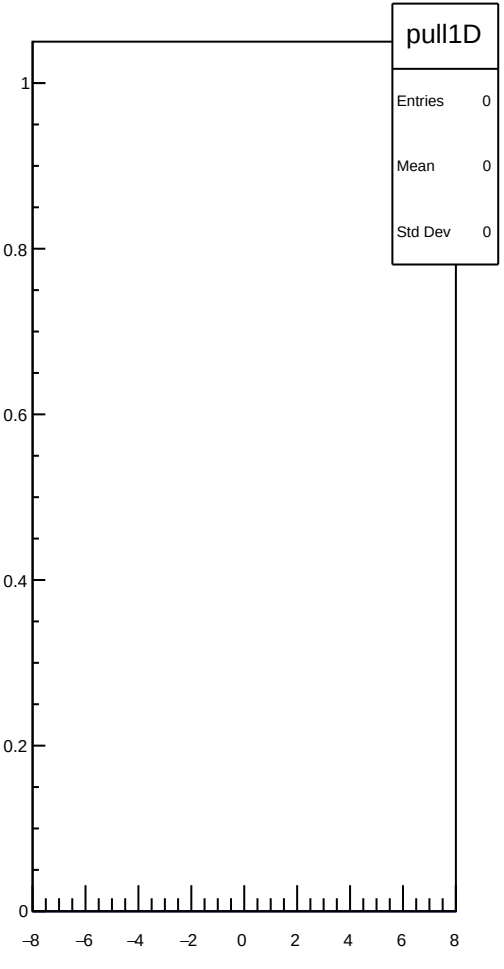
pull1D
Entries 0
Mean 0
Std Dev 0
1
0.8
0.6
0.4
0.2
0
−8
−6
−4
−2
0
2
4
6
8


pull
Entries 0
Mean 0
Std Dev 0
1
0.8
0.6
0.4
0.2
0
0
1

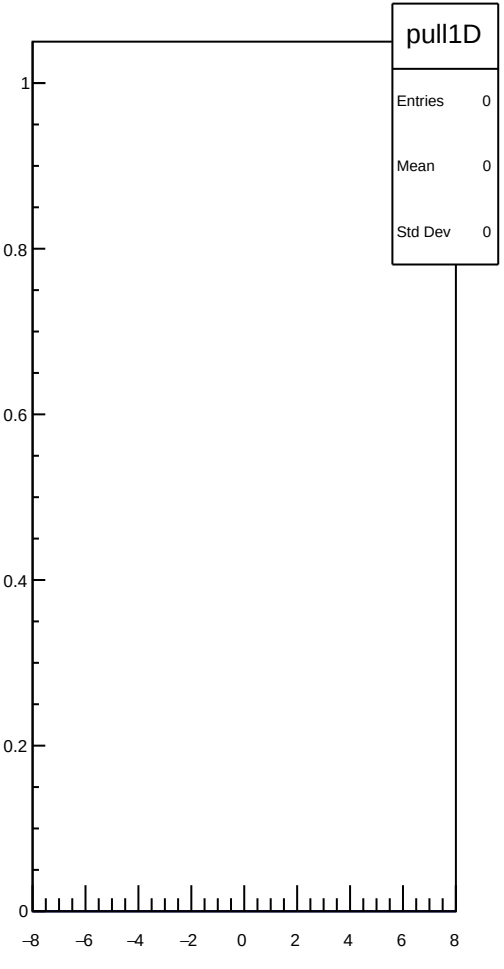
pull1D
Entries 0
Mean 0
Std Dev 0
1
0.8
0.6
0.4
0.2
0
−8
−6
−4
−2
0
2
4
6
8


pull
Entries 0
Mean 0
Std Dev 0
1
0.8
0.6
0.4
0.2
0
0
1

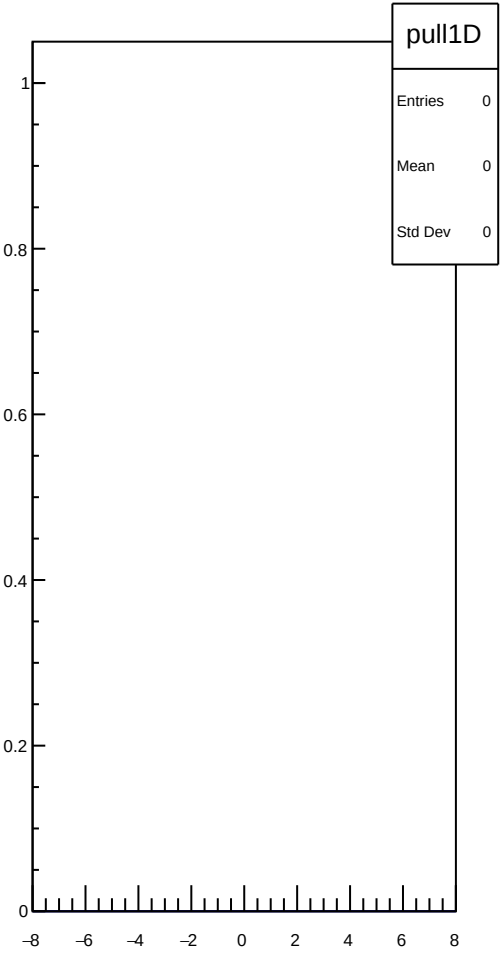
pull1D
Entries 0
Mean 0
Std Dev 0
1
0.8
0.6
0.4
0.2
0
−8
−6
−4
−2
0
2
4
6
8


pull
Entries 0
Mean 0
Std Dev 0
1
0.8
0.6
0.4
0.2
0
0
1

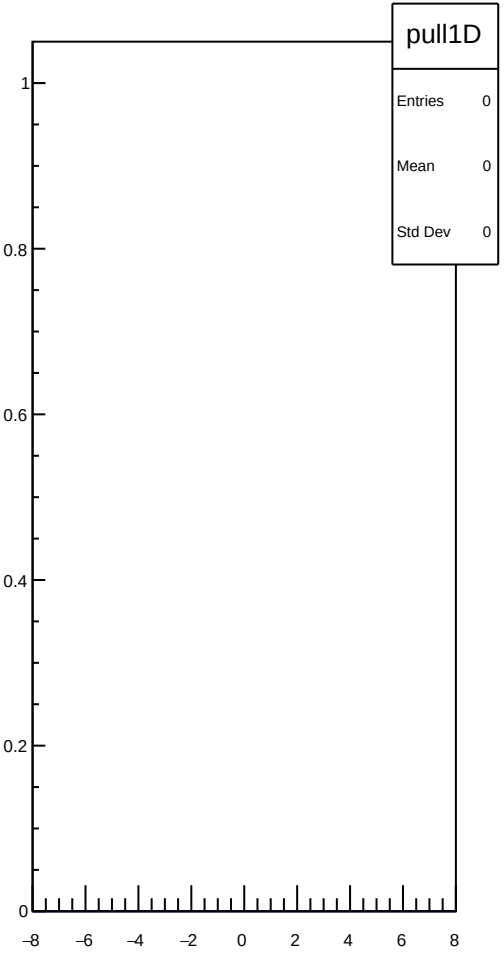
pull1D
Entries 0
Mean 0
Std Dev 0
1
0.8
0.6
0.4
0.2
0
−8
−6
−4
−2
0
2
4
6
8


pull
Entries 0
Mean 0
Std Dev 0
1
0.8
0.6
0.4
0.2
0
0
1

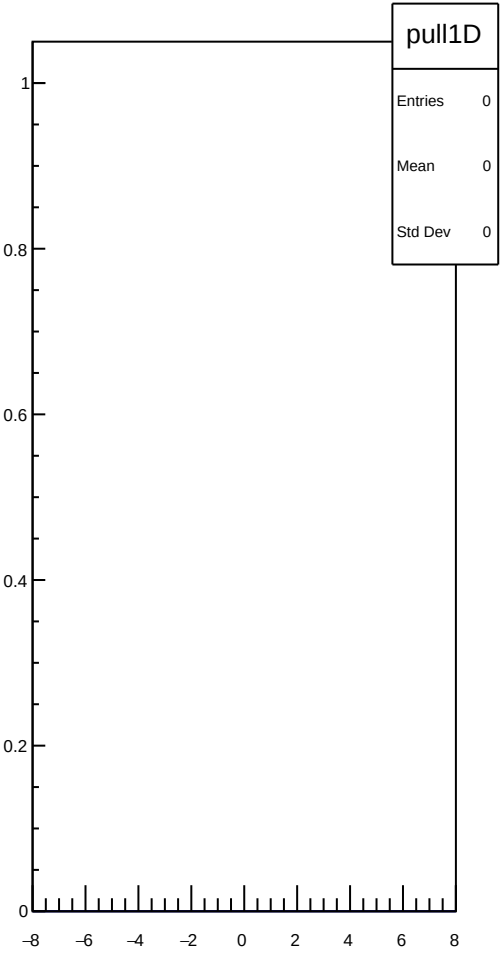
pull1D
Entries 0
Mean 0
Std Dev 0
1
0.8
0.6
0.4
0.2
0
−8
−6
−4
−2
0
2
4
6
8


pull
Entries 0
Mean 0
Std Dev 0
1
0.8
0.6
0.4
0.2
0
0
1

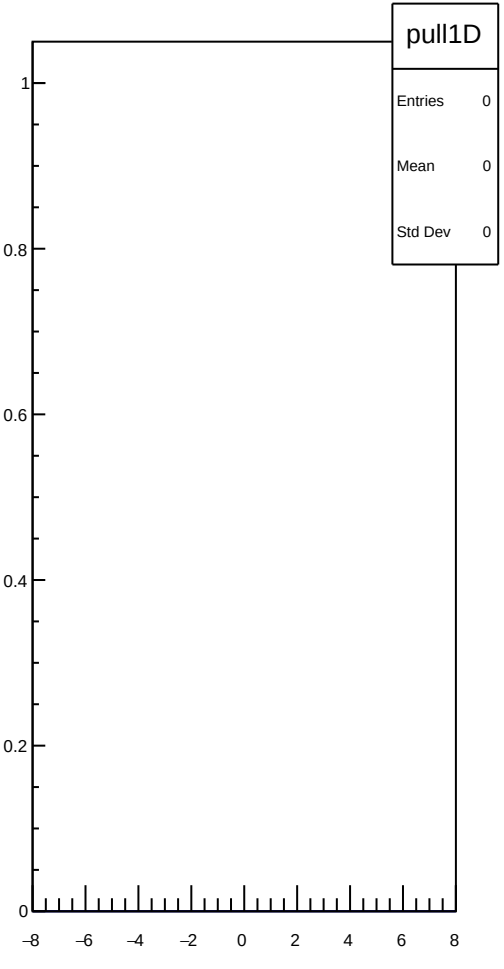
pull1D
Entries 0
Mean 0
Std Dev 0
1
0.8
0.6
0.4
0.2
0
−8
−6
−4
−2
0
2
4
6
8


pull
Entries 0
Mean 0
Std Dev 0
1
0.8
0.6
0.4
0.2
0
0
1

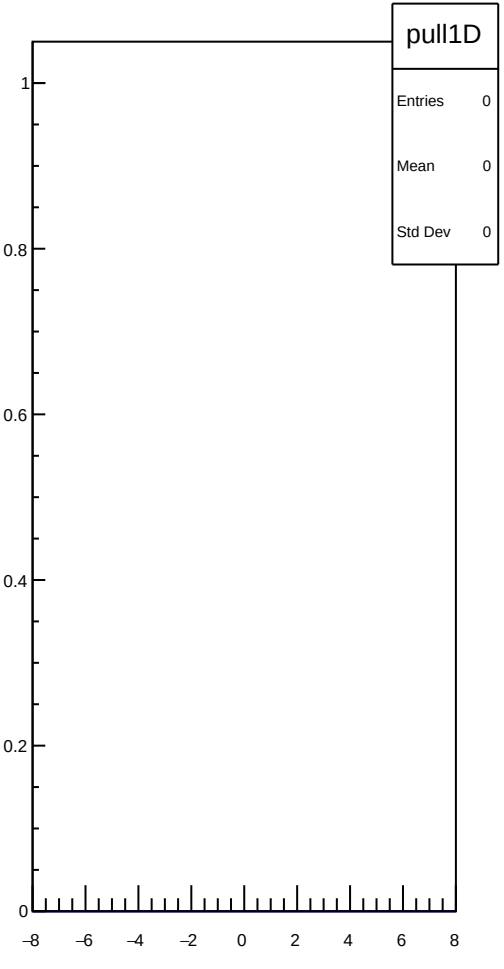
pull1D
Entries 0
Mean 0
Std Dev 0
1
0.8
0.6
0.4
0.2
0
−8
−6
−4
−2
0
2
4
6
8


pull
Entries 0
Mean 0
Std Dev 0
1
0.8
0.6
0.4
0.2
0
0
1

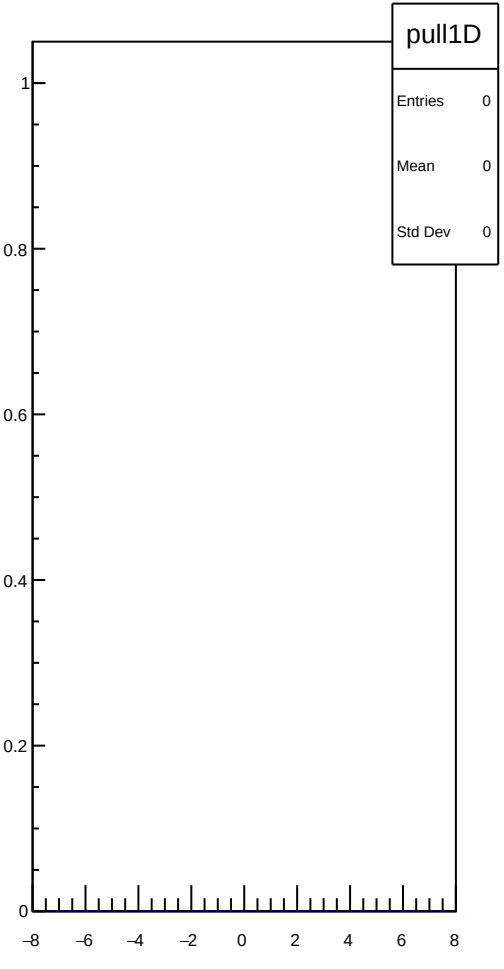
pull1D
Entries 0
Mean 0
Std Dev 0
1
0.8
0.6
0.4
0.2
0
−8
−6
−4
−2
0
2
4
6
8


pull
Entries 0
Mean 0
Std Dev 0
1
0.8
0.6
0.4
0.2
0
0
1

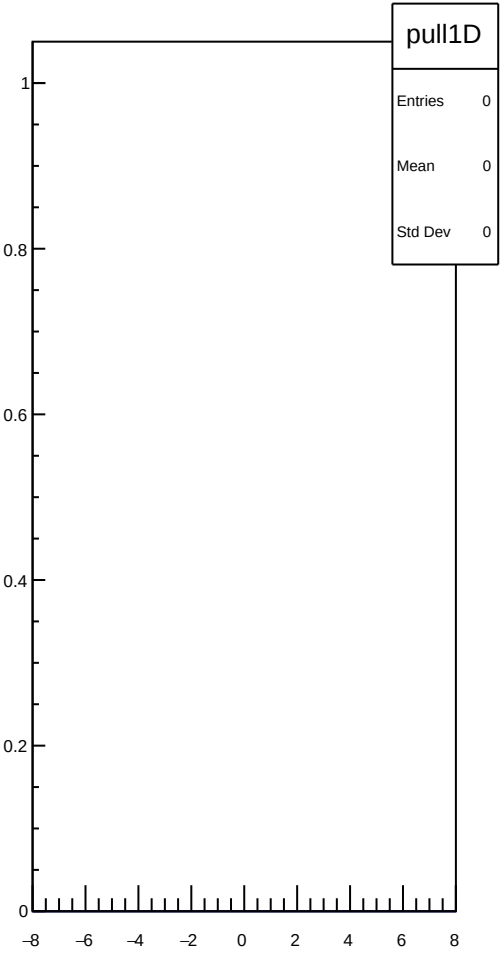
pull1D
Entries 0
Mean 0
Std Dev 0
1
0.8
0.6
0.4
0.2
0
−8
−6
−4
−2
0
2
4
6
8


pull
Entries 0
Mean 0
Std Dev 0
1
0.8
0.6
0.4
0.2
0
0
1

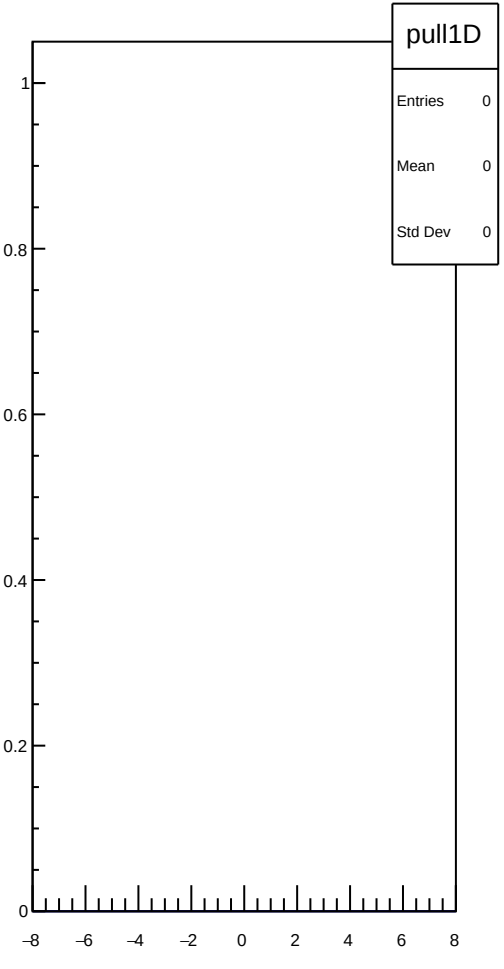
pull1D
Entries 0
Mean 0
Std Dev 0
1
0.8
0.6
0.4
0.2
0
−8
−6
−4
−2
0
2
4
6
8


pull
Entries 0
Mean 0
Std Dev 0
1
0.8
0.6
0.4
0.2
0
0
1

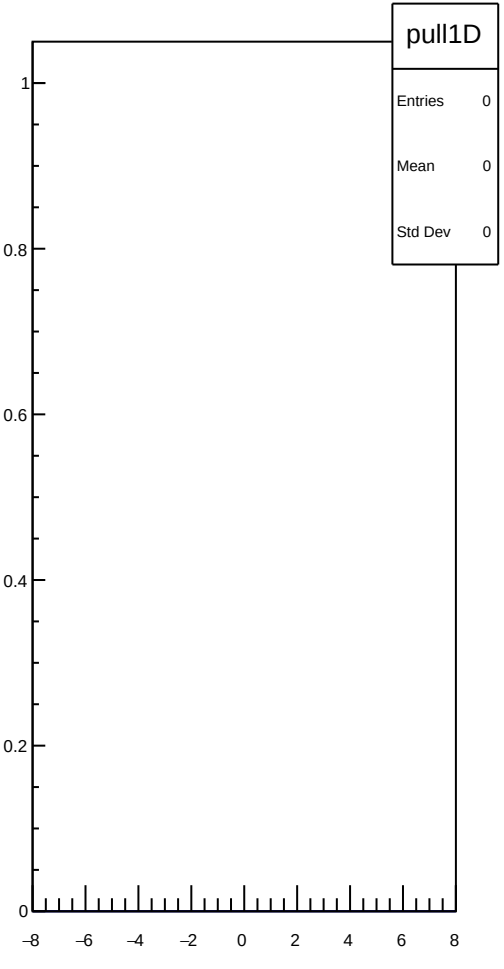
pull1D
Entries 0
Mean 0
Std Dev 0
1
0.8
0.6
0.4
0.2
0
−8
−6
−4
−2
0
2
4
6
8


pull
Entries 0
Mean 0
Std Dev 0
1
0.8
0.6
0.4
0.2
0
0
1

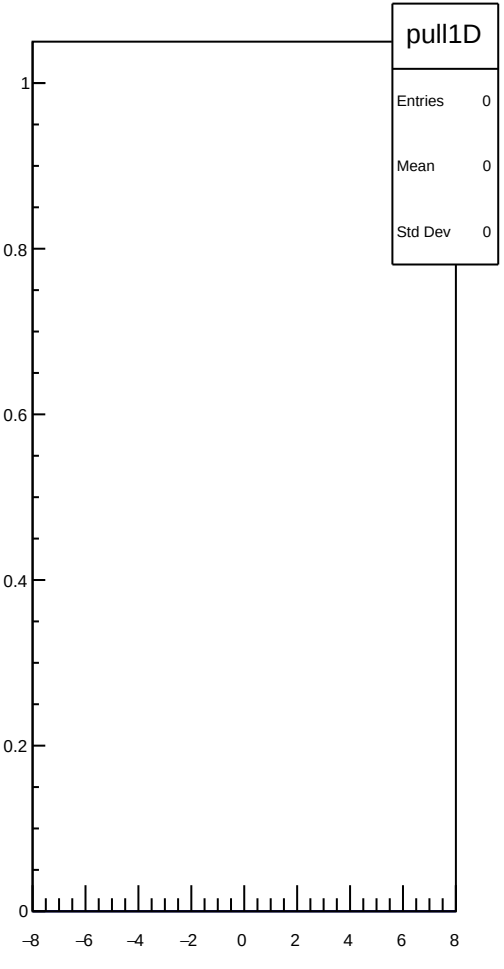
pull1D
Entries 0
Mean 0
Std Dev 0
1
0.8
0.6
0.4
0.2
0
−8
−6
−4
−2
0
2
4
6
8


pull
Entries 0
Mean 0
Std Dev 0
1
0.8
0.6
0.4
0.2
0
0
1

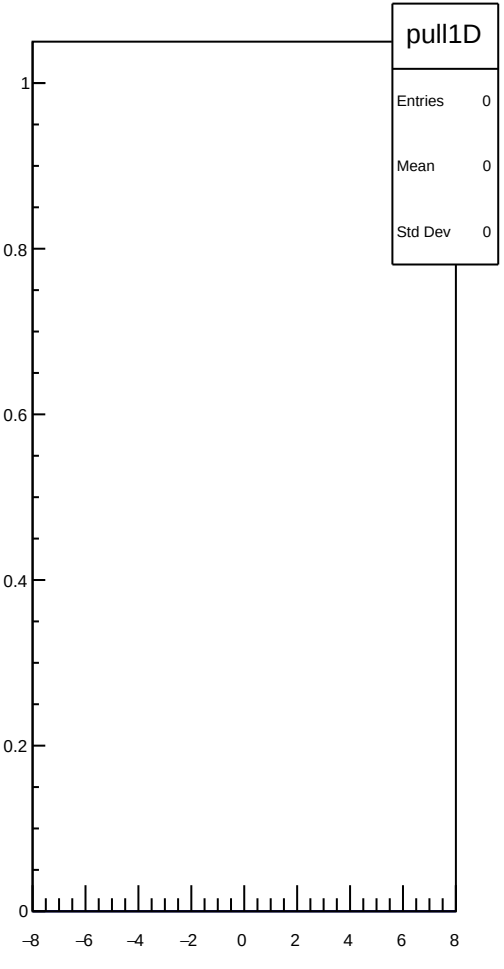
pull1D
Entries 0
Mean 0
Std Dev 0
1
0.8
0.6
0.4
0.2
0
−8
−6
−4
−2
0
2
4
6
8


pull
Entries 0
Mean 0
Std Dev 0
1
0.8
0.6
0.4
0.2
0
0
1

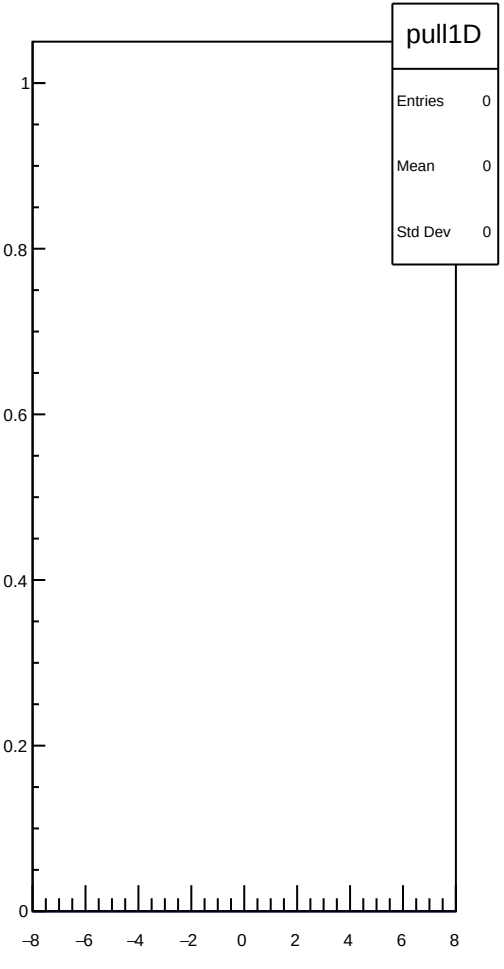
pull1D
Entries 0
Mean 0
Std Dev 0
1
0.8
0.6
0.4
0.2
0
−8
−6
−4
−2
0
2
4
6
8


pull
Entries 0
Mean 0
Std Dev 0
1
0.8
0.6
0.4
0.2
0
0
1

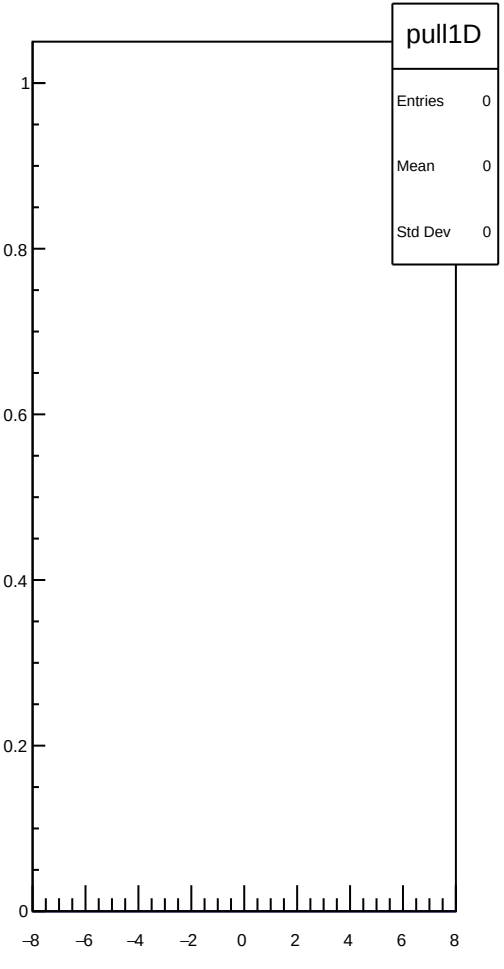
pull1D
Entries 0
Mean 0
Std Dev 0
1
0.8
0.6
0.4
0.2
0
−8
−6
−4
−2
0
2
4
6
8


pull
Entries 0
Mean 0
Std Dev 0
1
0.8
0.6
0.4
0.2
0
0
1

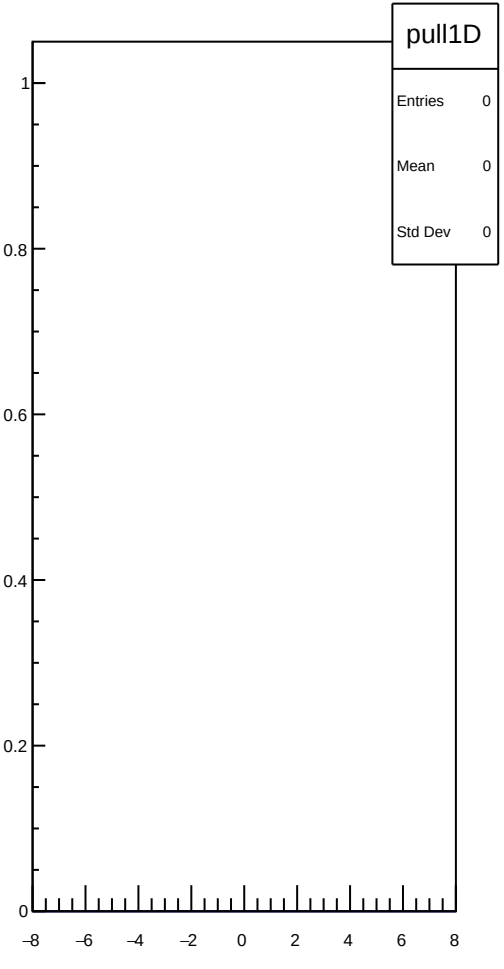
pull1D
Entries 0
Mean 0
Std Dev 0
1
0.8
0.6
0.4
0.2
0
−8
−6
−4
−2
0
2
4
6
8


pull
Entries 0
Mean 0
Std Dev 0
1
0.8
0.6
0.4
0.2
0
0
1

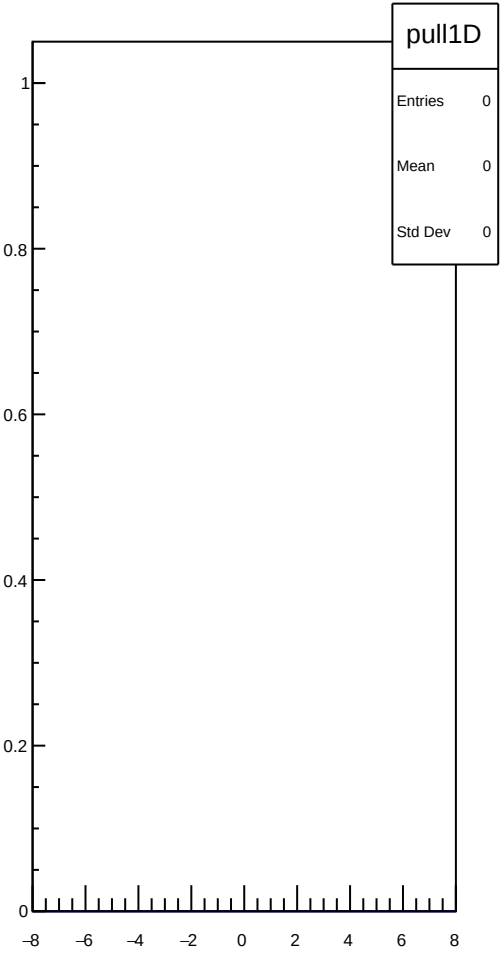
pull1D
Entries 0
Mean 0
Std Dev 0
1
0.8
0.6
0.4
0.2
0
−8
−6
−4
−2
0
2
4
6
8


pull
Entries 0
Mean 0
Std Dev 0
1
0.8
0.6
0.4
0.2
0
0
1

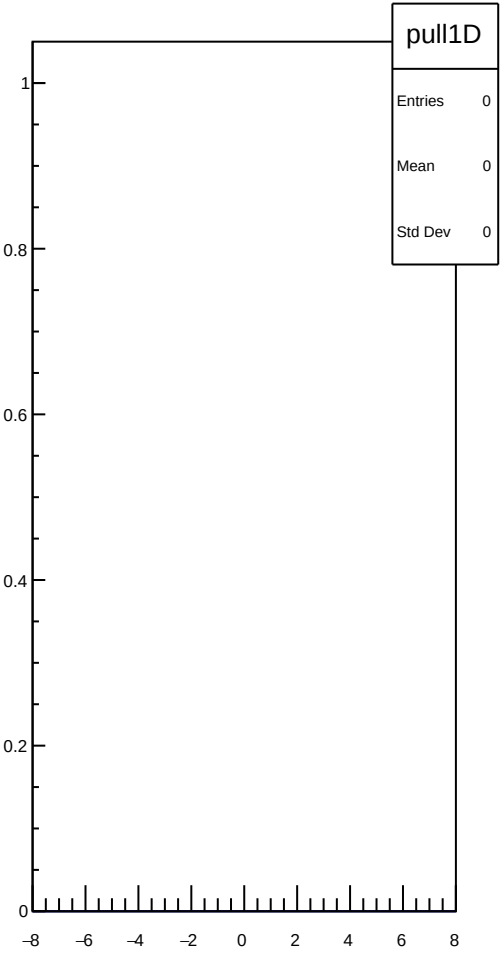
pull1D
Entries 0
Mean 0
Std Dev 0
1
0.8
0.6
0.4
0.2
0
−8
−6
−4
−2
0
2
4
6
8


pull
Entries 0
Mean 0
Std Dev 0
1
0.8
0.6
0.4
0.2
0
0
1

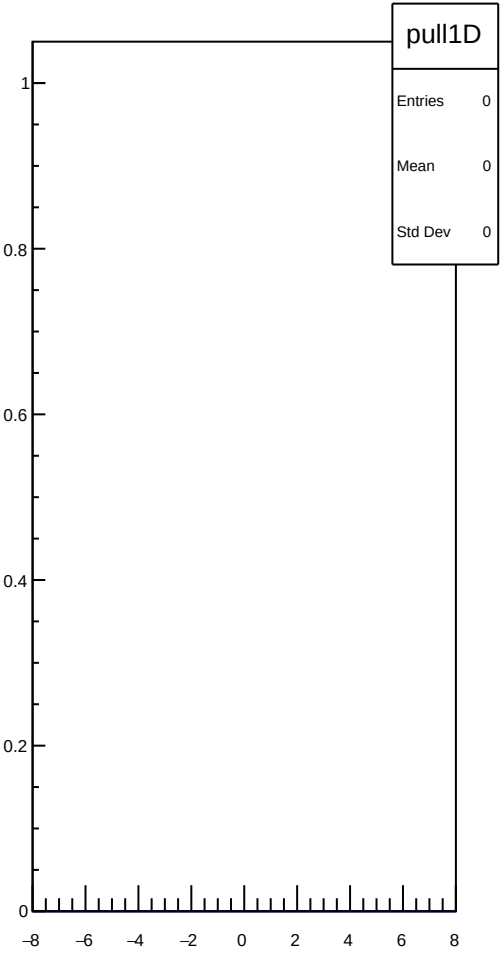
pull1D
Entries 0
Mean 0
Std Dev 0
1
0.8
0.6
0.4
0.2
0
−8
−6
−4
−2
0
2
4
6
8


pull
Entries 0
Mean 0
Std Dev 0
1
0.8
0.6
0.4
0.2
0
0
1

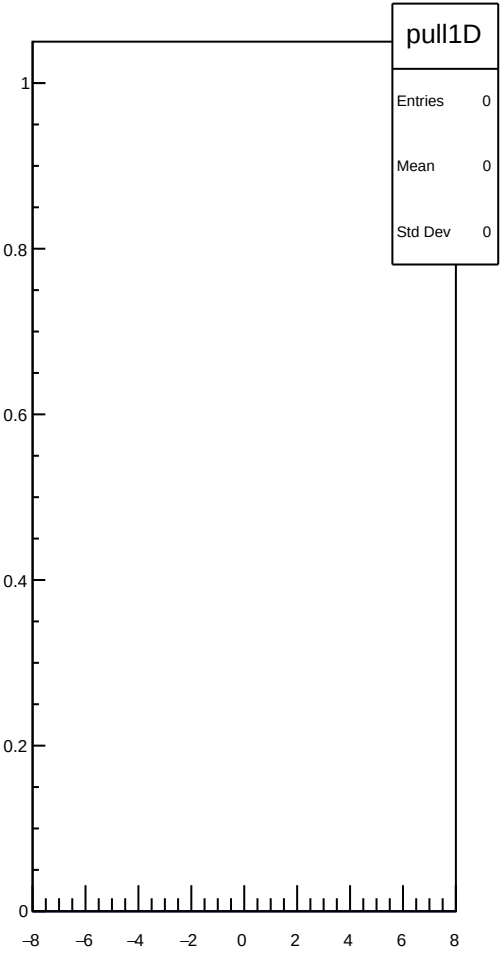
pull1D
Entries 0
Mean 0
Std Dev 0
1
0.8
0.6
0.4
0.2
0
−8
−6
−4
−2
0
2
4
6
8


pull
Entries 0
Mean 0
Std Dev 0
1
0.8
0.6
0.4
0.2
0
0
1

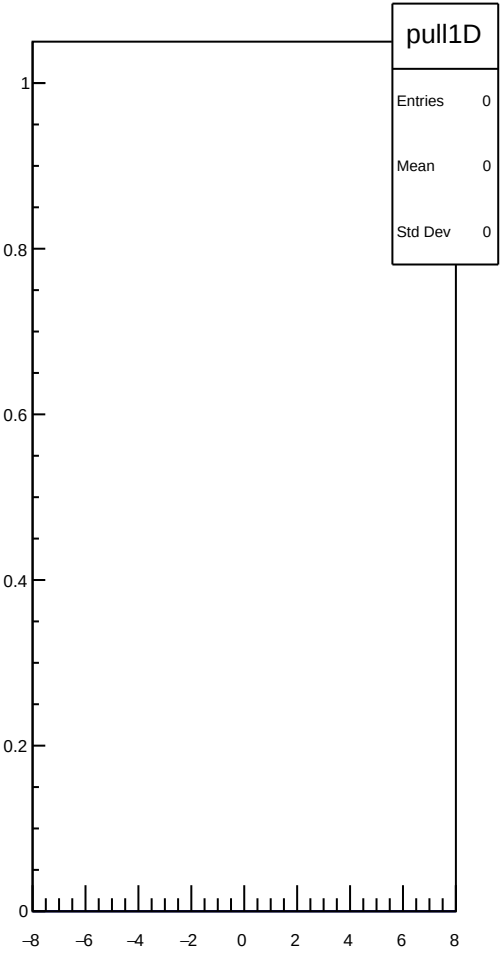
pull1D
Entries 0
Mean 0
Std Dev 0
1
0.8
0.6
0.4
0.2
0
−8
−6
−4
−2
0
2
4
6
8


pull
Entries 0
Mean 0
Std Dev 0
1
0.8
0.6
0.4
0.2
0
0
1

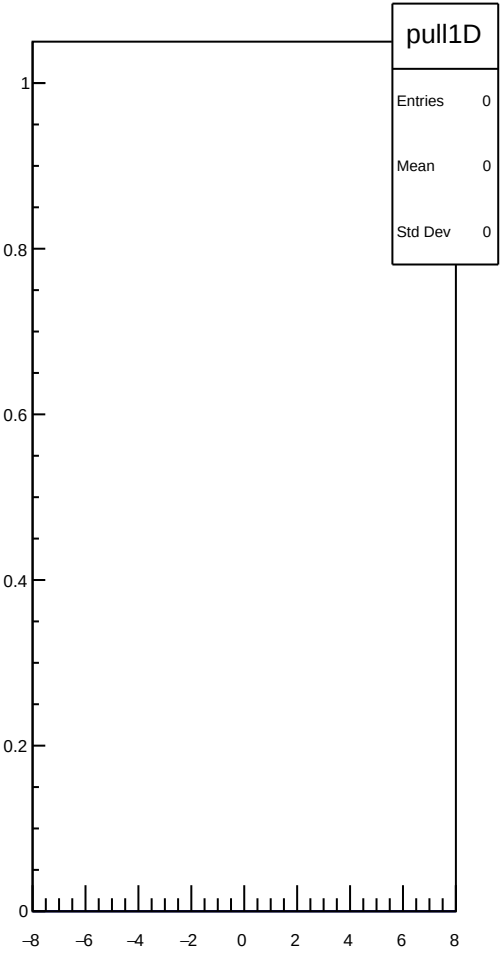
pull1D
Entries 0
Mean 0
Std Dev 0
1
0.8
0.6
0.4
0.2
0
−8
−6
−4
−2
0
2
4
6
8


pull
Entries 0
Mean 0
Std Dev 0
1
0.8
0.6
0.4
0.2
0
0
1

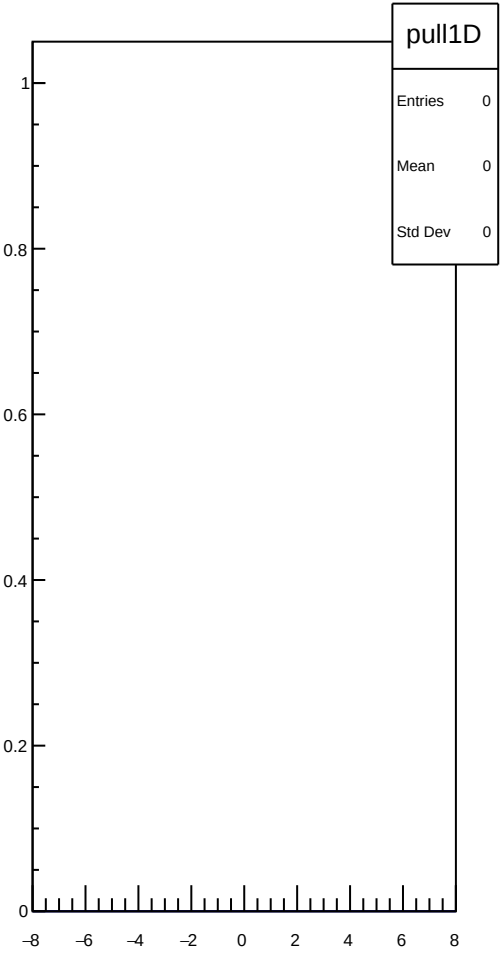
pull1D
Entries 0
Mean 0
Std Dev 0
1
0.8
0.6
0.4
0.2
0
−8
−6
−4
−2
0
2
4
6
8


pull
Entries 0
Mean 0
Std Dev 0
1
0.8
0.6
0.4
0.2
0
0
1

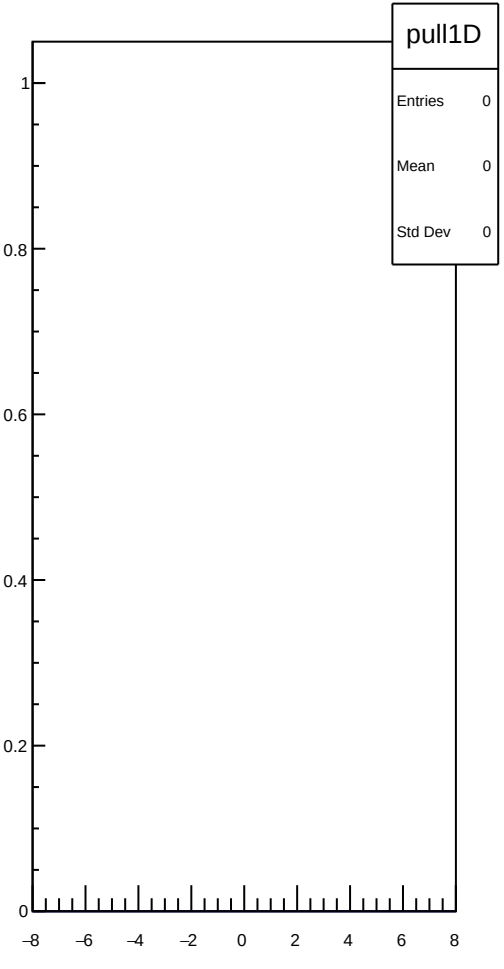
pull1D
Entries 0
Mean 0
Std Dev 0
1
0.8
0.6
0.4
0.2
0
−8
−6
−4
−2
0
2
4
6
8


pull
Entries 0
Mean 0
Std Dev 0
1
0.8
0.6
0.4
0.2
0
0
1

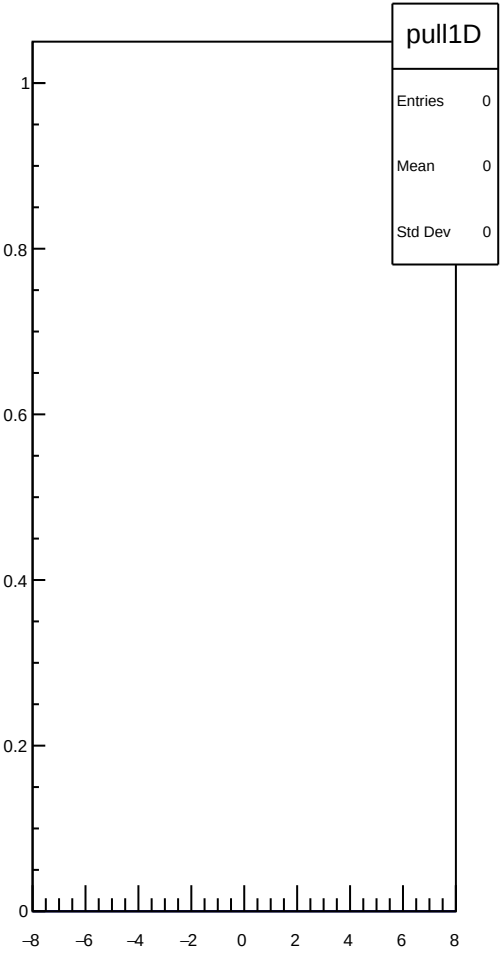
pull1D
Entries 0
Mean 0
Std Dev 0
1
0.8
0.6
0.4
0.2
0
−8
−6
−4
−2
0
2
4
6
8


pull
Entries 0
Mean 0
Std Dev 0
1
0.8
0.6
0.4
0.2
0
0
1

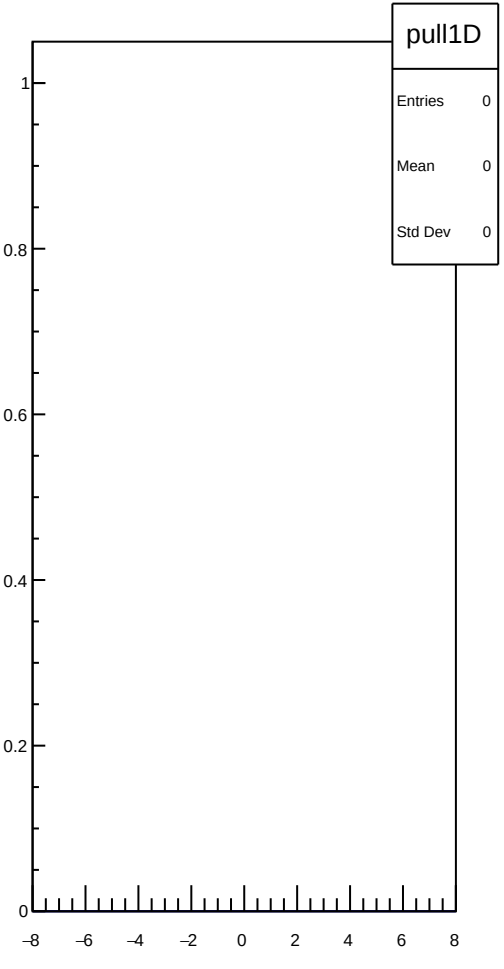
pull1D
Entries 0
Mean 0
Std Dev 0
1
0.8
0.6
0.4
0.2
0
−8
−6
−4
−2
0
2
4
6
8


pull
Entries 0
Mean 0
Std Dev 0
1
0.8
0.6
0.4
0.2
0
0
1

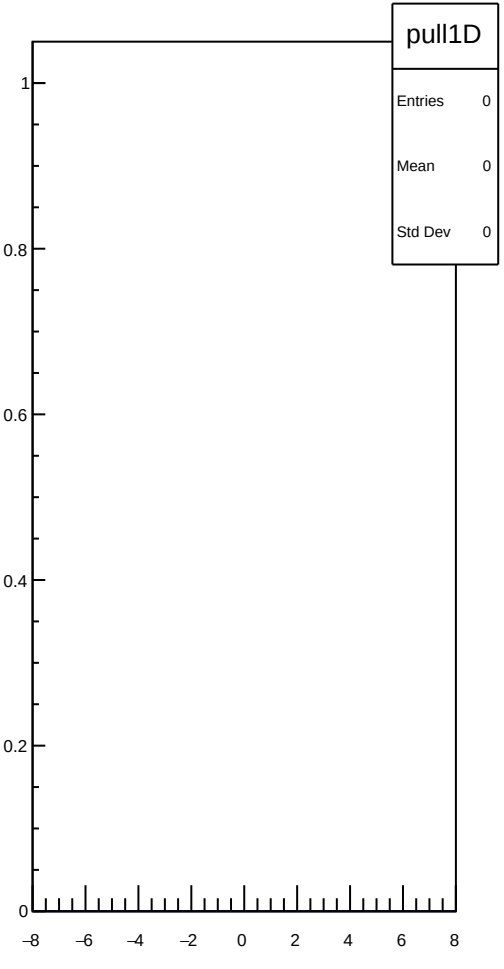
pull1D
Entries 0
Mean 0
Std Dev 0
1
0.8
0.6
0.4
0.2
0
−8
−6
−4
−2
0
2
4
6
8


pull
Entries 0
Mean 0
Std Dev 0
1
0.8
0.6
0.4
0.2
0
0
1

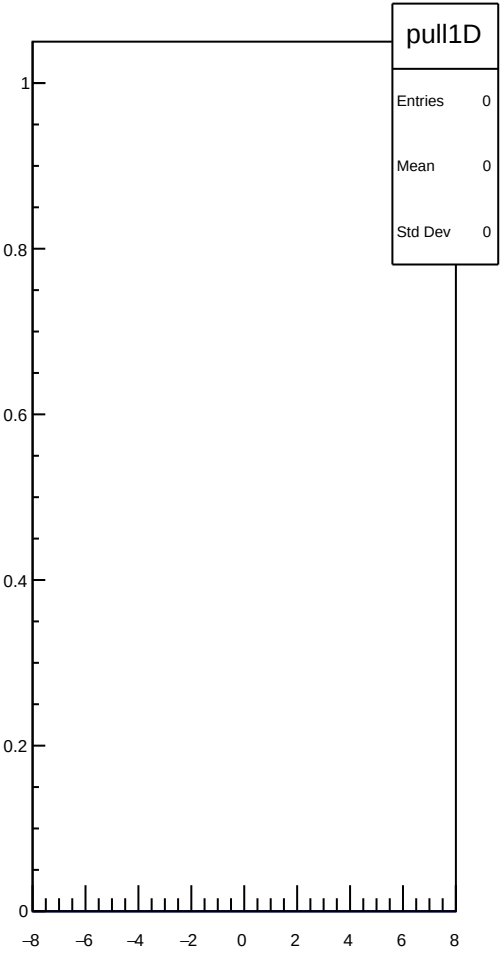
pull1D
Entries 0
Mean 0
Std Dev 0
1
0.8
0.6
0.4
0.2
0
−8
−6
−4
−2
0
2
4
6
8


pull
Entries 0
Mean 0
Std Dev 0
1
0.8
0.6
0.4
0.2
0
0
1

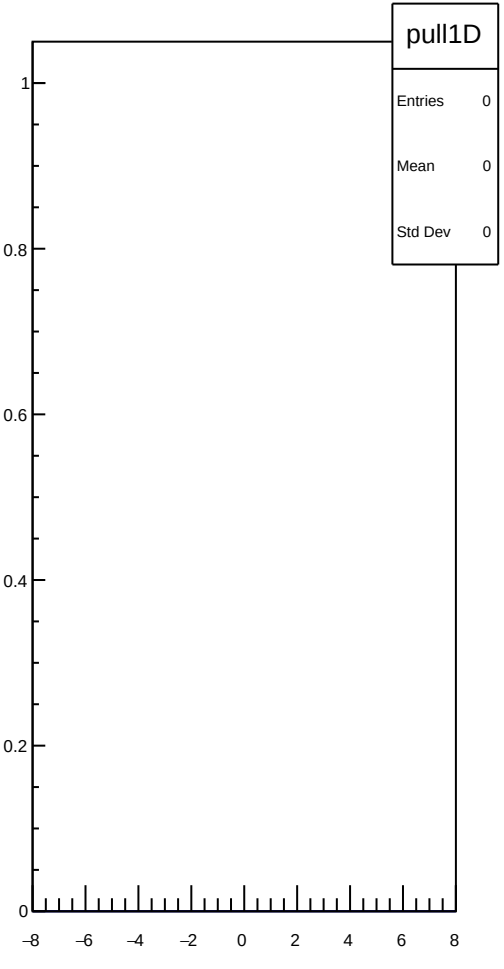
pull1D
Entries 0
Mean 0
Std Dev 0
1
0.8
0.6
0.4
0.2
0
−8
−6
−4
−2
0
2
4
6
8


pull
Entries 0
Mean 0
Std Dev 0
1
0.8
0.6
0.4
0.2
0
0
1

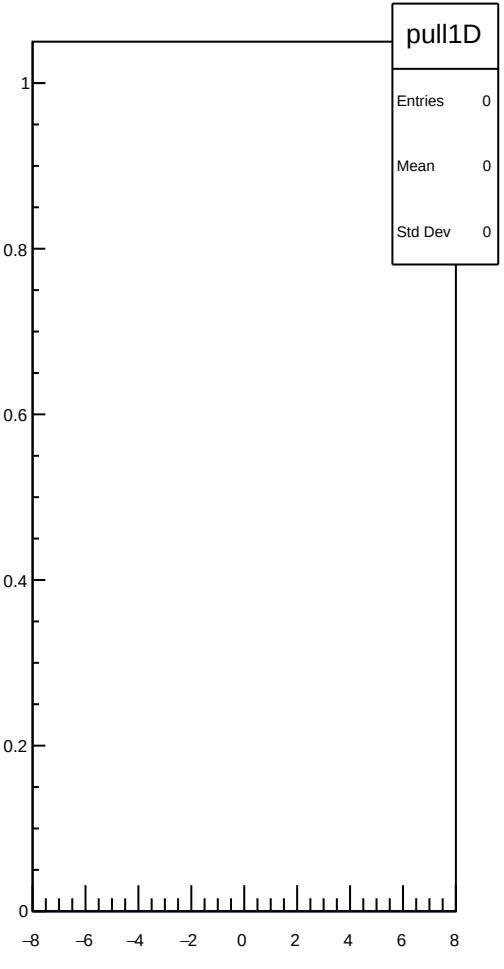
pull1D
Entries 0
Mean 0
Std Dev 0
1
0.8
0.6
0.4
0.2
0
−8
−6
−4
−2
0
2
4
6
8


pull
Entries 0
Mean 0
Std Dev 0
1
0.8
0.6
0.4
0.2
0
0
1

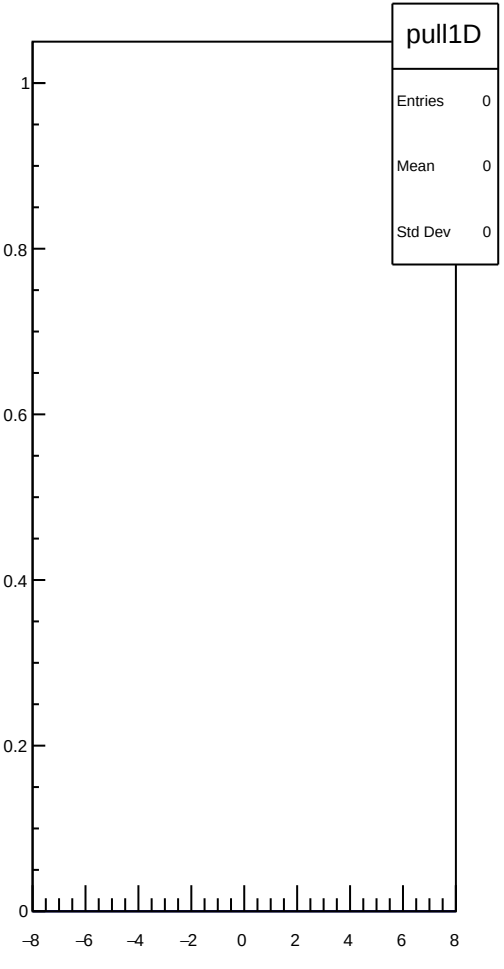
pull1D
Entries 0
Mean 0
Std Dev 0
1
0.8
0.6
0.4
0.2
0
−8
−6
−4
−2
0
2
4
6
8


pull
Entries 0
Mean 0
Std Dev 0
1
0.8
0.6
0.4
0.2
0
0
1

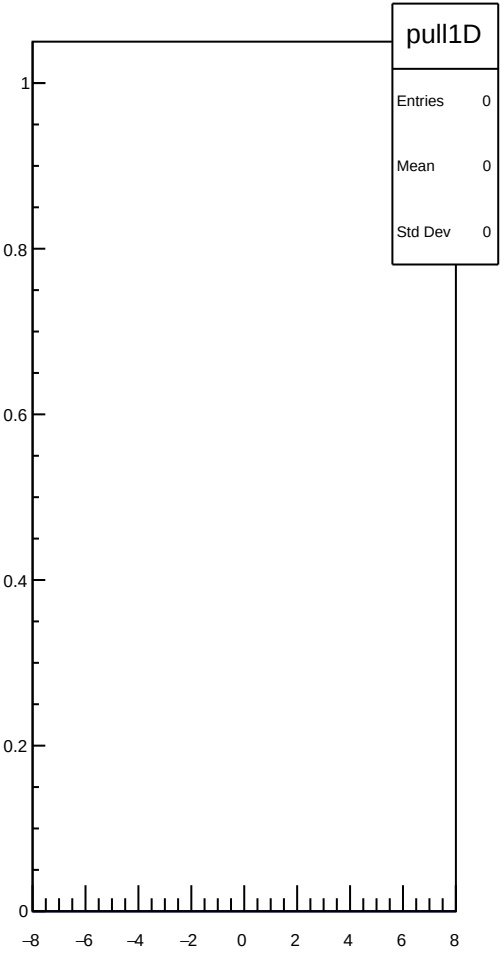
pull1D
Entries 0
Mean 0
Std Dev 0
1
0.8
0.6
0.4
0.2
0
−8
−6
−4
−2
0
2
4
6
8


pull
Entries 0
Mean 0
Std Dev 0
1
0.8
0.6
0.4
0.2
0
0
1

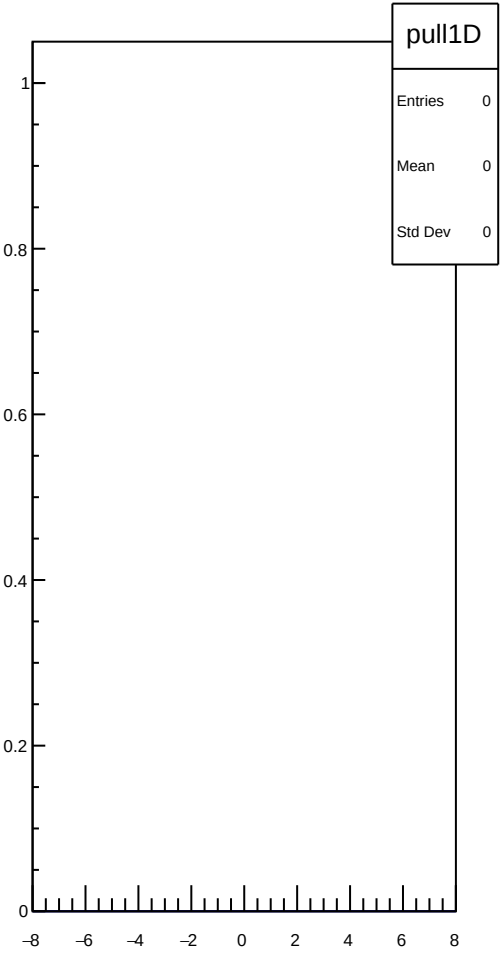
pull1D
Entries 0
Mean 0
Std Dev 0
1
0.8
0.6
0.4
0.2
0
−8
−6
−4
−2
0
2
4
6
8


pull
Entries 0
Mean 0
Std Dev 0
1
0.8
0.6
0.4
0.2
0
0
1

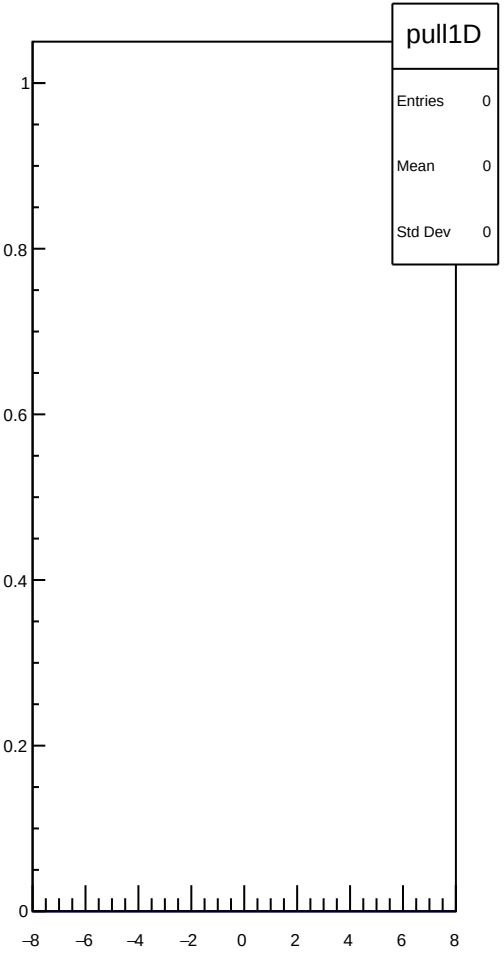
pull1D
Entries 0
Mean 0
Std Dev 0
1
0.8
0.6
0.4
0.2
0
−8
−6
−4
−2
0
2
4
6
8


pull
Entries 0
Mean 0
Std Dev 0
1
0.8
0.6
0.4
0.2
0
0
1

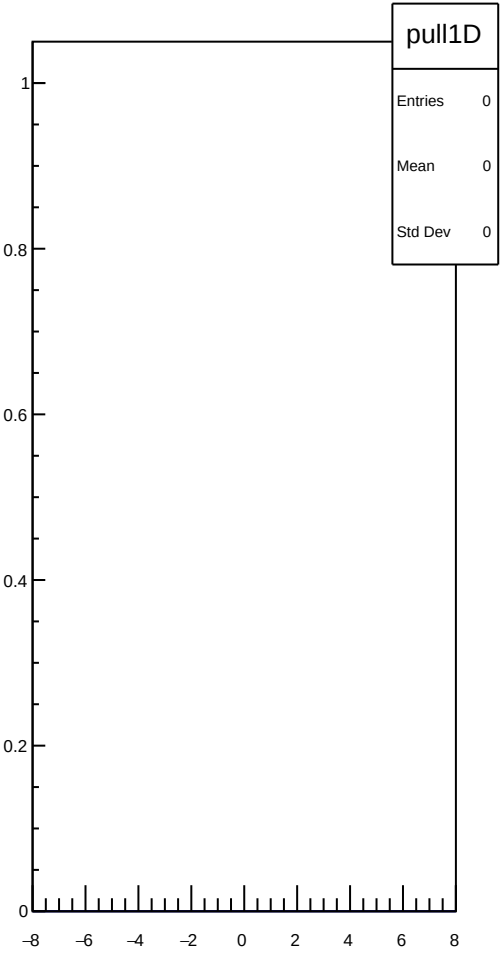
pull1D
Entries 0
Mean 0
Std Dev 0
1
0.8
0.6
0.4
0.2
0
−8
−6
−4
−2
0
2
4
6
8


pull
Entries 0
Mean 0
Std Dev 0
1
0.8
0.6
0.4
0.2
0
0
1

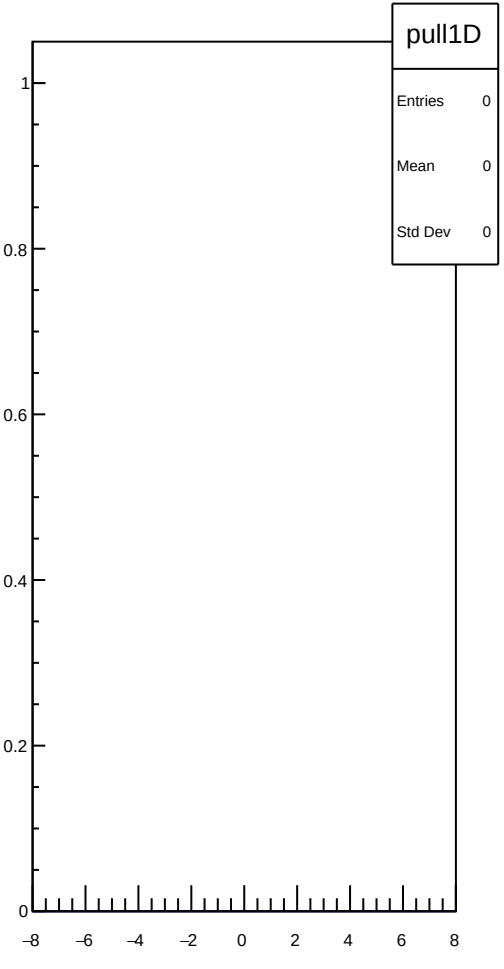
pull1D
Entries 0
Mean 0
Std Dev 0
1
0.8
0.6
0.4
0.2
0
−8
−6
−4
−2
0
2
4
6
8


pull
Entries 0
Mean 0
Std Dev 0
1
0.8
0.6
0.4
0.2
0
0
1

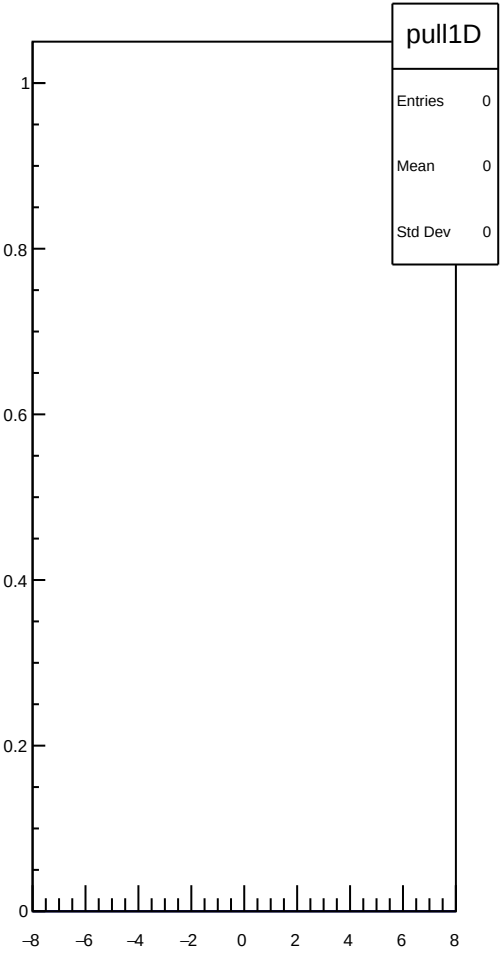
pull1D
Entries 0
Mean 0
Std Dev 0
1
0.8
0.6
0.4
0.2
0
−8
−6
−4
−2
0
2
4
6
8


pull
Entries 0
Mean 0
Std Dev 0
1
0.8
0.6
0.4
0.2
0
0
1

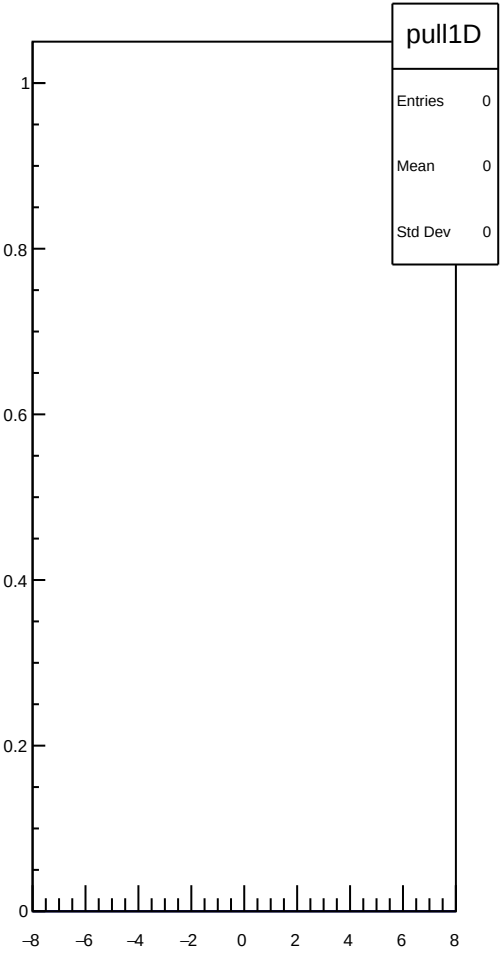
pull1D
Entries 0
Mean 0
Std Dev 0
1
0.8
0.6
0.4
0.2
0
−8
−6
−4
−2
0
2
4
6
8


pull
Entries 0
Mean 0
Std Dev 0
1
0.8
0.6
0.4
0.2
0
0
1

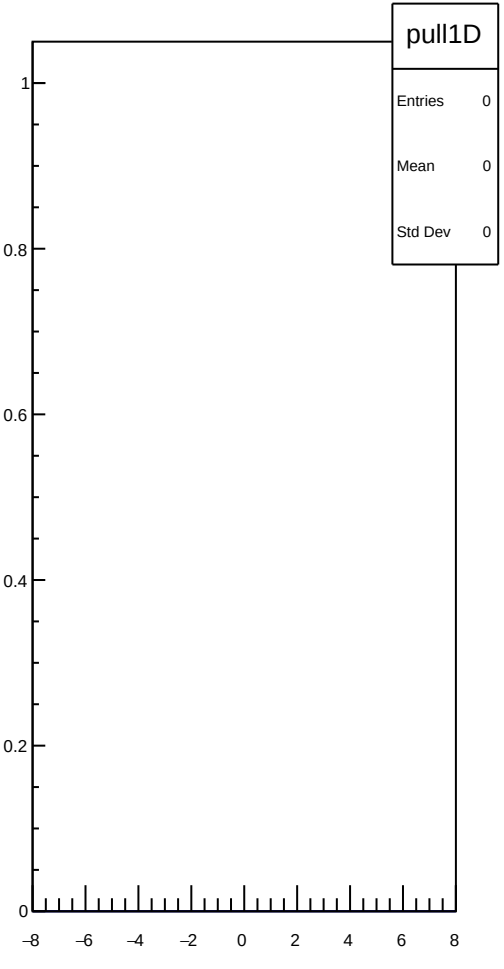
pull1D
Entries 0
Mean 0
Std Dev 0
1
0.8
0.6
0.4
0.2
0
−8
−6
−4
−2
0
2
4
6
8


pull
Entries 0
Mean 0
Std Dev 0
1
0.8
0.6
0.4
0.2
0
0
1

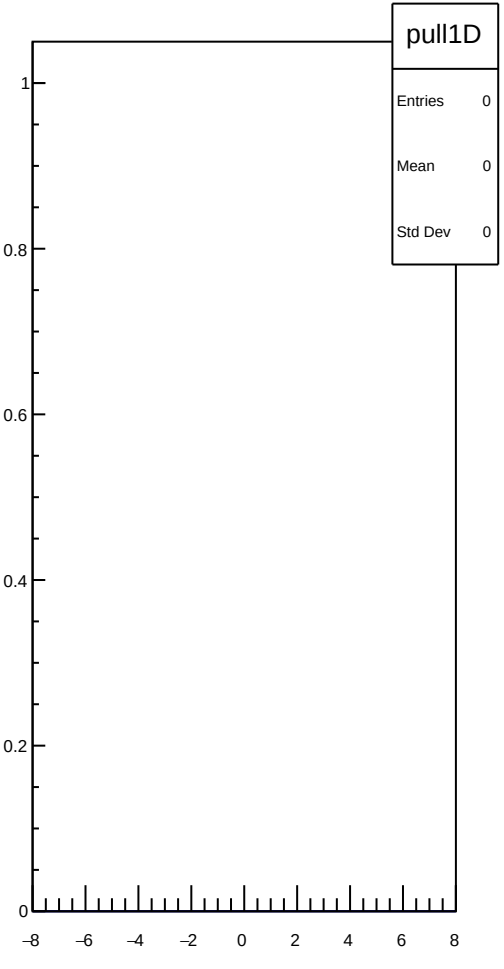
pull1D
Entries 0
Mean 0
Std Dev 0
1
0.8
0.6
0.4
0.2
0
−8
−6
−4
−2
0
2
4
6
8


pull
Entries 0
Mean 0
Std Dev 0
1
0.8
0.6
0.4
0.2
0
0
1

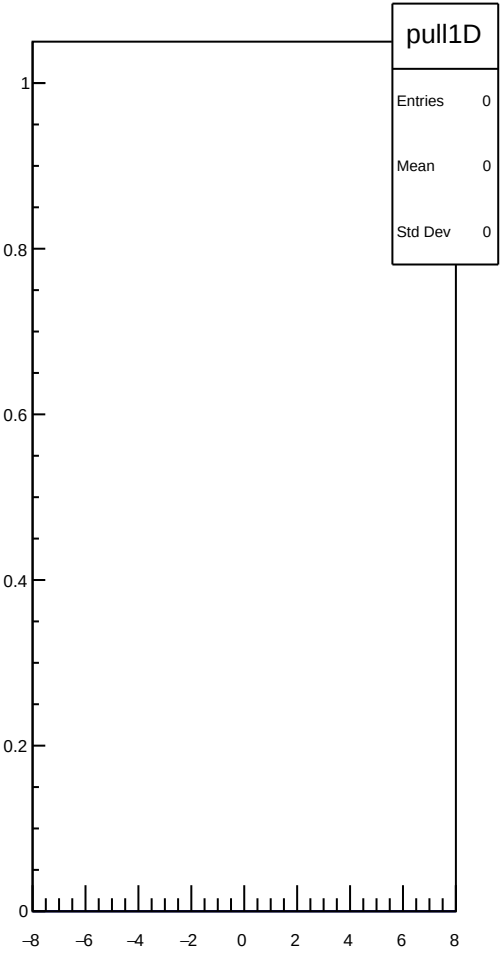
pull1D
Entries 0
Mean 0
Std Dev 0
1
0.8
0.6
0.4
0.2
0
−8
−6
−4
−2
0
2
4
6
8


pull
Entries 0
Mean 0
Std Dev 0
1
0.8
0.6
0.4
0.2
0
0
1

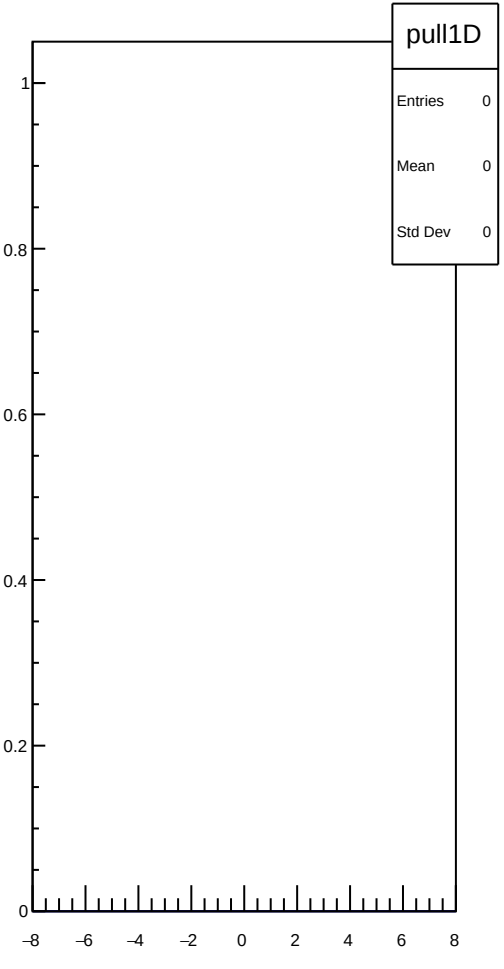
pull1D
Entries 0
Mean 0
Std Dev 0
1
0.8
0.6
0.4
0.2
0
−8
−6
−4
−2
0
2
4
6
8


pull
Entries 0
Mean 0
Std Dev 0
1
0.8
0.6
0.4
0.2
0
0
1

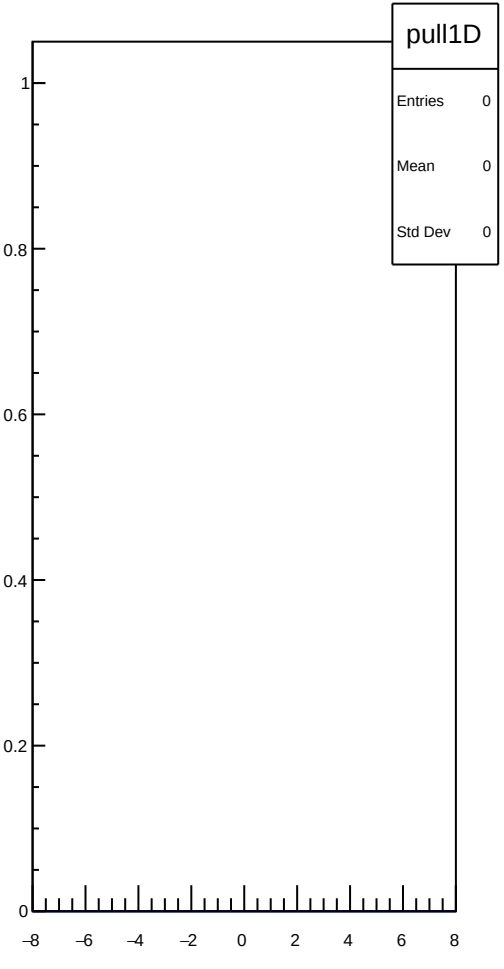
pull1D
Entries 0
Mean 0
Std Dev 0
1
0.8
0.6
0.4
0.2
0
−8
−6
−4
−2
0
2
4
6
8


pull
Entries 0
Mean 0
Std Dev 0
1
0.8
0.6
0.4
0.2
0
0
1

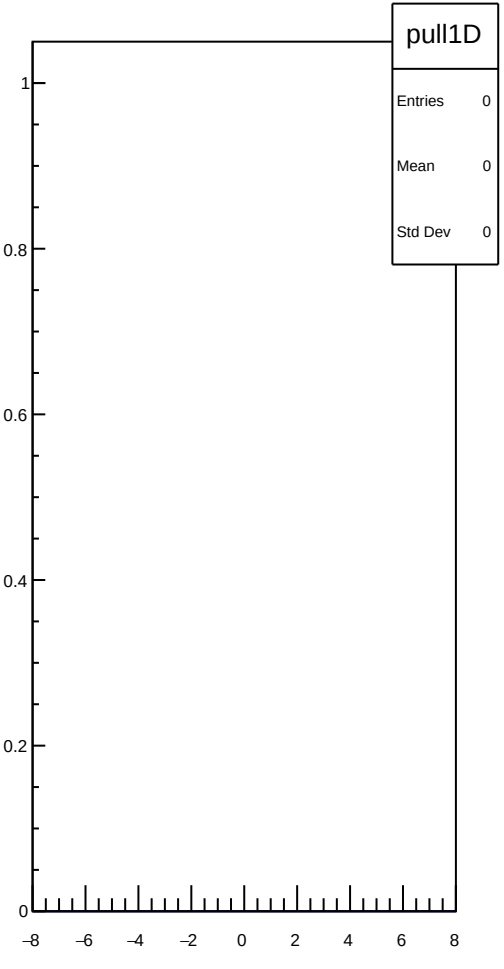
pull1D
Entries 0
Mean 0
Std Dev 0
1
0.8
0.6
0.4
0.2
0
−8
−6
−4
−2
0
2
4
6
8


pull
Entries 0
Mean 0
Std Dev 0
1
0.8
0.6
0.4
0.2
0
0
1

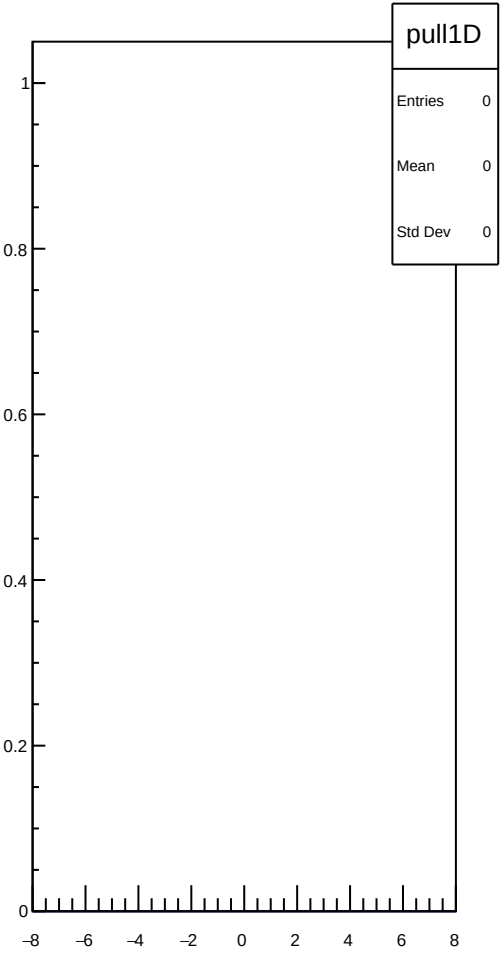
pull1D
Entries 0
Mean 0
Std Dev 0
1
0.8
0.6
0.4
0.2
0
−8
−6
−4
−2
0
2
4
6
8


pull
Entries 0
Mean 0
Std Dev 0
1
0.8
0.6
0.4
0.2
0
0
1

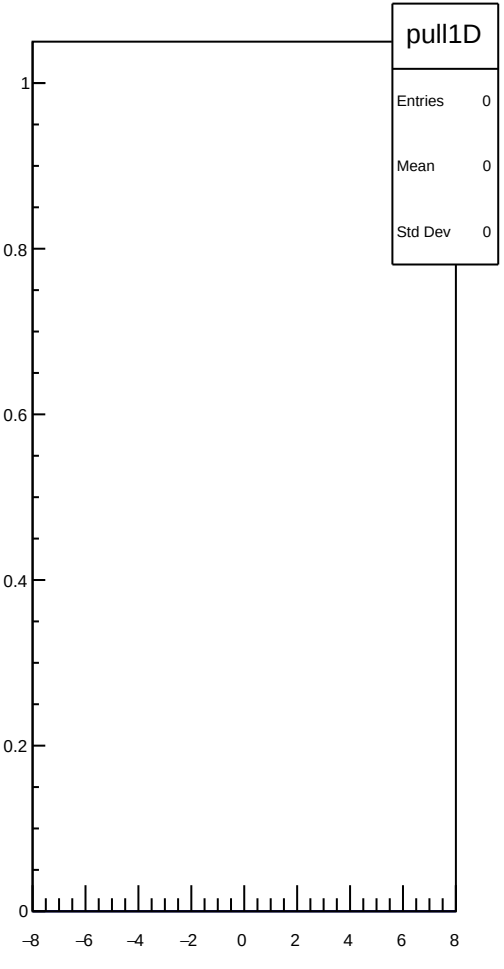
pull1D
Entries 0
Mean 0
Std Dev 0
1
0.8
0.6
0.4
0.2
0
−8
−6
−4
−2
0
2
4
6
8


pull
Entries 0
Mean 0
Std Dev 0
1
0.8
0.6
0.4
0.2
0
0
1

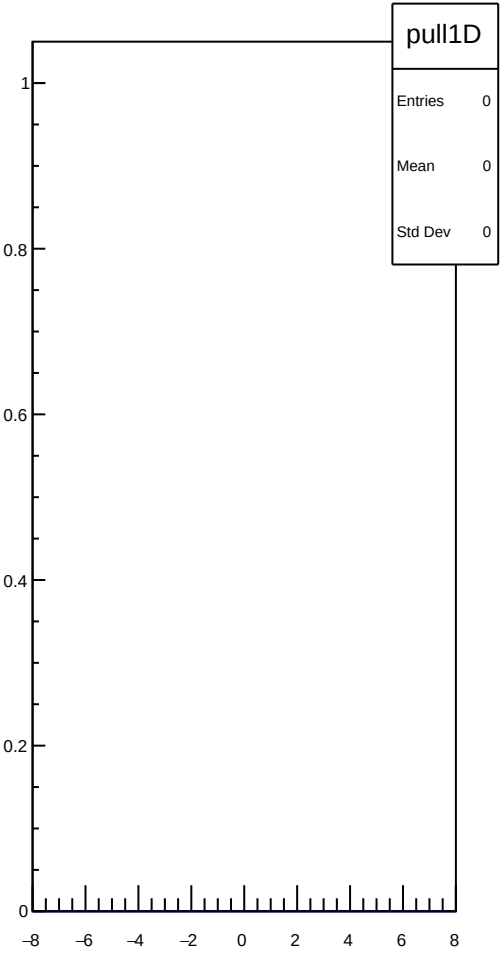
pull1D
Entries 0
Mean 0
Std Dev 0
1
0.8
0.6
0.4
0.2
0
−8
−6
−4
−2
0
2
4
6
8


pull
Entries 0
Mean 0
Std Dev 0
1
0.8
0.6
0.4
0.2
0
0
1

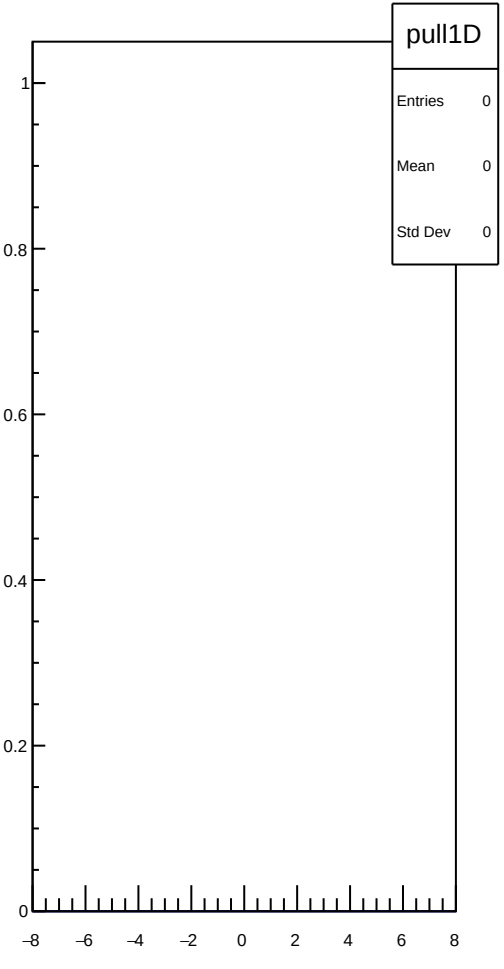
pull1D
Entries 0
Mean 0
Std Dev 0
1
0.8
0.6
0.4
0.2
0
−8
−6
−4
−2
0
2
4
6
8


pull
Entries 0
Mean 0
Std Dev 0
1
0.8
0.6
0.4
0.2
0
0
1

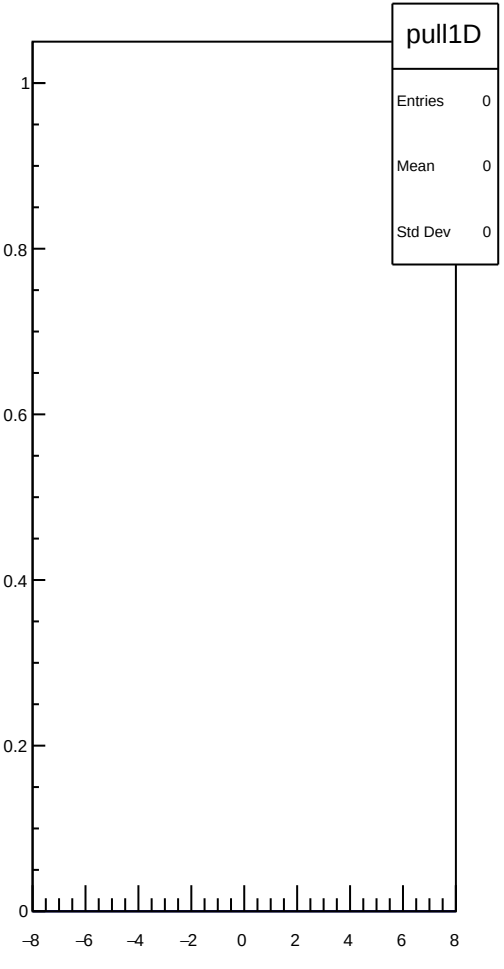
pull1D
Entries 0
Mean 0
Std Dev 0
1
0.8
0.6
0.4
0.2
0
−8
−6
−4
−2
0
2
4
6
8


pull
Entries 0
Mean 0
Std Dev 0
1
0.8
0.6
0.4
0.2
0
0
1

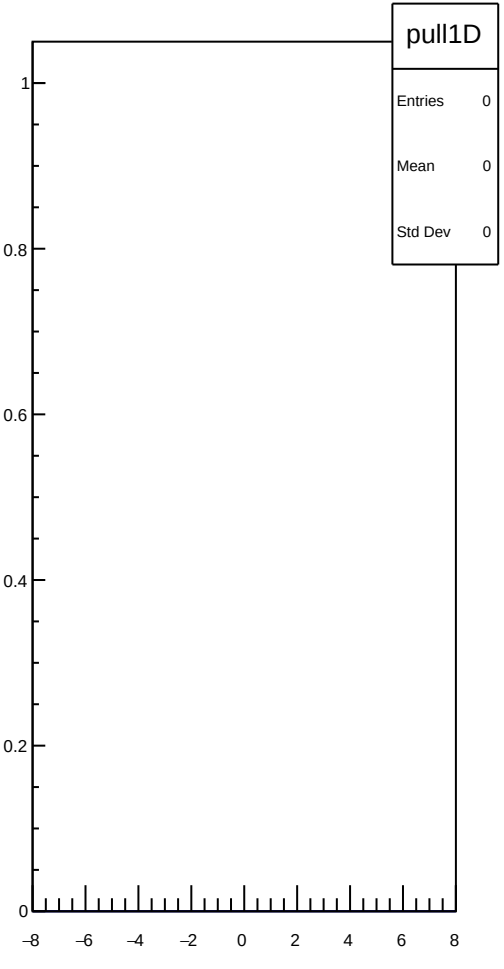
pull1D
Entries 0
Mean 0
Std Dev 0
1
0.8
0.6
0.4
0.2
0
−8
−6
−4
−2
0
2
4
6
8


pull
Entries 0
Mean 0
Std Dev 0
1
0.8
0.6
0.4
0.2
0
0
1

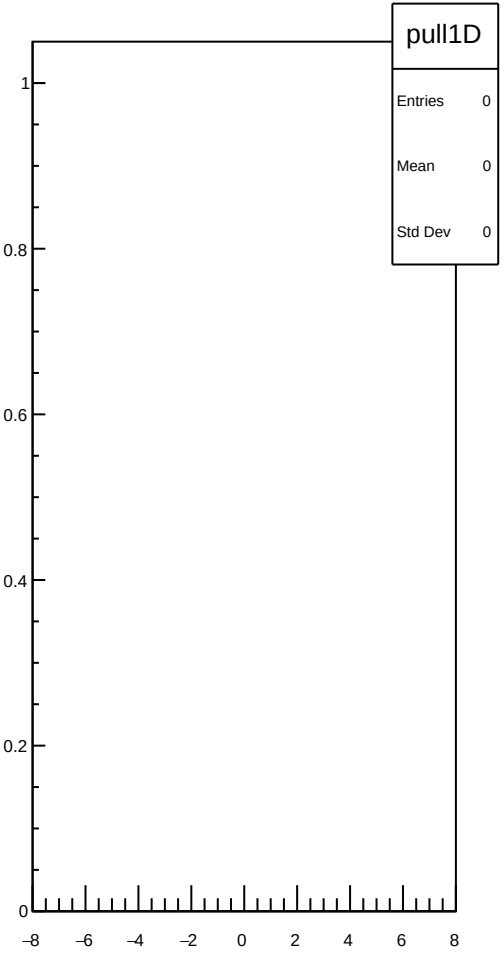
pull1D
Entries 0
Mean 0
Std Dev 0
1
0.8
0.6
0.4
0.2
0
−8
−6
−4
−2
0
2
4
6
8


pull
Entries 0
Mean 0
Std Dev 0
1
0.8
0.6
0.4
0.2
0
0
1

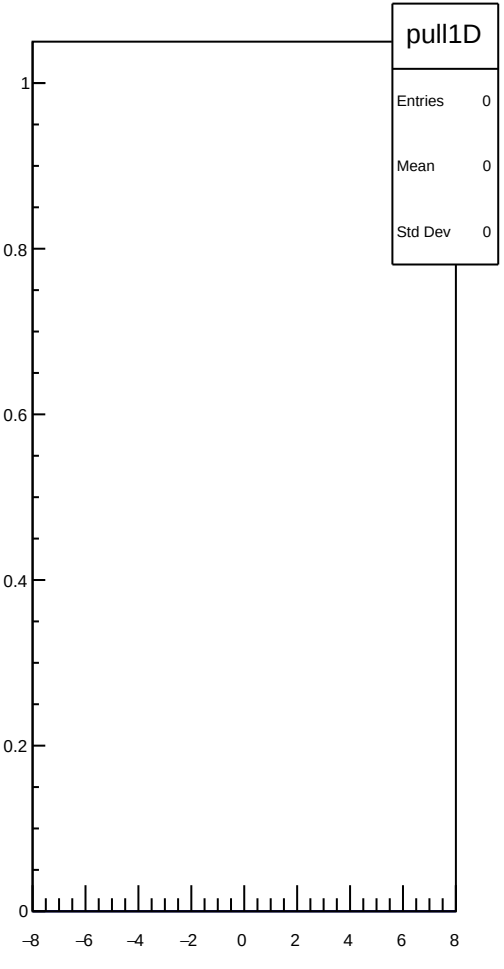
pull1D
Entries 0
Mean 0
Std Dev 0
1
0.8
0.6
0.4
0.2
0
−8
−6
−4
−2
0
2
4
6
8


pull
Entries 0
Mean 0
Std Dev 0
1
0.8
0.6
0.4
0.2
0
0
1

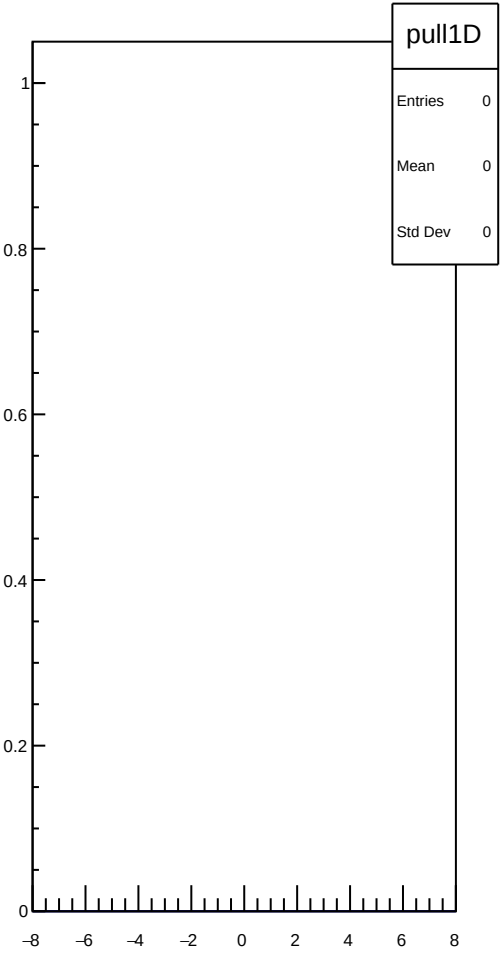
pull1D
Entries 0
Mean 0
Std Dev 0
1
0.8
0.6
0.4
0.2
0
−8
−6
−4
−2
0
2
4
6
8


pull
Entries 0
Mean 0
Std Dev 0
1
0.8
0.6
0.4
0.2
0
0
1

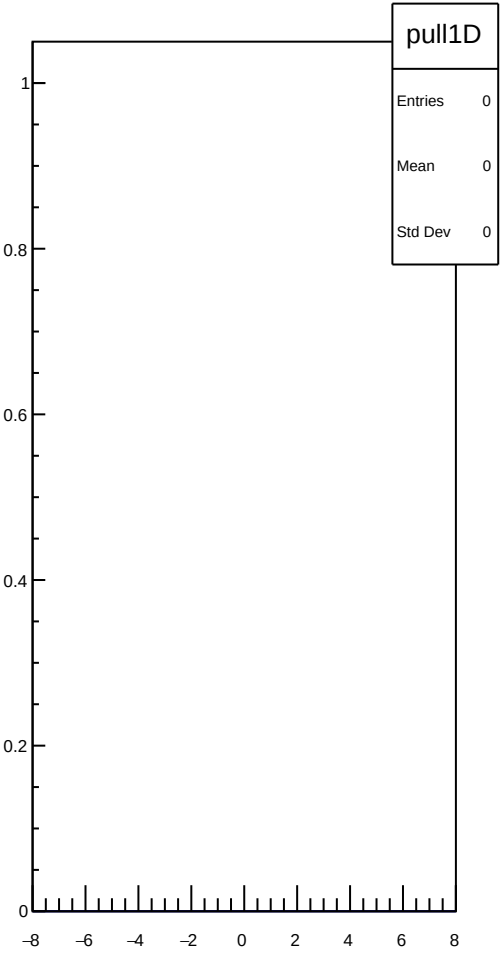
pull1D
Entries 0
Mean 0
Std Dev 0
1
0.8
0.6
0.4
0.2
0
−8
−6
−4
−2
0
2
4
6
8


pull
Entries 0
Mean 0
Std Dev 0
1
0.8
0.6
0.4
0.2
0
0
1

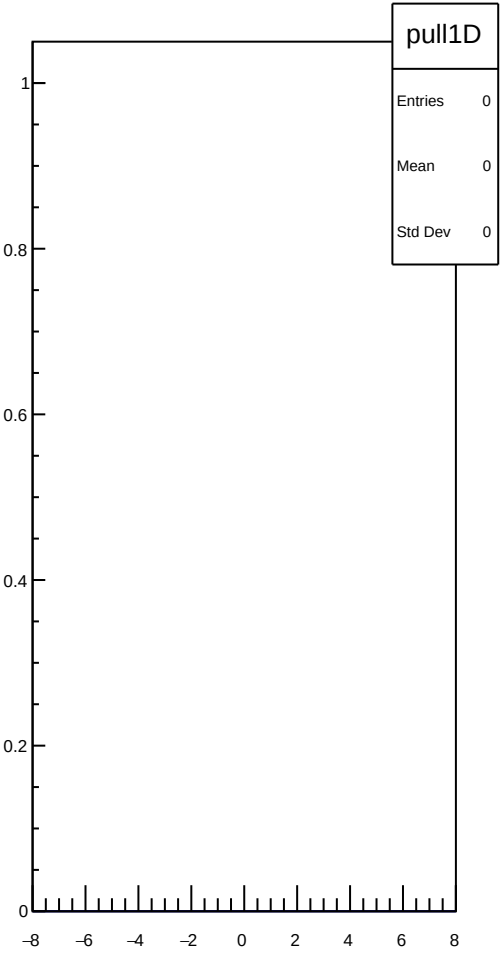
pull1D
Entries 0
Mean 0
Std Dev 0
1
0.8
0.6
0.4
0.2
0
−8
−6
−4
−2
0
2
4
6
8


pull
Entries 0
Mean 0
Std Dev 0
1
0.8
0.6
0.4
0.2
0
0
1

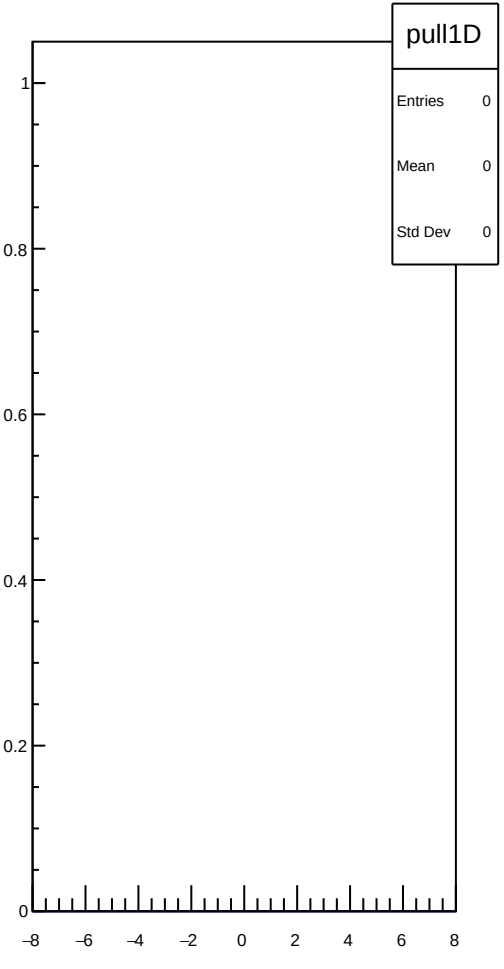
pull1D
Entries 0
Mean 0
Std Dev 0
1
0.8
0.6
0.4
0.2
0
−8
−6
−4
−2
0
2
4
6
8


pull
Entries 0
Mean 0
Std Dev 0
1
0.8
0.6
0.4
0.2
0
0
1

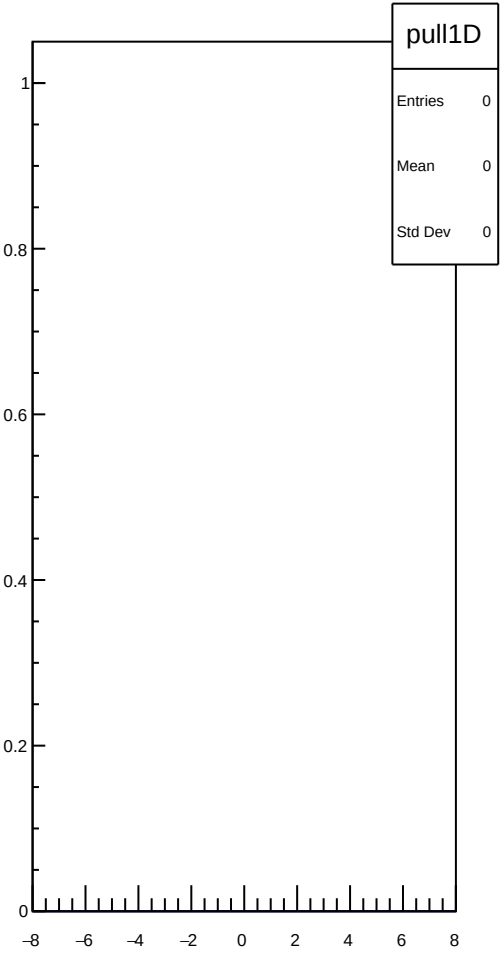
pull1D
Entries 0
Mean 0
Std Dev 0
1
0.8
0.6
0.4
0.2
0
−8
−6
−4
−2
0
2
4
6
8


pull
Entries 0
Mean 0
Std Dev 0
1
0.8
0.6
0.4
0.2
0
0
1

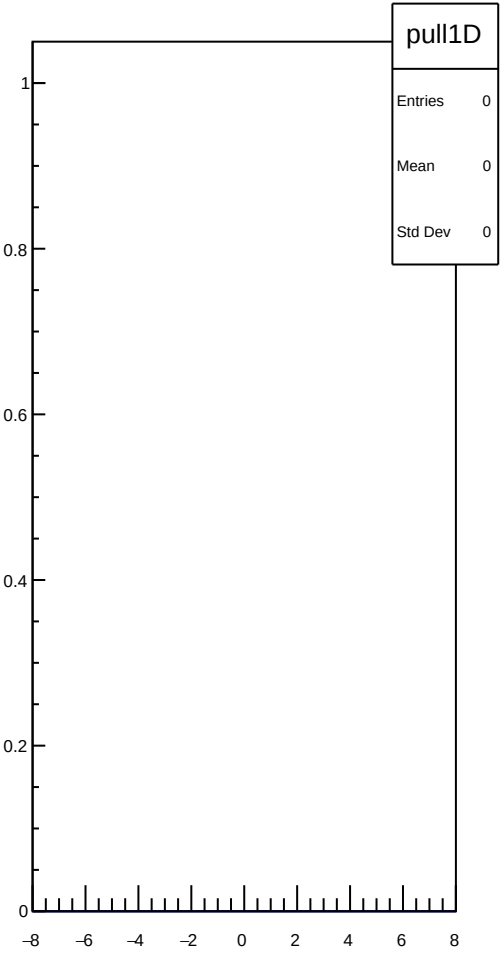
pull1D
Entries 0
Mean 0
Std Dev 0
1
0.8
0.6
0.4
0.2
0
−8
−6
−4
−2
0
2
4
6
8


pull
Entries 0
Mean 0
Std Dev 0
1
0.8
0.6
0.4
0.2
0
0
1

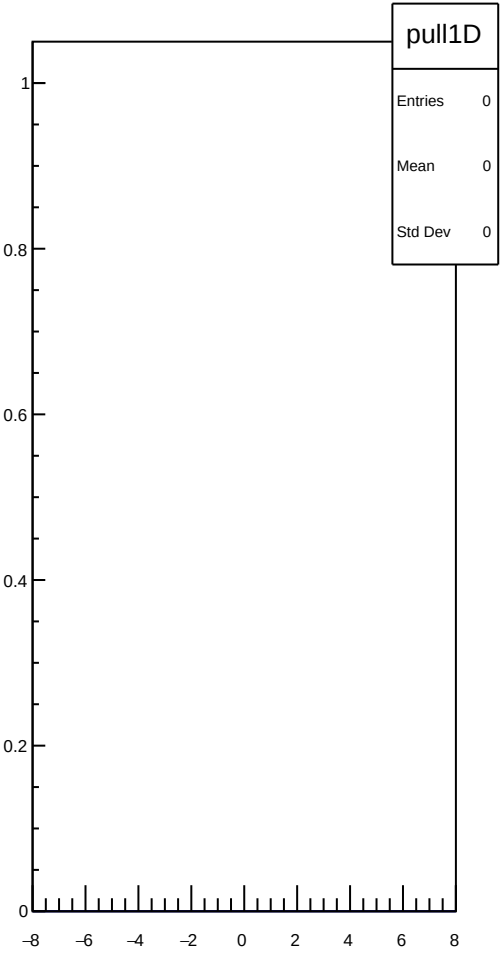
pull1D
Entries 0
Mean 0
Std Dev 0
1
0.8
0.6
0.4
0.2
0
−8
−6
−4
−2
0
2
4
6
8


pull
Entries 0
Mean 0
Std Dev 0
1
0.8
0.6
0.4
0.2
0
0
1

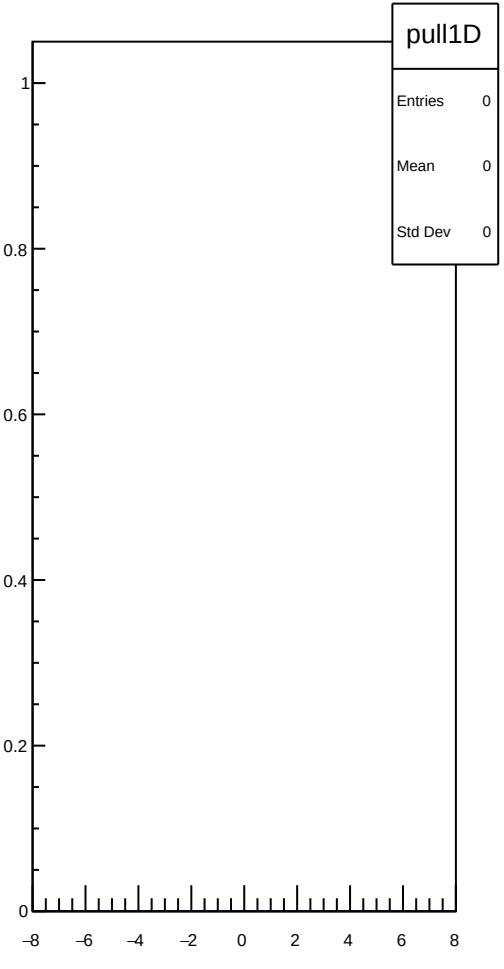
pull1D
Entries 0
Mean 0
Std Dev 0
1
0.8
0.6
0.4
0.2
0
−8
−6
−4
−2
0
2
4
6
8


pull
Entries 0
Mean 0
Std Dev 0
1
0.8
0.6
0.4
0.2
0
0
1

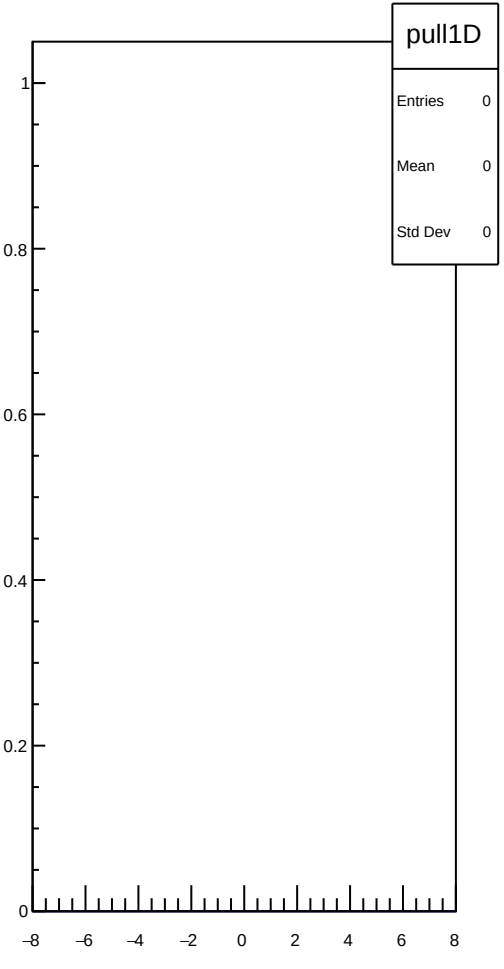
pull1D
Entries 0
Mean 0
Std Dev 0
1
0.8
0.6
0.4
0.2
0
−8
−6
−4
−2
0
2
4
6
8


pull
Entries 0
Mean 0
Std Dev 0
1
0.8
0.6
0.4
0.2
0
0
1

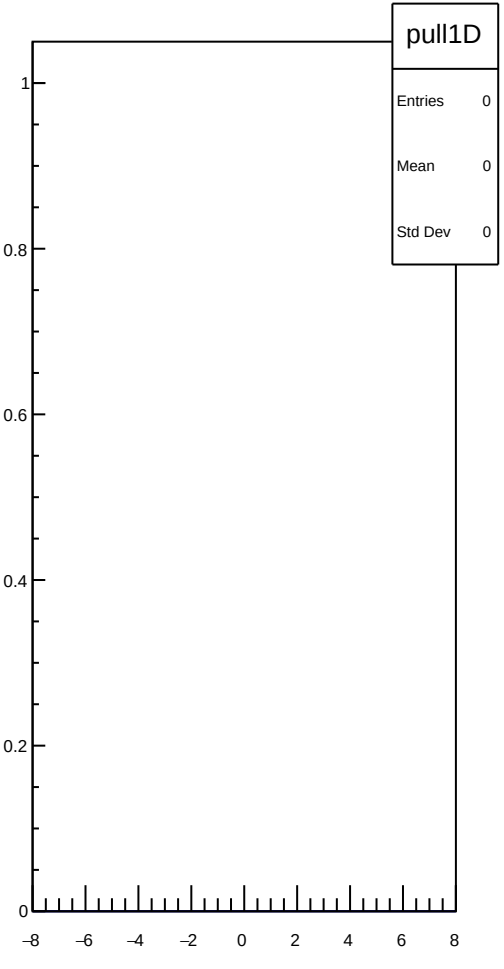
pull1D
Entries 0
Mean 0
Std Dev 0
1
0.8
0.6
0.4
0.2
0
−8
−6
−4
−2
0
2
4
6
8


pull
Entries 0
Mean 0
Std Dev 0
1
0.8
0.6
0.4
0.2
0
0
1

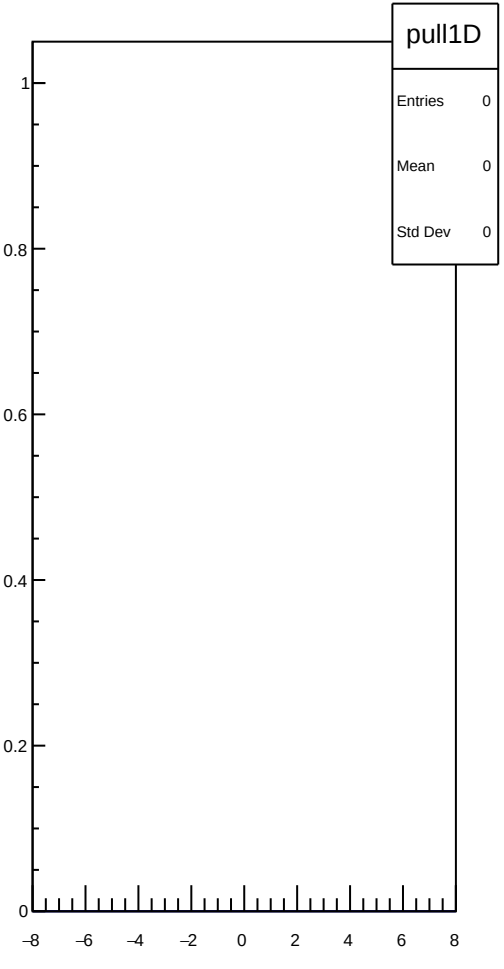
pull1D
Entries 0
Mean 0
Std Dev 0
1
0.8
0.6
0.4
0.2
0
−8
−6
−4
−2
0
2
4
6
8


pull
Entries 0
Mean 0
Std Dev 0
1
0.8
0.6
0.4
0.2
0
0
1

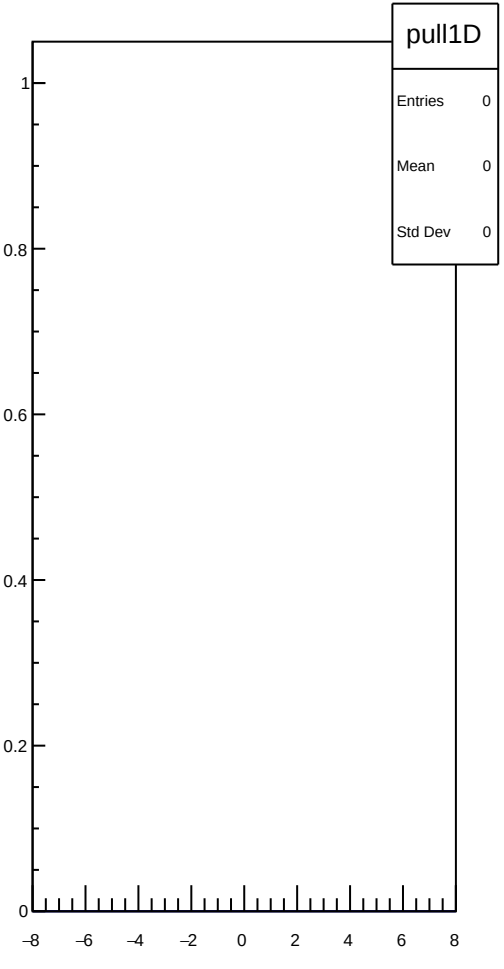
pull1D
Entries 0
Mean 0
Std Dev 0
1
0.8
0.6
0.4
0.2
0
−8
−6
−4
−2
0
2
4
6
8


pull
Entries 0
Mean 0
Std Dev 0
1
0.8
0.6
0.4
0.2
0
0
1

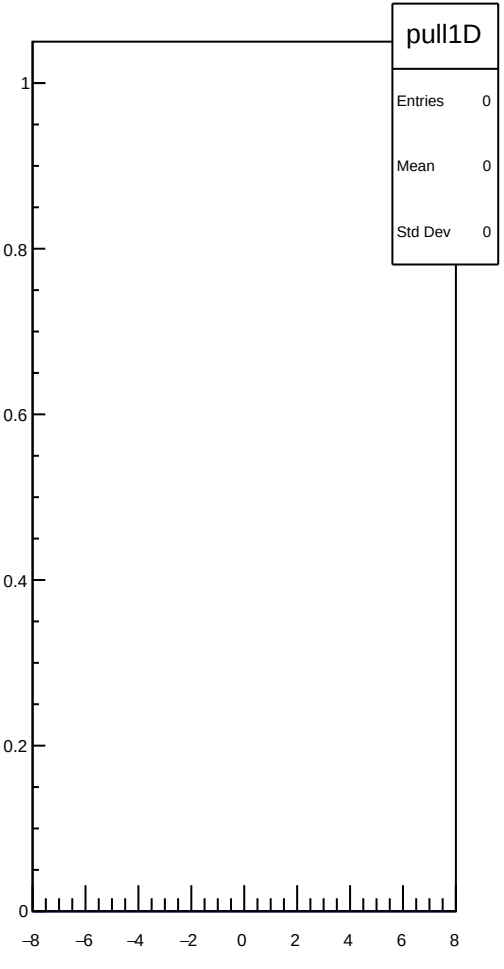
pull1D
Entries 0
Mean 0
Std Dev 0
1
0.8
0.6
0.4
0.2
0
−8
−6
−4
−2
0
2
4
6
8


pull
Entries 0
Mean 0
Std Dev 0
1
0.8
0.6
0.4
0.2
0
0
1

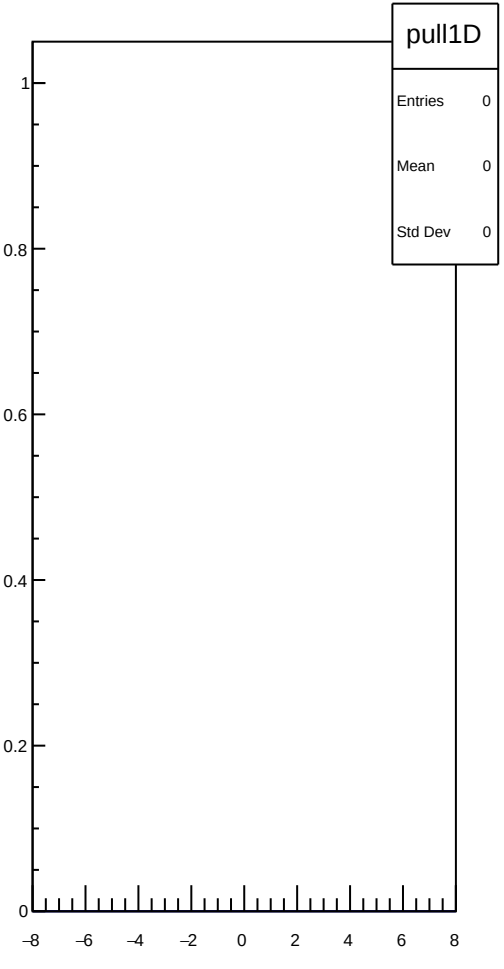
pull1D
Entries 0
Mean 0
Std Dev 0
1
0.8
0.6
0.4
0.2
0
−8
−6
−4
−2
0
2
4
6
8


pull
Entries 0
Mean 0
Std Dev 0
1
0.8
0.6
0.4
0.2
0
0
1

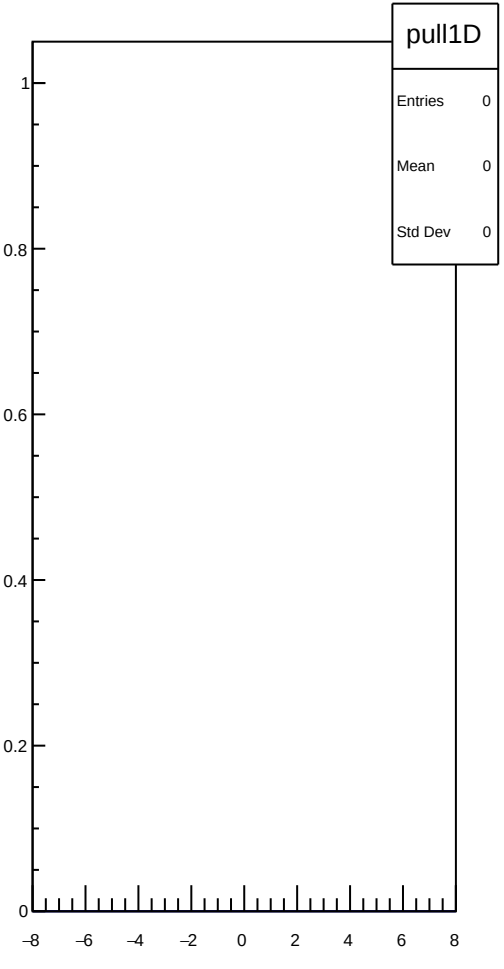
pull1D
Entries 0
Mean 0
Std Dev 0
1
0.8
0.6
0.4
0.2
0
−8
−6
−4
−2
0
2
4
6
8


pull
Entries 0
Mean 0
Std Dev 0
1
0.8
0.6
0.4
0.2
0
0
1

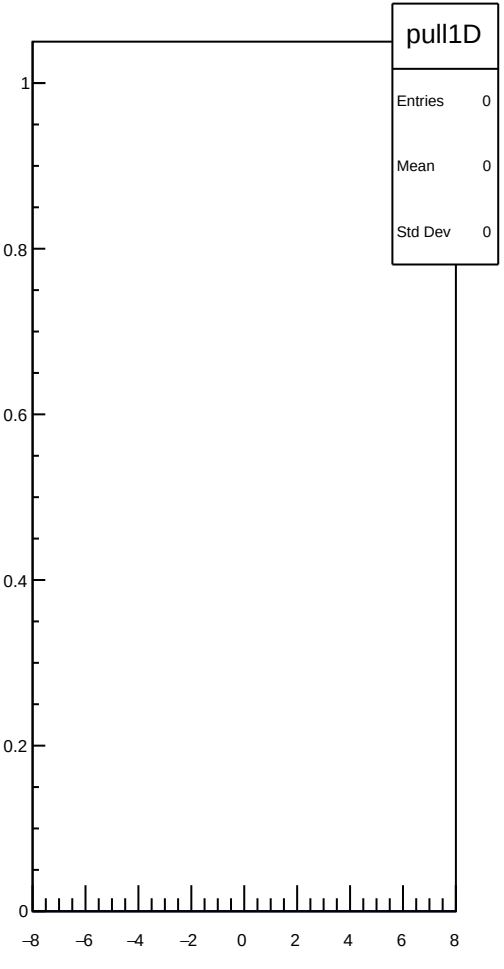
pull1D
Entries 0
Mean 0
Std Dev 0
1
0.8
0.6
0.4
0.2
0
−8
−6
−4
−2
0
2
4
6
8


pull
Entries 0
Mean 0
Std Dev 0
1
0.8
0.6
0.4
0.2
0
0
1

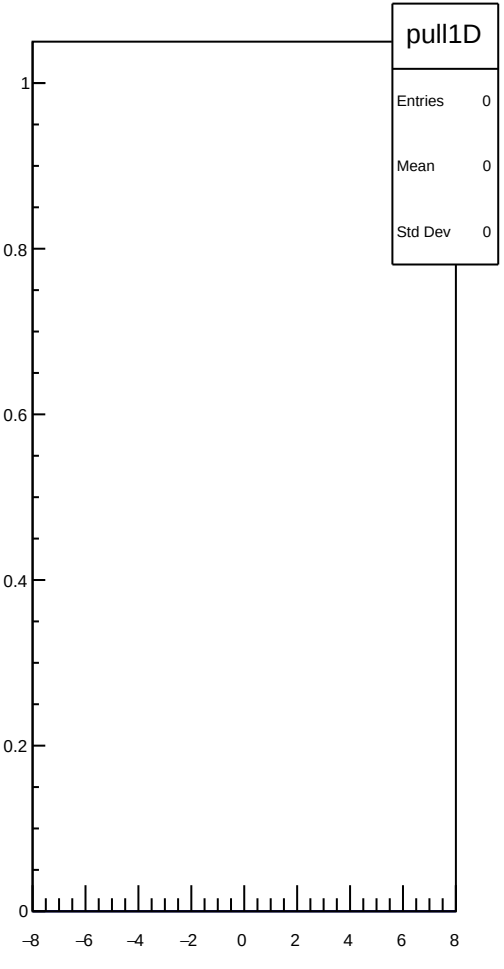
pull1D
Entries 0
Mean 0
Std Dev 0
1
0.8
0.6
0.4
0.2
0
−8
−6
−4
−2
0
2
4
6
8


pull
Entries 0
Mean 0
Std Dev 0
1
0.8
0.6
0.4
0.2
0
0
1

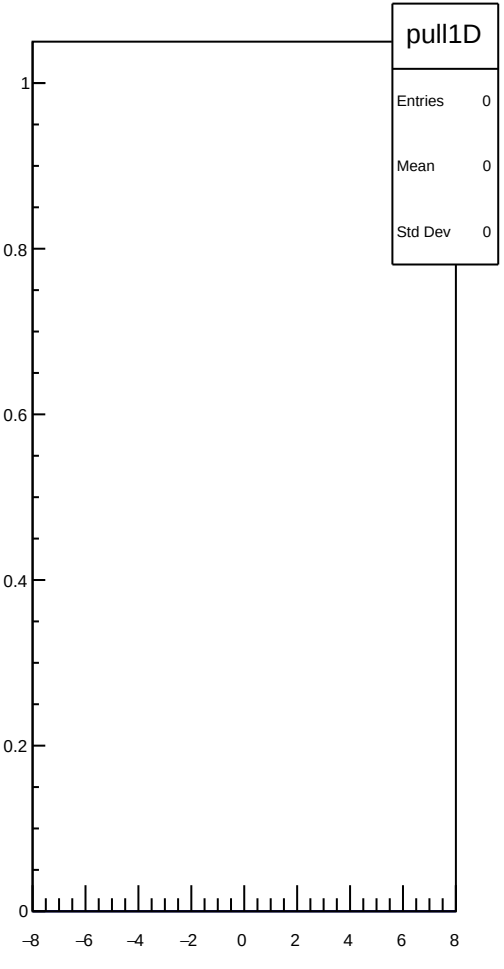
pull1D
Entries 0
Mean 0
Std Dev 0
1
0.8
0.6
0.4
0.2
0
−8
−6
−4
−2
0
2
4
6
8


pull
Entries 0
Mean 0
Std Dev 0
1
0.8
0.6
0.4
0.2
0
0
1

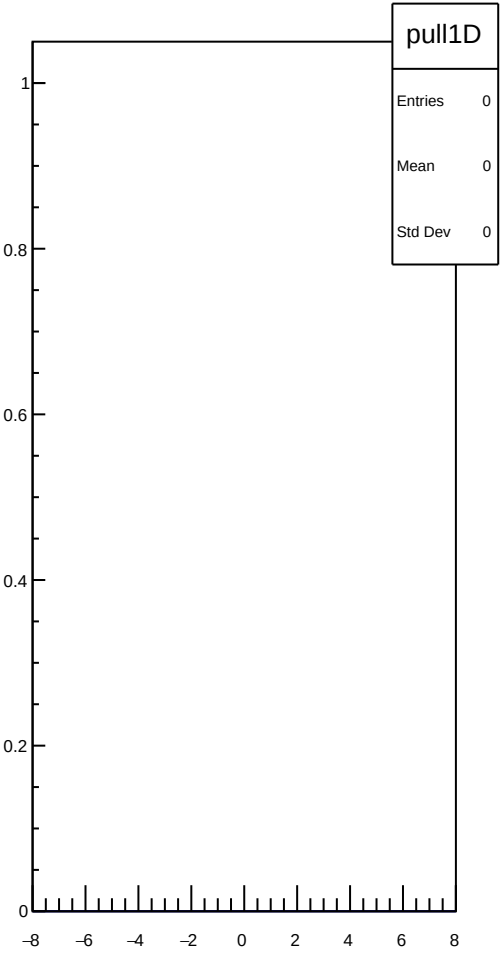
pull1D
Entries 0
Mean 0
Std Dev 0
1
0.8
0.6
0.4
0.2
0
−8
−6
−4
−2
0
2
4
6
8


pull
Entries 0
Mean 0
Std Dev 0
1
0.8
0.6
0.4
0.2
0
0
1

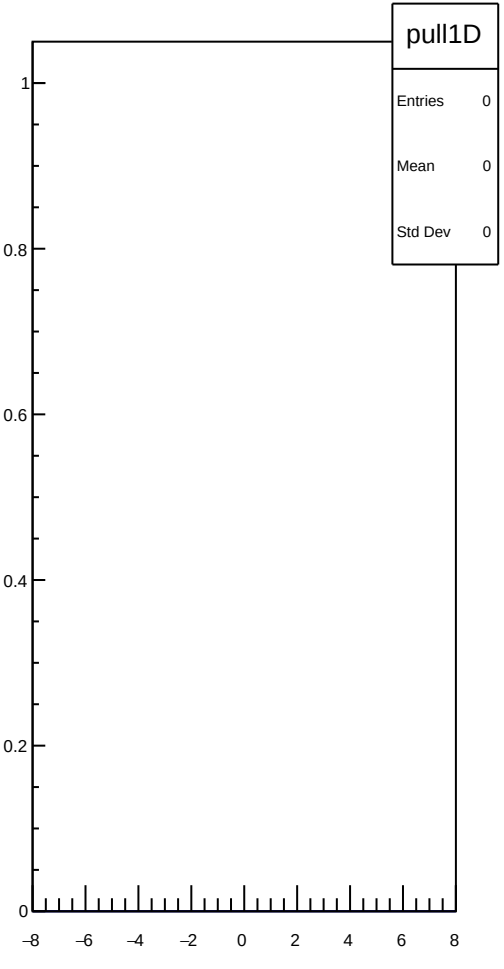
pull1D
Entries 0
Mean 0
Std Dev 0
1
0.8
0.6
0.4
0.2
0
−8
−6
−4
−2
0
2
4
6
8


pull
Entries 0
Mean 0
Std Dev 0
1
0.8
0.6
0.4
0.2
0
0
1

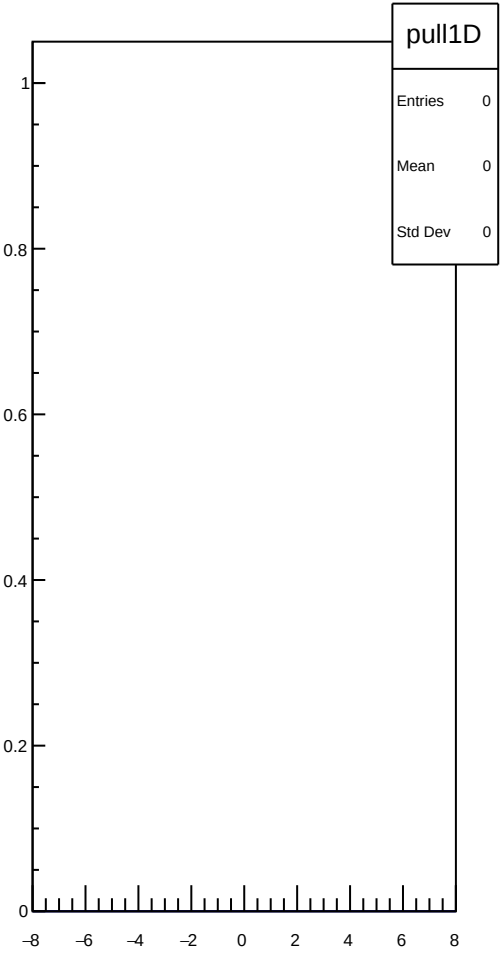
pull1D
Entries 0
Mean 0
Std Dev 0
1
0.8
0.6
0.4
0.2
0
−8
−6
−4
−2
0
2
4
6
8


pull
Entries 0
Mean 0
Std Dev 0
1
0.8
0.6
0.4
0.2
0
0
1

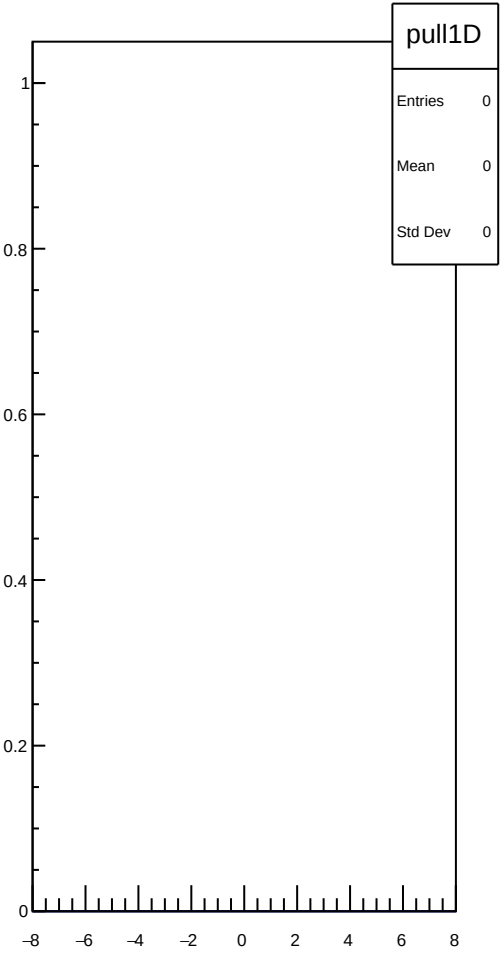
pull1D
Entries 0
Mean 0
Std Dev 0
1
0.8
0.6
0.4
0.2
0
−8
−6
−4
−2
0
2
4
6
8


pull
Entries 0
Mean 0
Std Dev 0
1
0.8
0.6
0.4
0.2
0
0
1

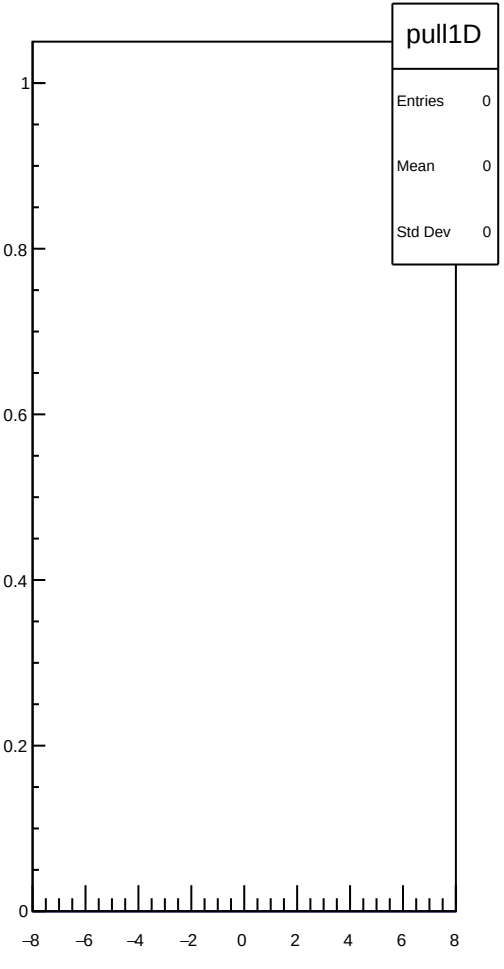
pull1D
Entries 0
Mean 0
Std Dev 0
1
0.8
0.6
0.4
0.2
0
−8
−6
−4
−2
0
2
4
6
8


pull
Entries 0
Mean 0
Std Dev 0
1
0.8
0.6
0.4
0.2
0
0
1

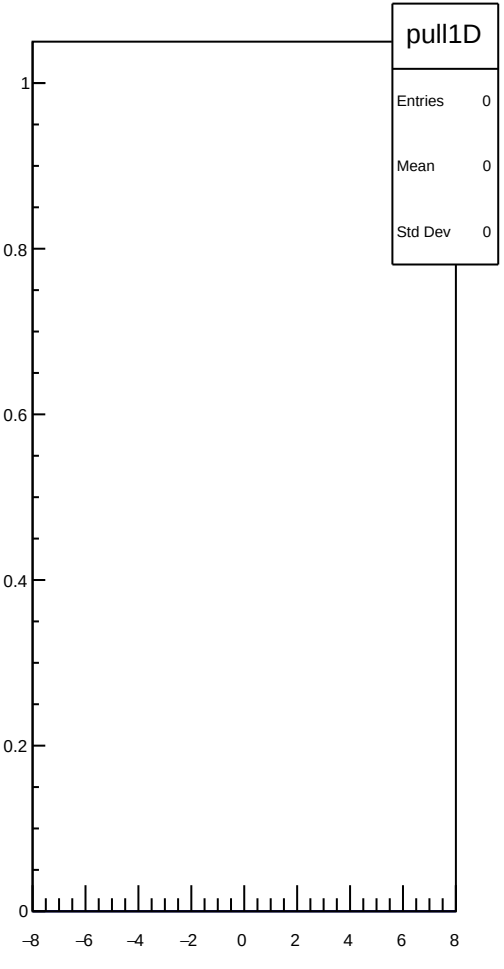
pull1D
Entries 0
Mean 0
Std Dev 0
1
0.8
0.6
0.4
0.2
0
−8
−6
−4
−2
0
2
4
6
8


pull
Entries 0
Mean 0
Std Dev 0
1
0.8
0.6
0.4
0.2
0
0
1

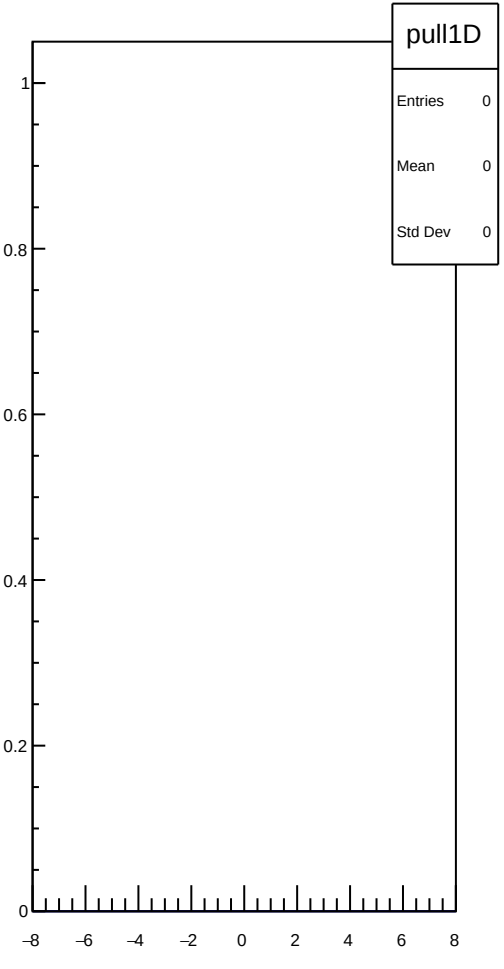
pull1D
Entries 0
Mean 0
Std Dev 0
1
0.8
0.6
0.4
0.2
0
−8
−6
−4
−2
0
2
4
6
8


pull
Entries 0
Mean 0
Std Dev 0
1
0.8
0.6
0.4
0.2
0
0
1

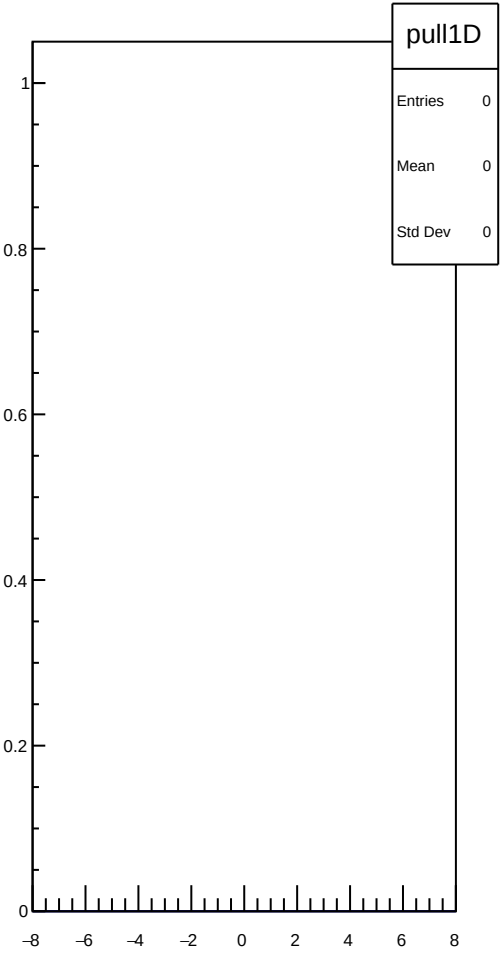
pull1D
Entries 0
Mean 0
Std Dev 0
1
0.8
0.6
0.4
0.2
0
−8
−6
−4
−2
0
2
4
6
8


pull
Entries 0
Mean 0
Std Dev 0
1
0.8
0.6
0.4
0.2
0
0
1

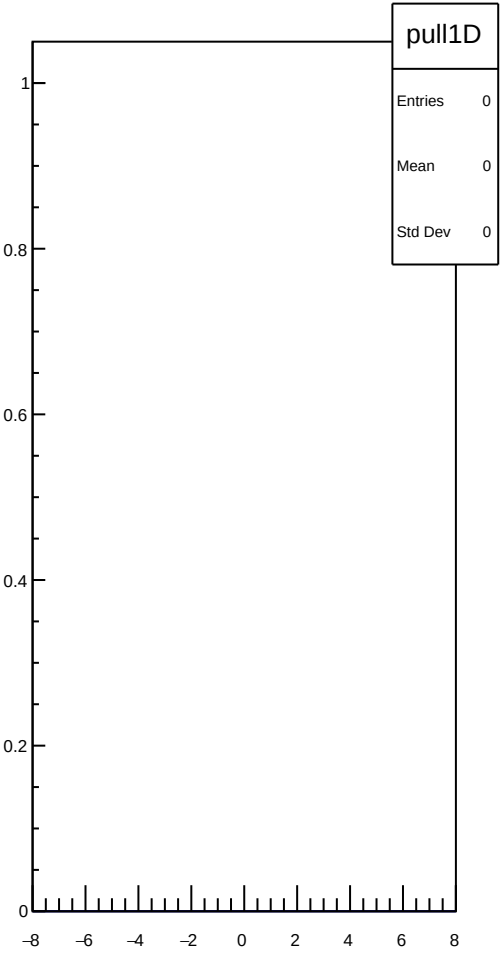
pull1D
Entries 0
Mean 0
Std Dev 0
1
0.8
0.6
0.4
0.2
0
−8
−6
−4
−2
0
2
4
6
8


pull
Entries 0
Mean 0
Std Dev 0
1
0.8
0.6
0.4
0.2
0
0
1

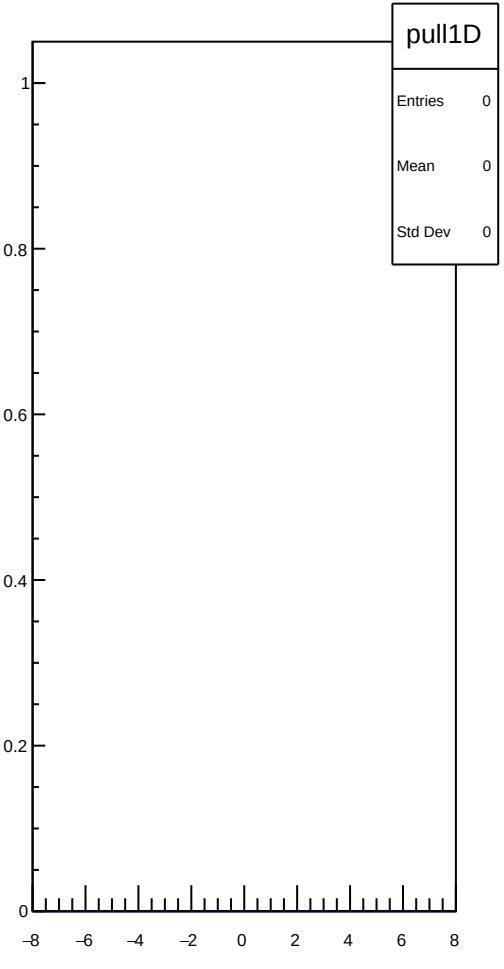
pull1D
Entries 0
Mean 0
Std Dev 0
1
0.8
0.6
0.4
0.2
0
−8
−6
−4
−2
0
2
4
6
8


pull
Entries 0
Mean 0
Std Dev 0
1
0.8
0.6
0.4
0.2
0
0
1

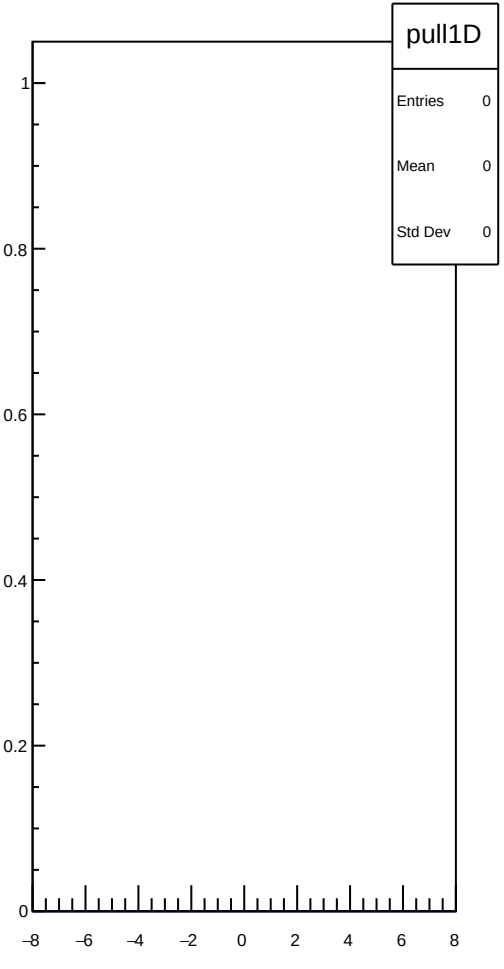
pull1D
Entries 0
Mean 0
Std Dev 0
1
0.8
0.6
0.4
0.2
0
−8
−6
−4
−2
0
2
4
6
8


pull
Entries 0
Mean 0
Std Dev 0
1
0.8
0.6
0.4
0.2
0
0
1

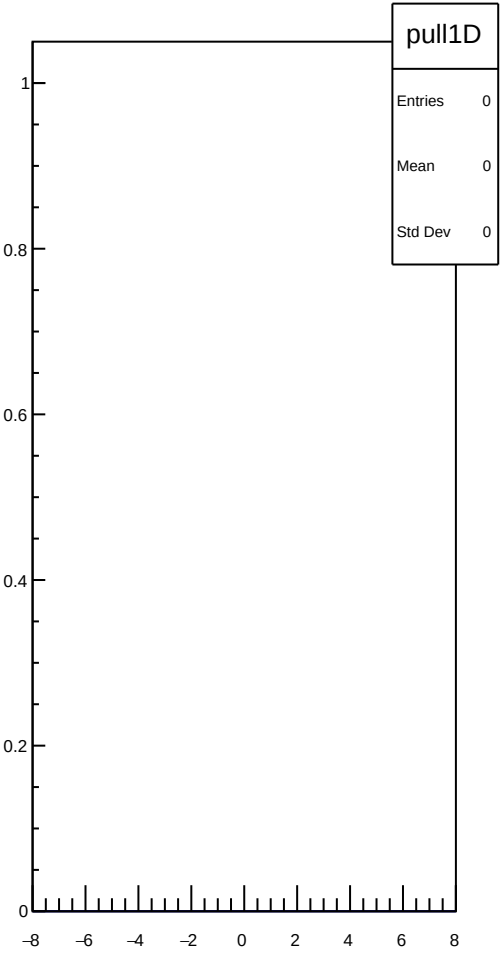
pull1D
Entries 0
Mean 0
Std Dev 0
1
0.8
0.6
0.4
0.2
0
−8
−6
−4
−2
0
2
4
6
8


pull
Entries 0
Mean 0
Std Dev 0
1
0.8
0.6
0.4
0.2
0
0
1

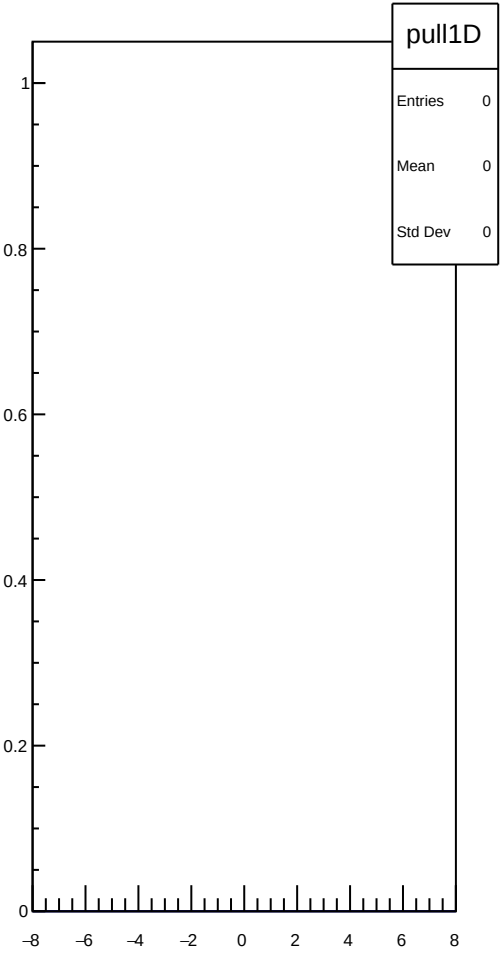
pull1D
Entries 0
Mean 0
Std Dev 0
1
0.8
0.6
0.4
0.2
0
−8
−6
−4
−2
0
2
4
6
8


pull
Entries 0
Mean 0
Std Dev 0
1
0.8
0.6
0.4
0.2
0
0
1

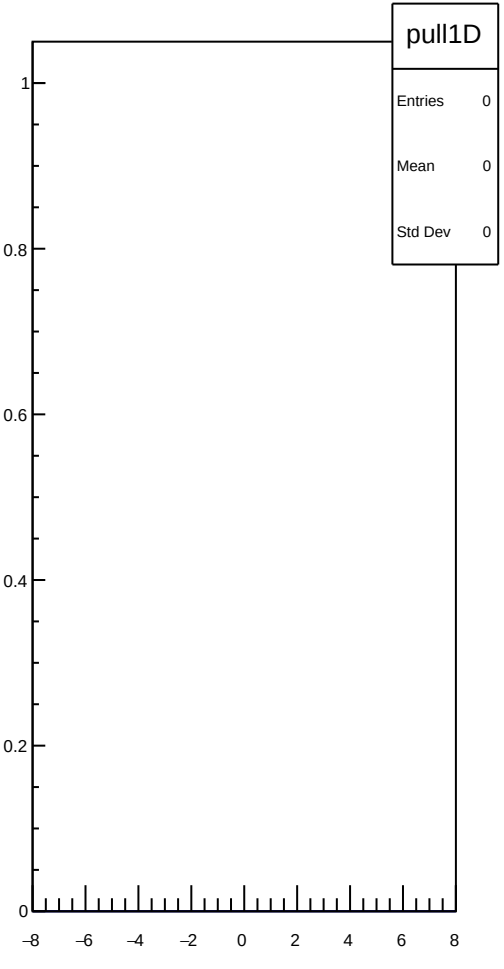
pull1D
Entries 0
Mean 0
Std Dev 0
1
0.8
0.6
0.4
0.2
0
−8
−6
−4
−2
0
2
4
6
8


pull
Entries 0
Mean 0
Std Dev 0
1
0.8
0.6
0.4
0.2
0
0
1

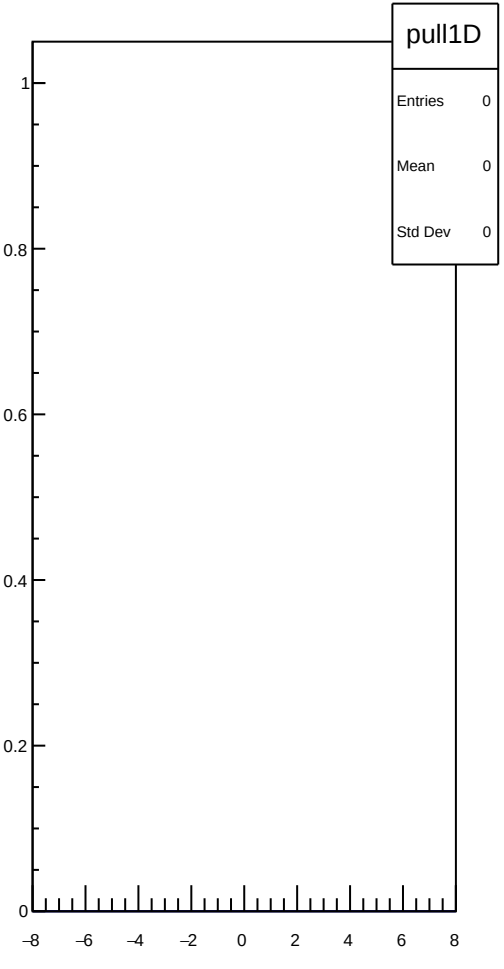
pull1D
Entries 0
Mean 0
Std Dev 0
1
0.8
0.6
0.4
0.2
0
−8
−6
−4
−2
0
2
4
6
8


pull
Entries 0
Mean 0
Std Dev 0
1
0.8
0.6
0.4
0.2
0
0
1

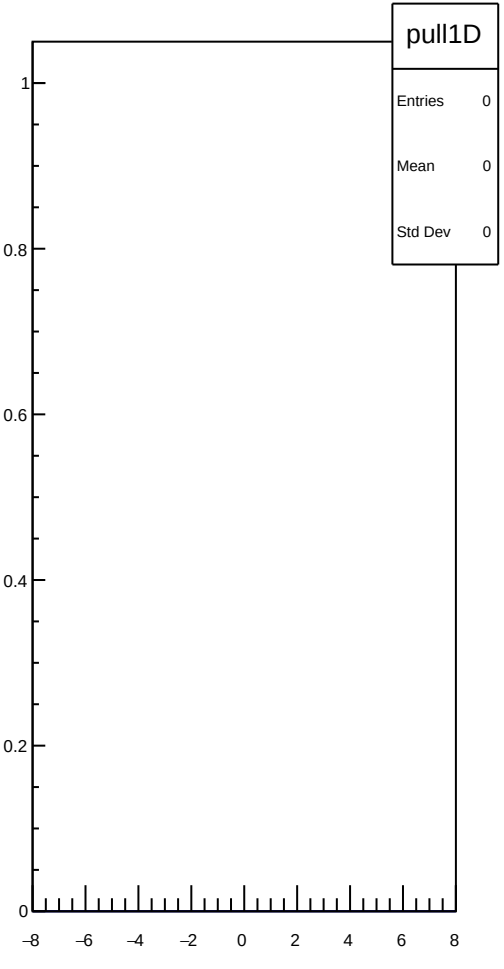
pull1D
Entries 0
Mean 0
Std Dev 0
1
0.8
0.6
0.4
0.2
0
−8
−6
−4
−2
0
2
4
6
8


pull
Entries 0
Mean 0
Std Dev 0
1
0.8
0.6
0.4
0.2
0
0
1

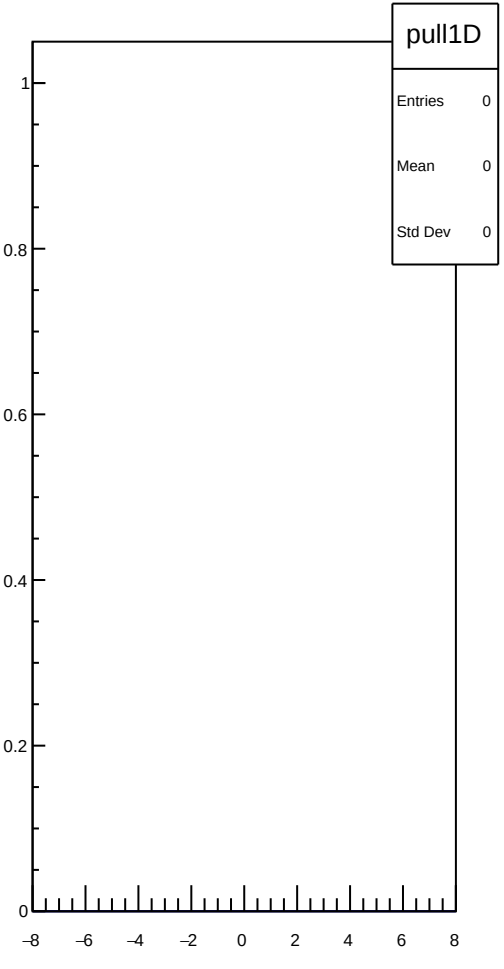
pull1D
Entries 0
Mean 0
Std Dev 0
1
0.8
0.6
0.4
0.2
0
−8
−6
−4
−2
0
2
4
6
8


pull
Entries 0
Mean 0
Std Dev 0
1
0.8
0.6
0.4
0.2
0
0
1

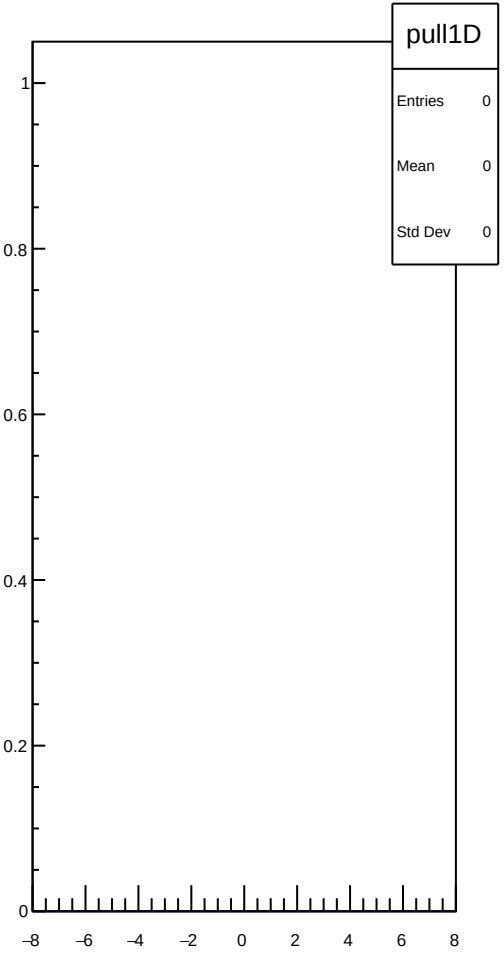
pull1D
Entries 0
Mean 0
Std Dev 0
1
0.8
0.6
0.4
0.2
0
−8
−6
−4
−2
0
2
4
6
8


pull
Entries 0
Mean 0
Std Dev 0
1
0.8
0.6
0.4
0.2
0
0
1

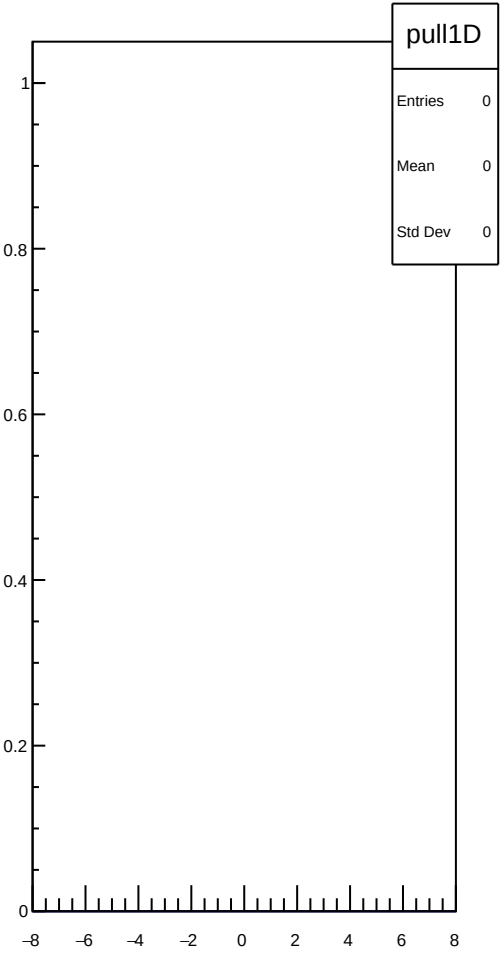
pull1D
Entries 0
Mean 0
Std Dev 0
1
0.8
0.6
0.4
0.2
0
−8
−6
−4
−2
0
2
4
6
8


pull
Entries 0
Mean 0
Std Dev 0
1
0.8
0.6
0.4
0.2
0
0
1

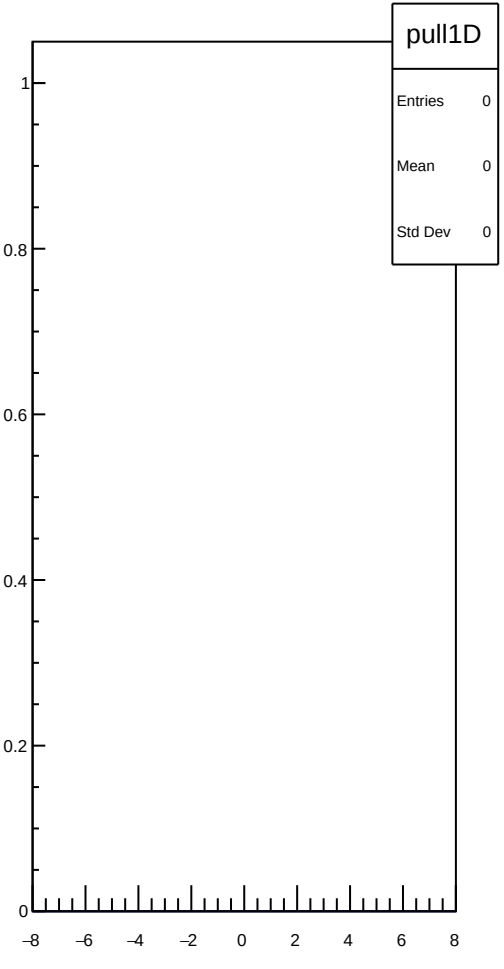
pull1D
Entries 0
Mean 0
Std Dev 0
1
0.8
0.6
0.4
0.2
0
−8
−6
−4
−2
0
2
4
6
8


pull
Entries 0
Mean 0
Std Dev 0
1
0.8
0.6
0.4
0.2
0
0
1

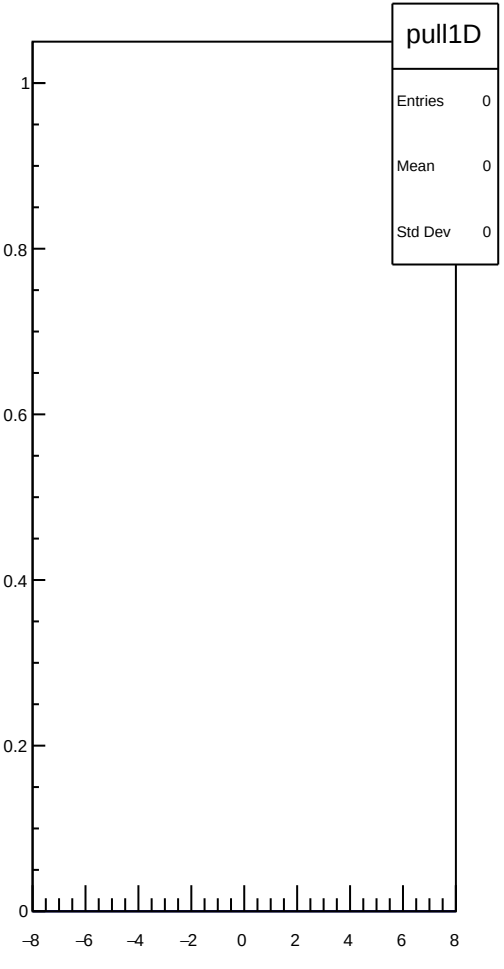
pull1D
Entries 0
Mean 0
Std Dev 0
1
0.8
0.6
0.4
0.2
0
−8
−6
−4
−2
0
2
4
6
8


pull
Entries 0
Mean 0
Std Dev 0
1
0.8
0.6
0.4
0.2
0
0
1

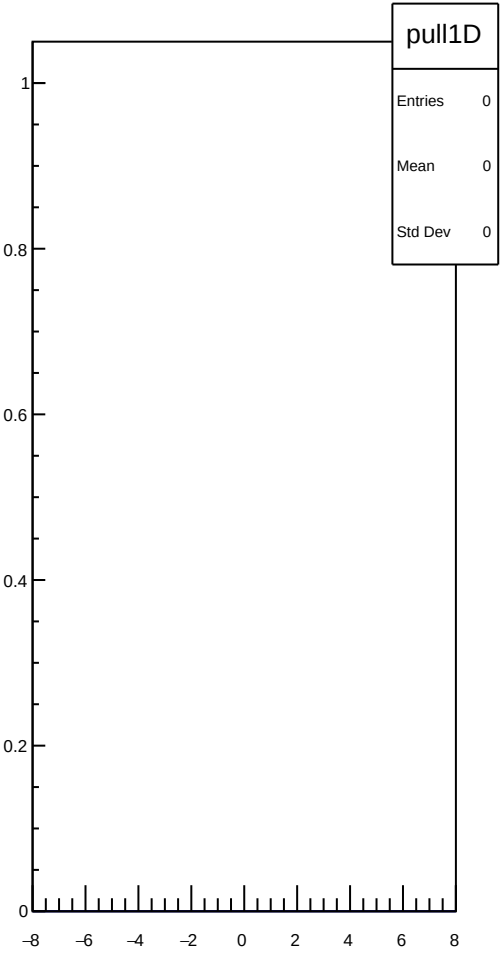
pull1D
Entries 0
Mean 0
Std Dev 0
1
0.8
0.6
0.4
0.2
0
−8
−6
−4
−2
0
2
4
6
8


pull
Entries 0
Mean 0
Std Dev 0
1
0.8
0.6
0.4
0.2
0
0
1

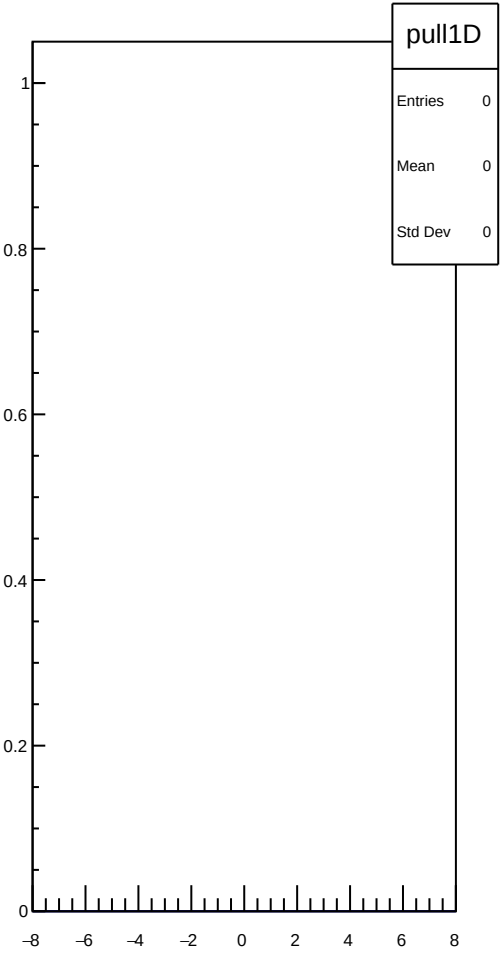
pull1D
Entries 0
Mean 0
Std Dev 0
1
0.8
0.6
0.4
0.2
0
−8
−6
−4
−2
0
2
4
6
8


pull
Entries 0
Mean 0
Std Dev 0
1
0.8
0.6
0.4
0.2
0
0
1

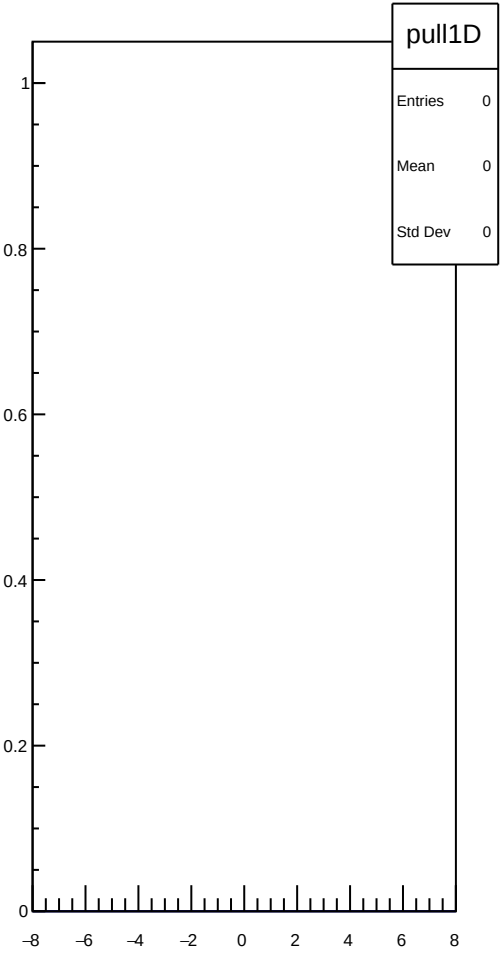
pull1D
Entries 0
Mean 0
Std Dev 0
1
0.8
0.6
0.4
0.2
0
−8
−6
−4
−2
0
2
4
6
8


pull
Entries 0
Mean 0
Std Dev 0
1
0.8
0.6
0.4
0.2
0
0
1

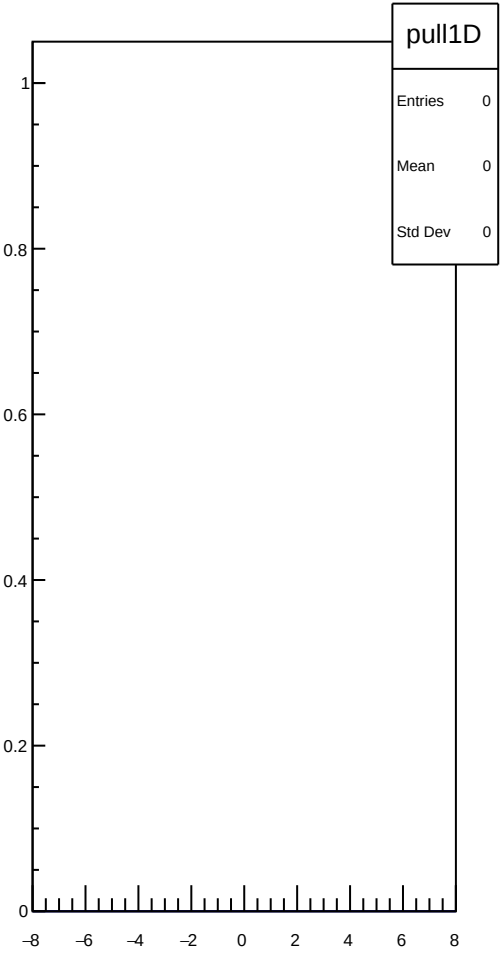
pull1D
Entries 0
Mean 0
Std Dev 0
1
0.8
0.6
0.4
0.2
0
−8
−6
−4
−2
0
2
4
6
8


pull
Entries 0
Mean 0
Std Dev 0
1
0.8
0.6
0.4
0.2
0
0
1

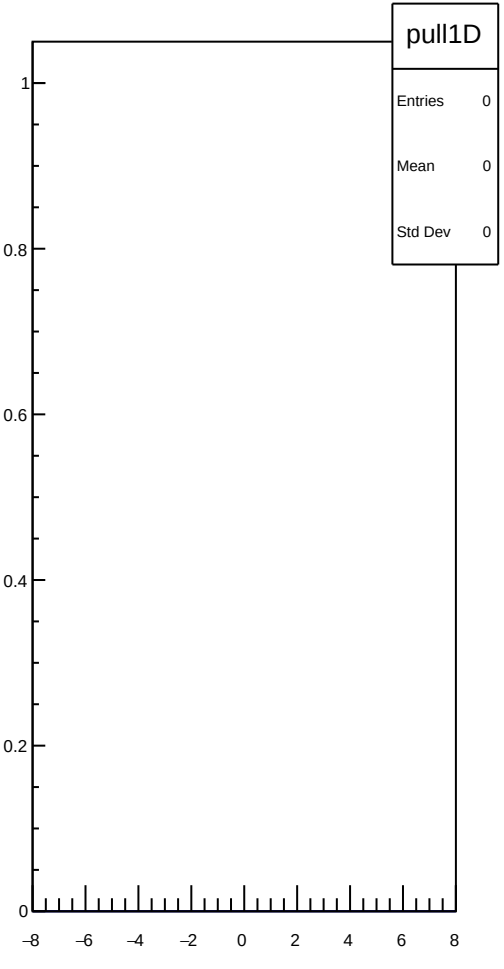
pull1D
Entries 0
Mean 0
Std Dev 0
1
0.8
0.6
0.4
0.2
0
−8
−6
−4
−2
0
2
4
6
8


pull
Entries 0
Mean 0
Std Dev 0
1
0.8
0.6
0.4
0.2
0
0
1

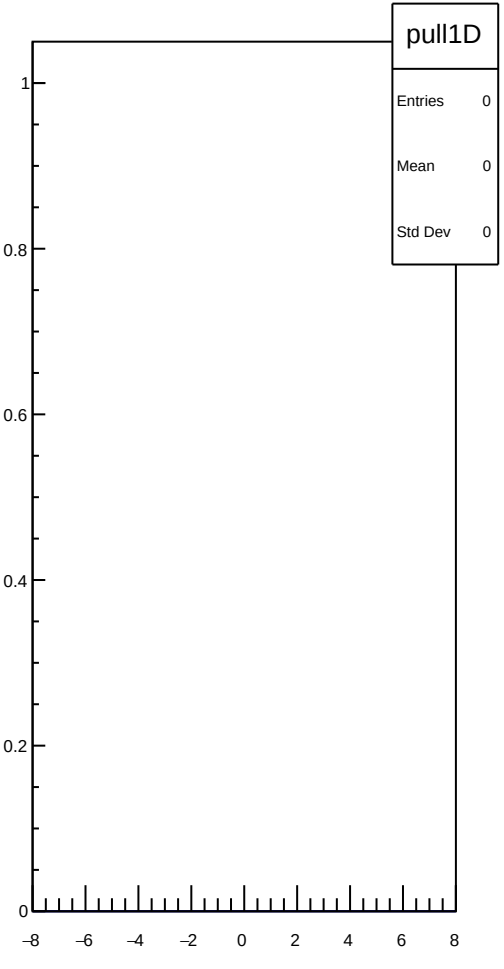
pull1D
Entries 0
Mean 0
Std Dev 0
1
0.8
0.6
0.4
0.2
0
−8
−6
−4
−2
0
2
4
6
8


pull
Entries 0
Mean 0
Std Dev 0
1
0.8
0.6
0.4
0.2
0
0
1

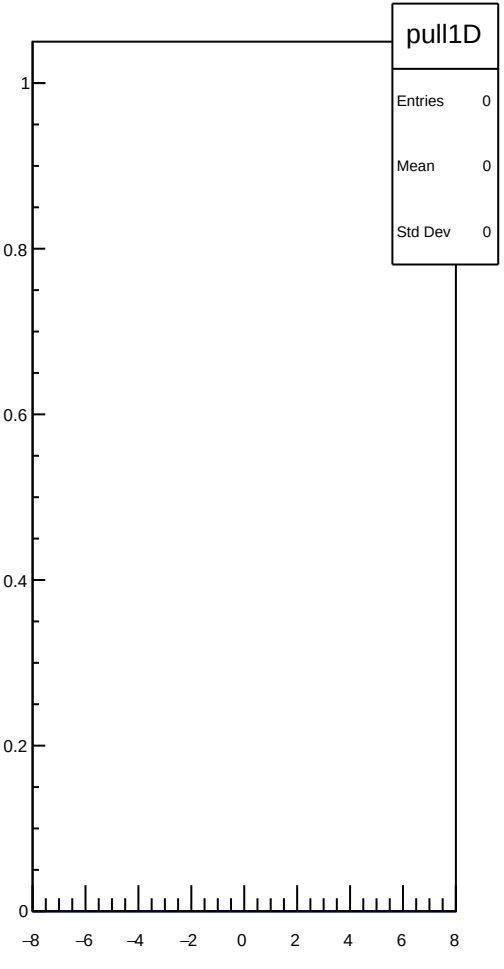
pull1D
Entries 0
Mean 0
Std Dev 0
1
0.8
0.6
0.4
0.2
0
−8
−6
−4
−2
0
2
4
6
8


pull
Entries 0
Mean 0
Std Dev 0
1
0.8
0.6
0.4
0.2
0
0
1

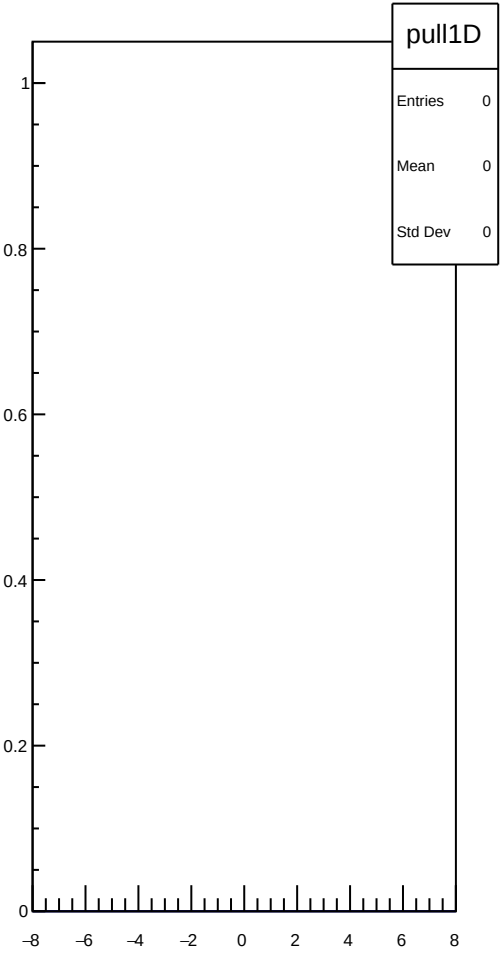
pull1D
Entries 0
Mean 0
Std Dev 0
1
0.8
0.6
0.4
0.2
0
−8
−6
−4
−2
0
2
4
6
8


pull
Entries 0
Mean 0
Std Dev 0
1
0.8
0.6
0.4
0.2
0
0
1

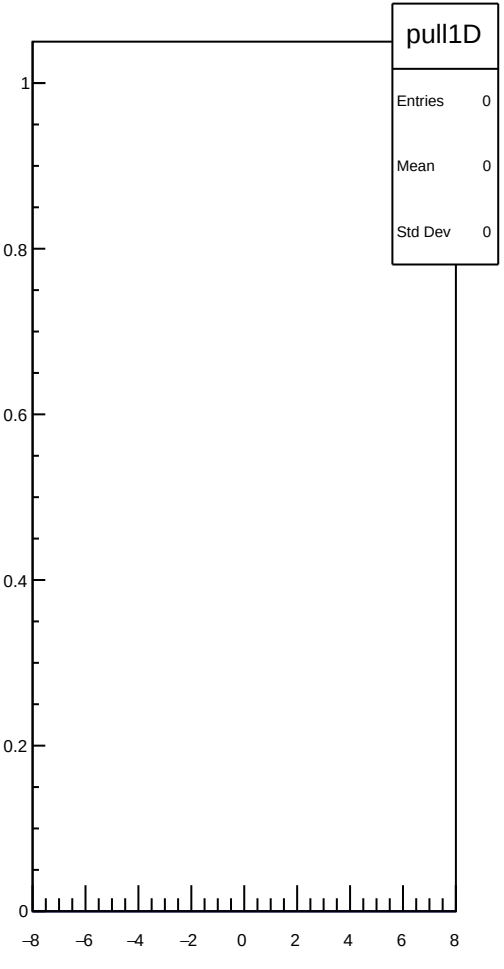
pull1D
Entries 0
Mean 0
Std Dev 0
1
0.8
0.6
0.4
0.2
0
−8
−6
−4
−2
0
2
4
6
8


pull
Entries 0
Mean 0
Std Dev 0
1
0.8
0.6
0.4
0.2
0
0
1

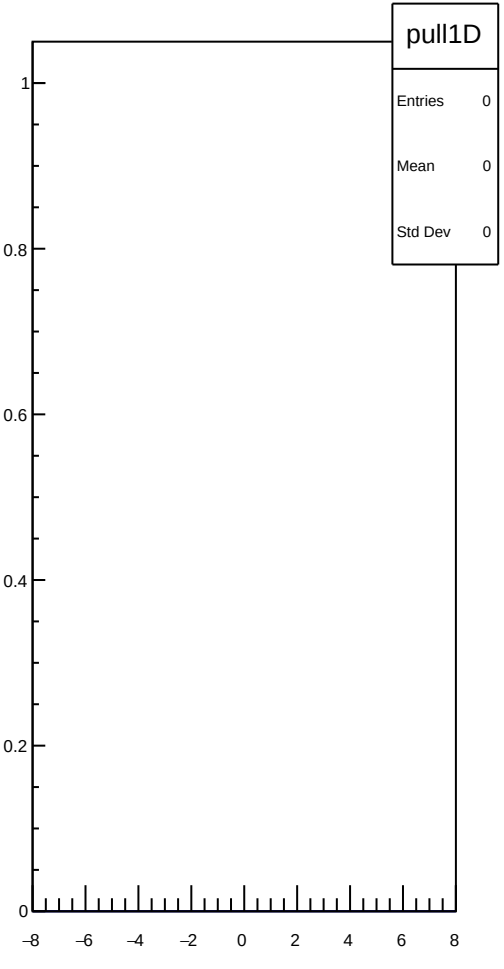
pull1D
Entries 0
Mean 0
Std Dev 0
1
0.8
0.6
0.4
0.2
0
−8
−6
−4
−2
0
2
4
6
8


pull
Entries 0
Mean 0
Std Dev 0
1
0.8
0.6
0.4
0.2
0
0
1

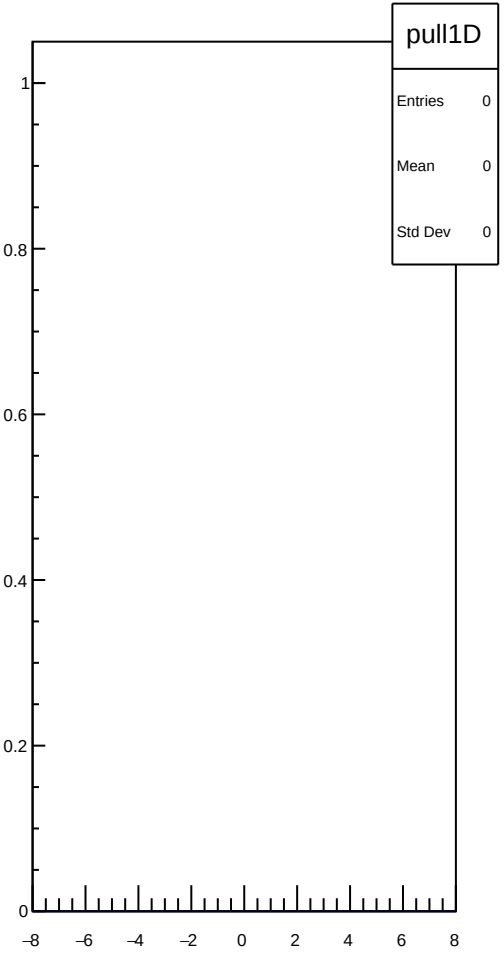
pull1D
Entries 0
Mean 0
Std Dev 0
1
0.8
0.6
0.4
0.2
0
−8
−6
−4
−2
0
2
4
6
8


pull
Entries 0
Mean 0
Std Dev 0
1
0.8
0.6
0.4
0.2
0
0
1

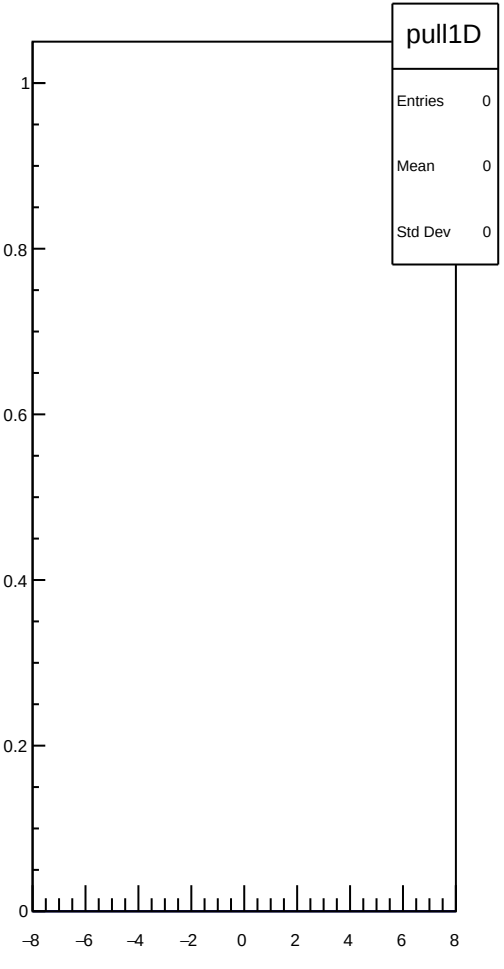
pull1D
Entries 0
Mean 0
Std Dev 0
1
0.8
0.6
0.4
0.2
0
−8
−6
−4
−2
0
2
4
6
8


pull
Entries 0
Mean 0
Std Dev 0
1
0.8
0.6
0.4
0.2
0
0
1

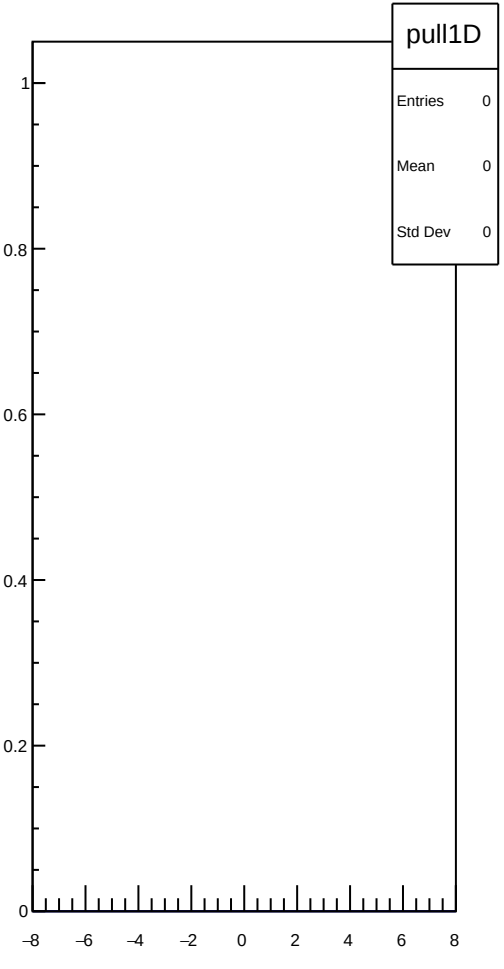
pull1D
Entries 0
Mean 0
Std Dev 0
1
0.8
0.6
0.4
0.2
0
−8
−6
−4
−2
0
2
4
6
8


pull
Entries 0
Mean 0
Std Dev 0
1
0.8
0.6
0.4
0.2
0
0
1

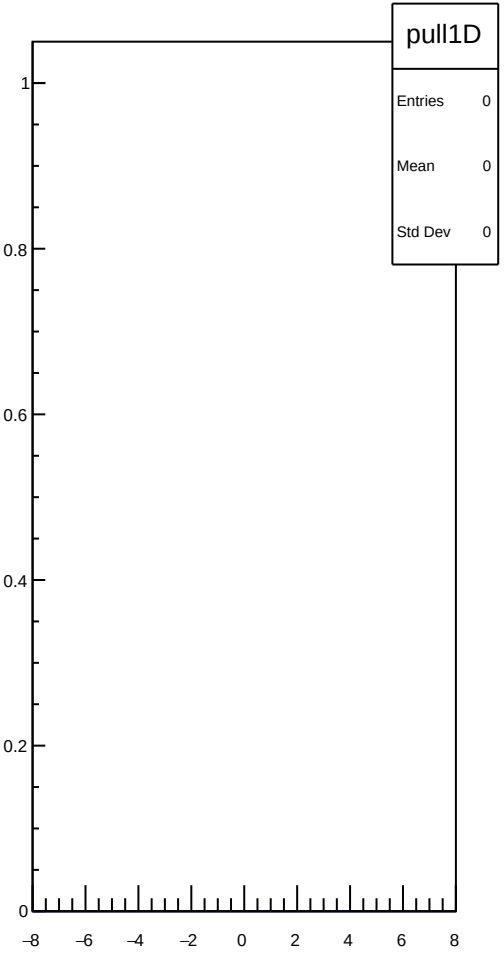
pull1D
Entries 0
Mean 0
Std Dev 0
1
0.8
0.6
0.4
0.2
0
−8
−6
−4
−2
0
2
4
6
8


pull
Entries 0
Mean 0
Std Dev 0
1
0.8
0.6
0.4
0.2
0
0
1

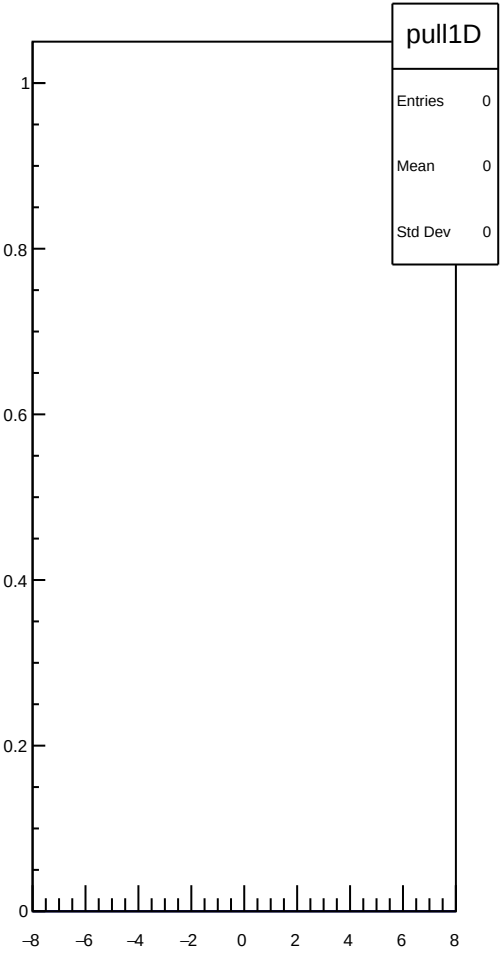
pull1D
Entries 0
Mean 0
Std Dev 0
1
0.8
0.6
0.4
0.2
0
−8
−6
−4
−2
0
2
4
6
8


pull
Entries 0
Mean 0
Std Dev 0
1
0.8
0.6
0.4
0.2
0
0
1

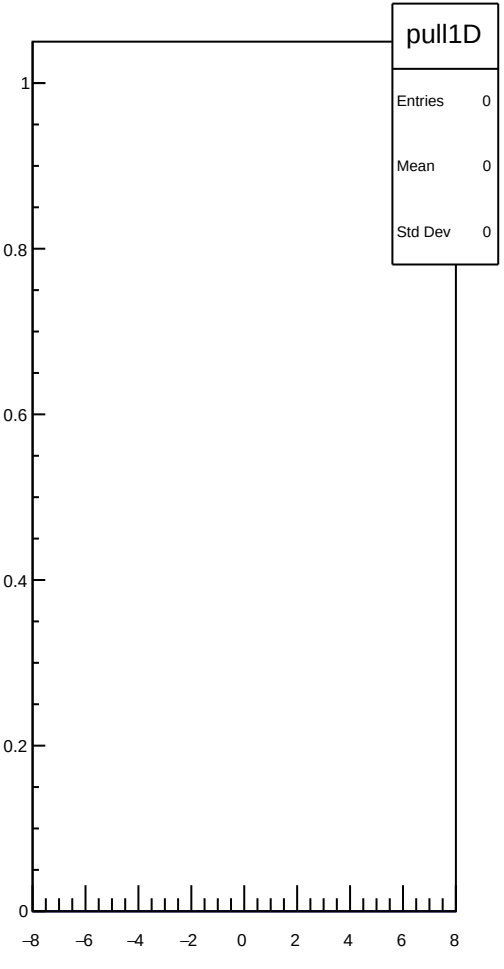
pull1D
Entries 0
Mean 0
Std Dev 0
1
0.8
0.6
0.4
0.2
0
−8
−6
−4
−2
0
2
4
6
8


pull
Entries 0
Mean 0
Std Dev 0
1
0.8
0.6
0.4
0.2
0
0
1

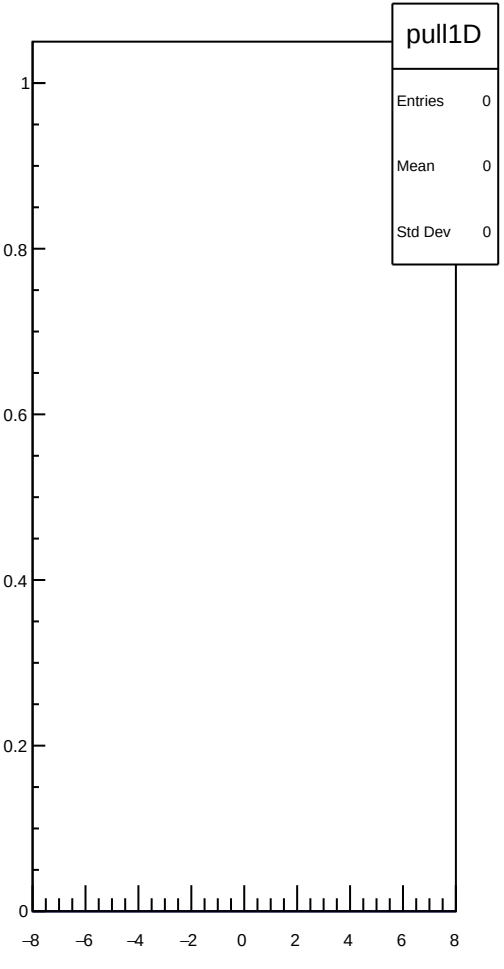
pull1D
Entries 0
Mean 0
Std Dev 0
1
0.8
0.6
0.4
0.2
0
−8
−6
−4
−2
0
2
4
6
8


pull
Entries 0
Mean 0
Std Dev 0
1
0.8
0.6
0.4
0.2
0
0
1

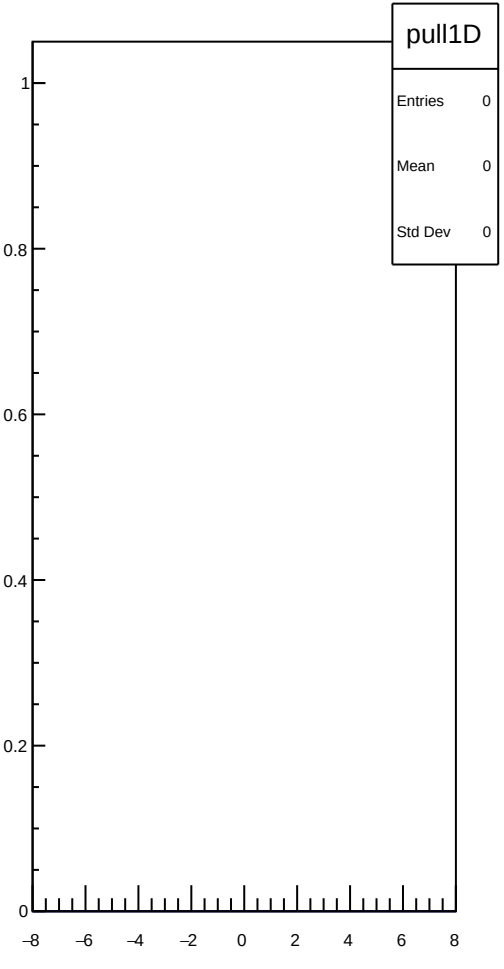
pull1D
Entries 0
Mean 0
Std Dev 0
1
0.8
0.6
0.4
0.2
0
−8
−6
−4
−2
0
2
4
6
8


pull
Entries 0
Mean 0
Std Dev 0
1
0.8
0.6
0.4
0.2
0
0
1

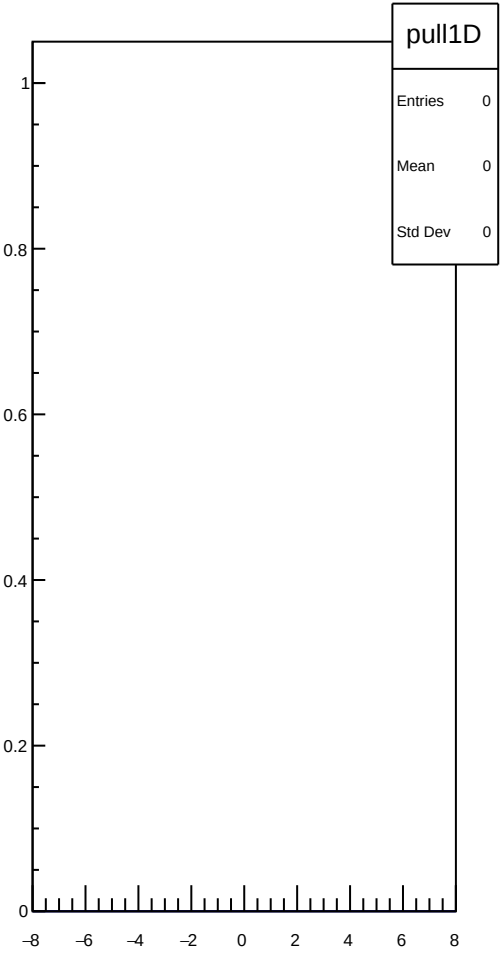
pull1D
Entries 0
Mean 0
Std Dev 0
1
0.8
0.6
0.4
0.2
0
−8
−6
−4
−2
0
2
4
6
8


pull
Entries 0
Mean 0
Std Dev 0
1
0.8
0.6
0.4
0.2
0
0
1

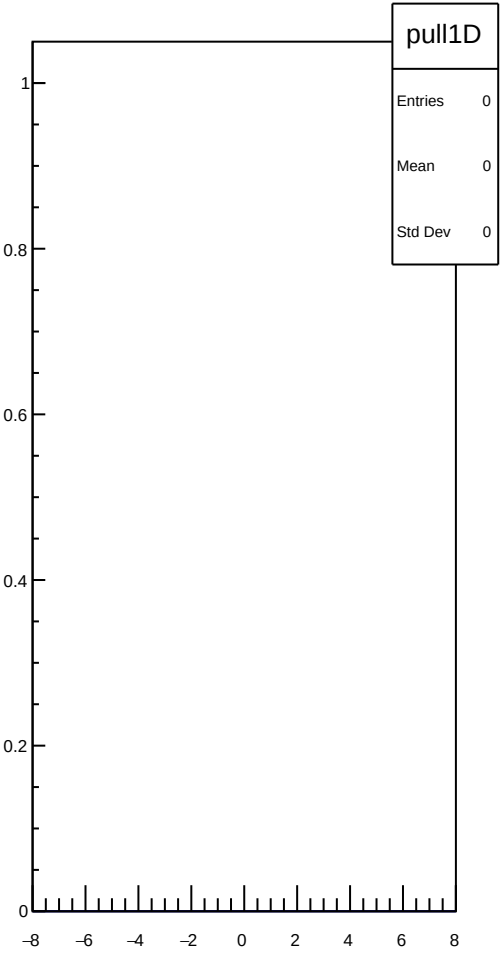
pull1D
Entries 0
Mean 0
Std Dev 0
1
0.8
0.6
0.4
0.2
0
−8
−6
−4
−2
0
2
4
6
8


pull
Entries 0
Mean 0
Std Dev 0
1
0.8
0.6
0.4
0.2
0
0
1

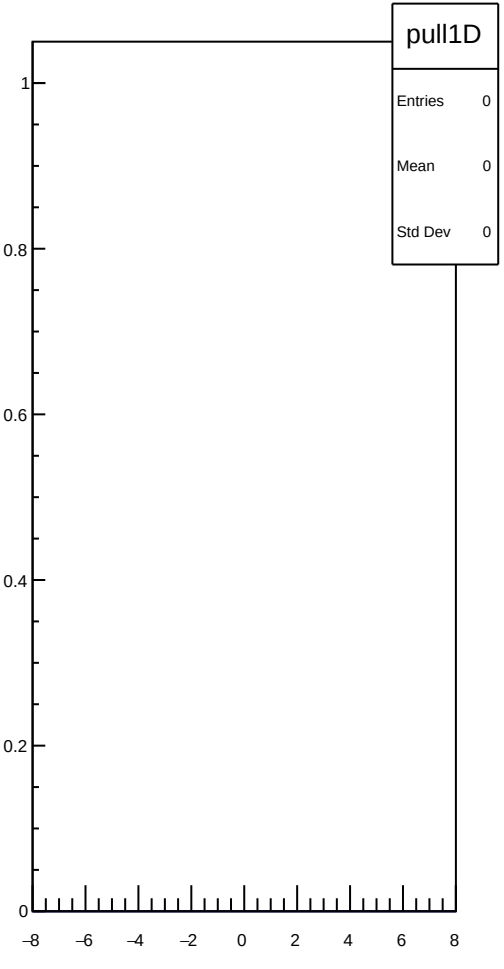
pull1D
Entries 0
Mean 0
Std Dev 0
1
0.8
0.6
0.4
0.2
0
−8
−6
−4
−2
0
2
4
6
8


pull
Entries 0
Mean 0
Std Dev 0
1
0.8
0.6
0.4
0.2
0
0
1

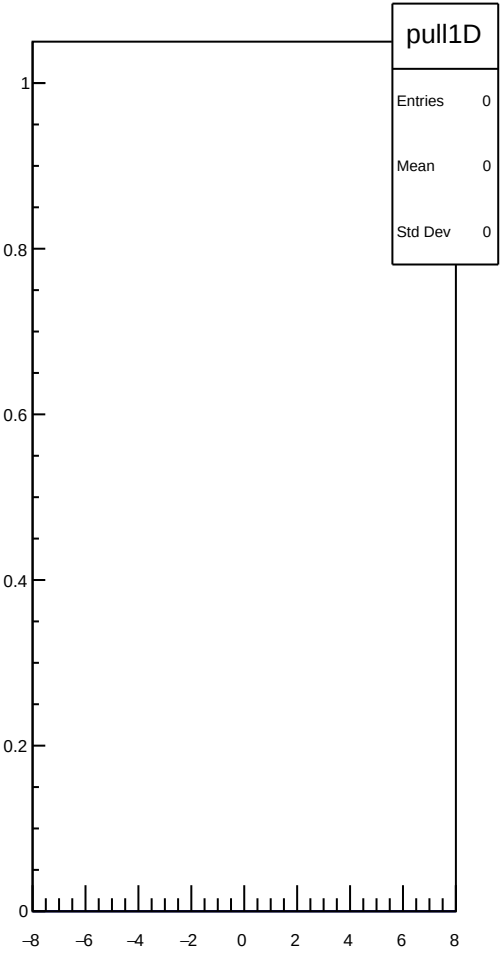
pull1D
Entries 0
Mean 0
Std Dev 0
1
0.8
0.6
0.4
0.2
0
−8
−6
−4
−2
0
2
4
6
8


pull
Entries 0
Mean 0
Std Dev 0
1
0.8
0.6
0.4
0.2
0
0
1

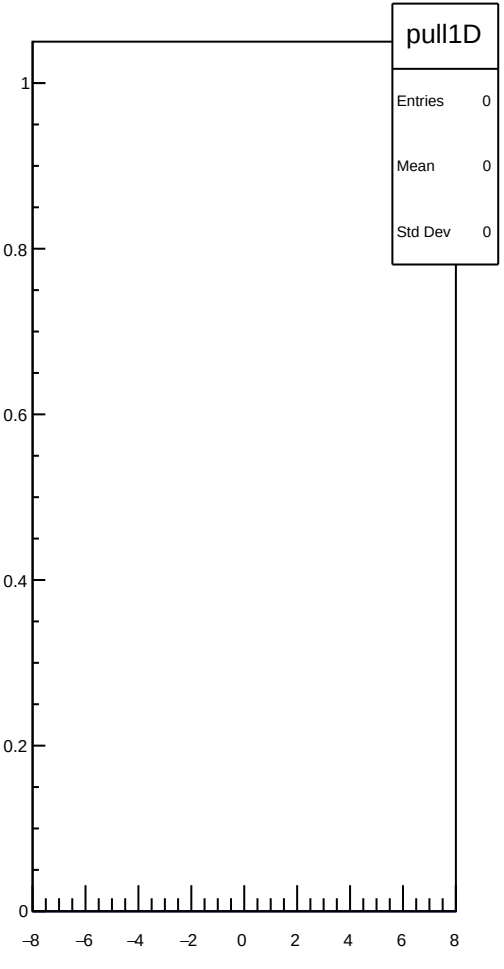
pull1D
Entries 0
Mean 0
Std Dev 0
1
0.8
0.6
0.4
0.2
0
−8
−6
−4
−2
0
2
4
6
8


pull
Entries 0
Mean 0
Std Dev 0
1
0.8
0.6
0.4
0.2
0
0
1

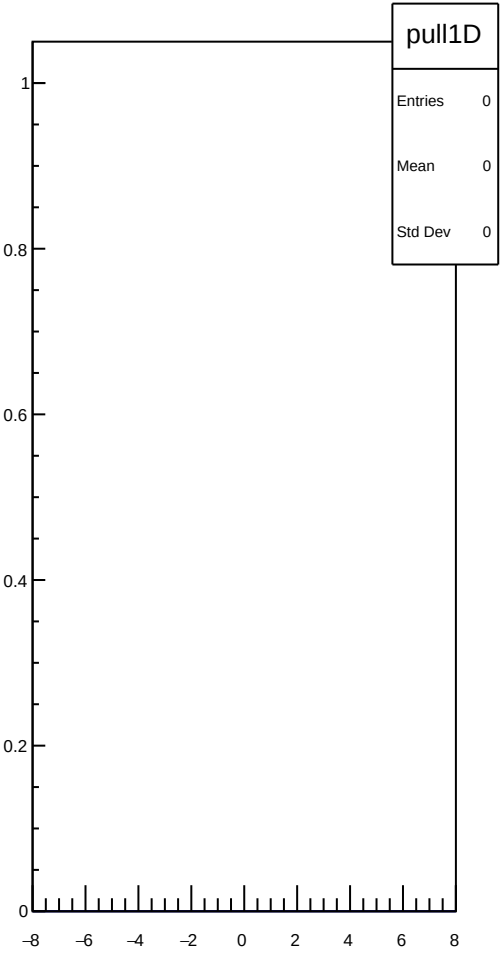
pull1D
Entries 0
Mean 0
Std Dev 0
1
0.8
0.6
0.4
0.2
0
−8
−6
−4
−2
0
2
4
6
8


pull
Entries 0
Mean 0
Std Dev 0
1
0.8
0.6
0.4
0.2
0
0
1

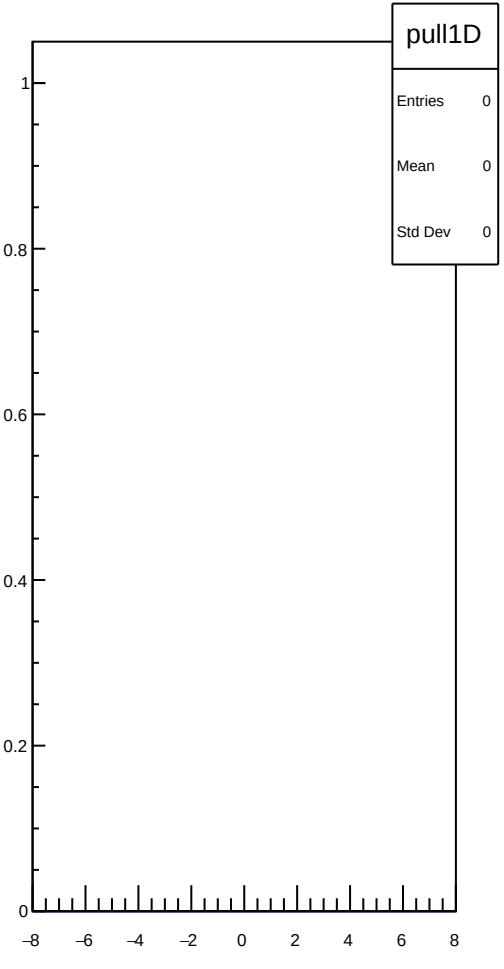
pull1D
Entries 0
Mean 0
Std Dev 0
1
0.8
0.6
0.4
0.2
0
−8
−6
−4
−2
0
2
4
6
8


pull
Entries 0
Mean 0
Std Dev 0
1
0.8
0.6
0.4
0.2
0
0
1

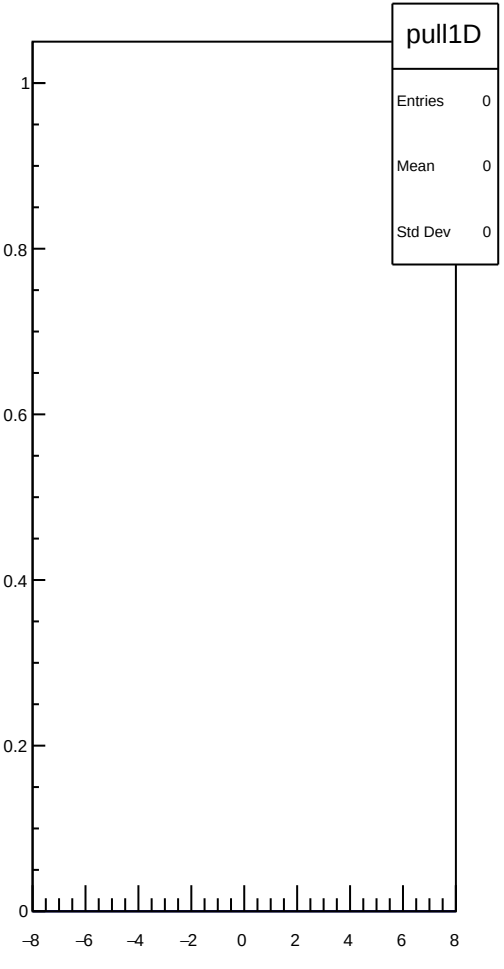
pull1D
Entries 0
Mean 0
Std Dev 0
1
0.8
0.6
0.4
0.2
0
−8
−6
−4
−2
0
2
4
6
8


pull
Entries 0
Mean 0
Std Dev 0
1
0.8
0.6
0.4
0.2
0
0
1

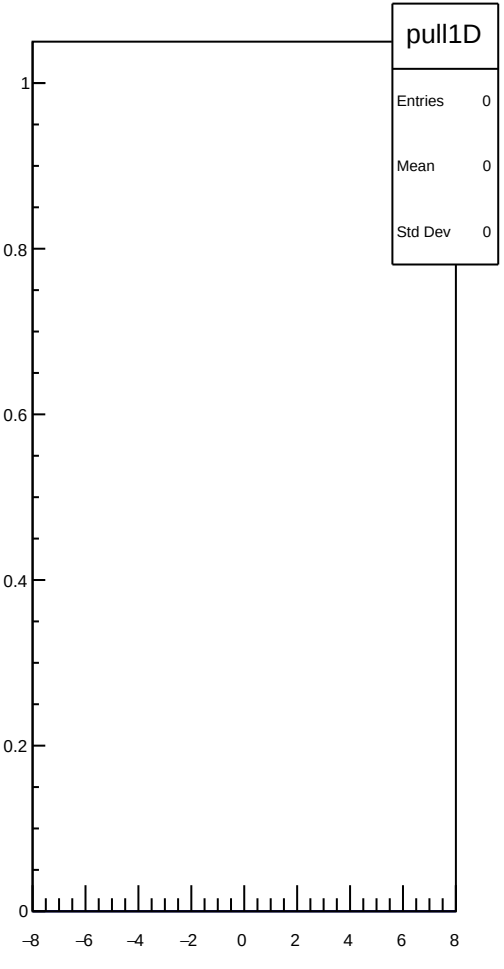
pull1D
Entries 0
Mean 0
Std Dev 0
1
0.8
0.6
0.4
0.2
0
−8
−6
−4
−2
0
2
4
6
8


pull
Entries 0
Mean 0
Std Dev 0
1
0.8
0.6
0.4
0.2
0
0
1

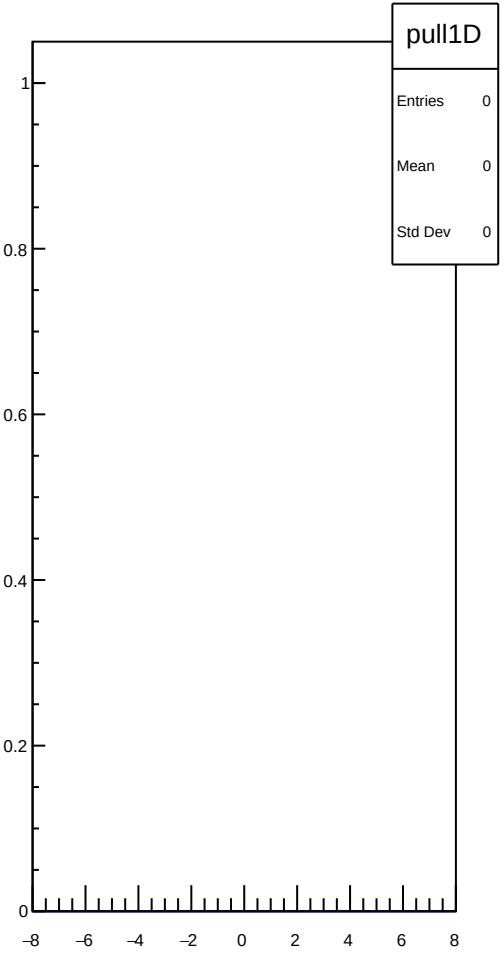
pull1D
Entries 0
Mean 0
Std Dev 0
1
0.8
0.6
0.4
0.2
0
−8
−6
−4
−2
0
2
4
6
8


pull
Entries 0
Mean 0
Std Dev 0
1
0.8
0.6
0.4
0.2
0
0
1

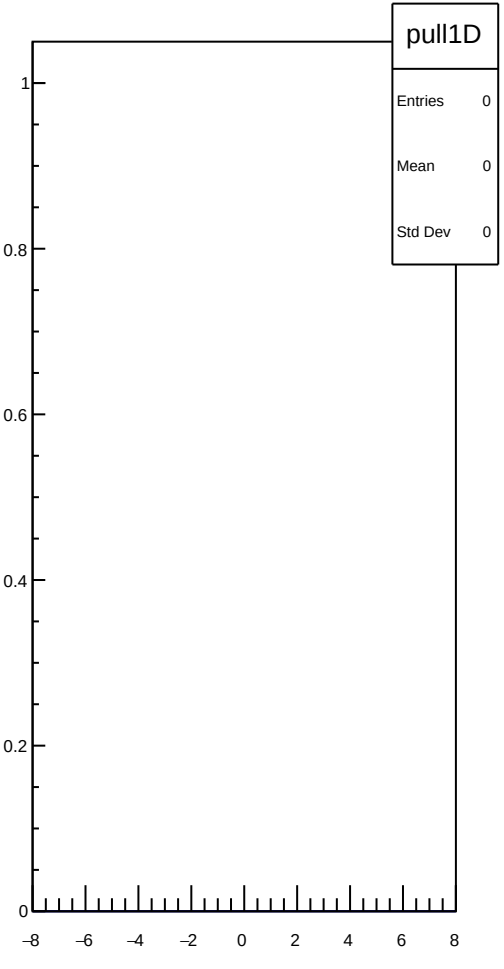
pull1D
Entries 0
Mean 0
Std Dev 0
1
0.8
0.6
0.4
0.2
0
−8
−6
−4
−2
0
2
4
6
8


pull
Entries 0
Mean 0
Std Dev 0
1
0.8
0.6
0.4
0.2
0
0
1

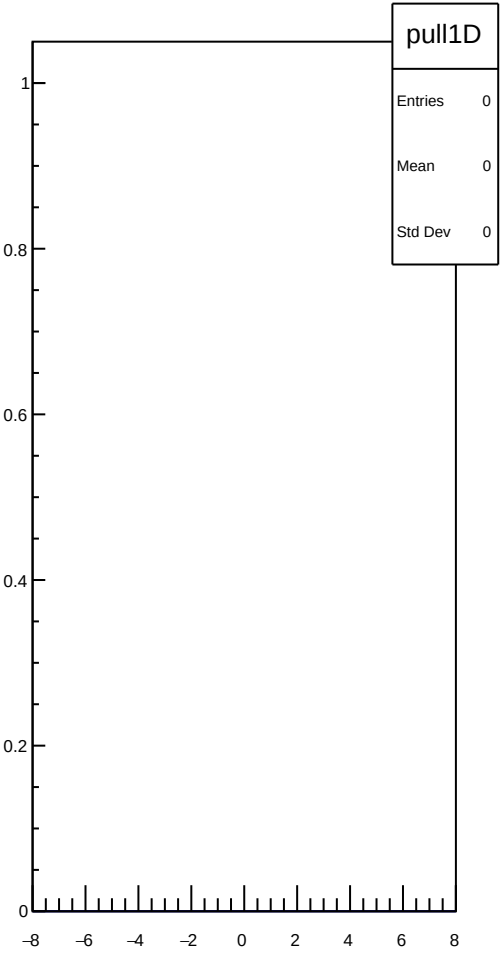
pull1D
Entries 0
Mean 0
Std Dev 0
1
0.8
0.6
0.4
0.2
0
−8
−6
−4
−2
0
2
4
6
8


pull
Entries 0
Mean 0
Std Dev 0
1
0.8
0.6
0.4
0.2
0
0
1

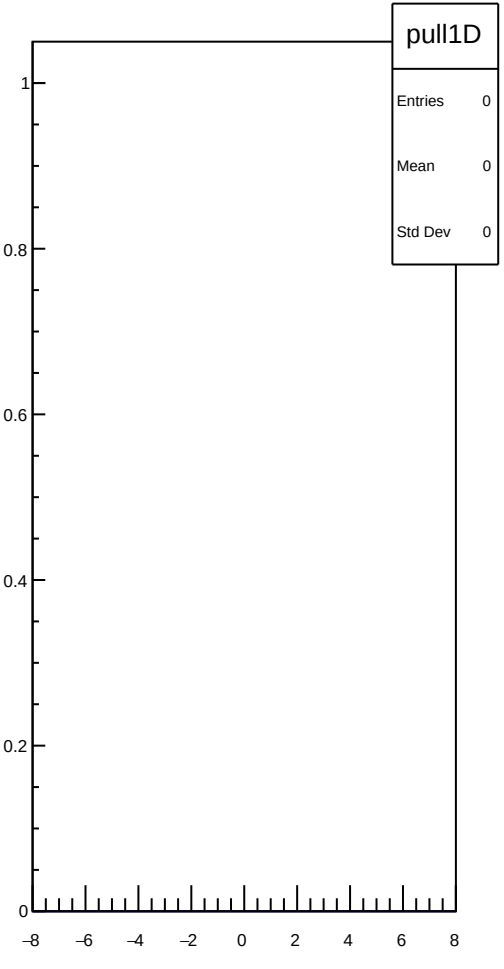
pull1D
Entries 0
Mean 0
Std Dev 0
1
0.8
0.6
0.4
0.2
0
−8
−6
−4
−2
0
2
4
6
8


pull
Entries 0
Mean 0
Std Dev 0
1
0.8
0.6
0.4
0.2
0
0
1

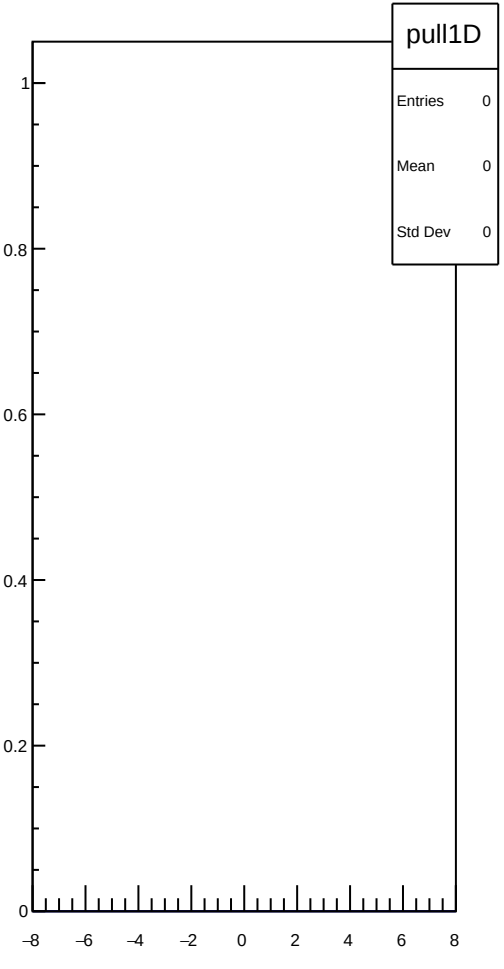
pull1D
Entries 0
Mean 0
Std Dev 0
1
0.8
0.6
0.4
0.2
0
−8
−6
−4
−2
0
2
4
6
8


pull
Entries 0
Mean 0
Std Dev 0
1
0.8
0.6
0.4
0.2
0
0
1

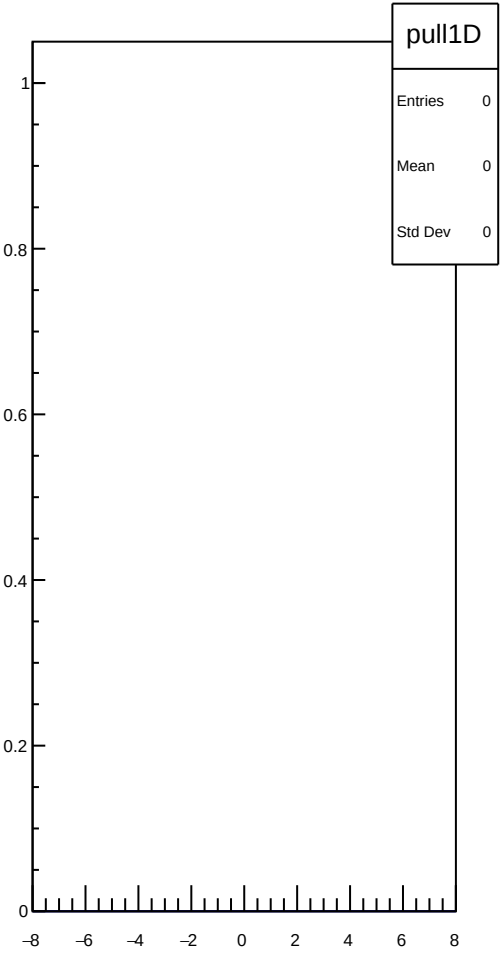
pull1D
Entries 0
Mean 0
Std Dev 0
1
0.8
0.6
0.4
0.2
0
−8
−6
−4
−2
0
2
4
6
8


pull
Entries 0
Mean 0
Std Dev 0
1
0.8
0.6
0.4
0.2
0
0
1

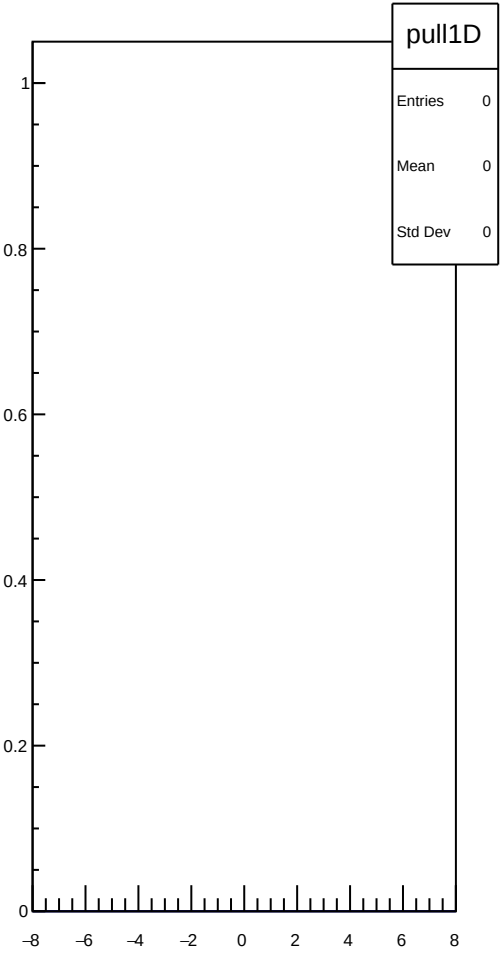
pull1D
Entries 0
Mean 0
Std Dev 0
1
0.8
0.6
0.4
0.2
0
−8
−6
−4
−2
0
2
4
6
8


pull
Entries 0
Mean 0
Std Dev 0
1
0.8
0.6
0.4
0.2
0
0
1

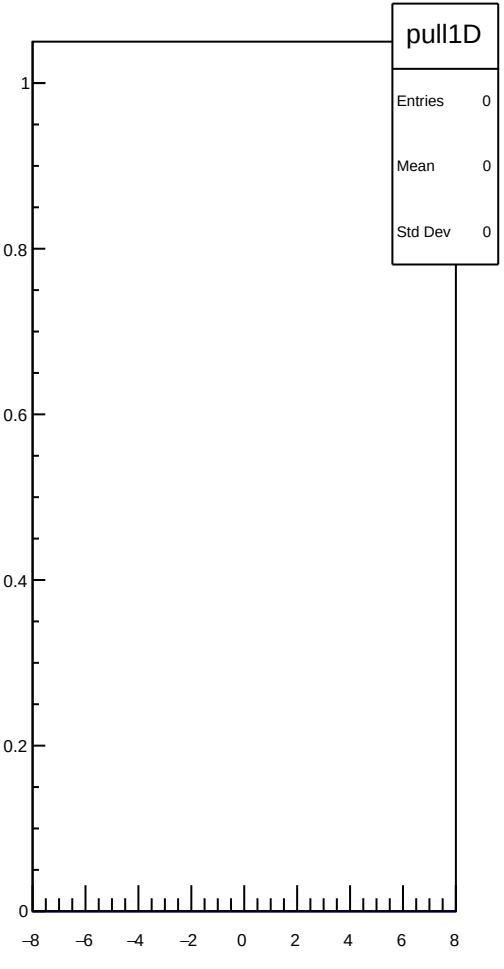
pull1D
Entries 0
Mean 0
Std Dev 0
1
0.8
0.6
0.4
0.2
0
−8
−6
−4
−2
0
2
4
6
8


pull
Entries 0
Mean 0
Std Dev 0
1
0.8
0.6
0.4
0.2
0
0
1

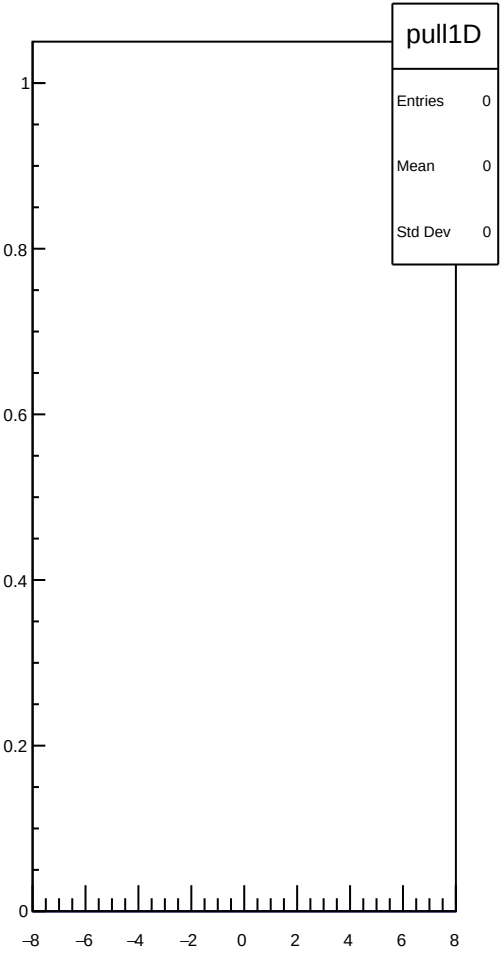
pull1D
Entries 0
Mean 0
Std Dev 0
1
0.8
0.6
0.4
0.2
0
−8
−6
−4
−2
0
2
4
6
8


pull
Entries 0
Mean 0
Std Dev 0
1
0.8
0.6
0.4
0.2
0
0
1

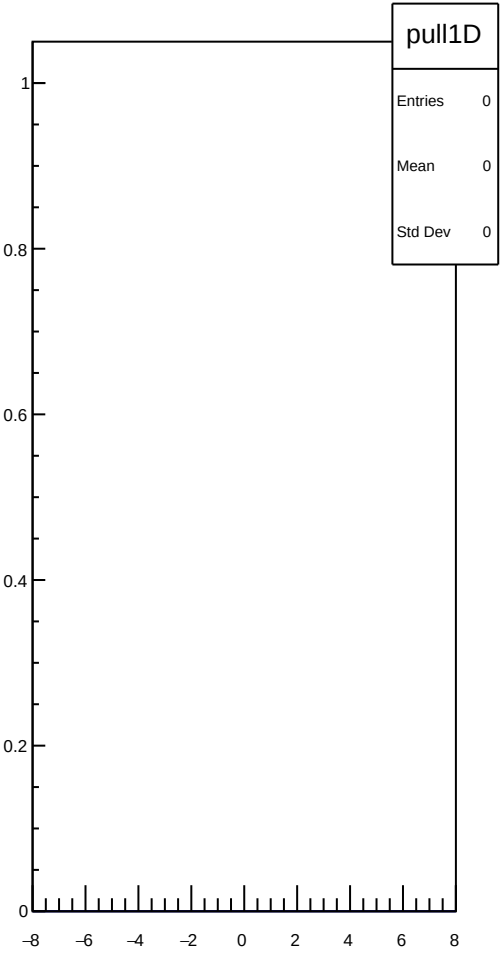
pull1D
Entries 0
Mean 0
Std Dev 0
1
0.8
0.6
0.4
0.2
0
−8
−6
−4
−2
0
2
4
6
8


pull
Entries 0
Mean 0
Std Dev 0
1
0.8
0.6
0.4
0.2
0
0
1

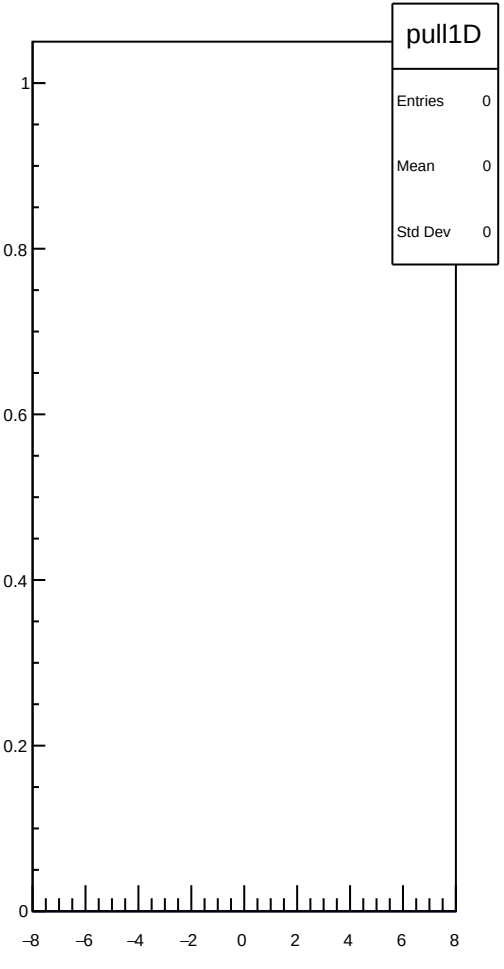
pull1D
Entries 0
Mean 0
Std Dev 0
1
0.8
0.6
0.4
0.2
0
−8
−6
−4
−2
0
2
4
6
8


pull
Entries 0
Mean 0
Std Dev 0
1
0.8
0.6
0.4
0.2
0
0
1

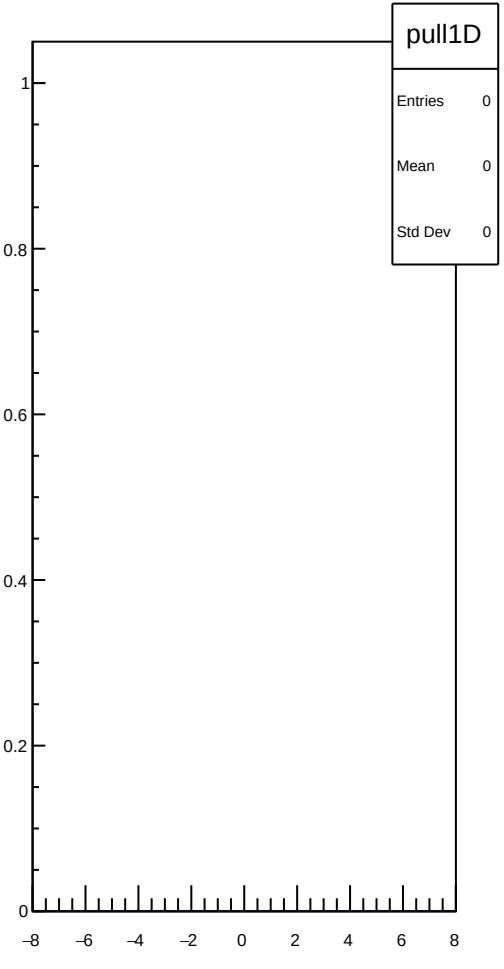
pull1D
Entries 0
Mean 0
Std Dev 0
1
0.8
0.6
0.4
0.2
0
−8
−6
−4
−2
0
2
4
6
8


pull
Entries 0
Mean 0
Std Dev 0
1
0.8
0.6
0.4
0.2
0
0
1

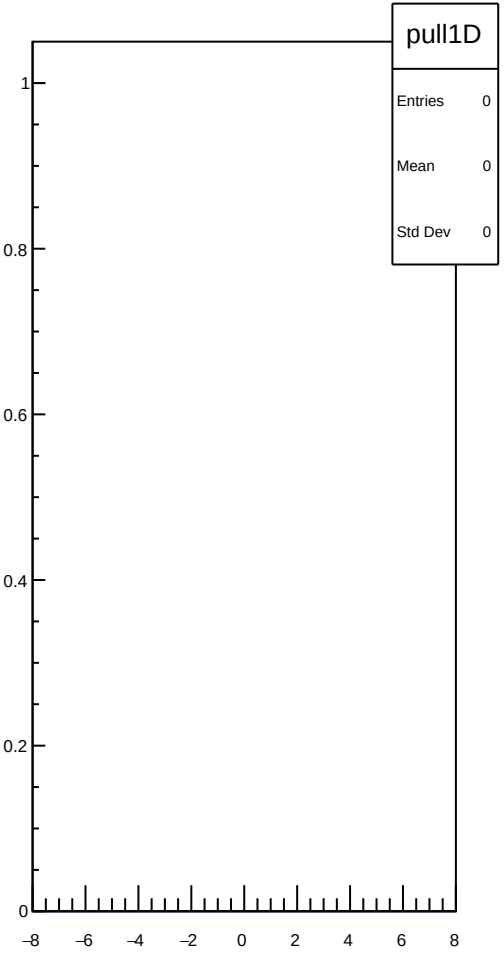
pull1D
Entries 0
Mean 0
Std Dev 0
1
0.8
0.6
0.4
0.2
0
−8
−6
−4
−2
0
2
4
6
8


pull
Entries 0
Mean 0
Std Dev 0
1
0.8
0.6
0.4
0.2
0
0
1

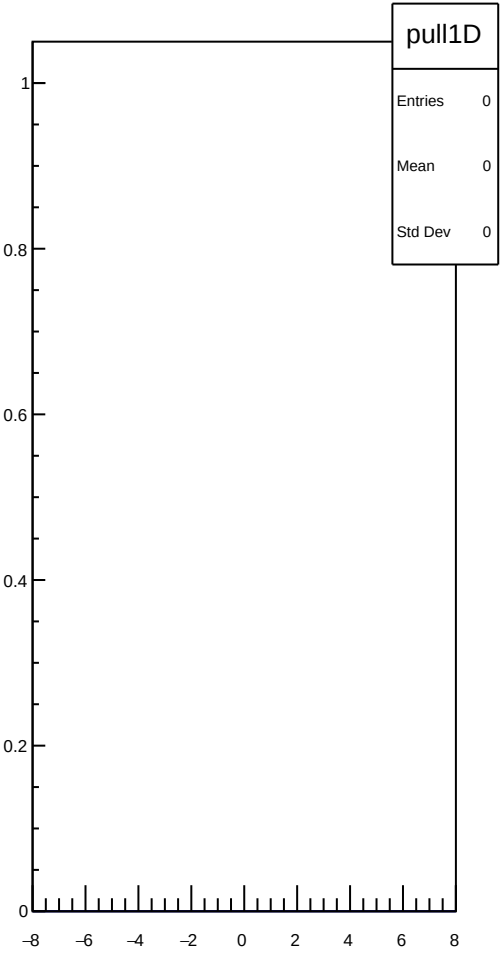
pull1D
Entries 0
Mean 0
Std Dev 0
1
0.8
0.6
0.4
0.2
0
−8
−6
−4
−2
0
2
4
6
8


pull
Entries 0
Mean 0
Std Dev 0
1
0.8
0.6
0.4
0.2
0
0
1

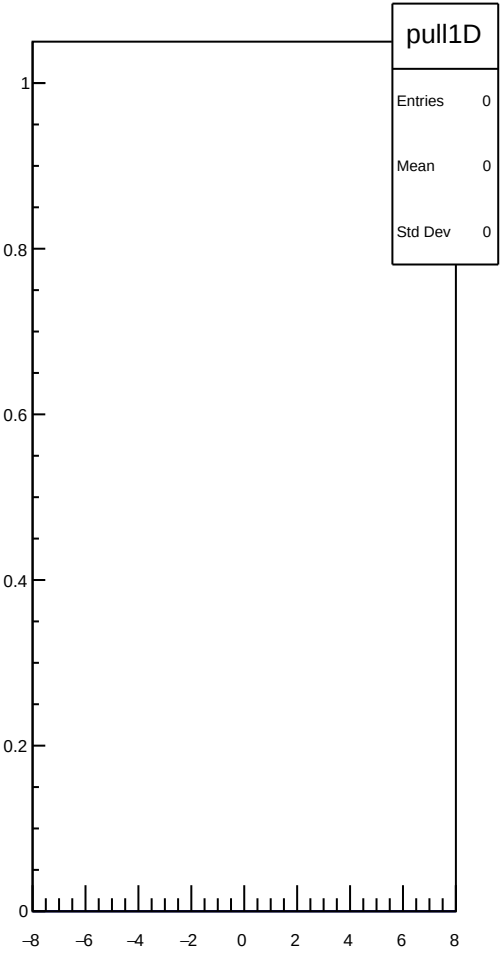
pull1D
Entries 0
Mean 0
Std Dev 0
1
0.8
0.6
0.4
0.2
0
−8
−6
−4
−2
0
2
4
6
8


pull
Entries 0
Mean 0
Std Dev 0
1
0.8
0.6
0.4
0.2
0
0
1

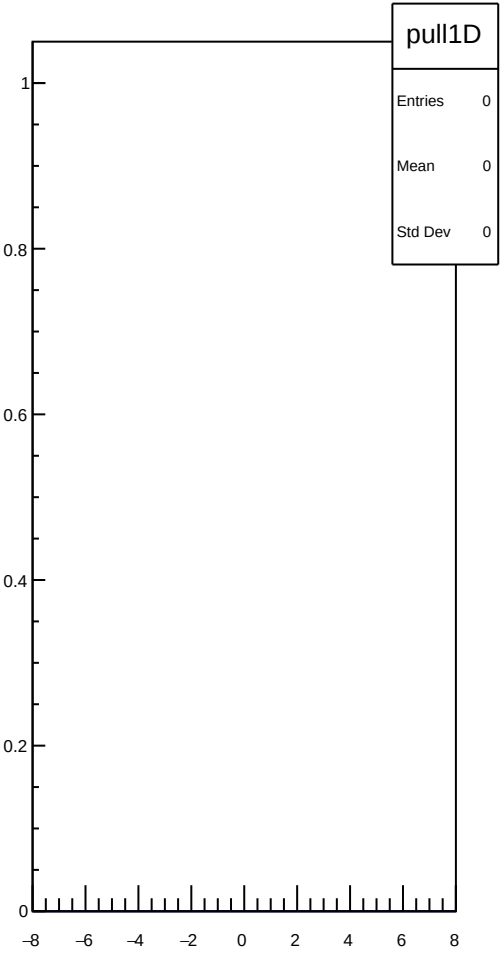
pull1D
Entries 0
Mean 0
Std Dev 0
1
0.8
0.6
0.4
0.2
0
−8
−6
−4
−2
0
2
4
6
8


pull
Entries 0
Mean 0
Std Dev 0
1
0.8
0.6
0.4
0.2
0
0
1

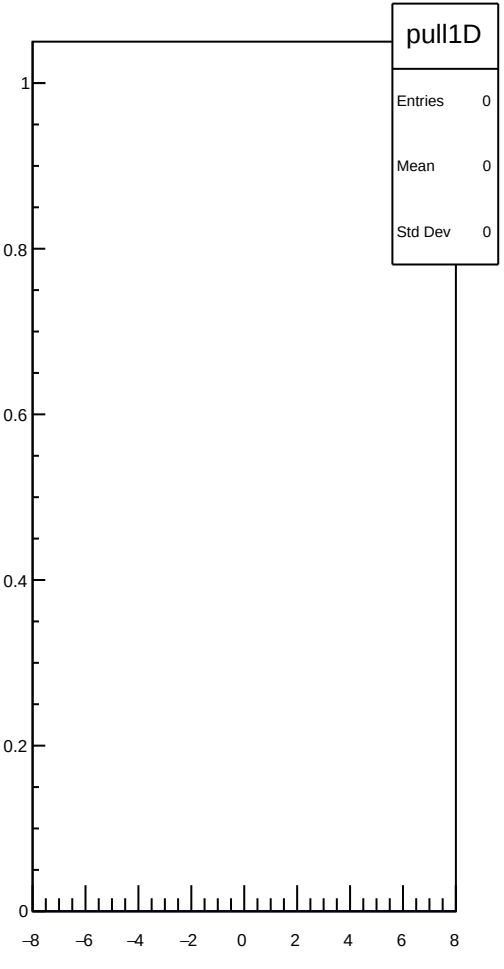
pull1D
Entries 0
Mean 0
Std Dev 0
1
0.8
0.6
0.4
0.2
0
−8
−6
−4
−2
0
2
4
6
8


pull
Entries 0
Mean 0
Std Dev 0
1
0.8
0.6
0.4
0.2
0
0
1

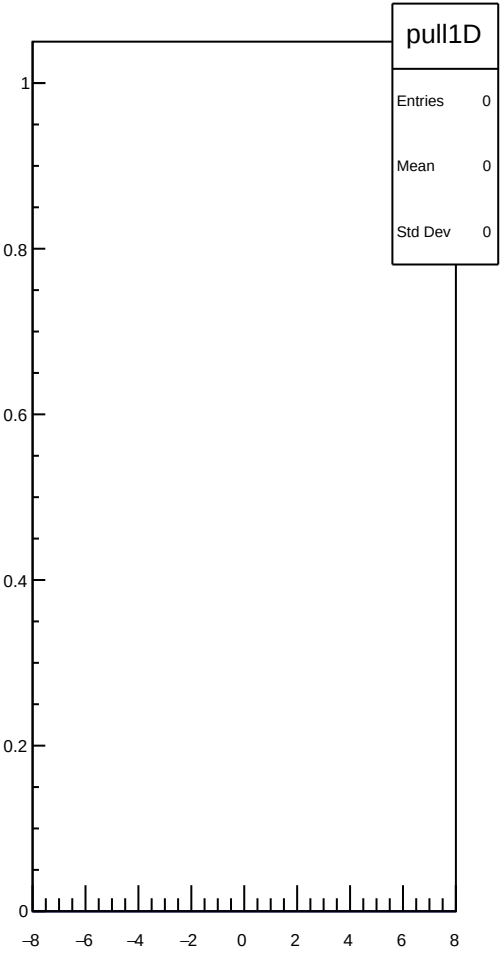
pull1D
Entries 0
Mean 0
Std Dev 0
1
0.8
0.6
0.4
0.2
0
−8
−6
−4
−2
0
2
4
6
8


pull
Entries 0
Mean 0
Std Dev 0
1
0.8
0.6
0.4
0.2
0
0
1

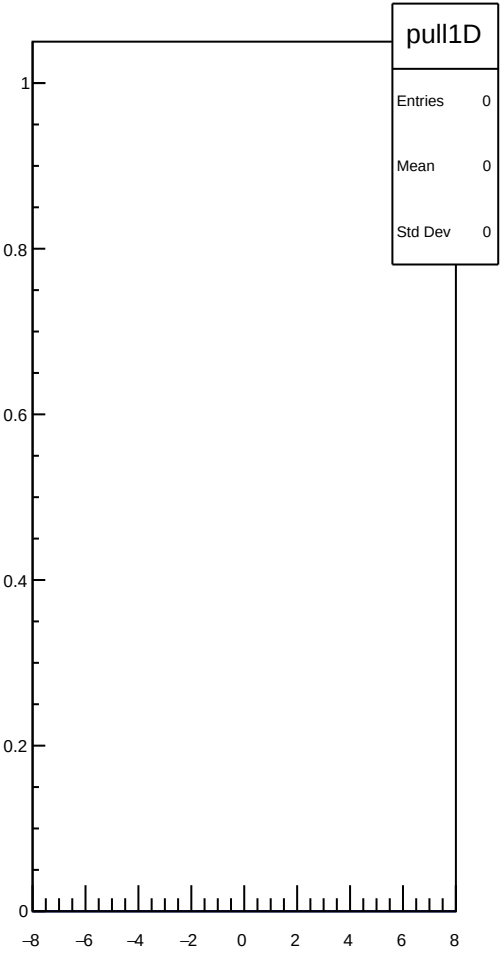
pull1D
Entries 0
Mean 0
Std Dev 0
1
0.8
0.6
0.4
0.2
0
−8
−6
−4
−2
0
2
4
6
8


pull
Entries 0
Mean 0
Std Dev 0
1
0.8
0.6
0.4
0.2
0
0
1

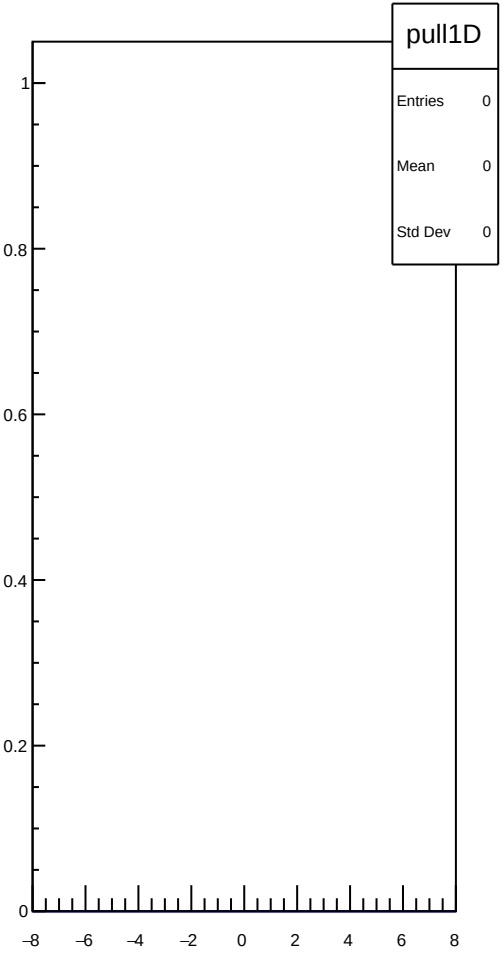
pull1D
Entries 0
Mean 0
Std Dev 0
1
0.8
0.6
0.4
0.2
0
−8
−6
−4
−2
0
2
4
6
8


pull
Entries 0
Mean 0
Std Dev 0
1
0.8
0.6
0.4
0.2
0
0
1

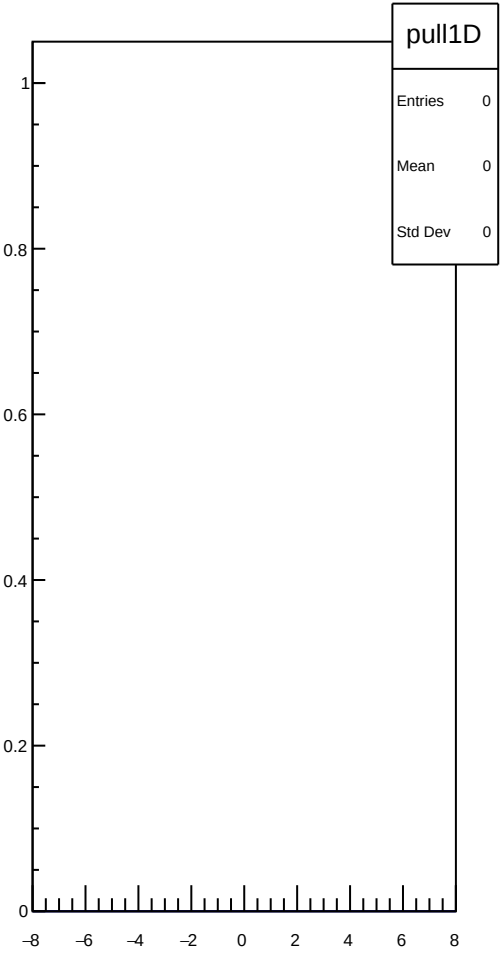
pull1D
Entries 0
Mean 0
Std Dev 0
1
0.8
0.6
0.4
0.2
0
−8
−6
−4
−2
0
2
4
6
8


pull
Entries 0
Mean 0
Std Dev 0
1
0.8
0.6
0.4
0.2
0
0
1

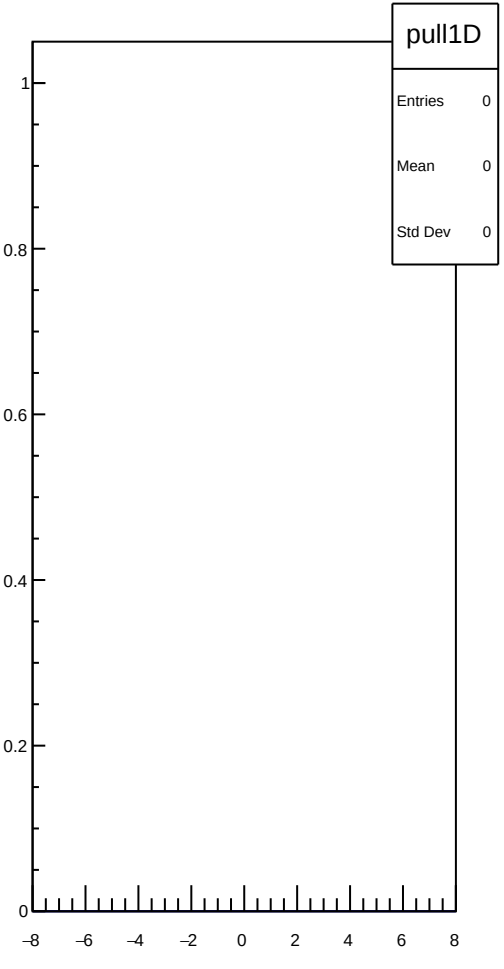
pull1D
Entries 0
Mean 0
Std Dev 0
1
0.8
0.6
0.4
0.2
0
−8
−6
−4
−2
0
2
4
6
8


pull
Entries 0
Mean 0
Std Dev 0
1
0.8
0.6
0.4
0.2
0
0
1

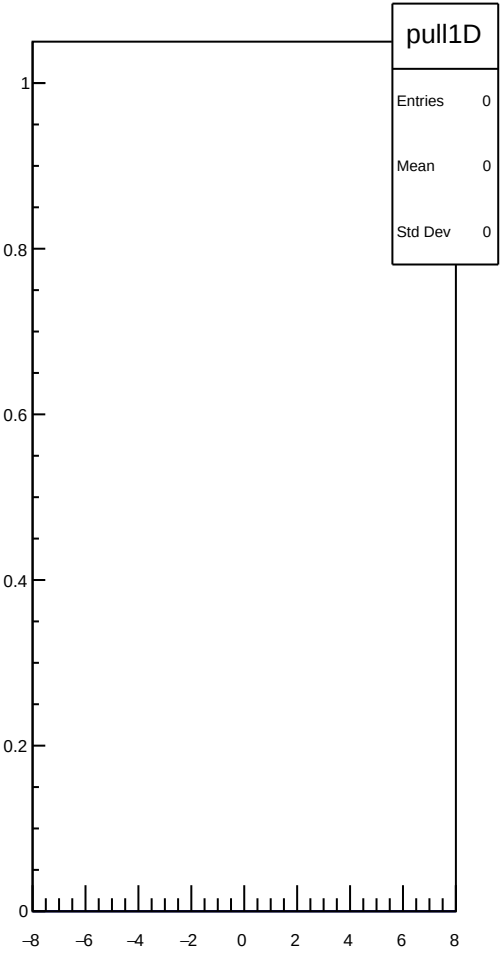
pull1D
Entries 0
Mean 0
Std Dev 0
1
0.8
0.6
0.4
0.2
0
−8
−6
−4
−2
0
2
4
6
8


pull
Entries 0
Mean 0
Std Dev 0
1
0.8
0.6
0.4
0.2
0
0
1

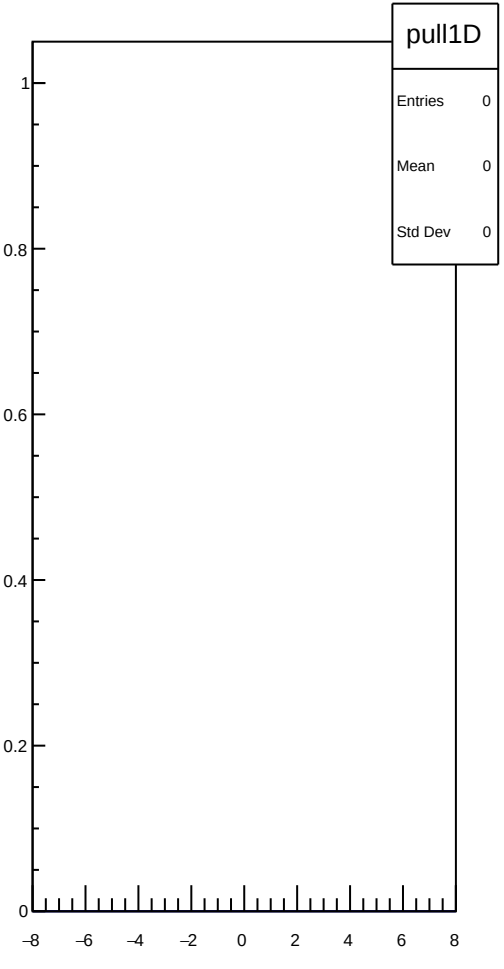
pull1D
Entries 0
Mean 0
Std Dev 0
1
0.8
0.6
0.4
0.2
0
−8
−6
−4
−2
0
2
4
6
8


pull
Entries 0
Mean 0
Std Dev 0
1
0.8
0.6
0.4
0.2
0
0
1

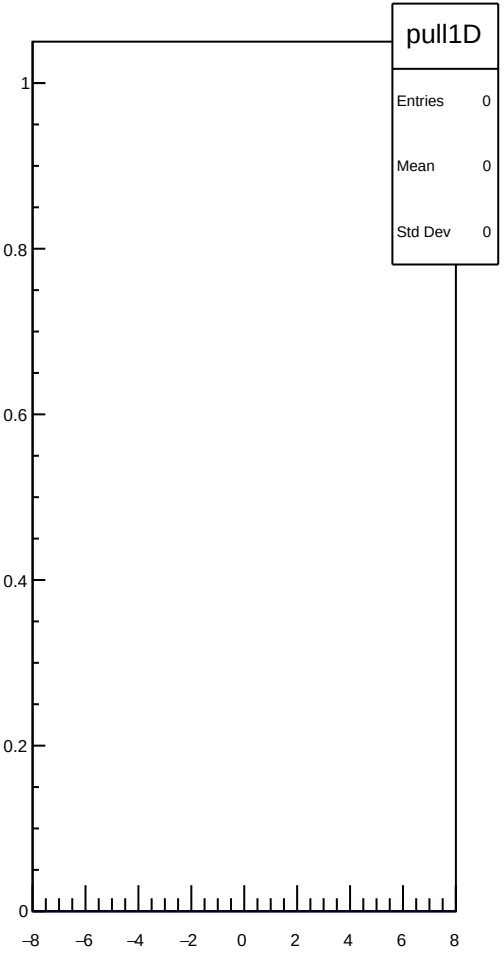
pull1D
Entries 0
Mean 0
Std Dev 0
1
0.8
0.6
0.4
0.2
0
−8
−6
−4
−2
0
2
4
6
8


pull
Entries 0
Mean 0
Std Dev 0
1
0.8
0.6
0.4
0.2
0
0
1

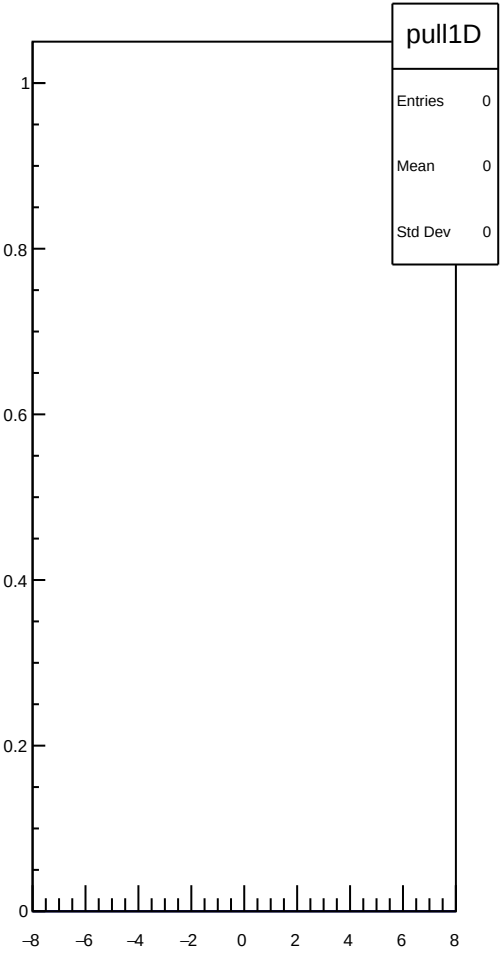
pull1D
Entries 0
Mean 0
Std Dev 0
1
0.8
0.6
0.4
0.2
0
−8
−6
−4
−2
0
2
4
6
8


pull
Entries 0
Mean 0
Std Dev 0
1
0.8
0.6
0.4
0.2
0
0
1

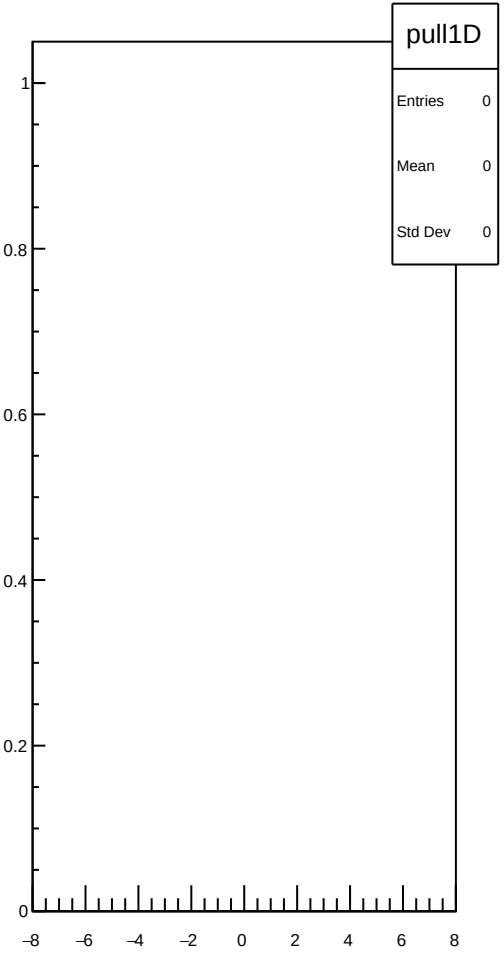
pull1D
Entries 0
Mean 0
Std Dev 0
1
0.8
0.6
0.4
0.2
0
−8
−6
−4
−2
0
2
4
6
8


pull
Entries 0
Mean 0
Std Dev 0
1
0.8
0.6
0.4
0.2
0
0
1

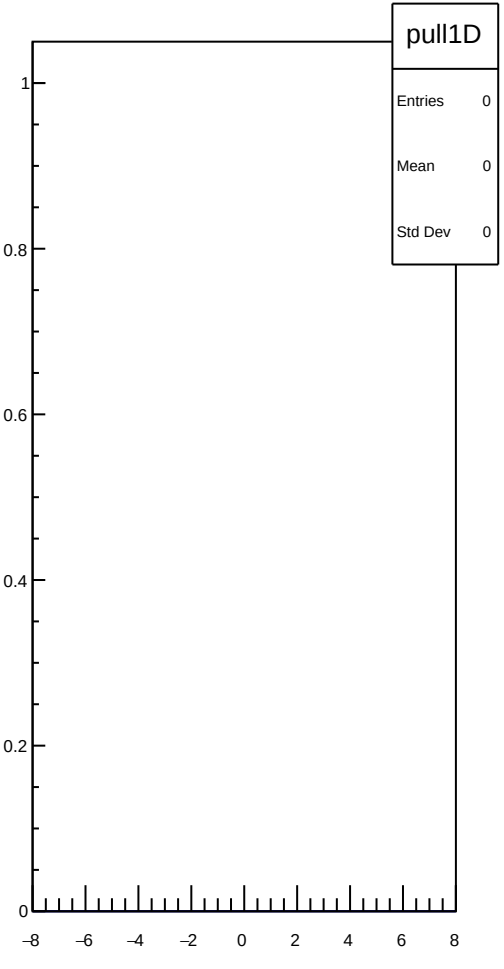
pull1D
Entries 0
Mean 0
Std Dev 0
1
0.8
0.6
0.4
0.2
0
−8
−6
−4
−2
0
2
4
6
8


pull
Entries 0
Mean 0
Std Dev 0
1
0.8
0.6
0.4
0.2
0
0
1

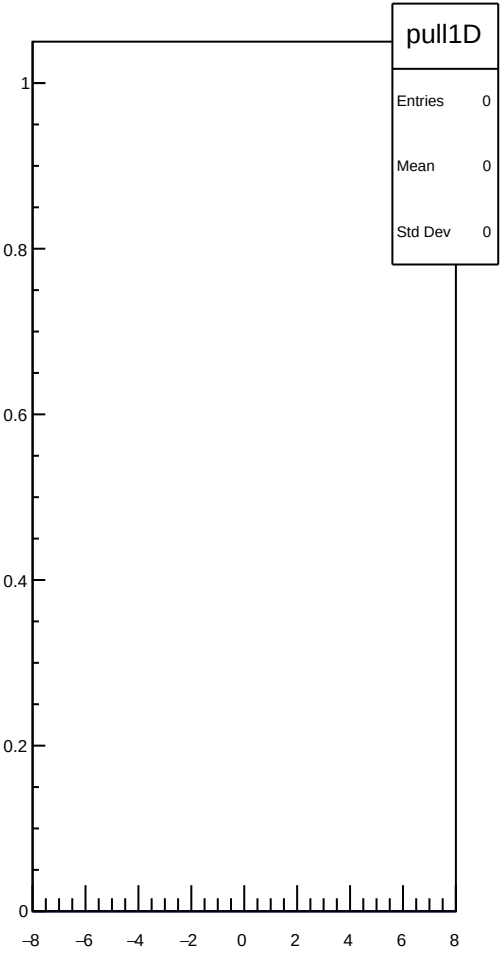
pull1D
Entries 0
Mean 0
Std Dev 0
1
0.8
0.6
0.4
0.2
0
−8
−6
−4
−2
0
2
4
6
8


pull
Entries 0
Mean 0
Std Dev 0
1
0.8
0.6
0.4
0.2
0
0
1

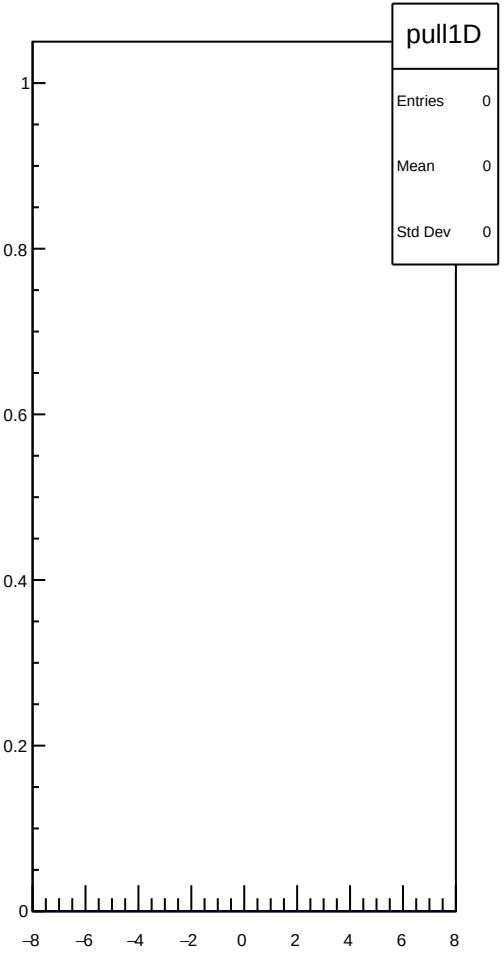
pull1D
Entries 0
Mean 0
Std Dev 0
1
0.8
0.6
0.4
0.2
0
−8
−6
−4
−2
0
2
4
6
8


pull
Entries 0
Mean 0
Std Dev 0
1
0.8
0.6
0.4
0.2
0
0
1

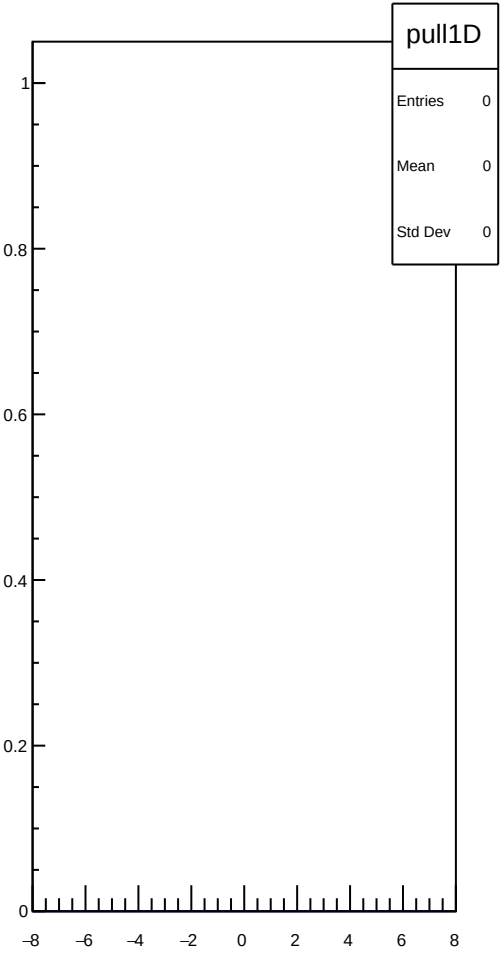
pull1D
Entries 0
Mean 0
Std Dev 0
1
0.8
0.6
0.4
0.2
0
−8
−6
−4
−2
0
2
4
6
8


pull
Entries 0
Mean 0
Std Dev 0
1
0.8
0.6
0.4
0.2
0
0
1

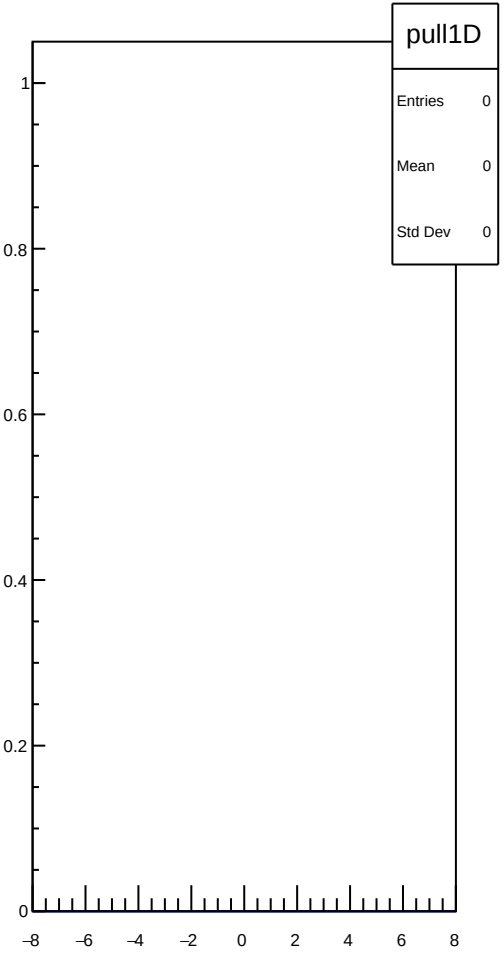
pull1D
Entries 0
Mean 0
Std Dev 0
1
0.8
0.6
0.4
0.2
0
−8
−6
−4
−2
0
2
4
6
8


pull
Entries 0
Mean 0
Std Dev 0
1
0.8
0.6
0.4
0.2
0
0
1

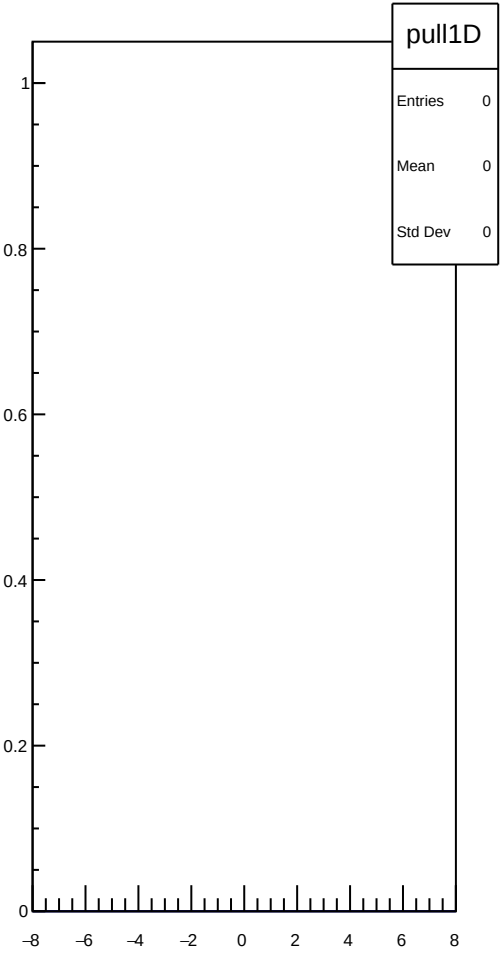
pull1D
Entries 0
Mean 0
Std Dev 0
1
0.8
0.6
0.4
0.2
0
−8
−6
−4
−2
0
2
4
6
8


pull
Entries 0
Mean 0
Std Dev 0
1
0.8
0.6
0.4
0.2
0
0
1

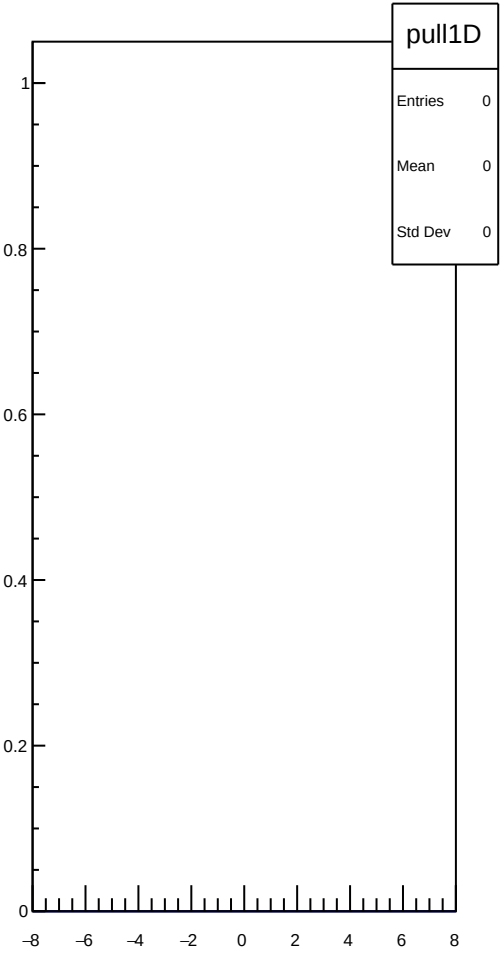
pull1D
Entries 0
Mean 0
Std Dev 0
1
0.8
0.6
0.4
0.2
0
−8
−6
−4
−2
0
2
4
6
8


pull
Entries 0
Mean 0
Std Dev 0
1
0.8
0.6
0.4
0.2
0
0
1

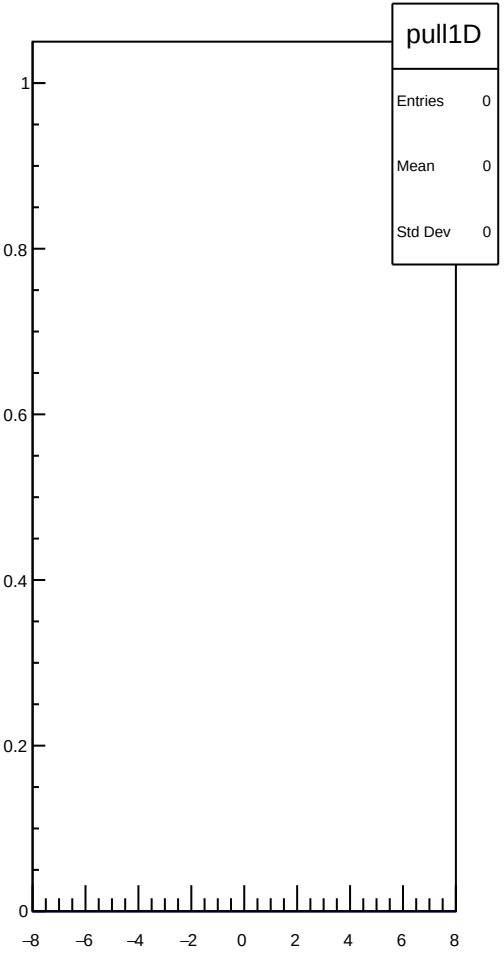
pull1D
Entries 0
Mean 0
Std Dev 0
1
0.8
0.6
0.4
0.2
0
−8
−6
−4
−2
0
2
4
6
8


pull
Entries 0
Mean 0
Std Dev 0
1
0.8
0.6
0.4
0.2
0
0
1

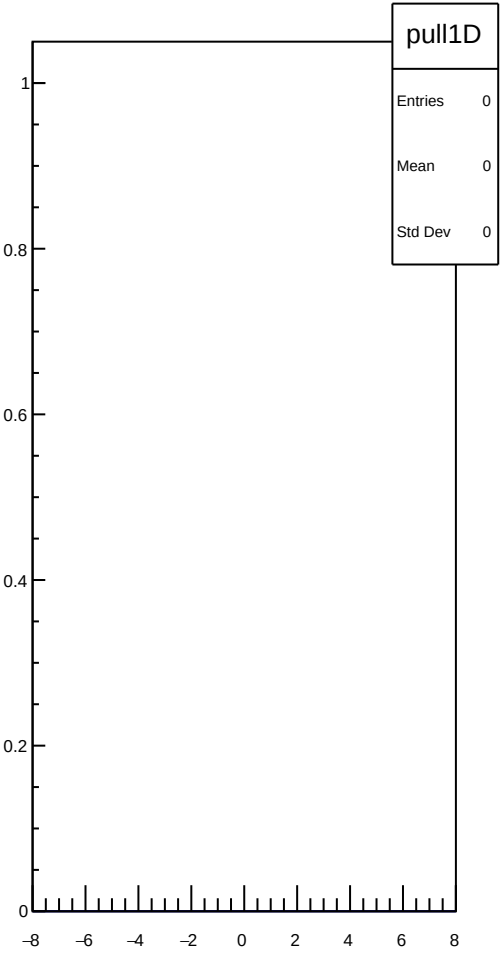
pull1D
Entries 0
Mean 0
Std Dev 0
1
0.8
0.6
0.4
0.2
0
−8
−6
−4
−2
0
2
4
6
8


pull
Entries 0
Mean 0
Std Dev 0
1
0.8
0.6
0.4
0.2
0
0
1

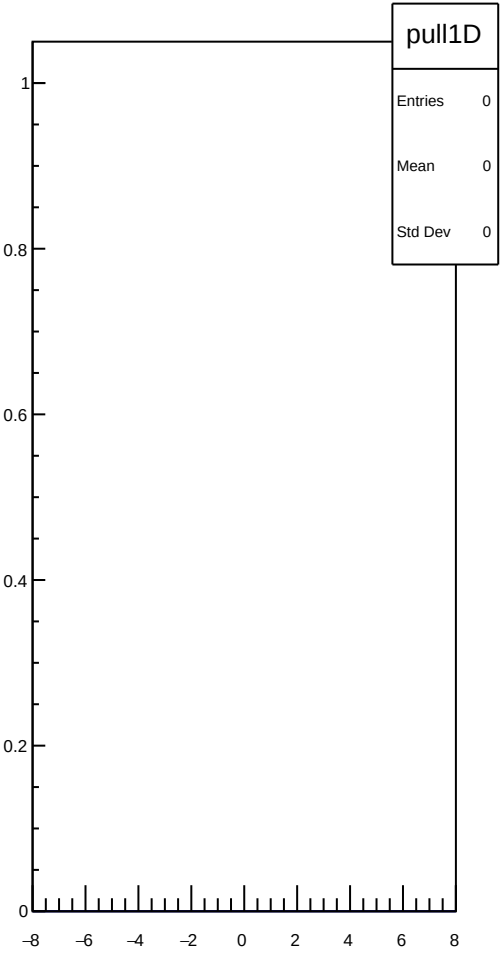
pull1D
Entries 0
Mean 0
Std Dev 0
1
0.8
0.6
0.4
0.2
0
−8
−6
−4
−2
0
2
4
6
8


pull
Entries 0
Mean 0
Std Dev 0
1
0.8
0.6
0.4
0.2
0
0
1

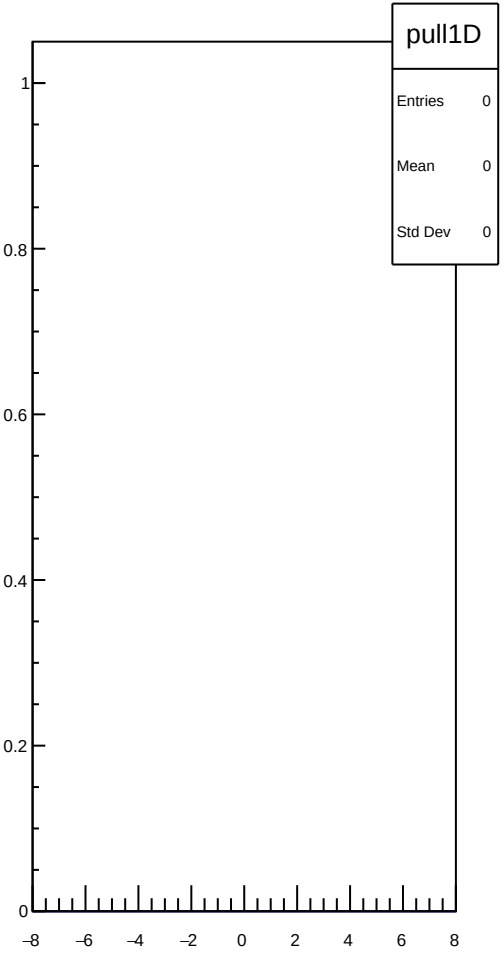
pull1D
Entries 0
Mean 0
Std Dev 0
1
0.8
0.6
0.4
0.2
0
−8
−6
−4
−2
0
2
4
6
8


pull
Entries 0
Mean 0
Std Dev 0
1
0.8
0.6
0.4
0.2
0
0
1

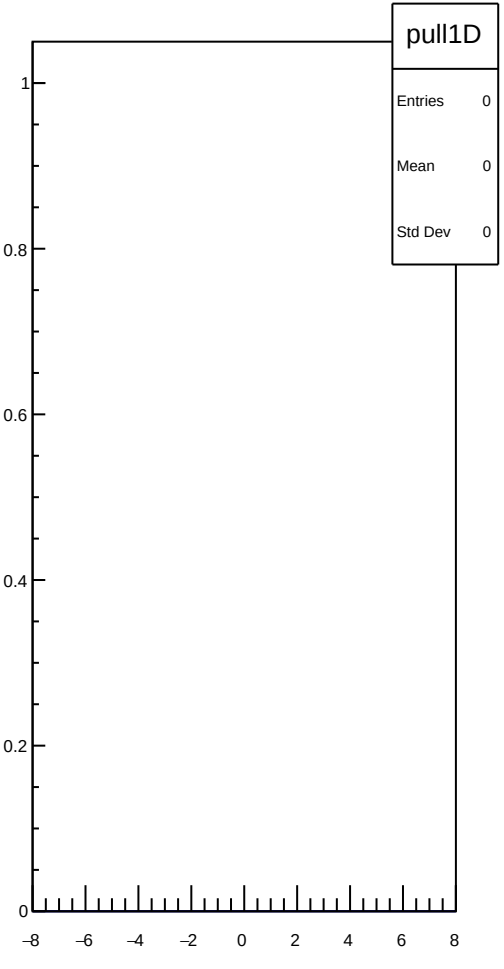
pull1D
Entries 0
Mean 0
Std Dev 0
1
0.8
0.6
0.4
0.2
0
−8
−6
−4
−2
0
2
4
6
8


pull
Entries 0
Mean 0
Std Dev 0
1
0.8
0.6
0.4
0.2
0
0
1

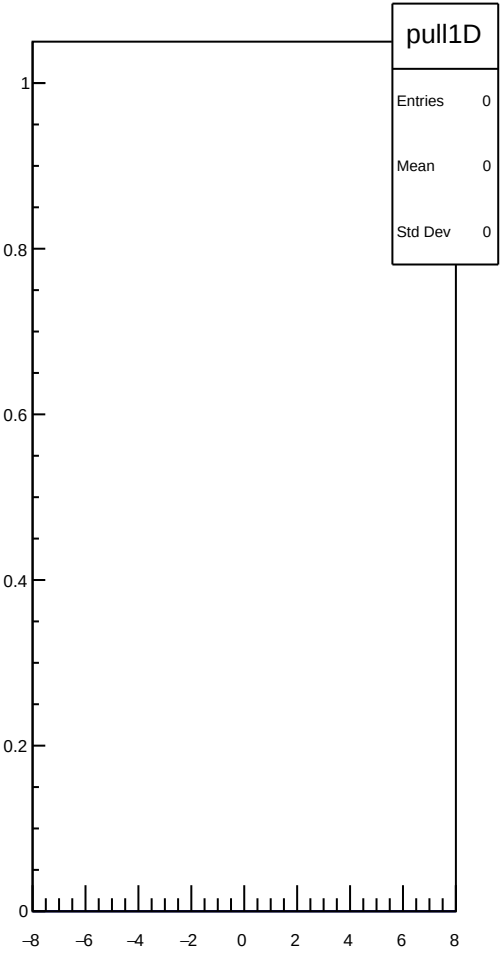
pull1D
Entries 0
Mean 0
Std Dev 0
1
0.8
0.6
0.4
0.2
0
−8
−6
−4
−2
0
2
4
6
8


pull
Entries 0
Mean 0
Std Dev 0
1
0.8
0.6
0.4
0.2
0
0
1

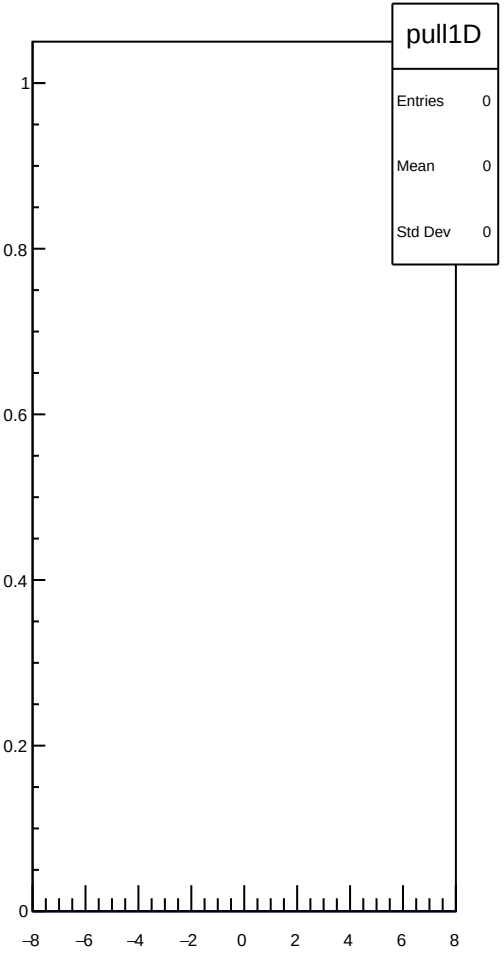
pull1D
Entries 0
Mean 0
Std Dev 0
1
0.8
0.6
0.4
0.2
0
−8
−6
−4
−2
0
2
4
6
8


pull
Entries 0
Mean 0
Std Dev 0
1
0.8
0.6
0.4
0.2
0
0
1

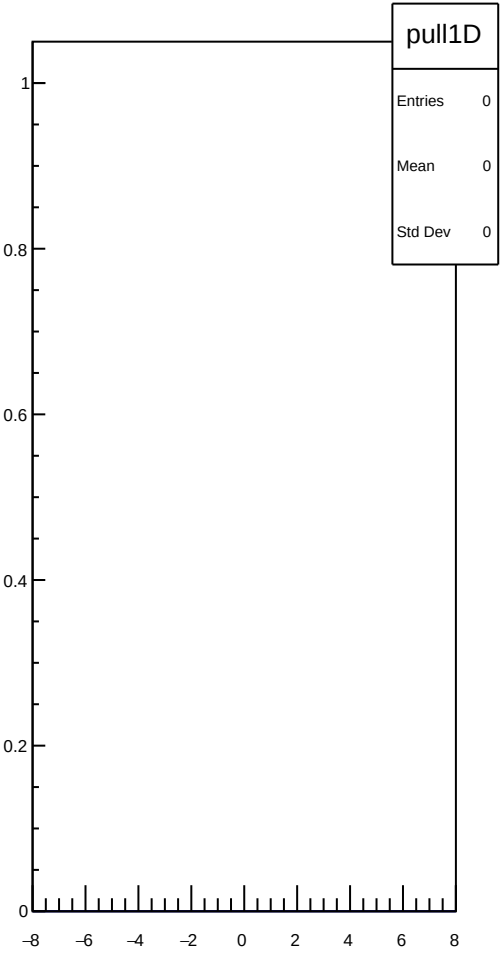
pull1D
Entries 0
Mean 0
Std Dev 0
1
0.8
0.6
0.4
0.2
0
−8
−6
−4
−2
0
2
4
6
8


pull
Entries 0
Mean 0
Std Dev 0
1
0.8
0.6
0.4
0.2
0
0
1

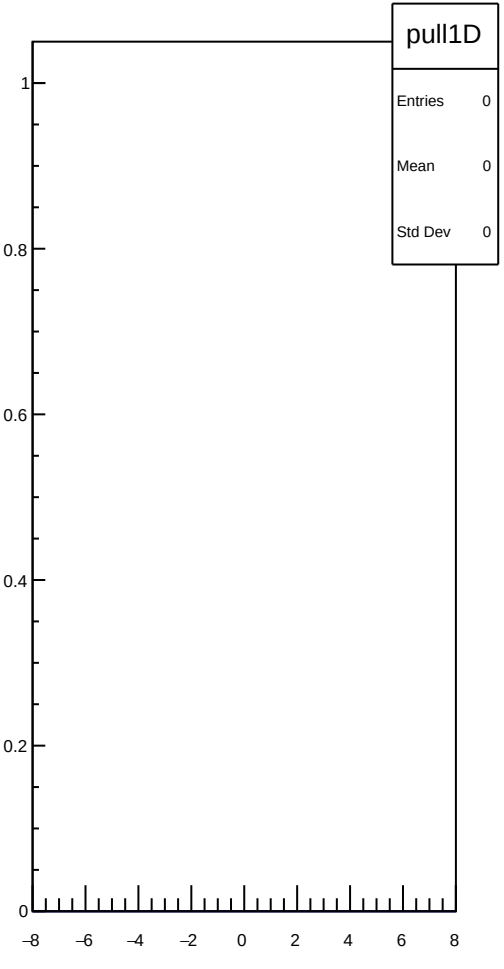
pull1D
Entries 0
Mean 0
Std Dev 0
1
0.8
0.6
0.4
0.2
0
−8
−6
−4
−2
0
2
4
6
8


pull
Entries 0
Mean 0
Std Dev 0
1
0.8
0.6
0.4
0.2
0
0
1

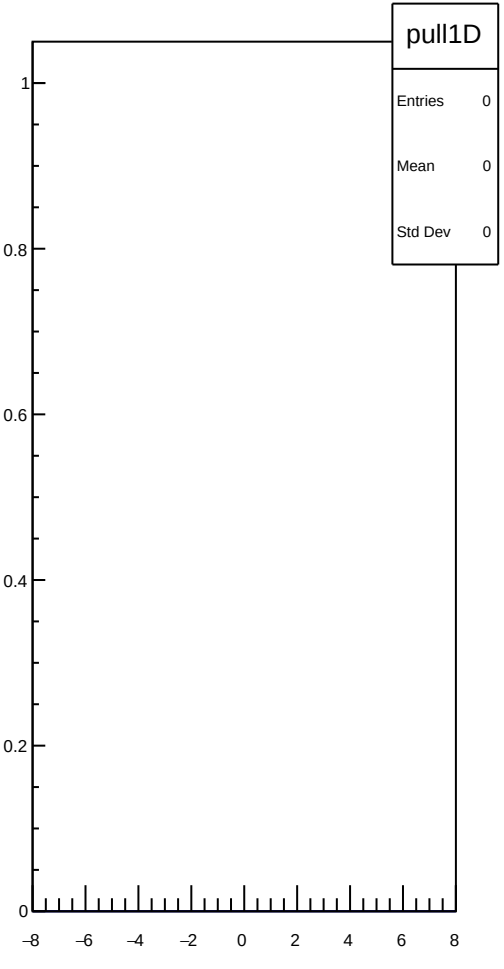
pull1D
Entries 0
Mean 0
Std Dev 0
1
0.8
0.6
0.4
0.2
0
−8
−6
−4
−2
0
2
4
6
8


pull
Entries 0
Mean 0
Std Dev 0
1
0.8
0.6
0.4
0.2
0
0
1

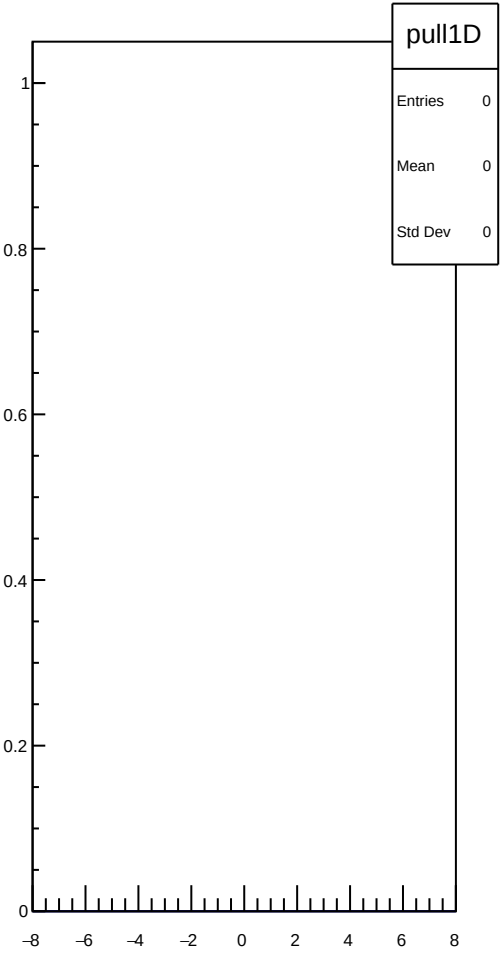
pull1D
Entries 0
Mean 0
Std Dev 0
1
0.8
0.6
0.4
0.2
0
−8
−6
−4
−2
0
2
4
6
8


pull
Entries 0
Mean 0
Std Dev 0
1
0.8
0.6
0.4
0.2
0
0
1

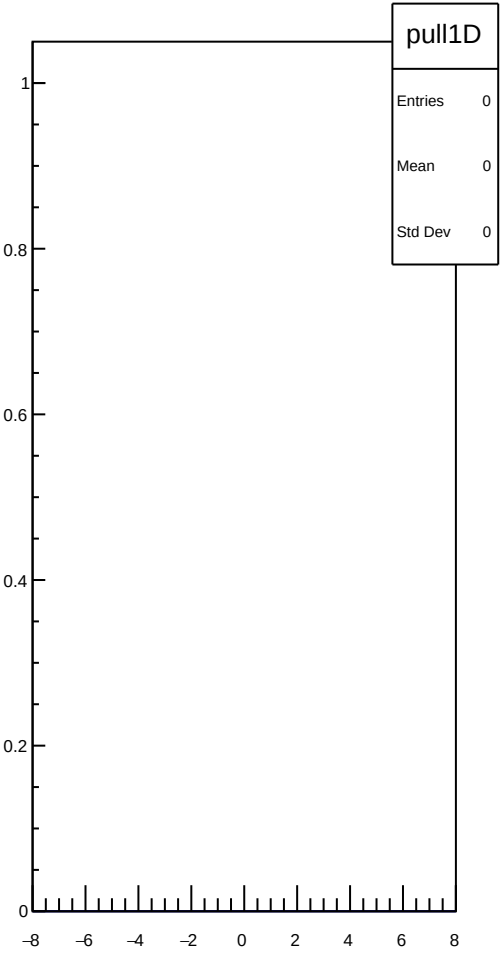
pull1D
Entries 0
Mean 0
Std Dev 0
1
0.8
0.6
0.4
0.2
0
−8
−6
−4
−2
0
2
4
6
8


pull
Entries 0
Mean 0
Std Dev 0
1
0.8
0.6
0.4
0.2
0
0
1

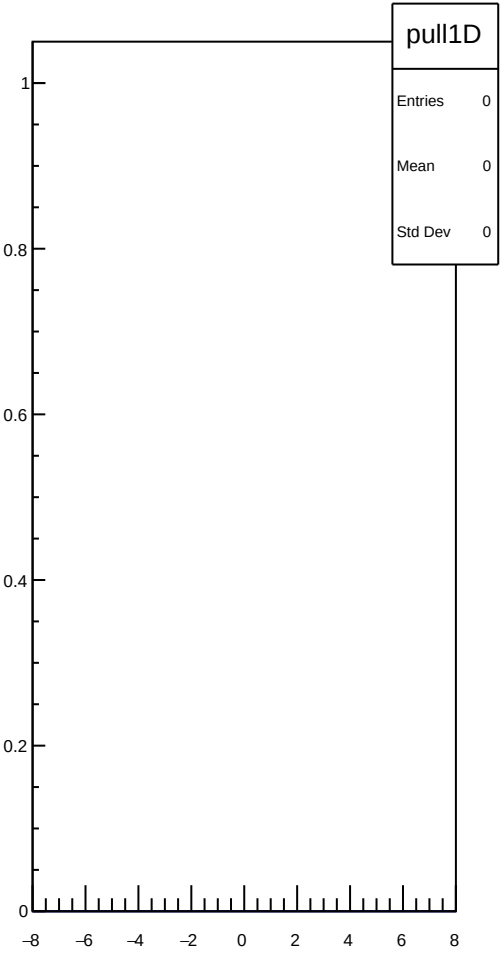
pull1D
Entries 0
Mean 0
Std Dev 0
1
0.8
0.6
0.4
0.2
0
−8
−6
−4
−2
0
2
4
6
8


pull
Entries 0
Mean 0
Std Dev 0
1
0.8
0.6
0.4
0.2
0
0
1

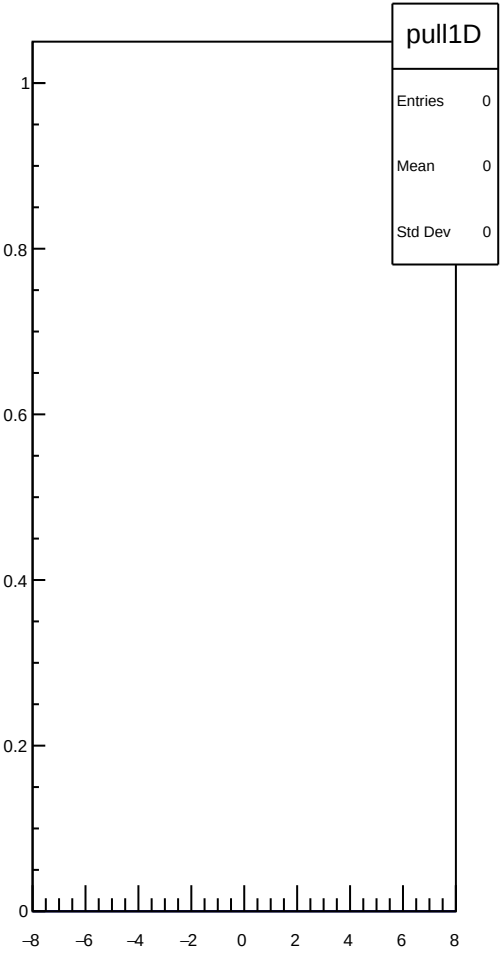
pull1D
Entries 0
Mean 0
Std Dev 0
1
0.8
0.6
0.4
0.2
0
−8
−6
−4
−2
0
2
4
6
8


pull
Entries 0
Mean 0
Std Dev 0
1
0.8
0.6
0.4
0.2
0
0
1

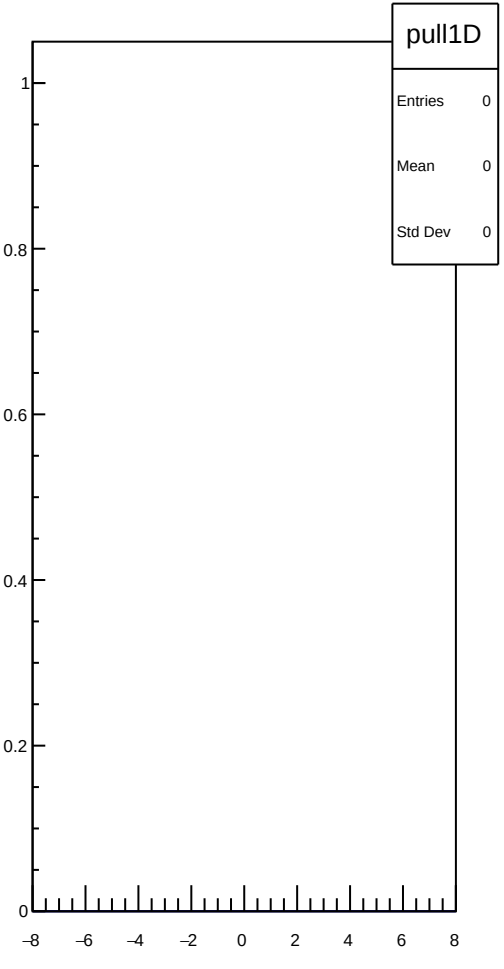
pull1D
Entries 0
Mean 0
Std Dev 0
1
0.8
0.6
0.4
0.2
0
−8
−6
−4
−2
0
2
4
6
8


pull
Entries 0
Mean 0
Std Dev 0
1
0.8
0.6
0.4
0.2
0
0
1

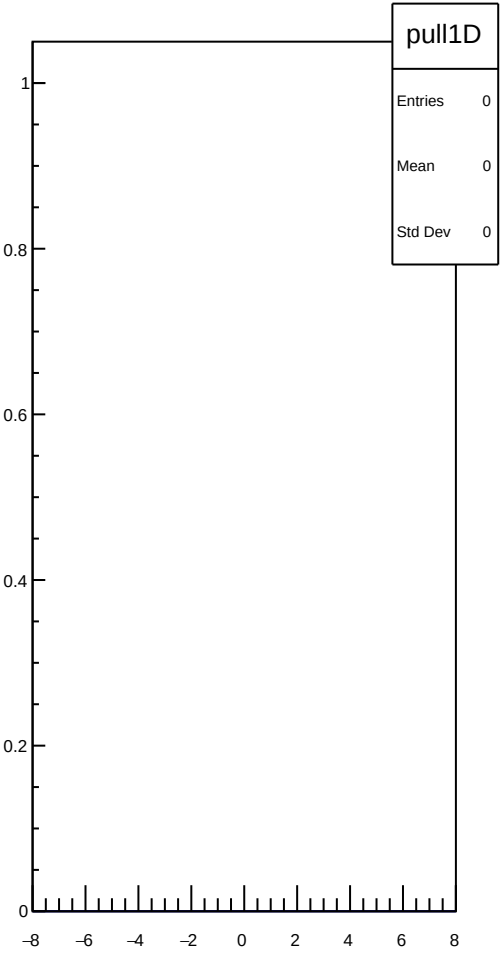
pull1D
Entries 0
Mean 0
Std Dev 0
1
0.8
0.6
0.4
0.2
0
−8
−6
−4
−2
0
2
4
6
8


pull
Entries 0
Mean 0
Std Dev 0
1
0.8
0.6
0.4
0.2
0
0
1

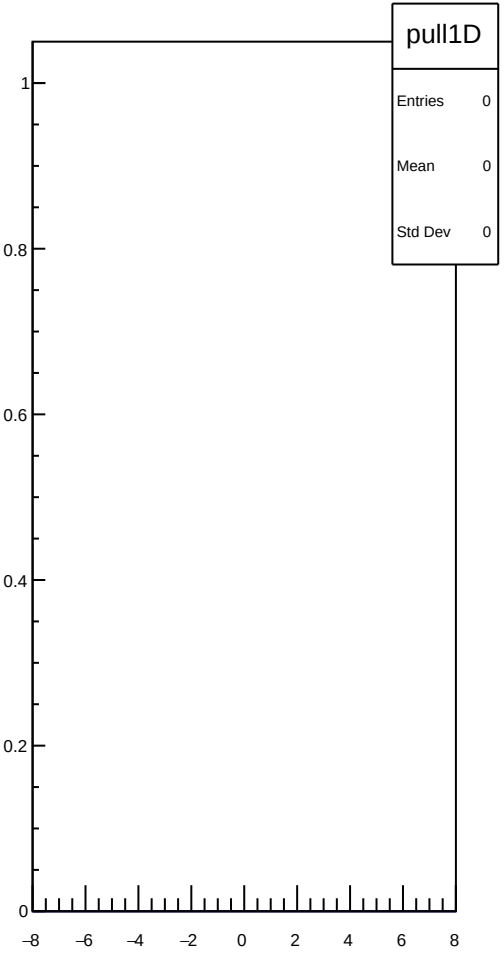
pull1D
Entries 0
Mean 0
Std Dev 0
1
0.8
0.6
0.4
0.2
0
−8
−6
−4
−2
0
2
4
6
8


pull
Entries 0
Mean 0
Std Dev 0
1
0.8
0.6
0.4
0.2
0
0
1

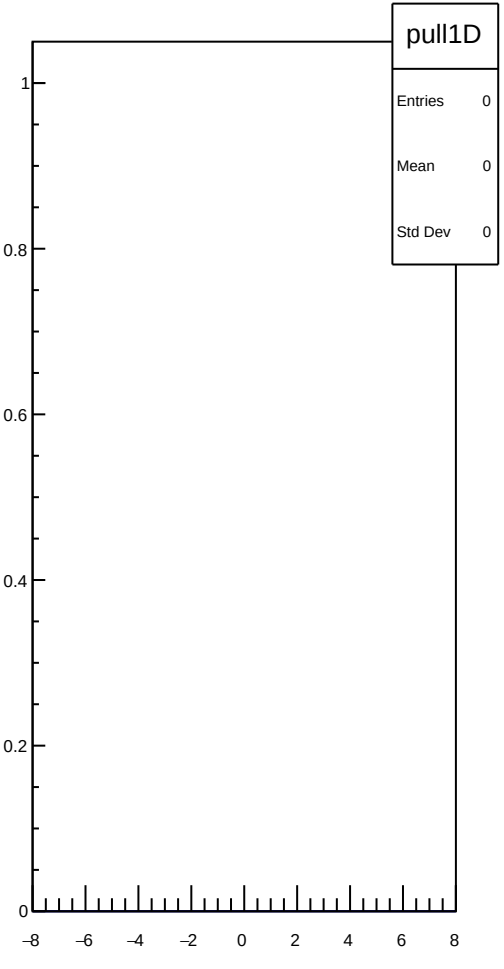
pull1D
Entries 0
Mean 0
Std Dev 0
1
0.8
0.6
0.4
0.2
0
−8
−6
−4
−2
0
2
4
6
8


pull
Entries 0
Mean 0
Std Dev 0
1
0.8
0.6
0.4
0.2
0
0
1

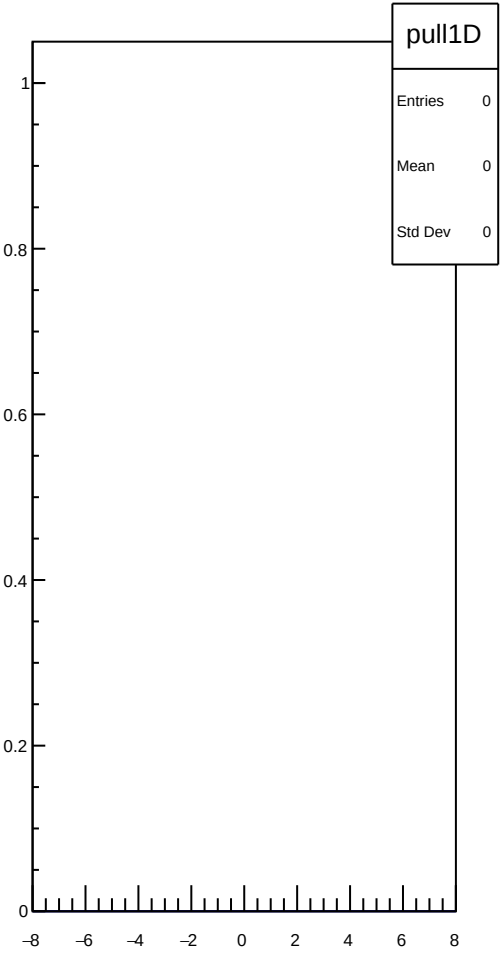
pull1D
Entries 0
Mean 0
Std Dev 0
1
0.8
0.6
0.4
0.2
0
−8
−6
−4
−2
0
2
4
6
8


pull
Entries 0
Mean 0
Std Dev 0
1
0.8
0.6
0.4
0.2
0
0
1

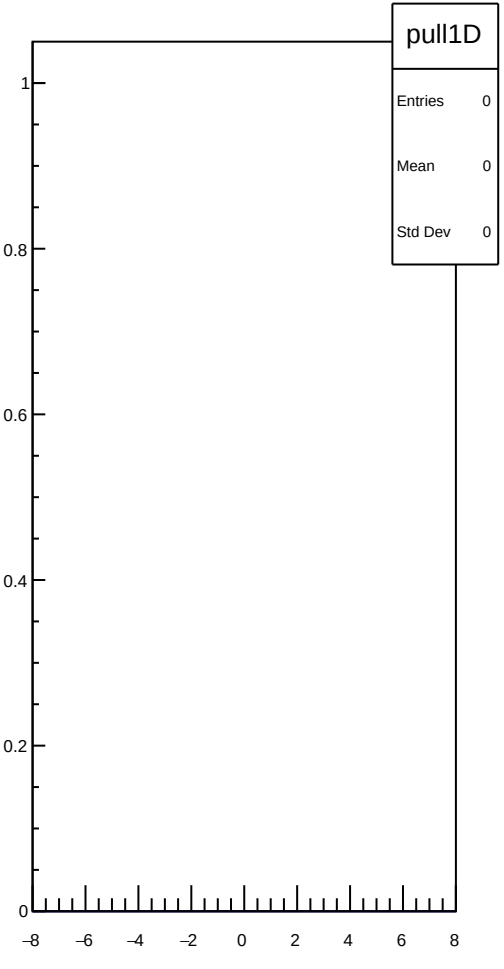
pull1D
Entries 0
Mean 0
Std Dev 0
1
0.8
0.6
0.4
0.2
0
−8
−6
−4
−2
0
2
4
6
8


pull
Entries 0
Mean 0
Std Dev 0
1
0.8
0.6
0.4
0.2
0
0
1

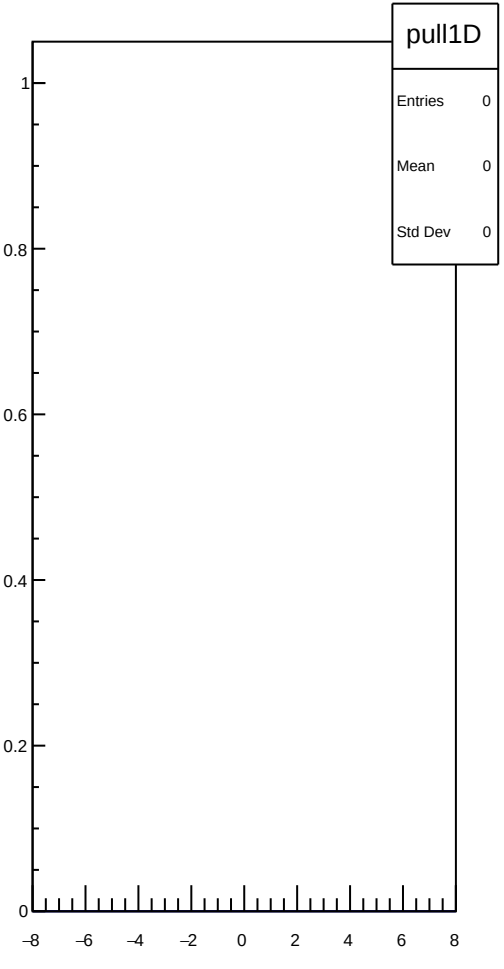
pull1D
Entries 0
Mean 0
Std Dev 0
1
0.8
0.6
0.4
0.2
0
−8
−6
−4
−2
0
2
4
6
8


pull
Entries 0
Mean 0
Std Dev 0
1
0.8
0.6
0.4
0.2
0
0
1

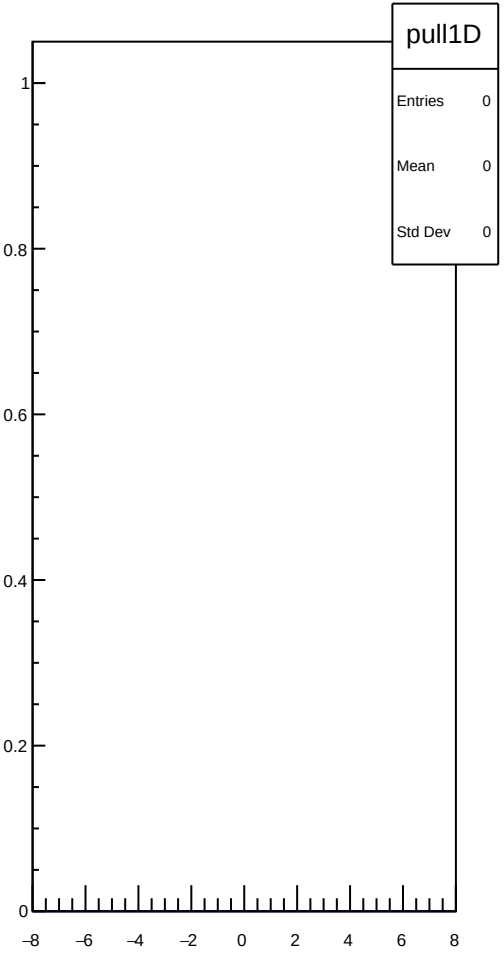
pull1D
Entries 0
Mean 0
Std Dev 0
1
0.8
0.6
0.4
0.2
0
−8
−6
−4
−2
0
2
4
6
8


pull
Entries 0
Mean 0
Std Dev 0
1
0.8
0.6
0.4
0.2
0
0
1

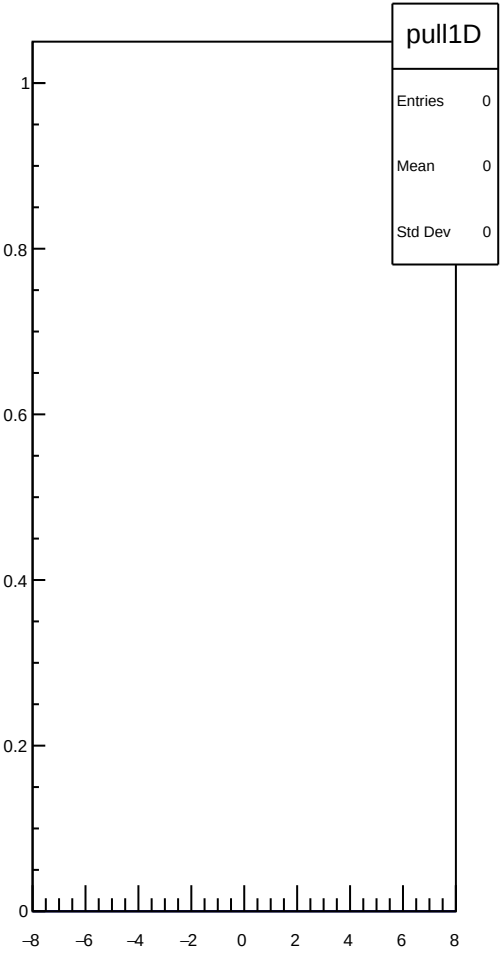
pull1D
Entries 0
Mean 0
Std Dev 0
1
0.8
0.6
0.4
0.2
0
−8
−6
−4
−2
0
2
4
6
8


pull
Entries 0
Mean 0
Std Dev 0
1
0.8
0.6
0.4
0.2
0
0
1

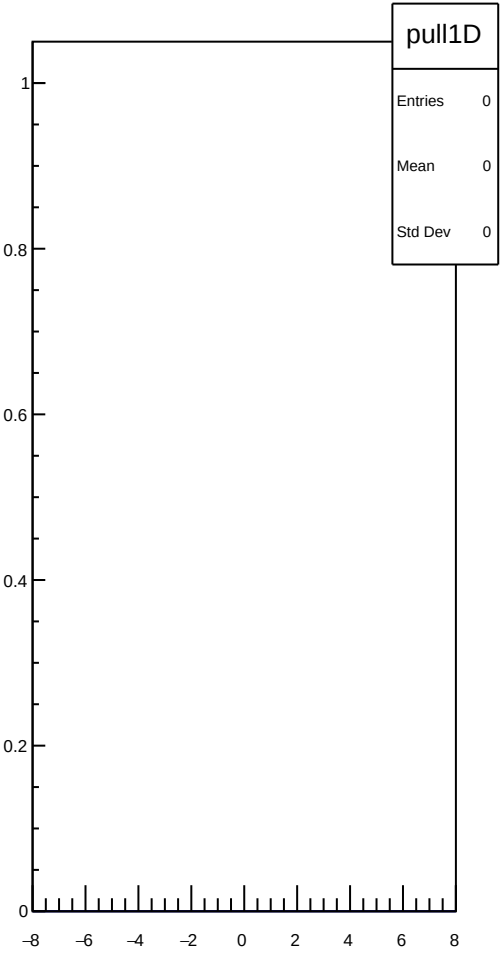
pull1D
Entries 0
Mean 0
Std Dev 0
1
0.8
0.6
0.4
0.2
0
−8
−6
−4
−2
0
2
4
6
8


pull
Entries 0
Mean 0
Std Dev 0
1
0.8
0.6
0.4
0.2
0
0
1

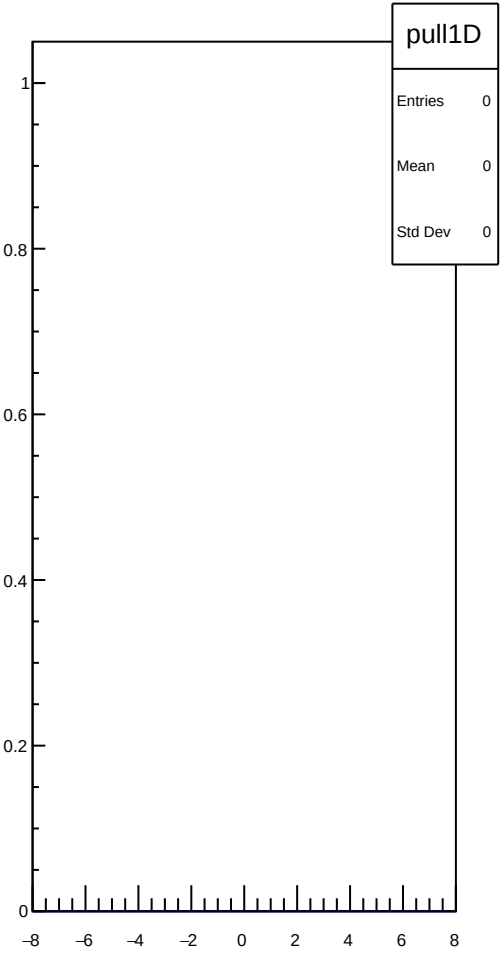
pull1D
Entries 0
Mean 0
Std Dev 0
1
0.8
0.6
0.4
0.2
0
−8
−6
−4
−2
0
2
4
6
8


pull
Entries 0
Mean 0
Std Dev 0
1
0.8
0.6
0.4
0.2
0
0
1

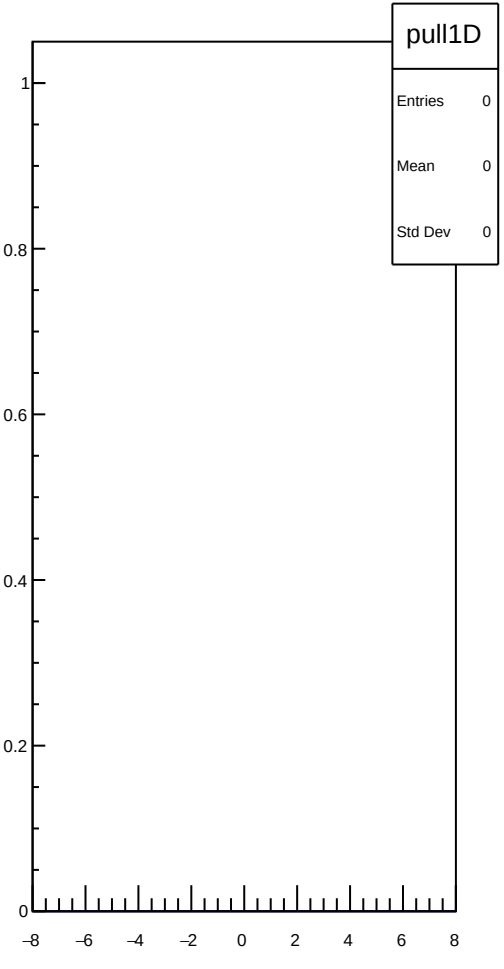
pull1D
Entries 0
Mean 0
Std Dev 0
1
0.8
0.6
0.4
0.2
0
−8
−6
−4
−2
0
2
4
6
8


pull
Entries 0
Mean 0
Std Dev 0
1
0.8
0.6
0.4
0.2
0
0
1

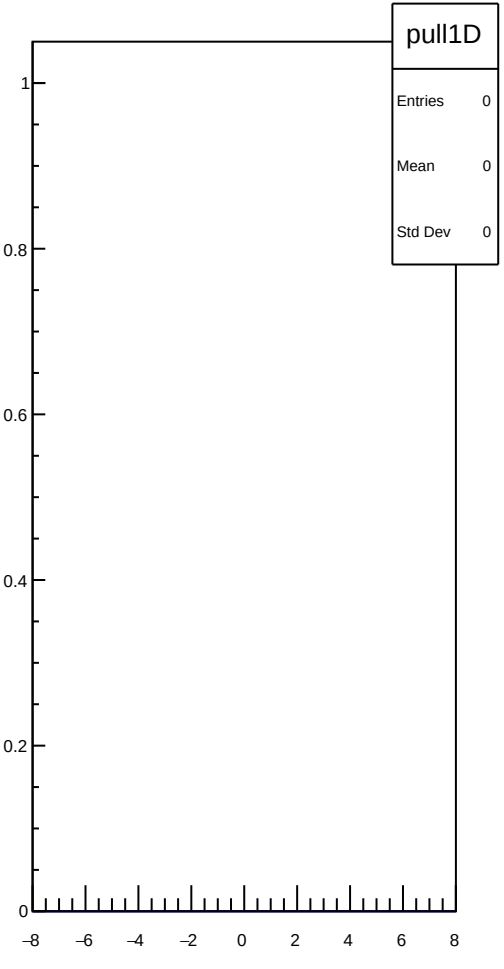
pull1D
Entries 0
Mean 0
Std Dev 0
1
0.8
0.6
0.4
0.2
0
−8
−6
−4
−2
0
2
4
6
8


pull
Entries 0
Mean 0
Std Dev 0
1
0.8
0.6
0.4
0.2
0
0
1

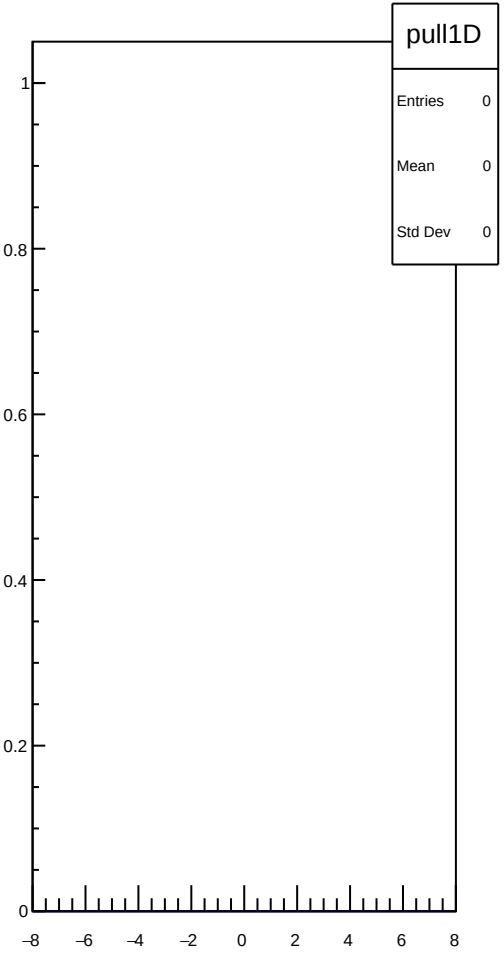
pull1D
Entries 0
Mean 0
Std Dev 0
1
0.8
0.6
0.4
0.2
0
−8
−6
−4
−2
0
2
4
6
8


pull
Entries 0
Mean 0
Std Dev 0
1
0.8
0.6
0.4
0.2
0
0
1

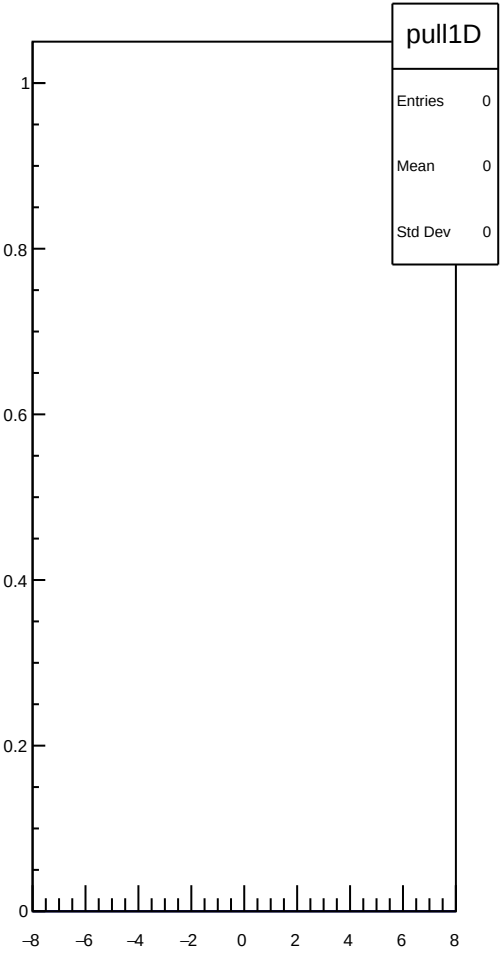
pull1D
Entries 0
Mean 0
Std Dev 0
1
0.8
0.6
0.4
0.2
0
−8
−6
−4
−2
0
2
4
6
8


pull
Entries 0
Mean 0
Std Dev 0
1
0.8
0.6
0.4
0.2
0
0
1

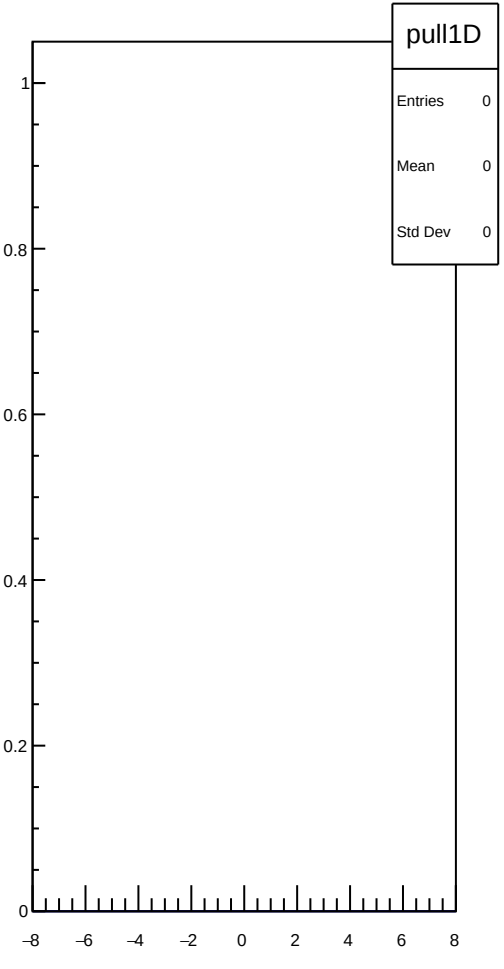
pull1D
Entries 0
Mean 0
Std Dev 0
1
0.8
0.6
0.4
0.2
0
−8
−6
−4
−2
0
2
4
6
8


pull
Entries 0
Mean 0
Std Dev 0
1
0.8
0.6
0.4
0.2
0
0
1

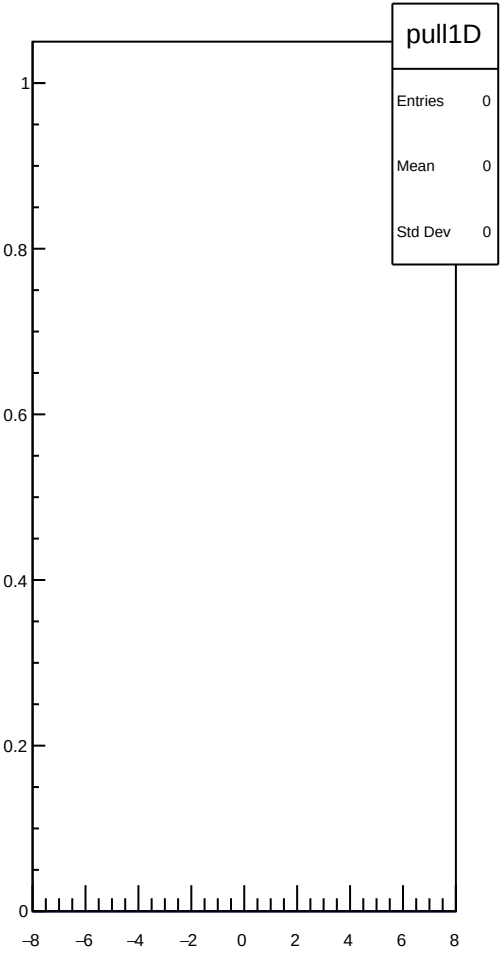
pull1D
Entries 0
Mean 0
Std Dev 0
1
0.8
0.6
0.4
0.2
0
−8
−6
−4
−2
0
2
4
6
8


pull
Entries 0
Mean 0
Std Dev 0
1
0.8
0.6
0.4
0.2
0
0
1

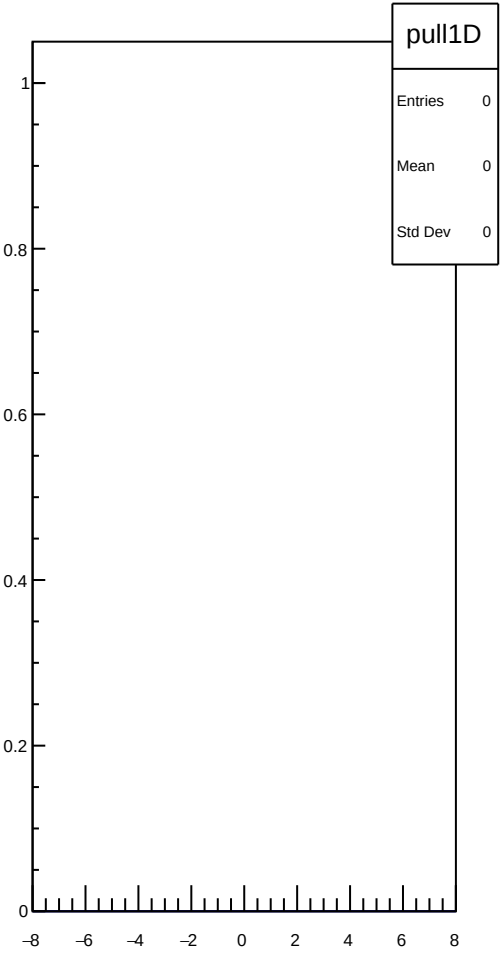
pull1D
Entries 0
Mean 0
Std Dev 0
1
0.8
0.6
0.4
0.2
0
−8
−6
−4
−2
0
2
4
6
8


pull
Entries 0
Mean 0
Std Dev 0
1
0.8
0.6
0.4
0.2
0
0
1

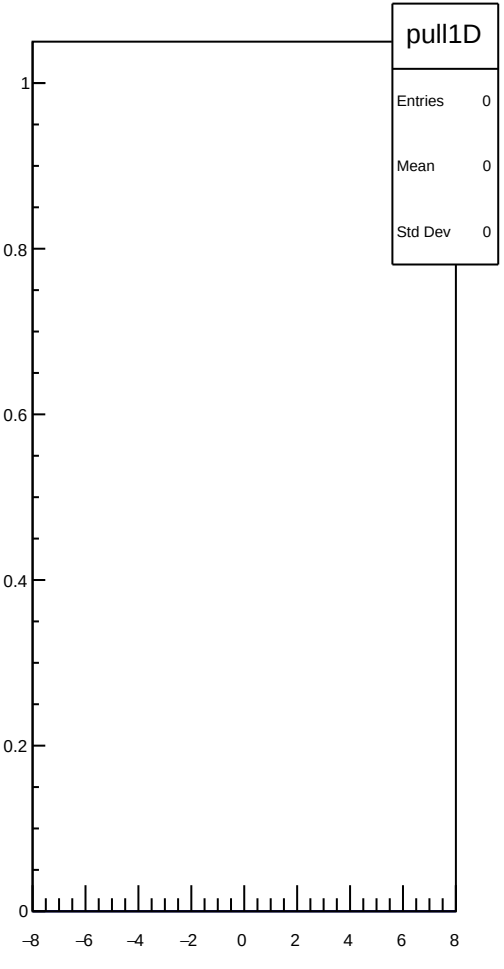
pull1D
Entries 0
Mean 0
Std Dev 0
1
0.8
0.6
0.4
0.2
0
−8
−6
−4
−2
0
2
4
6
8


pull
Entries 0
Mean 0
Std Dev 0
1
0.8
0.6
0.4
0.2
0
0
1

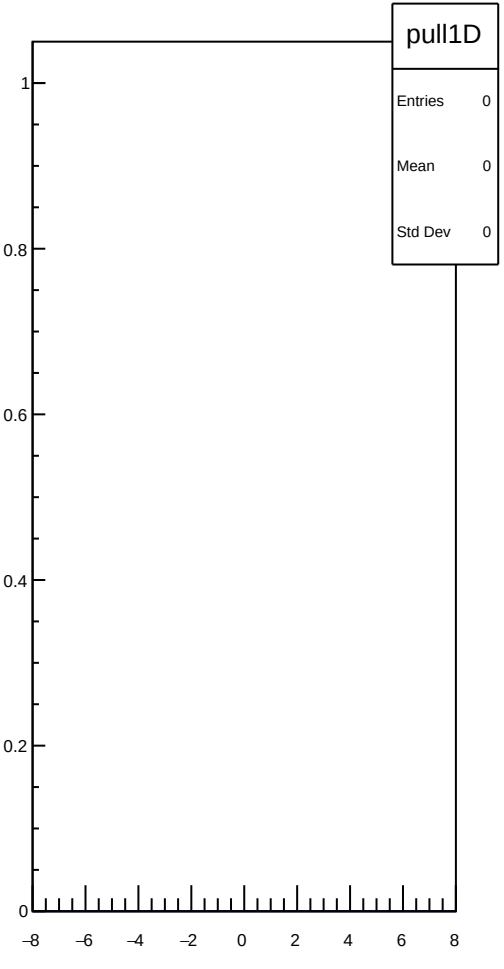
pull1D
Entries 0
Mean 0
Std Dev 0
1
0.8
0.6
0.4
0.2
0
−8
−6
−4
−2
0
2
4
6
8


pull
Entries 0
Mean 0
Std Dev 0
1
0.8
0.6
0.4
0.2
0
0
1

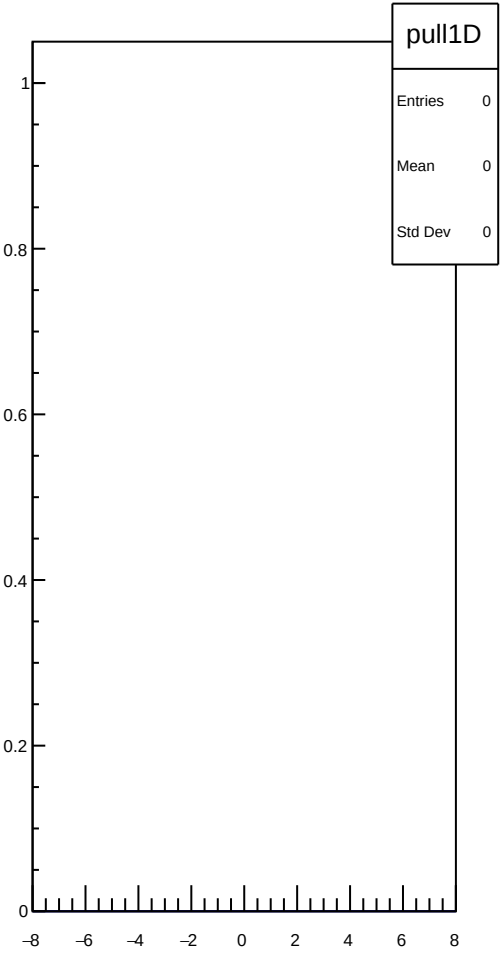
pull1D
Entries 0
Mean 0
Std Dev 0
1
0.8
0.6
0.4
0.2
0
−8
−6
−4
−2
0
2
4
6
8


pull
Entries 0
Mean 0
Std Dev 0
1
0.8
0.6
0.4
0.2
0
0
1

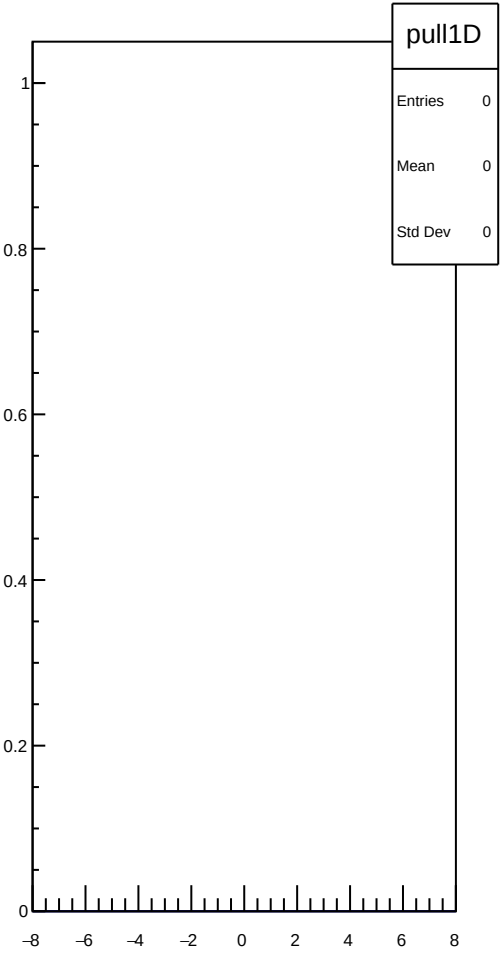
pull1D
Entries 0
Mean 0
Std Dev 0
1
0.8
0.6
0.4
0.2
0
−8
−6
−4
−2
0
2
4
6
8


pull
Entries 0
Mean 0
Std Dev 0
1
0.8
0.6
0.4
0.2
0
0
1

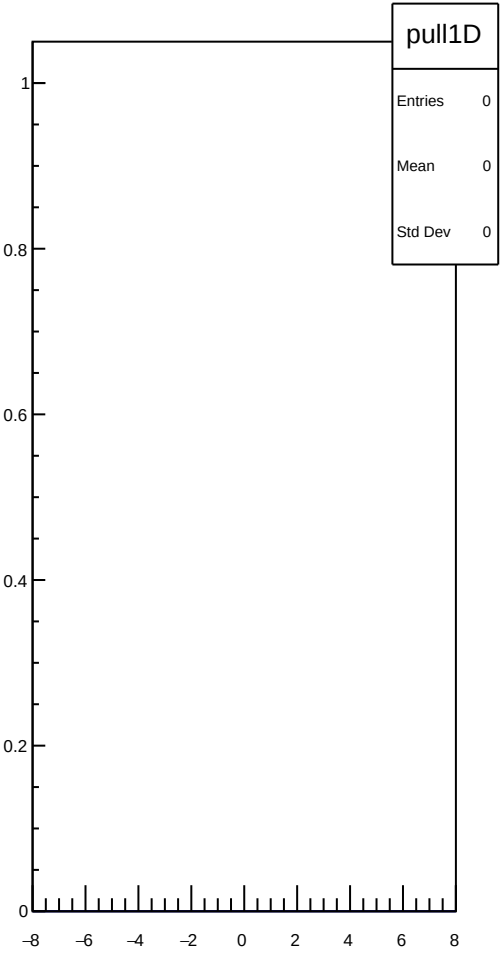
pull1D
Entries 0
Mean 0
Std Dev 0
1
0.8
0.6
0.4
0.2
0
−8
−6
−4
−2
0
2
4
6
8


pull
Entries 0
Mean 0
Std Dev 0
1
0.8
0.6
0.4
0.2
0
0
1

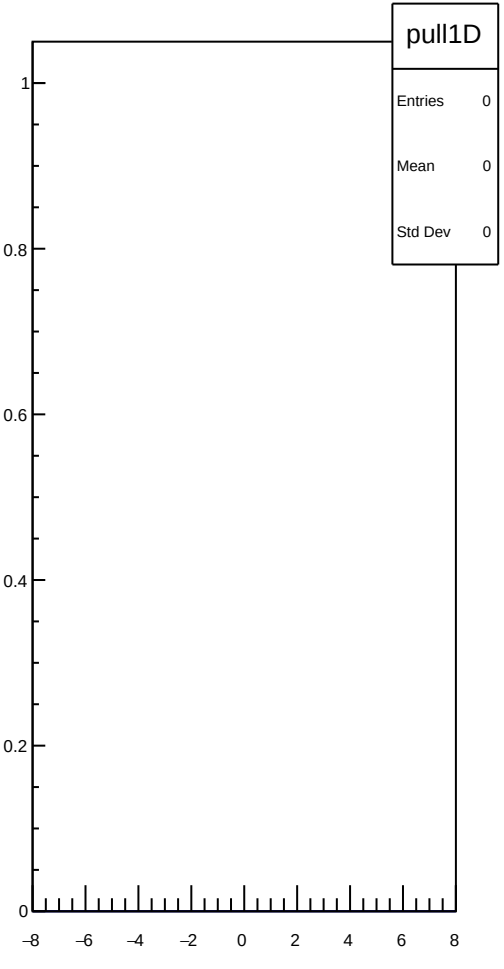
pull1D
Entries 0
Mean 0
Std Dev 0
1
0.8
0.6
0.4
0.2
0
−8
−6
−4
−2
0
2
4
6
8


pull
Entries 0
Mean 0
Std Dev 0
1
0.8
0.6
0.4
0.2
0
0
1

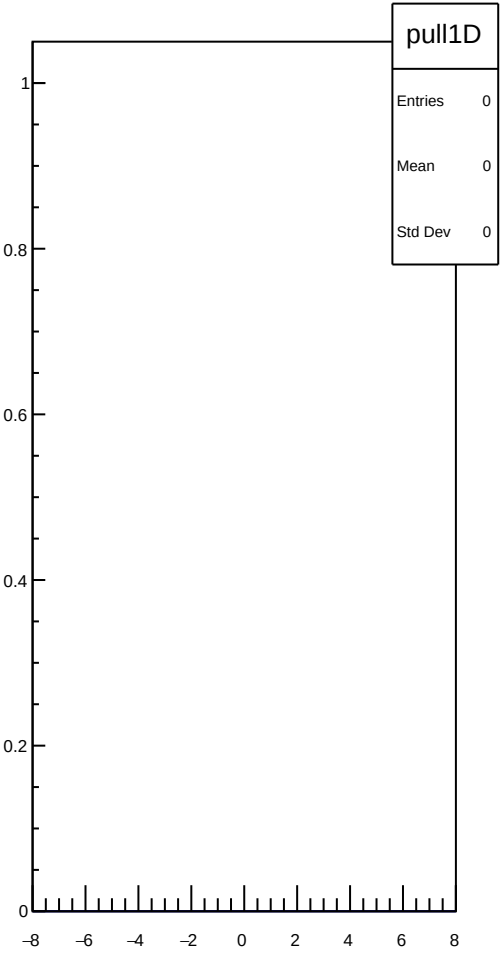
pull1D
Entries 0
Mean 0
Std Dev 0
1
0.8
0.6
0.4
0.2
0
−8
−6
−4
−2
0
2
4
6
8


pull
Entries 0
Mean 0
Std Dev 0
1
0.8
0.6
0.4
0.2
0
0
1

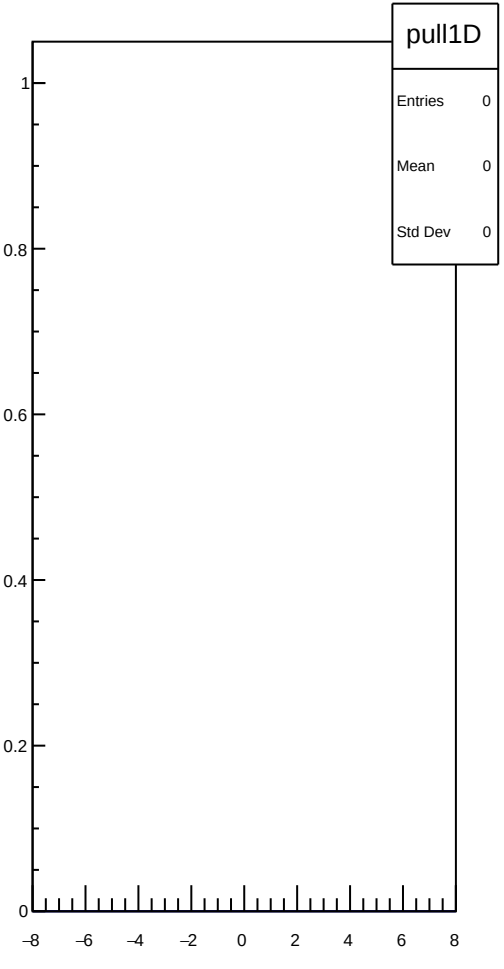
pull1D
Entries 0
Mean 0
Std Dev 0
1
0.8
0.6
0.4
0.2
0
−8
−6
−4
−2
0
2
4
6
8


pull
Entries 0
Mean 0
Std Dev 0
1
0.8
0.6
0.4
0.2
0
0
1

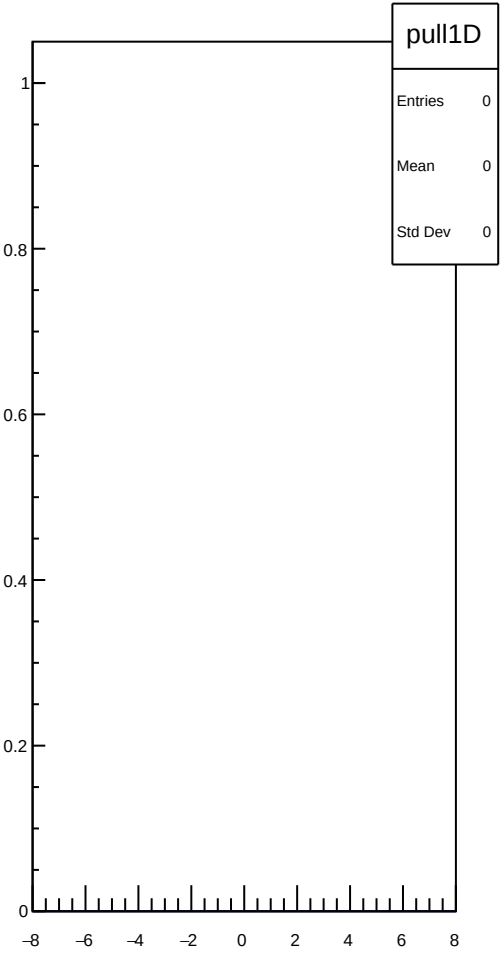
pull1D
Entries 0
Mean 0
Std Dev 0
1
0.8
0.6
0.4
0.2
0
−8
−6
−4
−2
0
2
4
6
8


pull
Entries 0
Mean 0
Std Dev 0
1
0.8
0.6
0.4
0.2
0
0
1

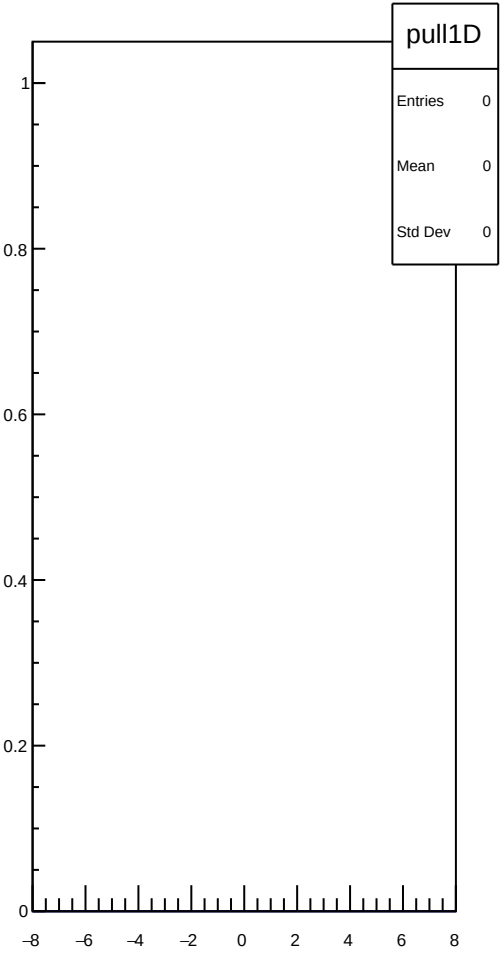
pull1D
Entries 0
Mean 0
Std Dev 0
1
0.8
0.6
0.4
0.2
0
−8
−6
−4
−2
0
2
4
6
8


pull
Entries 0
Mean 0
Std Dev 0
1
0.8
0.6
0.4
0.2
0
0
1

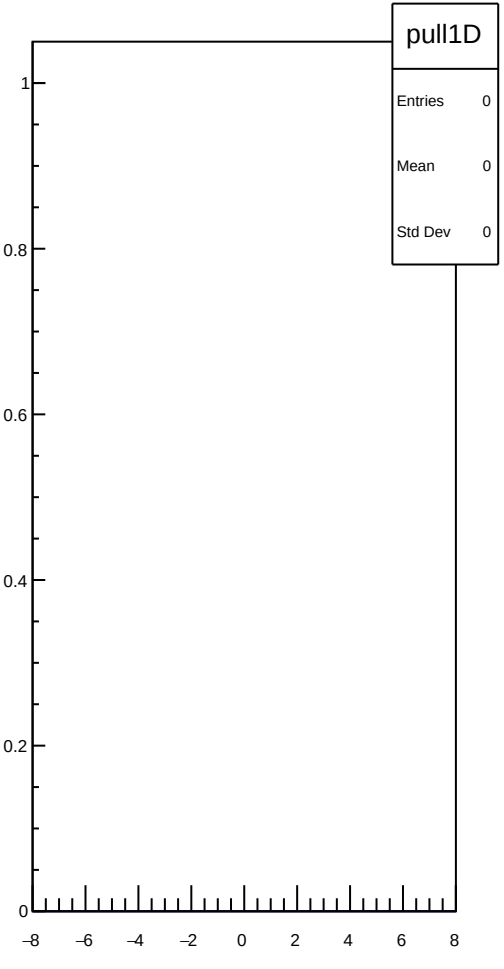
pull1D
Entries 0
Mean 0
Std Dev 0
1
0.8
0.6
0.4
0.2
0
−8
−6
−4
−2
0
2
4
6
8


pull
Entries 0
Mean 0
Std Dev 0
1
0.8
0.6
0.4
0.2
0
0
1

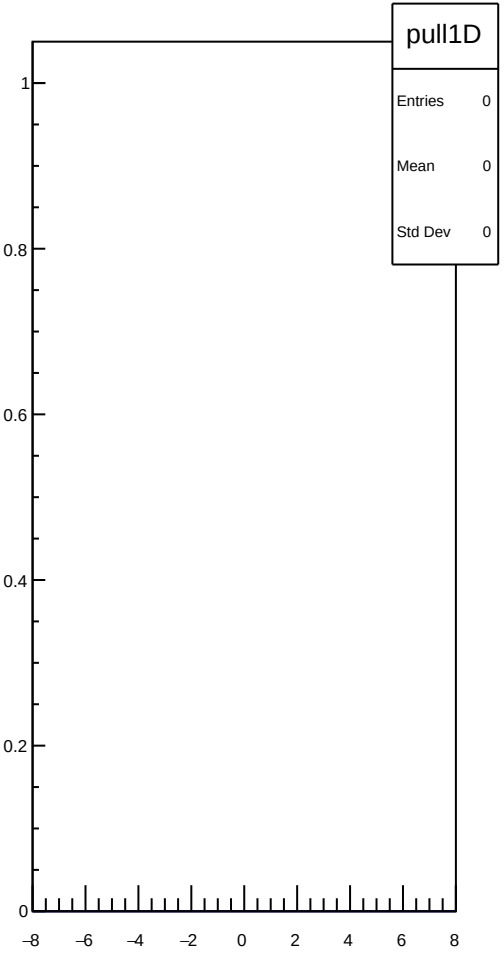
pull1D
Entries 0
Mean 0
Std Dev 0
1
0.8
0.6
0.4
0.2
0
−8
−6
−4
−2
0
2
4
6
8


pull
Entries 0
Mean 0
Std Dev 0
1
0.8
0.6
0.4
0.2
0
0
1

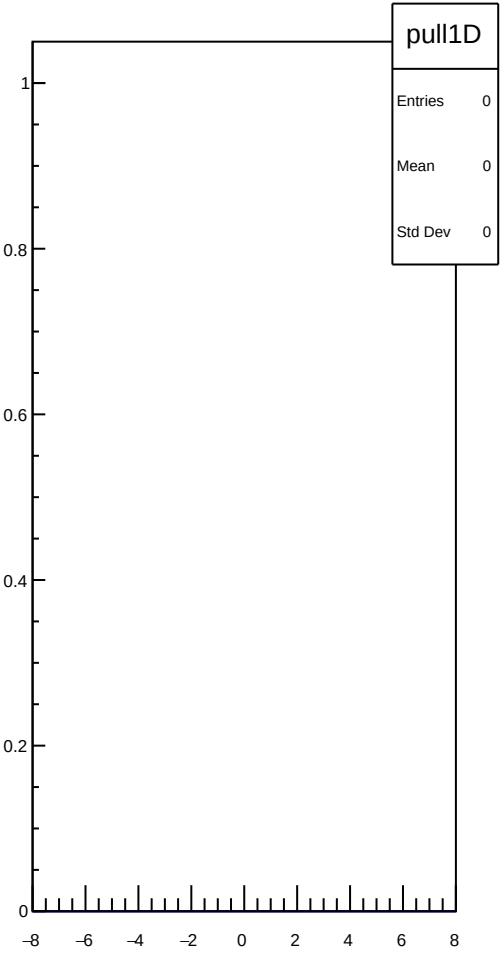
pull1D
Entries 0
Mean 0
Std Dev 0
1
0.8
0.6
0.4
0.2
0
−8
−6
−4
−2
0
2
4
6
8


pull
Entries 0
Mean 0
Std Dev 0
1
0.8
0.6
0.4
0.2
0
0
1

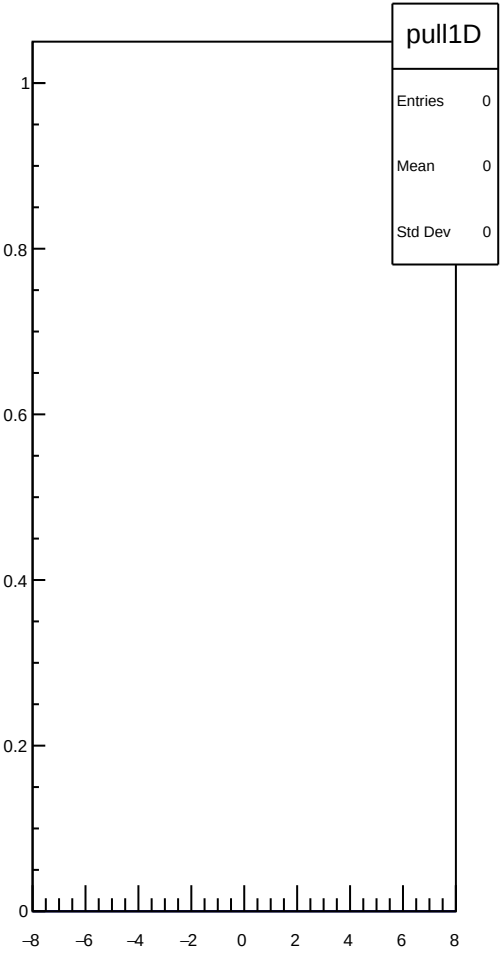
pull1D
Entries 0
Mean 0
Std Dev 0
1
0.8
0.6
0.4
0.2
0
−8
−6
−4
−2
0
2
4
6
8


pull
Entries 0
Mean 0
Std Dev 0
1
0.8
0.6
0.4
0.2
0
0
1

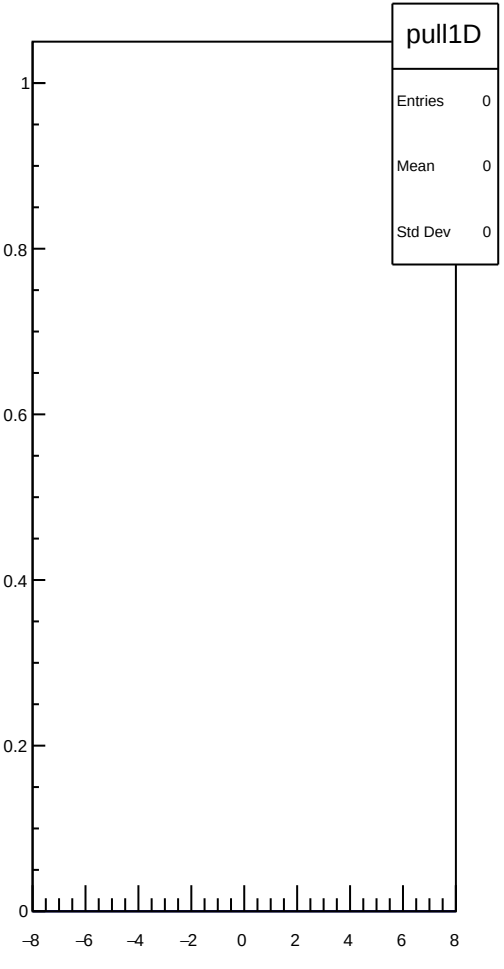
pull1D
Entries 0
Mean 0
Std Dev 0
1
0.8
0.6
0.4
0.2
0
−8
−6
−4
−2
0
2
4
6
8


pull
Entries 0
Mean 0
Std Dev 0
1
0.8
0.6
0.4
0.2
0
0
1

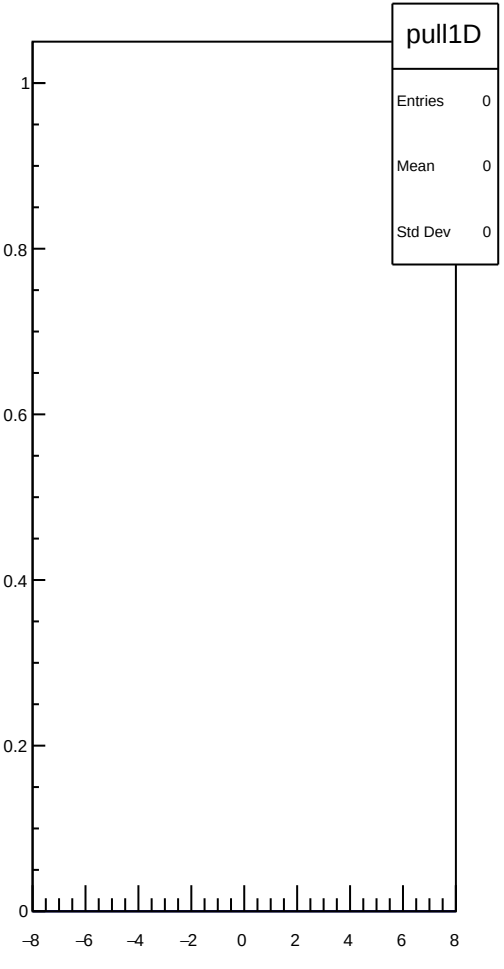
pull1D
Entries 0
Mean 0
Std Dev 0
1
0.8
0.6
0.4
0.2
0
−8
−6
−4
−2
0
2
4
6
8


pull
Entries 0
Mean 0
Std Dev 0
1
0.8
0.6
0.4
0.2
0
0
1

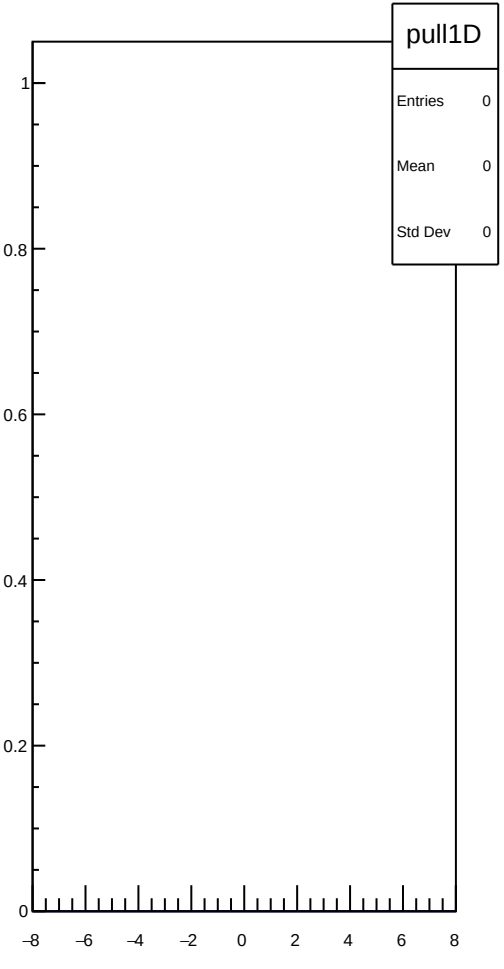
pull1D
Entries 0
Mean 0
Std Dev 0
1
0.8
0.6
0.4
0.2
0
−8
−6
−4
−2
0
2
4
6
8


pull
Entries 0
Mean 0
Std Dev 0
1
0.8
0.6
0.4
0.2
0
0
1

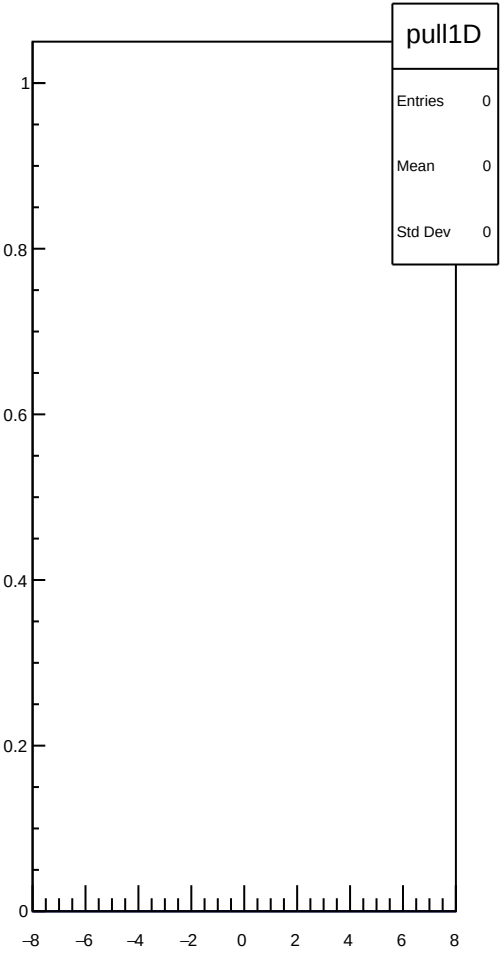
pull1D
Entries 0
Mean 0
Std Dev 0
1
0.8
0.6
0.4
0.2
0
−8
−6
−4
−2
0
2
4
6
8


pull
Entries 0
Mean 0
Std Dev 0
1
0.8
0.6
0.4
0.2
0
0
1

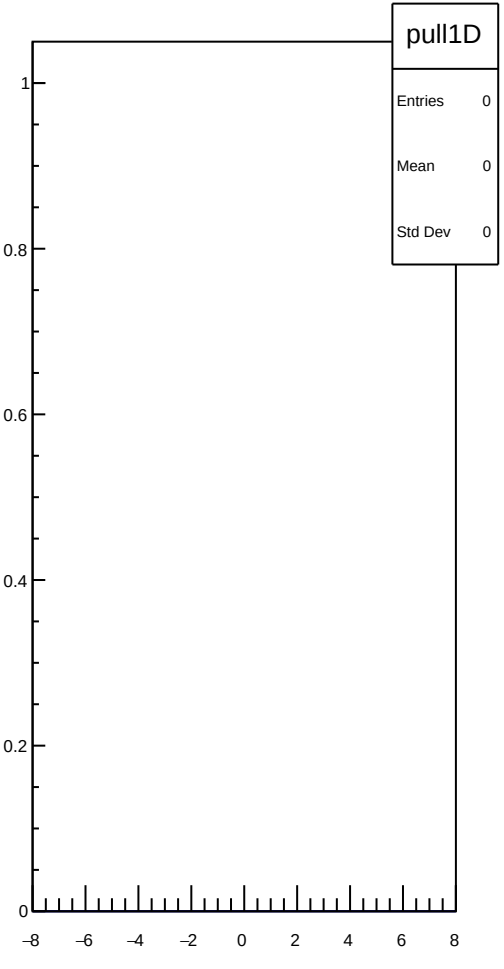
pull1D
Entries 0
Mean 0
Std Dev 0
1
0.8
0.6
0.4
0.2
0
−8
−6
−4
−2
0
2
4
6
8


pull
Entries 0
Mean 0
Std Dev 0
1
0.8
0.6
0.4
0.2
0
0
1

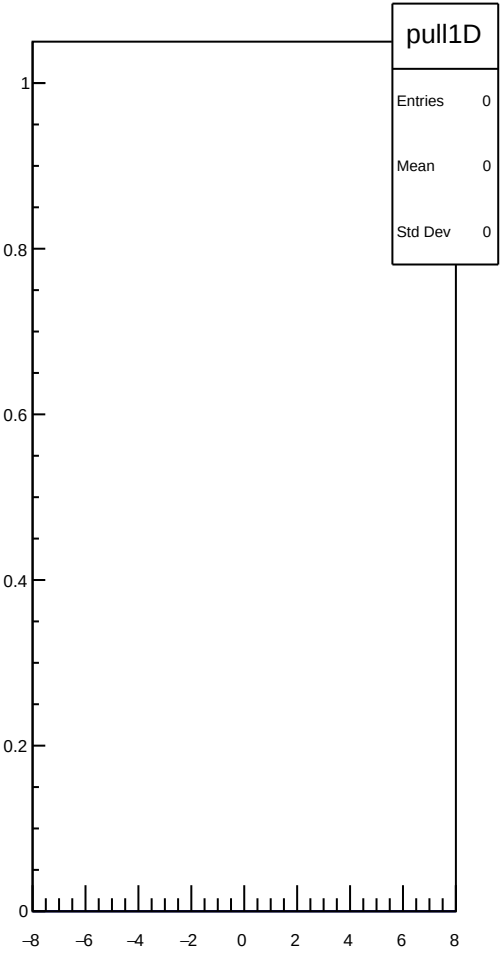
pull1D
Entries 0
Mean 0
Std Dev 0
1
0.8
0.6
0.4
0.2
0
−8
−6
−4
−2
0
2
4
6
8


pull
Entries 0
Mean 0
Std Dev 0
1
0.8
0.6
0.4
0.2
0
0
1

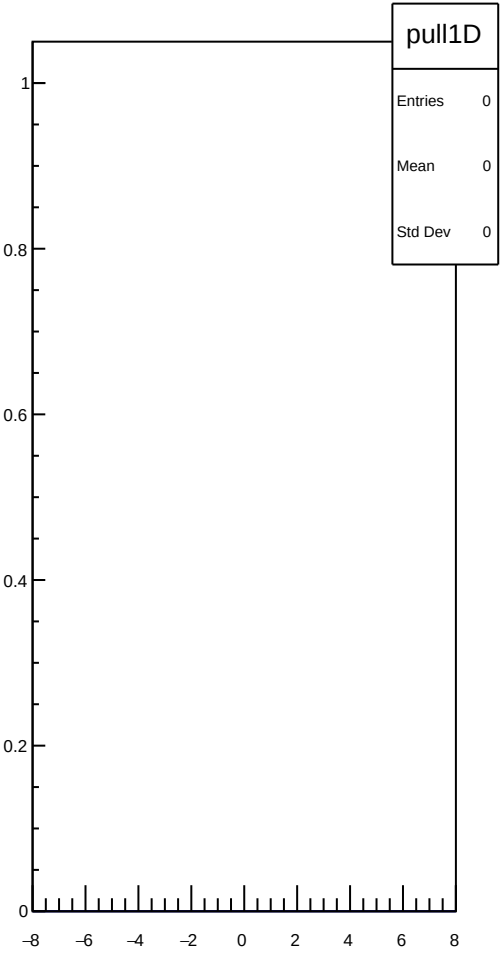
pull1D
Entries 0
Mean 0
Std Dev 0
1
0.8
0.6
0.4
0.2
0
−8
−6
−4
−2
0
2
4
6
8


pull
Entries 0
Mean 0
Std Dev 0
1
0.8
0.6
0.4
0.2
0
0
1

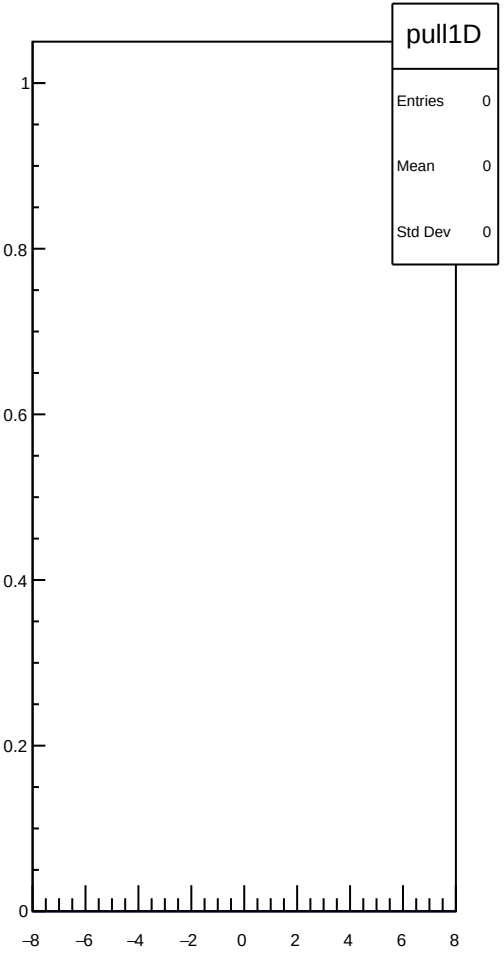
pull1D
Entries 0
Mean 0
Std Dev 0
1
0.8
0.6
0.4
0.2
0
−8
−6
−4
−2
0
2
4
6
8


pull
Entries 0
Mean 0
Std Dev 0
1
0.8
0.6
0.4
0.2
0
0
1

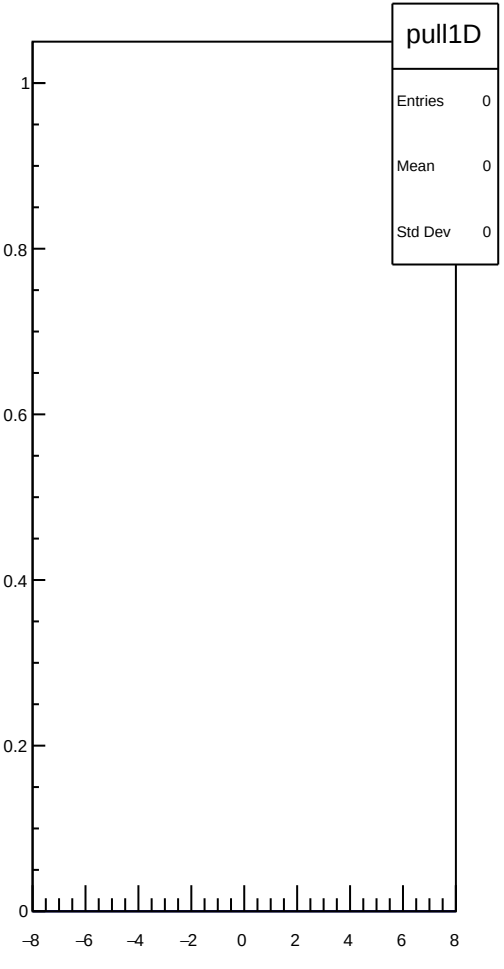
pull1D
Entries 0
Mean 0
Std Dev 0
1
0.8
0.6
0.4
0.2
0
−8
−6
−4
−2
0
2
4
6
8


pull
Entries 0
Mean 0
Std Dev 0
1
0.8
0.6
0.4
0.2
0
0
1

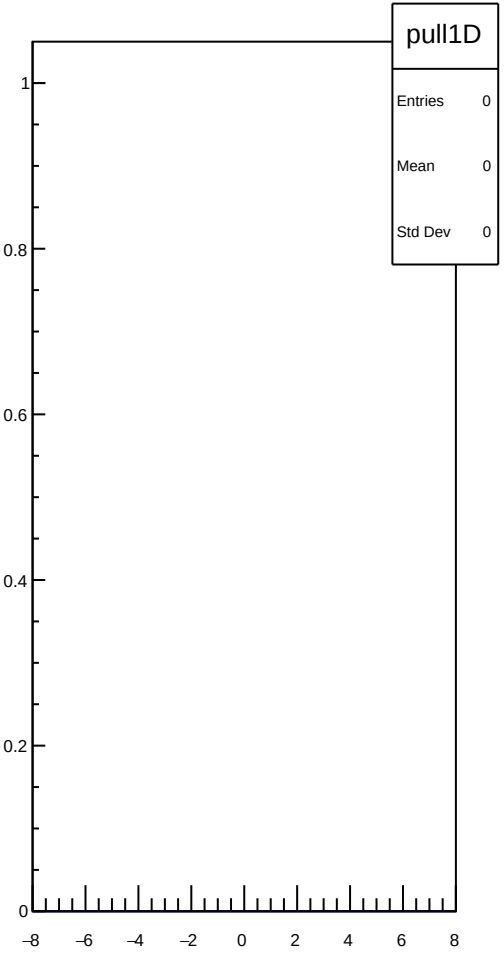
pull1D
Entries 0
Mean 0
Std Dev 0
1
0.8
0.6
0.4
0.2
0
−8
−6
−4
−2
0
2
4
6
8


pull
Entries 0
Mean 0
Std Dev 0
1
0.8
0.6
0.4
0.2
0
0
1

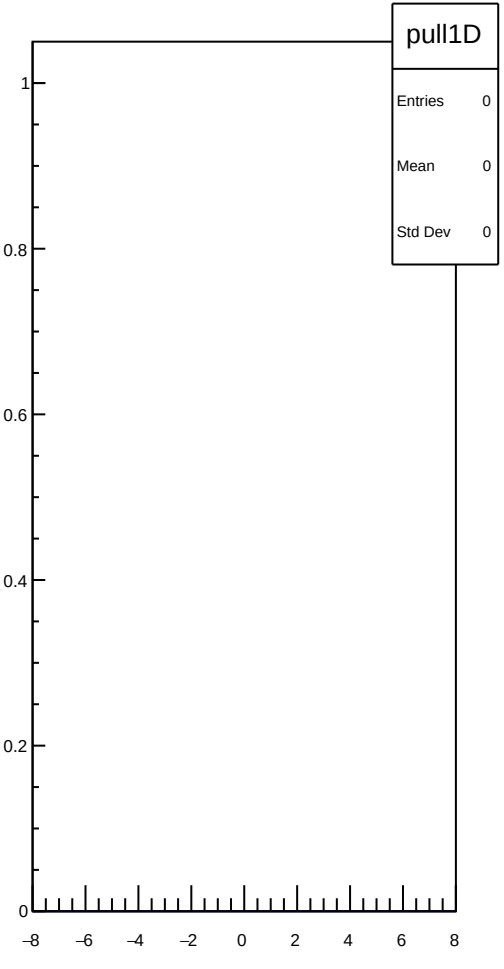
pull1D
Entries 0
Mean 0
Std Dev 0
1
0.8
0.6
0.4
0.2
0
−8
−6
−4
−2
0
2
4
6
8


pull
Entries 0
Mean 0
Std Dev 0
1
0.8
0.6
0.4
0.2
0
0
1

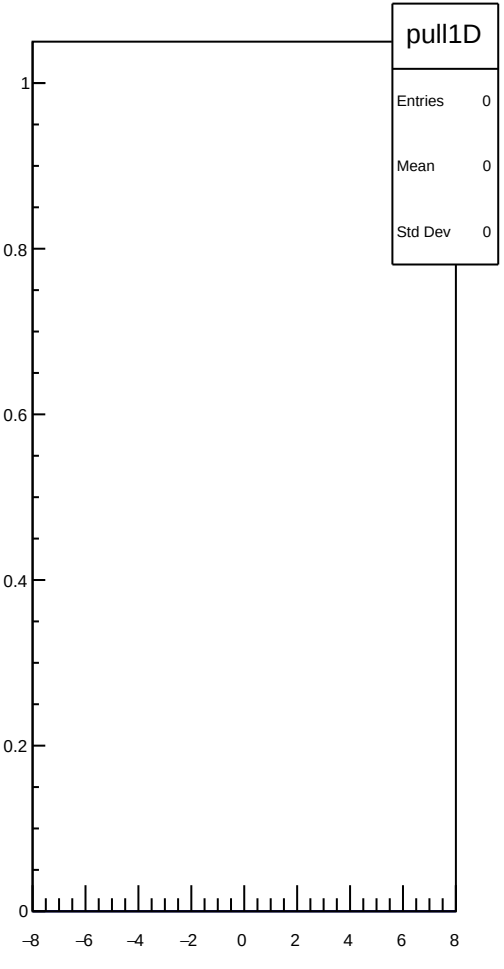
pull1D
Entries 0
Mean 0
Std Dev 0
1
0.8
0.6
0.4
0.2
0
−8
−6
−4
−2
0
2
4
6
8


pull
Entries 0
Mean 0
Std Dev 0
1
0.8
0.6
0.4
0.2
0
0
1

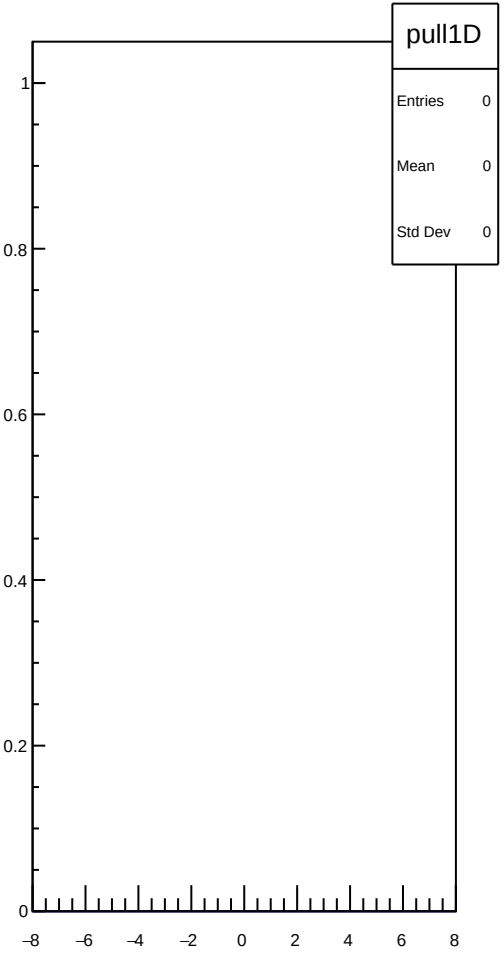
pull1D
Entries 0
Mean 0
Std Dev 0
1
0.8
0.6
0.4
0.2
0
−8
−6
−4
−2
0
2
4
6
8


pull
Entries 0
Mean 0
Std Dev 0
1
0.8
0.6
0.4
0.2
0
0
1

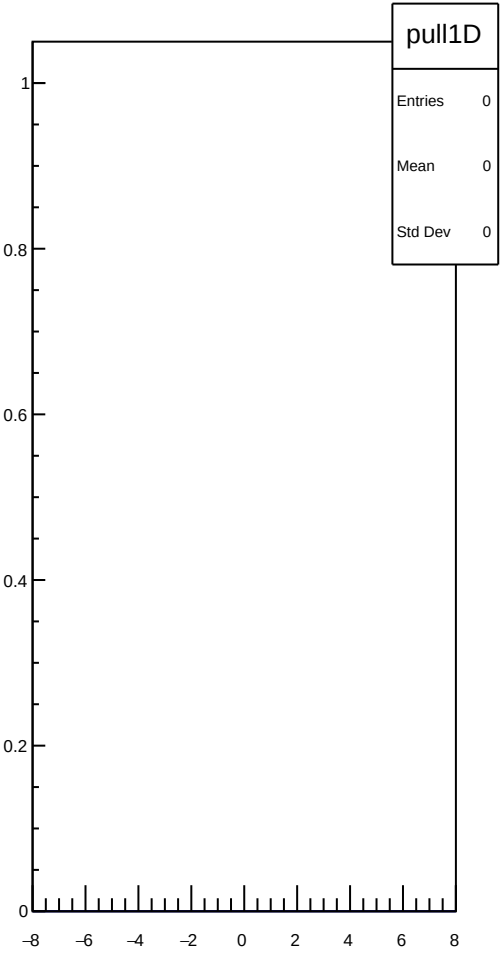
pull1D
Entries 0
Mean 0
Std Dev 0
1
0.8
0.6
0.4
0.2
0
−8
−6
−4
−2
0
2
4
6
8


pull
Entries 0
Mean 0
Std Dev 0
1
0.8
0.6
0.4
0.2
0
0
1

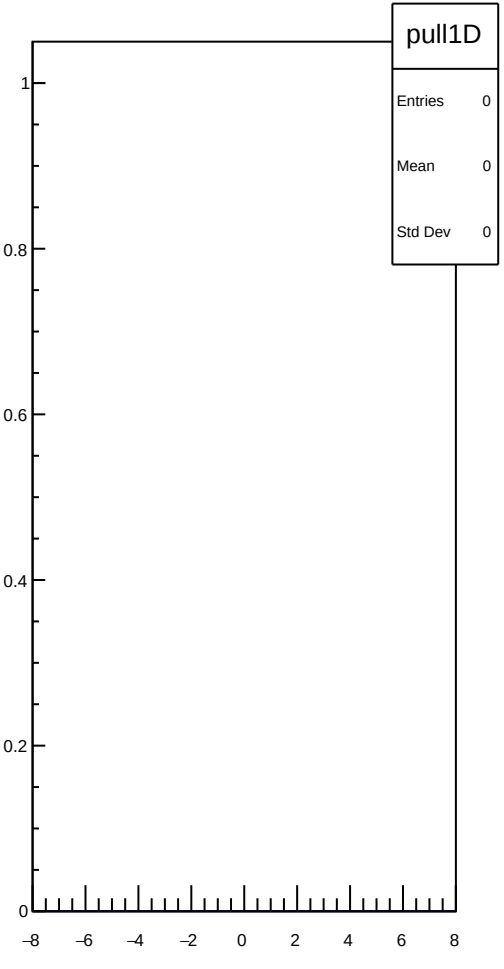
pull1D
Entries 0
Mean 0
Std Dev 0
1
0.8
0.6
0.4
0.2
0
−8
−6
−4
−2
0
2
4
6
8


pull
Entries 0
Mean 0
Std Dev 0
1
0.8
0.6
0.4
0.2
0
0
1

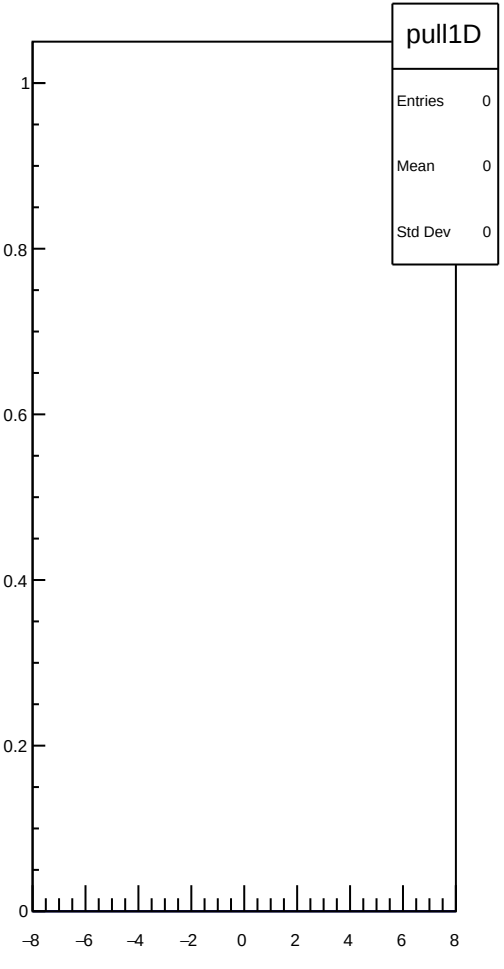
pull1D
Entries 0
Mean 0
Std Dev 0
1
0.8
0.6
0.4
0.2
0
−8
−6
−4
−2
0
2
4
6
8


pull
Entries 0
Mean 0
Std Dev 0
1
0.8
0.6
0.4
0.2
0
0
1

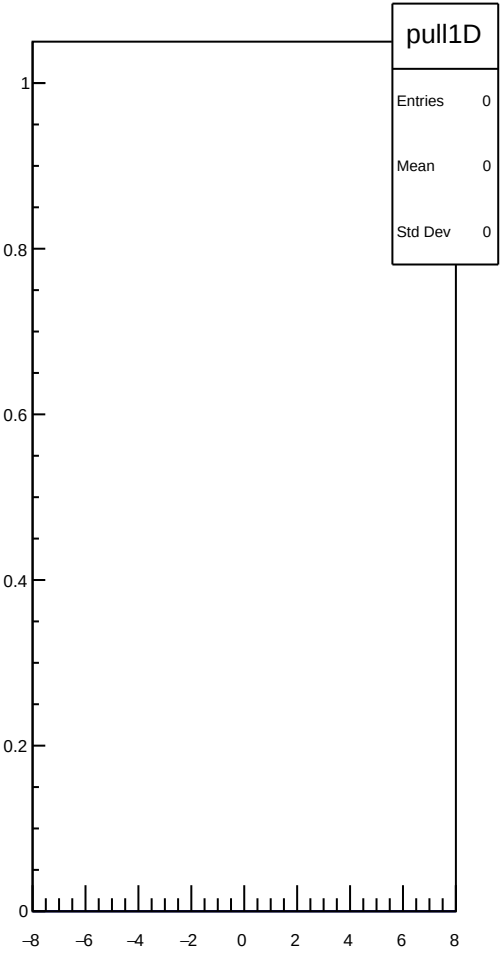
pull1D
Entries 0
Mean 0
Std Dev 0
1
0.8
0.6
0.4
0.2
0
−8
−6
−4
−2
0
2
4
6
8


pull
Entries 0
Mean 0
Std Dev 0
1
0.8
0.6
0.4
0.2
0
0
1

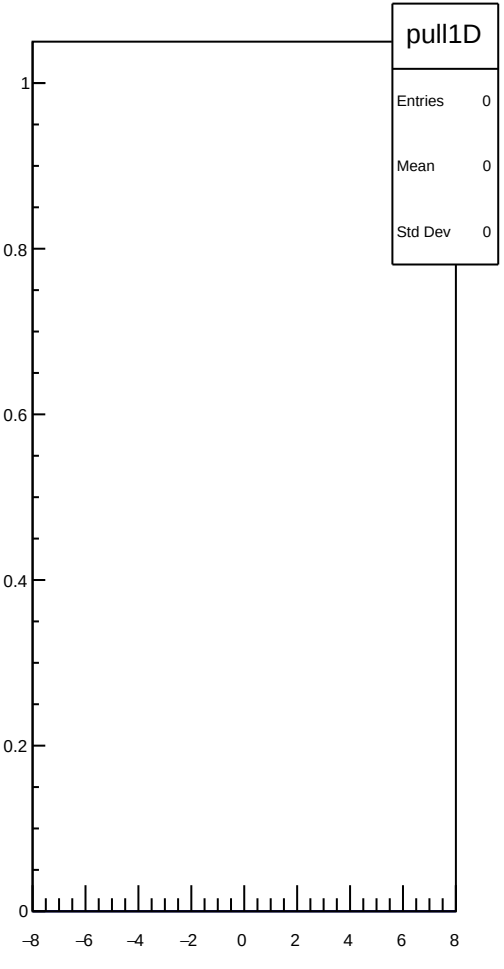
pull1D
Entries 0
Mean 0
Std Dev 0
1
0.8
0.6
0.4
0.2
0
−8
−6
−4
−2
0
2
4
6
8


pull
Entries 0
Mean 0
Std Dev 0
1
0.8
0.6
0.4
0.2
0
0
1

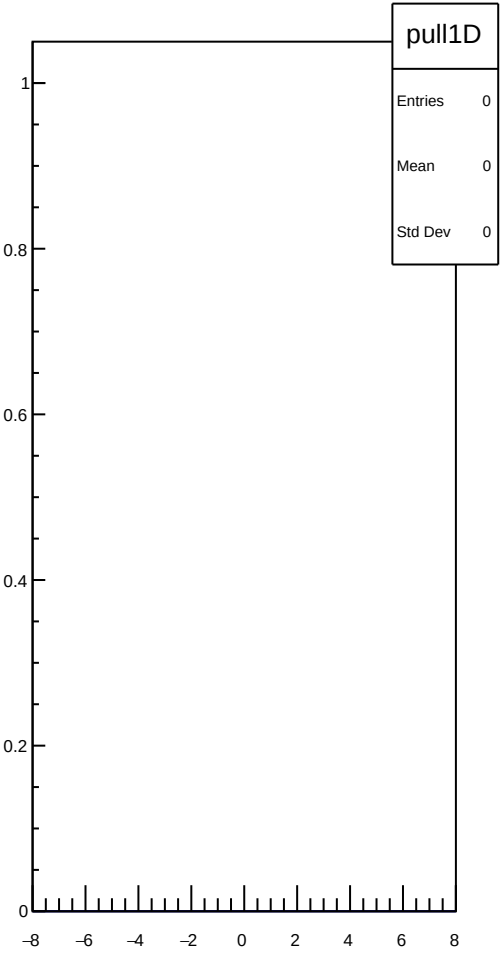
pull1D
Entries 0
Mean 0
Std Dev 0
1
0.8
0.6
0.4
0.2
0
−8
−6
−4
−2
0
2
4
6
8


pull
Entries 0
Mean 0
Std Dev 0
1
0.8
0.6
0.4
0.2
0
0
1

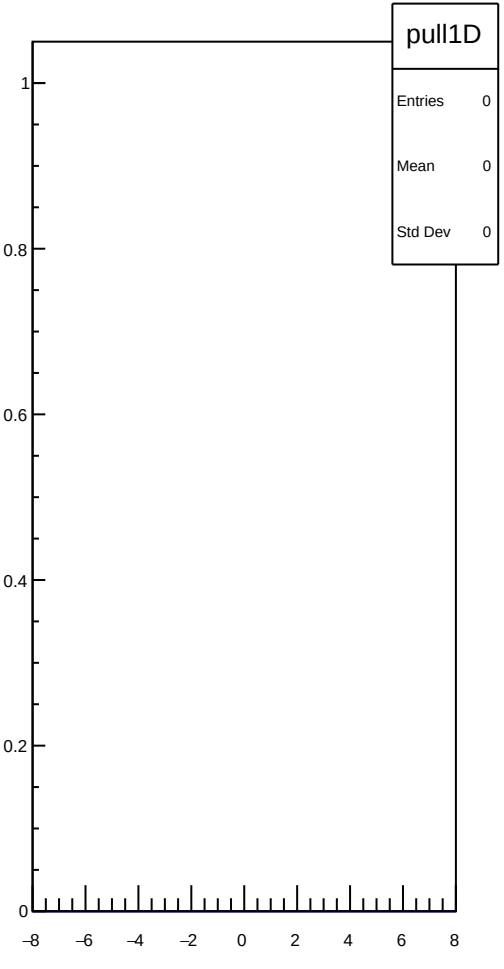
pull1D
Entries 0
Mean 0
Std Dev 0
1
0.8
0.6
0.4
0.2
0
−8
−6
−4
−2
0
2
4
6
8


pull
Entries 0
Mean 0
Std Dev 0
1
0.8
0.6
0.4
0.2
0
0
1

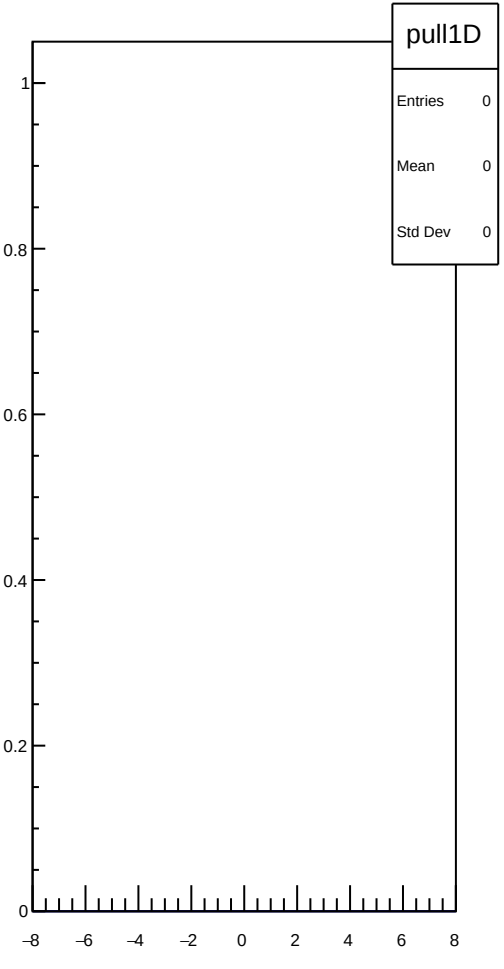
pull1D
Entries 0
Mean 0
Std Dev 0
1
0.8
0.6
0.4
0.2
0
−8
−6
−4
−2
0
2
4
6
8


pull
Entries 0
Mean 0
Std Dev 0
1
0.8
0.6
0.4
0.2
0
0
1

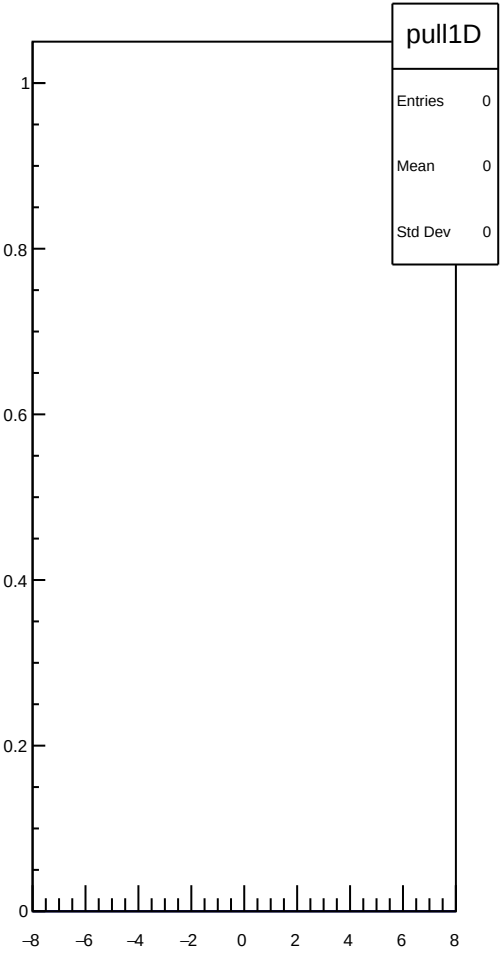
pull1D
Entries 0
Mean 0
Std Dev 0
1
0.8
0.6
0.4
0.2
0
−8
−6
−4
−2
0
2
4
6
8


pull
Entries 0
Mean 0
Std Dev 0
1
0.8
0.6
0.4
0.2
0
0
1

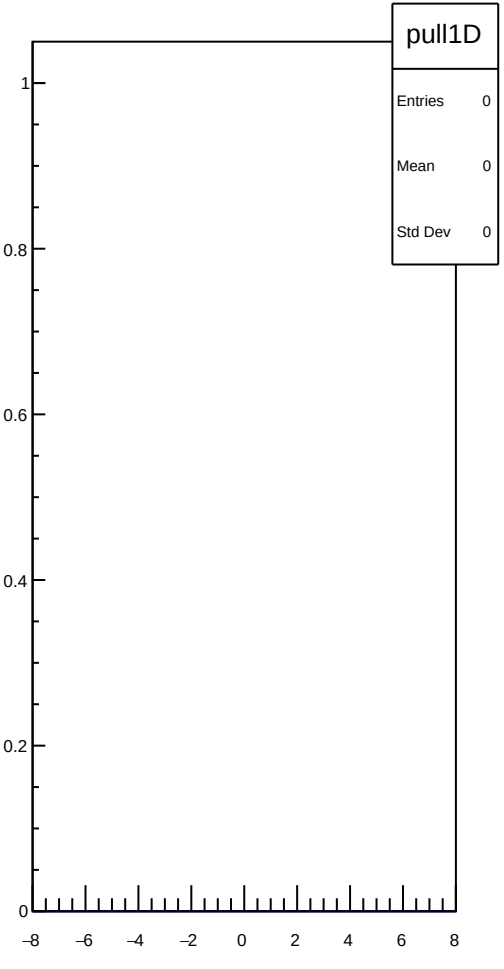
pull1D
Entries 0
Mean 0
Std Dev 0
1
0.8
0.6
0.4
0.2
0
−8
−6
−4
−2
0
2
4
6
8


pull
Entries 0
Mean 0
Std Dev 0
1
0.8
0.6
0.4
0.2
0
0
1

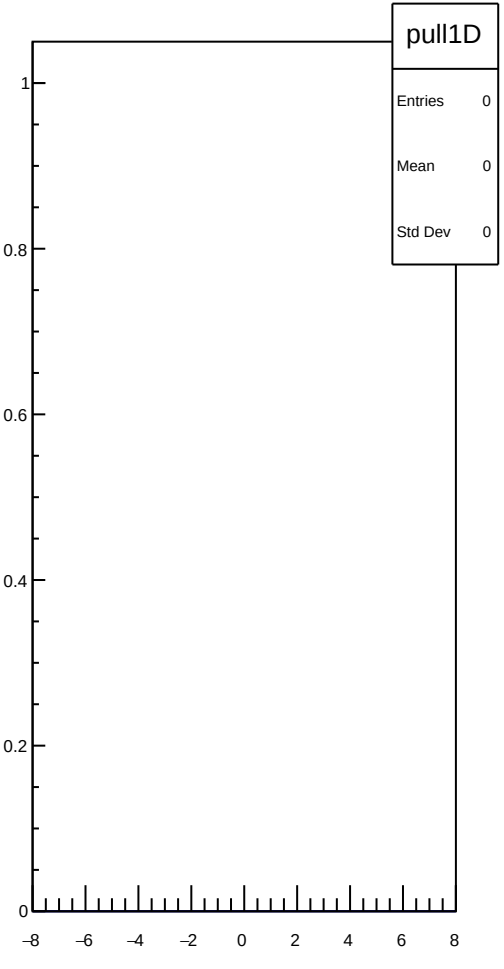
pull1D
Entries 0
Mean 0
Std Dev 0
1
0.8
0.6
0.4
0.2
0
−8
−6
−4
−2
0
2
4
6
8


pull
Entries 0
Mean 0
Std Dev 0
1
0.8
0.6
0.4
0.2
0
0
1

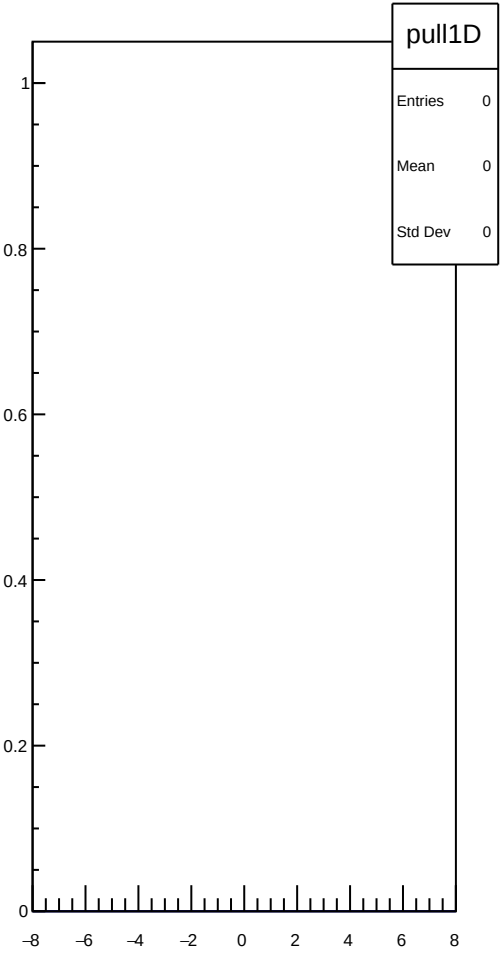
pull1D
Entries 0
Mean 0
Std Dev 0
1
0.8
0.6
0.4
0.2
0
−8
−6
−4
−2
0
2
4
6
8


pull
Entries 0
Mean 0
Std Dev 0
1
0.8
0.6
0.4
0.2
0
0
1

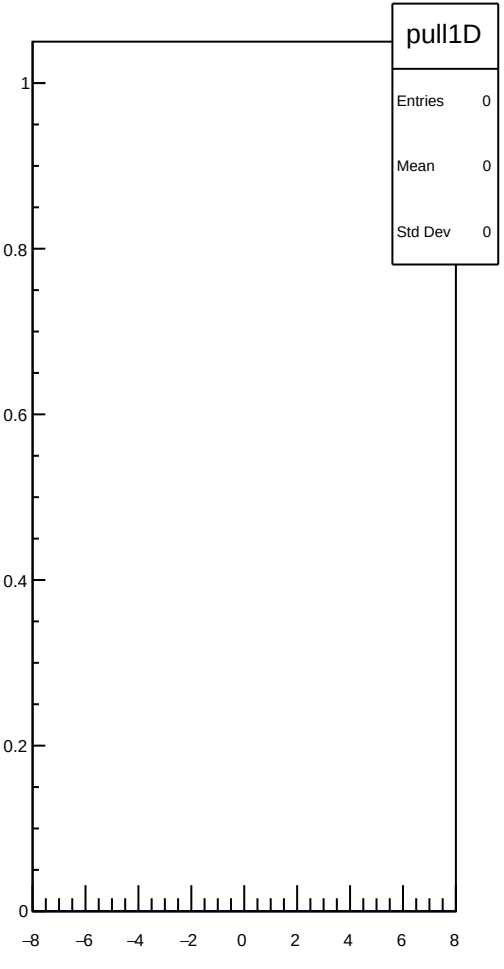
pull1D
Entries 0
Mean 0
Std Dev 0
1
0.8
0.6
0.4
0.2
0
−8
−6
−4
−2
0
2
4
6
8


pull
Entries 0
Mean 0
Std Dev 0
1
0.8
0.6
0.4
0.2
0
0
1

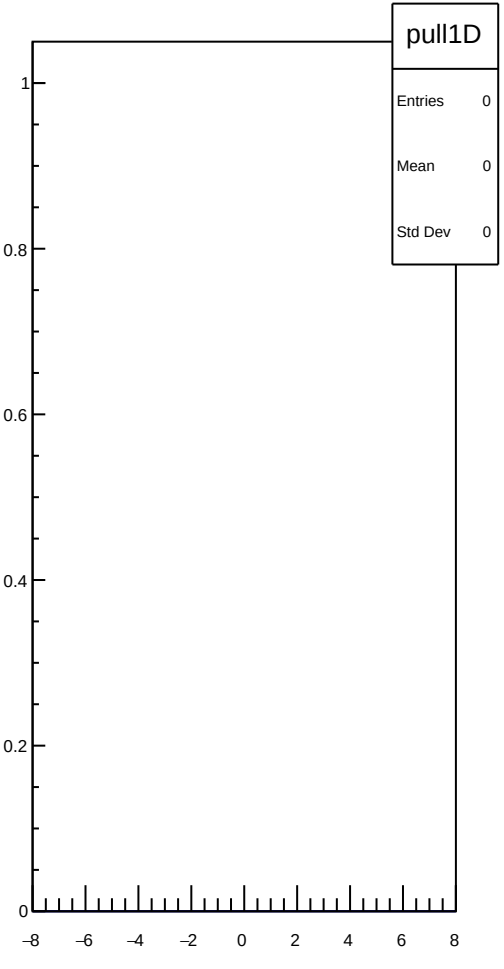
pull1D
Entries 0
Mean 0
Std Dev 0
1
0.8
0.6
0.4
0.2
0
−8
−6
−4
−2
0
2
4
6
8


pull
Entries 0
Mean 0
Std Dev 0
1
0.8
0.6
0.4
0.2
0
0
1

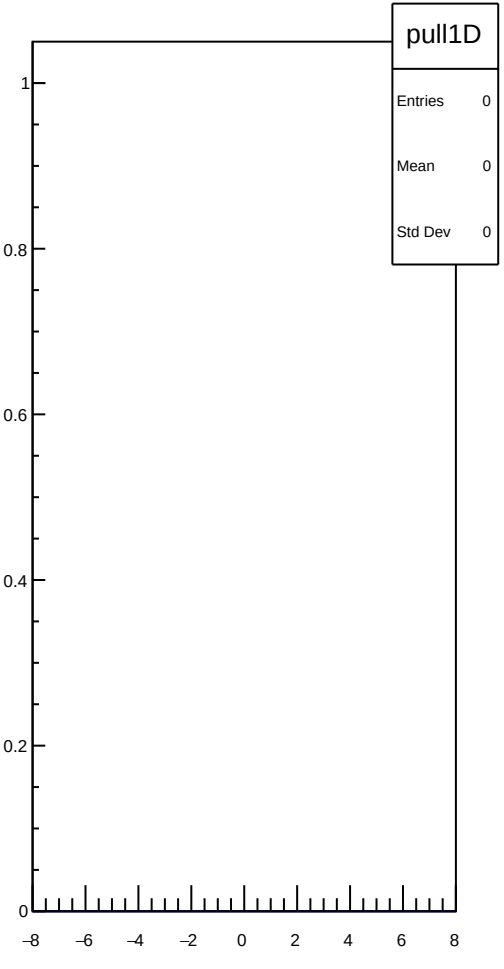
pull1D
Entries 0
Mean 0
Std Dev 0
1
0.8
0.6
0.4
0.2
0
−8
−6
−4
−2
0
2
4
6
8


pull
Entries 0
Mean 0
Std Dev 0
1
0.8
0.6
0.4
0.2
0
0
1

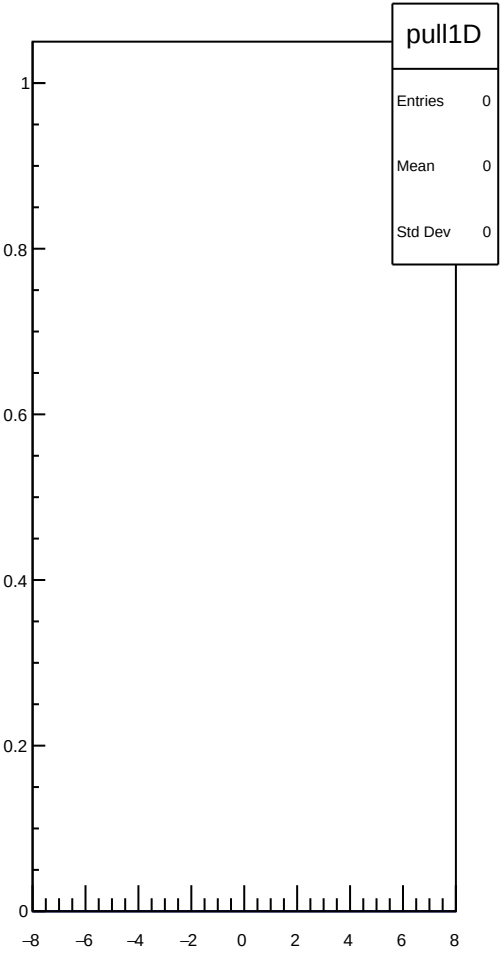
pull1D
Entries 0
Mean 0
Std Dev 0
1
0.8
0.6
0.4
0.2
0
−8
−6
−4
−2
0
2
4
6
8


pull
Entries 0
Mean 0
Std Dev 0
1
0.8
0.6
0.4
0.2
0
0
1

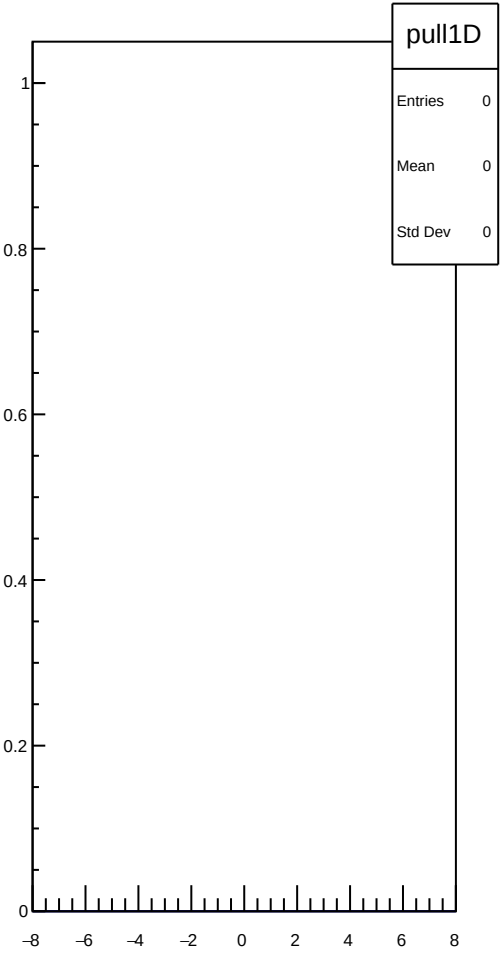
pull1D
Entries 0
Mean 0
Std Dev 0
1
0.8
0.6
0.4
0.2
0
−8
−6
−4
−2
0
2
4
6
8


pull
Entries 0
Mean 0
Std Dev 0
1
0.8
0.6
0.4
0.2
0
0
1

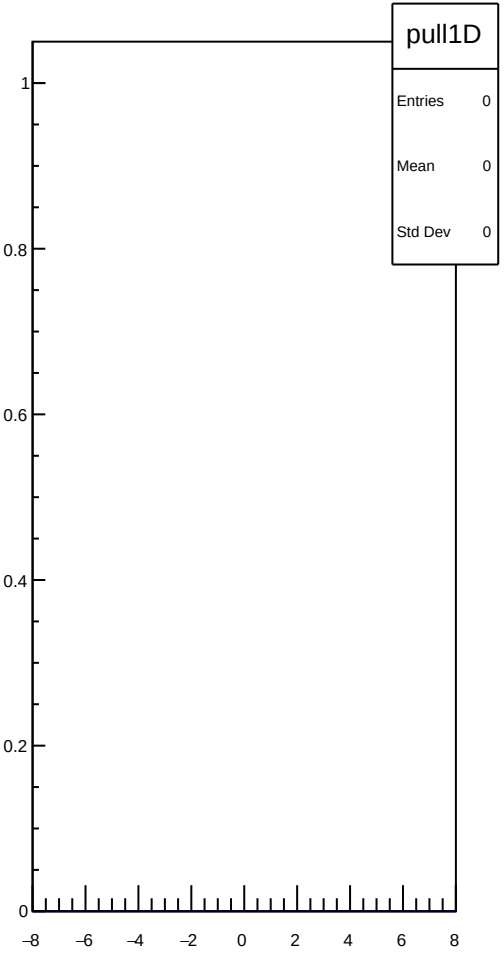
pull1D
Entries 0
Mean 0
Std Dev 0
1
0.8
0.6
0.4
0.2
0
−8
−6
−4
−2
0
2
4
6
8


pull
Entries 0
Mean 0
Std Dev 0
1
0.8
0.6
0.4
0.2
0
0
1

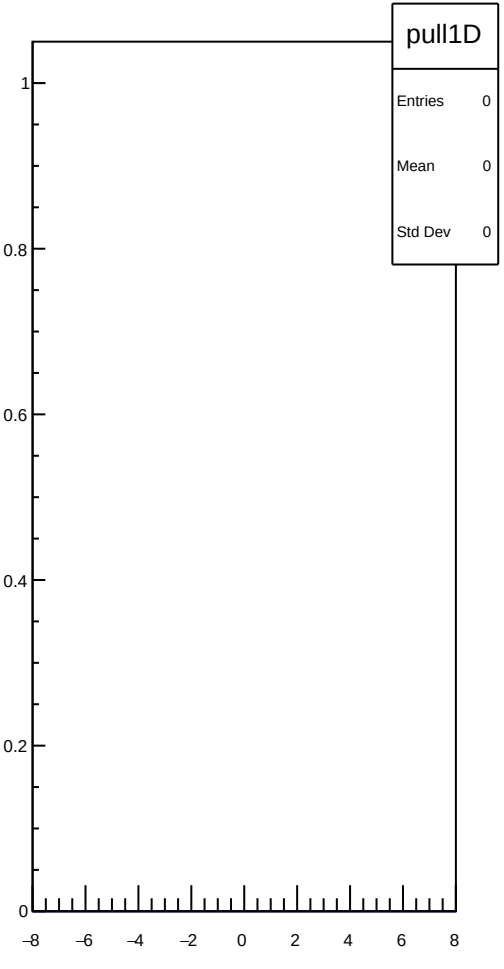
pull1D
Entries 0
Mean 0
Std Dev 0
1
0.8
0.6
0.4
0.2
0
−8
−6
−4
−2
0
2
4
6
8


pull
Entries 0
Mean 0
Std Dev 0
1
0.8
0.6
0.4
0.2
0
0
1

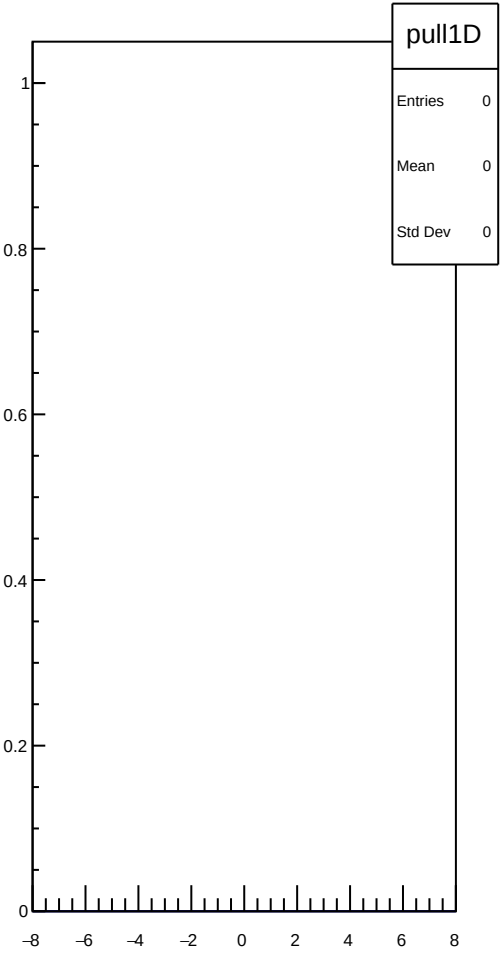
pull1D
Entries 0
Mean 0
Std Dev 0
1
0.8
0.6
0.4
0.2
0
−8
−6
−4
−2
0
2
4
6
8


pull
Entries 0
Mean 0
Std Dev 0
1
0.8
0.6
0.4
0.2
0
0
1

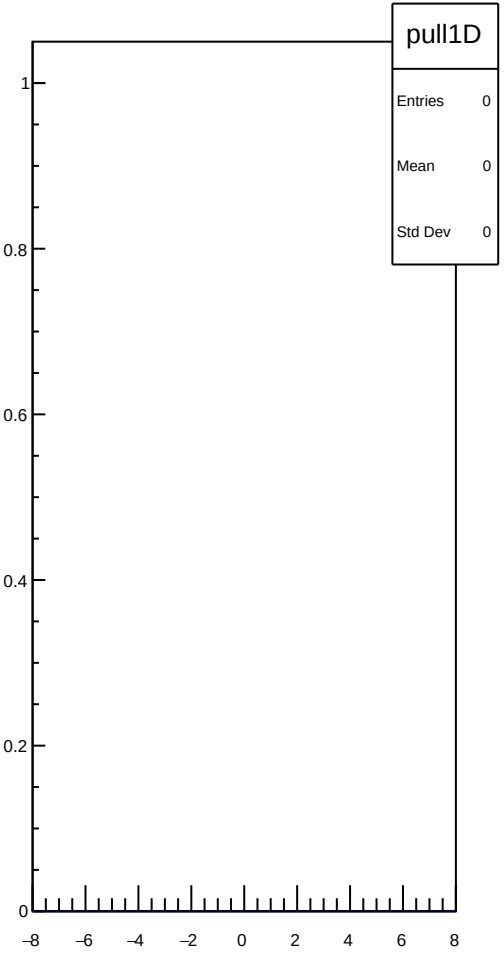
pull1D
Entries 0
Mean 0
Std Dev 0
1
0.8
0.6
0.4
0.2
0
−8
−6
−4
−2
0
2
4
6
8


pull
Entries 0
Mean 0
Std Dev 0
1
0.8
0.6
0.4
0.2
0
0
1

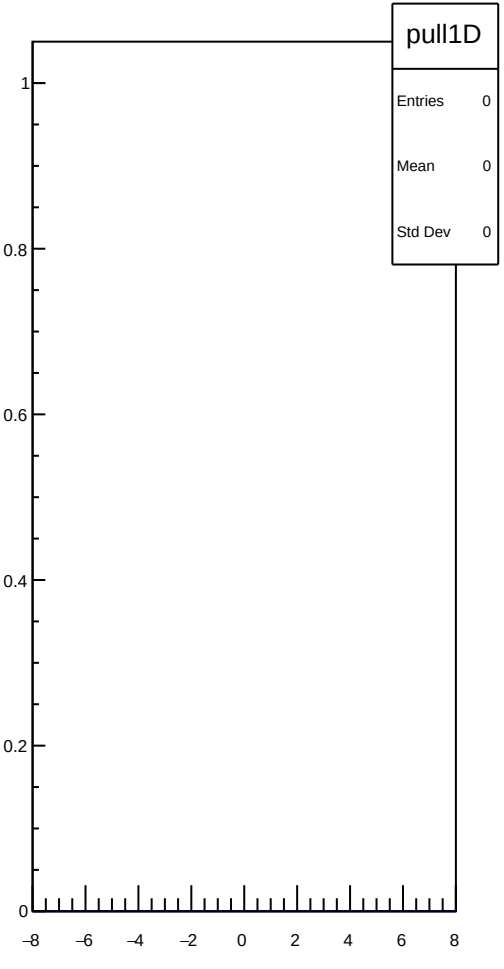
pull1D
Entries 0
Mean 0
Std Dev 0
1
0.8
0.6
0.4
0.2
0
−8
−6
−4
−2
0
2
4
6
8


pull
Entries 0
Mean 0
Std Dev 0
1
0.8
0.6
0.4
0.2
0
0
1

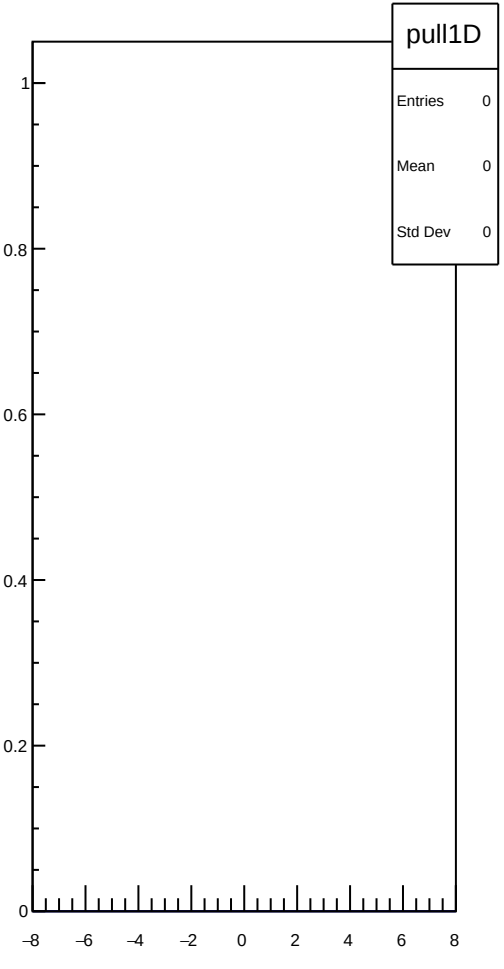
pull1D
Entries 0
Mean 0
Std Dev 0
1
0.8
0.6
0.4
0.2
0
−8
−6
−4
−2
0
2
4
6
8


pull
Entries 0
Mean 0
Std Dev 0
1
0.8
0.6
0.4
0.2
0
0
1

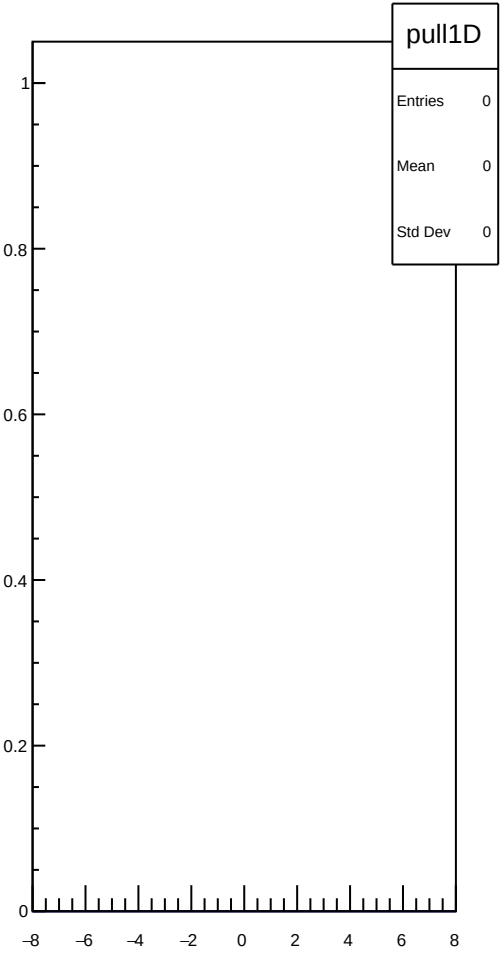
pull1D
Entries 0
Mean 0
Std Dev 0
1
0.8
0.6
0.4
0.2
0
−8
−6
−4
−2
0
2
4
6
8


pull
Entries 0
Mean 0
Std Dev 0
1
0.8
0.6
0.4
0.2
0
0
1

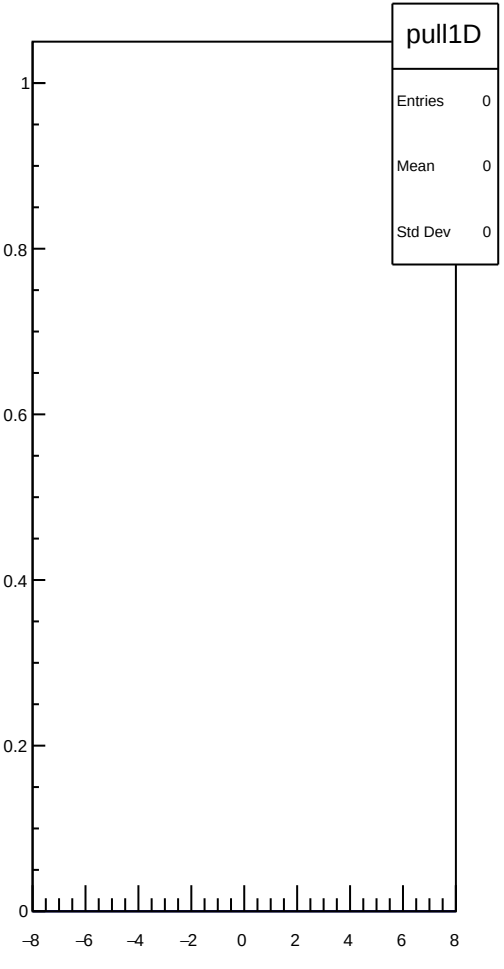
pull1D
Entries 0
Mean 0
Std Dev 0
1
0.8
0.6
0.4
0.2
0
−8
−6
−4
−2
0
2
4
6
8


pull
Entries 0
Mean 0
Std Dev 0
1
0.8
0.6
0.4
0.2
0
0
1

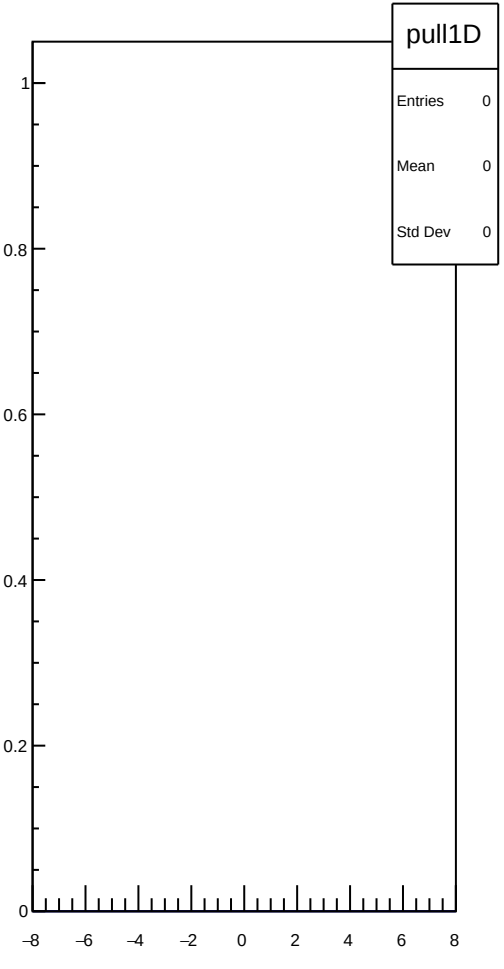
pull1D
Entries 0
Mean 0
Std Dev 0
1
0.8
0.6
0.4
0.2
0
−8
−6
−4
−2
0
2
4
6
8


pull
Entries 0
Mean 0
Std Dev 0
1
0.8
0.6
0.4
0.2
0
0
1

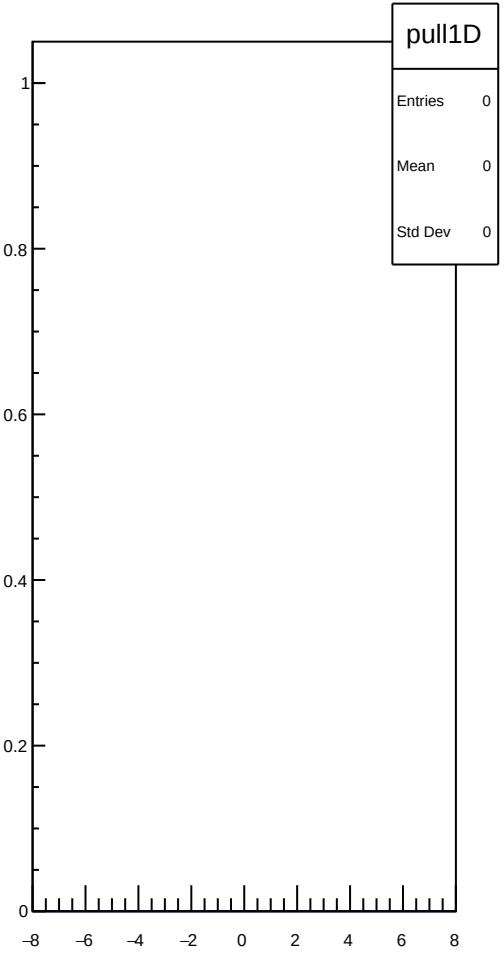
pull1D
Entries 0
Mean 0
Std Dev 0
1
0.8
0.6
0.4
0.2
0
−8
−6
−4
−2
0
2
4
6
8


pull
Entries 0
Mean 0
Std Dev 0
1
0.8
0.6
0.4
0.2
0
0
1

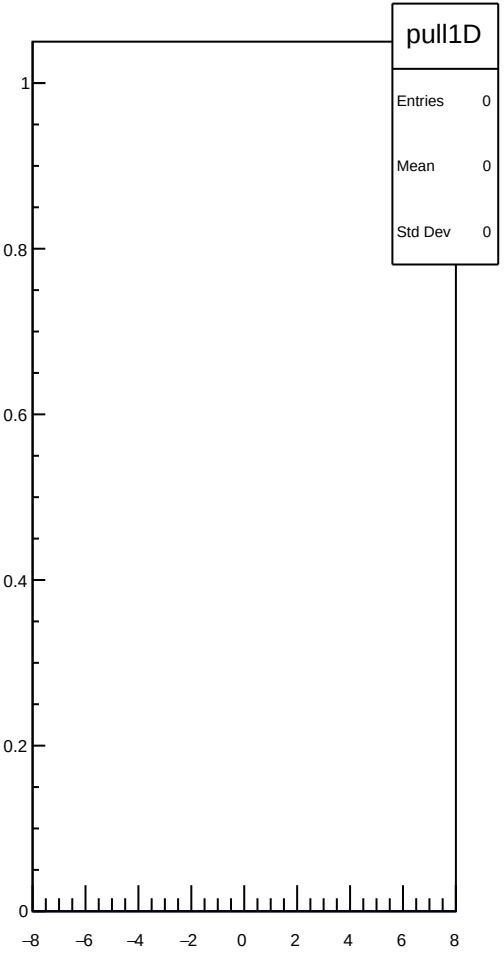
pull1D
Entries 0
Mean 0
Std Dev 0
1
0.8
0.6
0.4
0.2
0
−8
−6
−4
−2
0
2
4
6
8


pull
Entries 0
Mean 0
Std Dev 0
1
0.8
0.6
0.4
0.2
0
0
1

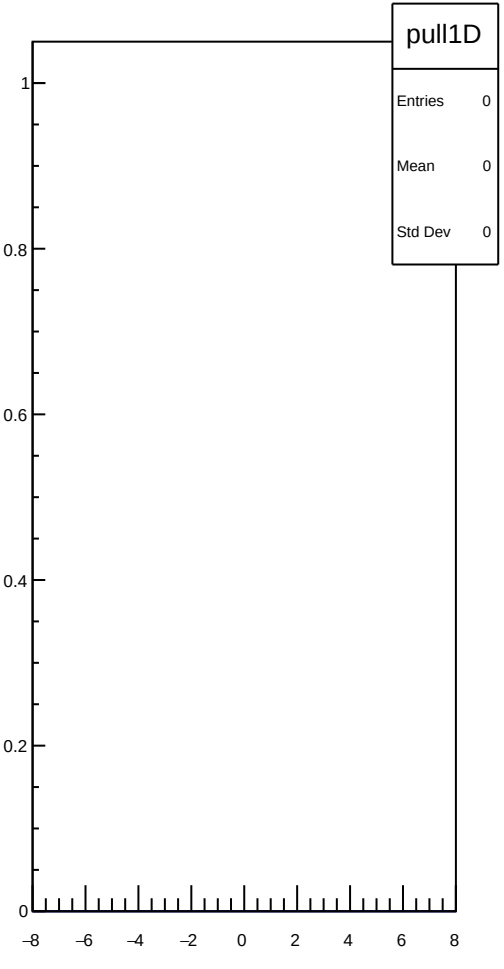
pull1D
Entries 0
Mean 0
Std Dev 0
1
0.8
0.6
0.4
0.2
0
−8
−6
−4
−2
0
2
4
6
8


pull
Entries 0
Mean 0
Std Dev 0
1
0.8
0.6
0.4
0.2
0
0
1

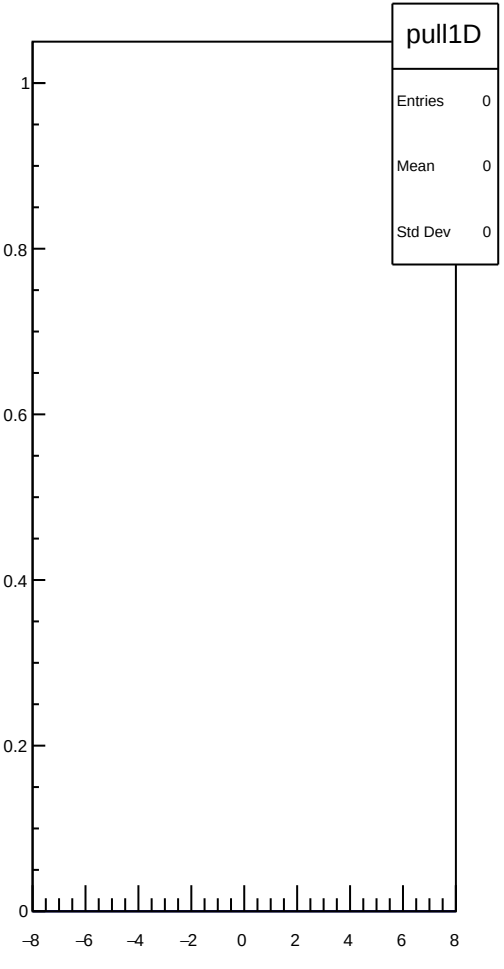
pull1D
Entries 0
Mean 0
Std Dev 0
1
0.8
0.6
0.4
0.2
0
−8
−6
−4
−2
0
2
4
6
8


pull
Entries 0
Mean 0
Std Dev 0
1
0.8
0.6
0.4
0.2
0
0
1

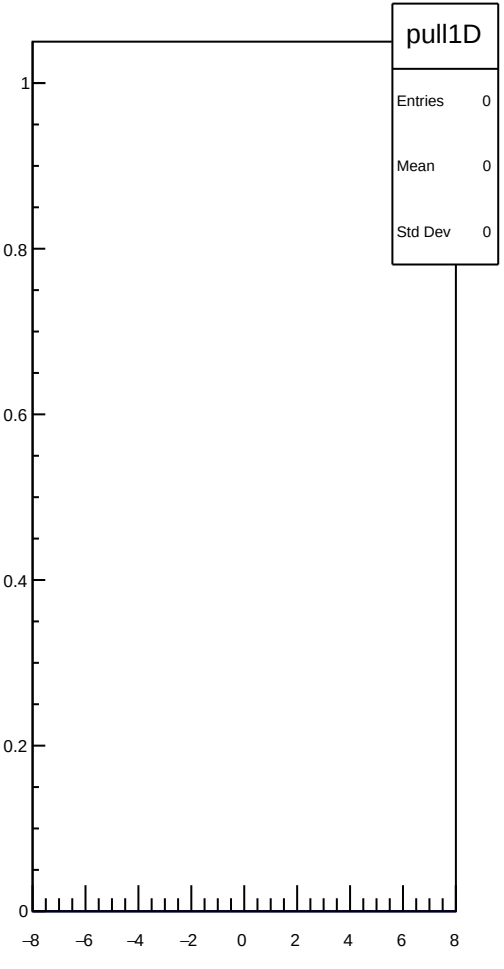
pull1D
Entries 0
Mean 0
Std Dev 0
1
0.8
0.6
0.4
0.2
0
−8
−6
−4
−2
0
2
4
6
8


pull
Entries 0
Mean 0
Std Dev 0
1
0.8
0.6
0.4
0.2
0
0
1

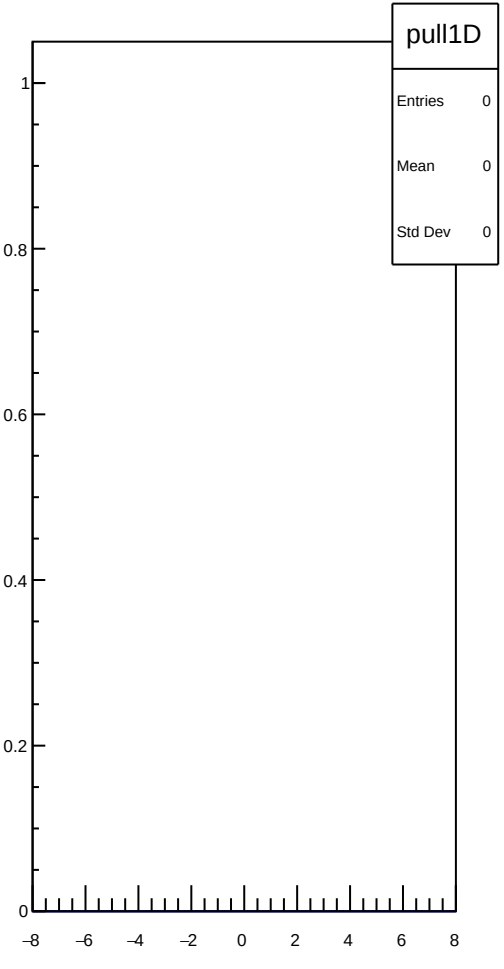
pull1D
Entries 0
Mean 0
Std Dev 0
1
0.8
0.6
0.4
0.2
0
−8
−6
−4
−2
0
2
4
6
8


pull
Entries 0
Mean 0
Std Dev 0
1
0.8
0.6
0.4
0.2
0
0
1

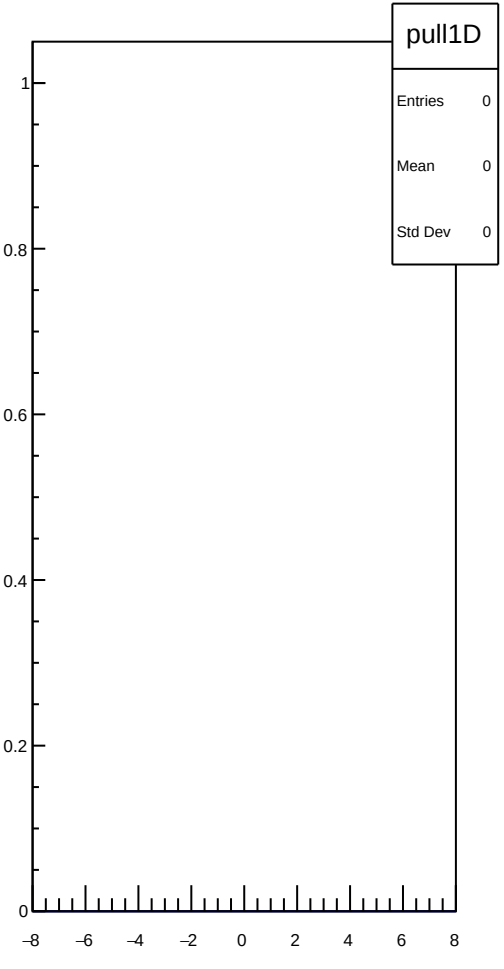
pull1D
Entries 0
Mean 0
Std Dev 0
1
0.8
0.6
0.4
0.2
0
−8
−6
−4
−2
0
2
4
6
8


pull
Entries 0
Mean 0
Std Dev 0
1
0.8
0.6
0.4
0.2
0
0
1

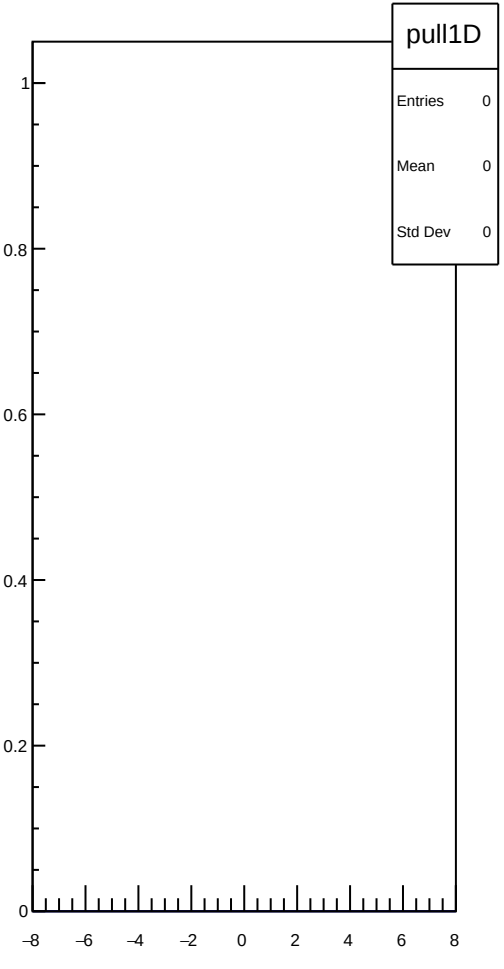
pull1D
Entries 0
Mean 0
Std Dev 0
1
0.8
0.6
0.4
0.2
0
−8
−6
−4
−2
0
2
4
6
8


pull
Entries 0
Mean 0
Std Dev 0
1
0.8
0.6
0.4
0.2
0
0
1

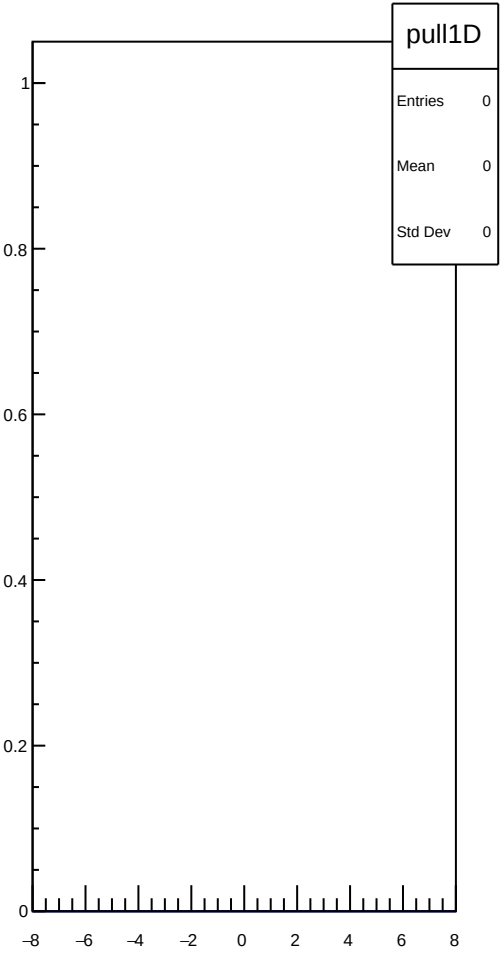
pull1D
Entries 0
Mean 0
Std Dev 0
1
0.8
0.6
0.4
0.2
0
−8
−6
−4
−2
0
2
4
6
8


pull
Entries 0
Mean 0
Std Dev 0
1
0.8
0.6
0.4
0.2
0
0
1

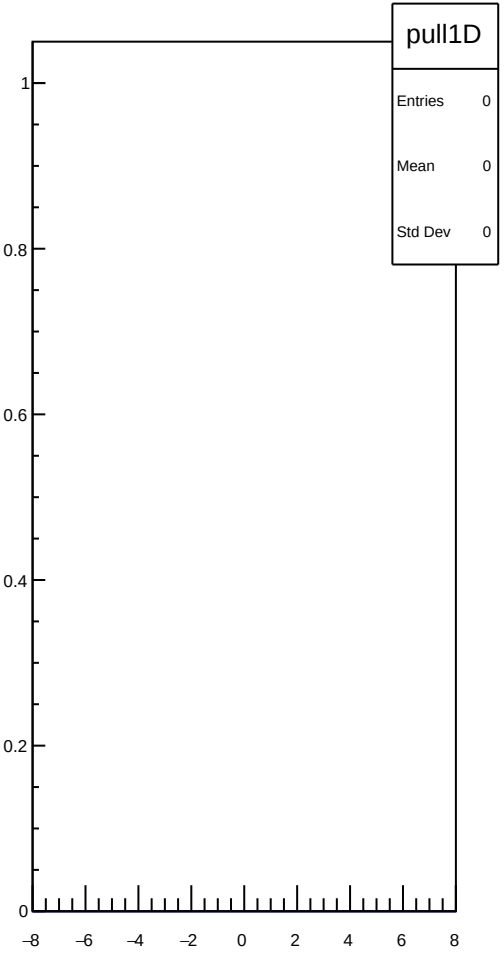
pull1D
Entries 0
Mean 0
Std Dev 0
1
0.8
0.6
0.4
0.2
0
−8
−6
−4
−2
0
2
4
6
8


pull
Entries 0
Mean 0
Std Dev 0
1
0.8
0.6
0.4
0.2
0
0
1

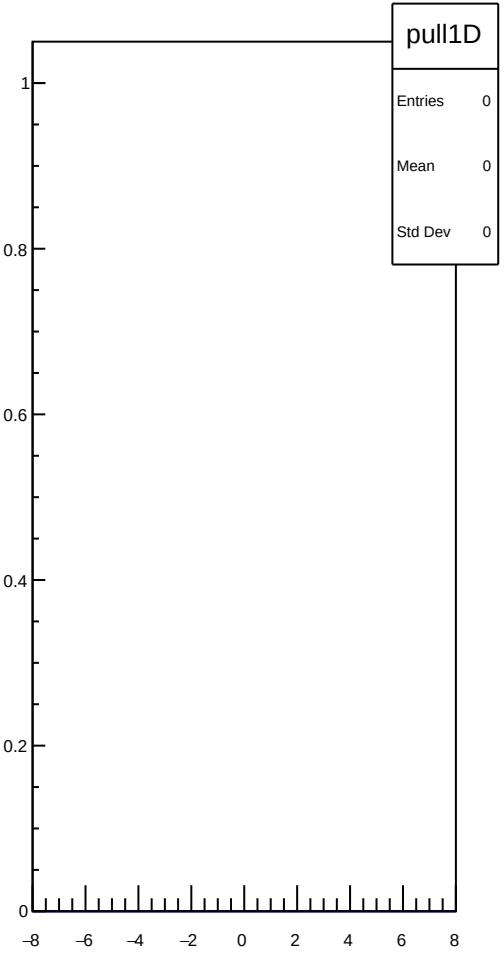
pull1D
Entries 0
Mean 0
Std Dev 0
1
0.8
0.6
0.4
0.2
0
−8
−6
−4
−2
0
2
4
6
8


pull
Entries 0
Mean 0
Std Dev 0
1
0.8
0.6
0.4
0.2
0
0
1

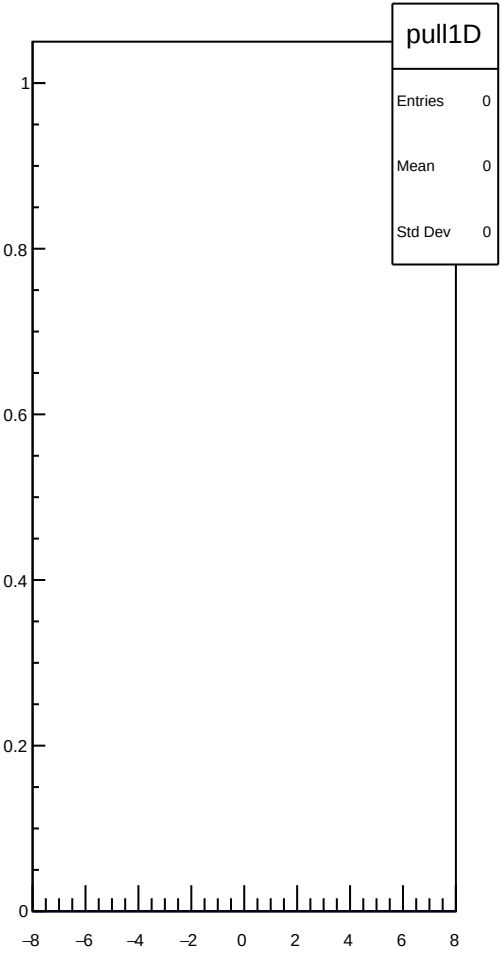
pull1D
Entries 0
Mean 0
Std Dev 0
1
0.8
0.6
0.4
0.2
0
−8
−6
−4
−2
0
2
4
6
8


pull
Entries 0
Mean 0
Std Dev 0
1
0.8
0.6
0.4
0.2
0
0
1

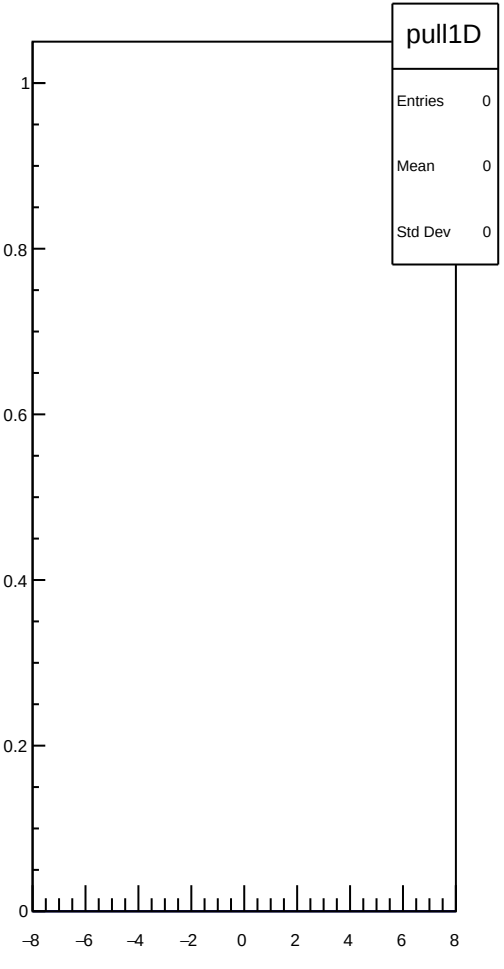
pull1D
Entries 0
Mean 0
Std Dev 0
1
0.8
0.6
0.4
0.2
0
−8
−6
−4
−2
0
2
4
6
8


pull
Entries 0
Mean 0
Std Dev 0
1
0.8
0.6
0.4
0.2
0
0
1

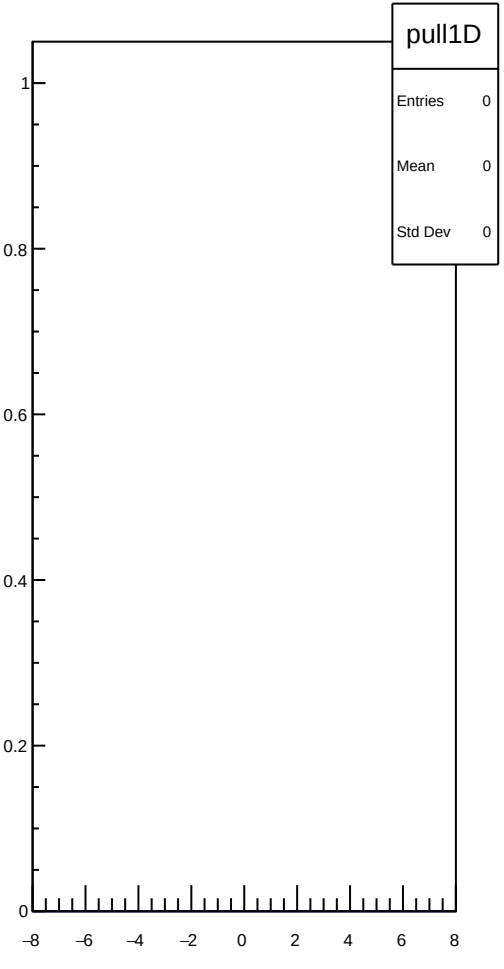
pull1D
Entries 0
Mean 0
Std Dev 0
1
0.8
0.6
0.4
0.2
0
−8
−6
−4
−2
0
2
4
6
8


pull
Entries 0
Mean 0
Std Dev 0
1
0.8
0.6
0.4
0.2
0
0
1

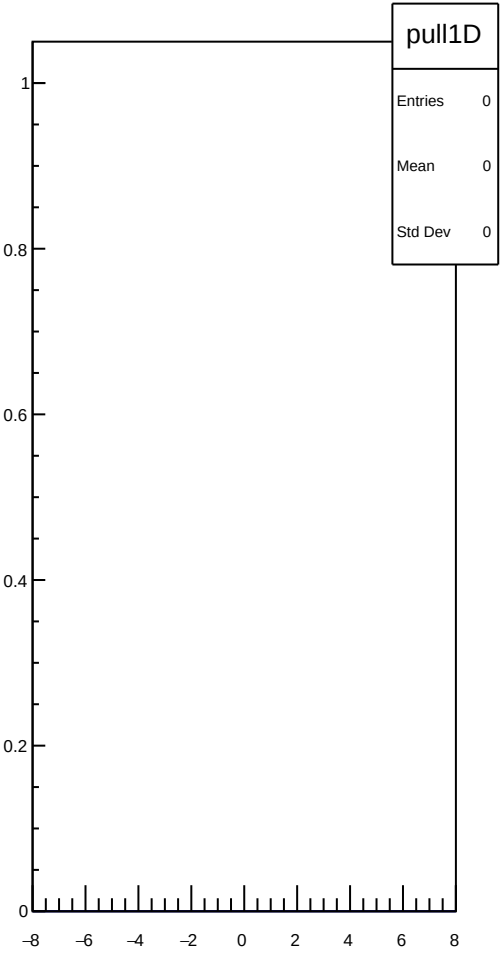
pull1D
Entries 0
Mean 0
Std Dev 0
1
0.8
0.6
0.4
0.2
0
−8
−6
−4
−2
0
2
4
6
8


pull
Entries 0
Mean 0
Std Dev 0
1
0.8
0.6
0.4
0.2
0
0
1

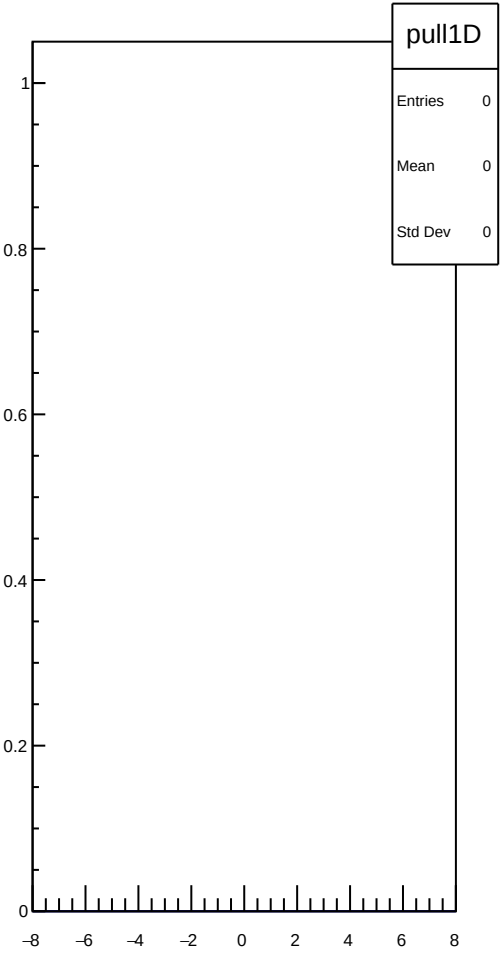
pull1D
Entries 0
Mean 0
Std Dev 0
1
0.8
0.6
0.4
0.2
0
−8
−6
−4
−2
0
2
4
6
8


pull
Entries 0
Mean 0
Std Dev 0
1
0.8
0.6
0.4
0.2
0
0
1

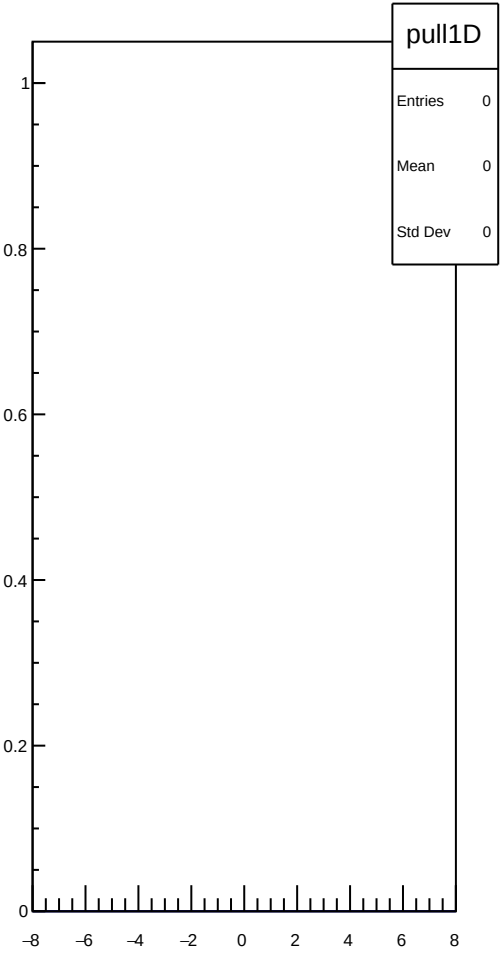
pull1D
Entries 0
Mean 0
Std Dev 0
1
0.8
0.6
0.4
0.2
0
−8
−6
−4
−2
0
2
4
6
8


pull
Entries 0
Mean 0
Std Dev 0
1
0.8
0.6
0.4
0.2
0
0
1

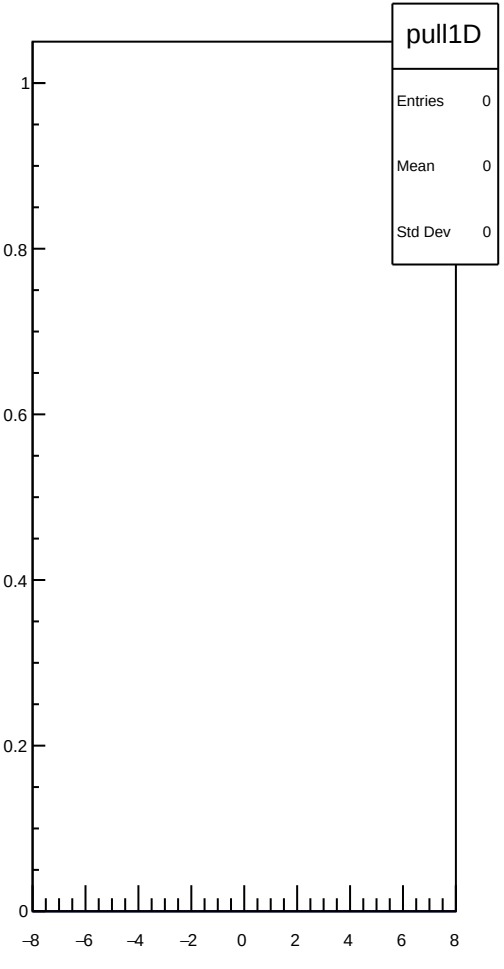
pull1D
Entries 0
Mean 0
Std Dev 0
1
0.8
0.6
0.4
0.2
0
−8
−6
−4
−2
0
2
4
6
8


pull
Entries 0
Mean 0
Std Dev 0
1
0.8
0.6
0.4
0.2
0
0
1

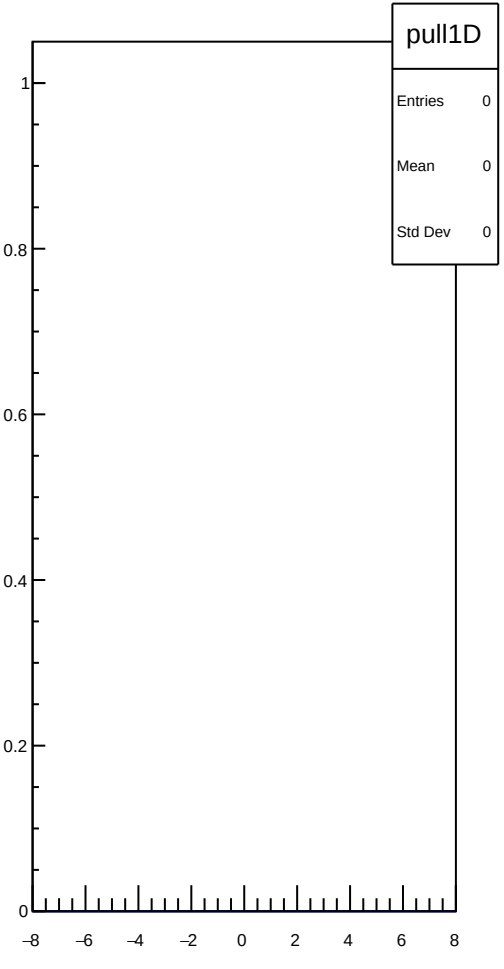
pull1D
Entries 0
Mean 0
Std Dev 0
1
0.8
0.6
0.4
0.2
0
−8
−6
−4
−2
0
2
4
6
8


pull
Entries 0
Mean 0
Std Dev 0
1
0.8
0.6
0.4
0.2
0
0
1

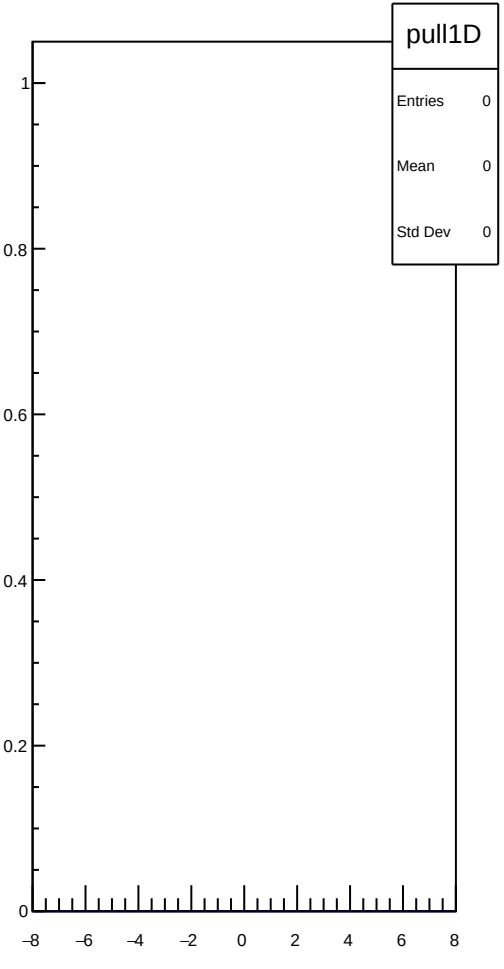
pull1D
Entries 0
Mean 0
Std Dev 0
1
0.8
0.6
0.4
0.2
0
−8
−6
−4
−2
0
2
4
6
8


pull
Entries 0
Mean 0
Std Dev 0
1
0.8
0.6
0.4
0.2
0
0
1

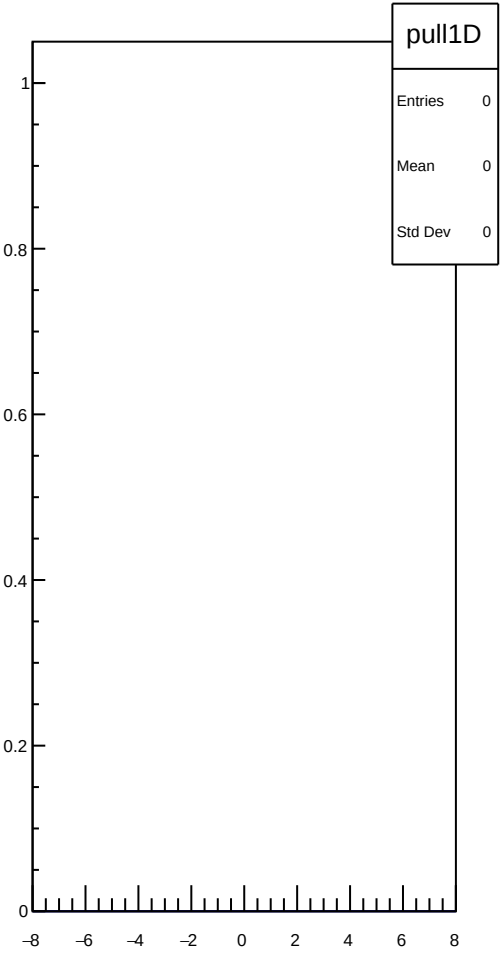
pull1D
Entries 0
Mean 0
Std Dev 0
1
0.8
0.6
0.4
0.2
0
−8
−6
−4
−2
0
2
4
6
8


pull
Entries 0
Mean 0
Std Dev 0
1
0.8
0.6
0.4
0.2
0
0
1

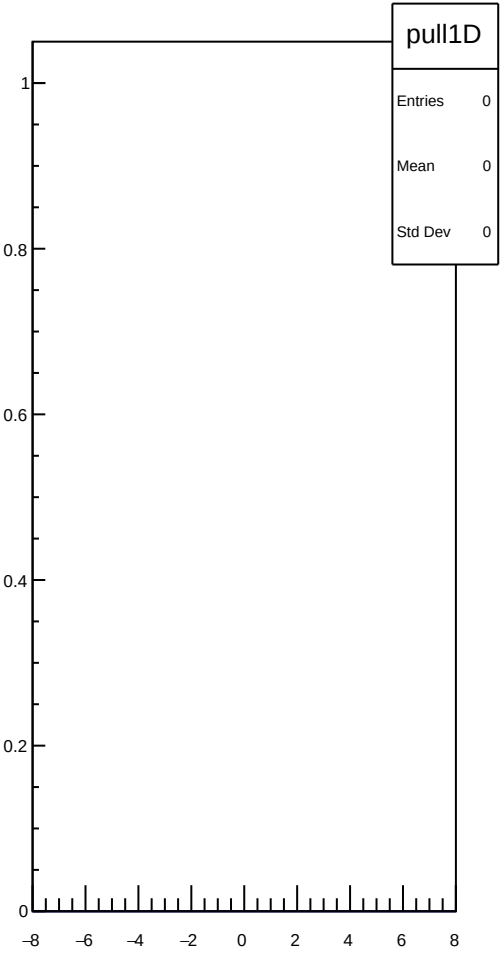
pull1D
Entries 0
Mean 0
Std Dev 0
1
0.8
0.6
0.4
0.2
0
−8
−6
−4
−2
0
2
4
6
8


pull
Entries 0
Mean 0
Std Dev 0
1
0.8
0.6
0.4
0.2
0
0
1

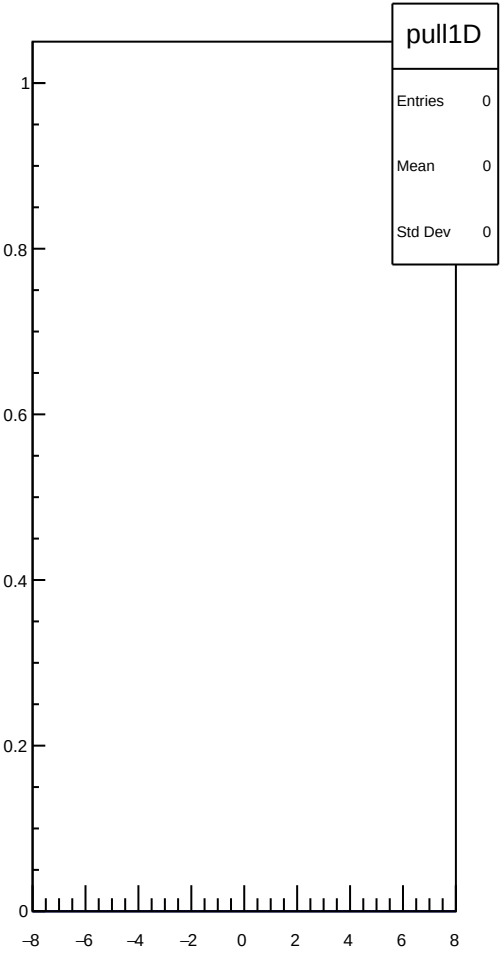
pull1D
Entries 0
Mean 0
Std Dev 0
1
0.8
0.6
0.4
0.2
0
−8
−6
−4
−2
0
2
4
6
8


pull
Entries 0
Mean 0
Std Dev 0
1
0.8
0.6
0.4
0.2
0
0
1

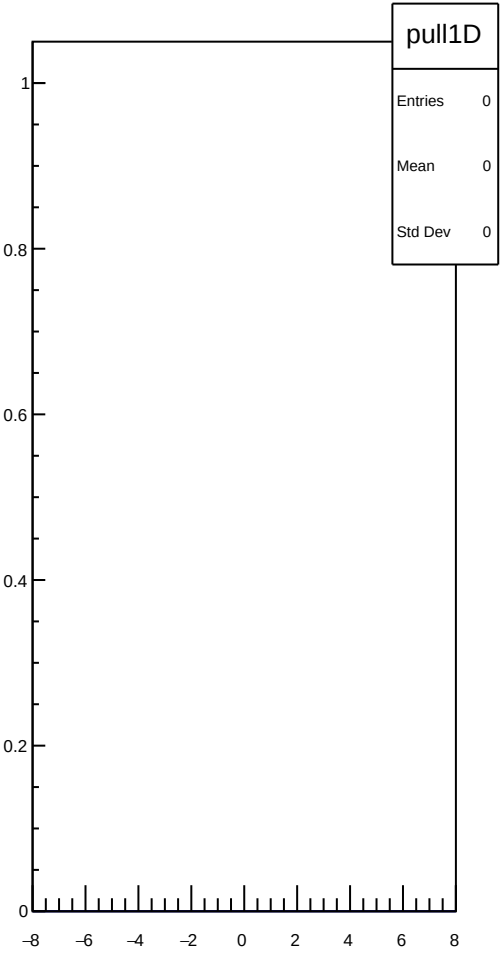
pull1D
Entries 0
Mean 0
Std Dev 0
1
0.8
0.6
0.4
0.2
0
−8
−6
−4
−2
0
2
4
6
8


pull
Entries 0
Mean 0
Std Dev 0
1
0.8
0.6
0.4
0.2
0
0
1

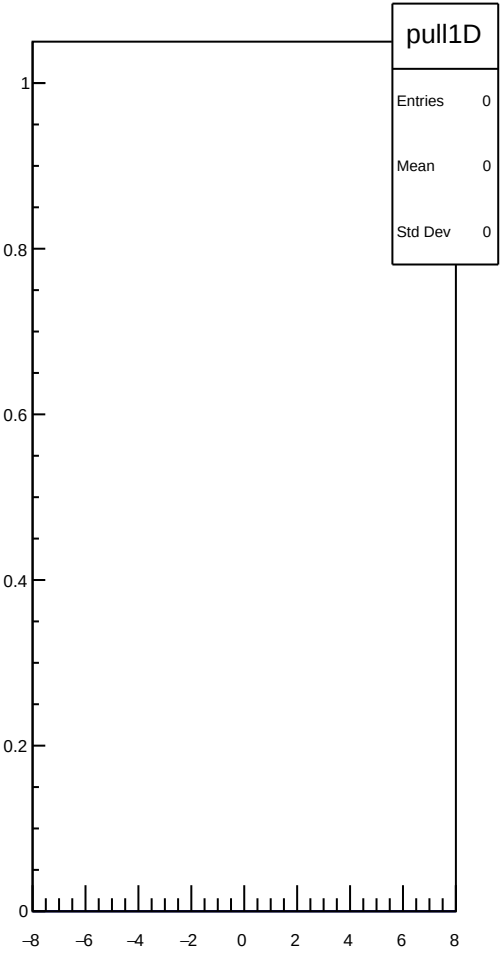
pull1D
Entries 0
Mean 0
Std Dev 0
1
0.8
0.6
0.4
0.2
0
−8
−6
−4
−2
0
2
4
6
8


pull
Entries 0
Mean 0
Std Dev 0
1
0.8
0.6
0.4
0.2
0
0
1

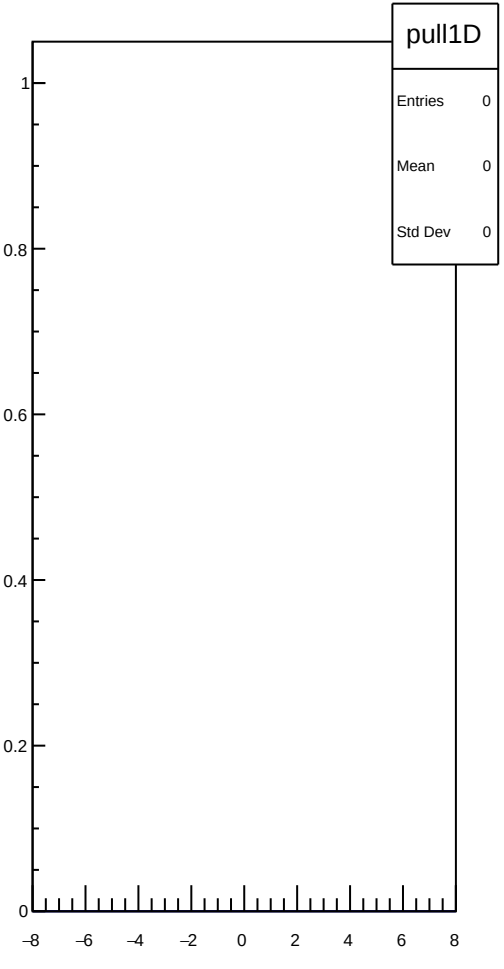
pull1D
Entries 0
Mean 0
Std Dev 0
1
0.8
0.6
0.4
0.2
0
−8
−6
−4
−2
0
2
4
6
8


pull
Entries 0
Mean 0
Std Dev 0
1
0.8
0.6
0.4
0.2
0
0
1

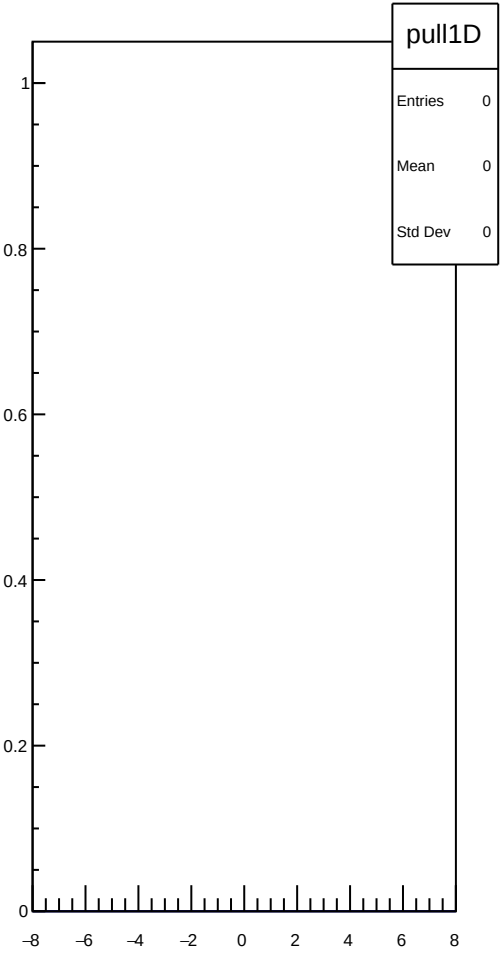
pull1D
Entries 0
Mean 0
Std Dev 0
1
0.8
0.6
0.4
0.2
0
−8
−6
−4
−2
0
2
4
6
8


pull
Entries 0
Mean 0
Std Dev 0
1
0.8
0.6
0.4
0.2
0
0
1

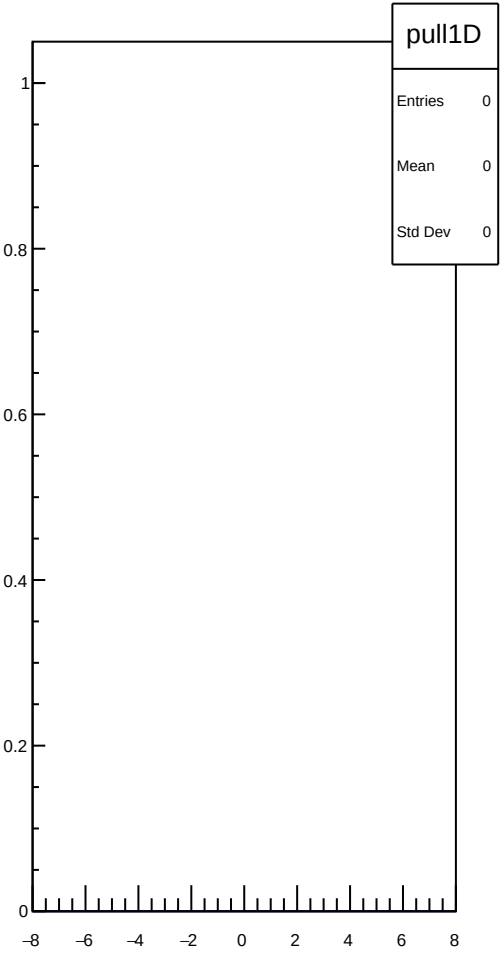
pull1D
Entries 0
Mean 0
Std Dev 0
1
0.8
0.6
0.4
0.2
0
−8
−6
−4
−2
0
2
4
6
8


pull
Entries 0
Mean 0
Std Dev 0
1
0.8
0.6
0.4
0.2
0
0
1

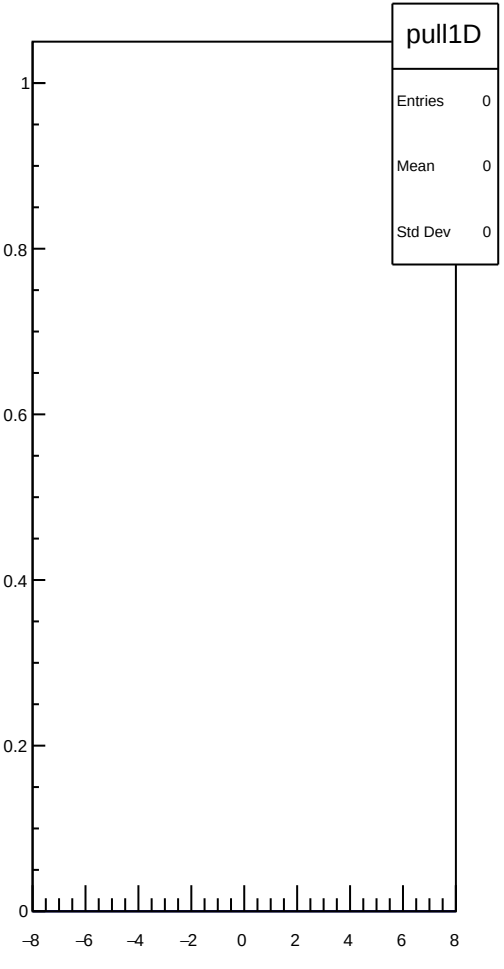
pull1D
Entries 0
Mean 0
Std Dev 0
1
0.8
0.6
0.4
0.2
0
−8
−6
−4
−2
0
2
4
6
8


pull
Entries 0
Mean 0
Std Dev 0
1
0.8
0.6
0.4
0.2
0
0
1

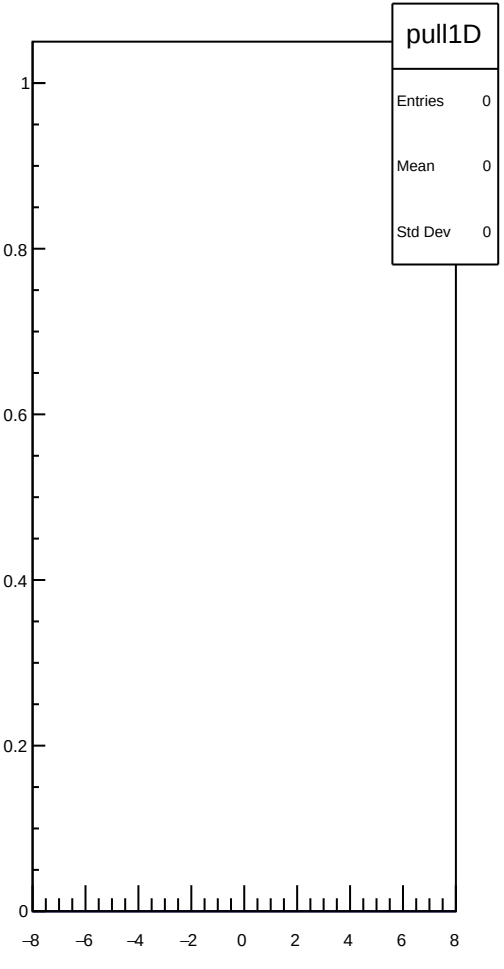
pull1D
Entries 0
Mean 0
Std Dev 0
1
0.8
0.6
0.4
0.2
0
−8
−6
−4
−2
0
2
4
6
8


pull
Entries 0
Mean 0
Std Dev 0
1
0.8
0.6
0.4
0.2
0
0
1

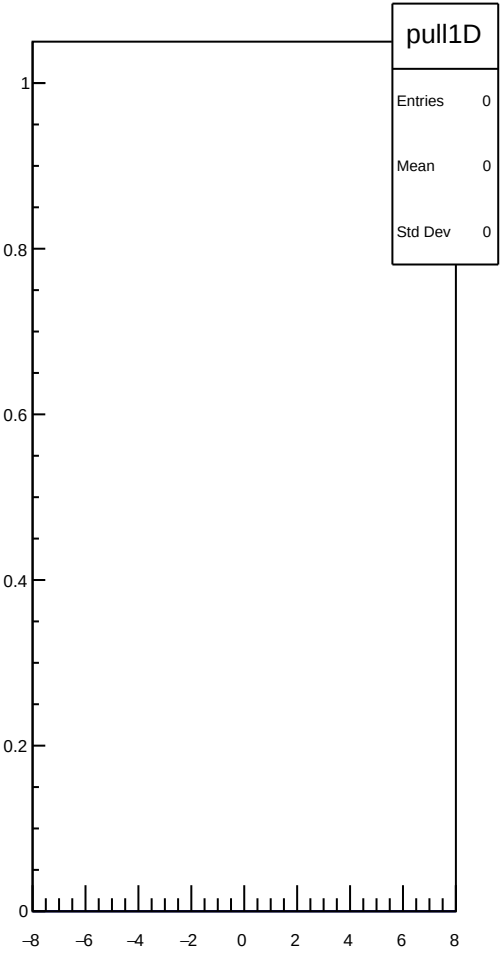
pull1D
Entries 0
Mean 0
Std Dev 0
1
0.8
0.6
0.4
0.2
0
−8
−6
−4
−2
0
2
4
6
8


pull
Entries 0
Mean 0
Std Dev 0
1
0.8
0.6
0.4
0.2
0
0
1

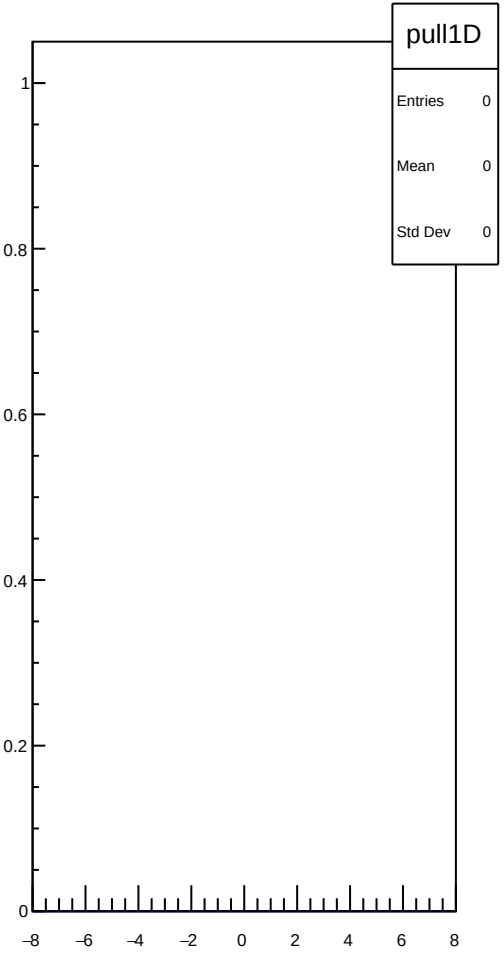
pull1D
Entries 0
Mean 0
Std Dev 0
1
0.8
0.6
0.4
0.2
0
−8
−6
−4
−2
0
2
4
6
8


pull
Entries 0
Mean 0
Std Dev 0
1
0.8
0.6
0.4
0.2
0
0
1

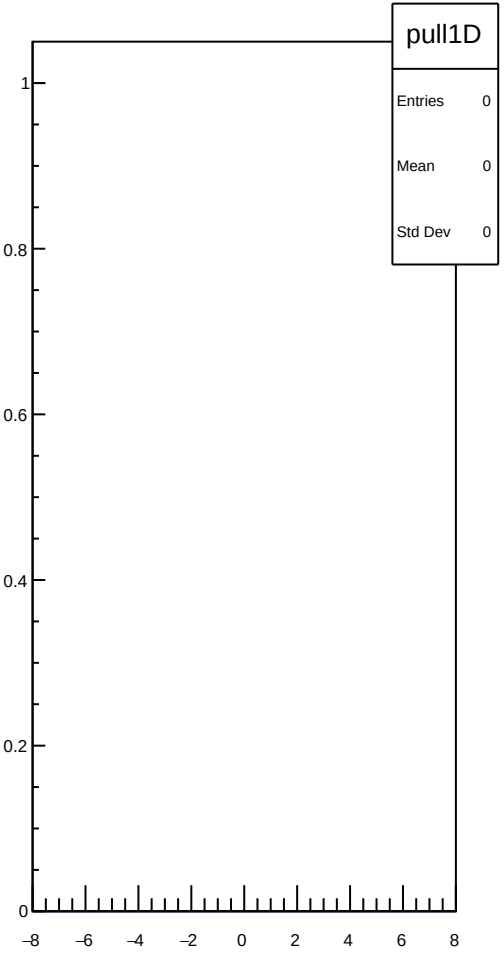
pull1D
Entries 0
Mean 0
Std Dev 0
1
0.8
0.6
0.4
0.2
0
−8
−6
−4
−2
0
2
4
6
8

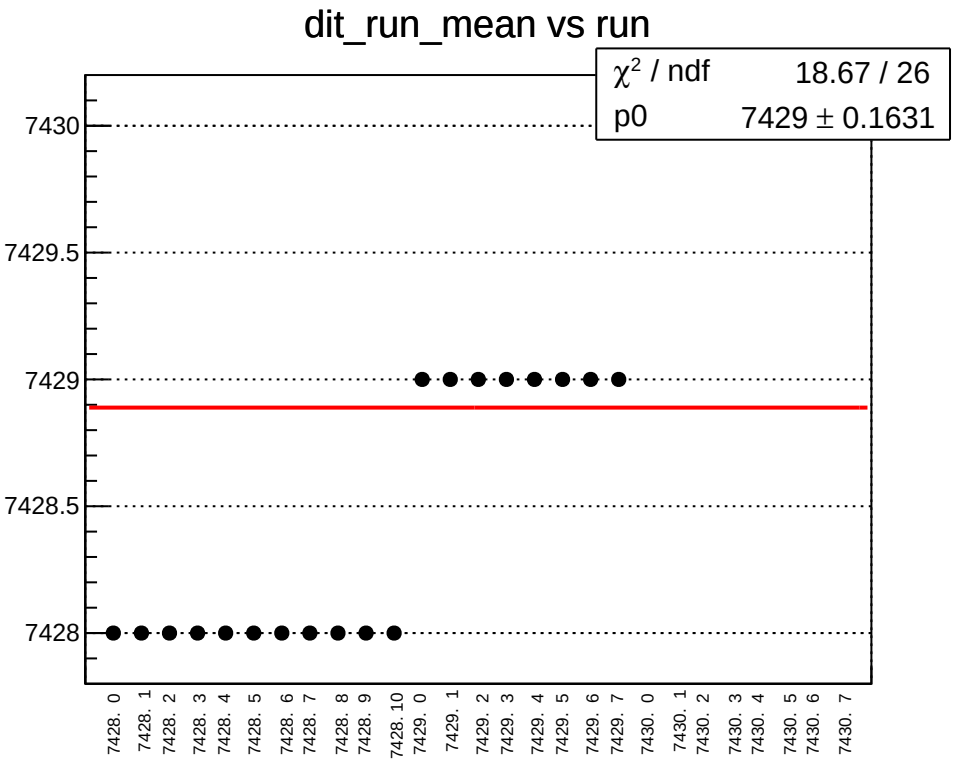
dit_run_mean vs run
χ² / ndf 18.67 / 26
p0 7429 ± 0.1631
7430
7429.5
7429
7428.5
7428
7428. 0
7428. 1
7428. 2
7428. 3
7428. 4
7428. 5
7428. 6
7428. 7
7428. 8
7428. 9
7428. 10
7429. 0
7429. 1
7429. 2
7429. 3
7429. 4
7429. 5
7429. 6
7429. 7
7430. 0
7430. 1
7430. 2
7430. 3
7430. 4
7430. 5
7430. 6
7430. 7

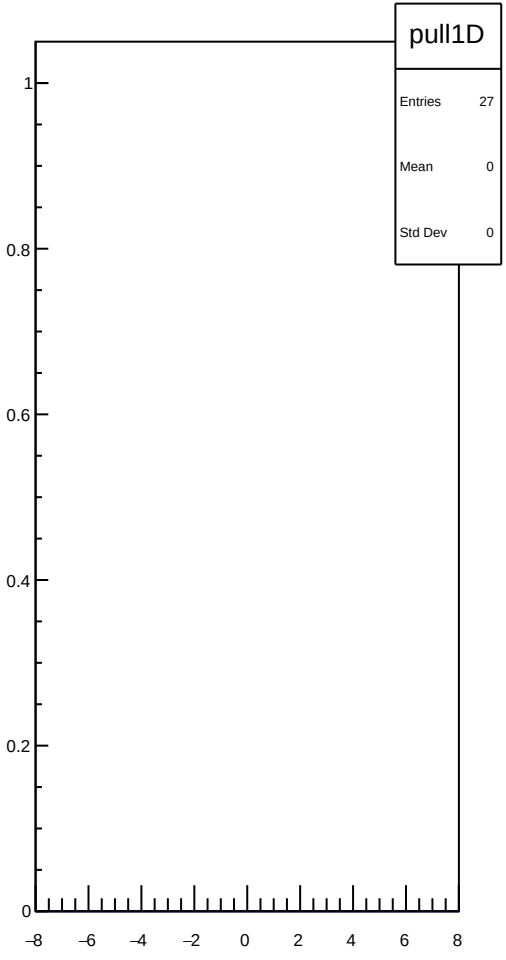
pull1D
Entries 27
Mean 0
Std Dev 0
1
0.8
0.6
0.4
0.2
0
−8
−6
−4
−2
0
2
4
6
8

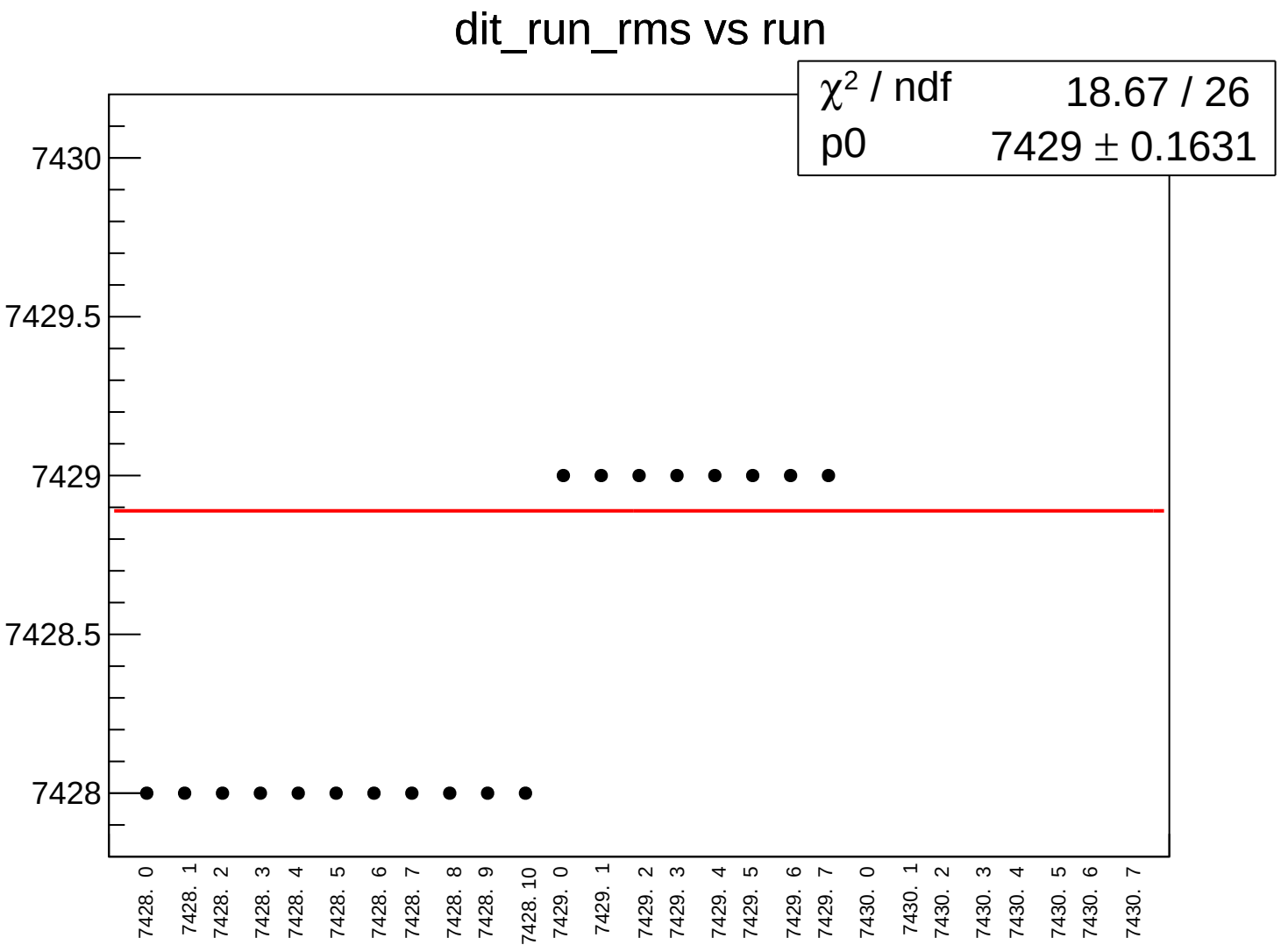
dit_run_rms vs run
χ² / ndf 18.67 / 26
p0 7429 ± 0.1631
7430
7429.5
7429
7428.5
7428
7428. 0
7428. 1
7428. 2
7428. 3
7428. 4
7428. 5
7428. 6
7428. 7
7428. 8
7428. 9
7428. 10
7429. 0
7429. 1
7429. 2
7429. 3
7429. 4
7429. 5
7429. 6
7429. 7
7430. 0
7430. 1
7430. 2
7430. 3
7430. 4
7430. 5
7430. 6
7430. 7

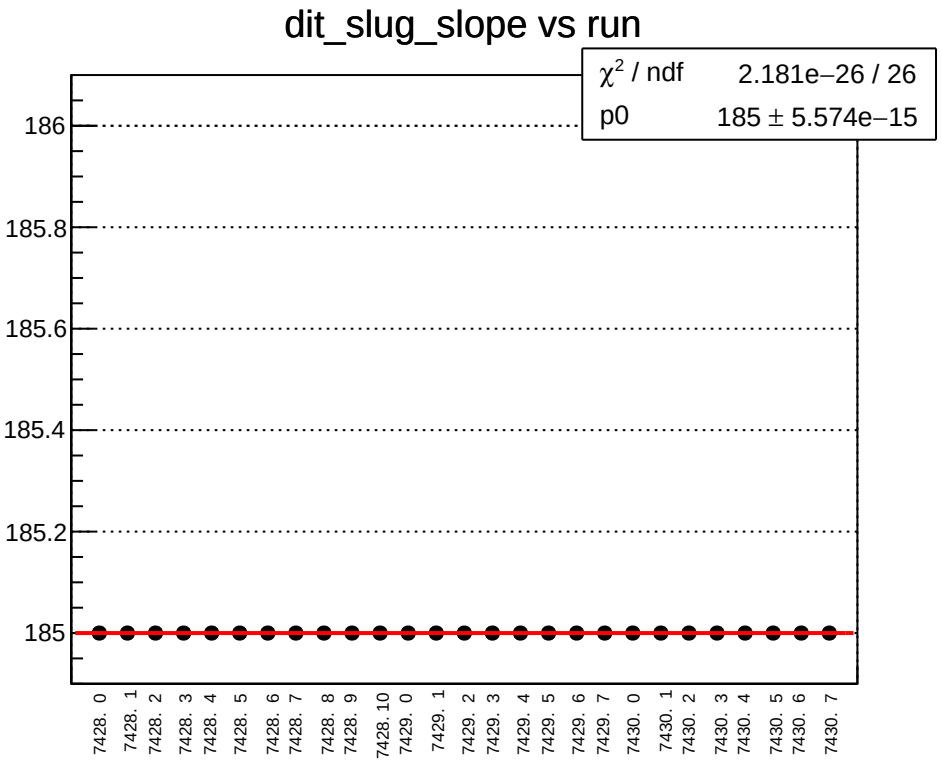
dit_slug_slope vs run
χ^2 / ndf 2.181e−26 / 26
p0 185 ± 5.574e−15
186
185.8
185.6
185.4
185.2
185
7428. 0
7428. 1
7428. 2
7428. 3
7428. 4
7428. 5
7428. 6
7428. 7
7428. 8
7428. 9
7428. 10
7429. 0
7429. 1
7429. 2
7429. 3
7429. 4
7429. 5
7429. 6
7429. 7
7430. 0
7430. 1
7430. 2
7430. 3
7430. 4
7430. 5
7430. 6
7430. 7

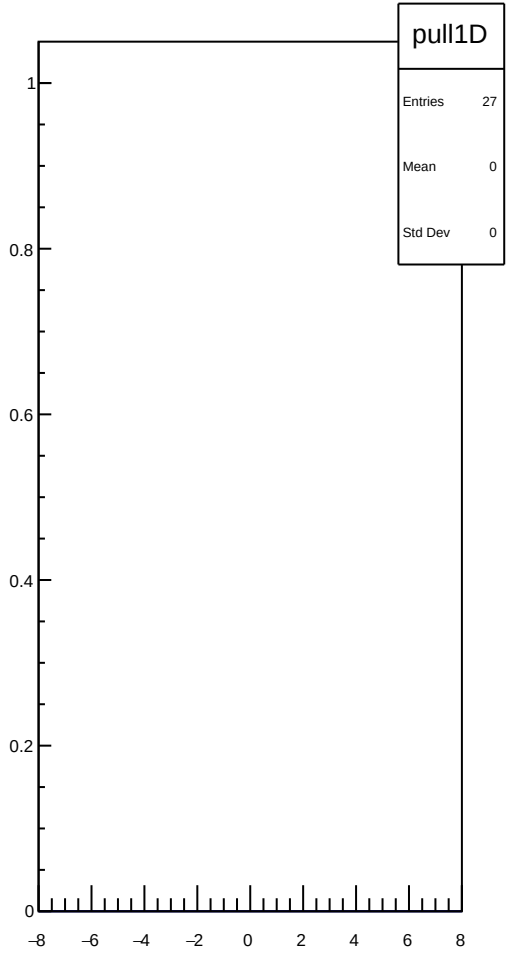
pull1D
Entries 27
Mean 0
Std Dev 0
1
0.8
0.6
0.4
0.2
0
−8
−6
−4
−2
0
2
4
6
8

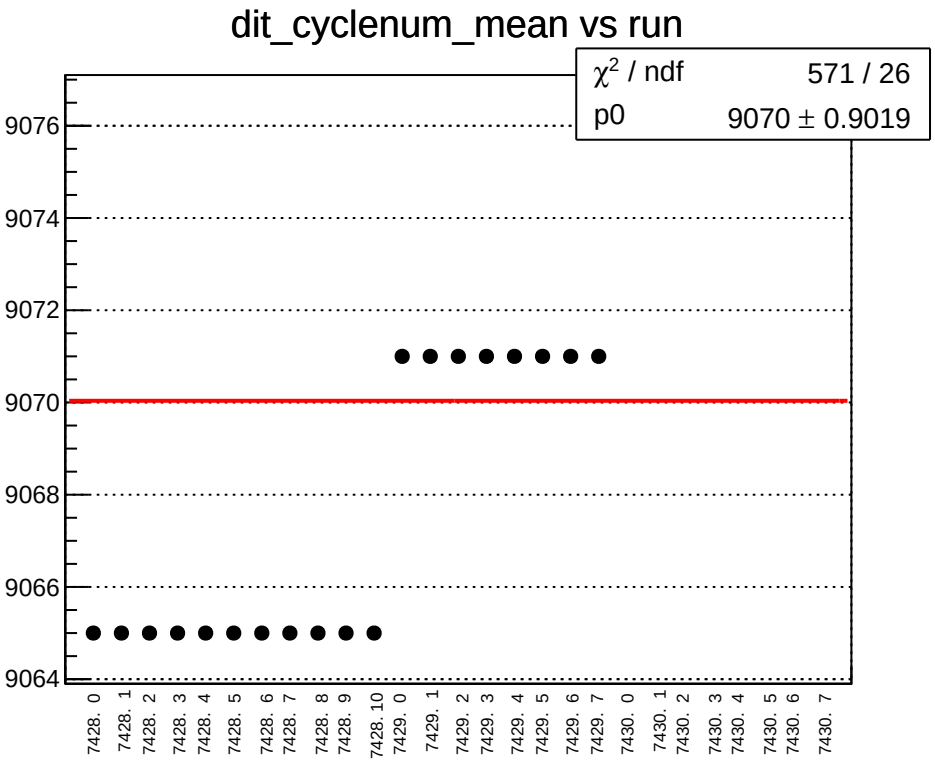
dit_cyclenum_mean vs run
χ^2 / ndf 571 / 26
p0 9070 ± 0.9019
9076
9074
9072
9070
9068
9066
9064
7428. 0
7428. 1
7428. 2
7428. 3
7428. 4
7428. 5
7428. 6
7428. 7
7428. 8
7428. 9
7428. 10
7429. 0
7429. 1
7429. 2
7429. 3
7429. 4
7429. 5
7429. 6
7429. 7
7430. 0
7430. 1
7430. 2
7430. 3
7430. 4
7430. 5
7430. 6
7430. 7

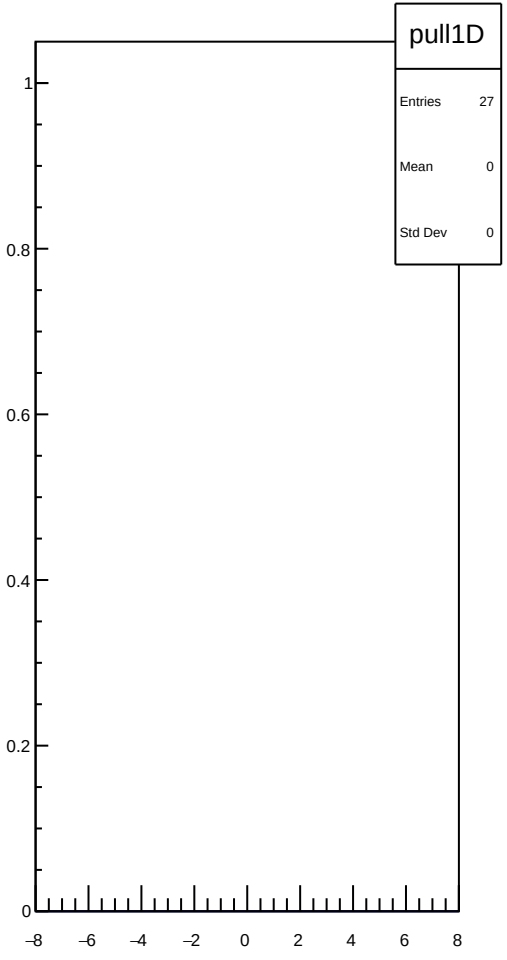
pull1D
Entries 27
Mean 0
Std Dev 0
1
0.8
0.6
0.4
0.2
0
–8
–6
–4
–2
0
2
4
6
8

dit_cyclenum_rms vs run

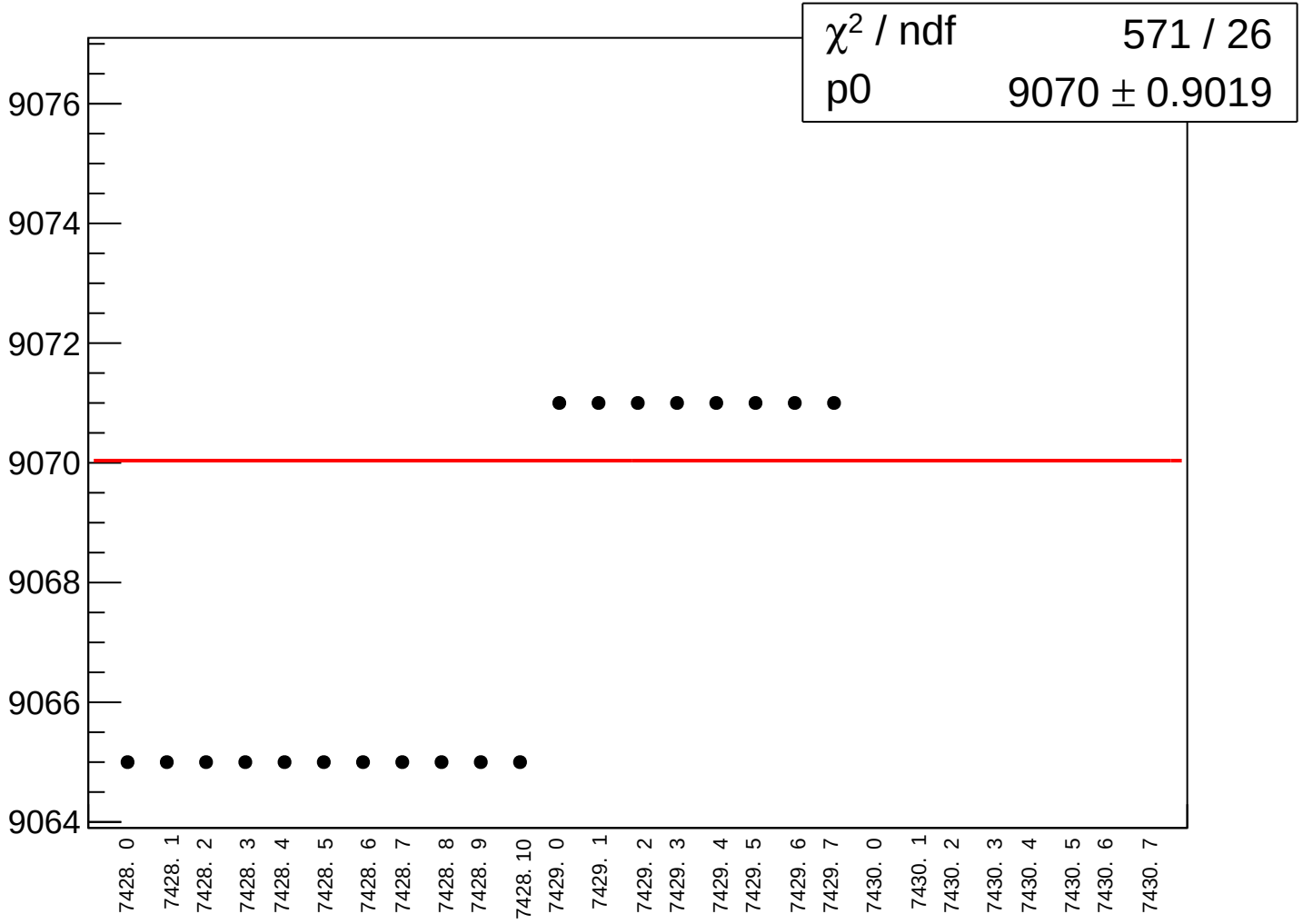

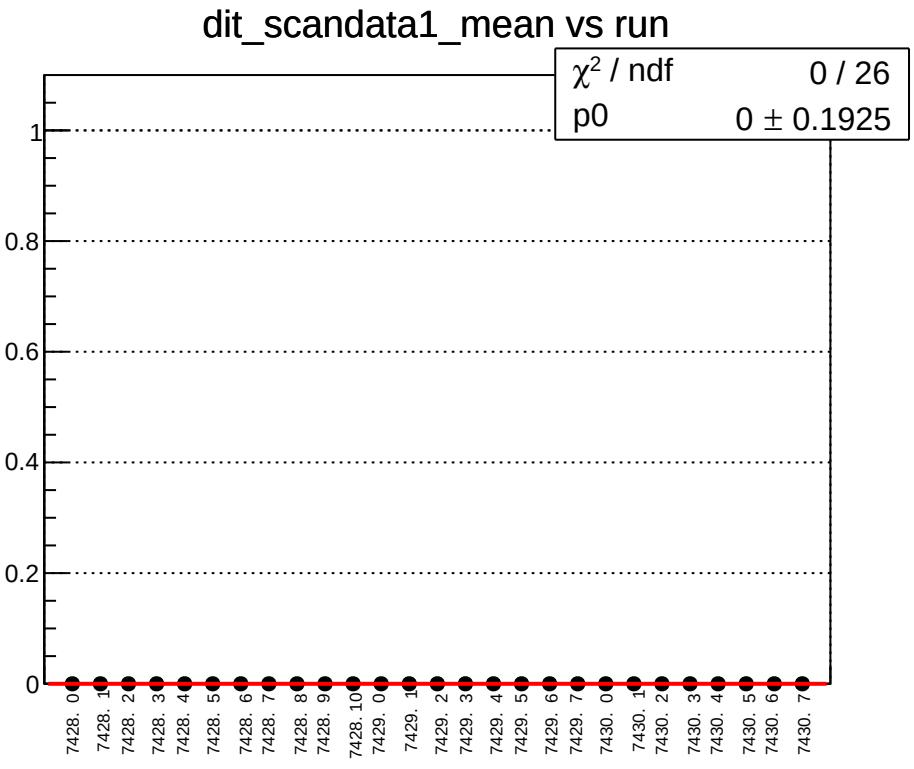
dit_scandata1_mean vs run
χ^2 / ndf 0 / 26
p0 0 ± 0.1925
1
0.8
0.6
0.4
0.2
0
7428. 0
7428. 1
7428. 2
7428. 3
7428. 4
7428. 5
7428. 6
7428. 7
7428. 8
7428. 9
7428. 10
7429. 0
7429. 1
7429. 2
7429. 3
7429. 4
7429. 5
7429. 6
7429. 7
7430. 0
7430. 1
7430. 2
7430. 3
7430. 4
7430. 5
7430. 6
7430. 7

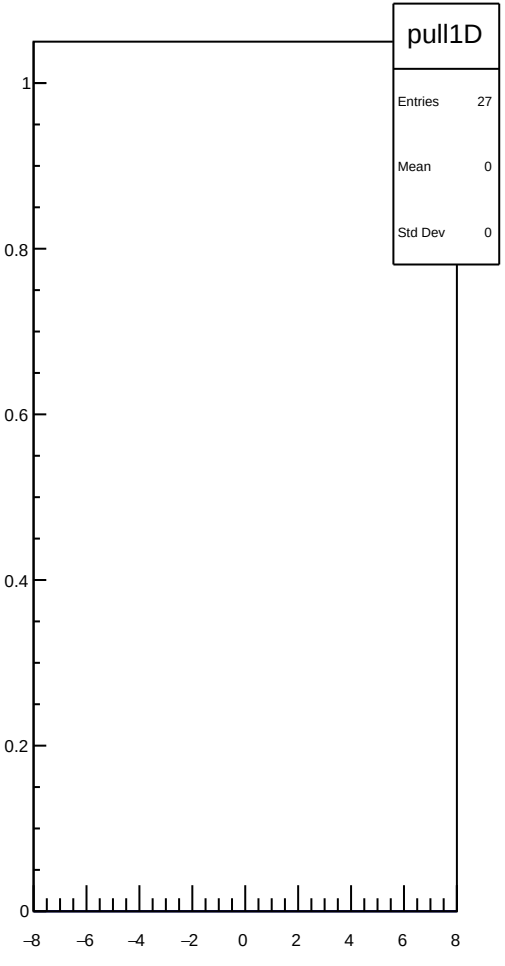
pull1D
Entries 27
Mean 0
Std Dev 0
1
0.8
0.6
0.4
0.2
0
–8
–6
–4
–2
0
2
4
6
8

dit_scandata1_rms vs run

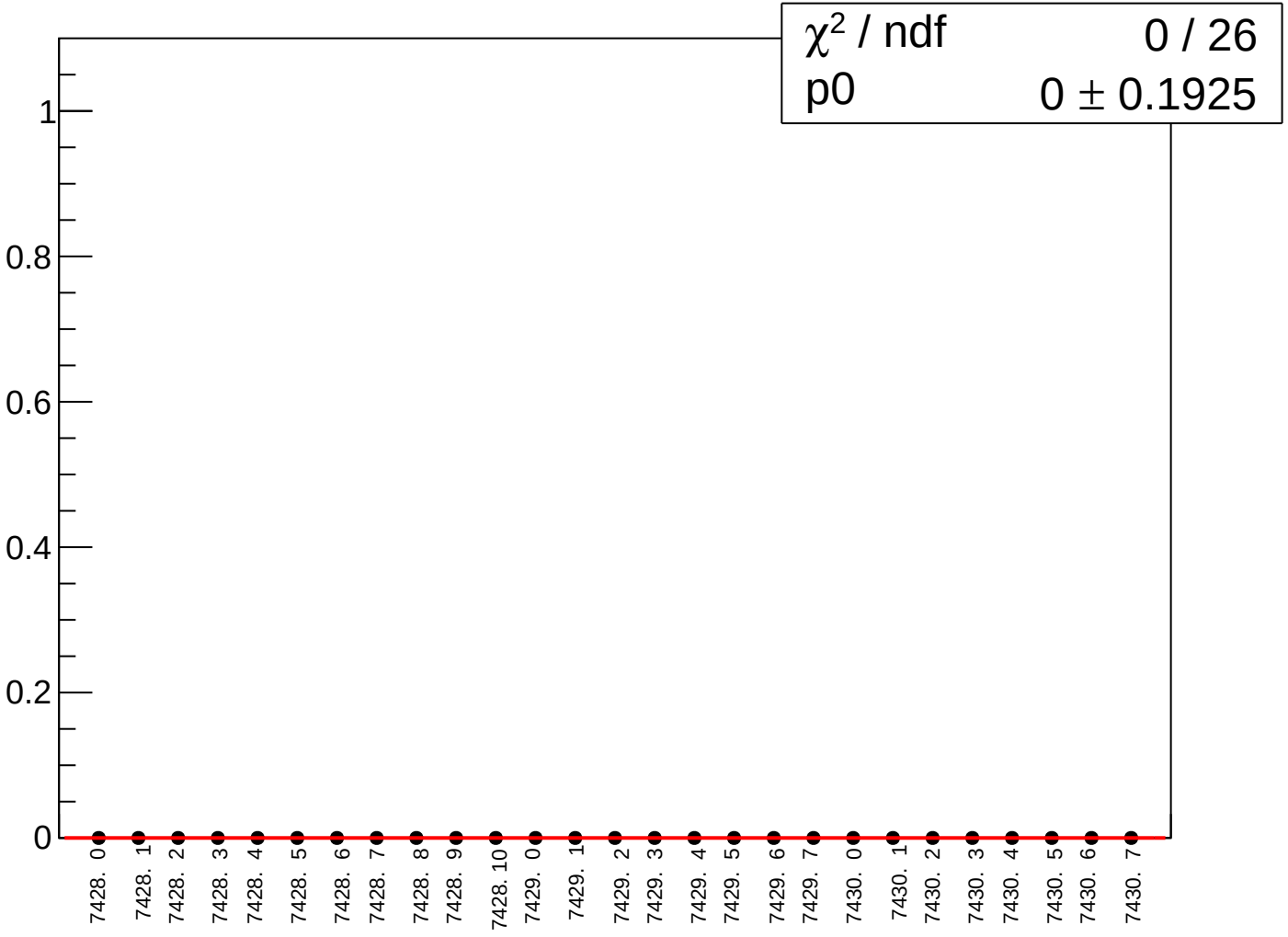

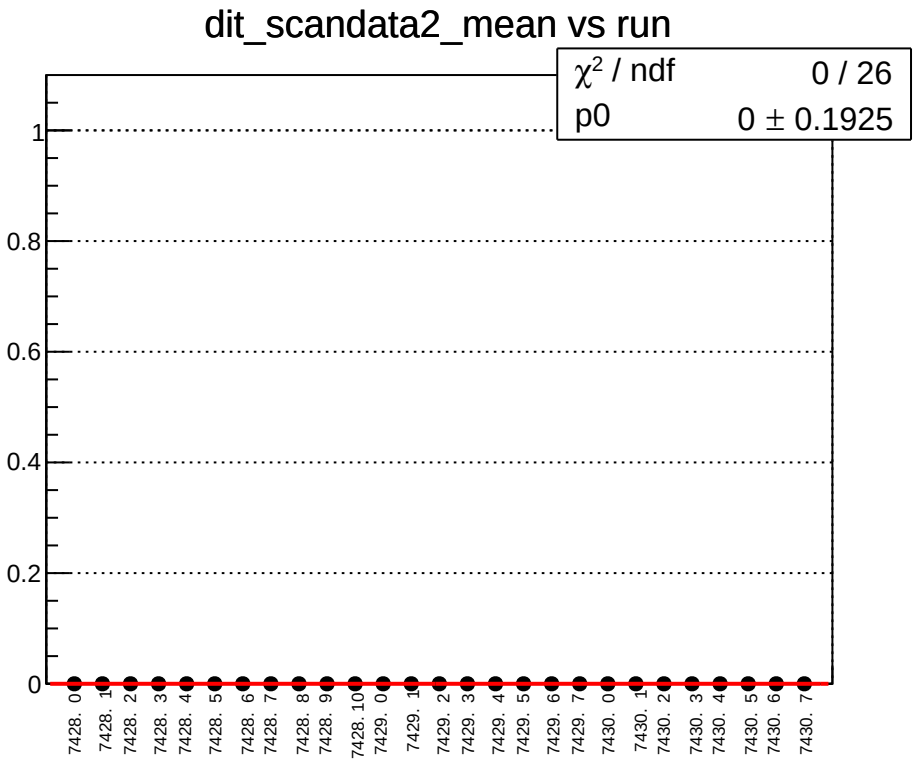
dit_scandata2_mean vs run
χ^2 / ndf 0 / 26
p0 0 ± 0.1925
1
0.8
0.6
0.4
0.2
0
7428. 0
7428. 1
7428. 2
7428. 3
7428. 4
7428. 5
7428. 6
7428. 7
7428. 8
7428. 9
7428. 10
7429. 0
7429. 1
7429. 2
7429. 3
7429. 4
7429. 5
7429. 6
7429. 7
7430. 0
7430. 1
7430. 2
7430. 3
7430. 4
7430. 5
7430. 6
7430. 7

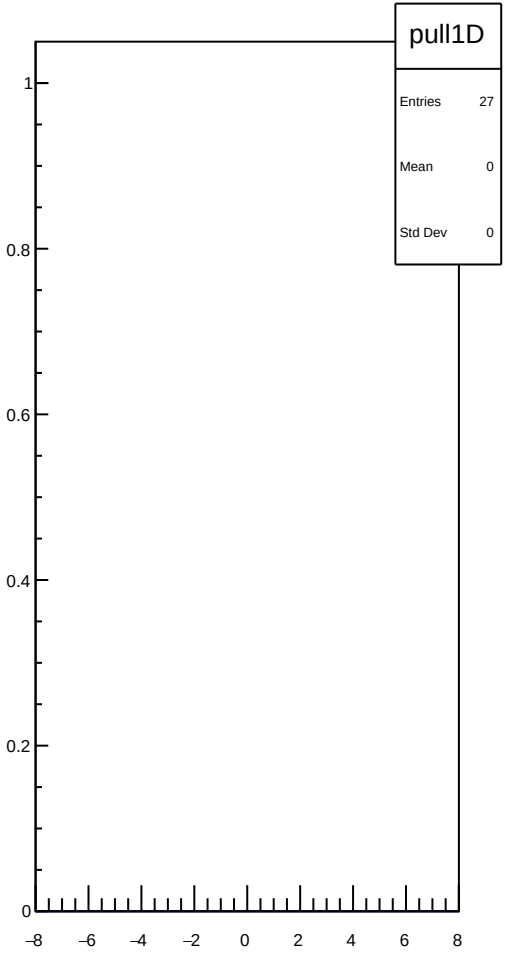
pull1D
Entries 27
Mean 0
Std Dev 0
1
0.8
0.6
0.4
0.2
0
–8
–6
–4
–2
0
2
4
6
8

dit_scandata2_rms vs run

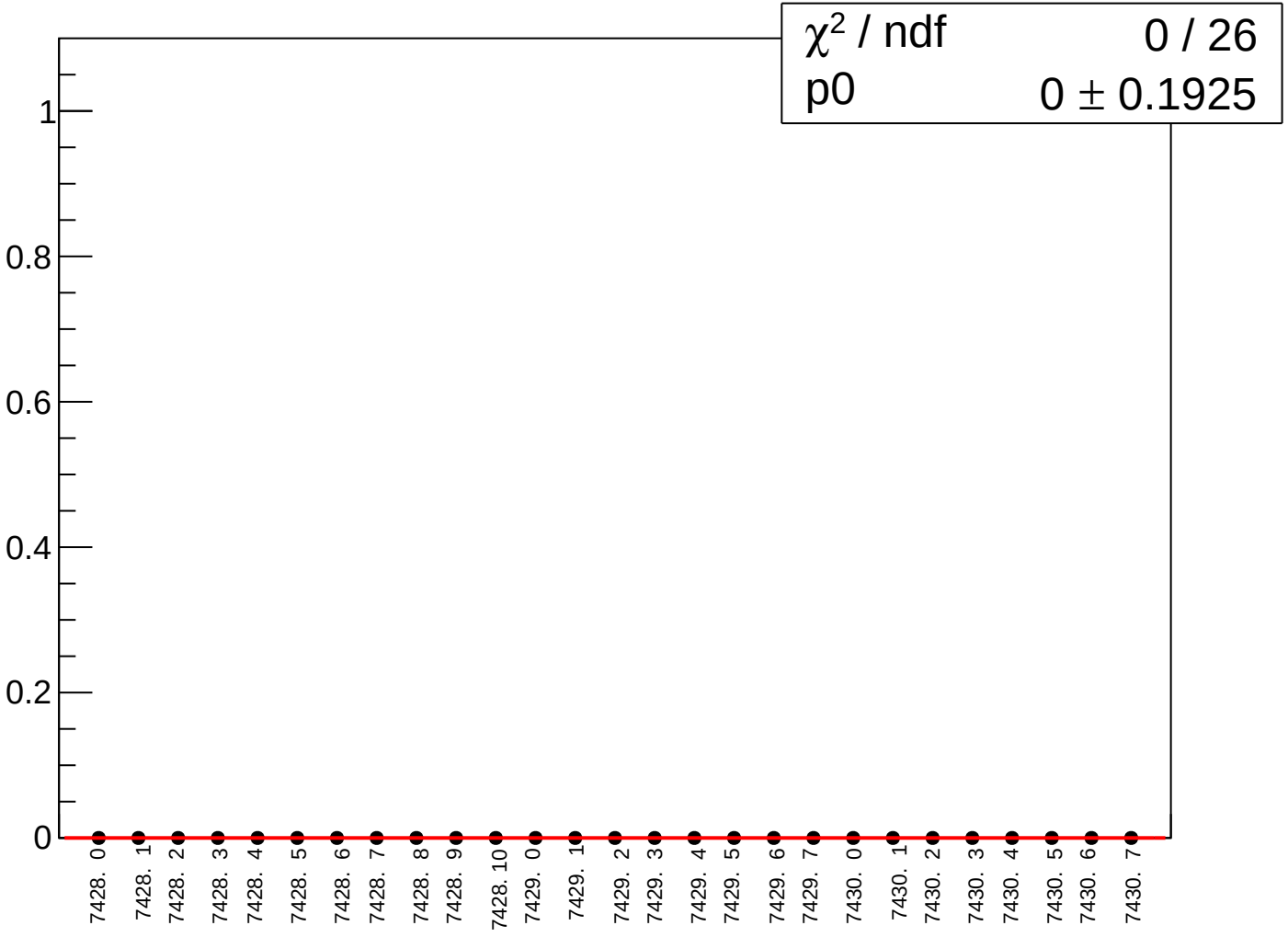

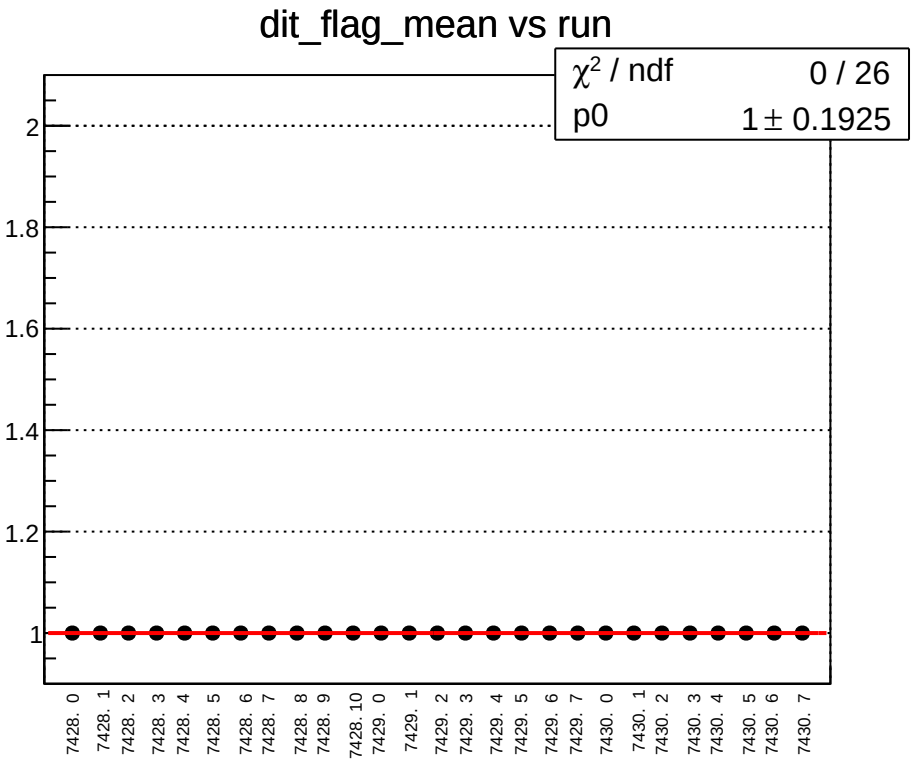
dit_flag_mean vs run
χ^2 / ndf 0 / 26
p0 1 ± 0.1925
2
1.8
1.6
1.4
1.2
1
7428. 0
7428. 1
7428. 2
7428. 3
7428. 4
7428. 5
7428. 6
7428. 7
7428. 8
7428. 9
7428. 10
7429. 0
7429. 1
7429. 2
7429. 3
7429. 4
7429. 5
7429. 6
7429. 7
7430. 0
7430. 1
7430. 2
7430. 3
7430. 4
7430. 5
7430. 6
7430. 7

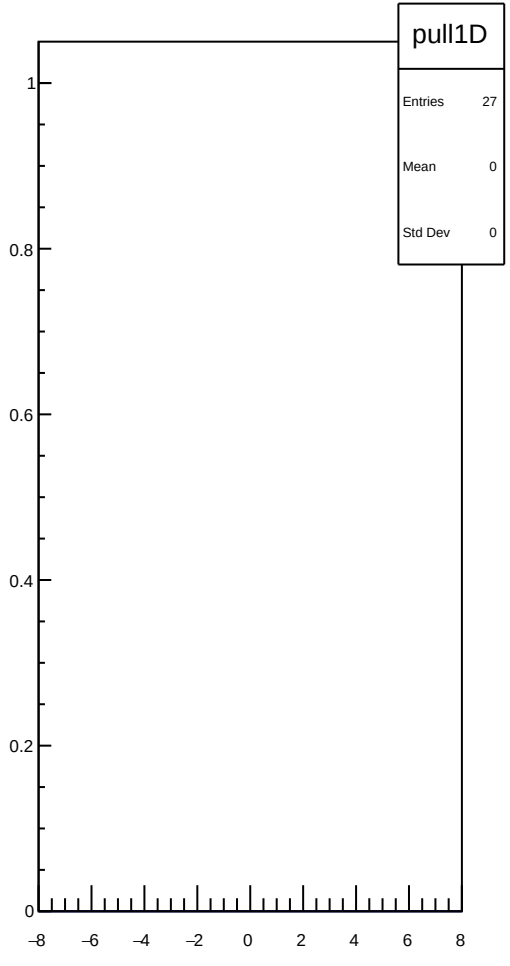
pull1D
Entries 27
Mean 0
Std Dev 0
1
0.8
0.6
0.4
0.2
0
–8
–6
–4
–2
0
2
4
6
8

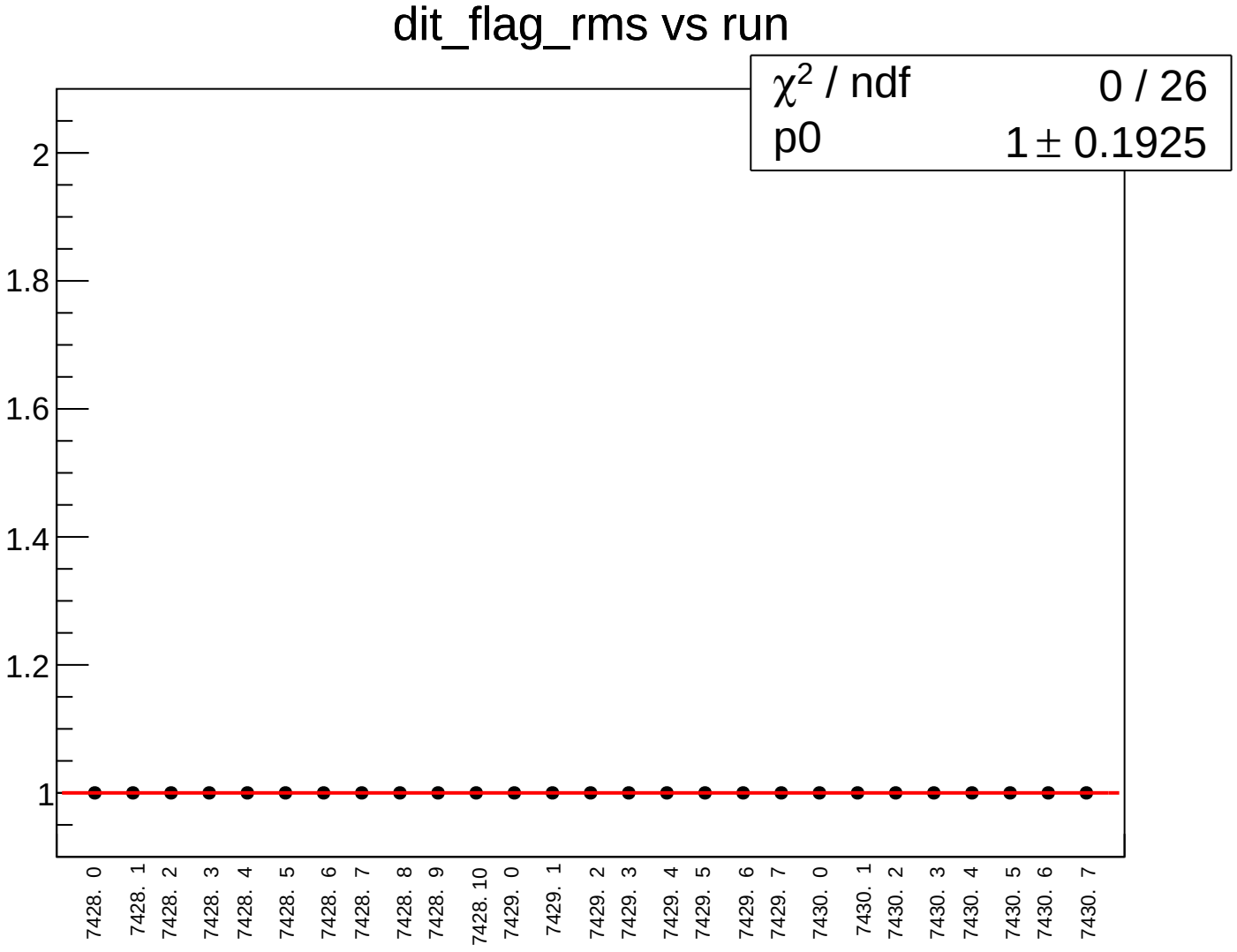
dit_flag_rms vs run
χ2 / ndf 0 / 26
p0 1 ± 0.1925
2
1.8
1.6
1.4
1.2
1
7428. 0
7428. 1
7428. 2
7428. 3
7428. 4
7428. 5
7428. 6
7428. 7
7428. 8
7428. 9
7428. 10
7429. 0
7429. 1
7429. 2
7429. 3
7429. 4
7429. 5
7429. 6
7429. 7
7430. 0
7430. 1
7430. 2
7430. 3
7430. 4
7430. 5
7430. 6
7430. 7

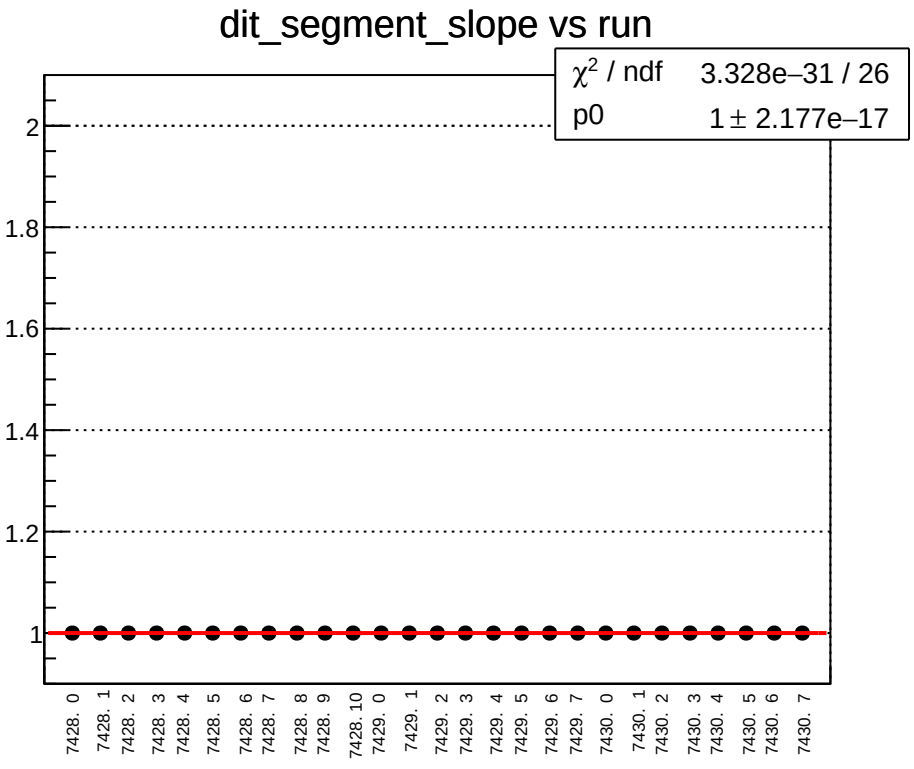
dit_segment_slope vs run
χ^2 / ndf 3.328e–31 / 26
p0 1 ± 2.177e–17
2
1.8
1.6
1.4
1.2
1
7428. 0
7428. 1
7428. 2
7428. 3
7428. 4
7428. 5
7428. 6
7428. 7
7428. 8
7428. 9
7428. 10
7429. 0
7429. 1
7429. 2
7429. 3
7429. 4
7429. 5
7429. 6
7429. 7
7430. 0
7430. 1
7430. 2
7430. 3
7430. 4
7430. 5
7430. 6
7430. 7

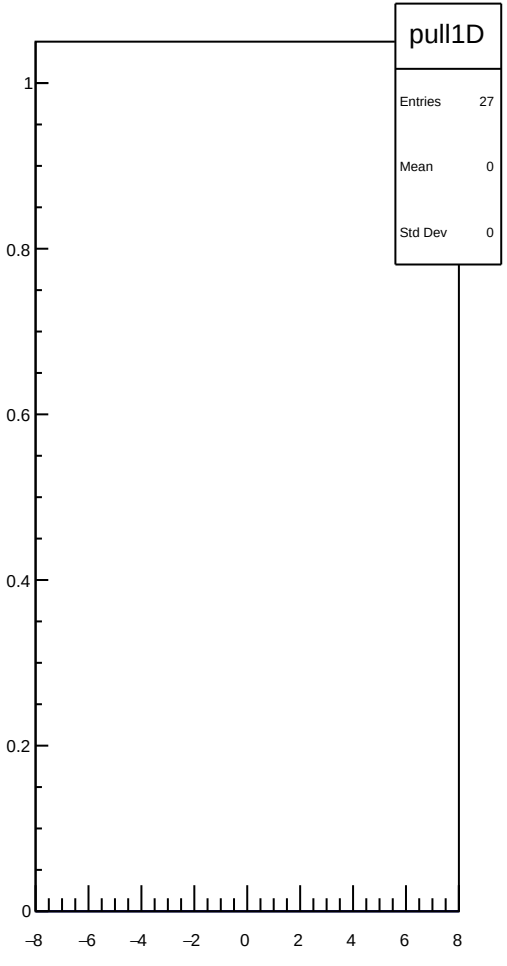
pull1D
Entries 27
Mean 0
Std Dev 0
1
0.8
0.6
0.4
0.2
0
–8
–6
–4
–2
0
2
4
6
8

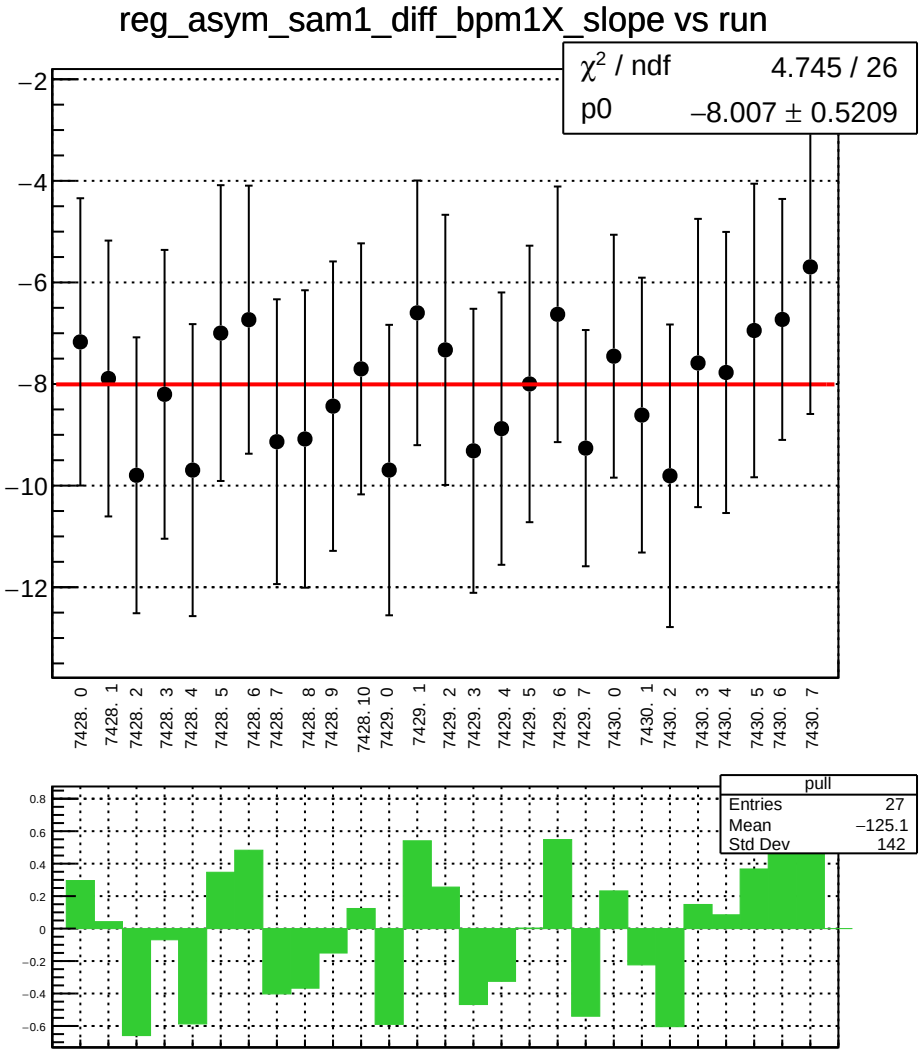
reg_asym_sam1_diff_bpm1X_slope vs run
χ² / ndf 4.745 / 26
p0 −8.007 ± 0.5209
−2
−4
−6
−8
−10
−12
7428. 0
7428. 1
7428. 2
7428. 3
7428. 4
7428. 5
7428. 6
7428. 7
7428. 8
7428. 9
7428. 10
7429. 0
7429. 1
7429. 2
7429. 3
7429. 4
7429. 5
7429. 6
7429. 7
7430. 0
7430. 1
7430. 2
7430. 3
7430. 4
7430. 5
7430. 6
7430. 7
pull
Entries 27
Mean −125.1
Std Dev 142
0.8
0.6
0.4
0.2
0
−0.2
−0.4
−0.6

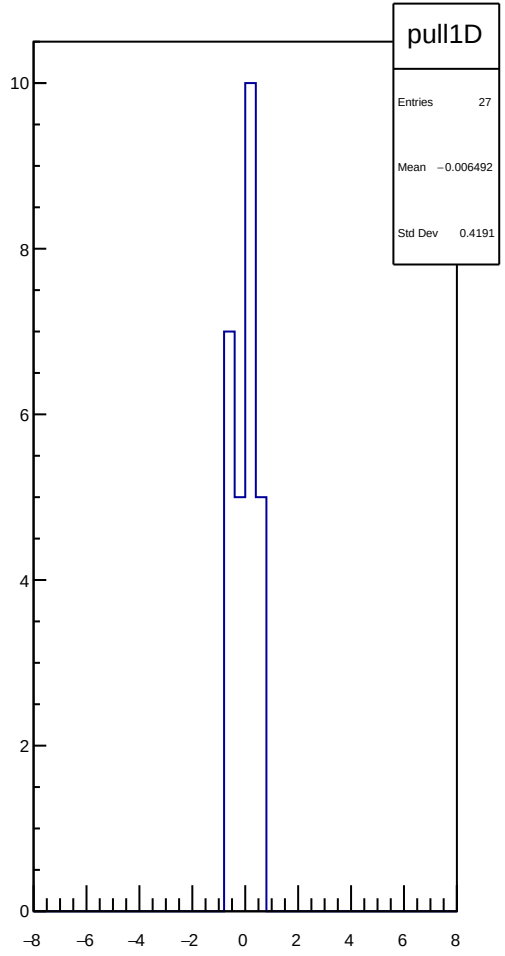
pull1D
Entries 27
Mean −0.006492
Std Dev 0.4191
10
8
6
4
2
0
−8
−6
−4
−2
0
2
4
6
8

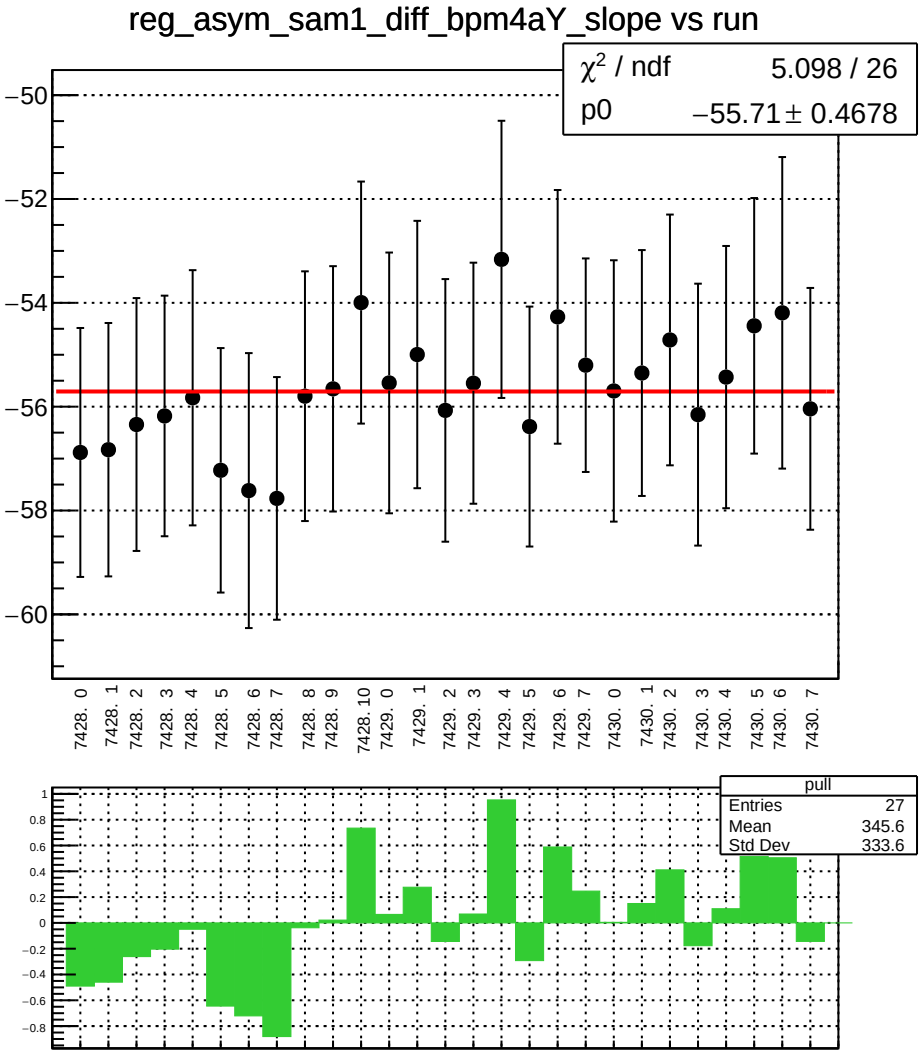
reg_asym_sam1_diff_bpm4aY_slope vs run
χ^2 / ndf 5.098 / 26
p0 −55.71 ± 0.4678
−50
−52
−54
−56
−58
−60
7428. 0
7428. 1
7428. 2
7428. 3
7428. 4
7428. 5
7428. 6
7428. 7
7428. 8
7428. 9
7428. 10
7429. 0
7429. 1
7429. 2
7429. 3
7429. 4
7429. 5
7429. 6
7429. 7
7430. 0
7430. 1
7430. 2
7430. 3
7430. 4
7430. 5
7430. 6
7430. 7
pull
Entries 27
Mean 345.6
Std Dev 333.6

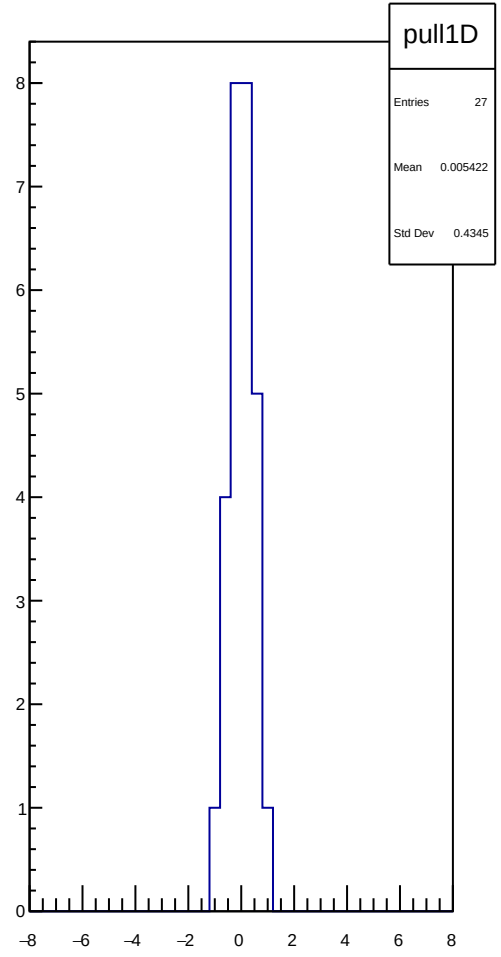
pull1D
Entries 27
Mean 0.005422
Std Dev 0.4345

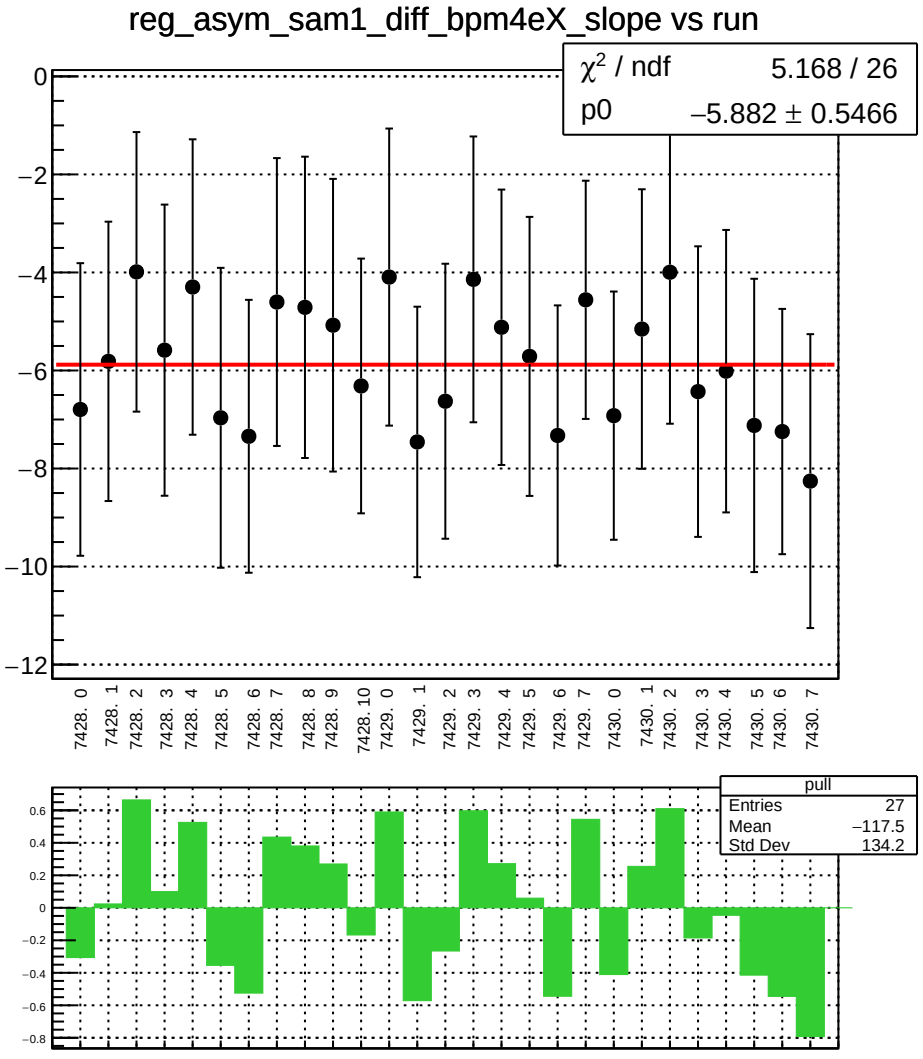
reg_asym_sam1_diff_bpm4eX_slope vs run
χ^2 / ndf 5.168 / 26
p0 –5.882 ± 0.5466
0
–2
–4
–6
–8
–10
–12
7428. 0
7428. 1
7428. 2
7428. 3
7428. 4
7428. 5
7428. 6
7428. 7
7428. 8
7428. 9
7428. 10
7429. 0
7429. 1
7429. 2
7429. 3
7429. 4
7429. 5
7429. 6
7429. 7
7430. 0
7430. 1
7430. 2
7430. 3
7430. 4
7430. 5
7430. 6
7430. 7
pull
Entries 27
Mean –117.5
Std Dev 134.2
0.6
0.4
0.2
0
–0.2
–0.4
–0.6
–0.8

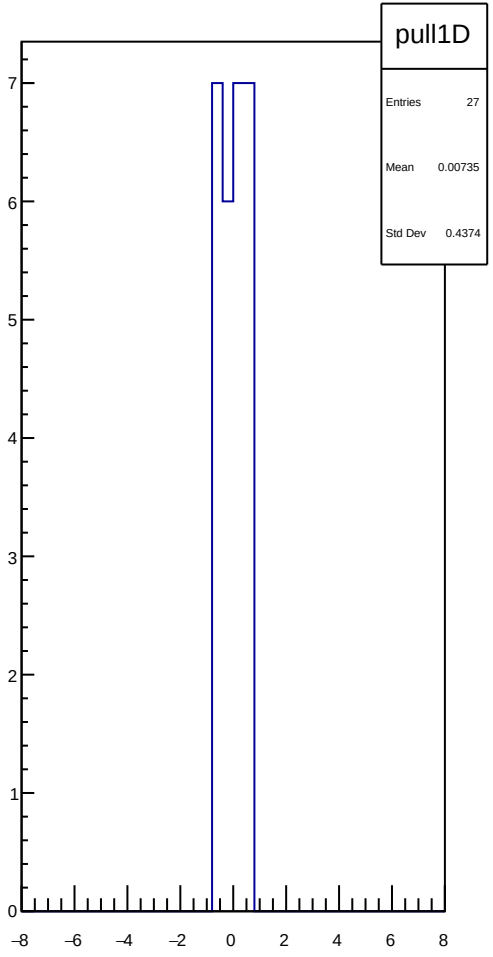
pull1D
Entries 27
Mean 0.00735
Std Dev 0.4374
7
6
5
4
3
2
1
0
–8
–6
–4
–2
0
2
4
6
8

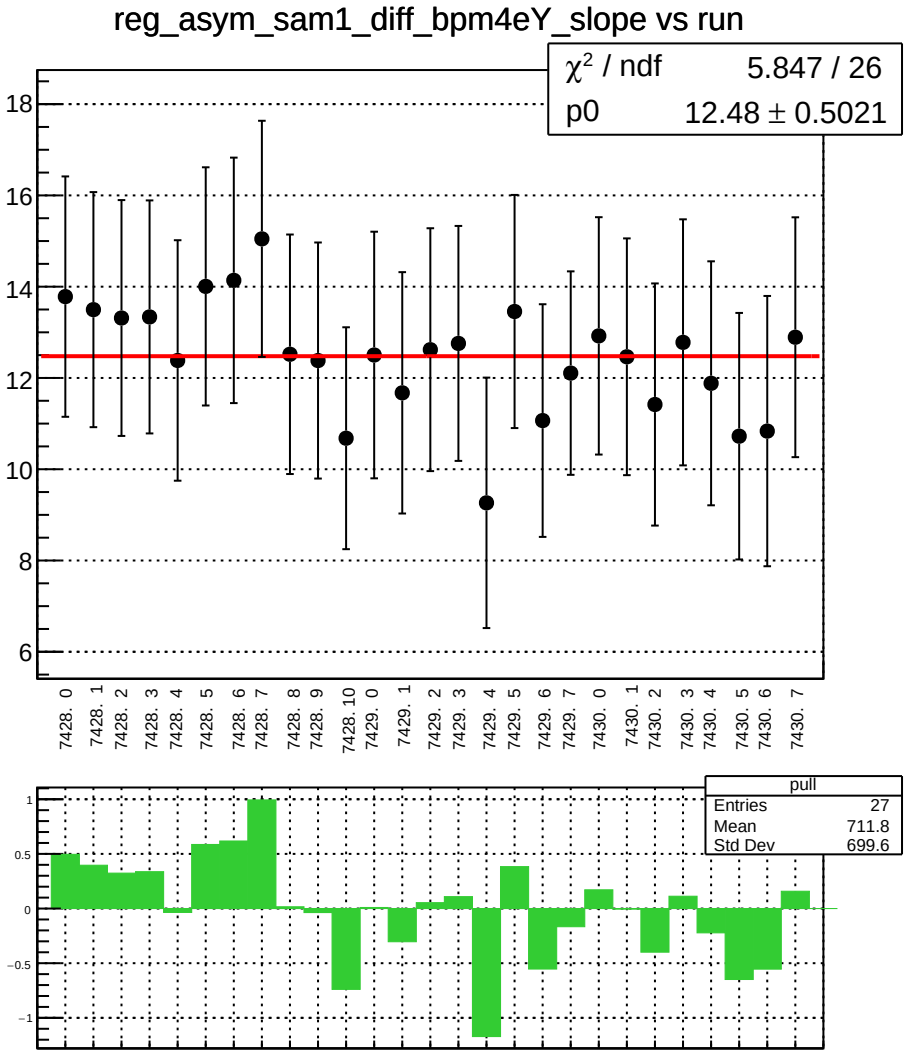
reg_asym_sam1_diff_bpm4eY_slope vs run
χ² / ndf 5.847 / 26
p0 12.48 ± 0.5021
18
16
14
12
10
8
6
7428. 0
7428. 1
7428. 2
7428. 3
7428. 4
7428. 5
7428. 6
7428. 7
7428. 8
7428. 9
7428. 10
7429. 0
7429. 1
7429. 2
7429. 3
7429. 4
7429. 5
7429. 6
7429. 7
7430. 0
7430. 1
7430. 2
7430. 3
7430. 4
7430. 5
7430. 6
7430. 7
pull
Entries 27
Mean 711.8
Std Dev 699.6
1
0.5
0
−0.5
−1

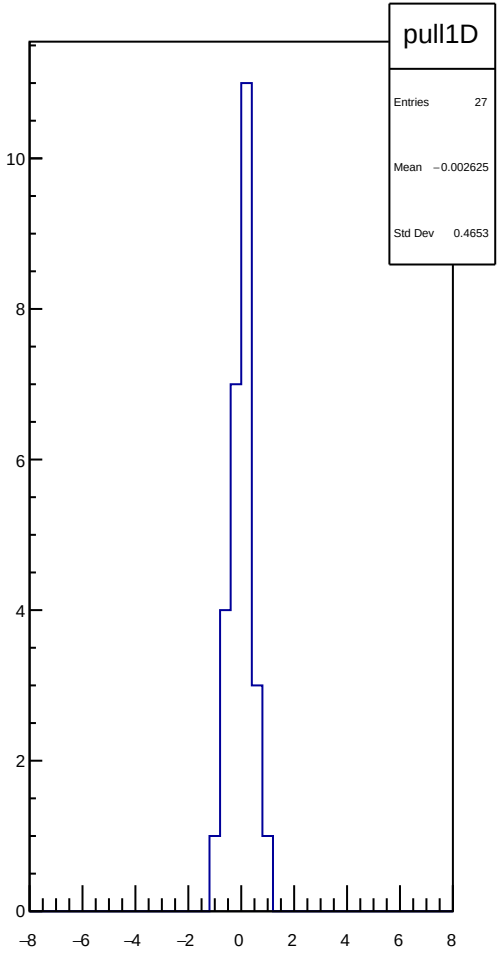
pull1D
Entries 27
Mean −0.002625
Std Dev 0.4653
10
8
6
4
2
0
−8
−6
−4
−2
0
2
4
6
8

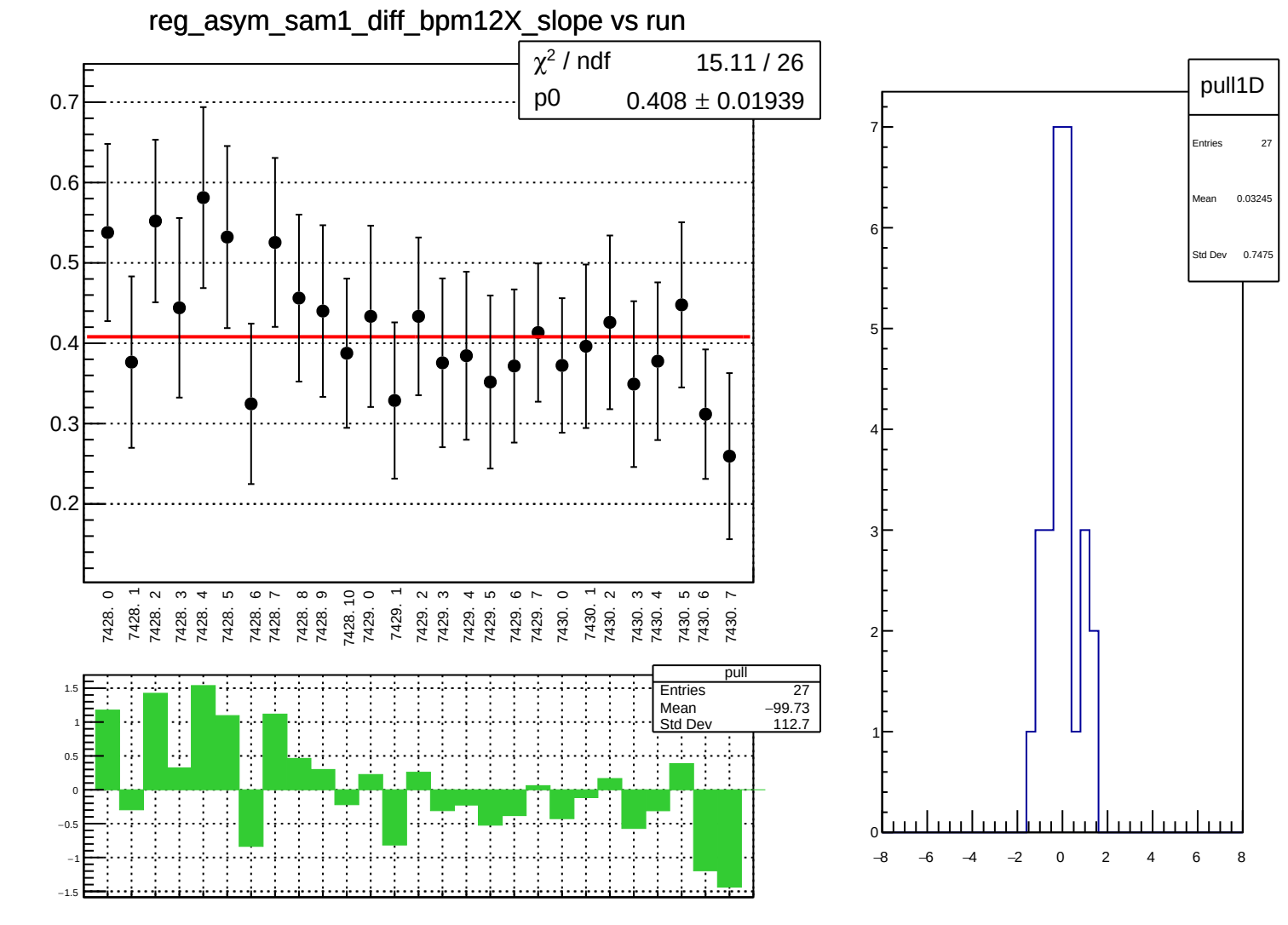
reg_asym_sam1_diff_bpm12X_slope vs run
χ² / ndf 15.11 / 26
p0 0.408 ± 0.01939
0.7
0.6
0.5
0.4
0.3
0.2
7428. 0
7428. 1
7428. 2
7428. 3
7428. 4
7428. 5
7428. 6
7428. 7
7428. 8
7428. 9
7428. 10
7429. 0
7429. 1
7429. 2
7429. 3
7429. 4
7429. 5
7429. 6
7429. 7
7430. 0
7430. 1
7430. 2
7430. 3
7430. 4
7430. 5
7430. 6
7430. 7
pull
Entries 27
Mean −99.73
Std Dev 112.7
1.5
1
0.5
0
−0.5
−1
−1.5
pull1D
Entries 27
Mean 0.03245
Std Dev 0.7475
7
6
5
4
3
2
1
0
−8
−6
−4
−2
0
2
4
6
8

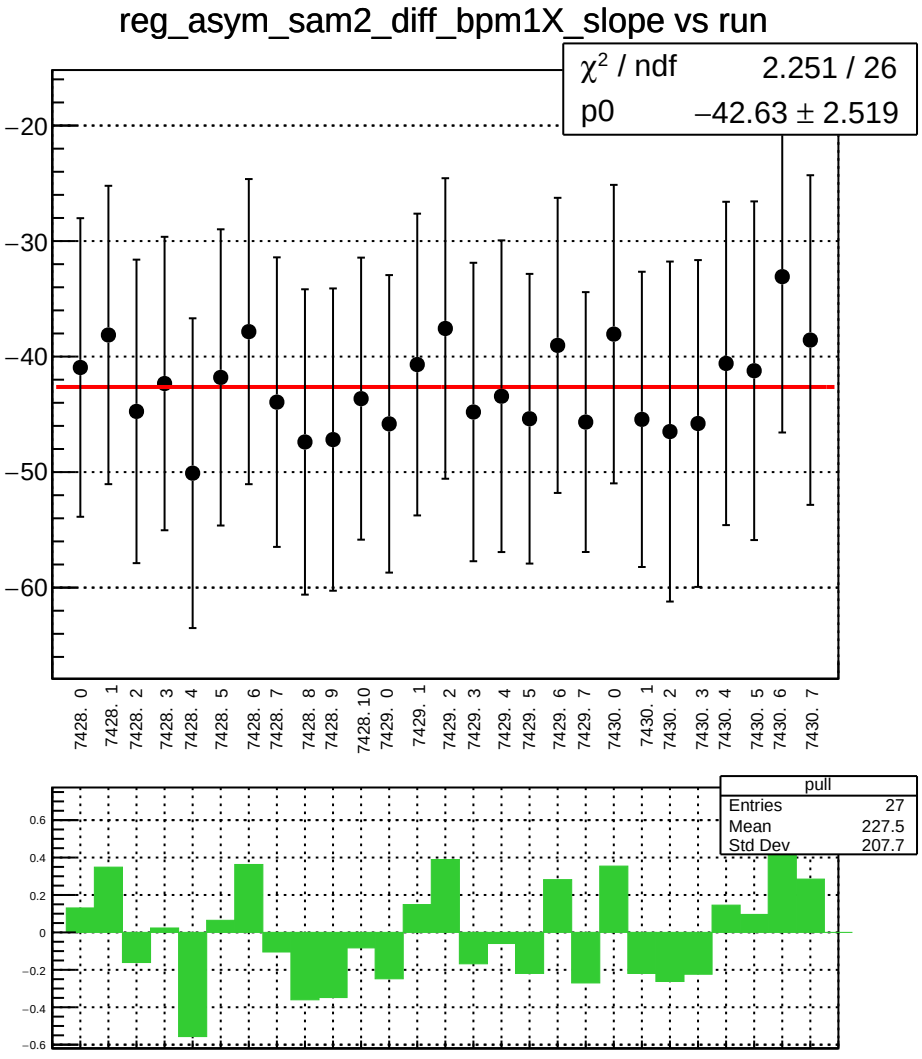
reg_asym_sam2_diff_bpm1X_slope vs run
χ^2 / ndf 2.251 / 26
p0 −42.63 ± 2.519
−20
−30
−40
−50
−60
7428. 0
7428. 1
7428. 2
7428. 3
7428. 4
7428. 5
7428. 6
7428. 7
7428. 8
7428. 9
7428. 10
7429. 0
7429. 1
7429. 2
7429. 3
7429. 4
7429. 5
7429. 6
7429. 7
7430. 0
7430. 1
7430. 2
7430. 3
7430. 4
7430. 5
7430. 6
7430. 7
pull
Entries 27
Mean 227.5
Std Dev 207.7
0.6
0.4
0.2
0
−0.2
−0.4
−0.6

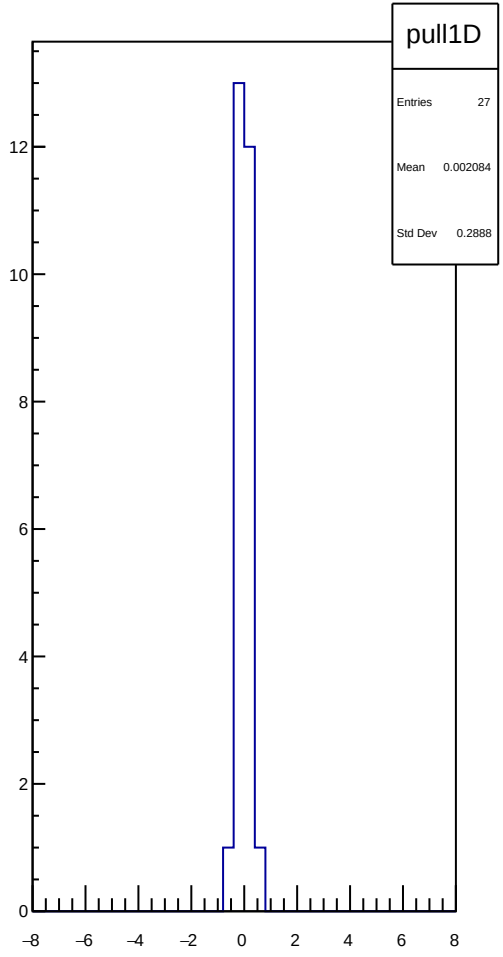
pull1D
Entries 27
Mean 0.002084
Std Dev 0.2888
12
10
8
6
4
2
0
−8
−6
−4
−2
0
2
4
6
8

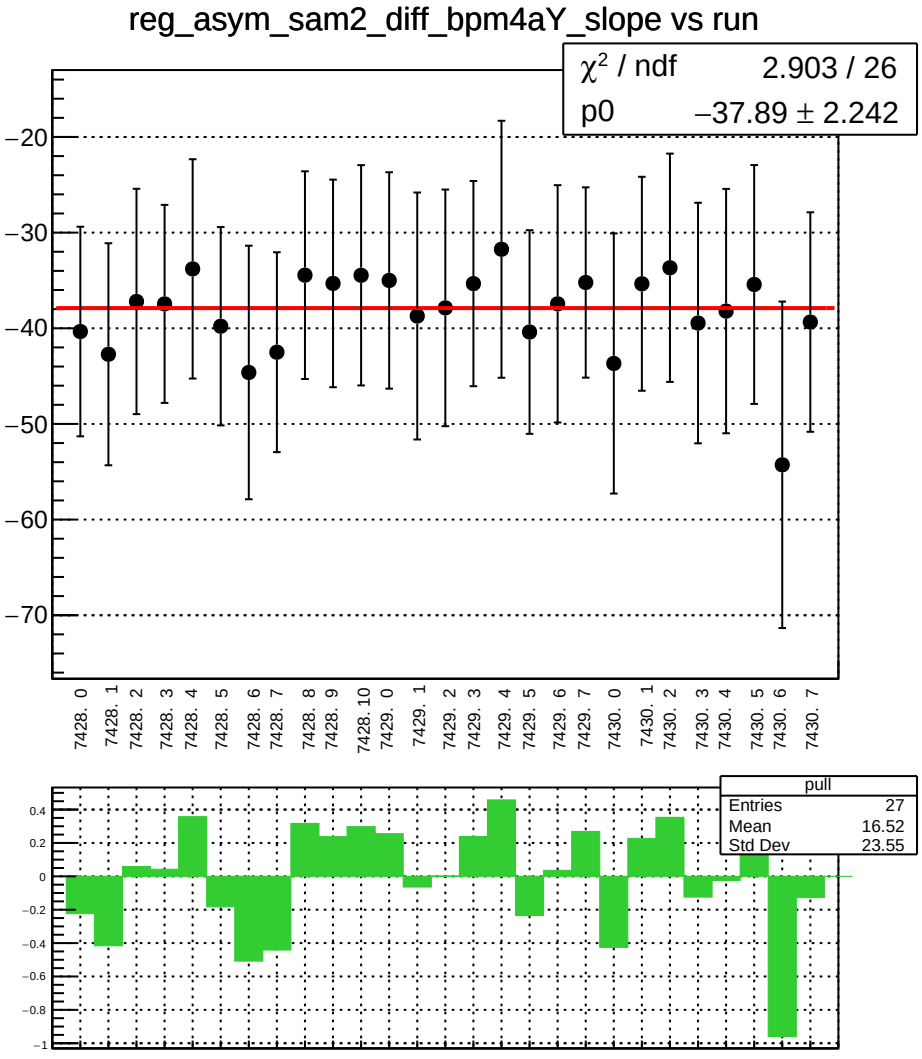
reg_asym_sam2_diff_bpm4aY_slope vs run
χ² / ndf 2.903 / 26
p0 −37.89 ± 2.242
−20
−30
−40
−50
−60
−70
7428. 0
7428. 1
7428. 2
7428. 3
7428. 4
7428. 5
7428. 6
7428. 7
7428. 8
7428. 9
7428. 10
7429. 0
7429. 1
7429. 2
7429. 3
7429. 4
7429. 5
7429. 6
7429. 7
7430. 0
7430. 1
7430. 2
7430. 3
7430. 4
7430. 5
7430. 6
7430. 7
pull
Entries 27
Mean 16.52
Std Dev 23.55
0.4
0.2
0
−0.2
−0.4
−0.6
−0.8
−1

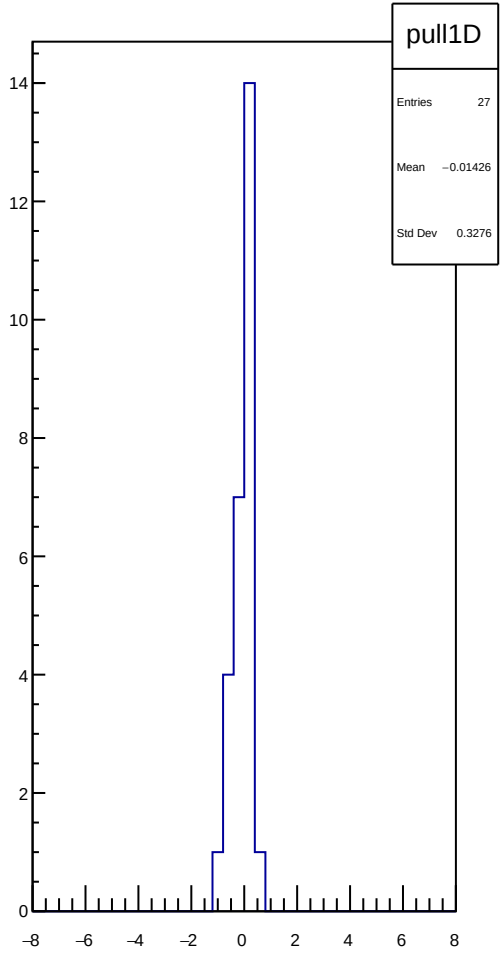
pull1D
Entries 27
Mean −0.01426
Std Dev 0.3276
14
12
10
8
6
4
2
0
−8
−6
−4
−2
0
2
4
6
8

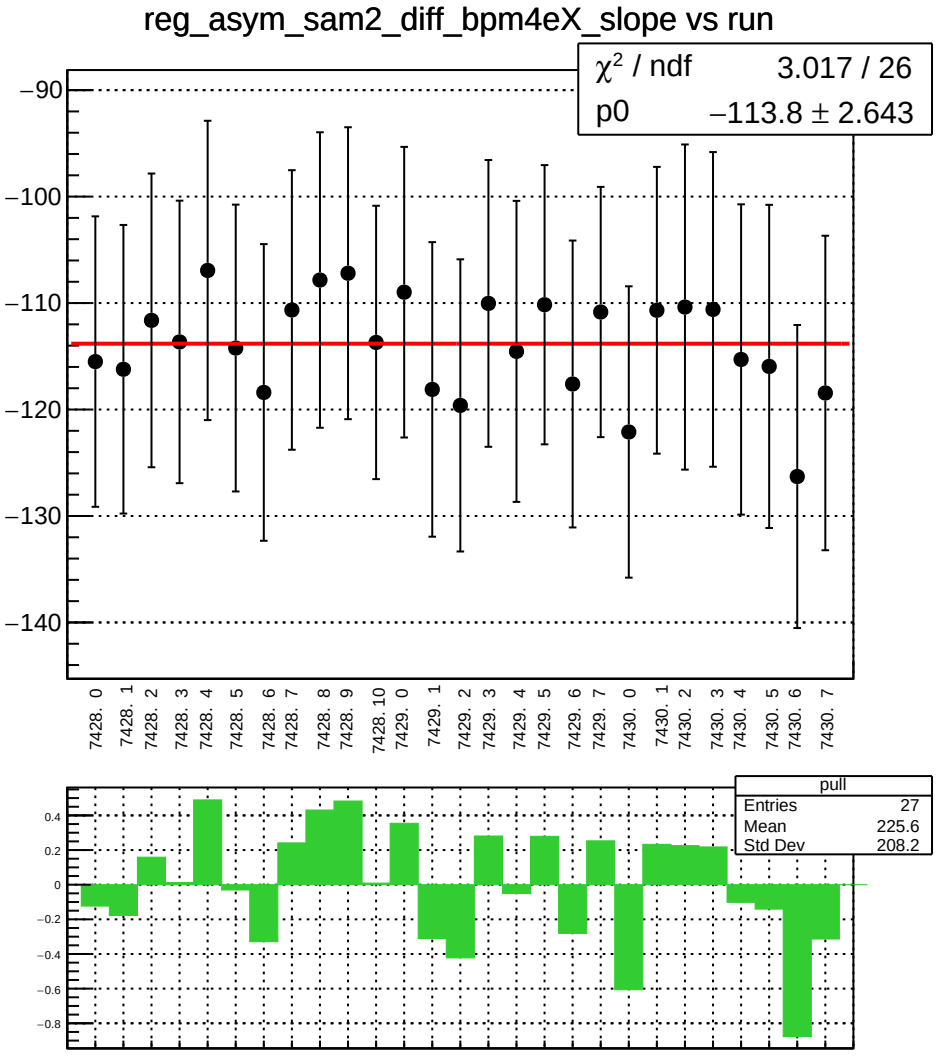
reg_asym_sam2_diff_bpm4eX_slope vs run
χ^2 / ndf 3.017 / 26
p0 −113.8 ± 2.643
−90
−100
−110
−120
−130
−140
7428. 0
7428. 1
7428. 2
7428. 3
7428. 4
7428. 5
7428. 6
7428. 7
7428. 8
7428. 9
7428. 10
7429. 0
7429. 1
7429. 2
7429. 3
7429. 4
7429. 5
7429. 6
7429. 7
7430. 0
7430. 1
7430. 2
7430. 3
7430. 4
7430. 5
7430. 6
7430. 7
pull
Entries 27
Mean 225.6
Std Dev 208.2
0.4
0.2
0
−0.2
−0.4
−0.6
−0.8

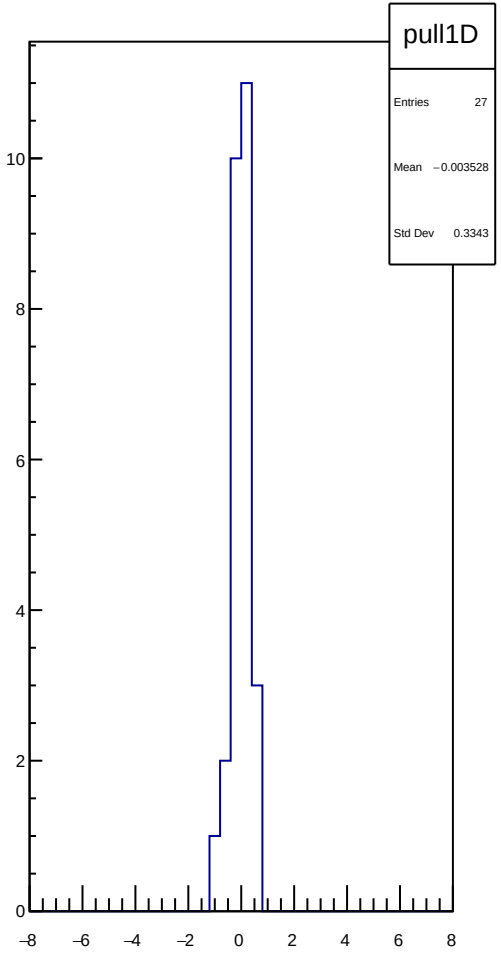
pull1D
Entries 27
Mean −0.003528
Std Dev 0.3343
10
8
6
4
2
0
−8
−6
−4
−2
0
2
4
6
8

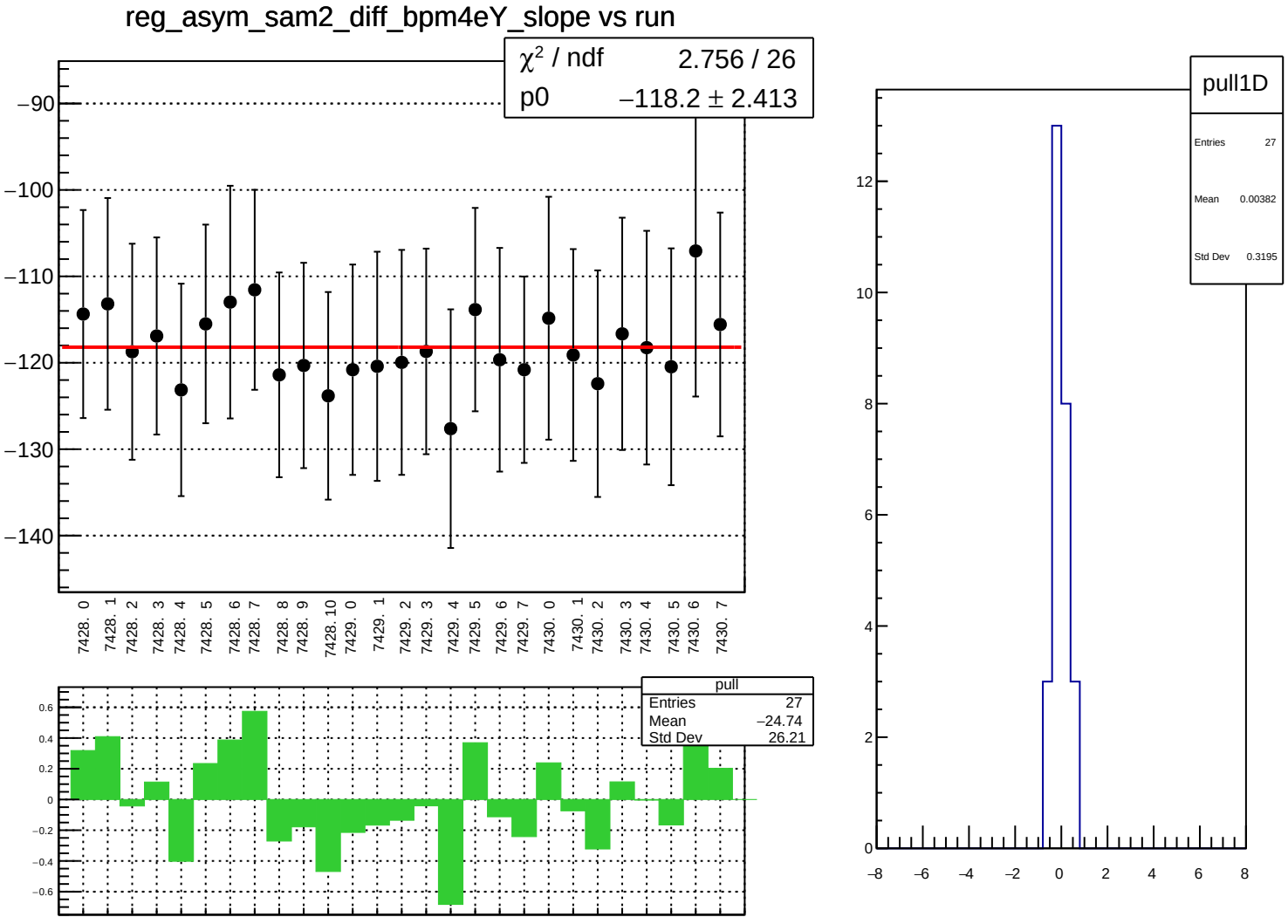
reg_asym_sam2_diff_bpm4eY_slope vs run
χ² / ndf 2.756 / 26
p0 −118.2 ± 2.413
−90
−100
−110
−120
−130
−140
7428. 0
7428. 1
7428. 2
7428. 3
7428. 4
7428. 5
7428. 6
7428. 7
7428. 8
7428. 9
7428. 10
7429. 0
7429. 1
7429. 2
7429. 3
7429. 4
7429. 5
7429. 6
7429. 7
7430. 0
7430. 1
7430. 2
7430. 3
7430. 4
7430. 5
7430. 6
7430. 7
pull
Entries 27
Mean −24.74
Std Dev 26.21
0.6
0.4
0.2
0
−0.2
−0.4
−0.6
pull1D
Entries 27
Mean 0.00382
Std Dev 0.3195
12
10
8
6
4
2
0
−8
−6
−4
−2
0
2
4
6
8

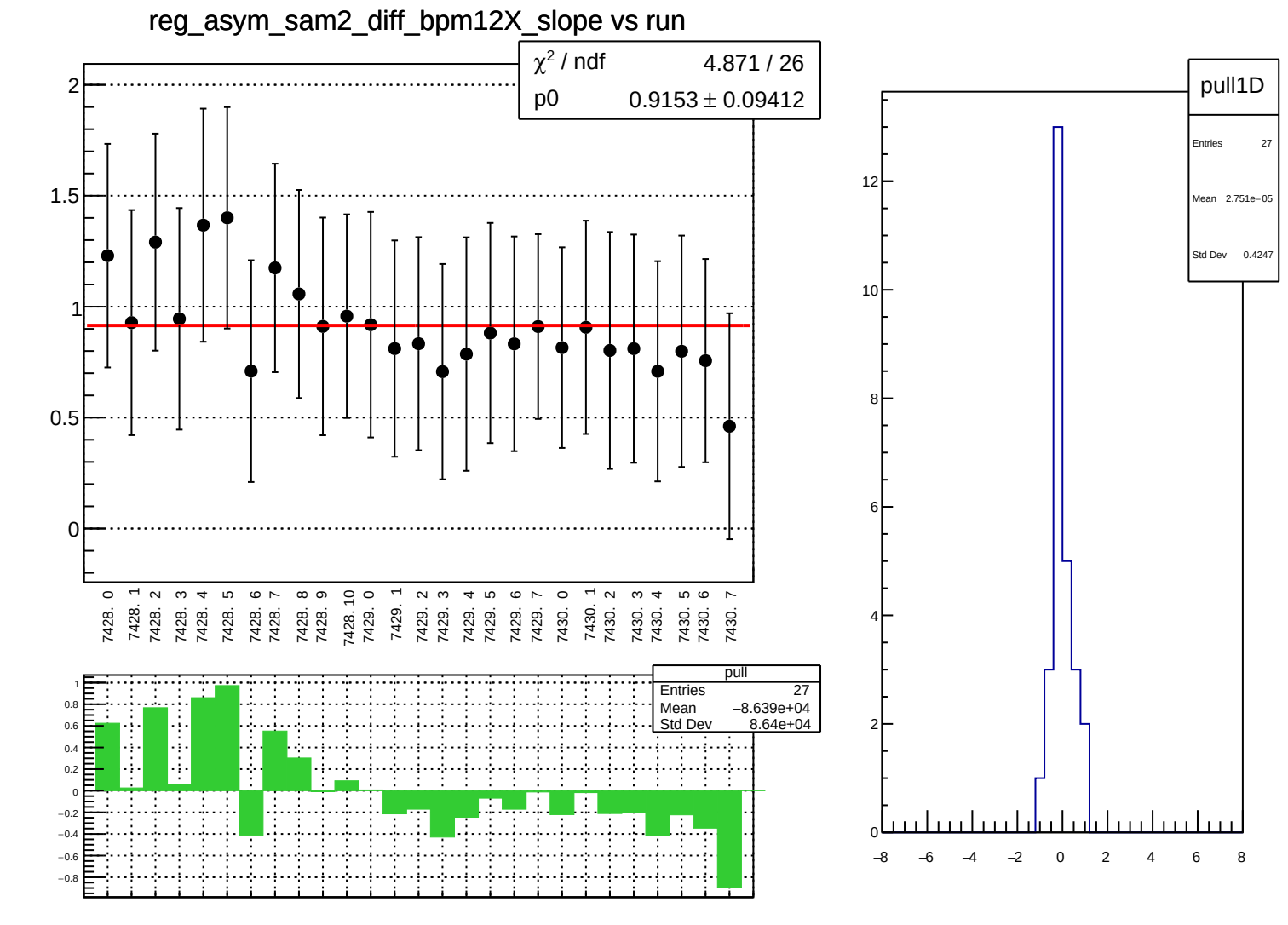
reg_asym_sam2_diff_bpm12X_slope vs run
χ² / ndf 4.871 / 26
p0 0.9153 ± 0.09412
7428. 0
7428. 1
7428. 2
7428. 3
7428. 4
7428. 5
7428. 6
7428. 7
7428. 8
7428. 9
7428. 10
7429. 0
7429. 1
7429. 2
7429. 3
7429. 4
7429. 5
7429. 6
7429. 7
7430. 0
7430. 1
7430. 2
7430. 3
7430. 4
7430. 5
7430. 6
7430. 7
pull
Entries 27
Mean −8.639e+04
Std Dev 8.64e+04
pull1D
Entries 27
Mean 2.751e−05
Std Dev 0.4247

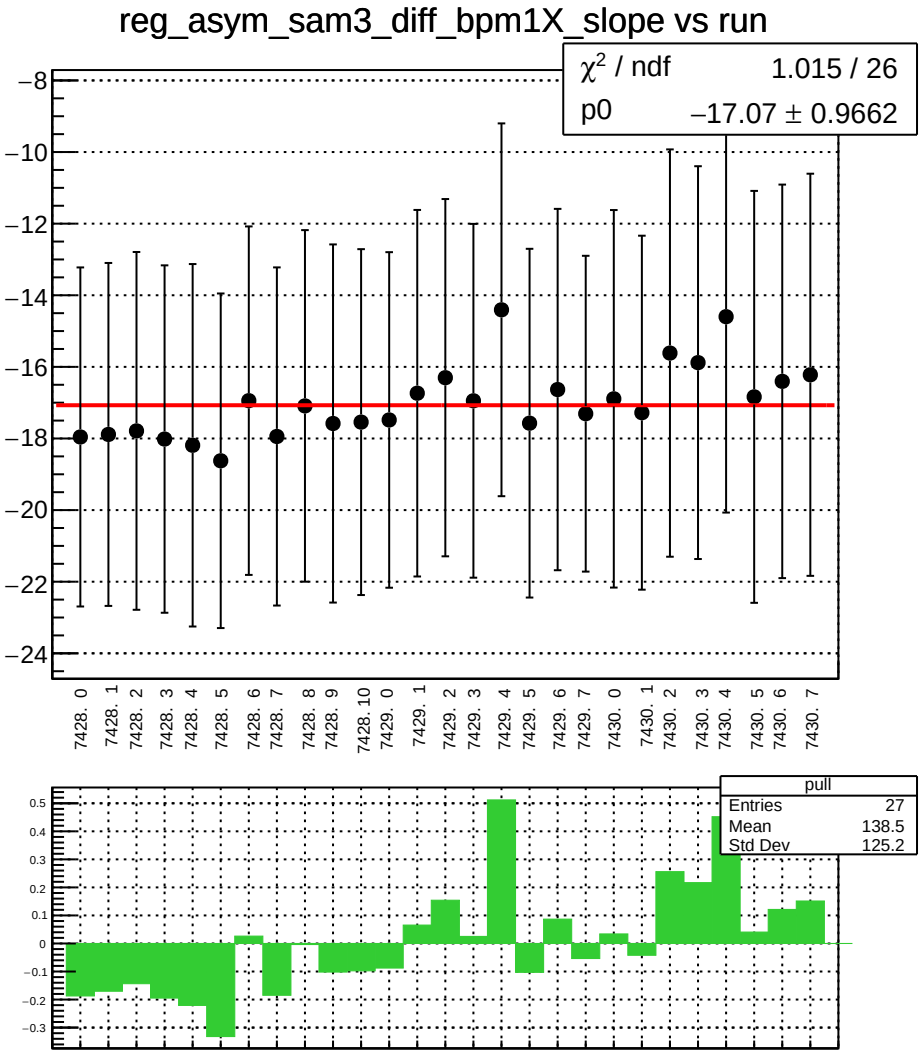
reg_asym_sam3_diff_bpm1X_slope vs run
χ² / ndf 1.015 / 26
p0 −17.07 ± 0.9662
−8
−10
−12
−14
−16
−18
−20
−22
−24
7428. 0
7428. 1
7428. 2
7428. 3
7428. 4
7428. 5
7428. 6
7428. 7
7428. 8
7428. 9
7428. 10
7429. 0
7429. 1
7429. 2
7429. 3
7429. 4
7429. 5
7429. 6
7429. 7
7430. 0
7430. 1
7430. 2
7430. 3
7430. 4
7430. 5
7430. 6
7430. 7
pull
Entries 27
Mean 138.5
Std Dev 125.2
0.5
0.4
0.3
0.2
0.1
0
−0.1
−0.2
−0.3

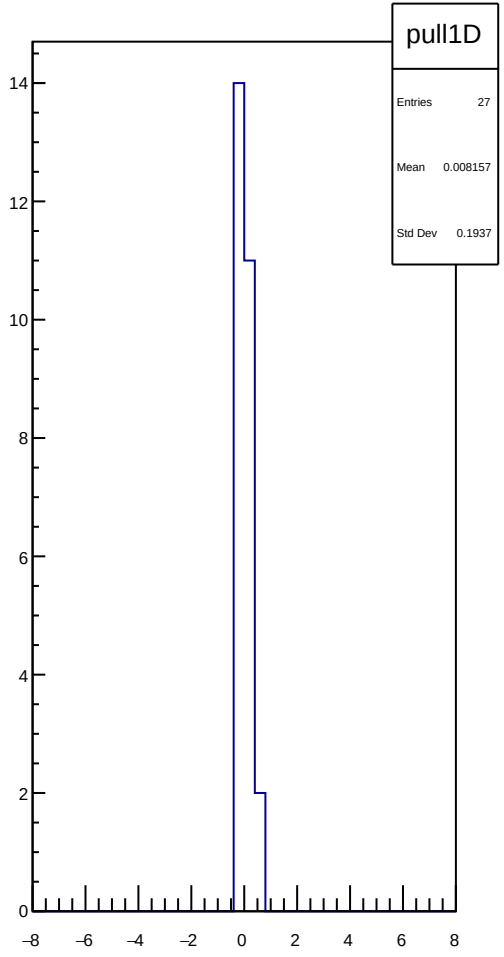
pull1D
Entries 27
Mean 0.008157
Std Dev 0.1937
14
12
10
8
6
4
2
0
−8
−6
−4
−2
0
2
4
6
8

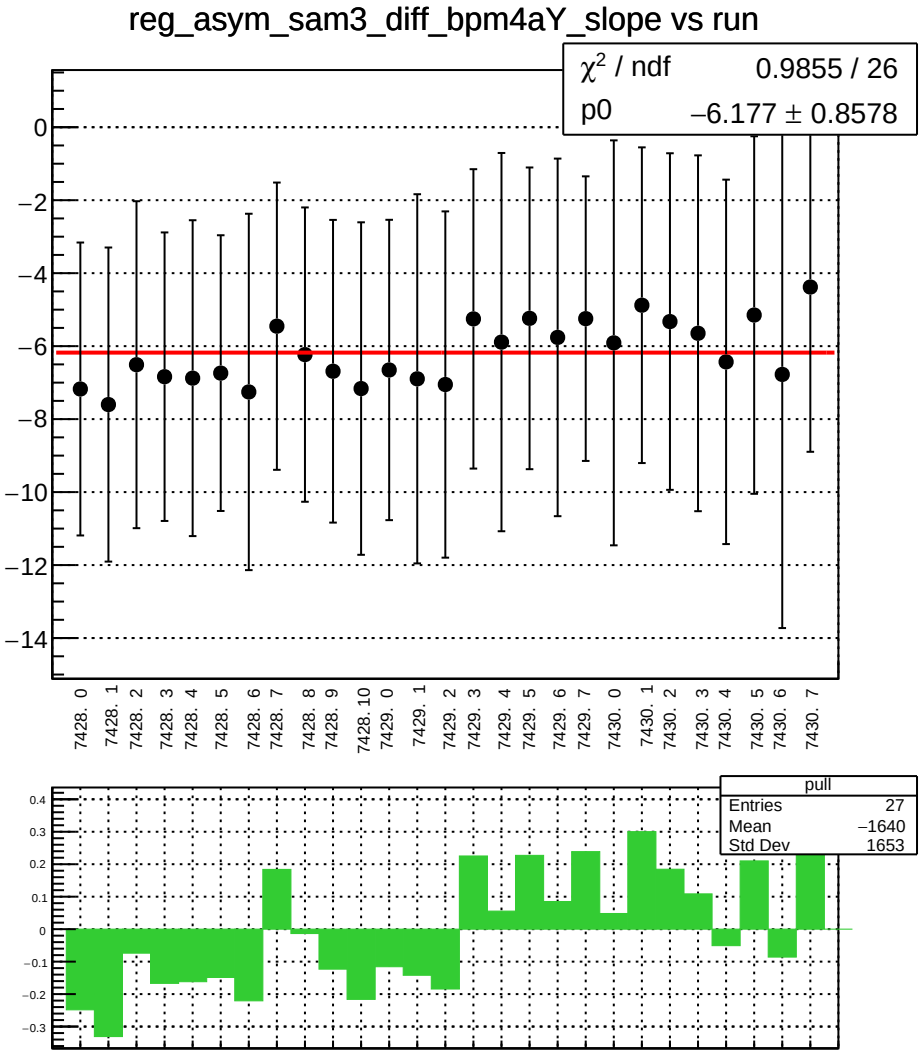
reg_asym_sam3_diff_bpm4aY_slope vs run
χ^2 / ndf 0.9855 / 26
p0 −6.177 ± 0.8578
0
−2
−4
−6
−8
−10
−12
−14
7428. 0
7428. 1
7428. 2
7428. 3
7428. 4
7428. 5
7428. 6
7428. 7
7428. 8
7428. 9
7428. 10
7429. 0
7429. 1
7429. 2
7429. 3
7429. 4
7429. 5
7429. 6
7429. 7
7430. 0
7430. 1
7430. 2
7430. 3
7430. 4
7430. 5
7430. 6
7430. 7
pull
Entries 27
Mean −1640
Std Dev 1653
0.4
0.3
0.2
0.1
0
−0.1
−0.2
−0.3

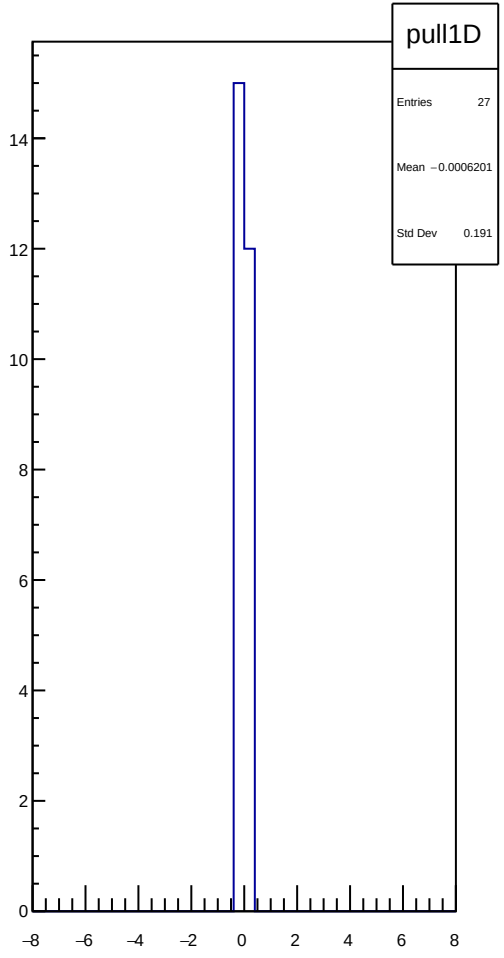
pull1D
Entries 27
Mean −0.0006201
Std Dev 0.191
14
12
10
8
6
4
2
0
−8
−6
−4
−2
0
2
4
6
8

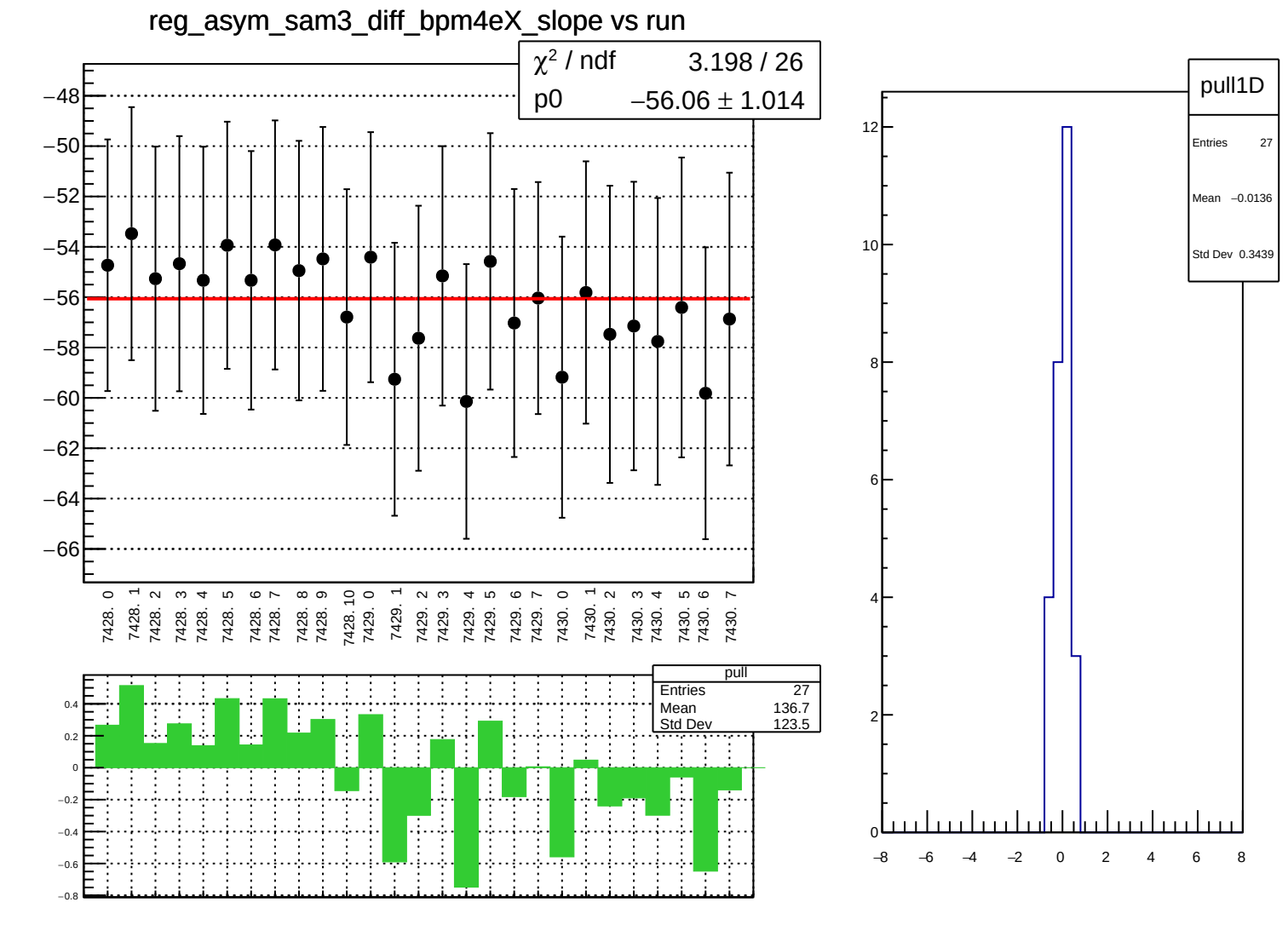
reg_asym_sam3_diff_bpm4eX_slope vs run
χ² / ndf 3.198 / 26
p0 −56.06 ± 1.014
−48
−50
−52
−54
−56
−58
−60
−62
−64
−66
7428. 0
7428. 1
7428. 2
7428. 3
7428. 4
7428. 5
7428. 6
7428. 7
7428. 8
7428. 9
7428. 10
7429. 0
7429. 1
7429. 2
7429. 3
7429. 4
7429. 5
7429. 6
7429. 7
7430. 0
7430. 1
7430. 2
7430. 3
7430. 4
7430. 5
7430. 6
7430. 7
pull
Entries 27
Mean 136.7
Std Dev 123.5
0.4
0.2
0
−0.2
−0.4
−0.6
−0.8
pull1D
Entries 27
Mean −0.0136
Std Dev 0.3439
12
10
8
6
4
2
0
−8
−6
−4
−2
0
2
4
6
8

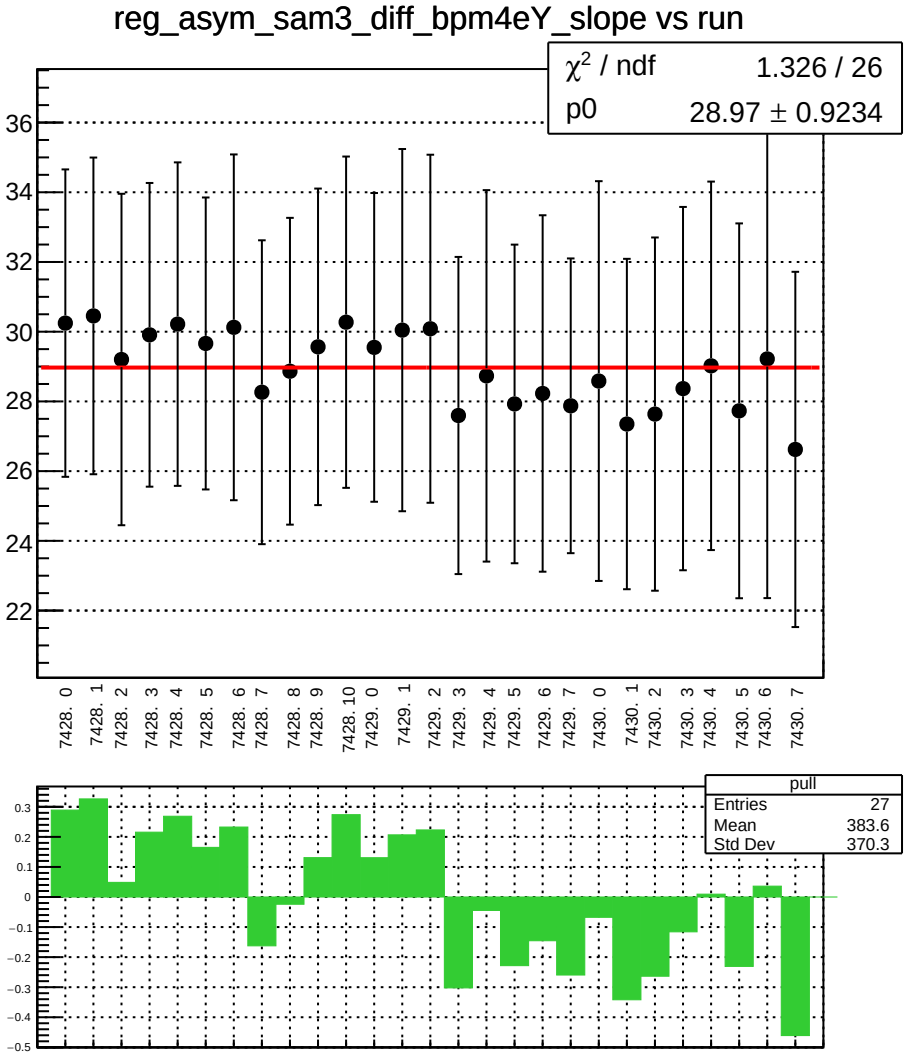
reg_asym_sam3_diff_bpm4eY_slope vs run
χ² / ndf 1.326 / 26
p0 28.97 ± 0.9234
36
34
32
30
28
26
24
22
7428. 0
7428. 1
7428. 2
7428. 3
7428. 4
7428. 5
7428. 6
7428. 7
7428. 8
7428. 9
7428. 10
7429. 0
7429. 1
7429. 2
7429. 3
7429. 4
7429. 5
7429. 6
7429. 7
7430. 0
7430. 1
7430. 2
7430. 3
7430. 4
7430. 5
7430. 6
7430. 7
pull
Entries 27
Mean 383.6
Std Dev 370.3
0.3
0.2
0.1
0
−0.1
−0.2
−0.3
−0.4
−0.5

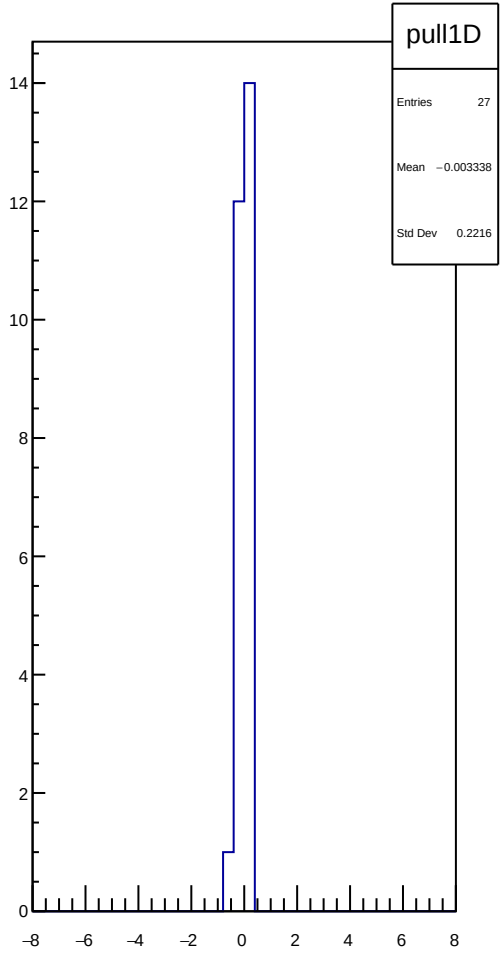
pull1D
Entries 27
Mean −0.003338
Std Dev 0.2216
14
12
10
8
6
4
2
0
−8
−6
−4
−2
0
2
4
6
8

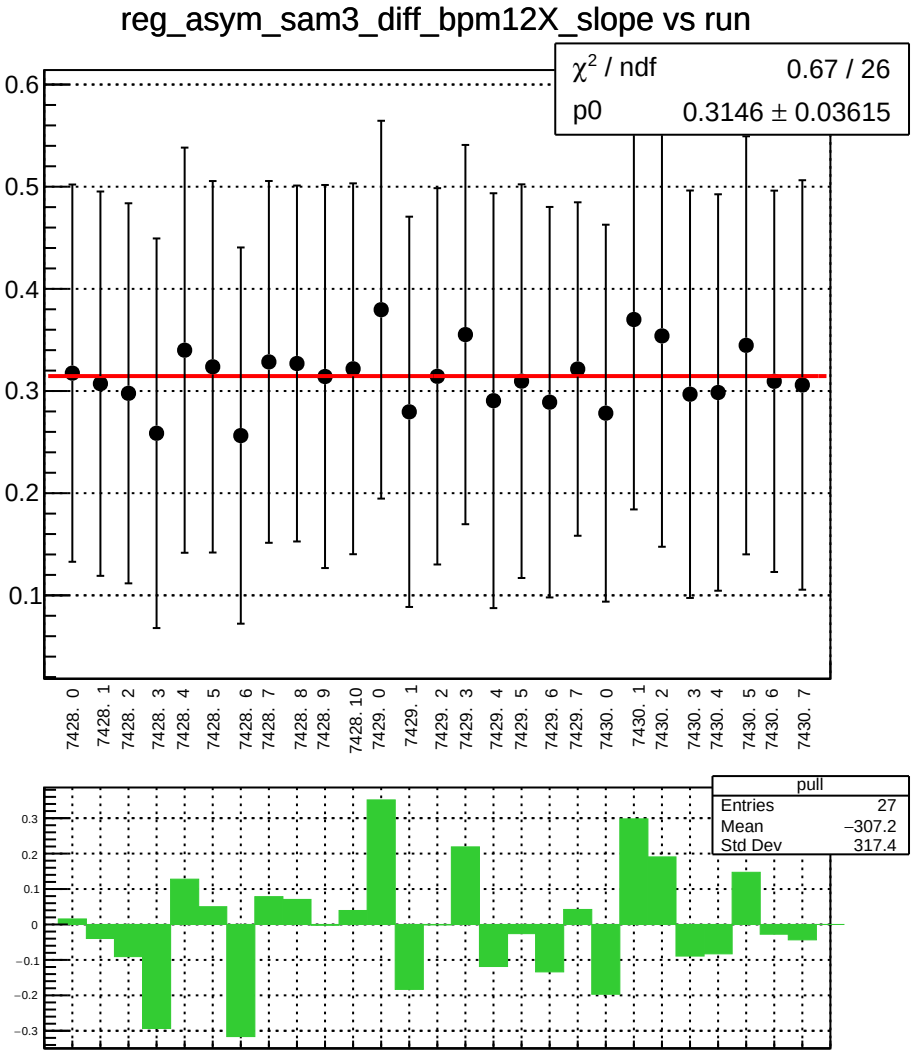
reg_asym_sam3_diff_bpm12X_slope vs run
χ² / ndf 0.67 / 26
p0 0.3146 ± 0.03615
0.6
0.5
0.4
0.3
0.2
0.1
7428. 0
7428. 1
7428. 2
7428. 3
7428. 4
7428. 5
7428. 6
7428. 7
7428. 8
7428. 9
7428. 10
7429. 0
7429. 1
7429. 2
7429. 3
7429. 4
7429. 5
7429. 6
7429. 7
7430. 0
7430. 1
7430. 2
7430. 3
7430. 4
7430. 5
7430. 6
7430. 7
pull
Entries 27
Mean −307.2
Std Dev 317.4
0.3
0.2
0.1
0
−0.1
−0.2
−0.3

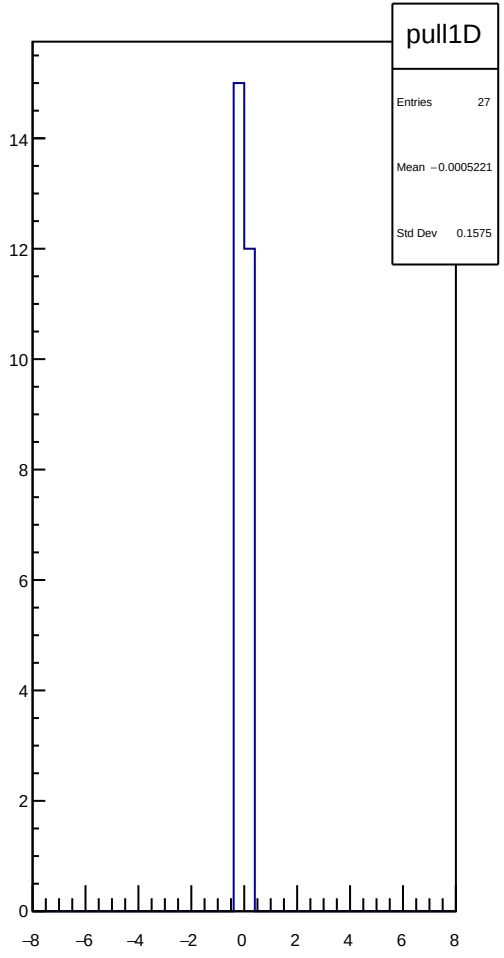
pull1D
Entries 27
Mean −0.0005221
Std Dev 0.1575
14
12
10
8
6
4
2
0
−8
−6
−4
−2
0
2
4
6
8

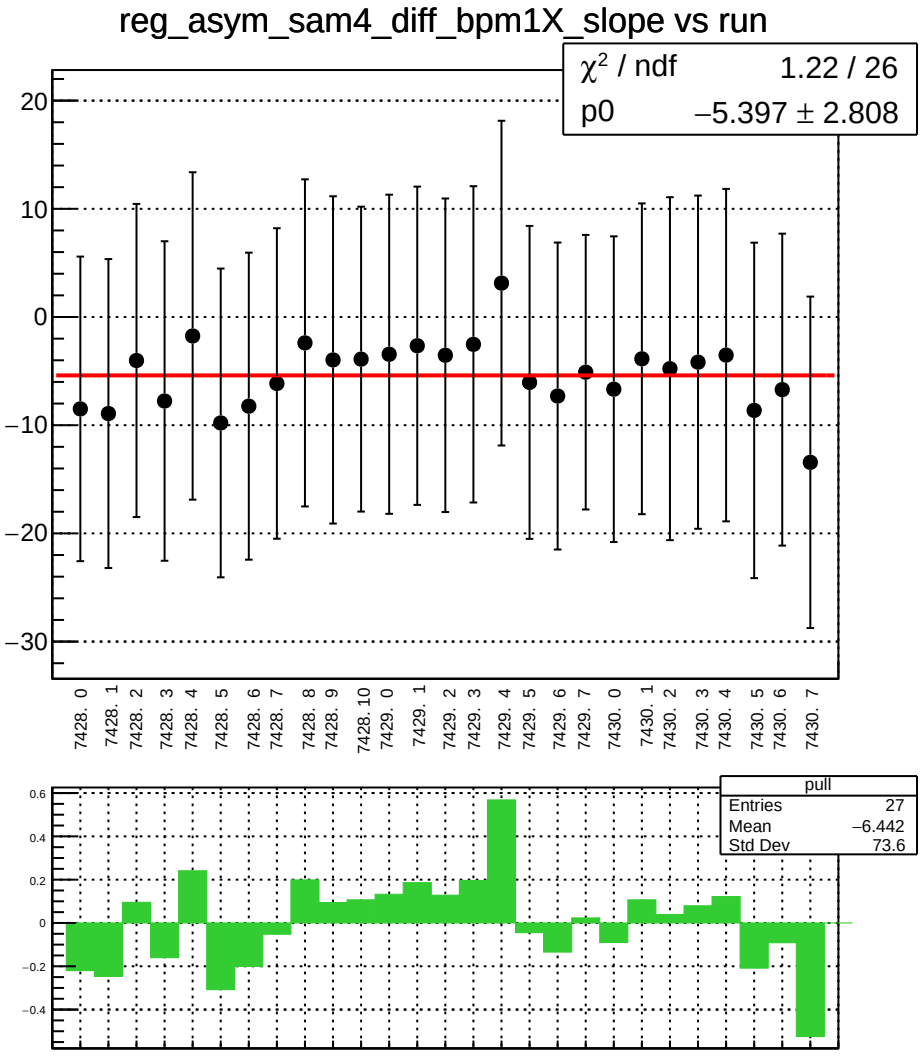
reg_asym_sam4_diff_bpm1X_slope vs run
χ² / ndf 1.22 / 26
p0 −5.397 ± 2.808
20
10
0
−10
−20
−30
7428. 0
7428. 1
7428. 2
7428. 3
7428. 4
7428. 5
7428. 6
7428. 7
7428. 8
7428. 9
7428. 10
7429. 0
7429. 1
7429. 2
7429. 3
7429. 4
7429. 5
7429. 6
7429. 7
7430. 0
7430. 1
7430. 2
7430. 3
7430. 4
7430. 5
7430. 6
7430. 7
pull
Entries 27
Mean −6.442
Std Dev 73.6
0.6
0.4
0.2
0
−0.2
−0.4

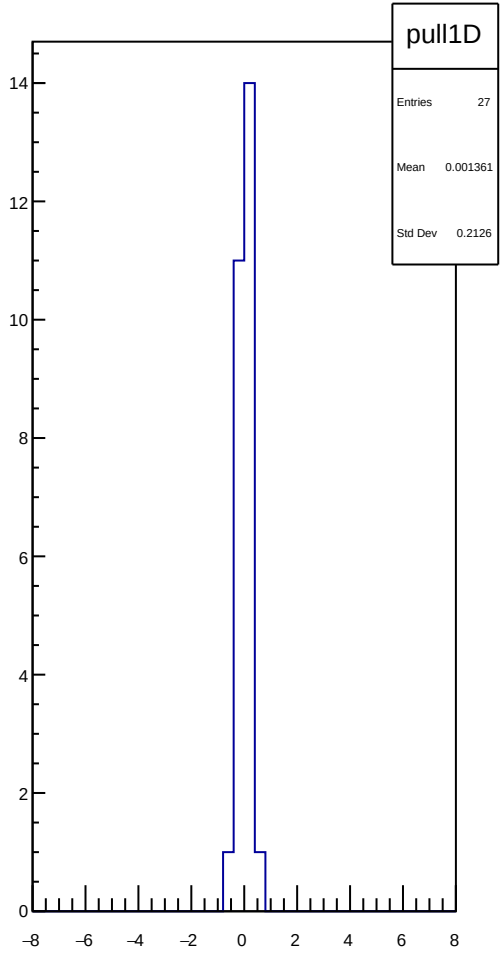
pull1D
Entries 27
Mean 0.001361
Std Dev 0.2126
14
12
10
8
6
4
2
0
−8
−6
−4
−2
0
2
4
6
8

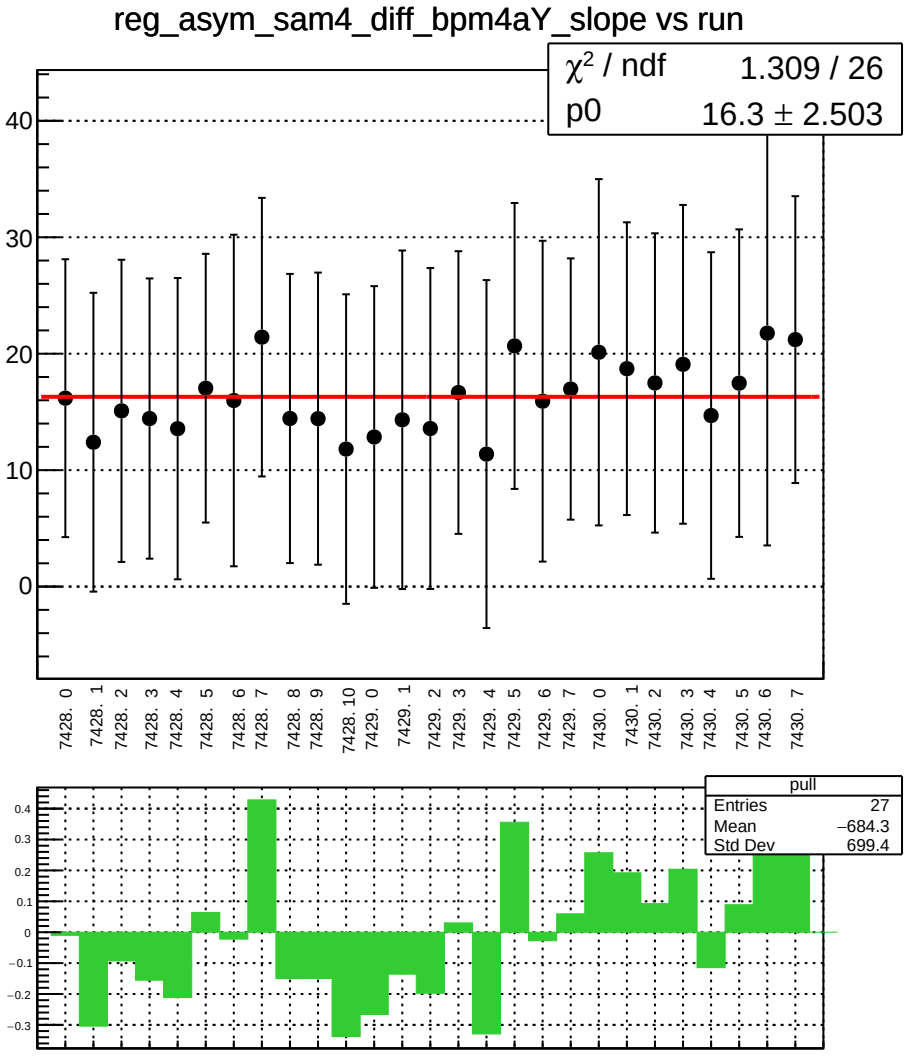
reg_asym_sam4_diff_bpm4aY_slope vs run
χ² / ndf 1.309 / 26
p0 16.3 ± 2.503
40
30
20
10
0
7428. 0
7428. 1
7428. 2
7428. 3
7428. 4
7428. 5
7428. 6
7428. 7
7428. 8
7428. 9
7428. 10
7429. 0
7429. 1
7429. 2
7429. 3
7429. 4
7429. 5
7429. 6
7429. 7
7430. 0
7430. 1
7430. 2
7430. 3
7430. 4
7430. 5
7430. 6
7430. 7
pull
Entries 27
Mean −684.3
Std Dev 699.4
0.4
0.3
0.2
0.1
0
−0.1
−0.2
−0.3

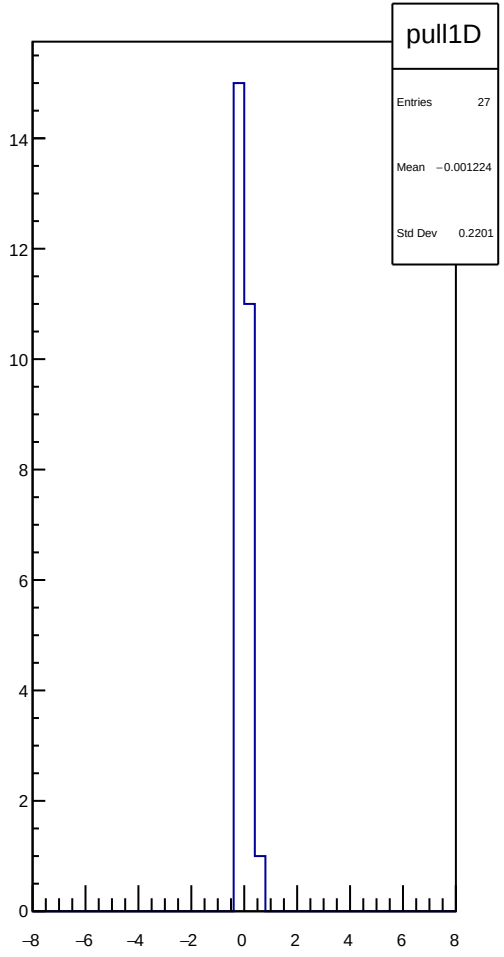
pull1D
Entries 27
Mean −0.001224
Std Dev 0.2201
14
12
10
8
6
4
2
0
−8
−6
−4
−2
0
2
4
6
8

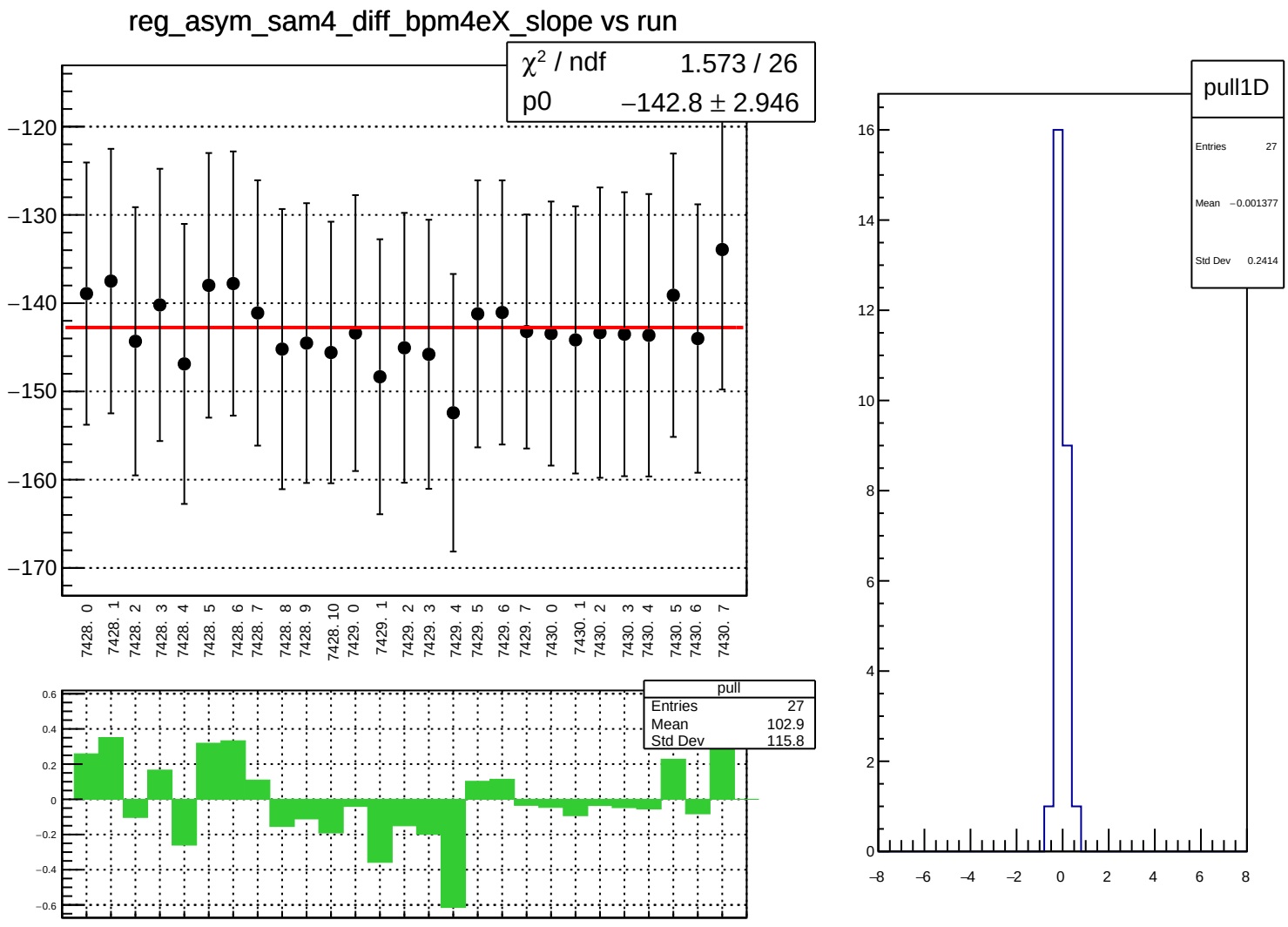
reg_asym_sam4_diff_bpm4eX_slope vs run
χ² / ndf 1.573 / 26
p0 −142.8 ± 2.946
−120
−130
−140
−150
−160
−170
7428. 0
7428. 1
7428. 2
7428. 3
7428. 4
7428. 5
7428. 6
7428. 7
7428. 8
7428. 9
7428. 10
7429. 0
7429. 1
7429. 2
7429. 3
7429. 4
7429. 5
7429. 6
7429. 7
7430. 0
7430. 1
7430. 2
7430. 3
7430. 4
7430. 5
7430. 6
7430. 7
pull
Entries 27
Mean 102.9
Std Dev 115.8
0.6
0.4
0.2
0
−0.2
−0.4
−0.6
pull1D
Entries 27
Mean −0.001377
Std Dev 0.2414
16
14
12
10
8
6
4
2
0
−8
−6
−4
−2
0
2
4
6
8

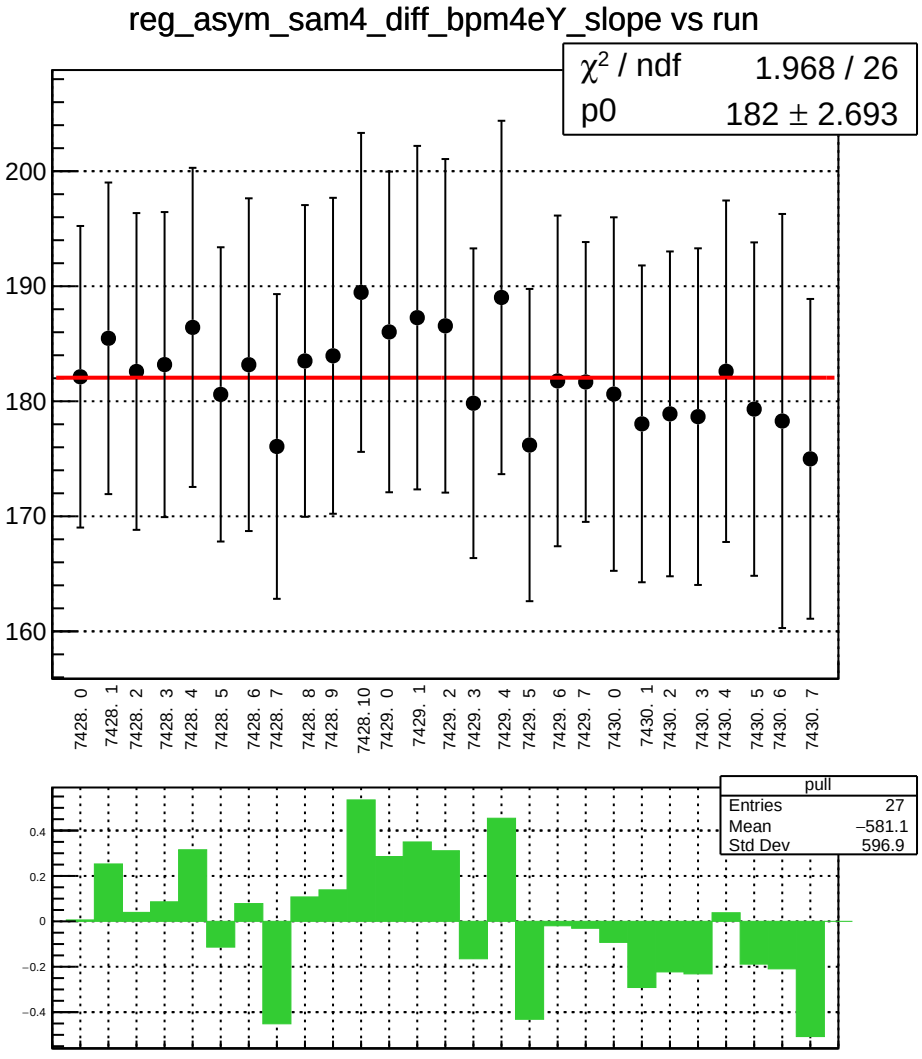
reg_asym_sam4_diff_bpm4eY_slope vs run
χ² / ndf 1.968 / 26
p0 182 ± 2.693
200
190
180
170
160
7428. 0
7428. 1
7428. 2
7428. 3
7428. 4
7428. 5
7428. 6
7428. 7
7428. 8
7428. 9
7428. 10
7429. 0
7429. 1
7429. 2
7429. 3
7429. 4
7429. 5
7429. 6
7429. 7
7430. 0
7430. 1
7430. 2
7430. 3
7430. 4
7430. 5
7430. 6
7430. 7
pull
Entries 27
Mean −581.1
Std Dev 596.9
0.4
0.2
0
−0.2
−0.4

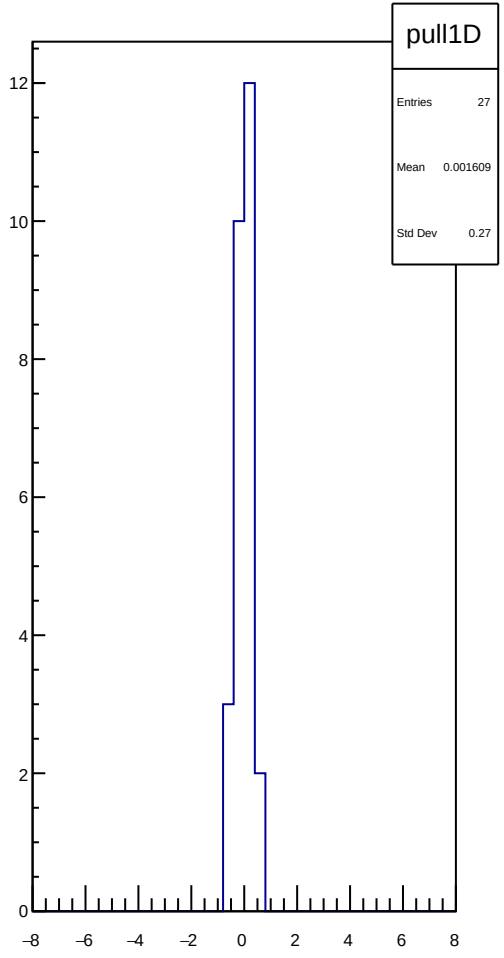
pull1D
Entries 27
Mean 0.001609
Std Dev 0.27
12
10
8
6
4
2
0
−8
−6
−4
−2
0
2
4
6
8

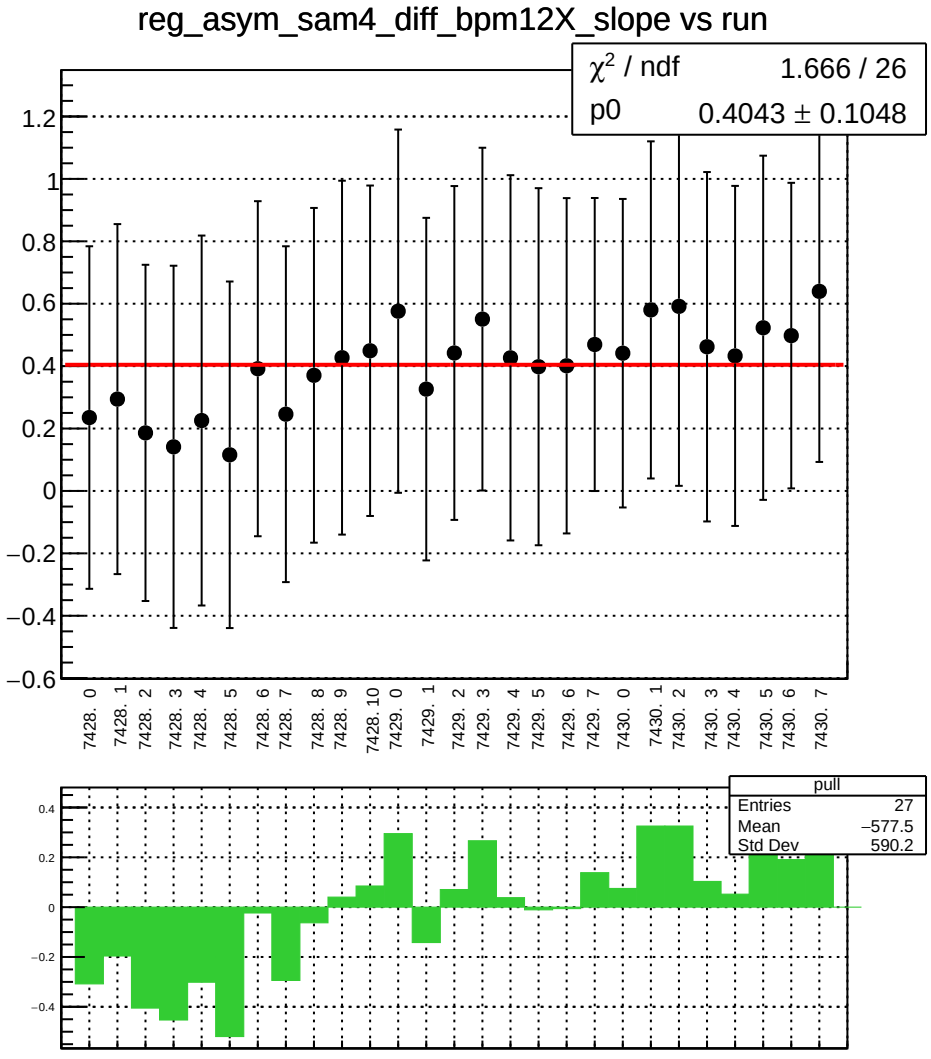
reg_asym_sam4_diff_bpm12X_slope vs run
χ² / ndf 1.666 / 26
p0 0.4043 ± 0.1048
1.2
1
0.8
0.6
0.4
0.2
0
−0.2
−0.4
−0.6
7428. 0
7428. 1
7428. 2
7428. 3
7428. 4
7428. 5
7428. 6
7428. 7
7428. 8
7428. 9
7428. 10
7429. 0
7429. 1
7429. 2
7429. 3
7429. 4
7429. 5
7429. 6
7429. 7
7430. 0
7430. 1
7430. 2
7430. 3
7430. 4
7430. 5
7430. 6
7430. 7
pull
Entries 27
Mean −577.5
Std Dev 590.2
0.4
0.2
0
−0.2
−0.4

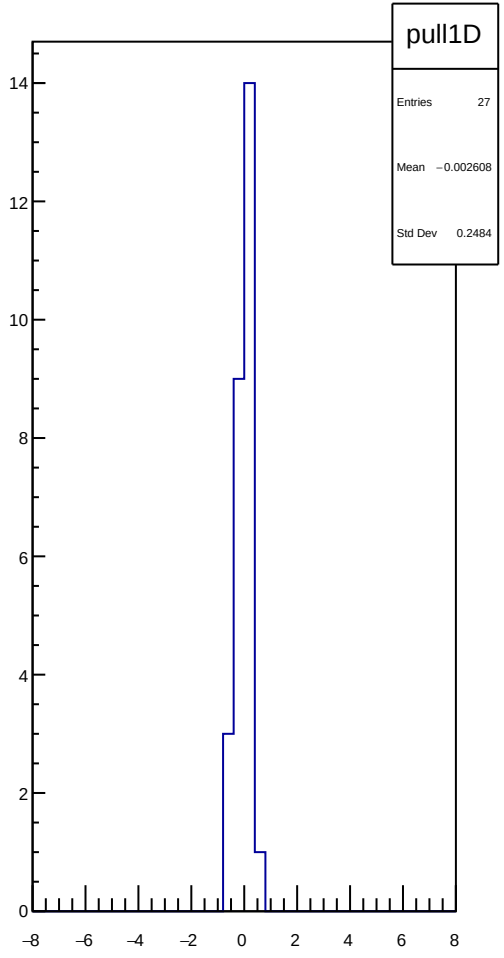
pull1D
Entries 27
Mean −0.002608
Std Dev 0.2484
14
12
10
8
6
4
2
0
−8
−6
−4
−2
0
2
4
6
8

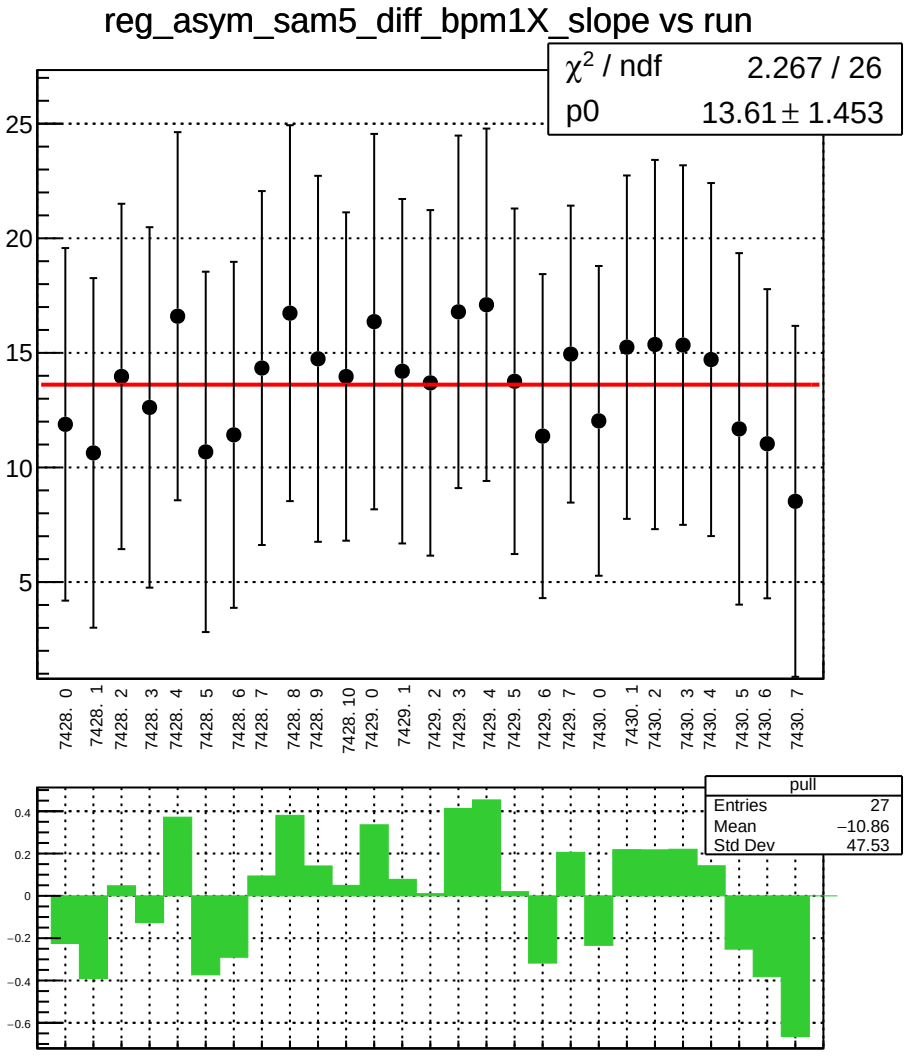
reg_asym_sam5_diff_bpm1X_slope vs run
χ2 / ndf 2.267 / 26
p0 13.61 ± 1.453
25
20
15
10
5
7428. 0
7428. 1
7428. 2
7428. 3
7428. 4
7428. 5
7428. 6
7428. 7
7428. 8
7428. 9
7428. 10
7429. 0
7429. 1
7429. 2
7429. 3
7429. 4
7429. 5
7429. 6
7429. 7
7430. 0
7430. 1
7430. 2
7430. 3
7430. 4
7430. 5
7430. 6
7430. 7
pull
Entries 27
Mean −10.86
Std Dev 47.53
0.4
0.2
0
−0.2
−0.4
−0.6

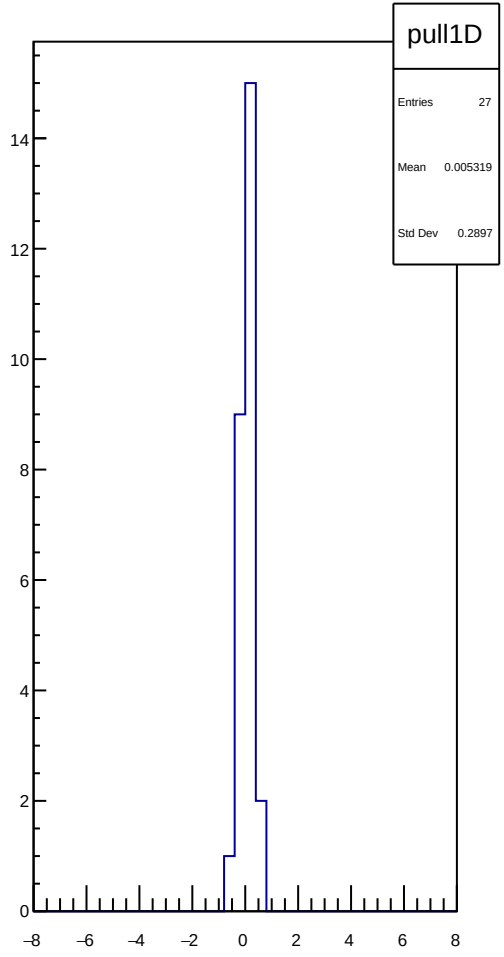
pull1D
Entries 27
Mean 0.005319
Std Dev 0.2897
14
12
10
8
6
4
2
0
−8
−6
−4
−2
0
2
4
6
8

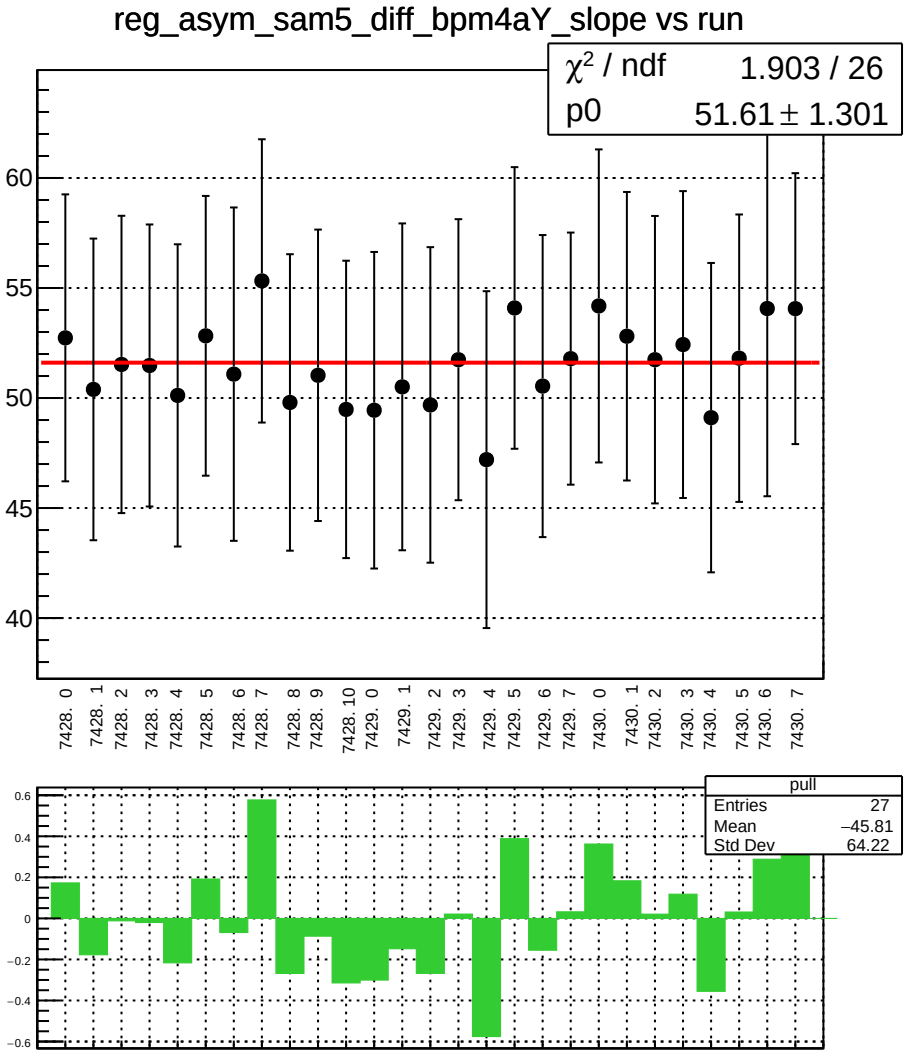
reg_asym_sam5_diff_bpm4aY_slope vs run
χ2 / ndf 1.903 / 26
p0 51.61 ± 1.301
60
55
50
45
40
7428. 0
7428. 1
7428. 2
7428. 3
7428. 4
7428. 5
7428. 6
7428. 7
7428. 8
7428. 9
7428. 10
7429. 0
7429. 1
7429. 2
7429. 3
7429. 4
7429. 5
7429. 6
7429. 7
7430. 0
7430. 1
7430. 2
7430. 3
7430. 4
7430. 5
7430. 6
7430. 7
pull
Entries 27
Mean −45.81
Std Dev 64.22
0.6
0.4
0.2
0
−0.2
−0.4
−0.6

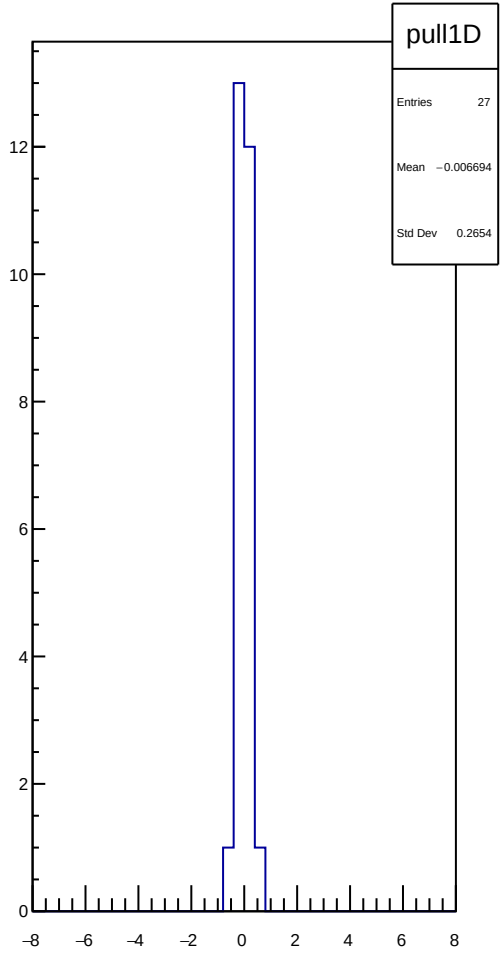
pull1D
Entries 27
Mean −0.006694
Std Dev 0.2654
12
10
8
6
4
2
0
−8
−6
−4
−2
0
2
4
6
8

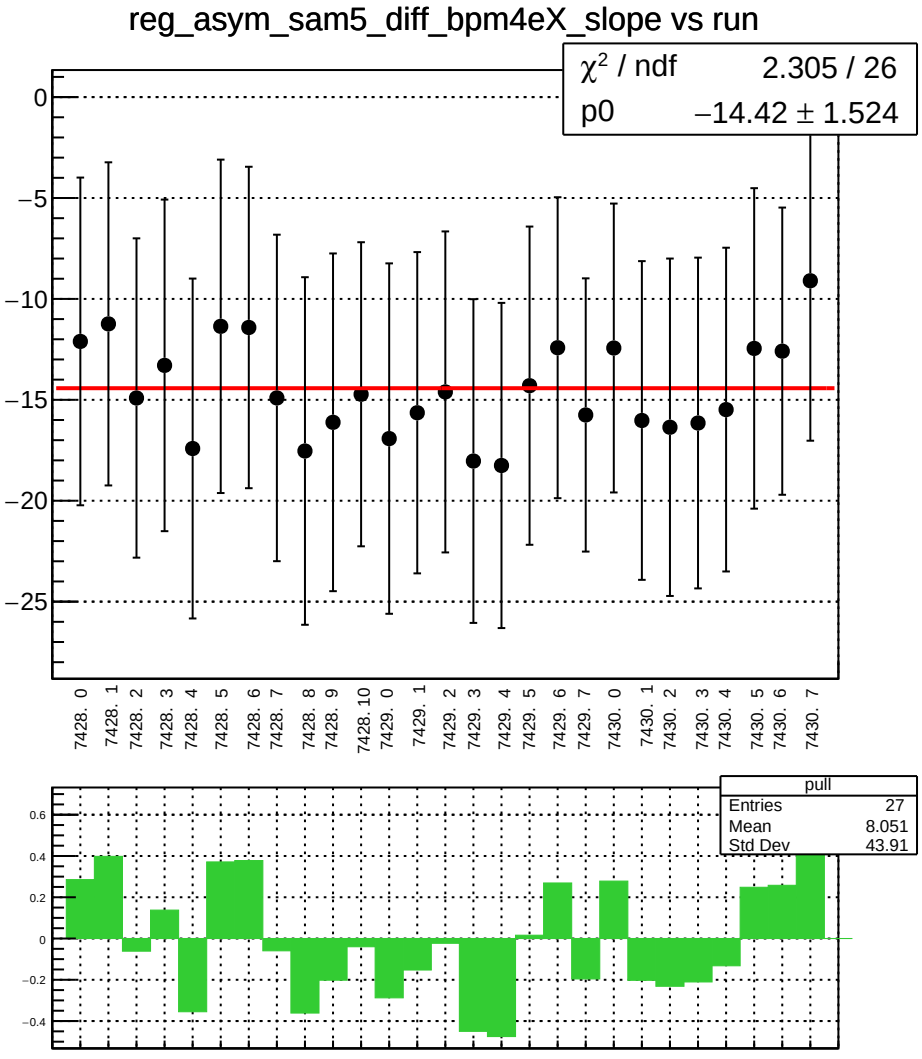
reg_asym_sam5_diff_bpm4eX_slope vs run
χ^2 / ndf 2.305 / 26
p0 −14.42 ± 1.524
0
−5
−10
−15
−20
−25
7428. 0
7428. 1
7428. 2
7428. 3
7428. 4
7428. 5
7428. 6
7428. 7
7428. 8
7428. 9
7428. 10
7429. 0
7429. 1
7429. 2
7429. 3
7429. 4
7429. 5
7429. 6
7429. 7
7430. 0
7430. 1
7430. 2
7430. 3
7430. 4
7430. 5
7430. 6
7430. 7
pull
Entries 27
Mean 8.051
Std Dev 43.91
0.6
0.4
0.2
0
−0.2
−0.4

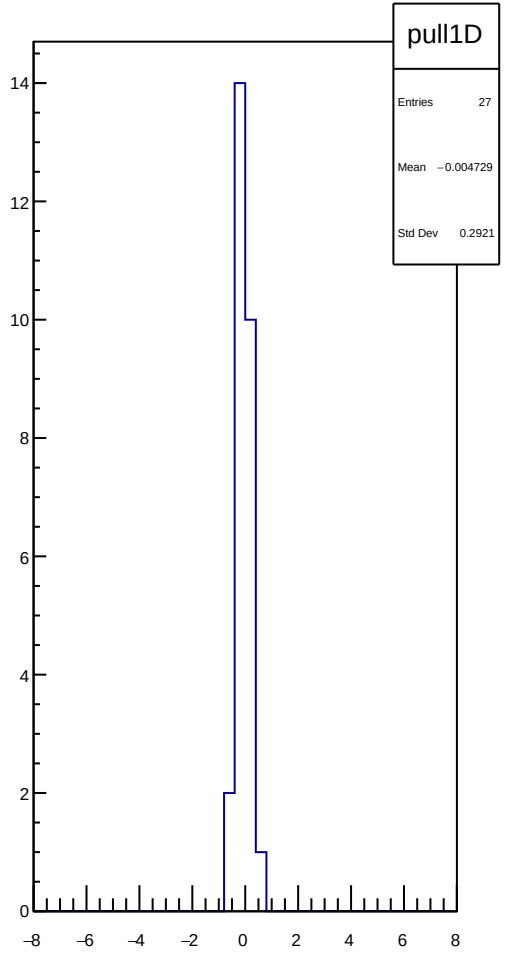
pull1D
Entries 27
Mean −0.004729
Std Dev 0.2921
14
12
10
8
6
4
2
0
−8
−6
−4
−2
0
2
4
6
8

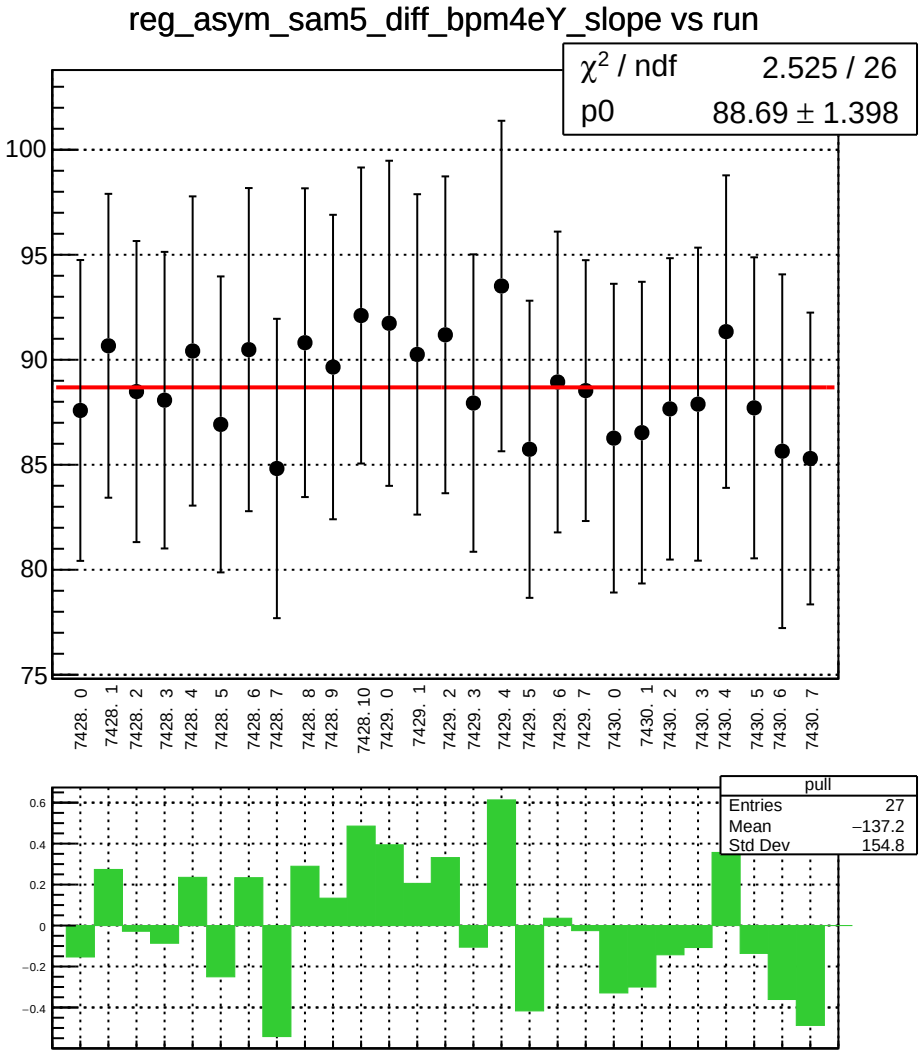
reg_asym_sam5_diff_bpm4eY_slope vs run
χ² / ndf 2.525 / 26
p0 88.69 ± 1.398
100
95
90
85
80
75
7428. 0
7428. 1
7428. 2
7428. 3
7428. 4
7428. 5
7428. 6
7428. 7
7428. 8
7428. 9
7428. 10
7429. 0
7429. 1
7429. 2
7429. 3
7429. 4
7429. 5
7429. 6
7429. 7
7430. 0
7430. 1
7430. 2
7430. 3
7430. 4
7430. 5
7430. 6
7430. 7
pull
Entries 27
Mean −137.2
Std Dev 154.8
0.6
0.4
0.2
0
−0.2
−0.4

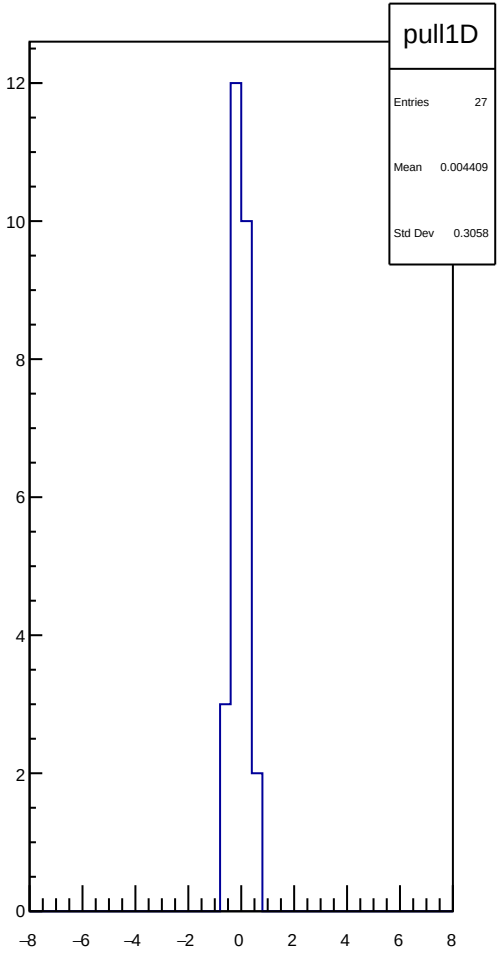
pull1D
Entries 27
Mean 0.004409
Std Dev 0.3058
12
10
8
6
4
2
0
−8
−6
−4
−2
0
2
4
6
8

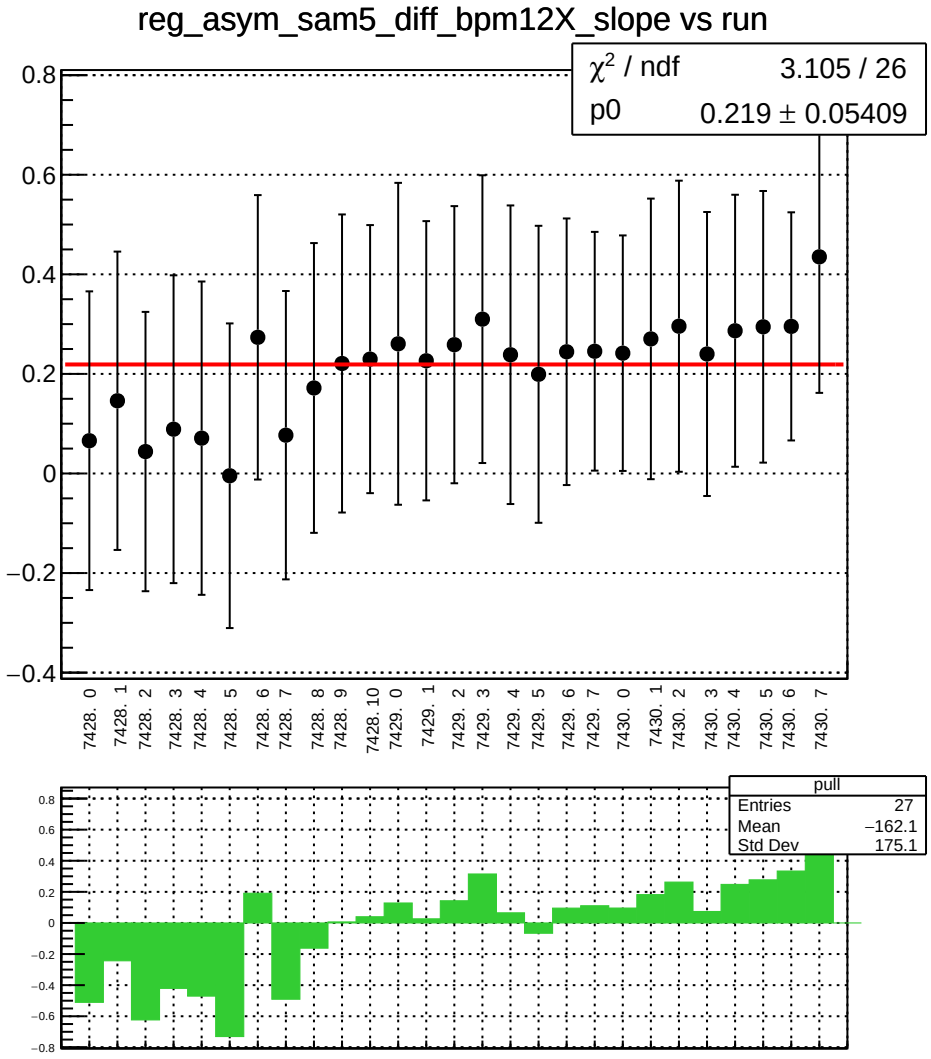
reg_asym_sam5_diff_bpm12X_slope vs run
χ^2 / ndf 3.105 / 26
p0 0.219 ± 0.05409
0.8
0.6
0.4
0.2
0
−0.2
−0.4
7428. 0
7428. 1
7428. 2
7428. 3
7428. 4
7428. 5
7428. 6
7428. 7
7428. 8
7428. 9
7428. 10
7429. 0
7429. 1
7429. 2
7429. 3
7429. 4
7429. 5
7429. 6
7429. 7
7430. 0
7430. 1
7430. 2
7430. 3
7430. 4
7430. 5
7430. 6
7430. 7
pull
Entries 27
Mean −162.1
Std Dev 175.1

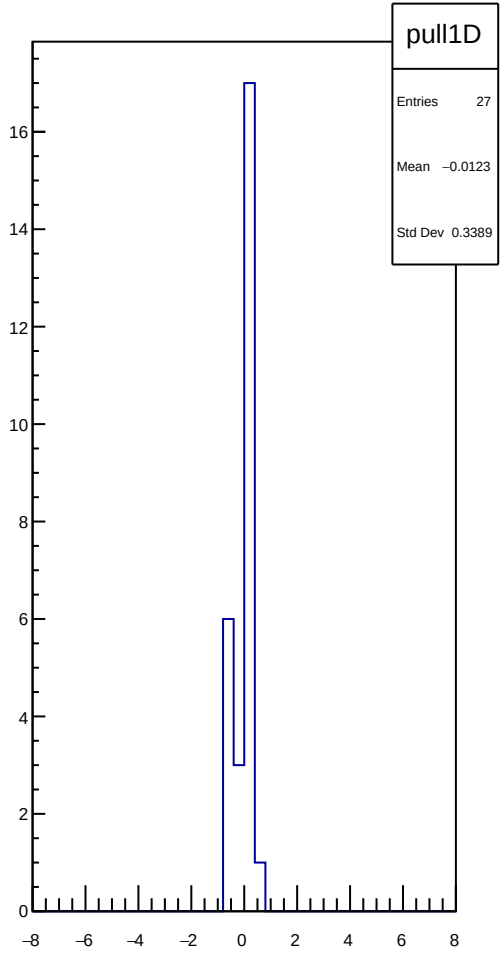
pull1D
Entries 27
Mean −0.0123
Std Dev 0.3389
16
14
12
10
8
6
4
2
0
−8
−6
−4
−2
0
2
4
6
8

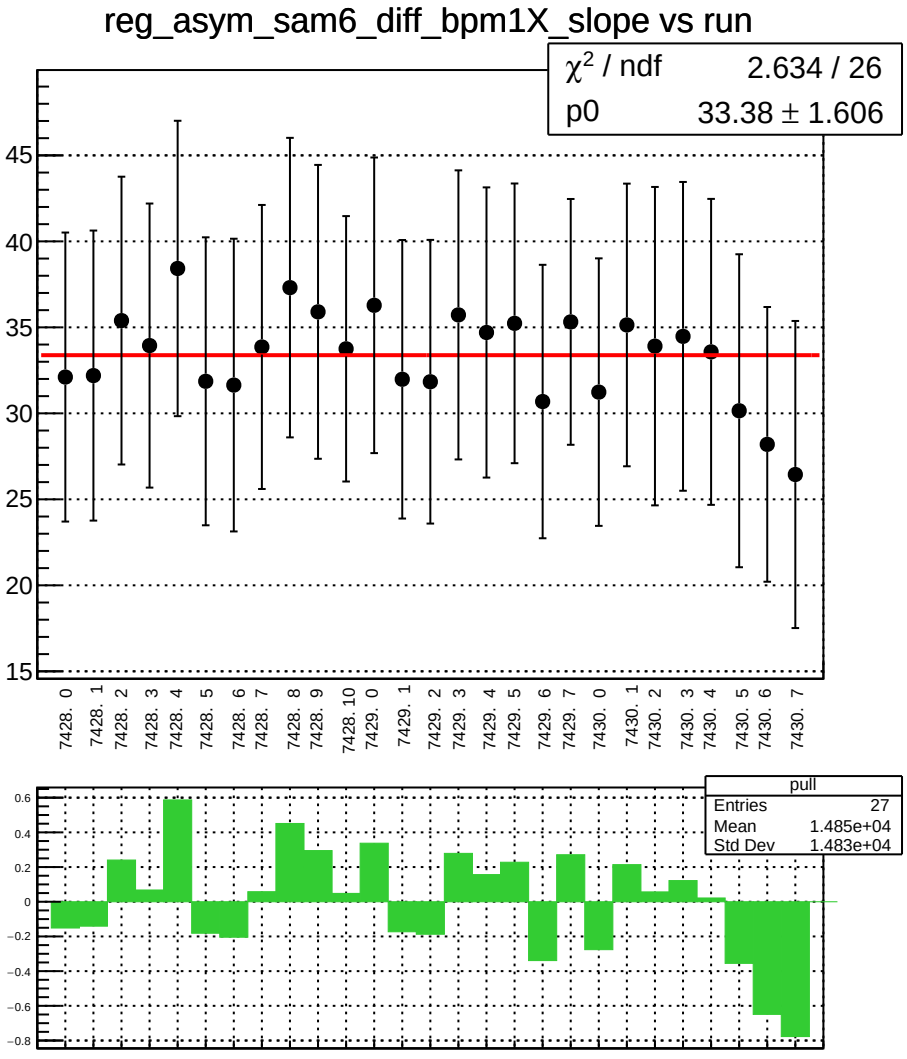
reg_asym_sam6_diff_bpm1X_slope vs run
χ² / ndf 2.634 / 26
p0 33.38 ± 1.606
45
40
35
30
25
20
15
7428. 0
7428. 1
7428. 2
7428. 3
7428. 4
7428. 5
7428. 6
7428. 7
7428. 8
7428. 9
7428. 10
7429. 0
7429. 1
7429. 2
7429. 3
7429. 4
7429. 5
7429. 6
7429. 7
7430. 0
7430. 1
7430. 2
7430. 3
7430. 4
7430. 5
7430. 6
7430. 7
pull
Entries 27
Mean 1.485e+04
Std Dev 1.483e+04
0.6
0.4
0.2
0
−0.2
−0.4
−0.6
−0.8

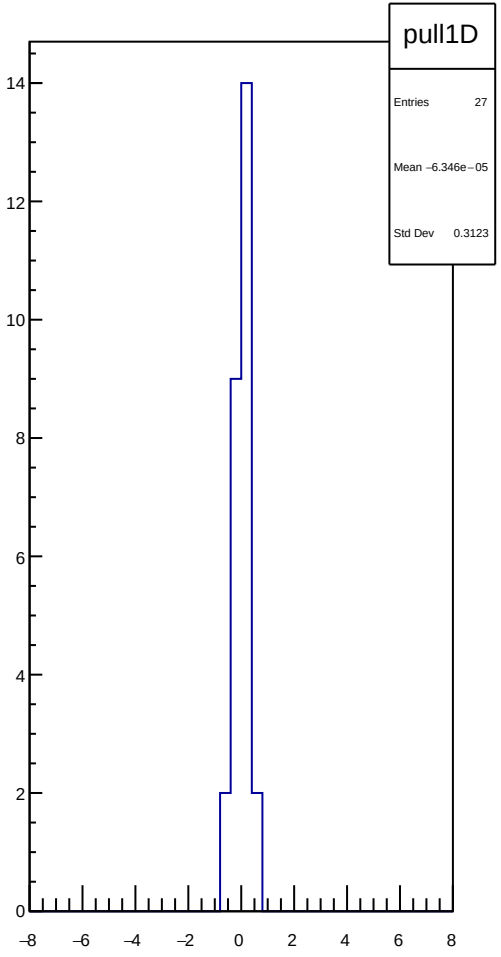
pull1D
Entries 27
Mean −6.346e−05
Std Dev 0.3123
14
12
10
8
6
4
2
0
−8
−6
−4
−2
0
2
4
6
8

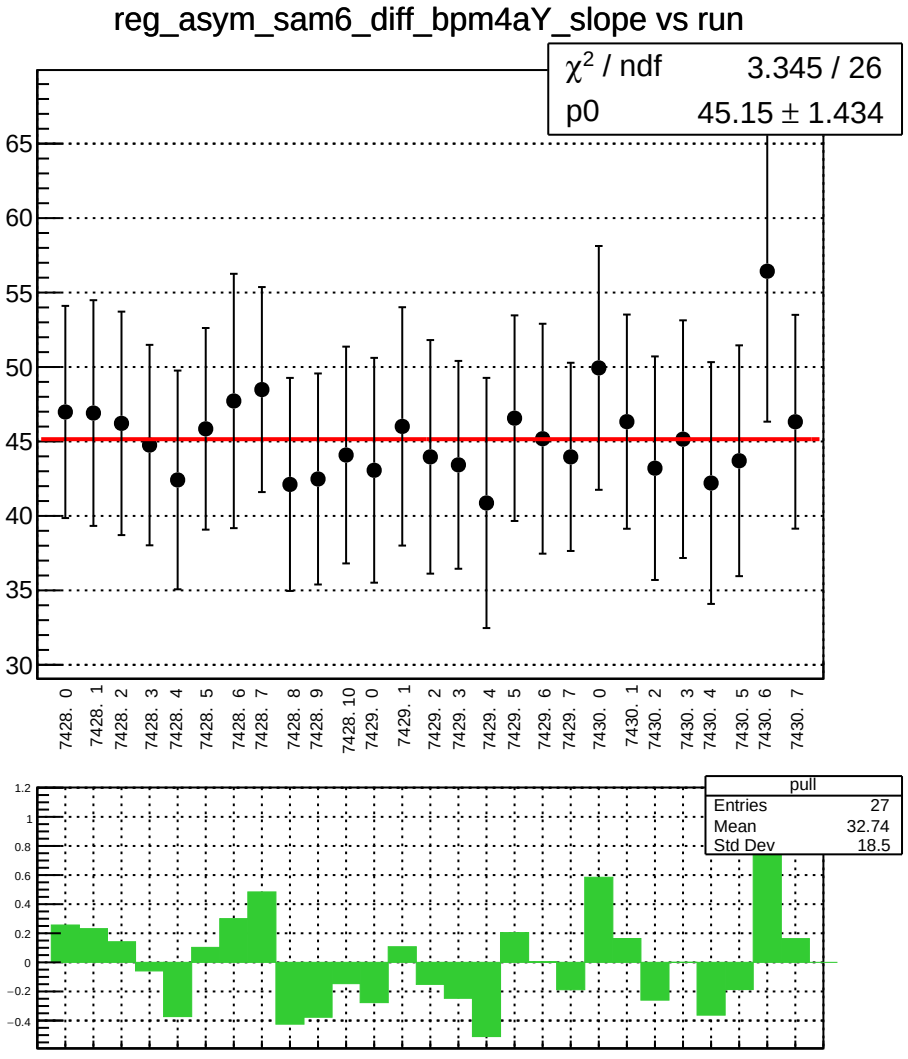
reg_asym_sam6_diff_bpm4aY_slope vs run
χ2 / ndf 3.345 / 26
p0 45.15 ± 1.434
65
60
55
50
45
40
35
30
7428. 0
7428. 1
7428. 2
7428. 3
7428. 4
7428. 5
7428. 6
7428. 7
7428. 8
7428. 9
7428. 10
7429. 0
7429. 1
7429. 2
7429. 3
7429. 4
7429. 5
7429. 6
7429. 7
7430. 0
7430. 1
7430. 2
7430. 3
7430. 4
7430. 5
7430. 6
7430. 7
pull
Entries 27
Mean 32.74
Std Dev 18.5
1.2
1
0.8
0.6
0.4
0.2
0
−0.2
−0.4

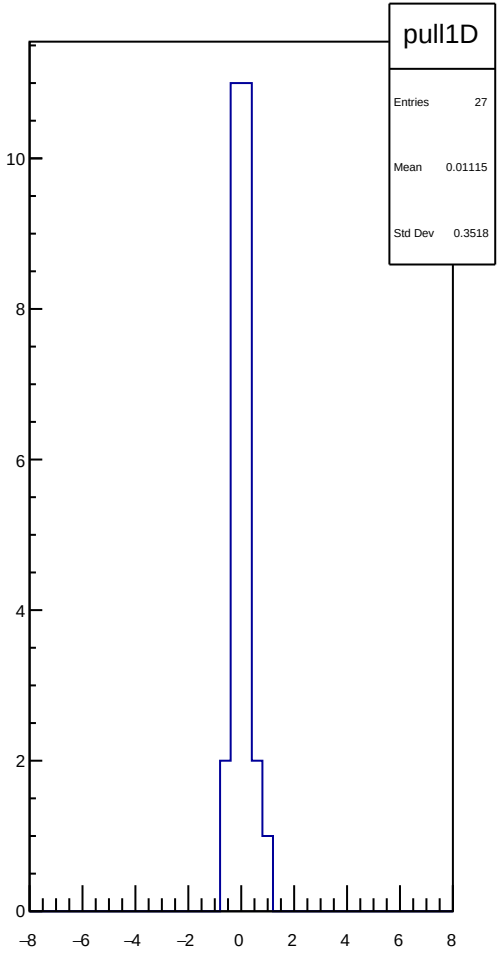
pull1D
Entries 27
Mean 0.01115
Std Dev 0.3518
10
8
6
4
2
0
−8
−6
−4
−2
0
2
4
6
8

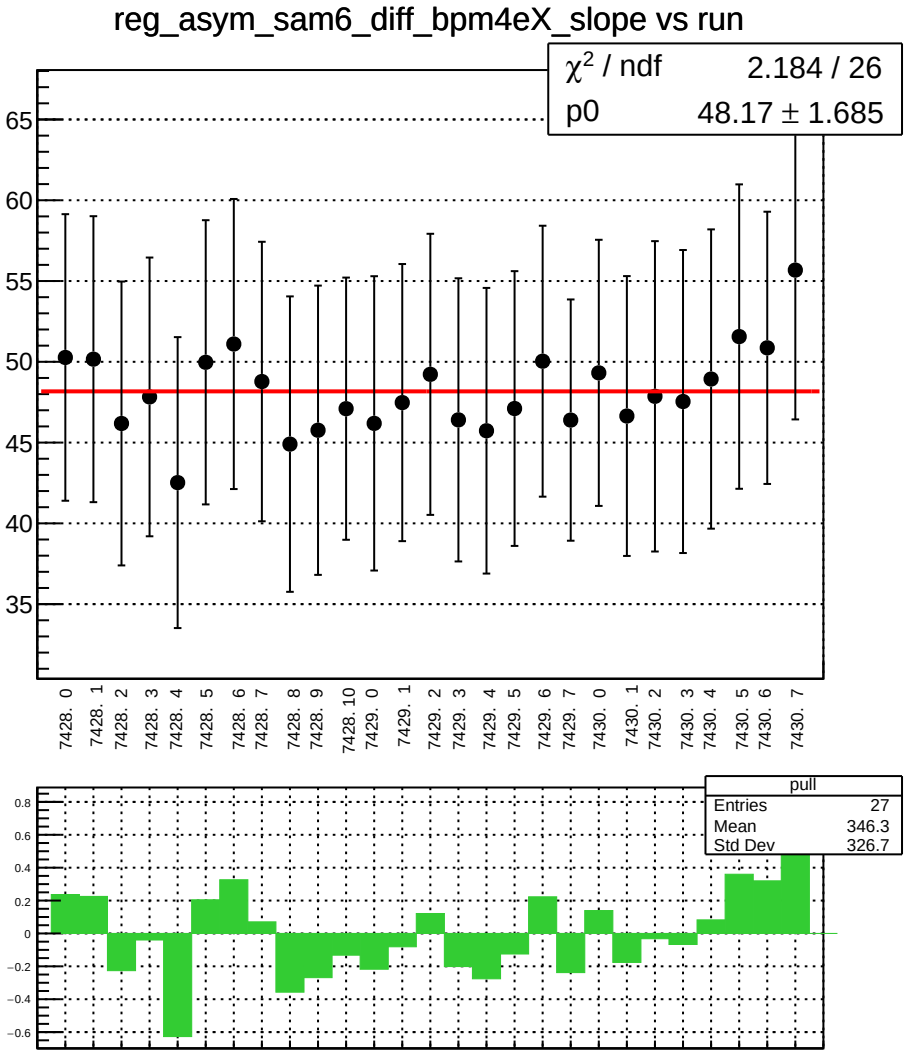
reg_asym_sam6_diff_bpm4eX_slope vs run
χ2 / ndf 2.184 / 26
p0 48.17 ± 1.685
65
60
55
50
45
40
35
7428. 0
7428. 1
7428. 2
7428. 3
7428. 4
7428. 5
7428. 6
7428. 7
7428. 8
7428. 9
7428. 10
7429. 0
7429. 1
7429. 2
7429. 3
7429. 4
7429. 5
7429. 6
7429. 7
7430. 0
7430. 1
7430. 2
7430. 3
7430. 4
7430. 5
7430. 6
7430. 7
pull
Entries 27
Mean 346.3
Std Dev 326.7
0.8
0.6
0.4
0.2
0
−0.2
−0.4
−0.6

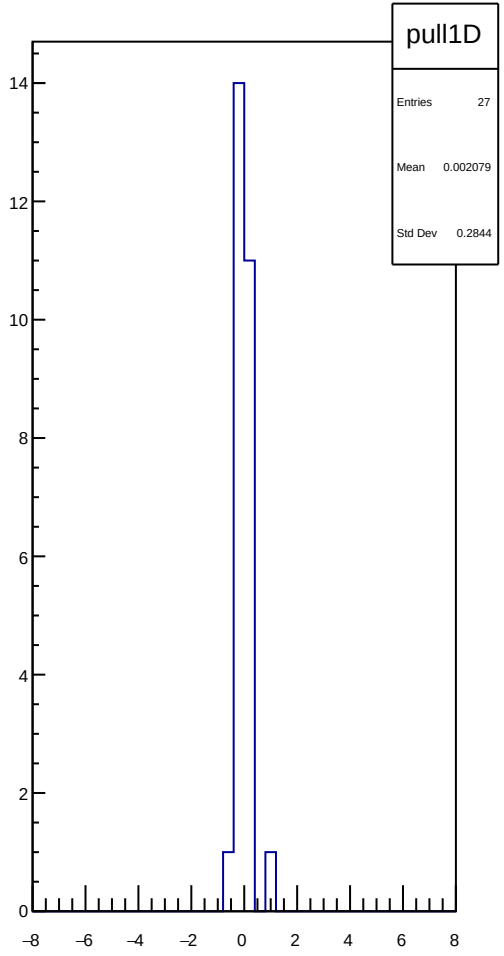
pull1D
Entries 27
Mean 0.002079
Std Dev 0.2844
14
12
10
8
6
4
2
0
−8
−6
−4
−2
0
2
4
6
8

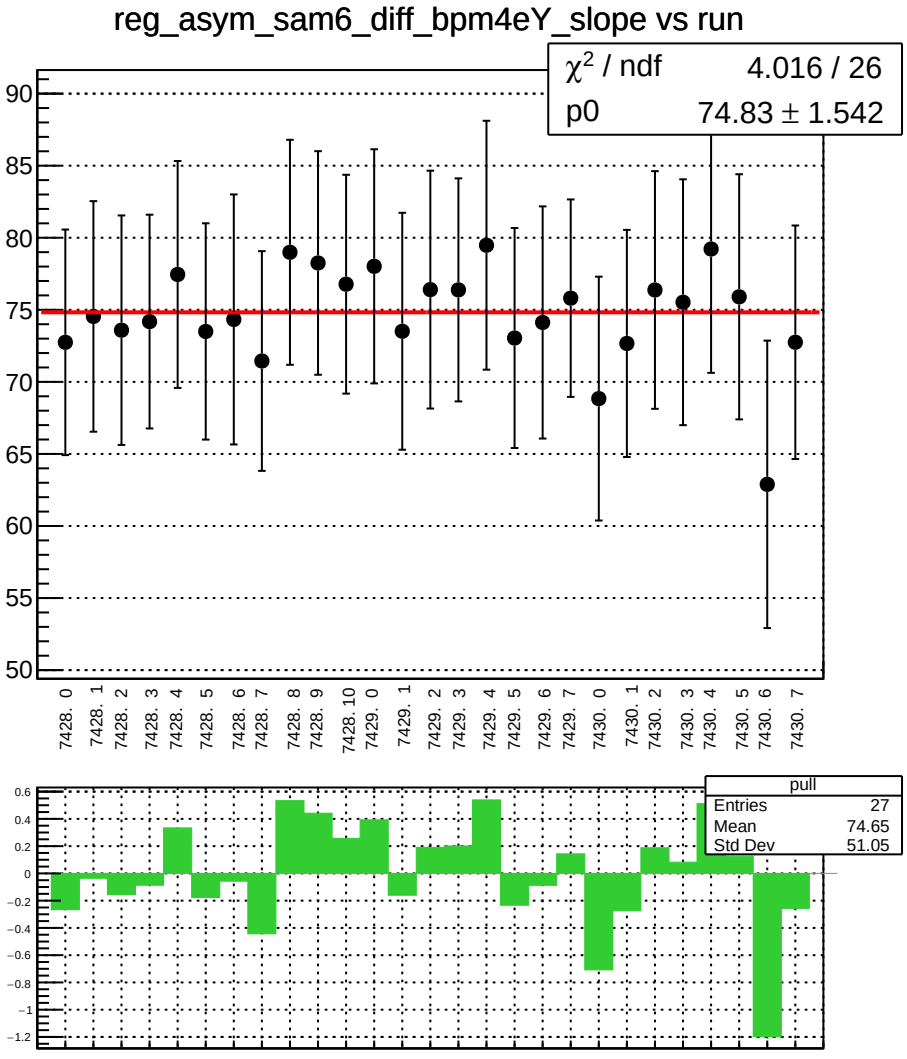
reg_asym_sam6_diff_bpm4eY_slope vs run
χ^2 / ndf 4.016 / 26
p0 74.83 ± 1.542
90
85
80
75
70
65
60
55
50
7428. 0
7428. 1
7428. 2
7428. 3
7428. 4
7428. 5
7428. 6
7428. 7
7428. 8
7428. 9
7428. 10
7429. 0
7429. 1
7429. 2
7429. 3
7429. 4
7429. 5
7429. 6
7429. 7
7430. 0
7430. 1
7430. 2
7430. 3
7430. 4
7430. 5
7430. 6
7430. 7
pull
Entries 27
Mean 74.65
Std Dev 51.05
0.6
0.4
0.2
0
−0.2
−0.4
−0.6
−0.8
−1
−1.2

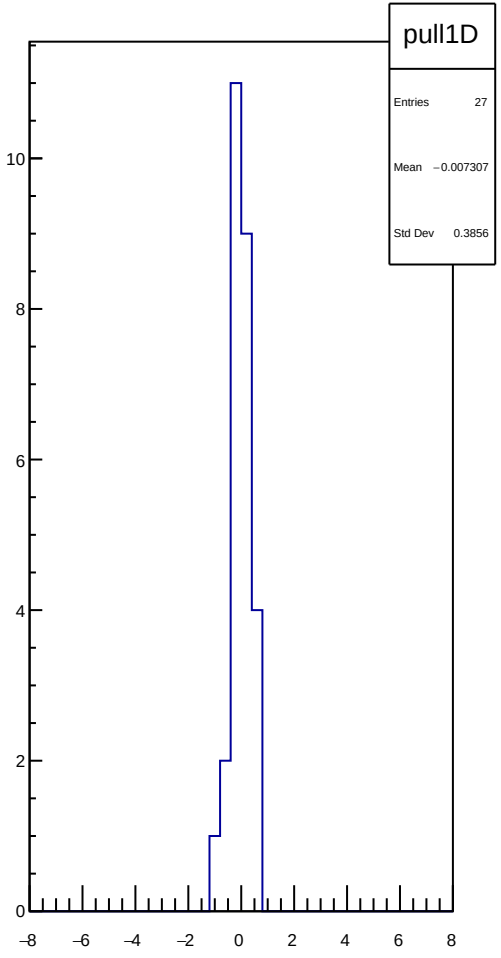
pull1D
Entries 27
Mean −0.007307
Std Dev 0.3856
10
8
6
4
2
0
−8
−6
−4
−2
0
2
4
6
8

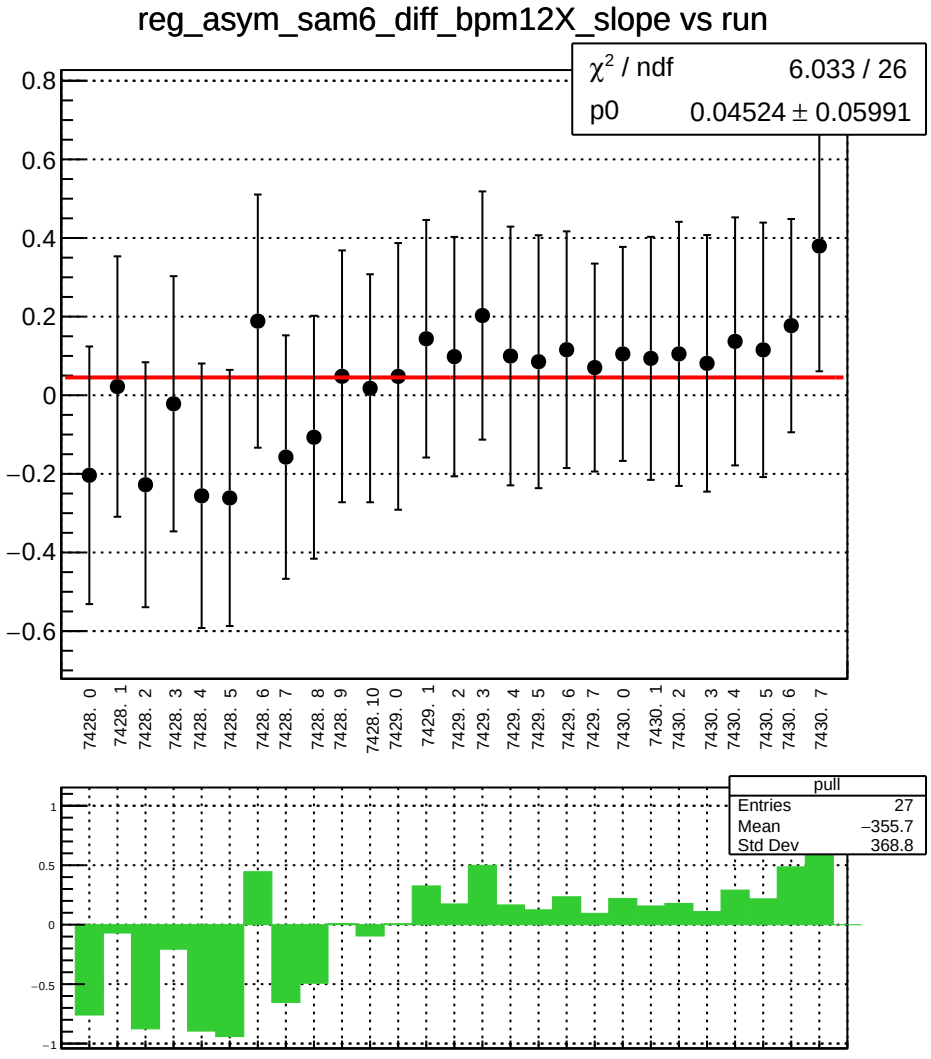
reg_asym_sam6_diff_bpm12X_slope vs run
χ^2 / ndf 6.033 / 26
p0 0.04524 ± 0.05991
0.8
0.6
0.4
0.2
0
−0.2
−0.4
−0.6
7428. 0
7428. 1
7428. 2
7428. 3
7428. 4
7428. 5
7428. 6
7428. 7
7428. 8
7428. 9
7428. 10
7429. 0
7429. 1
7429. 2
7429. 3
7429. 4
7429. 5
7429. 6
7429. 7
7430. 0
7430. 1
7430. 2
7430. 3
7430. 4
7430. 5
7430. 6
7430. 7
pull
Entries 27
Mean −355.7
Std Dev 368.8
1
0.5
0
−0.5
−1

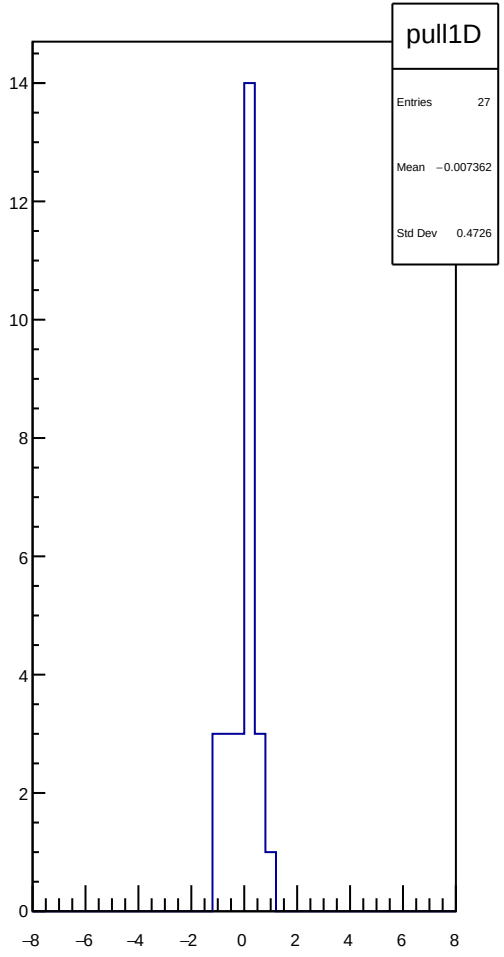
pull1D
Entries 27
Mean −0.007362
Std Dev 0.4726
14
12
10
8
6
4
2
0
−8
−6
−4
−2
0
2
4
6
8

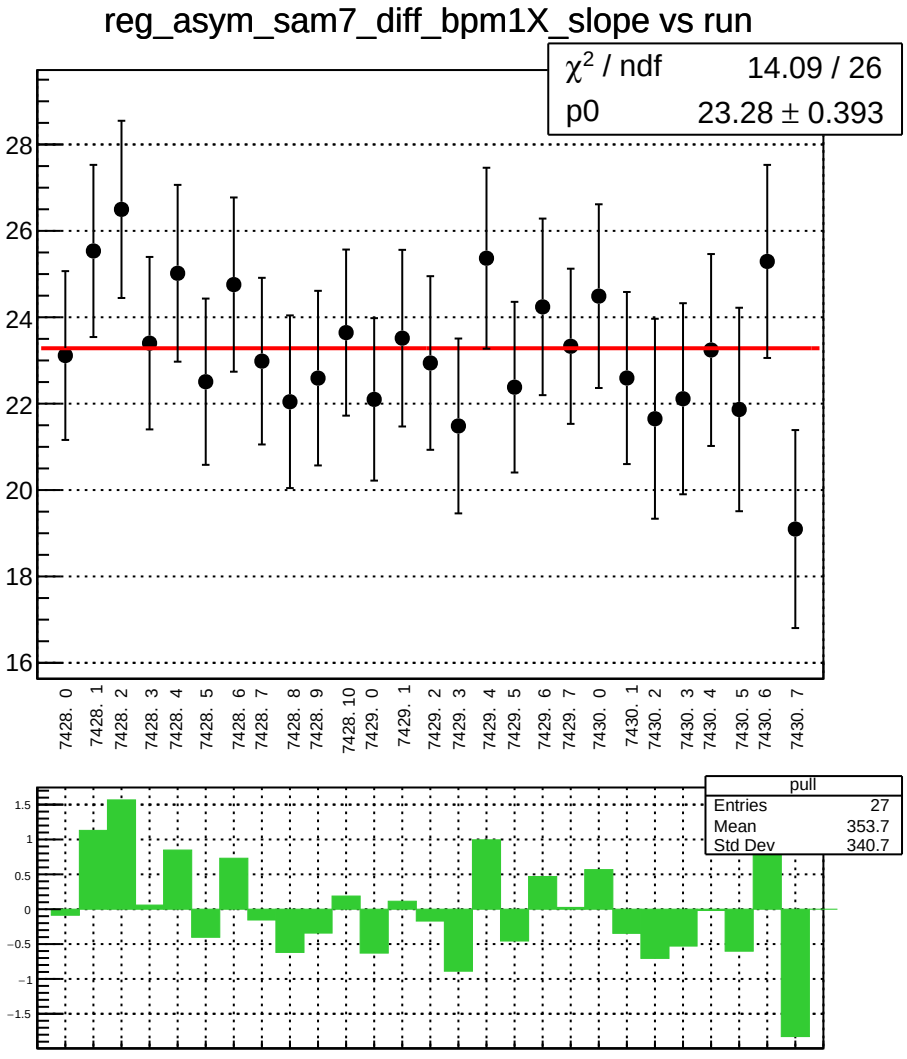
reg_asym_sam7_diff_bpm1X_slope vs run
χ² / ndf 14.09 / 26
p0 23.28 ± 0.393
28
26
24
22
20
18
16
7428. 0
7428. 1
7428. 2
7428. 3
7428. 4
7428. 5
7428. 6
7428. 7
7428. 8
7428. 9
7428. 10
7429. 0
7429. 1
7429. 2
7429. 3
7429. 4
7429. 5
7429. 6
7429. 7
7430. 0
7430. 1
7430. 2
7430. 3
7430. 4
7430. 5
7430. 6
7430. 7
pull
Entries 27
Mean 353.7
Std Dev 340.7
1.5
1
0.5
0
−0.5
−1
−1.5

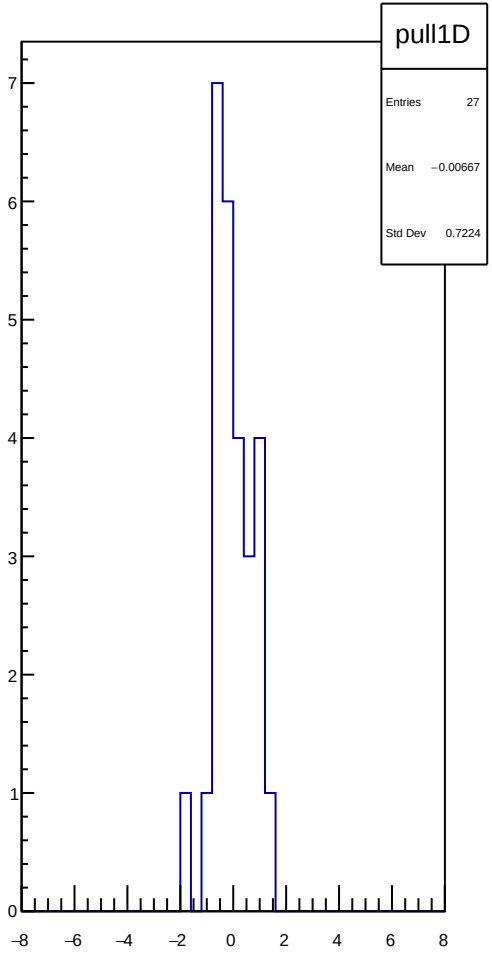
pull1D
Entries 27
Mean −0.00667
Std Dev 0.7224
7
6
5
4
3
2
1
0
−8
−6
−4
−2
0
2
4
6
8

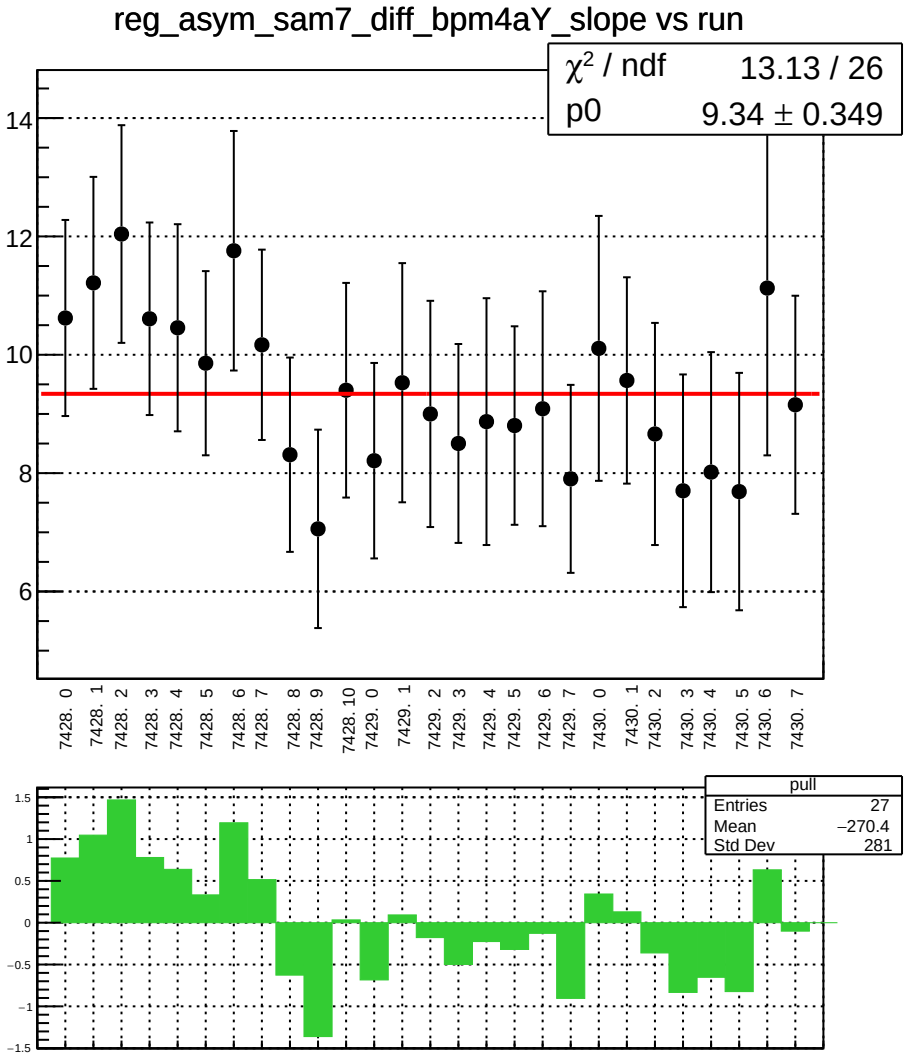
reg_asym_sam7_diff_bpm4aY_slope vs run
χ² / ndf 13.13 / 26
p0 9.34 ± 0.349
14
12
10
8
6
7428. 0
7428. 1
7428. 2
7428. 3
7428. 4
7428. 5
7428. 6
7428. 7
7428. 8
7428. 9
7428. 10
7429. 0
7429. 1
7429. 2
7429. 3
7429. 4
7429. 5
7429. 6
7429. 7
7430. 0
7430. 1
7430. 2
7430. 3
7430. 4
7430. 5
7430. 6
7430. 7
pull
Entries 27
Mean −270.4
Std Dev 281
1.5
1
0.5
0
−0.5
−1
−1.5

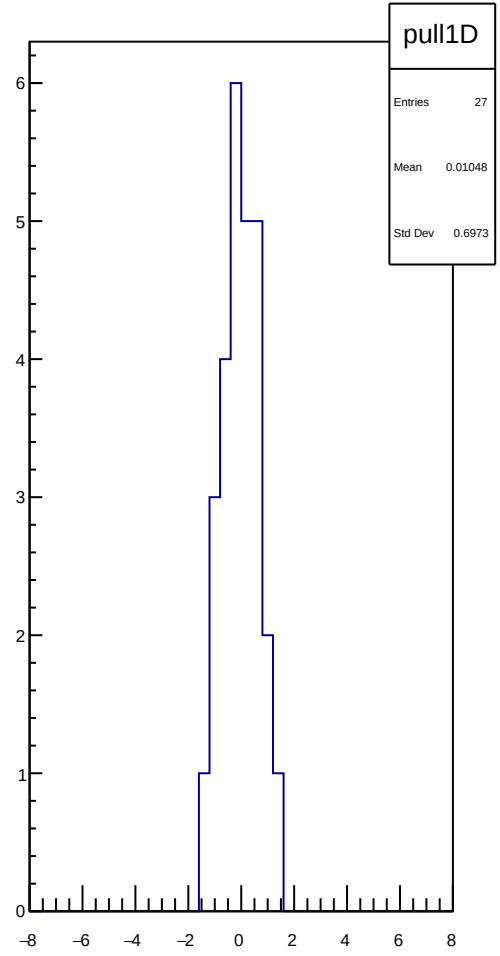
pull1D
Entries 27
Mean 0.01048
Std Dev 0.6973
6
5
4
3
2
1
0
−8
−6
−4
−2
0
2
4
6
8

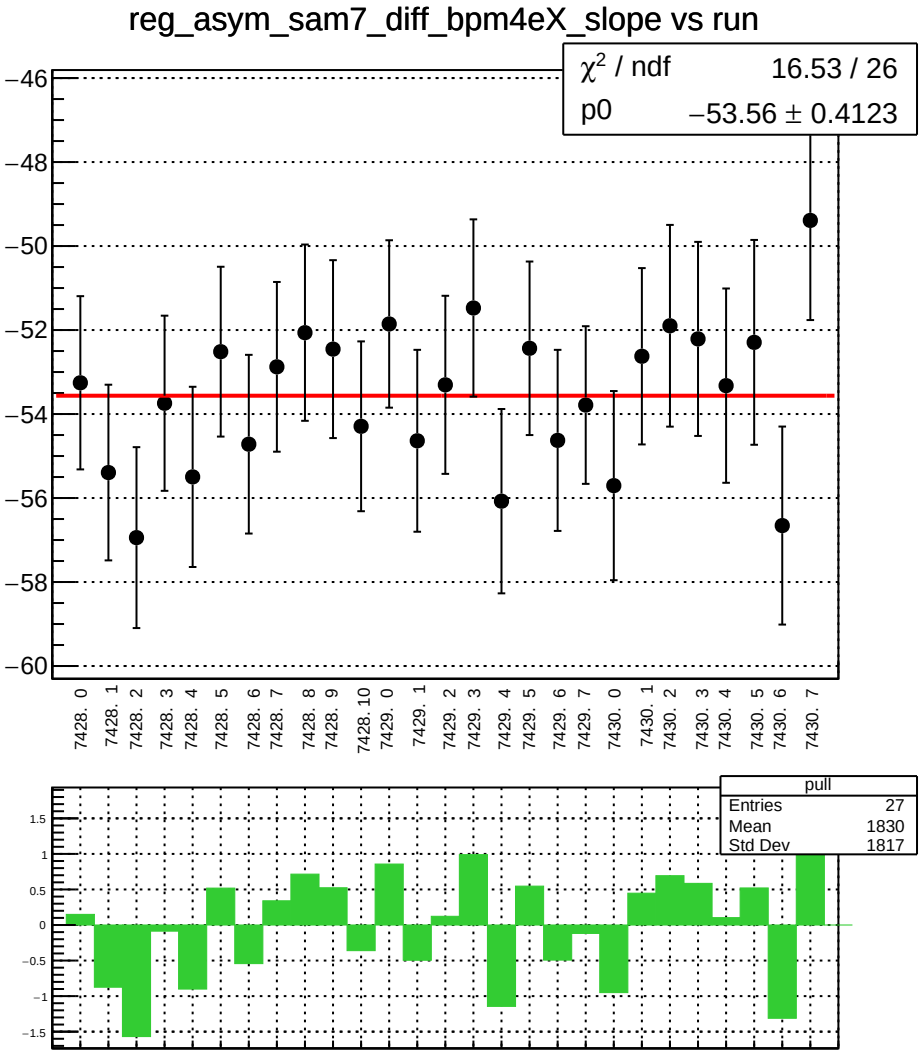
reg_asym_sam7_diff_bpm4eX_slope vs run
χ² / ndf 16.53 / 26
p0 −53.56 ± 0.4123
−46
−48
−50
−52
−54
−56
−58
−60
7428. 0
7428. 1
7428. 2
7428. 3
7428. 4
7428. 5
7428. 6
7428. 7
7428. 8
7428. 9
7428. 10
7429. 0
7429. 1
7429. 2
7429. 3
7429. 4
7429. 5
7429. 6
7429. 7
7430. 0
7430. 1
7430. 2
7430. 3
7430. 4
7430. 5
7430. 6
7430. 7
pull
Entries 27
Mean 1830
Std Dev 1817
1.5
1
0.5
0
−0.5
−1
−1.5

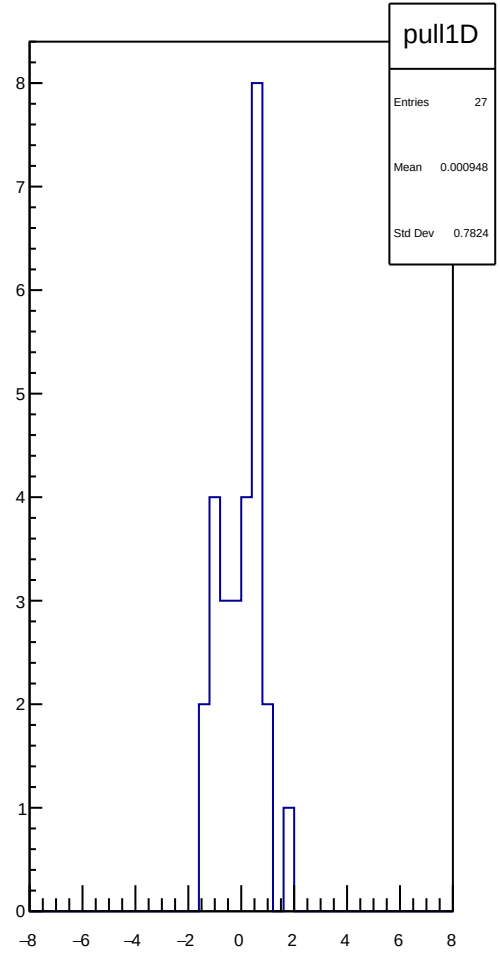
pull1D
Entries 27
Mean 0.000948
Std Dev 0.7824
8
7
6
5
4
3
2
1
0
−8
−6
−4
−2
0
2
4
6
8

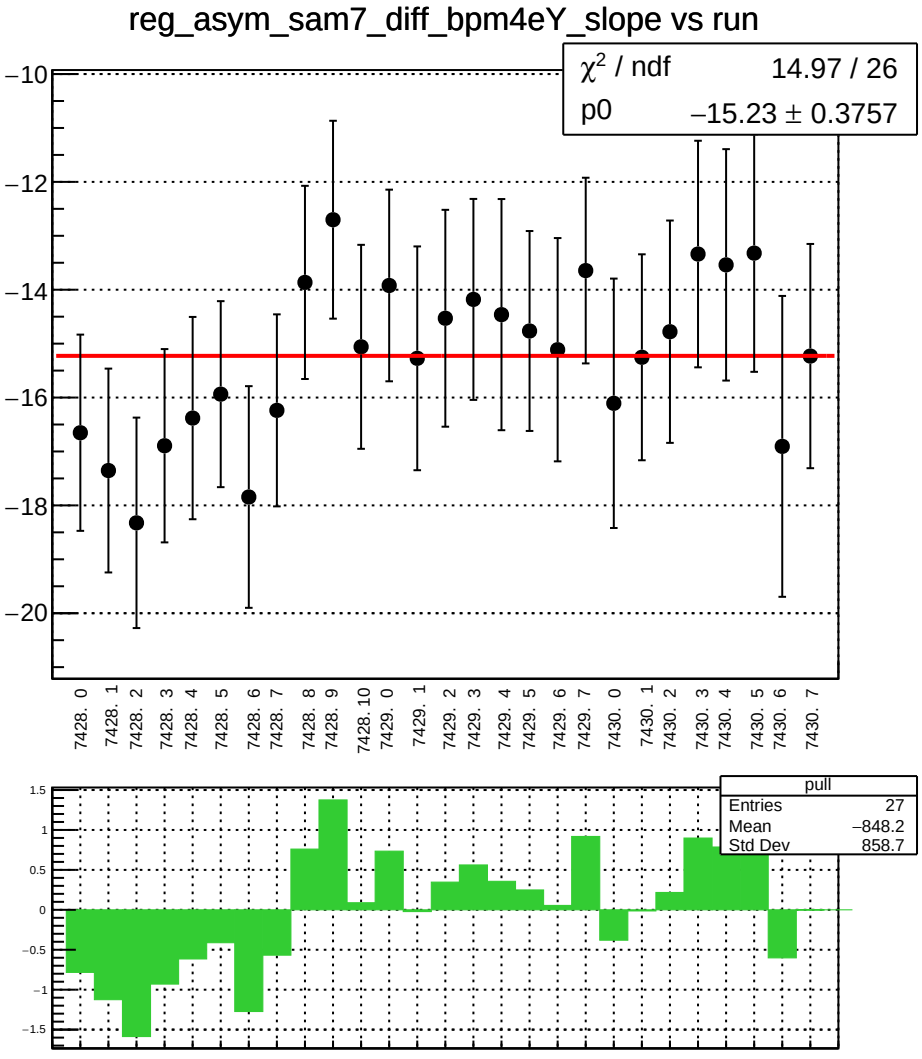
reg_asym_sam7_diff_bpm4eY_slope vs run
χ² / ndf 14.97 / 26
p0 −15.23 ± 0.3757
−10
−12
−14
−16
−18
−20
7428. 0
7428. 1
7428. 2
7428. 3
7428. 4
7428. 5
7428. 6
7428. 7
7428. 8
7428. 9
7428. 10
7429. 0
7429. 1
7429. 2
7429. 3
7429. 4
7429. 5
7429. 6
7429. 7
7430. 0
7430. 1
7430. 2
7430. 3
7430. 4
7430. 5
7430. 6
7430. 7
pull
Entries 27
Mean −848.2
Std Dev 858.7
1.5
1
0.5
0
−0.5
−1
−1.5

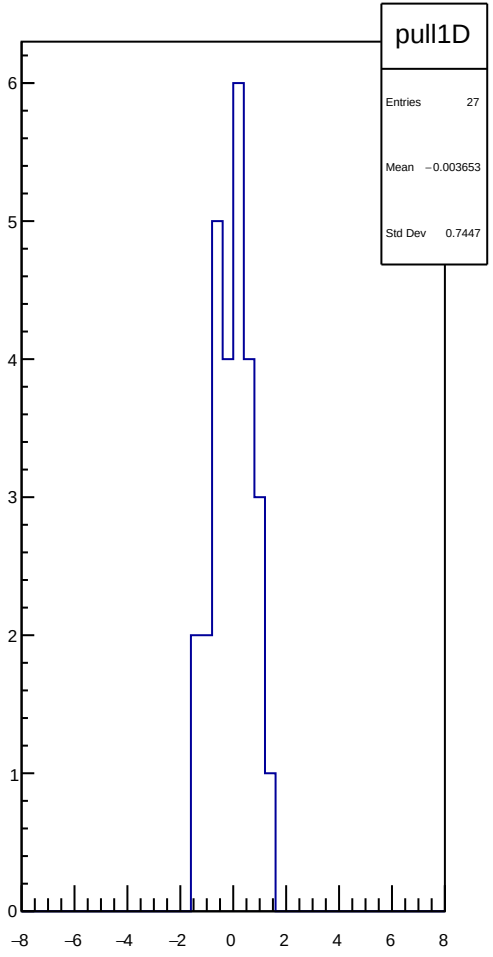
pull1D
Entries 27
Mean −0.003653
Std Dev 0.7447
6
5
4
3
2
1
0
−8
−6
−4
−2
0
2
4
6
8

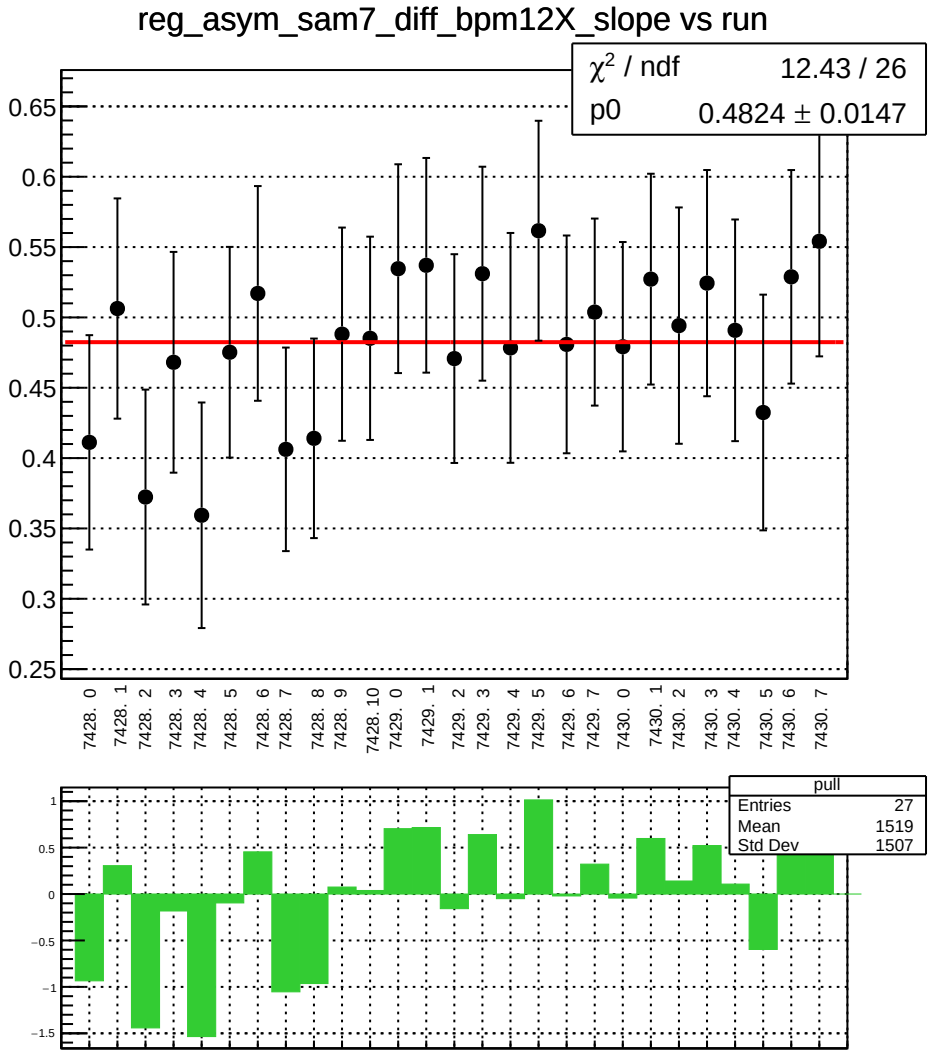
reg_asym_sam7_diff_bpm12X_slope vs run
χ2 / ndf 12.43 / 26
p0 0.4824 ± 0.0147
0.65
0.6
0.55
0.5
0.45
0.4
0.35
0.3
0.25
7428. 0
7428. 1
7428. 2
7428. 3
7428. 4
7428. 5
7428. 6
7428. 7
7428. 8
7428. 9
7428. 10
7429. 0
7429. 1
7429. 2
7429. 3
7429. 4
7429. 5
7429. 6
7429. 7
7430. 0
7430. 1
7430. 2
7430. 3
7430. 4
7430. 5
7430. 6
7430. 7
pull
Entries 27
Mean 1519
Std Dev 1507
1
0.5
0
−0.5
−1
−1.5

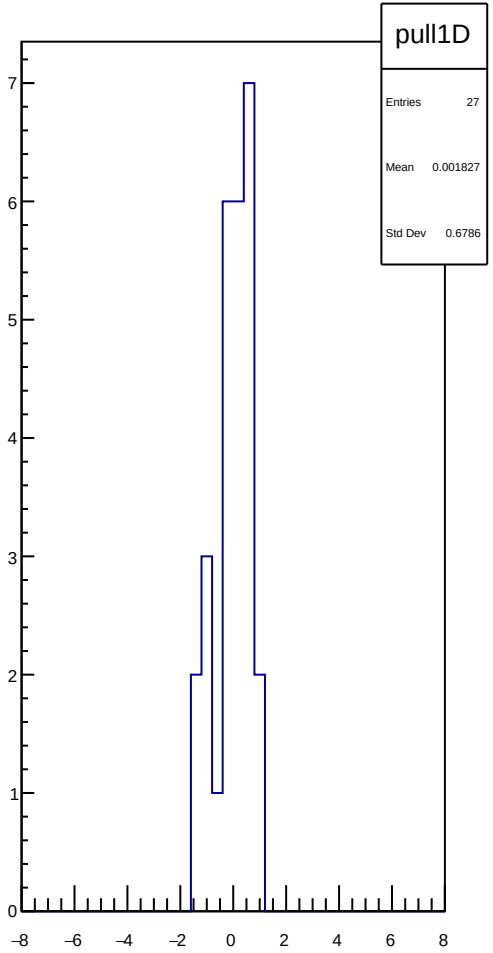
pull1D
Entries 27
Mean 0.001827
Std Dev 0.6786
7
6
5
4
3
2
1
0
−8
−6
−4
−2
0
2
4
6
8

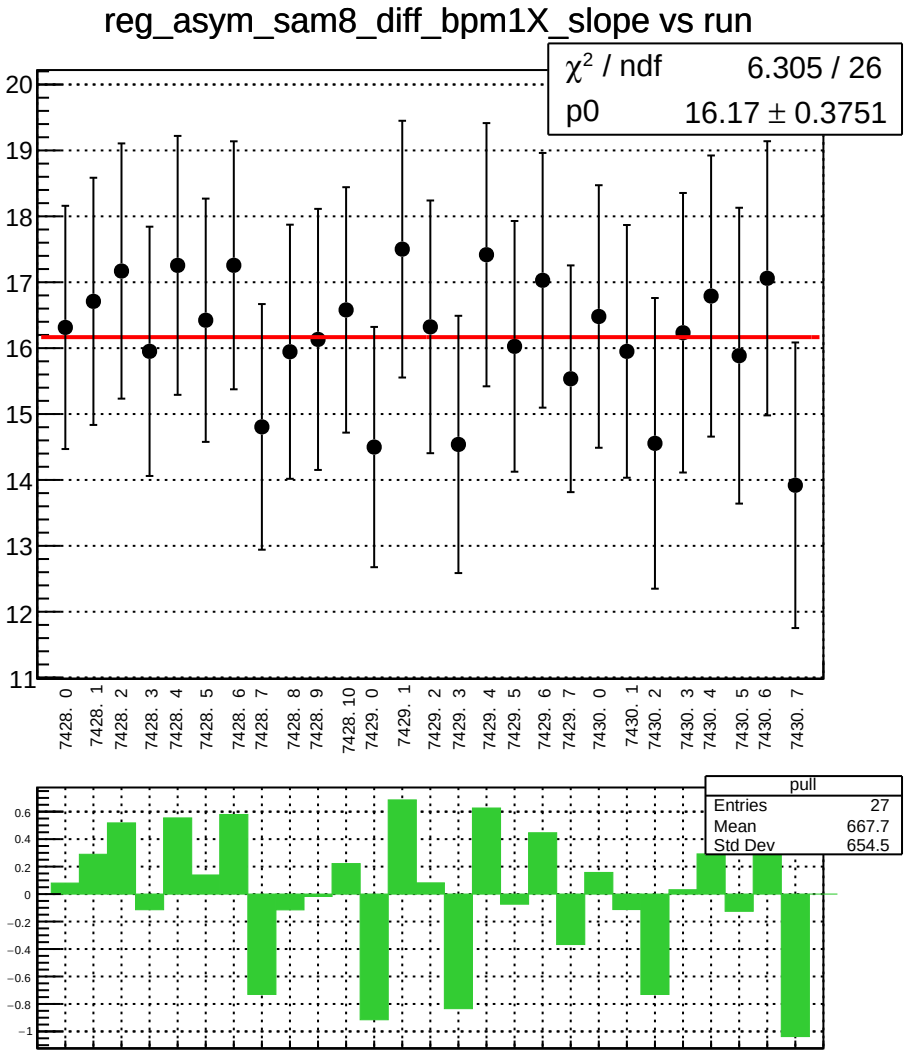
reg_asym_sam8_diff_bpm1X_slope vs run
χ² / ndf 6.305 / 26
p0 16.17 ± 0.3751
7428. 0
7428. 1
7428. 2
7428. 3
7428. 4
7428. 5
7428. 6
7428. 7
7428. 8
7428. 9
7428. 10
7429. 0
7429. 1
7429. 2
7429. 3
7429. 4
7429. 5
7429. 6
7429. 7
7430. 0
7430. 1
7430. 2
7430. 3
7430. 4
7430. 5
7430. 6
7430. 7
pull
Entries 27
Mean 667.7
Std Dev 654.5

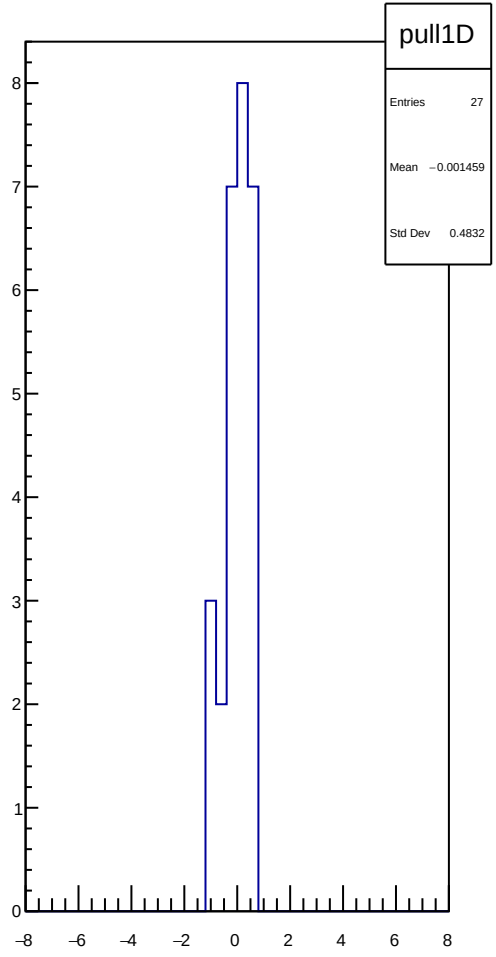
pull1D
Entries 27
Mean −0.001459
Std Dev 0.4832

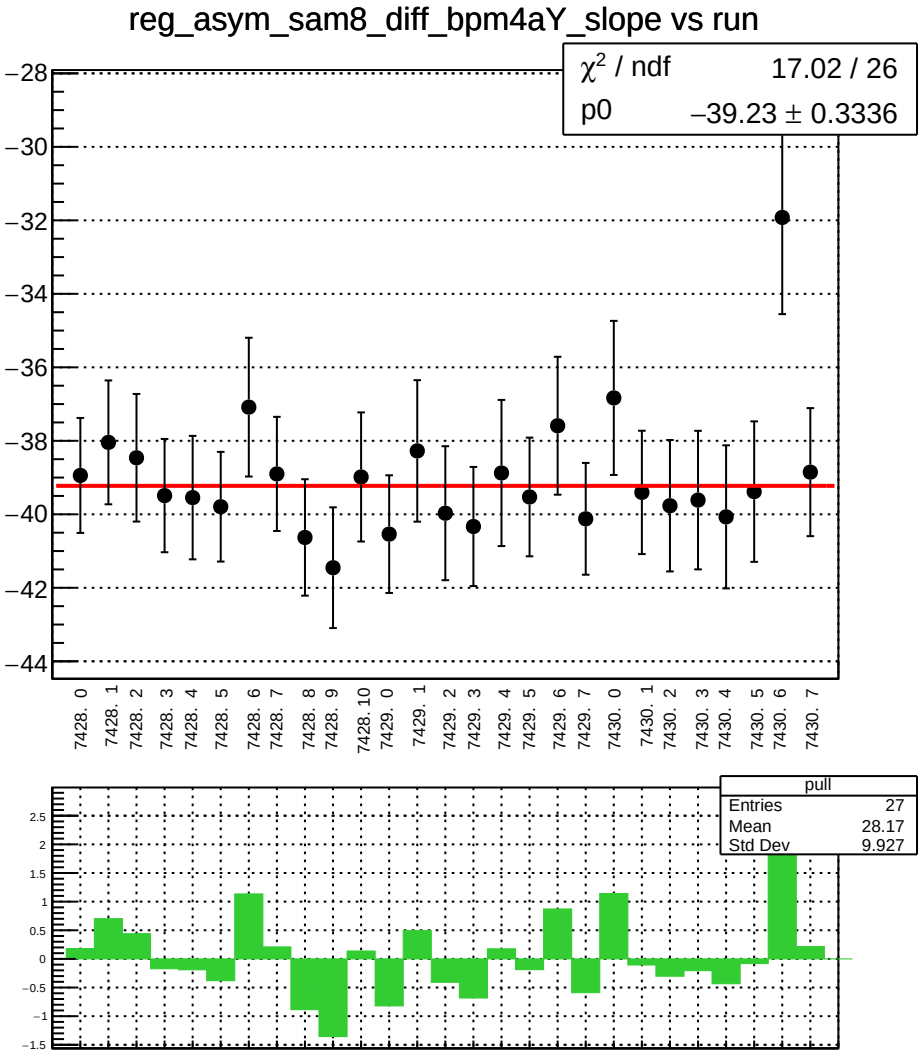
reg_asym_sam8_diff_bpm4aY_slope vs run
χ² / ndf 17.02 / 26
p0 −39.23 ± 0.3336
−28
−30
−32
−34
−36
−38
−40
−42
−44
7428. 0
7428. 1
7428. 2
7428. 3
7428. 4
7428. 5
7428. 6
7428. 7
7428. 8
7428. 9
7428. 10
7429. 0
7429. 1
7429. 2
7429. 3
7429. 4
7429. 5
7429. 6
7429. 7
7430. 0
7430. 1
7430. 2
7430. 3
7430. 4
7430. 5
7430. 6
7430. 7
pull
Entries 27
Mean 28.17
Std Dev 9.927
2.5
2
1.5
1
0.5
0
−0.5
−1
−1.5

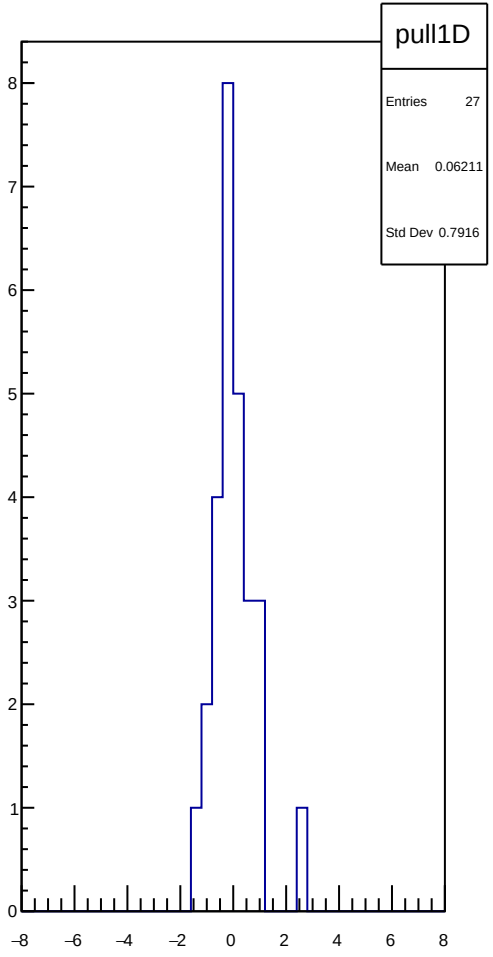
pull1D
Entries 27
Mean 0.06211
Std Dev 0.7916
8
7
6
5
4
3
2
1
0
−8
−6
−4
−2
0
2
4
6
8

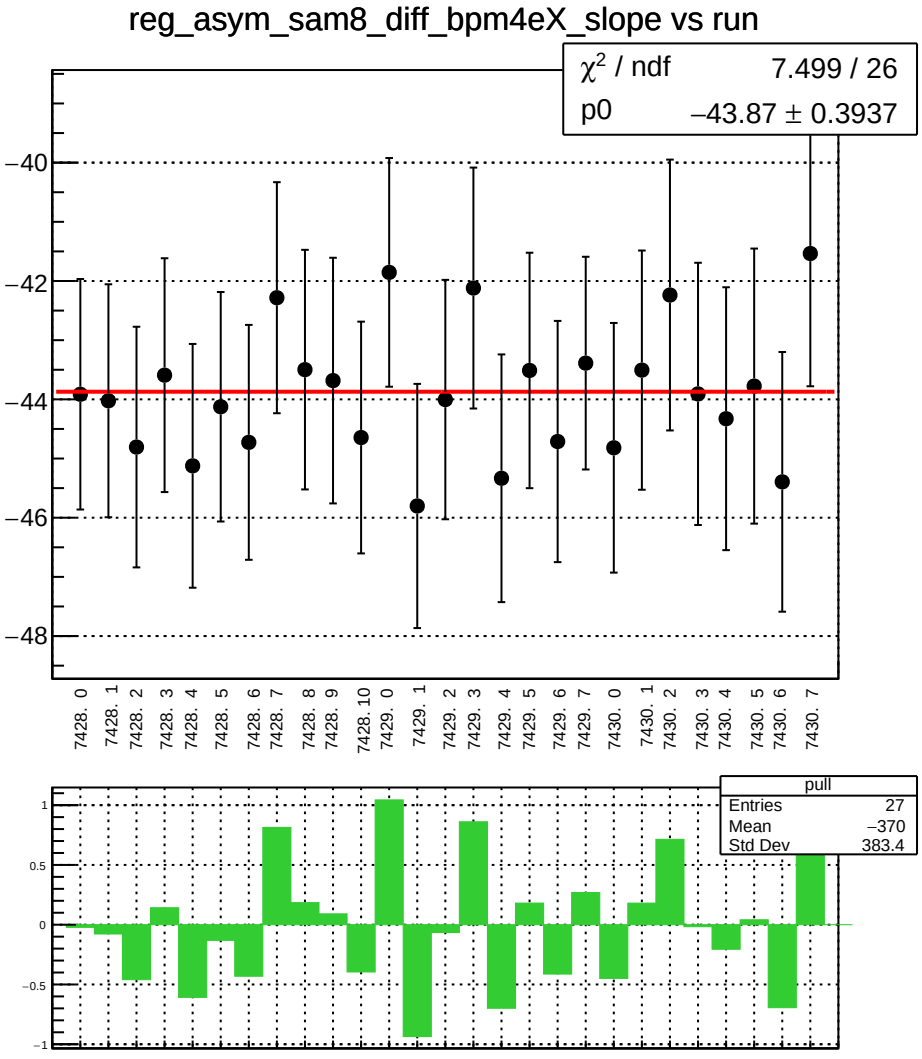
reg_asym_sam8_diff_bpm4eX_slope vs run
χ² / ndf 7.499 / 26
p0 −43.87 ± 0.3937
−40
−42
−44
−46
−48
7428. 0
7428. 1
7428. 2
7428. 3
7428. 4
7428. 5
7428. 6
7428. 7
7428. 8
7428. 9
7428. 10
7429. 0
7429. 1
7429. 2
7429. 3
7429. 4
7429. 5
7429. 6
7429. 7
7430. 0
7430. 1
7430. 2
7430. 3
7430. 4
7430. 5
7430. 6
7430. 7
pull
Entries 27
Mean −370
Std Dev 383.4
1
0.5
0
−0.5
−1

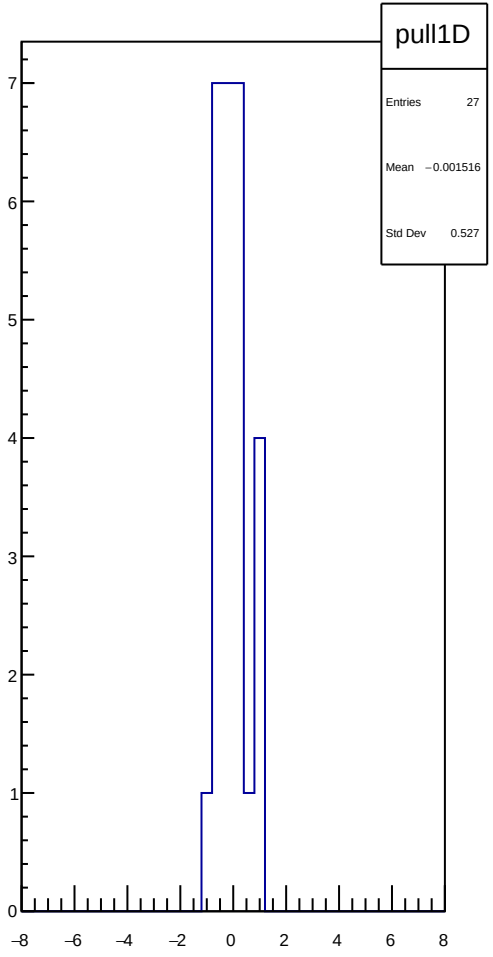
pull1D
Entries 27
Mean −0.001516
Std Dev 0.527
7
6
5
4
3
2
1
0
−8
−6
−4
−2
0
2
4
6
8

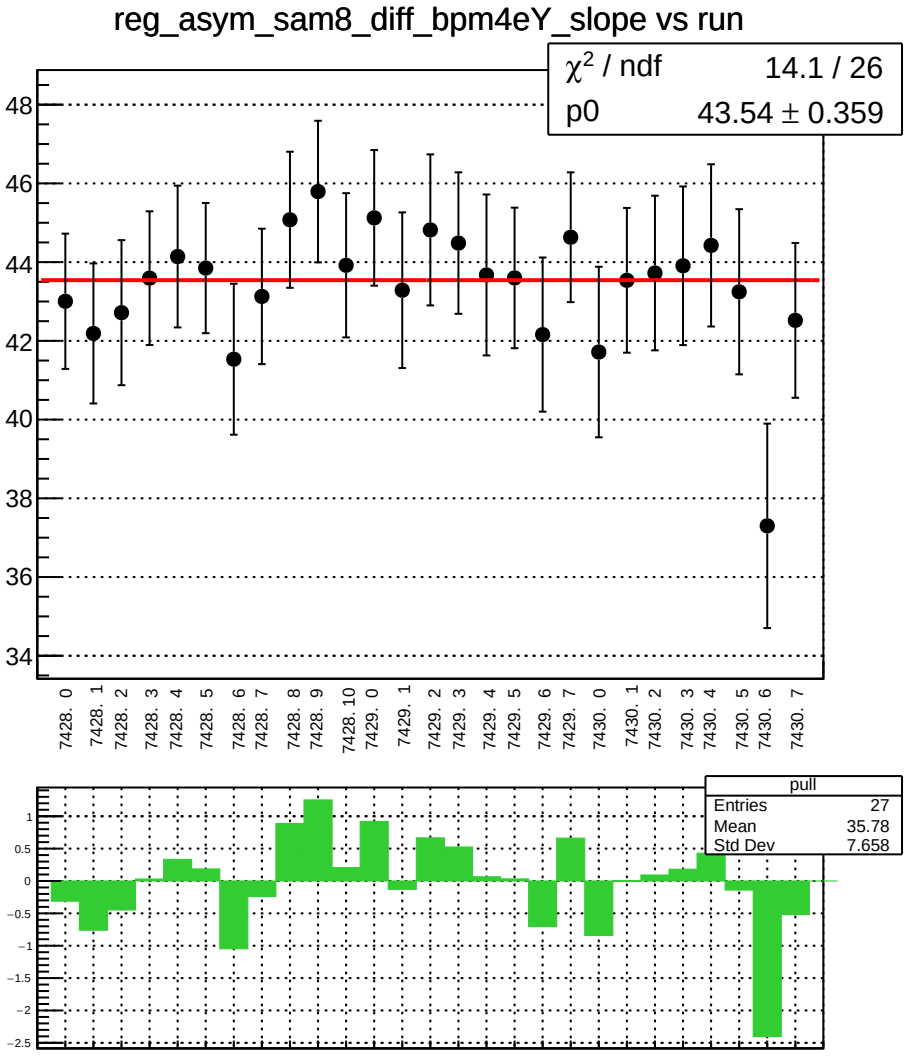
reg_asym_sam8_diff_bpm4eY_slope vs run
χ2 / ndf 14.1 / 26
p0 43.54 ± 0.359
48
46
44
42
40
38
36
34
7428. 0
7428. 1
7428. 2
7428. 3
7428. 4
7428. 5
7428. 6
7428. 7
7428. 8
7428. 9
7428. 10
7429. 0
7429. 1
7429. 2
7429. 3
7429. 4
7429. 5
7429. 6
7429. 7
7430. 0
7430. 1
7430. 2
7430. 3
7430. 4
7430. 5
7430. 6
7430. 7
pull
Entries 27
Mean 35.78
Std Dev 7.658
1
0.5
0
−0.5
−1
−1.5
−2
−2.5

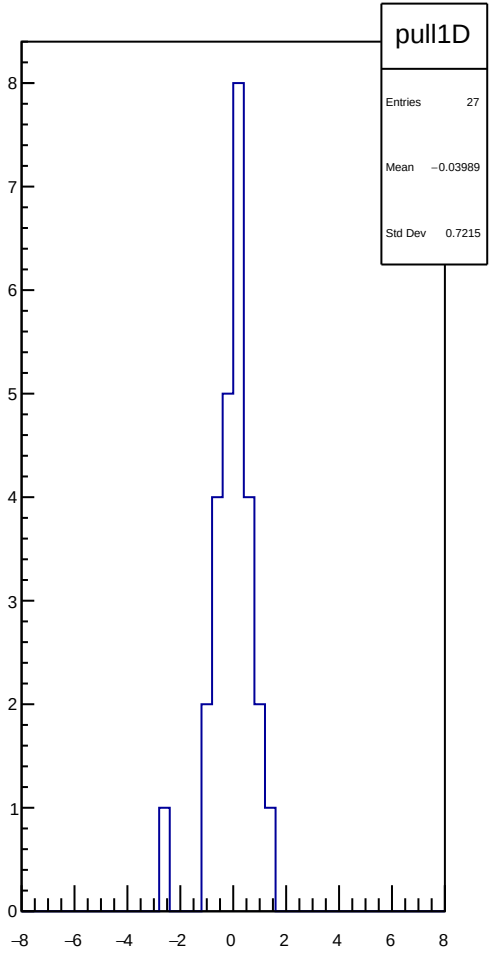
pull1D
Entries 27
Mean −0.03989
Std Dev 0.7215
8
7
6
5
4
3
2
1
0
−8
−6
−4
−2
0
2
4
6
8

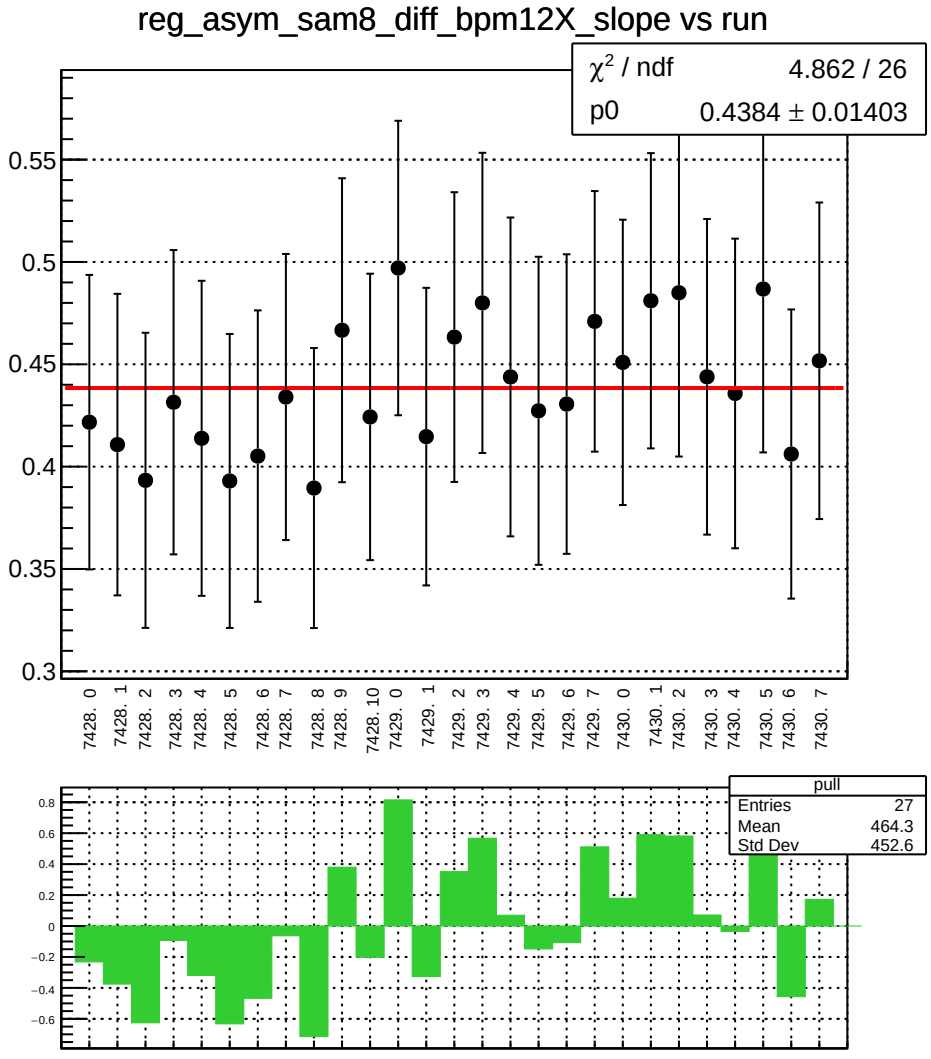
reg_asym_sam8_diff_bpm12X_slope vs run
χ² / ndf 4.862 / 26
p0 0.4384 ± 0.01403
0.55
0.5
0.45
0.4
0.35
0.3
7428. 0
7428. 1
7428. 2
7428. 3
7428. 4
7428. 5
7428. 6
7428. 7
7428. 8
7428. 9
7428. 10
7429. 0
7429. 1
7429. 2
7429. 3
7429. 4
7429. 5
7429. 6
7429. 7
7430. 0
7430. 1
7430. 2
7430. 3
7430. 4
7430. 5
7430. 6
7430. 7
pull
Entries 27
Mean 464.3
Std Dev 452.6
0.8
0.6
0.4
0.2
0
−0.2
−0.4
−0.6

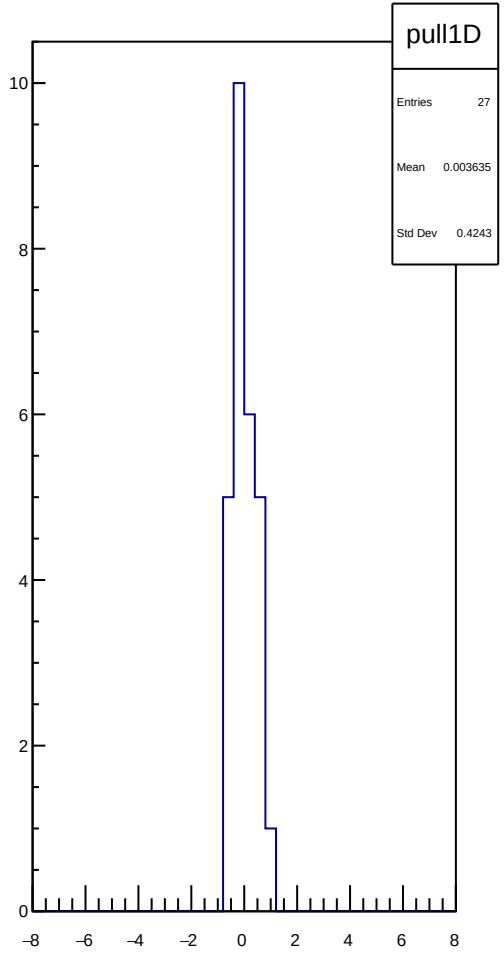
pull1D
Entries 27
Mean 0.003635
Std Dev 0.4243
10
8
6
4
2
0
−8
−6
−4
−2
0
2
4
6
8

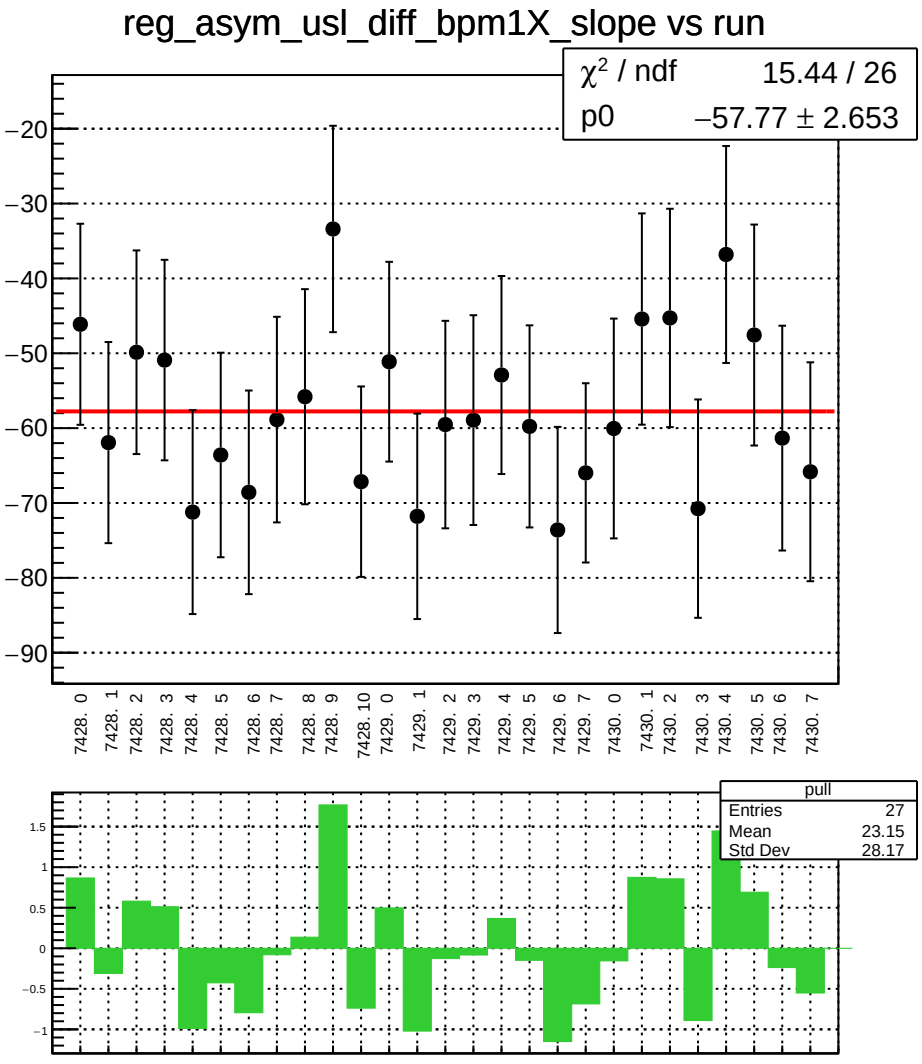
reg_asym_usl_diff_bpm1X_slope vs run
χ² / ndf 15.44 / 26
p0 −57.77 ± 2.653
−20
−30
−40
−50
−60
−70
−80
−90
7428. 0
7428. 1
7428. 2
7428. 3
7428. 4
7428. 5
7428. 6
7428. 7
7428. 8
7428. 9
7428. 10
7429. 0
7429. 1
7429. 2
7429. 3
7429. 4
7429. 5
7429. 6
7429. 7
7430. 0
7430. 1
7430. 2
7430. 3
7430. 4
7430. 5
7430. 6
7430. 7
pull
Entries 27
Mean 23.15
Std Dev 28.17
1.5
1
0.5
0
−0.5
−1

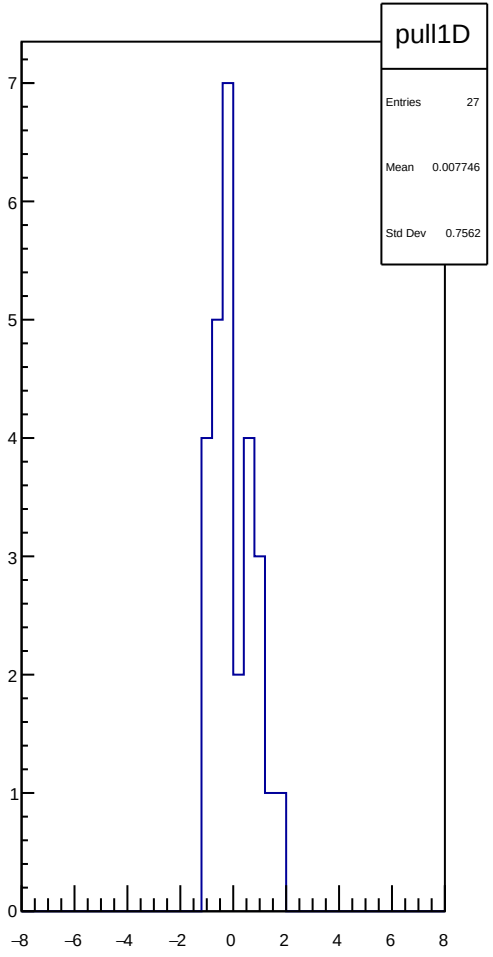
pull1D
Entries 27
Mean 0.007746
Std Dev 0.7562
7
6
5
4
3
2
1
0
−8
−6
−4
−2
0
2
4
6
8

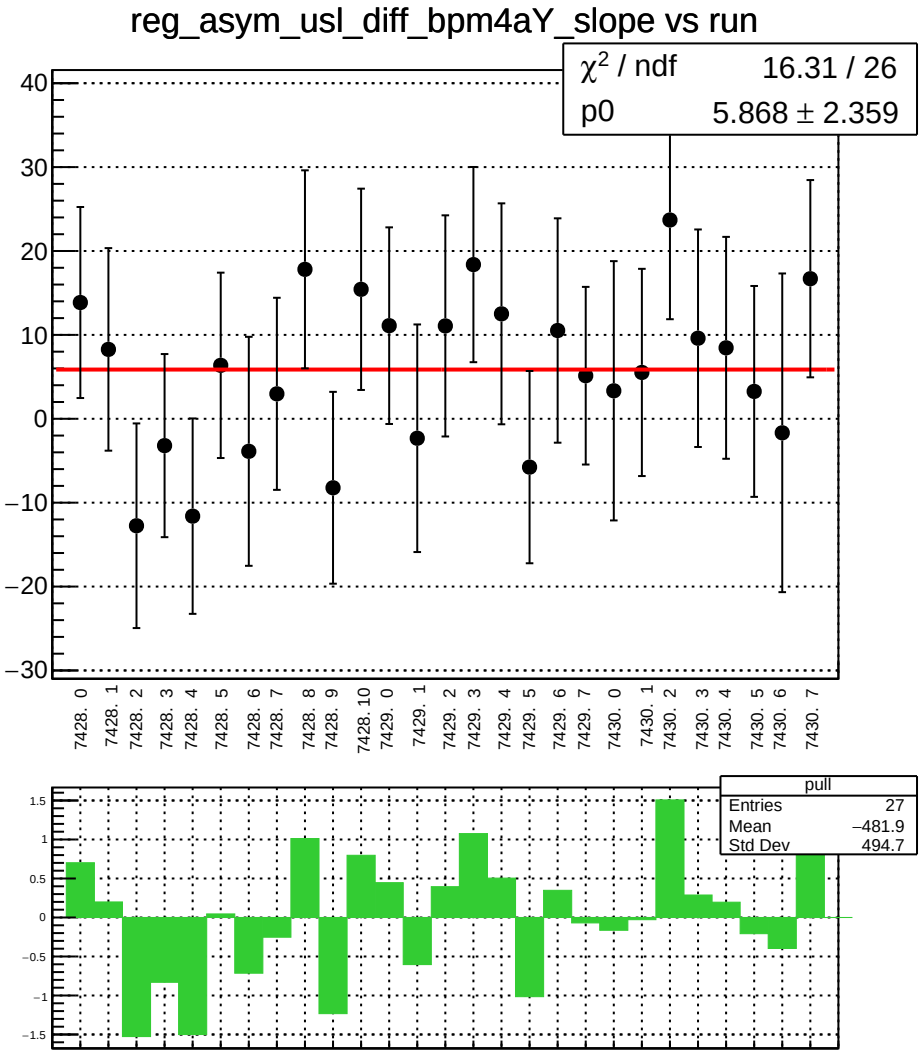
reg_asym_usl_diff_bpm4aY_slope vs run
χ² / ndf 16.31 / 26
p0 5.868 ± 2.359
40
30
20
10
0
−10
−20
−30
7428. 0
7428. 1
7428. 2
7428. 3
7428. 4
7428. 5
7428. 6
7428. 7
7428. 8
7428. 9
7428. 10
7429. 0
7429. 1
7429. 2
7429. 3
7429. 4
7429. 5
7429. 6
7429. 7
7430. 0
7430. 1
7430. 2
7430. 3
7430. 4
7430. 5
7430. 6
7430. 7
pull
Entries 27
Mean −481.9
Std Dev 494.7
1.5
1
0.5
0
−0.5
−1
−1.5

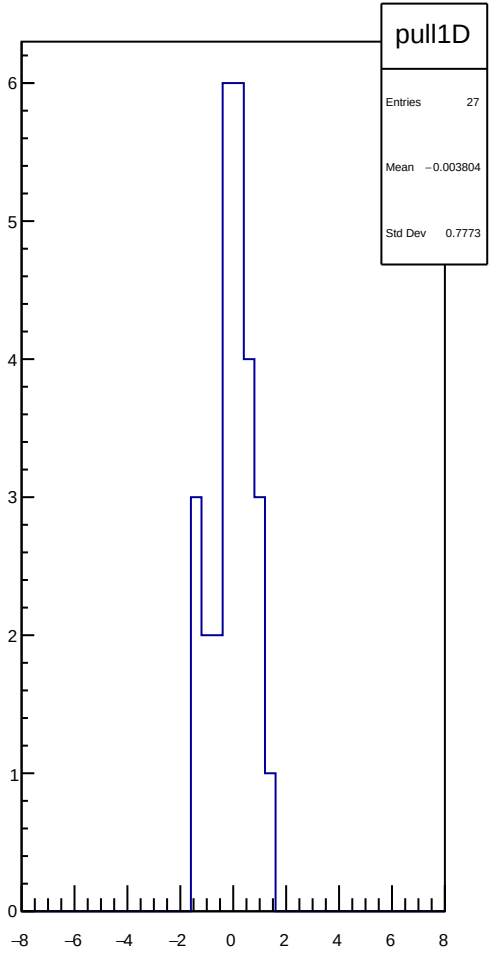
pull1D
Entries 27
Mean −0.003804
Std Dev 0.7773
6
5
4
3
2
1
0
−8
−6
−4
−2
0
2
4
6
8

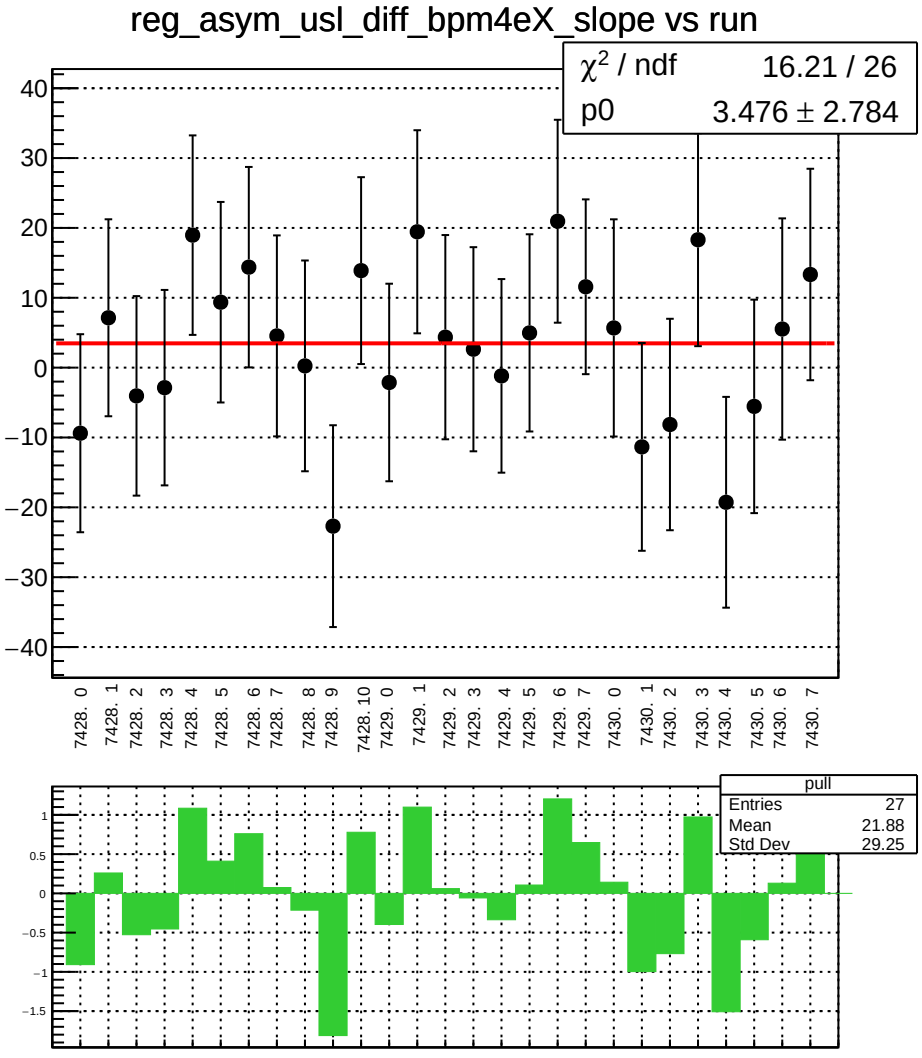
reg_asym_usl_diff_bpm4eX_slope vs run
χ² / ndf 16.21 / 26
p0 3.476 ± 2.784
40
30
20
10
0
−10
−20
−30
−40
7428. 0
7428. 1
7428. 2
7428. 3
7428. 4
7428. 5
7428. 6
7428. 7
7428. 8
7428. 9
7428. 10
7429. 0
7429. 1
7429. 2
7429. 3
7429. 4
7429. 5
7429. 6
7429. 7
7430. 0
7430. 1
7430. 2
7430. 3
7430. 4
7430. 5
7430. 6
7430. 7
pull
Entries 27
Mean 21.88
Std Dev 29.25
1
0.5
0
−0.5
−1
−1.5

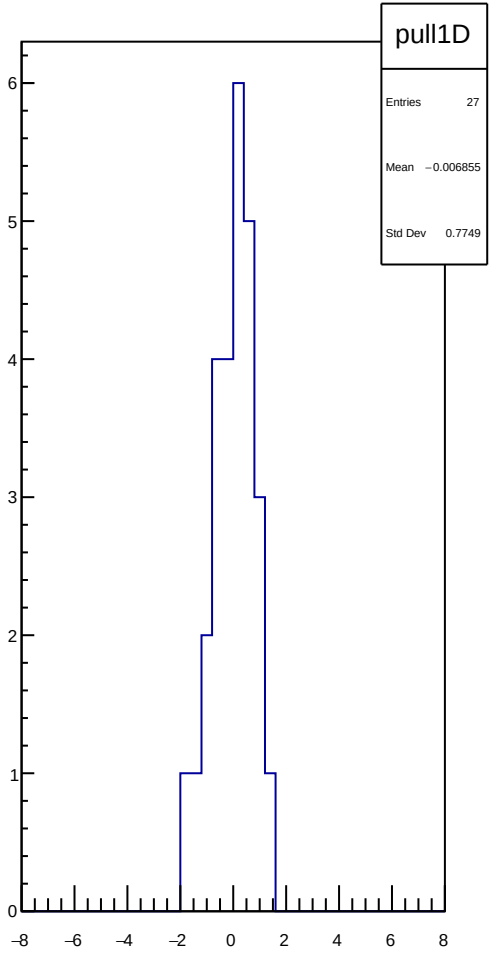
pull1D
Entries 27
Mean −0.006855
Std Dev 0.7749
6
5
4
3
2
1
0
−8
−6
−4
−2
0
2
4
6
8

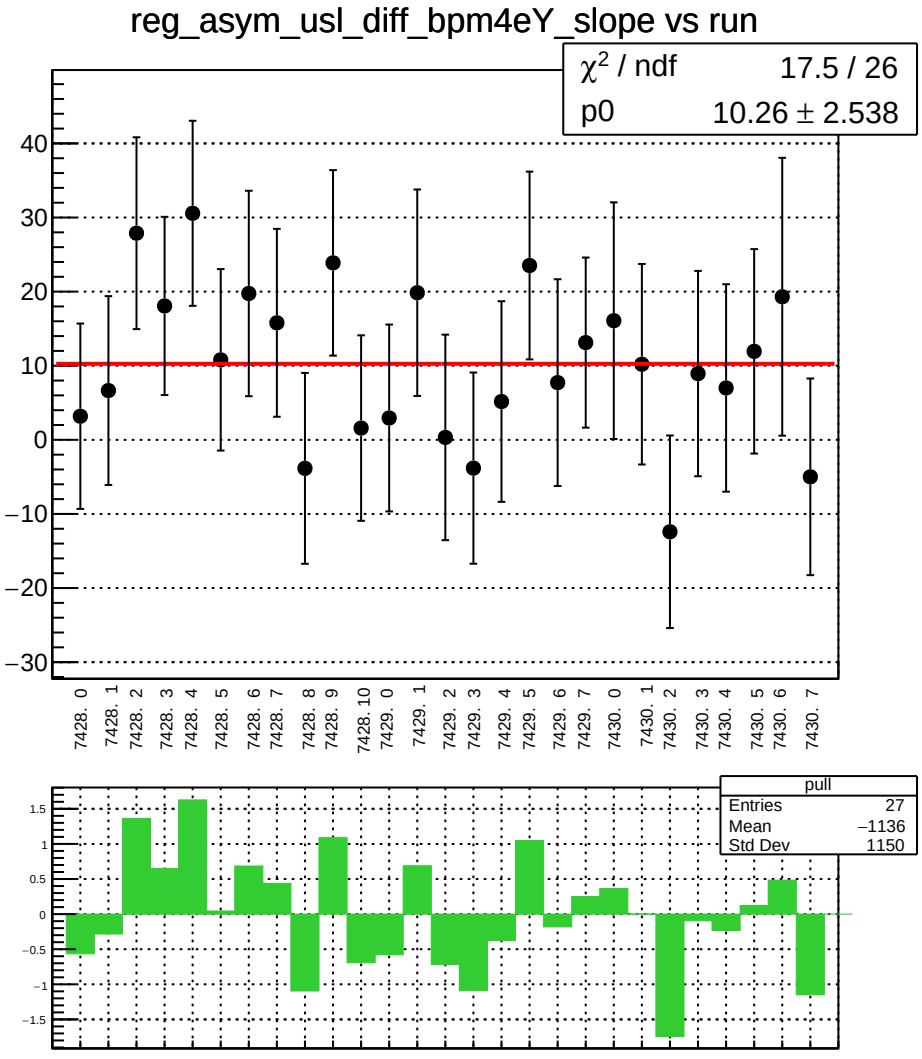
reg_asym_usl_diff_bpm4eY_slope vs run
χ² / ndf 17.5 / 26
p0 10.26 ± 2.538
40
30
20
10
0
−10
−20
−30
7428. 0
7428. 1
7428. 2
7428. 3
7428. 4
7428. 5
7428. 6
7428. 7
7428. 8
7428. 9
7428. 10
7429. 0
7429. 1
7429. 2
7429. 3
7429. 4
7429. 5
7429. 6
7429. 7
7430. 0
7430. 1
7430. 2
7430. 3
7430. 4
7430. 5
7430. 6
7430. 7
pull
Entries 27
Mean −1136
Std Dev 1150
1.5
1
0.5
0
−0.5
−1
−1.5

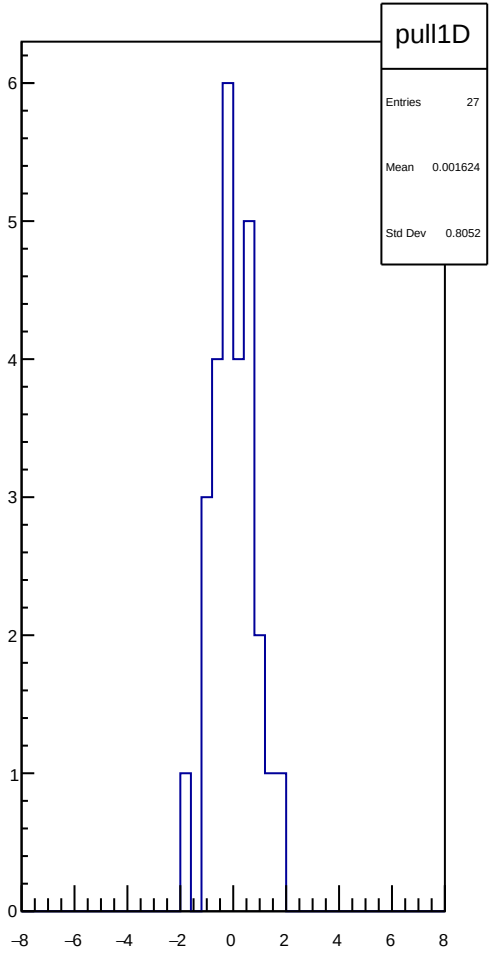
pull1D
Entries 27
Mean 0.001624
Std Dev 0.8052
6
5
4
3
2
1
0
−8
−6
−4
−2
0
2
4
6
8

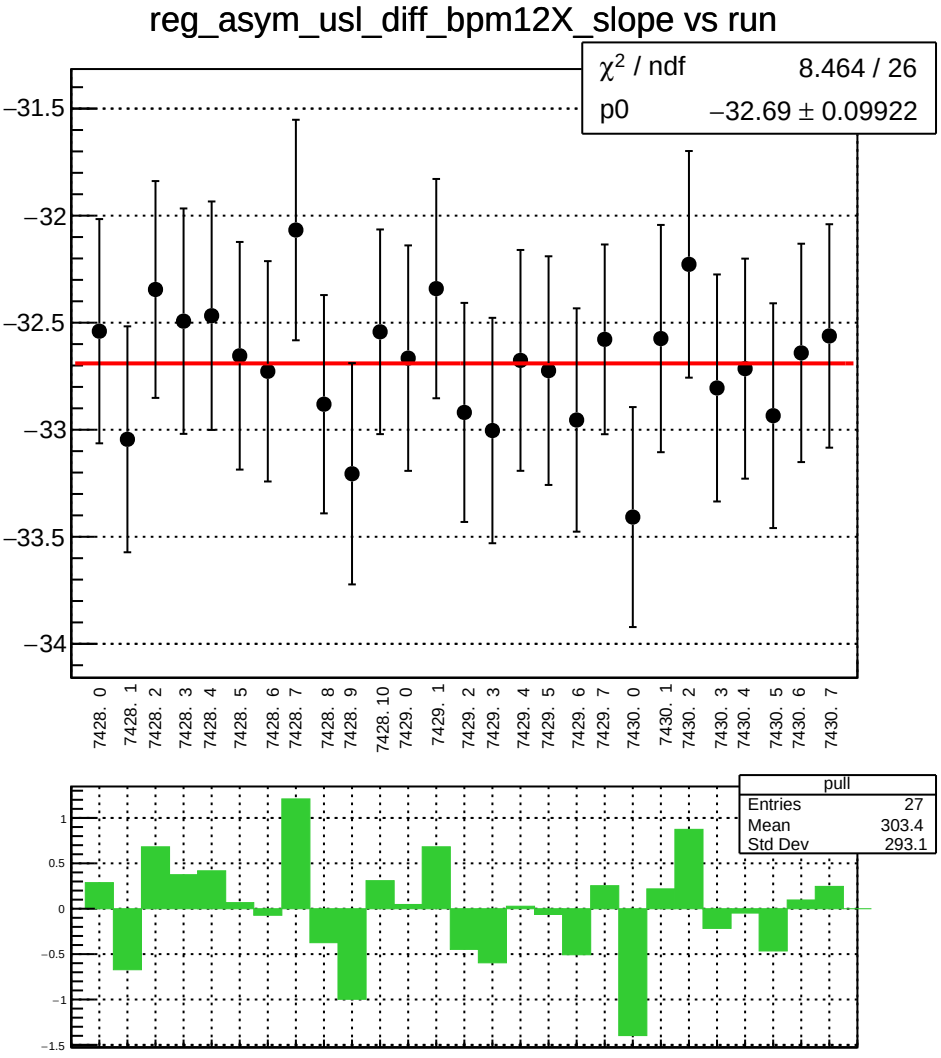
reg_asym_usl_diff_bpm12X_slope vs run
χ² / ndf 8.464 / 26
p0 −32.69 ± 0.09922
−31.5
−32
−32.5
−33
−33.5
−34
7428. 0
7428. 1
7428. 2
7428. 3
7428. 4
7428. 5
7428. 6
7428. 7
7428. 8
7428. 9
7428. 10
7429. 0
7429. 1
7429. 2
7429. 3
7429. 4
7429. 5
7429. 6
7429. 7
7430. 0
7430. 1
7430. 2
7430. 3
7430. 4
7430. 5
7430. 6
7430. 7
pull
Entries 27
Mean 303.4
Std Dev 293.1
1
0.5
0
−0.5
−1
−1.5

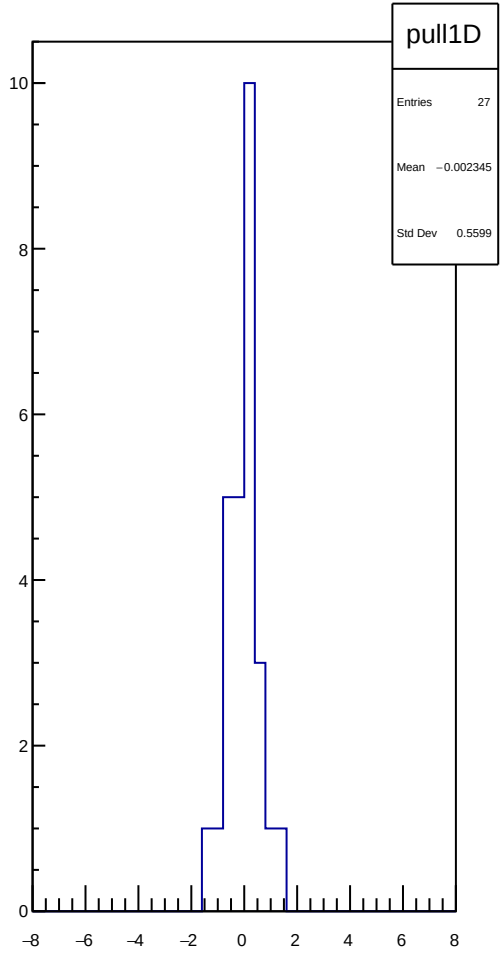
pull1D
Entries 27
Mean −0.002345
Std Dev 0.5599
10
8
6
4
2
0
−8
−6
−4
−2
0
2
4
6
8

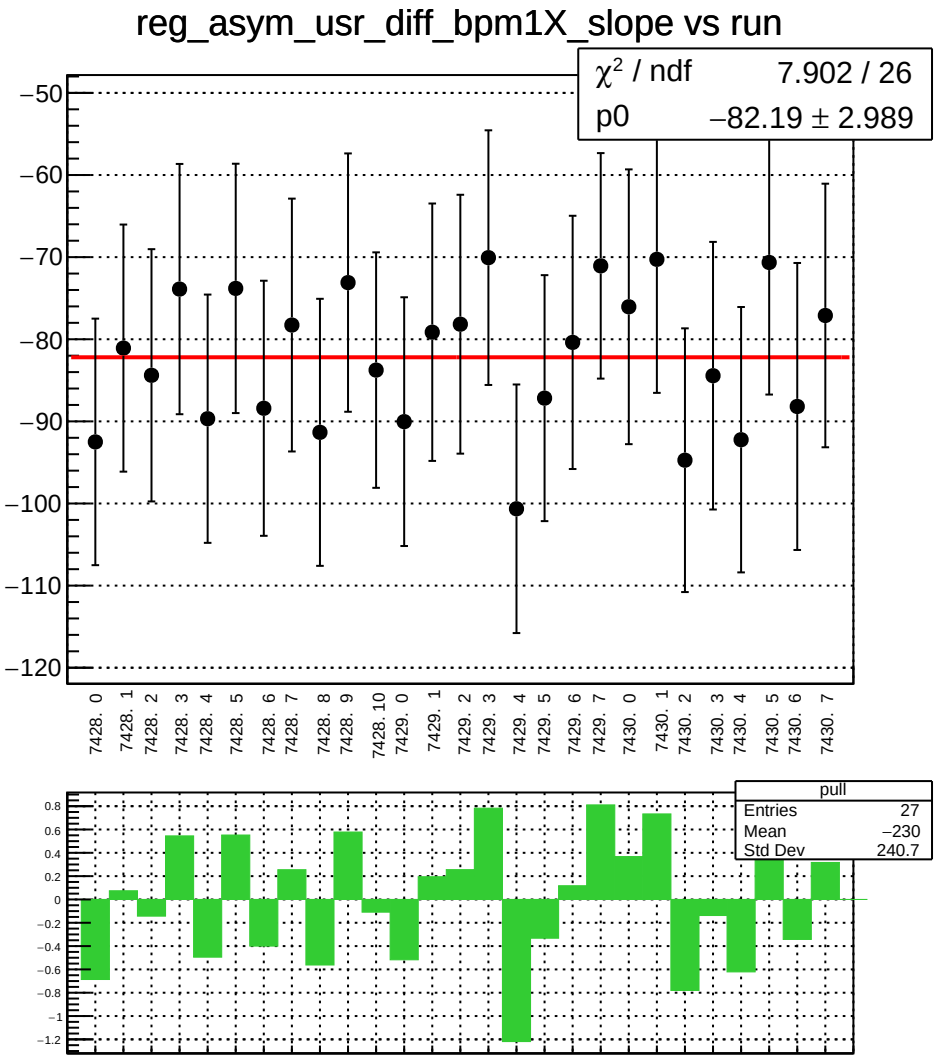
reg_asym_usr_diff_bpm1X_slope vs run
χ² / ndf 7.902 / 26
p0 −82.19 ± 2.989
−50
−60
−70
−80
−90
−100
−110
−120
7428. 0
7428. 1
7428. 2
7428. 3
7428. 4
7428. 5
7428. 6
7428. 7
7428. 8
7428. 9
7428. 10
7429. 0
7429. 1
7429. 2
7429. 3
7429. 4
7429. 5
7429. 6
7429. 7
7430. 0
7430. 1
7430. 2
7430. 3
7430. 4
7430. 5
7430. 6
7430. 7
pull
Entries 27
Mean −230
Std Dev 240.7
0.8
0.6
0.4
0.2
0
−0.2
−0.4
−0.6
−0.8
−1
−1.2

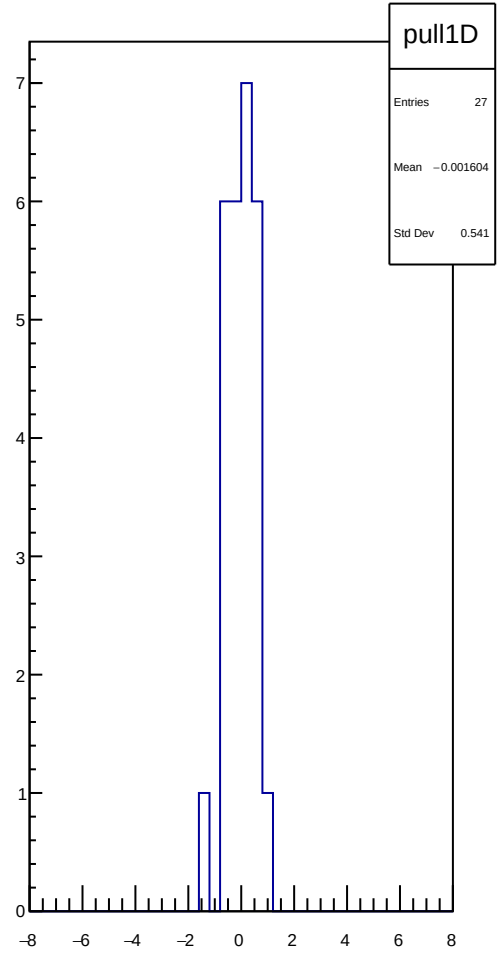
pull1D
Entries 27
Mean −0.001604
Std Dev 0.541
7
6
5
4
3
2
1
0
−8
−6
−4
−2
0
2
4
6
8

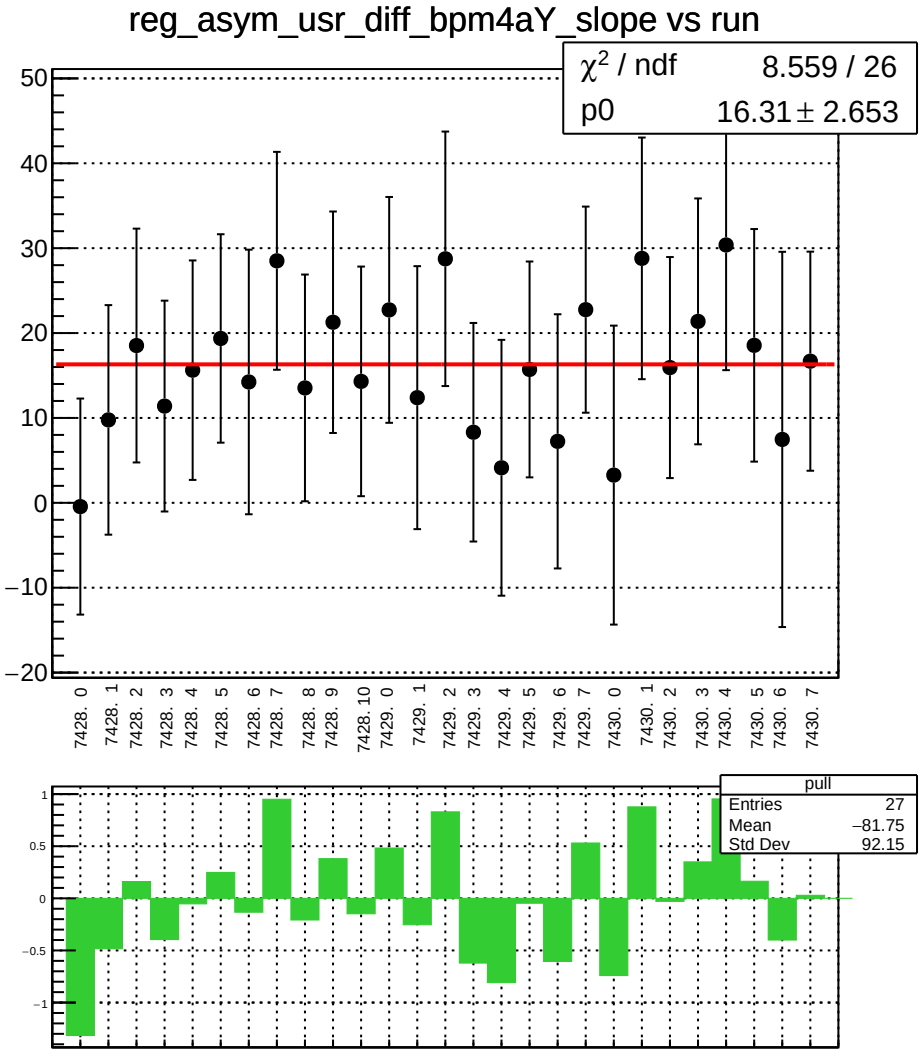
reg_asym_usr_diff_bpm4aY_slope vs run
χ² / ndf 8.559 / 26
p0 16.31 ± 2.653
50
40
30
20
10
0
−10
−20
7428. 0
7428. 1
7428. 2
7428. 3
7428. 4
7428. 5
7428. 6
7428. 7
7428. 8
7428. 9
7428. 10
7429. 0
7429. 1
7429. 2
7429. 3
7429. 4
7429. 5
7429. 6
7429. 7
7430. 0
7430. 1
7430. 2
7430. 3
7430. 4
7430. 5
7430. 6
7430. 7
pull
Entries 27
Mean −81.75
Std Dev 92.15
1
0.5
0
−0.5
−1

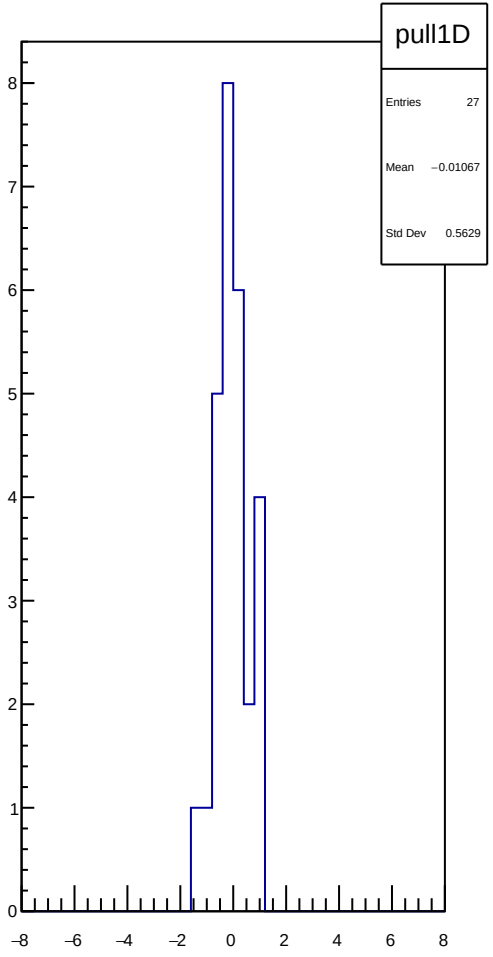
pull1D
Entries 27
Mean −0.01067
Std Dev 0.5629
8
7
6
5
4
3
2
1
0
−8
−6
−4
−2
0
2
4
6
8

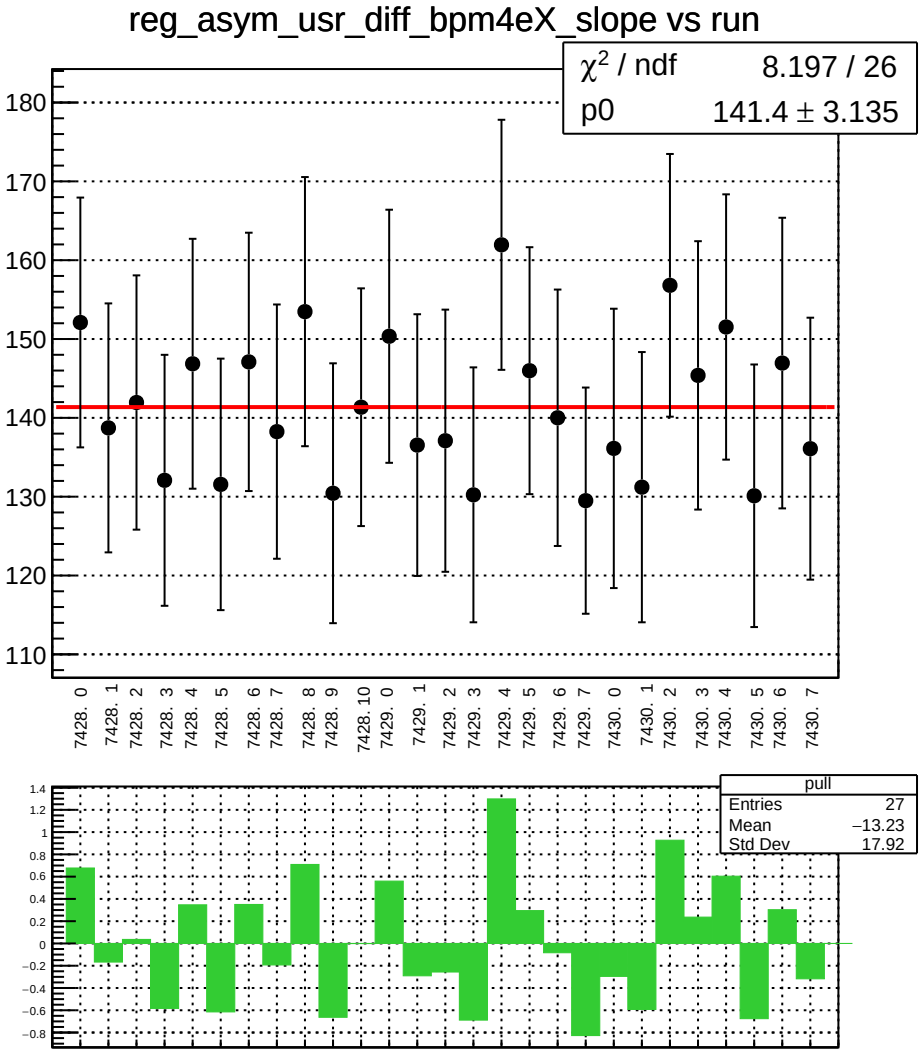
reg_asym_usr_diff_bpm4eX_slope vs run
χ² / ndf 8.197 / 26
p0 141.4 ± 3.135
180
170
160
150
140
130
120
110
7428. 0
7428. 1
7428. 2
7428. 3
7428. 4
7428. 5
7428. 6
7428. 7
7428. 8
7428. 9
7428. 10
7429. 0
7429. 1
7429. 2
7429. 3
7429. 4
7429. 5
7429. 6
7429. 7
7430. 0
7430. 1
7430. 2
7430. 3
7430. 4
7430. 5
7430. 6
7430. 7
pull
Entries 27
Mean −13.23
Std Dev 17.92
1.4
1.2
1
0.8
0.6
0.4
0.2
0
−0.2
−0.4
−0.6
−0.8

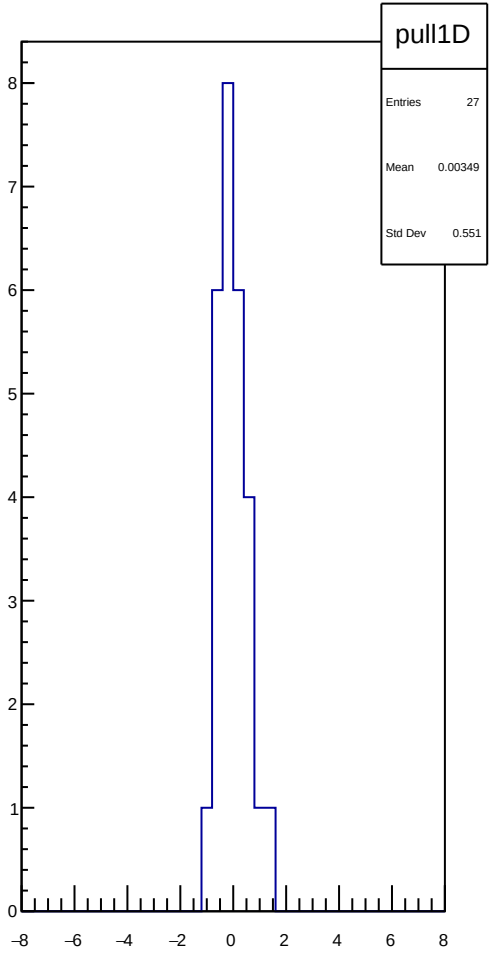
pull1D
Entries 27
Mean 0.00349
Std Dev 0.551
8
7
6
5
4
3
2
1
0
−8
−6
−4
−2
0
2
4
6
8

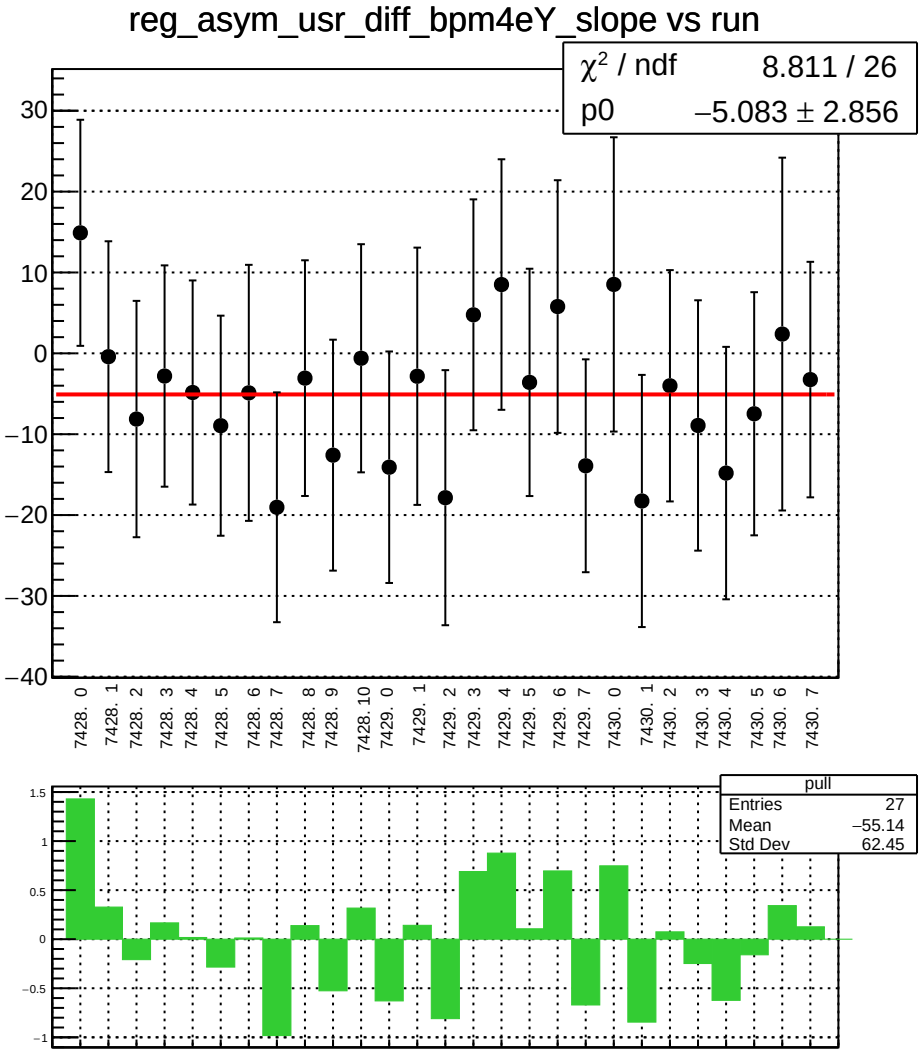
reg_asym_usr_diff_bpm4eY_slope vs run
χ² / ndf 8.811 / 26
p0 −5.083 ± 2.856
30
20
10
0
−10
−20
−30
−40
7428. 0
7428. 1
7428. 2
7428. 3
7428. 4
7428. 5
7428. 6
7428. 7
7428. 8
7428. 9
7428. 10
7429. 0
7429. 1
7429. 2
7429. 3
7429. 4
7429. 5
7429. 6
7429. 7
7430. 0
7430. 1
7430. 2
7430. 3
7430. 4
7430. 5
7430. 6
7430. 7
pull
Entries 27
Mean −55.14
Std Dev 62.45
1.5
1
0.5
0
−0.5
−1

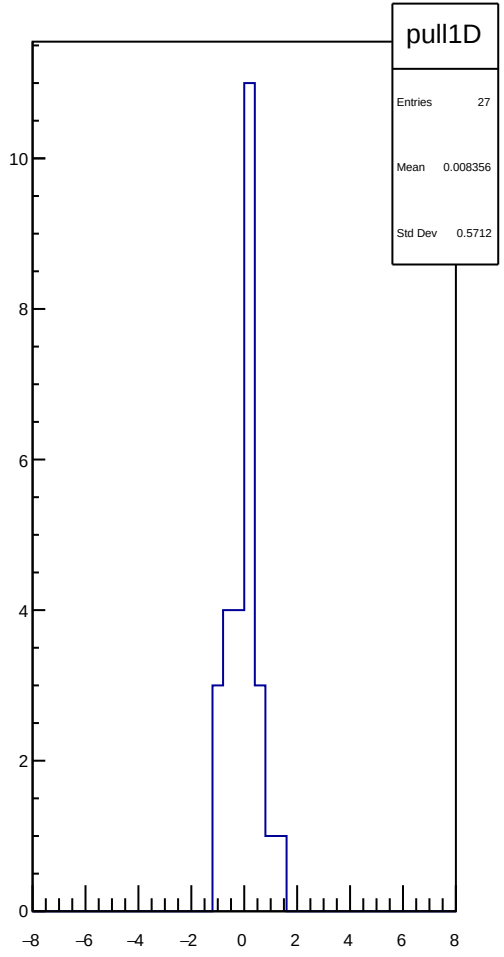
pull1D
Entries 27
Mean 0.008356
Std Dev 0.5712
10
8
6
4
2
0
−8
−6
−4
−2
0
2
4
6
8

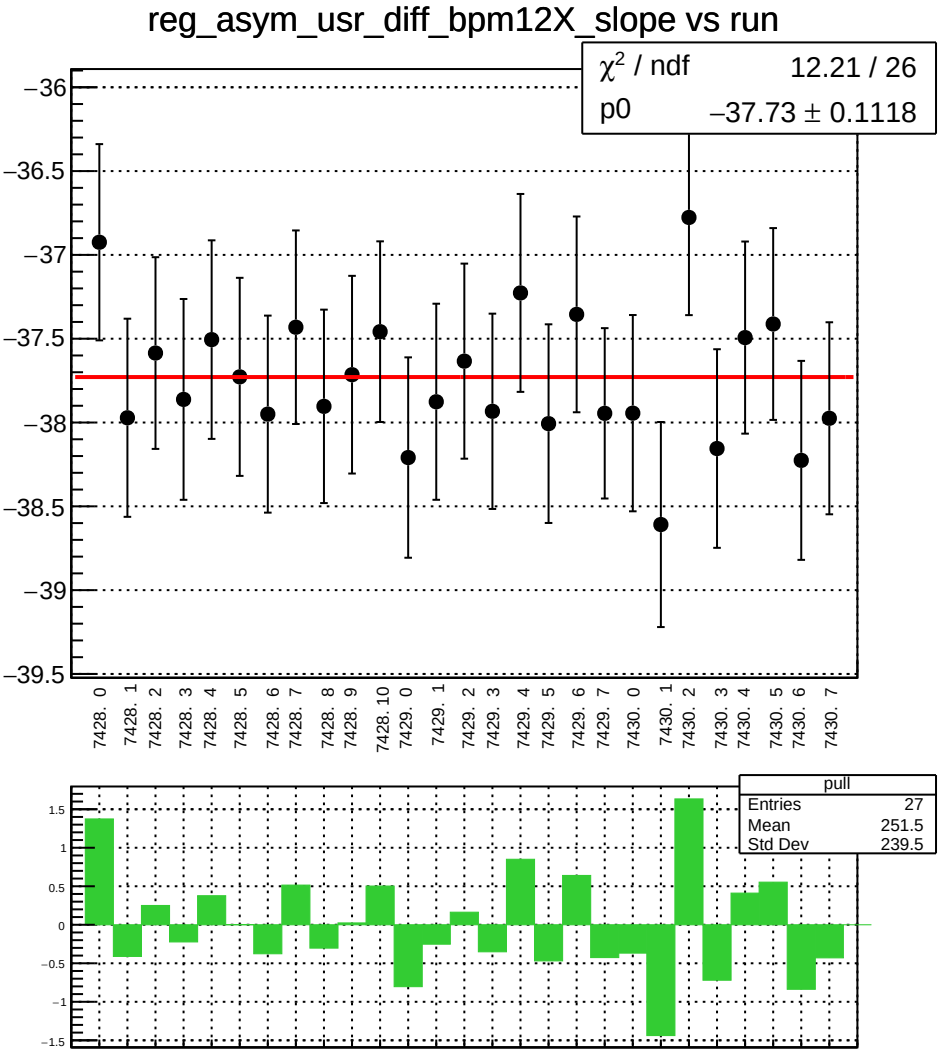
reg_asym_usr_diff_bpm12X_slope vs run
χ² / ndf 12.21 / 26
p0 −37.73 ± 0.1118
−36
−36.5
−37
−37.5
−38
−38.5
−39
−39.5
7428. 0
7428. 1
7428. 2
7428. 3
7428. 4
7428. 5
7428. 6
7428. 7
7428. 8
7428. 9
7428. 10
7429. 0
7429. 1
7429. 2
7429. 3
7429. 4
7429. 5
7429. 6
7429. 7
7430. 0
7430. 1
7430. 2
7430. 3
7430. 4
7430. 5
7430. 6
7430. 7
pull
Entries 27
Mean 251.5
Std Dev 239.5
1.5
1
0.5
0
−0.5
−1
−1.5

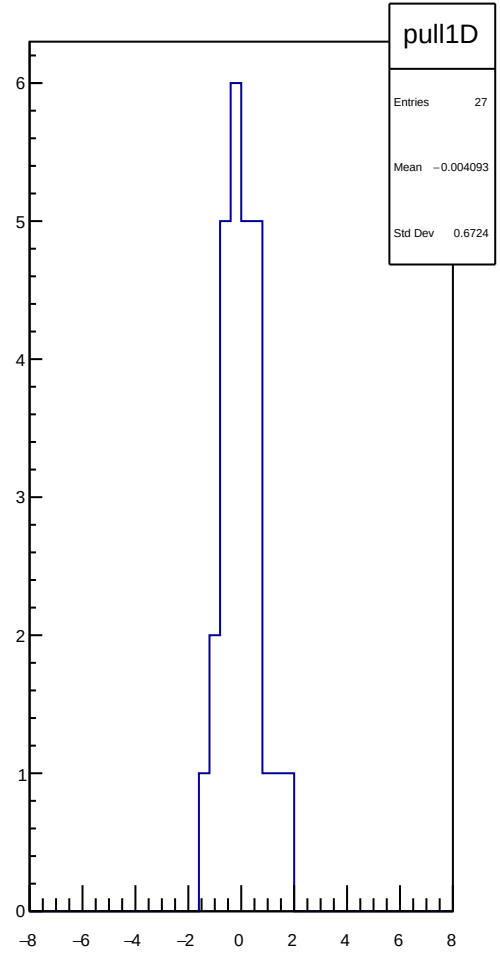
pull1D
Entries 27
Mean −0.004093
Std Dev 0.6724
6
5
4
3
2
1
0
−8
−6
−4
−2
0
2
4
6
8

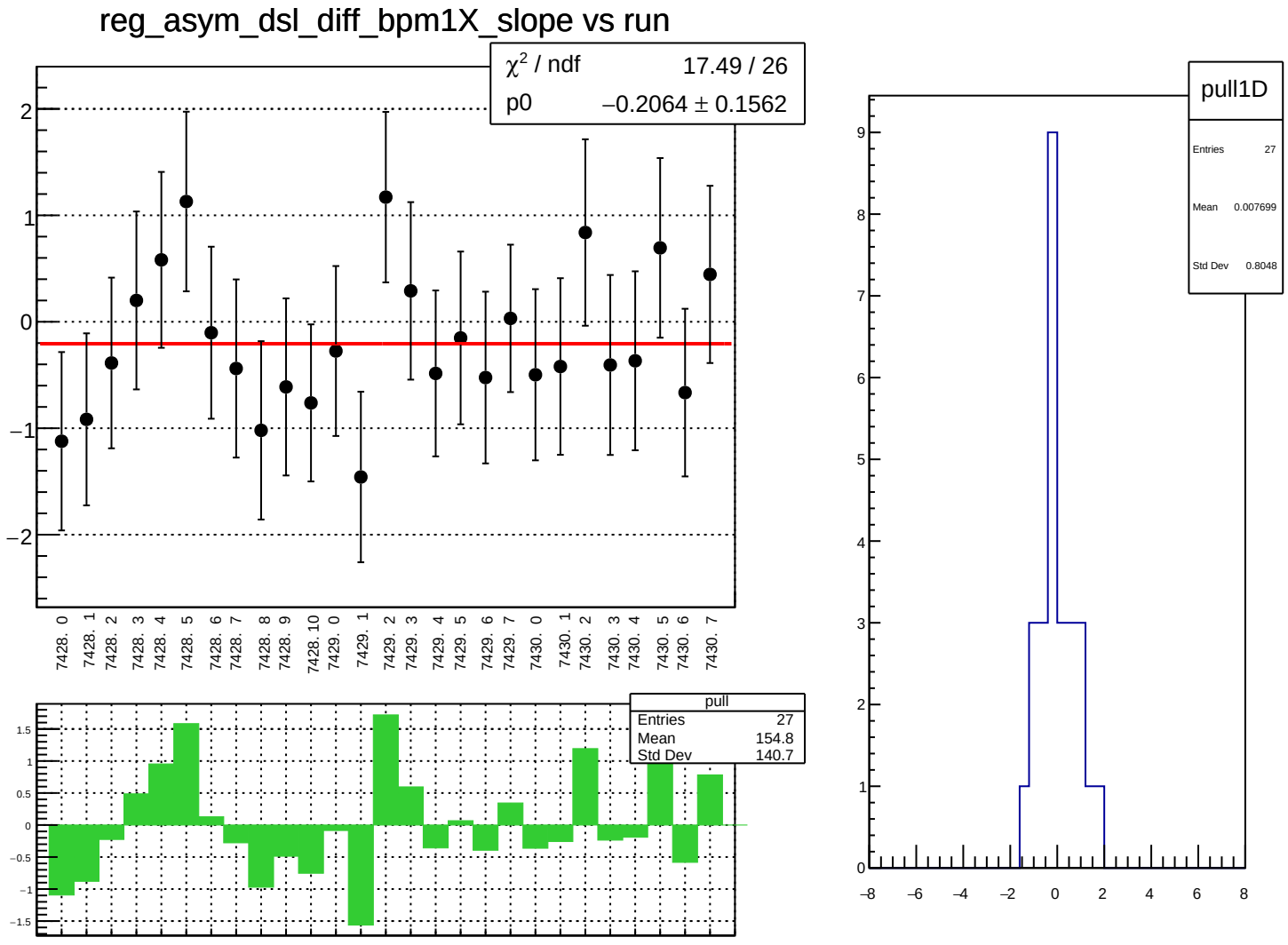
reg_asym_dsl_diff_bpm1X_slope vs run
χ² / ndf 17.49 / 26
p0 −0.2064 ± 0.1562
7428. 0
7428. 1
7428. 2
7428. 3
7428. 4
7428. 5
7428. 6
7428. 7
7428. 8
7428. 9
7428. 10
7429. 0
7429. 1
7429. 2
7429. 3
7429. 4
7429. 5
7429. 6
7429. 7
7430. 0
7430. 1
7430. 2
7430. 3
7430. 4
7430. 5
7430. 6
7430. 7
pull
Entries 27
Mean 154.8
Std Dev 140.7
pull1D
Entries 27
Mean 0.007699
Std Dev 0.8048

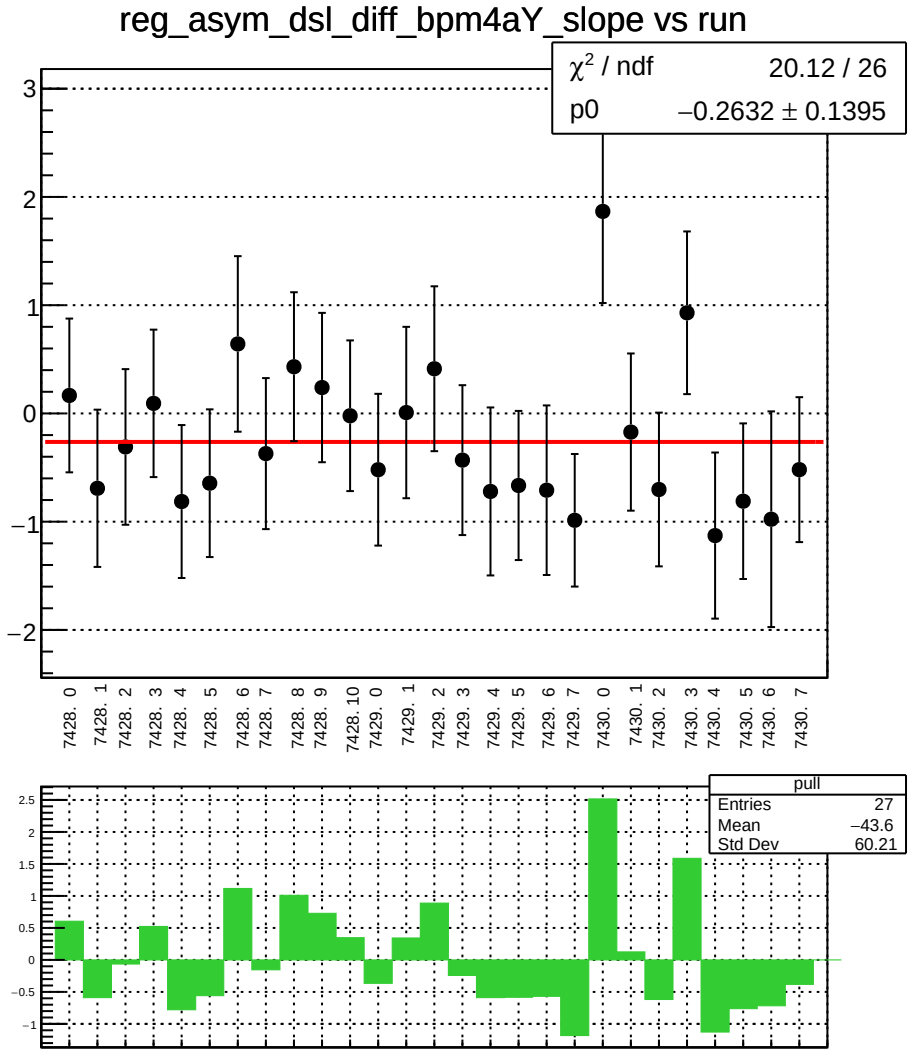
reg_asym_dsl_diff_bpm4aY_slope vs run
χ² / ndf 20.12 / 26
p0 −0.2632 ± 0.1395
7428. 0
7428. 1
7428. 2
7428. 3
7428. 4
7428. 5
7428. 6
7428. 7
7428. 8
7428. 9
7428. 10
7429. 0
7429. 1
7429. 2
7429. 3
7429. 4
7429. 5
7429. 6
7429. 7
7430. 0
7430. 1
7430. 2
7430. 3
7430. 4
7430. 5
7430. 6
7430. 7
pull
Entries 27
Mean −43.6
Std Dev 60.21

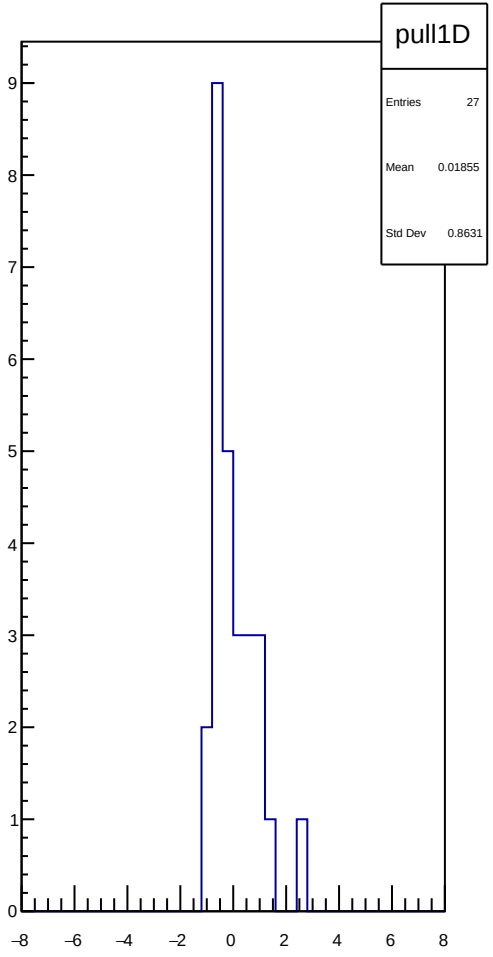
pull1D
Entries 27
Mean 0.01855
Std Dev 0.8631

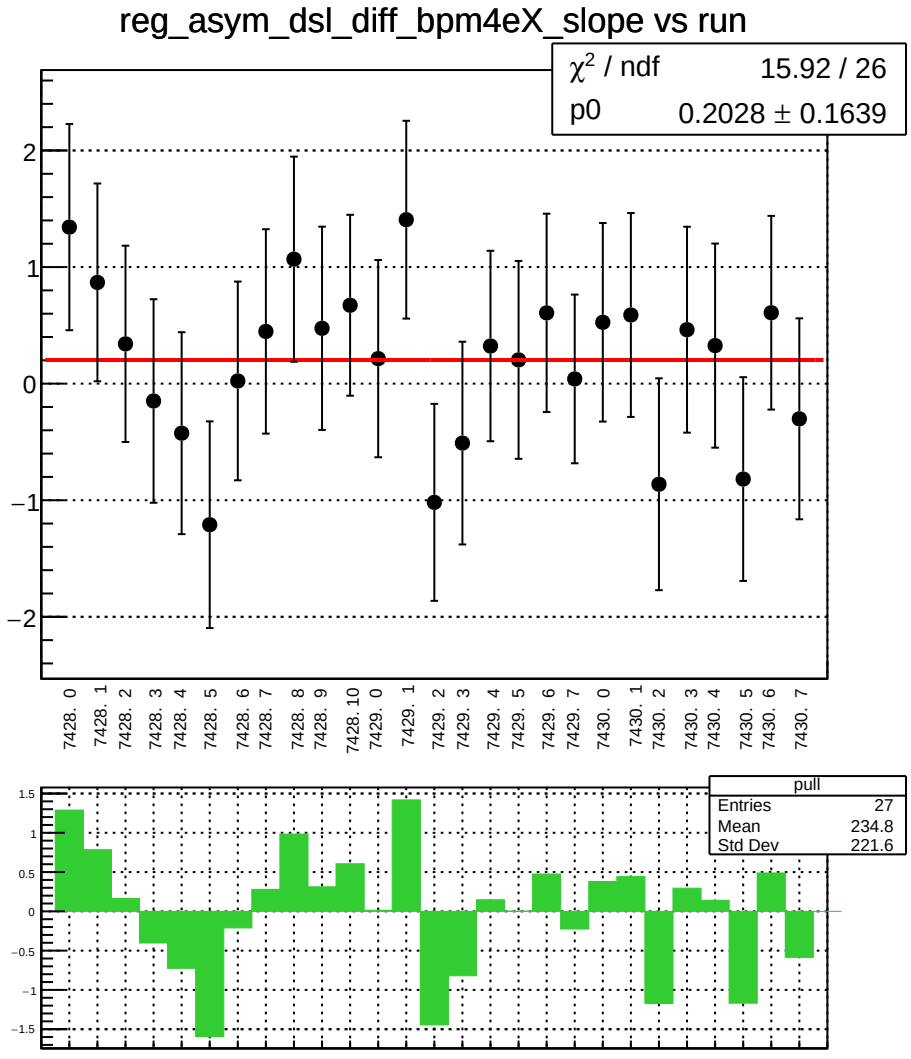
reg_asym_dsl_diff_bpm4eX_slope vs run
χ² / ndf 15.92 / 26
p0 0.2028 ± 0.1639
7428. 0
7428. 1
7428. 2
7428. 3
7428. 4
7428. 5
7428. 6
7428. 7
7428. 8
7428. 9
7428. 10
7429. 0
7429. 1
7429. 2
7429. 3
7429. 4
7429. 5
7429. 6
7429. 7
7430. 0
7430. 1
7430. 2
7430. 3
7430. 4
7430. 5
7430. 6
7430. 7
pull
Entries 27
Mean 234.8
Std Dev 221.6

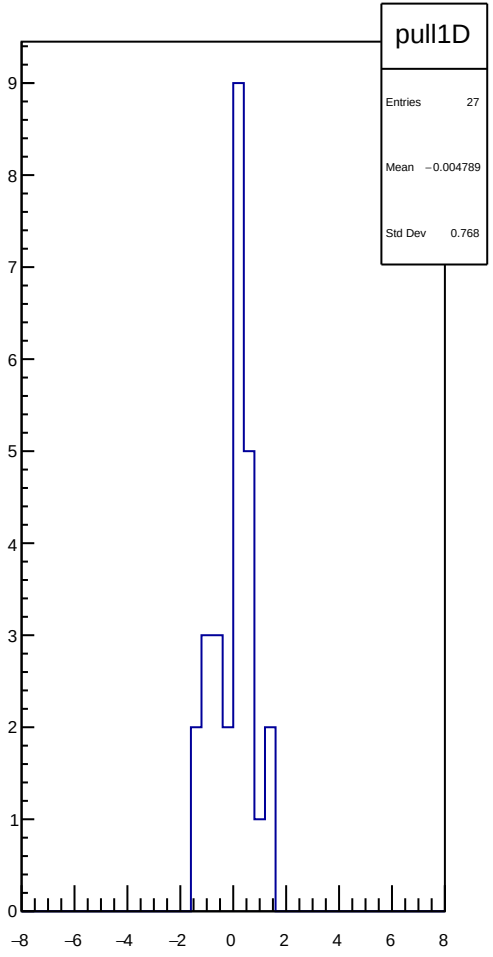
pull1D
Entries 27
Mean −0.004789
Std Dev 0.768

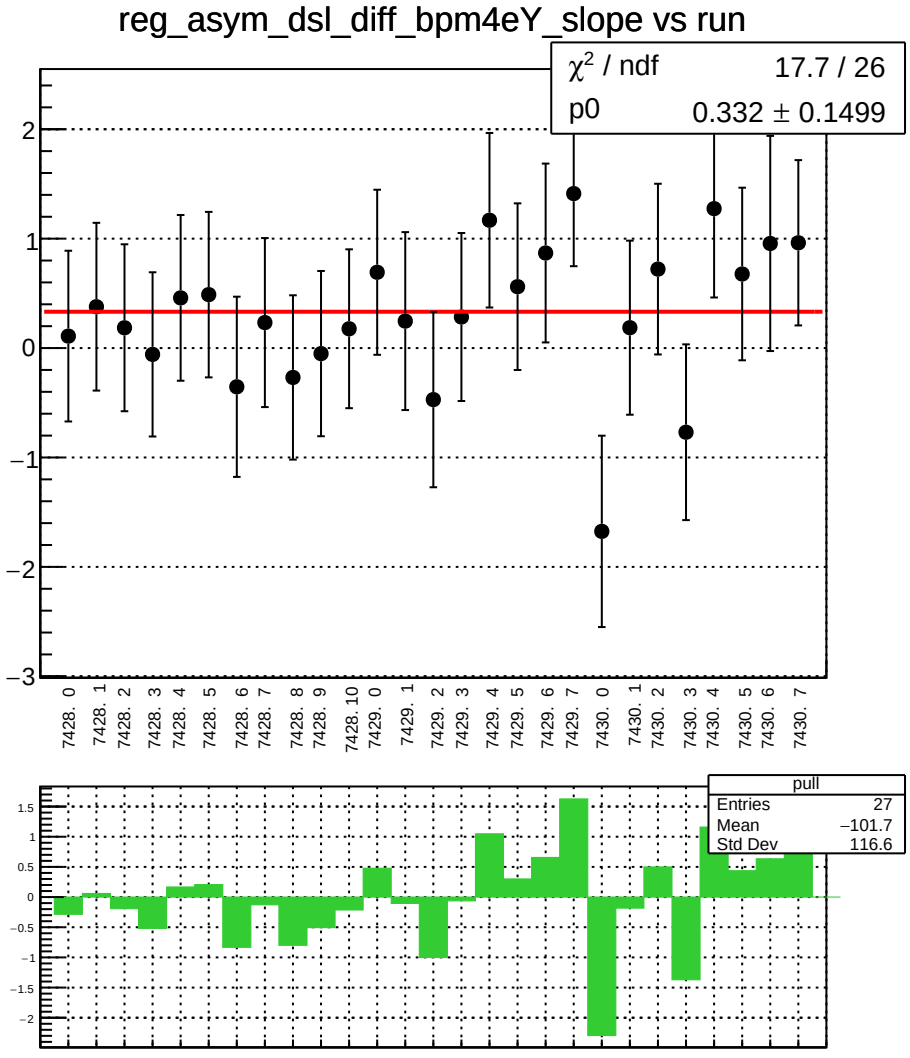
reg_asym_dsl_diff_bpm4eY_slope vs run
χ² / ndf 17.7 / 26
p0 0.332 ± 0.1499
7428. 0
7428. 1
7428. 2
7428. 3
7428. 4
7428. 5
7428. 6
7428. 7
7428. 8
7428. 9
7428. 10
7429. 0
7429. 1
7429. 2
7429. 3
7429. 4
7429. 5
7429. 6
7429. 7
7430. 0
7430. 1
7430. 2
7430. 3
7430. 4
7430. 5
7430. 6
7430. 7
pull
Entries 27
Mean −101.7
Std Dev 116.6

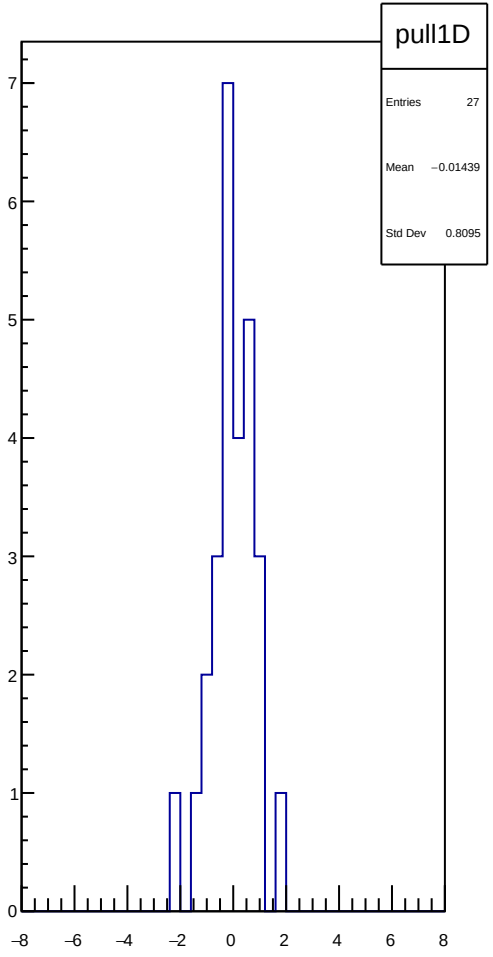
pull1D
Entries 27
Mean −0.01439
Std Dev 0.8095

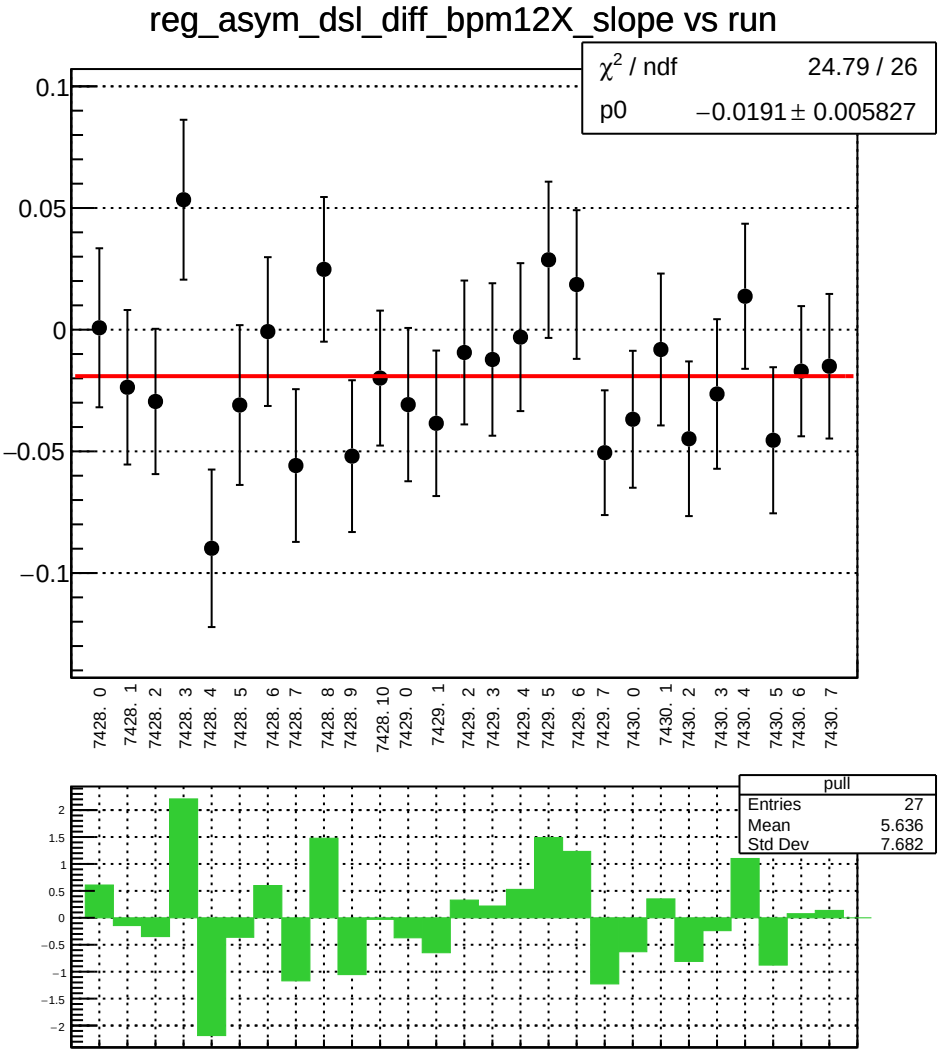
reg_asym_dsl_diff_bpm12X_slope vs run
χ^2 / ndf 24.79 / 26
p0 −0.0191 ± 0.005827
0.1
0.05
0
−0.05
−0.1
7428. 0
7428. 1
7428. 2
7428. 3
7428. 4
7428. 5
7428. 6
7428. 7
7428. 8
7428. 9
7428. 10
7429. 0
7429. 1
7429. 2
7429. 3
7429. 4
7429. 5
7429. 6
7429. 7
7430. 0
7430. 1
7430. 2
7430. 3
7430. 4
7430. 5
7430. 6
7430. 7
pull
Entries 27
Mean 5.636
Std Dev 7.682
2
1.5
1
0.5
0
−0.5
−1
−1.5
−2

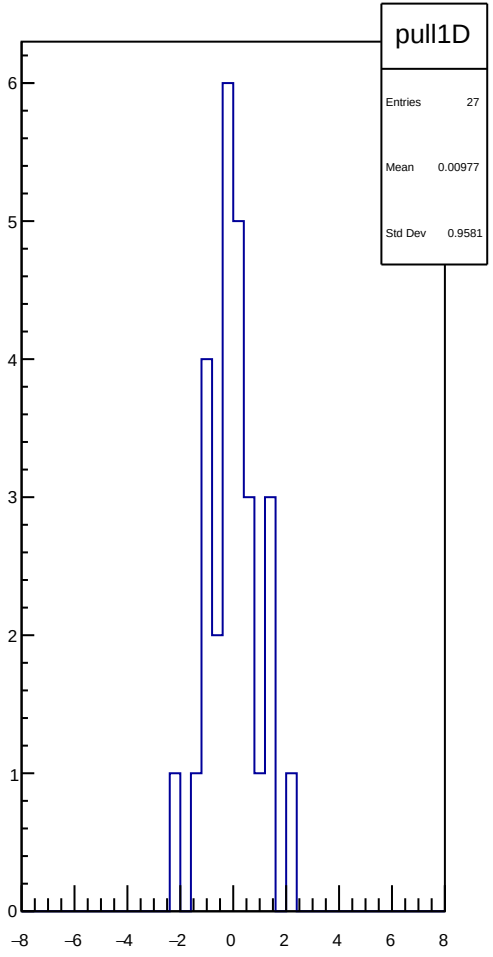
pull1D
Entries 27
Mean 0.00977
Std Dev 0.9581
6
5
4
3
2
1
0
−8
−6
−4
−2
0
2
4
6
8

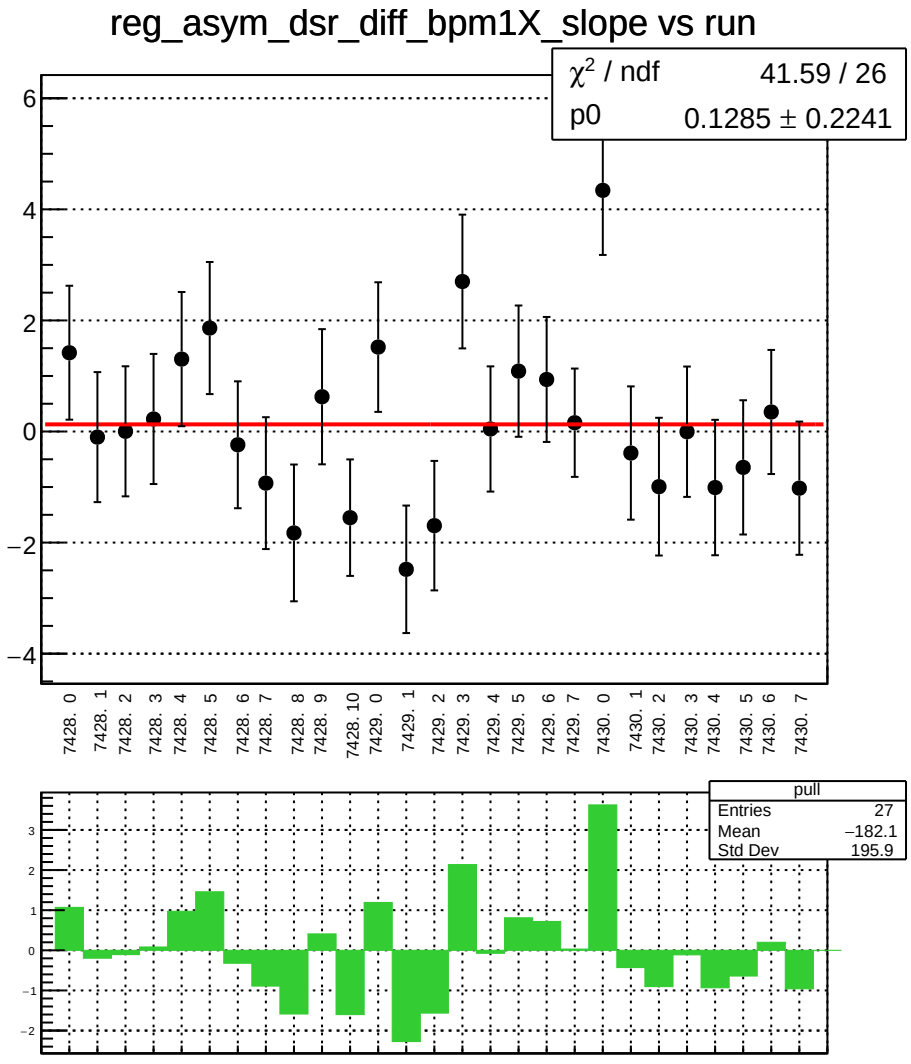
reg_asym_dsr_diff_bpm1X_slope vs run
χ² / ndf 41.59 / 26
p0 0.1285 ± 0.2241
6
4
2
0
−2
−4
7428. 0
7428. 1
7428. 2
7428. 3
7428. 4
7428. 5
7428. 6
7428. 7
7428. 8
7428. 9
7428. 10
7429. 0
7429. 1
7429. 2
7429. 3
7429. 4
7429. 5
7429. 6
7429. 7
7430. 0
7430. 1
7430. 2
7430. 3
7430. 4
7430. 5
7430. 6
7430. 7
pull
Entries 27
Mean −182.1
Std Dev 195.9
3
2
1
0
−1
−2

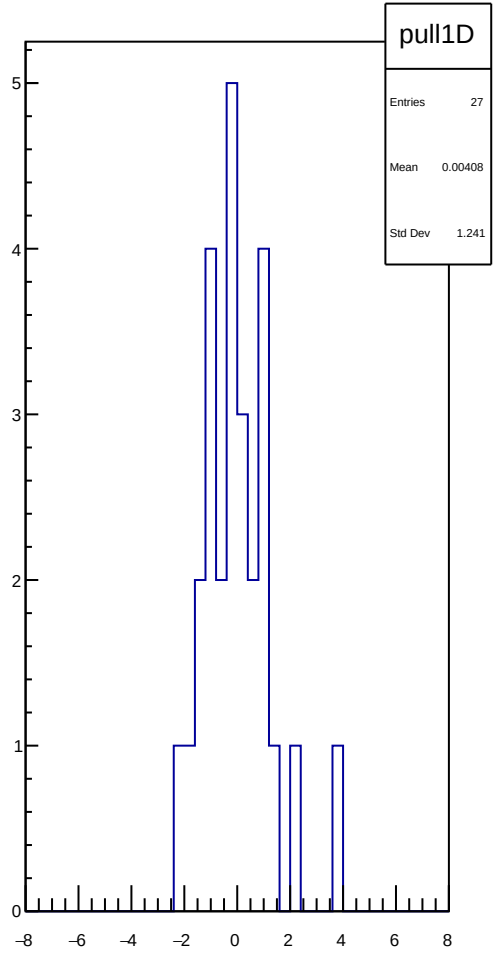
pull1D
Entries 27
Mean 0.00408
Std Dev 1.241
5
4
3
2
1
0
−8
−6
−4
−2
0
2
4
6
8

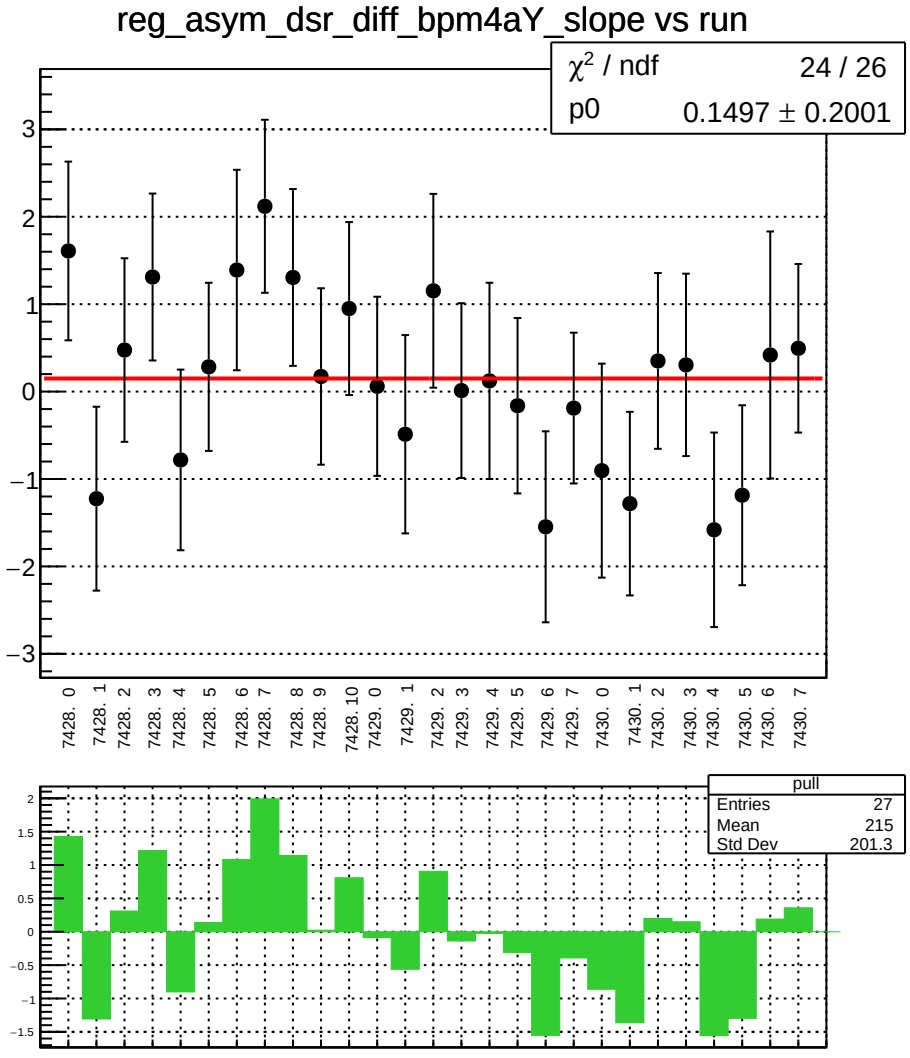
reg_asym_dsr_diff_bpm4aY_slope vs run
χ² / ndf 24 / 26
p0 0.1497 ± 0.2001
7428. 0
7428. 1
7428. 2
7428. 3
7428. 4
7428. 5
7428. 6
7428. 7
7428. 8
7428. 9
7428. 10
7429. 0
7429. 1
7429. 2
7429. 3
7429. 4
7429. 5
7429. 6
7429. 7
7430. 0
7430. 1
7430. 2
7430. 3
7430. 4
7430. 5
7430. 6
7430. 7
pull
Entries 27
Mean 215
Std Dev 201.3

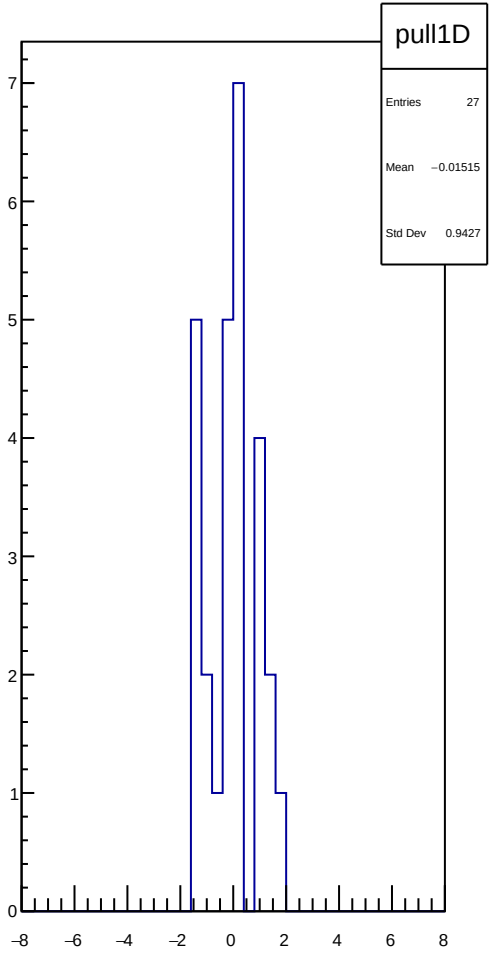
pull1D
Entries 27
Mean −0.01515
Std Dev 0.9427

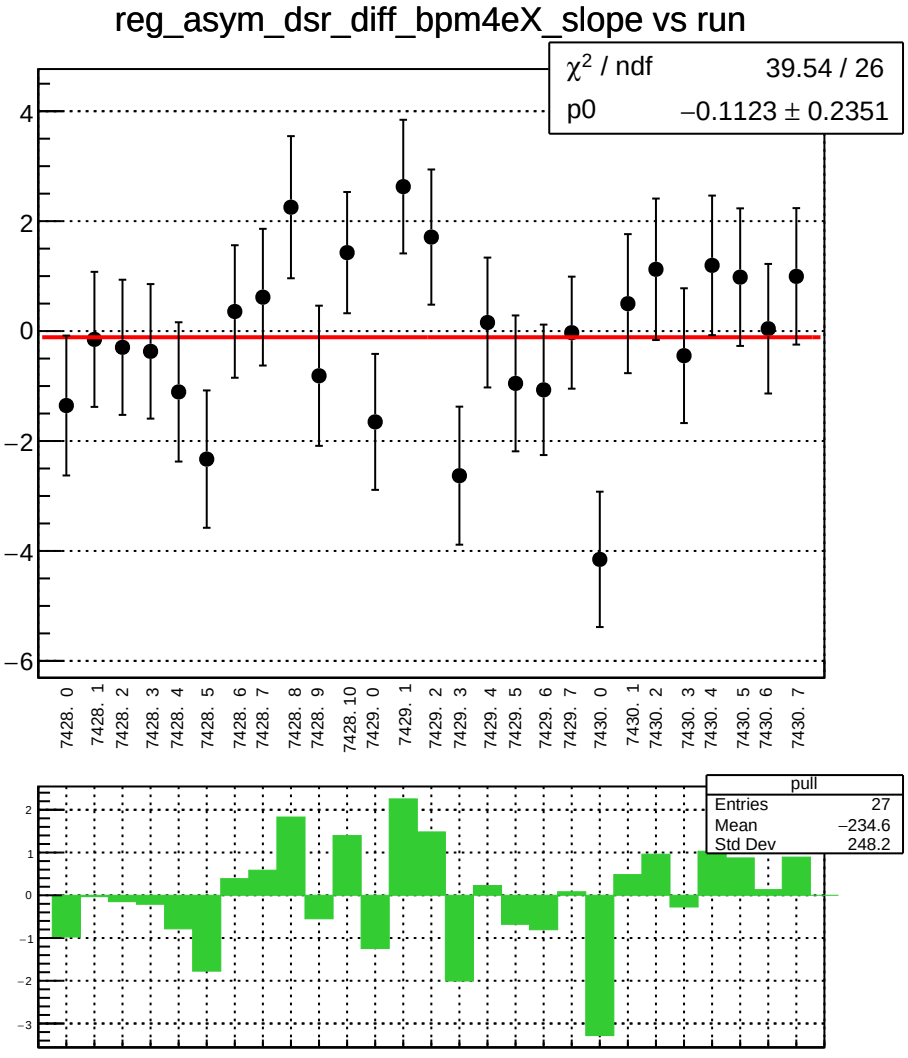
reg_asym_dsr_diff_bpm4eX_slope vs run
χ² / ndf 39.54 / 26
p0 −0.1123 ± 0.2351
4
2
0
−2
−4
−6
7428. 0
7428. 1
7428. 2
7428. 3
7428. 4
7428. 5
7428. 6
7428. 7
7428. 8
7428. 9
7428. 10
7429. 0
7429. 1
7429. 2
7429. 3
7429. 4
7429. 5
7429. 6
7429. 7
7430. 0
7430. 1
7430. 2
7430. 3
7430. 4
7430. 5
7430. 6
7430. 7
pull
Entries 27
Mean −234.6
Std Dev 248.2
2
1
0
−1
−2
−3

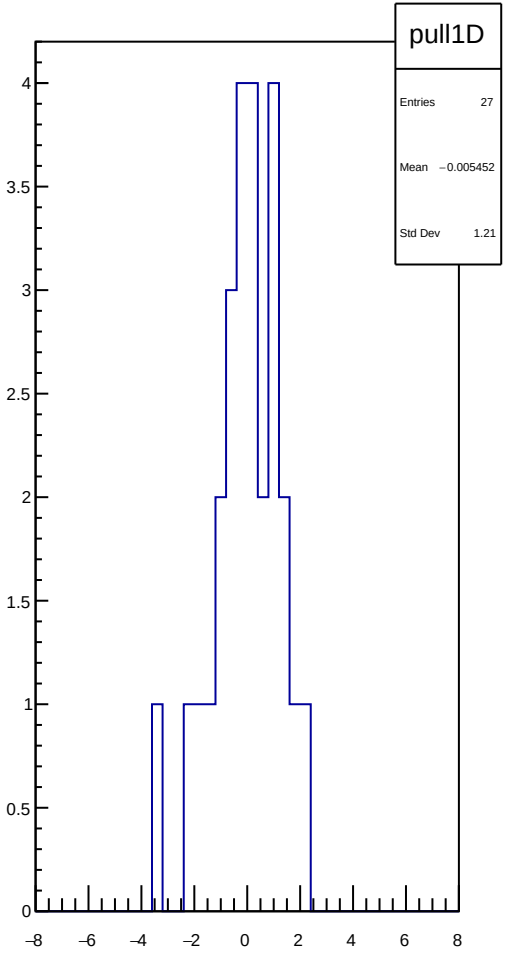
pull1D
Entries 27
Mean −0.005452
Std Dev 1.21
4
3.5
3
2.5
2
1.5
1
0.5
0
−8
−6
−4
−2
0
2
4
6
8

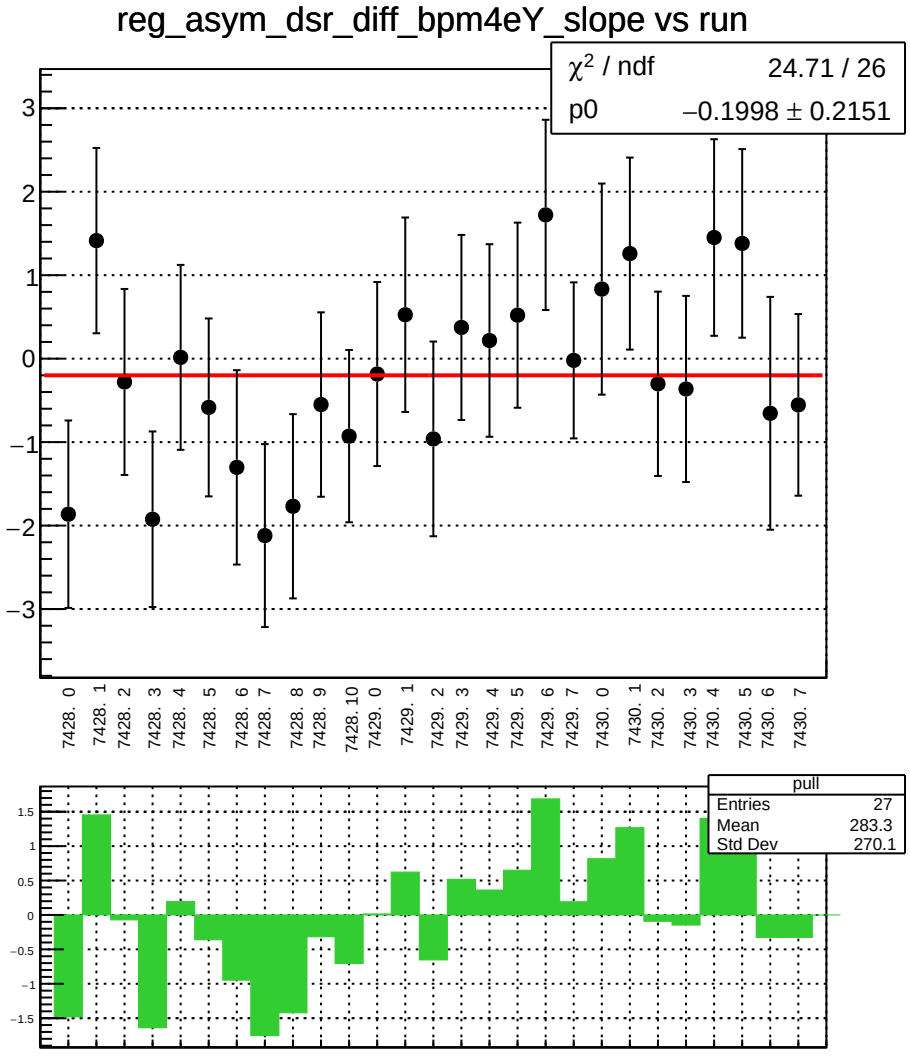
reg_asym_dsr_diff_bpm4eY_slope vs run
χ² / ndf 24.71 / 26
p0 −0.1998 ± 0.2151
3
2
1
0
−1
−2
−3
7428. 0
7428. 1
7428. 2
7428. 3
7428. 4
7428. 5
7428. 6
7428. 7
7428. 8
7428. 9
7428. 10
7429. 0
7429. 1
7429. 2
7429. 3
7429. 4
7429. 5
7429. 6
7429. 7
7430. 0
7430. 1
7430. 2
7430. 3
7430. 4
7430. 5
7430. 6
7430. 7
pull
Entries 27
Mean 283.3
Std Dev 270.1
1.5
1
0.5
0
−0.5
−1
−1.5

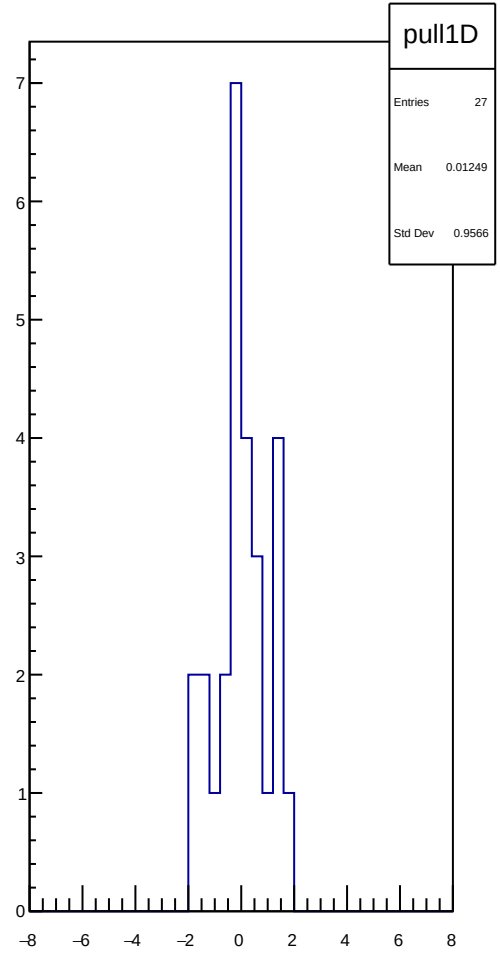
pull1D
Entries 27
Mean 0.01249
Std Dev 0.9566
7
6
5
4
3
2
1
0
−8
−6
−4
−2
0
2
4
6
8

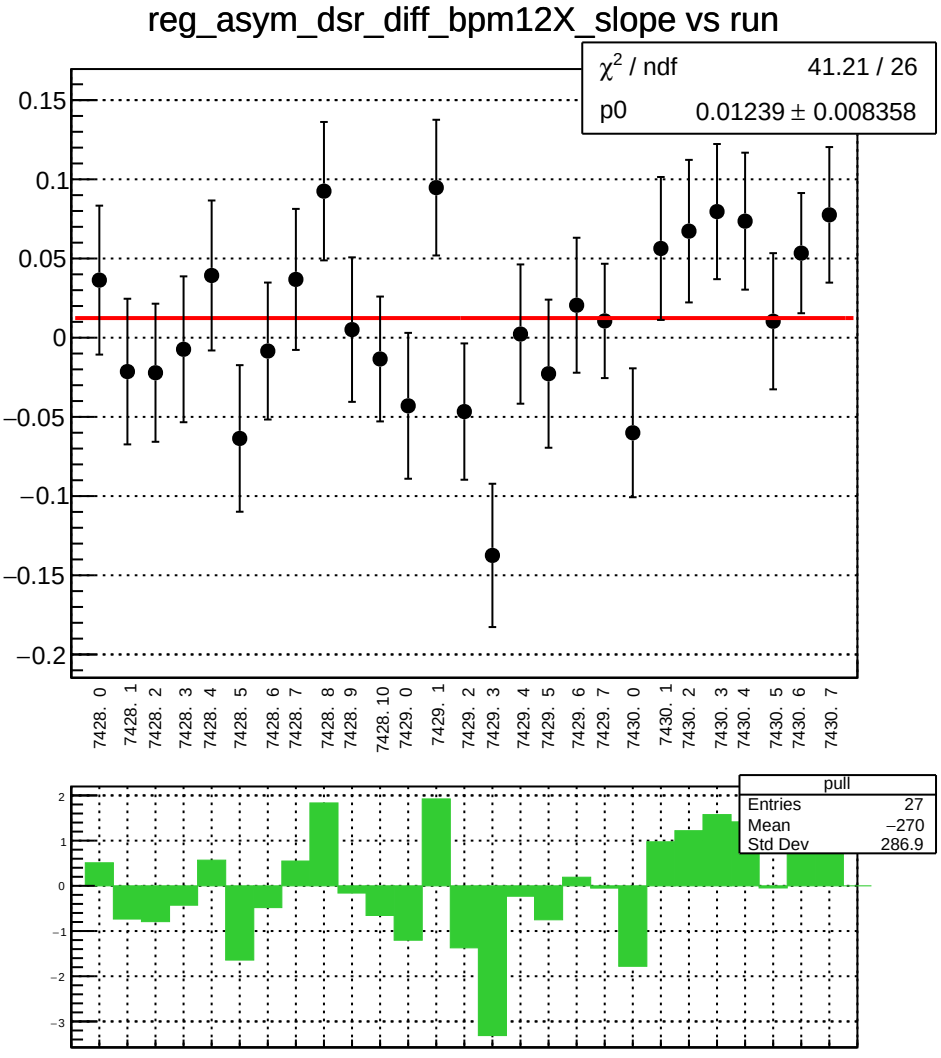
reg_asym_dsr_diff_bpm12X_slope vs run
χ² / ndf 41.21 / 26
p0 0.01239 ± 0.008358
0.15
0.1
0.05
0
−0.05
−0.1
−0.15
−0.2
7428. 0
7428. 1
7428. 2
7428. 3
7428. 4
7428. 5
7428. 6
7428. 7
7428. 8
7428. 9
7428. 10
7429. 0
7429. 1
7429. 2
7429. 3
7429. 4
7429. 5
7429. 6
7429. 7
7430. 0
7430. 1
7430. 2
7430. 3
7430. 4
7430. 5
7430. 6
7430. 7
pull
Entries 27
Mean −270
Std Dev 286.9
2
1
0
−1
−2
−3

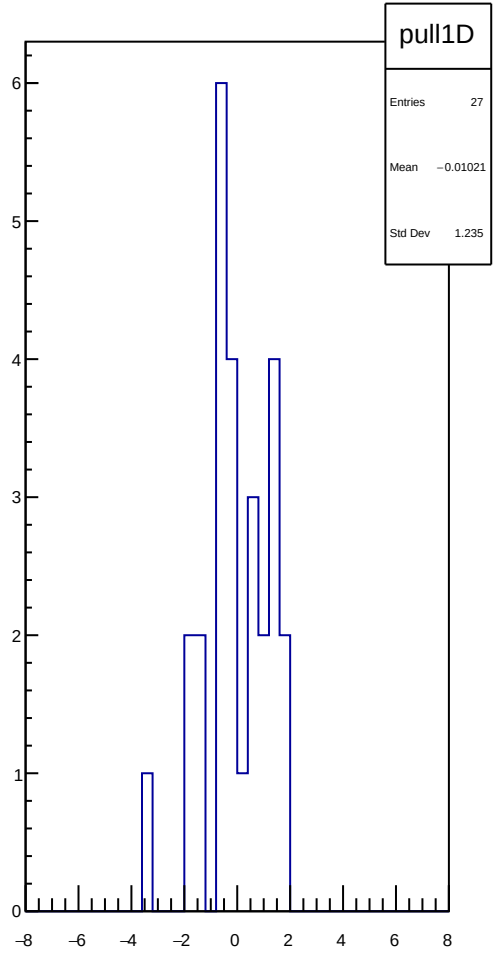
pull1D
Entries 27
Mean −0.01021
Std Dev 1.235
6
5
4
3
2
1
0
−8
−6
−4
−2
0
2
4
6
8

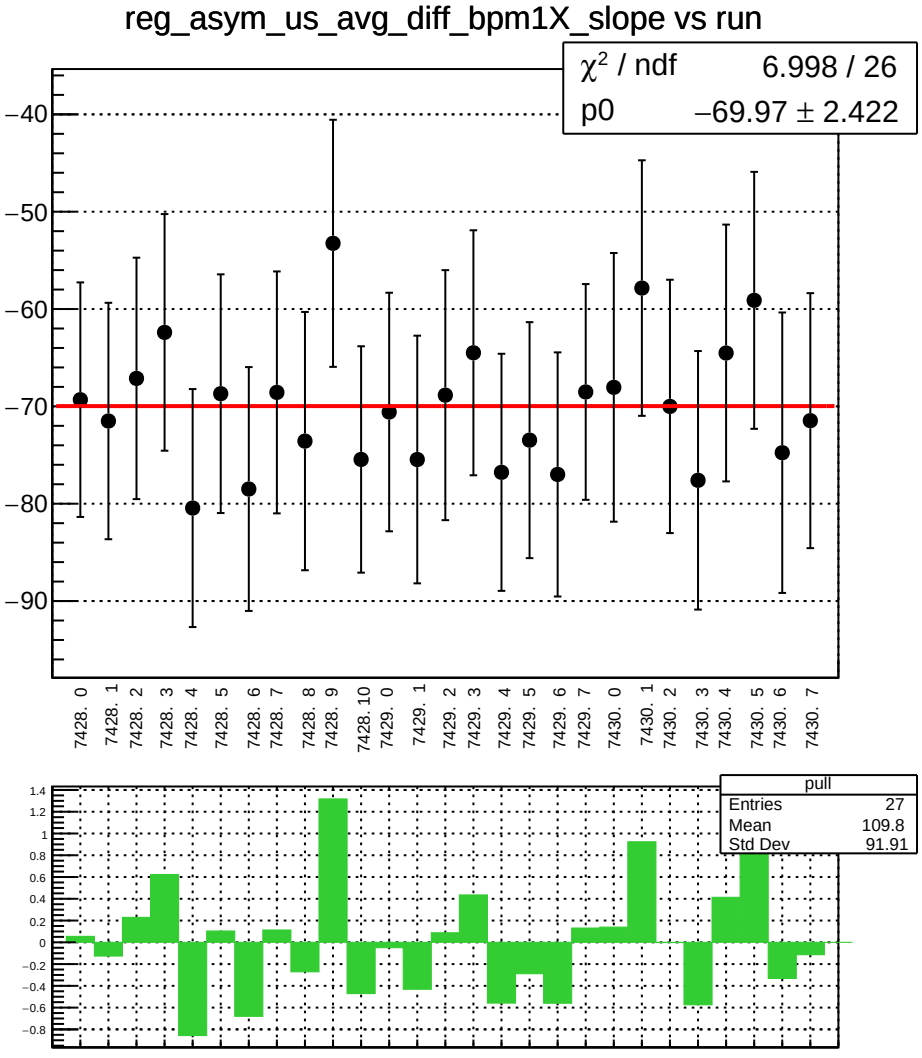
reg_asym_us_avg_diff_bpm1X_slope vs run
χ² / ndf 6.998 / 26
p0 −69.97 ± 2.422
−40
−50
−60
−70
−80
−90
7428. 0
7428. 1
7428. 2
7428. 3
7428. 4
7428. 5
7428. 6
7428. 7
7428. 8
7428. 9
7428. 10
7429. 0
7429. 1
7429. 2
7429. 3
7429. 4
7429. 5
7429. 6
7429. 7
7430. 0
7430. 1
7430. 2
7430. 3
7430. 4
7430. 5
7430. 6
7430. 7
pull
Entries 27
Mean 109.8
Std Dev 91.91
1.4
1.2
1
0.8
0.6
0.4
0.2
0
−0.2
−0.4
−0.6
−0.8

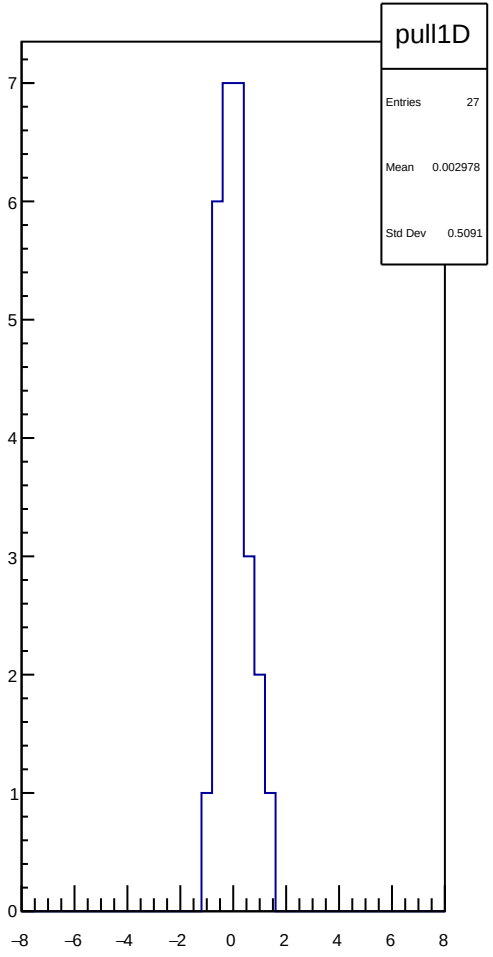
pull1D
Entries 27
Mean 0.002978
Std Dev 0.5091
7
6
5
4
3
2
1
0
−8
−6
−4
−2
0
2
4
6
8

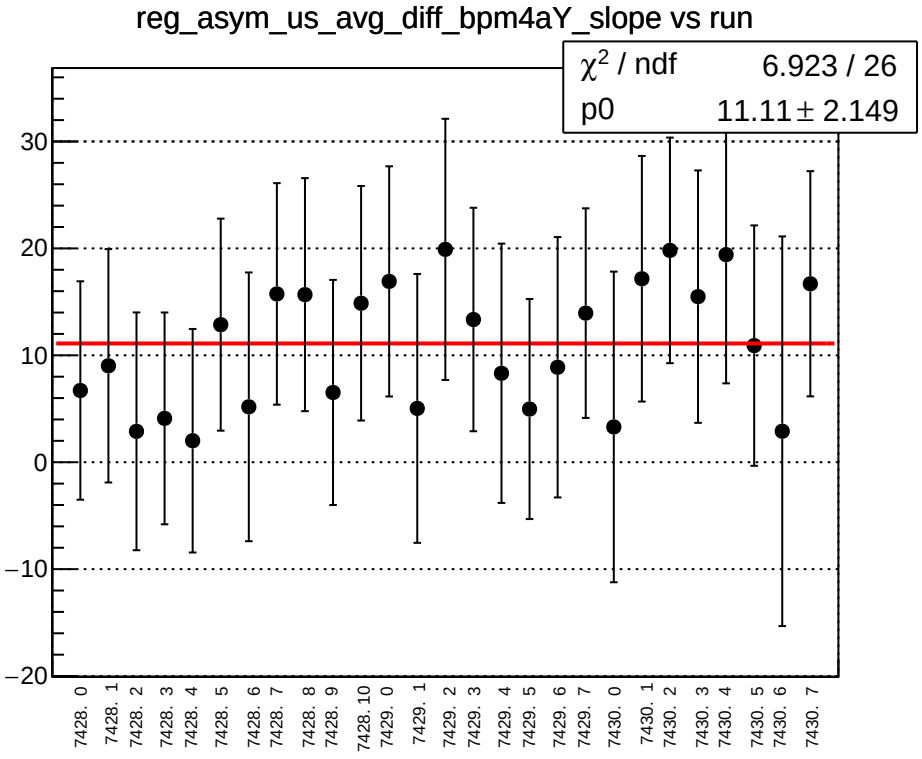
reg_asym_us_avg_diff_bpm4aY_slope vs run
χ^2 / ndf 6.923 / 26
p0 11.11 ± 2.149
30
20
10
0
−10
−20
7428. 0
7428. 1
7428. 2
7428. 3
7428. 4
7428. 5
7428. 6
7428. 7
7428. 8
7428. 9
7428. 10
7429. 0
7429. 1
7429. 2
7429. 3
7429. 4
7429. 5
7429. 6
7429. 7
7430. 0
7430. 1
7430. 2
7430. 3
7430. 4
7430. 5
7430. 6
7430. 7

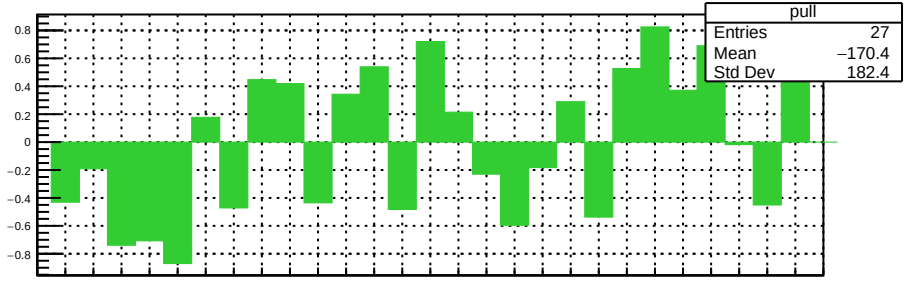
pull
Entries 27
Mean −170.4
Std Dev 182.4
0.8
0.6
0.4
0.2
0
−0.2
−0.4
−0.6
−0.8

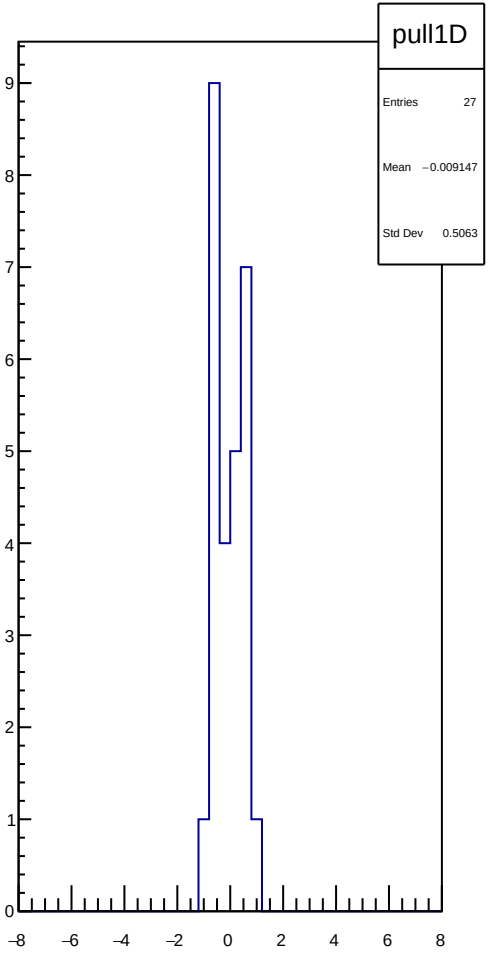
pull1D
Entries 27
Mean −0.009147
Std Dev 0.5063
9
8
7
6
5
4
3
2
1
0
−8
−6
−4
−2
0
2
4
6
8

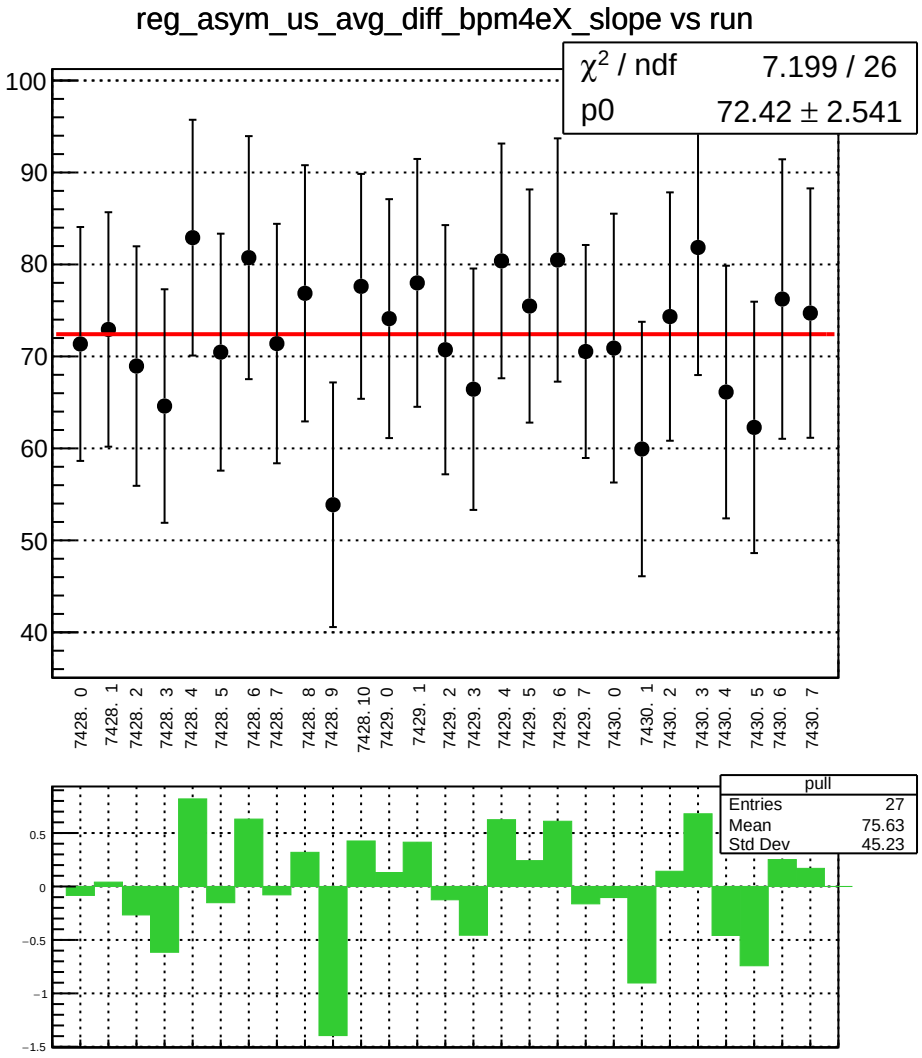
reg_asym_us_avg_diff_bpm4eX_slope vs run
χ^2 / ndf 7.199 / 26
p0 72.42 ± 2.541
100
90
80
70
60
50
40
7428. 0
7428. 1
7428. 2
7428. 3
7428. 4
7428. 5
7428. 6
7428. 7
7428. 8
7428. 9
7428. 10
7429. 0
7429. 1
7429. 2
7429. 3
7429. 4
7429. 5
7429. 6
7429. 7
7430. 0
7430. 1
7430. 2
7430. 3
7430. 4
7430. 5
7430. 6
7430. 7
pull
Entries 27
Mean 75.63
Std Dev 45.23
0.5
0
−0.5
−1
−1.5

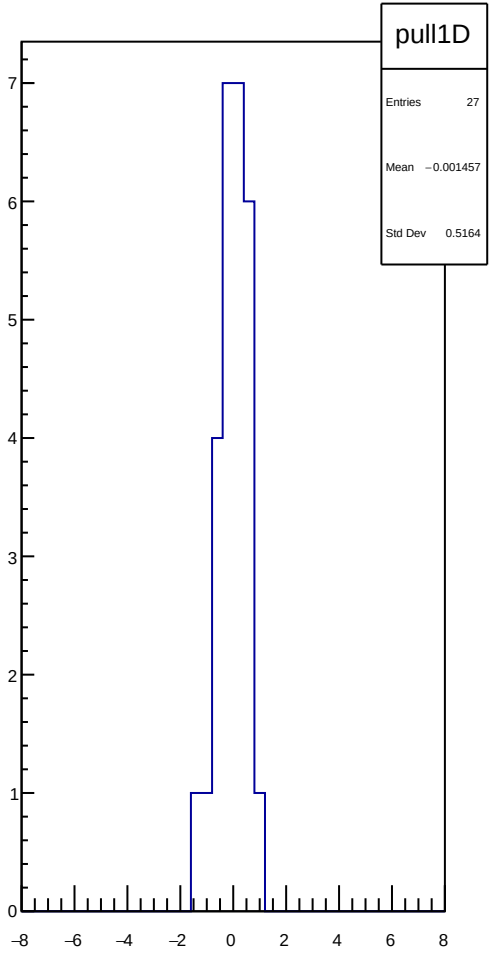
pull1D
Entries 27
Mean −0.001457
Std Dev 0.5164
7
6
5
4
3
2
1
0
−8
−6
−4
−2
0
2
4
6
8

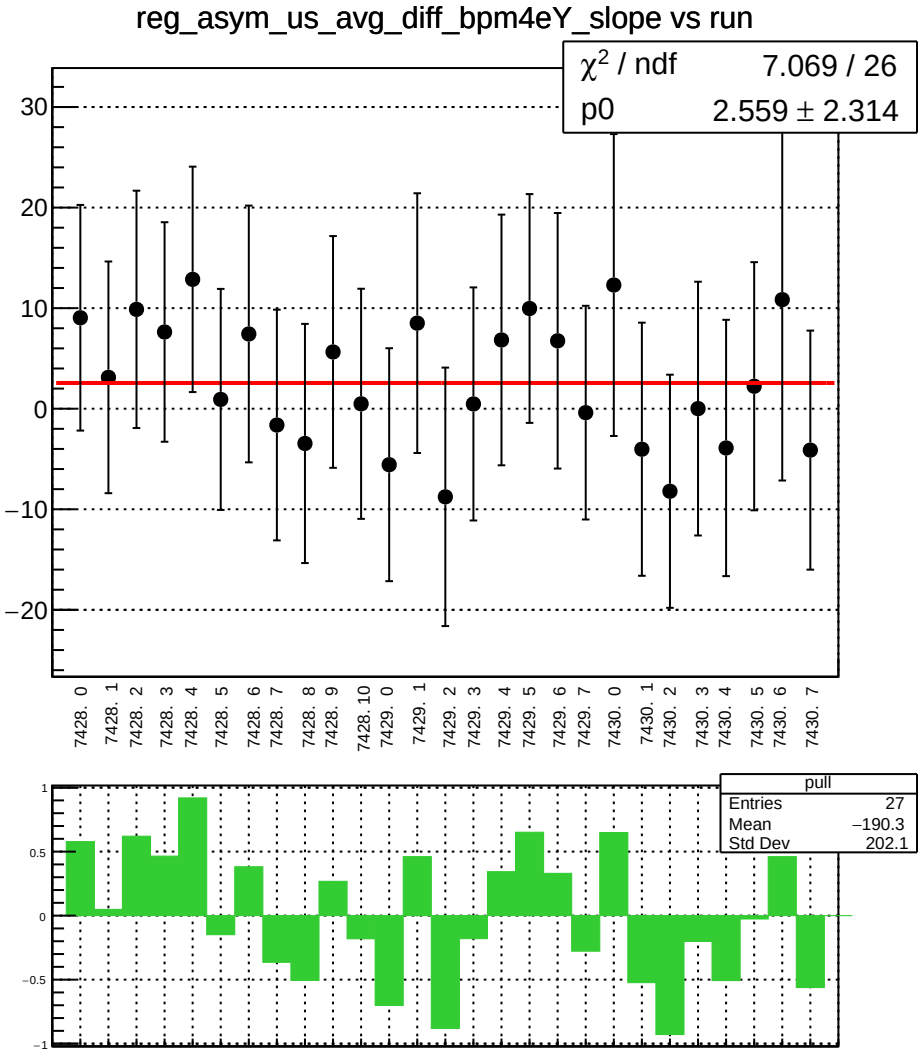
reg_asym_us_avg_diff_bpm4eY_slope vs run
χ2 / ndf 7.069 / 26
p0 2.559 ± 2.314
30
20
10
0
−10
−20
7428. 0
7428. 1
7428. 2
7428. 3
7428. 4
7428. 5
7428. 6
7428. 7
7428. 8
7428. 9
7428. 10
7429. 0
7429. 1
7429. 2
7429. 3
7429. 4
7429. 5
7429. 6
7429. 7
7430. 0
7430. 1
7430. 2
7430. 3
7430. 4
7430. 5
7430. 6
7430. 7
pull
Entries 27
Mean −190.3
Std Dev 202.1
1
0.5
0
−0.5
−1

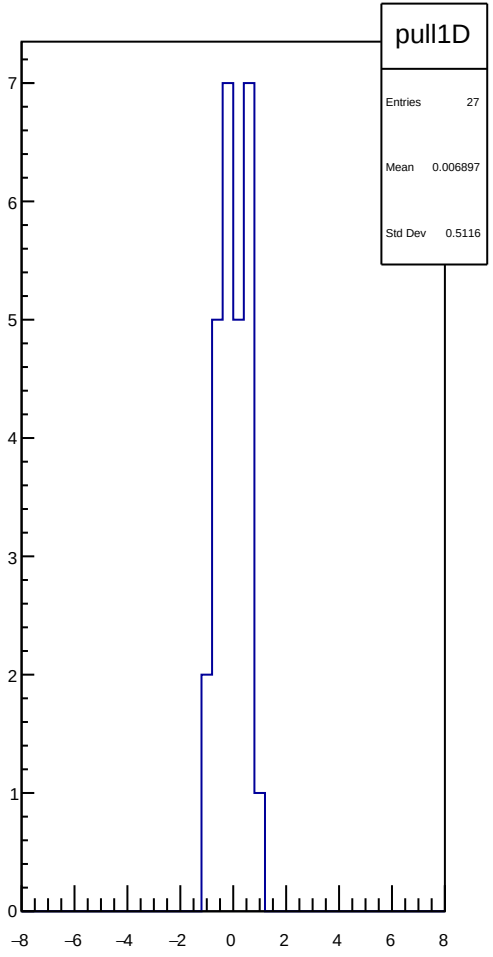
pull1D
Entries 27
Mean 0.006897
Std Dev 0.5116
7
6
5
4
3
2
1
0
−8
−6
−4
−2
0
2
4
6
8

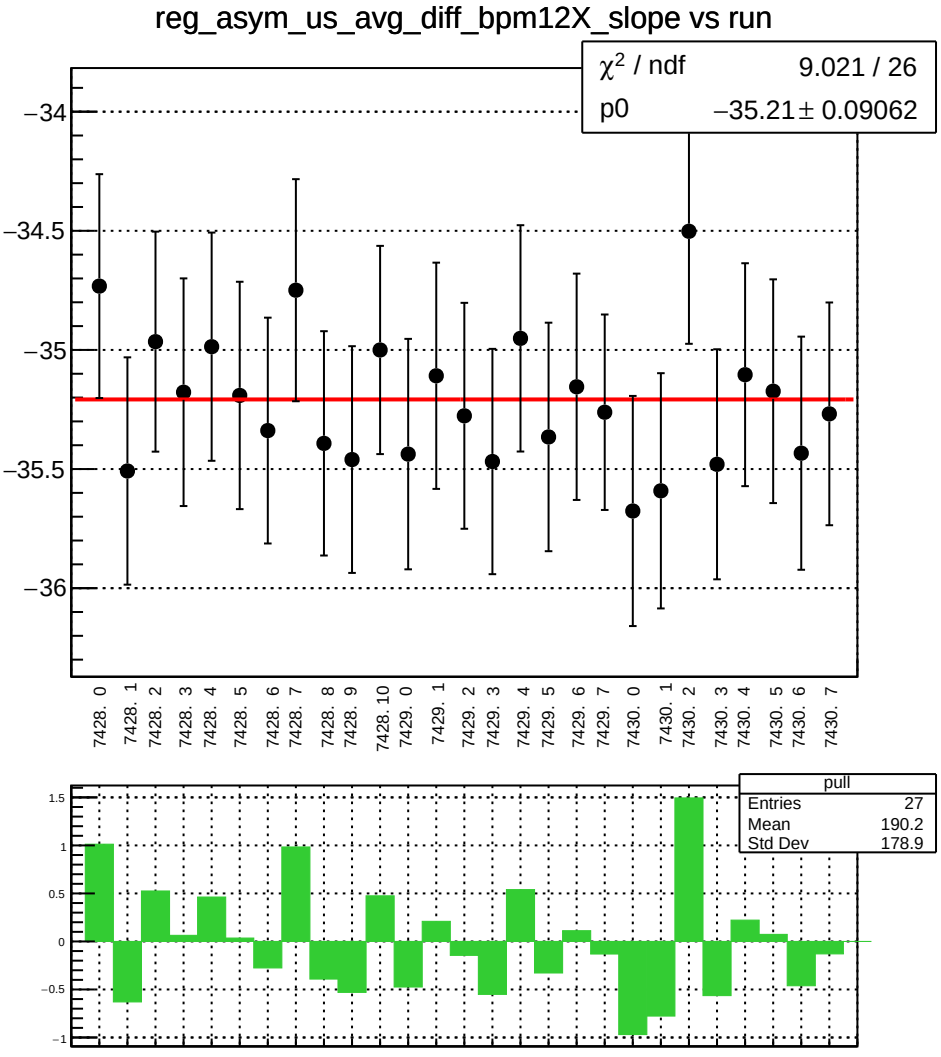
reg_asym_us_avg_diff_bpm12X_slope vs run
χ² / ndf 9.021 / 26
p0 −35.21 ± 0.09062
−34
−34.5
−35
−35.5
−36
7428. 0
7428. 1
7428. 2
7428. 3
7428. 4
7428. 5
7428. 6
7428. 7
7428. 8
7428. 9
7428. 10
7429. 0
7429. 1
7429. 2
7429. 3
7429. 4
7429. 5
7429. 6
7429. 7
7430. 0
7430. 1
7430. 2
7430. 3
7430. 4
7430. 5
7430. 6
7430. 7
pull
Entries 27
Mean 190.2
Std Dev 178.9
1.5
1
0.5
0
−0.5
−1

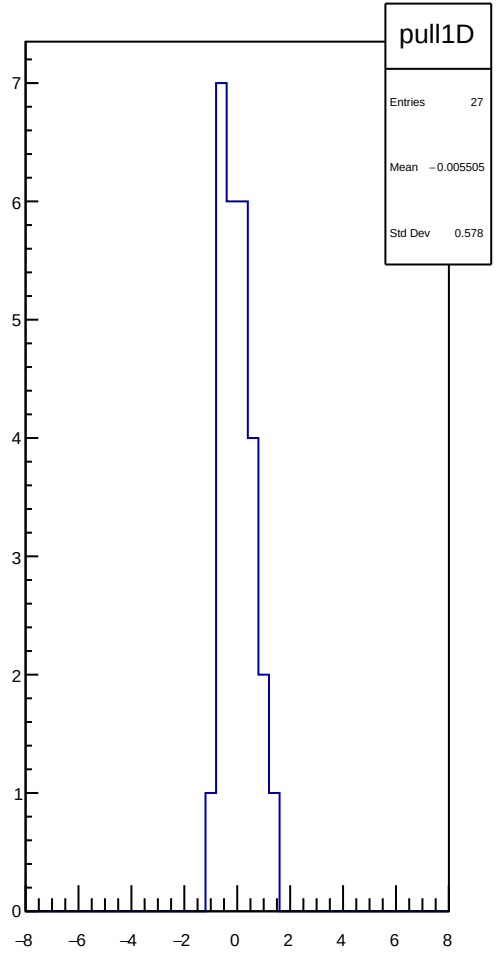
pull1D
Entries 27
Mean −0.005505
Std Dev 0.578
7
6
5
4
3
2
1
0
−8
−6
−4
−2
0
2
4
6
8

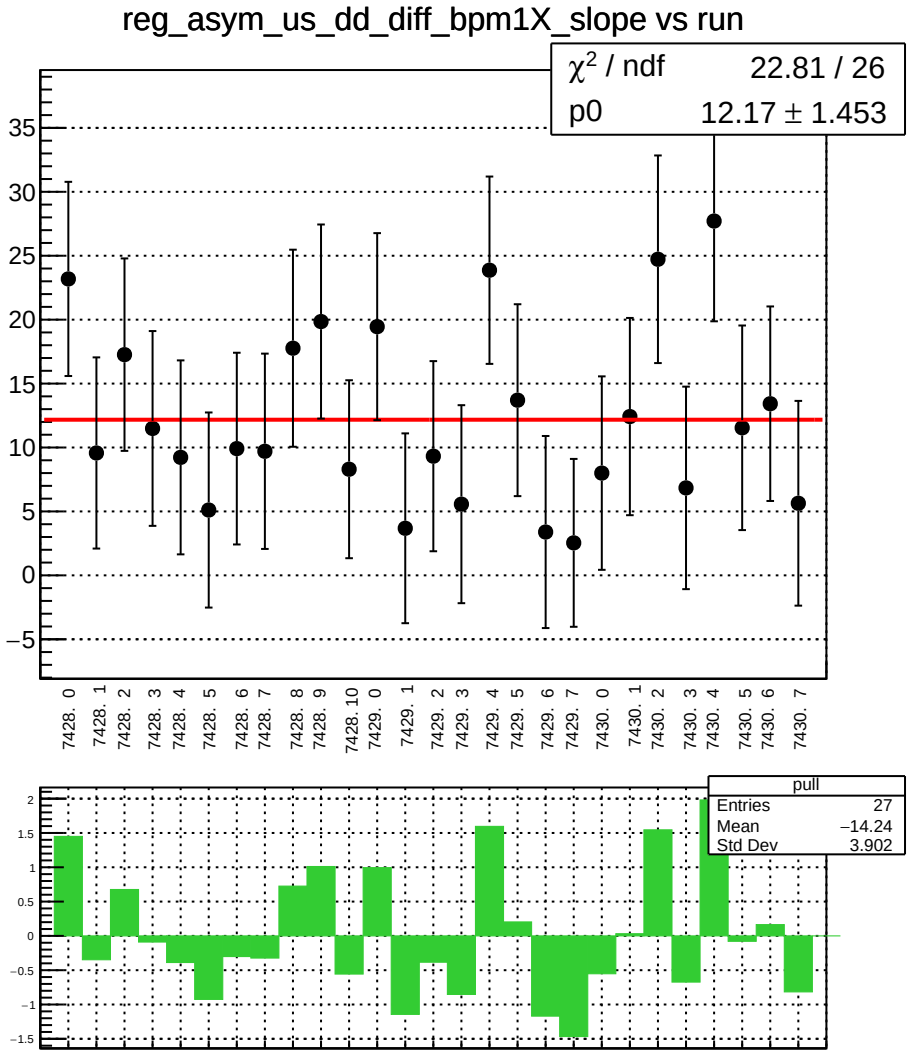
reg_asym_us_dd_diff_bpm1X_slope vs run
χ² / ndf 22.81 / 26
p0 12.17 ± 1.453
35
30
25
20
15
10
5
0
−5
7428. 0
7428. 1
7428. 2
7428. 3
7428. 4
7428. 5
7428. 6
7428. 7
7428. 8
7428. 9
7428. 10
7429. 0
7429. 1
7429. 2
7429. 3
7429. 4
7429. 5
7429. 6
7429. 7
7430. 0
7430. 1
7430. 2
7430. 3
7430. 4
7430. 5
7430. 6
7430. 7
pull
Entries 27
Mean −14.24
Std Dev 3.902
2
1.5
1
0.5
0
−0.5
−1
−1.5

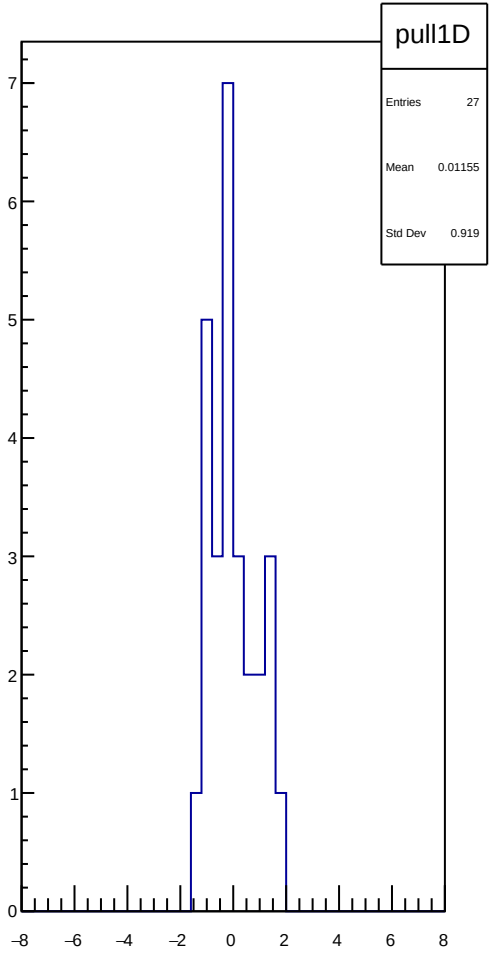
pull1D
Entries 27
Mean 0.01155
Std Dev 0.919
7
6
5
4
3
2
1
0
−8
−6
−4
−2
0
2
4
6
8

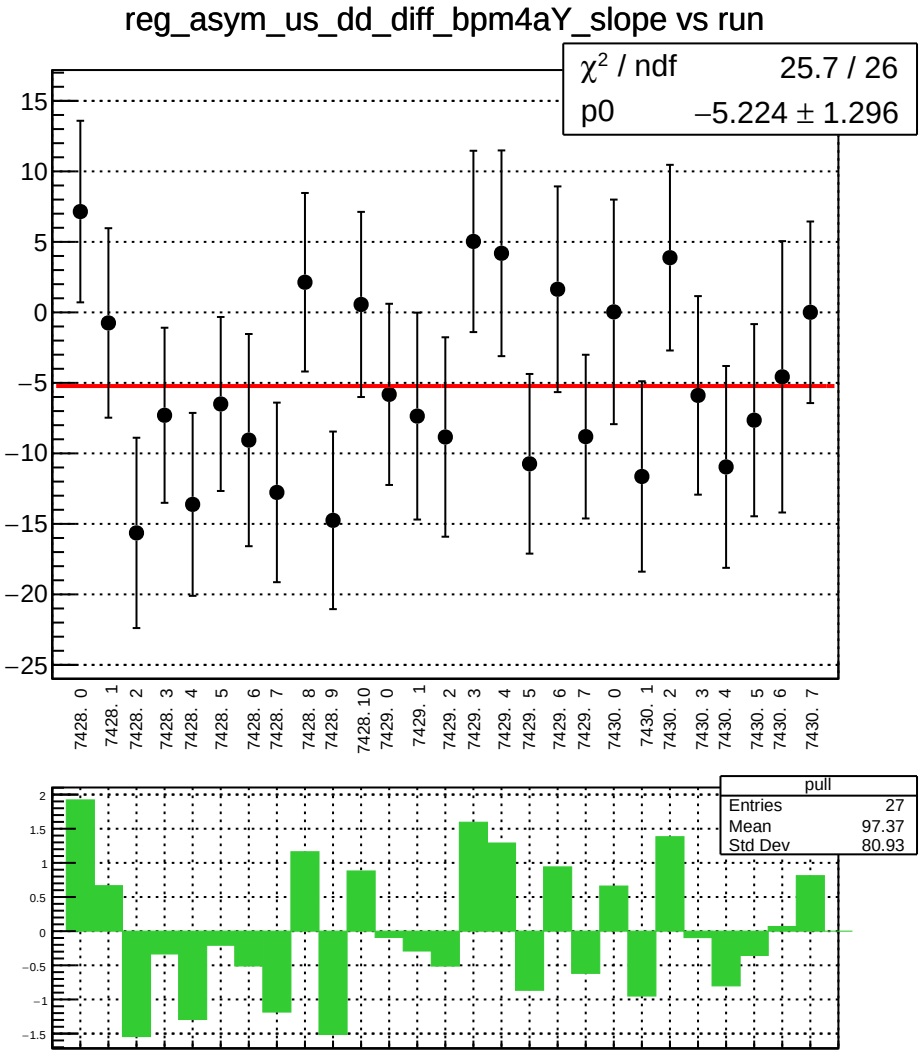
reg_asym_us_dd_diff_bpm4aY_slope vs run
χ² / ndf 25.7 / 26
p0 −5.224 ± 1.296
15
10
5
0
−5
−10
−15
−20
−25
7428. 0
7428. 1
7428. 2
7428. 3
7428. 4
7428. 5
7428. 6
7428. 7
7428. 8
7428. 9
7428. 10
7429. 0
7429. 1
7429. 2
7429. 3
7429. 4
7429. 5
7429. 6
7429. 7
7430. 0
7430. 1
7430. 2
7430. 3
7430. 4
7430. 5
7430. 6
7430. 7
pull
Entries 27
Mean 97.37
Std Dev 80.93
2
1.5
1
0.5
0
−0.5
−1
−1.5

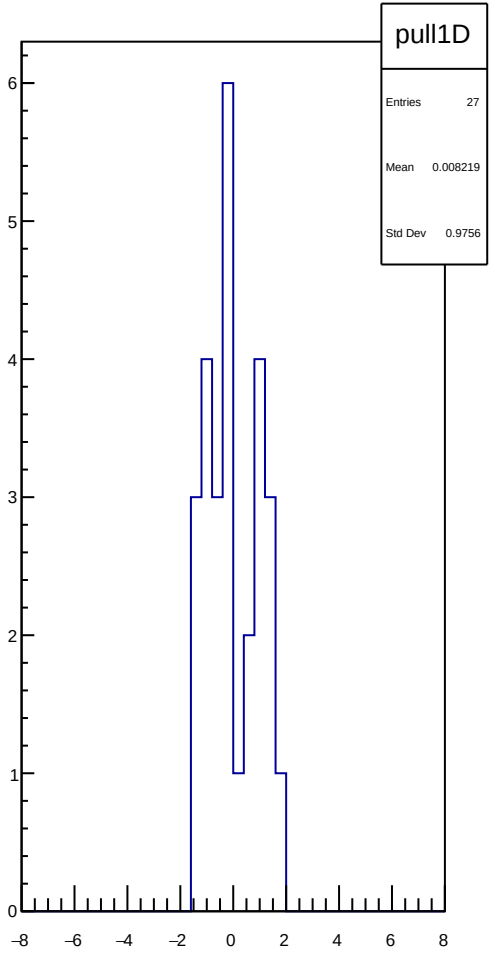
pull1D
Entries 27
Mean 0.008219
Std Dev 0.9756
6
5
4
3
2
1
0
−8
−6
−4
−2
0
2
4
6
8

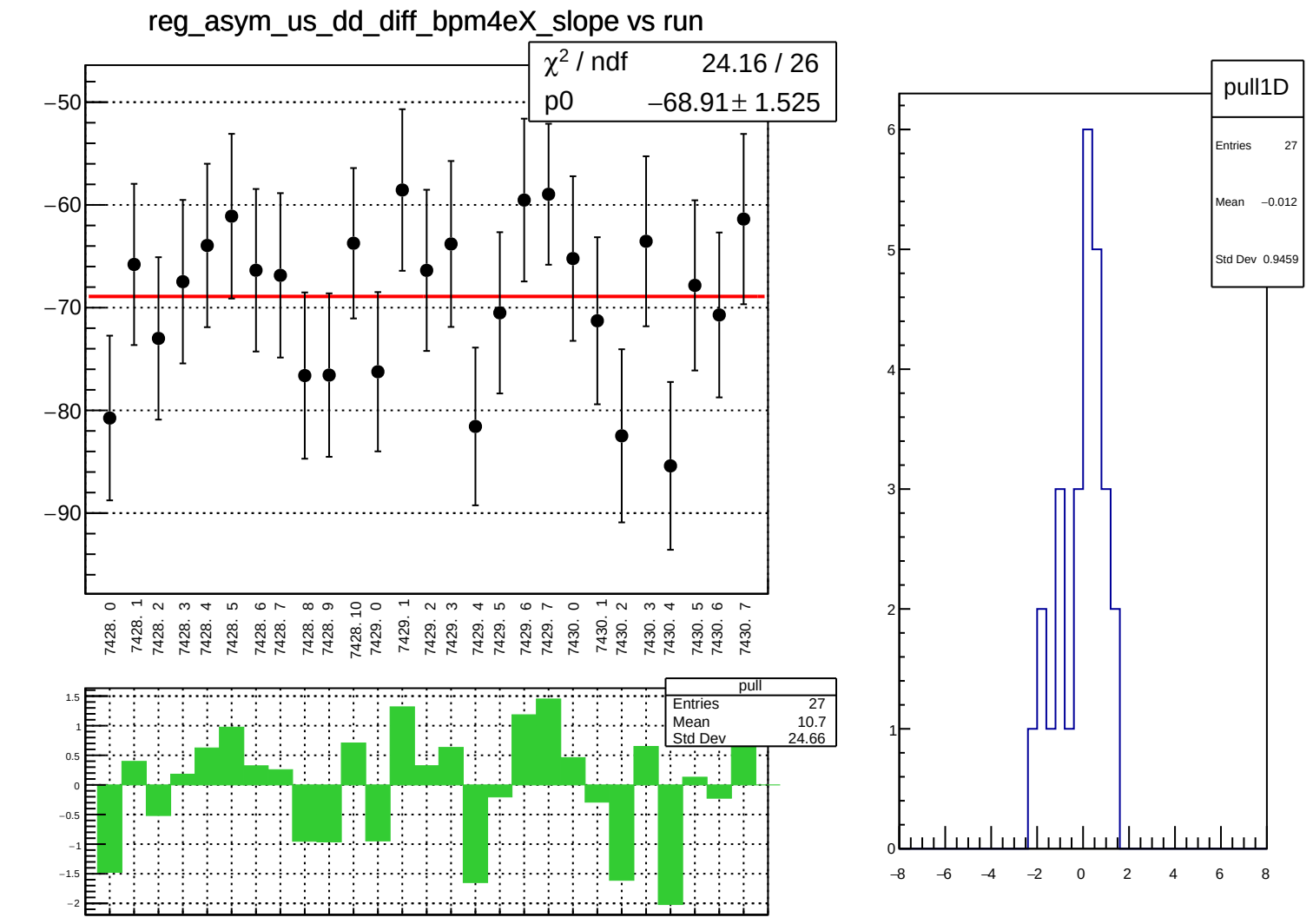
reg_asym_us_dd_diff_bpm4eX_slope vs run
χ2 / ndf 24.16 / 26
p0 −68.91± 1.525
−50
−60
−70
−80
−90
7428. 0
7428. 1
7428. 2
7428. 3
7428. 4
7428. 5
7428. 6
7428. 7
7428. 8
7428. 9
7428. 10
7429. 0
7429. 1
7429. 2
7429. 3
7429. 4
7429. 5
7429. 6
7429. 7
7430. 0
7430. 1
7430. 2
7430. 3
7430. 4
7430. 5
7430. 6
7430. 7
pull
Entries 27
Mean 10.7
Std Dev 24.66
1.5
1
0.5
0
−0.5
−1
−1.5
−2
pull1D
Entries 27
Mean −0.012
Std Dev 0.9459
6
5
4
3
2
1
0
−8
−6
−4
−2
0
2
4
6
8

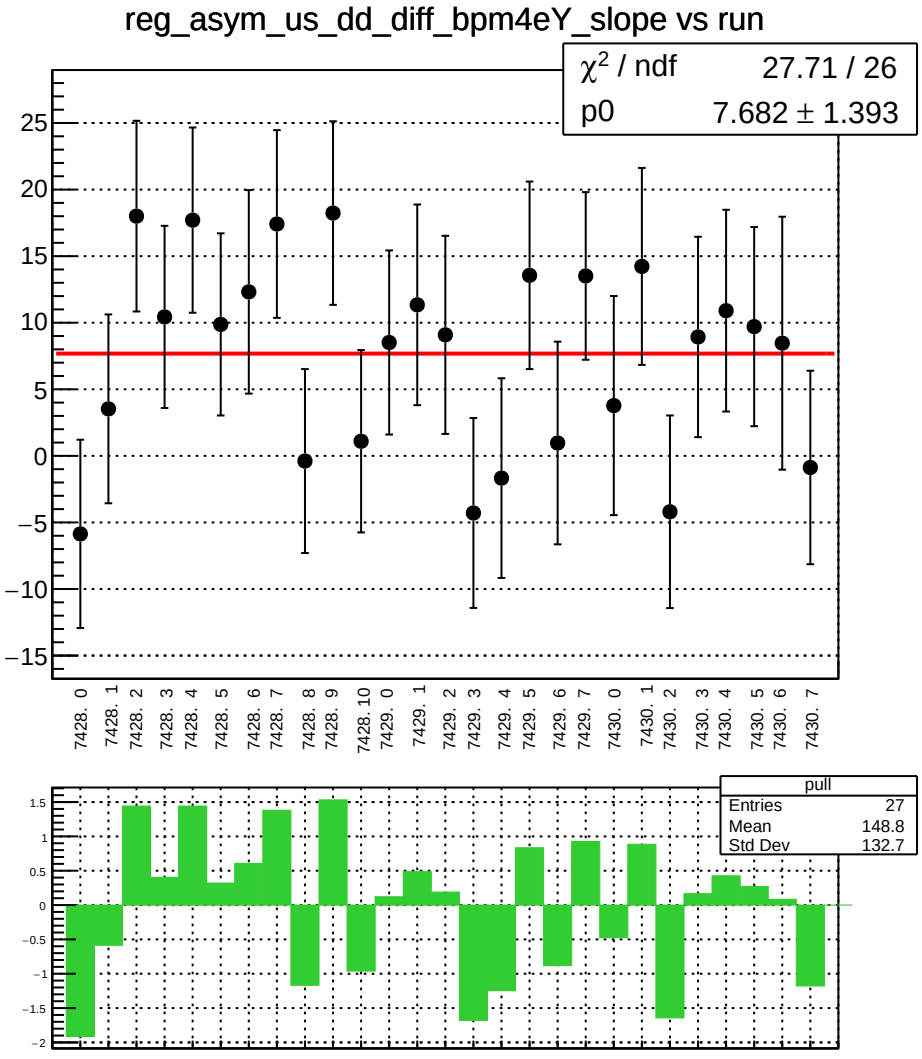
reg_asym_us_dd_diff_bpm4eY_slope vs run
χ2 / ndf 27.71 / 26
p0 7.682 ± 1.393
7428. 0
7428. 1
7428. 2
7428. 3
7428. 4
7428. 5
7428. 6
7428. 7
7428. 8
7428. 9
7428. 10
7429. 0
7429. 1
7429. 2
7429. 3
7429. 4
7429. 5
7429. 6
7429. 7
7430. 0
7430. 1
7430. 2
7430. 3
7430. 4
7430. 5
7430. 6
7430. 7
pull
Entries 27
Mean 148.8
Std Dev 132.7

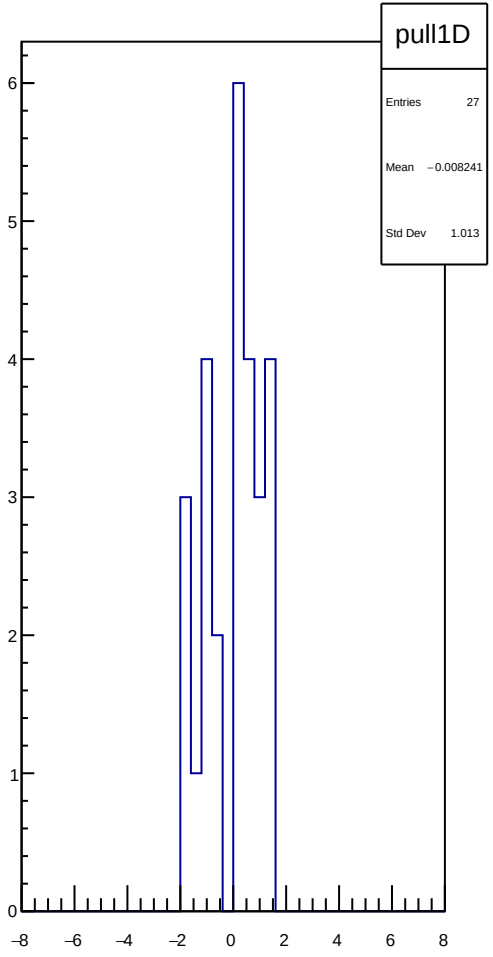
pull1D
Entries 27
Mean −0.008241
Std Dev 1.013

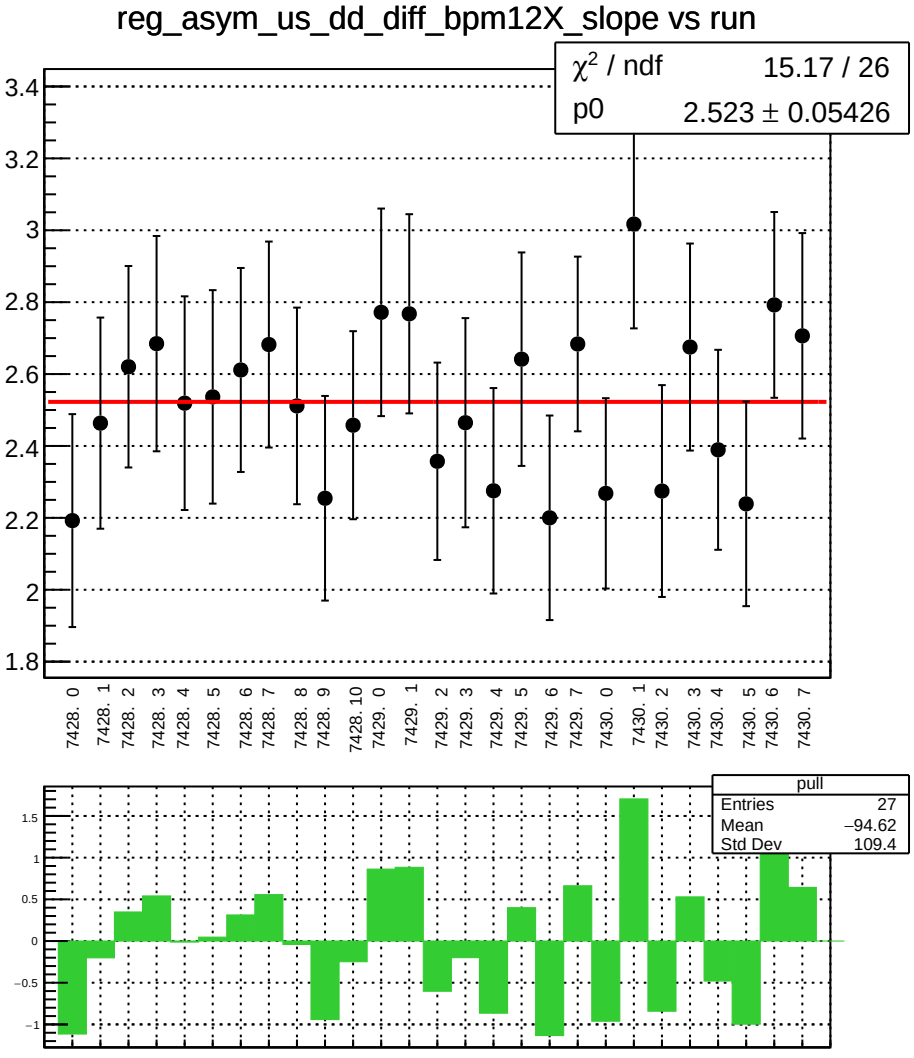
reg_asym_us_dd_diff_bpm12X_slope vs run
χ² / ndf 15.17 / 26
p0 2.523 ± 0.05426
3.4
3.2
3
2.8
2.6
2.4
2.2
2
1.8
7428. 0
7428. 1
7428. 2
7428. 3
7428. 4
7428. 5
7428. 6
7428. 7
7428. 8
7428. 9
7428. 10
7429. 0
7429. 1
7429. 2
7429. 3
7429. 4
7429. 5
7429. 6
7429. 7
7430. 0
7430. 1
7430. 2
7430. 3
7430. 4
7430. 5
7430. 6
7430. 7
pull
Entries 27
Mean −94.62
Std Dev 109.4
1.5
1
0.5
0
−0.5
−1

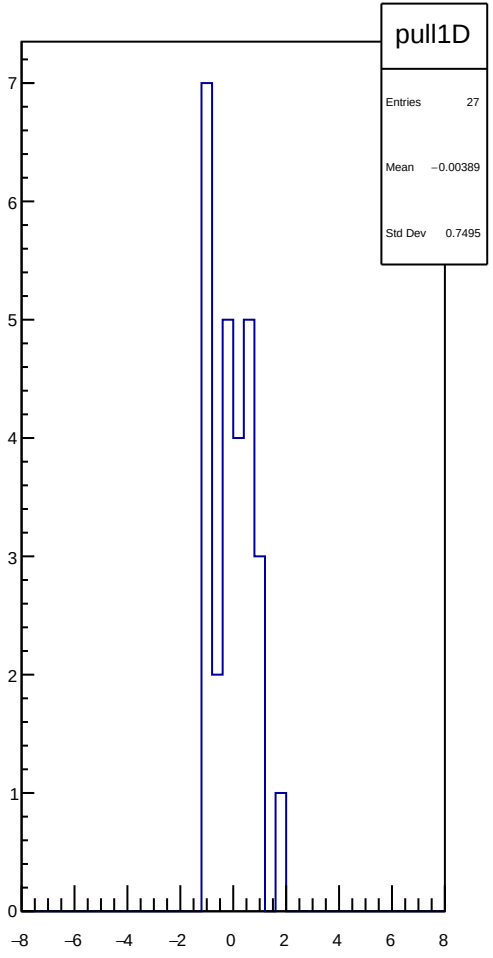
pull1D
Entries 27
Mean −0.00389
Std Dev 0.7495
7
6
5
4
3
2
1
0
−8
−6
−4
−2
0
2
4
6
8

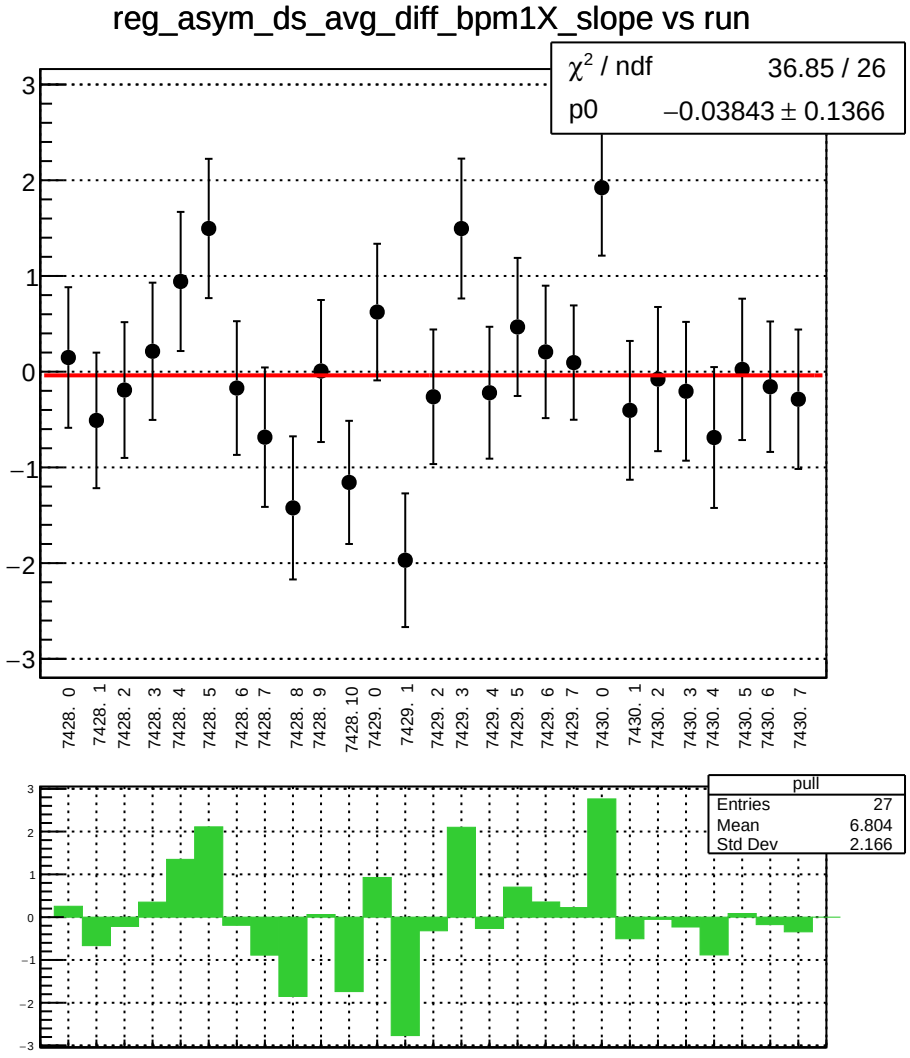
reg_asym_ds_avg_diff_bpm1X_slope vs run
χ² / ndf 36.85 / 26
p0 −0.03843 ± 0.1366
7428. 0
7428. 1
7428. 2
7428. 3
7428. 4
7428. 5
7428. 6
7428. 7
7428. 8
7428. 9
7428. 10
7429. 0
7429. 1
7429. 2
7429. 3
7429. 4
7429. 5
7429. 6
7429. 7
7430. 0
7430. 1
7430. 2
7430. 3
7430. 4
7430. 5
7430. 6
7430. 7
pull
Entries 27
Mean 6.804
Std Dev 2.166

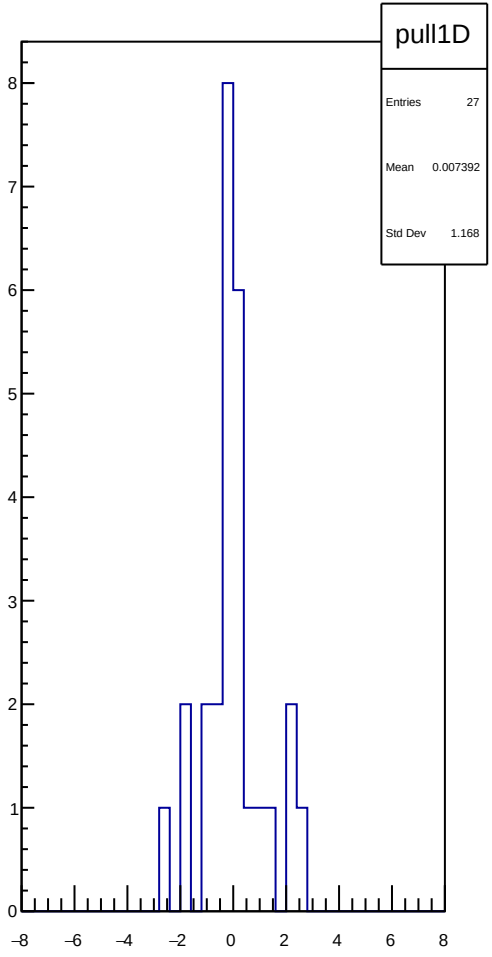
pull1D
Entries 27
Mean 0.007392
Std Dev 1.168

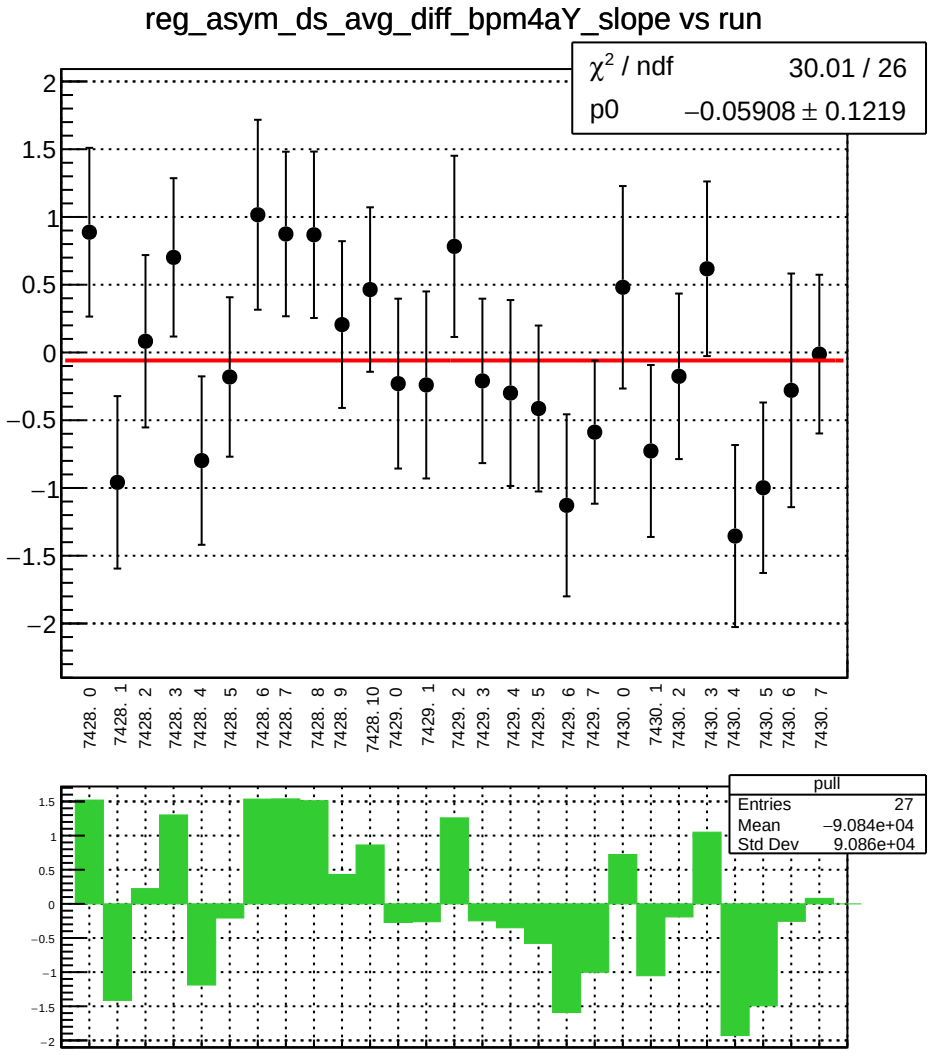
reg_asym_ds_avg_diff_bpm4aY_slope vs run
χ² / ndf 30.01 / 26
p0 −0.05908 ± 0.1219
7428. 0
7428. 1
7428. 2
7428. 3
7428. 4
7428. 5
7428. 6
7428. 7
7428. 8
7428. 9
7428. 10
7429. 0
7429. 1
7429. 2
7429. 3
7429. 4
7429. 5
7429. 6
7429. 7
7430. 0
7430. 1
7430. 2
7430. 3
7430. 4
7430. 5
7430. 6
7430. 7
pull
Entries 27
Mean −9.084e+04
Std Dev 9.086e+04

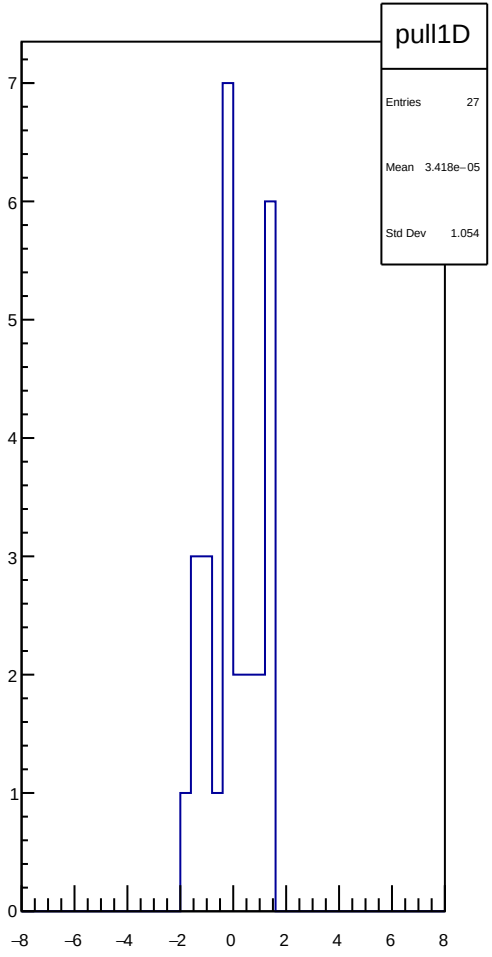
pull1D
Entries 27
Mean 3.418e−05
Std Dev 1.054

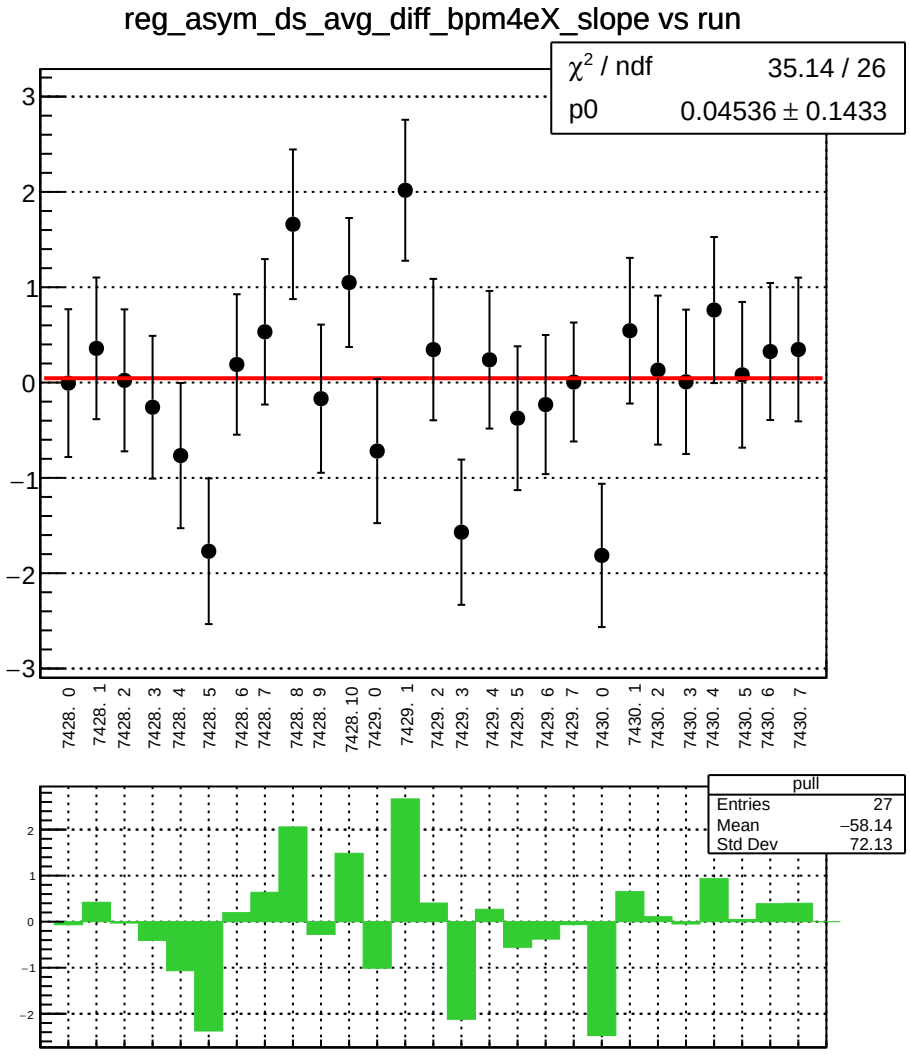
reg_asym_ds_avg_diff_bpm4eX_slope vs run
χ^2 / ndf 35.14 / 26
p0 0.04536 ± 0.1433
3
2
1
0
−1
−2
−3
7428. 0
7428. 1
7428. 2
7428. 3
7428. 4
7428. 5
7428. 6
7428. 7
7428. 8
7428. 9
7428. 10
7429. 0
7429. 1
7429. 2
7429. 3
7429. 4
7429. 5
7429. 6
7429. 7
7430. 0
7430. 1
7430. 2
7430. 3
7430. 4
7430. 5
7430. 6
7430. 7
pull
Entries 27
Mean −58.14
Std Dev 72.13
2
1
0
−1
−2

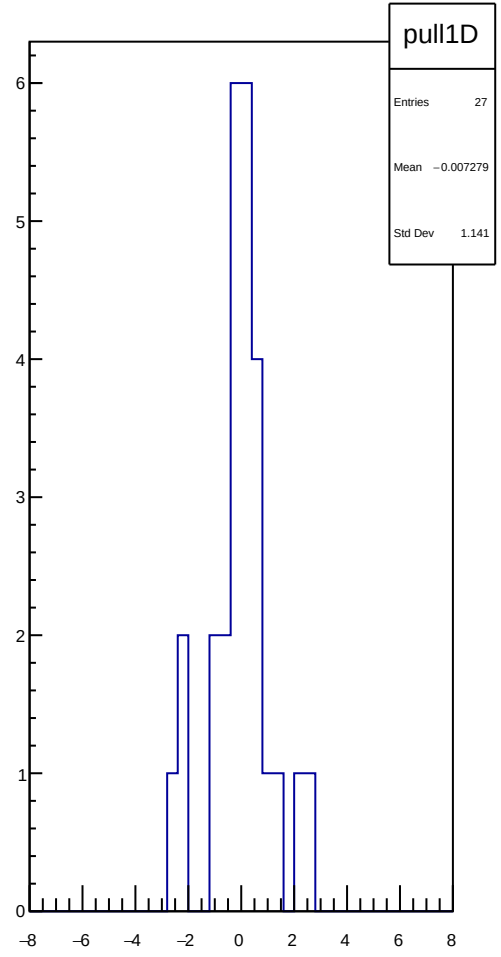
pull1D
Entries 27
Mean −0.007279
Std Dev 1.141
6
5
4
3
2
1
0
−8
−6
−4
−2
0
2
4
6
8

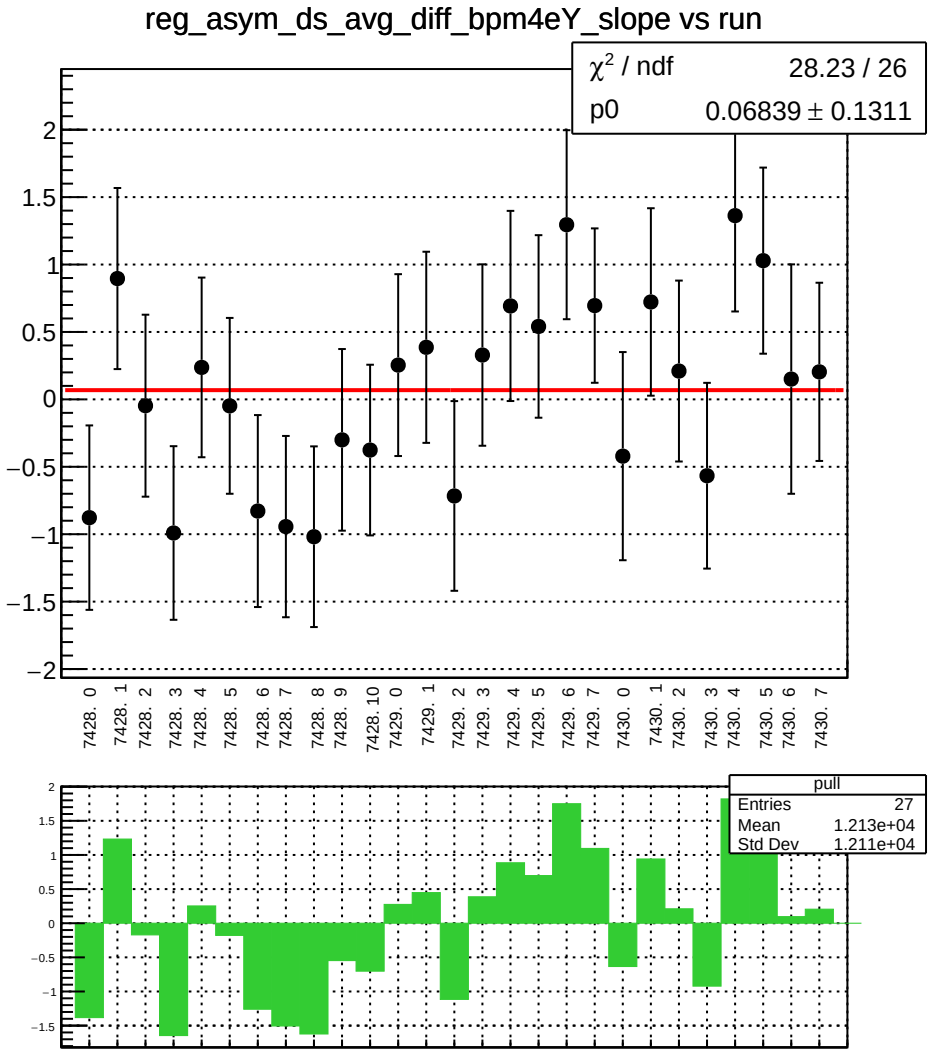
reg_asym_ds_avg_diff_bpm4eY_slope vs run
χ² / ndf 28.23 / 26
p0 0.06839 ± 0.1311
7428. 0
7428. 1
7428. 2
7428. 3
7428. 4
7428. 5
7428. 6
7428. 7
7428. 8
7428. 9
7428. 10
7429. 0
7429. 1
7429. 2
7429. 3
7429. 4
7429. 5
7429. 6
7429. 7
7430. 0
7430. 1
7430. 2
7430. 3
7430. 4
7430. 5
7430. 6
7430. 7
pull
Entries 27
Mean 1.213e+04
Std Dev 1.211e+04

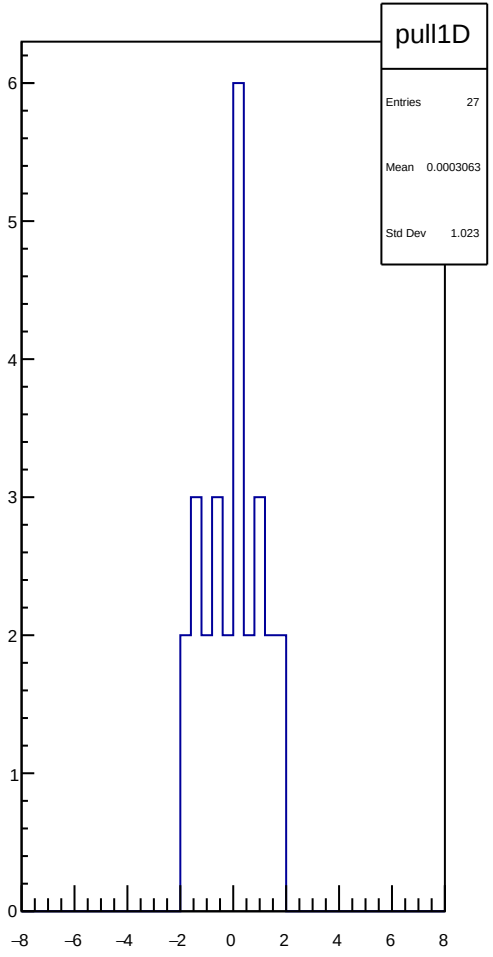
pull1D
Entries 27
Mean 0.0003063
Std Dev 1.023

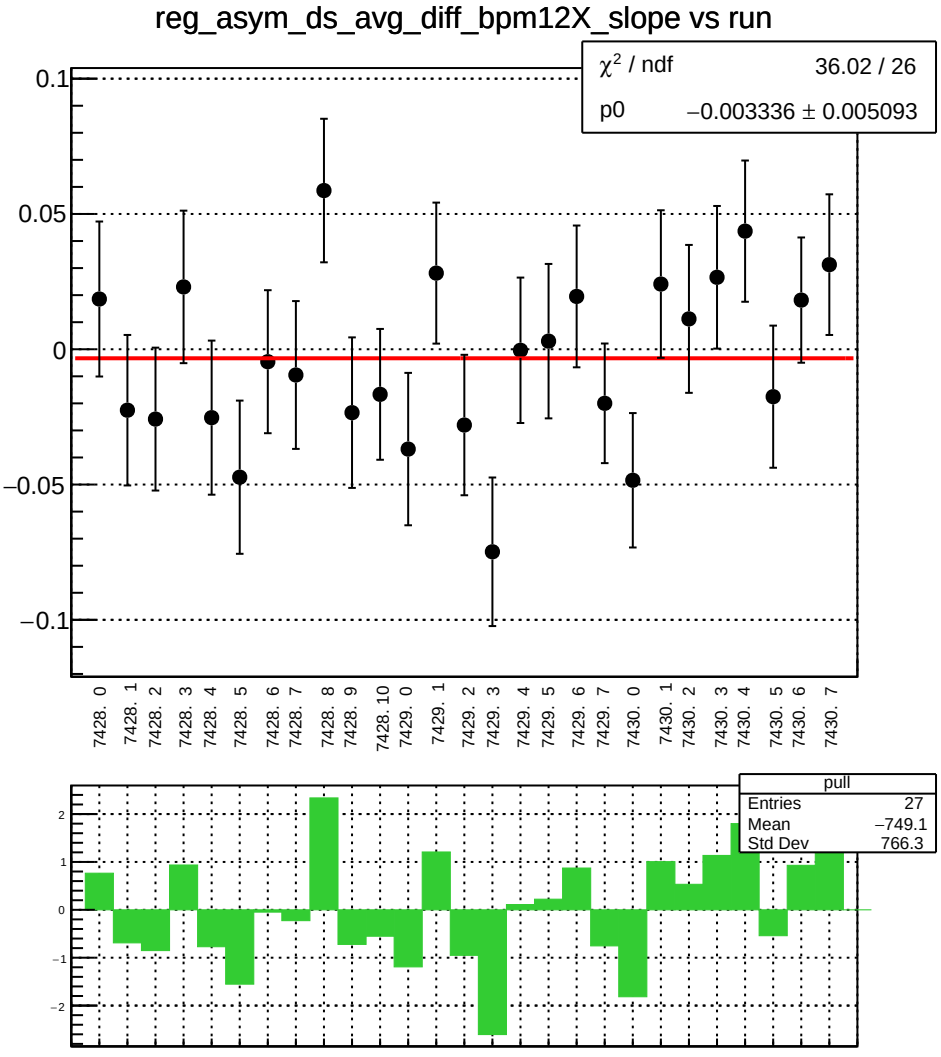
reg_asym_ds_avg_diff_bpm12X_slope vs run
χ² / ndf 36.02 / 26
p0 −0.003336 ± 0.005093
0.1
0.05
0
−0.05
−0.1
7428. 0
7428. 1
7428. 2
7428. 3
7428. 4
7428. 5
7428. 6
7428. 7
7428. 8
7428. 9
7428. 10
7429. 0
7429. 1
7429. 2
7429. 3
7429. 4
7429. 5
7429. 6
7429. 7
7430. 0
7430. 1
7430. 2
7430. 3
7430. 4
7430. 5
7430. 6
7430. 7
pull
Entries 27
Mean −749.1
Std Dev 766.3
2
1
0
−1
−2

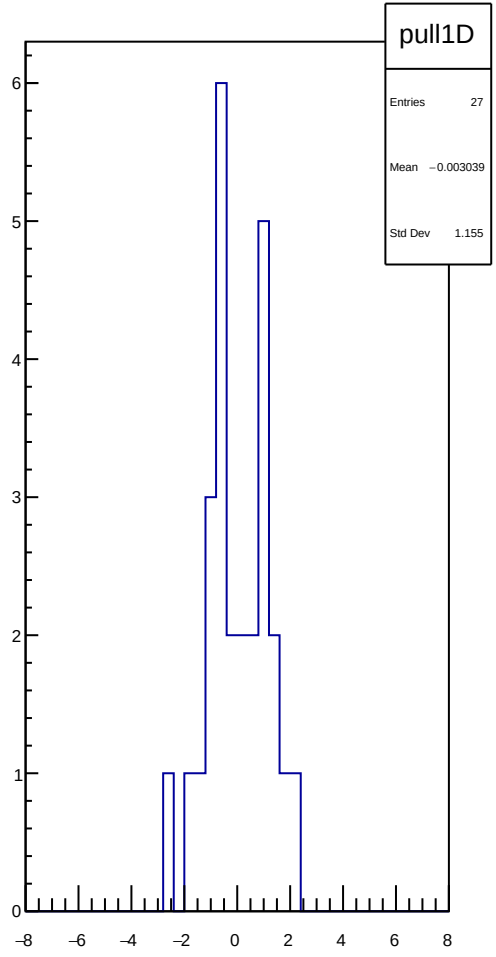
pull1D
Entries 27
Mean −0.003039
Std Dev 1.155
6
5
4
3
2
1
0
−8
−6
−4
−2
0
2
4
6
8

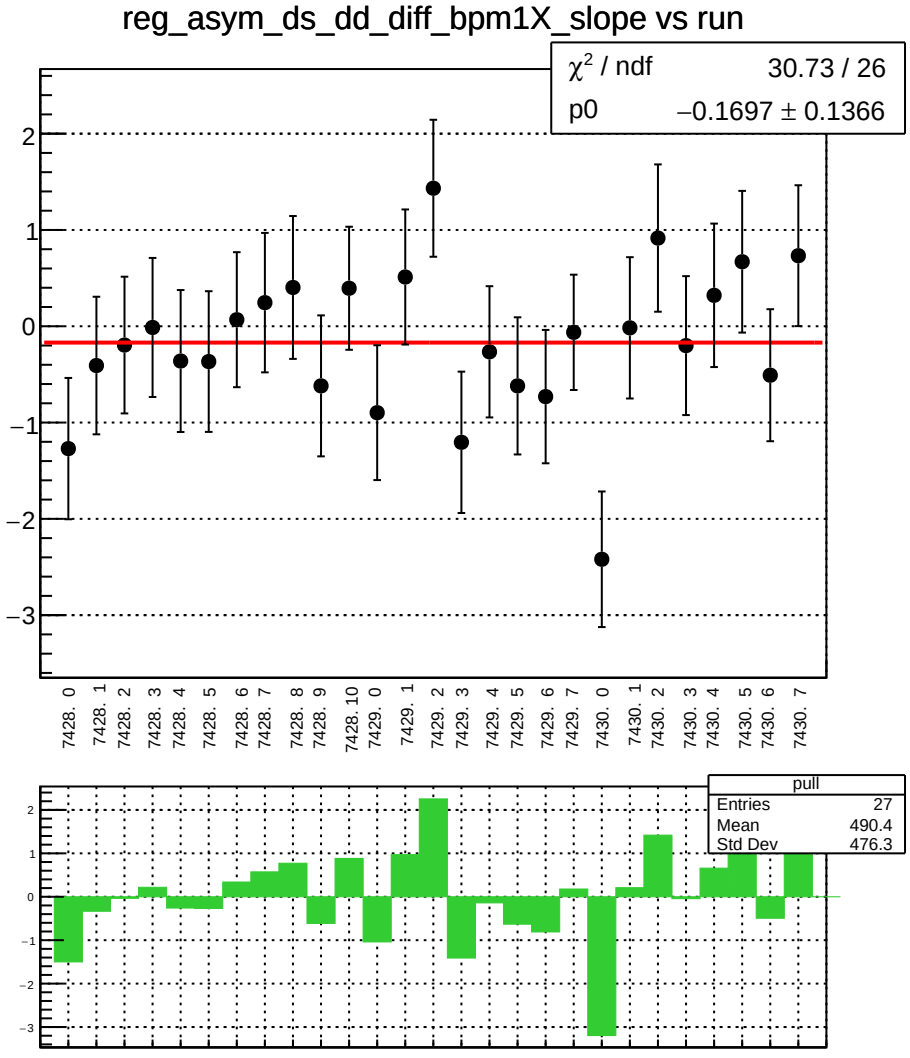
reg_asym_ds_dd_diff_bpm1X_slope vs run
χ^2 / ndf 30.73 / 26
p0 −0.1697 ± 0.1366
7428. 0
7428. 1
7428. 2
7428. 3
7428. 4
7428. 5
7428. 6
7428. 7
7428. 8
7428. 9
7428. 10
7429. 0
7429. 1
7429. 2
7429. 3
7429. 4
7429. 5
7429. 6
7429. 7
7430. 0
7430. 1
7430. 2
7430. 3
7430. 4
7430. 5
7430. 6
7430. 7
pull
Entries 27
Mean 490.4
Std Dev 476.3

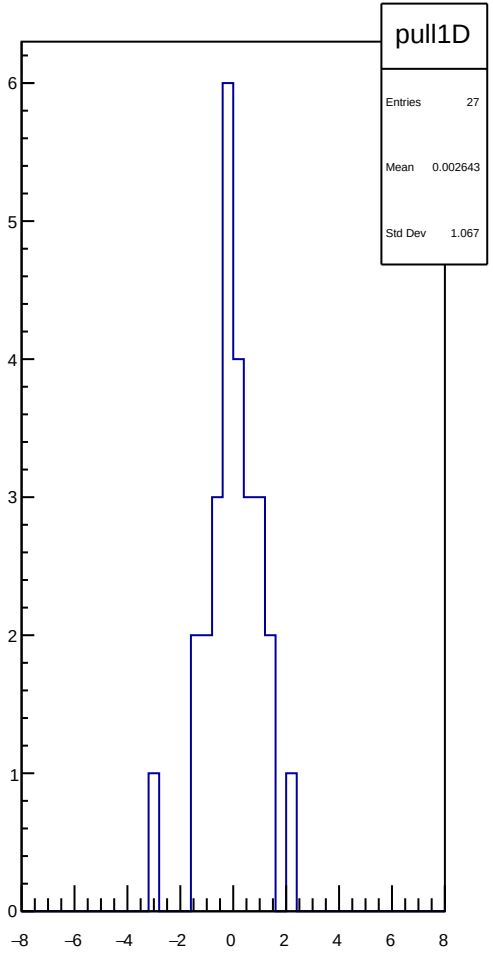
pull1D
Entries 27
Mean 0.002643
Std Dev 1.067

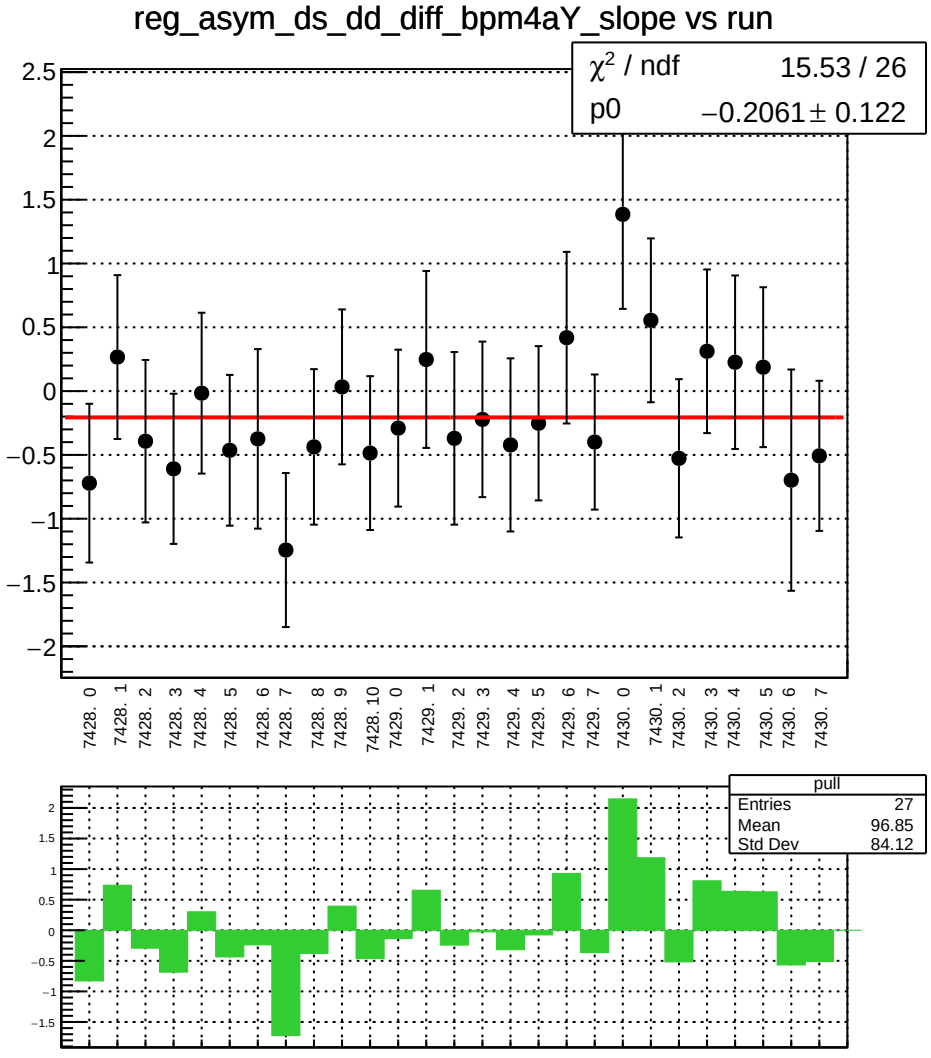
reg_asym_ds_dd_diff_bpm4aY_slope vs run
χ^2 / ndf 15.53 / 26
p0 −0.2061 ± 0.122
7428. 0
7428. 1
7428. 2
7428. 3
7428. 4
7428. 5
7428. 6
7428. 7
7428. 8
7428. 9
7428. 10
7429. 0
7429. 1
7429. 2
7429. 3
7429. 4
7429. 5
7429. 6
7429. 7
7430. 0
7430. 1
7430. 2
7430. 3
7430. 4
7430. 5
7430. 6
7430. 7
pull
Entries 27
Mean 96.85
Std Dev 84.12

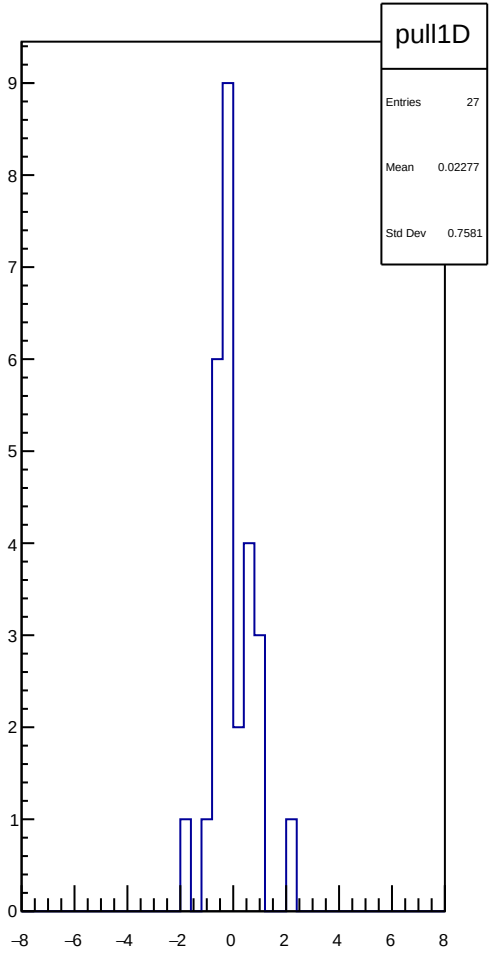
pull1D
Entries 27
Mean 0.02277
Std Dev 0.7581

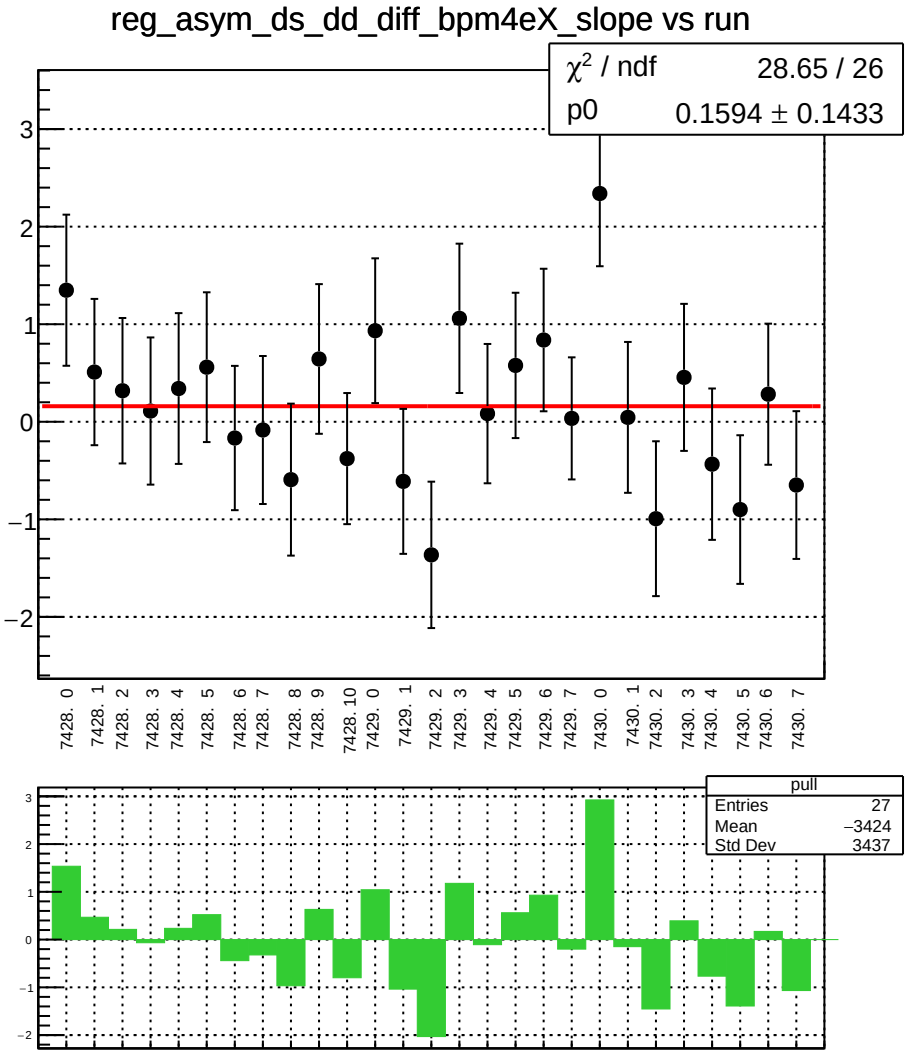
reg_asym_ds_dd_diff_bpm4eX_slope vs run
χ^2 / ndf 28.65 / 26
p0 0.1594 ± 0.1433
3
2
1
0
−1
−2
7428. 0
7428. 1
7428. 2
7428. 3
7428. 4
7428. 5
7428. 6
7428. 7
7428. 8
7428. 9
7428. 10
7429. 0
7429. 1
7429. 2
7429. 3
7429. 4
7429. 5
7429. 6
7429. 7
7430. 0
7430. 1
7430. 2
7430. 3
7430. 4
7430. 5
7430. 6
7430. 7
pull
Entries 27
Mean −3424
Std Dev 3437

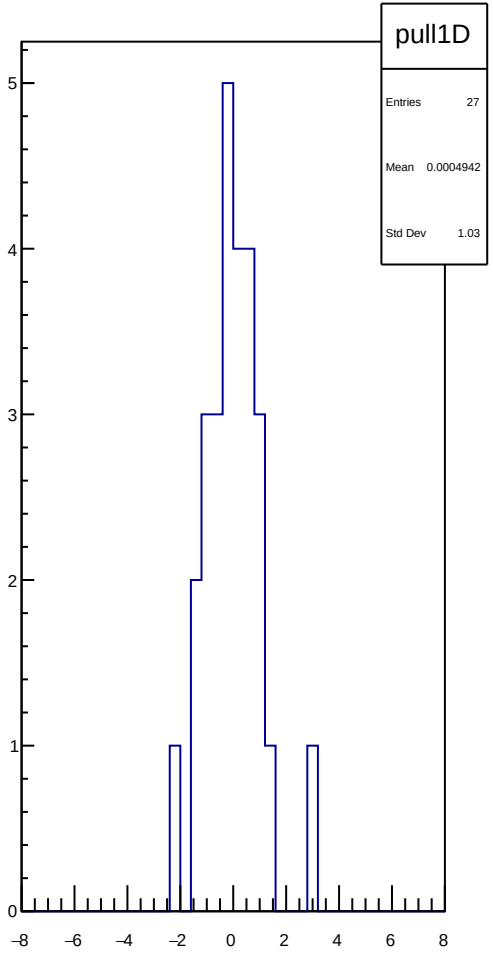
pull1D
Entries 27
Mean 0.0004942
Std Dev 1.03
5
4
3
2
1
0
−8
−6
−4
−2
0
2
4
6
8

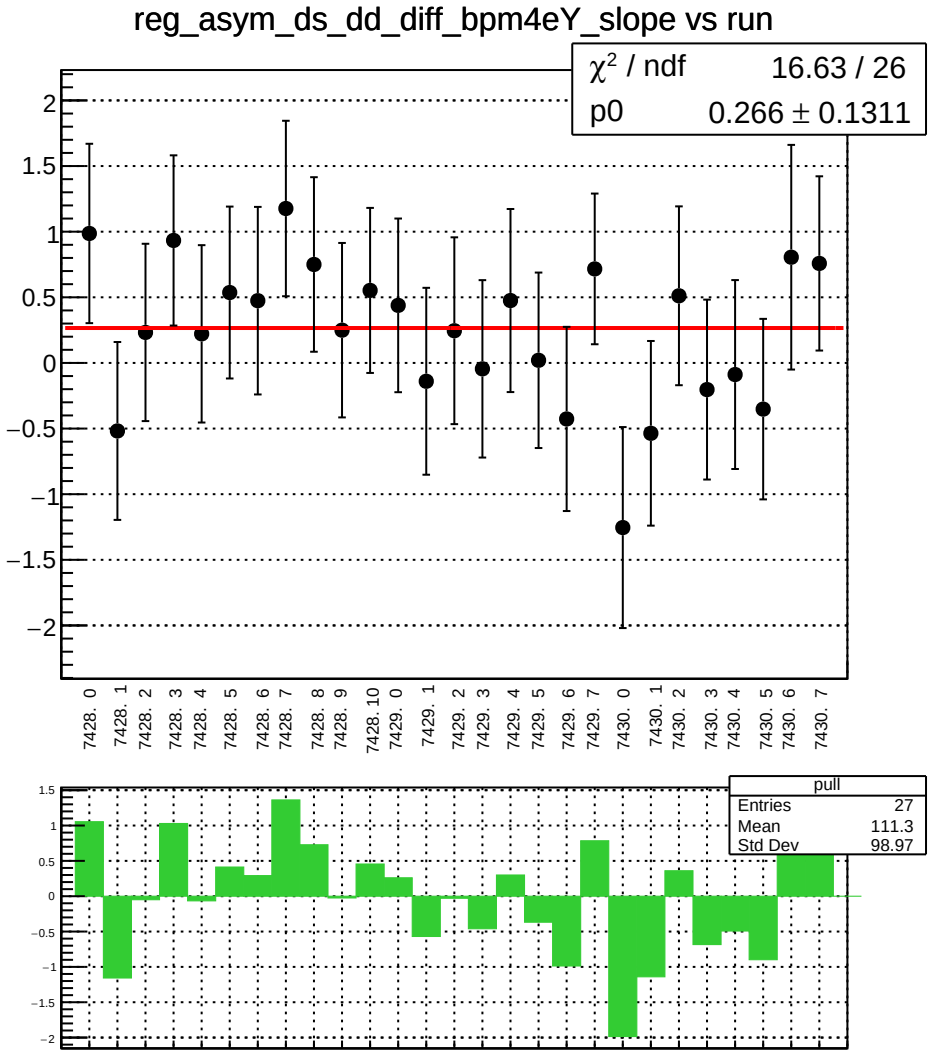
reg_asym_ds_dd_diff_bpm4eY_slope vs run
χ² / ndf 16.63 / 26
p0 0.266 ± 0.1311
7428. 0
7428. 1
7428. 2
7428. 3
7428. 4
7428. 5
7428. 6
7428. 7
7428. 8
7428. 9
7428. 10
7429. 0
7429. 1
7429. 2
7429. 3
7429. 4
7429. 5
7429. 6
7429. 7
7430. 0
7430. 1
7430. 2
7430. 3
7430. 4
7430. 5
7430. 6
7430. 7
pull
Entries 27
Mean 111.3
Std Dev 98.97

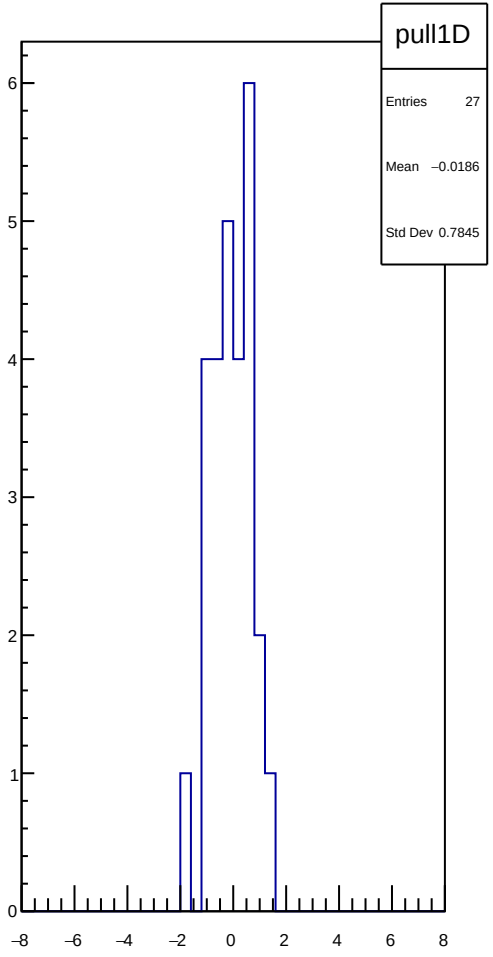
pull1D
Entries 27
Mean −0.0186
Std Dev 0.7845

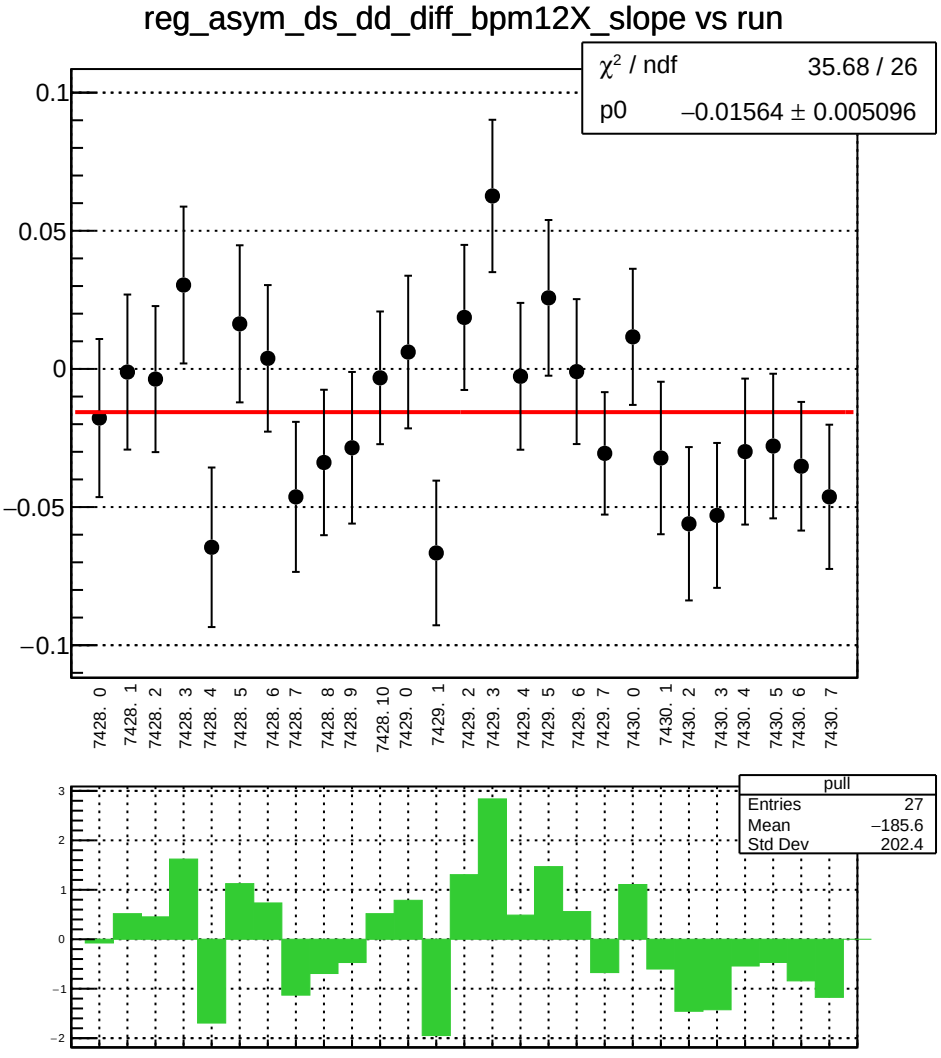
reg_asym_ds_dd_diff_bpm12X_slope vs run
χ² / ndf 35.68 / 26
p0 −0.01564 ± 0.005096
0.1
0.05
0
−0.05
−0.1
7428. 0
7428. 1
7428. 2
7428. 3
7428. 4
7428. 5
7428. 6
7428. 7
7428. 8
7428. 9
7428. 10
7429. 0
7429. 1
7429. 2
7429. 3
7429. 4
7429. 5
7429. 6
7429. 7
7430. 0
7430. 1
7430. 2
7430. 3
7430. 4
7430. 5
7430. 6
7430. 7
pull
Entries 27
Mean −185.6
Std Dev 202.4
3
2
1
0
−1
−2

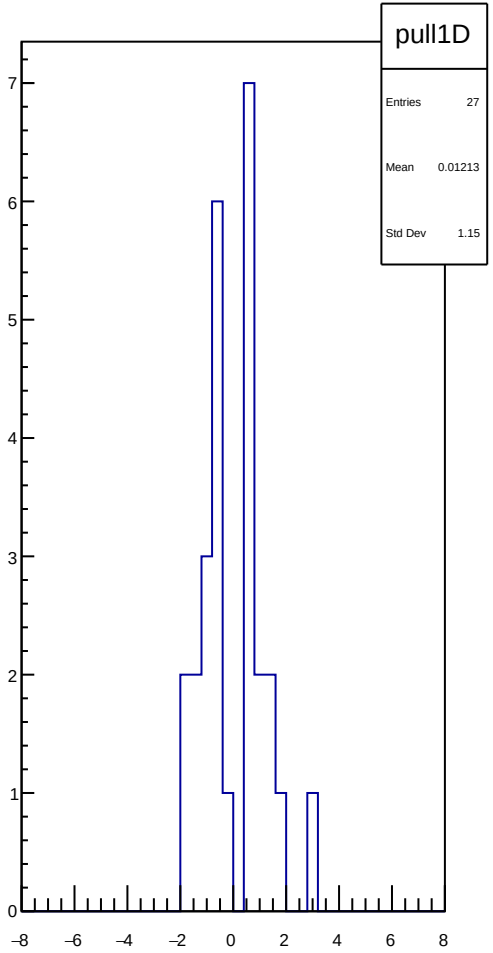
pull1D
Entries 27
Mean 0.01213
Std Dev 1.15
7
6
5
4
3
2
1
0
−8
−6
−4
−2
0
2
4
6
8

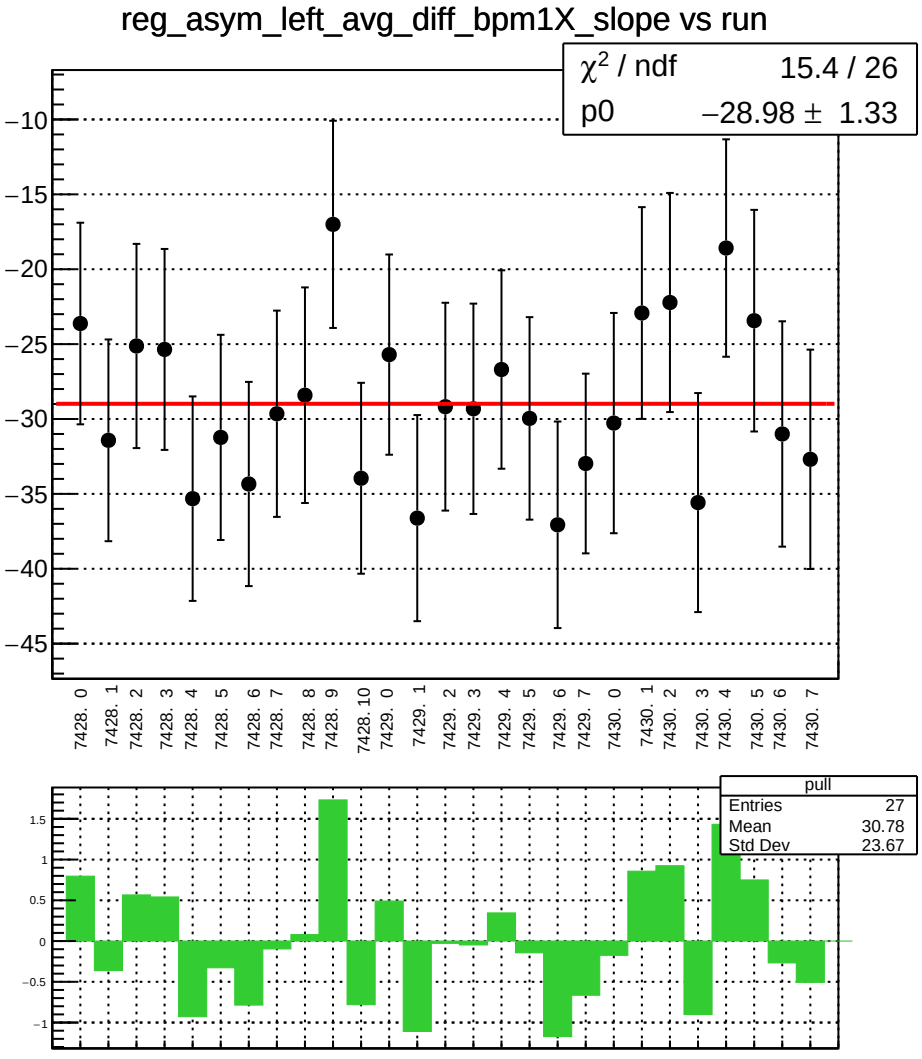
reg_asym_left_avg_diff_bpm1X_slope vs run
χ² / ndf 15.4 / 26
p0 −28.98 ± 1.33
−10
−15
−20
−25
−30
−35
−40
−45
7428. 0
7428. 1
7428. 2
7428. 3
7428. 4
7428. 5
7428. 6
7428. 7
7428. 8
7428. 9
7428. 10
7429. 0
7429. 1
7429. 2
7429. 3
7429. 4
7429. 5
7429. 6
7429. 7
7430. 0
7430. 1
7430. 2
7430. 3
7430. 4
7430. 5
7430. 6
7430. 7
pull
Entries 27
Mean 30.78
Std Dev 23.67
1.5
1
0.5
0
−0.5
−1

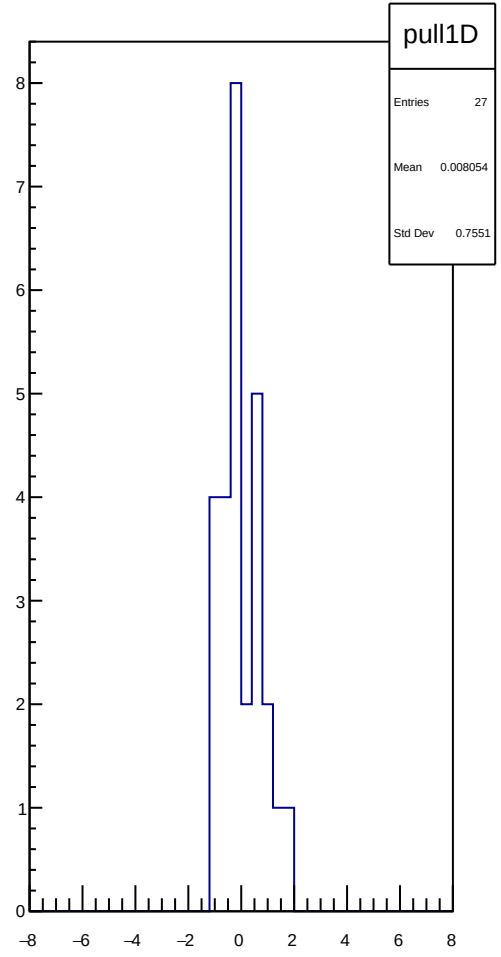
pull1D
Entries 27
Mean 0.008054
Std Dev 0.7551
8
7
6
5
4
3
2
1
0
−8
−6
−4
−2
0
2
4
6
8

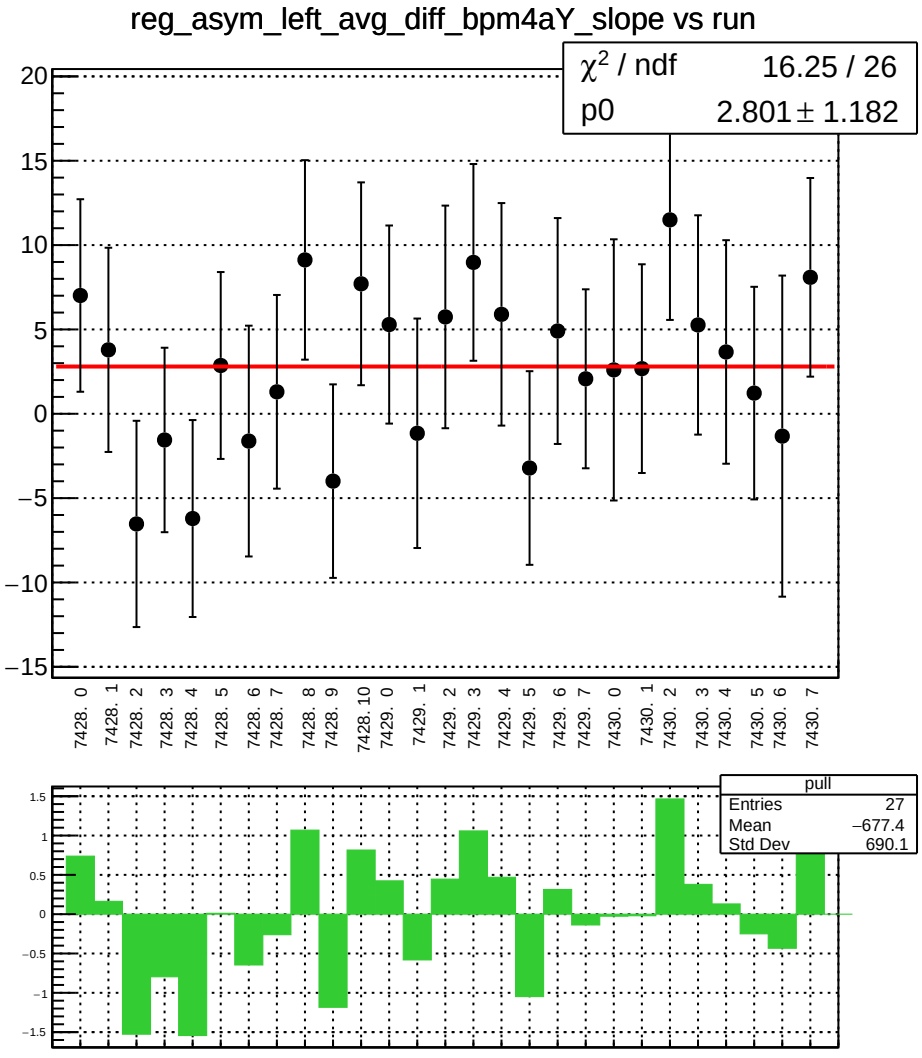
reg_asym_left_avg_diff_bpm4aY_slope vs run
χ² / ndf 16.25 / 26
p0 2.801 ± 1.182
20
15
10
5
0
−5
−10
−15
7428. 0
7428. 1
7428. 2
7428. 3
7428. 4
7428. 5
7428. 6
7428. 7
7428. 8
7428. 9
7428. 10
7429. 0
7429. 1
7429. 2
7429. 3
7429. 4
7429. 5
7429. 6
7429. 7
7430. 0
7430. 1
7430. 2
7430. 3
7430. 4
7430. 5
7430. 6
7430. 7
pull
Entries 27
Mean −677.4
Std Dev 690.1
1.5
1
0.5
0
−0.5
−1
−1.5

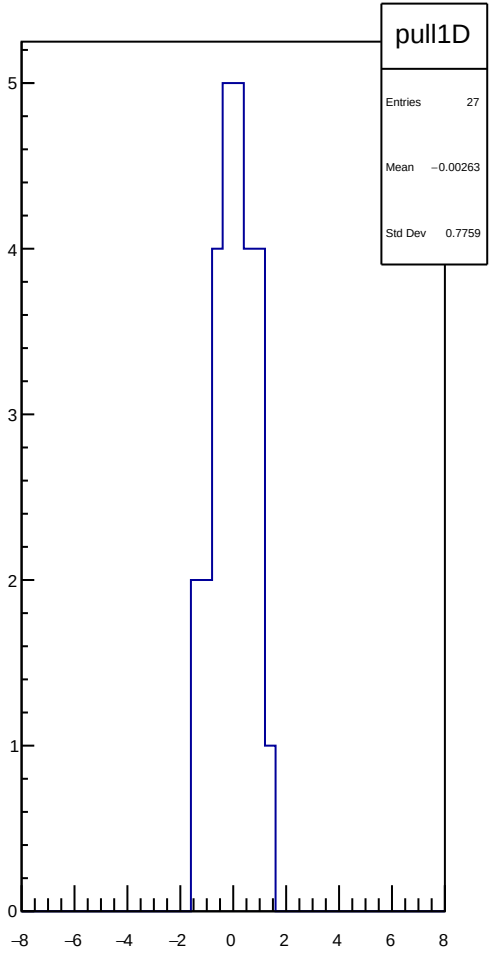
pull1D
Entries 27
Mean −0.00263
Std Dev 0.7759
5
4
3
2
1
0
−8
−6
−4
−2
0
2
4
6
8

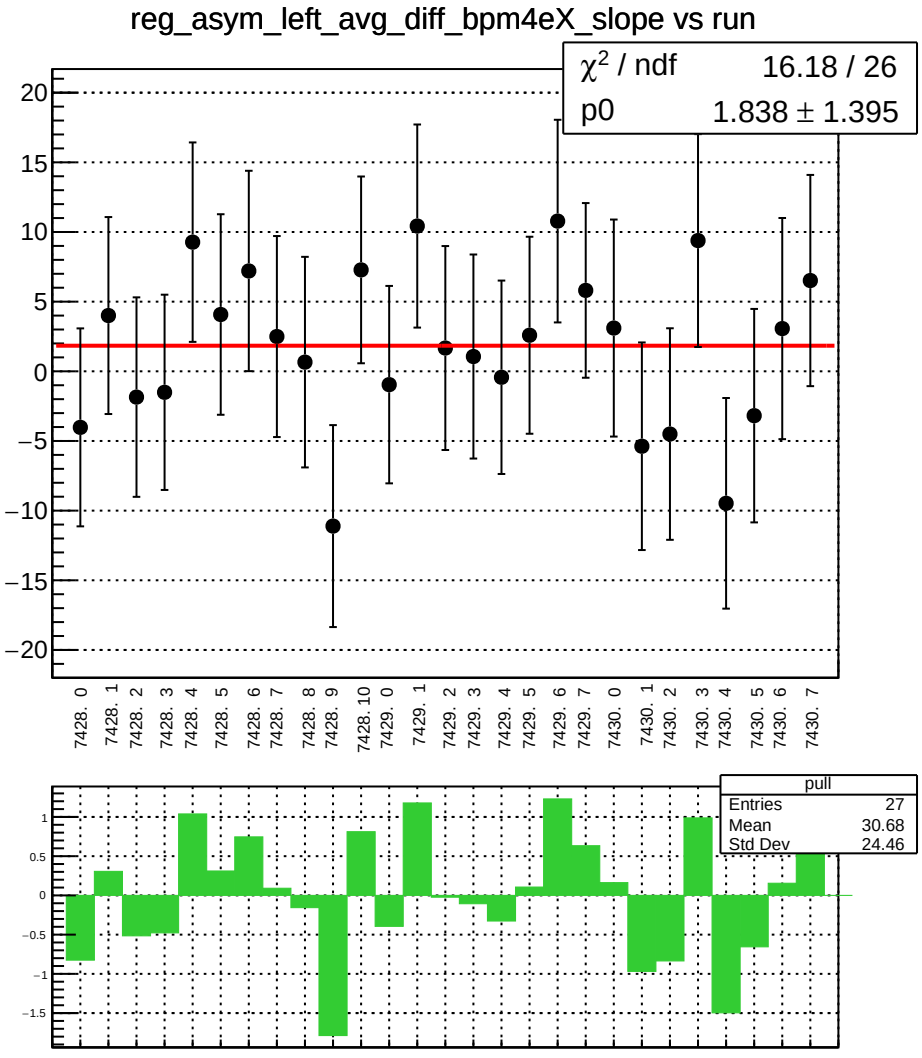
reg_asym_left_avg_diff_bpm4eX_slope vs run
χ² / ndf 16.18 / 26
p0 1.838 ± 1.395
20
15
10
5
0
−5
−10
−15
−20
7428. 0
7428. 1
7428. 2
7428. 3
7428. 4
7428. 5
7428. 6
7428. 7
7428. 8
7428. 9
7428. 10
7429. 0
7429. 1
7429. 2
7429. 3
7429. 4
7429. 5
7429. 6
7429. 7
7430. 0
7430. 1
7430. 2
7430. 3
7430. 4
7430. 5
7430. 6
7430. 7
pull
Entries 27
Mean 30.68
Std Dev 24.46
1
0.5
0
−0.5
−1
−1.5

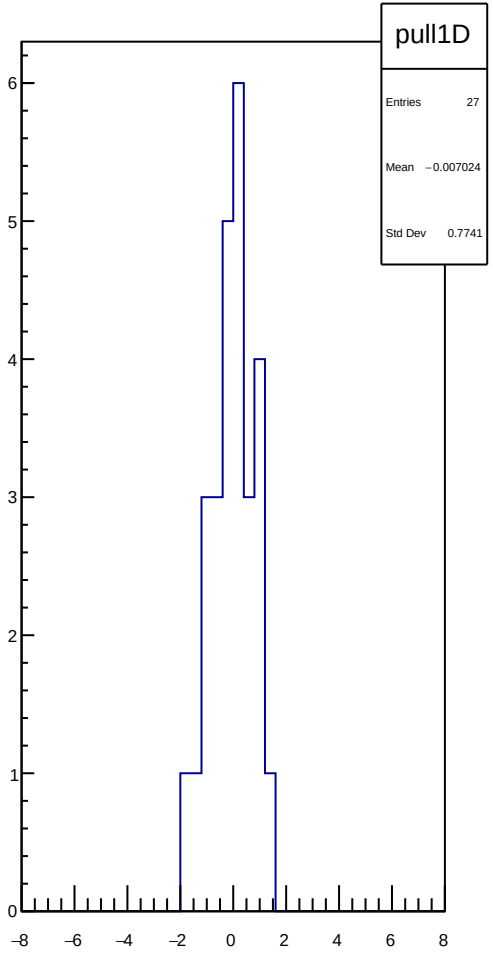
pull1D
Entries 27
Mean −0.007024
Std Dev 0.7741
6
5
4
3
2
1
0
−8
−6
−4
−2
0
2
4
6
8

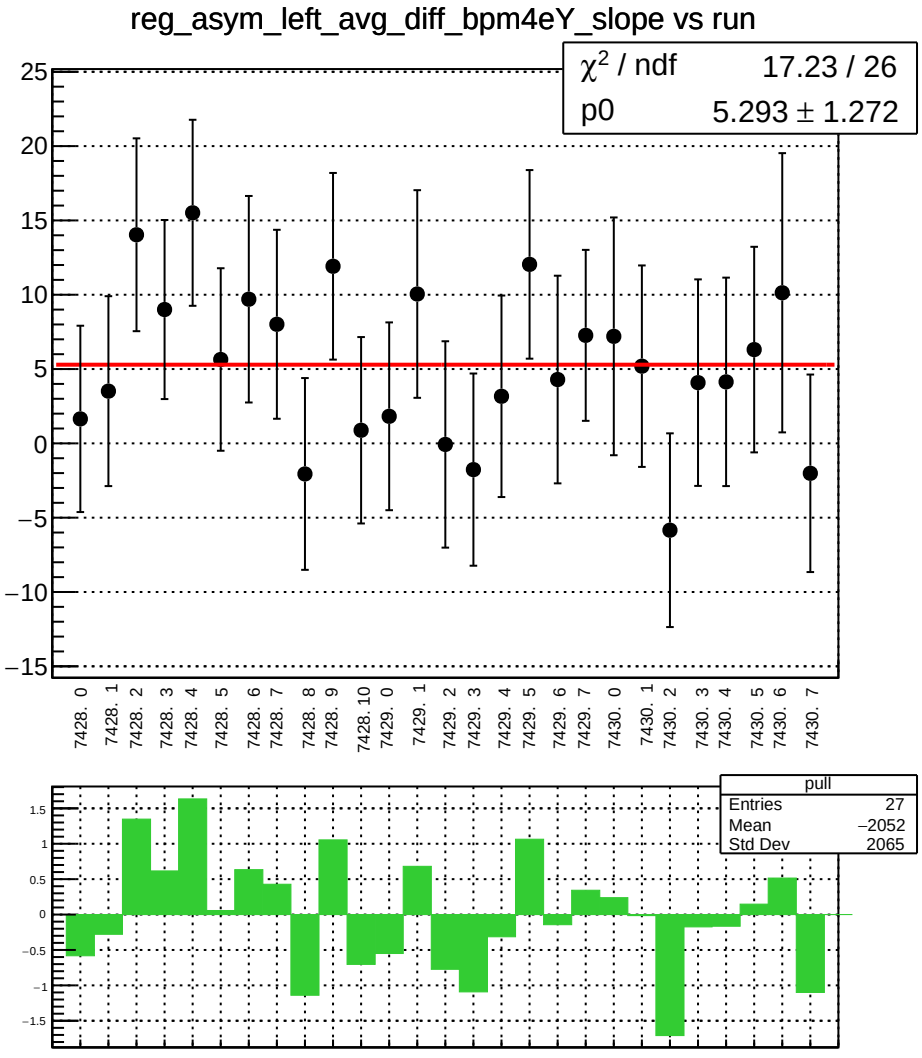
reg_asym_left_avg_diff_bpm4eY_slope vs run
χ² / ndf 17.23 / 26
p0 5.293 ± 1.272
7428. 0
7428. 1
7428. 2
7428. 3
7428. 4
7428. 5
7428. 6
7428. 7
7428. 8
7428. 9
7428. 10
7429. 0
7429. 1
7429. 2
7429. 3
7429. 4
7429. 5
7429. 6
7429. 7
7430. 0
7430. 1
7430. 2
7430. 3
7430. 4
7430. 5
7430. 6
7430. 7
pull
Entries 27
Mean −2052
Std Dev 2065

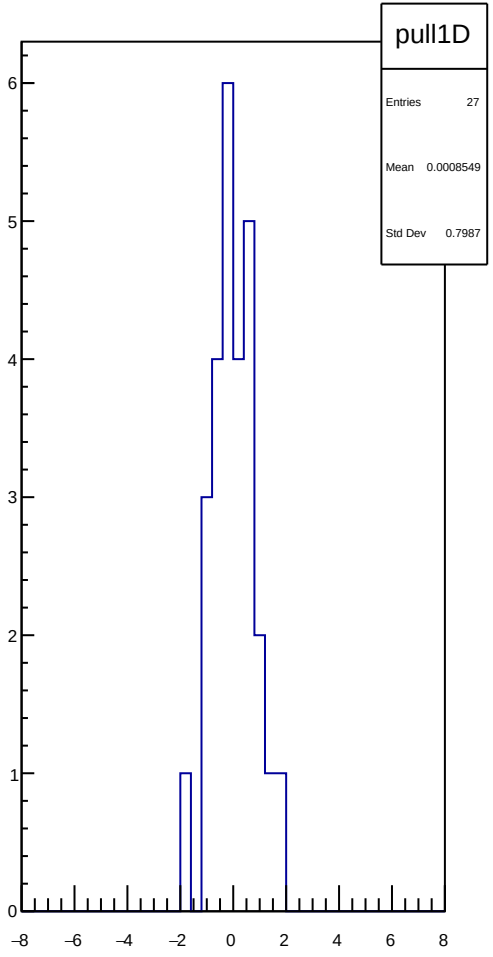
pull1D
Entries 27
Mean 0.0008549
Std Dev 0.7987

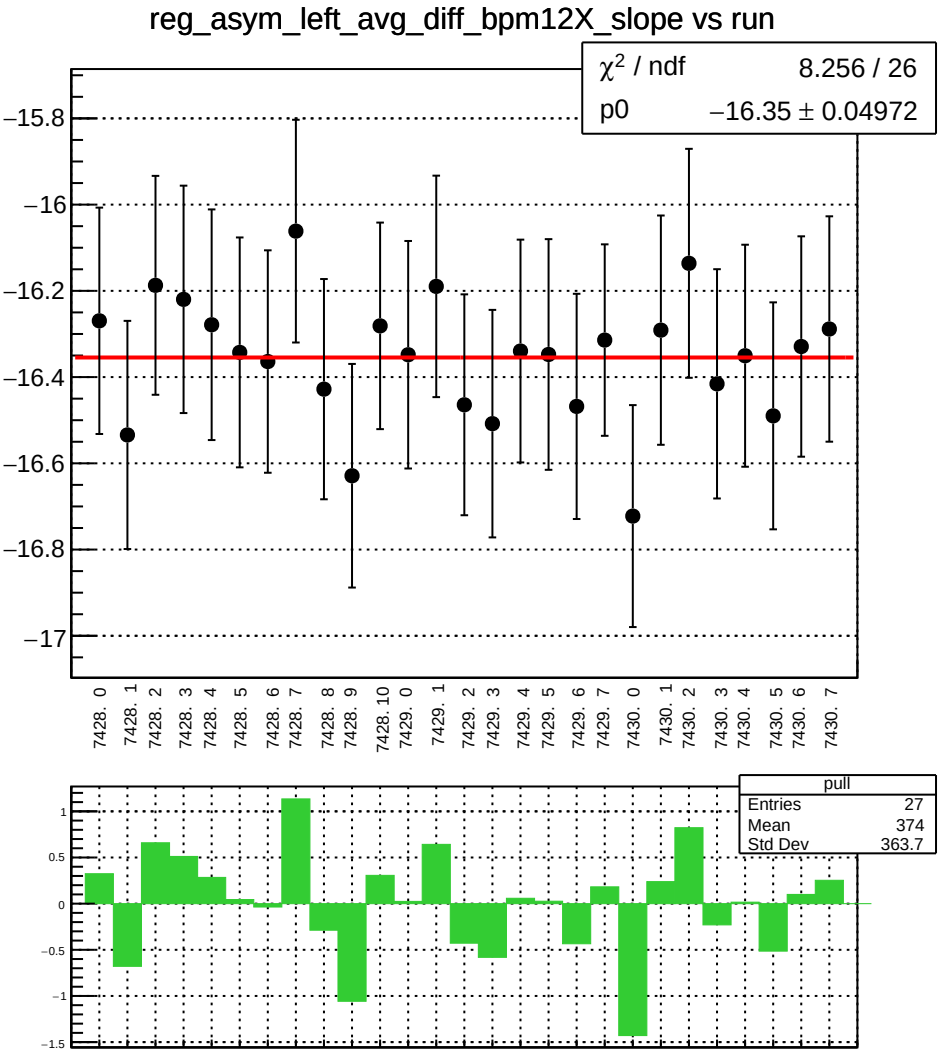
reg_asym_left_avg_diff_bpm12X_slope vs run
χ² / ndf 8.256 / 26
p0 −16.35 ± 0.04972
−15.8
−16
−16.2
−16.4
−16.6
−16.8
−17
7428. 0
7428. 1
7428. 2
7428. 3
7428. 4
7428. 5
7428. 6
7428. 7
7428. 8
7428. 9
7428. 10
7429. 0
7429. 1
7429. 2
7429. 3
7429. 4
7429. 5
7429. 6
7429. 7
7430. 0
7430. 1
7430. 2
7430. 3
7430. 4
7430. 5
7430. 6
7430. 7
pull
Entries 27
Mean 374
Std Dev 363.7
1
0.5
0
−0.5
−1
−1.5

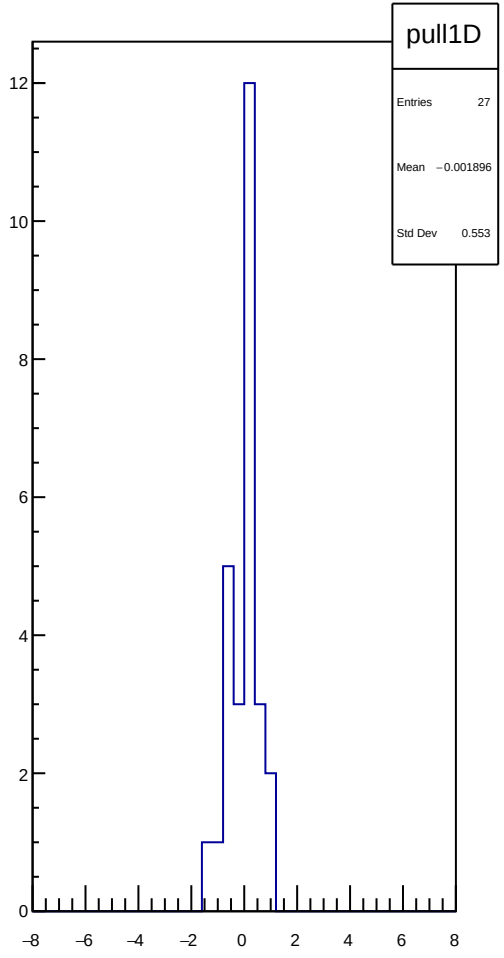
pull1D
Entries 27
Mean −0.001896
Std Dev 0.553
12
10
8
6
4
2
0
−8
−6
−4
−2
0
2
4
6
8

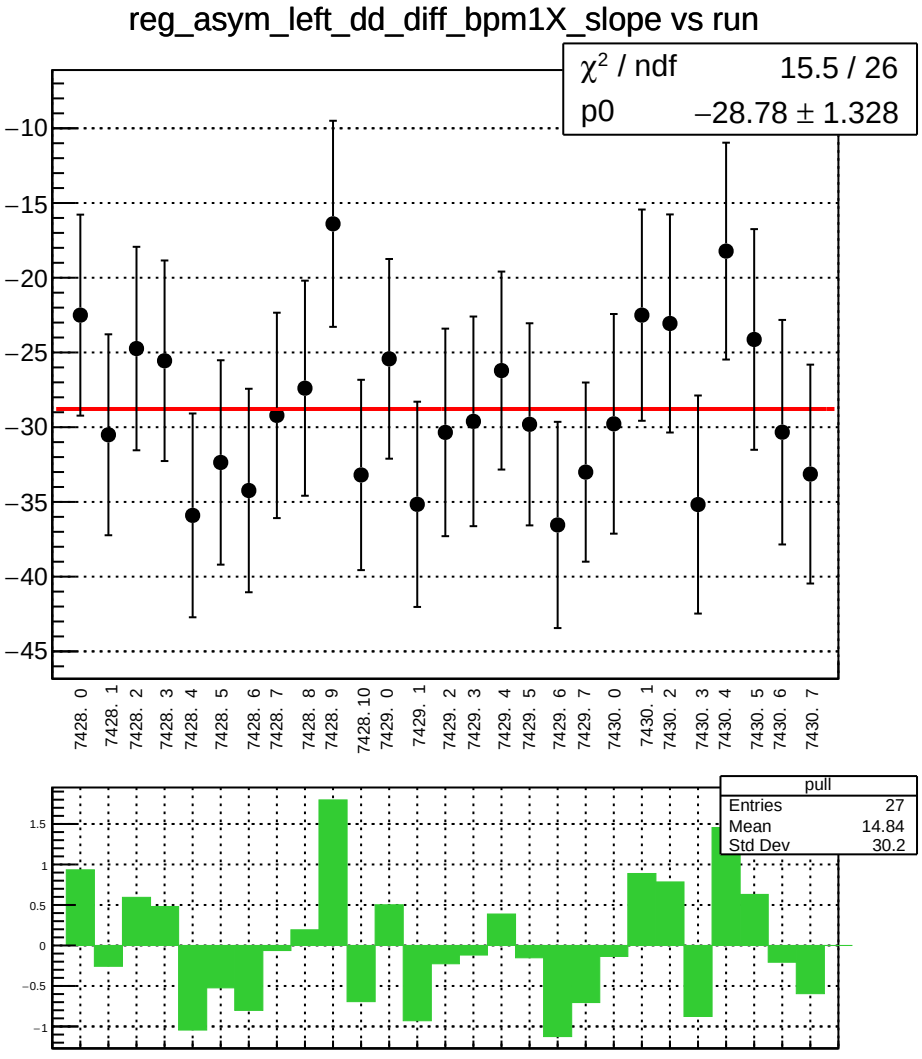
reg_asym_left_dd_diff_bpm1X_slope vs run
χ² / ndf 15.5 / 26
p0 −28.78 ± 1.328
−10
−15
−20
−25
−30
−35
−40
−45
7428. 0
7428. 1
7428. 2
7428. 3
7428. 4
7428. 5
7428. 6
7428. 7
7428. 8
7428. 9
7428. 10
7429. 0
7429. 1
7429. 2
7429. 3
7429. 4
7429. 5
7429. 6
7429. 7
7430. 0
7430. 1
7430. 2
7430. 3
7430. 4
7430. 5
7430. 6
7430. 7
pull
Entries 27
Mean 14.84
Std Dev 30.2
1.5
1
0.5
0
−0.5
−1

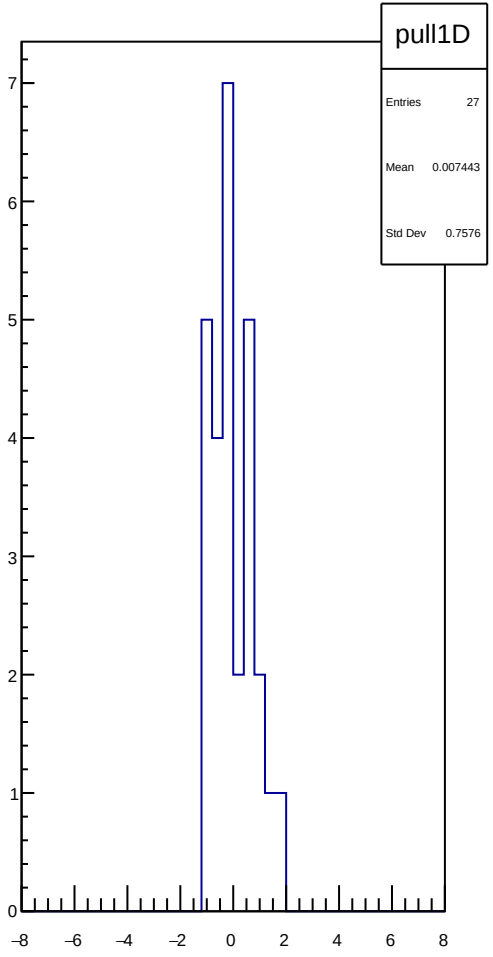
pull1D
Entries 27
Mean 0.007443
Std Dev 0.7576
7
6
5
4
3
2
1
0
−8
−6
−4
−2
0
2
4
6
8

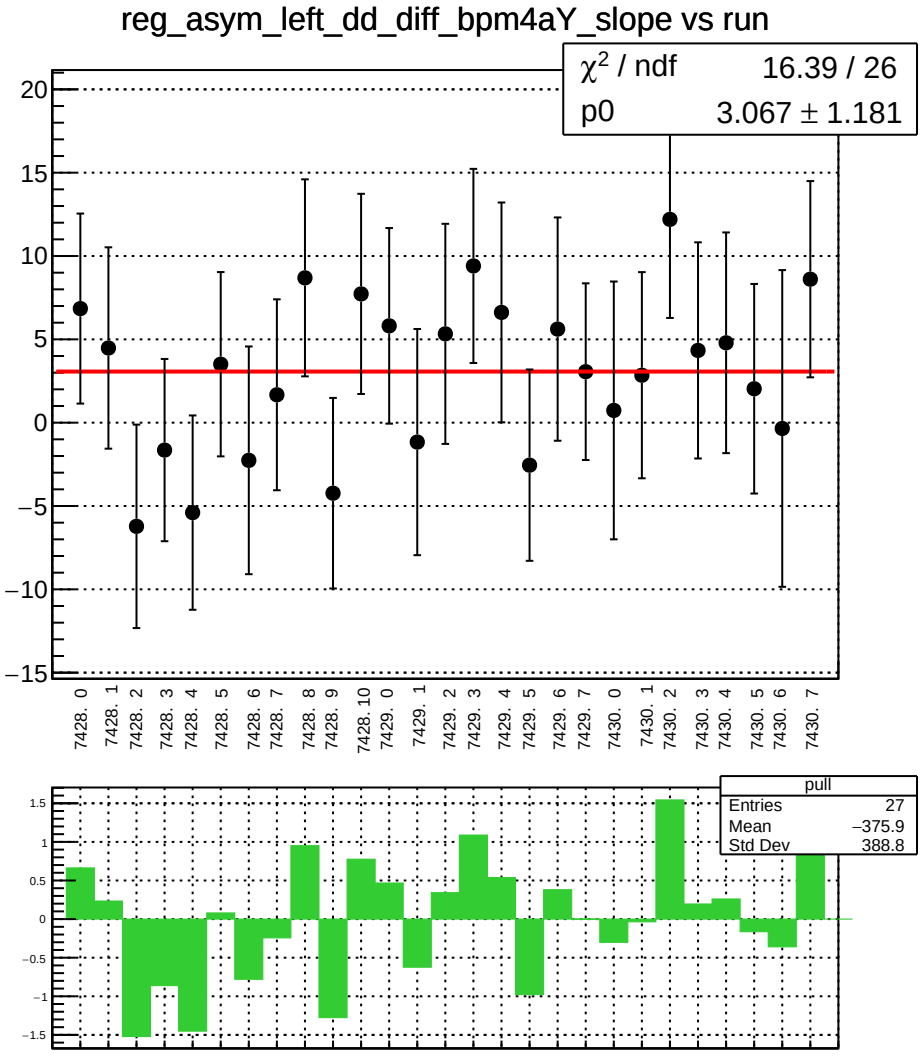
reg_asym_left_dd_diff_bpm4aY_slope vs run
χ² / ndf 16.39 / 26
p0 3.067 ± 1.181
20
15
10
5
0
−5
−10
−15
7428. 0
7428. 1
7428. 2
7428. 3
7428. 4
7428. 5
7428. 6
7428. 7
7428. 8
7428. 9
7428. 10
7429. 0
7429. 1
7429. 2
7429. 3
7429. 4
7429. 5
7429. 6
7429. 7
7430. 0
7430. 1
7430. 2
7430. 3
7430. 4
7430. 5
7430. 6
7430. 7
pull
Entries 27
Mean −375.9
Std Dev 388.8
1.5
1
0.5
0
−0.5
−1
−1.5

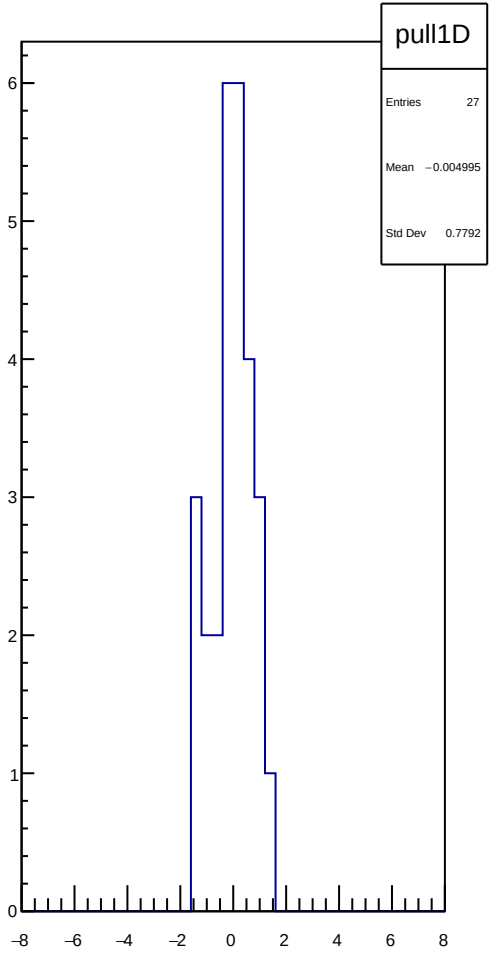
pull1D
Entries 27
Mean −0.004995
Std Dev 0.7792
6
5
4
3
2
1
0
−8
−6
−4
−2
0
2
4
6
8

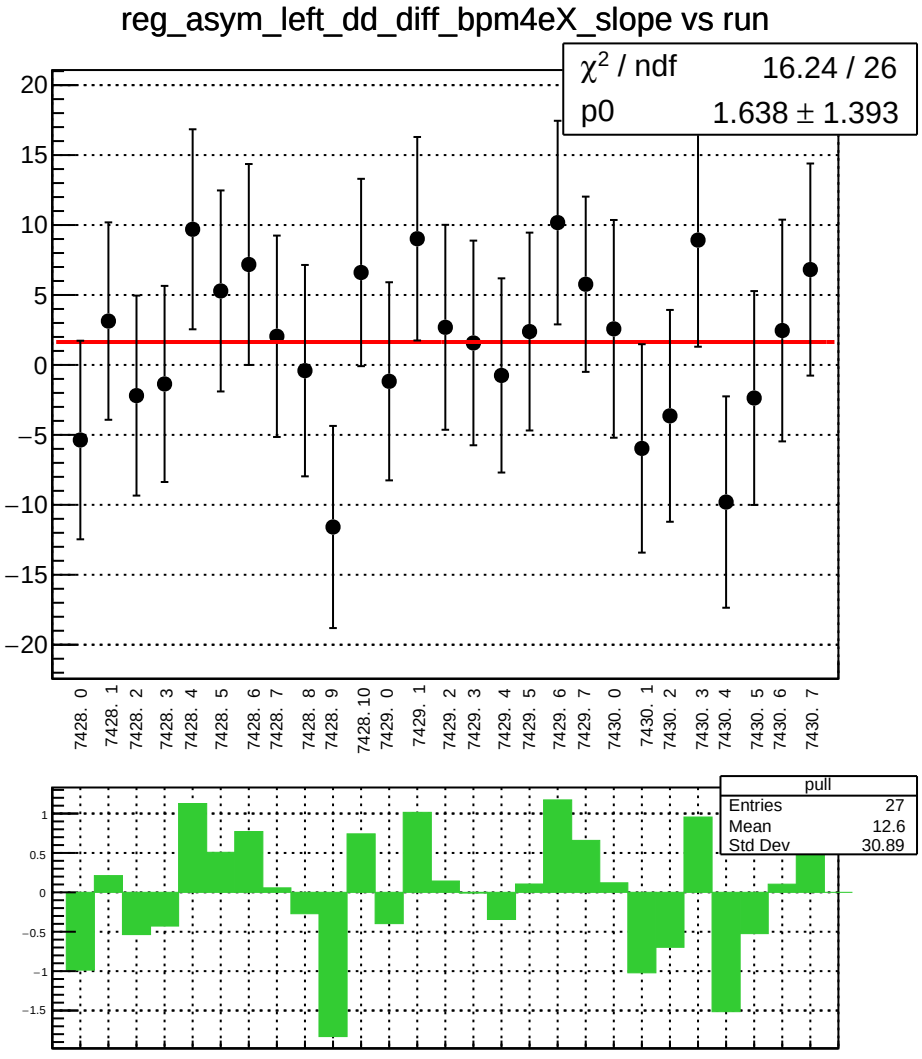
reg_asym_left_dd_diff_bpm4eX_slope vs run
χ² / ndf 16.24 / 26
p0 1.638 ± 1.393
7428. 0
7428. 1
7428. 2
7428. 3
7428. 4
7428. 5
7428. 6
7428. 7
7428. 8
7428. 9
7428. 10
7429. 0
7429. 1
7429. 2
7429. 3
7429. 4
7429. 5
7429. 6
7429. 7
7430. 0
7430. 1
7430. 2
7430. 3
7430. 4
7430. 5
7430. 6
7430. 7
pull
Entries 27
Mean 12.6
Std Dev 30.89

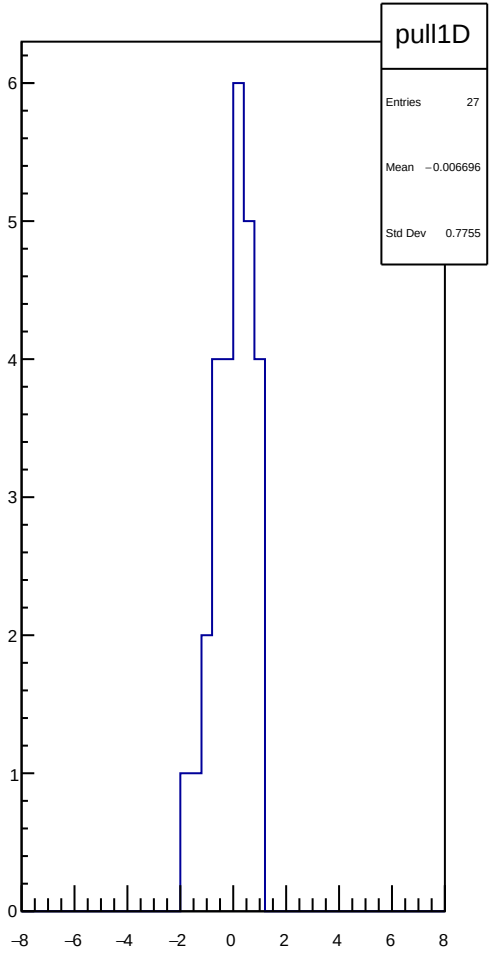
pull1D
Entries 27
Mean −0.006696
Std Dev 0.7755

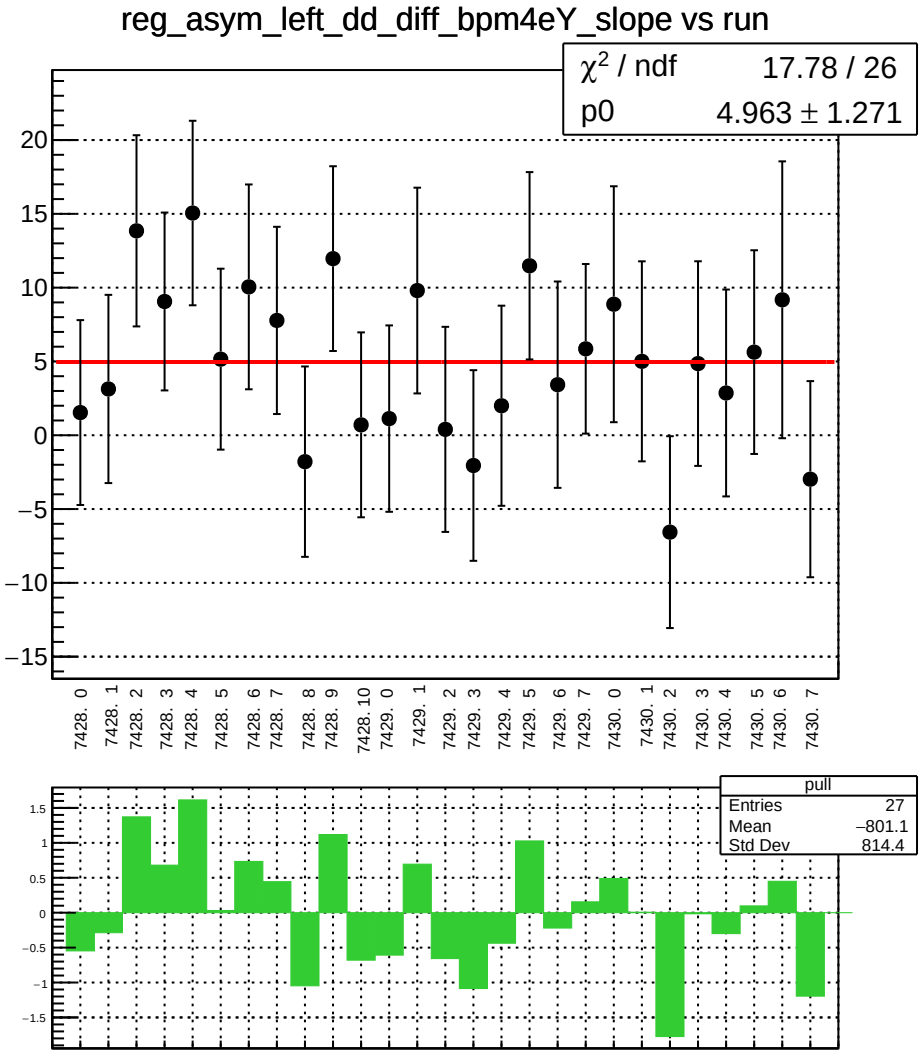
reg_asym_left_dd_diff_bpm4eY_slope vs run
χ2 / ndf 17.78 / 26
p0 4.963 ± 1.271
20
15
10
5
0
−5
−10
−15
7428. 0
7428. 1
7428. 2
7428. 3
7428. 4
7428. 5
7428. 6
7428. 7
7428. 8
7428. 9
7428. 10
7429. 0
7429. 1
7429. 2
7429. 3
7429. 4
7429. 5
7429. 6
7429. 7
7430. 0
7430. 1
7430. 2
7430. 3
7430. 4
7430. 5
7430. 6
7430. 7
pull
Entries 27
Mean −801.1
Std Dev 814.4
1.5
1
0.5
0
−0.5
−1
−1.5

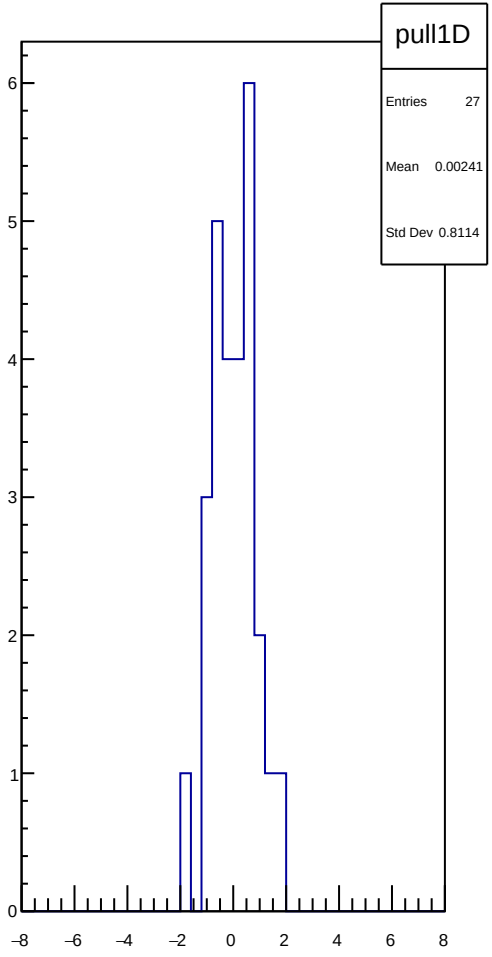
pull1D
Entries 27
Mean 0.00241
Std Dev 0.8114
6
5
4
3
2
1
0
−8
−6
−4
−2
0
2
4
6
8

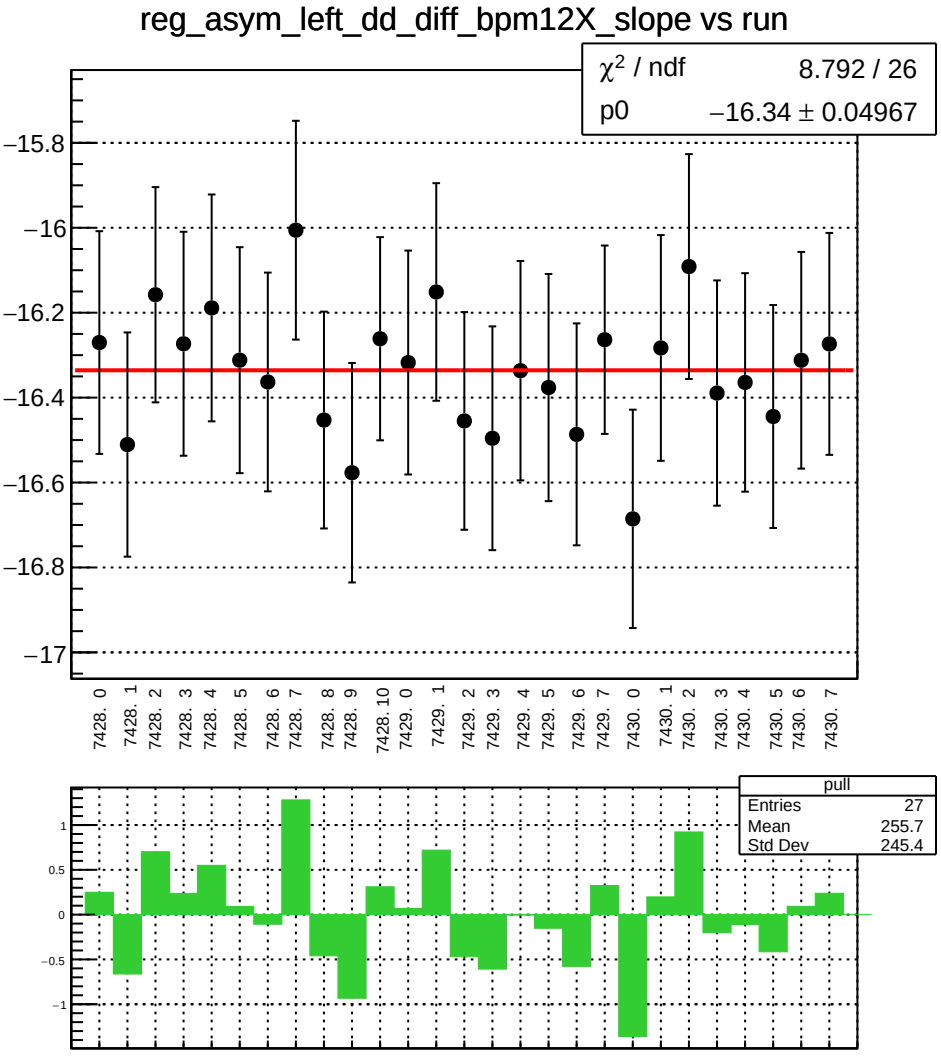
reg_asym_left_dd_diff_bpm12X_slope vs run
χ² / ndf 8.792 / 26
p0 −16.34 ± 0.04967
−15.8
−16
−16.2
−16.4
−16.6
−16.8
−17
7428. 0
7428. 1
7428. 2
7428. 3
7428. 4
7428. 5
7428. 6
7428. 7
7428. 8
7428. 9
7428. 10
7429. 0
7429. 1
7429. 2
7429. 3
7429. 4
7429. 5
7429. 6
7429. 7
7430. 0
7430. 1
7430. 2
7430. 3
7430. 4
7430. 5
7430. 6
7430. 7
pull
Entries 27
Mean 255.7
Std Dev 245.4
1
0.5
0
−0.5
−1

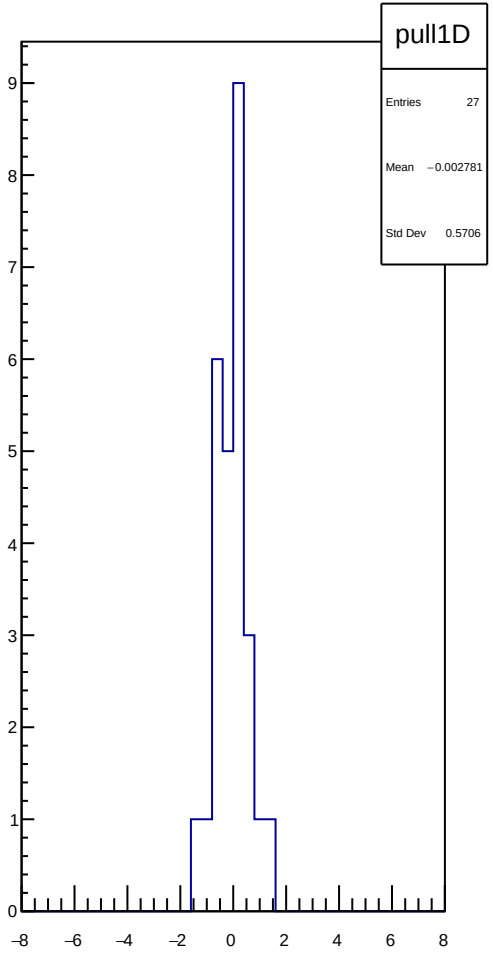
pull1D
Entries 27
Mean −0.002781
Std Dev 0.5706
9
8
7
6
5
4
3
2
1
0
−8
−6
−4
−2
0
2
4
6
8

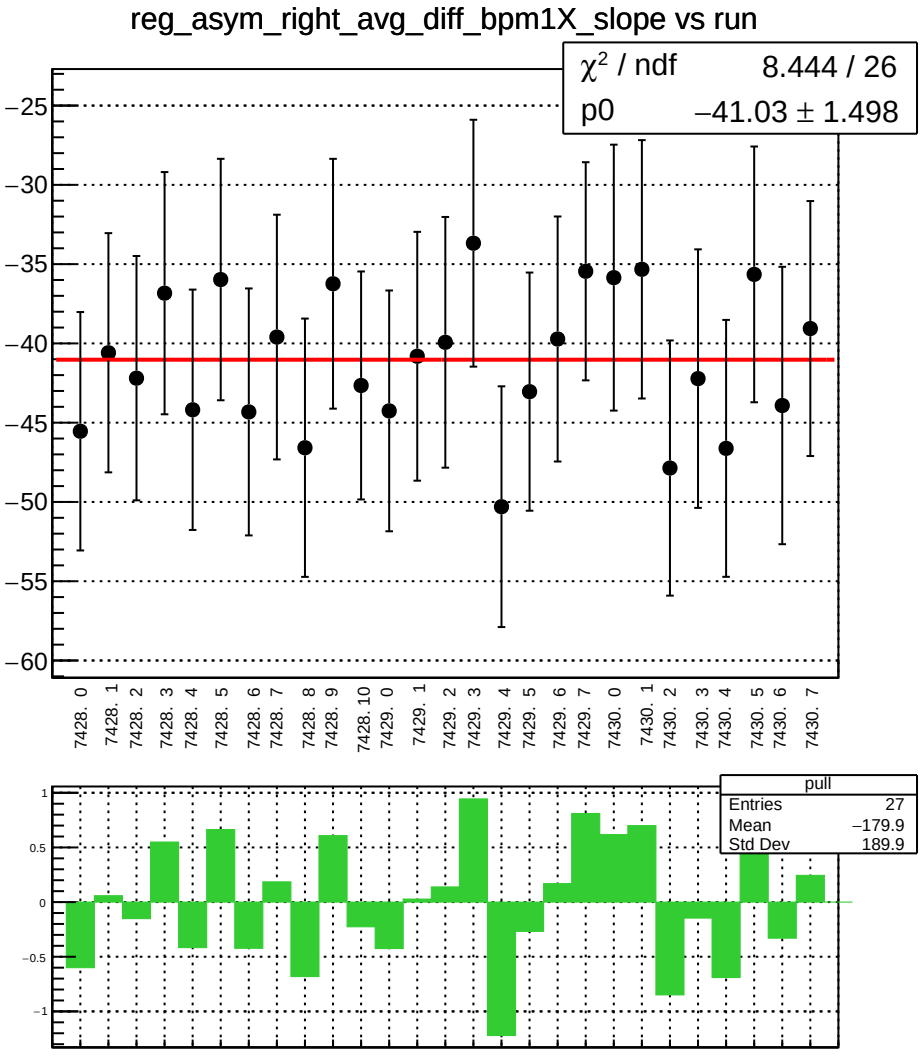
reg_asym_right_avg_diff_bpm1X_slope vs run
χ² / ndf 8.444 / 26
p0 −41.03 ± 1.498
−25
−30
−35
−40
−45
−50
−55
−60
7428. 0
7428. 1
7428. 2
7428. 3
7428. 4
7428. 5
7428. 6
7428. 7
7428. 8
7428. 9
7428. 10
7429. 0
7429. 1
7429. 2
7429. 3
7429. 4
7429. 5
7429. 6
7429. 7
7430. 0
7430. 1
7430. 2
7430. 3
7430. 4
7430. 5
7430. 6
7430. 7
pull
Entries 27
Mean −179.9
Std Dev 189.9
1
0.5
0
−0.5
−1

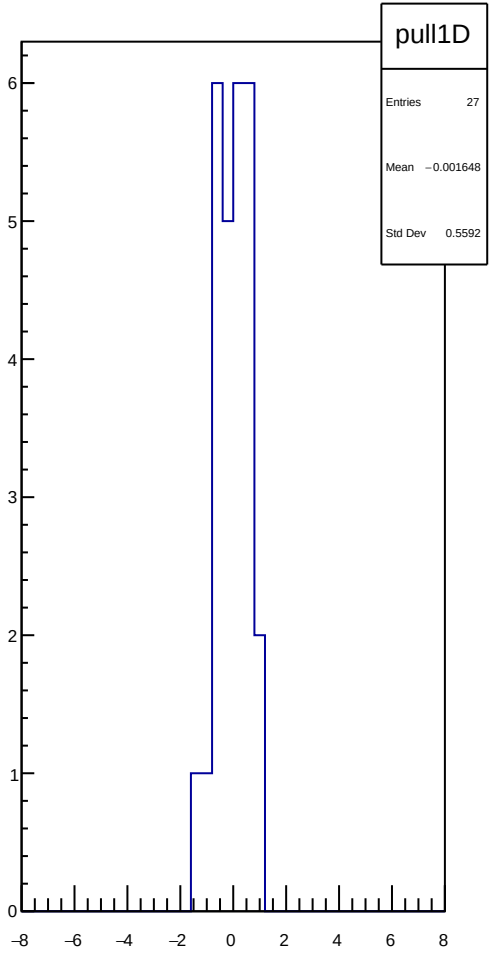
pull1D
Entries 27
Mean −0.001648
Std Dev 0.5592
6
5
4
3
2
1
0
−8
−6
−4
−2
0
2
4
6
8

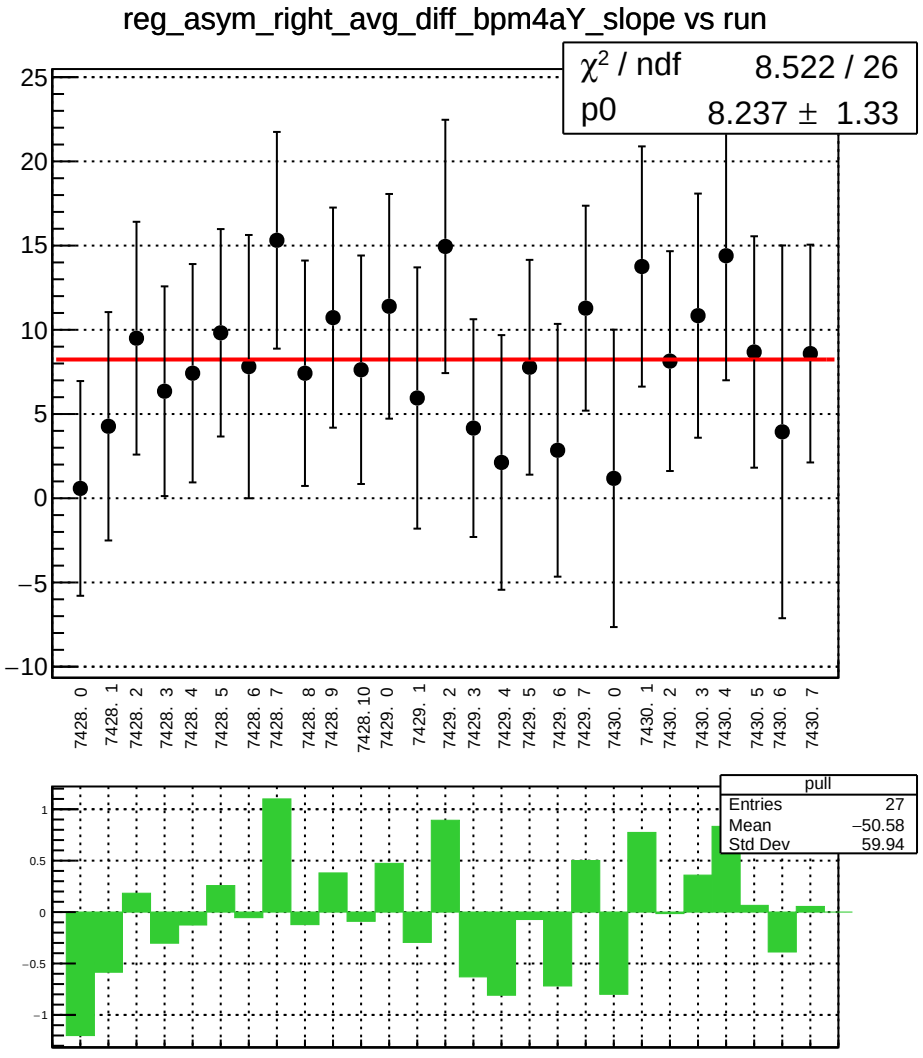
reg_asym_right_avg_diff_bpm4aY_slope vs run
χ² / ndf 8.522 / 26
p0 8.237 ± 1.33
7428. 0
7428. 1
7428. 2
7428. 3
7428. 4
7428. 5
7428. 6
7428. 7
7428. 8
7428. 9
7428. 10
7429. 0
7429. 1
7429. 2
7429. 3
7429. 4
7429. 5
7429. 6
7429. 7
7430. 0
7430. 1
7430. 2
7430. 3
7430. 4
7430. 5
7430. 6
7430. 7
pull
Entries 27
Mean −50.58
Std Dev 59.94

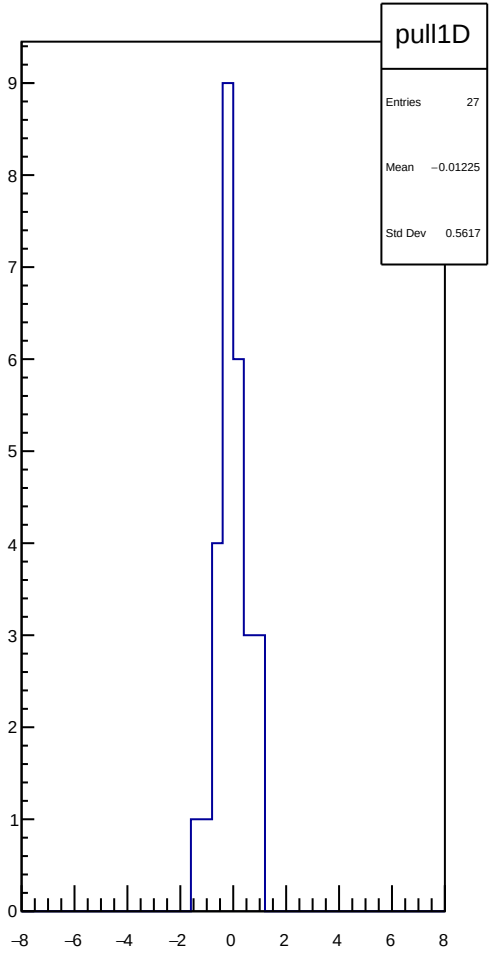
pull1D
Entries 27
Mean −0.01225
Std Dev 0.5617

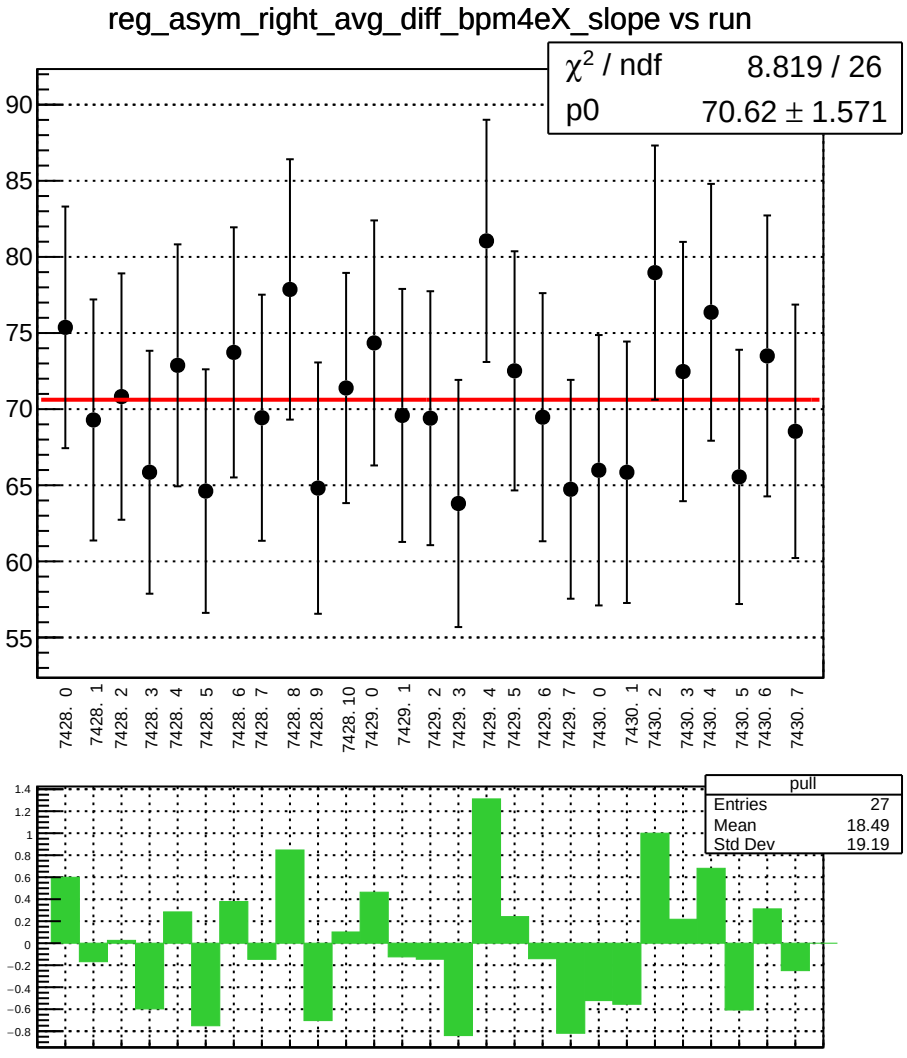
reg_asym_right_avg_diff_bpm4eX_slope vs run
χ² / ndf 8.819 / 26
p0 70.62 ± 1.571
90
85
80
75
70
65
60
55
7428. 0
7428. 1
7428. 2
7428. 3
7428. 4
7428. 5
7428. 6
7428. 7
7428. 8
7428. 9
7428. 10
7429. 0
7429. 1
7429. 2
7429. 3
7429. 4
7429. 5
7429. 6
7429. 7
7430. 0
7430. 1
7430. 2
7430. 3
7430. 4
7430. 5
7430. 6
7430. 7
pull
Entries 27
Mean 18.49
Std Dev 19.19
1.4
1.2
1
0.8
0.6
0.4
0.2
0
−0.2
−0.4
−0.6
−0.8

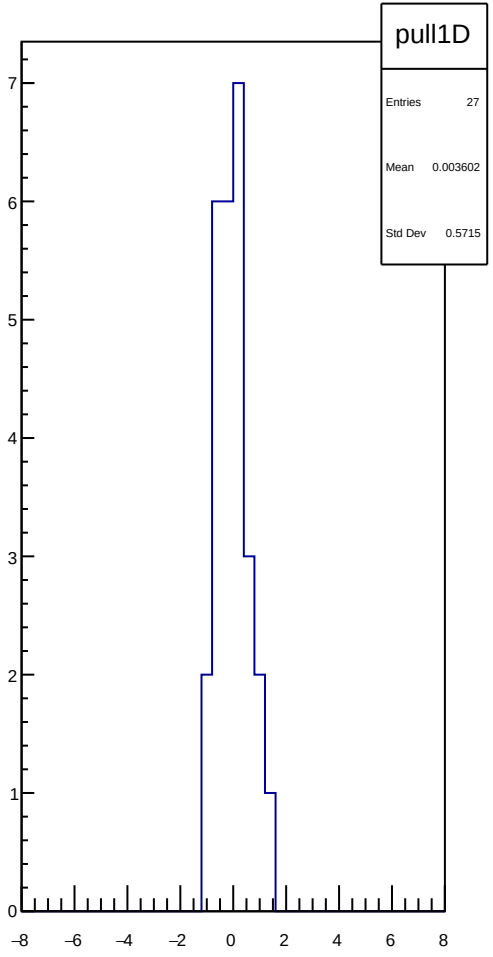
pull1D
Entries 27
Mean 0.003602
Std Dev 0.5715
7
6
5
4
3
2
1
0
−8
−6
−4
−2
0
2
4
6
8

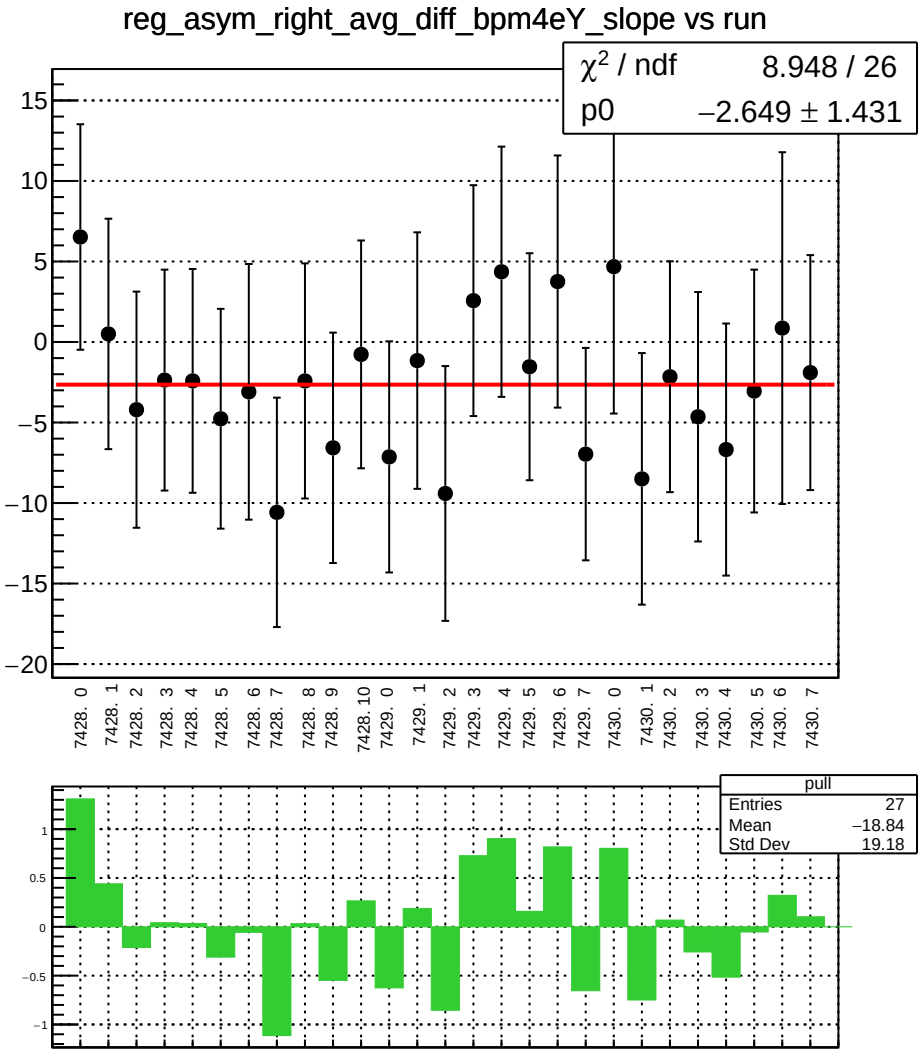
reg_asym_right_avg_diff_bpm4eY_slope vs run
χ² / ndf 8.948 / 26
p0 −2.649 ± 1.431
15
10
5
0
−5
−10
−15
−20
7428. 0
7428. 1
7428. 2
7428. 3
7428. 4
7428. 5
7428. 6
7428. 7
7428. 8
7428. 9
7428. 10
7429. 0
7429. 1
7429. 2
7429. 3
7429. 4
7429. 5
7429. 6
7429. 7
7430. 0
7430. 1
7430. 2
7430. 3
7430. 4
7430. 5
7430. 6
7430. 7
pull
Entries 27
Mean −18.84
Std Dev 19.18
1
0.5
0
−0.5
−1

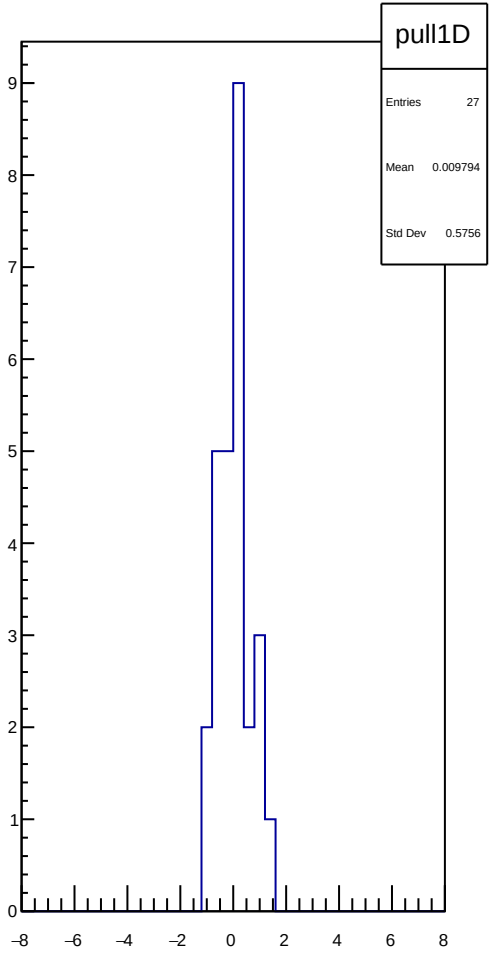
pull1D
Entries 27
Mean 0.009794
Std Dev 0.5756
9
8
7
6
5
4
3
2
1
0
−8
−6
−4
−2
0
2
4
6
8

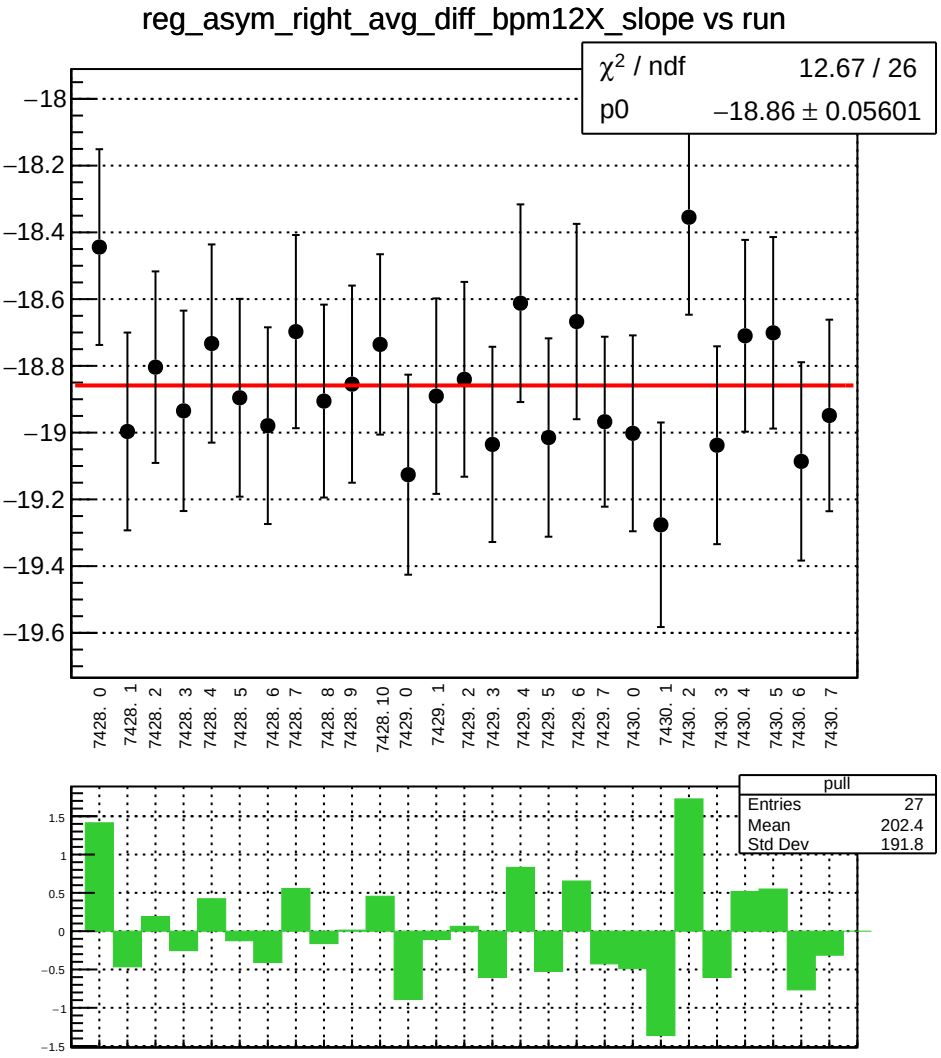
reg_asym_right_avg_diff_bpm12X_slope vs run
χ² / ndf 12.67 / 26
p0 −18.86 ± 0.05601
−18
−18.2
−18.4
−18.6
−18.8
−19
−19.2
−19.4
−19.6
7428. 0
7428. 1
7428. 2
7428. 3
7428. 4
7428. 5
7428. 6
7428. 7
7428. 8
7428. 9
7428. 10
7429. 0
7429. 1
7429. 2
7429. 3
7429. 4
7429. 5
7429. 6
7429. 7
7430. 0
7430. 1
7430. 2
7430. 3
7430. 4
7430. 5
7430. 6
7430. 7
pull
Entries 27
Mean 202.4
Std Dev 191.8
1.5
1
0.5
0
−0.5
−1
−1.5

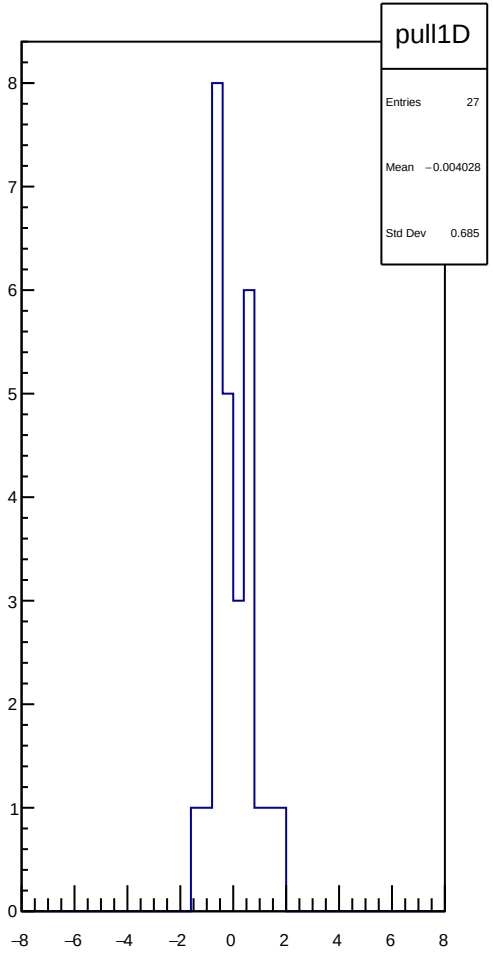
pull1D
Entries 27
Mean −0.004028
Std Dev 0.685
8
7
6
5
4
3
2
1
0
−8
−6
−4
−2
0
2
4
6
8

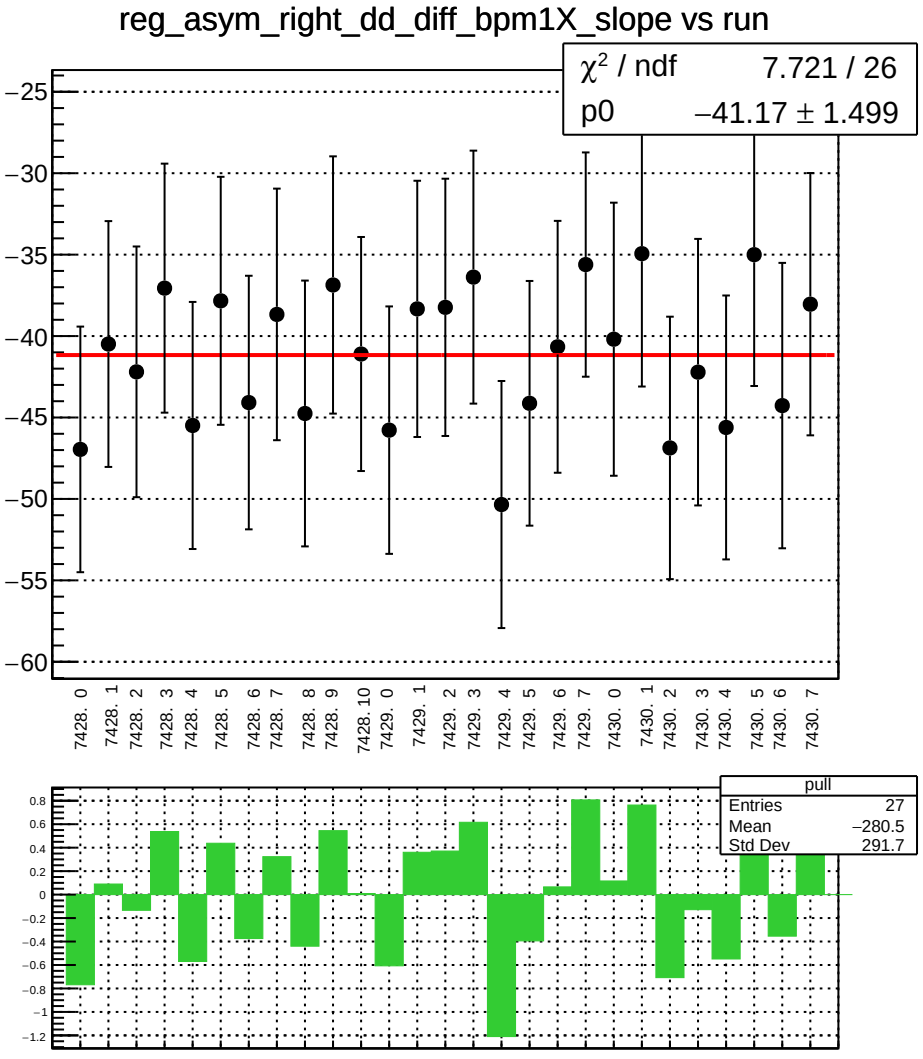
reg_asym_right_dd_diff_bpm1X_slope vs run
χ² / ndf 7.721 / 26
p0 −41.17 ± 1.499
−25
−30
−35
−40
−45
−50
−55
−60
7428. 0
7428. 1
7428. 2
7428. 3
7428. 4
7428. 5
7428. 6
7428. 7
7428. 8
7428. 9
7428. 10
7429. 0
7429. 1
7429. 2
7429. 3
7429. 4
7429. 5
7429. 6
7429. 7
7430. 0
7430. 1
7430. 2
7430. 3
7430. 4
7430. 5
7430. 6
7430. 7
pull
Entries 27
Mean −280.5
Std Dev 291.7
0.8
0.6
0.4
0.2
0
−0.2
−0.4
−0.6
−0.8
−1
−1.2

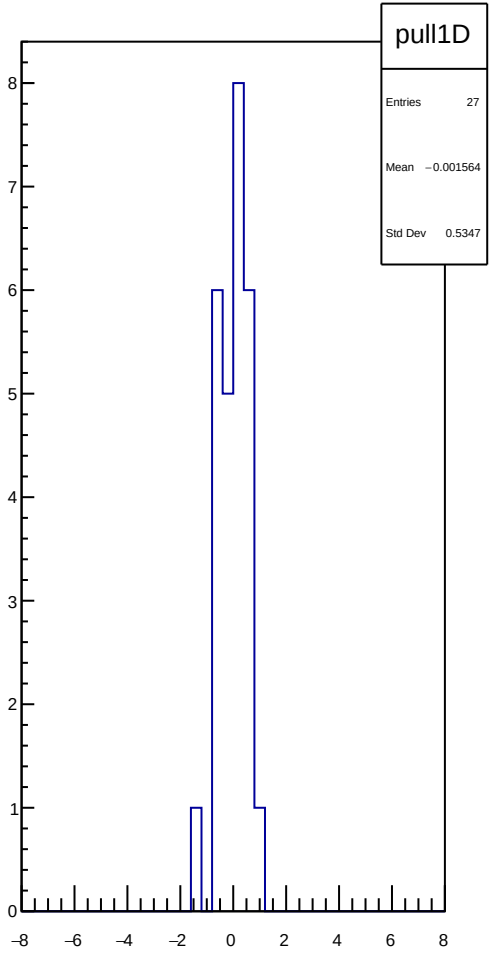
pull1D
Entries 27
Mean −0.001564
Std Dev 0.5347
8
7
6
5
4
3
2
1
0
−8
−6
−4
−2
0
2
4
6
8

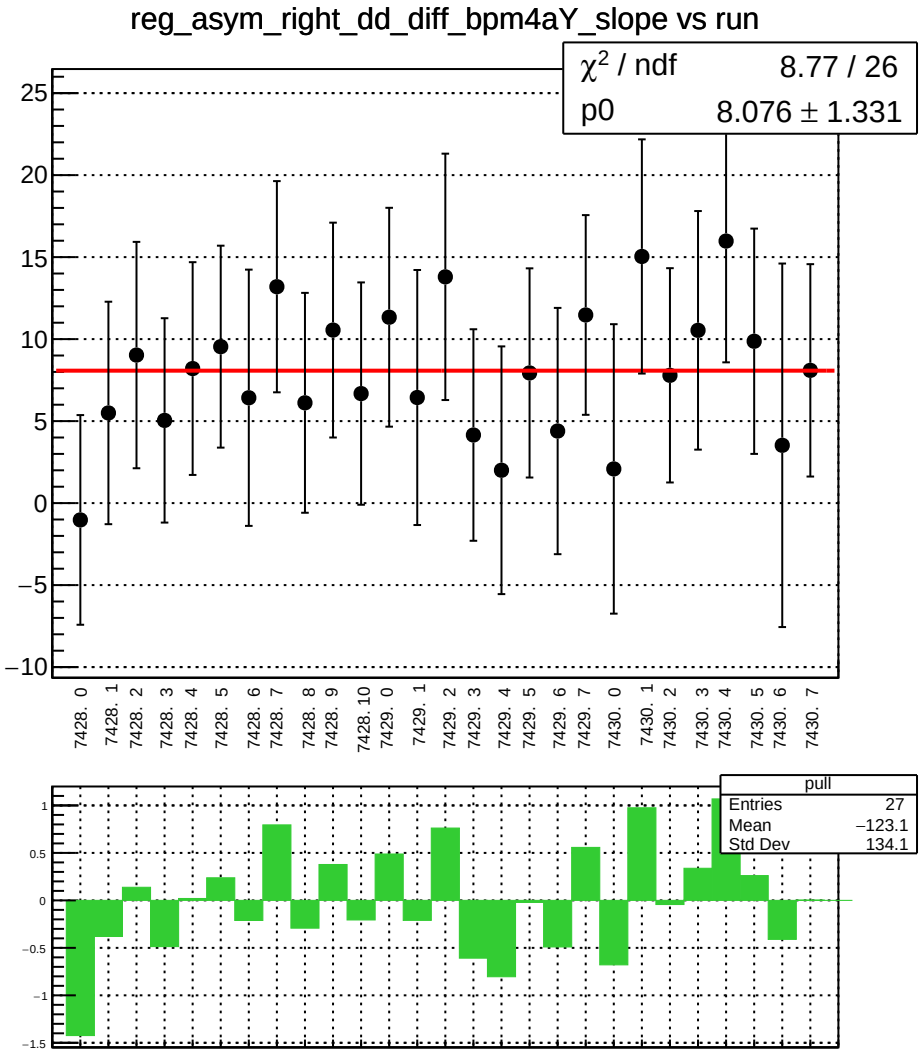
reg_asym_right_dd_diff_bpm4aY_slope vs run
χ² / ndf 8.77 / 26
p0 8.076 ± 1.331
7428. 0
7428. 1
7428. 2
7428. 3
7428. 4
7428. 5
7428. 6
7428. 7
7428. 8
7428. 9
7428. 10
7429. 0
7429. 1
7429. 2
7429. 3
7429. 4
7429. 5
7429. 6
7429. 7
7430. 0
7430. 1
7430. 2
7430. 3
7430. 4
7430. 5
7430. 6
7430. 7
pull
Entries 27
Mean −123.1
Std Dev 134.1

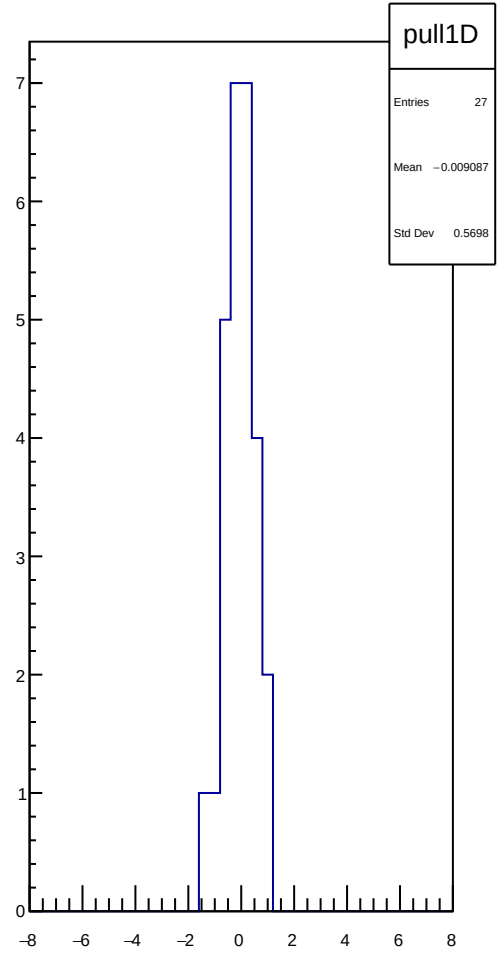
pull1D
Entries 27
Mean −0.009087
Std Dev 0.5698

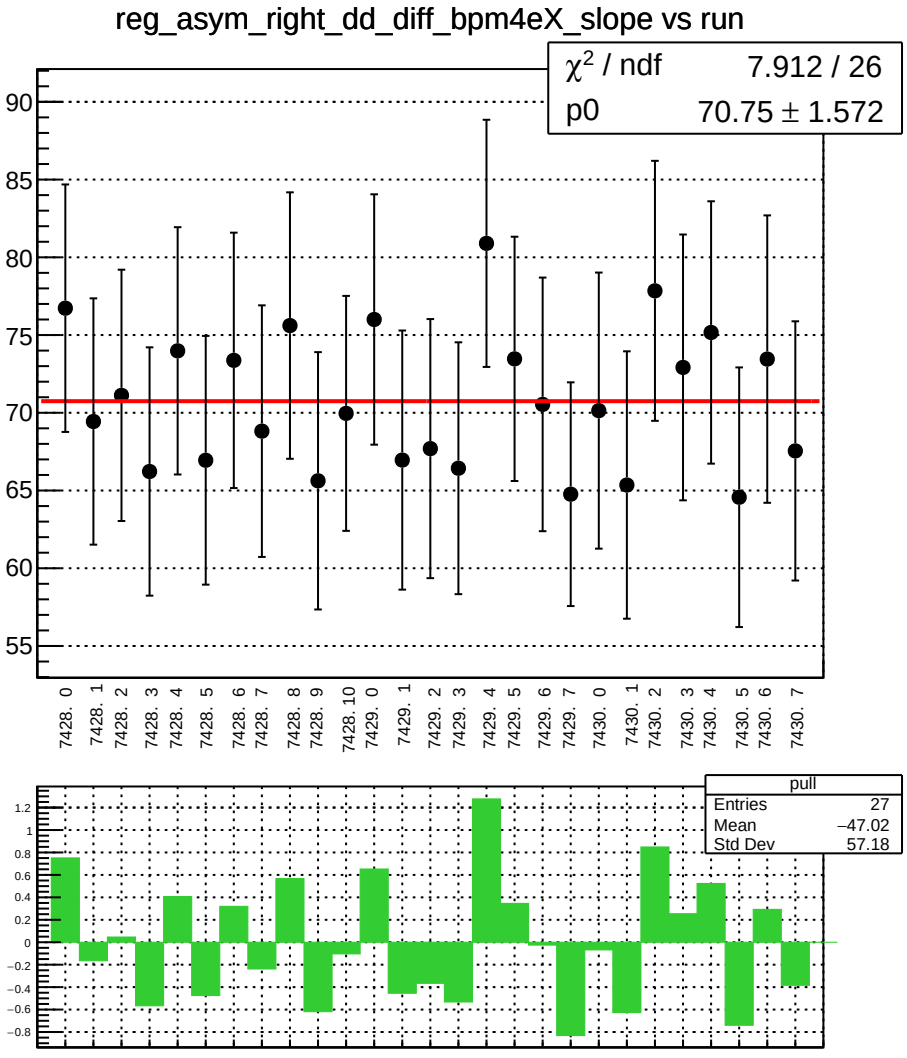
reg_asym_right_dd_diff_bpm4eX_slope vs run
χ^2 / ndf 7.912 / 26
p0 70.75 ± 1.572
90
85
80
75
70
65
60
55
7428. 0
7428. 1
7428. 2
7428. 3
7428. 4
7428. 5
7428. 6
7428. 7
7428. 8
7428. 9
7428. 10
7429. 0
7429. 1
7429. 2
7429. 3
7429. 4
7429. 5
7429. 6
7429. 7
7430. 0
7430. 1
7430. 2
7430. 3
7430. 4
7430. 5
7430. 6
7430. 7
pull
Entries 27
Mean −47.02
Std Dev 57.18
1.2
1
0.8
0.6
0.4
0.2
0
−0.2
−0.4
−0.6
−0.8

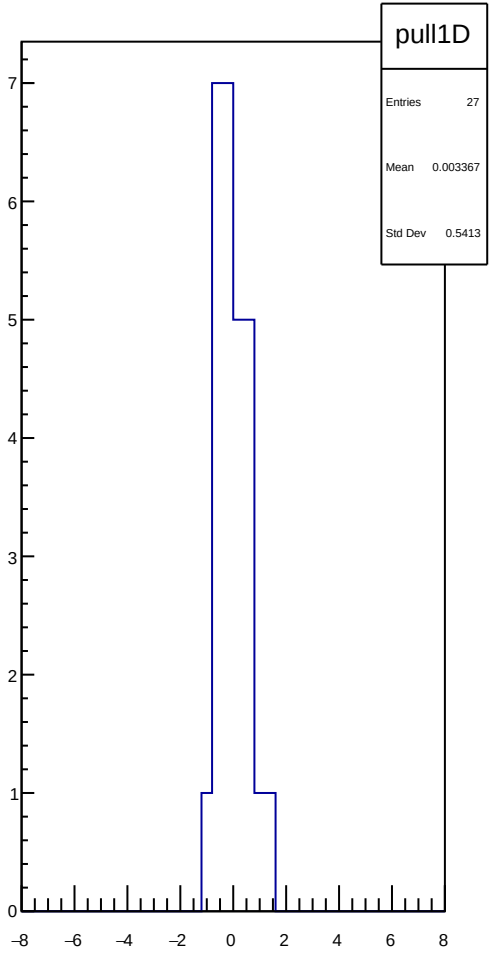
pull1D
Entries 27
Mean 0.003367
Std Dev 0.5413
7
6
5
4
3
2
1
0
−8
−6
−4
−2
0
2
4
6
8

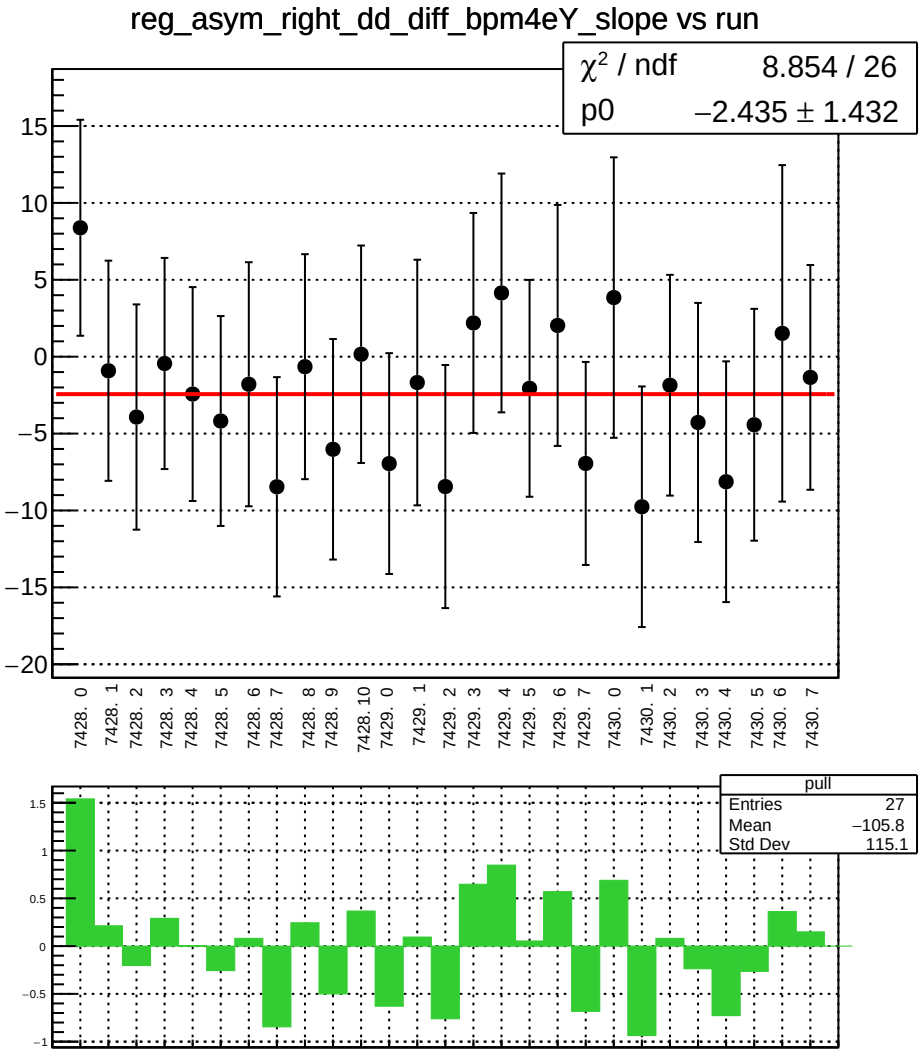
reg_asym_right_dd_diff_bpm4eY_slope vs run
χ² / ndf 8.854 / 26
p0 −2.435 ± 1.432
15
10
5
0
−5
−10
−15
−20
7428. 0
7428. 1
7428. 2
7428. 3
7428. 4
7428. 5
7428. 6
7428. 7
7428. 8
7428. 9
7428. 10
7429. 0
7429. 1
7429. 2
7429. 3
7429. 4
7429. 5
7429. 6
7429. 7
7430. 0
7430. 1
7430. 2
7430. 3
7430. 4
7430. 5
7430. 6
7430. 7
pull
Entries 27
Mean −105.8
Std Dev 115.1
1.5
1
0.5
0
−0.5
−1

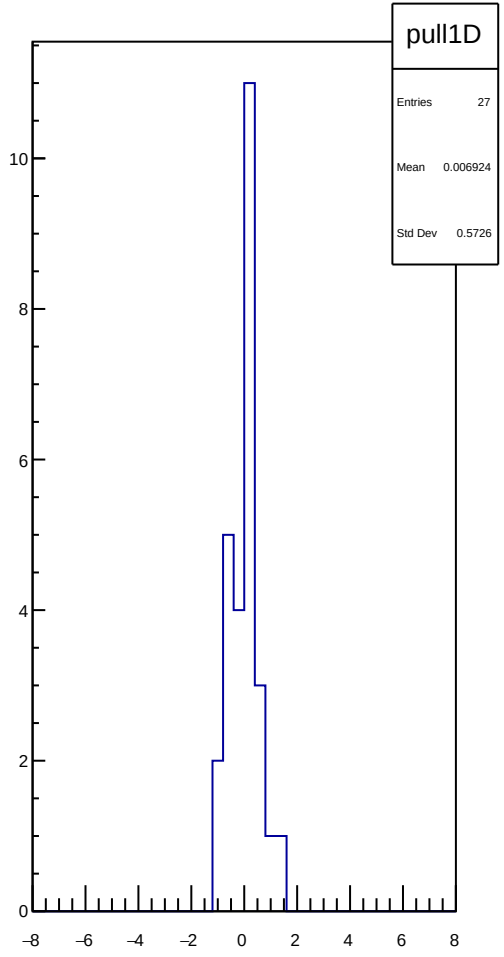
pull1D
Entries 27
Mean 0.006924
Std Dev 0.5726
10
8
6
4
2
0
−8
−6
−4
−2
0
2
4
6
8

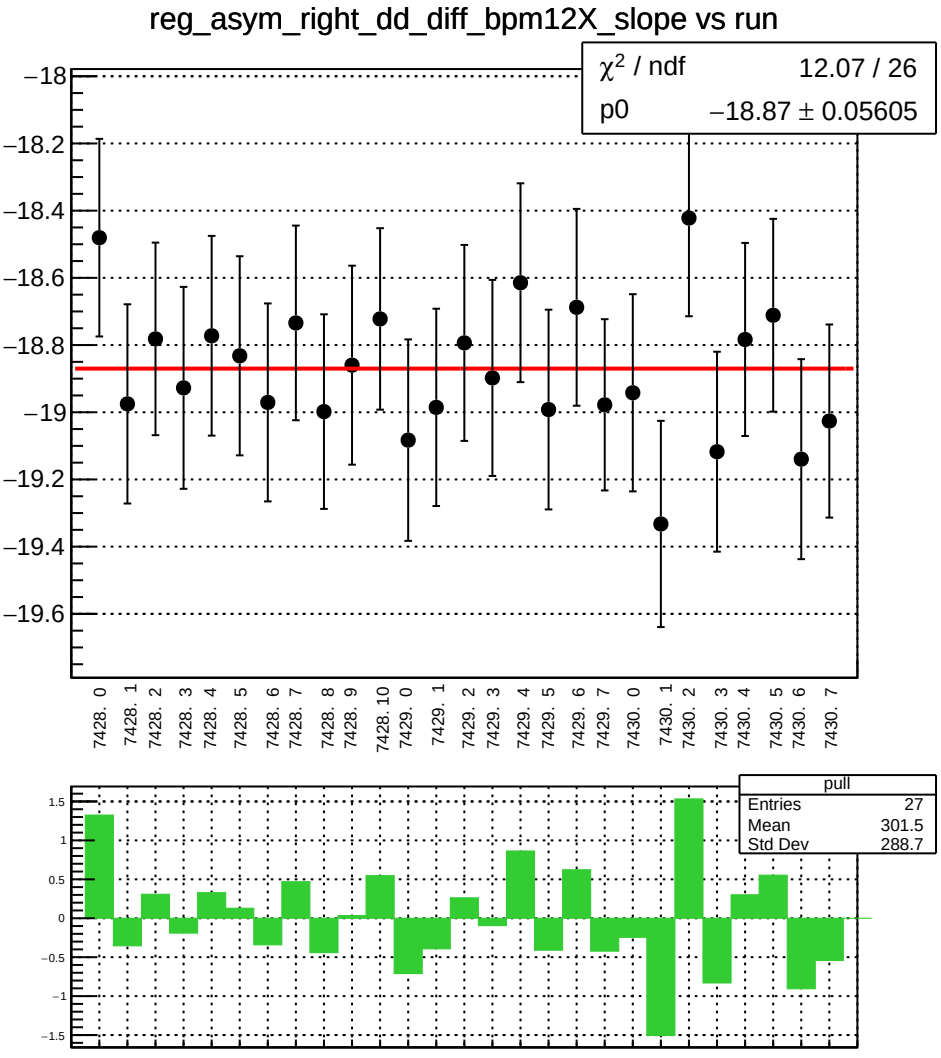
reg_asym_right_dd_diff_bpm12X_slope vs run
χ² / ndf 12.07 / 26
p0 −18.87 ± 0.05605
−18
−18.2
−18.4
−18.6
−18.8
−19
−19.2
−19.4
−19.6
7428. 0
7428. 1
7428. 2
7428. 3
7428. 4
7428. 5
7428. 6
7428. 7
7428. 8
7428. 9
7428. 10
7429. 0
7429. 1
7429. 2
7429. 3
7429. 4
7429. 5
7429. 6
7429. 7
7430. 0
7430. 1
7430. 2
7430. 3
7430. 4
7430. 5
7430. 6
7430. 7
pull
Entries 27
Mean 301.5
Std Dev 288.7
1.5
1
0.5
0
−0.5
−1
−1.5

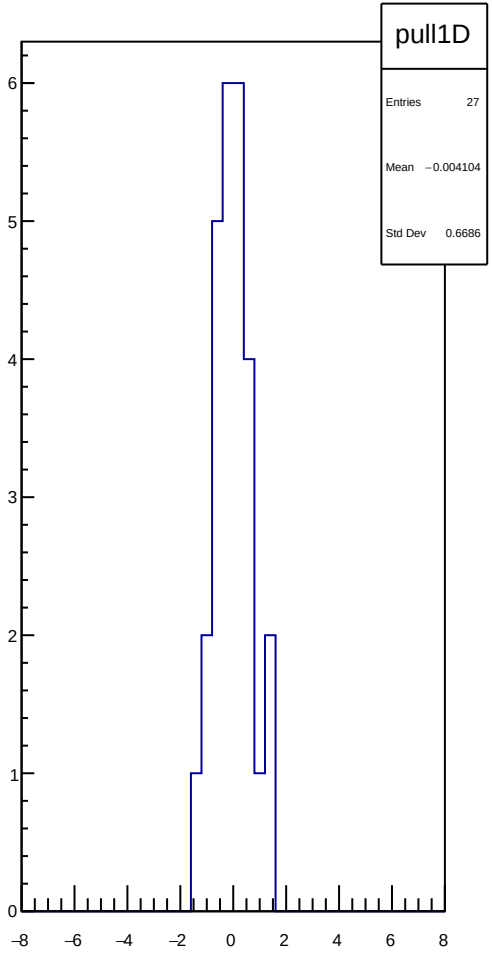
pull1D
Entries 27
Mean −0.004104
Std Dev 0.6686
6
5
4
3
2
1
0
−8
−6
−4
−2
0
2
4
6
8

reg_asym_sam_15_avg_diff_bpm1X_slope vs run

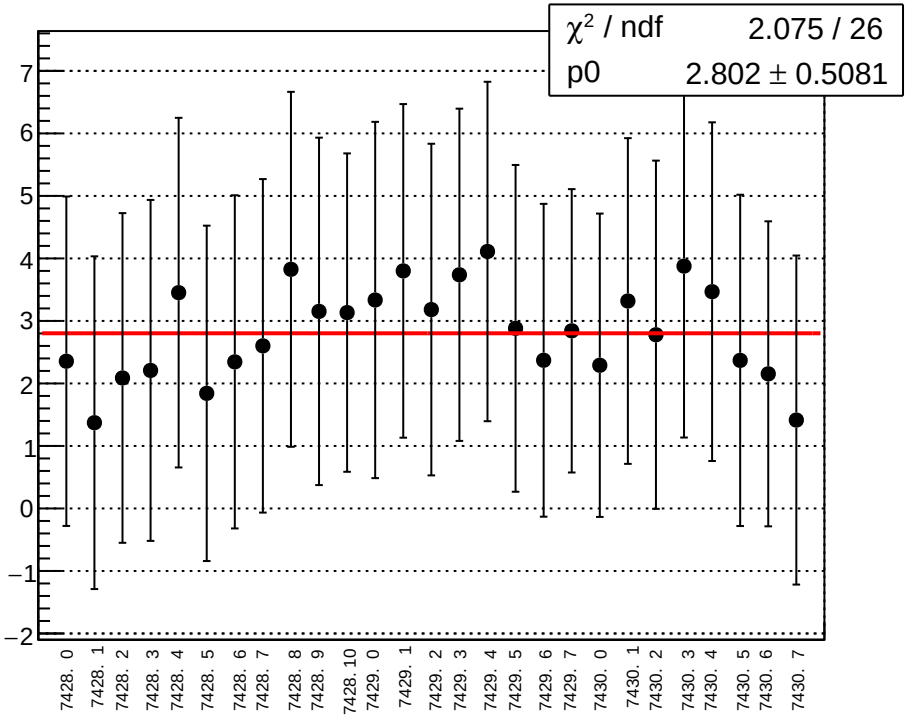

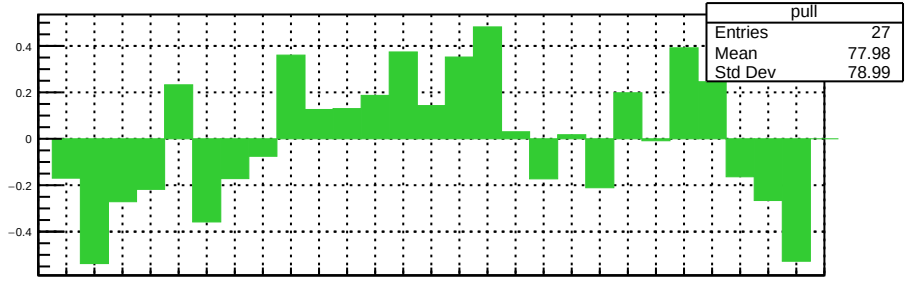

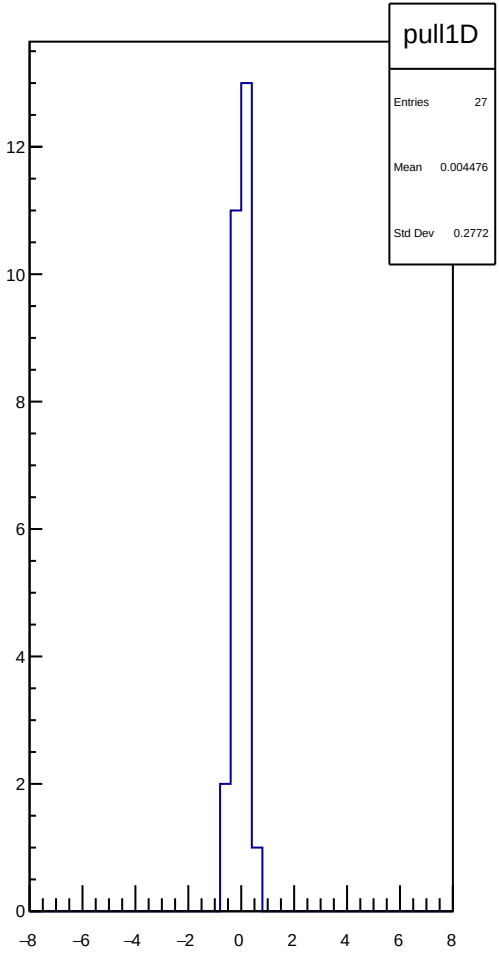

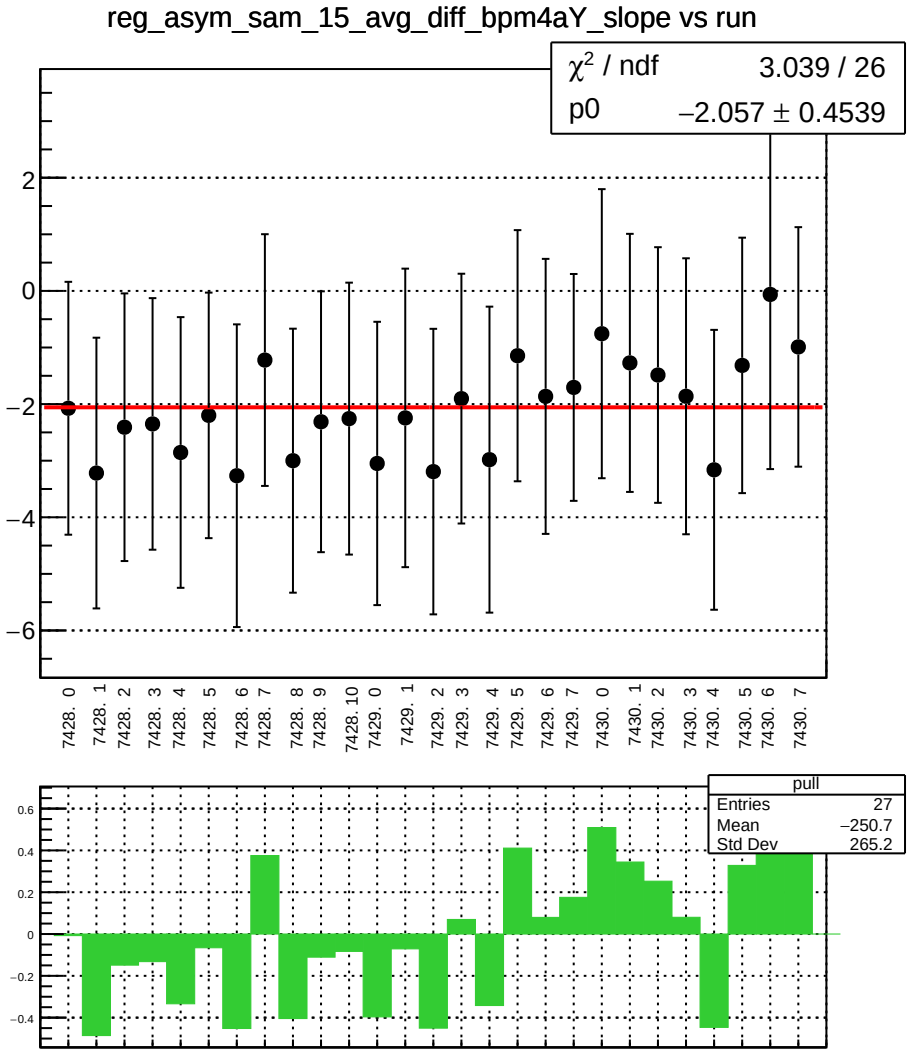
reg_asym_sam_15_avg_diff_bpm4aY_slope vs run
χ² / ndf 3.039 / 26
p0 −2.057 ± 0.4539
7428. 0
7428. 1
7428. 2
7428. 3
7428. 4
7428. 5
7428. 6
7428. 7
7428. 8
7428. 9
7428. 10
7429. 0
7429. 1
7429. 2
7429. 3
7429. 4
7429. 5
7429. 6
7429. 7
7430. 0
7430. 1
7430. 2
7430. 3
7430. 4
7430. 5
7430. 6
7430. 7
pull
Entries 27
Mean −250.7
Std Dev 265.2

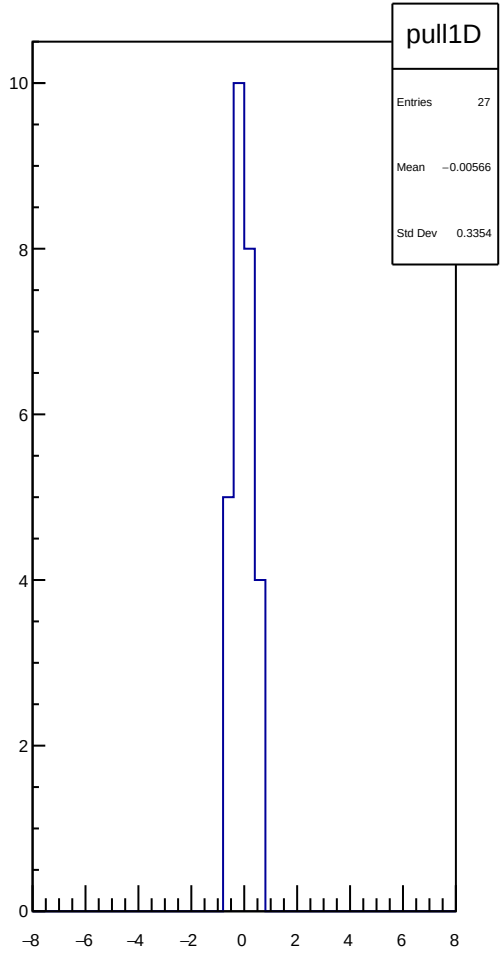
pull1D
Entries 27
Mean −0.00566
Std Dev 0.3354

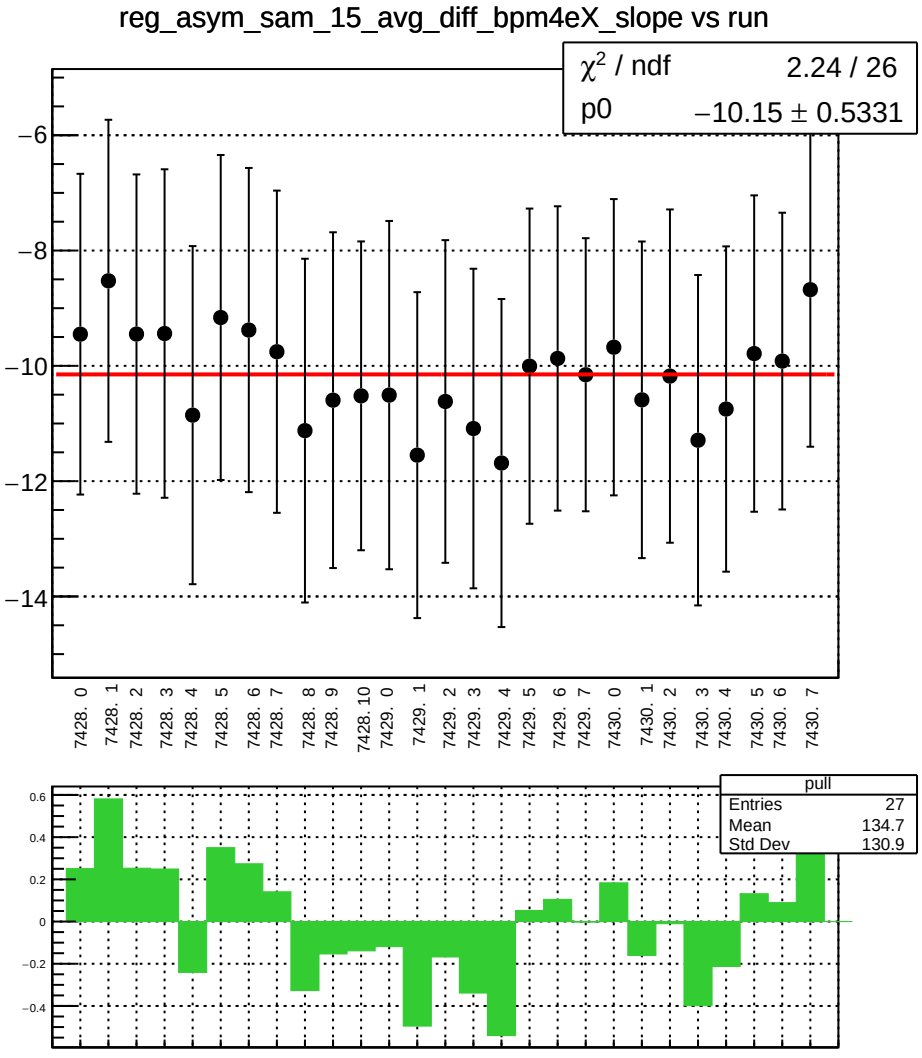
reg_asym_sam_15_avg_diff_bpm4eX_slope vs run
χ² / ndf 2.24 / 26
p0 −10.15 ± 0.5331
−6
−8
−10
−12
−14
7428. 0
7428. 1
7428. 2
7428. 3
7428. 4
7428. 5
7428. 6
7428. 7
7428. 8
7428. 9
7428. 10
7429. 0
7429. 1
7429. 2
7429. 3
7429. 4
7429. 5
7429. 6
7429. 7
7430. 0
7430. 1
7430. 2
7430. 3
7430. 4
7430. 5
7430. 6
7430. 7
pull
Entries 27
Mean 134.7
Std Dev 130.9
0.6
0.4
0.2
0
−0.2
−0.4

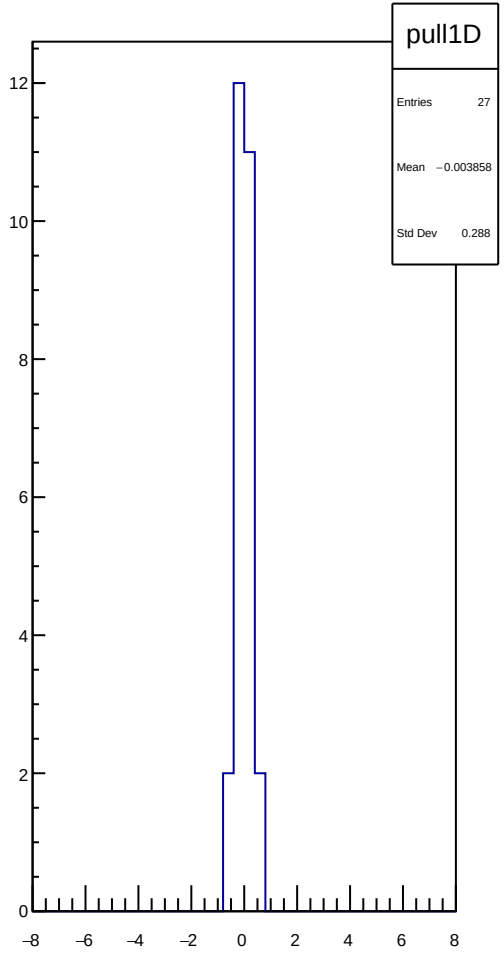
pull1D
Entries 27
Mean −0.003858
Std Dev 0.288
12
10
8
6
4
2
0
−8
−6
−4
−2
0
2
4
6
8

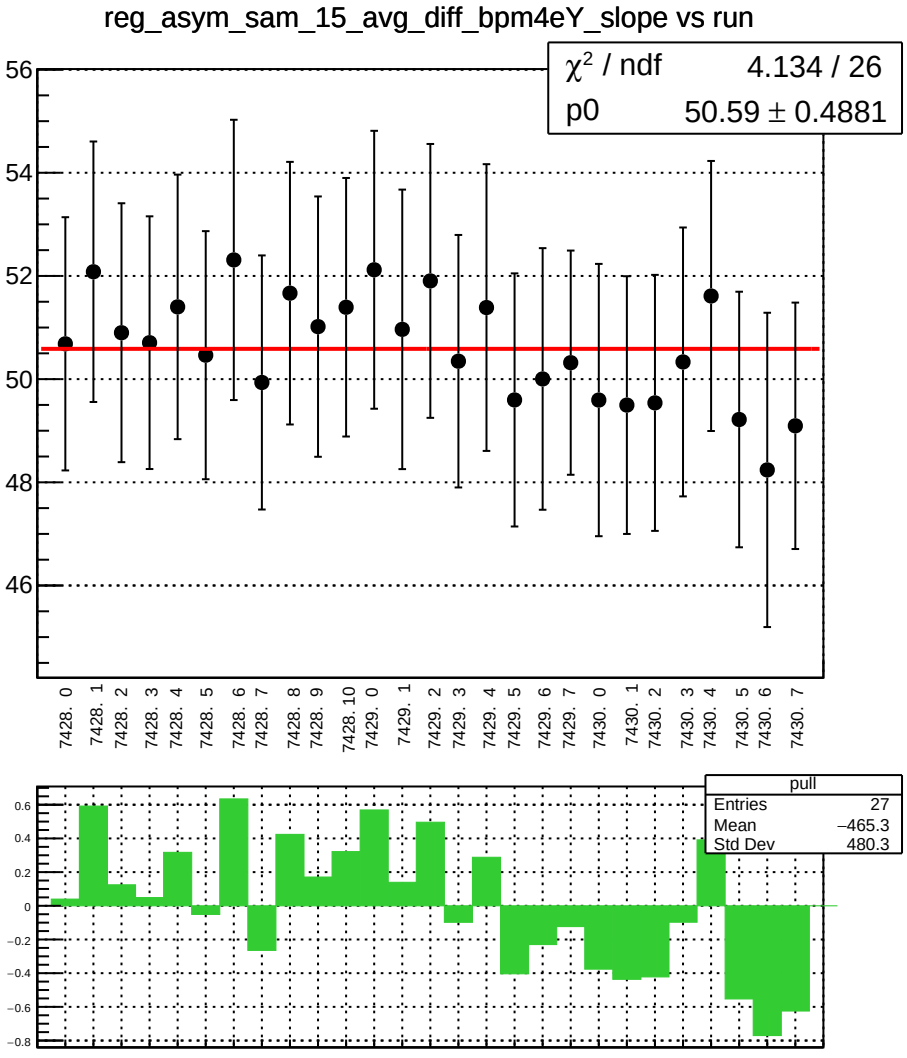
reg_asym_sam_15_avg_diff_bpm4eY_slope vs run
χ² / ndf 4.134 / 26
p0 50.59 ± 0.4881
56
54
52
50
48
46
7428. 0
7428. 1
7428. 2
7428. 3
7428. 4
7428. 5
7428. 6
7428. 7
7428. 8
7428. 9
7428. 10
7429. 0
7429. 1
7429. 2
7429. 3
7429. 4
7429. 5
7429. 6
7429. 7
7430. 0
7430. 1
7430. 2
7430. 3
7430. 4
7430. 5
7430. 6
7430. 7
pull
Entries 27
Mean −465.3
Std Dev 480.3
0.6
0.4
0.2
0
−0.2
−0.4
−0.6
−0.8

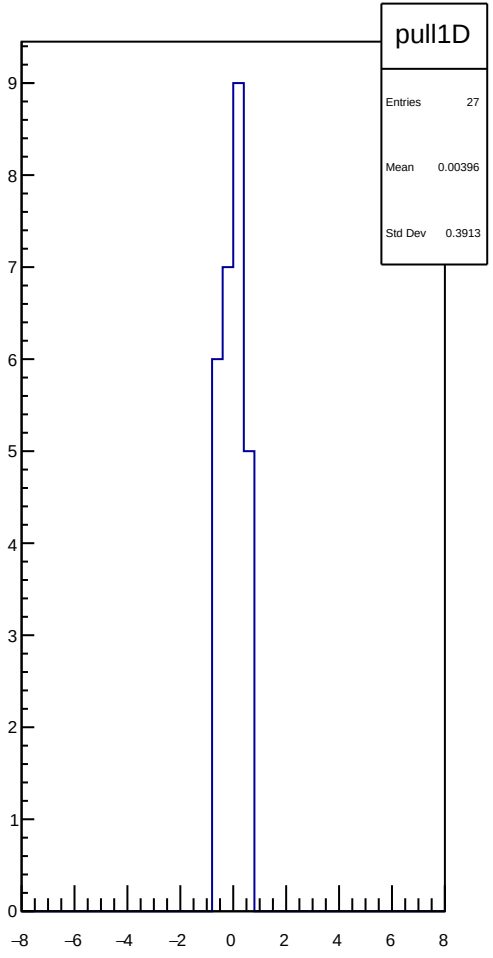
pull1D
Entries 27
Mean 0.00396
Std Dev 0.3913
9
8
7
6
5
4
3
2
1
0
−8
−6
−4
−2
0
2
4
6
8

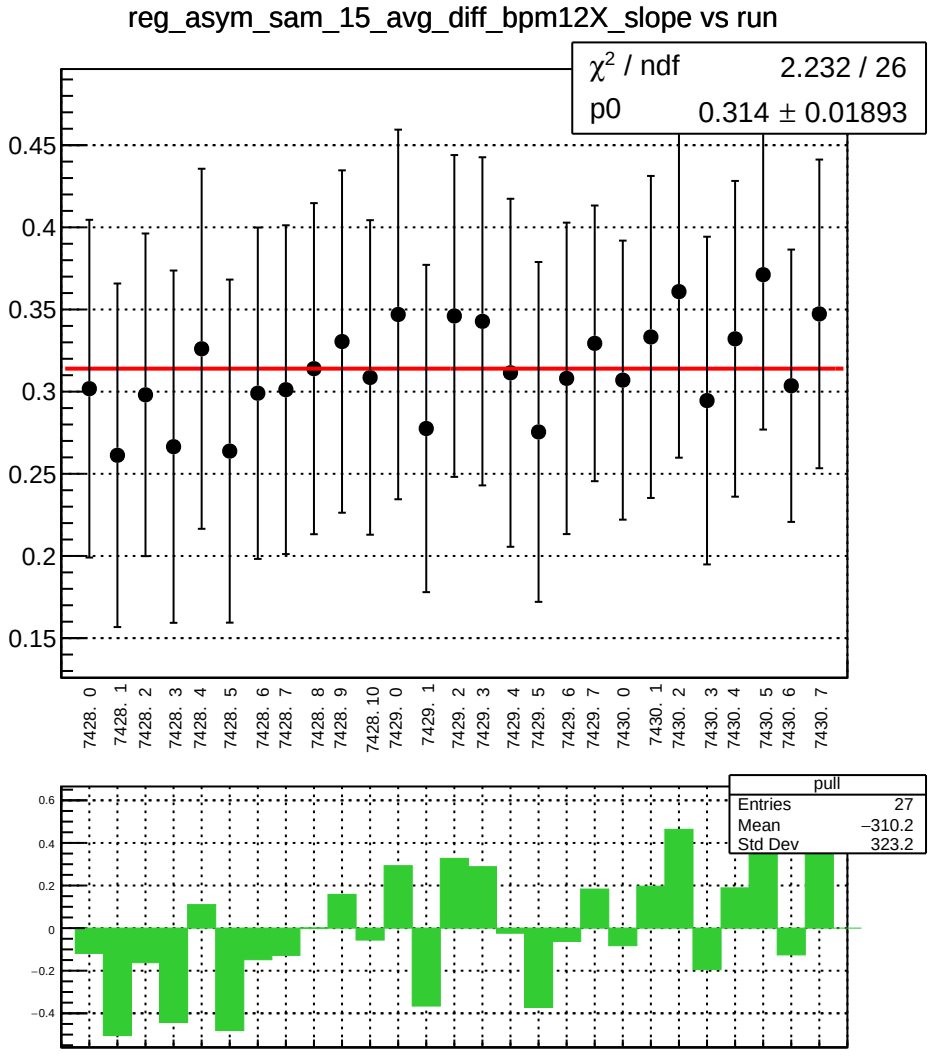
reg_asym_sam_15_avg_diff_bpm12X_slope vs run
χ² / ndf 2.232 / 26
p0 0.314 ± 0.01893
0.45
0.4
0.35
0.3
0.25
0.2
0.15
7428. 0
7428. 1
7428. 2
7428. 3
7428. 4
7428. 5
7428. 6
7428. 7
7428. 8
7428. 9
7428. 10
7429. 0
7429. 1
7429. 2
7429. 3
7429. 4
7429. 5
7429. 6
7429. 7
7430. 0
7430. 1
7430. 2
7430. 3
7430. 4
7430. 5
7430. 6
7430. 7
pull
Entries 27
Mean −310.2
Std Dev 323.2
0.6
0.4
0.2
0
−0.2
−0.4

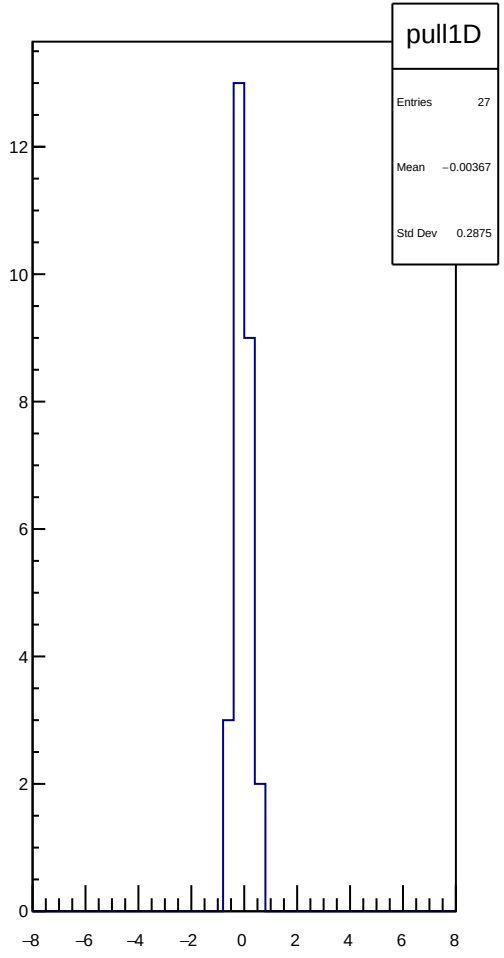
pull1D
Entries 27
Mean −0.00367
Std Dev 0.2875
12
10
8
6
4
2
0
−8
−6
−4
−2
0
2
4
6
8

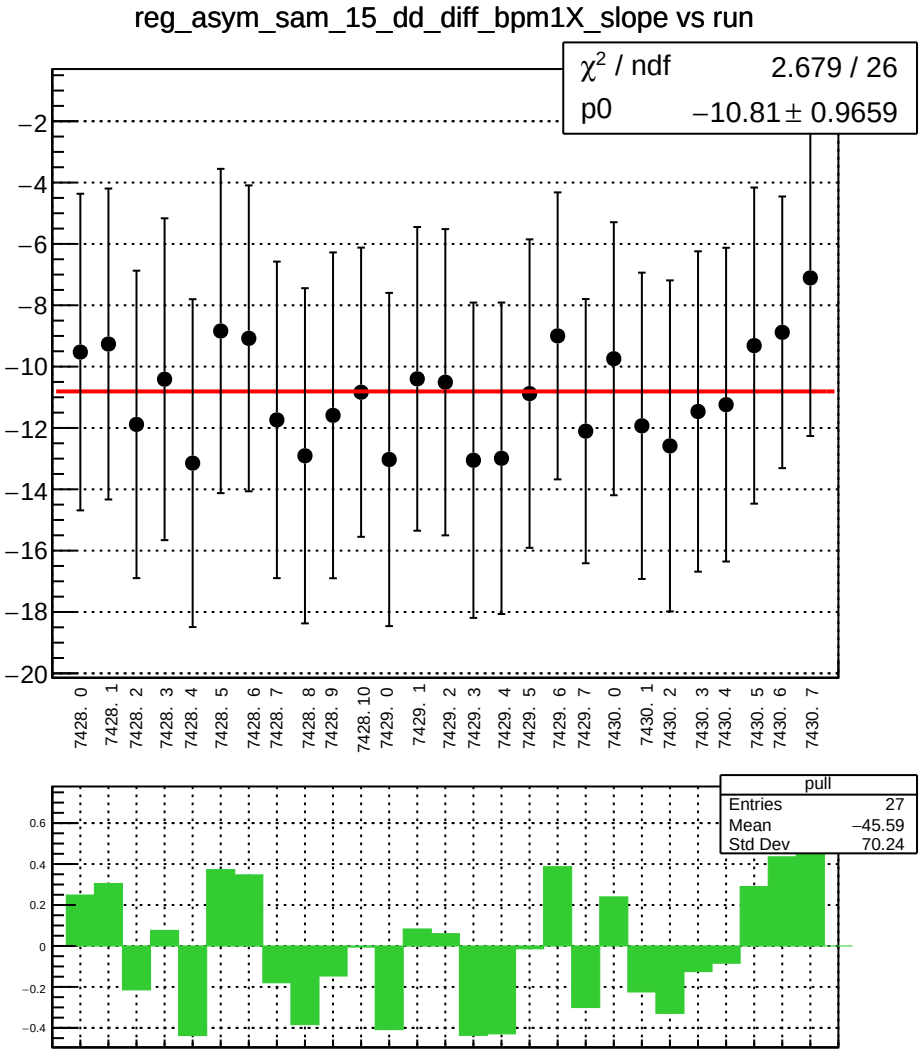
reg_asym_sam_15_dd_diff_bpm1X_slope vs run
χ^2 / ndf 2.679 / 26
p0 −10.81 ± 0.9659
−2
−4
−6
−8
−10
−12
−14
−16
−18
−20
7428. 0
7428. 1
7428. 2
7428. 3
7428. 4
7428. 5
7428. 6
7428. 7
7428. 8
7428. 9
7428. 10
7429. 0
7429. 1
7429. 2
7429. 3
7429. 4
7429. 5
7429. 6
7429. 7
7430. 0
7430. 1
7430. 2
7430. 3
7430. 4
7430. 5
7430. 6
7430. 7
pull
Entries 27
Mean −45.59
Std Dev 70.24
0.6
0.4
0.2
0
−0.2
−0.4

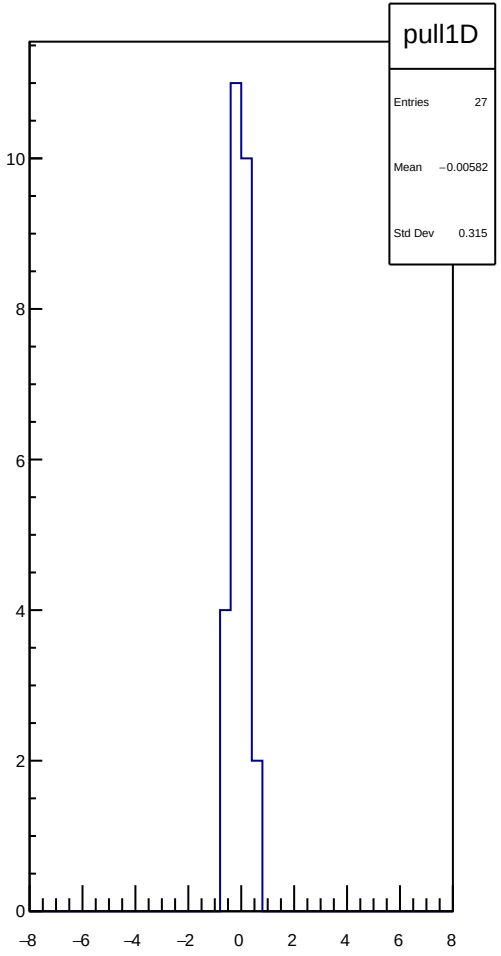
pull1D
Entries 27
Mean −0.00582
Std Dev 0.315
10
8
6
4
2
0
−8
−6
−4
−2
0
2
4
6
8

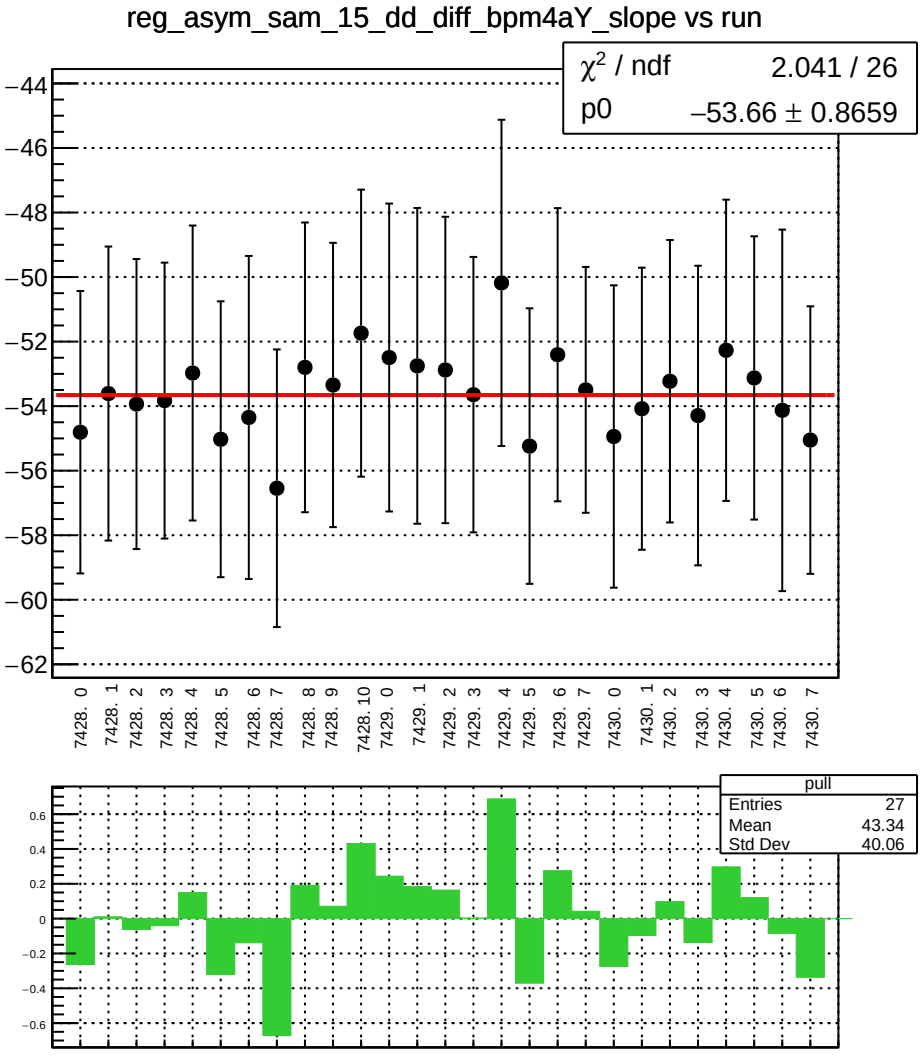
reg_asym_sam_15_dd_diff_bpm4aY_slope vs run
χ² / ndf 2.041 / 26
p0 −53.66 ± 0.8659
−44
−46
−48
−50
−52
−54
−56
−58
−60
−62
7428. 0
7428. 1
7428. 2
7428. 3
7428. 4
7428. 5
7428. 6
7428. 7
7428. 8
7428. 9
7428. 10
7429. 0
7429. 1
7429. 2
7429. 3
7429. 4
7429. 5
7429. 6
7429. 7
7430. 0
7430. 1
7430. 2
7430. 3
7430. 4
7430. 5
7430. 6
7430. 7
pull
Entries 27
Mean 43.34
Std Dev 40.06
0.6
0.4
0.2
0
−0.2
−0.4
−0.6

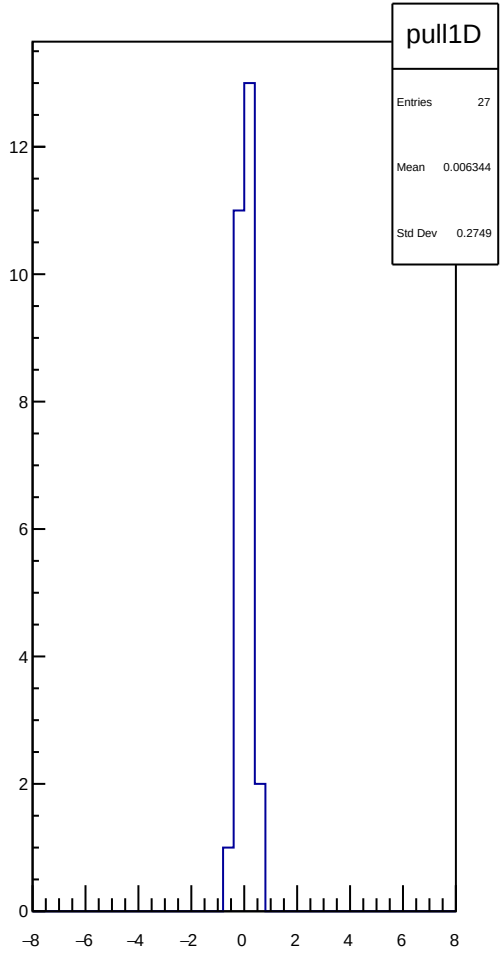
pull1D
Entries 27
Mean 0.006344
Std Dev 0.2749
12
10
8
6
4
2
0
−8
−6
−4
−2
0
2
4
6
8

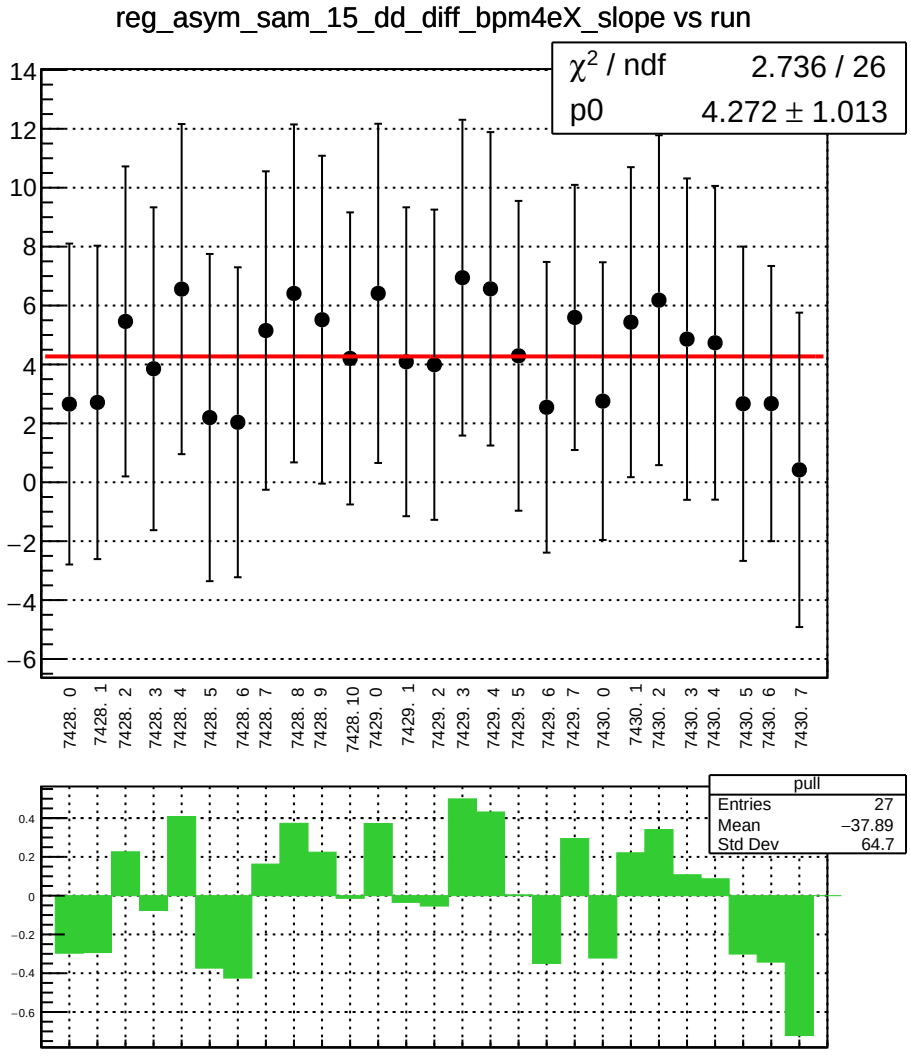
reg_asym_sam_15_dd_diff_bpm4eX_slope vs run
χ² / ndf 2.736 / 26
p0 4.272 ± 1.013
14
12
10
8
6
4
2
0
−2
−4
−6
7428. 0
7428. 1
7428. 2
7428. 3
7428. 4
7428. 5
7428. 6
7428. 7
7428. 8
7428. 9
7428. 10
7429. 0
7429. 1
7429. 2
7429. 3
7429. 4
7429. 5
7429. 6
7429. 7
7430. 0
7430. 1
7430. 2
7430. 3
7430. 4
7430. 5
7430. 6
7430. 7
pull
Entries 27
Mean −37.89
Std Dev 64.7
0.4
0.2
0
−0.2
−0.4
−0.6

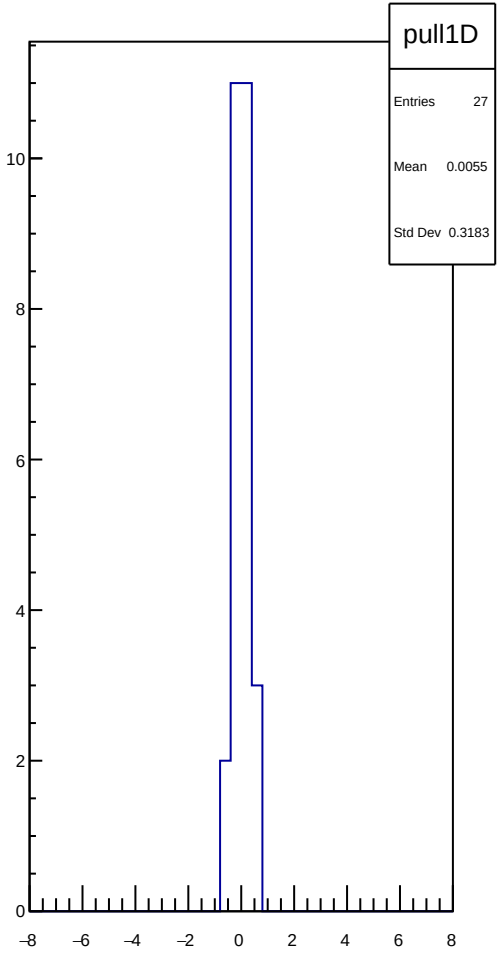
pull1D
Entries 27
Mean 0.0055
Std Dev 0.3183
10
8
6
4
2
0
−8
−6
−4
−2
0
2
4
6
8

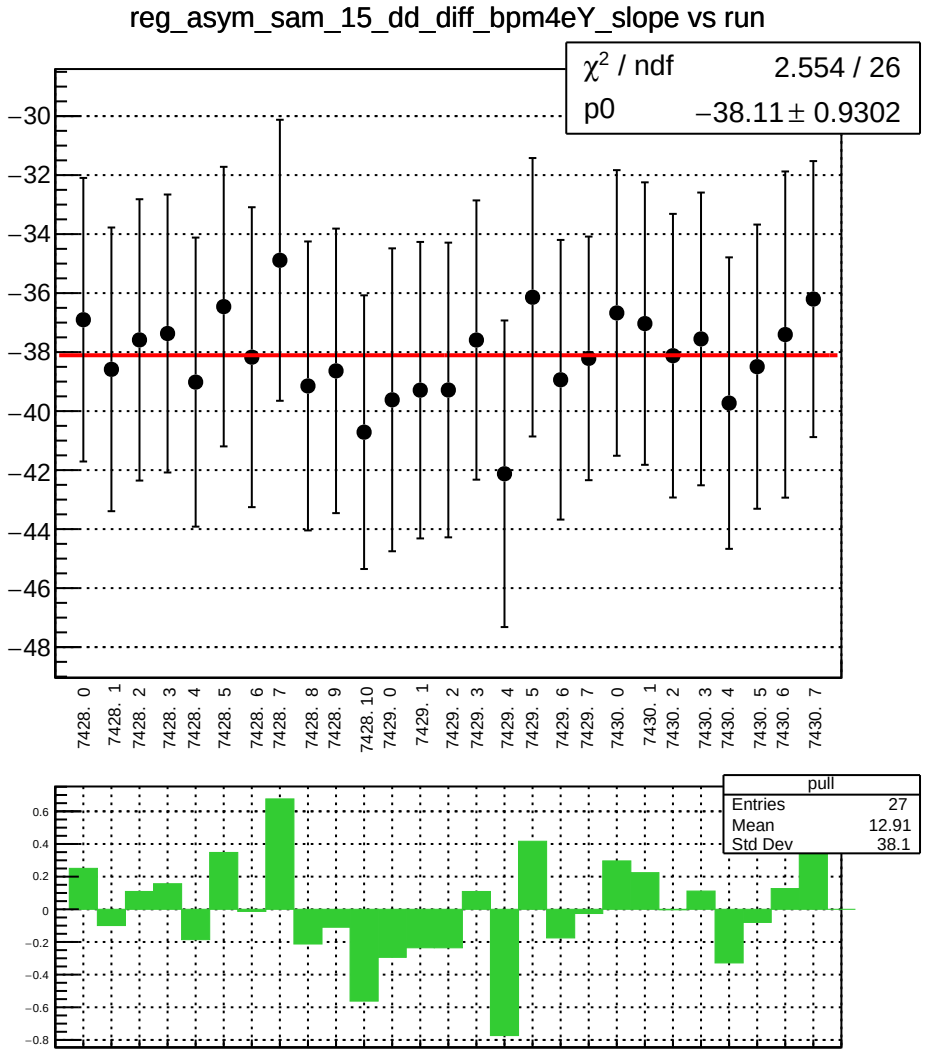
reg_asym_sam_15_dd_diff_bpm4eY_slope vs run
χ² / ndf 2.554 / 26
p0 −38.11 ± 0.9302
−30
−32
−34
−36
−38
−40
−42
−44
−46
−48
7428. 0
7428. 1
7428. 2
7428. 3
7428. 4
7428. 5
7428. 6
7428. 7
7428. 8
7428. 9
7428. 10
7429. 0
7429. 1
7429. 2
7429. 3
7429. 4
7429. 5
7429. 6
7429. 7
7430. 0
7430. 1
7430. 2
7430. 3
7430. 4
7430. 5
7430. 6
7430. 7
pull
Entries 27
Mean 12.91
Std Dev 38.1
0.6
0.4
0.2
0
−0.2
−0.4
−0.6
−0.8

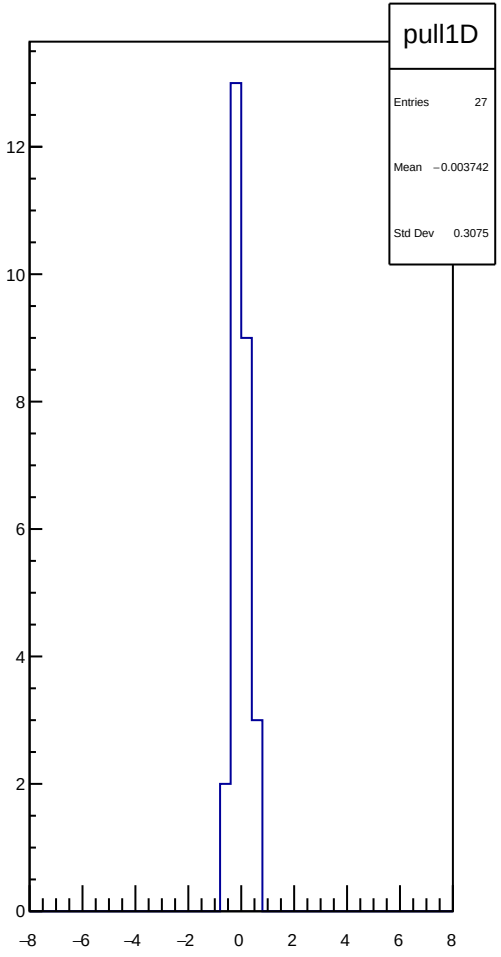
pull1D
Entries 27
Mean −0.003742
Std Dev 0.3075
12
10
8
6
4
2
0
−8
−6
−4
−2
0
2
4
6
8

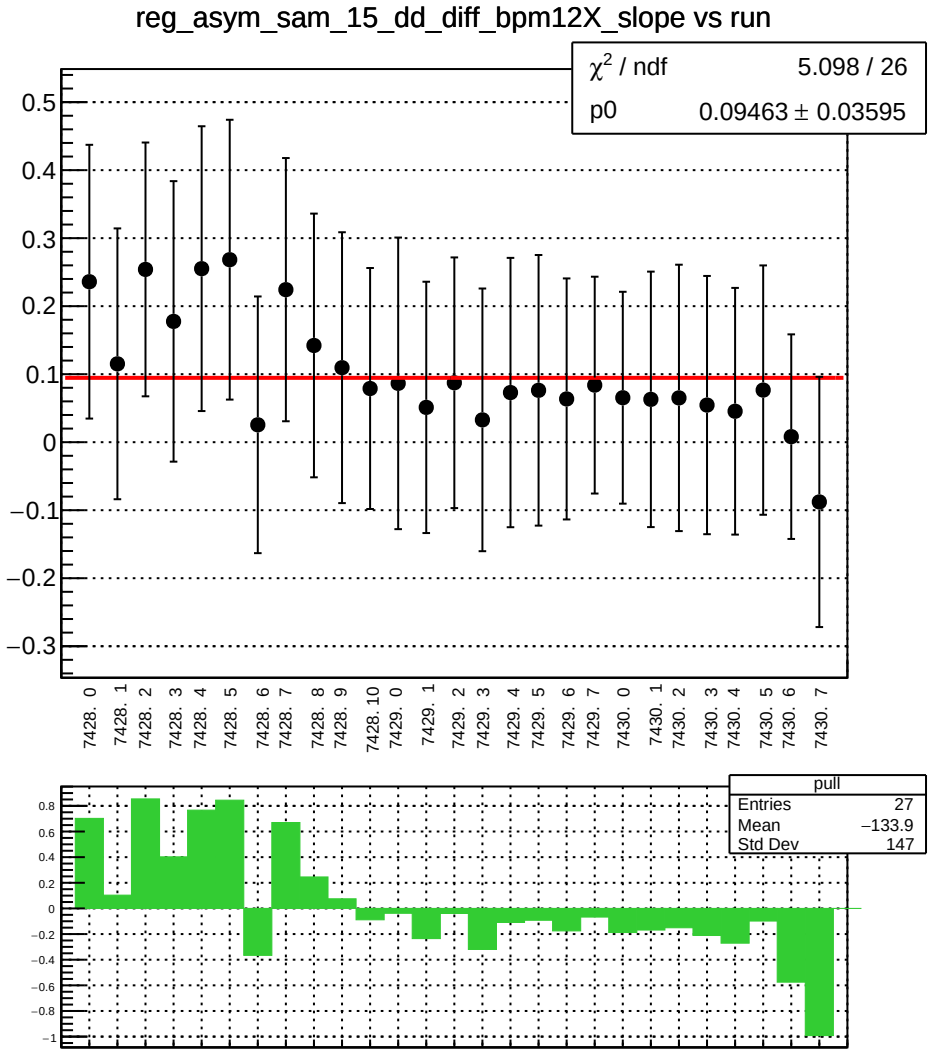
reg_asym_sam_15_dd_diff_bpm12X_slope vs run
χ^2 / ndf 5.098 / 26
p0 0.09463 ± 0.03595
0.5
0.4
0.3
0.2
0.1
0
−0.1
−0.2
−0.3
7428. 0
7428. 1
7428. 2
7428. 3
7428. 4
7428. 5
7428. 6
7428. 7
7428. 8
7428. 9
7428. 10
7429. 0
7429. 1
7429. 2
7429. 3
7429. 4
7429. 5
7429. 6
7429. 7
7430. 0
7430. 1
7430. 2
7430. 3
7430. 4
7430. 5
7430. 6
7430. 7
pull
Entries 27
Mean −133.9
Std Dev 147
0.8
0.6
0.4
0.2
0
−0.2
−0.4
−0.6
−0.8
−1

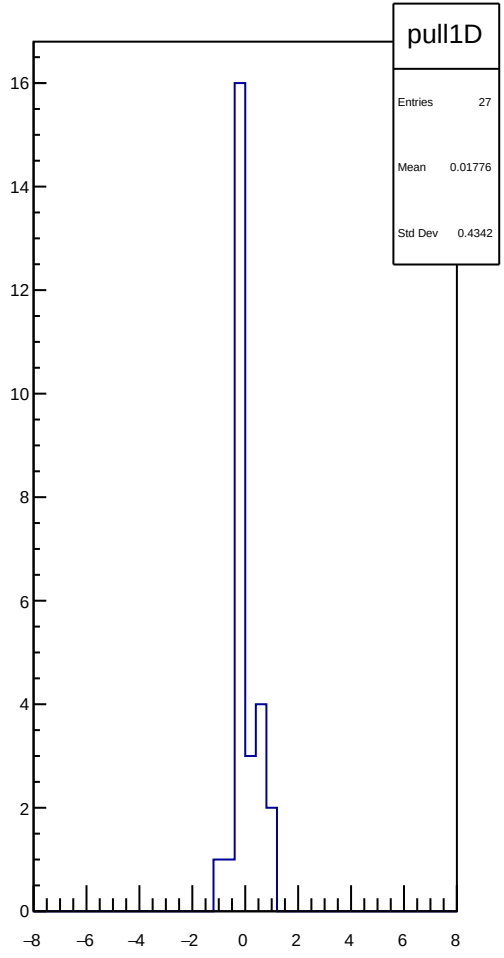
pull1D
Entries 27
Mean 0.01776
Std Dev 0.4342
16
14
12
10
8
6
4
2
0
−8
−6
−4
−2
0
2
4
6
8

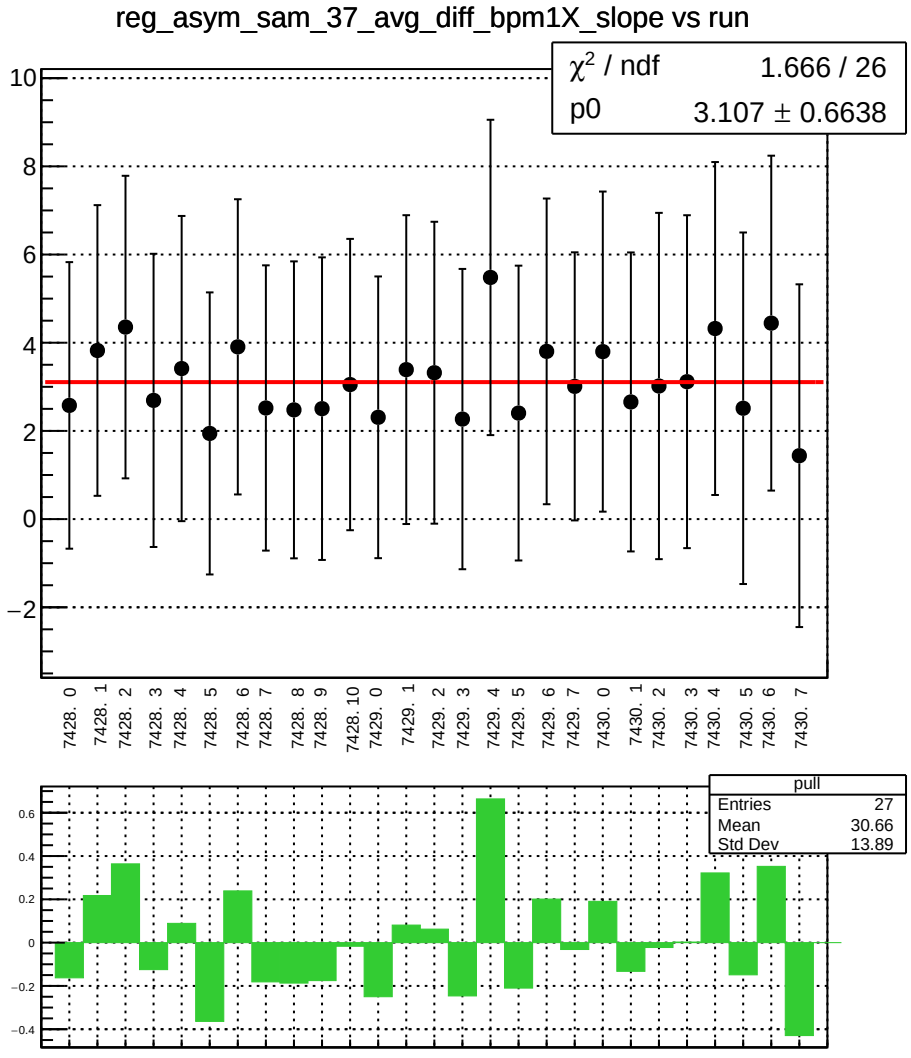
reg_asym_sam_37_avg_diff_bpm1X_slope vs run
χ² / ndf 1.666 / 26
p0 3.107 ± 0.6638
7428. 0
7428. 1
7428. 2
7428. 3
7428. 4
7428. 5
7428. 6
7428. 7
7428. 8
7428. 9
7428. 10
7429. 0
7429. 1
7429. 2
7429. 3
7429. 4
7429. 5
7429. 6
7429. 7
7430. 0
7430. 1
7430. 2
7430. 3
7430. 4
7430. 5
7430. 6
7430. 7
pull
Entries 27
Mean 30.66
Std Dev 13.89

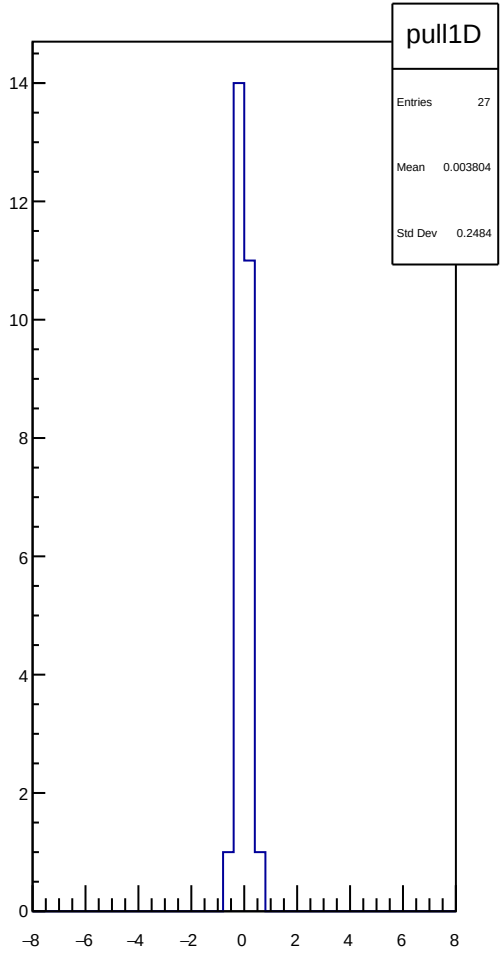
pull1D
Entries 27
Mean 0.003804
Std Dev 0.2484

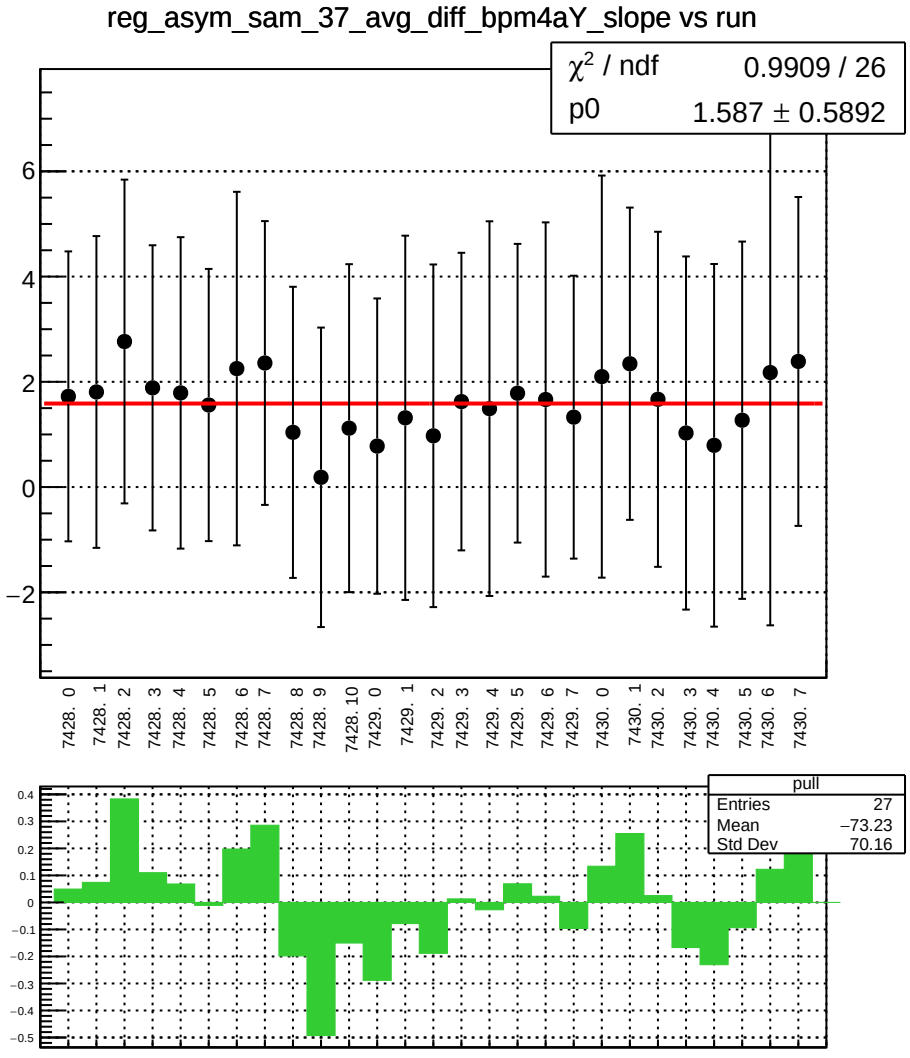
reg_asym_sam_37_avg_diff_bpm4aY_slope vs run
χ² / ndf 0.9909 / 26
p0 1.587 ± 0.5892
6
4
2
0
−2
7428. 0
7428. 1
7428. 2
7428. 3
7428. 4
7428. 5
7428. 6
7428. 7
7428. 8
7428. 9
7428. 10
7429. 0
7429. 1
7429. 2
7429. 3
7429. 4
7429. 5
7429. 6
7429. 7
7430. 0
7430. 1
7430. 2
7430. 3
7430. 4
7430. 5
7430. 6
7430. 7
pull
Entries 27
Mean −73.23
Std Dev 70.16
0.4
0.3
0.2
0.1
0
−0.1
−0.2
−0.3
−0.4
−0.5

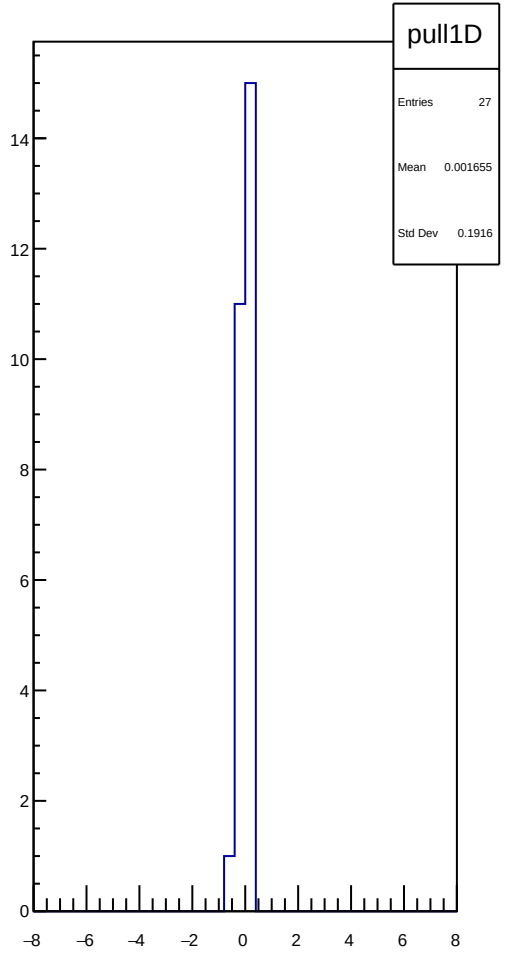
pull1D
Entries 27
Mean 0.001655
Std Dev 0.1916
14
12
10
8
6
4
2
0
−8
−6
−4
−2
0
2
4
6
8

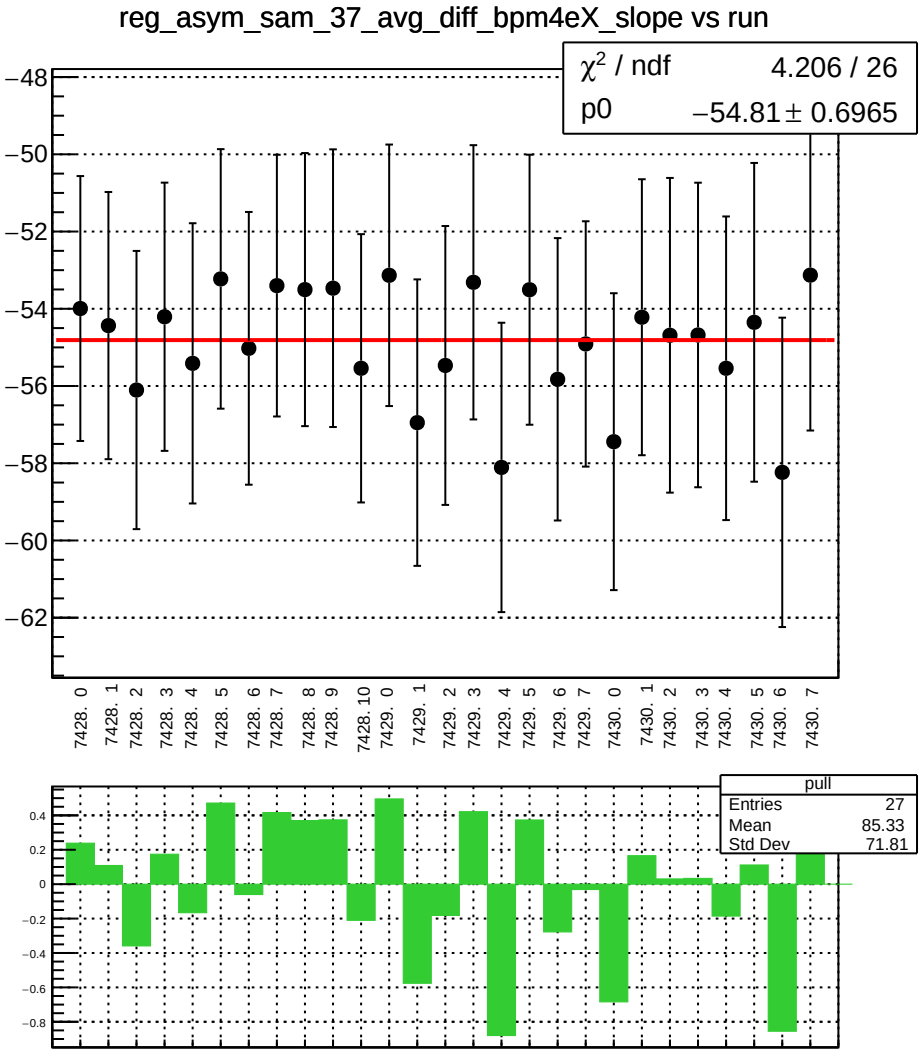
reg_asym_sam_37_avg_diff_bpm4eX_slope vs run
χ² / ndf 4.206 / 26
p0 −54.81 ± 0.6965
−48
−50
−52
−54
−56
−58
−60
−62
7428. 0
7428. 1
7428. 2
7428. 3
7428. 4
7428. 5
7428. 6
7428. 7
7428. 8
7428. 9
7428. 10
7429. 0
7429. 1
7429. 2
7429. 3
7429. 4
7429. 5
7429. 6
7429. 7
7430. 0
7430. 1
7430. 2
7430. 3
7430. 4
7430. 5
7430. 6
7430. 7
pull
Entries 27
Mean 85.33
Std Dev 71.81
0.4
0.2
0
−0.2
−0.4
−0.6
−0.8

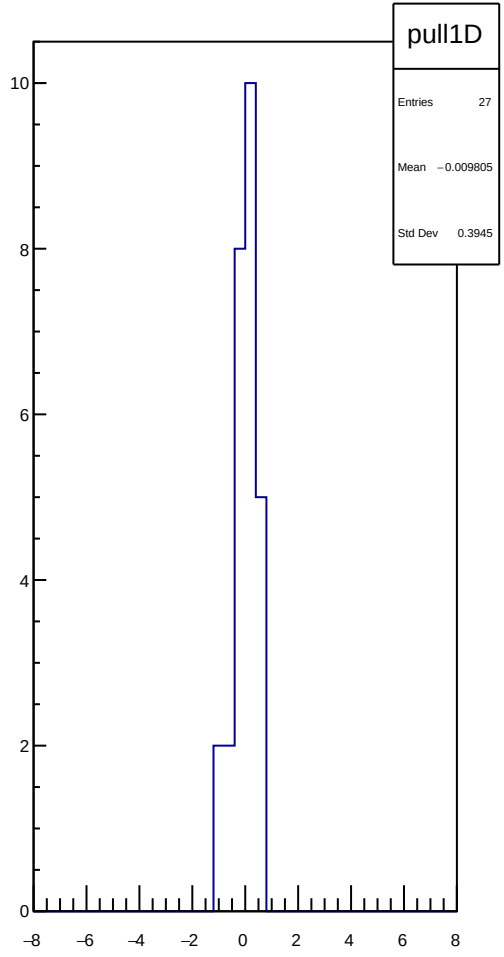
pull1D
Entries 27
Mean −0.009805
Std Dev 0.3945
10
8
6
4
2
0
−8
−6
−4
−2
0
2
4
6
8

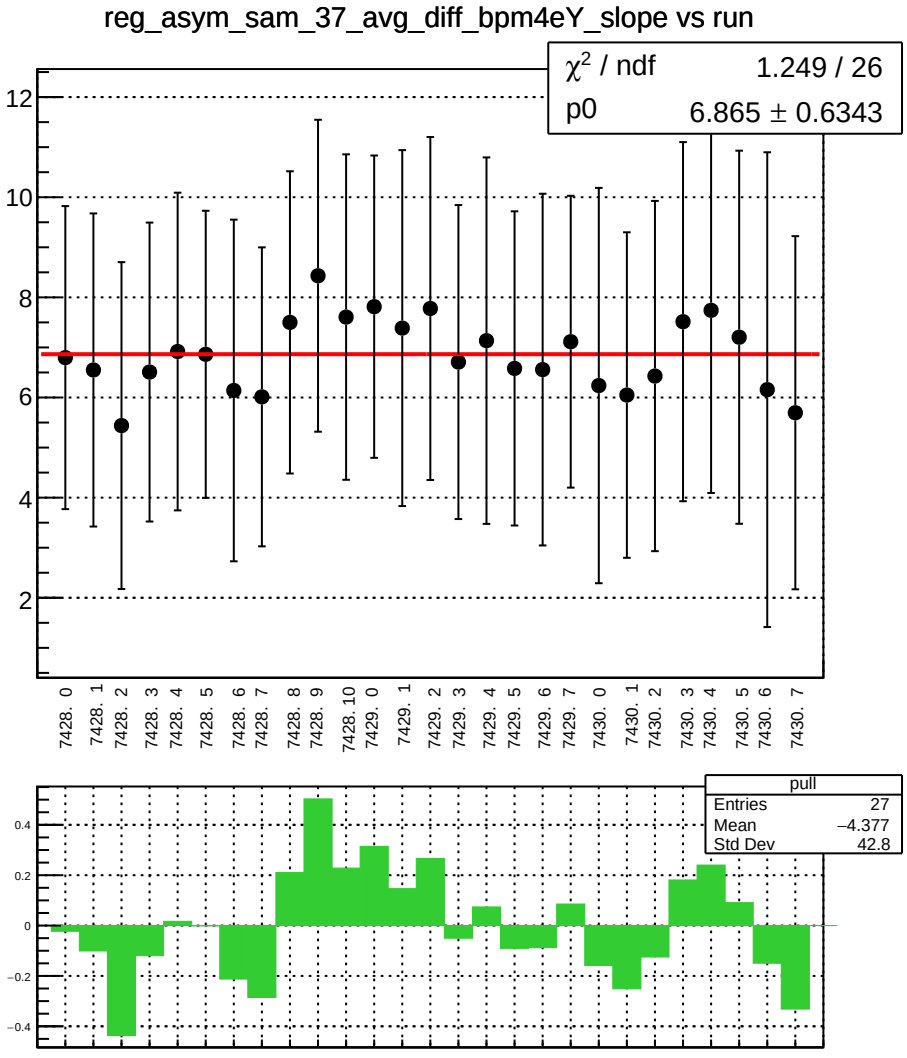
reg_asym_sam_37_avg_diff_bpm4eY_slope vs run
χ² / ndf 1.249 / 26
p0 6.865 ± 0.6343
12
10
8
6
4
2
7428. 0
7428. 1
7428. 2
7428. 3
7428. 4
7428. 5
7428. 6
7428. 7
7428. 8
7428. 9
7428. 10
7429. 0
7429. 1
7429. 2
7429. 3
7429. 4
7429. 5
7429. 6
7429. 7
7430. 0
7430. 1
7430. 2
7430. 3
7430. 4
7430. 5
7430. 6
7430. 7
pull
Entries 27
Mean −4.377
Std Dev 42.8
0.4
0.2
0
−0.2
−0.4

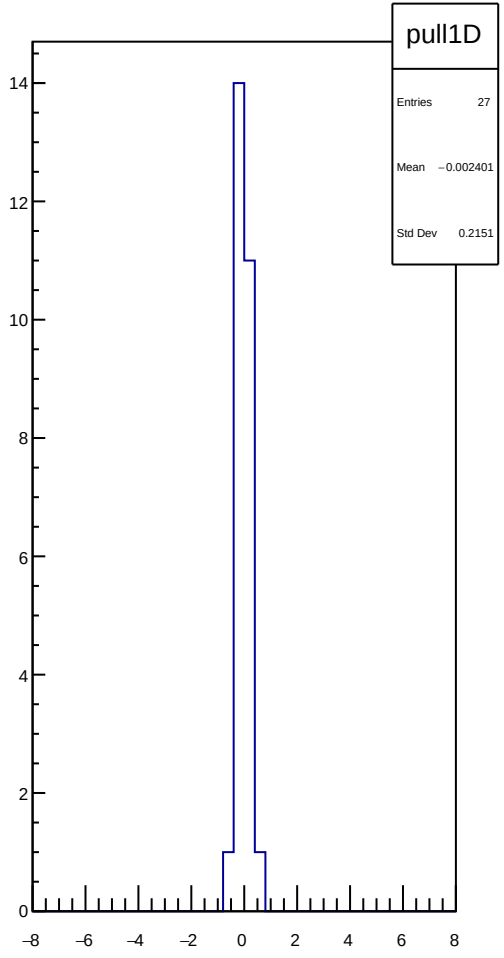
pull1D
Entries 27
Mean −0.002401
Std Dev 0.2151
14
12
10
8
6
4
2
0
−8
−6
−4
−2
0
2
4
6
8

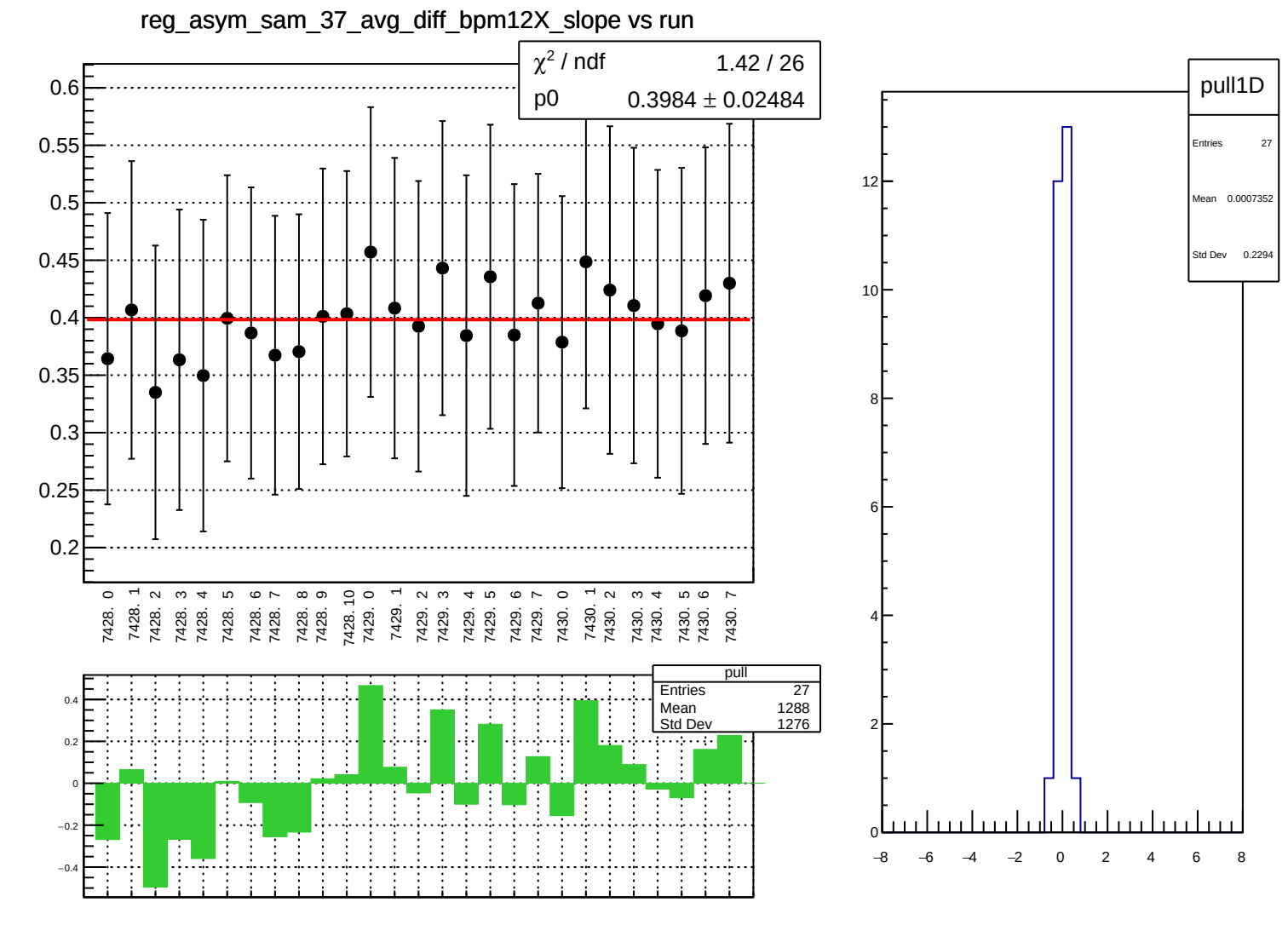
reg_asym_sam_37_avg_diff_bpm12X_slope vs run
χ² / ndf 1.42 / 26
p0 0.3984 ± 0.02484
0.6
0.55
0.5
0.45
0.4
0.35
0.3
0.25
0.2
7428. 0
7428. 1
7428. 2
7428. 3
7428. 4
7428. 5
7428. 6
7428. 7
7428. 8
7428. 9
7428. 10
7429. 0
7429. 1
7429. 2
7429. 3
7429. 4
7429. 5
7429. 6
7429. 7
7430. 0
7430. 1
7430. 2
7430. 3
7430. 4
7430. 5
7430. 6
7430. 7
pull
Entries 27
Mean 1288
Std Dev 1276
0.4
0.2
0
−0.2
−0.4
pull1D
Entries 27
Mean 0.0007352
Std Dev 0.2294
12
10
8
6
4
2
0
−8
−6
−4
−2
0
2
4
6
8

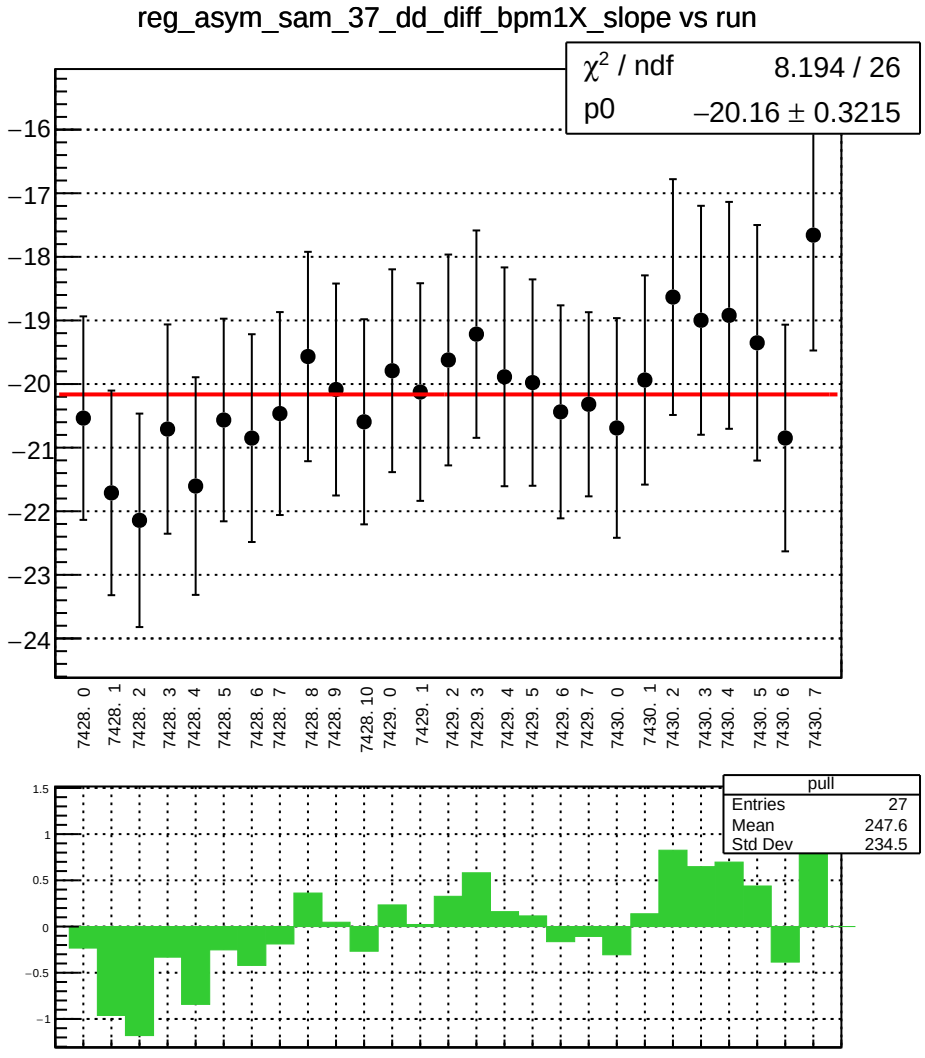
reg_asym_sam_37_dd_diff_bpm1X_slope vs run
χ² / ndf 8.194 / 26
p0 −20.16 ± 0.3215
−16
−17
−18
−19
−20
−21
−22
−23
−24
7428. 0
7428. 1
7428. 2
7428. 3
7428. 4
7428. 5
7428. 6
7428. 7
7428. 8
7428. 9
7428. 10
7429. 0
7429. 1
7429. 2
7429. 3
7429. 4
7429. 5
7429. 6
7429. 7
7430. 0
7430. 1
7430. 2
7430. 3
7430. 4
7430. 5
7430. 6
7430. 7
pull
Entries 27
Mean 247.6
Std Dev 234.5
1.5
1
0.5
0
−0.5
−1

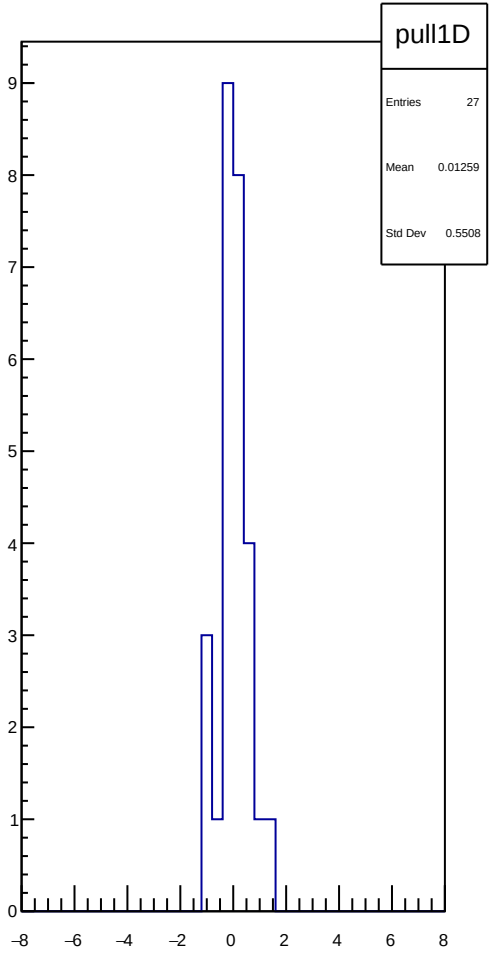
pull1D
Entries 27
Mean 0.01259
Std Dev 0.5508
9
8
7
6
5
4
3
2
1
0
−8
−6
−4
−2
0
2
4
6
8

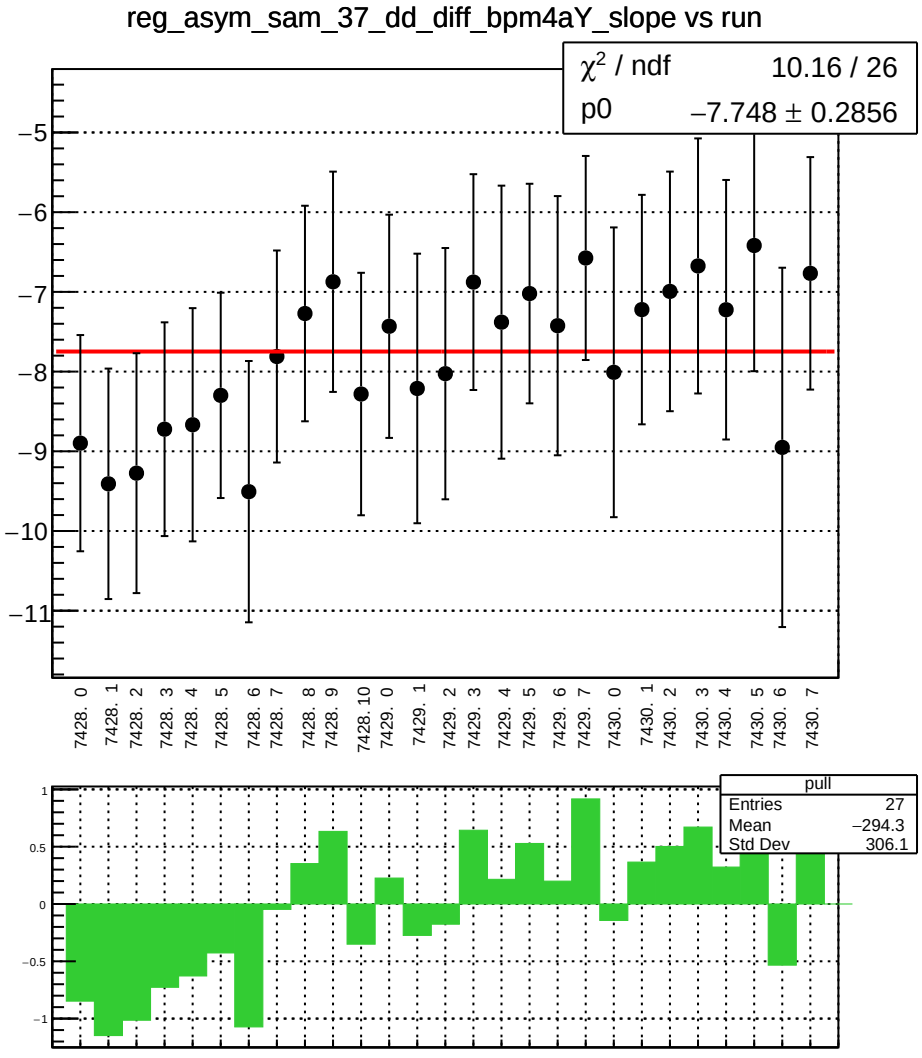
reg_asym_sam_37_dd_diff_bpm4aY_slope vs run
χ² / ndf 10.16 / 26
p0 −7.748 ± 0.2856
−5
−6
−7
−8
−9
−10
−11
7428. 0
7428. 1
7428. 2
7428. 3
7428. 4
7428. 5
7428. 6
7428. 7
7428. 8
7428. 9
7428. 10
7429. 0
7429. 1
7429. 2
7429. 3
7429. 4
7429. 5
7429. 6
7429. 7
7430. 0
7430. 1
7430. 2
7430. 3
7430. 4
7430. 5
7430. 6
7430. 7
pull
Entries 27
Mean −294.3
Std Dev 306.1
1
0.5
0
−0.5
−1

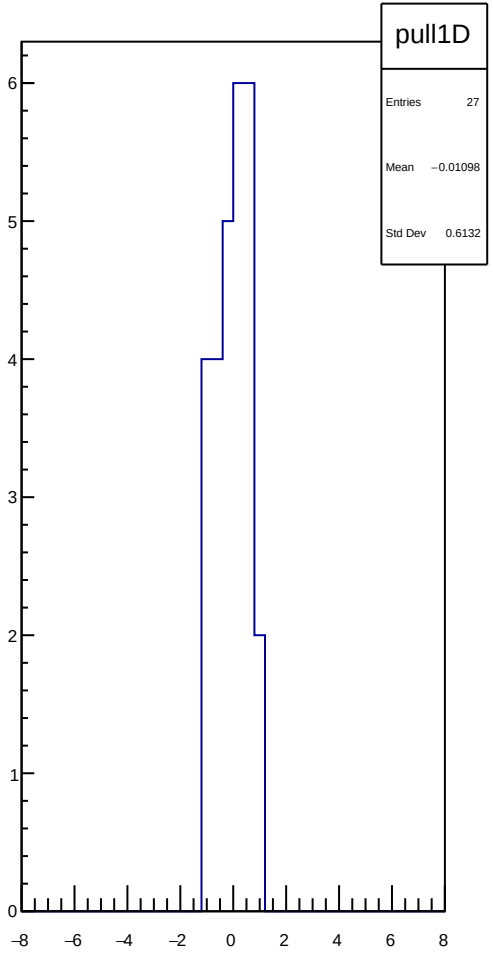
pull1D
Entries 27
Mean −0.01098
Std Dev 0.6132
6
5
4
3
2
1
0
−8
−6
−4
−2
0
2
4
6
8

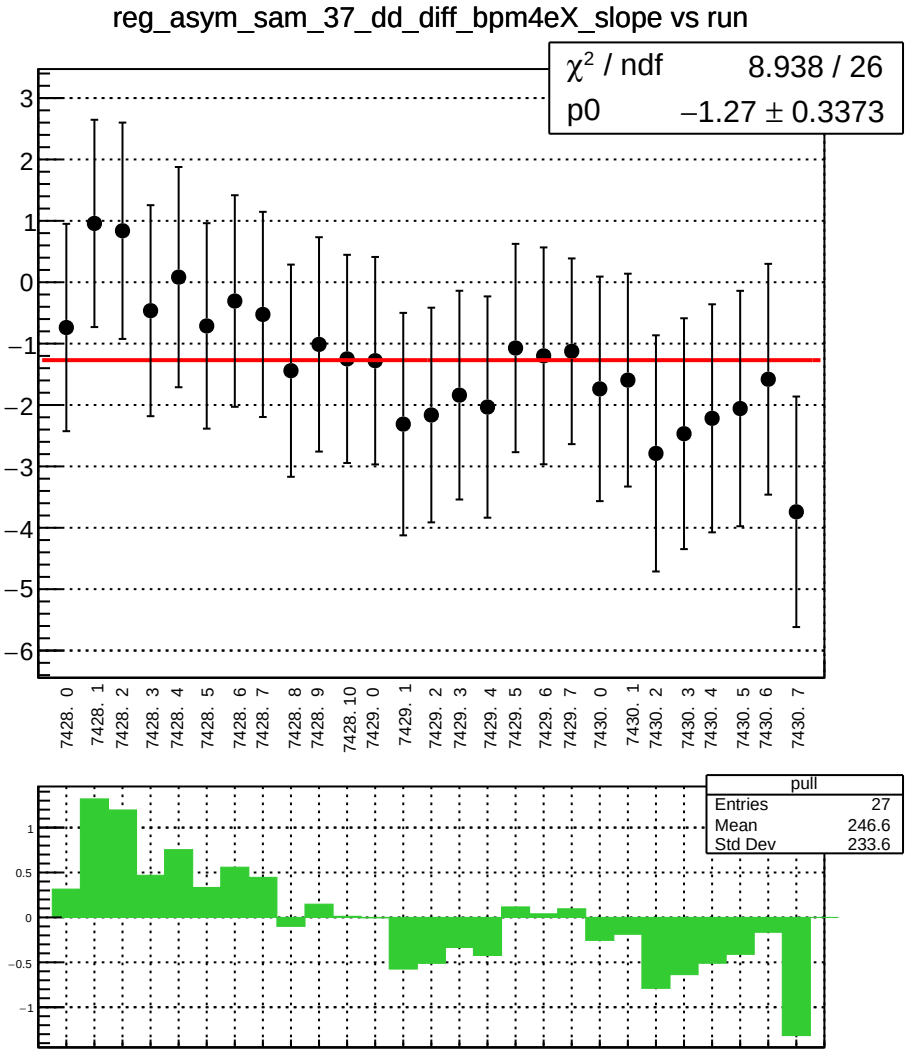
reg_asym_sam_37_dd_diff_bpm4eX_slope vs run
χ² / ndf 8.938 / 26
p0 −1.27 ± 0.3373
7428. 0
7428. 1
7428. 2
7428. 3
7428. 4
7428. 5
7428. 6
7428. 7
7428. 8
7428. 9
7428. 10
7429. 0
7429. 1
7429. 2
7429. 3
7429. 4
7429. 5
7429. 6
7429. 7
7430. 0
7430. 1
7430. 2
7430. 3
7430. 4
7430. 5
7430. 6
7430. 7
pull
Entries 27
Mean 246.6
Std Dev 233.6

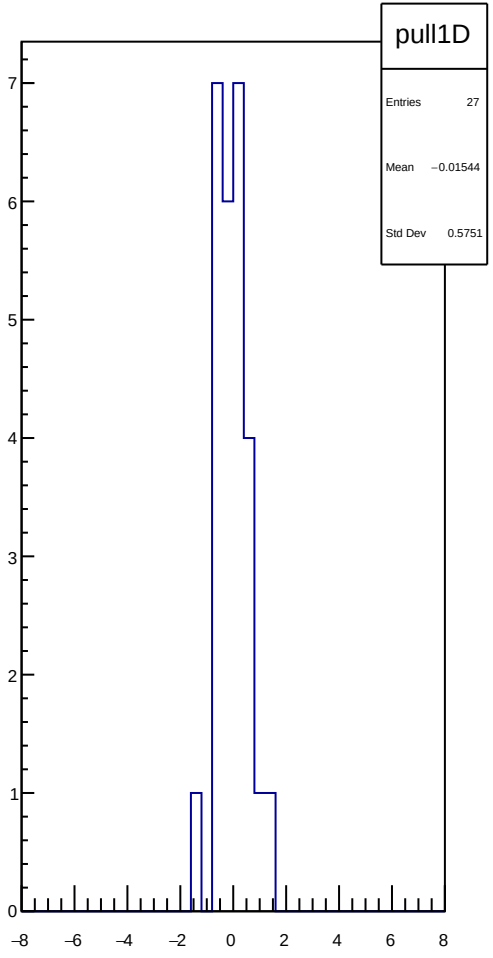
pull1D
Entries 27
Mean −0.01544
Std Dev 0.5751

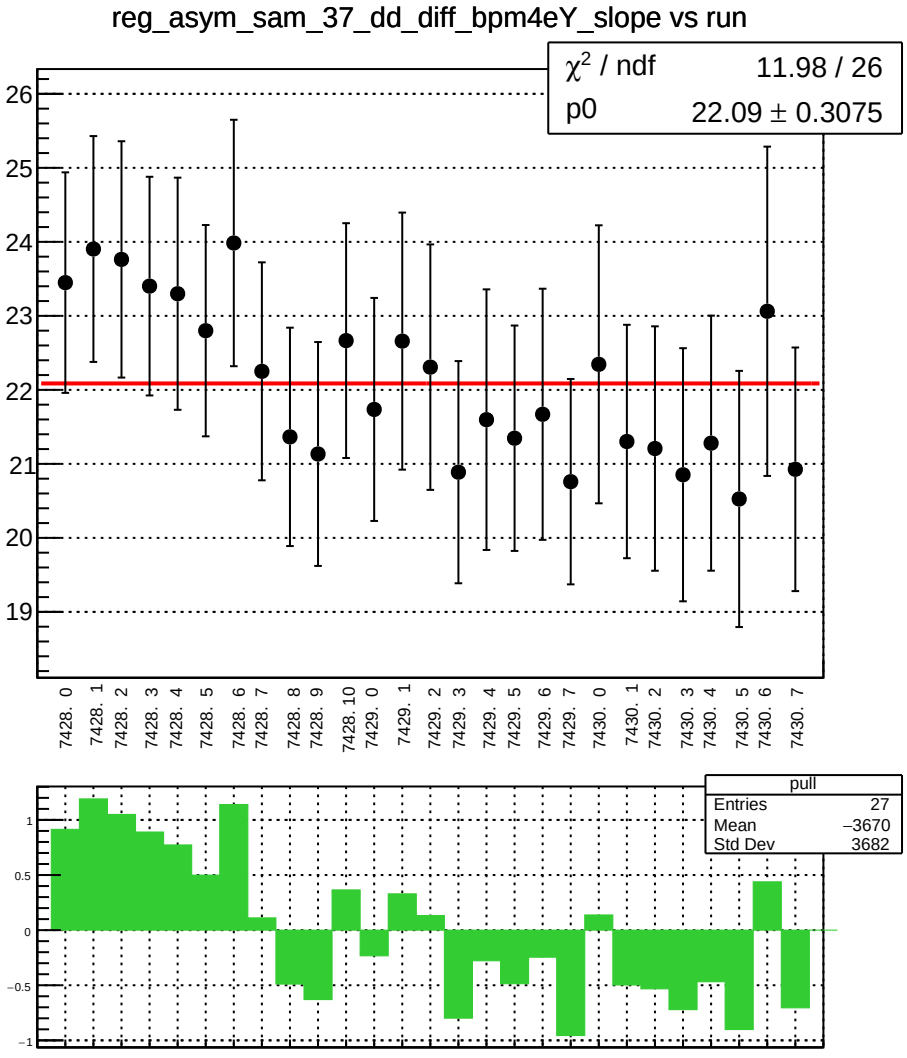
reg_asym_sam_37_dd_diff_bpm4eY_slope vs run
χ² / ndf 11.98 / 26
p0 22.09 ± 0.3075
26
25
24
23
22
21
20
19
7428. 0
7428. 1
7428. 2
7428. 3
7428. 4
7428. 5
7428. 6
7428. 7
7428. 8
7428. 9
7428. 10
7429. 0
7429. 1
7429. 2
7429. 3
7429. 4
7429. 5
7429. 6
7429. 7
7430. 0
7430. 1
7430. 2
7430. 3
7430. 4
7430. 5
7430. 6
7430. 7
pull
Entries 27
Mean −3670
Std Dev 3682
1
0.5
0
−0.5
−1

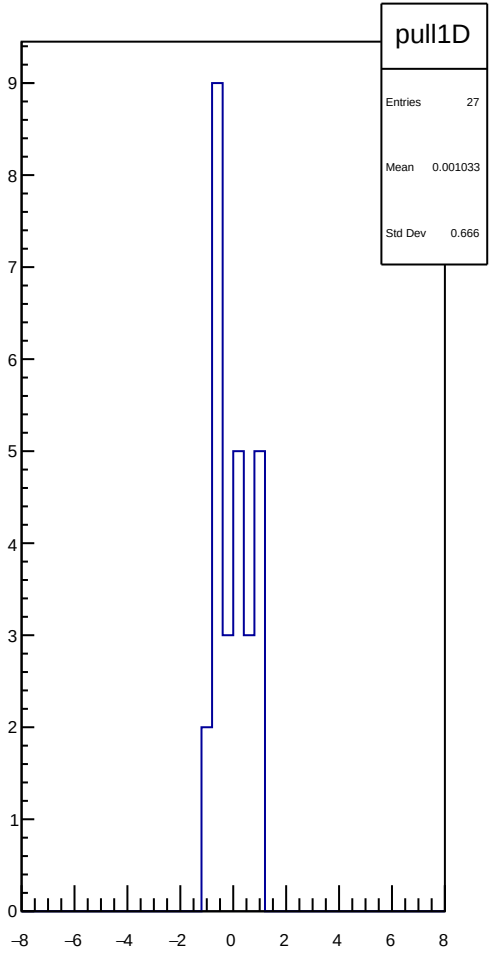
pull1D
Entries 27
Mean 0.001033
Std Dev 0.666
9
8
7
6
5
4
3
2
1
0
−8
−6
−4
−2
0
2
4
6
8

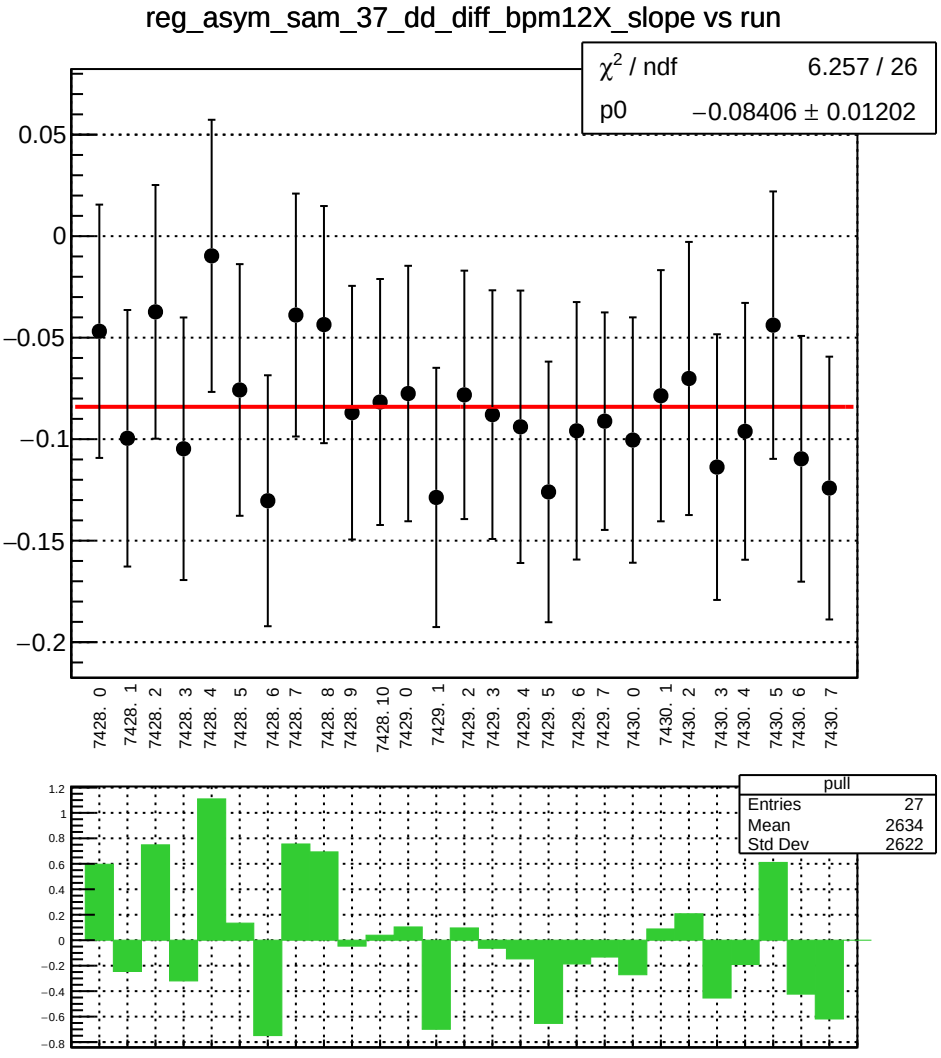
reg_asym_sam_37_dd_diff_bpm12X_slope vs run
χ² / ndf 6.257 / 26
p0 −0.08406 ± 0.01202
0.05
0
−0.05
−0.1
−0.15
−0.2
7428. 0
7428. 1
7428. 2
7428. 3
7428. 4
7428. 5
7428. 6
7428. 7
7428. 8
7428. 9
7428. 10
7429. 0
7429. 1
7429. 2
7429. 3
7429. 4
7429. 5
7429. 6
7429. 7
7430. 0
7430. 1
7430. 2
7430. 3
7430. 4
7430. 5
7430. 6
7430. 7
pull
Entries 27
Mean 2634
Std Dev 2622
1.2
1
0.8
0.6
0.4
0.2
0
−0.2
−0.4
−0.6
−0.8

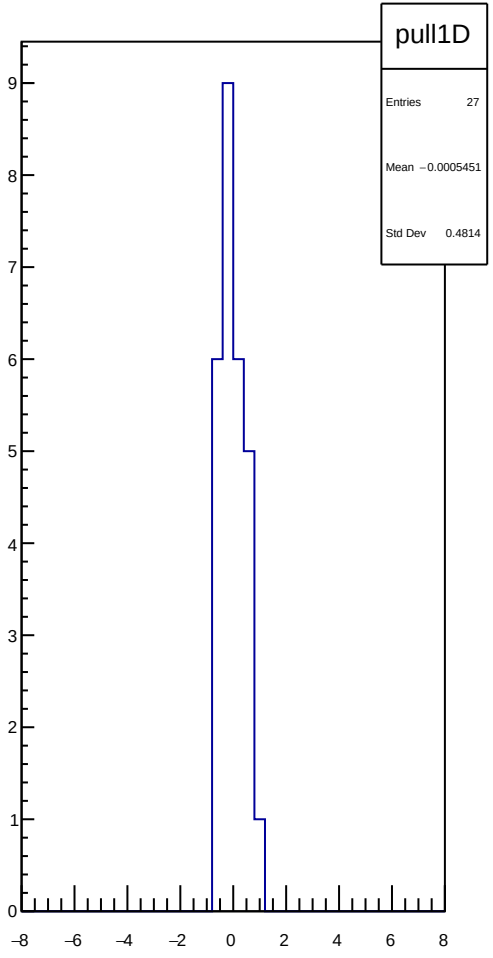
pull1D
Entries 27
Mean −0.0005451
Std Dev 0.4814
9
8
7
6
5
4
3
2
1
0
−8
−6
−4
−2
0
2
4
6
8

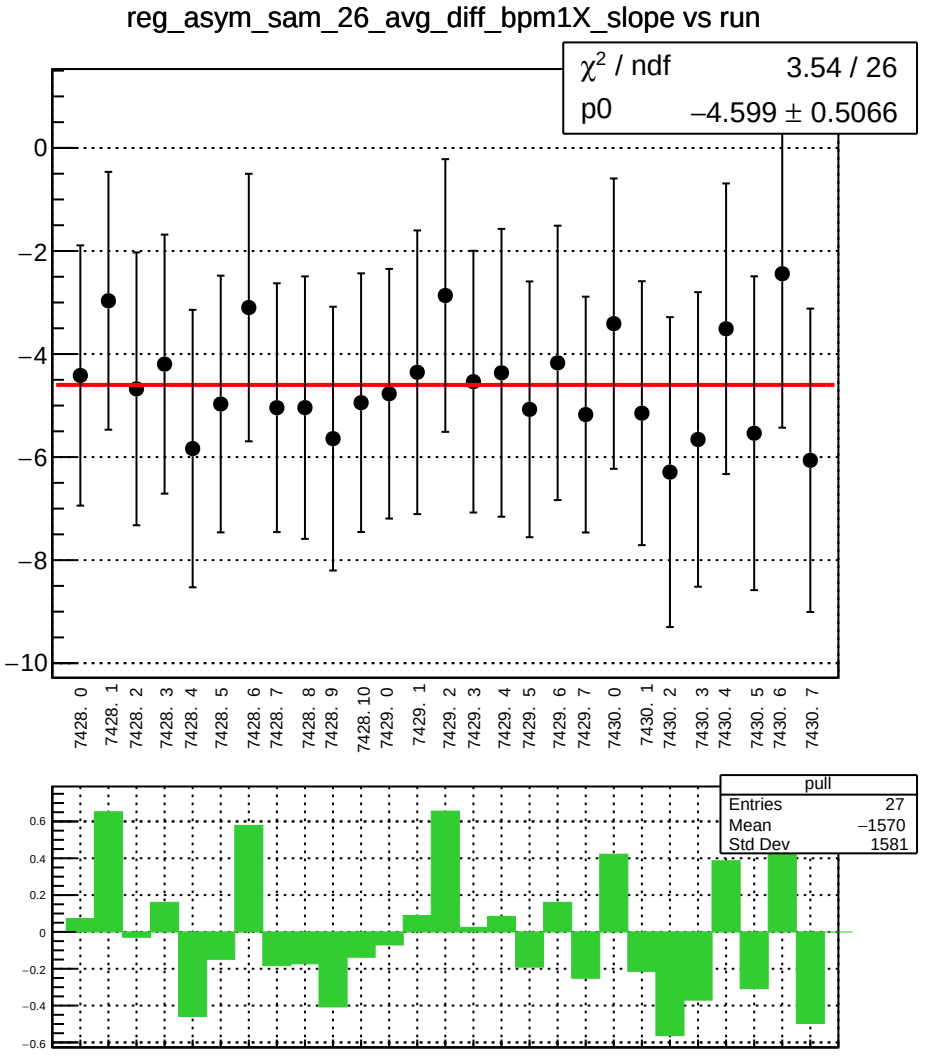
reg_asym_sam_26_avg_diff_bpm1X_slope vs run
χ² / ndf 3.54 / 26
p0 −4.599 ± 0.5066
0
−2
−4
−6
−8
−10
7428. 0
7428. 1
7428. 2
7428. 3
7428. 4
7428. 5
7428. 6
7428. 7
7428. 8
7428. 9
7428. 10
7429. 0
7429. 1
7429. 2
7429. 3
7429. 4
7429. 5
7429. 6
7429. 7
7430. 0
7430. 1
7430. 2
7430. 3
7430. 4
7430. 5
7430. 6
7430. 7
pull
Entries 27
Mean −1570
Std Dev 1581
0.6
0.4
0.2
0
−0.2
−0.4
−0.6

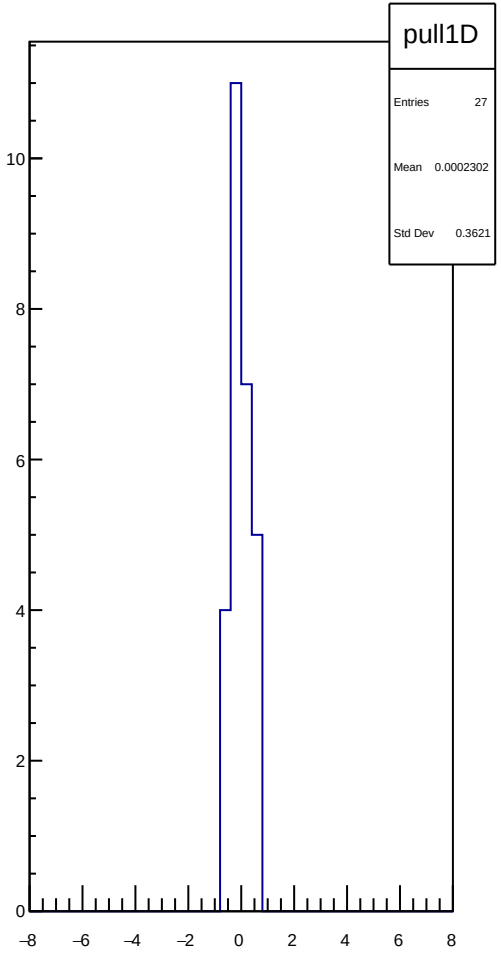
pull1D
Entries 27
Mean 0.0002302
Std Dev 0.3621
10
8
6
4
2
0
−8
−6
−4
−2
0
2
4
6
8

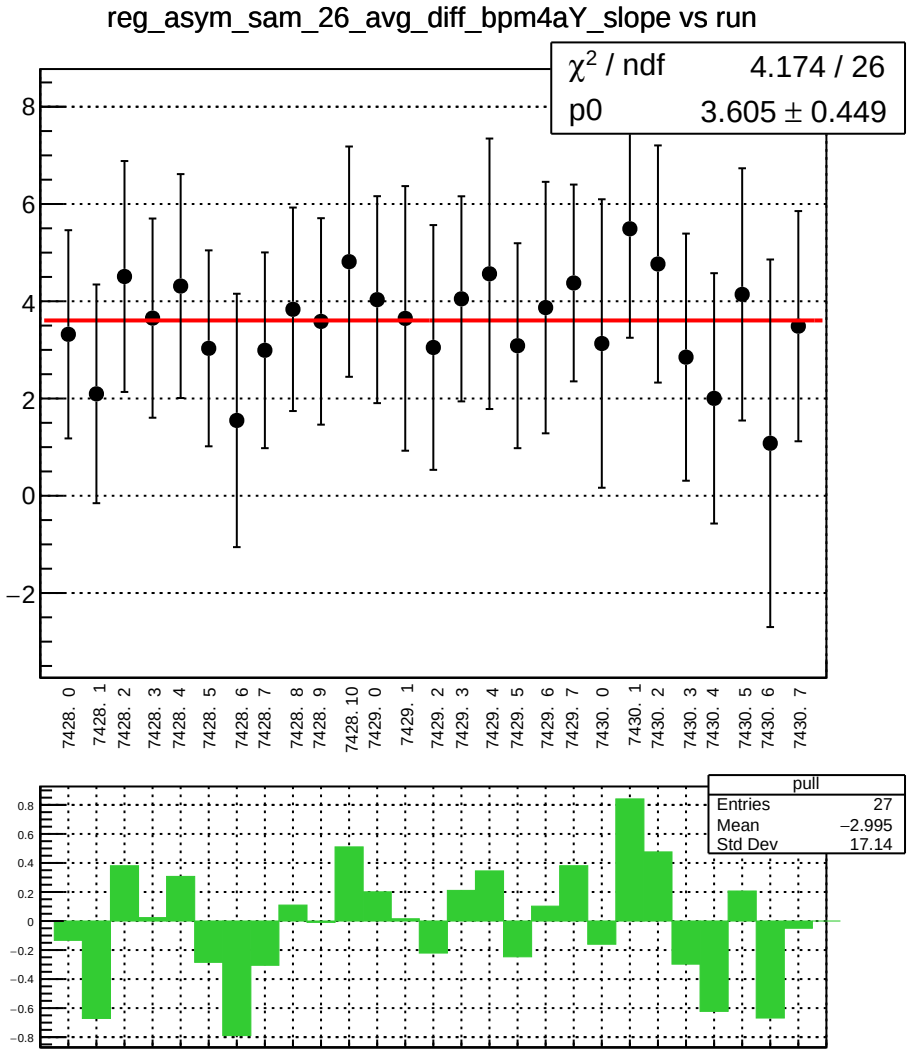
reg_asym_sam_26_avg_diff_bpm4aY_slope vs run
χ² / ndf 4.174 / 26
p0 3.605 ± 0.449
8
6
4
2
0
−2
7428. 0
7428. 1
7428. 2
7428. 3
7428. 4
7428. 5
7428. 6
7428. 7
7428. 8
7428. 9
7428. 10
7429. 0
7429. 1
7429. 2
7429. 3
7429. 4
7429. 5
7429. 6
7429. 7
7430. 0
7430. 1
7430. 2
7430. 3
7430. 4
7430. 5
7430. 6
7430. 7
pull
Entries 27
Mean −2.995
Std Dev 17.14
0.8
0.6
0.4
0.2
0
−0.2
−0.4
−0.6
−0.8

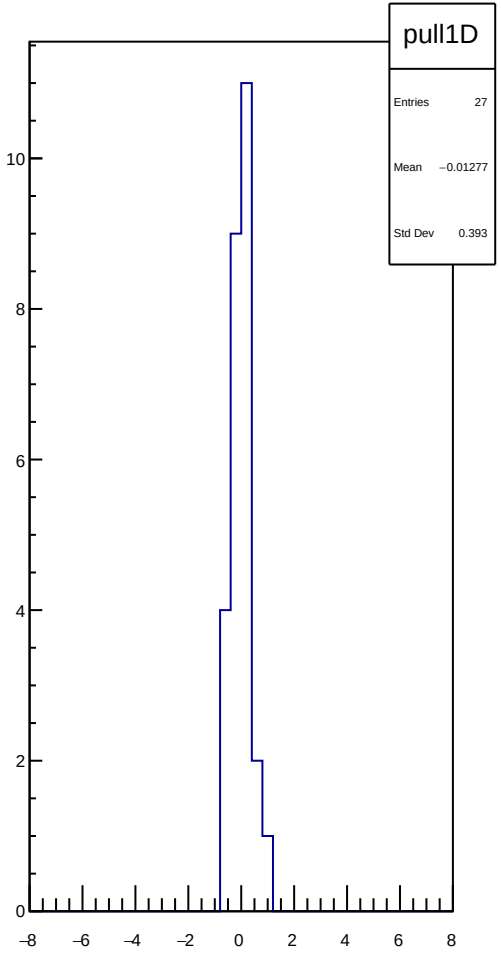
pull1D
Entries 27
Mean −0.01277
Std Dev 0.393
10
8
6
4
2
0
−8
−6
−4
−2
0
2
4
6
8

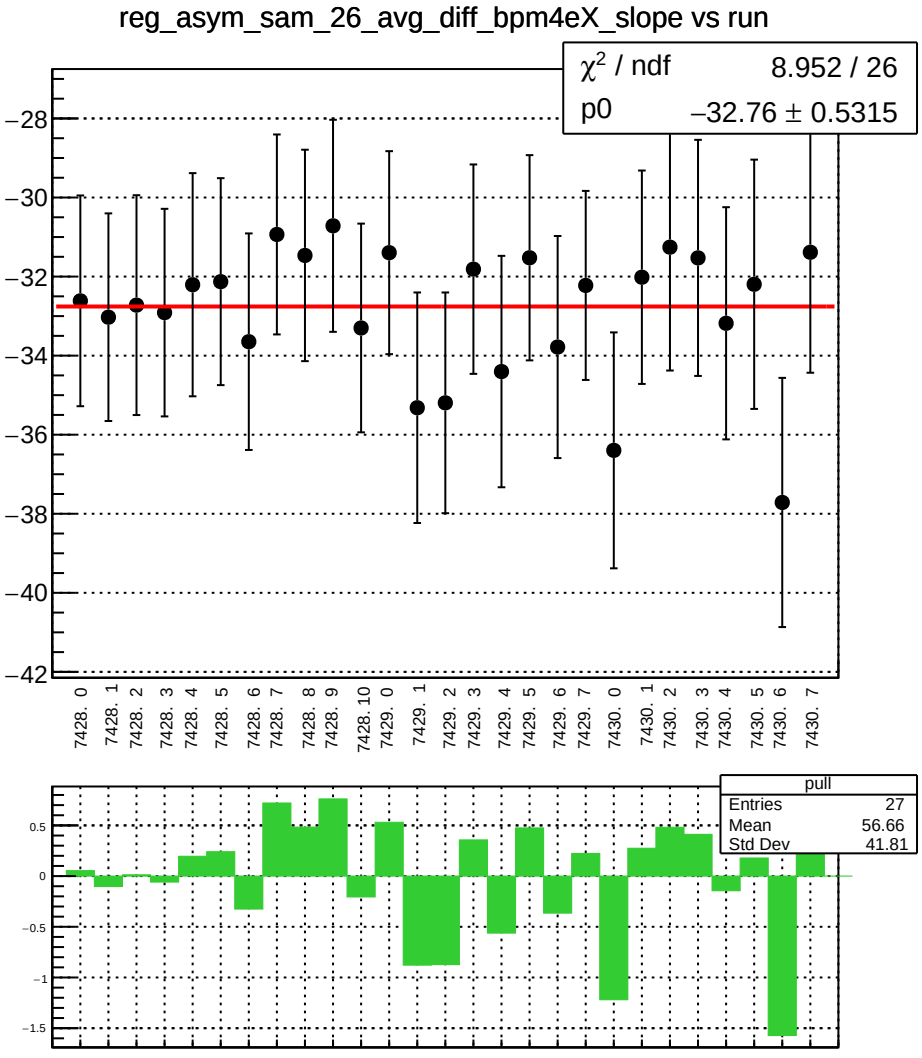
reg_asym_sam_26_avg_diff_bpm4eX_slope vs run
χ² / ndf 8.952 / 26
p0 −32.76 ± 0.5315
−28
−30
−32
−34
−36
−38
−40
−42
7428. 0
7428. 1
7428. 2
7428. 3
7428. 4
7428. 5
7428. 6
7428. 7
7428. 8
7428. 9
7428. 10
7429. 0
7429. 1
7429. 2
7429. 3
7429. 4
7429. 5
7429. 6
7429. 7
7430. 0
7430. 1
7430. 2
7430. 3
7430. 4
7430. 5
7430. 6
7430. 7
pull
Entries 27
Mean 56.66
Std Dev 41.81
0.5
0
−0.5
−1
−1.5

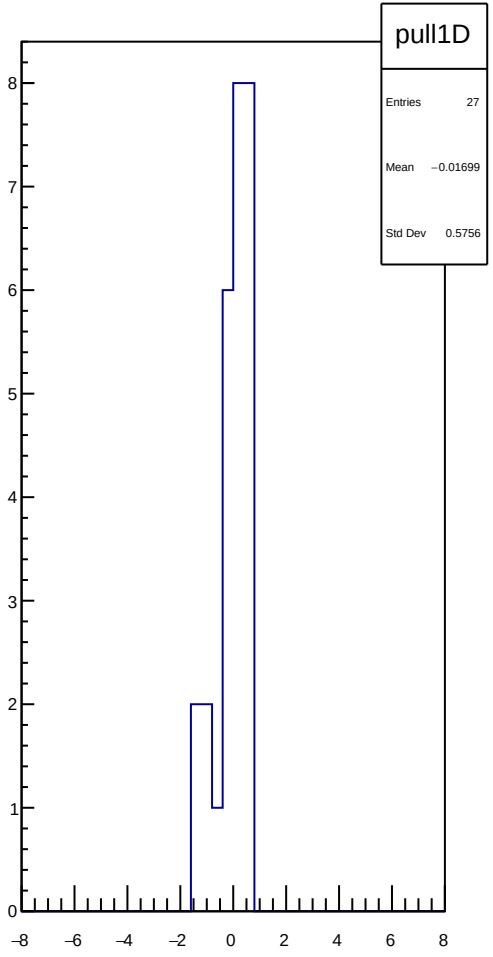
pull1D
Entries 27
Mean −0.01699
Std Dev 0.5756
8
7
6
5
4
3
2
1
0
−8
−6
−4
−2
0
2
4
6
8

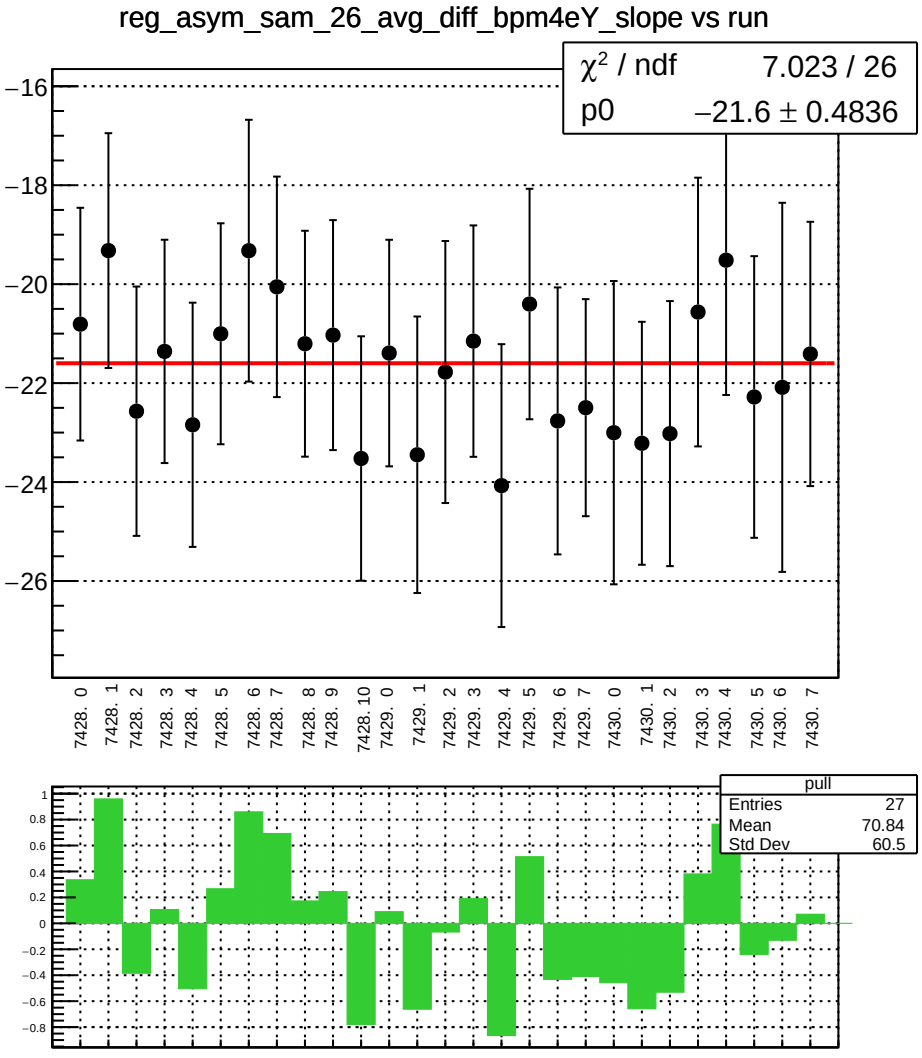
reg_asym_sam_26_avg_diff_bpm4eY_slope vs run
χ² / ndf 7.023 / 26
p0 −21.6 ± 0.4836
−16
−18
−20
−22
−24
−26
7428. 0
7428. 1
7428. 2
7428. 3
7428. 4
7428. 5
7428. 6
7428. 7
7428. 8
7428. 9
7428. 10
7429. 0
7429. 1
7429. 2
7429. 3
7429. 4
7429. 5
7429. 6
7429. 7
7430. 0
7430. 1
7430. 2
7430. 3
7430. 4
7430. 5
7430. 6
7430. 7
pull
Entries 27
Mean 70.84
Std Dev 60.5
1
0.8
0.6
0.4
0.2
0
−0.2
−0.4
−0.6
−0.8

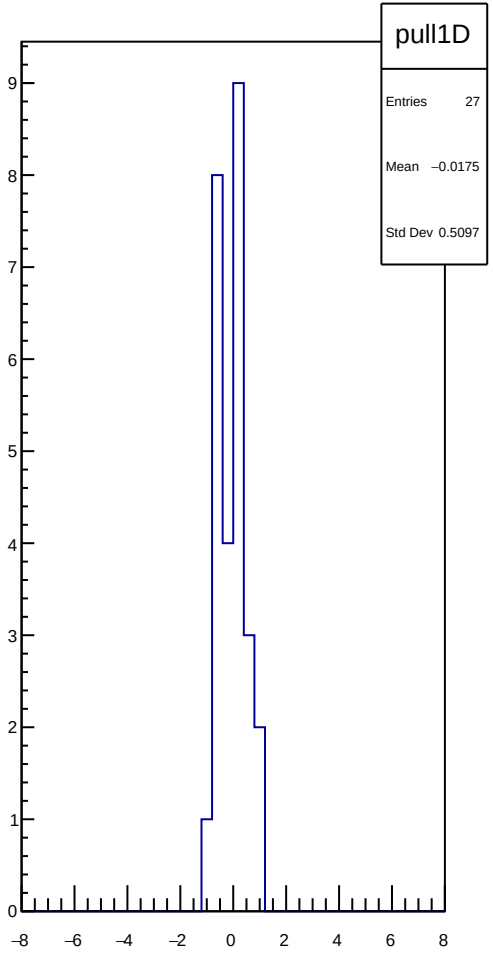
pull1D
Entries 27
Mean −0.0175
Std Dev 0.5097
9
8
7
6
5
4
3
2
1
0
−8
−6
−4
−2
0
2
4
6
8

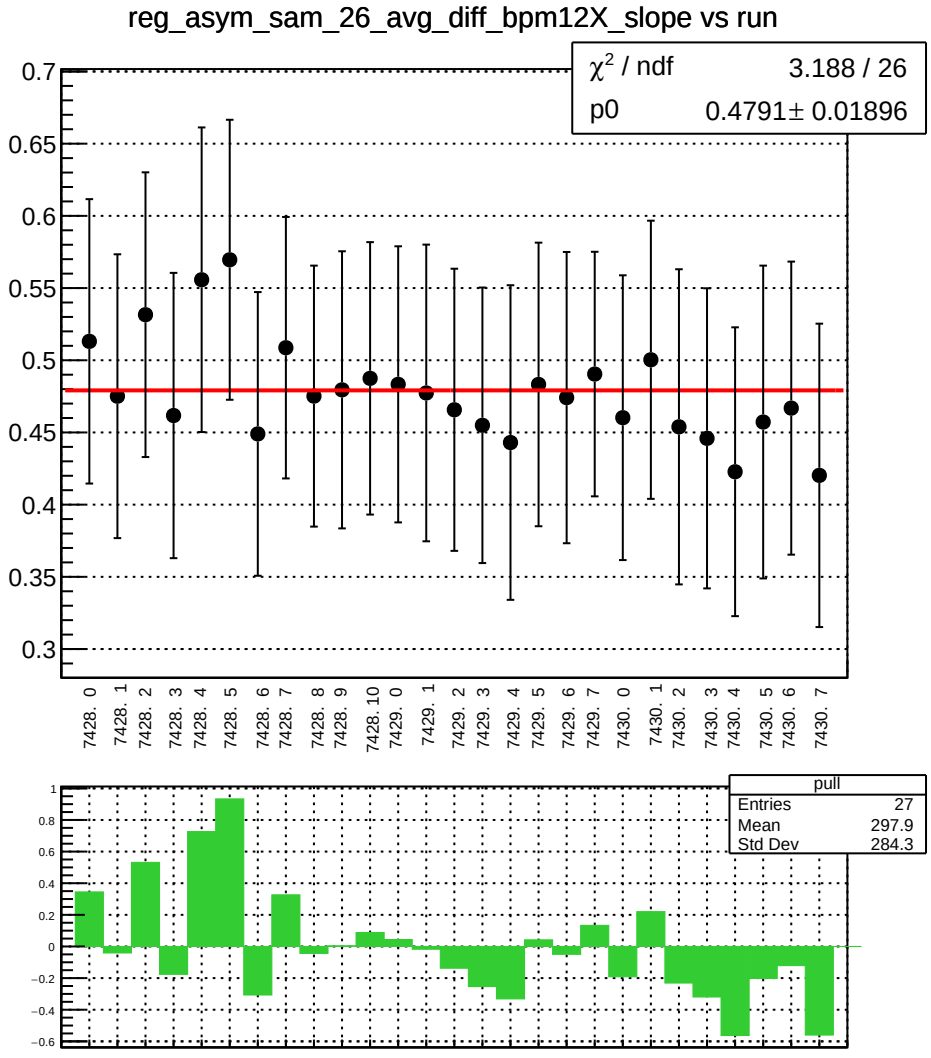
reg_asym_sam_26_avg_diff_bpm12X_slope vs run
χ² / ndf 3.188 / 26
p0 0.4791± 0.01896
0.7
0.65
0.6
0.55
0.5
0.45
0.4
0.35
0.3
7428. 0
7428. 1
7428. 2
7428. 3
7428. 4
7428. 5
7428. 6
7428. 7
7428. 8
7428. 9
7428. 10
7429. 0
7429. 1
7429. 2
7429. 3
7429. 4
7429. 5
7429. 6
7429. 7
7430. 0
7430. 1
7430. 2
7430. 3
7430. 4
7430. 5
7430. 6
7430. 7
pull
Entries 27
Mean 297.9
Std Dev 284.3
1
0.8
0.6
0.4
0.2
0
−0.2
−0.4
−0.6

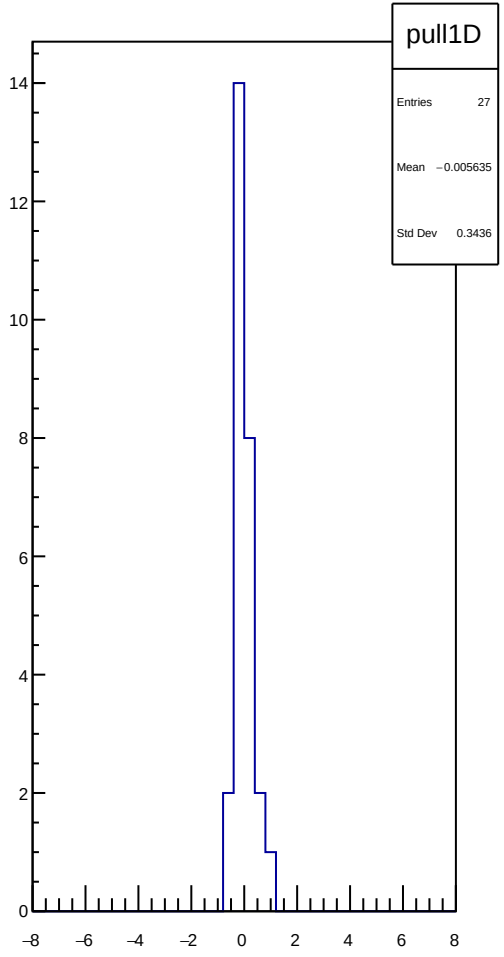
pull1D
Entries 27
Mean −0.005635
Std Dev 0.3436
14
12
10
8
6
4
2
0
−8
−6
−4
−2
0
2
4
6
8

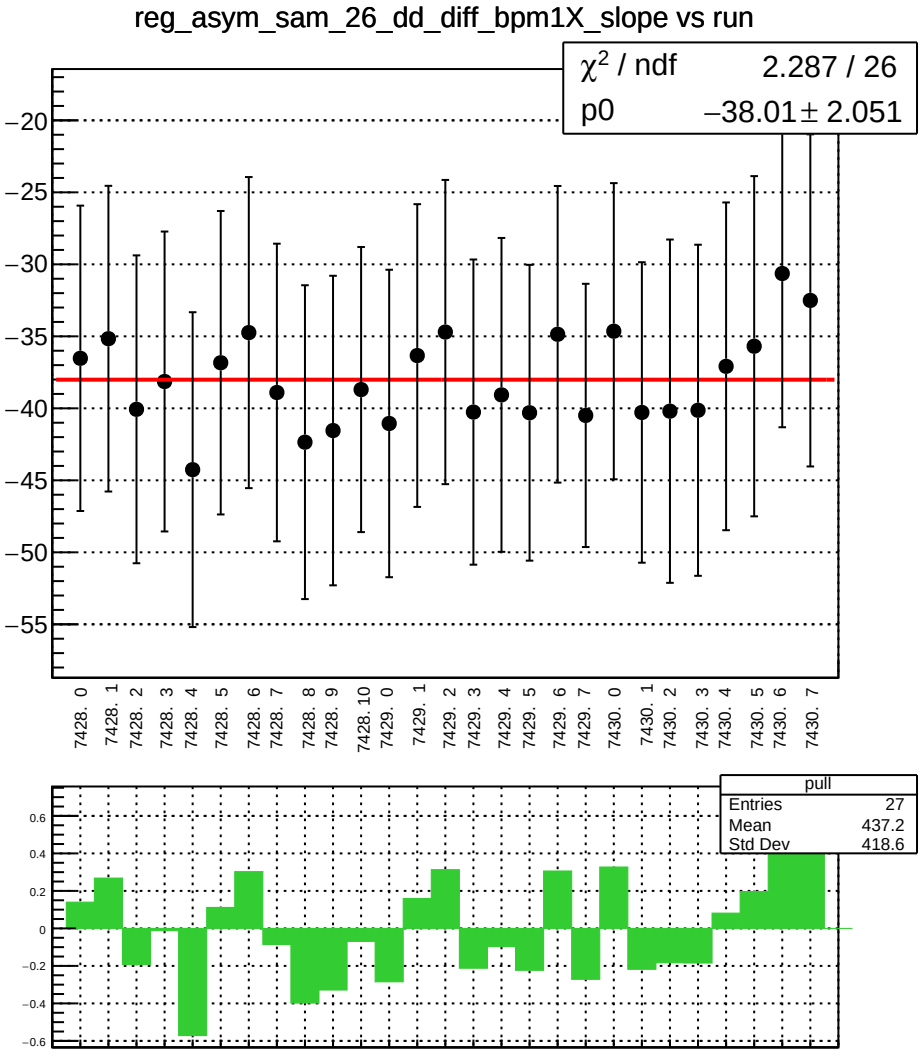
reg_asym_sam_26_dd_diff_bpm1X_slope vs run
χ^2 / ndf 2.287 / 26
p0 −38.01 ± 2.051
−20
−25
−30
−35
−40
−45
−50
−55
7428. 0
7428. 1
7428. 2
7428. 3
7428. 4
7428. 5
7428. 6
7428. 7
7428. 8
7428. 9
7428. 10
7429. 0
7429. 1
7429. 2
7429. 3
7429. 4
7429. 5
7429. 6
7429. 7
7430. 0
7430. 1
7430. 2
7430. 3
7430. 4
7430. 5
7430. 6
7430. 7
pull
Entries 27
Mean 437.2
Std Dev 418.6
0.6
0.4
0.2
0
−0.2
−0.4
−0.6

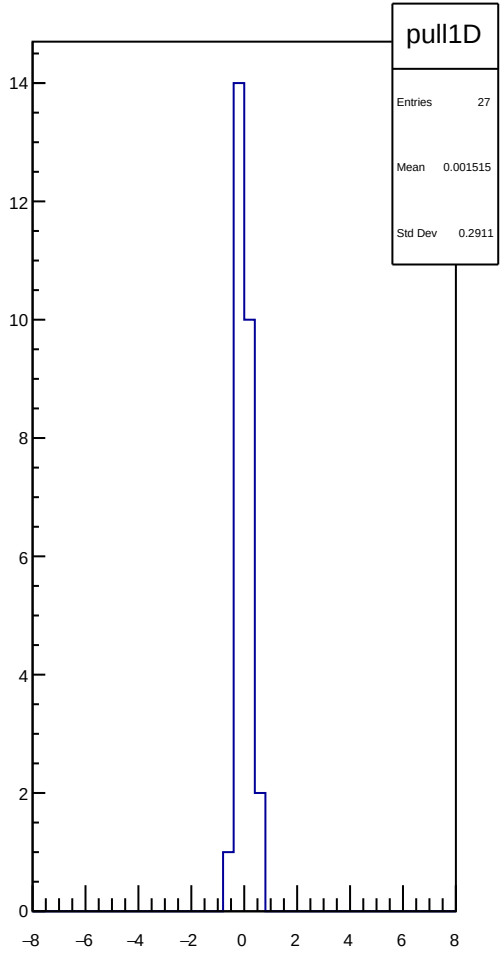
pull1D
Entries 27
Mean 0.001515
Std Dev 0.2911
14
12
10
8
6
4
2
0
−8
−6
−4
−2
0
2
4
6
8

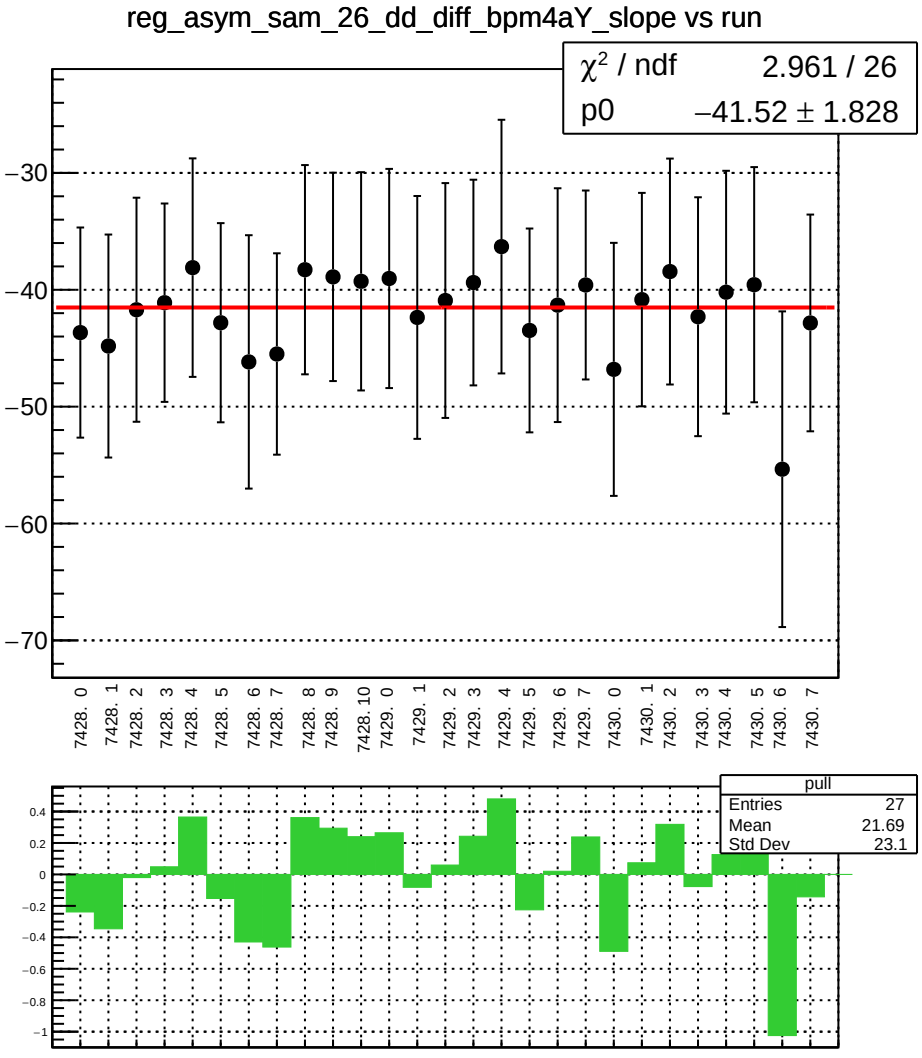
reg_asym_sam_26_dd_diff_bpm4aY_slope vs run
χ² / ndf 2.961 / 26
p0 −41.52 ± 1.828
−30
−40
−50
−60
−70
7428. 0
7428. 1
7428. 2
7428. 3
7428. 4
7428. 5
7428. 6
7428. 7
7428. 8
7428. 9
7428. 10
7429. 0
7429. 1
7429. 2
7429. 3
7429. 4
7429. 5
7429. 6
7429. 7
7430. 0
7430. 1
7430. 2
7430. 3
7430. 4
7430. 5
7430. 6
7430. 7
pull
Entries 27
Mean 21.69
Std Dev 23.1
0.4
0.2
0
−0.2
−0.4
−0.6
−0.8
−1

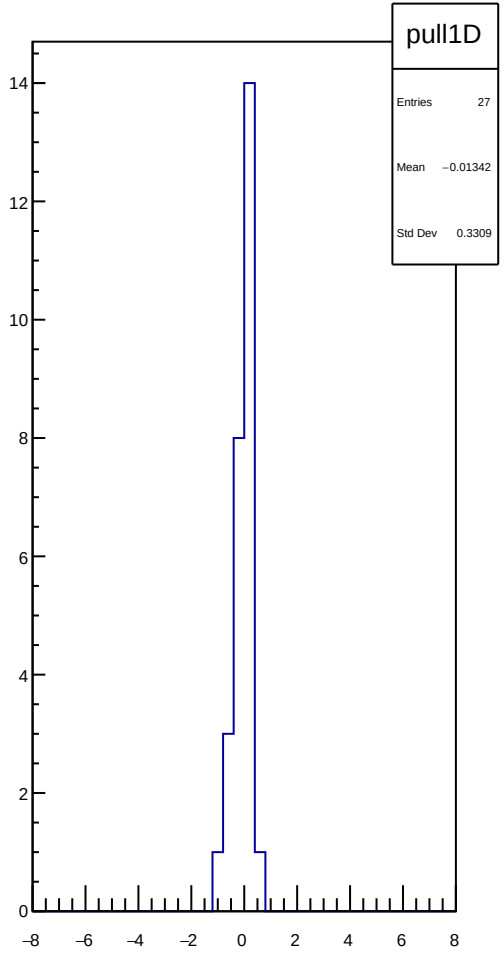
pull1D
Entries 27
Mean −0.01342
Std Dev 0.3309
14
12
10
8
6
4
2
0
−8
−6
−4
−2
0
2
4
6
8

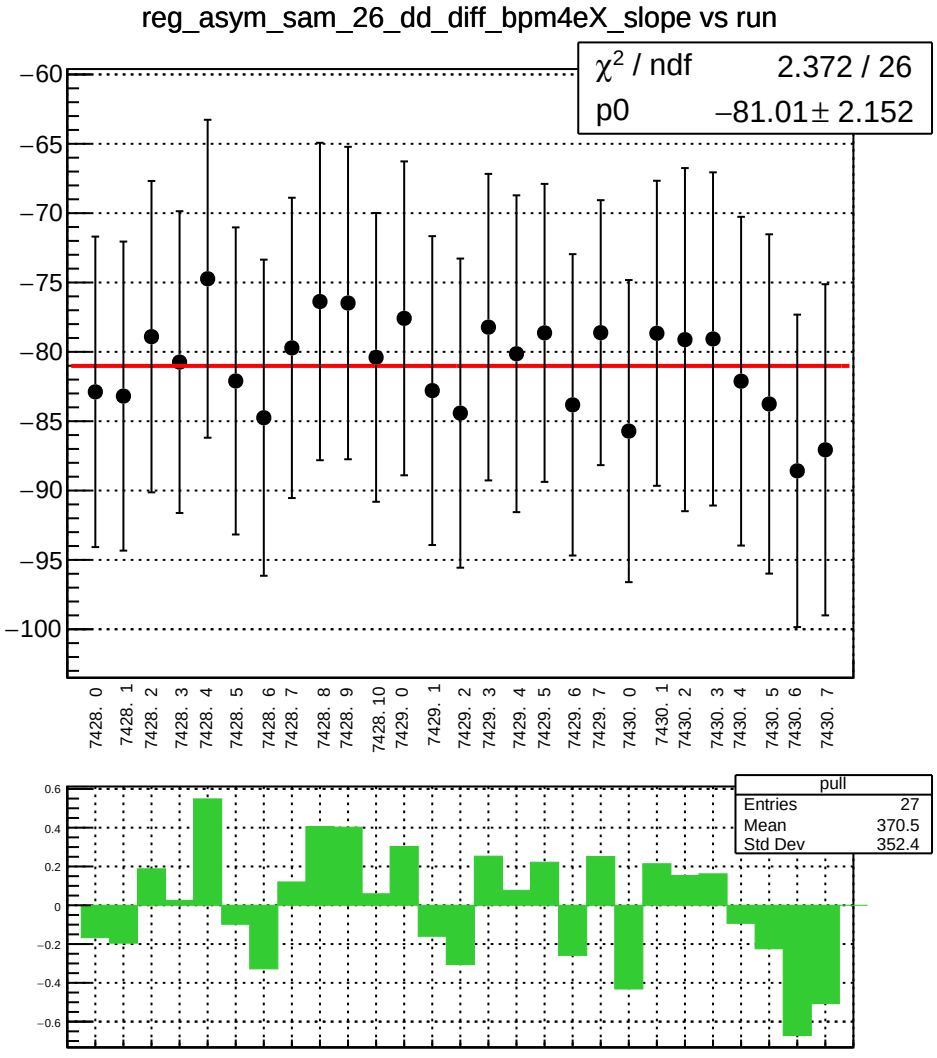
reg_asym_sam_26_dd_diff_bpm4eX_slope vs run
χ² / ndf 2.372 / 26
p0 −81.01 ± 2.152
−60
−65
−70
−75
−80
−85
−90
−95
−100
7428. 0
7428. 1
7428. 2
7428. 3
7428. 4
7428. 5
7428. 6
7428. 7
7428. 8
7428. 9
7428. 10
7429. 0
7429. 1
7429. 2
7429. 3
7429. 4
7429. 5
7429. 6
7429. 7
7430. 0
7430. 1
7430. 2
7430. 3
7430. 4
7430. 5
7430. 6
7430. 7
pull
Entries 27
Mean 370.5
Std Dev 352.4
0.6
0.4
0.2
0
−0.2
−0.4
−0.6

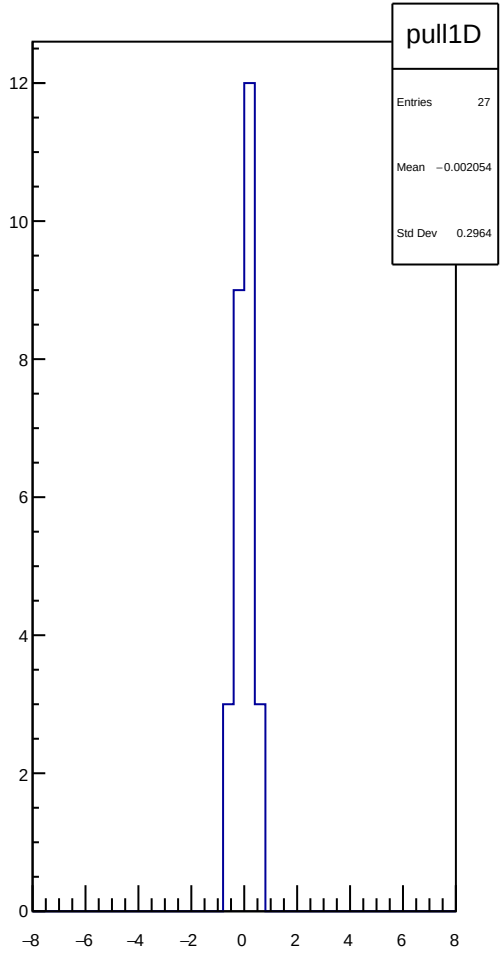
pull1D
Entries 27
Mean −0.002054
Std Dev 0.2964
12
10
8
6
4
2
0
−8
−6
−4
−2
0
2
4
6
8

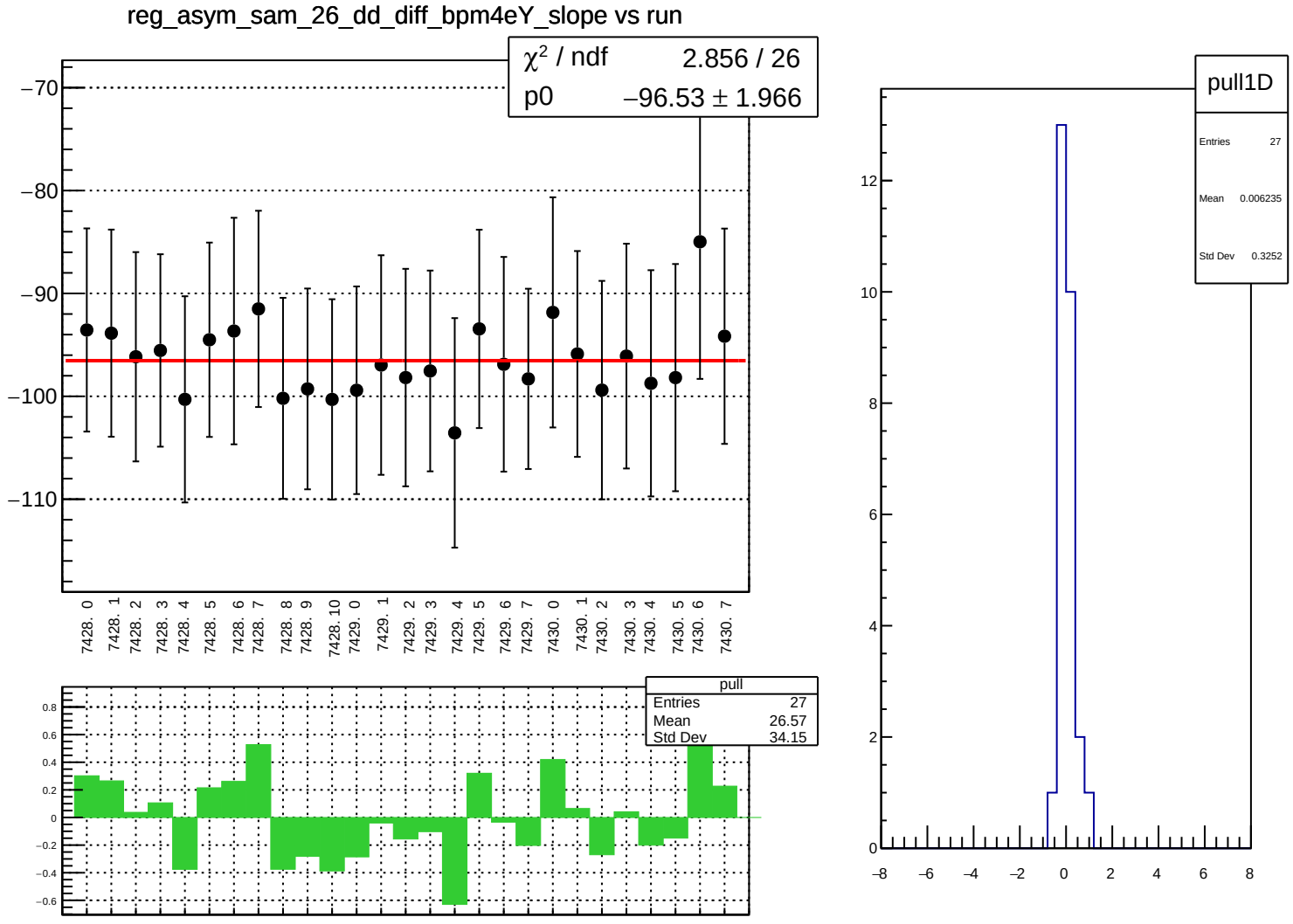
reg_asym_sam_26_dd_diff_bpm4eY_slope vs run
χ² / ndf 2.856 / 26
p0 −96.53 ± 1.966
−70
−80
−90
−100
−110
7428. 0
7428. 1
7428. 2
7428. 3
7428. 4
7428. 5
7428. 6
7428. 7
7428. 8
7428. 9
7428. 10
7429. 0
7429. 1
7429. 2
7429. 3
7429. 4
7429. 5
7429. 6
7429. 7
7430. 0
7430. 1
7430. 2
7430. 3
7430. 4
7430. 5
7430. 6
7430. 7
pull
Entries 27
Mean 26.57
Std Dev 34.15
0.8
0.6
0.4
0.2
0
−0.2
−0.4
−0.6
pull1D
Entries 27
Mean 0.006235
Std Dev 0.3252
12
10
8
6
4
2
0
−8
−6
−4
−2
0
2
4
6
8

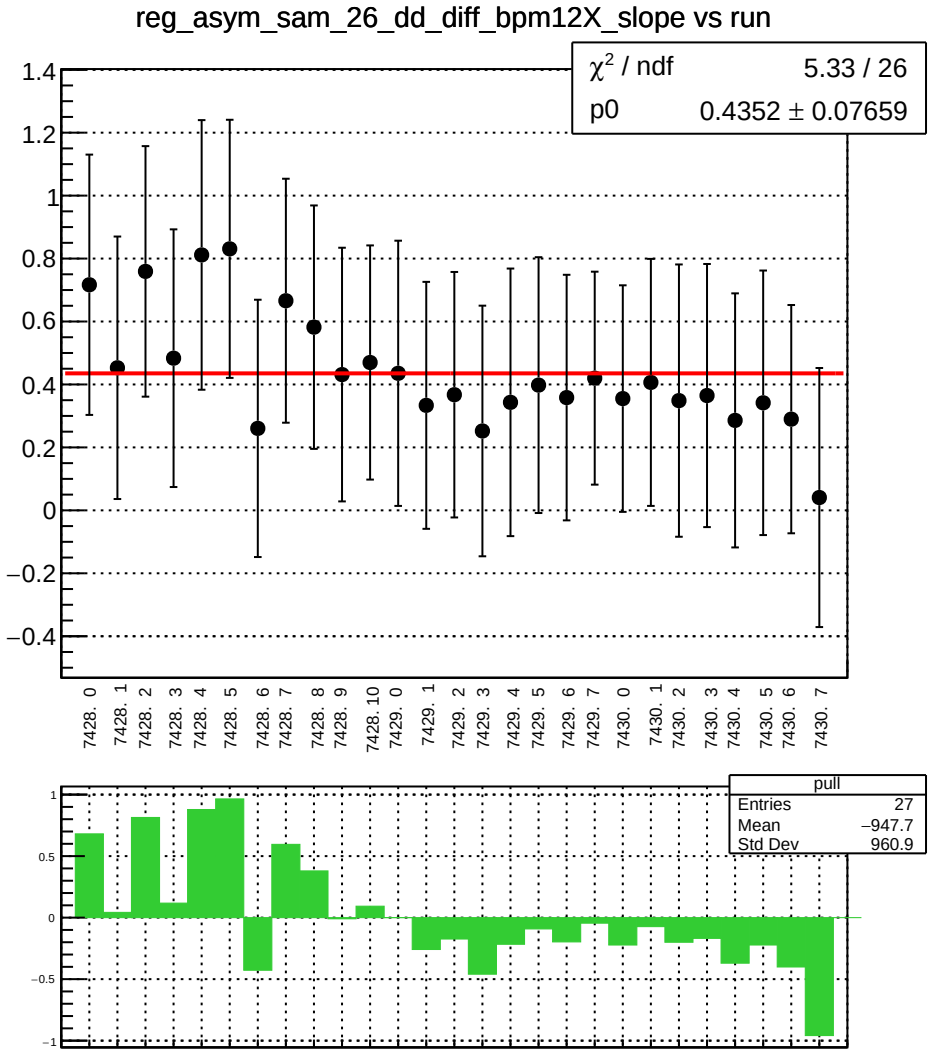
reg_asym_sam_26_dd_diff_bpm12X_slope vs run
χ² / ndf 5.33 / 26
p0 0.4352 ± 0.07659
1.4
1.2
1
0.8
0.6
0.4
0.2
0
−0.2
−0.4
7428. 0
7428. 1
7428. 2
7428. 3
7428. 4
7428. 5
7428. 6
7428. 7
7428. 8
7428. 9
7428. 10
7429. 0
7429. 1
7429. 2
7429. 3
7429. 4
7429. 5
7429. 6
7429. 7
7430. 0
7430. 1
7430. 2
7430. 3
7430. 4
7430. 5
7430. 6
7430. 7
pull
Entries 27
Mean −947.7
Std Dev 960.9
1
0.5
0
−0.5
−1

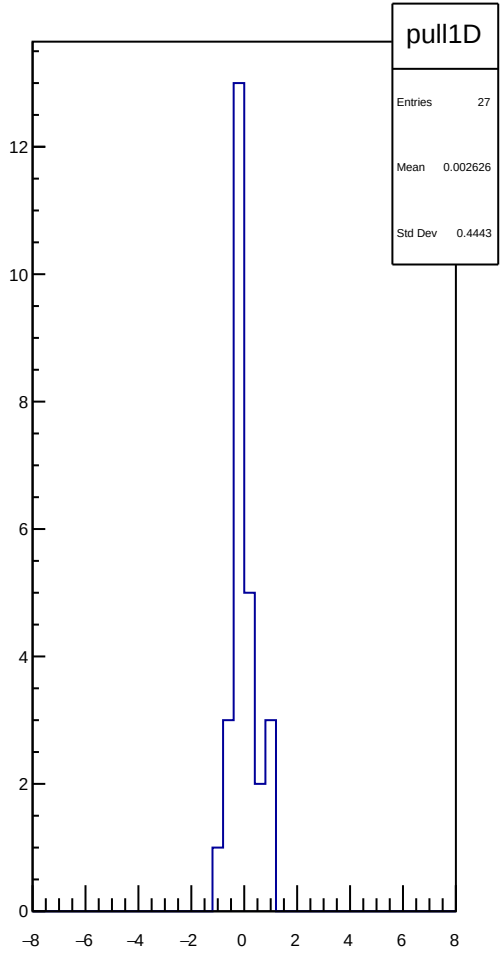
pull1D
Entries 27
Mean 0.002626
Std Dev 0.4443
12
10
8
6
4
2
0
−8
−6
−4
−2
0
2
4
6
8

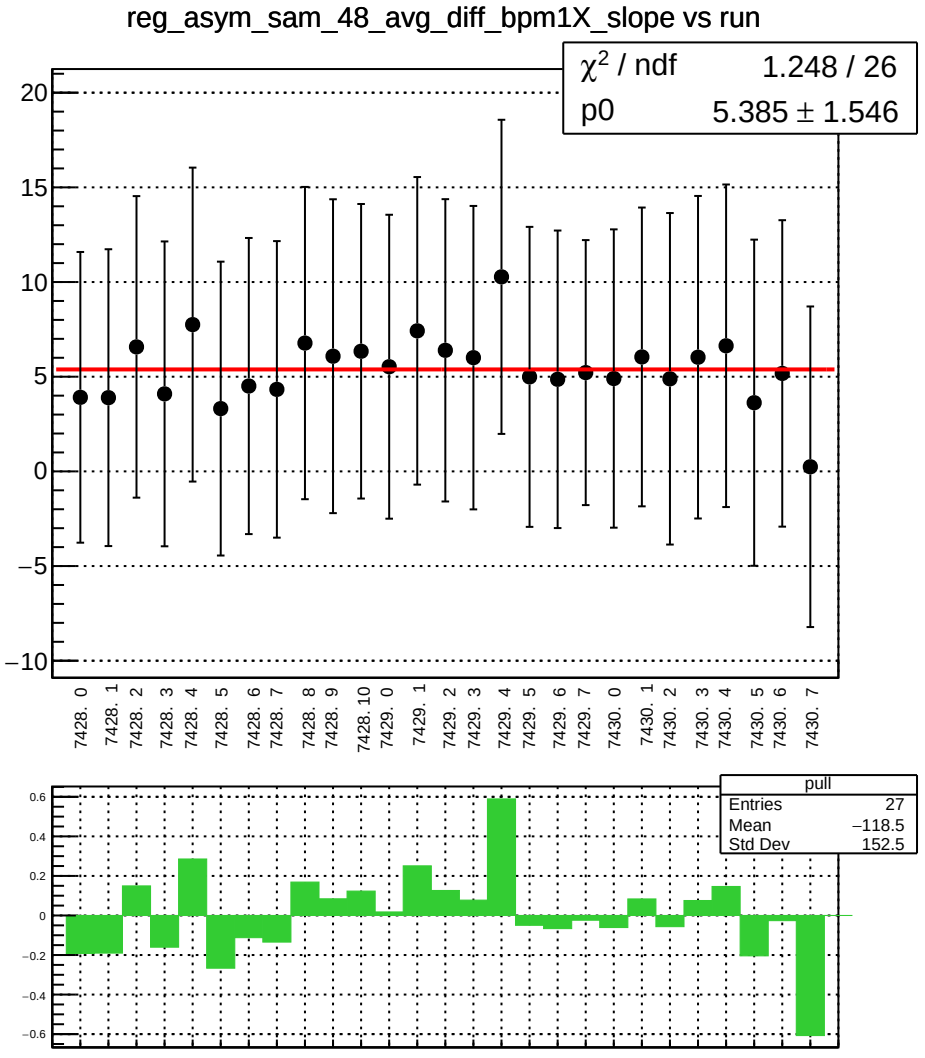
reg_asym_sam_48_avg_diff_bpm1X_slope vs run
χ² / ndf 1.248 / 26
p0 5.385 ± 1.546
20
15
10
5
0
−5
−10
7428. 0
7428. 1
7428. 2
7428. 3
7428. 4
7428. 5
7428. 6
7428. 7
7428. 8
7428. 9
7428. 10
7429. 0
7429. 1
7429. 2
7429. 3
7429. 4
7429. 5
7429. 6
7429. 7
7430. 0
7430. 1
7430. 2
7430. 3
7430. 4
7430. 5
7430. 6
7430. 7
pull
Entries 27
Mean −118.5
Std Dev 152.5
0.6
0.4
0.2
0
−0.2
−0.4
−0.6

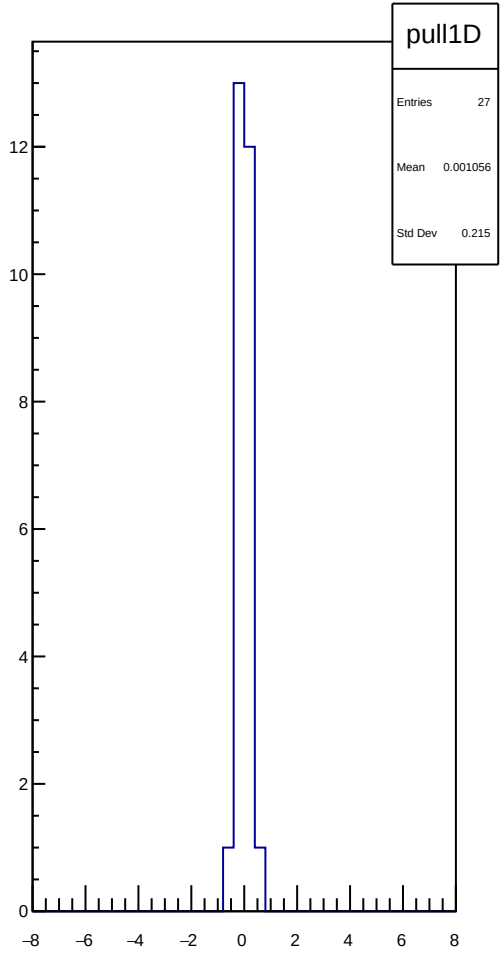
pull1D
Entries 27
Mean 0.001056
Std Dev 0.215
12
10
8
6
4
2
0
−8
−6
−4
−2
0
2
4
6
8

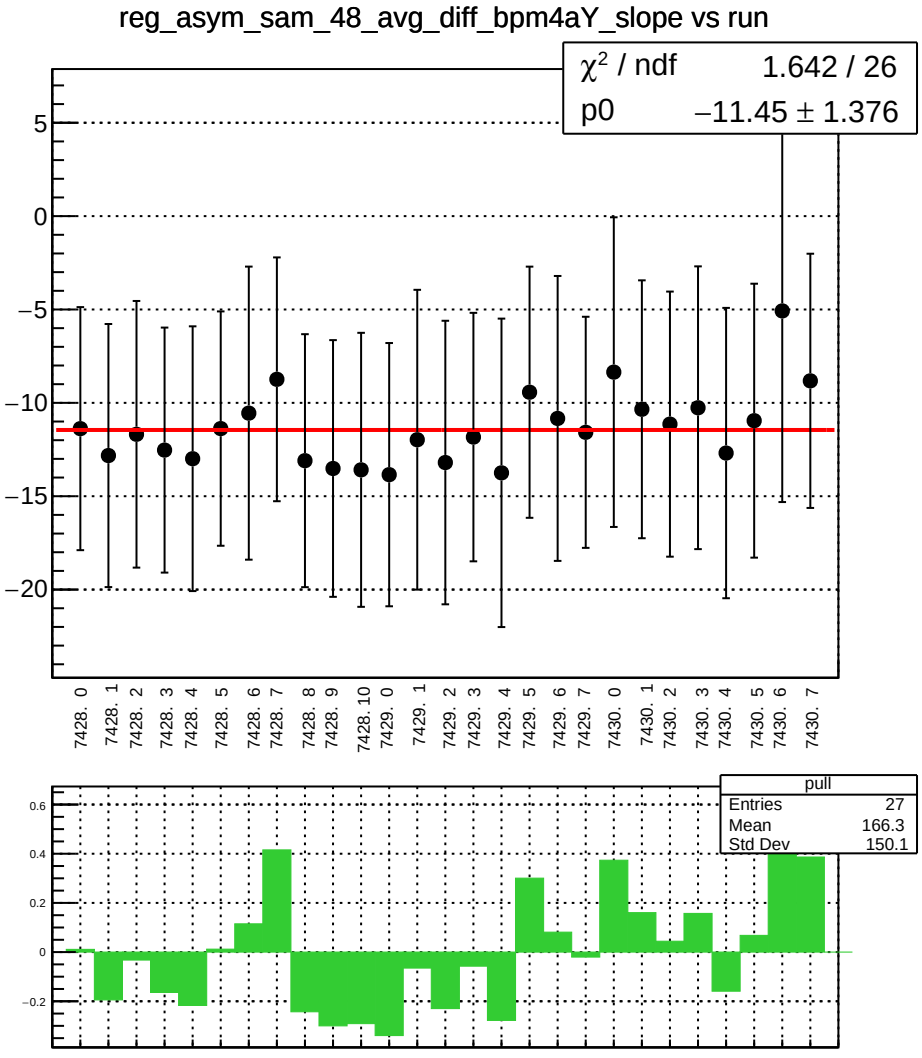
reg_asym_sam_48_avg_diff_bpm4aY_slope vs run
χ² / ndf 1.642 / 26
p0 −11.45 ± 1.376
5
0
−5
−10
−15
−20
7428. 0
7428. 1
7428. 2
7428. 3
7428. 4
7428. 5
7428. 6
7428. 7
7428. 8
7428. 9
7428. 10
7429. 0
7429. 1
7429. 2
7429. 3
7429. 4
7429. 5
7429. 6
7429. 7
7430. 0
7430. 1
7430. 2
7430. 3
7430. 4
7430. 5
7430. 6
7430. 7
pull
Entries 27
Mean 166.3
Std Dev 150.1
0.6
0.4
0.2
0
−0.2

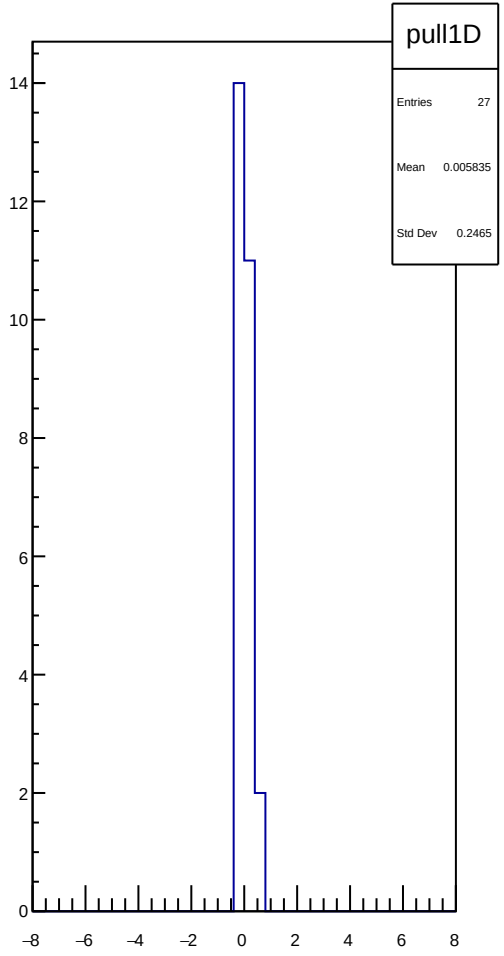
pull1D
Entries 27
Mean 0.005835
Std Dev 0.2465
14
12
10
8
6
4
2
0
−8
−6
−4
−2
0
2
4
6
8

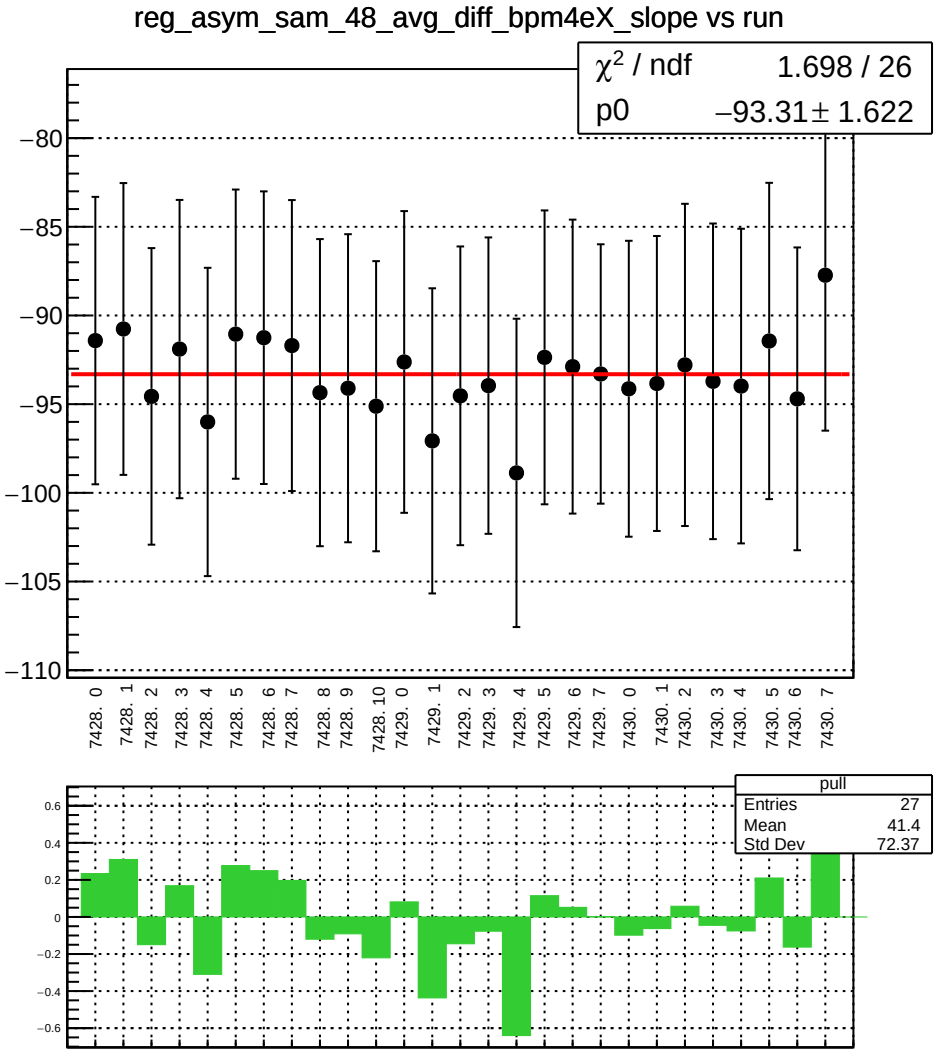
reg_asym_sam_48_avg_diff_bpm4eX_slope vs run
χ2 / ndf 1.698 / 26
p0 −93.31 ± 1.622
−80
−85
−90
−95
−100
−105
−110
7428. 0
7428. 1
7428. 2
7428. 3
7428. 4
7428. 5
7428. 6
7428. 7
7428. 8
7428. 9
7428. 10
7429. 0
7429. 1
7429. 2
7429. 3
7429. 4
7429. 5
7429. 6
7429. 7
7430. 0
7430. 1
7430. 2
7430. 3
7430. 4
7430. 5
7430. 6
7430. 7
pull
Entries 27
Mean 41.4
Std Dev 72.37
0.6
0.4
0.2
0
−0.2
−0.4
−0.6

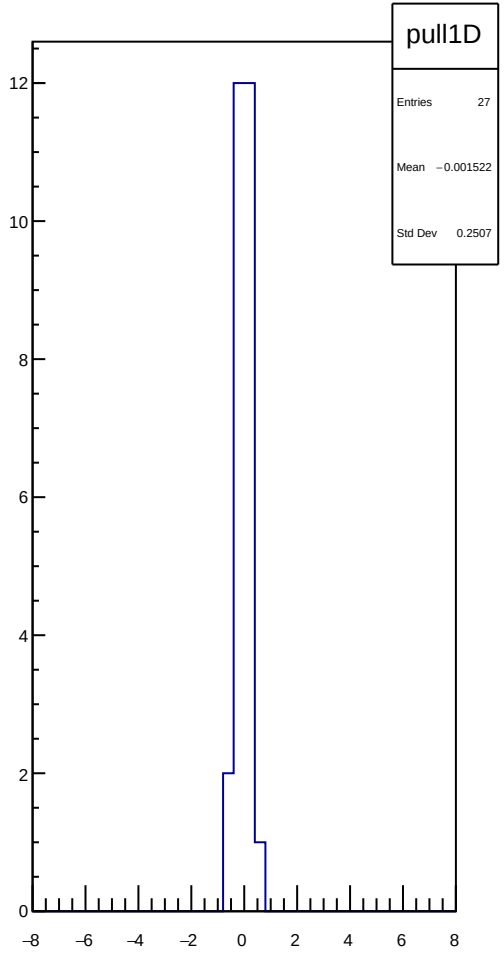
pull1D
Entries 27
Mean −0.001522
Std Dev 0.2507
12
10
8
6
4
2
0
−8
−6
−4
−2
0
2
4
6
8

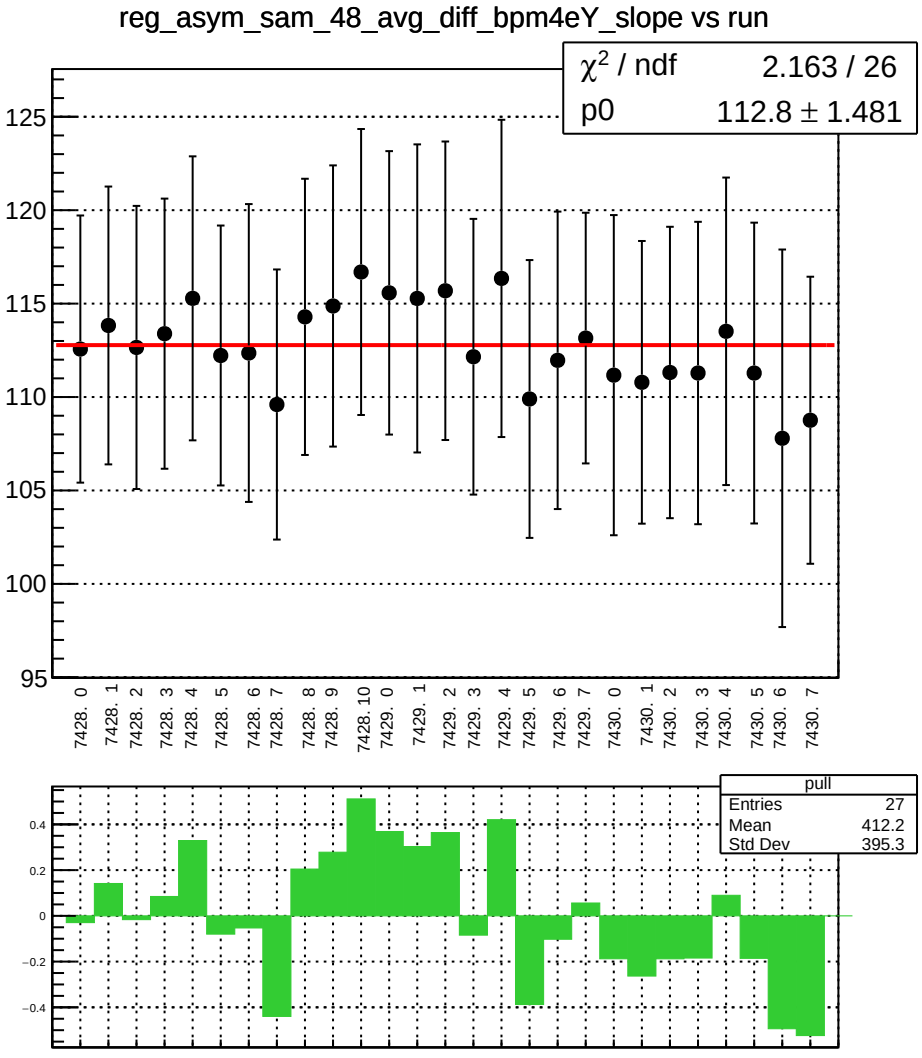
reg_asym_sam_48_avg_diff_bpm4eY_slope vs run
χ² / ndf 2.163 / 26
p0 112.8 ± 1.481
125
120
115
110
105
100
95
7428. 0
7428. 1
7428. 2
7428. 3
7428. 4
7428. 5
7428. 6
7428. 7
7428. 8
7428. 9
7428. 10
7429. 0
7429. 1
7429. 2
7429. 3
7429. 4
7429. 5
7429. 6
7429. 7
7430. 0
7430. 1
7430. 2
7430. 3
7430. 4
7430. 5
7430. 6
7430. 7
pull
Entries 27
Mean 412.2
Std Dev 395.3
0.4
0.2
0
−0.2
−0.4

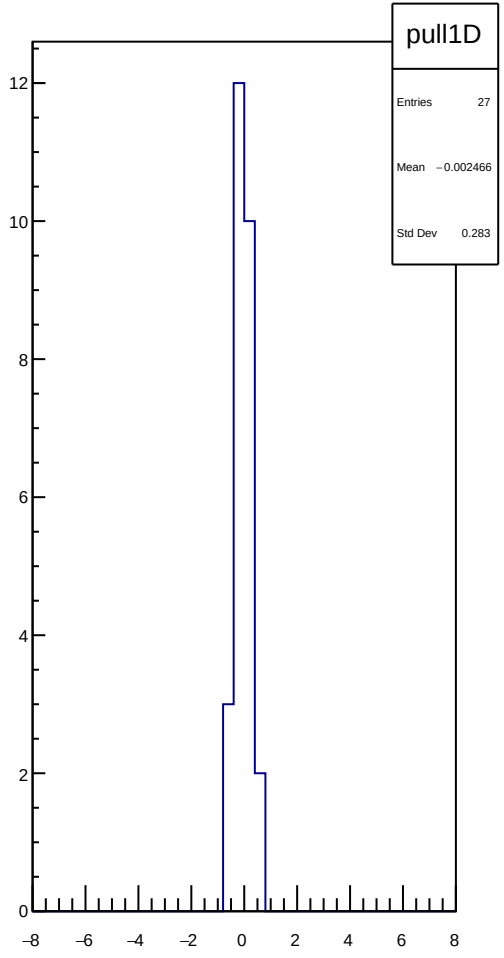
pull1D
Entries 27
Mean −0.002466
Std Dev 0.283
12
10
8
6
4
2
0
−8
−6
−4
−2
0
2
4
6
8

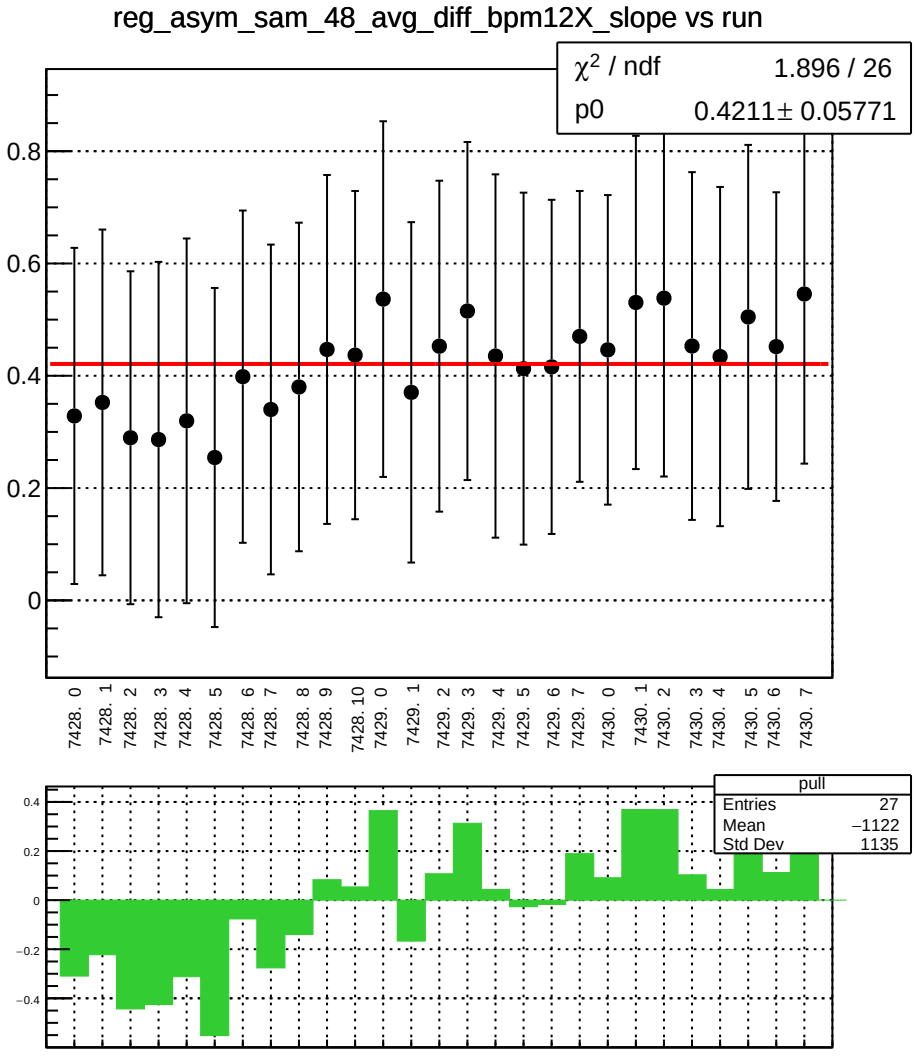
reg_asym_sam_48_avg_diff_bpm12X_slope vs run
χ2 / ndf 1.896 / 26
p0 0.4211± 0.05771
0.8
0.6
0.4
0.2
0
7428. 0
7428. 1
7428. 2
7428. 3
7428. 4
7428. 5
7428. 6
7428. 7
7428. 8
7428. 9
7428. 10
7429. 0
7429. 1
7429. 2
7429. 3
7429. 4
7429. 5
7429. 6
7429. 7
7430. 0
7430. 1
7430. 2
7430. 3
7430. 4
7430. 5
7430. 6
7430. 7
pull
Entries 27
Mean −1122
Std Dev 1135
0.4
0.2
0
−0.2
−0.4

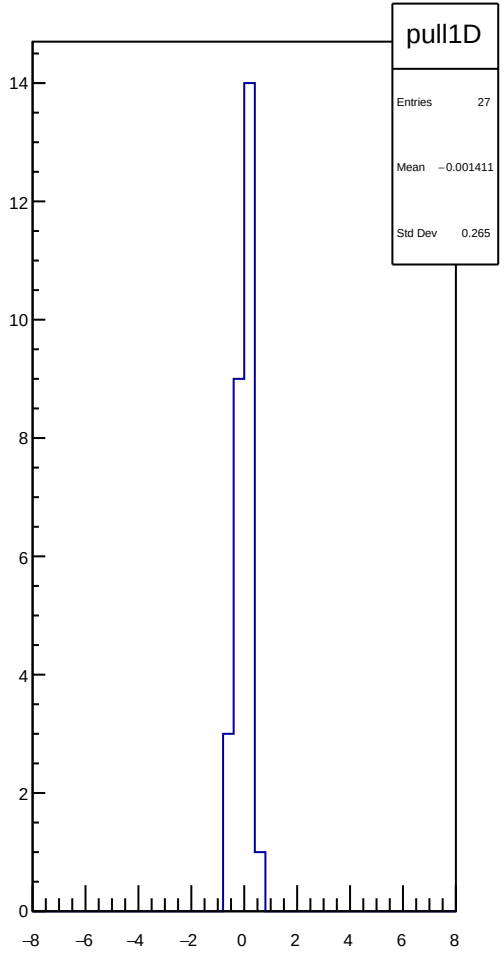
pull1D
Entries 27
Mean −0.001411
Std Dev 0.265
14
12
10
8
6
4
2
0
−8
−6
−4
−2
0
2
4
6
8

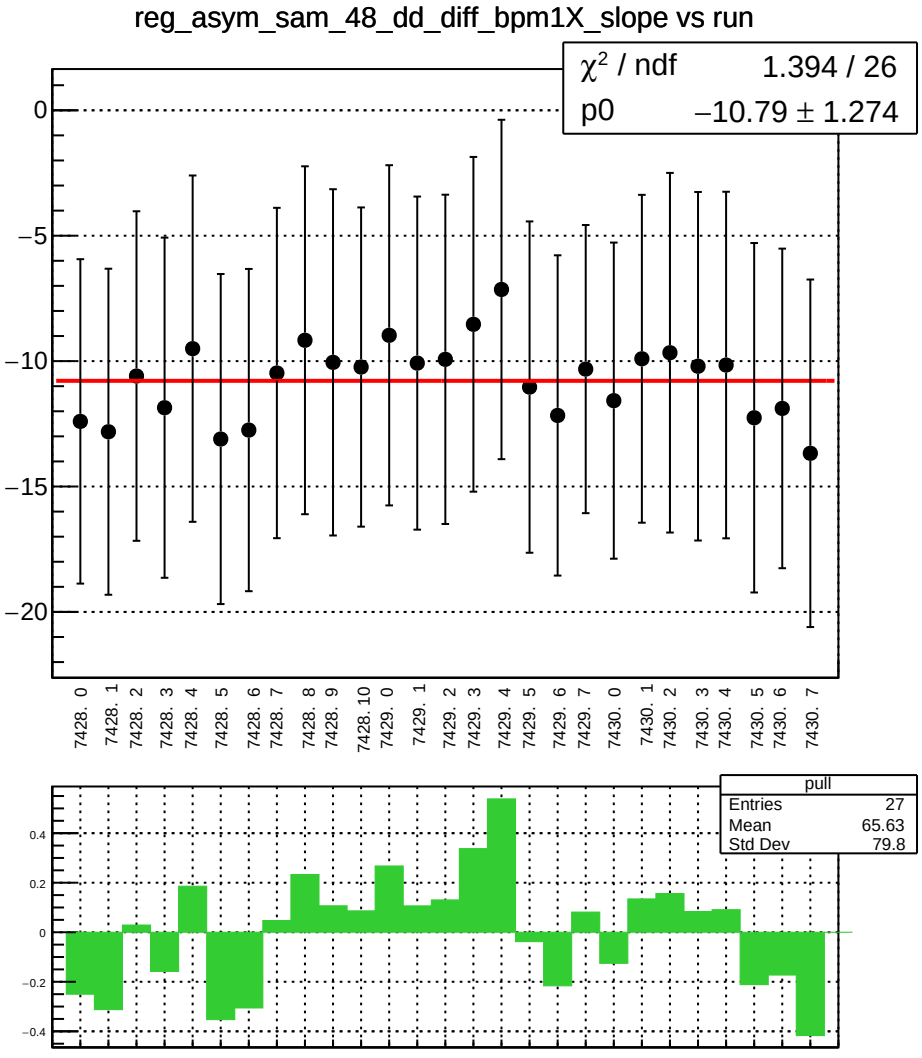
reg_asym_sam_48_dd_diff_bpm1X_slope vs run
χ² / ndf 1.394 / 26
p0 −10.79 ± 1.274
0
−5
−10
−15
−20
7428. 0
7428. 1
7428. 2
7428. 3
7428. 4
7428. 5
7428. 6
7428. 7
7428. 8
7428. 9
7428. 10
7429. 0
7429. 1
7429. 2
7429. 3
7429. 4
7429. 5
7429. 6
7429. 7
7430. 0
7430. 1
7430. 2
7430. 3
7430. 4
7430. 5
7430. 6
7430. 7
pull
Entries 27
Mean 65.63
Std Dev 79.8
0.4
0.2
0
−0.2
−0.4

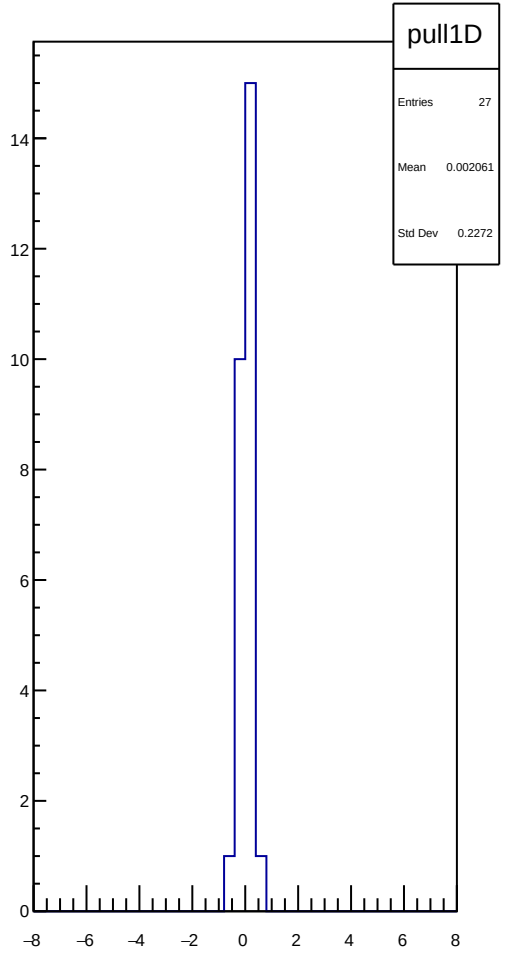
pull1D
Entries 27
Mean 0.002061
Std Dev 0.2272
14
12
10
8
6
4
2
0
−8
−6
−4
−2
0
2
4
6
8

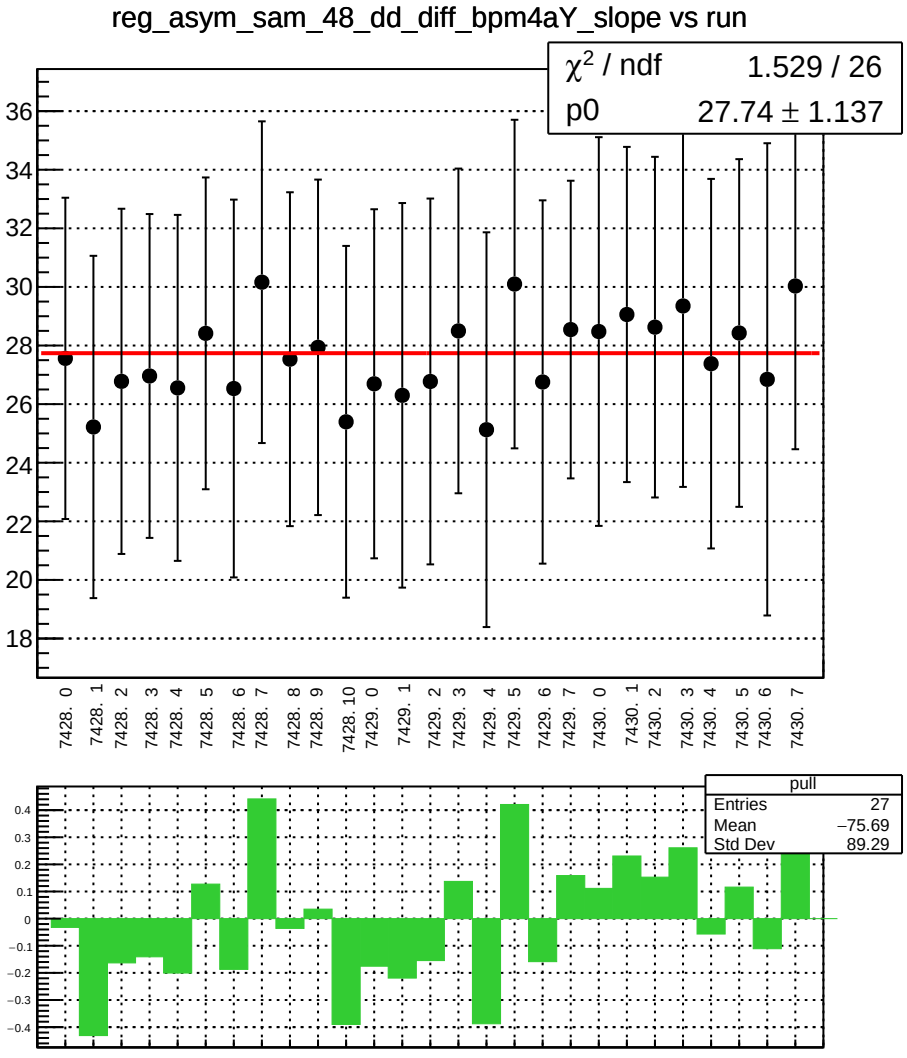
reg_asym_sam_48_dd_diff_bpm4aY_slope vs run
χ2 / ndf 1.529 / 26
p0 27.74 ± 1.137
36
34
32
30
28
26
24
22
20
18
7428. 0
7428. 1
7428. 2
7428. 3
7428. 4
7428. 5
7428. 6
7428. 7
7428. 8
7428. 9
7428. 10
7429. 0
7429. 1
7429. 2
7429. 3
7429. 4
7429. 5
7429. 6
7429. 7
7430. 0
7430. 1
7430. 2
7430. 3
7430. 4
7430. 5
7430. 6
7430. 7
pull
Entries 27
Mean −75.69
Std Dev 89.29
0.4
0.3
0.2
0.1
0
−0.1
−0.2
−0.3
−0.4

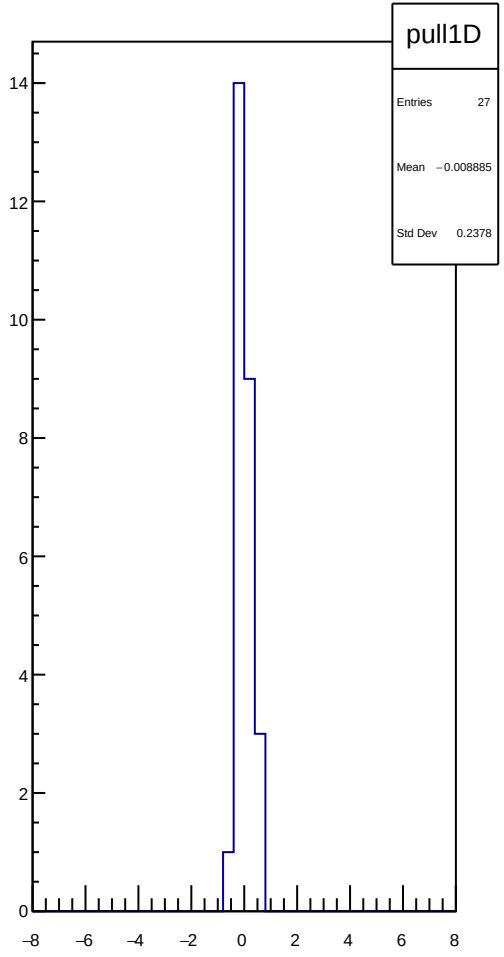
pull1D
Entries 27
Mean −0.008885
Std Dev 0.2378
14
12
10
8
6
4
2
0
−8
−6
−4
−2
0
2
4
6
8

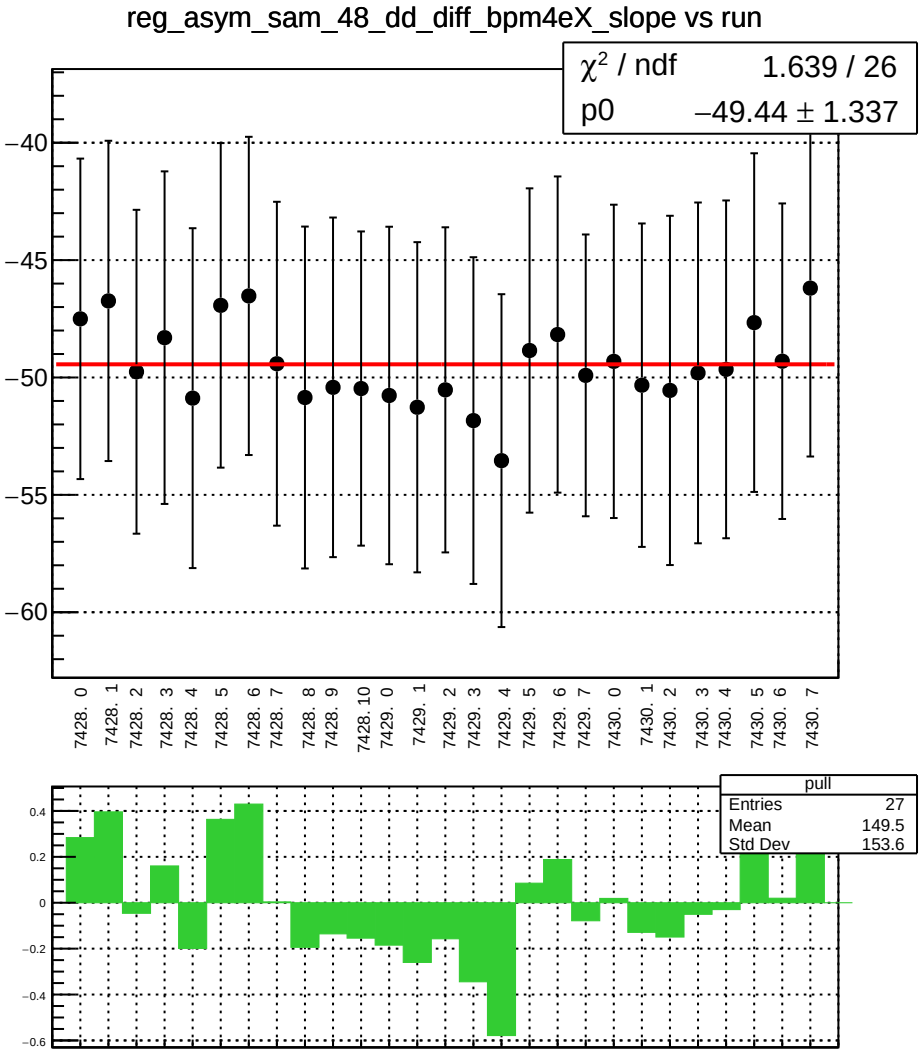
reg_asym_sam_48_dd_diff_bpm4eX_slope vs run
χ² / ndf 1.639 / 26
p0 −49.44 ± 1.337
−40
−45
−50
−55
−60
7428. 0
7428. 1
7428. 2
7428. 3
7428. 4
7428. 5
7428. 6
7428. 7
7428. 8
7428. 9
7428. 10
7429. 0
7429. 1
7429. 2
7429. 3
7429. 4
7429. 5
7429. 6
7429. 7
7430. 0
7430. 1
7430. 2
7430. 3
7430. 4
7430. 5
7430. 6
7430. 7
pull
Entries 27
Mean 149.5
Std Dev 153.6
0.4
0.2
0
−0.2
−0.4
−0.6

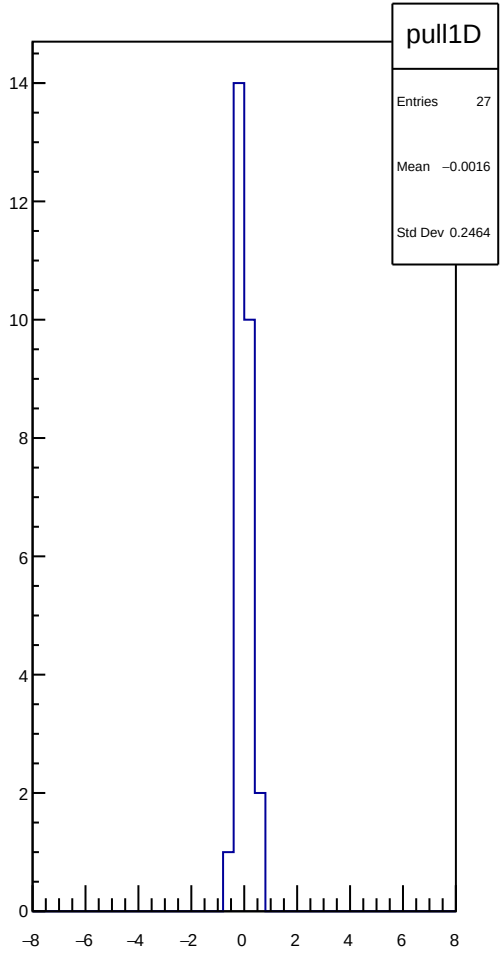
pull1D
Entries 27
Mean −0.0016
Std Dev 0.2464
14
12
10
8
6
4
2
0
−8
−6
−4
−2
0
2
4
6
8

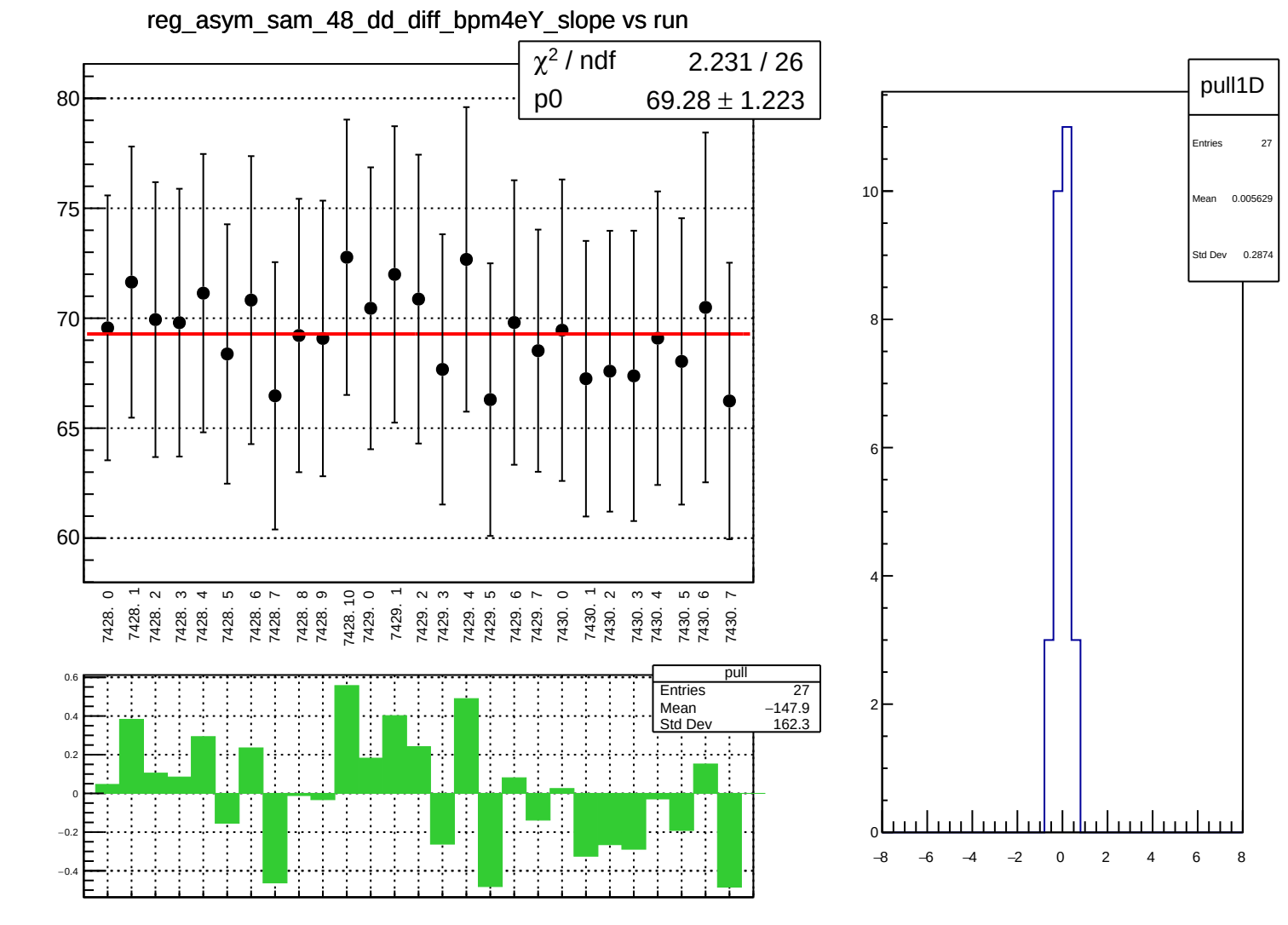
reg_asym_sam_48_dd_diff_bpm4eY_slope vs run
χ² / ndf 2.231 / 26
p0 69.28 ± 1.223
80
75
70
65
60
7428. 0
7428. 1
7428. 2
7428. 3
7428. 4
7428. 5
7428. 6
7428. 7
7428. 8
7428. 9
7428. 10
7429. 0
7429. 1
7429. 2
7429. 3
7429. 4
7429. 5
7429. 6
7429. 7
7430. 0
7430. 1
7430. 2
7430. 3
7430. 4
7430. 5
7430. 6
7430. 7
pull
Entries 27
Mean −147.9
Std Dev 162.3
0.6
0.4
0.2
0
−0.2
−0.4
pull1D
Entries 27
Mean 0.005629
Std Dev 0.2874
10
8
6
4
2
0
−8
−6
−4
−2
0
2
4
6
8

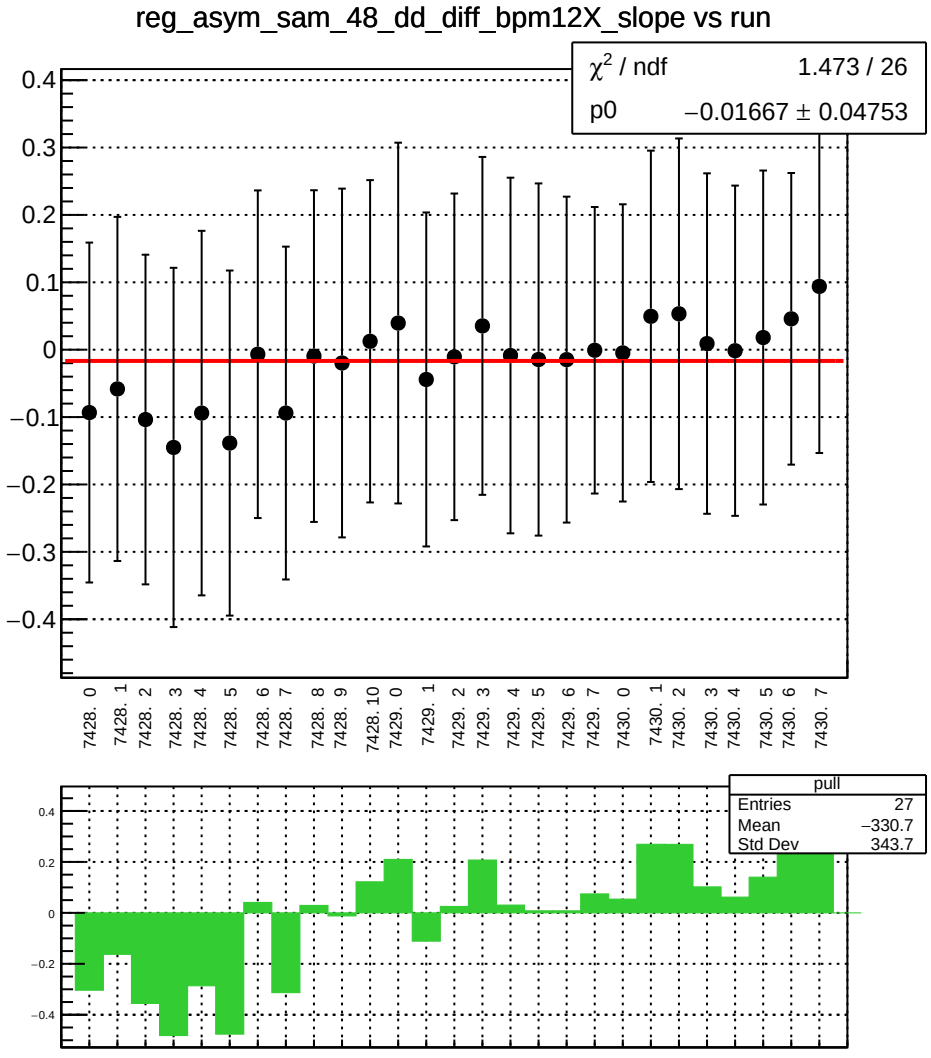
reg_asym_sam_48_dd_diff_bpm12X_slope vs run
χ² / ndf 1.473 / 26
p0 −0.01667 ± 0.04753
0.4
0.3
0.2
0.1
0
−0.1
−0.2
−0.3
−0.4
7428. 0
7428. 1
7428. 2
7428. 3
7428. 4
7428. 5
7428. 6
7428. 7
7428. 8
7428. 9
7428. 10
7429. 0
7429. 1
7429. 2
7429. 3
7429. 4
7429. 5
7429. 6
7429. 7
7430. 0
7430. 1
7430. 2
7430. 3
7430. 4
7430. 5
7430. 6
7430. 7
pull
Entries 27
Mean −330.7
Std Dev 343.7

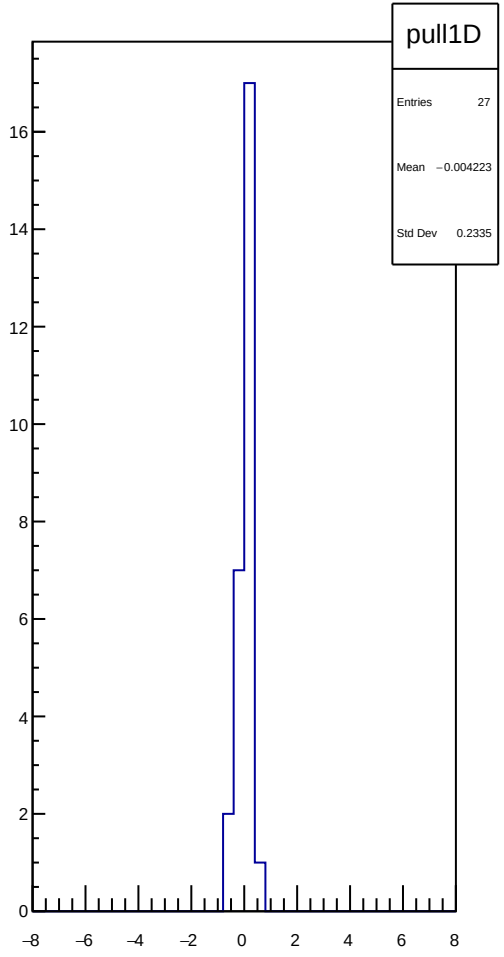
pull1D
Entries 27
Mean −0.004223
Std Dev 0.2335
16
14
12
10
8
6
4
2
0
−8
−6
−4
−2
0
2
4
6
8

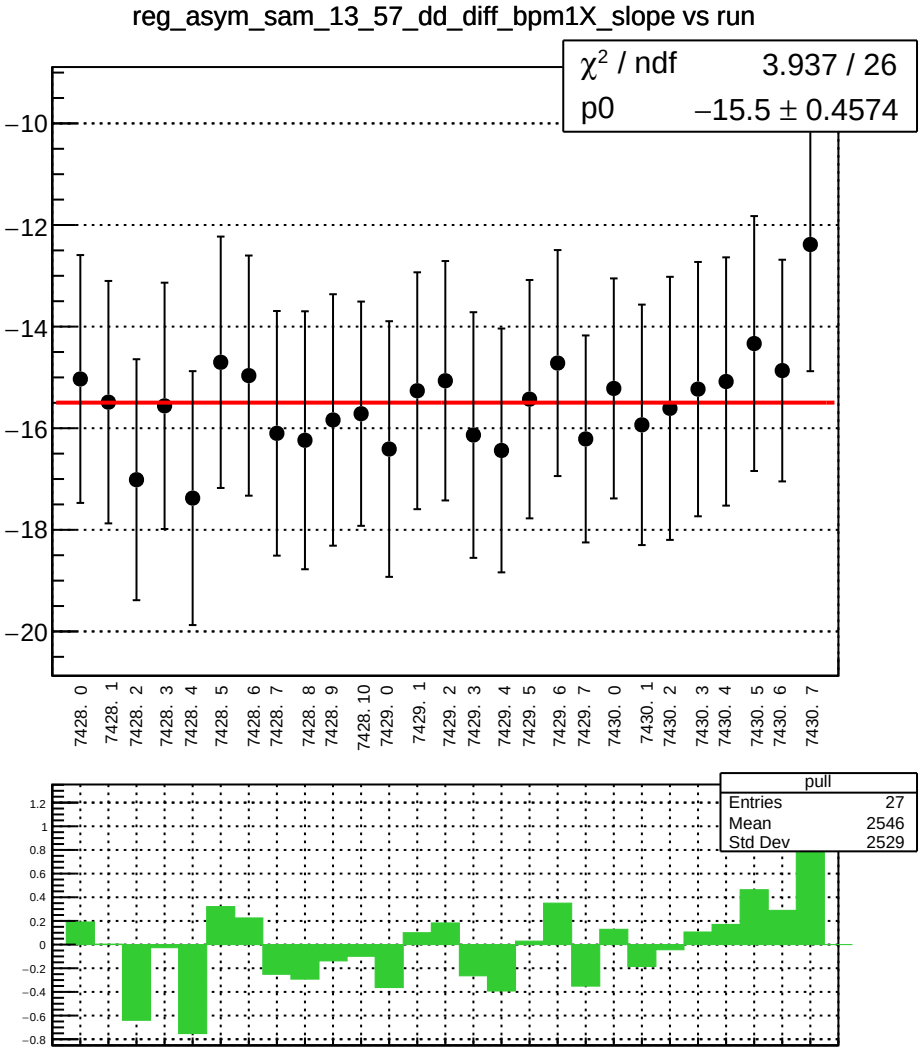
reg_asym_sam_13_57_dd_diff_bpm1X_slope vs run
χ² / ndf 3.937 / 26
p0 −15.5 ± 0.4574
−10
−12
−14
−16
−18
−20
7428. 0
7428. 1
7428. 2
7428. 3
7428. 4
7428. 5
7428. 6
7428. 7
7428. 8
7428. 9
7428. 10
7429. 0
7429. 1
7429. 2
7429. 3
7429. 4
7429. 5
7429. 6
7429. 7
7430. 0
7430. 1
7430. 2
7430. 3
7430. 4
7430. 5
7430. 6
7430. 7
pull
Entries 27
Mean 2546
Std Dev 2529
1.2
1
0.8
0.6
0.4
0.2
0
−0.2
−0.4
−0.6
−0.8

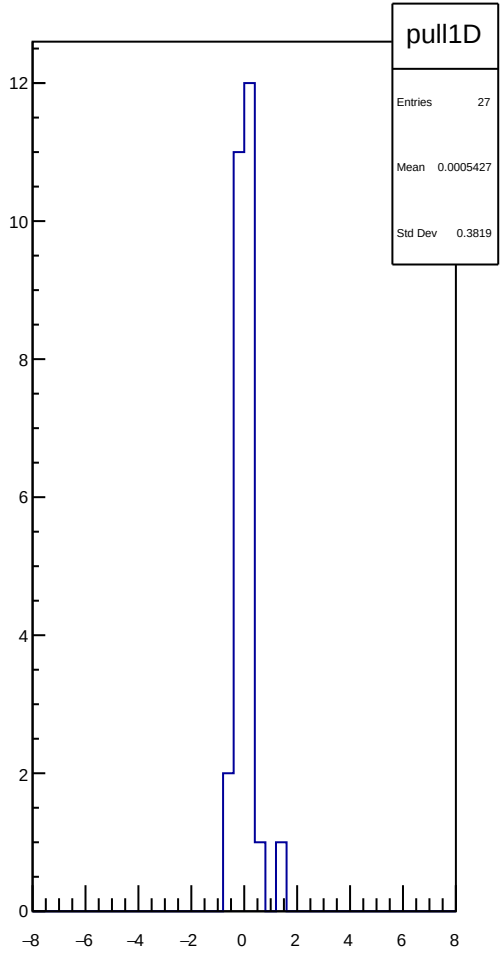
pull1D
Entries 27
Mean 0.0005427
Std Dev 0.3819
12
10
8
6
4
2
0
−8
−6
−4
−2
0
2
4
6
8

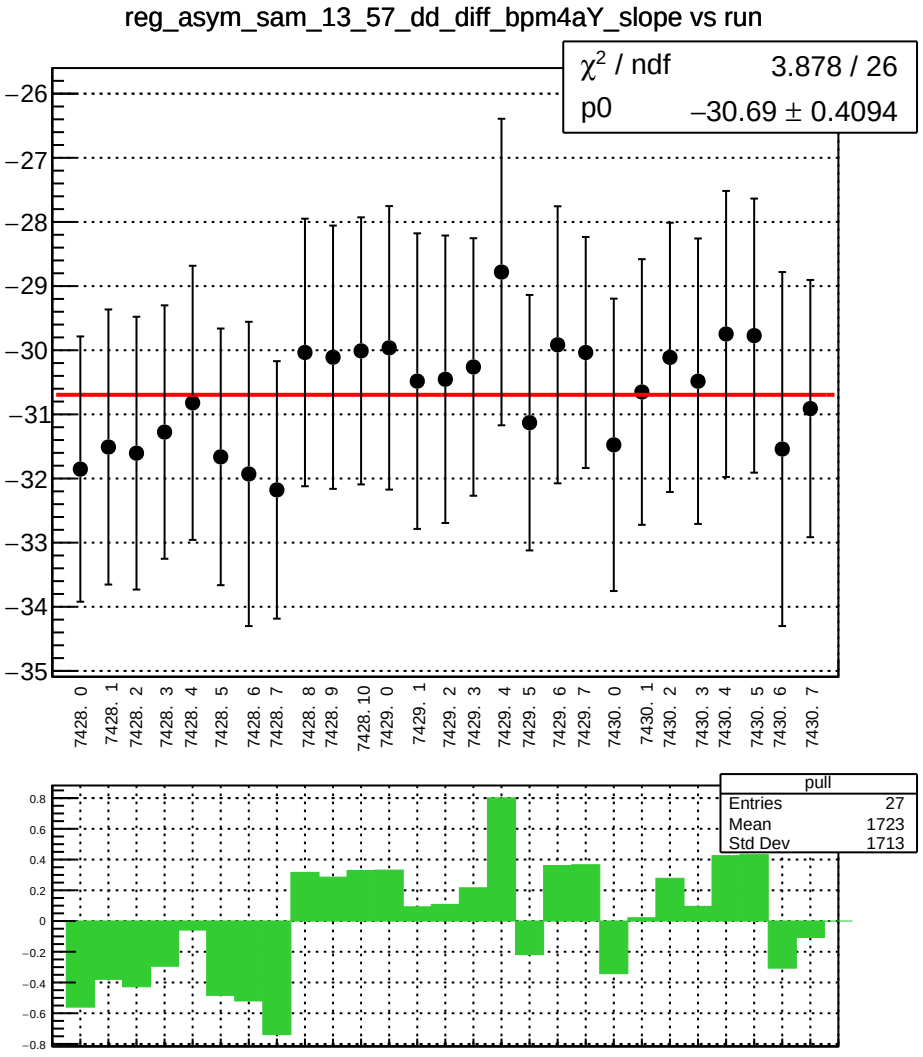
reg_asym_sam_13_57_dd_diff_bpm4aY_slope vs run
χ² / ndf 3.878 / 26
p0 −30.69 ± 0.4094
−26
−27
−28
−29
−30
−31
−32
−33
−34
−35
7428. 0
7428. 1
7428. 2
7428. 3
7428. 4
7428. 5
7428. 6
7428. 7
7428. 8
7428. 9
7428. 10
7429. 0
7429. 1
7429. 2
7429. 3
7429. 4
7429. 5
7429. 6
7429. 7
7430. 0
7430. 1
7430. 2
7430. 3
7430. 4
7430. 5
7430. 6
7430. 7
pull
Entries 27
Mean 1723
Std Dev 1713
0.8
0.6
0.4
0.2
0
−0.2
−0.4
−0.6
−0.8

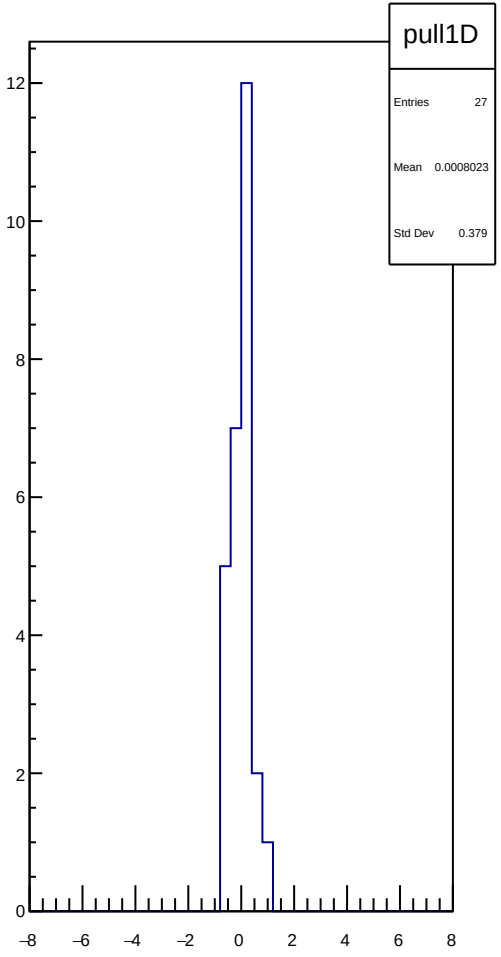
pull1D
Entries 27
Mean 0.0008023
Std Dev 0.379
12
10
8
6
4
2
0
−8
−6
−4
−2
0
2
4
6
8

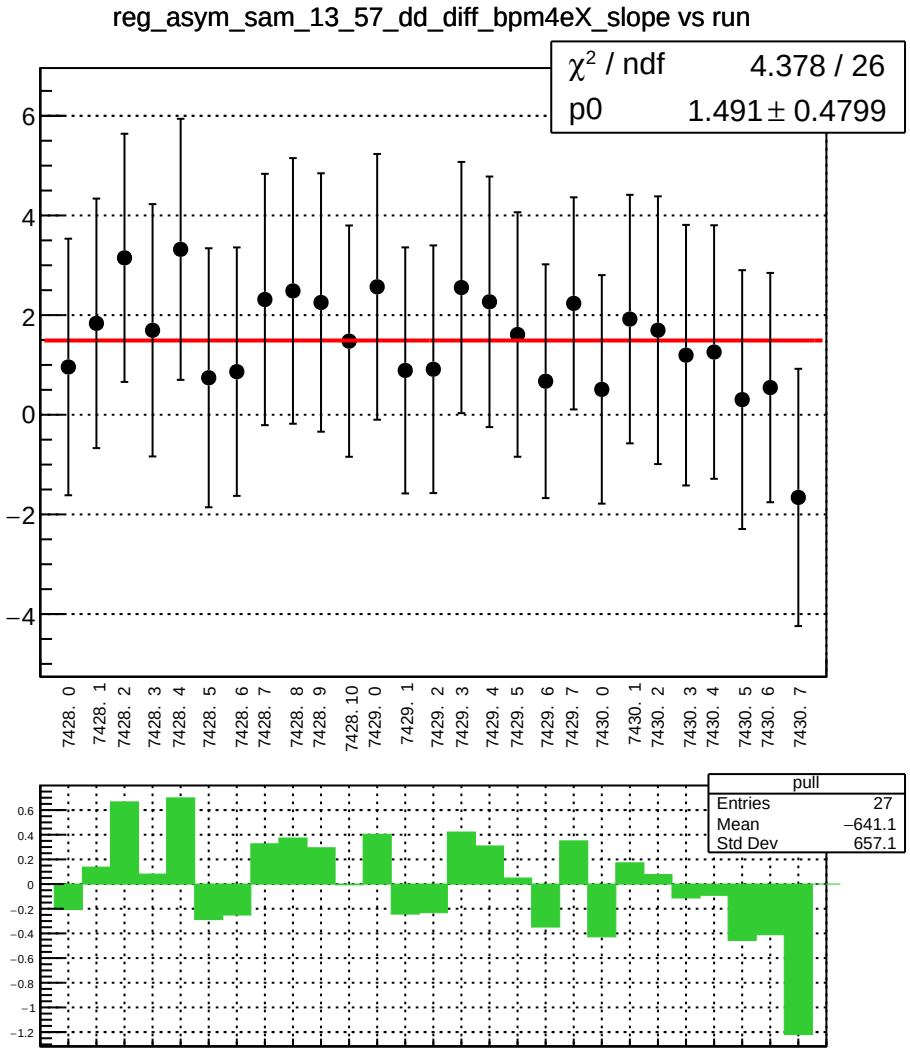
reg_asym_sam_13_57_dd_diff_bpm4eX_slope vs run
χ² / ndf 4.378 / 26
p0 1.491 ± 0.4799
6
4
2
0
−2
−4
7428. 0
7428. 1
7428. 2
7428. 3
7428. 4
7428. 5
7428. 6
7428. 7
7428. 8
7428. 9
7428. 10
7429. 0
7429. 1
7429. 2
7429. 3
7429. 4
7429. 5
7429. 6
7429. 7
7430. 0
7430. 1
7430. 2
7430. 3
7430. 4
7430. 5
7430. 6
7430. 7
pull
Entries 27
Mean −641.1
Std Dev 657.1
0.6
0.4
0.2
0
−0.2
−0.4
−0.6
−0.8
−1
−1.2

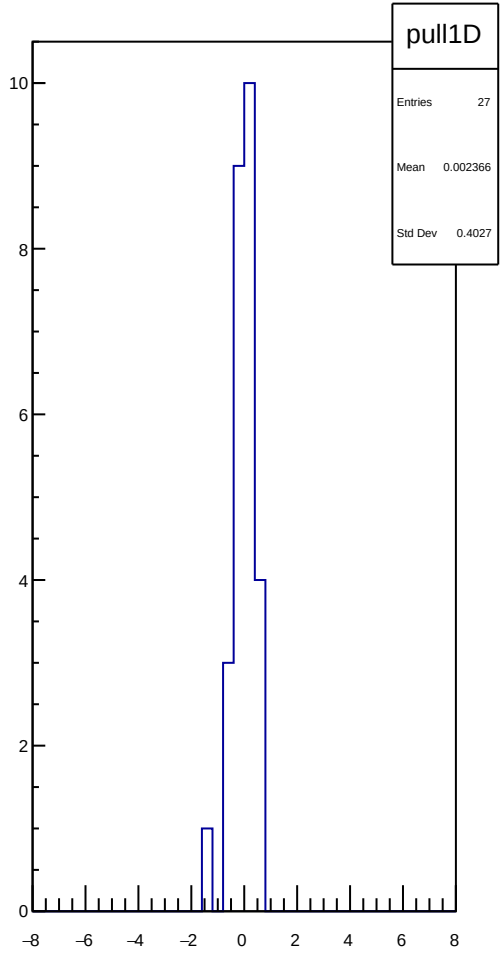
pull1D
Entries 27
Mean 0.002366
Std Dev 0.4027
10
8
6
4
2
0
−8
−6
−4
−2
0
2
4
6
8

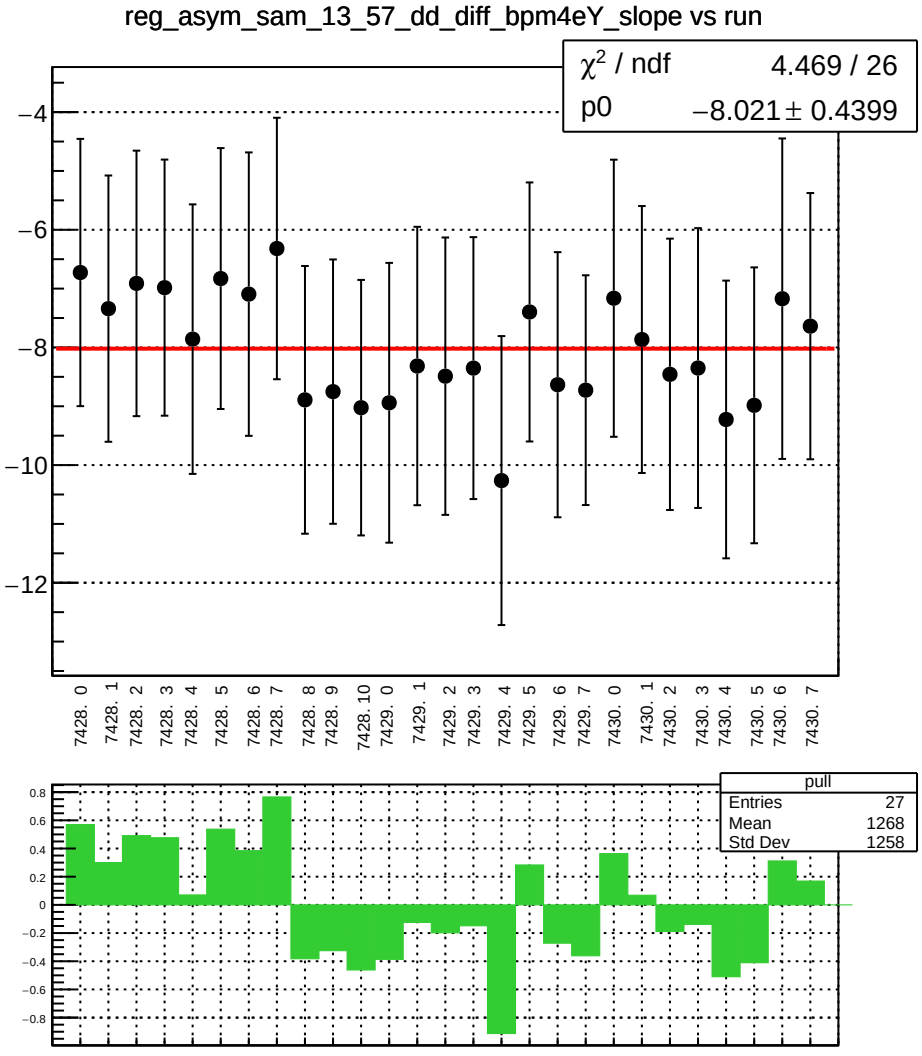
reg_asym_sam_13_57_dd_diff_bpm4eY_slope vs run
χ² / ndf 4.469 / 26
p0 −8.021 ± 0.4399
−4
−6
−8
−10
−12
7428. 0
7428. 1
7428. 2
7428. 3
7428. 4
7428. 5
7428. 6
7428. 7
7428. 8
7428. 9
7428. 10
7429. 0
7429. 1
7429. 2
7429. 3
7429. 4
7429. 5
7429. 6
7429. 7
7430. 0
7430. 1
7430. 2
7430. 3
7430. 4
7430. 5
7430. 6
7430. 7
pull
Entries 27
Mean 1268
Std Dev 1258
0.8
0.6
0.4
0.2
0
−0.2
−0.4
−0.6
−0.8

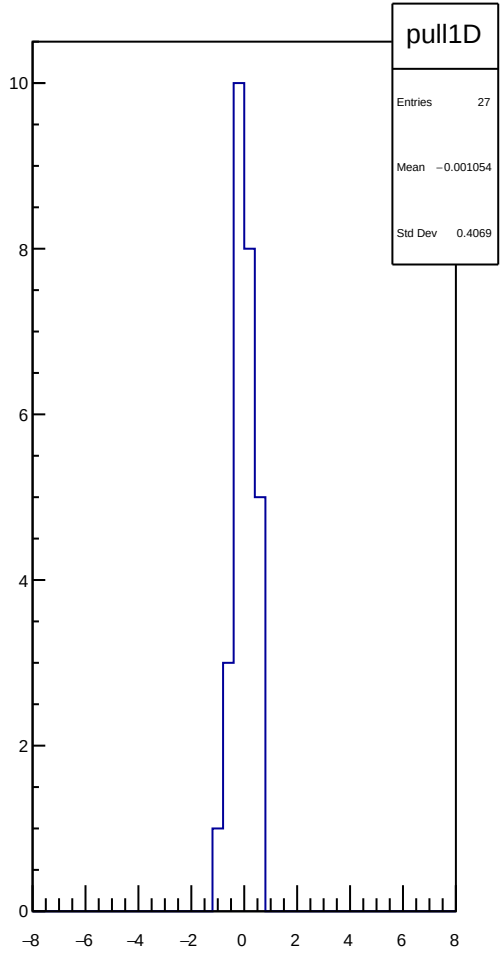
pull1D
Entries 27
Mean −0.001054
Std Dev 0.4069
10
8
6
4
2
0
−8
−6
−4
−2
0
2
4
6
8

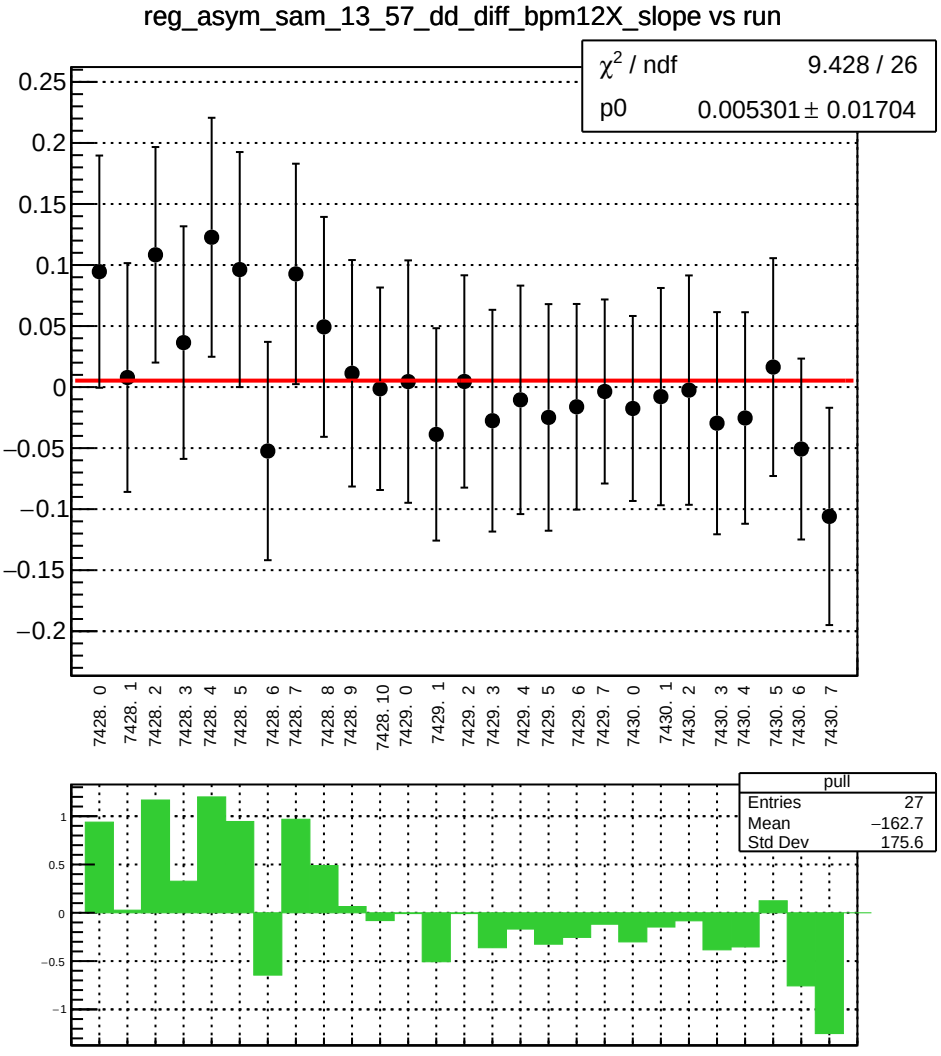
reg_asym_sam_13_57_dd_diff_bpm12X_slope vs run
χ^2 / ndf 9.428 / 26
p0 0.005301 ± 0.01704
0.25
0.2
0.15
0.1
0.05
0
−0.05
−0.1
−0.15
−0.2
7428. 0
7428. 1
7428. 2
7428. 3
7428. 4
7428. 5
7428. 6
7428. 7
7428. 8
7428. 9
7428. 10
7429. 0
7429. 1
7429. 2
7429. 3
7429. 4
7429. 5
7429. 6
7429. 7
7430. 0
7430. 1
7430. 2
7430. 3
7430. 4
7430. 5
7430. 6
7430. 7
pull
Entries 27
Mean −162.7
Std Dev 175.6
1
0.5
0
−0.5
−1

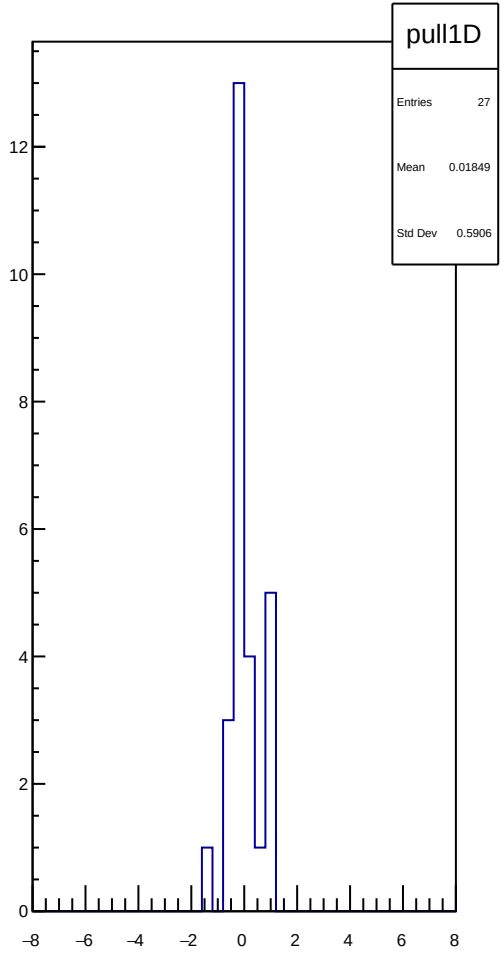
pull1D
Entries 27
Mean 0.01849
Std Dev 0.5906
12
10
8
6
4
2
0
−8
−6
−4
−2
0
2
4
6
8

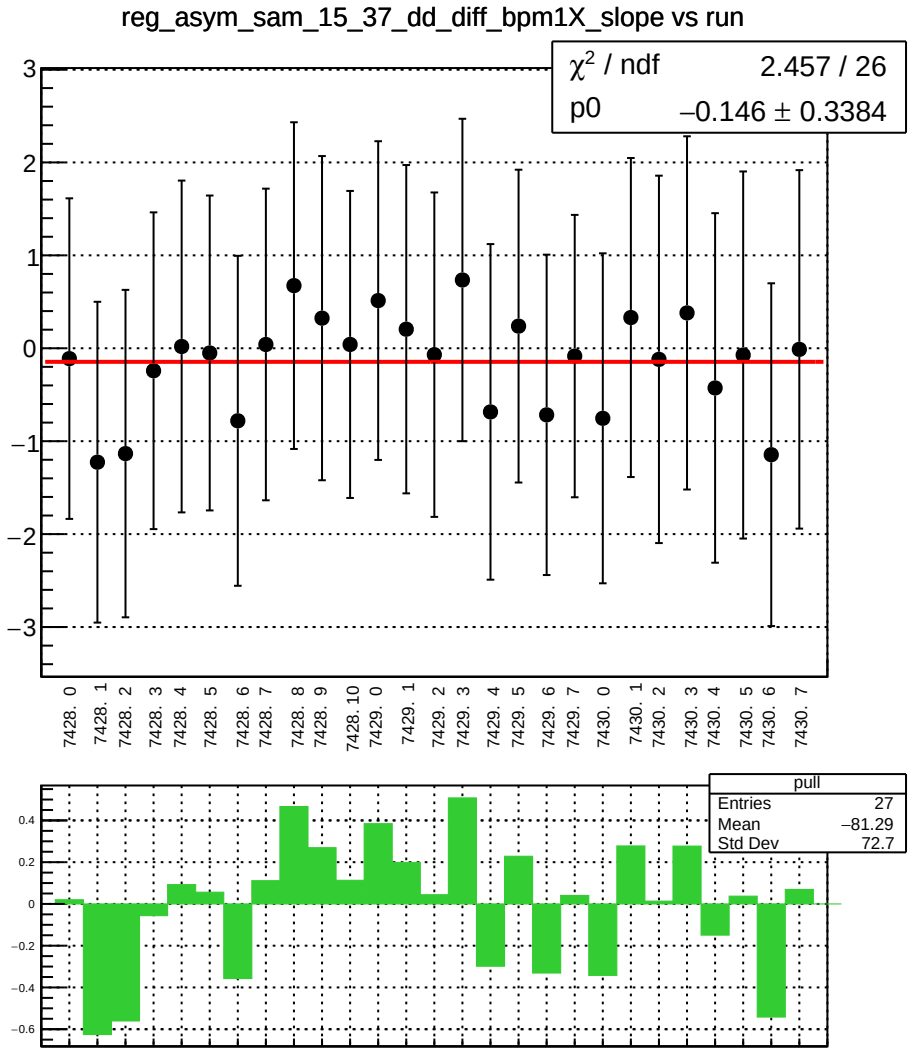
reg_asym_sam_15_37_dd_diff_bpm1X_slope vs run
χ² / ndf 2.457 / 26
p0 −0.146 ± 0.3384
7428. 0
7428. 1
7428. 2
7428. 3
7428. 4
7428. 5
7428. 6
7428. 7
7428. 8
7428. 9
7428. 10
7429. 0
7429. 1
7429. 2
7429. 3
7429. 4
7429. 5
7429. 6
7429. 7
7430. 0
7430. 1
7430. 2
7430. 3
7430. 4
7430. 5
7430. 6
7430. 7
pull
Entries 27
Mean −81.29
Std Dev 72.7

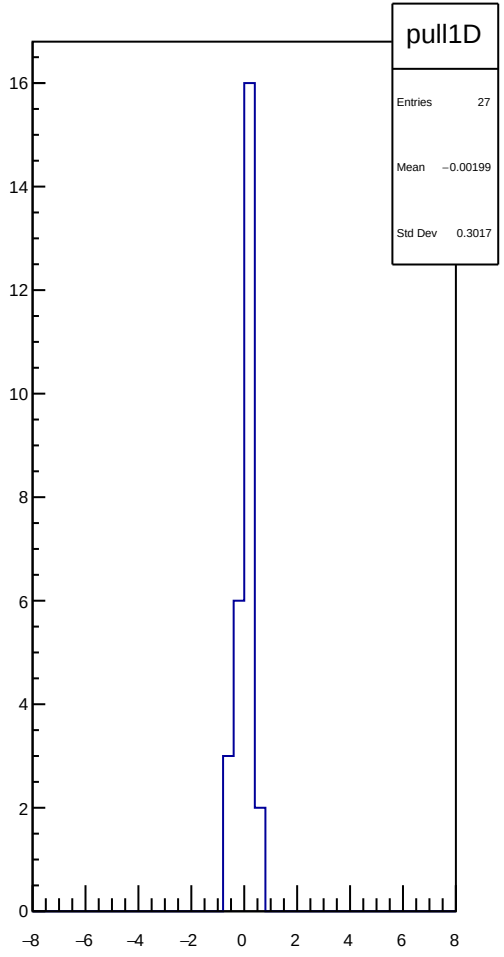
pull1D
Entries 27
Mean −0.00199
Std Dev 0.3017

reg_asym_sam_15_37_dd_diff_bpm4aY_slope vs run

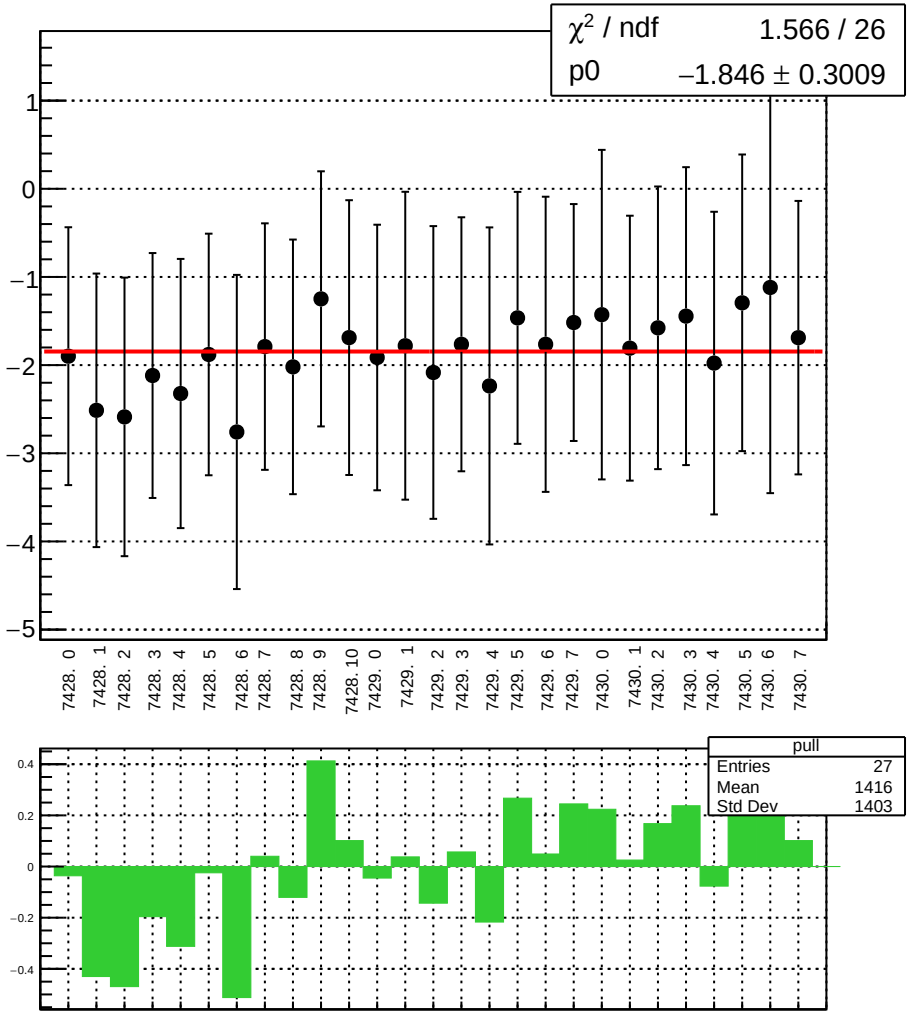

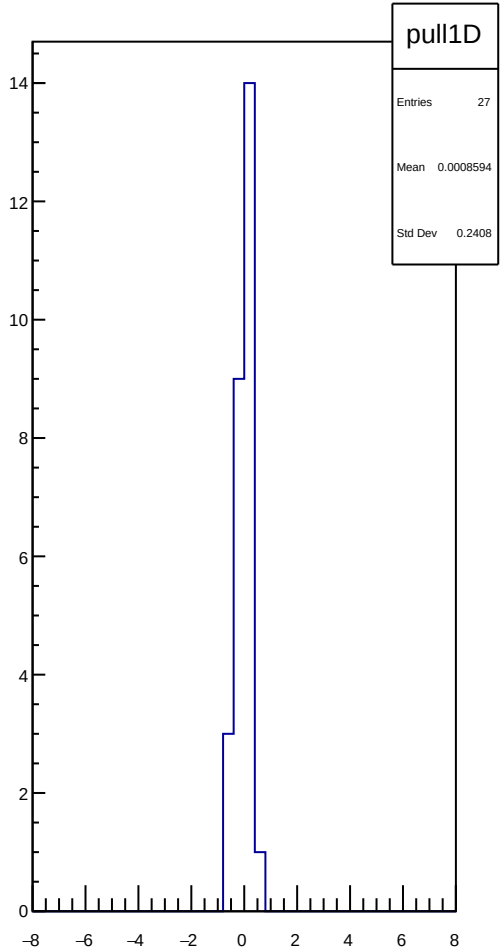

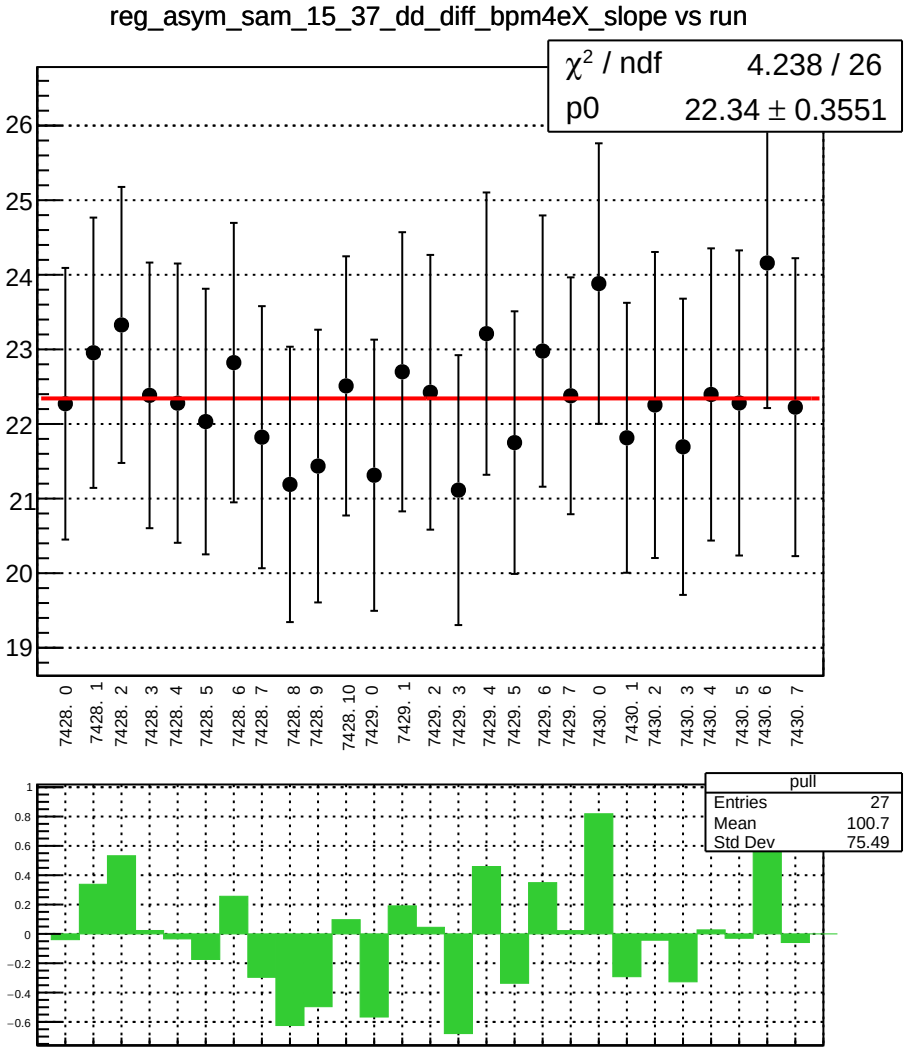
reg_asym_sam_15_37_dd_diff_bpm4eX_slope vs run
χ² / ndf 4.238 / 26
p0 22.34 ± 0.3551
26
25
24
23
22
21
20
19
7428. 0
7428. 1
7428. 2
7428. 3
7428. 4
7428. 5
7428. 6
7428. 7
7428. 8
7428. 9
7428. 10
7429. 0
7429. 1
7429. 2
7429. 3
7429. 4
7429. 5
7429. 6
7429. 7
7430. 0
7430. 1
7430. 2
7430. 3
7430. 4
7430. 5
7430. 6
7430. 7
pull
Entries 27
Mean 100.7
Std Dev 75.49
1
0.8
0.6
0.4
0.2
0
−0.2
−0.4
−0.6

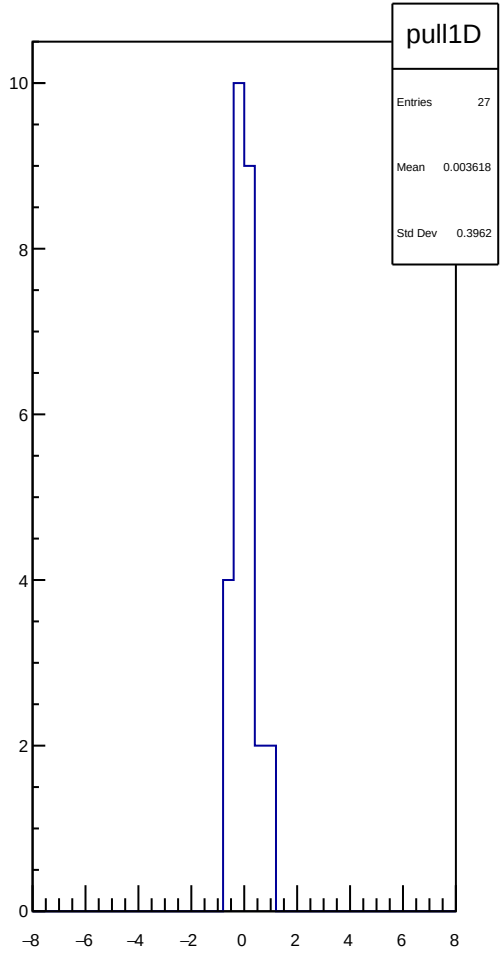
pull1D
Entries 27
Mean 0.003618
Std Dev 0.3962
10
8
6
4
2
0
−8
−6
−4
−2
0
2
4
6
8

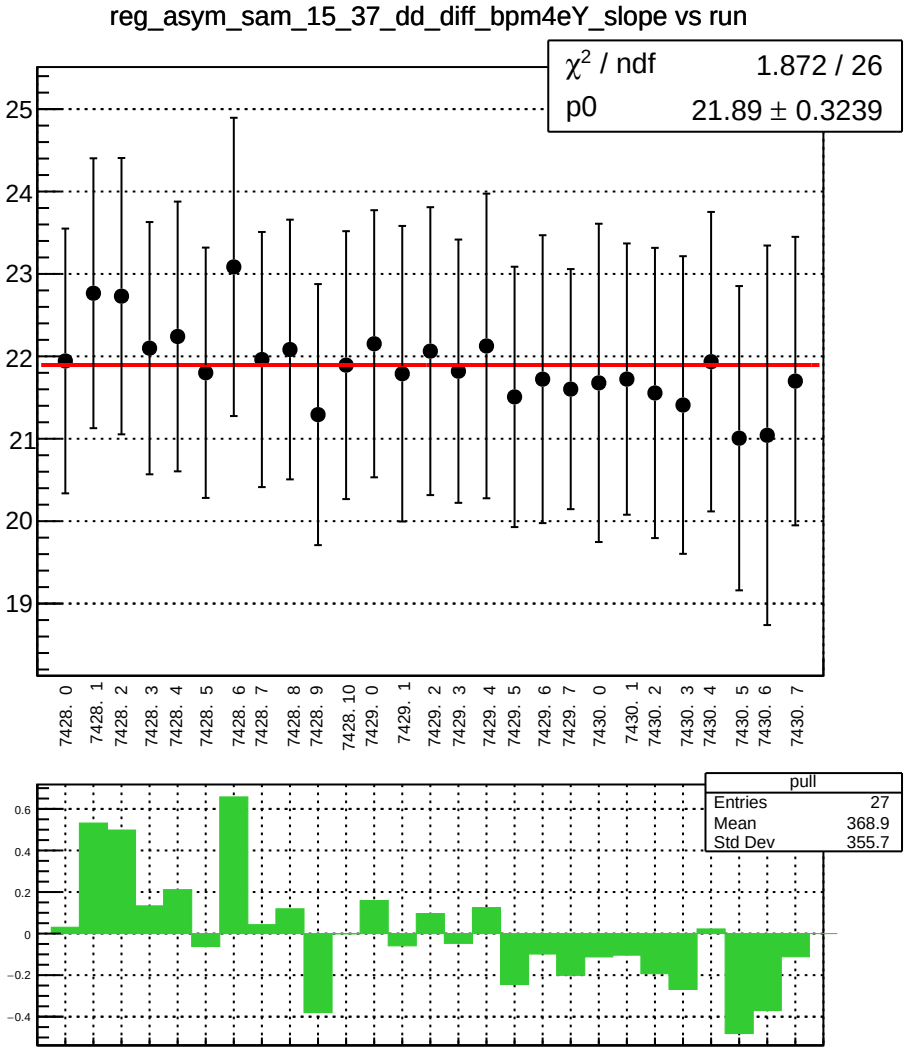
reg_asym_sam_15_37_dd_diff_bpm4eY_slope vs run
χ² / ndf 1.872 / 26
p0 21.89 ± 0.3239
25
24
23
22
21
20
19
7428. 0
7428. 1
7428. 2
7428. 3
7428. 4
7428. 5
7428. 6
7428. 7
7428. 8
7428. 9
7428. 10
7429. 0
7429. 1
7429. 2
7429. 3
7429. 4
7429. 5
7429. 6
7429. 7
7430. 0
7430. 1
7430. 2
7430. 3
7430. 4
7430. 5
7430. 6
7430. 7
pull
Entries 27
Mean 368.9
Std Dev 355.7
0.6
0.4
0.2
0
−0.2
−0.4

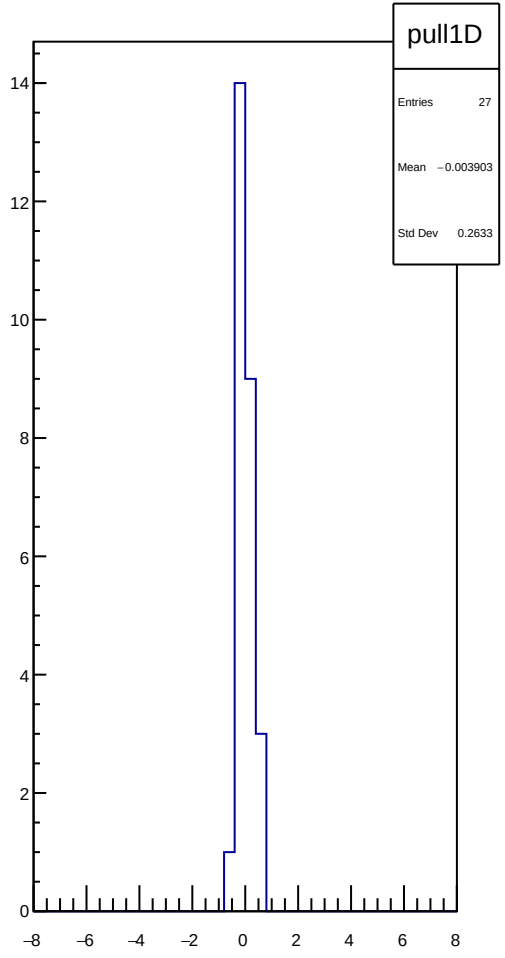
pull1D
Entries 27
Mean −0.003903
Std Dev 0.2633
14
12
10
8
6
4
2
0
−8
−6
−4
−2
0
2
4
6
8

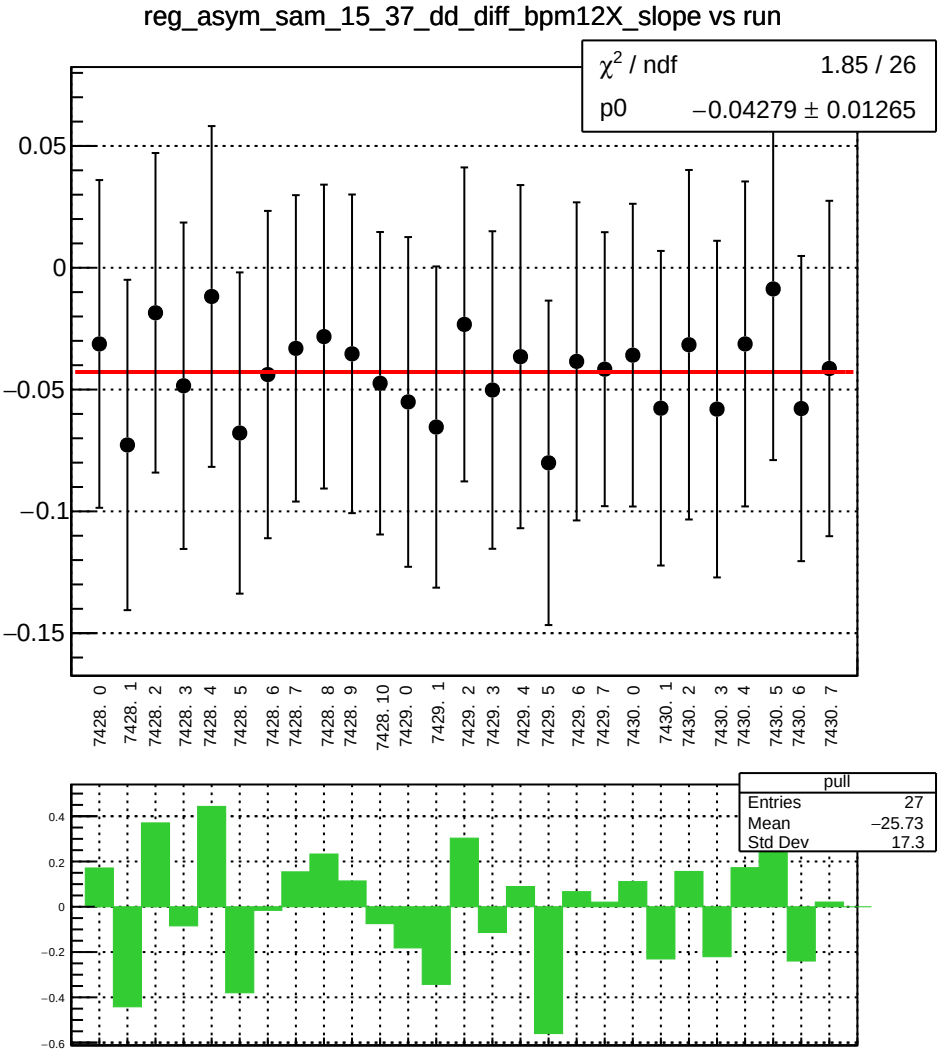
reg_asym_sam_15_37_dd_diff_bpm12X_slope vs run
χ² / ndf 1.85 / 26
p0 −0.04279 ± 0.01265
0.05
0
−0.05
−0.1
−0.15
7428. 0
7428. 1
7428. 2
7428. 3
7428. 4
7428. 5
7428. 6
7428. 7
7428. 8
7428. 9
7428. 10
7429. 0
7429. 1
7429. 2
7429. 3
7429. 4
7429. 5
7429. 6
7429. 7
7430. 0
7430. 1
7430. 2
7430. 3
7430. 4
7430. 5
7430. 6
7430. 7
pull
Entries 27
Mean −25.73
Std Dev 17.3
0.4
0.2
0
−0.2
−0.4
−0.6

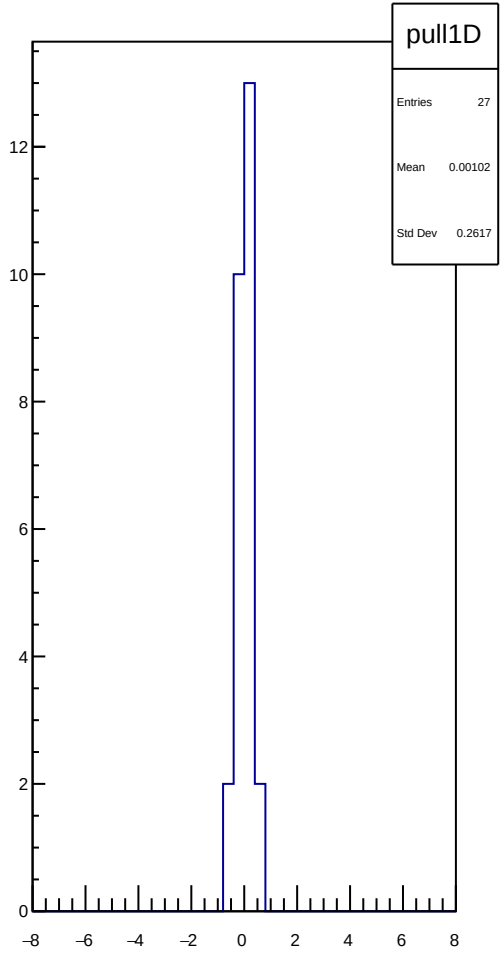
pull1D
Entries 27
Mean 0.00102
Std Dev 0.2617
12
10
8
6
4
2
0
−8
−6
−4
−2
0
2
4
6
8

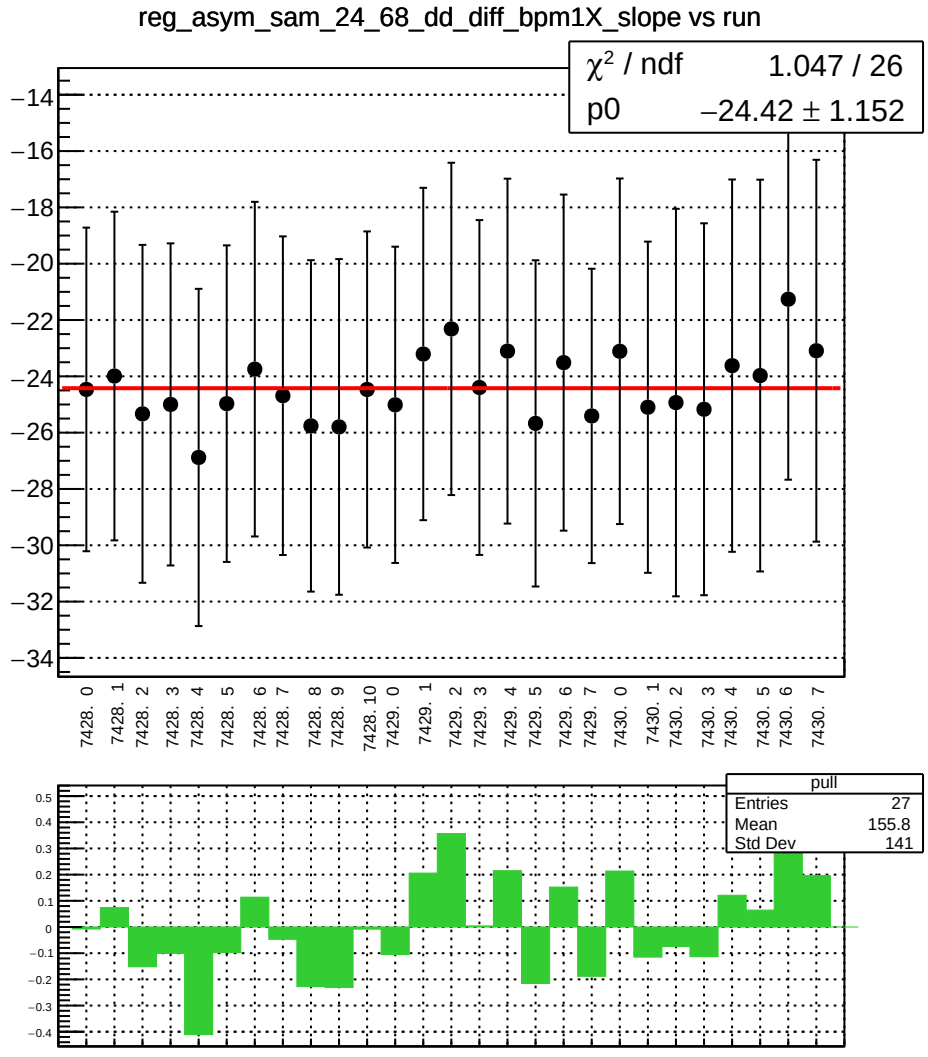
reg_asym_sam_24_68_dd_diff_bpm1X_slope vs run
χ² / ndf 1.047 / 26
p0 −24.42 ± 1.152
−14
−16
−18
−20
−22
−24
−26
−28
−30
−32
−34
7428. 0
7428. 1
7428. 2
7428. 3
7428. 4
7428. 5
7428. 6
7428. 7
7428. 8
7428. 9
7428. 10
7429. 0
7429. 1
7429. 2
7429. 3
7429. 4
7429. 5
7429. 6
7429. 7
7430. 0
7430. 1
7430. 2
7430. 3
7430. 4
7430. 5
7430. 6
7430. 7
pull
Entries 27
Mean 155.8
Std Dev 141
0.5
0.4
0.3
0.2
0.1
0
−0.1
−0.2
−0.3
−0.4

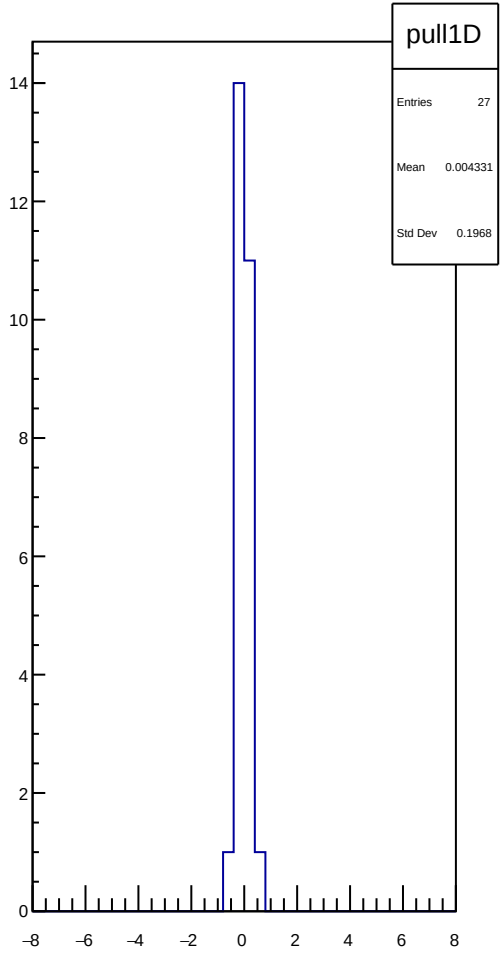
pull1D
Entries 27
Mean 0.004331
Std Dev 0.1968
14
12
10
8
6
4
2
0
−8
−6
−4
−2
0
2
4
6
8

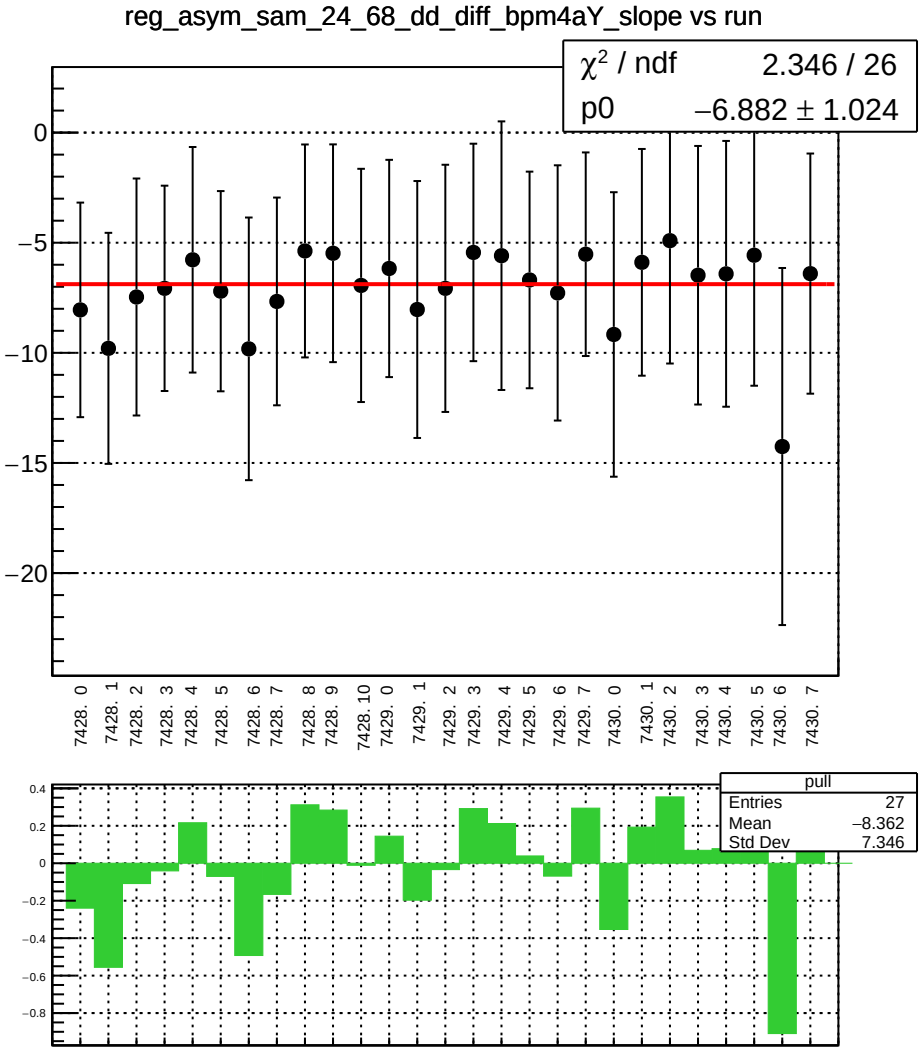
reg_asym_sam_24_68_dd_diff_bpm4aY_slope vs run
χ² / ndf 2.346 / 26
p0 −6.882 ± 1.024
0
−5
−10
−15
−20
7428. 0
7428. 1
7428. 2
7428. 3
7428. 4
7428. 5
7428. 6
7428. 7
7428. 8
7428. 9
7428. 10
7429. 0
7429. 1
7429. 2
7429. 3
7429. 4
7429. 5
7429. 6
7429. 7
7430. 0
7430. 1
7430. 2
7430. 3
7430. 4
7430. 5
7430. 6
7430. 7
pull
Entries 27
Mean −8.362
Std Dev 7.346
0.4
0.2
0
−0.2
−0.4
−0.6
−0.8

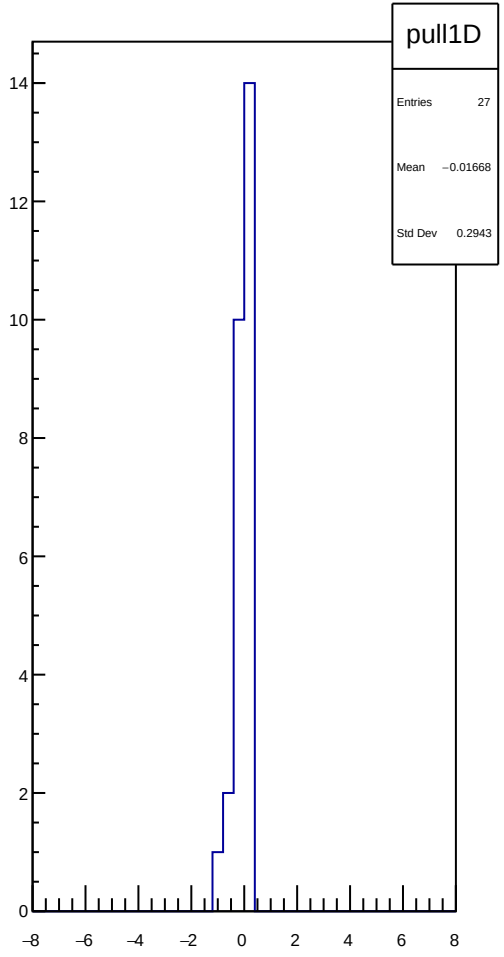
pull1D
Entries 27
Mean −0.01668
Std Dev 0.2943
14
12
10
8
6
4
2
0
−8
−6
−4
−2
0
2
4
6
8

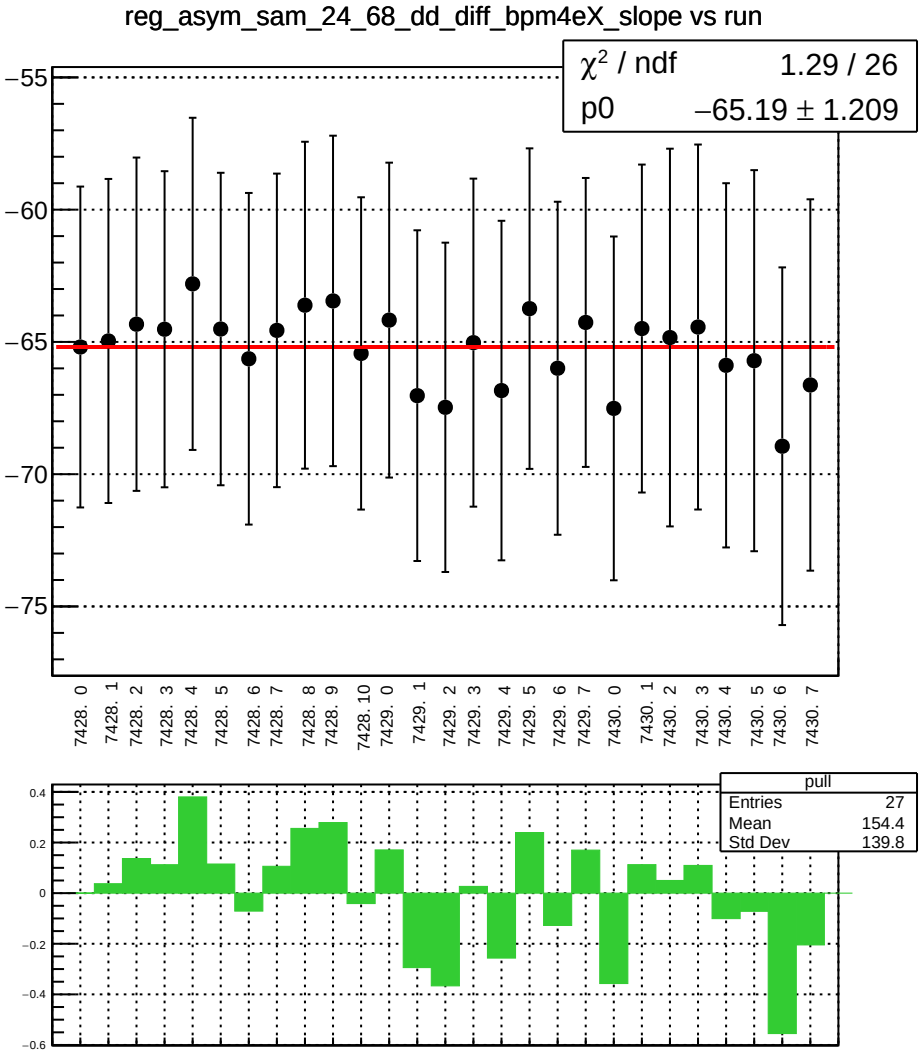
reg_asym_sam_24_68_dd_diff_bpm4eX_slope vs run
χ² / ndf 1.29 / 26
p0 −65.19 ± 1.209
−55
−60
−65
−70
−75
7428. 0
7428. 1
7428. 2
7428. 3
7428. 4
7428. 5
7428. 6
7428. 7
7428. 8
7428. 9
7428. 10
7429. 0
7429. 1
7429. 2
7429. 3
7429. 4
7429. 5
7429. 6
7429. 7
7430. 0
7430. 1
7430. 2
7430. 3
7430. 4
7430. 5
7430. 6
7430. 7
pull
Entries 27
Mean 154.4
Std Dev 139.8
0.4
0.2
0
−0.2
−0.4
−0.6

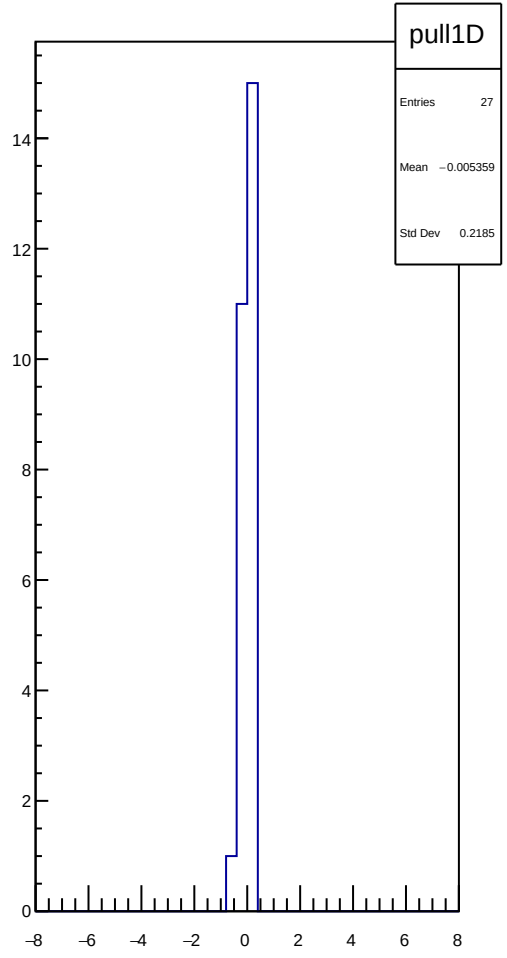
pull1D
Entries 27
Mean −0.005359
Std Dev 0.2185
14
12
10
8
6
4
2
0
−8
−6
−4
−2
0
2
4
6
8

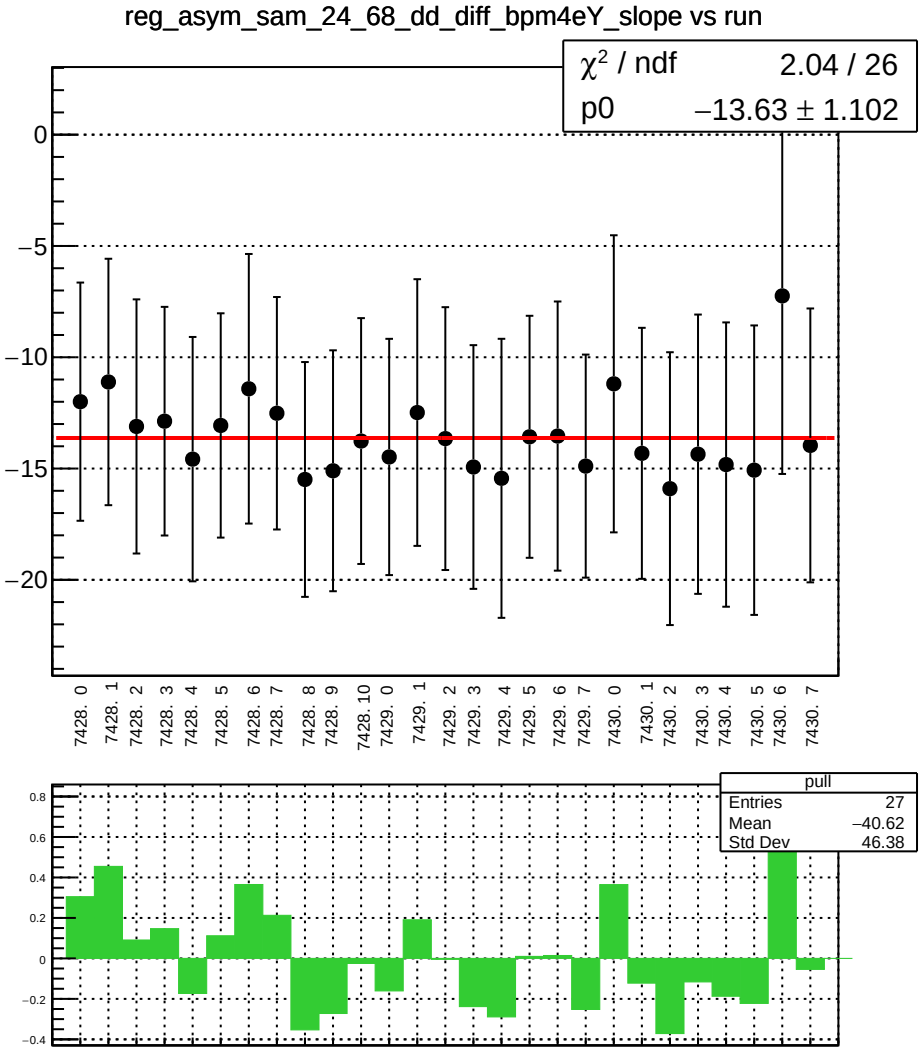
reg_asym_sam_24_68_dd_diff_bpm4eY_slope vs run
χ² / ndf 2.04 / 26
p0 −13.63 ± 1.102
0
−5
−10
−15
−20
7428. 0
7428. 1
7428. 2
7428. 3
7428. 4
7428. 5
7428. 6
7428. 7
7428. 8
7428. 9
7428. 10
7429. 0
7429. 1
7429. 2
7429. 3
7429. 4
7429. 5
7429. 6
7429. 7
7430. 0
7430. 1
7430. 2
7430. 3
7430. 4
7430. 5
7430. 6
7430. 7
pull
Entries 27
Mean −40.62
Std Dev 46.38
0.8
0.6
0.4
0.2
0
−0.2
−0.4

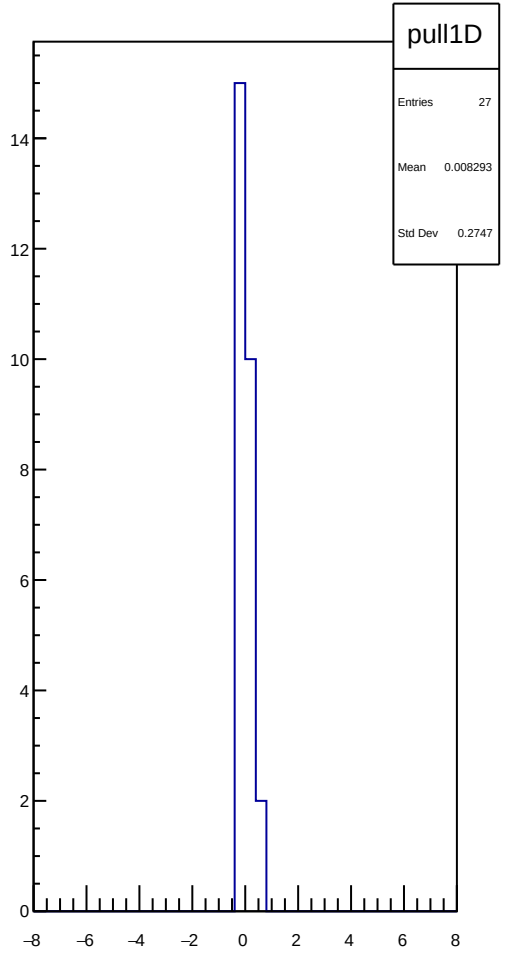
pull1D
Entries 27
Mean 0.008293
Std Dev 0.2747
14
12
10
8
6
4
2
0
−8
−6
−4
−2
0
2
4
6
8

reg_asym_sam_24_68_dd_diff_bpm12X_slope vs run

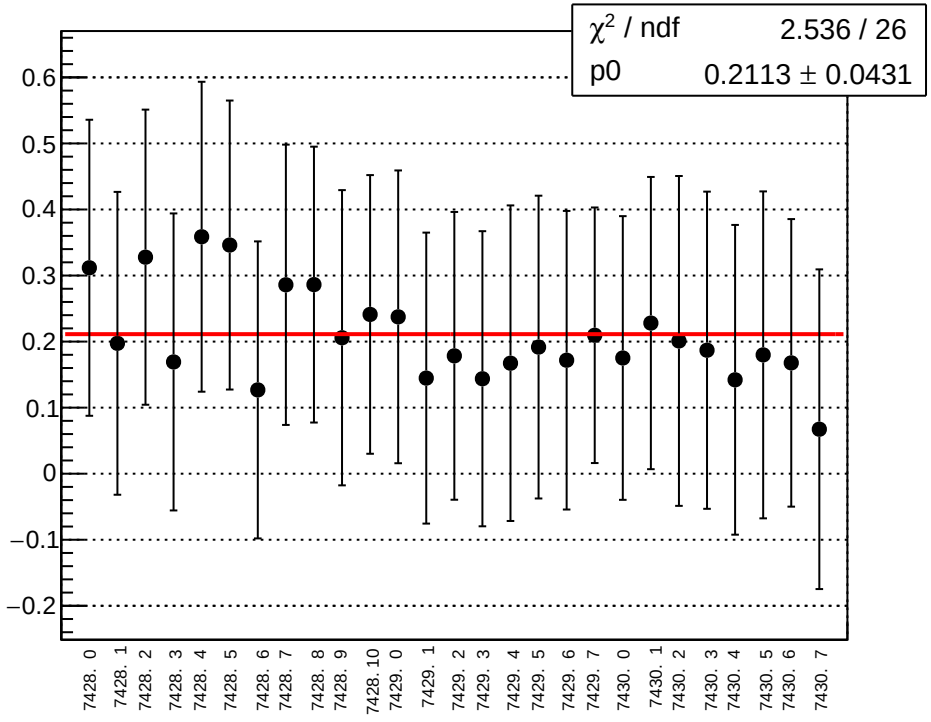

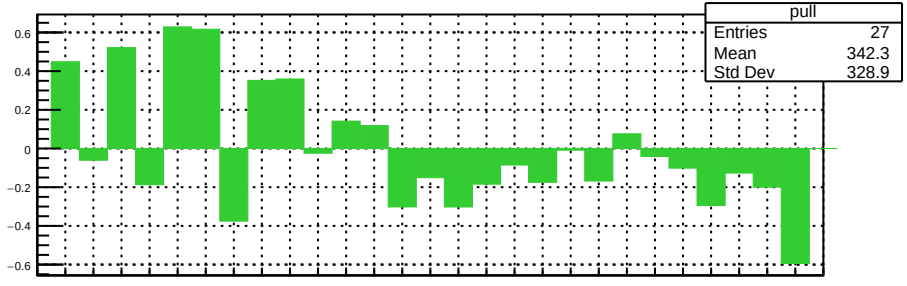

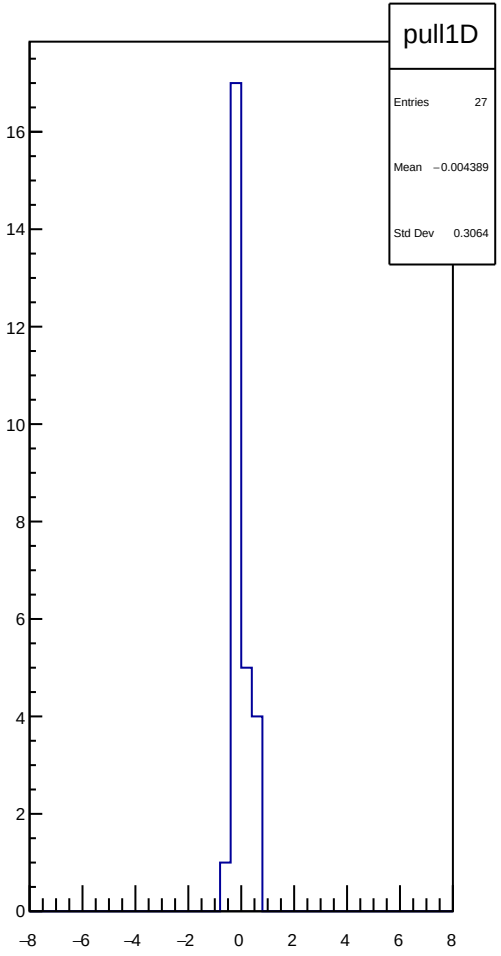

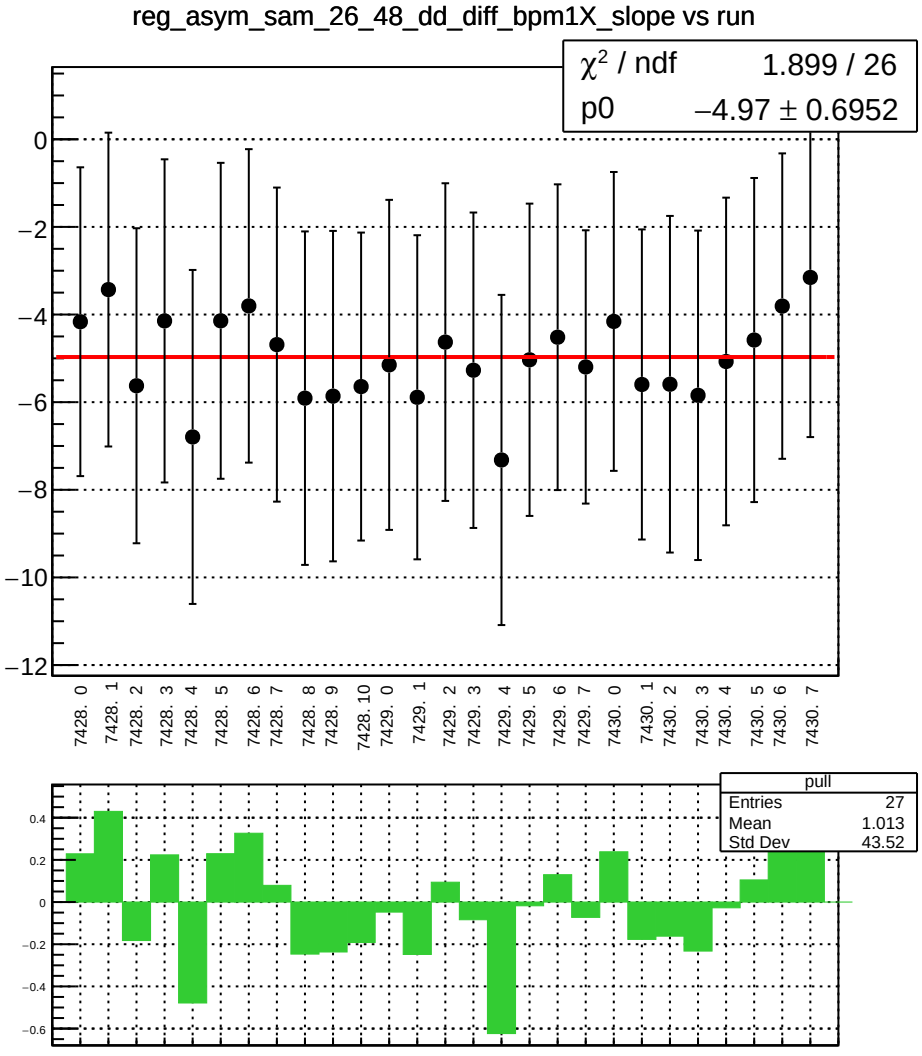
reg_asym_sam_26_48_dd_diff_bpm1X_slope vs run
χ² / ndf 1.899 / 26
p0 −4.97 ± 0.6952
0
−2
−4
−6
−8
−10
−12
7428. 0
7428. 1
7428. 2
7428. 3
7428. 4
7428. 5
7428. 6
7428. 7
7428. 8
7428. 9
7428. 10
7429. 0
7429. 1
7429. 2
7429. 3
7429. 4
7429. 5
7429. 6
7429. 7
7430. 0
7430. 1
7430. 2
7430. 3
7430. 4
7430. 5
7430. 6
7430. 7
pull
Entries 27
Mean 1.013
Std Dev 43.52
0.4
0.2
0
−0.2
−0.4
−0.6

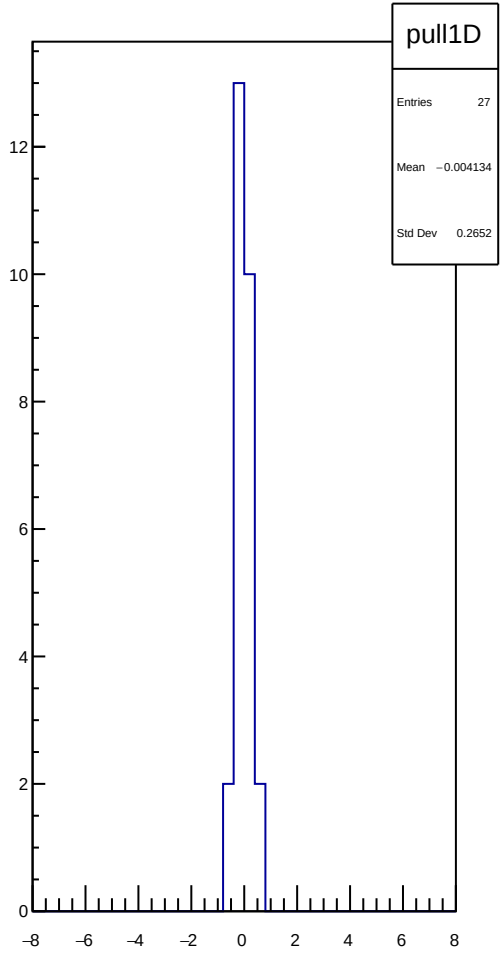
pull1D
Entries 27
Mean −0.004134
Std Dev 0.2652
12
10
8
6
4
2
0
−8
−6
−4
−2
0
2
4
6
8

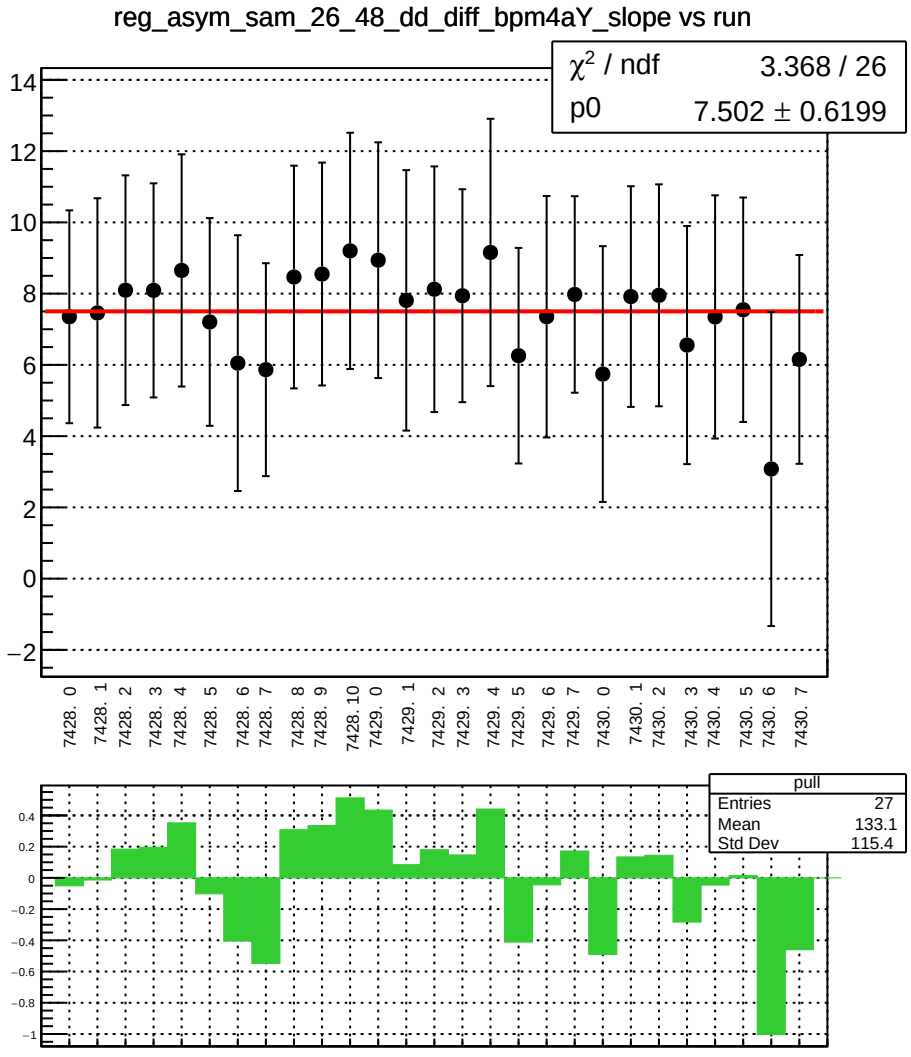
reg_asym_sam_26_48_dd_diff_bpm4aY_slope vs run
χ² / ndf 3.368 / 26
p0 7.502 ± 0.6199
7428. 0
7428. 1
7428. 2
7428. 3
7428. 4
7428. 5
7428. 6
7428. 7
7428. 8
7428. 9
7428. 10
7429. 0
7429. 1
7429. 2
7429. 3
7429. 4
7429. 5
7429. 6
7429. 7
7430. 0
7430. 1
7430. 2
7430. 3
7430. 4
7430. 5
7430. 6
7430. 7
pull
Entries 27
Mean 133.1
Std Dev 115.4

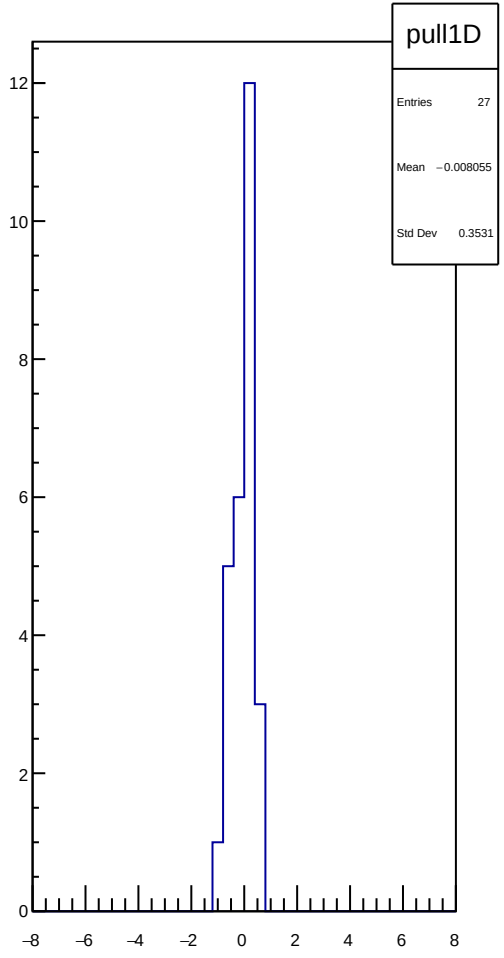
pull1D
Entries 27
Mean −0.008055
Std Dev 0.3531

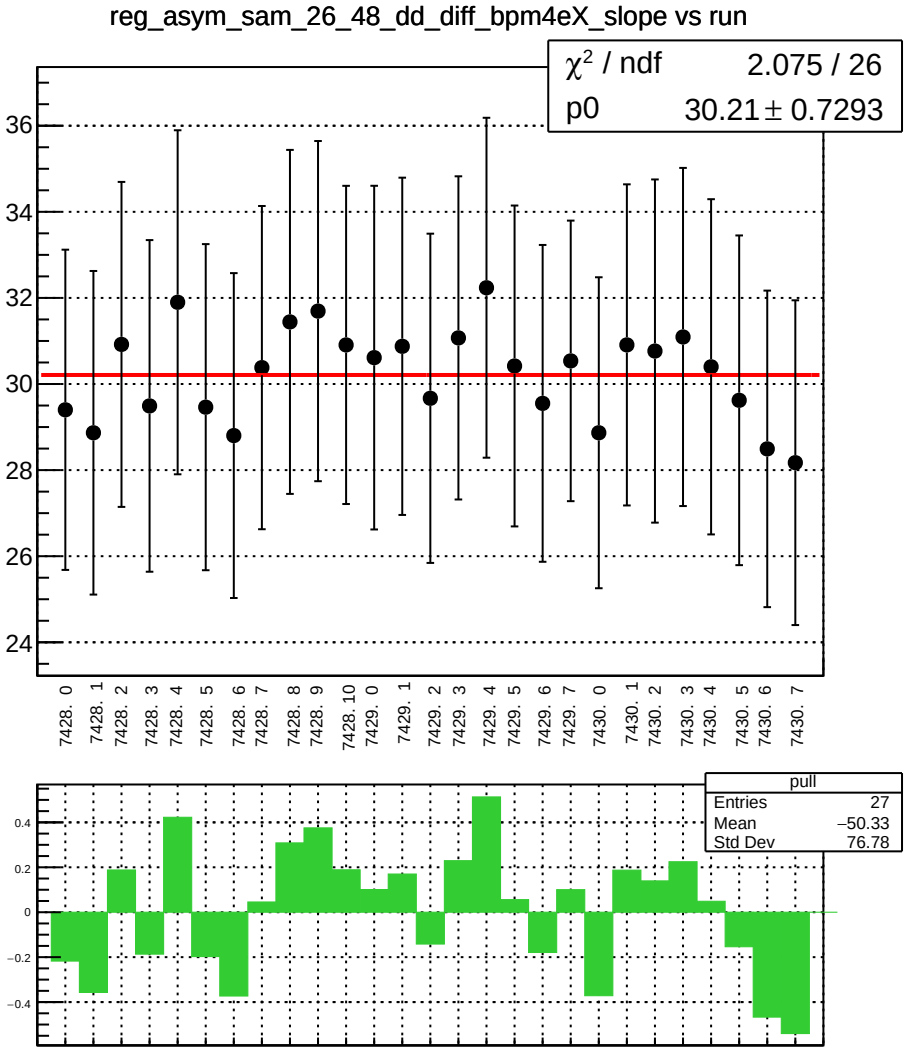
reg_asym_sam_26_48_dd_diff_bpm4eX_slope vs run
χ² / ndf 2.075 / 26
p0 30.21 ± 0.7293
36
34
32
30
28
26
24
7428. 0
7428. 1
7428. 2
7428. 3
7428. 4
7428. 5
7428. 6
7428. 7
7428. 8
7428. 9
7428. 10
7429. 0
7429. 1
7429. 2
7429. 3
7429. 4
7429. 5
7429. 6
7429. 7
7430. 0
7430. 1
7430. 2
7430. 3
7430. 4
7430. 5
7430. 6
7430. 7
pull
Entries 27
Mean −50.33
Std Dev 76.78
0.4
0.2
0
−0.2
−0.4

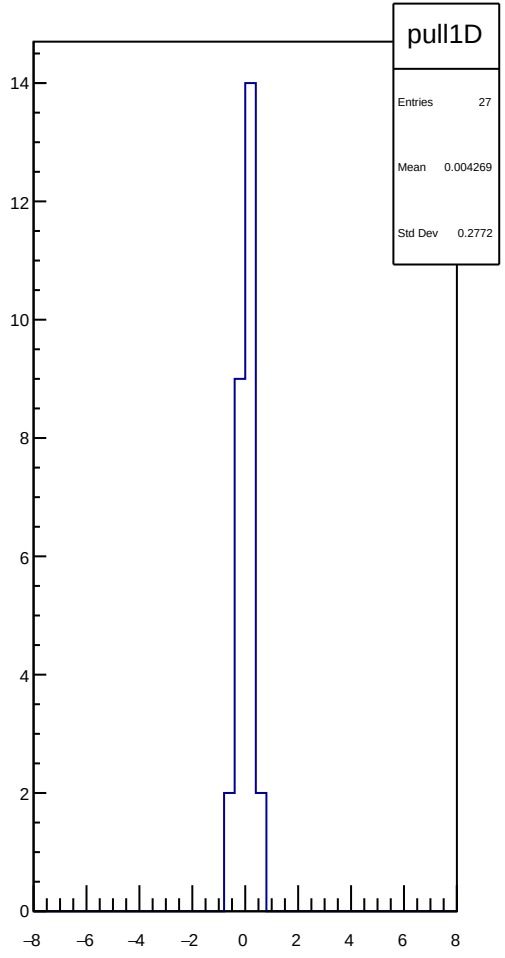
pull1D
Entries 27
Mean 0.004269
Std Dev 0.2772
14
12
10
8
6
4
2
0
−8
−6
−4
−2
0
2
4
6
8

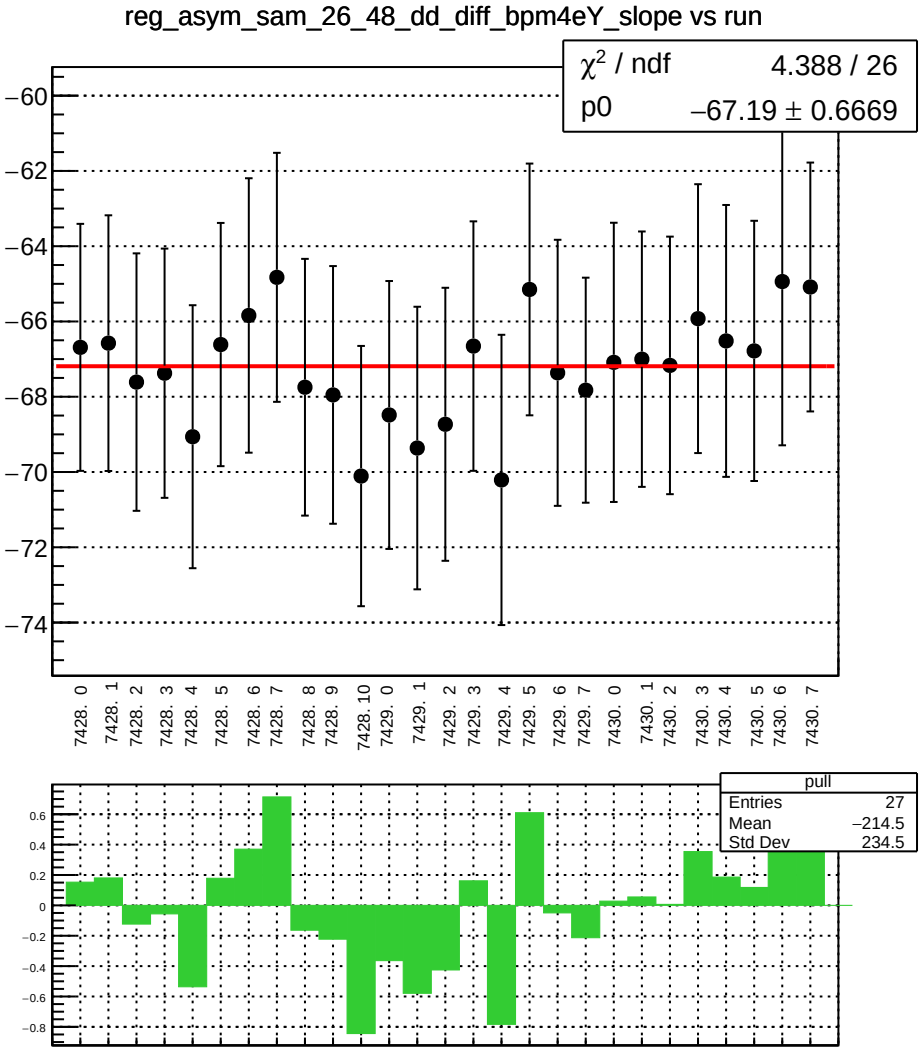
reg_asym_sam_26_48_dd_diff_bpm4eY_slope vs run
χ² / ndf 4.388 / 26
p0 −67.19 ± 0.6669
−60
−62
−64
−66
−68
−70
−72
−74
7428. 0
7428. 1
7428. 2
7428. 3
7428. 4
7428. 5
7428. 6
7428. 7
7428. 8
7428. 9
7428. 10
7429. 0
7429. 1
7429. 2
7429. 3
7429. 4
7429. 5
7429. 6
7429. 7
7430. 0
7430. 1
7430. 2
7430. 3
7430. 4
7430. 5
7430. 6
7430. 7
pull
Entries 27
Mean −214.5
Std Dev 234.5
0.6
0.4
0.2
0
−0.2
−0.4
−0.6
−0.8

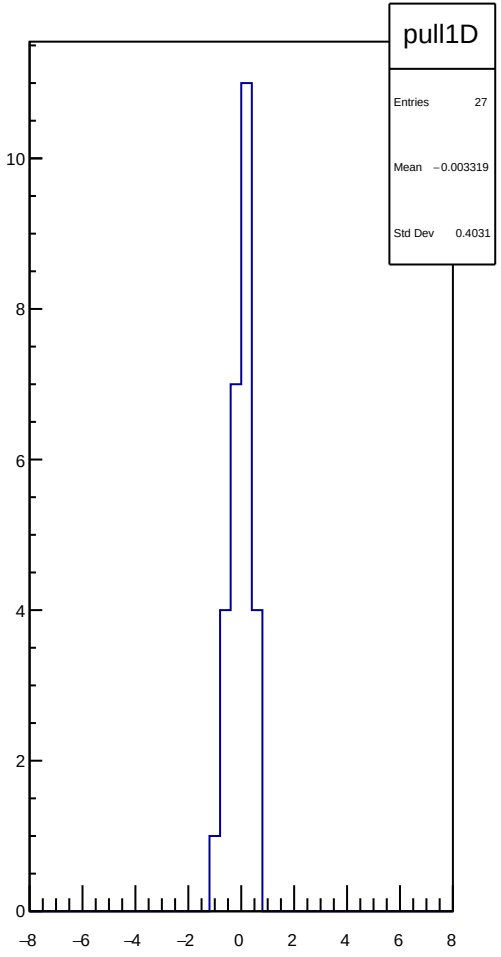
pull1D
Entries 27
Mean −0.003319
Std Dev 0.4031
10
8
6
4
2
0
−8
−6
−4
−2
0
2
4
6
8

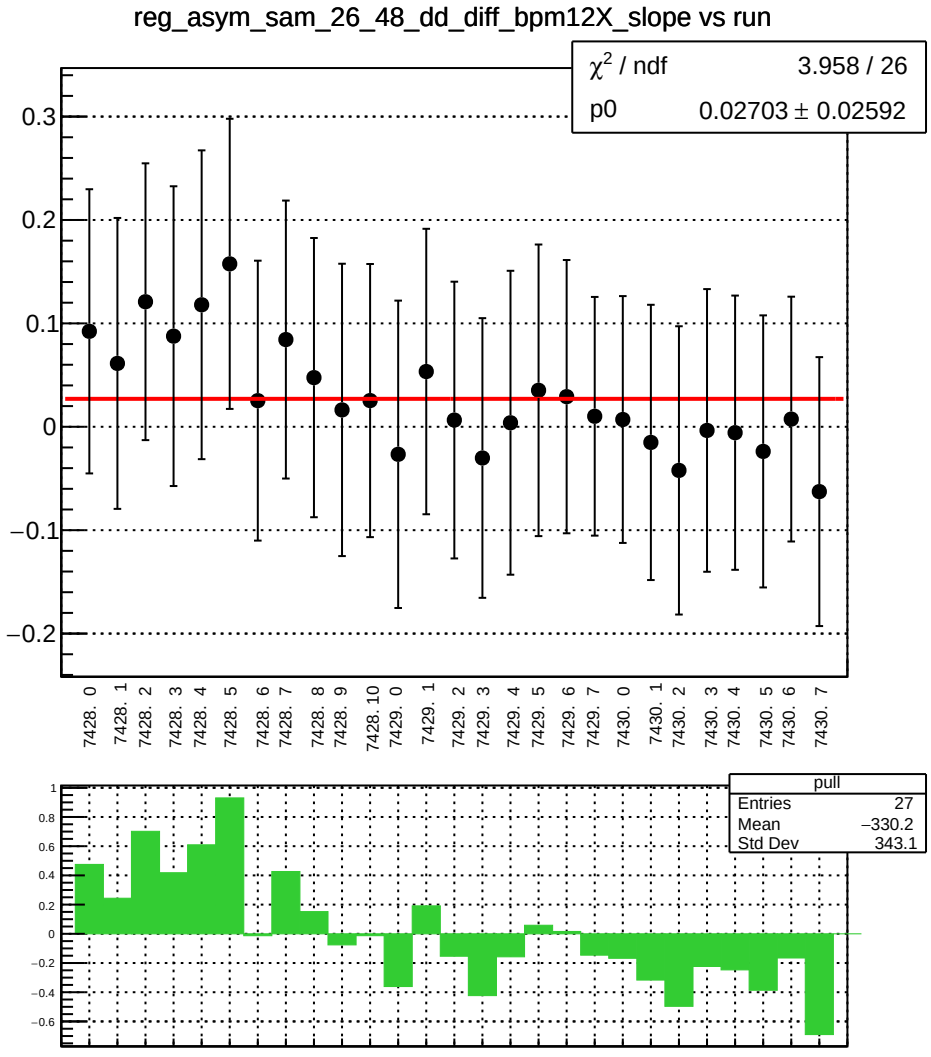
reg_asym_sam_26_48_dd_diff_bpm12X_slope vs run
χ^2 / ndf 3.958 / 26
p0 0.02703 ± 0.02592
0.3
0.2
0.1
0
−0.1
−0.2
7428. 0
7428. 1
7428. 2
7428. 3
7428. 4
7428. 5
7428. 6
7428. 7
7428. 8
7428. 9
7428. 10
7429. 0
7429. 1
7429. 2
7429. 3
7429. 4
7429. 5
7429. 6
7429. 7
7430. 0
7430. 1
7430. 2
7430. 3
7430. 4
7430. 5
7430. 6
7430. 7
pull
Entries 27
Mean −330.2
Std Dev 343.1
1
0.8
0.6
0.4
0.2
0
−0.2
−0.4
−0.6

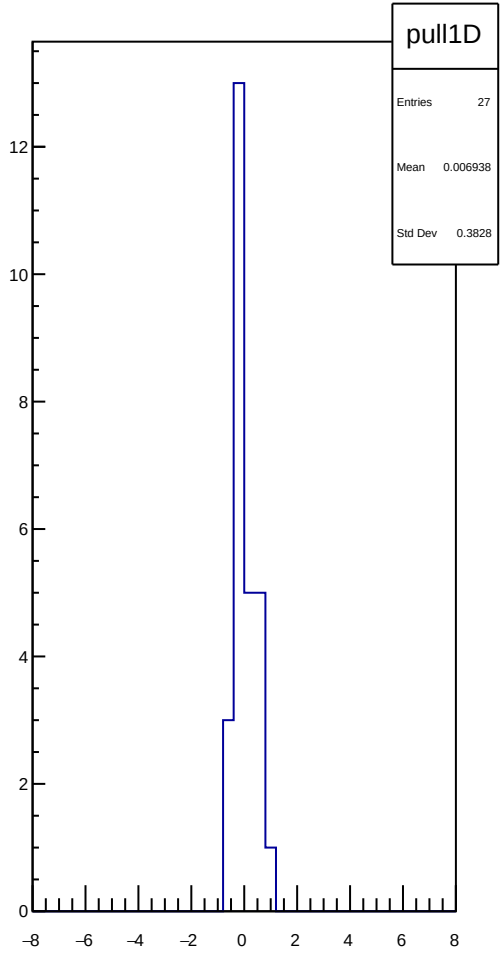
pull1D
Entries 27
Mean 0.006938
Std Dev 0.3828
12
10
8
6
4
2
0
−8
−6
−4
−2
0
2
4
6
8

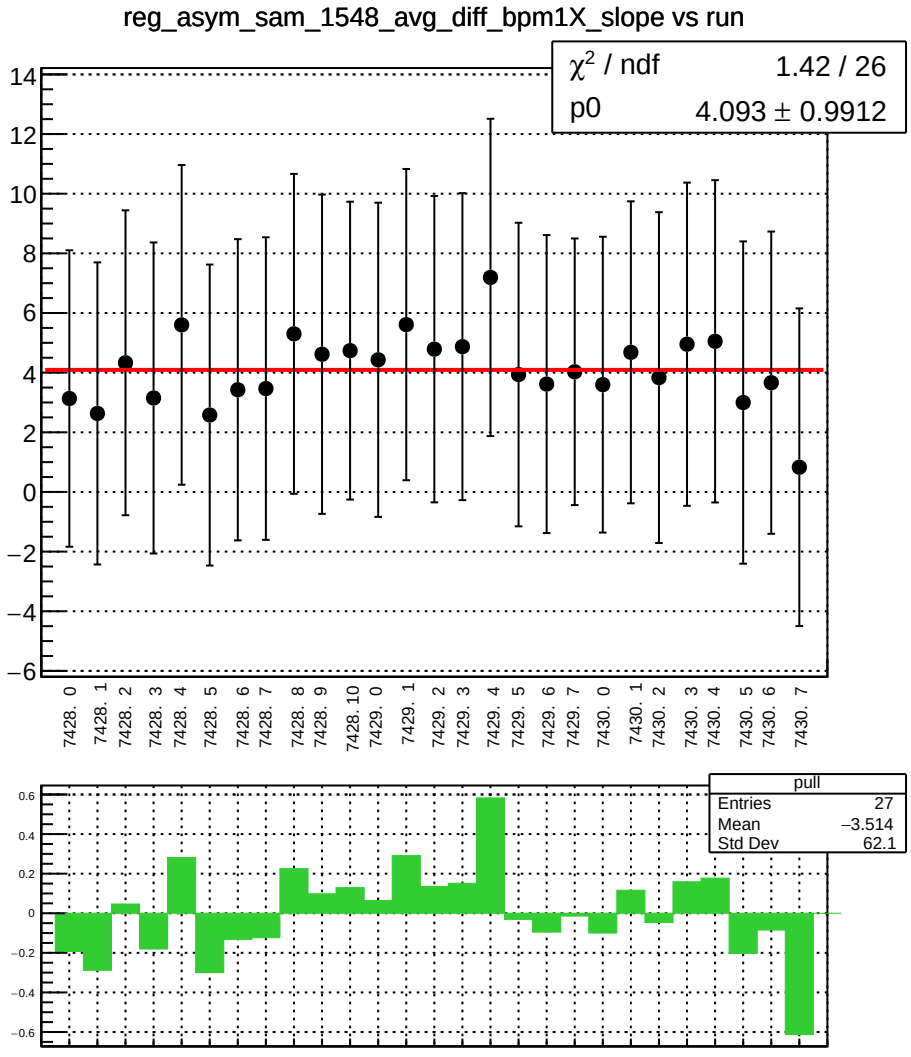
reg_asym_sam_1548_avg_diff_bpm1X_slope vs run
χ² / ndf 1.42 / 26
p0 4.093 ± 0.9912
14
12
10
8
6
4
2
0
−2
−4
−6
7428. 0
7428. 1
7428. 2
7428. 3
7428. 4
7428. 5
7428. 6
7428. 7
7428. 8
7428. 9
7428. 10
7429. 0
7429. 1
7429. 2
7429. 3
7429. 4
7429. 5
7429. 6
7429. 7
7430. 0
7430. 1
7430. 2
7430. 3
7430. 4
7430. 5
7430. 6
7430. 7
pull
Entries 27
Mean −3.514
Std Dev 62.1
0.6
0.4
0.2
0
−0.2
−0.4
−0.6

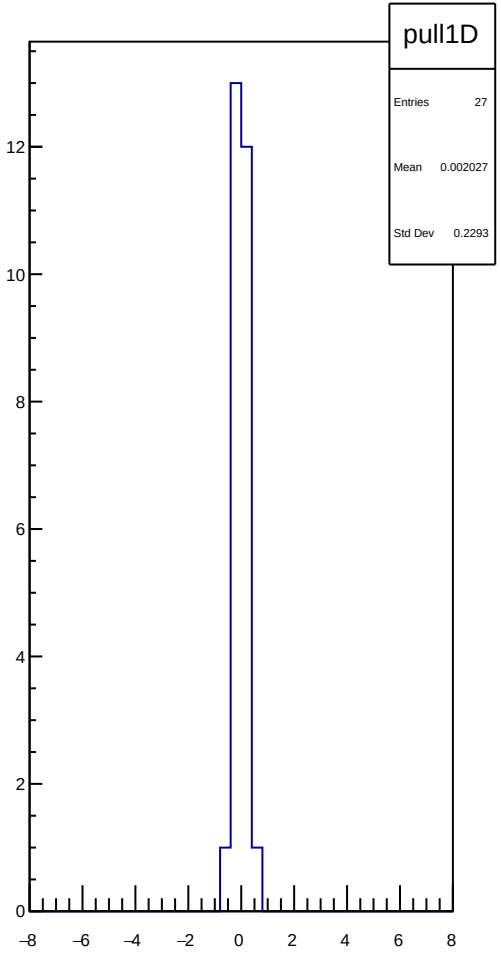
pull1D
Entries 27
Mean 0.002027
Std Dev 0.2293
12
10
8
6
4
2
0
−8
−6
−4
−2
0
2
4
6
8

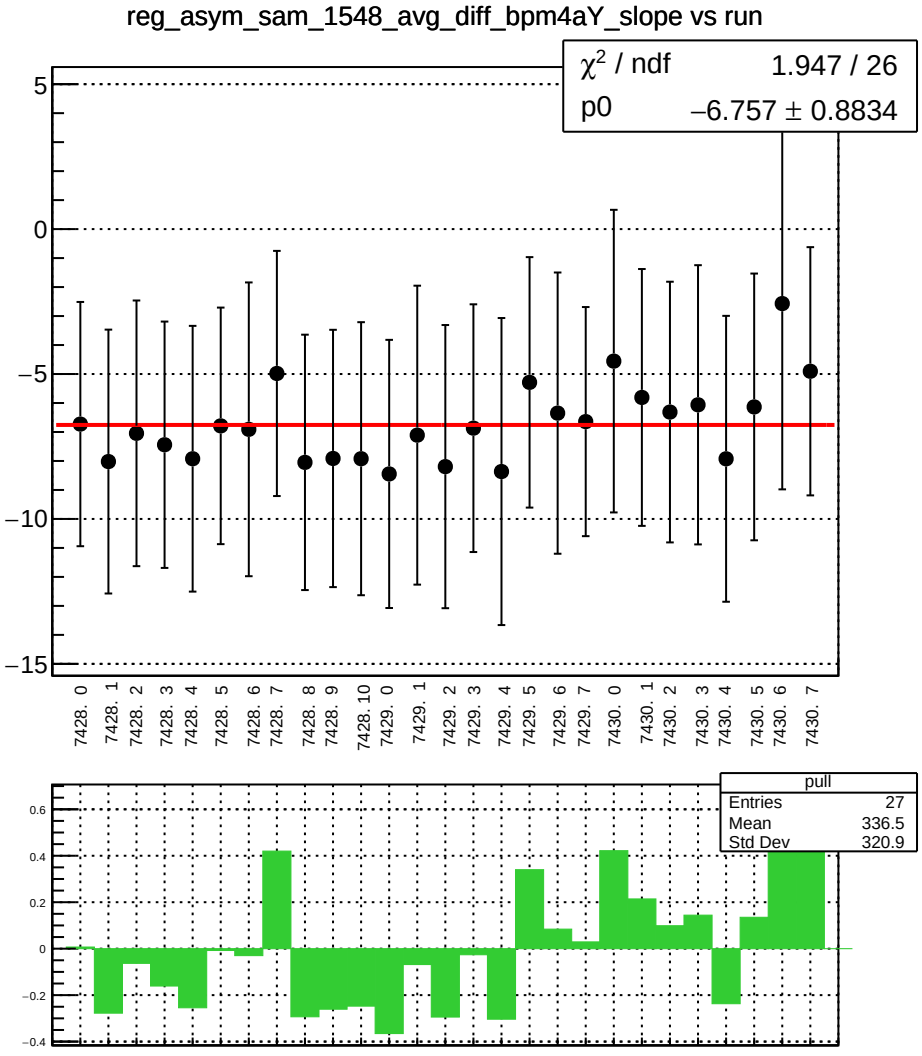
reg_asym_sam_1548_avg_diff_bpm4aY_slope vs run
χ² / ndf 1.947 / 26
p0 −6.757 ± 0.8834
5
0
−5
−10
−15
7428. 0
7428. 1
7428. 2
7428. 3
7428. 4
7428. 5
7428. 6
7428. 7
7428. 8
7428. 9
7428. 10
7429. 0
7429. 1
7429. 2
7429. 3
7429. 4
7429. 5
7429. 6
7429. 7
7430. 0
7430. 1
7430. 2
7430. 3
7430. 4
7430. 5
7430. 6
7430. 7
pull
Entries 27
Mean 336.5
Std Dev 320.9
0.6
0.4
0.2
0
−0.2
−0.4

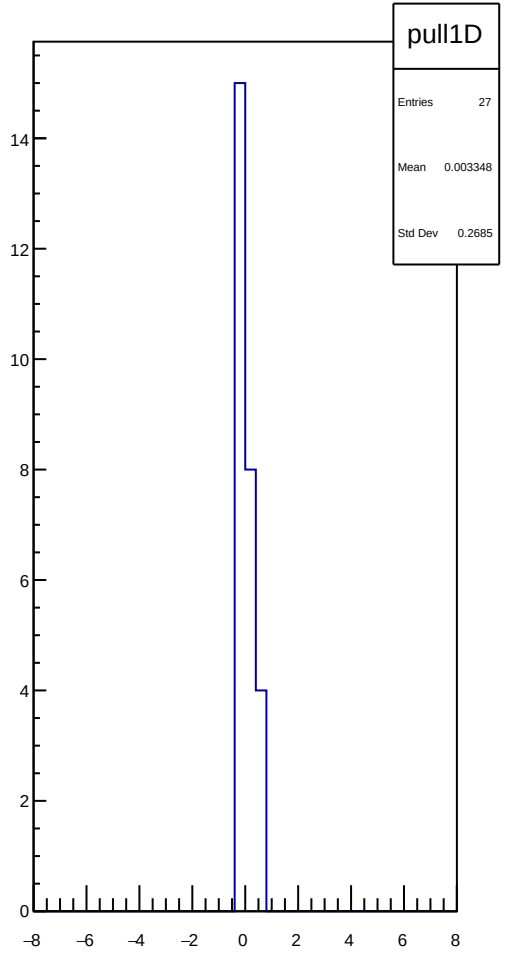
pull1D
Entries 27
Mean 0.003348
Std Dev 0.2685
14
12
10
8
6
4
2
0
−8
−6
−4
−2
0
2
4
6
8

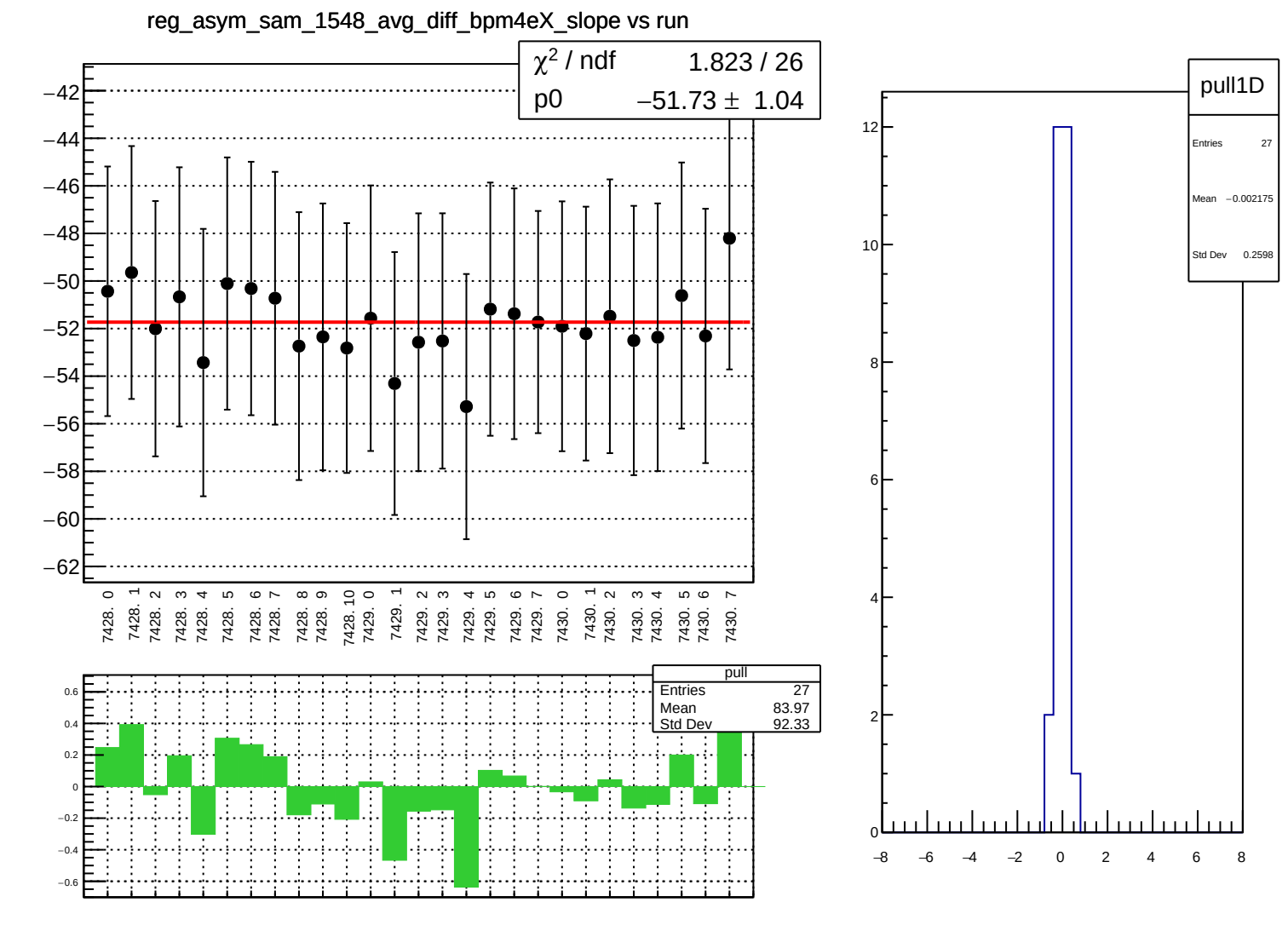
reg_asym_sam_1548_avg_diff_bpm4eX_slope vs run
χ² / ndf 1.823 / 26
p0 −51.73 ± 1.04
−42
−44
−46
−48
−50
−52
−54
−56
−58
−60
−62
7428. 0
7428. 1
7428. 2
7428. 3
7428. 4
7428. 5
7428. 6
7428. 7
7428. 8
7428. 9
7428. 10
7429. 0
7429. 1
7429. 2
7429. 3
7429. 4
7429. 5
7429. 6
7429. 7
7430. 0
7430. 1
7430. 2
7430. 3
7430. 4
7430. 5
7430. 6
7430. 7
pull
Entries 27
Mean 83.97
Std Dev 92.33
0.6
0.4
0.2
0
−0.2
−0.4
−0.6
pull1D
Entries 27
Mean −0.002175
Std Dev 0.2598
12
10
8
6
4
2
0
−8
−6
−4
−2
0
2
4
6
8

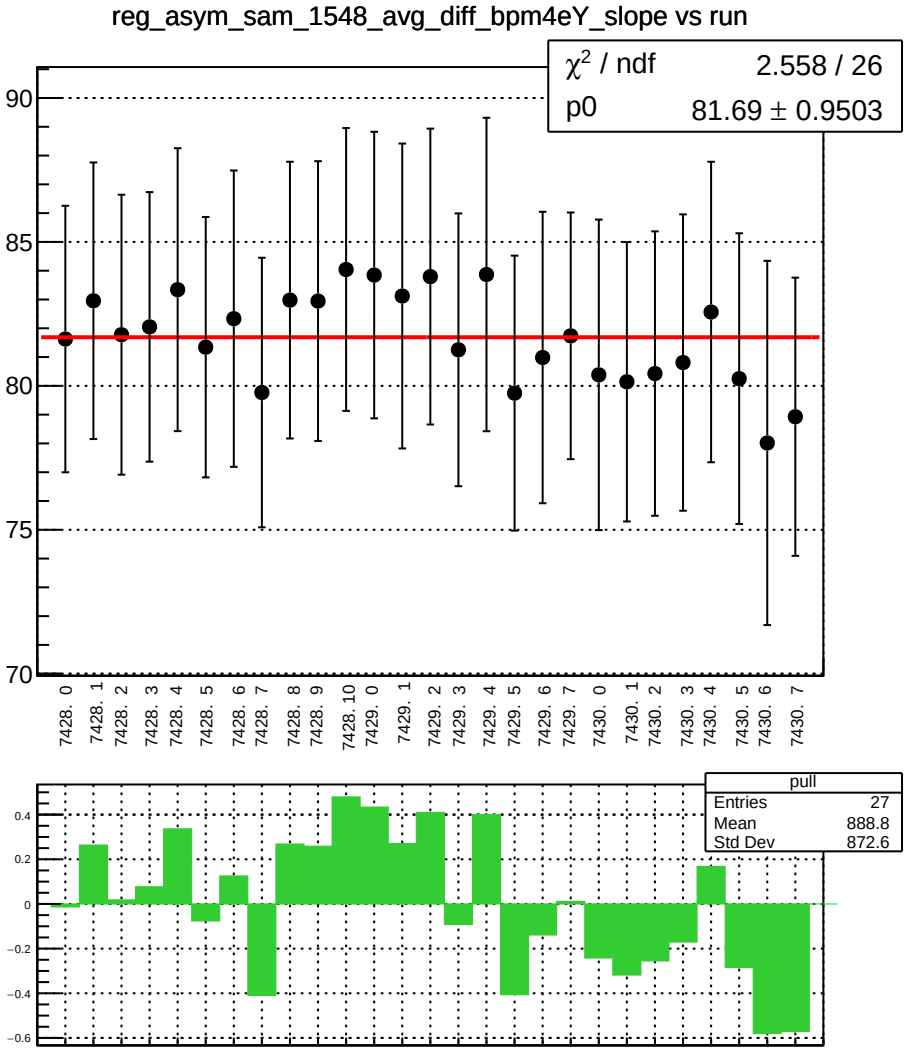
reg_asym_sam_1548_avg_diff_bpm4eY_slope vs run
χ² / ndf 2.558 / 26
p0 81.69 ± 0.9503
90
85
80
75
70
7428. 0
7428. 1
7428. 2
7428. 3
7428. 4
7428. 5
7428. 6
7428. 7
7428. 8
7428. 9
7428. 10
7429. 0
7429. 1
7429. 2
7429. 3
7429. 4
7429. 5
7429. 6
7429. 7
7430. 0
7430. 1
7430. 2
7430. 3
7430. 4
7430. 5
7430. 6
7430. 7
pull
Entries 27
Mean 888.8
Std Dev 872.6
0.4
0.2
0
−0.2
−0.4
−0.6

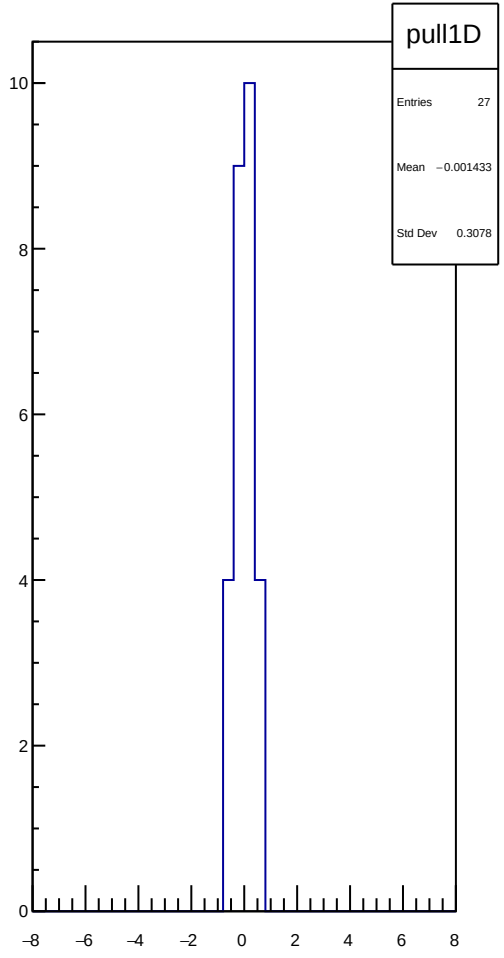
pull1D
Entries 27
Mean −0.001433
Std Dev 0.3078
10
8
6
4
2
0
−8
−6
−4
−2
0
2
4
6
8

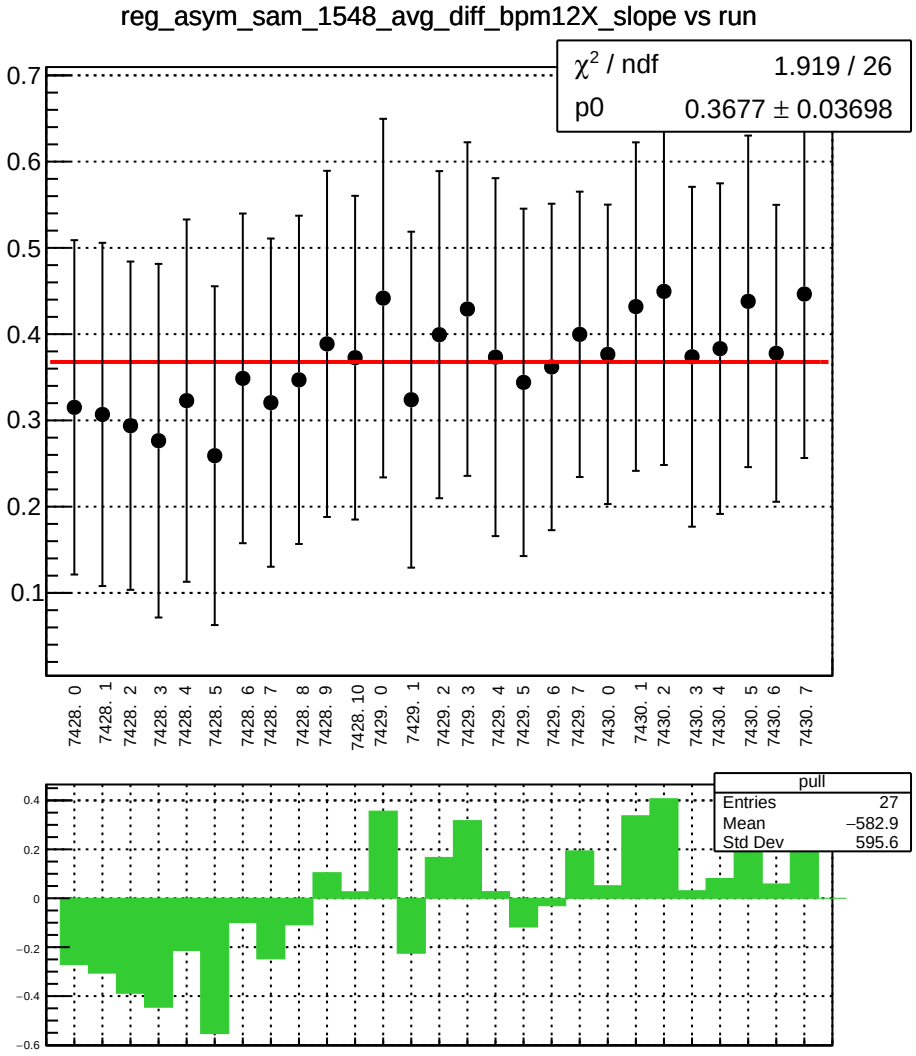
reg_asym_sam_1548_avg_diff_bpm12X_slope vs run
χ² / ndf 1.919 / 26
p0 0.3677 ± 0.03698
0.7
0.6
0.5
0.4
0.3
0.2
0.1
7428. 0
7428. 1
7428. 2
7428. 3
7428. 4
7428. 5
7428. 6
7428. 7
7428. 8
7428. 9
7428. 10
7429. 0
7429. 1
7429. 2
7429. 3
7429. 4
7429. 5
7429. 6
7429. 7
7430. 0
7430. 1
7430. 2
7430. 3
7430. 4
7430. 5
7430. 6
7430. 7
pull
Entries 27
Mean −582.9
Std Dev 595.6
0.4
0.2
0
−0.2
−0.4
−0.6

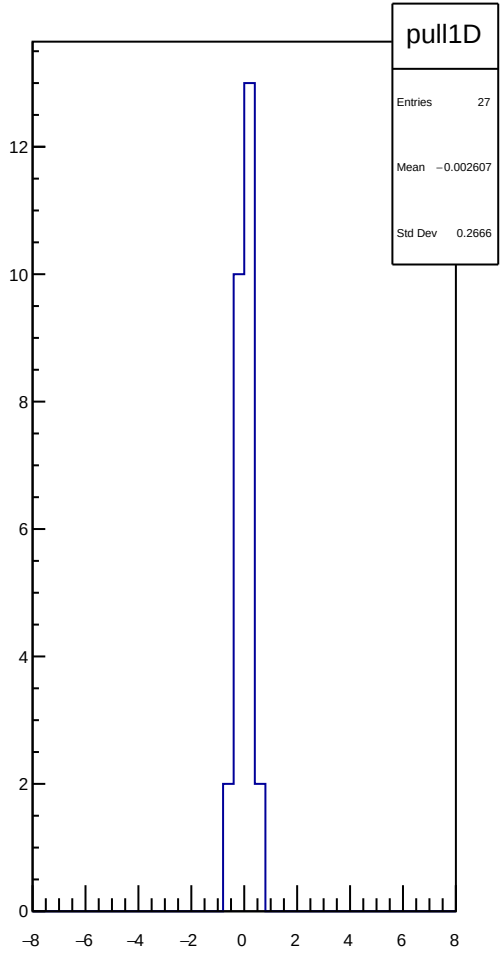
pull1D
Entries 27
Mean −0.002607
Std Dev 0.2666
12
10
8
6
4
2
0
−8
−6
−4
−2
0
2
4
6
8

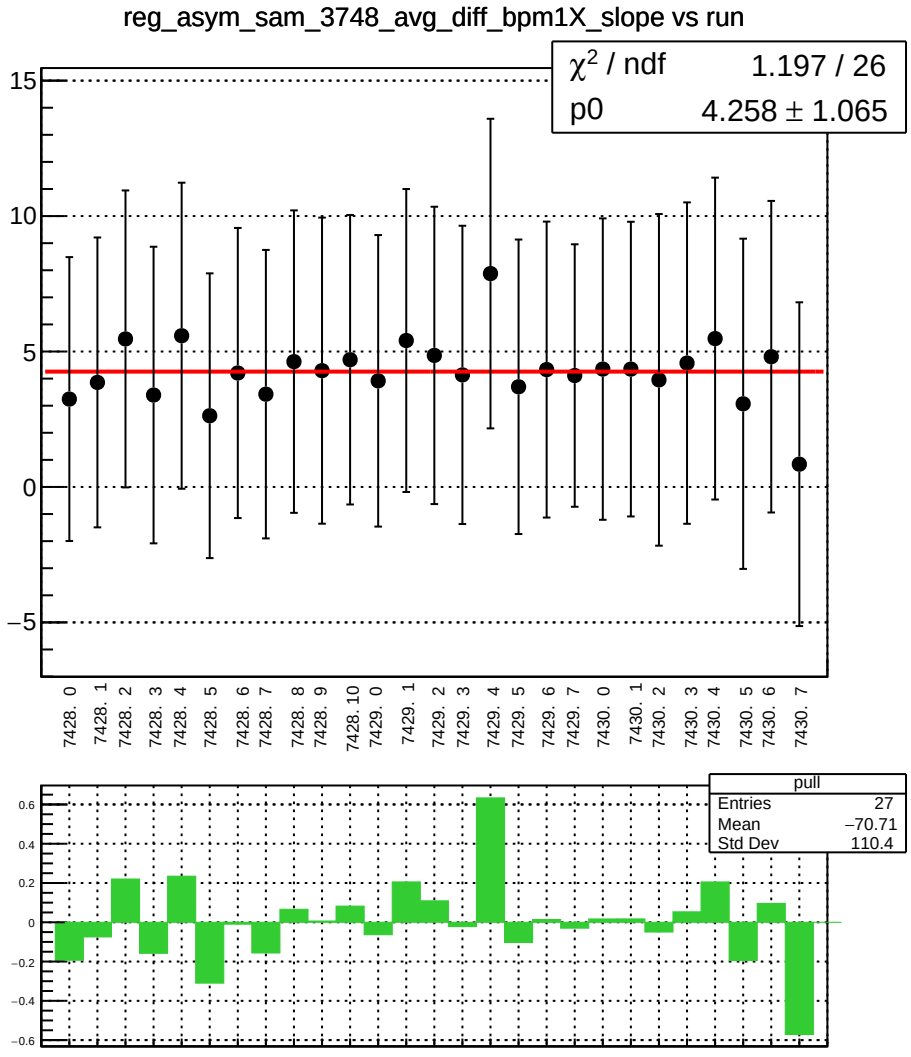
reg_asym_sam_3748_avg_diff_bpm1X_slope vs run
χ² / ndf 1.197 / 26
p0 4.258 ± 1.065
15
10
5
0
−5
7428. 0
7428. 1
7428. 2
7428. 3
7428. 4
7428. 5
7428. 6
7428. 7
7428. 8
7428. 9
7428. 10
7429. 0
7429. 1
7429. 2
7429. 3
7429. 4
7429. 5
7429. 6
7429. 7
7430. 0
7430. 1
7430. 2
7430. 3
7430. 4
7430. 5
7430. 6
7430. 7
pull
Entries 27
Mean −70.71
Std Dev 110.4
0.6
0.4
0.2
0
−0.2
−0.4
−0.6

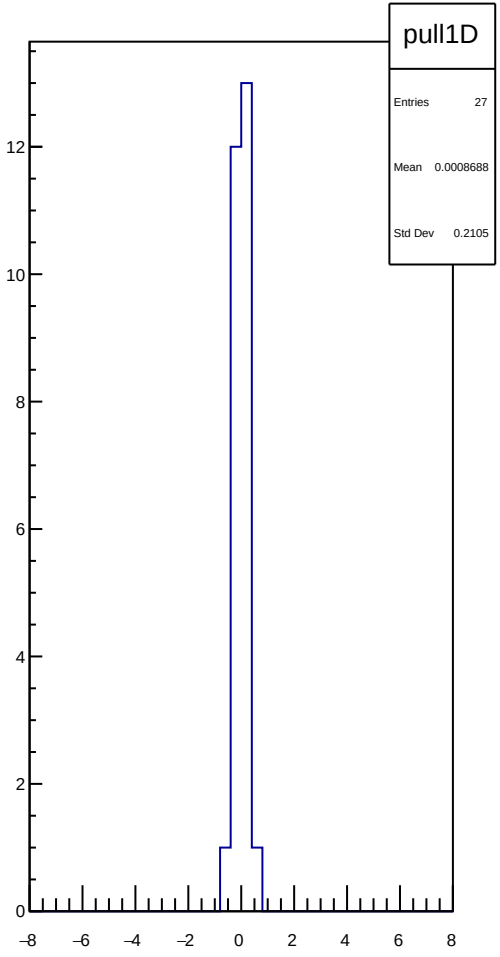
pull1D
Entries 27
Mean 0.0008688
Std Dev 0.2105
12
10
8
6
4
2
0
−8
−6
−4
−2
0
2
4
6
8

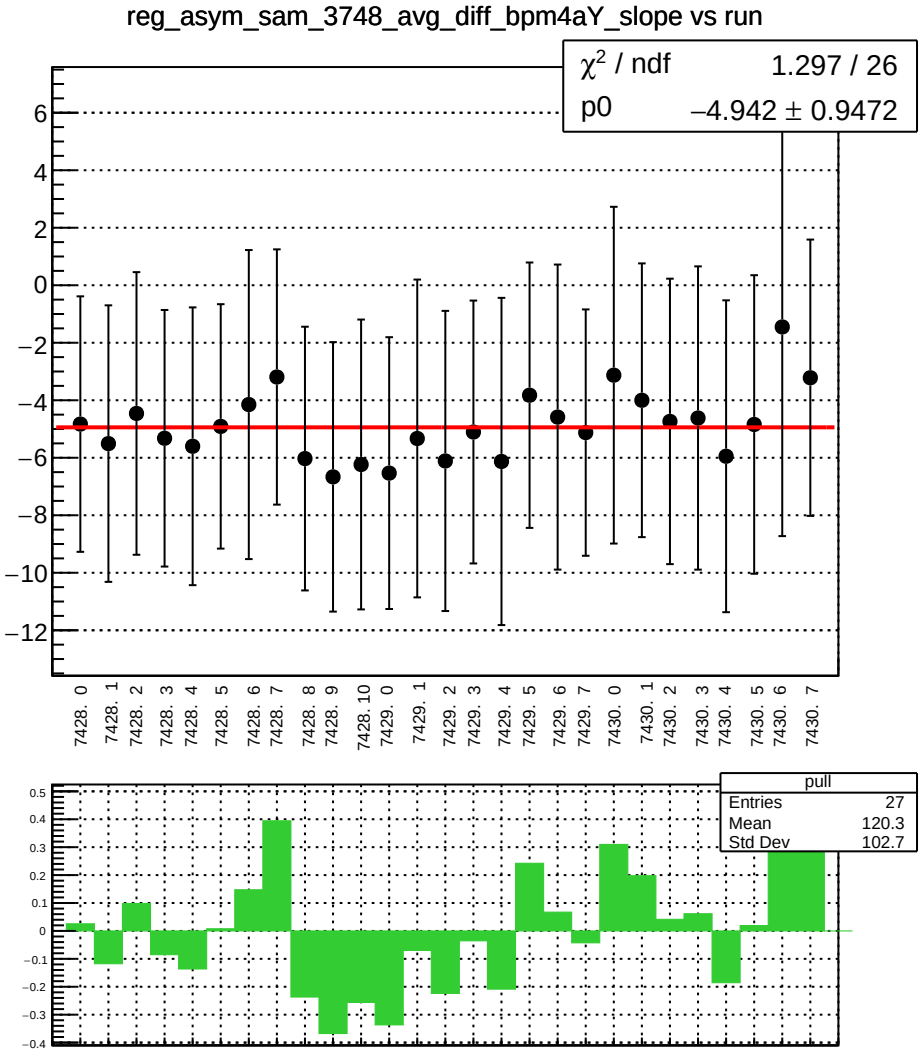
reg_asym_sam_3748_avg_diff_bpm4aY_slope vs run
χ² / ndf 1.297 / 26
p0 −4.942 ± 0.9472
6
4
2
0
−2
−4
−6
−8
−10
−12
7428. 0
7428. 1
7428. 2
7428. 3
7428. 4
7428. 5
7428. 6
7428. 7
7428. 8
7428. 9
7428. 10
7429. 0
7429. 1
7429. 2
7429. 3
7429. 4
7429. 5
7429. 6
7429. 7
7430. 0
7430. 1
7430. 2
7430. 3
7430. 4
7430. 5
7430. 6
7430. 7
pull
Entries 27
Mean 120.3
Std Dev 102.7
0.5
0.4
0.3
0.2
0.1
0
−0.1
−0.2
−0.3
−0.4

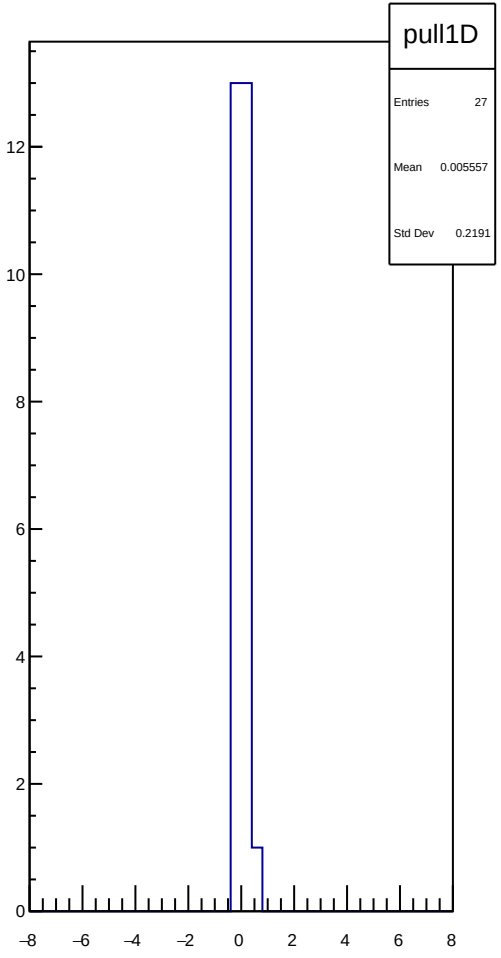
pull1D
Entries 27
Mean 0.005557
Std Dev 0.2191
12
10
8
6
4
2
0
−8
−6
−4
−2
0
2
4
6
8

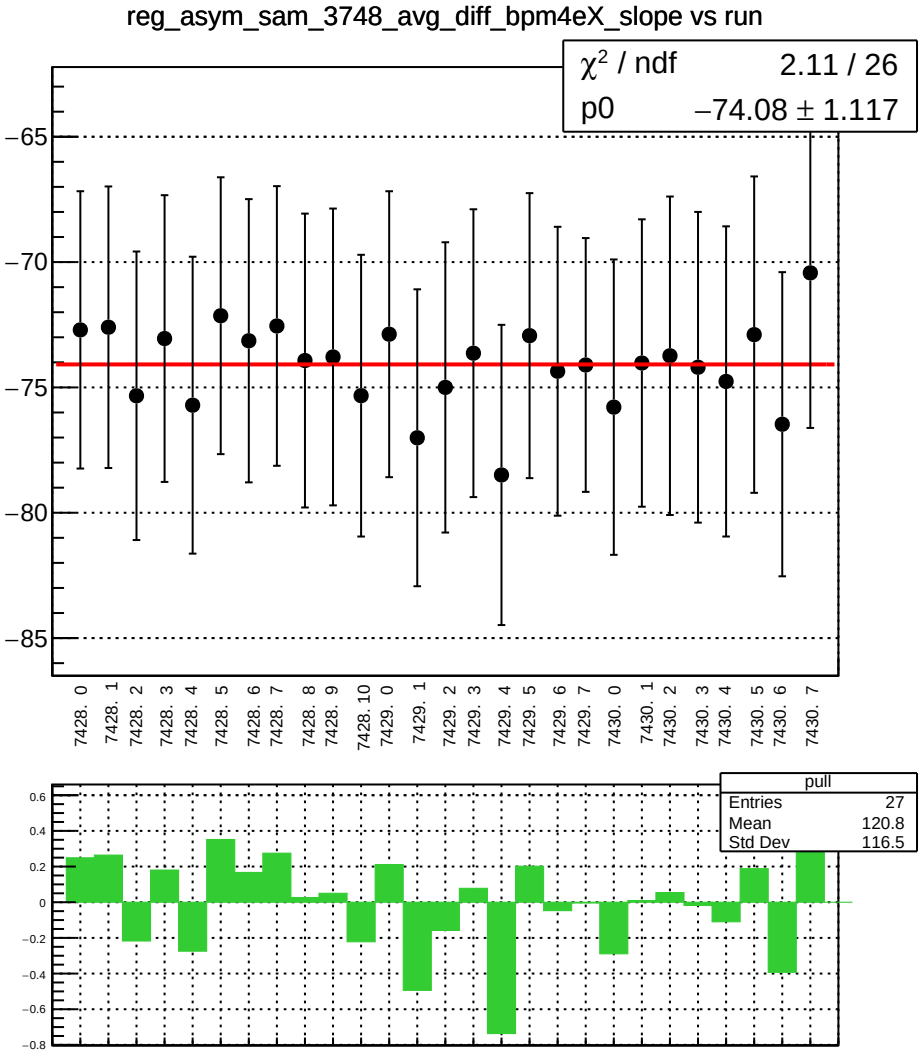
reg_asym_sam_3748_avg_diff_bpm4eX_slope vs run
χ² / ndf 2.11 / 26
p0 −74.08 ± 1.117
−65
−70
−75
−80
−85
7428. 0
7428. 1
7428. 2
7428. 3
7428. 4
7428. 5
7428. 6
7428. 7
7428. 8
7428. 9
7428. 10
7429. 0
7429. 1
7429. 2
7429. 3
7429. 4
7429. 5
7429. 6
7429. 7
7430. 0
7430. 1
7430. 2
7430. 3
7430. 4
7430. 5
7430. 6
7430. 7
pull
Entries 27
Mean 120.8
Std Dev 116.5
0.6
0.4
0.2
0
−0.2
−0.4
−0.6
−0.8

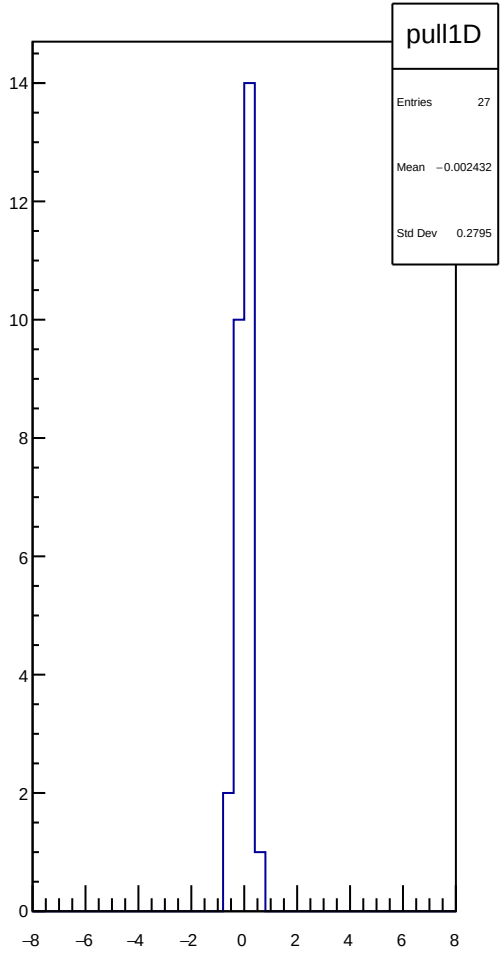
pull1D
Entries 27
Mean −0.002432
Std Dev 0.2795
14
12
10
8
6
4
2
0
−8
−6
−4
−2
0
2
4
6
8

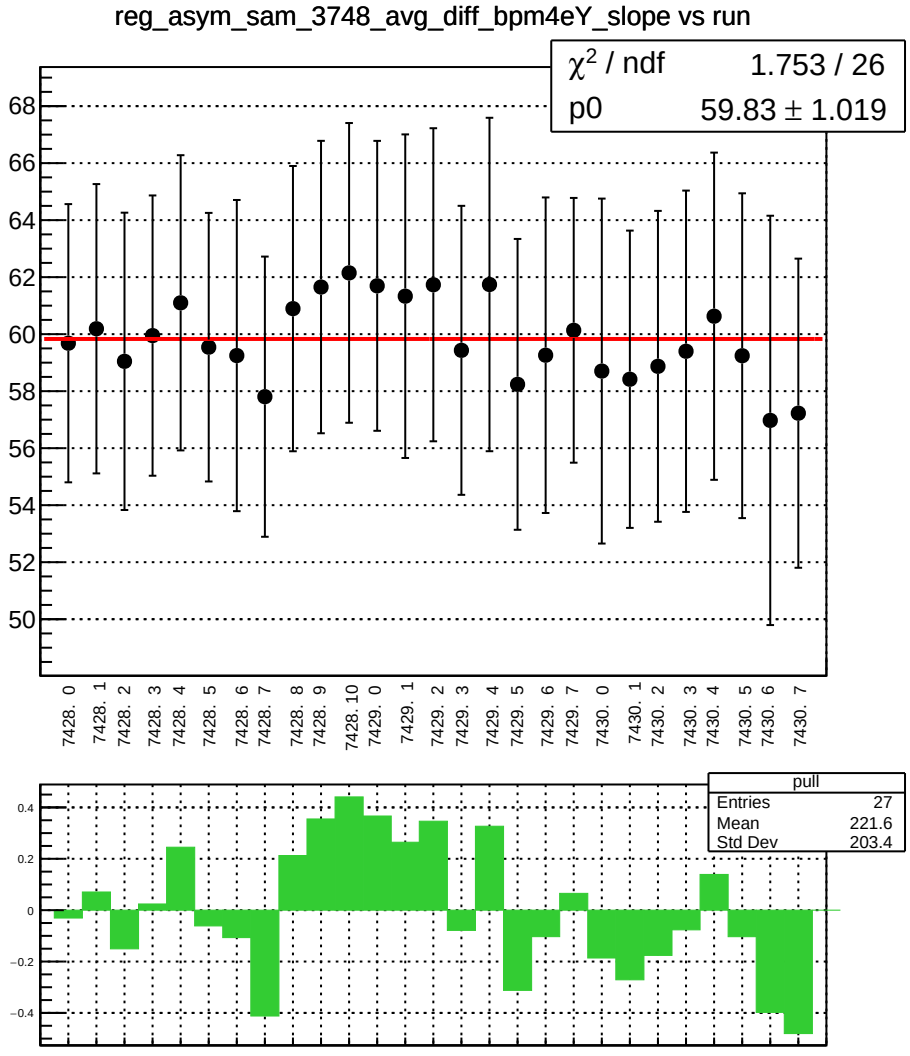
reg_asym_sam_3748_avg_diff_bpm4eY_slope vs run
χ² / ndf 1.753 / 26
p0 59.83 ± 1.019
68
66
64
62
60
58
56
54
52
50
7428. 0
7428. 1
7428. 2
7428. 3
7428. 4
7428. 5
7428. 6
7428. 7
7428. 8
7428. 9
7428. 10
7429. 0
7429. 1
7429. 2
7429. 3
7429. 4
7429. 5
7429. 6
7429. 7
7430. 0
7430. 1
7430. 2
7430. 3
7430. 4
7430. 5
7430. 6
7430. 7
pull
Entries 27
Mean 221.6
Std Dev 203.4
0.4
0.2
0
−0.2
−0.4

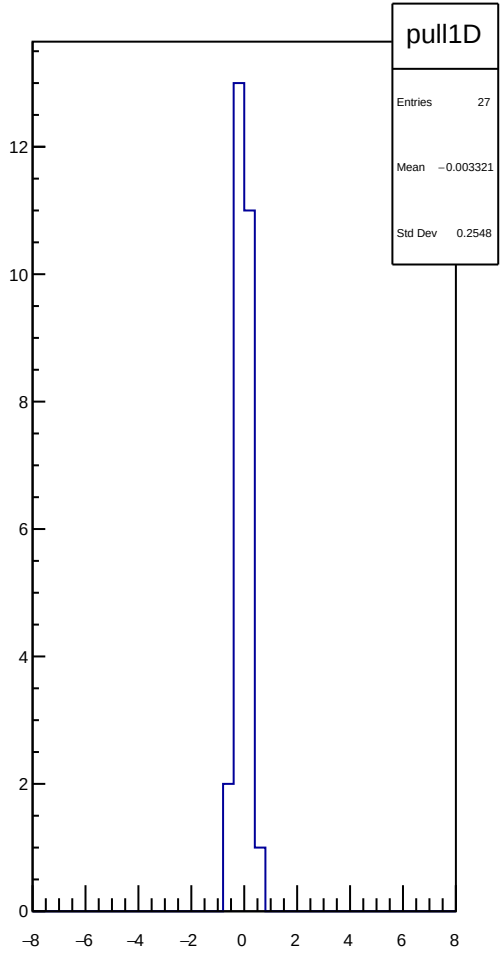
pull1D
Entries 27
Mean −0.003321
Std Dev 0.2548
12
10
8
6
4
2
0
−8
−6
−4
−2
0
2
4
6
8

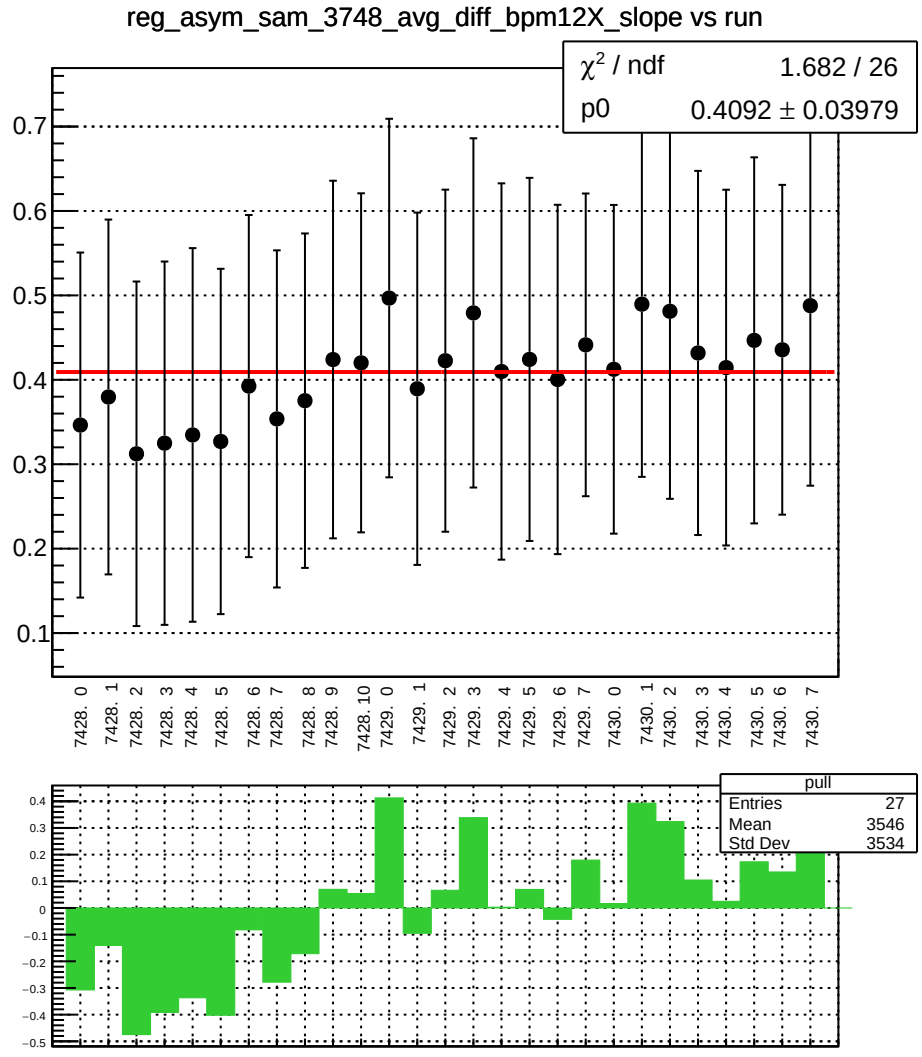
reg_asym_sam_3748_avg_diff_bpm12X_slope vs run
χ² / ndf 1.682 / 26
p0 0.4092 ± 0.03979
0.7
0.6
0.5
0.4
0.3
0.2
0.1
7428. 0
7428. 1
7428. 2
7428. 3
7428. 4
7428. 5
7428. 6
7428. 7
7428. 8
7428. 9
7428. 10
7429. 0
7429. 1
7429. 2
7429. 3
7429. 4
7429. 5
7429. 6
7429. 7
7430. 0
7430. 1
7430. 2
7430. 3
7430. 4
7430. 5
7430. 6
7430. 7
pull
Entries 27
Mean 3546
Std Dev 3534
0.4
0.3
0.2
0.1
0
−0.1
−0.2
−0.3
−0.4
−0.5

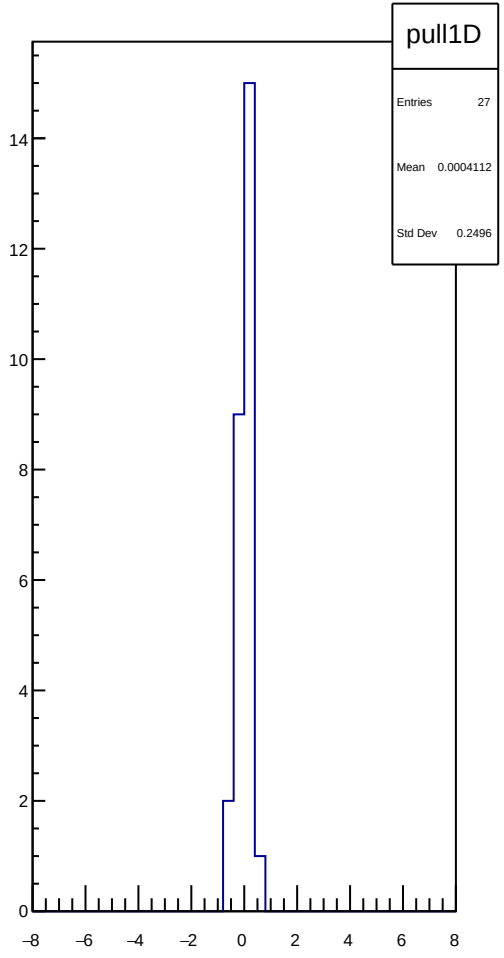
pull1D
Entries 27
Mean 0.0004112
Std Dev 0.2496
14
12
10
8
6
4
2
0
−8
−6
−4
−2
0
2
4
6
8

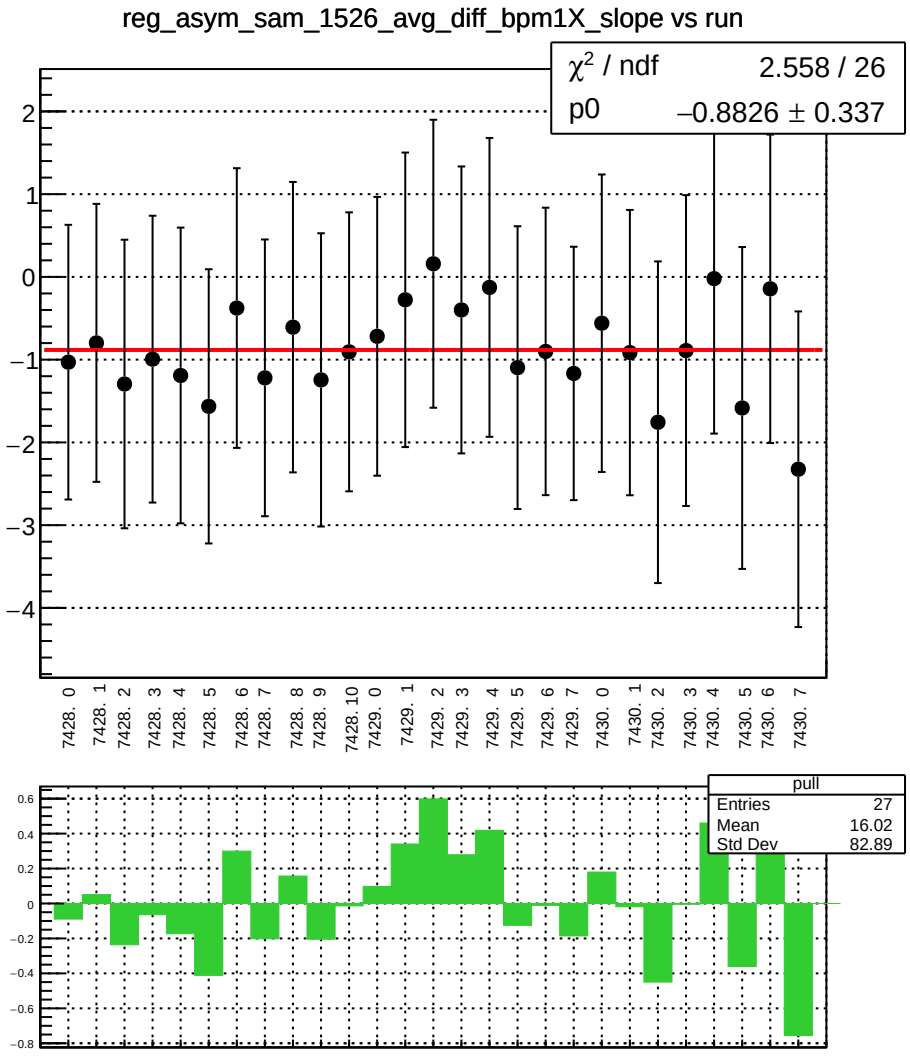
reg_asym_sam_1526_avg_diff_bpm1X_slope vs run
χ² / ndf 2.558 / 26
p0 −0.8826 ± 0.337
7428. 0
7428. 1
7428. 2
7428. 3
7428. 4
7428. 5
7428. 6
7428. 7
7428. 8
7428. 9
7428. 10
7429. 0
7429. 1
7429. 2
7429. 3
7429. 4
7429. 5
7429. 6
7429. 7
7430. 0
7430. 1
7430. 2
7430. 3
7430. 4
7430. 5
7430. 6
7430. 7
pull
Entries 27
Mean 16.02
Std Dev 82.89

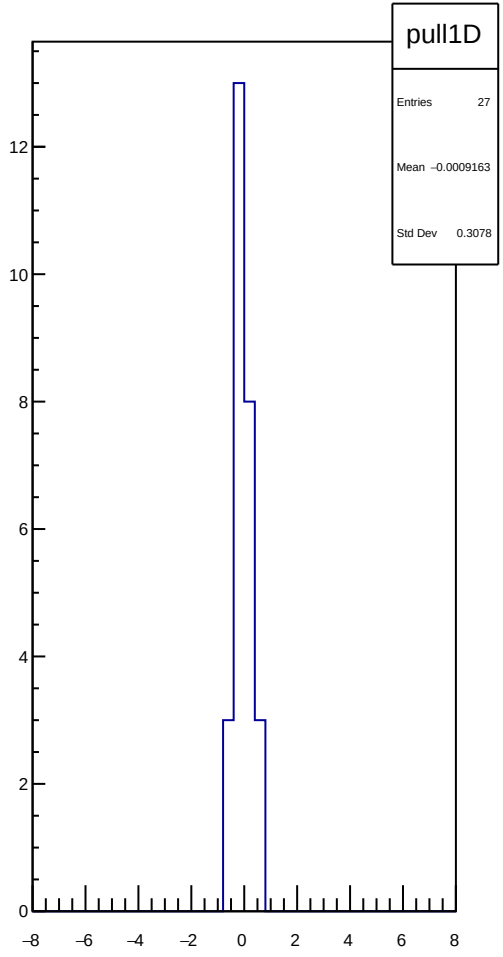
pull1D
Entries 27
Mean −0.0009163
Std Dev 0.3078

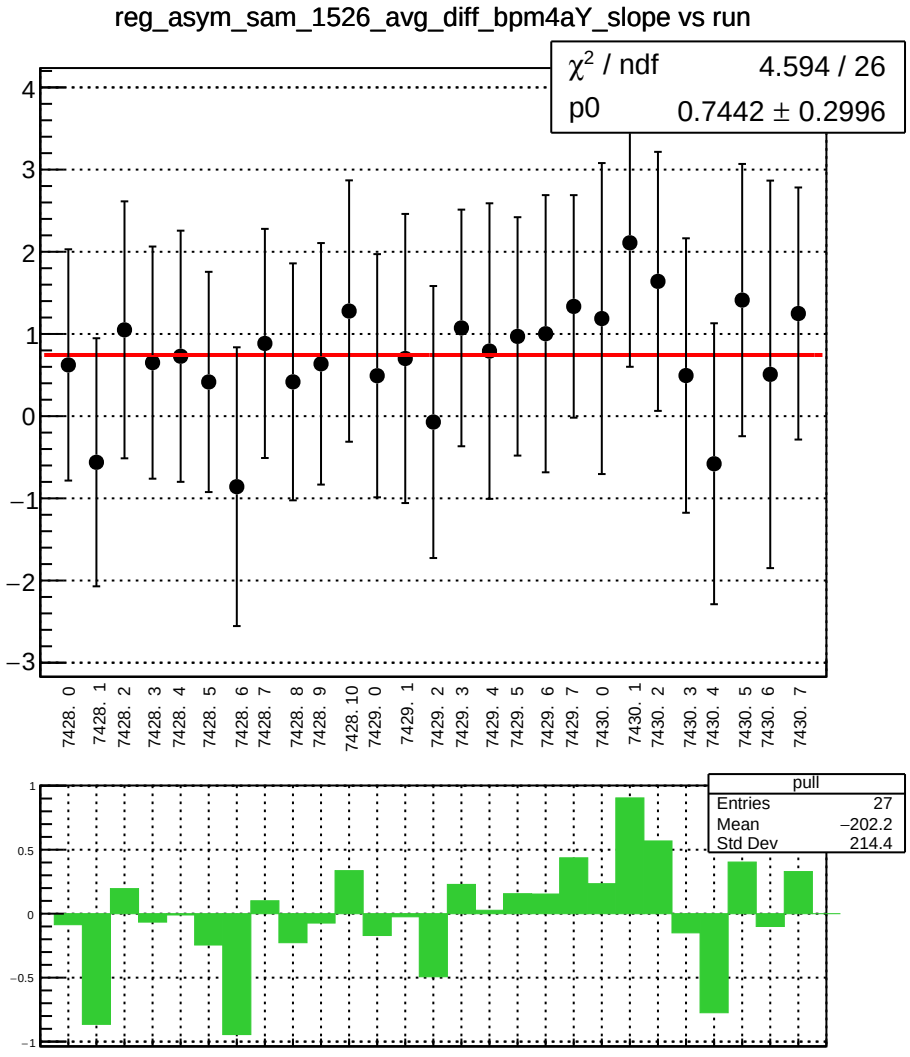
reg_asym_sam_1526_avg_diff_bpm4aY_slope vs run
χ² / ndf 4.594 / 26
p0 0.7442 ± 0.2996
7428. 0
7428. 1
7428. 2
7428. 3
7428. 4
7428. 5
7428. 6
7428. 7
7428. 8
7428. 9
7428. 10
7429. 0
7429. 1
7429. 2
7429. 3
7429. 4
7429. 5
7429. 6
7429. 7
7430. 0
7430. 1
7430. 2
7430. 3
7430. 4
7430. 5
7430. 6
7430. 7
pull
Entries 27
Mean −202.2
Std Dev 214.4

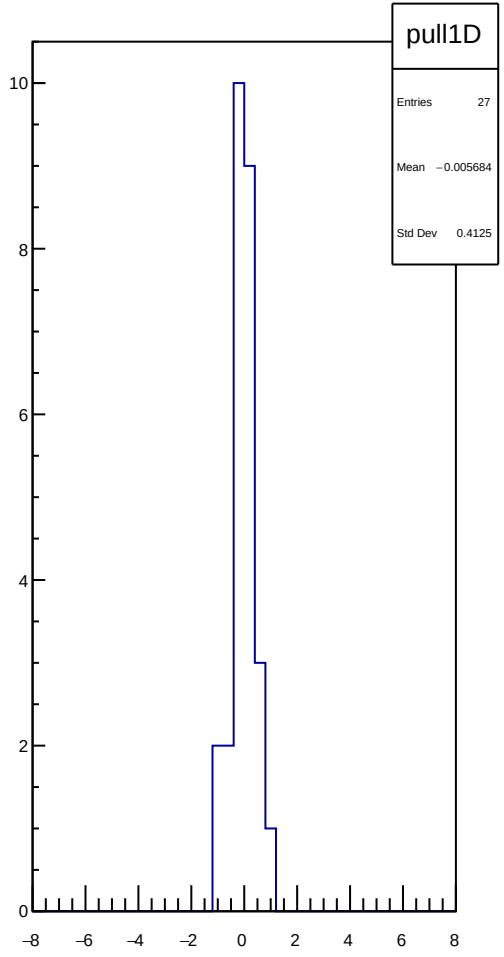
pull1D
Entries 27
Mean −0.005684
Std Dev 0.4125

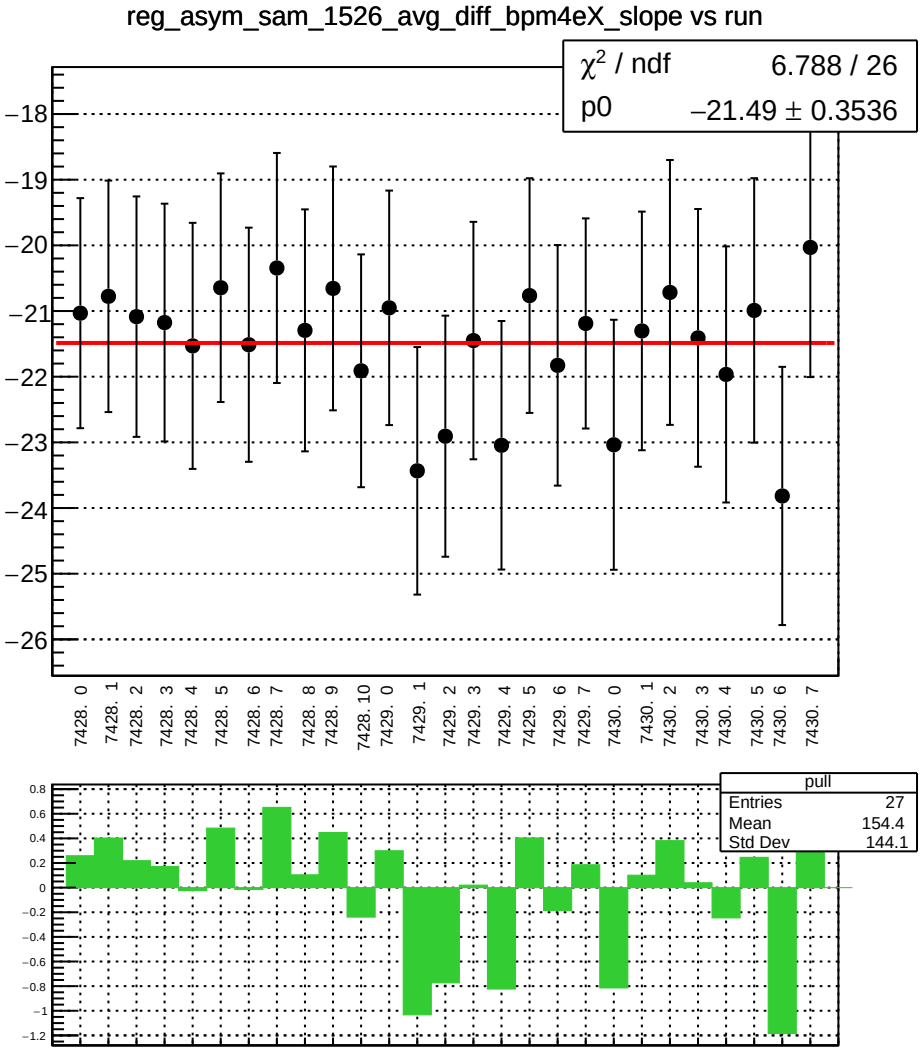
reg_asym_sam_1526_avg_diff_bpm4eX_slope vs run
χ² / ndf 6.788 / 26
p0 −21.49 ± 0.3536
−18
−19
−20
−21
−22
−23
−24
−25
−26
7428. 0
7428. 1
7428. 2
7428. 3
7428. 4
7428. 5
7428. 6
7428. 7
7428. 8
7428. 9
7428. 10
7429. 0
7429. 1
7429. 2
7429. 3
7429. 4
7429. 5
7429. 6
7429. 7
7430. 0
7430. 1
7430. 2
7430. 3
7430. 4
7430. 5
7430. 6
7430. 7
pull
Entries 27
Mean 154.4
Std Dev 144.1
0.8
0.6
0.4
0.2
0
−0.2
−0.4
−0.6
−0.8
−1
−1.2

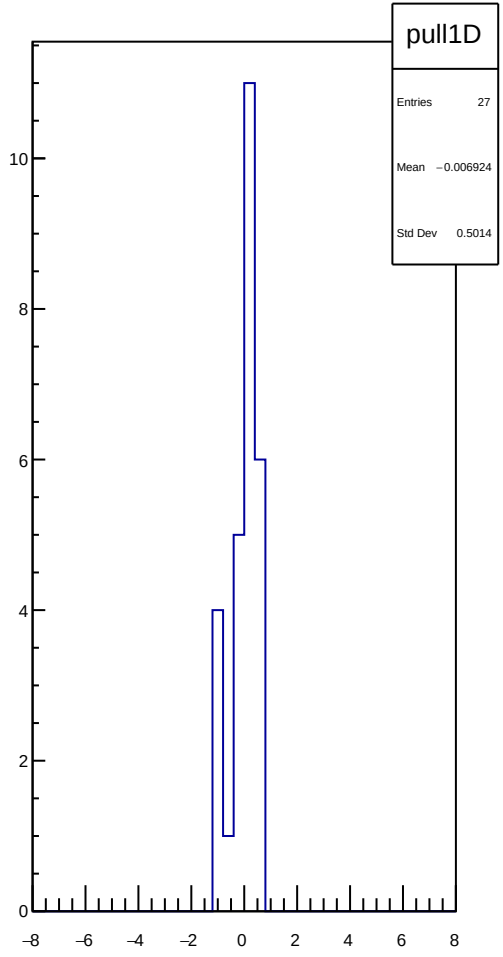
pull1D
Entries 27
Mean −0.006924
Std Dev 0.5014
10
8
6
4
2
0
−8
−6
−4
−2
0
2
4
6
8

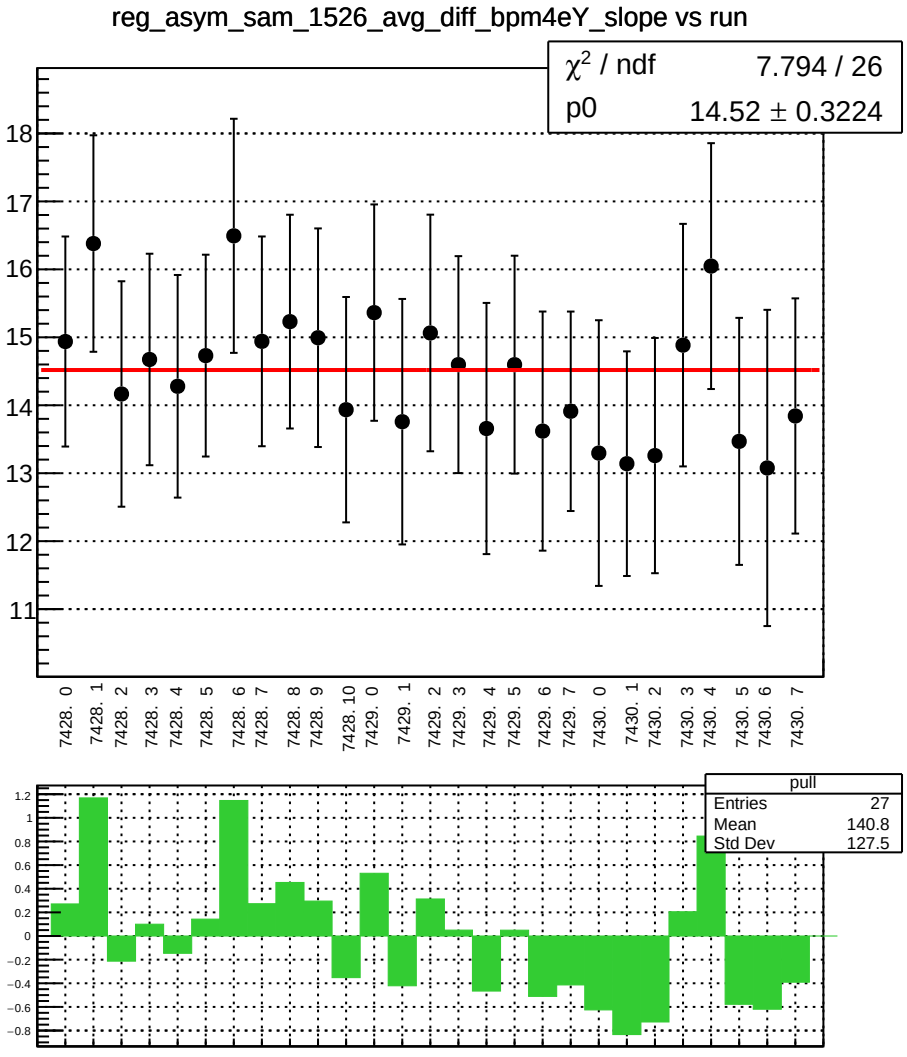
reg_asym_sam_1526_avg_diff_bpm4eY_slope vs run
χ² / ndf 7.794 / 26
p0 14.52 ± 0.3224
18
17
16
15
14
13
12
11
7428. 0
7428. 1
7428. 2
7428. 3
7428. 4
7428. 5
7428. 6
7428. 7
7428. 8
7428. 9
7428. 10
7429. 0
7429. 1
7429. 2
7429. 3
7429. 4
7429. 5
7429. 6
7429. 7
7430. 0
7430. 1
7430. 2
7430. 3
7430. 4
7430. 5
7430. 6
7430. 7
pull
Entries 27
Mean 140.8
Std Dev 127.5
1.2
1
0.8
0.6
0.4
0.2
0
−0.2
−0.4
−0.6
−0.8

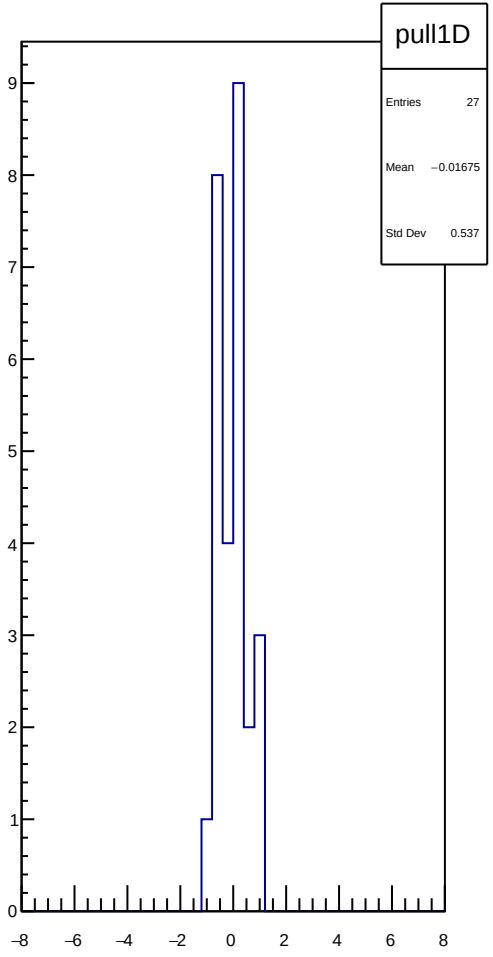
pull1D
Entries 27
Mean −0.01675
Std Dev 0.537
9
8
7
6
5
4
3
2
1
0
−8
−6
−4
−2
0
2
4
6
8

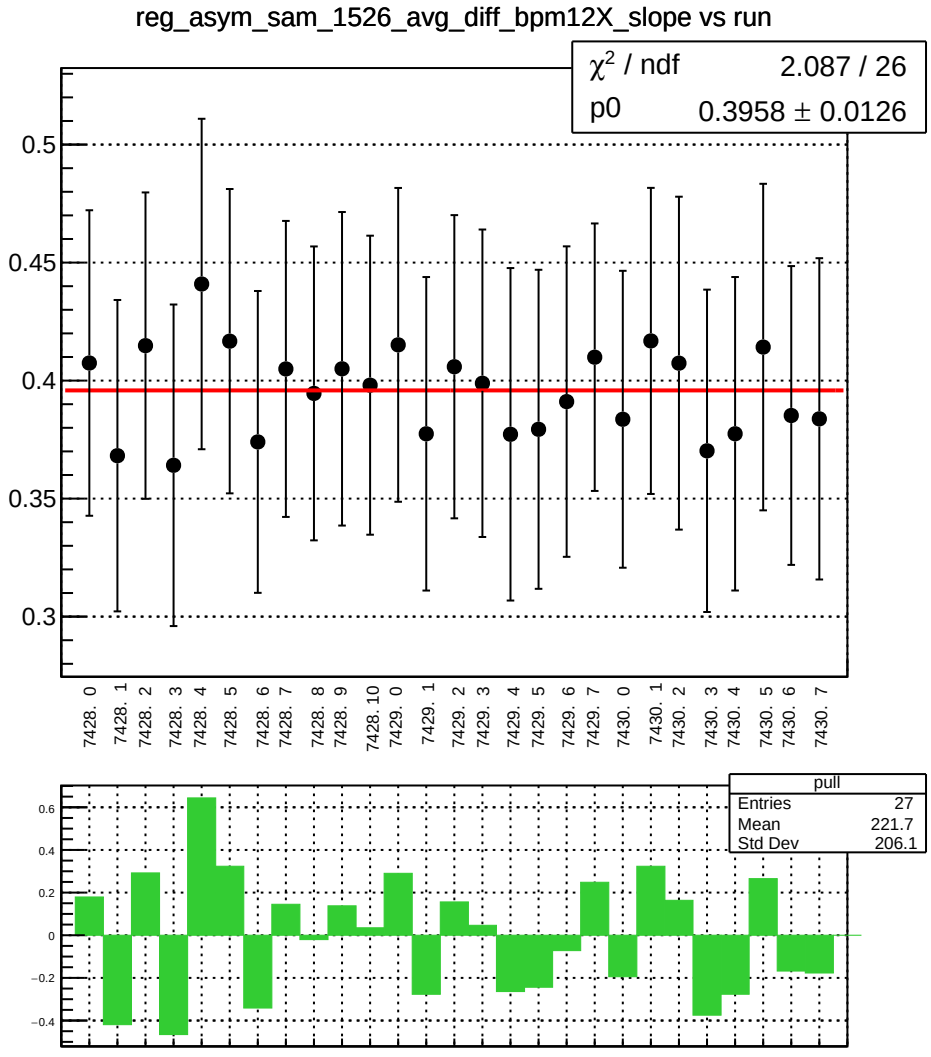
reg_asym_sam_1526_avg_diff_bpm12X_slope vs run
χ² / ndf 2.087 / 26
p0 0.3958 ± 0.0126
0.5
0.45
0.4
0.35
0.3
7428. 0
7428. 1
7428. 2
7428. 3
7428. 4
7428. 5
7428. 6
7428. 7
7428. 8
7428. 9
7428. 10
7429. 0
7429. 1
7429. 2
7429. 3
7429. 4
7429. 5
7429. 6
7429. 7
7430. 0
7430. 1
7430. 2
7430. 3
7430. 4
7430. 5
7430. 6
7430. 7
pull
Entries 27
Mean 221.7
Std Dev 206.1
0.6
0.4
0.2
0
−0.2
−0.4

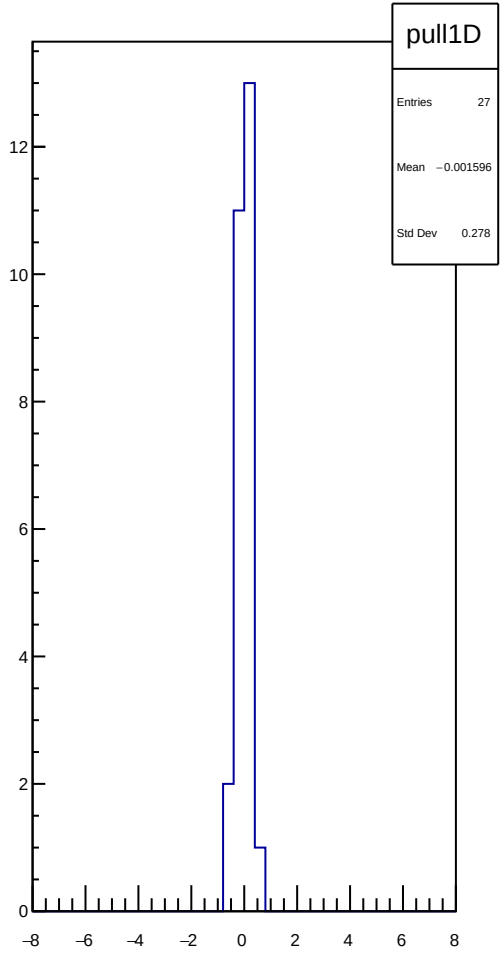
pull1D
Entries 27
Mean −0.001596
Std Dev 0.278
12
10
8
6
4
2
0
−8
−6
−4
−2
0
2
4
6
8

reg_asym_sam_3726_avg_diff_bpm1X_slope vs run

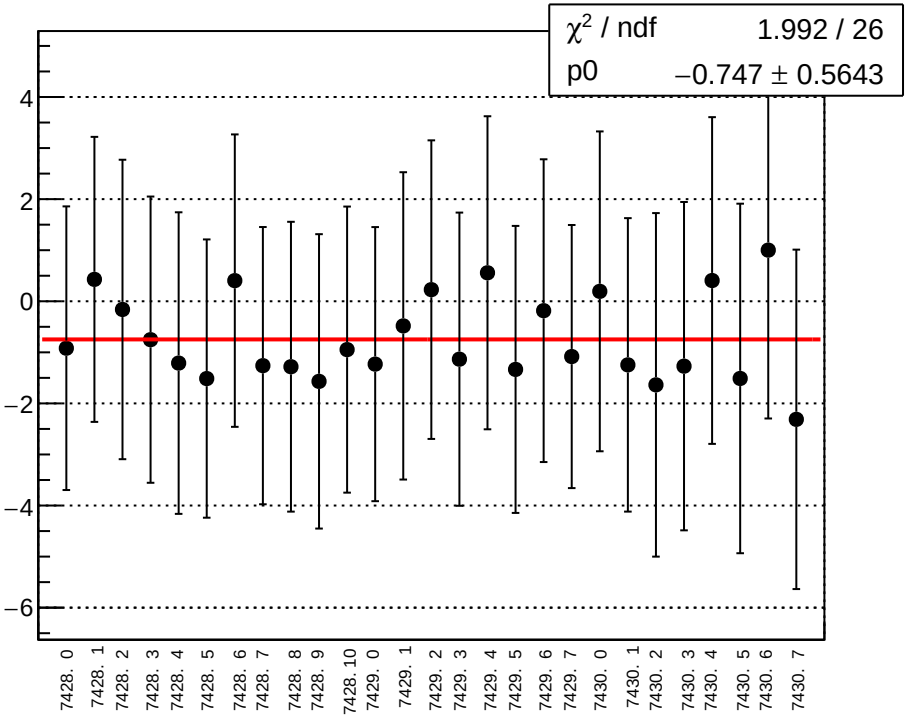

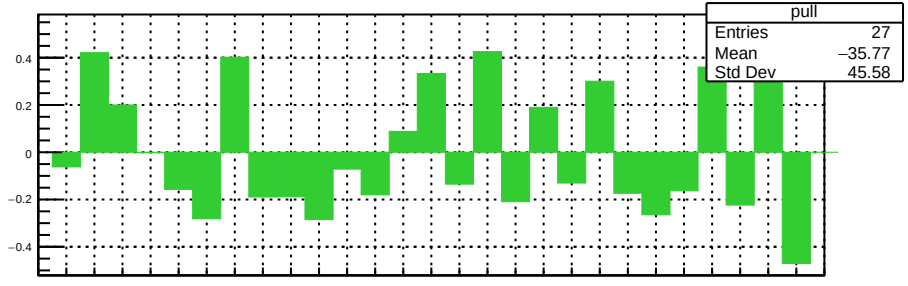

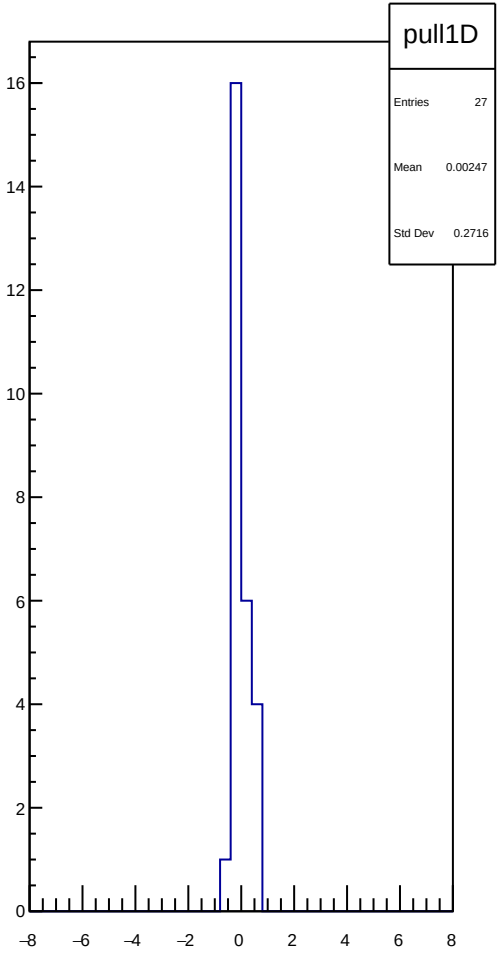

reg_asym_sam_3726_avg_diff_bpm4aY_slope vs run

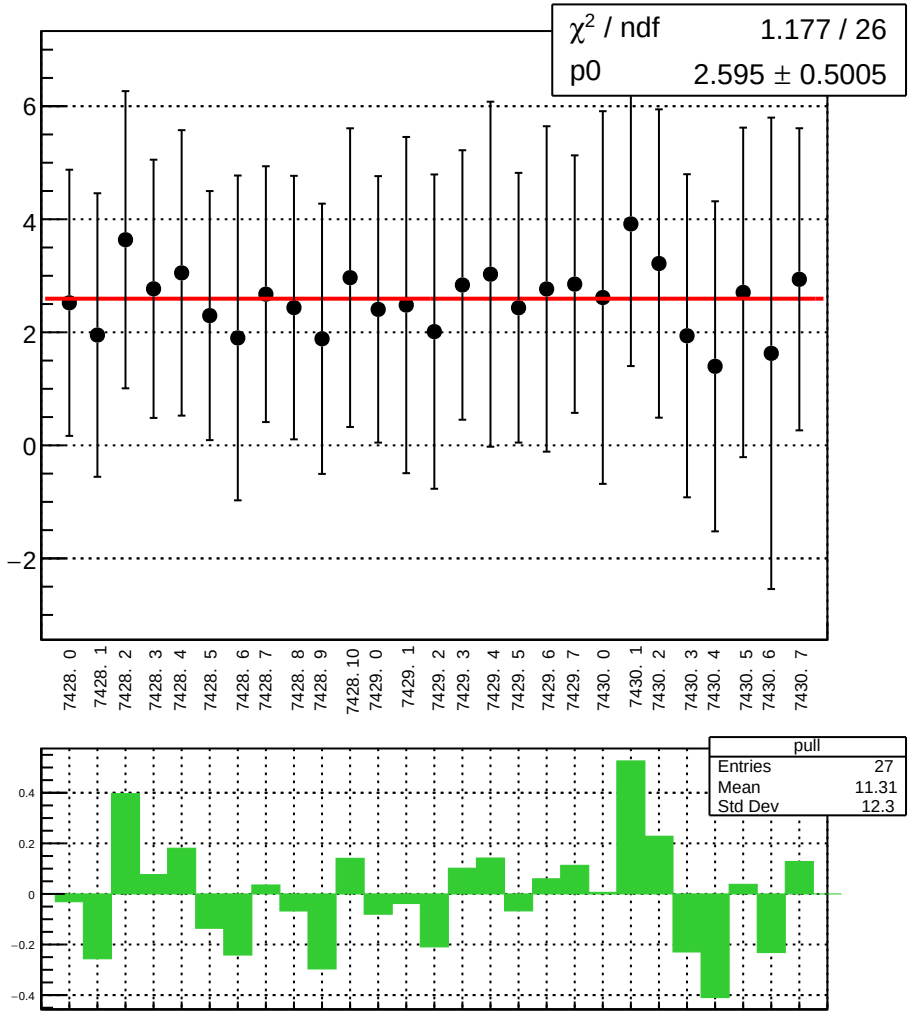

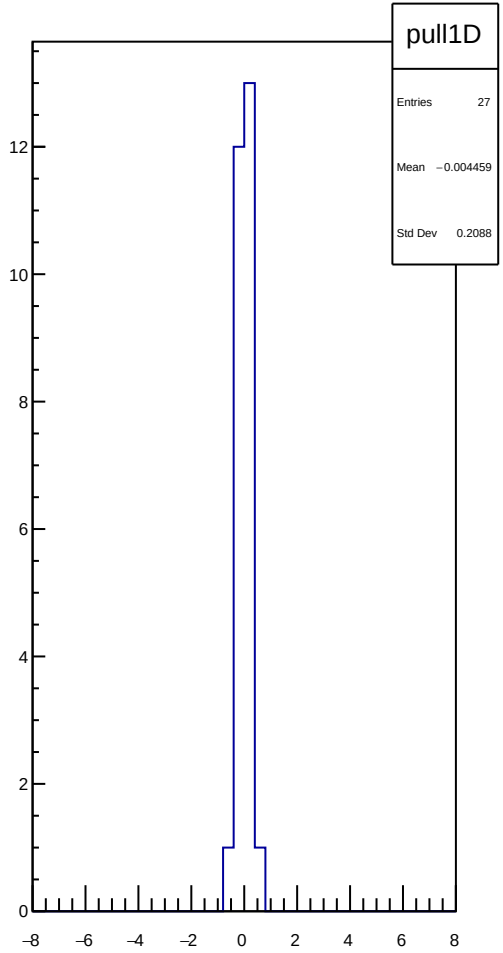

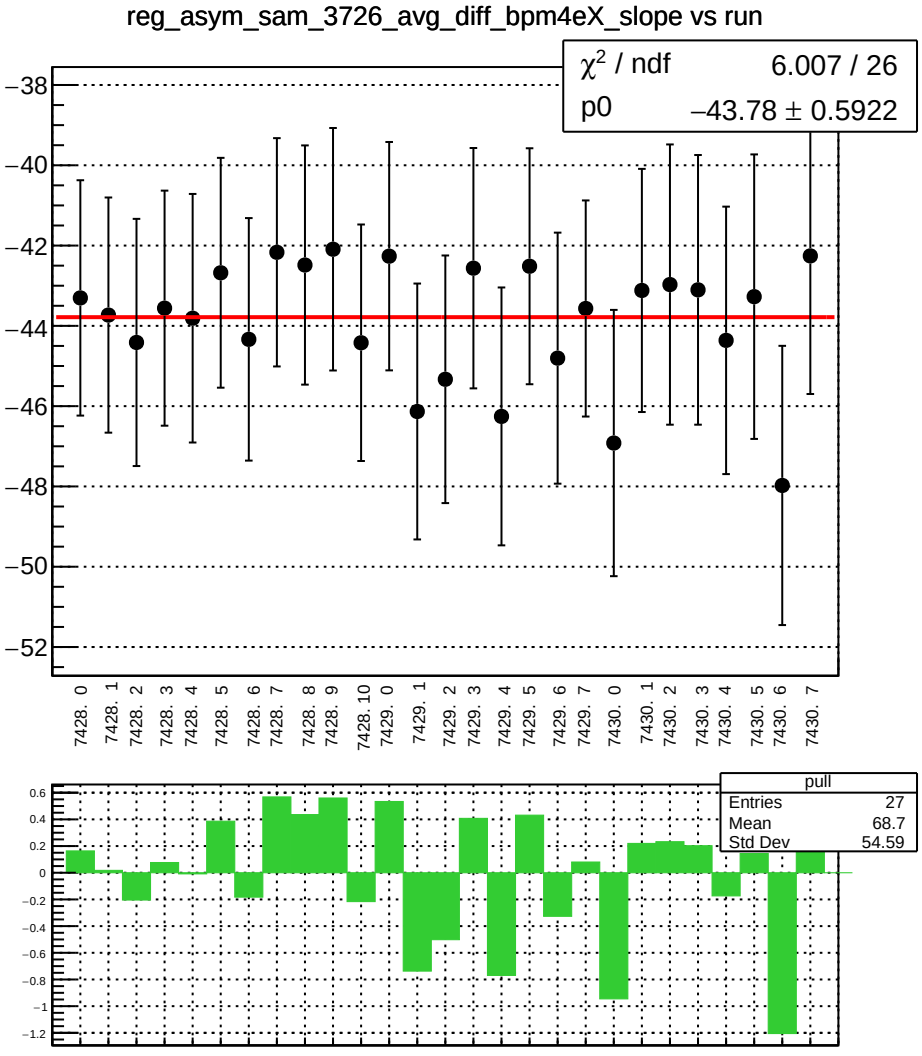
reg_asym_sam_3726_avg_diff_bpm4eX_slope vs run
χ² / ndf 6.007 / 26
p0 −43.78 ± 0.5922
−38
−40
−42
−44
−46
−48
−50
−52
7428. 0
7428. 1
7428. 2
7428. 3
7428. 4
7428. 5
7428. 6
7428. 7
7428. 8
7428. 9
7428. 10
7429. 0
7429. 1
7429. 2
7429. 3
7429. 4
7429. 5
7429. 6
7429. 7
7430. 0
7430. 1
7430. 2
7430. 3
7430. 4
7430. 5
7430. 6
7430. 7
pull
Entries 27
Mean 68.7
Std Dev 54.59
0.6
0.4
0.2
0
−0.2
−0.4
−0.6
−0.8
−1
−1.2

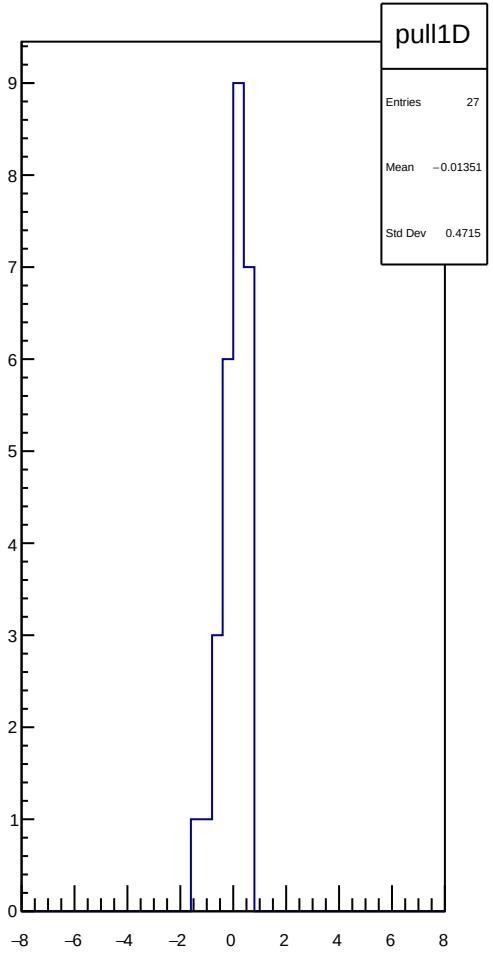
pull1D
Entries 27
Mean −0.01351
Std Dev 0.4715
9
8
7
6
5
4
3
2
1
0
−8
−6
−4
−2
0
2
4
6
8

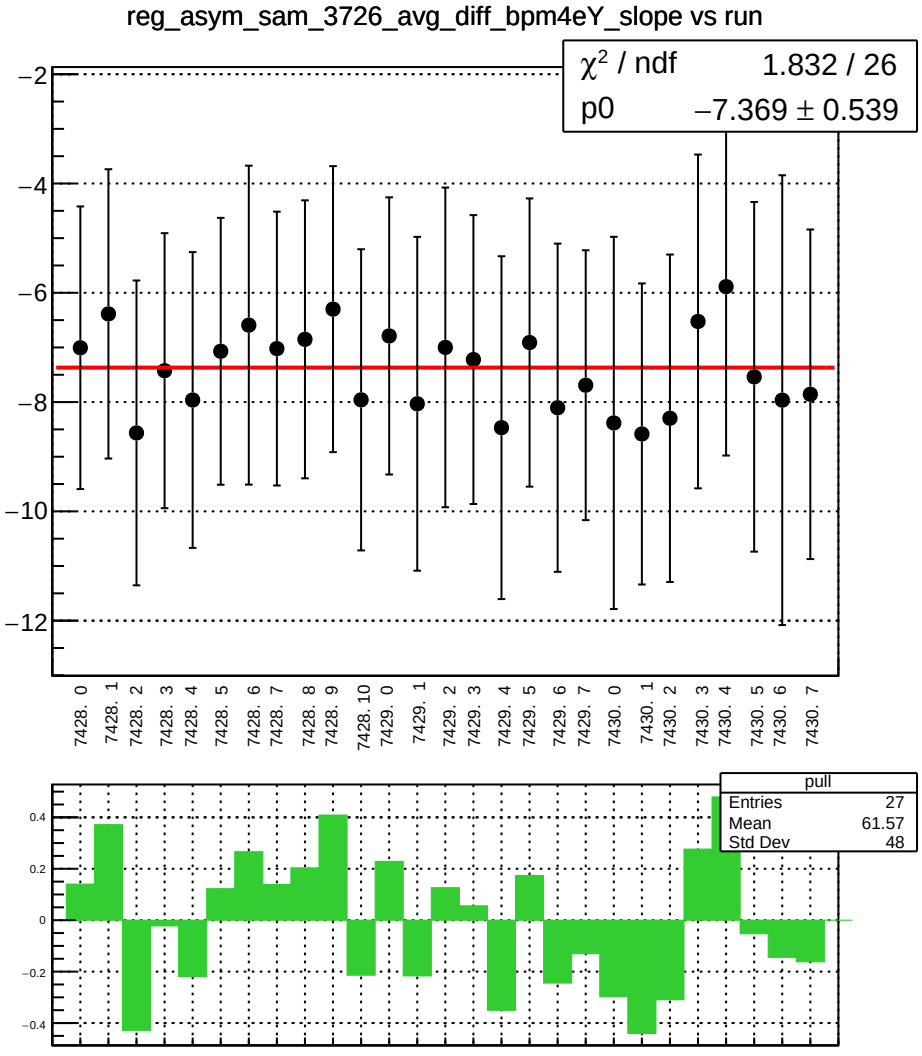
reg_asym_sam_3726_avg_diff_bpm4eY_slope vs run
χ² / ndf 1.832 / 26
p0 −7.369 ± 0.539
−2
−4
−6
−8
−10
−12
7428. 0
7428. 1
7428. 2
7428. 3
7428. 4
7428. 5
7428. 6
7428. 7
7428. 8
7428. 9
7428. 10
7429. 0
7429. 1
7429. 2
7429. 3
7429. 4
7429. 5
7429. 6
7429. 7
7430. 0
7430. 1
7430. 2
7430. 3
7430. 4
7430. 5
7430. 6
7430. 7
pull
Entries 27
Mean 61.57
Std Dev 48
0.4
0.2
0
−0.2
−0.4

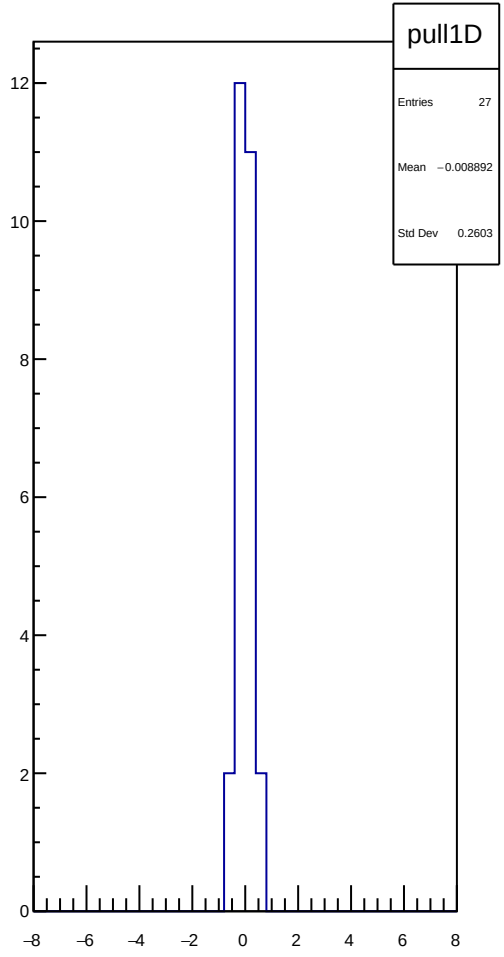
pull1D
Entries 27
Mean −0.008892
Std Dev 0.2603
12
10
8
6
4
2
0
−8
−6
−4
−2
0
2
4
6
8

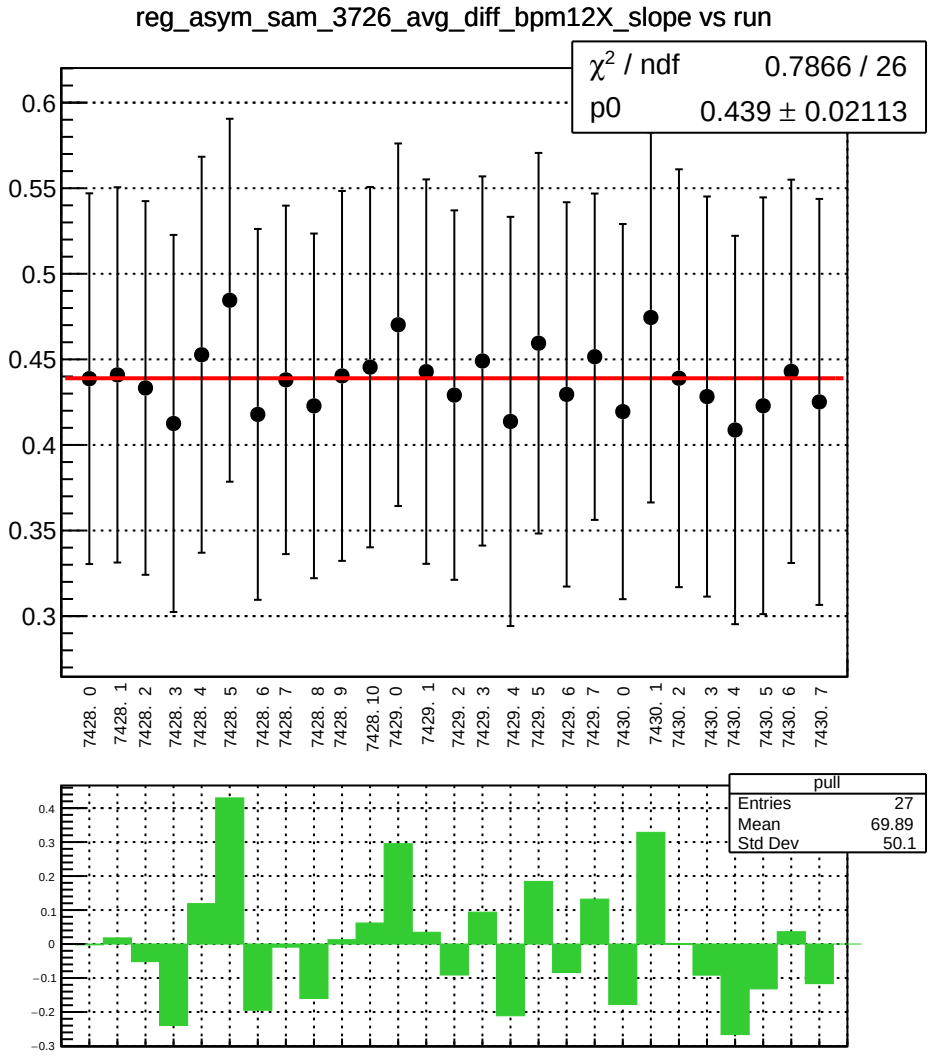
reg_asym_sam_3726_avg_diff_bpm12X_slope vs run
χ² / ndf 0.7866 / 26
p0 0.439 ± 0.02113
0.6
0.55
0.5
0.45
0.4
0.35
0.3
7428. 0
7428. 1
7428. 2
7428. 3
7428. 4
7428. 5
7428. 6
7428. 7
7428. 8
7428. 9
7428. 10
7429. 0
7429. 1
7429. 2
7429. 3
7429. 4
7429. 5
7429. 6
7429. 7
7430. 0
7430. 1
7430. 2
7430. 3
7430. 4
7430. 5
7430. 6
7430. 7
pull
Entries 27
Mean 69.89
Std Dev 50.1
0.4
0.3
0.2
0.1
0
−0.1
−0.2
−0.3

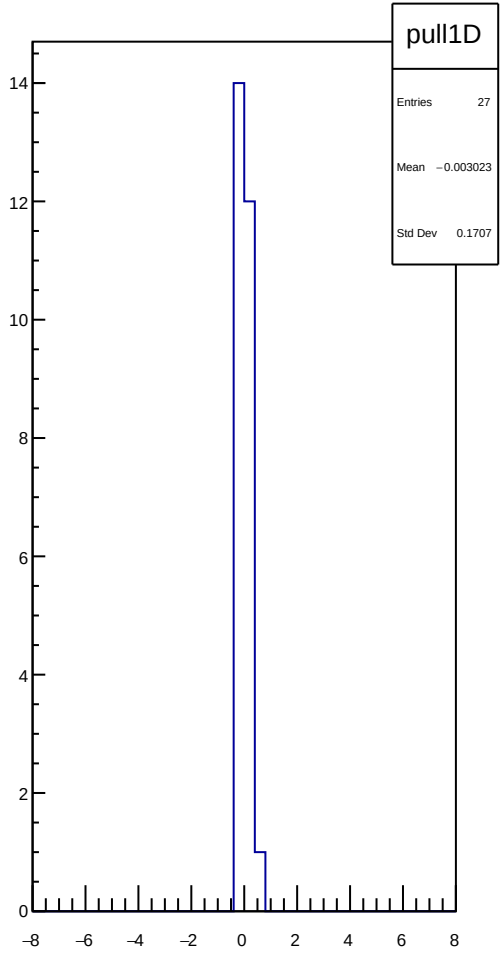
pull1D
Entries 27
Mean −0.003023
Std Dev 0.1707
14
12
10
8
6
4
2
0
−8
−6
−4
−2
0
2
4
6
8

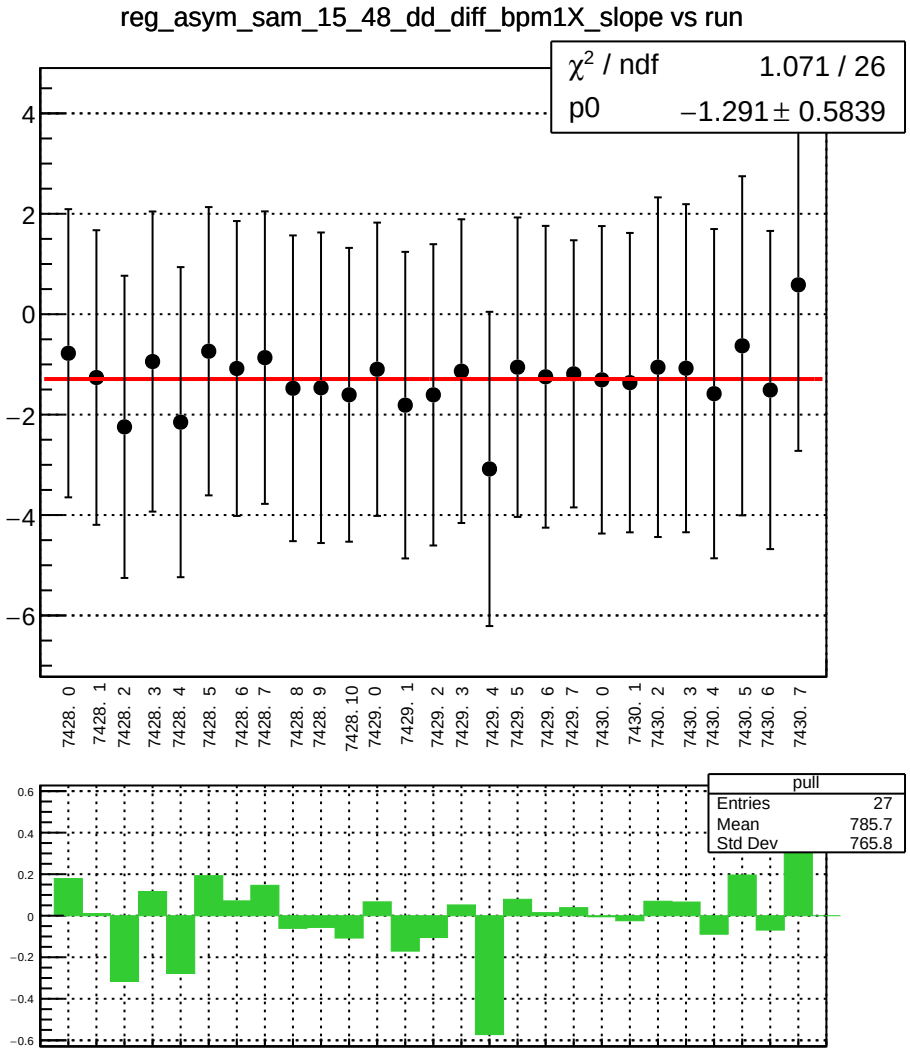
reg_asym_sam_15_48_dd_diff_bpm1X_slope vs run
χ² / ndf 1.071 / 26
p0 −1.291 ± 0.5839
4
2
0
−2
−4
−6
7428. 0
7428. 1
7428. 2
7428. 3
7428. 4
7428. 5
7428. 6
7428. 7
7428. 8
7428. 9
7428. 10
7429. 0
7429. 1
7429. 2
7429. 3
7429. 4
7429. 5
7429. 6
7429. 7
7430. 0
7430. 1
7430. 2
7430. 3
7430. 4
7430. 5
7430. 6
7430. 7
pull
Entries 27
Mean 785.7
Std Dev 765.8
0.6
0.4
0.2
0
−0.2
−0.4
−0.6

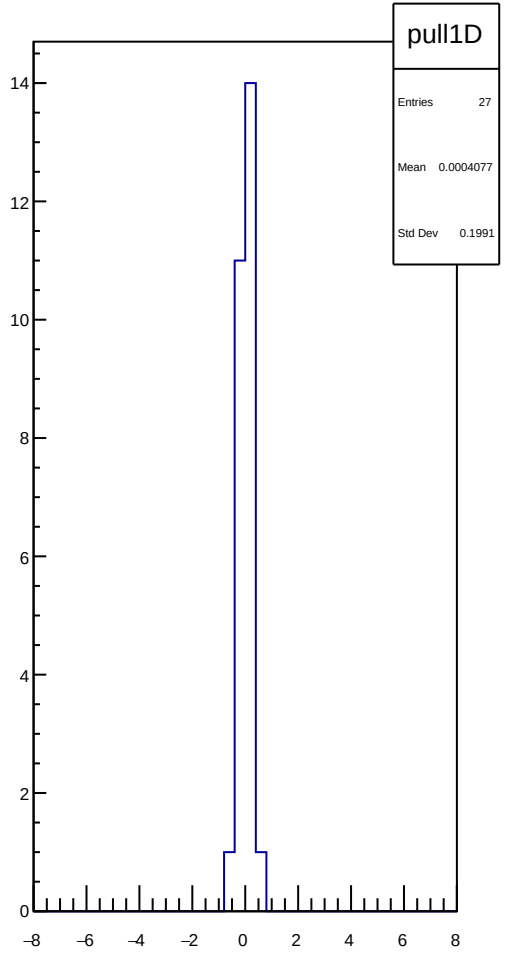
pull1D
Entries 27
Mean 0.0004077
Std Dev 0.1991
14
12
10
8
6
4
2
0
−8
−6
−4
−2
0
2
4
6
8

reg_asym_sam_15_48_dd_diff_bpm4aY_slope vs run

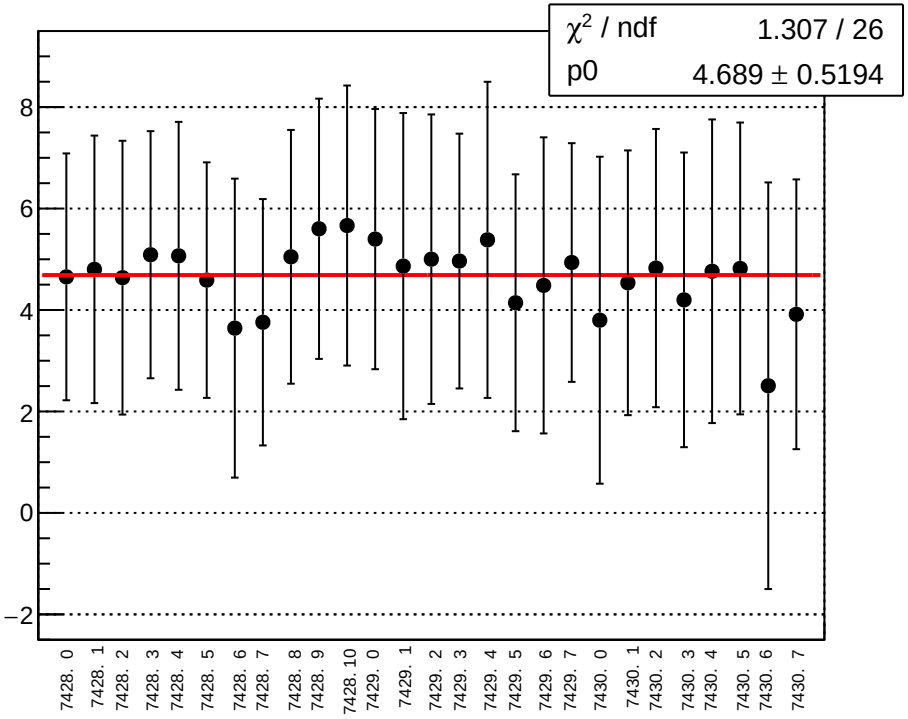

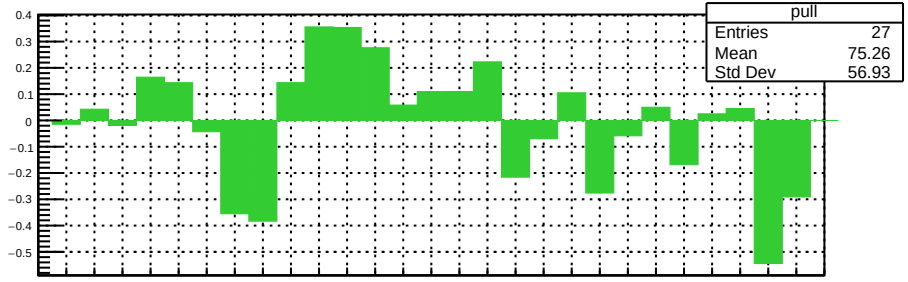

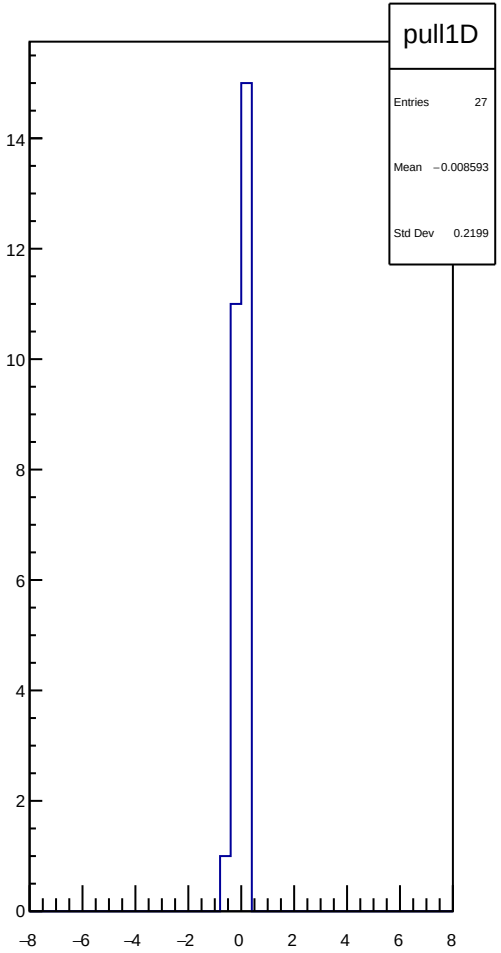

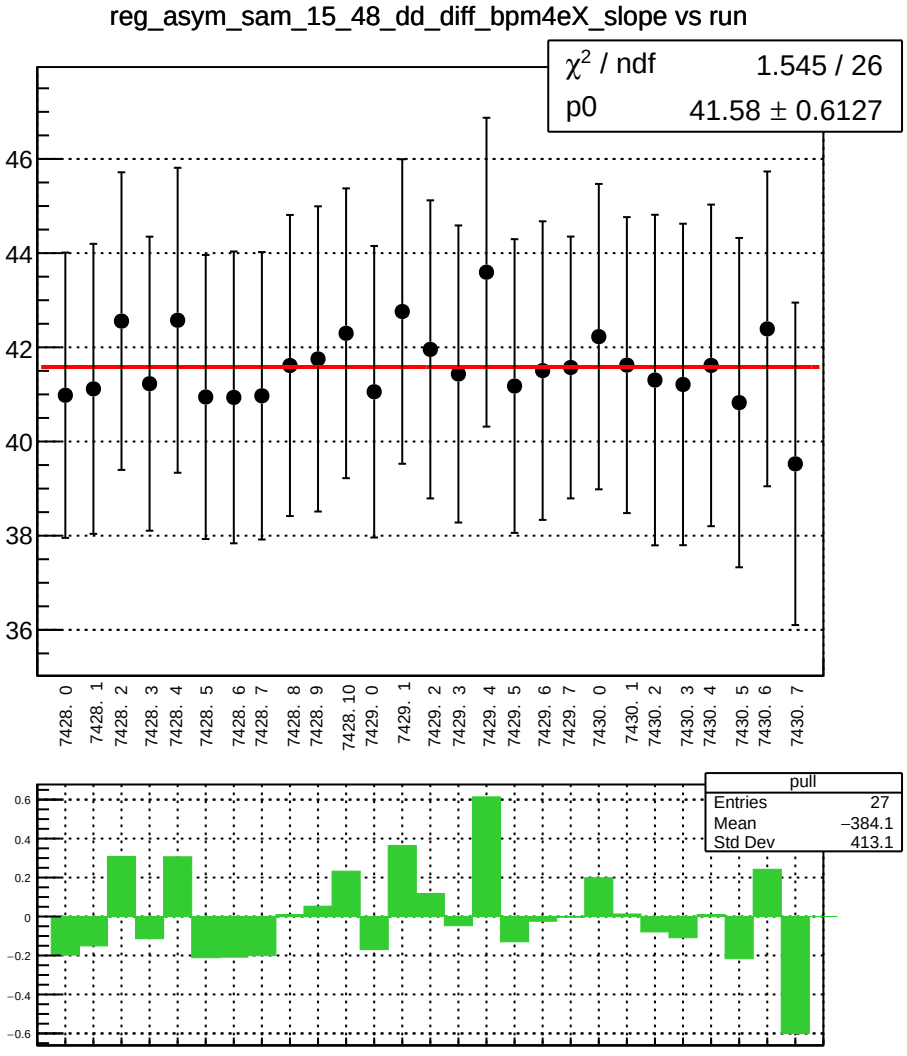
reg_asym_sam_15_48_dd_diff_bpm4eX_slope vs run
χ² / ndf 1.545 / 26
p0 41.58 ± 0.6127
46
44
42
40
38
36
7428. 0
7428. 1
7428. 2
7428. 3
7428. 4
7428. 5
7428. 6
7428. 7
7428. 8
7428. 9
7428. 10
7429. 0
7429. 1
7429. 2
7429. 3
7429. 4
7429. 5
7429. 6
7429. 7
7430. 0
7430. 1
7430. 2
7430. 3
7430. 4
7430. 5
7430. 6
7430. 7
pull
Entries 27
Mean −384.1
Std Dev 413.1
0.6
0.4
0.2
0
−0.2
−0.4
−0.6

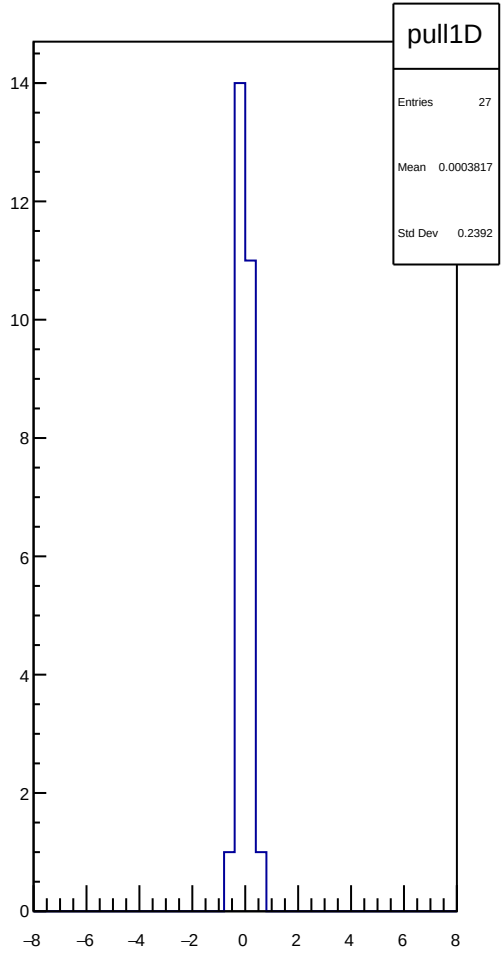
pull1D
Entries 27
Mean 0.0003817
Std Dev 0.2392
14
12
10
8
6
4
2
0
−8
−6
−4
−2
0
2
4
6
8

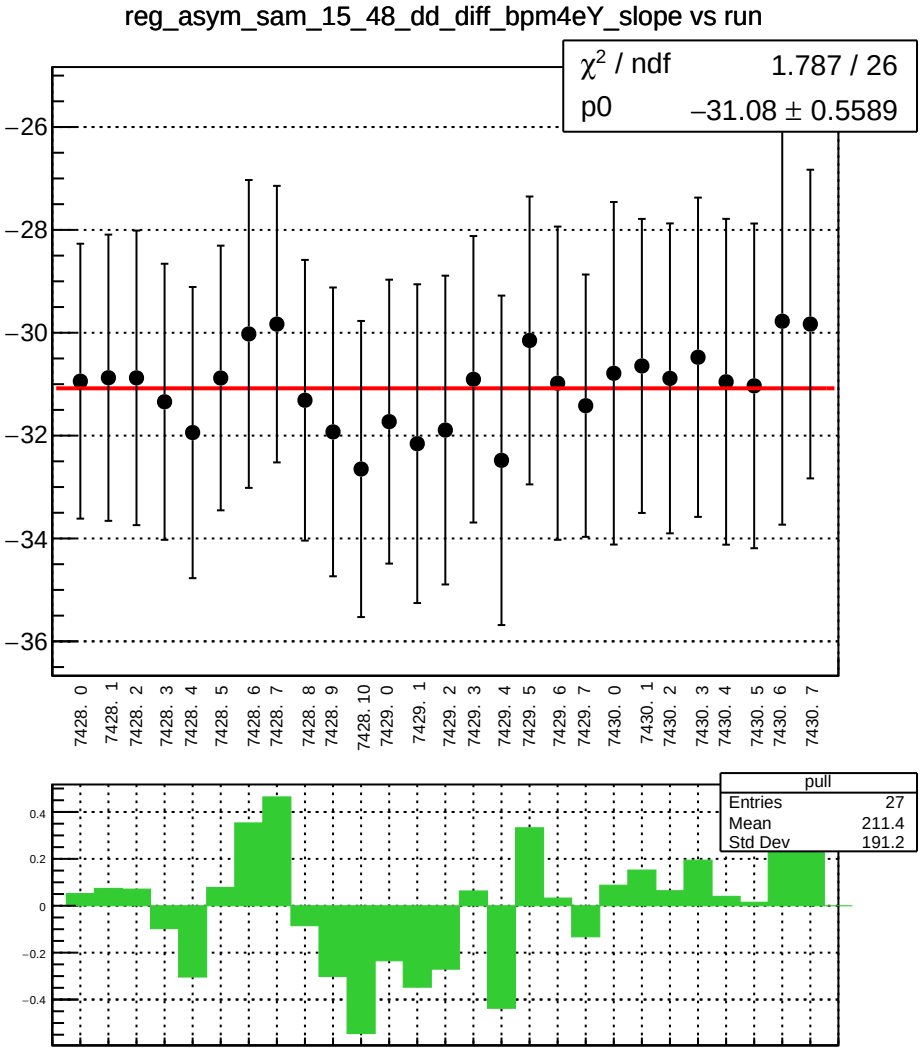
reg_asym_sam_15_48_dd_diff_bpm4eY_slope vs run
χ² / ndf 1.787 / 26
p0 −31.08 ± 0.5589
−26
−28
−30
−32
−34
−36
7428. 0
7428. 1
7428. 2
7428. 3
7428. 4
7428. 5
7428. 6
7428. 7
7428. 8
7428. 9
7428. 10
7429. 0
7429. 1
7429. 2
7429. 3
7429. 4
7429. 5
7429. 6
7429. 7
7430. 0
7430. 1
7430. 2
7430. 3
7430. 4
7430. 5
7430. 6
7430. 7
pull
Entries 27
Mean 211.4
Std Dev 191.2
0.4
0.2
0
−0.2
−0.4

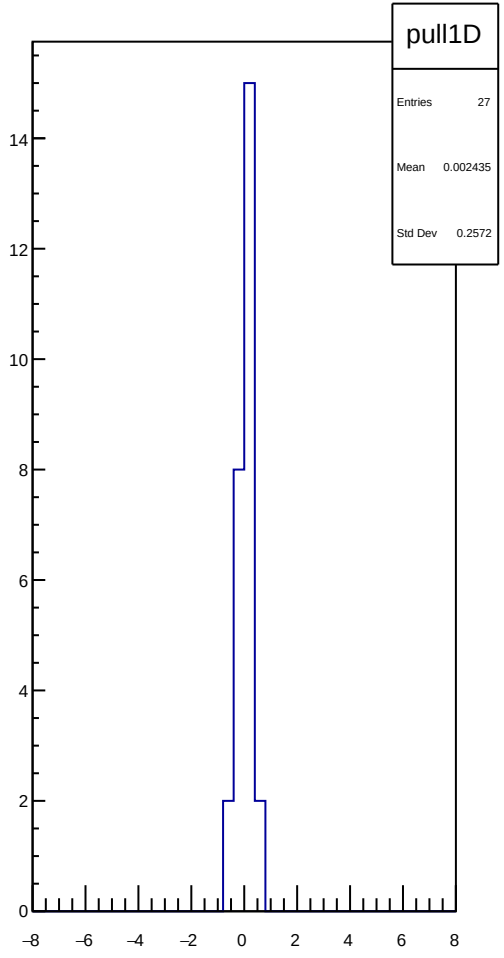
pull1D
Entries 27
Mean 0.002435
Std Dev 0.2572
14
12
10
8
6
4
2
0
−8
−6
−4
−2
0
2
4
6
8

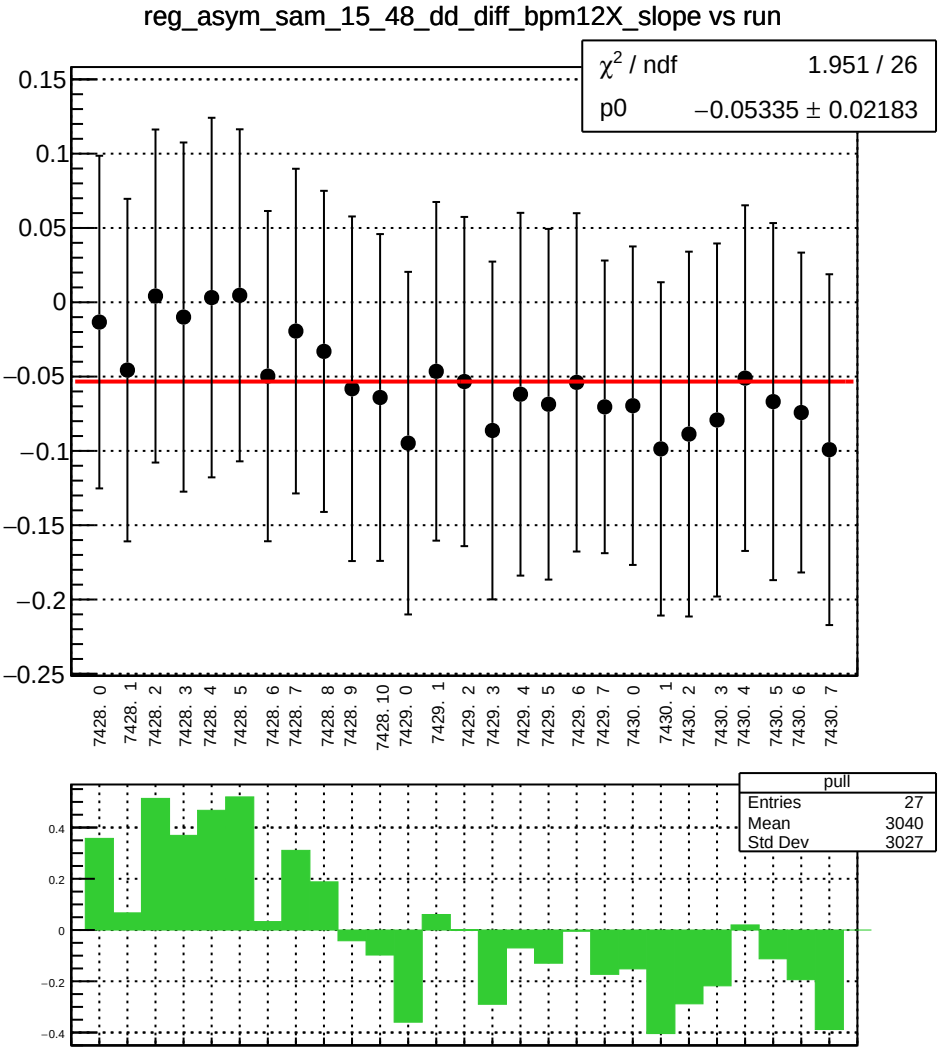
reg_asym_sam_15_48_dd_diff_bpm12X_slope vs run
χ² / ndf 1.951 / 26
p0 −0.05335 ± 0.02183
0.15
0.1
0.05
0
−0.05
−0.1
−0.15
−0.2
−0.25
7428. 0
7428. 1
7428. 2
7428. 3
7428. 4
7428. 5
7428. 6
7428. 7
7428. 8
7428. 9
7428. 10
7429. 0
7429. 1
7429. 2
7429. 3
7429. 4
7429. 5
7429. 6
7429. 7
7430. 0
7430. 1
7430. 2
7430. 3
7430. 4
7430. 5
7430. 6
7430. 7
pull
Entries 27
Mean 3040
Std Dev 3027
0.4
0.2
0
−0.2
−0.4

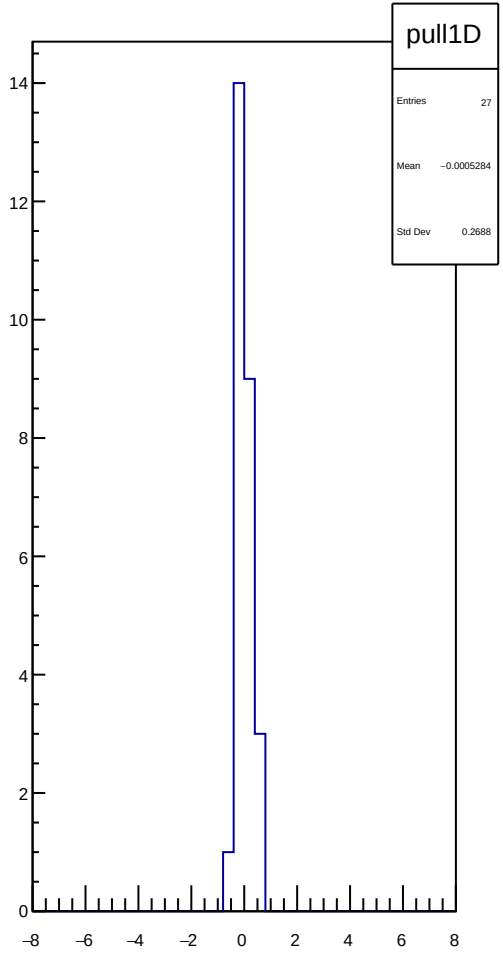
pull1D
Entries 27
Mean −0.0005284
Std Dev 0.2688
14
12
10
8
6
4
2
0
−8
−6
−4
−2
0
2
4
6
8

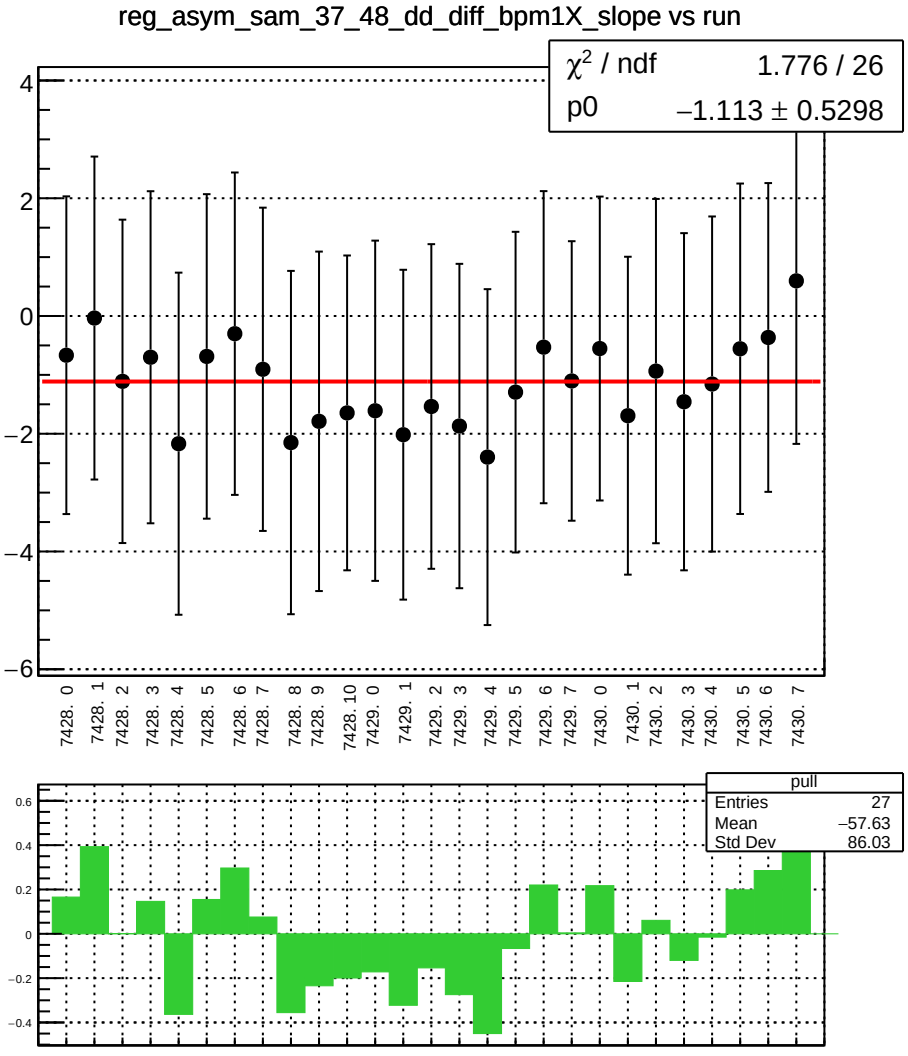
reg_asym_sam_37_48_dd_diff_bpm1X_slope vs run
χ² / ndf 1.776 / 26
p0 −1.113 ± 0.5298
4
2
0
−2
−4
−6
7428. 0
7428. 1
7428. 2
7428. 3
7428. 4
7428. 5
7428. 6
7428. 7
7428. 8
7428. 9
7428. 10
7429. 0
7429. 1
7429. 2
7429. 3
7429. 4
7429. 5
7429. 6
7429. 7
7430. 0
7430. 1
7430. 2
7430. 3
7430. 4
7430. 5
7430. 6
7430. 7
pull
Entries 27
Mean −57.63
Std Dev 86.03
0.6
0.4
0.2
0
−0.2
−0.4

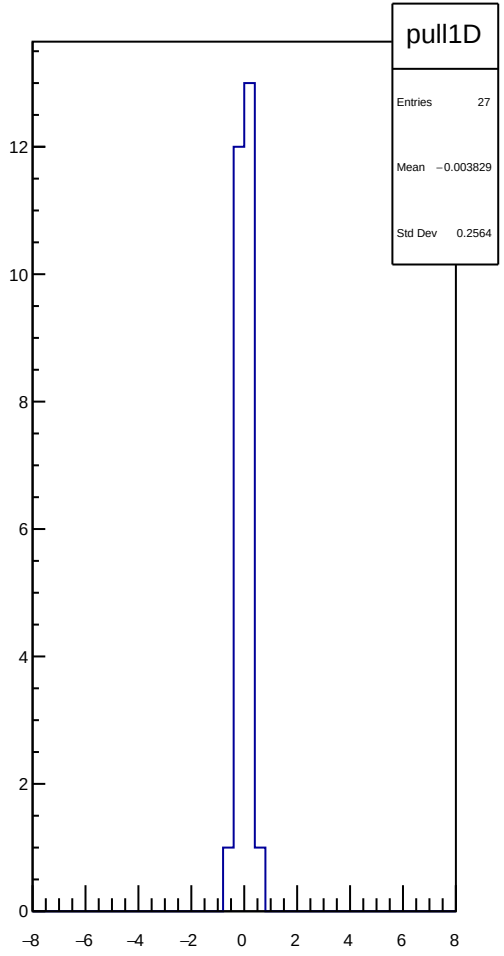
pull1D
Entries 27
Mean −0.003829
Std Dev 0.2564
12
10
8
6
4
2
0
−8
−6
−4
−2
0
2
4
6
8

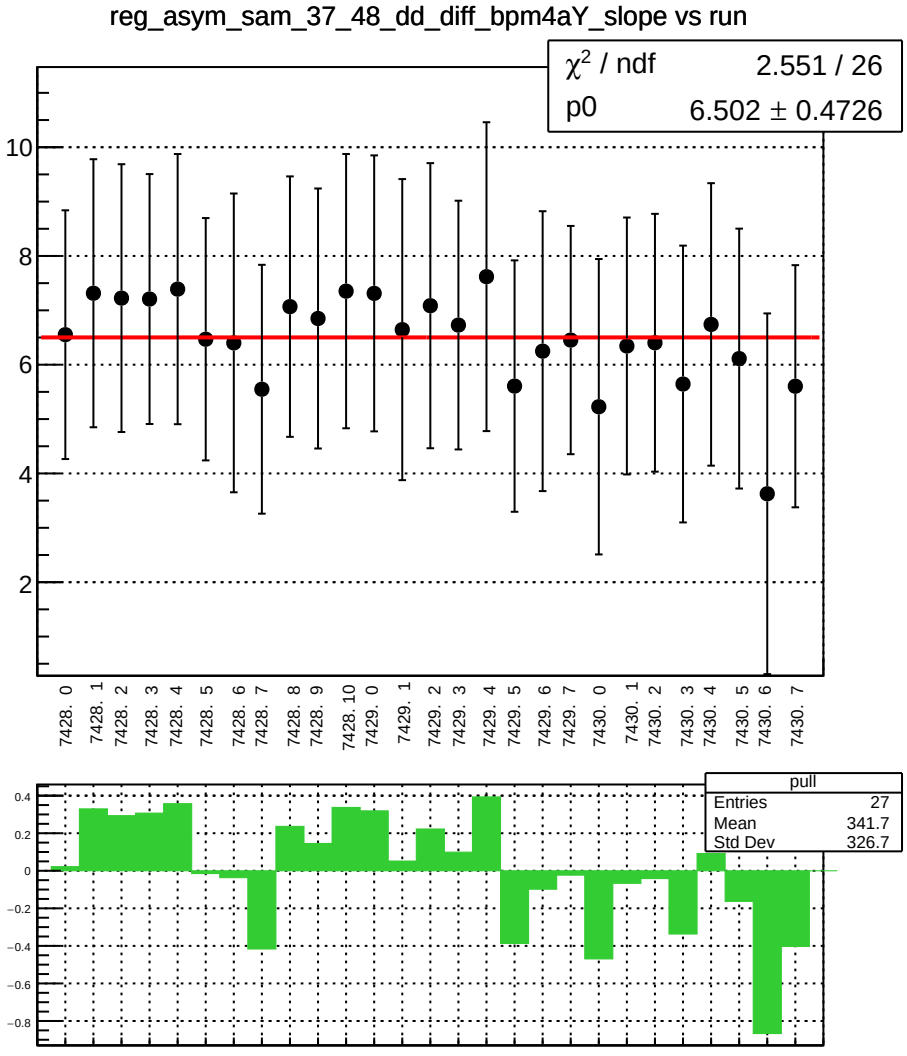
reg_asym_sam_37_48_dd_diff_bpm4aY_slope vs run
χ² / ndf 2.551 / 26
p0 6.502 ± 0.4726
7428. 0
7428. 1
7428. 2
7428. 3
7428. 4
7428. 5
7428. 6
7428. 7
7428. 8
7428. 9
7428. 10
7429. 0
7429. 1
7429. 2
7429. 3
7429. 4
7429. 5
7429. 6
7429. 7
7430. 0
7430. 1
7430. 2
7430. 3
7430. 4
7430. 5
7430. 6
7430. 7
pull
Entries 27
Mean 341.7
Std Dev 326.7

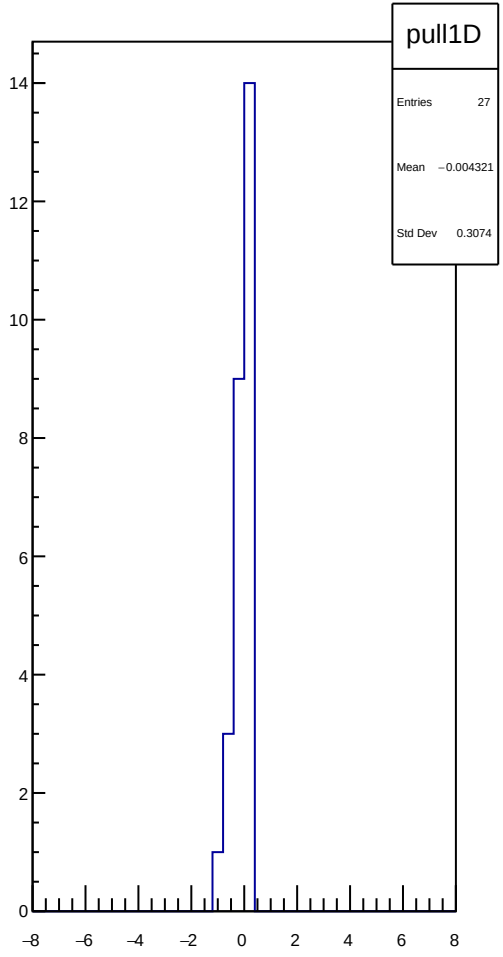
pull1D
Entries 27
Mean −0.004321
Std Dev 0.3074

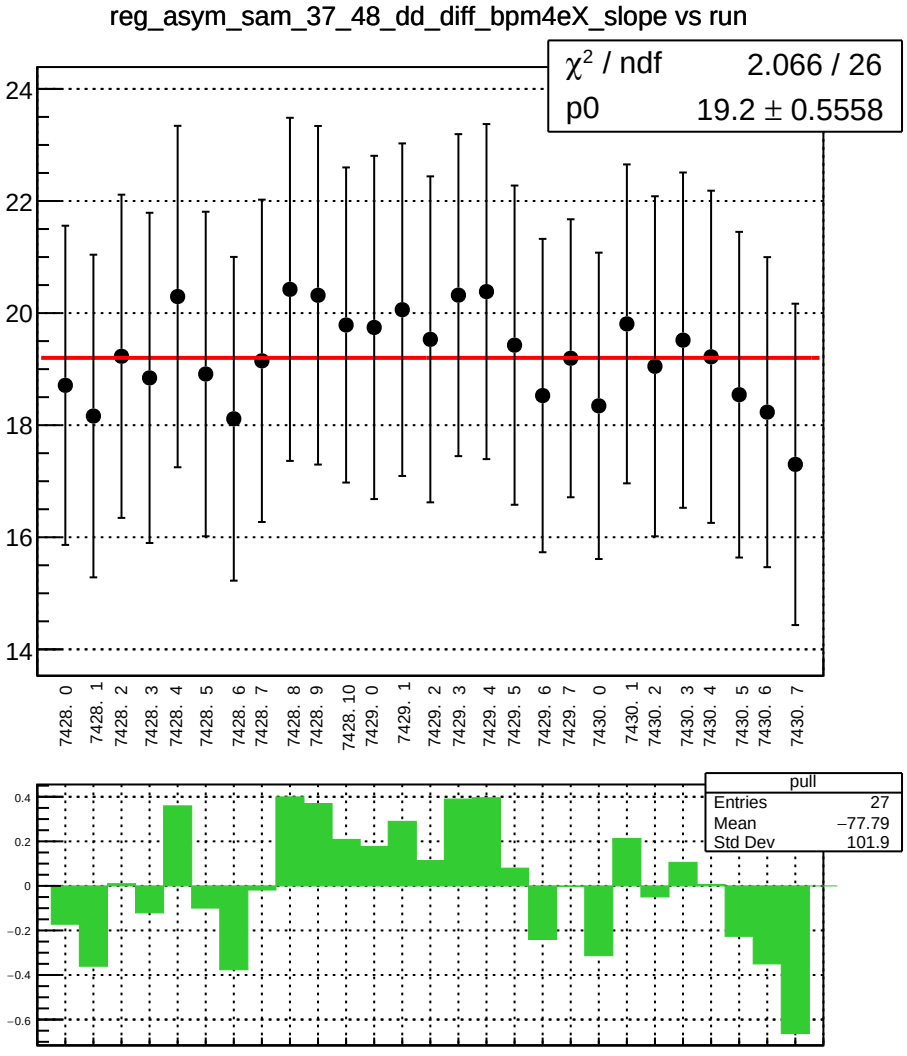
reg_asym_sam_37_48_dd_diff_bpm4eX_slope vs run
χ² / ndf 2.066 / 26
p0 19.2 ± 0.5558
24
22
20
18
16
14
7428. 0
7428. 1
7428. 2
7428. 3
7428. 4
7428. 5
7428. 6
7428. 7
7428. 8
7428. 9
7428. 10
7429. 0
7429. 1
7429. 2
7429. 3
7429. 4
7429. 5
7429. 6
7429. 7
7430. 0
7430. 1
7430. 2
7430. 3
7430. 4
7430. 5
7430. 6
7430. 7
pull
Entries 27
Mean −77.79
Std Dev 101.9
0.4
0.2
0
−0.2
−0.4
−0.6

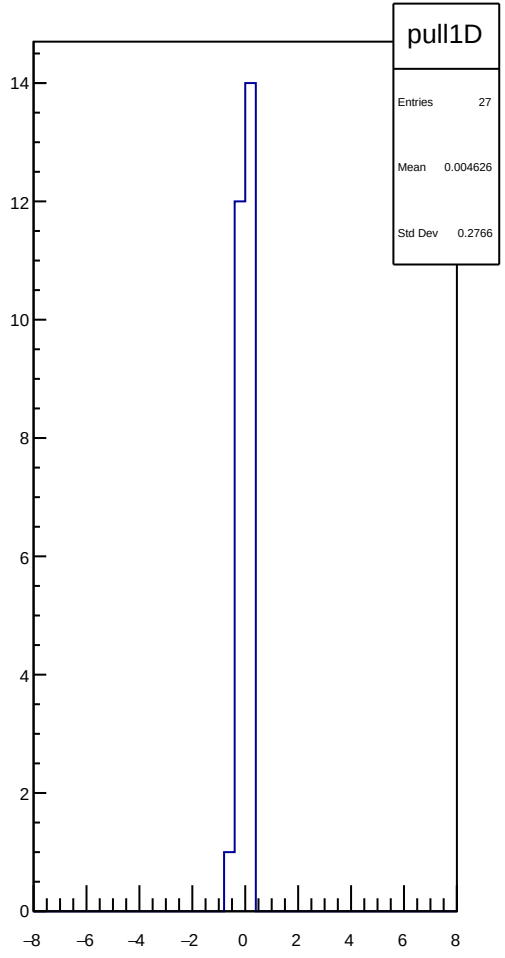
pull1D
Entries 27
Mean 0.004626
Std Dev 0.2766
14
12
10
8
6
4
2
0
−8
−6
−4
−2
0
2
4
6
8

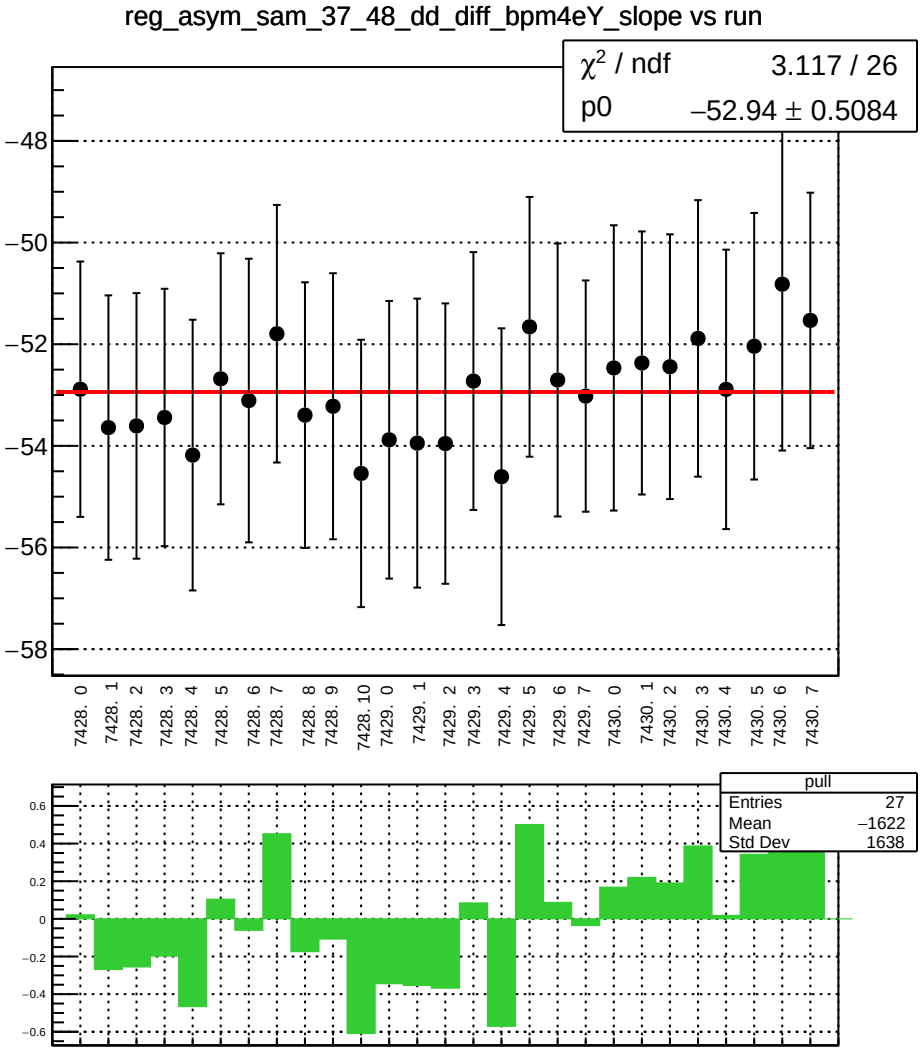
reg_asym_sam_37_48_dd_diff_bpm4eY_slope vs run
χ² / ndf 3.117 / 26
p0 −52.94 ± 0.5084
−48
−50
−52
−54
−56
−58
7428. 0
7428. 1
7428. 2
7428. 3
7428. 4
7428. 5
7428. 6
7428. 7
7428. 8
7428. 9
7428. 10
7429. 0
7429. 1
7429. 2
7429. 3
7429. 4
7429. 5
7429. 6
7429. 7
7430. 0
7430. 1
7430. 2
7430. 3
7430. 4
7430. 5
7430. 6
7430. 7
pull
Entries 27
Mean −1622
Std Dev 1638
0.6
0.4
0.2
0
−0.2
−0.4
−0.6

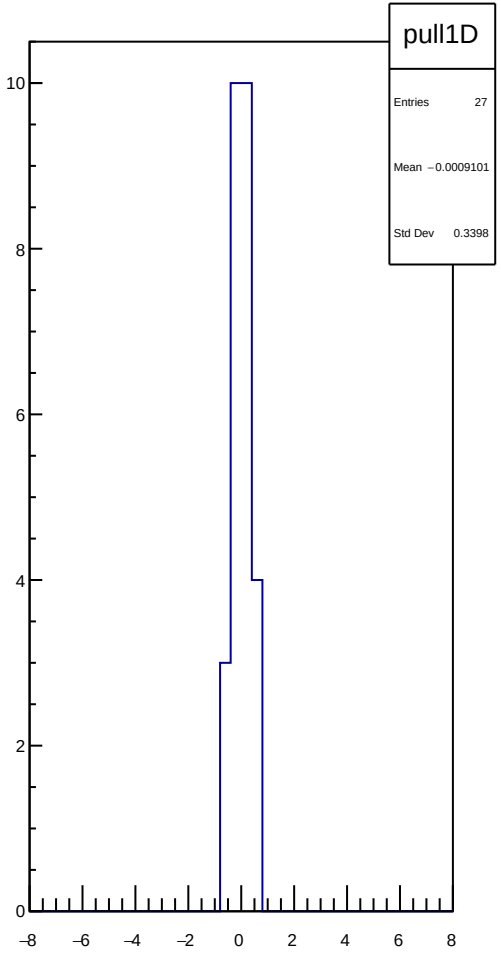
pull1D
Entries 27
Mean −0.0009101
Std Dev 0.3398
10
8
6
4
2
0
−8
−6
−4
−2
0
2
4
6
8

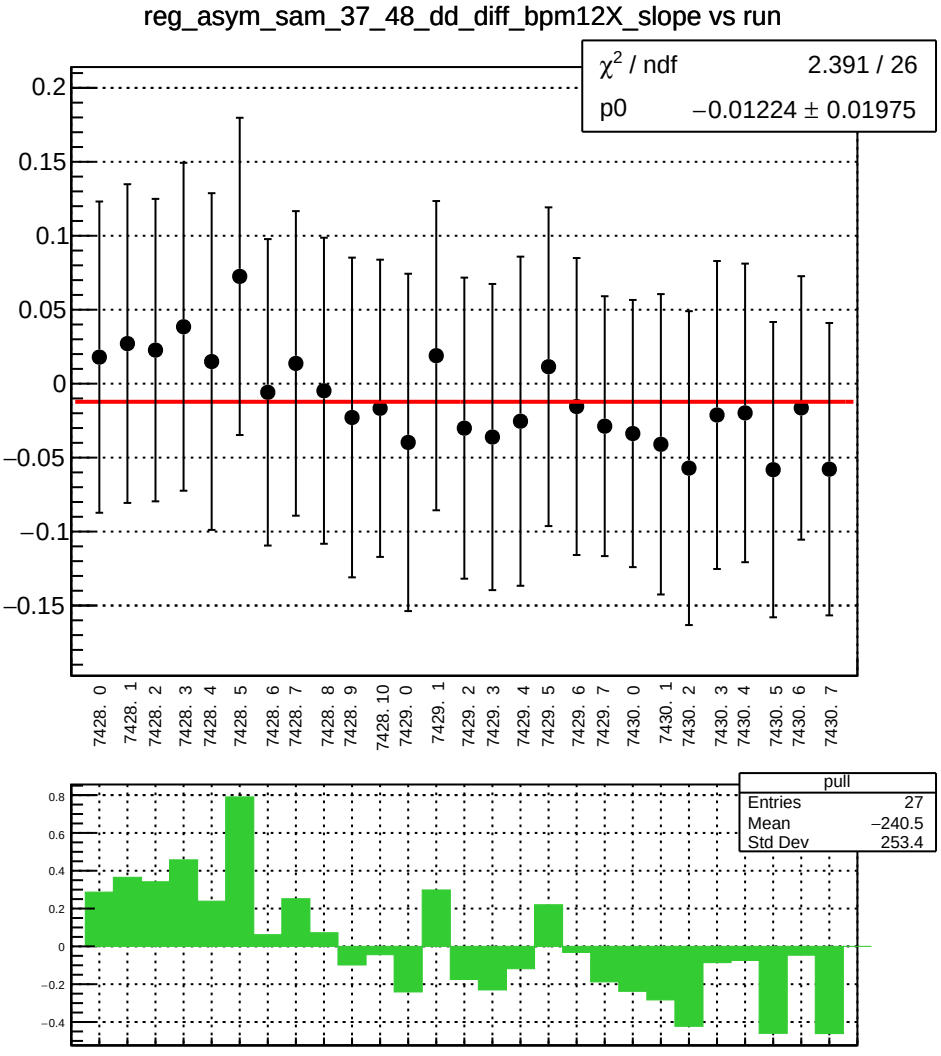
reg_asym_sam_37_48_dd_diff_bpm12X_slope vs run
χ² / ndf 2.391 / 26
p0 −0.01224 ± 0.01975
0.2
0.15
0.1
0.05
0
−0.05
−0.1
−0.15
7428. 0
7428. 1
7428. 2
7428. 3
7428. 4
7428. 5
7428. 6
7428. 7
7428. 8
7428. 9
7428. 10
7429. 0
7429. 1
7429. 2
7429. 3
7429. 4
7429. 5
7429. 6
7429. 7
7430. 0
7430. 1
7430. 2
7430. 3
7430. 4
7430. 5
7430. 6
7430. 7
pull
Entries 27
Mean −240.5
Std Dev 253.4
0.8
0.6
0.4
0.2
0
−0.2
−0.4

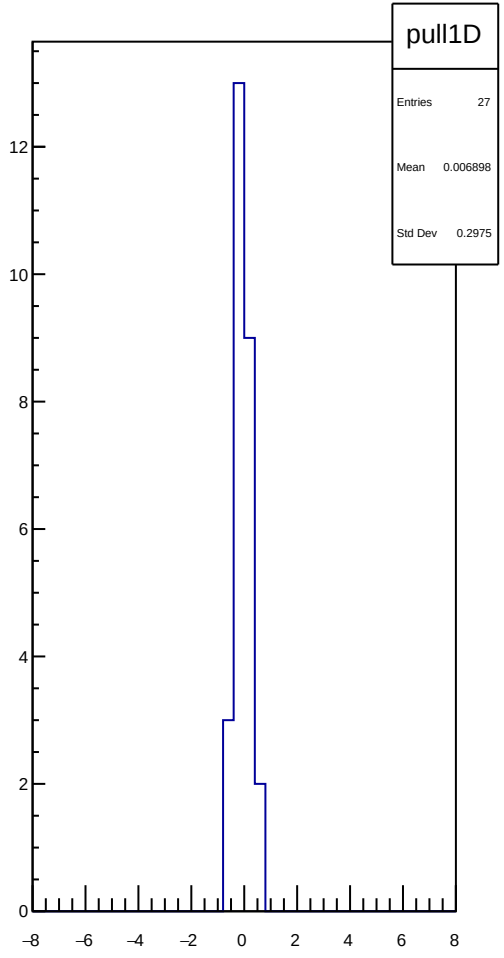
pull1D
Entries 27
Mean 0.006898
Std Dev 0.2975
12
10
8
6
4
2
0
−8
−6
−4
−2
0
2
4
6
8

reg_asym_sam_15_26_dd_diff_bpm1X_slope vs run

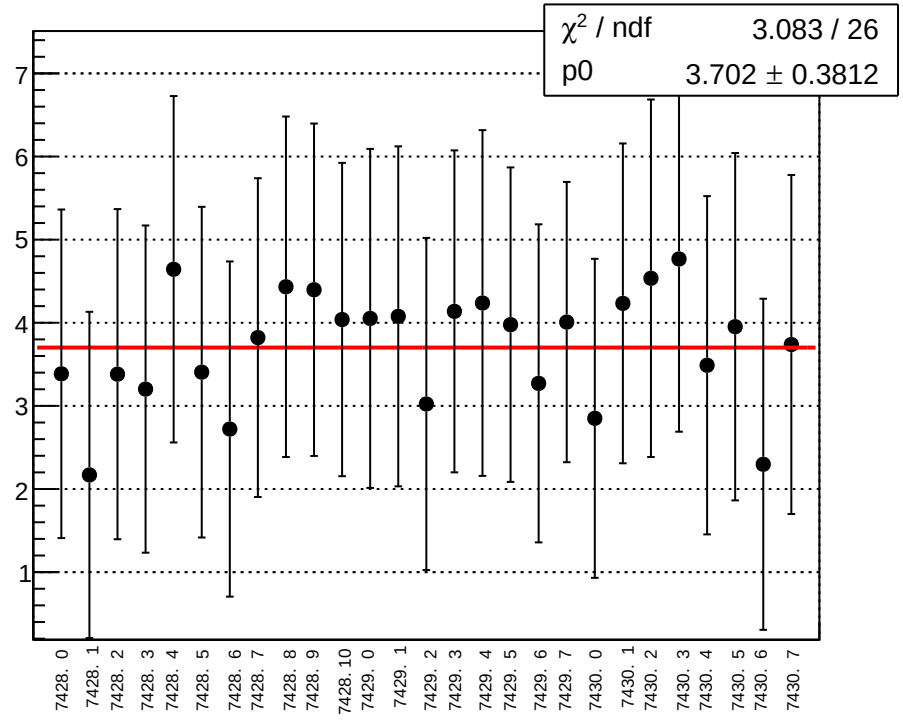

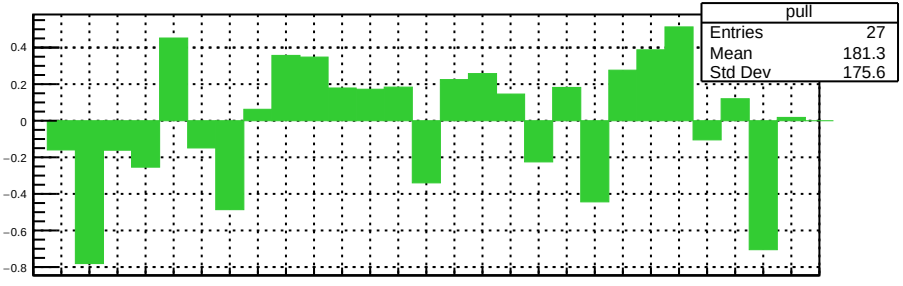

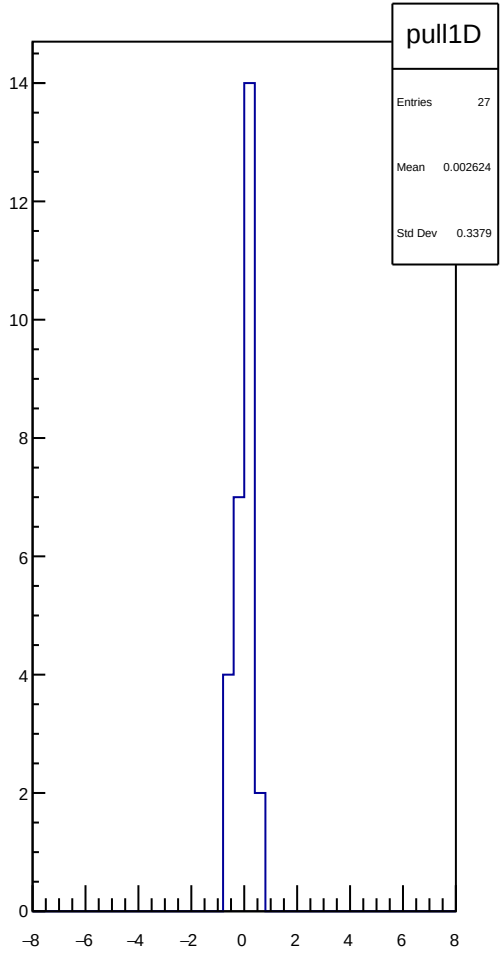

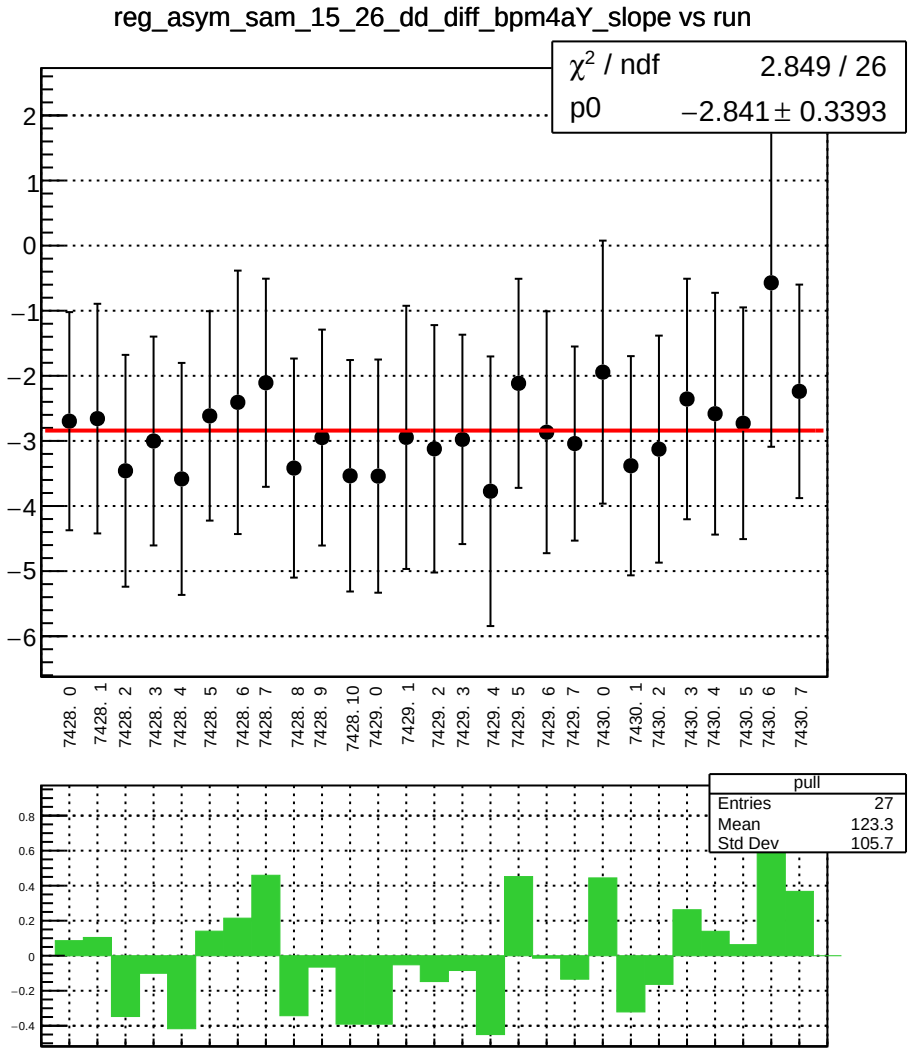
reg_asym_sam_15_26_dd_diff_bpm4aY_slope vs run
χ² / ndf 2.849 / 26
p0 −2.841 ± 0.3393
7428. 0
7428. 1
7428. 2
7428. 3
7428. 4
7428. 5
7428. 6
7428. 7
7428. 8
7428. 9
7428. 10
7429. 0
7429. 1
7429. 2
7429. 3
7429. 4
7429. 5
7429. 6
7429. 7
7430. 0
7430. 1
7430. 2
7430. 3
7430. 4
7430. 5
7430. 6
7430. 7
pull
Entries 27
Mean 123.3
Std Dev 105.7

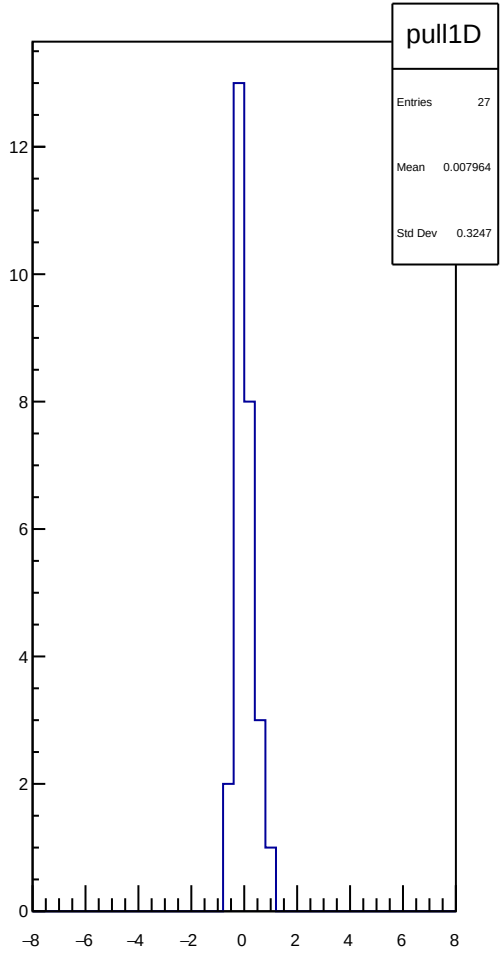
pull1D
Entries 27
Mean 0.007964
Std Dev 0.3247

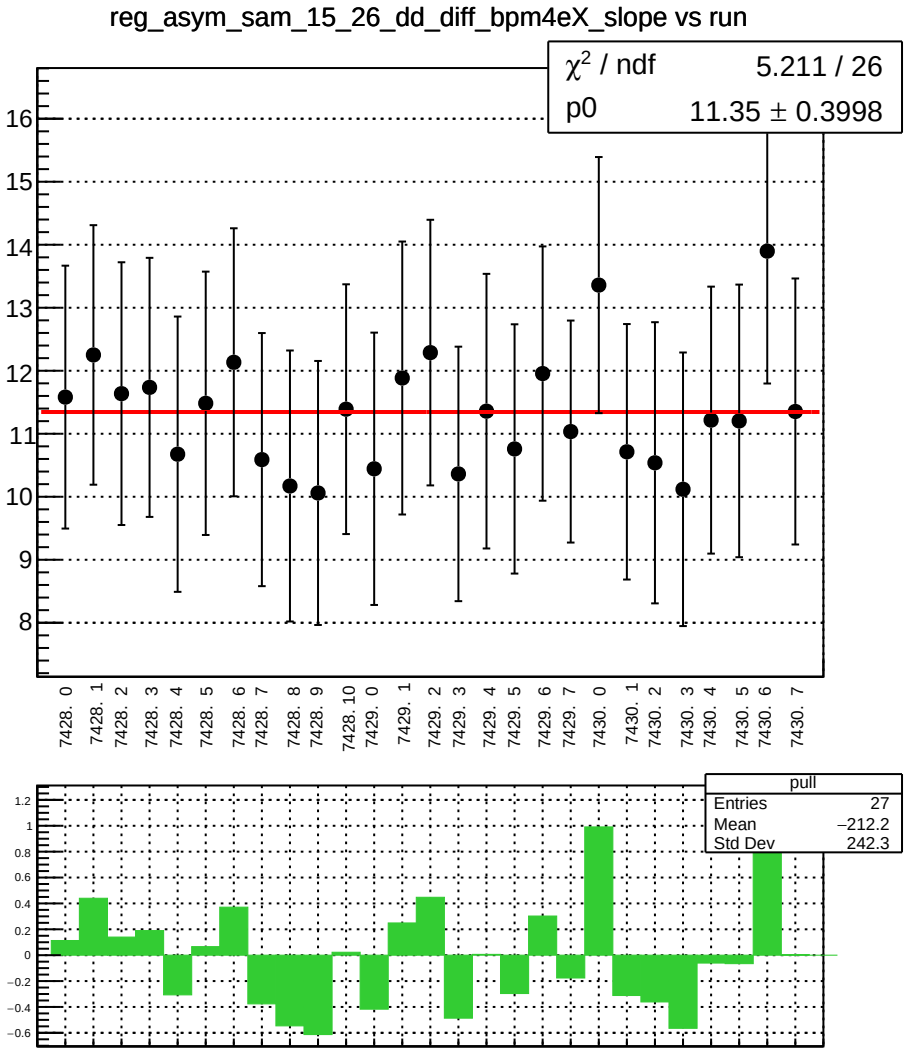
reg_asym_sam_15_26_dd_diff_bpm4eX_slope vs run
χ² / ndf 5.211 / 26
p0 11.35 ± 0.3998
16
15
14
13
12
11
10
9
8
7428. 0
7428. 1
7428. 2
7428. 3
7428. 4
7428. 5
7428. 6
7428. 7
7428. 8
7428. 9
7428. 10
7429. 0
7429. 1
7429. 2
7429. 3
7429. 4
7429. 5
7429. 6
7429. 7
7430. 0
7430. 1
7430. 2
7430. 3
7430. 4
7430. 5
7430. 6
7430. 7
pull
Entries 27
Mean −212.2
Std Dev 242.3
1.2
1
0.8
0.6
0.4
0.2
0
−0.2
−0.4
−0.6

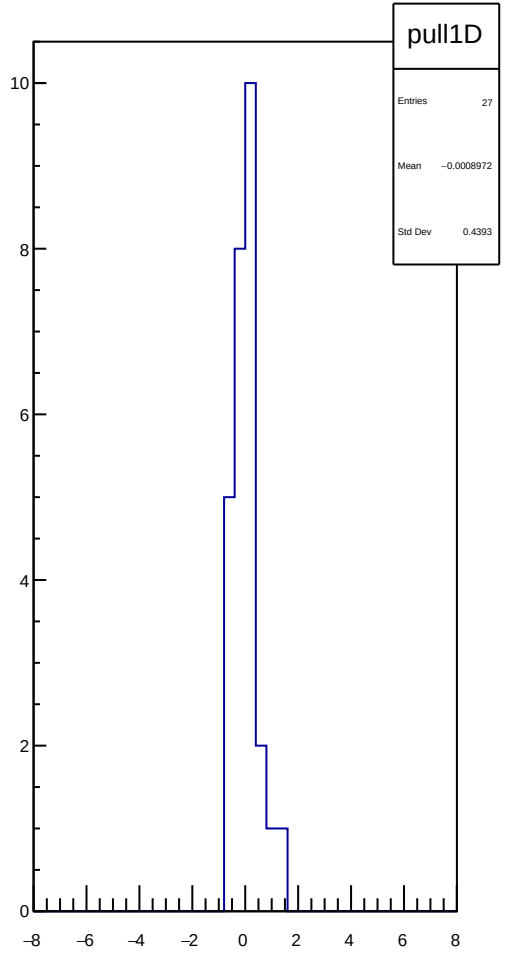
pull1D
Entries 27
Mean −0.0008972
Std Dev 0.4393
10
8
6
4
2
0
−8
−6
−4
−2
0
2
4
6
8

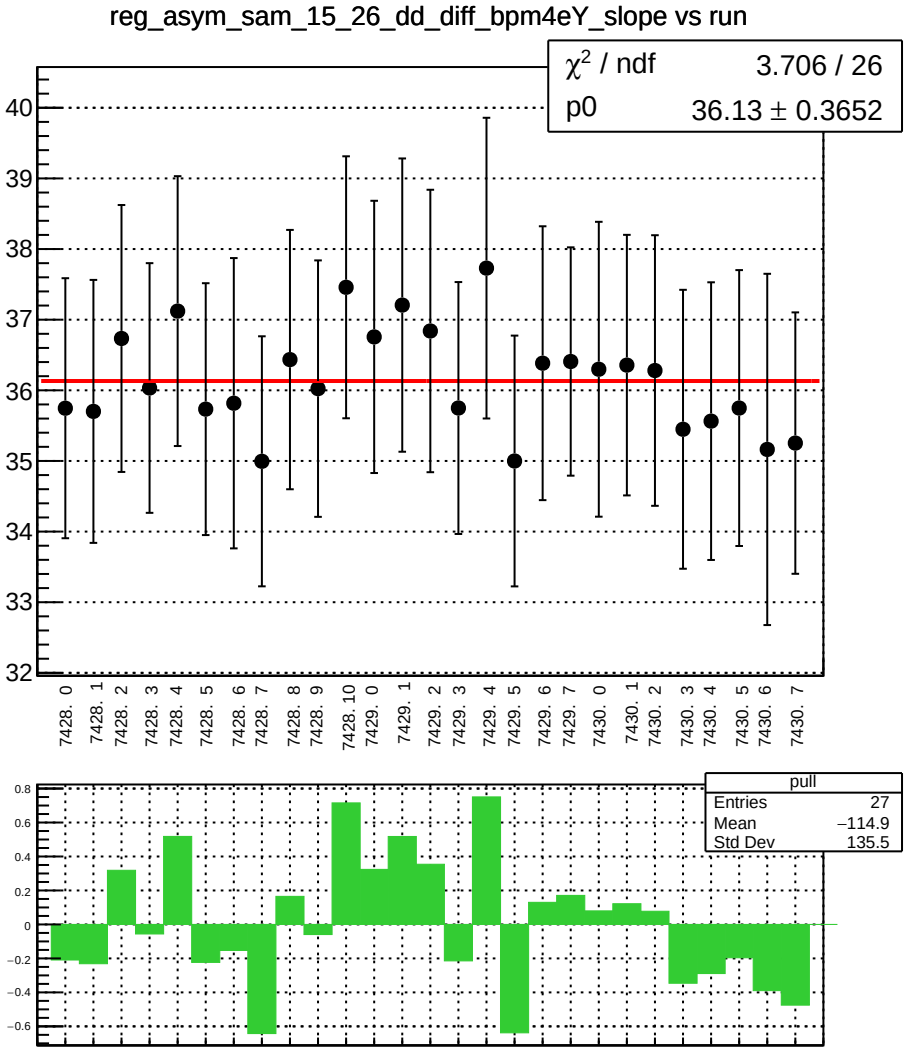
reg_asym_sam_15_26_dd_diff_bpm4eY_slope vs run
χ² / ndf 3.706 / 26
p0 36.13 ± 0.3652
40
39
38
37
36
35
34
33
32
7428. 0
7428. 1
7428. 2
7428. 3
7428. 4
7428. 5
7428. 6
7428. 7
7428. 8
7428. 9
7428. 10
7429. 0
7429. 1
7429. 2
7429. 3
7429. 4
7429. 5
7429. 6
7429. 7
7430. 0
7430. 1
7430. 2
7430. 3
7430. 4
7430. 5
7430. 6
7430. 7
pull
Entries 27
Mean −114.9
Std Dev 135.5
0.8
0.6
0.4
0.2
0
−0.2
−0.4
−0.6

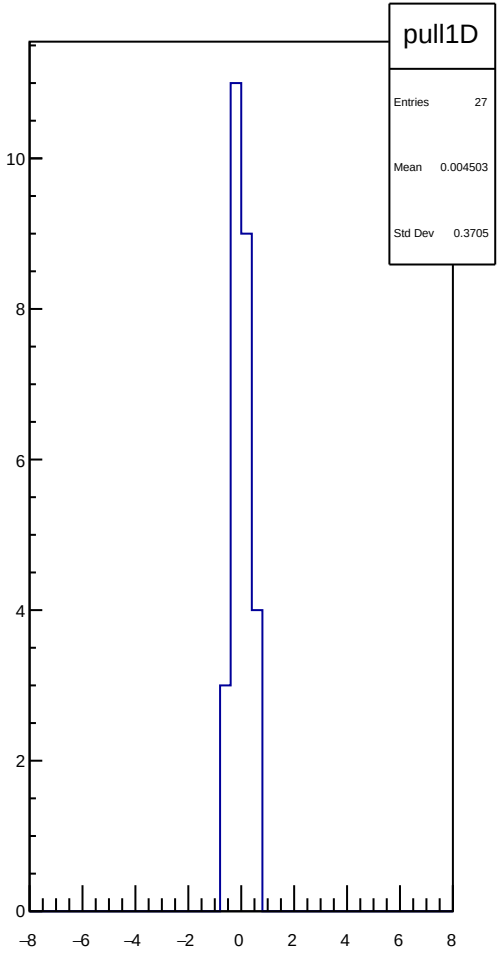
pull1D
Entries 27
Mean 0.004503
Std Dev 0.3705
10
8
6
4
2
0
−8
−6
−4
−2
0
2
4
6
8

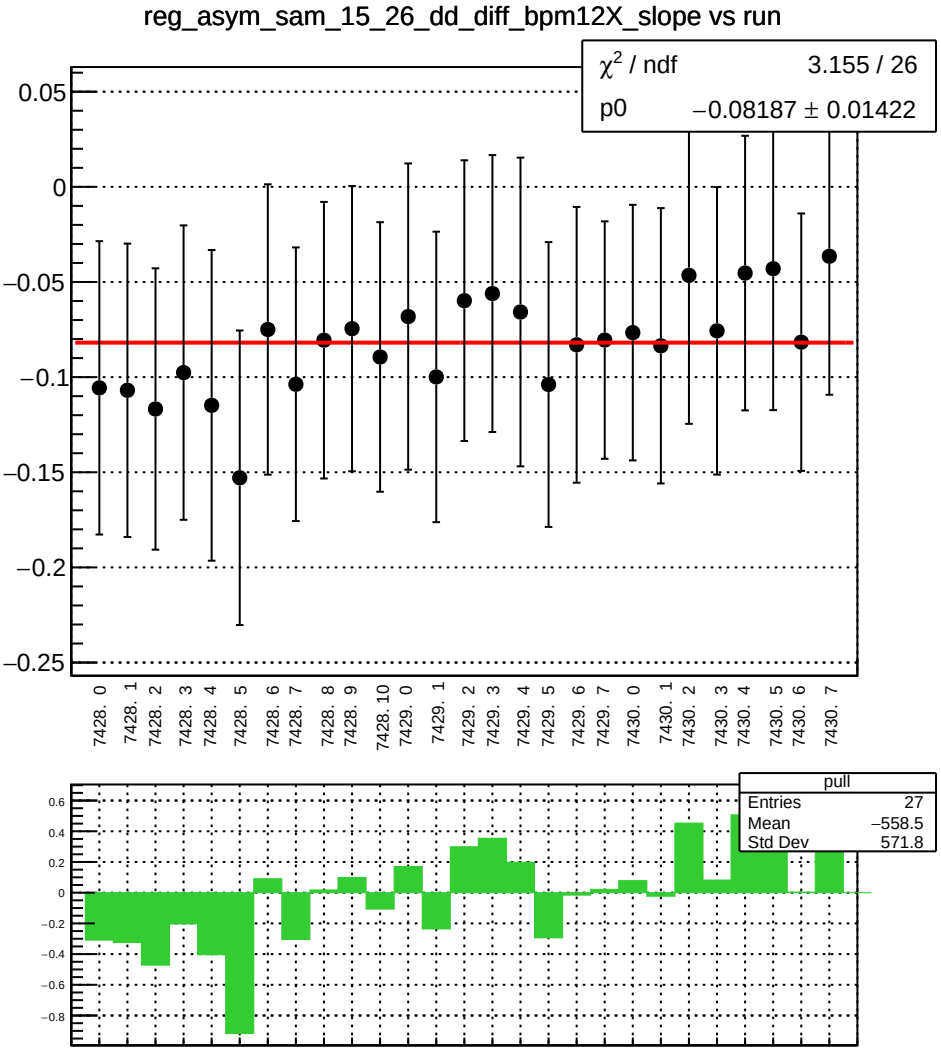
reg_asym_sam_15_26_dd_diff_bpm12X_slope vs run
χ² / ndf 3.155 / 26
p0 −0.08187 ± 0.01422
0.05
0
−0.05
−0.1
−0.15
−0.2
−0.25
7428. 0
7428. 1
7428. 2
7428. 3
7428. 4
7428. 5
7428. 6
7428. 7
7428. 8
7428. 9
7428. 10
7429. 0
7429. 1
7429. 2
7429. 3
7429. 4
7429. 5
7429. 6
7429. 7
7430. 0
7430. 1
7430. 2
7430. 3
7430. 4
7430. 5
7430. 6
7430. 7
pull
Entries 27
Mean −558.5
Std Dev 571.8
0.6
0.4
0.2
0
−0.2
−0.4
−0.6
−0.8

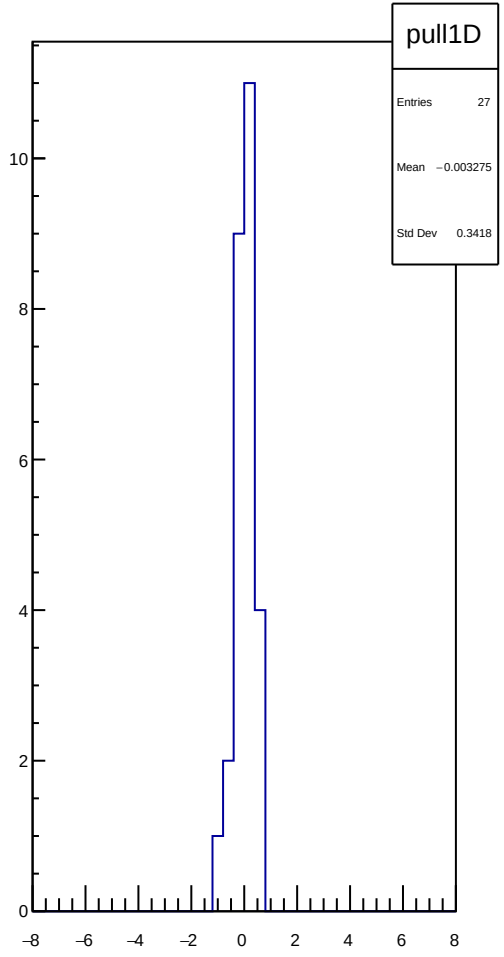
pull1D
Entries 27
Mean −0.003275
Std Dev 0.3418
10
8
6
4
2
0
−8
−6
−4
−2
0
2
4
6
8

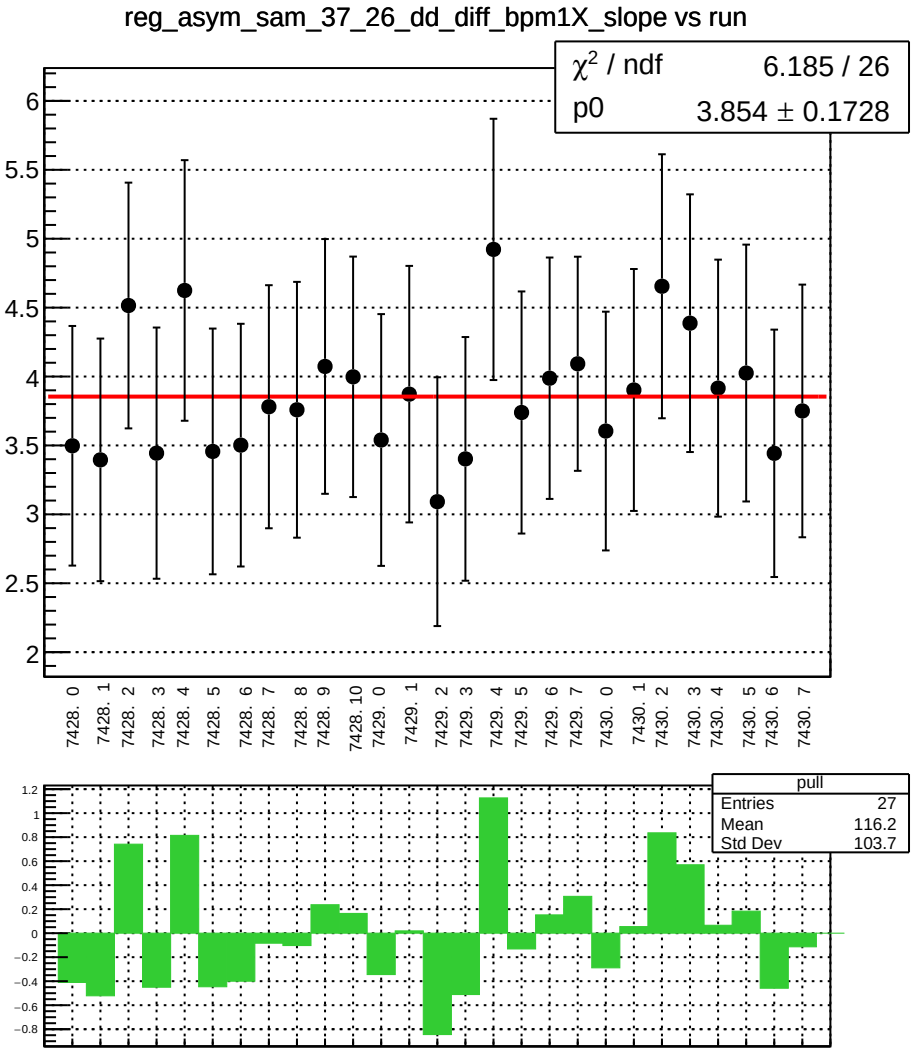
reg_asym_sam_37_26_dd_diff_bpm1X_slope vs run
χ² / ndf 6.185 / 26
p0 3.854 ± 0.1728
7428. 0
7428. 1
7428. 2
7428. 3
7428. 4
7428. 5
7428. 6
7428. 7
7428. 8
7428. 9
7428. 10
7429. 0
7429. 1
7429. 2
7429. 3
7429. 4
7429. 5
7429. 6
7429. 7
7430. 0
7430. 1
7430. 2
7430. 3
7430. 4
7430. 5
7430. 6
7430. 7
pull
Entries 27
Mean 116.2
Std Dev 103.7

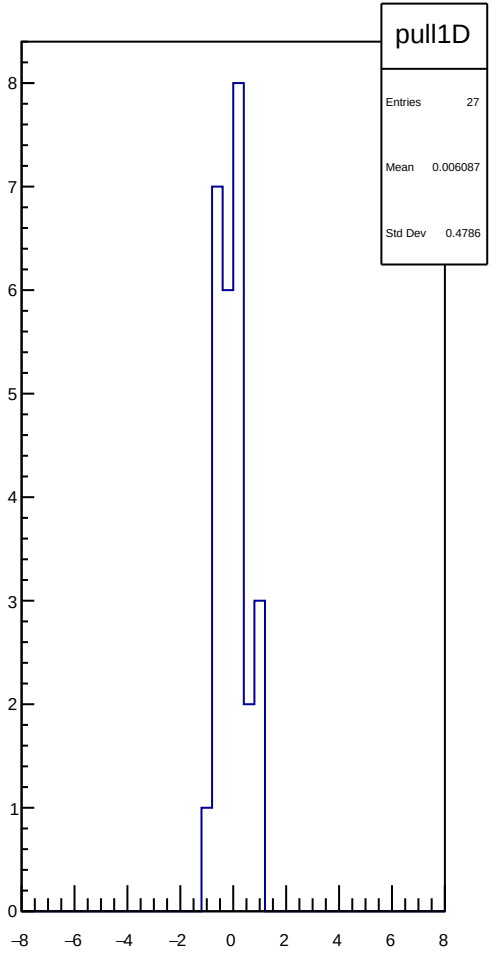
pull1D
Entries 27
Mean 0.006087
Std Dev 0.4786

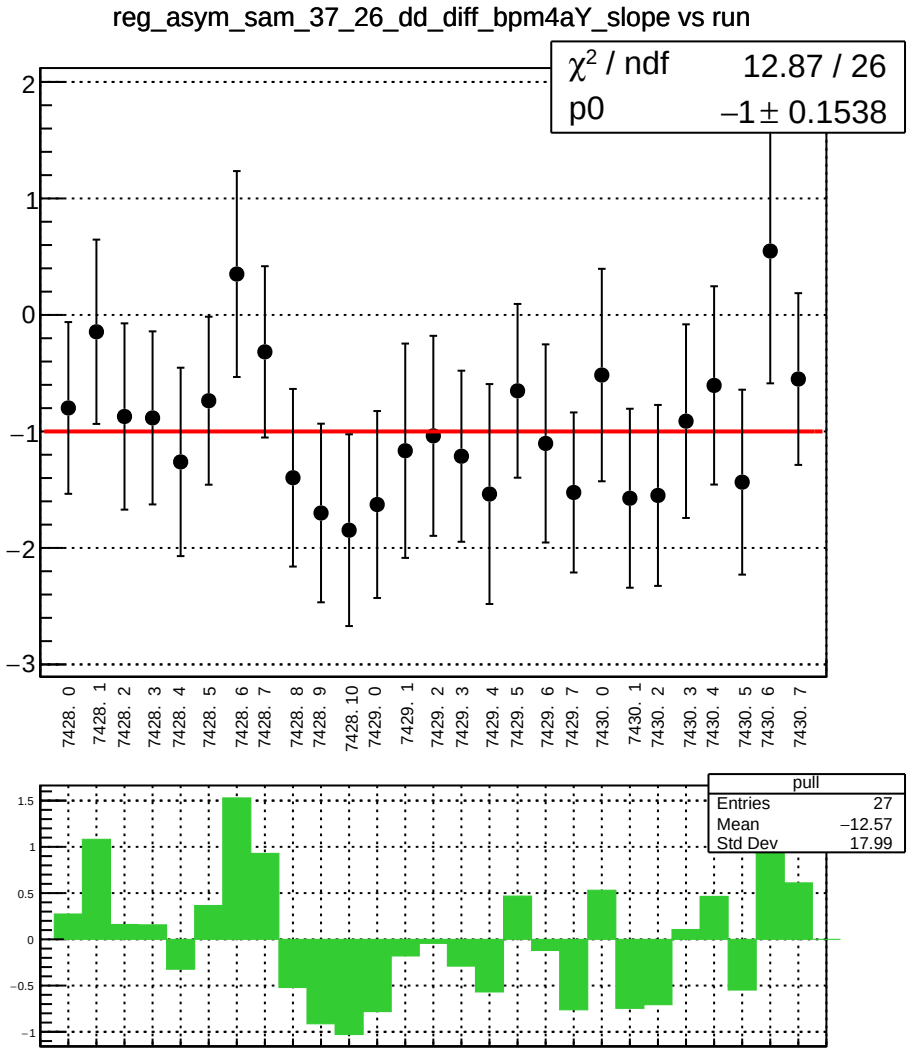
reg_asym_sam_37_26_dd_diff_bpm4aY_slope vs run
χ² / ndf 12.87 / 26
p0 −1 ± 0.1538
7428. 0
7428. 1
7428. 2
7428. 3
7428. 4
7428. 5
7428. 6
7428. 7
7428. 8
7428. 9
7428. 10
7429. 0
7429. 1
7429. 2
7429. 3
7429. 4
7429. 5
7429. 6
7429. 7
7430. 0
7430. 1
7430. 2
7430. 3
7430. 4
7430. 5
7430. 6
7430. 7
pull
Entries 27
Mean −12.57
Std Dev 17.99

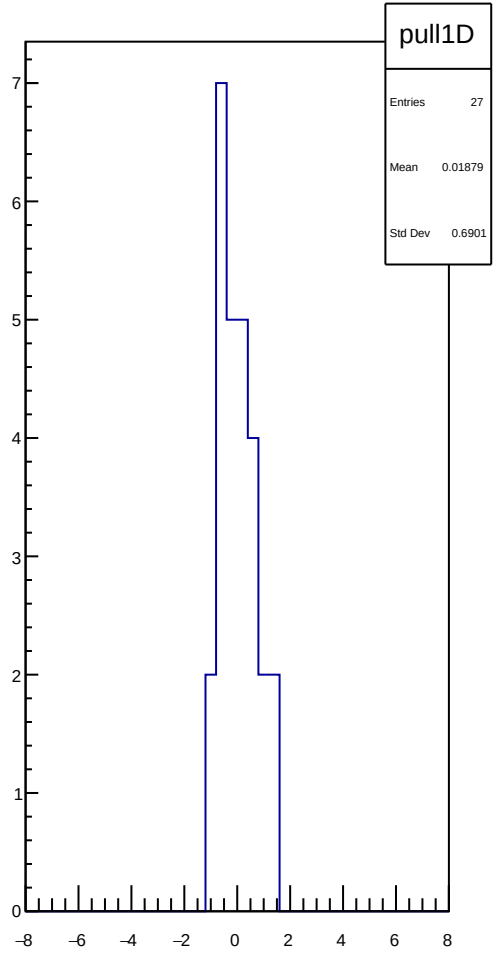
pull1D
Entries 27
Mean 0.01879
Std Dev 0.6901

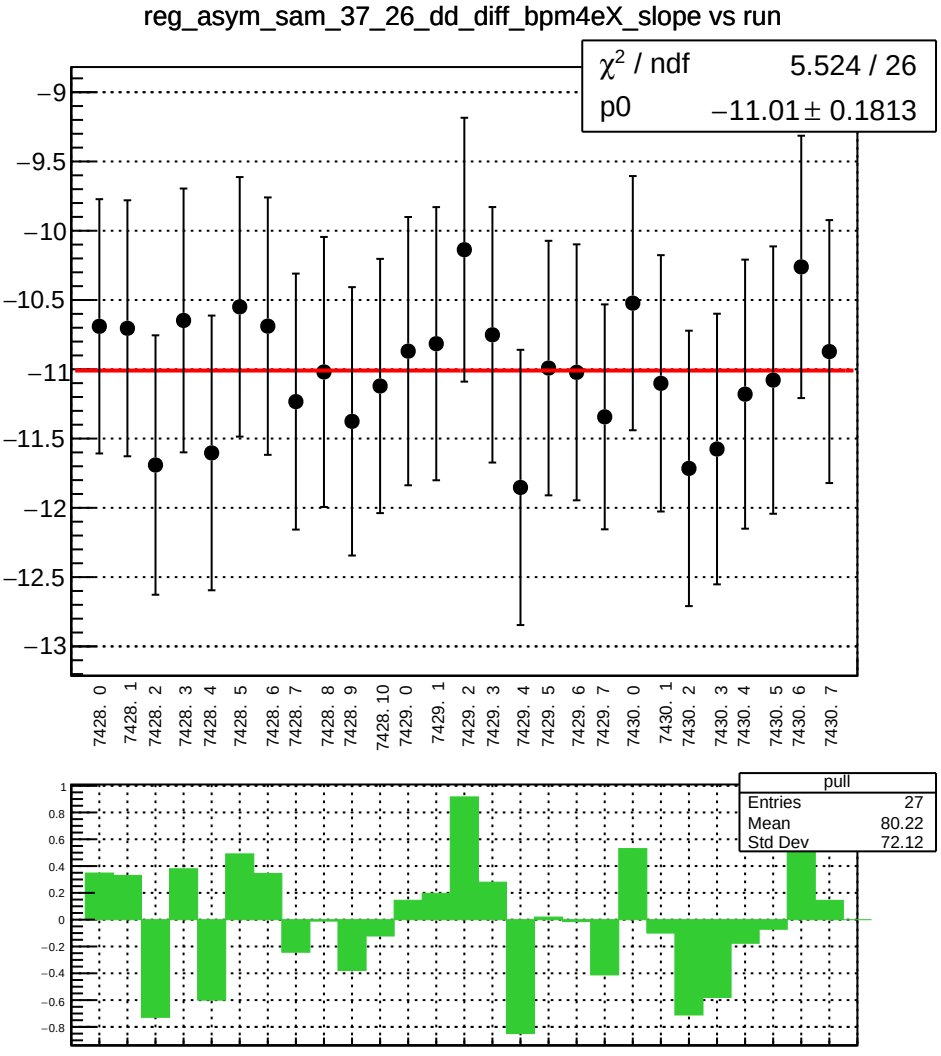
reg_asym_sam_37_26_dd_diff_bpm4eX_slope vs run
χ² / ndf 5.524 / 26
p0 −11.01 ± 0.1813
−9
−9.5
−10
−10.5
−11
−11.5
−12
−12.5
−13
7428. 0
7428. 1
7428. 2
7428. 3
7428. 4
7428. 5
7428. 6
7428. 7
7428. 8
7428. 9
7428. 10
7429. 0
7429. 1
7429. 2
7429. 3
7429. 4
7429. 5
7429. 6
7429. 7
7430. 0
7430. 1
7430. 2
7430. 3
7430. 4
7430. 5
7430. 6
7430. 7
pull
Entries 27
Mean 80.22
Std Dev 72.12
1
0.8
0.6
0.4
0.2
0
−0.2
−0.4
−0.6
−0.8

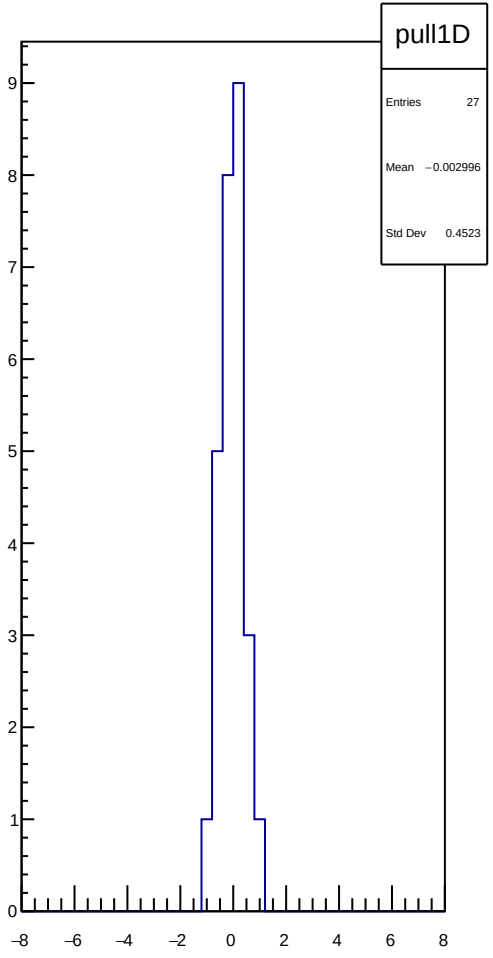
pull1D
Entries 27
Mean −0.002996
Std Dev 0.4523
9
8
7
6
5
4
3
2
1
0
−8
−6
−4
−2
0
2
4
6
8

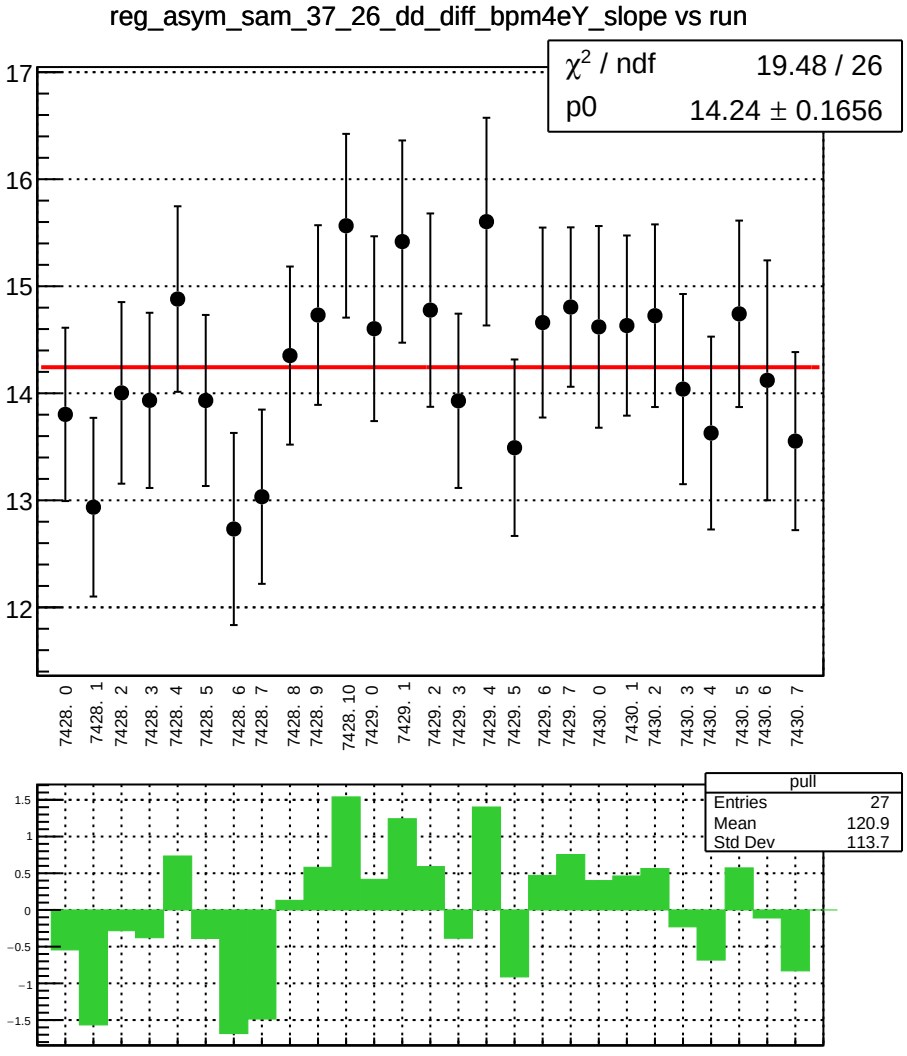
reg_asym_sam_37_26_dd_diff_bpm4eY_slope vs run
χ² / ndf 19.48 / 26
p0 14.24 ± 0.1656
17
16
15
14
13
12
7428. 0
7428. 1
7428. 2
7428. 3
7428. 4
7428. 5
7428. 6
7428. 7
7428. 8
7428. 9
7428. 10
7429. 0
7429. 1
7429. 2
7429. 3
7429. 4
7429. 5
7429. 6
7429. 7
7430. 0
7430. 1
7430. 2
7430. 3
7430. 4
7430. 5
7430. 6
7430. 7
pull
Entries 27
Mean 120.9
Std Dev 113.7
1.5
1
0.5
0
−0.5
−1
−1.5

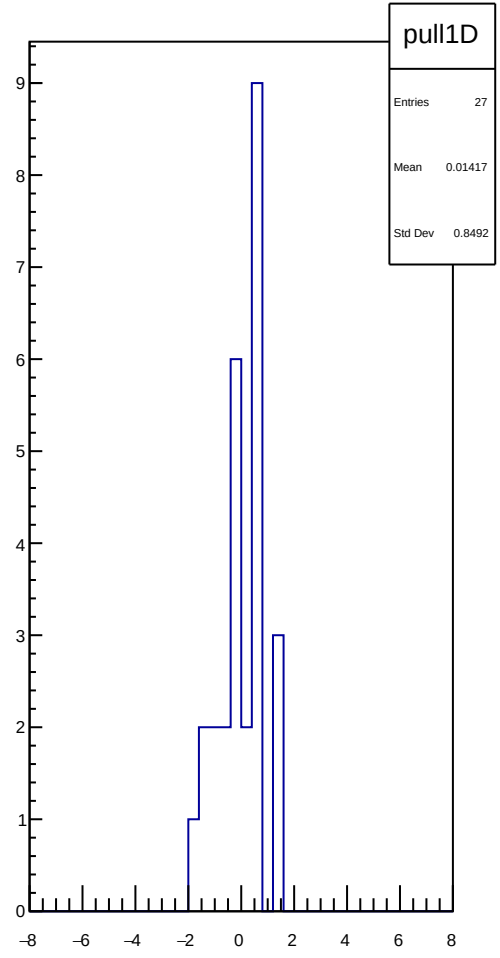
pull1D
Entries 27
Mean 0.01417
Std Dev 0.8492
9
8
7
6
5
4
3
2
1
0
−8
−6
−4
−2
0
2
4
6
8

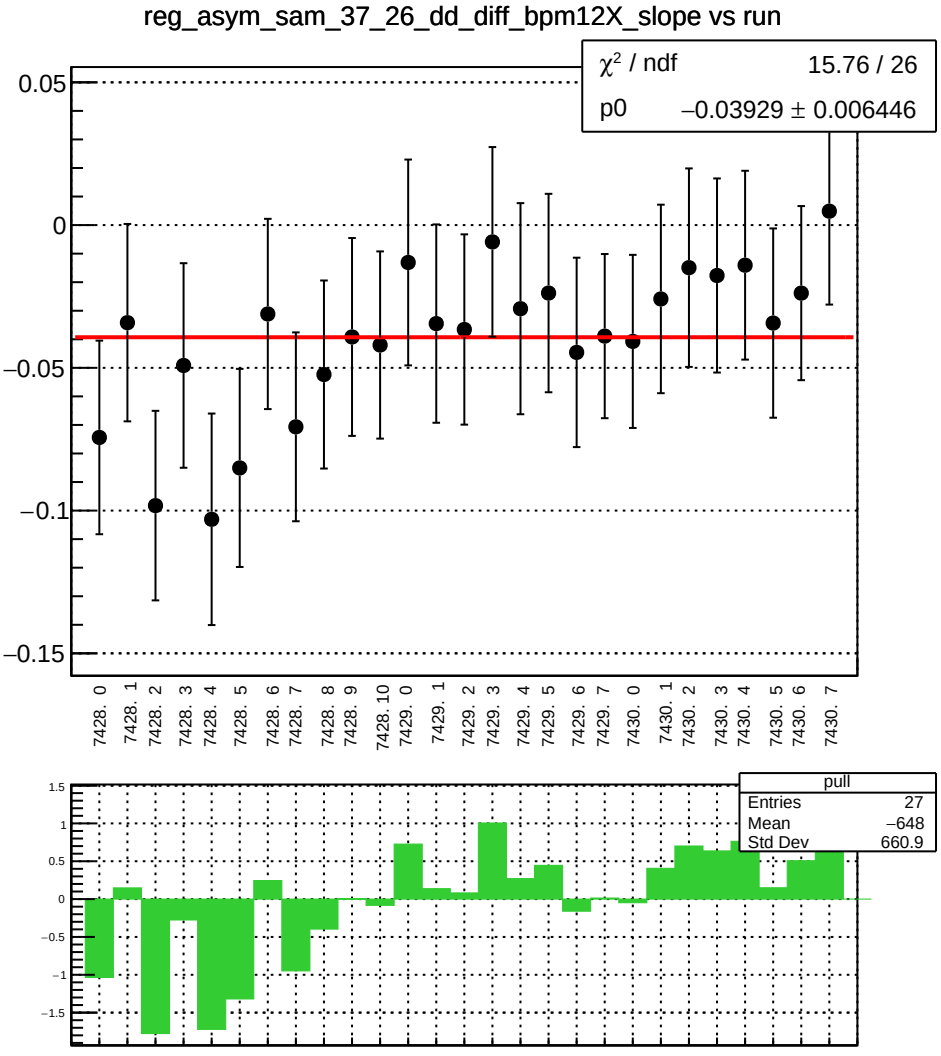
reg_asym_sam_37_26_dd_diff_bpm12X_slope vs run
χ² / ndf 15.76 / 26
p0 −0.03929 ± 0.006446
0.05
0
−0.05
−0.1
−0.15
7428. 0
7428. 1
7428. 2
7428. 3
7428. 4
7428. 5
7428. 6
7428. 7
7428. 8
7428. 9
7428. 10
7429. 0
7429. 1
7429. 2
7429. 3
7429. 4
7429. 5
7429. 6
7429. 7
7430. 0
7430. 1
7430. 2
7430. 3
7430. 4
7430. 5
7430. 6
7430. 7
pull
Entries 27
Mean −648
Std Dev 660.9
1.5
1
0.5
0
−0.5
−1
−1.5

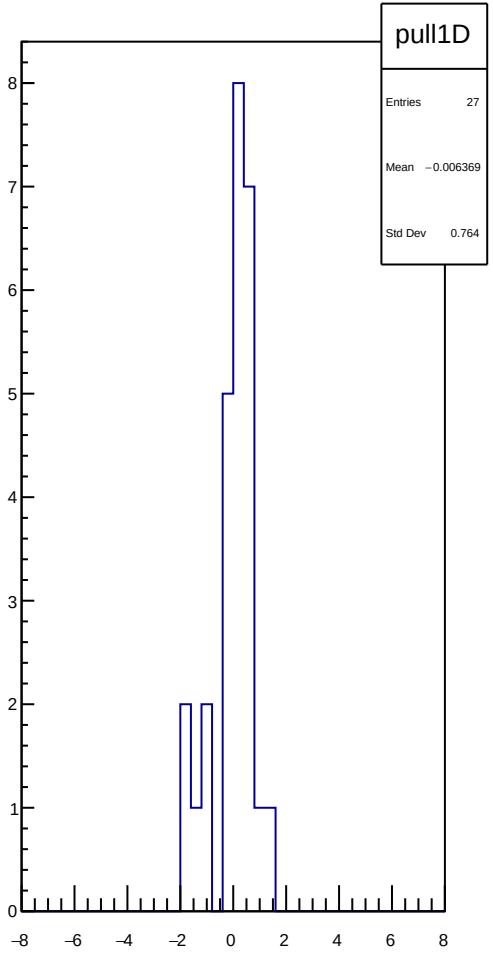
pull1D
Entries 27
Mean −0.006369
Std Dev 0.764
8
7
6
5
4
3
2
1
0
−8
−6
−4
−2
0
2
4
6
8

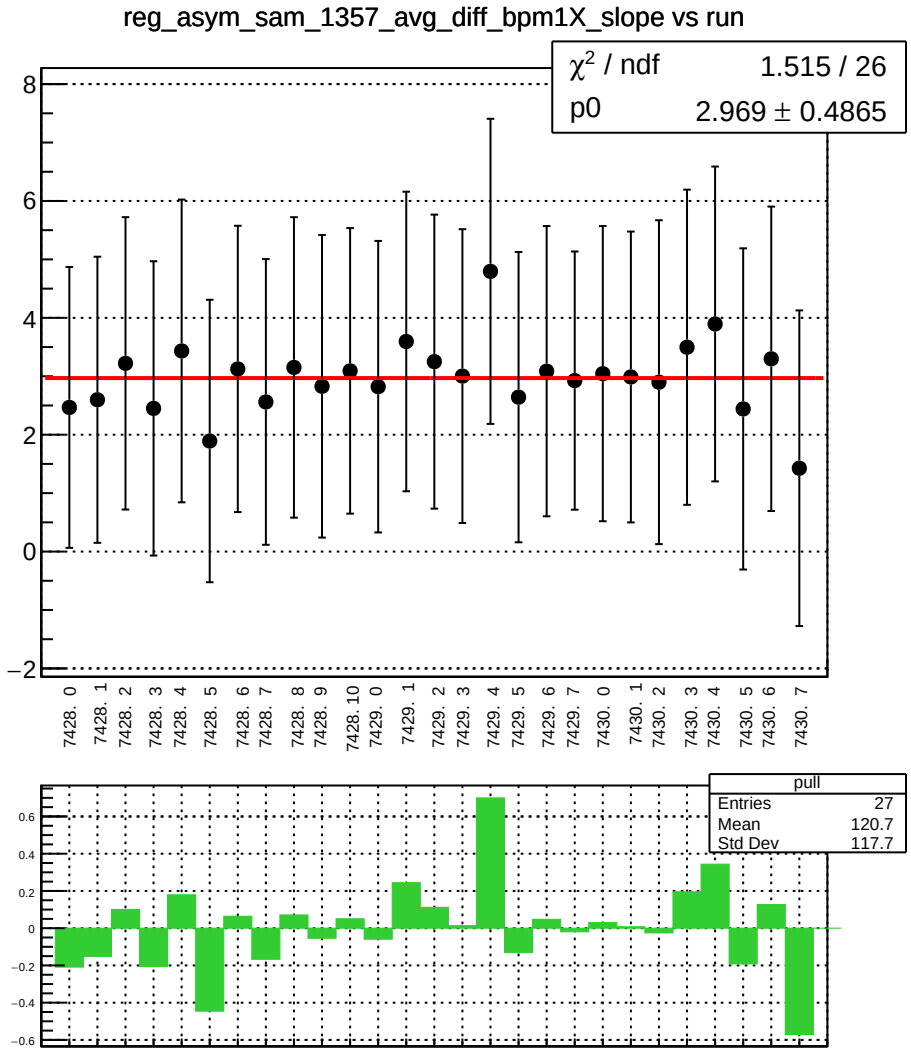
reg_asym_sam_1357_avg_diff_bpm1X_slope vs run
χ² / ndf 1.515 / 26
p0 2.969 ± 0.4865
8
6
4
2
0
−2
7428. 0
7428. 1
7428. 2
7428. 3
7428. 4
7428. 5
7428. 6
7428. 7
7428. 8
7428. 9
7428. 10
7429. 0
7429. 1
7429. 2
7429. 3
7429. 4
7429. 5
7429. 6
7429. 7
7430. 0
7430. 1
7430. 2
7430. 3
7430. 4
7430. 5
7430. 6
7430. 7
pull
Entries 27
Mean 120.7
Std Dev 117.7
0.6
0.4
0.2
0
−0.2
−0.4
−0.6

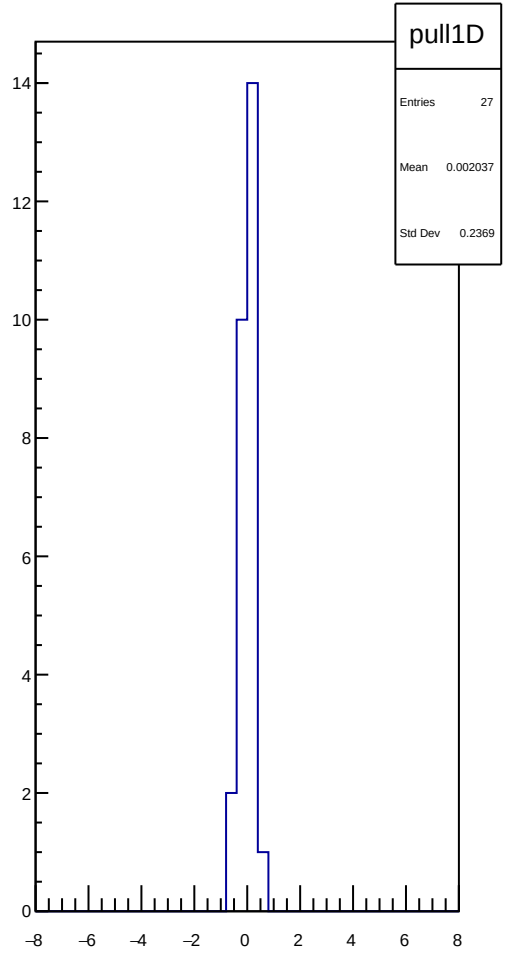
pull1D
Entries 27
Mean 0.002037
Std Dev 0.2369
14
12
10
8
6
4
2
0
−8
−6
−4
−2
0
2
4
6
8

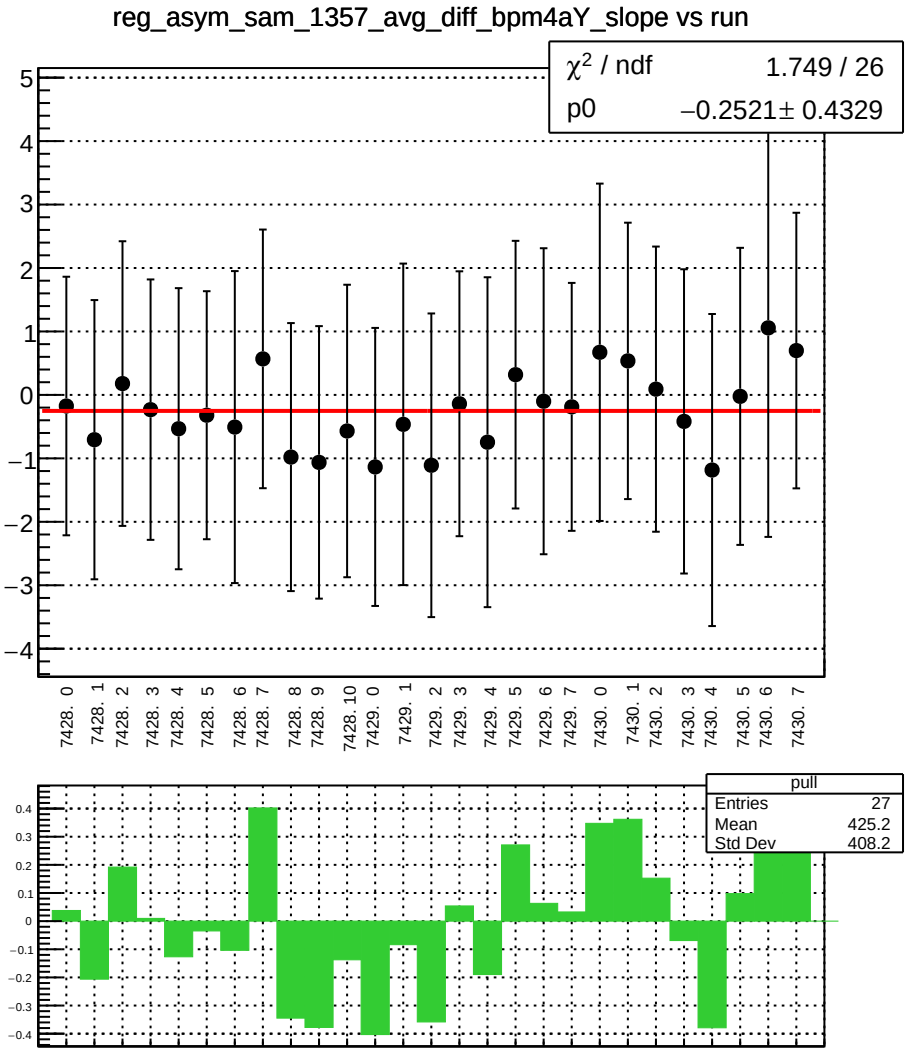
reg_asym_sam_1357_avg_diff_bpm4aY_slope vs run
χ² / ndf 1.749 / 26
p0 −0.2521± 0.4329
5
4
3
2
1
0
−1
−2
−3
−4
7428. 0
7428. 1
7428. 2
7428. 3
7428. 4
7428. 5
7428. 6
7428. 7
7428. 8
7428. 9
7428. 10
7429. 0
7429. 1
7429. 2
7429. 3
7429. 4
7429. 5
7429. 6
7429. 7
7430. 0
7430. 1
7430. 2
7430. 3
7430. 4
7430. 5
7430. 6
7430. 7
pull
Entries 27
Mean 425.2
Std Dev 408.2
0.4
0.3
0.2
0.1
0
−0.1
−0.2
−0.3
−0.4

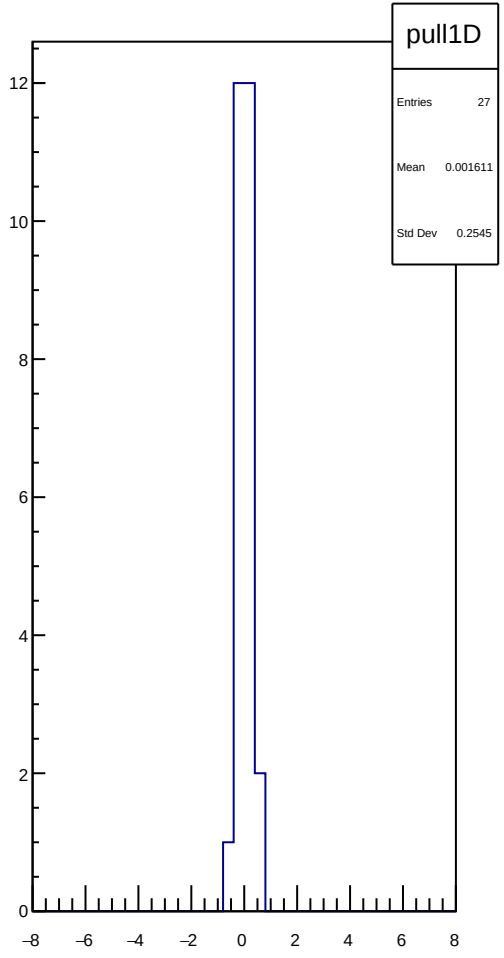
pull1D
Entries 27
Mean 0.001611
Std Dev 0.2545
12
10
8
6
4
2
0
−8
−6
−4
−2
0
2
4
6
8

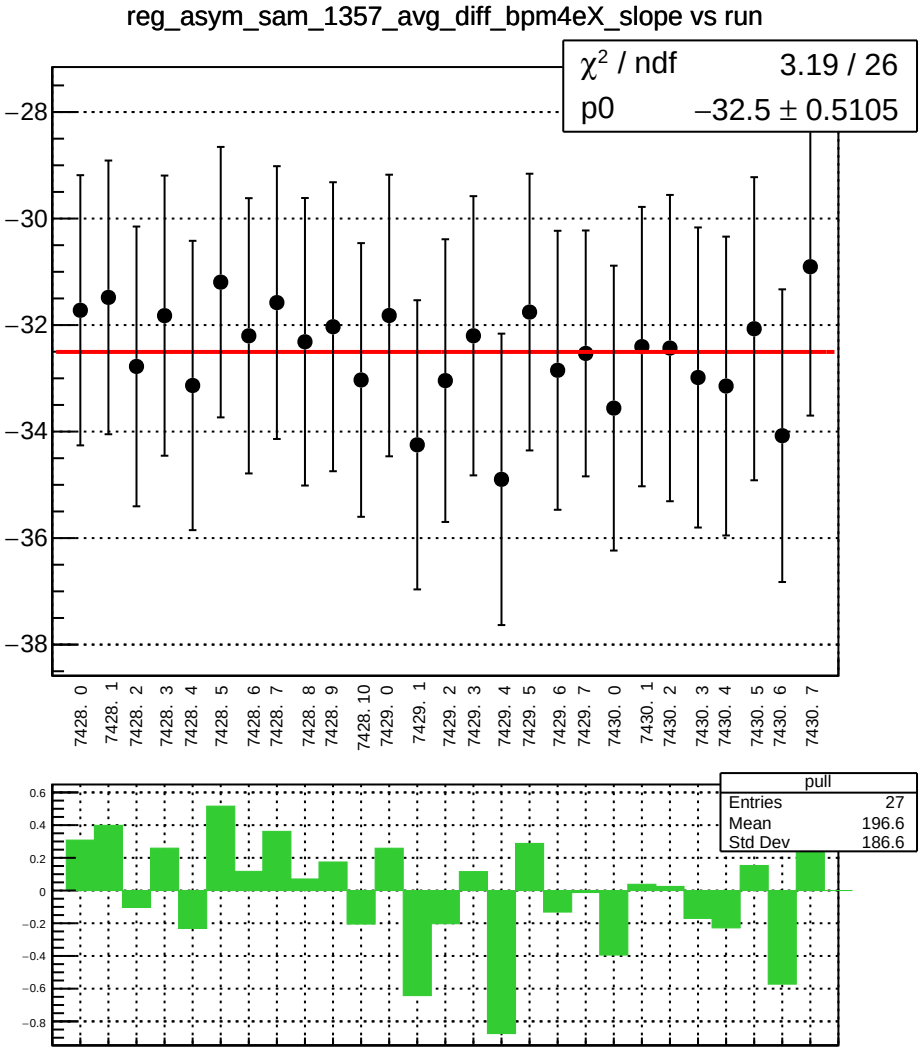
reg_asym_sam_1357_avg_diff_bpm4eX_slope vs run
χ² / ndf 3.19 / 26
p0 −32.5 ± 0.5105
−28
−30
−32
−34
−36
−38
7428. 0
7428. 1
7428. 2
7428. 3
7428. 4
7428. 5
7428. 6
7428. 7
7428. 8
7428. 9
7428. 10
7429. 0
7429. 1
7429. 2
7429. 3
7429. 4
7429. 5
7429. 6
7429. 7
7430. 0
7430. 1
7430. 2
7430. 3
7430. 4
7430. 5
7430. 6
7430. 7
pull
Entries 27
Mean 196.6
Std Dev 186.6
0.6
0.4
0.2
0
−0.2
−0.4
−0.6
−0.8

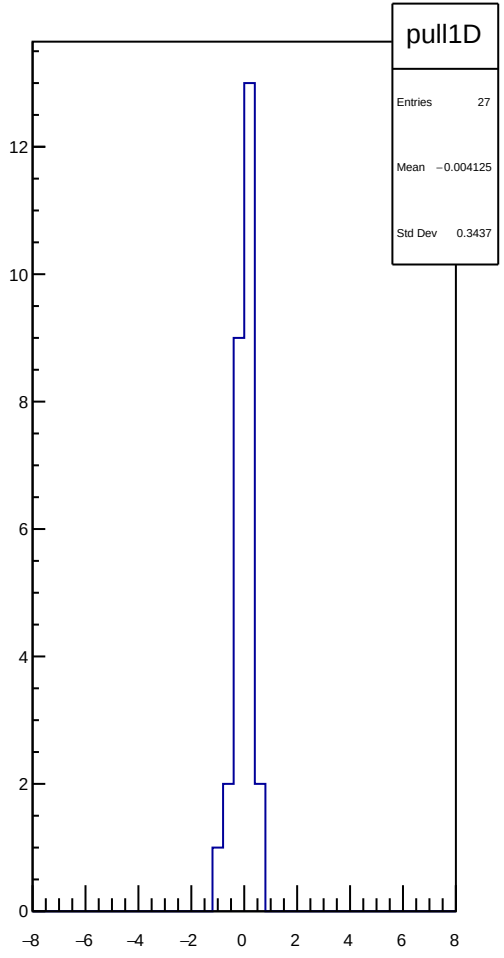
pull1D
Entries 27
Mean −0.004125
Std Dev 0.3437
12
10
8
6
4
2
0
−8
−6
−4
−2
0
2
4
6
8

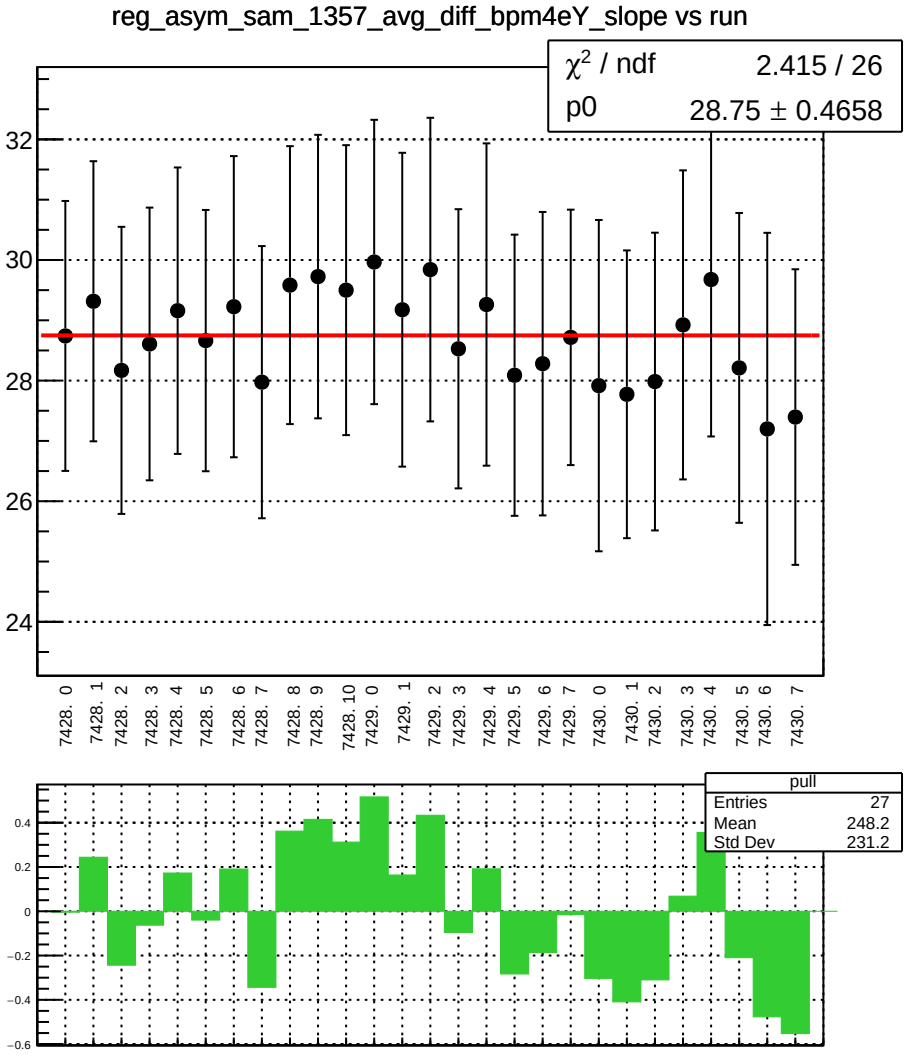
reg_asym_sam_1357_avg_diff_bpm4eY_slope vs run
χ² / ndf 2.415 / 26
p0 28.75 ± 0.4658
32
30
28
26
24
7428. 0
7428. 1
7428. 2
7428. 3
7428. 4
7428. 5
7428. 6
7428. 7
7428. 8
7428. 9
7428. 10
7429. 0
7429. 1
7429. 2
7429. 3
7429. 4
7429. 5
7429. 6
7429. 7
7430. 0
7430. 1
7430. 2
7430. 3
7430. 4
7430. 5
7430. 6
7430. 7
pull
Entries 27
Mean 248.2
Std Dev 231.2
0.4
0.2
0
−0.2
−0.4
−0.6

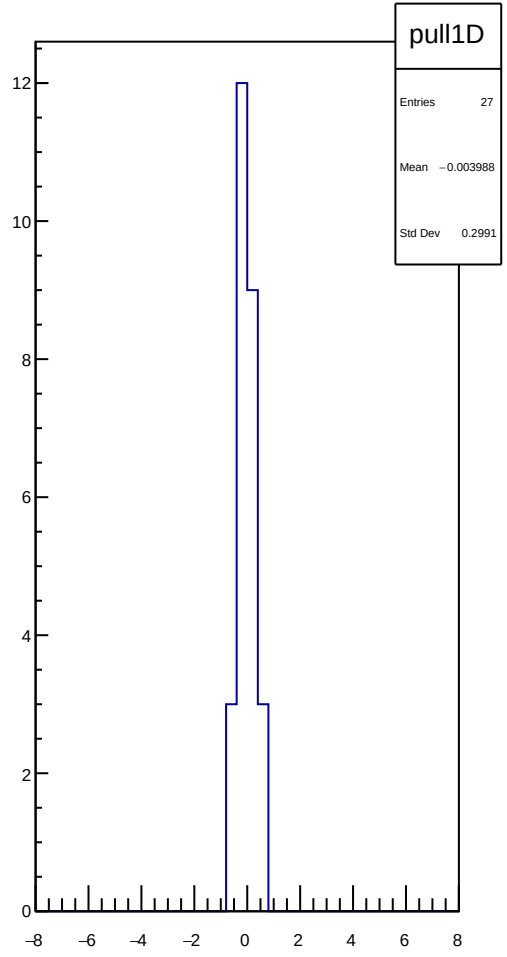
pull1D
Entries 27
Mean −0.003988
Std Dev 0.2991
12
10
8
6
4
2
0
−8
−6
−4
−2
0
2
4
6
8

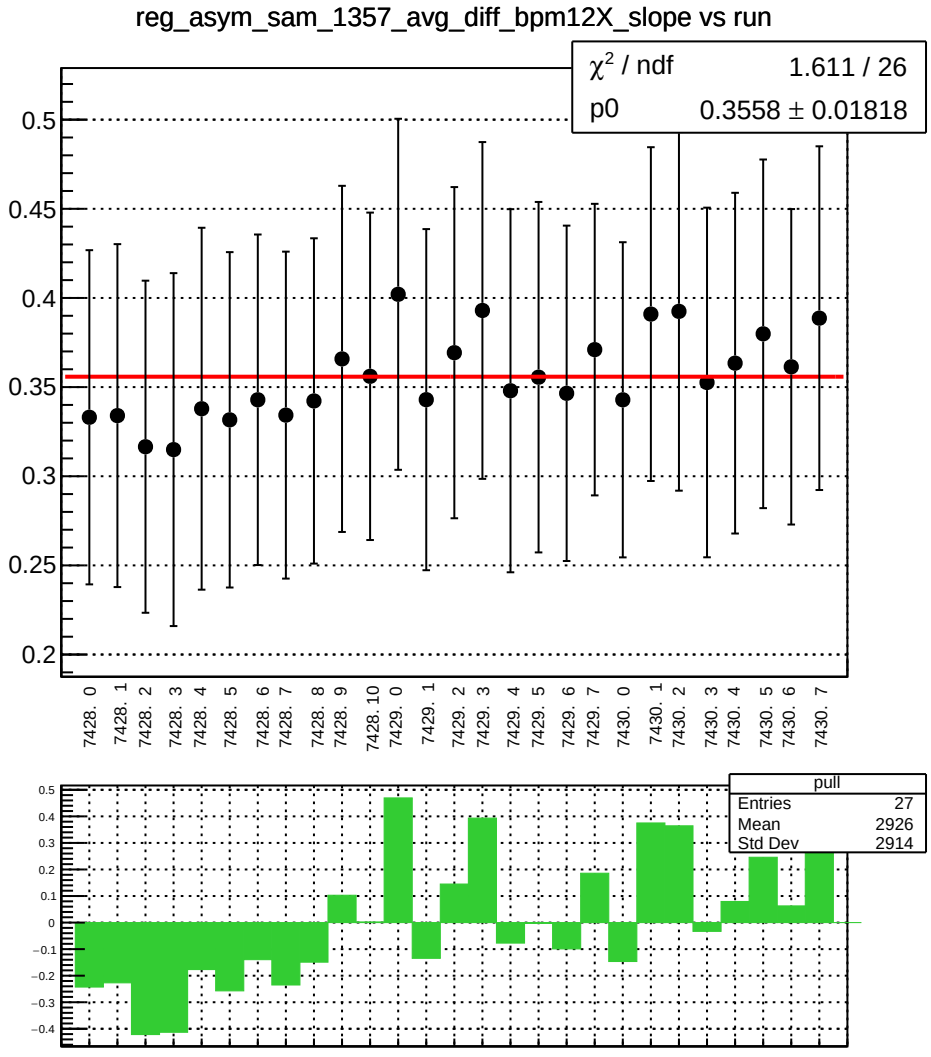
reg_asym_sam_1357_avg_diff_bpm12X_slope vs run
χ² / ndf 1.611 / 26
p0 0.3558 ± 0.01818
0.5
0.45
0.4
0.35
0.3
0.25
0.2
7428. 0
7428. 1
7428. 2
7428. 3
7428. 4
7428. 5
7428. 6
7428. 7
7428. 8
7428. 9
7428. 10
7429. 0
7429. 1
7429. 2
7429. 3
7429. 4
7429. 5
7429. 6
7429. 7
7430. 0
7430. 1
7430. 2
7430. 3
7430. 4
7430. 5
7430. 6
7430. 7
pull
Entries 27
Mean 2926
Std Dev 2914
0.5
0.4
0.3
0.2
0.1
0
−0.1
−0.2
−0.3
−0.4

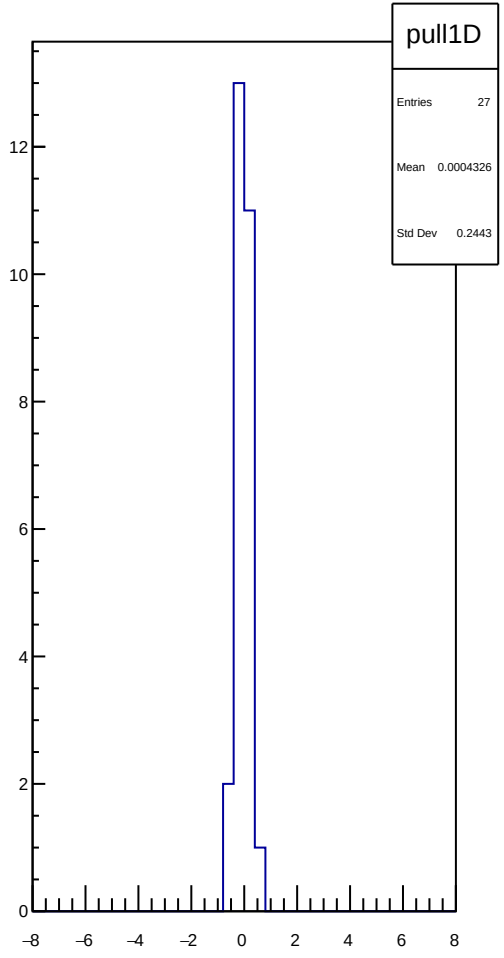
pull1D
Entries 27
Mean 0.0004326
Std Dev 0.2443
12
10
8
6
4
2
0
−8
−6
−4
−2
0
2
4
6
8

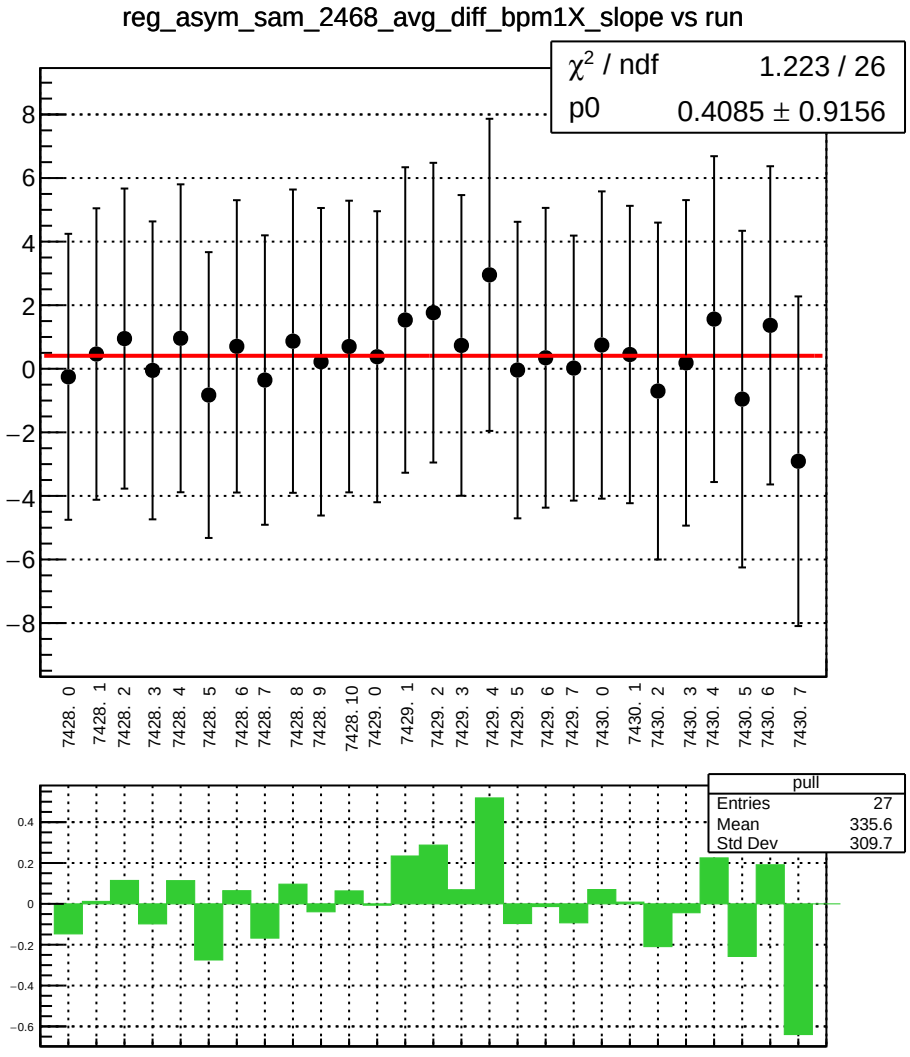
reg_asym_sam_2468_avg_diff_bpm1X_slope vs run
χ² / ndf 1.223 / 26
p0 0.4085 ± 0.9156
8
6
4
2
0
−2
−4
−6
−8
7428. 0
7428. 1
7428. 2
7428. 3
7428. 4
7428. 5
7428. 6
7428. 7
7428. 8
7428. 9
7428. 10
7429. 0
7429. 1
7429. 2
7429. 3
7429. 4
7429. 5
7429. 6
7429. 7
7430. 0
7430. 1
7430. 2
7430. 3
7430. 4
7430. 5
7430. 6
7430. 7
pull
Entries 27
Mean 335.6
Std Dev 309.7
0.4
0.2
0
−0.2
−0.4
−0.6

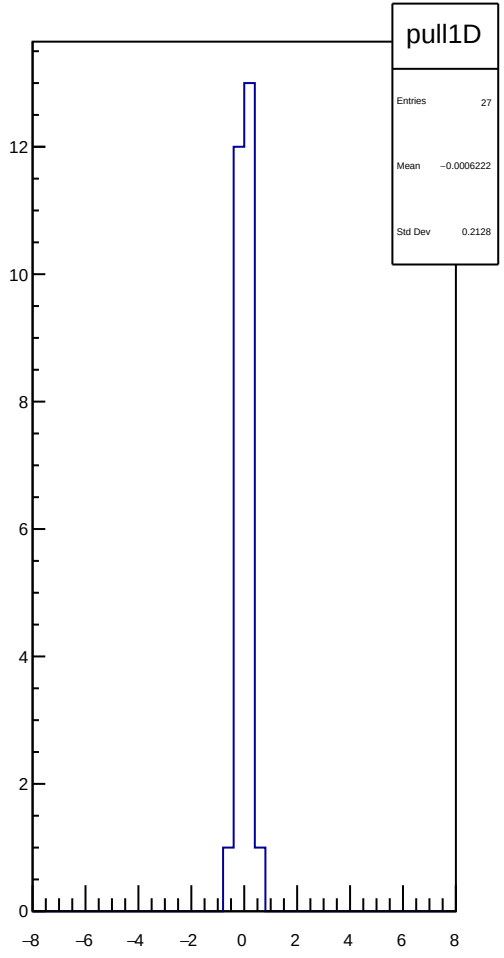
pull1D
Entries 27
Mean −0.0006222
Std Dev 0.2128
12
10
8
6
4
2
0
−8
−6
−4
−2
0
2
4
6
8

reg_asym_sam_2468_avg_diff_bpm4aY_slope vs run

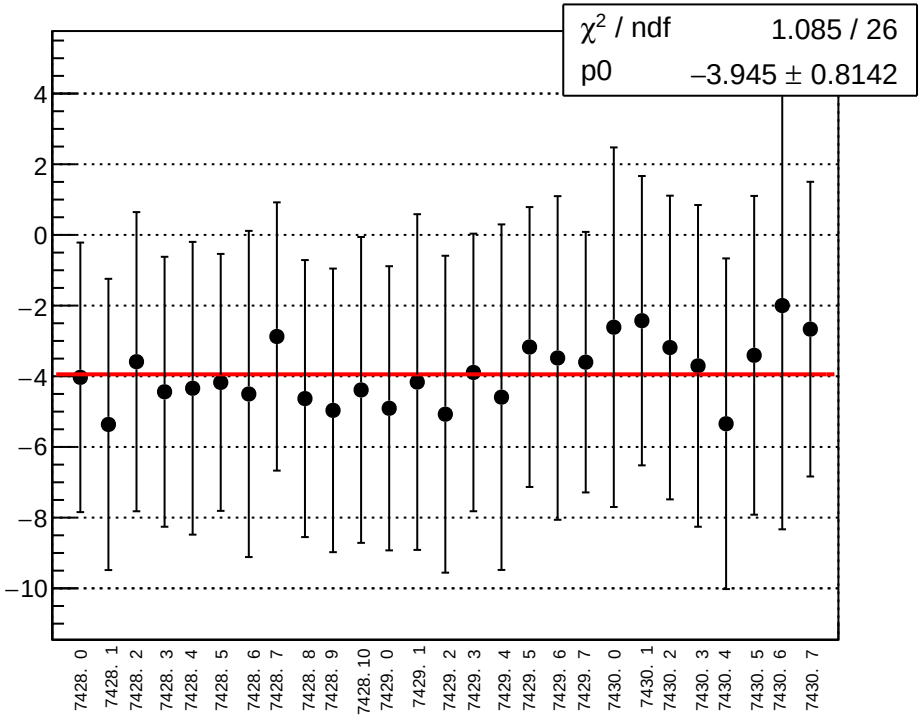

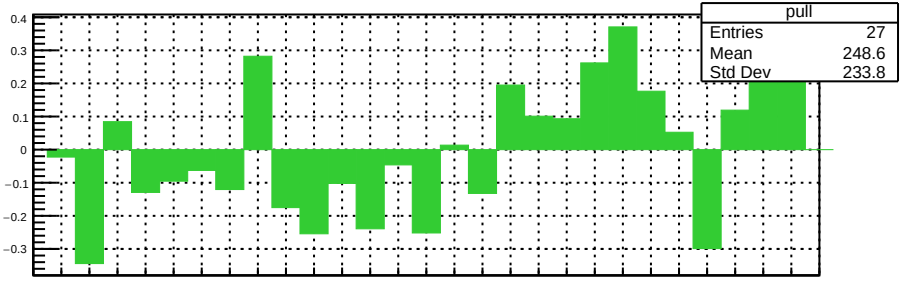

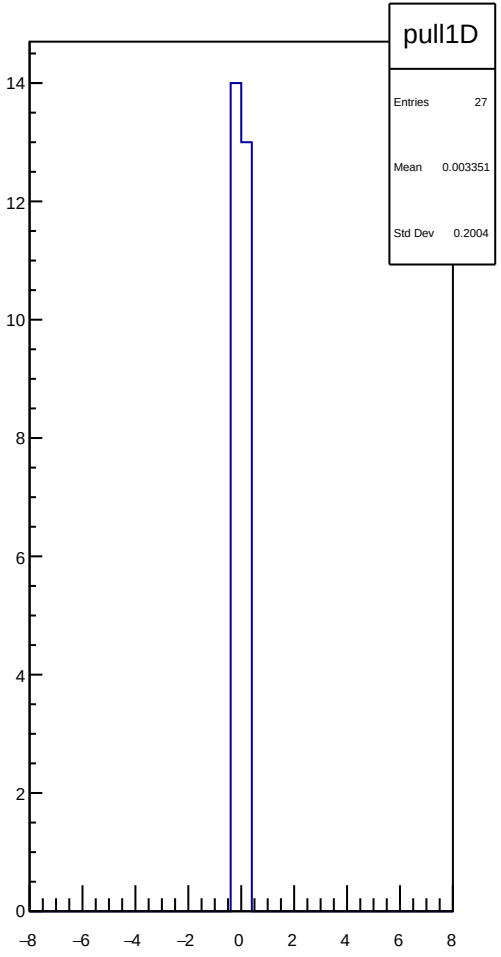

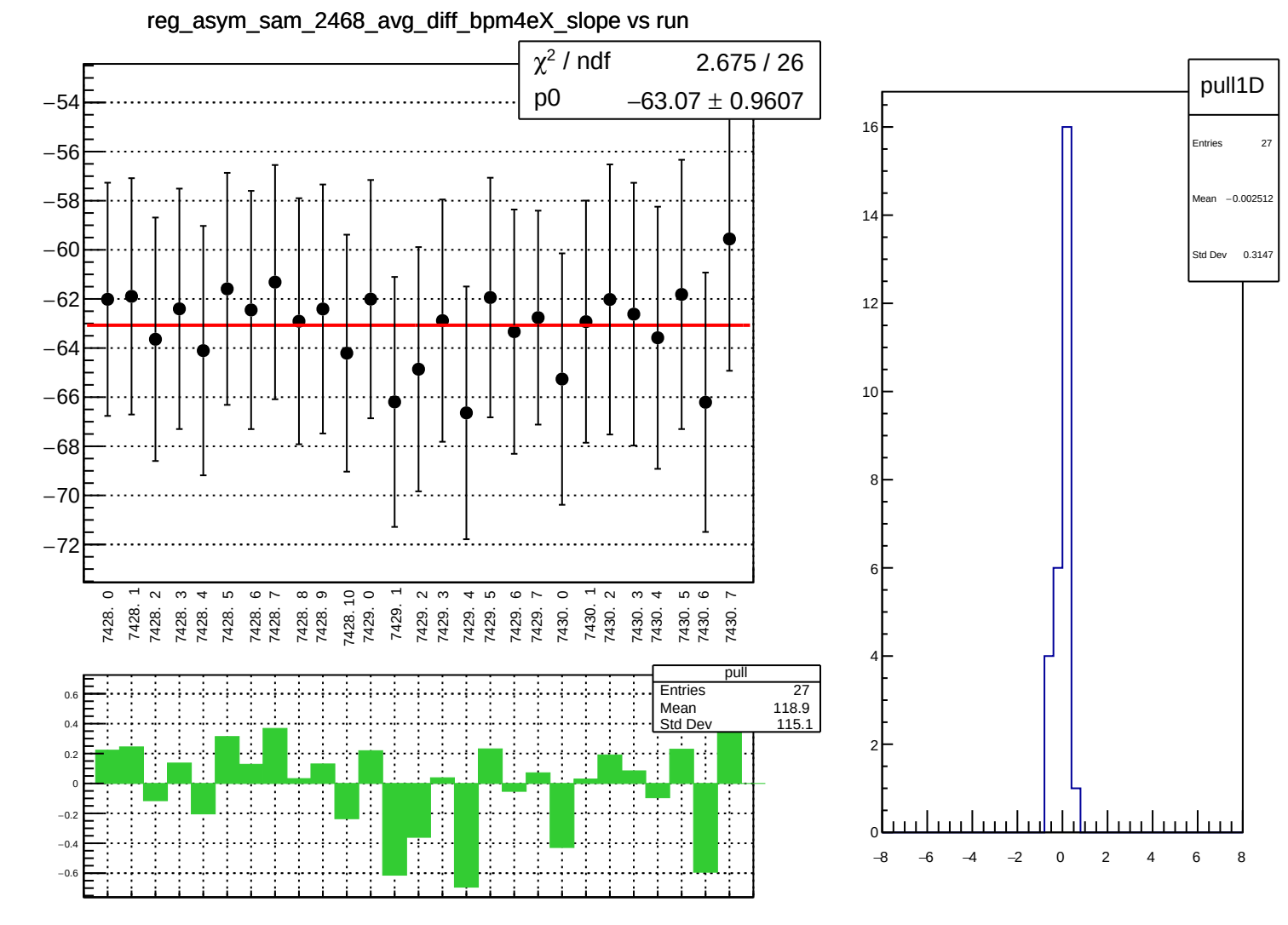
reg_asym_sam_2468_avg_diff_bpm4eX_slope vs run
χ² / ndf 2.675 / 26
p0 −63.07 ± 0.9607
−54
−56
−58
−60
−62
−64
−66
−68
−70
−72
7428. 0
7428. 1
7428. 2
7428. 3
7428. 4
7428. 5
7428. 6
7428. 7
7428. 8
7428. 9
7428. 10
7429. 0
7429. 1
7429. 2
7429. 3
7429. 4
7429. 5
7429. 6
7429. 7
7430. 0
7430. 1
7430. 2
7430. 3
7430. 4
7430. 5
7430. 6
7430. 7
pull
Entries 27
Mean 118.9
Std Dev 115.1
0.6
0.4
0.2
0
−0.2
−0.4
−0.6
pull1D
Entries 27
Mean −0.002512
Std Dev 0.3147
16
14
12
10
8
6
4
2
0
−8
−6
−4
−2
0
2
4
6
8

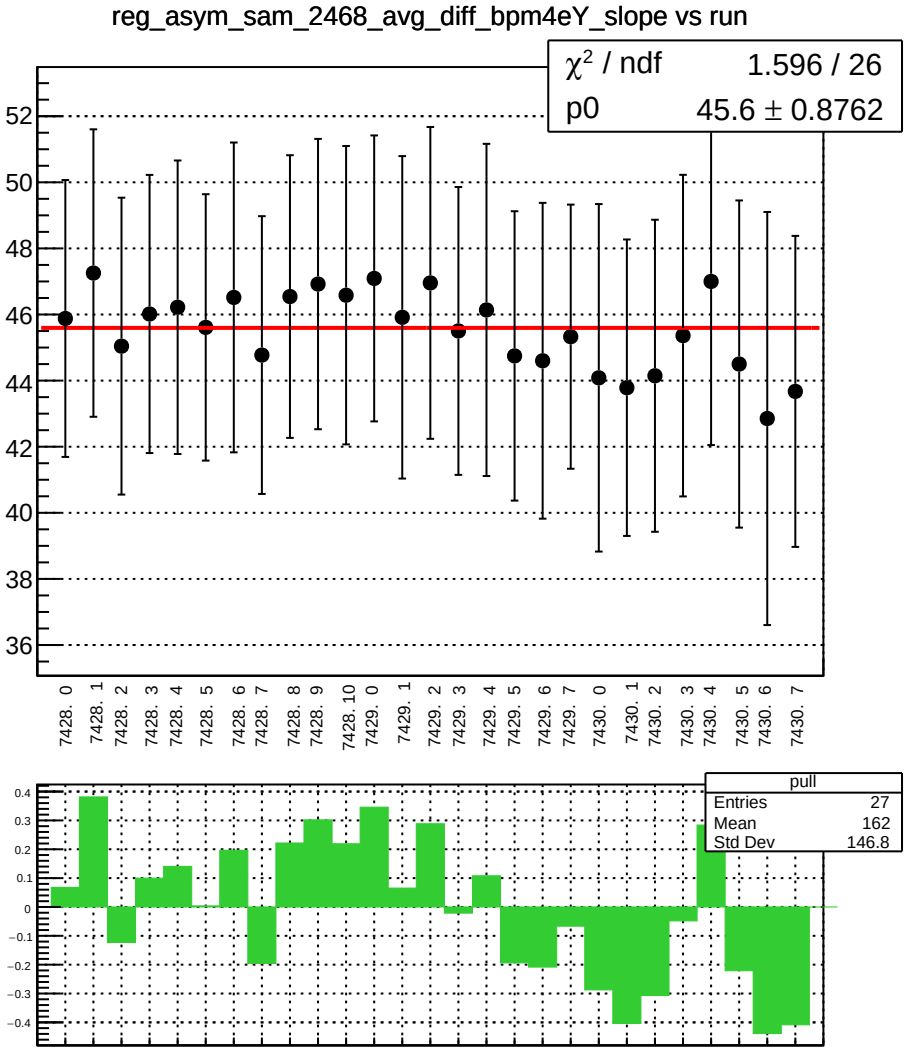
reg_asym_sam_2468_avg_diff_bpm4eY_slope vs run
χ² / ndf 1.596 / 26
p0 45.6 ± 0.8762
52
50
48
46
44
42
40
38
36
7428. 0
7428. 1
7428. 2
7428. 3
7428. 4
7428. 5
7428. 6
7428. 7
7428. 8
7428. 9
7428. 10
7429. 0
7429. 1
7429. 2
7429. 3
7429. 4
7429. 5
7429. 6
7429. 7
7430. 0
7430. 1
7430. 2
7430. 3
7430. 4
7430. 5
7430. 6
7430. 7
pull
Entries 27
Mean 162
Std Dev 146.8
0.4
0.3
0.2
0.1
0
−0.1
−0.2
−0.3
−0.4

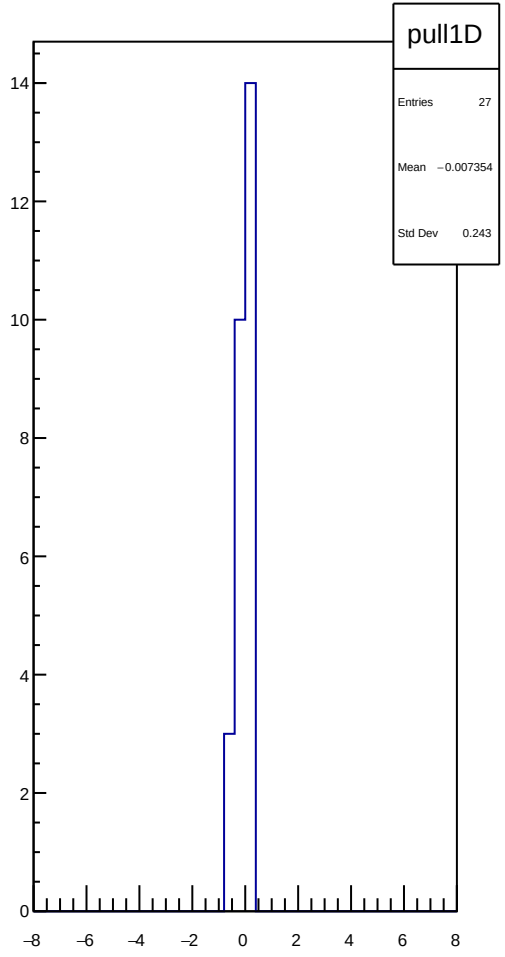
pull1D
Entries 27
Mean −0.007354
Std Dev 0.243
14
12
10
8
6
4
2
0
−8
−6
−4
−2
0
2
4
6
8

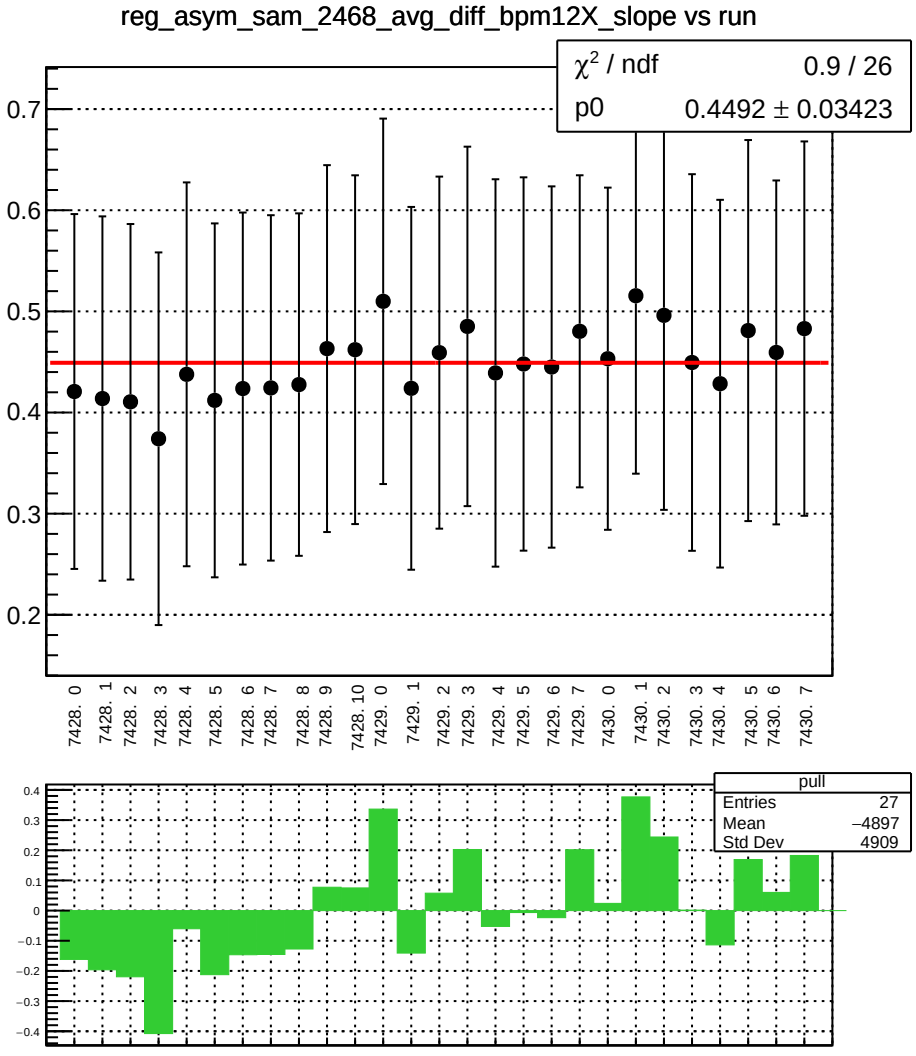
reg_asym_sam_2468_avg_diff_bpm12X_slope vs run
χ² / ndf 0.9 / 26
p0 0.4492 ± 0.03423
0.7
0.6
0.5
0.4
0.3
0.2
7428. 0
7428. 1
7428. 2
7428. 3
7428. 4
7428. 5
7428. 6
7428. 7
7428. 8
7428. 9
7428. 10
7429. 0
7429. 1
7429. 2
7429. 3
7429. 4
7429. 5
7429. 6
7429. 7
7430. 0
7430. 1
7430. 2
7430. 3
7430. 4
7430. 5
7430. 6
7430. 7
pull
Entries 27
Mean −4897
Std Dev 4909
0.4
0.3
0.2
0.1
0
−0.1
−0.2
−0.3
−0.4

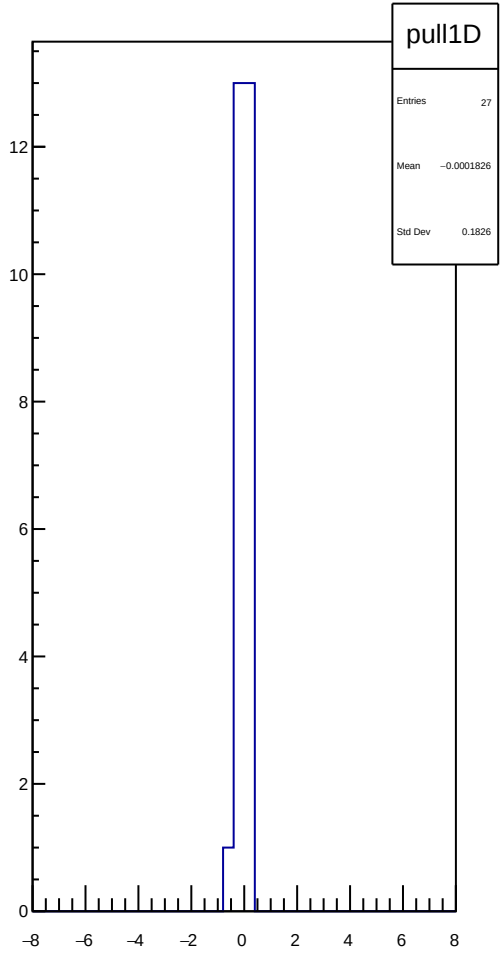
pull1D
Entries 27
Mean −0.0001826
Std Dev 0.1826
12
10
8
6
4
2
0
−8
−6
−4
−2
0
2
4
6
8

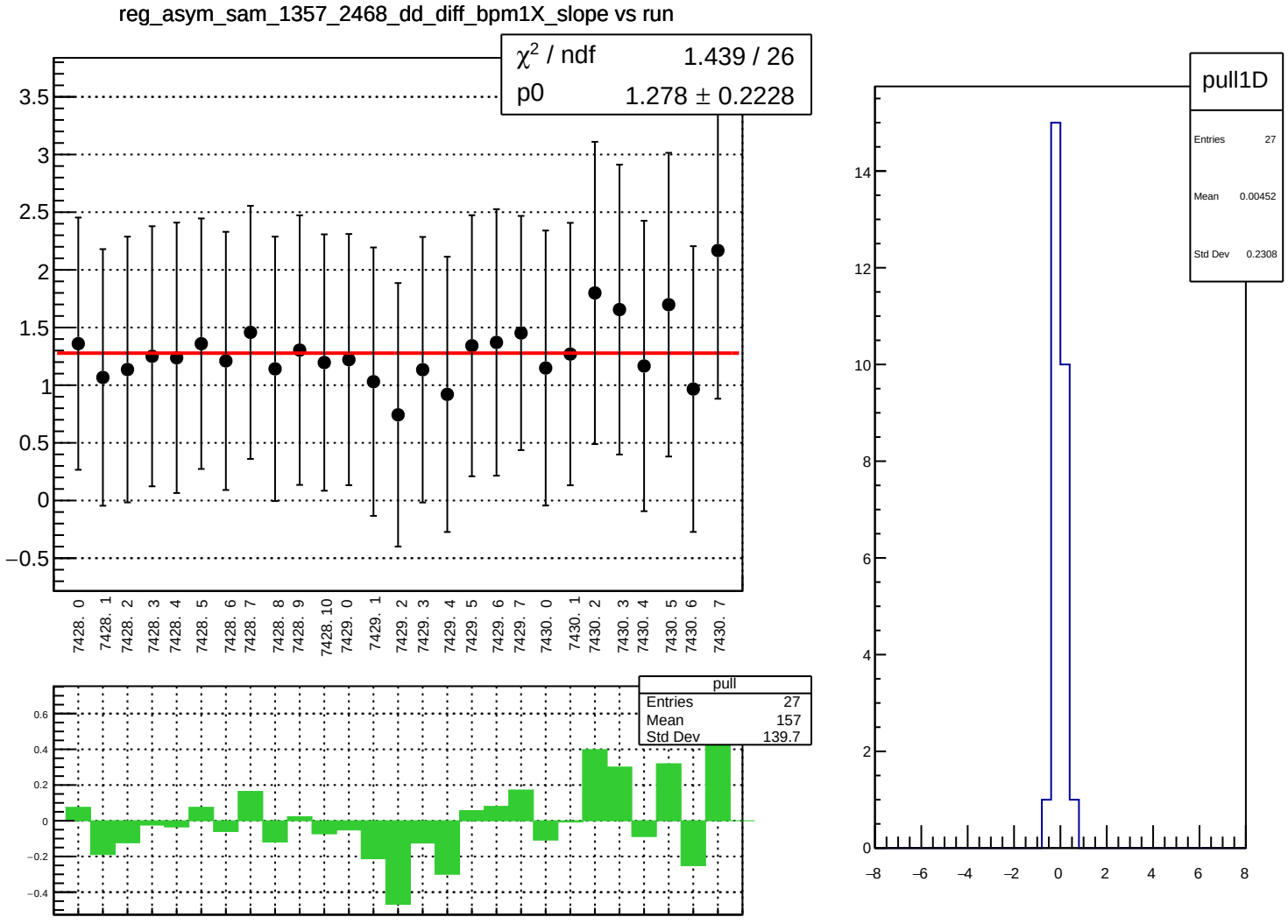
reg_asym_sam_1357_2468_dd_diff_bpm1X_slope vs run
χ² / ndf 1.439 / 26
p0 1.278 ± 0.2228
3.5
3
2.5
2
1.5
1
0.5
0
−0.5
7428. 0
7428. 1
7428. 2
7428. 3
7428. 4
7428. 5
7428. 6
7428. 7
7428. 8
7428. 9
7428. 10
7429. 0
7429. 1
7429. 2
7429. 3
7429. 4
7429. 5
7429. 6
7429. 7
7430. 0
7430. 1
7430. 2
7430. 3
7430. 4
7430. 5
7430. 6
7430. 7
pull
Entries 27
Mean 157
Std Dev 139.7
0.6
0.4
0.2
0
−0.2
−0.4
pull1D
Entries 27
Mean 0.00452
Std Dev 0.2308
14
12
10
8
6
4
2
0
−8
−6
−4
−2
0
2
4
6
8

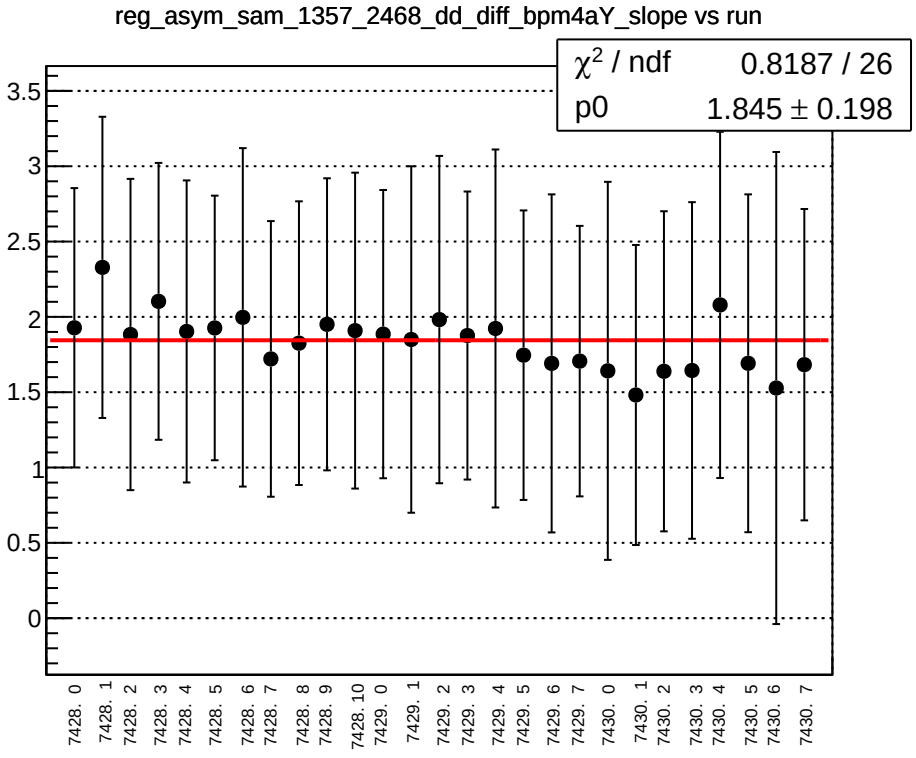
reg_asym_sam_1357_2468_dd_diff_bpm4aY_slope vs run
χ² / ndf 0.8187 / 26
p0 1.845 ± 0.198
3.5
3
2.5
2
1.5
1
0.5
0
7428. 0
7428. 1
7428. 2
7428. 3
7428. 4
7428. 5
7428. 6
7428. 7
7428. 8
7428. 9
7428. 10
7429. 0
7429. 1
7429. 2
7429. 3
7429. 4
7429. 5
7429. 6
7429. 7
7430. 0
7430. 1
7430. 2
7430. 3
7430. 4
7430. 5
7430. 6
7430. 7

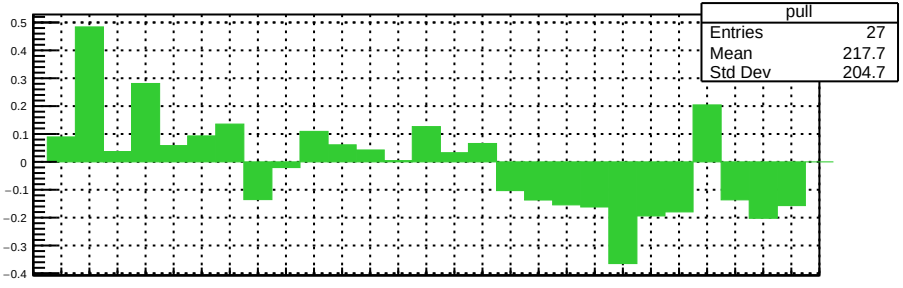
pull
Entries 27
Mean 217.7
Std Dev 204.7
0.5
0.4
0.3
0.2
0.1
0
−0.1
−0.2
−0.3
−0.4

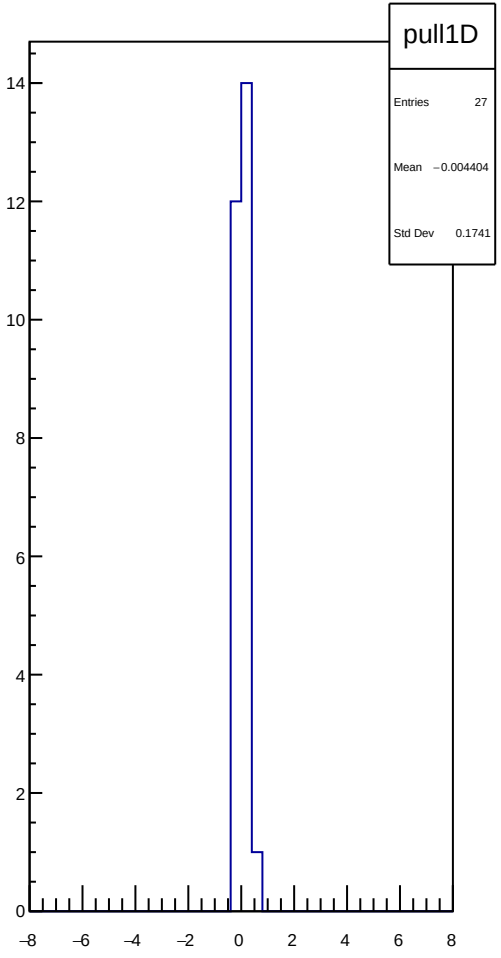
pull1D
Entries 27
Mean −0.004404
Std Dev 0.1741
14
12
10
8
6
4
2
0
−8
−6
−4
−2
0
2
4
6
8

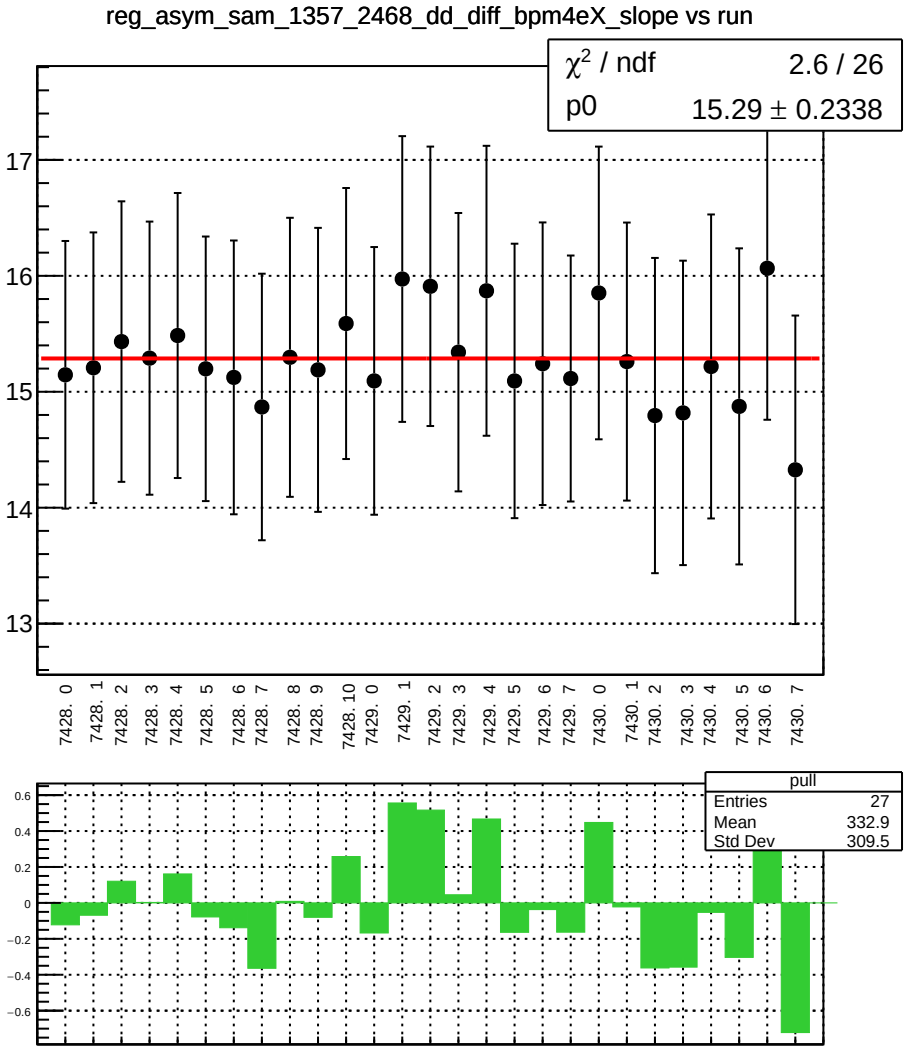
reg_asym_sam_1357_2468_dd_diff_bpm4eX_slope vs run
χ² / ndf 2.6 / 26
p0 15.29 ± 0.2338
17
16
15
14
13
7428. 0
7428. 1
7428. 2
7428. 3
7428. 4
7428. 5
7428. 6
7428. 7
7428. 8
7428. 9
7428. 10
7429. 0
7429. 1
7429. 2
7429. 3
7429. 4
7429. 5
7429. 6
7429. 7
7430. 0
7430. 1
7430. 2
7430. 3
7430. 4
7430. 5
7430. 6
7430. 7
pull
Entries 27
Mean 332.9
Std Dev 309.5
0.6
0.4
0.2
0
−0.2
−0.4
−0.6

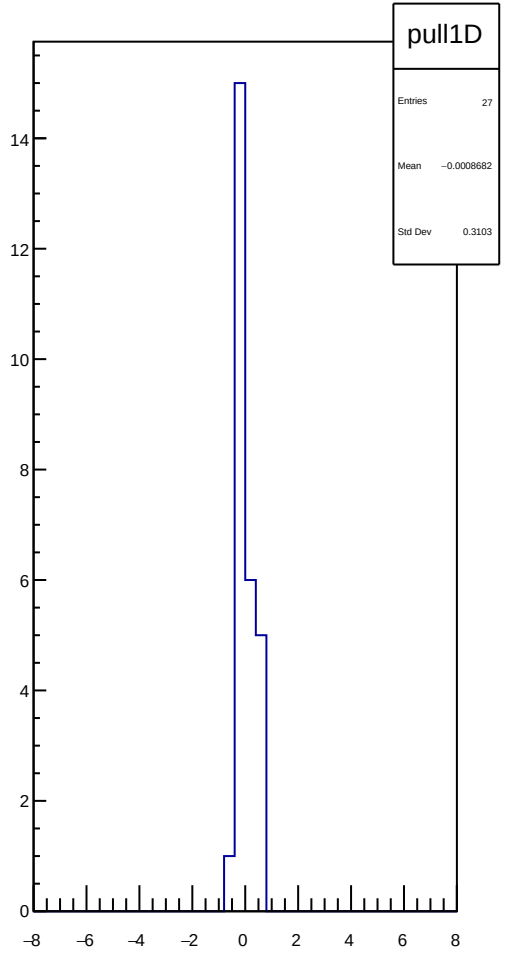
pull1D
Entries 27
Mean −0.0008682
Std Dev 0.3103
14
12
10
8
6
4
2
0
−8
−6
−4
−2
0
2
4
6
8

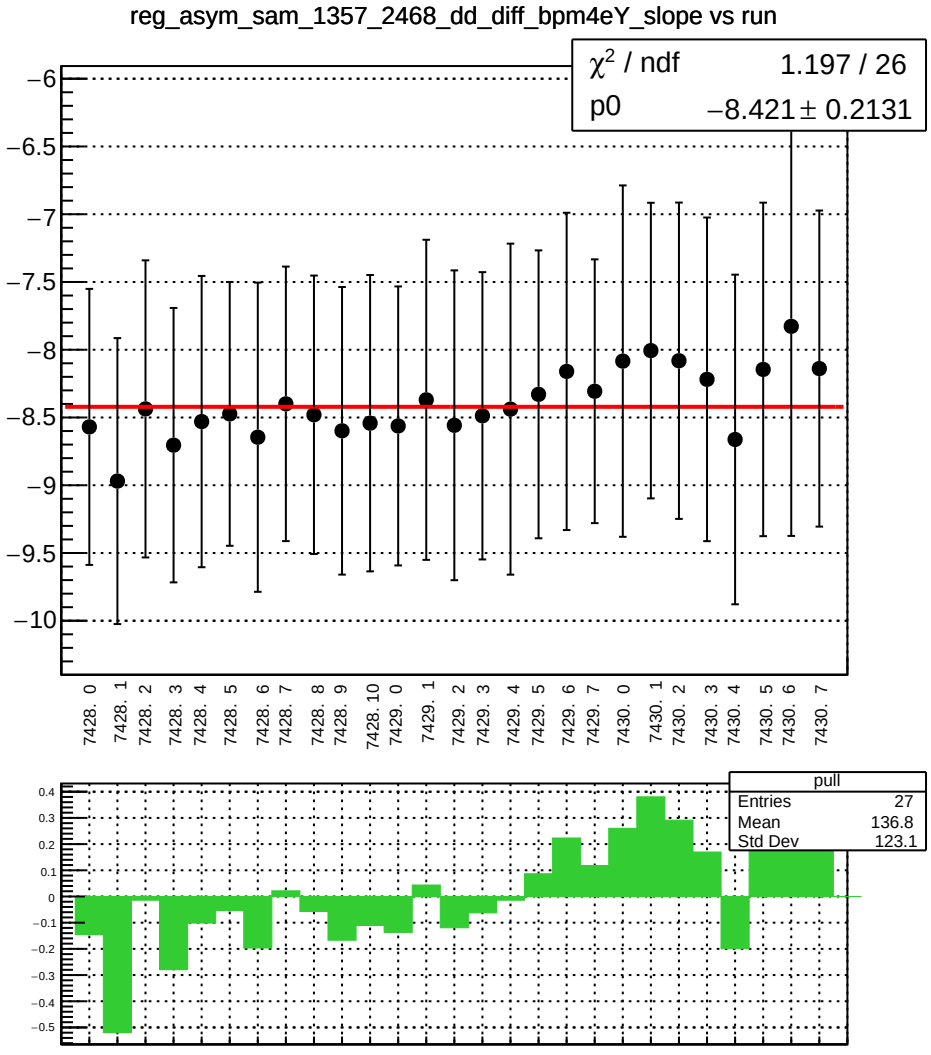
reg_asym_sam_1357_2468_dd_diff_bpm4eY_slope vs run
χ² / ndf 1.197 / 26
p0 −8.421 ± 0.2131
pull
Entries 27
Mean 136.8
Std Dev 123.1

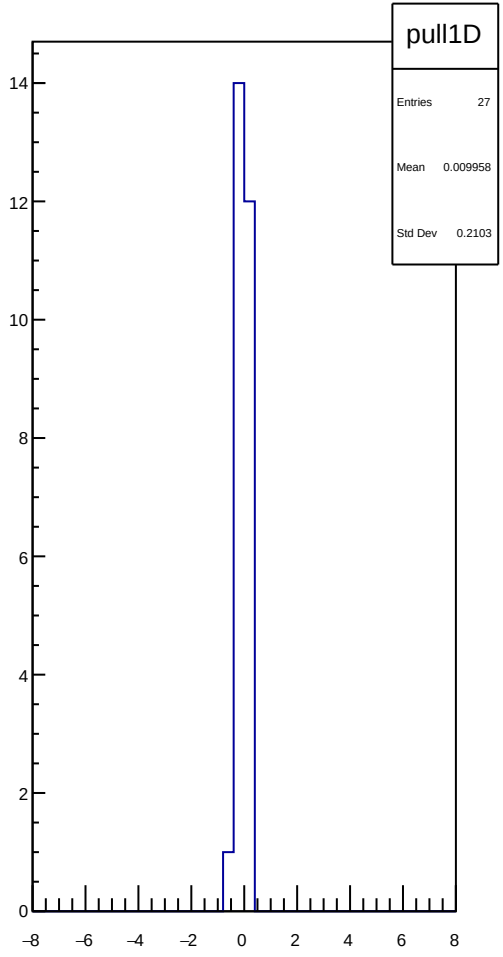
pull1D
Entries 27
Mean 0.009958
Std Dev 0.2103

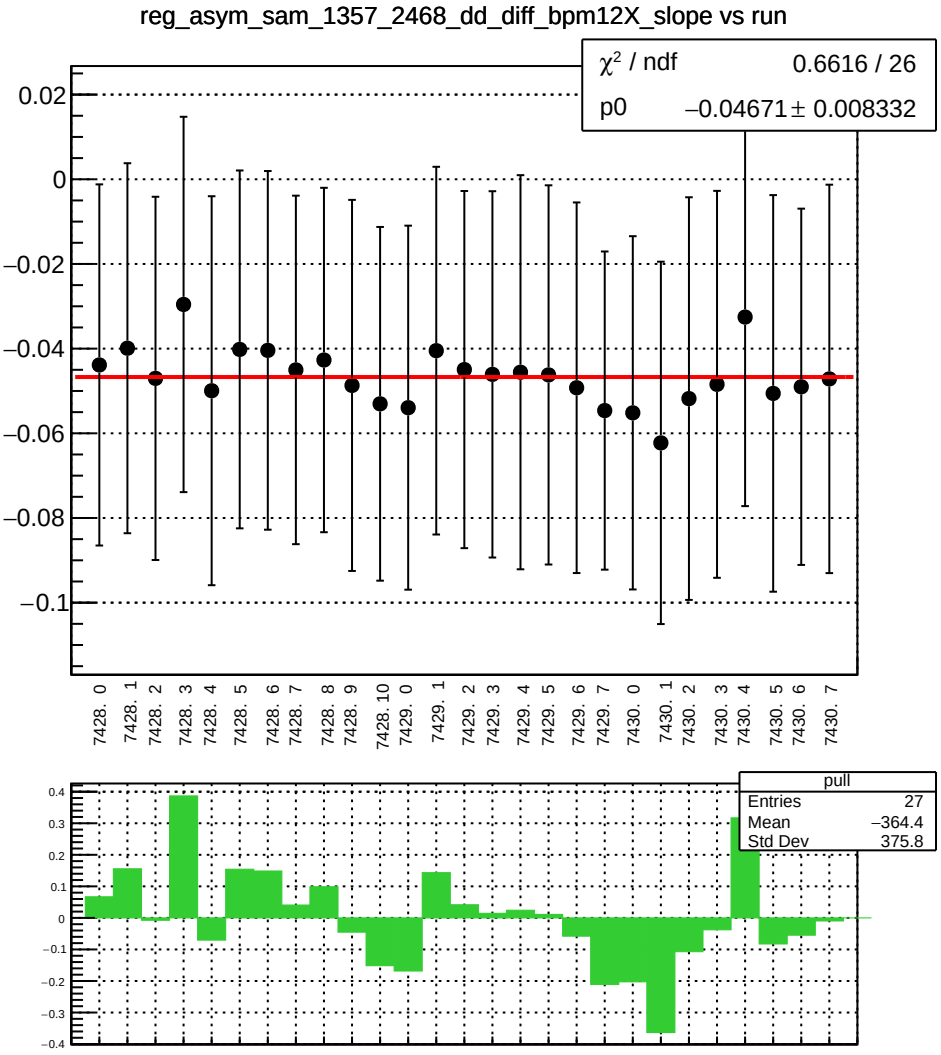
reg_asym_sam_1357_2468_dd_diff_bpm12X_slope vs run
χ² / ndf 0.6616 / 26
p0 −0.04671 ± 0.008332
0.02
0
−0.02
−0.04
−0.06
−0.08
−0.1
7428. 0
7428. 1
7428. 2
7428. 3
7428. 4
7428. 5
7428. 6
7428. 7
7428. 8
7428. 9
7428. 10
7429. 0
7429. 1
7429. 2
7429. 3
7429. 4
7429. 5
7429. 6
7429. 7
7430. 0
7430. 1
7430. 2
7430. 3
7430. 4
7430. 5
7430. 6
7430. 7
pull
Entries 27
Mean −364.4
Std Dev 375.8
0.4
0.3
0.2
0.1
0
−0.1
−0.2
−0.3
−0.4

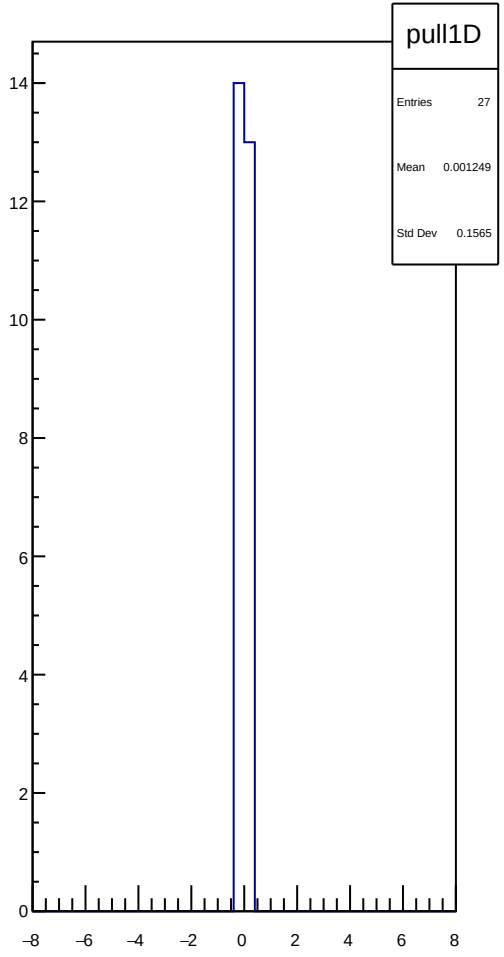
pull1D
Entries 27
Mean 0.001249
Std Dev 0.1565
14
12
10
8
6
4
2
0
−8
−6
−4
−2
0
2
4
6
8

reg_asym_sam_12345678_avg_diff_bpm1X_slope vs run

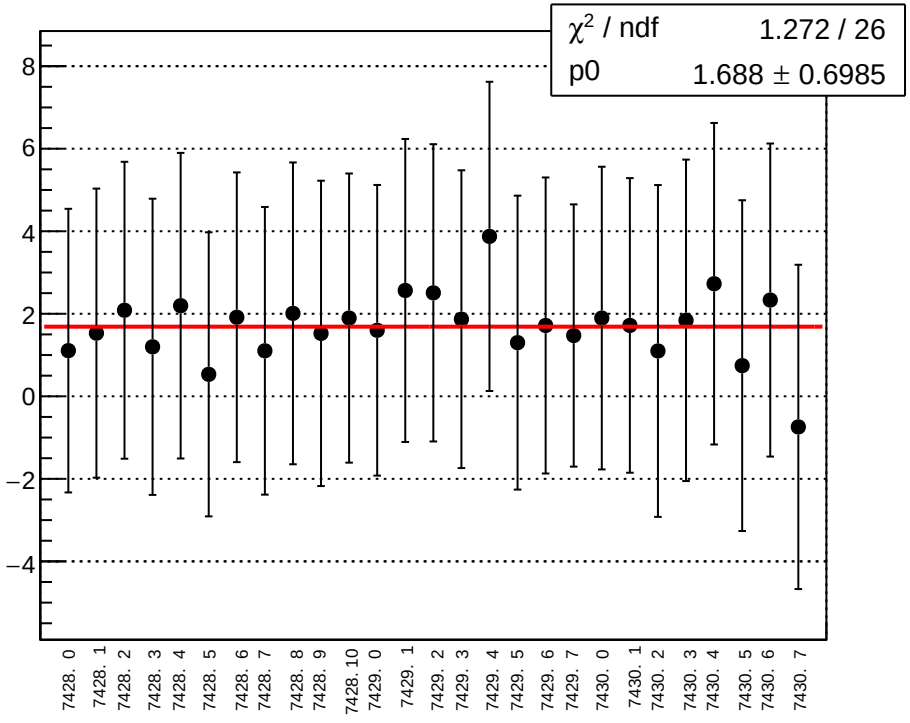

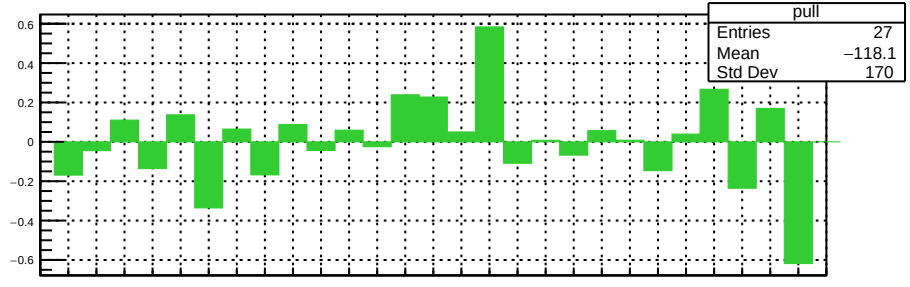

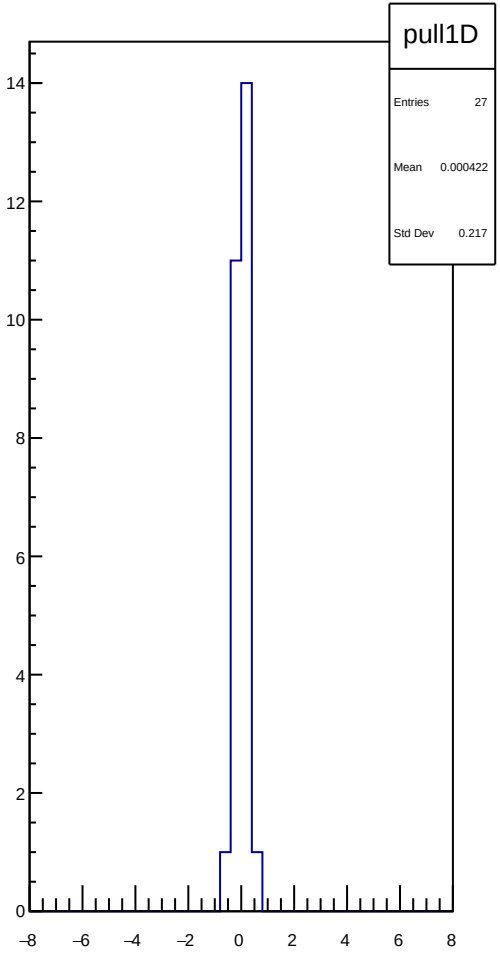

reg_asym_sam_12345678_avg_diff_bpm4aY_slope vs run

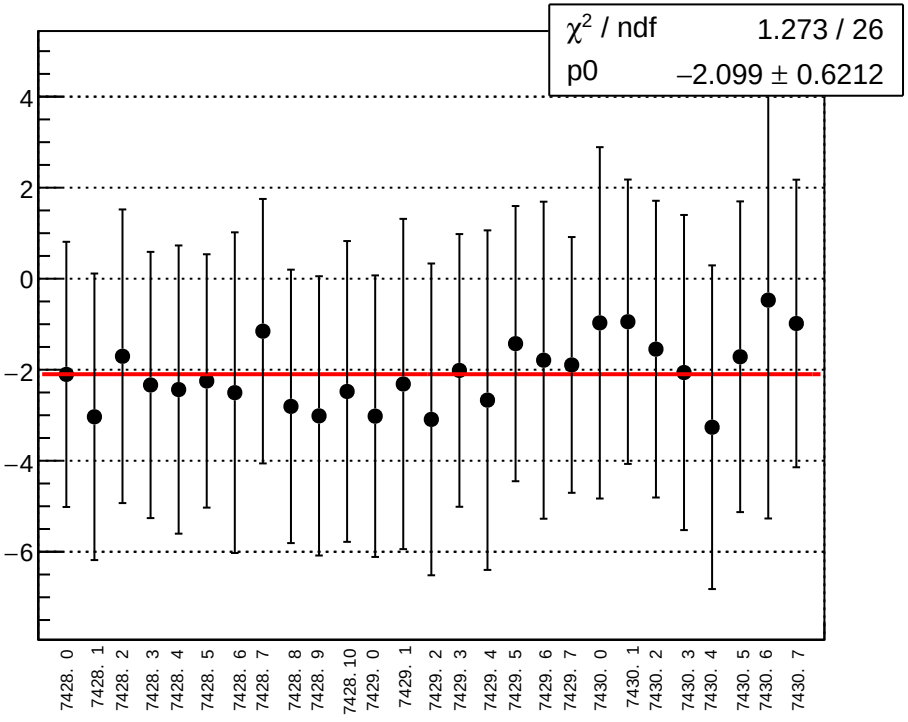

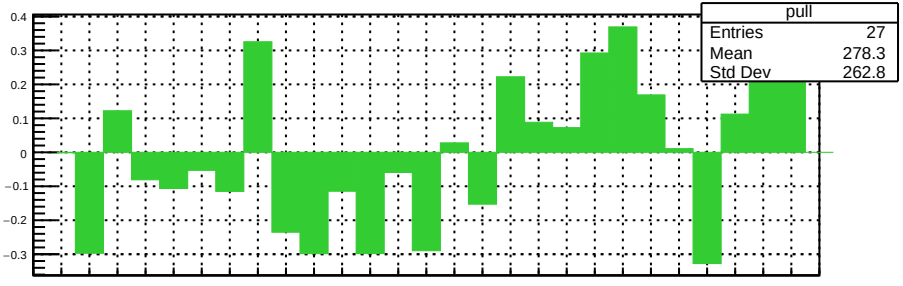

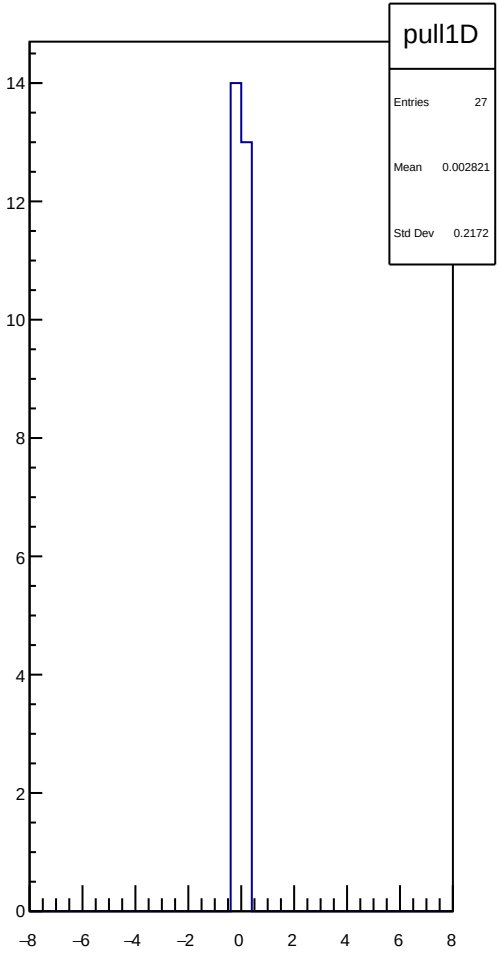

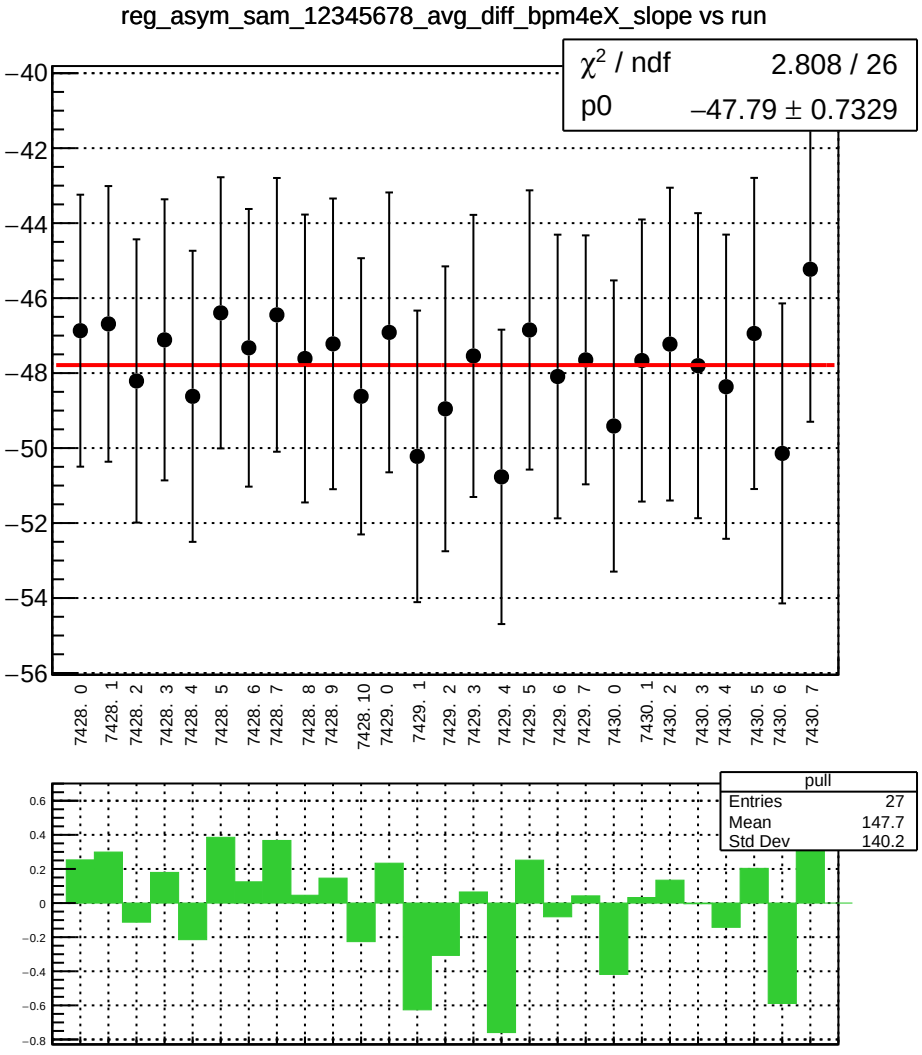
reg_asym_sam_12345678_avg_diff_bpm4eX_slope vs run
χ² / ndf 2.808 / 26
p0 −47.79 ± 0.7329
−40
−42
−44
−46
−48
−50
−52
−54
−56
7428. 0
7428. 1
7428. 2
7428. 3
7428. 4
7428. 5
7428. 6
7428. 7
7428. 8
7428. 9
7428. 10
7429. 0
7429. 1
7429. 2
7429. 3
7429. 4
7429. 5
7429. 6
7429. 7
7430. 0
7430. 1
7430. 2
7430. 3
7430. 4
7430. 5
7430. 6
7430. 7
pull
Entries 27
Mean 147.7
Std Dev 140.2
0.6
0.4
0.2
0
−0.2
−0.4
−0.6
−0.8

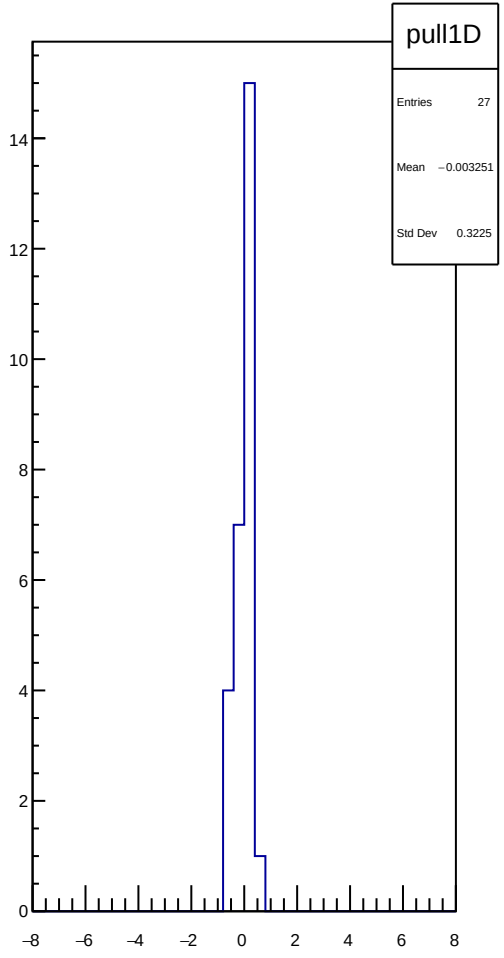
pull1D
Entries 27
Mean −0.003251
Std Dev 0.3225
14
12
10
8
6
4
2
0
−8
−6
−4
−2
0
2
4
6
8

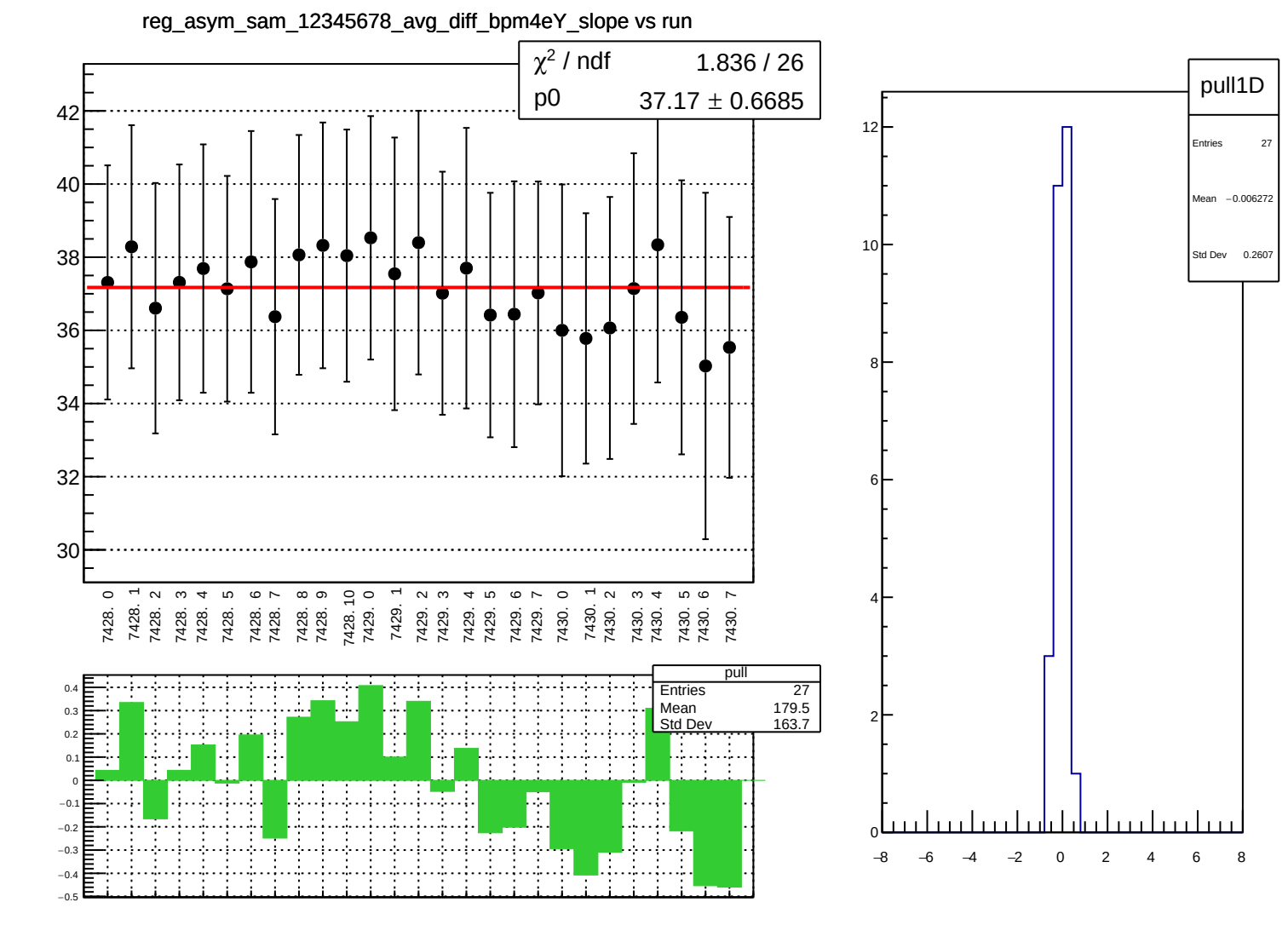
reg_asym_sam_12345678_avg_diff_bpm4eY_slope vs run
χ² / ndf 1.836 / 26
p0 37.17 ± 0.6685
42
40
38
36
34
32
30
7428. 0
7428. 1
7428. 2
7428. 3
7428. 4
7428. 5
7428. 6
7428. 7
7428. 8
7428. 9
7428. 10
7429. 0
7429. 1
7429. 2
7429. 3
7429. 4
7429. 5
7429. 6
7429. 7
7430. 0
7430. 1
7430. 2
7430. 3
7430. 4
7430. 5
7430. 6
7430. 7
pull
Entries 27
Mean 179.5
Std Dev 163.7
0.4
0.3
0.2
0.1
0
−0.1
−0.2
−0.3
−0.4
−0.5
pull1D
Entries 27
Mean −0.006272
Std Dev 0.2607
12
10
8
6
4
2
0
−8
−6
−4
−2
0
2
4
6
8

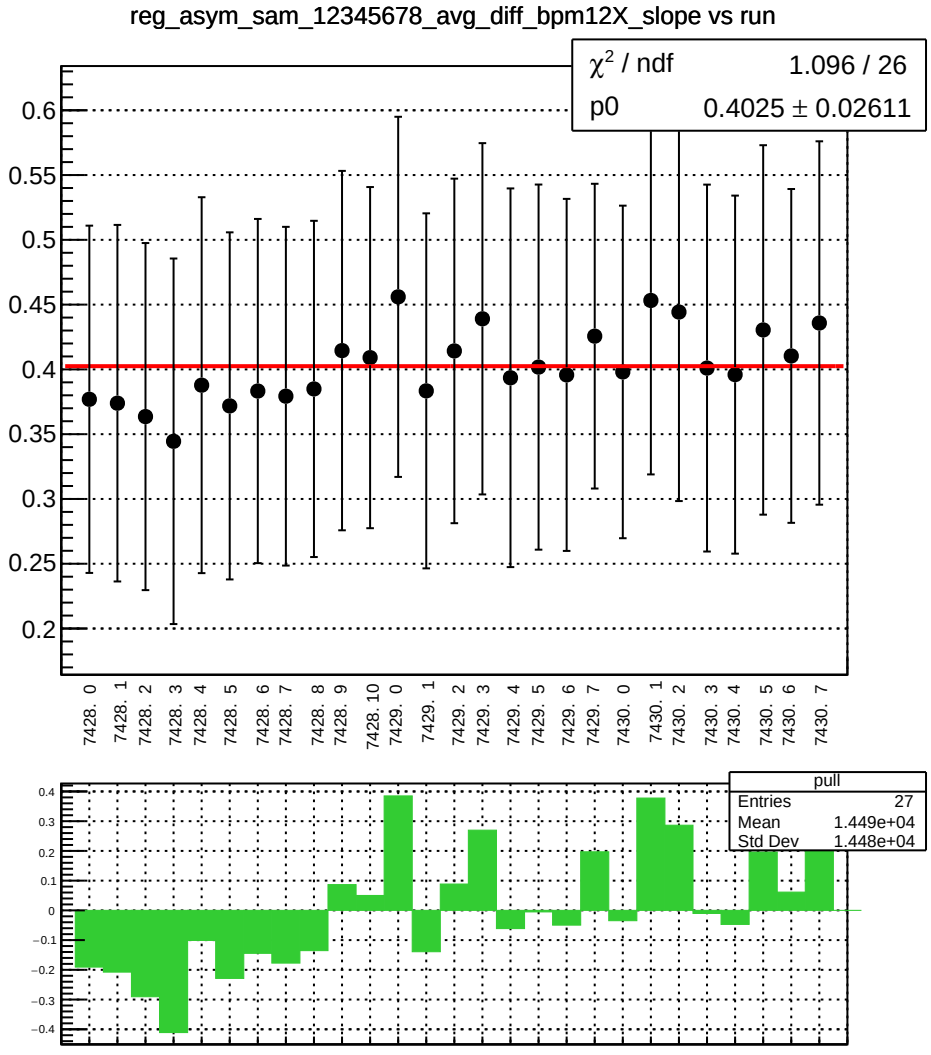
reg_asym_sam_12345678_avg_diff_bpm12X_slope vs run
χ² / ndf 1.096 / 26
p0 0.4025 ± 0.02611
0.6
0.55
0.5
0.45
0.4
0.35
0.3
0.25
0.2
7428. 0
7428. 1
7428. 2
7428. 3
7428. 4
7428. 5
7428. 6
7428. 7
7428. 8
7428. 9
7428. 10
7429. 0
7429. 1
7429. 2
7429. 3
7429. 4
7429. 5
7429. 6
7429. 7
7430. 0
7430. 1
7430. 2
7430. 3
7430. 4
7430. 5
7430. 6
7430. 7
pull
Entries 27
Mean 1.449e+04
Std Dev 1.448e+04
0.4
0.3
0.2
0.1
0
−0.1
−0.2
−0.3
−0.4

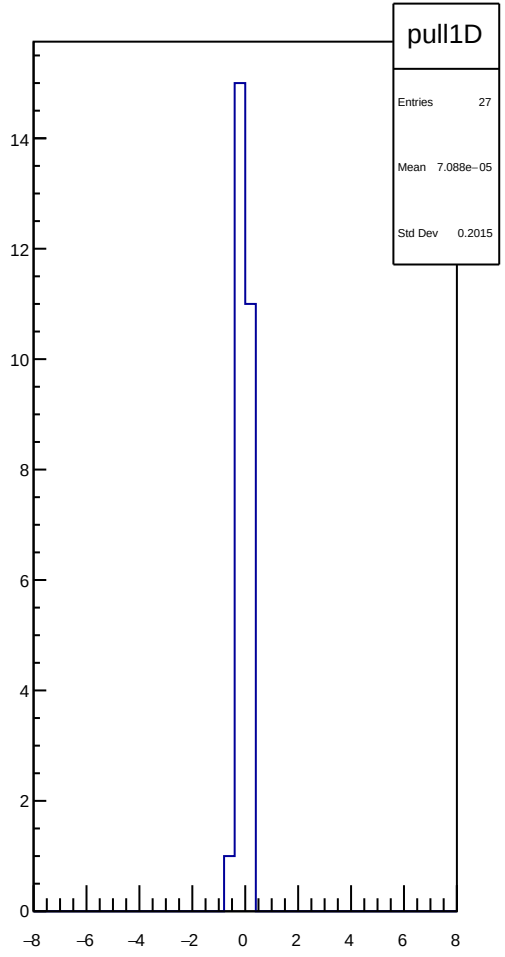
pull1D
Entries 27
Mean 7.088e−05
Std Dev 0.2015
14
12
10
8
6
4
2
0
−8
−6
−4
−2
0
2
4
6
8

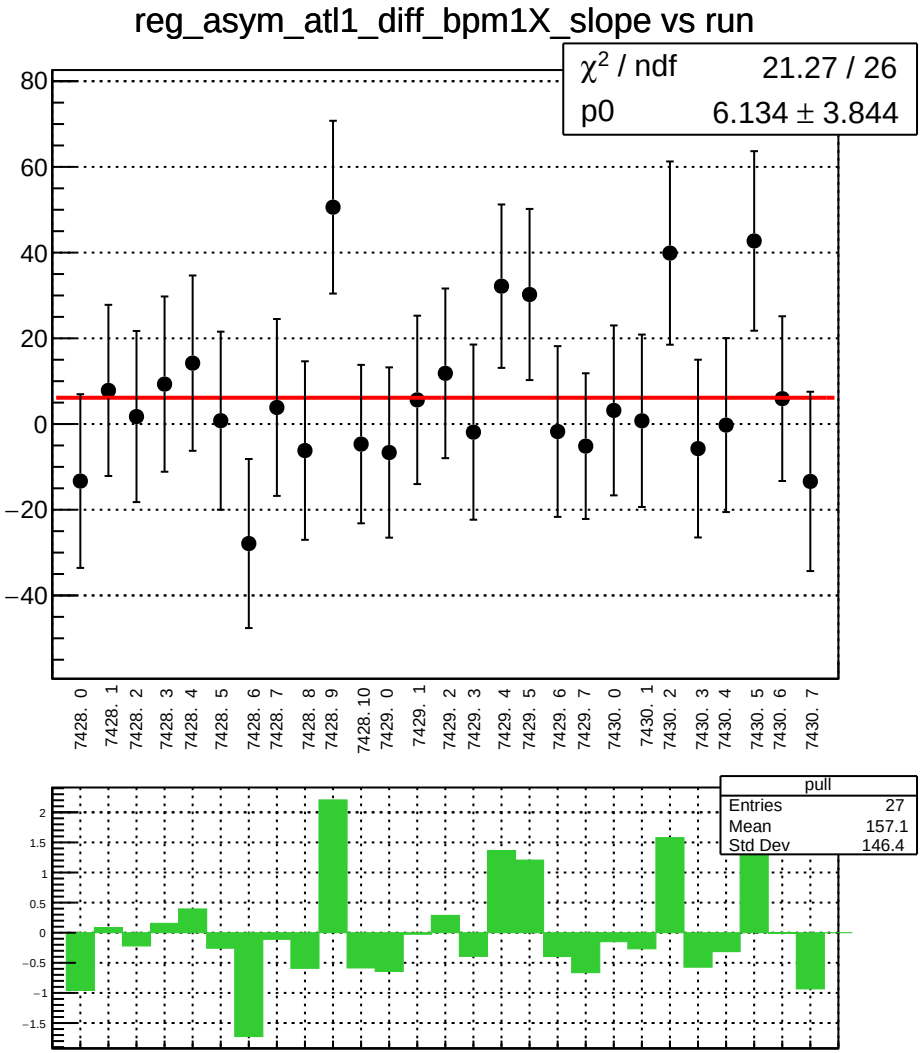
reg_asym_atl1_diff_bpm1X_slope vs run
χ² / ndf 21.27 / 26
p0 6.134 ± 3.844
80
60
40
20
0
−20
−40
7428. 0
7428. 1
7428. 2
7428. 3
7428. 4
7428. 5
7428. 6
7428. 7
7428. 8
7428. 9
7428. 10
7429. 0
7429. 1
7429. 2
7429. 3
7429. 4
7429. 5
7429. 6
7429. 7
7430. 0
7430. 1
7430. 2
7430. 3
7430. 4
7430. 5
7430. 6
7430. 7
pull
Entries 27
Mean 157.1
Std Dev 146.4
2
1.5
1
0.5
0
−0.5
−1
−1.5

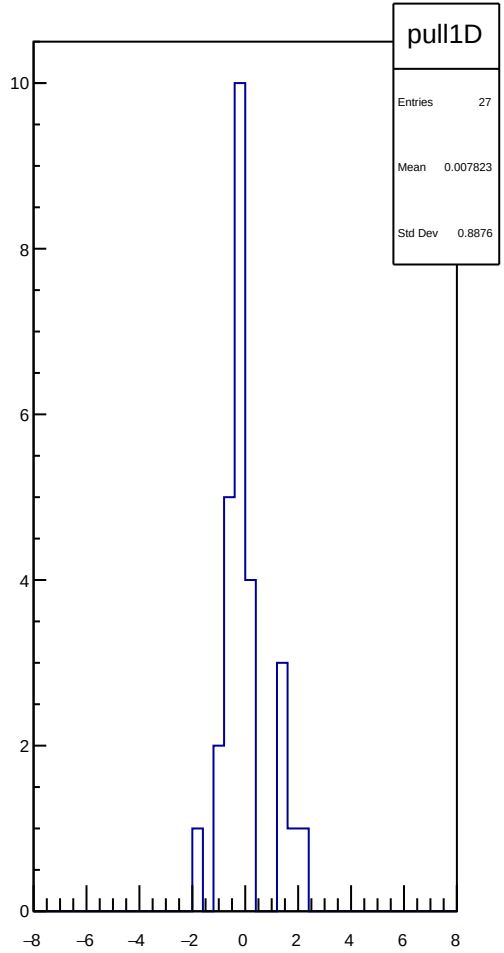
pull1D
Entries 27
Mean 0.007823
Std Dev 0.8876
10
8
6
4
2
0
−8
−6
−4
−2
0
2
4
6
8

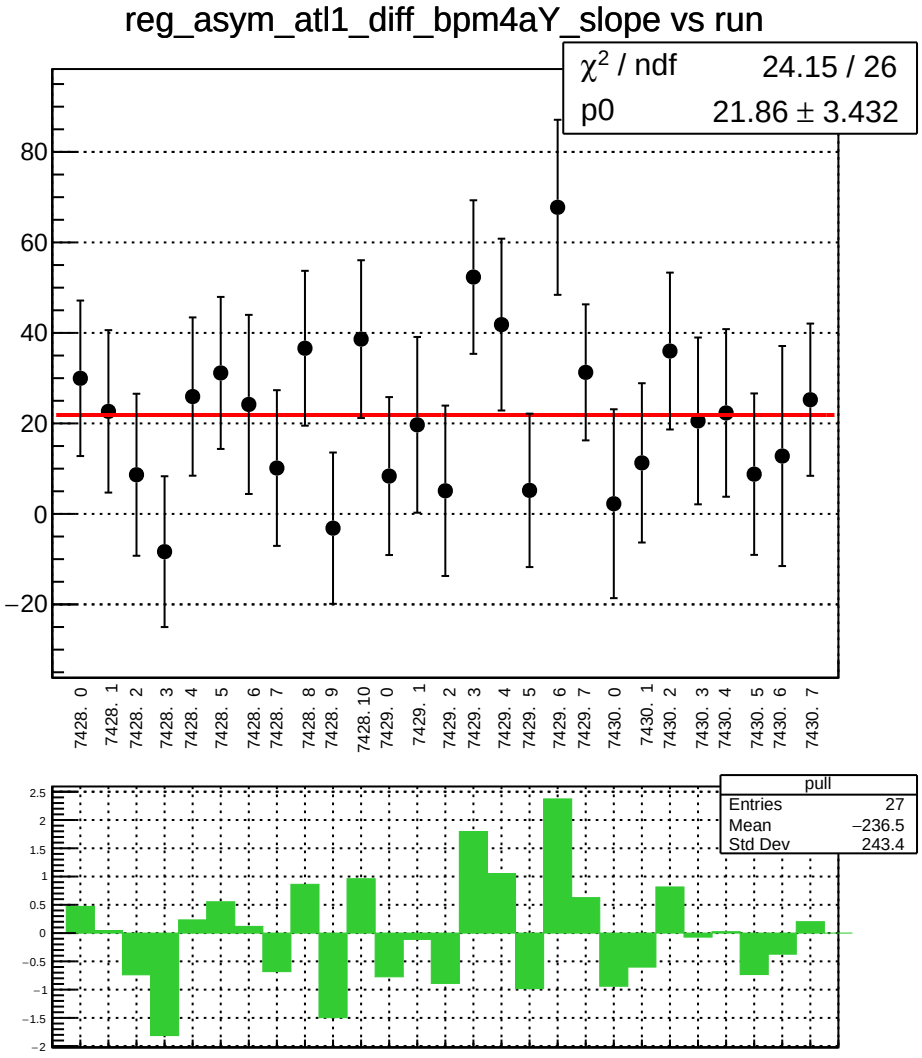
reg_asym_atl1_diff_bpm4aY_slope vs run
χ² / ndf 24.15 / 26
p0 21.86 ± 3.432
80
60
40
20
0
−20
7428. 0
7428. 1
7428. 2
7428. 3
7428. 4
7428. 5
7428. 6
7428. 7
7428. 8
7428. 9
7428. 10
7429. 0
7429. 1
7429. 2
7429. 3
7429. 4
7429. 5
7429. 6
7429. 7
7430. 0
7430. 1
7430. 2
7430. 3
7430. 4
7430. 5
7430. 6
7430. 7
pull
Entries 27
Mean −236.5
Std Dev 243.4
2.5
2
1.5
1
0.5
0
−0.5
−1
−1.5
−2

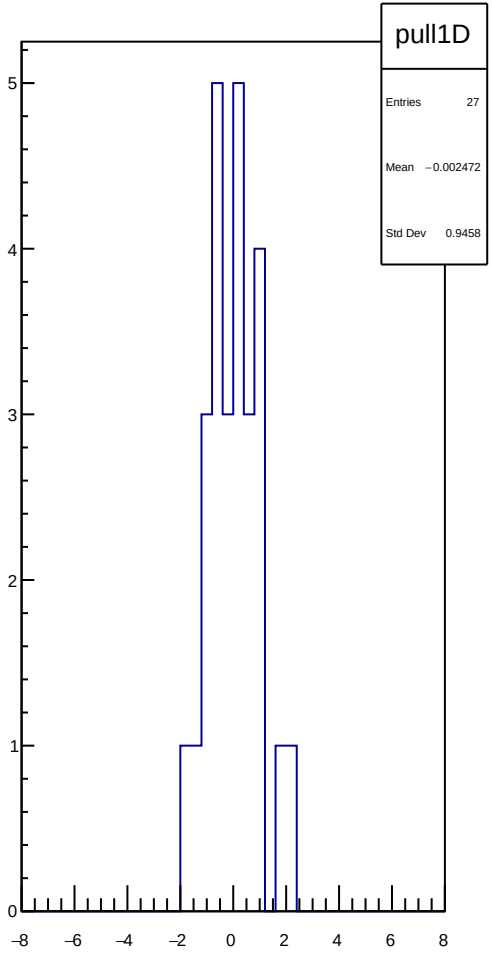
pull1D
Entries 27
Mean −0.002472
Std Dev 0.9458
5
4
3
2
1
0
−8
−6
−4
−2
0
2
4
6
8

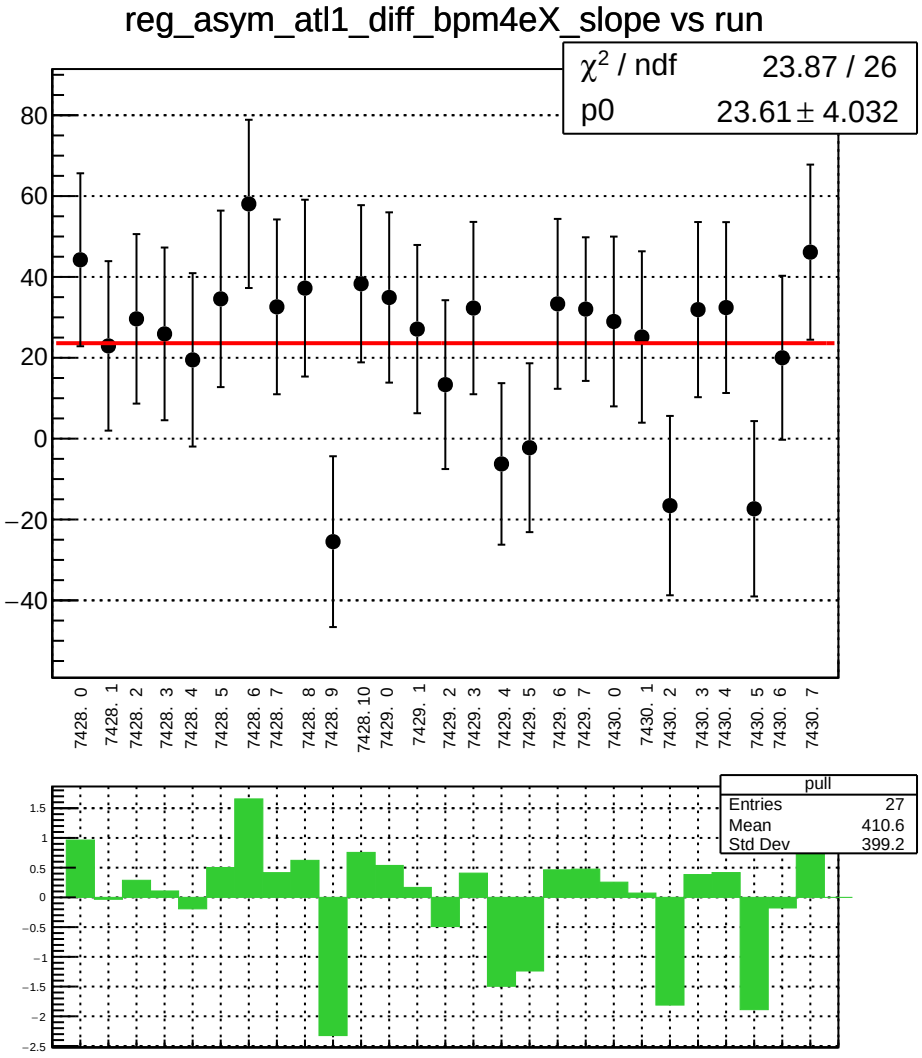
reg_asym_atl1_diff_bpm4eX_slope vs run
χ² / ndf 23.87 / 26
p0 23.61 ± 4.032
80
60
40
20
0
−20
−40
7428. 0
7428. 1
7428. 2
7428. 3
7428. 4
7428. 5
7428. 6
7428. 7
7428. 8
7428. 9
7428. 10
7429. 0
7429. 1
7429. 2
7429. 3
7429. 4
7429. 5
7429. 6
7429. 7
7430. 0
7430. 1
7430. 2
7430. 3
7430. 4
7430. 5
7430. 6
7430. 7
pull
Entries 27
Mean 410.6
Std Dev 399.2
1.5
1
0.5
0
−0.5
−1
−1.5
−2
−2.5

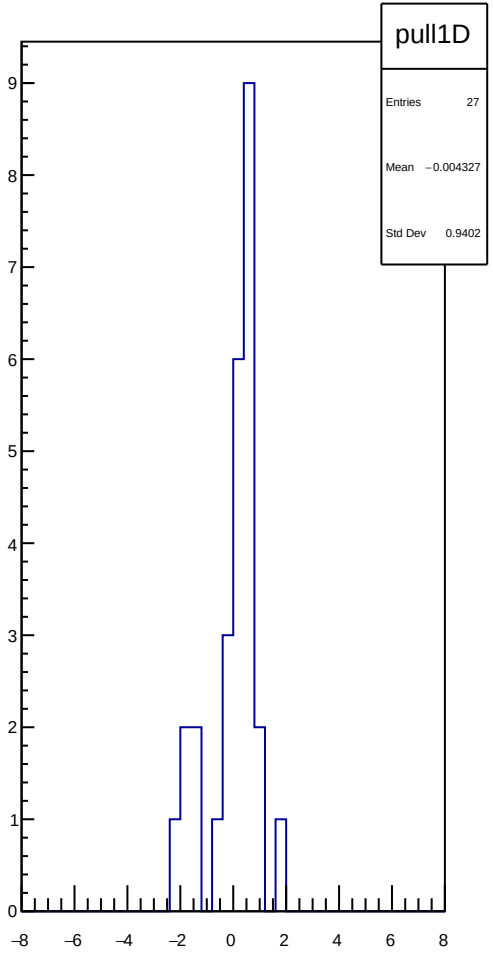
pull1D
Entries 27
Mean −0.004327
Std Dev 0.9402
9
8
7
6
5
4
3
2
1
0
−8
−6
−4
−2
0
2
4
6
8

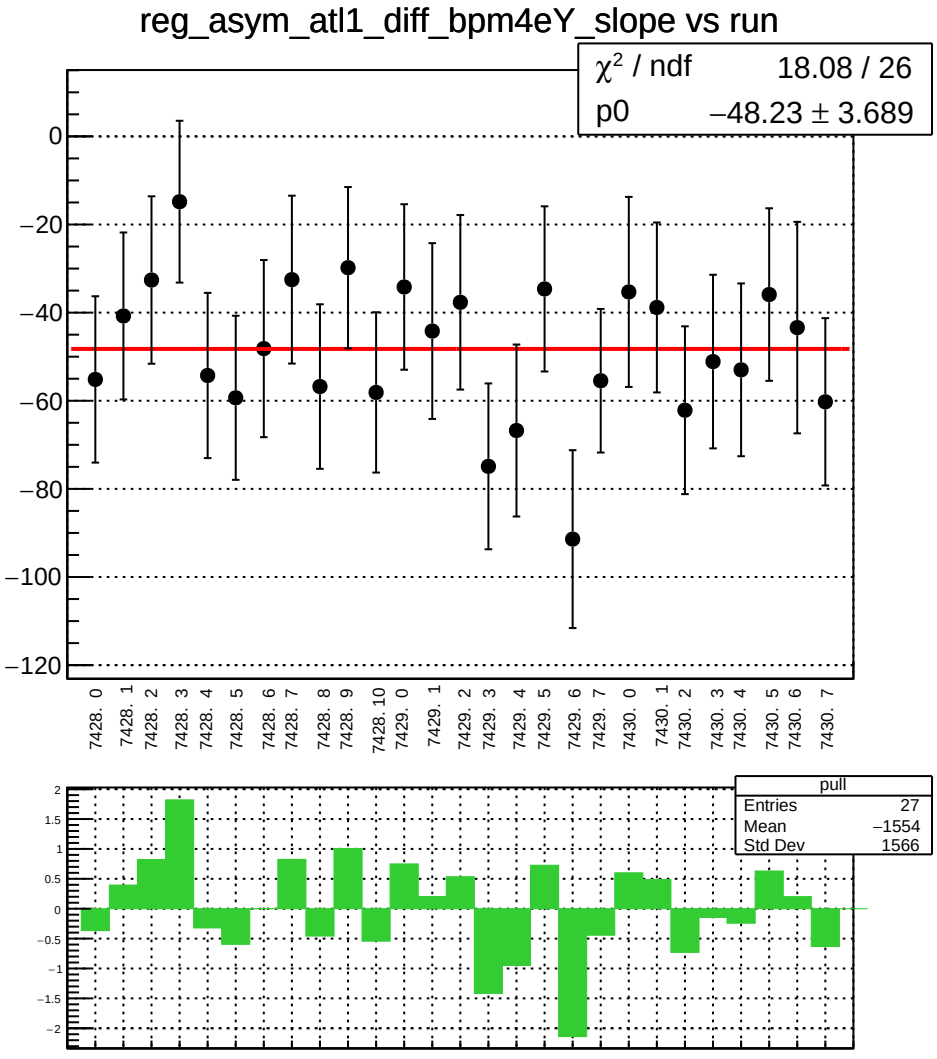
reg_asym_atl1_diff_bpm4eY_slope vs run
χ² / ndf 18.08 / 26
p0 −48.23 ± 3.689
0
−20
−40
−60
−80
−100
−120
7428. 0
7428. 1
7428. 2
7428. 3
7428. 4
7428. 5
7428. 6
7428. 7
7428. 8
7428. 9
7428. 10
7429. 0
7429. 1
7429. 2
7429. 3
7429. 4
7429. 5
7429. 6
7429. 7
7430. 0
7430. 1
7430. 2
7430. 3
7430. 4
7430. 5
7430. 6
7430. 7
pull
Entries 27
Mean −1554
Std Dev 1566
2
1.5
1
0.5
0
−0.5
−1
−1.5
−2

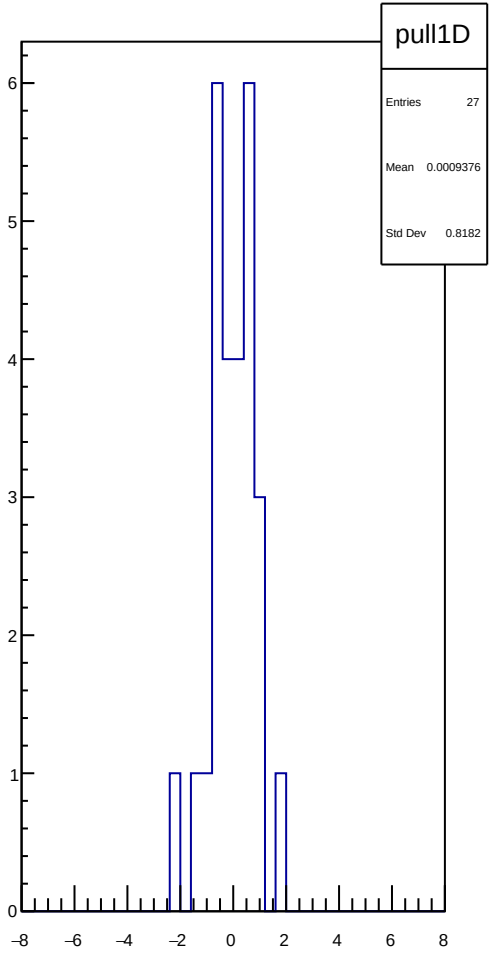
pull1D
Entries 27
Mean 0.0009376
Std Dev 0.8182
6
5
4
3
2
1
0
−8
−6
−4
−2
0
2
4
6
8

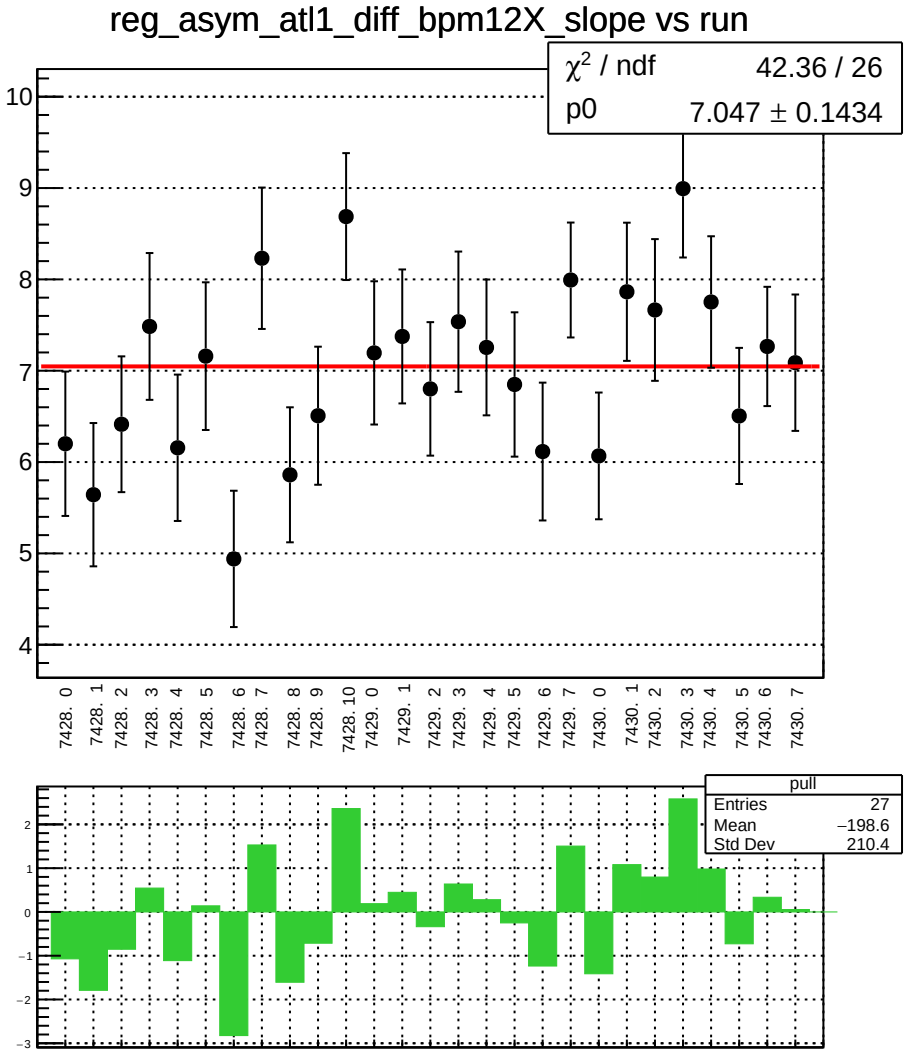
reg_asym_atl1_diff_bpm12X_slope vs run
χ² / ndf 42.36 / 26
p0 7.047 ± 0.1434
10
9
8
7
6
5
4
7428. 0
7428. 1
7428. 2
7428. 3
7428. 4
7428. 5
7428. 6
7428. 7
7428. 8
7428. 9
7428. 10
7429. 0
7429. 1
7429. 2
7429. 3
7429. 4
7429. 5
7429. 6
7429. 7
7430. 0
7430. 1
7430. 2
7430. 3
7430. 4
7430. 5
7430. 6
7430. 7
pull
Entries 27
Mean −198.6
Std Dev 210.4
2
1
0
−1
−2
−3

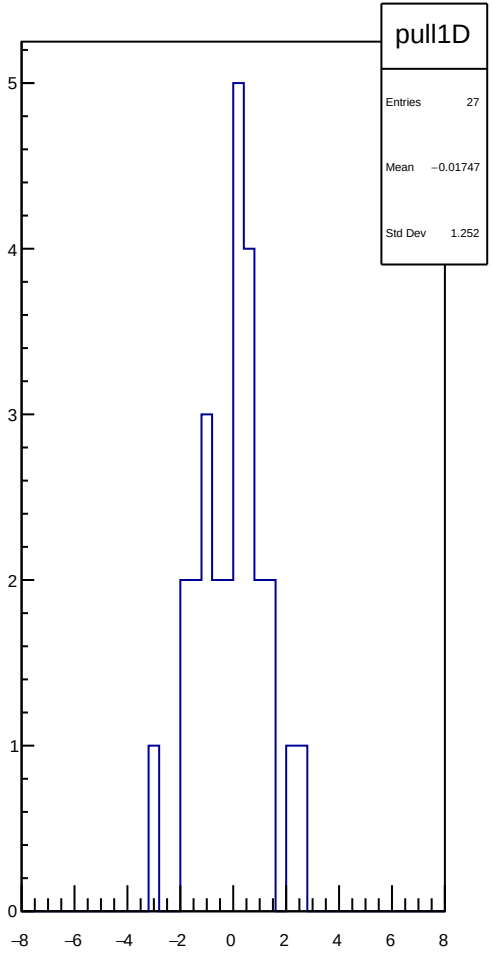
pull1D
Entries 27
Mean −0.01747
Std Dev 1.252
5
4
3
2
1
0
−8
−6
−4
−2
0
2
4
6
8

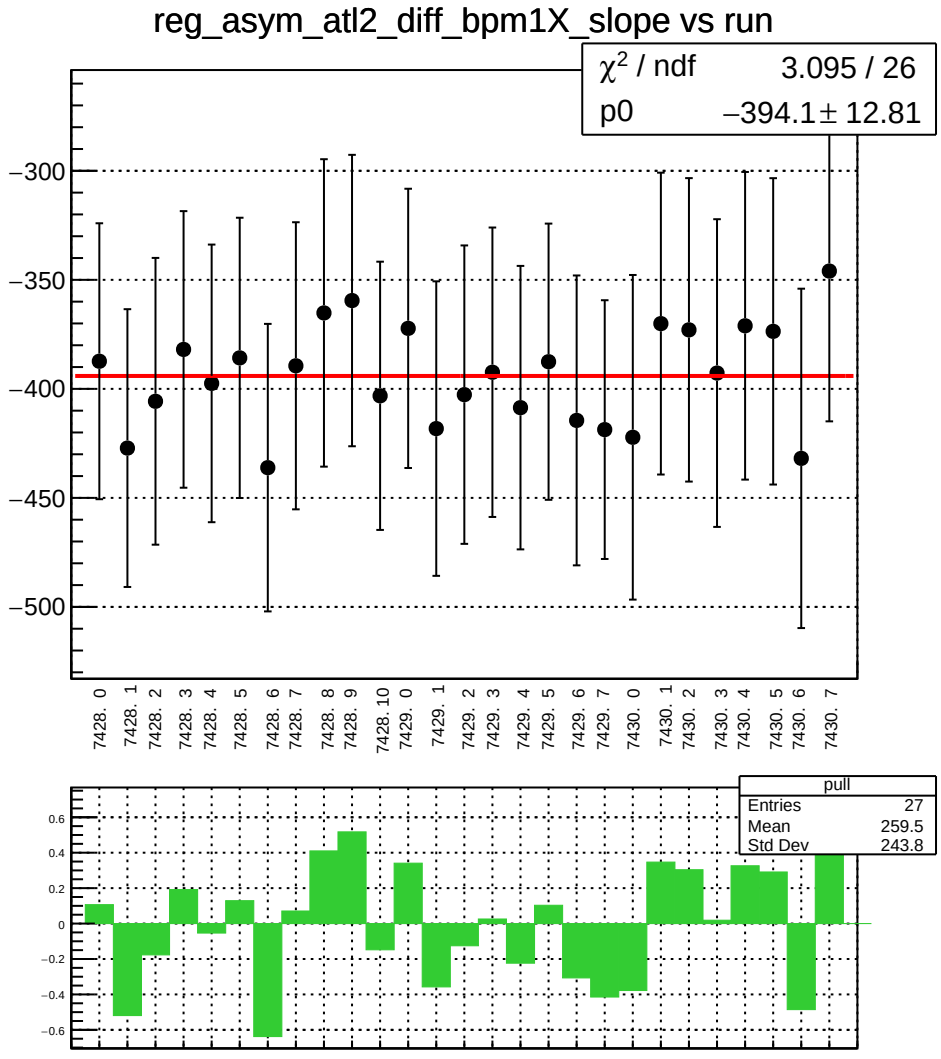
reg_asym_atl2_diff_bpm1X_slope vs run
χ² / ndf 3.095 / 26
p0 −394.1 ± 12.81
−300
−350
−400
−450
−500
7428. 0
7428. 1
7428. 2
7428. 3
7428. 4
7428. 5
7428. 6
7428. 7
7428. 8
7428. 9
7428. 10
7429. 0
7429. 1
7429. 2
7429. 3
7429. 4
7429. 5
7429. 6
7429. 7
7430. 0
7430. 1
7430. 2
7430. 3
7430. 4
7430. 5
7430. 6
7430. 7
pull
Entries 27
Mean 259.5
Std Dev 243.8
0.6
0.4
0.2
0
−0.2
−0.4
−0.6

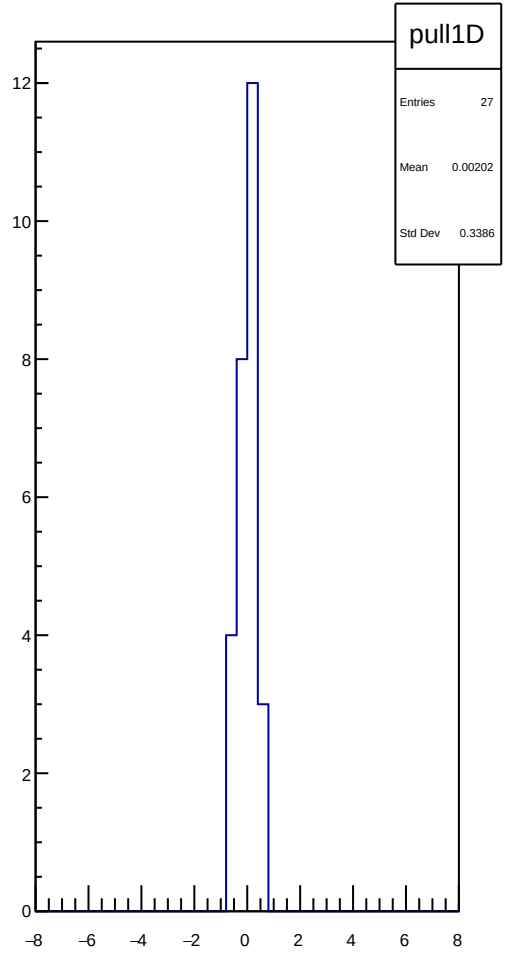
pull1D
Entries 27
Mean 0.00202
Std Dev 0.3386
12
10
8
6
4
2
0
−8
−6
−4
−2
0
2
4
6
8

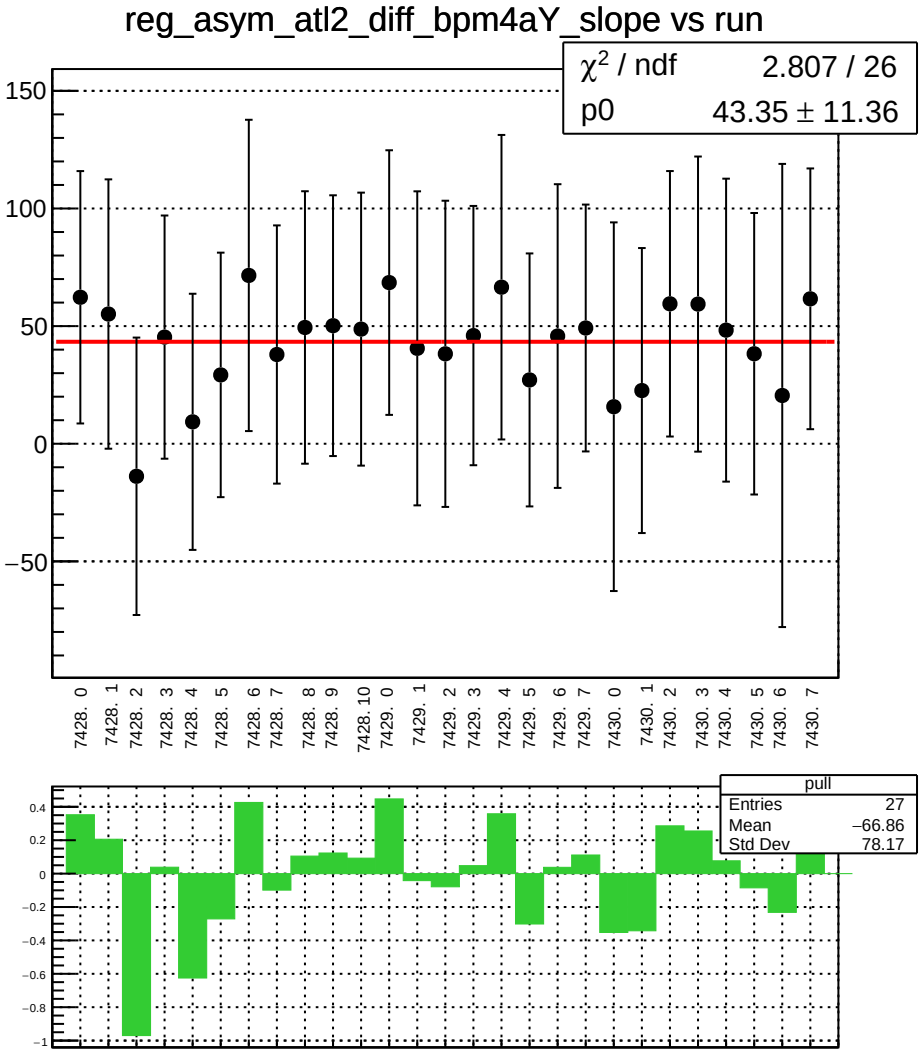
reg_asym_atl2_diff_bpm4aY_slope vs run
χ² / ndf 2.807 / 26
p0 43.35 ± 11.36
150
100
50
0
−50
7428. 0
7428. 1
7428. 2
7428. 3
7428. 4
7428. 5
7428. 6
7428. 7
7428. 8
7428. 9
7428. 10
7429. 0
7429. 1
7429. 2
7429. 3
7429. 4
7429. 5
7429. 6
7429. 7
7430. 0
7430. 1
7430. 2
7430. 3
7430. 4
7430. 5
7430. 6
7430. 7
pull
Entries 27
Mean −66.86
Std Dev 78.17
0.4
0.2
0
−0.2
−0.4
−0.6
−0.8
−1

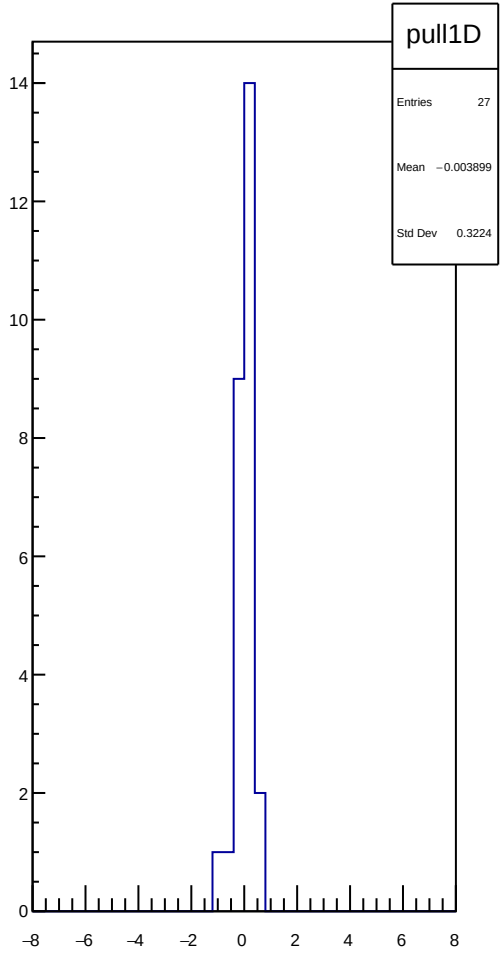
pull1D
Entries 27
Mean −0.003899
Std Dev 0.3224
14
12
10
8
6
4
2
0
−8
−6
−4
−2
0
2
4
6
8

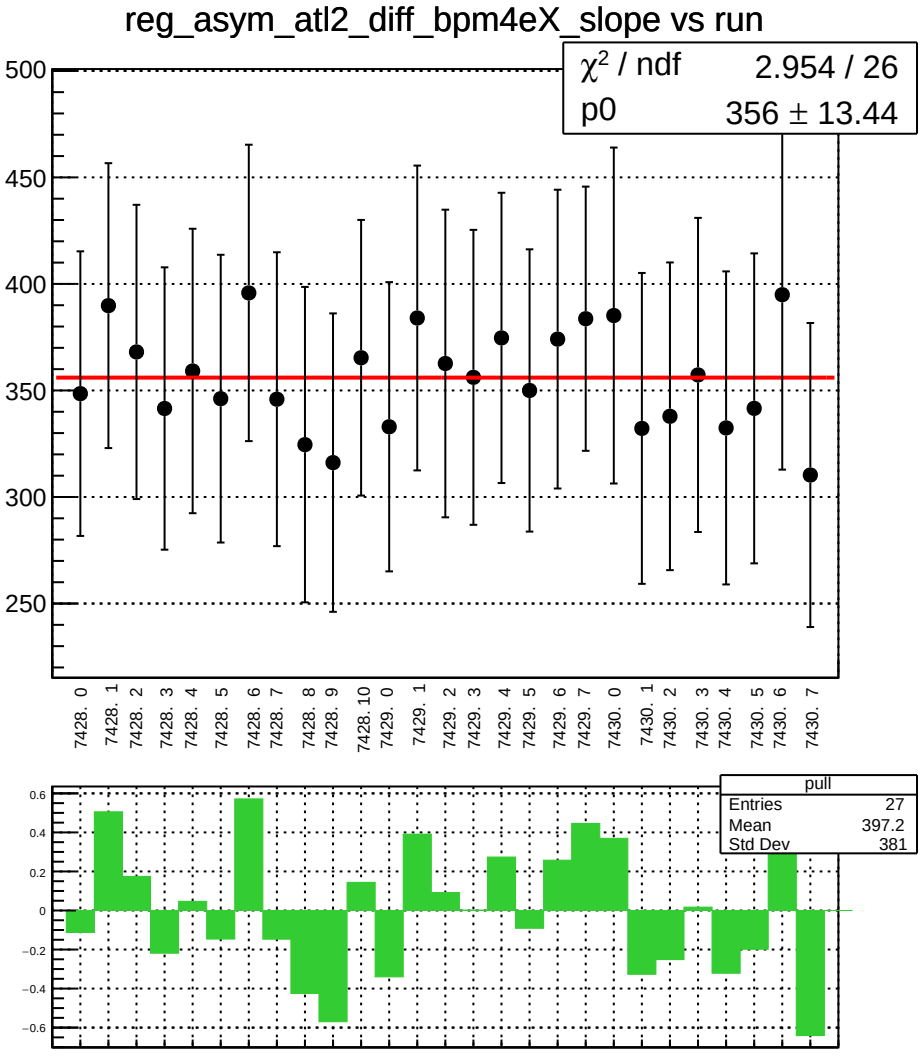
reg_asym_atl2_diff_bpm4eX_slope vs run
χ² / ndf 2.954 / 26
p0 356 ± 13.44
500
450
400
350
300
250
7428. 0
7428. 1
7428. 2
7428. 3
7428. 4
7428. 5
7428. 6
7428. 7
7428. 8
7428. 9
7428. 10
7429. 0
7429. 1
7429. 2
7429. 3
7429. 4
7429. 5
7429. 6
7429. 7
7430. 0
7430. 1
7430. 2
7430. 3
7430. 4
7430. 5
7430. 6
7430. 7
pull
Entries 27
Mean 397.2
Std Dev 381
0.6
0.4
0.2
0
−0.2
−0.4
−0.6

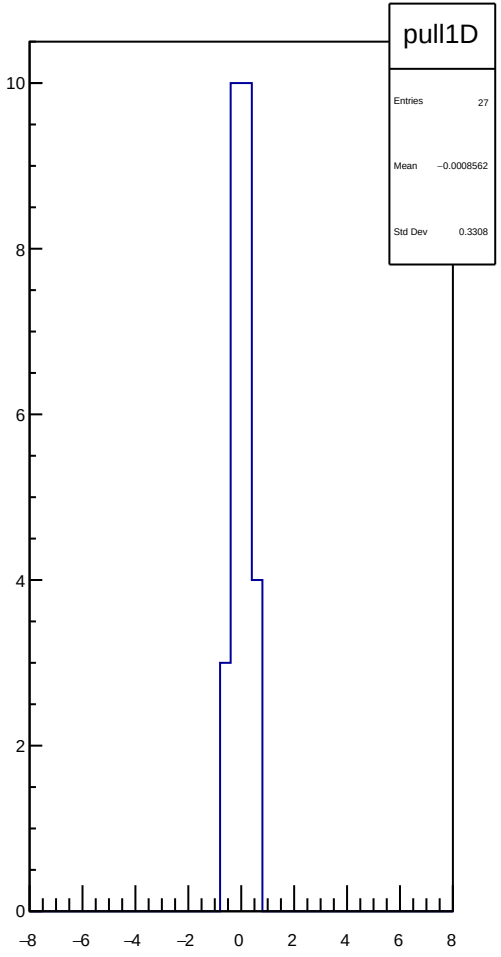
pull1D
Entries 27
Mean −0.0008562
Std Dev 0.3308
10
8
6
4
2
0
−8
−6
−4
−2
0
2
4
6
8

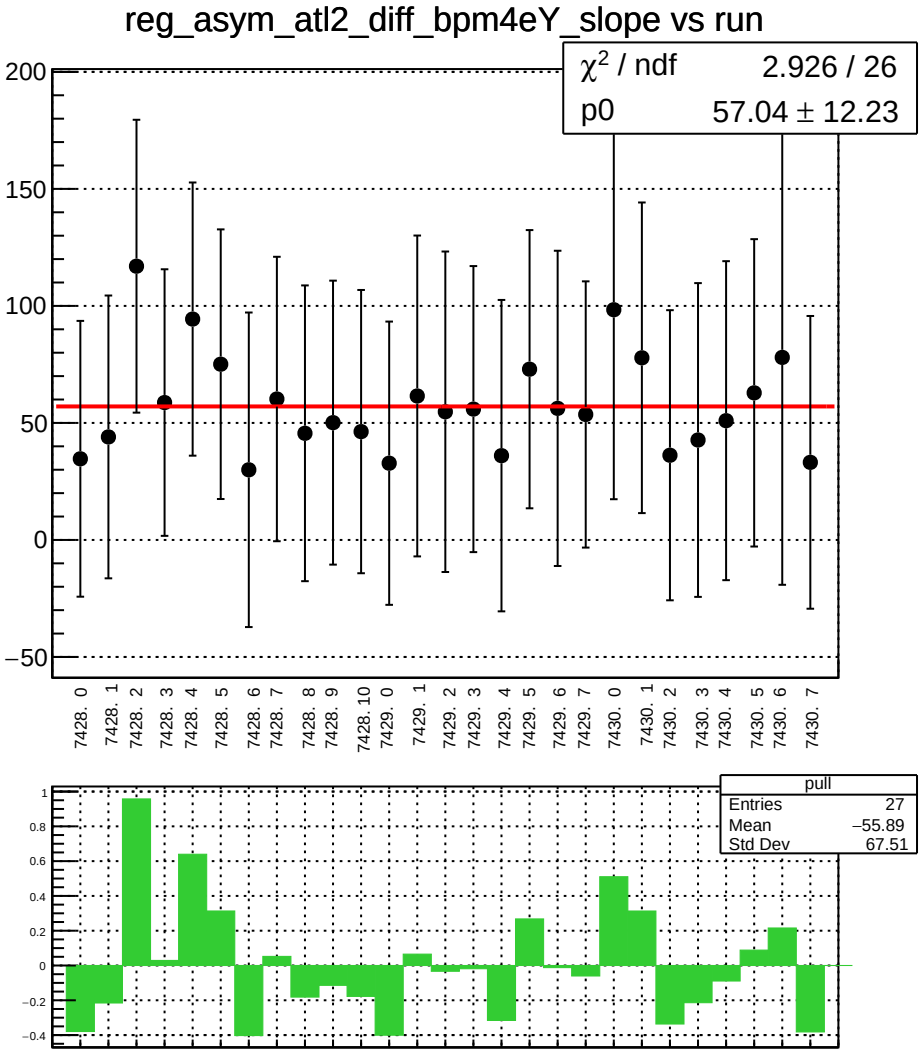
reg_asym_atl2_diff_bpm4eY_slope vs run
χ² / ndf 2.926 / 26
p0 57.04 ± 12.23
200
150
100
50
0
−50
7428. 0
7428. 1
7428. 2
7428. 3
7428. 4
7428. 5
7428. 6
7428. 7
7428. 8
7428. 9
7428. 10
7429. 0
7429. 1
7429. 2
7429. 3
7429. 4
7429. 5
7429. 6
7429. 7
7430. 0
7430. 1
7430. 2
7430. 3
7430. 4
7430. 5
7430. 6
7430. 7
pull
Entries 27
Mean −55.89
Std Dev 67.51
1
0.8
0.6
0.4
0.2
0
−0.2
−0.4

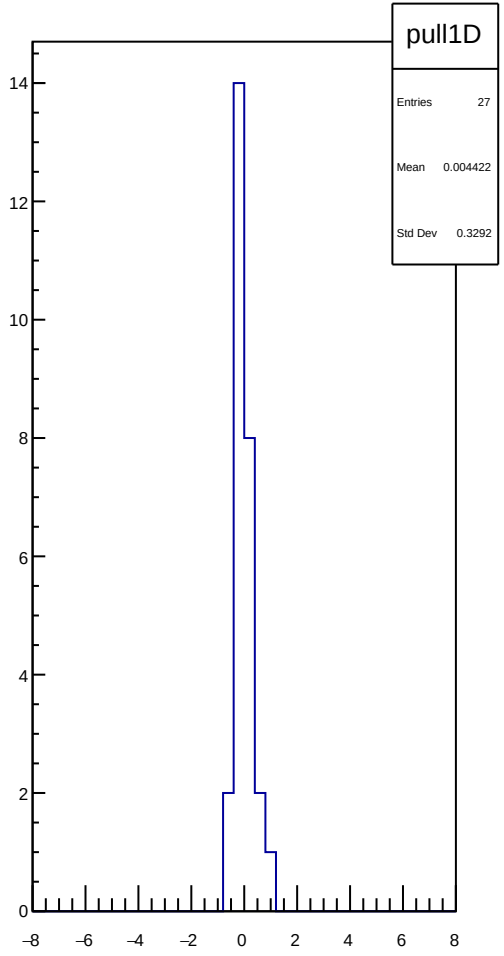
pull1D
Entries 27
Mean 0.004422
Std Dev 0.3292
14
12
10
8
6
4
2
0
−8
−6
−4
−2
0
2
4
6
8

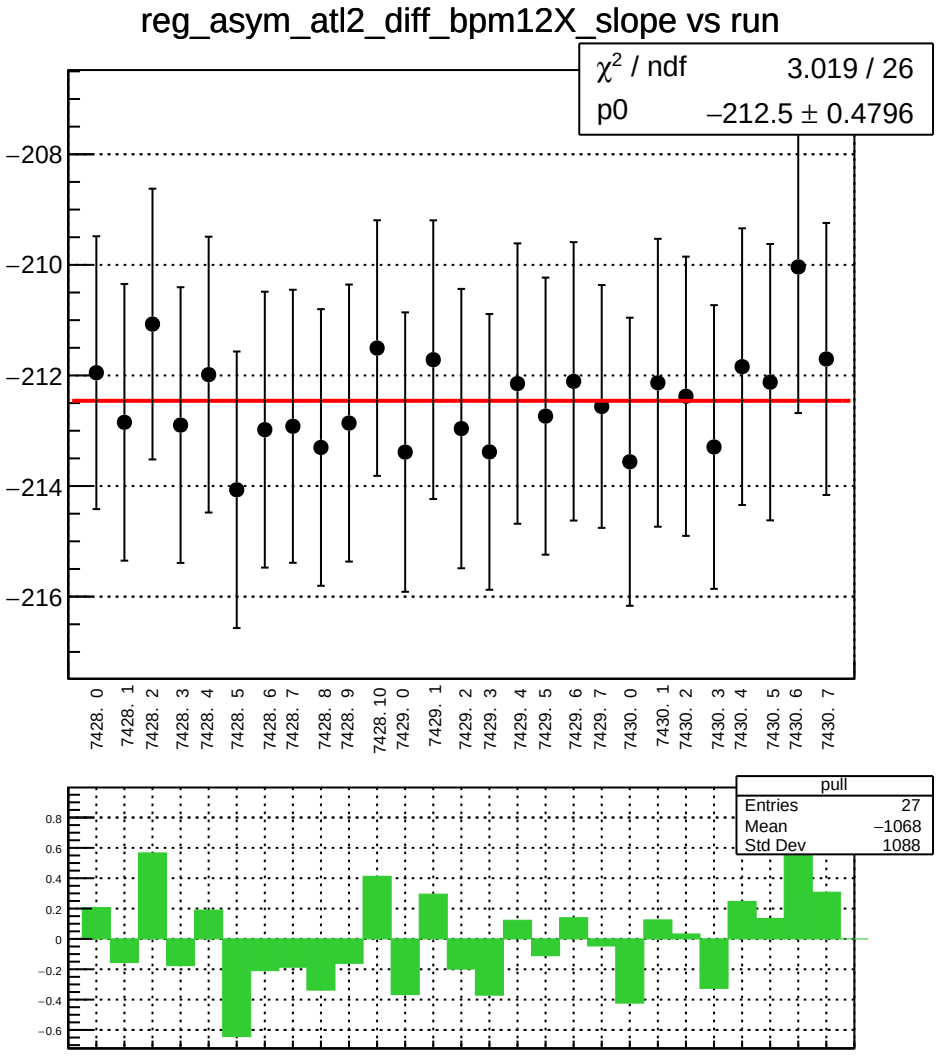
reg_asym_atl2_diff_bpm12X_slope vs run
χ² / ndf 3.019 / 26
p0 −212.5 ± 0.4796
−208
−210
−212
−214
−216
7428. 0
7428. 1
7428. 2
7428. 3
7428. 4
7428. 5
7428. 6
7428. 7
7428. 8
7428. 9
7428. 10
7429. 0
7429. 1
7429. 2
7429. 3
7429. 4
7429. 5
7429. 6
7429. 7
7430. 0
7430. 1
7430. 2
7430. 3
7430. 4
7430. 5
7430. 6
7430. 7
pull
Entries 27
Mean −1068
Std Dev 1088
0.8
0.6
0.4
0.2
0
−0.2
−0.4
−0.6

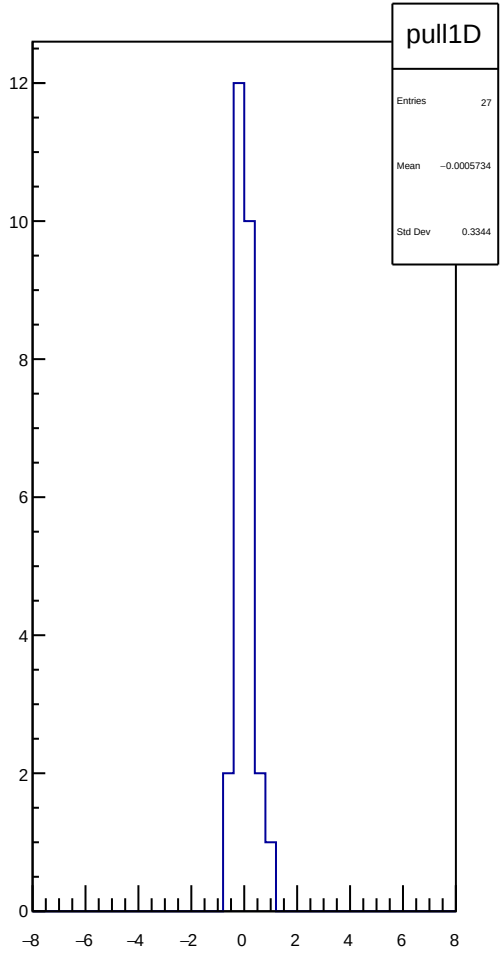
pull1D
Entries 27
Mean −0.0005734
Std Dev 0.3344
12
10
8
6
4
2
0
−8
−6
−4
−2
0
2
4
6
8

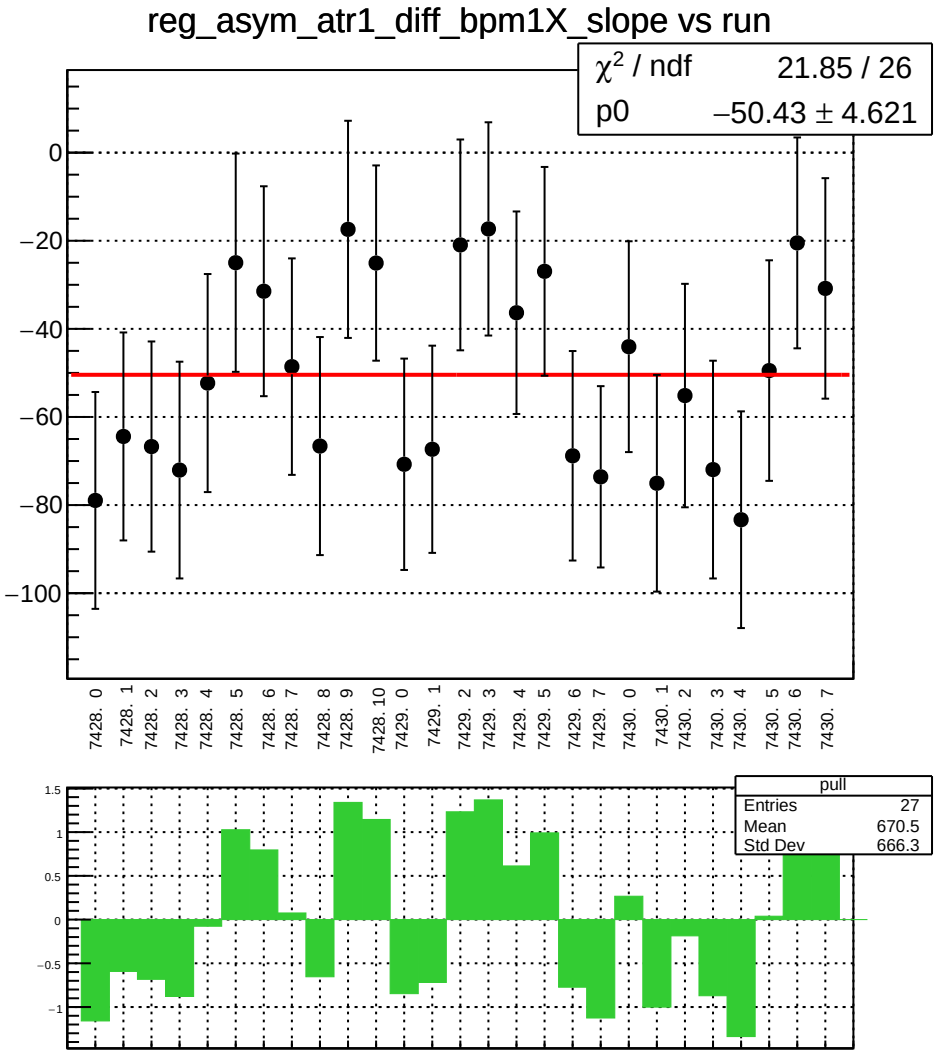
reg_asym_atr1_diff_bpm1X_slope vs run
χ² / ndf 21.85 / 26
p0 −50.43 ± 4.621
0
−20
−40
−60
−80
−100
7428. 0
7428. 1
7428. 2
7428. 3
7428. 4
7428. 5
7428. 6
7428. 7
7428. 8
7428. 9
7428. 10
7429. 0
7429. 1
7429. 2
7429. 3
7429. 4
7429. 5
7429. 6
7429. 7
7430. 0
7430. 1
7430. 2
7430. 3
7430. 4
7430. 5
7430. 6
7430. 7
pull
Entries 27
Mean 670.5
Std Dev 666.3
1.5
1
0.5
0
−0.5
−1

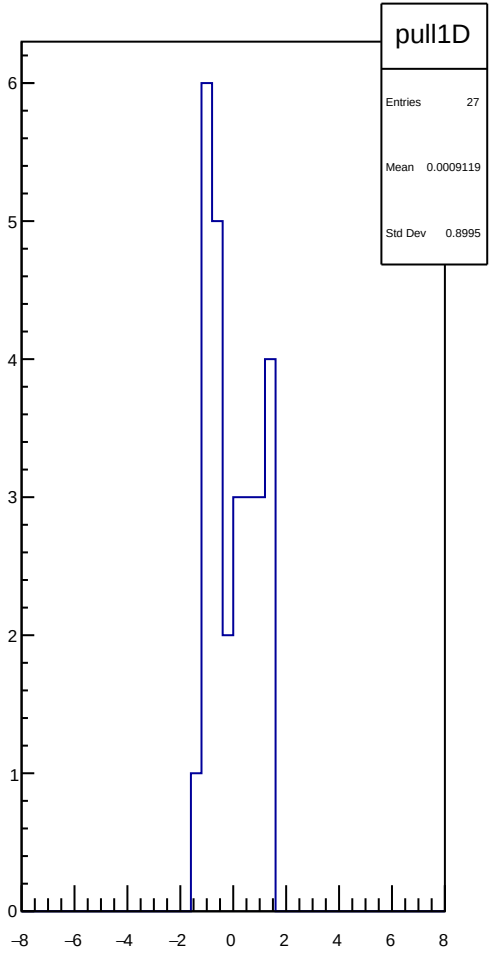
pull1D
Entries 27
Mean 0.0009119
Std Dev 0.8995
6
5
4
3
2
1
0
−8
−6
−4
−2
0
2
4
6
8

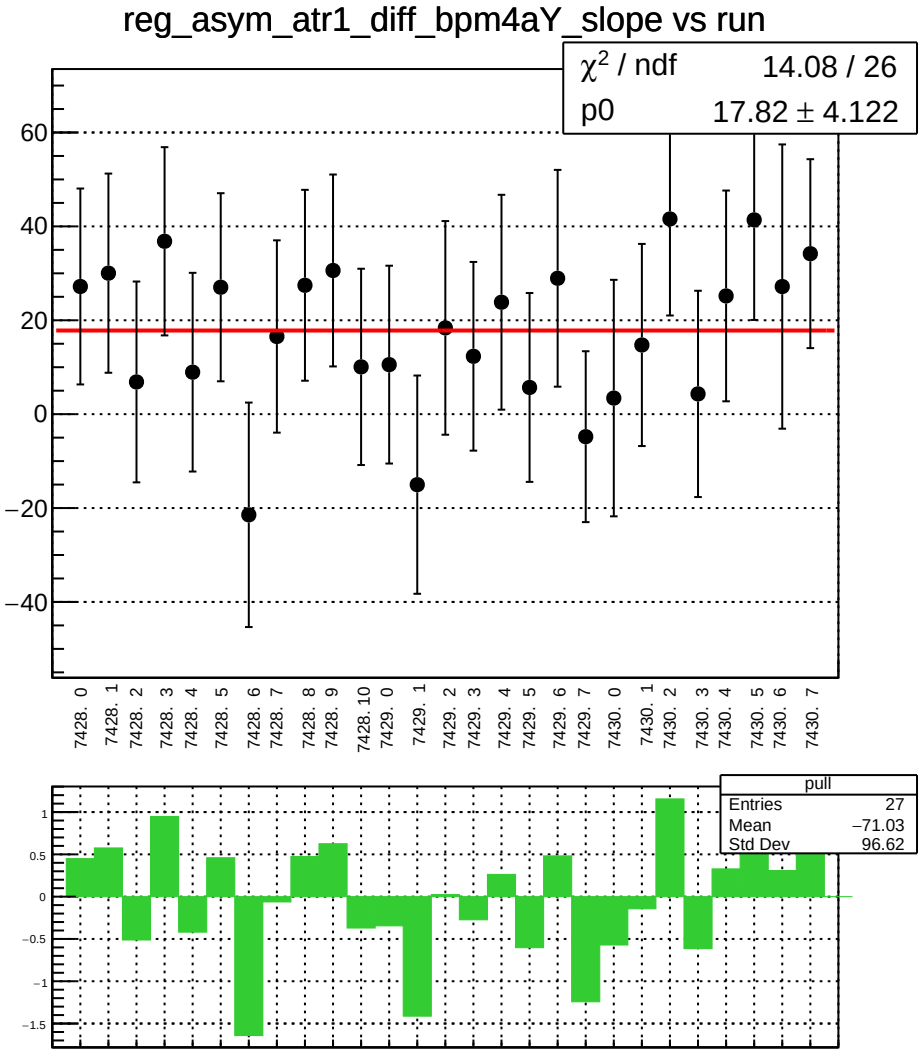
reg_asym_atr1_diff_bpm4aY_slope vs run
χ² / ndf 14.08 / 26
p0 17.82 ± 4.122
60
40
20
0
−20
−40
7428. 0
7428. 1
7428. 2
7428. 3
7428. 4
7428. 5
7428. 6
7428. 7
7428. 8
7428. 9
7428. 10
7429. 0
7429. 1
7429. 2
7429. 3
7429. 4
7429. 5
7429. 6
7429. 7
7430. 0
7430. 1
7430. 2
7430. 3
7430. 4
7430. 5
7430. 6
7430. 7
pull
Entries 27
Mean −71.03
Std Dev 96.62
1
0.5
0
−0.5
−1
−1.5

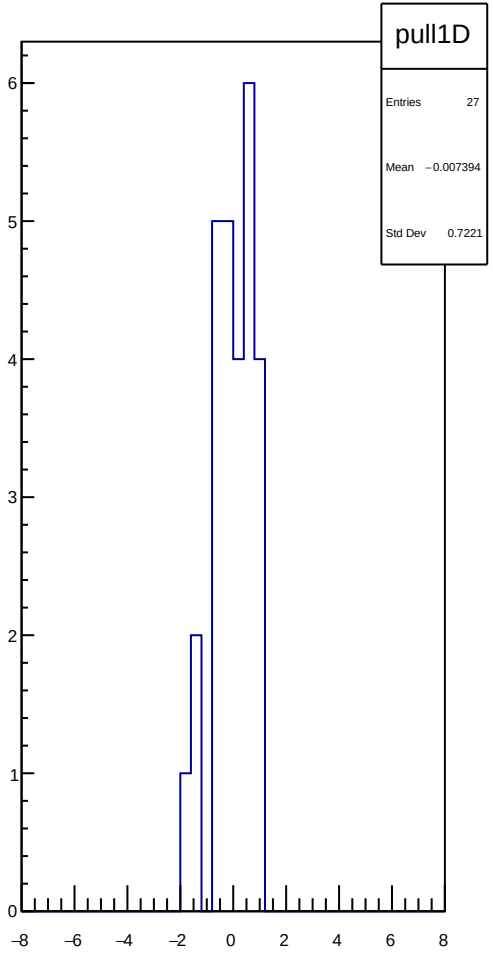
pull1D
Entries 27
Mean −0.007394
Std Dev 0.7221
6
5
4
3
2
1
0
−8
−6
−4
−2
0
2
4
6
8

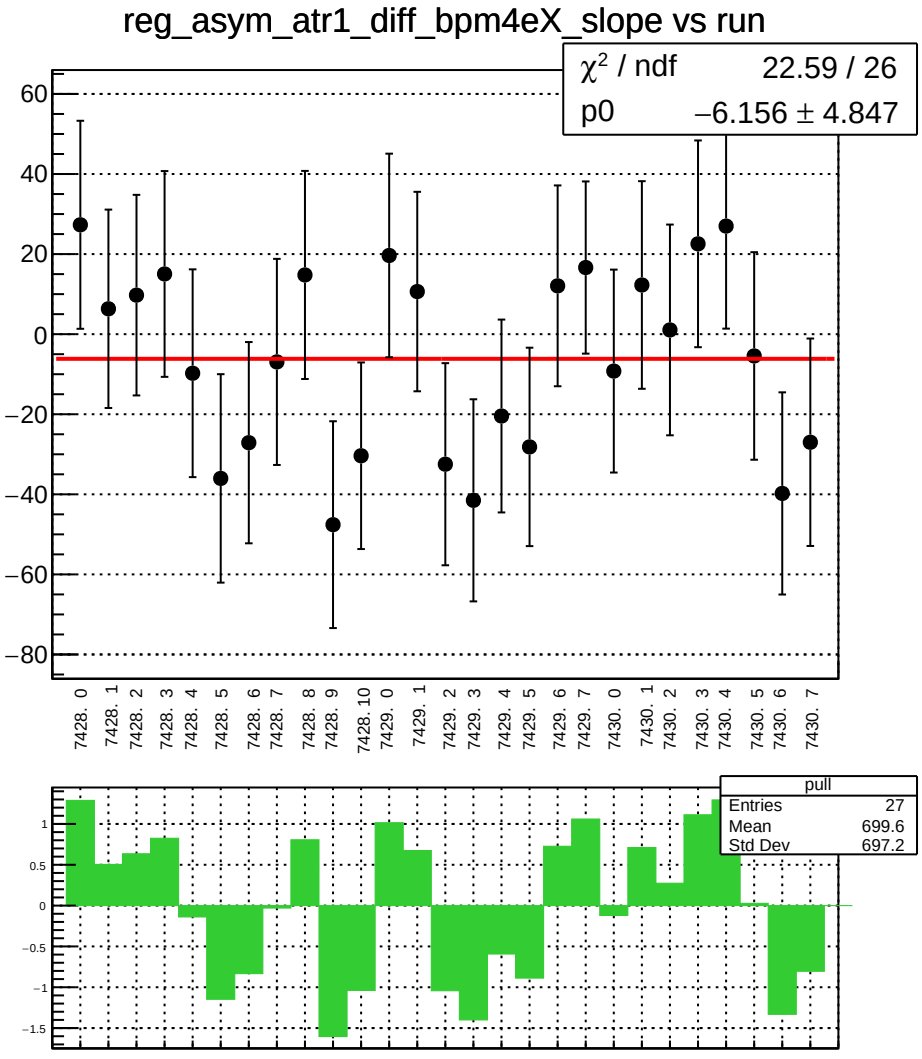
reg_asym_atr1_diff_bpm4eX_slope vs run
χ² / ndf 22.59 / 26
p0 −6.156 ± 4.847
60
40
20
0
−20
−40
−60
−80
7428. 0
7428. 1
7428. 2
7428. 3
7428. 4
7428. 5
7428. 6
7428. 7
7428. 8
7428. 9
7428. 10
7429. 0
7429. 1
7429. 2
7429. 3
7429. 4
7429. 5
7429. 6
7429. 7
7430. 0
7430. 1
7430. 2
7430. 3
7430. 4
7430. 5
7430. 6
7430. 7
pull
Entries 27
Mean 699.6
Std Dev 697.2
1
0.5
0
−0.5
−1
−1.5

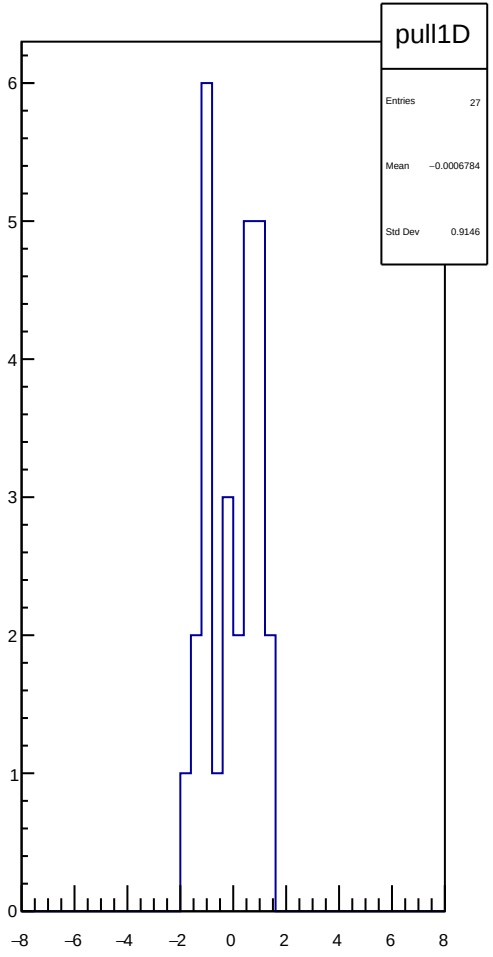
pull1D
Entries 27
Mean −0.0006784
Std Dev 0.9146
6
5
4
3
2
1
0
−8
−6
−4
−2
0
2
4
6
8

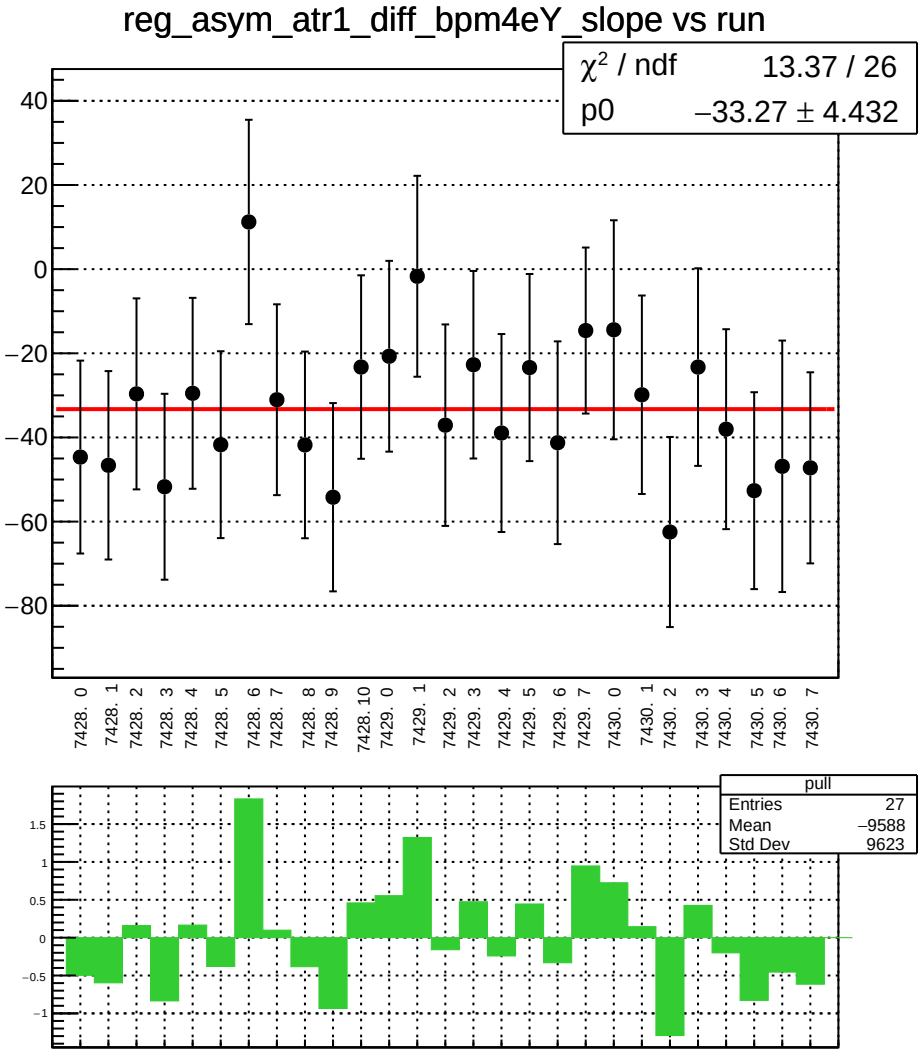
reg_asym_atr1_diff_bpm4eY_slope vs run
χ² / ndf 13.37 / 26
p0 −33.27 ± 4.432
40
20
0
−20
−40
−60
−80
7428. 0
7428. 1
7428. 2
7428. 3
7428. 4
7428. 5
7428. 6
7428. 7
7428. 8
7428. 9
7428. 10
7429. 0
7429. 1
7429. 2
7429. 3
7429. 4
7429. 5
7429. 6
7429. 7
7430. 0
7430. 1
7430. 2
7430. 3
7430. 4
7430. 5
7430. 6
7430. 7
pull
Entries 27
Mean −9588
Std Dev 9623
1.5
1
0.5
0
−0.5
−1

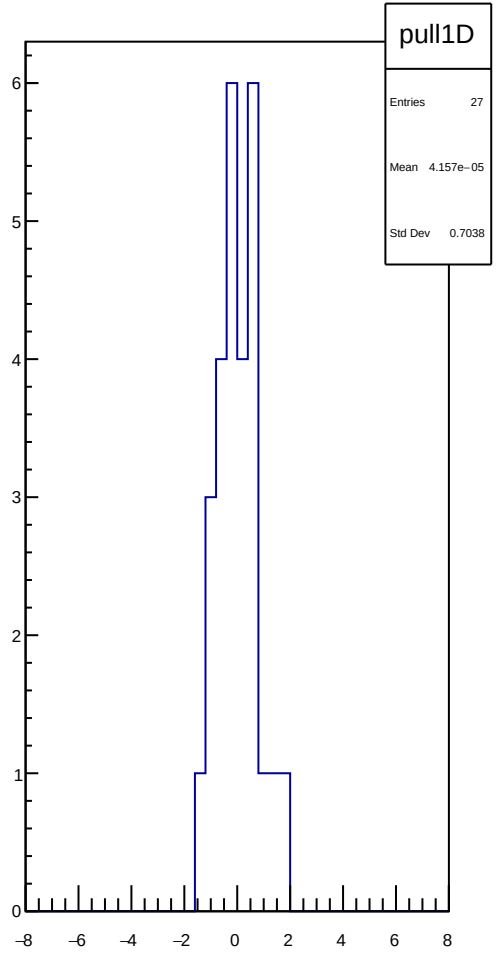
pull1D
Entries 27
Mean 4.157e−05
Std Dev 0.7038
6
5
4
3
2
1
0
−8
−6
−4
−2
0
2
4
6
8

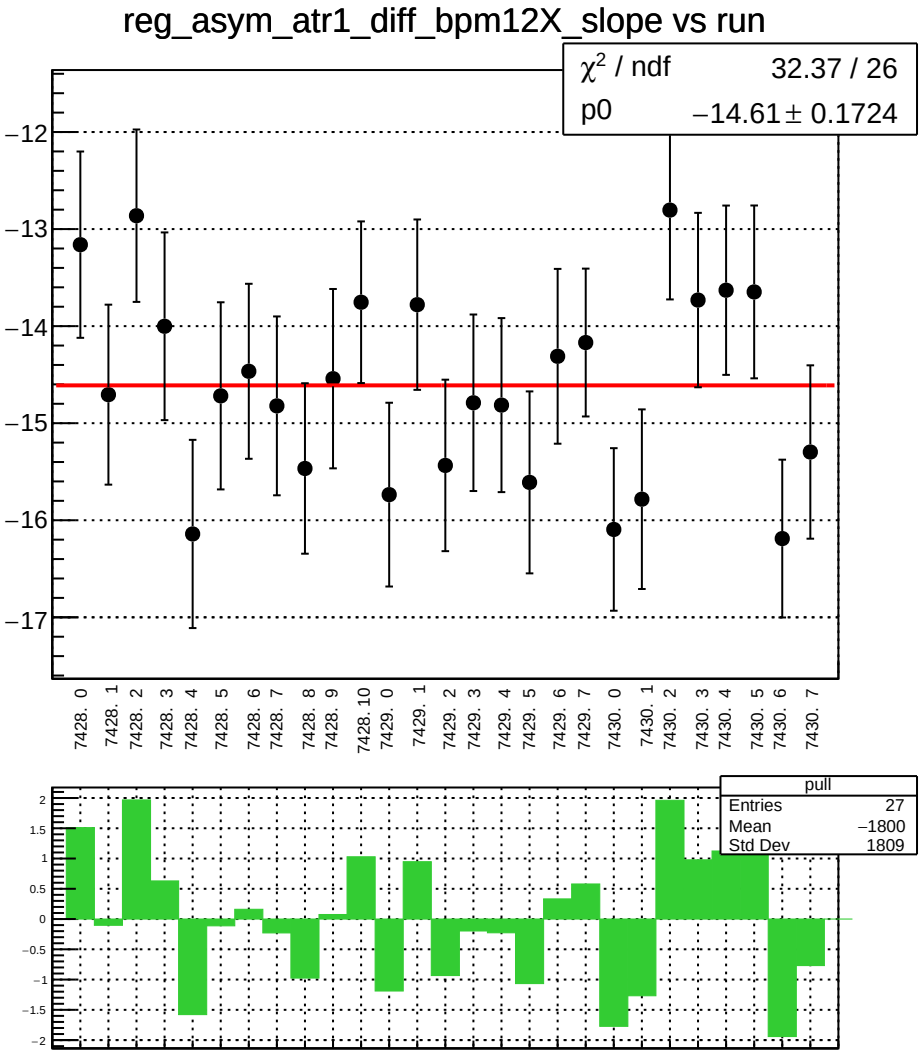
reg_asym_atr1_diff_bpm12X_slope vs run
χ² / ndf 32.37 / 26
p0 −14.61 ± 0.1724
−12
−13
−14
−15
−16
−17
7428. 0
7428. 1
7428. 2
7428. 3
7428. 4
7428. 5
7428. 6
7428. 7
7428. 8
7428. 9
7428. 10
7429. 0
7429. 1
7429. 2
7429. 3
7429. 4
7429. 5
7429. 6
7429. 7
7430. 0
7430. 1
7430. 2
7430. 3
7430. 4
7430. 5
7430. 6
7430. 7
pull
Entries 27
Mean −1800
Std Dev 1809
2
1.5
1
0.5
0
−0.5
−1
−1.5
−2

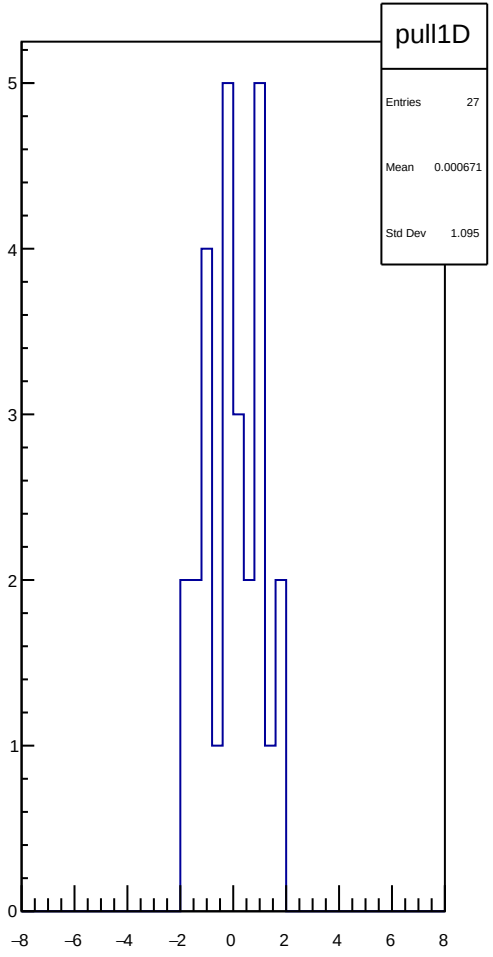
pull1D
Entries 27
Mean 0.000671
Std Dev 1.095
5
4
3
2
1
0
−8
−6
−4
−2
0
2
4
6
8

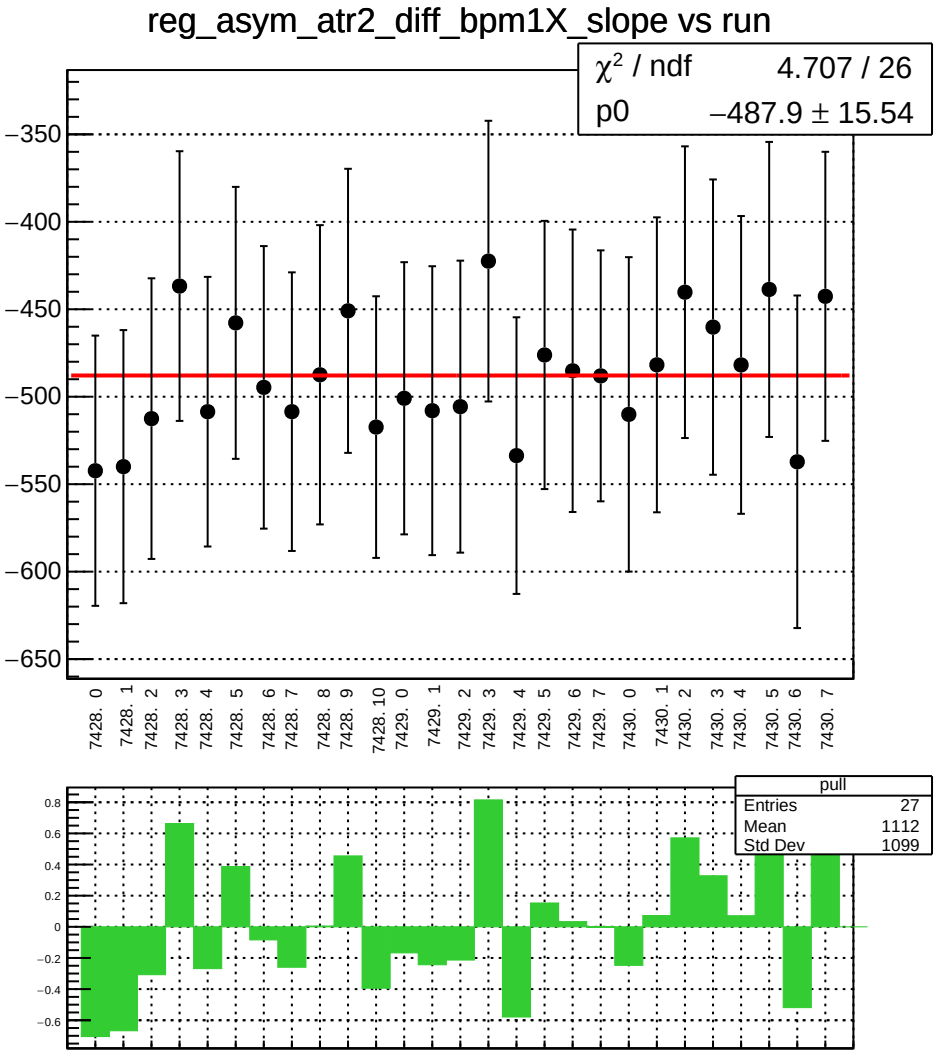
reg_asym_atr2_diff_bpm1X_slope vs run
χ² / ndf 4.707 / 26
p0 −487.9 ± 15.54
−350
−400
−450
−500
−550
−600
−650
7428. 0
7428. 1
7428. 2
7428. 3
7428. 4
7428. 5
7428. 6
7428. 7
7428. 8
7428. 9
7428. 10
7429. 0
7429. 1
7429. 2
7429. 3
7429. 4
7429. 5
7429. 6
7429. 7
7430. 0
7430. 1
7430. 2
7430. 3
7430. 4
7430. 5
7430. 6
7430. 7
pull
Entries 27
Mean 1112
Std Dev 1099
0.8
0.6
0.4
0.2
0
−0.2
−0.4
−0.6

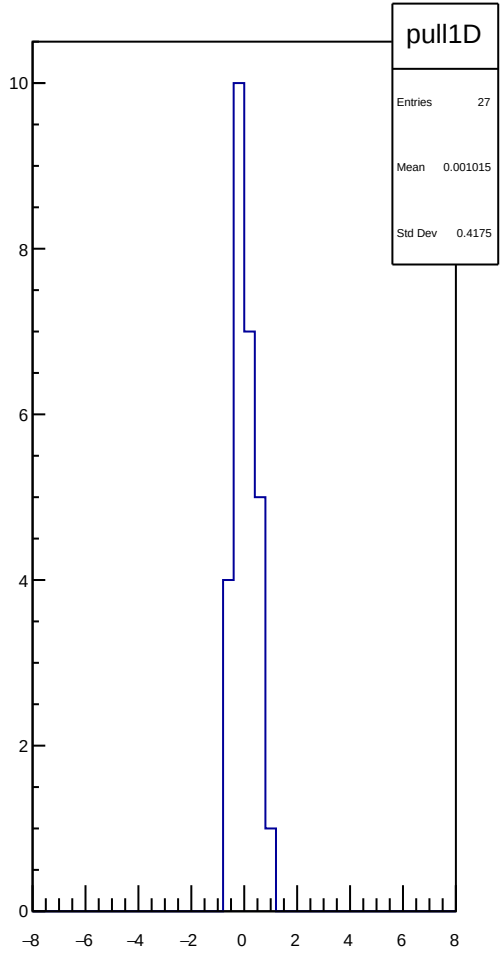
pull1D
Entries 27
Mean 0.001015
Std Dev 0.4175
10
8
6
4
2
0
−8
−6
−4
−2
0
2
4
6
8

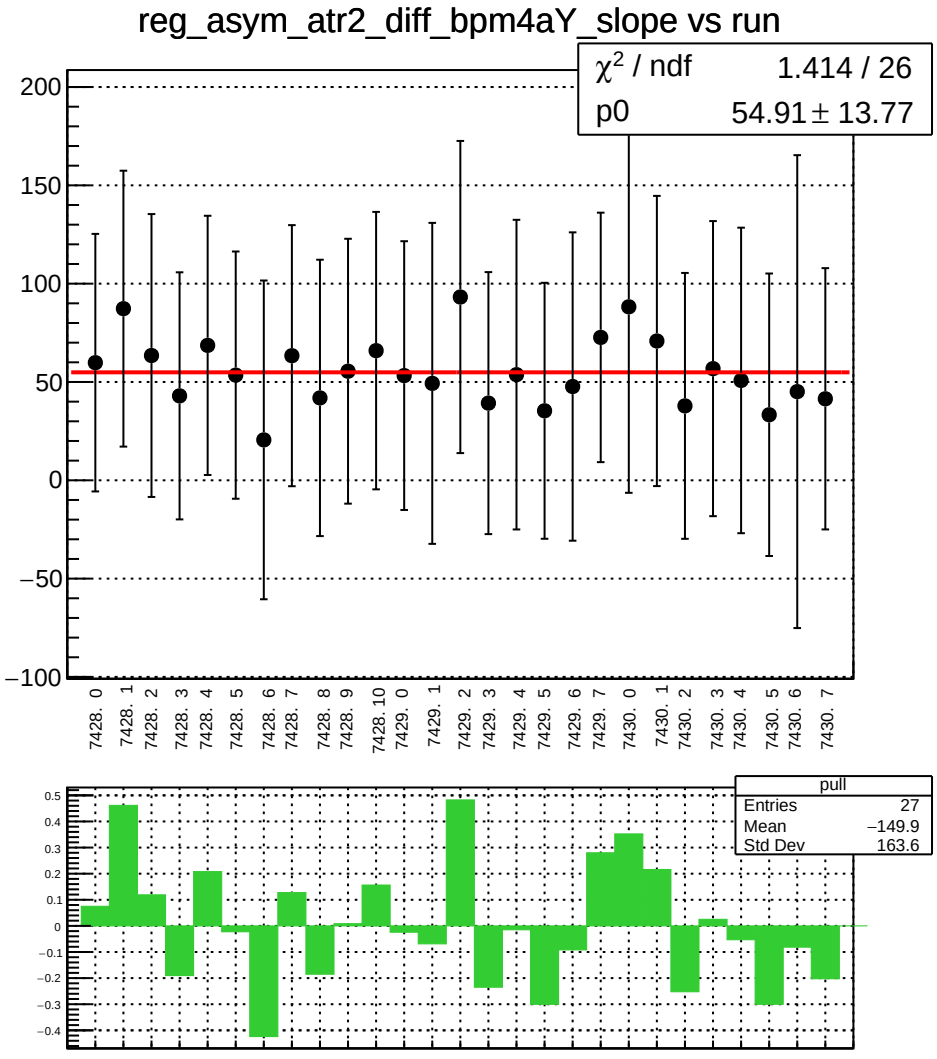
reg_asym_atr2_diff_bpm4aY_slope vs run
χ2 / ndf 1.414 / 26
p0 54.91 ± 13.77
200
150
100
50
0
−50
−100
7428. 0
7428. 1
7428. 2
7428. 3
7428. 4
7428. 5
7428. 6
7428. 7
7428. 8
7428. 9
7428. 10
7429. 0
7429. 1
7429. 2
7429. 3
7429. 4
7429. 5
7429. 6
7429. 7
7430. 0
7430. 1
7430. 2
7430. 3
7430. 4
7430. 5
7430. 6
7430. 7
pull
Entries 27
Mean −149.9
Std Dev 163.6
0.5
0.4
0.3
0.2
0.1
0
−0.1
−0.2
−0.3
−0.4

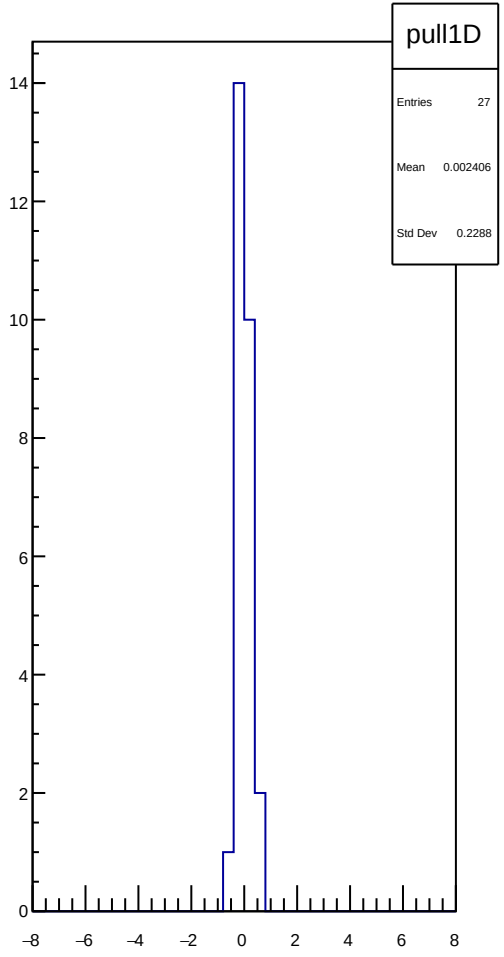
pull1D
Entries 27
Mean 0.002406
Std Dev 0.2288
14
12
10
8
6
4
2
0
−8
−6
−4
−2
0
2
4
6
8

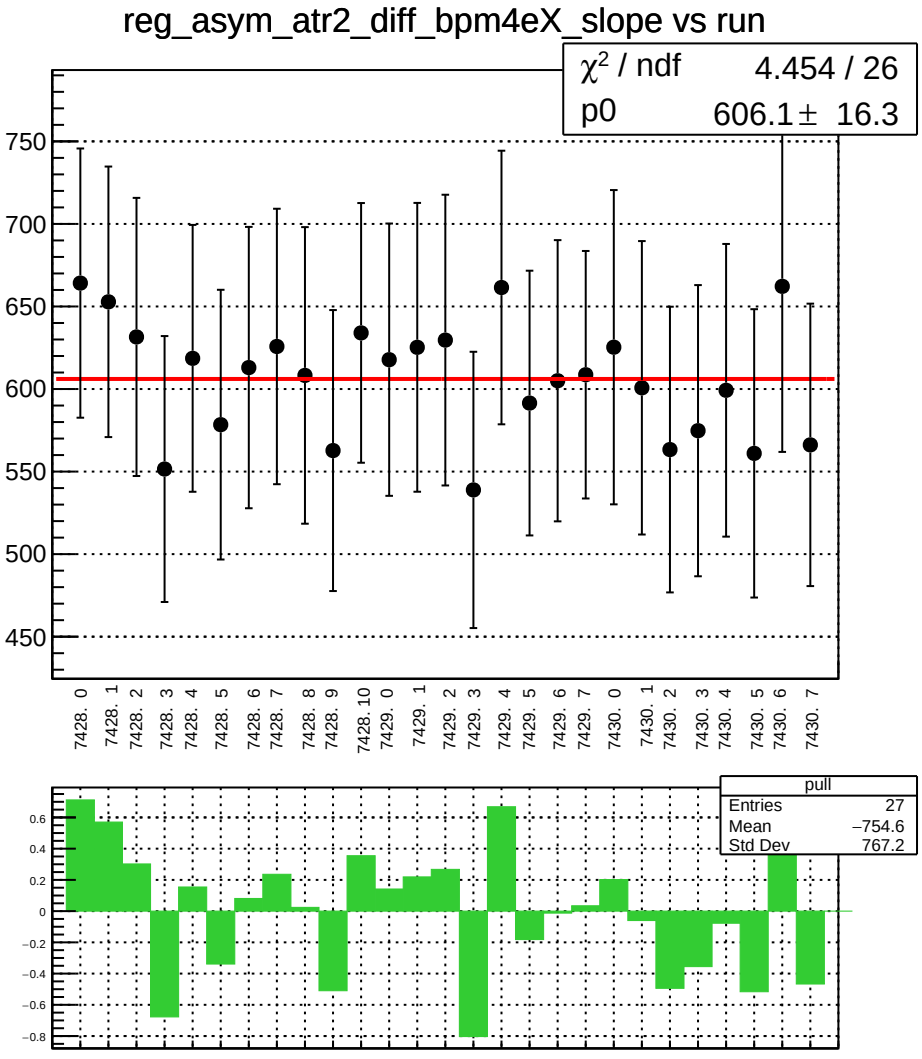
reg_asym_atr2_diff_bpm4eX_slope vs run
χ2 / ndf 4.454 / 26
p0 606.1 ± 16.3
750
700
650
600
550
500
450
7428. 0
7428. 1
7428. 2
7428. 3
7428. 4
7428. 5
7428. 6
7428. 7
7428. 8
7428. 9
7428. 10
7429. 0
7429. 1
7429. 2
7429. 3
7429. 4
7429. 5
7429. 6
7429. 7
7430. 0
7430. 1
7430. 2
7430. 3
7430. 4
7430. 5
7430. 6
7430. 7
pull
Entries 27
Mean −754.6
Std Dev 767.2
0.6
0.4
0.2
0
−0.2
−0.4
−0.6
−0.8

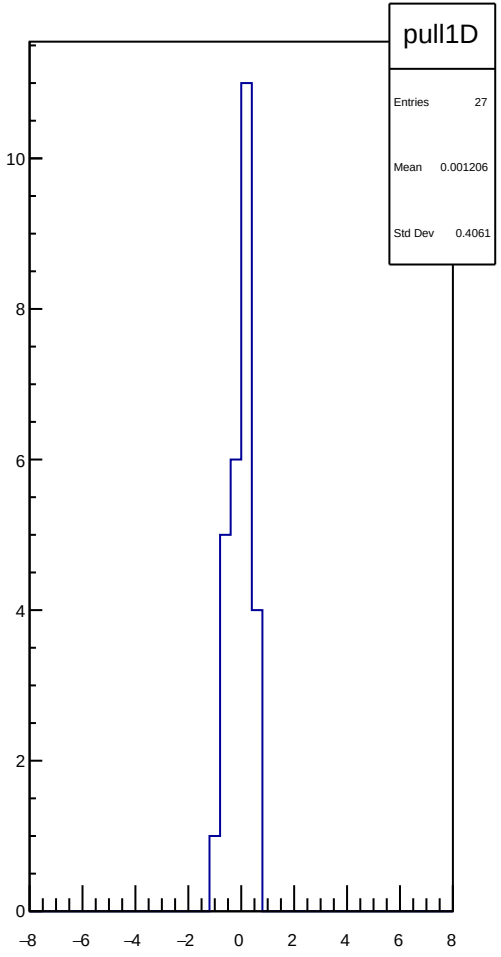
pull1D
Entries 27
Mean 0.001206
Std Dev 0.4061
10
8
6
4
2
0
−8
−6
−4
−2
0
2
4
6
8

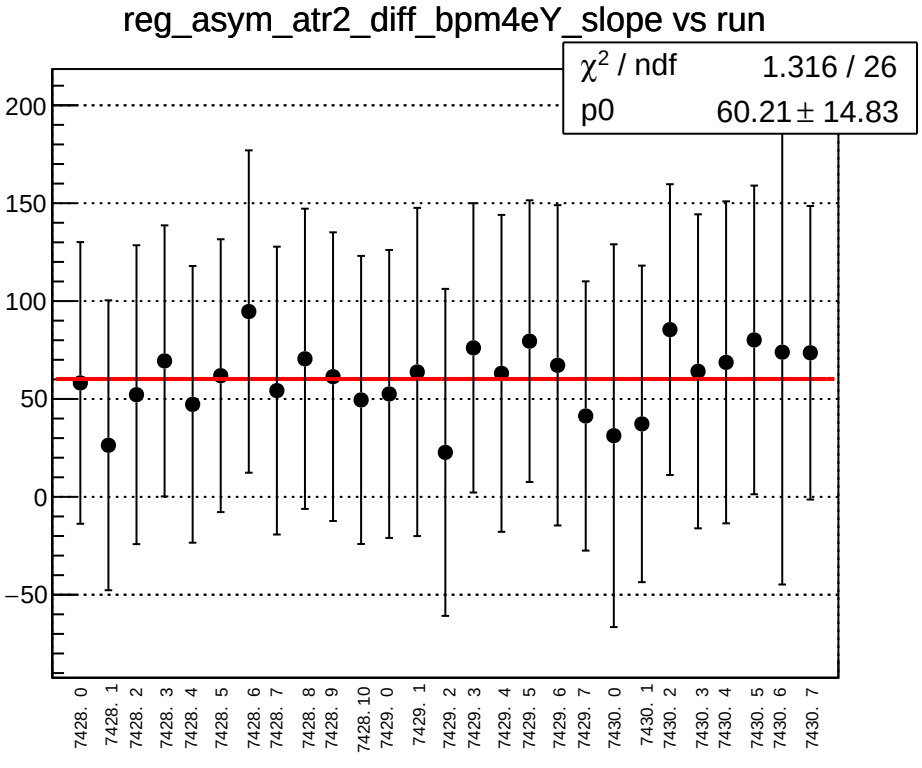
reg_asym_atr2_diff_bpm4eY_slope vs run
χ² / ndf 1.316 / 26
p0 60.21 ± 14.83
200
150
100
50
0
−50
7428. 0
7428. 1
7428. 2
7428. 3
7428. 4
7428. 5
7428. 6
7428. 7
7428. 8
7428. 9
7428. 10
7429. 0
7429. 1
7429. 2
7429. 3
7429. 4
7429. 5
7429. 6
7429. 7
7430. 0
7430. 1
7430. 2
7430. 3
7430. 4
7430. 5
7430. 6
7430. 7

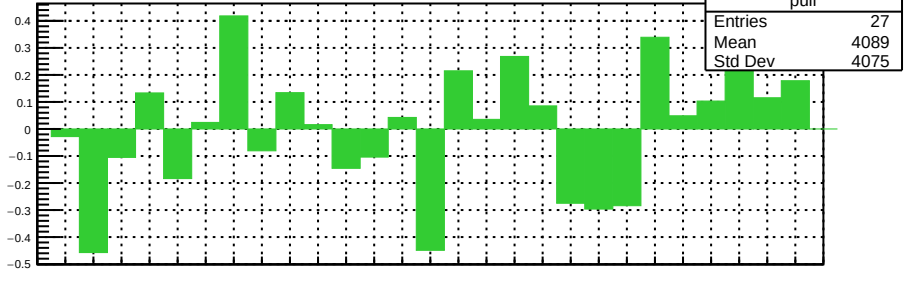
pull
Entries 27
Mean 4089
Std Dev 4075
0.4
0.3
0.2
0.1
0
−0.1
−0.2
−0.3
−0.4
−0.5

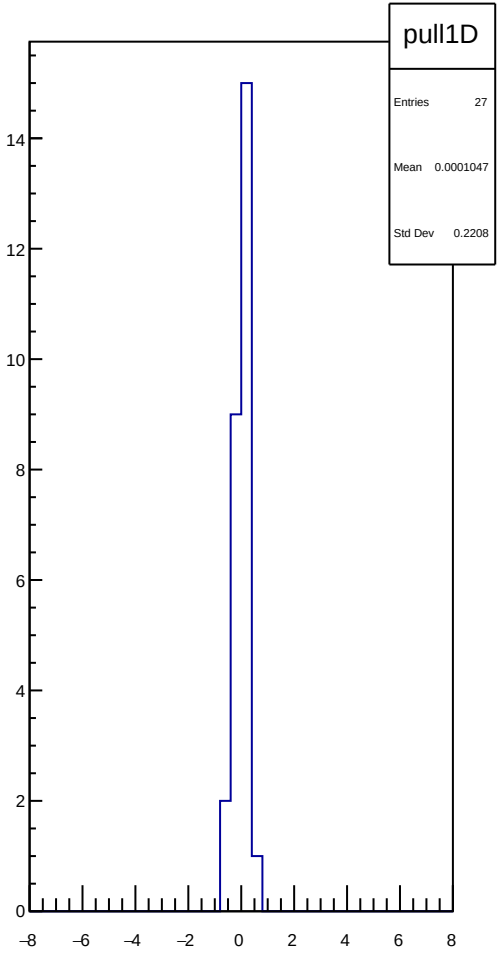
pull1D
Entries 27
Mean 0.0001047
Std Dev 0.2208
14
12
10
8
6
4
2
0
−8
−6
−4
−2
0
2
4
6
8

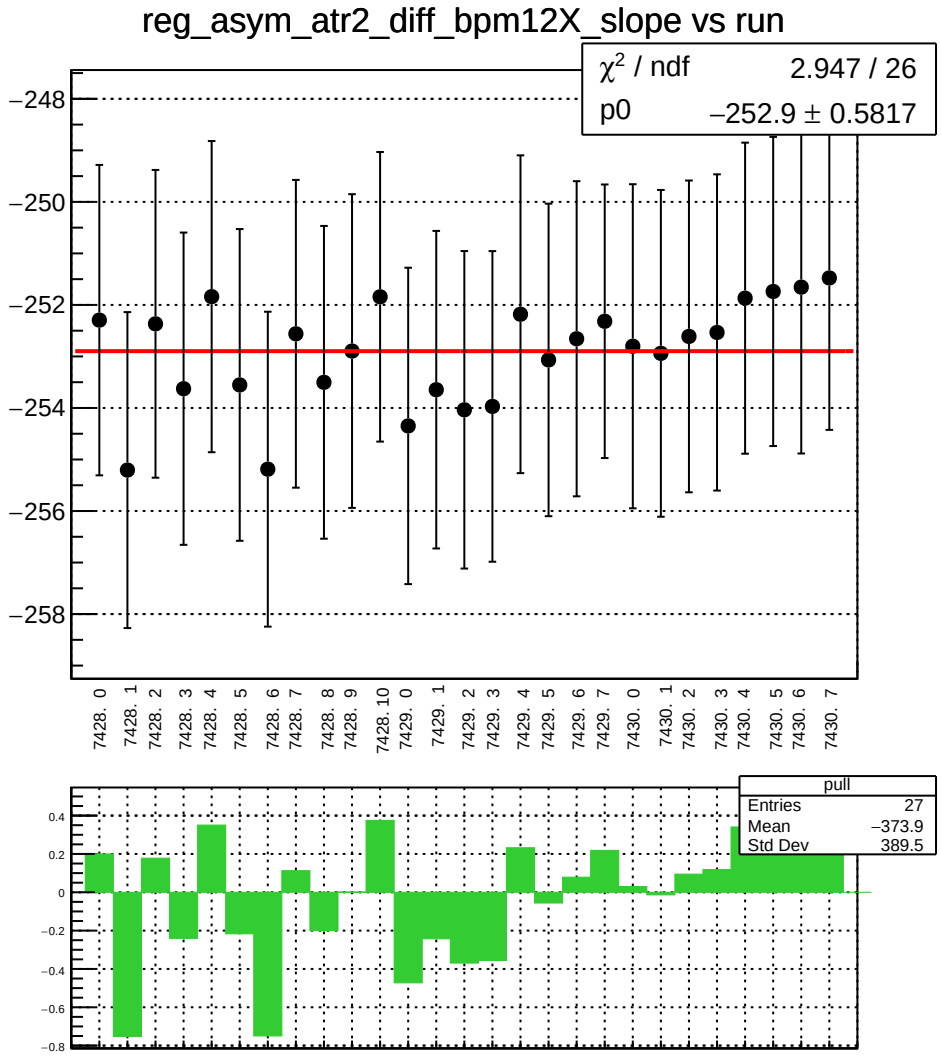
reg_asym_atr2_diff_bpm12X_slope vs run
χ² / ndf 2.947 / 26
p0 −252.9 ± 0.5817
−248
−250
−252
−254
−256
−258
7428. 0
7428. 1
7428. 2
7428. 3
7428. 4
7428. 5
7428. 6
7428. 7
7428. 8
7428. 9
7428. 10
7429. 0
7429. 1
7429. 2
7429. 3
7429. 4
7429. 5
7429. 6
7429. 7
7430. 0
7430. 1
7430. 2
7430. 3
7430. 4
7430. 5
7430. 6
7430. 7
pull
Entries 27
Mean −373.9
Std Dev 389.5
0.4
0.2
0
−0.2
−0.4
−0.6
−0.8

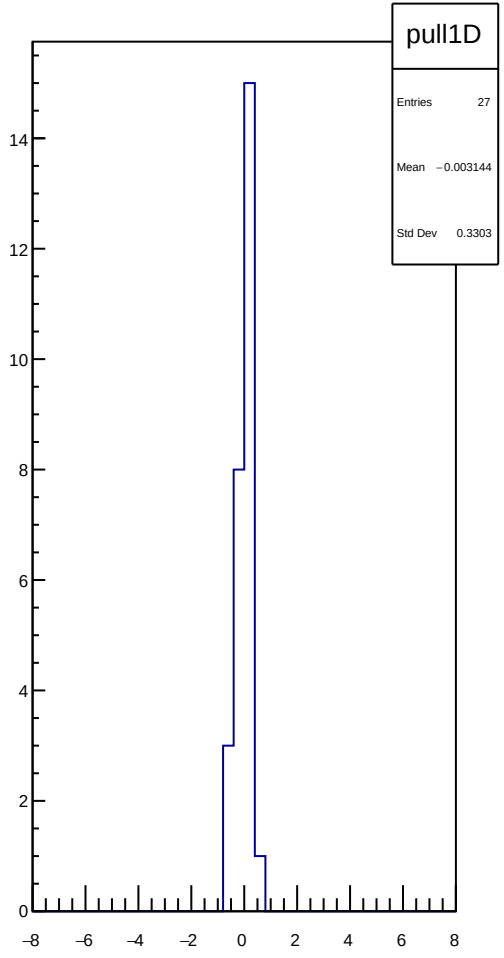
pull1D
Entries 27
Mean −0.003144
Std Dev 0.3303
14
12
10
8
6
4
2
0
−8
−6
−4
−2
0
2
4
6
8

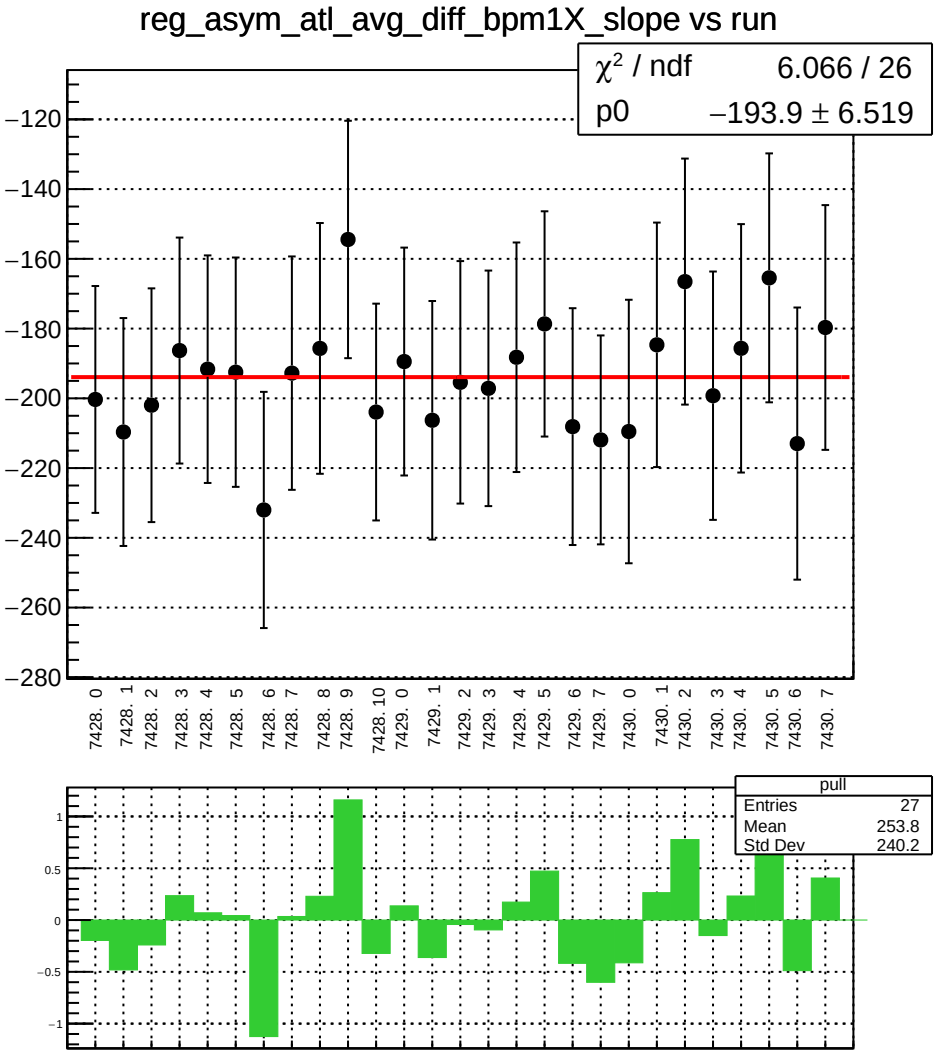
reg_asym_atl_avg_diff_bpm1X_slope vs run
χ^2 / ndf 6.066 / 26
p0 −193.9 ± 6.519
−120
−140
−160
−180
−200
−220
−240
−260
−280
7428. 0
7428. 1
7428. 2
7428. 3
7428. 4
7428. 5
7428. 6
7428. 7
7428. 8
7428. 9
7428. 10
7429. 0
7429. 1
7429. 2
7429. 3
7429. 4
7429. 5
7429. 6
7429. 7
7430. 0
7430. 1
7430. 2
7430. 3
7430. 4
7430. 5
7430. 6
7430. 7
pull
Entries 27
Mean 253.8
Std Dev 240.2
1
0.5
0
−0.5
−1

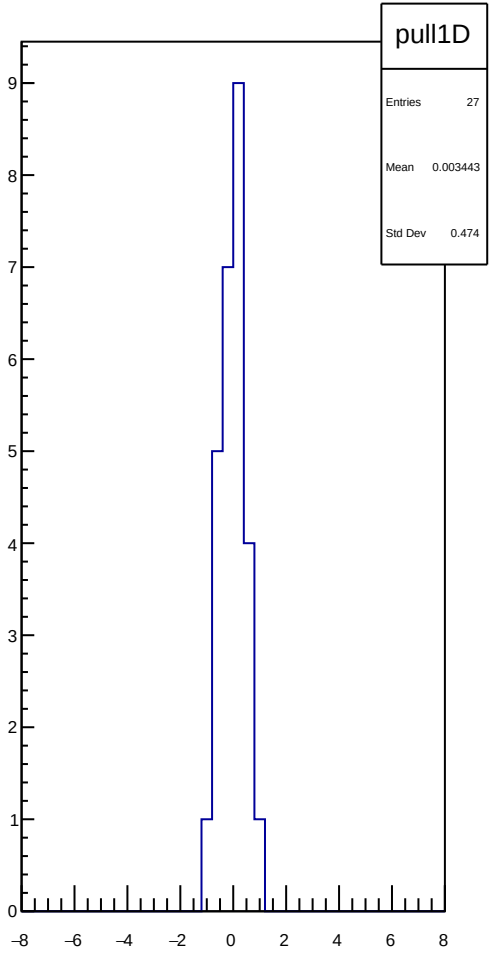
pull1D
Entries 27
Mean 0.003443
Std Dev 0.474
9
8
7
6
5
4
3
2
1
0
−8
−6
−4
−2
0
2
4
6
8

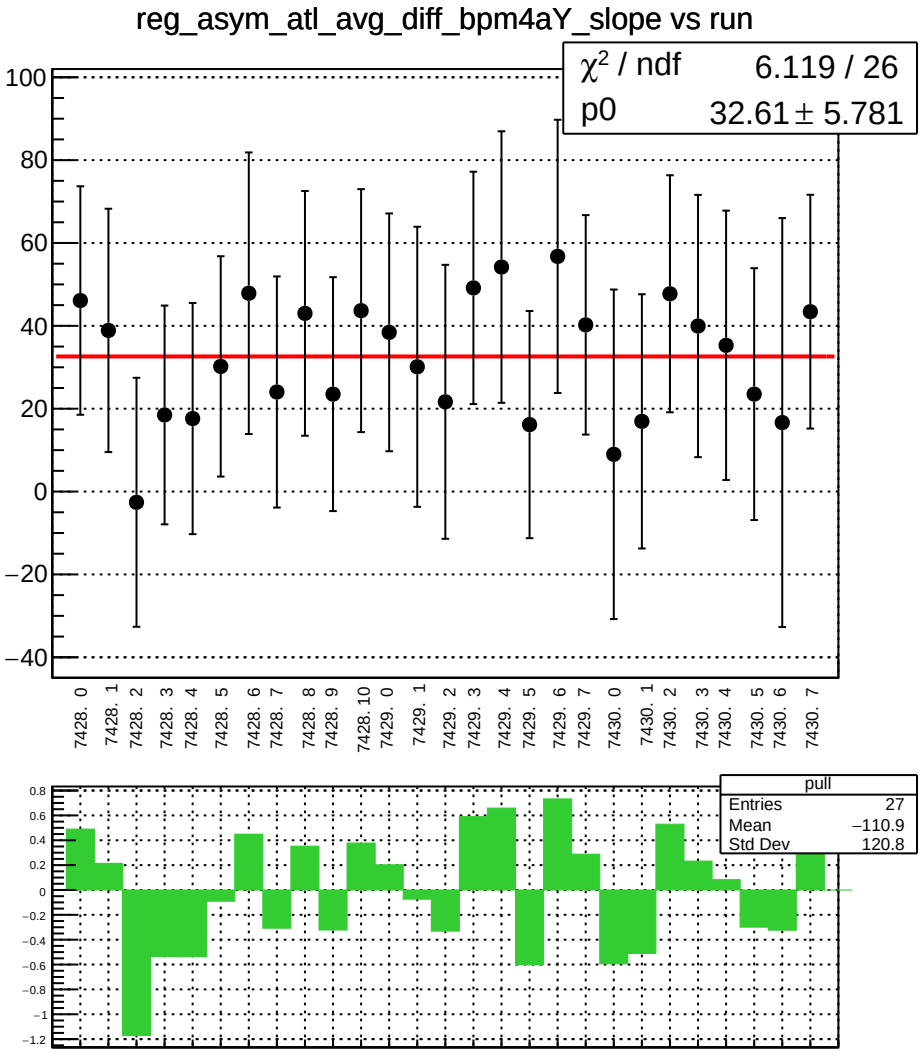
reg_asym_atl_avg_diff_bpm4aY_slope vs run
χ² / ndf 6.119 / 26
p0 32.61 ± 5.781
100
80
60
40
20
0
−20
−40
7428. 0
7428. 1
7428. 2
7428. 3
7428. 4
7428. 5
7428. 6
7428. 7
7428. 8
7428. 9
7428. 10
7429. 0
7429. 1
7429. 2
7429. 3
7429. 4
7429. 5
7429. 6
7429. 7
7430. 0
7430. 1
7430. 2
7430. 3
7430. 4
7430. 5
7430. 6
7430. 7
pull
Entries 27
Mean −110.9
Std Dev 120.8
0.8
0.6
0.4
0.2
0
−0.2
−0.4
−0.6
−0.8
−1
−1.2

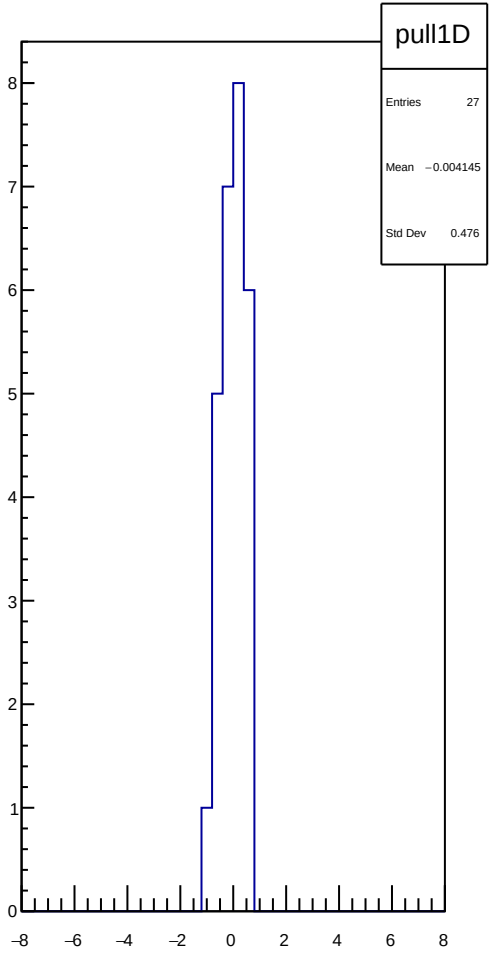
pull1D
Entries 27
Mean −0.004145
Std Dev 0.476
8
7
6
5
4
3
2
1
0
−8
−6
−4
−2
0
2
4
6
8

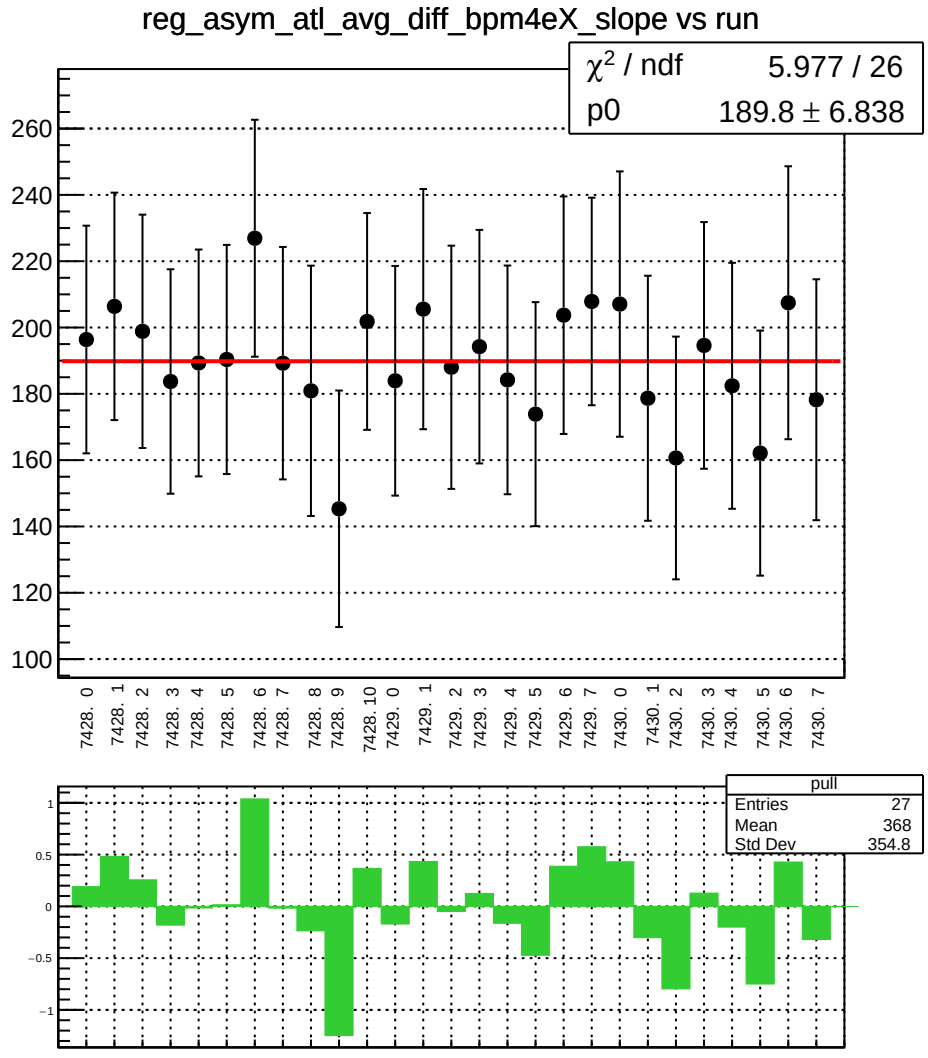
reg_asym_atl_avg_diff_bpm4eX_slope vs run
χ² / ndf 5.977 / 26
p0 189.8 ± 6.838
260
240
220
200
180
160
140
120
100
7428. 0
7428. 1
7428. 2
7428. 3
7428. 4
7428. 5
7428. 6
7428. 7
7428. 8
7428. 9
7428. 10
7429. 0
7429. 1
7429. 2
7429. 3
7429. 4
7429. 5
7429. 6
7429. 7
7430. 0
7430. 1
7430. 2
7430. 3
7430. 4
7430. 5
7430. 6
7430. 7
pull
Entries 27
Mean 368
Std Dev 354.8
1
0.5
0
−0.5
−1

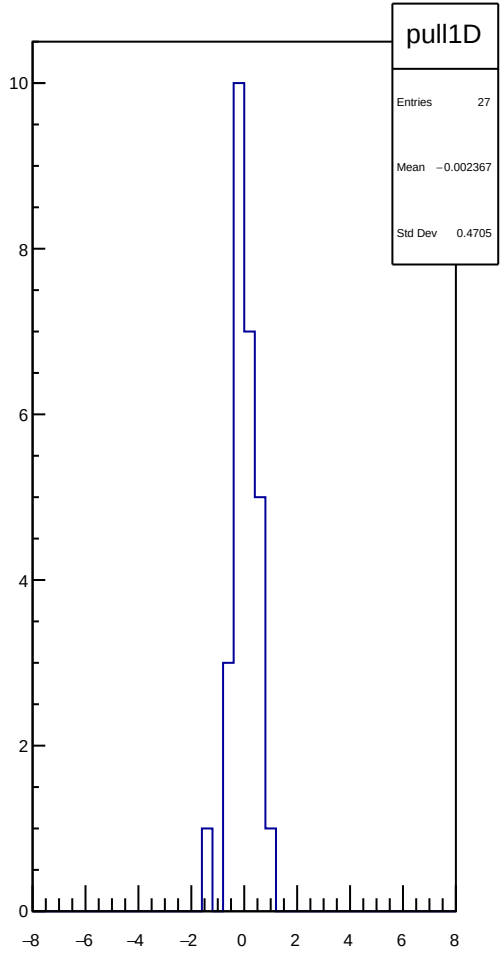
pull1D
Entries 27
Mean −0.002367
Std Dev 0.4705
10
8
6
4
2
0
−8
−6
−4
−2
0
2
4
6
8

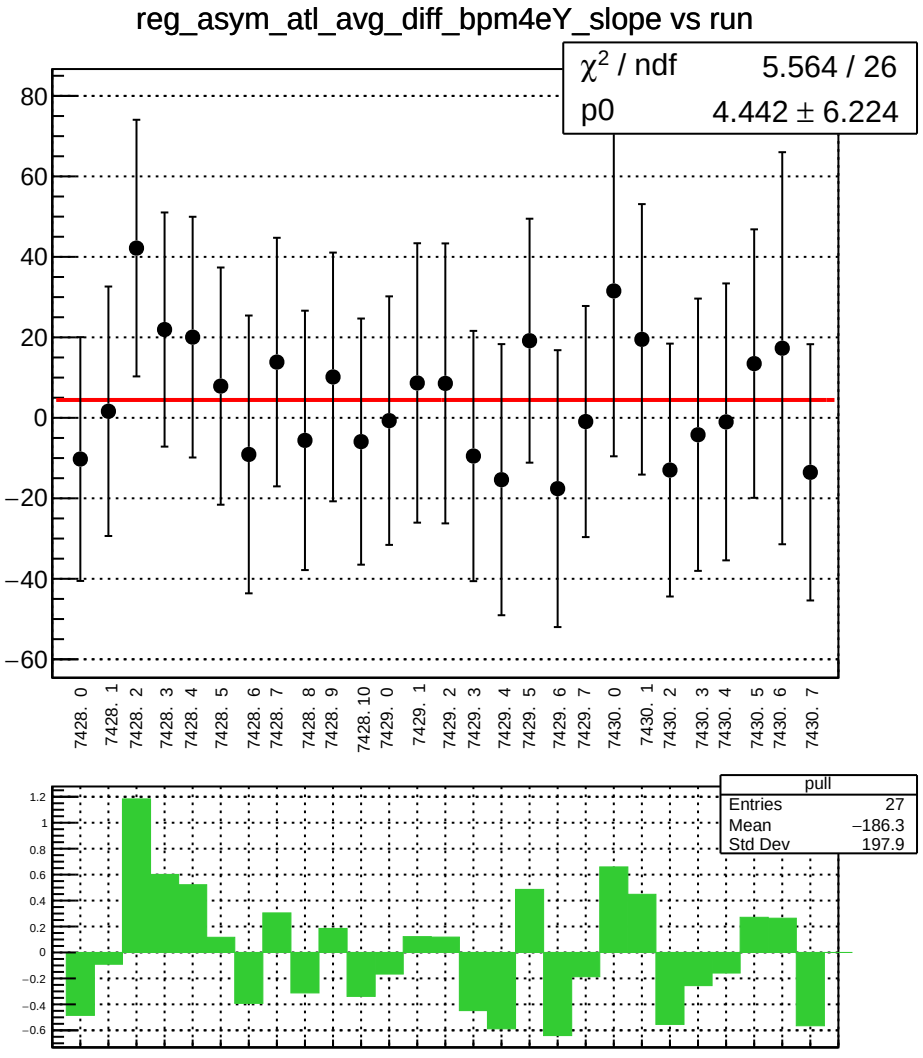
reg_asym_atl_avg_diff_bpm4eY_slope vs run
χ² / ndf 5.564 / 26
p0 4.442 ± 6.224
80
60
40
20
0
−20
−40
−60
7428. 0
7428. 1
7428. 2
7428. 3
7428. 4
7428. 5
7428. 6
7428. 7
7428. 8
7428. 9
7428. 10
7429. 0
7429. 1
7429. 2
7429. 3
7429. 4
7429. 5
7429. 6
7429. 7
7430. 0
7430. 1
7430. 2
7430. 3
7430. 4
7430. 5
7430. 6
7430. 7
pull
Entries 27
Mean −186.3
Std Dev 197.9
1.2
1
0.8
0.6
0.4
0.2
0
−0.2
−0.4
−0.6

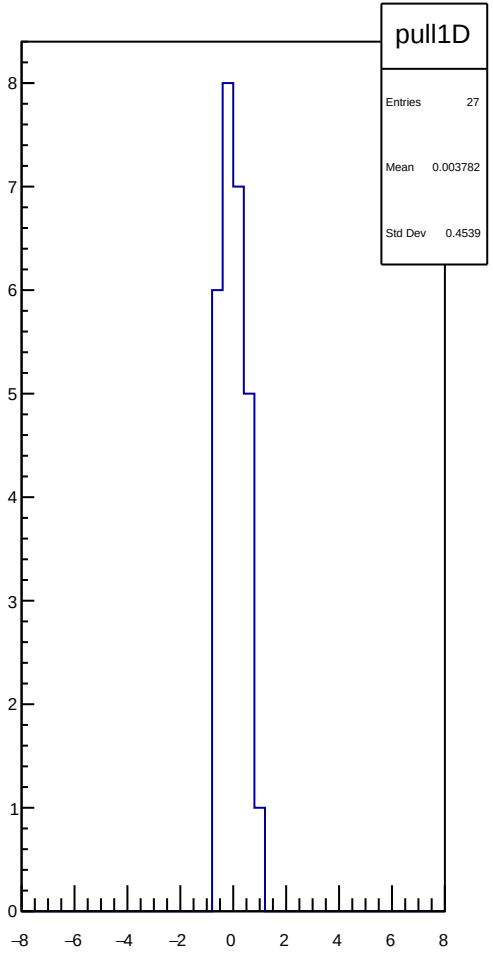
pull1D
Entries 27
Mean 0.003782
Std Dev 0.4539
8
7
6
5
4
3
2
1
0
−8
−6
−4
−2
0
2
4
6
8

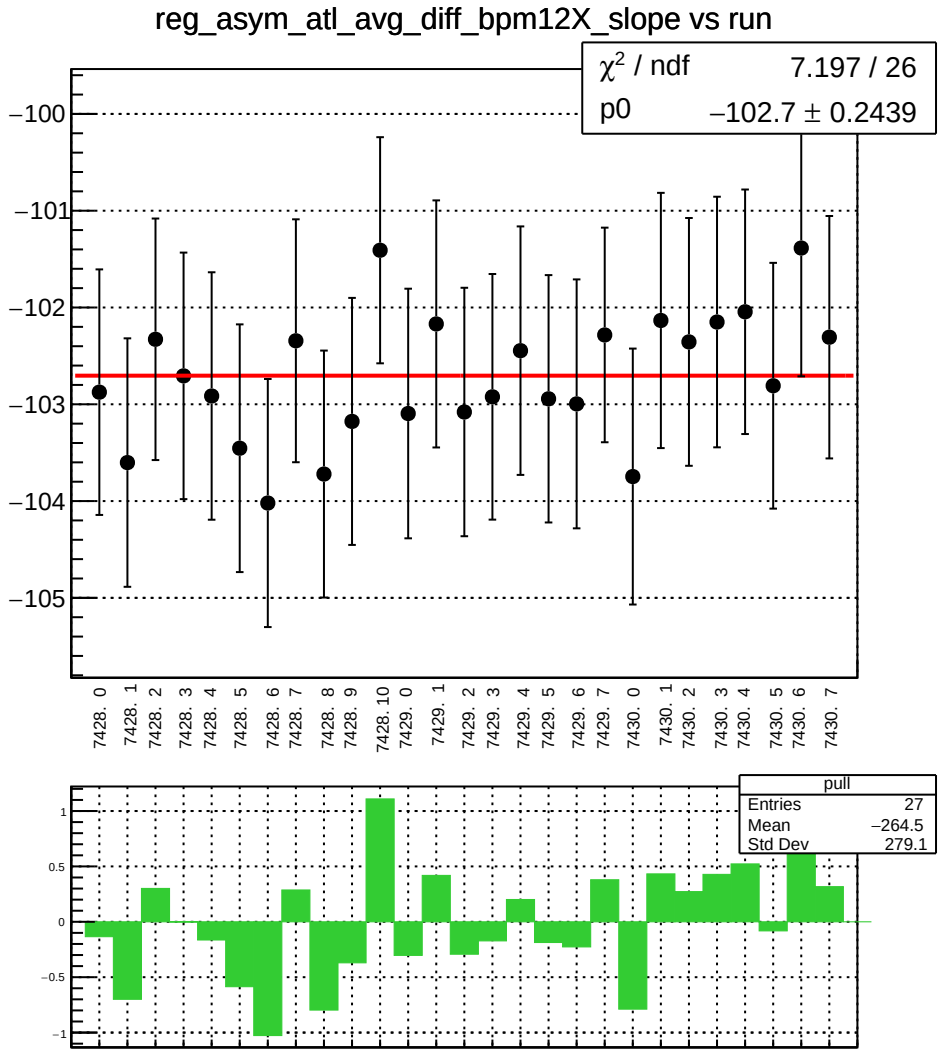
reg_asym_atl_avg_diff_bpm12X_slope vs run
χ² / ndf 7.197 / 26
p0 −102.7 ± 0.2439
−100
−101
−102
−103
−104
−105
7428. 0
7428. 1
7428. 2
7428. 3
7428. 4
7428. 5
7428. 6
7428. 7
7428. 8
7428. 9
7428. 10
7429. 0
7429. 1
7429. 2
7429. 3
7429. 4
7429. 5
7429. 6
7429. 7
7430. 0
7430. 1
7430. 2
7430. 3
7430. 4
7430. 5
7430. 6
7430. 7
pull
Entries 27
Mean −264.5
Std Dev 279.1
1
0.5
0
−0.5
−1

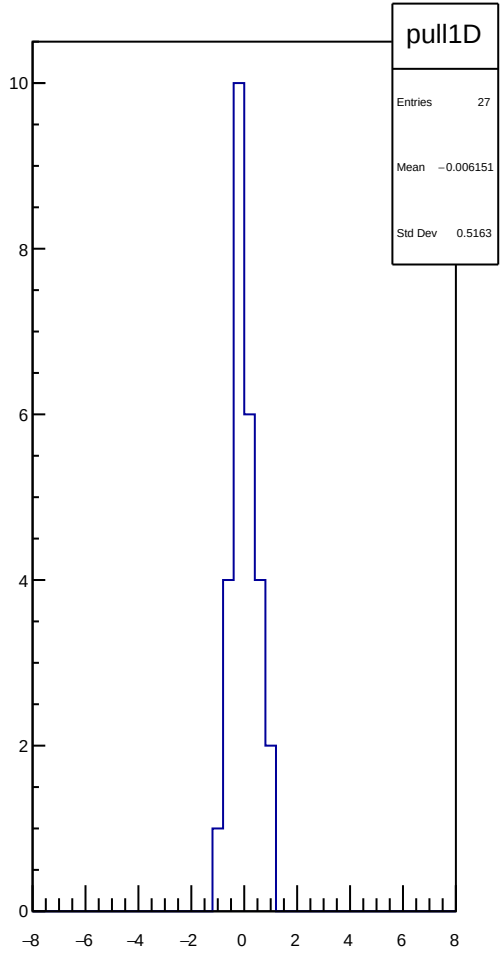
pull1D
Entries 27
Mean −0.006151
Std Dev 0.5163
10
8
6
4
2
0
−8
−6
−4
−2
0
2
4
6
8

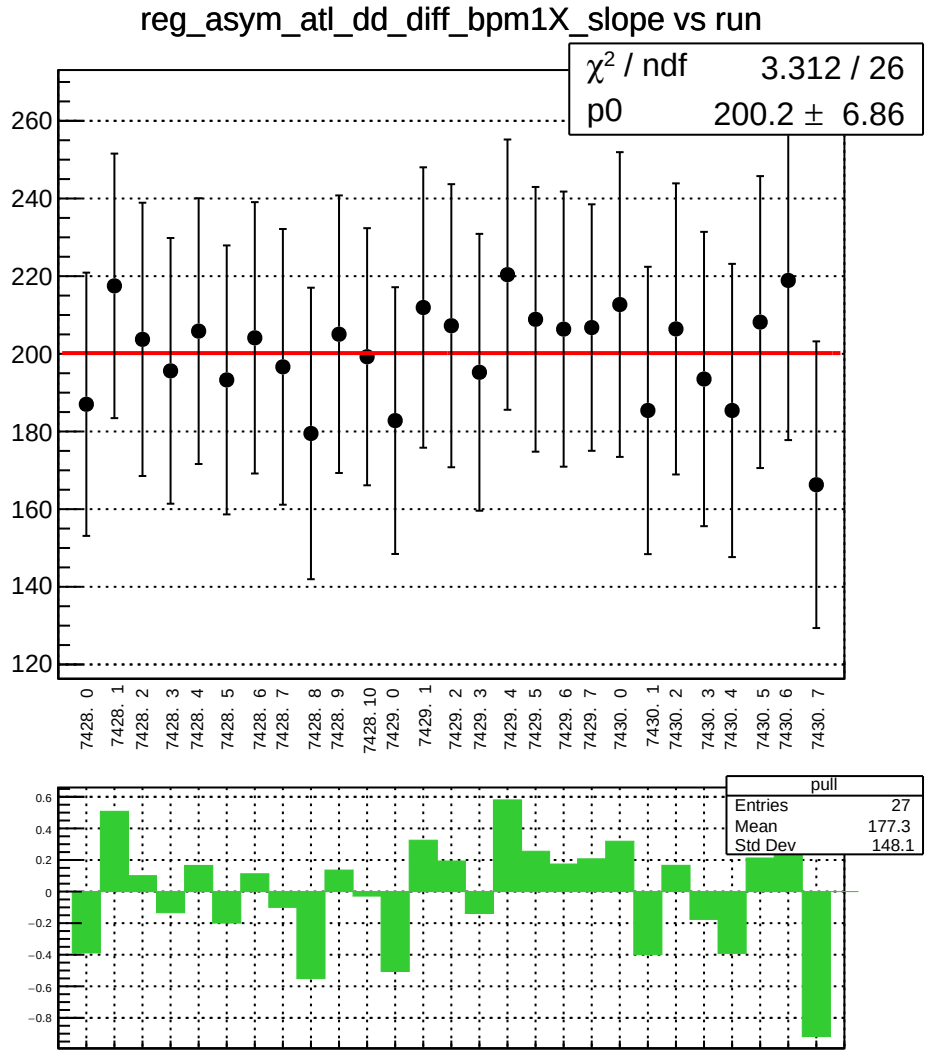
reg_asym_atl_dd_diff_bpm1X_slope vs run
χ² / ndf 3.312 / 26
p0 200.2 ± 6.86
260
240
220
200
180
160
140
120
7428. 0
7428. 1
7428. 2
7428. 3
7428. 4
7428. 5
7428. 6
7428. 7
7428. 8
7428. 9
7428. 10
7429. 0
7429. 1
7429. 2
7429. 3
7429. 4
7429. 5
7429. 6
7429. 7
7430. 0
7430. 1
7430. 2
7430. 3
7430. 4
7430. 5
7430. 6
7430. 7
pull
Entries 27
Mean 177.3
Std Dev 148.1
0.6
0.4
0.2
0
−0.2
−0.4
−0.6
−0.8

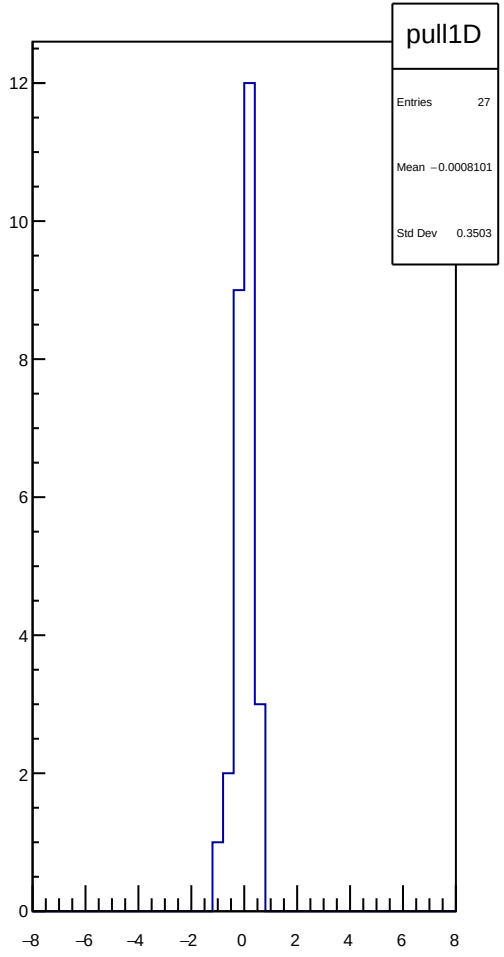
pull1D
Entries 27
Mean −0.0008101
Std Dev 0.3503
12
10
8
6
4
2
0
−8
−6
−4
−2
0
2
4
6
8

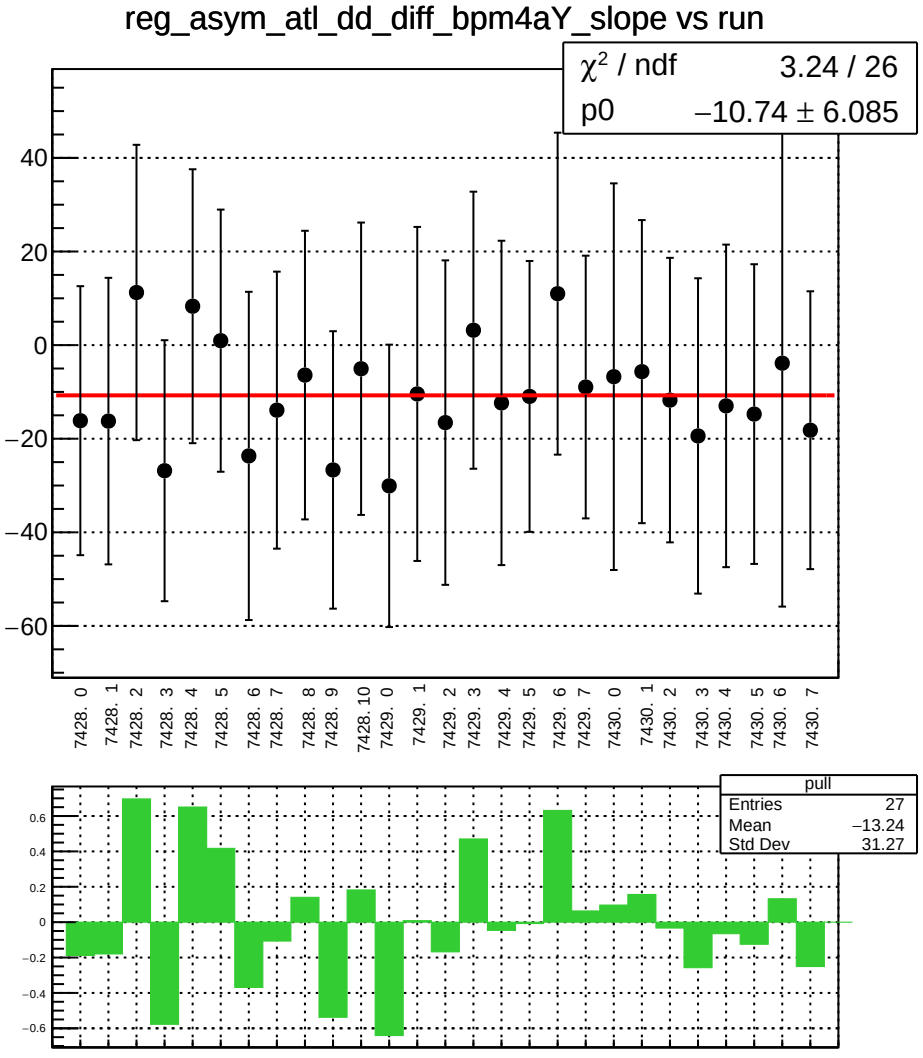
reg_asym_atl_dd_diff_bpm4aY_slope vs run
χ² / ndf 3.24 / 26
p0 −10.74 ± 6.085
40
20
0
−20
−40
−60
7428. 0
7428. 1
7428. 2
7428. 3
7428. 4
7428. 5
7428. 6
7428. 7
7428. 8
7428. 9
7428. 10
7429. 0
7429. 1
7429. 2
7429. 3
7429. 4
7429. 5
7429. 6
7429. 7
7430. 0
7430. 1
7430. 2
7430. 3
7430. 4
7430. 5
7430. 6
7430. 7
pull
Entries 27
Mean −13.24
Std Dev 31.27
0.6
0.4
0.2
0
−0.2
−0.4
−0.6

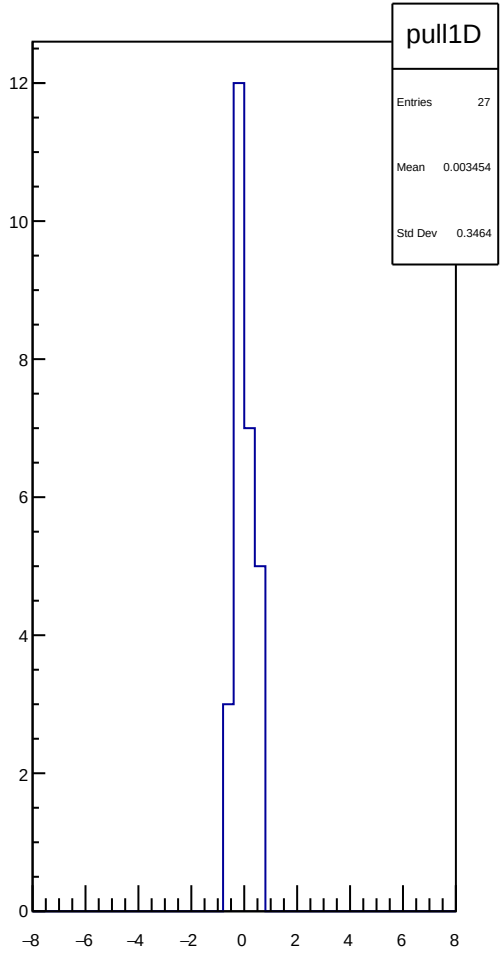
pull1D
Entries 27
Mean 0.003454
Std Dev 0.3464
12
10
8
6
4
2
0
−8
−6
−4
−2
0
2
4
6
8

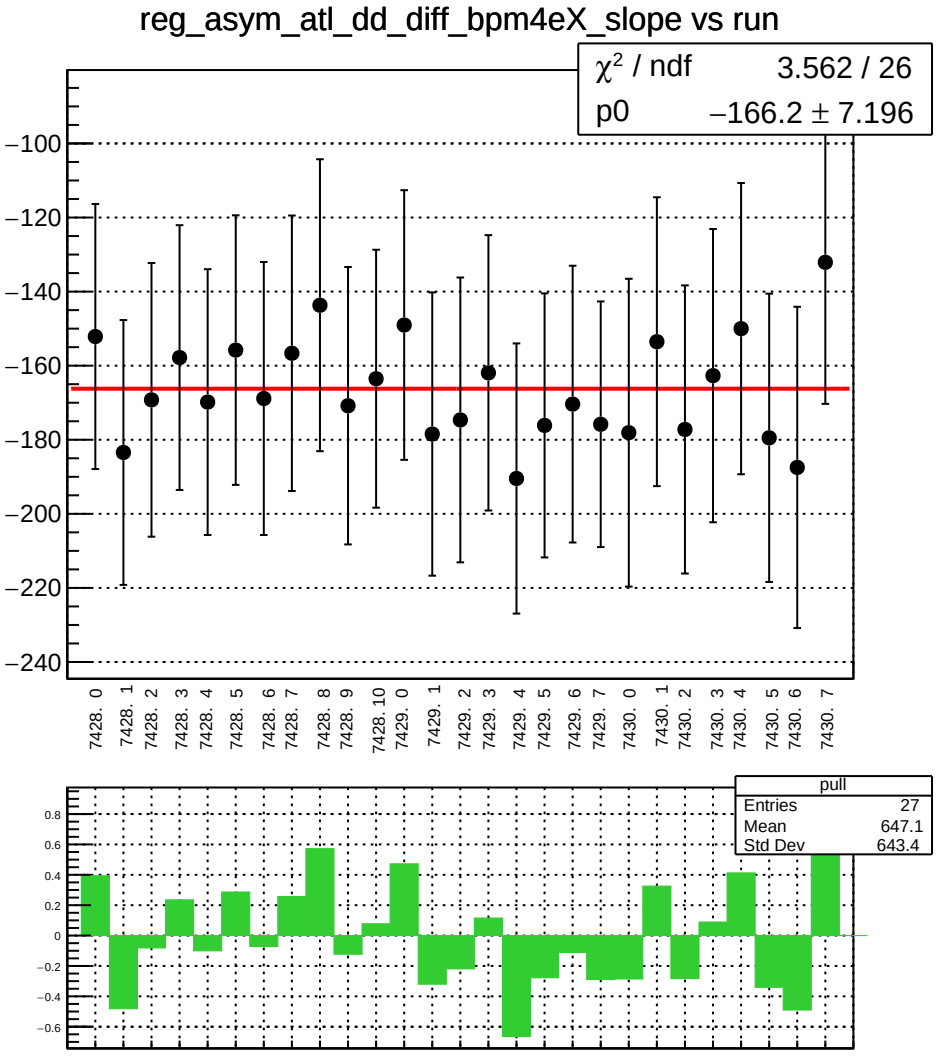
reg_asym_atl_dd_diff_bpm4eX_slope vs run
χ² / ndf 3.562 / 26
p0 −166.2 ± 7.196
−100
−120
−140
−160
−180
−200
−220
−240
7428. 0
7428. 1
7428. 2
7428. 3
7428. 4
7428. 5
7428. 6
7428. 7
7428. 8
7428. 9
7428. 10
7429. 0
7429. 1
7429. 2
7429. 3
7429. 4
7429. 5
7429. 6
7429. 7
7430. 0
7430. 1
7430. 2
7430. 3
7430. 4
7430. 5
7430. 6
7430. 7
pull
Entries 27
Mean 647.1
Std Dev 643.4
0.8
0.6
0.4
0.2
0
−0.2
−0.4
−0.6

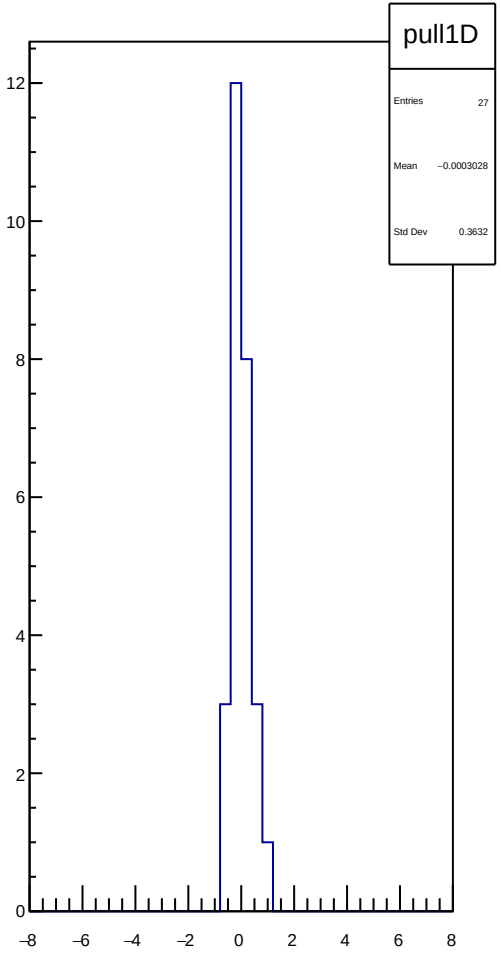
pull1D
Entries 27
Mean −0.0003028
Std Dev 0.3632
12
10
8
6
4
2
0
−8
−6
−4
−2
0
2
4
6
8

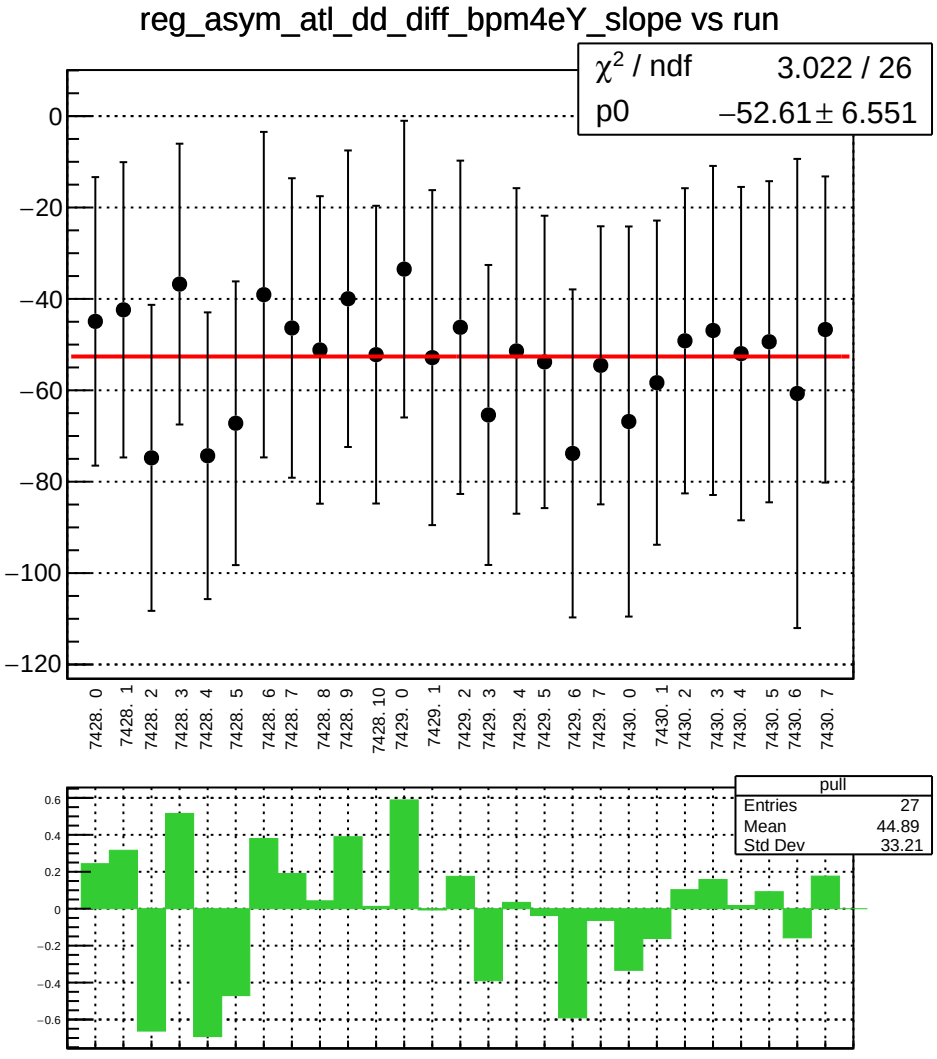
reg_asym_atl_dd_diff_bpm4eY_slope vs run
χ2 / ndf 3.022 / 26
p0 −52.61 ± 6.551
0
−20
−40
−60
−80
−100
−120
7428. 0
7428. 1
7428. 2
7428. 3
7428. 4
7428. 5
7428. 6
7428. 7
7428. 8
7428. 9
7428. 10
7429. 0
7429. 1
7429. 2
7429. 3
7429. 4
7429. 5
7429. 6
7429. 7
7430. 0
7430. 1
7430. 2
7430. 3
7430. 4
7430. 5
7430. 6
7430. 7
pull
Entries 27
Mean 44.89
Std Dev 33.21
0.6
0.4
0.2
0
−0.2
−0.4
−0.6

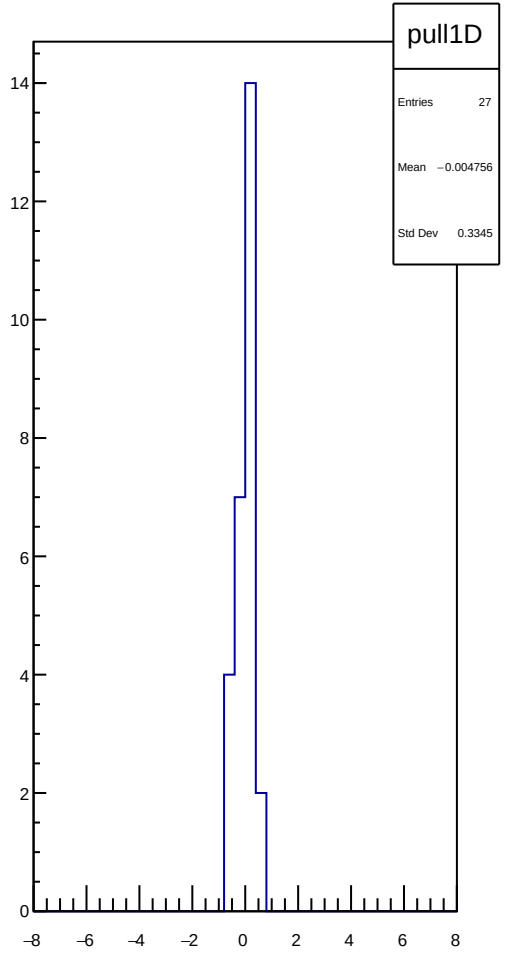
pull1D
Entries 27
Mean −0.004756
Std Dev 0.3345
14
12
10
8
6
4
2
0
−8
−6
−4
−2
0
2
4
6
8

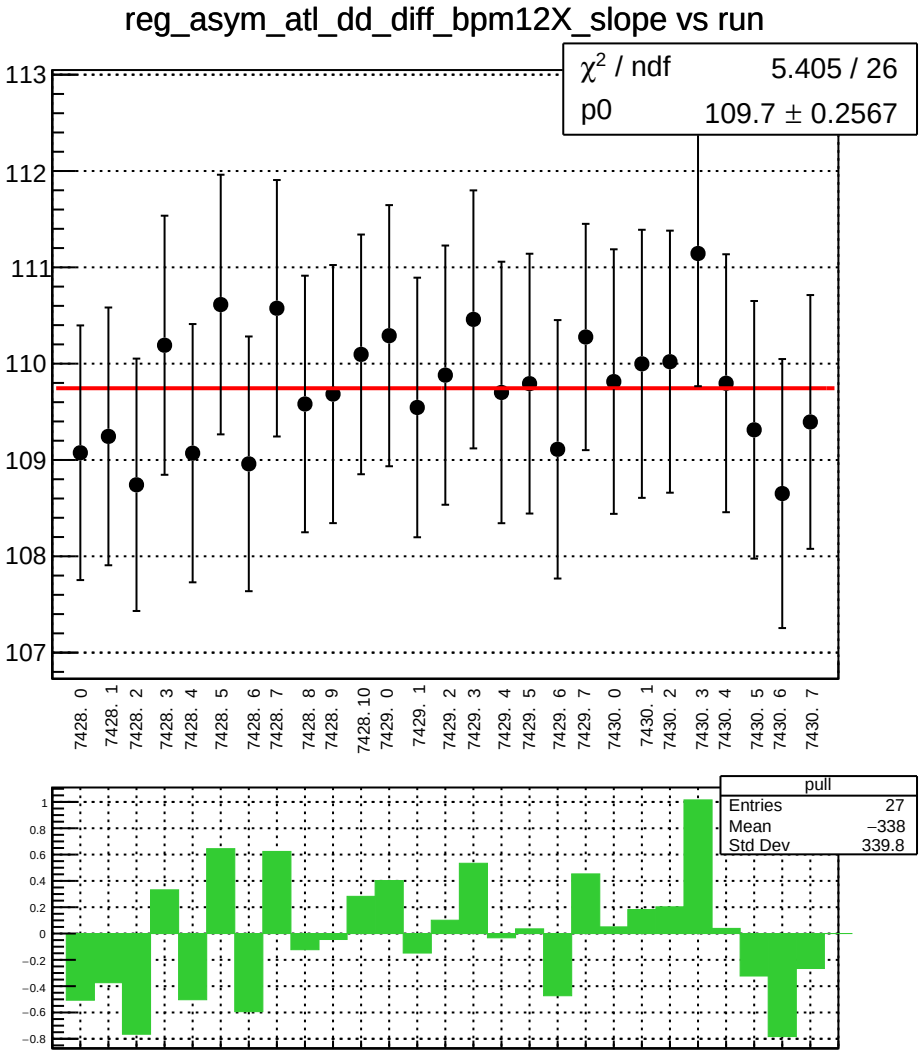
reg_asym_atl_dd_diff_bpm12X_slope vs run
χ^2 / ndf 5.405 / 26
p0 109.7 ± 0.2567
113
112
111
110
109
108
107
7428. 0
7428. 1
7428. 2
7428. 3
7428. 4
7428. 5
7428. 6
7428. 7
7428. 8
7428. 9
7428. 10
7429. 0
7429. 1
7429. 2
7429. 3
7429. 4
7429. 5
7429. 6
7429. 7
7430. 0
7430. 1
7430. 2
7430. 3
7430. 4
7430. 5
7430. 6
7430. 7
pull
Entries 27
Mean −338
Std Dev 339.8
1
0.8
0.6
0.4
0.2
0
−0.2
−0.4
−0.6
−0.8

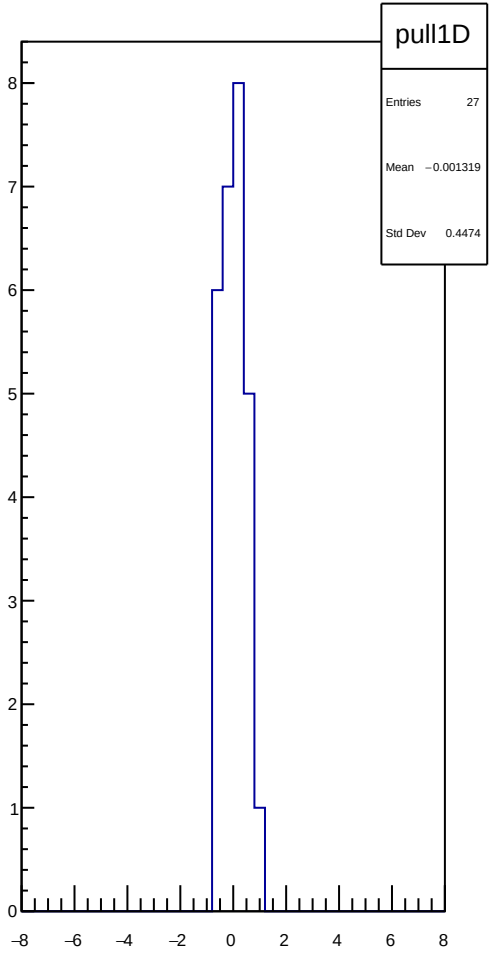
pull1D
Entries 27
Mean −0.001319
Std Dev 0.4474
8
7
6
5
4
3
2
1
0
−8
−6
−4
−2
0
2
4
6
8

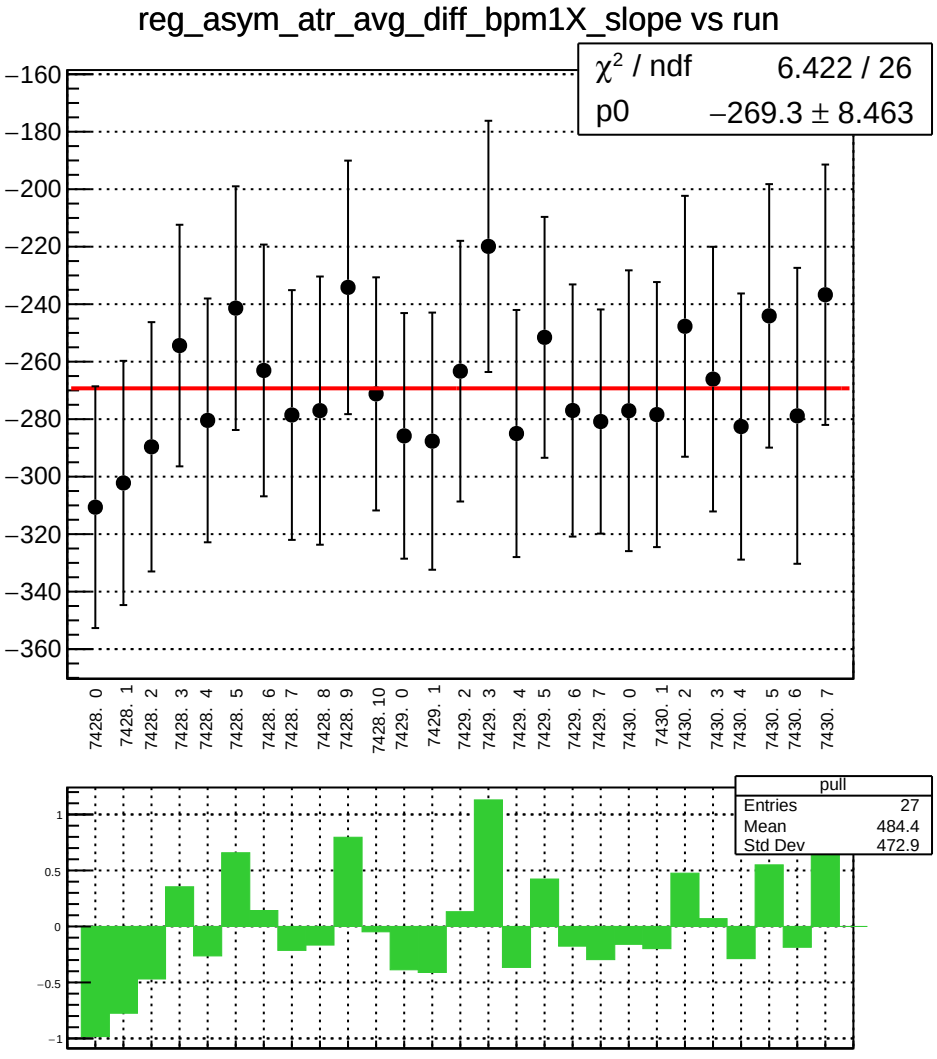
reg_asym_atr_avg_diff_bpm1X_slope vs run
χ^2 / ndf 6.422 / 26
p0 −269.3 ± 8.463
−160
−180
−200
−220
−240
−260
−280
−300
−320
−340
−360
7428. 0
7428. 1
7428. 2
7428. 3
7428. 4
7428. 5
7428. 6
7428. 7
7428. 8
7428. 9
7428. 10
7429. 0
7429. 1
7429. 2
7429. 3
7429. 4
7429. 5
7429. 6
7429. 7
7430. 0
7430. 1
7430. 2
7430. 3
7430. 4
7430. 5
7430. 6
7430. 7
pull
Entries 27
Mean 484.4
Std Dev 472.9
1
0.5
0
−0.5
−1

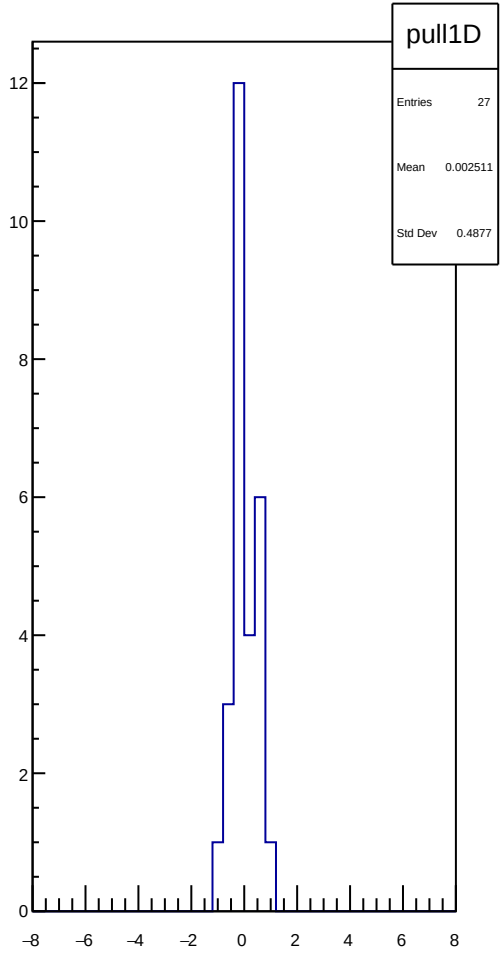
pull1D
Entries 27
Mean 0.002511
Std Dev 0.4877
12
10
8
6
4
2
0
−8
−6
−4
−2
0
2
4
6
8

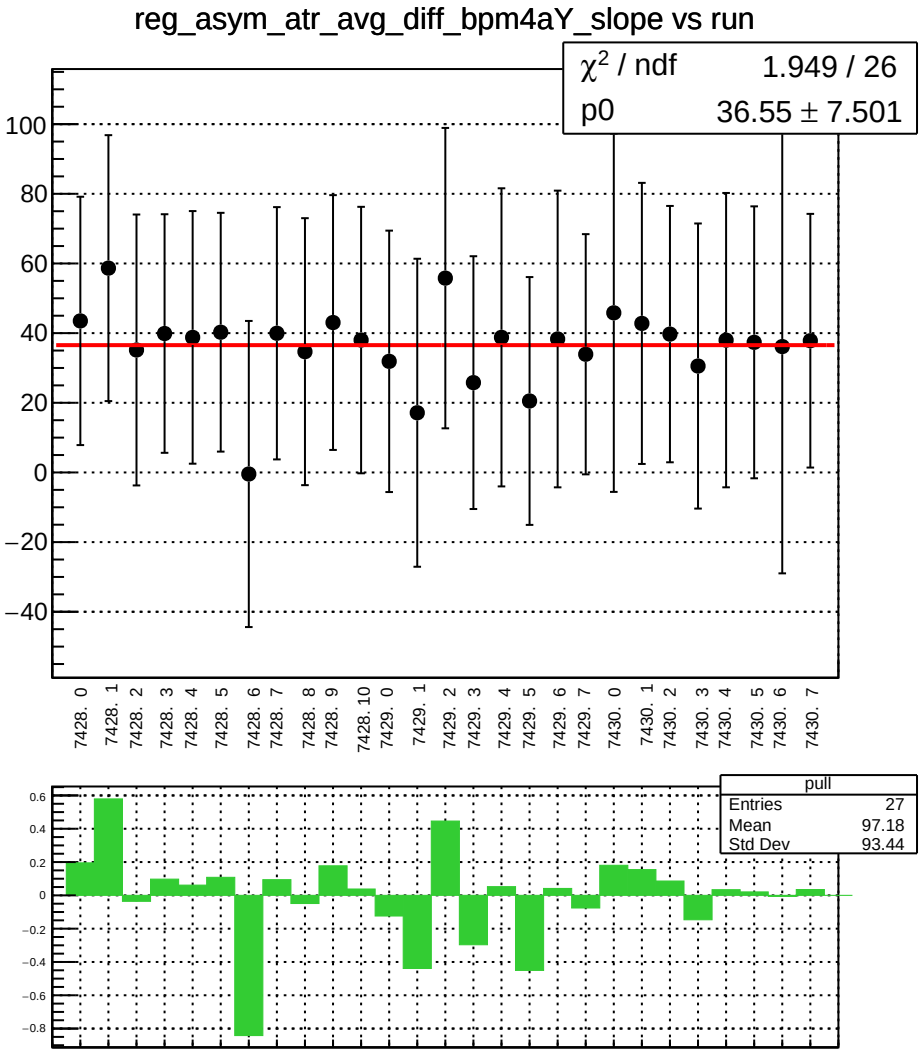
reg_asym_atr_avg_diff_bpm4aY_slope vs run
χ2 / ndf 1.949 / 26
p0 36.55 ± 7.501
100
80
60
40
20
0
−20
−40
7428. 0
7428. 1
7428. 2
7428. 3
7428. 4
7428. 5
7428. 6
7428. 7
7428. 8
7428. 9
7428. 10
7429. 0
7429. 1
7429. 2
7429. 3
7429. 4
7429. 5
7429. 6
7429. 7
7430. 0
7430. 1
7430. 2
7430. 3
7430. 4
7430. 5
7430. 6
7430. 7
pull
Entries 27
Mean 97.18
Std Dev 93.44
0.6
0.4
0.2
0
−0.2
−0.4
−0.6
−0.8

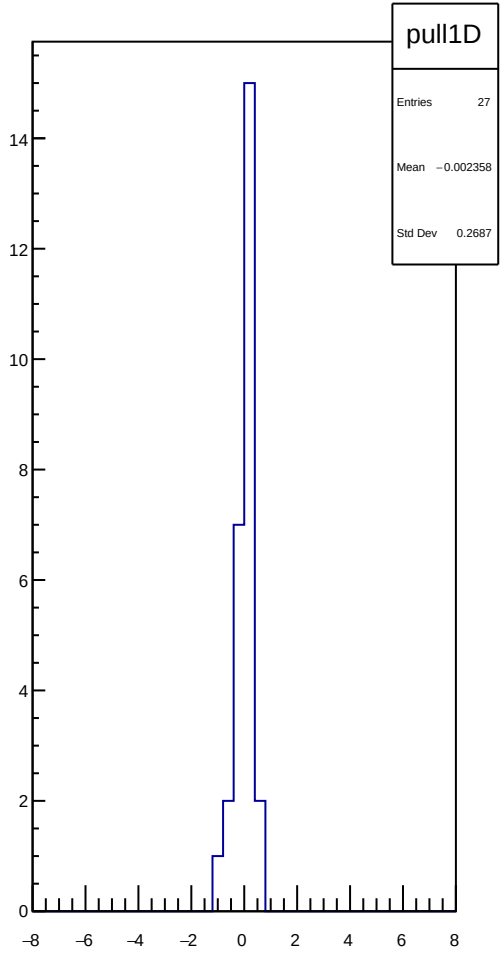
pull1D
Entries 27
Mean −0.002358
Std Dev 0.2687
14
12
10
8
6
4
2
0
−8
−6
−4
−2
0
2
4
6
8

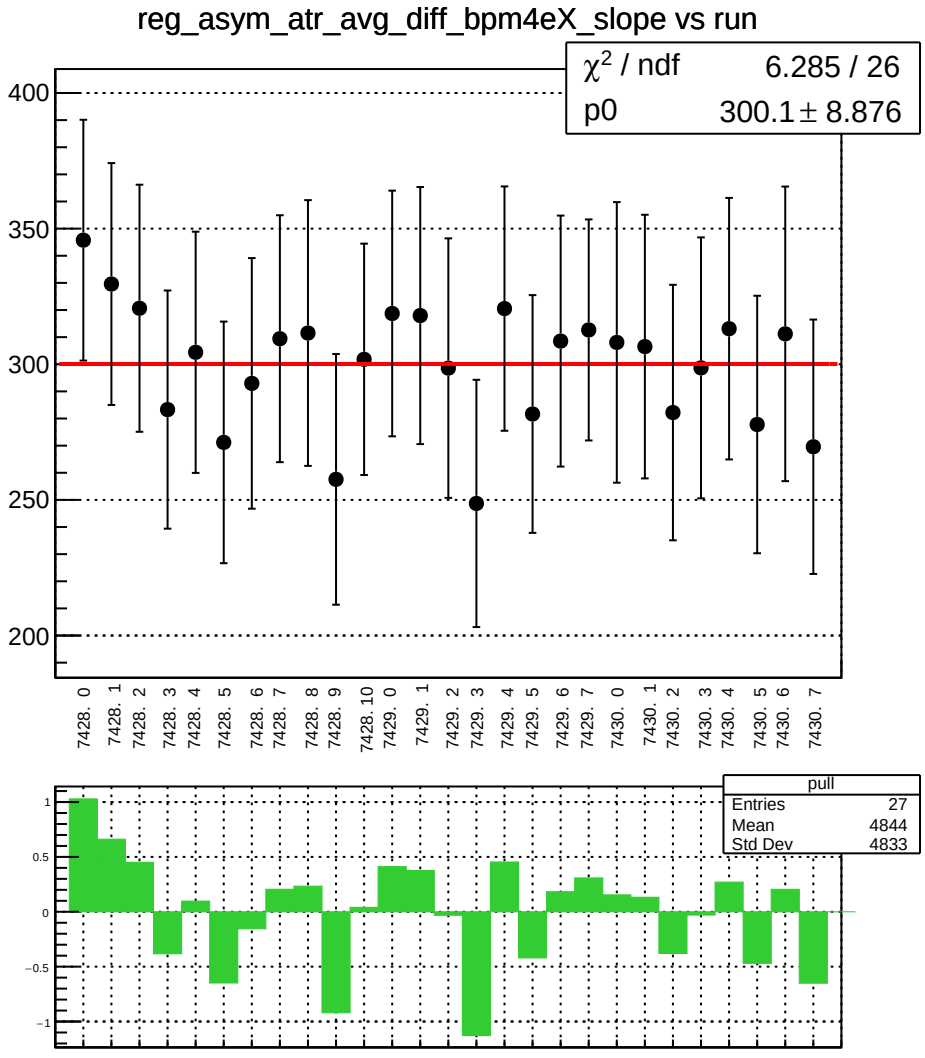
reg_asym_atr_avg_diff_bpm4eX_slope vs run
χ2 / ndf 6.285 / 26
p0 300.1 ± 8.876
400
350
300
250
200
7428. 0
7428. 1
7428. 2
7428. 3
7428. 4
7428. 5
7428. 6
7428. 7
7428. 8
7428. 9
7428. 10
7429. 0
7429. 1
7429. 2
7429. 3
7429. 4
7429. 5
7429. 6
7429. 7
7430. 0
7430. 1
7430. 2
7430. 3
7430. 4
7430. 5
7430. 6
7430. 7
pull
Entries 27
Mean 4844
Std Dev 4833
1
0.5
0
−0.5
−1

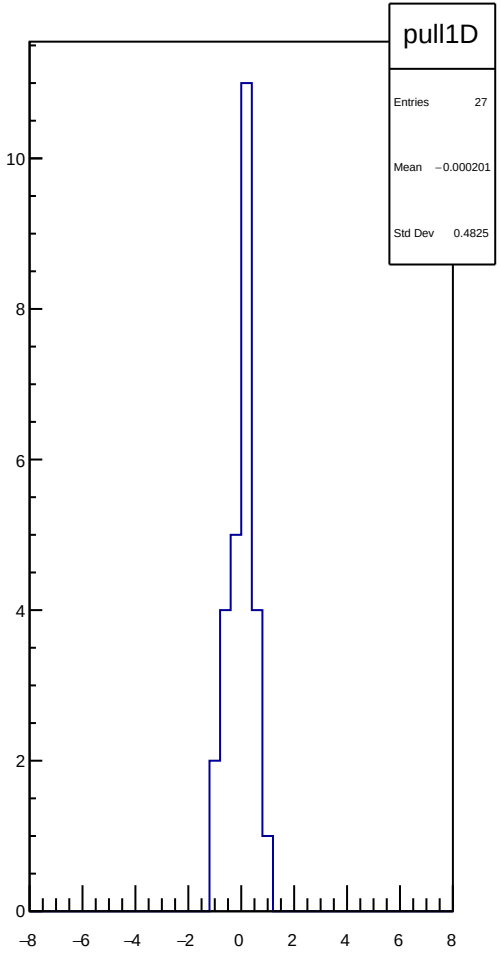
pull1D
Entries 27
Mean −0.000201
Std Dev 0.4825
10
8
6
4
2
0
−8
−6
−4
−2
0
2
4
6
8

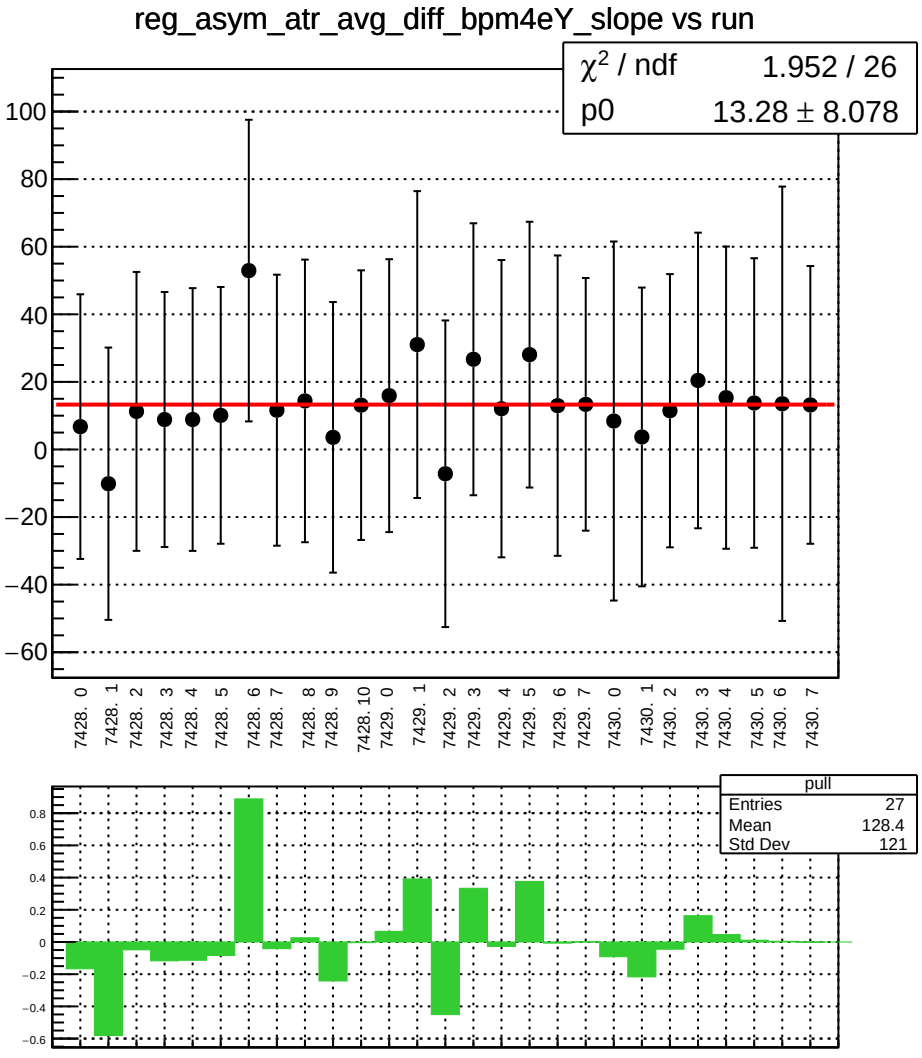
reg_asym_atr_avg_diff_bpm4eY_slope vs run
χ2 / ndf 1.952 / 26
p0 13.28 ± 8.078
100
80
60
40
20
0
−20
−40
−60
7428. 0
7428. 1
7428. 2
7428. 3
7428. 4
7428. 5
7428. 6
7428. 7
7428. 8
7428. 9
7428. 10
7429. 0
7429. 1
7429. 2
7429. 3
7429. 4
7429. 5
7429. 6
7429. 7
7430. 0
7430. 1
7430. 2
7430. 3
7430. 4
7430. 5
7430. 6
7430. 7
pull
Entries 27
Mean 128.4
Std Dev 121
0.8
0.6
0.4
0.2
0
−0.2
−0.4
−0.6

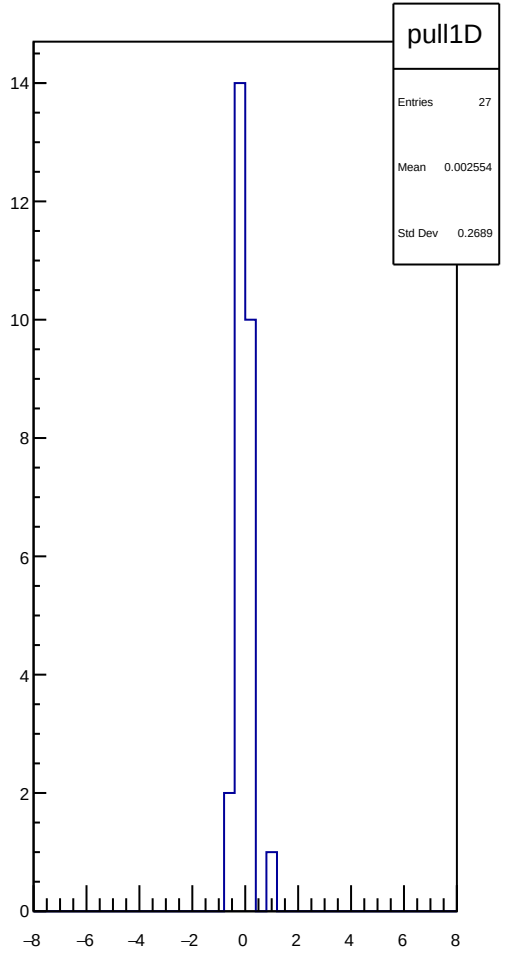
pull1D
Entries 27
Mean 0.002554
Std Dev 0.2689
14
12
10
8
6
4
2
0
−8
−6
−4
−2
0
2
4
6
8

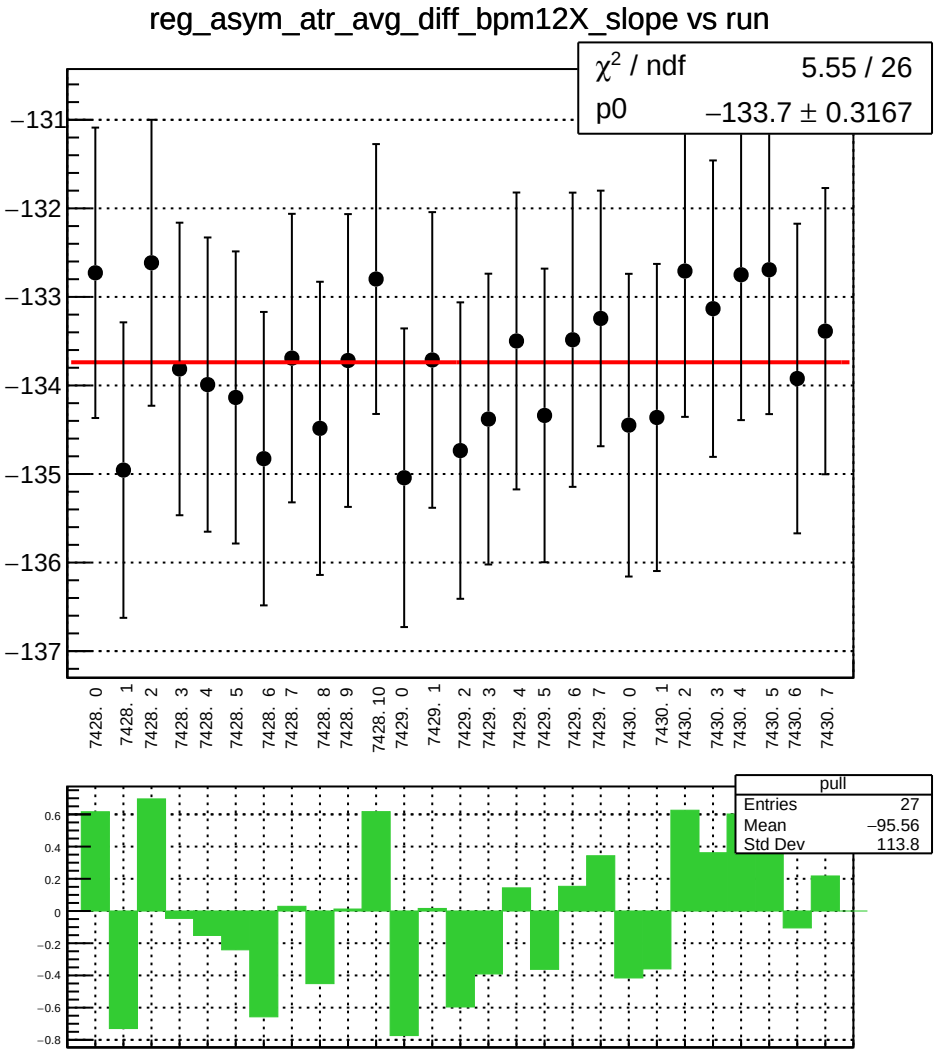
reg_asym_atr_avg_diff_bpm12X_slope vs run
χ² / ndf 5.55 / 26
p0 −133.7 ± 0.3167
−131
−132
−133
−134
−135
−136
−137
7428. 0
7428. 1
7428. 2
7428. 3
7428. 4
7428. 5
7428. 6
7428. 7
7428. 8
7428. 9
7428. 10
7429. 0
7429. 1
7429. 2
7429. 3
7429. 4
7429. 5
7429. 6
7429. 7
7430. 0
7430. 1
7430. 2
7430. 3
7430. 4
7430. 5
7430. 6
7430. 7
pull
Entries 27
Mean −95.56
Std Dev 113.8
0.6
0.4
0.2
0
−0.2
−0.4
−0.6
−0.8

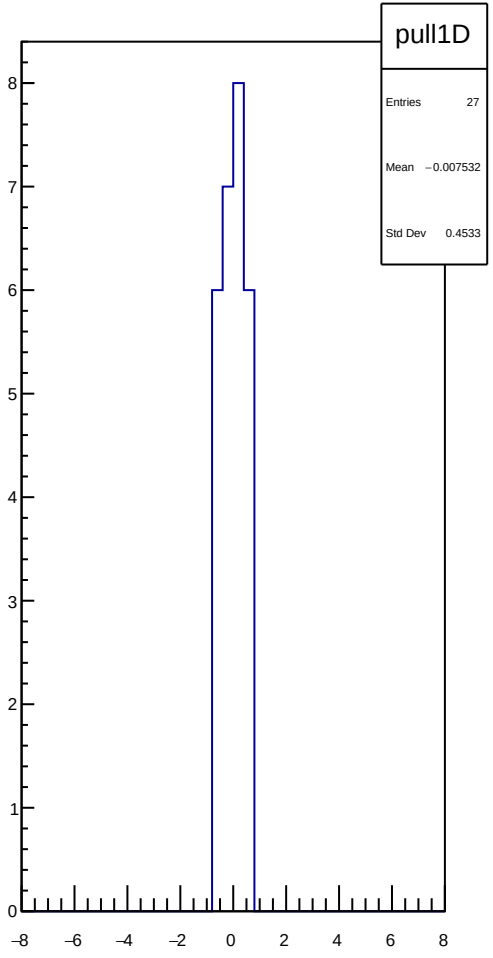
pull1D
Entries 27
Mean −0.007532
Std Dev 0.4533
8
7
6
5
4
3
2
1
0
−8
−6
−4
−2
0
2
4
6
8

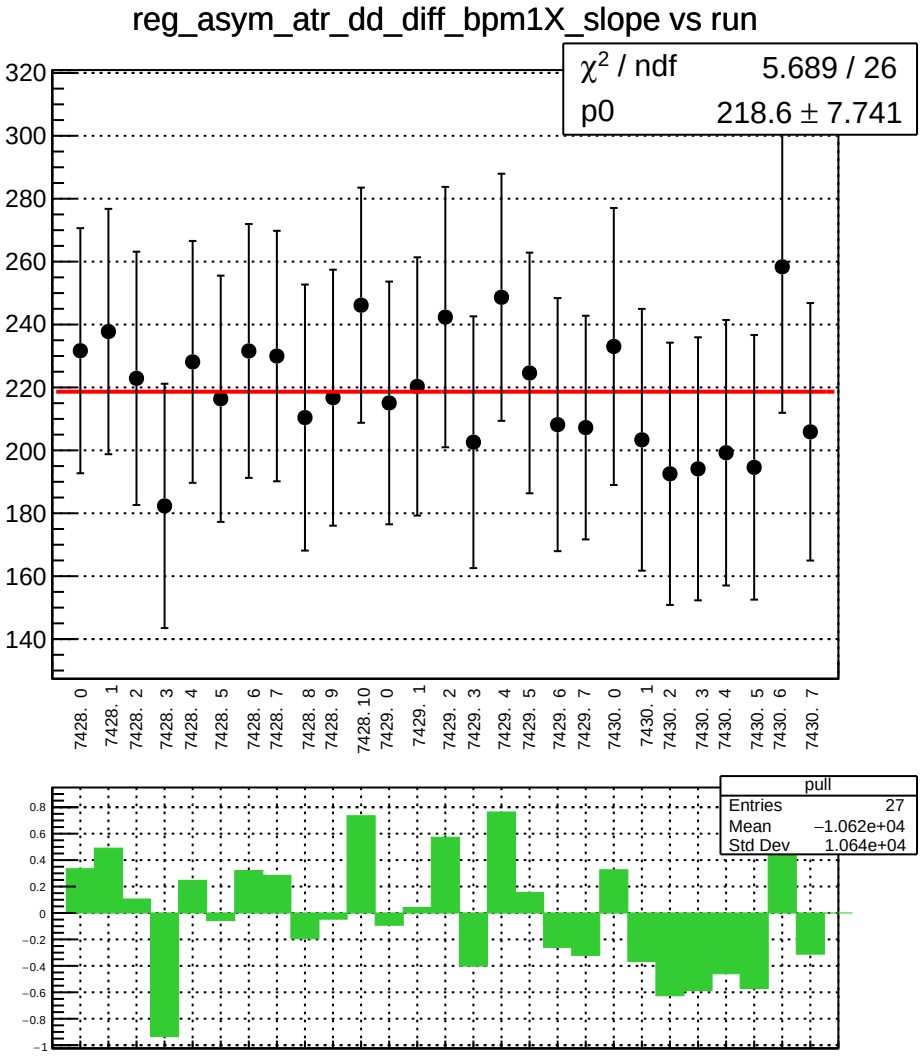
reg_asym_atr_dd_diff_bpm1X_slope vs run
χ² / ndf 5.689 / 26
p0 218.6 ± 7.741
320
300
280
260
240
220
200
180
160
140
7428. 0
7428. 1
7428. 2
7428. 3
7428. 4
7428. 5
7428. 6
7428. 7
7428. 8
7428. 9
7428. 10
7429. 0
7429. 1
7429. 2
7429. 3
7429. 4
7429. 5
7429. 6
7429. 7
7430. 0
7430. 1
7430. 2
7430. 3
7430. 4
7430. 5
7430. 6
7430. 7
pull
Entries 27
Mean −1.062e+04
Std Dev 1.064e+04
0.8
0.6
0.4
0.2
0
−0.2
−0.4
−0.6
−0.8
−1

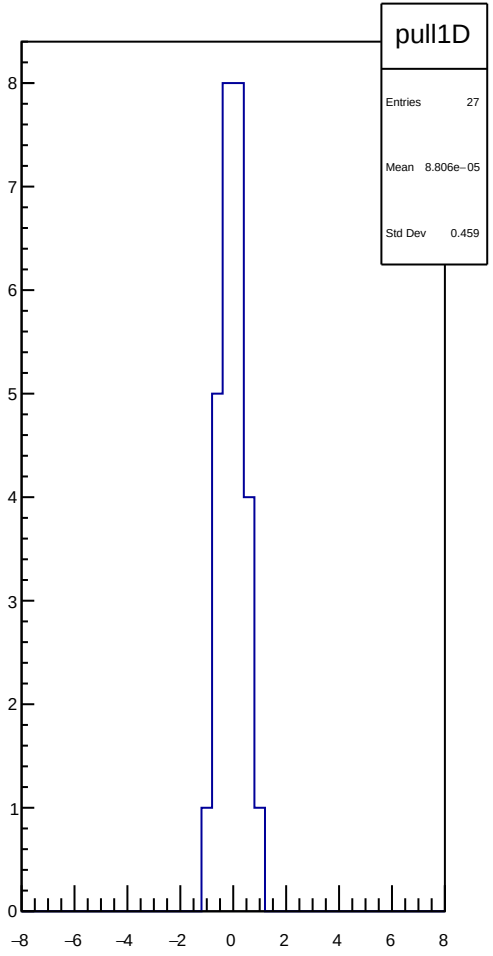
pull1D
Entries 27
Mean 8.806e−05
Std Dev 0.459
8
7
6
5
4
3
2
1
0
−8
−6
−4
−2
0
2
4
6
8

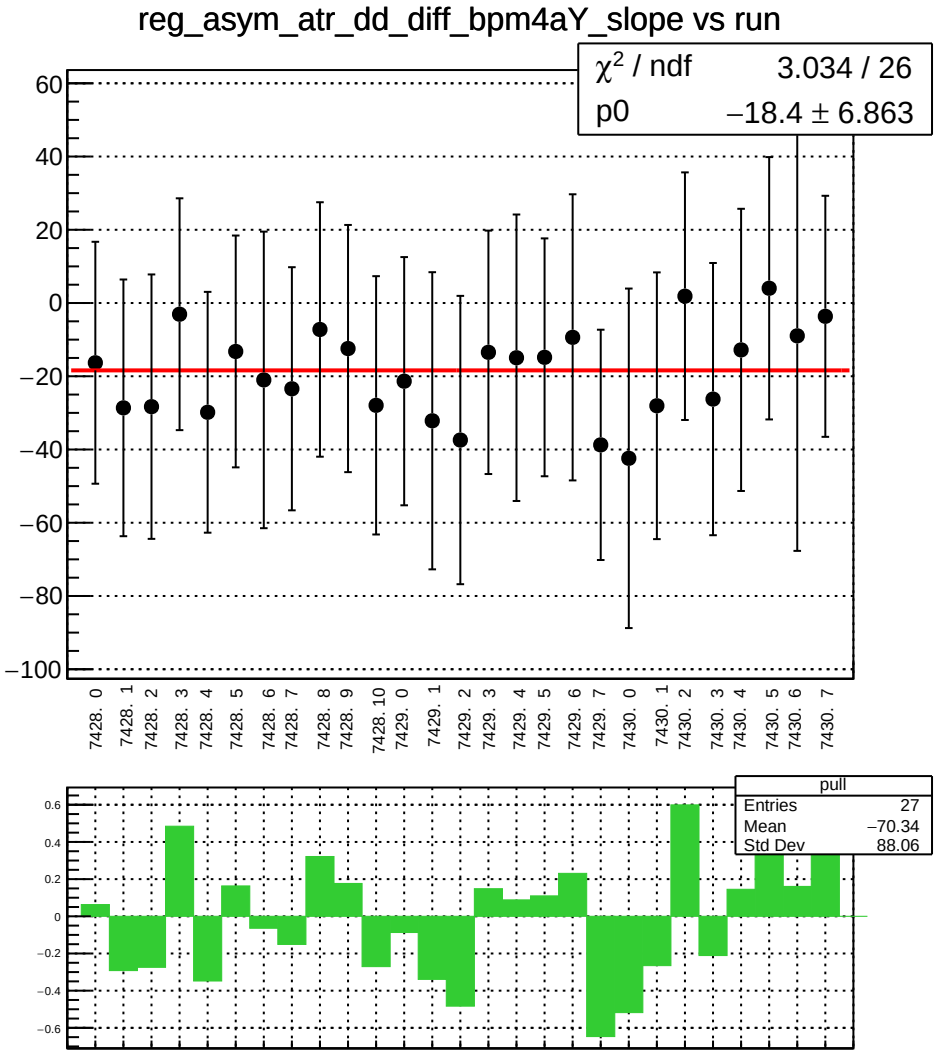
reg_asym_atr_dd_diff_bpm4aY_slope vs run
χ² / ndf 3.034 / 26
p0 −18.4 ± 6.863
60
40
20
0
−20
−40
−60
−80
−100
7428. 0
7428. 1
7428. 2
7428. 3
7428. 4
7428. 5
7428. 6
7428. 7
7428. 8
7428. 9
7428. 10
7429. 0
7429. 1
7429. 2
7429. 3
7429. 4
7429. 5
7429. 6
7429. 7
7430. 0
7430. 1
7430. 2
7430. 3
7430. 4
7430. 5
7430. 6
7430. 7
pull
Entries 27
Mean −70.34
Std Dev 88.06
0.6
0.4
0.2
0
−0.2
−0.4
−0.6

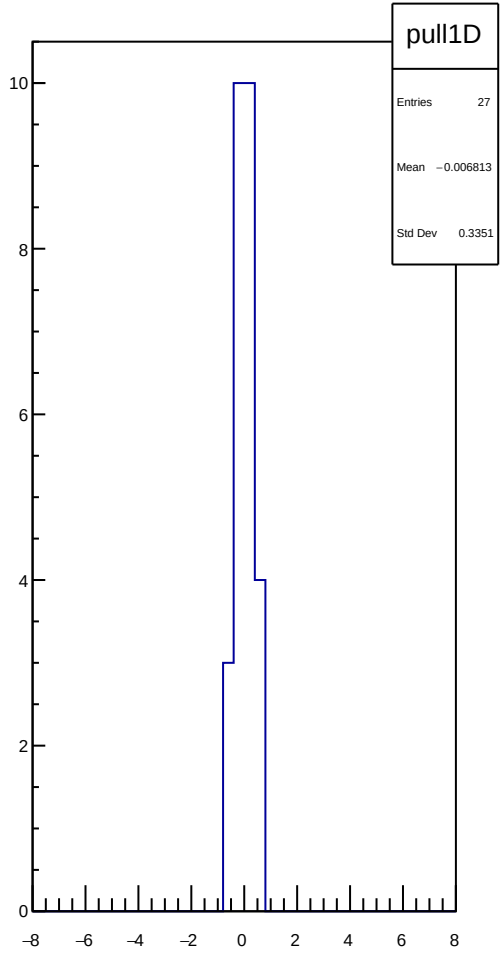
pull1D
Entries 27
Mean −0.006813
Std Dev 0.3351
10
8
6
4
2
0
−8
−6
−4
−2
0
2
4
6
8

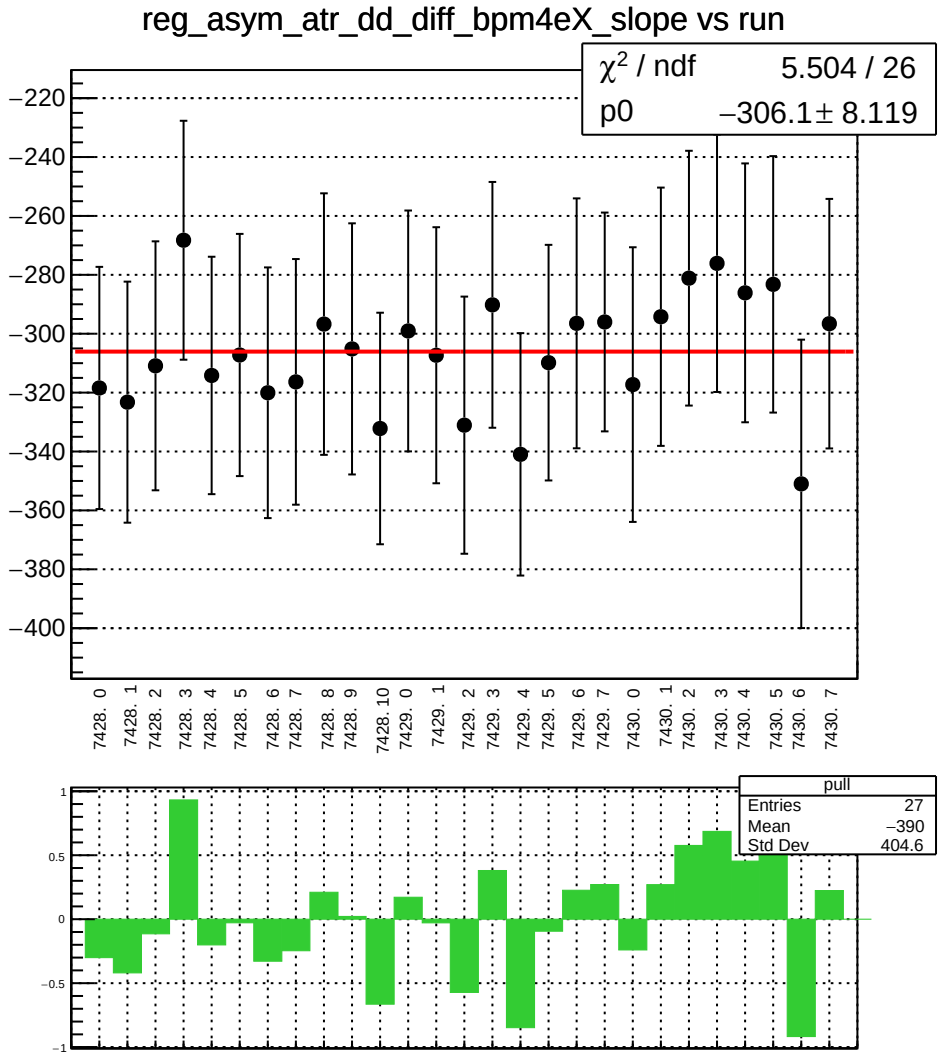
reg_asym_atr_dd_diff_bpm4eX_slope vs run
χ² / ndf 5.504 / 26
p0 −306.1 ± 8.119
−220
−240
−260
−280
−300
−320
−340
−360
−380
−400
7428. 0
7428. 1
7428. 2
7428. 3
7428. 4
7428. 5
7428. 6
7428. 7
7428. 8
7428. 9
7428. 10
7429. 0
7429. 1
7429. 2
7429. 3
7429. 4
7429. 5
7429. 6
7429. 7
7430. 0
7430. 1
7430. 2
7430. 3
7430. 4
7430. 5
7430. 6
7430. 7
pull
Entries 27
Mean −390
Std Dev 404.6
1
0.5
0
−0.5
−1

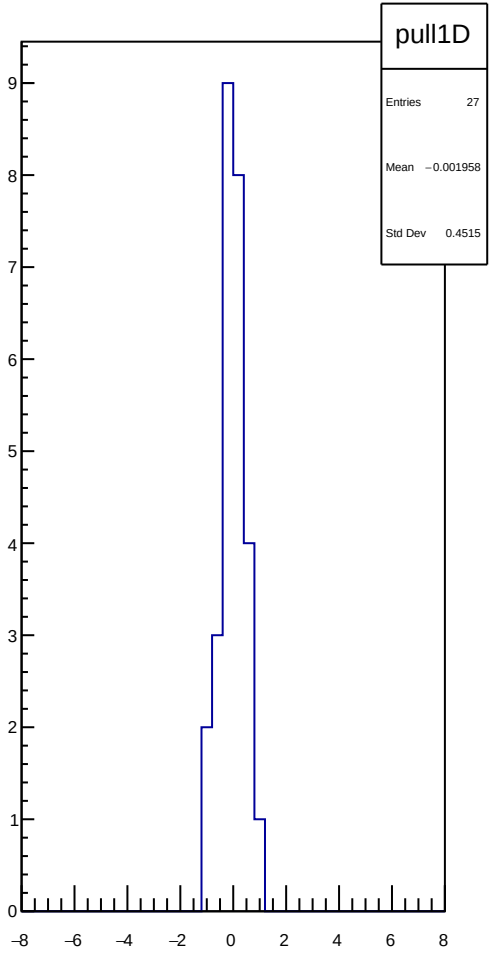
pull1D
Entries 27
Mean −0.001958
Std Dev 0.4515
9
8
7
6
5
4
3
2
1
0
−8
−6
−4
−2
0
2
4
6
8

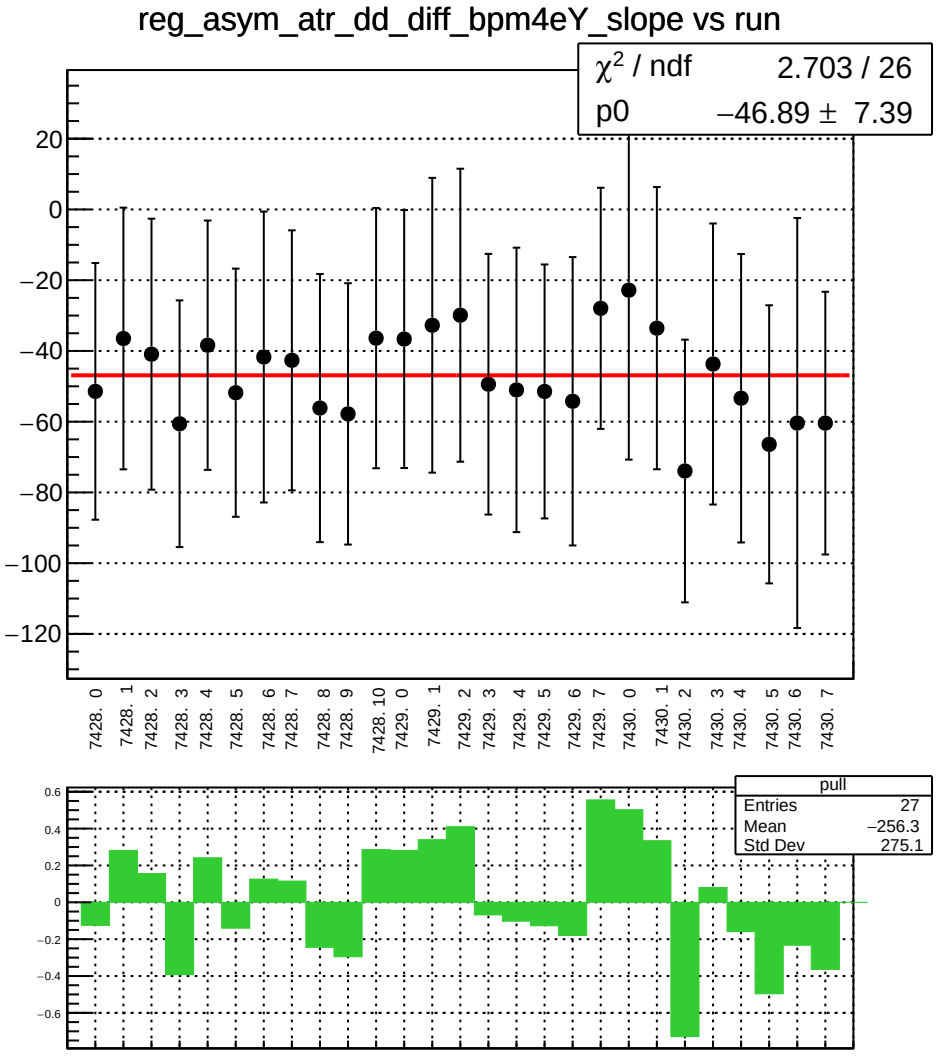
reg_asym_atr_dd_diff_bpm4eY_slope vs run
χ2 / ndf 2.703 / 26
p0 −46.89 ± 7.39
20
0
−20
−40
−60
−80
−100
−120
7428. 0
7428. 1
7428. 2
7428. 3
7428. 4
7428. 5
7428. 6
7428. 7
7428. 8
7428. 9
7428. 10
7429. 0
7429. 1
7429. 2
7429. 3
7429. 4
7429. 5
7429. 6
7429. 7
7430. 0
7430. 1
7430. 2
7430. 3
7430. 4
7430. 5
7430. 6
7430. 7
pull
Entries 27
Mean −256.3
Std Dev 275.1
0.6
0.4
0.2
0
−0.2
−0.4
−0.6

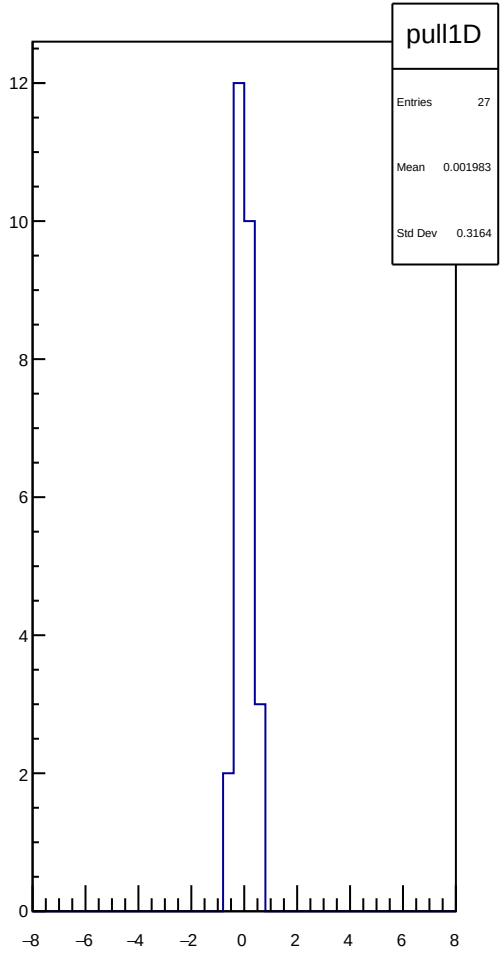
pull1D
Entries 27
Mean 0.001983
Std Dev 0.3164
12
10
8
6
4
2
0
−8
−6
−4
−2
0
2
4
6
8

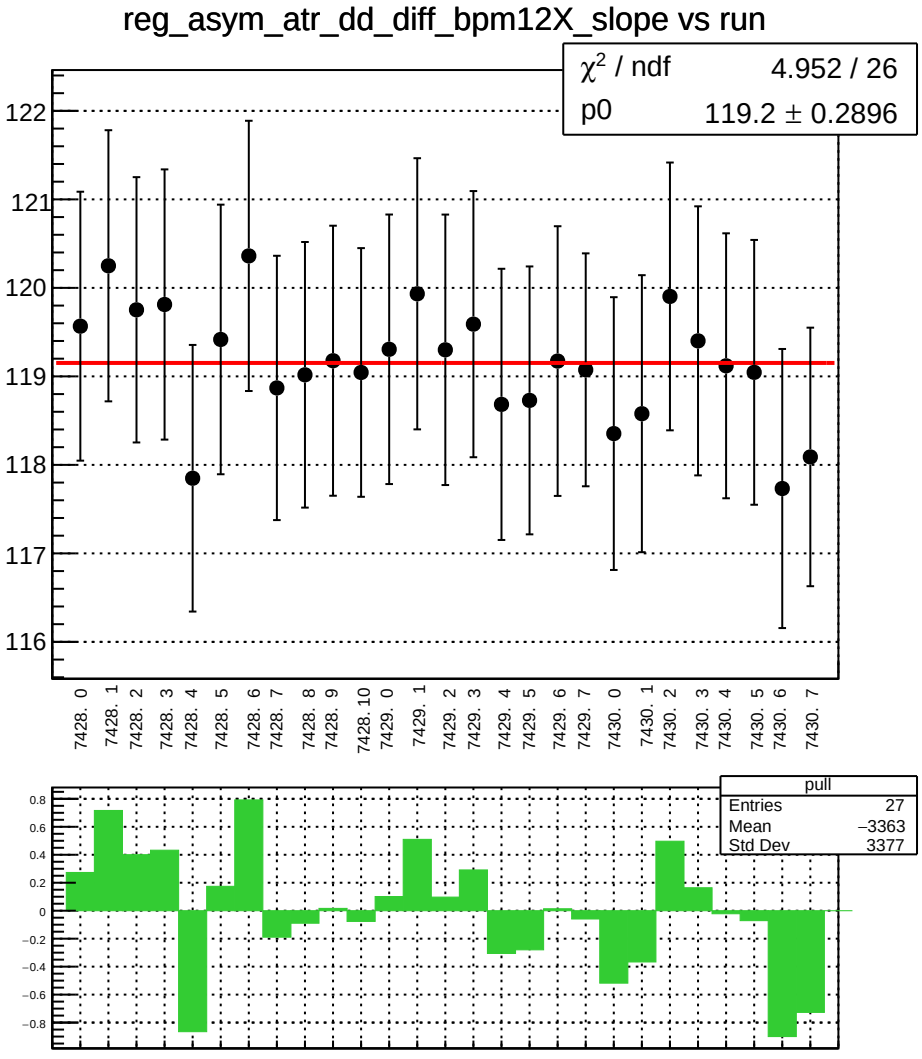
reg_asym_atr_dd_diff_bpm12X_slope vs run
χ² / ndf 4.952 / 26
p0 119.2 ± 0.2896
122
121
120
119
118
117
116
7428. 0
7428. 1
7428. 2
7428. 3
7428. 4
7428. 5
7428. 6
7428. 7
7428. 8
7428. 9
7428. 10
7429. 0
7429. 1
7429. 2
7429. 3
7429. 4
7429. 5
7429. 6
7429. 7
7430. 0
7430. 1
7430. 2
7430. 3
7430. 4
7430. 5
7430. 6
7430. 7
pull
Entries 27
Mean −3363
Std Dev 3377
0.8
0.6
0.4
0.2
0
−0.2
−0.4
−0.6
−0.8

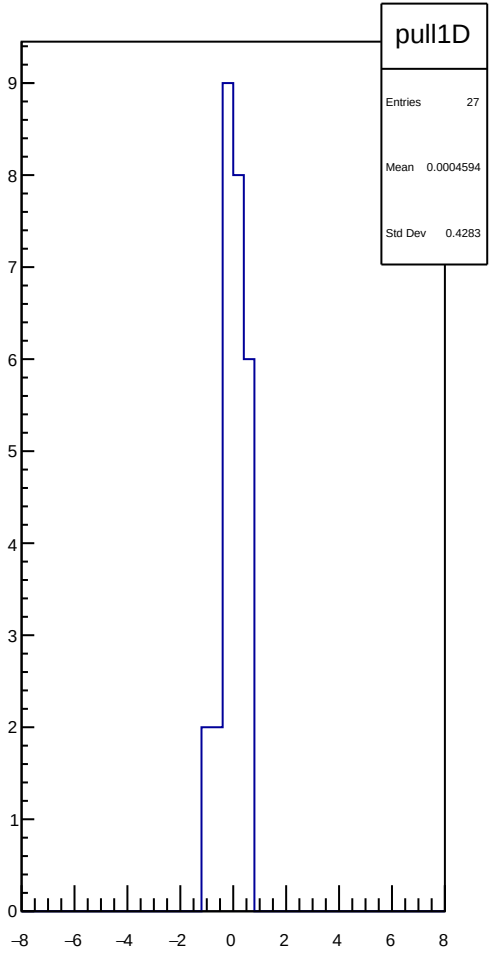
pull1D
Entries 27
Mean 0.0004594
Std Dev 0.4283
9
8
7
6
5
4
3
2
1
0
−8
−6
−4
−2
0
2
4
6
8

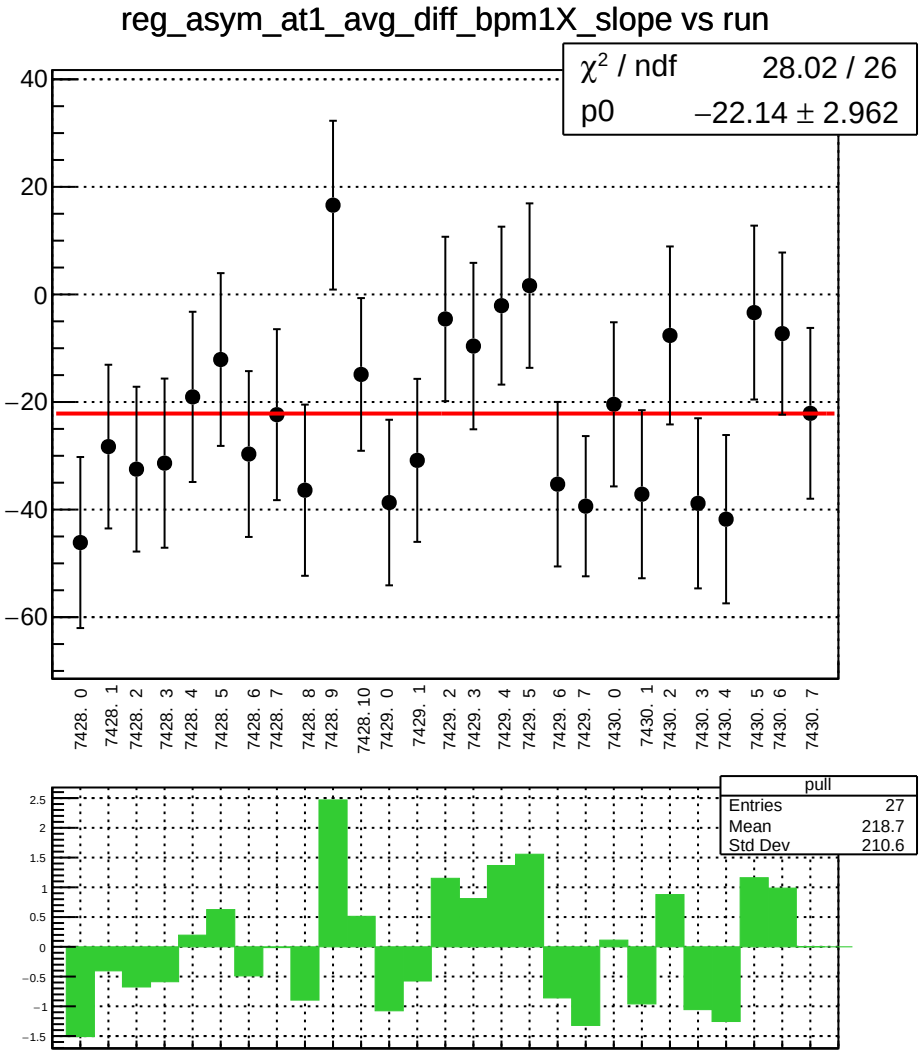
reg_asym_at1_avg_diff_bpm1X_slope vs run
χ² / ndf 28.02 / 26
p0 −22.14 ± 2.962
40
20
0
−20
−40
−60
7428. 0
7428. 1
7428. 2
7428. 3
7428. 4
7428. 5
7428. 6
7428. 7
7428. 8
7428. 9
7428. 10
7429. 0
7429. 1
7429. 2
7429. 3
7429. 4
7429. 5
7429. 6
7429. 7
7430. 0
7430. 1
7430. 2
7430. 3
7430. 4
7430. 5
7430. 6
7430. 7
pull
Entries 27
Mean 218.7
Std Dev 210.6
2.5
2
1.5
1
0.5
0
−0.5
−1
−1.5

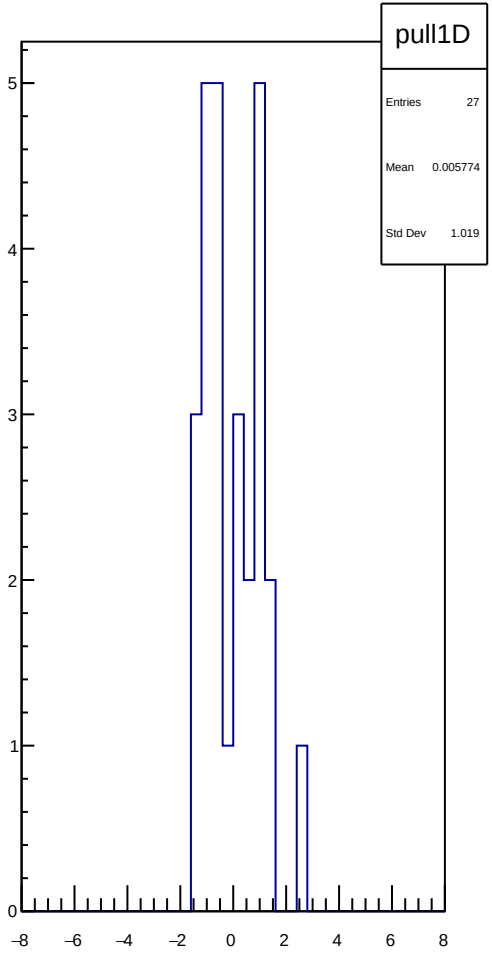
pull1D
Entries 27
Mean 0.005774
Std Dev 1.019
5
4
3
2
1
0
−8
−6
−4
−2
0
2
4
6
8

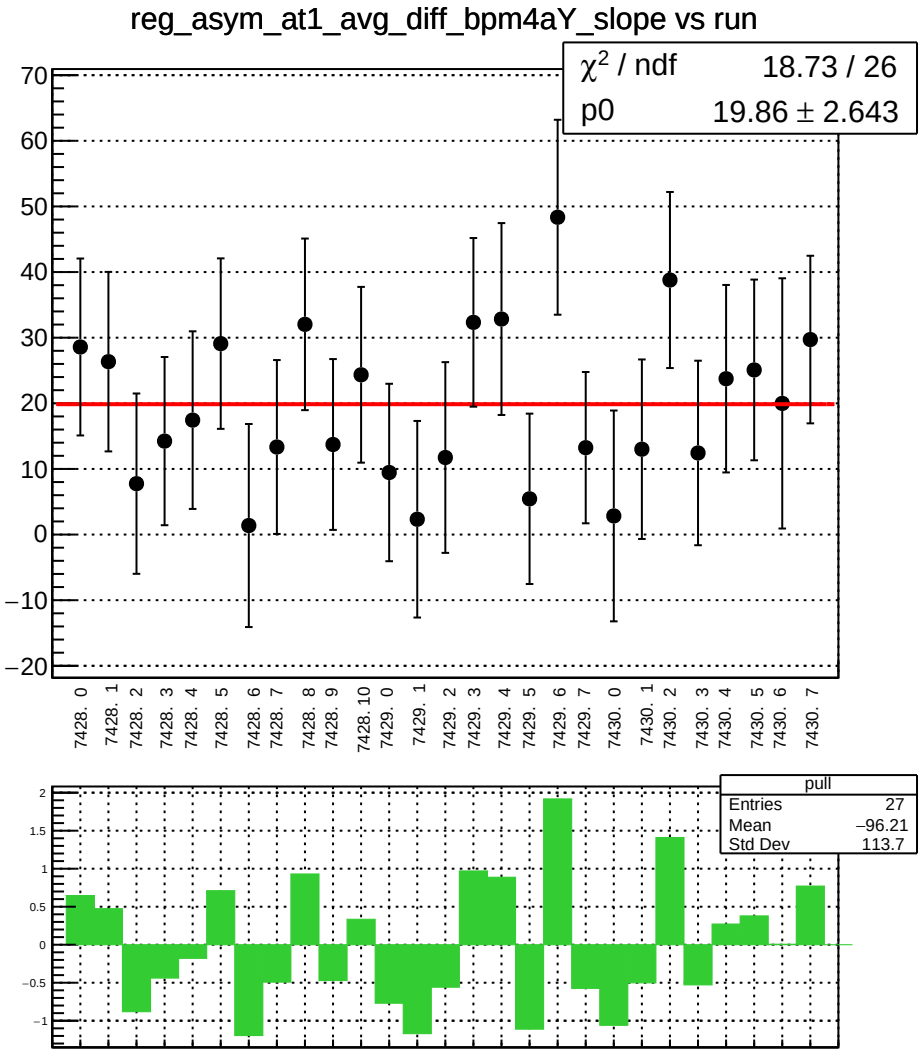
reg_asym_at1_avg_diff_bpm4aY_slope vs run
χ² / ndf 18.73 / 26
p0 19.86 ± 2.643
70
60
50
40
30
20
10
0
−10
−20
7428. 0
7428. 1
7428. 2
7428. 3
7428. 4
7428. 5
7428. 6
7428. 7
7428. 8
7428. 9
7428. 10
7429. 0
7429. 1
7429. 2
7429. 3
7429. 4
7429. 5
7429. 6
7429. 7
7430. 0
7430. 1
7430. 2
7430. 3
7430. 4
7430. 5
7430. 6
7430. 7
pull
Entries 27
Mean −96.21
Std Dev 113.7
2
1.5
1
0.5
0
−0.5
−1

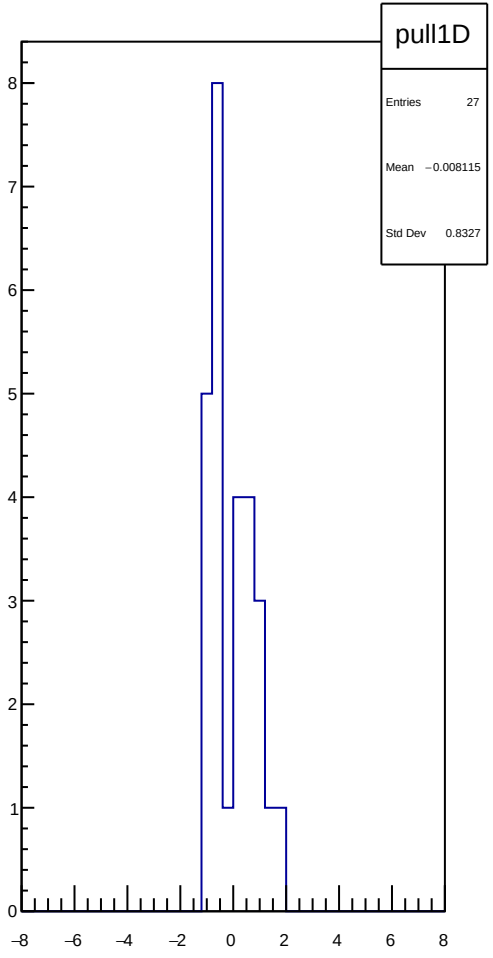
pull1D
Entries 27
Mean −0.008115
Std Dev 0.8327
8
7
6
5
4
3
2
1
0
−8
−6
−4
−2
0
2
4
6
8

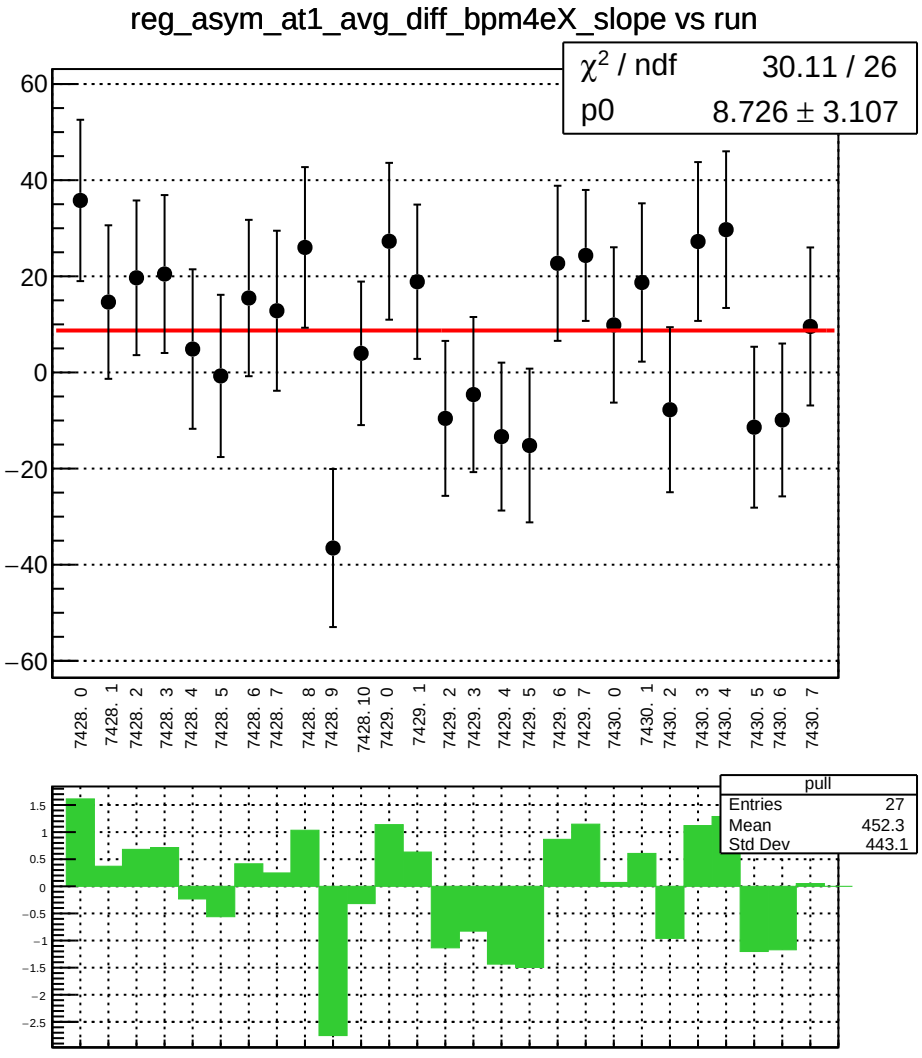
reg_asym_at1_avg_diff_bpm4eX_slope vs run
χ² / ndf 30.11 / 26
p0 8.726 ± 3.107
60
40
20
0
−20
−40
−60
7428. 0
7428. 1
7428. 2
7428. 3
7428. 4
7428. 5
7428. 6
7428. 7
7428. 8
7428. 9
7428. 10
7429. 0
7429. 1
7429. 2
7429. 3
7429. 4
7429. 5
7429. 6
7429. 7
7430. 0
7430. 1
7430. 2
7430. 3
7430. 4
7430. 5
7430. 6
7430. 7
pull
Entries 27
Mean 452.3
Std Dev 443.1
1.5
1
0.5
0
−0.5
−1
−1.5
−2
−2.5

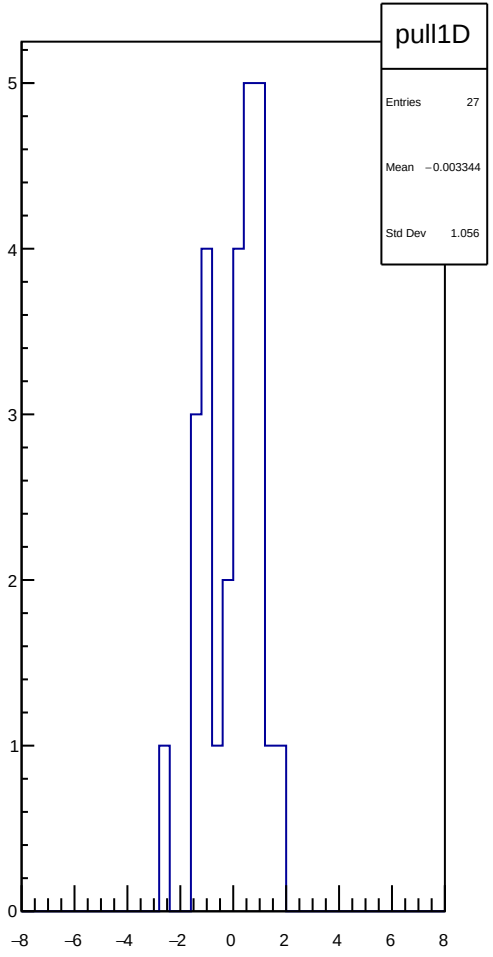
pull1D
Entries 27
Mean −0.003344
Std Dev 1.056
5
4
3
2
1
0
−8
−6
−4
−2
0
2
4
6
8

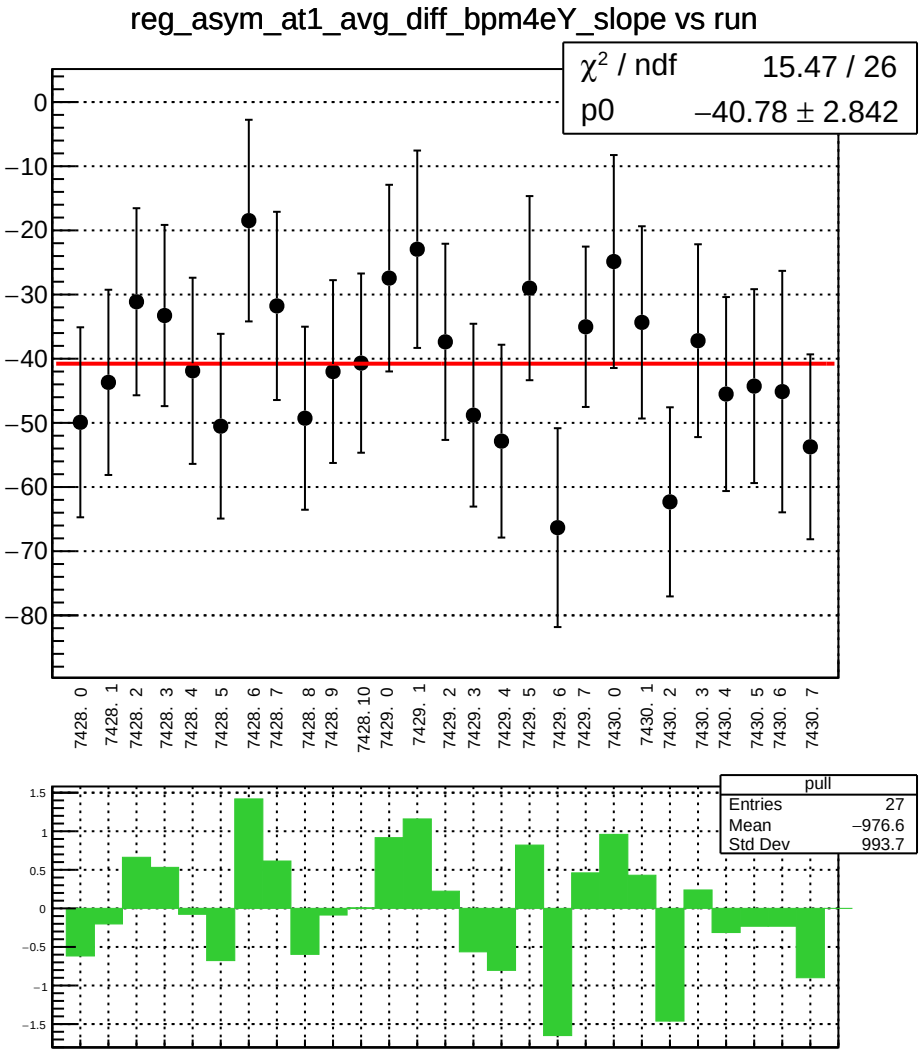
reg_asym_at1_avg_diff_bpm4eY_slope vs run
χ² / ndf 15.47 / 26
p0 −40.78 ± 2.842
0
−10
−20
−30
−40
−50
−60
−70
−80
7428. 0
7428. 1
7428. 2
7428. 3
7428. 4
7428. 5
7428. 6
7428. 7
7428. 8
7428. 9
7428. 10
7429. 0
7429. 1
7429. 2
7429. 3
7429. 4
7429. 5
7429. 6
7429. 7
7430. 0
7430. 1
7430. 2
7430. 3
7430. 4
7430. 5
7430. 6
7430. 7
pull
Entries 27
Mean −976.6
Std Dev 993.7
1.5
1
0.5
0
−0.5
−1
−1.5

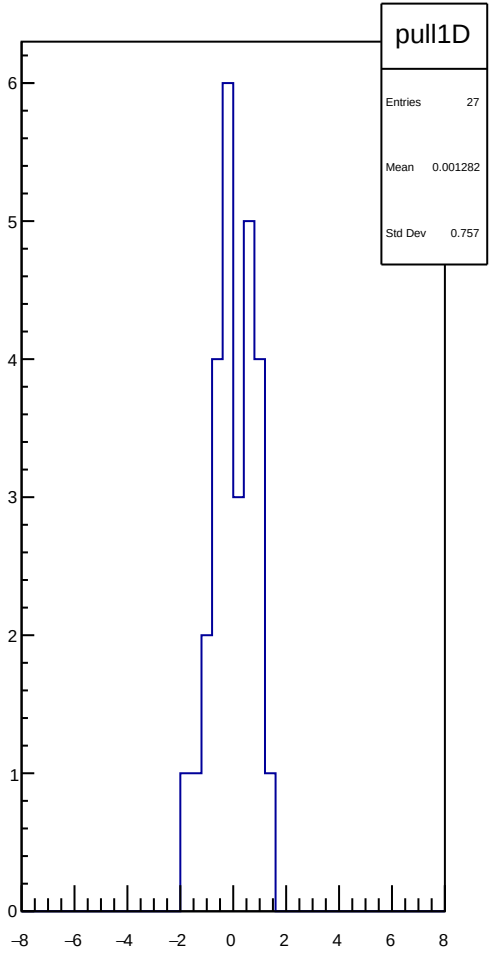
pull1D
Entries 27
Mean 0.001282
Std Dev 0.757
6
5
4
3
2
1
0
−8
−6
−4
−2
0
2
4
6
8

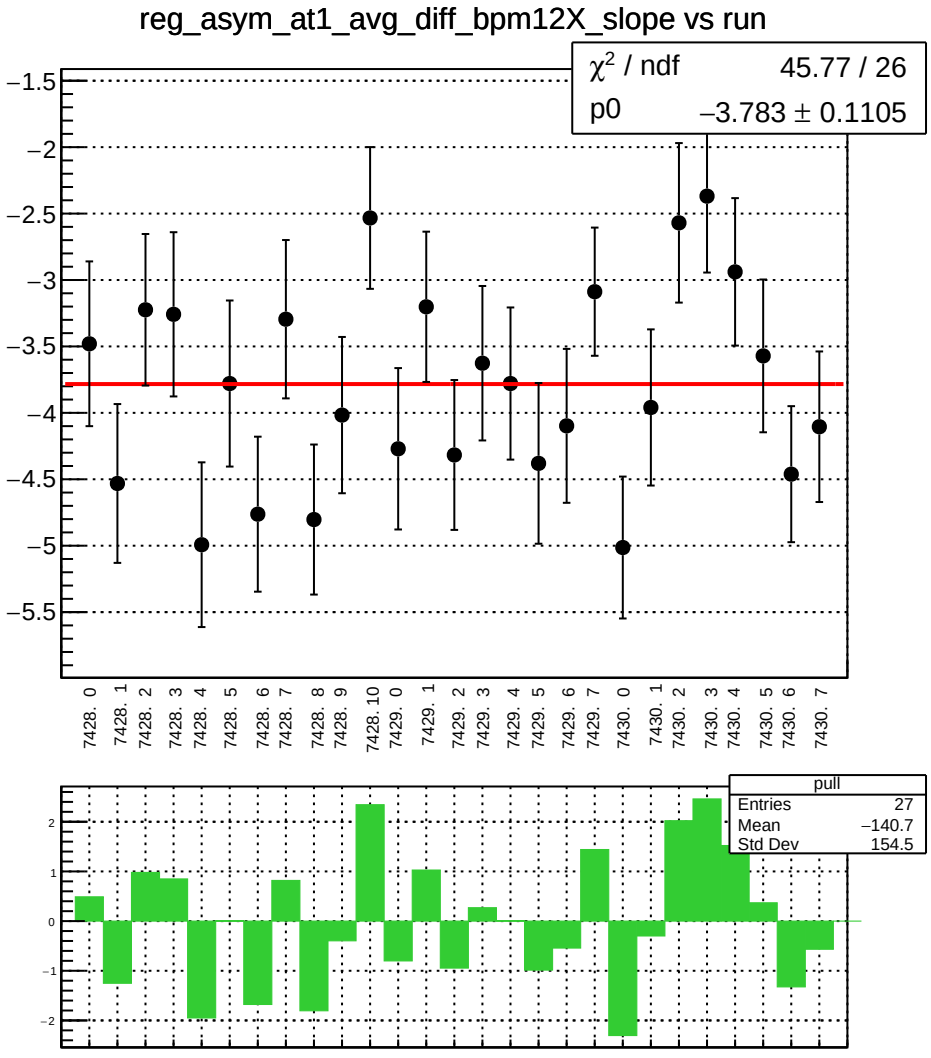
reg_asym_at1_avg_diff_bpm12X_slope vs run
χ² / ndf 45.77 / 26
p0 −3.783 ± 0.1105
−1.5
−2
−2.5
−3
−3.5
−4
−4.5
−5
−5.5
7428. 0
7428. 1
7428. 2
7428. 3
7428. 4
7428. 5
7428. 6
7428. 7
7428. 8
7428. 9
7428. 10
7429. 0
7429. 1
7429. 2
7429. 3
7429. 4
7429. 5
7429. 6
7429. 7
7430. 0
7430. 1
7430. 2
7430. 3
7430. 4
7430. 5
7430. 6
7430. 7
pull
Entries 27
Mean −140.7
Std Dev 154.5
2
1
0
−1
−2

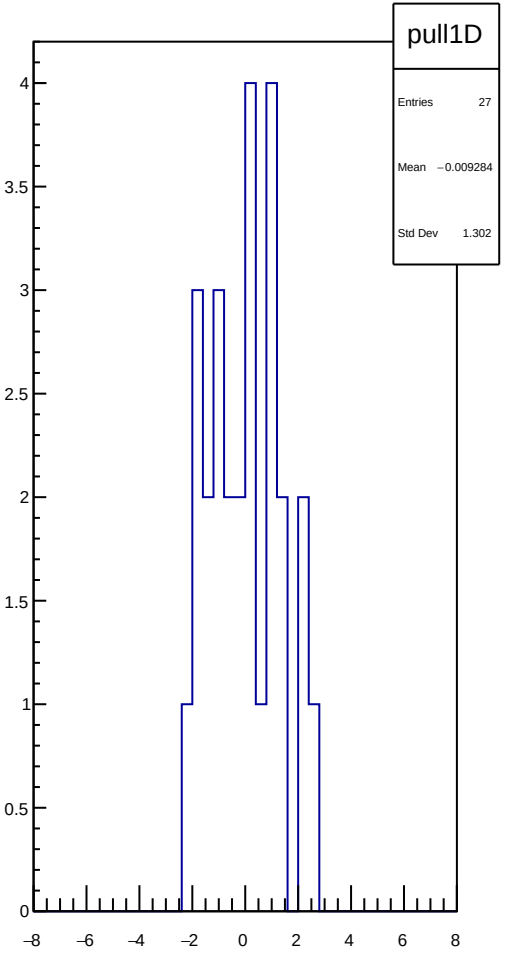
pull1D
Entries 27
Mean −0.009284
Std Dev 1.302
4
3.5
3
2.5
2
1.5
1
0.5
0
−8
−6
−4
−2
0
2
4
6
8

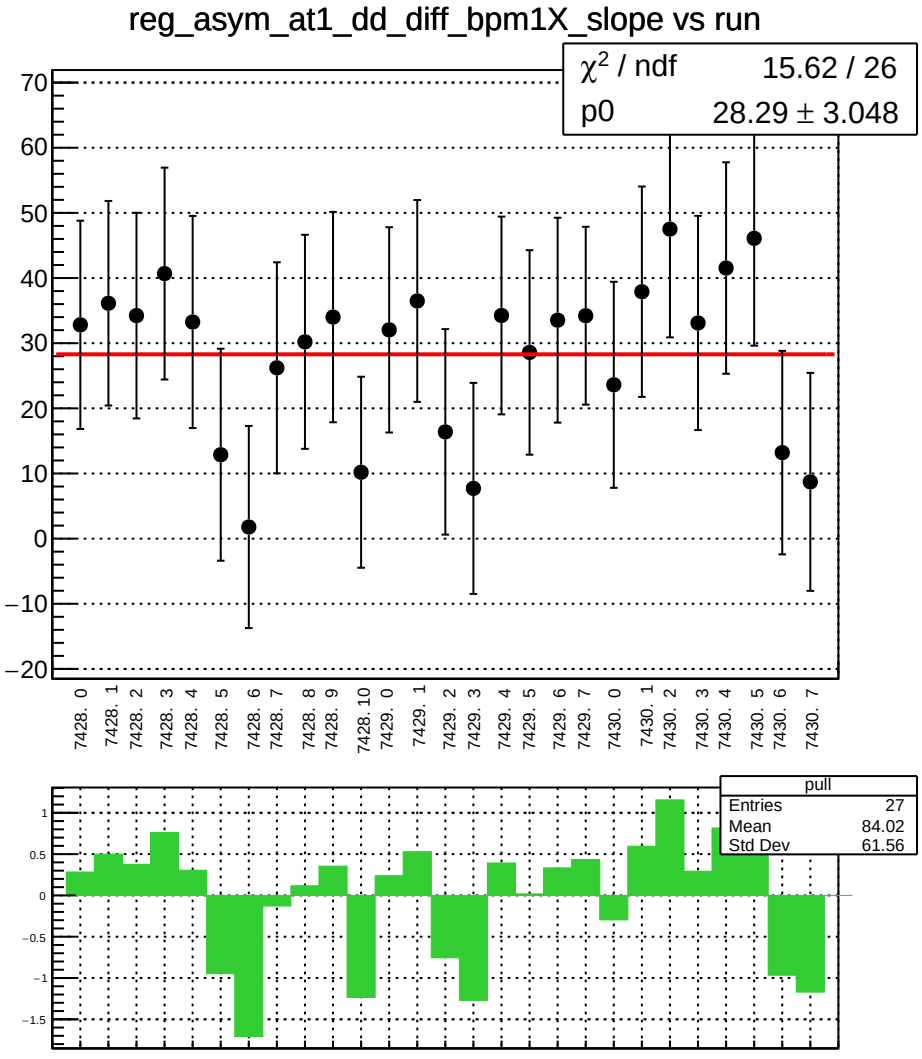
reg_asym_at1_dd_diff_bpm1X_slope vs run
χ² / ndf 15.62 / 26
p0 28.29 ± 3.048
70
60
50
40
30
20
10
0
−10
−20
7428. 0
7428. 1
7428. 2
7428. 3
7428. 4
7428. 5
7428. 6
7428. 7
7428. 8
7428. 9
7428. 10
7429. 0
7429. 1
7429. 2
7429. 3
7429. 4
7429. 5
7429. 6
7429. 7
7430. 0
7430. 1
7430. 2
7430. 3
7430. 4
7430. 5
7430. 6
7430. 7
pull
Entries 27
Mean 84.02
Std Dev 61.56
1
0.5
0
−0.5
−1
−1.5

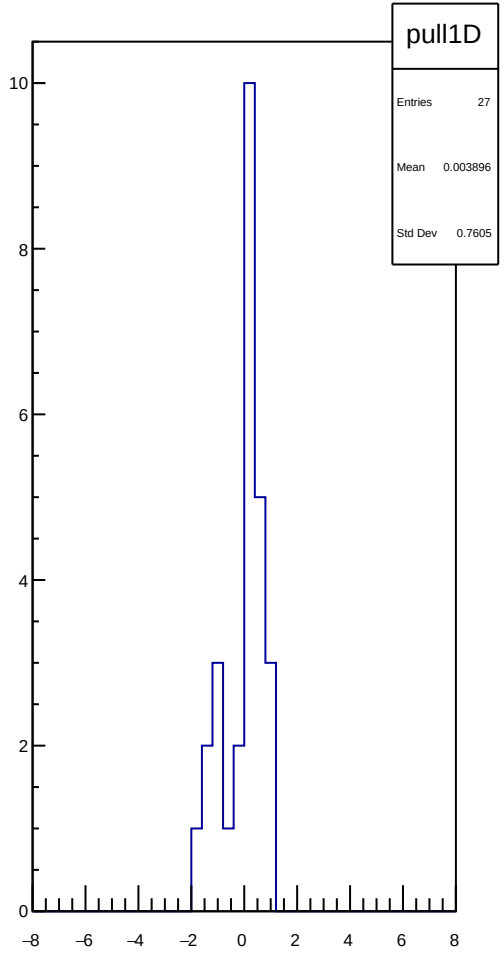
pull1D
Entries 27
Mean 0.003896
Std Dev 0.7605
10
8
6
4
2
0
−8
−6
−4
−2
0
2
4
6
8

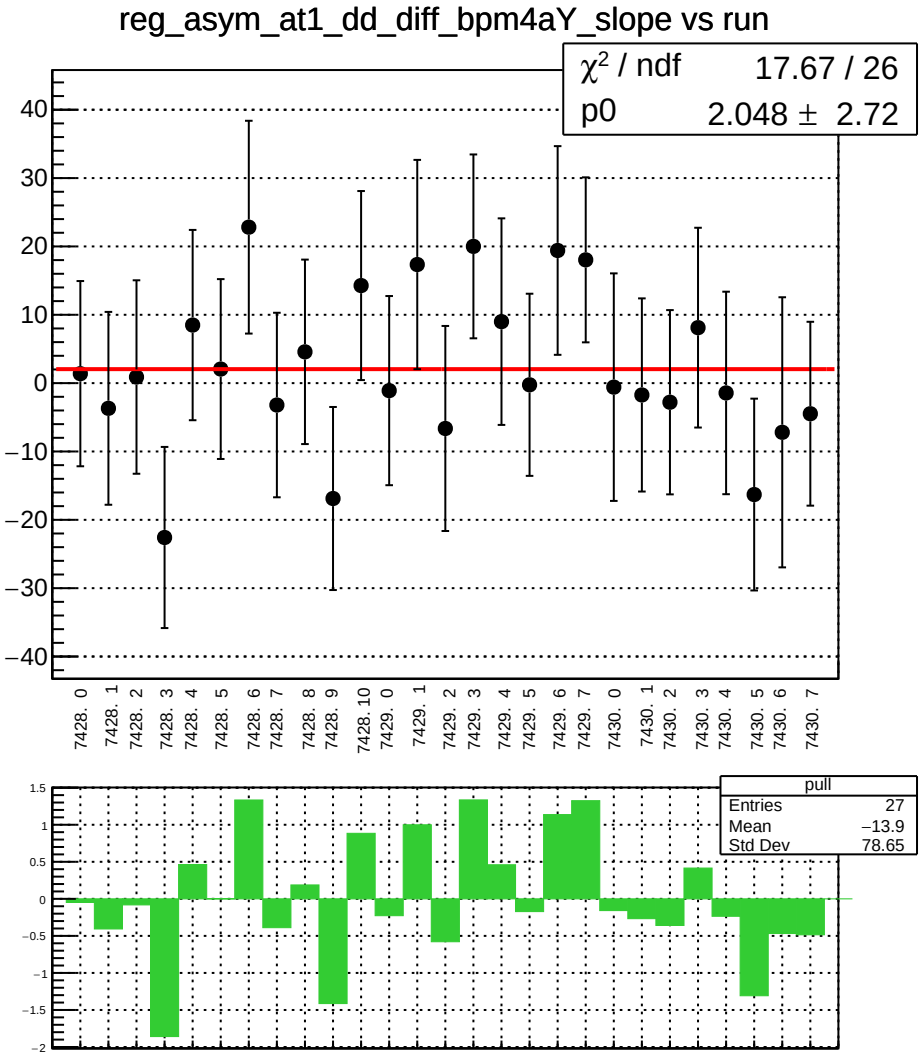
reg_asym_at1_dd_diff_bpm4aY_slope vs run
χ² / ndf 17.67 / 26
p0 2.048 ± 2.72
40
30
20
10
0
−10
−20
−30
−40
7428. 0
7428. 1
7428. 2
7428. 3
7428. 4
7428. 5
7428. 6
7428. 7
7428. 8
7428. 9
7428. 10
7429. 0
7429. 1
7429. 2
7429. 3
7429. 4
7429. 5
7429. 6
7429. 7
7430. 0
7430. 1
7430. 2
7430. 3
7430. 4
7430. 5
7430. 6
7430. 7
pull
Entries 27
Mean −13.9
Std Dev 78.65
1.5
1
0.5
0
−0.5
−1
−1.5
−2

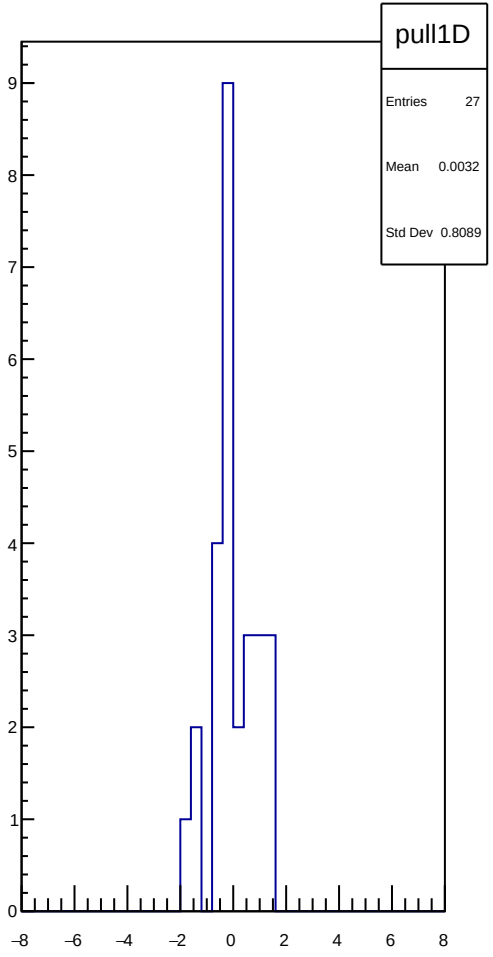
pull1D
Entries 27
Mean 0.0032
Std Dev 0.8089
9
8
7
6
5
4
3
2
1
0
−8
−6
−4
−2
0
2
4
6
8

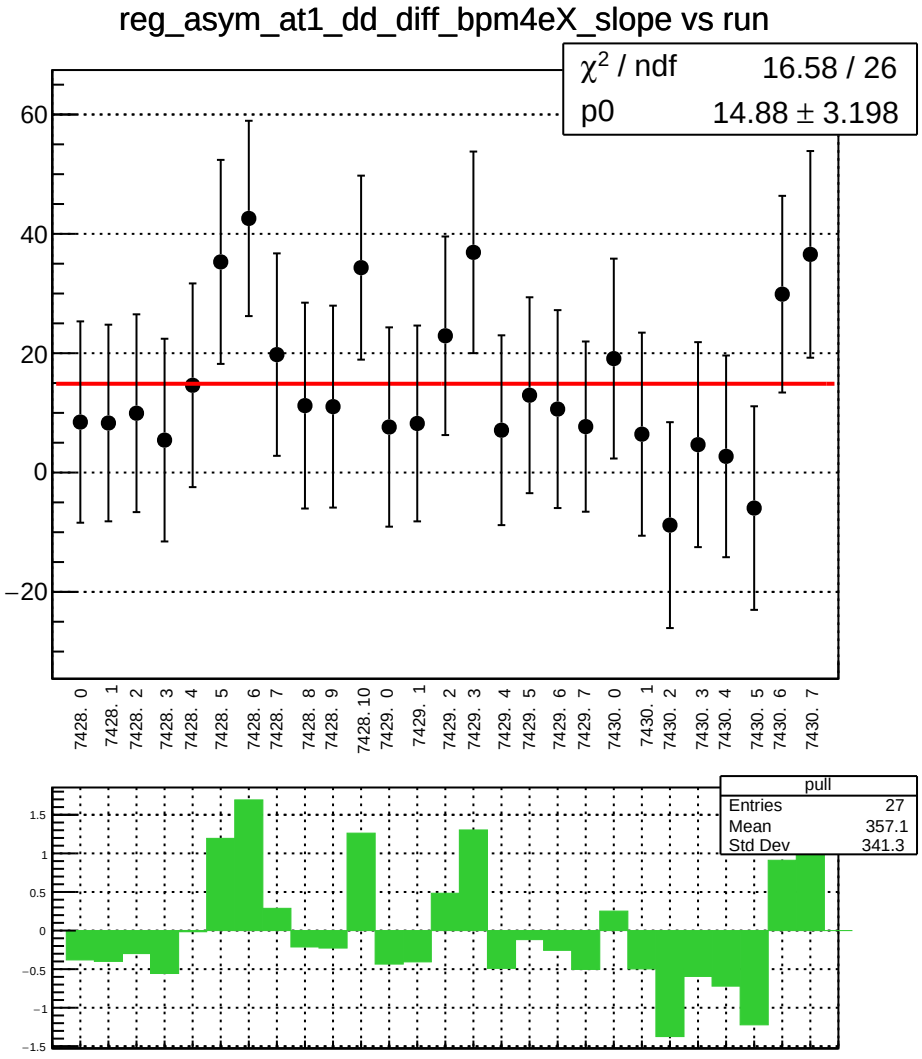
reg_asym_at1_dd_diff_bpm4eX_slope vs run
χ² / ndf 16.58 / 26
p0 14.88 ± 3.198
60
40
20
0
−20
7428. 0
7428. 1
7428. 2
7428. 3
7428. 4
7428. 5
7428. 6
7428. 7
7428. 8
7428. 9
7428. 10
7429. 0
7429. 1
7429. 2
7429. 3
7429. 4
7429. 5
7429. 6
7429. 7
7430. 0
7430. 1
7430. 2
7430. 3
7430. 4
7430. 5
7430. 6
7430. 7
pull
Entries 27
Mean 357.1
Std Dev 341.3
1.5
1
0.5
0
−0.5
−1
−1.5

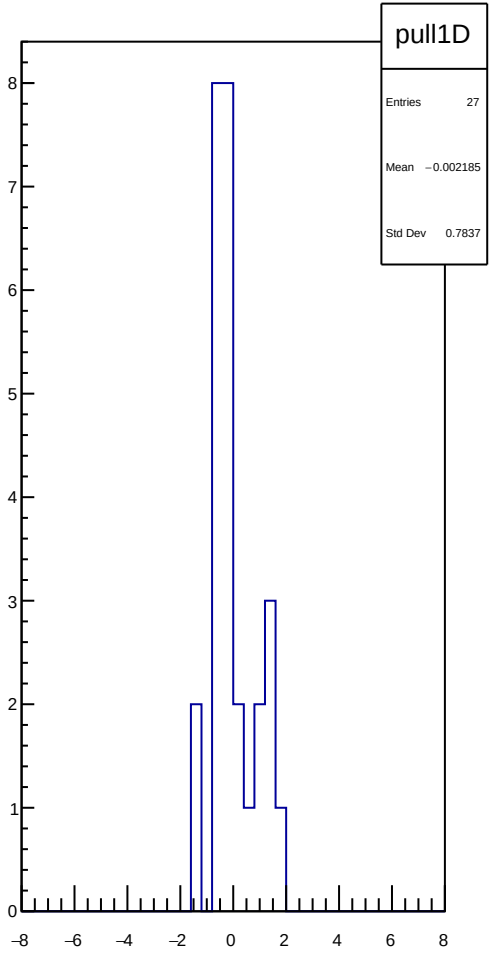
pull1D
Entries 27
Mean −0.002185
Std Dev 0.7837
8
7
6
5
4
3
2
1
0
−8
−6
−4
−2
0
2
4
6
8

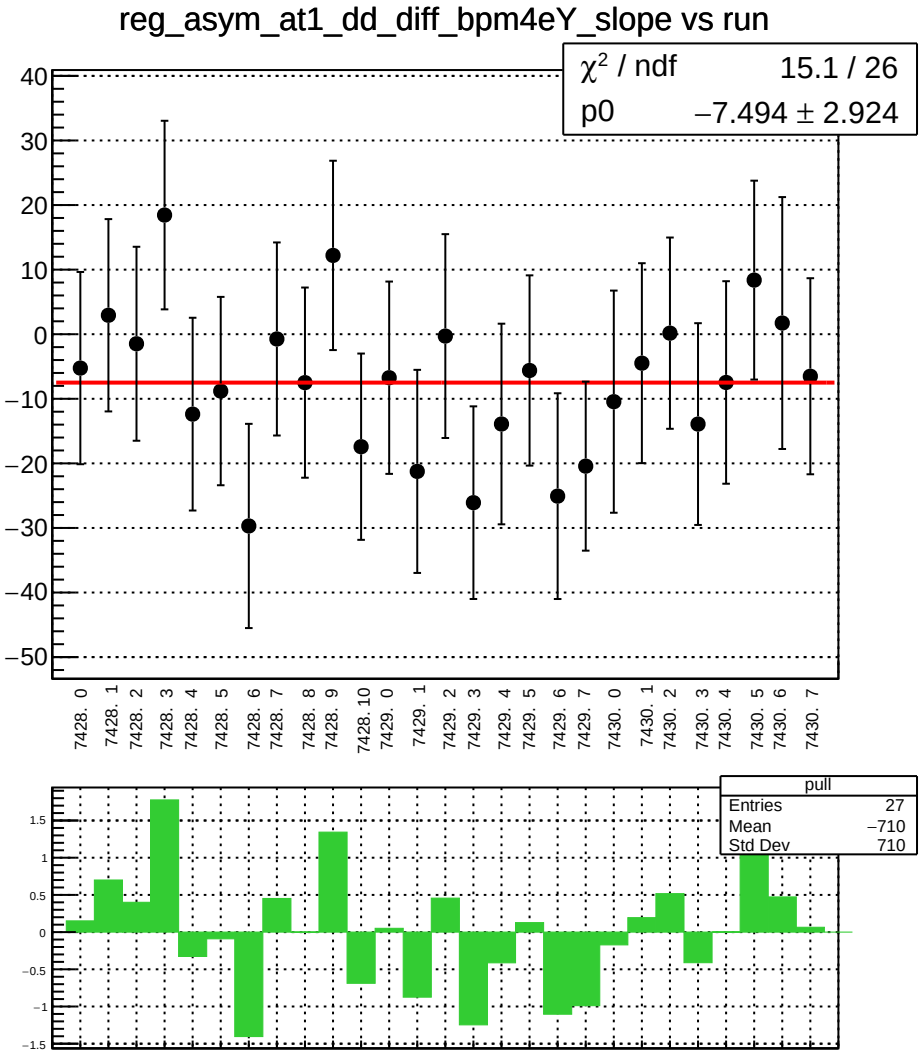
reg_asym_at1_dd_diff_bpm4eY_slope vs run
χ² / ndf 15.1 / 26
p0 −7.494 ± 2.924
40
30
20
10
0
−10
−20
−30
−40
−50
7428. 0
7428. 1
7428. 2
7428. 3
7428. 4
7428. 5
7428. 6
7428. 7
7428. 8
7428. 9
7428. 10
7429. 0
7429. 1
7429. 2
7429. 3
7429. 4
7429. 5
7429. 6
7429. 7
7430. 0
7430. 1
7430. 2
7430. 3
7430. 4
7430. 5
7430. 6
7430. 7
pull
Entries 27
Mean −710
Std Dev 710
1.5
1
0.5
0
−0.5
−1
−1.5

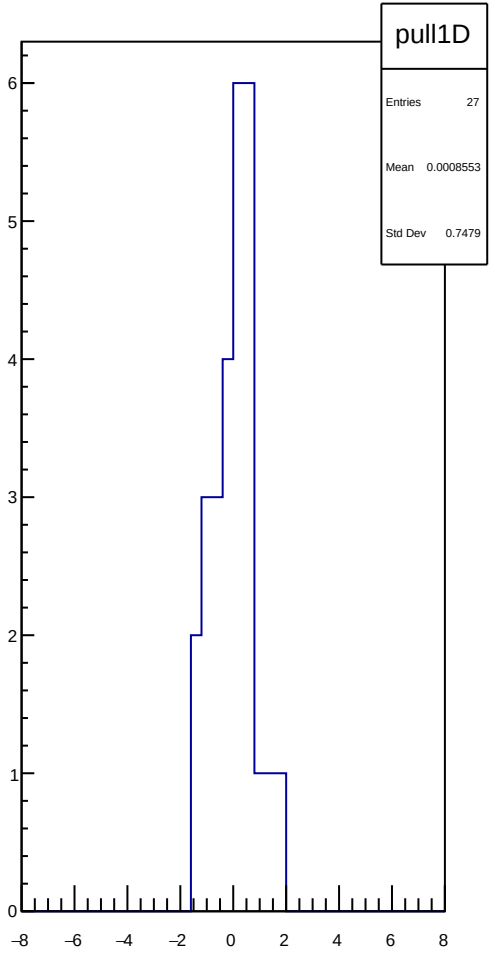
pull1D
Entries 27
Mean 0.0008553
Std Dev 0.7479
6
5
4
3
2
1
0
−8
−6
−4
−2
0
2
4
6
8

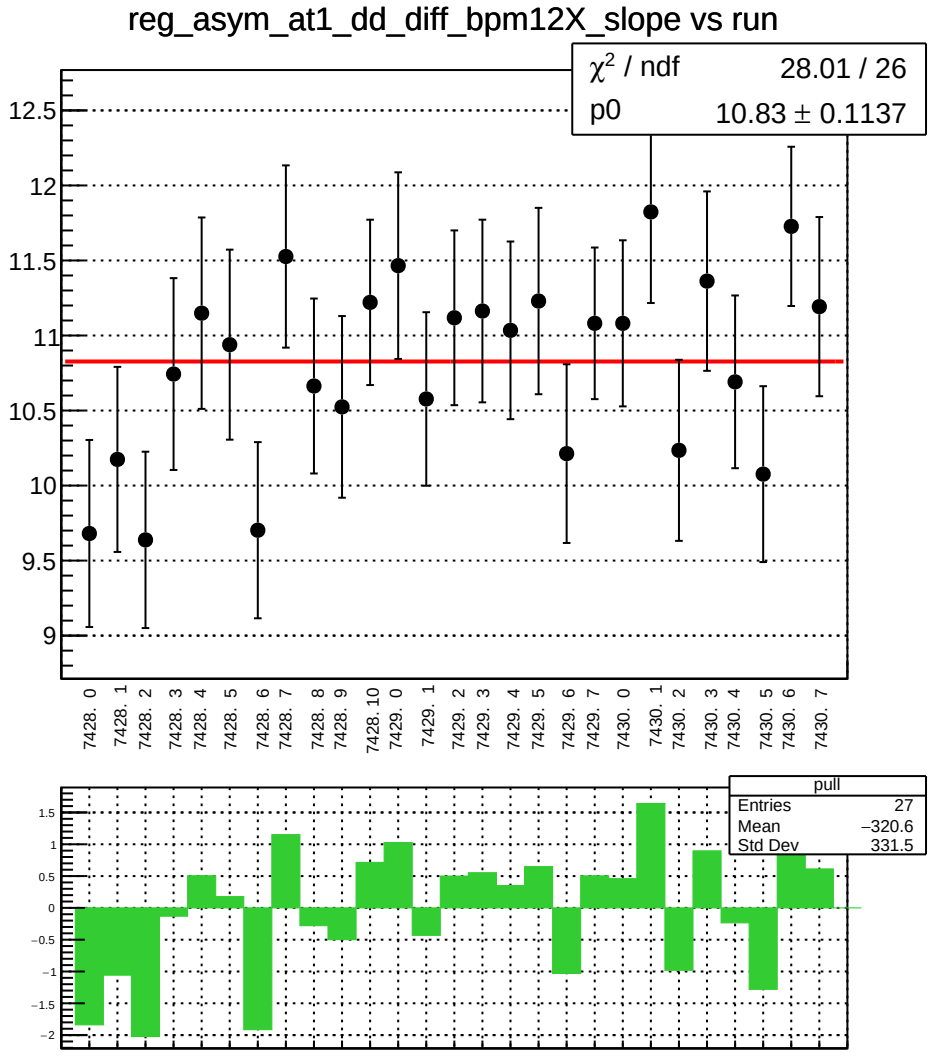
reg_asym_at1_dd_diff_bpm12X_slope vs run
χ² / ndf 28.01 / 26
p0 10.83 ± 0.1137
12.5
12
11.5
11
10.5
10
9.5
9
7428. 0
7428. 1
7428. 2
7428. 3
7428. 4
7428. 5
7428. 6
7428. 7
7428. 8
7428. 9
7428. 10
7429. 0
7429. 1
7429. 2
7429. 3
7429. 4
7429. 5
7429. 6
7429. 7
7430. 0
7430. 1
7430. 2
7430. 3
7430. 4
7430. 5
7430. 6
7430. 7
pull
Entries 27
Mean −320.6
Std Dev 331.5
1.5
1
0.5
0
−0.5
−1
−1.5
−2

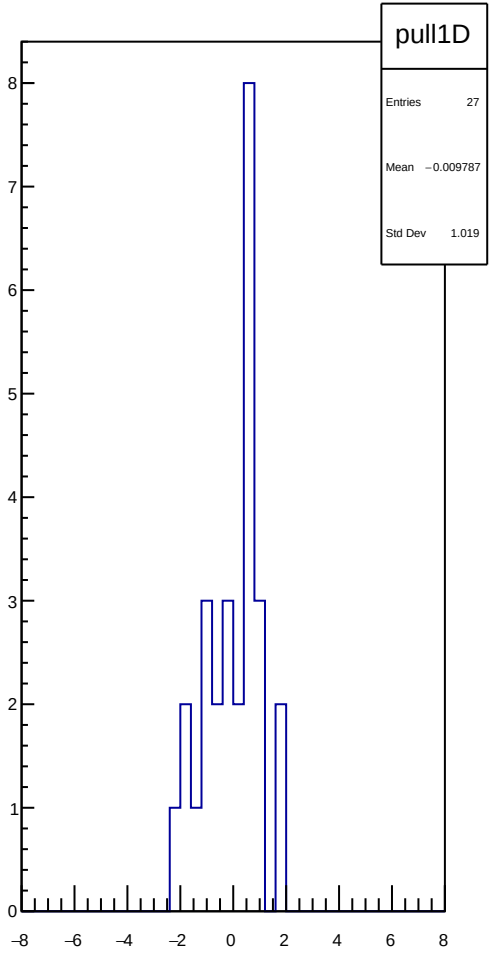
pull1D
Entries 27
Mean −0.009787
Std Dev 1.019
8
7
6
5
4
3
2
1
0
−8
−6
−4
−2
0
2
4
6
8

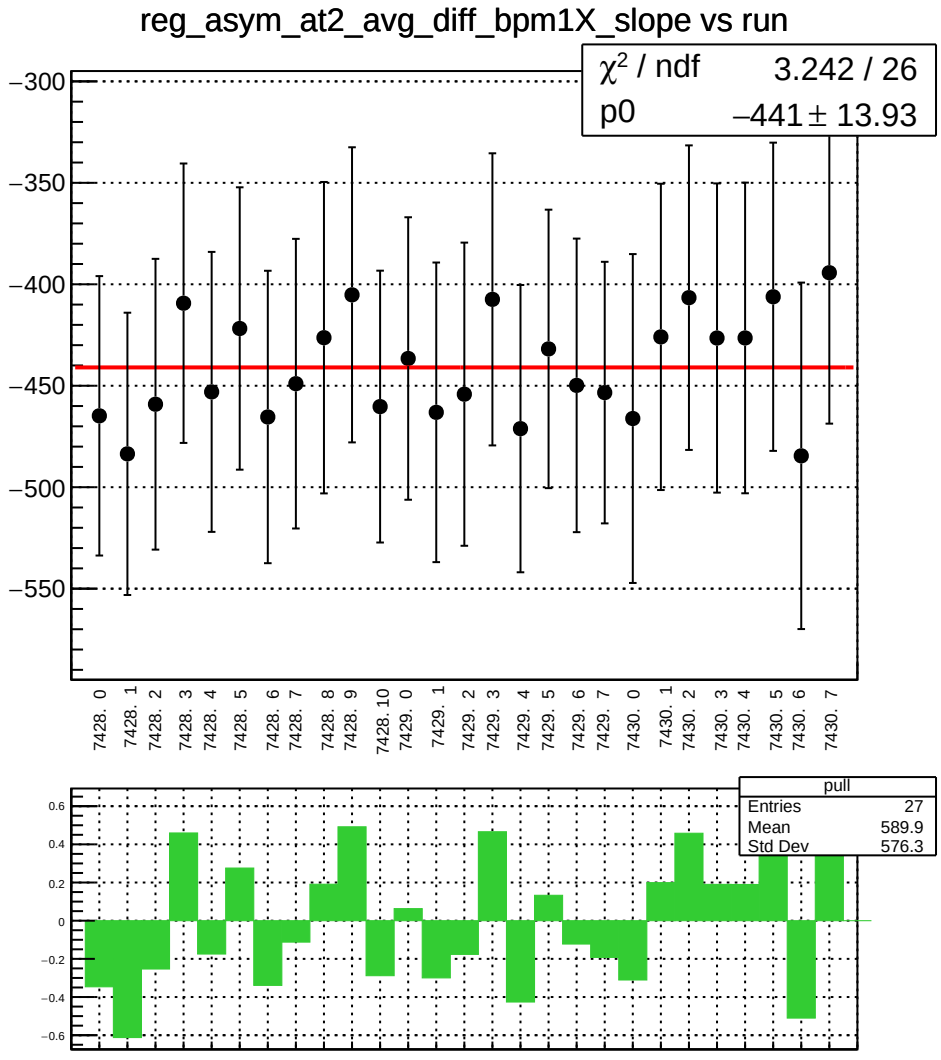
reg_asym_at2_avg_diff_bpm1X_slope vs run
χ² / ndf 3.242 / 26
p0 −441 ± 13.93
−300
−350
−400
−450
−500
−550
7428. 0
7428. 1
7428. 2
7428. 3
7428. 4
7428. 5
7428. 6
7428. 7
7428. 8
7428. 9
7428. 10
7429. 0
7429. 1
7429. 2
7429. 3
7429. 4
7429. 5
7429. 6
7429. 7
7430. 0
7430. 1
7430. 2
7430. 3
7430. 4
7430. 5
7430. 6
7430. 7
pull
Entries 27
Mean 589.9
Std Dev 576.3
0.6
0.4
0.2
0
−0.2
−0.4
−0.6

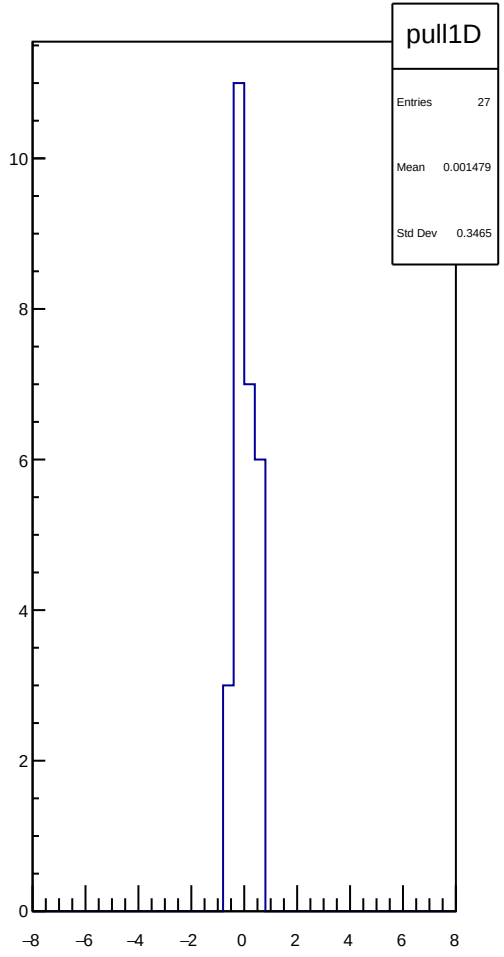
pull1D
Entries 27
Mean 0.001479
Std Dev 0.3465
10
8
6
4
2
0
−8
−6
−4
−2
0
2
4
6
8

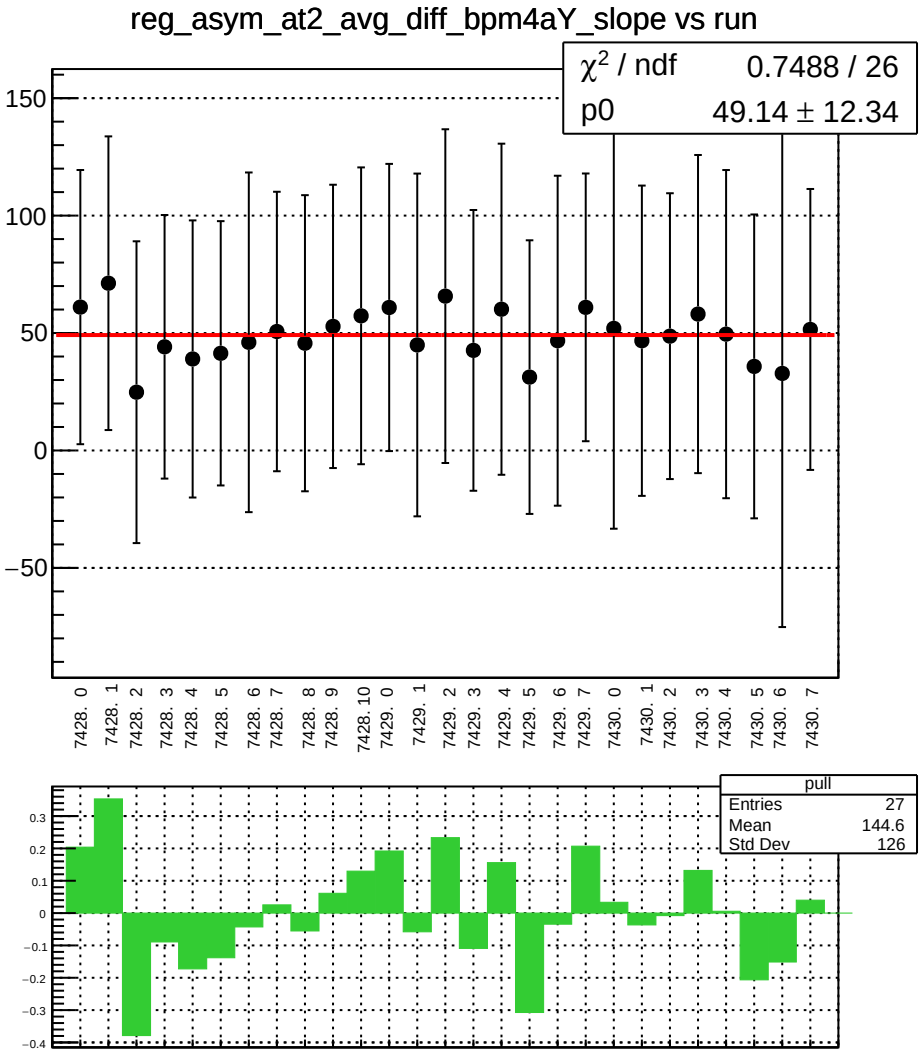
reg_asym_at2_avg_diff_bpm4aY_slope vs run
χ² / ndf 0.7488 / 26
p0 49.14 ± 12.34
150
100
50
0
−50
7428. 0
7428. 1
7428. 2
7428. 3
7428. 4
7428. 5
7428. 6
7428. 7
7428. 8
7428. 9
7428. 10
7429. 0
7429. 1
7429. 2
7429. 3
7429. 4
7429. 5
7429. 6
7429. 7
7430. 0
7430. 1
7430. 2
7430. 3
7430. 4
7430. 5
7430. 6
7430. 7
pull
Entries 27
Mean 144.6
Std Dev 126
0.3
0.2
0.1
0
−0.1
−0.2
−0.3
−0.4

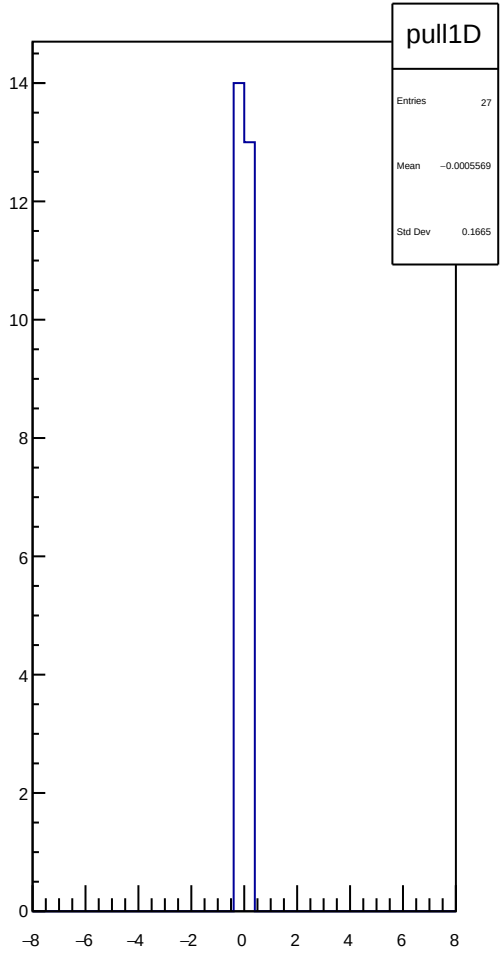
pull1D
Entries 27
Mean −0.0005569
Std Dev 0.1665
14
12
10
8
6
4
2
0
−8
−6
−4
−2
0
2
4
6
8

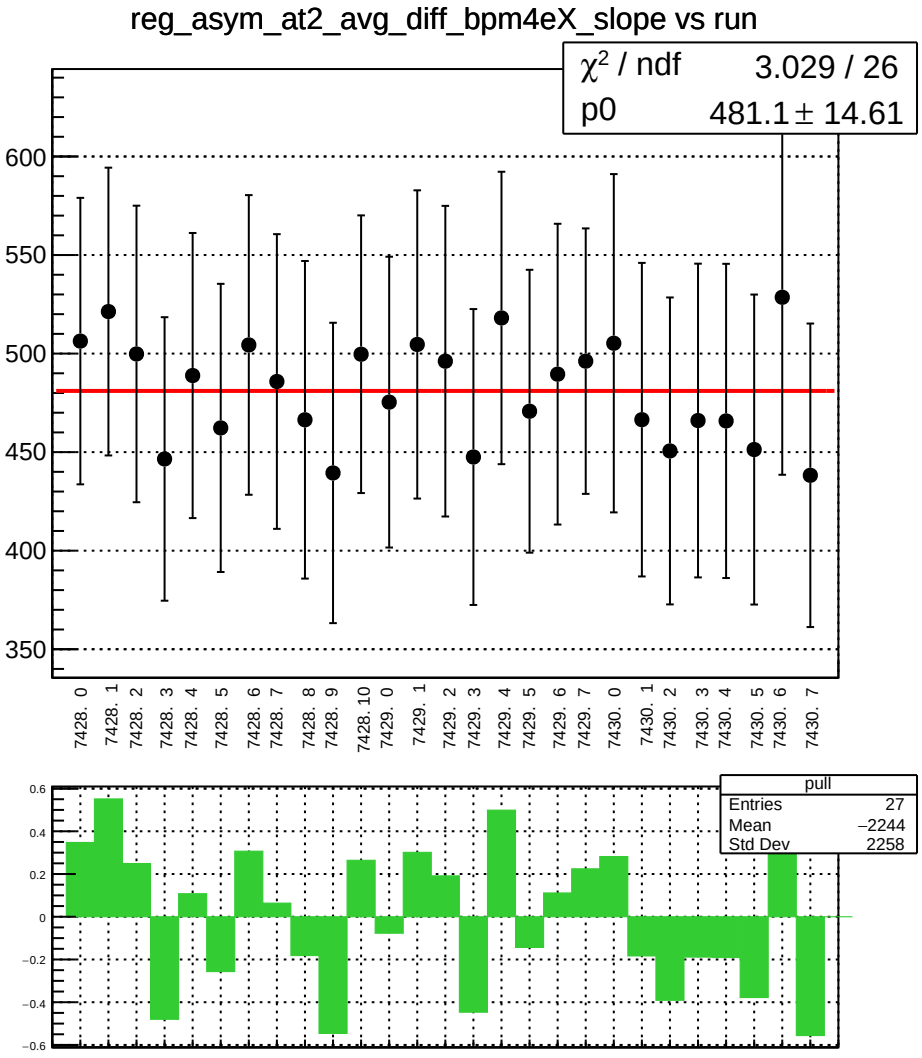
reg_asym_at2_avg_diff_bpm4eX_slope vs run
χ² / ndf 3.029 / 26
p0 481.1 ± 14.61
600
550
500
450
400
350
7428. 0
7428. 1
7428. 2
7428. 3
7428. 4
7428. 5
7428. 6
7428. 7
7428. 8
7428. 9
7428. 10
7429. 0
7429. 1
7429. 2
7429. 3
7429. 4
7429. 5
7429. 6
7429. 7
7430. 0
7430. 1
7430. 2
7430. 3
7430. 4
7430. 5
7430. 6
7430. 7
pull
Entries 27
Mean −2244
Std Dev 2258
0.6
0.4
0.2
0
−0.2
−0.4
−0.6

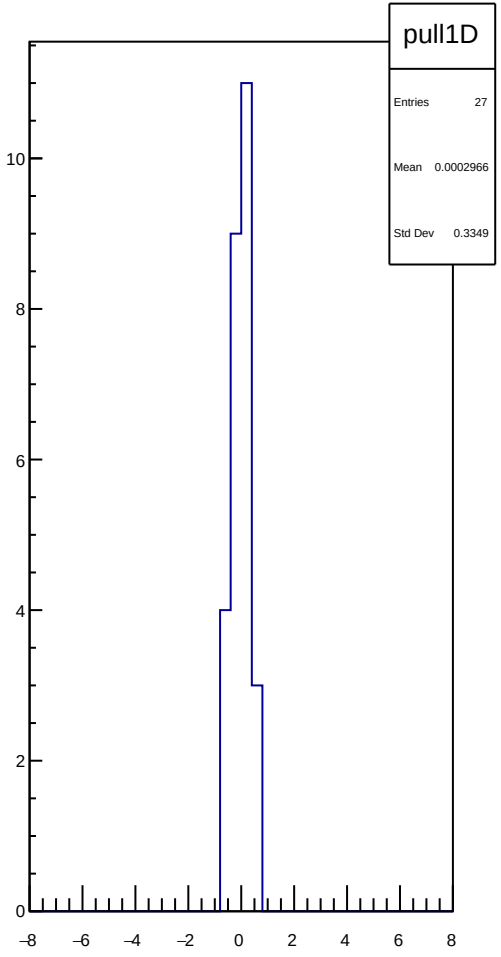
pull1D
Entries 27
Mean 0.0002966
Std Dev 0.3349
10
8
6
4
2
0
−8
−6
−4
−2
0
2
4
6
8

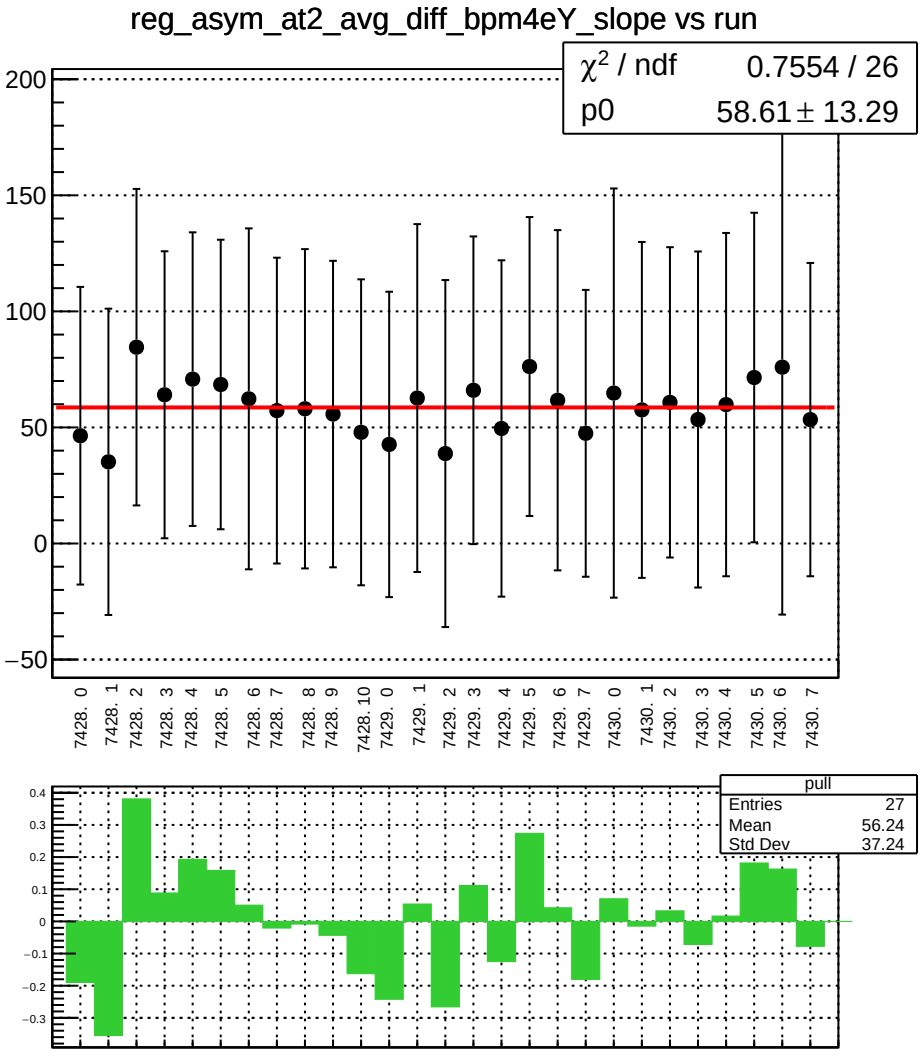
reg_asym_at2_avg_diff_bpm4eY_slope vs run
χ² / ndf 0.7554 / 26
p0 58.61 ± 13.29
200
150
100
50
0
−50
7428. 0
7428. 1
7428. 2
7428. 3
7428. 4
7428. 5
7428. 6
7428. 7
7428. 8
7428. 9
7428. 10
7429. 0
7429. 1
7429. 2
7429. 3
7429. 4
7429. 5
7429. 6
7429. 7
7430. 0
7430. 1
7430. 2
7430. 3
7430. 4
7430. 5
7430. 6
7430. 7
pull
Entries 27
Mean 56.24
Std Dev 37.24
0.4
0.3
0.2
0.1
0
−0.1
−0.2
−0.3

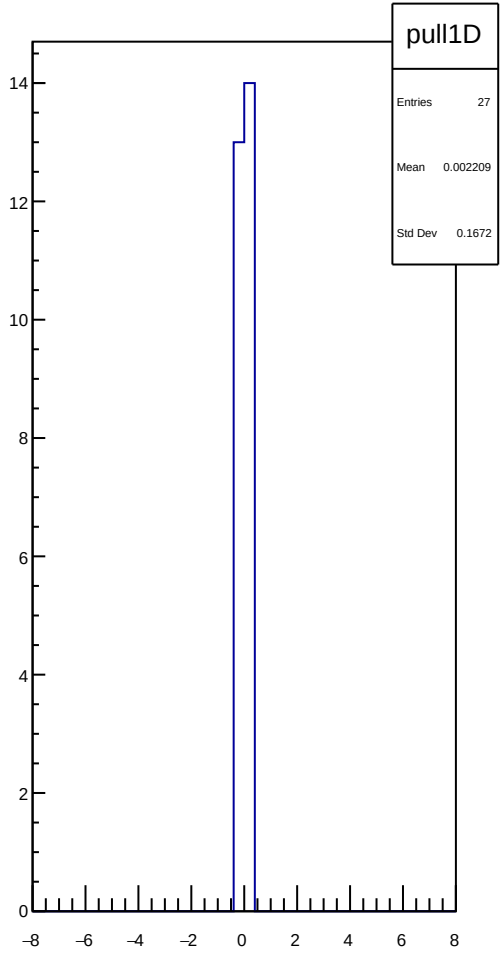
pull1D
Entries 27
Mean 0.002209
Std Dev 0.1672
14
12
10
8
6
4
2
0
−8
−6
−4
−2
0
2
4
6
8

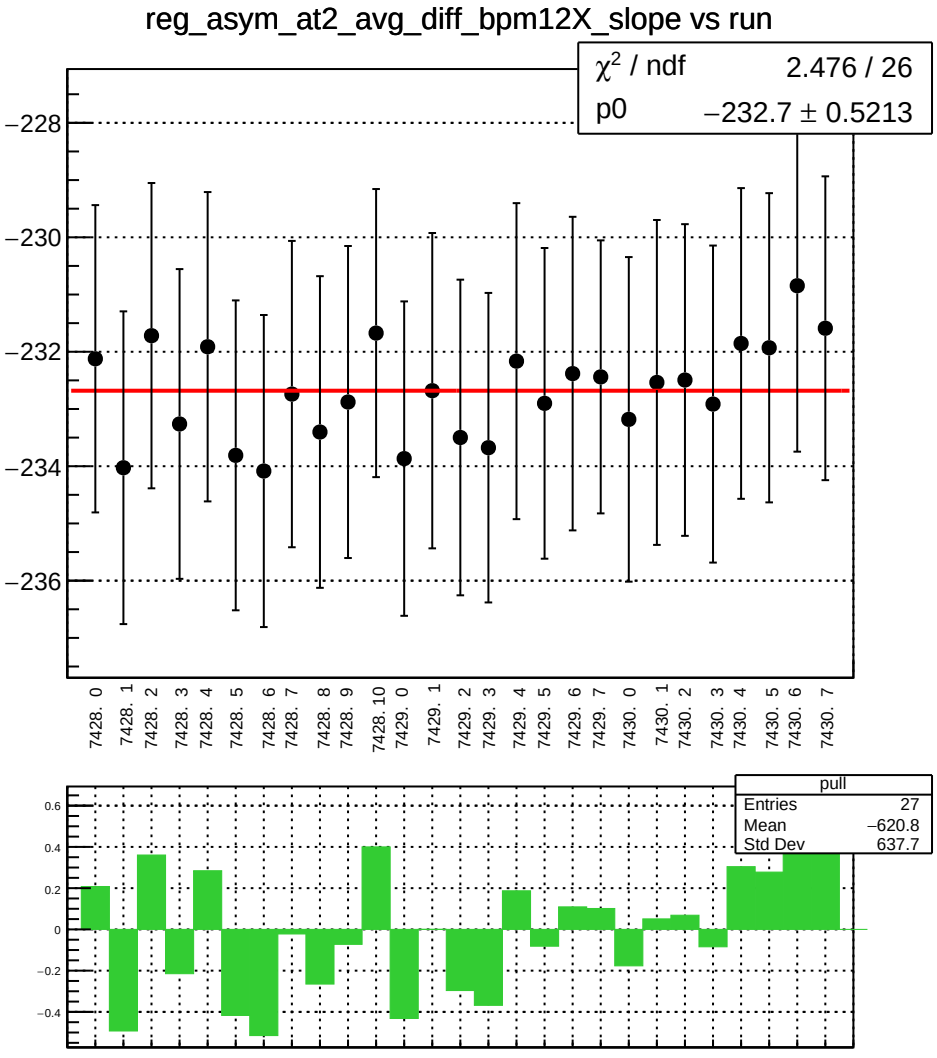
reg_asym_at2_avg_diff_bpm12X_slope vs run
χ² / ndf 2.476 / 26
p0 −232.7 ± 0.5213
−228
−230
−232
−234
−236
7428. 0
7428. 1
7428. 2
7428. 3
7428. 4
7428. 5
7428. 6
7428. 7
7428. 8
7428. 9
7428. 10
7429. 0
7429. 1
7429. 2
7429. 3
7429. 4
7429. 5
7429. 6
7429. 7
7430. 0
7430. 1
7430. 2
7430. 3
7430. 4
7430. 5
7430. 6
7430. 7
pull
Entries 27
Mean −620.8
Std Dev 637.7
0.6
0.4
0.2
0
−0.2
−0.4

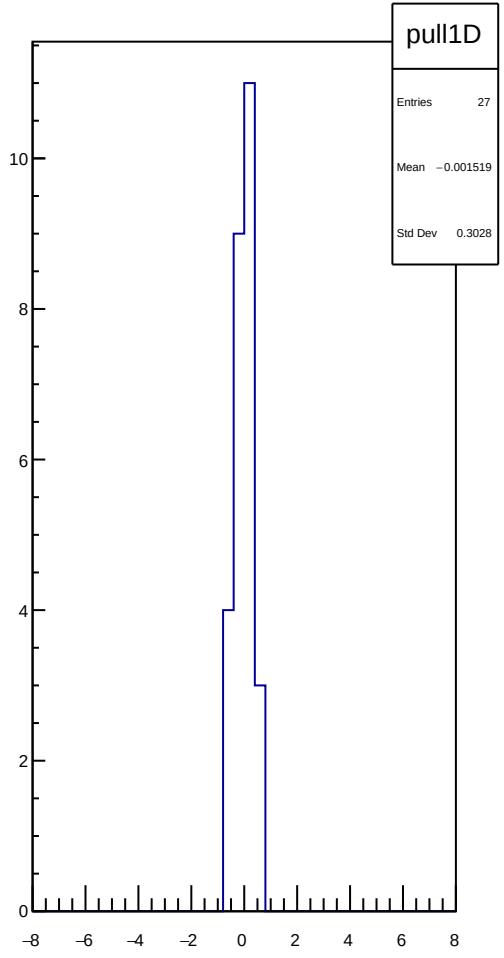
pull1D
Entries 27
Mean −0.001519
Std Dev 0.3028
10
8
6
4
2
0
−8
−6
−4
−2
0
2
4
6
8

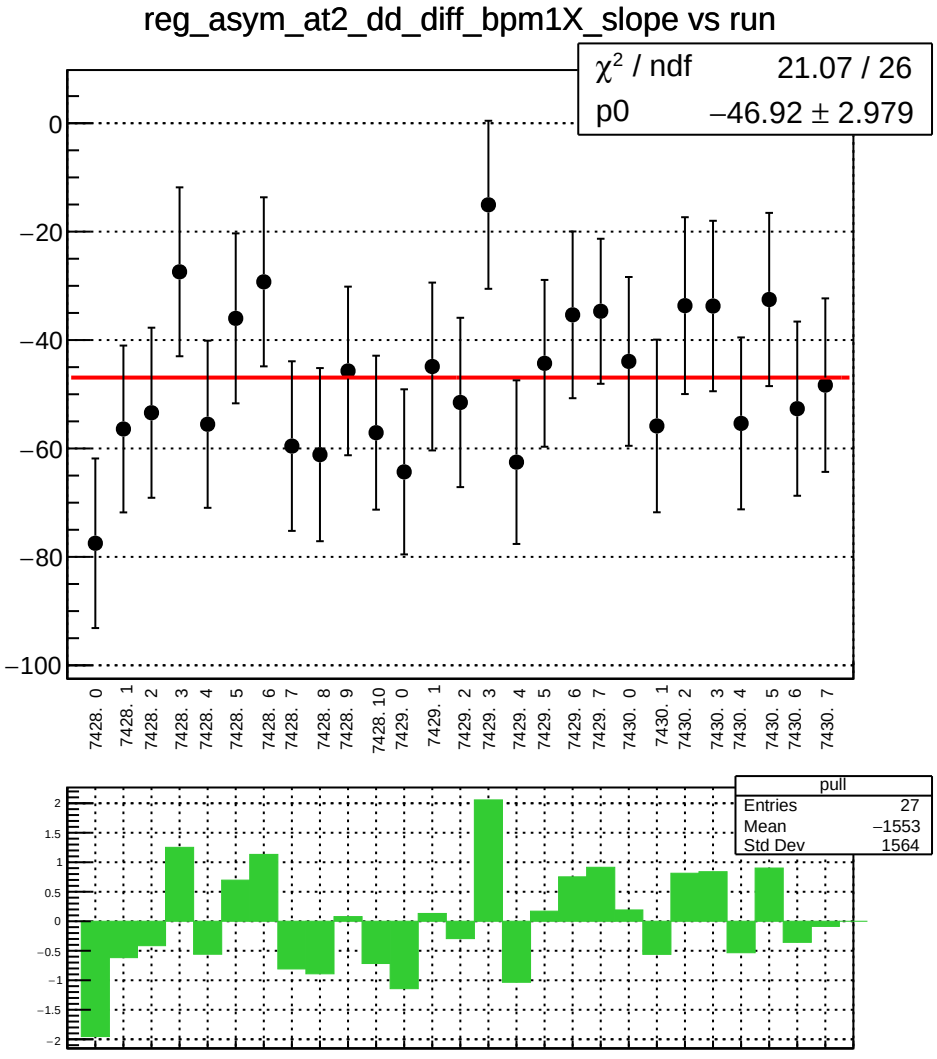
reg_asym_at2_dd_diff_bpm1X_slope vs run
χ² / ndf 21.07 / 26
p0 −46.92 ± 2.979
0
−20
−40
−60
−80
−100
7428. 0
7428. 1
7428. 2
7428. 3
7428. 4
7428. 5
7428. 6
7428. 7
7428. 8
7428. 9
7428. 10
7429. 0
7429. 1
7429. 2
7429. 3
7429. 4
7429. 5
7429. 6
7429. 7
7430. 0
7430. 1
7430. 2
7430. 3
7430. 4
7430. 5
7430. 6
7430. 7
pull
Entries 27
Mean −1553
Std Dev 1564
2
1.5
1
0.5
0
−0.5
−1
−1.5
−2

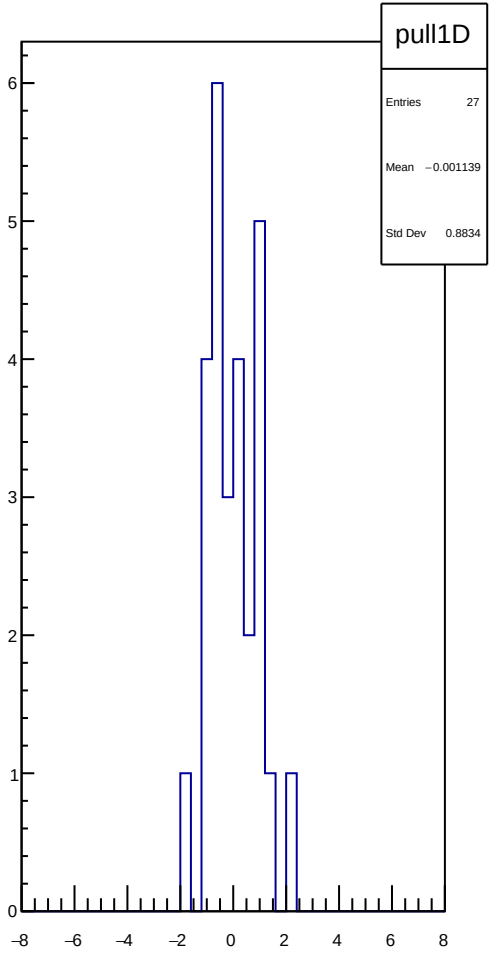
pull1D
Entries 27
Mean −0.001139
Std Dev 0.8834
6
5
4
3
2
1
0
−8
−6
−4
−2
0
2
4
6
8

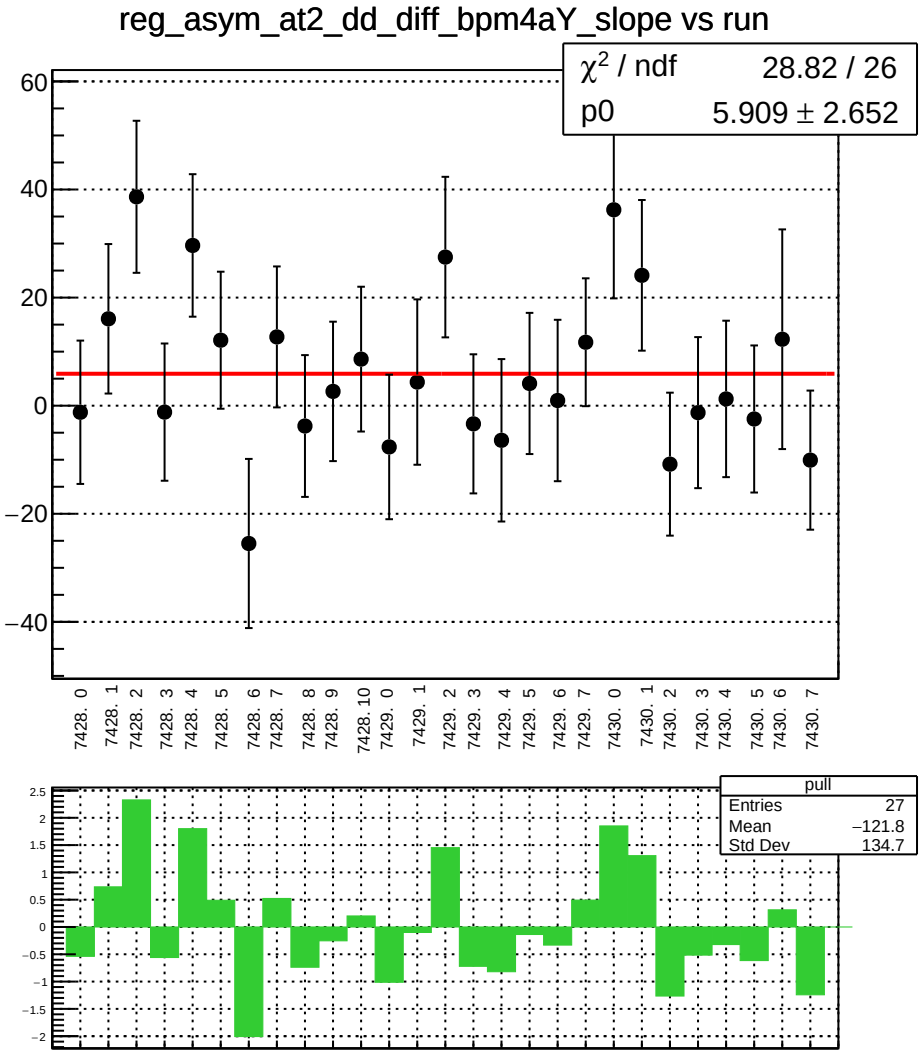
reg_asym_at2_dd_diff_bpm4aY_slope vs run
χ² / ndf 28.82 / 26
p0 5.909 ± 2.652
60
40
20
0
−20
−40
7428. 0
7428. 1
7428. 2
7428. 3
7428. 4
7428. 5
7428. 6
7428. 7
7428. 8
7428. 9
7428. 10
7429. 0
7429. 1
7429. 2
7429. 3
7429. 4
7429. 5
7429. 6
7429. 7
7430. 0
7430. 1
7430. 2
7430. 3
7430. 4
7430. 5
7430. 6
7430. 7
pull
Entries 27
Mean −121.8
Std Dev 134.7
2.5
2
1.5
1
0.5
0
−0.5
−1
−1.5
−2

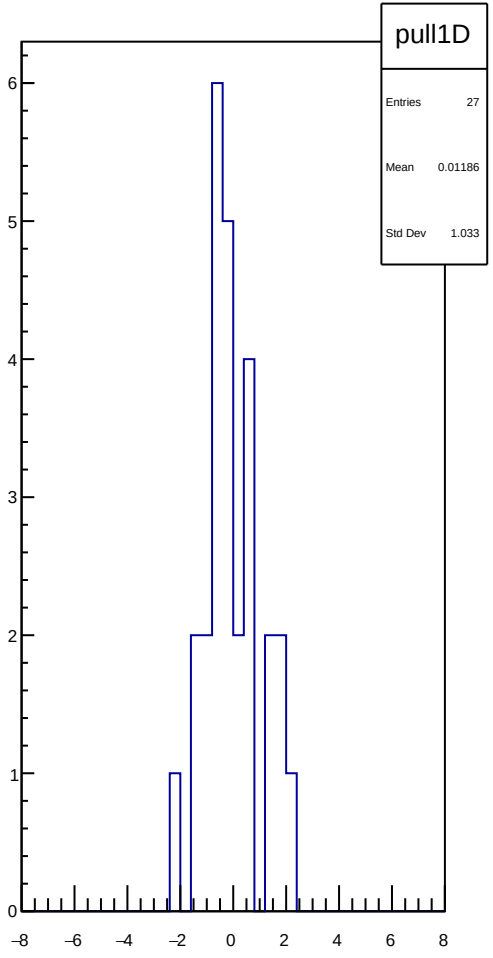
pull1D
Entries 27
Mean 0.01186
Std Dev 1.033
6
5
4
3
2
1
0
−8
−6
−4
−2
0
2
4
6
8

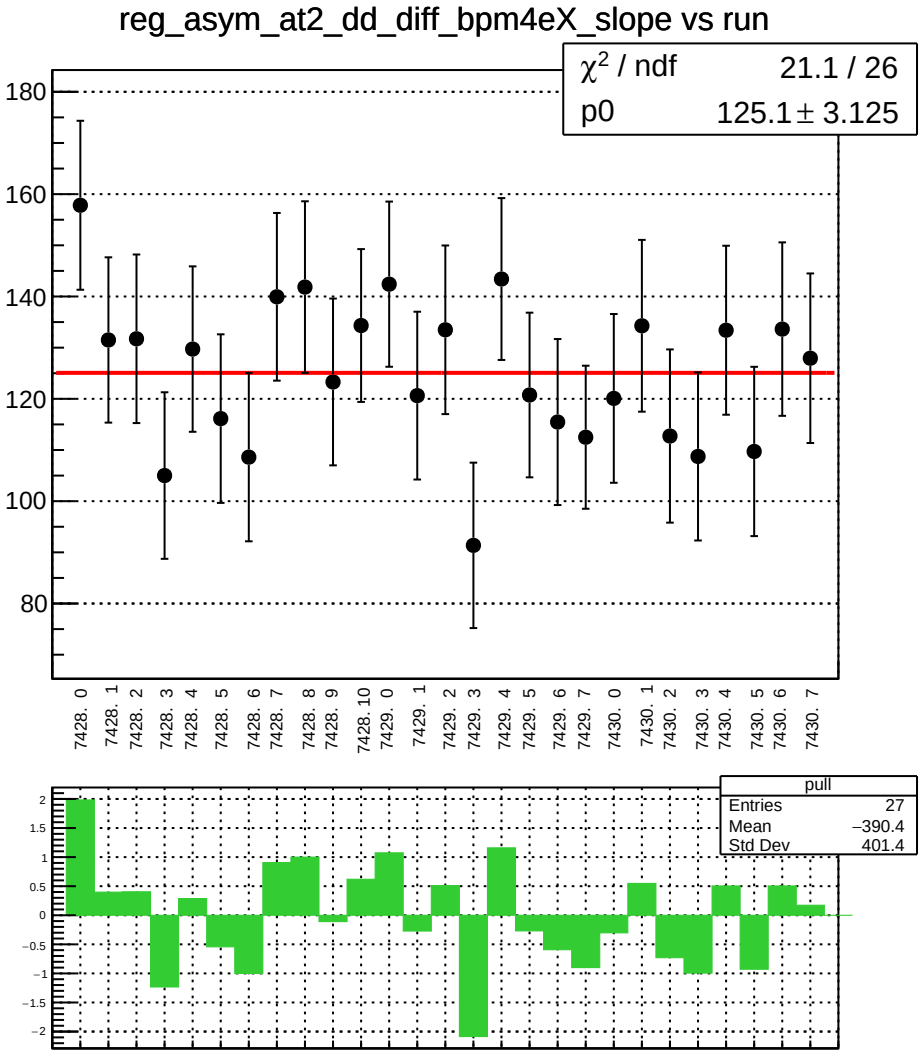
reg_asym_at2_dd_diff_bpm4eX_slope vs run
χ2 / ndf 21.1 / 26
p0 125.1 ± 3.125
180
160
140
120
100
80
7428. 0
7428. 1
7428. 2
7428. 3
7428. 4
7428. 5
7428. 6
7428. 7
7428. 8
7428. 9
7428. 10
7429. 0
7429. 1
7429. 2
7429. 3
7429. 4
7429. 5
7429. 6
7429. 7
7430. 0
7430. 1
7430. 2
7430. 3
7430. 4
7430. 5
7430. 6
7430. 7
pull
Entries 27
Mean −390.4
Std Dev 401.4
2
1.5
1
0.5
0
−0.5
−1
−1.5
−2

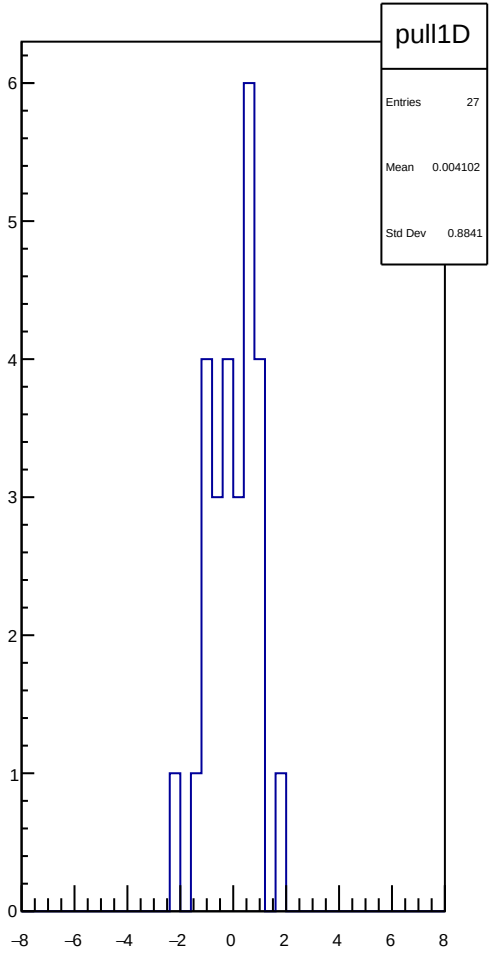
pull1D
Entries 27
Mean 0.004102
Std Dev 0.8841
6
5
4
3
2
1
0
−8
−6
−4
−2
0
2
4
6
8

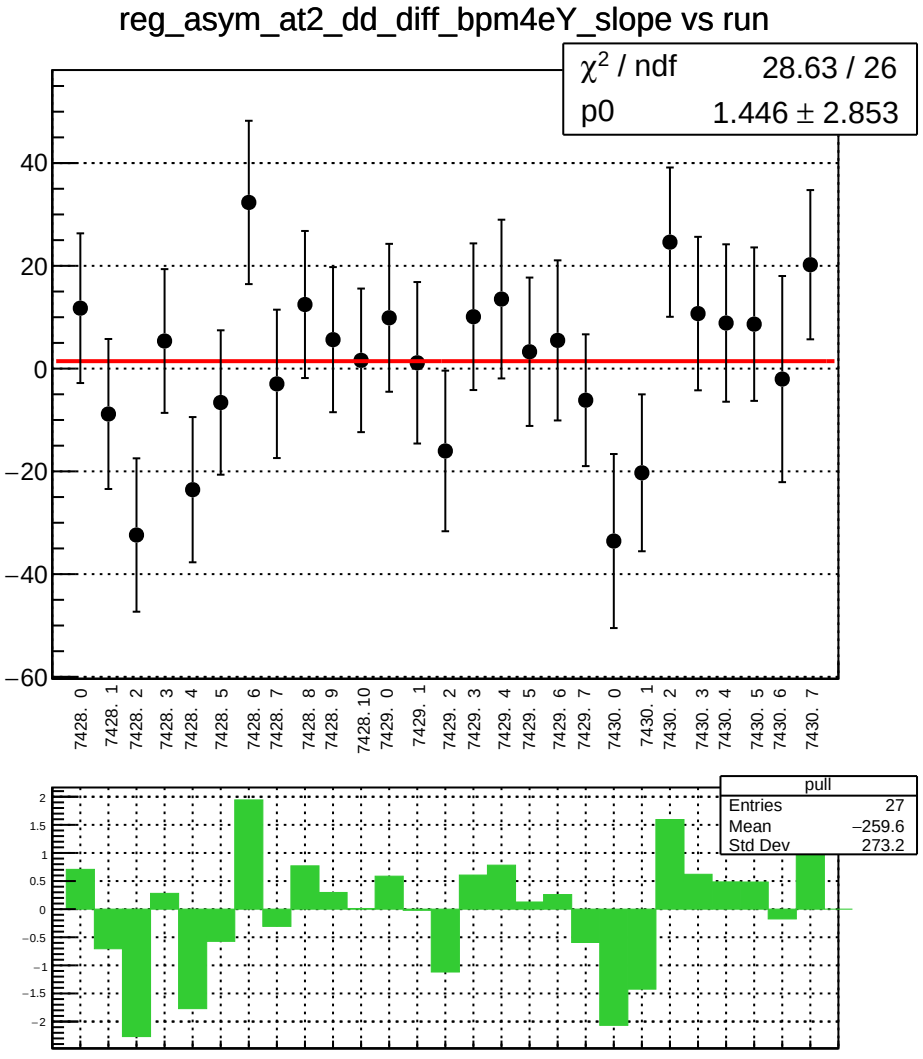
reg_asym_at2_dd_diff_bpm4eY_slope vs run
χ2 / ndf 28.63 / 26
p0 1.446 ± 2.853
40
20
0
−20
−40
−60
7428. 0
7428. 1
7428. 2
7428. 3
7428. 4
7428. 5
7428. 6
7428. 7
7428. 8
7428. 9
7428. 10
7429. 0
7429. 1
7429. 2
7429. 3
7429. 4
7429. 5
7429. 6
7429. 7
7430. 0
7430. 1
7430. 2
7430. 3
7430. 4
7430. 5
7430. 6
7430. 7
pull
Entries 27
Mean −259.6
Std Dev 273.2
2
1.5
1
0.5
0
−0.5
−1
−1.5
−2

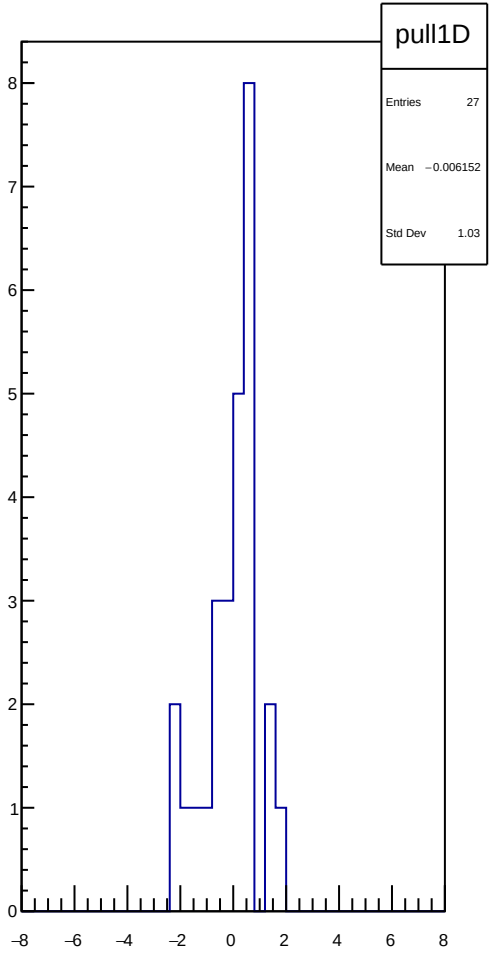
pull1D
Entries 27
Mean −0.006152
Std Dev 1.03
8
7
6
5
4
3
2
1
0
−8
−6
−4
−2
0
2
4
6
8

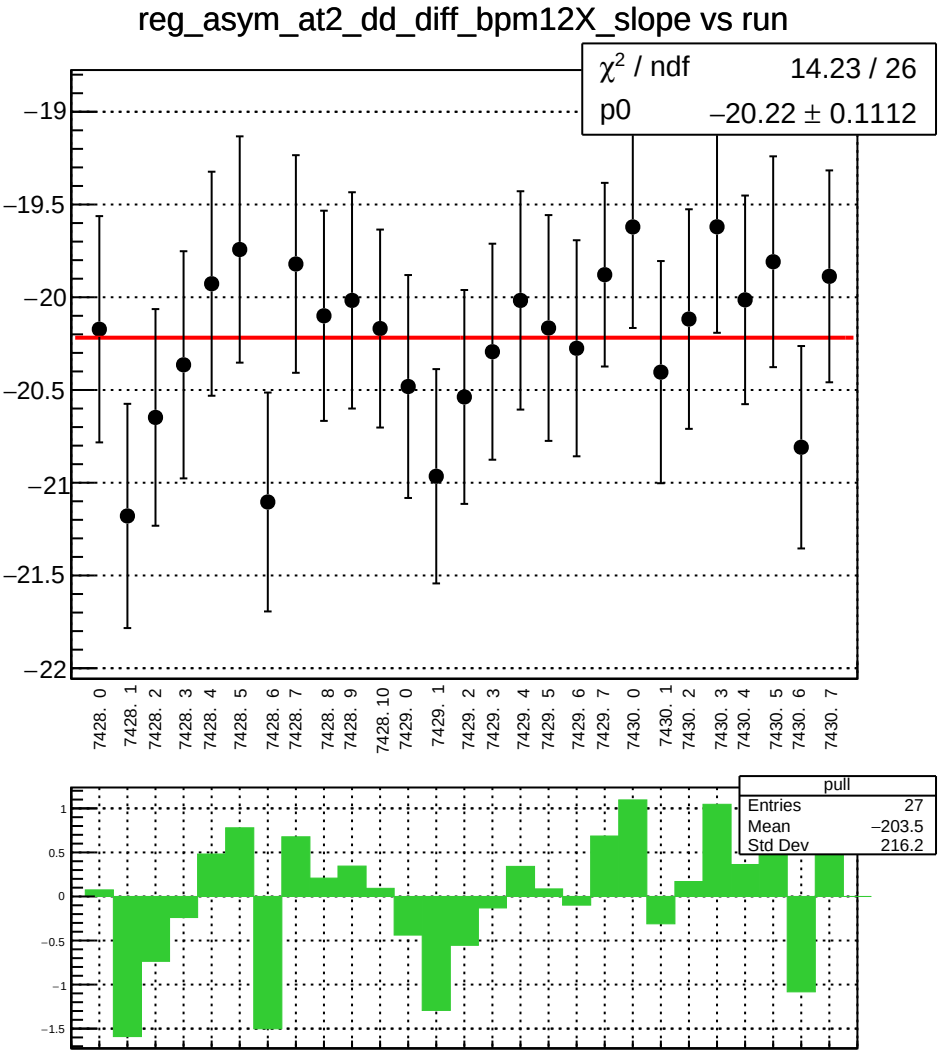
reg_asym_at2_dd_diff_bpm12X_slope vs run
χ² / ndf 14.23 / 26
p0 −20.22 ± 0.1112
−19
−19.5
−20
−20.5
−21
−21.5
−22
7428. 0
7428. 1
7428. 2
7428. 3
7428. 4
7428. 5
7428. 6
7428. 7
7428. 8
7428. 9
7428. 10
7429. 0
7429. 1
7429. 2
7429. 3
7429. 4
7429. 5
7429. 6
7429. 7
7430. 0
7430. 1
7430. 2
7430. 3
7430. 4
7430. 5
7430. 6
7430. 7
pull
Entries 27
Mean −203.5
Std Dev 216.2
1
0.5
0
−0.5
−1
−1.5

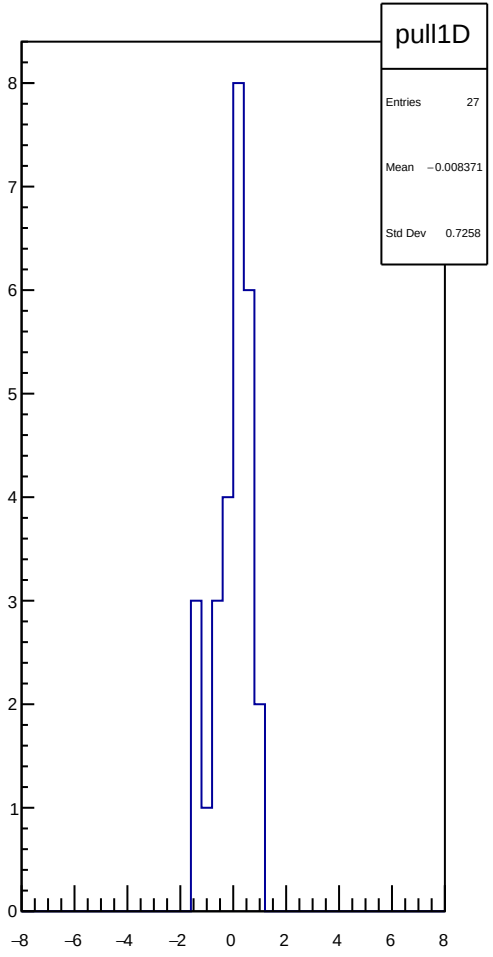
pull1D
Entries 27
Mean −0.008371
Std Dev 0.7258
8
7
6
5
4
3
2
1
0
−8
−6
−4
−2
0
2
4
6
8

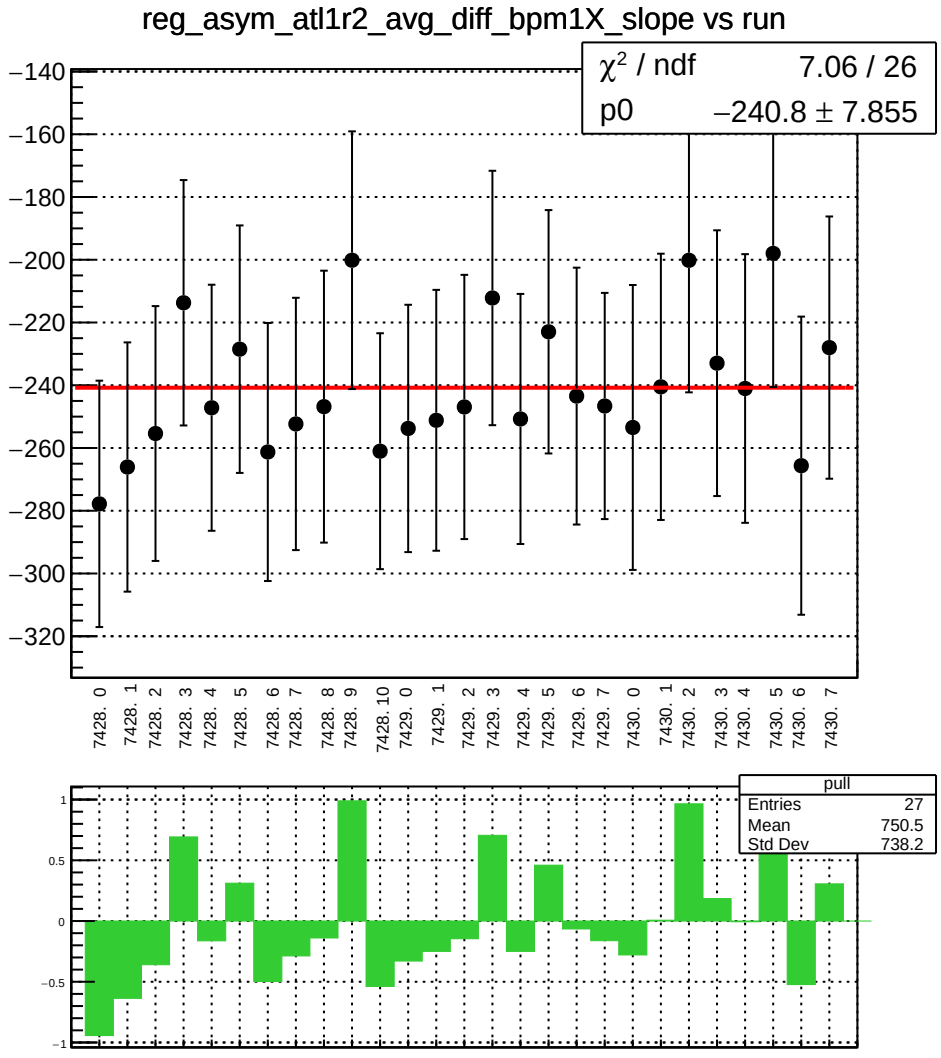
reg_asym_atl1r2_avg_diff_bpm1X_slope vs run
χ² / ndf 7.06 / 26
p0 −240.8 ± 7.855
−140
−160
−180
−200
−220
−240
−260
−280
−300
−320
7428. 0
7428. 1
7428. 2
7428. 3
7428. 4
7428. 5
7428. 6
7428. 7
7428. 8
7428. 9
7428. 10
7429. 0
7429. 1
7429. 2
7429. 3
7429. 4
7429. 5
7429. 6
7429. 7
7430. 0
7430. 1
7430. 2
7430. 3
7430. 4
7430. 5
7430. 6
7430. 7
pull
Entries 27
Mean 750.5
Std Dev 738.2
1
0.5
0
−0.5
−1

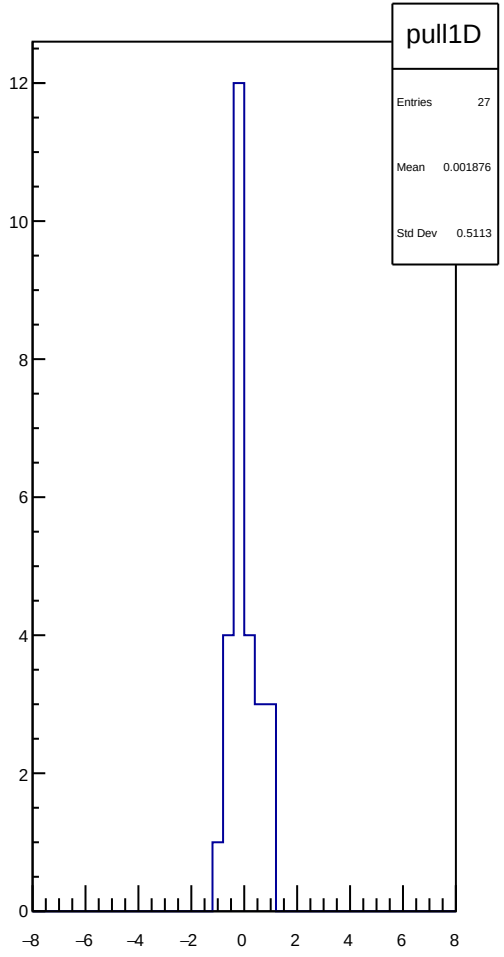
pull1D
Entries 27
Mean 0.001876
Std Dev 0.5113
12
10
8
6
4
2
0
−8
−6
−4
−2
0
2
4
6
8

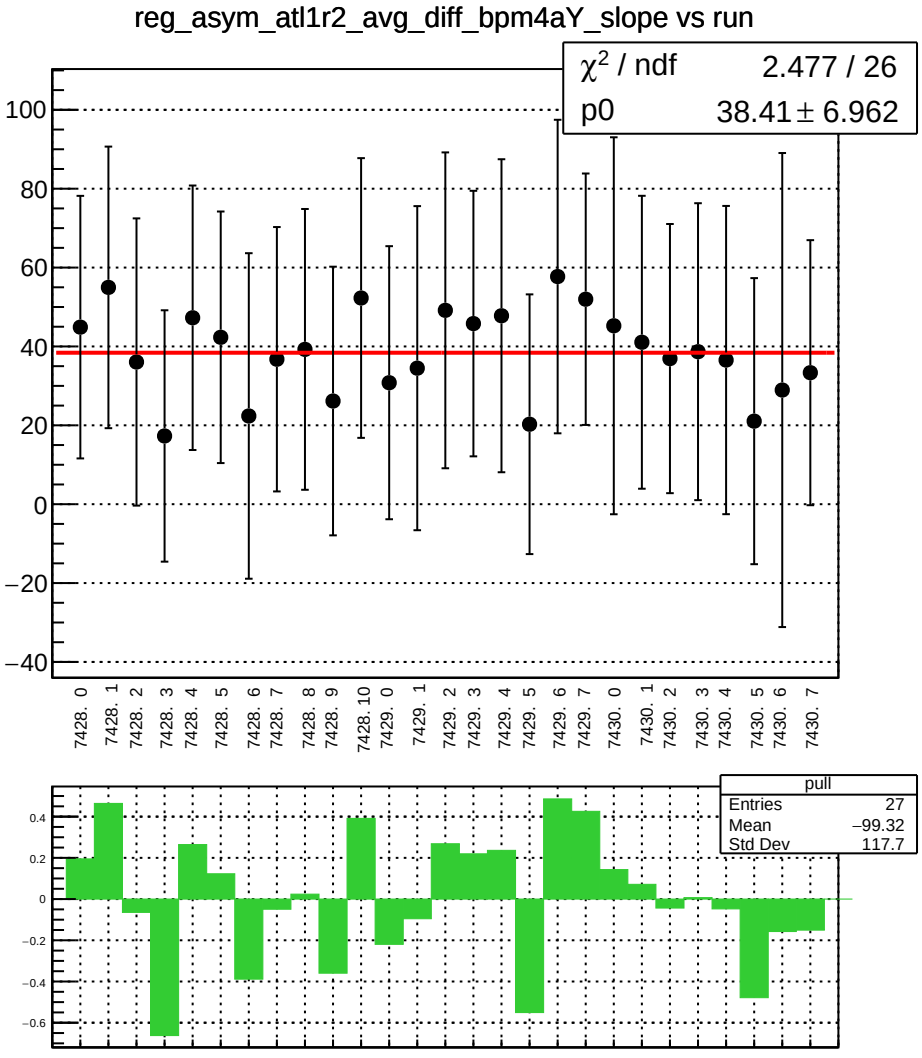
reg_asym_atl1r2_avg_diff_bpm4aY_slope vs run
χ² / ndf 2.477 / 26
p0 38.41 ± 6.962
100
80
60
40
20
0
−20
−40
7428. 0
7428. 1
7428. 2
7428. 3
7428. 4
7428. 5
7428. 6
7428. 7
7428. 8
7428. 9
7428. 10
7429. 0
7429. 1
7429. 2
7429. 3
7429. 4
7429. 5
7429. 6
7429. 7
7430. 0
7430. 1
7430. 2
7430. 3
7430. 4
7430. 5
7430. 6
7430. 7
pull
Entries 27
Mean −99.32
Std Dev 117.7
0.4
0.2
0
−0.2
−0.4
−0.6

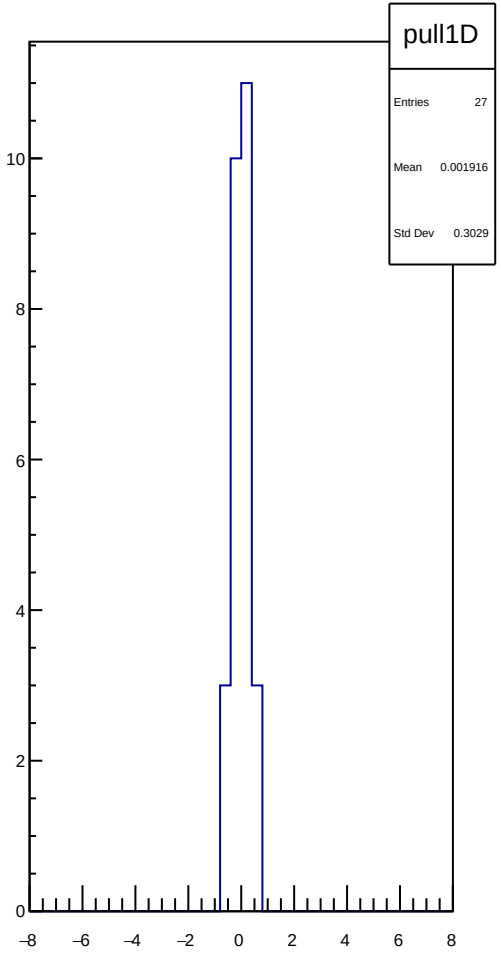
pull1D
Entries 27
Mean 0.001916
Std Dev 0.3029
10
8
6
4
2
0
−8
−6
−4
−2
0
2
4
6
8

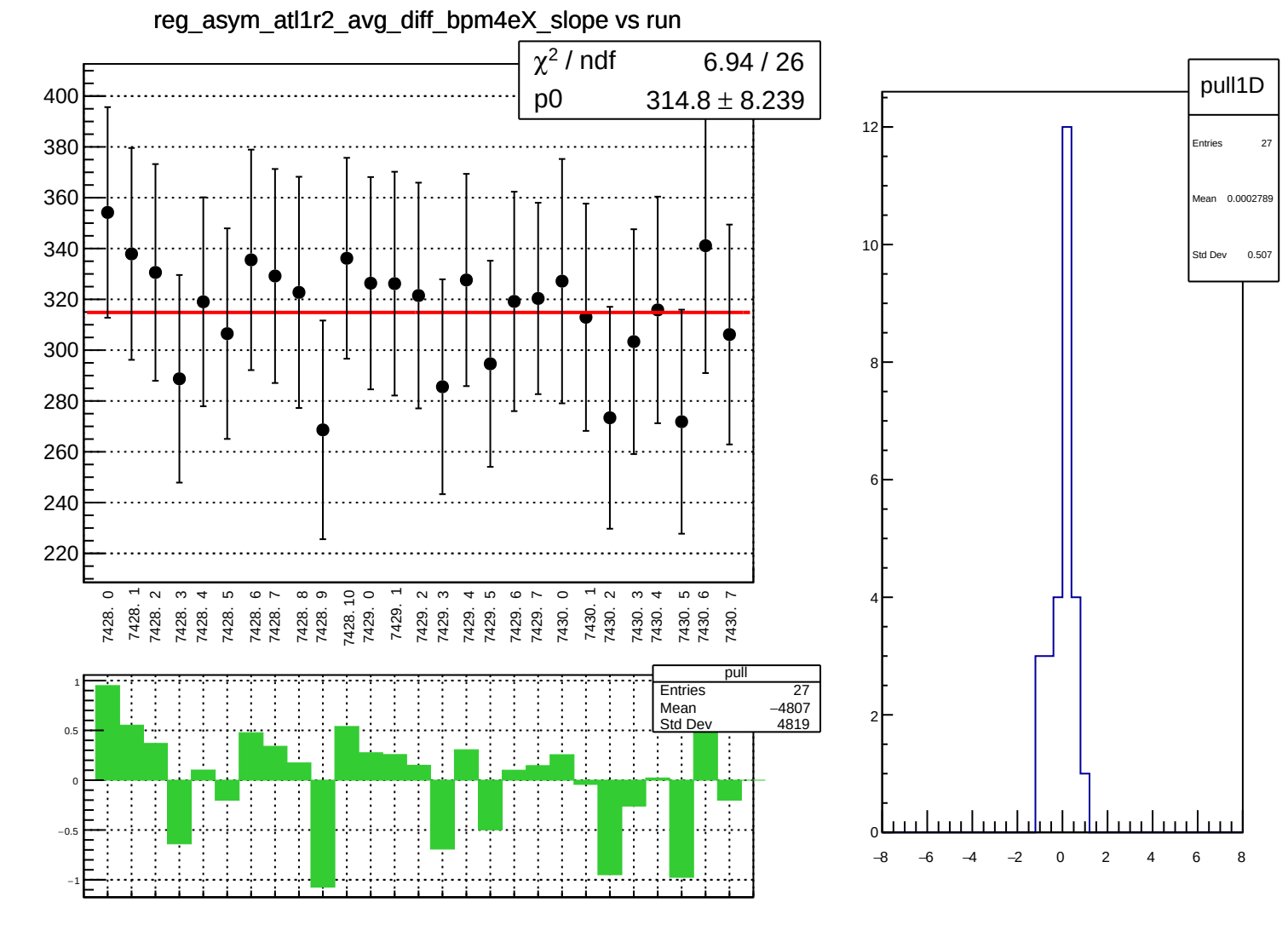
reg_asym_atl1r2_avg_diff_bpm4eX_slope vs run
χ² / ndf 6.94 / 26
p0 314.8 ± 8.239
400
380
360
340
320
300
280
260
240
220
7428. 0
7428. 1
7428. 2
7428. 3
7428. 4
7428. 5
7428. 6
7428. 7
7428. 8
7428. 9
7428. 10
7429. 0
7429. 1
7429. 2
7429. 3
7429. 4
7429. 5
7429. 6
7429. 7
7430. 0
7430. 1
7430. 2
7430. 3
7430. 4
7430. 5
7430. 6
7430. 7
pull
Entries 27
Mean −4807
Std Dev 4819
1
0.5
0
−0.5
−1
pull1D
Entries 27
Mean 0.0002789
Std Dev 0.507
12
10
8
6
4
2
0
−8
−6
−4
−2
0
2
4
6
8

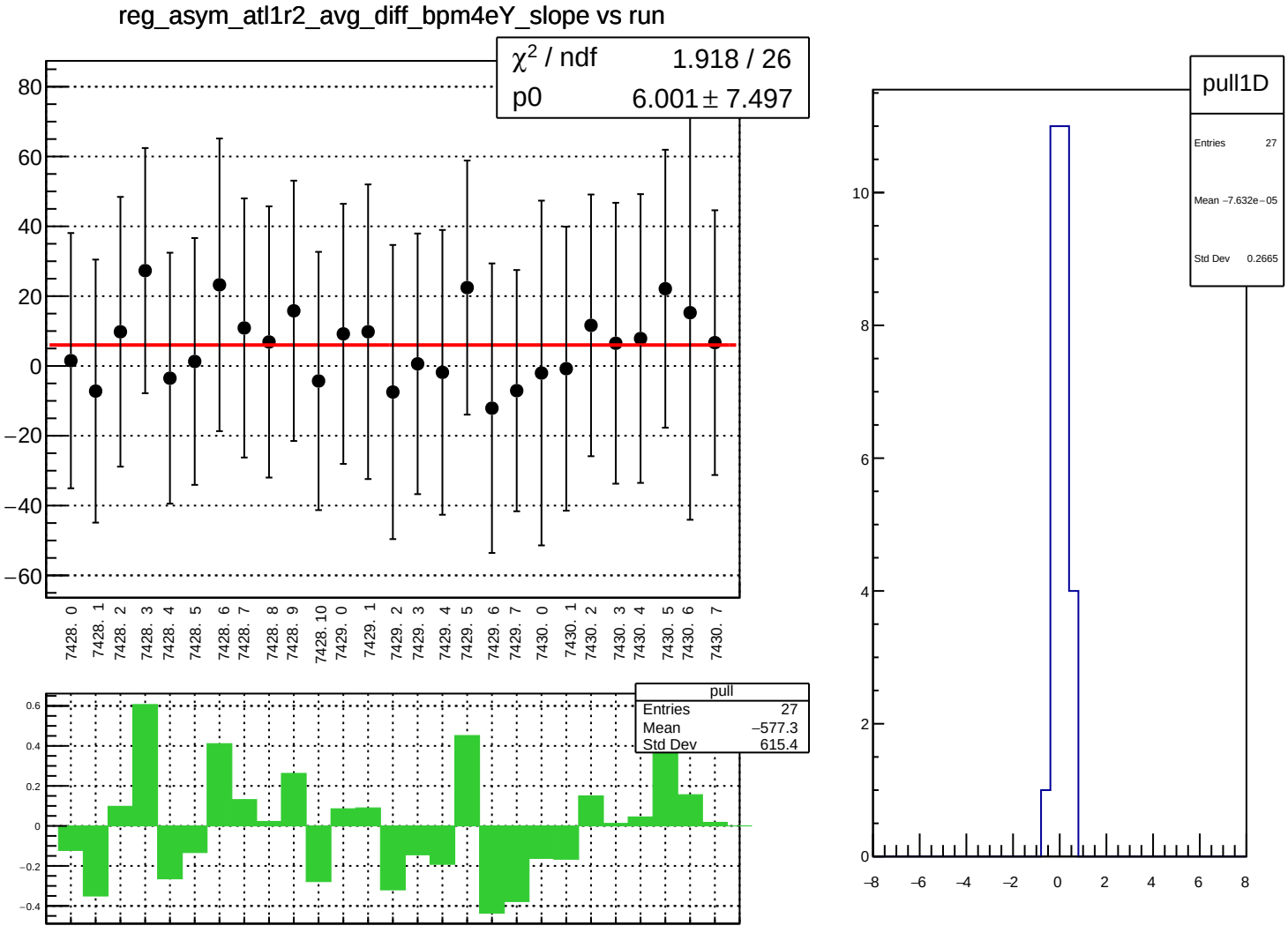
reg_asym_atl1r2_avg_diff_bpm4eY_slope vs run
χ² / ndf 1.918 / 26
p0 6.001 ± 7.497
80
60
40
20
0
−20
−40
−60
7428. 0
7428. 1
7428. 2
7428. 3
7428. 4
7428. 5
7428. 6
7428. 7
7428. 8
7428. 9
7428. 10
7429. 0
7429. 1
7429. 2
7429. 3
7429. 4
7429. 5
7429. 6
7429. 7
7430. 0
7430. 1
7430. 2
7430. 3
7430. 4
7430. 5
7430. 6
7430. 7
pull
Entries 27
Mean −577.3
Std Dev 615.4
0.6
0.4
0.2
0
−0.2
−0.4
pull1D
Entries 27
Mean −7.632e−05
Std Dev 0.2665
10
8
6
4
2
0
−8
−6
−4
−2
0
2
4
6
8

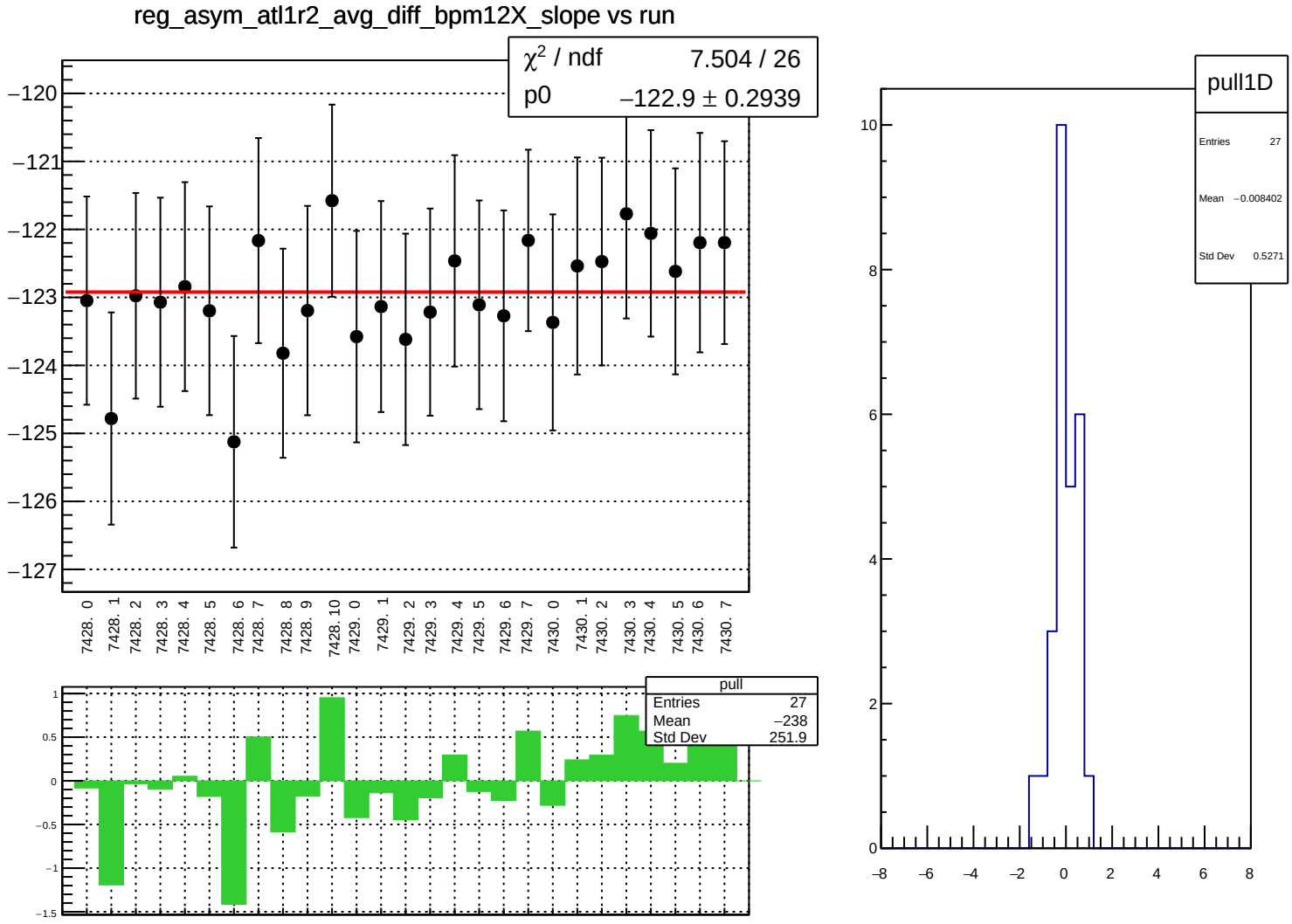
reg_asym_atl1r2_avg_diff_bpm12X_slope vs run
χ² / ndf 7.504 / 26
p0 −122.9 ± 0.2939
−120
−121
−122
−123
−124
−125
−126
−127
7428. 0
7428. 1
7428. 2
7428. 3
7428. 4
7428. 5
7428. 6
7428. 7
7428. 8
7428. 9
7428. 10
7429. 0
7429. 1
7429. 2
7429. 3
7429. 4
7429. 5
7429. 6
7429. 7
7430. 0
7430. 1
7430. 2
7430. 3
7430. 4
7430. 5
7430. 6
7430. 7
pull
Entries 27
Mean −238
Std Dev 251.9
1
0.5
0
−0.5
−1
−1.5
pull1D
Entries 27
Mean −0.008402
Std Dev 0.5271
10
8
6
4
2
0
−8
−6
−4
−2
0
2
4
6
8

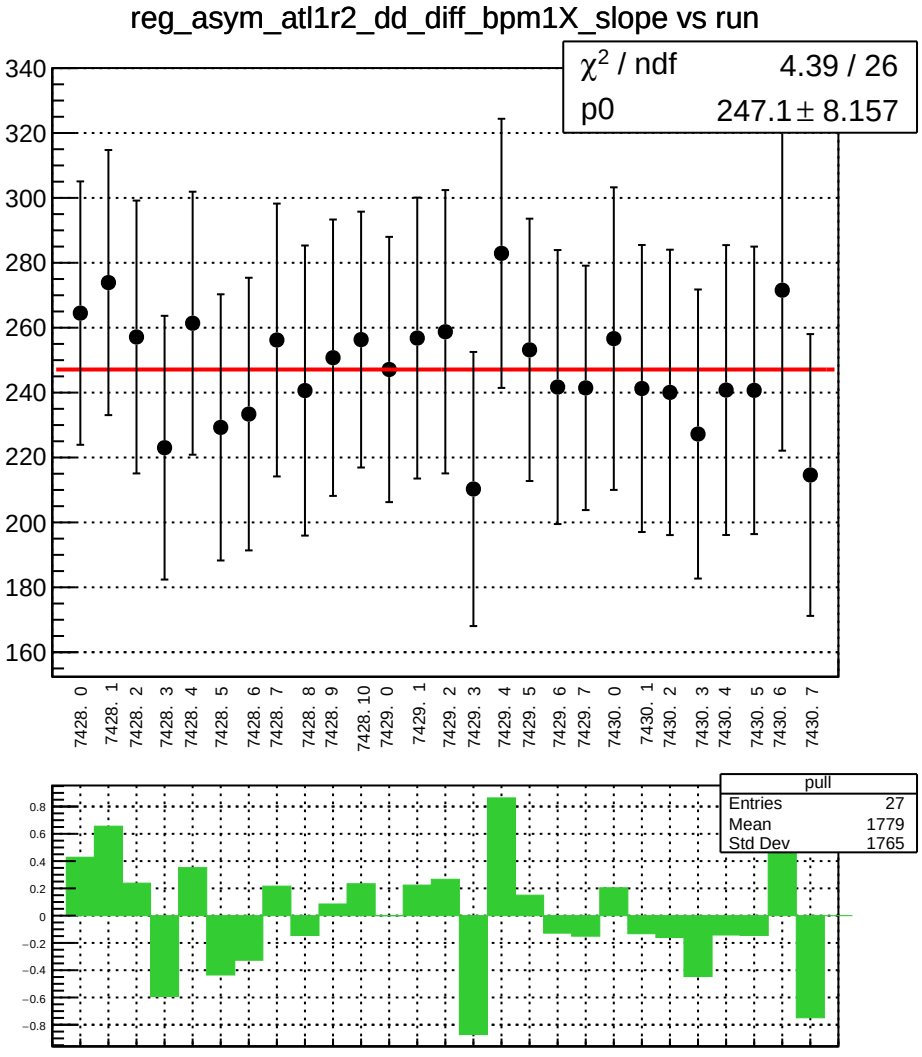
reg_asym_atl1r2_dd_diff_bpm1X_slope vs run
χ2 / ndf 4.39 / 26
p0 247.1 ± 8.157
340
320
300
280
260
240
220
200
180
160
7428. 0
7428. 1
7428. 2
7428. 3
7428. 4
7428. 5
7428. 6
7428. 7
7428. 8
7428. 9
7428. 10
7429. 0
7429. 1
7429. 2
7429. 3
7429. 4
7429. 5
7429. 6
7429. 7
7430. 0
7430. 1
7430. 2
7430. 3
7430. 4
7430. 5
7430. 6
7430. 7
pull
Entries 27
Mean 1779
Std Dev 1765
0.8
0.6
0.4
0.2
0
−0.2
−0.4
−0.6
−0.8

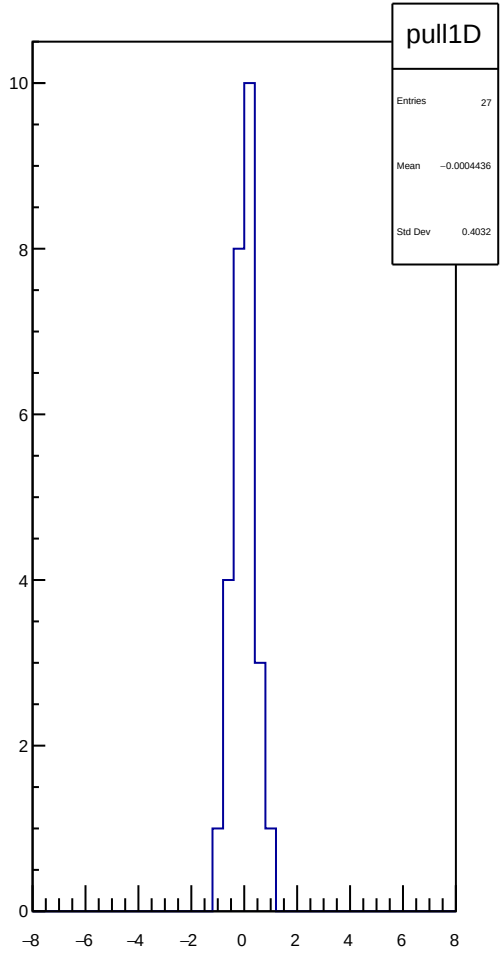
pull1D
Entries 27
Mean −0.0004436
Std Dev 0.4032
10
8
6
4
2
0
−8
−6
−4
−2
0
2
4
6
8

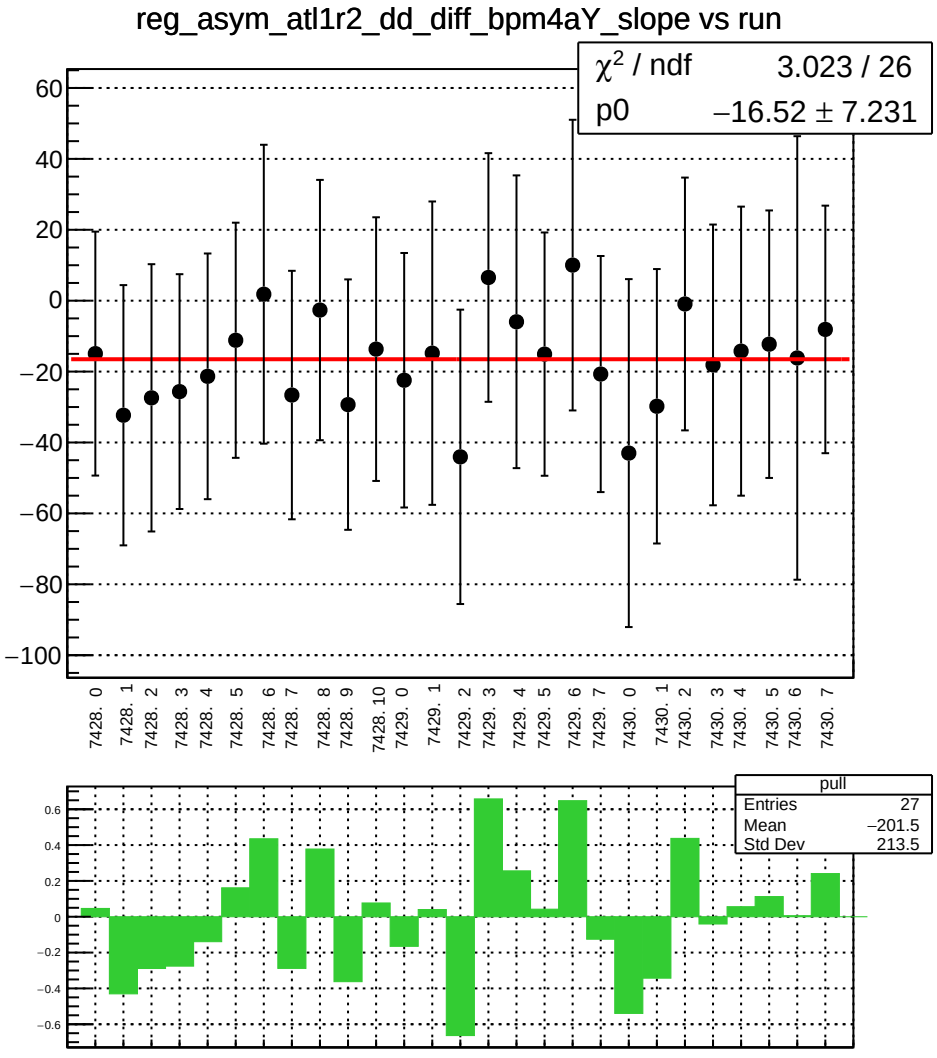
reg_asym_atl1r2_dd_diff_bpm4aY_slope vs run
χ² / ndf 3.023 / 26
p0 −16.52 ± 7.231
60
40
20
0
−20
−40
−60
−80
−100
7428. 0
7428. 1
7428. 2
7428. 3
7428. 4
7428. 5
7428. 6
7428. 7
7428. 8
7428. 9
7428. 10
7429. 0
7429. 1
7429. 2
7429. 3
7429. 4
7429. 5
7429. 6
7429. 7
7430. 0
7430. 1
7430. 2
7430. 3
7430. 4
7430. 5
7430. 6
7430. 7
pull
Entries 27
Mean −201.5
Std Dev 213.5
0.6
0.4
0.2
0
−0.2
−0.4
−0.6

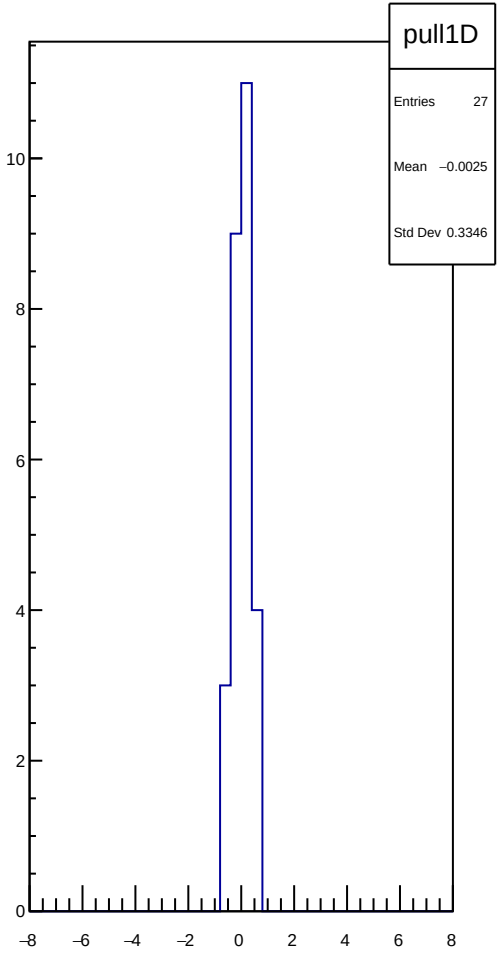
pull1D
Entries 27
Mean −0.0025
Std Dev 0.3346
10
8
6
4
2
0
−8
−6
−4
−2
0
2
4
6
8

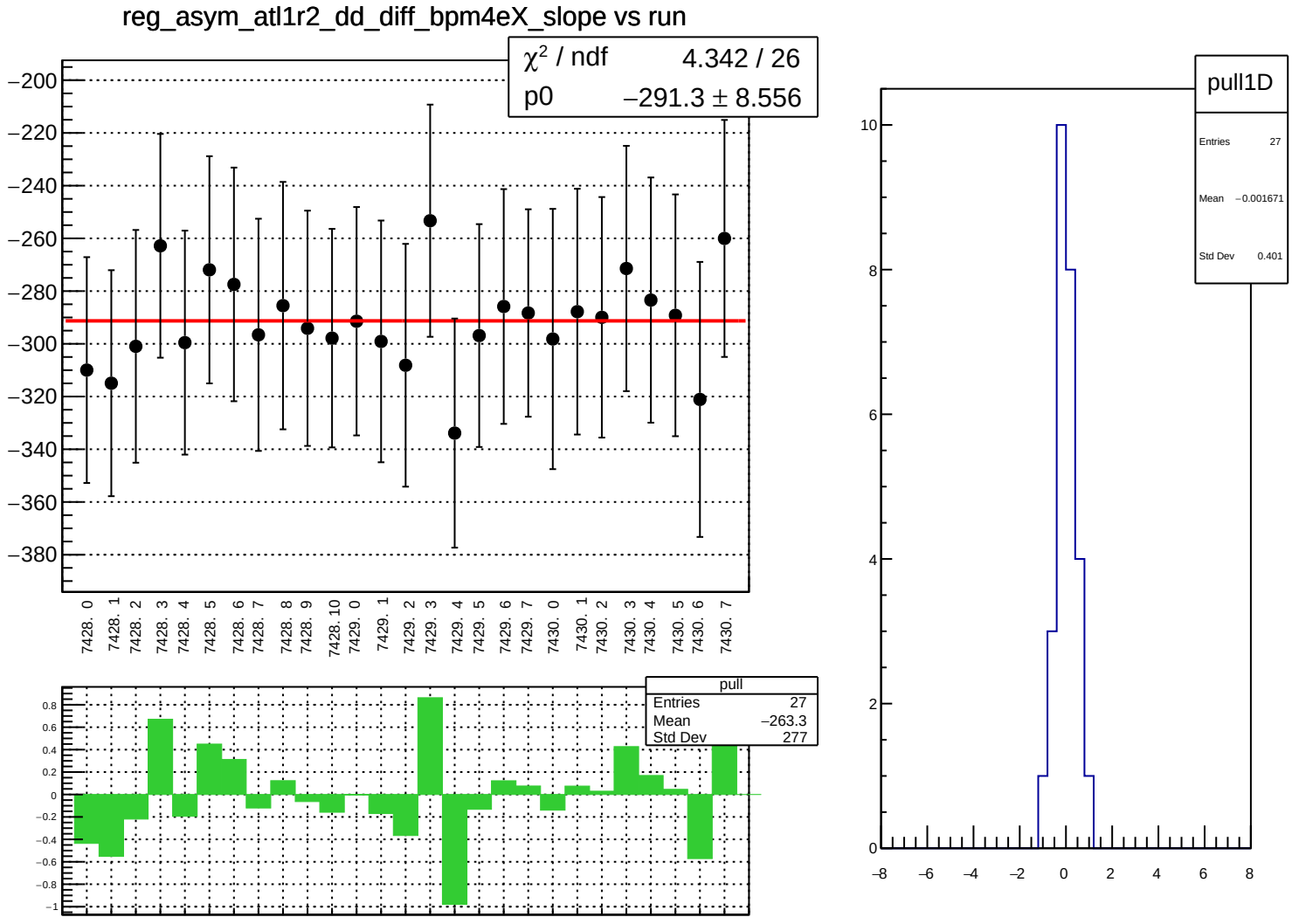
reg_asym_atl1r2_dd_diff_bpm4eX_slope vs run
χ² / ndf 4.342 / 26
p0 −291.3 ± 8.556
−200
−220
−240
−260
−280
−300
−320
−340
−360
−380
7428. 0
7428. 1
7428. 2
7428. 3
7428. 4
7428. 5
7428. 6
7428. 7
7428. 8
7428. 9
7428. 10
7429. 0
7429. 1
7429. 2
7429. 3
7429. 4
7429. 5
7429. 6
7429. 7
7430. 0
7430. 1
7430. 2
7430. 3
7430. 4
7430. 5
7430. 6
7430. 7
pull
Entries 27
Mean −263.3
Std Dev 277
0.8
0.6
0.4
0.2
0
−0.2
−0.4
−0.6
−0.8
−1
pull1D
Entries 27
Mean −0.001671
Std Dev 0.401
10
8
6
4
2
0
−8
−6
−4
−2
0
2
4
6
8

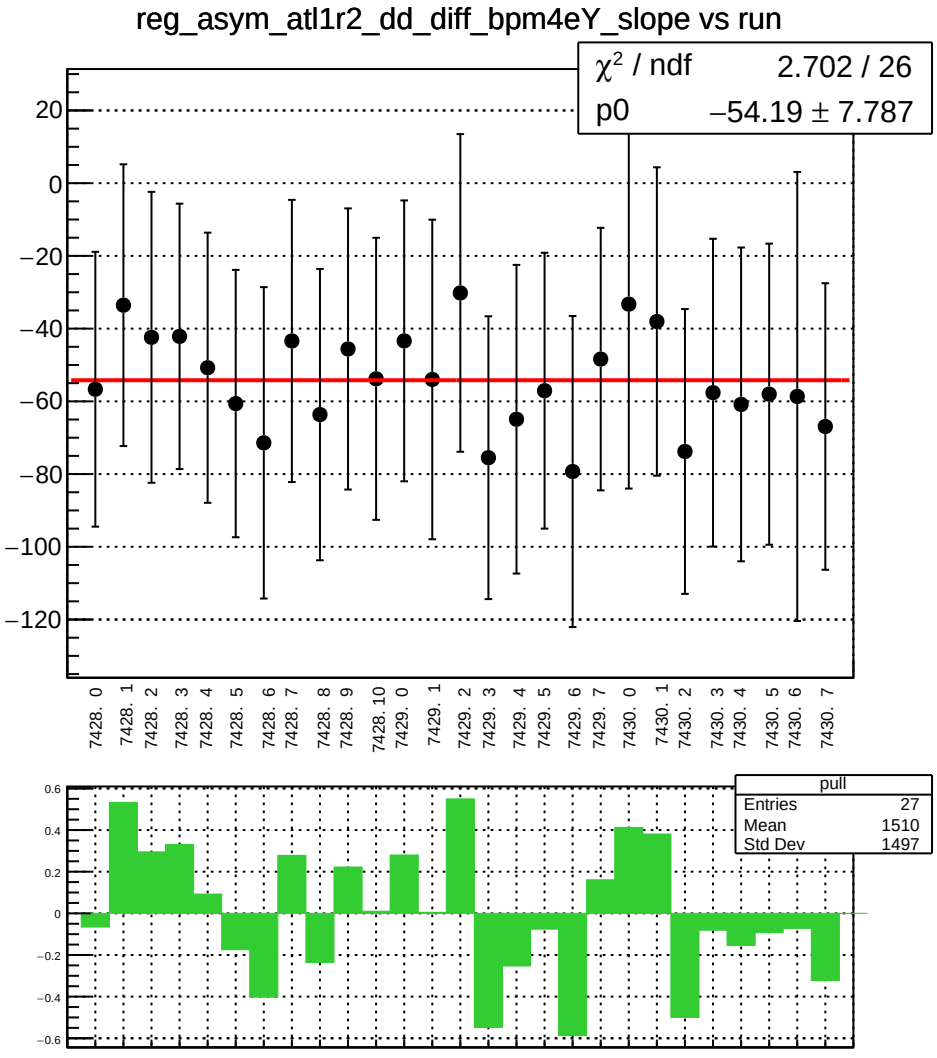
reg_asym_atl1r2_dd_diff_bpm4eY_slope vs run
χ² / ndf 2.702 / 26
p0 −54.19 ± 7.787
20
0
−20
−40
−60
−80
−100
−120
7428. 0
7428. 1
7428. 2
7428. 3
7428. 4
7428. 5
7428. 6
7428. 7
7428. 8
7428. 9
7428. 10
7429. 0
7429. 1
7429. 2
7429. 3
7429. 4
7429. 5
7429. 6
7429. 7
7430. 0
7430. 1
7430. 2
7430. 3
7430. 4
7430. 5
7430. 6
7430. 7
pull
Entries 27
Mean 1510
Std Dev 1497
0.6
0.4
0.2
0
−0.2
−0.4
−0.6

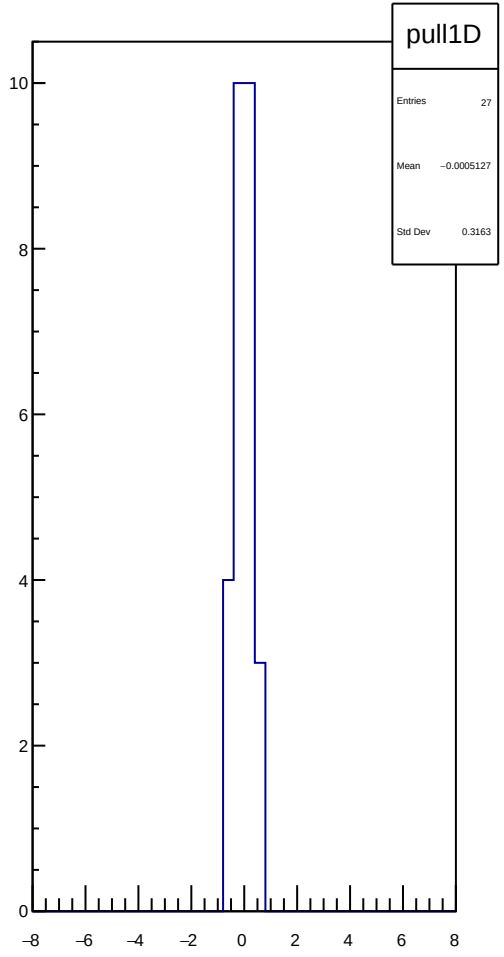
pull1D
Entries 27
Mean −0.0005127
Std Dev 0.3163
10
8
6
4
2
0
−8
−6
−4
−2
0
2
4
6
8

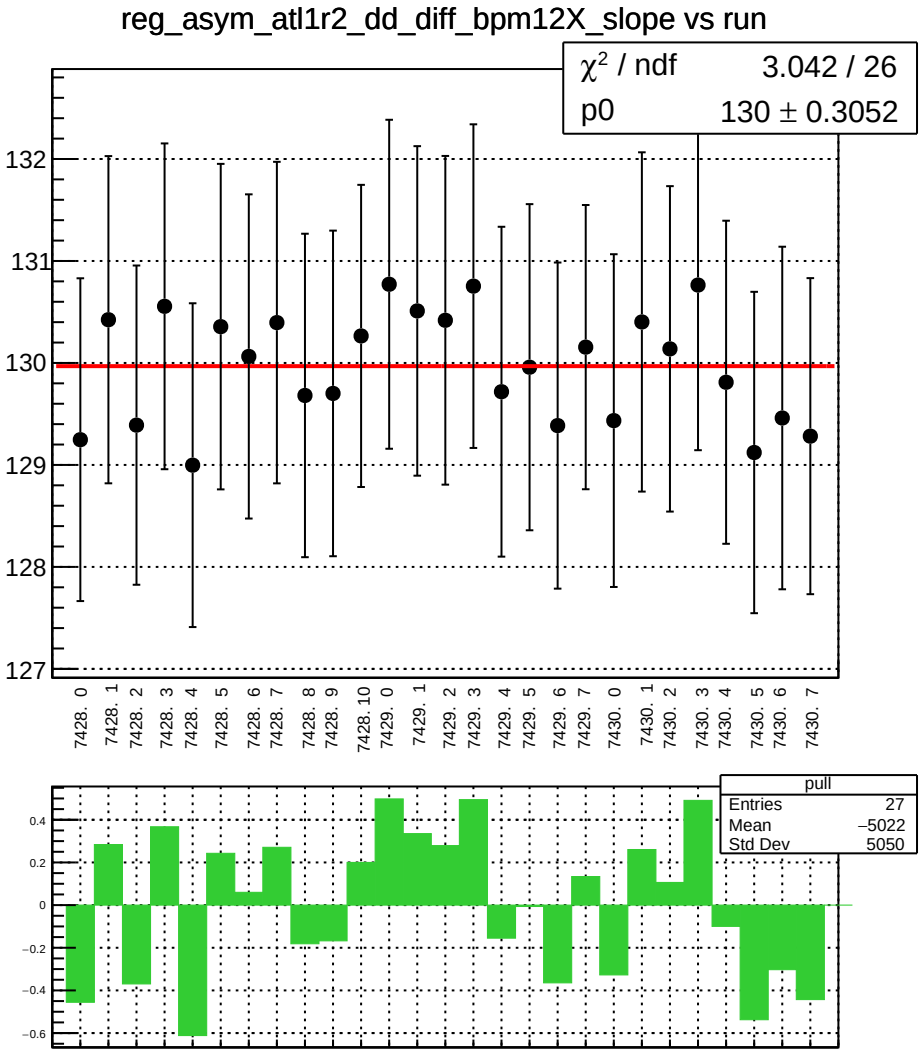
reg_asym_atl1r2_dd_diff_bpm12X_slope vs run
χ² / ndf 3.042 / 26
p0 130 ± 0.3052
132
131
130
129
128
127
7428. 0
7428. 1
7428. 2
7428. 3
7428. 4
7428. 5
7428. 6
7428. 7
7428. 8
7428. 9
7428. 10
7429. 0
7429. 1
7429. 2
7429. 3
7429. 4
7429. 5
7429. 6
7429. 7
7430. 0
7430. 1
7430. 2
7430. 3
7430. 4
7430. 5
7430. 6
7430. 7
pull
Entries 27
Mean −5022
Std Dev 5050
0.4
0.2
0
−0.2
−0.4
−0.6

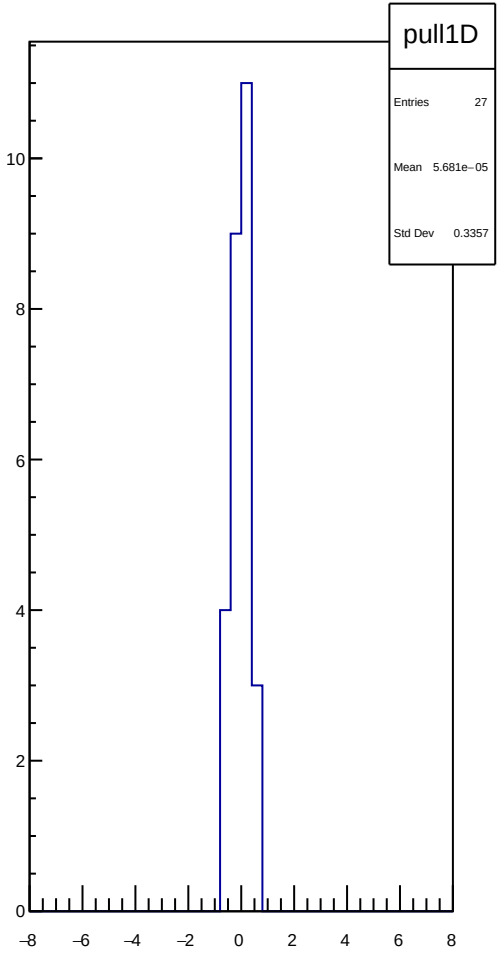
pull1D
Entries 27
Mean 5.681e−05
Std Dev 0.3357
10
8
6
4
2
0
−8
−6
−4
−2
0
2
4
6
8

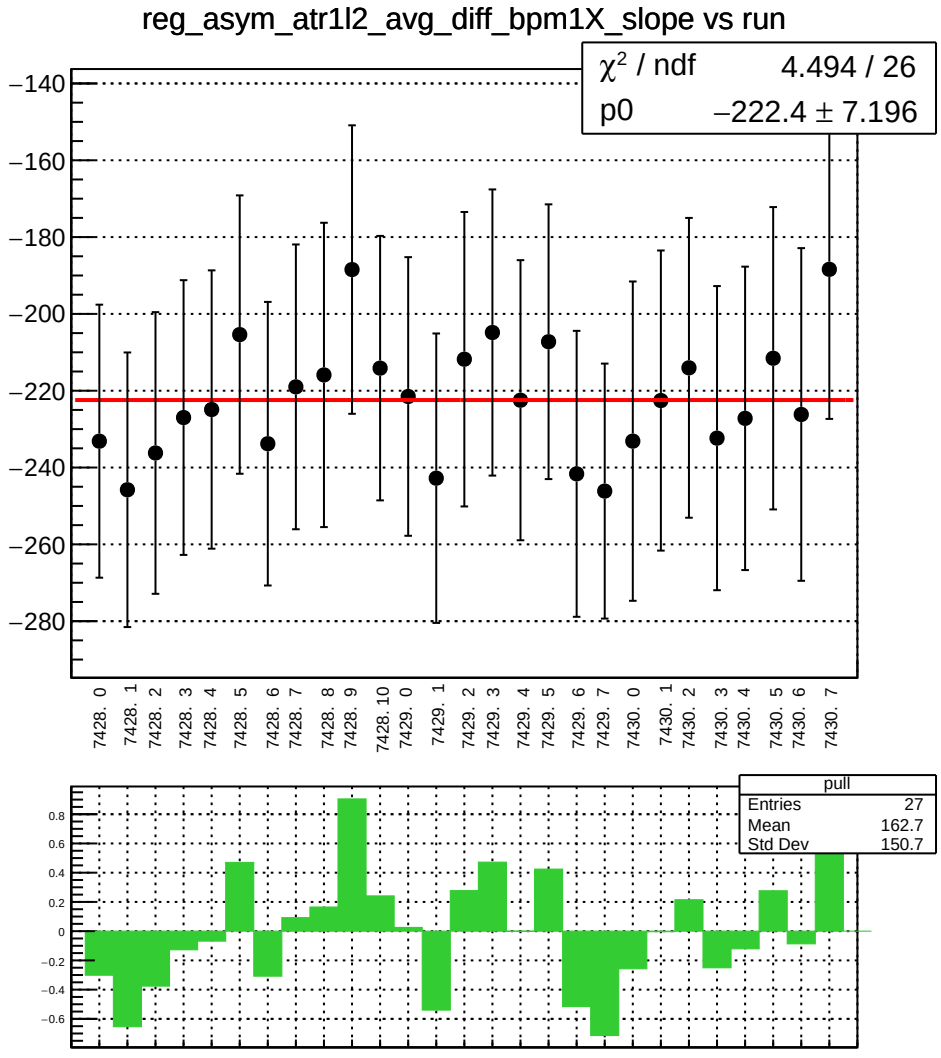
reg_asym_atr1l2_avg_diff_bpm1X_slope vs run
χ² / ndf 4.494 / 26
p0 −222.4 ± 7.196
−140
−160
−180
−200
−220
−240
−260
−280
7428. 0
7428. 1
7428. 2
7428. 3
7428. 4
7428. 5
7428. 6
7428. 7
7428. 8
7428. 9
7428. 10
7429. 0
7429. 1
7429. 2
7429. 3
7429. 4
7429. 5
7429. 6
7429. 7
7430. 0
7430. 1
7430. 2
7430. 3
7430. 4
7430. 5
7430. 6
7430. 7
pull
Entries 27
Mean 162.7
Std Dev 150.7
0.8
0.6
0.4
0.2
0
−0.2
−0.4
−0.6

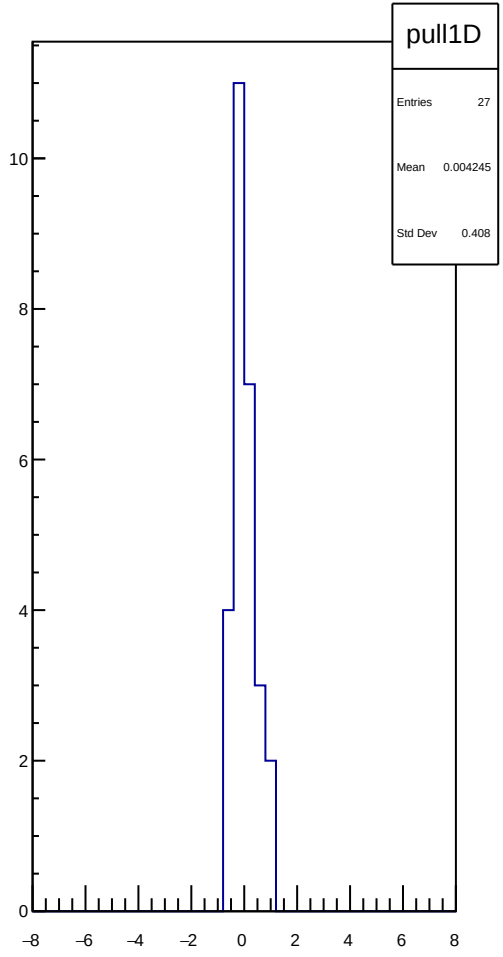
pull1D
Entries 27
Mean 0.004245
Std Dev 0.408
10
8
6
4
2
0
−8
−6
−4
−2
0
2
4
6
8

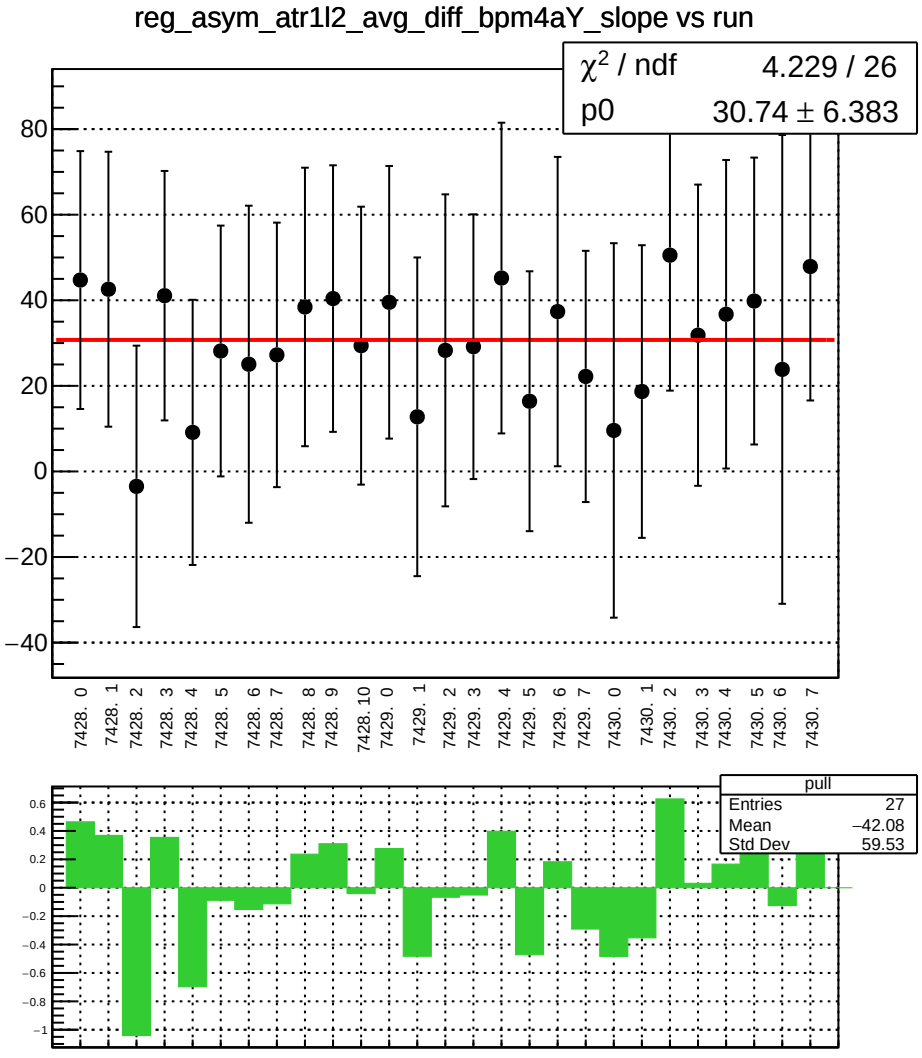
reg_asym_atr1l2_avg_diff_bpm4aY_slope vs run
χ² / ndf 4.229 / 26
p0 30.74 ± 6.383
80
60
40
20
0
−20
−40
7428. 0
7428. 1
7428. 2
7428. 3
7428. 4
7428. 5
7428. 6
7428. 7
7428. 8
7428. 9
7428. 10
7429. 0
7429. 1
7429. 2
7429. 3
7429. 4
7429. 5
7429. 6
7429. 7
7430. 0
7430. 1
7430. 2
7430. 3
7430. 4
7430. 5
7430. 6
7430. 7
pull
Entries 27
Mean −42.08
Std Dev 59.53
0.6
0.4
0.2
0
−0.2
−0.4
−0.6
−0.8
−1

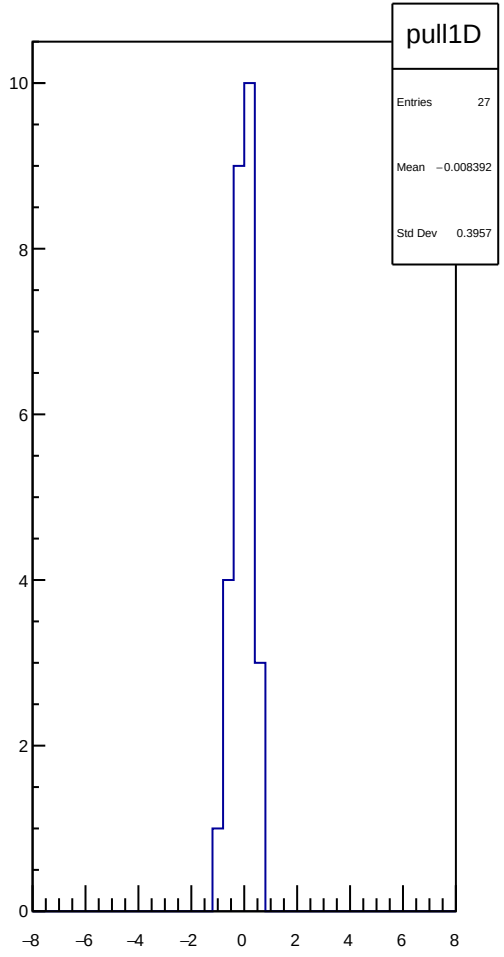
pull1D
Entries 27
Mean −0.008392
Std Dev 0.3957
10
8
6
4
2
0
−8
−6
−4
−2
0
2
4
6
8

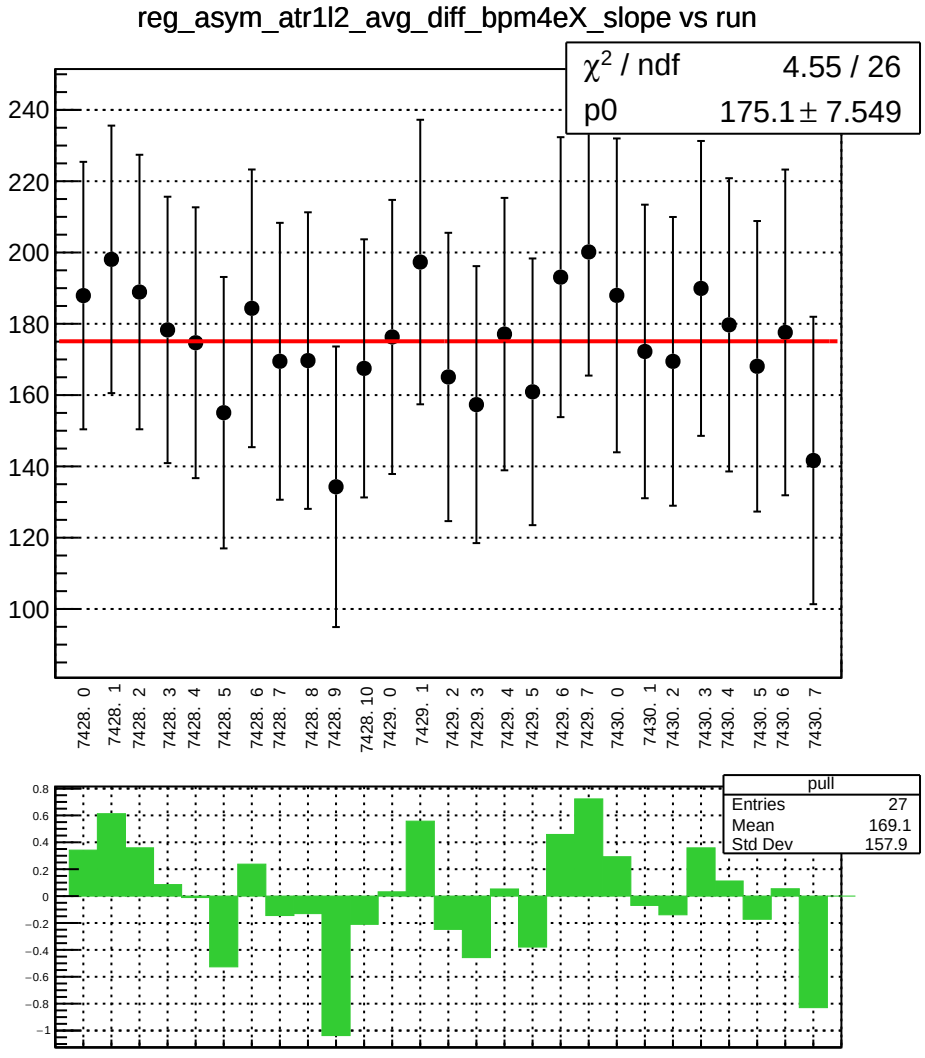
reg_asym_atr1l2_avg_diff_bpm4eX_slope vs run
χ2 / ndf 4.55 / 26
p0 175.1 ± 7.549
240
220
200
180
160
140
120
100
7428. 0
7428. 1
7428. 2
7428. 3
7428. 4
7428. 5
7428. 6
7428. 7
7428. 8
7428. 9
7428. 10
7429. 0
7429. 1
7429. 2
7429. 3
7429. 4
7429. 5
7429. 6
7429. 7
7430. 0
7430. 1
7430. 2
7430. 3
7430. 4
7430. 5
7430. 6
7430. 7
pull
Entries 27
Mean 169.1
Std Dev 157.9
0.8
0.6
0.4
0.2
0
−0.2
−0.4
−0.6
−0.8
−1

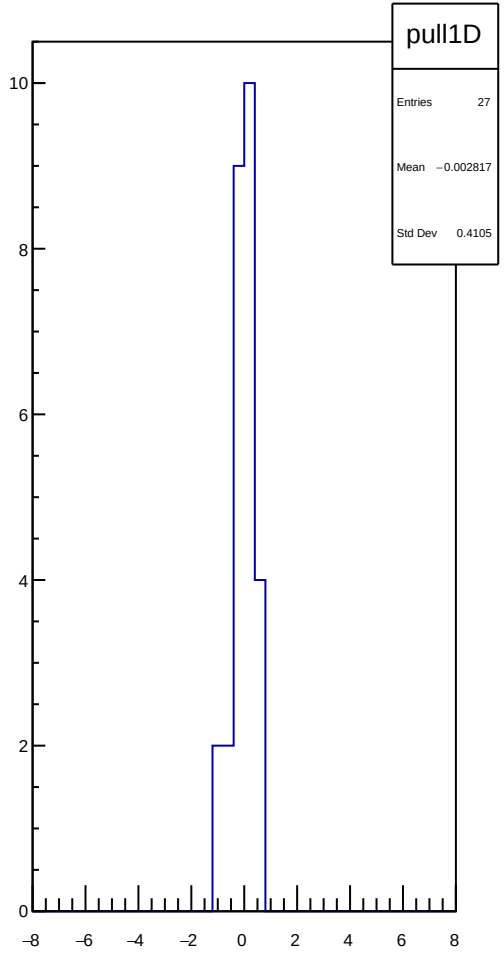
pull1D
Entries 27
Mean −0.002817
Std Dev 0.4105
10
8
6
4
2
0
−8
−6
−4
−2
0
2
4
6
8

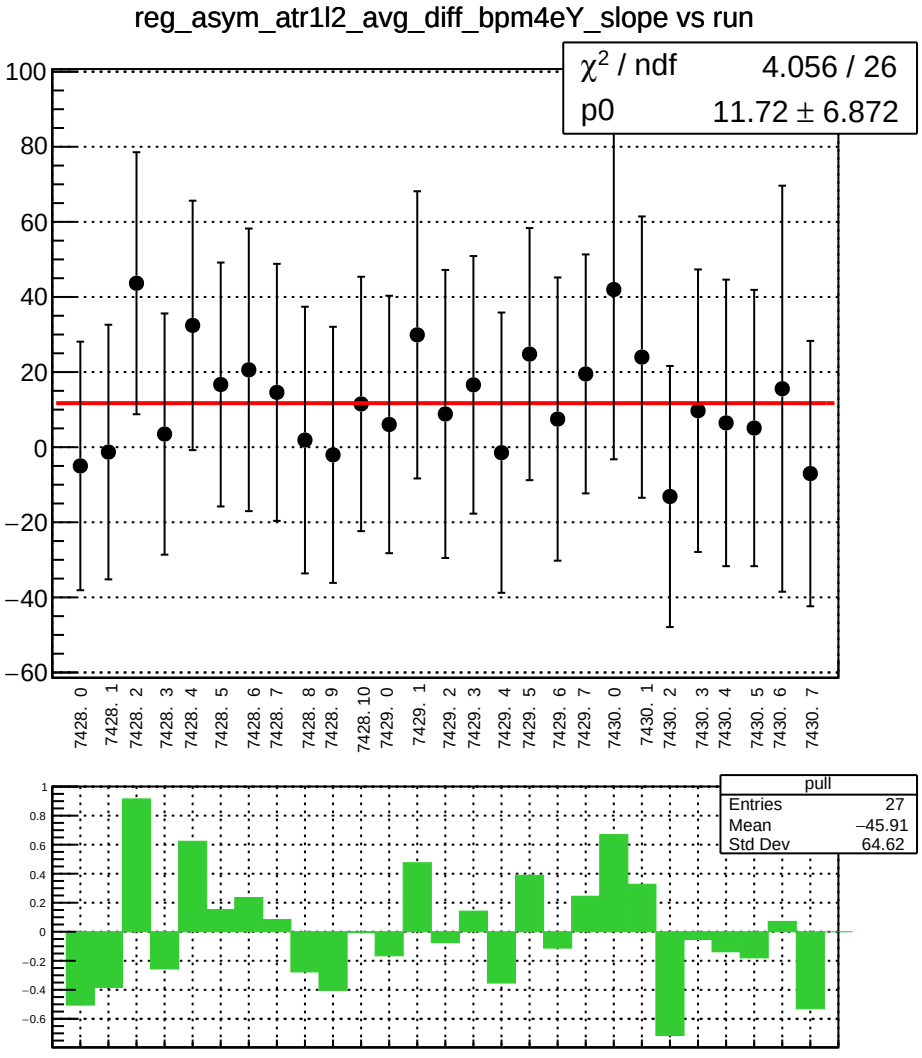
reg_asym_atr1l2_avg_diff_bpm4eY_slope vs run
χ² / ndf 4.056 / 26
p0 11.72 ± 6.872
100
80
60
40
20
0
−20
−40
−60
7428. 0
7428. 1
7428. 2
7428. 3
7428. 4
7428. 5
7428. 6
7428. 7
7428. 8
7428. 9
7428. 10
7429. 0
7429. 1
7429. 2
7429. 3
7429. 4
7429. 5
7429. 6
7429. 7
7430. 0
7430. 1
7430. 2
7430. 3
7430. 4
7430. 5
7430. 6
7430. 7
pull
Entries 27
Mean −45.91
Std Dev 64.62
1
0.8
0.6
0.4
0.2
0
−0.2
−0.4
−0.6

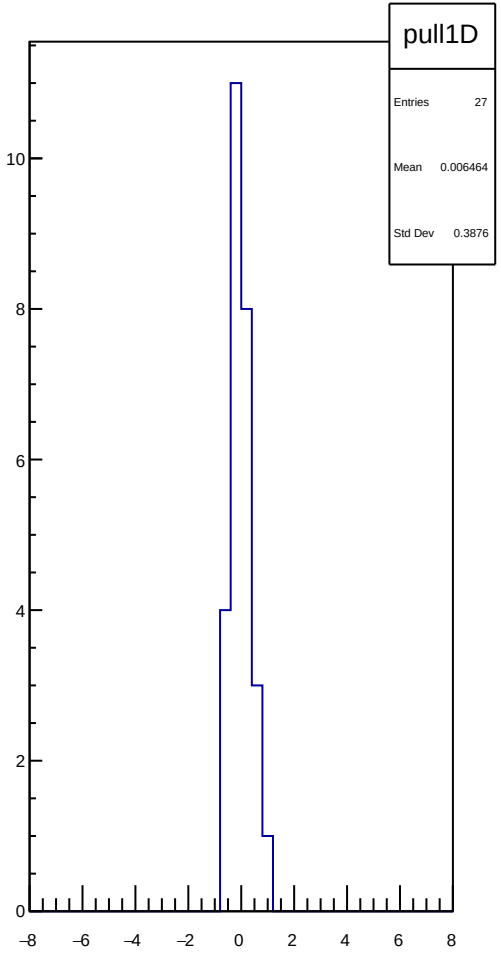
pull1D
Entries 27
Mean 0.006464
Std Dev 0.3876
10
8
6
4
2
0
−8
−6
−4
−2
0
2
4
6
8

reg_asym_atr1l2_avg_diff_bpm12X_slope vs run

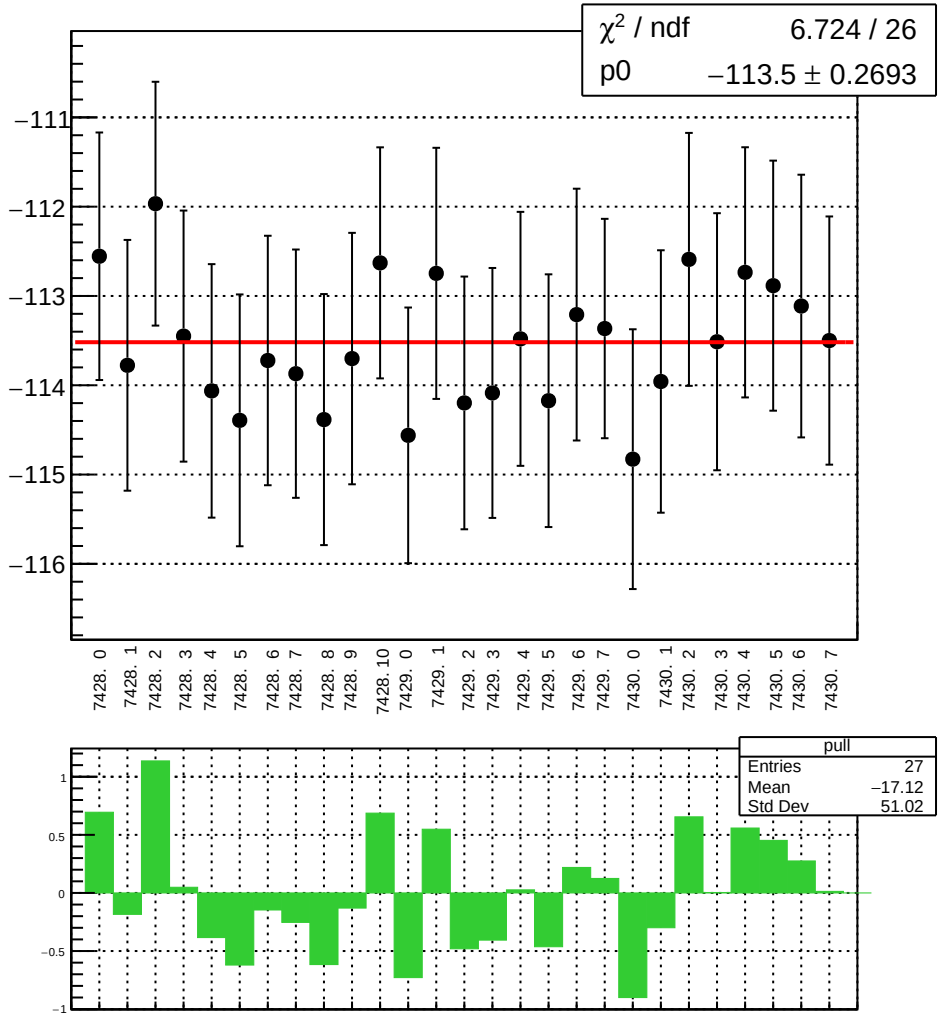

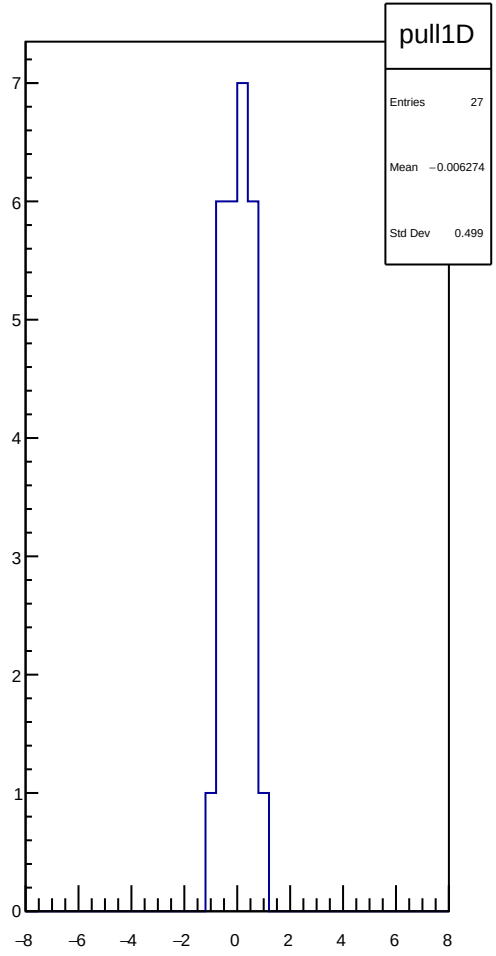

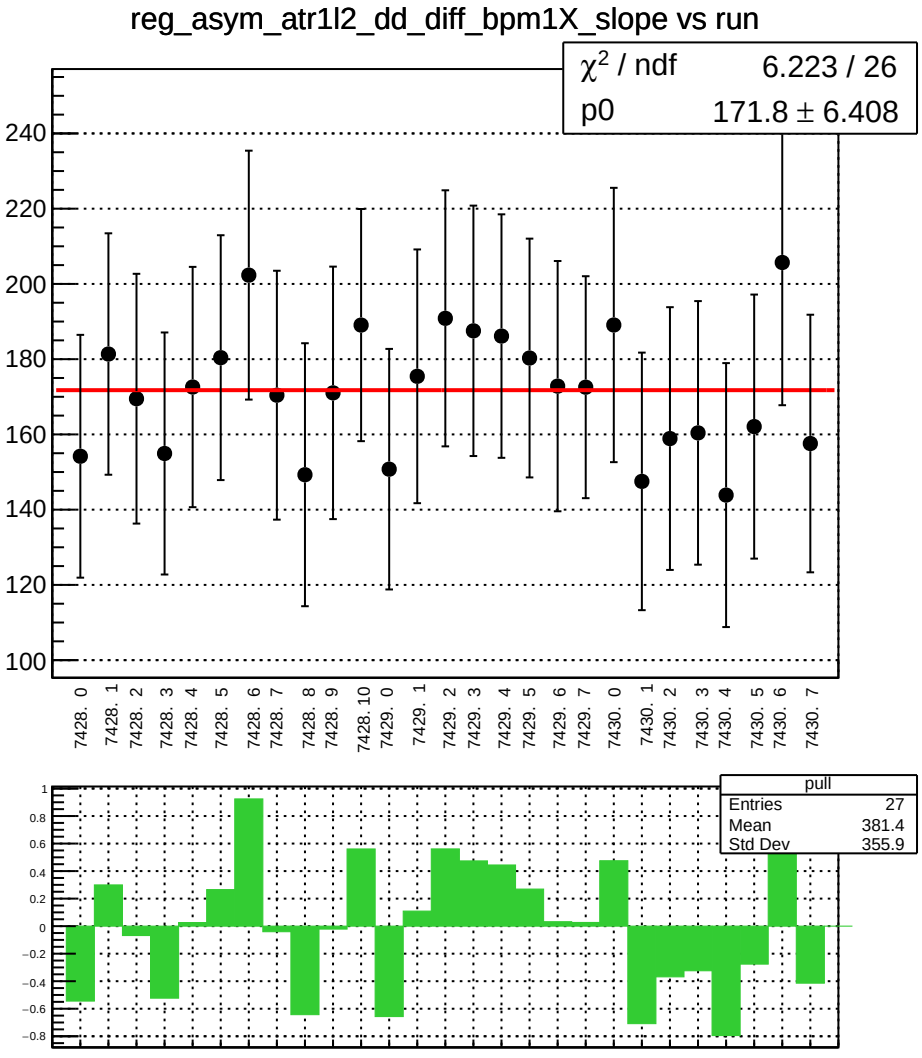
reg_asym_atr1l2_dd_diff_bpm1X_slope vs run
χ2 / ndf 6.223 / 26
p0 171.8 ± 6.408
240
220
200
180
160
140
120
100
7428. 0
7428. 1
7428. 2
7428. 3
7428. 4
7428. 5
7428. 6
7428. 7
7428. 8
7428. 9
7428. 10
7429. 0
7429. 1
7429. 2
7429. 3
7429. 4
7429. 5
7429. 6
7429. 7
7430. 0
7430. 1
7430. 2
7430. 3
7430. 4
7430. 5
7430. 6
7430. 7
pull
Entries 27
Mean 381.4
Std Dev 355.9
1
0.8
0.6
0.4
0.2
0
−0.2
−0.4
−0.6
−0.8

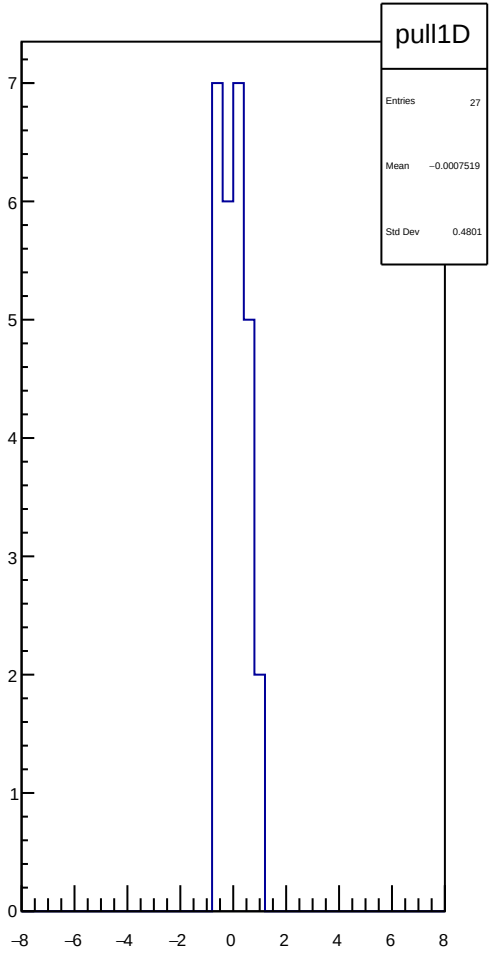
pull1D
Entries 27
Mean −0.0007519
Std Dev 0.4801
7
6
5
4
3
2
1
0
−8
−6
−4
−2
0
2
4
6
8

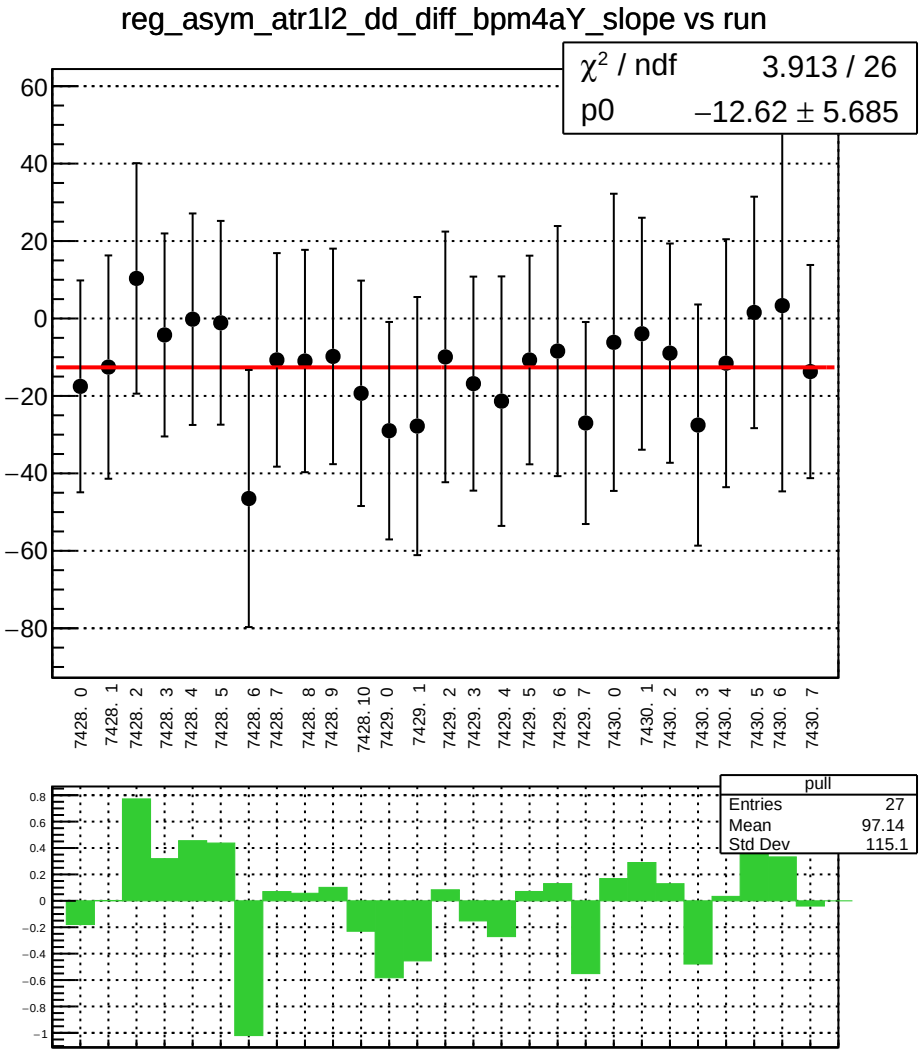
reg_asym_atr1l2_dd_diff_bpm4aY_slope vs run
χ² / ndf 3.913 / 26
p0 −12.62 ± 5.685
60
40
20
0
−20
−40
−60
−80
7428. 0
7428. 1
7428. 2
7428. 3
7428. 4
7428. 5
7428. 6
7428. 7
7428. 8
7428. 9
7428. 10
7429. 0
7429. 1
7429. 2
7429. 3
7429. 4
7429. 5
7429. 6
7429. 7
7430. 0
7430. 1
7430. 2
7430. 3
7430. 4
7430. 5
7430. 6
7430. 7
pull
Entries 27
Mean 97.14
Std Dev 115.1
0.8
0.6
0.4
0.2
0
−0.2
−0.4
−0.6
−0.8
−1

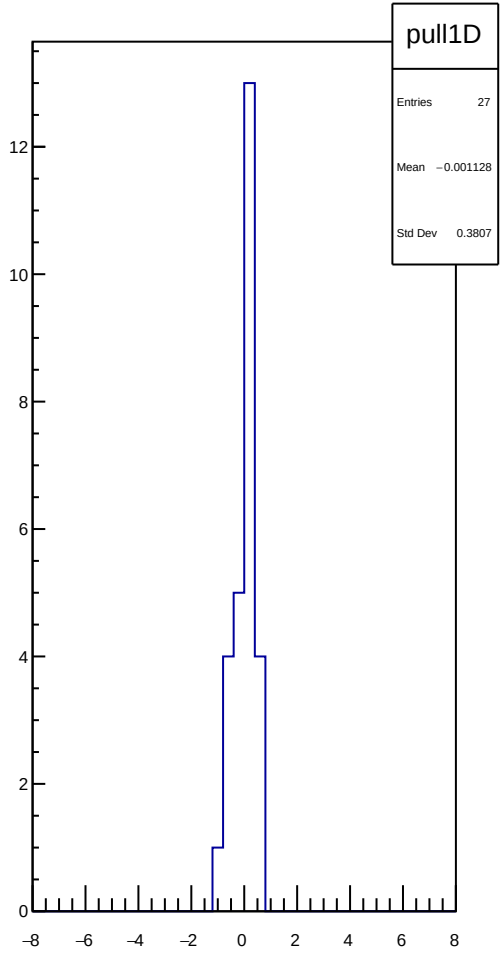
pull1D
Entries 27
Mean −0.001128
Std Dev 0.3807
12
10
8
6
4
2
0
−8
−6
−4
−2
0
2
4
6
8

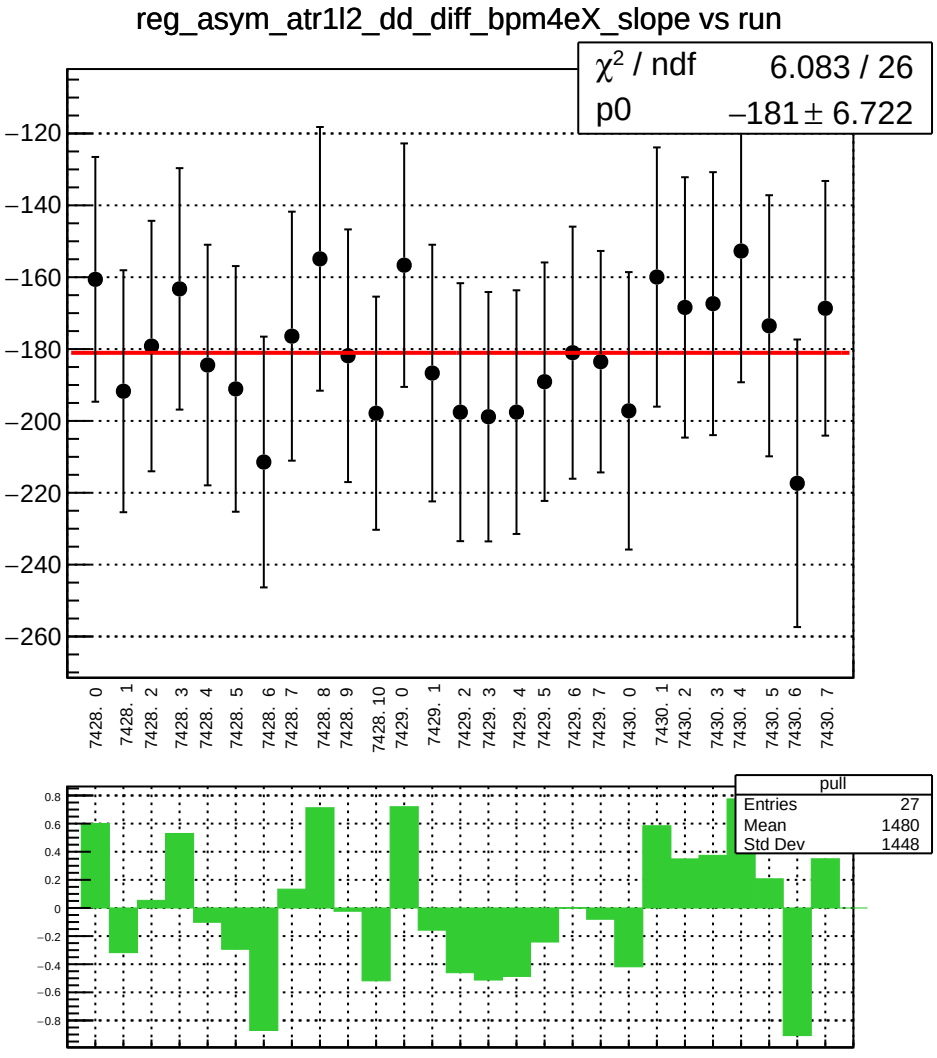
reg_asym_atr1l2_dd_diff_bpm4eX_slope vs run
χ² / ndf 6.083 / 26
p0 −181 ± 6.722
−120
−140
−160
−180
−200
−220
−240
−260
7428. 0
7428. 1
7428. 2
7428. 3
7428. 4
7428. 5
7428. 6
7428. 7
7428. 8
7428. 9
7428. 10
7429. 0
7429. 1
7429. 2
7429. 3
7429. 4
7429. 5
7429. 6
7429. 7
7430. 0
7430. 1
7430. 2
7430. 3
7430. 4
7430. 5
7430. 6
7430. 7
pull
Entries 27
Mean 1480
Std Dev 1448
0.8
0.6
0.4
0.2
0
−0.2
−0.4
−0.6
−0.8

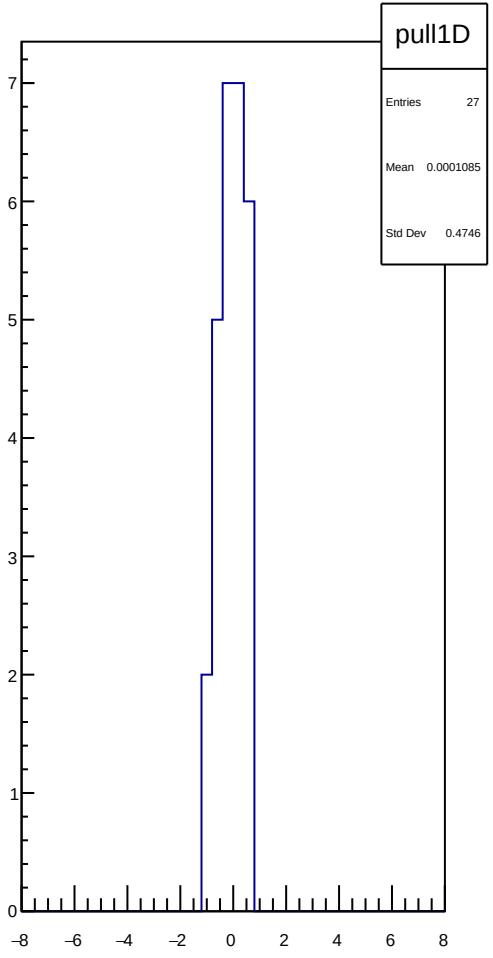
pull1D
Entries 27
Mean 0.0001085
Std Dev 0.4746
7
6
5
4
3
2
1
0
−8
−6
−4
−2
0
2
4
6
8

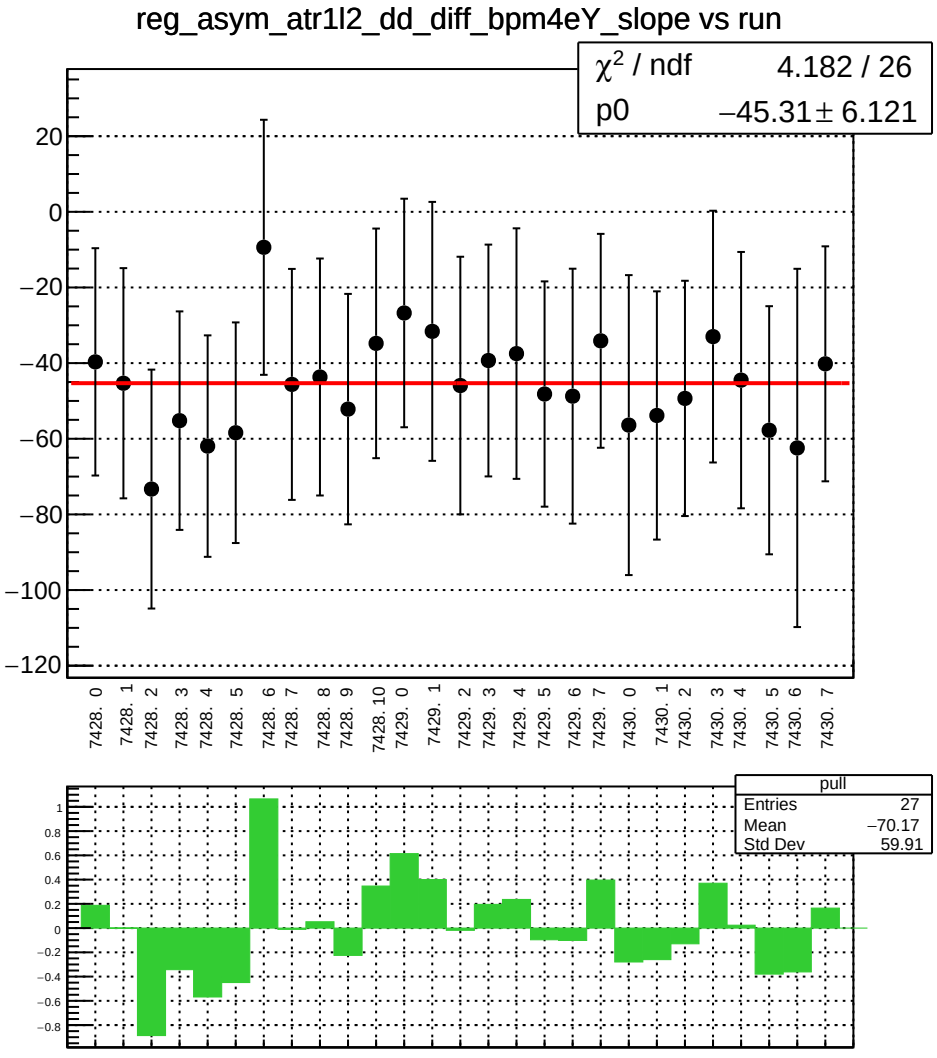
reg_asym_atr1l2_dd_diff_bpm4eY_slope vs run
χ² / ndf 4.182 / 26
p0 −45.31 ± 6.121
20
0
−20
−40
−60
−80
−100
−120
7428. 0
7428. 1
7428. 2
7428. 3
7428. 4
7428. 5
7428. 6
7428. 7
7428. 8
7428. 9
7428. 10
7429. 0
7429. 1
7429. 2
7429. 3
7429. 4
7429. 5
7429. 6
7429. 7
7430. 0
7430. 1
7430. 2
7430. 3
7430. 4
7430. 5
7430. 6
7430. 7
pull
Entries 27
Mean −70.17
Std Dev 59.91
1
0.8
0.6
0.4
0.2
0
−0.2
−0.4
−0.6
−0.8

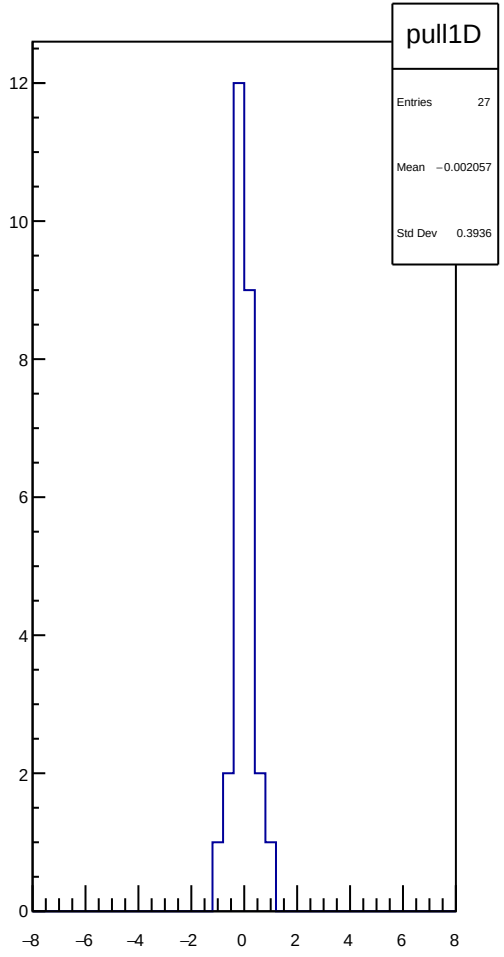
pull1D
Entries 27
Mean −0.002057
Std Dev 0.3936
12
10
8
6
4
2
0
−8
−6
−4
−2
0
2
4
6
8

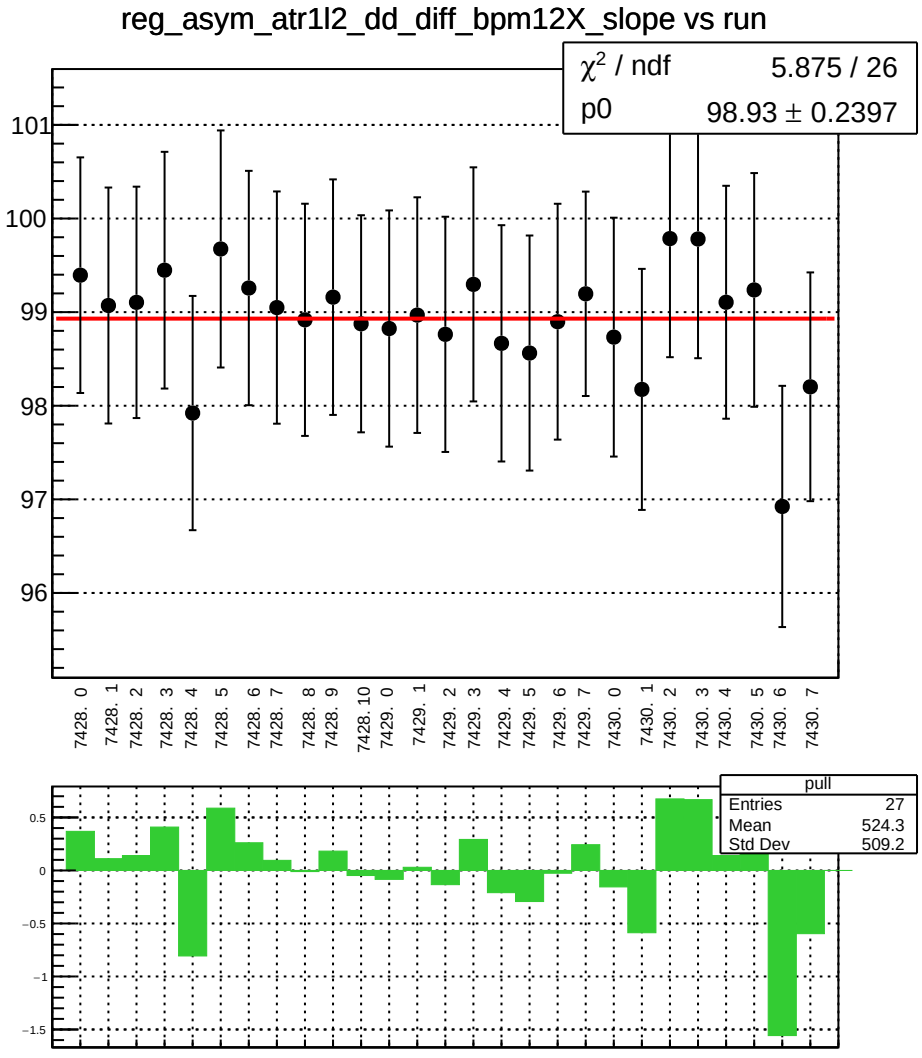
reg_asym_atr1l2_dd_diff_bpm12X_slope vs run
χ² / ndf 5.875 / 26
p0 98.93 ± 0.2397
101
100
99
98
97
96
7428. 0
7428. 1
7428. 2
7428. 3
7428. 4
7428. 5
7428. 6
7428. 7
7428. 8
7428. 9
7428. 10
7429. 0
7429. 1
7429. 2
7429. 3
7429. 4
7429. 5
7429. 6
7429. 7
7430. 0
7430. 1
7430. 2
7430. 3
7430. 4
7430. 5
7430. 6
7430. 7
pull
Entries 27
Mean 524.3
Std Dev 509.2
0.5
0
−0.5
−1
−1.5

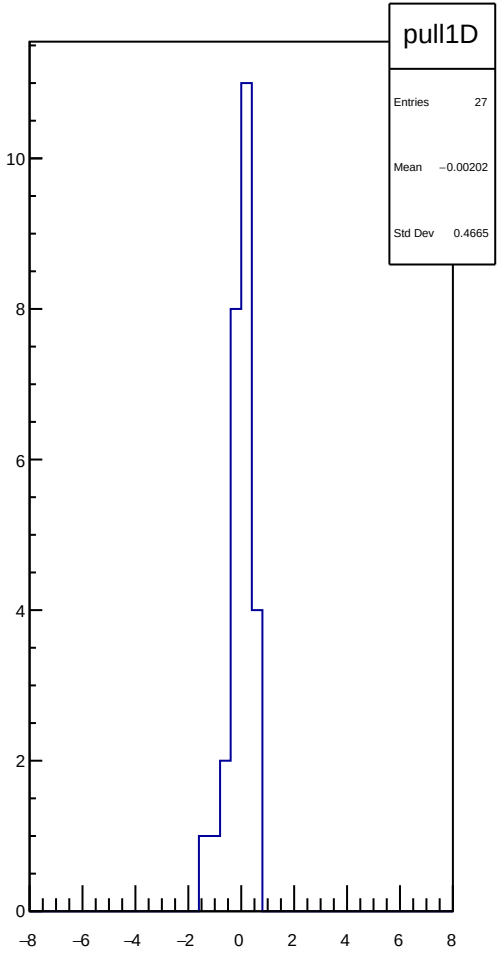
pull1D
Entries 27
Mean −0.00202
Std Dev 0.4665
10
8
6
4
2
0
−8
−6
−4
−2
0
2
4
6
8

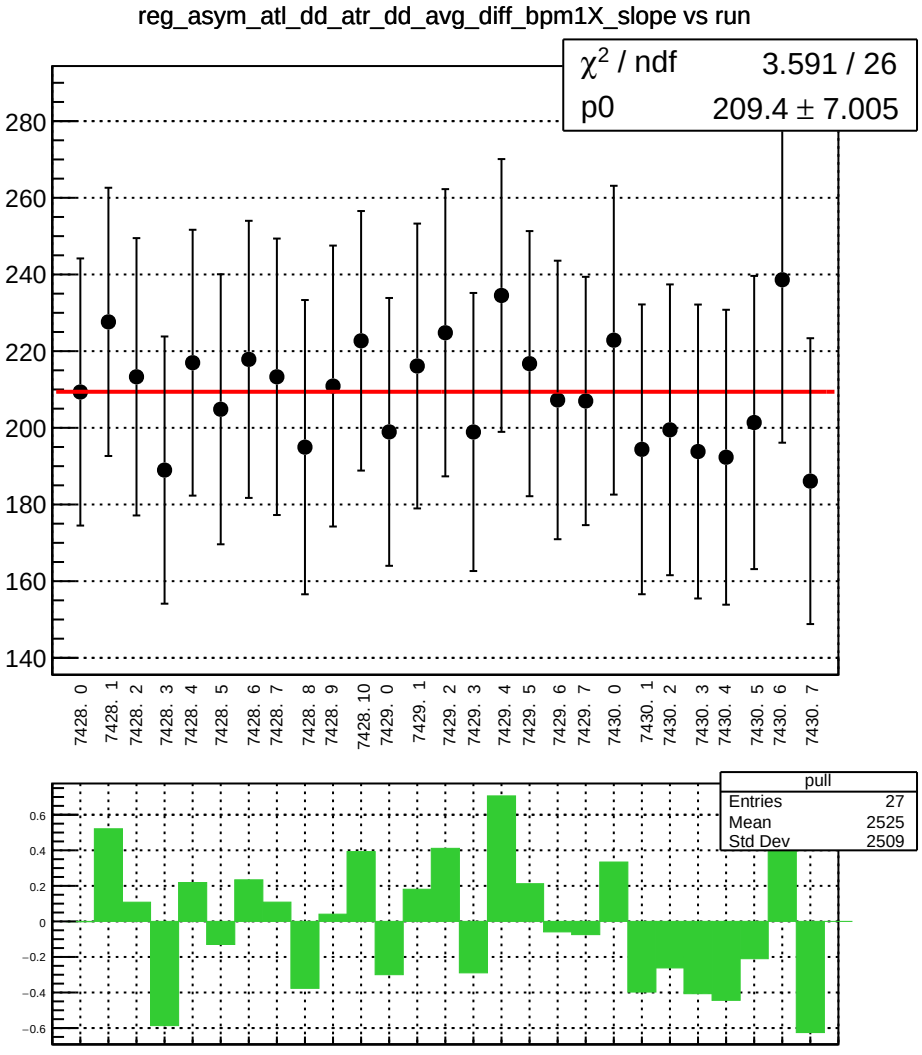
reg_asym_atl_dd_atr_dd_avg_diff_bpm1X_slope vs run
χ² / ndf 3.591 / 26
p0 209.4 ± 7.005
280
260
240
220
200
180
160
140
7428. 0
7428. 1
7428. 2
7428. 3
7428. 4
7428. 5
7428. 6
7428. 7
7428. 8
7428. 9
7428. 10
7429. 0
7429. 1
7429. 2
7429. 3
7429. 4
7429. 5
7429. 6
7429. 7
7430. 0
7430. 1
7430. 2
7430. 3
7430. 4
7430. 5
7430. 6
7430. 7
pull
Entries 27
Mean 2525
Std Dev 2509
0.6
0.4
0.2
0
−0.2
−0.4
−0.6

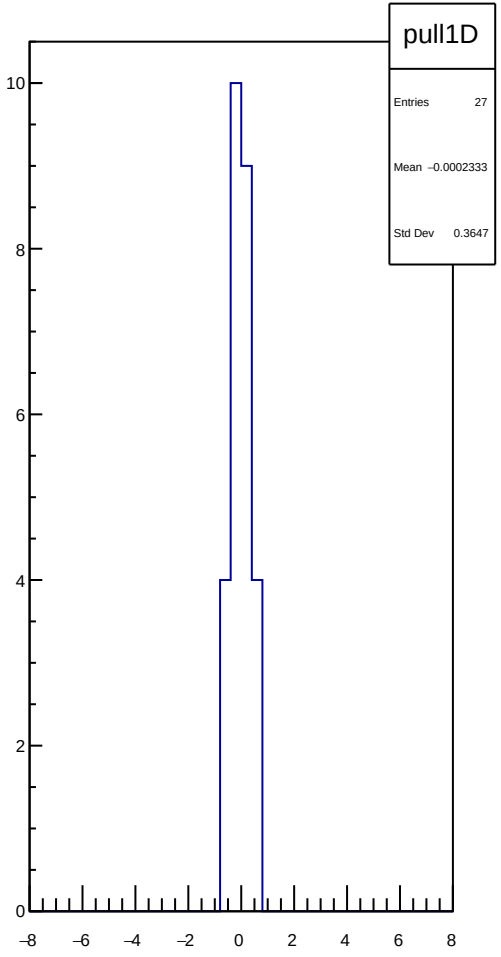
pull1D
Entries 27
Mean −0.0002333
Std Dev 0.3647
10
8
6
4
2
0
−8
−6
−4
−2
0
2
4
6
8

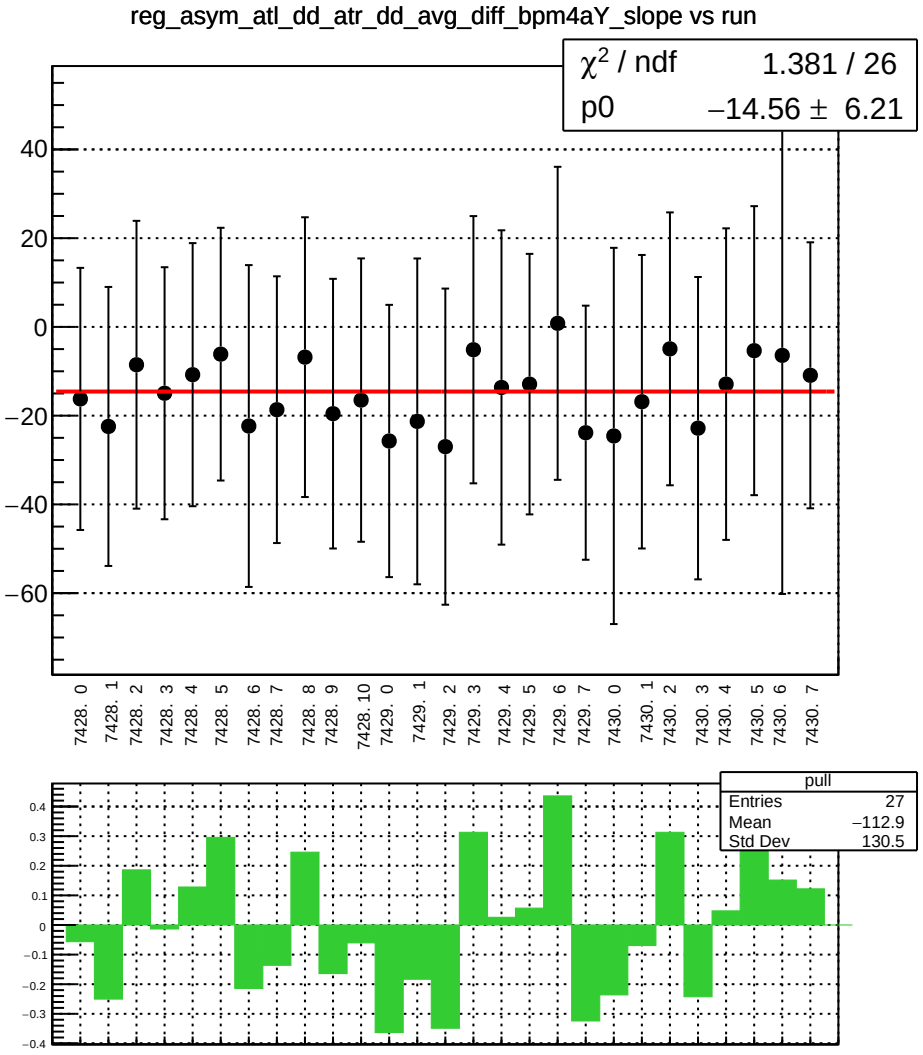
reg_asym_atl_dd_atr_dd_avg_diff_bpm4aY_slope vs run
χ2 / ndf 1.381 / 26
p0 −14.56 ± 6.21
40
20
0
−20
−40
−60
7428. 0
7428. 1
7428. 2
7428. 3
7428. 4
7428. 5
7428. 6
7428. 7
7428. 8
7428. 9
7428. 10
7429. 0
7429. 1
7429. 2
7429. 3
7429. 4
7429. 5
7429. 6
7429. 7
7430. 0
7430. 1
7430. 2
7430. 3
7430. 4
7430. 5
7430. 6
7430. 7
pull
Entries 27
Mean −112.9
Std Dev 130.5
0.4
0.3
0.2
0.1
0
−0.1
−0.2
−0.3
−0.4

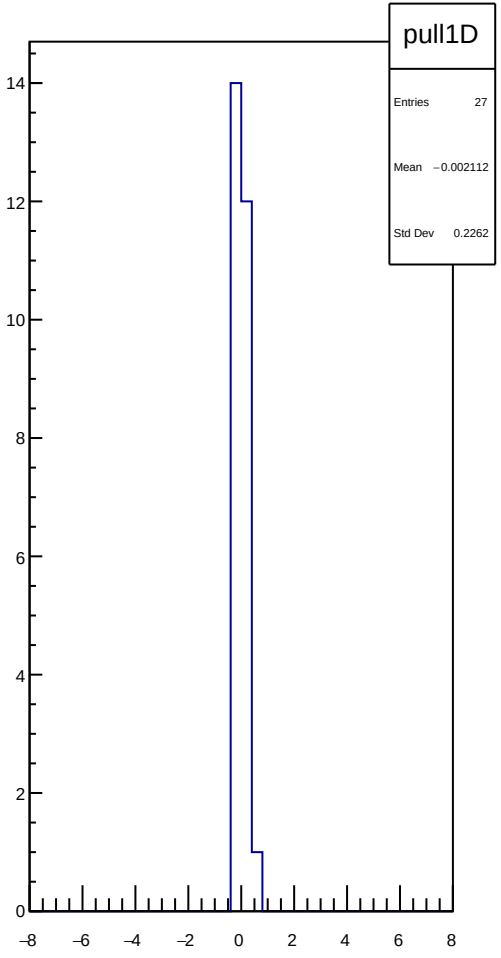
pull1D
Entries 27
Mean −0.002112
Std Dev 0.2262
14
12
10
8
6
4
2
0
−8
−6
−4
−2
0
2
4
6
8

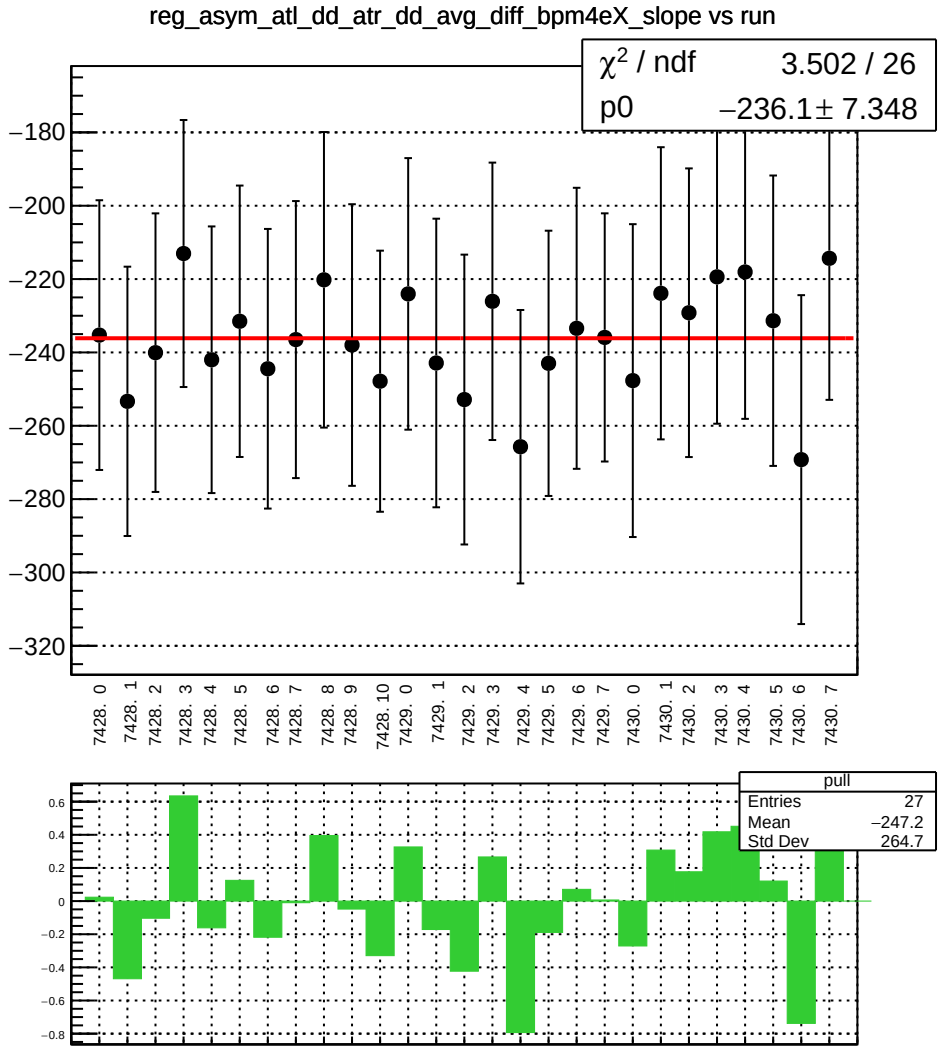
reg_asym_atl_dd_atr_dd_avg_diff_bpm4eX_slope vs run
χ² / ndf 3.502 / 26
p0 −236.1 ± 7.348
−180
−200
−220
−240
−260
−280
−300
−320
7428. 0
7428. 1
7428. 2
7428. 3
7428. 4
7428. 5
7428. 6
7428. 7
7428. 8
7428. 9
7428. 10
7429. 0
7429. 1
7429. 2
7429. 3
7429. 4
7429. 5
7429. 6
7429. 7
7430. 0
7430. 1
7430. 2
7430. 3
7430. 4
7430. 5
7430. 6
7430. 7
pull
Entries 27
Mean −247.2
Std Dev 264.7
0.6
0.4
0.2
0
−0.2
−0.4
−0.6
−0.8

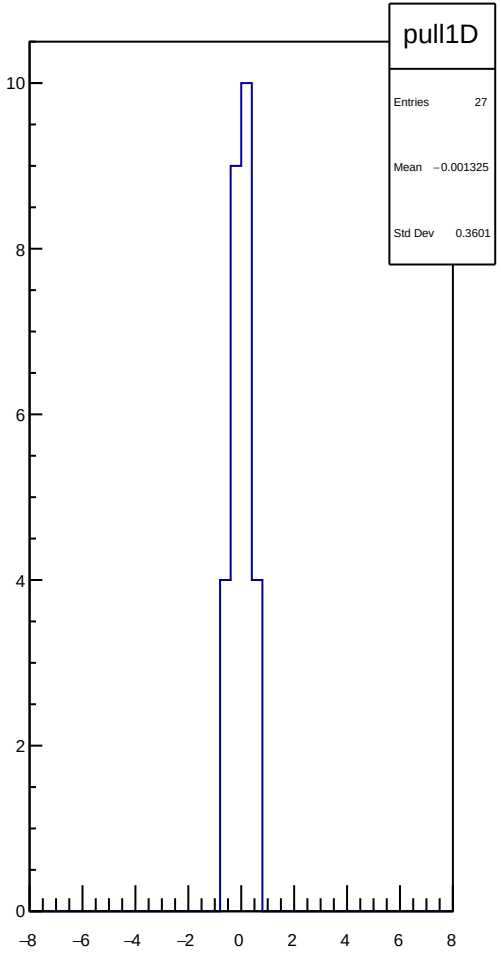
pull1D
Entries 27
Mean −0.001325
Std Dev 0.3601
10
8
6
4
2
0
−8
−6
−4
−2
0
2
4
6
8

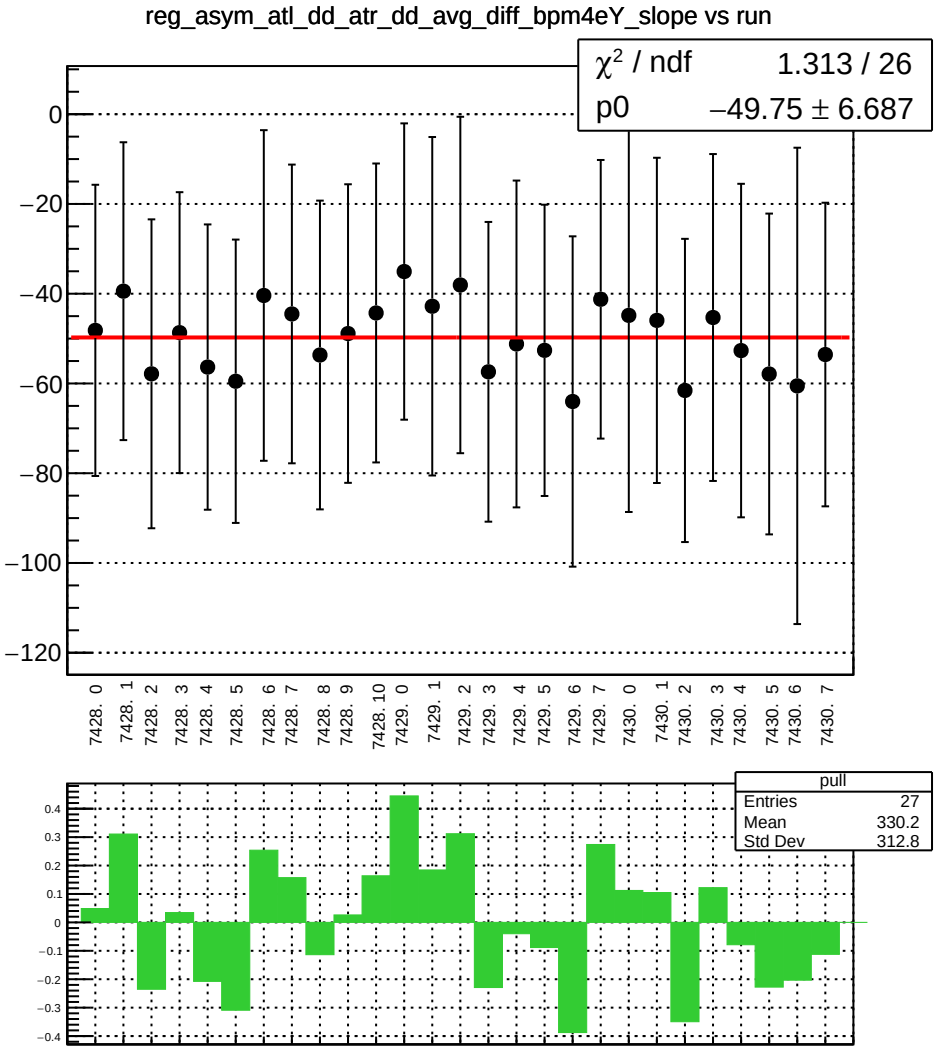
reg_asym_atl_dd_atr_dd_avg_diff_bpm4eY_slope vs run
χ² / ndf 1.313 / 26
p0 −49.75 ± 6.687
0
−20
−40
−60
−80
−100
−120
7428. 0
7428. 1
7428. 2
7428. 3
7428. 4
7428. 5
7428. 6
7428. 7
7428. 8
7428. 9
7428. 10
7429. 0
7429. 1
7429. 2
7429. 3
7429. 4
7429. 5
7429. 6
7429. 7
7430. 0
7430. 1
7430. 2
7430. 3
7430. 4
7430. 5
7430. 6
7430. 7
pull
Entries 27
Mean 330.2
Std Dev 312.8
0.4
0.3
0.2
0.1
0
−0.1
−0.2
−0.3
−0.4

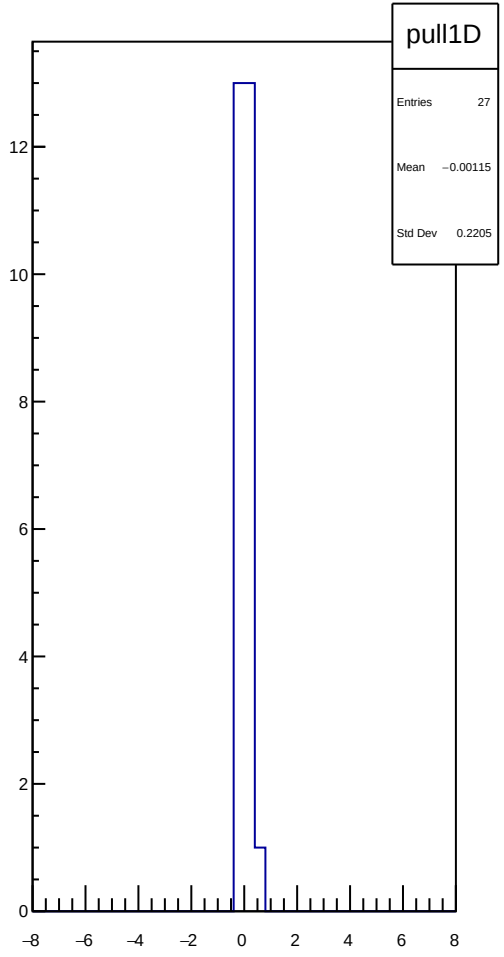
pull1D
Entries 27
Mean −0.00115
Std Dev 0.2205
12
10
8
6
4
2
0
−8
−6
−4
−2
0
2
4
6
8

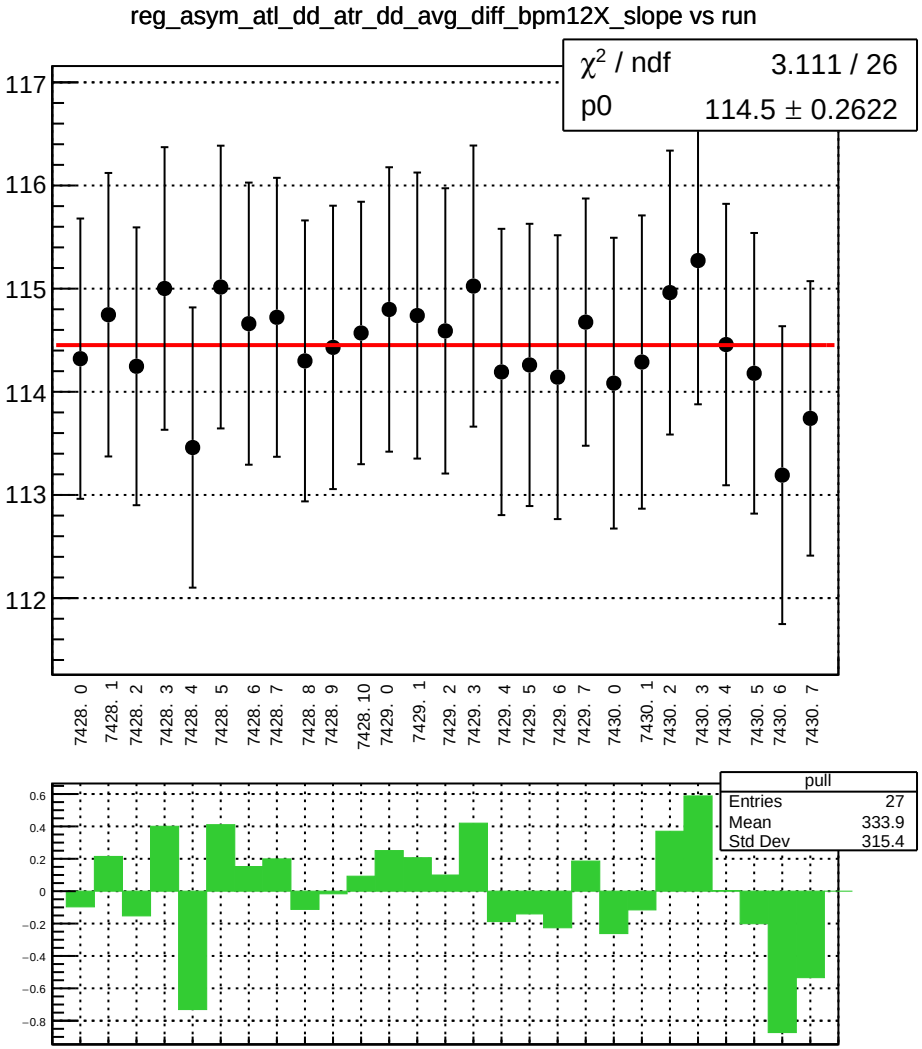
reg_asym_atl_dd_atr_dd_avg_diff_bpm12X_slope vs run
χ² / ndf 3.111 / 26
p0 114.5 ± 0.2622
117
116
115
114
113
112
7428. 0
7428. 1
7428. 2
7428. 3
7428. 4
7428. 5
7428. 6
7428. 7
7428. 8
7428. 9
7428. 10
7429. 0
7429. 1
7429. 2
7429. 3
7429. 4
7429. 5
7429. 6
7429. 7
7430. 0
7430. 1
7430. 2
7430. 3
7430. 4
7430. 5
7430. 6
7430. 7
pull
Entries 27
Mean 333.9
Std Dev 315.4
0.6
0.4
0.2
0
−0.2
−0.4
−0.6
−0.8

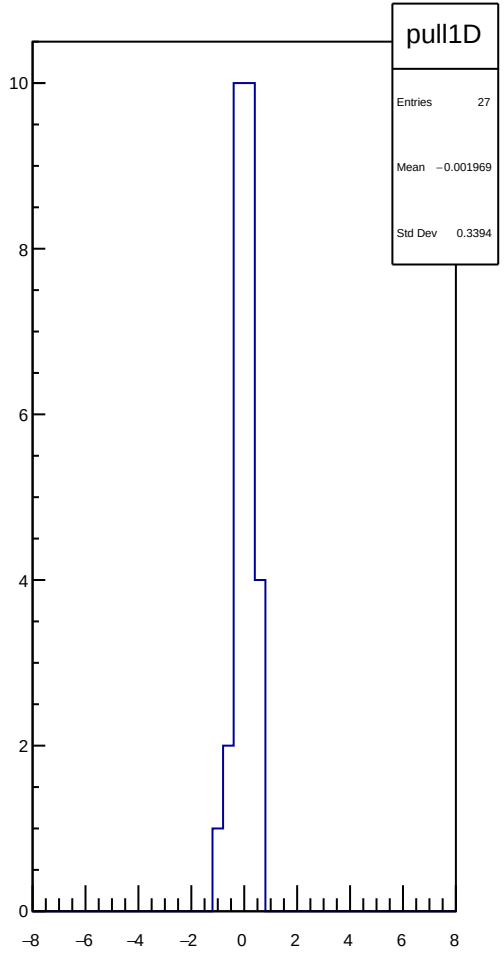
pull1D
Entries 27
Mean −0.001969
Std Dev 0.3394
10
8
6
4
2
0
−8
−6
−4
−2
0
2
4
6
8

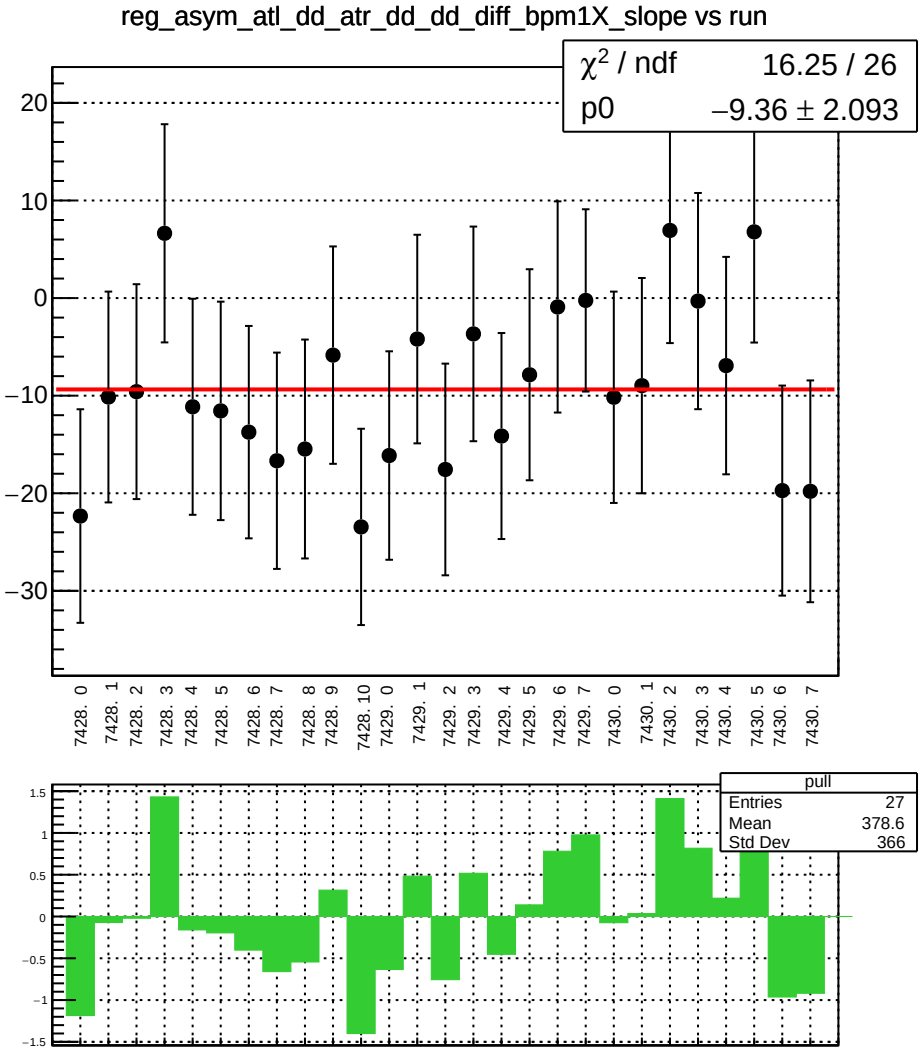
reg_asym_atl_dd_atr_dd_dd_diff_bpm1X_slope vs run
χ² / ndf 16.25 / 26
p0 −9.36 ± 2.093
20
10
0
−10
−20
−30
7428. 0
7428. 1
7428. 2
7428. 3
7428. 4
7428. 5
7428. 6
7428. 7
7428. 8
7428. 9
7428. 10
7429. 0
7429. 1
7429. 2
7429. 3
7429. 4
7429. 5
7429. 6
7429. 7
7430. 0
7430. 1
7430. 2
7430. 3
7430. 4
7430. 5
7430. 6
7430. 7
pull
Entries 27
Mean 378.6
Std Dev 366
1.5
1
0.5
0
−0.5
−1
−1.5

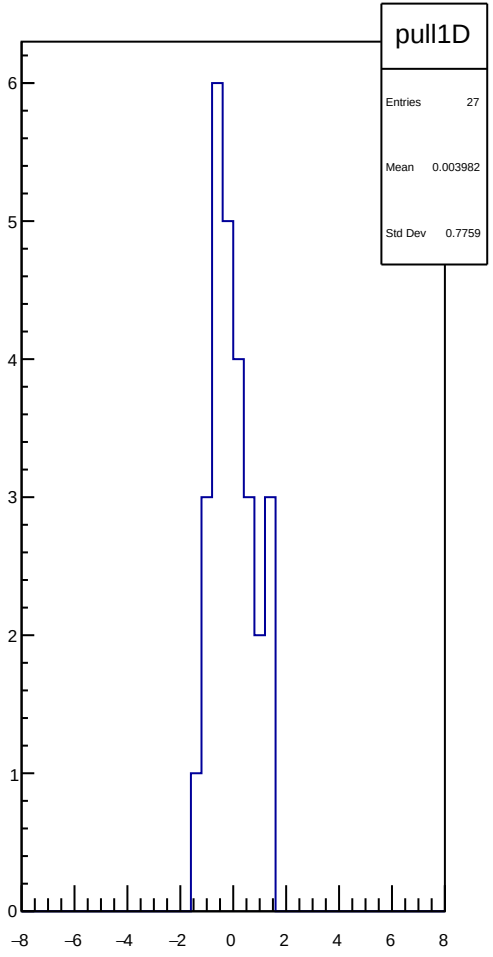
pull1D
Entries 27
Mean 0.003982
Std Dev 0.7759
6
5
4
3
2
1
0
−8
−6
−4
−2
0
2
4
6
8

reg_asym_atl_dd_atr_dd_dd_diff_bpm4aY_slope vs run

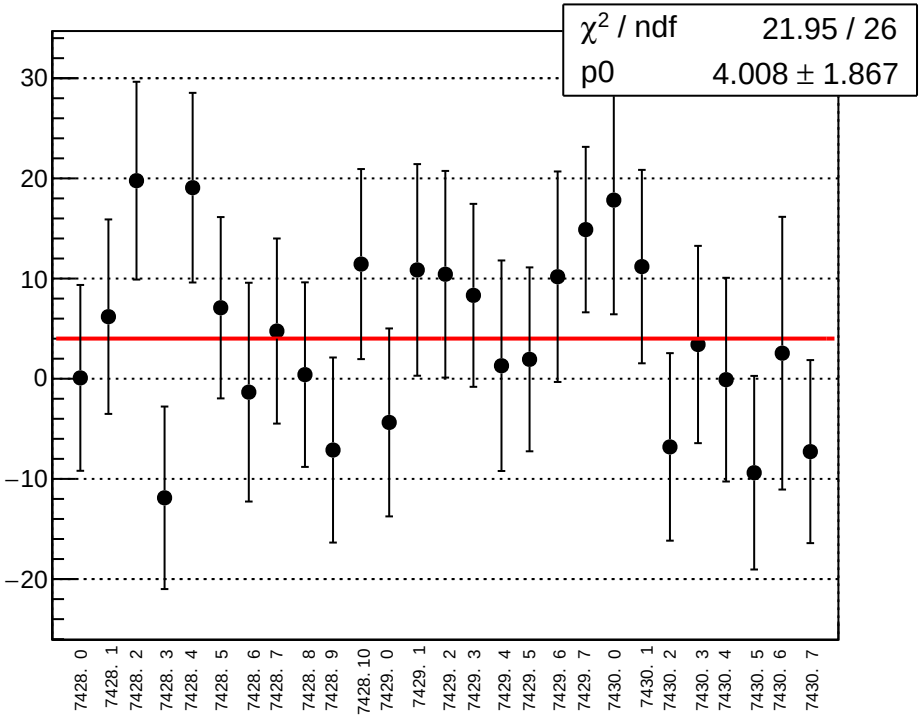

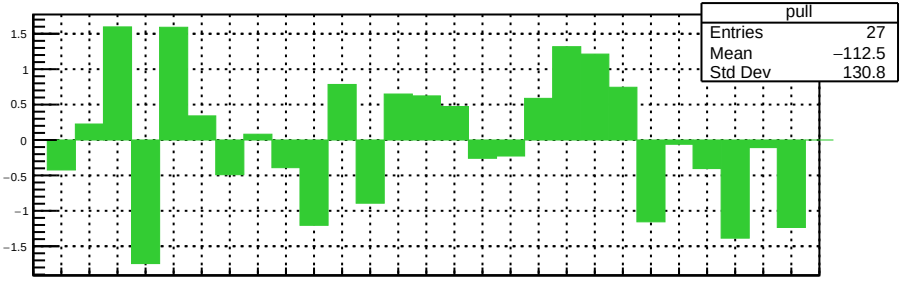

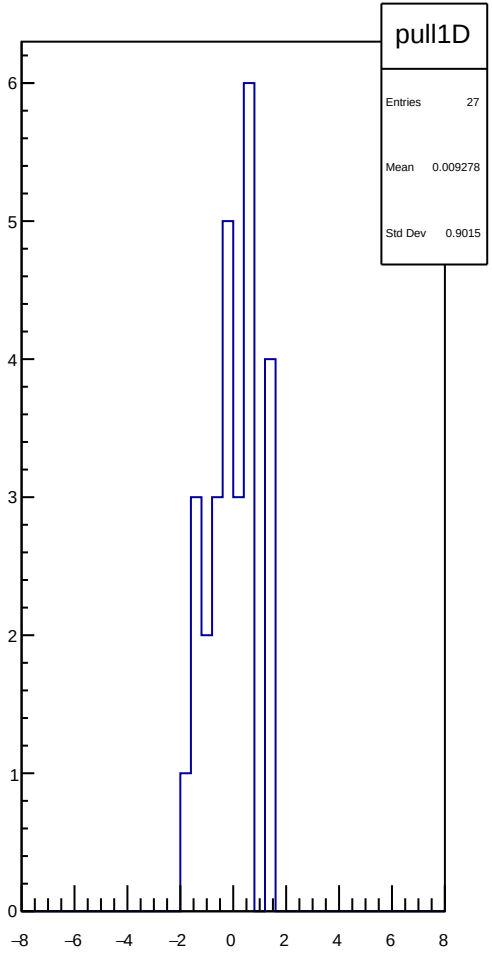

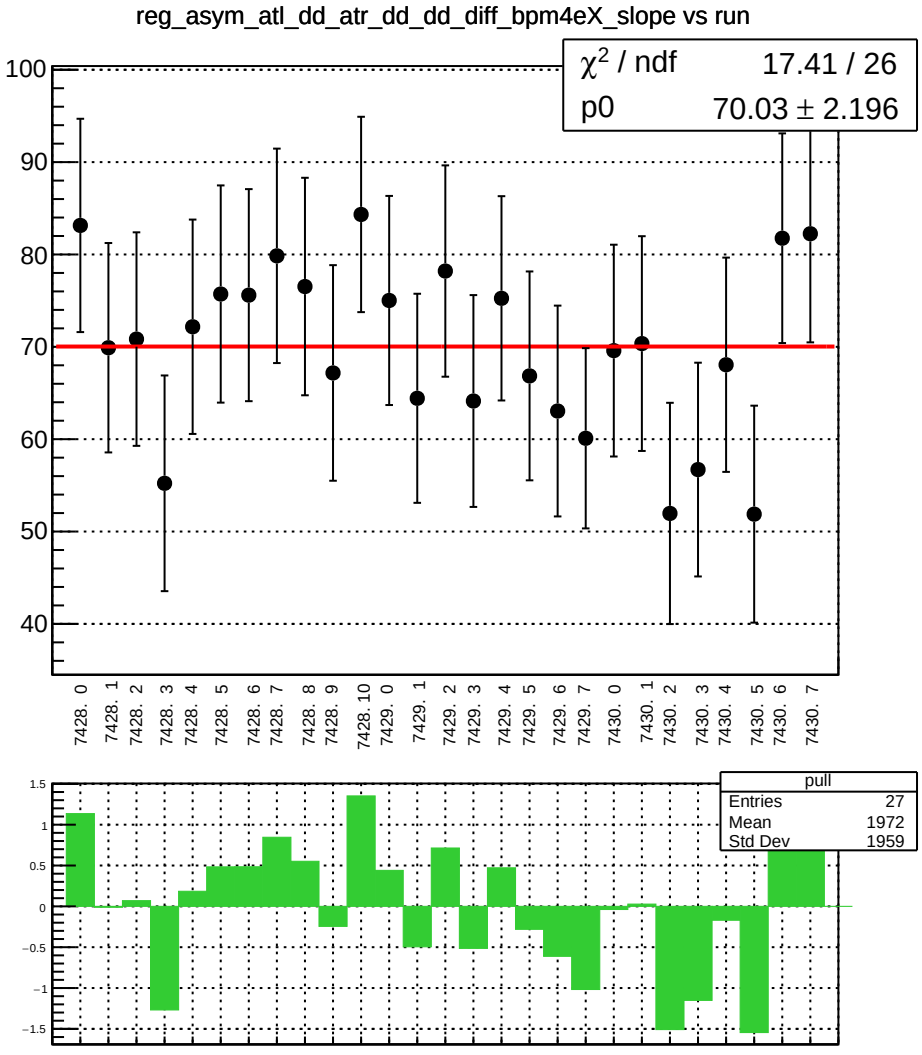
reg_asym_atl_dd_atr_dd_dd_diff_bpm4eX_slope vs run
χ² / ndf 17.41 / 26
p0 70.03 ± 2.196
100
90
80
70
60
50
40
7428. 0
7428. 1
7428. 2
7428. 3
7428. 4
7428. 5
7428. 6
7428. 7
7428. 8
7428. 9
7428. 10
7429. 0
7429. 1
7429. 2
7429. 3
7429. 4
7429. 5
7429. 6
7429. 7
7430. 0
7430. 1
7430. 2
7430. 3
7430. 4
7430. 5
7430. 6
7430. 7
pull
Entries 27
Mean 1972
Std Dev 1959
1.5
1
0.5
0
−0.5
−1
−1.5

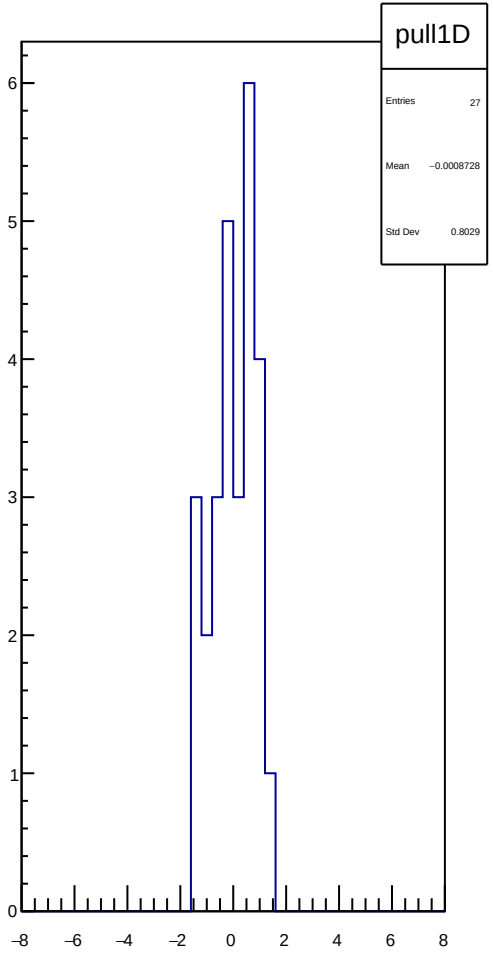
pull1D
Entries 27
Mean −0.0008728
Std Dev 0.8029
6
5
4
3
2
1
0
−8
−6
−4
−2
0
2
4
6
8

reg_asym_atl_dd_atr_dd_dd_diff_bpm4eY_slope vs run

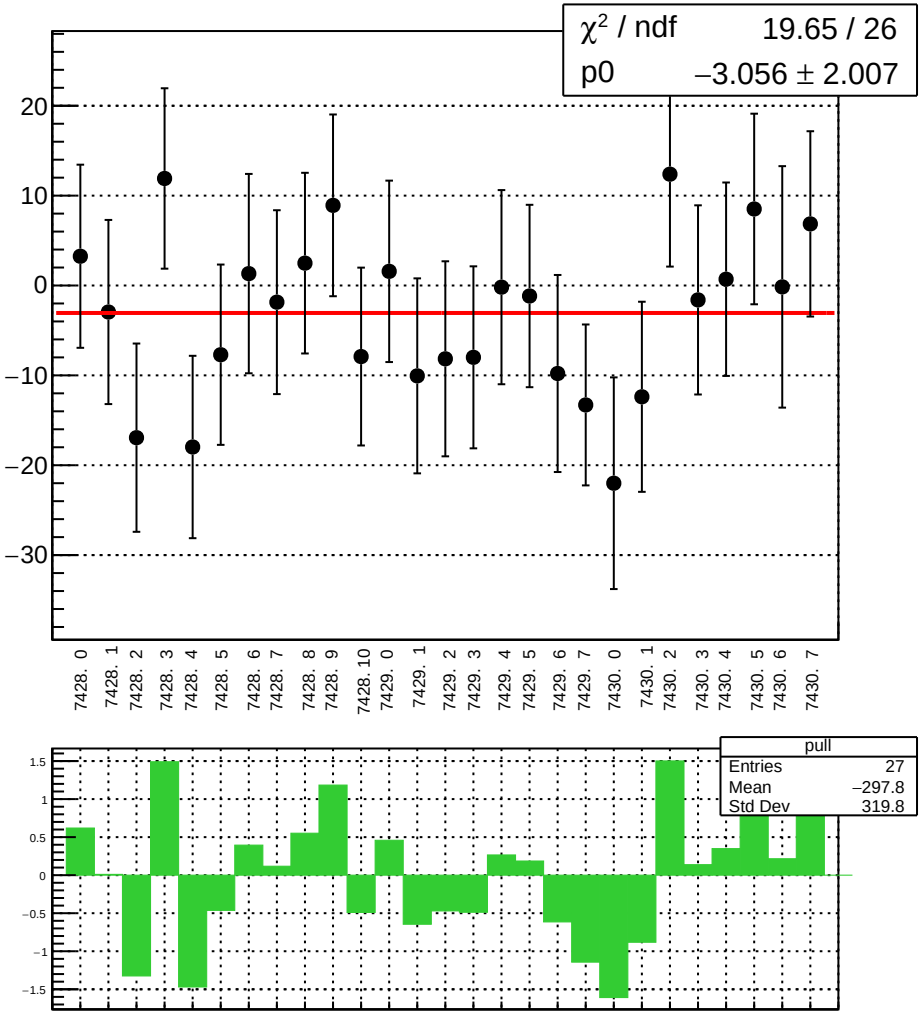

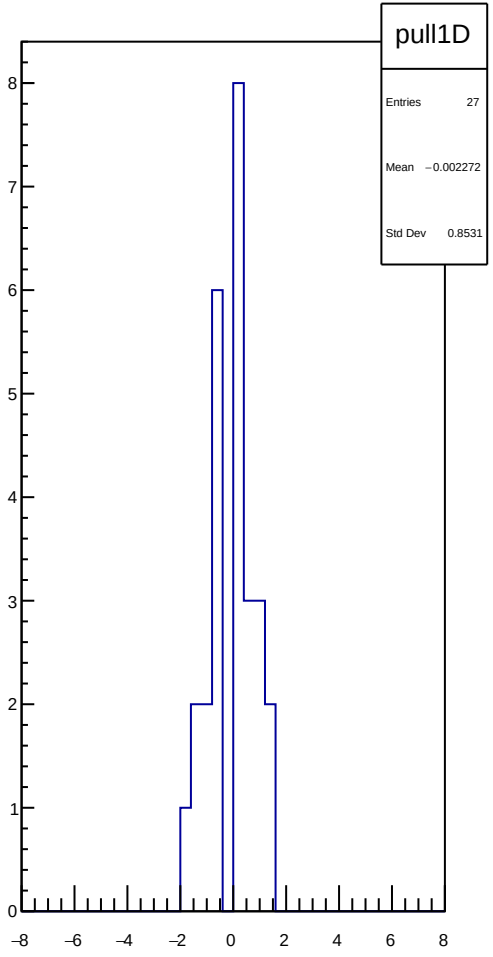

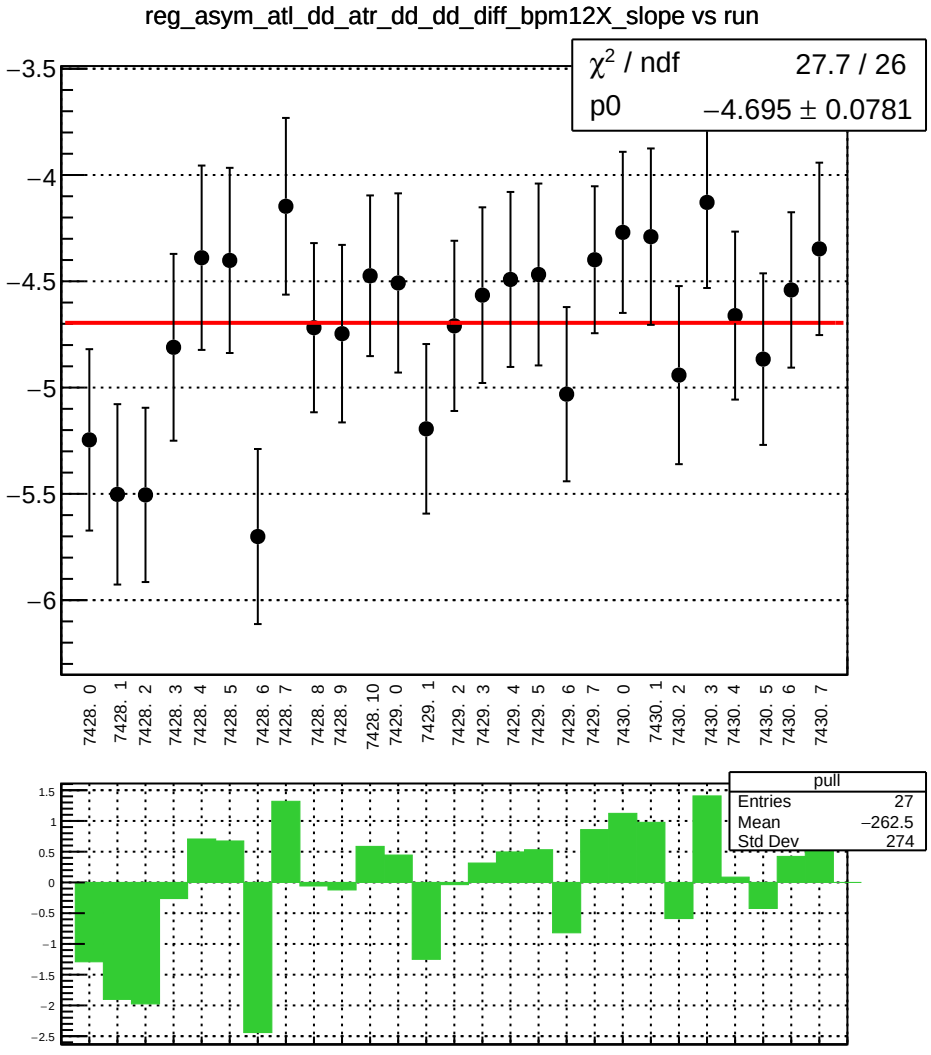
reg_asym_atl_dd_atr_dd_dd_diff_bpm12X_slope vs run
χ² / ndf 27.7 / 26
p0 −4.695 ± 0.0781
−3.5
−4
−4.5
−5
−5.5
−6
7428. 0
7428. 1
7428. 2
7428. 3
7428. 4
7428. 5
7428. 6
7428. 7
7428. 8
7428. 9
7428. 10
7429. 0
7429. 1
7429. 2
7429. 3
7429. 4
7429. 5
7429. 6
7429. 7
7430. 0
7430. 1
7430. 2
7430. 3
7430. 4
7430. 5
7430. 6
7430. 7
pull
Entries 27
Mean −262.5
Std Dev 274
1.5
1
0.5
0
−0.5
−1
−1.5
−2
−2.5

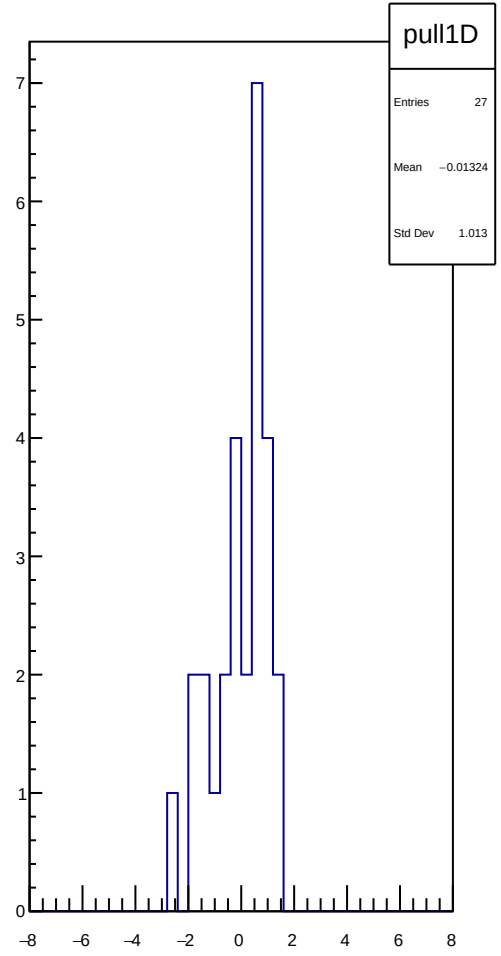
pull1D
Entries 27
Mean −0.01324
Std Dev 1.013
7
6
5
4
3
2
1
0
−8
−6
−4
−2
0
2
4
6
8

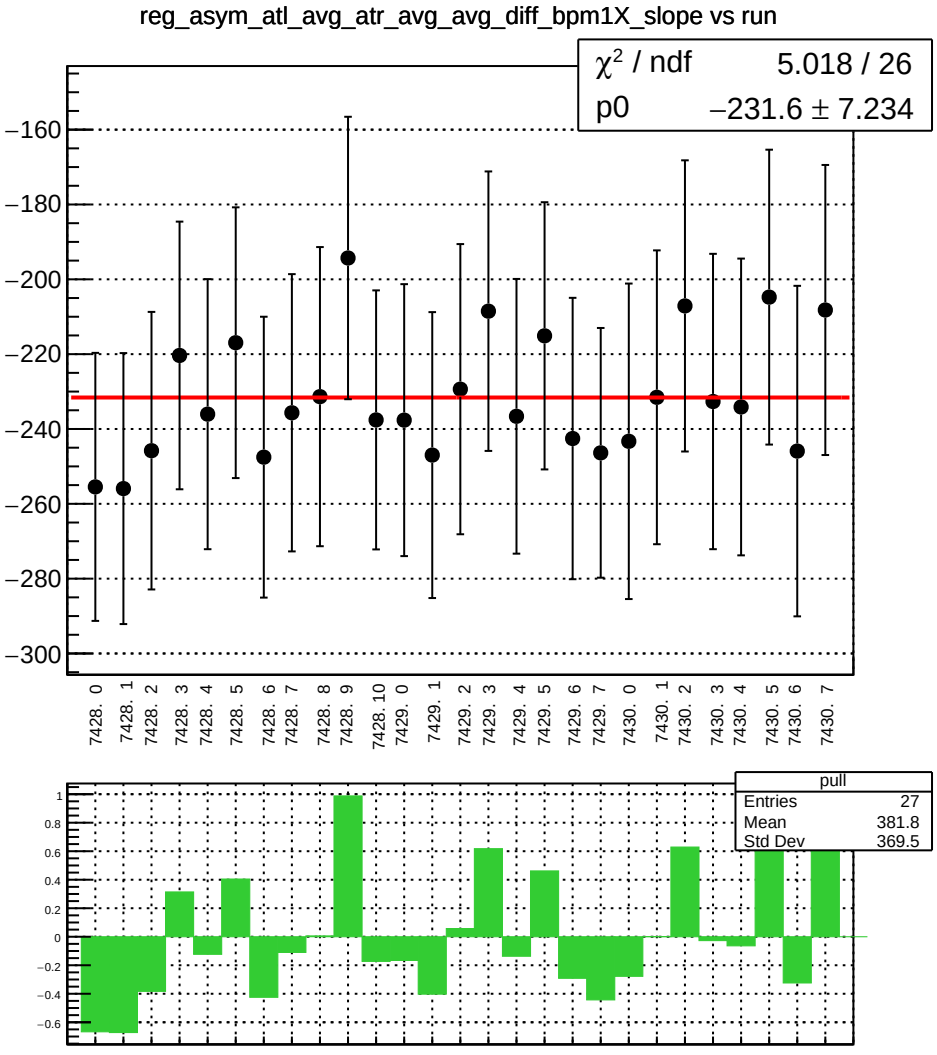
reg_asym_atl_avg_atr_avg_avg_diff_bpm1X_slope vs run
χ² / ndf 5.018 / 26
p0 −231.6 ± 7.234
−160
−180
−200
−220
−240
−260
−280
−300
7428. 0
7428. 1
7428. 2
7428. 3
7428. 4
7428. 5
7428. 6
7428. 7
7428. 8
7428. 9
7428. 10
7429. 0
7429. 1
7429. 2
7429. 3
7429. 4
7429. 5
7429. 6
7429. 7
7430. 0
7430. 1
7430. 2
7430. 3
7430. 4
7430. 5
7430. 6
7430. 7
pull
Entries 27
Mean 381.8
Std Dev 369.5
1
0.8
0.6
0.4
0.2
0
−0.2
−0.4
−0.6

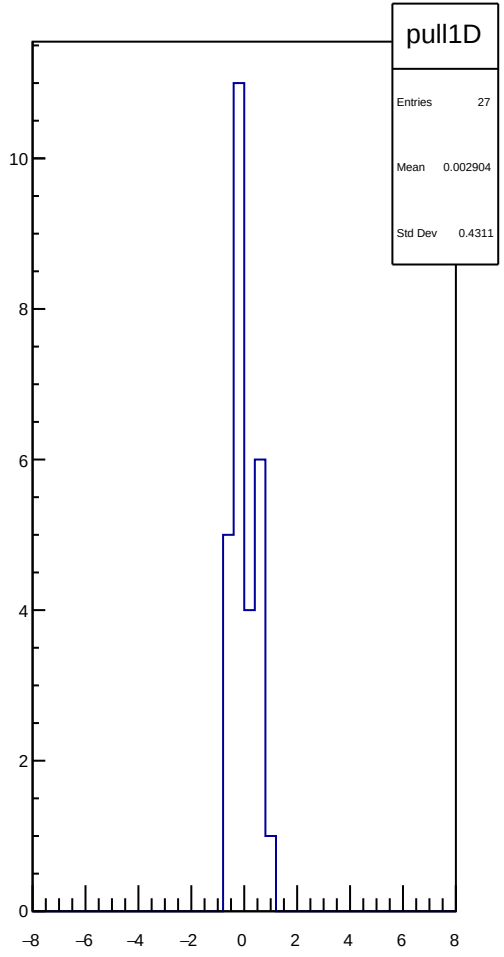
pull1D
Entries 27
Mean 0.002904
Std Dev 0.4311
10
8
6
4
2
0
−8
−6
−4
−2
0
2
4
6
8

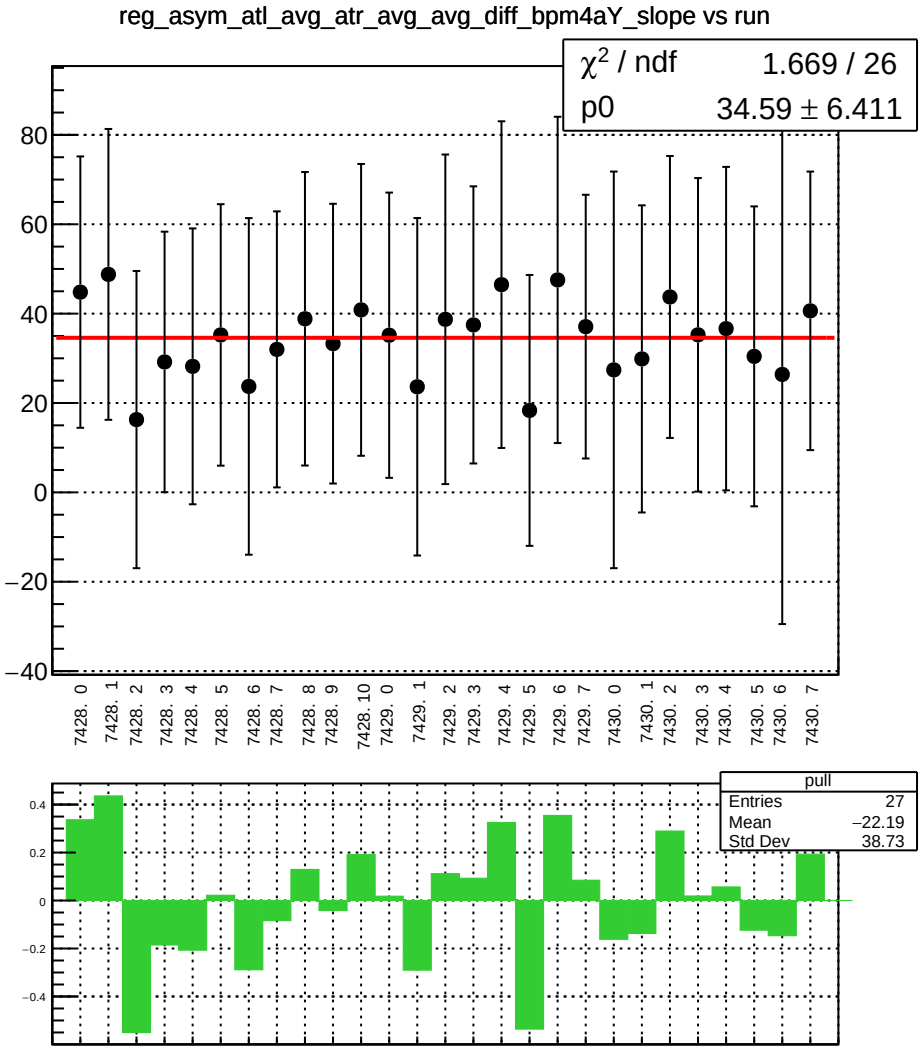
reg_asym_atl_avg_atr_avg_avg_diff_bpm4aY_slope vs run
χ² / ndf 1.669 / 26
p0 34.59 ± 6.411
80
60
40
20
0
−20
−40
7428. 0
7428. 1
7428. 2
7428. 3
7428. 4
7428. 5
7428. 6
7428. 7
7428. 8
7428. 9
7428. 10
7429. 0
7429. 1
7429. 2
7429. 3
7429. 4
7429. 5
7429. 6
7429. 7
7430. 0
7430. 1
7430. 2
7430. 3
7430. 4
7430. 5
7430. 6
7430. 7
pull
Entries 27
Mean −22.19
Std Dev 38.73
0.4
0.2
0
−0.2
−0.4

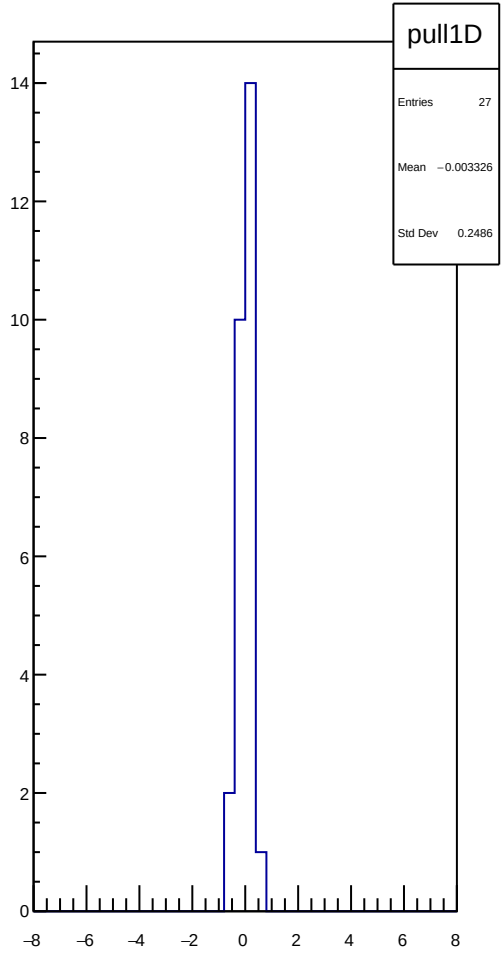
pull1D
Entries 27
Mean −0.003326
Std Dev 0.2486
14
12
10
8
6
4
2
0
−8
−6
−4
−2
0
2
4
6
8

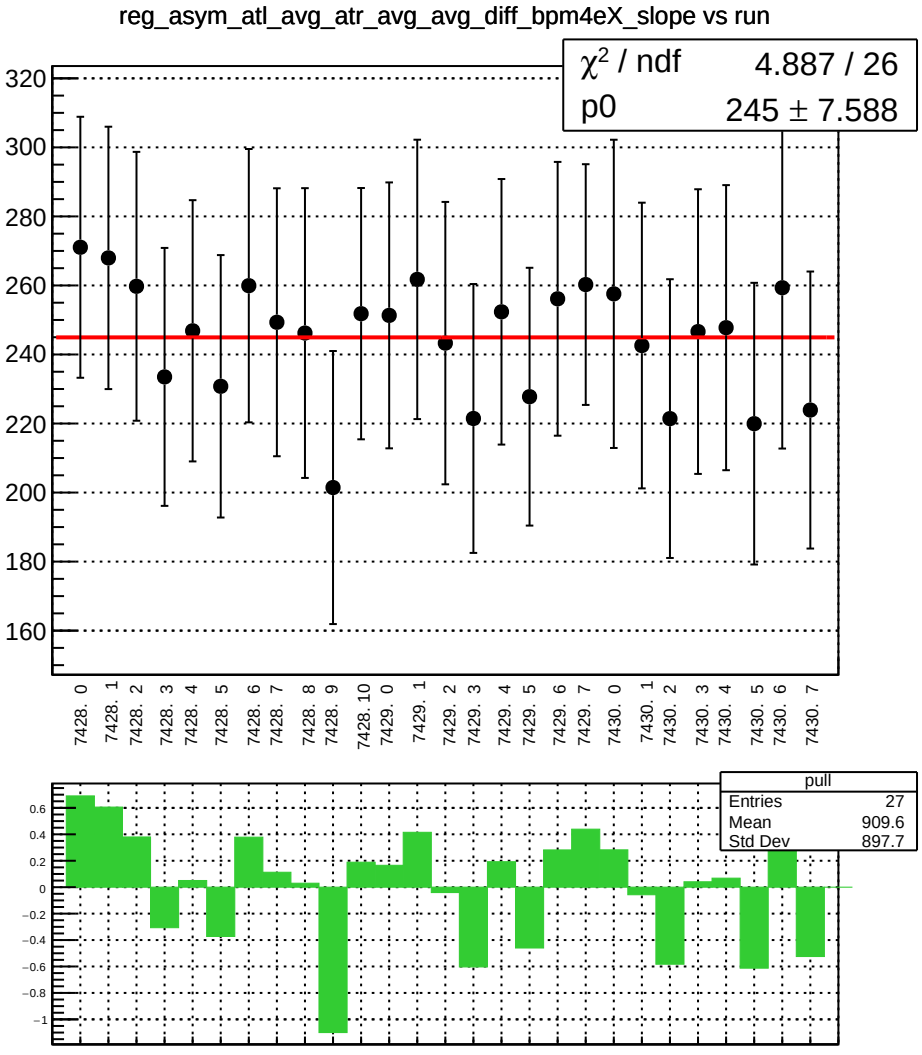
reg_asym_atl_avg_atr_avg_avg_diff_bpm4eX_slope vs run
χ² / ndf 4.887 / 26
p0 245 ± 7.588
320
300
280
260
240
220
200
180
160
7428. 0
7428. 1
7428. 2
7428. 3
7428. 4
7428. 5
7428. 6
7428. 7
7428. 8
7428. 9
7428. 10
7429. 0
7429. 1
7429. 2
7429. 3
7429. 4
7429. 5
7429. 6
7429. 7
7430. 0
7430. 1
7430. 2
7430. 3
7430. 4
7430. 5
7430. 6
7430. 7
pull
Entries 27
Mean 909.6
Std Dev 897.7
0.6
0.4
0.2
0
−0.2
−0.4
−0.6
−0.8
−1

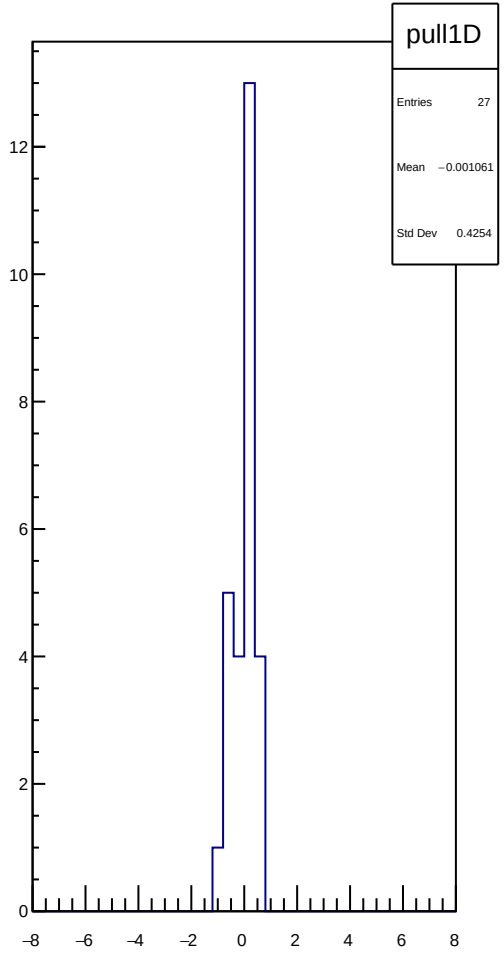
pull1D
Entries 27
Mean −0.001061
Std Dev 0.4254
12
10
8
6
4
2
0
−8
−6
−4
−2
0
2
4
6
8

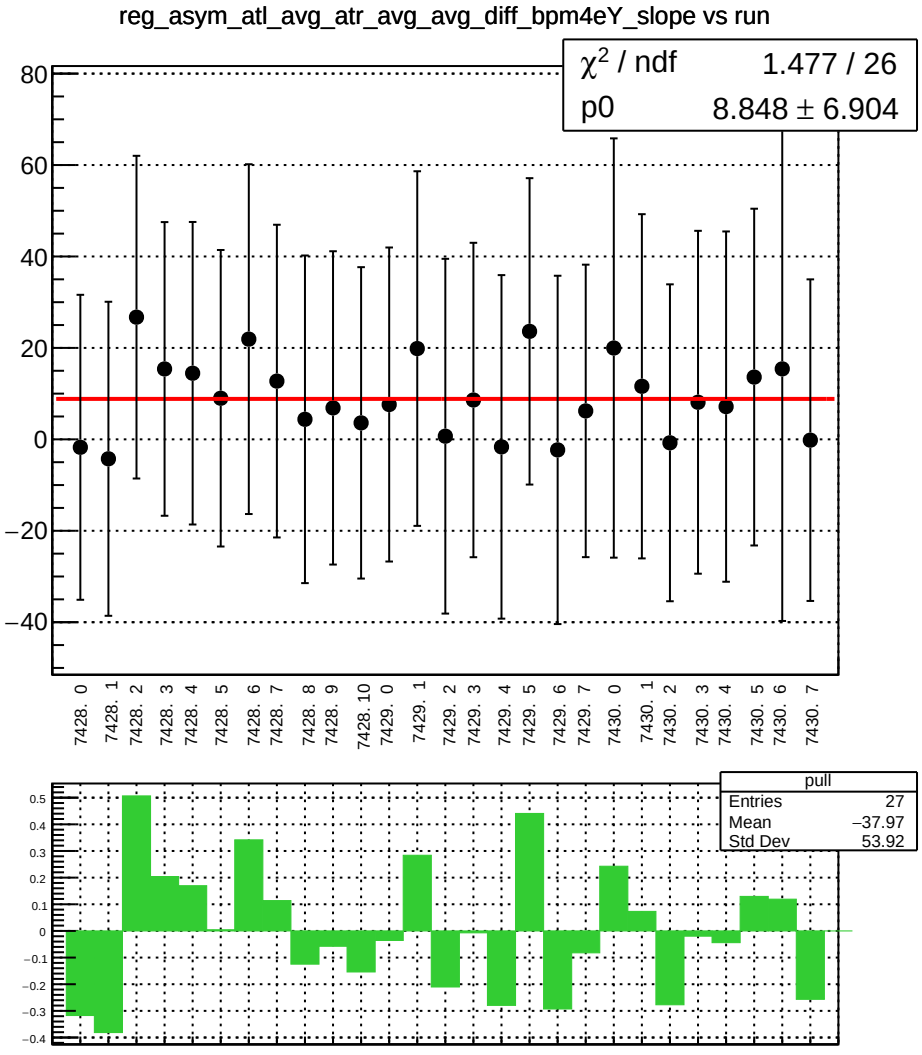
reg_asym_atl_avg_atr_avg_avg_diff_bpm4eY_slope vs run
χ² / ndf 1.477 / 26
p0 8.848 ± 6.904
80
60
40
20
0
−20
−40
7428. 0
7428. 1
7428. 2
7428. 3
7428. 4
7428. 5
7428. 6
7428. 7
7428. 8
7428. 9
7428. 10
7429. 0
7429. 1
7429. 2
7429. 3
7429. 4
7429. 5
7429. 6
7429. 7
7430. 0
7430. 1
7430. 2
7430. 3
7430. 4
7430. 5
7430. 6
7430. 7
pull
Entries 27
Mean −37.97
Std Dev 53.92
0.5
0.4
0.3
0.2
0.1
0
−0.1
−0.2
−0.3
−0.4

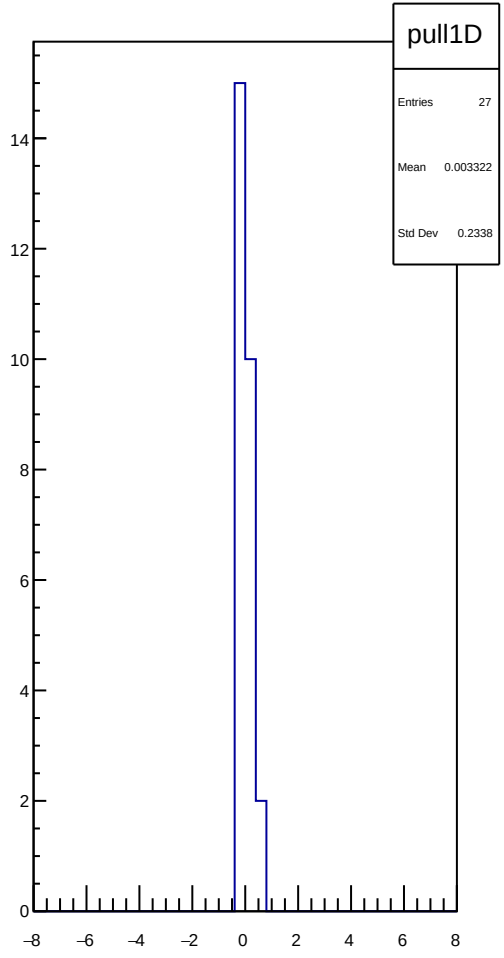
pull1D
Entries 27
Mean 0.003322
Std Dev 0.2338
14
12
10
8
6
4
2
0
−8
−6
−4
−2
0
2
4
6
8

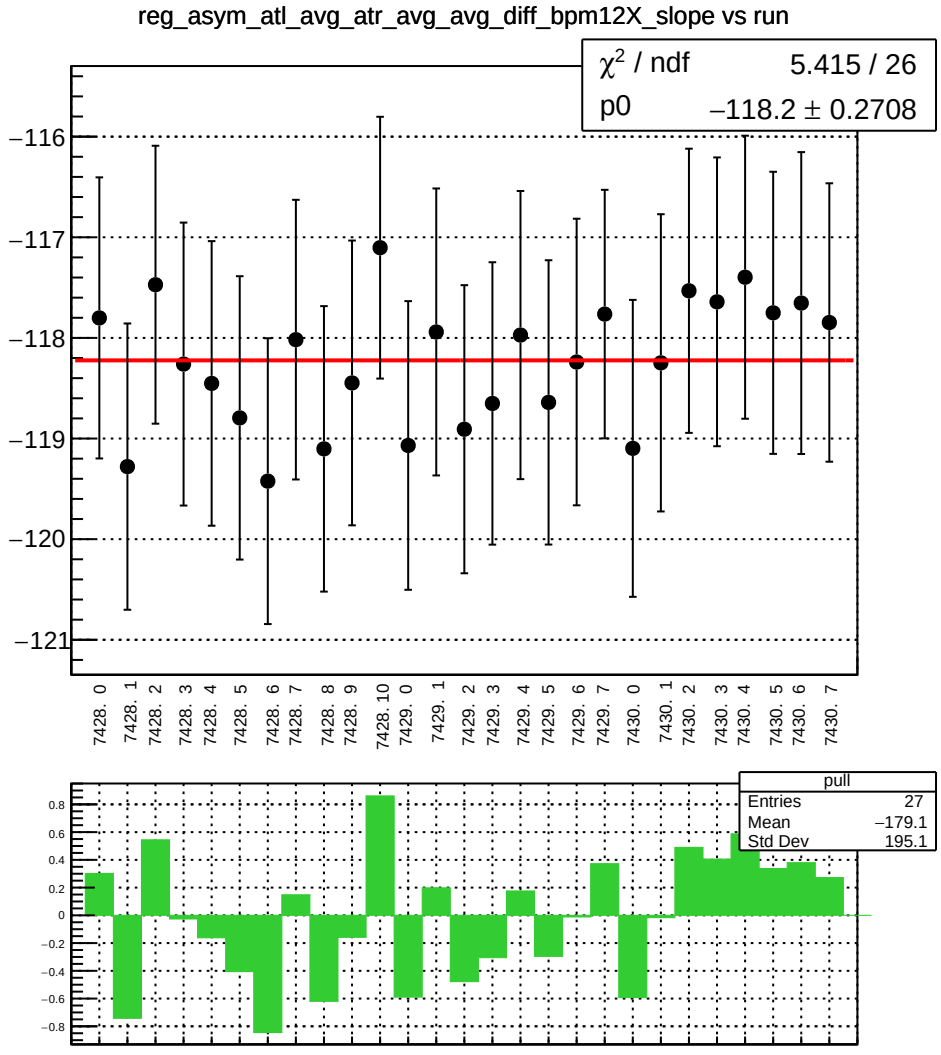
reg_asym_atl_avg_atr_avg_avg_diff_bpm12X_slope vs run
χ² / ndf 5.415 / 26
p0 −118.2 ± 0.2708
−116
−117
−118
−119
−120
−121
7428. 0
7428. 1
7428. 2
7428. 3
7428. 4
7428. 5
7428. 6
7428. 7
7428. 8
7428. 9
7428. 10
7429. 0
7429. 1
7429. 2
7429. 3
7429. 4
7429. 5
7429. 6
7429. 7
7430. 0
7430. 1
7430. 2
7430. 3
7430. 4
7430. 5
7430. 6
7430. 7
pull
Entries 27
Mean −179.1
Std Dev 195.1
0.8
0.6
0.4
0.2
0
−0.2
−0.4
−0.6
−0.8

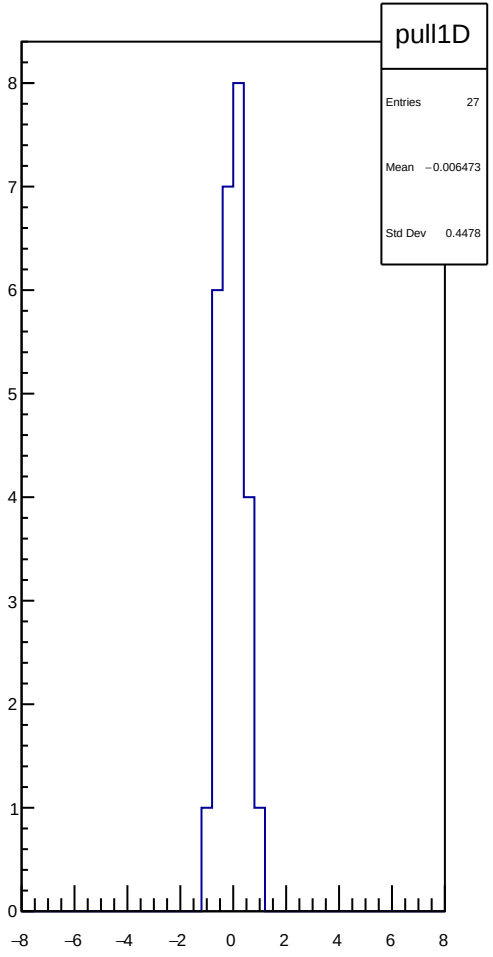
pull1D
Entries 27
Mean −0.006473
Std Dev 0.4478
8
7
6
5
4
3
2
1
0
−8
−6
−4
−2
0
2
4
6
8

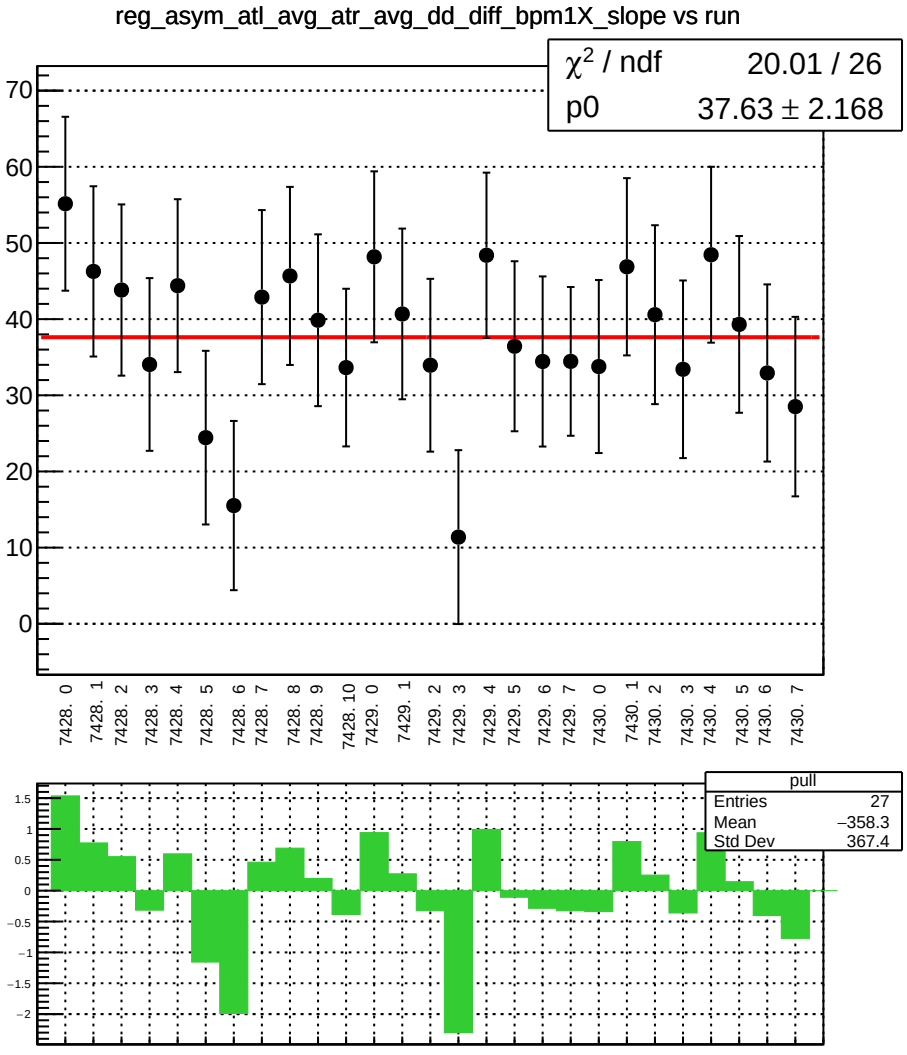
reg_asym_atl_avg_atr_avg_dd_diff_bpm1X_slope vs run
χ² / ndf 20.01 / 26
p0 37.63 ± 2.168
70
60
50
40
30
20
10
0
7428. 0
7428. 1
7428. 2
7428. 3
7428. 4
7428. 5
7428. 6
7428. 7
7428. 8
7428. 9
7428. 10
7429. 0
7429. 1
7429. 2
7429. 3
7429. 4
7429. 5
7429. 6
7429. 7
7430. 0
7430. 1
7430. 2
7430. 3
7430. 4
7430. 5
7430. 6
7430. 7
pull
Entries 27
Mean −358.3
Std Dev 367.4
1.5
1
0.5
0
−0.5
−1
−1.5
−2

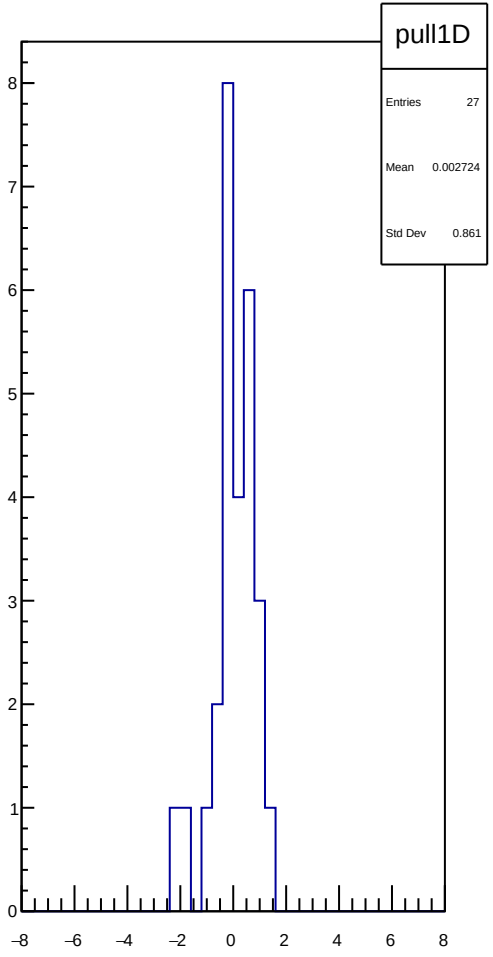
pull1D
Entries 27
Mean 0.002724
Std Dev 0.861
8
7
6
5
4
3
2
1
0
−8
−6
−4
−2
0
2
4
6
8

reg_asym_atl_avg_atr_avg_dd_diff_bpm4aY_slope vs run

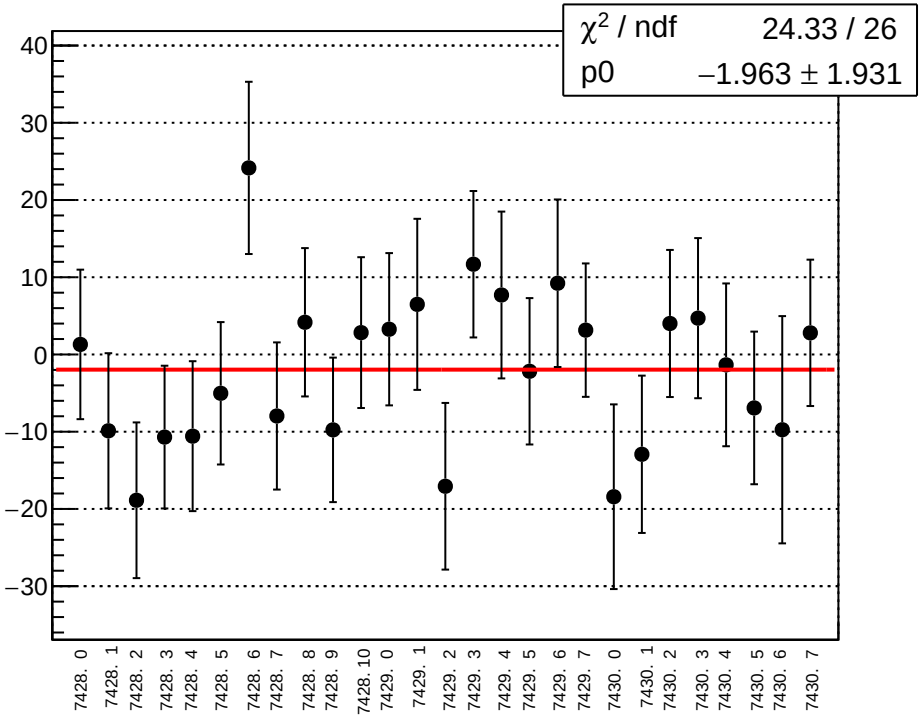

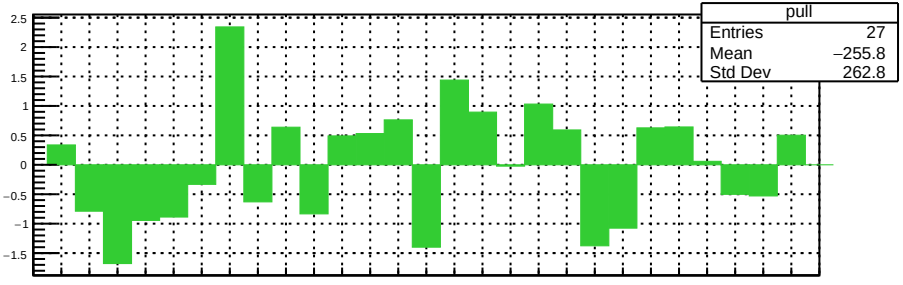

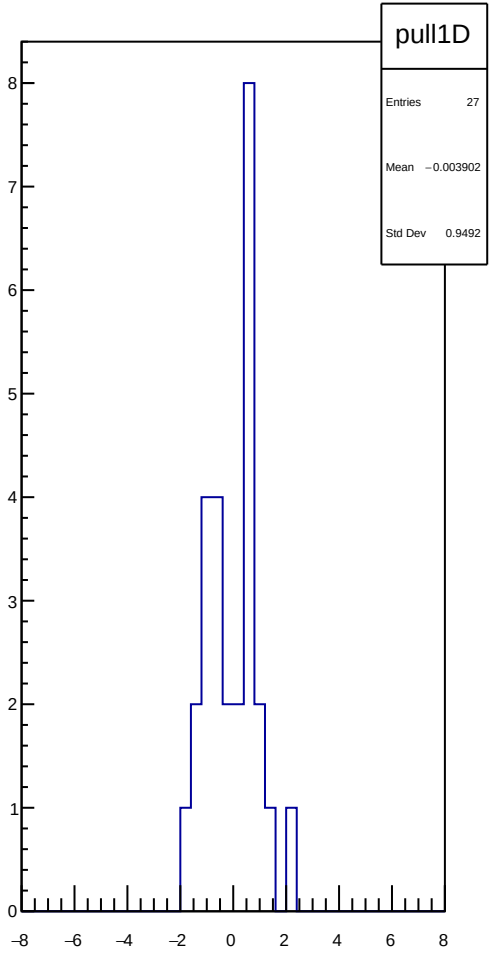

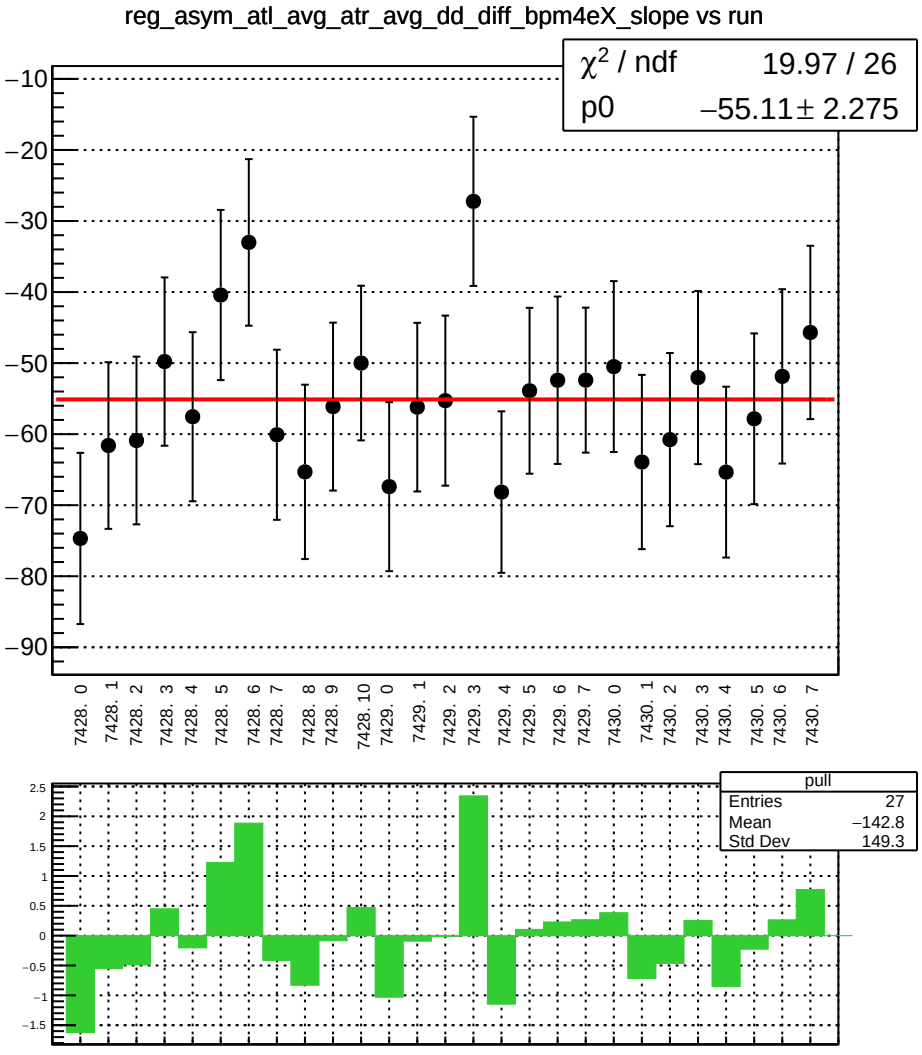
reg_asym_atl_avg_atr_avg_dd_diff_bpm4eX_slope vs run
χ² / ndf 19.97 / 26
p0 −55.11 ± 2.275
−10
−20
−30
−40
−50
−60
−70
−80
−90
7428. 0
7428. 1
7428. 2
7428. 3
7428. 4
7428. 5
7428. 6
7428. 7
7428. 8
7428. 9
7428. 10
7429. 0
7429. 1
7429. 2
7429. 3
7429. 4
7429. 5
7429. 6
7429. 7
7430. 0
7430. 1
7430. 2
7430. 3
7430. 4
7430. 5
7430. 6
7430. 7
pull
Entries 27
Mean −142.8
Std Dev 149.3
2.5
2
1.5
1
0.5
0
−0.5
−1
−1.5

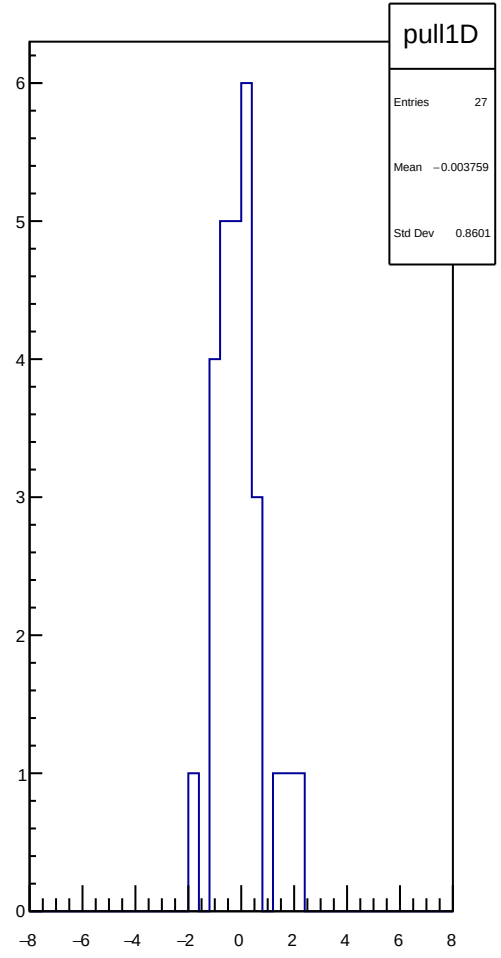
pull1D
Entries 27
Mean −0.003759
Std Dev 0.8601
6
5
4
3
2
1
0
−8
−6
−4
−2
0
2
4
6
8

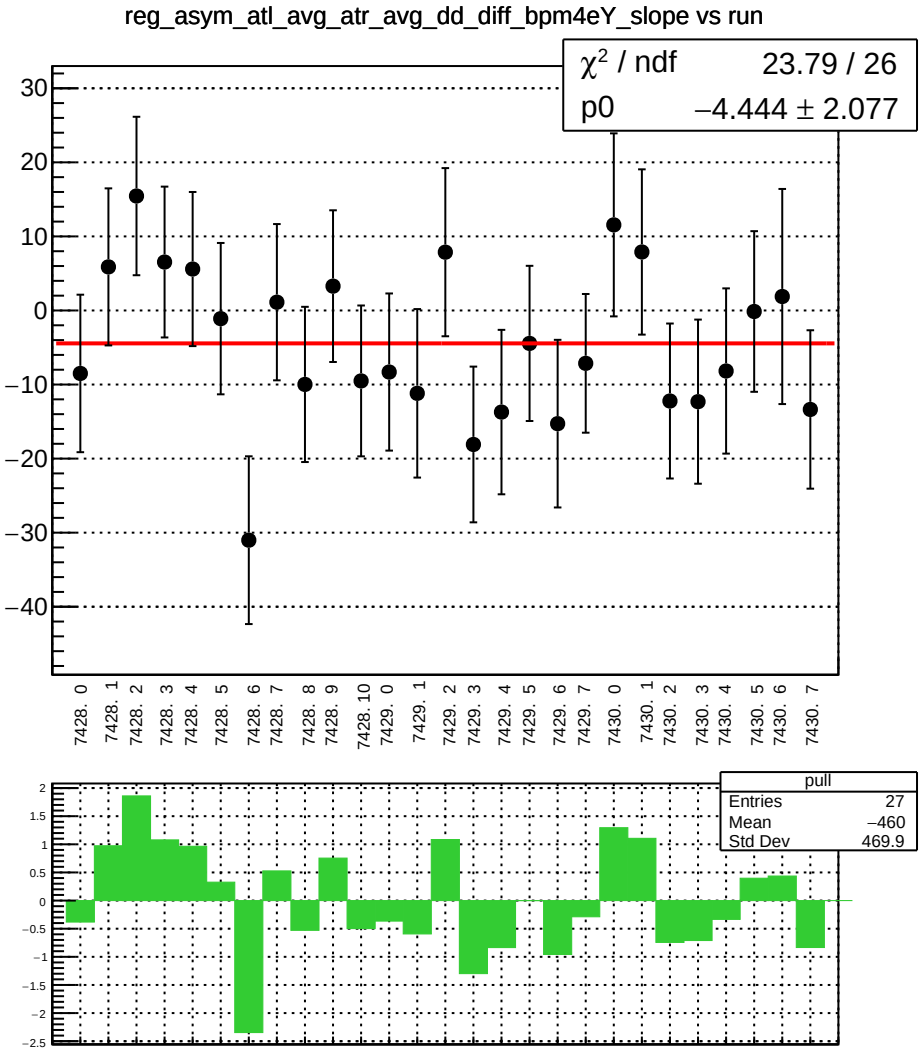
reg_asym_atl_avg_atr_avg_dd_diff_bpm4eY_slope vs run
χ² / ndf 23.79 / 26
p0 −4.444 ± 2.077
30
20
10
0
−10
−20
−30
−40
7428. 0
7428. 1
7428. 2
7428. 3
7428. 4
7428. 5
7428. 6
7428. 7
7428. 8
7428. 9
7428. 10
7429. 0
7429. 1
7429. 2
7429. 3
7429. 4
7429. 5
7429. 6
7429. 7
7430. 0
7430. 1
7430. 2
7430. 3
7430. 4
7430. 5
7430. 6
7430. 7
pull
Entries 27
Mean −460
Std Dev 469.9
2
1.5
1
0.5
0
−0.5
−1
−1.5
−2
−2.5

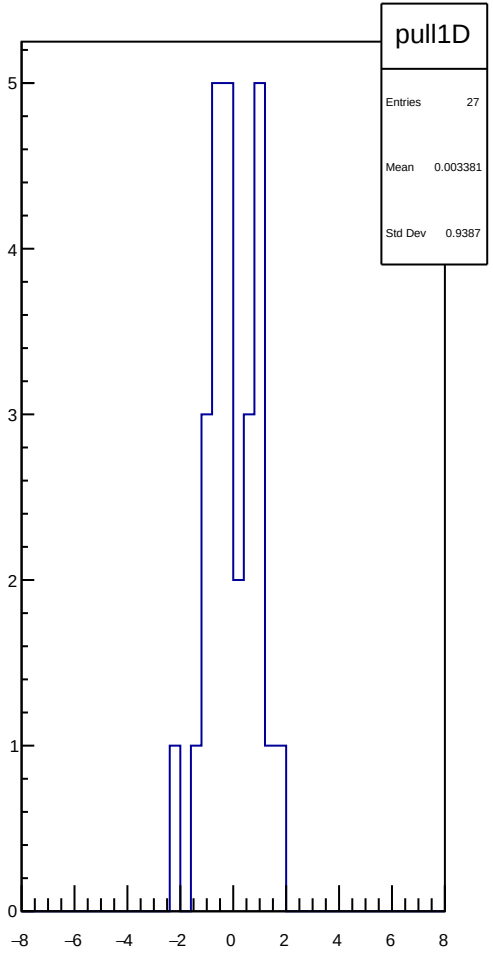
pull1D
Entries 27
Mean 0.003381
Std Dev 0.9387
5
4
3
2
1
0
−8
−6
−4
−2
0
2
4
6
8

reg_asym_atl_avg_atr_avg_dd_diff_bpm12X_slope vs run

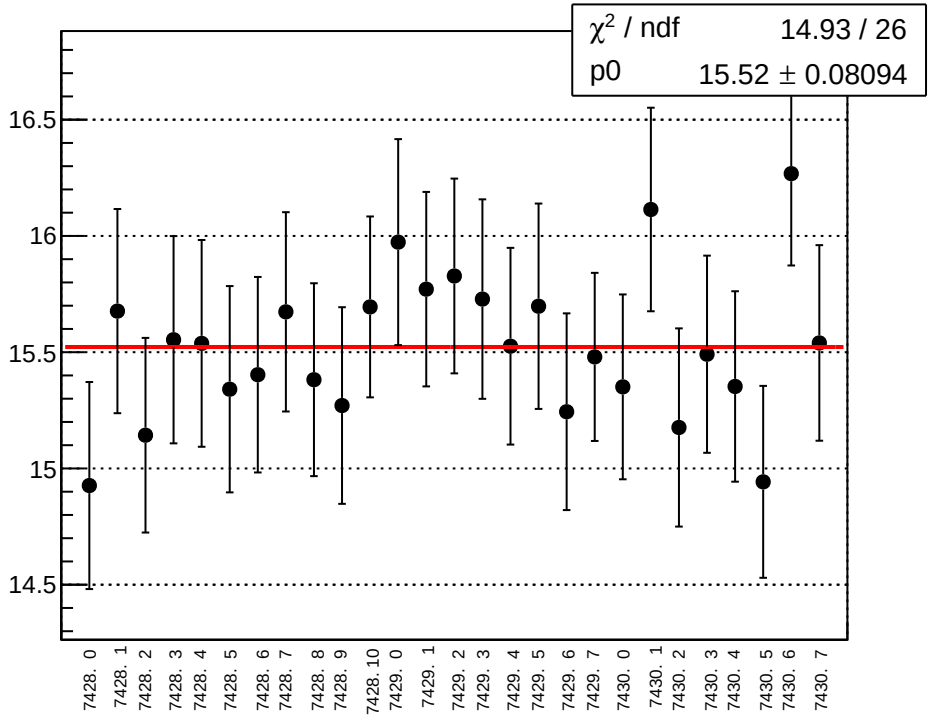

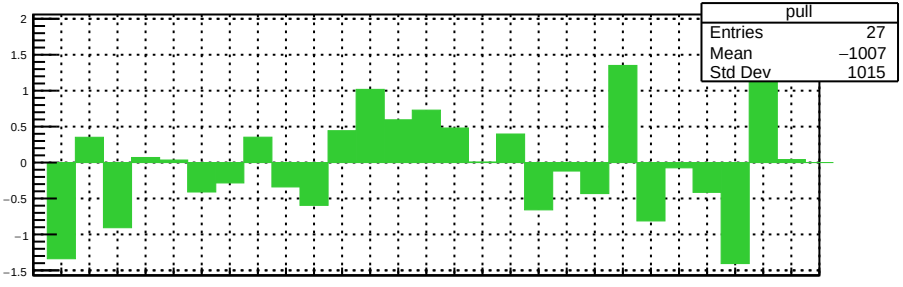

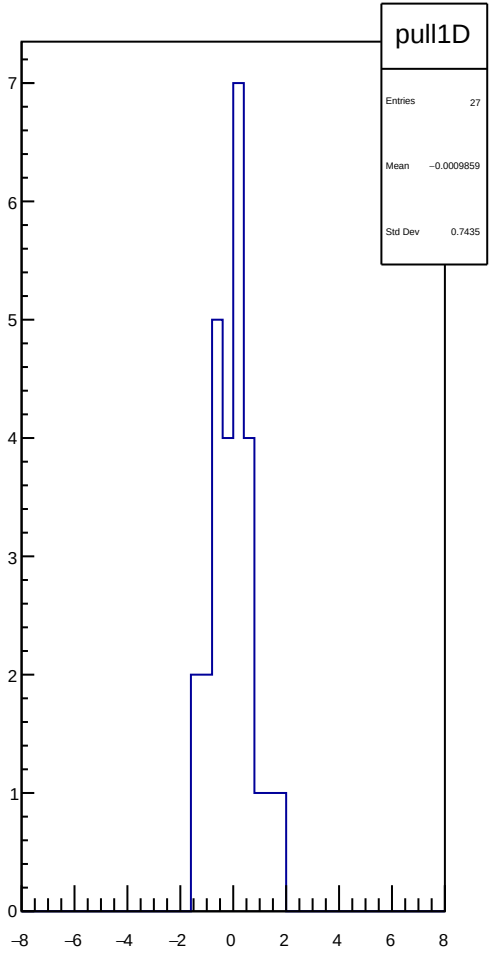

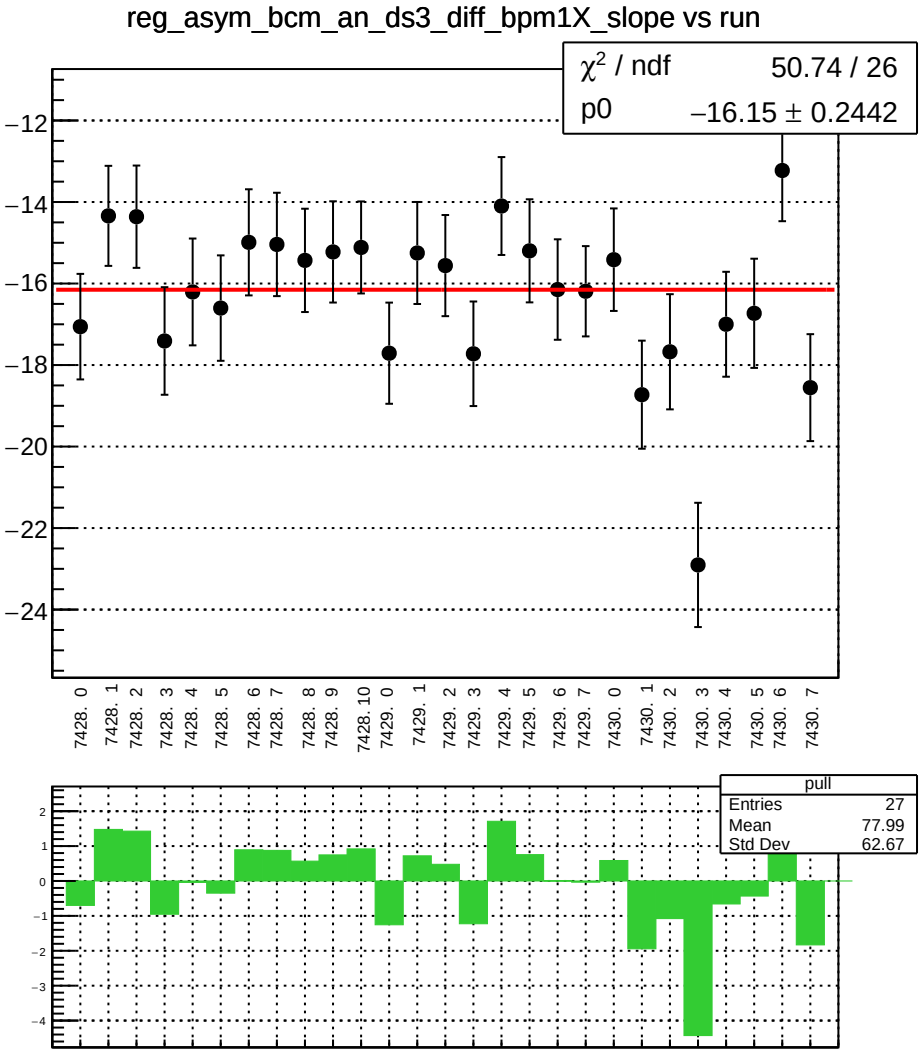
reg_asym_bcm_an_ds3_diff_bpm1X_slope vs run
χ² / ndf 50.74 / 26
p0 −16.15 ± 0.2442
−12
−14
−16
−18
−20
−22
−24
7428. 0
7428. 1
7428. 2
7428. 3
7428. 4
7428. 5
7428. 6
7428. 7
7428. 8
7428. 9
7428. 10
7429. 0
7429. 1
7429. 2
7429. 3
7429. 4
7429. 5
7429. 6
7429. 7
7430. 0
7430. 1
7430. 2
7430. 3
7430. 4
7430. 5
7430. 6
7430. 7
pull
Entries 27
Mean 77.99
Std Dev 62.67
2
1
0
−1
−2
−3
−4

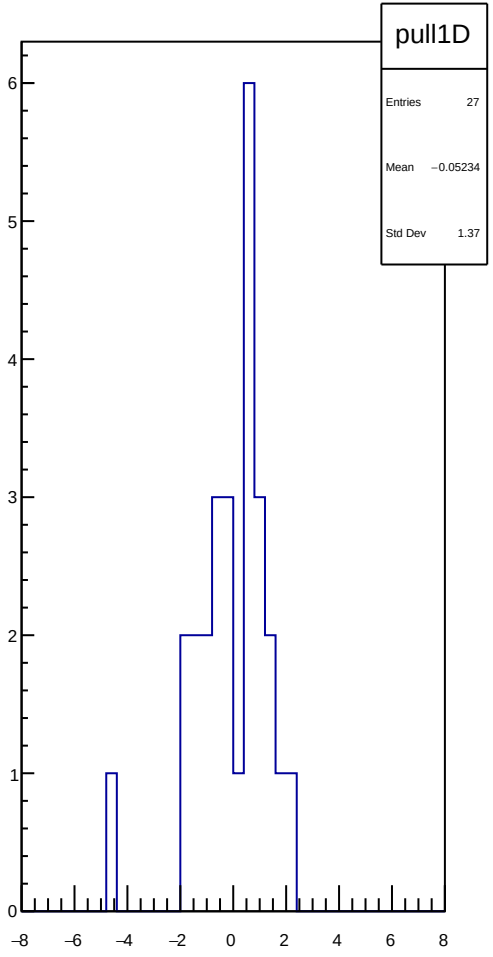
pull1D
Entries 27
Mean −0.05234
Std Dev 1.37
6
5
4
3
2
1
0
−8
−6
−4
−2
0
2
4
6
8

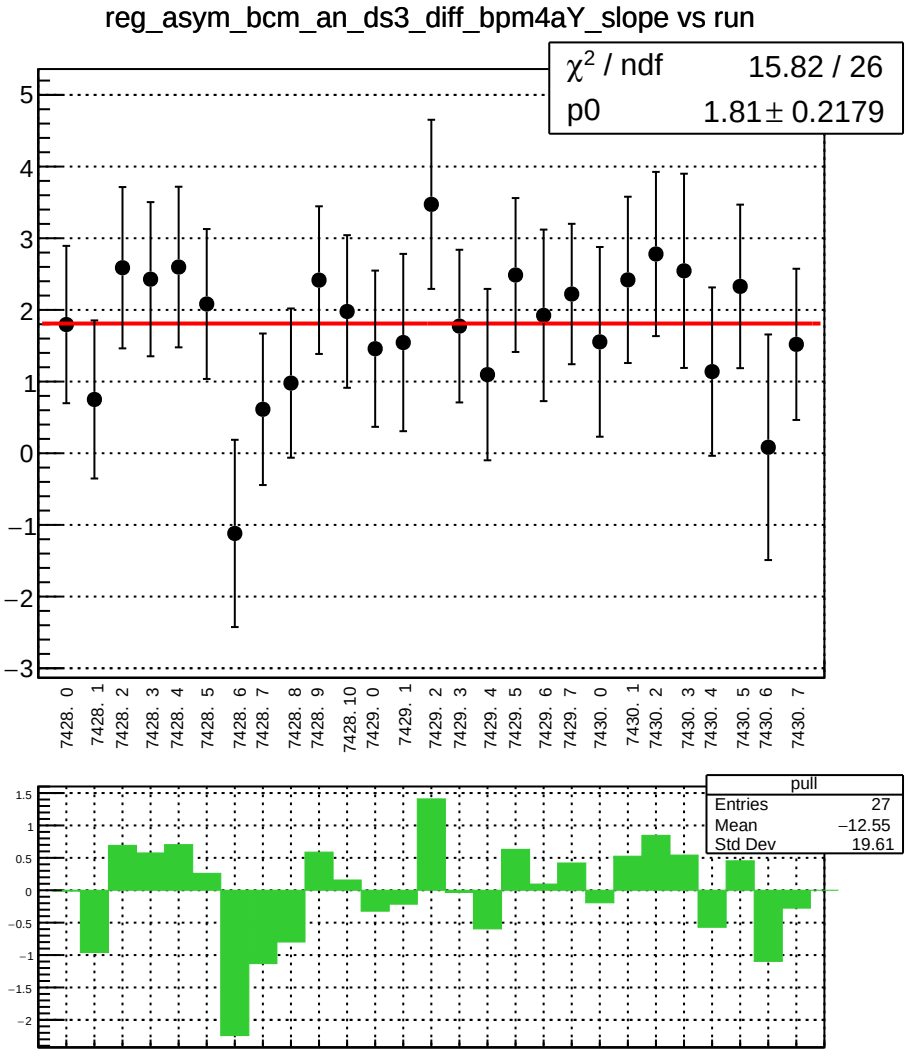
reg_asym_bcm_an_ds3_diff_bpm4aY_slope vs run
χ² / ndf 15.82 / 26
p0 1.81 ± 0.2179
7428. 0
7428. 1
7428. 2
7428. 3
7428. 4
7428. 5
7428. 6
7428. 7
7428. 8
7428. 9
7428. 10
7429. 0
7429. 1
7429. 2
7429. 3
7429. 4
7429. 5
7429. 6
7429. 7
7430. 0
7430. 1
7430. 2
7430. 3
7430. 4
7430. 5
7430. 6
7430. 7
pull
Entries 27
Mean −12.55
Std Dev 19.61

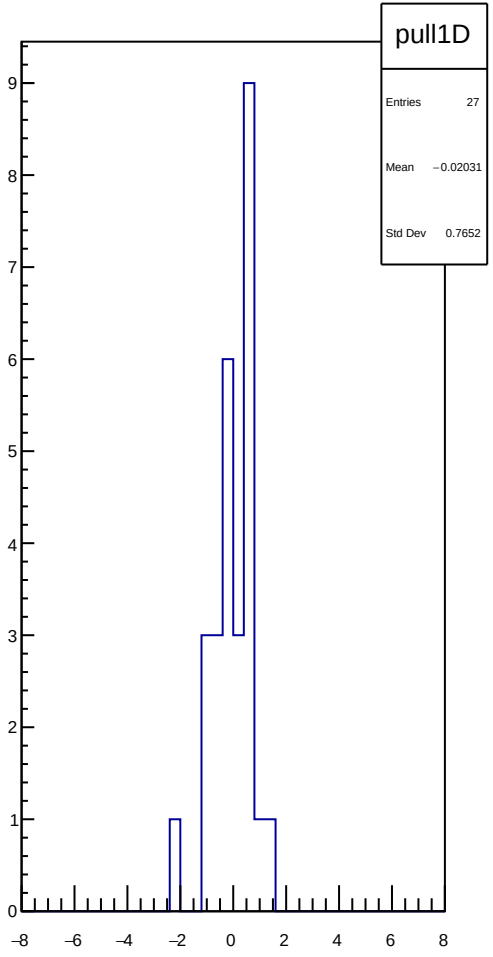
pull1D
Entries 27
Mean −0.02031
Std Dev 0.7652

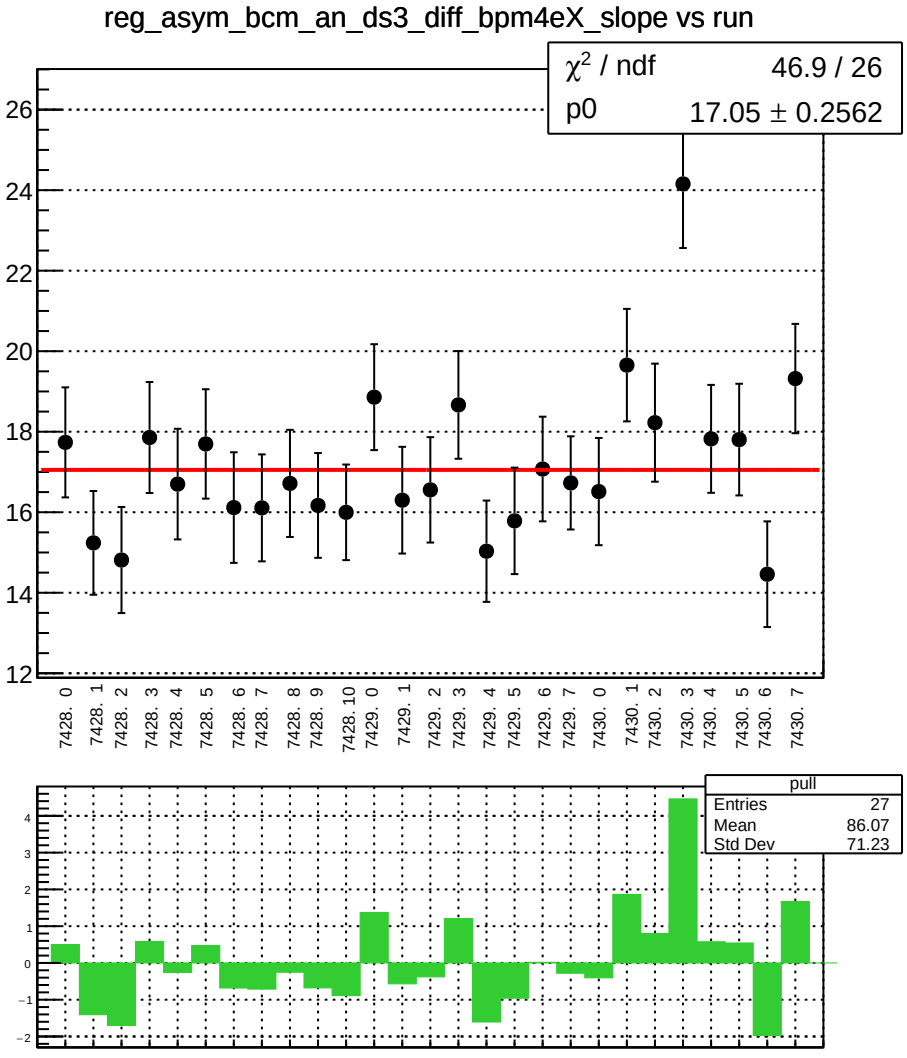
reg_asym_bcm_an_ds3_diff_bpm4eX_slope vs run
χ² / ndf 46.9 / 26
p0 17.05 ± 0.2562
26
24
22
20
18
16
14
12
7428. 0
7428. 1
7428. 2
7428. 3
7428. 4
7428. 5
7428. 6
7428. 7
7428. 8
7428. 9
7428. 10
7429. 0
7429. 1
7429. 2
7429. 3
7429. 4
7429. 5
7429. 6
7429. 7
7430. 0
7430. 1
7430. 2
7430. 3
7430. 4
7430. 5
7430. 6
7430. 7
pull
Entries 27
Mean 86.07
Std Dev 71.23
4
3
2
1
0
−1
−2

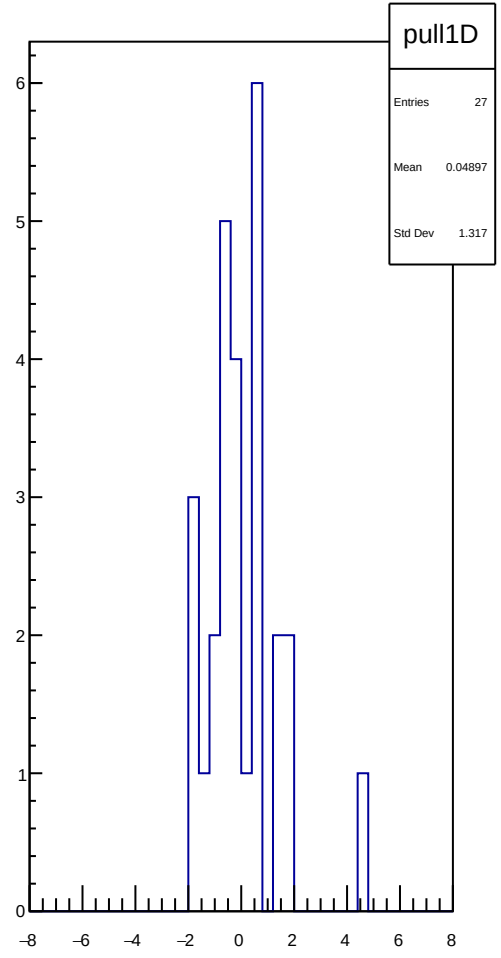
pull1D
Entries 27
Mean 0.04897
Std Dev 1.317
6
5
4
3
2
1
0
−8
−6
−4
−2
0
2
4
6
8

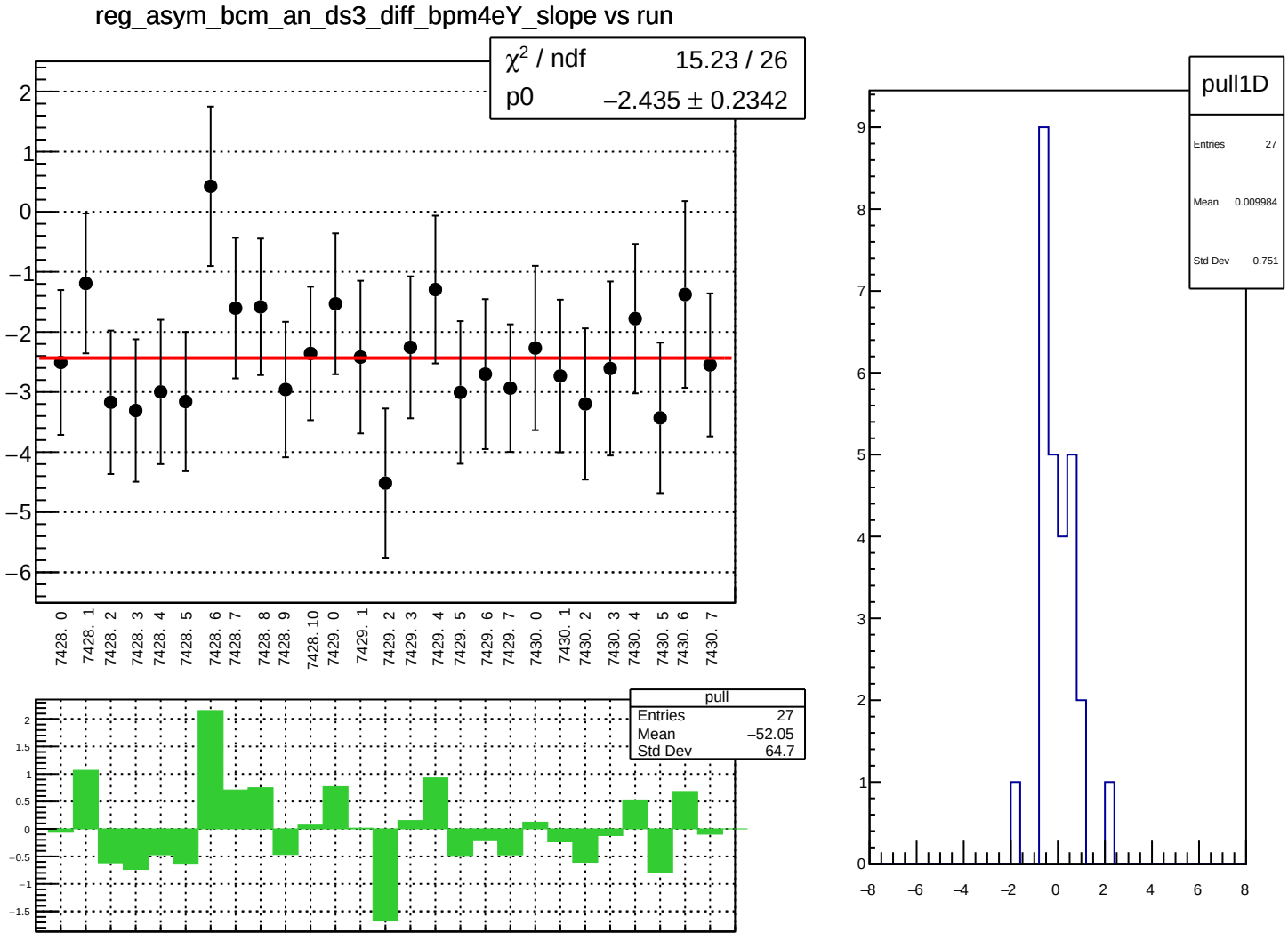
reg_asym_bcm_an_ds3_diff_bpm4eY_slope vs run
χ² / ndf 15.23 / 26
p0 −2.435 ± 0.2342
7428. 0
7428. 1
7428. 2
7428. 3
7428. 4
7428. 5
7428. 6
7428. 7
7428. 8
7428. 9
7428. 10
7429. 0
7429. 1
7429. 2
7429. 3
7429. 4
7429. 5
7429. 6
7429. 7
7430. 0
7430. 1
7430. 2
7430. 3
7430. 4
7430. 5
7430. 6
7430. 7
pull
Entries 27
Mean −52.05
Std Dev 64.7
pull1D
Entries 27
Mean 0.009984
Std Dev 0.751

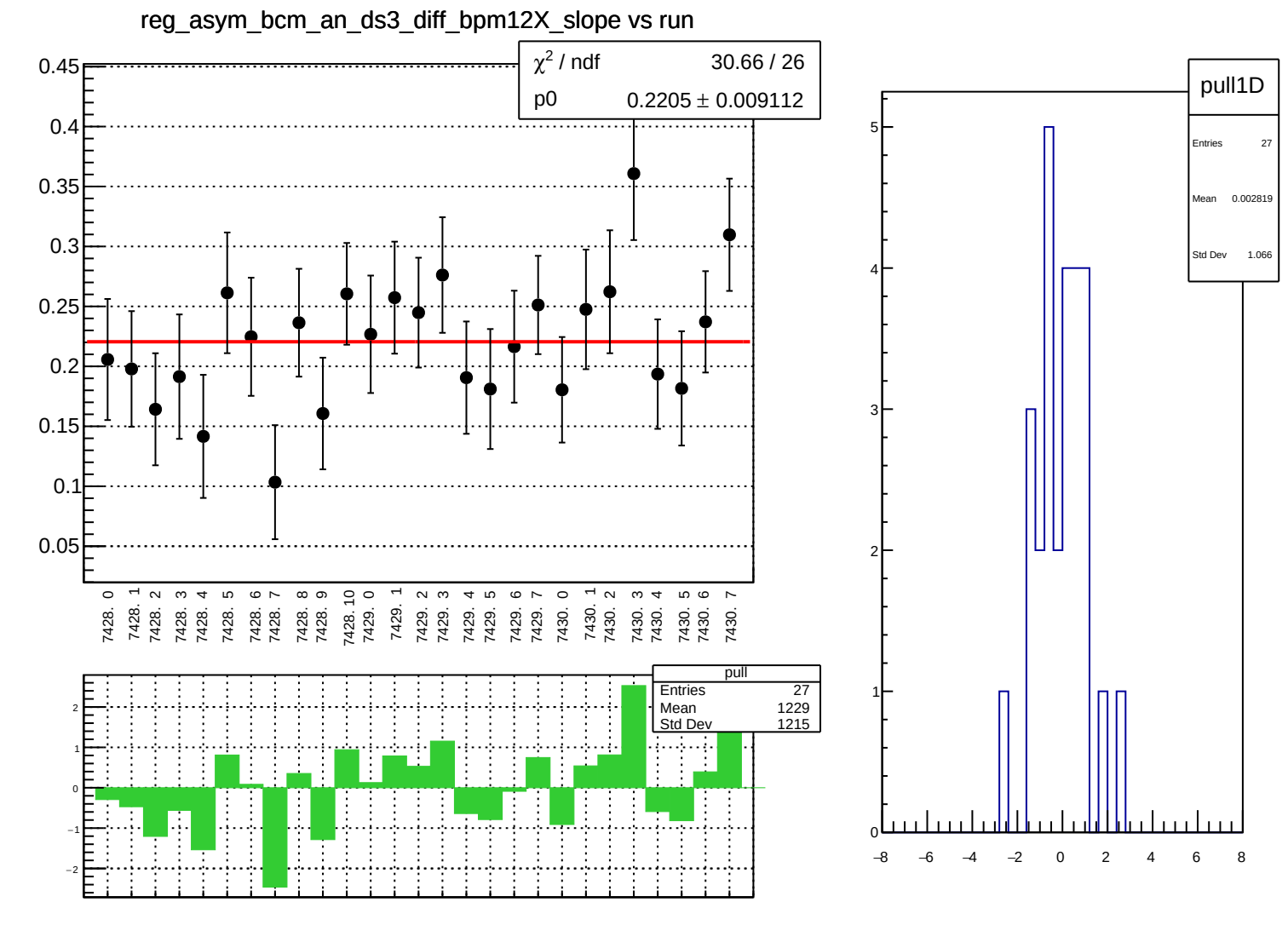
reg_asym_bcm_an_ds3_diff_bpm12X_slope vs run
χ² / ndf 30.66 / 26
p0 0.2205 ± 0.009112
0.45
0.4
0.35
0.3
0.25
0.2
0.15
0.1
0.05
7428. 0
7428. 1
7428. 2
7428. 3
7428. 4
7428. 5
7428. 6
7428. 7
7428. 8
7428. 9
7428. 10
7429. 0
7429. 1
7429. 2
7429. 3
7429. 4
7429. 5
7429. 6
7429. 7
7430. 0
7430. 1
7430. 2
7430. 3
7430. 4
7430. 5
7430. 6
7430. 7
pull
Entries 27
Mean 1229
Std Dev 1215
2
1
0
−1
−2
pull1D
Entries 27
Mean 0.002819
Std Dev 1.066
5
4
3
2
1
0
−8
−6
−4
−2
0
2
4
6
8

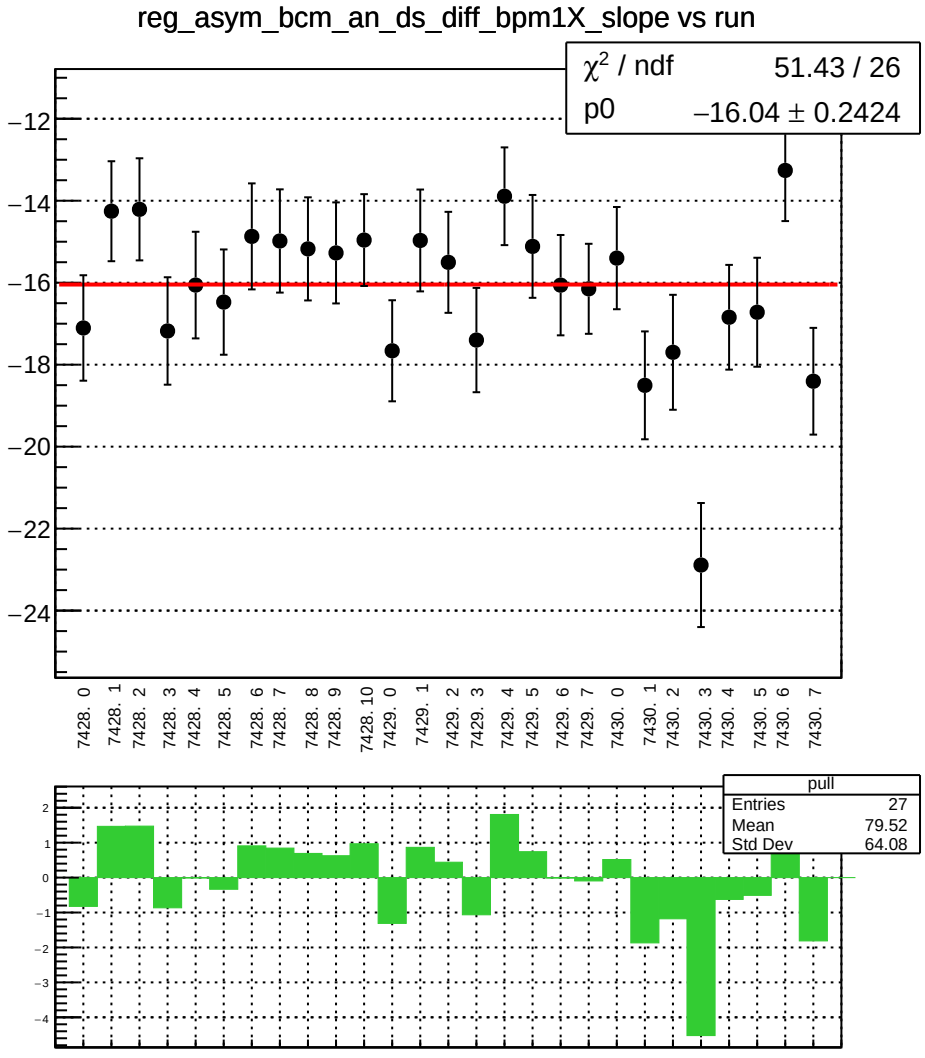
reg_asym_bcm_an_ds_diff_bpm1X_slope vs run
χ² / ndf 51.43 / 26
p0 −16.04 ± 0.2424
−12
−14
−16
−18
−20
−22
−24
7428. 0
7428. 1
7428. 2
7428. 3
7428. 4
7428. 5
7428. 6
7428. 7
7428. 8
7428. 9
7428. 10
7429. 0
7429. 1
7429. 2
7429. 3
7429. 4
7429. 5
7429. 6
7429. 7
7430. 0
7430. 1
7430. 2
7430. 3
7430. 4
7430. 5
7430. 6
7430. 7
pull
Entries 27
Mean 79.52
Std Dev 64.08
2
1
0
−1
−2
−3
−4

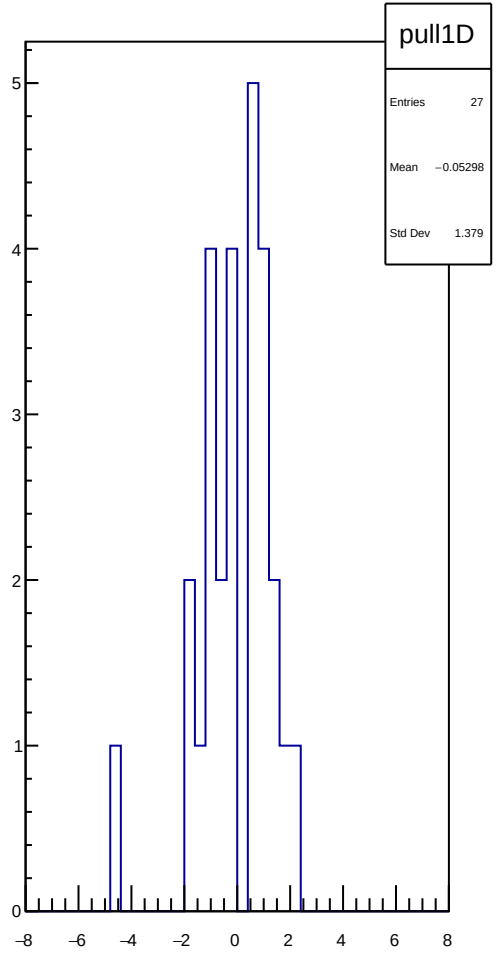
pull1D
Entries 27
Mean −0.05298
Std Dev 1.379
5
4
3
2
1
0
−8
−6
−4
−2
0
2
4
6
8

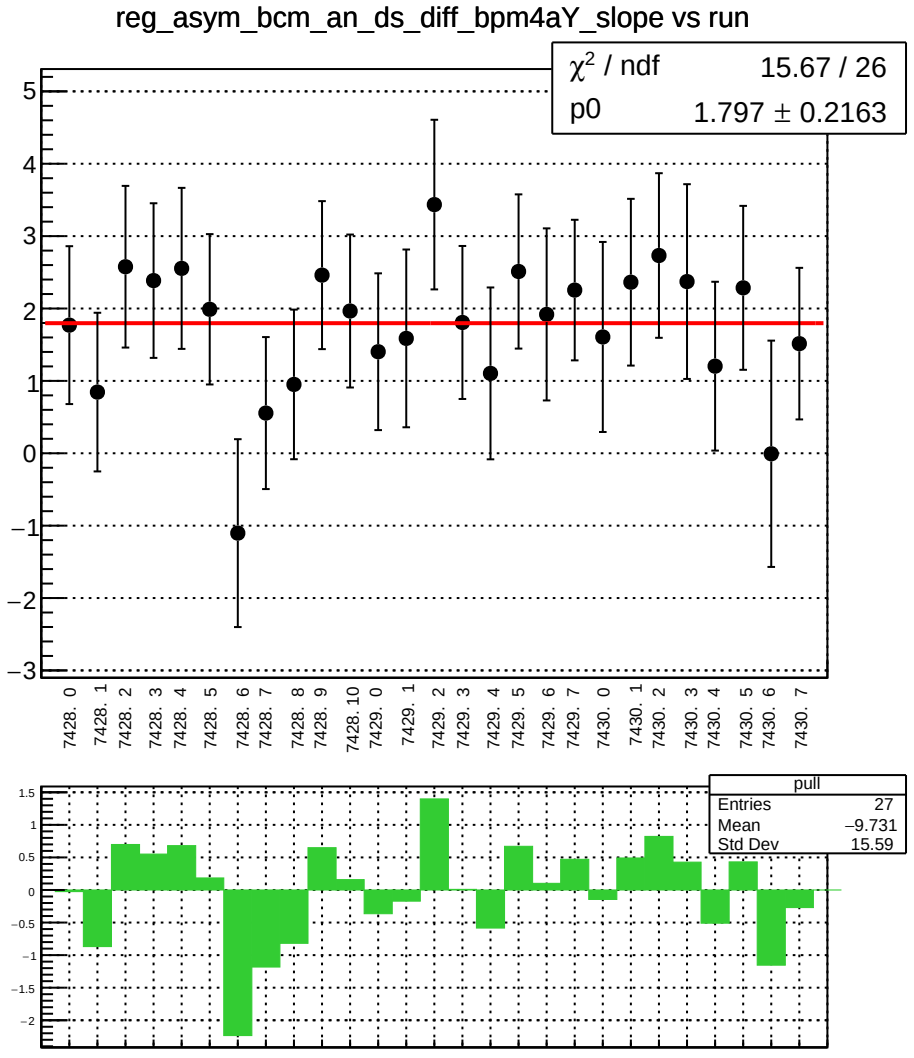
reg_asym_bcm_an_ds_diff_bpm4aY_slope vs run
χ² / ndf 15.67 / 26
p0 1.797 ± 0.2163
7428. 0
7428. 1
7428. 2
7428. 3
7428. 4
7428. 5
7428. 6
7428. 7
7428. 8
7428. 9
7428. 10
7429. 0
7429. 1
7429. 2
7429. 3
7429. 4
7429. 5
7429. 6
7429. 7
7430. 0
7430. 1
7430. 2
7430. 3
7430. 4
7430. 5
7430. 6
7430. 7
pull
Entries 27
Mean −9.731
Std Dev 15.59

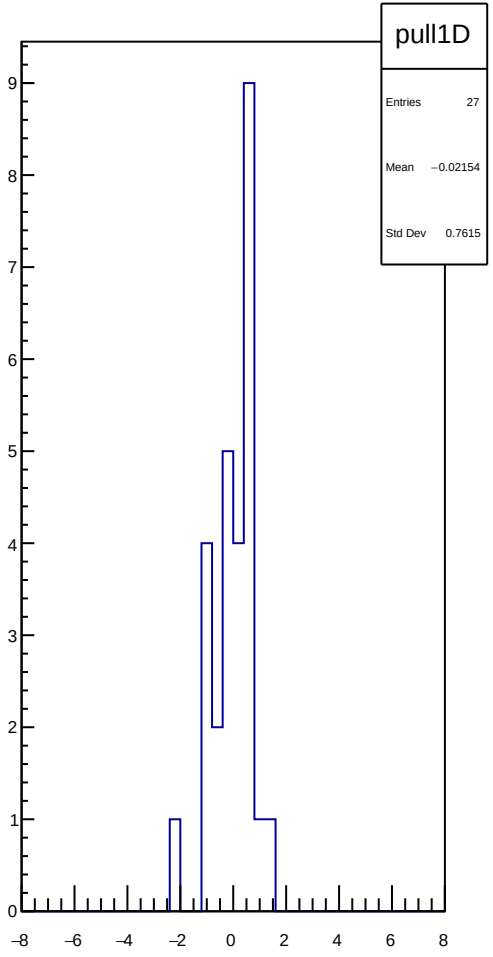
pull1D
Entries 27
Mean −0.02154
Std Dev 0.7615

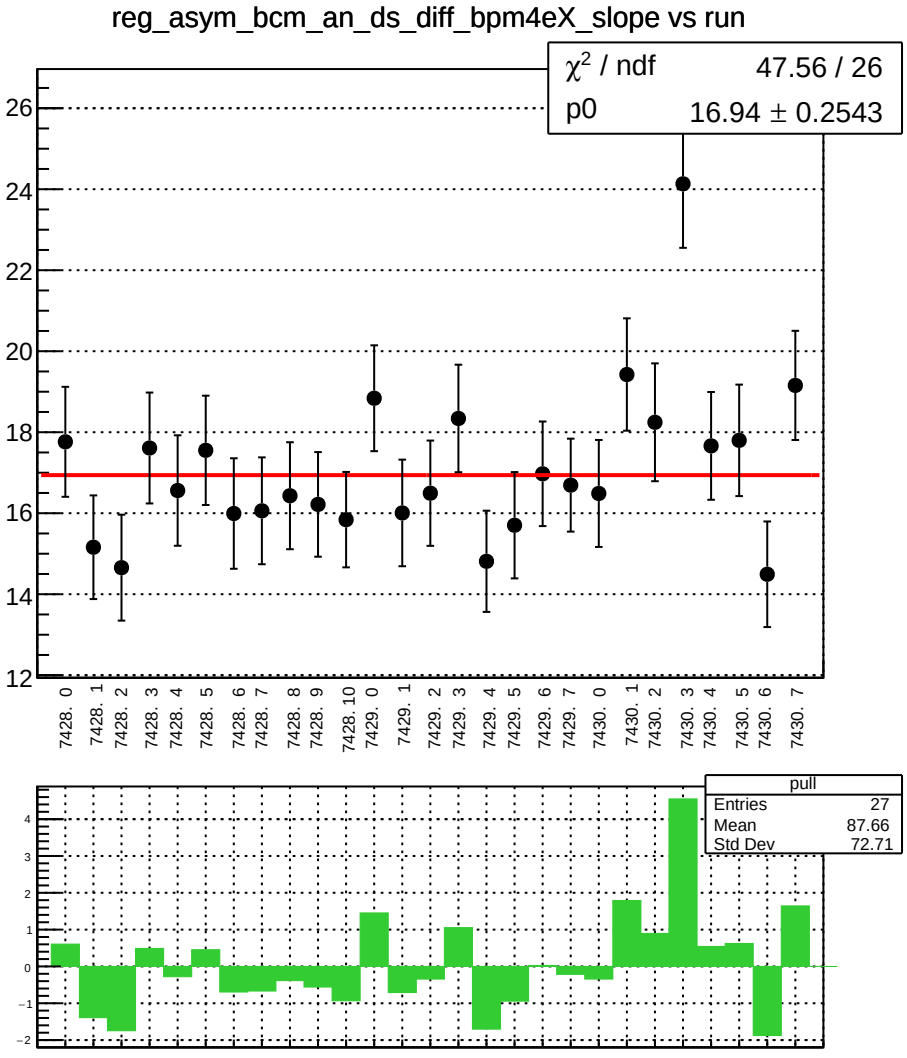
reg_asym_bcm_an_ds_diff_bpm4eX_slope vs run
χ² / ndf 47.56 / 26
p0 16.94 ± 0.2543
26
24
22
20
18
16
14
12
7428. 0
7428. 1
7428. 2
7428. 3
7428. 4
7428. 5
7428. 6
7428. 7
7428. 8
7428. 9
7428. 10
7429. 0
7429. 1
7429. 2
7429. 3
7429. 4
7429. 5
7429. 6
7429. 7
7430. 0
7430. 1
7430. 2
7430. 3
7430. 4
7430. 5
7430. 6
7430. 7
pull
Entries 27
Mean 87.66
Std Dev 72.71
4
3
2
1
0
−1
−2

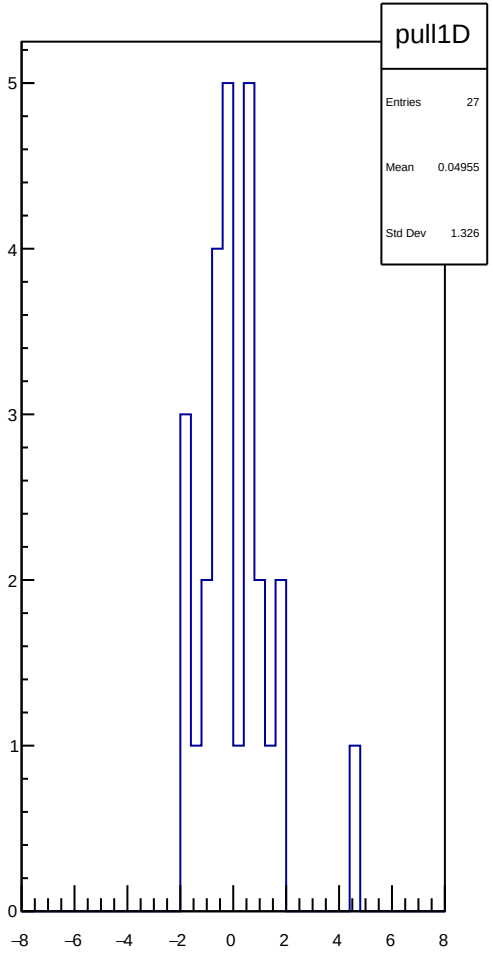
pull1D
Entries 27
Mean 0.04955
Std Dev 1.326
5
4
3
2
1
0
−8
−6
−4
−2
0
2
4
6
8

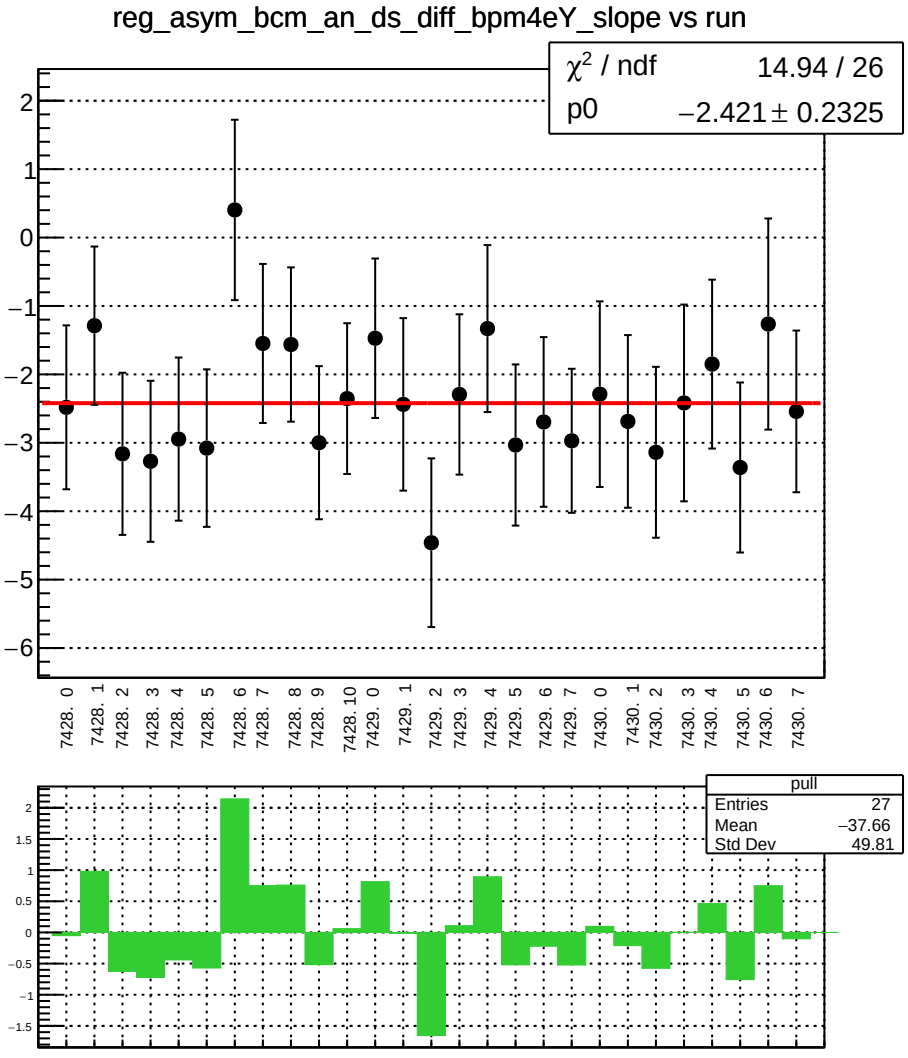
reg_asym_bcm_an_ds_diff_bpm4eY_slope vs run
χ² / ndf 14.94 / 26
p0 −2.421 ± 0.2325
7428. 0
7428. 1
7428. 2
7428. 3
7428. 4
7428. 5
7428. 6
7428. 7
7428. 8
7428. 9
7428. 10
7429. 0
7429. 1
7429. 2
7429. 3
7429. 4
7429. 5
7429. 6
7429. 7
7430. 0
7430. 1
7430. 2
7430. 3
7430. 4
7430. 5
7430. 6
7430. 7
pull
Entries 27
Mean −37.66
Std Dev 49.81

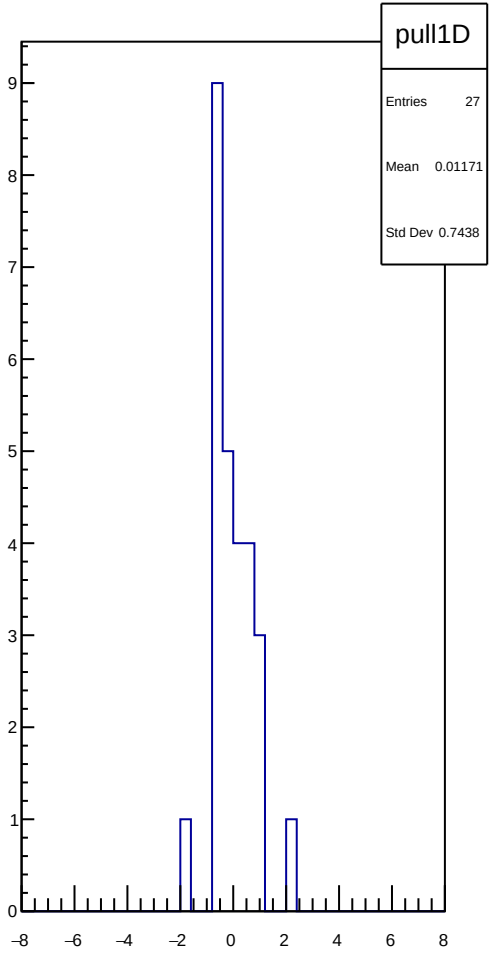
pull1D
Entries 27
Mean 0.01171
Std Dev 0.7438

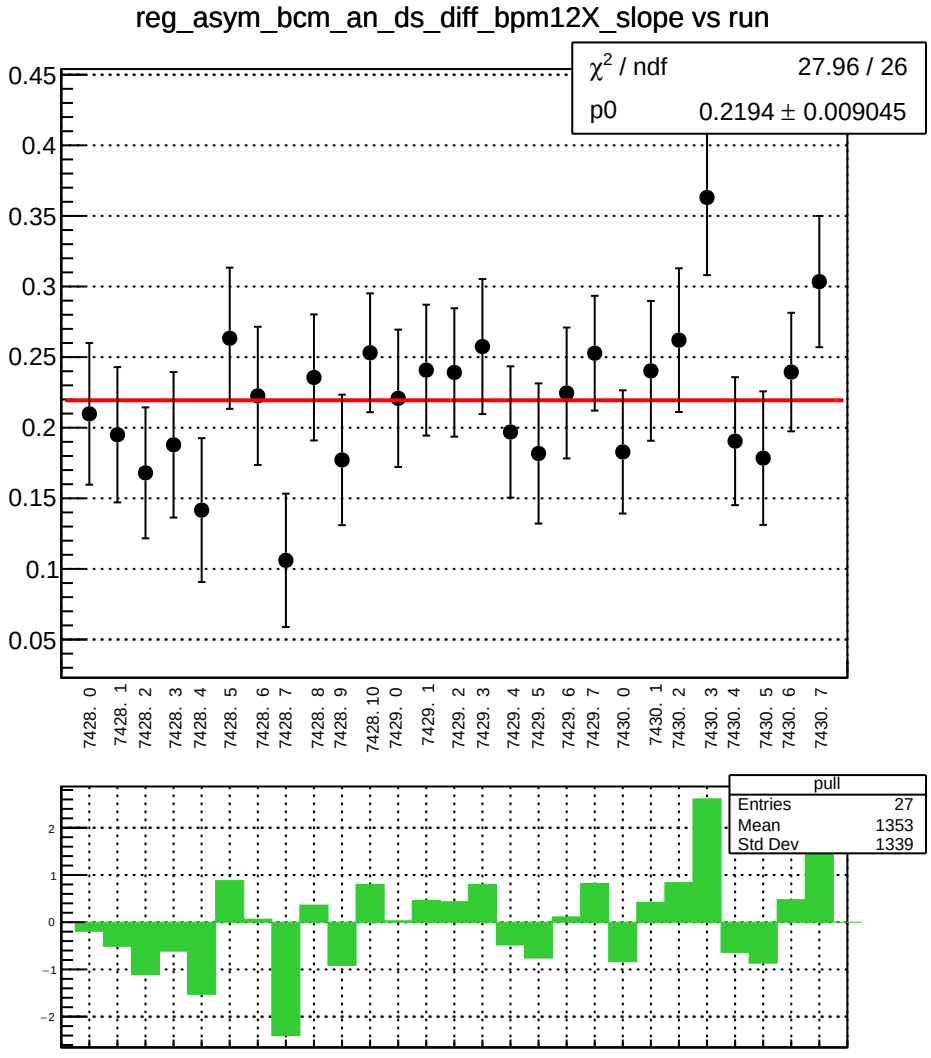
reg_asym_bcm_an_ds_diff_bpm12X_slope vs run
χ² / ndf 27.96 / 26
p0 0.2194 ± 0.009045
0.45
0.4
0.35
0.3
0.25
0.2
0.15
0.1
0.05
7428. 0
7428. 1
7428. 2
7428. 3
7428. 4
7428. 5
7428. 6
7428. 7
7428. 8
7428. 9
7428. 10
7429. 0
7429. 1
7429. 2
7429. 3
7429. 4
7429. 5
7429. 6
7429. 7
7430. 0
7430. 1
7430. 2
7430. 3
7430. 4
7430. 5
7430. 6
7430. 7
pull
Entries 27
Mean 1353
Std Dev 1339
2
1
0
−1
−2

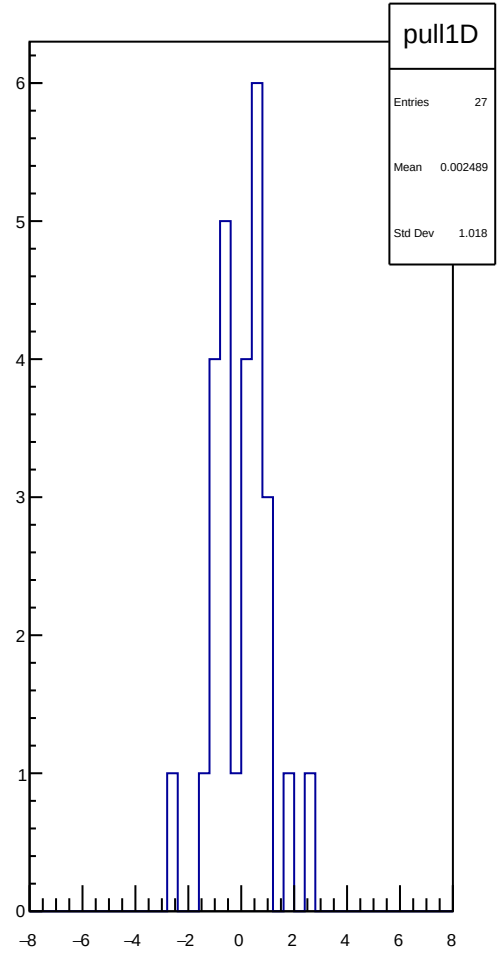
pull1D
Entries 27
Mean 0.002489
Std Dev 1.018
6
5
4
3
2
1
0
−8
−6
−4
−2
0
2
4
6
8

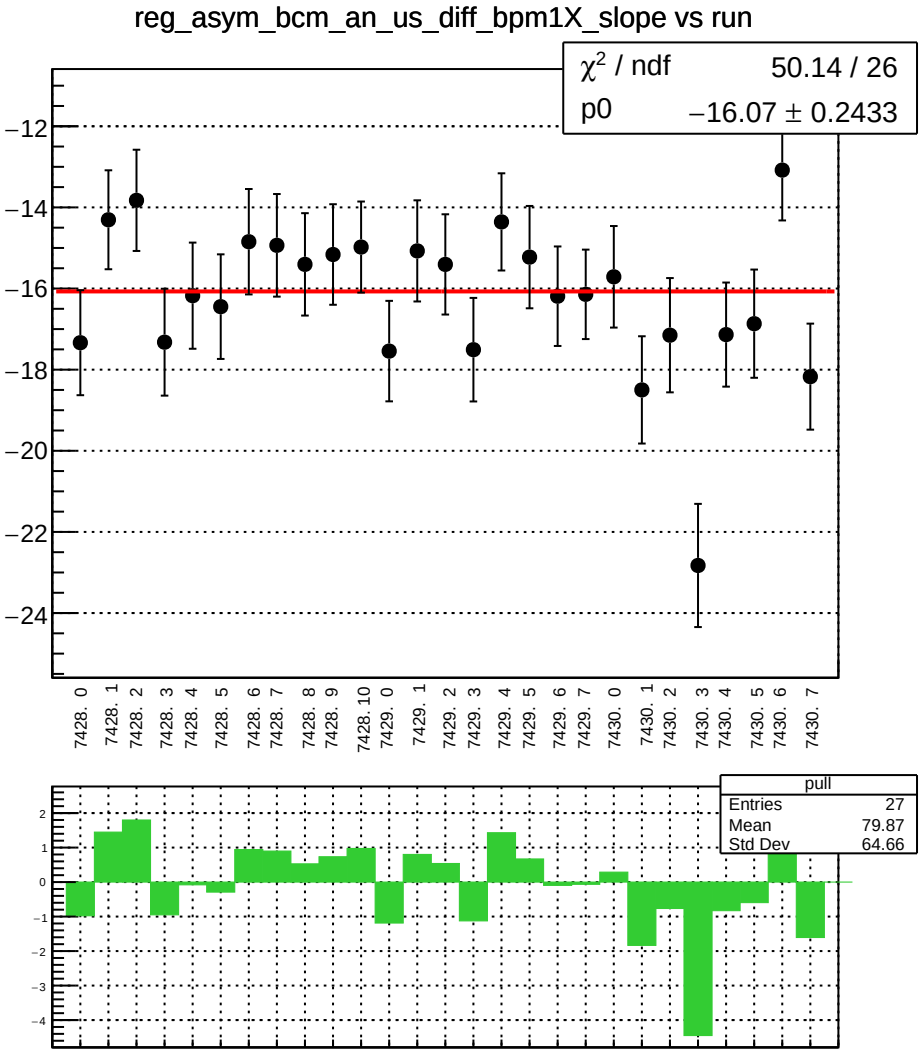
reg_asym_bcm_an_us_diff_bpm1X_slope vs run
χ² / ndf 50.14 / 26
p0 −16.07 ± 0.2433
−12
−14
−16
−18
−20
−22
−24
7428. 0
7428. 1
7428. 2
7428. 3
7428. 4
7428. 5
7428. 6
7428. 7
7428. 8
7428. 9
7428. 10
7429. 0
7429. 1
7429. 2
7429. 3
7429. 4
7429. 5
7429. 6
7429. 7
7430. 0
7430. 1
7430. 2
7430. 3
7430. 4
7430. 5
7430. 6
7430. 7
pull
Entries 27
Mean 79.87
Std Dev 64.66
2
1
0
−1
−2
−3
−4

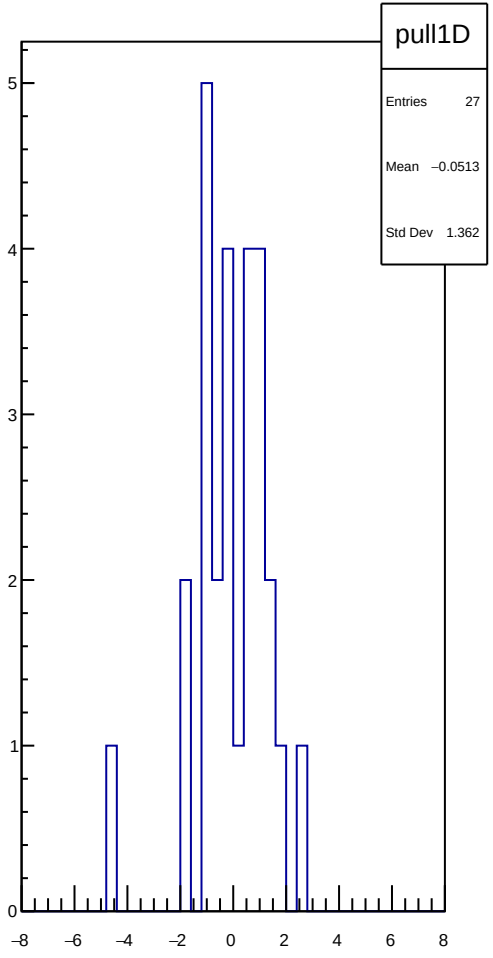
pull1D
Entries 27
Mean −0.0513
Std Dev 1.362
5
4
3
2
1
0
−8
−6
−4
−2
0
2
4
6
8

reg_asym_bcm_an_us_diff_bpm4aY_slope vs run

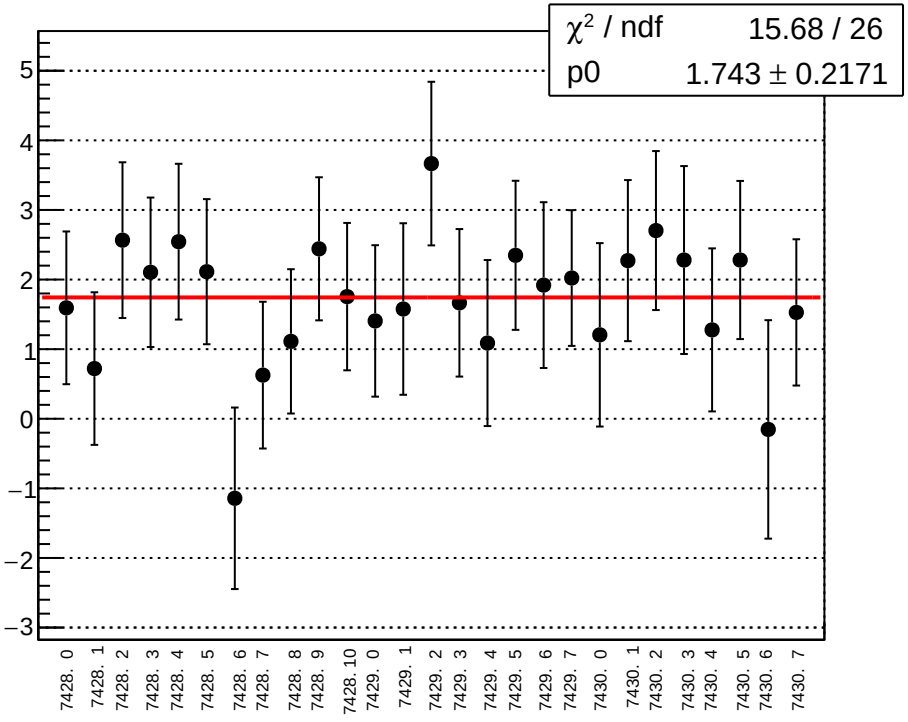

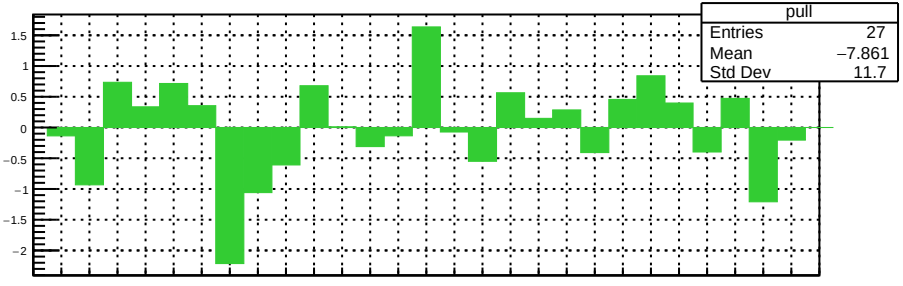

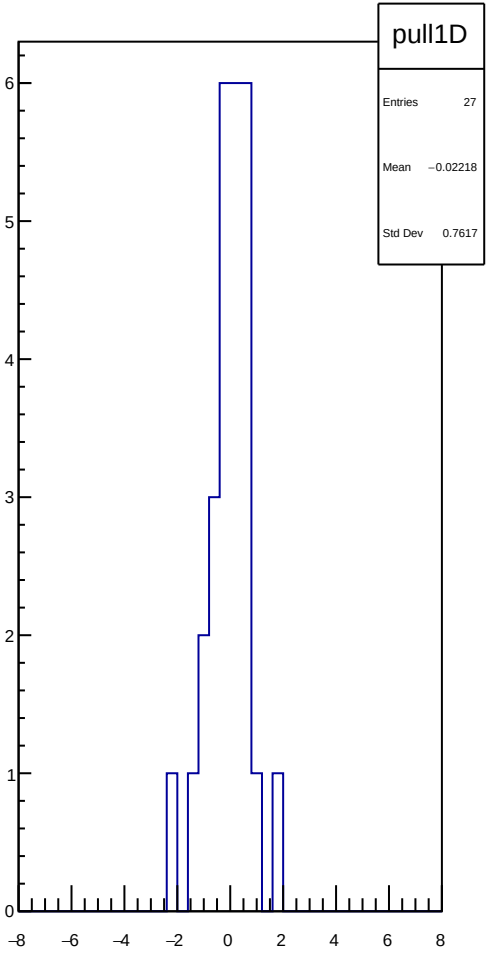

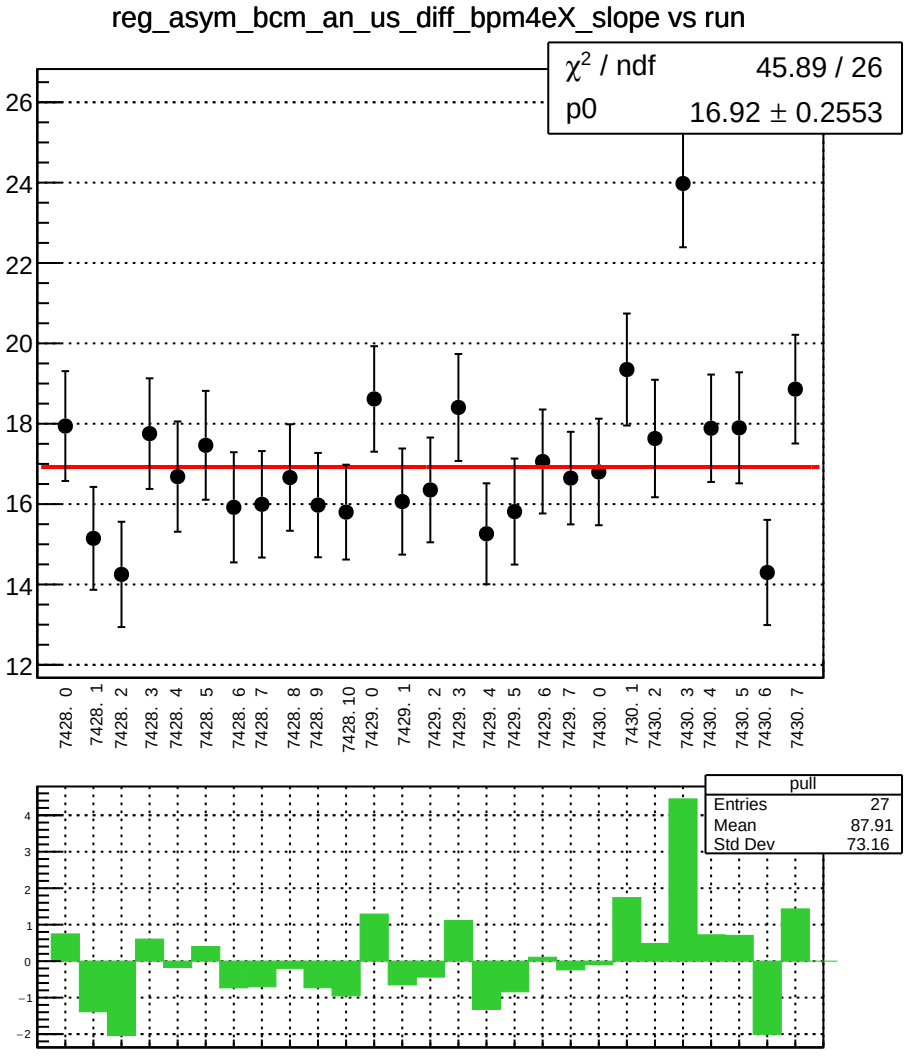
reg_asym_bcm_an_us_diff_bpm4eX_slope vs run
χ² / ndf 45.89 / 26
p0 16.92 ± 0.2553
26
24
22
20
18
16
14
12
7428. 0
7428. 1
7428. 2
7428. 3
7428. 4
7428. 5
7428. 6
7428. 7
7428. 8
7428. 9
7428. 10
7429. 0
7429. 1
7429. 2
7429. 3
7429. 4
7429. 5
7429. 6
7429. 7
7430. 0
7430. 1
7430. 2
7430. 3
7430. 4
7430. 5
7430. 6
7430. 7
pull
Entries 27
Mean 87.91
Std Dev 73.16
4
3
2
1
0
−1
−2

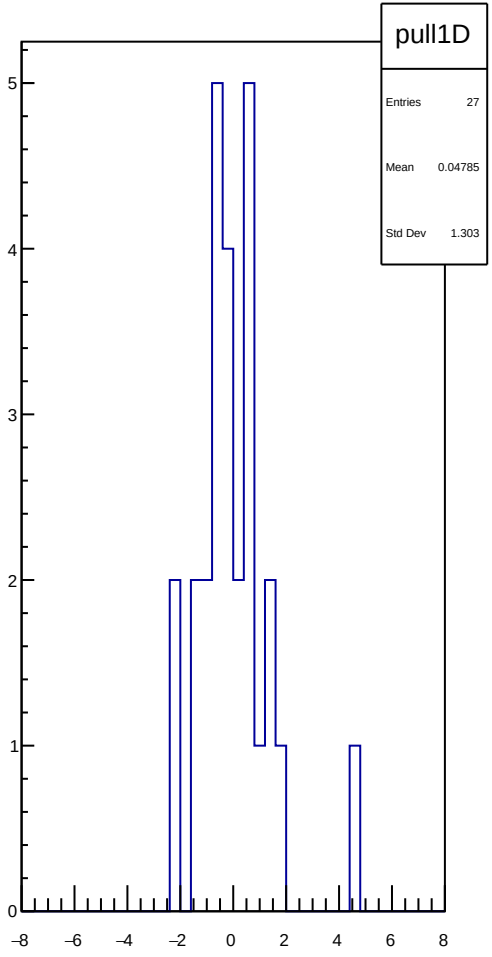
pull1D
Entries 27
Mean 0.04785
Std Dev 1.303
5
4
3
2
1
0
−8
−6
−4
−2
0
2
4
6
8

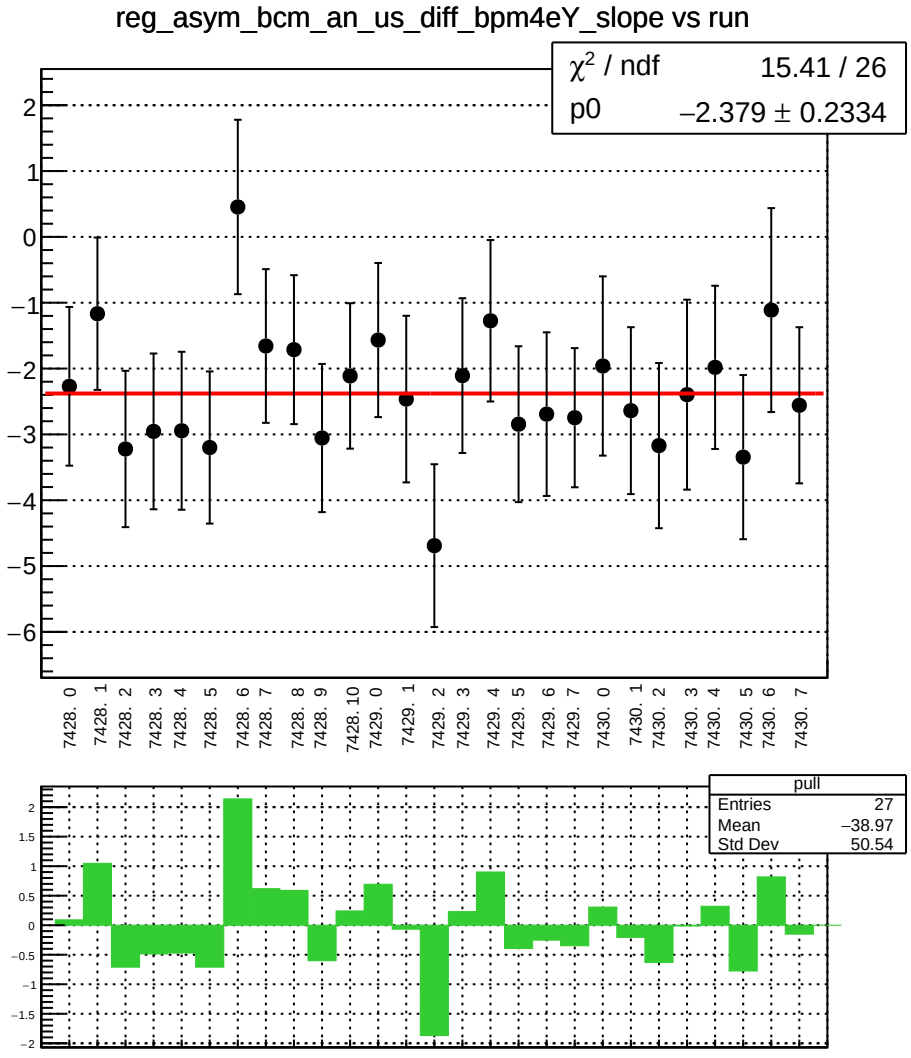
reg_asym_bcm_an_us_diff_bpm4eY_slope vs run
χ² / ndf 15.41 / 26
p0 −2.379 ± 0.2334
7428. 0
7428. 1
7428. 2
7428. 3
7428. 4
7428. 5
7428. 6
7428. 7
7428. 8
7428. 9
7428. 10
7429. 0
7429. 1
7429. 2
7429. 3
7429. 4
7429. 5
7429. 6
7429. 7
7430. 0
7430. 1
7430. 2
7430. 3
7430. 4
7430. 5
7430. 6
7430. 7
pull
Entries 27
Mean −38.97
Std Dev 50.54

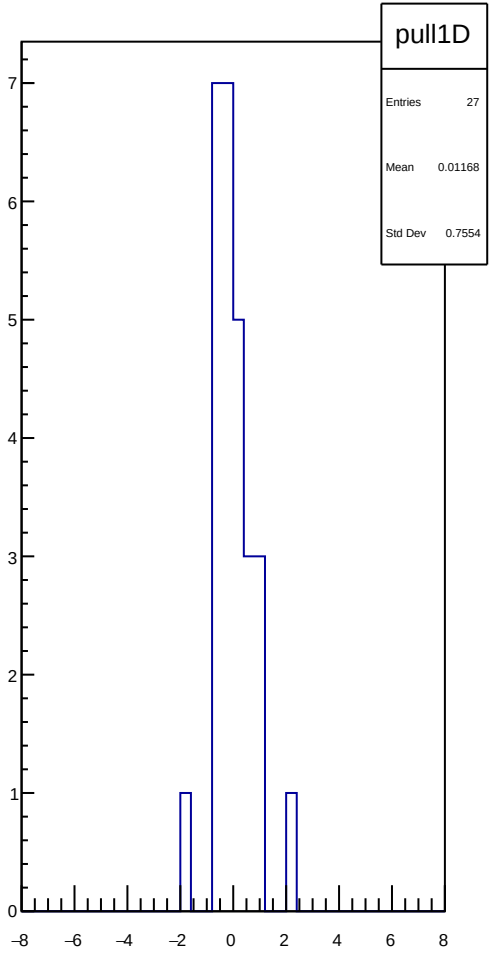
pull1D
Entries 27
Mean 0.01168
Std Dev 0.7554

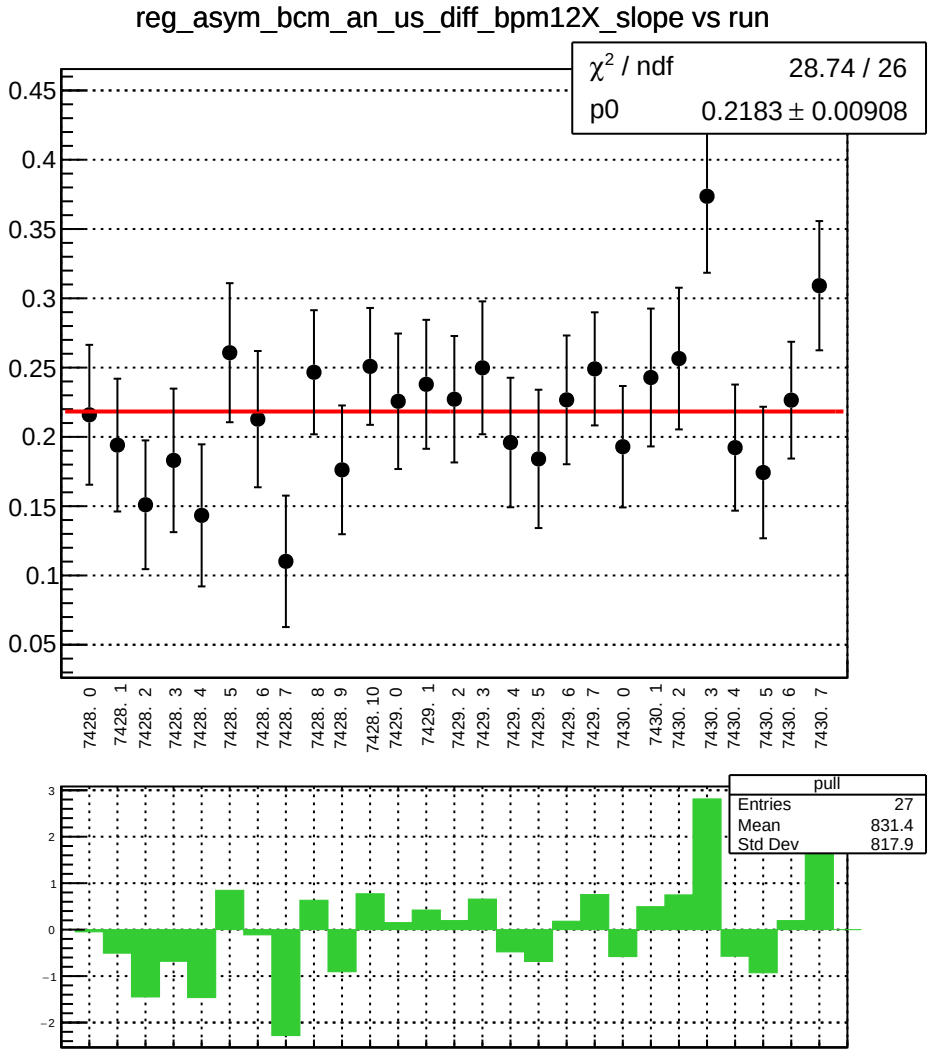
reg_asym_bcm_an_us_diff_bpm12X_slope vs run
χ² / ndf 28.74 / 26
p0 0.2183 ± 0.00908
0.45
0.4
0.35
0.3
0.25
0.2
0.15
0.1
0.05
7428. 0
7428. 1
7428. 2
7428. 3
7428. 4
7428. 5
7428. 6
7428. 7
7428. 8
7428. 9
7428. 10
7429. 0
7429. 1
7429. 2
7429. 3
7429. 4
7429. 5
7429. 6
7429. 7
7430. 0
7430. 1
7430. 2
7430. 3
7430. 4
7430. 5
7430. 6
7430. 7
pull
Entries 27
Mean 831.4
Std Dev 817.9
3
2
1
0
−1
−2

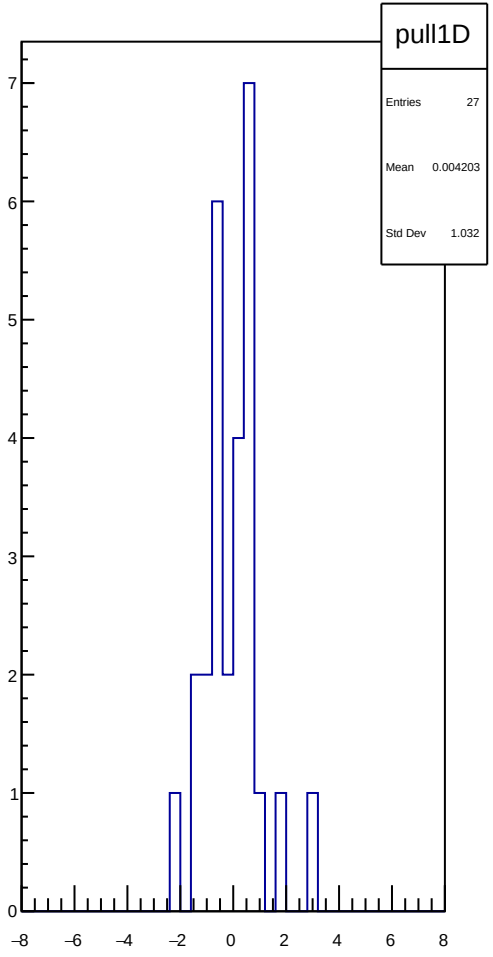
pull1D
Entries 27
Mean 0.004203
Std Dev 1.032
7
6
5
4
3
2
1
0
−8
−6
−4
−2
0
2
4
6
8

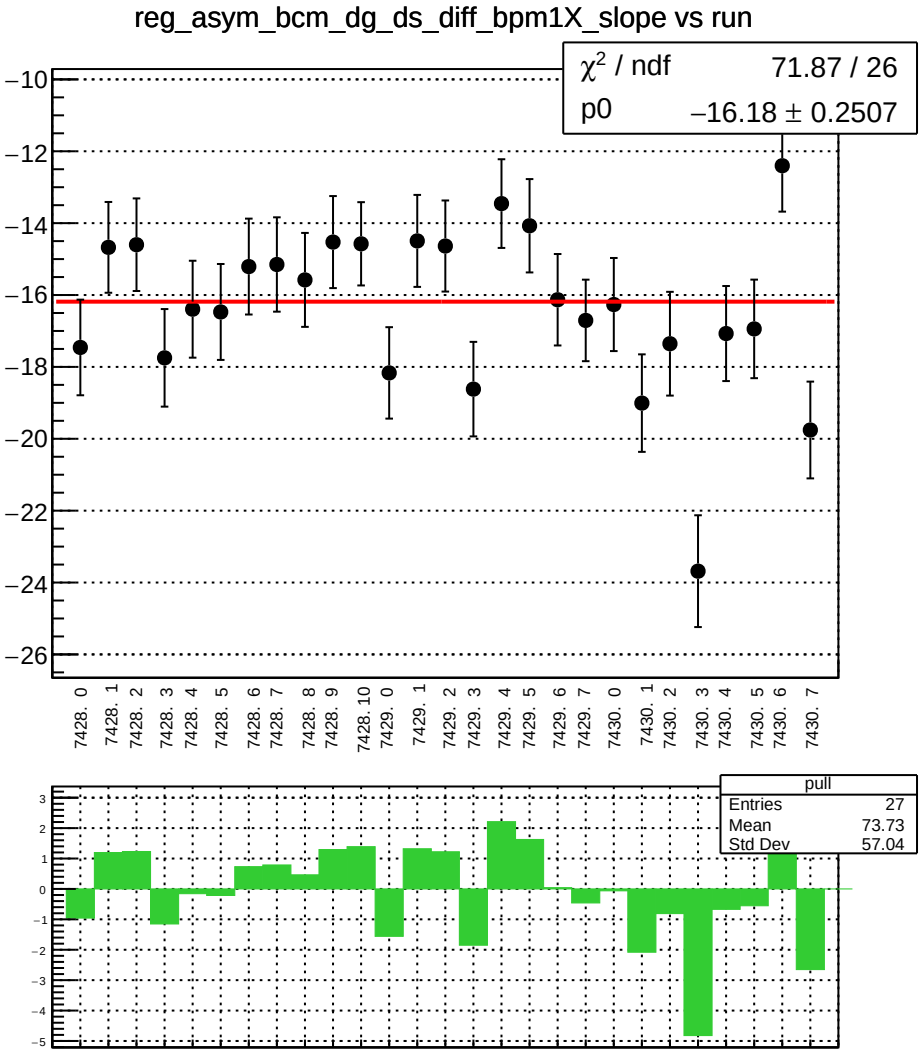
reg_asym_bcm_dg_ds_diff_bpm1X_slope vs run
χ² / ndf 71.87 / 26
p0 −16.18 ± 0.2507
−10
−12
−14
−16
−18
−20
−22
−24
−26
7428. 0
7428. 1
7428. 2
7428. 3
7428. 4
7428. 5
7428. 6
7428. 7
7428. 8
7428. 9
7428. 10
7429. 0
7429. 1
7429. 2
7429. 3
7429. 4
7429. 5
7429. 6
7429. 7
7430. 0
7430. 1
7430. 2
7430. 3
7430. 4
7430. 5
7430. 6
7430. 7
pull
Entries 27
Mean 73.73
Std Dev 57.04
3
2
1
0
−1
−2
−3
−4
−5

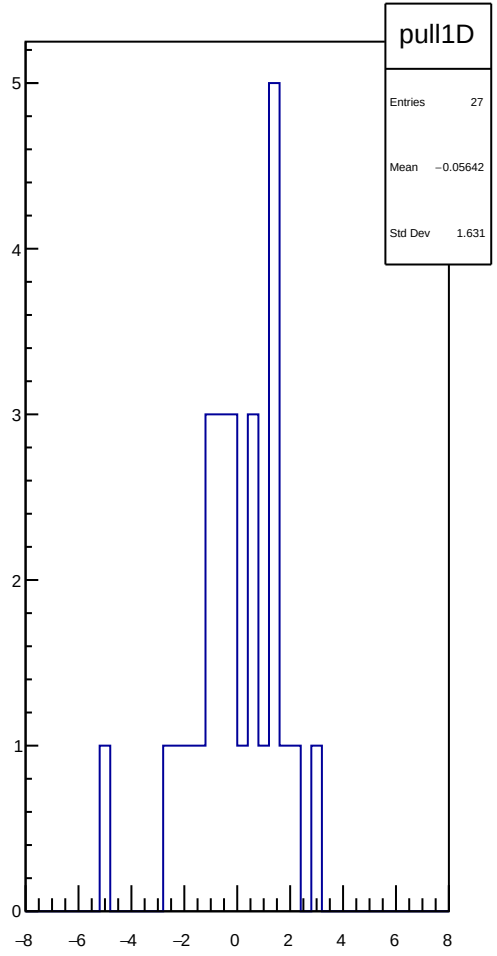
pull1D
Entries 27
Mean −0.05642
Std Dev 1.631
5
4
3
2
1
0
−8
−6
−4
−2
0
2
4
6
8

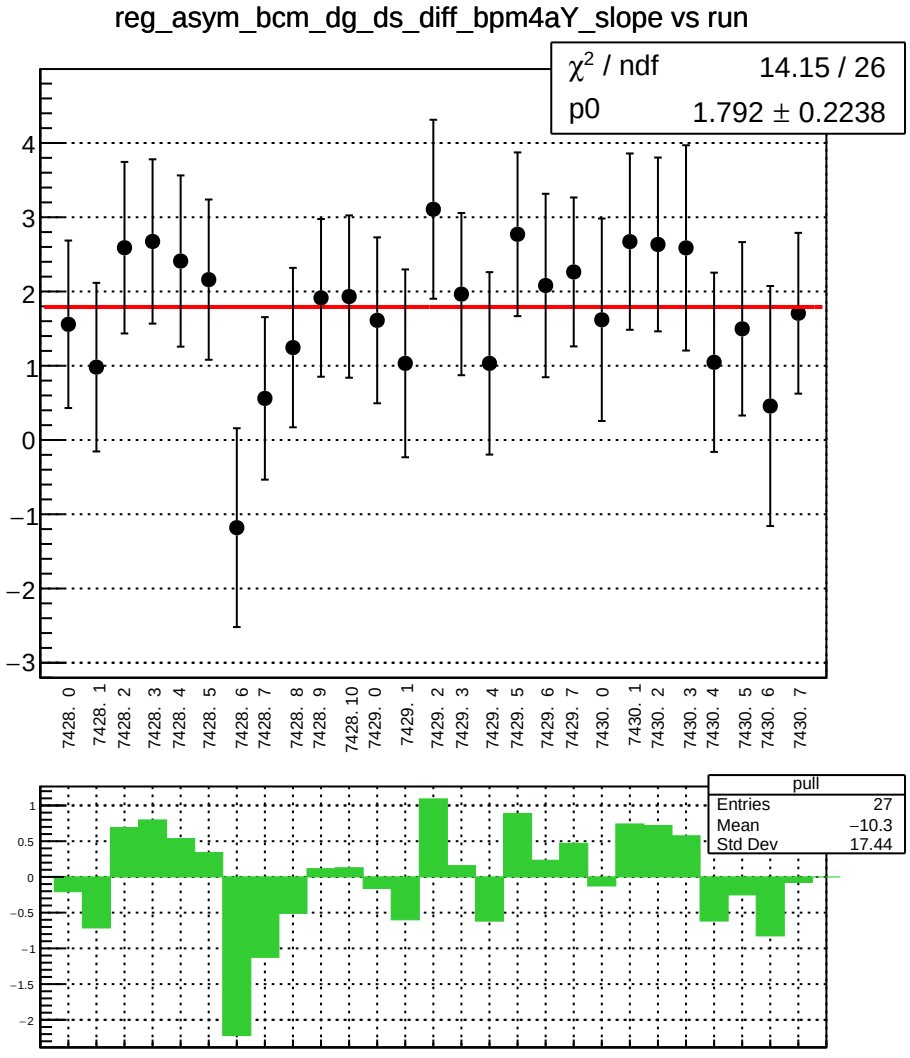
reg_asym_bcm_dg_ds_diff_bpm4aY_slope vs run
χ² / ndf 14.15 / 26
p0 1.792 ± 0.2238
7428. 0
7428. 1
7428. 2
7428. 3
7428. 4
7428. 5
7428. 6
7428. 7
7428. 8
7428. 9
7428. 10
7429. 0
7429. 1
7429. 2
7429. 3
7429. 4
7429. 5
7429. 6
7429. 7
7430. 0
7430. 1
7430. 2
7430. 3
7430. 4
7430. 5
7430. 6
7430. 7
pull
Entries 27
Mean −10.3
Std Dev 17.44

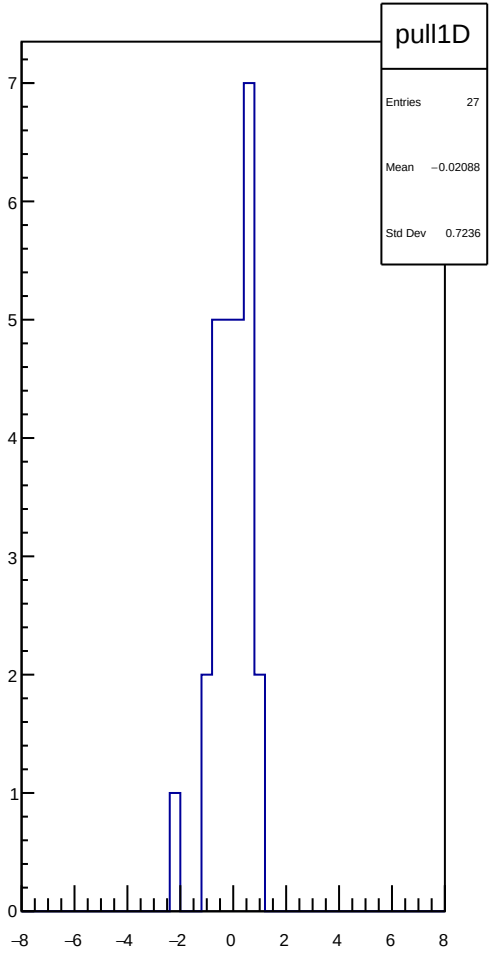
pull1D
Entries 27
Mean −0.02088
Std Dev 0.7236

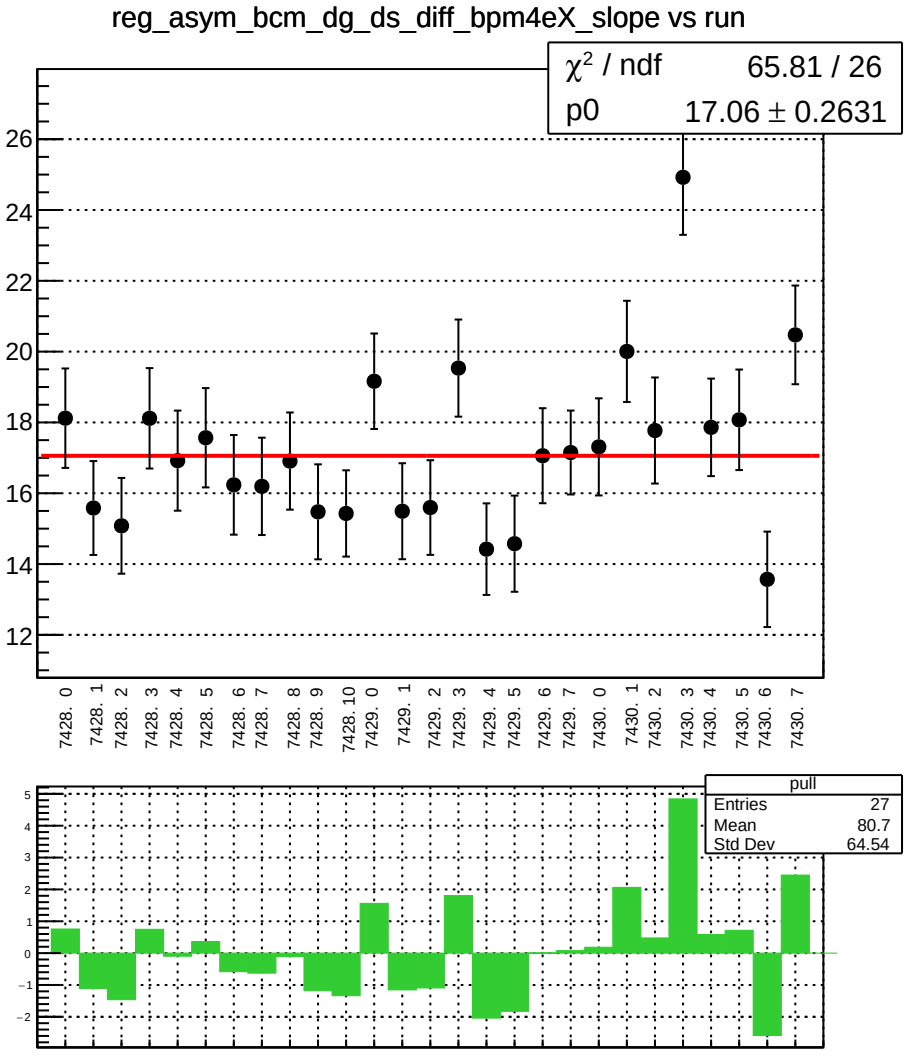
reg_asym_bcm_dg_ds_diff_bpm4eX_slope vs run
χ² / ndf 65.81 / 26
p0 17.06 ± 0.2631
26
24
22
20
18
16
14
12
7428. 0
7428. 1
7428. 2
7428. 3
7428. 4
7428. 5
7428. 6
7428. 7
7428. 8
7428. 9
7428. 10
7429. 0
7429. 1
7429. 2
7429. 3
7429. 4
7429. 5
7429. 6
7429. 7
7430. 0
7430. 1
7430. 2
7430. 3
7430. 4
7430. 5
7430. 6
7430. 7
pull
Entries 27
Mean 80.7
Std Dev 64.54
5
4
3
2
1
0
−1
−2

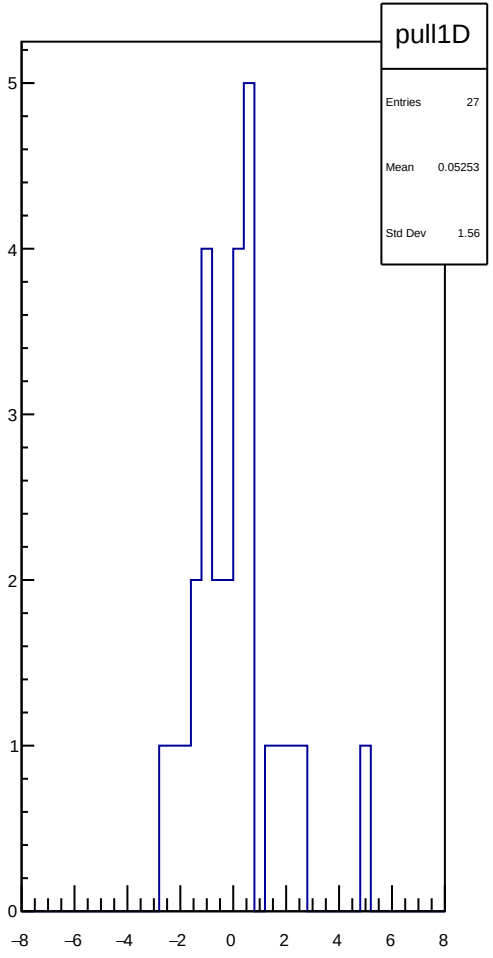
pull1D
Entries 27
Mean 0.05253
Std Dev 1.56
5
4
3
2
1
0
−8
−6
−4
−2
0
2
4
6
8

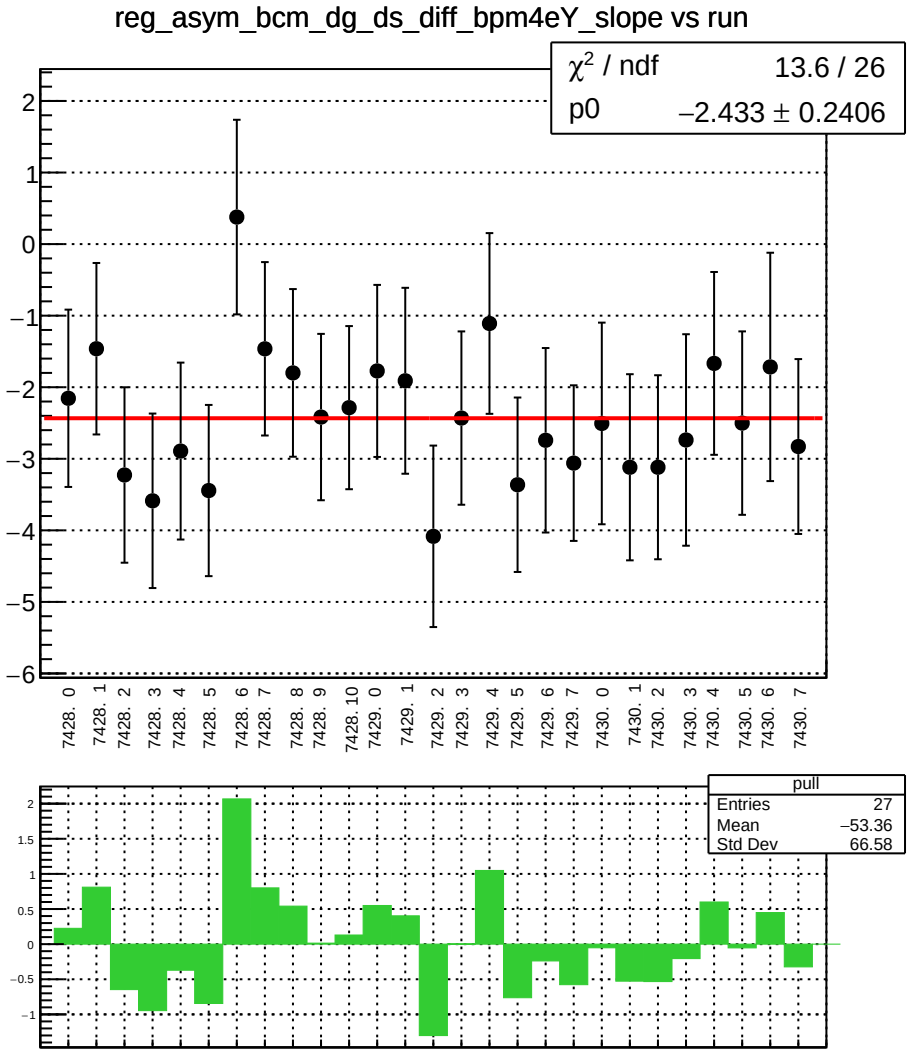
reg_asym_bcm_dg_ds_diff_bpm4eY_slope vs run
χ² / ndf 13.6 / 26
p0 −2.433 ± 0.2406
7428. 0
7428. 1
7428. 2
7428. 3
7428. 4
7428. 5
7428. 6
7428. 7
7428. 8
7428. 9
7428. 10
7429. 0
7429. 1
7429. 2
7429. 3
7429. 4
7429. 5
7429. 6
7429. 7
7430. 0
7430. 1
7430. 2
7430. 3
7430. 4
7430. 5
7430. 6
7430. 7
pull
Entries 27
Mean −53.36
Std Dev 66.58

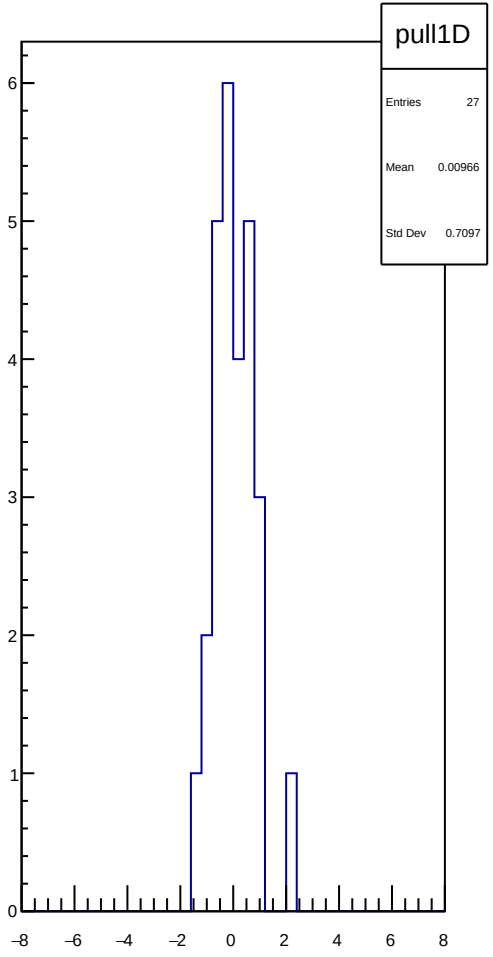
pull1D
Entries 27
Mean 0.00966
Std Dev 0.7097

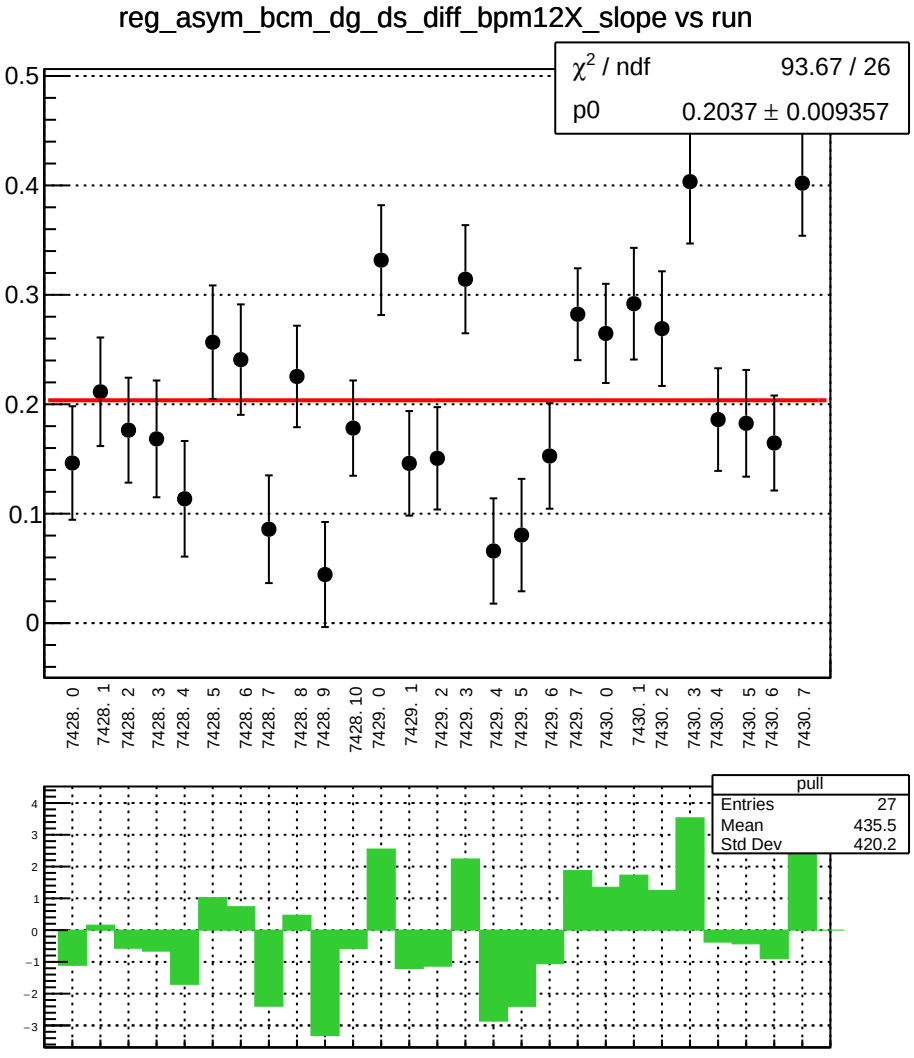
reg_asym_bcm_dg_ds_diff_bpm12X_slope vs run
χ2 / ndf 93.67 / 26
p0 0.2037 ± 0.009357
0.5
0.4
0.3
0.2
0.1
0
7428. 0
7428. 1
7428. 2
7428. 3
7428. 4
7428. 5
7428. 6
7428. 7
7428. 8
7428. 9
7428. 10
7429. 0
7429. 1
7429. 2
7429. 3
7429. 4
7429. 5
7429. 6
7429. 7
7430. 0
7430. 1
7430. 2
7430. 3
7430. 4
7430. 5
7430. 6
7430. 7
pull
Entries 27
Mean 435.5
Std Dev 420.2

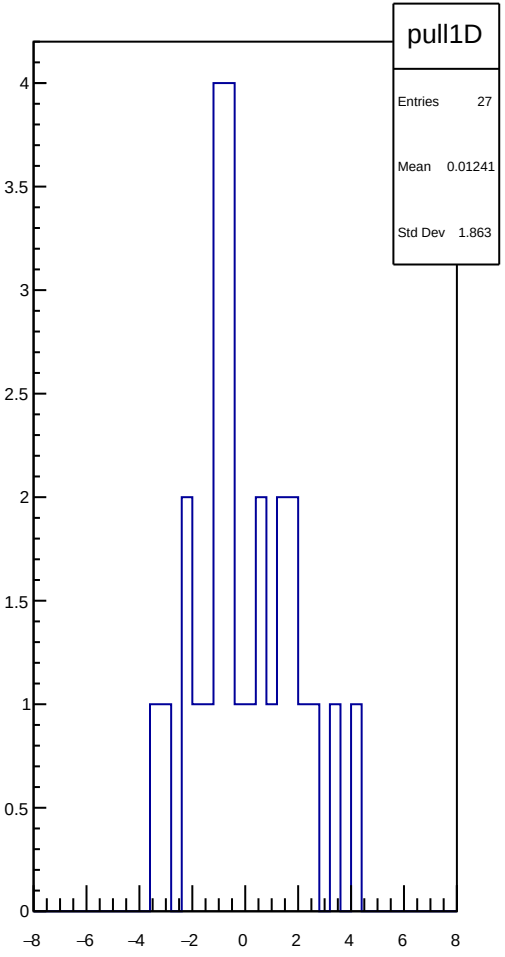
pull1D
Entries 27
Mean 0.01241
Std Dev 1.863

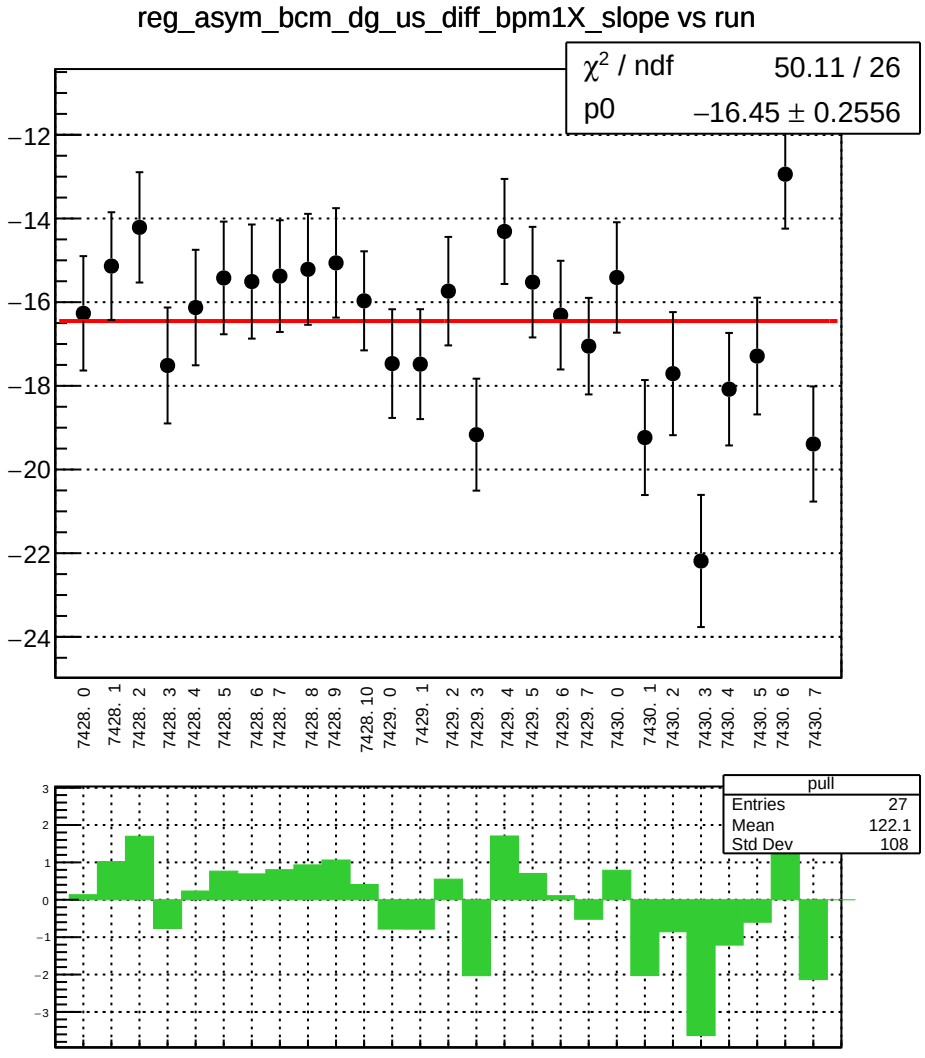
reg_asym_bcm_dg_us_diff_bpm1X_slope vs run
χ² / ndf 50.11 / 26
p0 −16.45 ± 0.2556
−12
−14
−16
−18
−20
−22
−24
7428. 0
7428. 1
7428. 2
7428. 3
7428. 4
7428. 5
7428. 6
7428. 7
7428. 8
7428. 9
7428. 10
7429. 0
7429. 1
7429. 2
7429. 3
7429. 4
7429. 5
7429. 6
7429. 7
7430. 0
7430. 1
7430. 2
7430. 3
7430. 4
7430. 5
7430. 6
7430. 7
pull
Entries 27
Mean 122.1
Std Dev 108
3
2
1
0
−1
−2
−3

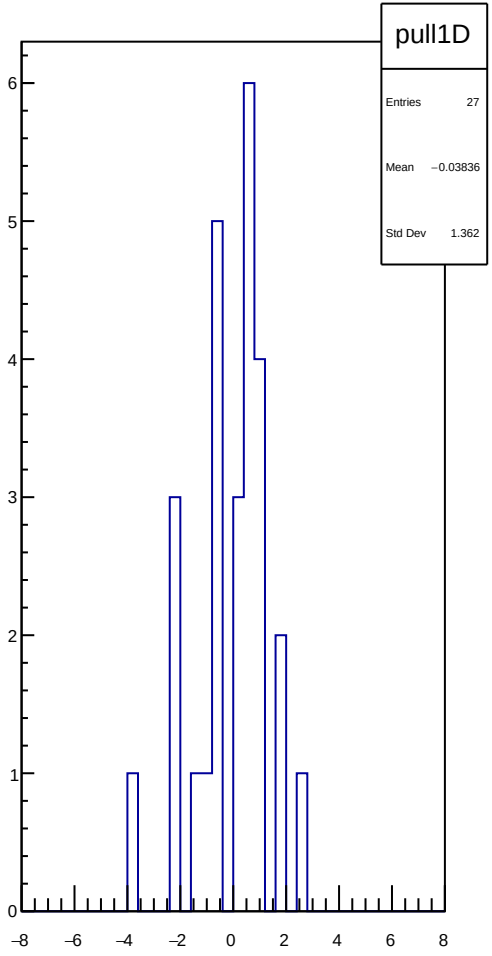
pull1D
Entries 27
Mean −0.03836
Std Dev 1.362
6
5
4
3
2
1
0
−8
−6
−4
−2
0
2
4
6
8

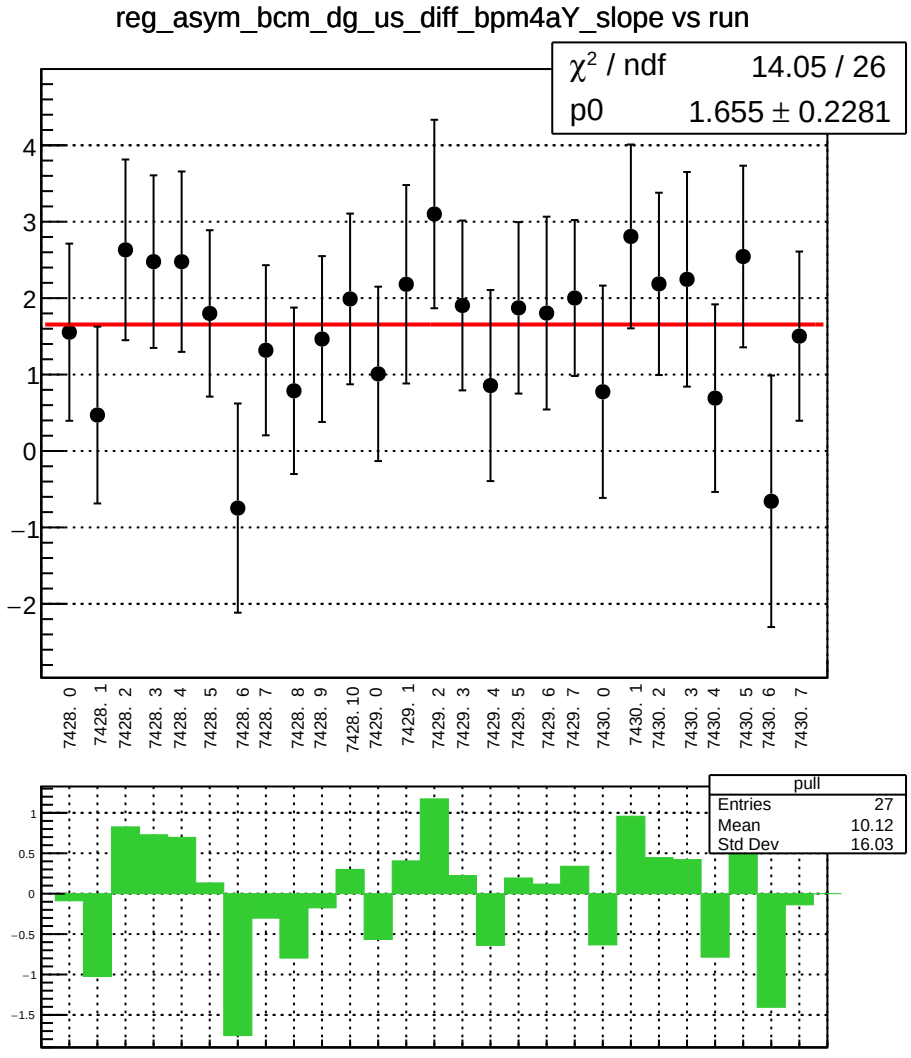
reg_asym_bcm_dg_us_diff_bpm4aY_slope vs run
χ² / ndf 14.05 / 26
p0 1.655 ± 0.2281
7428. 0
7428. 1
7428. 2
7428. 3
7428. 4
7428. 5
7428. 6
7428. 7
7428. 8
7428. 9
7428. 10
7429. 0
7429. 1
7429. 2
7429. 3
7429. 4
7429. 5
7429. 6
7429. 7
7430. 0
7430. 1
7430. 2
7430. 3
7430. 4
7430. 5
7430. 6
7430. 7
pull
Entries 27
Mean 10.12
Std Dev 16.03

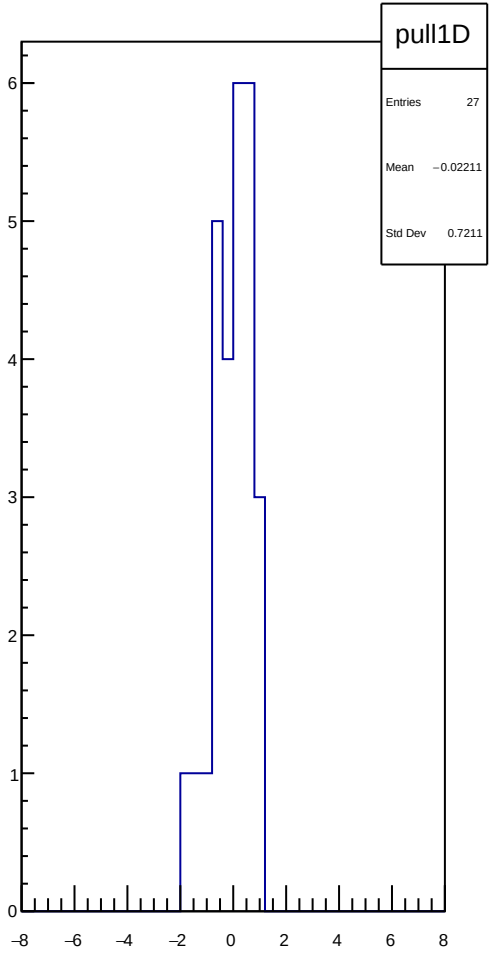
pull1D
Entries 27
Mean −0.02211
Std Dev 0.7211

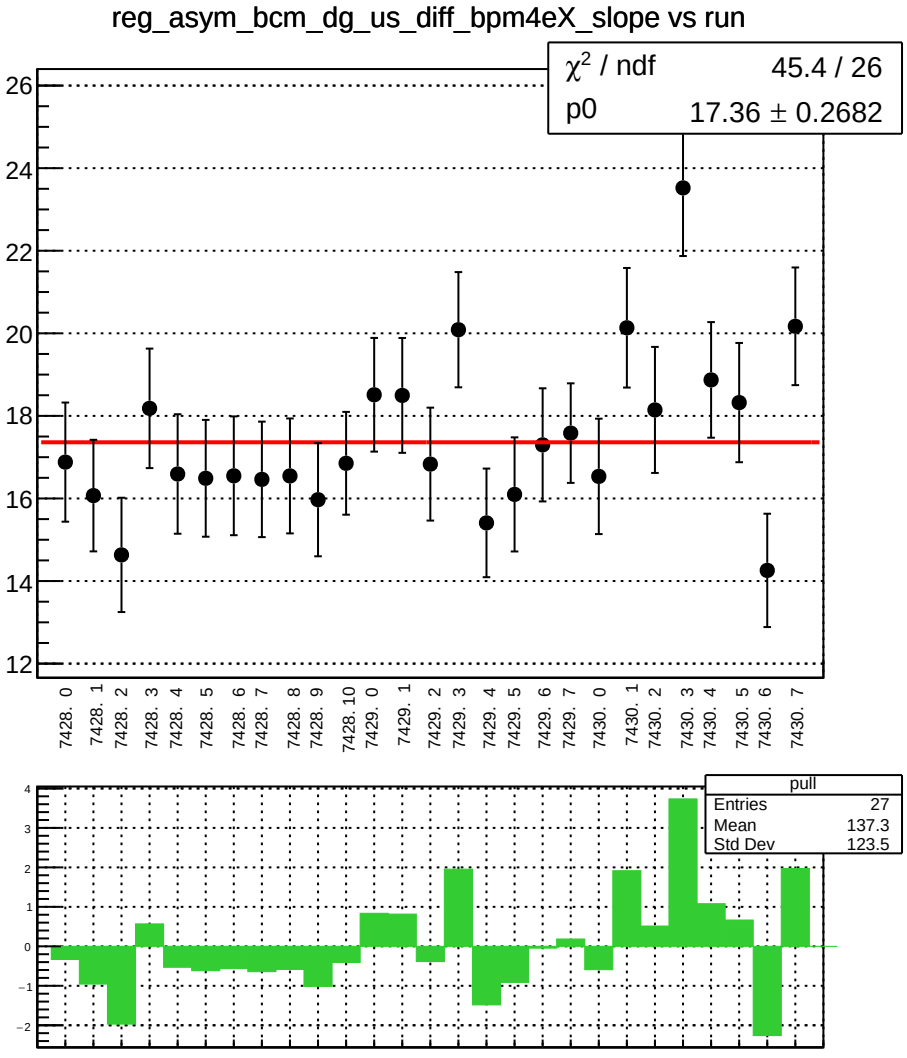
reg_asym_bcm_dg_us_diff_bpm4eX_slope vs run
χ² / ndf 45.4 / 26
p0 17.36 ± 0.2682
26
24
22
20
18
16
14
12
7428. 0
7428. 1
7428. 2
7428. 3
7428. 4
7428. 5
7428. 6
7428. 7
7428. 8
7428. 9
7428. 10
7429. 0
7429. 1
7429. 2
7429. 3
7429. 4
7429. 5
7429. 6
7429. 7
7430. 0
7430. 1
7430. 2
7430. 3
7430. 4
7430. 5
7430. 6
7430. 7
pull
Entries 27
Mean 137.3
Std Dev 123.5
4
3
2
1
0
−1
−2

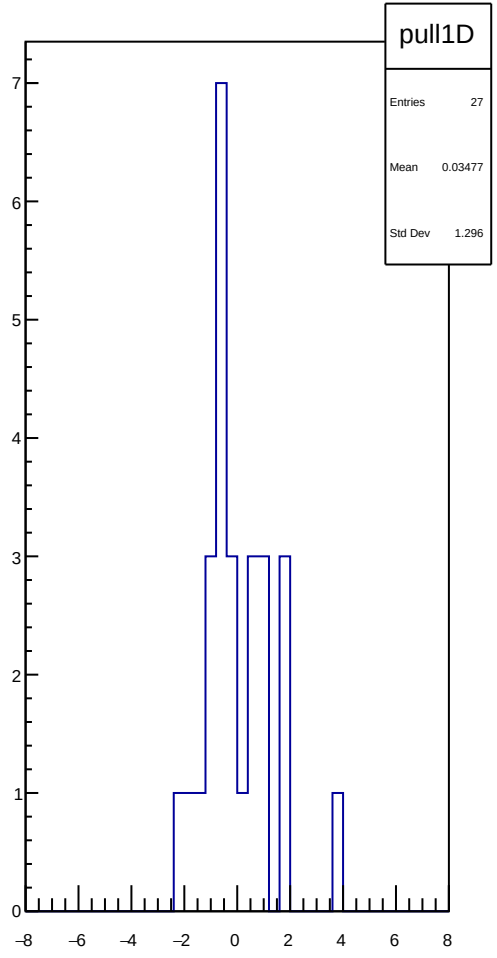
pull1D
Entries 27
Mean 0.03477
Std Dev 1.296
7
6
5
4
3
2
1
0
−8
−6
−4
−2
0
2
4
6
8

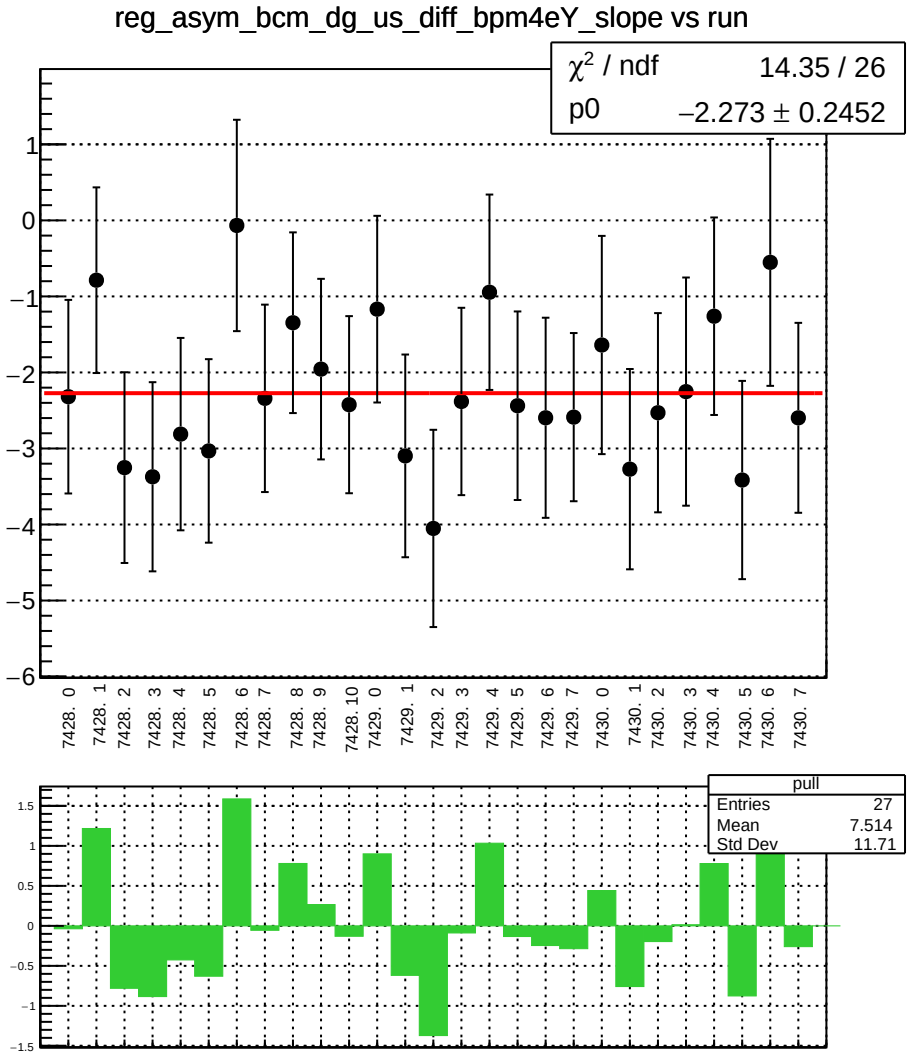
reg_asym_bcm_dg_us_diff_bpm4eY_slope vs run
χ² / ndf 14.35 / 26
p0 −2.273 ± 0.2452
7428. 0
7428. 1
7428. 2
7428. 3
7428. 4
7428. 5
7428. 6
7428. 7
7428. 8
7428. 9
7428. 10
7429. 0
7429. 1
7429. 2
7429. 3
7429. 4
7429. 5
7429. 6
7429. 7
7430. 0
7430. 1
7430. 2
7430. 3
7430. 4
7430. 5
7430. 6
7430. 7
pull
Entries 27
Mean 7.514
Std Dev 11.71

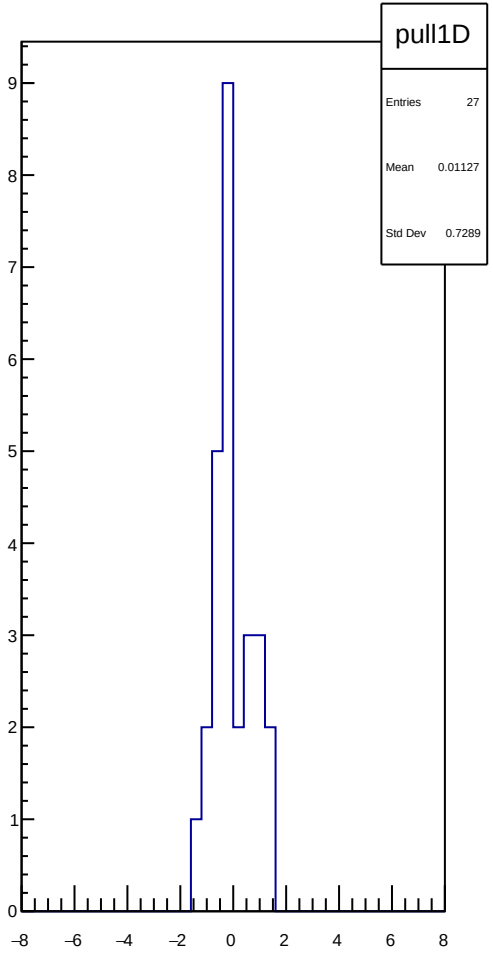
pull1D
Entries 27
Mean 0.01127
Std Dev 0.7289

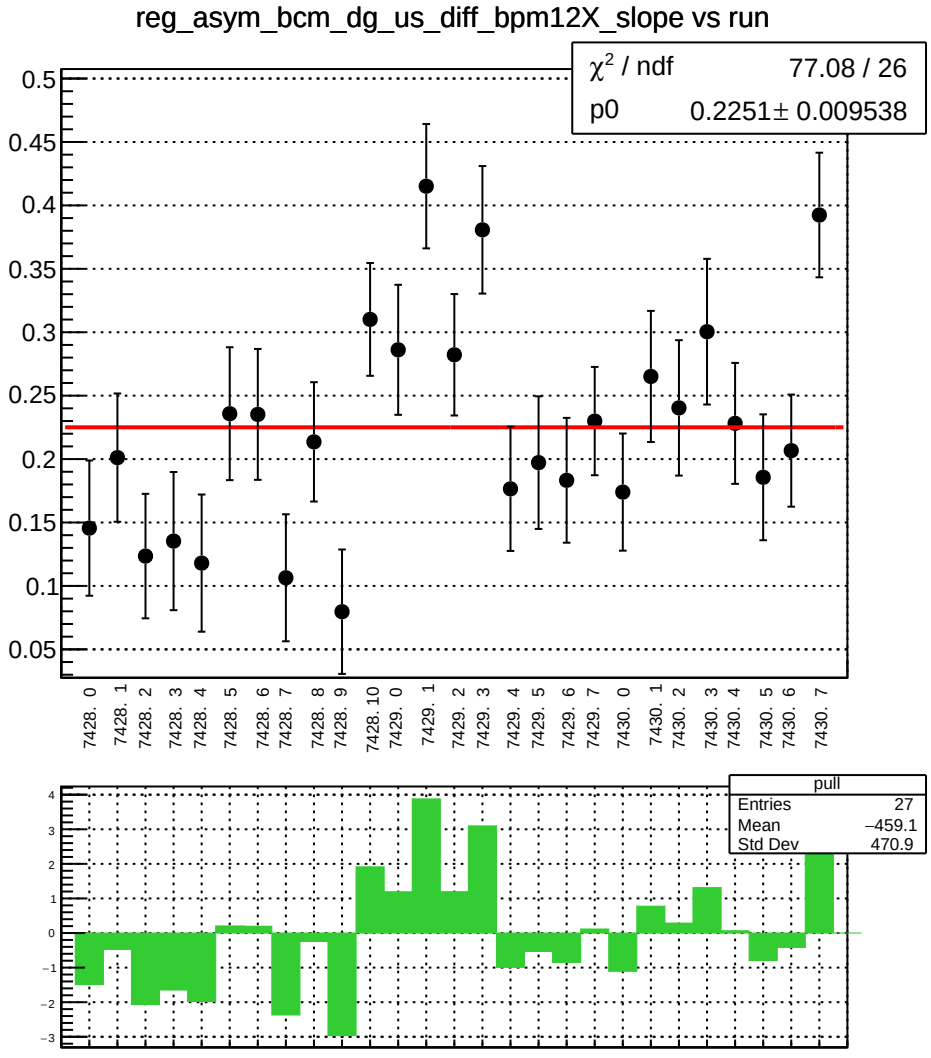
reg_asym_bcm_dg_us_diff_bpm12X_slope vs run
χ² / ndf 77.08 / 26
p0 0.2251± 0.009538
0.5
0.45
0.4
0.35
0.3
0.25
0.2
0.15
0.1
0.05
7428. 0
7428. 1
7428. 2
7428. 3
7428. 4
7428. 5
7428. 6
7428. 7
7428. 8
7428. 9
7428. 10
7429. 0
7429. 1
7429. 2
7429. 3
7429. 4
7429. 5
7429. 6
7429. 7
7430. 0
7430. 1
7430. 2
7430. 3
7430. 4
7430. 5
7430. 6
7430. 7
pull
Entries 27
Mean −459.1
Std Dev 470.9
4
3
2
1
0
−1
−2
−3

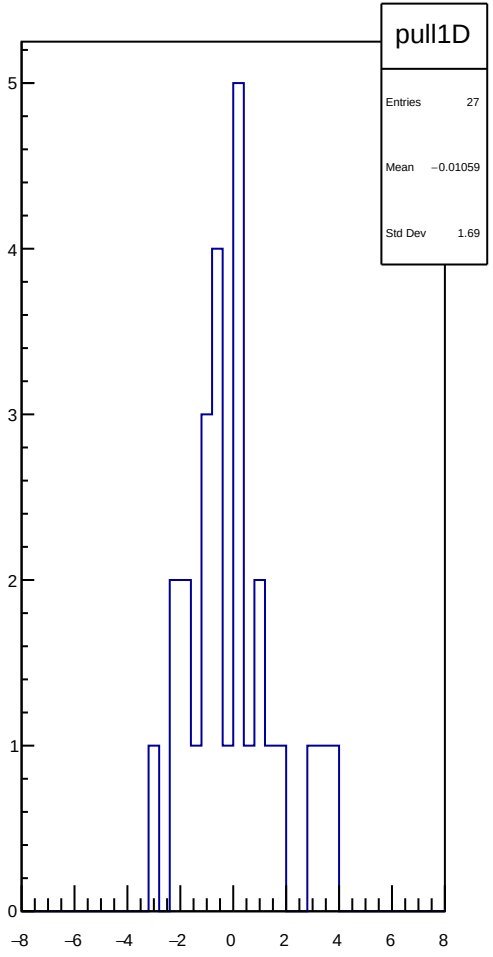
pull1D
Entries 27
Mean −0.01059
Std Dev 1.69
5
4
3
2
1
0
−8
−6
−4
−2
0
2
4
6
8