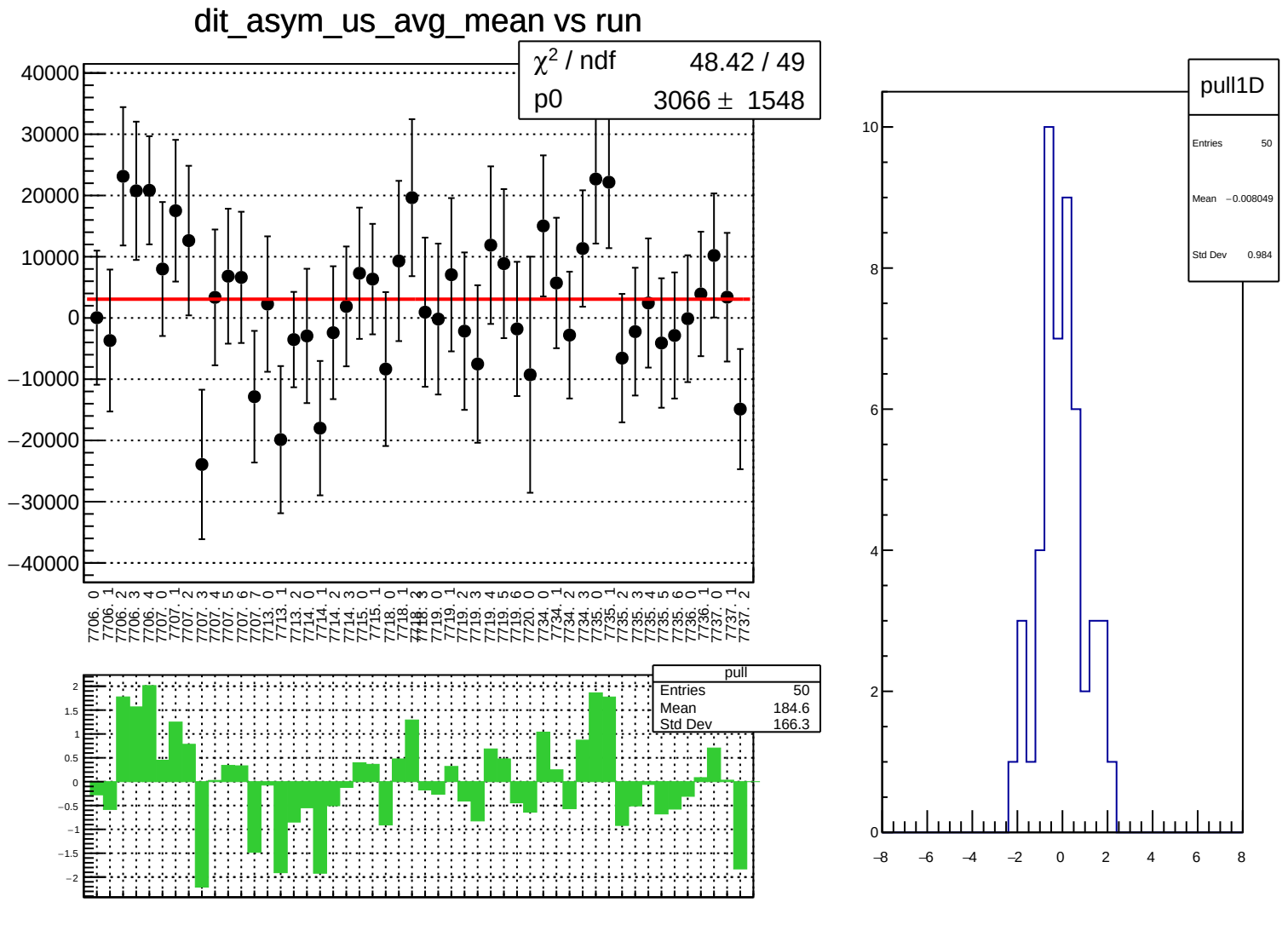
dit_asym_us_avg_mean vs run
χ² / ndf 48.42 / 49
p0 3066 ± 1548
pull
Entries 50
Mean 184.6
Std Dev 166.3
pull1D
Entries 50
Mean −0.008049
Std Dev 0.984

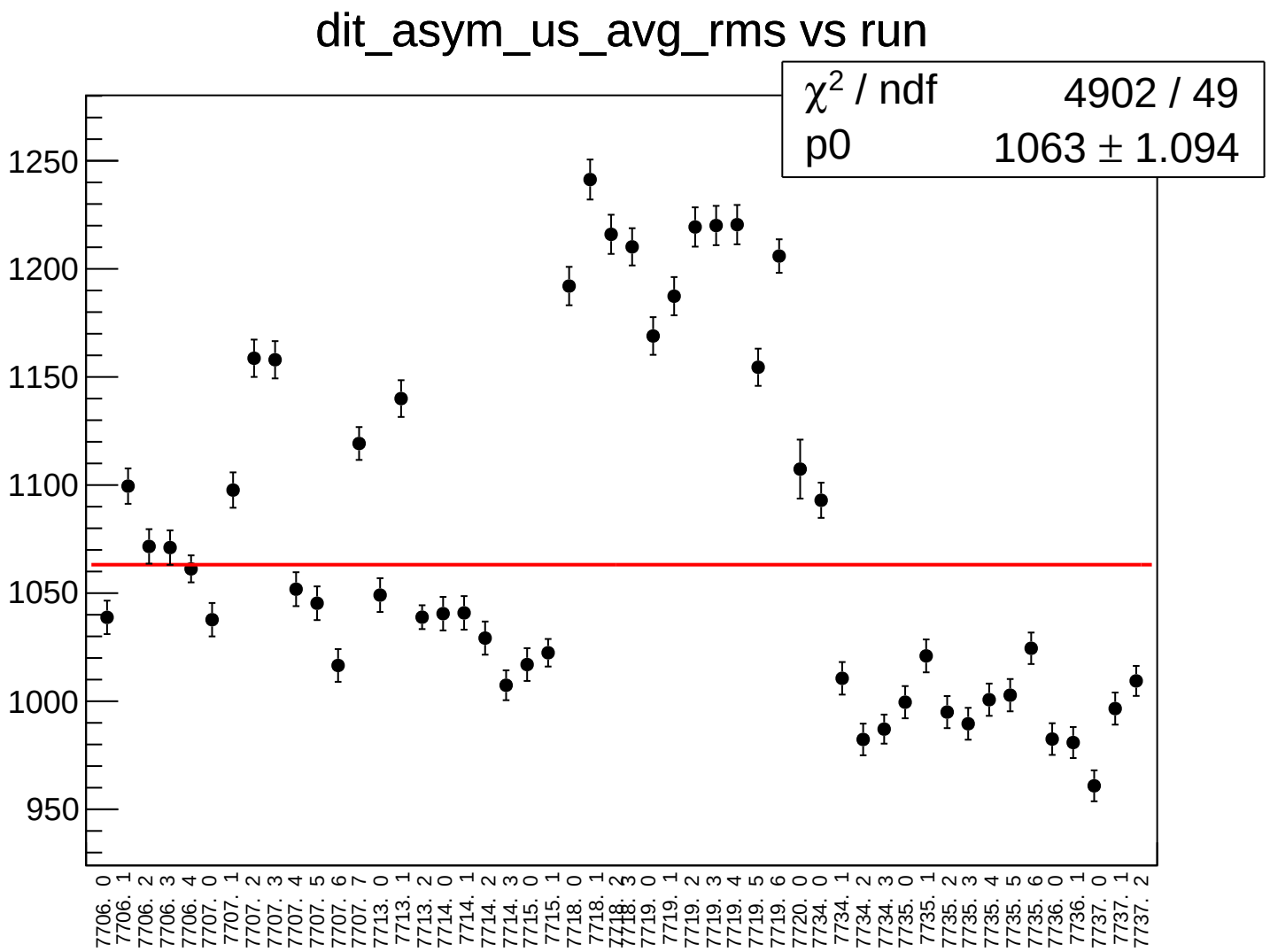
dit_asym_us_avg_rms vs run
χ2 / ndf 4902 / 49
p0 1063 ± 1.094
1250
1200
1150
1100
1050
1000
950
7706. 0
7706. 1
7706. 2
7706. 3
7706. 4
7707. 0
7707. 1
7707. 2
7707. 3
7707. 4
7707. 5
7707. 6
7707. 7
7713. 0
7713. 1
7713. 2
7714. 0
7714. 1
7714. 2
7714. 3
7715. 0
7715. 1
7718. 0
7718. 1
7718. 2
7718. 3
7719. 0
7719. 1
7719. 2
7719. 3
7719. 4
7719. 5
7719. 6
7720. 0
7734. 0
7734. 1
7734. 2
7734. 3
7735. 0
7735. 1
7735. 2
7735. 3
7735. 4
7735. 5
7735. 6
7736. 0
7736. 1
7737. 0
7737. 1
7737. 2

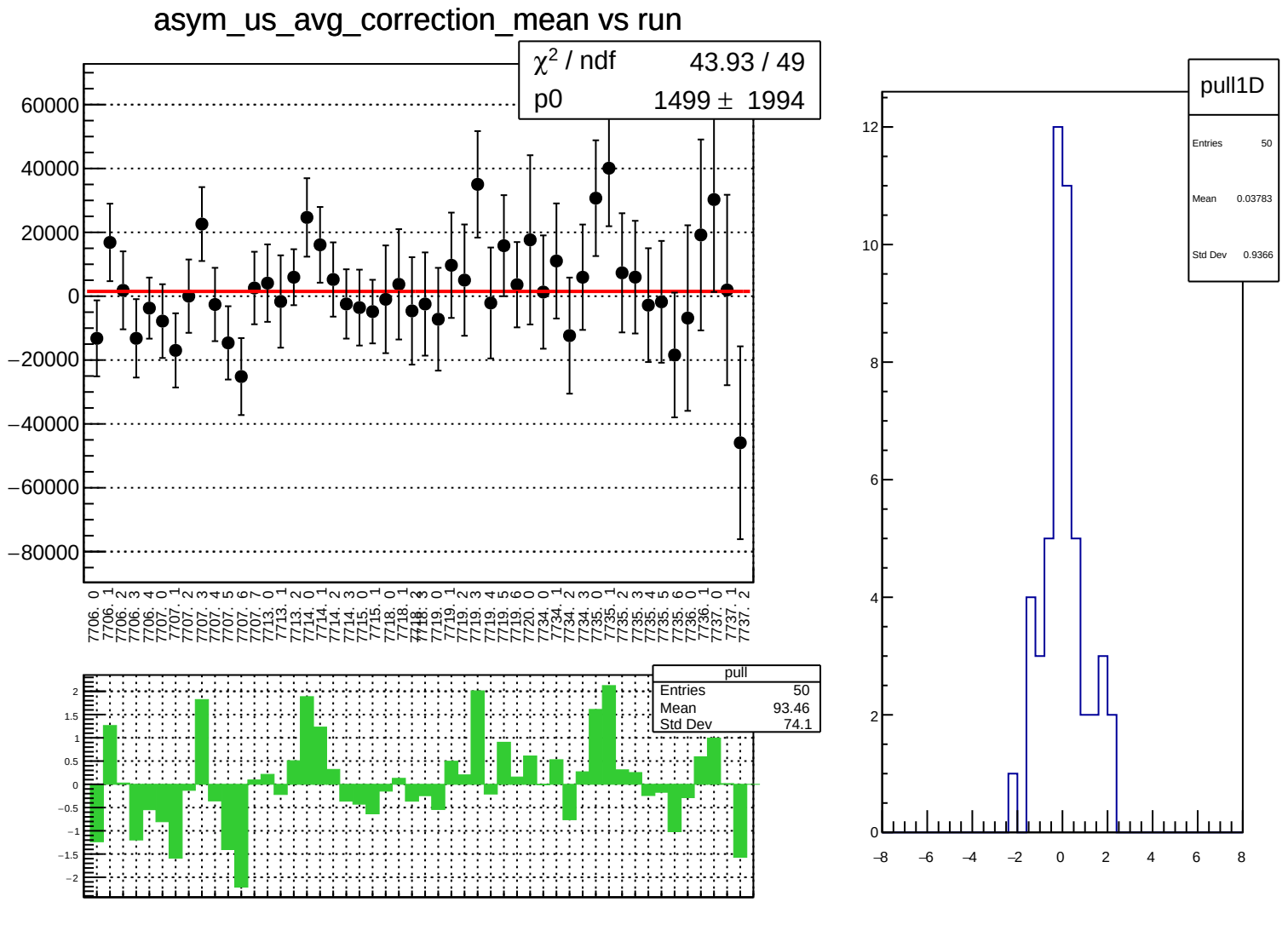
asym_us_avg_correction_mean vs run
χ² / ndf 43.93 / 49
p0 1499 ± 1994
pull
Entries 50
Mean 93.46
Std Dev 74.1
pull1D
Entries 50
Mean 0.03783
Std Dev 0.9366

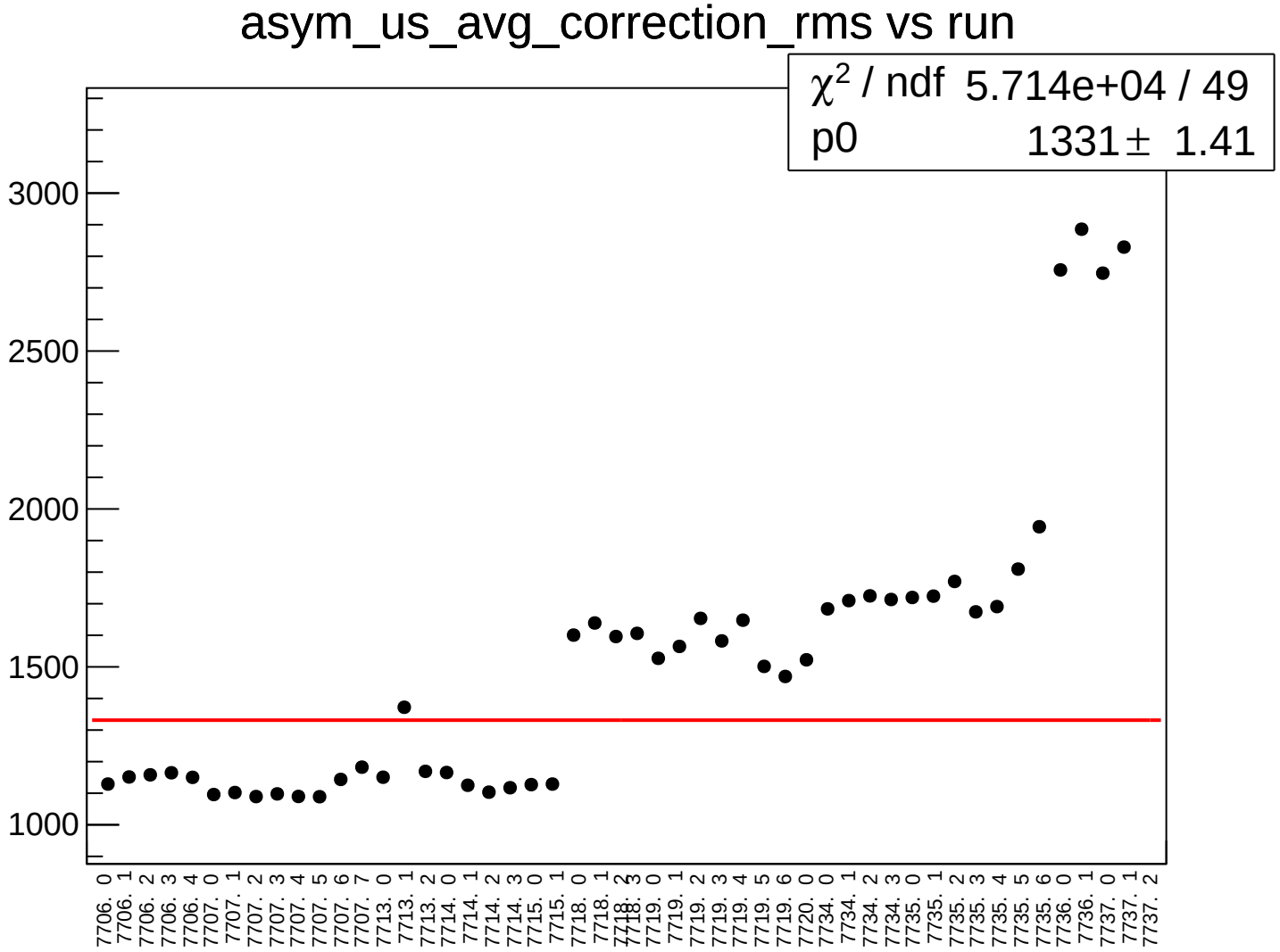
asym_us_avg_correction_rms vs run
χ2 / ndf 5.714e+04 / 49
p0 1331 ± 1.41
3000
2500
2000
1500
1000
7706. 0
7706. 1
7706. 2
7706. 3
7706. 4
7707. 0
7707. 1
7707. 2
7707. 3
7707. 4
7707. 5
7707. 6
7707. 7
7713. 0
7713. 1
7713. 2
7714. 0
7714. 1
7714. 2
7714. 3
7715. 0
7715. 1
7718. 0
7718. 1
7718. 2
7718. 3
7719. 0
7719. 1
7719. 2
7719. 3
7719. 4
7719. 5
7719. 6
7720. 0
7734. 0
7734. 1
7734. 2
7734. 3
7735. 0
7735. 1
7735. 2
7735. 3
7735. 4
7735. 5
7735. 6
7736. 0
7736. 1
7737. 0
7737. 1
7737. 2

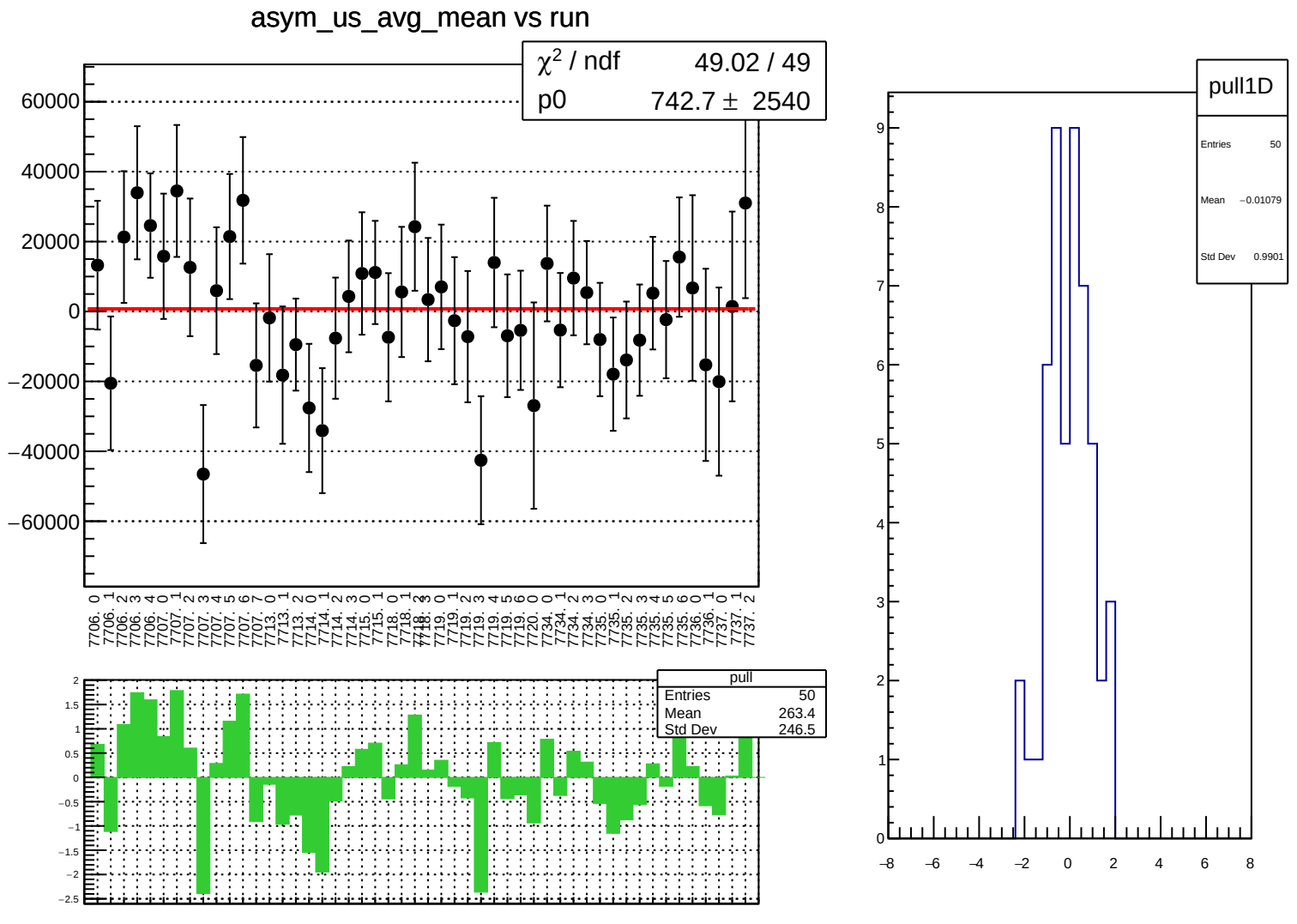
asym_us_avg_mean vs run
χ² / ndf 49.02 / 49
p0 742.7 ± 2540
60000
40000
20000
0
−20000
−40000
−60000
7706. 0
7706. 1
7706. 2
7706. 3
7706. 4
7707. 0
7707. 1
7707. 2
7707. 3
7707. 4
7707. 5
7707. 6
7707. 7
7713. 0
7713. 1
7713. 2
7714. 0
7714. 1
7714. 2
7714. 3
7715. 0
7715. 1
7718. 0
7718. 1
7718. 2
7718. 3
7719. 0
7719. 1
7719. 2
7719. 3
7719. 4
7719. 5
7719. 6
7720. 0
7734. 0
7734. 1
7734. 2
7734. 3
7735. 0
7735. 1
7735. 2
7735. 3
7735. 4
7735. 5
7735. 6
7736. 0
7736. 1
7737. 0
7737. 1
7737. 2
pull
Entries 50
Mean 263.4
Std Dev 246.5
2
1.5
1
0.5
0
−0.5
−1
−1.5
−2
−2.5
pull1D
Entries 50
Mean −0.01079
Std Dev 0.9901
9
8
7
6
5
4
3
2
1
0
−8
−6
−4
−2
0
2
4
6
8

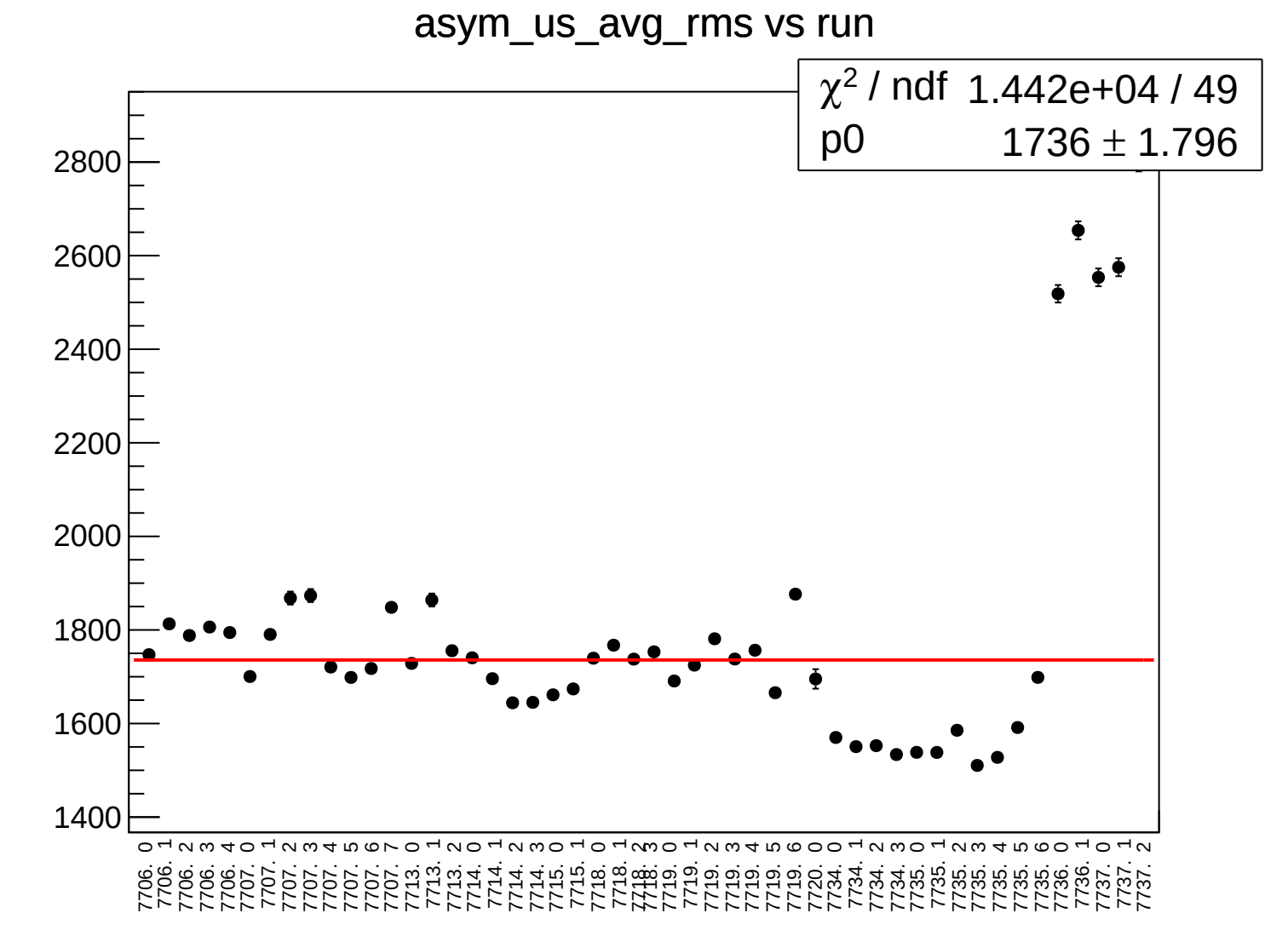
asym_us_avg_rms vs run
χ2 / ndf 1.442e+04 / 49
p0 1736 ± 1.796
2800
2600
2400
2200
2000
1800
1600
1400
7706. 0
7706. 1
7706. 2
7706. 3
7706. 4
7707. 0
7707. 1
7707. 2
7707. 3
7707. 4
7707. 5
7707. 6
7707. 7
7713. 0
7713. 1
7713. 2
7714. 0
7714. 1
7714. 2
7714. 3
7715. 0
7715. 1
7718. 0
7718. 1
7718. 2
7718. 3
7719. 0
7719. 1
7719. 2
7719. 3
7719. 4
7719. 5
7719. 6
7720. 0
7734. 0
7734. 1
7734. 2
7734. 3
7735. 0
7735. 1
7735. 2
7735. 3
7735. 4
7735. 5
7735. 6
7736. 0
7736. 1
7737. 0
7737. 1
7737. 2

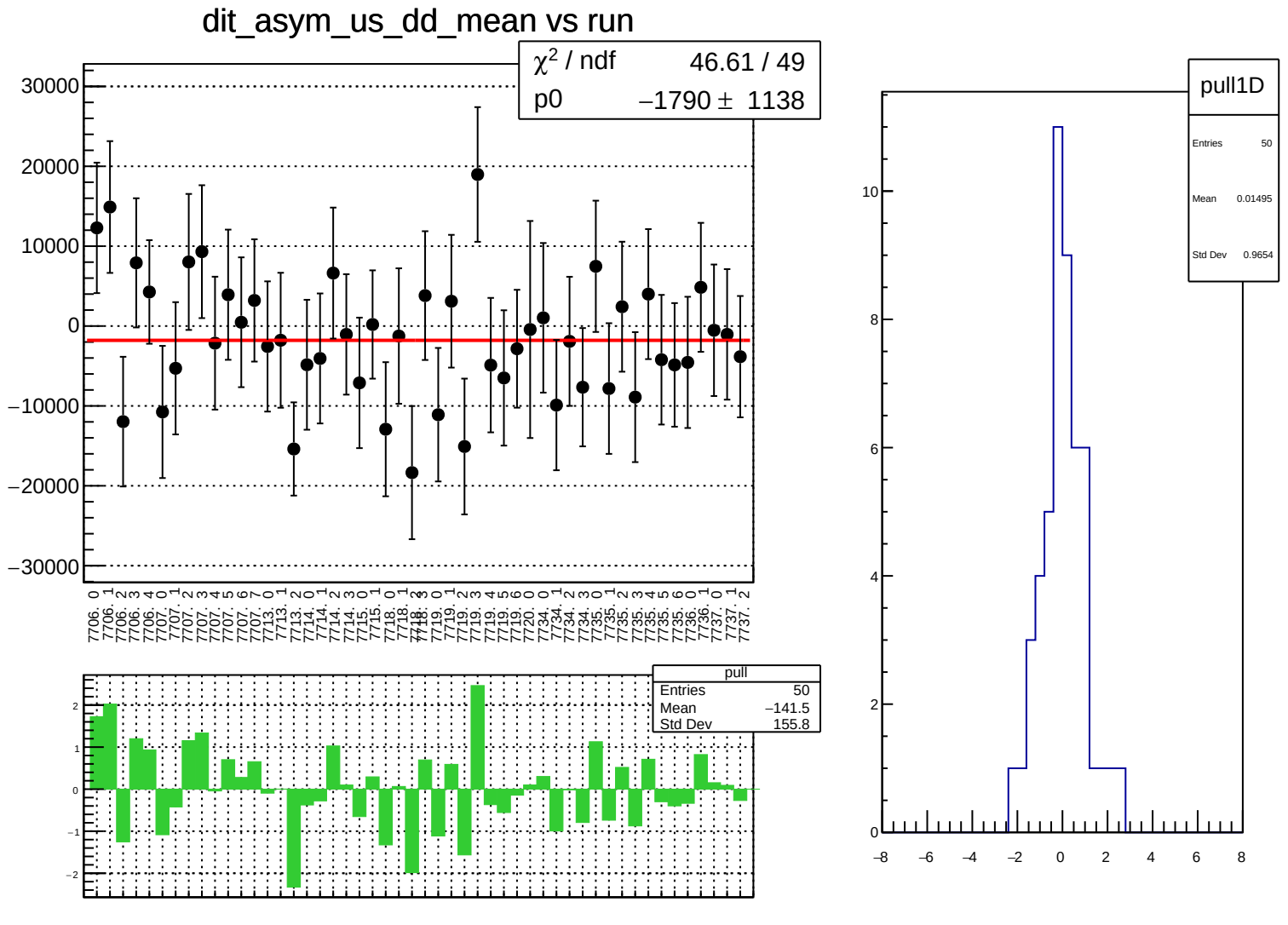
dit_asym_us_dd_mean vs run
χ² / ndf 46.61 / 49
p0 −1790 ± 1138
30000
20000
10000
0
−10000
−20000
−30000
7706. 0
7706. 1
7706. 3
7706. 4
7707. 0
7707. 1
7707. 2
7707. 3
7707. 4
7707. 5
7707. 6
7707. 7
7713. 0
7713. 1
7713. 2
7714. 0
7714. 1
7714. 2
7714. 3
7715. 0
7715. 1
7718. 0
7718. 1
7718. 3
7719. 0
7719. 1
7719. 2
7719. 3
7719. 4
7719. 5
7719. 6
7720. 0
7734. 0
7734. 1
7734. 2
7734. 3
7735. 0
7735. 1
7735. 2
7735. 3
7735. 4
7735. 5
7735. 6
7736. 0
7736. 1
7737. 0
7737. 1
7737. 2
pull
Entries 50
Mean −141.5
Std Dev 155.8
2
1
0
−1
−2
pull1D
Entries 50
Mean 0.01495
Std Dev 0.9654
10
8
6
4
2
0
−8
−6
−4
−2
0
2
4
6
8

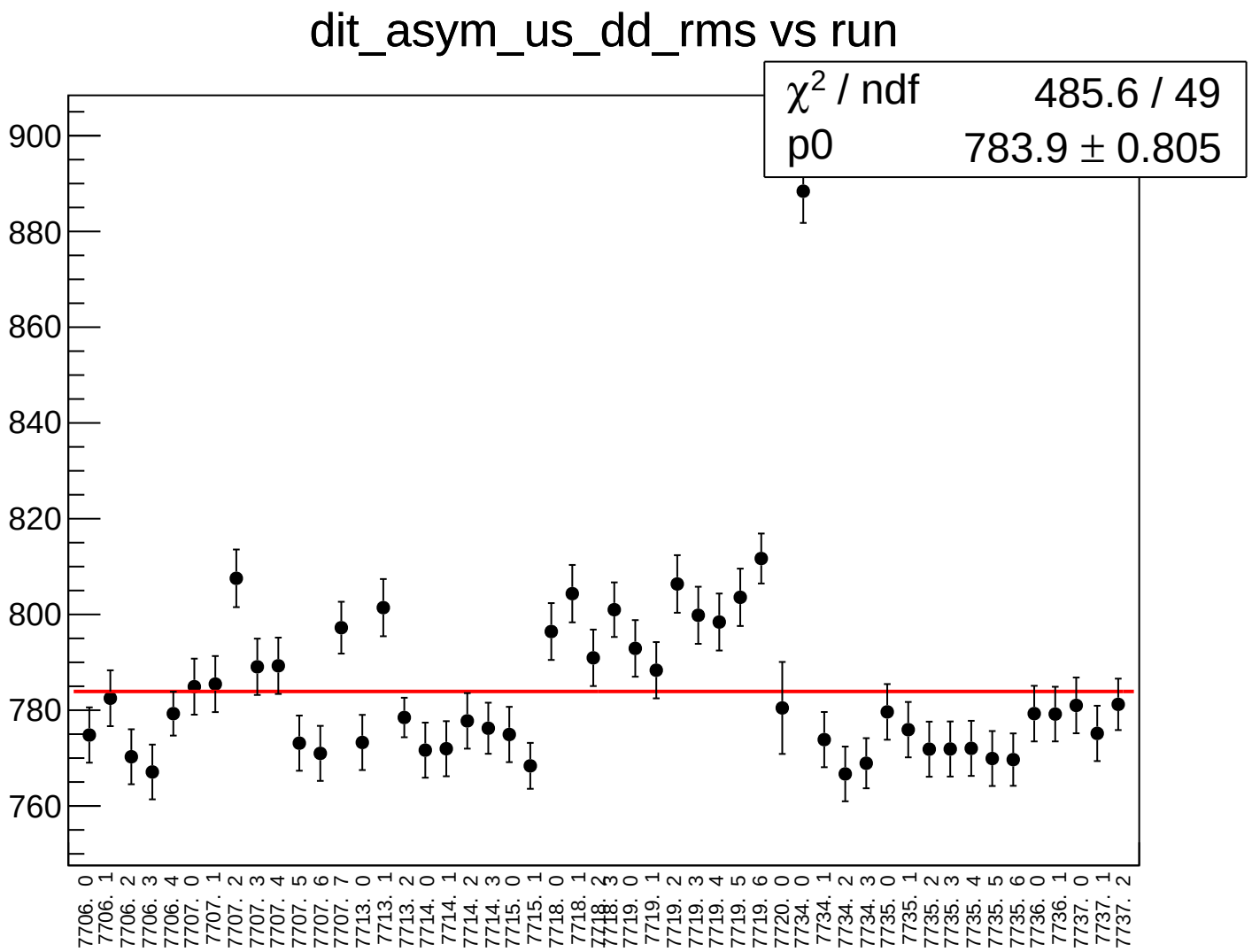
dit_asym_us_dd_rms vs run
χ² / ndf 485.6 / 49
p0 783.9 ± 0.805
900
880
860
840
820
800
780
760
7706. 0
7706. 1
7706. 2
7706. 3
7706. 4
7707. 0
7707. 1
7707. 2
7707. 3
7707. 4
7707. 5
7707. 6
7707. 7
7713. 0
7713. 1
7713. 2
7714. 0
7714. 1
7714. 2
7714. 3
7715. 0
7715. 1
7718. 0
7718. 1
7718. 2
7718. 3
7719. 0
7719. 1
7719. 2
7719. 3
7719. 4
7719. 5
7719. 6
7720. 0
7734. 0
7734. 1
7734. 2
7734. 3
7735. 0
7735. 1
7735. 2
7735. 3
7735. 4
7735. 5
7735. 6
7736. 0
7736. 1
7737. 0
7737. 1
7737. 2

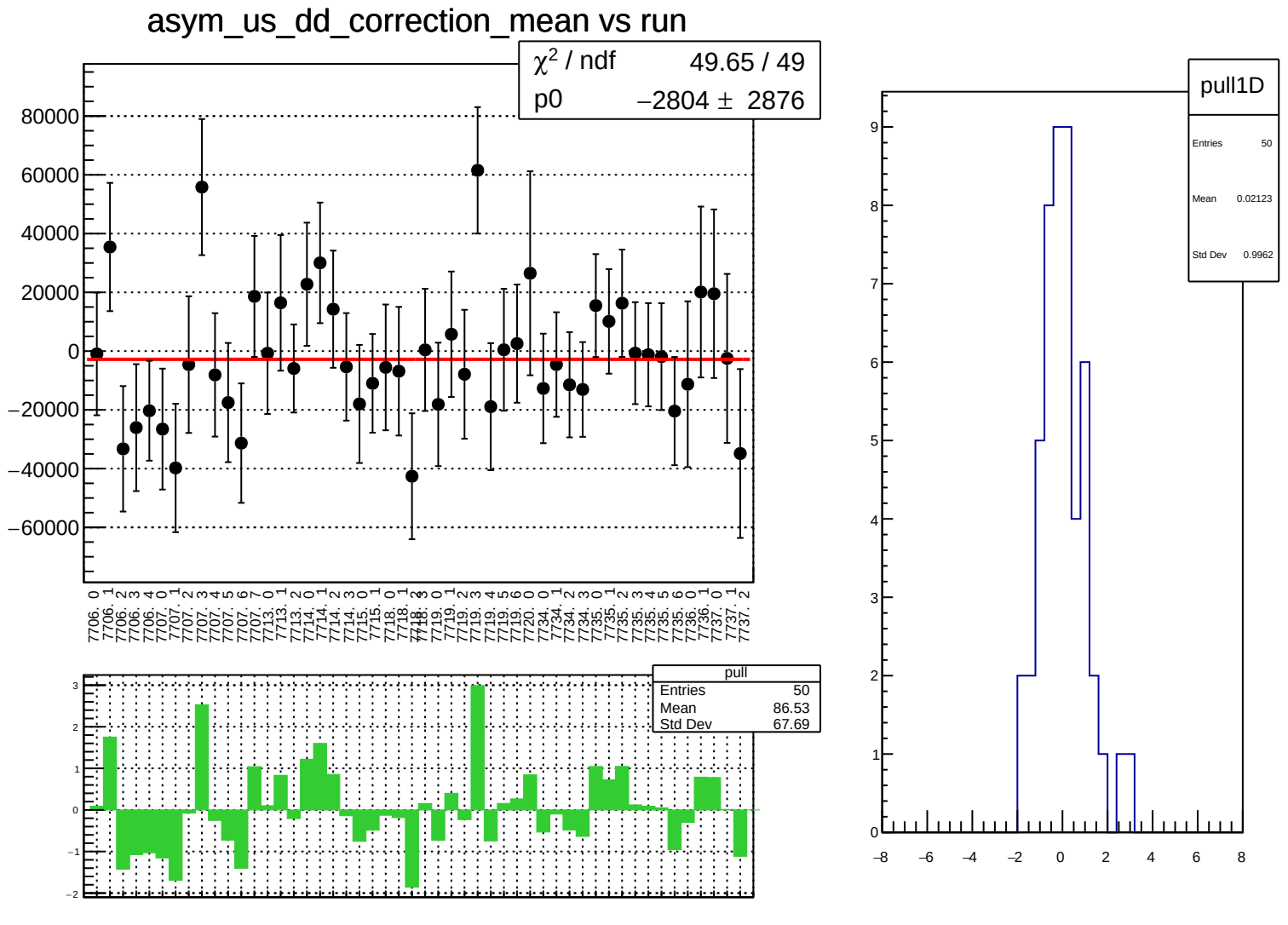
asym_us_dd_correction_mean vs run
χ² / ndf 49.65 / 49
p0 −2804 ± 2876
80000
60000
40000
20000
0
−20000
−40000
−60000
7706. 0
7706. 1
7706. 2
7706. 3
7706. 4
7707. 0
7707. 1
7707. 2
7707. 3
7707. 4
7707. 5
7707. 6
7707. 7
7713. 0
7713. 1
7713. 2
7714. 0
7714. 1
7714. 2
7714. 3
7715. 0
7715. 1
7718. 0
7718. 1
7718. 2
7718. 3
7719. 0
7719. 1
7719. 2
7719. 3
7719. 4
7719. 5
7719. 6
7720. 0
7734. 0
7734. 1
7734. 2
7734. 3
7735. 0
7735. 1
7735. 2
7735. 3
7735. 4
7735. 5
7735. 6
7736. 0
7736. 1
7737. 0
7737. 1
7737. 2
pull
Entries 50
Mean 86.53
Std Dev 67.69
3
2
1
0
−1
−2
pull1D
Entries 50
Mean 0.02123
Std Dev 0.9962
9
8
7
6
5
4
3
2
1
0
−8
−6
−4
−2
0
2
4
6
8

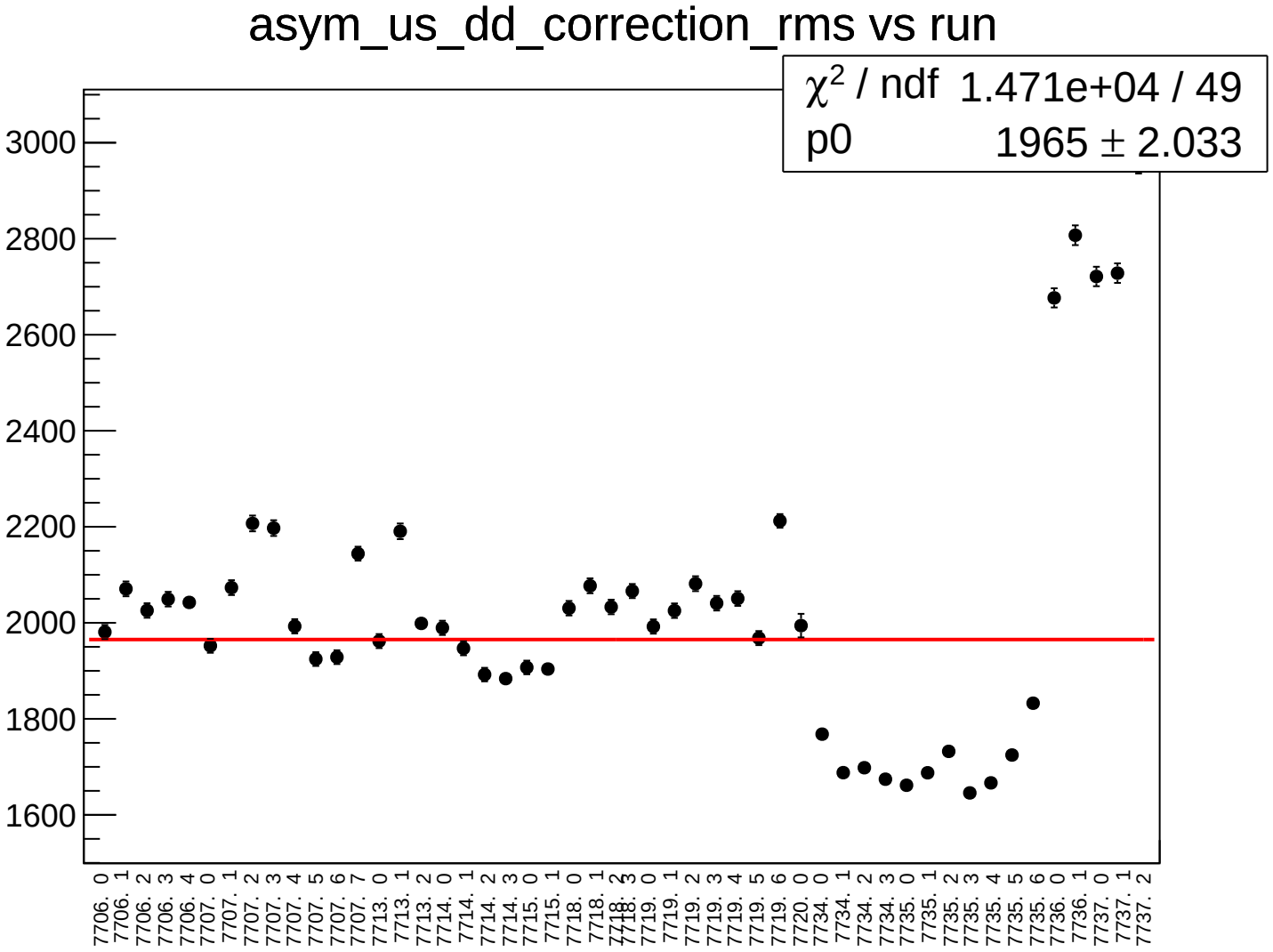
asym_us_dd_correction_rms vs run
χ2 / ndf 1.471e+04 / 49
p0 1965 ± 2.033
3000
2800
2600
2400
2200
2000
1800
1600
7706. 0
7706. 1
7706. 2
7706. 3
7706. 4
7707. 0
7707. 1
7707. 2
7707. 3
7707. 4
7707. 5
7707. 6
7707. 7
7713. 0
7713. 1
7713. 2
7714. 0
7714. 1
7714. 2
7714. 3
7715. 0
7715. 1
7718. 0
7718. 1
7718. 2
7718. 3
7719. 0
7719. 1
7719. 2
7719. 3
7719. 4
7719. 5
7719. 6
7720. 0
7734. 0
7734. 1
7734. 2
7734. 3
7735. 0
7735. 1
7735. 2
7735. 3
7735. 4
7735. 5
7735. 6
7736. 0
7736. 1
7737. 0
7737. 1
7737. 2

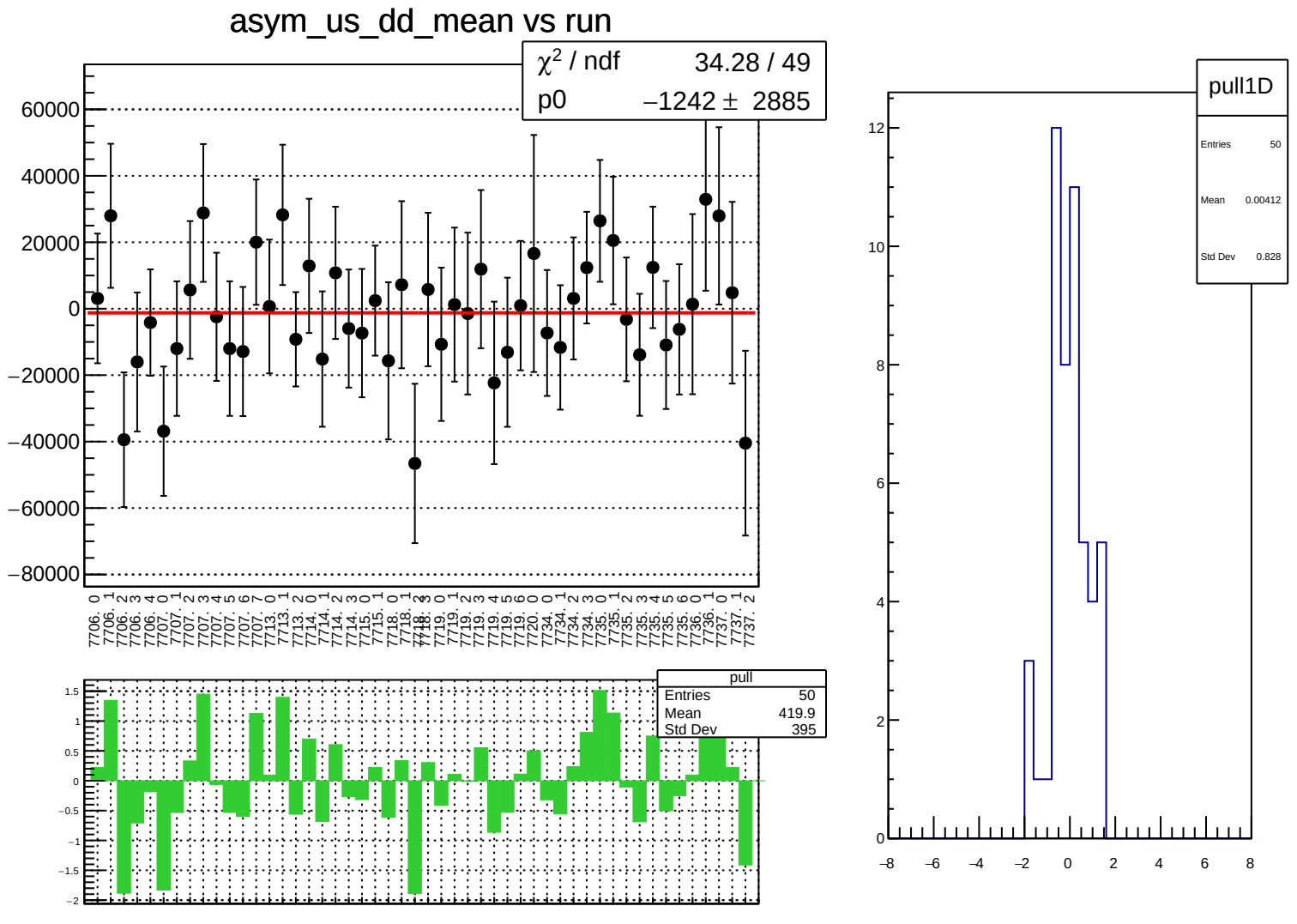
asym_us_dd_mean vs run
χ² / ndf 34.28 / 49
p0 −1242 ± 2885
60000
40000
20000
0
−20000
−40000
−60000
−80000
7706. 0
7706. 1
7706. 2
7706. 3
7706. 4
7707. 0
7707. 1
7707. 2
7707. 3
7707. 4
7707. 5
7707. 6
7707. 7
7713. 0
7713. 1
7713. 2
7714. 0
7714. 1
7714. 2
7714. 3
7715. 0
7715. 1
7718. 0
7718. 1
7718. 2
7718. 3
7719. 0
7719. 1
7719. 2
7719. 3
7719. 4
7719. 5
7719. 6
7720. 0
7734. 0
7734. 1
7734. 2
7734. 3
7735. 0
7735. 1
7735. 2
7735. 3
7735. 4
7735. 5
7735. 6
7736. 0
7736. 1
7737. 0
7737. 1
7737. 2
pull
Entries 50
Mean 419.9
Std Dev 395
1.5
1
0.5
0
−0.5
−1
−1.5
−2
pull1D
Entries 50
Mean 0.00412
Std Dev 0.828
12
10
8
6
4
2
0
−8
−6
−4
−2
0
2
4
6
8

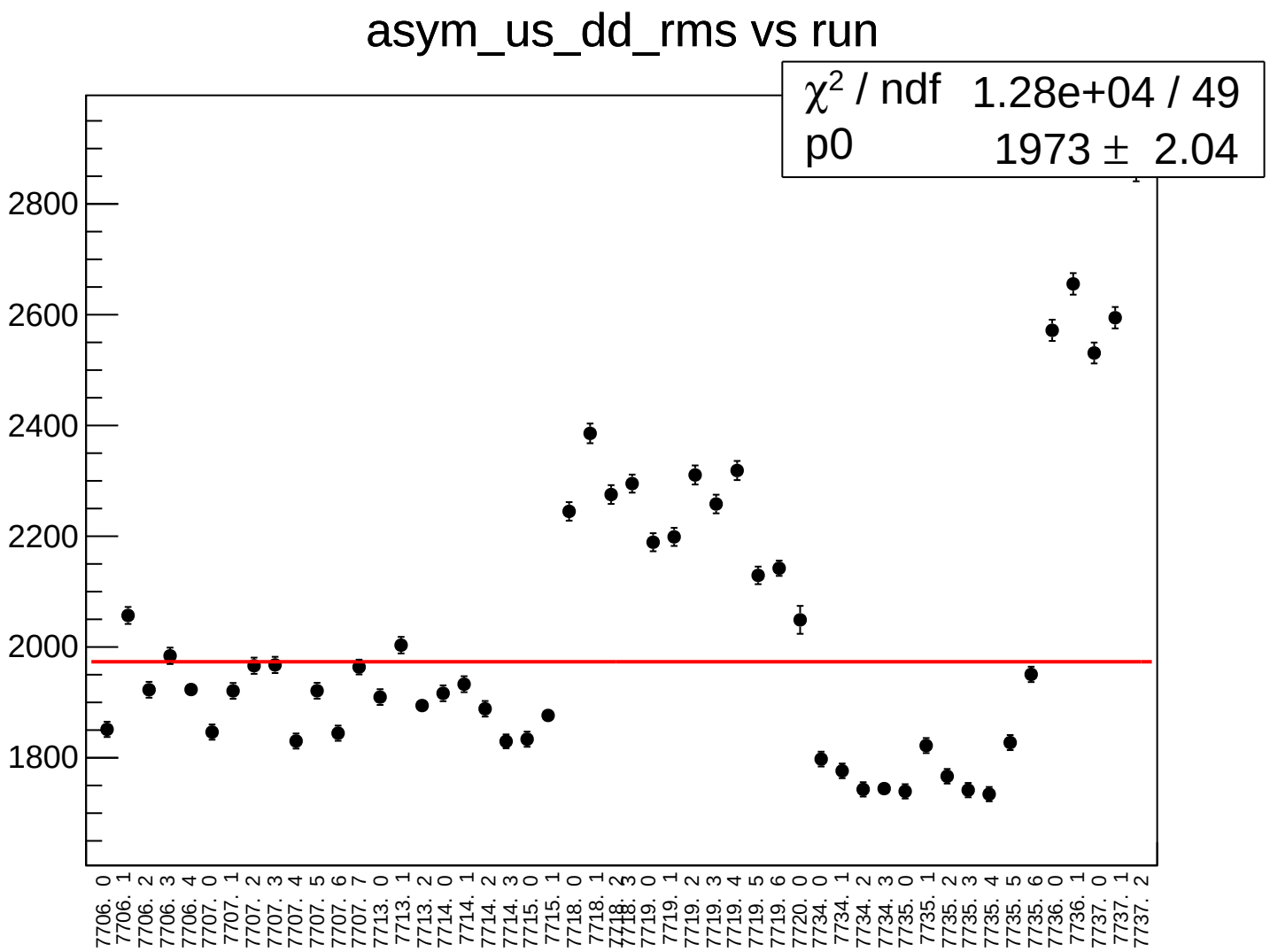
asym_us_dd_rms vs run
χ² / ndf 1.28e+04 / 49
p0 1973 ± 2.04
2800
2600
2400
2200
2000
1800
7706. 0
7706. 1
7706. 2
7706. 3
7706. 4
7707. 0
7707. 1
7707. 2
7707. 3
7707. 4
7707. 5
7707. 6
7707. 7
7713. 0
7713. 1
7713. 2
7714. 0
7714. 1
7714. 2
7714. 3
7715. 0
7715. 1
7718. 0
7718. 1
7718. 2
7718. 3
7719. 0
7719. 1
7719. 2
7719. 3
7719. 4
7719. 5
7719. 6
7720. 0
7734. 0
7734. 1
7734. 2
7734. 3
7735. 0
7735. 1
7735. 2
7735. 3
7735. 4
7735. 5
7735. 6
7736. 0
7736. 1
7737. 0
7737. 1
7737. 2

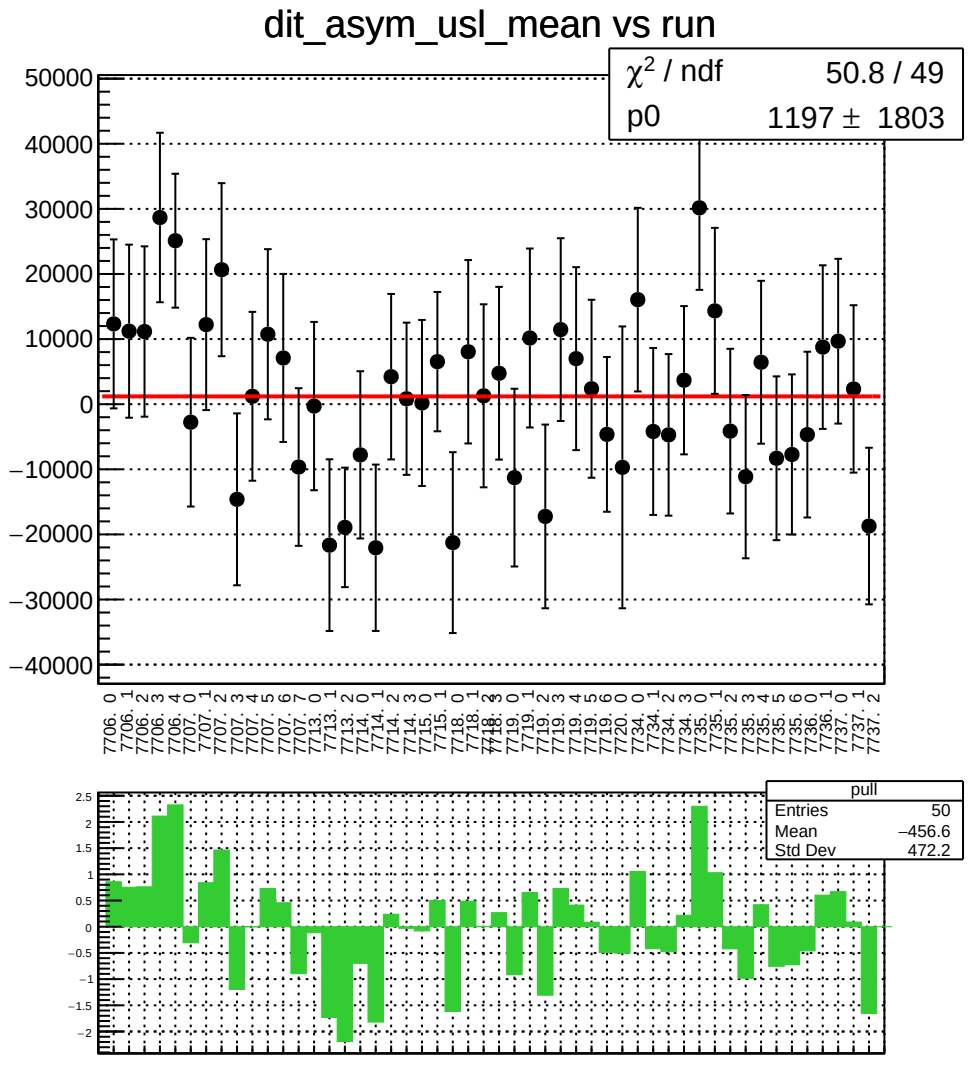
dit_asym_usl_mean vs run
χ² / ndf 50.8 / 49
p0 1197 ± 1803
pull
Entries 50
Mean −456.6
Std Dev 472.2

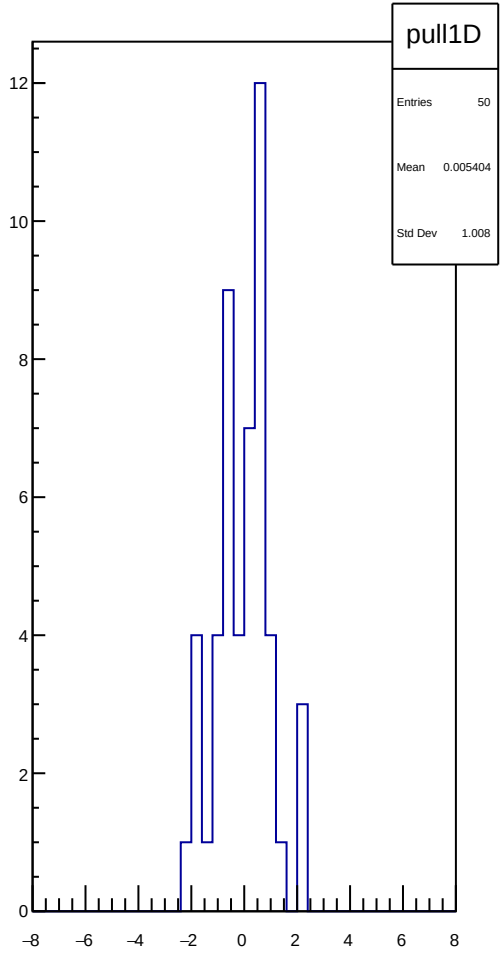
pull1D
Entries 50
Mean 0.005404
Std Dev 1.008

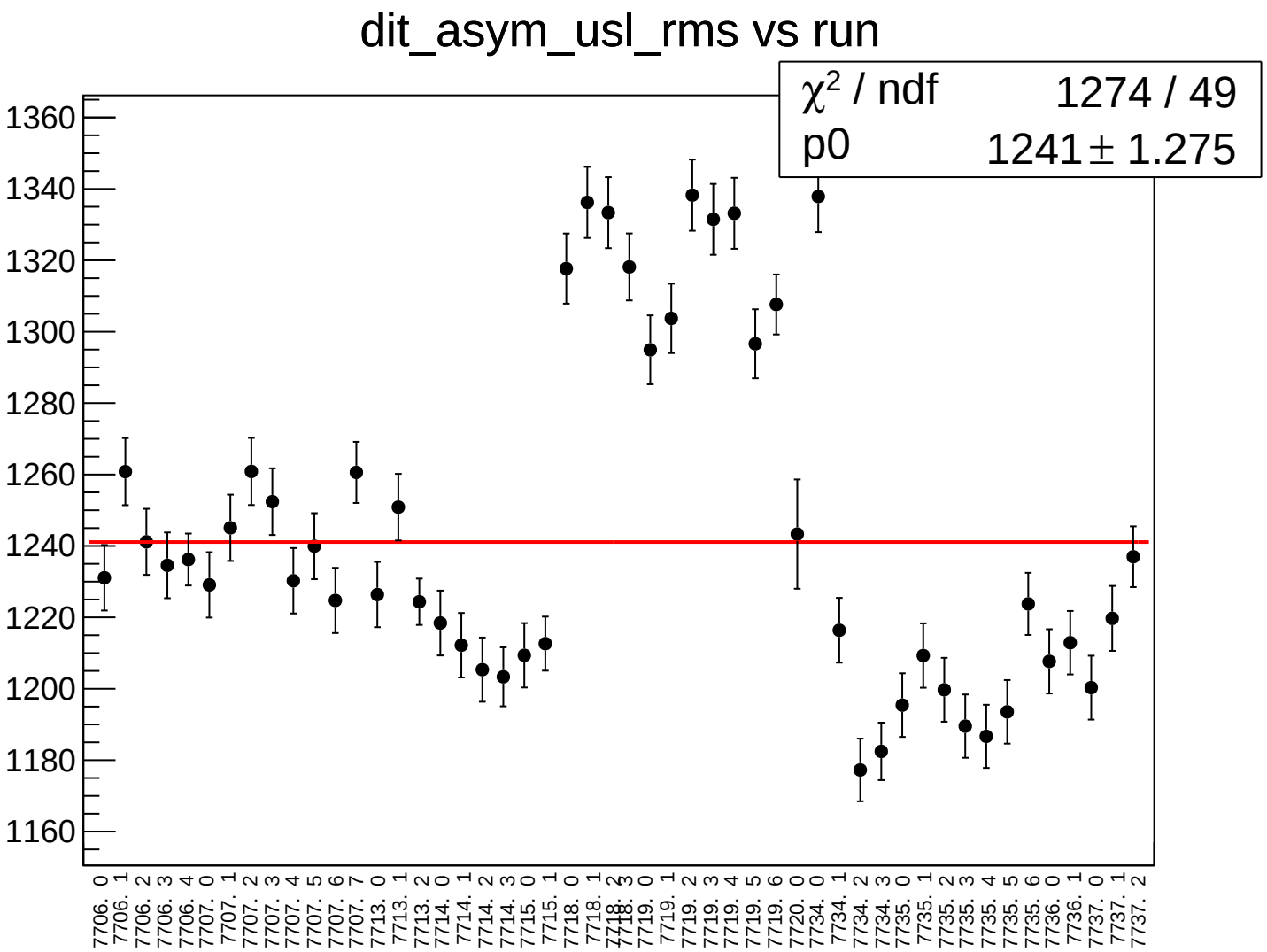
dit_asym_usl_rms vs run
χ² / ndf 1274 / 49
p0 1241 ± 1.275
1360
1340
1320
1300
1280
1260
1240
1220
1200
1180
1160
7706. 0
7706. 1
7706. 2
7706. 3
7706. 4
7707. 0
7707. 1
7707. 2
7707. 3
7707. 4
7707. 5
7707. 6
7707. 7
7713. 0
7713. 1
7713. 2
7714. 0
7714. 1
7714. 2
7714. 3
7715. 0
7715. 1
7718. 0
7718. 1
7718. 2
7718. 3
7719. 0
7719. 1
7719. 2
7719. 3
7719. 4
7719. 5
7719. 6
7720. 0
7734. 0
7734. 1
7734. 2
7734. 3
7735. 0
7735. 1
7735. 2
7735. 3
7735. 4
7735. 5
7735. 6
7736. 0
7736. 1
7737. 0
7737. 1
7737. 2

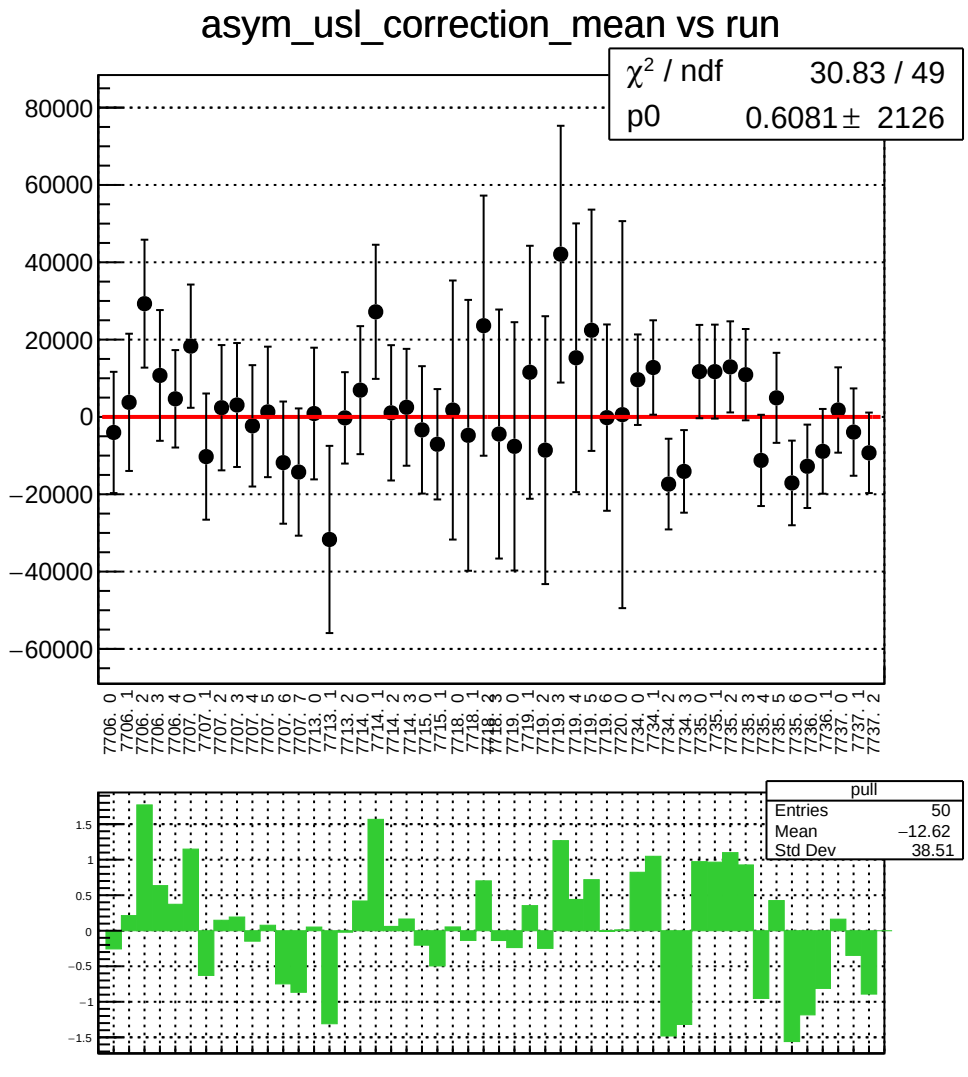
asym_usl_correction_mean vs run
χ² / ndf 30.83 / 49
p0 0.6081 ± 2126
80000
60000
40000
20000
0
−20000
−40000
−60000
7706. 0
7706. 1
7706. 3
7706. 4
7707. 0
7707. 1
7707. 2
7707. 3
7707. 4
7707. 5
7707. 6
7707. 7
7713. 0
7713. 1
7713. 2
7714. 0
7714. 1
7714. 2
7714. 3
7715. 0
7715. 1
7718. 0
7718. 1
7718. 2
7718. 3
7719. 0
7719. 1
7719. 2
7719. 3
7719. 4
7719. 5
7719. 6
7720. 0
7734. 0
7734. 1
7734. 2
7734. 3
7735. 0
7735. 1
7735. 2
7735. 3
7735. 4
7735. 5
7735. 6
7736. 0
7736. 1
7737. 0
7737. 1
7737. 2
pull
Entries 50
Mean −12.62
Std Dev 38.51
1.5
1
0.5
0
−0.5
−1
−1.5

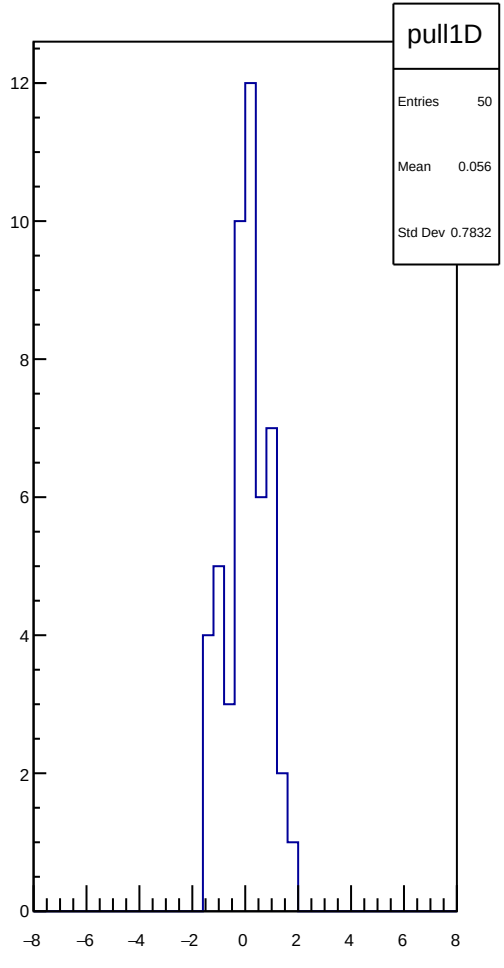
pull1D
Entries 50
Mean 0.056
Std Dev 0.7832
12
10
8
6
4
2
0
−8
−6
−4
−2
0
2
4
6
8

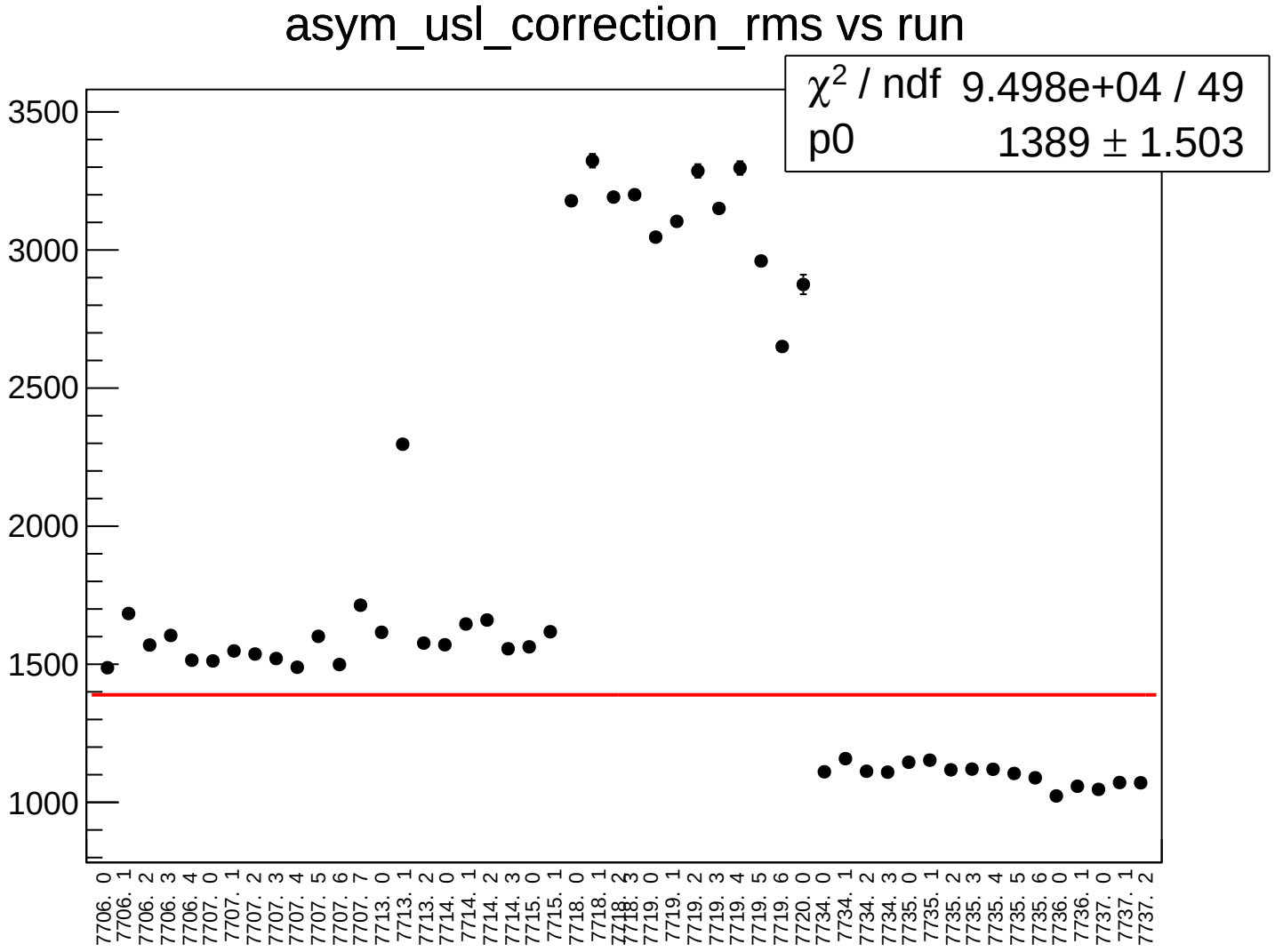
asym_usl_correction_rms vs run
χ2 / ndf 9.498e+04 / 49
p0 1389 ± 1.503
3500
3000
2500
2000
1500
1000
7706. 0
7706. 1
7706. 2
7706. 3
7706. 4
7707. 0
7707. 1
7707. 2
7707. 3
7707. 4
7707. 5
7707. 6
7707. 7
7713. 0
7713. 1
7713. 2
7714. 0
7714. 1
7714. 2
7714. 3
7715. 0
7715. 1
7718. 0
7718. 1
7719. 0
7719. 1
7719. 2
7719. 3
7719. 4
7719. 5
7719. 6
7720. 0
7734. 0
7734. 1
7734. 2
7734. 3
7735. 0
7735. 1
7735. 2
7735. 3
7735. 4
7735. 5
7735. 6
7736. 0
7736. 1
7737. 0
7737. 1
7737. 2

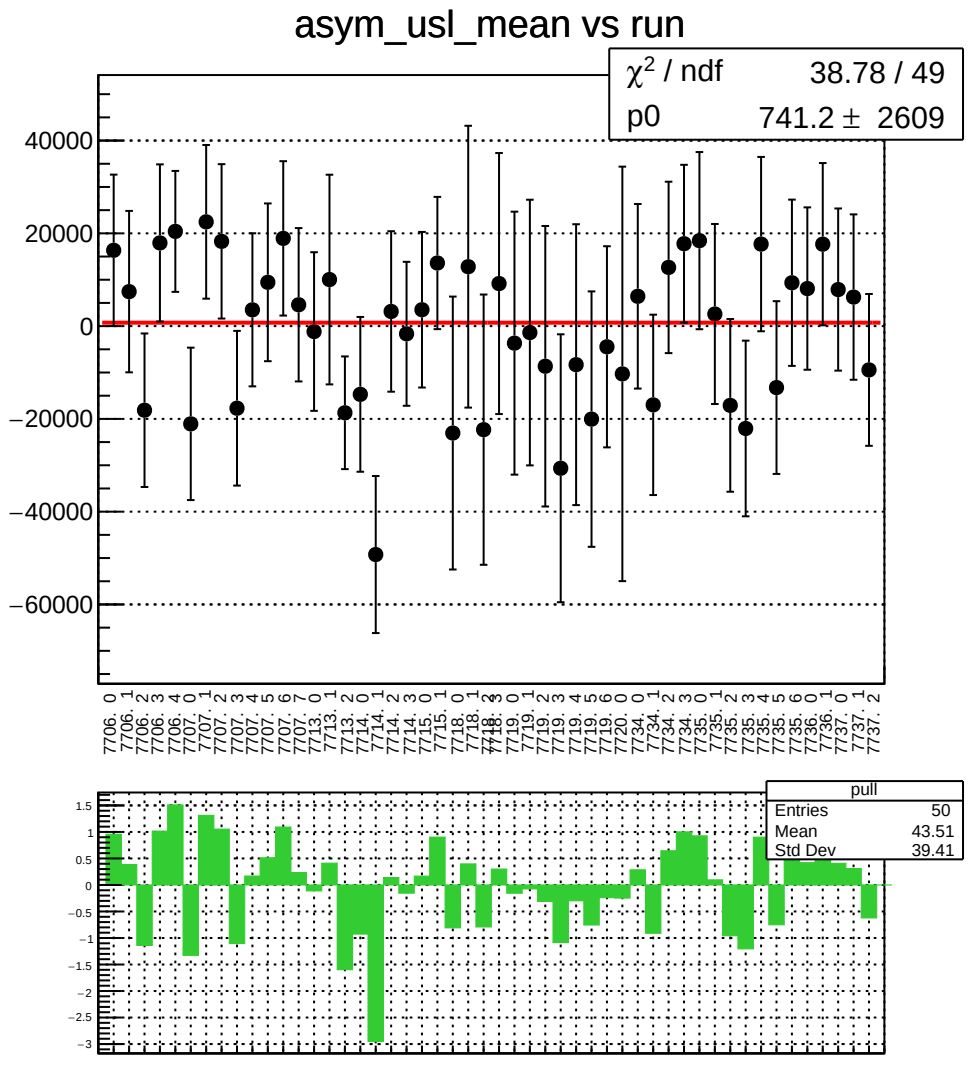
asym_usl_mean vs run
χ² / ndf 38.78 / 49
p0 741.2 ± 2609
40000
20000
0
−20000
−40000
−60000
7706. 0
7706. 1
7706. 2
7706. 3
7706. 4
7707. 0
7707. 1
7707. 2
7707. 3
7707. 4
7707. 5
7707. 6
7707. 7
7713. 0
7713. 1
7713. 2
7714. 0
7714. 1
7714. 2
7714. 3
7715. 0
7715. 1
7718. 0
7718. 1
7718. 2
7718. 3
7719. 0
7719. 1
7719. 2
7719. 3
7719. 4
7719. 5
7719. 6
7720. 0
7734. 0
7734. 1
7734. 2
7734. 3
7735. 0
7735. 1
7735. 2
7735. 3
7735. 4
7735. 5
7735. 6
7736. 0
7736. 1
7737. 0
7737. 1
7737. 2
pull
Entries 50
Mean 43.51
Std Dev 39.41
1.5
1
0.5
0
−0.5
−1
−1.5
−2
−2.5
−3

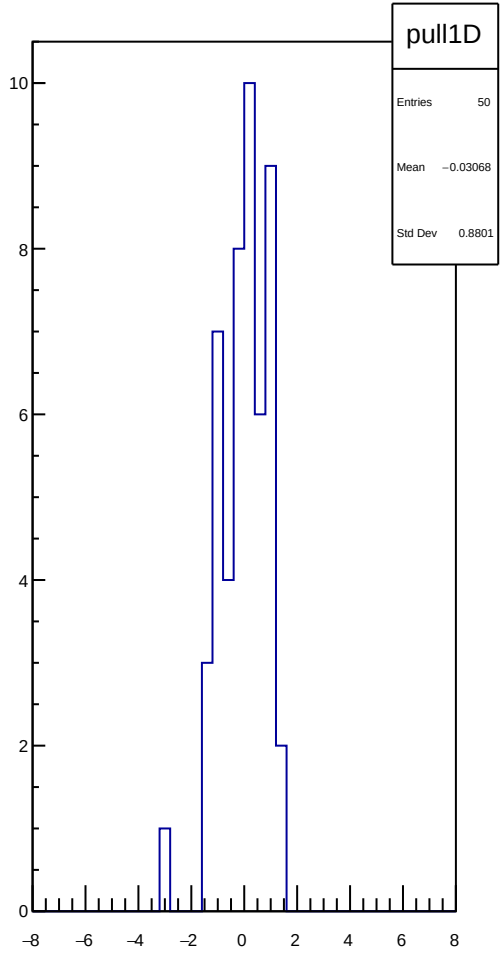
pull1D
Entries 50
Mean −0.03068
Std Dev 0.8801
10
8
6
4
2
0
−8
−6
−4
−2
0
2
4
6
8

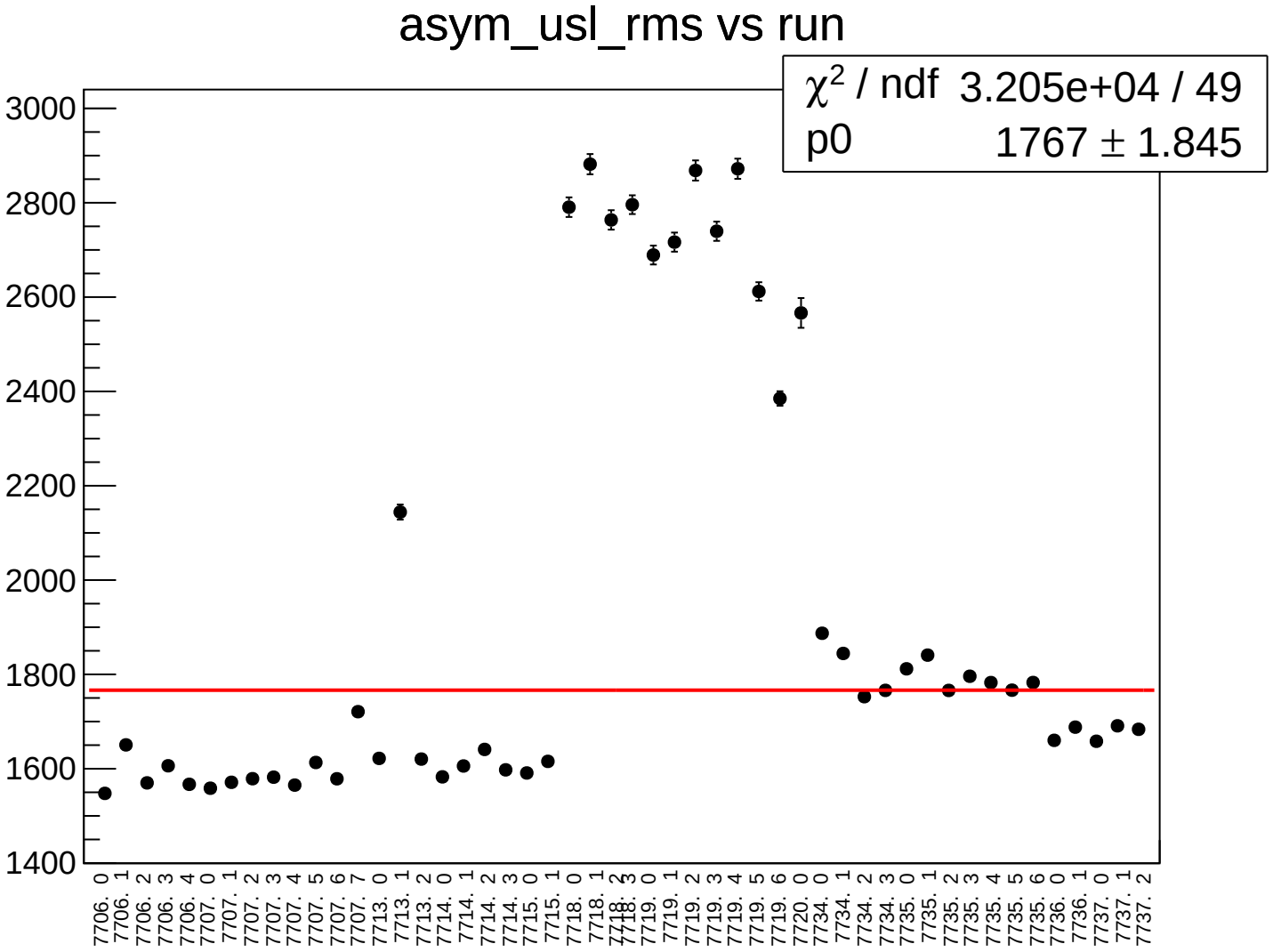
asym_usl_rms vs run
χ2 / ndf 3.205e+04 / 49
p0 1767 ± 1.845
3000
2800
2600
2400
2200
2000
1800
1600
1400
7706. 0
7706. 1
7706. 2
7706. 3
7706. 4
7707. 0
7707. 1
7707. 2
7707. 3
7707. 4
7707. 5
7707. 6
7707. 7
7713. 0
7713. 1
7713. 2
7714. 0
7714. 1
7714. 2
7714. 3
7715. 0
7715. 1
7718. 0
7718. 1
7718. 2
7718. 3
7719. 0
7719. 1
7719. 2
7719. 3
7719. 4
7719. 5
7719. 6
7720. 0
7734. 0
7734. 1
7734. 2
7734. 3
7735. 0
7735. 1
7735. 2
7735. 3
7735. 4
7735. 5
7735. 6
7736. 0
7736. 1
7737. 0
7737. 1
7737. 2

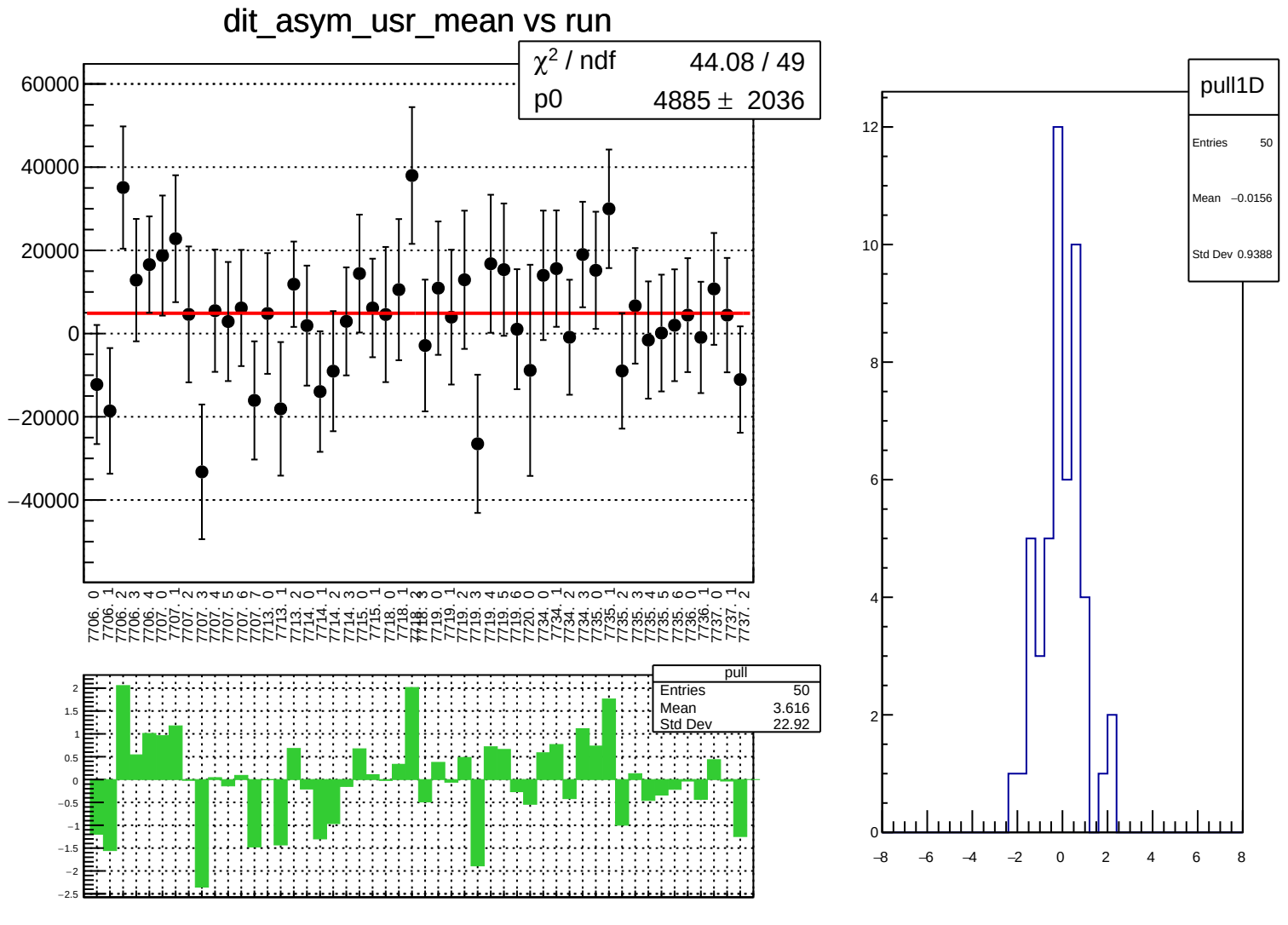
dit_asym_usr_mean vs run
χ² / ndf 44.08 / 49
p0 4885 ± 2036
60000
40000
20000
0
−20000
−40000
7706. 0
7706. 1
7706. 2
7706. 3
7706. 4
7707. 0
7707. 1
7707. 2
7707. 3
7707. 4
7707. 5
7707. 6
7707. 7
7713. 0
7713. 1
7713. 2
7714. 0
7714. 1
7714. 2
7714. 3
7715. 0
7715. 1
7718. 0
7718. 1
7718. 2
7718. 3
7719. 0
7719. 1
7719. 2
7719. 3
7719. 4
7719. 5
7719. 6
7720. 0
7734. 0
7734. 1
7734. 2
7734. 3
7735. 0
7735. 1
7735. 2
7735. 3
7735. 4
7735. 5
7735. 6
7736. 0
7736. 1
7737. 0
7737. 1
7737. 2
pull
Entries 50
Mean 3.616
Std Dev 22.92
2
1.5
1
0.5
0
−0.5
−1
−1.5
−2
−2.5
pull1D
Entries 50
Mean −0.0156
Std Dev 0.9388
12
10
8
6
4
2
0
−8
−6
−4
−2
0
2
4
6
8

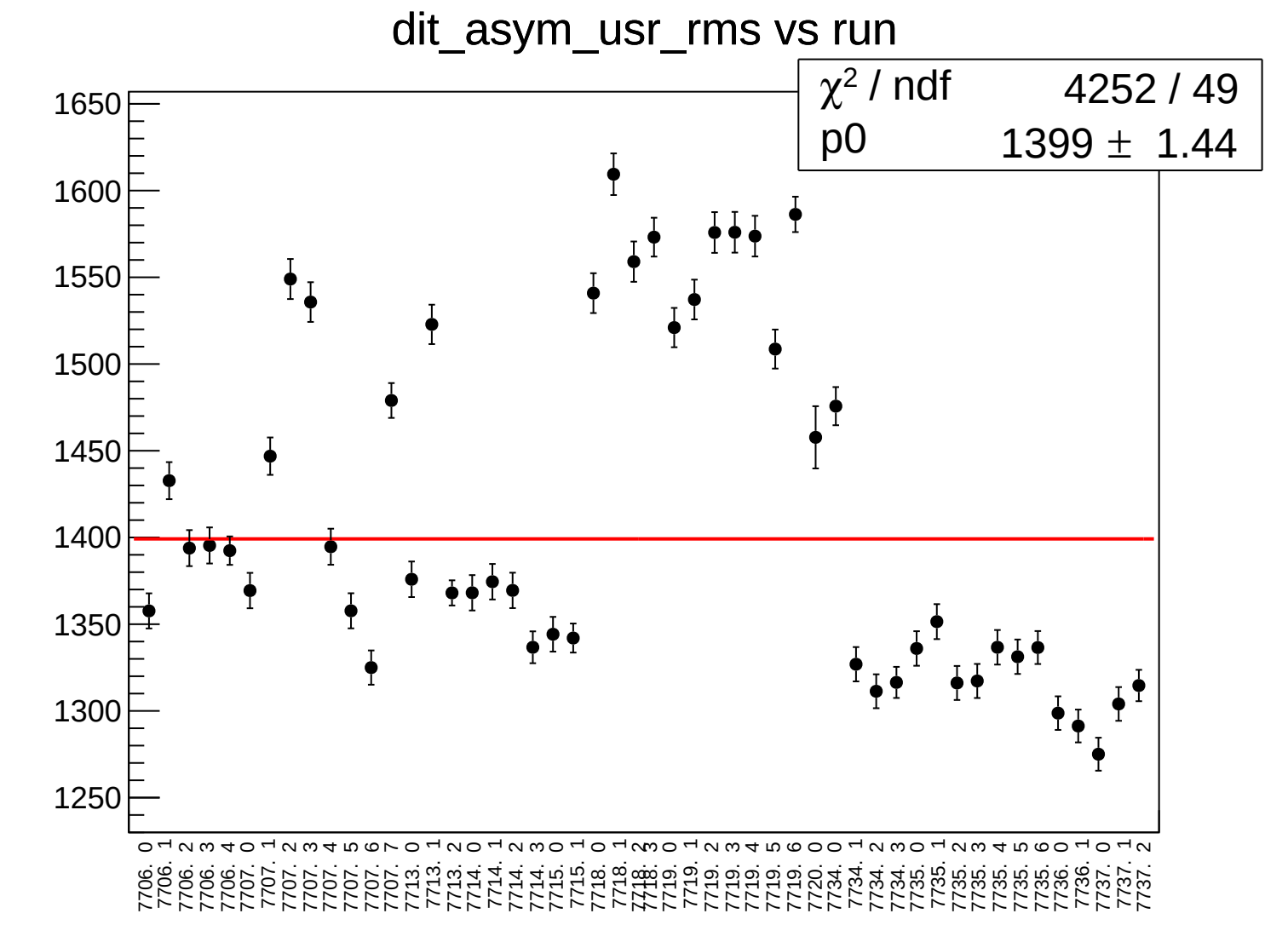
dit_asym_usr_rms vs run
χ² / ndf 4252 / 49
p0 1399 ± 1.44
1650
1600
1550
1500
1450
1400
1350
1300
1250
7706. 0
7706. 1
7706. 2
7706. 3
7706. 4
7707. 0
7707. 1
7707. 2
7707. 3
7707. 4
7707. 5
7707. 6
7707. 7
7713. 0
7713. 1
7713. 2
7714. 0
7714. 1
7714. 2
7714. 3
7715. 0
7715. 1
7718. 0
7718. 1
7718. 2
7718. 3
7719. 0
7719. 1
7719. 2
7719. 3
7719. 4
7719. 5
7719. 6
7720. 0
7734. 0
7734. 1
7734. 2
7734. 3
7735. 0
7735. 1
7735. 2
7735. 3
7735. 4
7735. 5
7735. 6
7736. 0
7736. 1
7737. 0
7737. 1
7737. 2

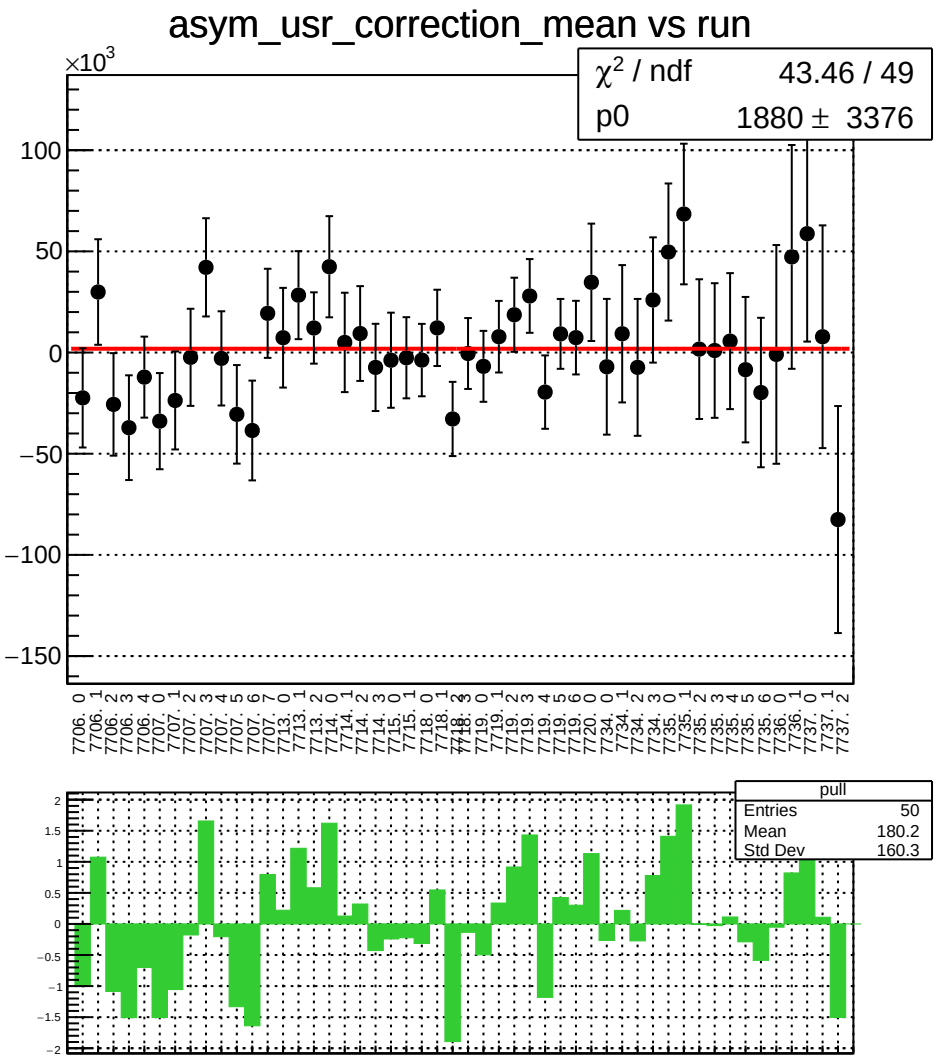
asym_usr_correction_mean vs run
×10^3
χ² / ndf 43.46 / 49
p0 1880 ± 3376
100
50
0
−50
−100
−150
7706. 0
7706. 1
7706. 2
7706. 3
7706. 4
7707. 0
7707. 1
7707. 2
7707. 3
7707. 4
7707. 5
7707. 6
7707. 7
7713. 0
7713. 1
7713. 2
7714. 0
7714. 1
7714. 2
7714. 3
7715. 0
7715. 1
7718. 0
7718. 1
7718. 2
7718. 3
7719. 0
7719. 1
7719. 2
7719. 3
7719. 4
7719. 5
7719. 6
7720. 0
7734. 0
7734. 1
7734. 2
7734. 3
7735. 0
7735. 1
7735. 2
7735. 3
7735. 4
7735. 5
7735. 6
7736. 0
7736. 1
7737. 0
7737. 1
7737. 2
pull
Entries 50
Mean 180.2
Std Dev 160.3
2
1.5
1
0.5
0
−0.5
−1
−1.5
−2

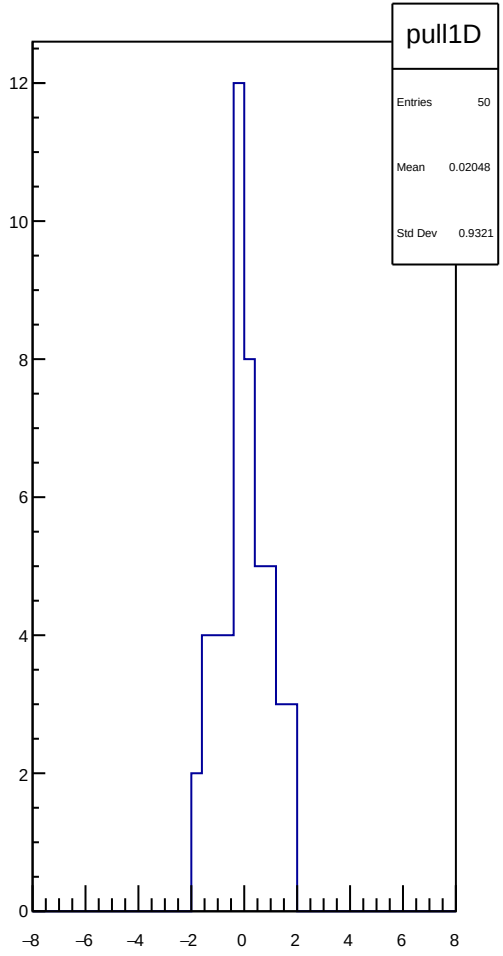
pull1D
Entries 50
Mean 0.02048
Std Dev 0.9321
12
10
8
6
4
2
0
−8
−6
−4
−2
0
2
4
6
8

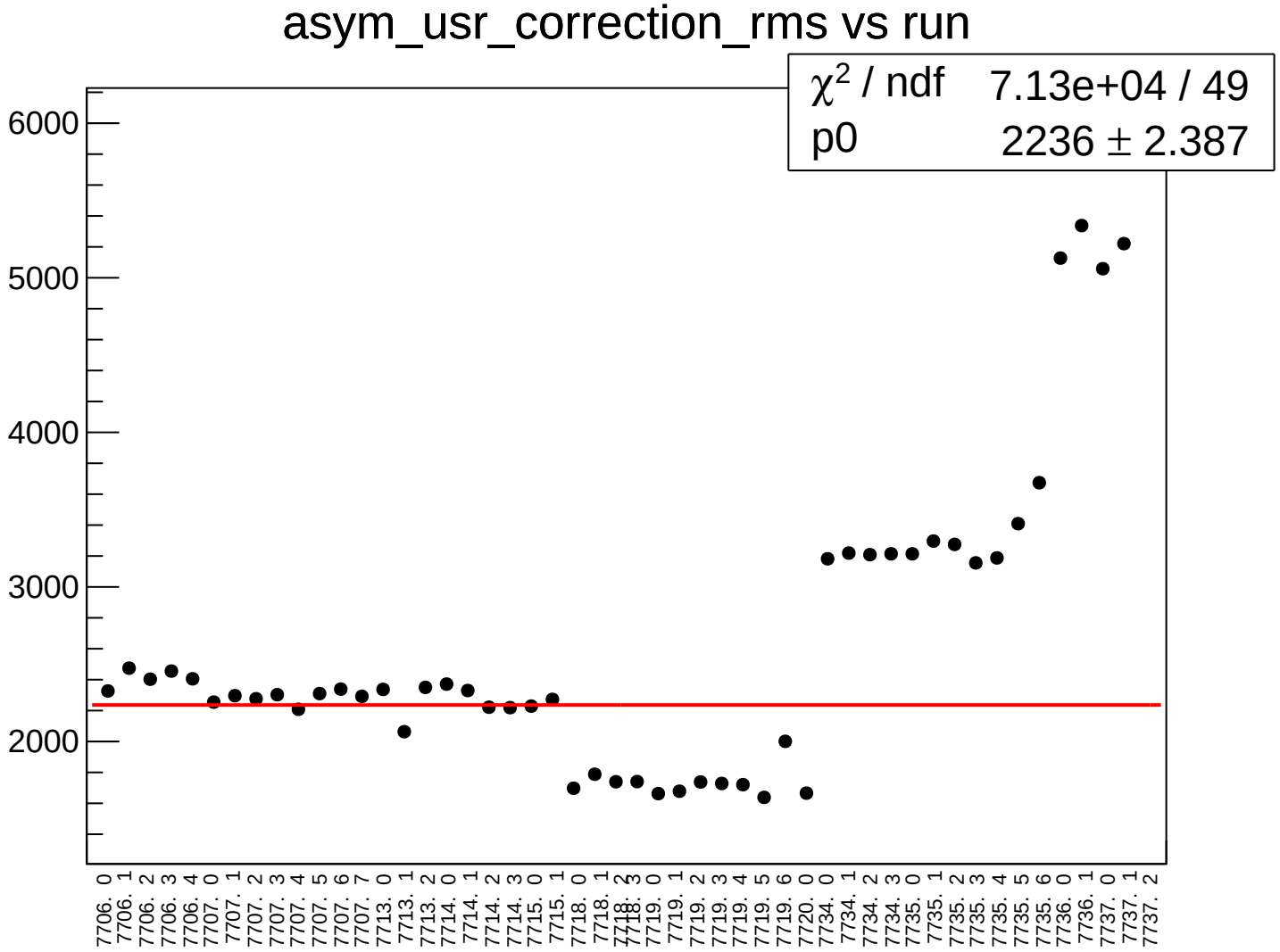
asym_usr_correction_rms vs run
χ2 / ndf 7.13e+04 / 49
p0 2236 ± 2.387
6000
5000
4000
3000
2000
7706. 0
7706. 1
7706. 2
7706. 3
7706. 4
7707. 0
7707. 1
7707. 2
7707. 3
7707. 4
7707. 5
7707. 6
7707. 7
7713. 0
7713. 1
7713. 2
7714. 0
7714. 1
7714. 2
7714. 3
7715. 0
7715. 1
7718. 0
7718. 1
7718. 2
7718. 3
7719. 0
7719. 1
7719. 2
7719. 3
7719. 4
7719. 5
7719. 6
7720. 0
7734. 0
7734. 1
7734. 2
7734. 3
7735. 0
7735. 1
7735. 2
7735. 3
7735. 4
7735. 5
7735. 6
7736. 0
7736. 1
7737. 0
7737. 1
7737. 2

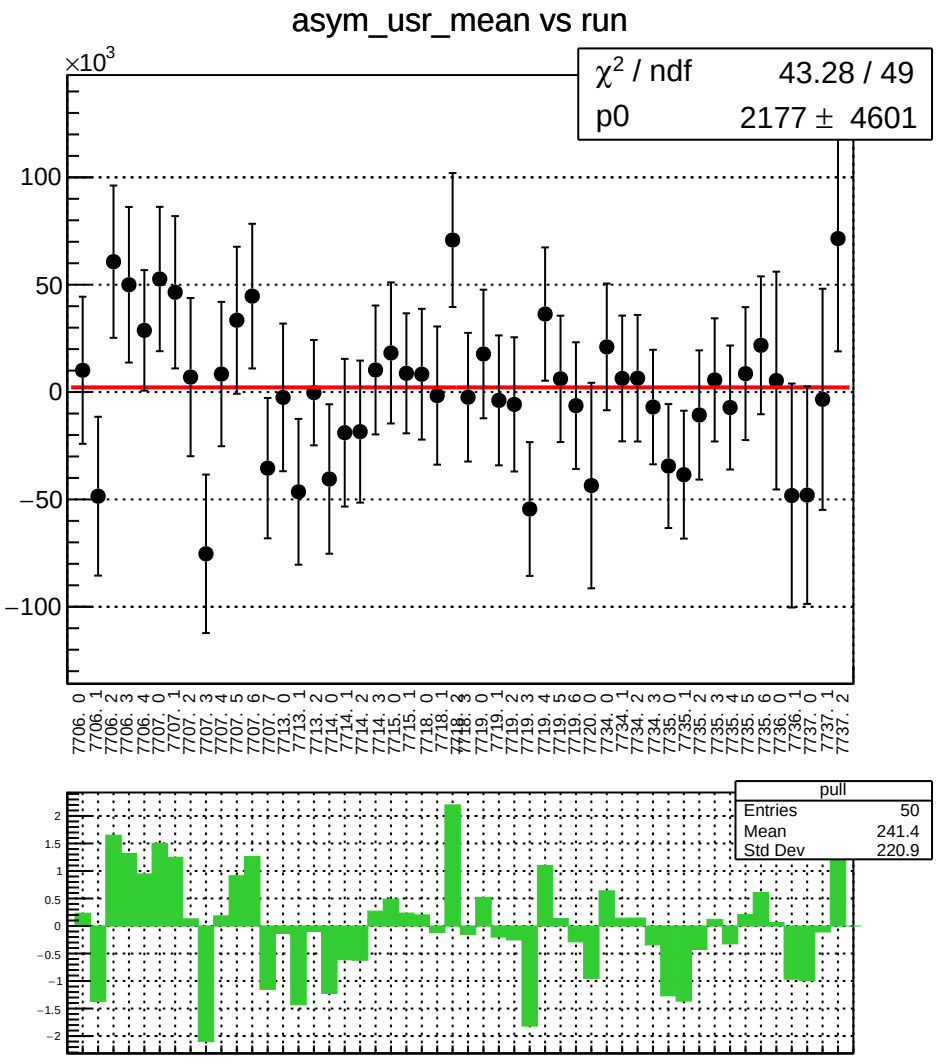
asym_usr_mean vs run
×10^3
χ² / ndf 43.28 / 49
p0 2177 ± 4601
100
50
0
−50
−100
7706. 0
7706. 1
7706. 2
7706. 3
7706. 4
7707. 0
7707. 1
7707. 2
7707. 3
7707. 4
7707. 5
7707. 6
7707. 7
7713. 0
7713. 1
7713. 2
7714. 0
7714. 1
7714. 2
7714. 3
7715. 0
7715. 1
7718. 0
7718. 1
7718. 2
7718. 3
7719. 0
7719. 1
7719. 2
7719. 3
7719. 4
7719. 5
7719. 6
7720. 0
7734. 0
7734. 1
7734. 2
7734. 3
7735. 0
7735. 1
7735. 2
7735. 3
7735. 4
7735. 5
7735. 6
7736. 0
7736. 1
7737. 0
7737. 1
7737. 2
pull
Entries 50
Mean 241.4
Std Dev 220.9
2
1.5
1
0.5
0
−0.5
−1
−1.5
−2

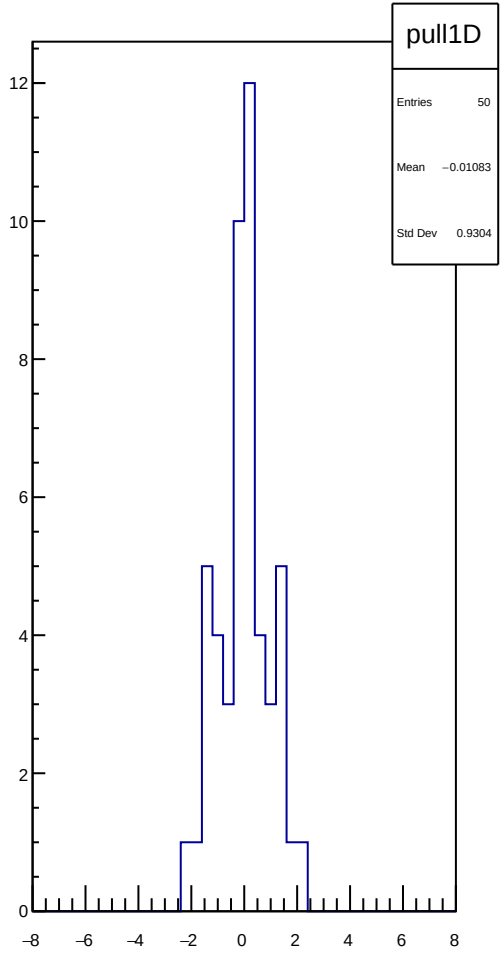
pull1D
Entries 50
Mean −0.01083
Std Dev 0.9304
12
10
8
6
4
2
0
−8
−6
−4
−2
0
2
4
6
8

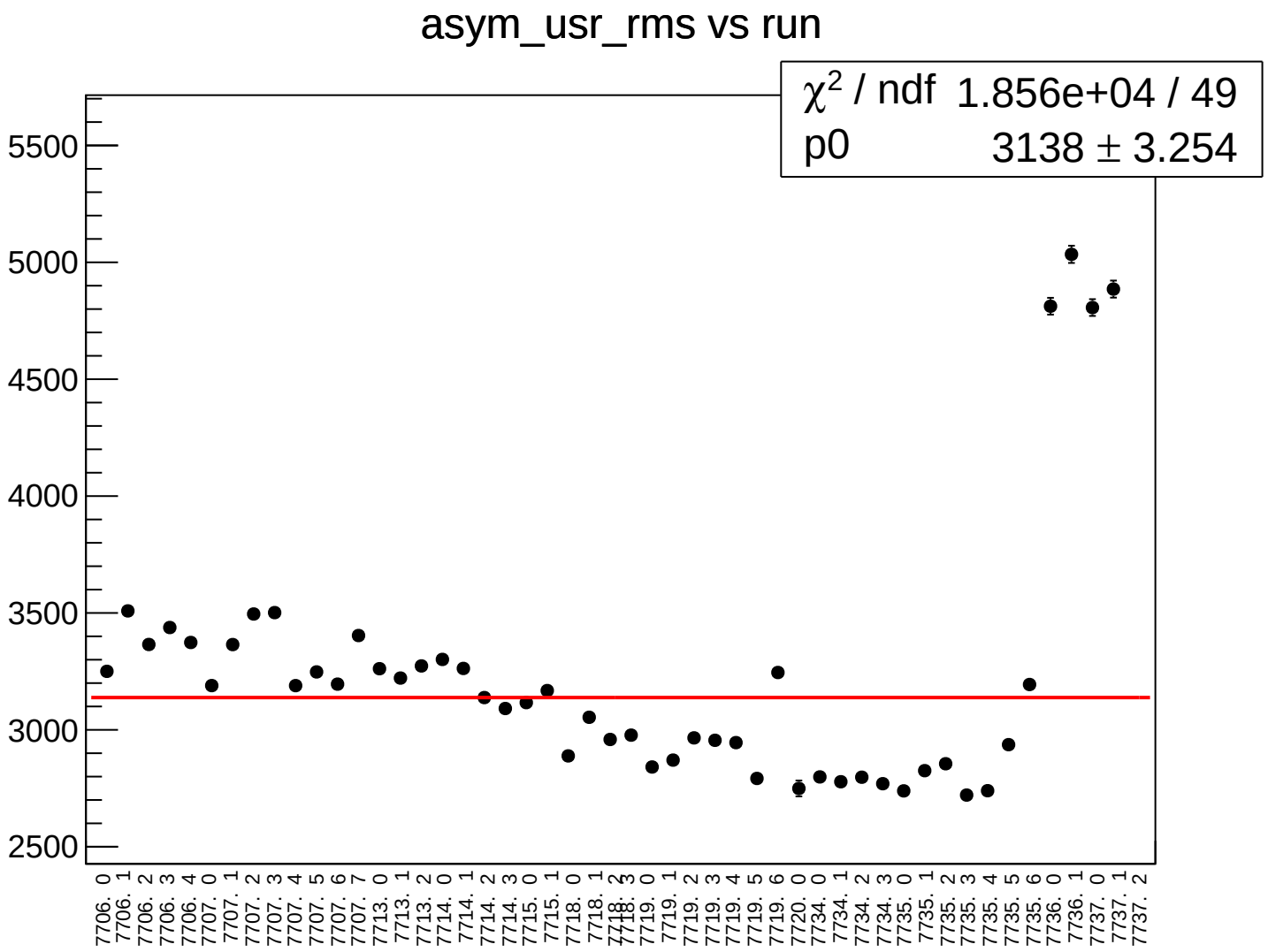
asym_usr_rms vs run
χ2 / ndf 1.856e+04 / 49
p0 3138 ± 3.254
5500
5000
4500
4000
3500
3000
2500
7706. 0
7706. 1
7706. 2
7706. 3
7706. 4
7707. 0
7707. 1
7707. 2
7707. 3
7707. 4
7707. 5
7707. 6
7707. 7
7713. 0
7713. 1
7713. 2
7714. 0
7714. 1
7714. 2
7714. 3
7715. 0
7715. 1
7718. 0
7718. 1
7718. 2
7718. 3
7719. 0
7719. 1
7719. 2
7719. 3
7719. 4
7719. 5
7719. 6
7720. 0
7734. 0
7734. 1
7734. 2
7734. 3
7735. 0
7735. 1
7735. 2
7735. 3
7735. 4
7735. 5
7735. 6
7736. 0
7736. 1
7737. 0
7737. 1
7737. 2

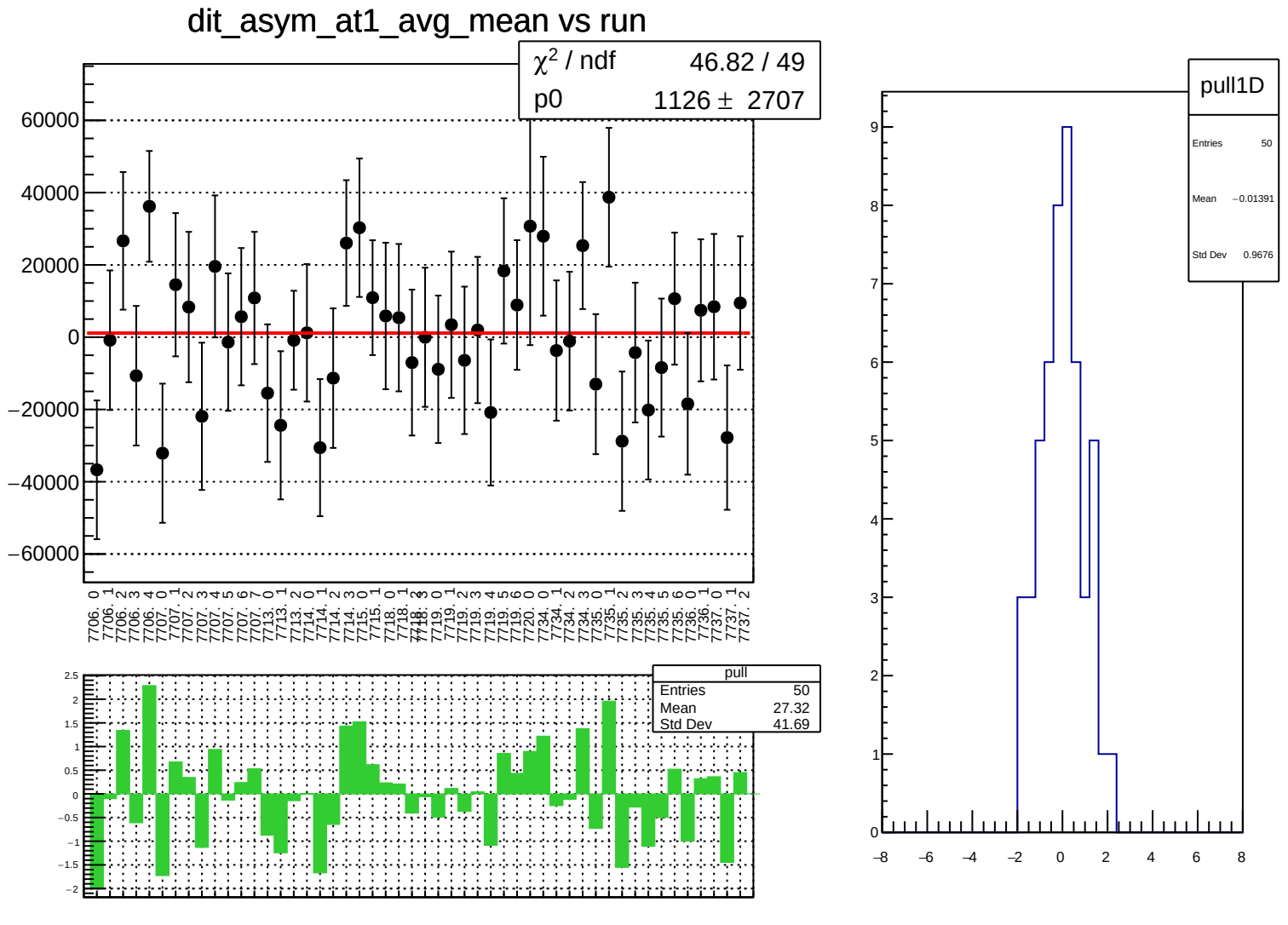
dit_asym_at1_avg_mean vs run
χ² / ndf 46.82 / 49
p0 1126 ± 2707
60000
40000
20000
0
−20000
−40000
−60000
7706. 0
7706. 1
7706. 2
7706. 3
7706. 4
7707. 0
7707. 1
7707. 2
7707. 3
7707. 4
7707. 5
7707. 6
7707. 7
7713. 0
7713. 1
7713. 2
7714. 0
7714. 1
7714. 2
7714. 3
7715. 0
7715. 1
7718. 0
7718. 1
7718. 2
7718. 3
7719. 0
7719. 1
7719. 2
7719. 3
7719. 4
7719. 5
7719. 6
7720. 0
7734. 0
7734. 1
7734. 2
7734. 3
7735. 0
7735. 1
7735. 2
7735. 3
7735. 4
7735. 5
7735. 6
7736. 0
7736. 1
7737. 0
7737. 1
7737. 2
pull
Entries 50
Mean 27.32
Std Dev 41.69
2.5
2
1.5
1
0.5
0
−0.5
−1
−1.5
−2
pull1D
Entries 50
Mean −0.01391
Std Dev 0.9676
9
8
7
6
5
4
3
2
1
0
−8
−6
−4
−2
0
2
4
6
8

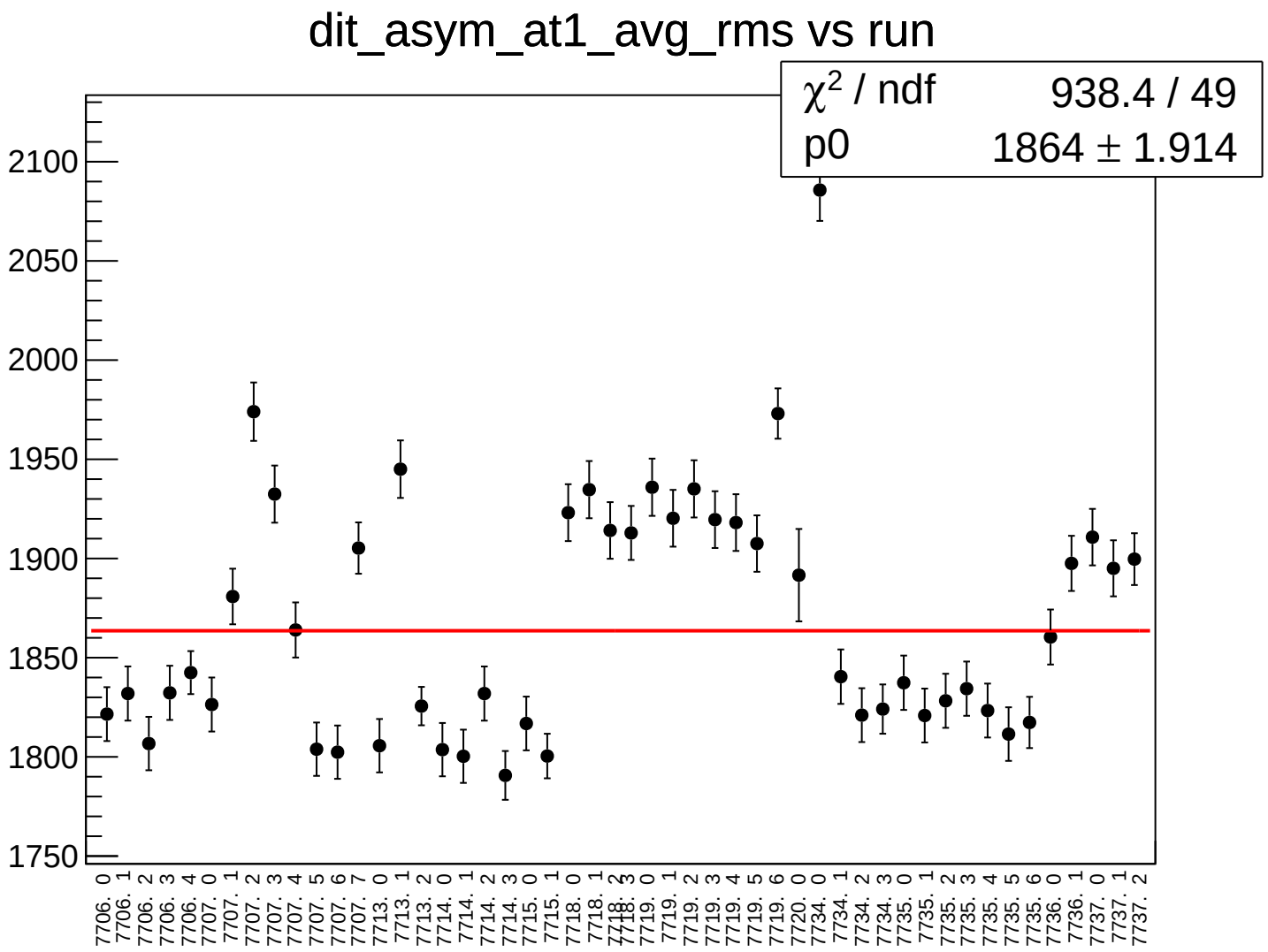
dit_asym_at1_avg_rms vs run
χ² / ndf 938.4 / 49
p0 1864 ± 1.914
2100
2050
2000
1950
1900
1850
1800
1750
7706. 0
7706. 1
7706. 2
7706. 3
7706. 4
7707. 0
7707. 1
7707. 2
7707. 3
7707. 4
7707. 5
7707. 6
7707. 7
7713. 0
7713. 1
7713. 2
7714. 0
7714. 1
7714. 2
7714. 3
7715. 0
7715. 1
7718. 0
7718. 1
7718. 2
7718. 3
7719. 0
7719. 1
7719. 2
7719. 3
7719. 4
7719. 5
7719. 6
7720. 0
7734. 0
7734. 1
7734. 2
7734. 3
7735. 0
7735. 1
7735. 2
7735. 3
7735. 4
7735. 5
7735. 6
7736. 0
7736. 1
7737. 0
7737. 1
7737. 2

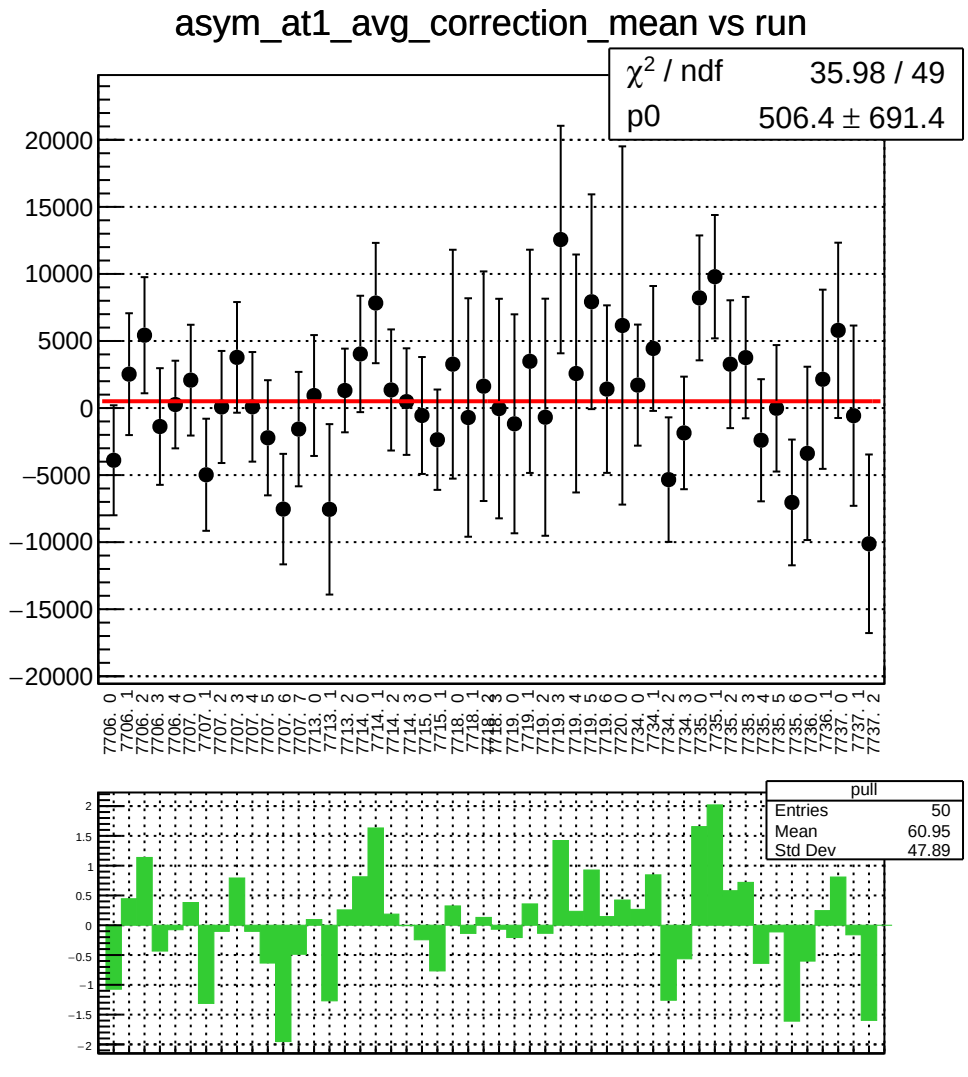
asym_at1_avg_correction_mean vs run
χ² / ndf 35.98 / 49
p0 506.4 ± 691.4
20000
15000
10000
5000
0
−5000
−10000
−15000
−20000
7706. 0
7706. 1
7706. 2
7706. 3
7706. 4
7707. 0
7707. 1
7707. 2
7707. 3
7707. 4
7707. 5
7707. 6
7707. 7
7713. 0
7713. 1
7713. 2
7714. 0
7714. 1
7714. 2
7714. 3
7715. 0
7715. 1
7718. 0
7718. 1
7718. 2
7718. 3
7719. 0
7719. 1
7719. 2
7719. 3
7719. 4
7719. 5
7719. 6
7720. 0
7734. 0
7734. 1
7734. 2
7734. 3
7735. 0
7735. 1
7735. 2
7735. 3
7735. 4
7735. 5
7735. 6
7736. 0
7736. 1
7737. 0
7737. 1
7737. 2
pull
Entries 50
Mean 60.95
Std Dev 47.89
2
1.5
1
0.5
0
−0.5
−1
−1.5
−2
pull1D
Entries 50
Mean 0.0261
Std Dev 0.8479
10
8
6
4
2
0
−8
−6
−4
−2
0
2
4
6
8

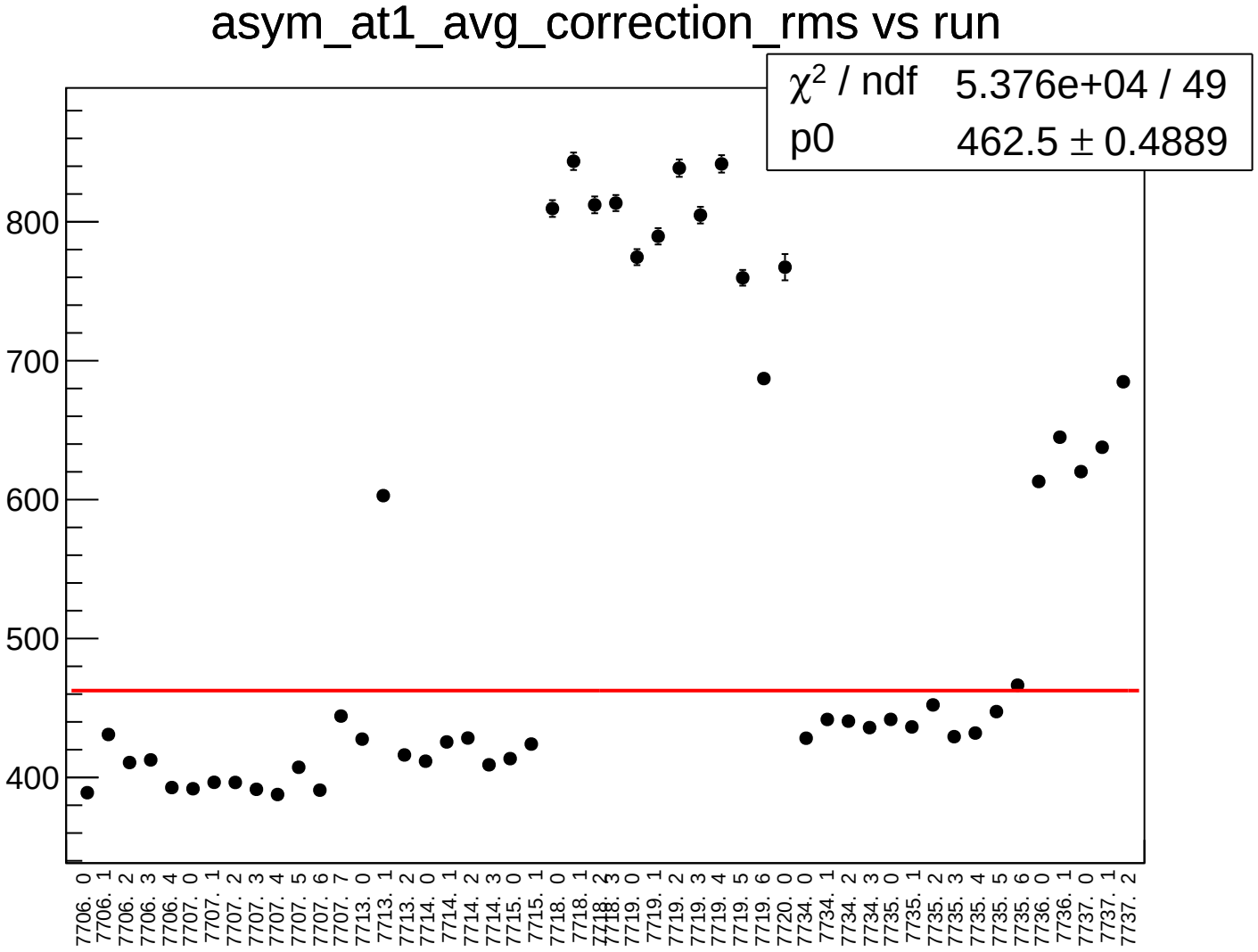
asym_at1_avg_correction_rms vs run
χ^2 / ndf 5.376e+04 / 49
p0 462.5 ± 0.4889
800
700
600
500
400
7706. 0
7706. 1
7706. 2
7706. 3
7706. 4
7707. 0
7707. 1
7707. 2
7707. 3
7707. 4
7707. 5
7707. 6
7707. 7
7713. 0
7713. 1
7713. 2
7714. 0
7714. 1
7714. 2
7714. 3
7715. 0
7715. 1
7718. 0
7718. 1
7718. 2
7718. 3
7719. 0
7719. 1
7719. 2
7719. 3
7719. 4
7719. 5
7719. 6
7720. 0
7734. 0
7734. 1
7734. 2
7734. 3
7735. 0
7735. 1
7735. 2
7735. 3
7735. 4
7735. 5
7735. 6
7736. 0
7736. 1
7737. 0
7737. 1
7737. 2

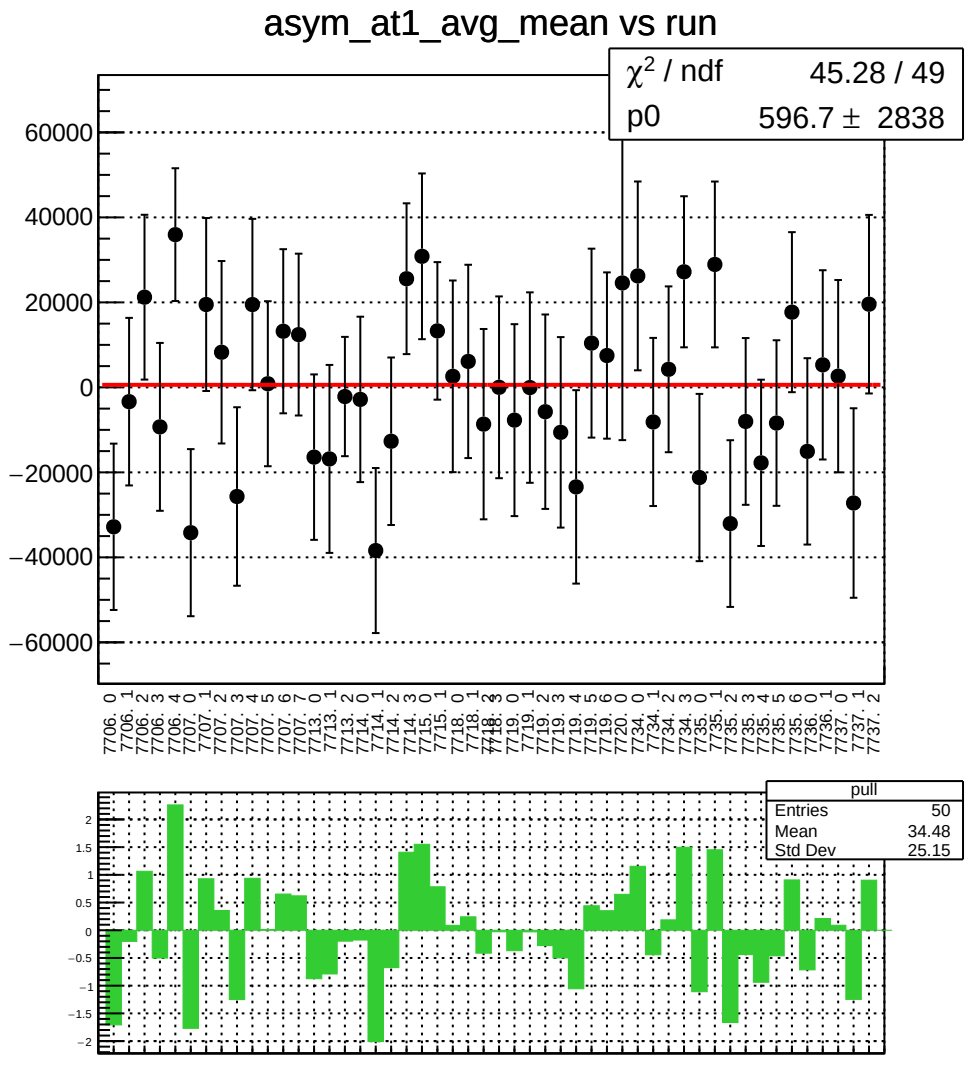
asym_at1_avg_mean vs run
χ² / ndf 45.28 / 49
p0 596.7 ± 2838
pull
Entries 50
Mean 34.48
Std Dev 25.15

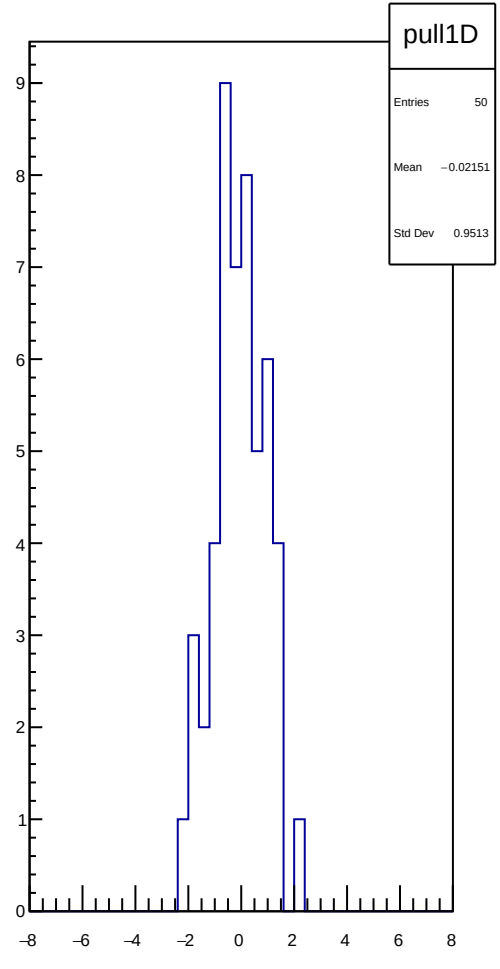
pull1D
Entries 50
Mean −0.02151
Std Dev 0.9513

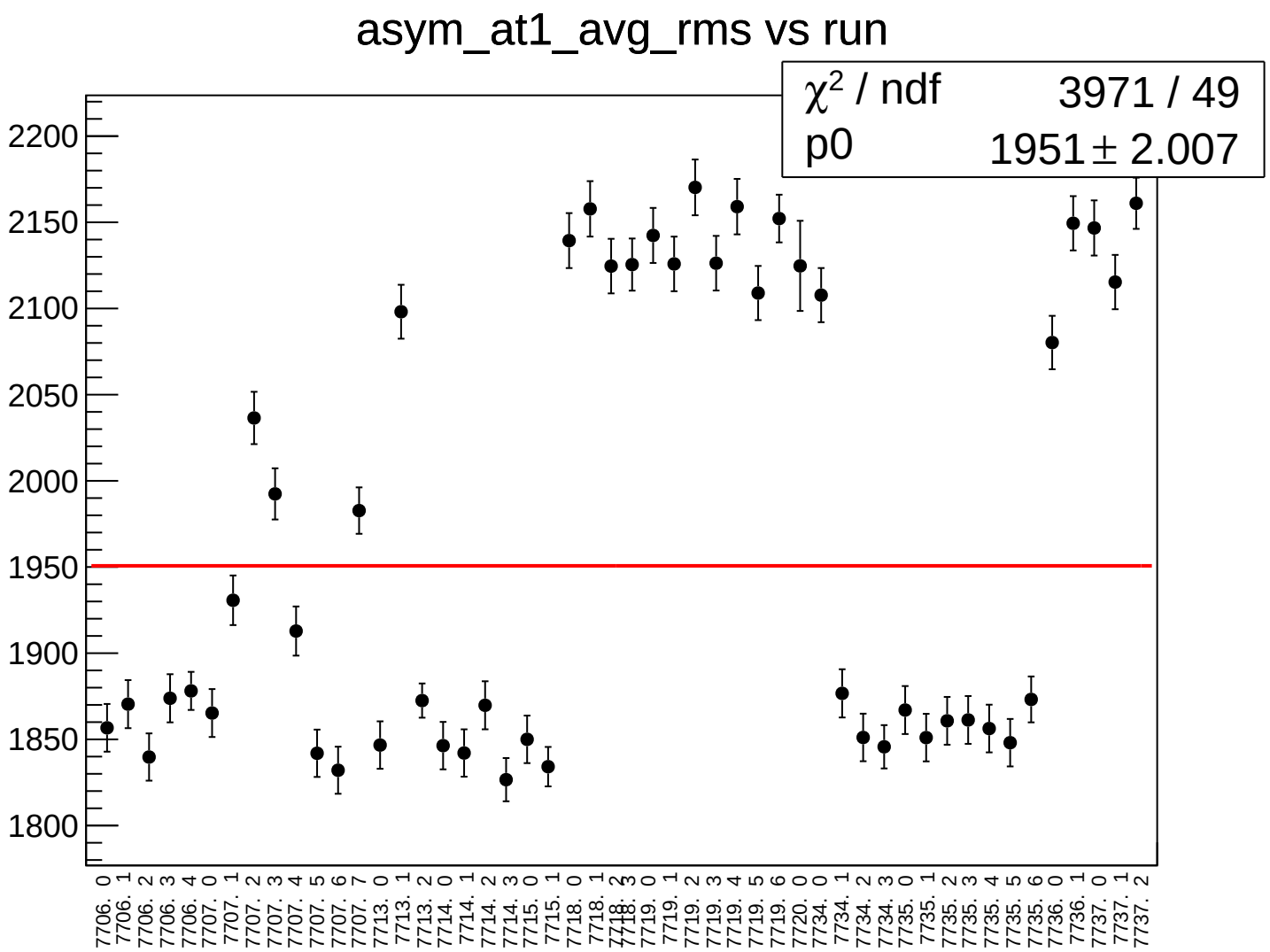
asym_at1_avg_rms vs run
χ² / ndf 3971 / 49
p0 1951 ± 2.007
2200
2150
2100
2050
2000
1950
1900
1850
1800
7706. 0
7706. 1
7706. 2
7706. 3
7706. 4
7707. 0
7707. 1
7707. 2
7707. 3
7707. 4
7707. 5
7707. 6
7707. 7
7713. 0
7713. 1
7713. 2
7714. 0
7714. 1
7714. 2
7714. 3
7715. 0
7715. 1
7718. 0
7718. 1
7718. 2
7718. 3
7719. 0
7719. 1
7719. 2
7719. 3
7719. 4
7719. 5
7719. 6
7720. 0
7734. 0
7734. 1
7734. 2
7734. 3
7735. 0
7735. 1
7735. 2
7735. 3
7735. 4
7735. 5
7735. 6
7736. 0
7736. 1
7737. 0
7737. 1
7737. 2

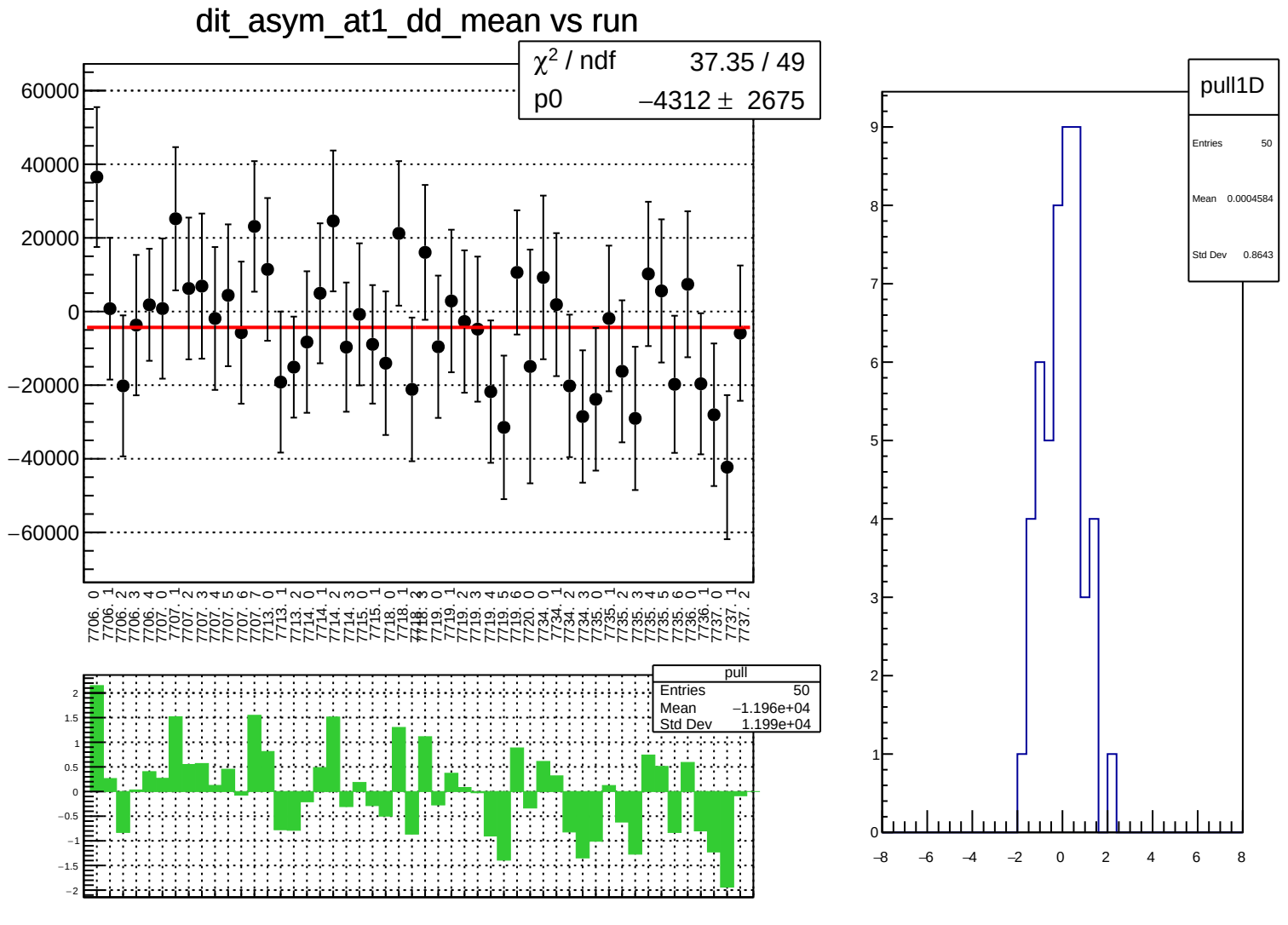
dit_asym_at1_dd_mean vs run
χ² / ndf 37.35 / 49
p0 −4312 ± 2675
60000
40000
20000
0
−20000
−40000
−60000
7706. 0
7706. 1
7706. 2
7706. 3
7706. 4
7707. 0
7707. 1
7707. 2
7707. 3
7707. 4
7707. 5
7707. 6
7707. 7
7713. 0
7713. 1
7713. 2
7714. 0
7714. 1
7714. 2
7714. 3
7715. 0
7715. 1
7718. 0
7718. 1
7718. 2
7718. 3
7719. 0
7719. 1
7719. 2
7719. 3
7719. 4
7719. 5
7719. 6
7720. 0
7734. 0
7734. 1
7734. 2
7734. 3
7735. 0
7735. 1
7735. 2
7735. 3
7735. 4
7735. 5
7735. 6
7736. 0
7736. 1
7737. 0
7737. 1
7737. 2
pull
Entries 50
Mean −1.196e+04
Std Dev 1.199e+04
2
1.5
1
0.5
0
−0.5
−1
−1.5
−2
pull1D
Entries 50
Mean 0.0004584
Std Dev 0.8643
9
8
7
6
5
4
3
2
1
0
−8
−6
−4
−2
0
2
4
6
8

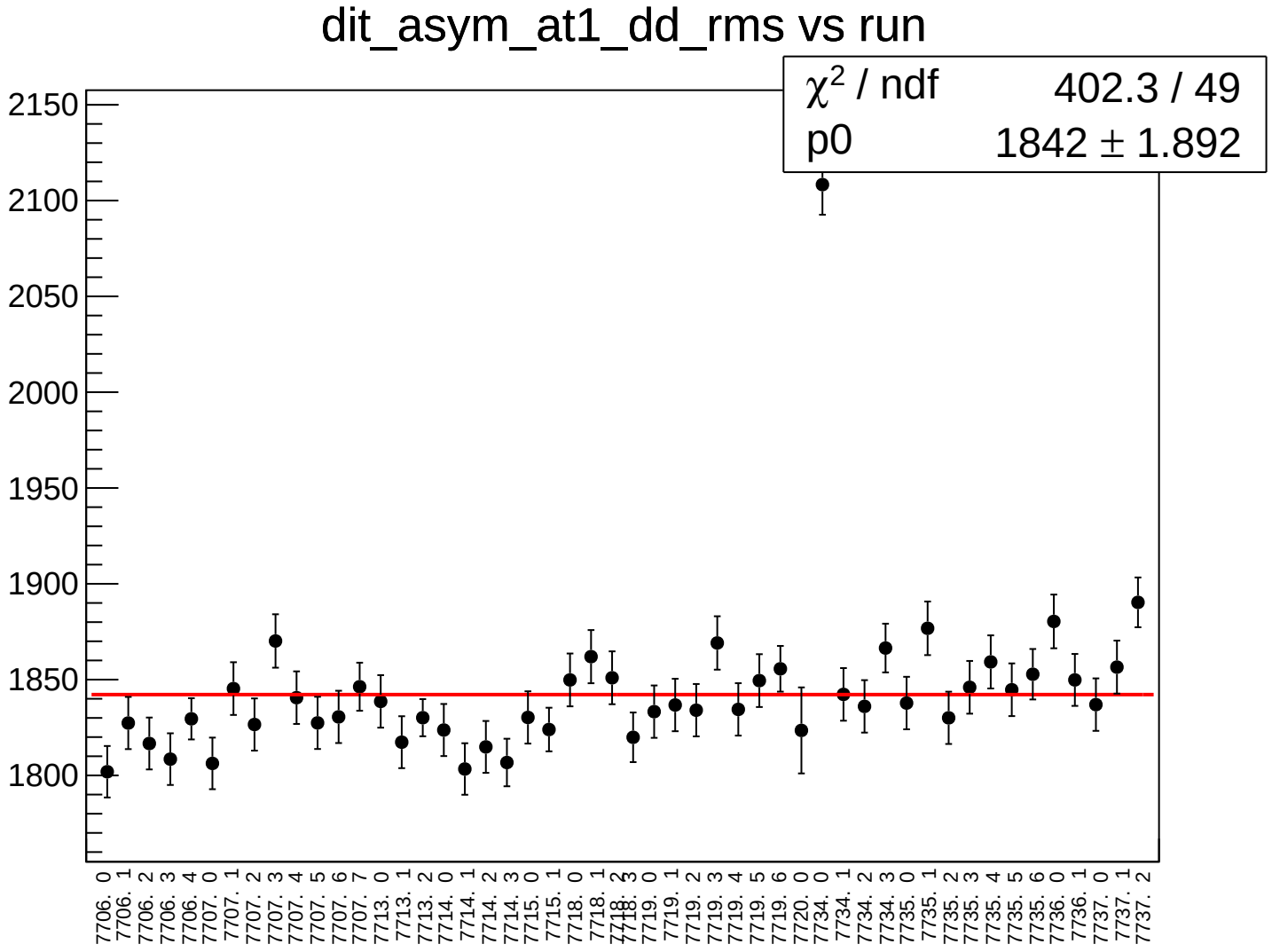
dit_asym_at1_dd_rms vs run
χ2 / ndf 402.3 / 49
p0 1842 ± 1.892
2150
2100
2050
2000
1950
1900
1850
1800
7706. 0
7706. 1
7706. 2
7706. 3
7706. 4
7707. 0
7707. 1
7707. 2
7707. 3
7707. 4
7707. 5
7707. 6
7707. 7
7713. 0
7713. 1
7713. 2
7714. 0
7714. 1
7714. 2
7714. 3
7715. 0
7715. 1
7718. 0
7718. 1
7718. 2
7718. 3
7719. 0
7719. 1
7719. 2
7719. 3
7719. 4
7719. 5
7719. 6
7720. 0
7734. 0
7734. 1
7734. 2
7734. 3
7735. 0
7735. 1
7735. 2
7735. 3
7735. 4
7735. 5
7735. 6
7736. 0
7736. 1
7737. 0
7737. 1
7737. 2

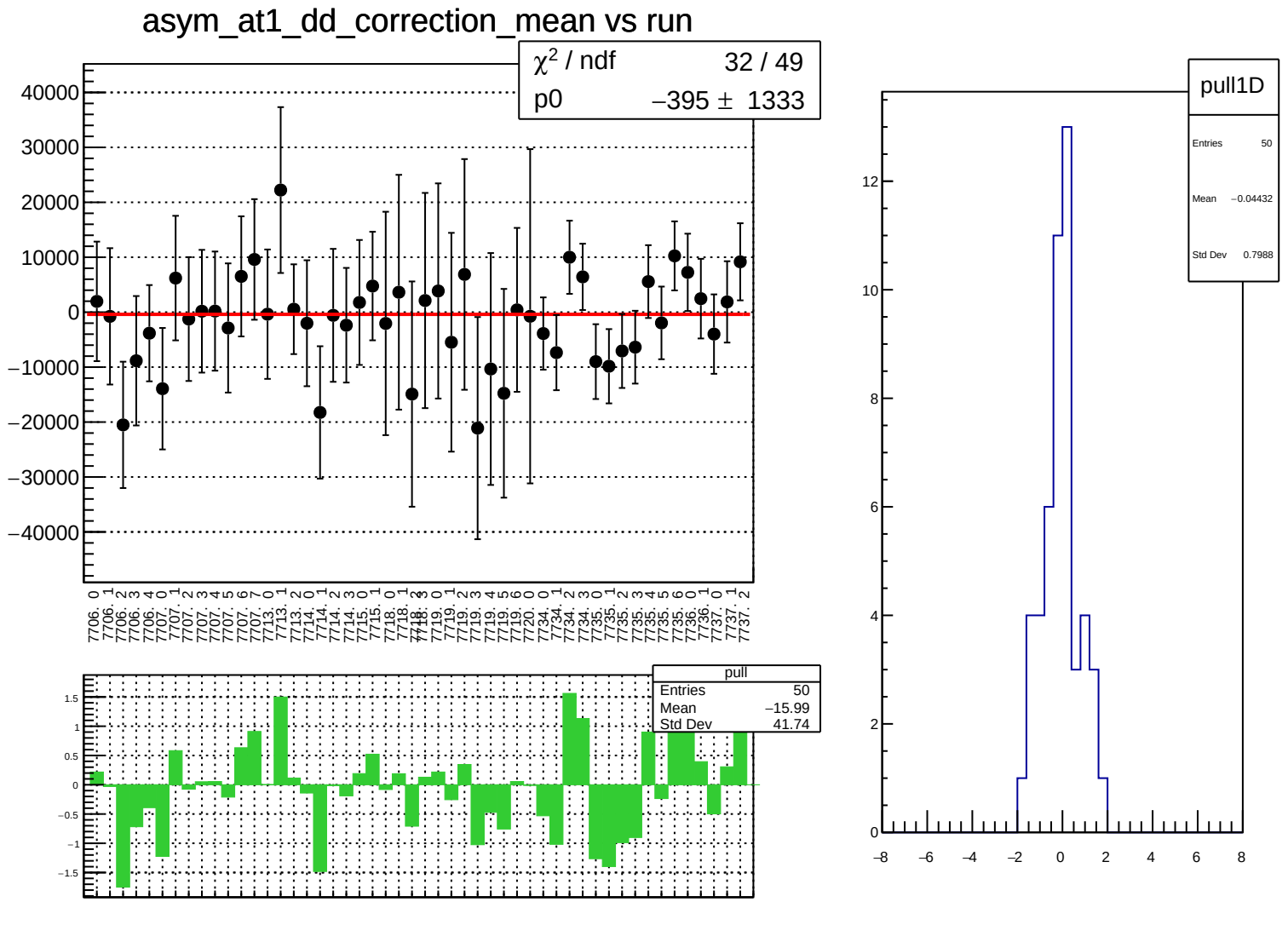
asym_at1_dd_correction_mean vs run
χ² / ndf 32 / 49
p0 −395 ± 1333
pull
Entries 50
Mean −15.99
Std Dev 41.74
pull1D
Entries 50
Mean −0.04432
Std Dev 0.7988

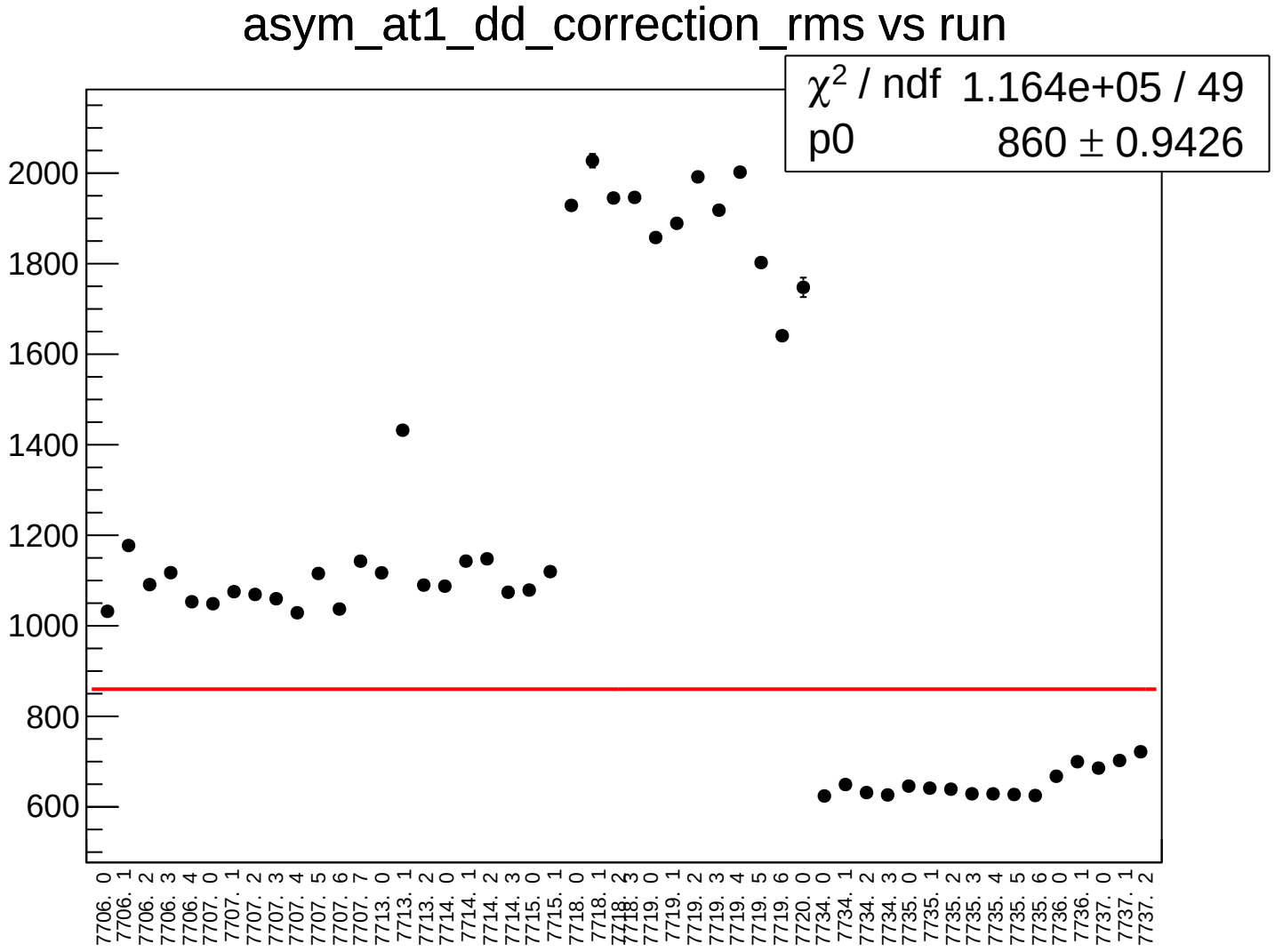
asym_at1_dd_correction_rms vs run
χ2 / ndf 1.164e+05 / 49
p0 860 ± 0.9426
2000
1800
1600
1400
1200
1000
800
600
7706. 0
7706. 1
7706. 2
7706. 3
7706. 4
7707. 0
7707. 1
7707. 2
7707. 3
7707. 4
7707. 5
7707. 6
7707. 7
7713. 0
7713. 1
7713. 2
7714. 0
7714. 1
7714. 2
7714. 3
7715. 0
7715. 1
7718. 0
7718. 1
7718. 2
7718. 3
7719. 0
7719. 1
7719. 2
7719. 3
7719. 4
7719. 5
7719. 6
7720. 0
7734. 0
7734. 1
7734. 2
7734. 3
7735. 0
7735. 1
7735. 2
7735. 3
7735. 4
7735. 5
7735. 6
7736. 0
7736. 1
7737. 0
7737. 1
7737. 2

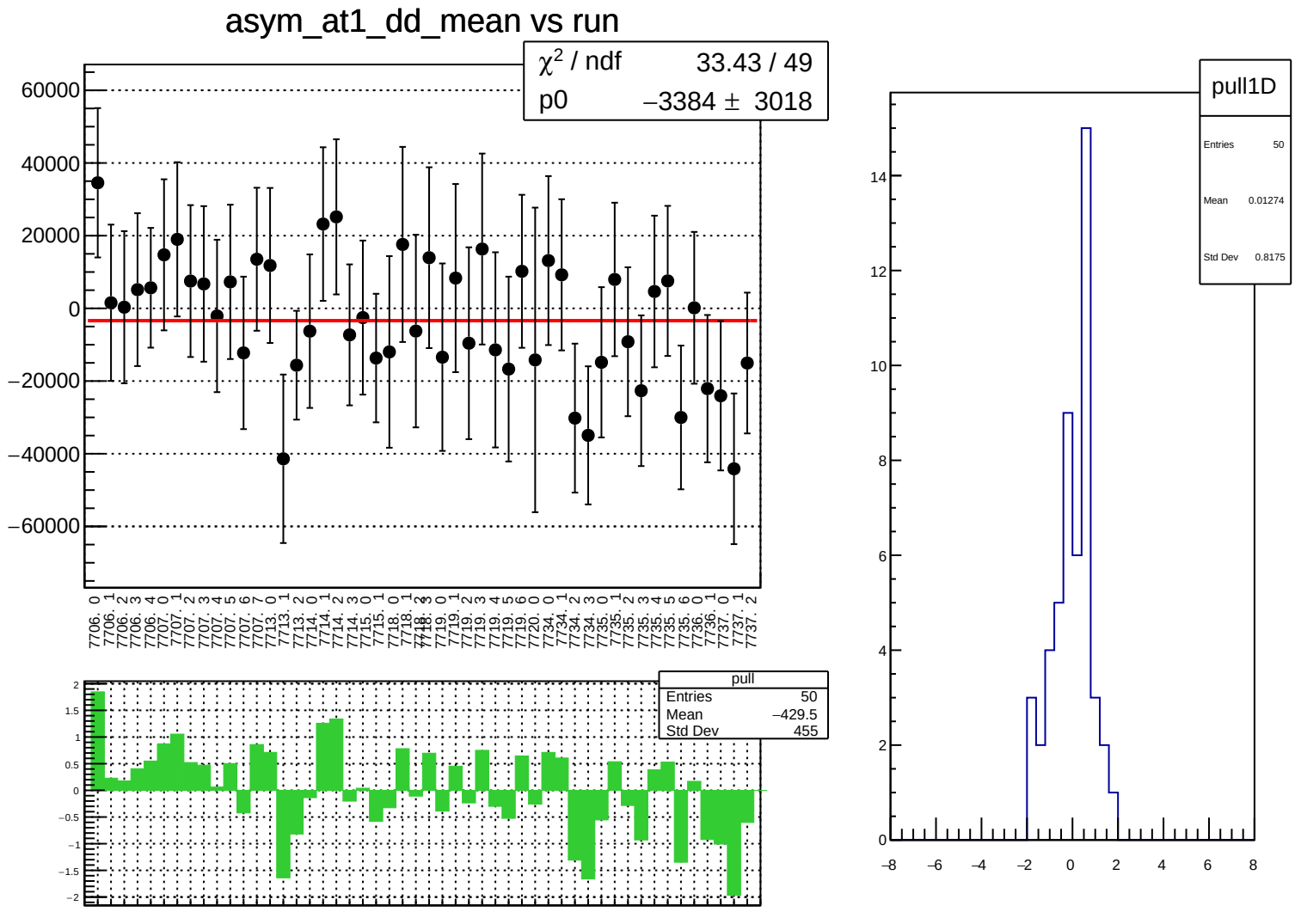
asym_at1_dd_mean vs run
χ² / ndf 33.43 / 49
p0 −3384 ± 3018
60000
40000
20000
0
−20000
−40000
−60000
7706. 0
7706. 1
7706. 2
7706. 3
7706. 4
7707. 0
7707. 1
7707. 2
7707. 3
7707. 4
7707. 5
7707. 6
7707. 7
7713. 0
7713. 1
7713. 2
7714. 0
7714. 1
7714. 2
7714. 3
7715. 0
7715. 1
7718. 0
7718. 1
7718. 2
7718. 3
7719. 0
7719. 1
7719. 2
7719. 3
7719. 4
7719. 5
7719. 6
7720. 0
7734. 0
7734. 1
7734. 2
7734. 3
7735. 0
7735. 1
7735. 2
7735. 3
7735. 4
7735. 5
7735. 6
7736. 0
7736. 1
7737. 0
7737. 1
7737. 2
pull
Entries 50
Mean −429.5
Std Dev 455
2
1.5
1
0.5
0
−0.5
−1
−1.5
−2
pull1D
Entries 50
Mean 0.01274
Std Dev 0.8175
14
12
10
8
6
4
2
0
−8
−6
−4
−2
0
2
4
6
8

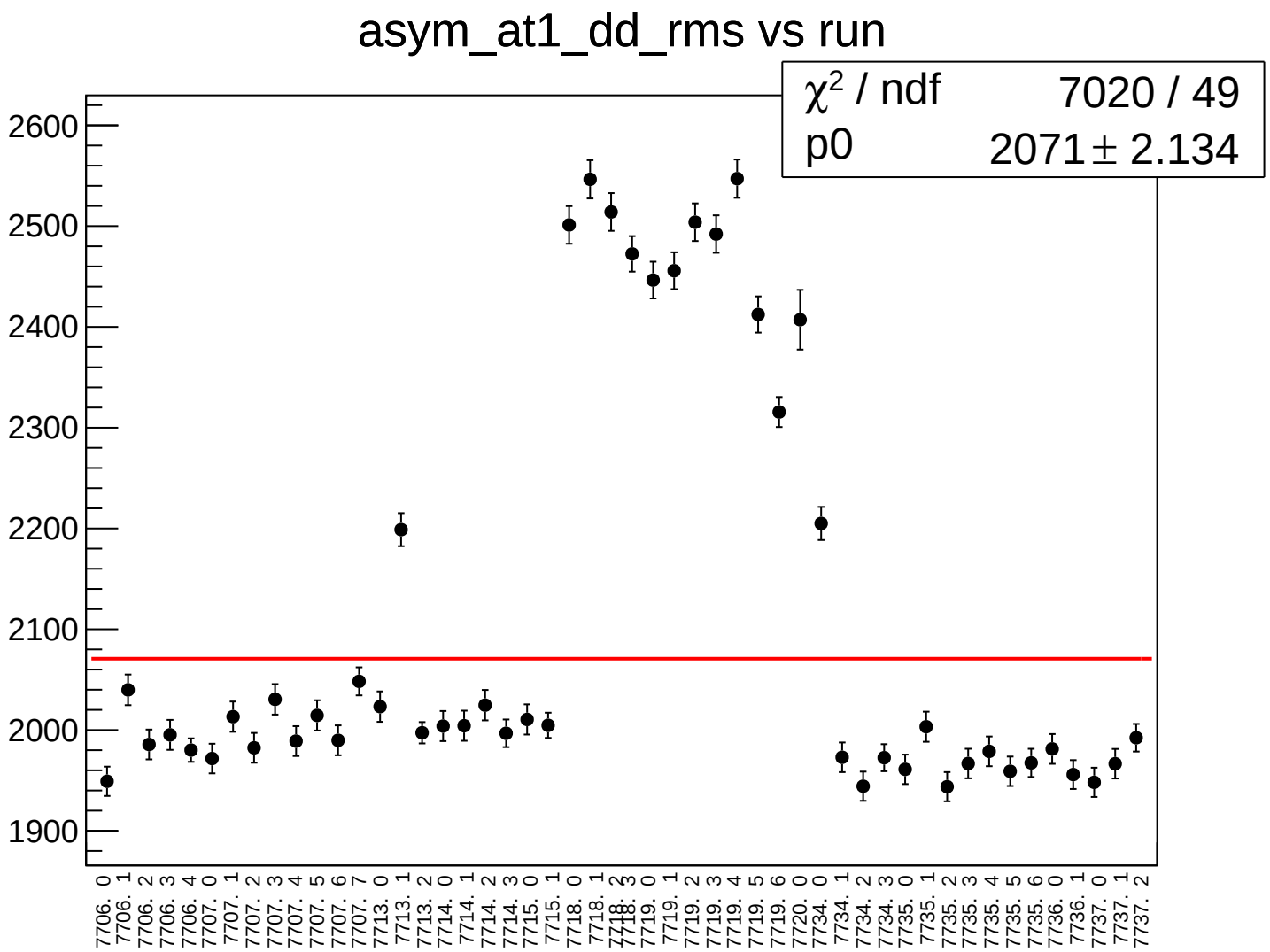
asym_at1_dd_rms vs run
χ² / ndf 7020 / 49
p0 2071 ± 2.134
2600
2500
2400
2300
2200
2100
2000
1900
7706. 0
7706. 1
7706. 2
7706. 3
7706. 4
7707. 0
7707. 1
7707. 2
7707. 3
7707. 4
7707. 5
7707. 6
7707. 7
7713. 0
7713. 1
7713. 2
7714. 0
7714. 1
7714. 2
7714. 3
7715. 0
7715. 1
7718. 0
7718. 1
7718. 2
7718. 3
7719. 0
7719. 1
7719. 2
7719. 3
7719. 4
7719. 5
7719. 6
7720. 0
7734. 0
7734. 1
7734. 2
7734. 3
7735. 0
7735. 1
7735. 2
7735. 3
7735. 4
7735. 5
7735. 6
7736. 0
7736. 1
7737. 0
7737. 1
7737. 2

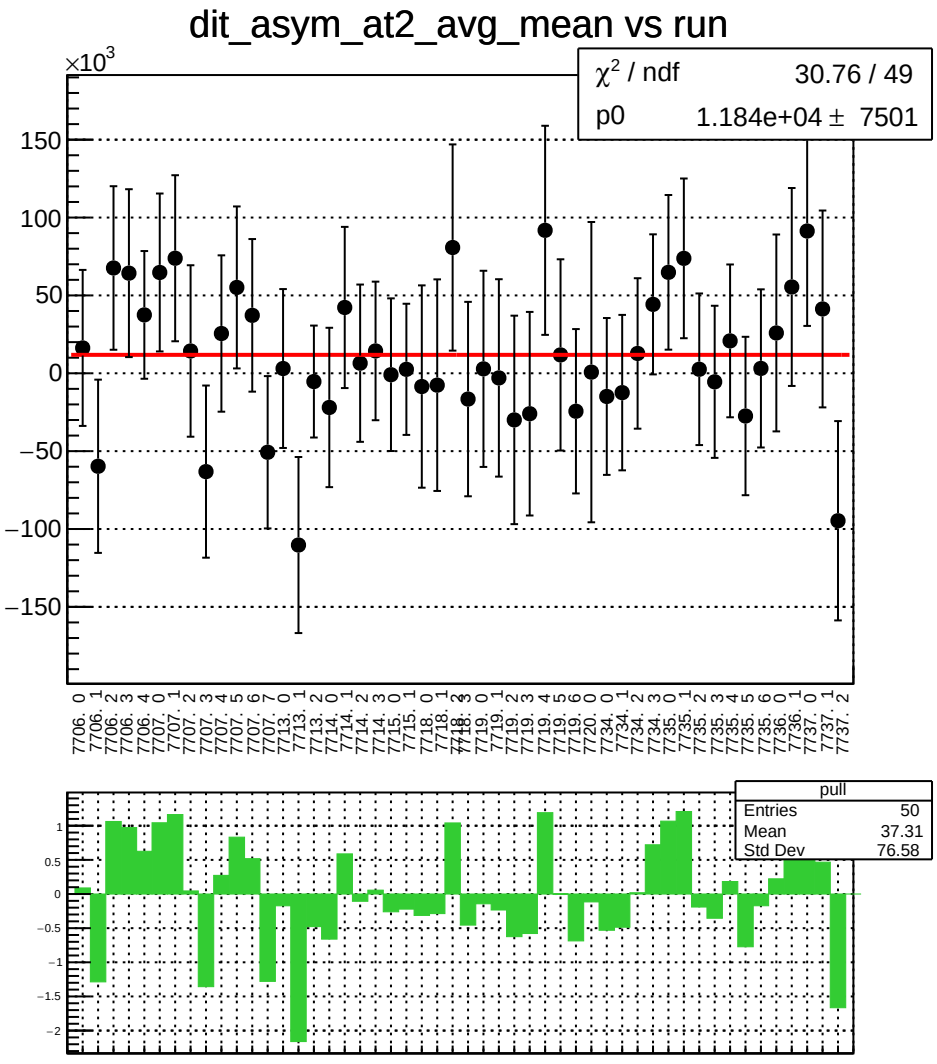
dit_asym_at2_avg_mean vs run
×10^3
χ² / ndf 30.76 / 49
p0 1.184e+04 ± 7501
150
100
50
0
−50
−100
−150
7706. 0
7706. 1
7706. 2
7706. 3
7706. 4
7707. 0
7707. 1
7707. 2
7707. 3
7707. 4
7707. 5
7707. 6
7707. 7
7713. 0
7713. 1
7713. 2
7714. 0
7714. 1
7714. 2
7714. 3
7715. 0
7715. 1
7718. 0
7718. 1
7718. 2
7718. 3
7719. 0
7719. 1
7719. 2
7719. 3
7719. 4
7719. 5
7719. 6
7720. 0
7734. 0
7734. 1
7734. 2
7734. 3
7735. 0
7735. 1
7735. 2
7735. 3
7735. 4
7735. 5
7735. 6
7736. 0
7736. 1
7737. 0
7737. 1
7737. 2
pull
Entries 50
Mean 37.31
Std Dev 76.58
1
0.5
0
−0.5
−1
−1.5
−2

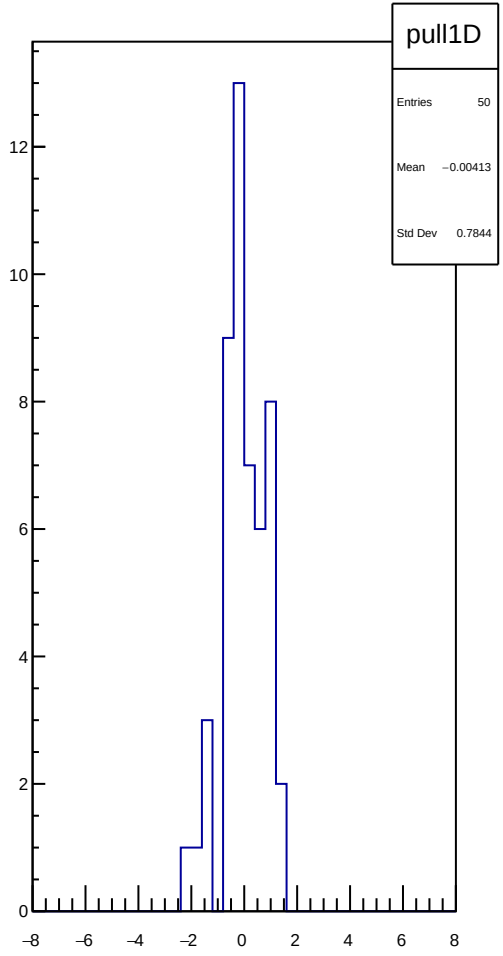
pull1D
Entries 50
Mean −0.00413
Std Dev 0.7844
12
10
8
6
4
2
0
−8
−6
−4
−2
0
2
4
6
8

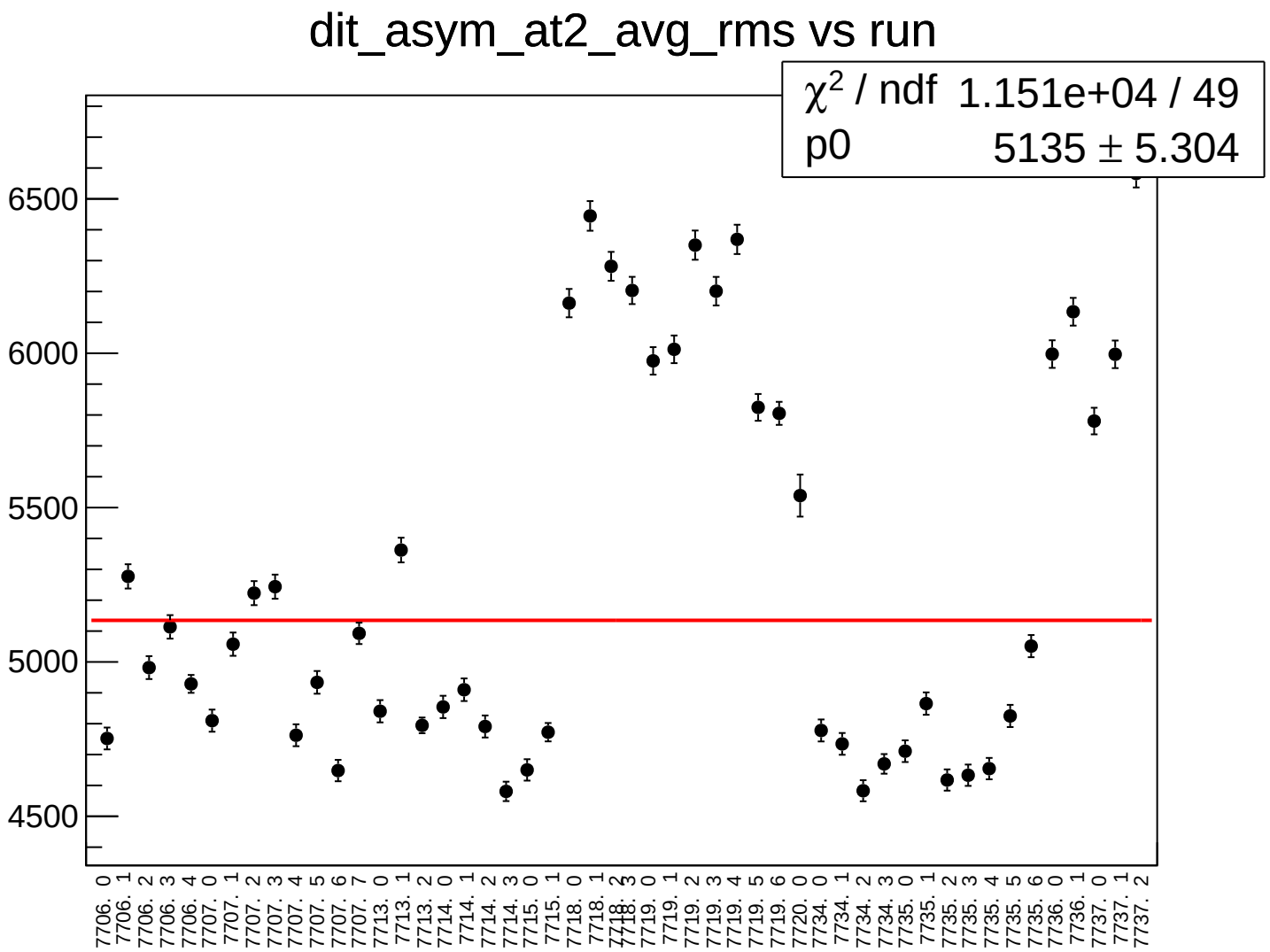
dit_asym_at2_avg_rms vs run
χ2 / ndf 1.151e+04 / 49
p0 5135 ± 5.304
6500
6000
5500
5000
4500
7706. 0
7706. 1
7706. 2
7706. 3
7706. 4
7707. 0
7707. 1
7707. 2
7707. 3
7707. 4
7707. 5
7707. 6
7707. 7
7713. 0
7713. 1
7713. 2
7714. 0
7714. 1
7714. 2
7714. 3
7715. 0
7715. 1
7718. 0
7718. 1
7718. 2
7718. 3
7719. 0
7719. 1
7719. 2
7719. 3
7719. 4
7719. 5
7719. 6
7720. 0
7734. 0
7734. 1
7734. 2
7734. 3
7735. 0
7735. 1
7735. 2
7735. 3
7735. 4
7735. 5
7735. 6
7736. 0
7736. 1
7737. 0
7737. 1
7737. 2

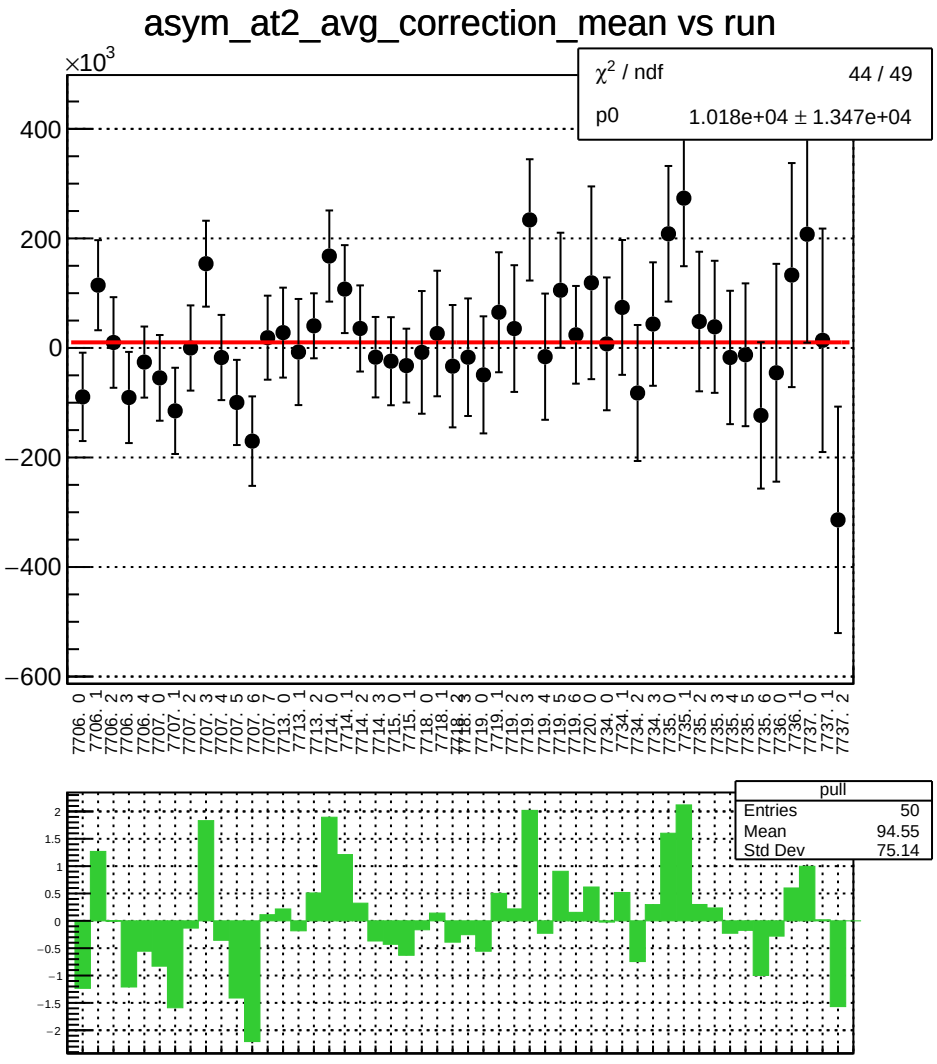
asym_at2_avg_correction_mean vs run
×10^3
χ² / ndf 44 / 49
p0 1.018e+04 ± 1.347e+04
pull
Entries 50
Mean 94.55
Std Dev 75.14

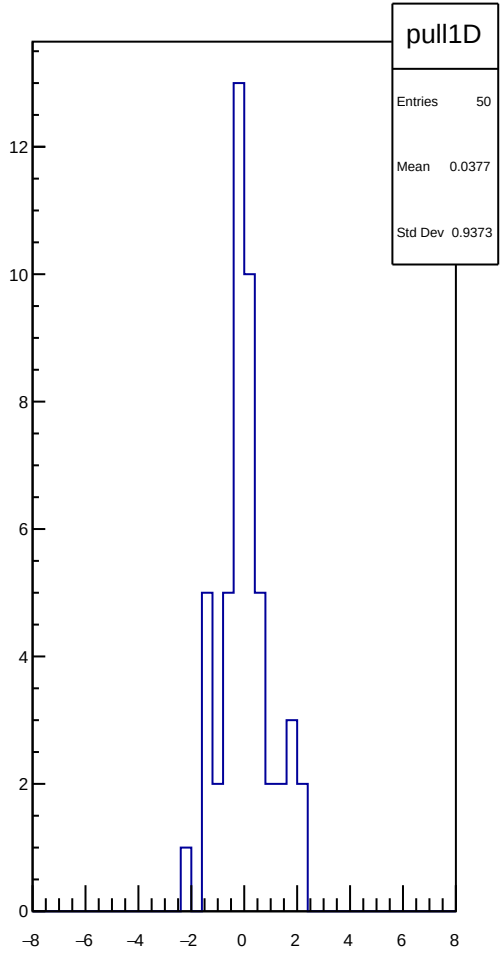
pull1D
Entries 50
Mean 0.0377
Std Dev 0.9373

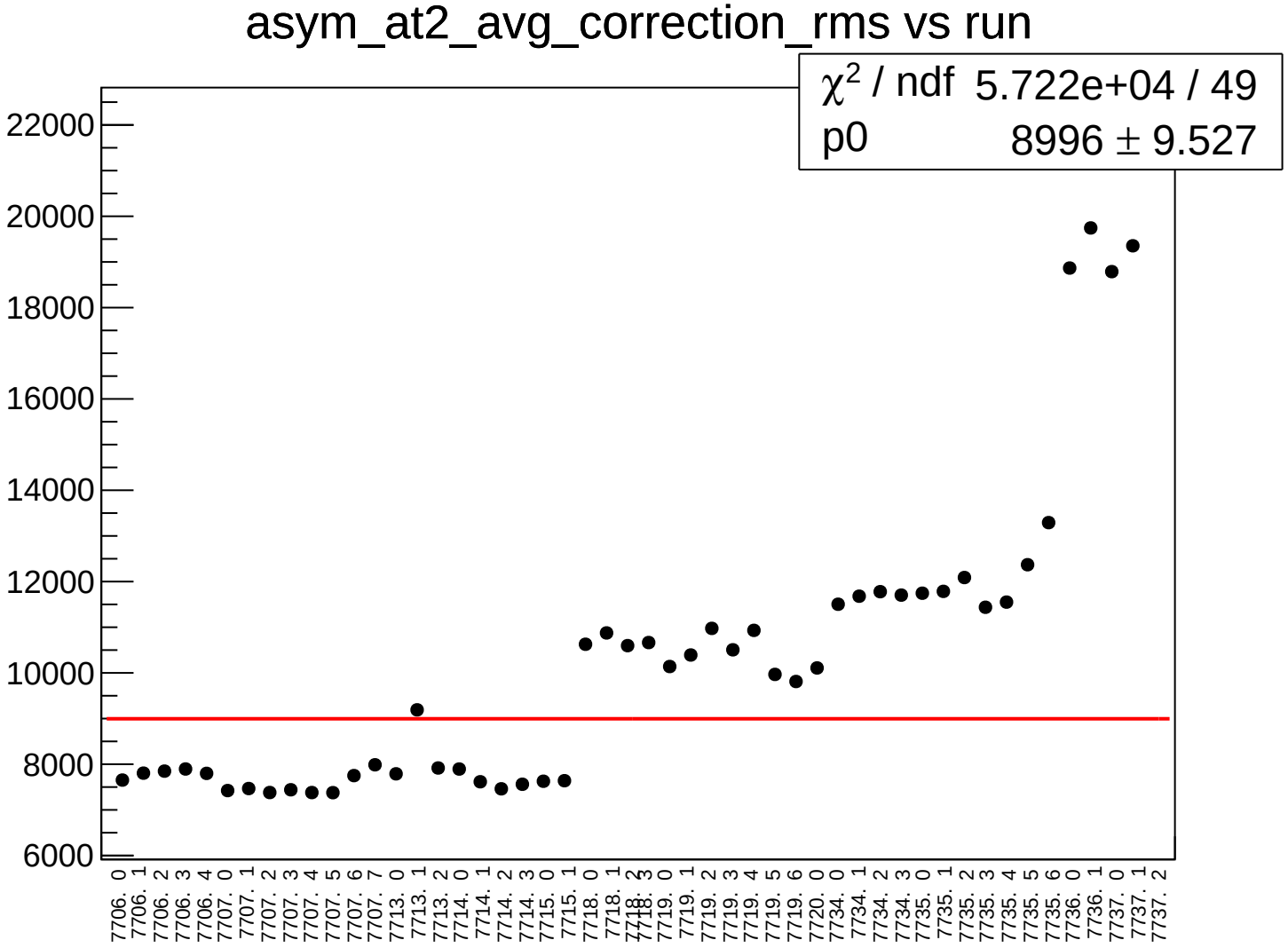
asym_at2_avg_correction_rms vs run
χ2 / ndf 5.722e+04 / 49
p0 8996 ± 9.527
22000
20000
18000
16000
14000
12000
10000
8000
6000
7706. 0
7706. 1
7706. 2
7706. 3
7706. 4
7707. 0
7707. 1
7707. 2
7707. 3
7707. 4
7707. 5
7707. 6
7707. 7
7713. 0
7713. 1
7713. 2
7714. 0
7714. 1
7714. 2
7714. 3
7715. 0
7715. 1
7718. 0
7718. 1
7718. 2
7718. 3
7719. 0
7719. 1
7719. 2
7719. 3
7719. 4
7719. 5
7719. 6
7720. 0
7734. 0
7734. 1
7734. 2
7734. 3
7735. 0
7735. 1
7735. 2
7735. 3
7735. 4
7735. 5
7735. 6
7736. 0
7736. 1
7737. 0
7737. 1
7737. 2

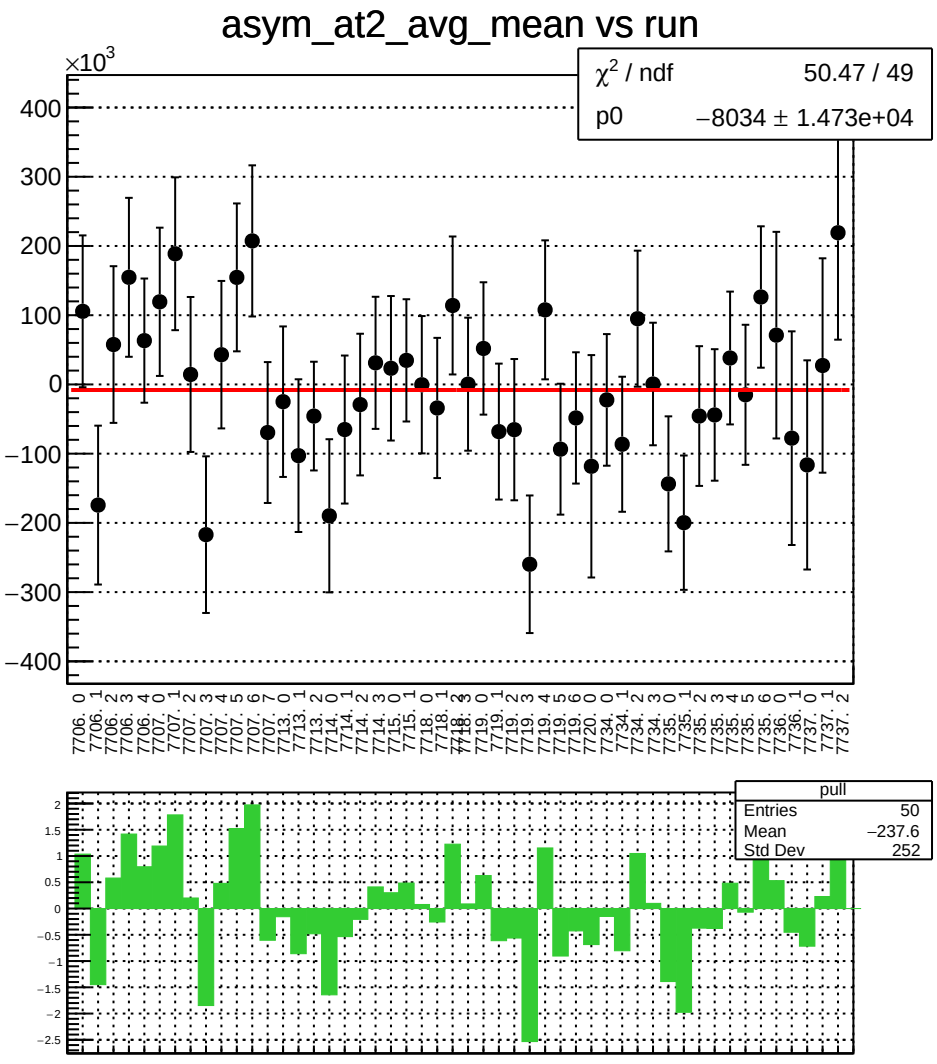
asym_at2_avg_mean vs run
×10^3
χ² / ndf 50.47 / 49
p0 −8034 ± 1.473e+04
pull
Entries 50
Mean −237.6
Std Dev 252

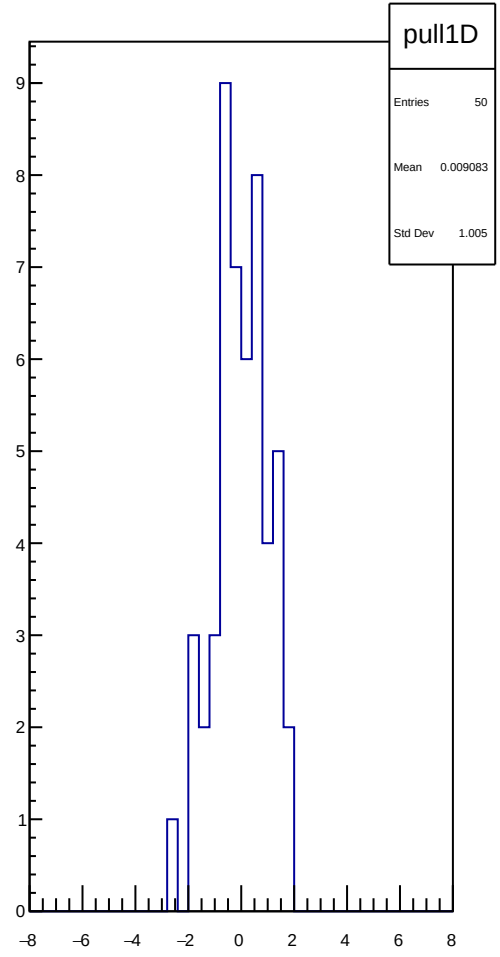
pull1D
Entries 50
Mean 0.009083
Std Dev 1.005

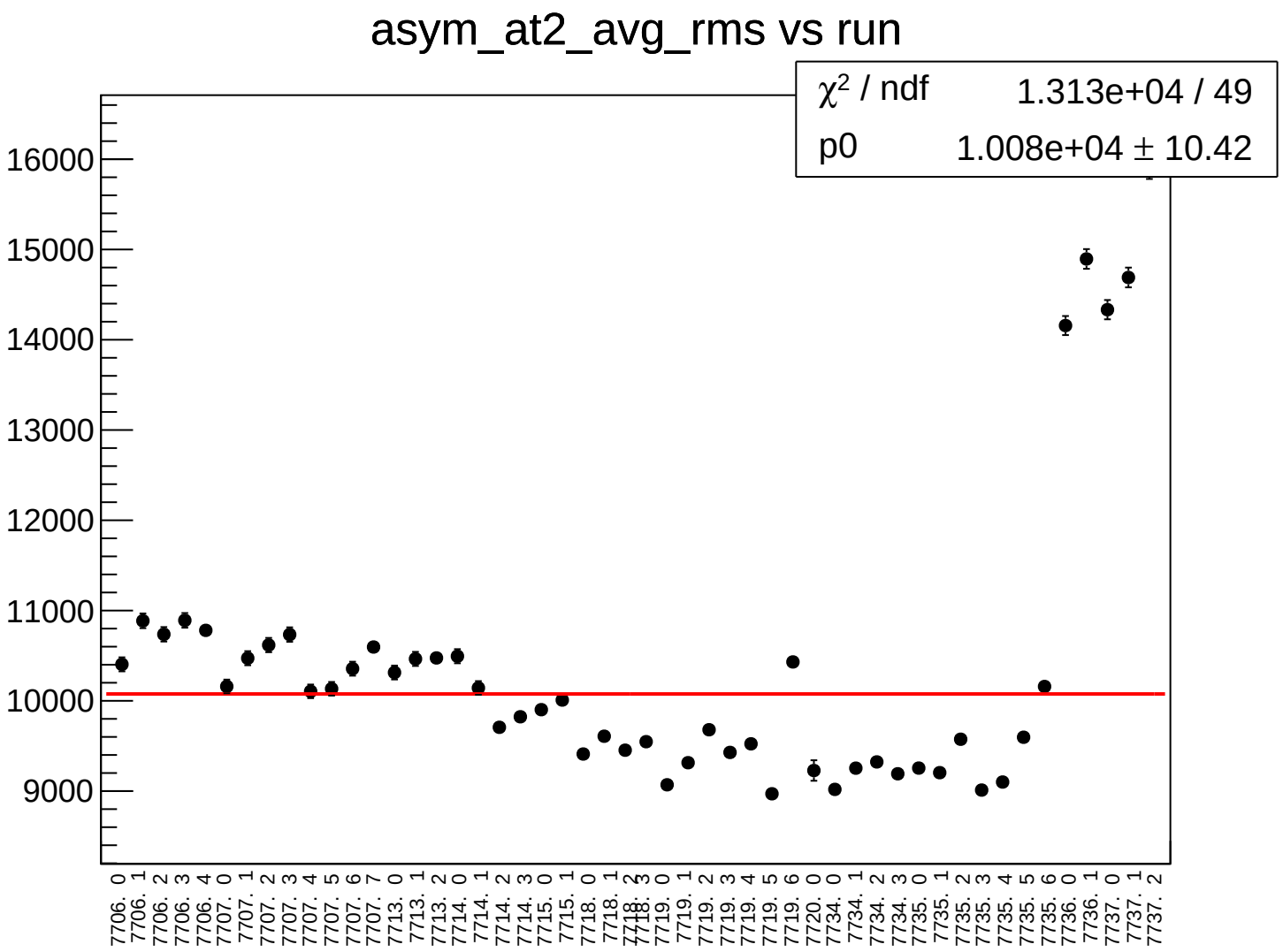
asym_at2_avg_rms vs run
χ2 / ndf 1.313e+04 / 49
p0 1.008e+04 ± 10.42
16000
15000
14000
13000
12000
11000
10000
9000
7706. 0
7706. 1
7706. 2
7706. 3
7706. 4
7707. 0
7707. 1
7707. 2
7707. 3
7707. 4
7707. 5
7707. 6
7707. 7
7713. 0
7713. 1
7713. 2
7714. 0
7714. 1
7714. 2
7714. 3
7715. 0
7715. 1
7718. 0
7718. 1
7718. 2
7718. 3
7719. 0
7719. 1
7719. 2
7719. 3
7719. 4
7719. 5
7719. 6
7720. 0
7734. 0
7734. 1
7734. 2
7734. 3
7735. 0
7735. 1
7735. 2
7735. 3
7735. 4
7735. 5
7735. 6
7736. 0
7736. 1
7737. 0
7737. 1
7737. 2

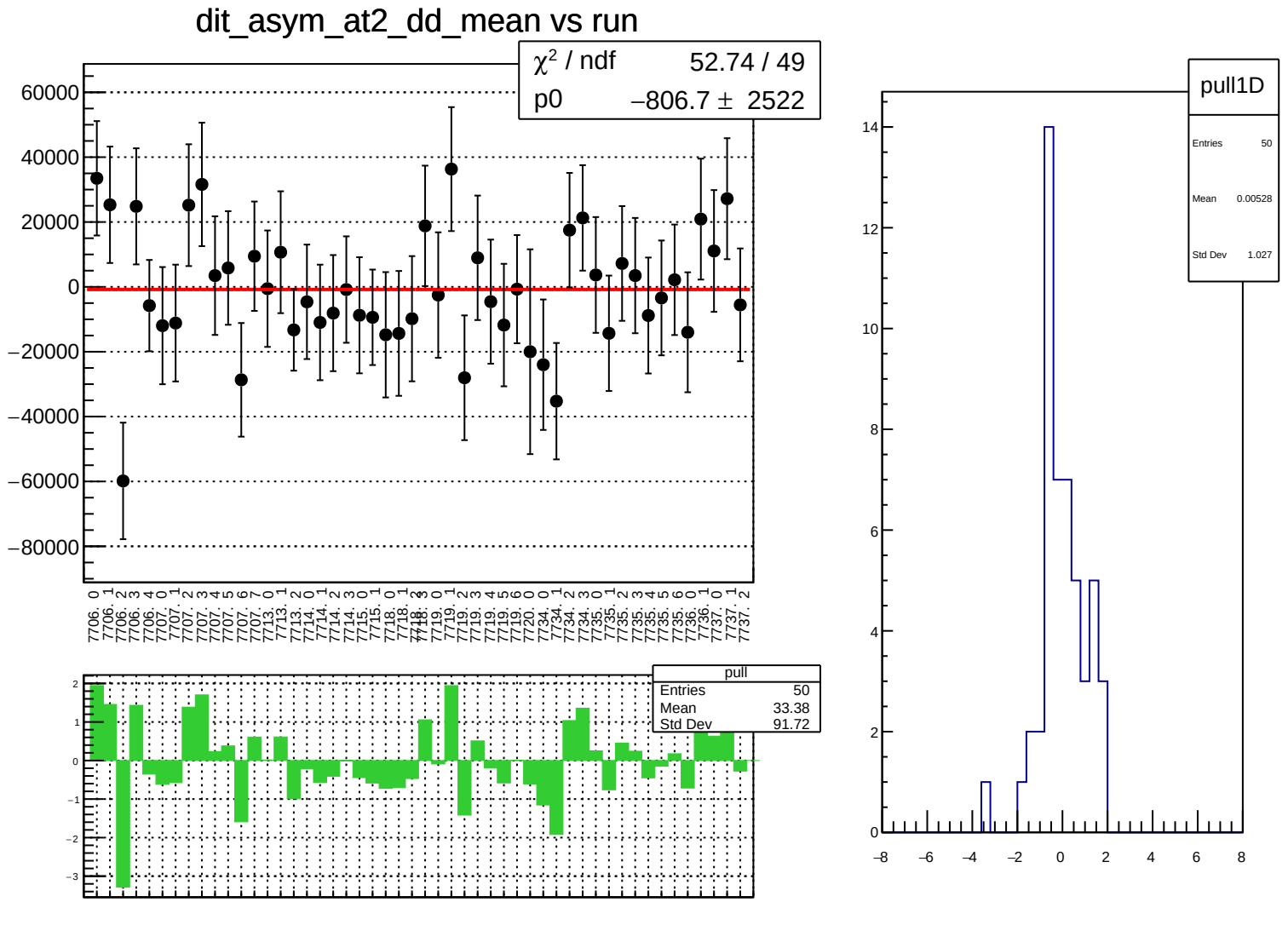
dit_asym_at2_dd_mean vs run
χ² / ndf 52.74 / 49
p0 −806.7 ± 2522
60000
40000
20000
0
−20000
−40000
−60000
−80000
7706. 0
7706. 1
7706. 2
7706. 3
7706. 4
7707. 0
7707. 1
7707. 2
7707. 3
7707. 4
7707. 5
7707. 6
7707. 7
7713. 0
7713. 1
7713. 2
7714. 0
7714. 1
7714. 2
7714. 3
7715. 0
7715. 1
7718. 0
7718. 1
7718. 2
7718. 3
7719. 0
7719. 1
7719. 2
7719. 3
7719. 4
7719. 5
7719. 6
7720. 0
7734. 0
7734. 1
7734. 2
7734. 3
7735. 0
7735. 1
7735. 2
7735. 3
7735. 4
7735. 5
7735. 6
7736. 0
7736. 1
7737. 0
7737. 1
7737. 2
pull
Entries 50
Mean 33.38
Std Dev 91.72
2
1
0
−1
−2
−3
pull1D
Entries 50
Mean 0.00528
Std Dev 1.027
14
12
10
8
6
4
2
0
−8
−6
−4
−2
0
2
4
6
8

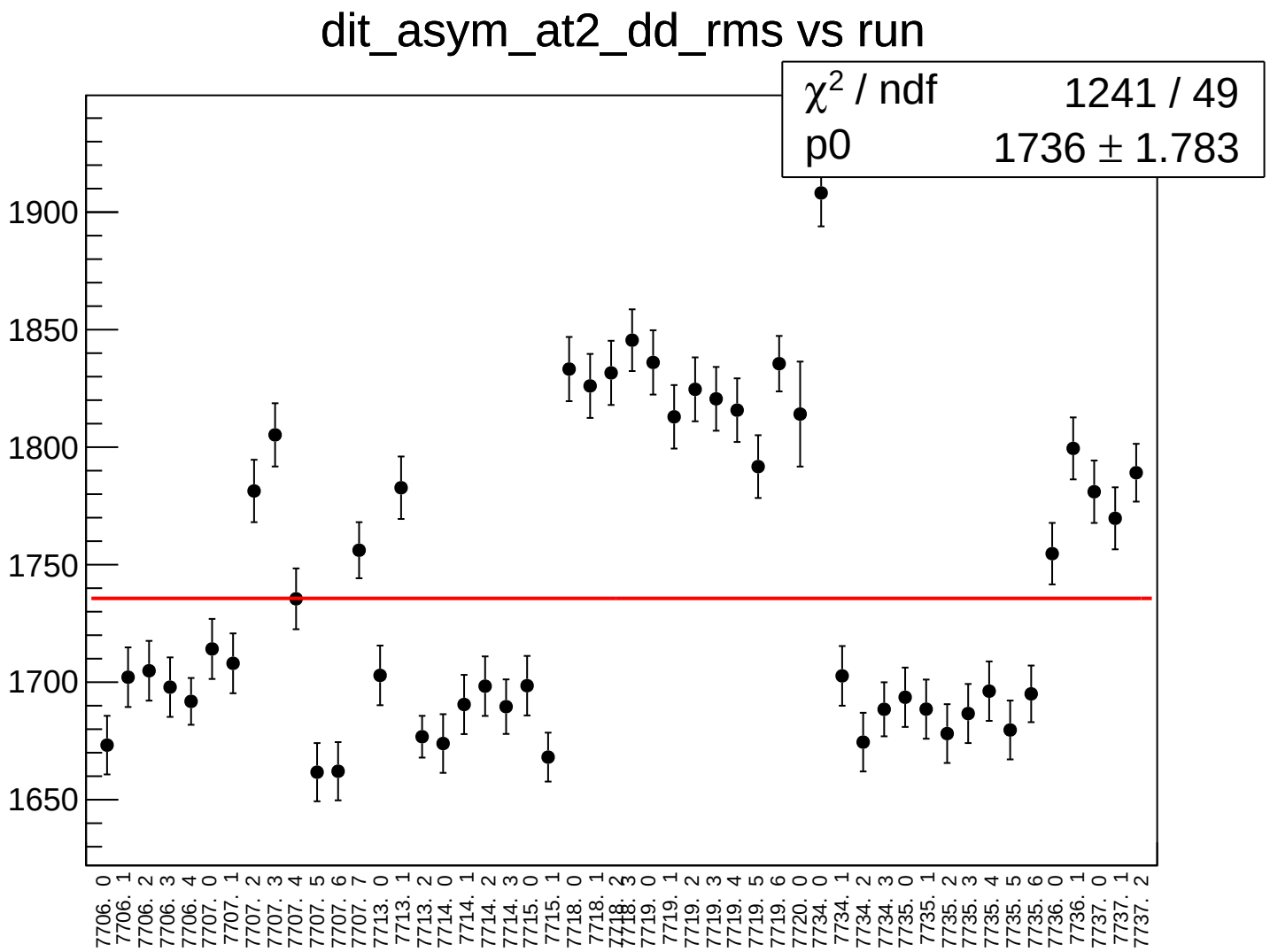
dit_asym_at2_dd_rms vs run
χ² / ndf 1241 / 49
p0 1736 ± 1.783
1900
1850
1800
1750
1700
1650
7706. 0
7706. 1
7706. 2
7706. 3
7706. 4
7707. 0
7707. 1
7707. 2
7707. 3
7707. 4
7707. 5
7707. 6
7707. 7
7713. 0
7713. 1
7713. 2
7714. 0
7714. 1
7714. 2
7714. 3
7715. 0
7715. 1
7718. 0
7718. 1
7718. 2
7718. 3
7719. 0
7719. 1
7719. 2
7719. 3
7719. 4
7719. 5
7719. 6
7720. 0
7734. 0
7734. 1
7734. 2
7734. 3
7735. 0
7735. 1
7735. 2
7735. 3
7735. 4
7735. 5
7735. 6
7736. 0
7736. 1
7737. 0
7737. 1
7737. 2

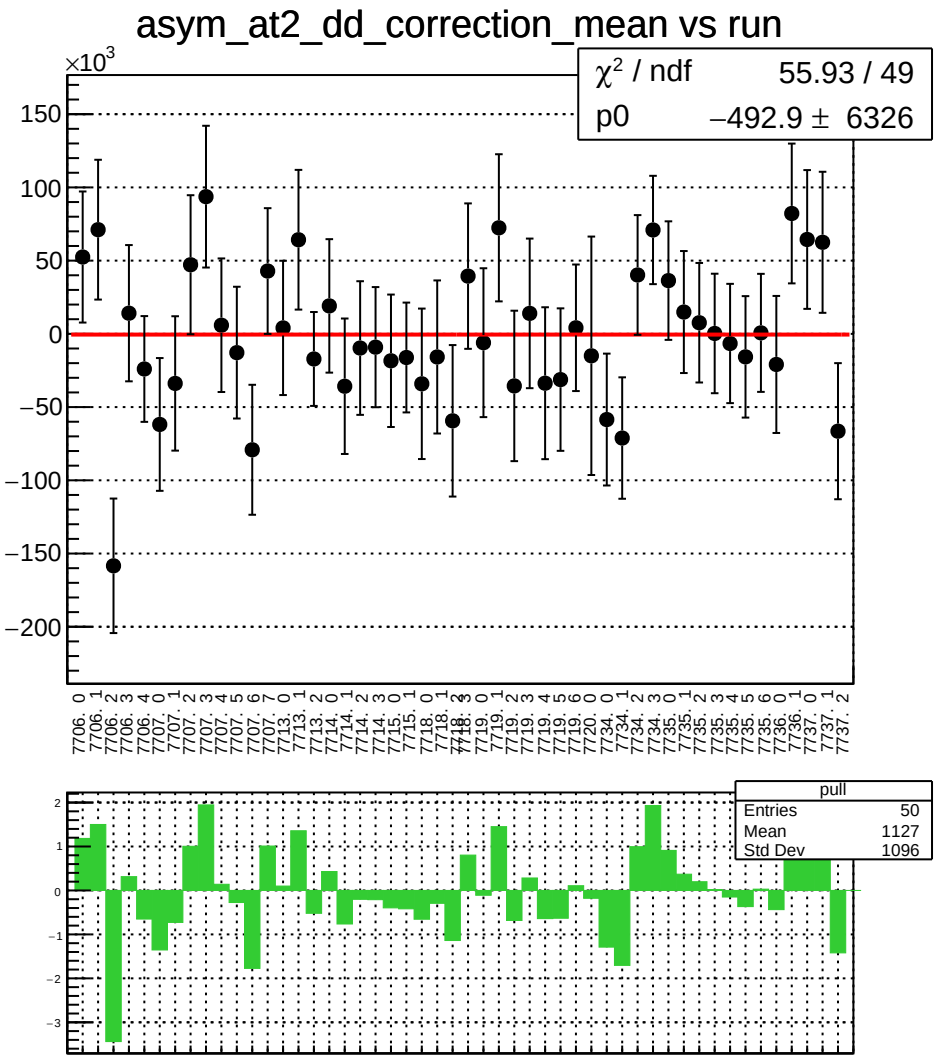
asym_at2_dd_correction_mean vs run
×10^3
χ² / ndf 55.93 / 49
p0 −492.9 ± 6326
150
100
50
0
−50
−100
−150
−200
7706. 0
7706. 1
7706. 2
7706. 3
7706. 4
7707. 0
7707. 1
7707. 2
7707. 3
7707. 4
7707. 5
7707. 6
7707. 7
7713. 0
7713. 1
7713. 2
7714. 0
7714. 1
7714. 2
7714. 3
7715. 0
7715. 1
7718. 0
7718. 1
7718. 2
7718. 3
7719. 0
7719. 1
7719. 2
7719. 3
7719. 4
7719. 5
7719. 6
7720. 0
7734. 0
7734. 1
7734. 2
7734. 3
7735. 0
7735. 1
7735. 2
7735. 3
7735. 4
7735. 5
7735. 6
7736. 0
7736. 1
7737. 0
7737. 1
7737. 2
pull
Entries 50
Mean 1127
Std Dev 1096
2
1
0
−1
−2
−3

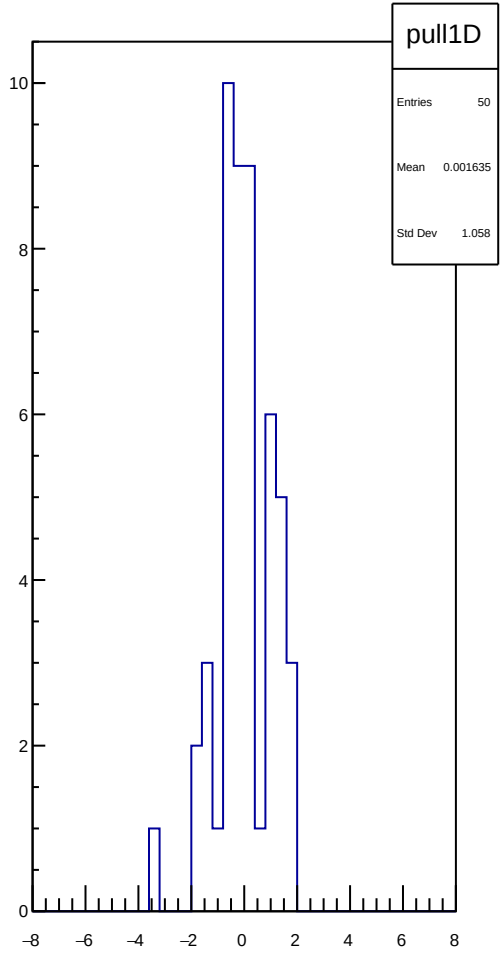
pull1D
Entries 50
Mean 0.001635
Std Dev 1.058
10
8
6
4
2
0
−8
−6
−4
−2
0
2
4
6
8

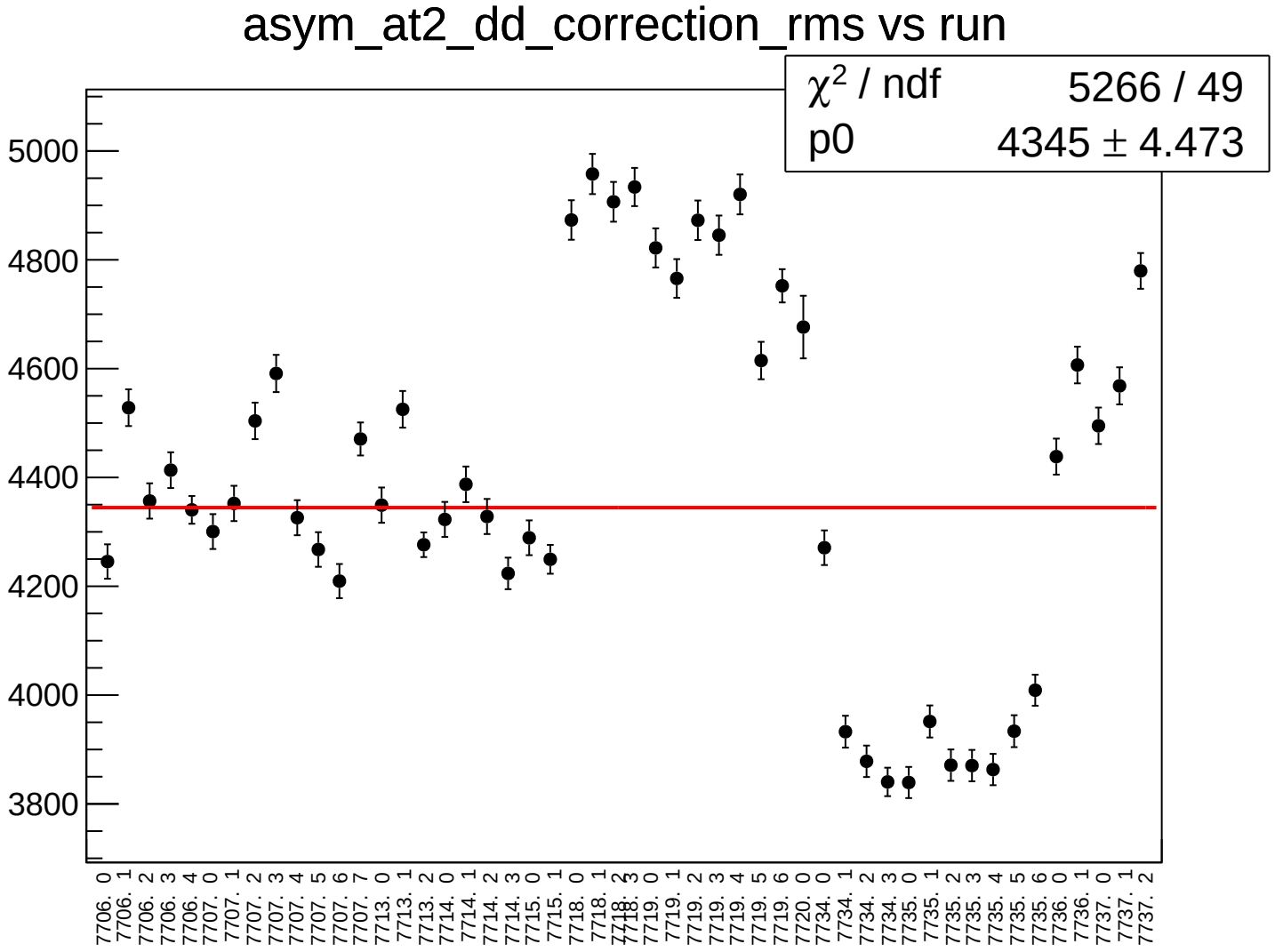
asym_at2_dd_correction_rms vs run
χ² / ndf 5266 / 49
p0 4345 ± 4.473
5000
4800
4600
4400
4200
4000
3800
7706. 0
7706. 1
7706. 2
7706. 3
7706. 4
7707. 0
7707. 1
7707. 2
7707. 3
7707. 4
7707. 5
7707. 6
7707. 7
7713. 0
7713. 1
7713. 2
7714. 0
7714. 1
7714. 2
7714. 3
7715. 0
7715. 1
7718. 0
7718. 1
7718. 2
7718. 3
7719. 0
7719. 1
7719. 2
7719. 3
7719. 4
7719. 5
7719. 6
7720. 0
7734. 0
7734. 1
7734. 2
7734. 3
7735. 0
7735. 1
7735. 2
7735. 3
7735. 4
7735. 5
7735. 6
7736. 0
7736. 1
7737. 0
7737. 1
7737. 2

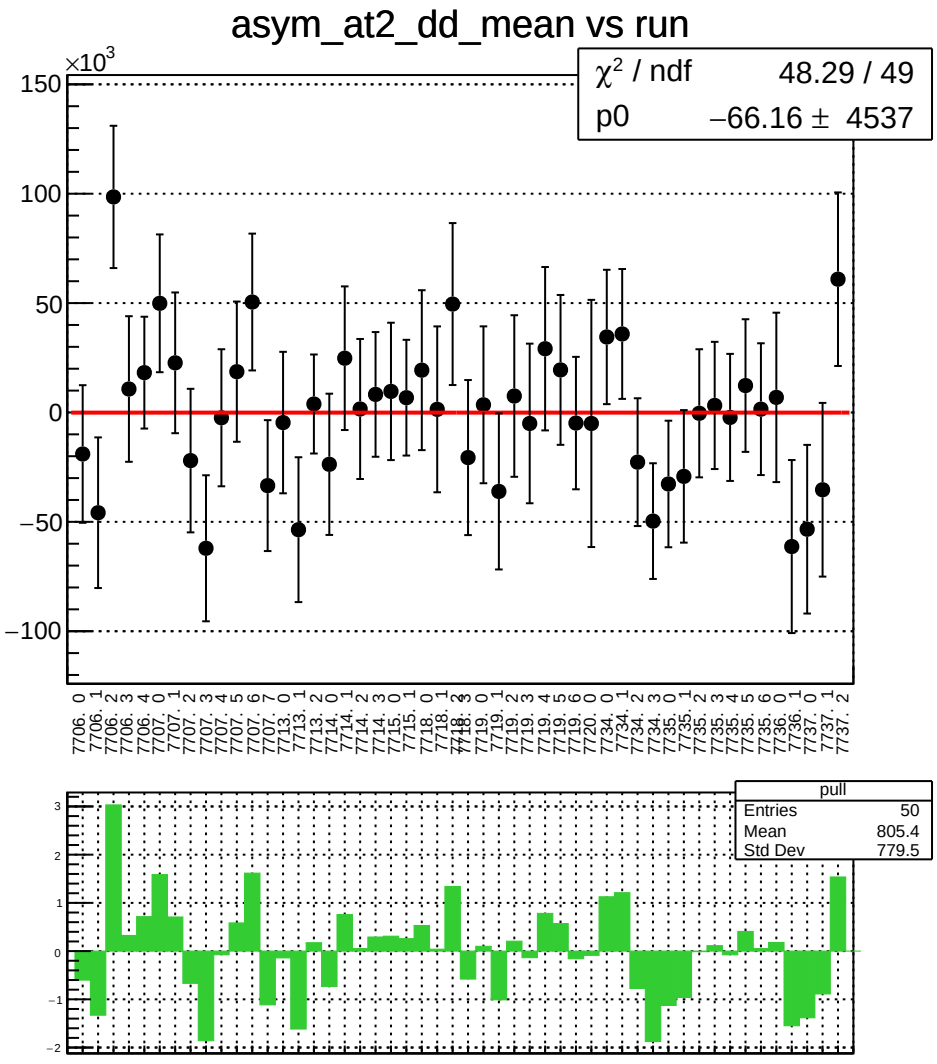
asym_at2_dd_mean vs run
×10^3
χ² / ndf 48.29 / 49
p0 −66.16 ± 4537
150
100
50
0
−50
−100
7706. 0
7706. 1
7706. 3
7706. 4
7707. 0
7707. 1
7707. 2
7707. 3
7707. 4
7707. 5
7707. 6
7707. 7
7713. 0
7713. 1
7713. 2
7714. 0
7714. 1
7714. 2
7714. 3
7715. 0
7715. 1
7718. 0
7718. 1
7718. 2
7718. 3
7719. 0
7719. 1
7719. 2
7719. 3
7719. 4
7719. 5
7719. 6
7720. 0
7734. 0
7734. 1
7734. 2
7734. 3
7735. 0
7735. 1
7735. 2
7735. 3
7735. 4
7735. 5
7735. 6
7736. 0
7736. 1
7737. 0
7737. 1
7737. 2
pull
Entries 50
Mean 805.4
Std Dev 779.5
3
2
1
0
−1
−2

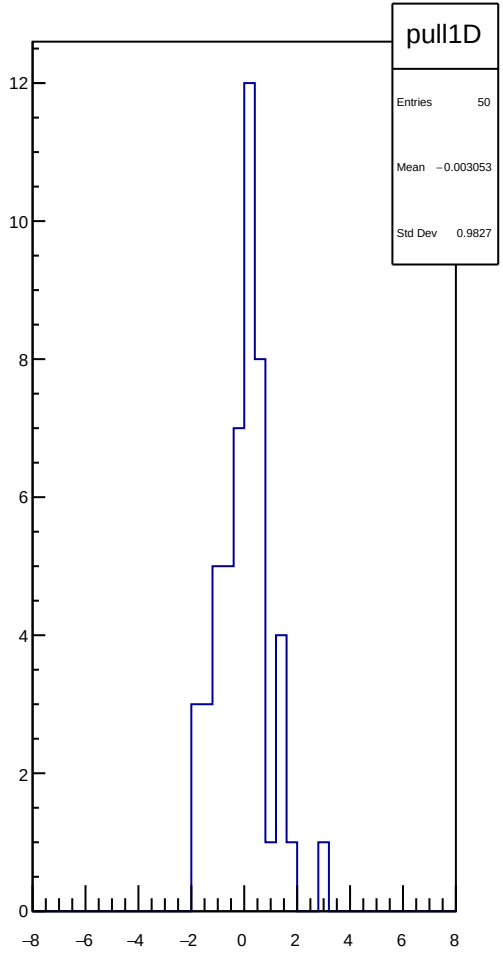
pull1D
Entries 50
Mean −0.003053
Std Dev 0.9827
12
10
8
6
4
2
0
−8
−6
−4
−2
0
2
4
6
8

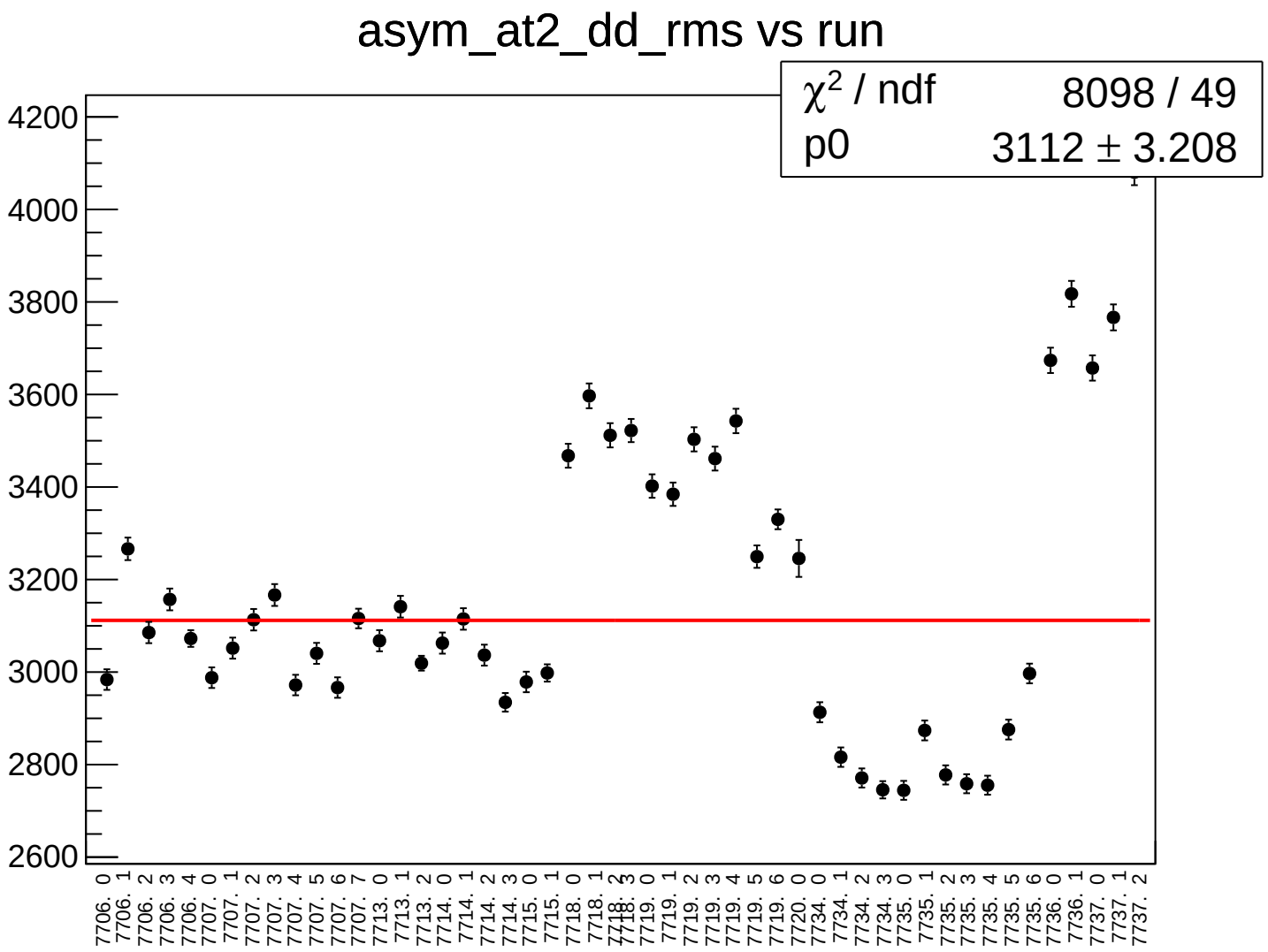
asym_at2_dd_rms vs run
χ2 / ndf 8098 / 49
p0 3112 ± 3.208
4200
4000
3800
3600
3400
3200
3000
2800
2600
7706. 0
7706. 1
7706. 2
7706. 3
7706. 4
7707. 0
7707. 1
7707. 2
7707. 3
7707. 4
7707. 5
7707. 6
7707. 7
7713. 0
7713. 1
7713. 2
7714. 0
7714. 1
7714. 2
7714. 3
7715. 0
7715. 1
7718. 0
7718. 1
7718. 2
7718. 3
7719. 0
7719. 1
7719. 2
7719. 3
7719. 4
7719. 5
7719. 6
7720. 0
7734. 0
7734. 1
7734. 2
7734. 3
7735. 0
7735. 1
7735. 2
7735. 3
7735. 4
7735. 5
7735. 6
7736. 0
7736. 1
7737. 0
7737. 1
7737. 2

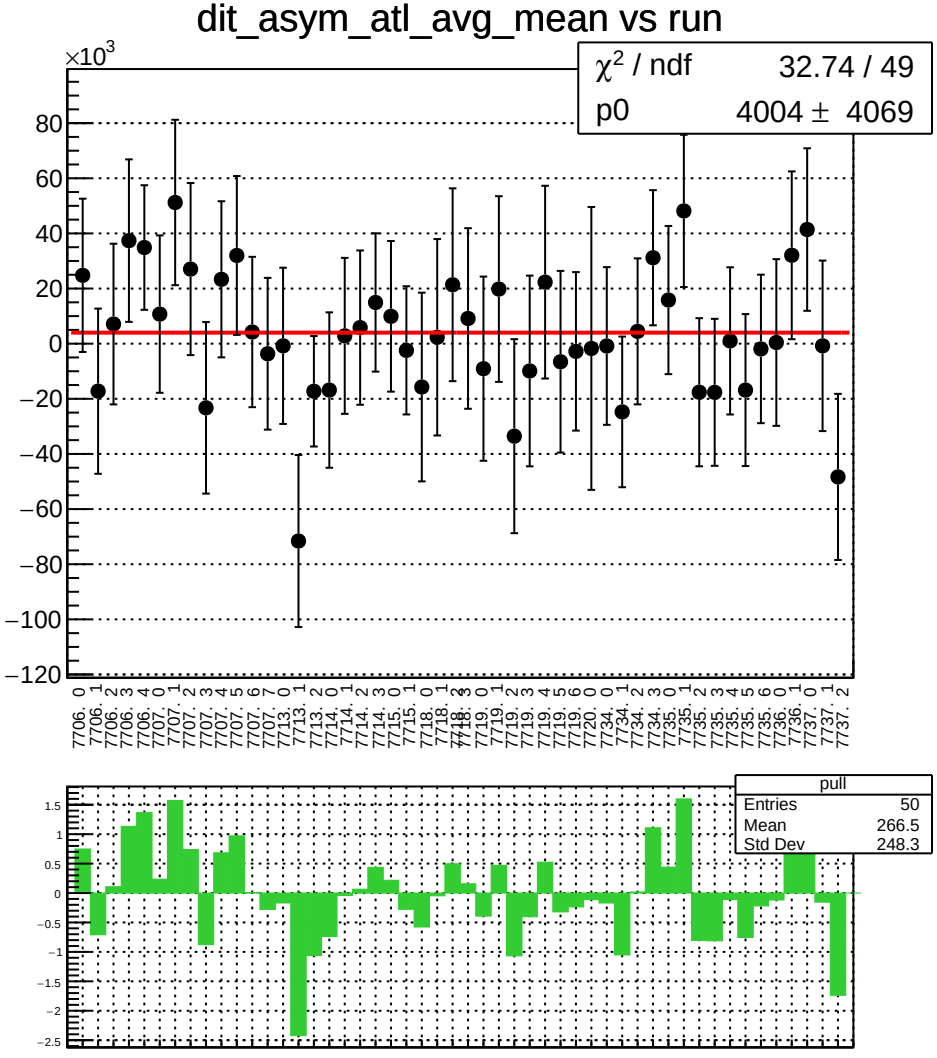
dit_asym_atl_avg_mean vs run
×10^3
χ² / ndf 32.74 / 49
p0 4004 ± 4069
pull
Entries 50
Mean 266.5
Std Dev 248.3

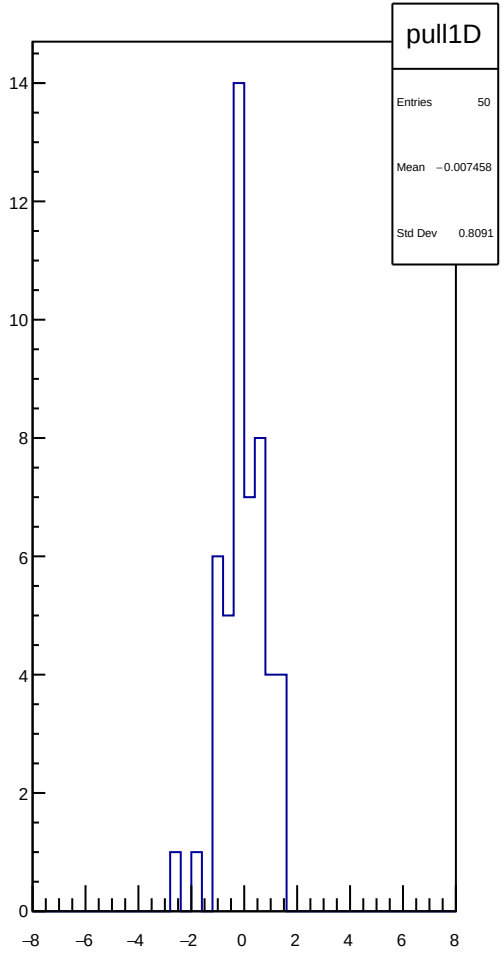
pull1D
Entries 50
Mean −0.007458
Std Dev 0.8091

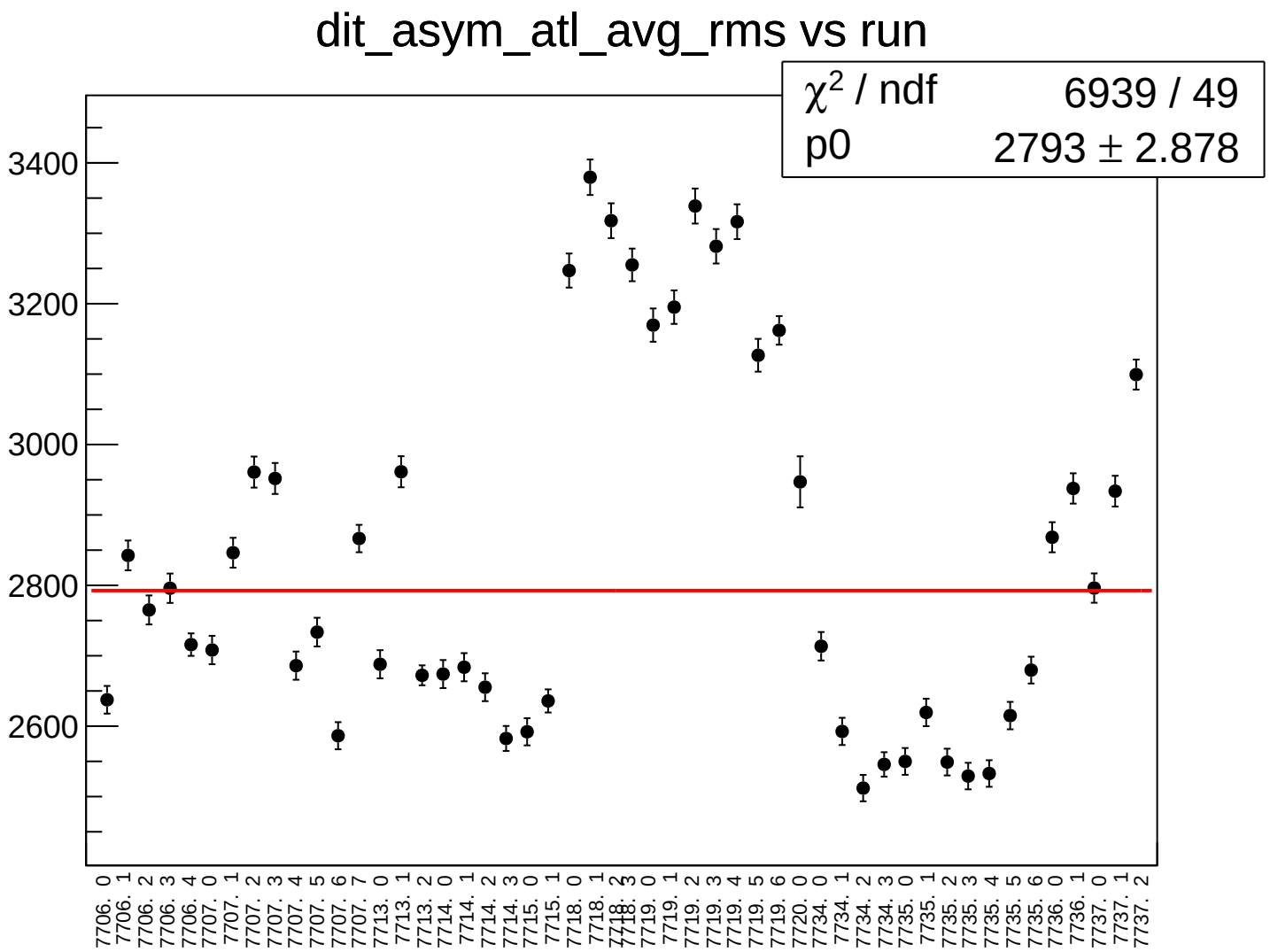
dit_asym_atl_avg_rms vs run
χ2 / ndf 6939 / 49
p0 2793 ± 2.878
3400
3200
3000
2800
2600
7706. 0
7706. 1
7706. 2
7706. 3
7706. 4
7707. 0
7707. 1
7707. 2
7707. 3
7707. 4
7707. 5
7707. 6
7707. 7
7713. 0
7713. 1
7713. 2
7714. 0
7714. 1
7714. 2
7714. 3
7715. 0
7715. 1
7718. 0
7718. 1
7718. 2
7718. 3
7719. 0
7719. 1
7719. 2
7719. 3
7719. 4
7719. 5
7719. 6
7720. 0
7734. 0
7734. 1
7734. 2
7734. 3
7735. 0
7735. 1
7735. 2
7735. 3
7735. 4
7735. 5
7735. 6
7736. 0
7736. 1
7737. 0
7737. 1
7737. 2

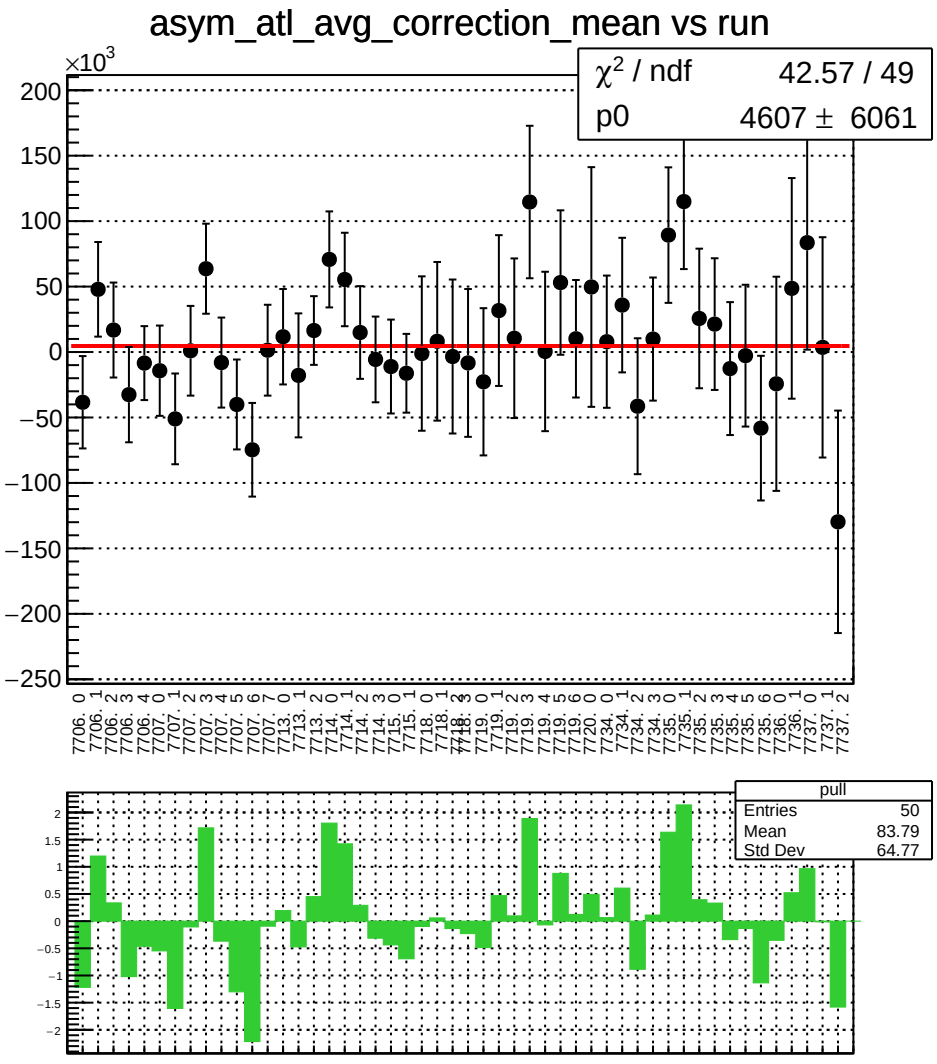
asym_atl_avg_correction_mean vs run
×10^3
χ² / ndf 42.57 / 49
p0 4607 ± 6061
pull
Entries 50
Mean 83.79
Std Dev 64.77

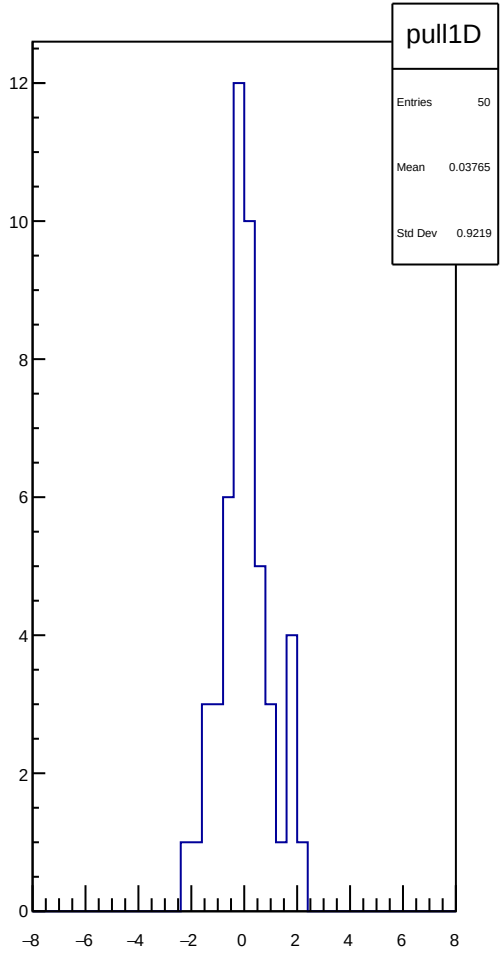
pull1D
Entries 50
Mean 0.03765
Std Dev 0.9219

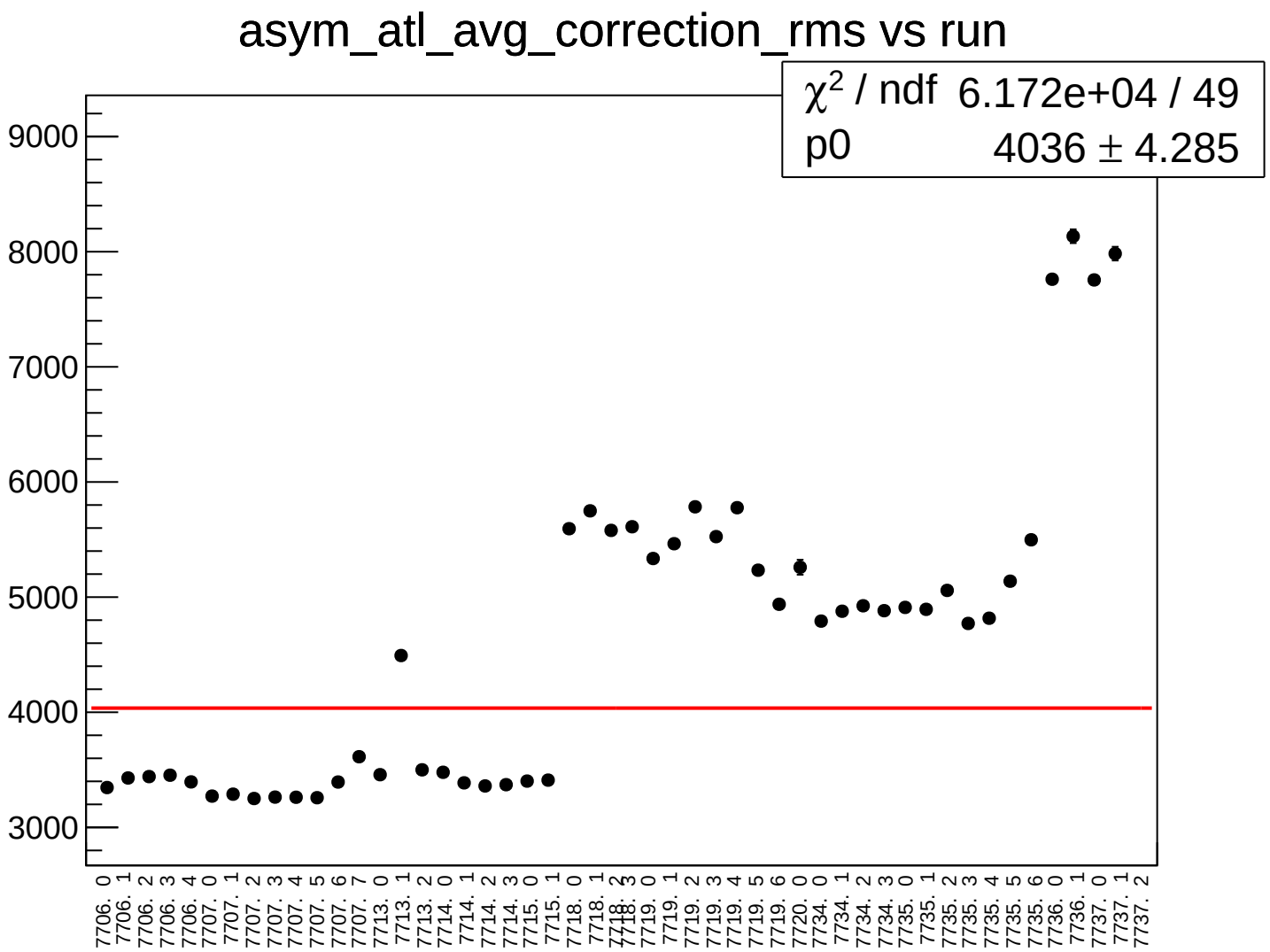
asym_atl_avg_correction_rms vs run
χ2 / ndf 6.172e+04 / 49
p0 4036 ± 4.285
9000
8000
7000
6000
5000
4000
3000
7706. 0
7706. 1
7706. 2
7706. 3
7706. 4
7707. 0
7707. 1
7707. 2
7707. 3
7707. 4
7707. 5
7707. 6
7707. 7
7713. 0
7713. 1
7713. 2
7714. 0
7714. 1
7714. 2
7714. 3
7715. 0
7715. 1
7718. 0
7718. 1
7718. 2
7718. 3
7719. 0
7719. 1
7719. 2
7719. 3
7719. 4
7719. 5
7719. 6
7720. 0
7734. 0
7734. 1
7734. 2
7734. 3
7735. 0
7735. 1
7735. 2
7735. 3
7735. 4
7735. 5
7735. 6
7736. 0
7736. 1
7737. 0
7737. 1
7737. 2

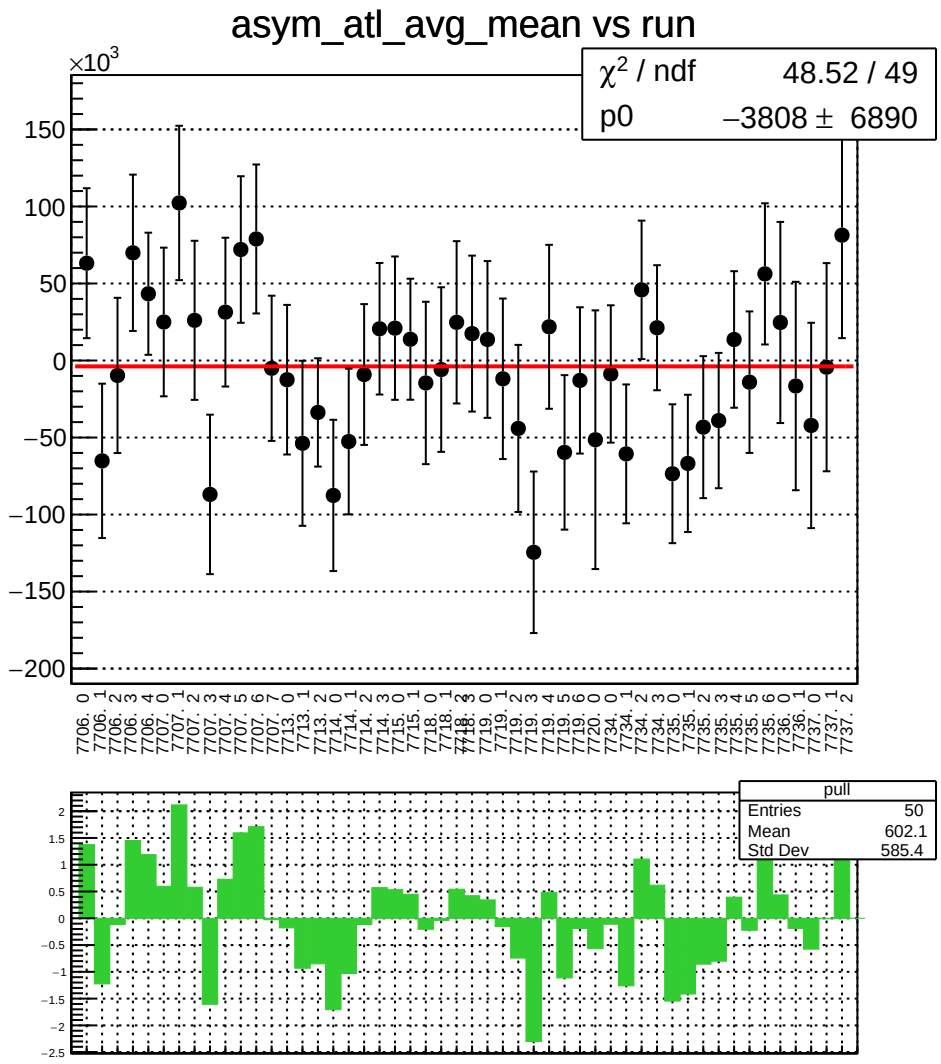
asym_atl_avg_mean vs run
×10^3
χ² / ndf 48.52 / 49
p0 −3808 ± 6890
150
100
50
0
−50
−100
−150
−200
7706. 0
7706. 1
7706. 2
7706. 3
7706. 4
7707. 0
7707. 1
7707. 2
7707. 3
7707. 4
7707. 5
7707. 6
7707. 7
7713. 0
7713. 1
7713. 2
7714. 0
7714. 1
7714. 2
7714. 3
7715. 0
7715. 1
7718. 0
7718. 1
7718. 2
7718. 3
7719. 0
7719. 1
7719. 2
7719. 3
7719. 4
7719. 5
7719. 6
7720. 0
7734. 0
7734. 1
7734. 2
7734. 3
7735. 0
7735. 1
7735. 2
7735. 3
7735. 4
7735. 5
7735. 6
7736. 0
7736. 1
7737. 0
7737. 1
7737. 2
pull
Entries 50
Mean 602.1
Std Dev 585.4
2
1.5
1
0.5
0
−0.5
−1
−1.5
−2
−2.5

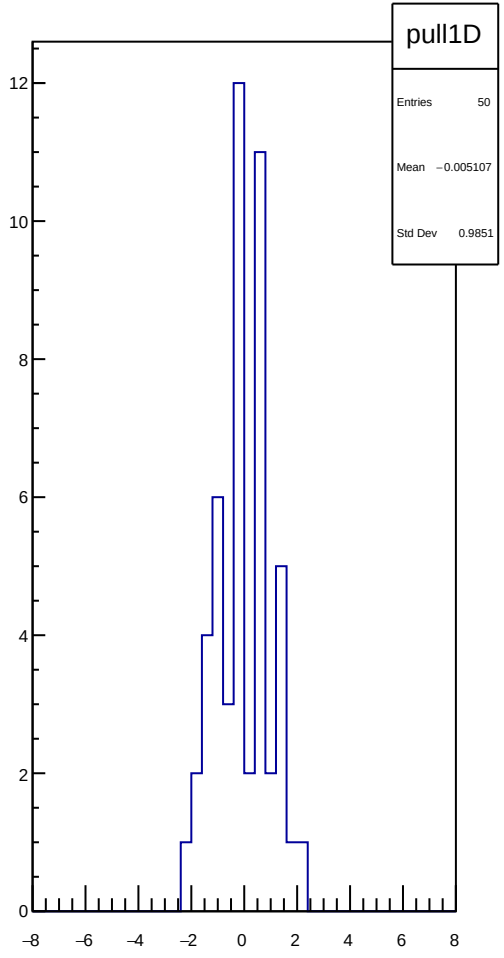
pull1D
Entries 50
Mean −0.005107
Std Dev 0.9851
12
10
8
6
4
2
0
−8
−6
−4
−2
0
2
4
6
8

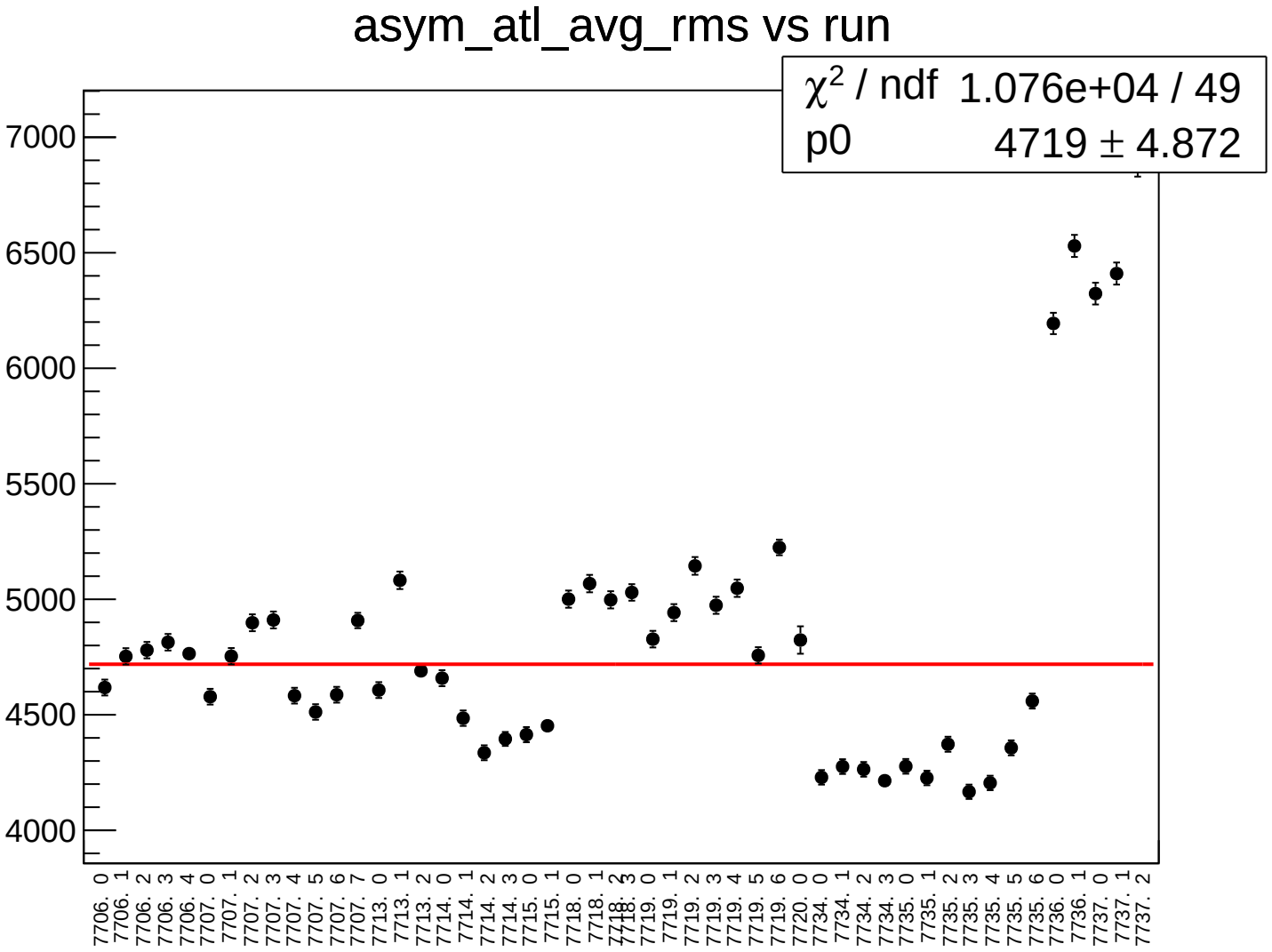
asym_atl_avg_rms vs run
χ2 / ndf 1.076e+04 / 49
p0 4719 ± 4.872
7000
6500
6000
5500
5000
4500
4000
7706. 0
7706. 1
7706. 2
7706. 3
7706. 4
7707. 0
7707. 1
7707. 2
7707. 3
7707. 4
7707. 5
7707. 6
7707. 7
7713. 0
7713. 1
7713. 2
7714. 0
7714. 1
7714. 2
7714. 3
7715. 0
7715. 1
7718. 0
7718. 1
7718. 2
7718. 3
7719. 0
7719. 1
7719. 2
7719. 3
7719. 4
7719. 5
7719. 6
7720. 0
7734. 0
7734. 1
7734. 2
7734. 3
7735. 0
7735. 1
7735. 2
7735. 3
7735. 4
7735. 5
7735. 6
7736. 0
7736. 1
7737. 0
7737. 1
7737. 2

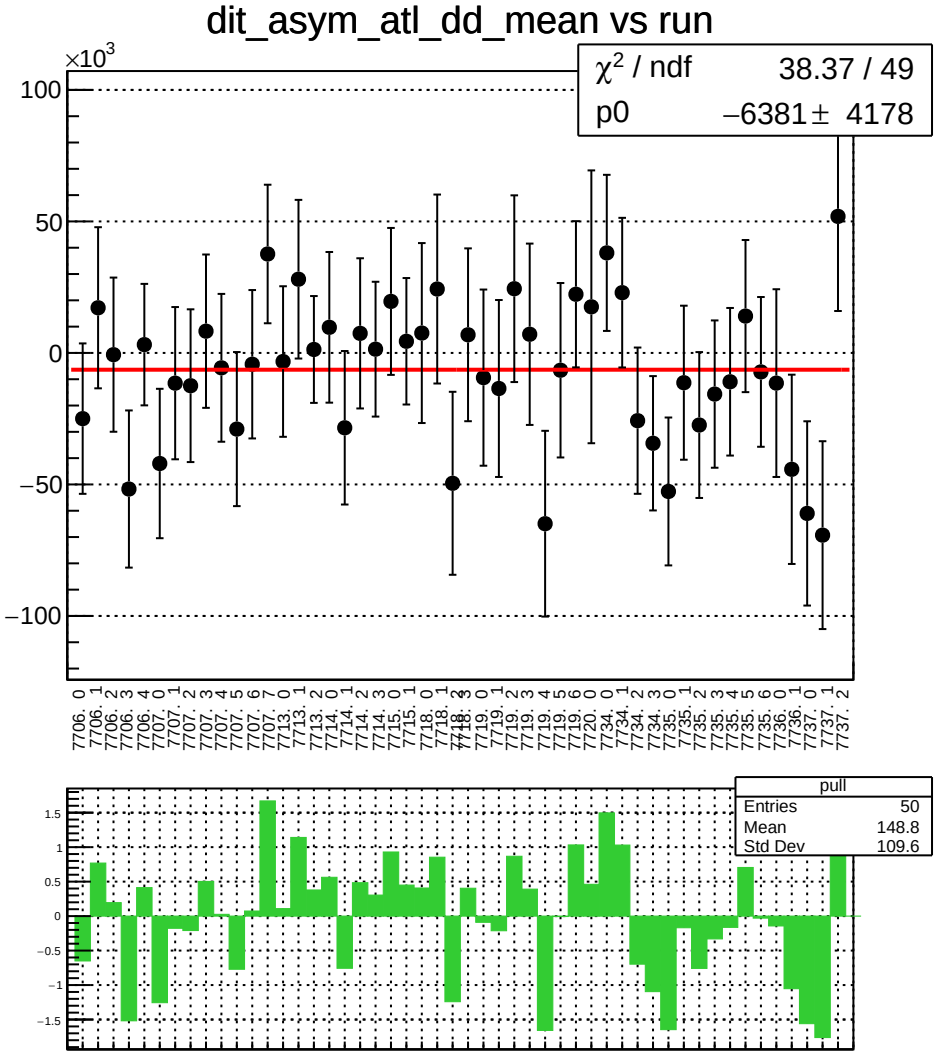
dit_asym_atl_dd_mean vs run
×10^3
χ² / ndf 38.37 / 49
p0 −6381 ± 4178
100
50
0
−50
−100
7706. 0
7706. 1
7706. 2
7706. 3
7706. 4
7707. 0
7707. 1
7707. 2
7707. 3
7707. 4
7707. 5
7707. 6
7707. 7
7713. 0
7713. 1
7713. 2
7714. 0
7714. 1
7714. 2
7714. 3
7715. 0
7715. 1
7718. 0
7718. 1
7718. 2
7718. 3
7719. 0
7719. 1
7719. 2
7719. 3
7719. 4
7719. 5
7719. 6
7720. 0
7734. 0
7734. 1
7734. 2
7734. 3
7735. 0
7735. 1
7735. 2
7735. 3
7735. 4
7735. 5
7735. 6
7736. 0
7736. 1
7737. 0
7737. 1
7737. 2
pull
Entries 50
Mean 148.8
Std Dev 109.6
1.5
1
0.5
0
−0.5
−1
−1.5

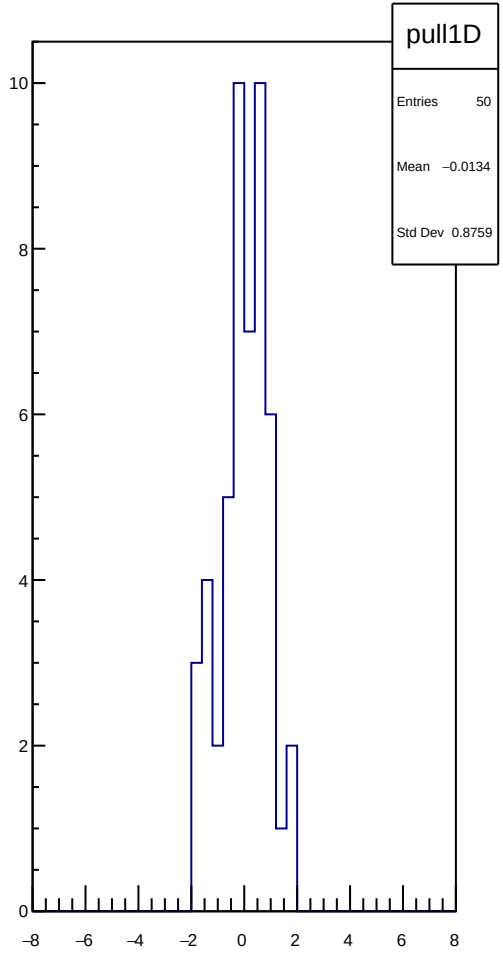
pull1D
Entries 50
Mean −0.0134
Std Dev 0.8759
10
8
6
4
2
0
−8
−6
−4
−2
0
2
4
6
8

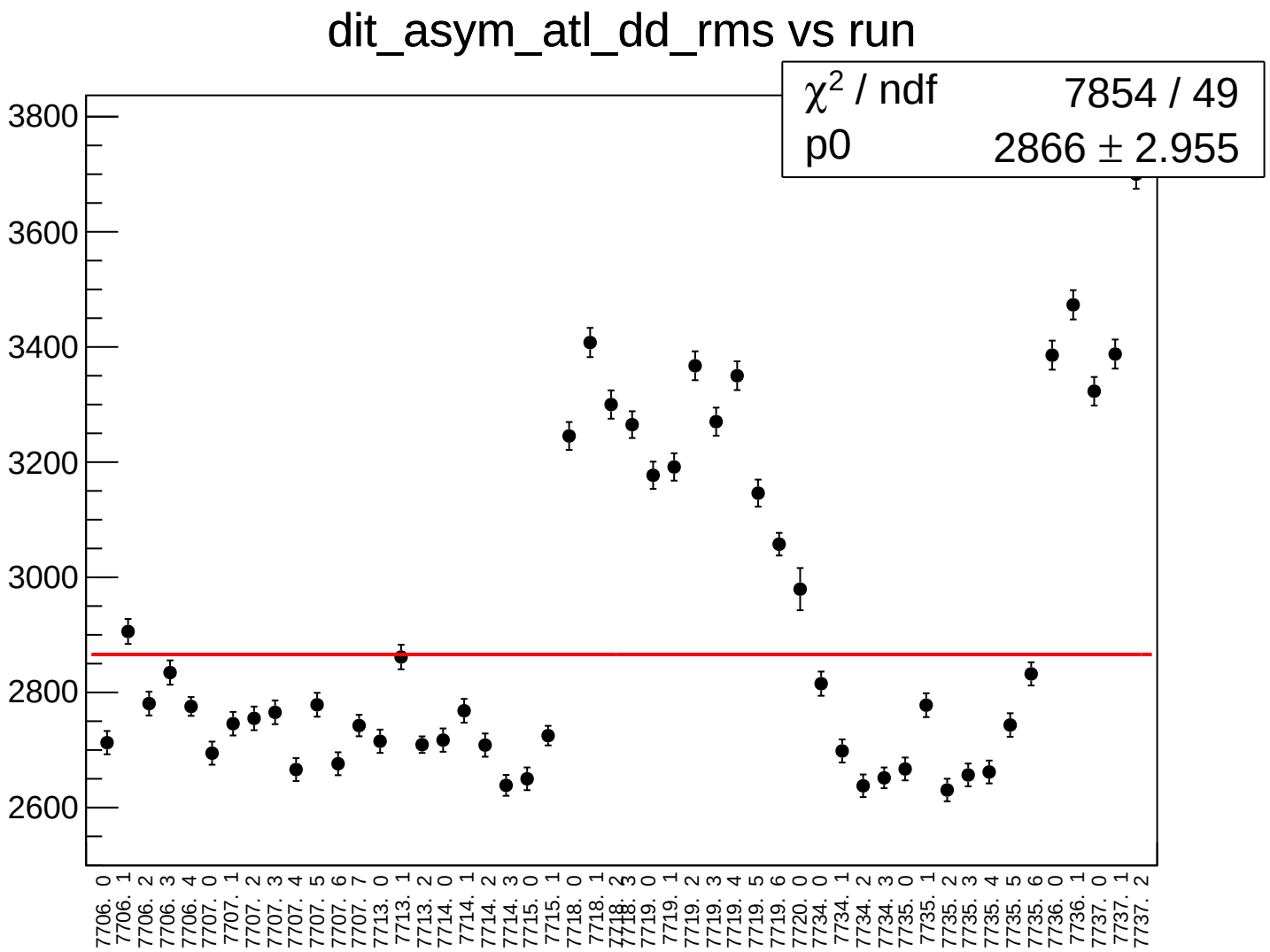
dit_asym_atl_dd_rms vs run
χ2 / ndf 7854 / 49
p0 2866 ± 2.955
3800
3600
3400
3200
3000
2800
2600
7706. 0
7706. 1
7706. 2
7706. 3
7706. 4
7707. 0
7707. 1
7707. 2
7707. 3
7707. 4
7707. 5
7707. 6
7707. 7
7713. 0
7713. 1
7713. 2
7714. 0
7714. 1
7714. 2
7714. 3
7715. 0
7715. 1
7718. 0
7718. 1
7718. 2
7718. 3
7719. 0
7719. 1
7719. 2
7719. 3
7719. 4
7719. 5
7719. 6
7720. 0
7734. 0
7734. 1
7734. 2
7734. 3
7735. 0
7735. 1
7735. 2
7735. 3
7735. 4
7735. 5
7735. 6
7736. 0
7736. 1
7737. 0
7737. 1
7737. 2

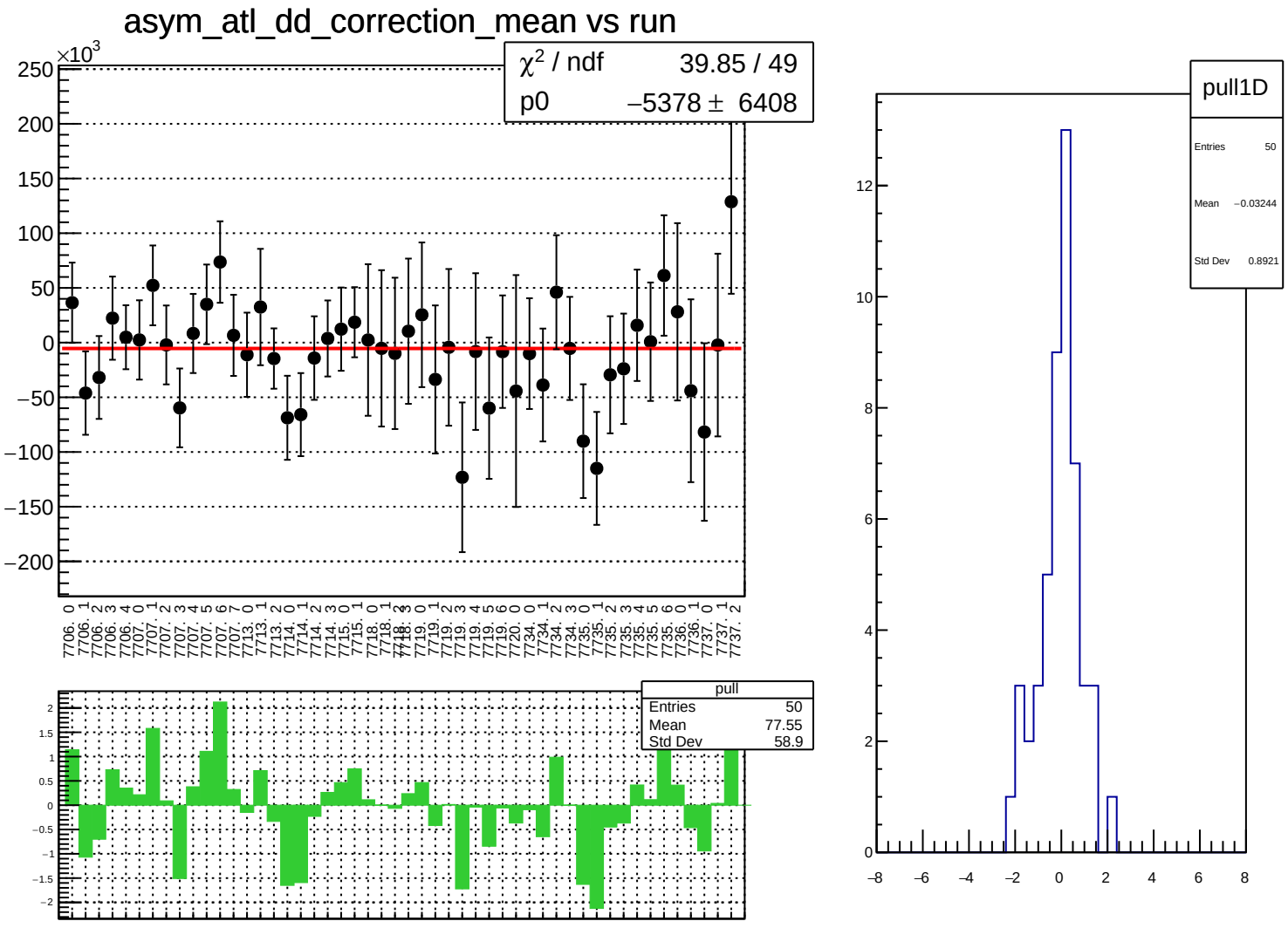
asym_atl_dd_correction_mean vs run
×10^3
χ² / ndf 39.85 / 49
p0 −5378 ± 6408
pull
Entries 50
Mean 77.55
Std Dev 58.9
pull1D
Entries 50
Mean −0.03244
Std Dev 0.8921

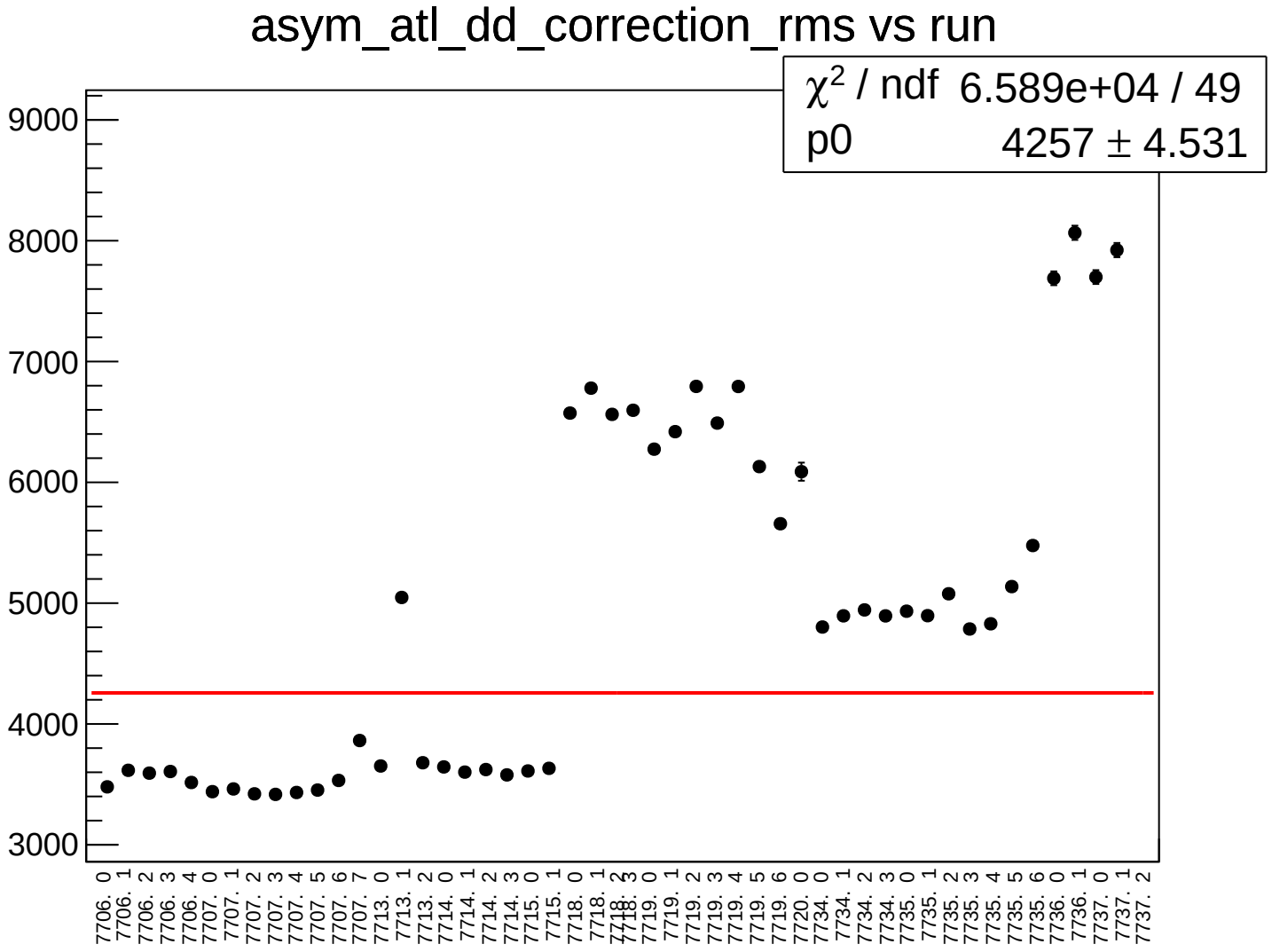
asym_atl_dd_correction_rms vs run
χ2 / ndf 6.589e+04 / 49
p0 4257 ± 4.531
9000
8000
7000
6000
5000
4000
3000
7706. 0
7706. 1
7706. 2
7706. 3
7706. 4
7707. 0
7707. 1
7707. 2
7707. 3
7707. 4
7707. 5
7707. 6
7707. 7
7713. 0
7713. 1
7713. 2
7714. 0
7714. 1
7714. 2
7714. 3
7715. 0
7715. 1
7718. 0
7718. 1
7718. 2
7718. 3
7719. 0
7719. 1
7719. 2
7719. 3
7719. 4
7719. 5
7719. 6
7720. 0
7734. 0
7734. 1
7734. 2
7734. 3
7735. 0
7735. 1
7735. 2
7735. 3
7735. 4
7735. 5
7735. 6
7736. 0
7736. 1
7737. 0
7737. 1
7737. 2

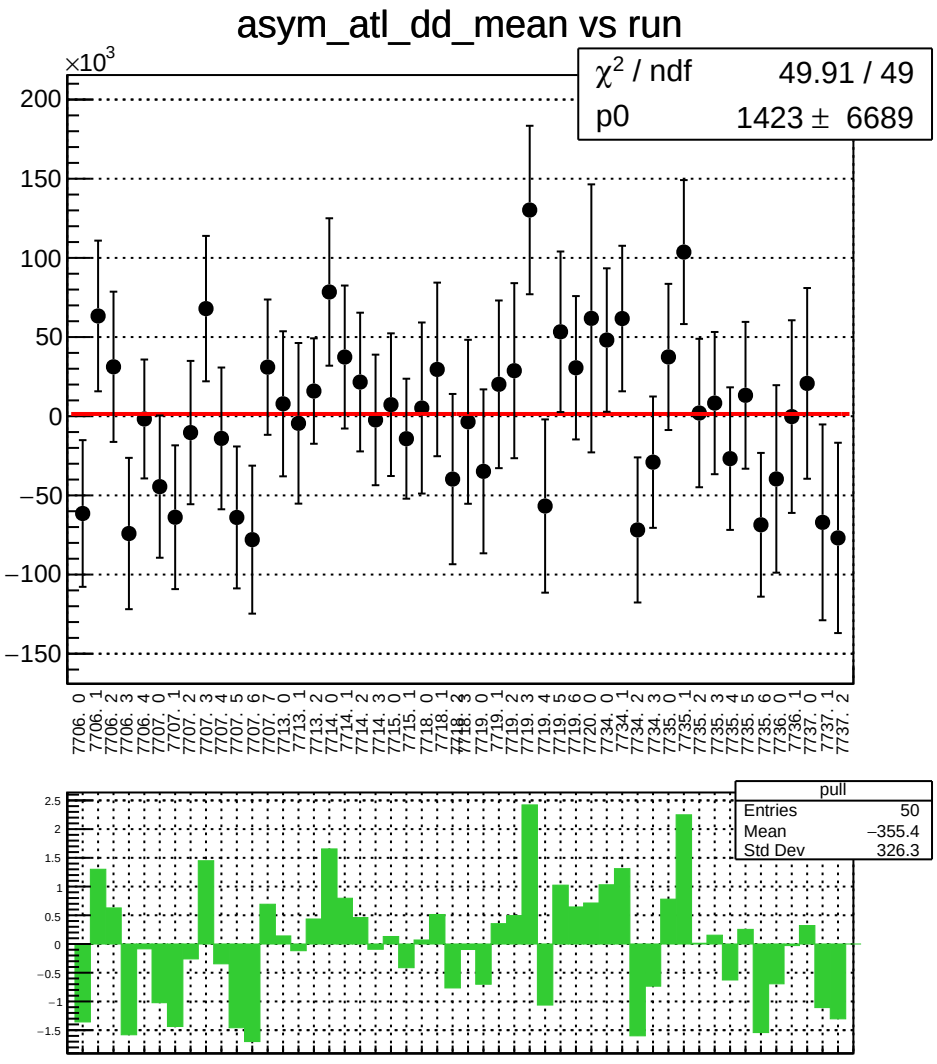
asym_atl_dd_mean vs run
×10^3
χ² / ndf 49.91 / 49
p0 1423 ± 6689
pull
Entries 50
Mean −355.4
Std Dev 326.3

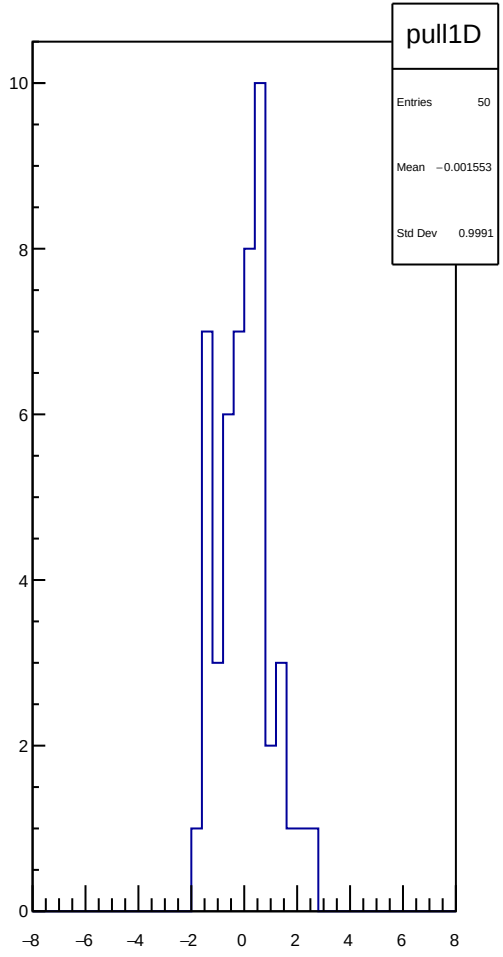
pull1D
Entries 50
Mean −0.001553
Std Dev 0.9991

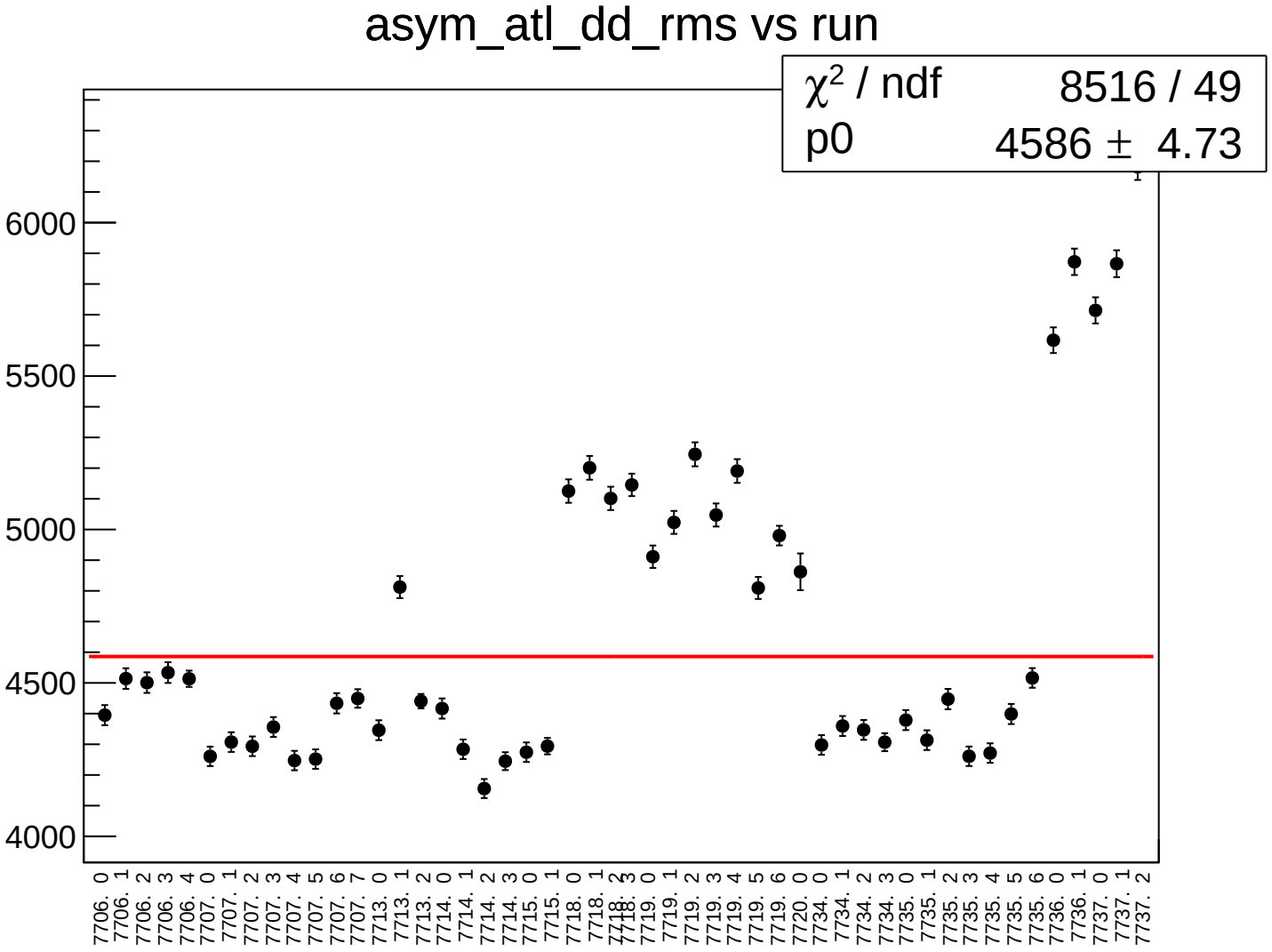
asym_atl_dd_rms vs run
χ2 / ndf 8516 / 49
p0 4586 ± 4.73
6000
5500
5000
4500
4000
7706. 0
7706. 1
7706. 2
7706. 3
7706. 4
7707. 0
7707. 1
7707. 2
7707. 3
7707. 4
7707. 5
7707. 6
7707. 7
7713. 0
7713. 1
7713. 2
7714. 0
7714. 1
7714. 2
7714. 3
7715. 0
7715. 1
7718. 0
7718. 1
7718. 2
7718. 3
7719. 0
7719. 1
7719. 2
7719. 3
7719. 4
7719. 5
7719. 6
7720. 0
7734. 0
7734. 1
7734. 2
7734. 3
7735. 0
7735. 1
7735. 2
7735. 3
7735. 4
7735. 5
7735. 6
7736. 0
7736. 1
7737. 0
7737. 1
7737. 2

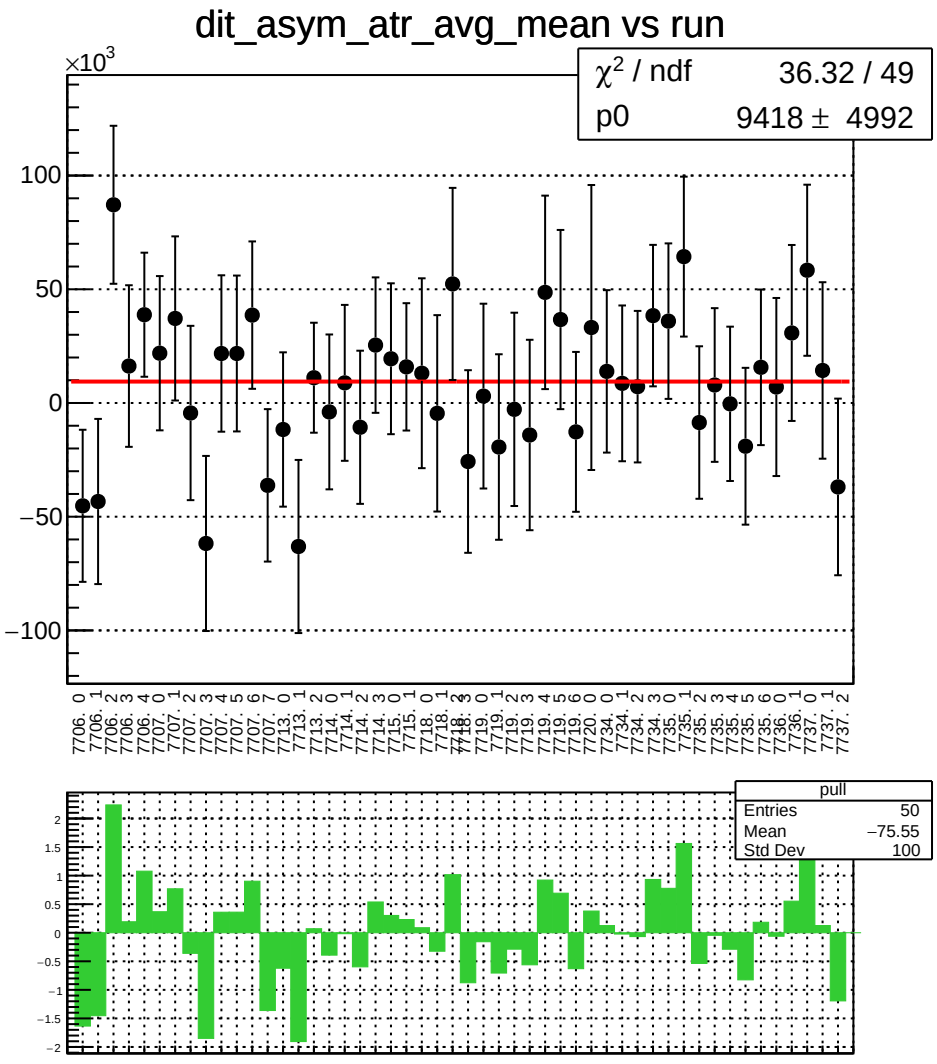
dit_asym_atr_avg_mean vs run
×10^3
χ^2 / ndf 36.32 / 49
p0 9418 ± 4992
100
50
0
−50
−100
7706. 0
7706. 1
7706. 2
7706. 3
7706. 4
7707. 0
7707. 1
7707. 2
7707. 3
7707. 4
7707. 5
7707. 6
7707. 7
7713. 0
7713. 1
7713. 2
7714. 0
7714. 1
7714. 2
7714. 3
7715. 0
7715. 1
7718. 0
7718. 1
7718. 2
7718. 3
7719. 0
7719. 1
7719. 2
7719. 3
7719. 4
7719. 5
7719. 6
7720. 0
7734. 0
7734. 1
7734. 2
7734. 3
7735. 0
7735. 1
7735. 2
7735. 3
7735. 4
7735. 5
7735. 6
7736. 0
7736. 1
7737. 0
7737. 1
7737. 2
pull
Entries 50
Mean −75.55
Std Dev 100
2
1.5
1
0.5
0
−0.5
−1
−1.5
−2

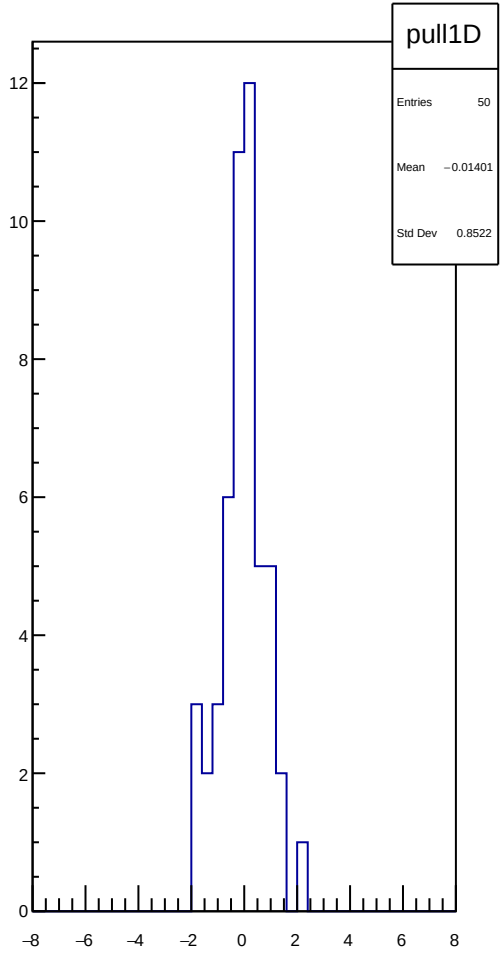
pull1D
Entries 50
Mean −0.01401
Std Dev 0.8522
12
10
8
6
4
2
0
−8
−6
−4
−2
0
2
4
6
8

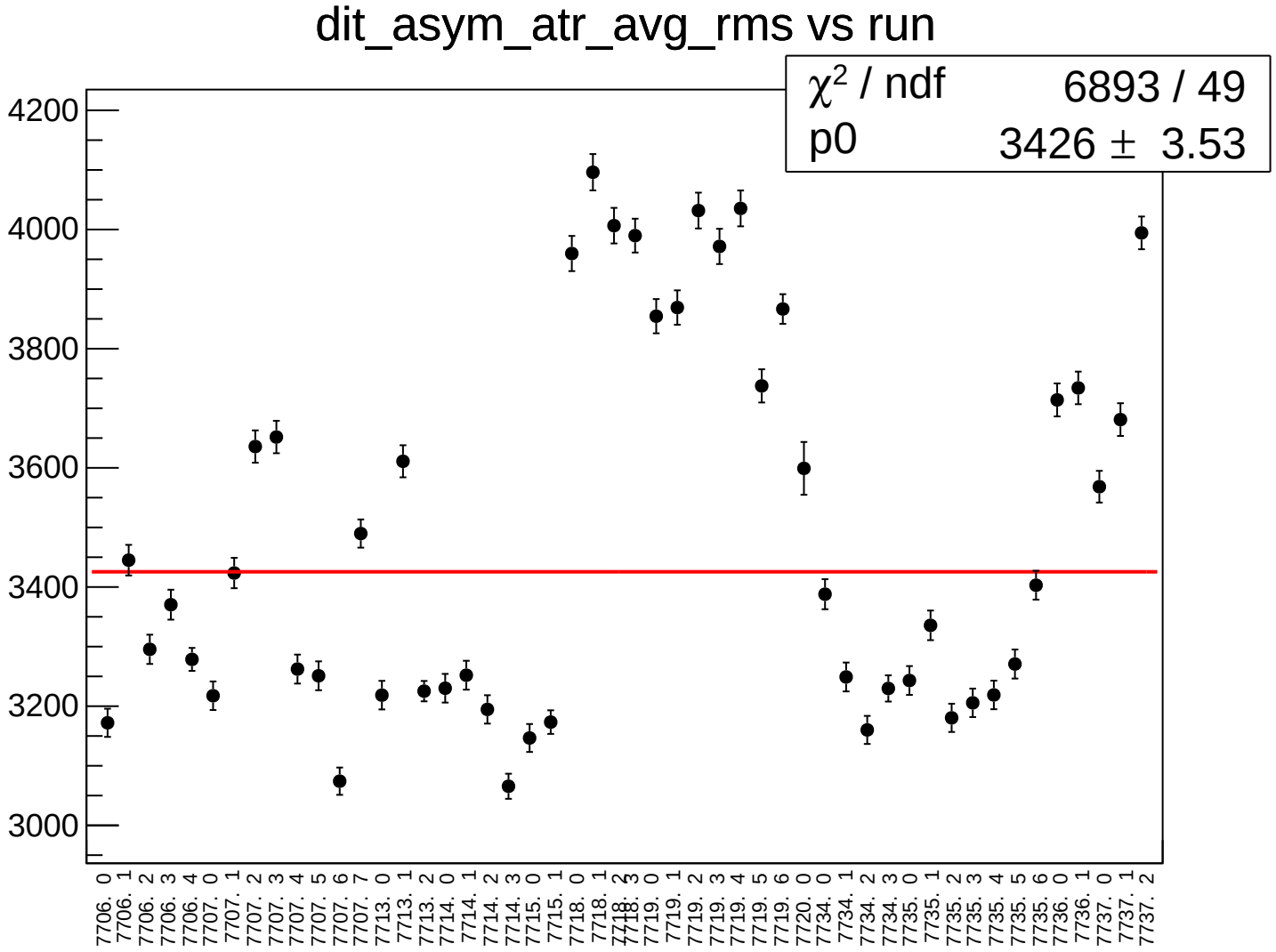
dit_asym_atr_avg_rms vs run
χ² / ndf 6893 / 49
p0 3426 ± 3.53
4200
4000
3800
3600
3400
3200
3000
7706. 0
7706. 1
7706. 2
7706. 3
7706. 4
7707. 0
7707. 1
7707. 2
7707. 3
7707. 4
7707. 5
7707. 6
7707. 7
7713. 0
7713. 1
7713. 2
7714. 0
7714. 1
7714. 2
7714. 3
7715. 0
7715. 1
7718. 0
7718. 1
7718. 2
7718. 3
7719. 0
7719. 1
7719. 2
7719. 3
7719. 4
7719. 5
7719. 6
7720. 0
7734. 0
7734. 1
7734. 2
7734. 3
7735. 0
7735. 1
7735. 2
7735. 3
7735. 4
7735. 5
7735. 6
7736. 0
7736. 1
7737. 0
7737. 1
7737. 2

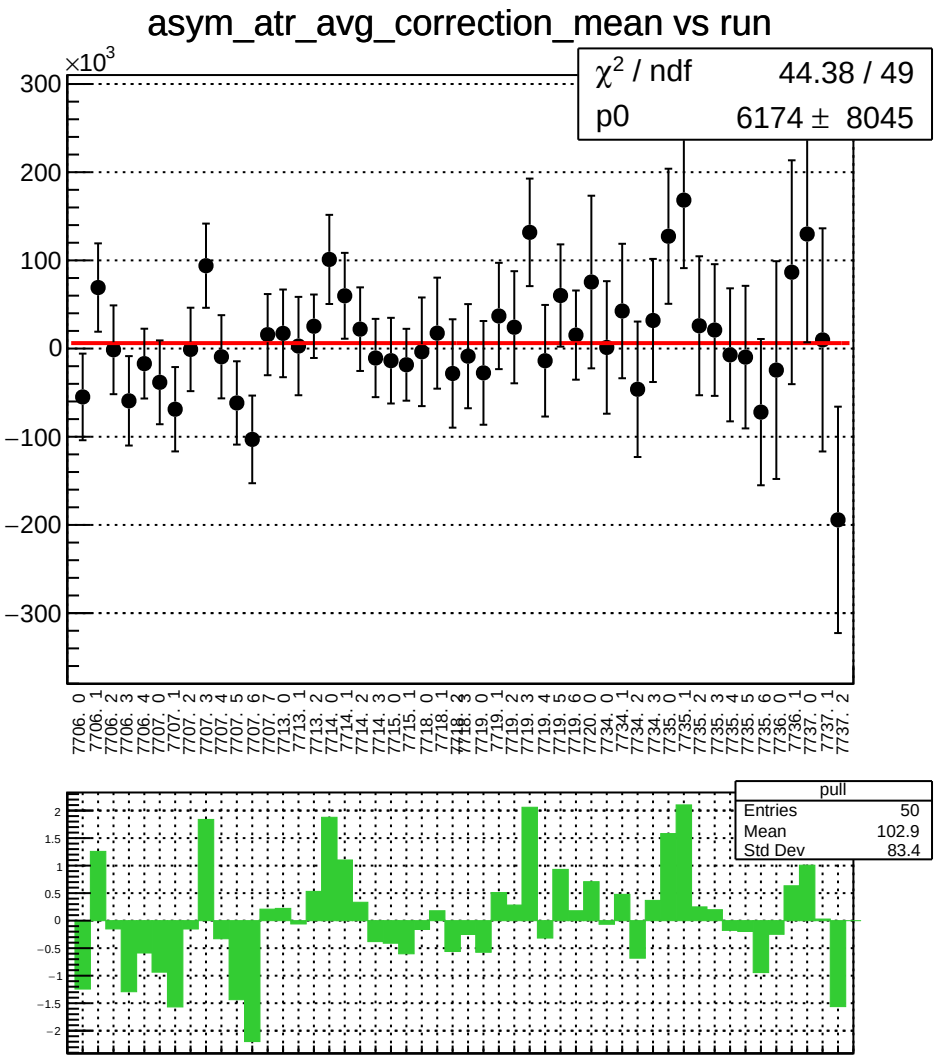
asym_atr_avg_correction_mean vs run
×10^3
χ² / ndf 44.38 / 49
p0 6174 ± 8045
pull
Entries 50
Mean 102.9
Std Dev 83.4

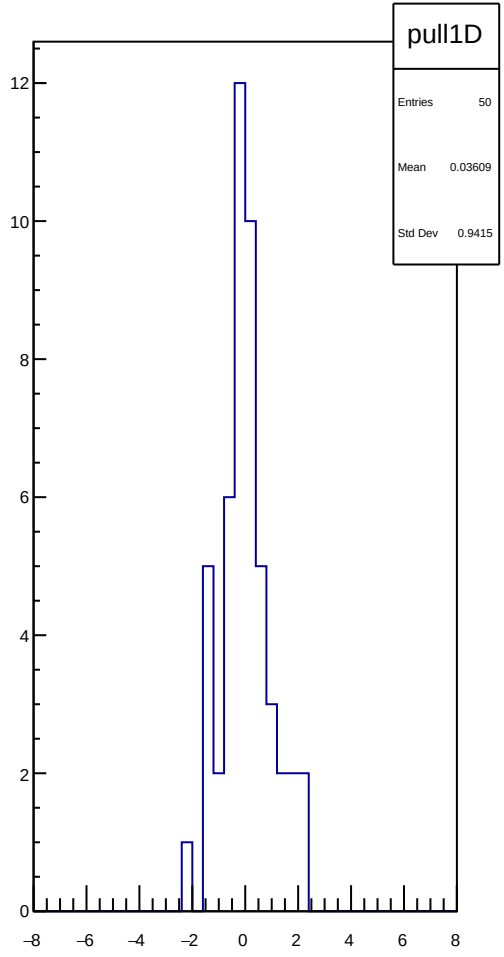
pull1D
Entries 50
Mean 0.03609
Std Dev 0.9415

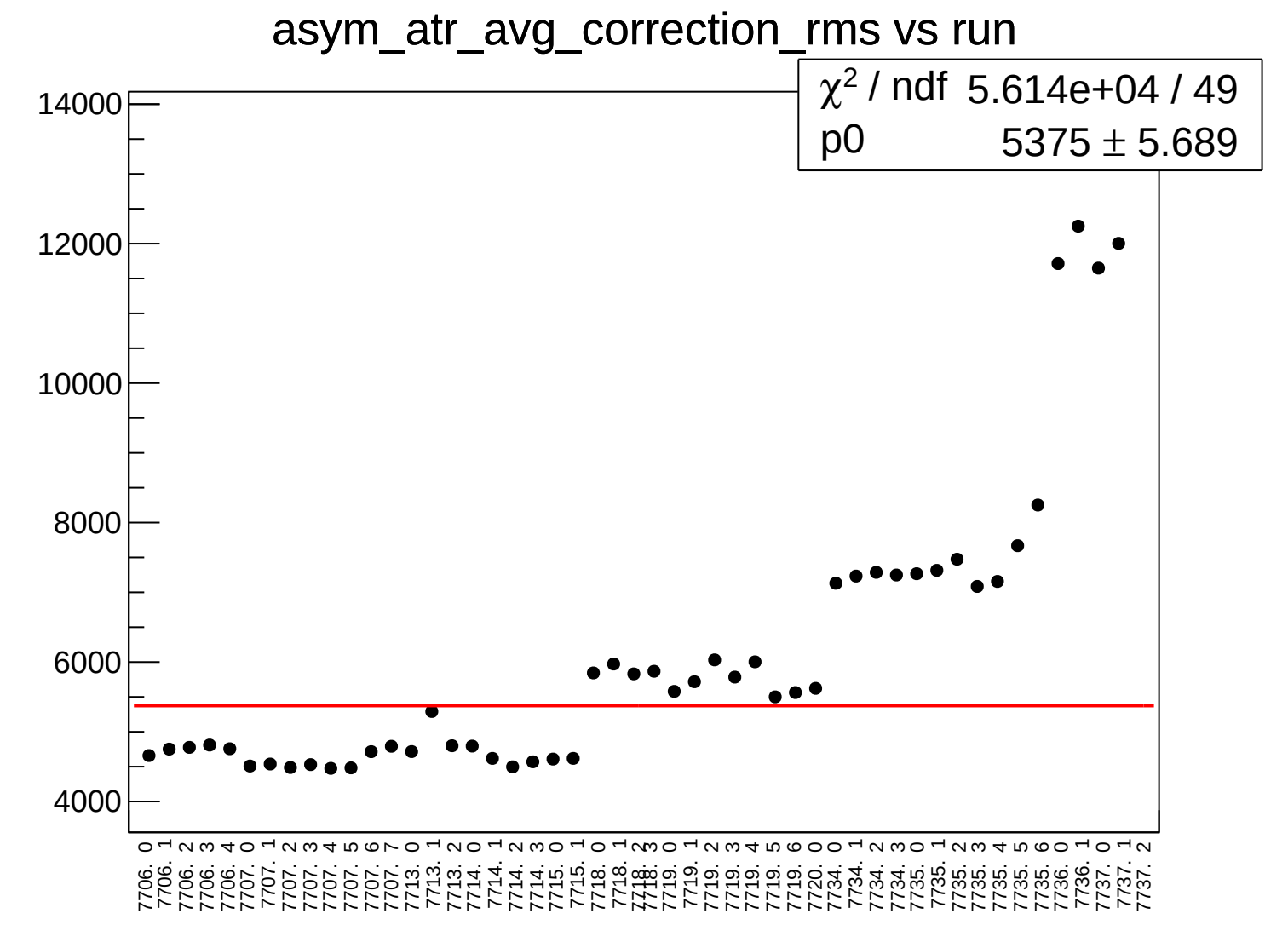
asym_atr_avg_correction_rms vs run
χ2 / ndf 5.614e+04 / 49
p0 5375 ± 5.689
14000
12000
10000
8000
6000
4000
7706. 0
7706. 1
7706. 2
7706. 3
7706. 4
7707. 0
7707. 1
7707. 2
7707. 3
7707. 4
7707. 5
7707. 6
7707. 7
7713. 0
7713. 1
7713. 2
7714. 0
7714. 1
7714. 2
7714. 3
7715. 0
7715. 1
7718. 0
7718. 1
7718. 2
7718. 3
7719. 0
7719. 1
7719. 2
7719. 3
7719. 4
7719. 5
7719. 6
7720. 0
7734. 0
7734. 1
7734. 2
7734. 3
7735. 0
7735. 1
7735. 2
7735. 3
7735. 4
7735. 5
7735. 6
7736. 0
7736. 1
7737. 0
7737. 1
7737. 2

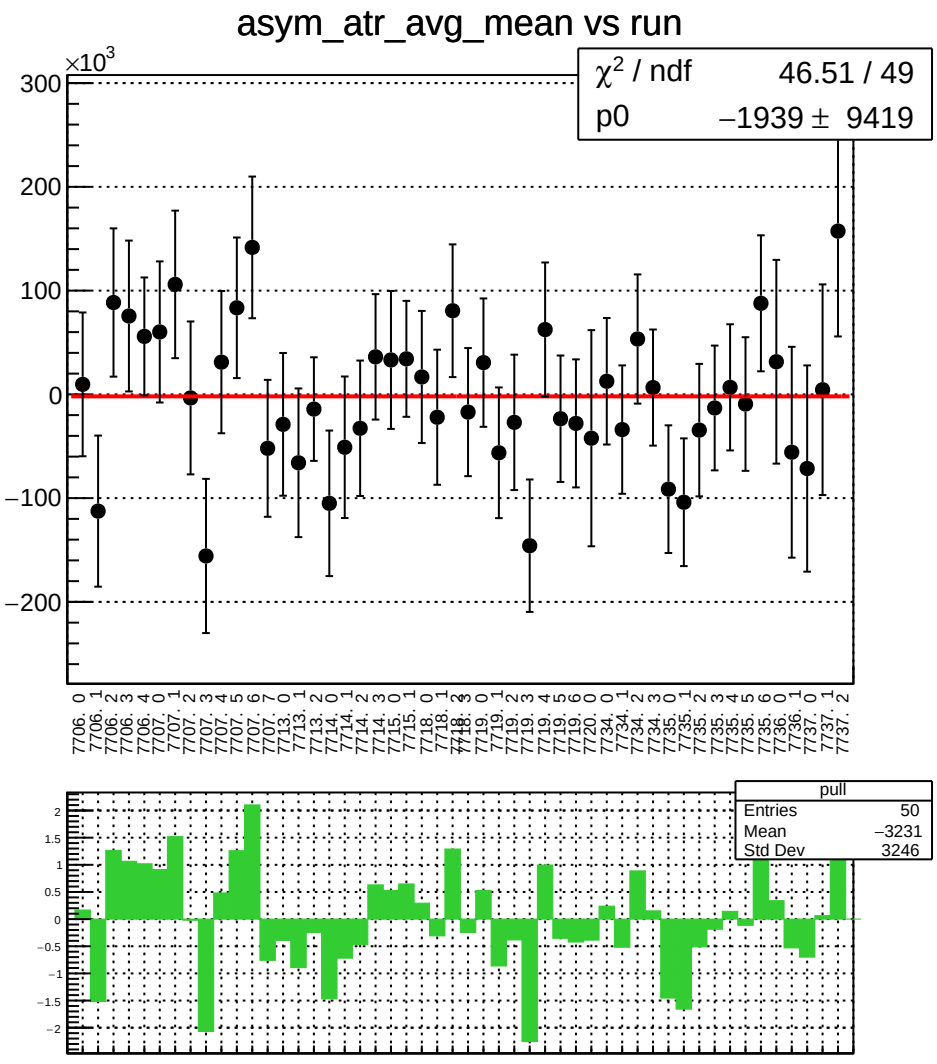
asym_atr_avg_mean vs run
×10^3
χ² / ndf 46.51 / 49
p0 −1939 ± 9419
pull
Entries 50
Mean −3231
Std Dev 3246

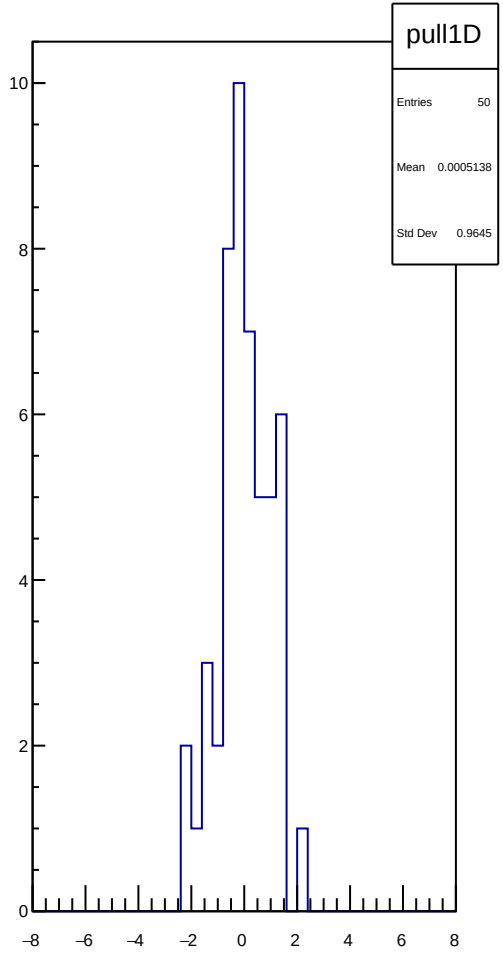
pull1D
Entries 50
Mean 0.0005138
Std Dev 0.9645

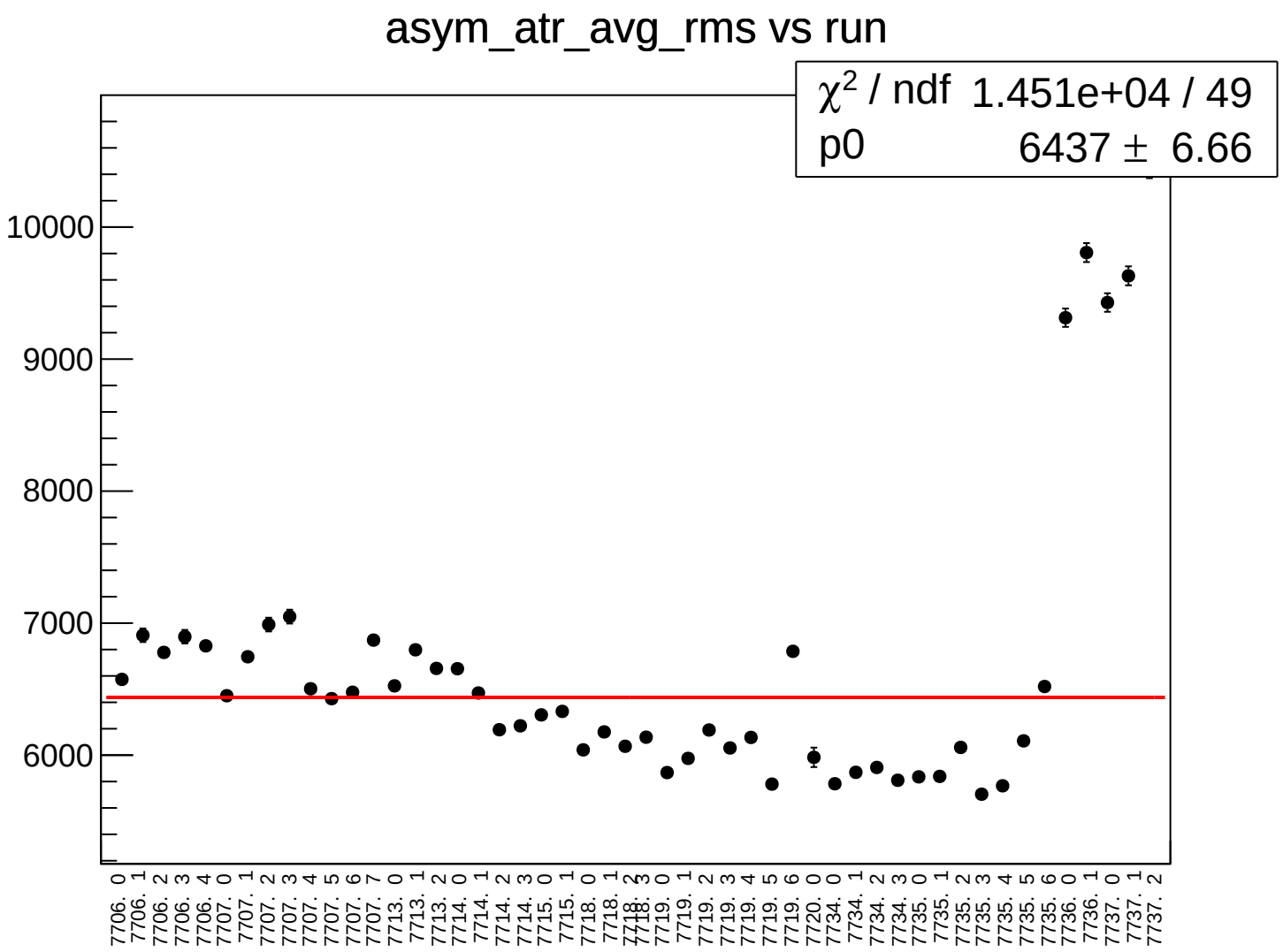
asym_atr_avg_rms vs run
χ2 / ndf 1.451e+04 / 49
p0 6437 ± 6.66
10000
9000
8000
7000
6000
7706. 0
7706. 1
7706. 2
7706. 3
7706. 4
7707. 0
7707. 1
7707. 2
7707. 3
7707. 4
7707. 5
7707. 6
7707. 7
7713. 0
7713. 1
7713. 2
7714. 0
7714. 1
7714. 2
7714. 3
7715. 0
7715. 1
7718. 0
7718. 1
7718. 2
7718. 3
7719. 0
7719. 1
7719. 2
7719. 3
7719. 4
7719. 5
7719. 6
7720. 0
7734. 0
7734. 1
7734. 2
7734. 3
7735. 0
7735. 1
7735. 2
7735. 3
7735. 4
7735. 5
7735. 6
7736. 0
7736. 1
7737. 0
7737. 1
7737. 2

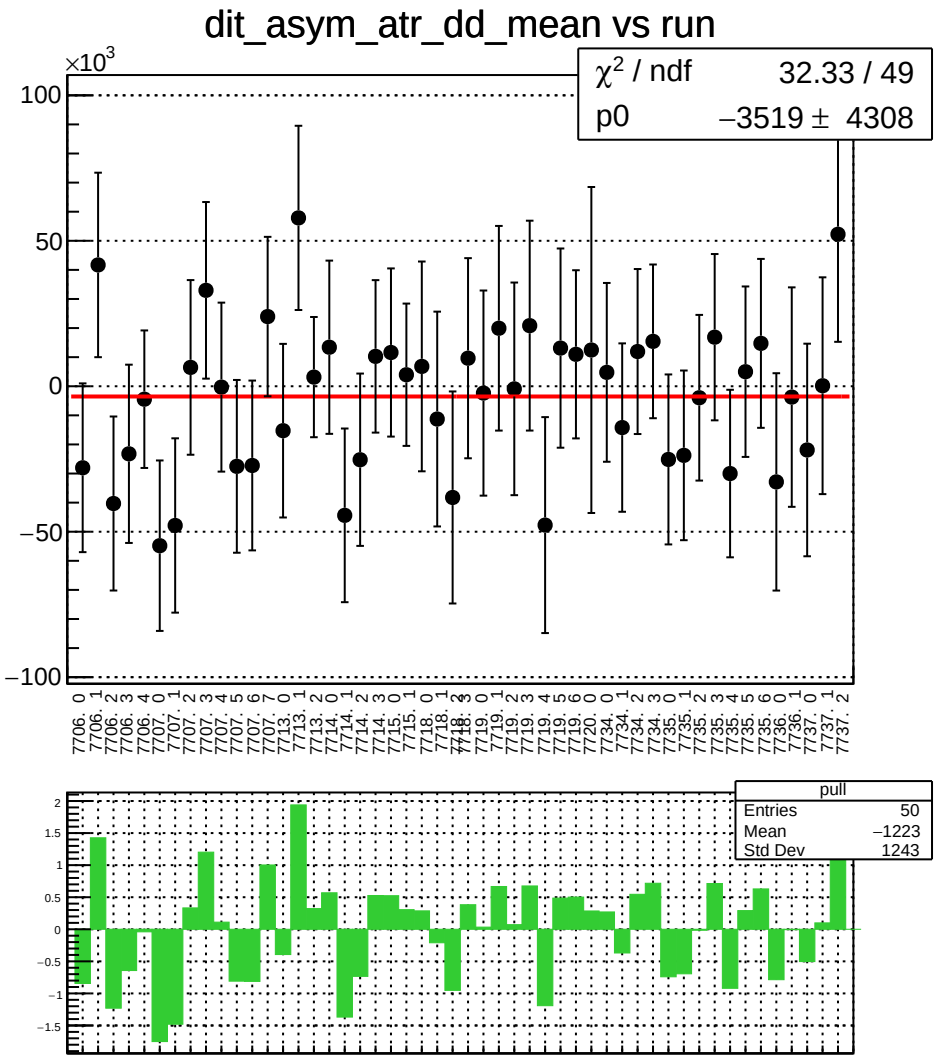
dit_asym_atr_dd_mean vs run
×10^3
χ² / ndf 32.33 / 49
p0 −3519 ± 4308
100
50
0
−50
−100
7706. 0
7706. 1
7706. 2
7706. 3
7706. 4
7707. 0
7707. 1
7707. 2
7707. 3
7707. 4
7707. 5
7707. 6
7707. 7
7713. 0
7713. 1
7713. 2
7714. 0
7714. 1
7714. 2
7714. 3
7715. 0
7715. 1
7718. 0
7718. 1
7718. 2
7718. 3
7719. 0
7719. 1
7719. 2
7719. 3
7719. 4
7719. 5
7719. 6
7720. 0
7734. 0
7734. 1
7734. 2
7734. 3
7735. 0
7735. 1
7735. 2
7735. 3
7735. 4
7735. 5
7735. 6
7736. 0
7736. 1
7737. 0
7737. 1
7737. 2
pull
Entries 50
Mean −1223
Std Dev 1243
2
1.5
1
0.5
0
−0.5
−1
−1.5

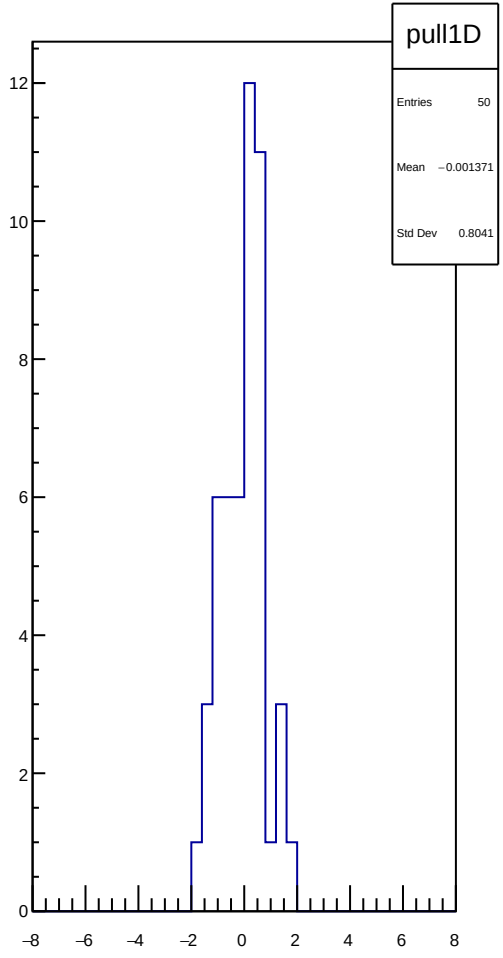
pull1D
Entries 50
Mean −0.001371
Std Dev 0.8041
12
10
8
6
4
2
0
−8
−6
−4
−2
0
2
4
6
8

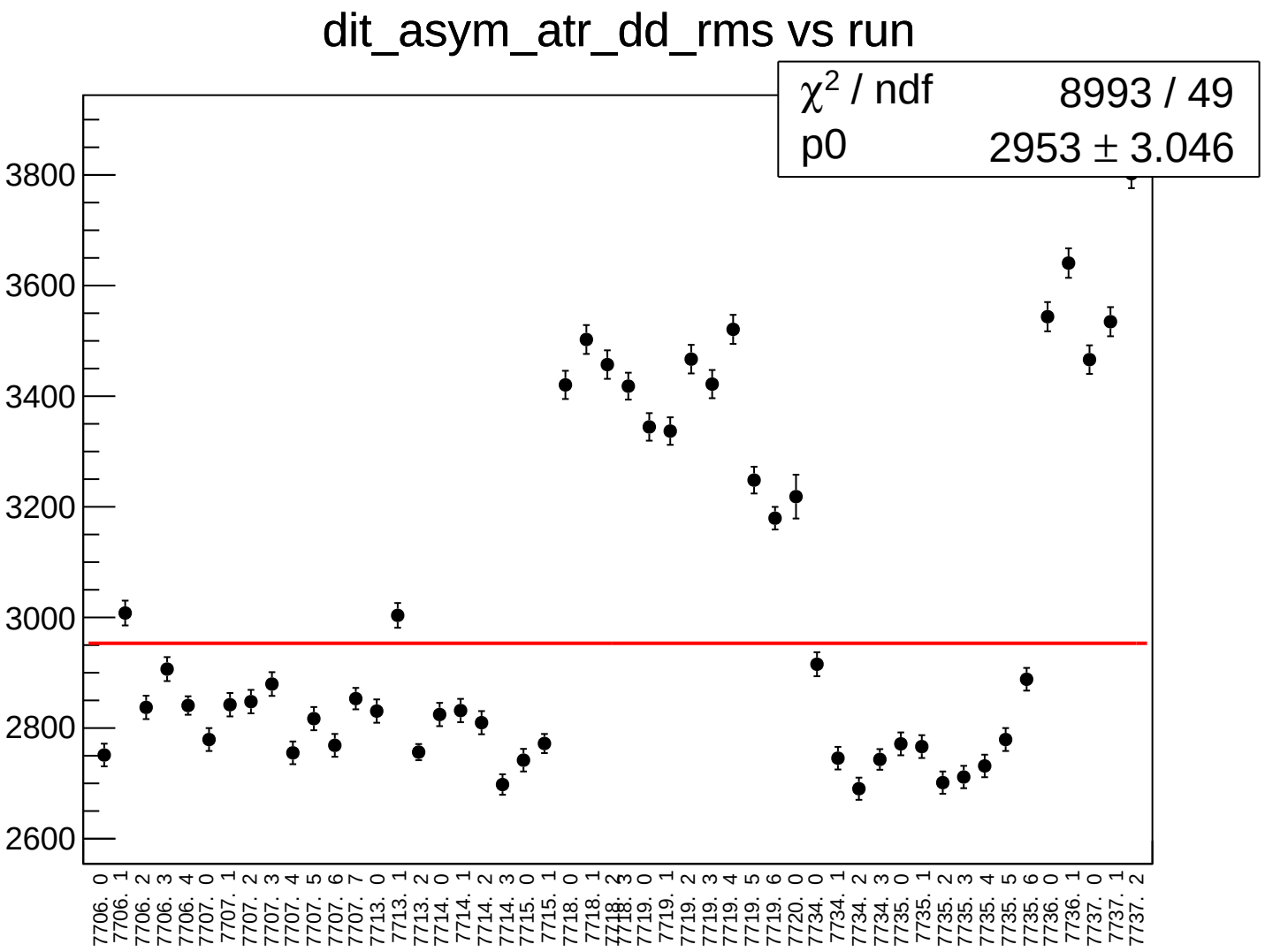
dit_asym_atr_dd_rms vs run
χ² / ndf 8993 / 49
p0 2953 ± 3.046
3800
3600
3400
3200
3000
2800
2600
7706. 0
7706. 1
7706. 2
7706. 3
7706. 4
7707. 0
7707. 1
7707. 2
7707. 3
7707. 4
7707. 5
7707. 6
7707. 7
7713. 0
7713. 1
7713. 2
7714. 0
7714. 1
7714. 2
7714. 3
7715. 0
7715. 1
7718. 0
7718. 1
7718. 2
7718. 3
7719. 0
7719. 1
7719. 2
7719. 3
7719. 4
7719. 5
7719. 6
7720. 0
7734. 0
7734. 1
7734. 2
7734. 3
7735. 0
7735. 1
7735. 2
7735. 3
7735. 4
7735. 5
7735. 6
7736. 0
7736. 1
7737. 0
7737. 1
7737. 2

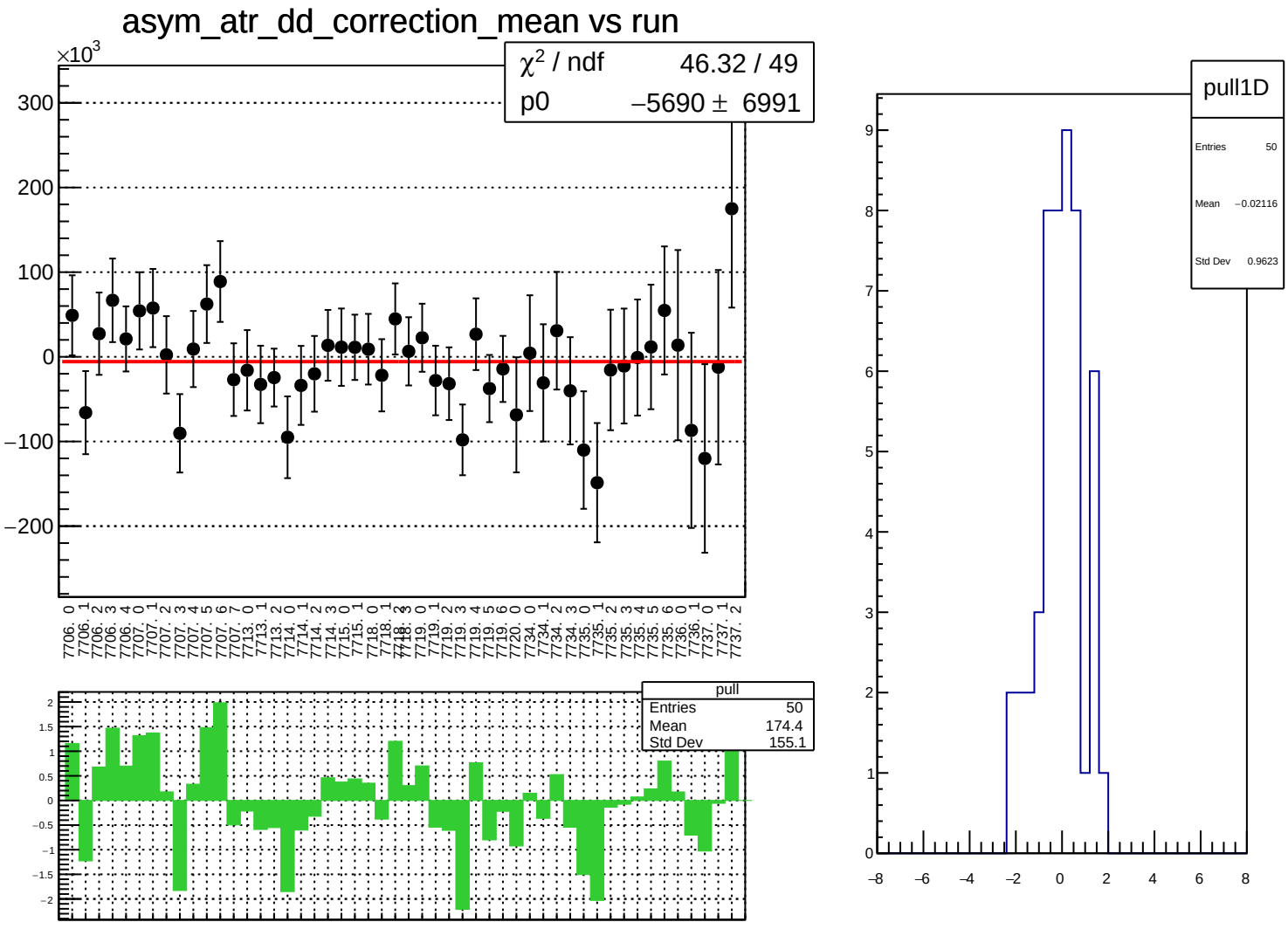
asym_atr_dd_correction_mean vs run
×10^3
χ² / ndf 46.32 / 49
p0 −5690 ± 6991
pull
Entries 50
Mean 174.4
Std Dev 155.1
pull1D
Entries 50
Mean −0.02116
Std Dev 0.9623

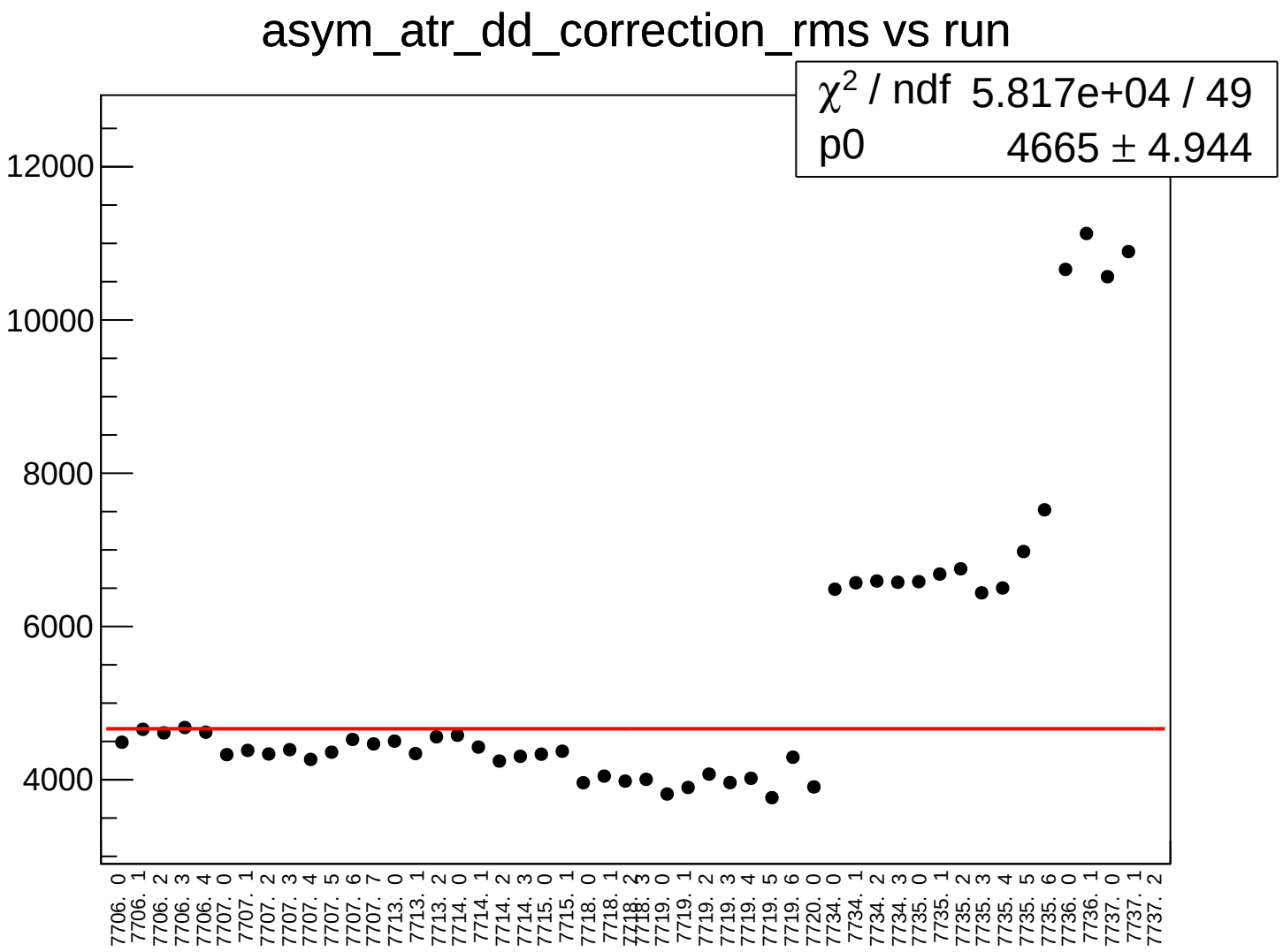
asym_atr_dd_correction_rms vs run
χ2 / ndf 5.817e+04 / 49
p0 4665 ± 4.944
12000
10000
8000
6000
4000
7706. 0
7706. 1
7706. 2
7706. 3
7706. 4
7707. 0
7707. 1
7707. 2
7707. 3
7707. 4
7707. 5
7707. 6
7707. 7
7713. 0
7713. 1
7713. 2
7714. 0
7714. 1
7714. 2
7714. 3
7715. 0
7715. 1
7718. 0
7718. 1
7719. 0
7719. 1
7719. 2
7719. 3
7719. 4
7719. 5
7719. 6
7720. 0
7734. 0
7734. 1
7734. 2
7734. 3
7735. 0
7735. 1
7735. 2
7735. 3
7735. 4
7735. 5
7735. 6
7736. 0
7736. 1
7737. 0
7737. 1
7737. 2

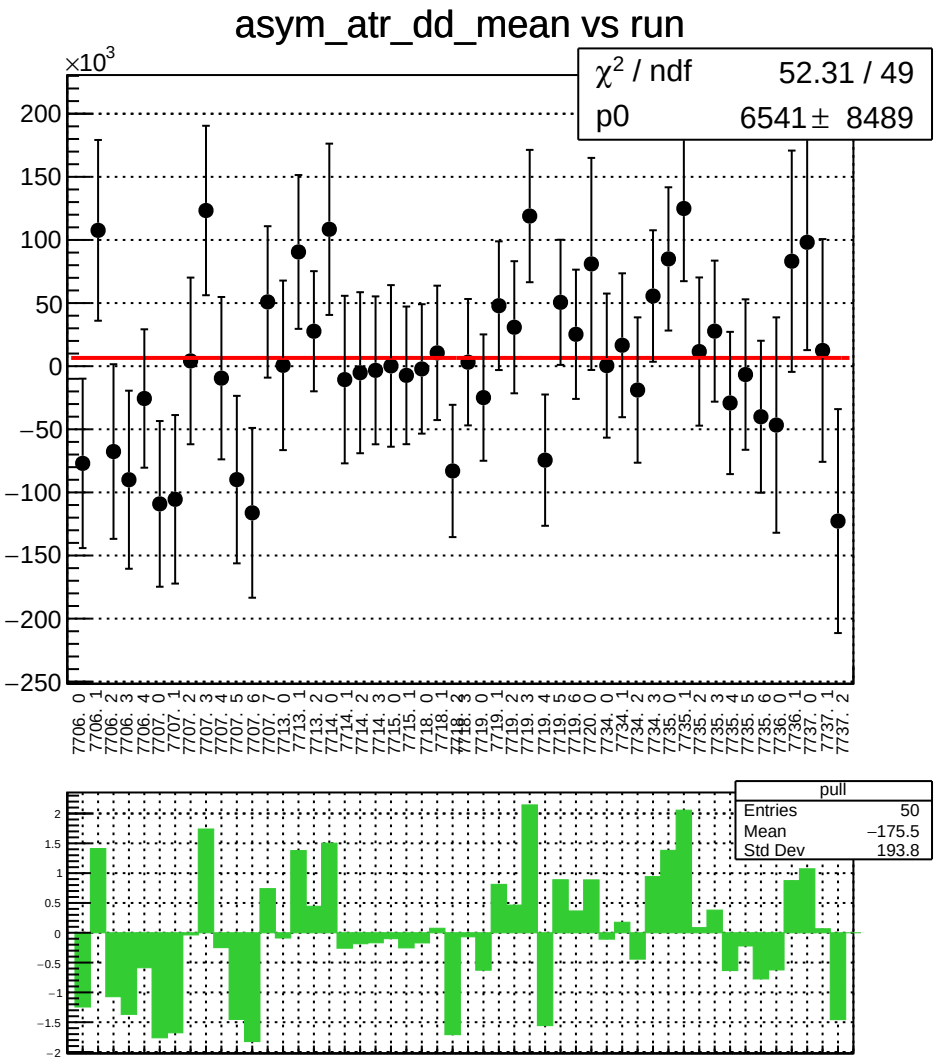
asym_atr_dd_mean vs run
×10^3
χ² / ndf 52.31 / 49
p0 6541 ± 8489
pull
Entries 50
Mean −175.5
Std Dev 193.8

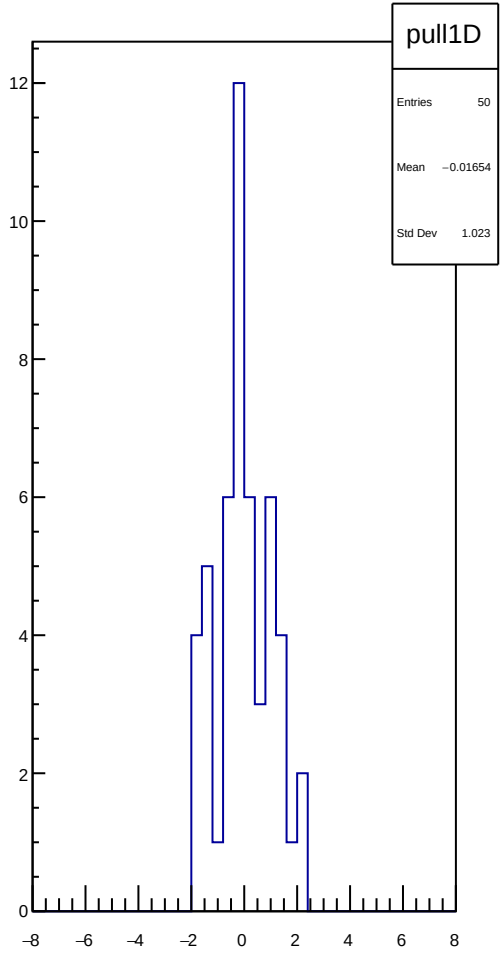
pull1D
Entries 50
Mean −0.01654
Std Dev 1.023

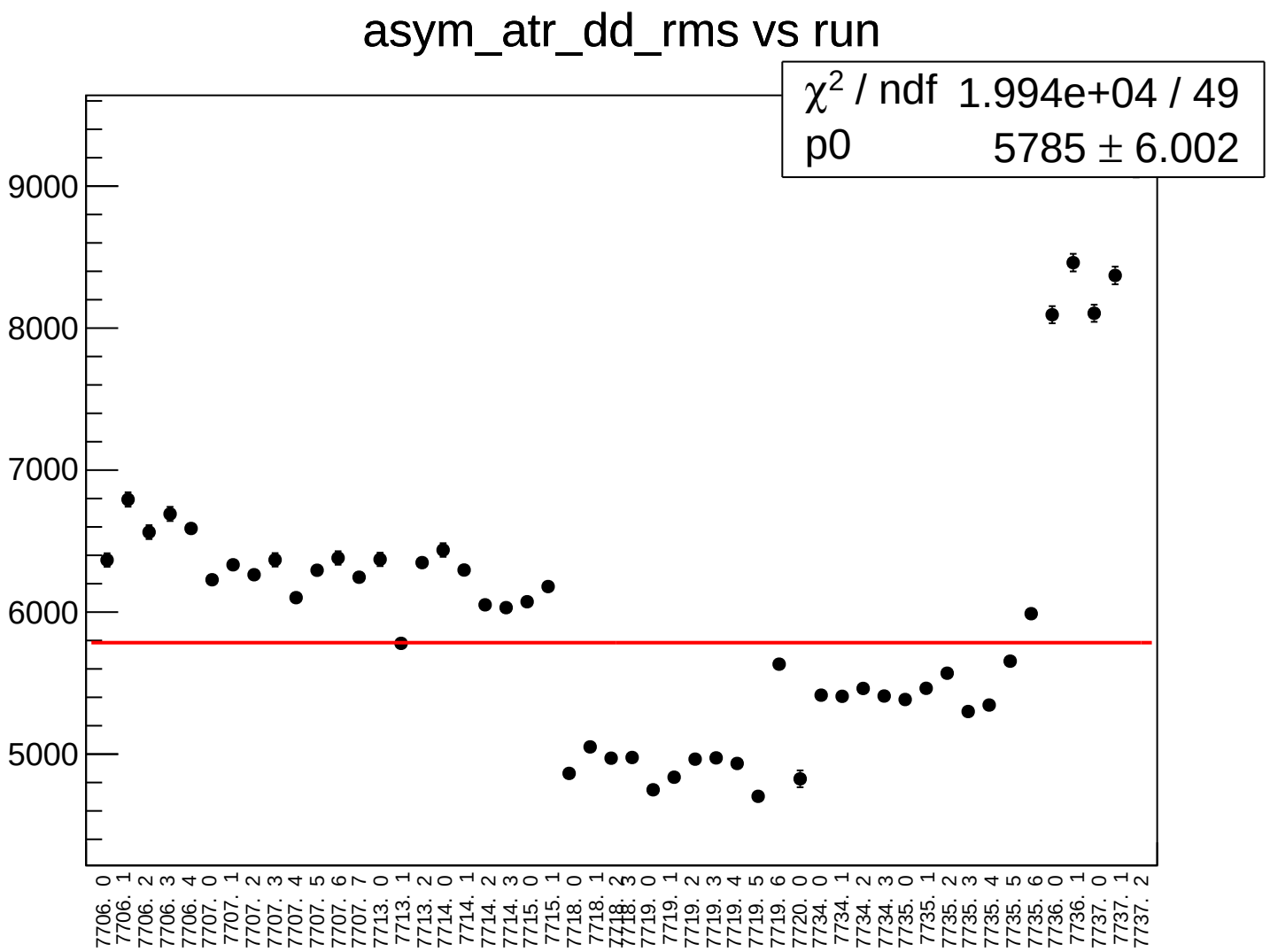
asym_atr_dd_rms vs run
χ2 / ndf 1.994e+04 / 49
p0 5785 ± 6.002
9000
8000
7000
6000
5000
7706. 0
7706. 1
7706. 2
7706. 3
7706. 4
7707. 0
7707. 1
7707. 2
7707. 3
7707. 4
7707. 5
7707. 6
7707. 7
7713. 0
7713. 1
7713. 2
7714. 0
7714. 1
7714. 2
7714. 3
7715. 0
7715. 1
7718. 0
7718. 1
7718. 2
7718. 3
7719. 0
7719. 1
7719. 2
7719. 3
7719. 4
7719. 5
7719. 6
7720. 0
7734. 0
7734. 1
7734. 2
7734. 3
7735. 0
7735. 1
7735. 2
7735. 3
7735. 4
7735. 5
7735. 6
7736. 0
7736. 1
7737. 0
7737. 1
7737. 2

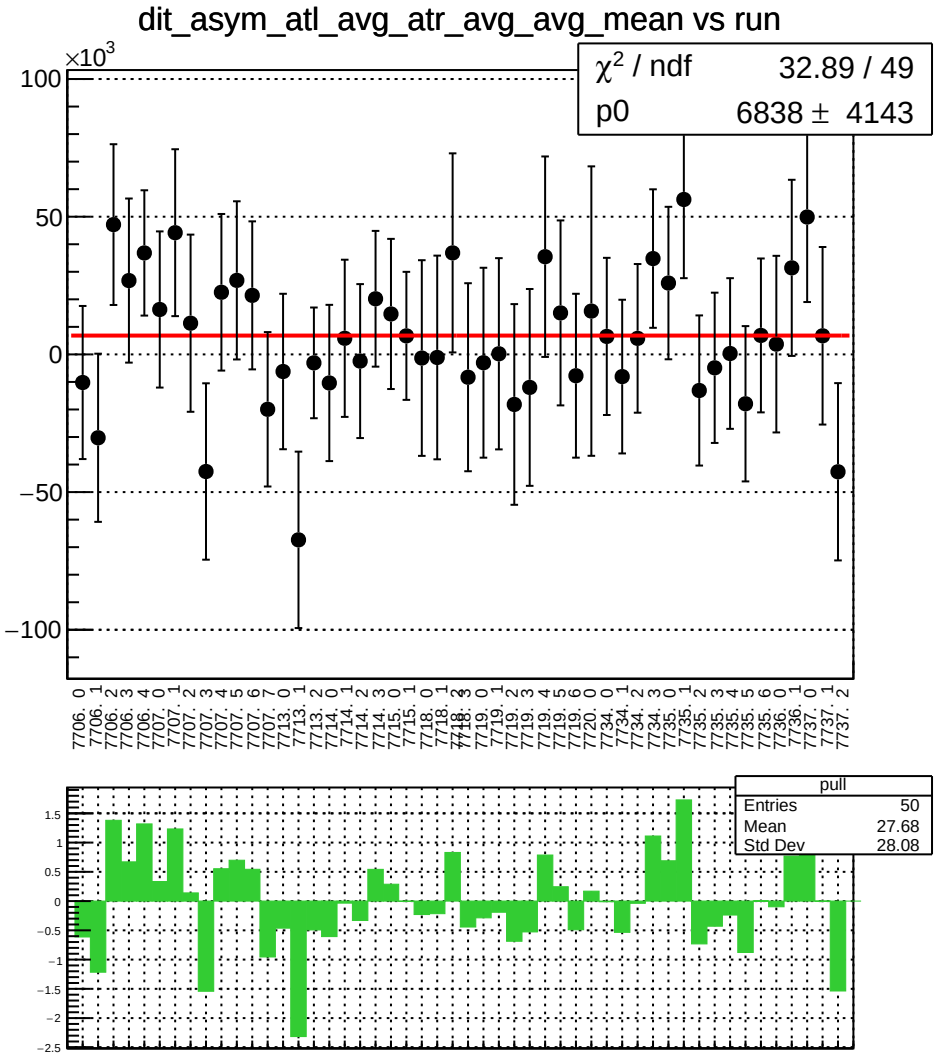
dit_asym_atl_avg_atr_avg_avg_mean vs run
×10^3
χ² / ndf 32.89 / 49
p0 6838 ± 4143
pull
Entries 50
Mean 27.68
Std Dev 28.08

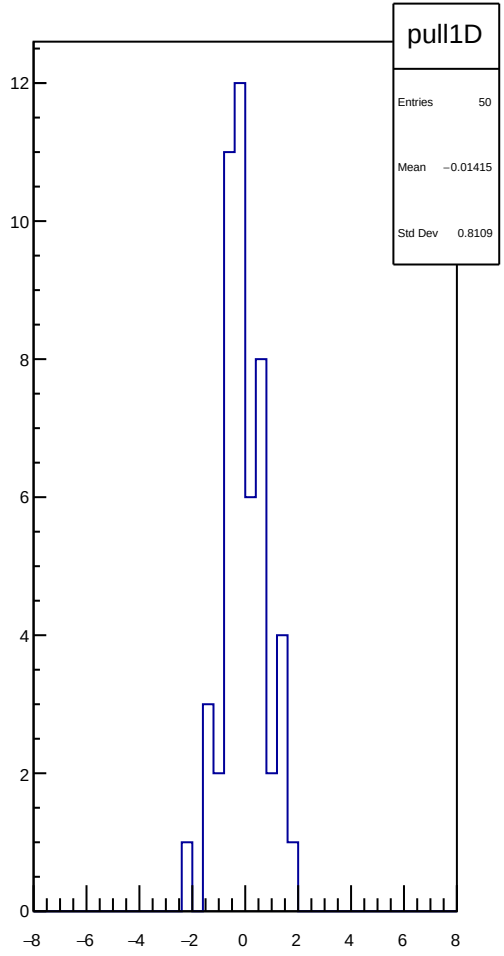
pull1D
Entries 50
Mean −0.01415
Std Dev 0.8109

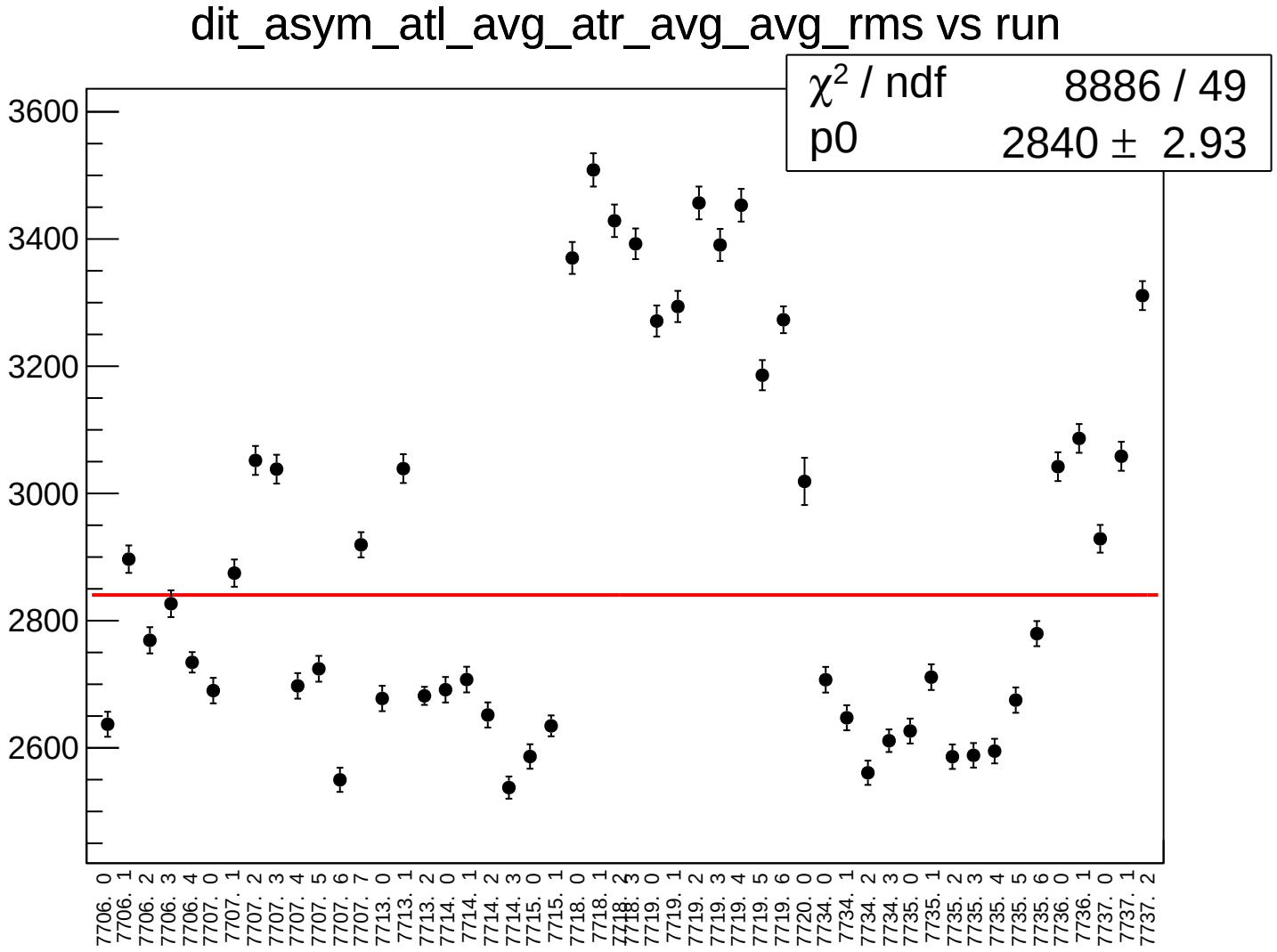
dit_asym_atl_avg_atr_avg_avg_rms vs run
χ² / ndf 8886 / 49
p0 2840 ± 2.93
3600
3400
3200
3000
2800
2600
7706. 0
7706. 1
7706. 2
7706. 3
7706. 4
7707. 0
7707. 1
7707. 2
7707. 3
7707. 4
7707. 5
7707. 6
7707. 7
7713. 0
7713. 1
7713. 2
7714. 0
7714. 1
7714. 2
7714. 3
7715. 0
7715. 1
7718. 0
7718. 1
7718. 2
7718. 3
7719. 0
7719. 1
7719. 2
7719. 3
7719. 4
7719. 5
7719. 6
7720. 0
7734. 0
7734. 1
7734. 2
7734. 3
7735. 0
7735. 1
7735. 2
7735. 3
7735. 4
7735. 5
7735. 6
7736. 0
7736. 1
7737. 0
7737. 1
7737. 2

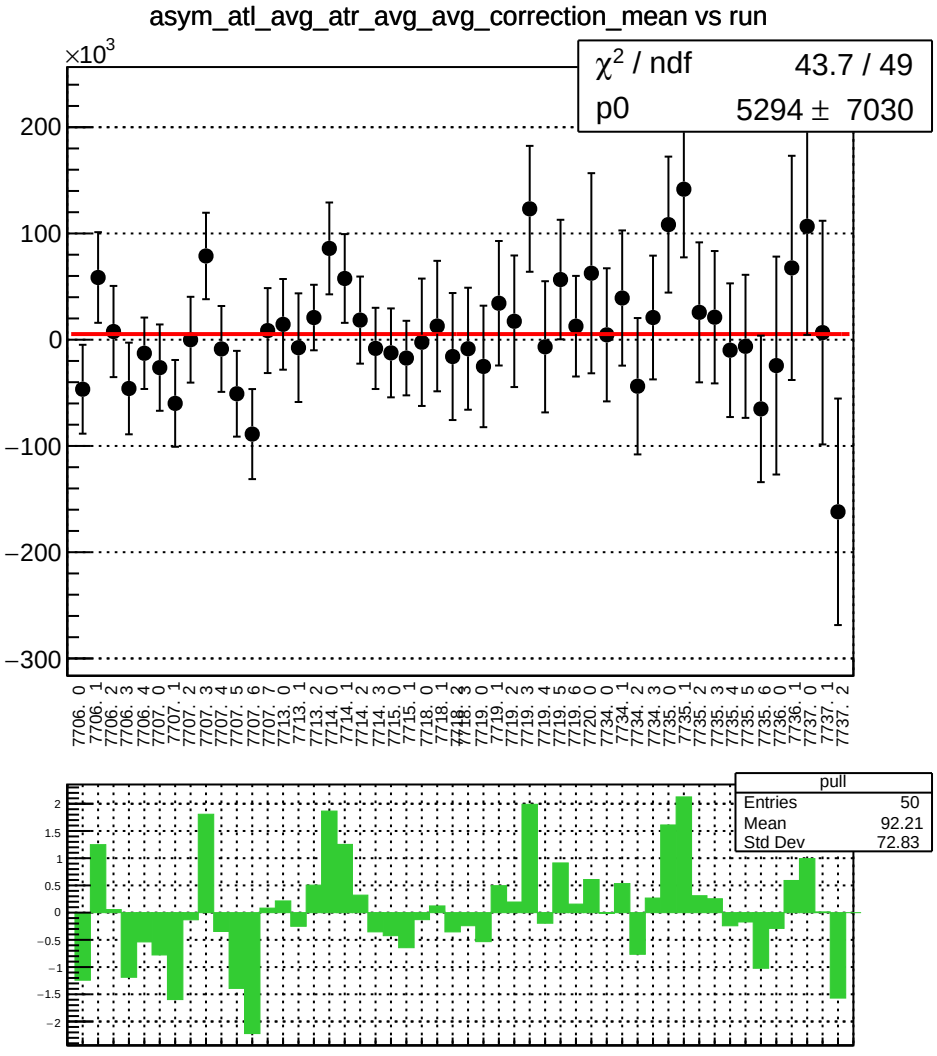
asym_atl_avg_atr_avg_avg_correction_mean vs run
×10^3
χ² / ndf 43.7 / 49
p0 5294 ± 7030
200
100
0
−100
−200
−300
7706. 0
7706. 1
7706. 2
7706. 3
7706. 4
7707. 0
7707. 1
7707. 2
7707. 3
7707. 4
7707. 5
7707. 6
7707. 7
7713. 0
7713. 1
7713. 2
7714. 0
7714. 1
7714. 2
7714. 3
7715. 0
7715. 1
7718. 0
7718. 1
7718. 2
7718. 3
7719. 0
7719. 1
7719. 2
7719. 3
7719. 4
7719. 5
7719. 6
7720. 0
7734. 0
7734. 1
7734. 2
7734. 3
7735. 0
7735. 1
7735. 2
7735. 3
7735. 4
7735. 5
7735. 6
7736. 0
7736. 1
7737. 0
7737. 1
7737. 2
pull
Entries 50
Mean 92.21
Std Dev 72.83
2
1.5
1
0.5
0
−0.5
−1
−1.5
−2

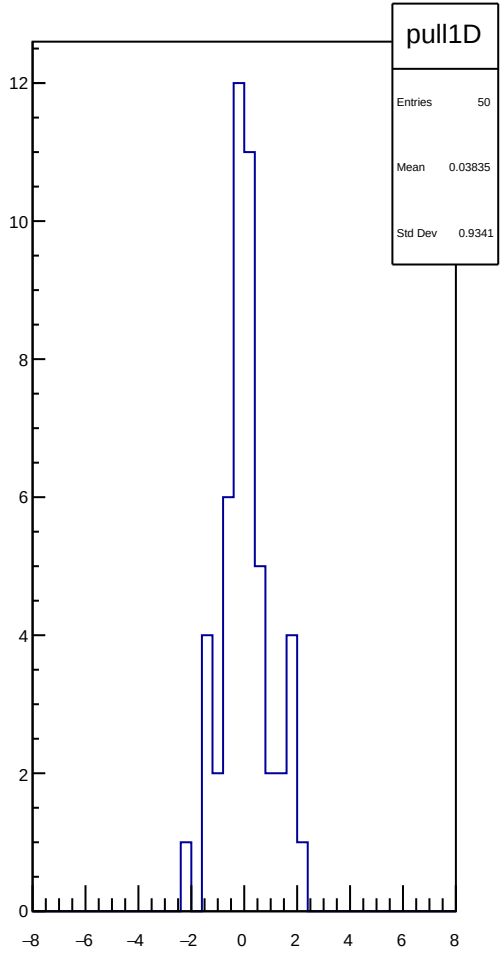
pull1D
Entries 50
Mean 0.03835
Std Dev 0.9341
12
10
8
6
4
2
0
−8
−6
−4
−2
0
2
4
6
8

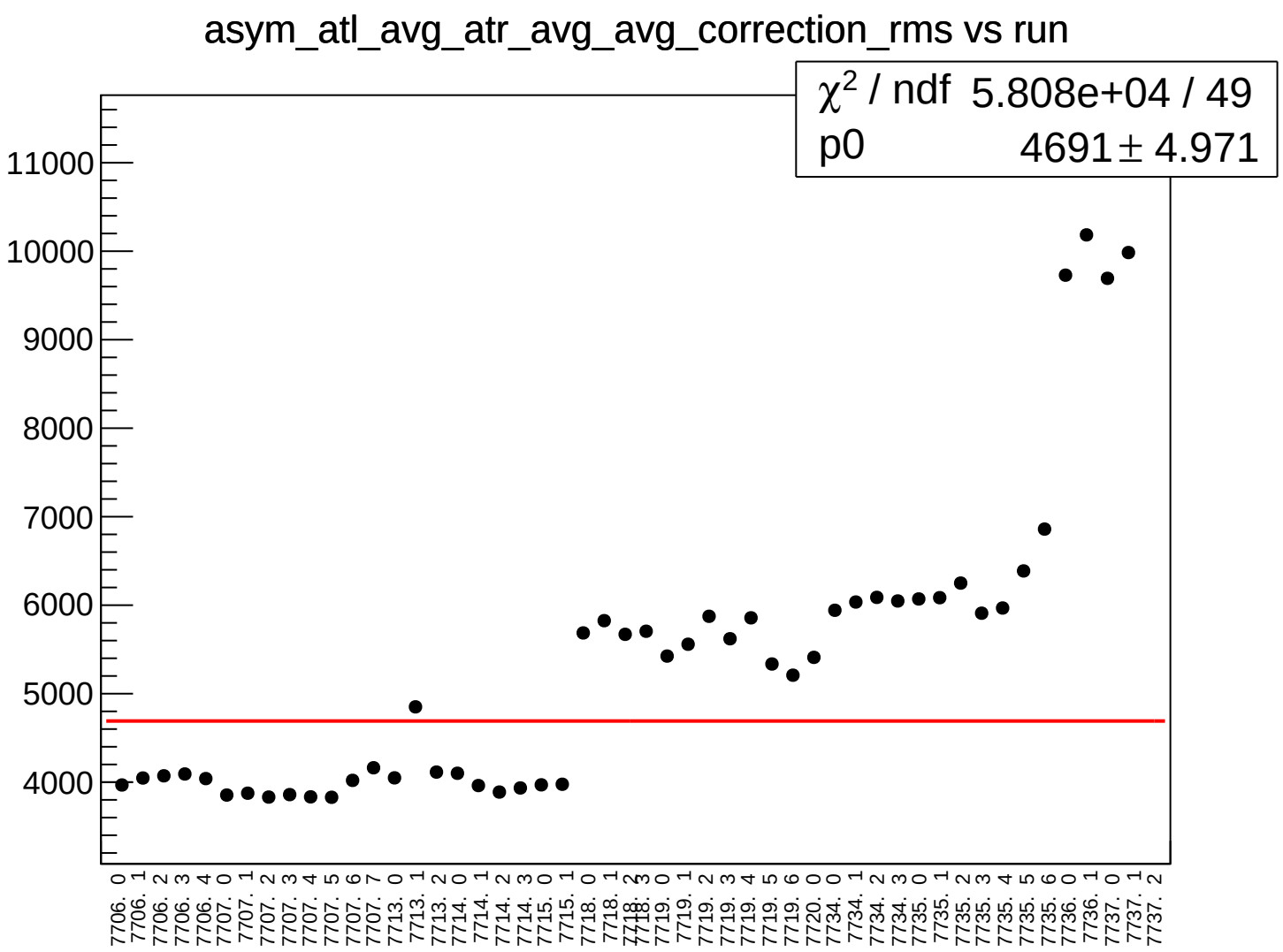
asym_atl_avg_atr_avg_avg_correction_rms vs run
χ2 / ndf 5.808e+04 / 49
p0 4691 ± 4.971
11000
10000
9000
8000
7000
6000
5000
4000
7706. 0
7706. 1
7706. 2
7706. 3
7706. 4
7707. 0
7707. 1
7707. 2
7707. 3
7707. 4
7707. 5
7707. 6
7707. 7
7713. 0
7713. 1
7713. 2
7714. 0
7714. 1
7714. 2
7714. 3
7715. 0
7715. 1
7718. 0
7718. 1
7718. 2
7718. 3
7719. 0
7719. 1
7719. 2
7719. 3
7719. 4
7719. 5
7719. 6
7720. 0
7734. 0
7734. 1
7734. 2
7734. 3
7735. 0
7735. 1
7735. 2
7735. 3
7735. 4
7735. 5
7735. 6
7736. 0
7736. 1
7737. 0
7737. 1
7737. 2

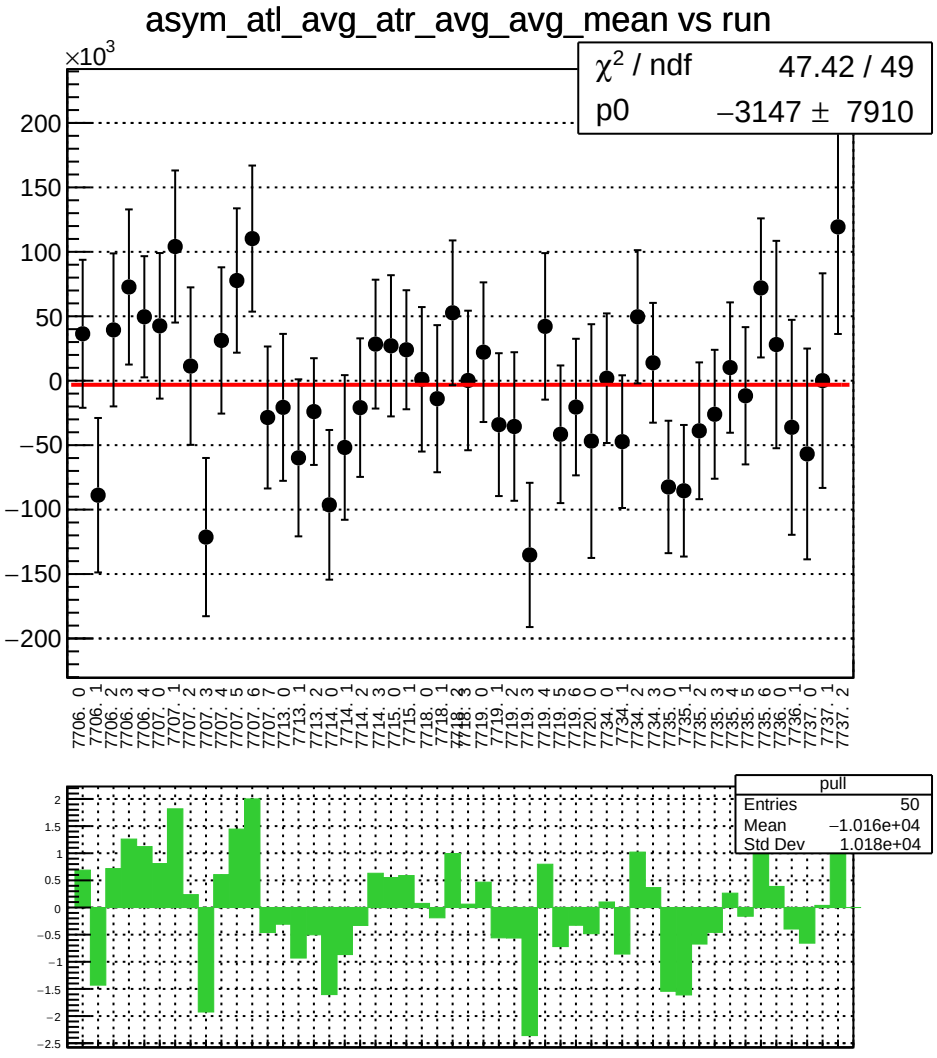
asym_atl_avg_atr_avg_avg_mean vs run
×10^3
χ² / ndf 47.42 / 49
p0 −3147 ± 7910
pull
Entries 50
Mean −1.016e+04
Std Dev 1.018e+04

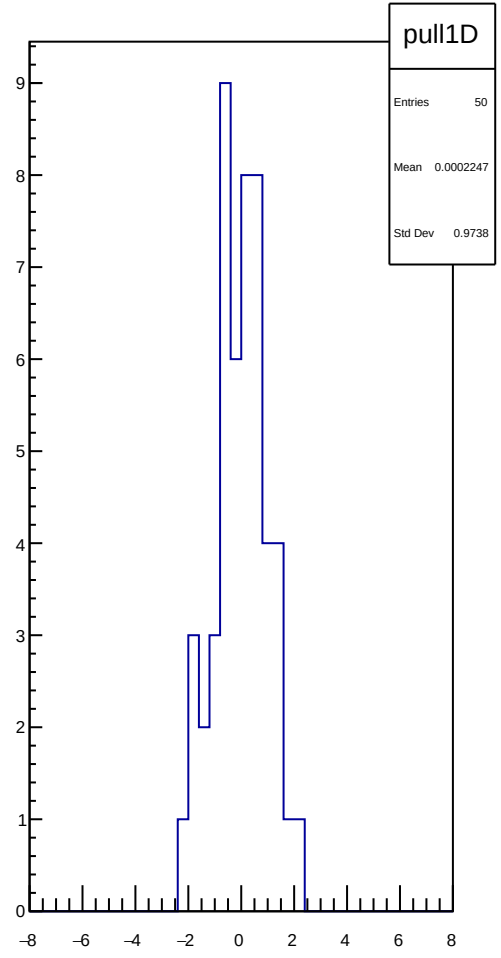
pull1D
Entries 50
Mean 0.0002247
Std Dev 0.9738

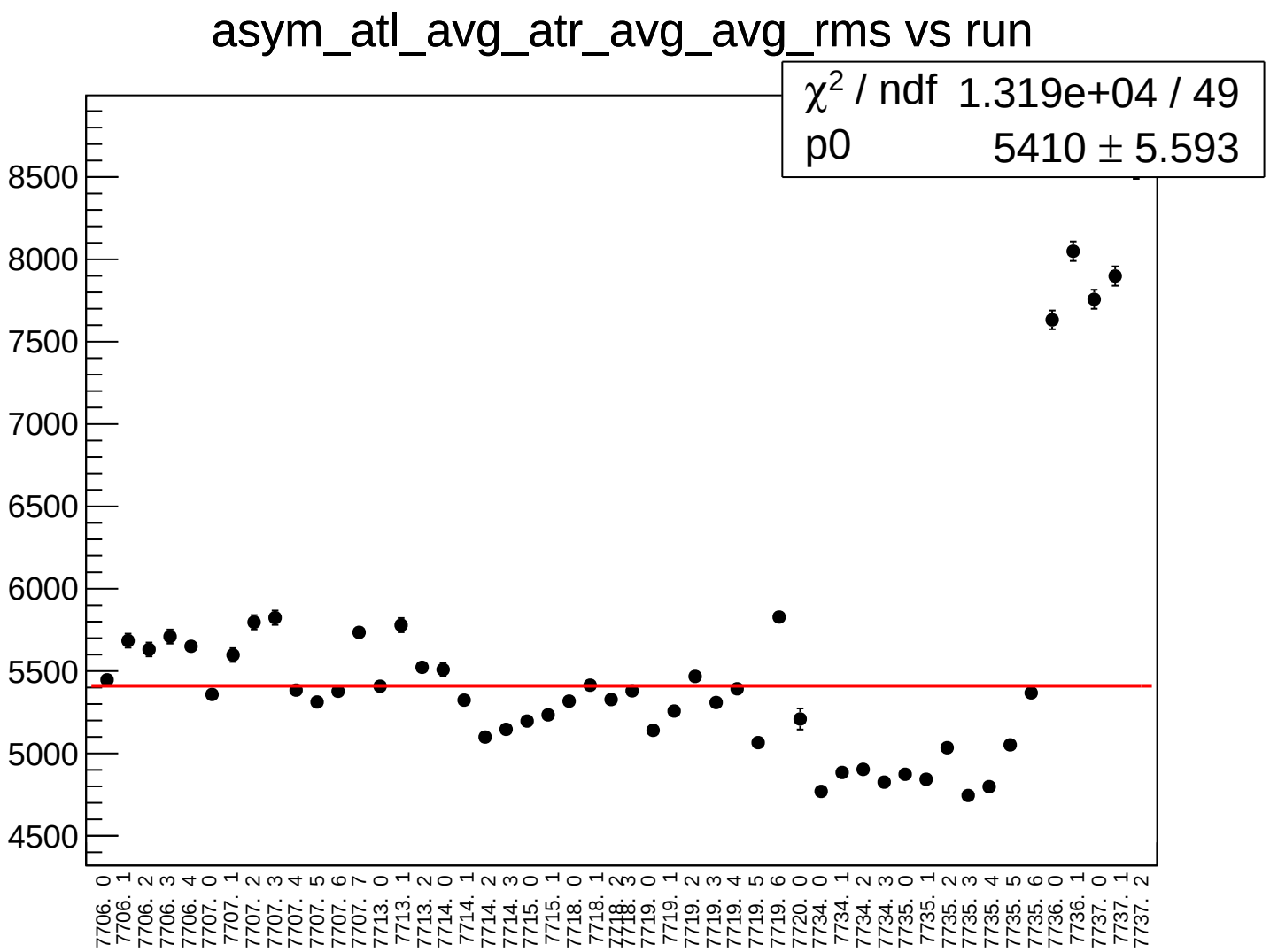
asym_atl_avg_atr_avg_avg_rms vs run
χ2 / ndf 1.319e+04 / 49
p0 5410 ± 5.593
8500
8000
7500
7000
6500
6000
5500
5000
4500
7706. 0
7706. 1
7706. 2
7706. 3
7706. 4
7707. 0
7707. 1
7707. 2
7707. 3
7707. 4
7707. 5
7707. 6
7707. 7
7713. 0
7713. 1
7713. 2
7714. 0
7714. 1
7714. 2
7714. 3
7715. 0
7715. 1
7718. 0
7718. 1
7719. 0
7719. 1
7719. 2
7719. 3
7719. 4
7719. 5
7719. 6
7720. 0
7734. 0
7734. 1
7734. 2
7734. 3
7735. 0
7735. 1
7735. 2
7735. 3
7735. 4
7735. 5
7735. 6
7736. 0
7736. 1
7737. 0
7737. 1
7737. 2

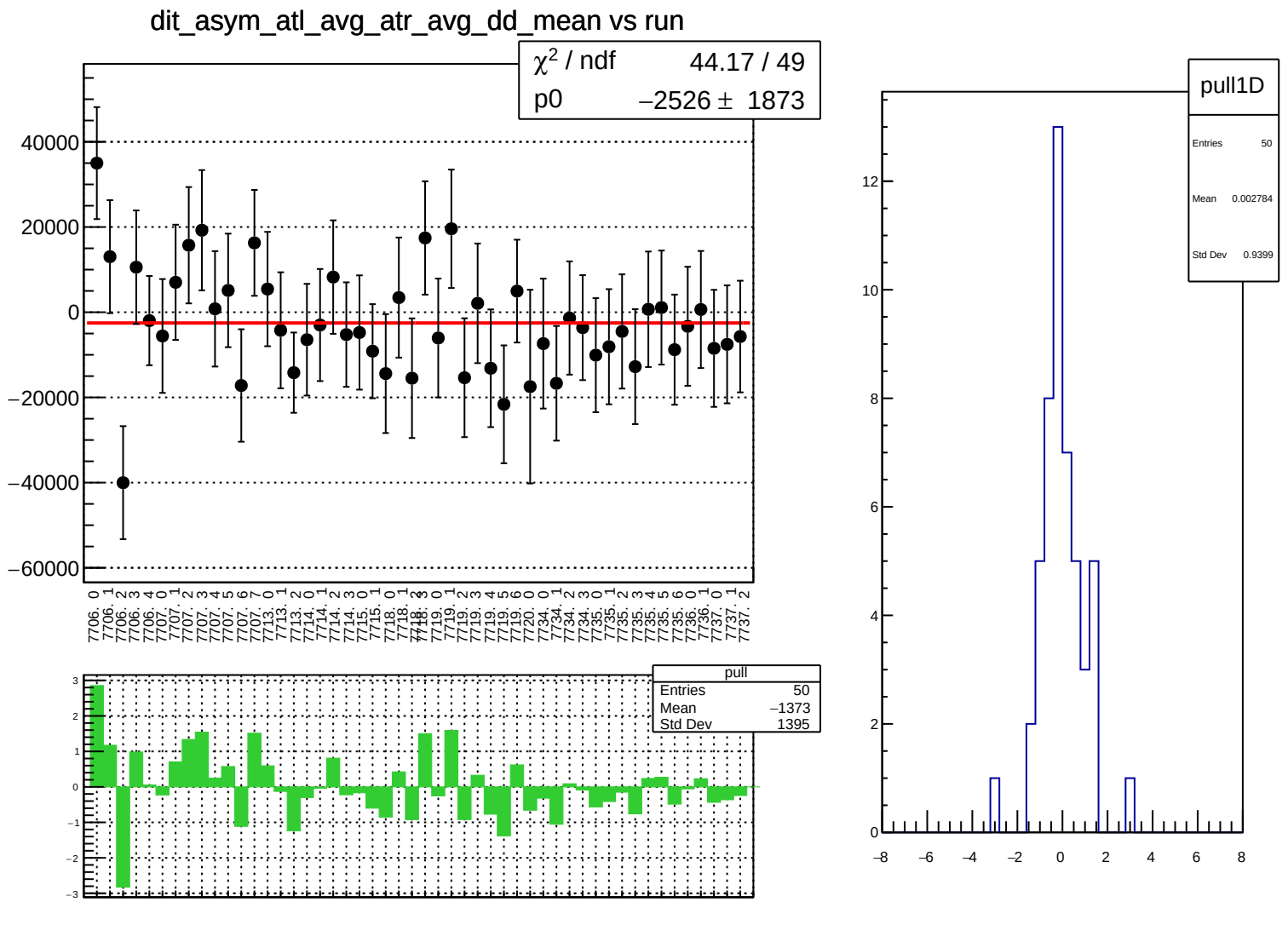
dit_asym_atl_avg_atr_avg_dd_mean vs run
χ² / ndf 44.17 / 49
p0 −2526 ± 1873
40000
20000
0
−20000
−40000
−60000
7706. 0
7706. 1
7706. 2
7706. 3
7706. 4
7707. 0
7707. 1
7707. 2
7707. 3
7707. 4
7707. 5
7707. 6
7707. 7
7713. 0
7713. 1
7713. 2
7714. 0
7714. 1
7714. 2
7714. 3
7715. 0
7715. 1
7718. 0
7718. 1
7718. 2
7718. 3
7719. 0
7719. 1
7719. 2
7719. 3
7719. 4
7719. 5
7719. 6
7720. 0
7734. 0
7734. 1
7734. 2
7734. 3
7735. 0
7735. 1
7735. 2
7735. 3
7735. 4
7735. 5
7735. 6
7736. 0
7736. 1
7737. 0
7737. 1
7737. 2
pull
Entries 50
Mean −1373
Std Dev 1395
3
2
1
0
−1
−2
−3
pull1D
Entries 50
Mean 0.002784
Std Dev 0.9399
12
10
8
6
4
2
0
−8
−6
−4
−2
0
2
4
6
8

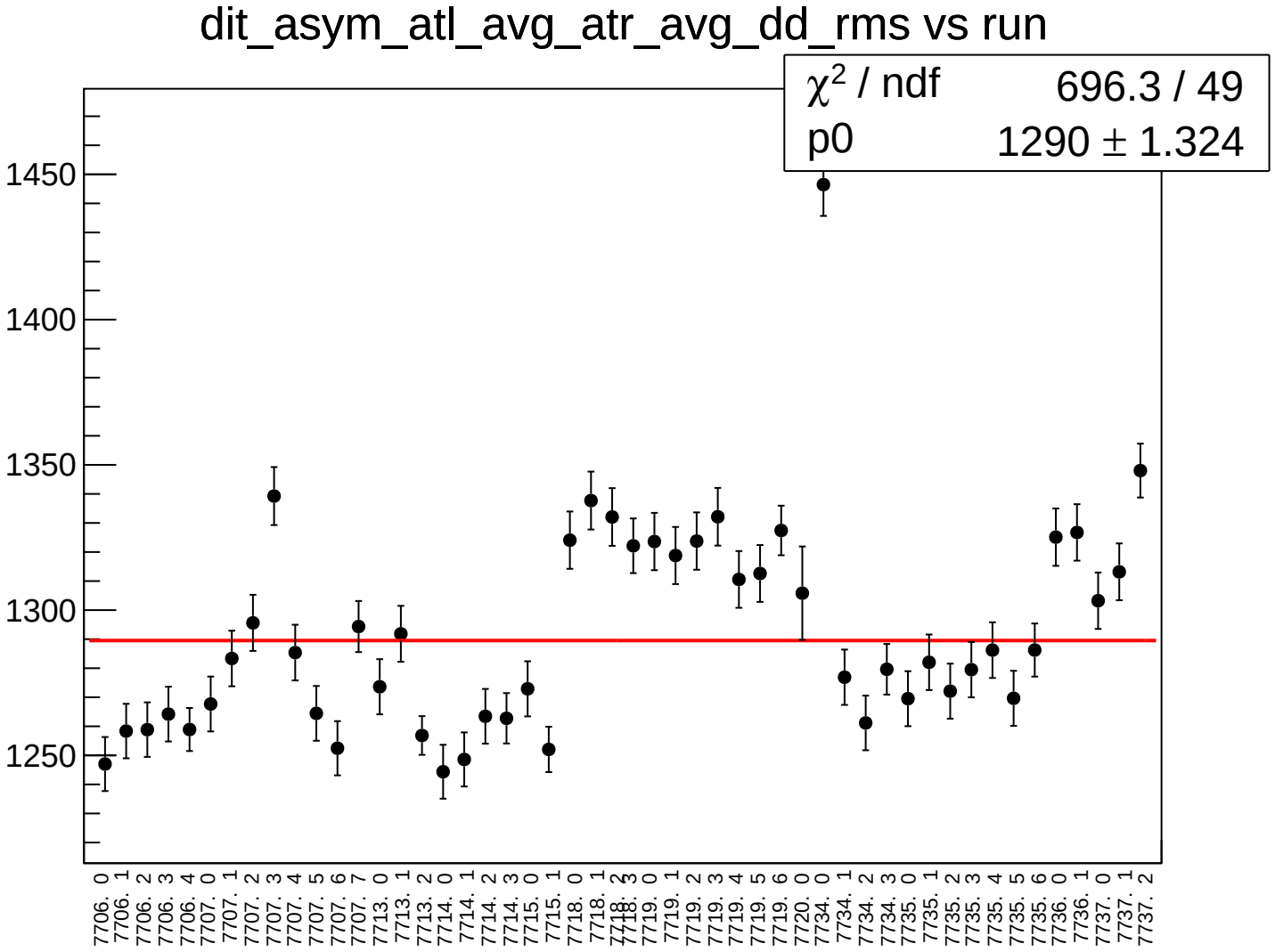
dit_asym_atl_avg_atr_avg_dd_rms vs run
χ2 / ndf 696.3 / 49
p0 1290 ± 1.324
1450
1400
1350
1300
1250
7706. 0
7706. 1
7706. 2
7706. 3
7706. 4
7707. 0
7707. 1
7707. 2
7707. 3
7707. 4
7707. 5
7707. 6
7707. 7
7713. 0
7713. 1
7713. 2
7714. 0
7714. 1
7714. 2
7714. 3
7715. 0
7715. 1
7718. 0
7718. 1
7718. 2
7718. 3
7719. 0
7719. 1
7719. 2
7719. 3
7719. 4
7719. 5
7719. 6
7720. 0
7734. 0
7734. 1
7734. 2
7734. 3
7735. 0
7735. 1
7735. 2
7735. 3
7735. 4
7735. 5
7735. 6
7736. 0
7736. 1
7737. 0
7737. 1
7737. 2

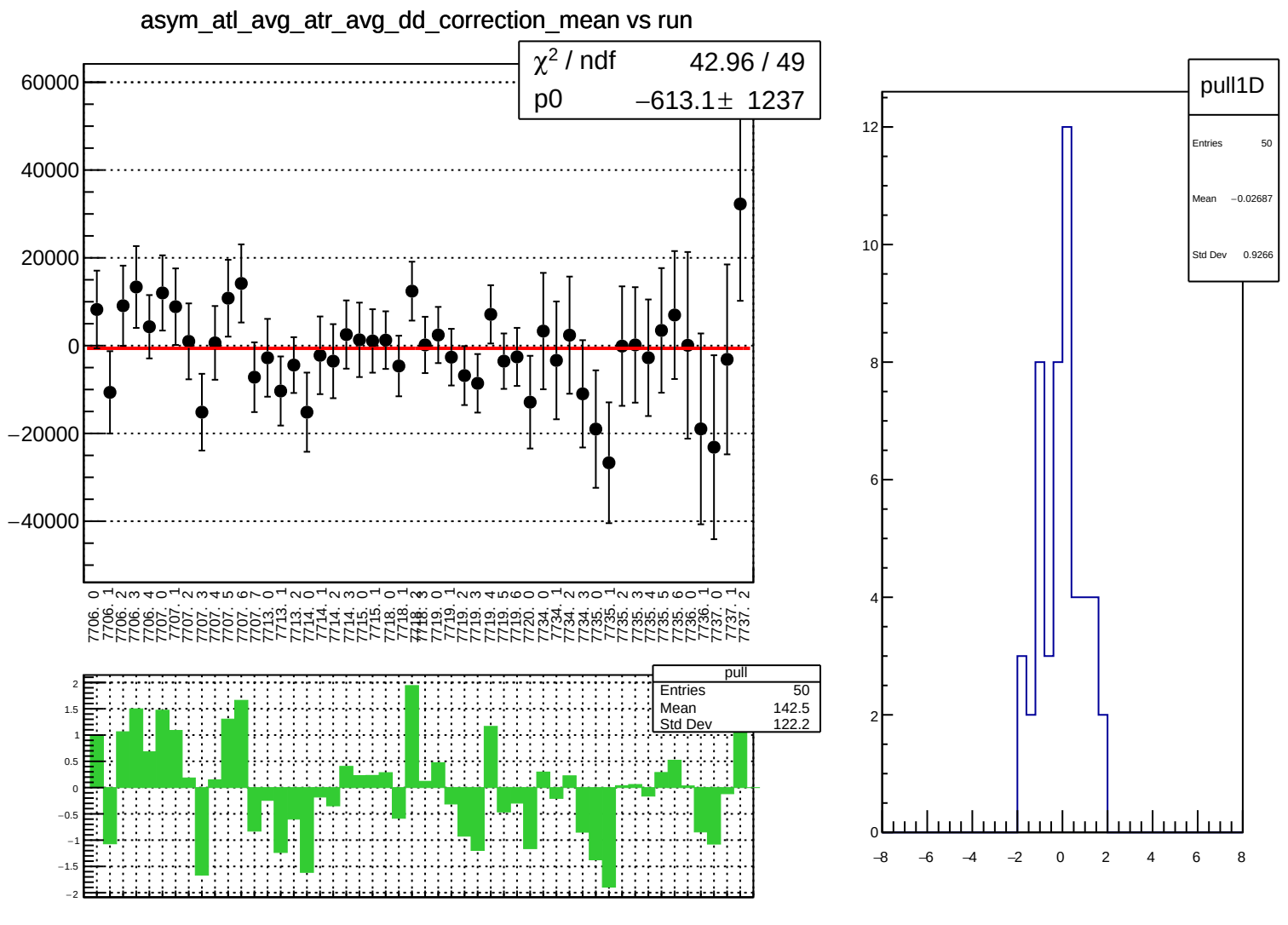
asym_atl_avg_atr_avg_dd_correction_mean vs run
χ² / ndf 42.96 / 49
p0 −613.1± 1237
60000
40000
20000
0
−20000
−40000
7706. 0
7706. 1
7706. 2
7706. 3
7706. 4
7707. 0
7707. 1
7707. 2
7707. 3
7707. 4
7707. 5
7707. 6
7707. 7
7713. 0
7713. 1
7713. 2
7714. 0
7714. 1
7714. 2
7714. 3
7715. 0
7715. 1
7718. 0
7718. 1
7718. 2
7718. 3
7719. 0
7719. 1
7719. 2
7719. 3
7719. 4
7719. 5
7719. 6
7720. 0
7734. 0
7734. 1
7734. 2
7734. 3
7735. 0
7735. 1
7735. 2
7735. 3
7735. 4
7735. 5
7735. 6
7736. 0
7736. 1
7737. 0
7737. 1
7737. 2
pull
Entries 50
Mean 142.5
Std Dev 122.2
2
1.5
1
0.5
0
−0.5
−1
−1.5
−2
pull1D
Entries 50
Mean −0.02687
Std Dev 0.9266
12
10
8
6
4
2
0
−8
−6
−4
−2
0
2
4
6
8

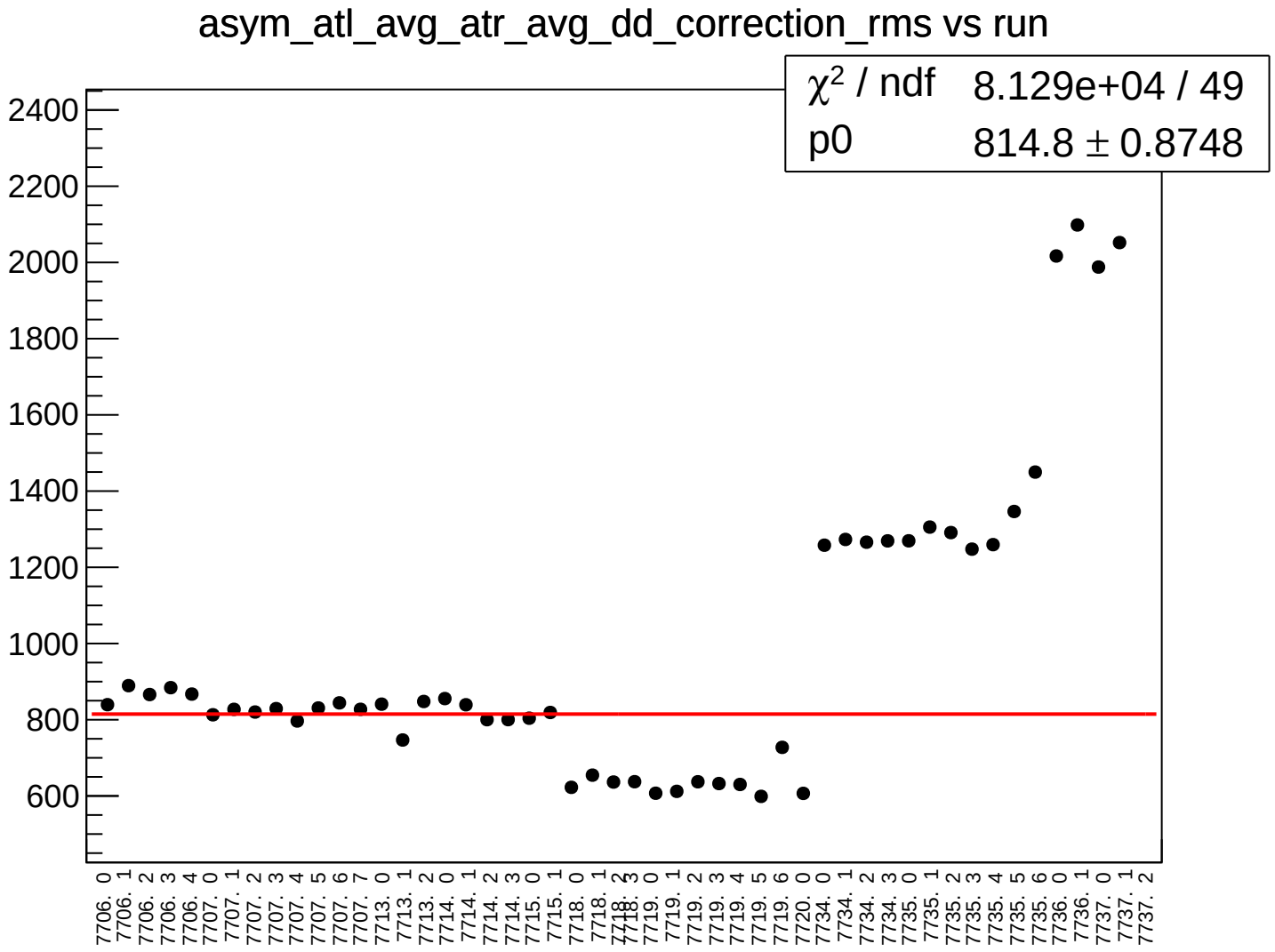
asym_atl_avg_atr_avg_dd_correction_rms vs run
χ2 / ndf 8.129e+04 / 49
p0 814.8 ± 0.8748
2400
2200
2000
1800
1600
1400
1200
1000
800
600
7706. 0
7706. 1
7706. 2
7706. 3
7706. 4
7707. 0
7707. 1
7707. 2
7707. 3
7707. 4
7707. 5
7707. 6
7707. 7
7713. 0
7713. 1
7713. 2
7714. 0
7714. 1
7714. 2
7714. 3
7715. 0
7715. 1
7718. 0
7718. 1
7718. 2
7718. 3
7719. 0
7719. 1
7719. 2
7719. 3
7719. 4
7719. 5
7719. 6
7720. 0
7734. 0
7734. 1
7734. 2
7734. 3
7735. 0
7735. 1
7735. 2
7735. 3
7735. 4
7735. 5
7735. 6
7736. 0
7736. 1
7737. 0
7737. 1
7737. 2

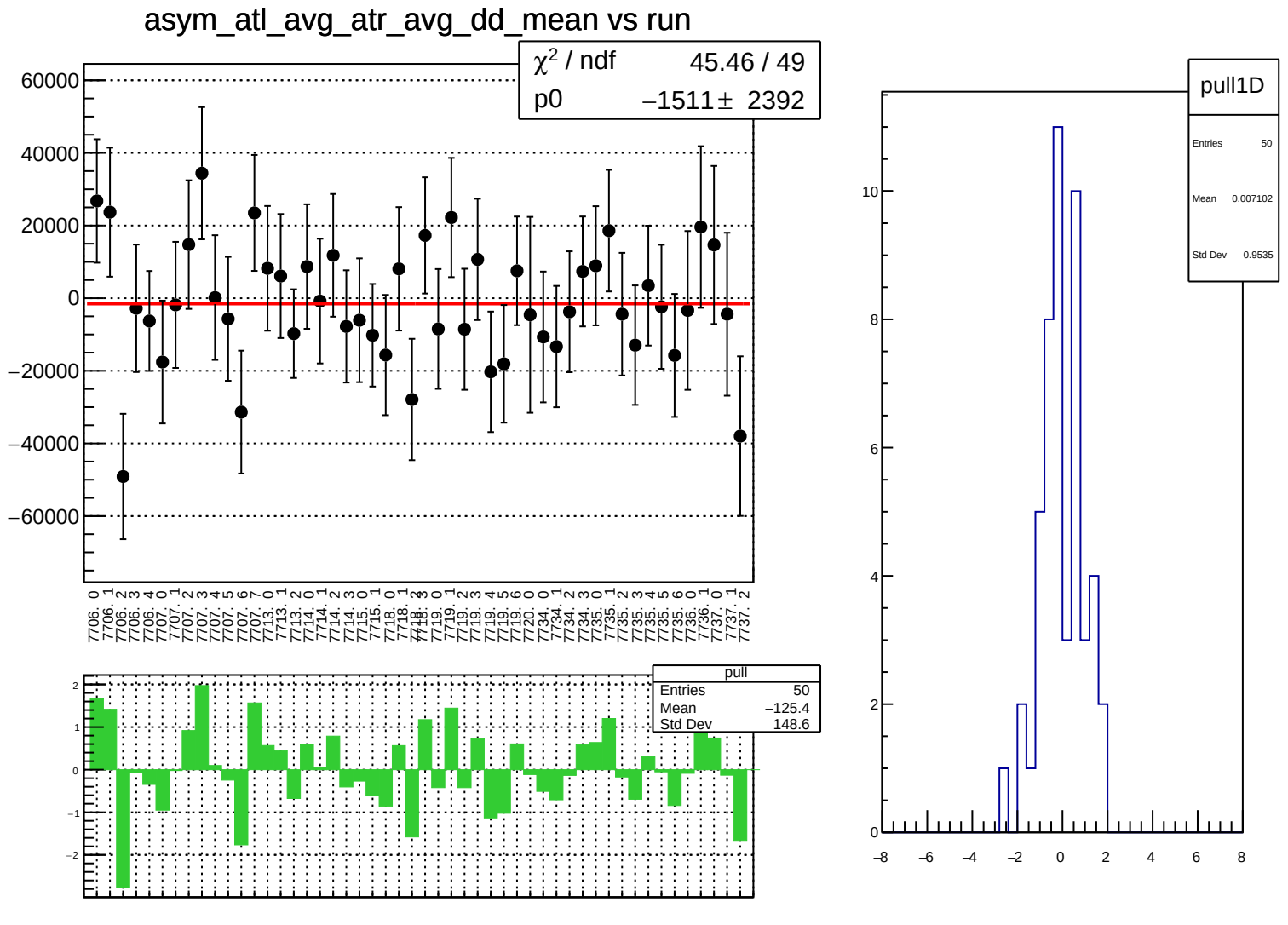
asym_atl_avg_atr_avg_dd_mean vs run
χ² / ndf 45.46 / 49
p0 −1511 ± 2392
60000
40000
20000
0
−20000
−40000
−60000
7706. 0
7706. 1
7706. 2
7706. 3
7706. 4
7707. 0
7707. 1
7707. 2
7707. 3
7707. 4
7707. 5
7707. 6
7707. 7
7713. 0
7713. 1
7713. 2
7714. 0
7714. 1
7714. 2
7714. 3
7715. 0
7715. 1
7718. 0
7718. 1
7718. 2
7718. 3
7719. 0
7719. 1
7719. 2
7719. 3
7719. 4
7719. 5
7719. 6
7720. 0
7734. 0
7734. 1
7734. 2
7734. 3
7735. 0
7735. 1
7735. 2
7735. 3
7735. 4
7735. 5
7735. 6
7736. 0
7736. 1
7737. 0
7737. 1
7737. 2
pull
Entries 50
Mean −125.4
Std Dev 148.6
2
1
0
−1
−2
pull1D
Entries 50
Mean 0.007102
Std Dev 0.9535
10
8
6
4
2
0
−8
−6
−4
−2
0
2
4
6
8

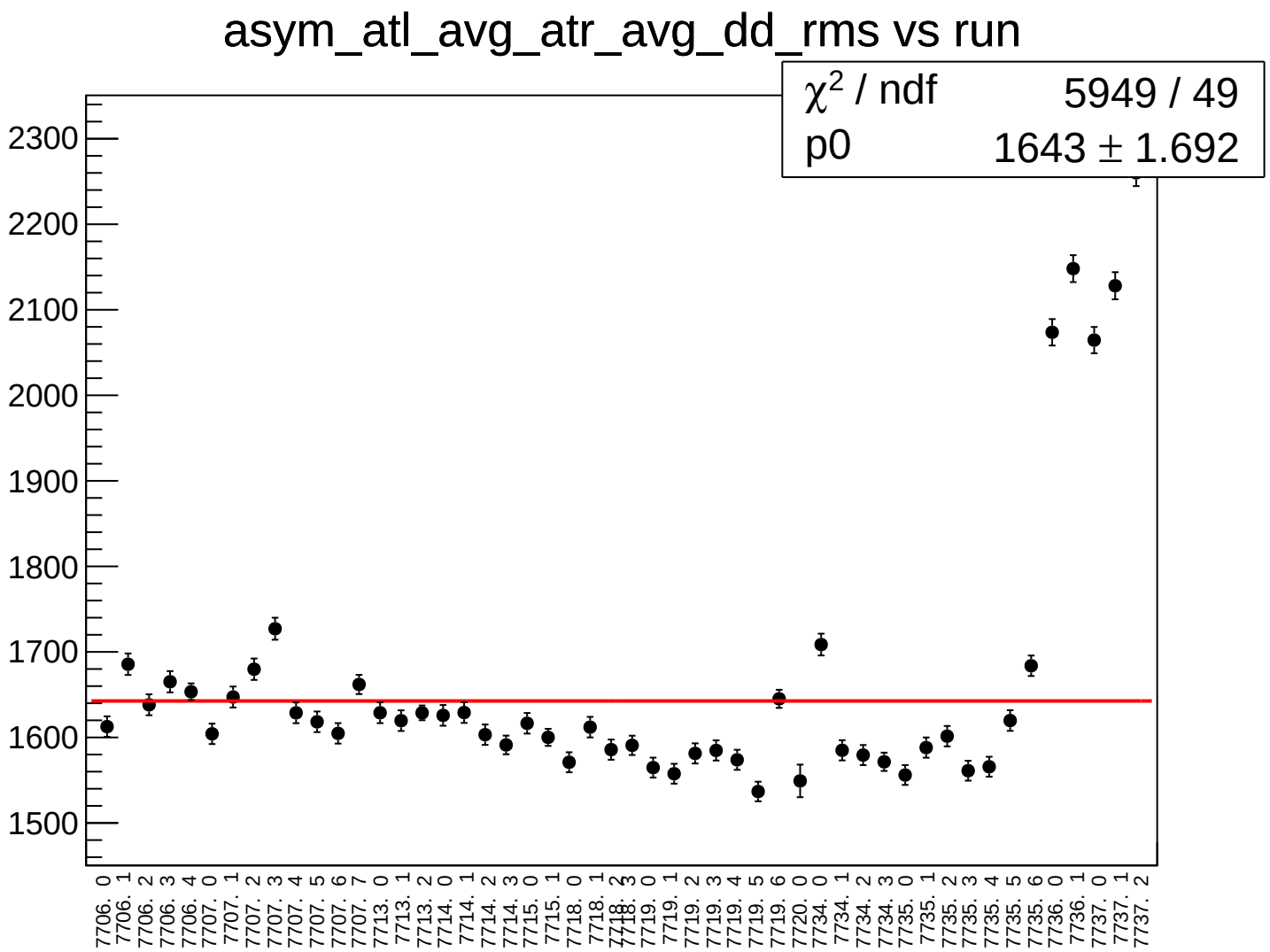
asym_atl_avg_atr_avg_dd_rms vs run
χ2 / ndf 5949 / 49
p0 1643 ± 1.692
2300
2200
2100
2000
1900
1800
1700
1600
1500
7706. 0
7706. 1
7706. 2
7706. 3
7706. 4
7707. 0
7707. 1
7707. 2
7707. 3
7707. 4
7707. 5
7707. 6
7707. 7
7713. 0
7713. 1
7713. 2
7714. 0
7714. 1
7714. 2
7714. 3
7715. 0
7715. 1
7718. 0
7718. 1
7718. 2
7718. 3
7719. 0
7719. 1
7719. 2
7719. 3
7719. 4
7719. 5
7719. 6
7720. 0
7734. 0
7734. 1
7734. 2
7734. 3
7735. 0
7735. 1
7735. 2
7735. 3
7735. 4
7735. 5
7735. 6
7736. 0
7736. 1
7737. 0
7737. 1
7737. 2

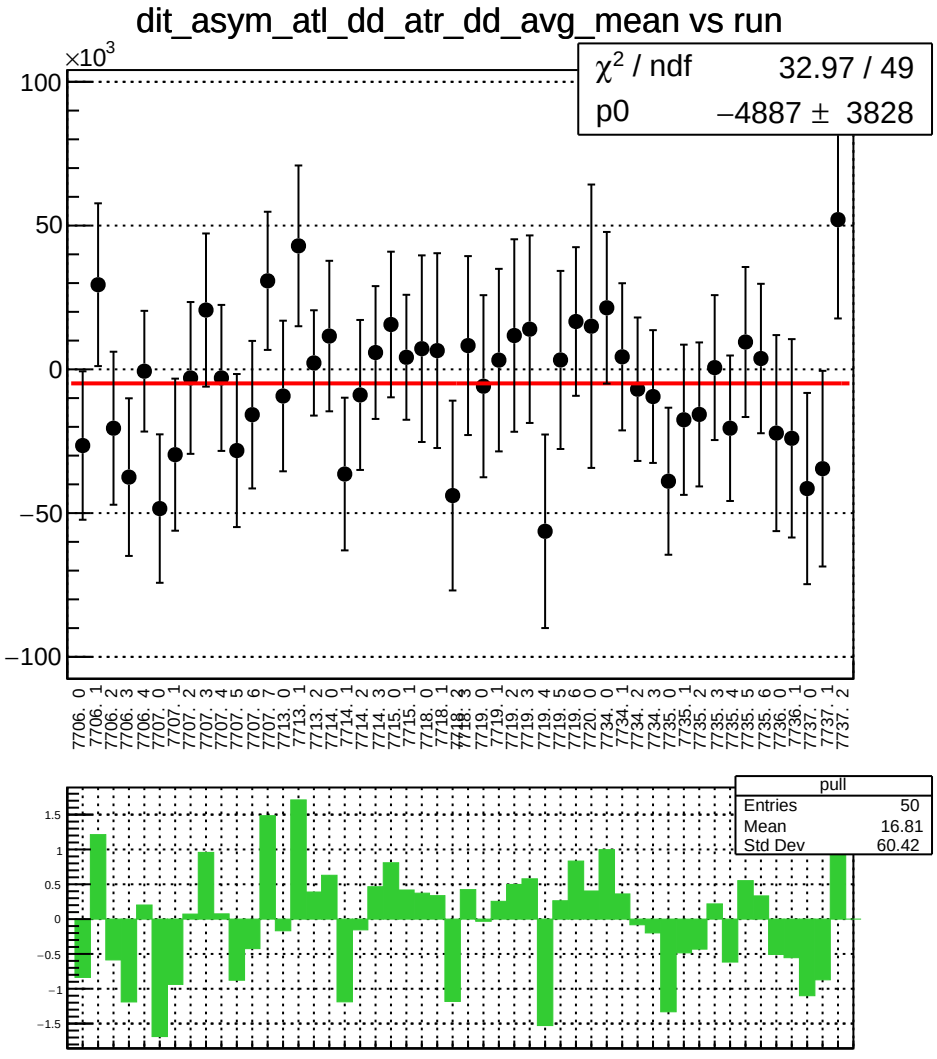
dit_asym_atl_dd_atr_dd_avg_mean vs run
×10^3
χ² / ndf 32.97 / 49
p0 −4887 ± 3828
pull
Entries 50
Mean 16.81
Std Dev 60.42

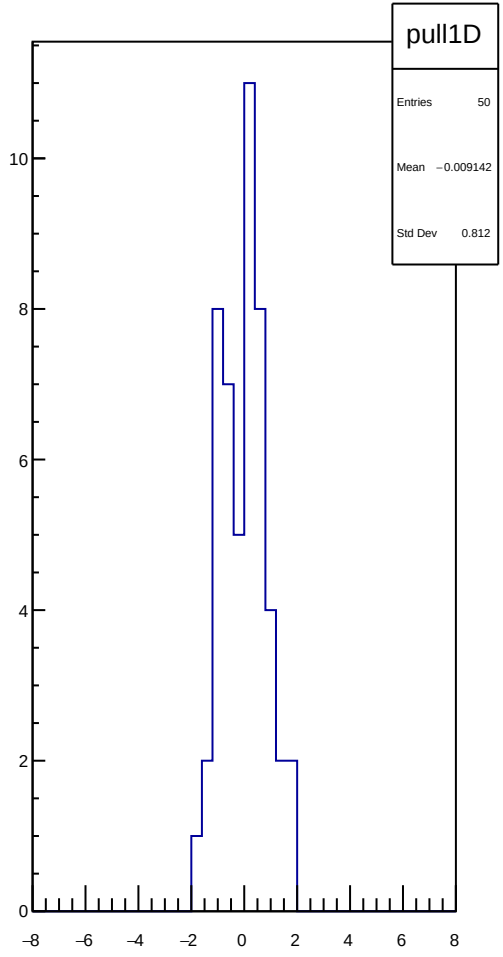
pull1D
Entries 50
Mean −0.009142
Std Dev 0.812

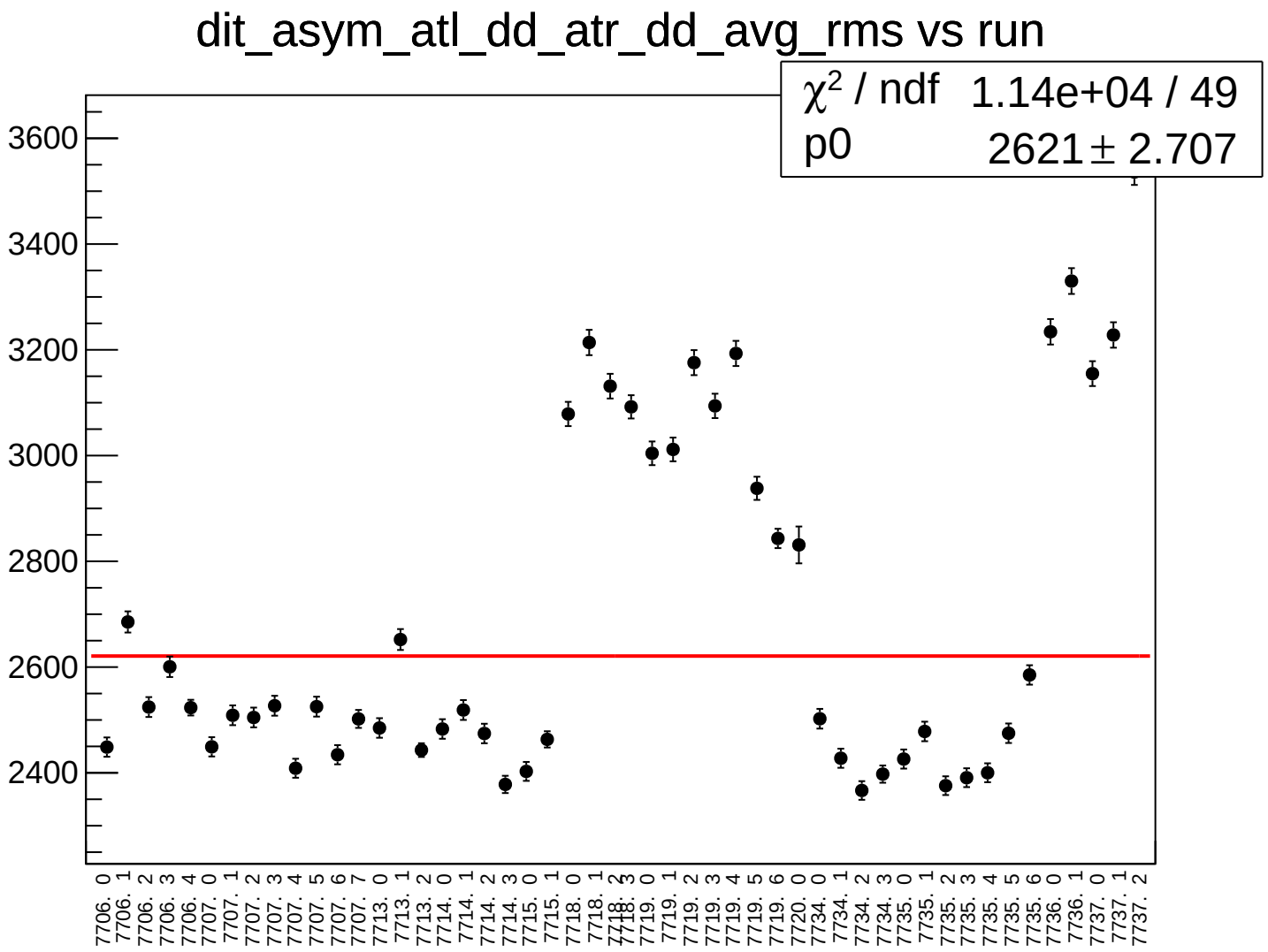
dit_asym_atl_dd_atr_dd_avg_rms vs run
χ² / ndf 1.14e+04 / 49
p0 2621 ± 2.707
3600
3400
3200
3000
2800
2600
2400
7706. 0
7706. 1
7706. 2
7706. 3
7706. 4
7707. 0
7707. 1
7707. 2
7707. 3
7707. 4
7707. 5
7707. 6
7707. 7
7713. 0
7713. 1
7713. 2
7714. 0
7714. 1
7714. 2
7714. 3
7715. 0
7715. 1
7718. 0
7718. 1
7718. 2
7718. 3
7719. 0
7719. 1
7719. 2
7719. 3
7719. 4
7719. 5
7719. 6
7720. 0
7734. 0
7734. 1
7734. 2
7734. 3
7735. 0
7735. 1
7735. 2
7735. 3
7735. 4
7735. 5
7735. 6
7736. 0
7736. 1
7737. 0
7737. 1
7737. 2

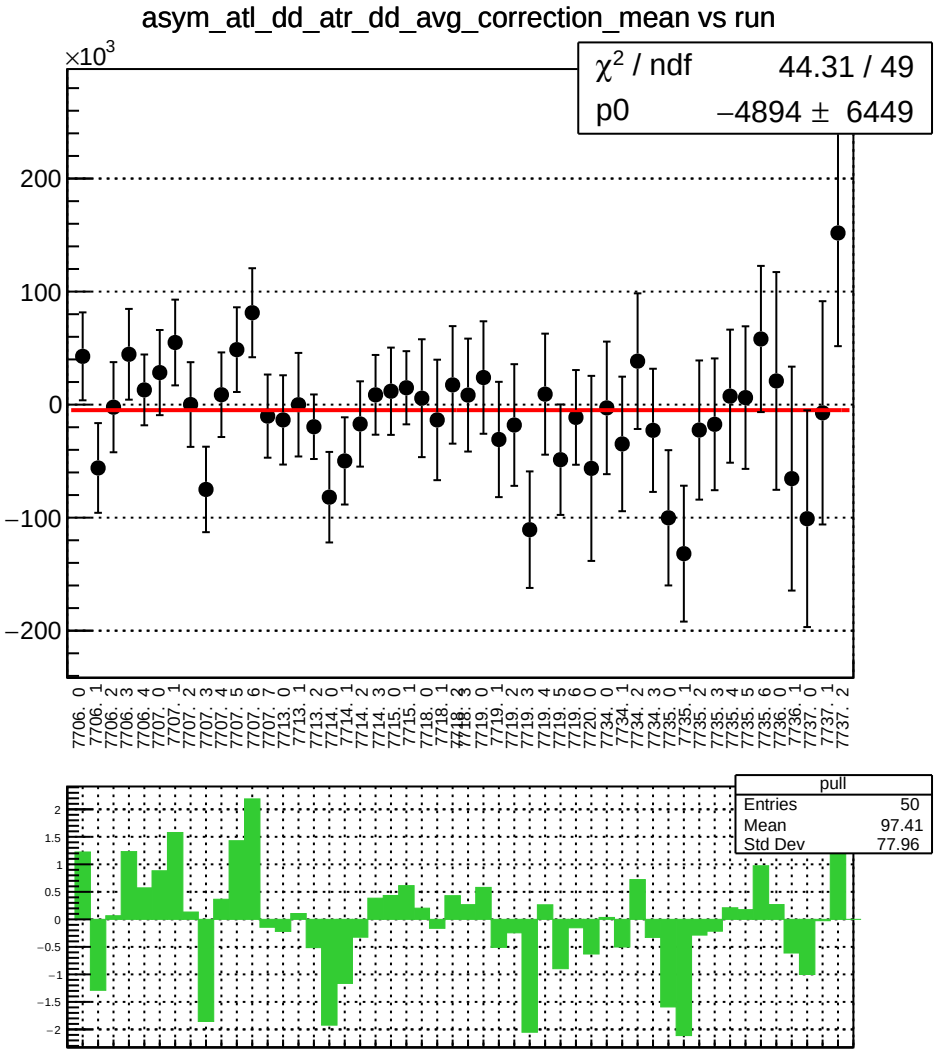
asym_atl_dd_atr_dd_avg_correction_mean vs run
×10^3
χ² / ndf 44.31 / 49
p0 −4894 ± 6449
200
100
0
−100
−200
7706. 0
7706. 1
7706. 2
7706. 3
7706. 4
7707. 0
7707. 1
7707. 2
7707. 3
7707. 4
7707. 5
7707. 6
7707. 7
7713. 0
7713. 1
7713. 2
7714. 0
7714. 1
7714. 2
7714. 3
7715. 0
7715. 1
7718. 0
7718. 1
7718. 2
7718. 3
7719. 0
7719. 1
7719. 2
7719. 3
7719. 4
7719. 5
7719. 6
7720. 0
7734. 0
7734. 1
7734. 2
7734. 3
7735. 0
7735. 1
7735. 2
7735. 3
7735. 4
7735. 5
7735. 6
7736. 0
7736. 1
7737. 0
7737. 1
7737. 2
pull
Entries 50
Mean 97.41
Std Dev 77.96
2
1.5
1
0.5
0
−0.5
−1
−1.5
−2

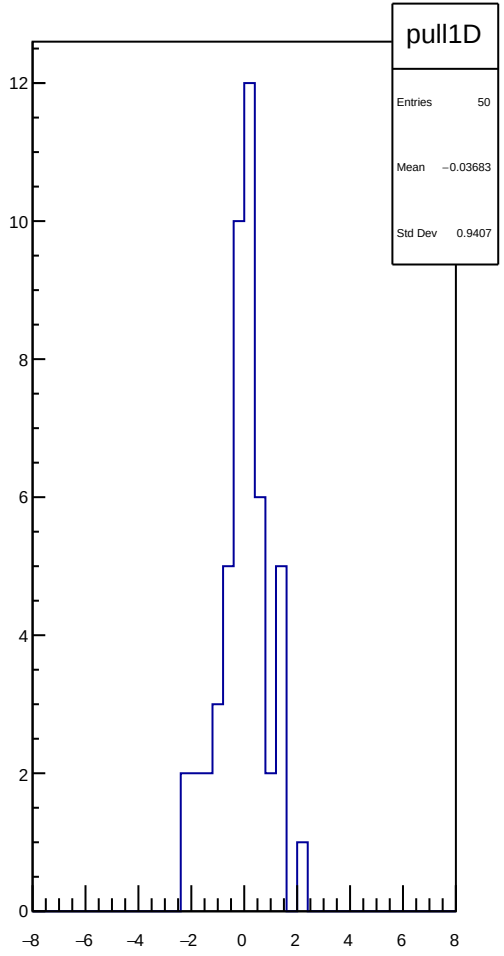
pull1D
Entries 50
Mean −0.03683
Std Dev 0.9407
12
10
8
6
4
2
0
−8
−6
−4
−2
0
2
4
6
8

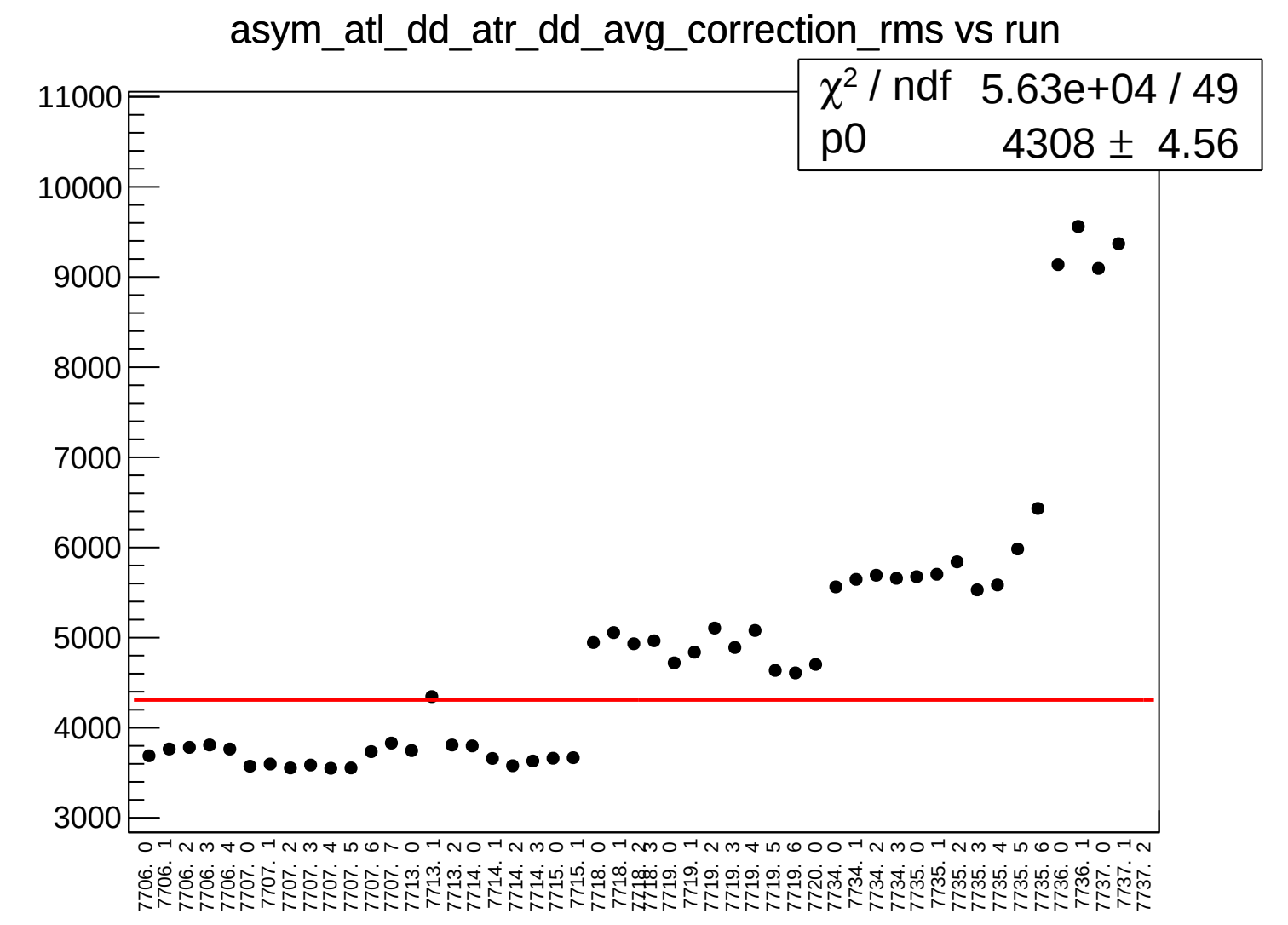
asym_atl_dd_atr_dd_avg_correction_rms vs run
χ2 / ndf 5.63e+04 / 49
p0 4308 ± 4.56
11000
10000
9000
8000
7000
6000
5000
4000
3000
7706. 0
7706. 1
7706. 2
7706. 3
7706. 4
7707. 0
7707. 1
7707. 2
7707. 3
7707. 4
7707. 5
7707. 6
7707. 7
7713. 0
7713. 1
7713. 2
7714. 0
7714. 1
7714. 2
7714. 3
7715. 0
7715. 1
7718. 0
7718. 1
7718. 2
7718. 3
7719. 0
7719. 1
7719. 2
7719. 3
7719. 4
7719. 5
7719. 6
7720. 0
7734. 0
7734. 1
7734. 2
7734. 3
7735. 0
7735. 1
7735. 2
7735. 3
7735. 4
7735. 5
7735. 6
7736. 0
7736. 1
7737. 0
7737. 1
7737. 2

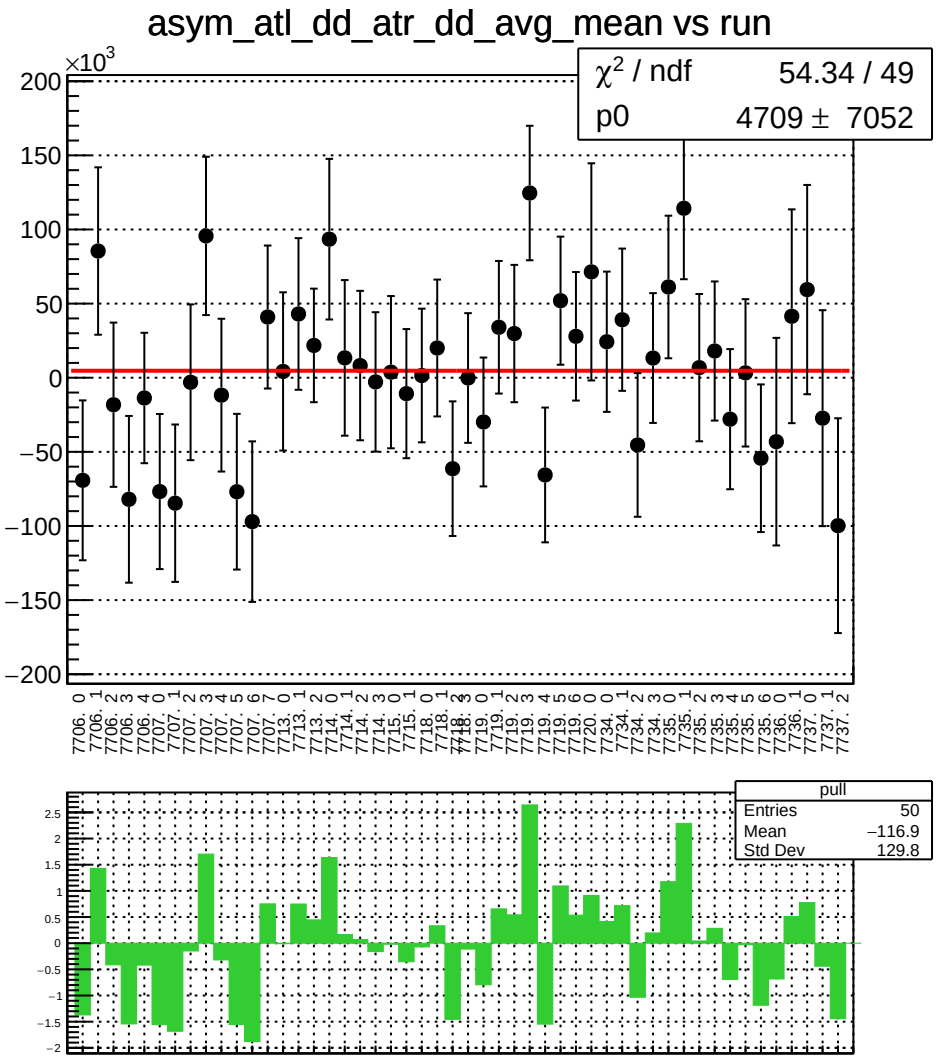
asym_atl_dd_atr_dd_avg_mean vs run
×10^3
χ² / ndf 54.34 / 49
p0 4709 ± 7052
pull
Entries 50
Mean −116.9
Std Dev 129.8

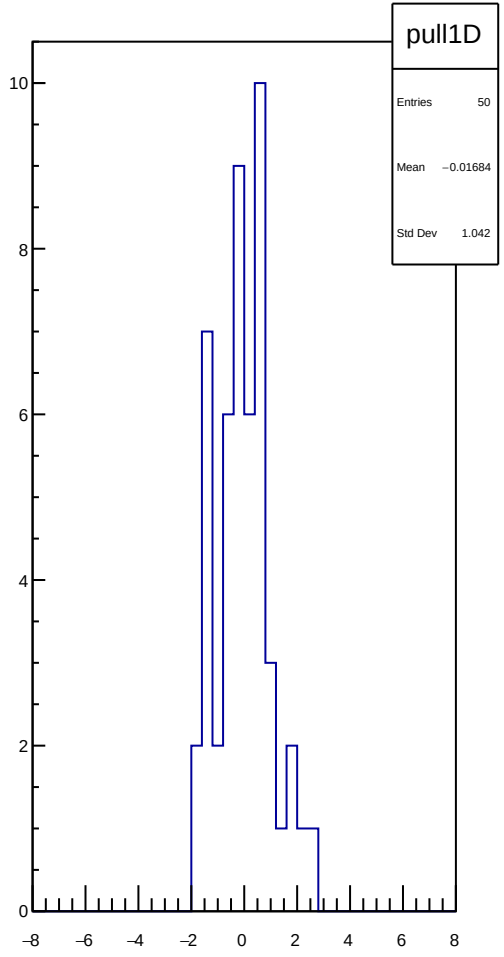
pull1D
Entries 50
Mean −0.01684
Std Dev 1.042

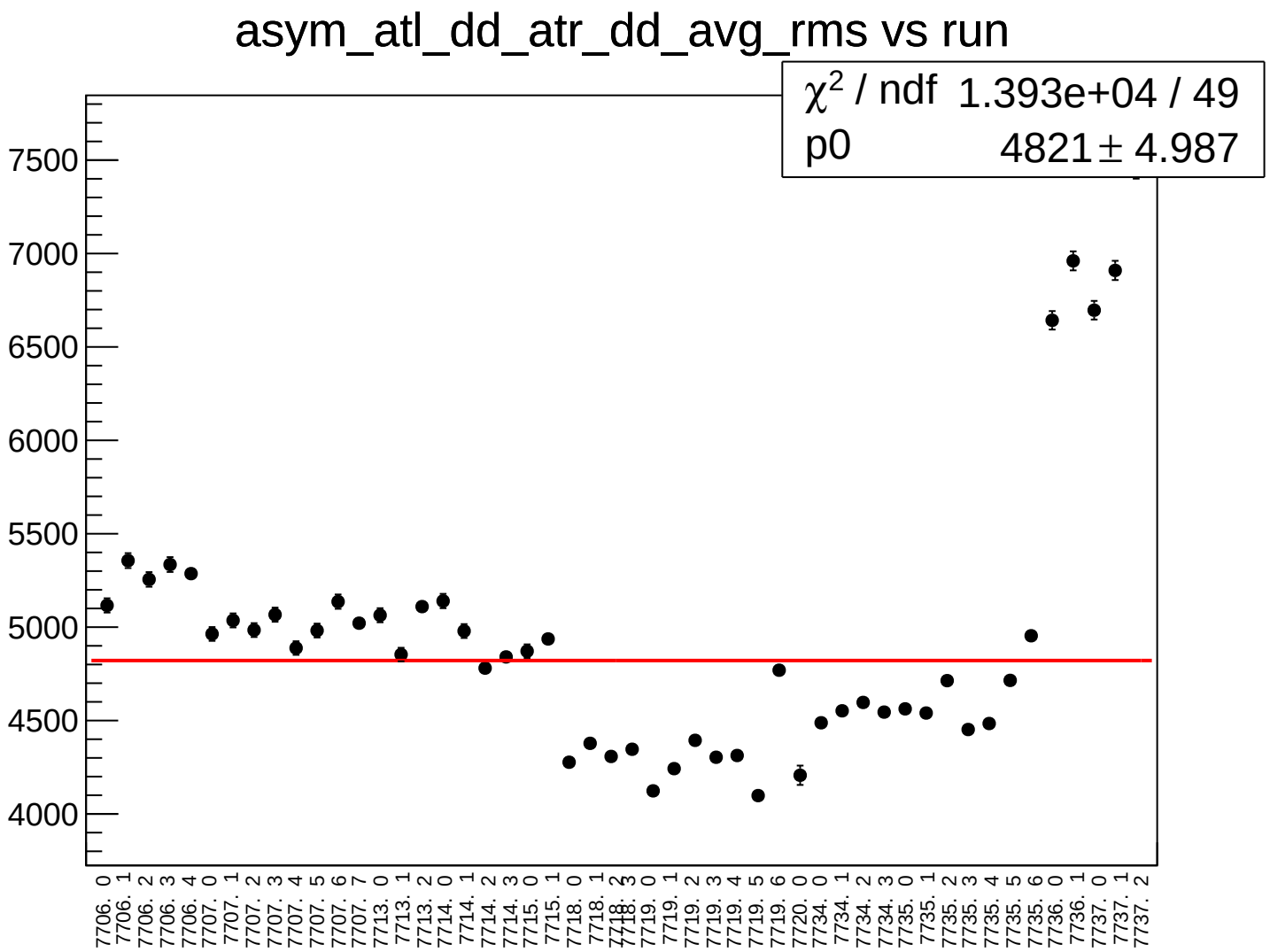
asym_atl_dd_atr_dd_avg_rms vs run
χ2 / ndf 1.393e+04 / 49
p0 4821 ± 4.987
7500
7000
6500
6000
5500
5000
4500
4000
7706. 0
7706. 1
7706. 2
7706. 3
7706. 4
7707. 0
7707. 1
7707. 2
7707. 3
7707. 4
7707. 5
7707. 6
7707. 7
7713. 0
7713. 1
7713. 2
7714. 0
7714. 1
7714. 2
7714. 3
7715. 0
7715. 1
7718. 0
7718. 1
7718. 2
7718. 3
7719. 0
7719. 1
7719. 2
7719. 3
7719. 4
7719. 5
7719. 6
7720. 0
7734. 0
7734. 1
7734. 2
7734. 3
7735. 0
7735. 1
7735. 2
7735. 3
7735. 4
7735. 5
7735. 6
7736. 0
7736. 1
7737. 0
7737. 1
7737. 2

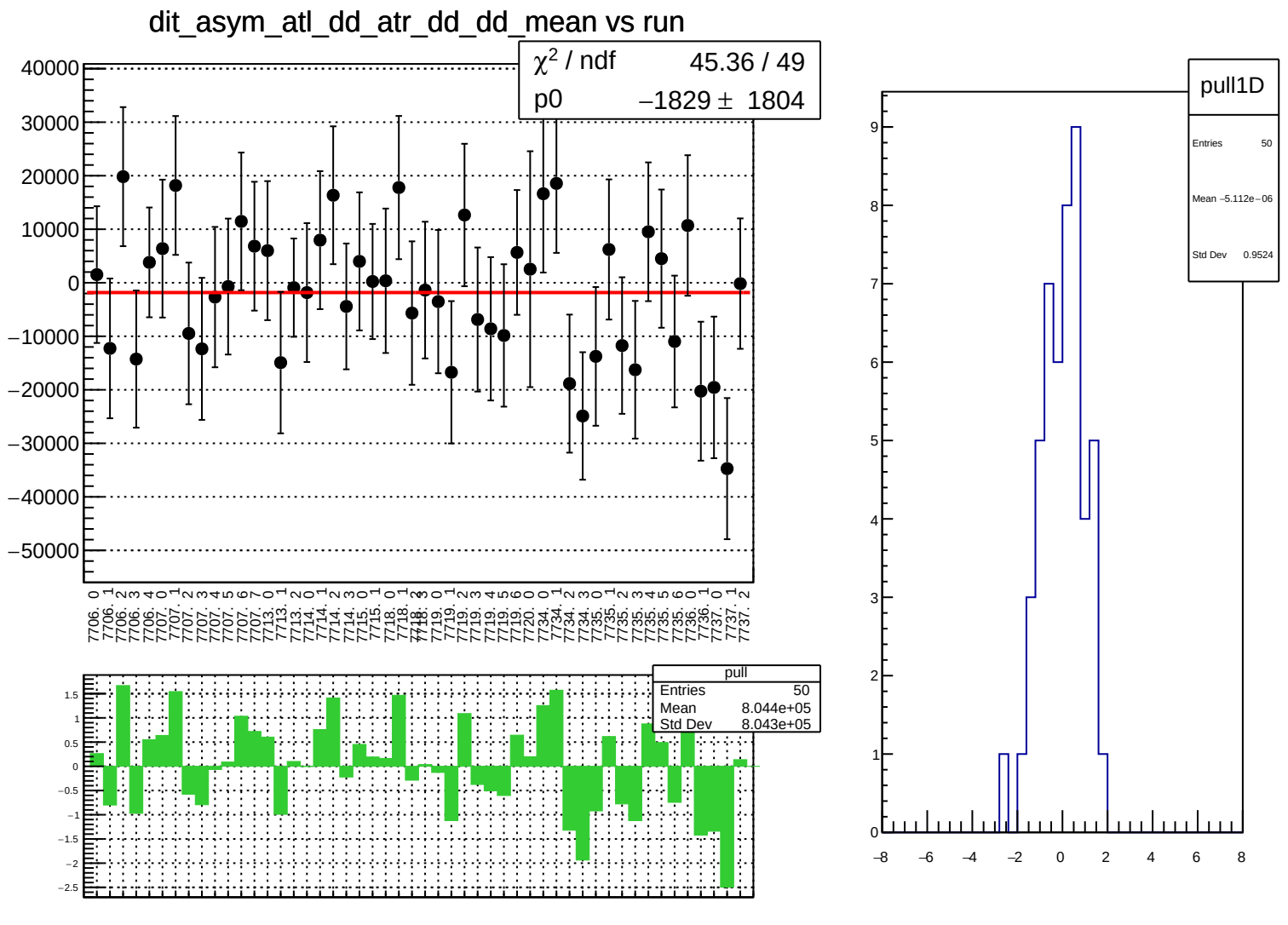
dit_asym_atl_dd_atr_dd_dd_mean vs run
χ² / ndf 45.36 / 49
p0 −1829 ± 1804
pull
Entries 50
Mean 8.044e+05
Std Dev 8.043e+05
pull1D
Entries 50
Mean −5.112e−06
Std Dev 0.9524

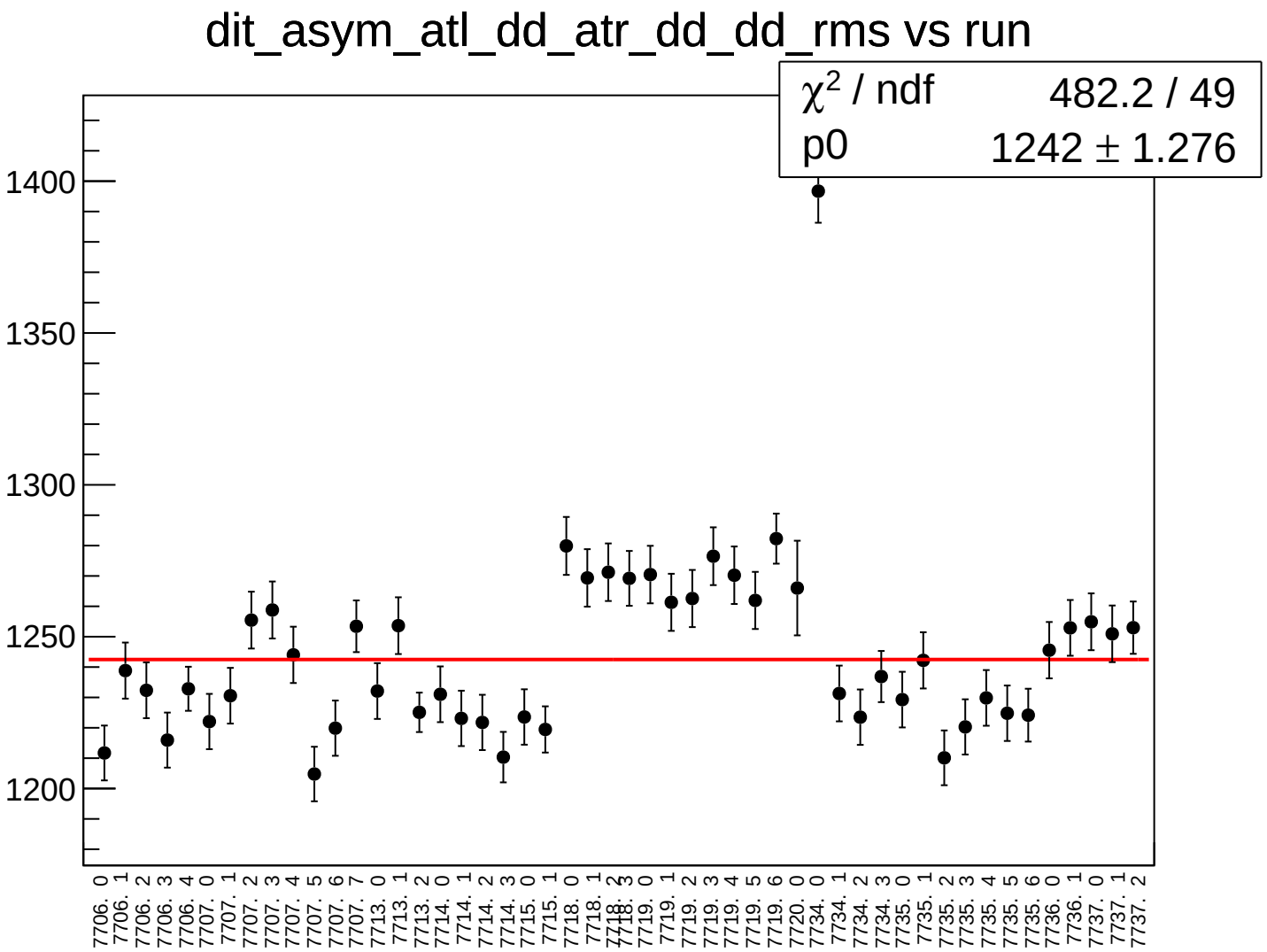
dit_asym_atl_dd_atr_dd_dd_rms vs run
χ2 / ndf 482.2 / 49
p0 1242 ± 1.276
1400
1350
1300
1250
1200
7706. 0
7706. 1
7706. 2
7706. 3
7706. 4
7707. 0
7707. 1
7707. 2
7707. 3
7707. 4
7707. 5
7707. 6
7707. 7
7713. 0
7713. 1
7713. 2
7714. 0
7714. 1
7714. 2
7714. 3
7715. 0
7715. 1
7718. 0
7718. 1
7718. 2
7718. 3
7719. 0
7719. 1
7719. 2
7719. 3
7719. 4
7719. 5
7719. 6
7720. 0
7734. 0
7734. 1
7734. 2
7734. 3
7735. 0
7735. 1
7735. 2
7735. 3
7735. 4
7735. 5
7735. 6
7736. 0
7736. 1
7737. 0
7737. 1
7737. 2

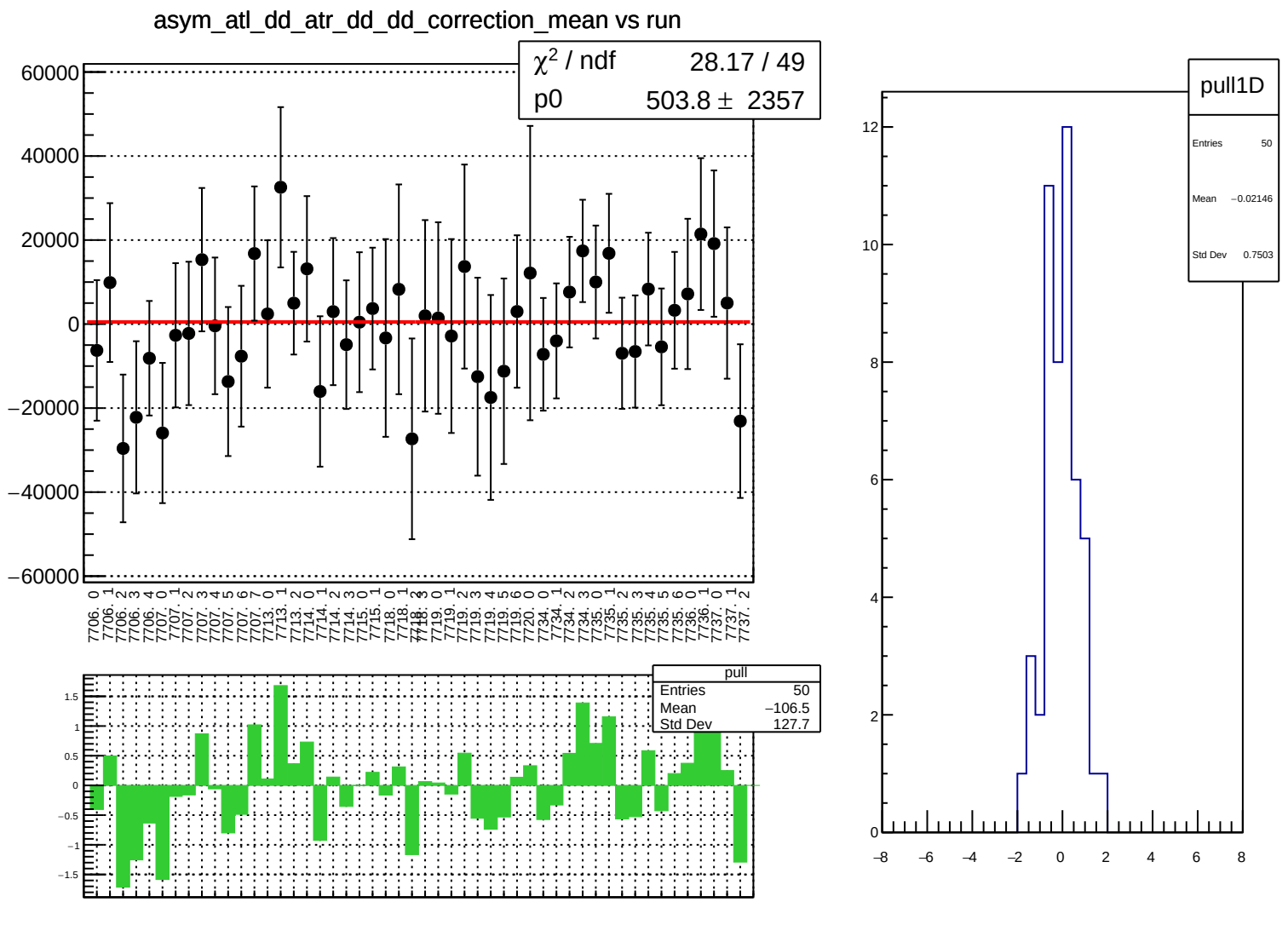
asym_atl_dd_atr_dd_dd_correction_mean vs run
χ² / ndf 28.17 / 49
p0 503.8 ± 2357
60000
40000
20000
0
−20000
−40000
−60000
7706. 0
7706. 1
7706. 2
7706. 3
7706. 4
7707. 0
7707. 1
7707. 2
7707. 3
7707. 4
7707. 5
7707. 6
7707. 7
7713. 0
7713. 1
7713. 2
7714. 0
7714. 1
7714. 2
7714. 3
7715. 0
7715. 1
7718. 0
7718. 1
7718. 2
7718. 3
7719. 0
7719. 1
7719. 2
7719. 3
7719. 4
7719. 5
7719. 6
7720. 0
7734. 0
7734. 1
7734. 2
7734. 3
7735. 0
7735. 1
7735. 2
7735. 3
7735. 4
7735. 5
7735. 6
7736. 0
7736. 1
7737. 0
7737. 1
7737. 2
pull
Entries 50
Mean −106.5
Std Dev 127.7
1.5
1
0.5
0
−0.5
−1
−1.5
pull1D
Entries 50
Mean −0.02146
Std Dev 0.7503
12
10
8
6
4
2
0
−8
−6
−4
−2
0
2
4
6
8

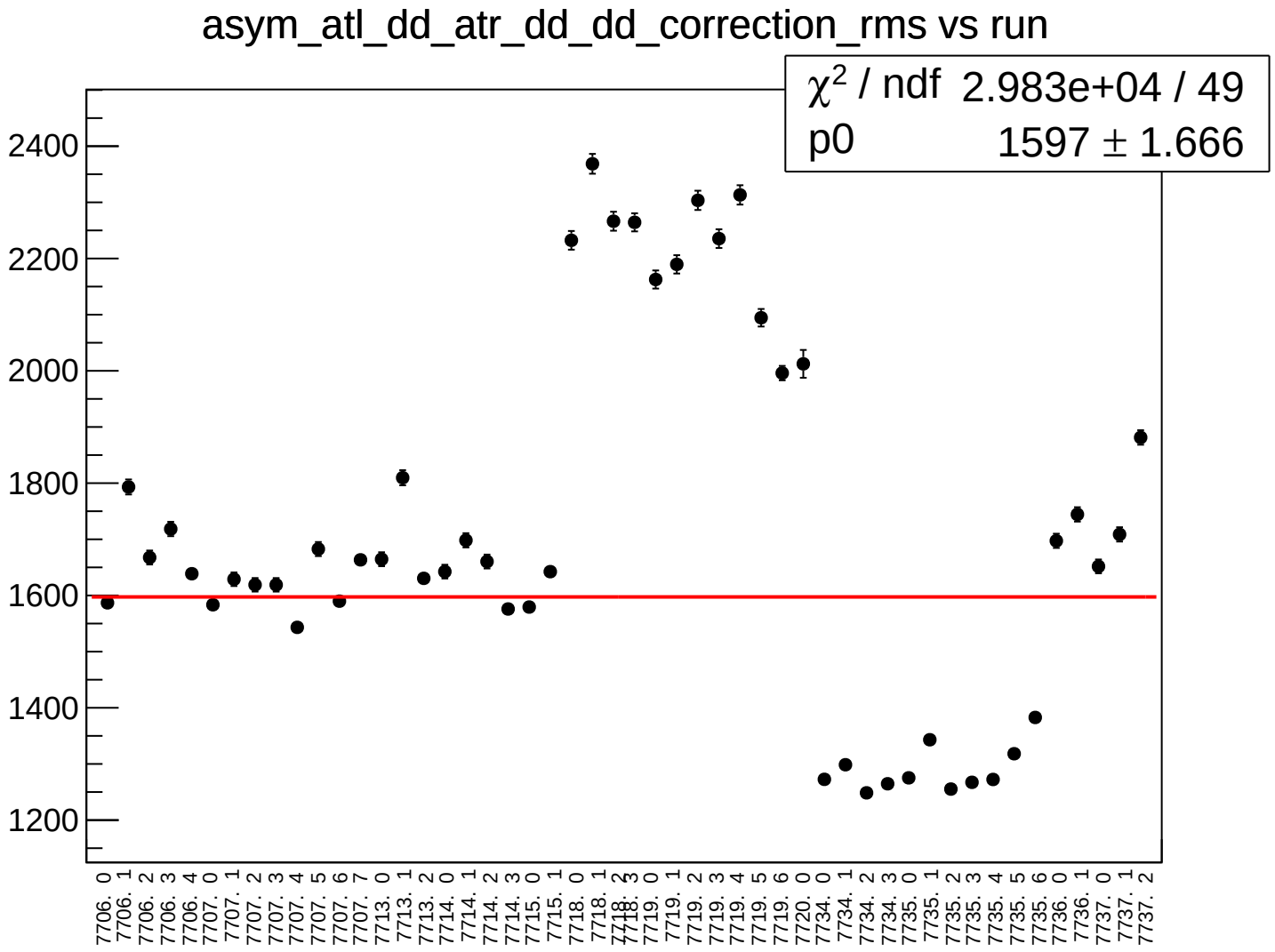
asym_atl_dd_atr_dd_dd_correction_rms vs run
χ2 / ndf 2.983e+04 / 49
p0 1597 ± 1.666
2400
2200
2000
1800
1600
1400
1200
7706. 0
7706. 1
7706. 2
7706. 3
7706. 4
7707. 0
7707. 1
7707. 2
7707. 3
7707. 4
7707. 5
7707. 6
7707. 7
7713. 0
7713. 1
7713. 2
7714. 0
7714. 1
7714. 2
7714. 3
7715. 0
7715. 1
7718. 0
7718. 1
7718. 2
7718. 3
7719. 0
7719. 1
7719. 2
7719. 3
7719. 4
7719. 5
7719. 6
7720. 0
7734. 0
7734. 1
7734. 2
7734. 3
7735. 0
7735. 1
7735. 2
7735. 3
7735. 4
7735. 5
7735. 6
7736. 0
7736. 1
7737. 0
7737. 1
7737. 2

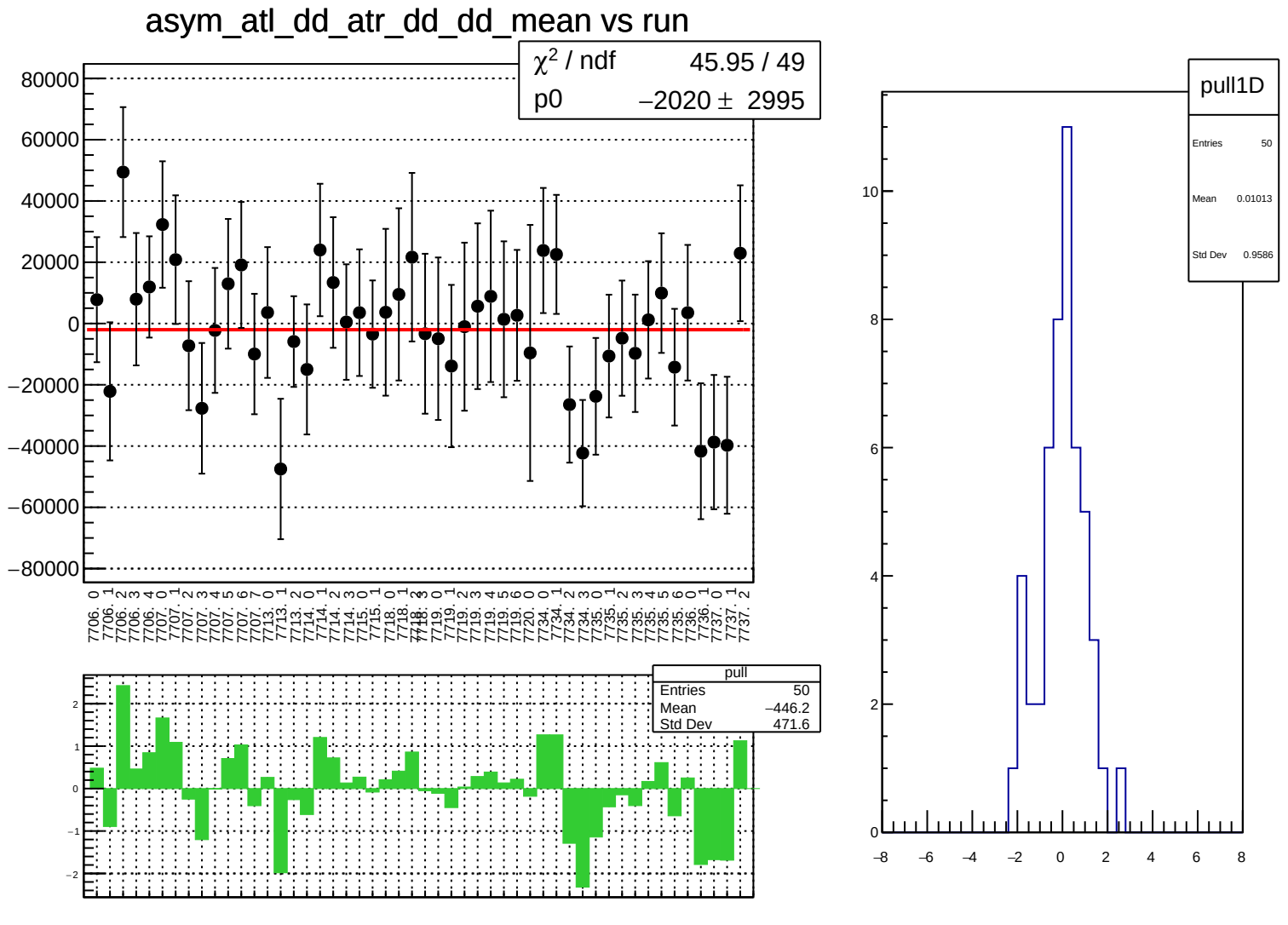
asym_atl_dd_atr_dd_dd_mean vs run
χ² / ndf 45.95 / 49
p0 −2020 ± 2995
80000
60000
40000
20000
0
−20000
−40000
−60000
−80000
7706. 0
7706. 1
7706. 2
7706. 3
7706. 4
7707. 0
7707. 1
7707. 2
7707. 3
7707. 4
7707. 5
7707. 6
7707. 7
7713. 0
7713. 1
7713. 2
7714. 0
7714. 1
7714. 2
7714. 3
7715. 0
7715. 1
7718. 0
7718. 1
7718. 2
7718. 3
7719. 0
7719. 1
7719. 2
7719. 3
7719. 4
7719. 5
7719. 6
7720. 0
7734. 0
7734. 1
7734. 2
7734. 3
7735. 0
7735. 1
7735. 2
7735. 3
7735. 4
7735. 5
7735. 6
7736. 0
7736. 1
7737. 0
7737. 1
7737. 2
pull
Entries 50
Mean −446.2
Std Dev 471.6
2
1
0
−1
−2
pull1D
Entries 50
Mean 0.01013
Std Dev 0.9586
10
8
6
4
2
0
−8
−6
−4
−2
0
2
4
6
8

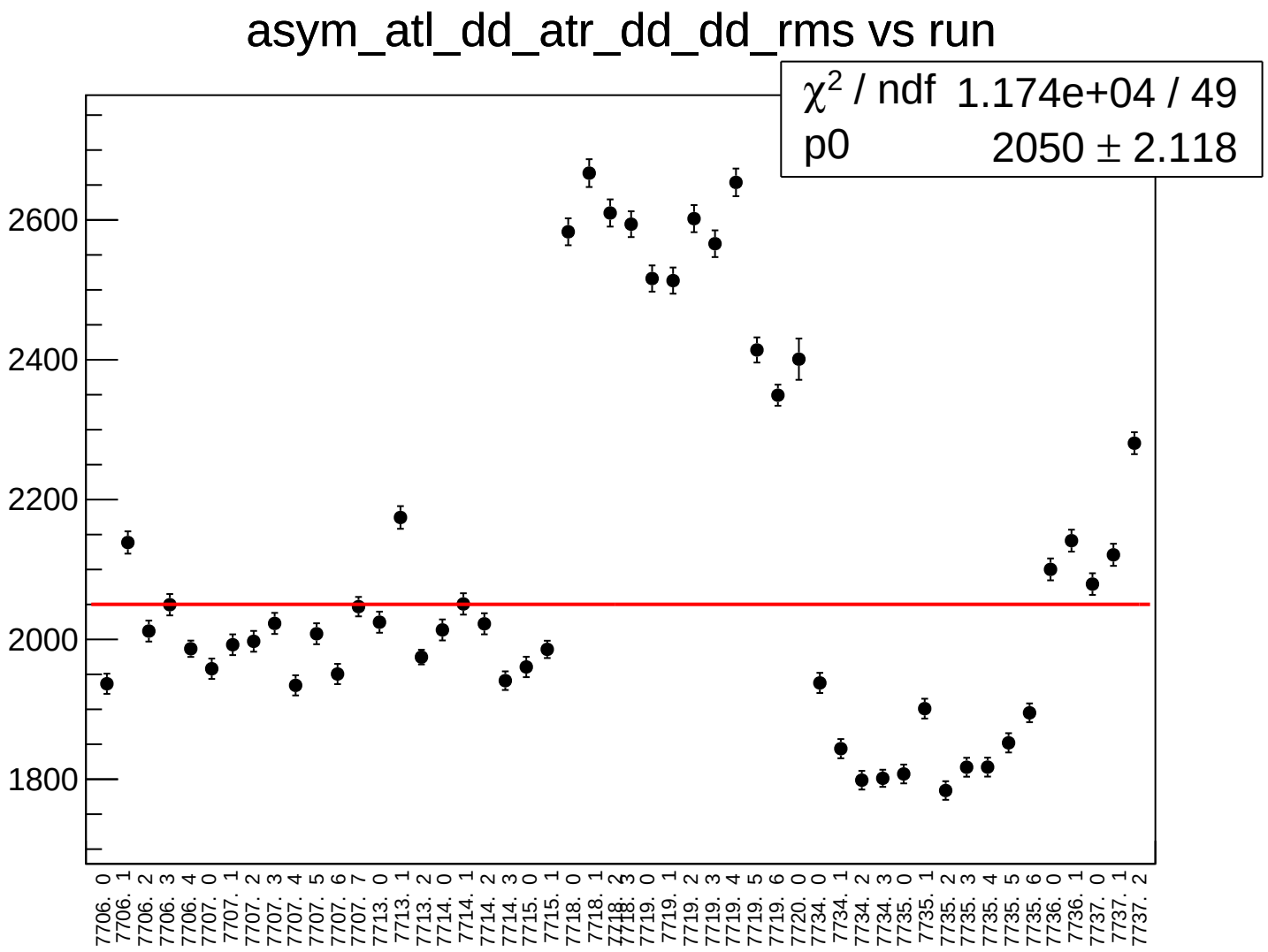
asym_atl_dd_atr_dd_dd_rms vs run
χ2 / ndf 1.174e+04 / 49
p0 2050 ± 2.118
2600
2400
2200
2000
1800
7706. 0
7706. 1
7706. 2
7706. 3
7706. 4
7707. 0
7707. 1
7707. 2
7707. 3
7707. 4
7707. 5
7707. 6
7707. 7
7713. 0
7713. 1
7713. 2
7714. 0
7714. 1
7714. 2
7714. 3
7715. 0
7715. 1
7718. 0
7718. 1
7719. 0
7719. 1
7719. 2
7719. 3
7719. 4
7719. 5
7719. 6
7720. 0
7734. 0
7734. 1
7734. 2
7734. 3
7735. 0
7735. 1
7735. 2
7735. 3
7735. 4
7735. 5
7735. 6
7736. 0
7736. 1
7737. 0
7737. 1
7737. 2

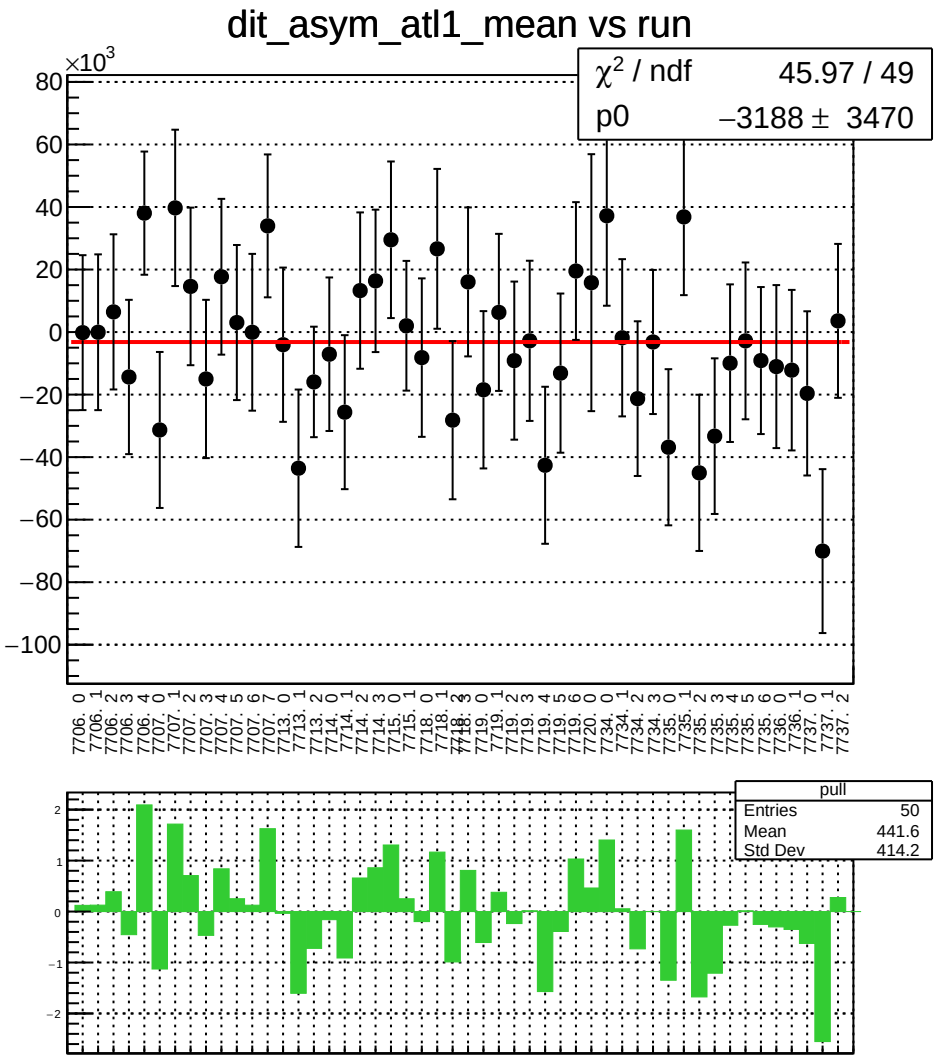
dit_asym_atl1_mean vs run
×10^3
χ² / ndf 45.97 / 49
p0 −3188 ± 3470
pull
Entries 50
Mean 441.6
Std Dev 414.2

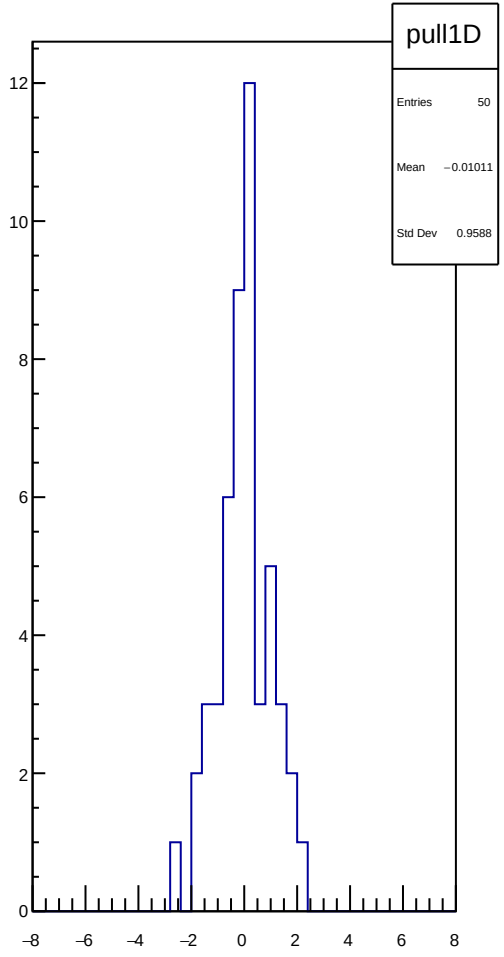
pull1D
Entries 50
Mean −0.01011
Std Dev 0.9588

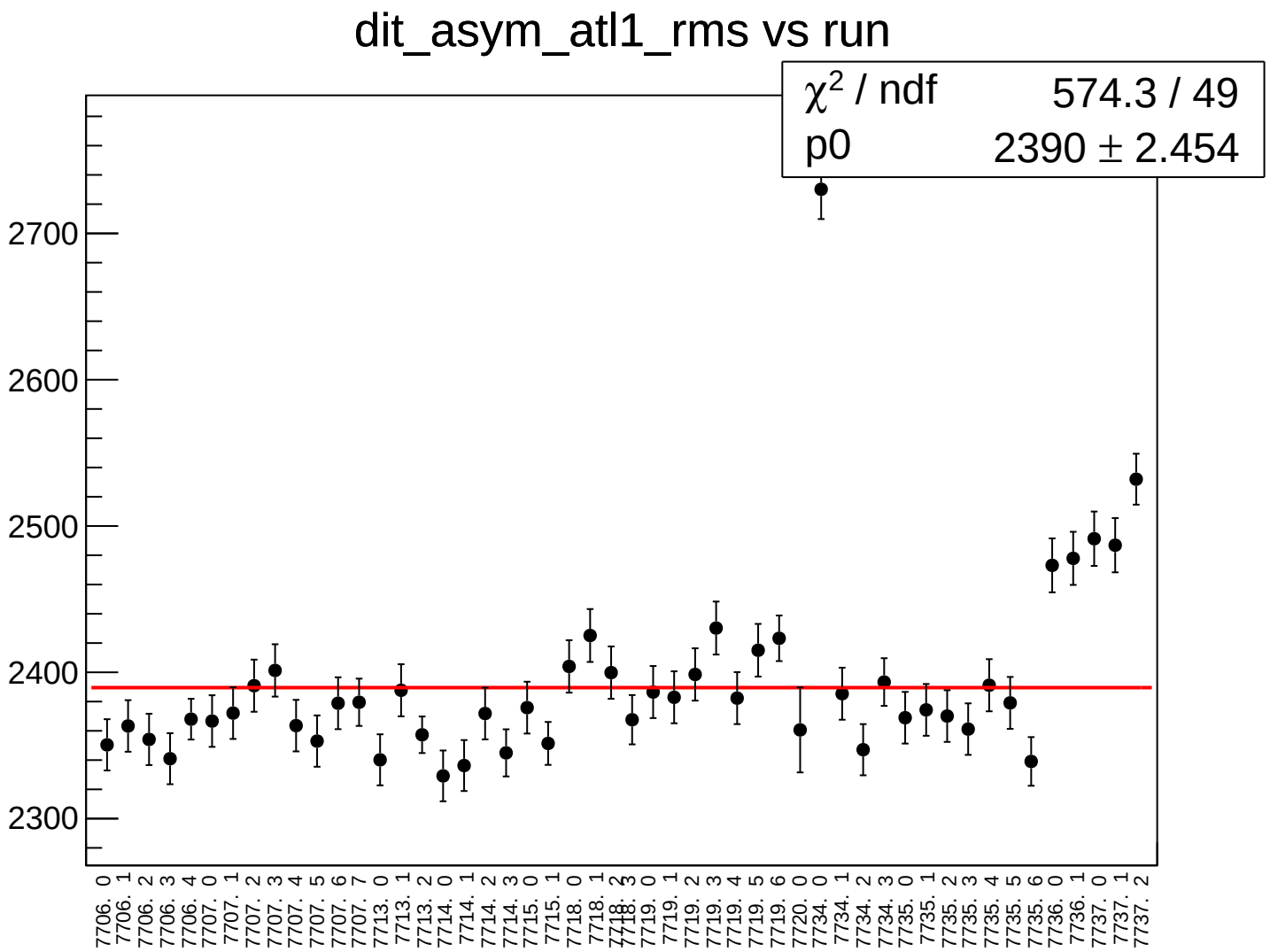
dit_asym_atl1_rms vs run
χ2 / ndf 574.3 / 49
p0 2390 ± 2.454
2700
2600
2500
2400
2300
7706. 0
7706. 1
7706. 2
7706. 3
7706. 4
7707. 0
7707. 1
7707. 2
7707. 3
7707. 4
7707. 5
7707. 6
7707. 7
7713. 0
7713. 1
7713. 2
7714. 0
7714. 1
7714. 2
7714. 3
7715. 0
7715. 1
7718. 0
7718. 1
7718. 2
7718. 3
7719. 0
7719. 1
7719. 2
7719. 3
7719. 4
7719. 5
7719. 6
7720. 0
7734. 0
7734. 1
7734. 2
7734. 3
7735. 0
7735. 1
7735. 2
7735. 3
7735. 4
7735. 5
7735. 6
7736. 0
7736. 1
7737. 0
7737. 1
7737. 2

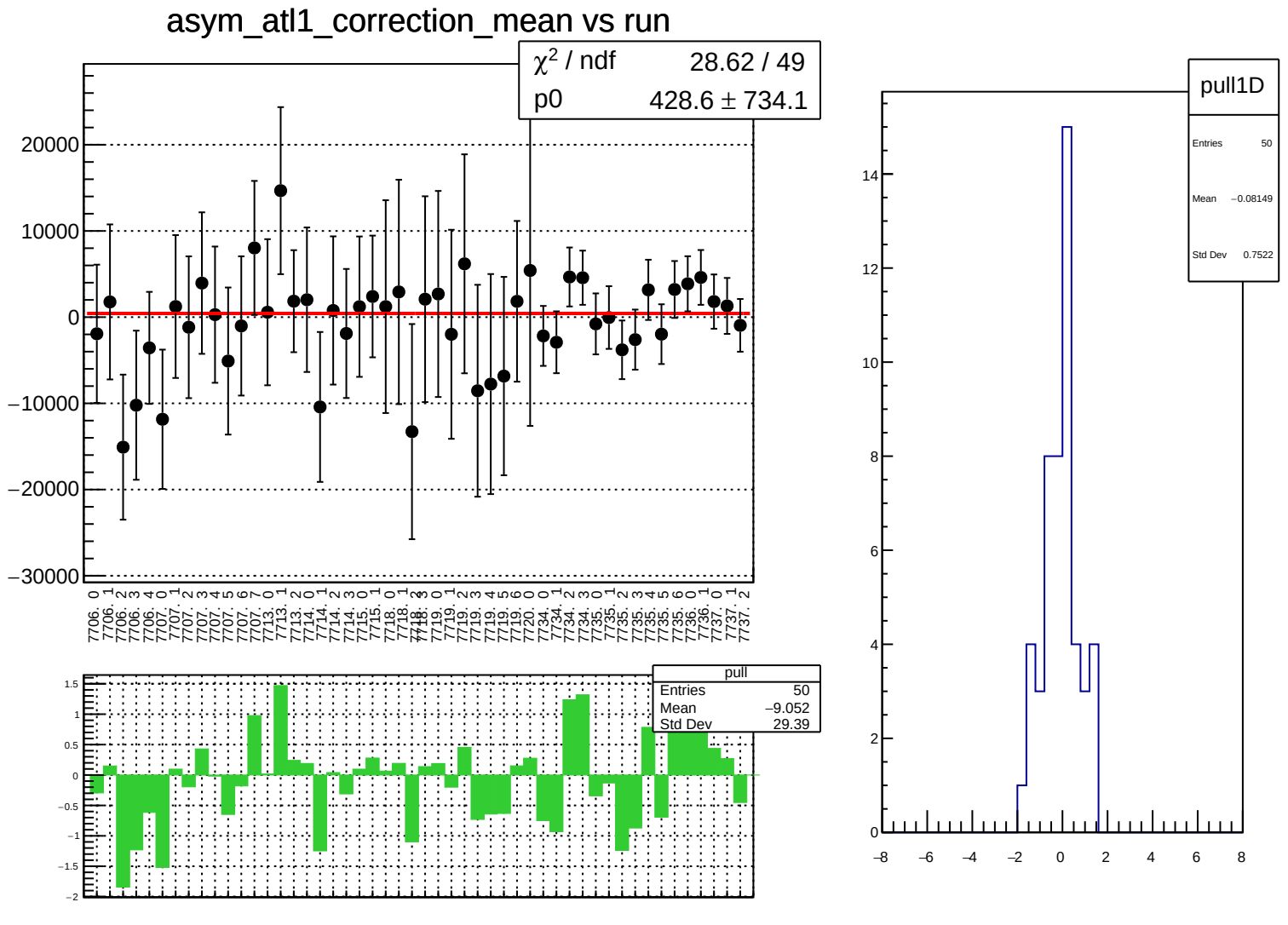
asym_atl1_correction_mean vs run
χ² / ndf 28.62 / 49
p0 428.6 ± 734.1
pull
Entries 50
Mean −9.052
Std Dev 29.39
pull1D
Entries 50
Mean −0.08149
Std Dev 0.7522

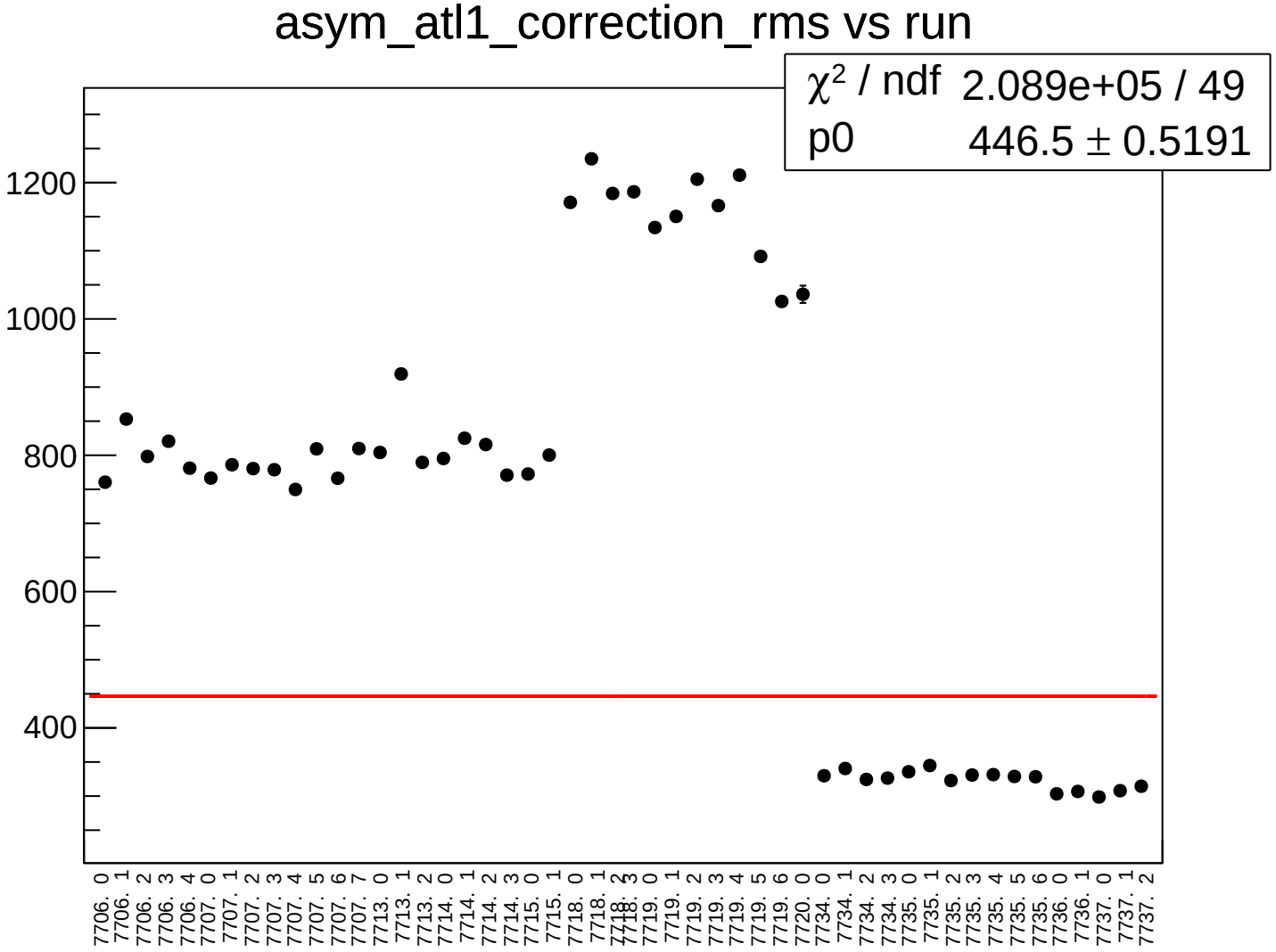
asym_atl1_correction_rms vs run
χ² / ndf 2.089e+05 / 49
p0 446.5 ± 0.5191
1200
1000
800
600
400
7706. 0
7706. 1
7706. 2
7706. 3
7706. 4
7707. 0
7707. 1
7707. 2
7707. 3
7707. 4
7707. 5
7707. 6
7707. 7
7713. 0
7713. 1
7713. 2
7714. 0
7714. 1
7714. 2
7714. 3
7715. 0
7715. 1
7718. 0
7718. 1
7718. 2
7718. 3
7719. 0
7719. 1
7719. 2
7719. 3
7719. 4
7719. 5
7719. 6
7720. 0
7734. 0
7734. 1
7734. 2
7734. 3
7735. 0
7735. 1
7735. 2
7735. 3
7735. 4
7735. 5
7735. 6
7736. 0
7736. 1
7737. 0
7737. 1
7737. 2

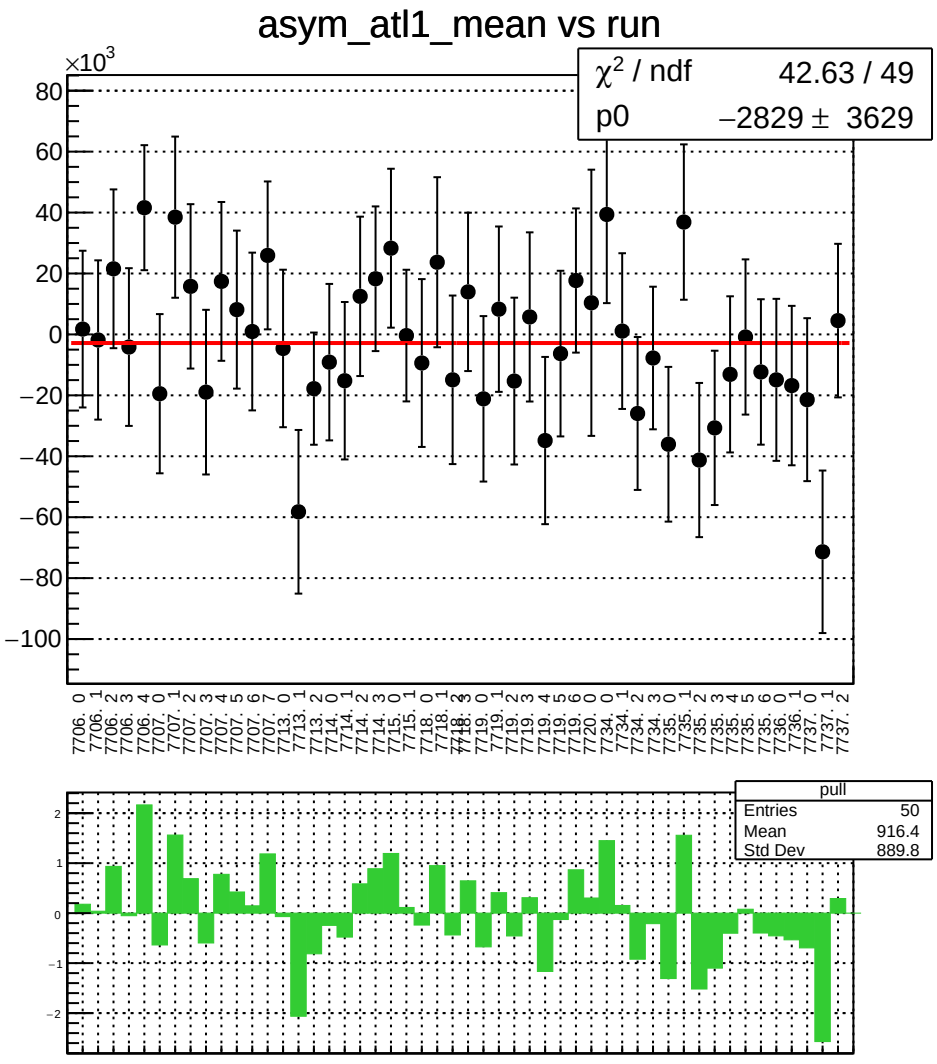
asym_atl1_mean vs run
×10^3
χ² / ndf 42.63 / 49
p0 −2829 ± 3629
pull
Entries 50
Mean 916.4
Std Dev 889.8

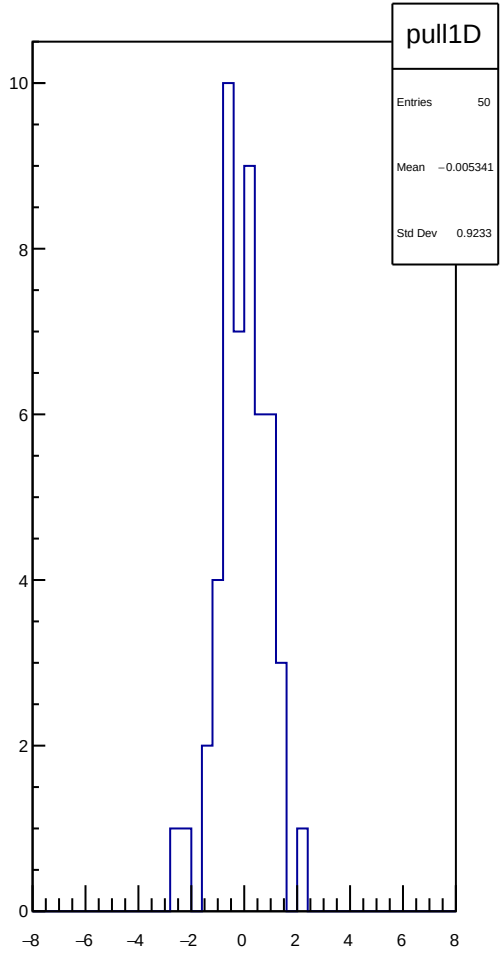
pull1D
Entries 50
Mean −0.005341
Std Dev 0.9233

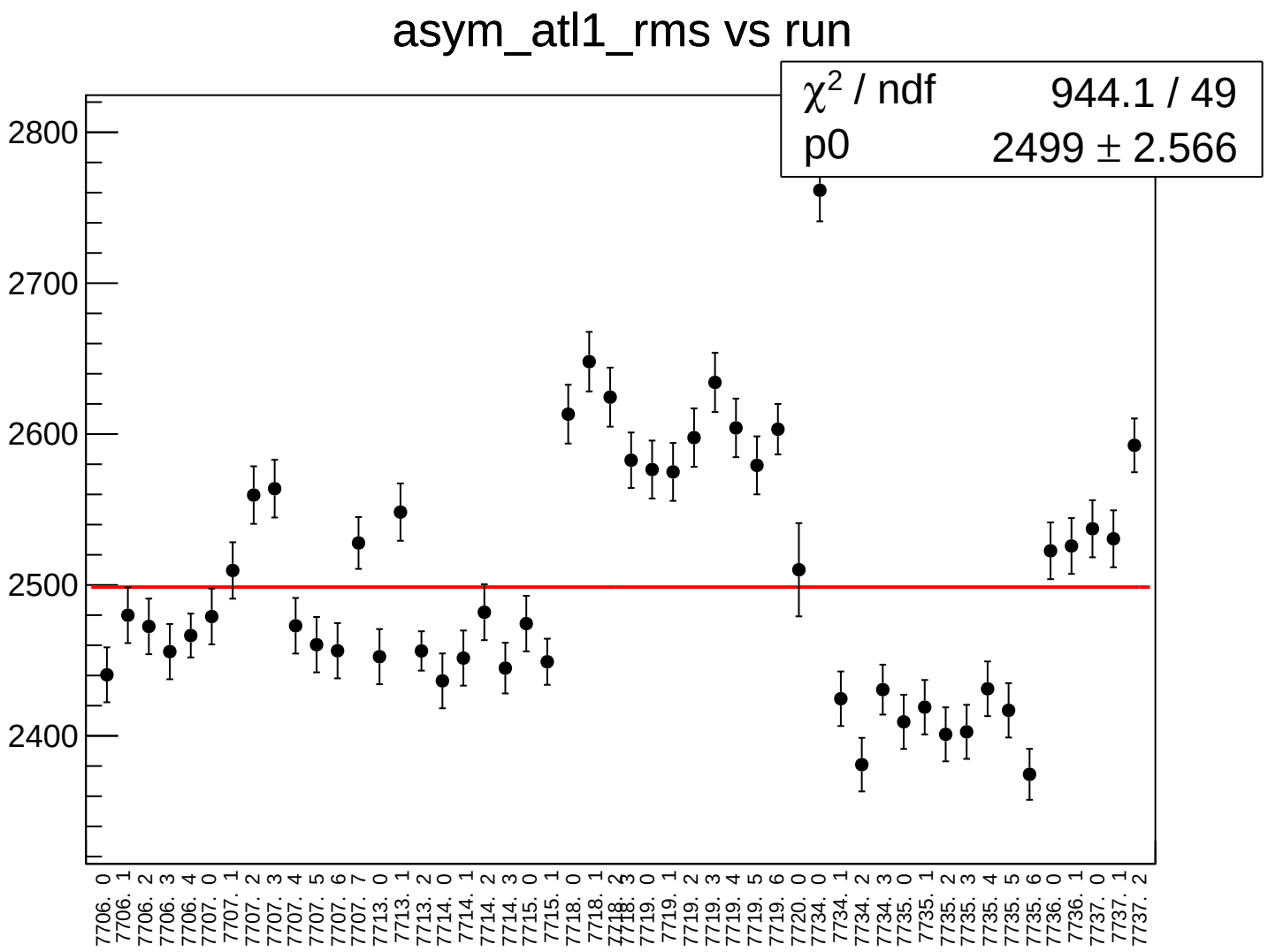
asym_atl1_rms vs run
χ² / ndf 944.1 / 49
p0 2499 ± 2.566
2800
2700
2600
2500
2400
7706. 0
7706. 1
7706. 2
7706. 3
7706. 4
7707. 0
7707. 1
7707. 2
7707. 3
7707. 4
7707. 5
7707. 6
7707. 7
7713. 0
7713. 1
7713. 2
7714. 0
7714. 1
7714. 2
7714. 3
7715. 0
7715. 1
7718. 0
7718. 1
7718. 2
7718. 3
7719. 0
7719. 1
7719. 2
7719. 3
7719. 4
7719. 5
7719. 6
7720. 0
7734. 0
7734. 1
7734. 2
7734. 3
7735. 0
7735. 1
7735. 2
7735. 3
7735. 4
7735. 5
7735. 6
7736. 0
7736. 1
7737. 0
7737. 1
7737. 2

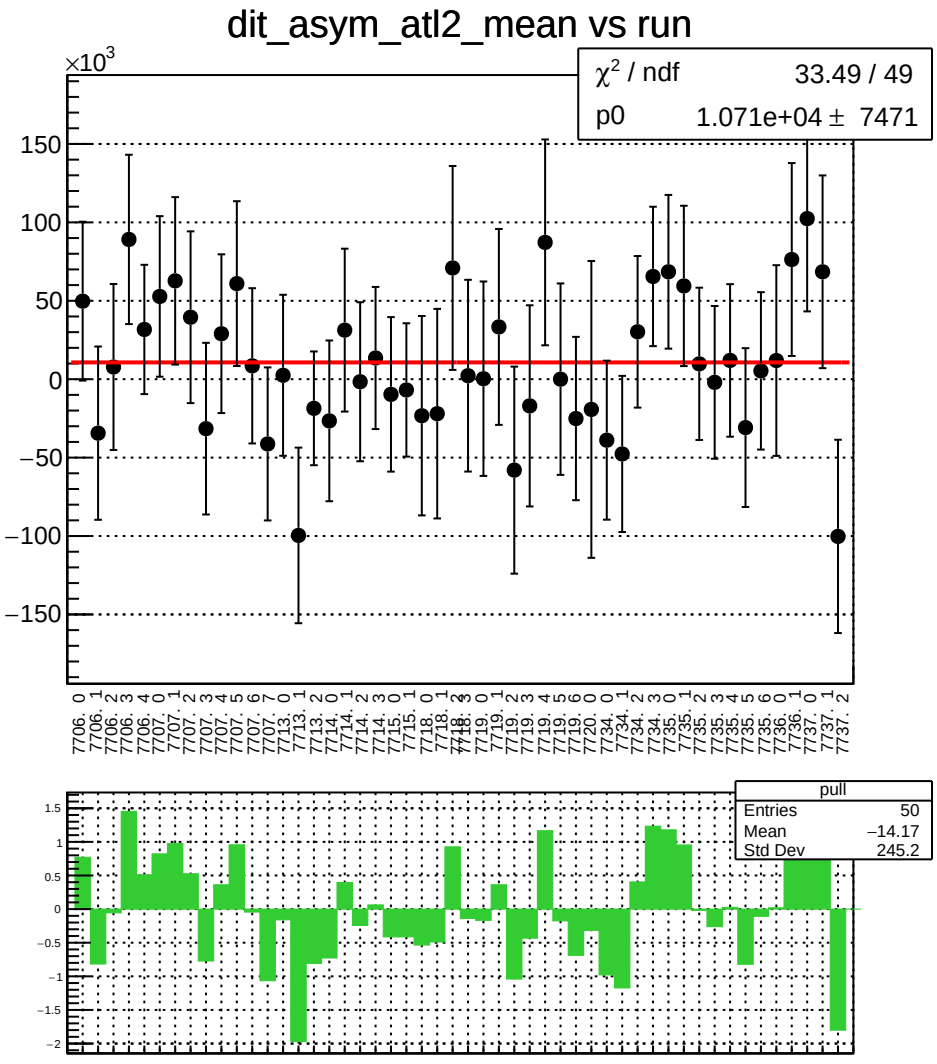
dit_asym_atl2_mean vs run
×10^3
χ² / ndf 33.49 / 49
p0 1.071e+04 ± 7471
150
100
50
0
−50
−100
−150
7706. 0
7706. 1
7706. 2
7706. 3
7706. 4
7707. 0
7707. 1
7707. 2
7707. 3
7707. 4
7707. 5
7707. 6
7707. 7
7713. 0
7713. 1
7713. 2
7714. 0
7714. 1
7714. 2
7714. 3
7715. 0
7715. 1
7718. 0
7718. 1
7718. 3
7719. 0
7719. 1
7719. 2
7719. 3
7719. 4
7719. 5
7719. 6
7720. 0
7734. 0
7734. 1
7734. 2
7734. 3
7735. 0
7735. 1
7735. 2
7735. 3
7735. 4
7735. 5
7735. 6
7736. 0
7736. 1
7737. 0
7737. 1
7737. 2
pull
Entries 50
Mean −14.17
Std Dev 245.2
1.5
1
0.5
0
−0.5
−1
−1.5
−2

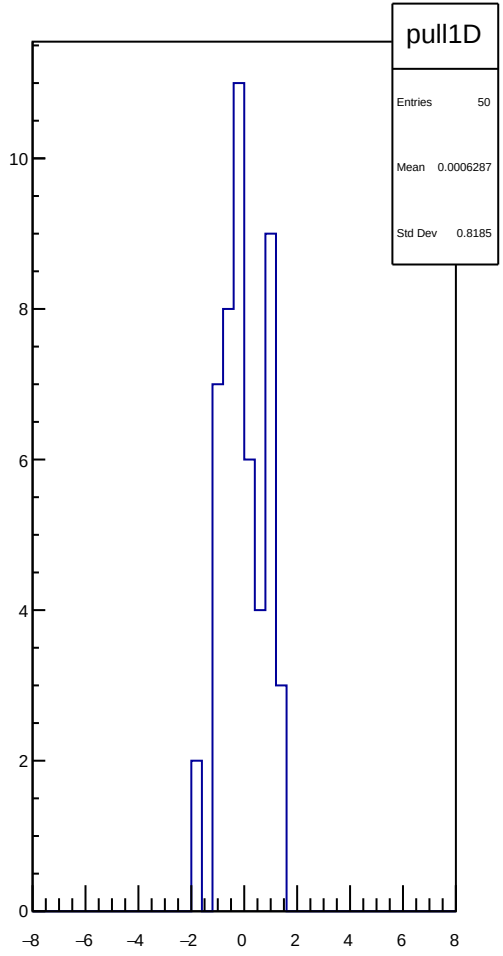
pull1D
Entries 50
Mean 0.0006287
Std Dev 0.8185
10
8
6
4
2
0
−8
−6
−4
−2
0
2
4
6
8

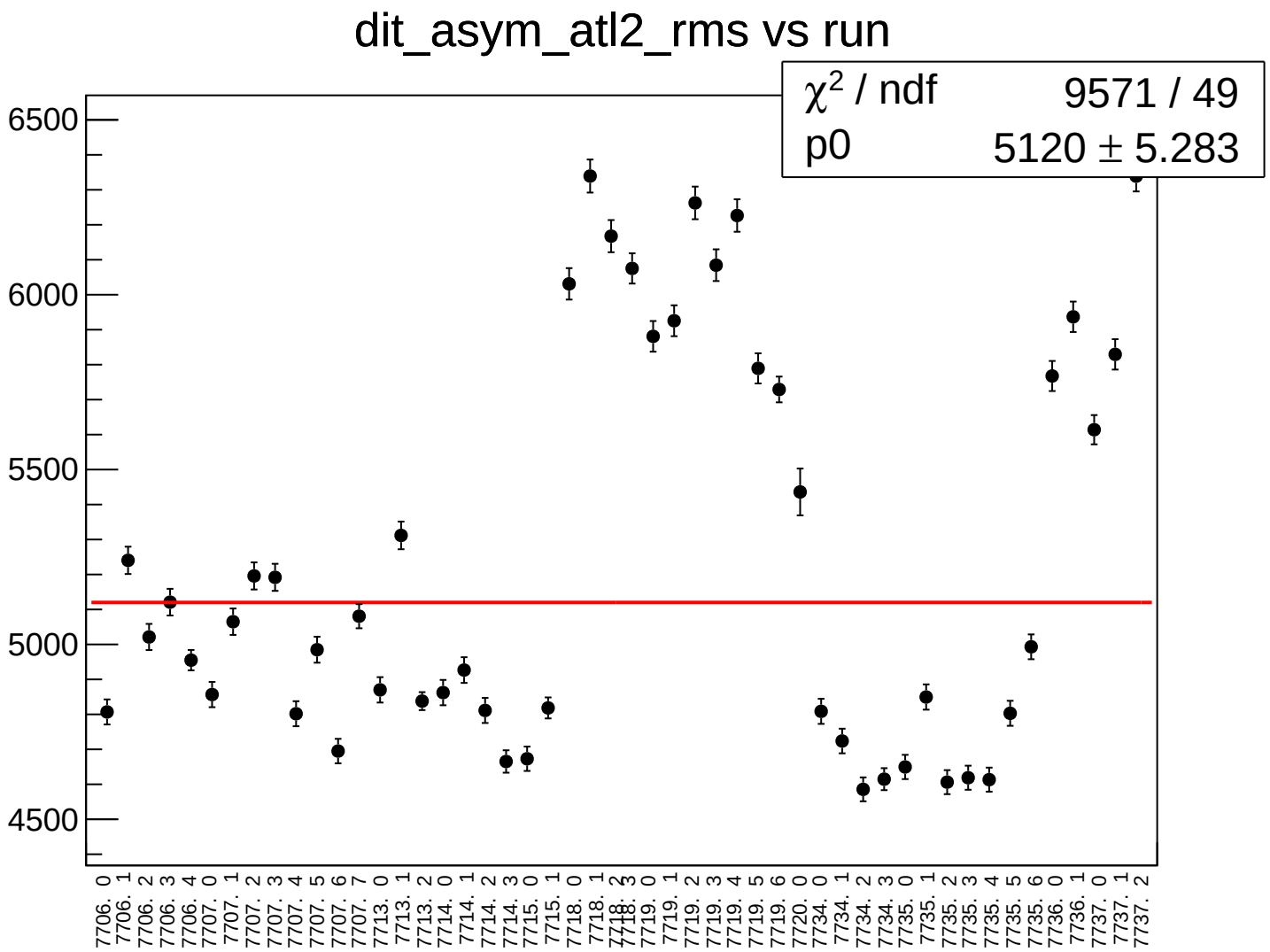
dit_asym_atl2_rms vs run
χ² / ndf 9571 / 49
p0 5120 ± 5.283
6500
6000
5500
5000
4500
7706. 0
7706. 1
7706. 2
7706. 3
7706. 4
7707. 0
7707. 1
7707. 2
7707. 3
7707. 4
7707. 5
7707. 6
7707. 7
7713. 0
7713. 1
7713. 2
7714. 0
7714. 1
7714. 2
7714. 3
7715. 0
7715. 1
7718. 0
7718. 1
7718. 2
7718. 3
7719. 0
7719. 1
7719. 2
7719. 3
7719. 4
7719. 5
7719. 6
7720. 0
7734. 0
7734. 1
7734. 2
7734. 3
7735. 0
7735. 1
7735. 2
7735. 3
7735. 4
7735. 5
7735. 6
7736. 0
7736. 1
7737. 0
7737. 1
7737. 2

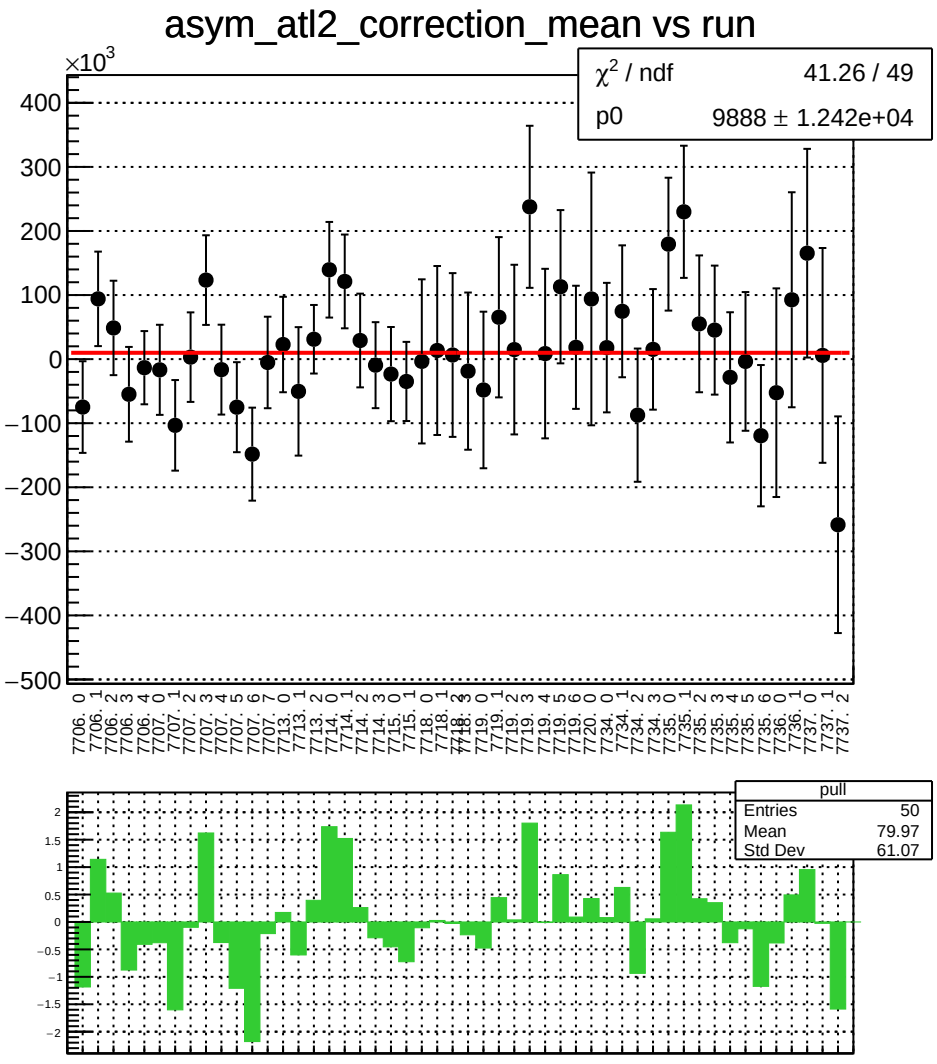
asym_atl2_correction_mean vs run
×10^3
χ² / ndf 41.26 / 49
p0 9888 ± 1.242e+04
pull
Entries 50
Mean 79.97
Std Dev 61.07

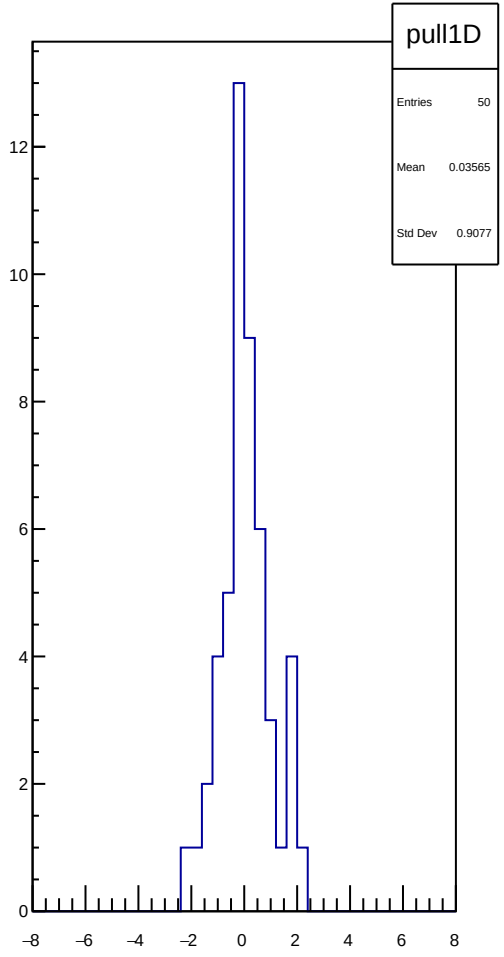
pull1D
Entries 50
Mean 0.03565
Std Dev 0.9077

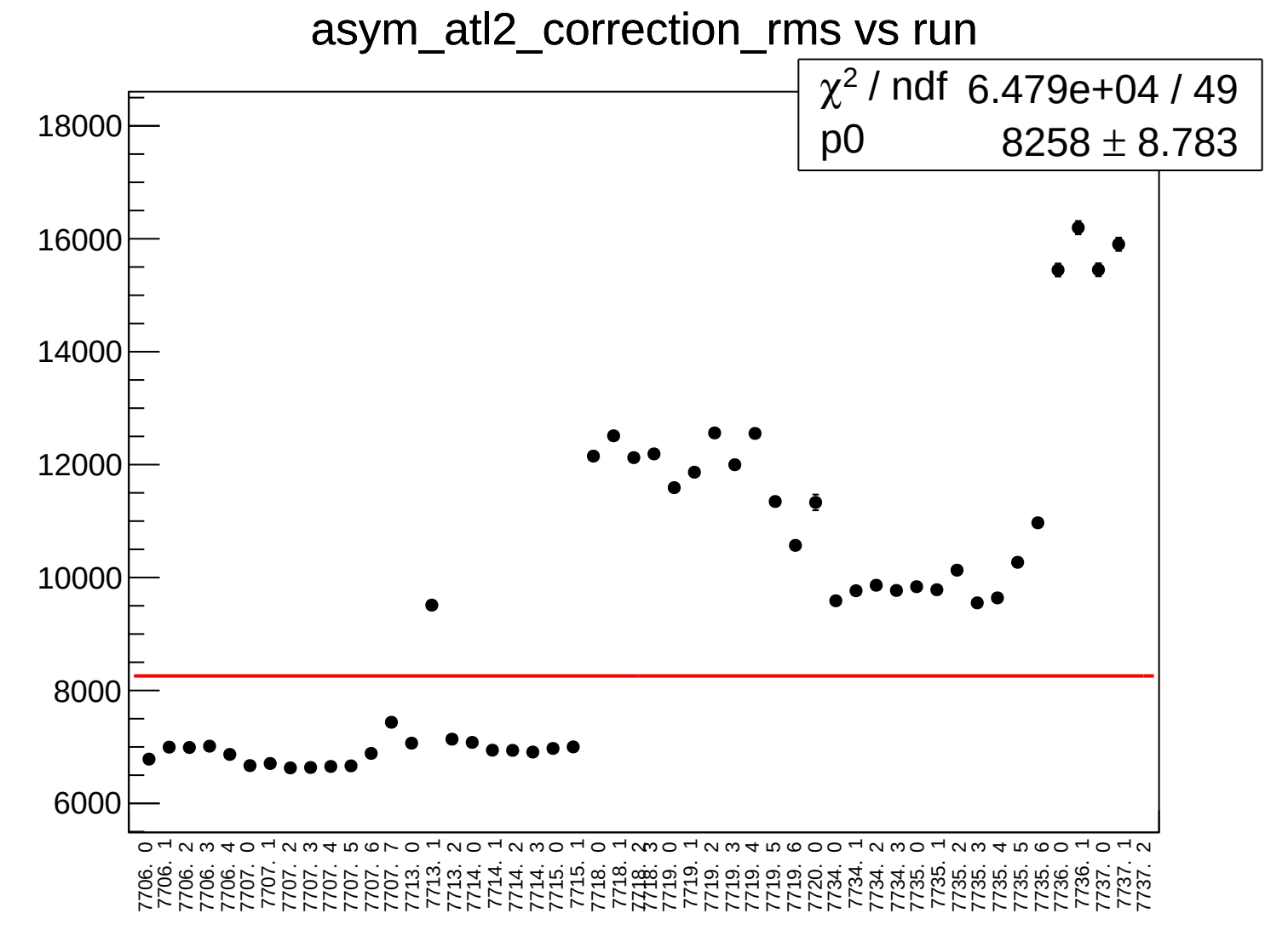
asym_atl2_correction_rms vs run
χ2 / ndf 6.479e+04 / 49
p0 8258 ± 8.783
18000
16000
14000
12000
10000
8000
6000
7706. 0
7706. 1
7706. 2
7706. 3
7706. 4
7707. 0
7707. 1
7707. 2
7707. 3
7707. 4
7707. 5
7707. 6
7707. 7
7713. 0
7713. 1
7713. 2
7714. 0
7714. 1
7714. 2
7714. 3
7715. 0
7715. 1
7718. 0
7718. 1
7718. 2
7718. 3
7719. 0
7719. 1
7719. 2
7719. 3
7719. 4
7719. 5
7719. 6
7720. 0
7734. 0
7734. 1
7734. 2
7734. 3
7735. 0
7735. 1
7735. 2
7735. 3
7735. 4
7735. 5
7735. 6
7736. 0
7736. 1
7737. 0
7737. 1
7737. 2

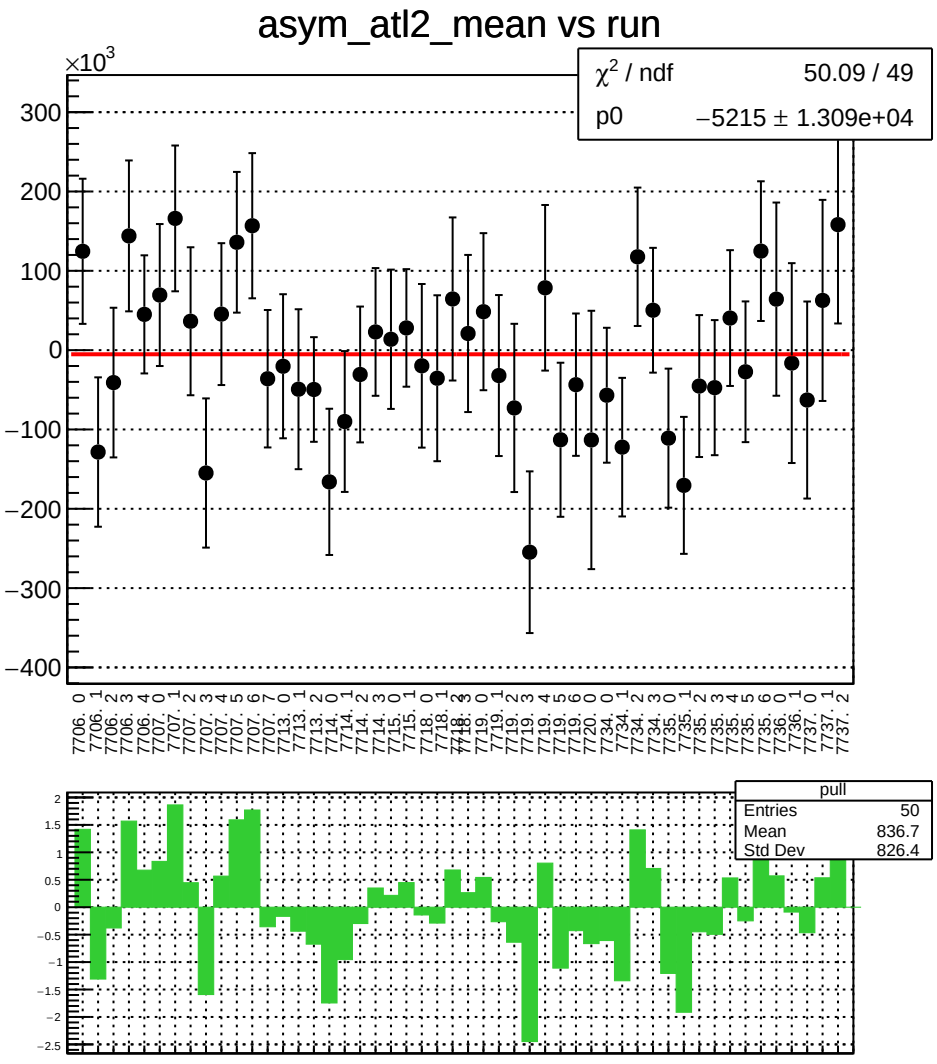
asym_atl2_mean vs run
×10^3
χ² / ndf 50.09 / 49
p0 −5215 ± 1.309e+04
300
200
100
0
−100
−200
−300
−400
7706. 0
7706. 1
7706. 2
7706. 3
7706. 4
7707. 0
7707. 1
7707. 2
7707. 3
7707. 4
7707. 5
7707. 6
7707. 7
7713. 0
7713. 1
7713. 2
7714. 0
7714. 1
7714. 2
7714. 3
7715. 0
7715. 1
7718. 0
7718. 1
7718. 2
7718. 3
7719. 0
7719. 1
7719. 2
7719. 3
7719. 4
7719. 5
7719. 6
7720. 0
7734. 0
7734. 1
7734. 2
7734. 3
7735. 0
7735. 1
7735. 2
7735. 3
7735. 4
7735. 5
7735. 6
7736. 0
7736. 1
7737. 0
7737. 1
7737. 2
pull
Entries 50
Mean 836.7
Std Dev 826.4
2
1.5
1
0.5
0
−0.5
−1
−1.5
−2
−2.5

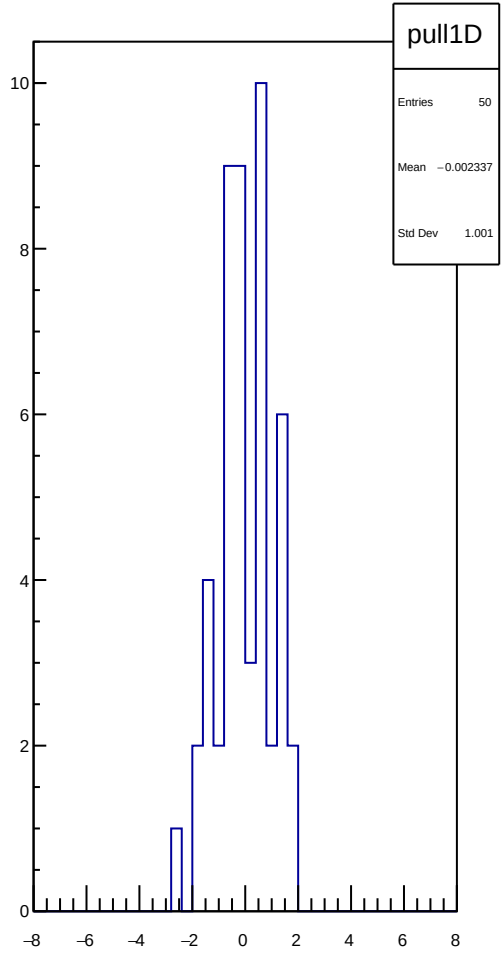
pull1D
Entries 50
Mean −0.002337
Std Dev 1.001
10
8
6
4
2
0
−8
−6
−4
−2
0
2
4
6
8

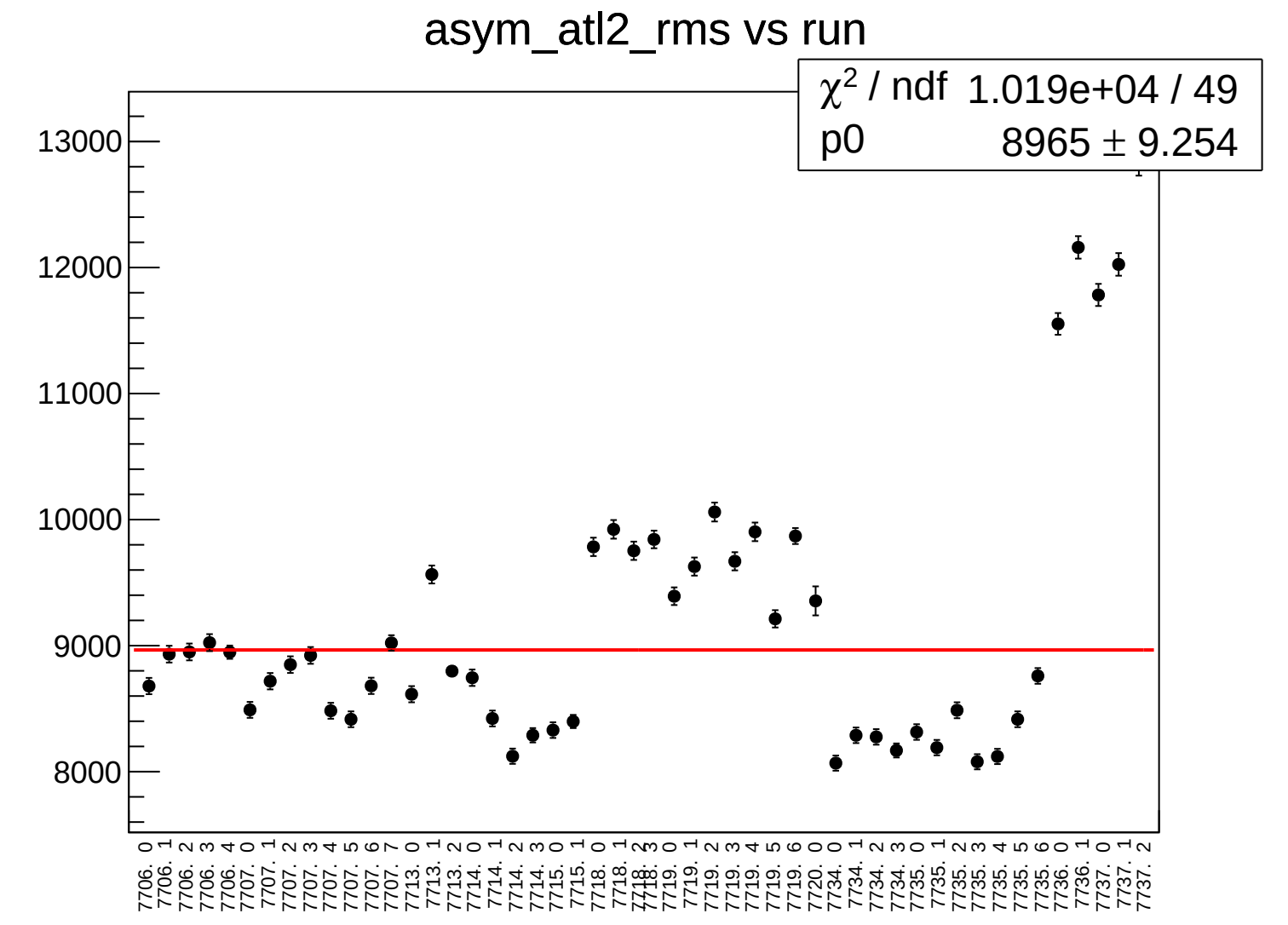
asym_atl2_rms vs run
χ2 / ndf 1.019e+04 / 49
p0 8965 ± 9.254
13000
12000
11000
10000
9000
8000
7706. 0
7706. 1
7706. 2
7706. 3
7706. 4
7707. 0
7707. 1
7707. 2
7707. 3
7707. 4
7707. 5
7707. 6
7707. 7
7713. 0
7713. 1
7713. 2
7714. 0
7714. 1
7714. 2
7714. 3
7715. 0
7715. 1
7718. 0
7718. 1
7718. 2
7718. 3
7719. 0
7719. 1
7719. 2
7719. 3
7719. 4
7719. 5
7719. 6
7720. 0
7734. 0
7734. 1
7734. 2
7734. 3
7735. 0
7735. 1
7735. 2
7735. 3
7735. 4
7735. 5
7735. 6
7736. 0
7736. 1
7737. 0
7737. 1
7737. 2

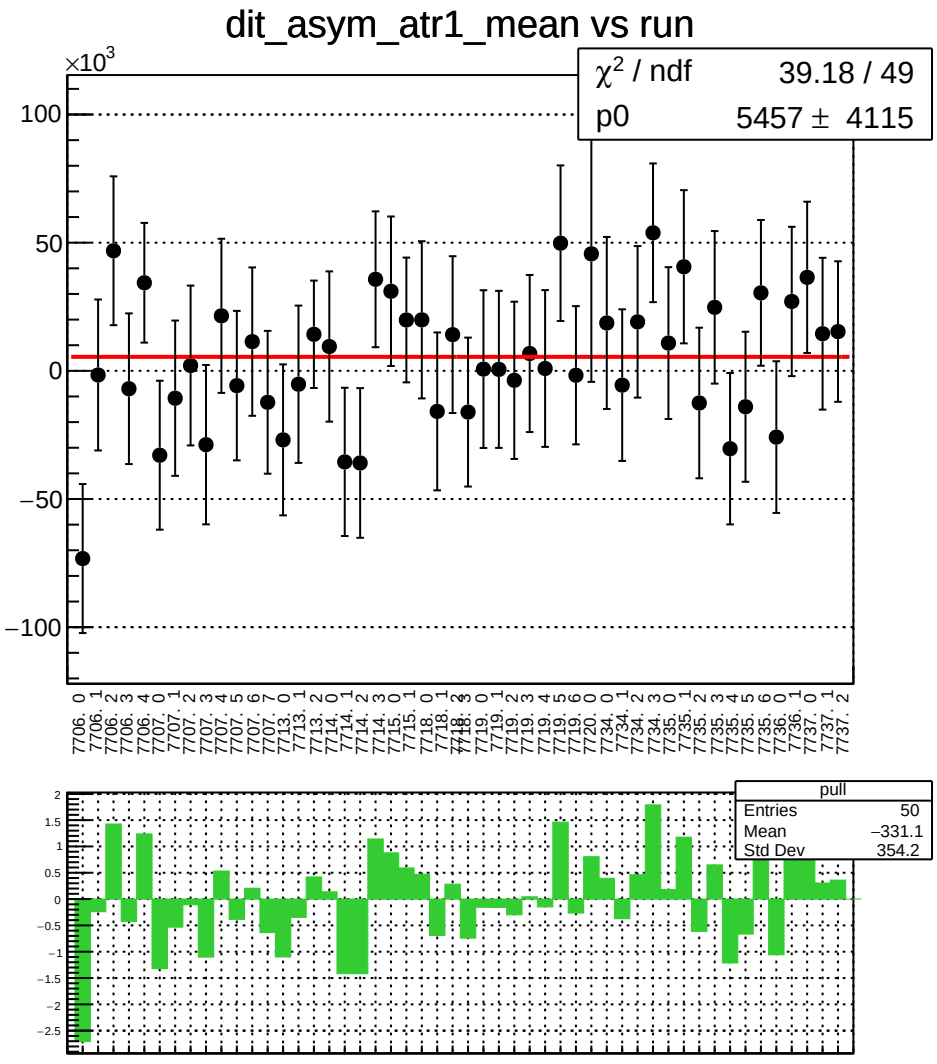
dit_asym_atr1_mean vs run
×10^3
χ² / ndf 39.18 / 49
p0 5457 ± 4115
100
50
0
−50
−100
7706. 0
7706. 1
7706. 2
7706. 3
7706. 4
7707. 0
7707. 1
7707. 2
7707. 3
7707. 4
7707. 5
7707. 6
7707. 7
7713. 0
7713. 1
7713. 2
7714. 0
7714. 1
7714. 2
7714. 3
7715. 0
7715. 1
7718. 0
7718. 1
7718. 2
7718. 3
7719. 0
7719. 1
7719. 2
7719. 3
7719. 4
7719. 5
7719. 6
7720. 0
7734. 0
7734. 1
7734. 2
7734. 3
7735. 0
7735. 1
7735. 2
7735. 3
7735. 4
7735. 5
7735. 6
7736. 0
7736. 1
7737. 0
7737. 1
7737. 2
pull
Entries 50
Mean −331.1
Std Dev 354.2
2
1.5
1
0.5
0
−0.5
−1
−1.5
−2
−2.5

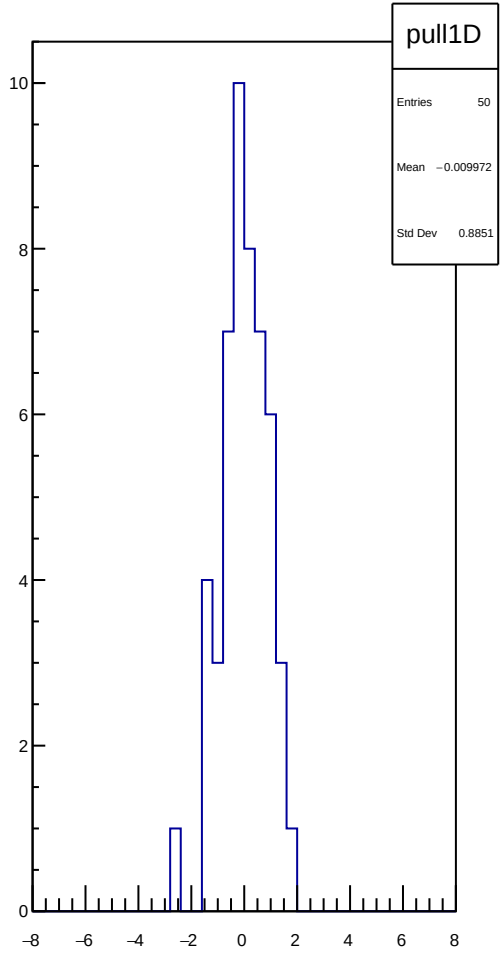
pull1D
Entries 50
Mean −0.009972
Std Dev 0.8851
10
8
6
4
2
0
−8
−6
−4
−2
0
2
4
6
8

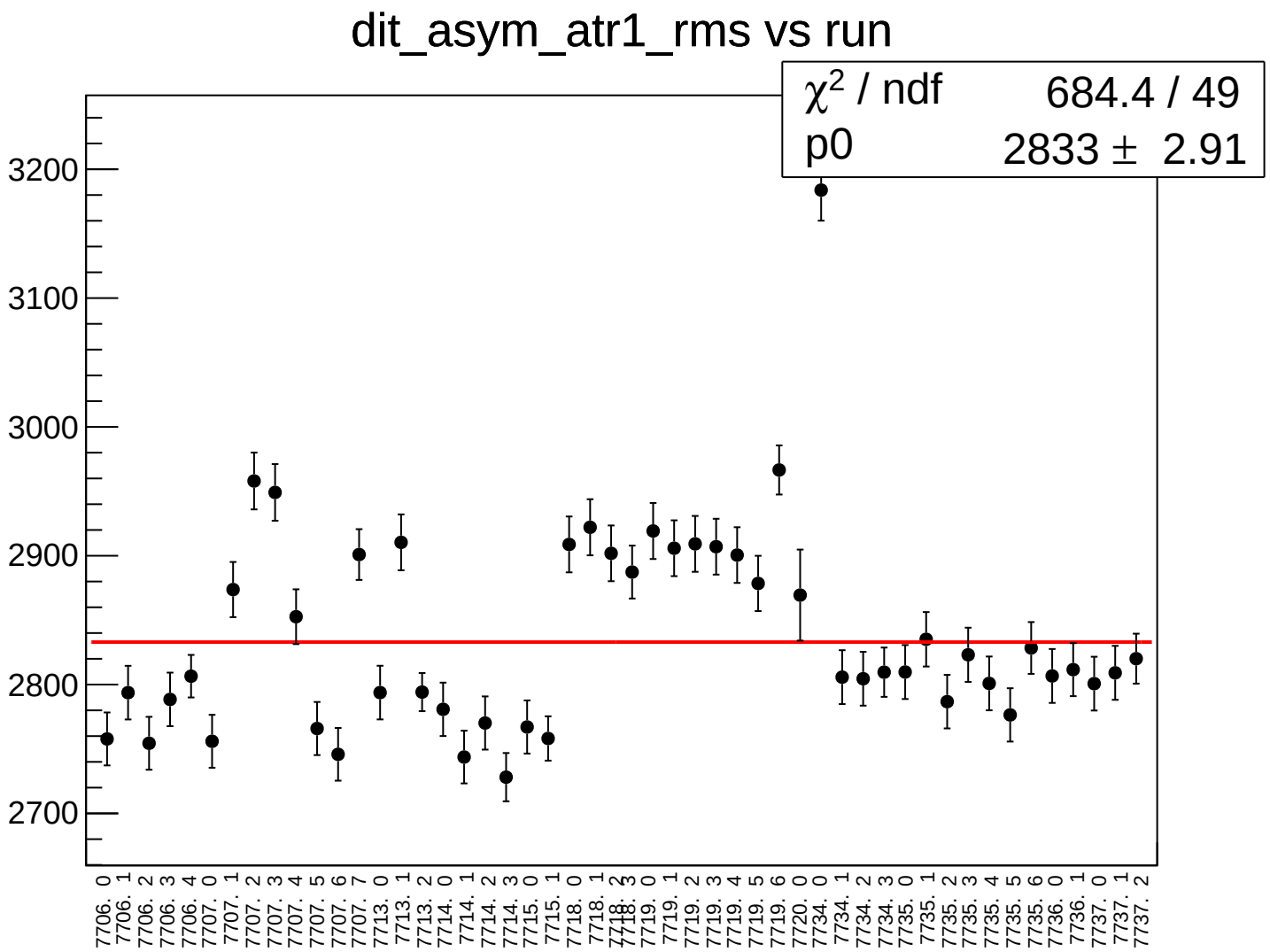
dit_asym_atr1_rms vs run
χ2 / ndf 684.4 / 49
p0 2833 ± 2.91
3200
3100
3000
2900
2800
2700
7706. 0
7706. 1
7706. 2
7706. 3
7706. 4
7707. 0
7707. 1
7707. 2
7707. 3
7707. 4
7707. 5
7707. 6
7707. 7
7713. 0
7713. 1
7713. 2
7714. 0
7714. 1
7714. 2
7714. 3
7715. 0
7715. 1
7718. 0
7718. 1
7718. 2
7718. 3
7719. 0
7719. 1
7719. 2
7719. 3
7719. 4
7719. 5
7719. 6
7720. 0
7734. 0
7734. 1
7734. 2
7734. 3
7735. 0
7735. 1
7735. 2
7735. 3
7735. 4
7735. 5
7735. 6
7736. 0
7736. 1
7737. 0
7737. 1
7737. 2

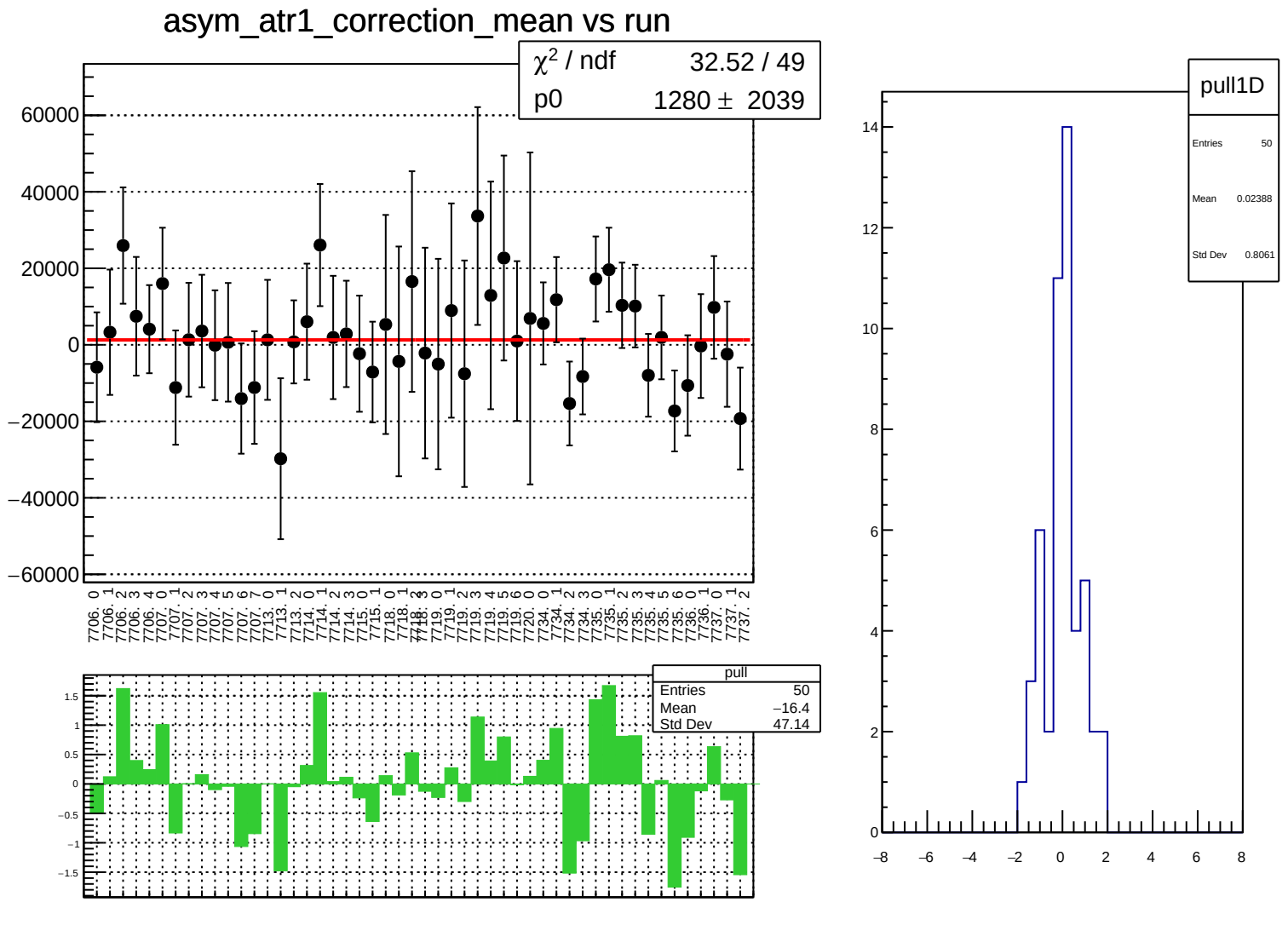
asym_atr1_correction_mean vs run
χ² / ndf 32.52 / 49
p0 1280 ± 2039
60000
40000
20000
0
−20000
−40000
−60000
7706. 0
7706. 1
7706. 2
7706. 3
7706. 4
7707. 0
7707. 1
7707. 2
7707. 3
7707. 4
7707. 5
7707. 6
7707. 7
7713. 0
7713. 1
7713. 2
7714. 0
7714. 1
7714. 2
7714. 3
7715. 0
7715. 1
7718. 0
7718. 1
7718. 2
7718. 3
7719. 0
7719. 1
7719. 2
7719. 3
7719. 4
7719. 5
7719. 6
7720. 0
7734. 0
7734. 1
7734. 2
7734. 3
7735. 0
7735. 1
7735. 2
7735. 3
7735. 4
7735. 5
7735. 6
7736. 0
7736. 1
7737. 0
7737. 1
7737. 2
pull
Entries 50
Mean −16.4
Std Dev 47.14
1.5
1
0.5
0
−0.5
−1
−1.5
pull1D
Entries 50
Mean 0.02388
Std Dev 0.8061
14
12
10
8
6
4
2
0
−8
−6
−4
−2
0
2
4
6
8

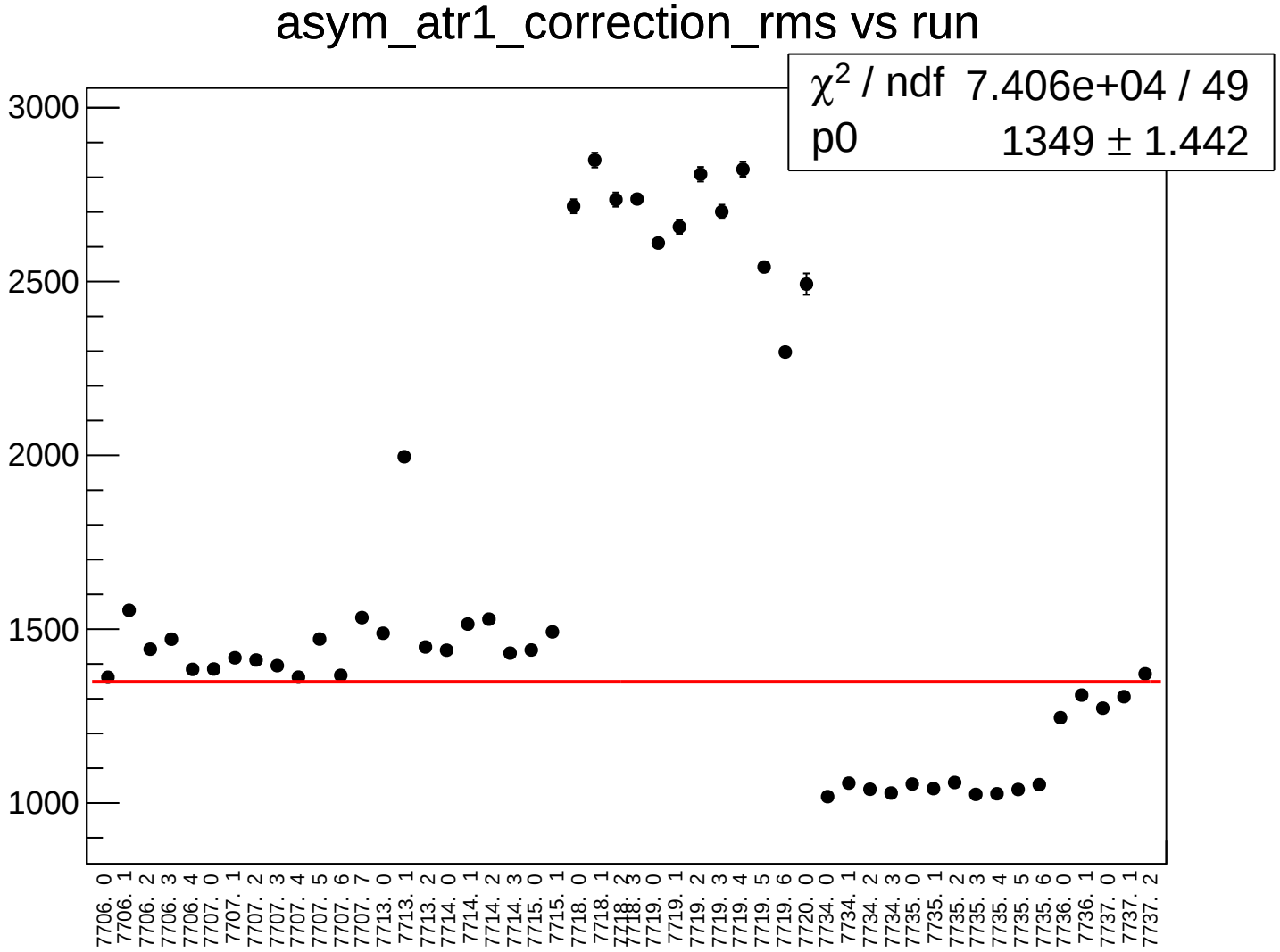
asym_atr1_correction_rms vs run
χ2 / ndf 7.406e+04 / 49
p0 1349 ± 1.442
3000
2500
2000
1500
1000
7706. 0
7706. 1
7706. 2
7706. 3
7706. 4
7707. 0
7707. 1
7707. 2
7707. 3
7707. 4
7707. 5
7707. 6
7707. 7
7713. 0
7713. 1
7713. 2
7714. 0
7714. 1
7714. 2
7714. 3
7715. 0
7715. 1
7718. 0
7718. 1
7718. 2
7718. 3
7719. 0
7719. 1
7719. 2
7719. 3
7719. 4
7719. 5
7719. 6
7720. 0
7734. 0
7734. 1
7734. 2
7734. 3
7735. 0
7735. 1
7735. 2
7735. 3
7735. 4
7735. 5
7735. 6
7736. 0
7736. 1
7737. 0
7737. 1
7737. 2

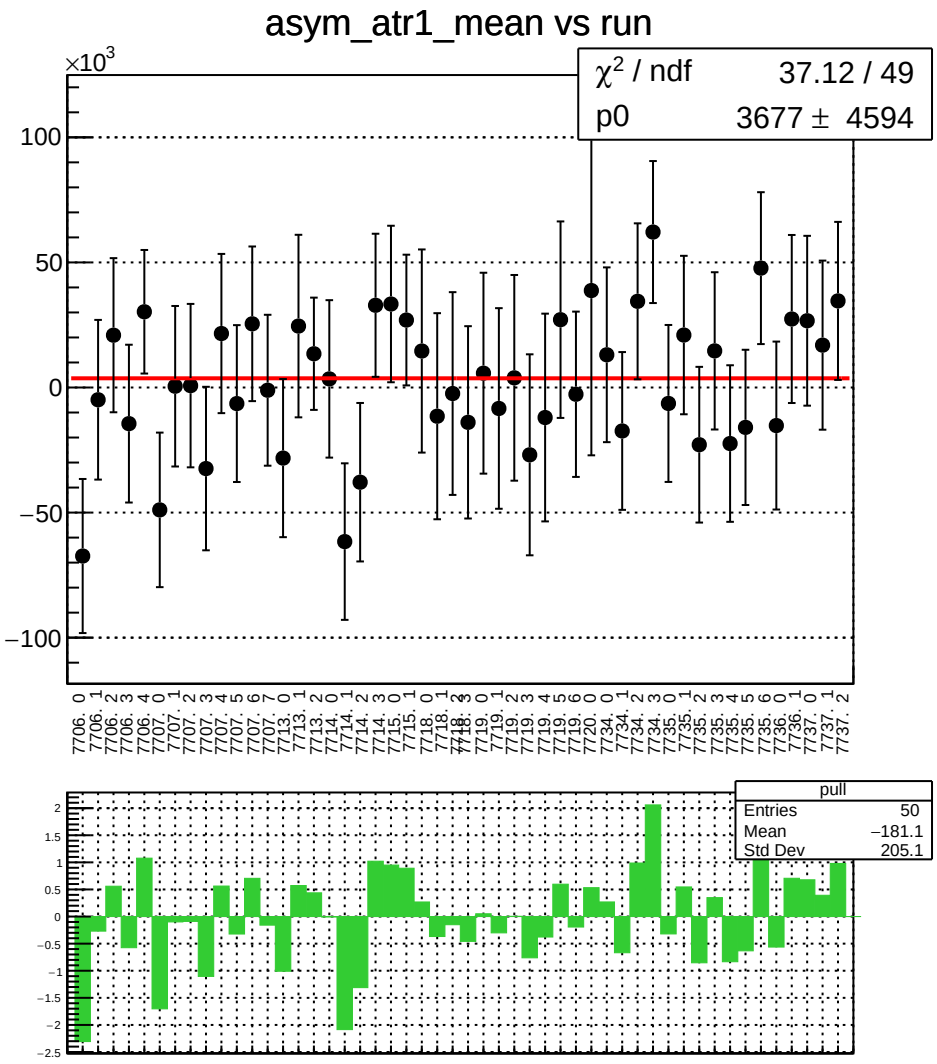
asym_atr1_mean vs run
×10^3
χ² / ndf 37.12 / 49
p0 3677 ± 4594
100
50
0
−50
−100
7706. 0
7706. 1
7706. 3
7706. 4
7707. 0
7707. 1
7707. 2
7707. 3
7707. 4
7707. 5
7707. 6
7707. 7
7713. 0
7713. 1
7713. 2
7714. 0
7714. 1
7714. 2
7714. 3
7715. 0
7715. 1
7718. 0
7718. 1
7718. 2
7718. 3
7719. 0
7719. 1
7719. 2
7719. 3
7719. 4
7719. 5
7719. 6
7720. 0
7734. 0
7734. 1
7734. 2
7734. 3
7735. 0
7735. 1
7735. 2
7735. 3
7735. 4
7735. 5
7735. 6
7736. 0
7736. 1
7737. 0
7737. 1
7737. 2
pull
Entries 50
Mean −181.1
Std Dev 205.1
2
1.5
1
0.5
0
−0.5
−1
−1.5
−2
−2.5

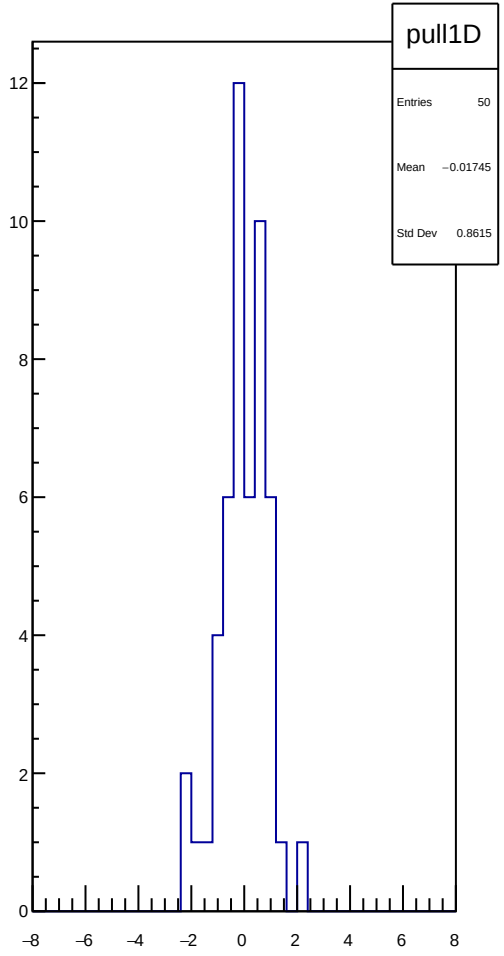
pull1D
Entries 50
Mean −0.01745
Std Dev 0.8615
12
10
8
6
4
2
0
−8
−6
−4
−2
0
2
4
6
8

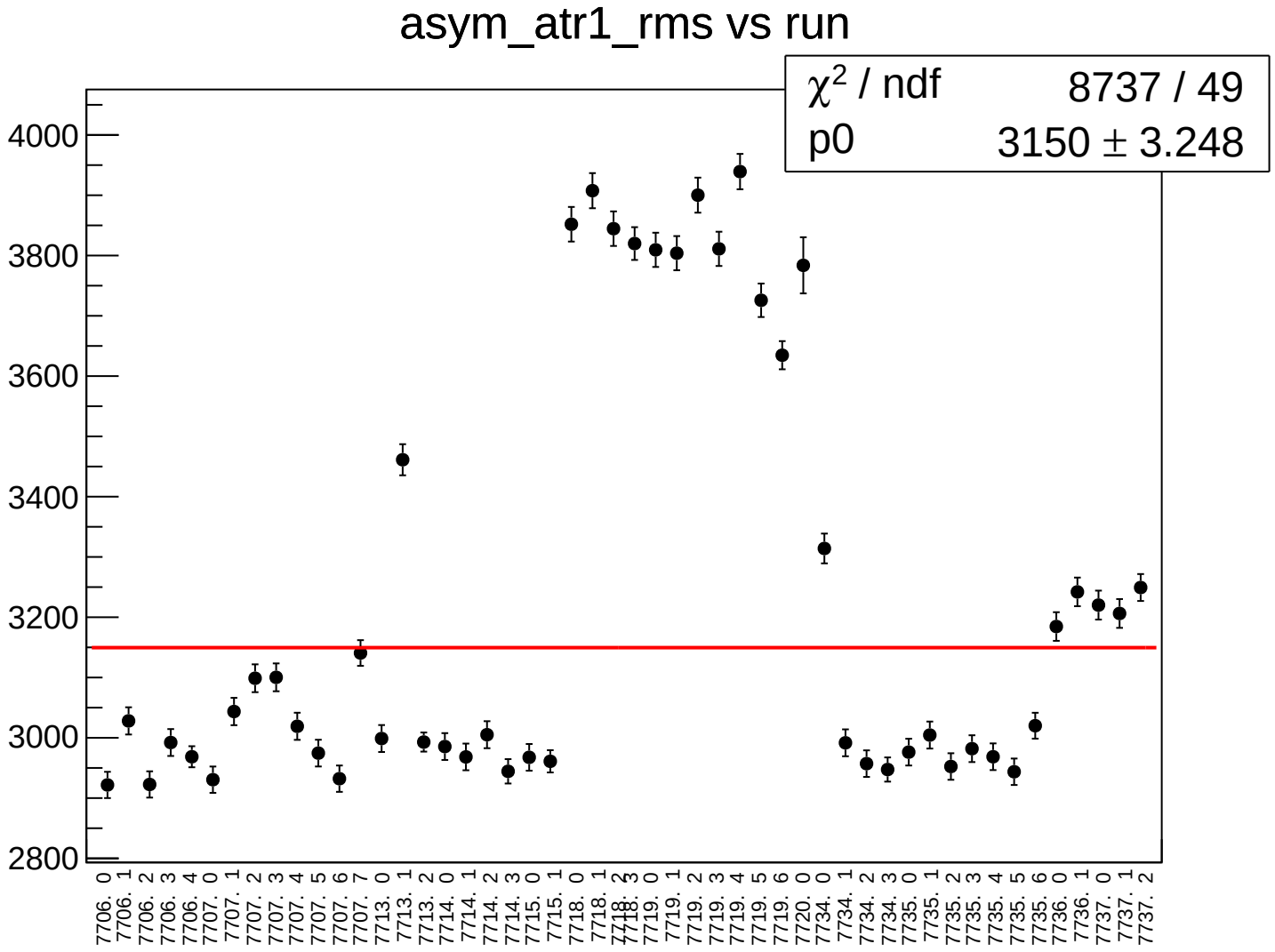
asym_atr1_rms vs run
χ2 / ndf 8737 / 49
p0 3150 ± 3.248
4000
3800
3600
3400
3200
3000
2800
7706. 0
7706. 1
7706. 2
7706. 3
7706. 4
7707. 0
7707. 1
7707. 2
7707. 3
7707. 4
7707. 5
7707. 6
7707. 7
7713. 0
7713. 1
7713. 2
7714. 0
7714. 1
7714. 2
7714. 3
7715. 0
7715. 1
7718. 0
7718. 1
7718. 2
7718. 3
7719. 0
7719. 1
7719. 2
7719. 3
7719. 4
7719. 5
7719. 6
7720. 0
7734. 0
7734. 1
7734. 2
7734. 3
7735. 0
7735. 1
7735. 2
7735. 3
7735. 4
7735. 5
7735. 6
7736. 0
7736. 1
7737. 0
7737. 1
7737. 2

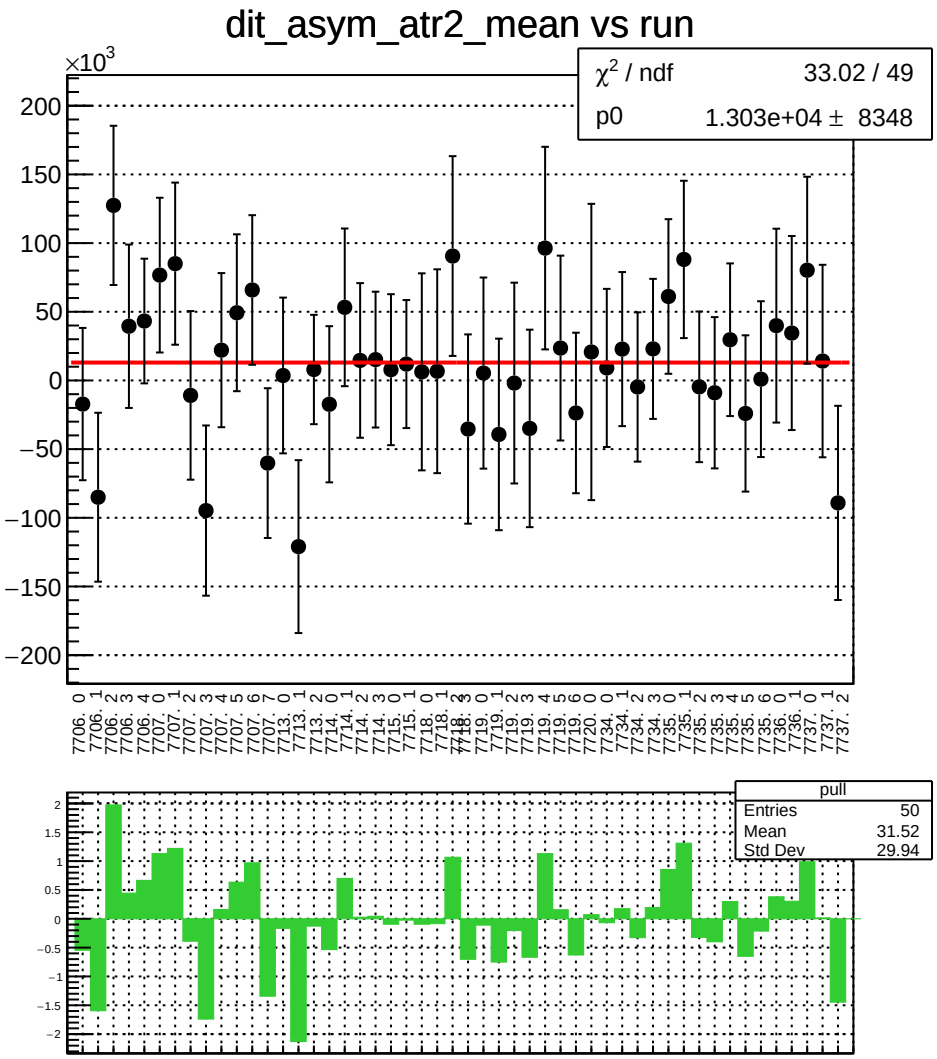
dit_asym_atr2_mean vs run
×10^3
χ² / ndf 33.02 / 49
p0 1.303e+04 ± 8348
pull
Entries 50
Mean 31.52
Std Dev 29.94

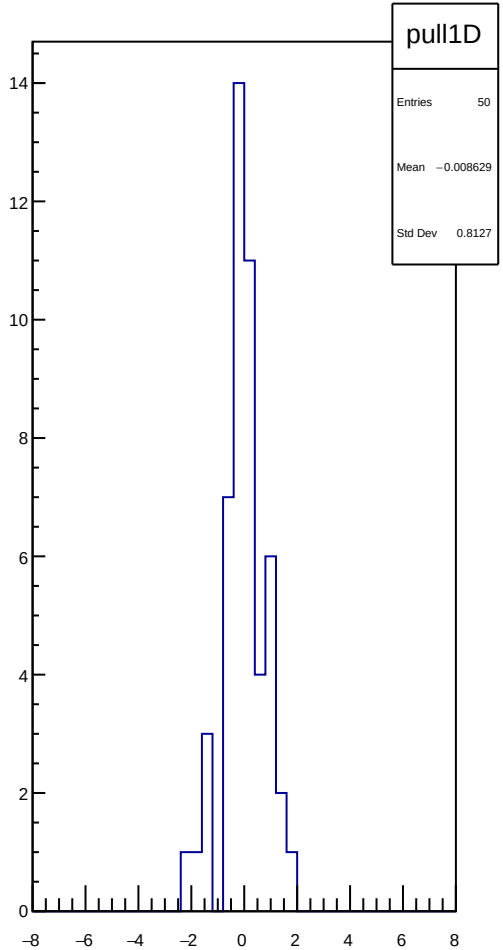
pull1D
Entries 50
Mean −0.008629
Std Dev 0.8127

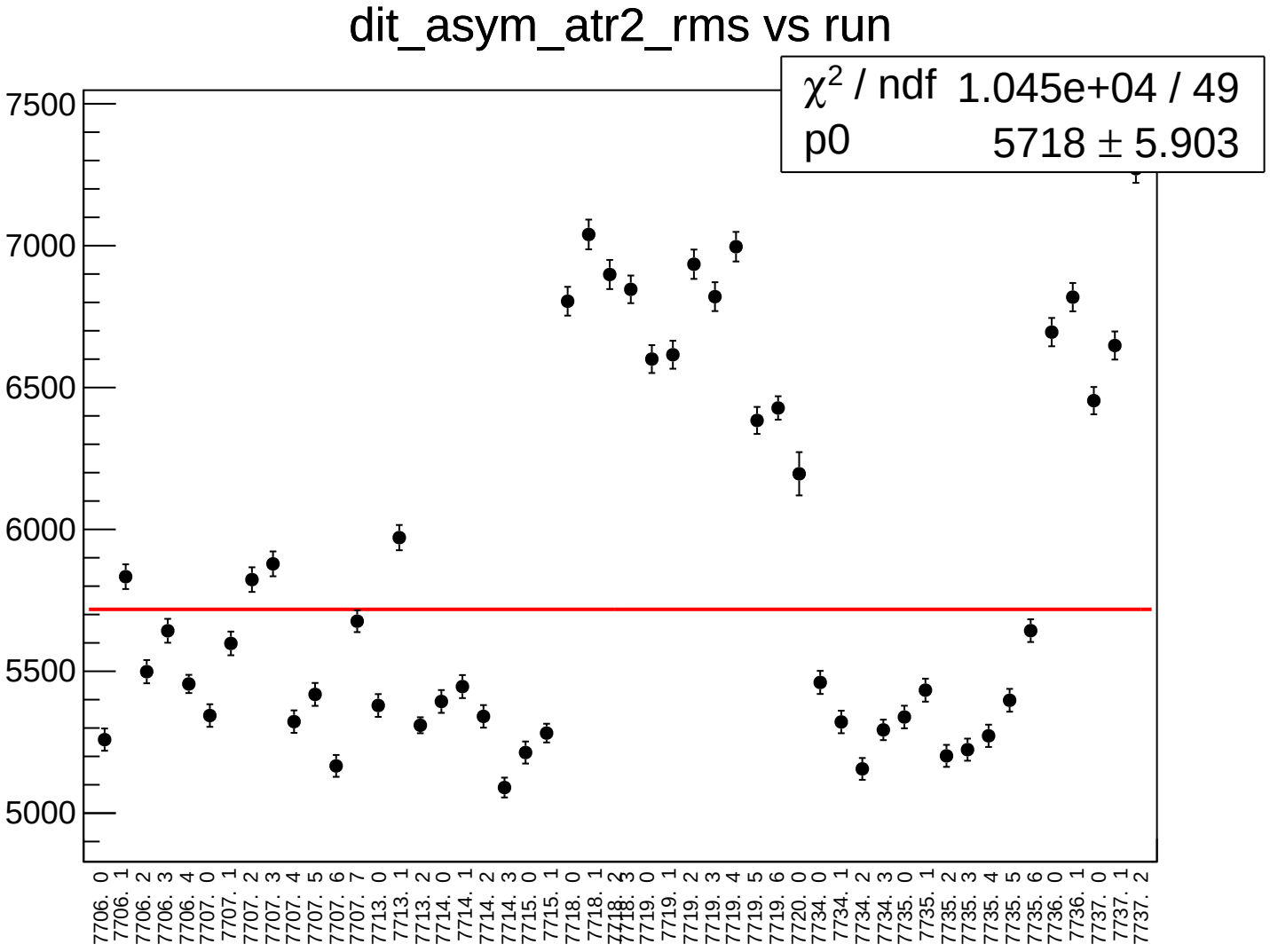
dit_asym_atr2_rms vs run
χ² / ndf 1.045e+04 / 49
p0 5718 ± 5.903
7500
7000
6500
6000
5500
5000
7706. 0
7706. 1
7706. 2
7706. 3
7706. 4
7707. 0
7707. 1
7707. 2
7707. 3
7707. 4
7707. 5
7707. 6
7707. 7
7713. 0
7713. 1
7713. 2
7714. 0
7714. 1
7714. 2
7714. 3
7715. 0
7715. 1
7718. 0
7718. 1
7718. 2
7718. 3
7719. 0
7719. 1
7719. 2
7719. 3
7719. 4
7719. 5
7719. 6
7720. 0
7734. 0
7734. 1
7734. 2
7734. 3
7735. 0
7735. 1
7735. 2
7735. 3
7735. 4
7735. 5
7735. 6
7736. 0
7736. 1
7737. 0
7737. 1
7737. 2

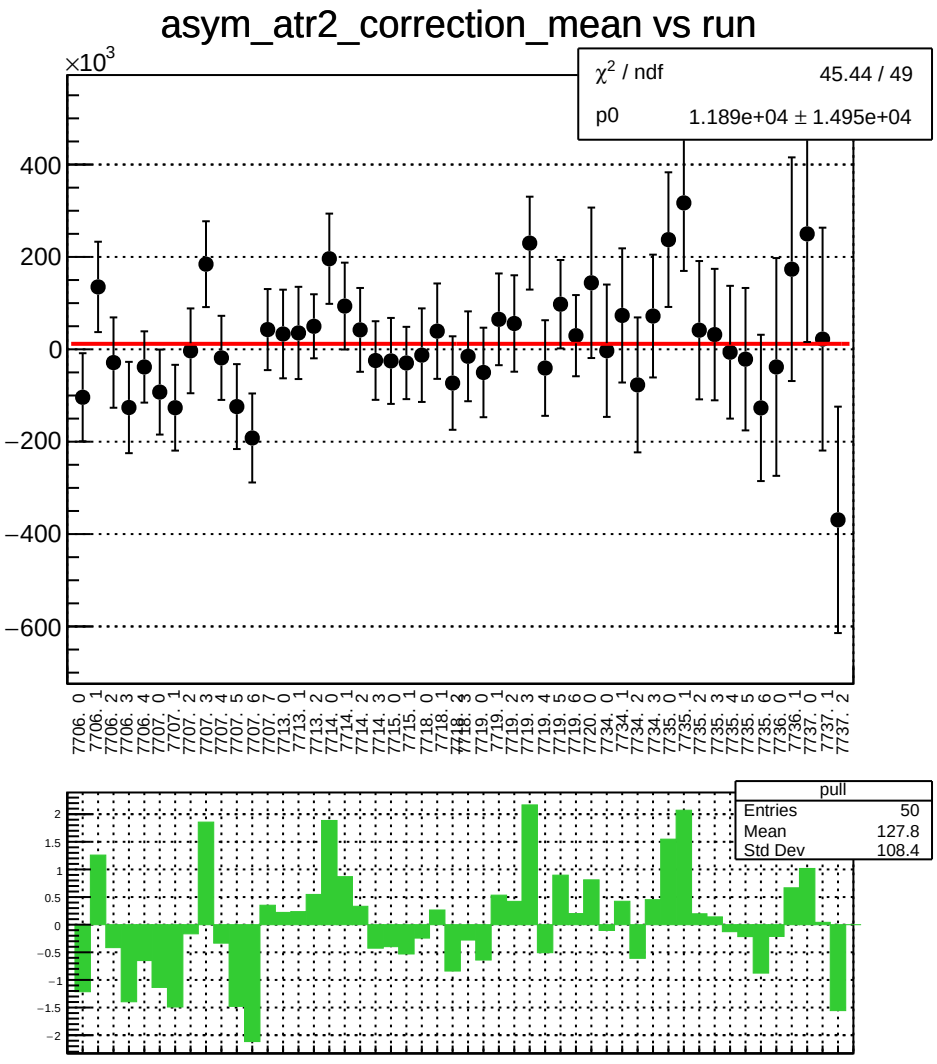
asym_atr2_correction_mean vs run
×10^3
χ² / ndf 45.44 / 49
p0 1.189e+04 ± 1.495e+04
400
200
0
−200
−400
−600
7706. 0
7706. 1
7706. 2
7706. 3
7706. 4
7707. 0
7707. 1
7707. 2
7707. 3
7707. 4
7707. 5
7707. 6
7707. 7
7713. 0
7713. 1
7713. 2
7714. 0
7714. 1
7714. 2
7714. 3
7715. 0
7715. 1
7718. 0
7718. 1
7718. 2
7718. 3
7719. 0
7719. 1
7719. 2
7719. 3
7719. 4
7719. 5
7719. 6
7720. 0
7734. 0
7734. 1
7734. 2
7734. 3
7735. 0
7735. 1
7735. 2
7735. 3
7735. 4
7735. 5
7735. 6
7736. 0
7736. 1
7737. 0
7737. 1
7737. 2
pull
Entries 50
Mean 127.8
Std Dev 108.4
2
1.5
1
0.5
0
−0.5
−1
−1.5
−2

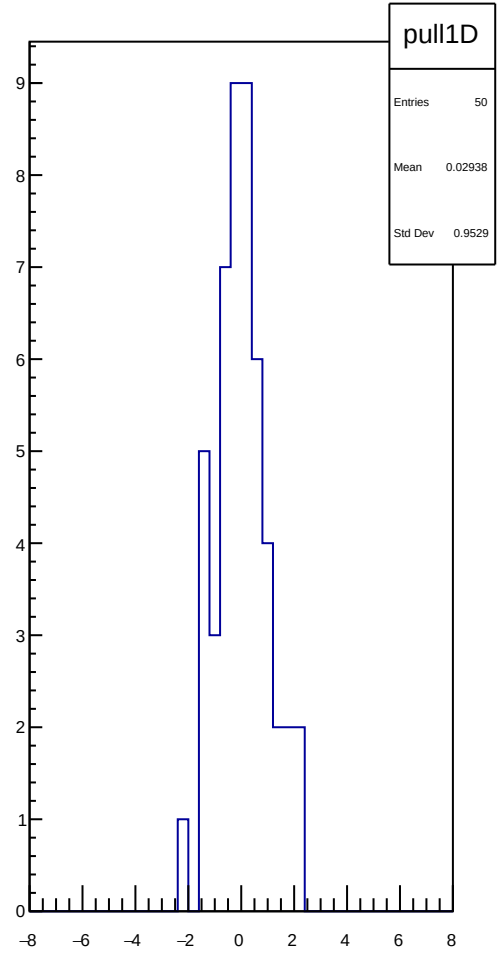
pull1D
Entries 50
Mean 0.02938
Std Dev 0.9529
9
8
7
6
5
4
3
2
1
0
−8
−6
−4
−2
0
2
4
6
8

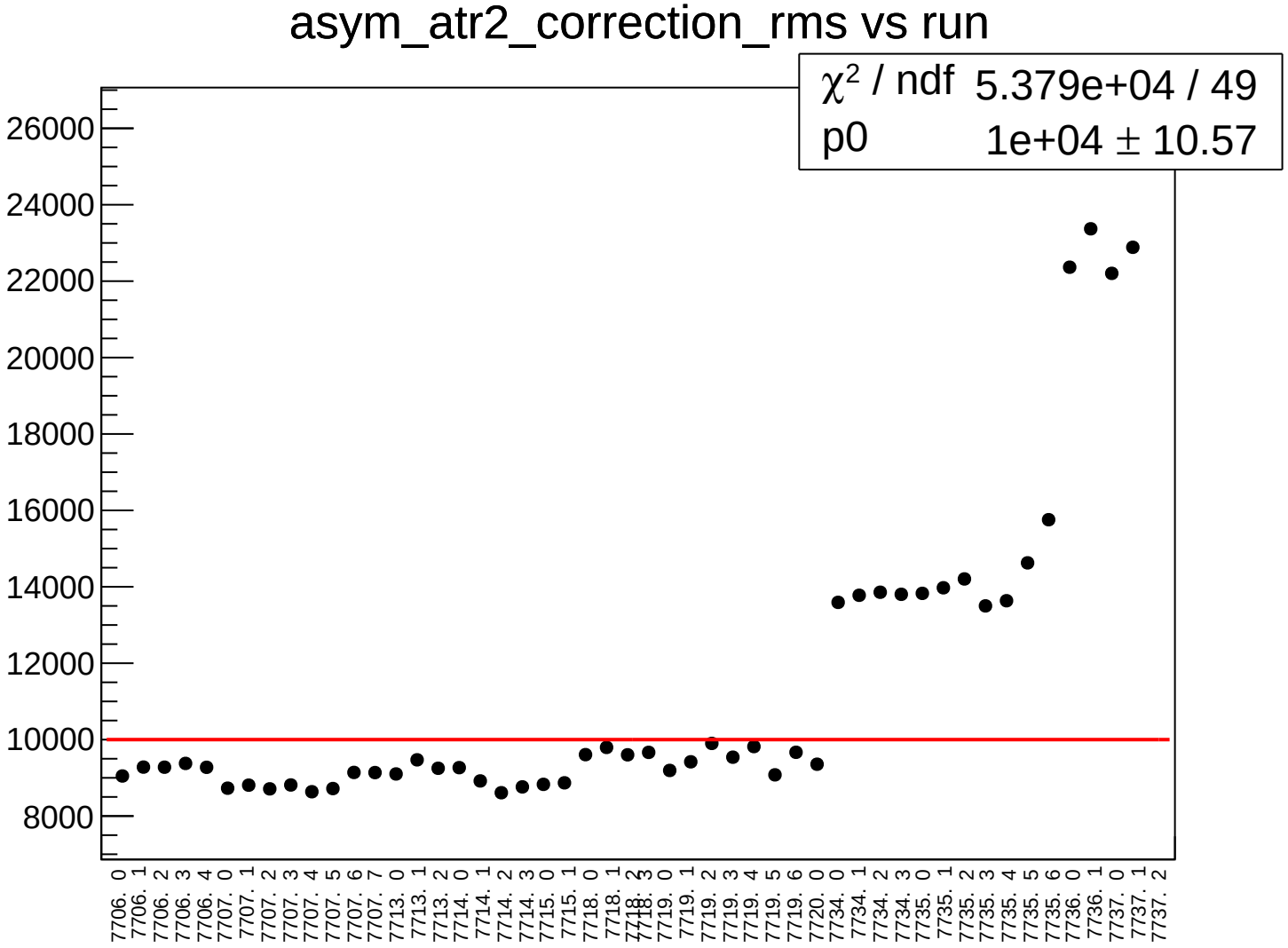
asym_atr2_correction_rms vs run
χ² / ndf 5.379e+04 / 49
p0 1e+04 ± 10.57
26000
24000
22000
20000
18000
16000
14000
12000
10000
8000
7706. 0
7706. 1
7706. 2
7706. 3
7706. 4
7707. 0
7707. 1
7707. 2
7707. 3
7707. 4
7707. 5
7707. 6
7707. 7
7713. 0
7713. 1
7713. 2
7714. 0
7714. 1
7714. 2
7714. 3
7715. 0
7715. 1
7718. 0
7718. 1
7718. 2
7718. 3
7719. 0
7719. 1
7719. 2
7719. 3
7719. 4
7719. 5
7719. 6
7720. 0
7734. 0
7734. 1
7734. 2
7734. 3
7735. 0
7735. 1
7735. 2
7735. 3
7735. 4
7735. 5
7735. 6
7736. 0
7736. 1
7737. 0
7737. 1
7737. 2

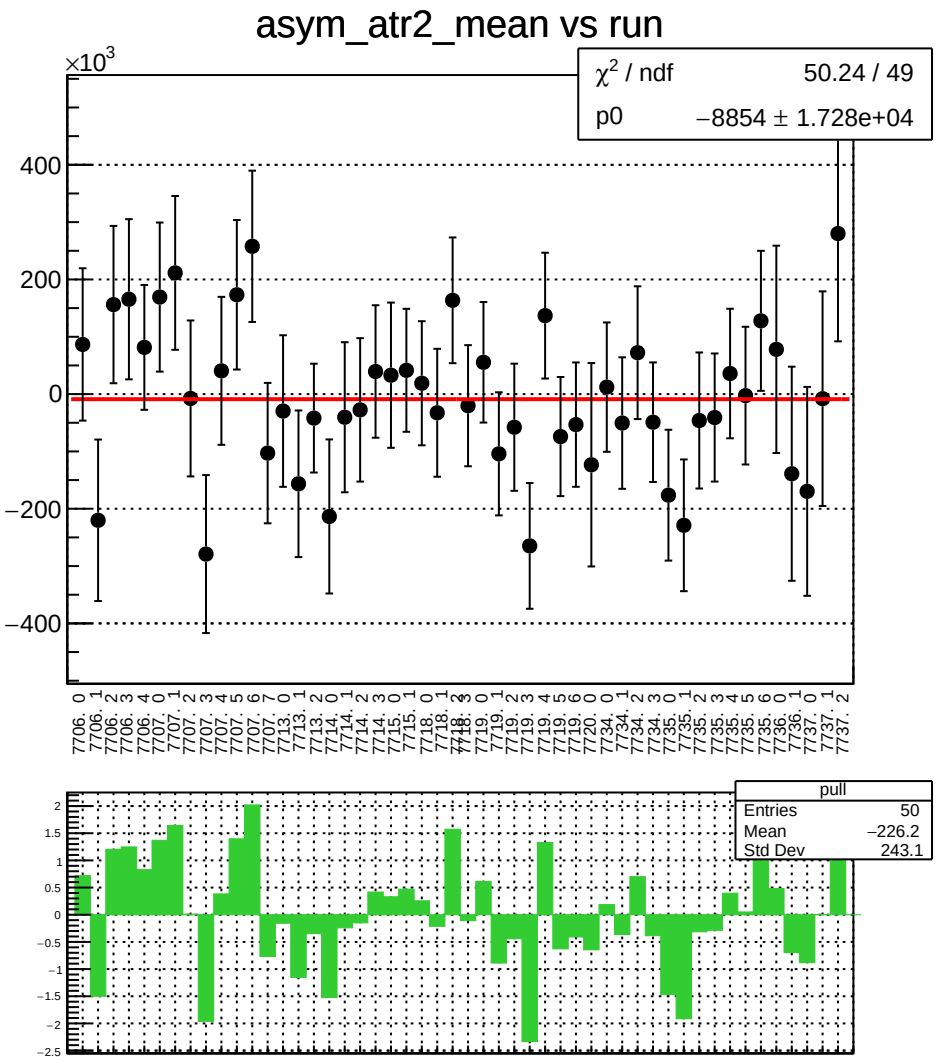
asym_atr2_mean vs run
×10^3
χ² / ndf 50.24 / 49
p0 −8854 ± 1.728e+04
400
200
0
−200
−400
7706. 0
7706. 1
7706. 2
7706. 3
7706. 4
7707. 0
7707. 1
7707. 2
7707. 3
7707. 4
7707. 5
7707. 6
7707. 7
7713. 0
7713. 1
7713. 2
7714. 0
7714. 1
7714. 2
7714. 3
7715. 0
7715. 1
7718. 0
7718. 1
7718. 2
7718. 3
7719. 0
7719. 1
7719. 2
7719. 3
7719. 4
7719. 5
7719. 6
7720. 0
7734. 0
7734. 1
7734. 2
7734. 3
7735. 0
7735. 1
7735. 2
7735. 3
7735. 4
7735. 5
7735. 6
7736. 0
7736. 1
7737. 0
7737. 1
7737. 2
pull
Entries 50
Mean −226.2
Std Dev 243.1
2
1.5
1
0.5
0
−0.5
−1
−1.5
−2
−2.5

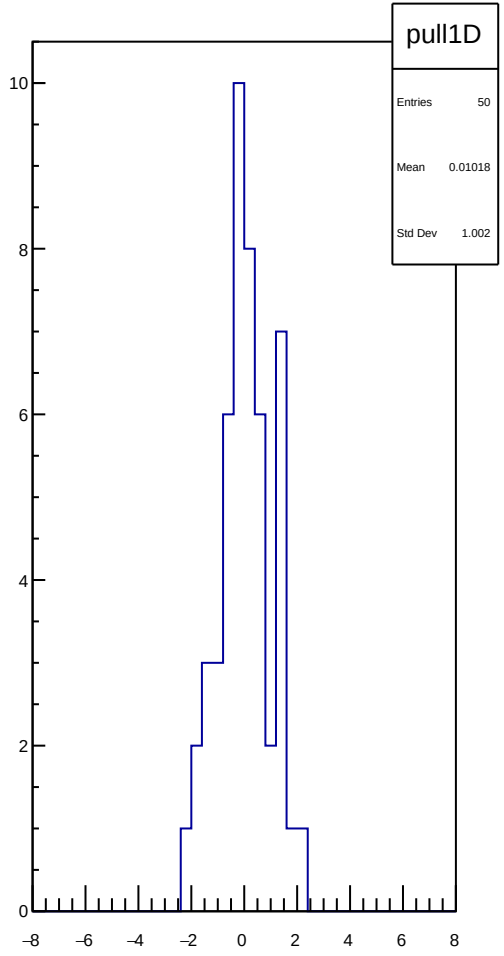
pull1D
Entries 50
Mean 0.01018
Std Dev 1.002
10
8
6
4
2
0
−8
−6
−4
−2
0
2
4
6
8

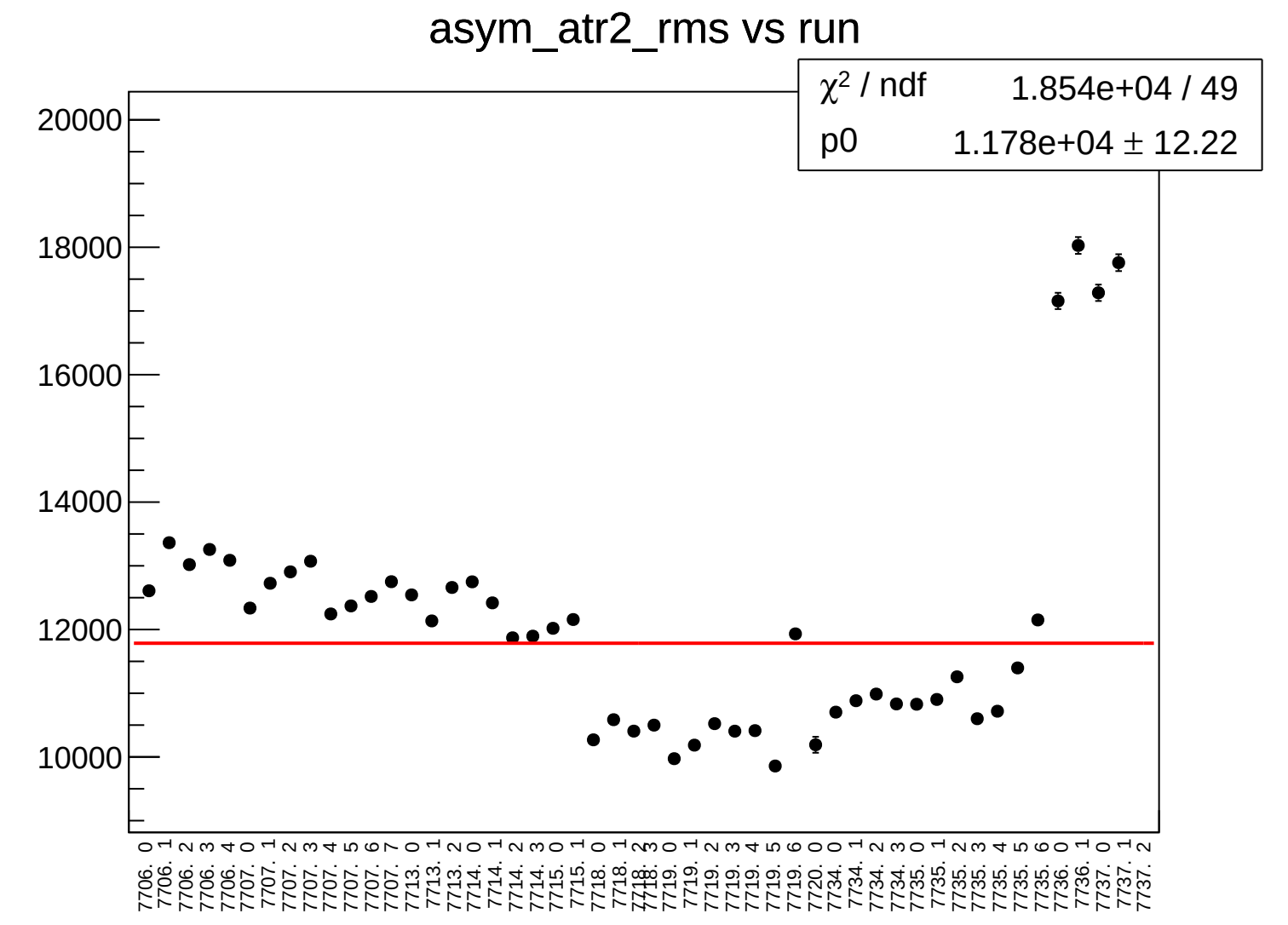
asym_atr2_rms vs run
χ2 / ndf 1.854e+04 / 49
p0 1.178e+04 ± 12.22
20000
18000
16000
14000
12000
10000
7706. 0
7706. 1
7706. 2
7706. 3
7706. 4
7707. 0
7707. 1
7707. 2
7707. 3
7707. 4
7707. 5
7707. 6
7707. 7
7713. 0
7713. 1
7713. 2
7714. 0
7714. 1
7714. 2
7714. 3
7715. 0
7715. 1
7718. 0
7718. 1
7718. 2
7718. 3
7719. 0
7719. 1
7719. 2
7719. 3
7719. 4
7719. 5
7719. 6
7720. 0
7734. 0
7734. 1
7734. 2
7734. 3
7735. 0
7735. 1
7735. 2
7735. 3
7735. 4
7735. 5
7735. 6
7736. 0
7736. 1
7737. 0
7737. 1
7737. 2

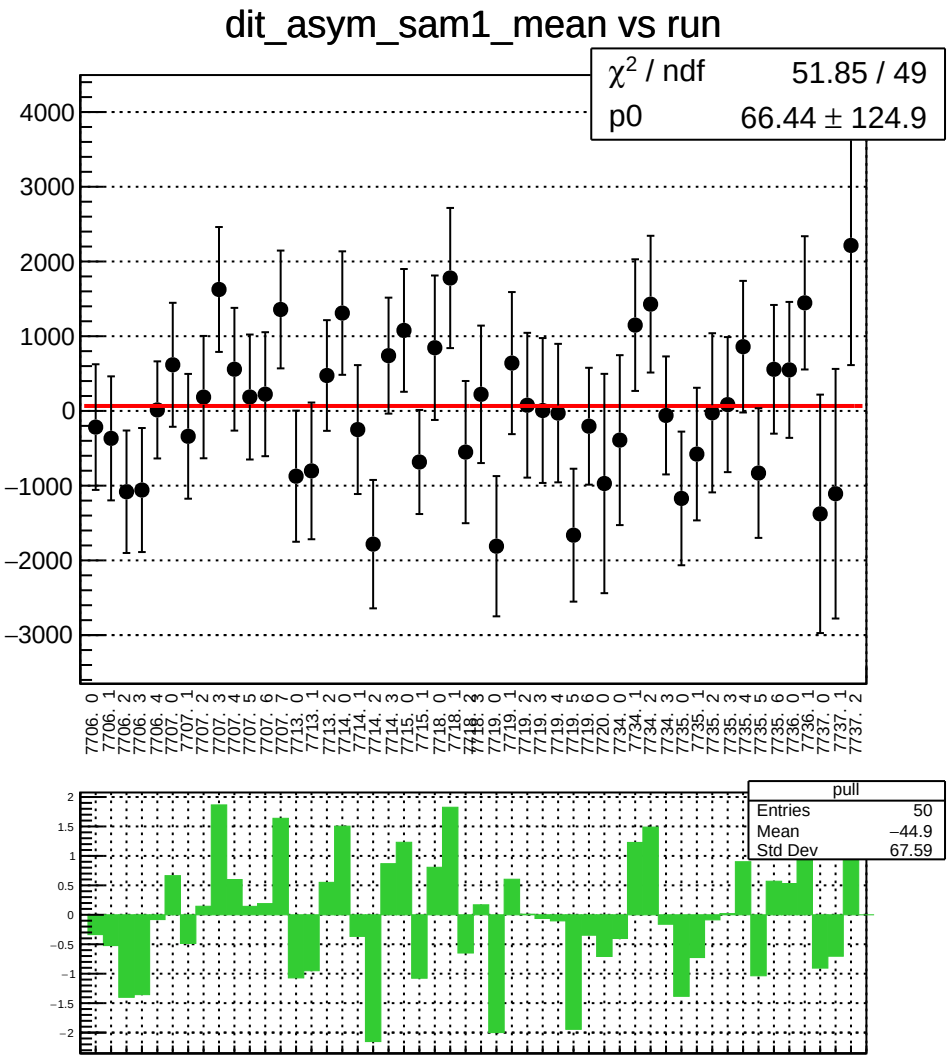
dit_asym_sam1_mean vs run
χ² / ndf 51.85 / 49
p0 66.44 ± 124.9
4000
3000
2000
1000
0
−1000
−2000
−3000
7706. 0
7706. 1
7706. 2
7706. 3
7706. 4
7707. 0
7707. 1
7707. 2
7707. 3
7707. 4
7707. 5
7707. 6
7707. 7
7713. 0
7713. 1
7713. 2
7714. 0
7714. 1
7714. 2
7714. 3
7715. 0
7715. 1
7718. 0
7718. 1
7718. 2
7718. 3
7719. 0
7719. 1
7719. 2
7719. 3
7719. 4
7719. 5
7719. 6
7720. 0
7734. 0
7734. 1
7734. 2
7734. 3
7735. 0
7735. 1
7735. 2
7735. 3
7735. 4
7735. 5
7735. 6
7736. 0
7736. 1
7737. 0
7737. 1
7737. 2
pull
Entries 50
Mean −44.9
Std Dev 67.59
2
1.5
1
0.5
0
−0.5
−1
−1.5
−2

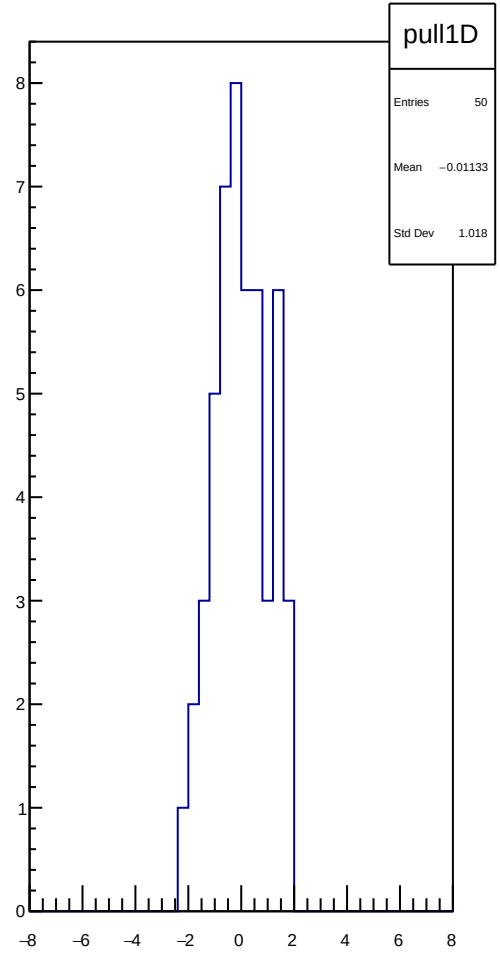
pull1D
Entries 50
Mean −0.01133
Std Dev 1.018
8
7
6
5
4
3
2
1
0
−8
−6
−4
−2
0
2
4
6
8

dit_asym_sam1_rms vs run

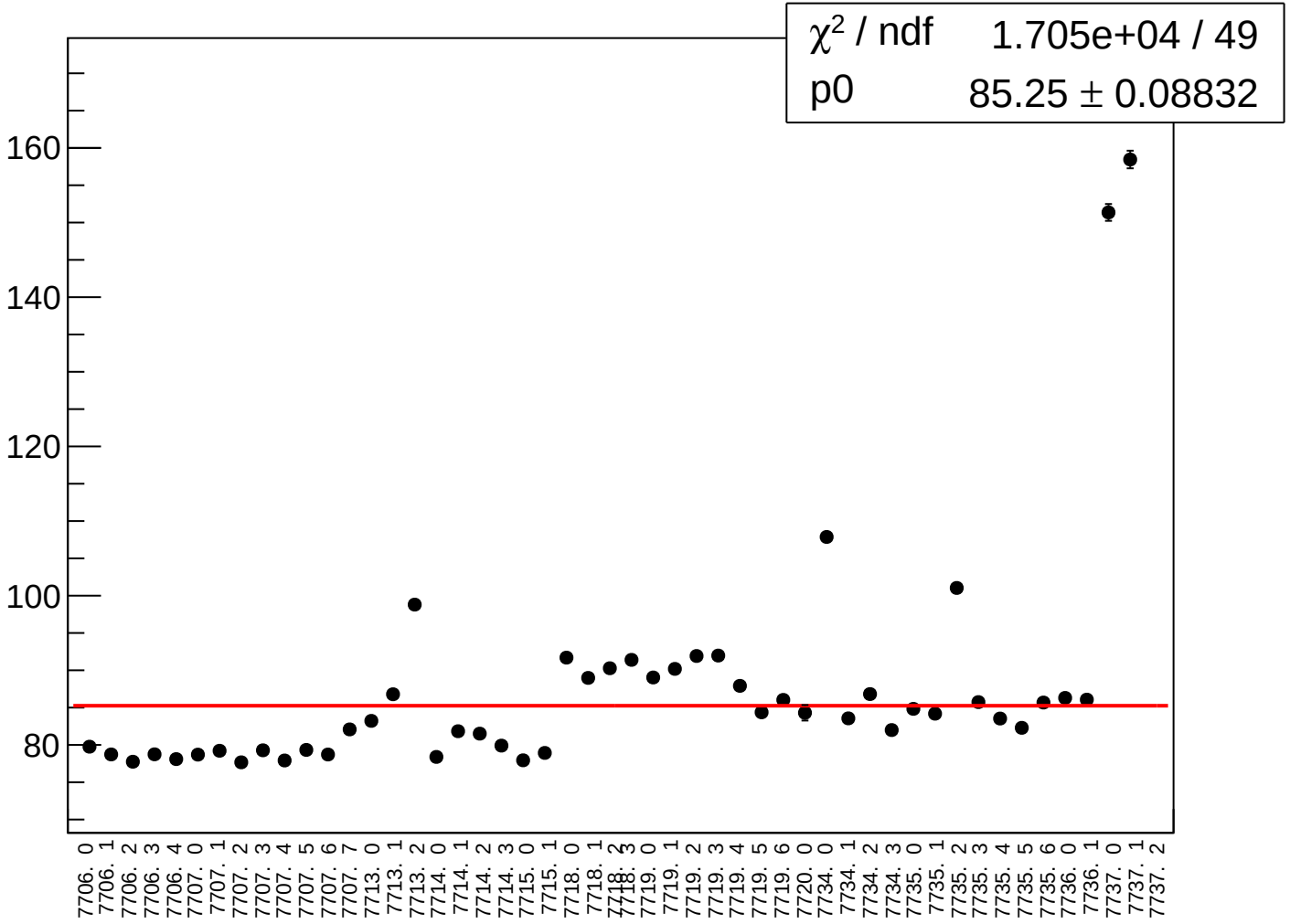

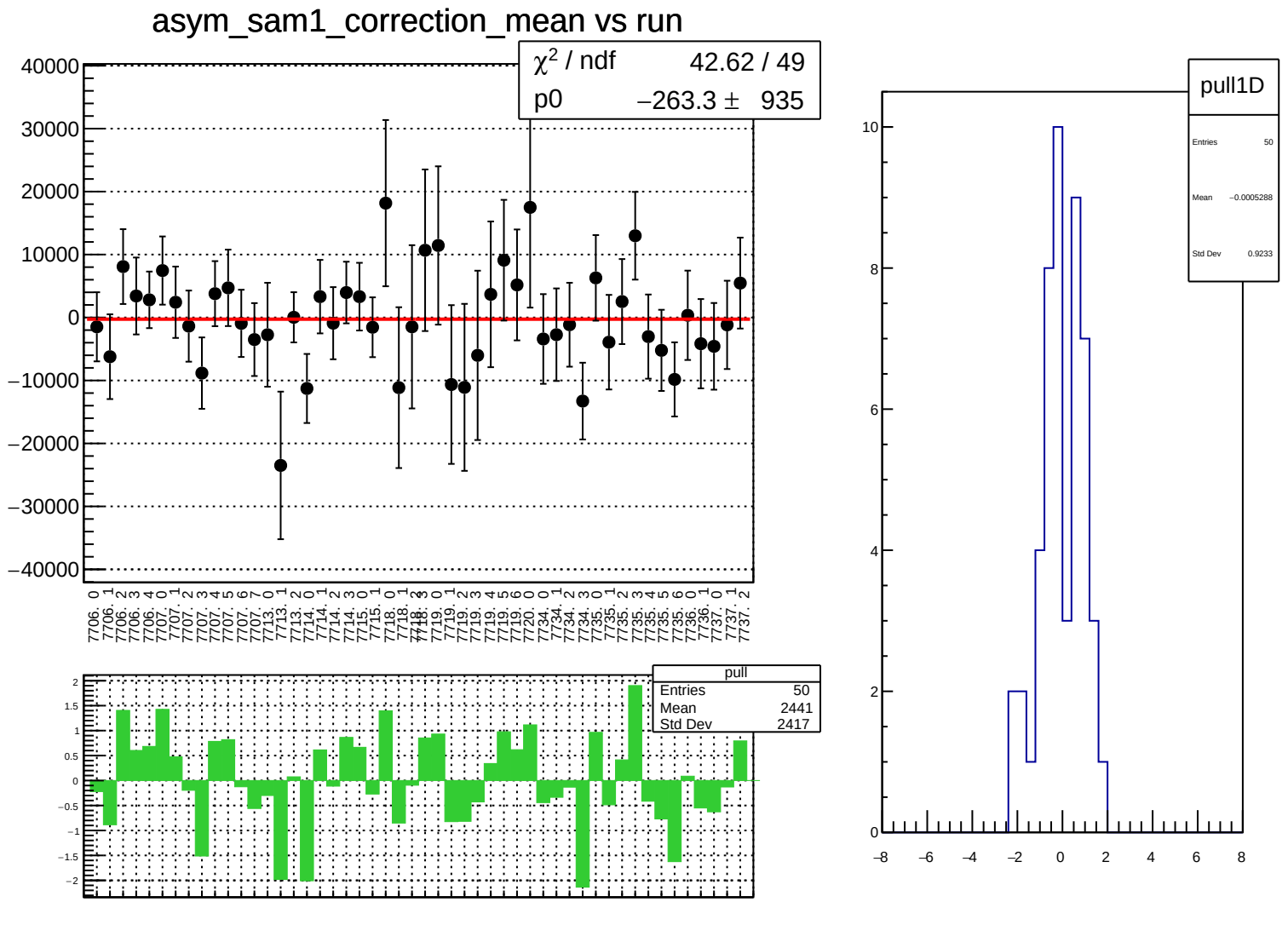
asym_sam1_correction_mean vs run
χ² / ndf 42.62 / 49
p0 −263.3 ± 935
pull
Entries 50
Mean 2441
Std Dev 2417
pull1D
Entries 50
Mean −0.0005288
Std Dev 0.9233

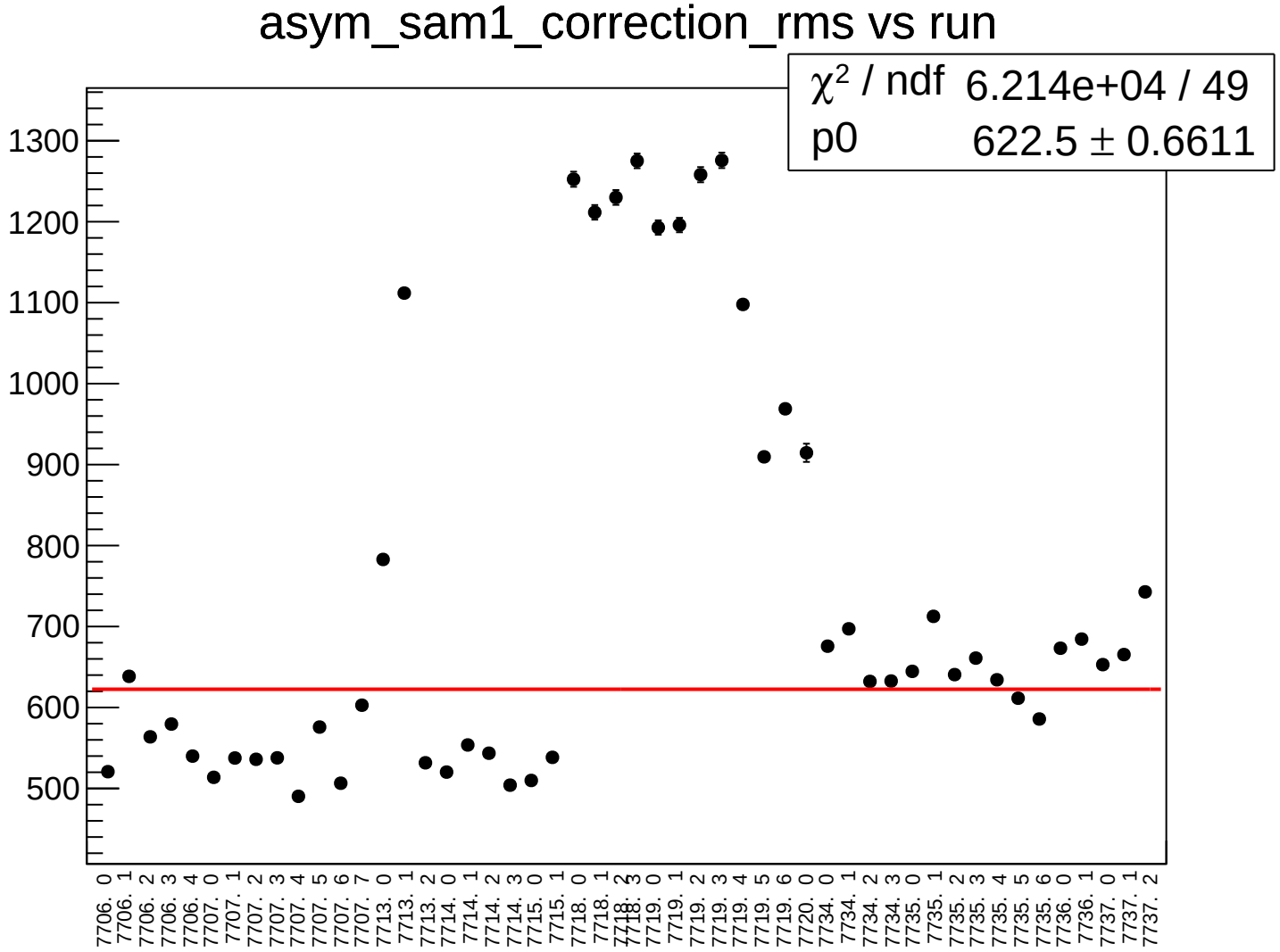
asym_sam1_correction_rms vs run
χ² / ndf 6.214e+04 / 49
p0 622.5 ± 0.6611
1300
1200
1100
1000
900
800
700
600
500
7706. 0
7706. 1
7706. 2
7706. 3
7706. 4
7707. 0
7707. 1
7707. 2
7707. 3
7707. 4
7707. 5
7707. 6
7707. 7
7713. 0
7713. 1
7713. 2
7714. 0
7714. 1
7714. 2
7714. 3
7715. 0
7715. 1
7718. 0
7718. 1
7718. 2
7718. 3
7719. 0
7719. 1
7719. 2
7719. 3
7719. 4
7719. 5
7719. 6
7720. 0
7734. 0
7734. 1
7734. 2
7734. 3
7735. 0
7735. 1
7735. 2
7735. 3
7735. 4
7735. 5
7735. 6
7736. 0
7736. 1
7737. 0
7737. 1
7737. 2

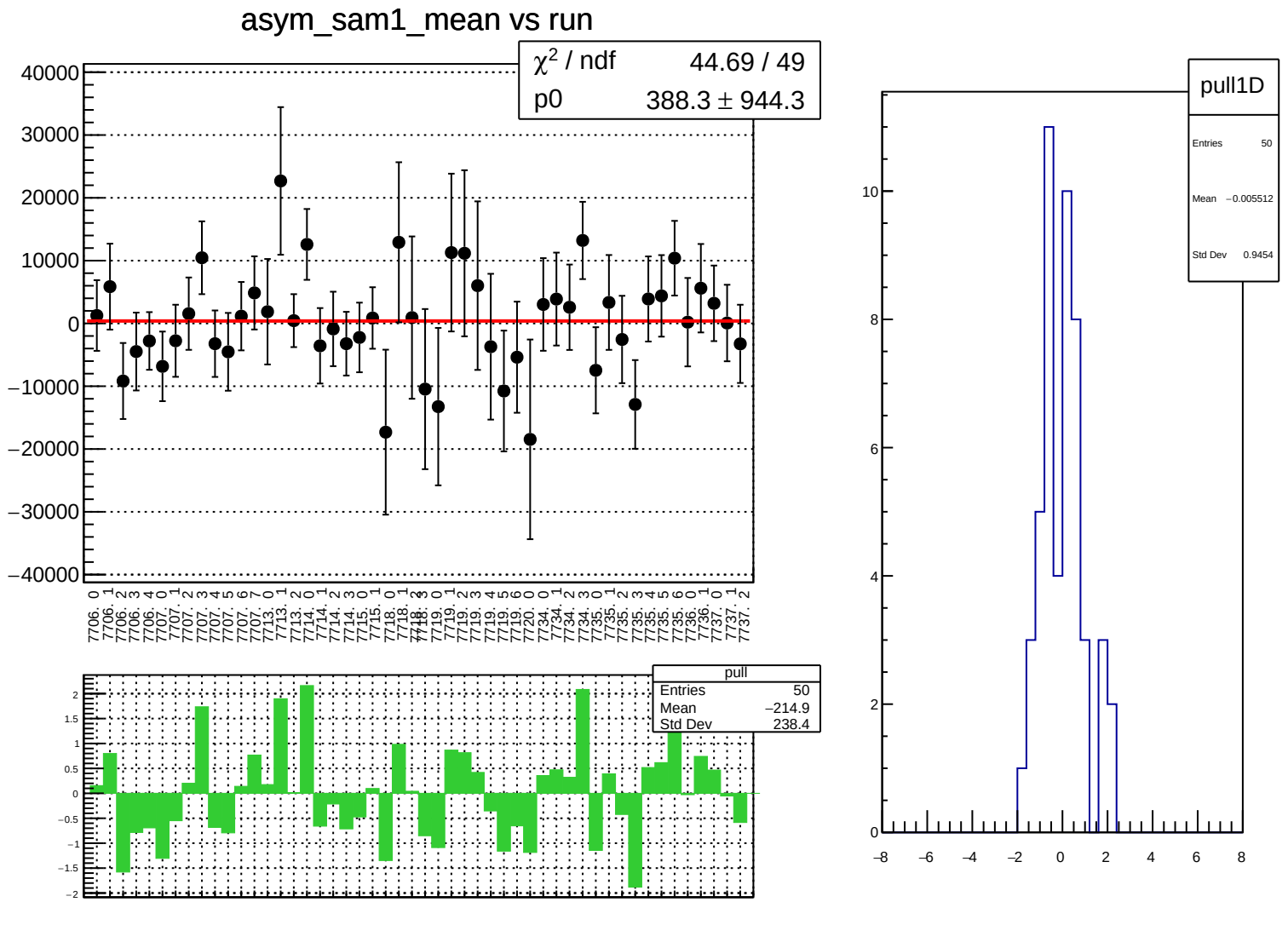
asym_sam1_mean vs run
χ² / ndf 44.69 / 49
p0 388.3 ± 944.3
pull
Entries 50
Mean −214.9
Std Dev 238.4
pull1D
Entries 50
Mean −0.005512
Std Dev 0.9454

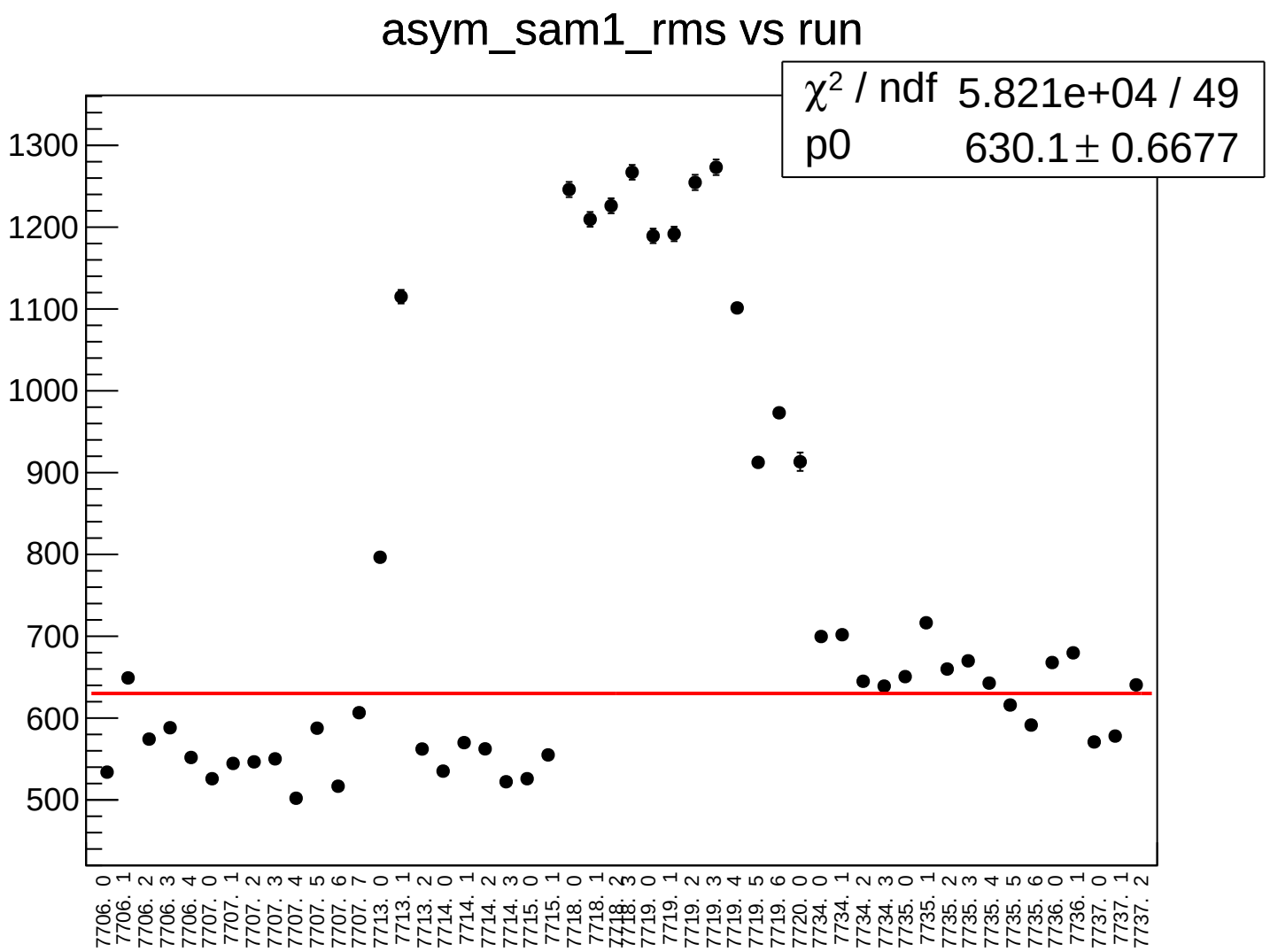
asym_sam1_rms vs run
χ² / ndf 5.821e+04 / 49
p0 630.1 ± 0.6677
1300
1200
1100
1000
900
800
700
600
500
7706. 0
7706. 1
7706. 2
7706. 3
7706. 4
7707. 0
7707. 1
7707. 2
7707. 3
7707. 4
7707. 5
7707. 6
7707. 7
7713. 0
7713. 1
7713. 2
7714. 0
7714. 1
7714. 2
7714. 3
7715. 0
7715. 1
7718. 0
7718. 1
7718. 2
7718. 3
7719. 0
7719. 1
7719. 2
7719. 3
7719. 4
7719. 5
7719. 6
7720. 0
7734. 0
7734. 1
7734. 2
7734. 3
7735. 0
7735. 1
7735. 2
7735. 3
7735. 4
7735. 5
7735. 6
7736. 0
7736. 1
7737. 0
7737. 1
7737. 2

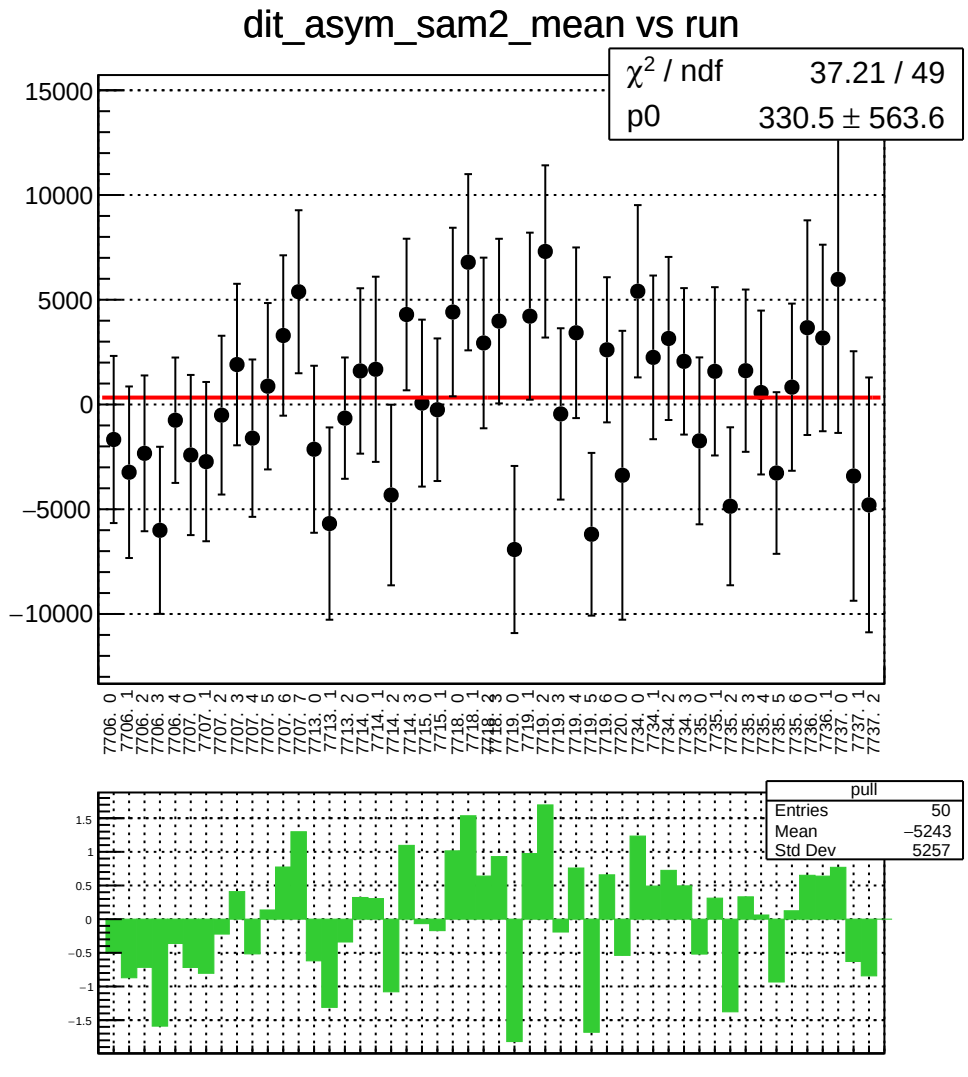
dit_asym_sam2_mean vs run
χ² / ndf 37.21 / 49
p0 330.5 ± 563.6
15000
10000
5000
0
−5000
−10000
7706. 0
7706. 1
7706. 2
7706. 3
7706. 4
7707. 0
7707. 1
7707. 2
7707. 3
7707. 4
7707. 5
7707. 6
7707. 7
7713. 0
7713. 1
7713. 2
7714. 0
7714. 1
7714. 2
7714. 3
7715. 0
7715. 1
7718. 0
7718. 1
7718. 2
7718. 3
7719. 0
7719. 1
7719. 2
7719. 3
7719. 4
7719. 5
7719. 6
7720. 0
7734. 0
7734. 1
7734. 2
7734. 3
7735. 0
7735. 1
7735. 2
7735. 3
7735. 4
7735. 5
7735. 6
7736. 0
7736. 1
7737. 0
7737. 1
7737. 2
pull
Entries 50
Mean −5243
Std Dev 5257
1.5
1
0.5
0
−0.5
−1
−1.5

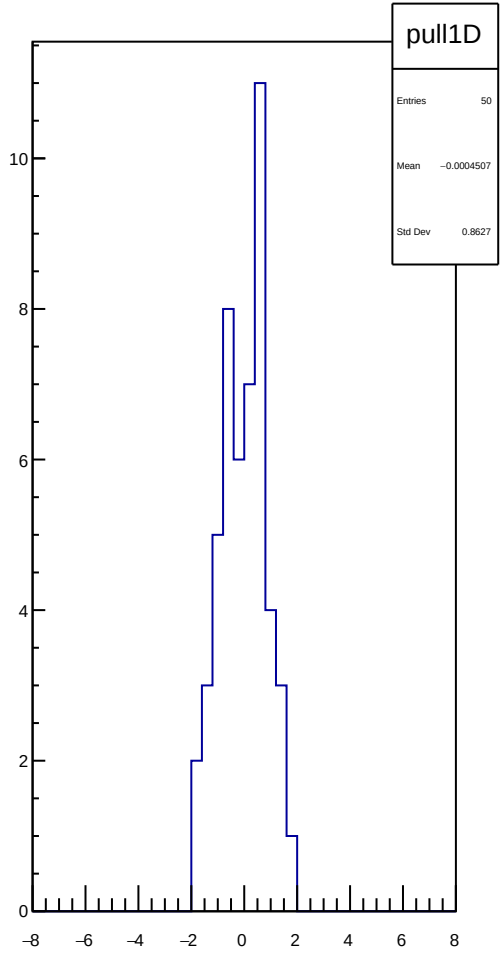
pull1D
Entries 50
Mean −0.0004507
Std Dev 0.8627
10
8
6
4
2
0
−8
−6
−4
−2
0
2
4
6
8

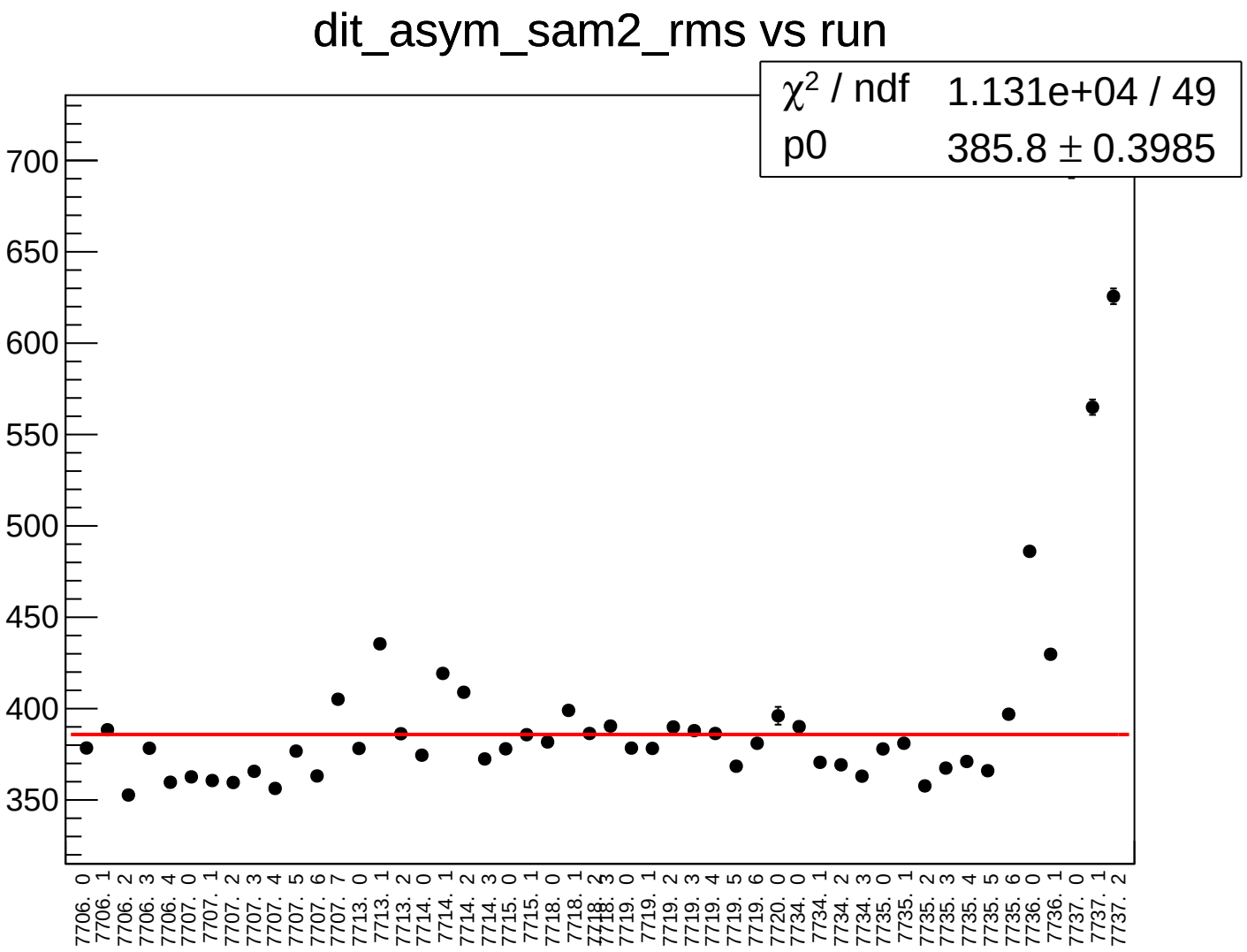
dit_asym_sam2_rms vs run
χ2 / ndf 1.131e+04 / 49
p0 385.8 ± 0.3985
700
650
600
550
500
450
400
350
7706. 0
7706. 1
7706. 2
7706. 3
7706. 4
7707. 0
7707. 1
7707. 2
7707. 3
7707. 4
7707. 5
7707. 6
7707. 7
7713. 0
7713. 1
7713. 2
7714. 0
7714. 1
7714. 2
7714. 3
7715. 0
7715. 1
7718. 0
7718. 1
7718. 2
7718. 3
7719. 0
7719. 1
7719. 2
7719. 3
7719. 4
7719. 5
7719. 6
7720. 0
7734. 0
7734. 1
7734. 2
7734. 3
7735. 0
7735. 1
7735. 2
7735. 3
7735. 4
7735. 5
7735. 6
7736. 0
7736. 1
7737. 0
7737. 1
7737. 2

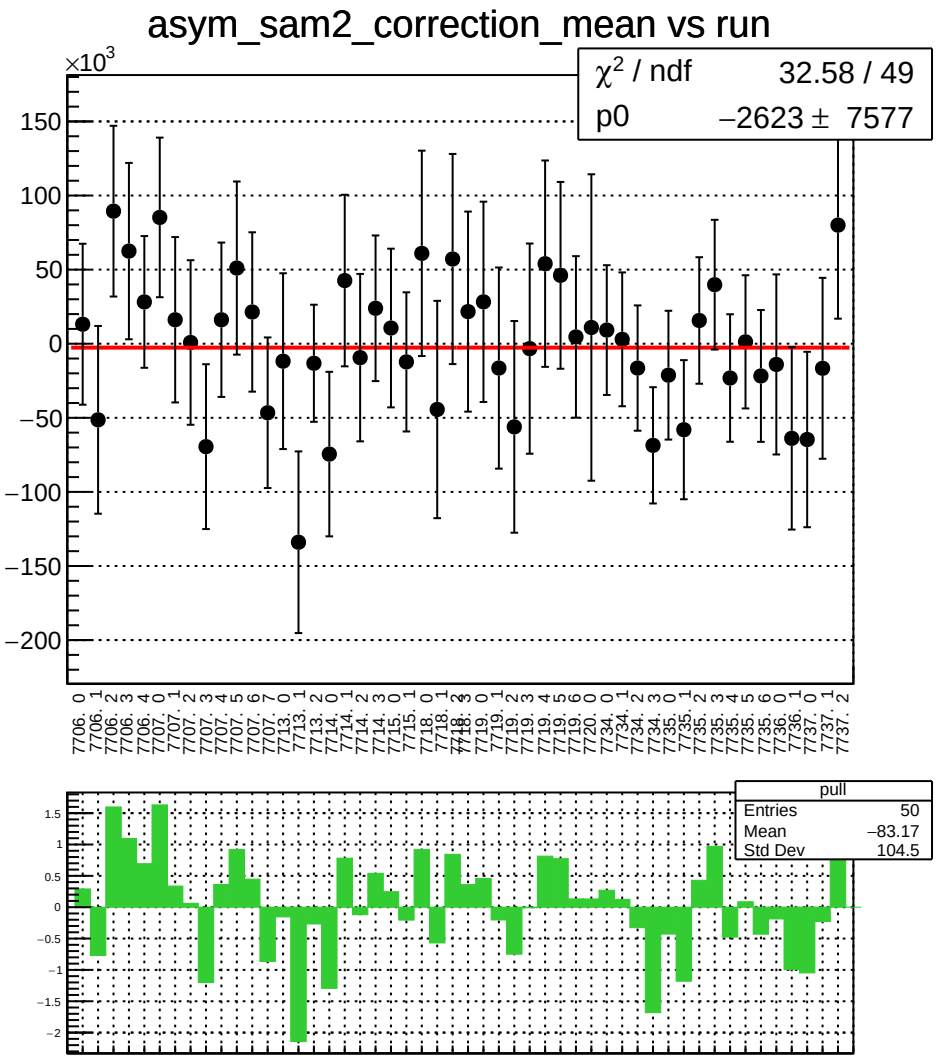
asym_sam2_correction_mean vs run
×10^3
χ^2 / ndf 32.58 / 49
p0 −2623 ± 7577
150
100
50
0
−50
−100
−150
−200
7706. 0
7706. 1
7706. 2
7706. 3
7706. 4
7707. 0
7707. 1
7707. 2
7707. 3
7707. 4
7707. 5
7707. 6
7707. 7
7713. 0
7713. 1
7713. 2
7714. 0
7714. 1
7714. 2
7714. 3
7715. 0
7715. 1
7718. 0
7718. 1
7718. 2
7718. 3
7719. 0
7719. 1
7719. 2
7719. 3
7719. 4
7719. 5
7719. 6
7720. 0
7734. 0
7734. 1
7734. 2
7734. 3
7735. 0
7735. 1
7735. 2
7735. 3
7735. 4
7735. 5
7735. 6
7736. 0
7736. 1
7737. 0
7737. 1
7737. 2
pull
Entries 50
Mean −83.17
Std Dev 104.5
1.5
1
0.5
0
−0.5
−1
−1.5
−2

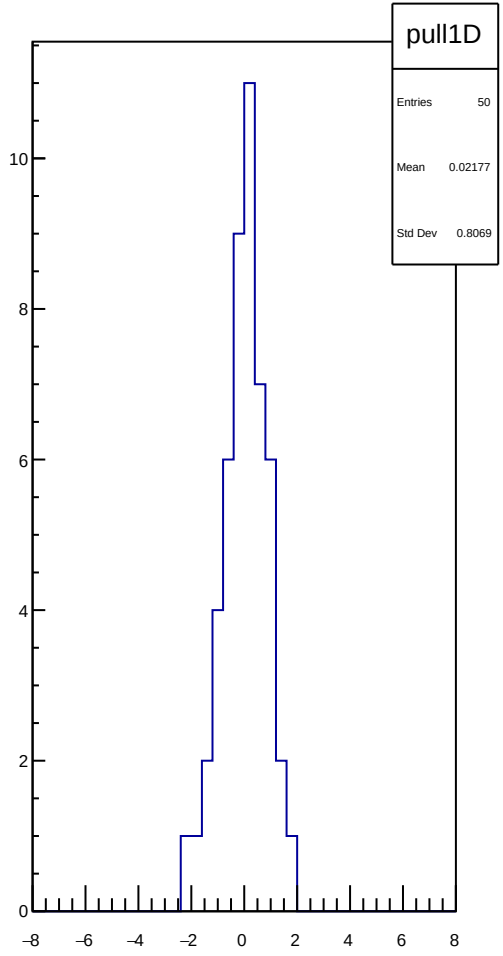
pull1D
Entries 50
Mean 0.02177
Std Dev 0.8069
10
8
6
4
2
0
−8
−6
−4
−2
0
2
4
6
8

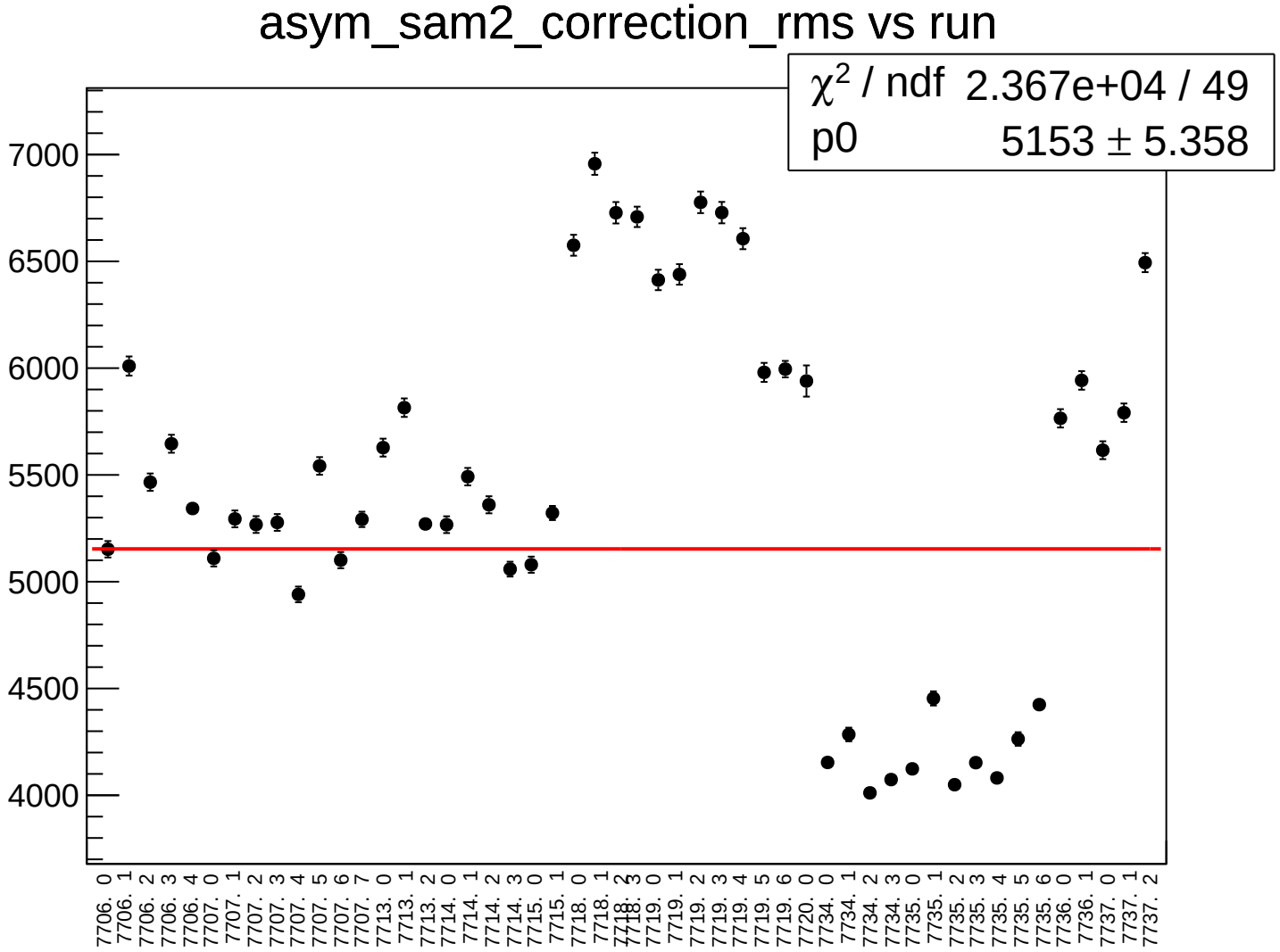
asym_sam2_correction_rms vs run
χ^2 / ndf 2.367e+04 / 49
p0 5153 ± 5.358
7000
6500
6000
5500
5000
4500
4000
7706. 0
7706. 1
7706. 2
7706. 3
7706. 4
7707. 0
7707. 1
7707. 2
7707. 3
7707. 4
7707. 5
7707. 6
7707. 7
7713. 0
7713. 1
7713. 2
7714. 0
7714. 1
7714. 2
7714. 3
7715. 0
7715. 1
7718. 0
7718. 1
7718. 2
7718. 3
7719. 0
7719. 1
7719. 2
7719. 3
7719. 4
7719. 5
7719. 6
7720. 0
7734. 0
7734. 1
7734. 2
7734. 3
7735. 0
7735. 1
7735. 2
7735. 3
7735. 4
7735. 5
7735. 6
7736. 0
7736. 1
7737. 0
7737. 1
7737. 2

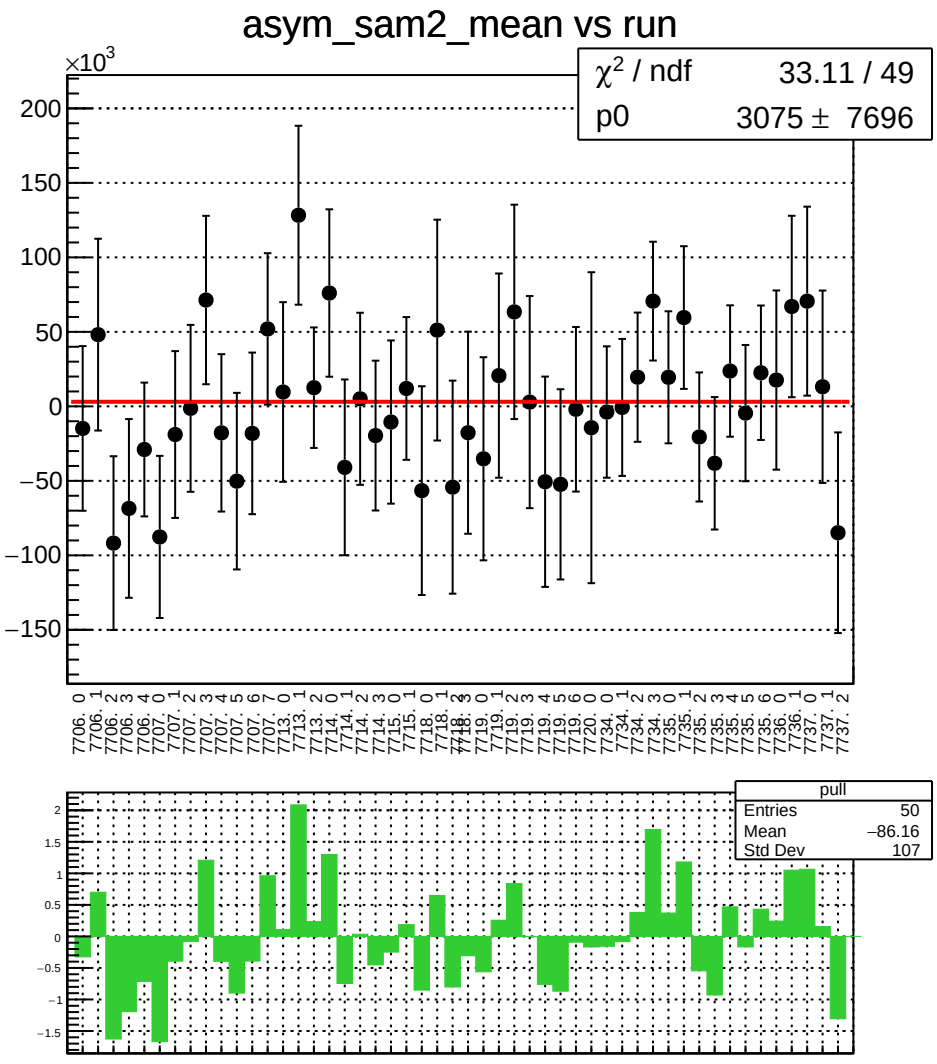
asym_sam2_mean vs run
×10^3
χ² / ndf 33.11 / 49
p0 3075 ± 7696
pull
Entries 50
Mean −86.16
Std Dev 107

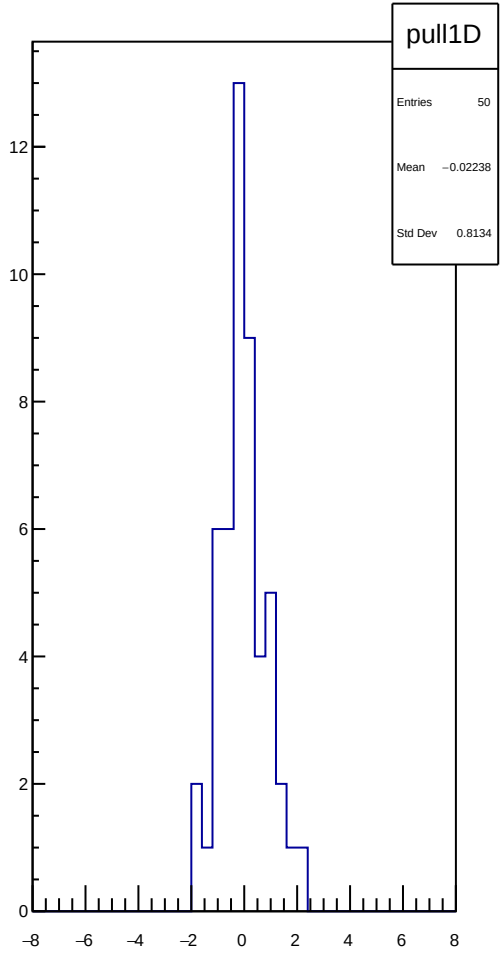
pull1D
Entries 50
Mean −0.02238
Std Dev 0.8134

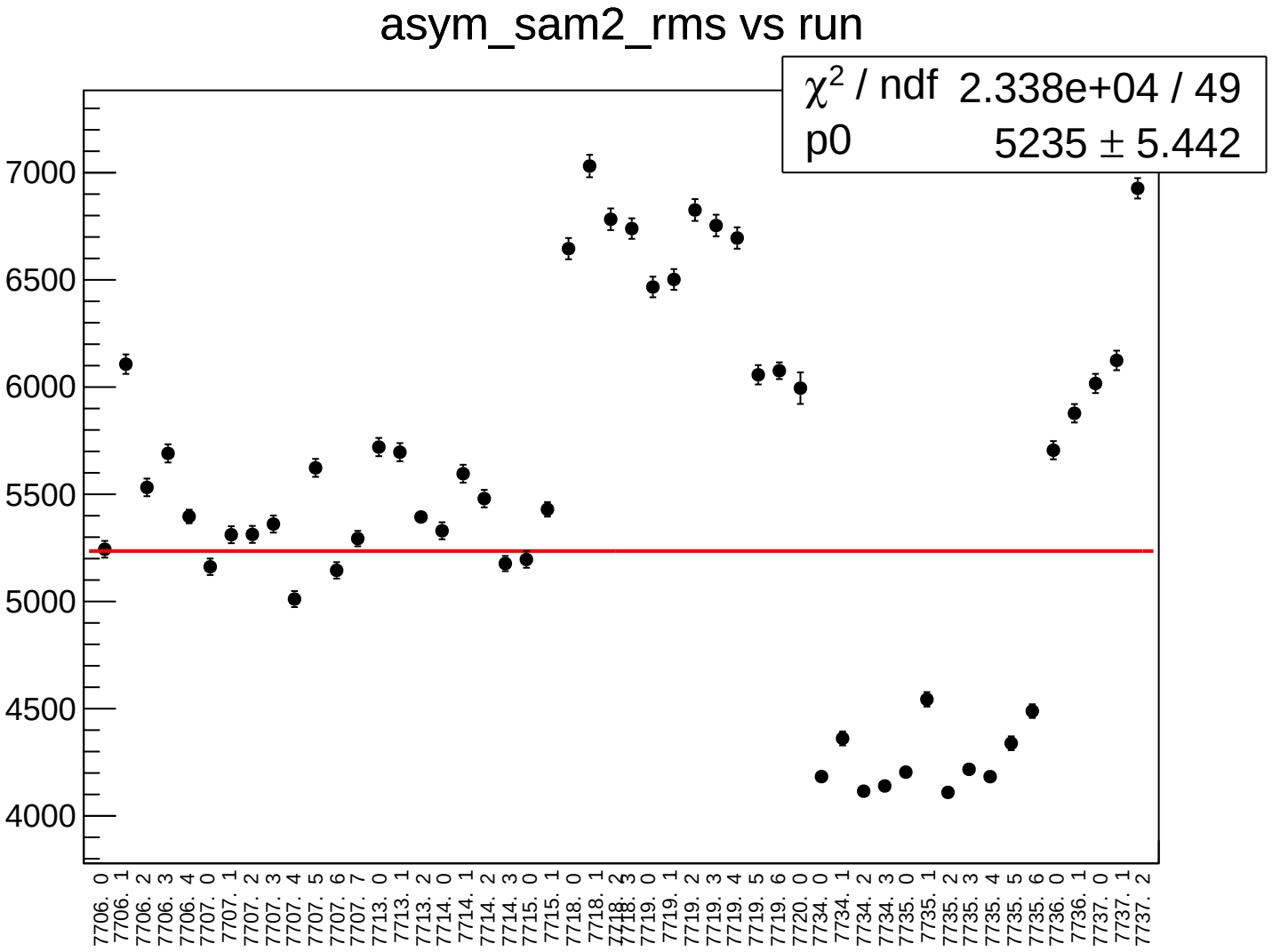
asym_sam2_rms vs run
χ2 / ndf 2.338e+04 / 49
p0 5235 ± 5.442
7000
6500
6000
5500
5000
4500
4000
7706. 0
7706. 1
7706. 2
7706. 3
7706. 4
7707. 0
7707. 1
7707. 2
7707. 3
7707. 4
7707. 5
7707. 6
7707. 7
7713. 0
7713. 1
7713. 2
7714. 0
7714. 1
7714. 2
7714. 3
7715. 0
7715. 1
7718. 0
7718. 1
7719. 0
7719. 1
7719. 2
7719. 3
7719. 4
7719. 5
7719. 6
7720. 0
7734. 0
7734. 1
7734. 2
7734. 3
7735. 0
7735. 1
7735. 2
7735. 3
7735. 4
7735. 5
7735. 6
7736. 0
7736. 1
7737. 0
7737. 1
7737. 2

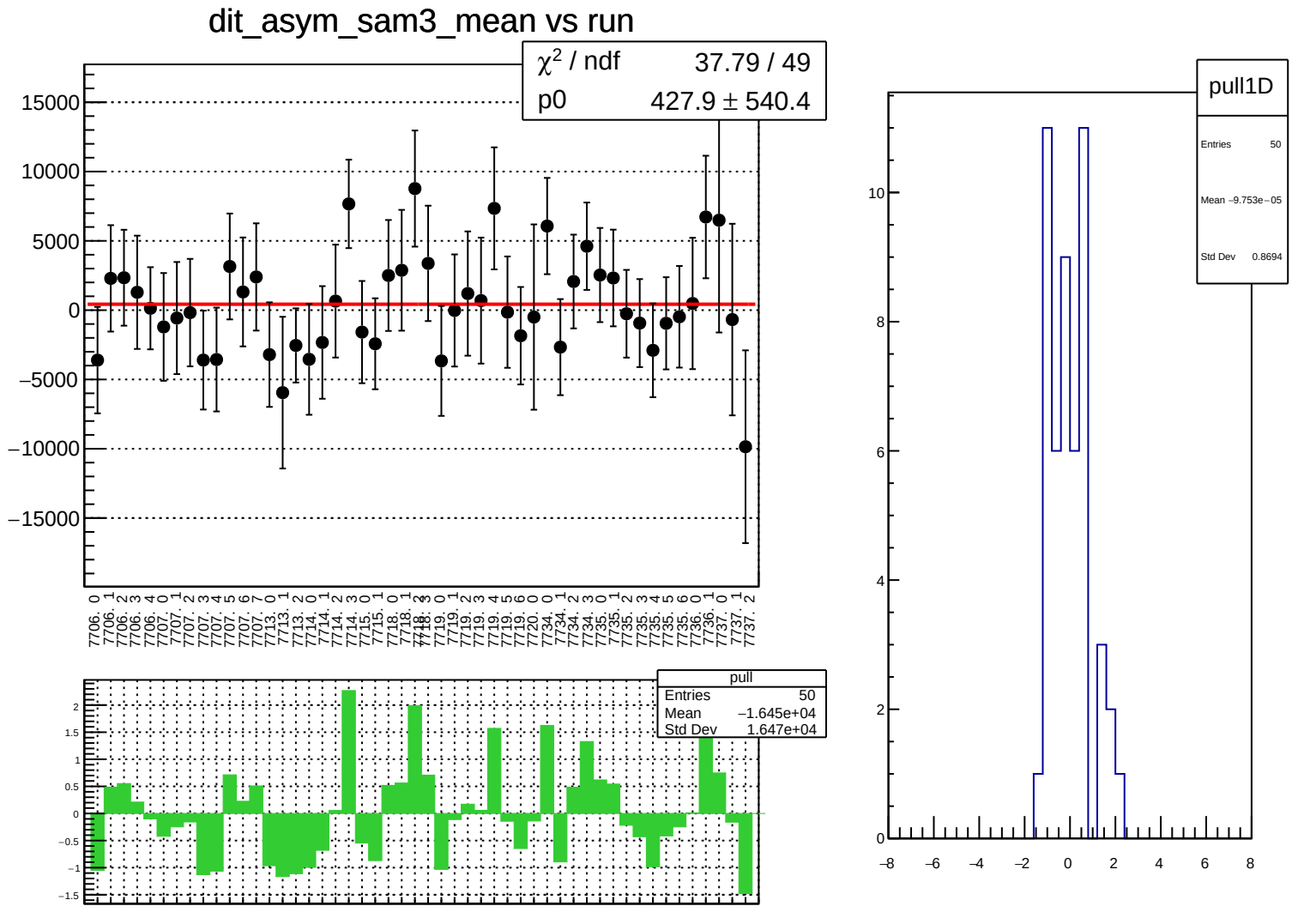
dit_asym_sam3_mean vs run
χ² / ndf 37.79 / 49
p0 427.9 ± 540.4
15000
10000
5000
0
−5000
−10000
−15000
7706. 0
7706. 1
7706. 2
7706. 3
7706. 4
7707. 0
7707. 1
7707. 2
7707. 3
7707. 4
7707. 5
7707. 6
7707. 7
7713. 0
7713. 1
7713. 2
7714. 0
7714. 1
7714. 2
7714. 3
7715. 0
7715. 1
7718. 0
7718. 1
7718. 2
7718. 3
7719. 0
7719. 1
7719. 2
7719. 3
7719. 4
7719. 5
7719. 6
7720. 0
7734. 0
7734. 1
7734. 2
7734. 3
7735. 0
7735. 1
7735. 2
7735. 3
7735. 4
7735. 5
7735. 6
7736. 0
7736. 1
7737. 0
7737. 1
7737. 2
pull
Entries 50
Mean −1.645e+04
Std Dev 1.647e+04
2
1.5
1
0.5
0
−0.5
−1
−1.5
pull1D
Entries 50
Mean −9.753e−05
Std Dev 0.8694
10
8
6
4
2
0
−8
−6
−4
−2
0
2
4
6
8

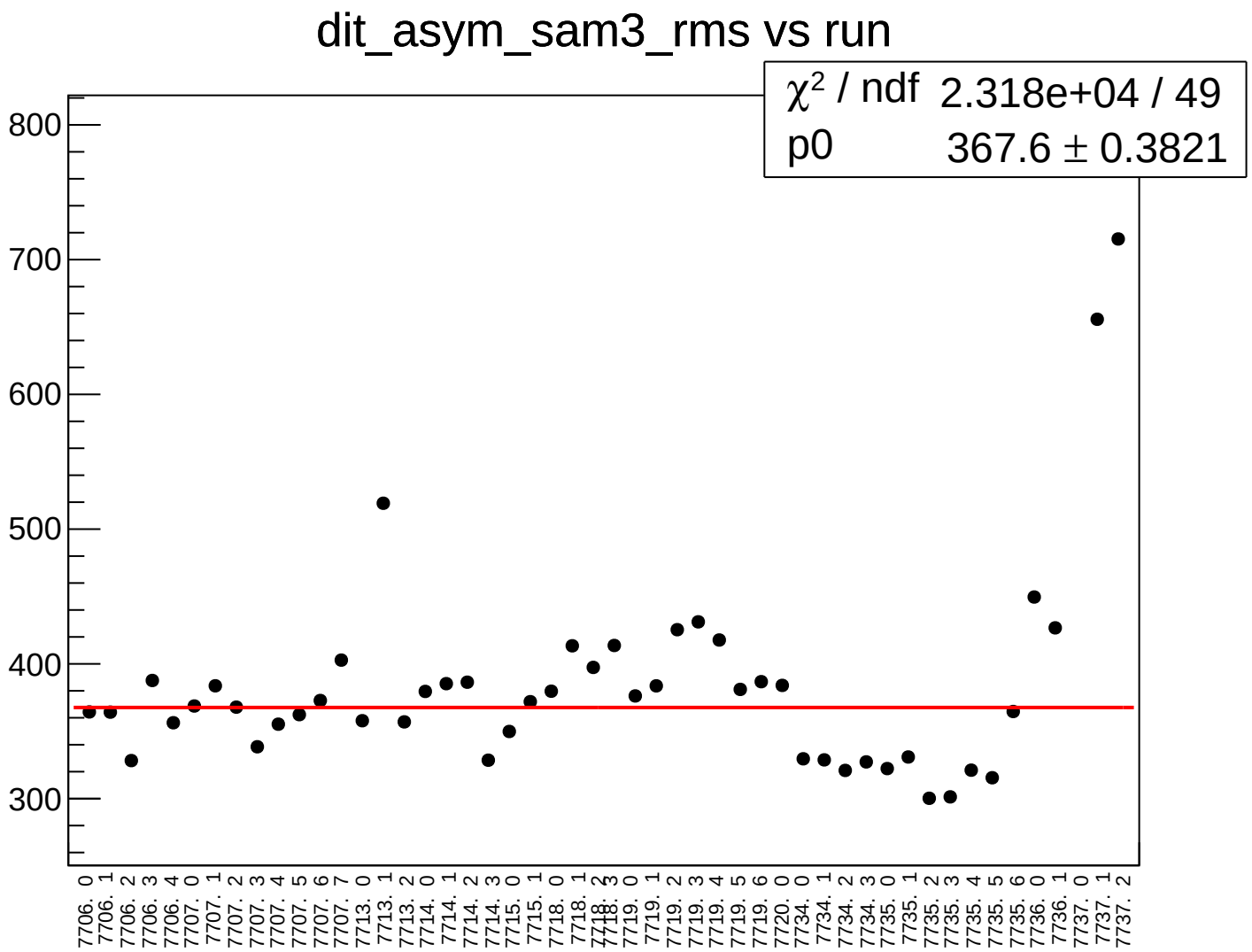
dit_asym_sam3_rms vs run
χ² / ndf 2.318e+04 / 49
p0 367.6 ± 0.3821
800
700
600
500
400
300
7706. 0
7706. 1
7706. 2
7706. 3
7706. 4
7707. 0
7707. 1
7707. 2
7707. 3
7707. 4
7707. 5
7707. 6
7707. 7
7713. 0
7713. 1
7713. 2
7714. 0
7714. 1
7714. 2
7714. 3
7715. 0
7715. 1
7718. 0
7718. 1
7719. 0
7719. 1
7719. 2
7719. 3
7719. 4
7719. 5
7719. 6
7720. 0
7734. 0
7734. 1
7734. 2
7734. 3
7735. 0
7735. 1
7735. 2
7735. 3
7735. 4
7735. 5
7735. 6
7736. 0
7736. 1
7737. 0
7737. 1
7737. 2

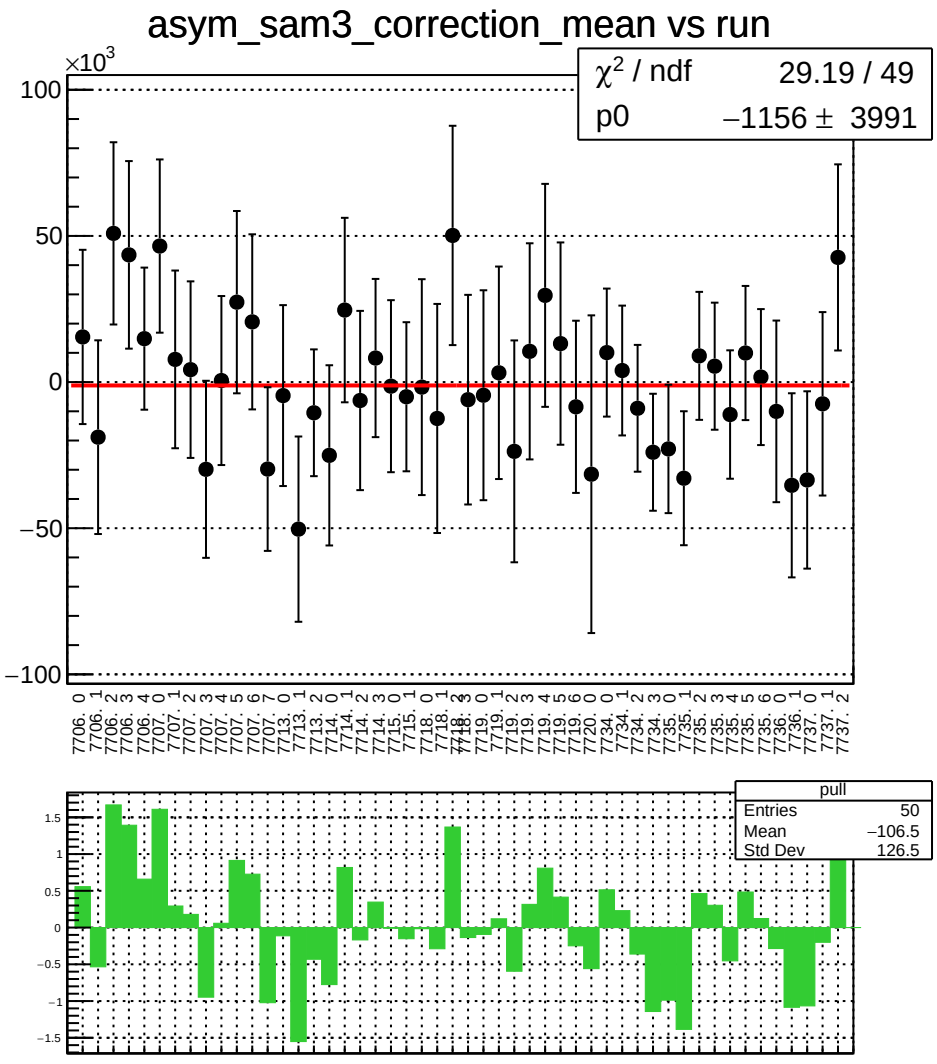
asym_sam3_correction_mean vs run
×10^3
χ² / ndf 29.19 / 49
p0 −1156 ± 3991
pull
Entries 50
Mean −106.5
Std Dev 126.5

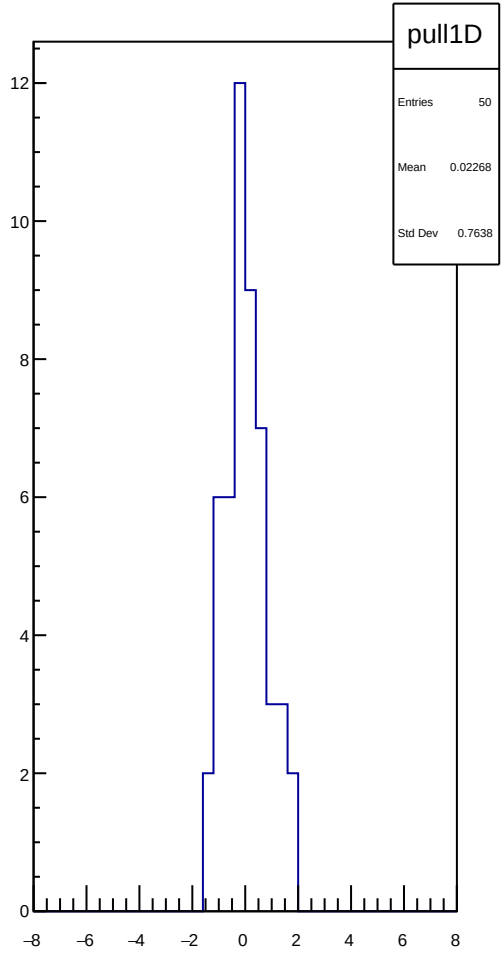
pull1D
Entries 50
Mean 0.02268
Std Dev 0.7638

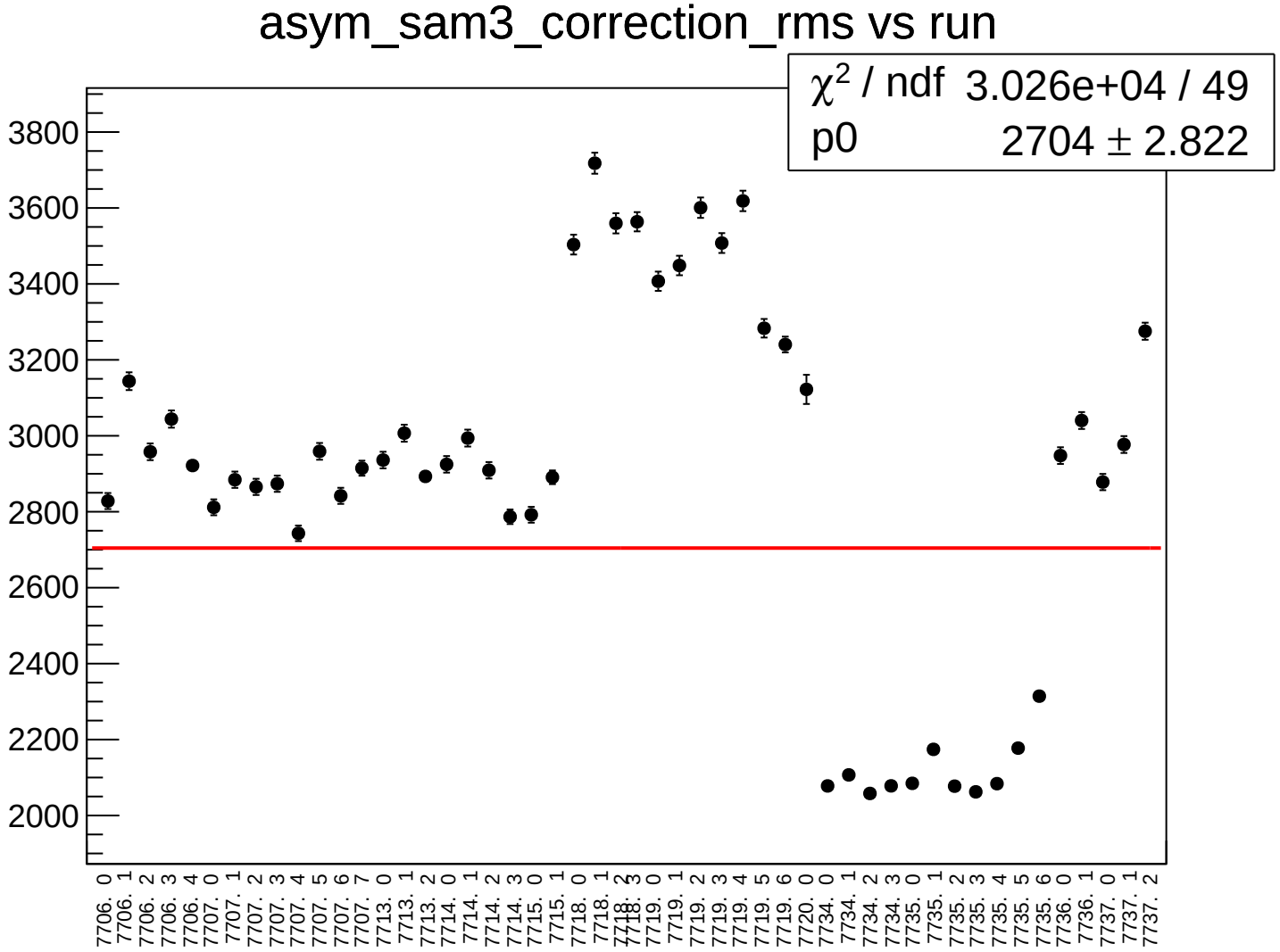
asym_sam3_correction_rms vs run
χ2 / ndf 3.026e+04 / 49
p0 2704 ± 2.822
3800
3600
3400
3200
3000
2800
2600
2400
2200
2000
7706. 0
7706. 1
7706. 2
7706. 3
7706. 4
7707. 0
7707. 1
7707. 2
7707. 3
7707. 4
7707. 5
7707. 6
7707. 7
7713. 0
7713. 1
7713. 2
7714. 0
7714. 1
7714. 2
7714. 3
7715. 0
7715. 1
7718. 0
7718. 1
7718. 2
7718. 3
7719. 0
7719. 1
7719. 2
7719. 3
7719. 4
7719. 5
7719. 6
7720. 0
7734. 0
7734. 1
7734. 2
7734. 3
7735. 0
7735. 1
7735. 2
7735. 3
7735. 4
7735. 5
7735. 6
7736. 0
7736. 1
7737. 0
7737. 1
7737. 2

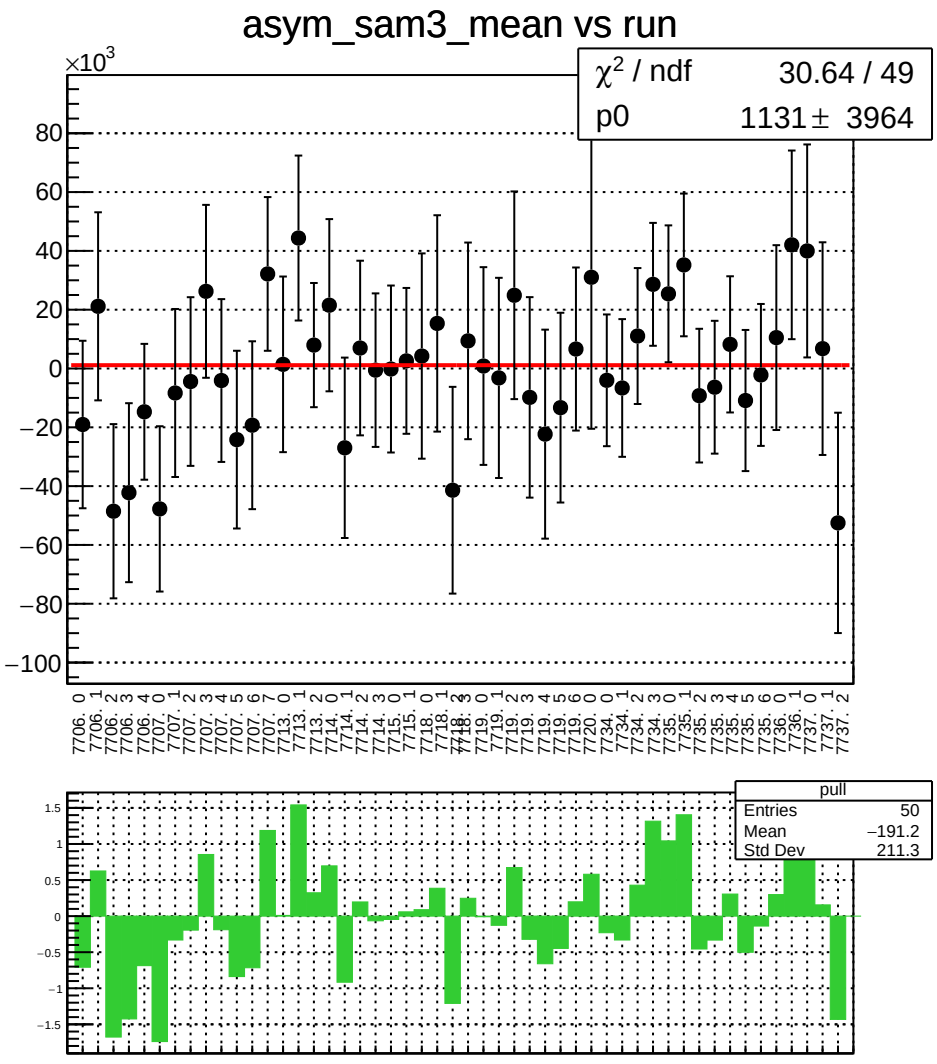
asym_sam3_mean vs run
×10^3
χ² / ndf 30.64 / 49
p0 1131 ± 3964
80
60
40
20
0
−20
−40
−60
−80
−100
7706. 0
7706. 1
7706. 2
7706. 3
7706. 4
7707. 0
7707. 1
7707. 2
7707. 3
7707. 4
7707. 5
7707. 6
7707. 7
7713. 0
7713. 1
7713. 2
7714. 0
7714. 1
7714. 2
7714. 3
7715. 0
7715. 1
7718. 0
7718. 1
7718. 2
7718. 3
7719. 0
7719. 1
7719. 2
7719. 3
7719. 4
7719. 5
7719. 6
7720. 0
7734. 0
7734. 1
7734. 2
7734. 3
7735. 0
7735. 1
7735. 2
7735. 3
7735. 4
7735. 5
7735. 6
7736. 0
7736. 1
7737. 0
7737. 1
7737. 2
pull
Entries 50
Mean −191.2
Std Dev 211.3
1.5
1
0.5
0
−0.5
−1
−1.5

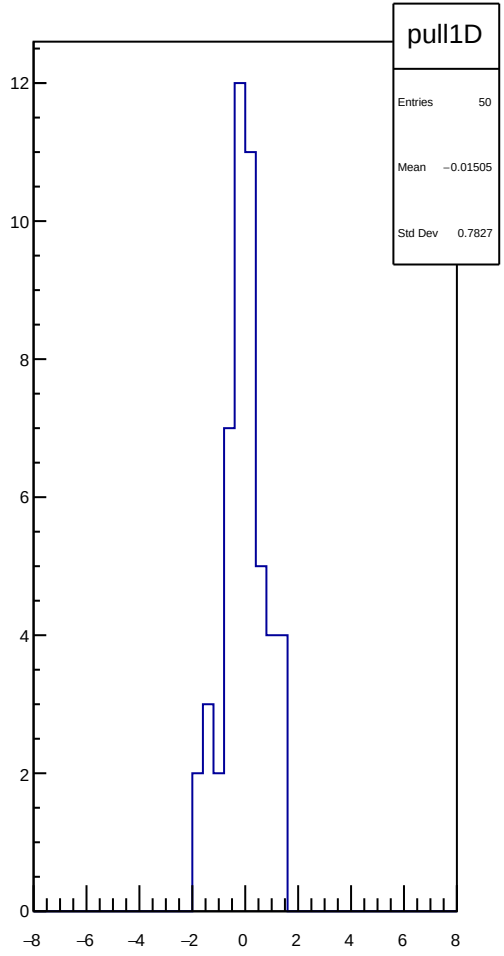
pull1D
Entries 50
Mean −0.01505
Std Dev 0.7827
12
10
8
6
4
2
0
−8
−6
−4
−2
0
2
4
6
8

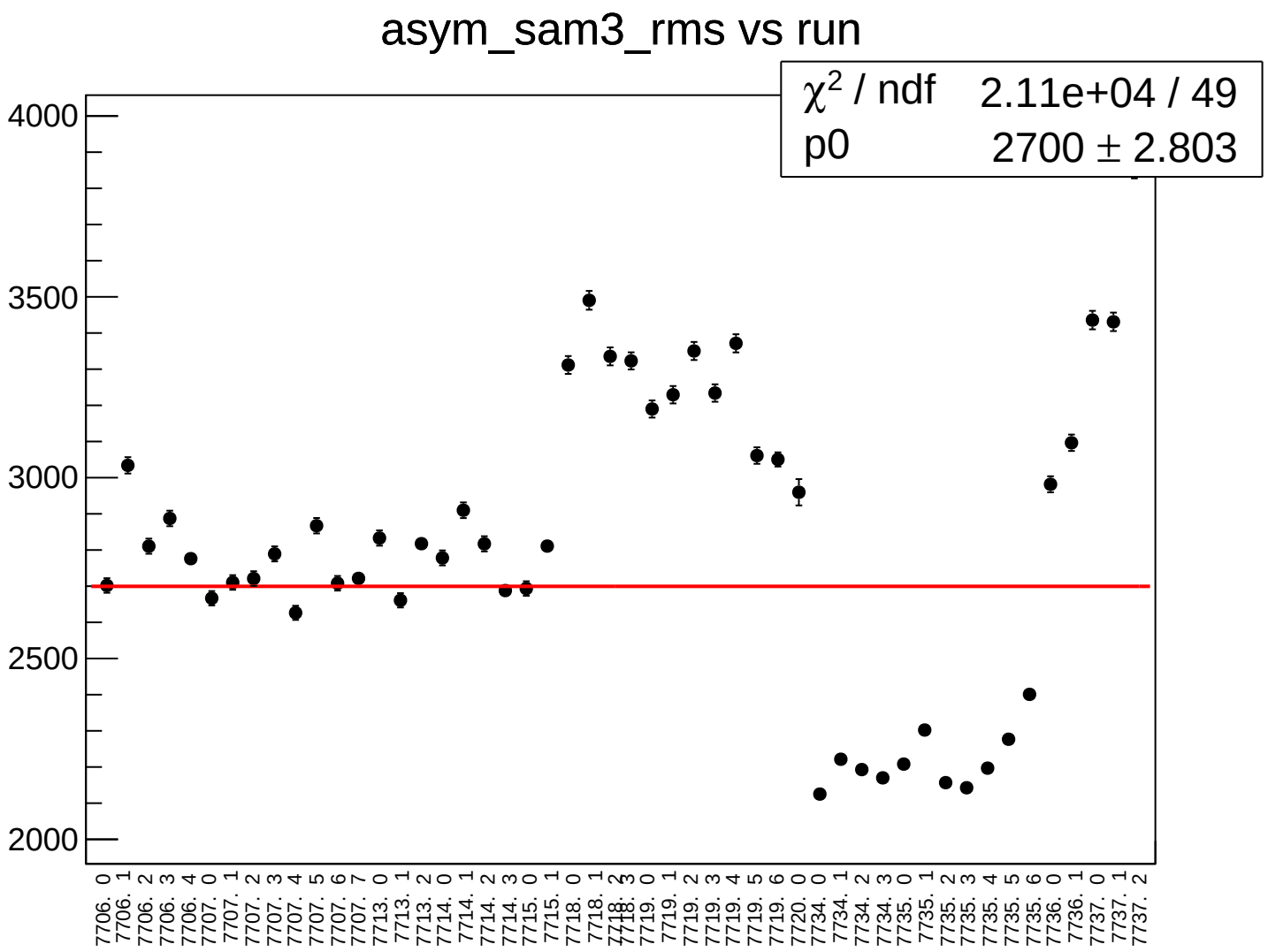
asym_sam3_rms vs run
χ2 / ndf 2.11e+04 / 49
p0 2700 ± 2.803
4000
3500
3000
2500
2000
7706. 0
7706. 1
7706. 2
7706. 3
7706. 4
7707. 0
7707. 1
7707. 2
7707. 3
7707. 4
7707. 5
7707. 6
7707. 7
7713. 0
7713. 1
7713. 2
7714. 0
7714. 1
7714. 2
7714. 3
7715. 0
7715. 1
7718. 0
7718. 1
7718. 2
7718. 3
7719. 0
7719. 1
7719. 2
7719. 3
7719. 4
7719. 5
7719. 6
7720. 0
7734. 0
7734. 1
7734. 2
7734. 3
7735. 0
7735. 1
7735. 2
7735. 3
7735. 4
7735. 5
7735. 6
7736. 0
7736. 1
7737. 0
7737. 1
7737. 2

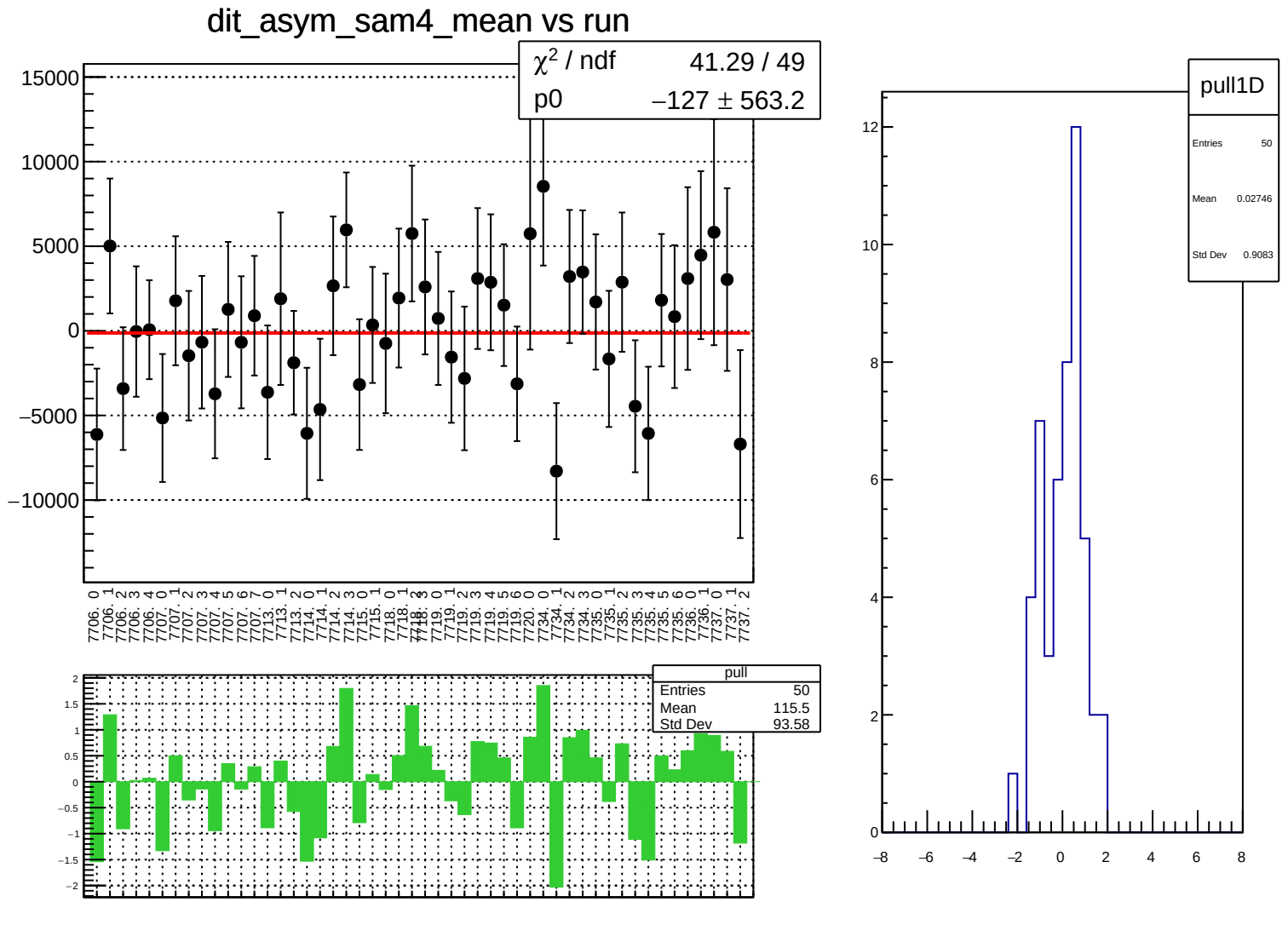
dit_asym_sam4_mean vs run
χ² / ndf 41.29 / 49
p0 −127 ± 563.2
15000
10000
5000
0
−5000
−10000
7706. 0
7706. 1
7706. 2
7706. 3
7706. 4
7707. 0
7707. 1
7707. 2
7707. 3
7707. 4
7707. 5
7707. 6
7707. 7
7713. 0
7713. 1
7713. 2
7714. 0
7714. 1
7714. 2
7714. 3
7715. 0
7715. 1
7718. 0
7718. 1
7718. 2
7718. 3
7719. 0
7719. 1
7719. 2
7719. 3
7719. 4
7719. 5
7719. 6
7720. 0
7734. 0
7734. 1
7734. 2
7734. 3
7735. 0
7735. 1
7735. 2
7735. 3
7735. 4
7735. 5
7735. 6
7736. 0
7736. 1
7737. 0
7737. 1
7737. 2
pull
Entries 50
Mean 115.5
Std Dev 93.58
2
1.5
1
0.5
0
−0.5
−1
−1.5
−2
pull1D
Entries 50
Mean 0.02746
Std Dev 0.9083
12
10
8
6
4
2
0
−8
−6
−4
−2
0
2
4
6
8

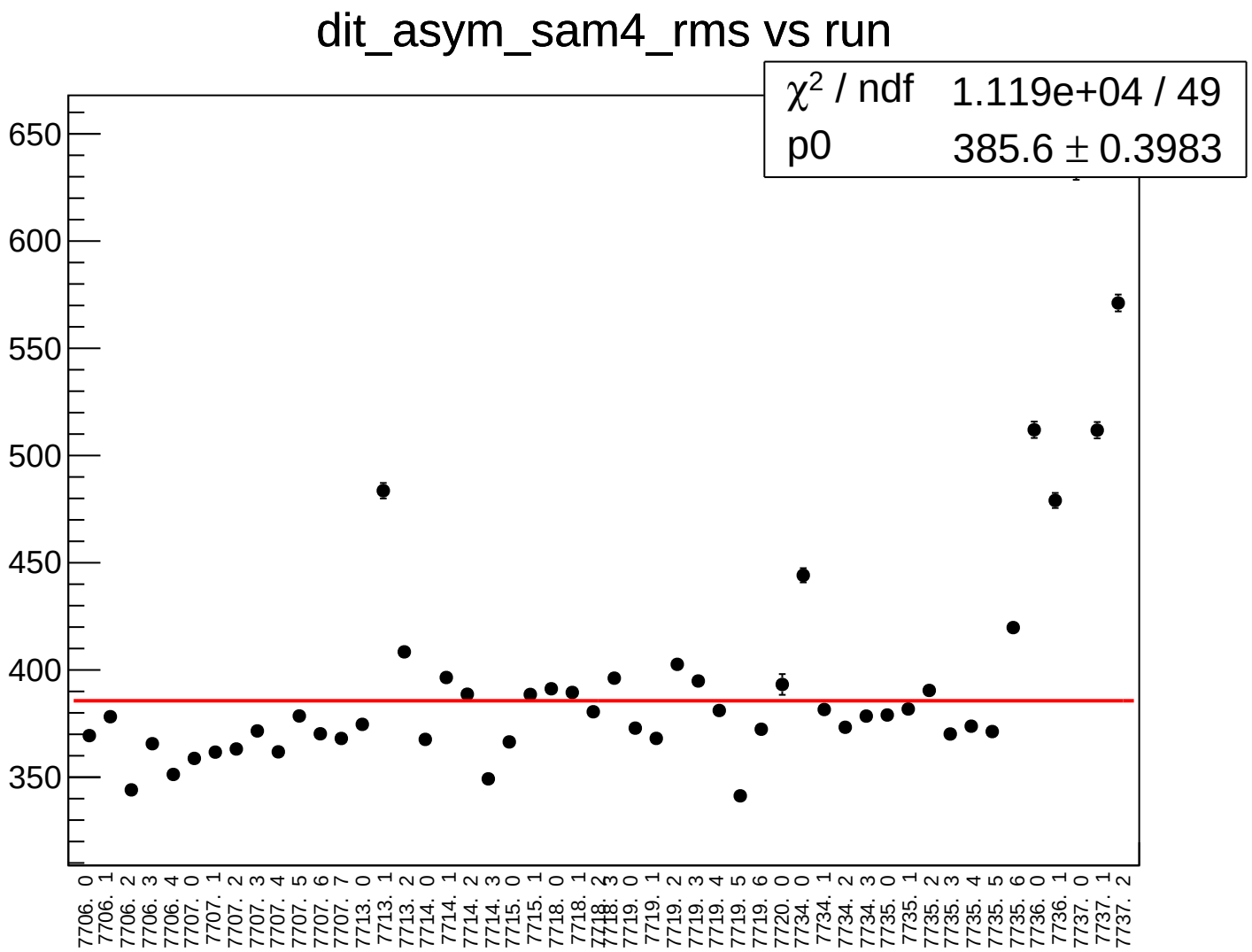
dit_asym_sam4_rms vs run
χ² / ndf 1.119e+04 / 49
p0 385.6 ± 0.3983
650
600
550
500
450
400
350
7706. 0
7706. 1
7706. 2
7706. 3
7706. 4
7707. 0
7707. 1
7707. 2
7707. 3
7707. 4
7707. 5
7707. 6
7707. 7
7713. 0
7713. 1
7713. 2
7714. 0
7714. 1
7714. 2
7714. 3
7715. 0
7715. 1
7718. 0
7718. 1
7719. 0
7719. 1
7719. 2
7719. 3
7719. 4
7719. 5
7719. 6
7720. 0
7734. 0
7734. 1
7734. 2
7734. 3
7735. 0
7735. 1
7735. 2
7735. 3
7735. 4
7735. 5
7735. 6
7736. 0
7736. 1
7737. 0
7737. 1
7737. 2

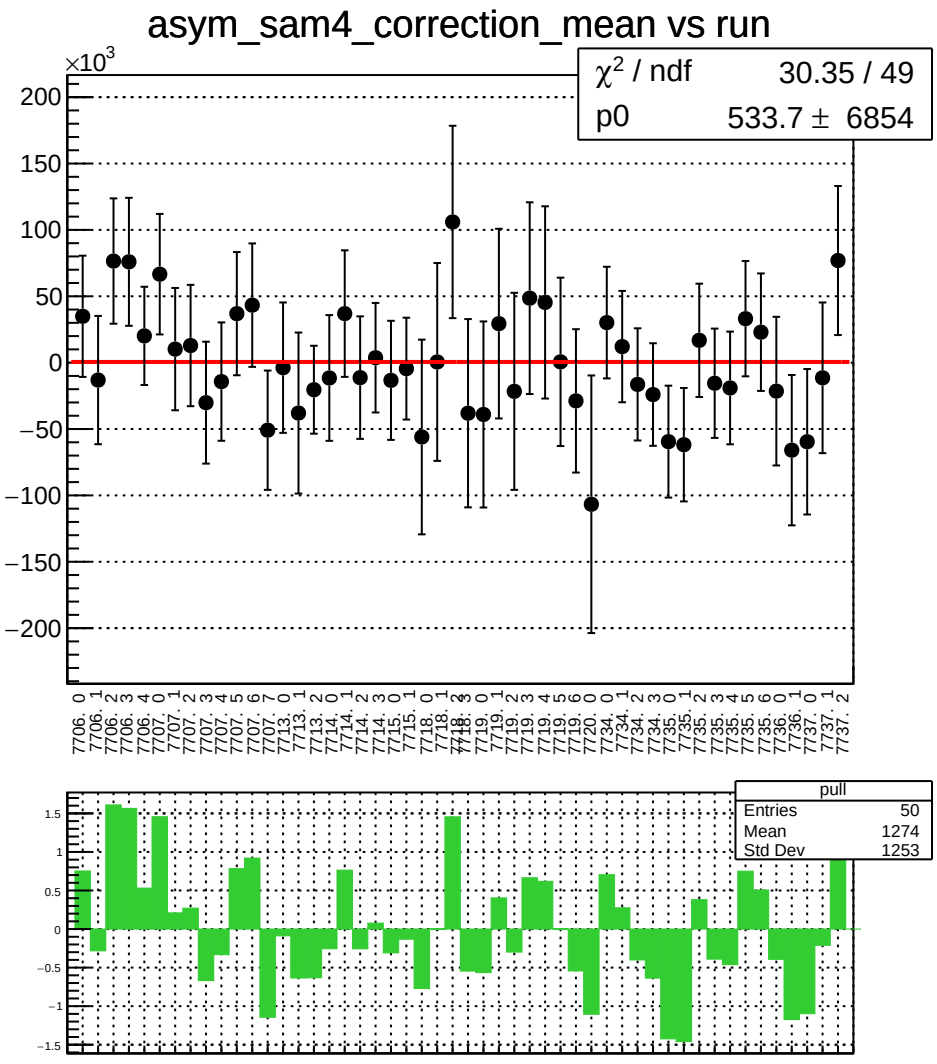
asym_sam4_correction_mean vs run
×10^3
χ^2 / ndf 30.35 / 49
p0 533.7 ± 6854
pull
Entries 50
Mean 1274
Std Dev 1253

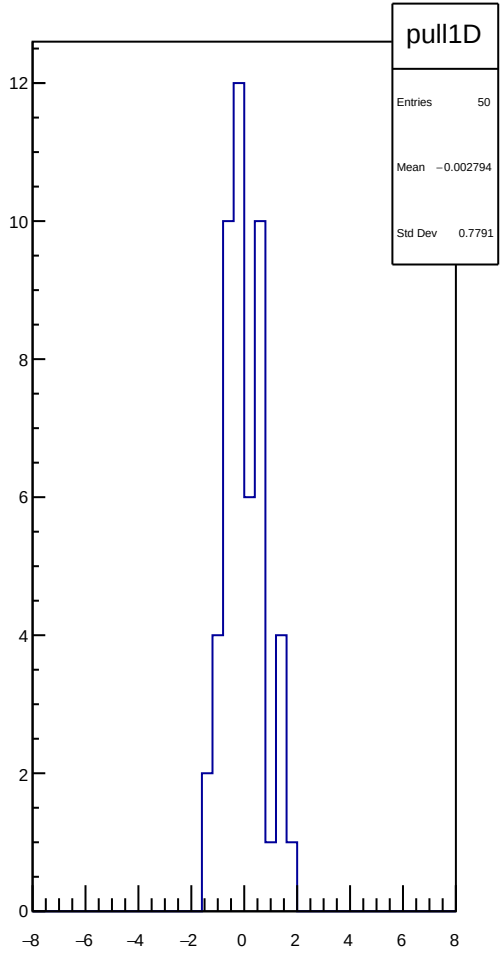
pull1D
Entries 50
Mean −0.002794
Std Dev 0.7791

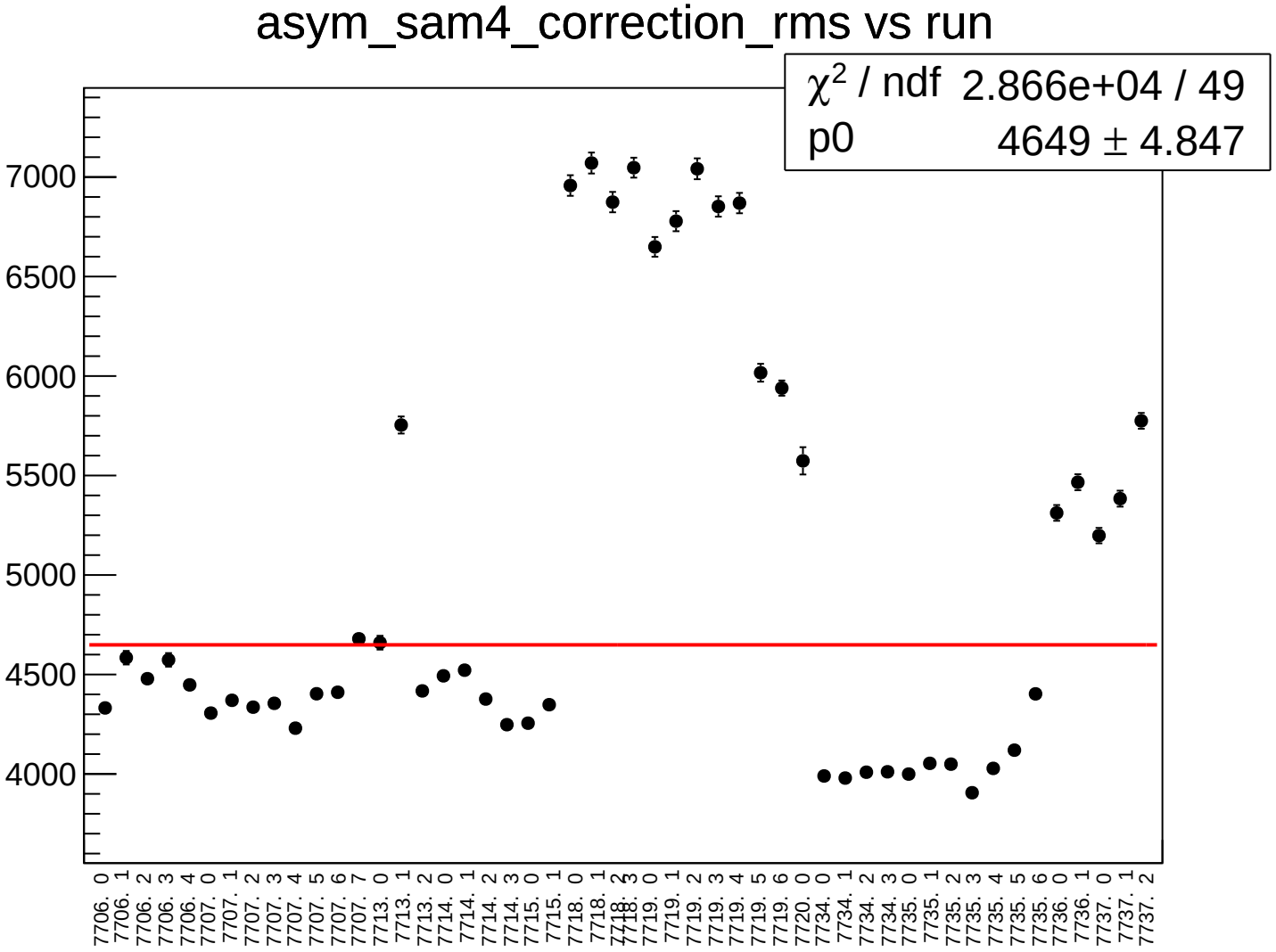
asym_sam4_correction_rms vs run
χ2 / ndf 2.866e+04 / 49
p0 4649 ± 4.847
7000
6500
6000
5500
5000
4500
4000
7706. 0
7706. 1
7706. 2
7706. 3
7706. 4
7707. 0
7707. 1
7707. 2
7707. 3
7707. 4
7707. 5
7707. 6
7707. 7
7713. 0
7713. 1
7713. 2
7714. 0
7714. 1
7714. 2
7714. 3
7715. 0
7715. 1
7718. 0
7718. 1
7718. 2
7718. 3
7719. 0
7719. 1
7719. 2
7719. 3
7719. 4
7719. 5
7719. 6
7720. 0
7734. 0
7734. 1
7734. 2
7734. 3
7735. 0
7735. 1
7735. 2
7735. 3
7735. 4
7735. 5
7735. 6
7736. 0
7736. 1
7737. 0
7737. 1
7737. 2

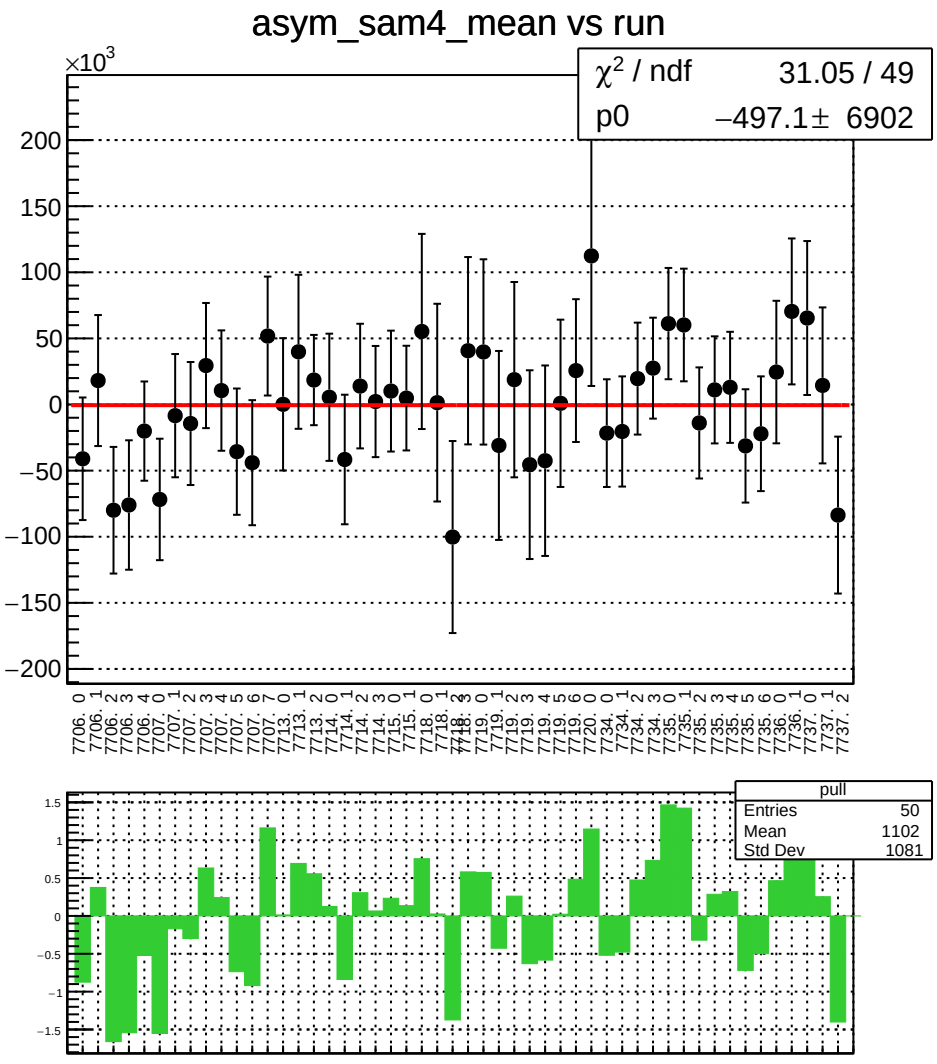
asym_sam4_mean vs run
×10^3
χ² / ndf 31.05 / 49
p0 −497.1± 6902
pull
Entries 50
Mean 1102
Std Dev 1081

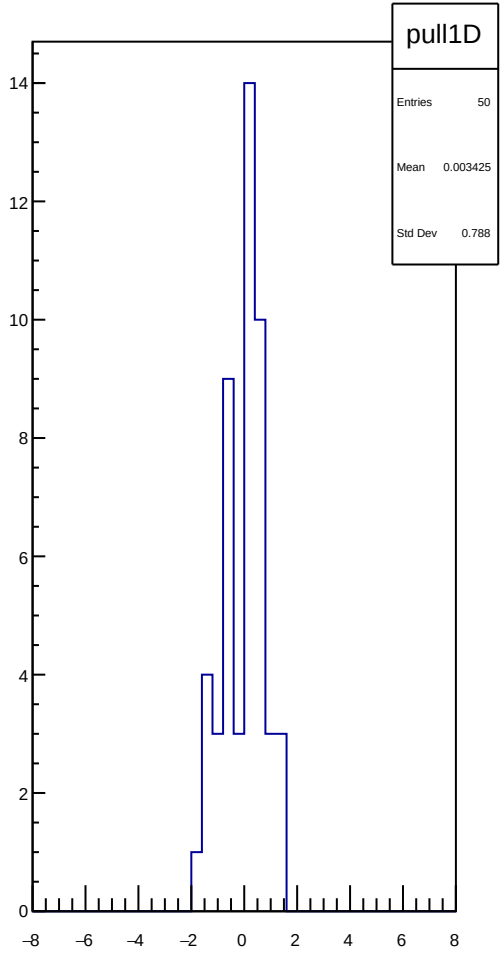
pull1D
Entries 50
Mean 0.003425
Std Dev 0.788

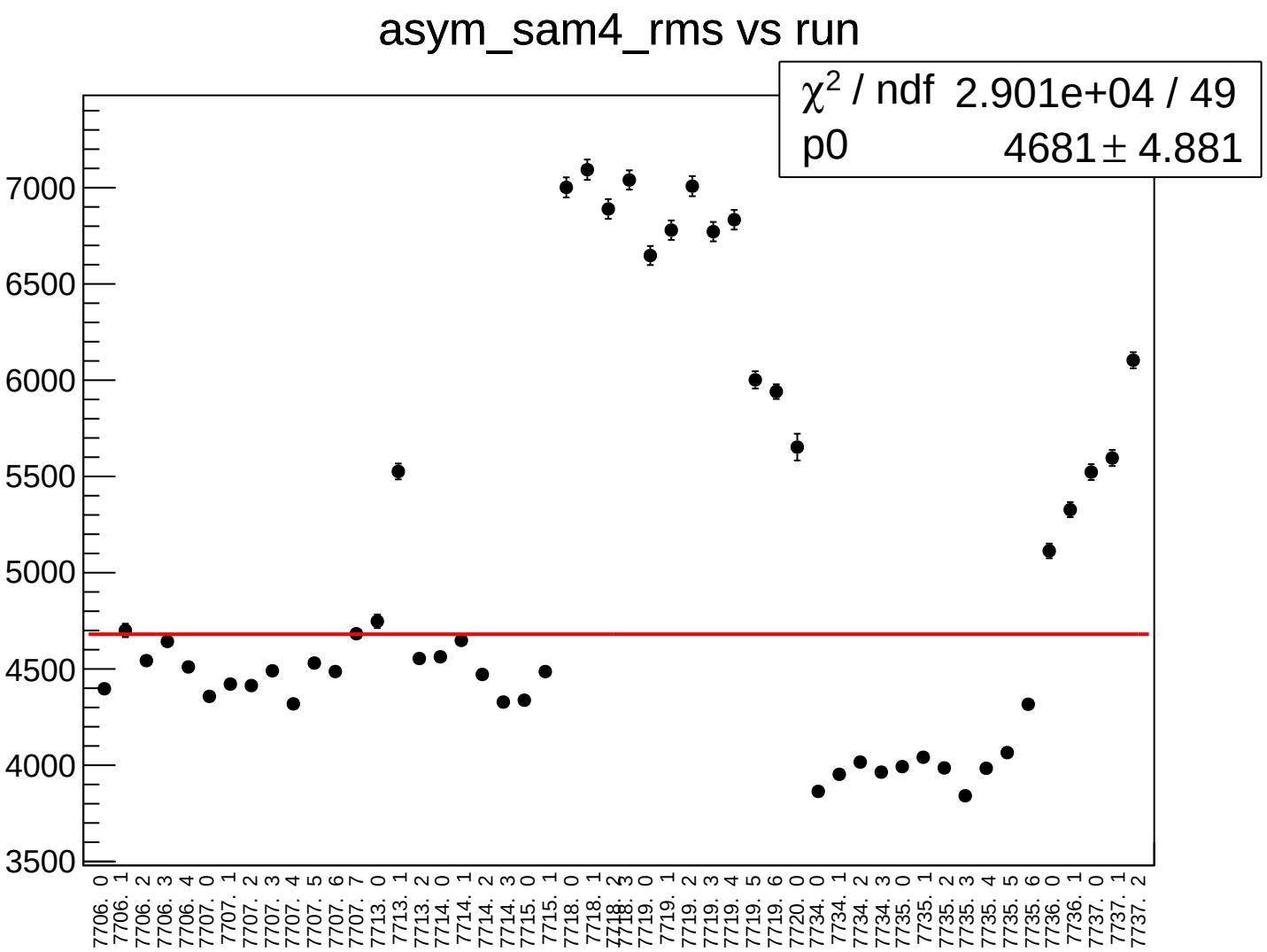
asym_sam4_rms vs run
χ2 / ndf 2.901e+04 / 49
p0 4681 ± 4.881
7000
6500
6000
5500
5000
4500
4000
3500
7706. 0
7706. 1
7706. 2
7706. 3
7706. 4
7707. 0
7707. 1
7707. 2
7707. 3
7707. 4
7707. 5
7707. 6
7707. 7
7713. 0
7713. 1
7713. 2
7714. 0
7714. 1
7714. 2
7714. 3
7715. 0
7715. 1
7718. 0
7718. 1
7718. 2
7718. 3
7719. 0
7719. 1
7719. 2
7719. 3
7719. 4
7719. 5
7719. 6
7720. 0
7734. 0
7734. 1
7734. 2
7734. 3
7735. 0
7735. 1
7735. 2
7735. 3
7735. 4
7735. 5
7735. 6
7736. 0
7736. 1
7737. 0
7737. 1
7737. 2

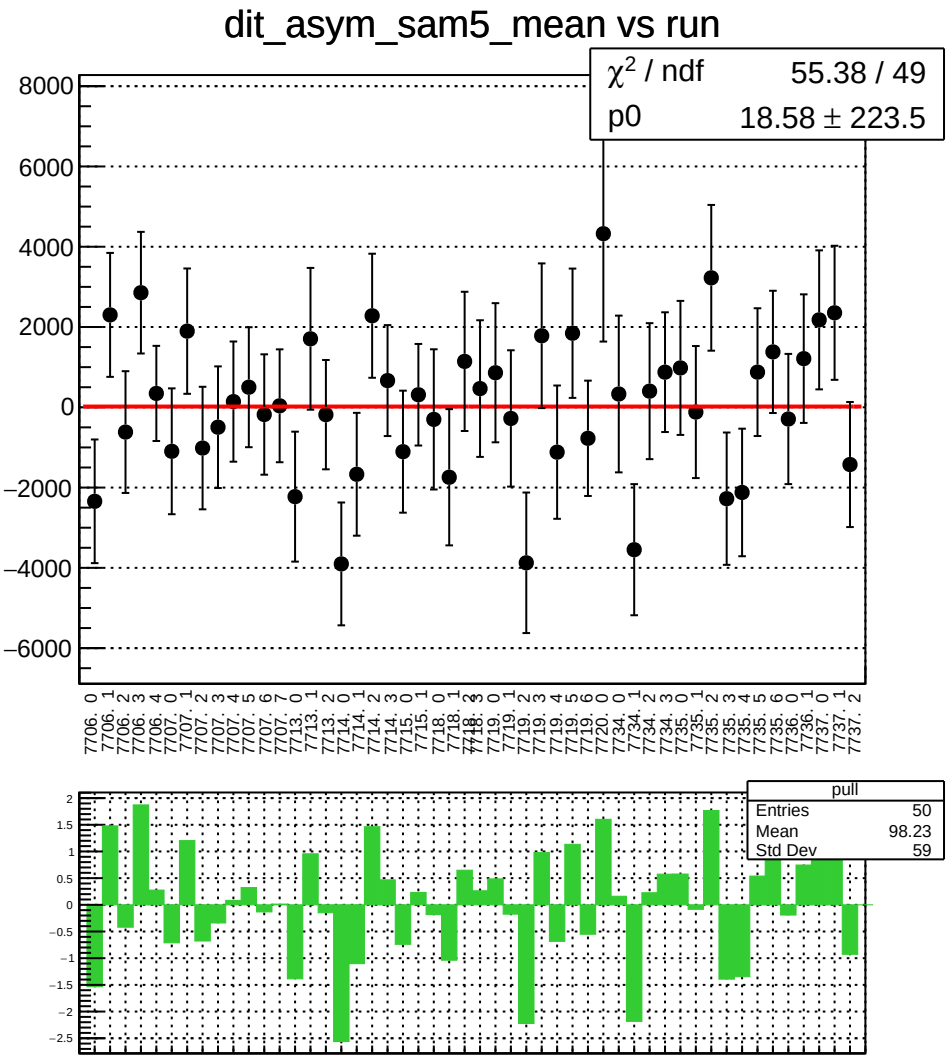
dit_asym_sam5_mean vs run
χ² / ndf 55.38 / 49
p0 18.58 ± 223.5
pull
Entries 50
Mean 98.23
Std Dev 59

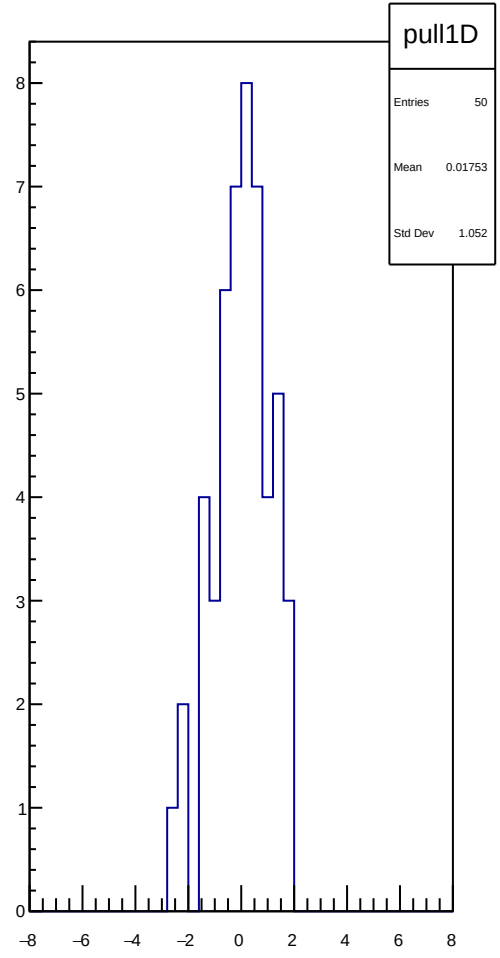
pull1D
Entries 50
Mean 0.01753
Std Dev 1.052

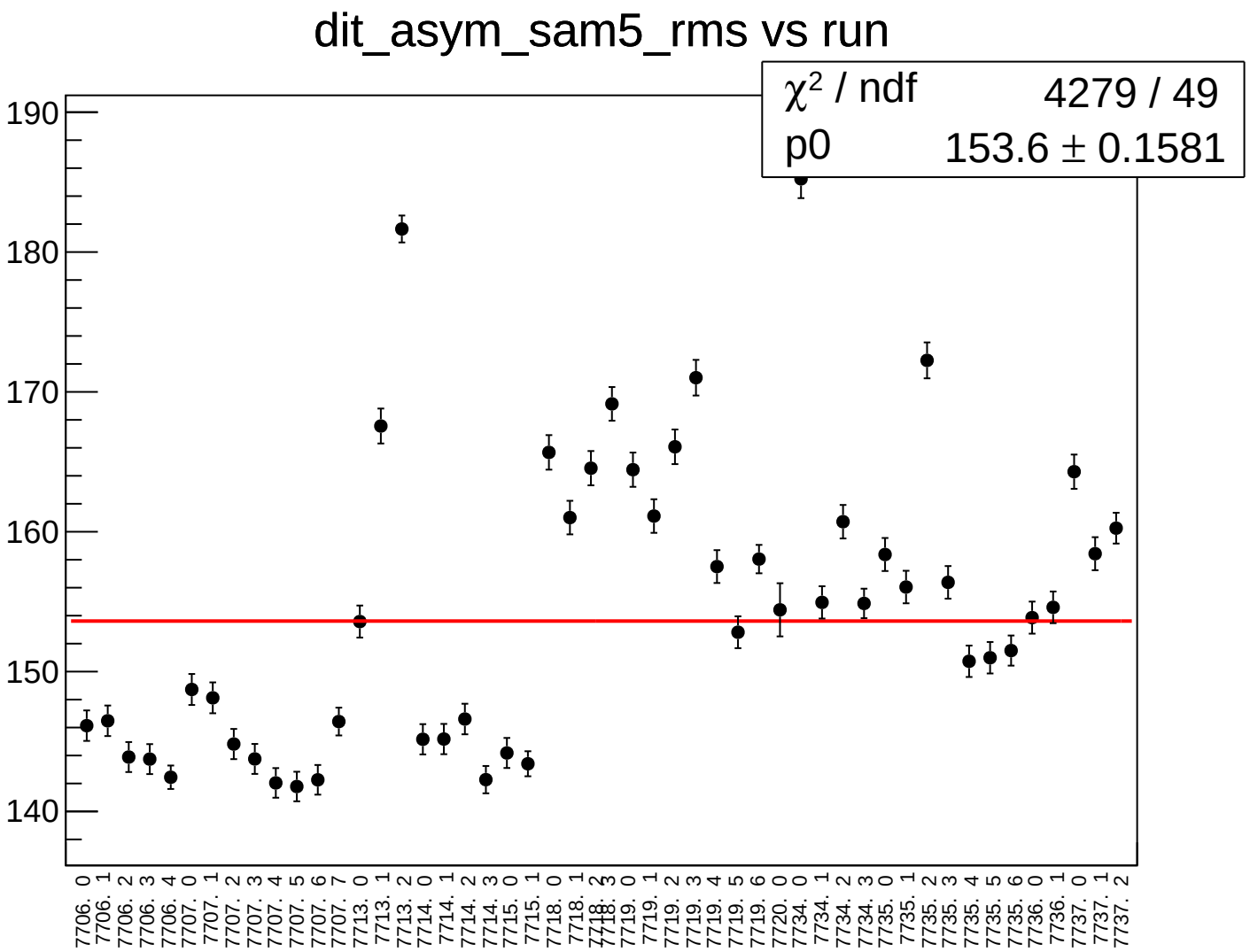
dit_asym_sam5_rms vs run
χ² / ndf 4279 / 49
p0 153.6 ± 0.1581
190
180
170
160
150
140
7706. 0
7706. 1
7706. 2
7706. 3
7706. 4
7707. 0
7707. 1
7707. 2
7707. 3
7707. 4
7707. 5
7707. 6
7707. 7
7713. 0
7713. 1
7713. 2
7714. 0
7714. 1
7714. 2
7714. 3
7715. 0
7715. 1
7718. 0
7718. 1
7718. 2
7718. 3
7719. 0
7719. 1
7719. 2
7719. 3
7719. 4
7719. 5
7719. 6
7720. 0
7734. 0
7734. 1
7734. 2
7734. 3
7735. 0
7735. 1
7735. 2
7735. 3
7735. 4
7735. 5
7735. 6
7736. 0
7736. 1
7737. 0
7737. 1
7737. 2

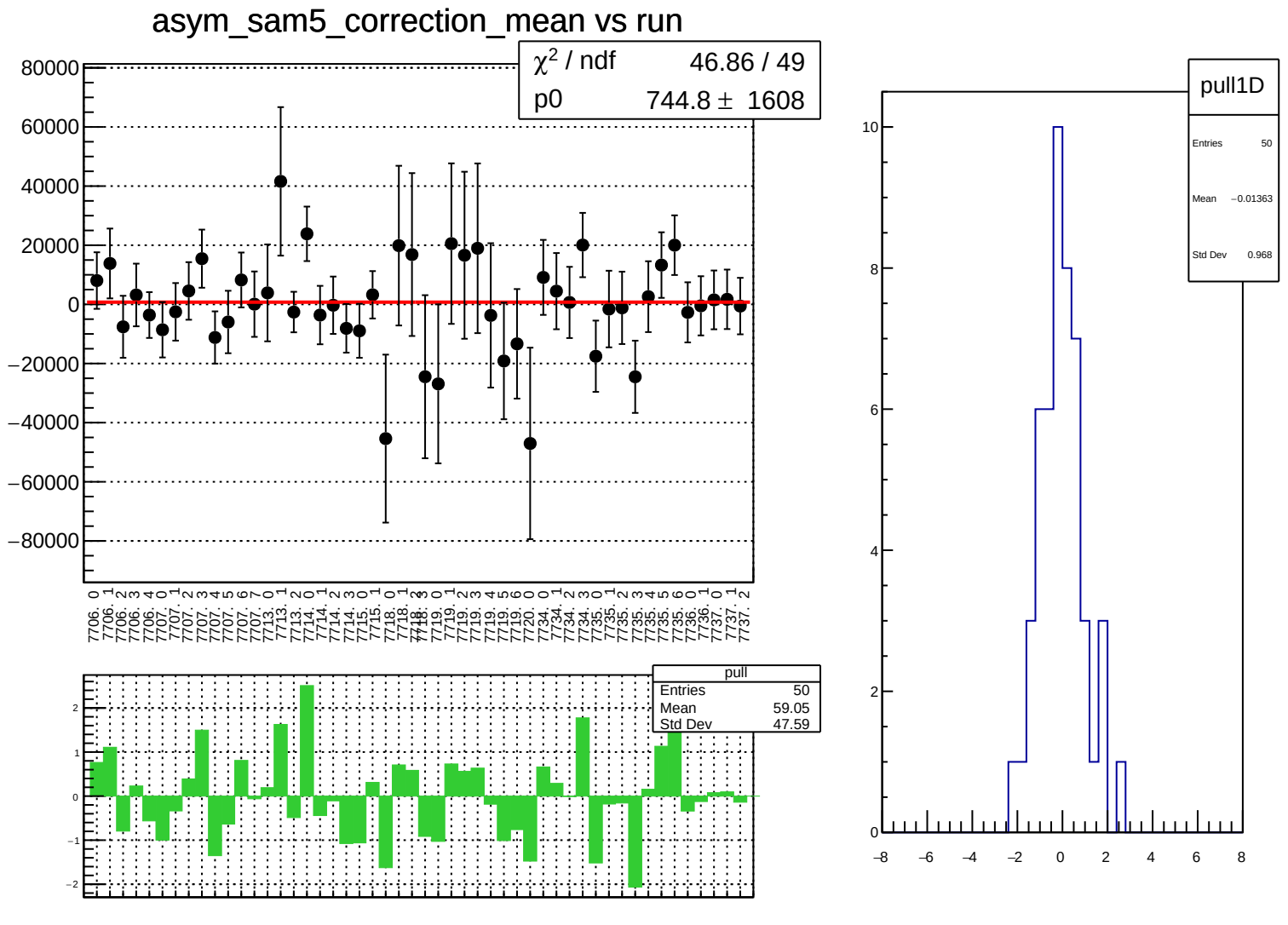
asym_sam5_correction_mean vs run
χ² / ndf 46.86 / 49
p0 744.8 ± 1608
80000
60000
40000
20000
0
−20000
−40000
−60000
−80000
7706. 0
7706. 1
7706. 2
7706. 3
7706. 4
7707. 0
7707. 1
7707. 2
7707. 3
7707. 4
7707. 5
7707. 6
7707. 7
7713. 0
7713. 1
7713. 2
7714. 0
7714. 1
7714. 2
7714. 3
7715. 0
7715. 1
7718. 0
7718. 1
7718. 2
7718. 3
7719. 0
7719. 1
7719. 2
7719. 3
7719. 4
7719. 5
7719. 6
7720. 0
7734. 0
7734. 1
7734. 2
7734. 3
7735. 0
7735. 1
7735. 2
7735. 3
7735. 4
7735. 5
7735. 6
7736. 0
7736. 1
7737. 0
7737. 1
7737. 2
pull
Entries 50
Mean 59.05
Std Dev 47.59
2
1
0
−1
−2
pull1D
Entries 50
Mean −0.01363
Std Dev 0.968
10
8
6
4
2
0
−8
−6
−4
−2
0
2
4
6
8

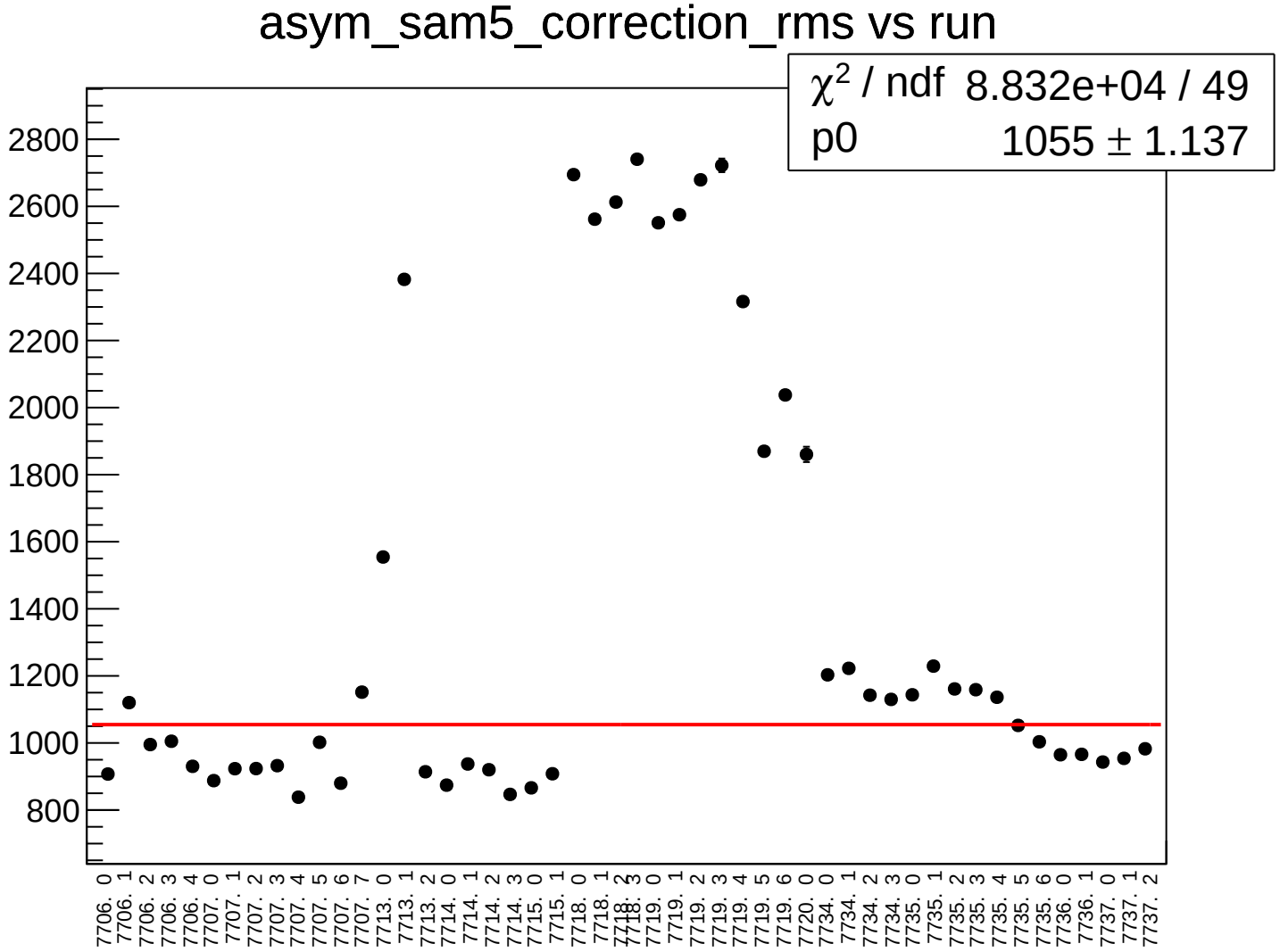
asym_sam5_correction_rms vs run
χ2 / ndf 8.832e+04 / 49
p0 1055 ± 1.137
2800
2600
2400
2200
2000
1800
1600
1400
1200
1000
800
7706. 0
7706. 1
7706. 2
7706. 3
7706. 4
7707. 0
7707. 1
7707. 2
7707. 3
7707. 4
7707. 5
7707. 6
7707. 7
7713. 0
7713. 1
7713. 2
7714. 0
7714. 1
7714. 2
7714. 3
7715. 0
7715. 1
7718. 0
7718. 1
7718. 2
7718. 3
7719. 0
7719. 1
7719. 2
7719. 3
7719. 4
7719. 5
7719. 6
7720. 0
7734. 0
7734. 1
7734. 2
7734. 3
7735. 0
7735. 1
7735. 2
7735. 3
7735. 4
7735. 5
7735. 6
7736. 0
7736. 1
7737. 0
7737. 1
7737. 2

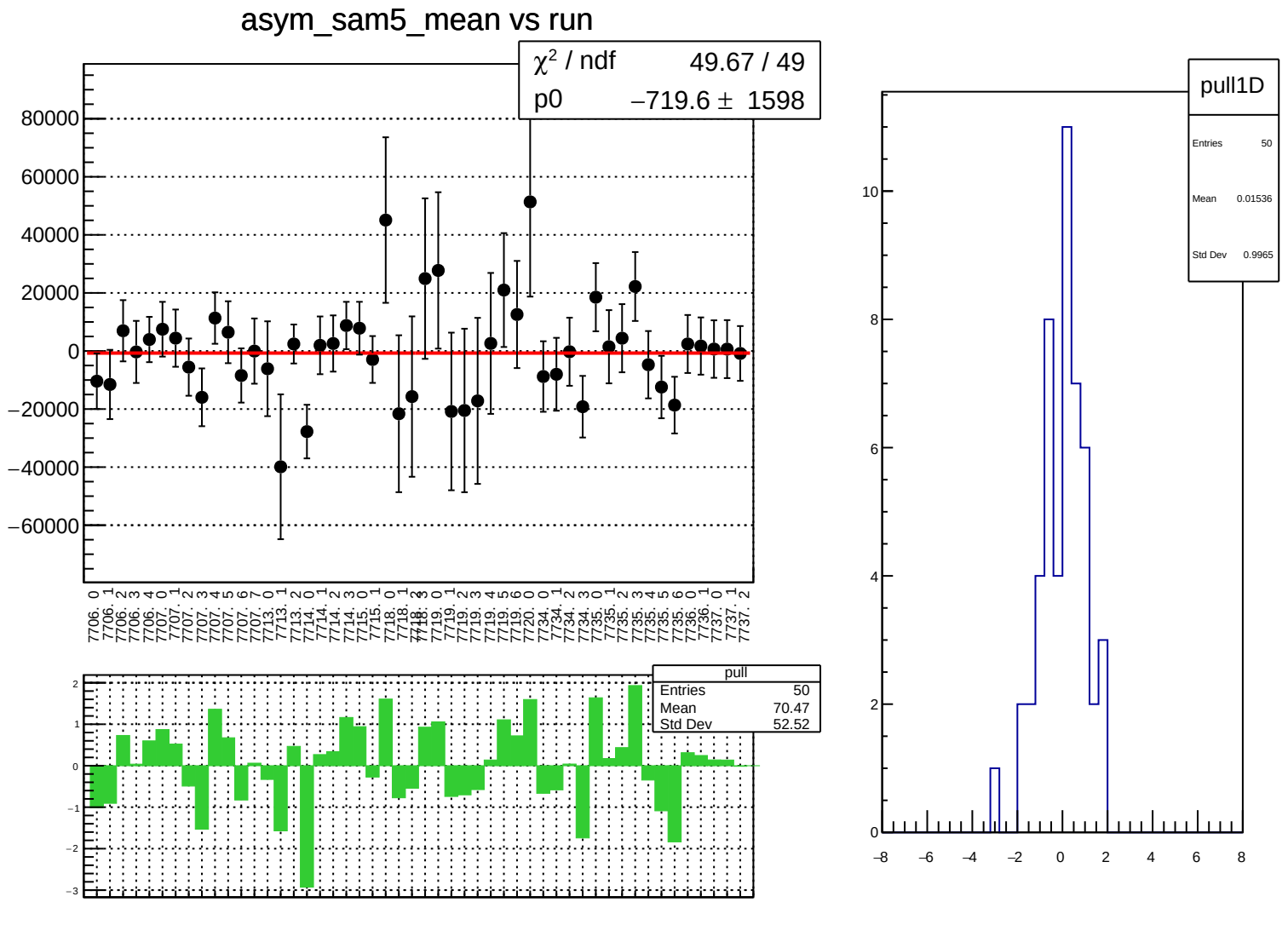
asym_sam5_mean vs run
χ² / ndf 49.67 / 49
p0 −719.6 ± 1598
80000
60000
40000
20000
0
−20000
−40000
−60000
7706. 0
7706. 1
7706. 2
7706. 3
7706. 4
7707. 0
7707. 1
7707. 2
7707. 3
7707. 4
7707. 5
7707. 6
7707. 7
7713. 0
7713. 1
7713. 2
7714. 0
7714. 1
7714. 2
7714. 3
7715. 0
7715. 1
7718. 0
7718. 1
7718. 2
7718. 3
7719. 0
7719. 1
7719. 2
7719. 3
7719. 4
7719. 5
7719. 6
7720. 0
7734. 0
7734. 1
7734. 2
7734. 3
7735. 0
7735. 1
7735. 2
7735. 3
7735. 4
7735. 5
7735. 6
7736. 0
7736. 1
7737. 0
7737. 1
7737. 2
pull
Entries 50
Mean 70.47
Std Dev 52.52
2
1
0
−1
−2
−3
pull1D
Entries 50
Mean 0.01536
Std Dev 0.9965
10
8
6
4
2
0
−8
−6
−4
−2
0
2
4
6
8

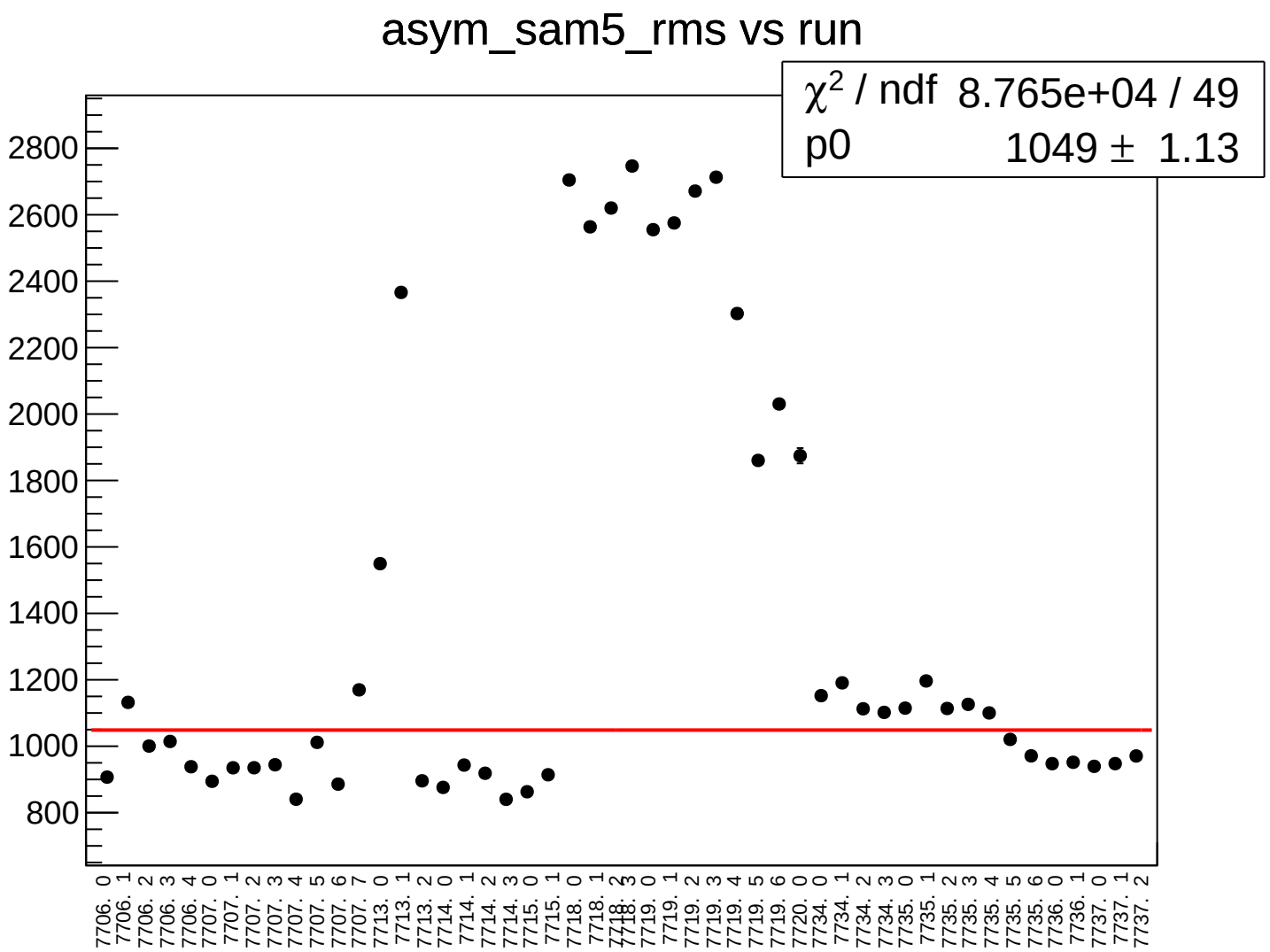
asym_sam5_rms vs run
χ2 / ndf 8.765e+04 / 49
p0 1049 ± 1.13
2800
2600
2400
2200
2000
1800
1600
1400
1200
1000
800
7706. 0
7706. 1
7706. 2
7706. 3
7706. 4
7707. 0
7707. 1
7707. 2
7707. 3
7707. 4
7707. 5
7707. 6
7707. 7
7713. 0
7713. 1
7713. 2
7714. 0
7714. 1
7714. 2
7714. 3
7715. 0
7715. 1
7718. 0
7718. 1
7718. 2
7718. 3
7719. 0
7719. 1
7719. 2
7719. 3
7719. 4
7719. 5
7719. 6
7720. 0
7734. 0
7734. 1
7734. 2
7734. 3
7735. 0
7735. 1
7735. 2
7735. 3
7735. 4
7735. 5
7735. 6
7736. 0
7736. 1
7737. 0
7737. 1
7737. 2

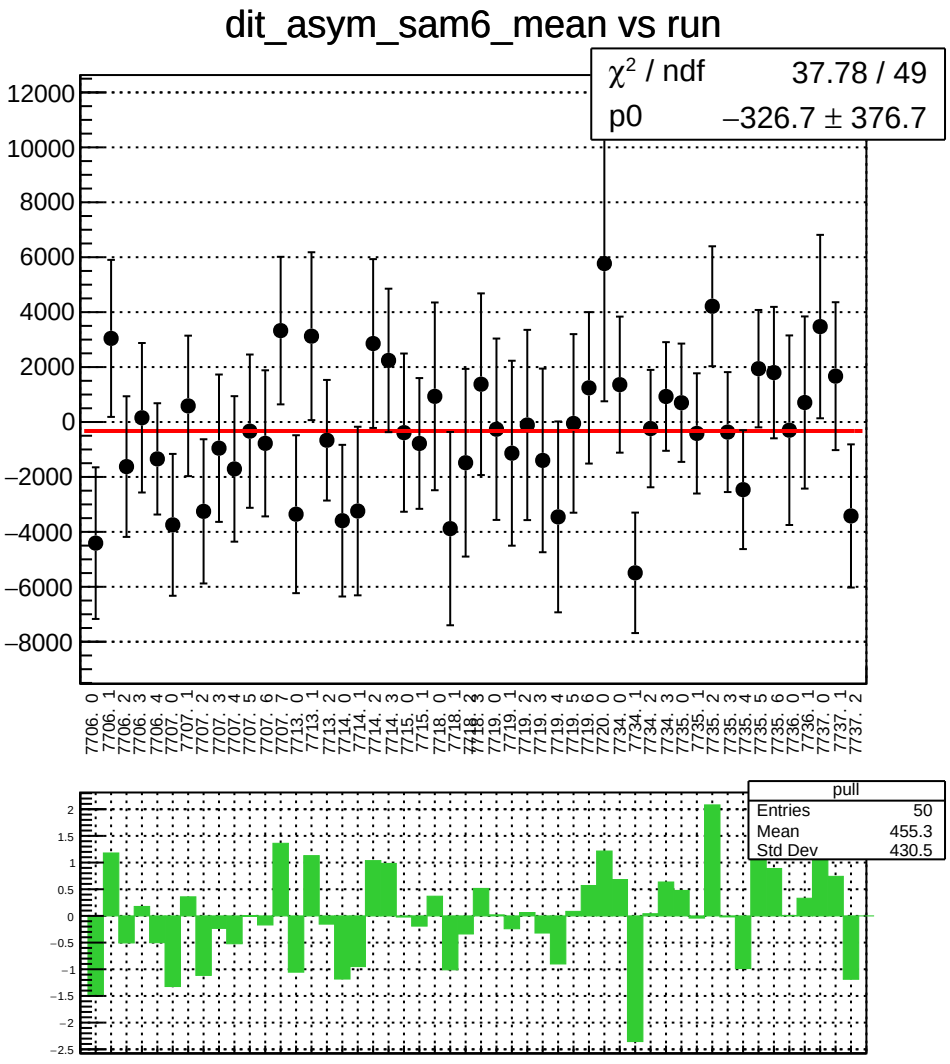
dit_asym_sam6_mean vs run
χ² / ndf 37.78 / 49
p0 −326.7 ± 376.7
12000
10000
8000
6000
4000
2000
0
−2000
−4000
−6000
−8000
7706. 0
7706. 1
7706. 2
7706. 3
7706. 4
7707. 0
7707. 1
7707. 2
7707. 3
7707. 4
7707. 5
7707. 6
7707. 7
7713. 0
7713. 1
7713. 2
7714. 0
7714. 1
7714. 2
7714. 3
7715. 0
7715. 1
7718. 0
7718. 1
7718. 2
7718. 3
7719. 0
7719. 1
7719. 2
7719. 3
7719. 4
7719. 5
7719. 6
7720. 0
7734. 0
7734. 1
7734. 2
7734. 3
7735. 0
7735. 1
7735. 2
7735. 3
7735. 4
7735. 5
7735. 6
7736. 0
7736. 1
7737. 0
7737. 1
7737. 2
pull
Entries 50
Mean 455.3
Std Dev 430.5
2
1.5
1
0.5
0
−0.5
−1
−1.5
−2
−2.5

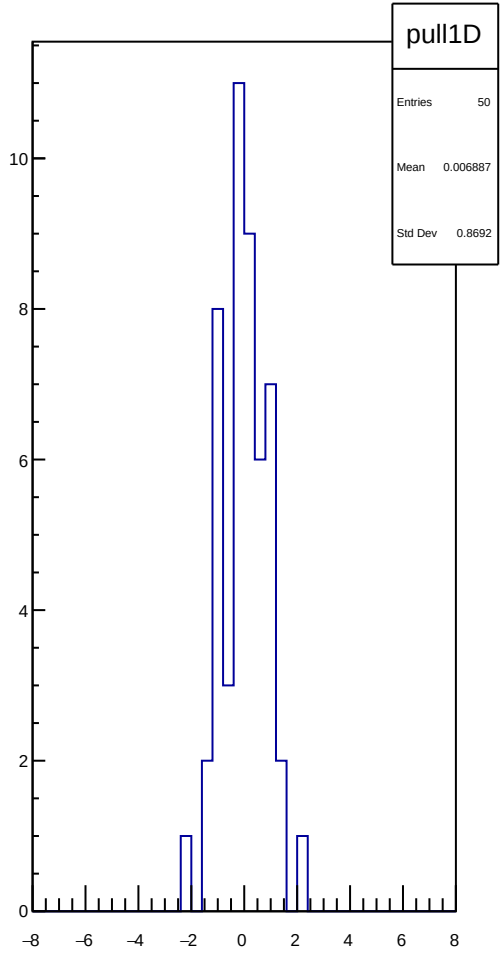
pull1D
Entries 50
Mean 0.006887
Std Dev 0.8692
10
8
6
4
2
0
−8
−6
−4
−2
0
2
4
6
8

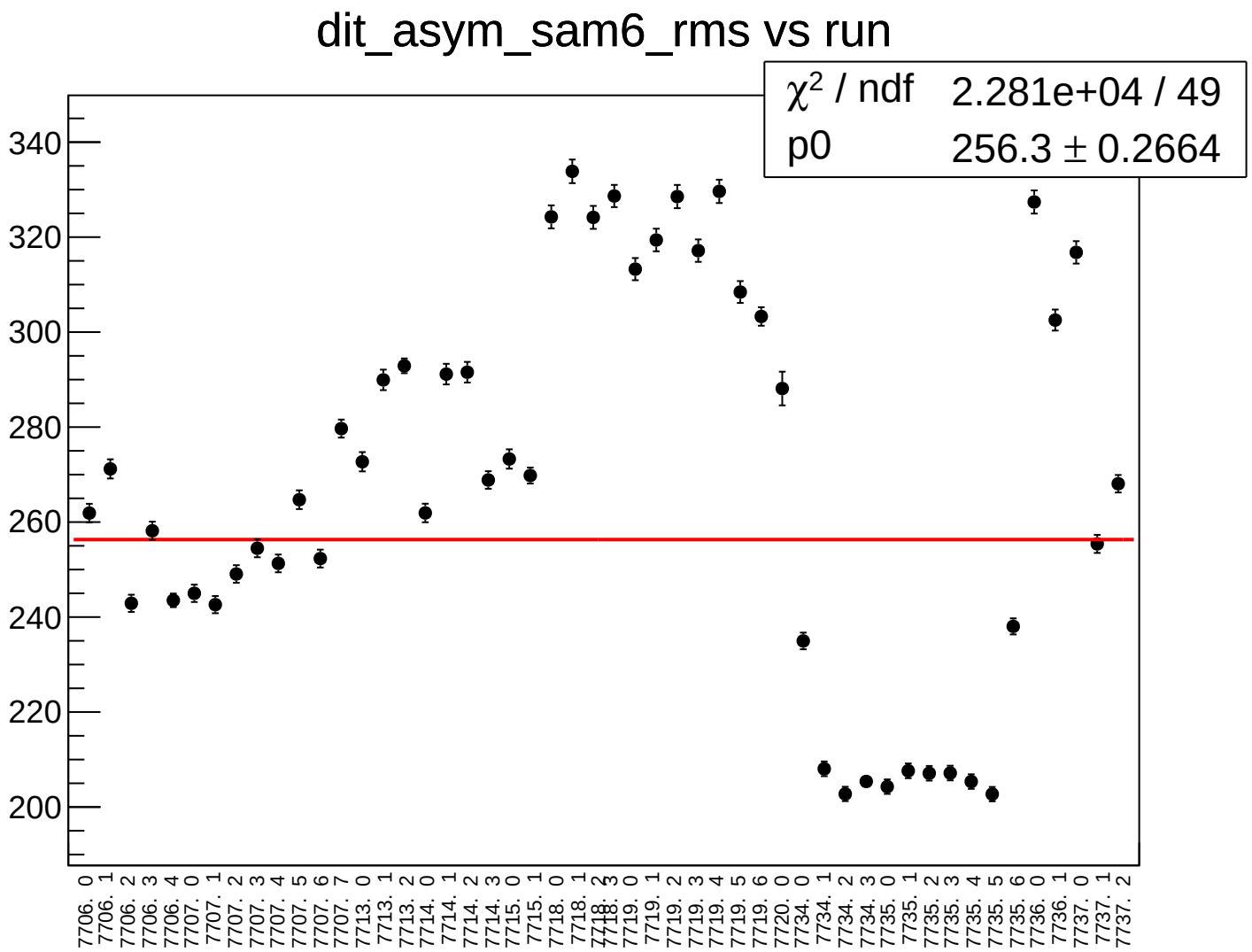
dit_asym_sam6_rms vs run
χ² / ndf 2.281e+04 / 49
p0 256.3 ± 0.2664
340
320
300
280
260
240
220
200
7706. 0
7706. 1
7706. 2
7706. 3
7706. 4
7707. 0
7707. 1
7707. 2
7707. 3
7707. 4
7707. 5
7707. 6
7707. 7
7713. 0
7713. 1
7713. 2
7714. 0
7714. 1
7714. 2
7714. 3
7715. 0
7715. 1
7718. 0
7718. 1
7718. 2
7718. 3
7719. 0
7719. 1
7719. 2
7719. 3
7719. 4
7719. 5
7719. 6
7720. 0
7734. 0
7734. 1
7734. 2
7734. 3
7735. 0
7735. 1
7735. 2
7735. 3
7735. 4
7735. 5
7735. 6
7736. 0
7736. 1
7737. 0
7737. 1
7737. 2

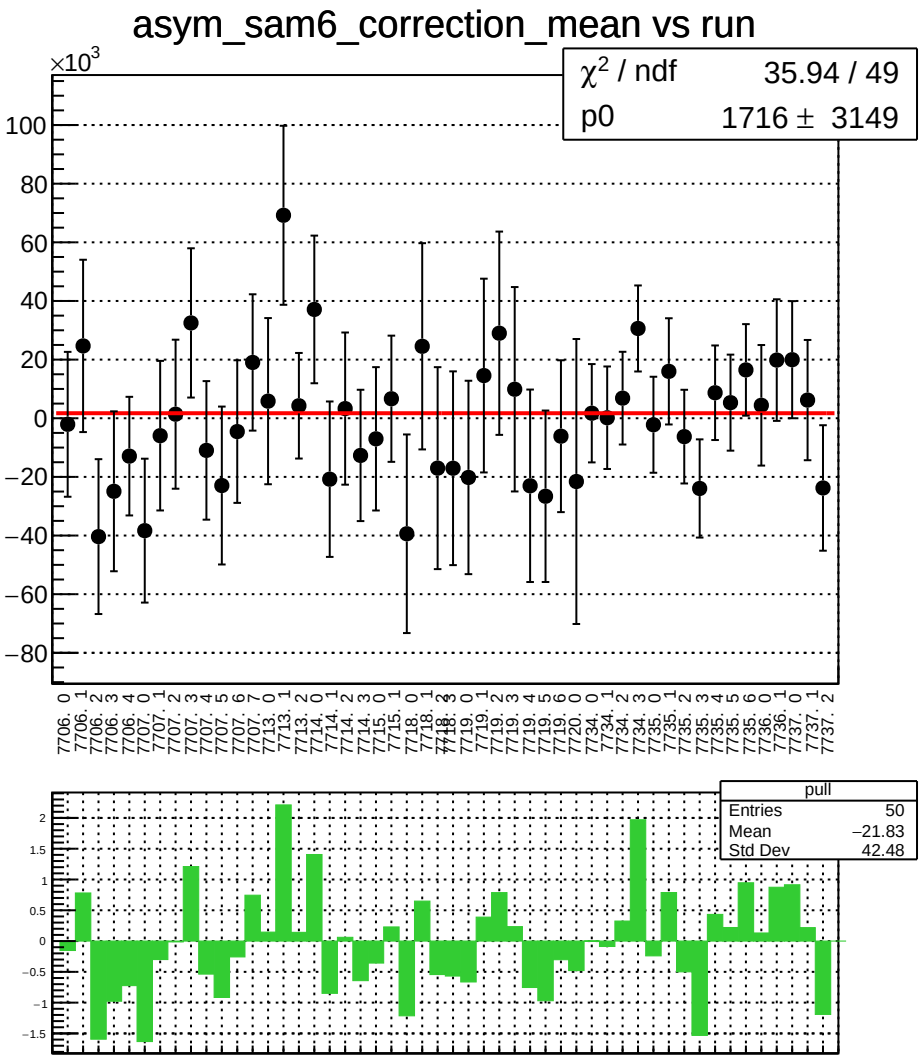
asym_sam6_correction_mean vs run
×10^3
χ² / ndf 35.94 / 49
p0 1716 ± 3149
pull
Entries 50
Mean −21.83
Std Dev 42.48

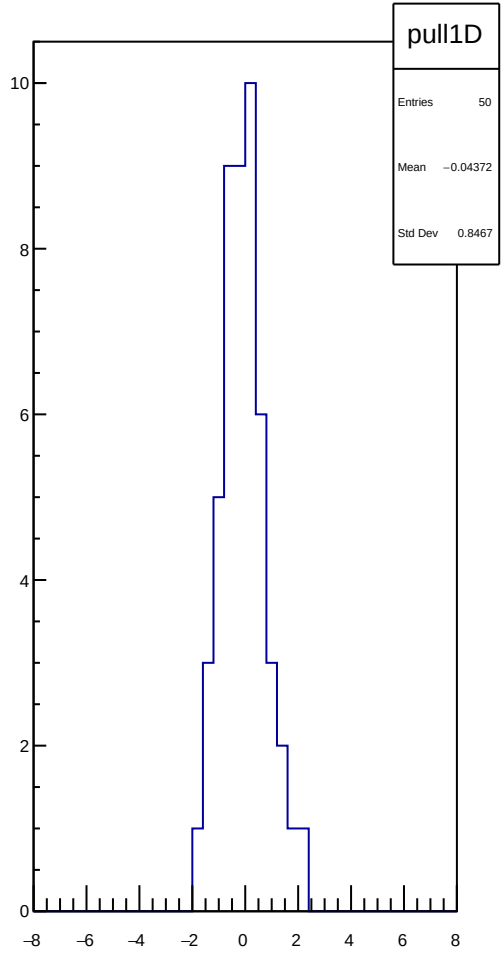
pull1D
Entries 50
Mean −0.04372
Std Dev 0.8467

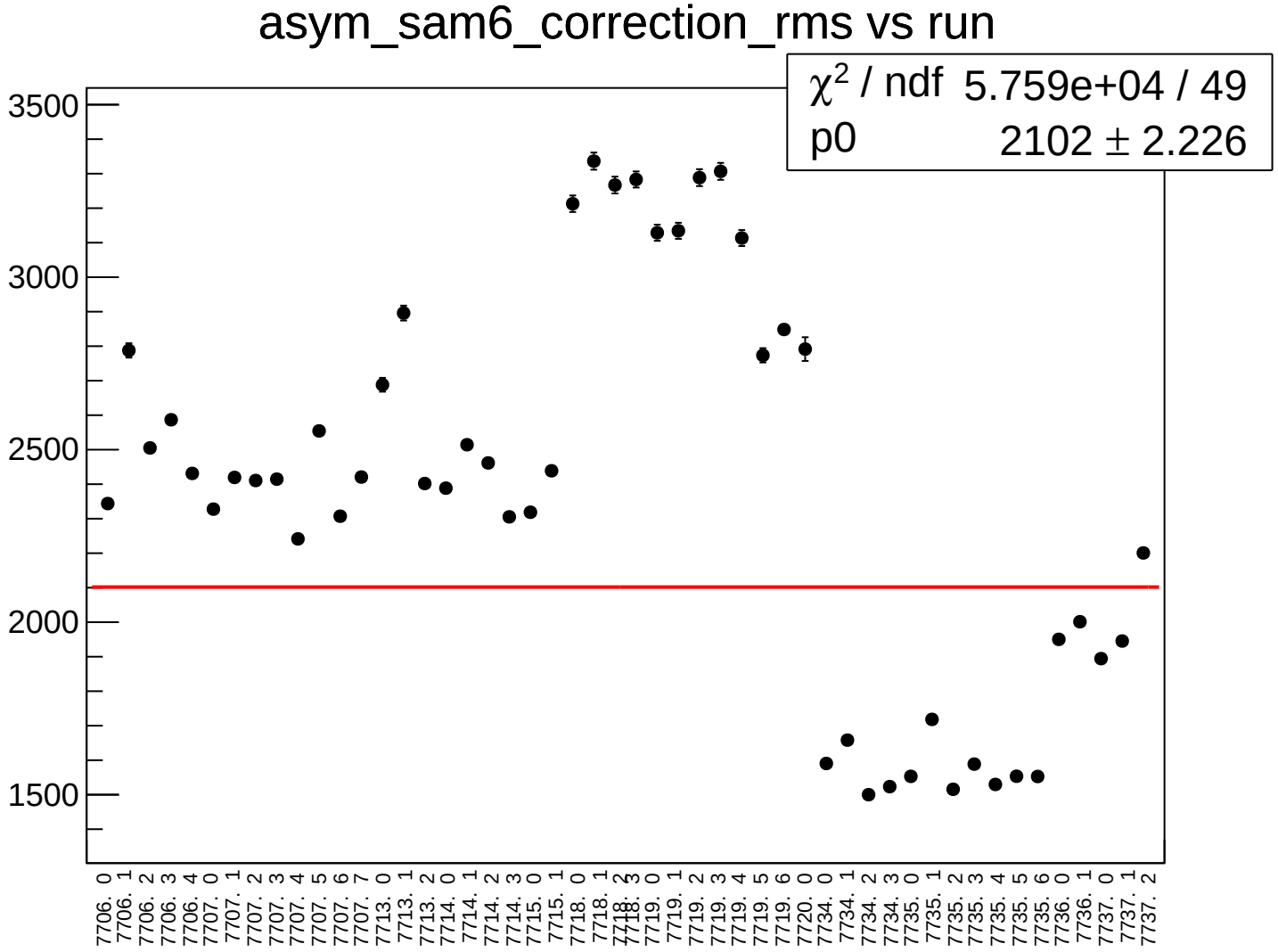
asym_sam6_correction_rms vs run
χ2 / ndf 5.759e+04 / 49
p0 2102 ± 2.226
3500
3000
2500
2000
1500
7706. 0
7706. 1
7706. 2
7706. 3
7706. 4
7707. 0
7707. 1
7707. 2
7707. 3
7707. 4
7707. 5
7707. 6
7707. 7
7713. 0
7713. 1
7713. 2
7714. 0
7714. 1
7714. 2
7714. 3
7715. 0
7715. 1
7718. 0
7718. 1
7718. 2
7718. 3
7719. 0
7719. 1
7719. 2
7719. 3
7719. 4
7719. 5
7719. 6
7720. 0
7734. 0
7734. 1
7734. 2
7734. 3
7735. 0
7735. 1
7735. 2
7735. 3
7735. 4
7735. 5
7735. 6
7736. 0
7736. 1
7737. 0
7737. 1
7737. 2

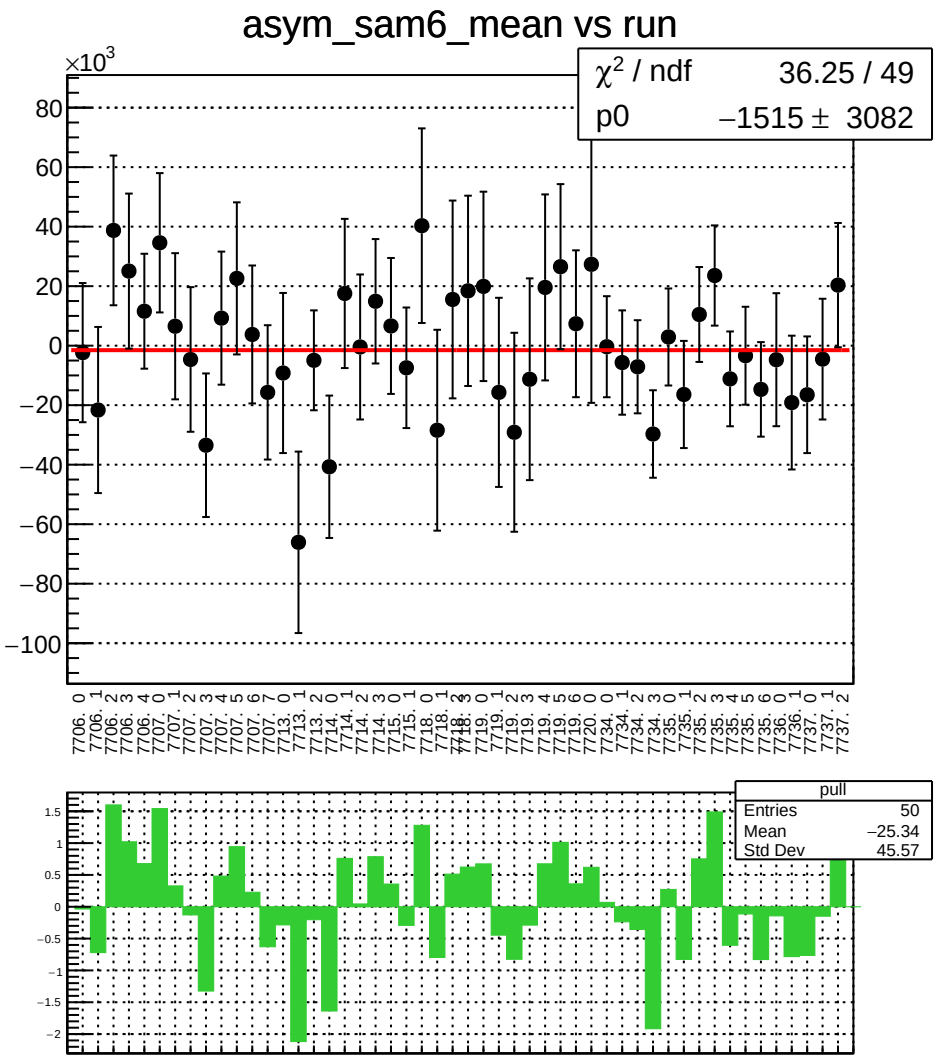
asym_sam6_mean vs run
×10^3
χ² / ndf 36.25 / 49
p0 −1515 ± 3082
pull
Entries 50
Mean −25.34
Std Dev 45.57

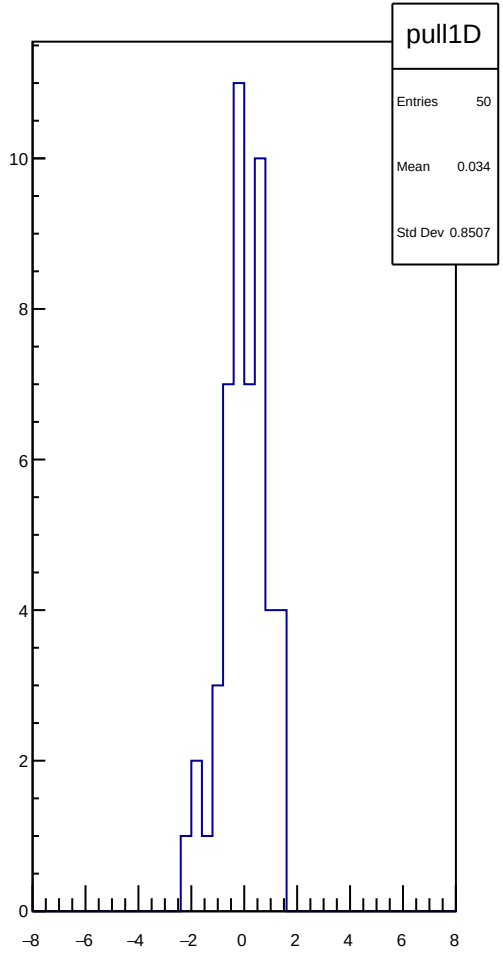
pull1D
Entries 50
Mean 0.034
Std Dev 0.8507

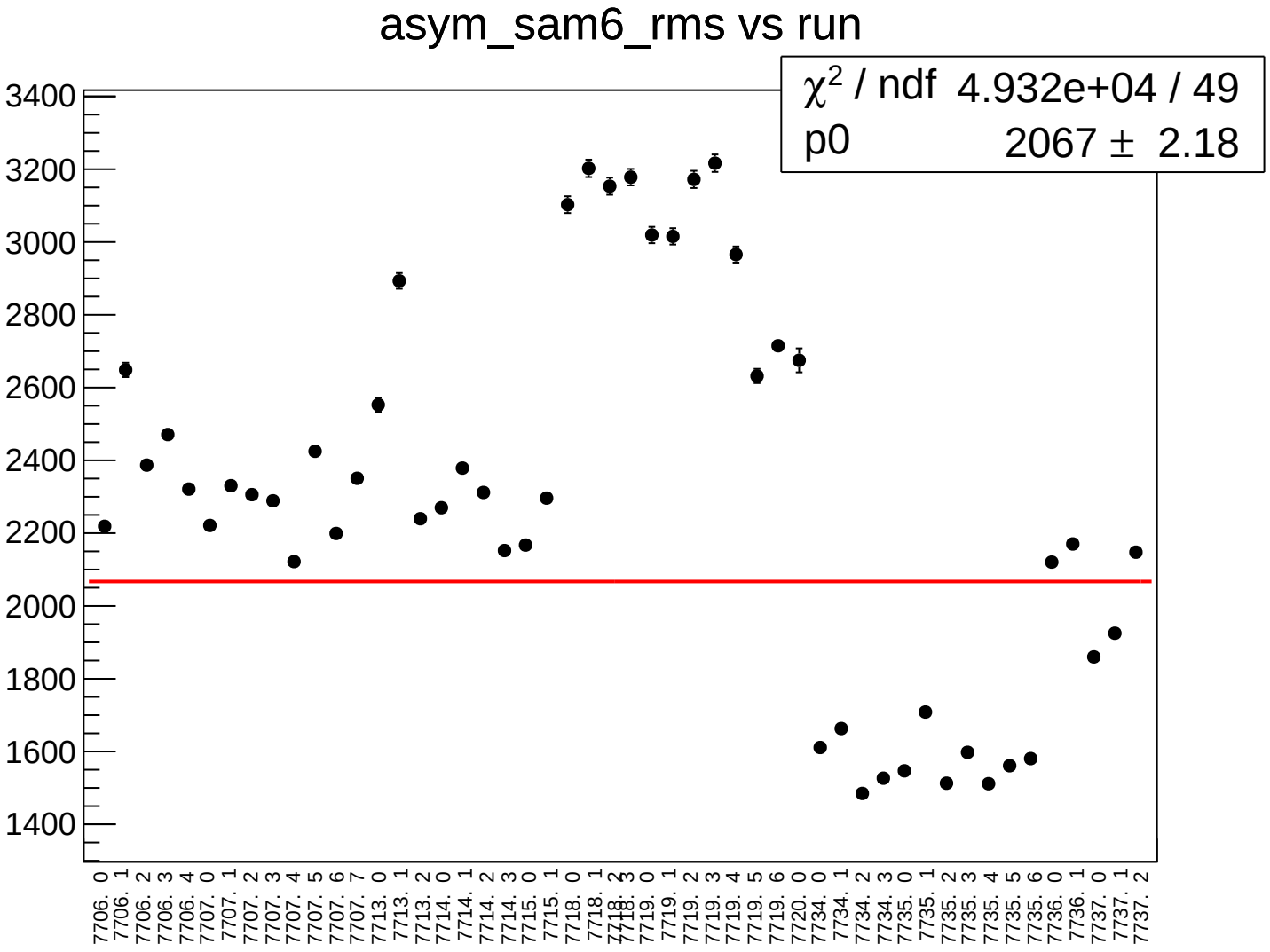
asym_sam6_rms vs run
χ2 / ndf 4.932e+04 / 49
p0 2067 ± 2.18
3400
3200
3000
2800
2600
2400
2200
2000
1800
1600
1400
7706. 0
7706. 1
7706. 2
7706. 3
7706. 4
7707. 0
7707. 1
7707. 2
7707. 3
7707. 4
7707. 5
7707. 6
7707. 7
7713. 0
7713. 1
7713. 2
7714. 0
7714. 1
7714. 2
7714. 3
7715. 0
7715. 1
7718. 0
7718. 1
7719. 0
7719. 1
7719. 2
7719. 3
7719. 4
7719. 5
7719. 6
7720. 0
7734. 0
7734. 1
7734. 2
7734. 3
7735. 0
7735. 1
7735. 2
7735. 3
7735. 4
7735. 5
7735. 6
7736. 0
7736. 1
7737. 0
7737. 1
7737. 2

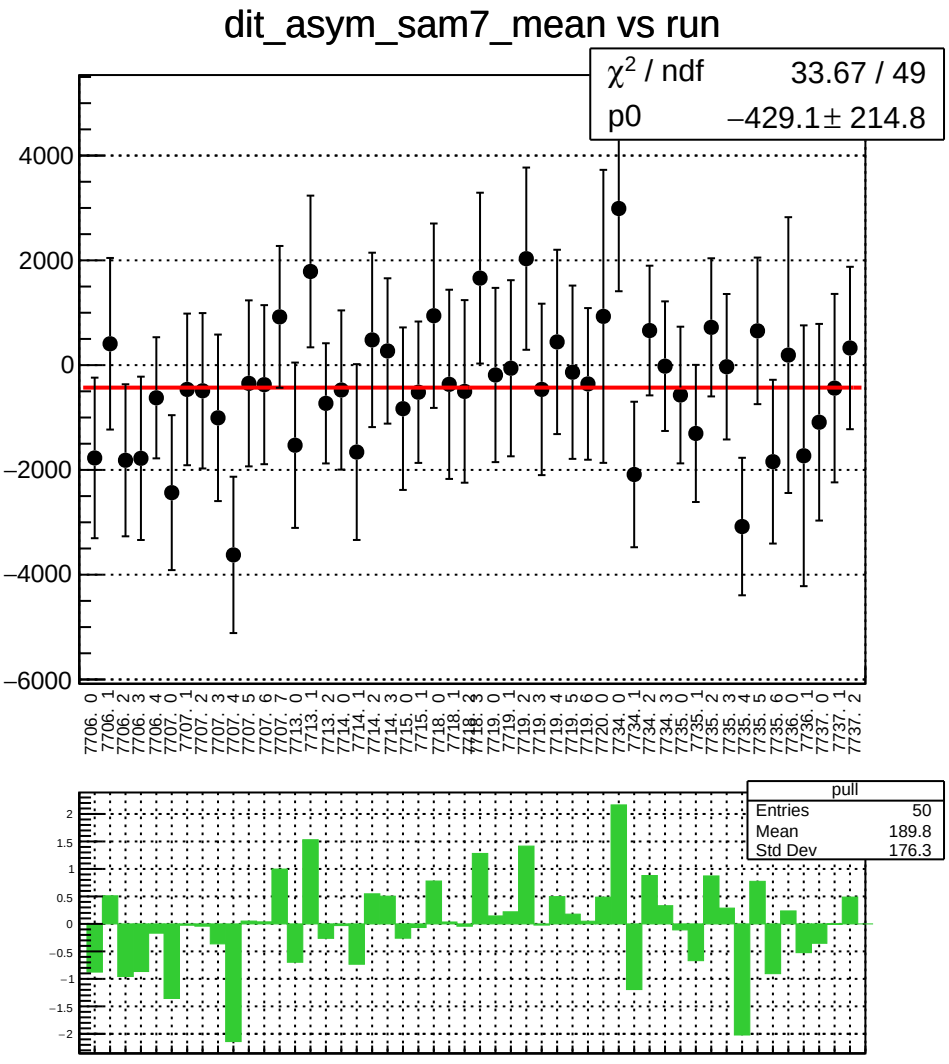
dit_asym_sam7_mean vs run
χ² / ndf 33.67 / 49
p0 −429.1 ± 214.8
4000
2000
0
−2000
−4000
−6000
7706. 0
7706. 1
7706. 2
7706. 3
7706. 4
7707. 0
7707. 1
7707. 2
7707. 3
7707. 4
7707. 5
7707. 6
7707. 7
7713. 0
7713. 1
7713. 2
7714. 0
7714. 1
7714. 2
7714. 3
7715. 0
7715. 1
7718. 0
7718. 1
7718. 2
7718. 3
7719. 0
7719. 1
7719. 2
7719. 3
7719. 4
7719. 5
7719. 6
7720. 0
7734. 0
7734. 1
7734. 2
7734. 3
7735. 0
7735. 1
7735. 2
7735. 3
7735. 4
7735. 5
7735. 6
7736. 0
7736. 1
7737. 0
7737. 1
7737. 2
pull
Entries 50
Mean 189.8
Std Dev 176.3
2
1.5
1
0.5
0
−0.5
−1
−1.5
−2

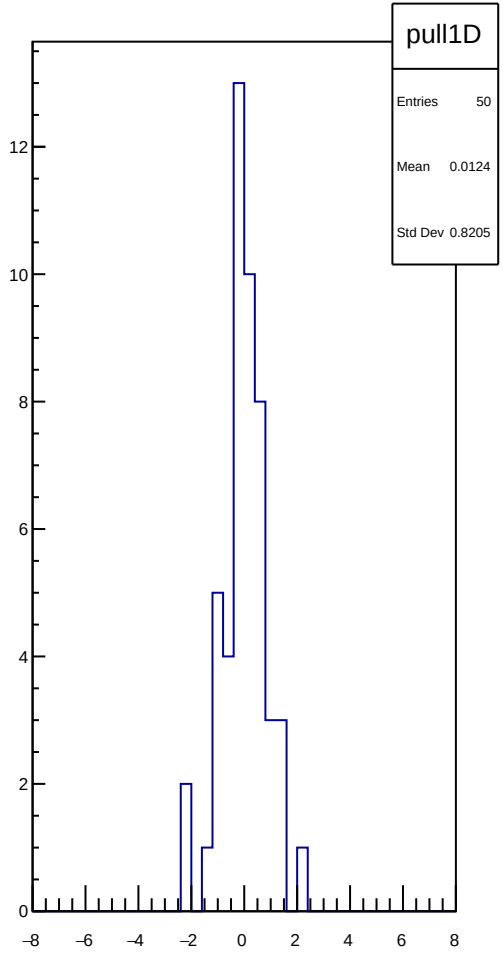
pull1D
Entries 50
Mean 0.0124
Std Dev 0.8205
12
10
8
6
4
2
0
−8
−6
−4
−2
0
2
4
6
8

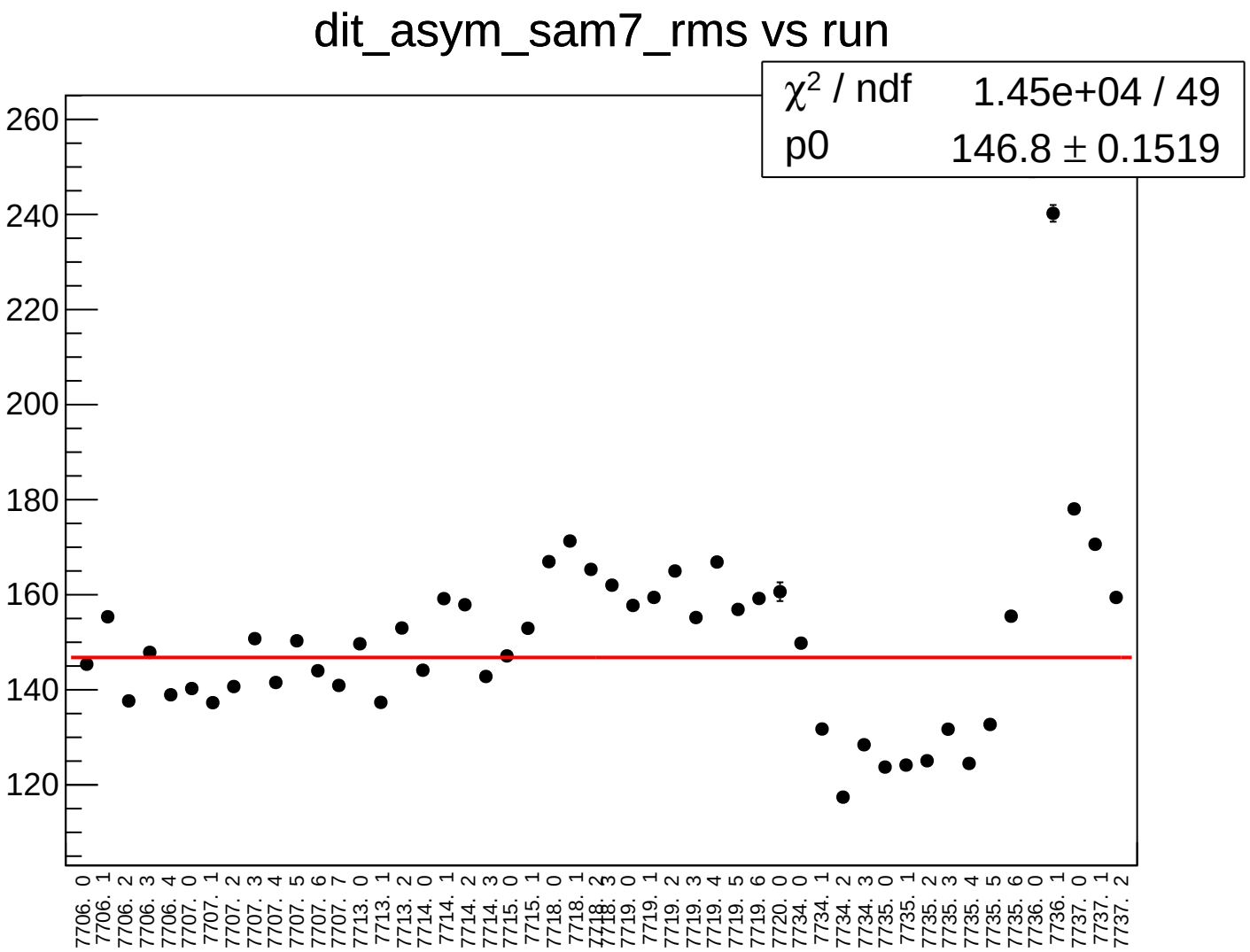
dit_asym_sam7_rms vs run
χ2 / ndf 1.45e+04 / 49
p0 146.8 ± 0.1519
260
240
220
200
180
160
140
120
7706. 0
7706. 1
7706. 2
7706. 3
7706. 4
7707. 0
7707. 1
7707. 2
7707. 3
7707. 4
7707. 5
7707. 6
7707. 7
7713. 0
7713. 1
7713. 2
7714. 0
7714. 1
7714. 2
7714. 3
7715. 0
7715. 1
7718. 0
7718. 1
7718. 2
7718. 3
7719. 0
7719. 1
7719. 2
7719. 3
7719. 4
7719. 5
7719. 6
7720. 0
7734. 0
7734. 1
7734. 2
7734. 3
7735. 0
7735. 1
7735. 2
7735. 3
7735. 4
7735. 5
7735. 6
7736. 0
7736. 1
7737. 0
7737. 1
7737. 2

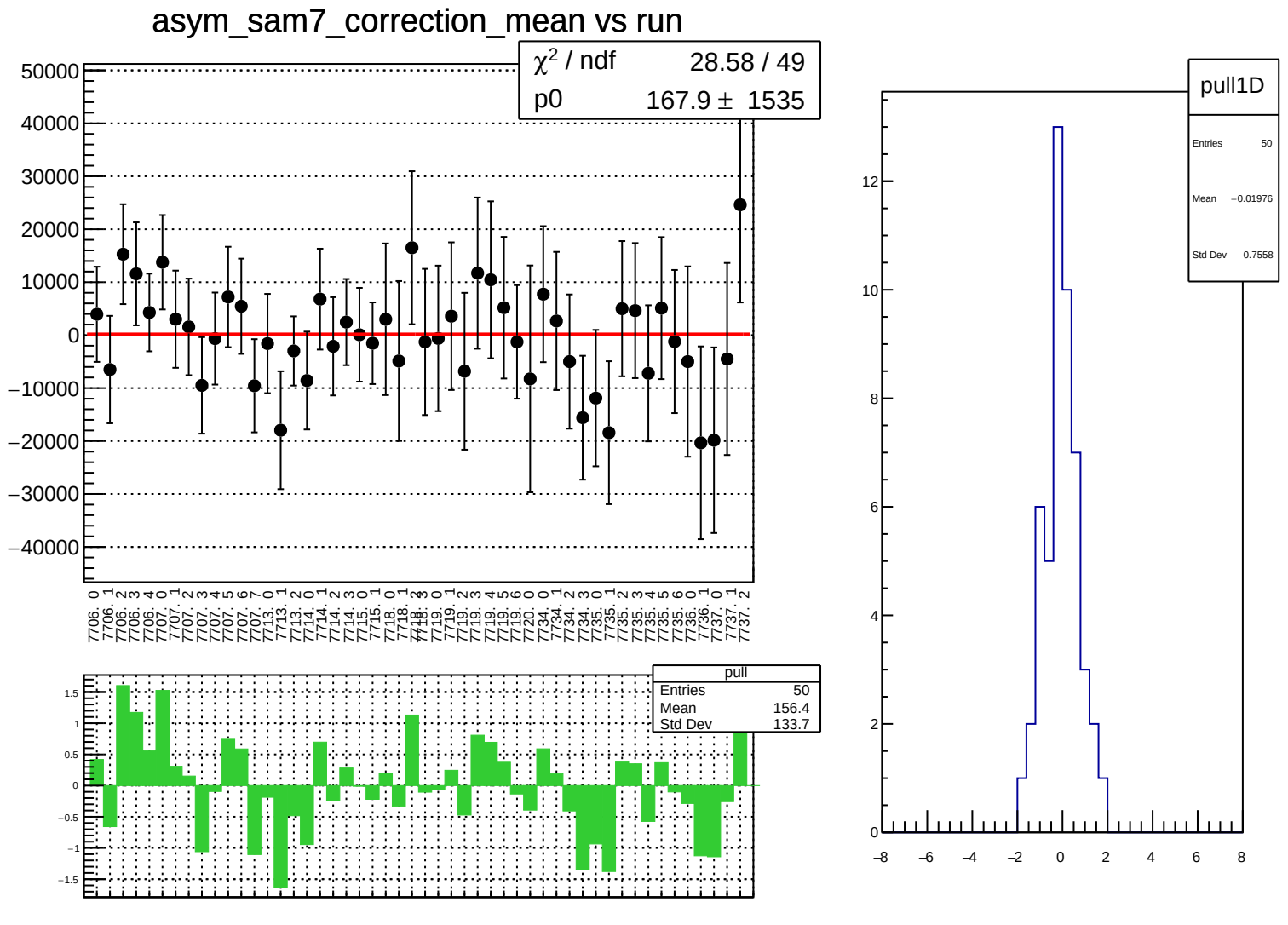
asym_sam7_correction_mean vs run
χ² / ndf 28.58 / 49
p0 167.9 ± 1535
pull
Entries 50
Mean 156.4
Std Dev 133.7
pull1D
Entries 50
Mean −0.01976
Std Dev 0.7558

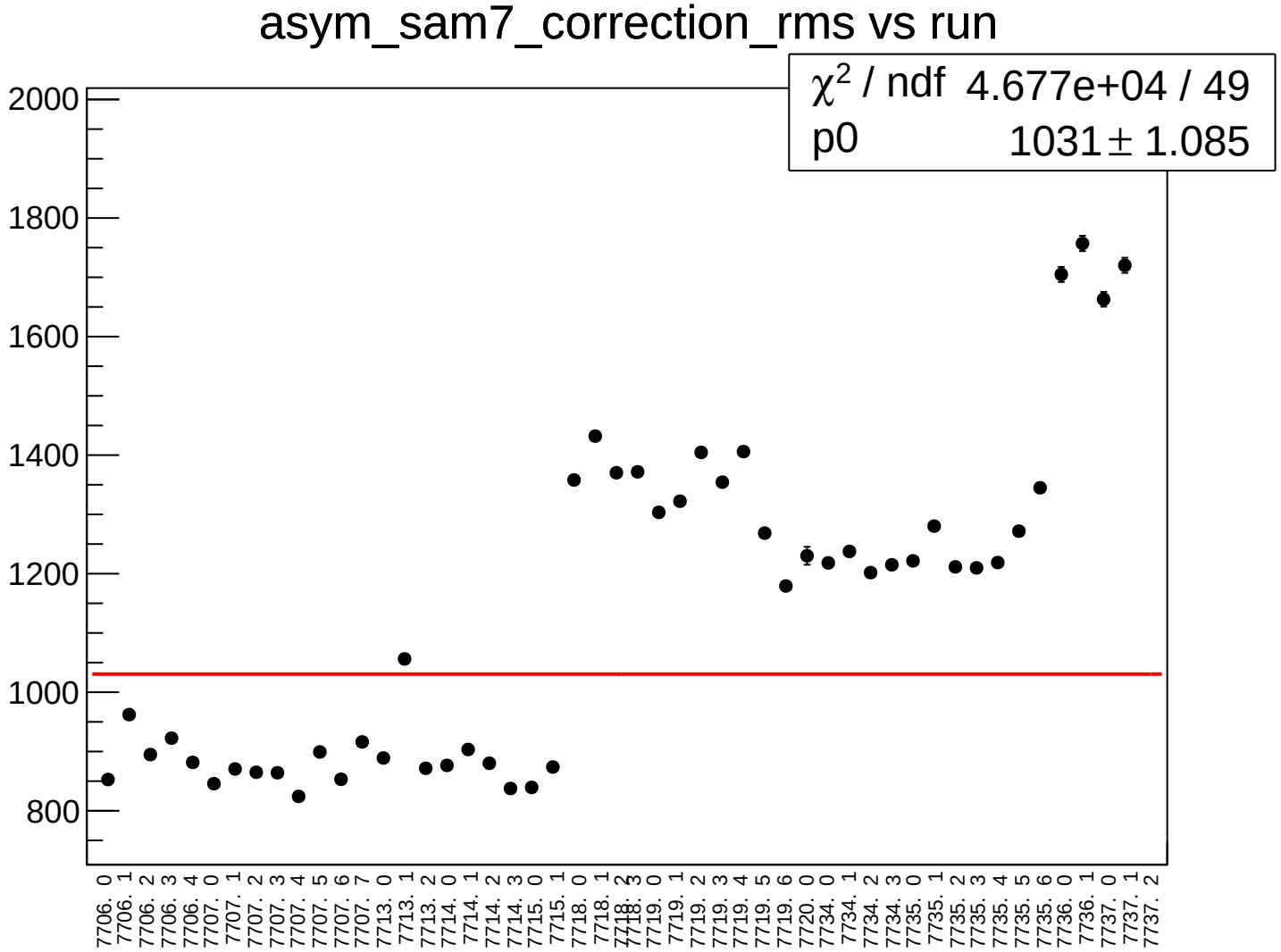
asym_sam7_correction_rms vs run
χ2 / ndf 4.677e+04 / 49
p0 1031 ± 1.085
2000
1800
1600
1400
1200
1000
800
7706. 0
7706. 1
7706. 2
7706. 3
7706. 4
7707. 0
7707. 1
7707. 2
7707. 3
7707. 4
7707. 5
7707. 6
7707. 7
7713. 0
7713. 1
7713. 2
7714. 0
7714. 1
7714. 2
7714. 3
7715. 0
7715. 1
7718. 0
7718. 1
7718. 2
7718. 3
7719. 0
7719. 1
7719. 2
7719. 3
7719. 4
7719. 5
7719. 6
7720. 0
7734. 0
7734. 1
7734. 2
7734. 3
7735. 0
7735. 1
7735. 2
7735. 3
7735. 4
7735. 5
7735. 6
7736. 0
7736. 1
7737. 0
7737. 1
7737. 2

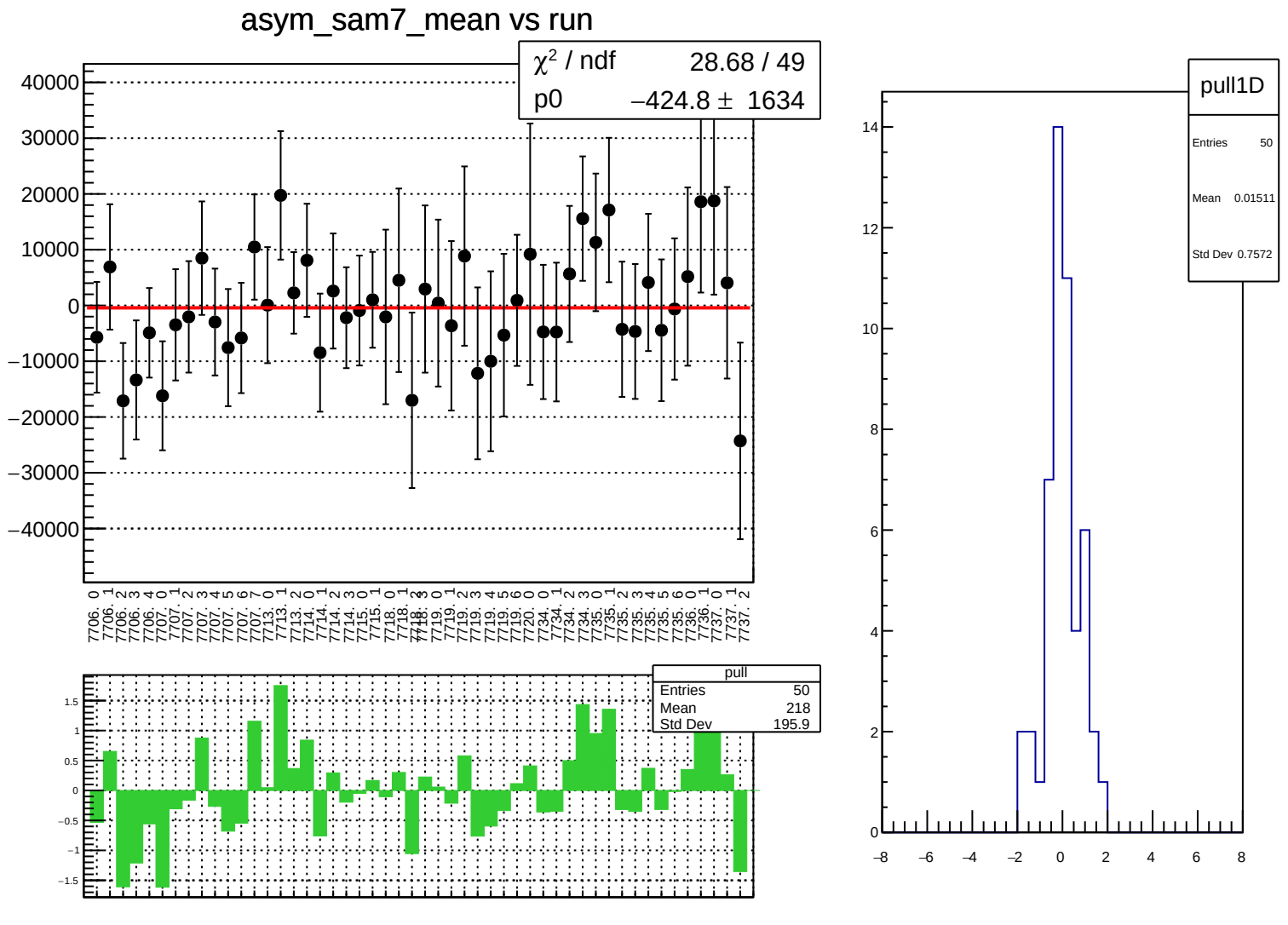
asym_sam7_mean vs run
χ² / ndf 28.68 / 49
p0 −424.8 ± 1634
pull
Entries 50
Mean 218
Std Dev 195.9
pull1D
Entries 50
Mean 0.01511
Std Dev 0.7572

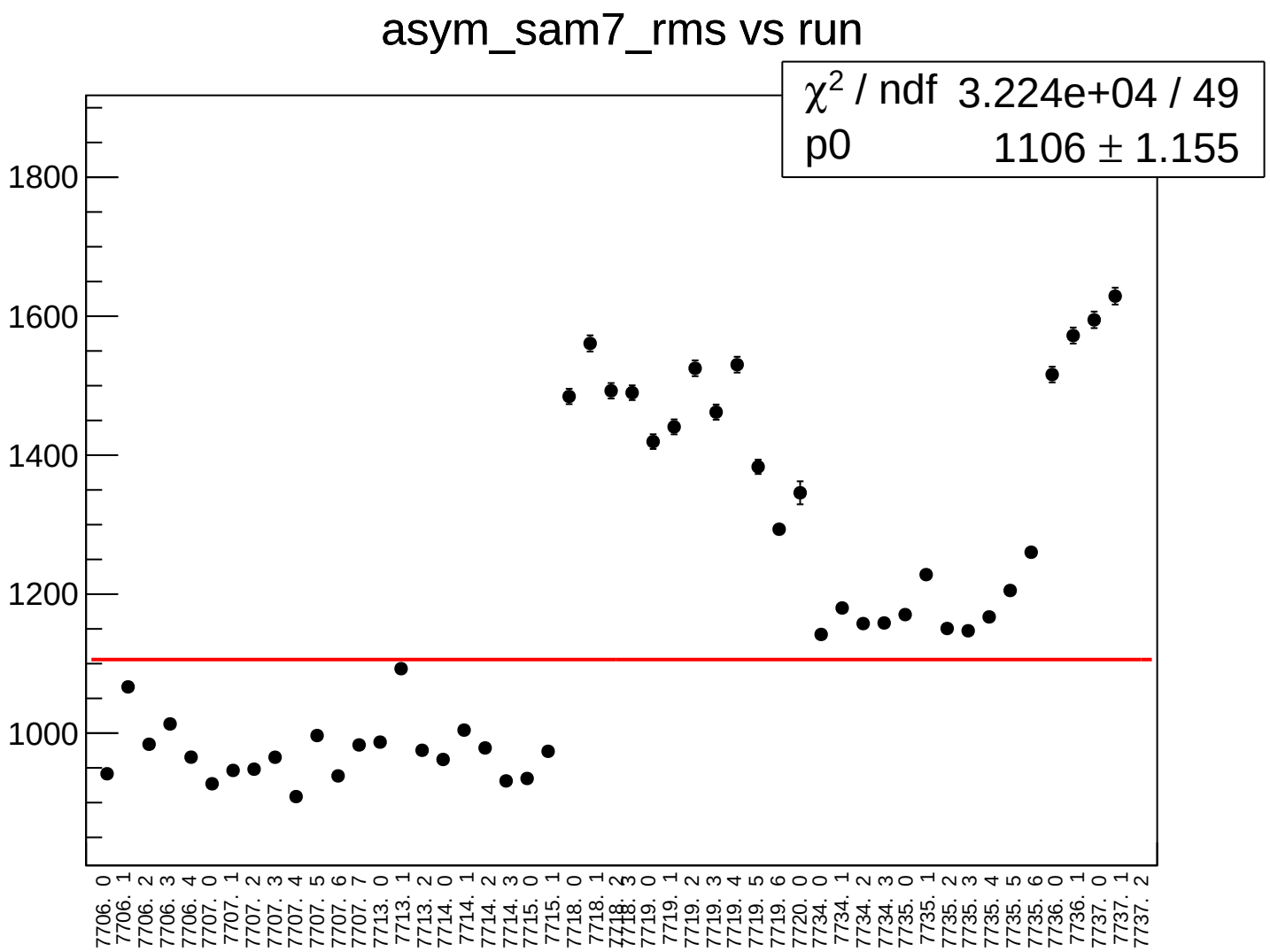
asym_sam7_rms vs run
χ2 / ndf 3.224e+04 / 49
p0 1106 ± 1.155
1800
1600
1400
1200
1000
7706. 0
7706. 1
7706. 2
7706. 3
7706. 4
7707. 0
7707. 1
7707. 2
7707. 3
7707. 4
7707. 5
7707. 6
7707. 7
7713. 0
7713. 1
7713. 2
7714. 0
7714. 1
7714. 2
7714. 3
7715. 0
7715. 1
7718. 0
7718. 1
7718. 2
7718. 3
7719. 0
7719. 1
7719. 2
7719. 3
7719. 4
7719. 5
7719. 6
7720. 0
7734. 0
7734. 1
7734. 2
7734. 3
7735. 0
7735. 1
7735. 2
7735. 3
7735. 4
7735. 5
7735. 6
7736. 0
7736. 1
7737. 0
7737. 1
7737. 2

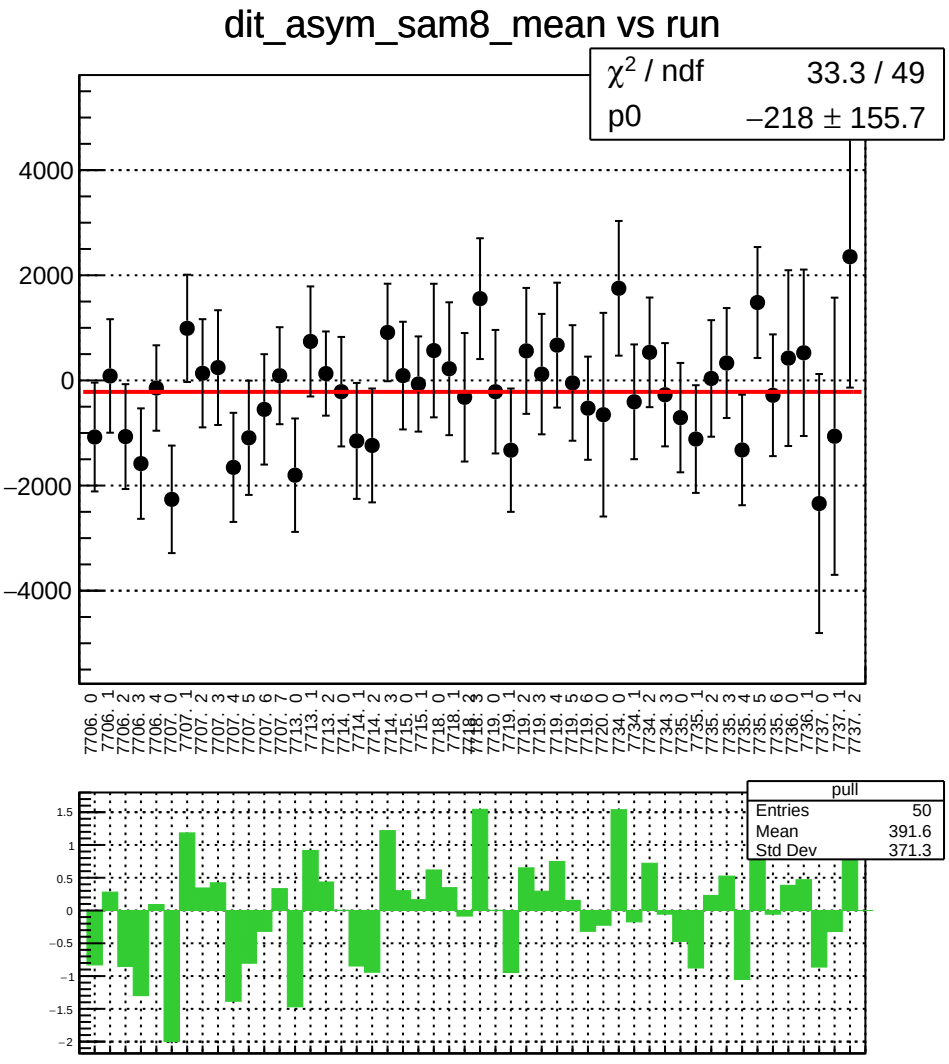
dit_asym_sam8_mean vs run
χ² / ndf 33.3 / 49
p0 −218 ± 155.7
4000
2000
0
−2000
−4000
7706. 0
7706. 1
7706. 2
7706. 3
7706. 4
7707. 0
7707. 1
7707. 2
7707. 3
7707. 4
7707. 5
7707. 6
7707. 7
7713. 0
7713. 1
7713. 2
7714. 0
7714. 1
7714. 2
7714. 3
7715. 0
7715. 1
7718. 0
7718. 1
7718. 2
7718. 3
7719. 0
7719. 1
7719. 2
7719. 3
7719. 4
7719. 5
7719. 6
7720. 0
7734. 0
7734. 1
7734. 2
7734. 3
7735. 0
7735. 1
7735. 2
7735. 3
7735. 4
7735. 5
7735. 6
7736. 0
7736. 1
7737. 0
7737. 1
7737. 2
pull
Entries 50
Mean 391.6
Std Dev 371.3
1.5
1
0.5
0
−0.5
−1
−1.5
−2

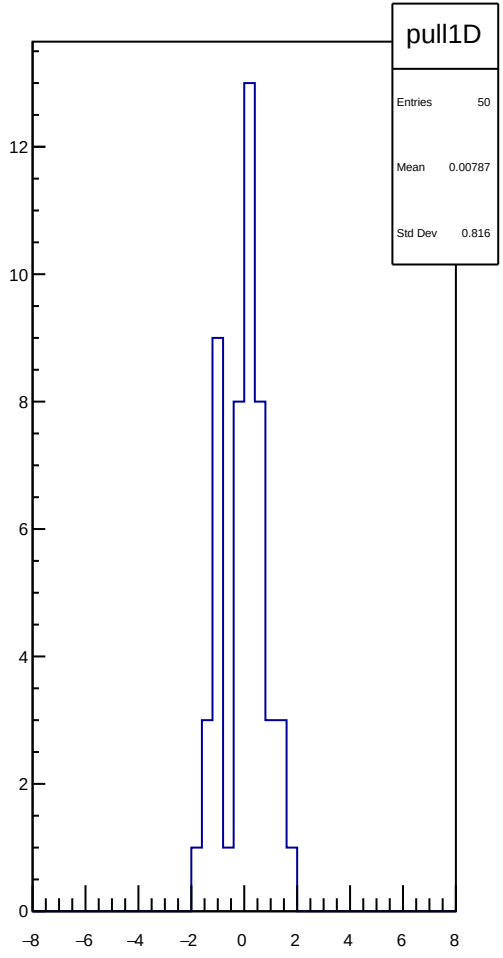
pull1D
Entries 50
Mean 0.00787
Std Dev 0.816
12
10
8
6
4
2
0
−8
−6
−4
−2
0
2
4
6
8

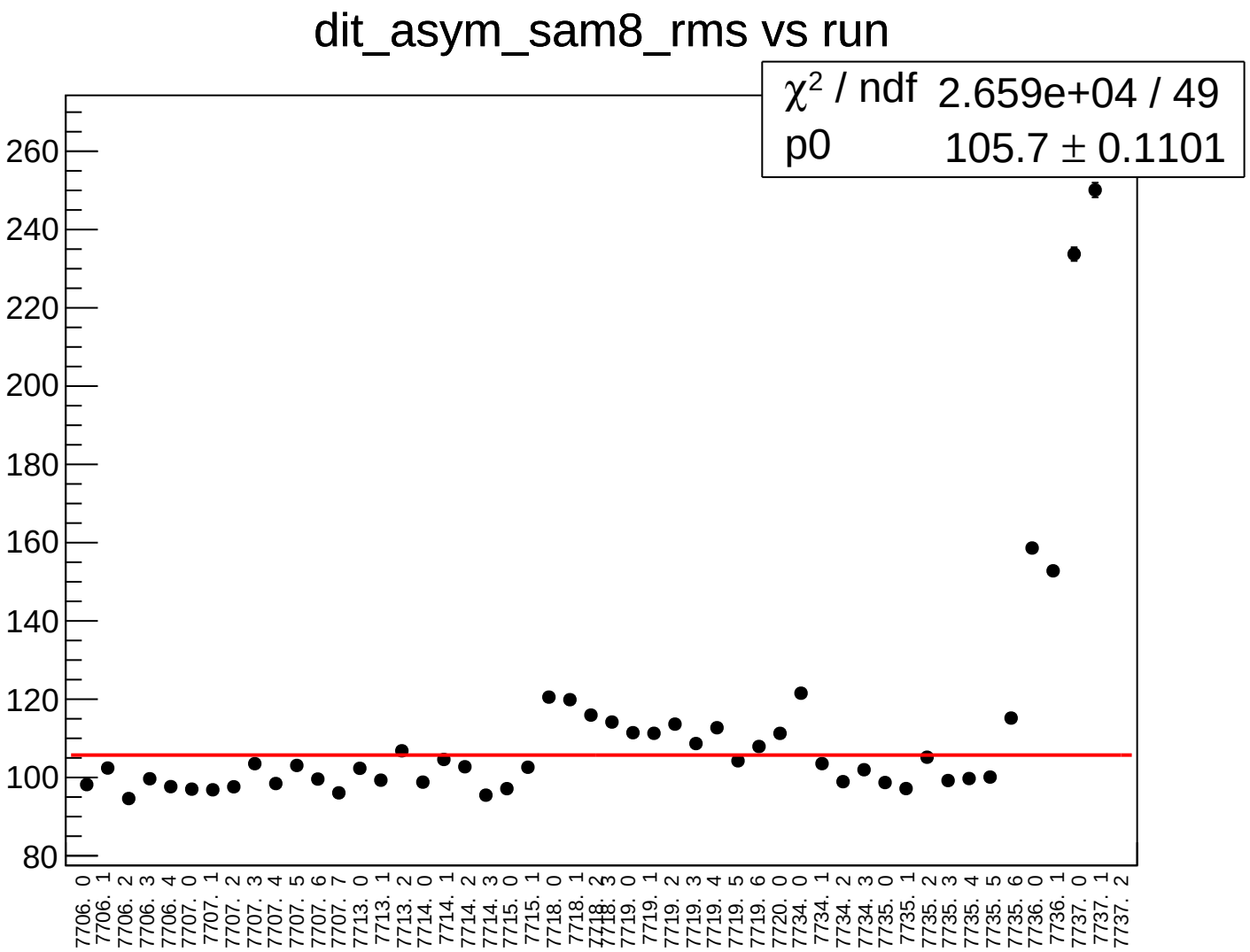
dit_asym_sam8_rms vs run
χ² / ndf 2.659e+04 / 49
p0 105.7 ± 0.1101
260
240
220
200
180
160
140
120
100
80
7706. 0
7706. 1
7706. 2
7706. 3
7706. 4
7707. 0
7707. 1
7707. 2
7707. 3
7707. 4
7707. 5
7707. 6
7707. 7
7713. 0
7713. 1
7713. 2
7714. 0
7714. 1
7714. 2
7714. 3
7715. 0
7715. 1
7718. 0
7718. 1
7718. 2
7718. 3
7719. 0
7719. 1
7719. 2
7719. 3
7719. 4
7719. 5
7719. 6
7720. 0
7734. 0
7734. 1
7734. 2
7734. 3
7735. 0
7735. 1
7735. 2
7735. 3
7735. 4
7735. 5
7735. 6
7736. 0
7736. 1
7737. 0
7737. 1
7737. 2

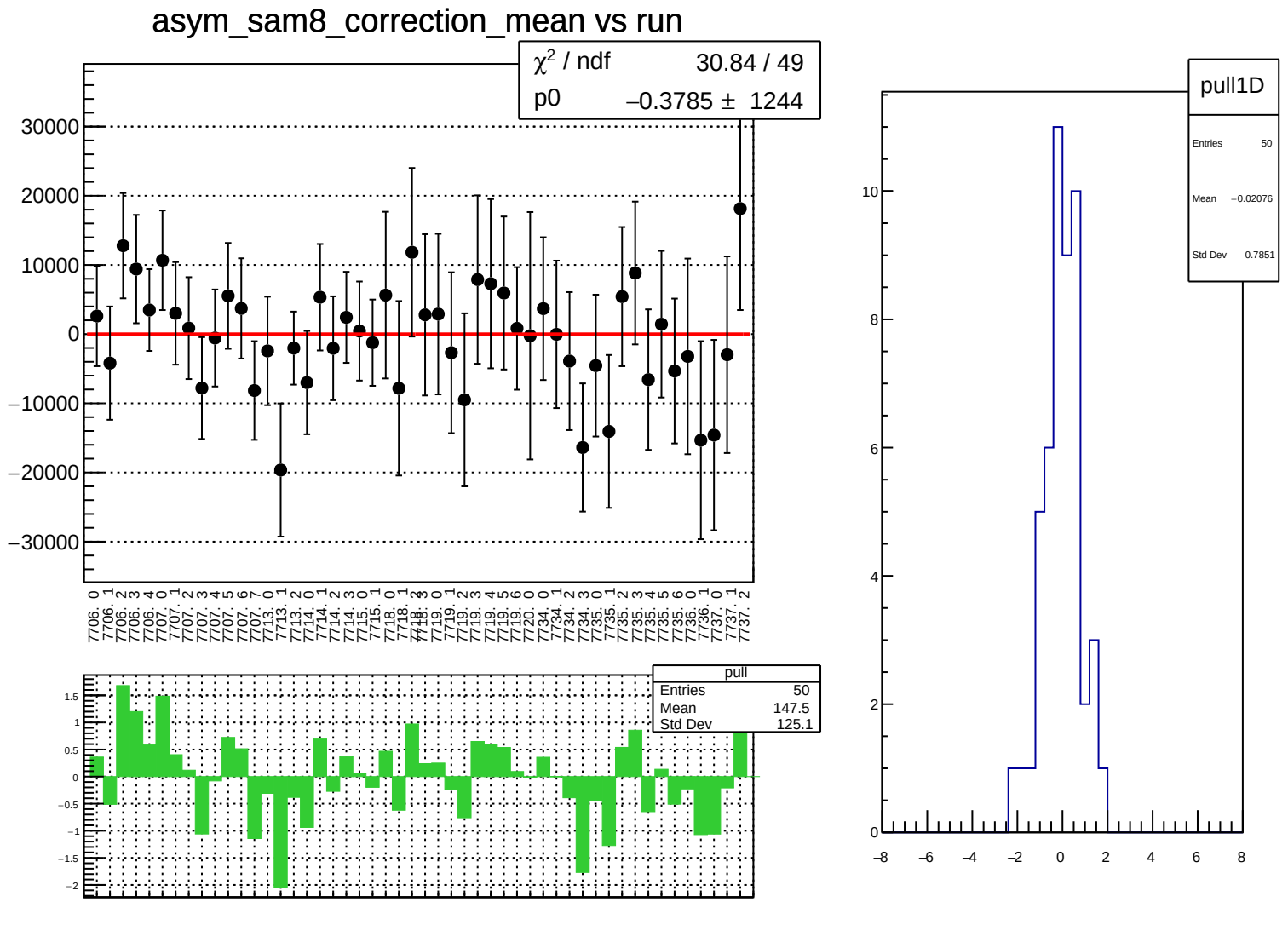
asym_sam8_correction_mean vs run
χ² / ndf 30.84 / 49
p0 −0.3785 ± 1244
30000
20000
10000
0
−10000
−20000
−30000
7706. 0
7706. 1
7706. 2
7706. 3
7706. 4
7707. 0
7707. 1
7707. 2
7707. 3
7707. 4
7707. 5
7707. 6
7707. 7
7713. 0
7713. 1
7713. 2
7714. 0
7714. 1
7714. 2
7714. 3
7715. 0
7715. 1
7718. 0
7718. 1
7718. 3
7719. 0
7719. 1
7719. 2
7719. 3
7719. 4
7719. 5
7719. 6
7720. 0
7734. 0
7734. 1
7734. 2
7734. 3
7735. 0
7735. 1
7735. 2
7735. 3
7735. 4
7735. 5
7735. 6
7736. 0
7736. 1
7737. 0
7737. 1
7737. 2
pull
Entries 50
Mean 147.5
Std Dev 125.1
1.5
1
0.5
0
−0.5
−1
−1.5
−2
pull1D
Entries 50
Mean −0.02076
Std Dev 0.7851
10
8
6
4
2
0
−8
−6
−4
−2
0
2
4
6
8

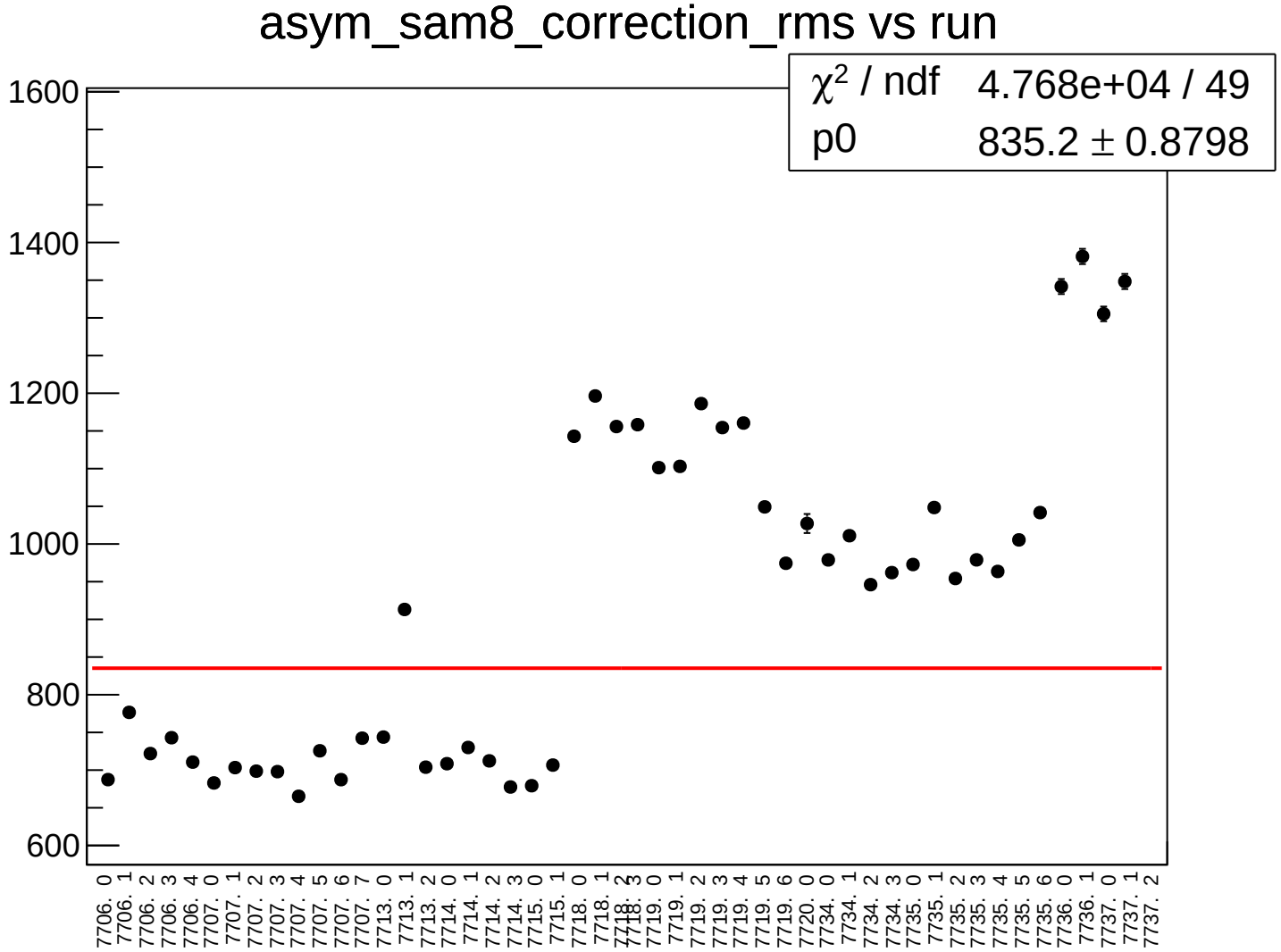
asym_sam8_correction_rms vs run
χ2 / ndf 4.768e+04 / 49
p0 835.2 ± 0.8798
1600
1400
1200
1000
800
600
7706. 0
7706. 1
7706. 2
7706. 3
7706. 4
7707. 0
7707. 1
7707. 2
7707. 3
7707. 4
7707. 5
7707. 6
7707. 7
7713. 0
7713. 1
7713. 2
7714. 0
7714. 1
7714. 2
7714. 3
7715. 0
7715. 1
7718. 0
7718. 1
7718. 2
7718. 3
7719. 0
7719. 1
7719. 2
7719. 3
7719. 4
7719. 5
7719. 6
7720. 0
7734. 0
7734. 1
7734. 2
7734. 3
7735. 0
7735. 1
7735. 2
7735. 3
7735. 4
7735. 5
7735. 6
7736. 0
7736. 1
7737. 0
7737. 1
7737. 2

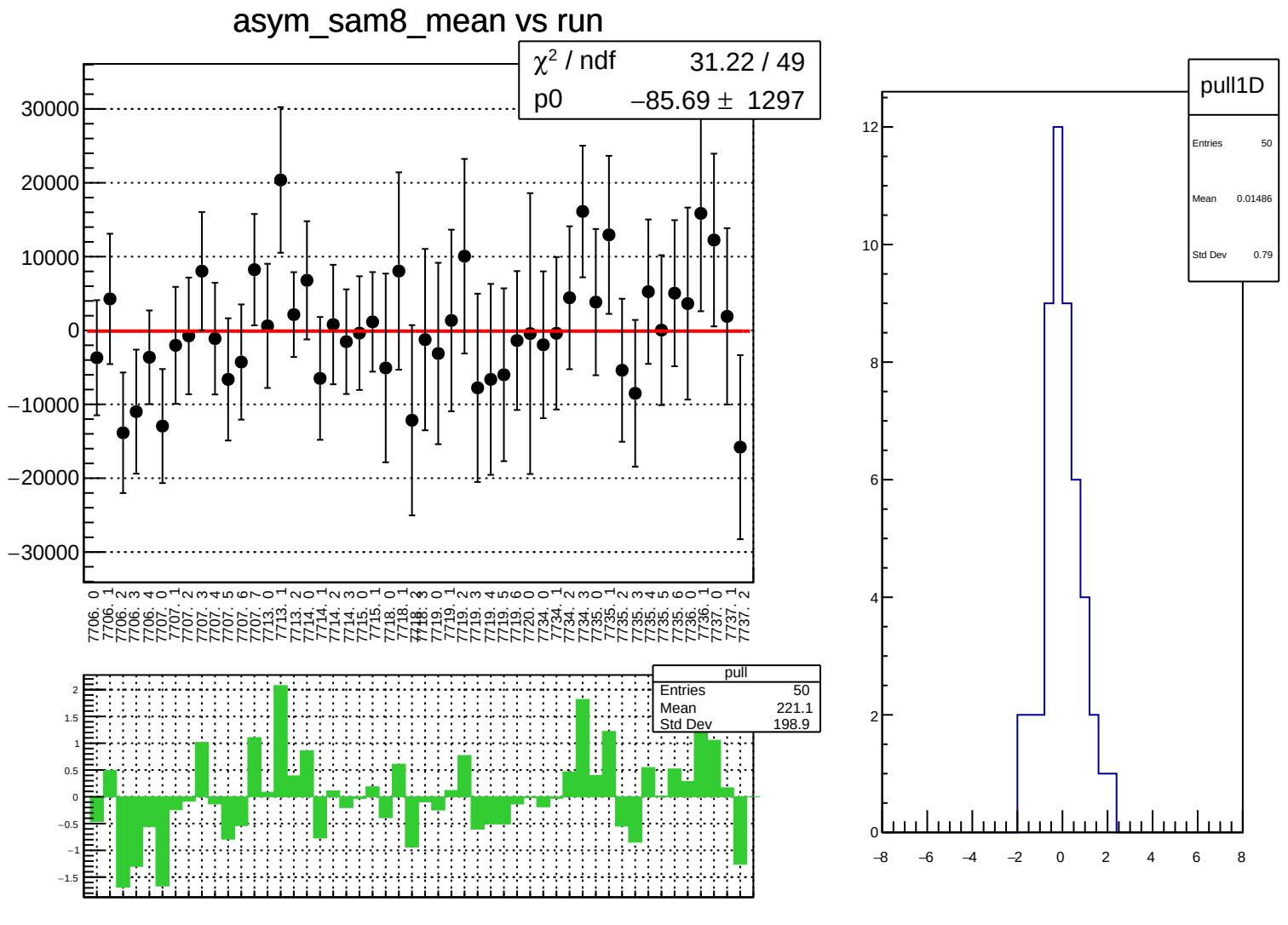
asym_sam8_mean vs run
χ² / ndf 31.22 / 49
p0 −85.69 ± 1297
30000
20000
10000
0
−10000
−20000
−30000
7706. 0
7706. 1
7706. 2
7706. 3
7706. 4
7707. 0
7707. 1
7707. 2
7707. 3
7707. 4
7707. 5
7707. 6
7707. 7
7713. 0
7713. 1
7713. 2
7714. 0
7714. 1
7714. 2
7714. 3
7715. 0
7715. 1
7718. 0
7718. 1
7718. 2
7718. 3
7719. 0
7719. 1
7719. 2
7719. 3
7719. 4
7719. 5
7719. 6
7720. 0
7734. 0
7734. 1
7734. 2
7734. 3
7735. 0
7735. 1
7735. 2
7735. 3
7735. 4
7735. 5
7735. 6
7736. 0
7736. 1
7737. 0
7737. 1
7737. 2
pull
Entries 50
Mean 221.1
Std Dev 198.9
2
1.5
1
0.5
0
−0.5
−1
−1.5
pull1D
Entries 50
Mean 0.01486
Std Dev 0.79
12
10
8
6
4
2
0
−8
−6
−4
−2
0
2
4
6
8

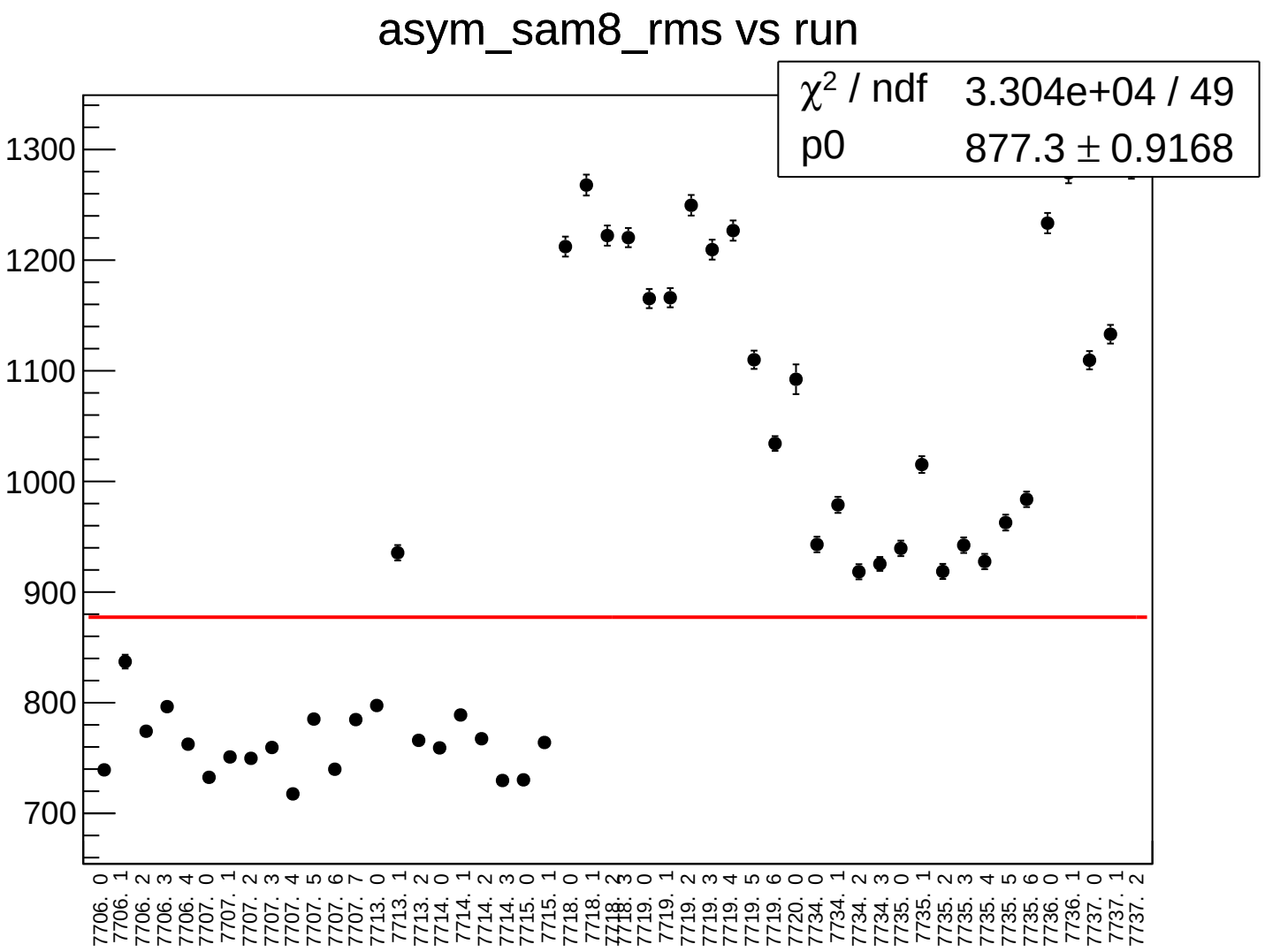
asym_sam8_rms vs run
χ2 / ndf 3.304e+04 / 49
p0 877.3 ± 0.9168
1300
1200
1100
1000
900
800
700
7706. 0
7706. 1
7706. 2
7706. 3
7706. 4
7707. 0
7707. 1
7707. 2
7707. 3
7707. 4
7707. 5
7707. 6
7707. 7
7713. 0
7713. 1
7713. 2
7714. 0
7714. 1
7714. 2
7714. 3
7715. 0
7715. 1
7718. 0
7718. 1
7718. 2
7718. 3
7719. 0
7719. 1
7719. 2
7719. 3
7719. 4
7719. 5
7719. 6
7720. 0
7734. 0
7734. 1
7734. 2
7734. 3
7735. 0
7735. 1
7735. 2
7735. 3
7735. 4
7735. 5
7735. 6
7736. 0
7736. 1
7737. 0
7737. 1
7737. 2

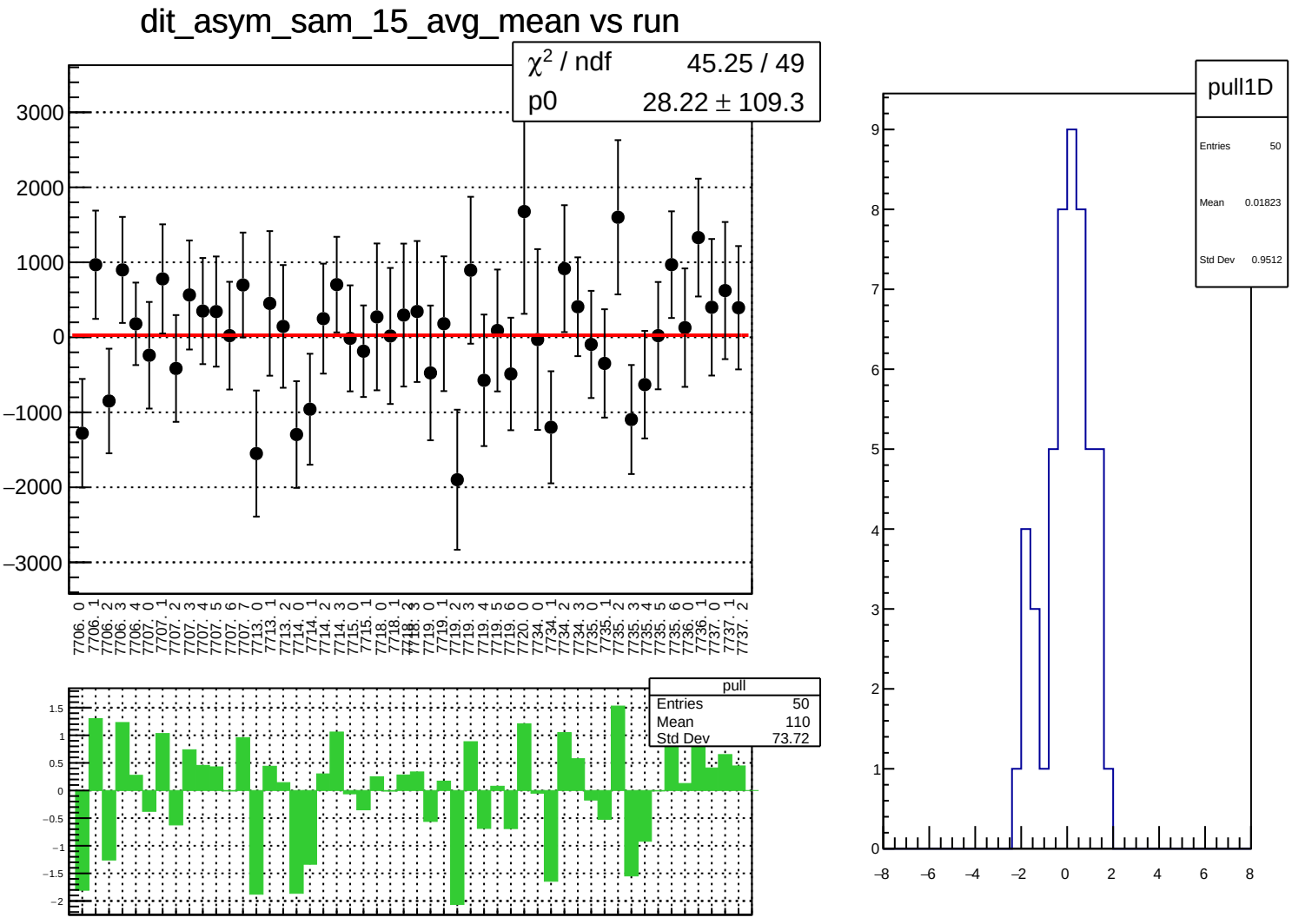
dit_asym_sam_15_avg_mean vs run
χ² / ndf 45.25 / 49
p0 28.22 ± 109.3
pull
Entries 50
Mean 110
Std Dev 73.72
pull1D
Entries 50
Mean 0.01823
Std Dev 0.9512

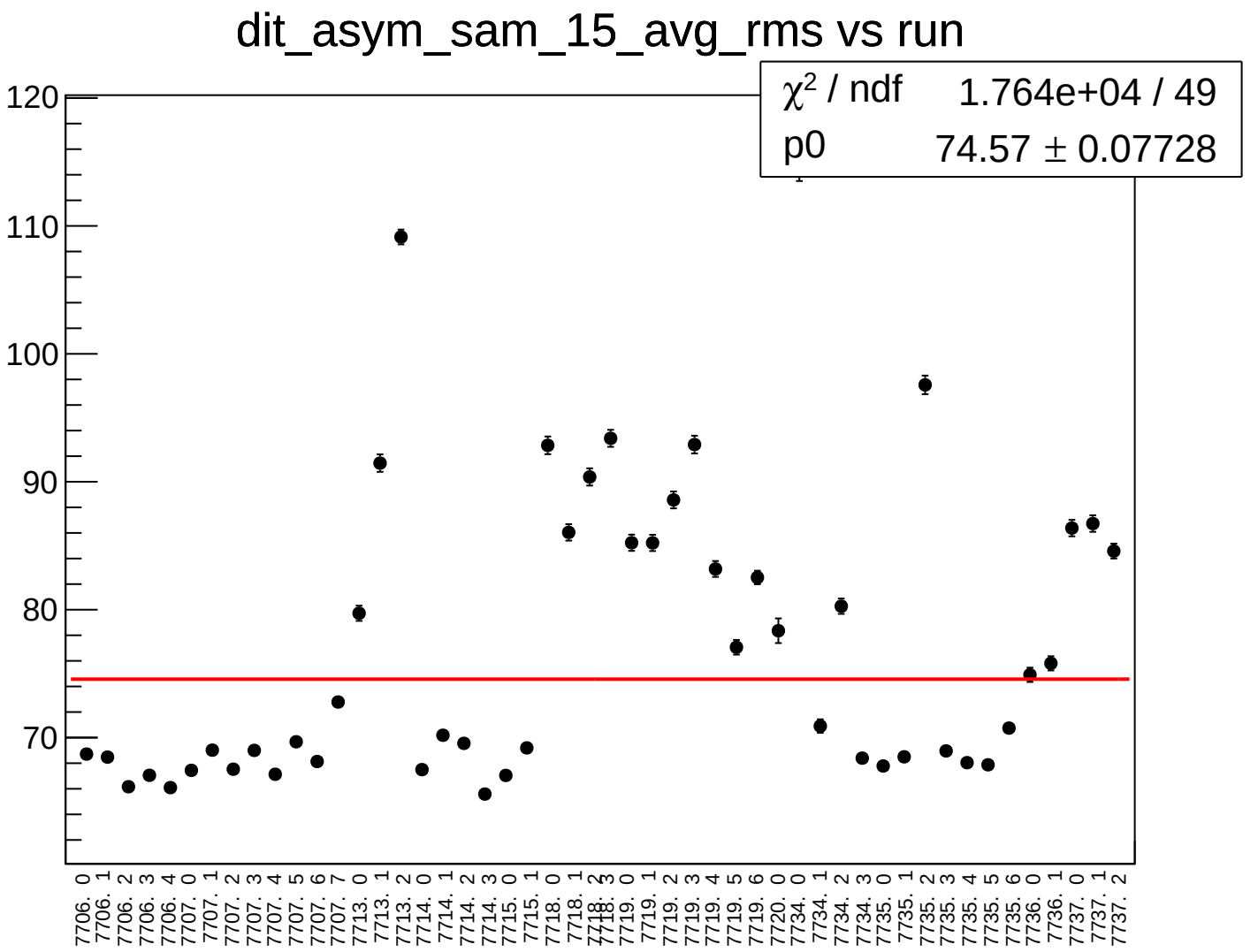
dit_asym_sam_15_avg_rms vs run
χ^2 / ndf 1.764e+04 / 49
p0 74.57 ± 0.07728
120
110
100
90
80
70
7706. 0
7706. 1
7706. 2
7706. 3
7706. 4
7707. 0
7707. 1
7707. 2
7707. 3
7707. 4
7707. 5
7707. 6
7707. 7
7713. 0
7713. 1
7713. 2
7714. 0
7714. 1
7714. 2
7714. 3
7715. 0
7715. 1
7718. 0
7718. 1
7718. 2
7718. 3
7719. 0
7719. 1
7719. 2
7719. 3
7719. 4
7719. 5
7719. 6
7720. 0
7734. 0
7734. 1
7734. 2
7734. 3
7735. 0
7735. 1
7735. 2
7735. 3
7735. 4
7735. 5
7735. 6
7736. 0
7736. 1
7737. 0
7737. 1
7737. 2

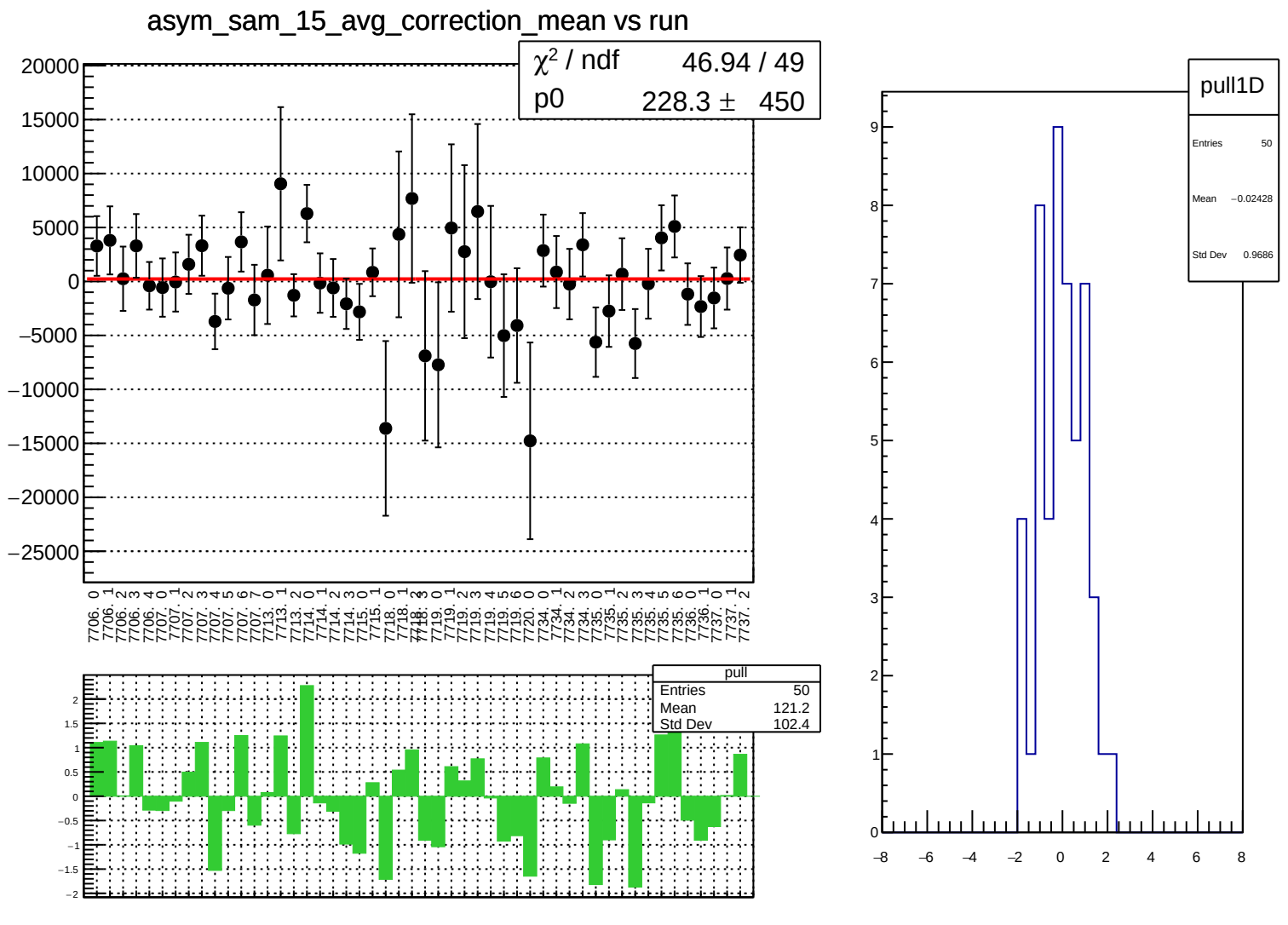
asym_sam_15_avg_correction_mean vs run
χ² / ndf 46.94 / 49
p0 228.3 ± 450
pull
Entries 50
Mean 121.2
Std Dev 102.4
pull1D
Entries 50
Mean −0.02428
Std Dev 0.9686

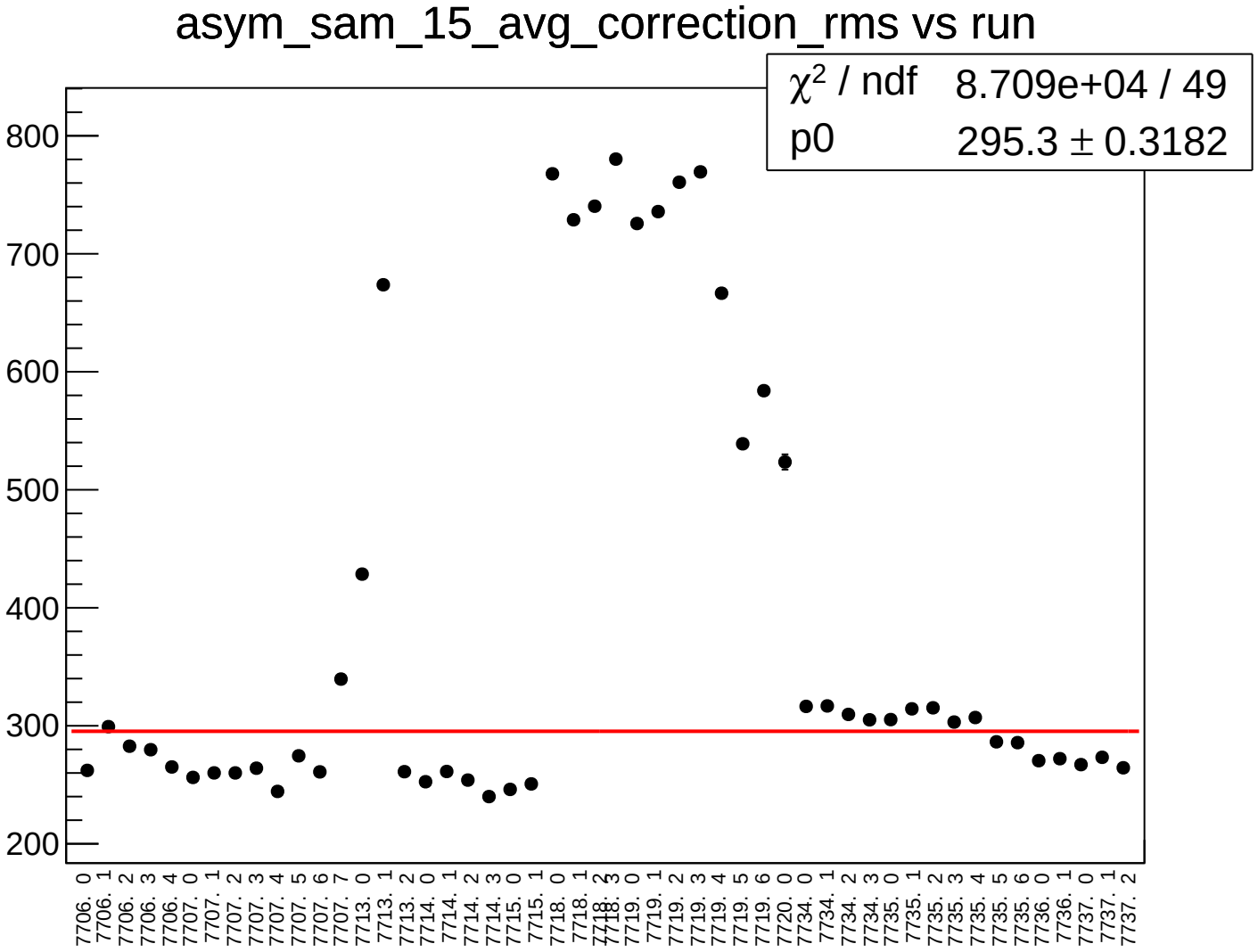
asym_sam_15_avg_correction_rms vs run
χ² / ndf 8.709e+04 / 49
p0 295.3 ± 0.3182
800
700
600
500
400
300
200
7706. 0
7706. 1
7706. 2
7706. 3
7706. 4
7707. 0
7707. 1
7707. 2
7707. 3
7707. 4
7707. 5
7707. 6
7707. 7
7713. 0
7713. 1
7713. 2
7714. 0
7714. 1
7714. 2
7714. 3
7715. 0
7715. 1
7718. 0
7718. 1
7718. 2
7718. 3
7719. 0
7719. 1
7719. 2
7719. 3
7719. 4
7719. 5
7719. 6
7720. 0
7734. 0
7734. 1
7734. 2
7734. 3
7735. 0
7735. 1
7735. 2
7735. 3
7735. 4
7735. 5
7735. 6
7736. 0
7736. 1
7737. 0
7737. 1
7737. 2

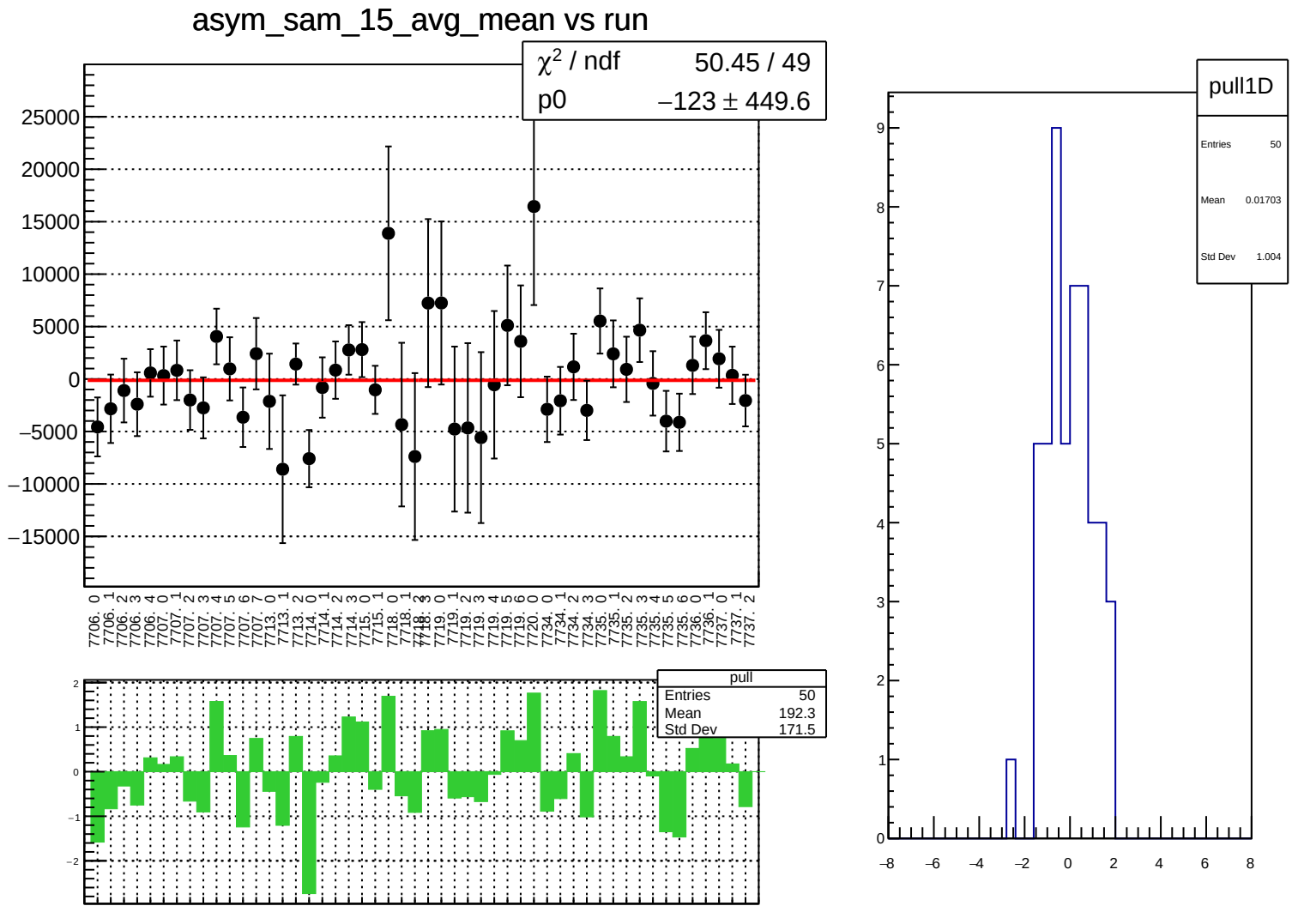
asym_sam_15_avg_mean vs run
χ² / ndf 50.45 / 49
p0 −123 ± 449.6
pull
Entries 50
Mean 192.3
Std Dev 171.5
pull1D
Entries 50
Mean 0.01703
Std Dev 1.004

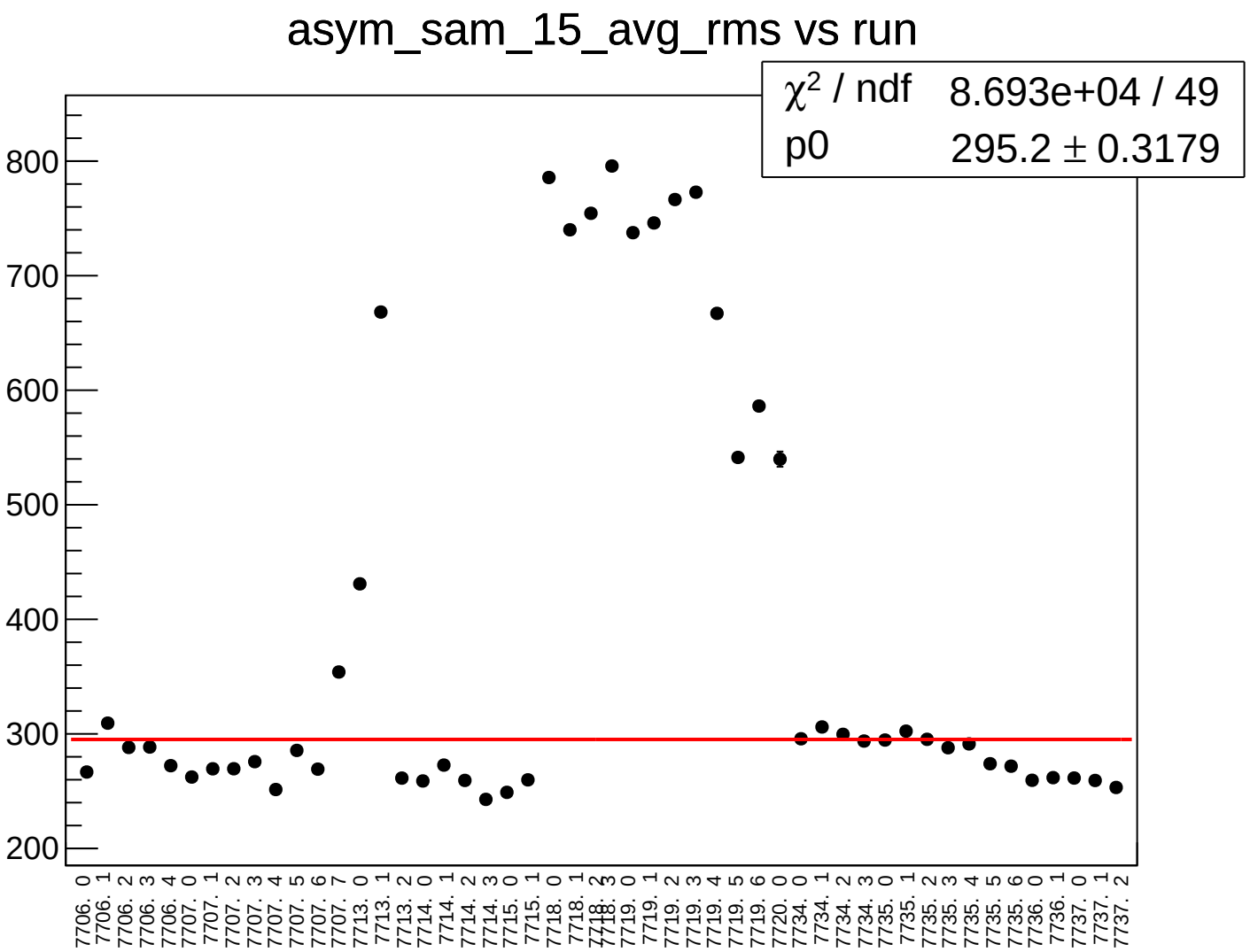
asym_sam_15_avg_rms vs run
χ2 / ndf 8.693e+04 / 49
p0 295.2 ± 0.3179
800
700
600
500
400
300
200
7706. 0
7706. 1
7706. 2
7706. 3
7706. 4
7707. 0
7707. 1
7707. 2
7707. 3
7707. 4
7707. 5
7707. 6
7707. 7
7713. 0
7713. 1
7713. 2
7714. 0
7714. 1
7714. 2
7714. 3
7715. 0
7715. 1
7718. 0
7718. 1
7718. 2
7718. 3
7719. 0
7719. 1
7719. 2
7719. 3
7719. 4
7719. 5
7719. 6
7720. 0
7734. 0
7734. 1
7734. 2
7734. 3
7735. 0
7735. 1
7735. 2
7735. 3
7735. 4
7735. 5
7735. 6
7736. 0
7736. 1
7737. 0
7737. 1
7737. 2

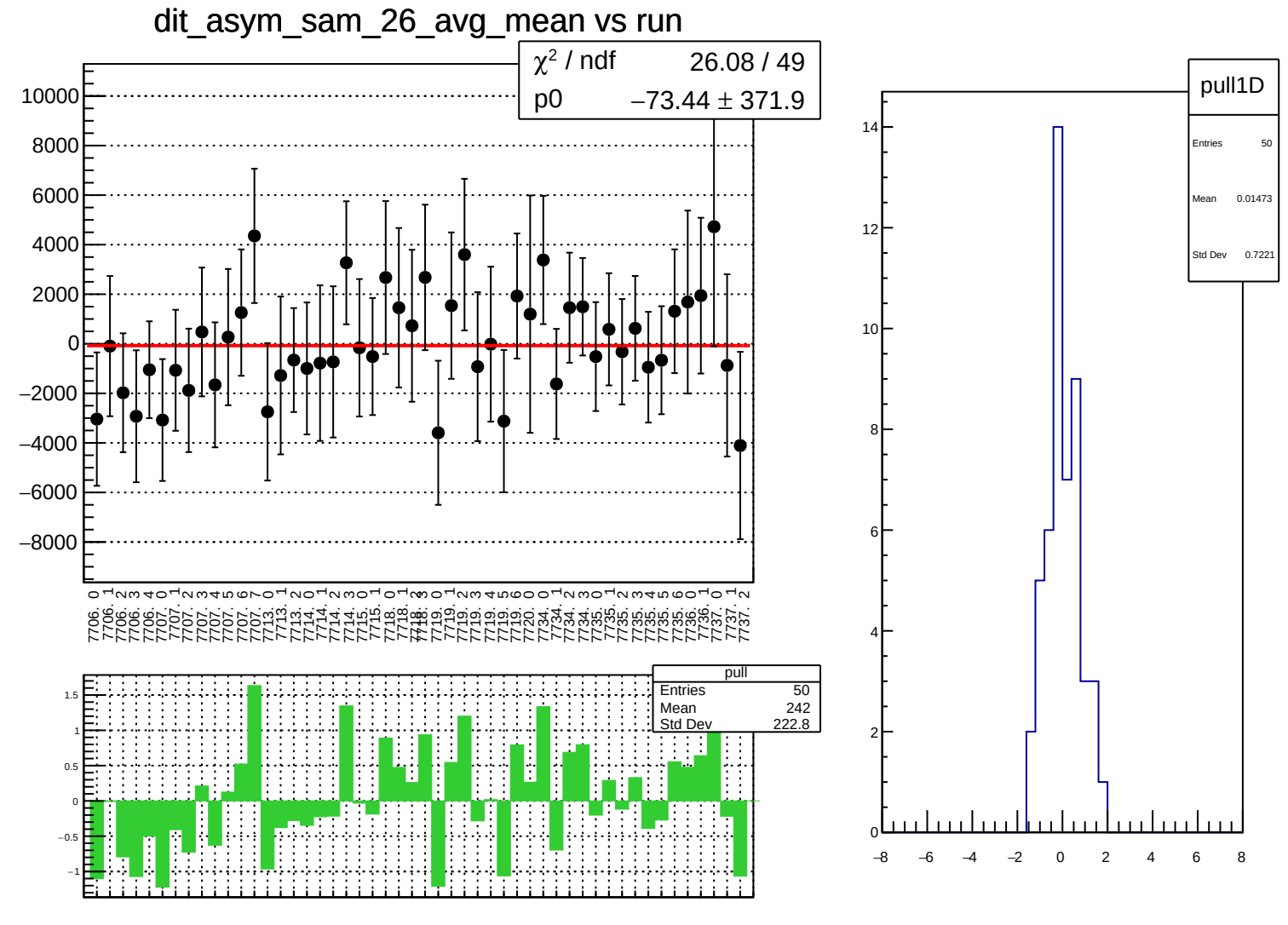
dit_asym_sam_26_avg_mean vs run
χ² / ndf 26.08 / 49
p0 −73.44 ± 371.9
pull
Entries 50
Mean 242
Std Dev 222.8
pull1D
Entries 50
Mean 0.01473
Std Dev 0.7221

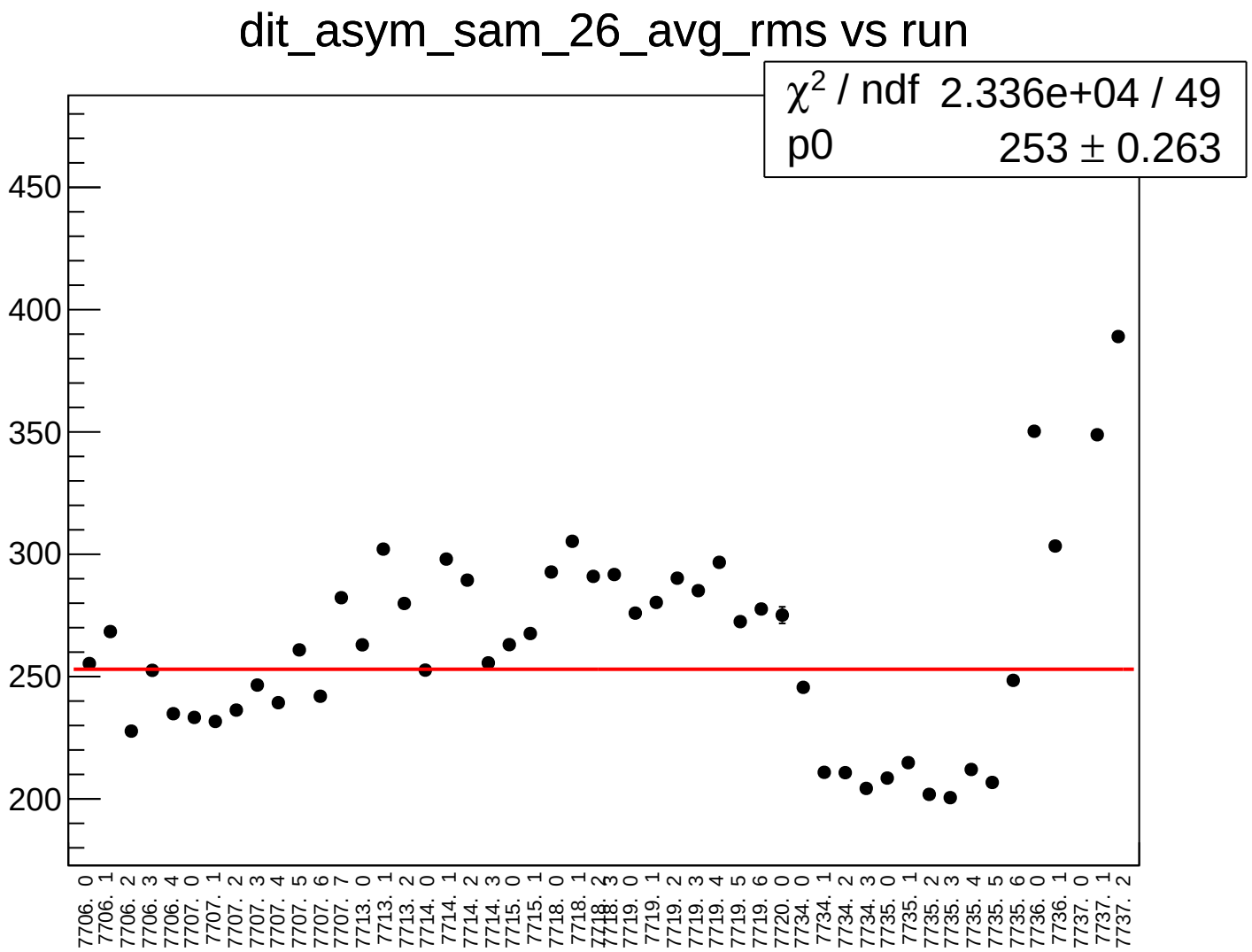
dit_asym_sam_26_avg_rms vs run
χ2 / ndf 2.336e+04 / 49
p0 253 ± 0.263
450
400
350
300
250
200
7706. 0
7706. 1
7706. 2
7706. 3
7706. 4
7707. 0
7707. 1
7707. 2
7707. 3
7707. 4
7707. 5
7707. 6
7707. 7
7713. 0
7713. 1
7713. 2
7714. 0
7714. 1
7714. 2
7714. 3
7715. 0
7715. 1
7718. 0
7718. 1
7718. 2
7718. 3
7719. 0
7719. 1
7719. 2
7719. 3
7719. 4
7719. 5
7719. 6
7720. 0
7734. 0
7734. 1
7734. 2
7734. 3
7735. 0
7735. 1
7735. 2
7735. 3
7735. 4
7735. 5
7735. 6
7736. 0
7736. 1
7737. 0
7737. 1
7737. 2

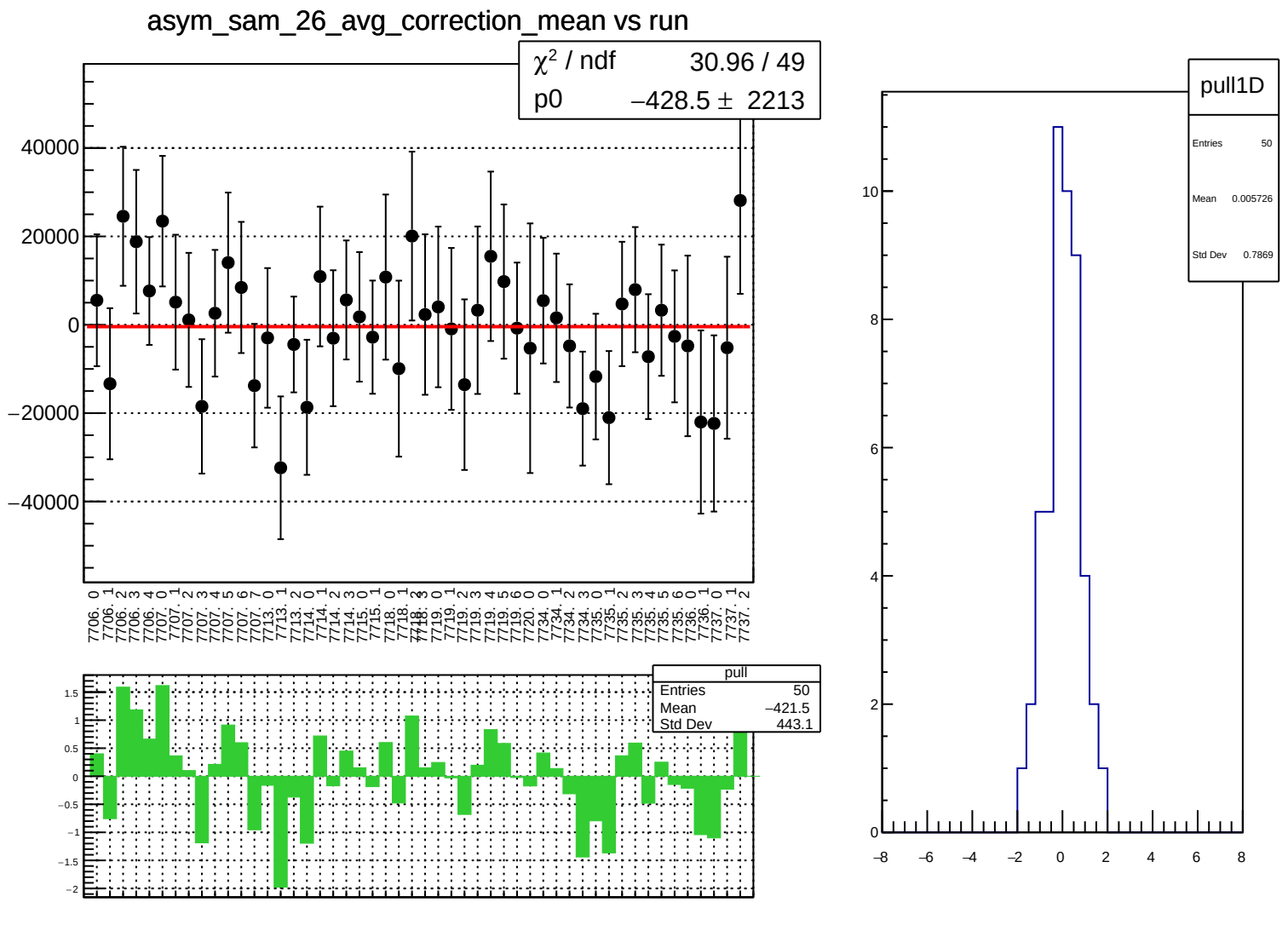
asym_sam_26_avg_correction_mean vs run
χ² / ndf 30.96 / 49
p0 −428.5 ± 2213
40000
20000
0
−20000
−40000
7706. 0
7706. 1
7706. 2
7706. 3
7706. 4
7707. 0
7707. 1
7707. 2
7707. 3
7707. 4
7707. 5
7707. 6
7707. 7
7713. 0
7713. 1
7713. 2
7714. 0
7714. 1
7714. 2
7714. 3
7715. 0
7715. 1
7718. 0
7718. 1
7718. 2
7718. 3
7719. 0
7719. 1
7719. 2
7719. 3
7719. 4
7719. 5
7719. 6
7720. 0
7734. 0
7734. 1
7734. 2
7734. 3
7735. 0
7735. 1
7735. 2
7735. 3
7735. 4
7735. 5
7735. 6
7736. 0
7736. 1
7737. 0
7737. 1
7737. 2
pull
Entries 50
Mean −421.5
Std Dev 443.1
1.5
1
0.5
0
−0.5
−1
−1.5
−2
pull1D
Entries 50
Mean 0.005726
Std Dev 0.7869
10
8
6
4
2
0
−8
−6
−4
−2
0
2
4
6
8

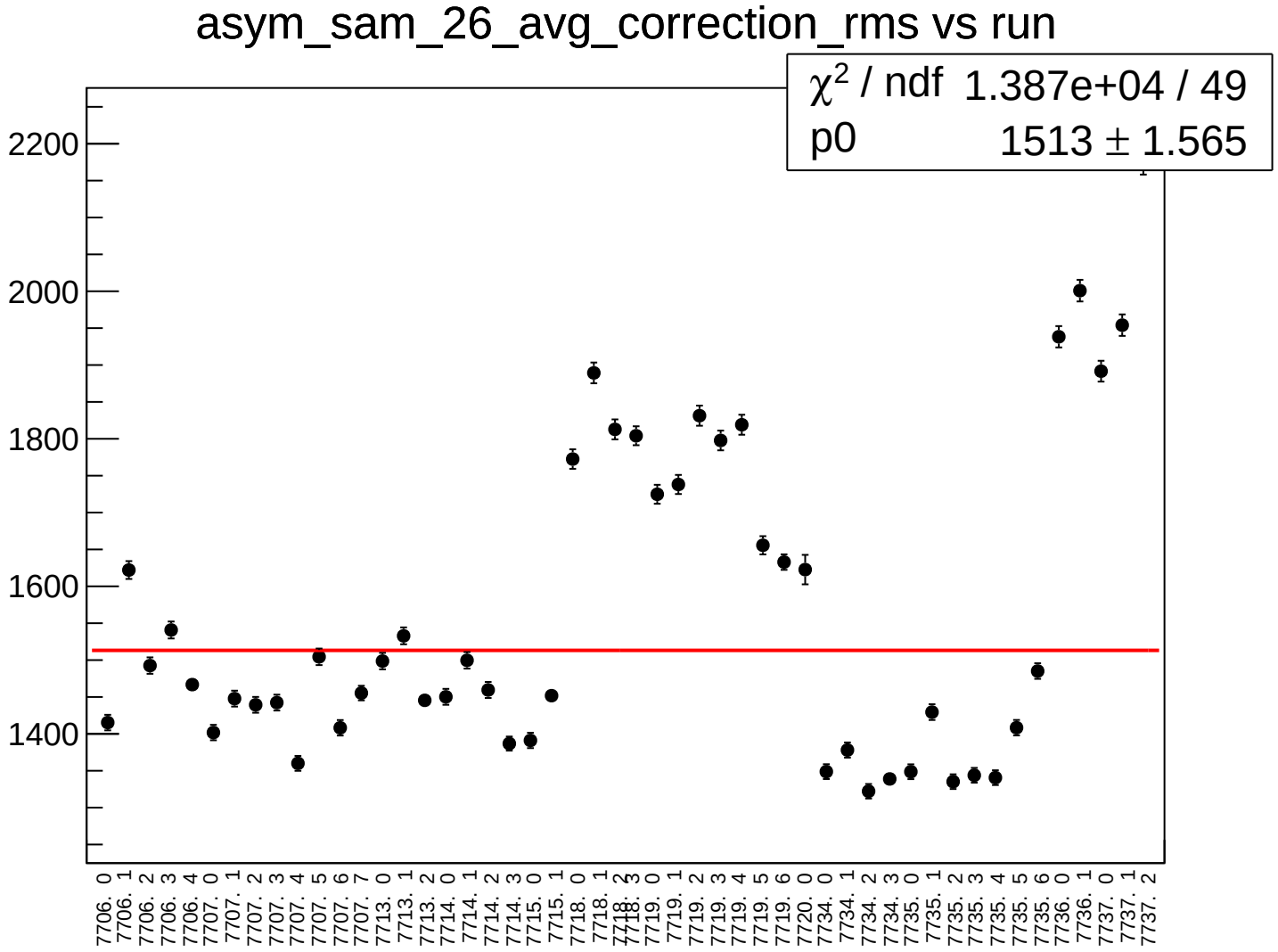
asym_sam_26_avg_correction_rms vs run
χ2 / ndf 1.387e+04 / 49
p0 1513 ± 1.565
2200
2000
1800
1600
1400
7706. 0
7706. 1
7706. 2
7706. 3
7706. 4
7707. 0
7707. 1
7707. 2
7707. 3
7707. 4
7707. 5
7707. 6
7707. 7
7713. 0
7713. 1
7713. 2
7714. 0
7714. 1
7714. 2
7714. 3
7715. 0
7715. 1
7718. 0
7718. 1
7718. 2
7718. 3
7719. 0
7719. 1
7719. 2
7719. 3
7719. 4
7719. 5
7719. 6
7720. 0
7734. 0
7734. 1
7734. 2
7734. 3
7735. 0
7735. 1
7735. 2
7735. 3
7735. 4
7735. 5
7735. 6
7736. 0
7736. 1
7737. 0
7737. 1
7737. 2

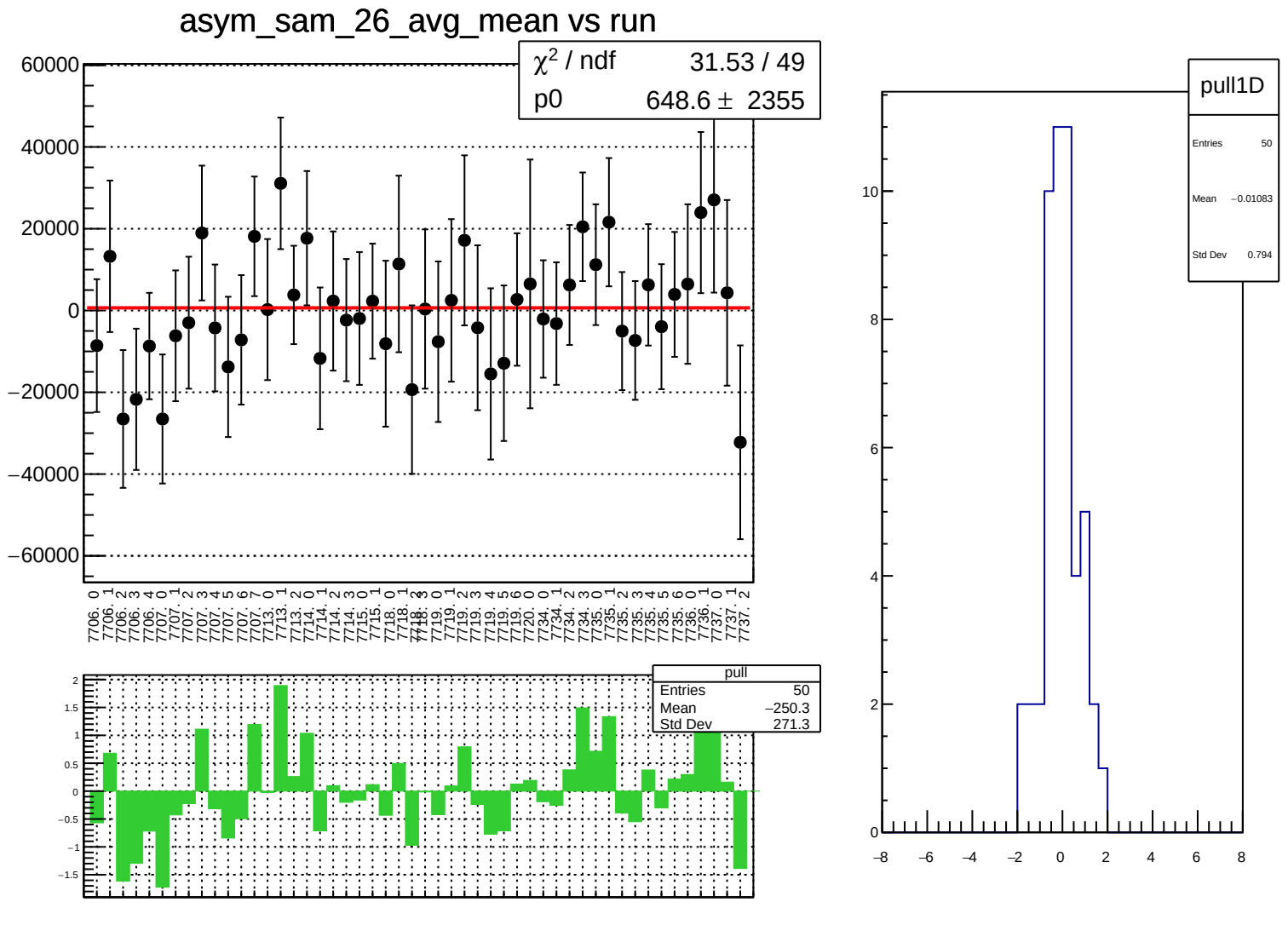
asym_sam_26_avg_mean vs run
χ^2 / ndf 31.53 / 49
p0 648.6 ± 2355
60000
40000
20000
0
−20000
−40000
−60000
7706. 0
7706. 1
7706. 2
7706. 3
7706. 4
7707. 0
7707. 1
7707. 2
7707. 3
7707. 4
7707. 5
7707. 6
7707. 7
7713. 0
7713. 1
7713. 2
7714. 0
7714. 1
7714. 2
7714. 3
7715. 0
7715. 1
7718. 0
7718. 1
7718. 2
7718. 3
7719. 0
7719. 1
7719. 2
7719. 3
7719. 4
7719. 5
7719. 6
7720. 0
7734. 0
7734. 1
7734. 2
7734. 3
7735. 0
7735. 1
7735. 2
7735. 3
7735. 4
7735. 5
7735. 6
7736. 0
7736. 1
7737. 0
7737. 1
7737. 2
pull
Entries 50
Mean −250.3
Std Dev 271.3
2
1.5
1
0.5
0
−0.5
−1
−1.5
pull1D
Entries 50
Mean −0.01083
Std Dev 0.794
10
8
6
4
2
0
−8
−6
−4
−2
0
2
4
6
8

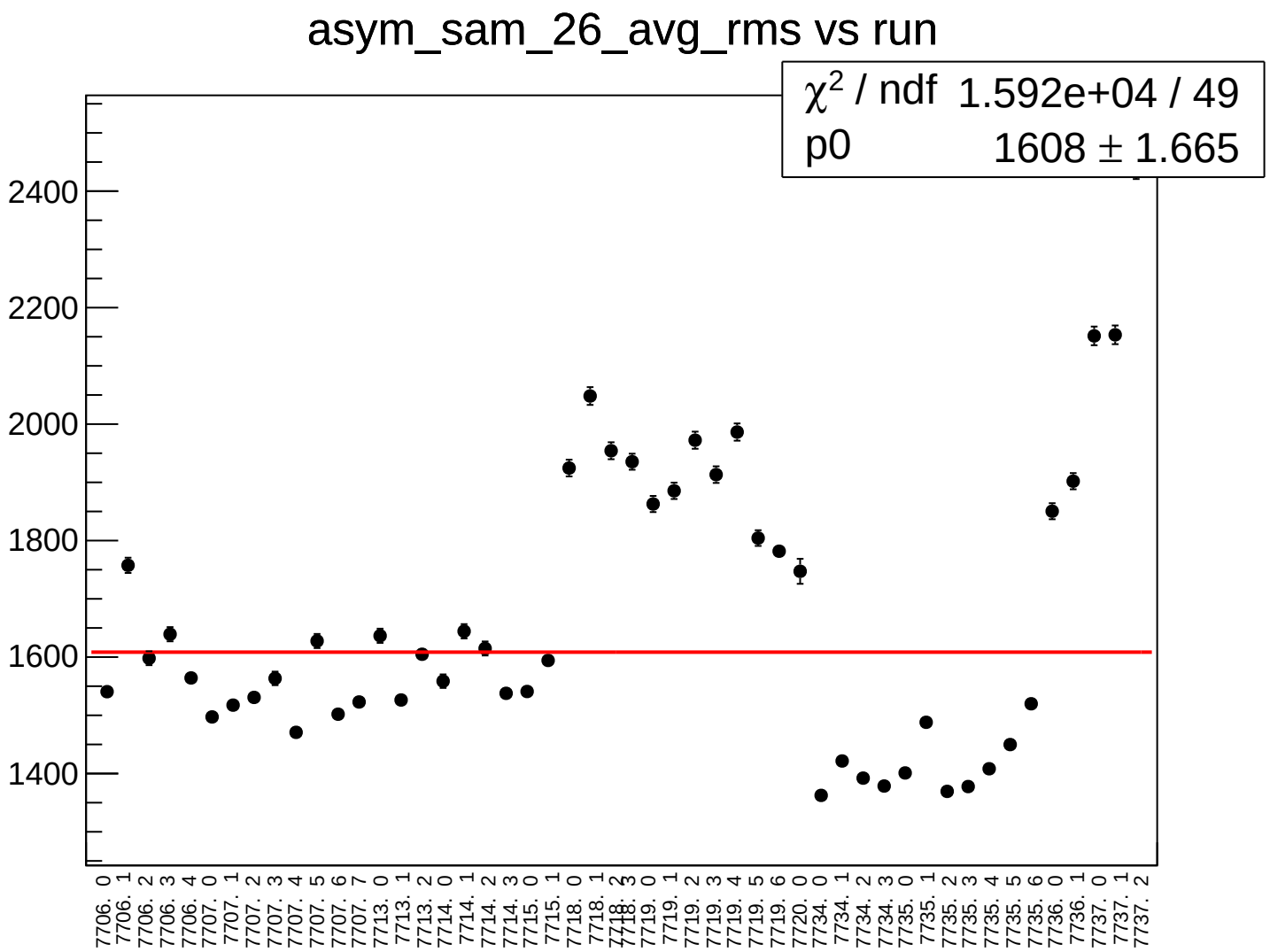
asym_sam_26_avg_rms vs run
χ2 / ndf 1.592e+04 / 49
p0 1608 ± 1.665
2400
2200
2000
1800
1600
1400
7706. 0
7706. 1
7706. 2
7706. 3
7706. 4
7707. 0
7707. 1
7707. 2
7707. 3
7707. 4
7707. 5
7707. 6
7707. 7
7713. 0
7713. 1
7713. 2
7714. 0
7714. 1
7714. 2
7714. 3
7715. 0
7715. 1
7718. 0
7718. 1
7718. 2
7718. 3
7719. 0
7719. 1
7719. 2
7719. 3
7719. 4
7719. 5
7719. 6
7720. 0
7734. 0
7734. 1
7734. 2
7734. 3
7735. 0
7735. 1
7735. 2
7735. 3
7735. 4
7735. 5
7735. 6
7736. 0
7736. 1
7737. 0
7737. 1
7737. 2

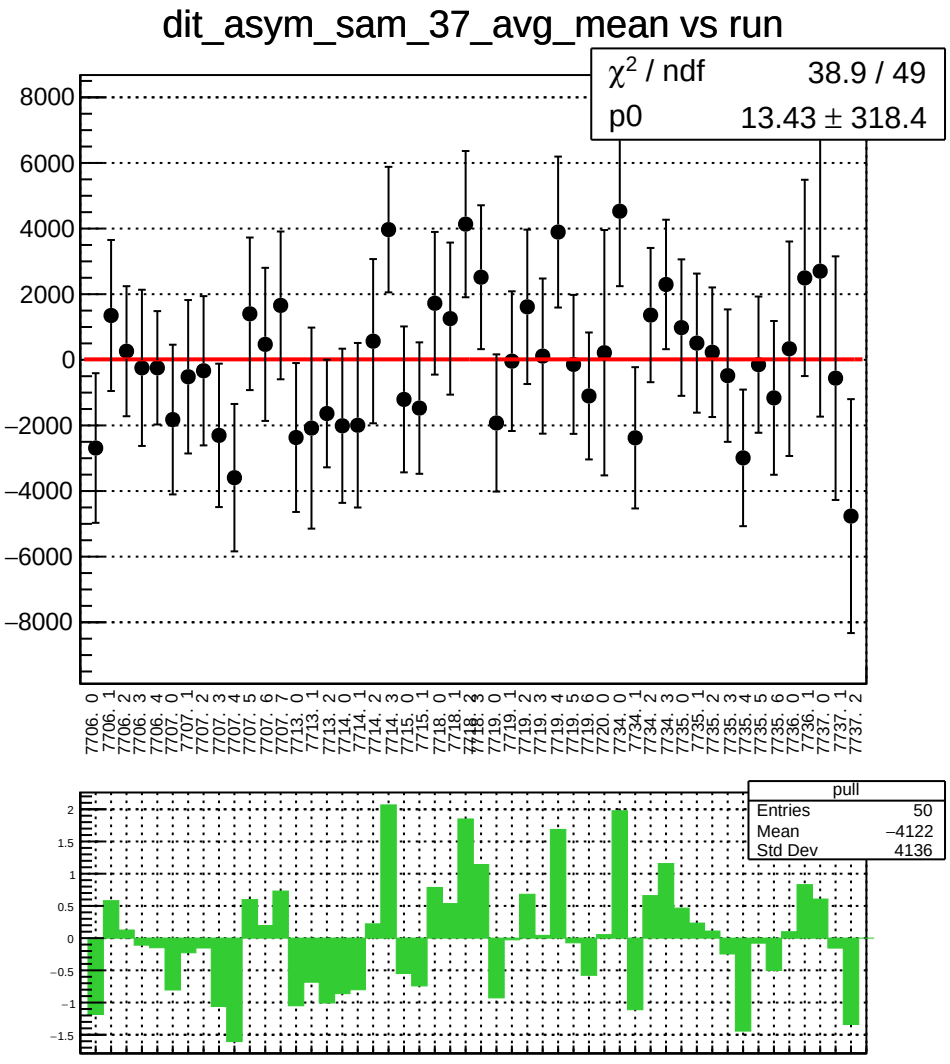
dit_asym_sam_37_avg_mean vs run
χ² / ndf 38.9 / 49
p0 13.43 ± 318.4
8000
6000
4000
2000
0
−2000
−4000
−6000
−8000
7706. 0
7706. 1
7706. 2
7706. 3
7706. 4
7707. 0
7707. 1
7707. 2
7707. 3
7707. 4
7707. 5
7707. 6
7707. 7
7713. 0
7713. 1
7713. 2
7714. 0
7714. 1
7714. 2
7714. 3
7715. 0
7715. 1
7718. 0
7718. 1
7718. 2
7718. 3
7719. 0
7719. 1
7719. 2
7719. 3
7719. 4
7719. 5
7719. 6
7720. 0
7734. 0
7734. 1
7734. 2
7734. 3
7735. 0
7735. 1
7735. 2
7735. 3
7735. 4
7735. 5
7735. 6
7736. 0
7736. 1
7737. 0
7737. 1
7737. 2
pull
Entries 50
Mean −4122
Std Dev 4136
2
1.5
1
0.5
0
−0.5
−1
−1.5

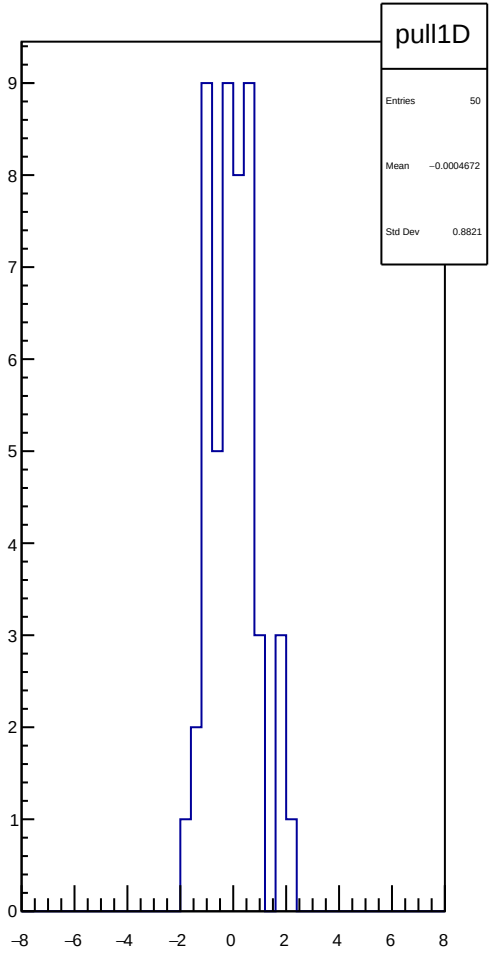
pull1D
Entries 50
Mean −0.0004672
Std Dev 0.8821
9
8
7
6
5
4
3
2
1
0
−8
−6
−4
−2
0
2
4
6
8

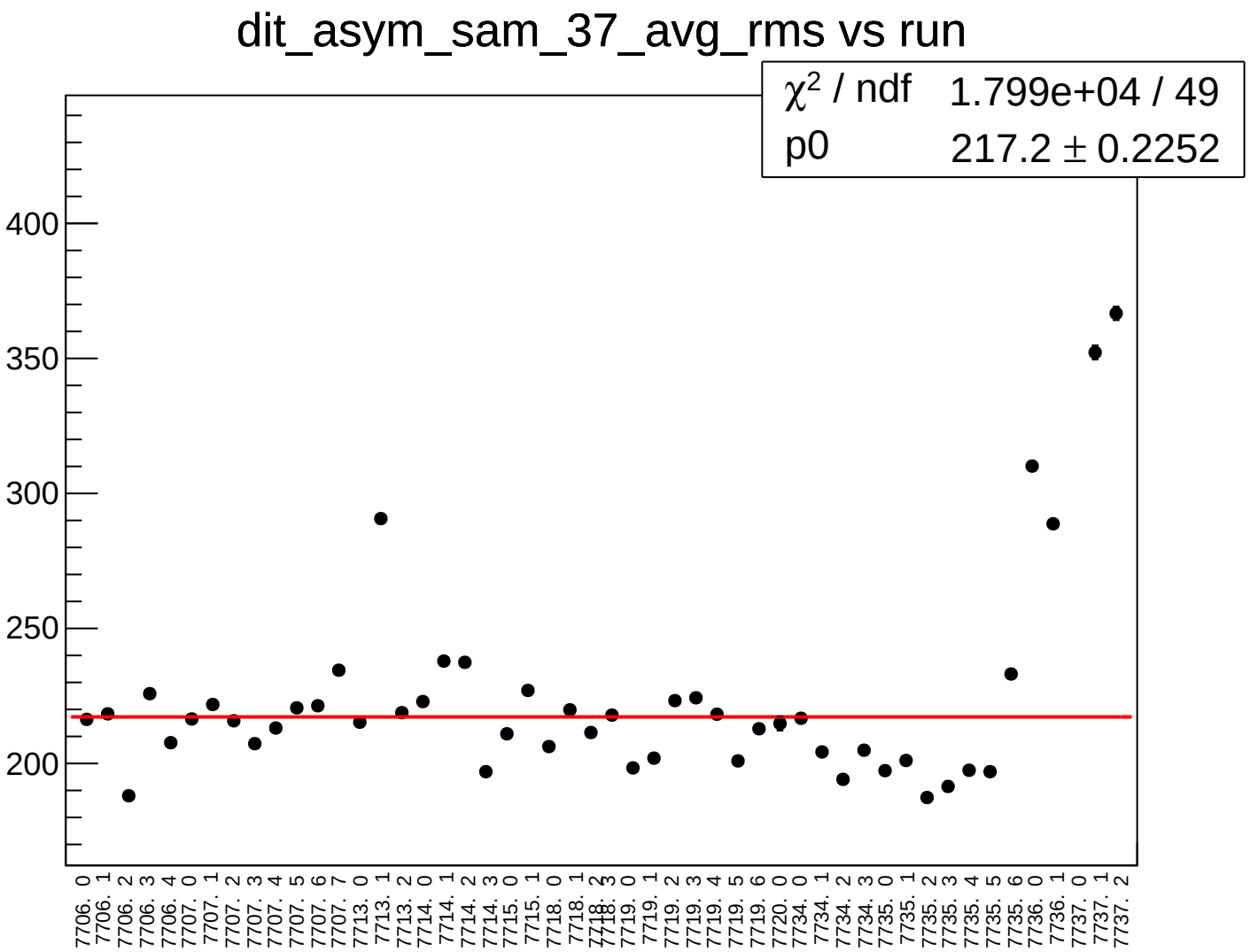
dit_asym_sam_37_avg_rms vs run
χ2 / ndf 1.799e+04 / 49
p0 217.2 ± 0.2252
400
350
300
250
200
7706. 0
7706. 1
7706. 2
7706. 3
7706. 4
7707. 0
7707. 1
7707. 2
7707. 3
7707. 4
7707. 5
7707. 6
7707. 7
7713. 0
7713. 1
7713. 2
7714. 0
7714. 1
7714. 2
7714. 3
7715. 0
7715. 1
7718. 0
7718. 1
7718. 2
7718. 3
7719. 0
7719. 1
7719. 2
7719. 3
7719. 4
7719. 5
7719. 6
7720. 0
7734. 0
7734. 1
7734. 2
7734. 3
7735. 0
7735. 1
7735. 2
7735. 3
7735. 4
7735. 5
7735. 6
7736. 0
7736. 1
7737. 0
7737. 1
7737. 2

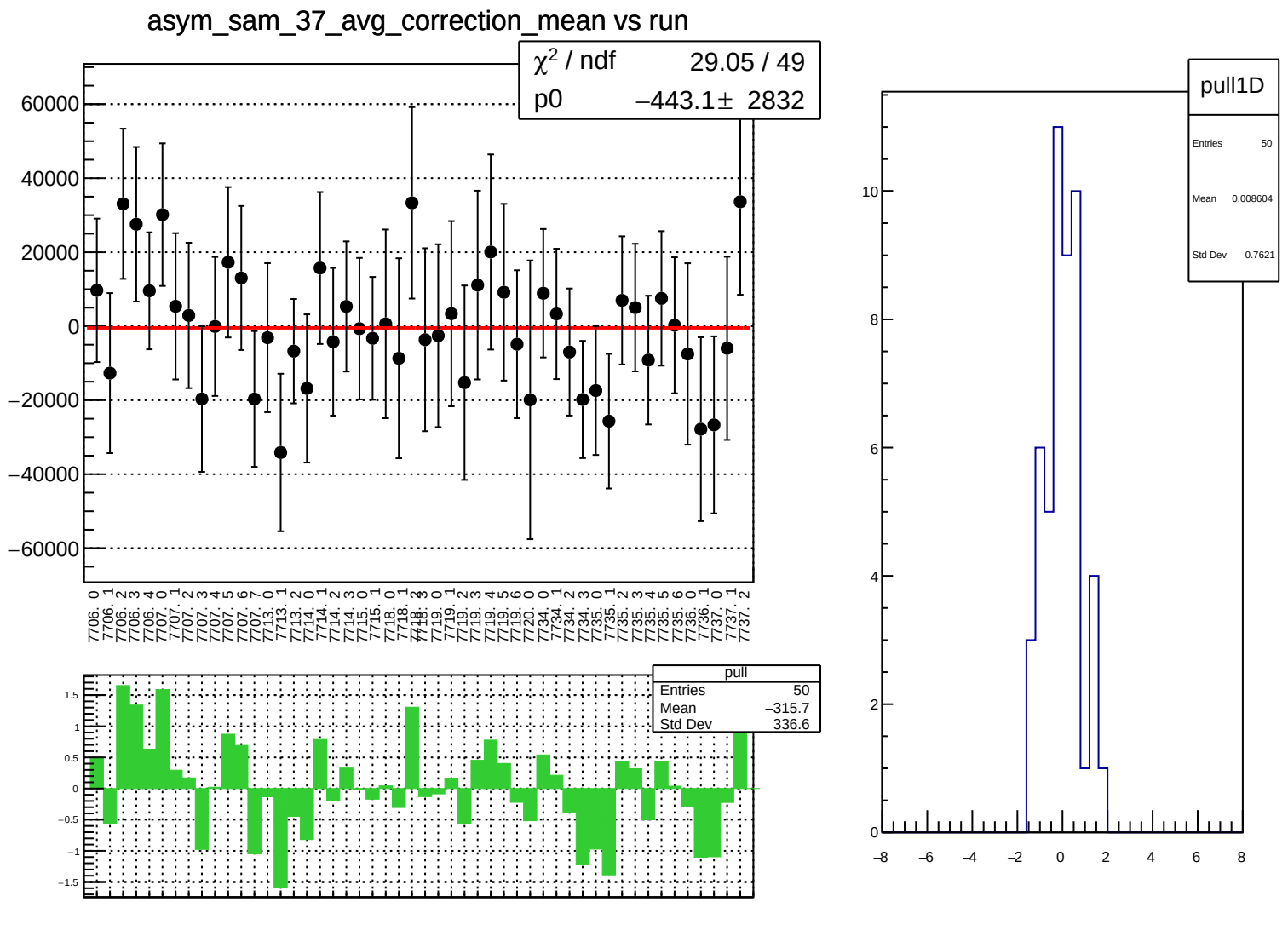
asym_sam_37_avg_correction_mean vs run
χ² / ndf 29.05 / 49
p0 −443.1± 2832
60000
40000
20000
0
−20000
−40000
−60000
7706. 0
7706. 1
7706. 2
7706. 3
7706. 4
7707. 0
7707. 1
7707. 2
7707. 3
7707. 4
7707. 5
7707. 6
7707. 7
7713. 0
7713. 1
7713. 2
7714. 0
7714. 1
7714. 2
7714. 3
7715. 0
7715. 1
7718. 0
7718. 1
7718. 2
7718. 3
7719. 0
7719. 1
7719. 2
7719. 3
7719. 4
7719. 5
7719. 6
7720. 0
7734. 0
7734. 1
7734. 2
7734. 3
7735. 0
7735. 1
7735. 2
7735. 3
7735. 4
7735. 5
7735. 6
7736. 0
7736. 1
7737. 0
7737. 1
7737. 2
pull
Entries 50
Mean −315.7
Std Dev 336.6
1.5
1
0.5
0
−0.5
−1
−1.5
pull1D
Entries 50
Mean 0.008604
Std Dev 0.7621
10
8
6
4
2
0
−8
−6
−4
−2
0
2
4
6
8

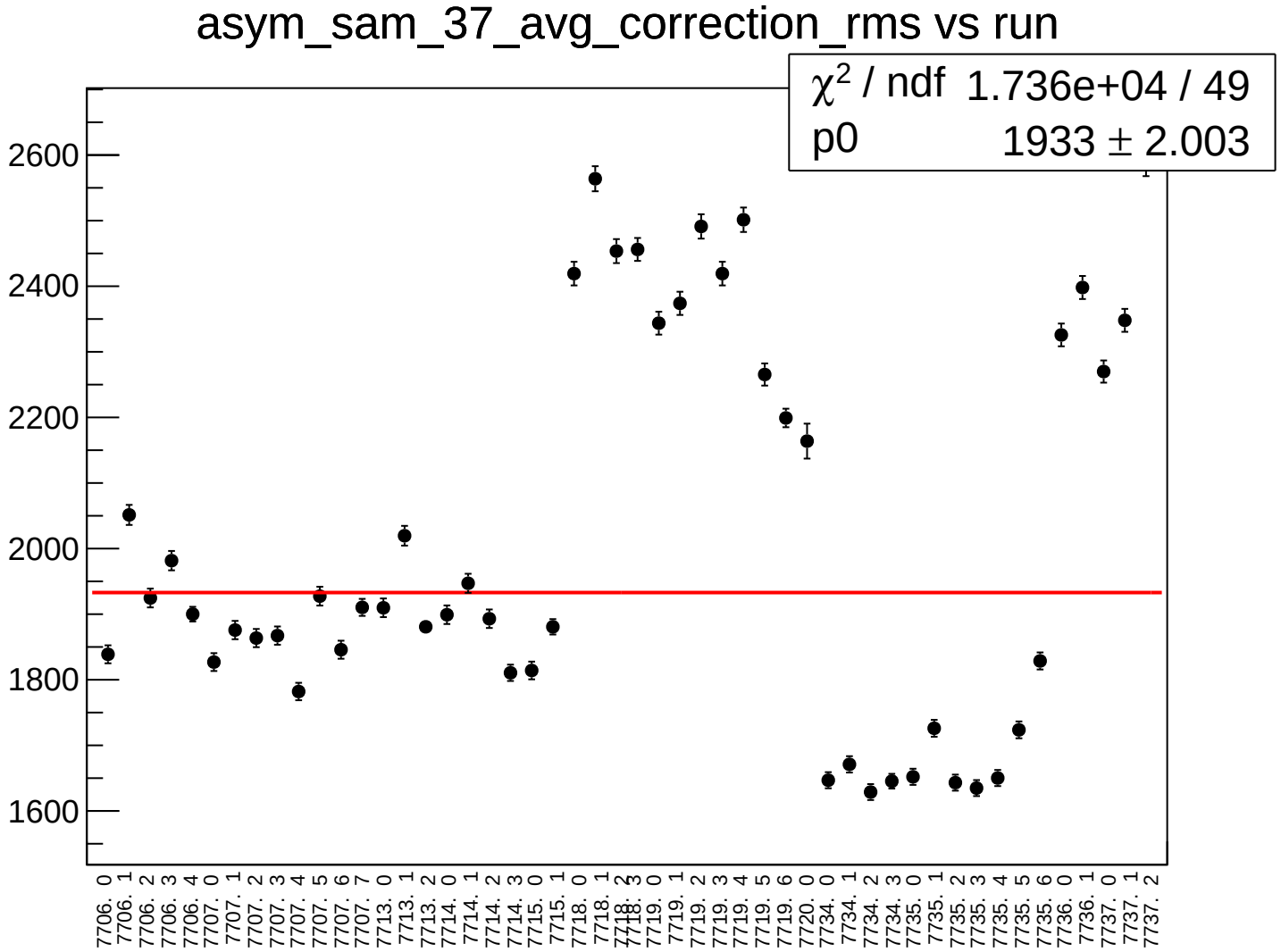
asym_sam_37_avg_correction_rms vs run
χ2 / ndf 1.736e+04 / 49
p0 1933 ± 2.003
2600
2400
2200
2000
1800
1600
7706. 0
7706. 1
7706. 2
7706. 3
7706. 4
7707. 0
7707. 1
7707. 2
7707. 3
7707. 4
7707. 5
7707. 6
7707. 7
7713. 0
7713. 1
7713. 2
7714. 0
7714. 1
7714. 2
7714. 3
7715. 0
7715. 1
7718. 0
7718. 1
7718. 2
7718. 3
7719. 0
7719. 1
7719. 2
7719. 3
7719. 4
7719. 5
7719. 6
7720. 0
7734. 0
7734. 1
7734. 2
7734. 3
7735. 0
7735. 1
7735. 2
7735. 3
7735. 4
7735. 5
7735. 6
7736. 0
7736. 1
7737. 0
7737. 1
7737. 2

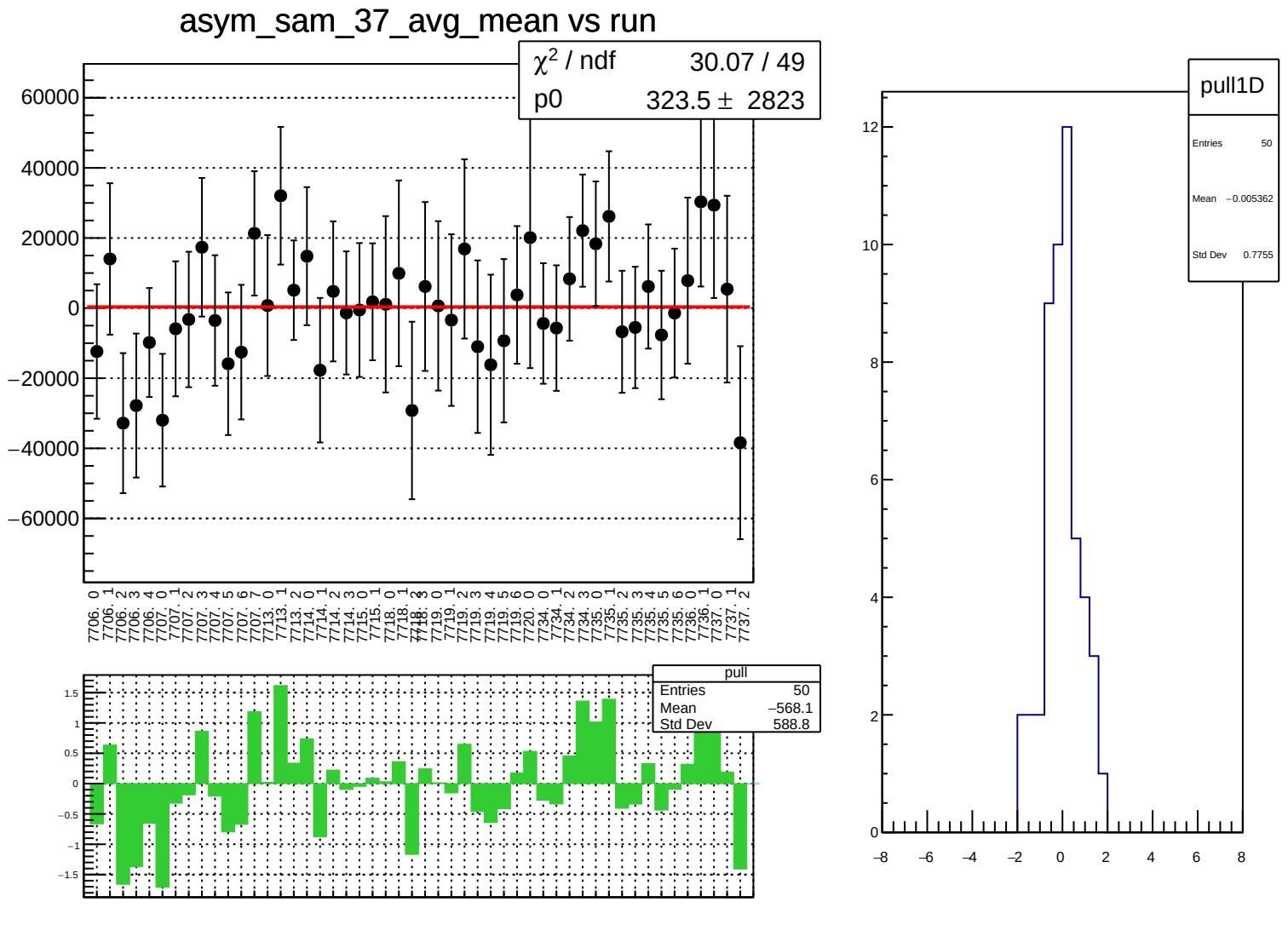
asym_sam_37_avg_mean vs run
χ² / ndf 30.07 / 49
p0 323.5 ± 2823
60000
40000
20000
0
−20000
−40000
−60000
7706. 0
7706. 1
7706. 2
7706. 3
7706. 4
7707. 0
7707. 1
7707. 2
7707. 3
7707. 4
7707. 5
7707. 6
7707. 7
7713. 0
7713. 1
7713. 2
7714. 0
7714. 1
7714. 2
7714. 3
7715. 0
7715. 1
7718. 0
7718. 1
7718. 2
7718. 3
7719. 0
7719. 1
7719. 2
7719. 3
7719. 4
7719. 5
7719. 6
7720. 0
7734. 0
7734. 1
7734. 2
7734. 3
7735. 0
7735. 1
7735. 2
7735. 3
7735. 4
7735. 5
7735. 6
7736. 0
7736. 1
7737. 0
7737. 1
7737. 2
pull
Entries 50
Mean −568.1
Std Dev 588.8
1.5
1
0.5
0
−0.5
−1
−1.5
pull1D
Entries 50
Mean −0.005362
Std Dev 0.7755
12
10
8
6
4
2
0
−8
−6
−4
−2
0
2
4
6
8

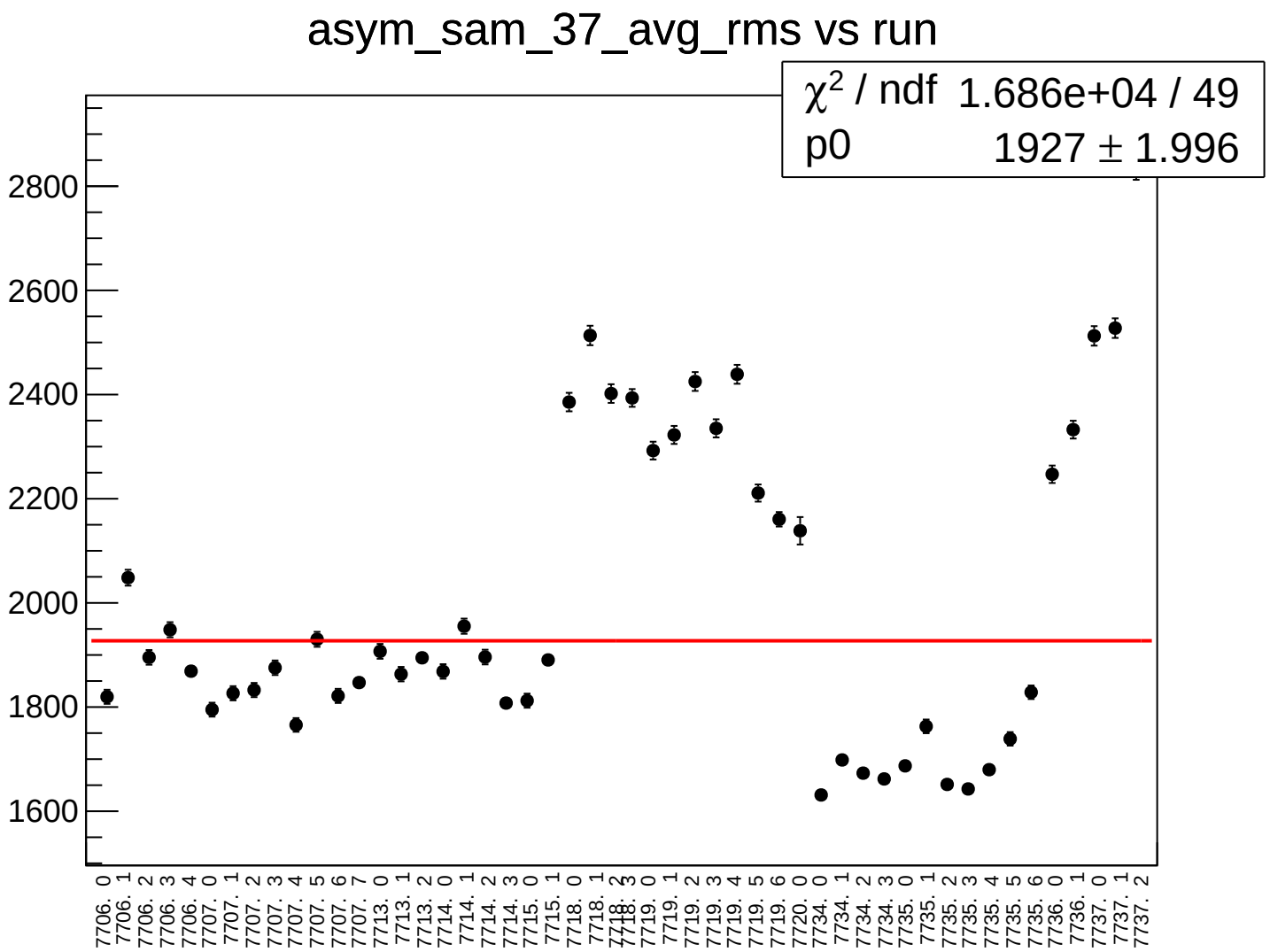
asym_sam_37_avg_rms vs run
χ2 / ndf 1.686e+04 / 49
p0 1927 ± 1.996
2800
2600
2400
2200
2000
1800
1600
7706. 0
7706. 1
7706. 2
7706. 3
7706. 4
7707. 0
7707. 1
7707. 2
7707. 3
7707. 4
7707. 5
7707. 6
7707. 7
7713. 0
7713. 1
7713. 2
7714. 0
7714. 1
7714. 2
7714. 3
7715. 0
7715. 1
7718. 0
7718. 1
7718. 2
7718. 3
7719. 0
7719. 1
7719. 2
7719. 3
7719. 4
7719. 5
7719. 6
7720. 0
7734. 0
7734. 1
7734. 2
7734. 3
7735. 0
7735. 1
7735. 2
7735. 3
7735. 4
7735. 5
7735. 6
7736. 0
7736. 1
7737. 0
7737. 1
7737. 2

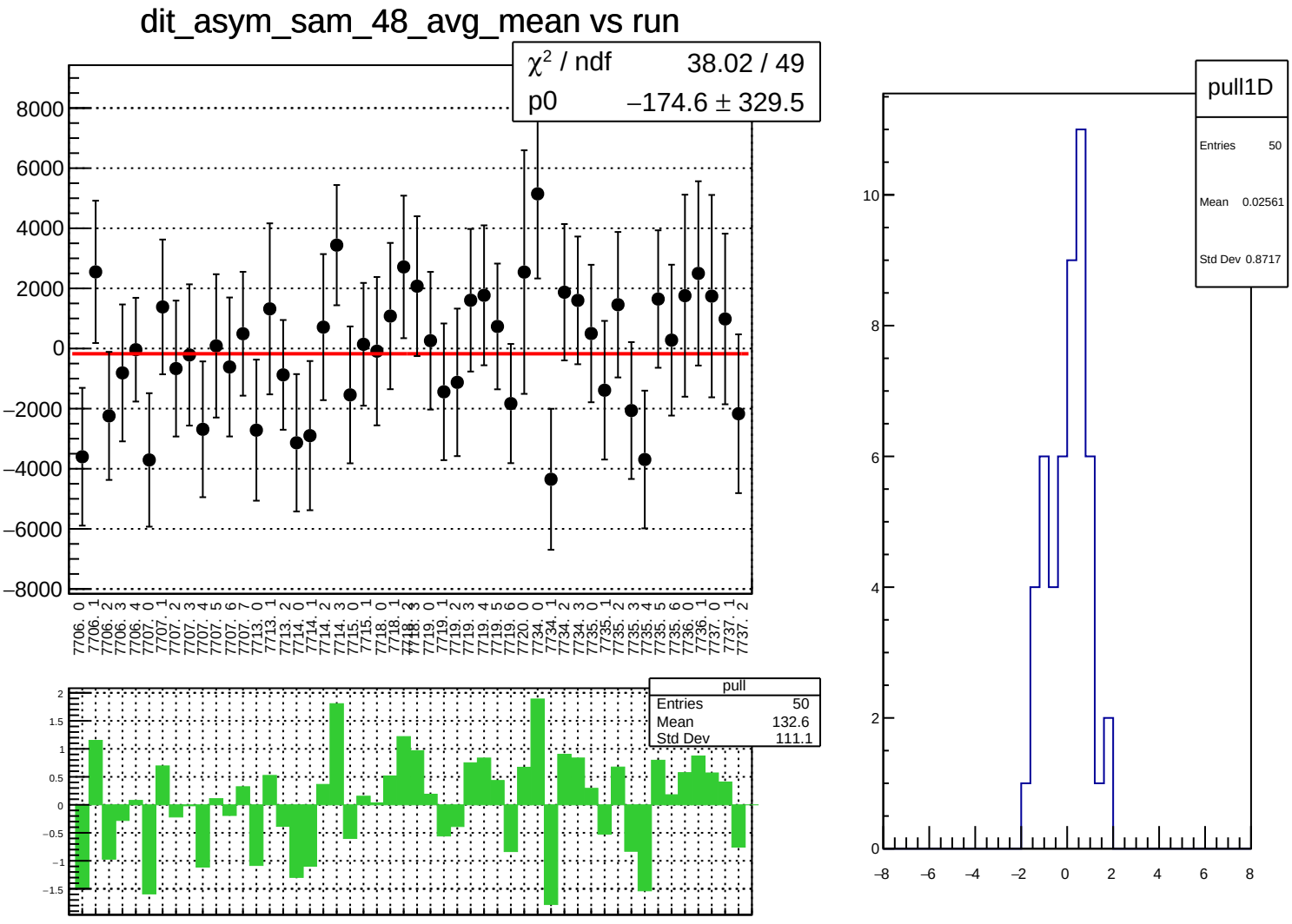
dit_asym_sam_48_avg_mean vs run
χ² / ndf 38.02 / 49
p0 −174.6 ± 329.5
8000
6000
4000
2000
0
−2000
−4000
−6000
−8000
7706. 0
7706. 1
7706. 2
7706. 3
7706. 4
7707. 0
7707. 1
7707. 2
7707. 3
7707. 4
7707. 5
7707. 6
7707. 7
7713. 0
7713. 1
7713. 2
7714. 0
7714. 1
7714. 2
7714. 3
7715. 0
7715. 1
7718. 0
7718. 1
7718. 2
7718. 3
7719. 0
7719. 1
7719. 2
7719. 3
7719. 4
7719. 5
7719. 6
7720. 0
7734. 0
7734. 1
7734. 2
7734. 3
7735. 0
7735. 1
7735. 2
7735. 3
7735. 4
7735. 5
7735. 6
7736. 0
7736. 1
7737. 0
7737. 1
7737. 2
pull
Entries 50
Mean 132.6
Std Dev 111.1
2
1.5
1
0.5
0
−0.5
−1
−1.5
pull1D
Entries 50
Mean 0.02561
Std Dev 0.8717
10
8
6
4
2
0
−8
−6
−4
−2
0
2
4
6
8

dit_asym_sam_48_avg_rms vs run

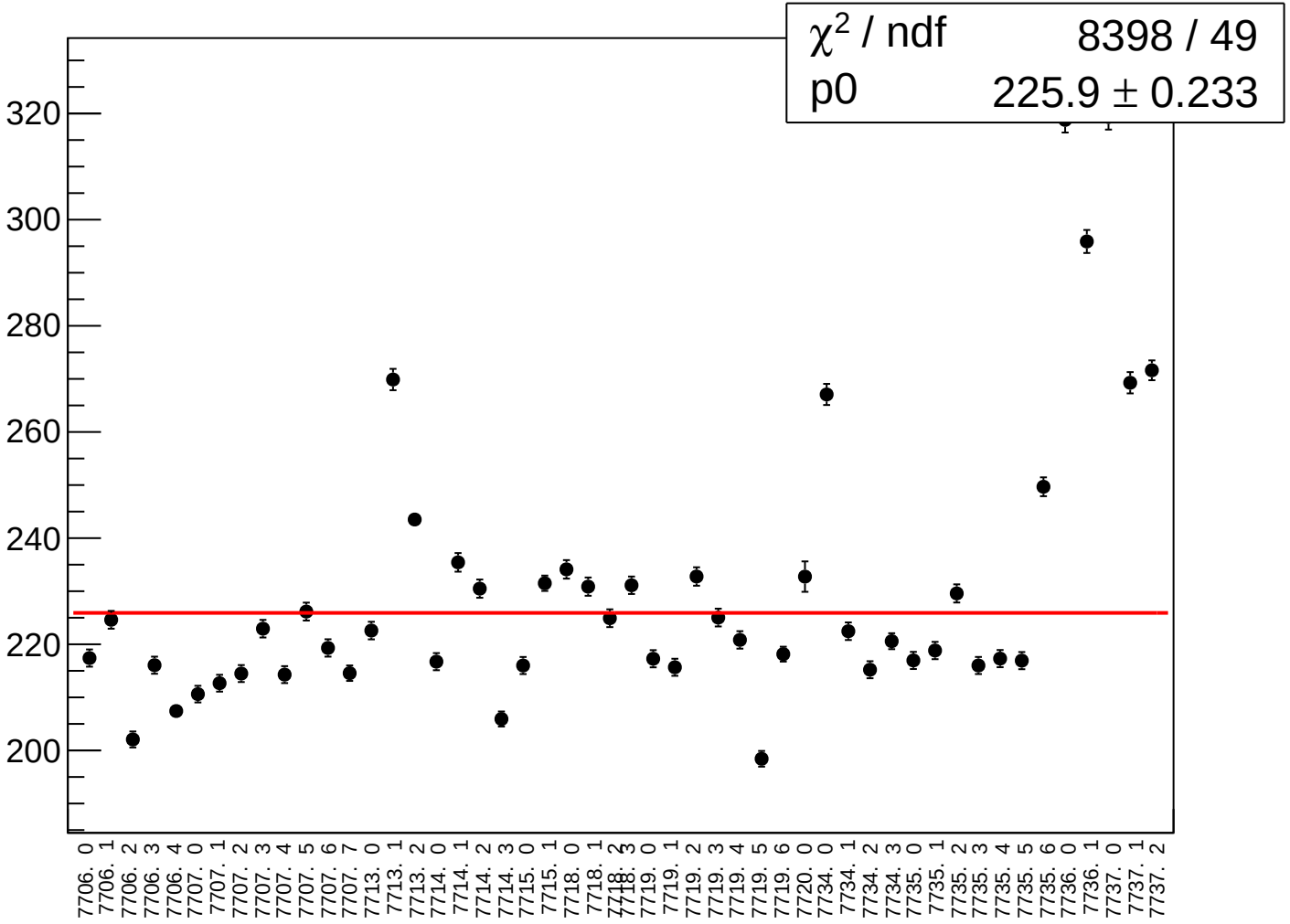

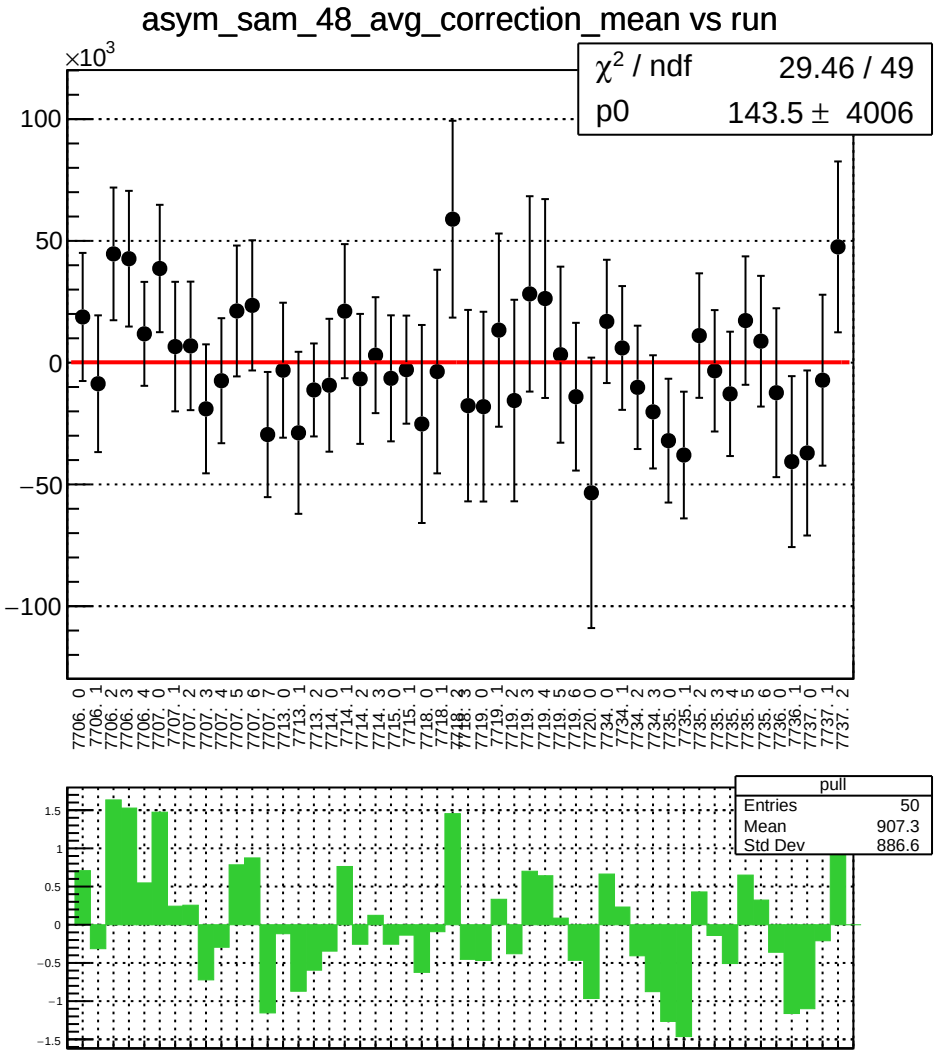
asym_sam_48_avg_correction_mean vs run
×10^3
χ² / ndf 29.46 / 49
p0 143.5 ± 4006
100
50
0
−50
−100
7706. 0
7706. 1
7706. 2
7706. 3
7706. 4
7707. 0
7707. 1
7707. 2
7707. 3
7707. 4
7707. 5
7707. 6
7707. 7
7713. 0
7713. 1
7713. 2
7714. 0
7714. 1
7714. 2
7714. 3
7715. 0
7715. 1
7718. 0
7718. 1
7718. 2
7718. 3
7719. 0
7719. 1
7719. 2
7719. 3
7719. 4
7719. 5
7719. 6
7720. 0
7734. 0
7734. 1
7734. 2
7734. 3
7735. 0
7735. 1
7735. 2
7735. 3
7735. 4
7735. 5
7735. 6
7736. 0
7736. 1
7737. 0
7737. 1
7737. 2
pull
Entries 50
Mean 907.3
Std Dev 886.6
1.5
1
0.5
0
−0.5
−1
−1.5
pull1D
Entries 50
Mean −0.003855
Std Dev 0.7676
12
10
8
6
4
2
0
−8
−6
−4
−2
0
2
4
6
8

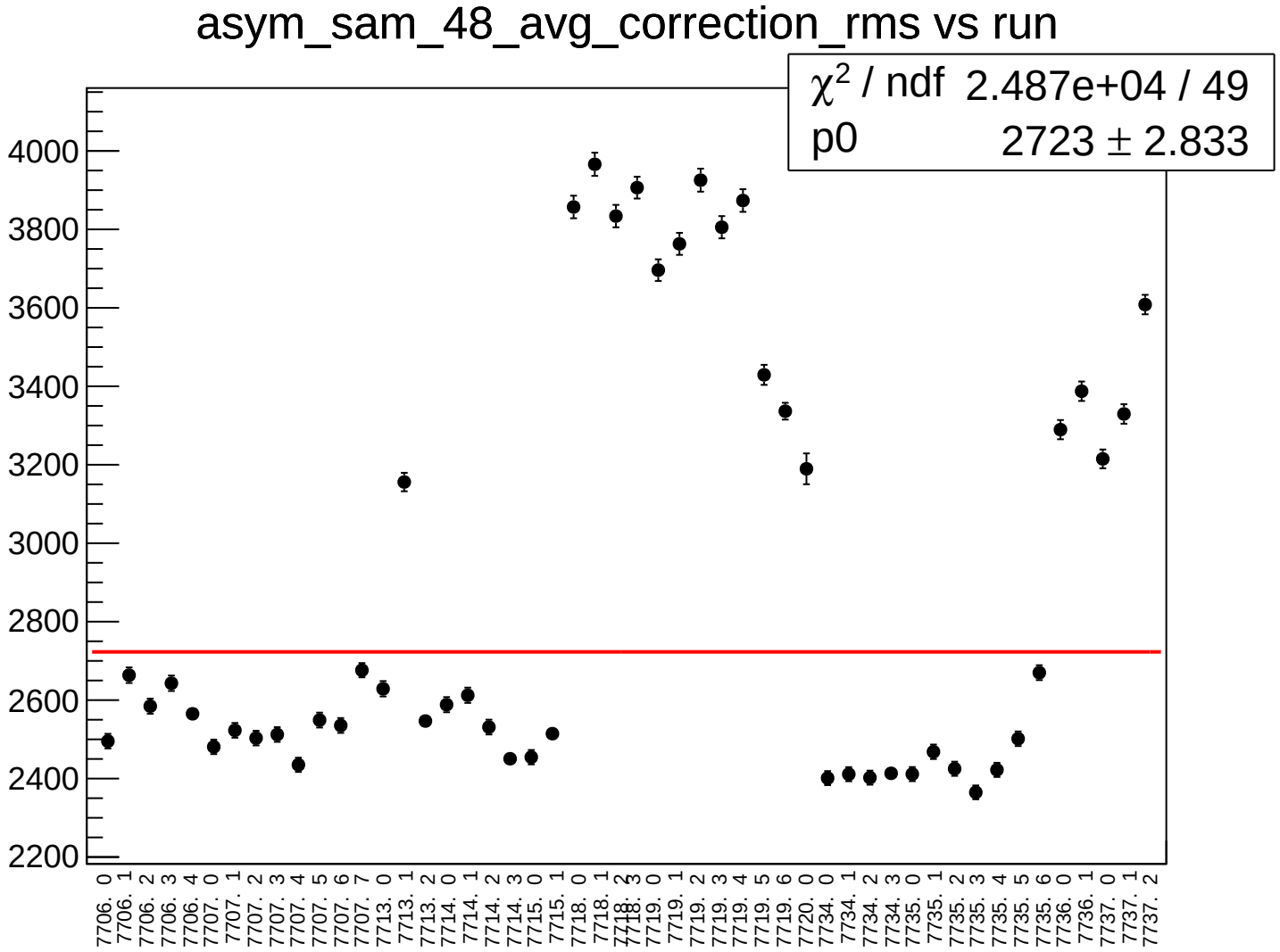
asym_sam_48_avg_correction_rms vs run
χ2 / ndf 2.487e+04 / 49
p0 2723 ± 2.833
4000
3800
3600
3400
3200
3000
2800
2600
2400
2200
7706. 0
7706. 1
7706. 2
7706. 3
7706. 4
7707. 0
7707. 1
7707. 2
7707. 3
7707. 4
7707. 5
7707. 6
7707. 7
7713. 0
7713. 1
7713. 2
7714. 0
7714. 1
7714. 2
7714. 3
7715. 0
7715. 1
7718. 0
7718. 1
7718. 2
7718. 3
7719. 0
7719. 1
7719. 2
7719. 3
7719. 4
7719. 5
7719. 6
7720. 0
7734. 0
7734. 1
7734. 2
7734. 3
7735. 0
7735. 1
7735. 2
7735. 3
7735. 4
7735. 5
7735. 6
7736. 0
7736. 1
7737. 0
7737. 1
7737. 2

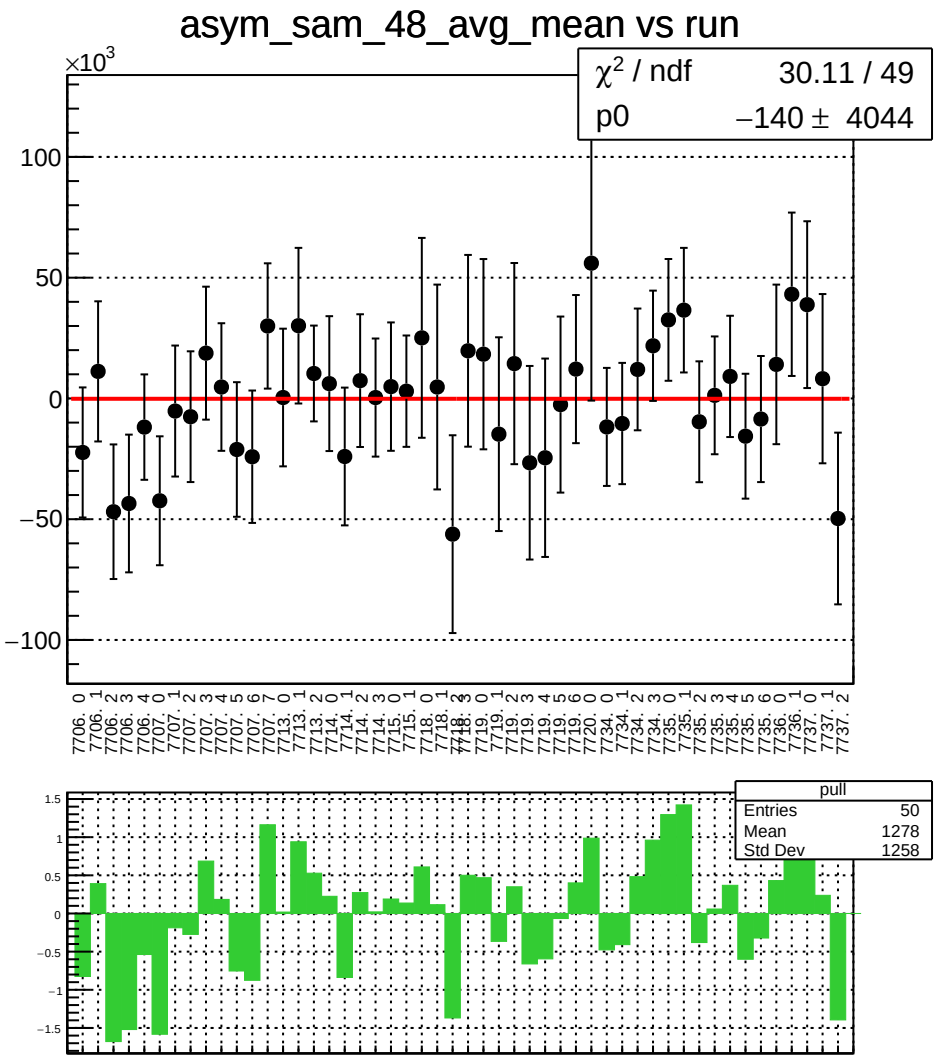
asym_sam_48_avg_mean vs run
×10^3
χ² / ndf 30.11 / 49
p0 −140 ± 4044
100
50
0
−50
−100
7706. 0
7706. 1
7706. 2
7706. 3
7706. 4
7707. 0
7707. 1
7707. 2
7707. 3
7707. 4
7707. 5
7707. 6
7707. 7
7713. 0
7713. 1
7713. 2
7714. 0
7714. 1
7714. 2
7714. 3
7715. 0
7715. 1
7718. 0
7718. 1
7718. 2
7718. 3
7719. 0
7719. 1
7719. 2
7719. 3
7719. 4
7719. 5
7719. 6
7720. 0
7734. 0
7734. 1
7734. 2
7734. 3
7735. 0
7735. 1
7735. 2
7735. 3
7735. 4
7735. 5
7735. 6
7736. 0
7736. 1
7737. 0
7737. 1
7737. 2
pull
Entries 50
Mean 1278
Std Dev 1258
1.5
1
0.5
0
−0.5
−1
−1.5

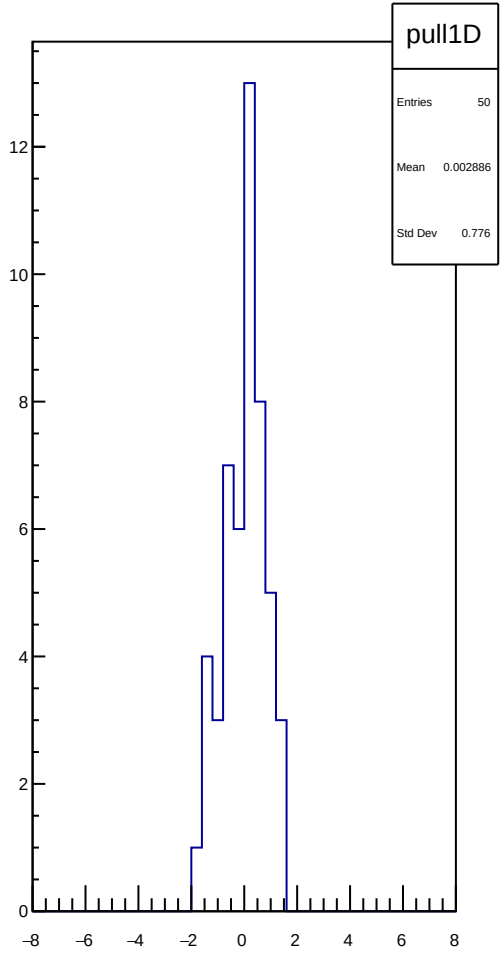
pull1D
Entries 50
Mean 0.002886
Std Dev 0.776
12
10
8
6
4
2
0
−8
−6
−4
−2
0
2
4
6
8

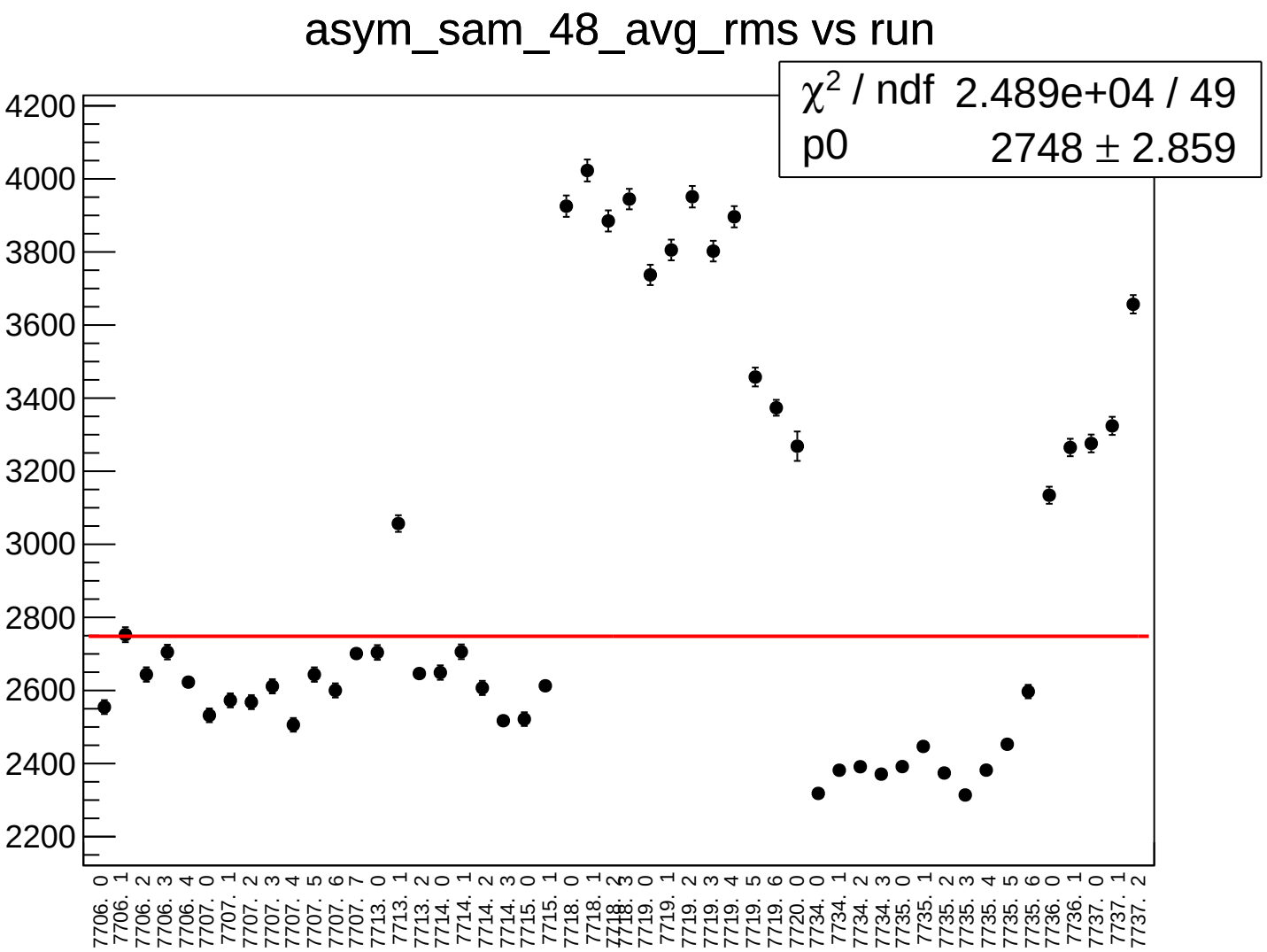
asym_sam_48_avg_rms vs run
χ2 / ndf 2.489e+04 / 49
p0 2748 ± 2.859
4200
4000
3800
3600
3400
3200
3000
2800
2600
2400
2200
7706. 0
7706. 1
7706. 2
7706. 3
7706. 4
7707. 0
7707. 1
7707. 2
7707. 3
7707. 4
7707. 5
7707. 6
7707. 7
7713. 0
7713. 1
7713. 2
7714. 0
7714. 1
7714. 2
7714. 3
7715. 0
7715. 1
7718. 0
7718. 1
7718. 2
7718. 3
7719. 0
7719. 1
7719. 2
7719. 3
7719. 4
7719. 5
7719. 6
7720. 0
7734. 0
7734. 1
7734. 2
7734. 3
7735. 0
7735. 1
7735. 2
7735. 3
7735. 4
7735. 5
7735. 6
7736. 0
7736. 1
7737. 0
7737. 1
7737. 2

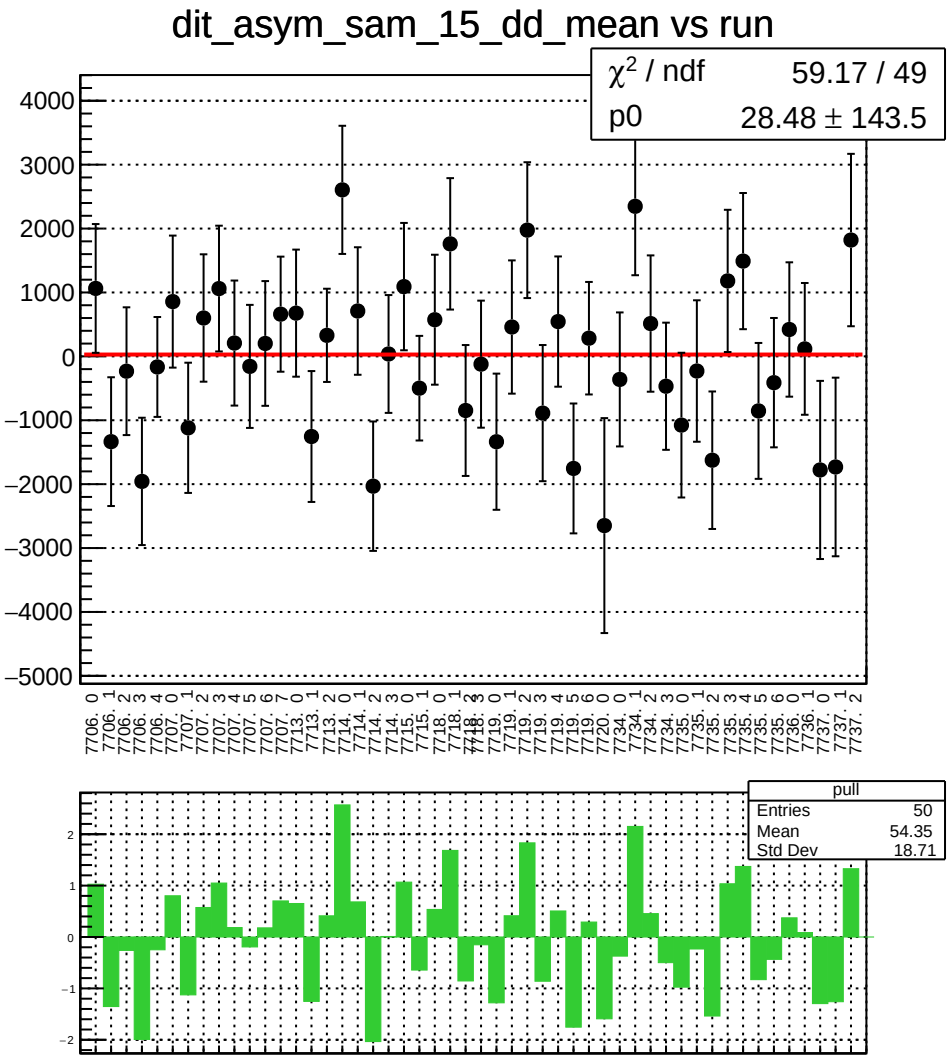
dit_asym_sam_15_dd_mean vs run
χ2 / ndf 59.17 / 49
p0 28.48 ± 143.5
4000
3000
2000
1000
0
−1000
−2000
−3000
−4000
−5000
7706. 0
7706. 1
7706. 2
7706. 3
7706. 4
7707. 0
7707. 1
7707. 2
7707. 3
7707. 4
7707. 5
7707. 6
7707. 7
7713. 0
7713. 1
7713. 2
7714. 0
7714. 1
7714. 2
7714. 3
7715. 0
7715. 1
7718. 0
7718. 1
7718. 2
7718. 3
7719. 0
7719. 1
7719. 2
7719. 3
7719. 4
7719. 5
7719. 6
7720. 0
7734. 0
7734. 1
7734. 2
7734. 3
7735. 0
7735. 1
7735. 2
7735. 3
7735. 4
7735. 5
7735. 6
7736. 0
7736. 1
7737. 0
7737. 1
7737. 2
pull
Entries 50
Mean 54.35
Std Dev 18.71
2
1
0
−1
−2

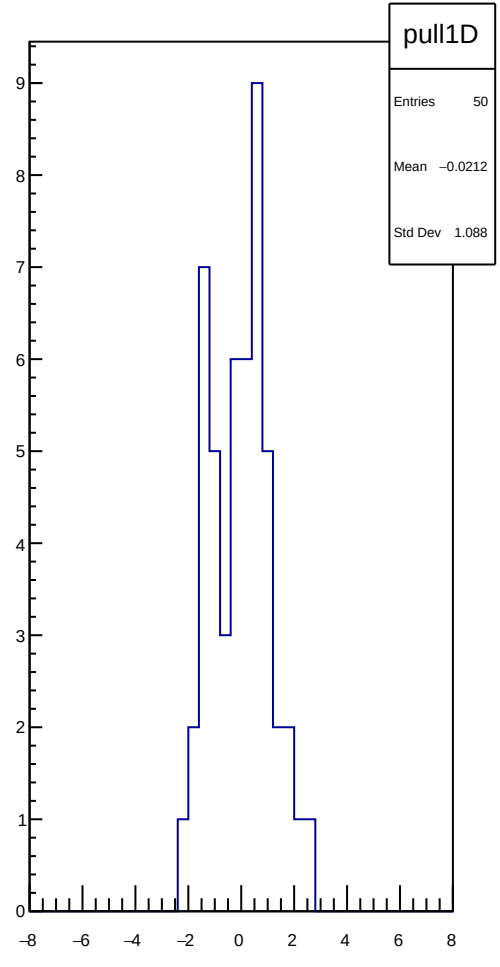
pull1D
Entries 50
Mean −0.0212
Std Dev 1.088
9
8
7
6
5
4
3
2
1
0
−8
−6
−4
−2
0
2
4
6
8

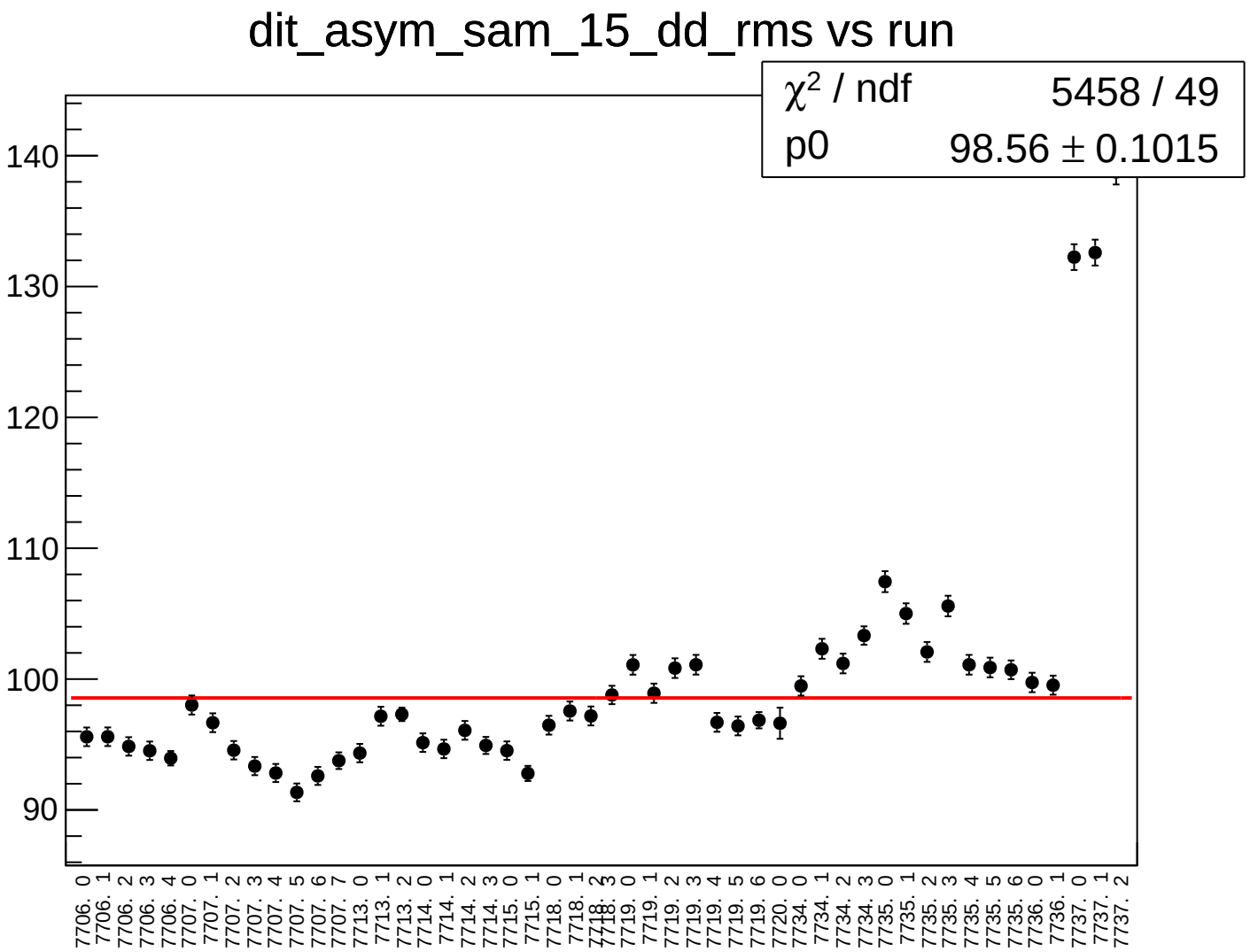
dit_asym_sam_15_dd_rms vs run
χ2 / ndf 5458 / 49
p0 98.56 ± 0.1015
140
130
120
110
100
90
7706. 0
7706. 1
7706. 2
7706. 3
7706. 4
7707. 0
7707. 1
7707. 2
7707. 3
7707. 4
7707. 5
7707. 6
7707. 7
7713. 0
7713. 1
7713. 2
7714. 0
7714. 1
7714. 2
7714. 3
7715. 0
7715. 1
7718. 0
7718. 1
7718. 2
7718. 3
7719. 0
7719. 1
7719. 2
7719. 3
7719. 4
7719. 5
7719. 6
7720. 0
7734. 0
7734. 1
7734. 2
7734. 3
7735. 0
7735. 1
7735. 2
7735. 3
7735. 4
7735. 5
7735. 6
7736. 0
7736. 1
7737. 0
7737. 1
7737. 2

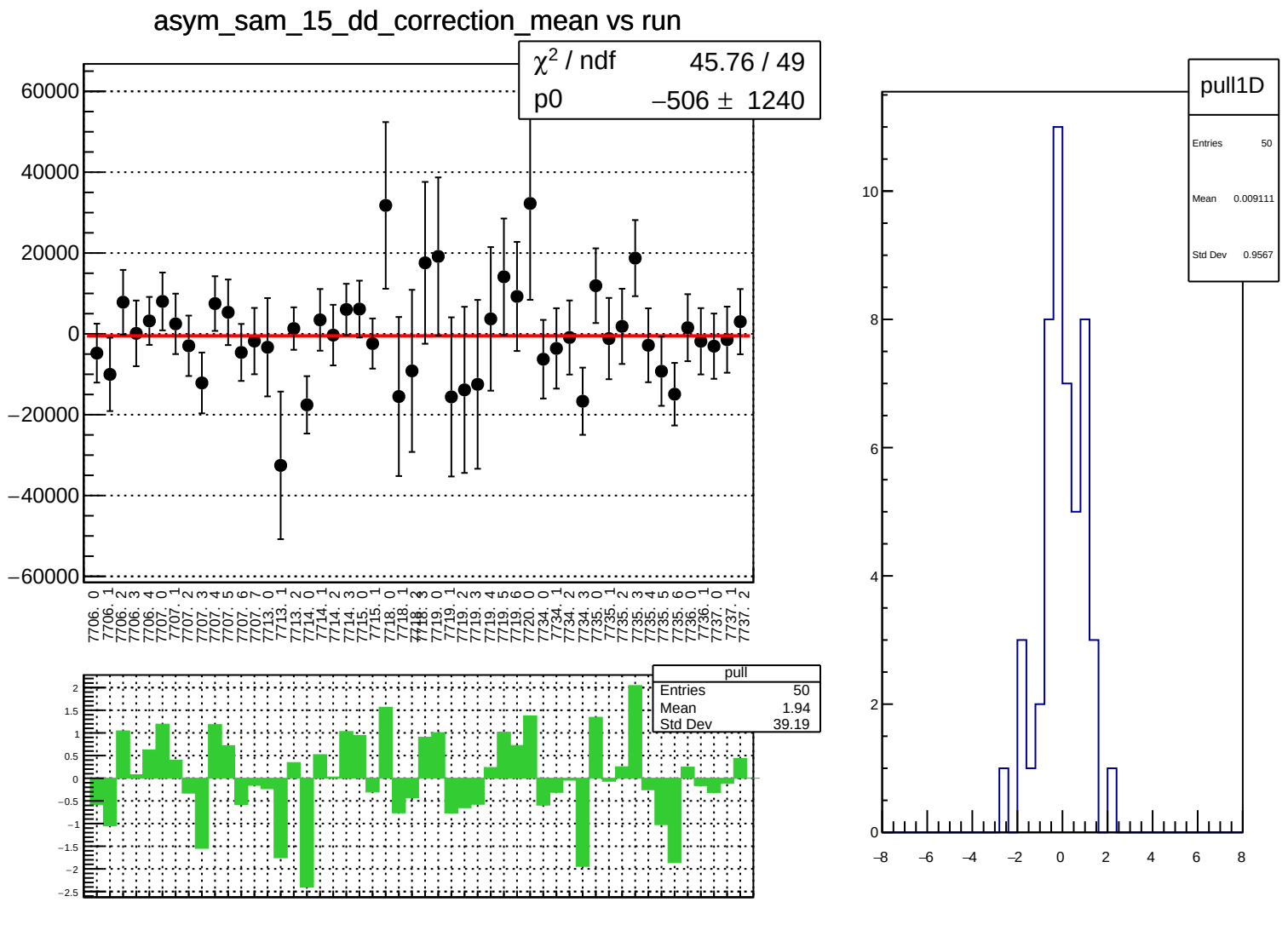
asym_sam_15_dd_correction_mean vs run
χ² / ndf 45.76 / 49
p0 −506 ± 1240
pull
Entries 50
Mean 1.94
Std Dev 39.19
pull1D
Entries 50
Mean 0.009111
Std Dev 0.9567

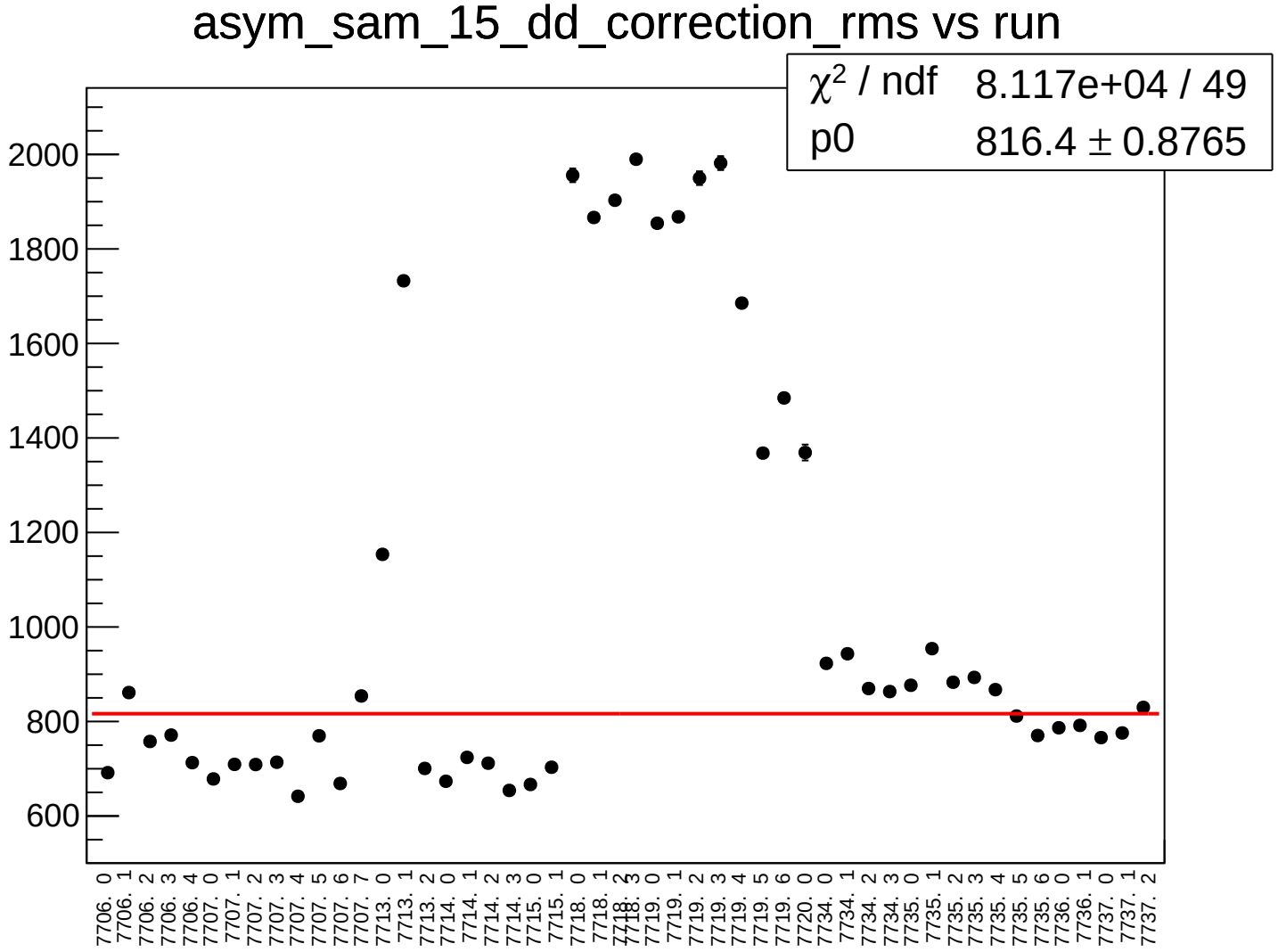
asym_sam_15_dd_correction_rms vs run
χ2 / ndf 8.117e+04 / 49
p0 816.4 ± 0.8765
2000
1800
1600
1400
1200
1000
800
600
7706. 0
7706. 1
7706. 2
7706. 3
7706. 4
7707. 0
7707. 1
7707. 2
7707. 3
7707. 4
7707. 5
7707. 6
7707. 7
7713. 0
7713. 1
7713. 2
7714. 0
7714. 1
7714. 2
7714. 3
7715. 0
7715. 1
7718. 0
7718. 1
7718. 2
7718. 3
7719. 0
7719. 1
7719. 2
7719. 3
7719. 4
7719. 5
7719. 6
7720. 0
7734. 0
7734. 1
7734. 2
7734. 3
7735. 0
7735. 1
7735. 2
7735. 3
7735. 4
7735. 5
7735. 6
7736. 0
7736. 1
7737. 0
7737. 1
7737. 2

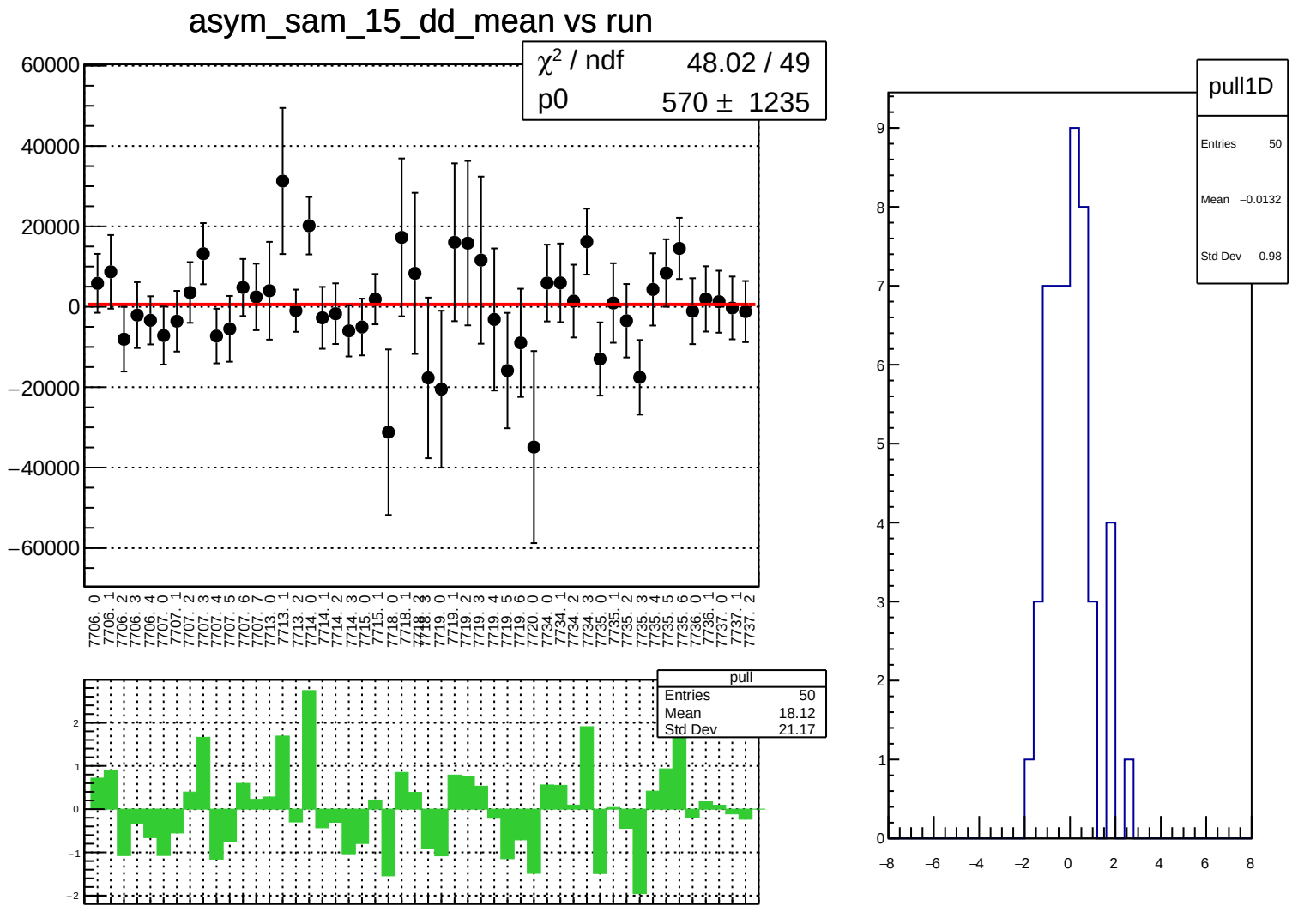
asym_sam_15_dd_mean vs run
χ² / ndf 48.02 / 49
p0 570 ± 1235
pull
Entries 50
Mean 18.12
Std Dev 21.17
pull1D
Entries 50
Mean −0.0132
Std Dev 0.98

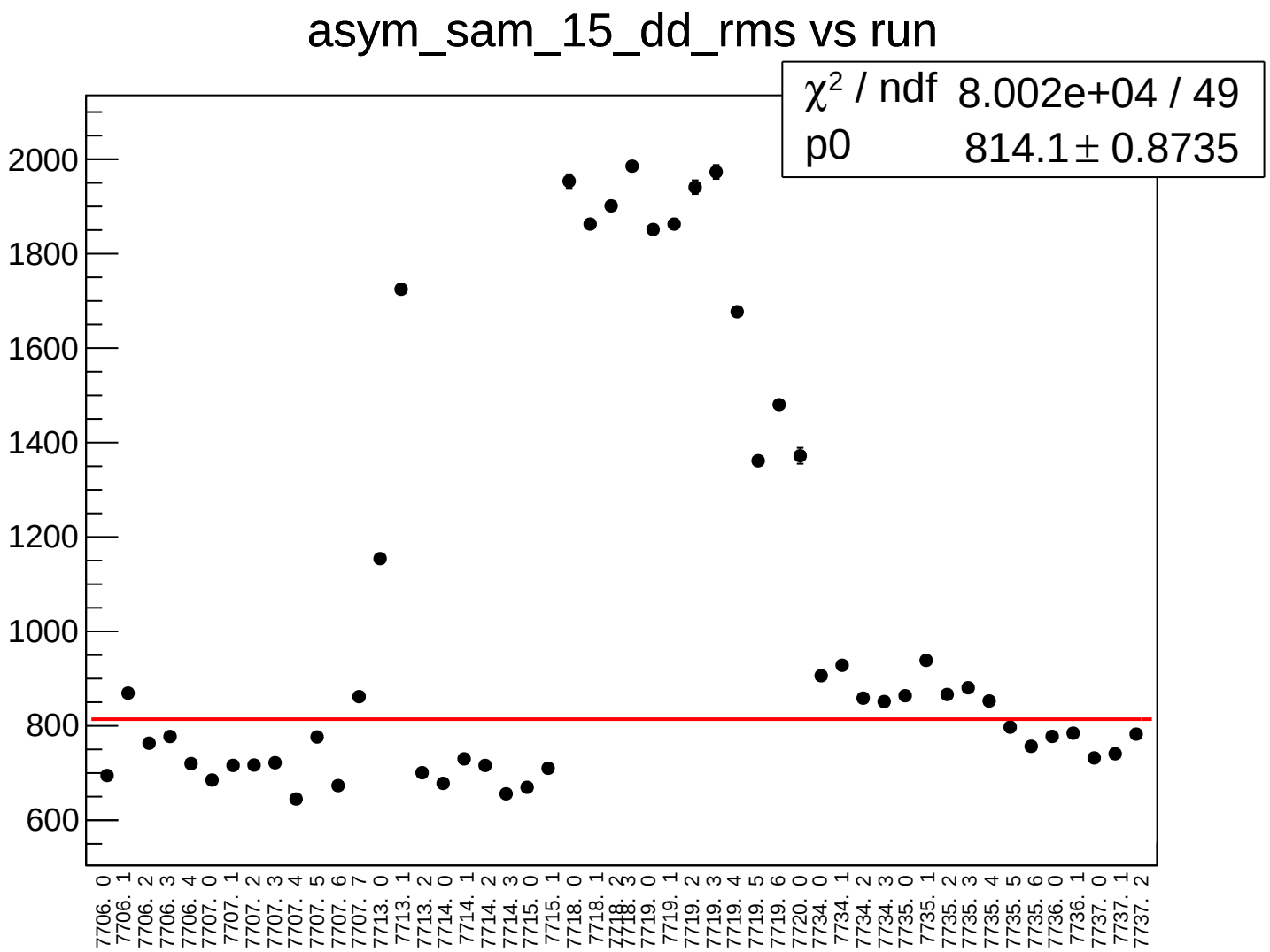
asym_sam_15_dd_rms vs run
χ² / ndf 8.002e+04 / 49
p0 814.1 ± 0.8735
2000
1800
1600
1400
1200
1000
800
600
7706. 0
7706. 1
7706. 2
7706. 3
7706. 4
7707. 0
7707. 1
7707. 2
7707. 3
7707. 4
7707. 5
7707. 6
7707. 7
7713. 0
7713. 1
7713. 2
7714. 0
7714. 1
7714. 2
7714. 3
7715. 0
7715. 1
7718. 0
7718. 1
7718. 2
7718. 3
7719. 0
7719. 1
7719. 2
7719. 3
7719. 4
7719. 5
7719. 6
7720. 0
7734. 0
7734. 1
7734. 2
7734. 3
7735. 0
7735. 1
7735. 2
7735. 3
7735. 4
7735. 5
7735. 6
7736. 0
7736. 1
7737. 0
7737. 1
7737. 2

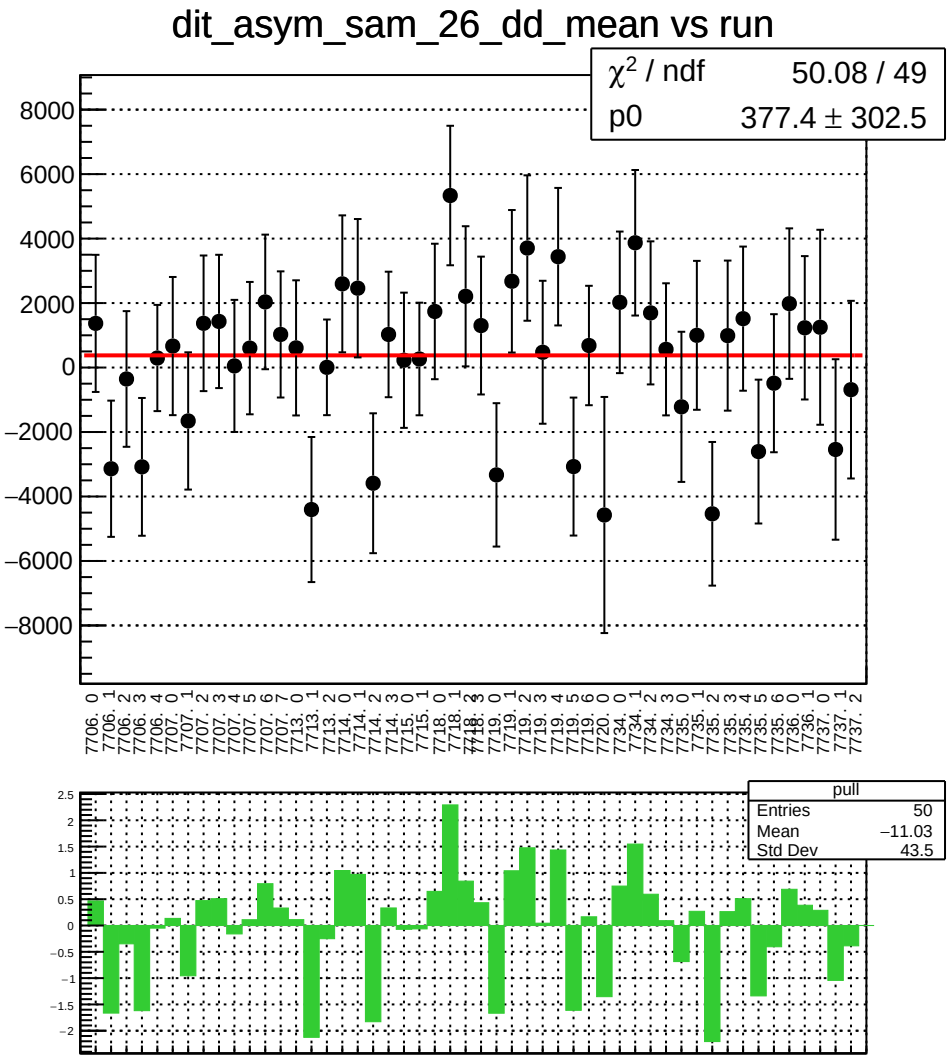
dit_asym_sam_26_dd_mean vs run
χ² / ndf 50.08 / 49
p0 377.4 ± 302.5
8000
6000
4000
2000
0
−2000
−4000
−6000
−8000
7706. 0
7706. 1
7706. 2
7706. 3
7706. 4
7707. 0
7707. 1
7707. 2
7707. 3
7707. 4
7707. 5
7707. 6
7707. 7
7713. 0
7713. 1
7713. 2
7714. 0
7714. 1
7714. 2
7714. 3
7715. 0
7715. 1
7718. 0
7718. 1
7718. 2
7718. 3
7719. 0
7719. 1
7719. 2
7719. 3
7719. 4
7719. 5
7719. 6
7720. 0
7734. 0
7734. 1
7734. 2
7734. 3
7735. 0
7735. 1
7735. 2
7735. 3
7735. 4
7735. 5
7735. 6
7736. 0
7736. 1
7737. 0
7737. 1
7737. 2
pull
Entries 50
Mean −11.03
Std Dev 43.5
2.5
2
1.5
1
0.5
0
−0.5
−1
−1.5
−2

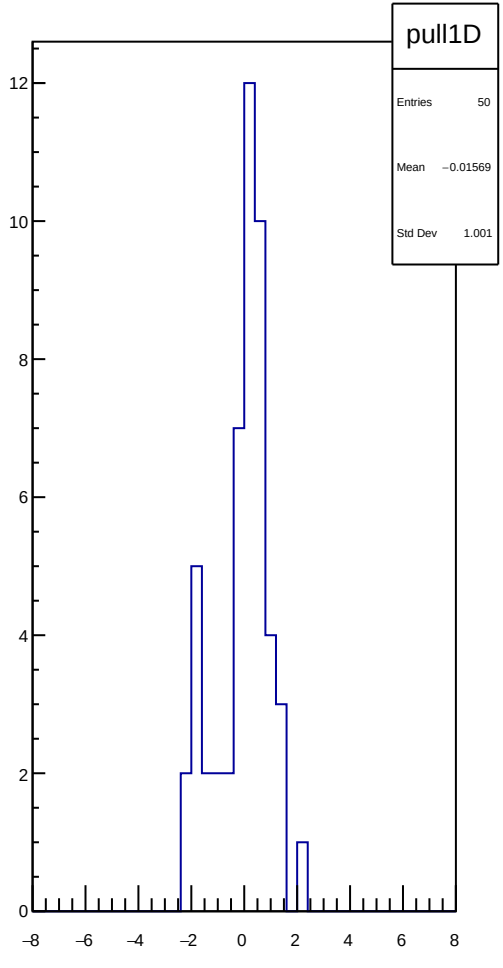
pull1D
Entries 50
Mean −0.01569
Std Dev 1.001
12
10
8
6
4
2
0
−8
−6
−4
−2
0
2
4
6
8

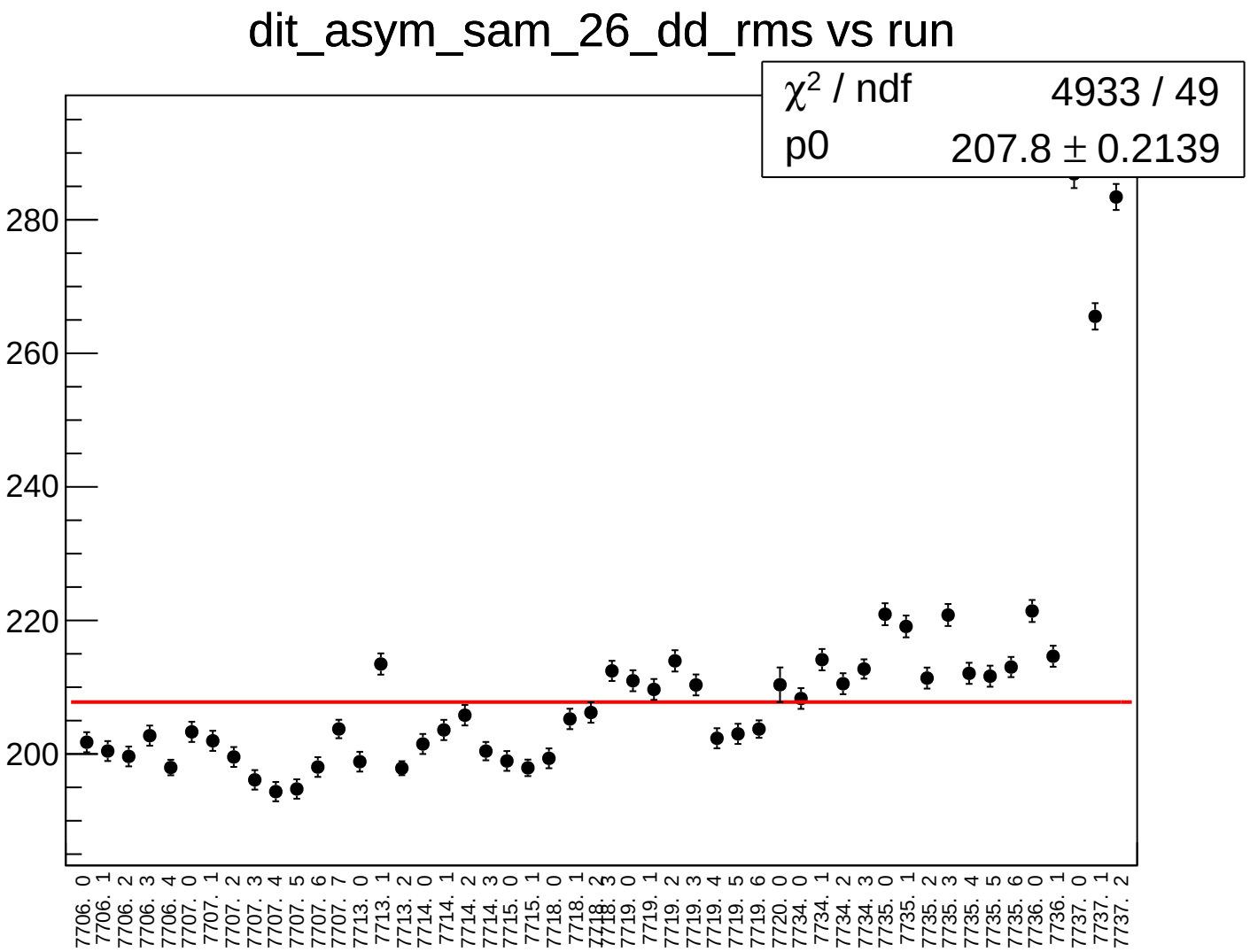
dit_asym_sam_26_dd_rms vs run
χ² / ndf 4933 / 49
p0 207.8 ± 0.2139
280
260
240
220
200
7706. 0
7706. 1
7706. 2
7706. 3
7706. 4
7707. 0
7707. 1
7707. 2
7707. 3
7707. 4
7707. 5
7707. 6
7707. 7
7713. 0
7713. 1
7713. 2
7714. 0
7714. 1
7714. 2
7714. 3
7715. 0
7715. 1
7718. 0
7718. 1
7718. 2
7718. 3
7719. 0
7719. 1
7719. 2
7719. 3
7719. 4
7719. 5
7719. 6
7720. 0
7734. 0
7734. 1
7734. 2
7734. 3
7735. 0
7735. 1
7735. 2
7735. 3
7735. 4
7735. 5
7735. 6
7736. 0
7736. 1
7737. 0
7737. 1
7737. 2

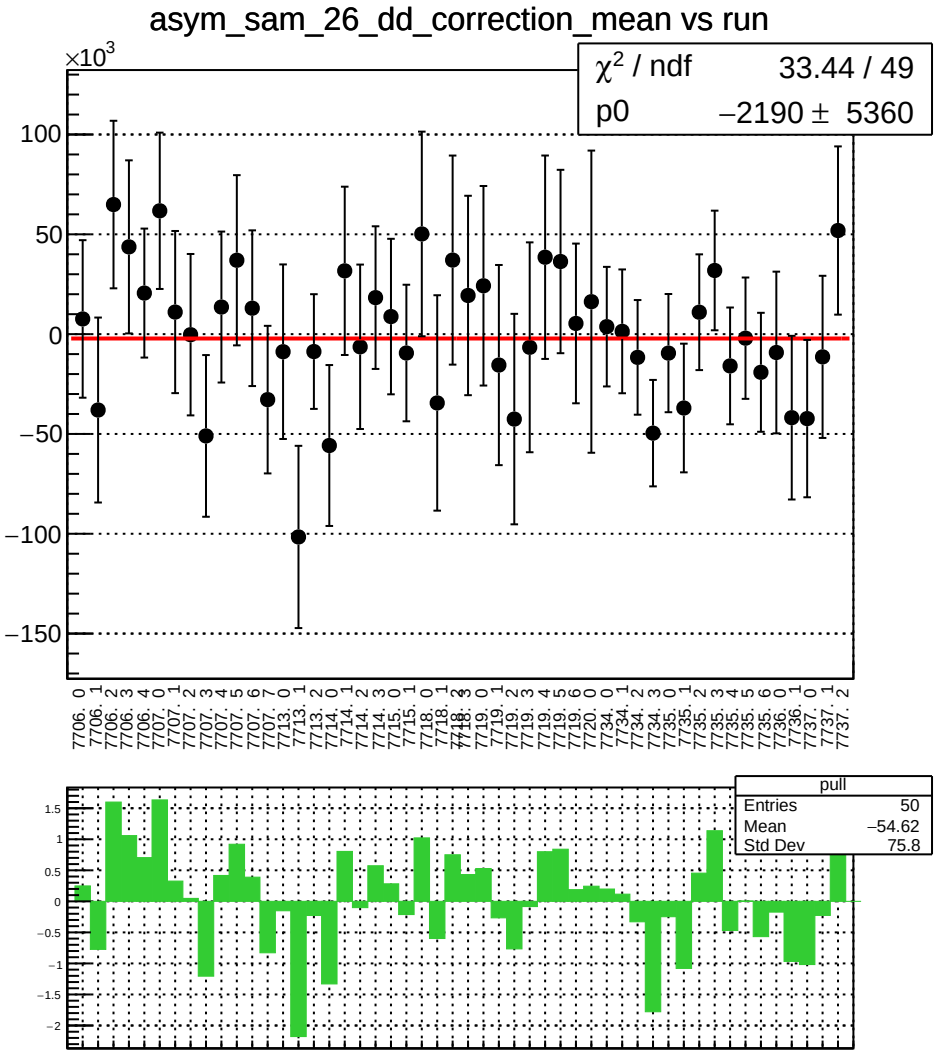
asym_sam_26_dd_correction_mean vs run
×10^3
χ² / ndf 33.44 / 49
p0 −2190 ± 5360
100
50
0
−50
−100
−150
7706. 0
7706. 1
7706. 2
7706. 3
7706. 4
7707. 0
7707. 1
7707. 2
7707. 3
7707. 4
7707. 5
7707. 6
7707. 7
7713. 0
7713. 1
7713. 2
7714. 0
7714. 1
7714. 2
7714. 3
7715. 0
7715. 1
7718. 0
7718. 1
7718. 2
7718. 3
7719. 0
7719. 1
7719. 2
7719. 3
7719. 4
7719. 5
7719. 6
7720. 0
7734. 0
7734. 1
7734. 2
7734. 3
7735. 0
7735. 1
7735. 2
7735. 3
7735. 4
7735. 5
7735. 6
7736. 0
7736. 1
7737. 0
7737. 1
7737. 2
pull
Entries 50
Mean −54.62
Std Dev 75.8
1.5
1
0.5
0
−0.5
−1
−1.5
−2

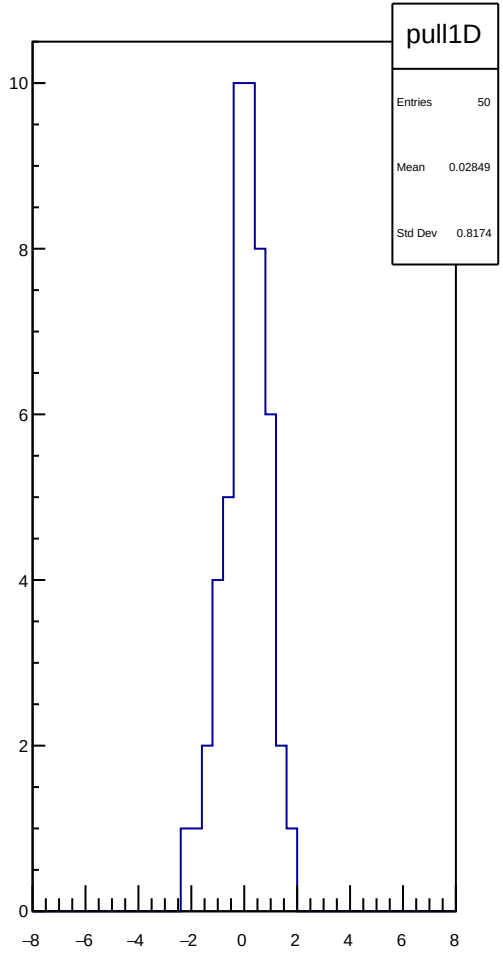
pull1D
Entries 50
Mean 0.02849
Std Dev 0.8174
10
8
6
4
2
0
−8
−6
−4
−2
0
2
4
6
8

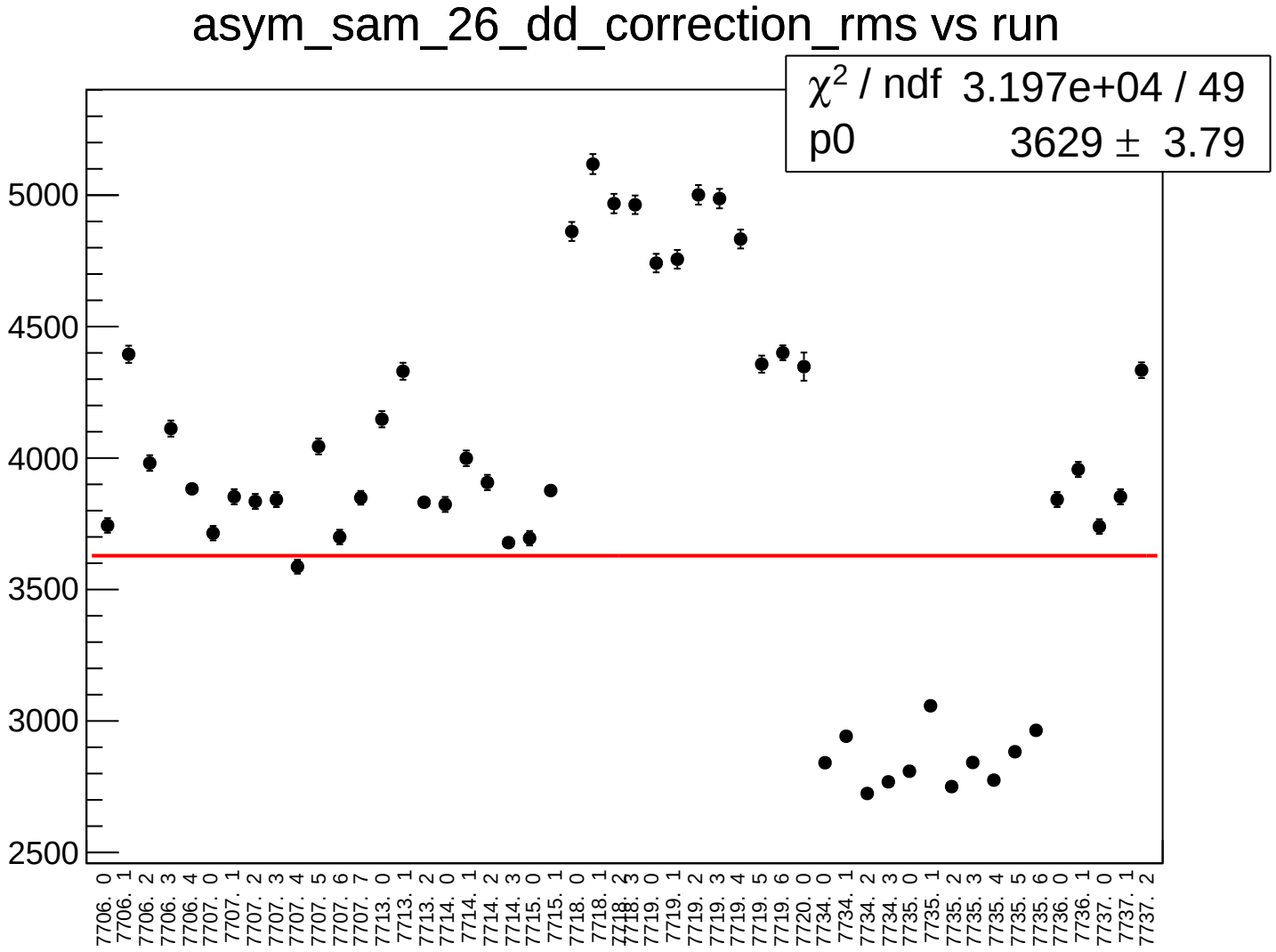
asym_sam_26_dd_correction_rms vs run
χ2 / ndf 3.197e+04 / 49
p0 3629 ± 3.79
5000
4500
4000
3500
3000
2500
7706. 0
7706. 1
7706. 2
7706. 3
7706. 4
7707. 0
7707. 1
7707. 2
7707. 3
7707. 4
7707. 5
7707. 6
7707. 7
7713. 0
7713. 1
7713. 2
7714. 0
7714. 1
7714. 2
7714. 3
7715. 0
7715. 1
7718. 0
7718. 1
7718. 2
7718. 3
7719. 0
7719. 1
7719. 2
7719. 3
7719. 4
7719. 5
7719. 6
7720. 0
7734. 0
7734. 1
7734. 2
7734. 3
7735. 0
7735. 1
7735. 2
7735. 3
7735. 4
7735. 5
7735. 6
7736. 0
7736. 1
7737. 0
7737. 1
7737. 2

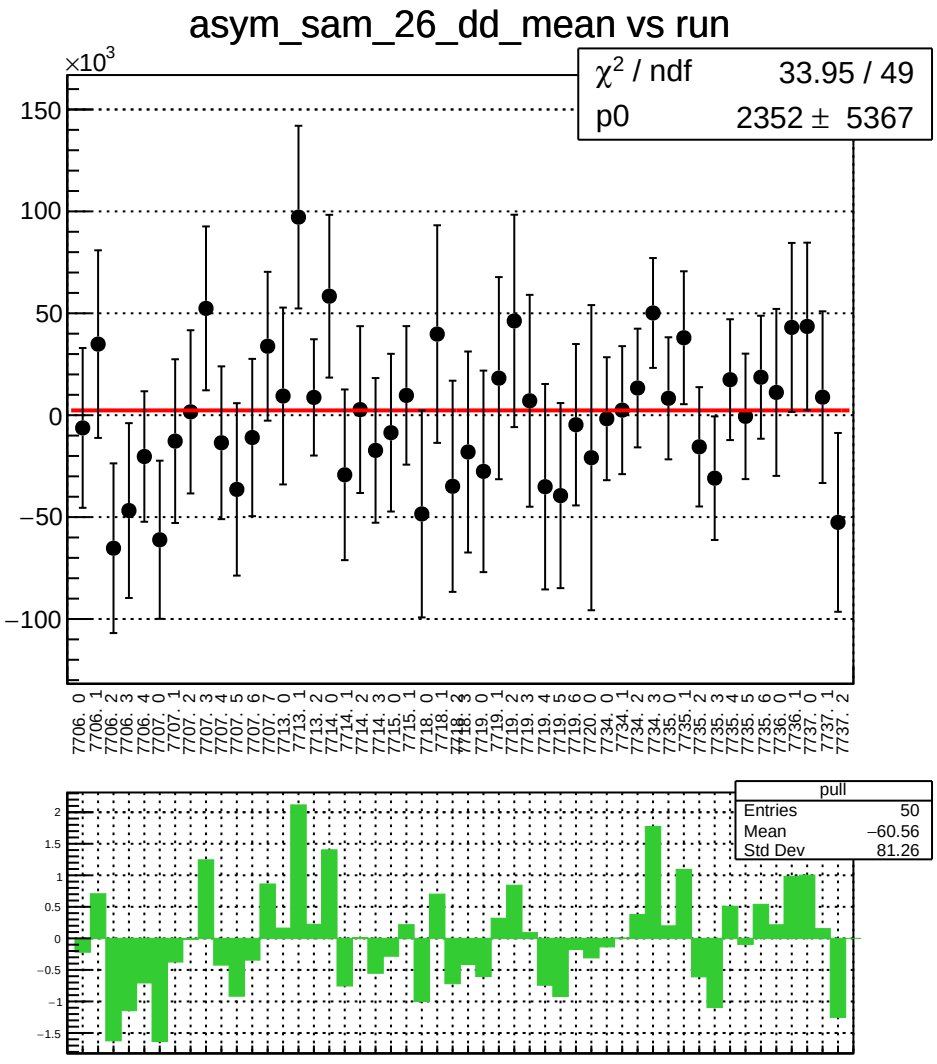
asym_sam_26_dd_mean vs run
×10^3
χ^2 / ndf 33.95 / 49
p0 2352 ± 5367
150
100
50
0
−50
−100
7706. 0
7706. 1
7706. 2
7706. 3
7706. 4
7707. 0
7707. 1
7707. 2
7707. 3
7707. 4
7707. 5
7707. 6
7707. 7
7713. 0
7713. 1
7713. 2
7714. 0
7714. 1
7714. 2
7714. 3
7715. 0
7715. 1
7718. 0
7718. 1
7718. 2
7718. 3
7719. 0
7719. 1
7719. 2
7719. 3
7719. 4
7719. 5
7719. 6
7720. 0
7734. 0
7734. 1
7734. 2
7734. 3
7735. 0
7735. 1
7735. 2
7735. 3
7735. 4
7735. 5
7735. 6
7736. 0
7736. 1
7737. 0
7737. 1
7737. 2
pull
Entries 50
Mean −60.56
Std Dev 81.26
2
1.5
1
0.5
0
−0.5
−1
−1.5

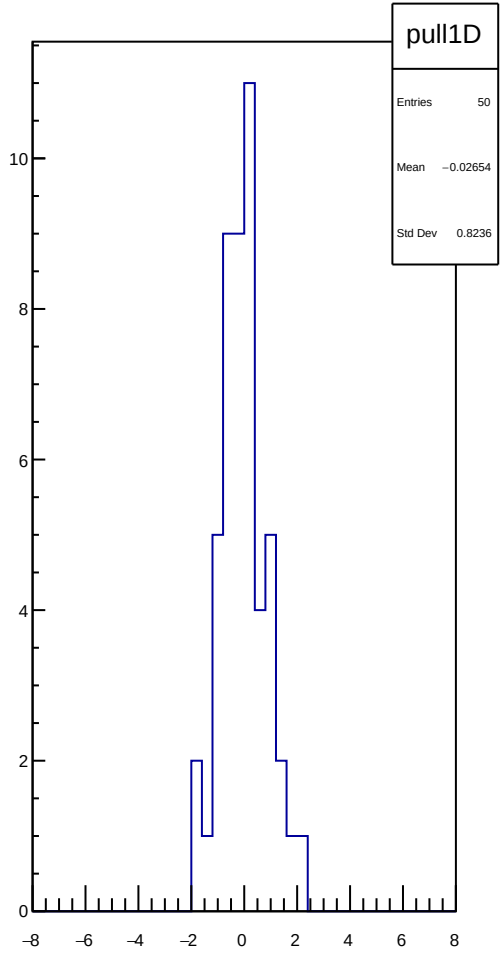
pull1D
Entries 50
Mean −0.02654
Std Dev 0.8236
10
8
6
4
2
0
−8
−6
−4
−2
0
2
4
6
8

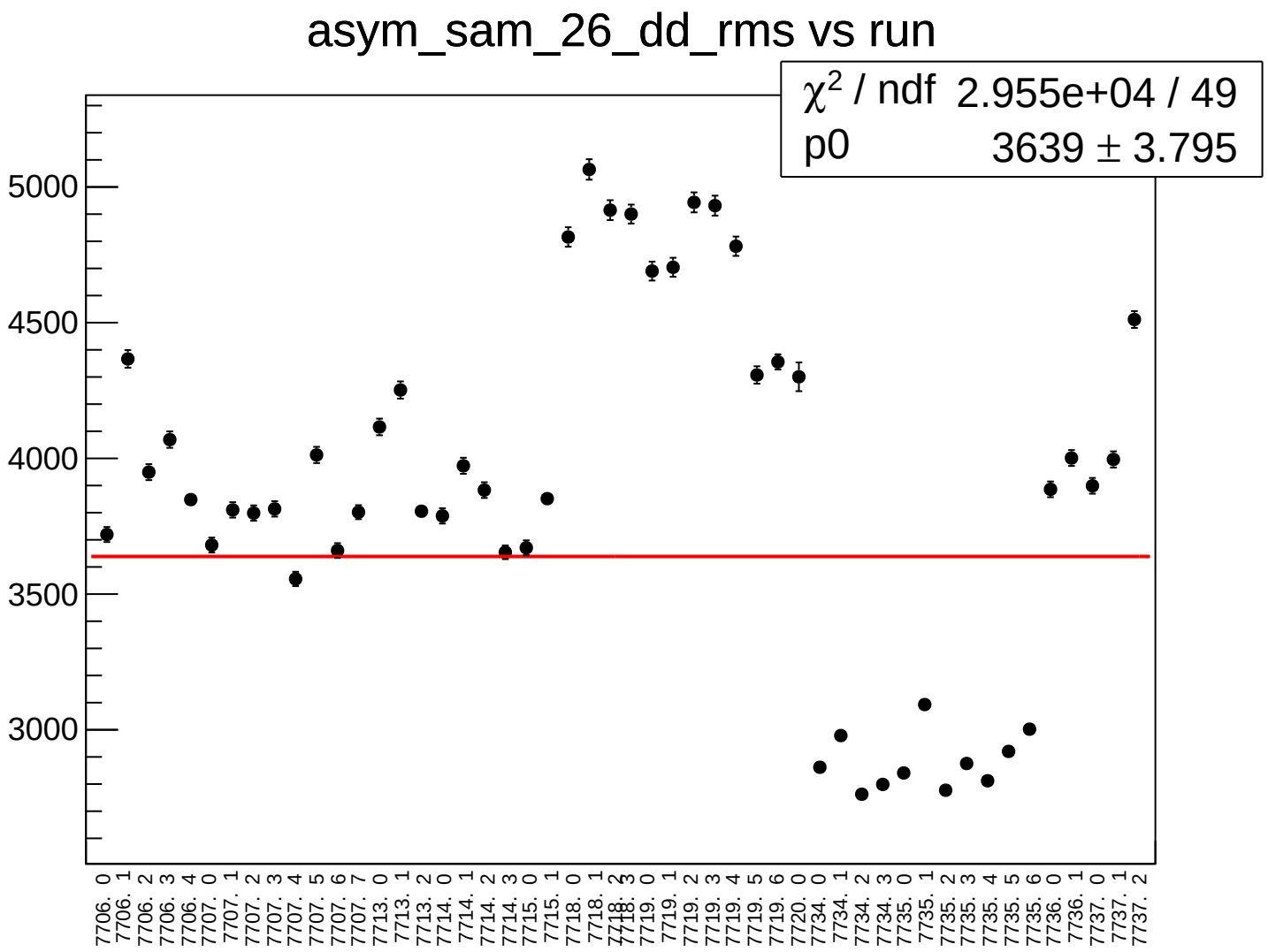
asym_sam_26_dd_rms vs run
χ2 / ndf 2.955e+04 / 49
p0 3639 ± 3.795
5000
4500
4000
3500
3000
7706. 0
7706. 1
7706. 2
7706. 3
7706. 4
7707. 0
7707. 1
7707. 2
7707. 3
7707. 4
7707. 5
7707. 6
7707. 7
7713. 0
7713. 1
7713. 2
7714. 0
7714. 1
7714. 2
7714. 3
7715. 0
7715. 1
7718. 0
7718. 1
7718. 2
7718. 3
7719. 0
7719. 1
7719. 2
7719. 3
7719. 4
7719. 5
7719. 6
7720. 0
7734. 0
7734. 1
7734. 2
7734. 3
7735. 0
7735. 1
7735. 2
7735. 3
7735. 4
7735. 5
7735. 6
7736. 0
7736. 1
7737. 0
7737. 1
7737. 2

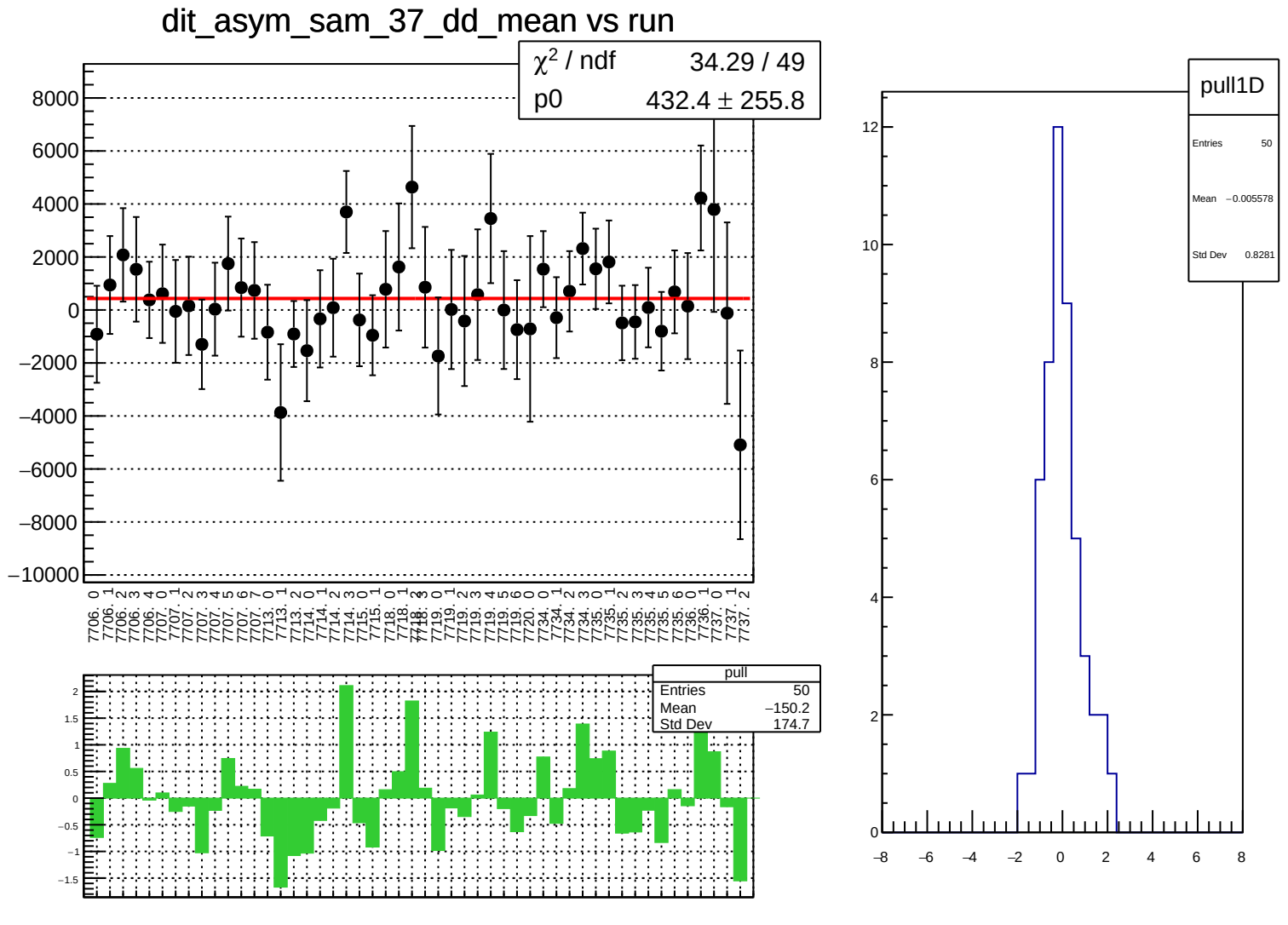
dit_asym_sam_37_dd_mean vs run
χ² / ndf 34.29 / 49
p0 432.4 ± 255.8
pull
Entries 50
Mean −150.2
Std Dev 174.7
pull1D
Entries 50
Mean −0.005578
Std Dev 0.8281

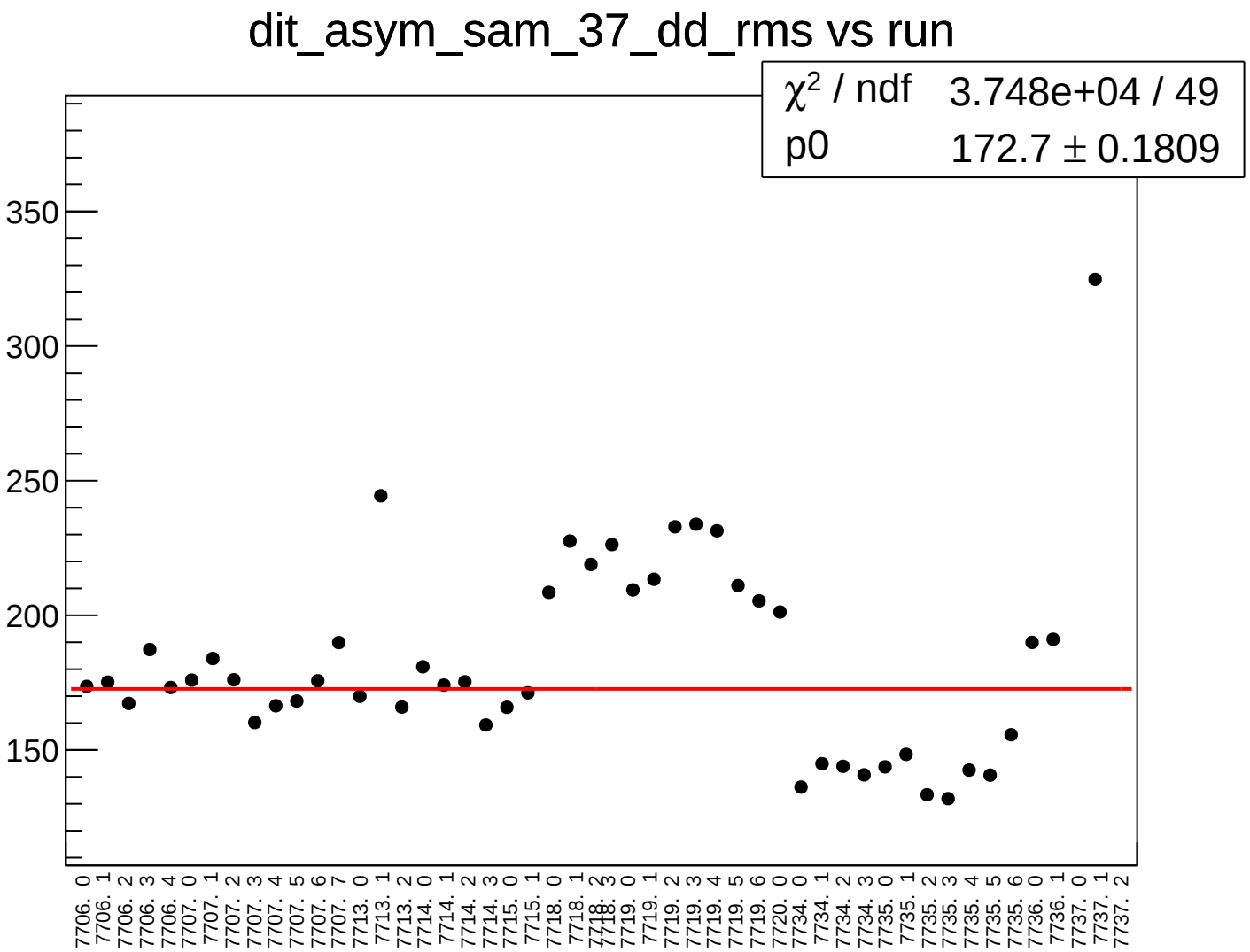
dit_asym_sam_37_dd_rms vs run
χ2 / ndf 3.748e+04 / 49
p0 172.7 ± 0.1809
350
300
250
200
150
7706. 0
7706. 1
7706. 2
7706. 3
7706. 4
7707. 0
7707. 1
7707. 2
7707. 3
7707. 4
7707. 5
7707. 6
7707. 7
7713. 0
7713. 1
7713. 2
7714. 0
7714. 1
7714. 2
7714. 3
7715. 0
7715. 1
7718. 0
7718. 1
7718. 2
7718. 3
7719. 0
7719. 1
7719. 2
7719. 3
7719. 4
7719. 5
7719. 6
7720. 0
7734. 0
7734. 1
7734. 2
7734. 3
7735. 0
7735. 1
7735. 2
7735. 3
7735. 4
7735. 5
7735. 6
7736. 0
7736. 1
7737. 0
7737. 1
7737. 2

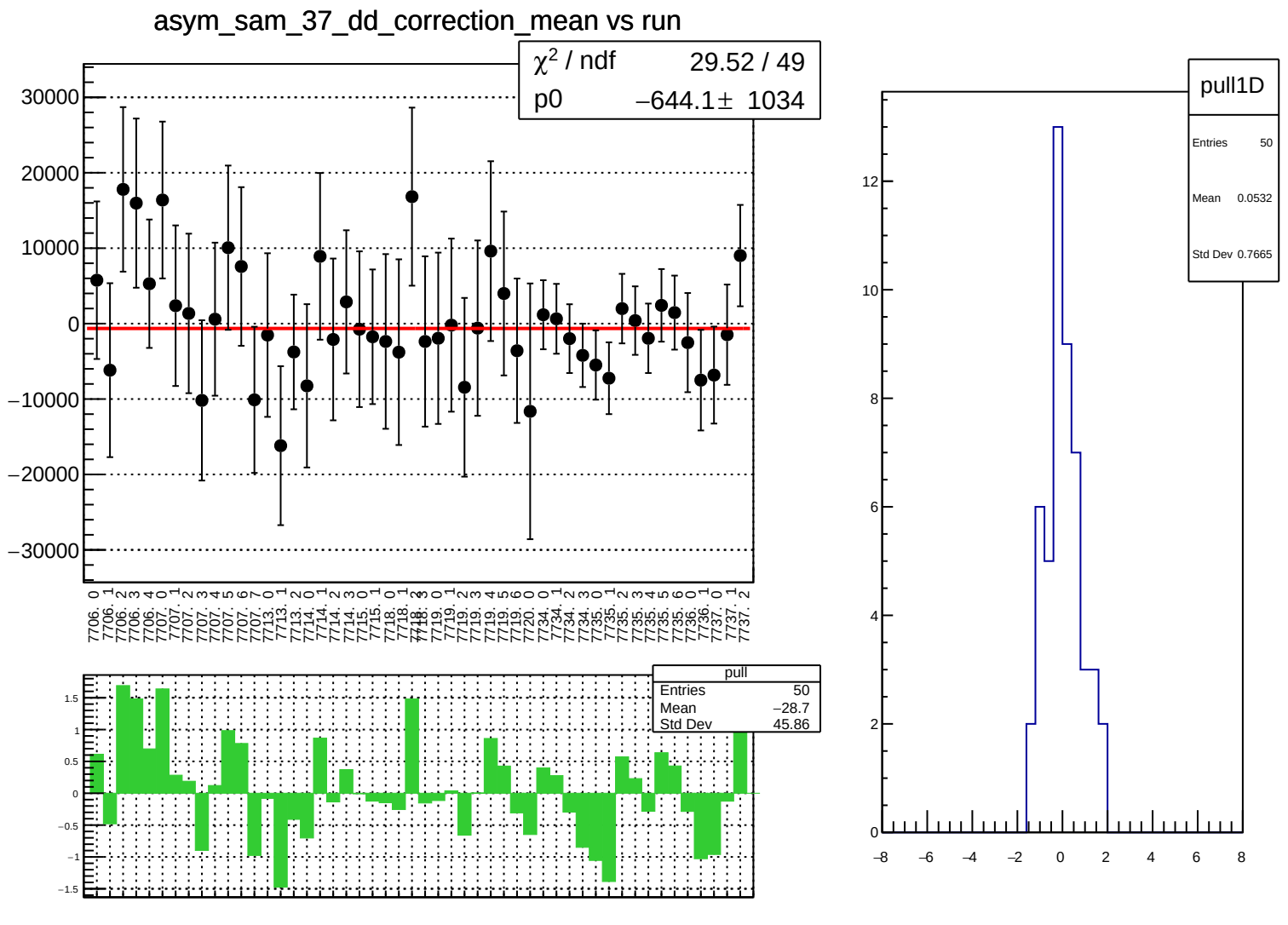
asym_sam_37_dd_correction_mean vs run
χ² / ndf 29.52 / 49
p0 −644.1± 1034
30000
20000
10000
0
−10000
−20000
−30000
7706. 0
7706. 1
7706. 2
7706. 3
7706. 4
7707. 0
7707. 1
7707. 2
7707. 3
7707. 4
7707. 5
7707. 6
7707. 7
7713. 0
7713. 1
7713. 2
7714. 0
7714. 1
7714. 2
7714. 3
7715. 0
7715. 1
7718. 0
7718. 1
7718. 2
7718. 3
7719. 0
7719. 1
7719. 2
7719. 3
7719. 4
7719. 5
7719. 6
7720. 0
7734. 0
7734. 1
7734. 2
7734. 3
7735. 0
7735. 1
7735. 2
7735. 3
7735. 4
7735. 5
7735. 6
7736. 0
7736. 1
7737. 0
7737. 1
7737. 2
pull
Entries 50
Mean −28.7
Std Dev 45.86
1.5
1
0.5
0
−0.5
−1
−1.5
pull1D
Entries 50
Mean 0.0532
Std Dev 0.7665
12
10
8
6
4
2
0
−8
−6
−4
−2
0
2
4
6
8

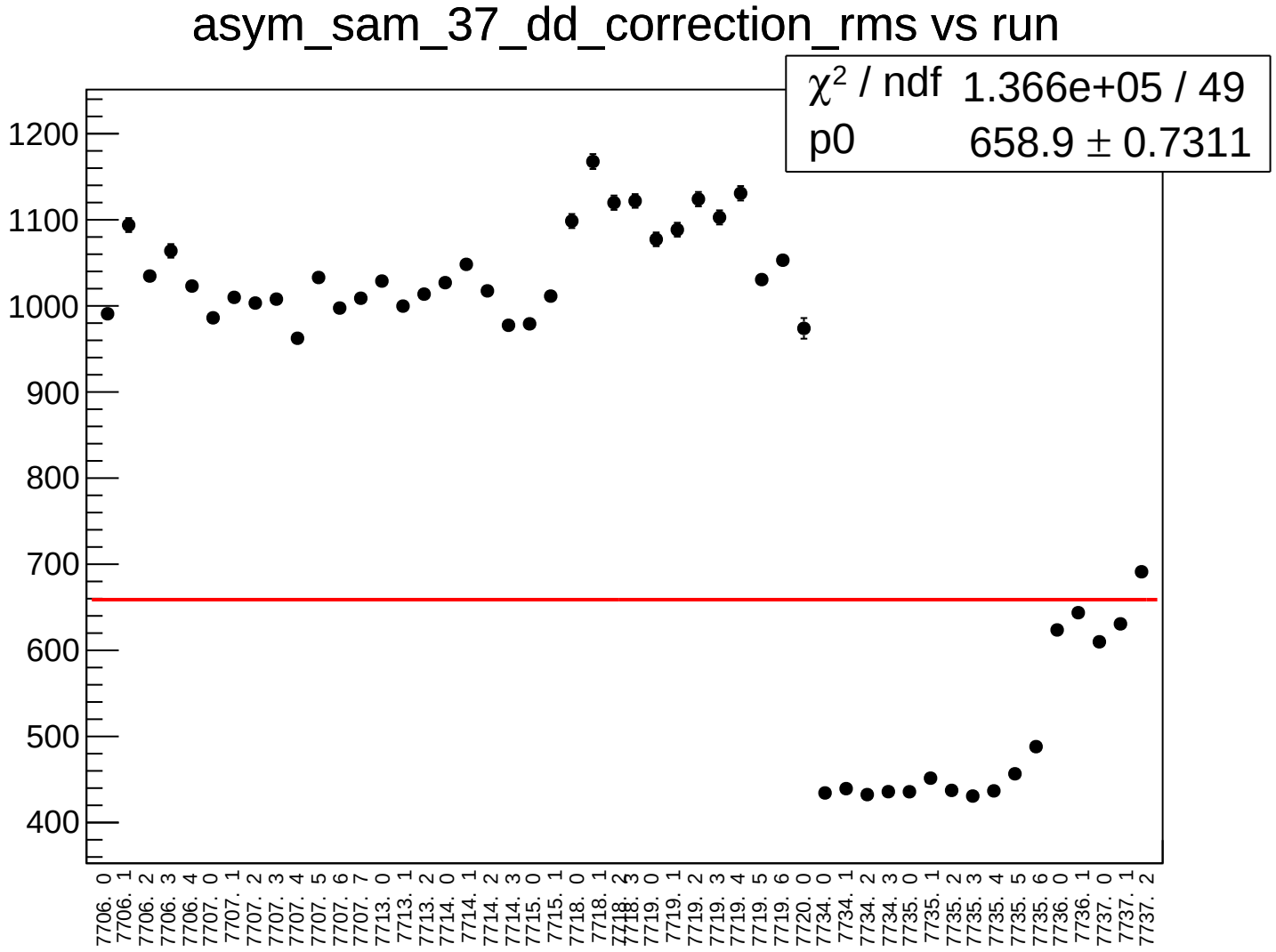
asym_sam_37_dd_correction_rms vs run
χ² / ndf 1.366e+05 / 49
p0 658.9 ± 0.7311
1200
1100
1000
900
800
700
600
500
400
7706. 0
7706. 1
7706. 2
7706. 3
7706. 4
7707. 0
7707. 1
7707. 2
7707. 3
7707. 4
7707. 5
7707. 6
7707. 7
7713. 0
7713. 1
7713. 2
7714. 0
7714. 1
7714. 2
7714. 3
7715. 0
7715. 1
7718. 0
7718. 1
7718. 2
7718. 3
7719. 0
7719. 1
7719. 2
7719. 3
7719. 4
7719. 5
7719. 6
7720. 0
7734. 0
7734. 1
7734. 2
7734. 3
7735. 0
7735. 1
7735. 2
7735. 3
7735. 4
7735. 5
7735. 6
7736. 0
7736. 1
7737. 0
7737. 1
7737. 2

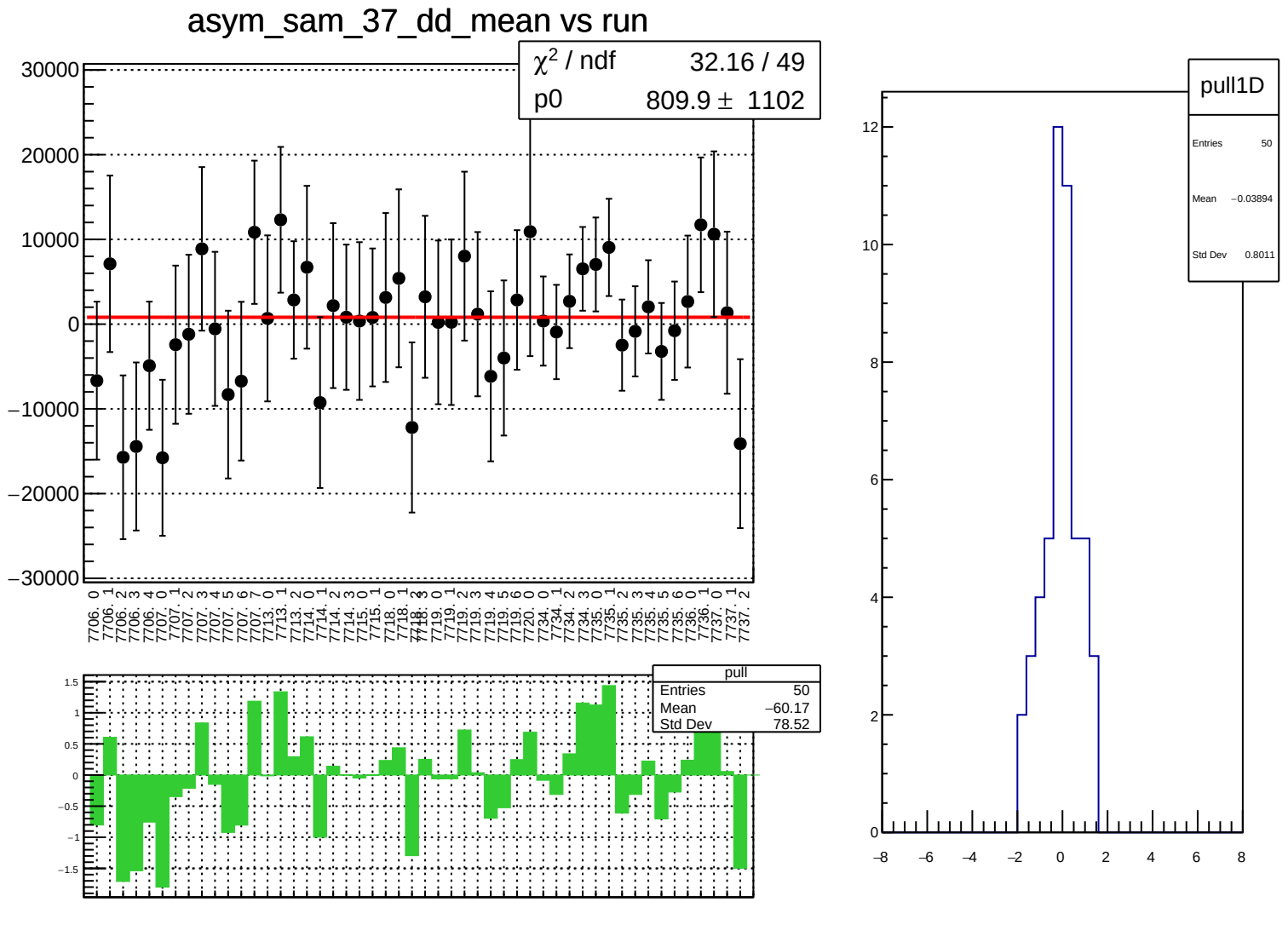
asym_sam_37_dd_mean vs run
χ² / ndf 32.16 / 49
p0 809.9 ± 1102
30000
20000
10000
0
−10000
−20000
−30000
7706. 0
7706. 1
7706. 2
7706. 3
7706. 4
7707. 0
7707. 1
7707. 2
7707. 3
7707. 4
7707. 5
7707. 6
7707. 7
7713. 0
7713. 1
7713. 2
7714. 0
7714. 1
7714. 2
7714. 3
7715. 0
7715. 1
7718. 0
7718. 1
7718. 2
7718. 3
7719. 0
7719. 1
7719. 2
7719. 3
7719. 4
7719. 5
7719. 6
7720. 0
7734. 0
7734. 1
7734. 2
7734. 3
7735. 0
7735. 1
7735. 2
7735. 3
7735. 4
7735. 5
7735. 6
7736. 0
7736. 1
7737. 0
7737. 1
7737. 2
pull
Entries 50
Mean −60.17
Std Dev 78.52
1.5
1
0.5
0
−0.5
−1
−1.5
pull1D
Entries 50
Mean −0.03894
Std Dev 0.8011
12
10
8
6
4
2
0
−8
−6
−4
−2
0
2
4
6
8

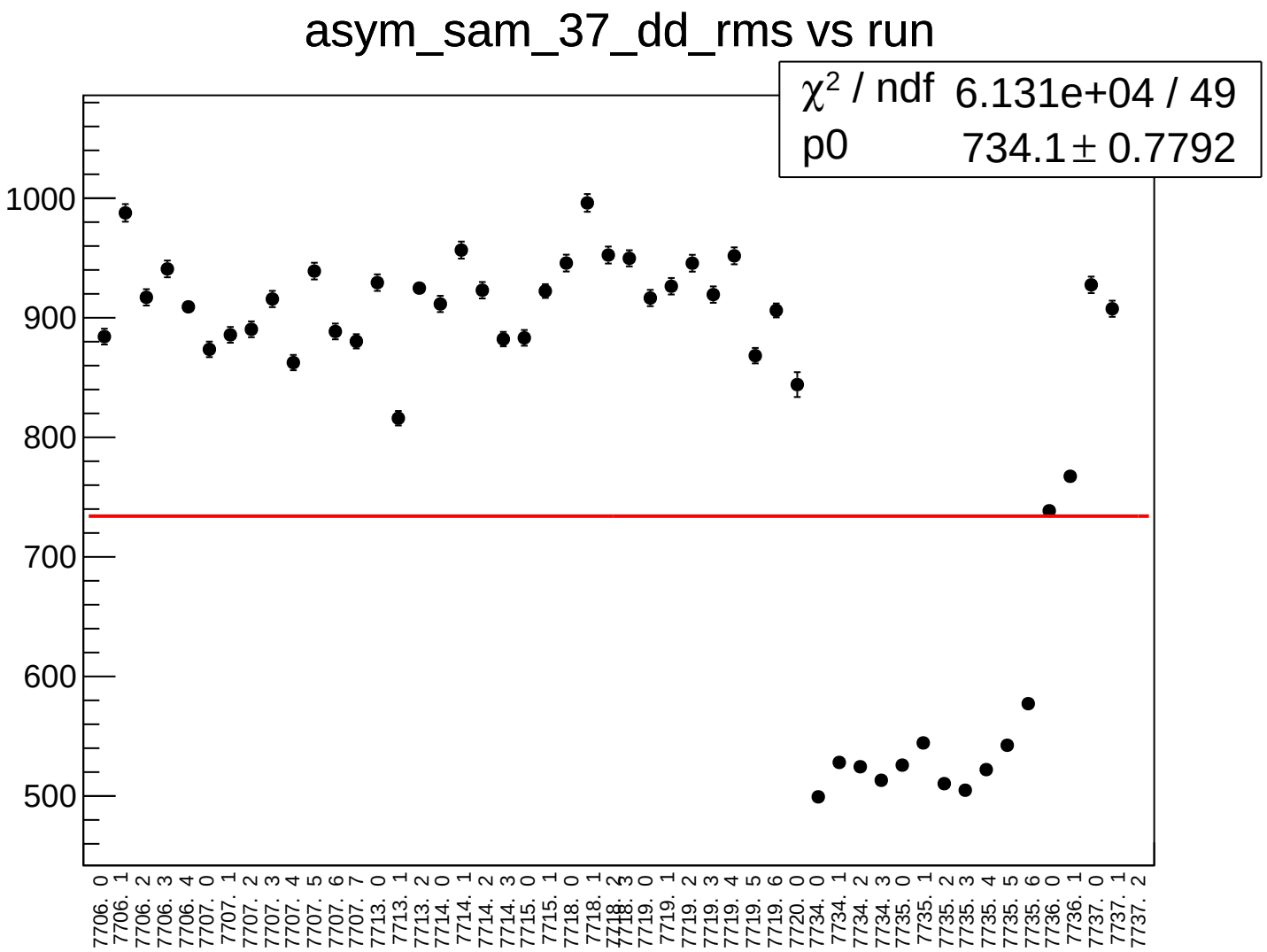
asym_sam_37_dd_rms vs run
χ² / ndf 6.131e+04 / 49
p0 734.1 ± 0.7792
1000
900
800
700
600
500
7706. 0
7706. 1
7706. 2
7706. 3
7706. 4
7707. 0
7707. 1
7707. 2
7707. 3
7707. 4
7707. 5
7707. 6
7707. 7
7713. 0
7713. 1
7713. 2
7714. 0
7714. 1
7714. 2
7714. 3
7715. 0
7715. 1
7718. 0
7718. 1
7718. 2
7718. 3
7719. 0
7719. 1
7719. 2
7719. 3
7719. 4
7719. 5
7719. 6
7720. 0
7734. 0
7734. 1
7734. 2
7734. 3
7735. 0
7735. 1
7735. 2
7735. 3
7735. 4
7735. 5
7735. 6
7736. 0
7736. 1
7737. 0
7737. 1
7737. 2

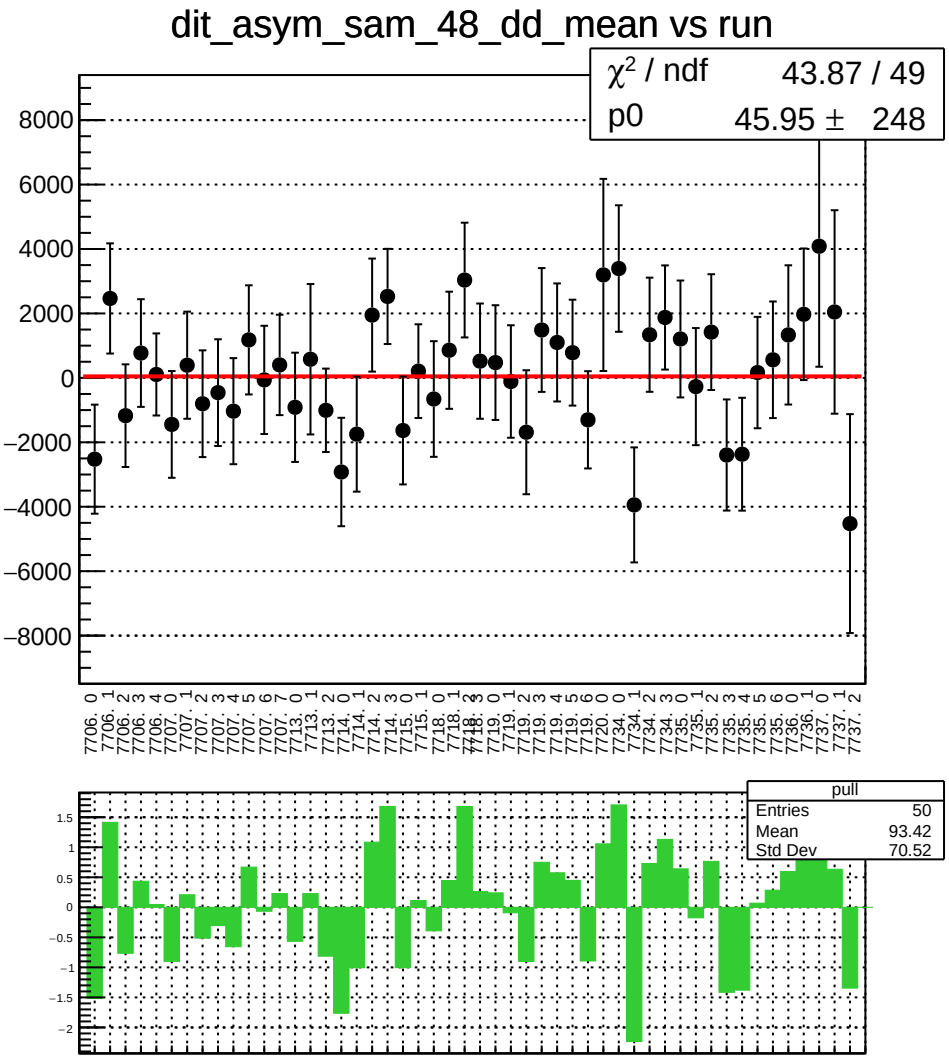
dit_asym_sam_48_dd_mean vs run
χ² / ndf 43.87 / 49
p0 45.95 ± 248
8000
6000
4000
2000
0
−2000
−4000
−6000
−8000
7706. 0
7706. 1
7706. 2
7706. 3
7706. 4
7707. 0
7707. 1
7707. 2
7707. 3
7707. 4
7707. 5
7707. 6
7707. 7
7713. 0
7713. 1
7713. 2
7714. 0
7714. 1
7714. 2
7714. 3
7715. 0
7715. 1
7718. 0
7718. 1
7718. 2
7718. 3
7719. 0
7719. 1
7719. 2
7719. 3
7719. 4
7719. 5
7719. 6
7720. 0
7734. 0
7734. 1
7734. 2
7734. 3
7735. 0
7735. 1
7735. 2
7735. 3
7735. 4
7735. 5
7735. 6
7736. 0
7736. 1
7737. 0
7737. 1
7737. 2
pull
Entries 50
Mean 93.42
Std Dev 70.52
1.5
1
0.5
0
−0.5
−1
−1.5
−2

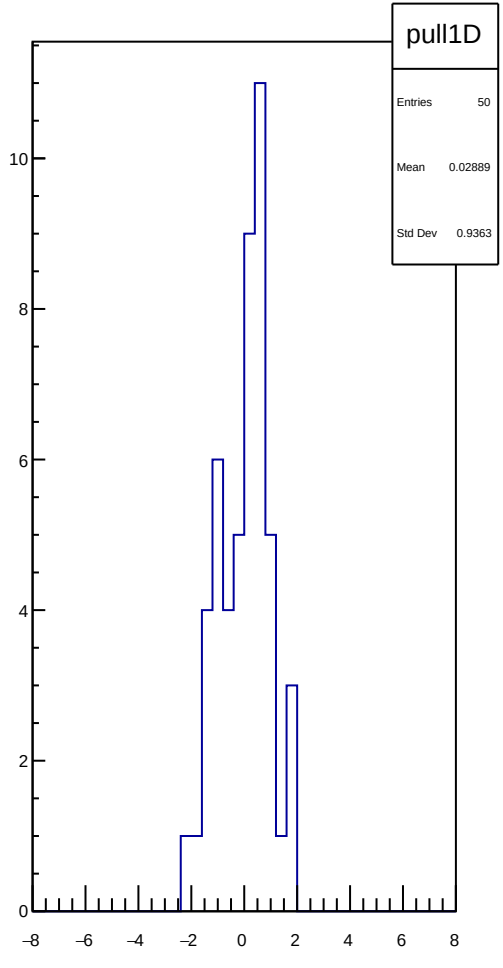
pull1D
Entries 50
Mean 0.02889
Std Dev 0.9363
10
8
6
4
2
0
−8
−6
−4
−2
0
2
4
6
8

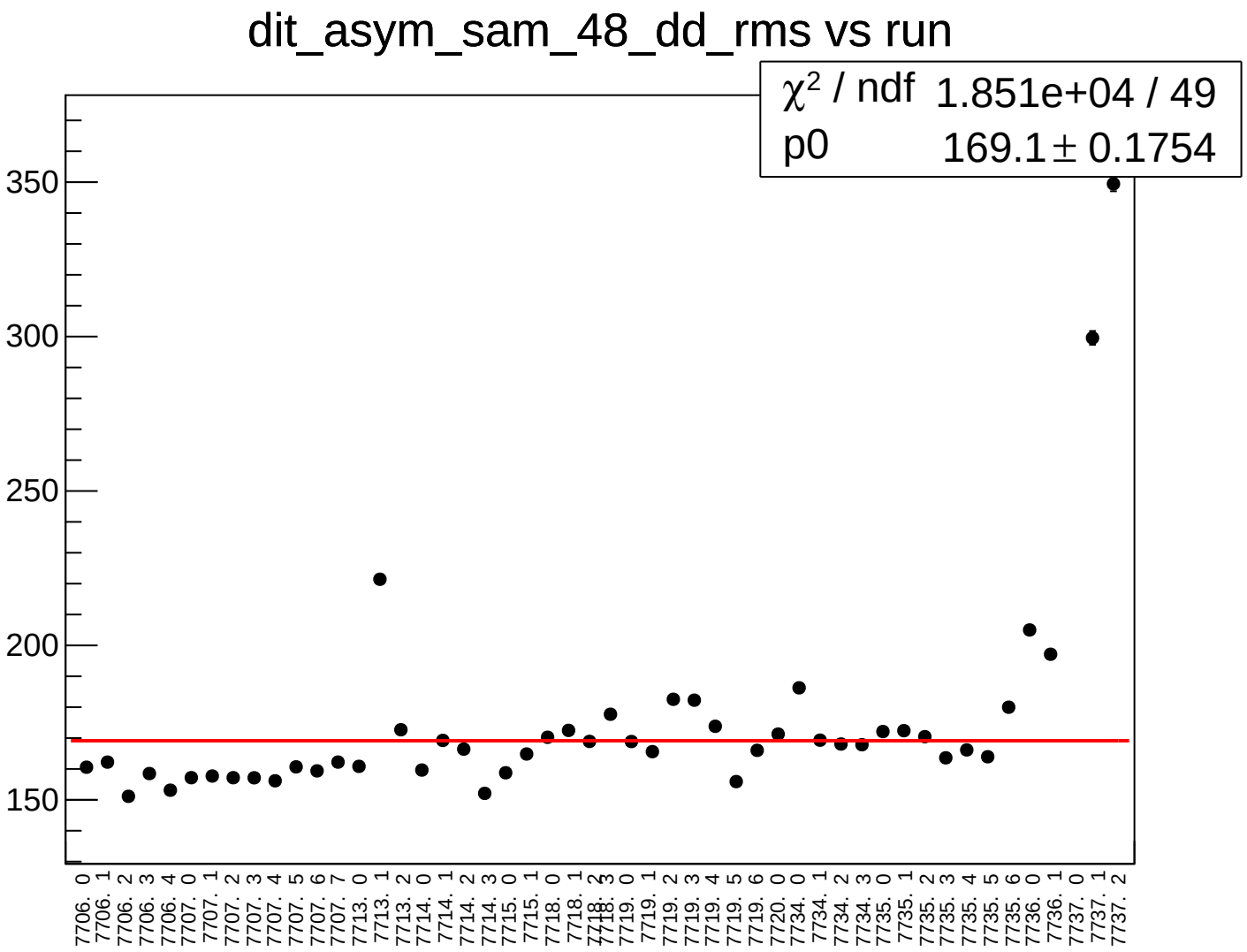
dit_asym_sam_48_dd_rms vs run
χ² / ndf 1.851e+04 / 49
p0 169.1 ± 0.1754
350
300
250
200
150
7706. 0
7706. 1
7706. 2
7706. 3
7706. 4
7707. 0
7707. 1
7707. 2
7707. 3
7707. 4
7707. 5
7707. 6
7707. 7
7713. 0
7713. 1
7713. 2
7714. 0
7714. 1
7714. 2
7714. 3
7715. 0
7715. 1
7718. 0
7718. 1
7718. 2
7718. 3
7719. 0
7719. 1
7719. 2
7719. 3
7719. 4
7719. 5
7719. 6
7720. 0
7734. 0
7734. 1
7734. 2
7734. 3
7735. 0
7735. 1
7735. 2
7735. 3
7735. 4
7735. 5
7735. 6
7736. 0
7736. 1
7737. 0
7737. 1
7737. 2

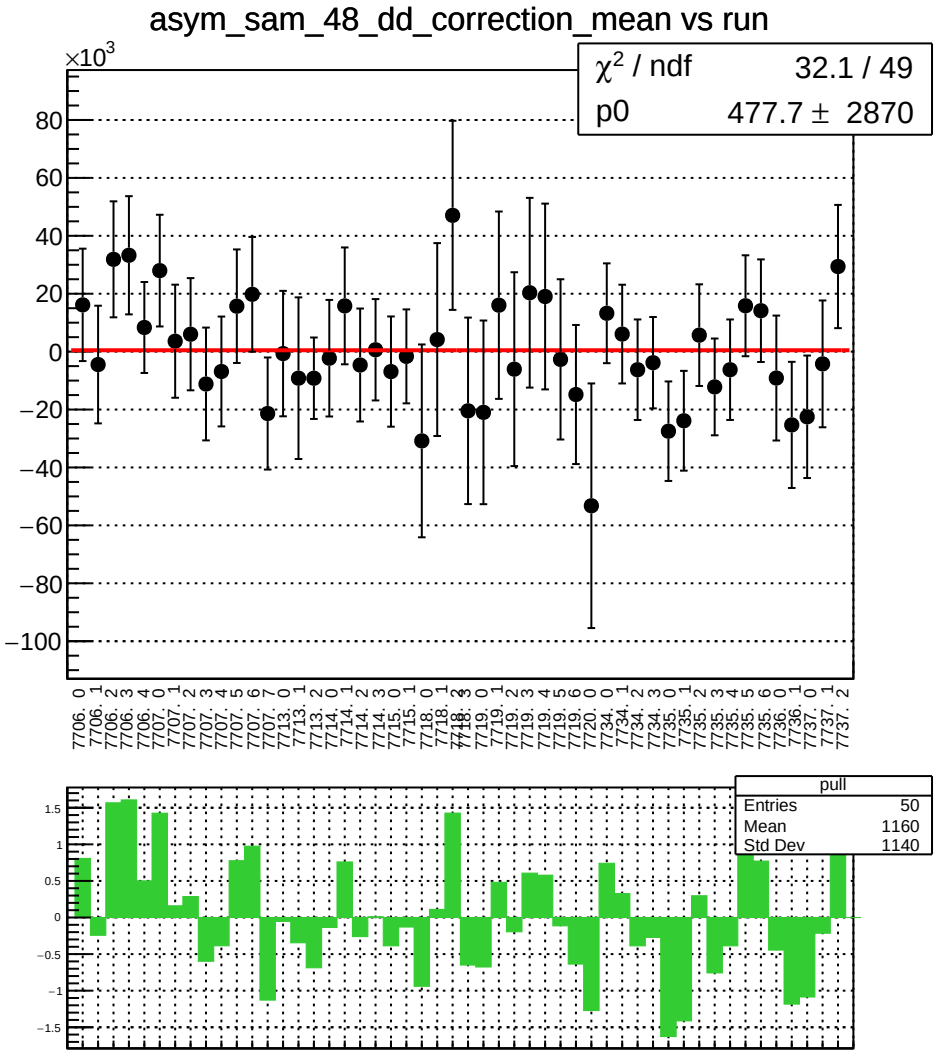
asym_sam_48_dd_correction_mean vs run
×10^3
χ² / ndf 32.1 / 49
p0 477.7 ± 2870
80
60
40
20
0
−20
−40
−60
−80
−100
7706. 0
7706. 1
7706. 2
7706. 3
7706. 4
7707. 0
7707. 1
7707. 2
7707. 3
7707. 4
7707. 5
7707. 6
7707. 7
7713. 0
7713. 1
7713. 2
7714. 0
7714. 1
7714. 2
7714. 3
7715. 0
7715. 1
7718. 0
7718. 1
7718. 2
7718. 3
7719. 0
7719. 1
7719. 2
7719. 3
7719. 4
7719. 5
7719. 6
7720. 0
7734. 0
7734. 1
7734. 2
7734. 3
7735. 0
7735. 1
7735. 2
7735. 3
7735. 4
7735. 5
7735. 6
7736. 0
7736. 1
7737. 0
7737. 1
7737. 2
pull
Entries 50
Mean 1160
Std Dev 1140
1.5
1
0.5
0
−0.5
−1
−1.5

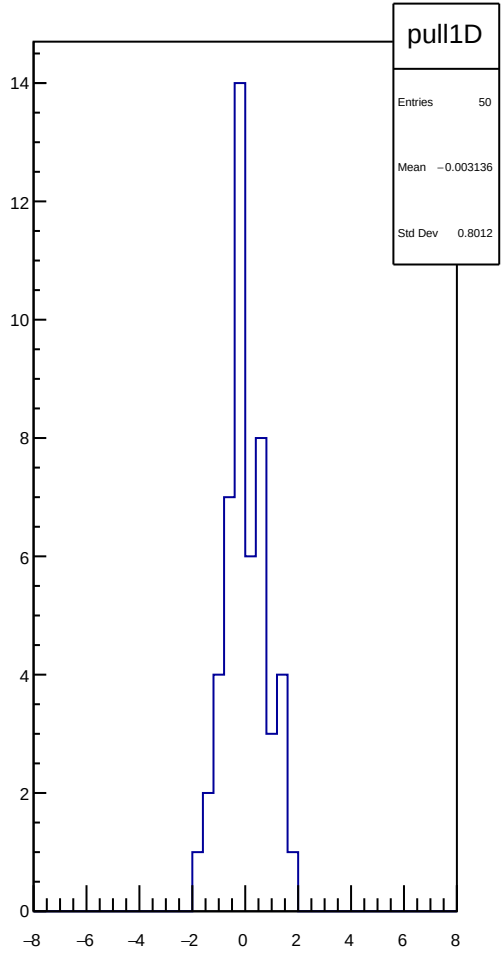
pull1D
Entries 50
Mean −0.003136
Std Dev 0.8012
14
12
10
8
6
4
2
0
−8
−6
−4
−2
0
2
4
6
8

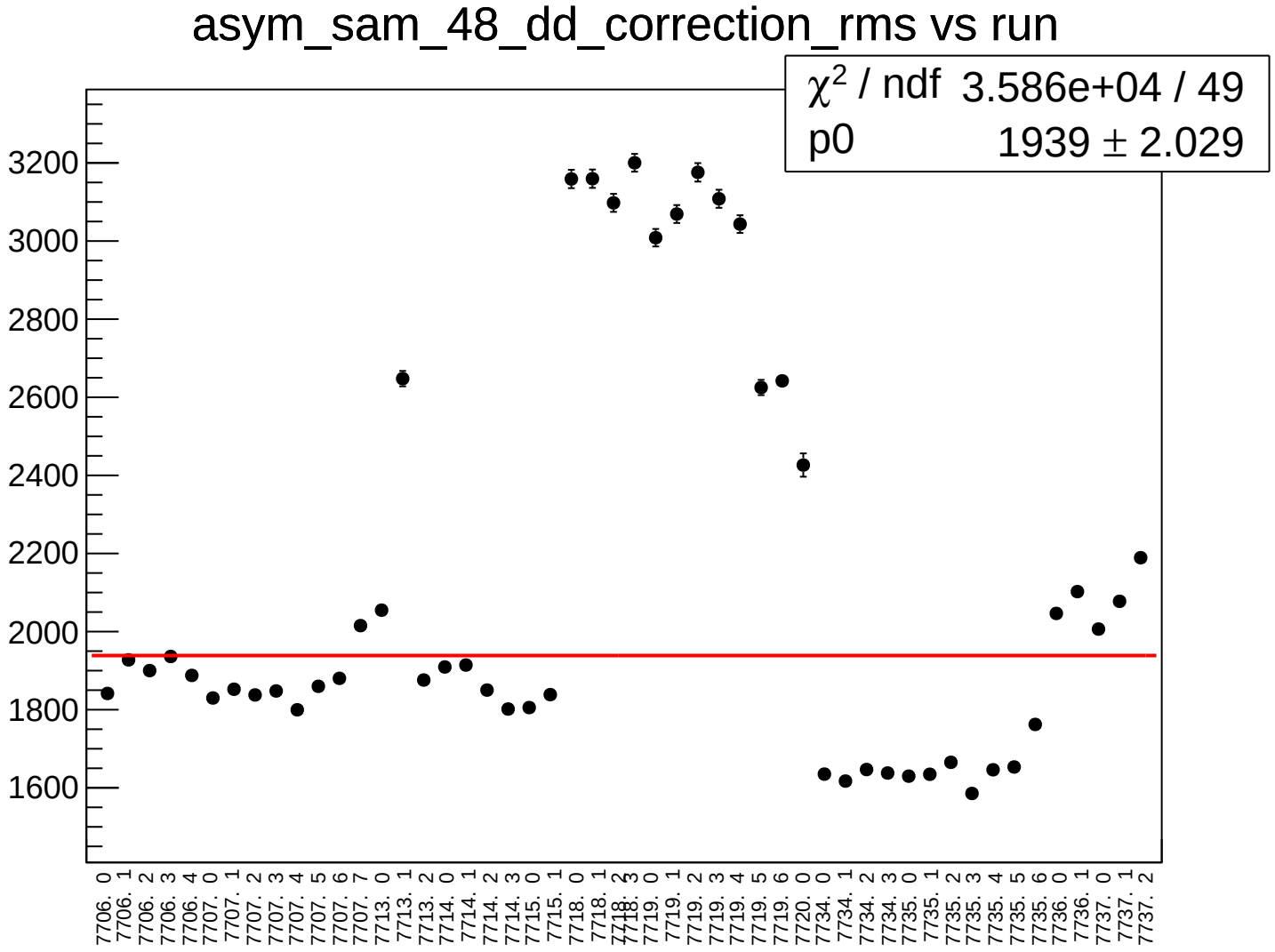
asym_sam_48_dd_correction_rms vs run
χ2 / ndf 3.586e+04 / 49
p0 1939 ± 2.029
3200
3000
2800
2600
2400
2200
2000
1800
1600
7706. 0
7706. 1
7706. 2
7706. 3
7706. 4
7707. 0
7707. 1
7707. 2
7707. 3
7707. 4
7707. 5
7707. 6
7707. 7
7713. 0
7713. 1
7713. 2
7714. 0
7714. 1
7714. 2
7714. 3
7715. 0
7715. 1
7718. 0
7718. 1
7718. 2
7718. 3
7719. 0
7719. 1
7719. 2
7719. 3
7719. 4
7719. 5
7719. 6
7720. 0
7734. 0
7734. 1
7734. 2
7734. 3
7735. 0
7735. 1
7735. 2
7735. 3
7735. 4
7735. 5
7735. 6
7736. 0
7736. 1
7737. 0
7737. 1
7737. 2

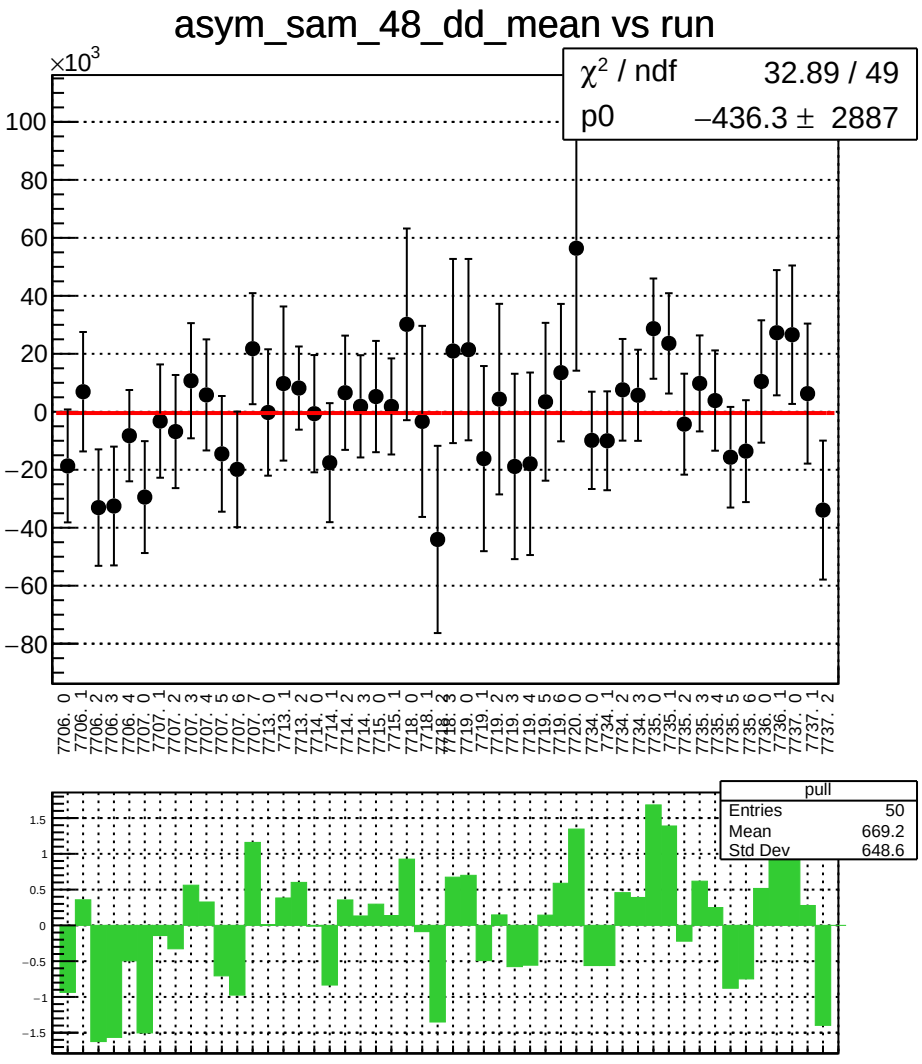
asym_sam_48_dd_mean vs run
×10^3
χ² / ndf 32.89 / 49
p0 −436.3 ± 2887
pull
Entries 50
Mean 669.2
Std Dev 648.6

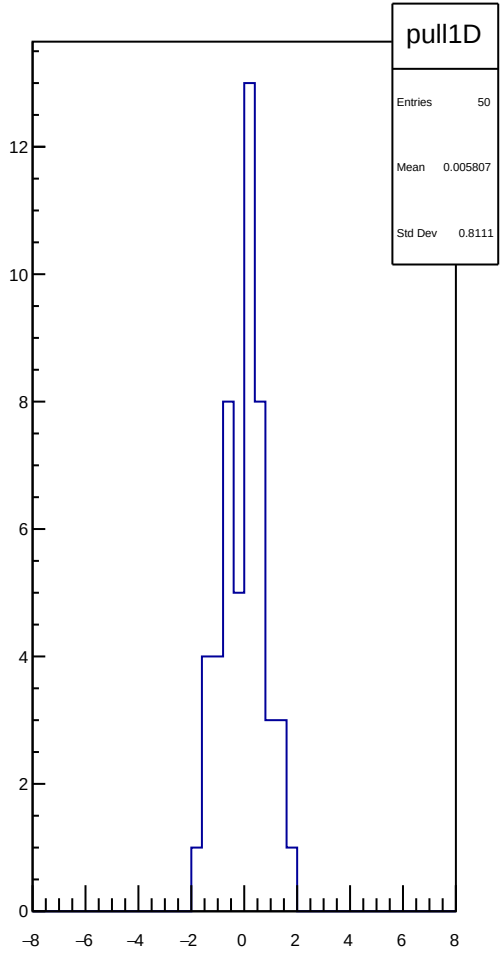
pull1D
Entries 50
Mean 0.005807
Std Dev 0.8111

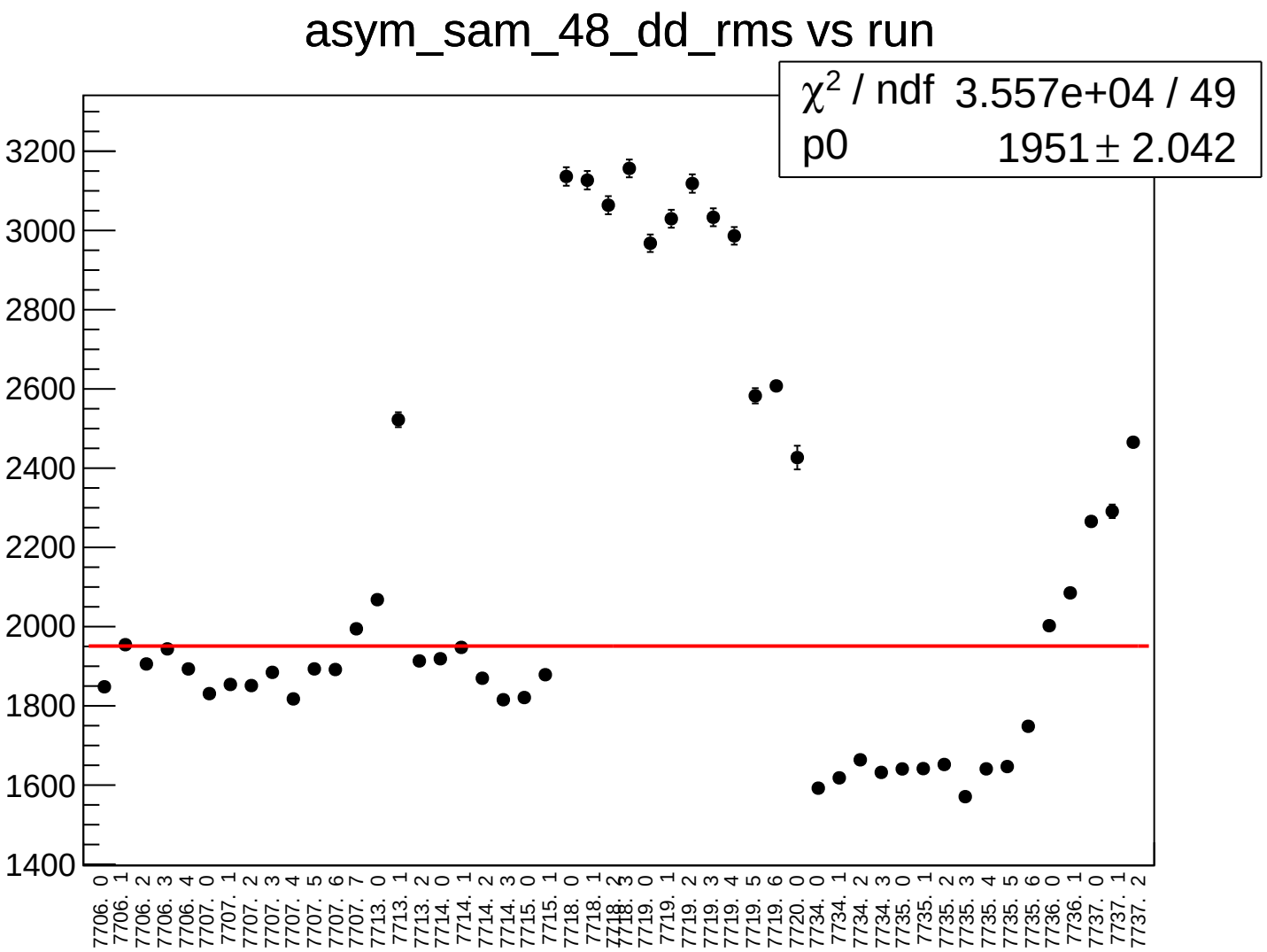
asym_sam_48_dd_rms vs run
χ2 / ndf 3.557e+04 / 49
p0 1951 ± 2.042
3200
3000
2800
2600
2400
2200
2000
1800
1600
1400
7706. 0
7706. 1
7706. 2
7706. 3
7706. 4
7707. 0
7707. 1
7707. 2
7707. 3
7707. 4
7707. 5
7707. 6
7707. 7
7713. 0
7713. 1
7713. 2
7714. 0
7714. 1
7714. 2
7714. 3
7715. 0
7715. 1
7718. 0
7718. 1
7718. 2
7718. 3
7719. 0
7719. 1
7719. 2
7719. 3
7719. 4
7719. 5
7719. 6
7720. 0
7734. 0
7734. 1
7734. 2
7734. 3
7735. 0
7735. 1
7735. 2
7735. 3
7735. 4
7735. 5
7735. 6
7736. 0
7736. 1
7737. 0
7737. 1
7737. 2

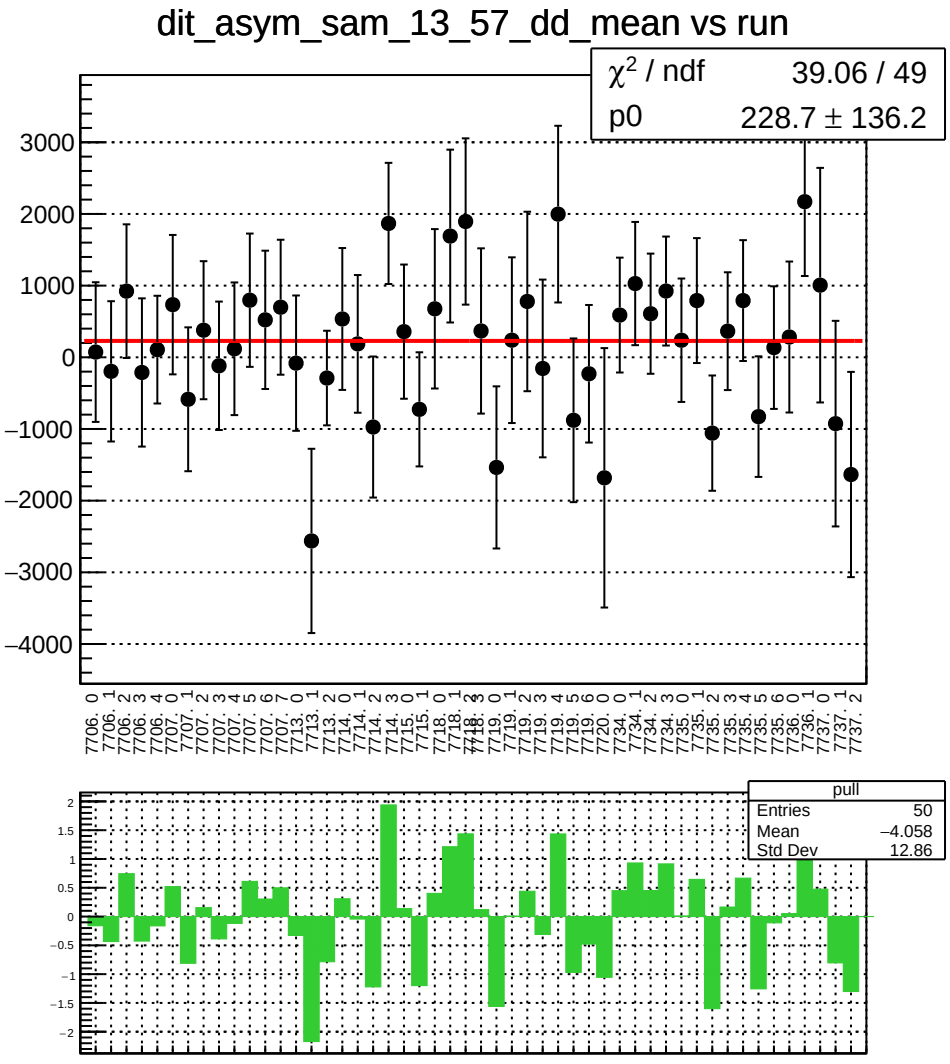
dit_asym_sam_13_57_dd_mean vs run
χ2 / ndf 39.06 / 49
p0 228.7 ± 136.2
3000
2000
1000
0
−1000
−2000
−3000
−4000
7706. 0
7706. 1
7706. 2
7706. 3
7706. 4
7707. 0
7707. 1
7707. 2
7707. 3
7707. 4
7707. 5
7707. 6
7707. 7
7713. 0
7713. 1
7713. 2
7714. 0
7714. 1
7714. 2
7714. 3
7715. 0
7715. 1
7718. 0
7718. 1
7718. 2
7718. 3
7719. 0
7719. 1
7719. 2
7719. 3
7719. 4
7719. 5
7719. 6
7720. 0
7734. 0
7734. 1
7734. 2
7734. 3
7735. 0
7735. 1
7735. 2
7735. 3
7735. 4
7735. 5
7735. 6
7736. 0
7736. 1
7737. 0
7737. 1
7737. 2
pull
Entries 50
Mean −4.058
Std Dev 12.86
2
1.5
1
0.5
0
−0.5
−1
−1.5
−2

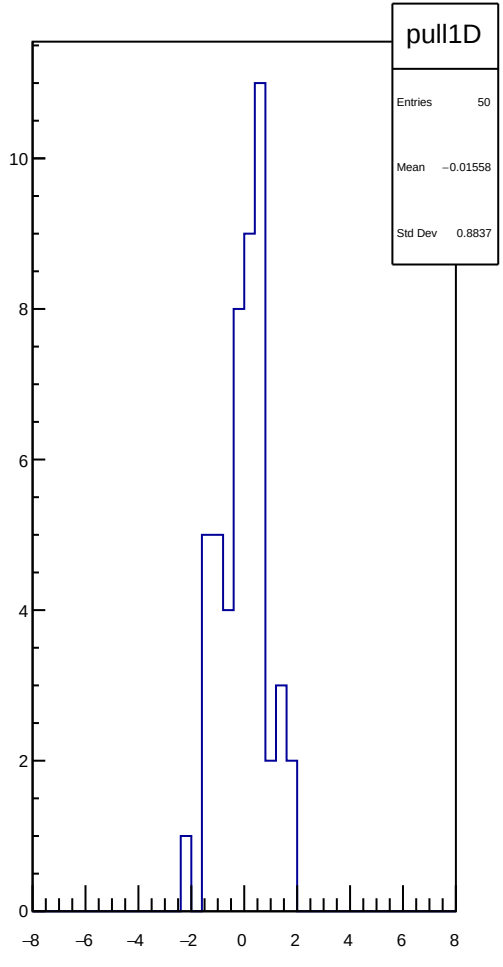
pull1D
Entries 50
Mean −0.01558
Std Dev 0.8837
10
8
6
4
2
0
−8
−6
−4
−2
0
2
4
6
8

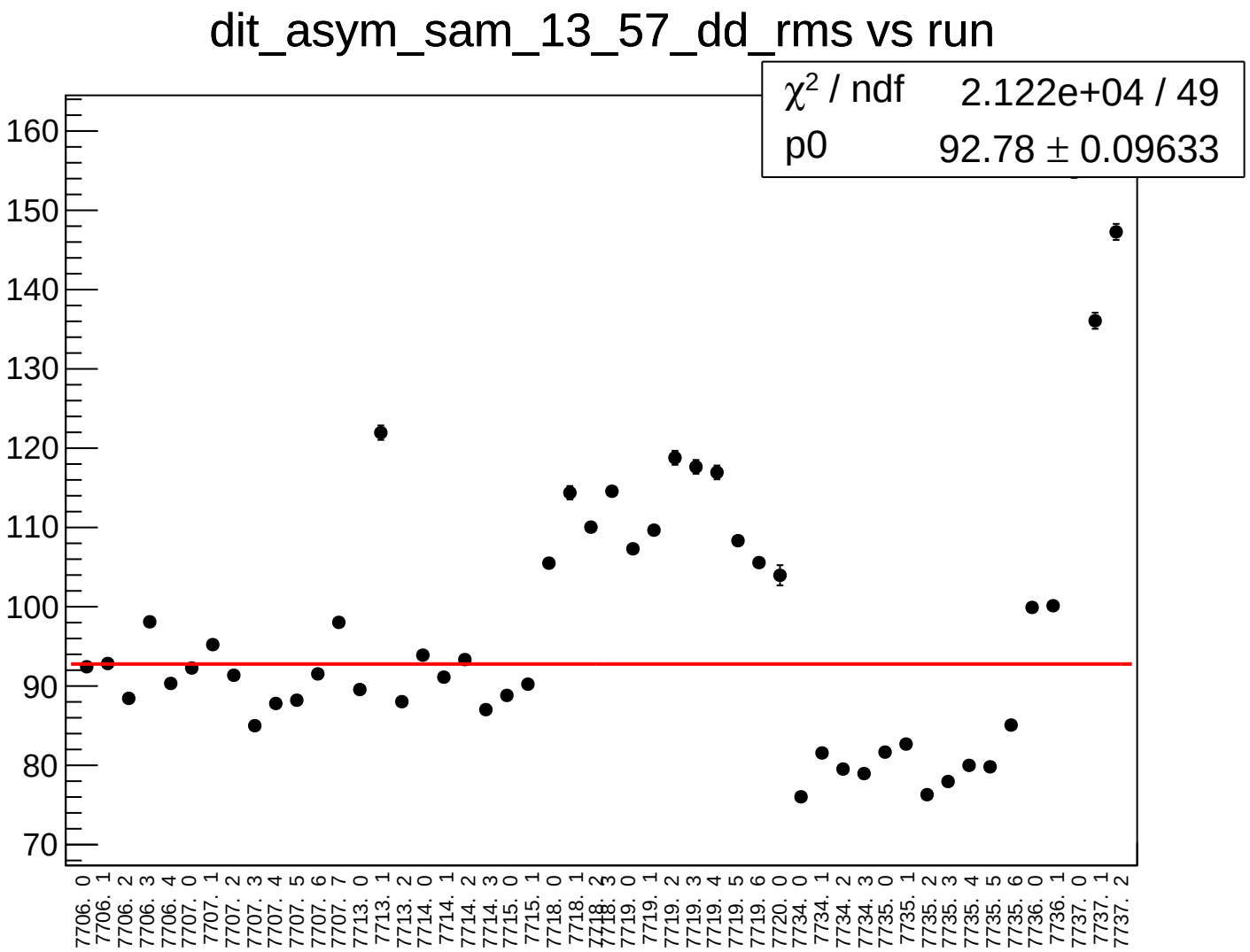
dit_asym_sam_13_57_dd_rms vs run
χ2 / ndf 2.122e+04 / 49
p0 92.78 ± 0.09633
160
150
140
130
120
110
100
90
80
70
7706. 0
7706. 1
7706. 2
7706. 3
7706. 4
7707. 0
7707. 1
7707. 2
7707. 3
7707. 4
7707. 5
7707. 6
7707. 7
7713. 0
7713. 1
7713. 2
7714. 0
7714. 1
7714. 2
7714. 3
7715. 0
7715. 1
7718. 0
7718. 1
7718. 2
7718. 3
7719. 0
7719. 1
7719. 2
7719. 3
7719. 4
7719. 5
7719. 6
7720. 0
7734. 0
7734. 1
7734. 2
7734. 3
7735. 0
7735. 1
7735. 2
7735. 3
7735. 4
7735. 5
7735. 6
7736. 0
7736. 1
7737. 0
7737. 1
7737. 2

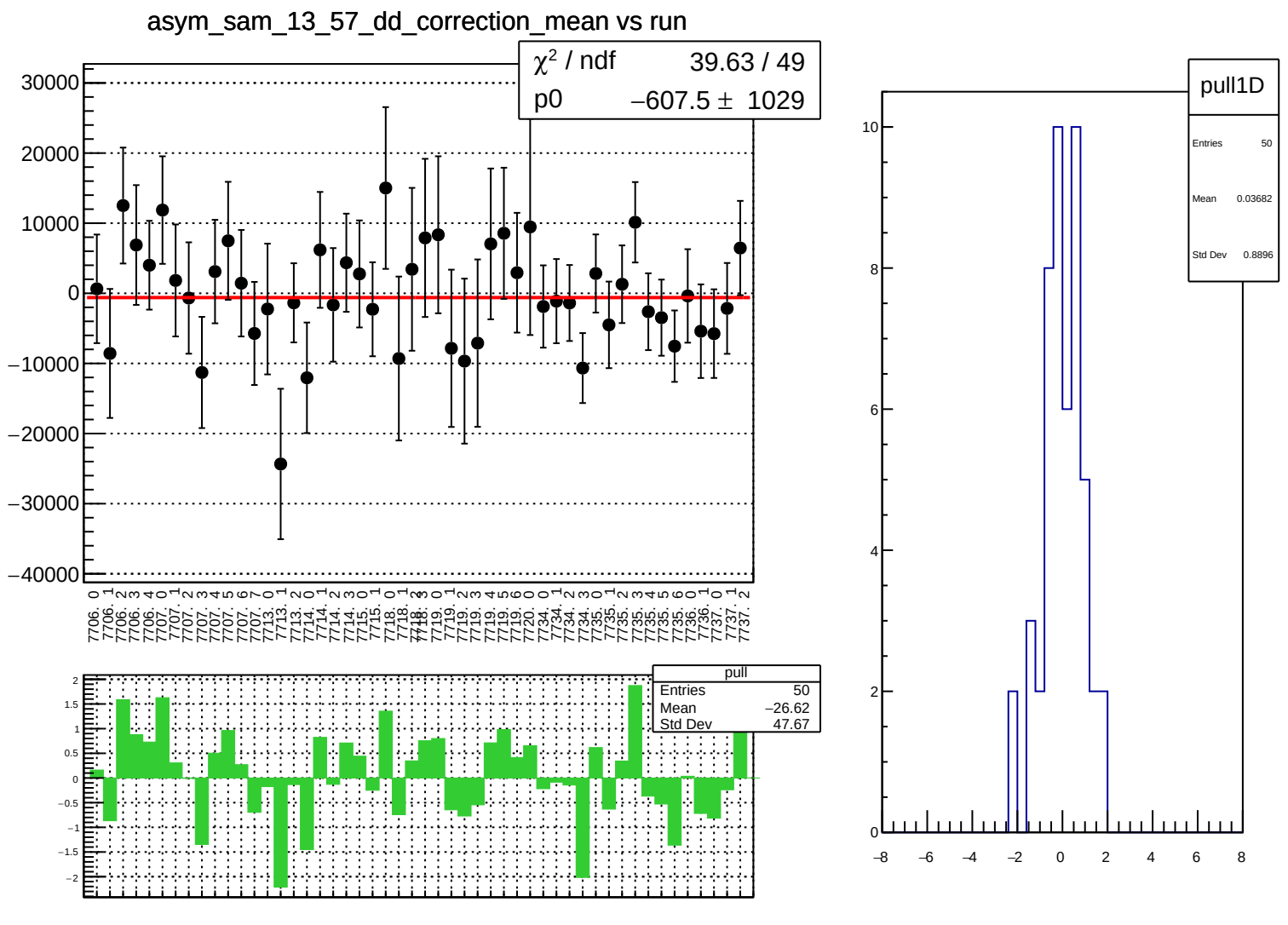
asym_sam_13_57_dd_correction_mean vs run
χ² / ndf 39.63 / 49
p0 −607.5 ± 1029
pull
Entries 50
Mean −26.62
Std Dev 47.67
pull1D
Entries 50
Mean 0.03682
Std Dev 0.8896

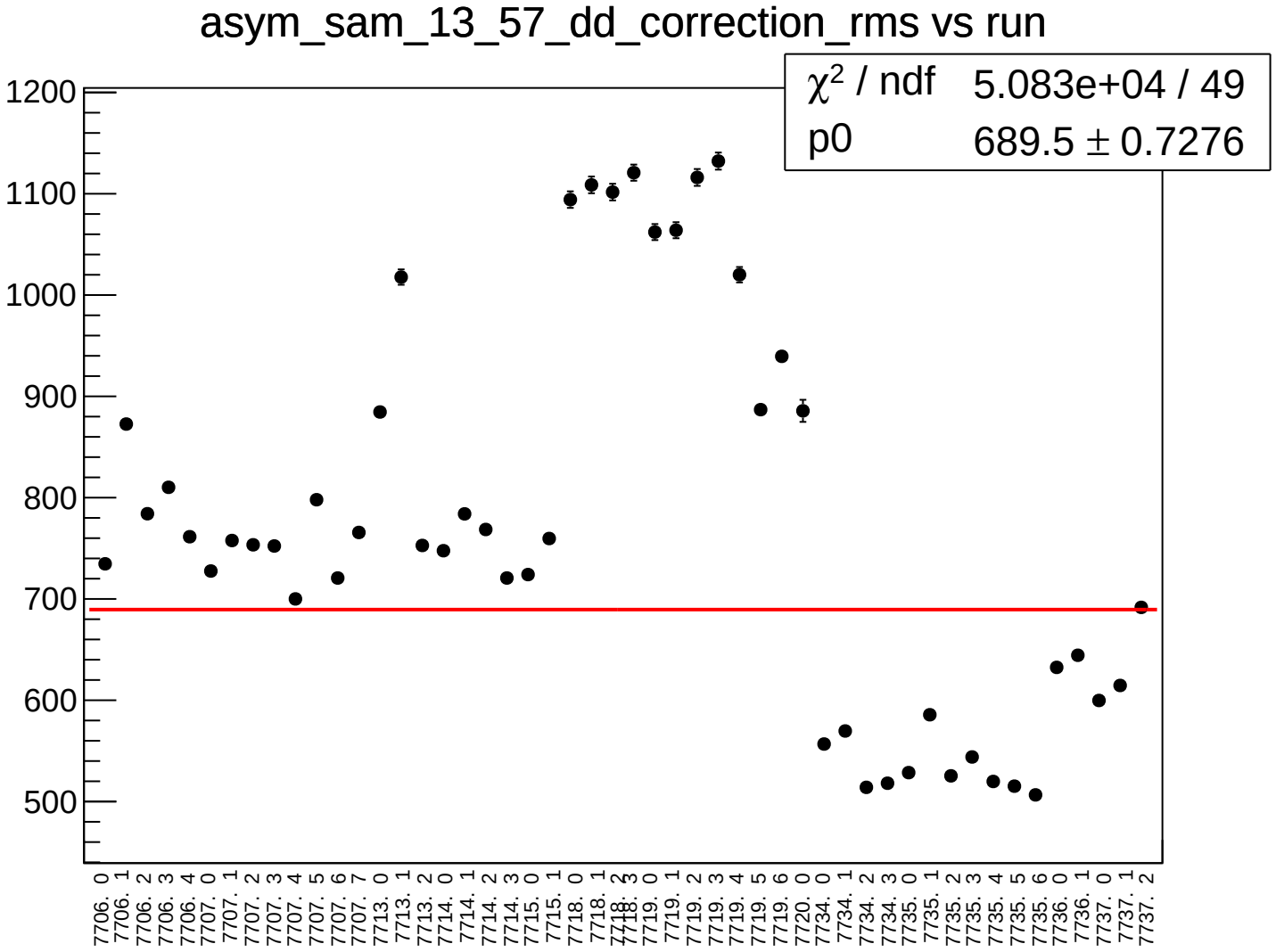
asym_sam_13_57_dd_correction_rms vs run
χ2 / ndf 5.083e+04 / 49
p0 689.5 ± 0.7276
1200
1100
1000
900
800
700
600
500
7706. 0
7706. 1
7706. 2
7706. 3
7706. 4
7707. 0
7707. 1
7707. 2
7707. 3
7707. 4
7707. 5
7707. 6
7707. 7
7713. 0
7713. 1
7713. 2
7714. 0
7714. 1
7714. 2
7714. 3
7715. 0
7715. 1
7718. 0
7718. 1
7718. 2
7718. 3
7719. 0
7719. 1
7719. 2
7719. 3
7719. 4
7719. 5
7719. 6
7720. 0
7734. 0
7734. 1
7734. 2
7734. 3
7735. 0
7735. 1
7735. 2
7735. 3
7735. 4
7735. 5
7735. 6
7736. 0
7736. 1
7737. 0
7737. 1
7737. 2

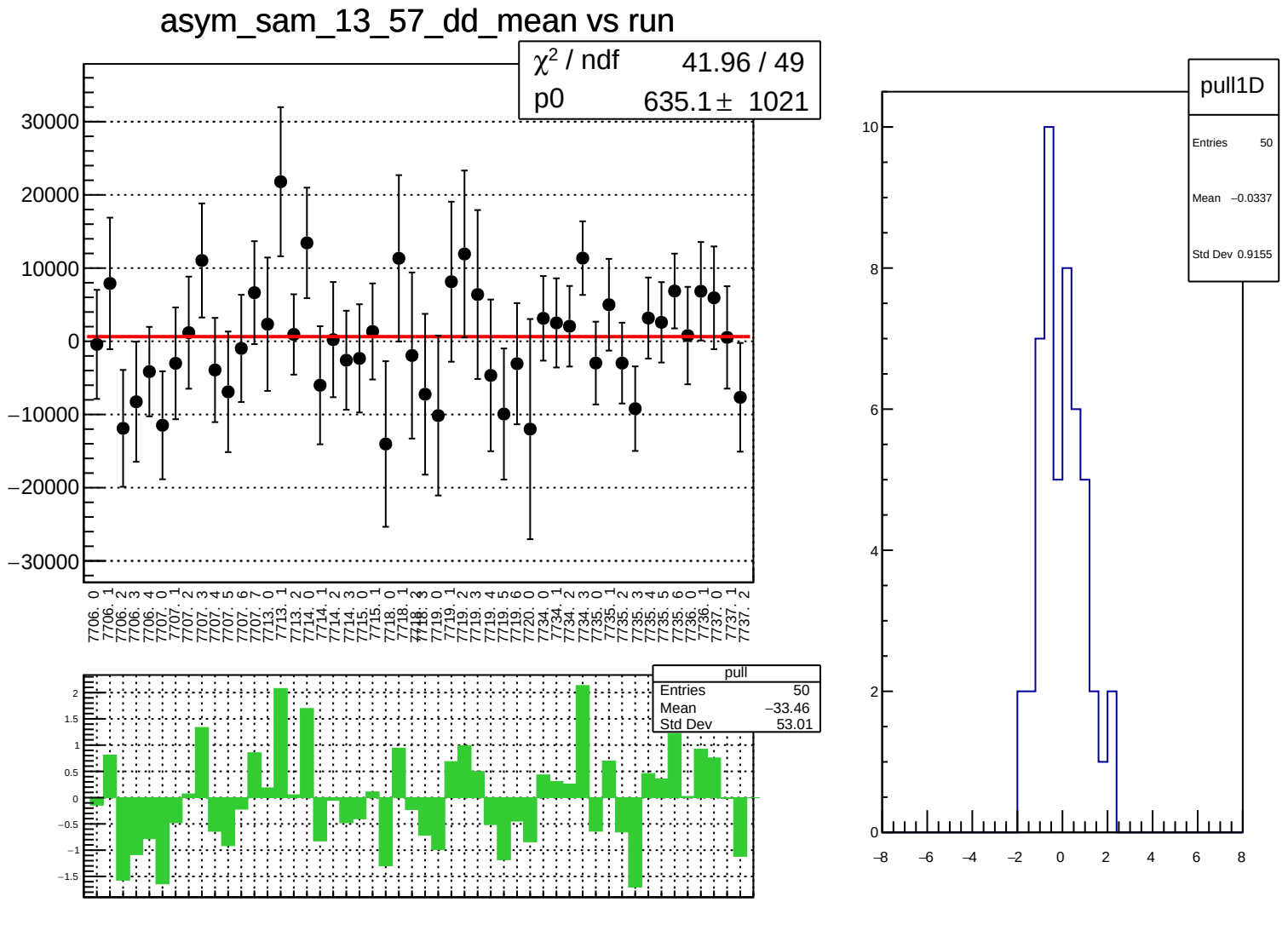
asym_sam_13_57_dd_mean vs run
χ² / ndf 41.96 / 49
p0 635.1 ± 1021
30000
20000
10000
0
−10000
−20000
−30000
7706. 0
7706. 1
7706. 2
7706. 3
7706. 4
7707. 0
7707. 1
7707. 2
7707. 3
7707. 4
7707. 5
7707. 6
7707. 7
7713. 0
7713. 1
7713. 2
7714. 0
7714. 1
7714. 2
7714. 3
7715. 0
7715. 1
7718. 0
7718. 1
7718. 2
7718. 3
7719. 0
7719. 1
7719. 2
7719. 3
7719. 4
7719. 5
7719. 6
7720. 0
7734. 0
7734. 1
7734. 2
7734. 3
7735. 0
7735. 1
7735. 2
7735. 3
7735. 4
7735. 5
7735. 6
7736. 0
7736. 1
7737. 0
7737. 1
7737. 2
pull
Entries 50
Mean −33.46
Std Dev 53.01
2
1.5
1
0.5
0
−0.5
−1
−1.5
pull1D
Entries 50
Mean −0.0337
Std Dev 0.9155
10
8
6
4
2
0
−8
−6
−4
−2
0
2
4
6
8

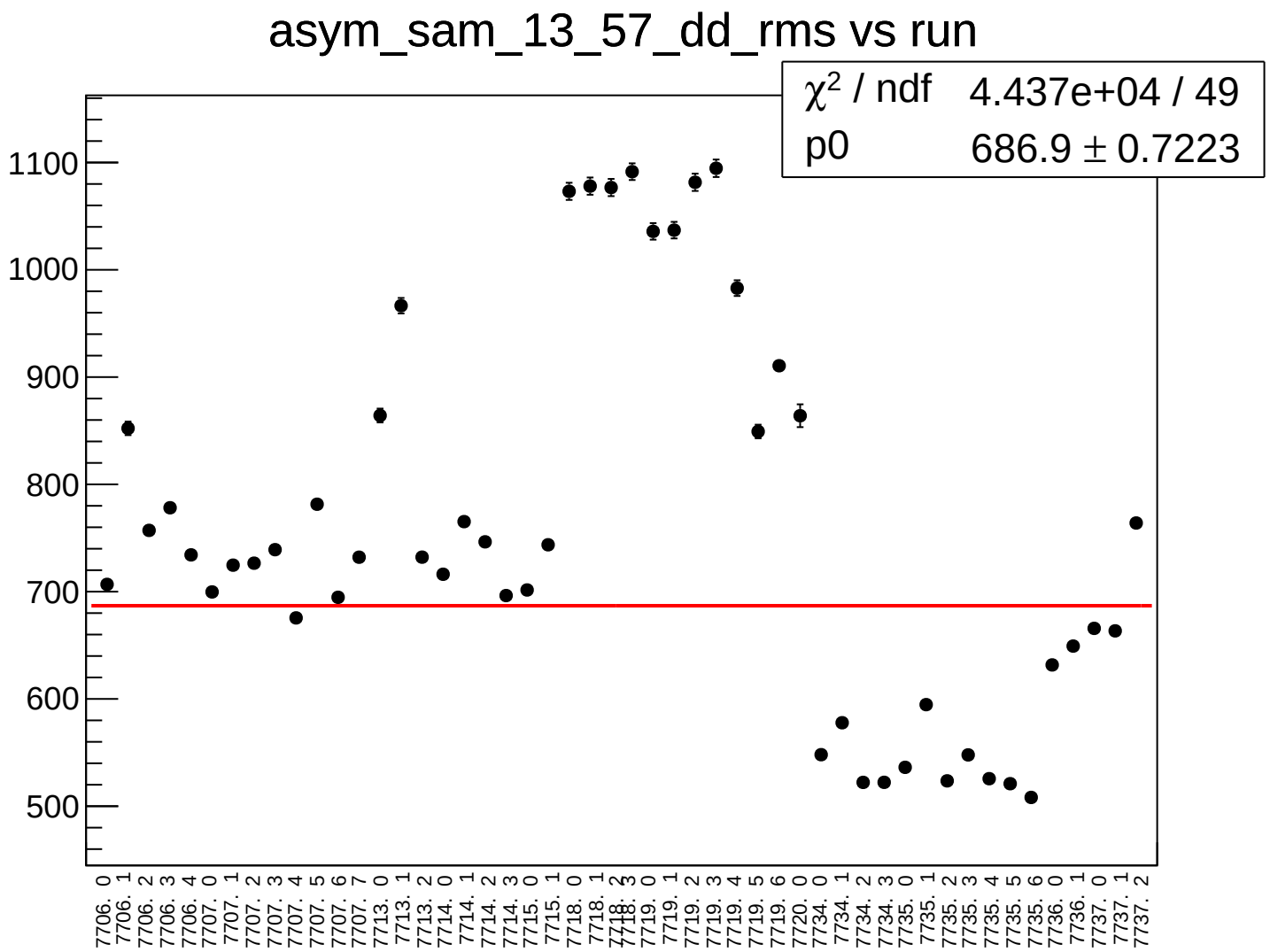
asym_sam_13_57_dd_rms vs run
χ2 / ndf 4.437e+04 / 49
p0 686.9 ± 0.7223
1100
1000
900
800
700
600
500
7706. 0
7706. 1
7706. 2
7706. 3
7706. 4
7707. 0
7707. 1
7707. 2
7707. 3
7707. 4
7707. 5
7707. 6
7707. 7
7713. 0
7713. 1
7713. 2
7714. 0
7714. 1
7714. 2
7714. 3
7715. 0
7715. 1
7718. 0
7718. 1
7718. 2
7718. 3
7719. 0
7719. 1
7719. 2
7719. 3
7719. 4
7719. 5
7719. 6
7720. 0
7734. 0
7734. 1
7734. 2
7734. 3
7735. 0
7735. 1
7735. 2
7735. 3
7735. 4
7735. 5
7735. 6
7736. 0
7736. 1
7737. 0
7737. 1
7737. 2

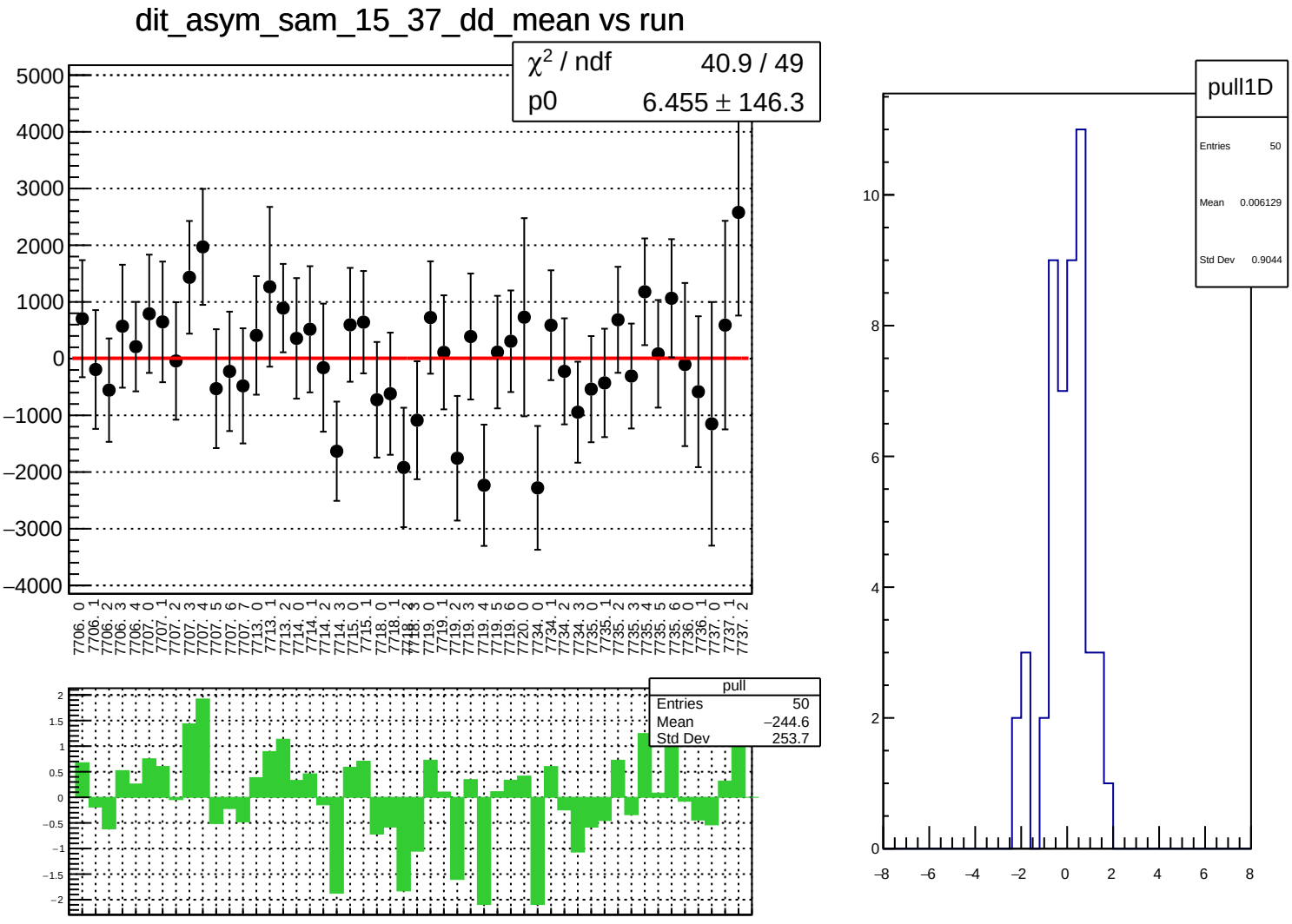
dit_asym_sam_15_37_dd_mean vs run
χ² / ndf 40.9 / 49
p0 6.455 ± 146.3
pull
Entries 50
Mean −244.6
Std Dev 253.7
pull1D
Entries 50
Mean 0.006129
Std Dev 0.9044

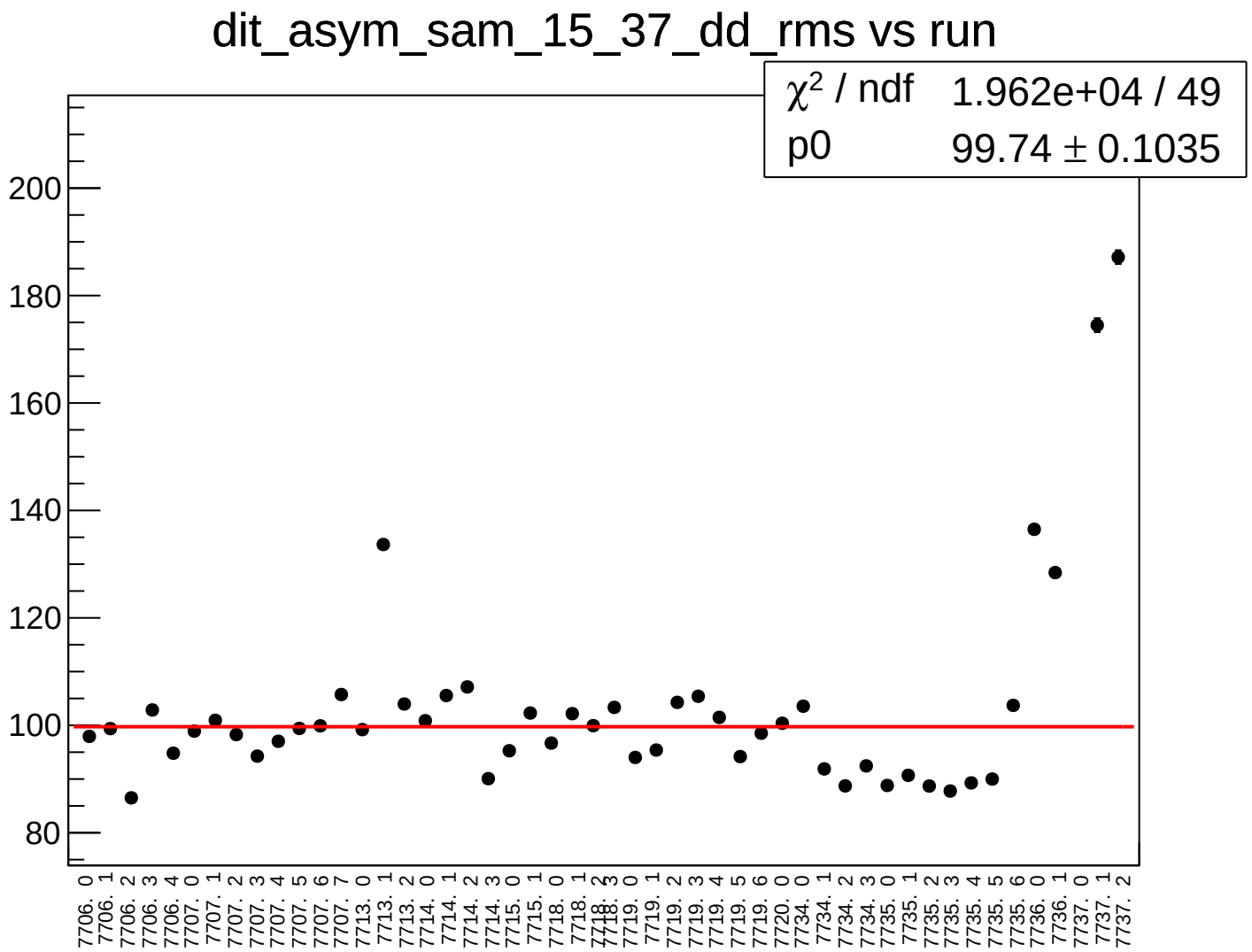
dit_asym_sam_15_37_dd_rms vs run
χ2 / ndf 1.962e+04 / 49
p0 99.74 ± 0.1035
200
180
160
140
120
100
80
7706. 0
7706. 1
7706. 2
7706. 3
7706. 4
7707. 0
7707. 1
7707. 2
7707. 3
7707. 4
7707. 5
7707. 6
7707. 7
7713. 0
7713. 1
7713. 2
7714. 0
7714. 1
7714. 2
7714. 3
7715. 0
7715. 1
7718. 0
7718. 1
7718. 2
7718. 3
7719. 0
7719. 1
7719. 2
7719. 3
7719. 4
7719. 5
7719. 6
7720. 0
7734. 0
7734. 1
7734. 2
7734. 3
7735. 0
7735. 1
7735. 2
7735. 3
7735. 4
7735. 5
7735. 6
7736. 0
7736. 1
7737. 0
7737. 1
7737. 2

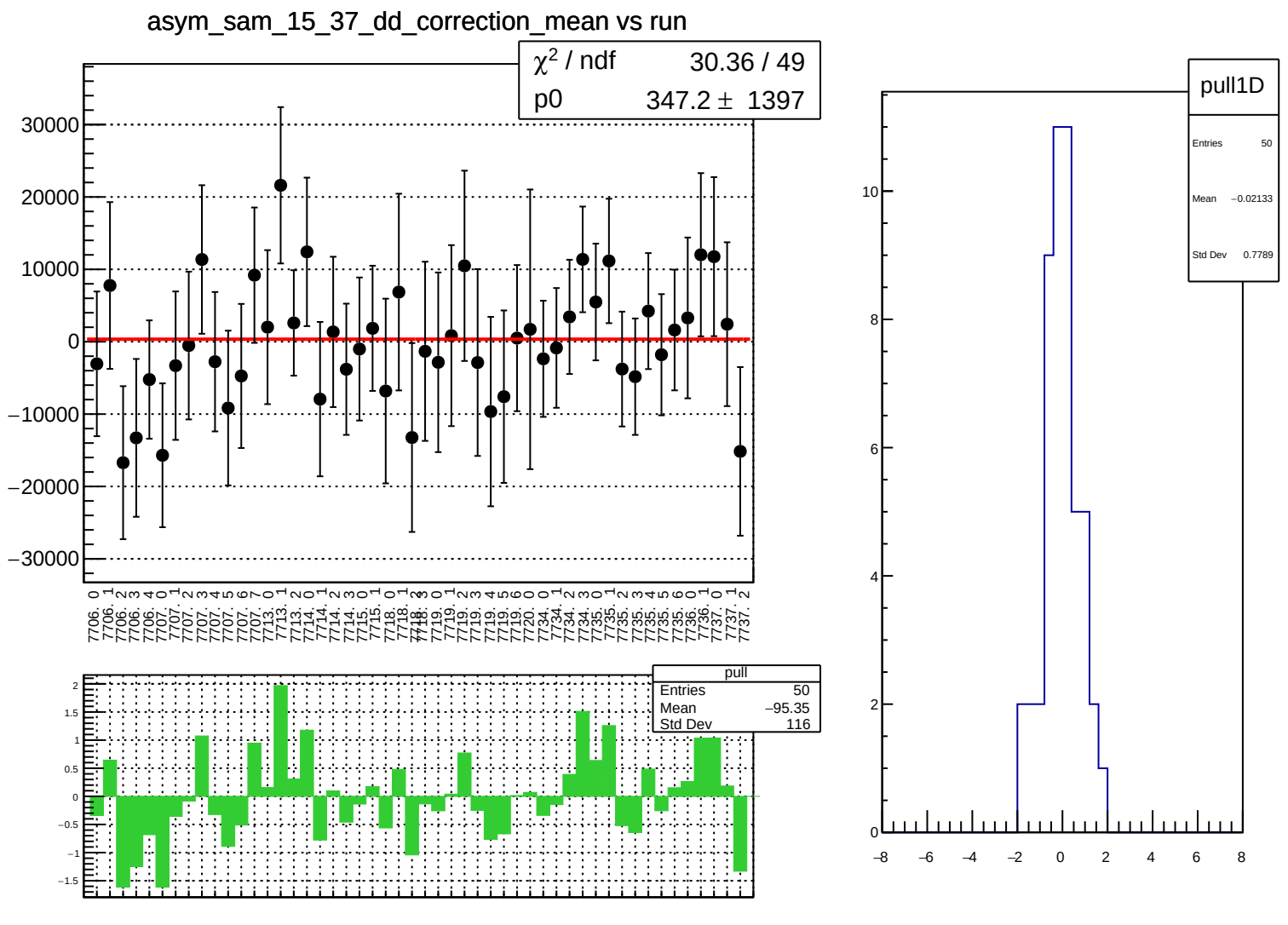
asym_sam_15_37_dd_correction_mean vs run
χ2 / ndf 30.36 / 49
p0 347.2 ± 1397
30000
20000
10000
0
−10000
−20000
−30000
7706. 0
7706. 1
7706. 2
7706. 3
7706. 4
7707. 0
7707. 1
7707. 2
7707. 3
7707. 4
7707. 5
7707. 6
7707. 7
7713. 0
7713. 1
7713. 2
7714. 0
7714. 1
7714. 2
7714. 3
7715. 0
7715. 1
7718. 0
7718. 1
7718. 2
7718. 3
7719. 0
7719. 1
7719. 2
7719. 3
7719. 4
7719. 5
7719. 6
7720. 0
7734. 0
7734. 1
7734. 2
7734. 3
7735. 0
7735. 1
7735. 2
7735. 3
7735. 4
7735. 5
7735. 6
7736. 0
7736. 1
7737. 0
7737. 1
7737. 2
pull
Entries 50
Mean −95.35
Std Dev 116
2
1.5
1
0.5
0
−0.5
−1
−1.5
pull1D
Entries 50
Mean −0.02133
Std Dev 0.7789
10
8
6
4
2
0
−8
−6
−4
−2
0
2
4
6
8

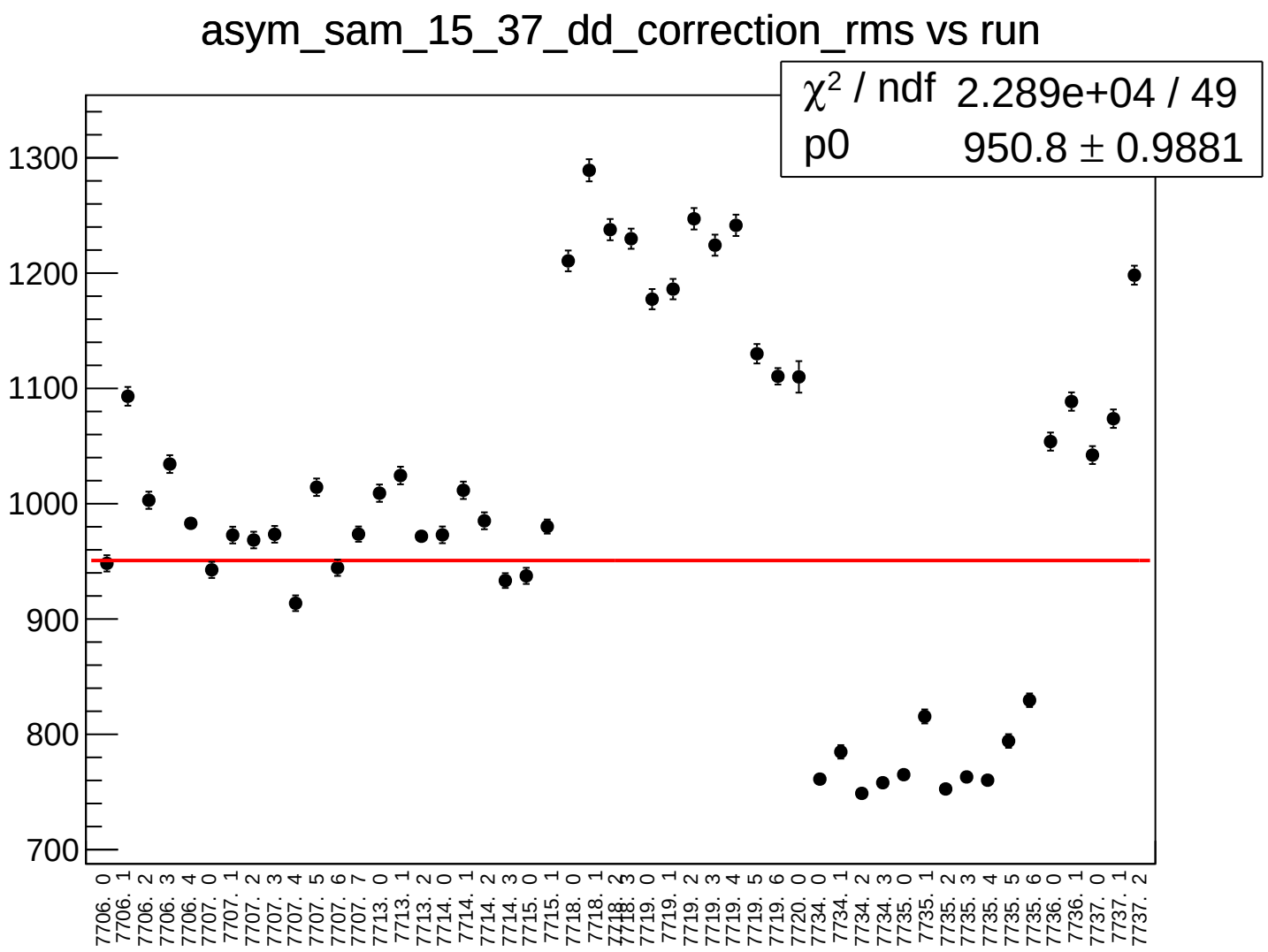
asym_sam_15_37_dd_correction_rms vs run
χ² / ndf 2.289e+04 / 49
p0 950.8 ± 0.9881
1300
1200
1100
1000
900
800
700
7706. 0
7706. 1
7706. 2
7706. 3
7706. 4
7707. 0
7707. 1
7707. 2
7707. 3
7707. 4
7707. 5
7707. 6
7707. 7
7713. 0
7713. 1
7713. 2
7714. 0
7714. 1
7714. 2
7714. 3
7715. 0
7715. 1
7718. 0
7718. 1
7718. 2
7718. 3
7719. 0
7719. 1
7719. 2
7719. 3
7719. 4
7719. 5
7719. 6
7720. 0
7734. 0
7734. 1
7734. 2
7734. 3
7735. 0
7735. 1
7735. 2
7735. 3
7735. 4
7735. 5
7735. 6
7736. 0
7736. 1
7737. 0
7737. 1
7737. 2

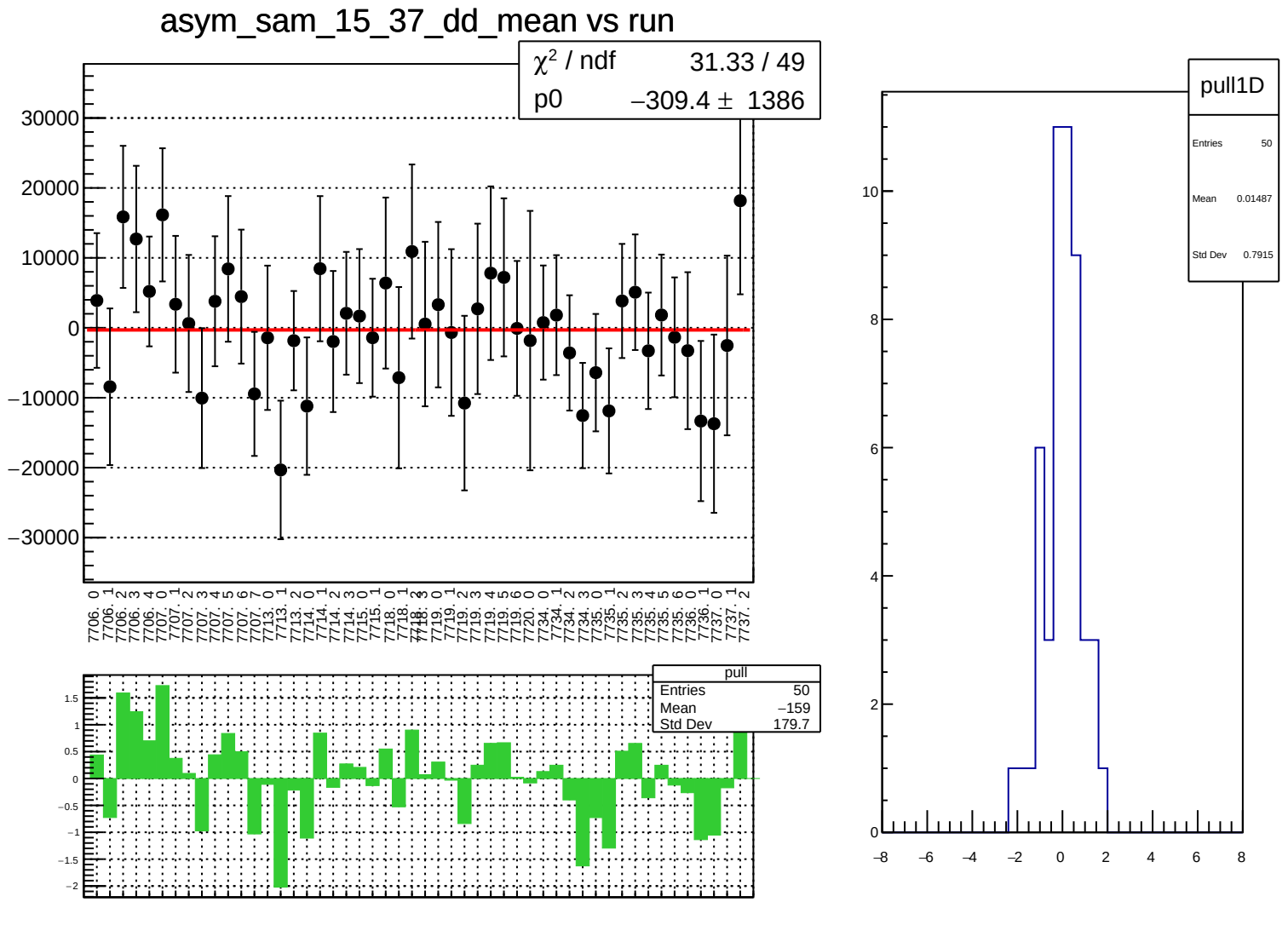
asym_sam_15_37_dd_mean vs run
χ² / ndf 31.33 / 49
p0 −309.4 ± 1386
30000
20000
10000
0
−10000
−20000
−30000
7706. 0
7706. 1
7706. 2
7706. 3
7706. 4
7707. 0
7707. 1
7707. 2
7707. 3
7707. 4
7707. 5
7707. 6
7707. 7
7713. 0
7713. 1
7713. 2
7714. 0
7714. 1
7714. 2
7714. 3
7715. 0
7715. 1
7718. 0
7718. 1
7718. 2
7718. 3
7719. 0
7719. 1
7719. 2
7719. 3
7719. 4
7719. 5
7719. 6
7720. 0
7734. 0
7734. 1
7734. 2
7734. 3
7735. 0
7735. 1
7735. 2
7735. 3
7735. 4
7735. 5
7735. 6
7736. 0
7736. 1
7737. 0
7737. 1
7737. 2
pull
Entries 50
Mean −159
Std Dev 179.7
1.5
1
0.5
0
−0.5
−1
−1.5
−2
pull1D
Entries 50
Mean 0.01487
Std Dev 0.7915
10
8
6
4
2
0
−8
−6
−4
−2
0
2
4
6
8

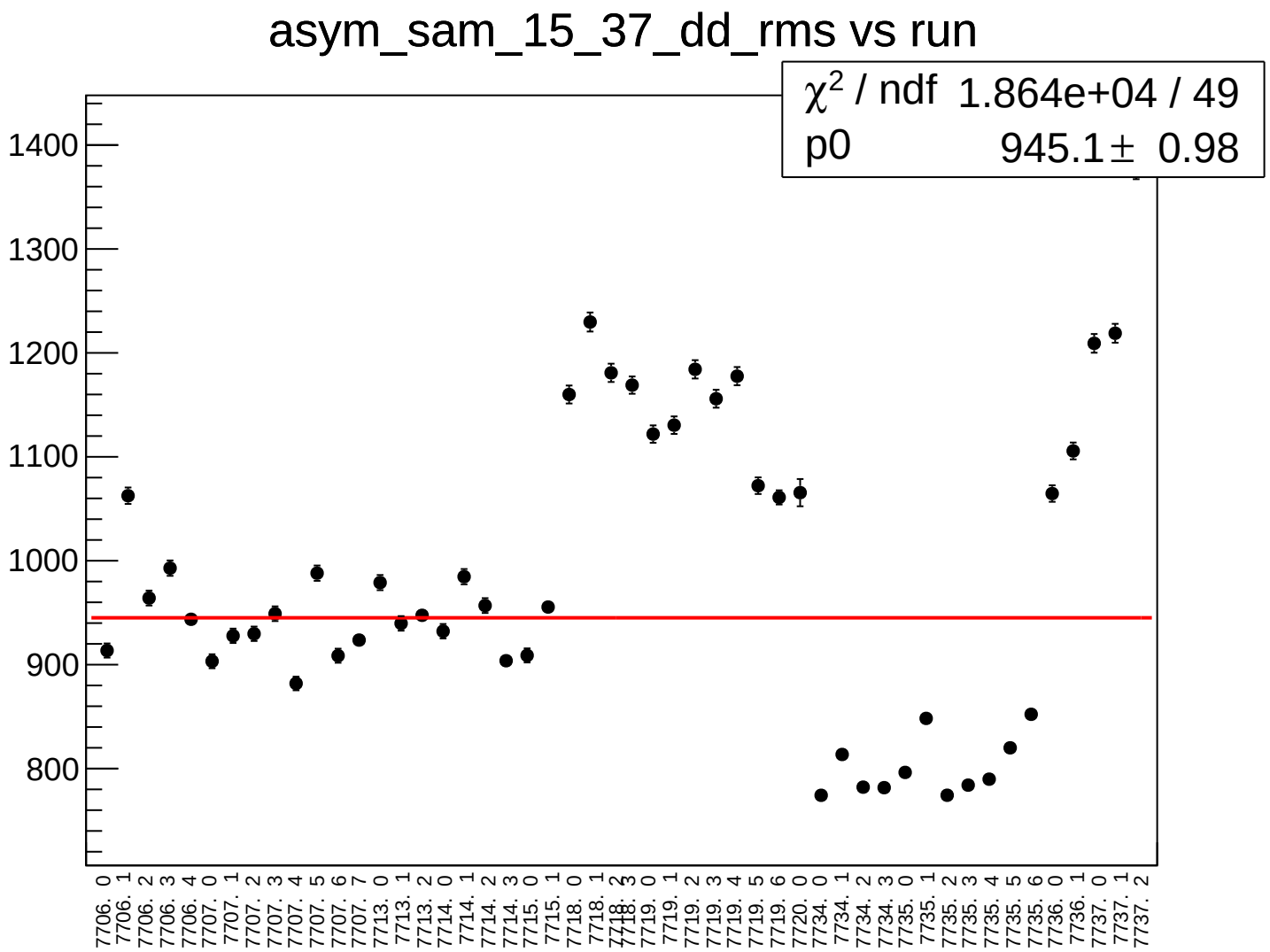
asym_sam_15_37_dd_rms vs run
χ2 / ndf 1.864e+04 / 49
p0 945.1 ± 0.98
1400
1300
1200
1100
1000
900
800
7706. 0
7706. 1
7706. 2
7706. 3
7706. 4
7707. 0
7707. 1
7707. 2
7707. 3
7707. 4
7707. 5
7707. 6
7707. 7
7713. 0
7713. 1
7713. 2
7714. 0
7714. 1
7714. 2
7714. 3
7715. 0
7715. 1
7718. 0
7718. 1
7718. 2
7718. 3
7719. 0
7719. 1
7719. 2
7719. 3
7719. 4
7719. 5
7719. 6
7720. 0
7734. 0
7734. 1
7734. 2
7734. 3
7735. 0
7735. 1
7735. 2
7735. 3
7735. 4
7735. 5
7735. 6
7736. 0
7736. 1
7737. 0
7737. 1
7737. 2

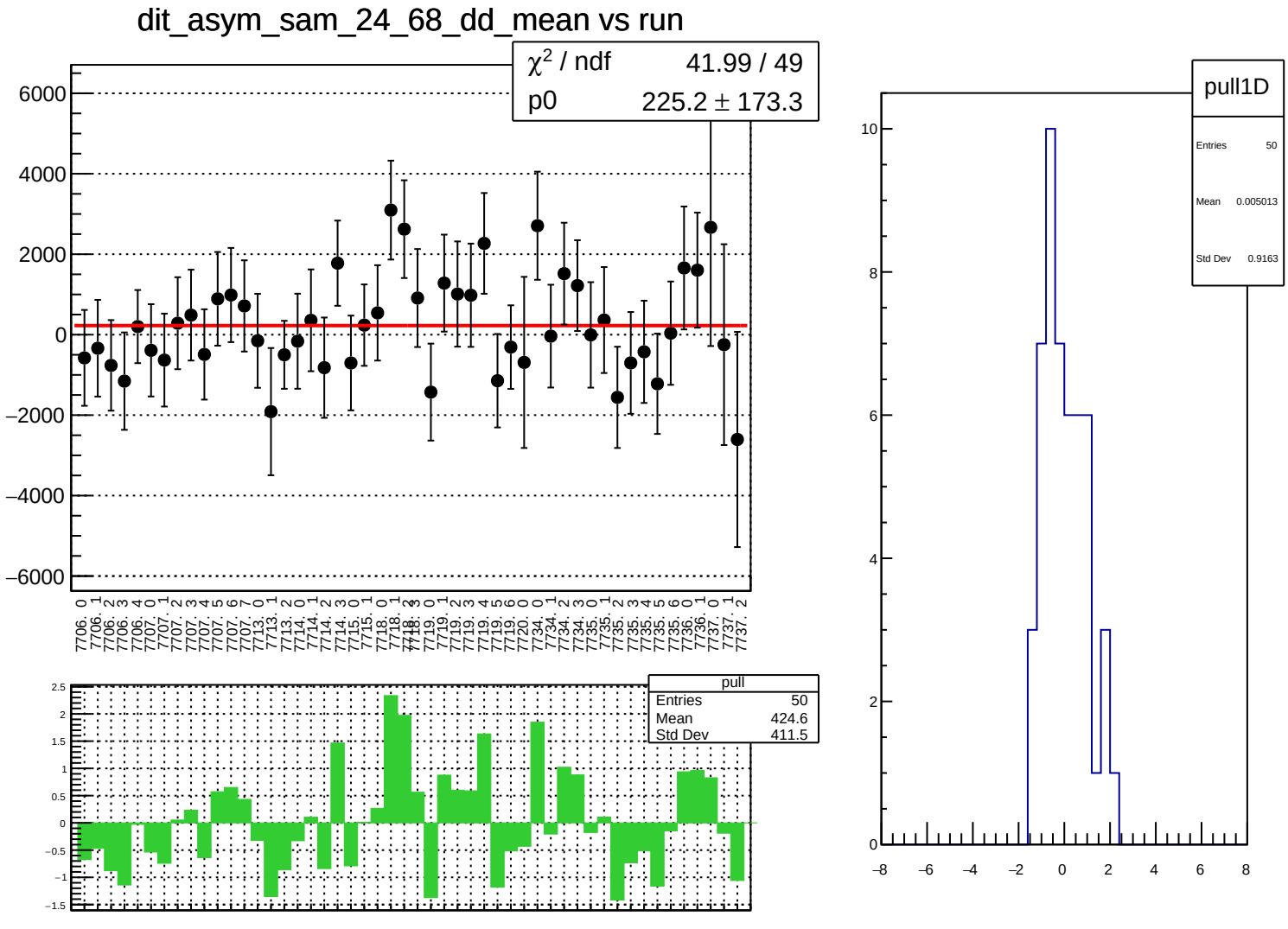
dit_asym_sam_24_68_dd_mean vs run
χ² / ndf 41.99 / 49
p0 225.2 ± 173.3
6000
4000
2000
0
−2000
−4000
−6000
7706. 0
7706. 1
7706. 2
7706. 3
7706. 4
7707. 0
7707. 1
7707. 2
7707. 3
7707. 4
7707. 5
7707. 6
7707. 7
7713. 0
7713. 1
7713. 2
7714. 0
7714. 1
7714. 2
7714. 3
7715. 0
7715. 1
7718. 0
7718. 1
7718. 2
7718. 3
7719. 0
7719. 1
7719. 2
7719. 3
7719. 4
7719. 5
7719. 6
7720. 0
7734. 0
7734. 1
7734. 2
7734. 3
7735. 0
7735. 1
7735. 2
7735. 3
7735. 4
7735. 5
7735. 6
7736. 0
7736. 1
7737. 0
7737. 1
7737. 2
pull
Entries 50
Mean 424.6
Std Dev 411.5
2.5
2
1.5
1
0.5
0
−0.5
−1
−1.5
pull1D
Entries 50
Mean 0.005013
Std Dev 0.9163
10
8
6
4
2
0
−8
−6
−4
−2
0
2
4
6
8

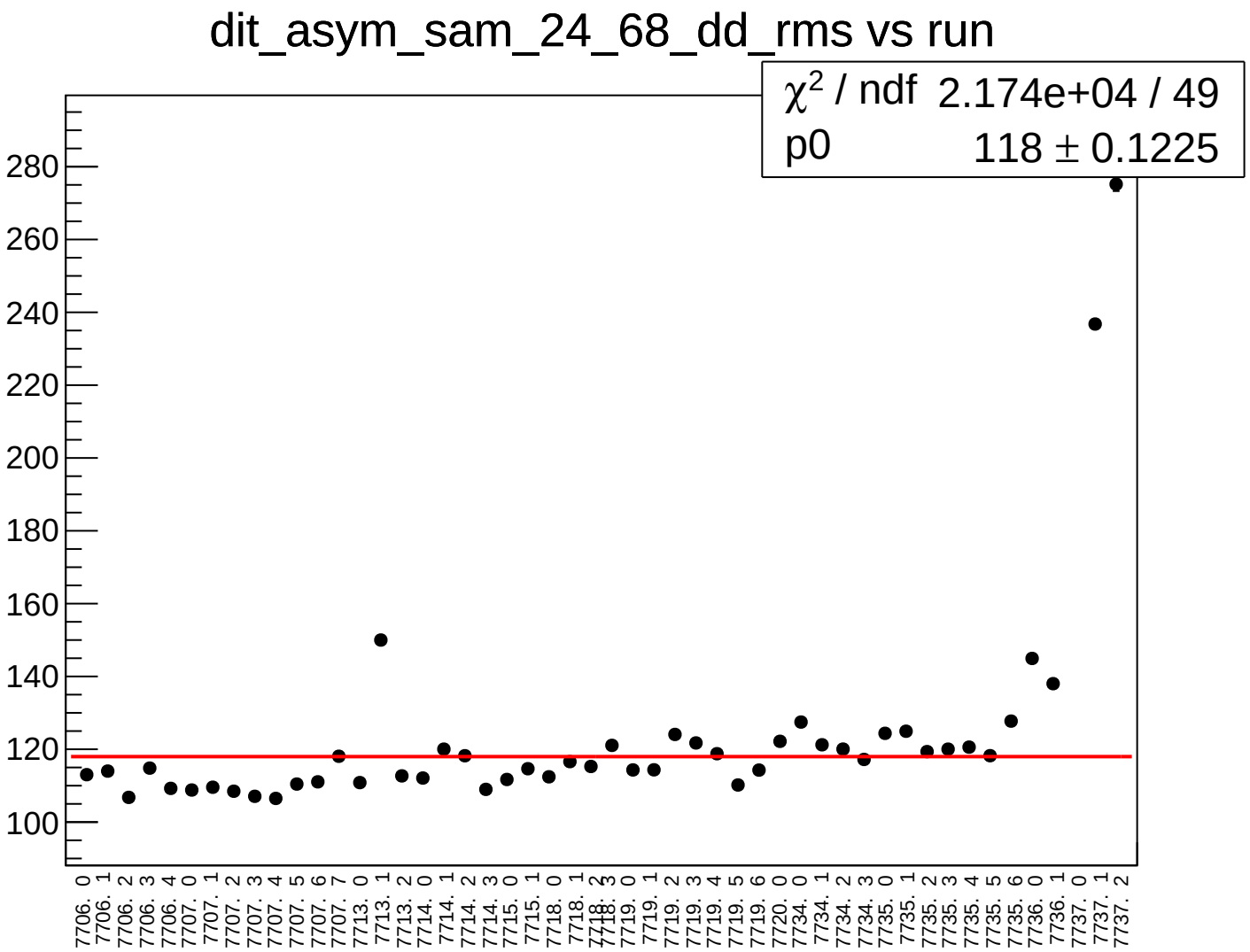
dit_asym_sam_24_68_dd_rms vs run
χ2 / ndf 2.174e+04 / 49
p0 118 ± 0.1225
280
260
240
220
200
180
160
140
120
100
7706. 0
7706. 1
7706. 2
7706. 3
7706. 4
7707. 0
7707. 1
7707. 2
7707. 3
7707. 4
7707. 5
7707. 6
7707. 7
7713. 0
7713. 1
7713. 2
7714. 0
7714. 1
7714. 2
7714. 3
7715. 0
7715. 1
7718. 0
7718. 1
7718. 2
7718. 3
7719. 0
7719. 1
7719. 2
7719. 3
7719. 4
7719. 5
7719. 6
7720. 0
7734. 0
7734. 1
7734. 2
7734. 3
7735. 0
7735. 1
7735. 2
7735. 3
7735. 4
7735. 5
7735. 6
7736. 0
7736. 1
7737. 0
7737. 1
7737. 2

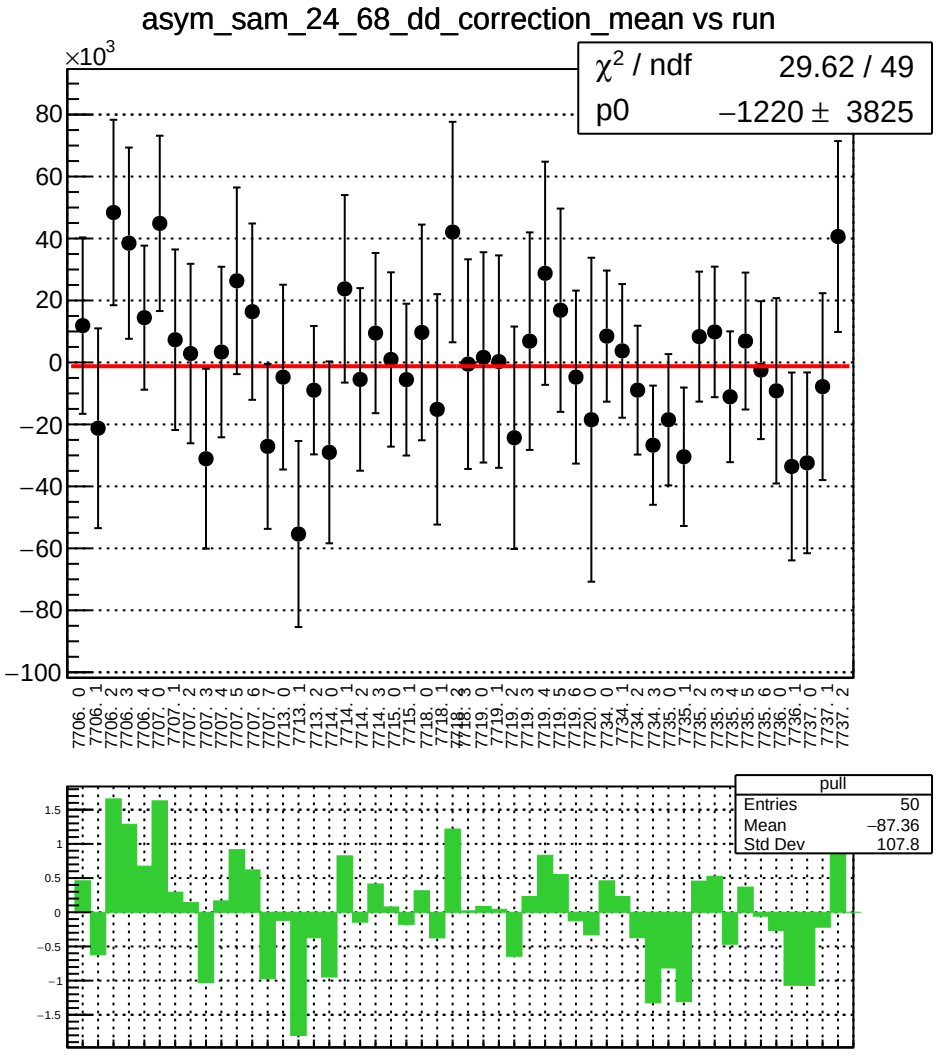
asym_sam_24_68_dd_correction_mean vs run
×10^3
χ² / ndf 29.62 / 49
p0 −1220 ± 3825
pull
Entries 50
Mean −87.36
Std Dev 107.8

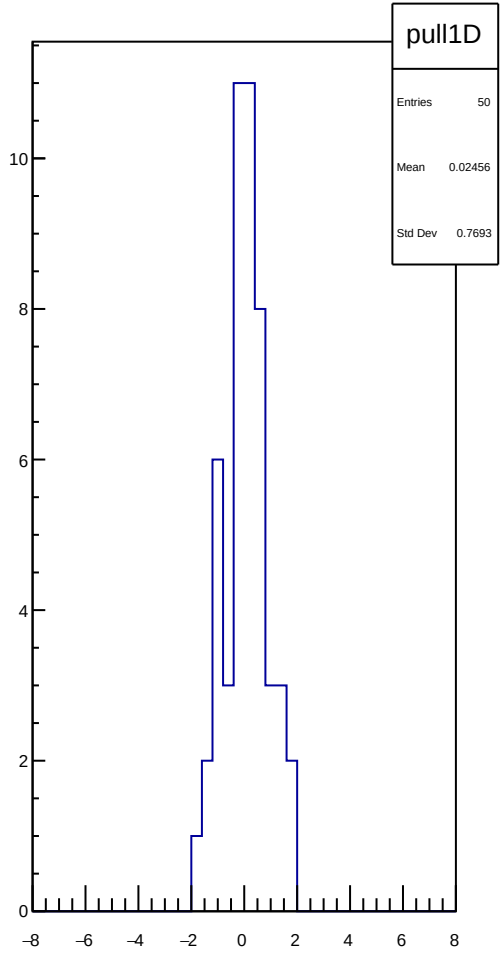
pull1D
Entries 50
Mean 0.02456
Std Dev 0.7693

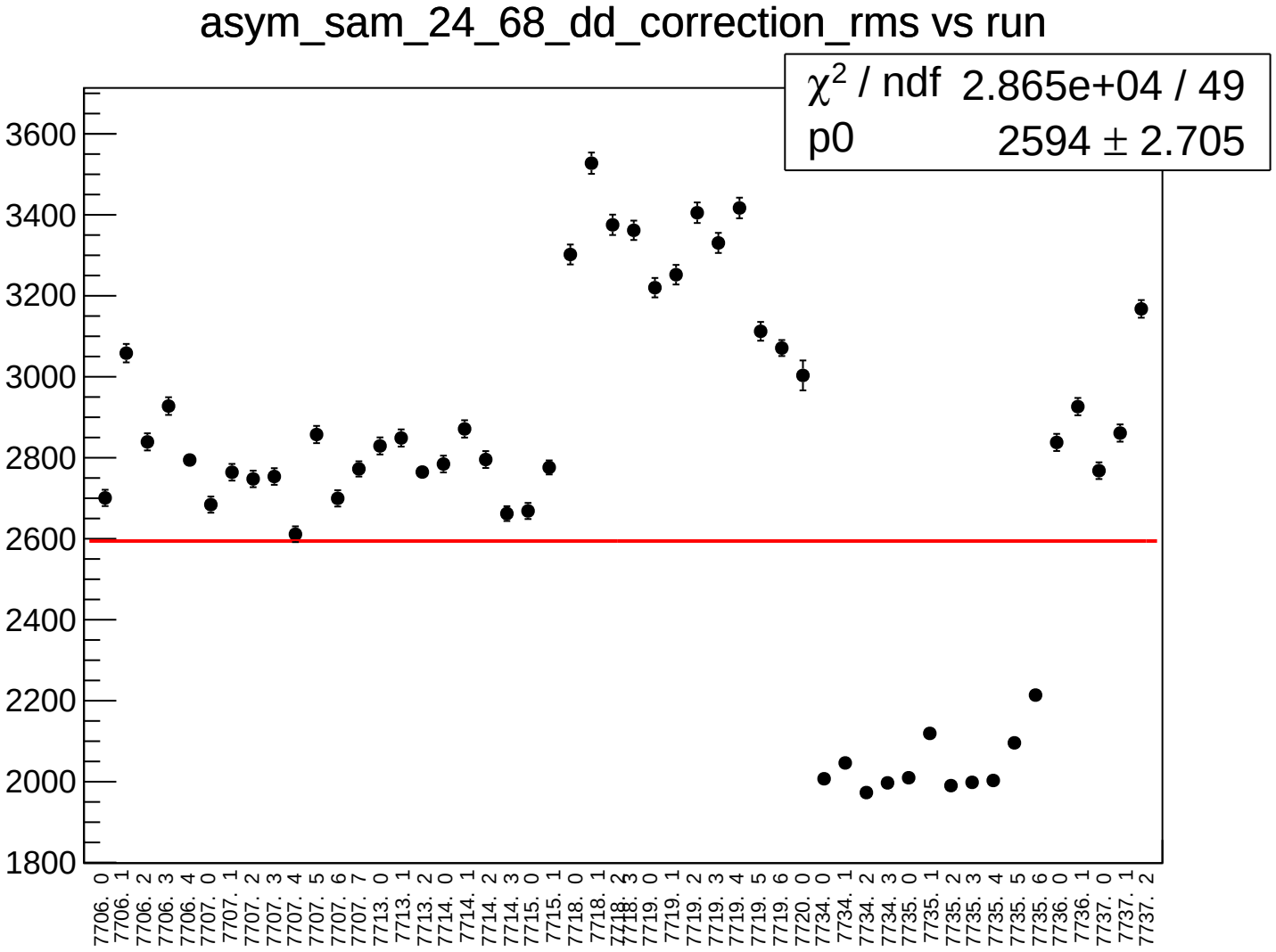
asym_sam_24_68_dd_correction_rms vs run
χ2 / ndf 2.865e+04 / 49
p0 2594 ± 2.705
3600
3400
3200
3000
2800
2600
2400
2200
2000
1800
7706. 0
7706. 1
7706. 2
7706. 3
7706. 4
7707. 0
7707. 1
7707. 2
7707. 3
7707. 4
7707. 5
7707. 6
7707. 7
7713. 0
7713. 1
7713. 2
7714. 0
7714. 1
7714. 2
7714. 3
7715. 0
7715. 1
7718. 0
7718. 1
7718. 2
7718. 3
7719. 0
7719. 1
7719. 2
7719. 3
7719. 4
7719. 5
7719. 6
7720. 0
7734. 0
7734. 1
7734. 2
7734. 3
7735. 0
7735. 1
7735. 2
7735. 3
7735. 4
7735. 5
7735. 6
7736. 0
7736. 1
7737. 0
7737. 1
7737. 2

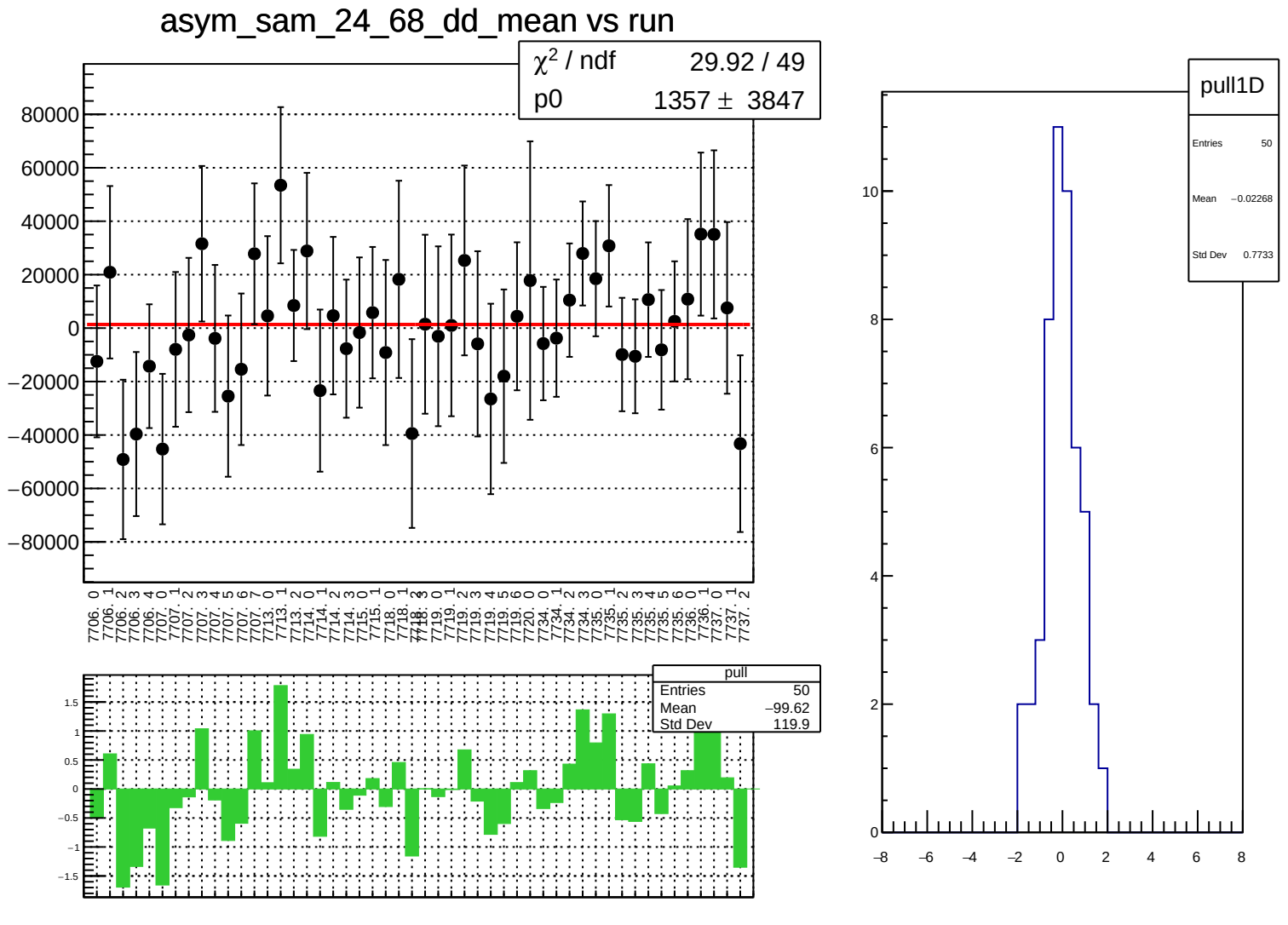
asym_sam_24_68_dd_mean vs run
χ2 / ndf 29.92 / 49
p0 1357 ± 3847
80000
60000
40000
20000
0
−20000
−40000
−60000
−80000
7706. 0
7706. 1
7706. 2
7706. 3
7706. 4
7707. 0
7707. 1
7707. 2
7707. 3
7707. 4
7707. 5
7707. 6
7707. 7
7713. 0
7713. 1
7713. 2
7714. 0
7714. 1
7714. 2
7714. 3
7715. 0
7715. 1
7718. 0
7718. 1
7718. 2
7718. 3
7719. 0
7719. 1
7719. 2
7719. 3
7719. 4
7719. 5
7719. 6
7720. 0
7734. 0
7734. 1
7734. 2
7734. 3
7735. 0
7735. 1
7735. 2
7735. 3
7735. 4
7735. 5
7735. 6
7736. 0
7736. 1
7737. 0
7737. 1
7737. 2
pull
Entries 50
Mean −99.62
Std Dev 119.9
1.5
1
0.5
0
−0.5
−1
−1.5
pull1D
Entries 50
Mean −0.02268
Std Dev 0.7733
10
8
6
4
2
0
−8
−6
−4
−2
0
2
4
6
8

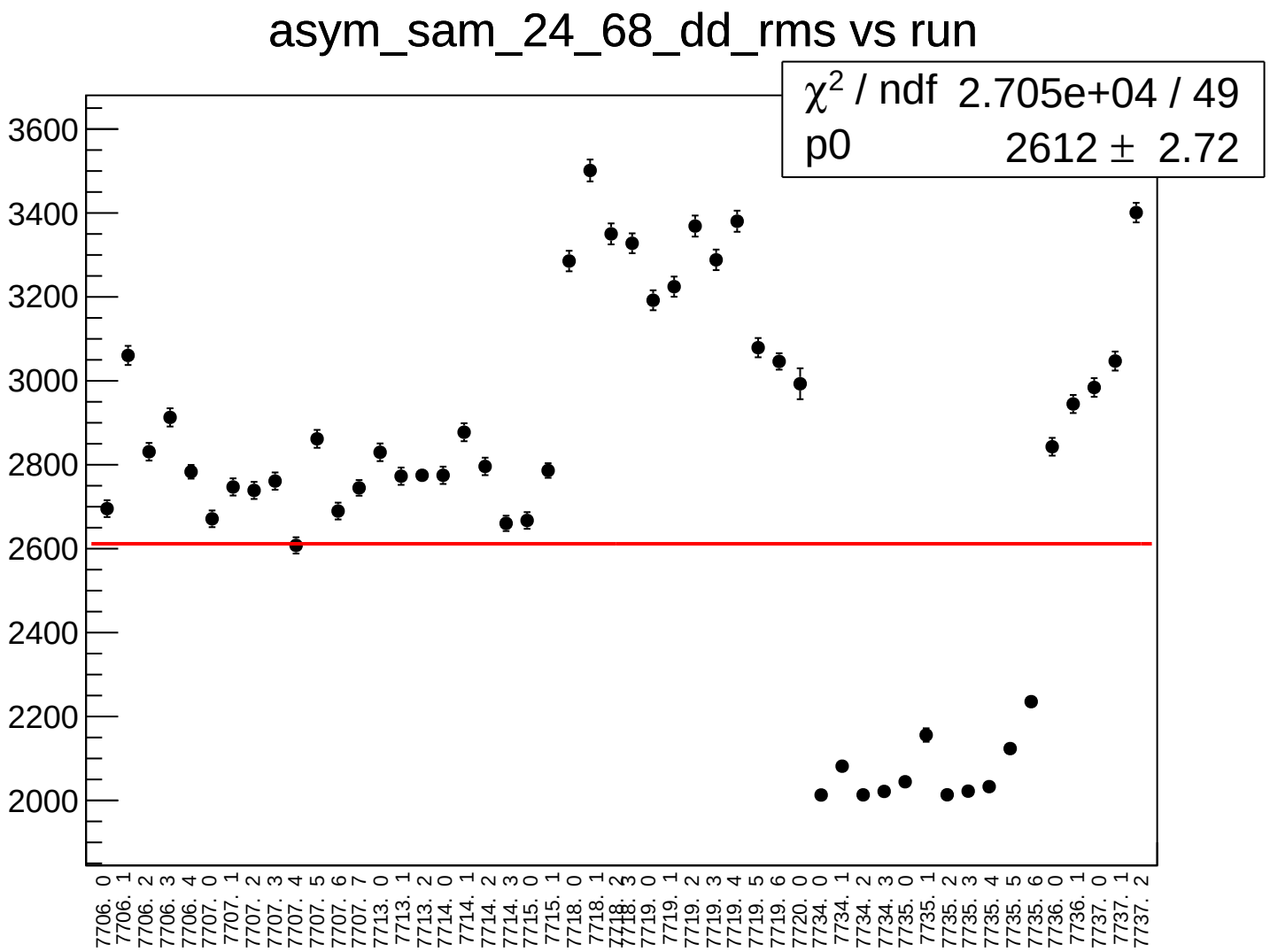
asym_sam_24_68_dd_rms vs run
χ2 / ndf 2.705e+04 / 49
p0 2612 ± 2.72
3600
3400
3200
3000
2800
2600
2400
2200
2000
7706. 0
7706. 1
7706. 2
7706. 3
7706. 4
7707. 0
7707. 1
7707. 2
7707. 3
7707. 4
7707. 5
7707. 6
7707. 7
7713. 0
7713. 1
7713. 2
7714. 0
7714. 1
7714. 2
7714. 3
7715. 0
7715. 1
7718. 0
7718. 1
7718. 2
7718. 3
7719. 0
7719. 1
7719. 2
7719. 3
7719. 4
7719. 5
7719. 6
7720. 0
7734. 0
7734. 1
7734. 2
7734. 3
7735. 0
7735. 1
7735. 2
7735. 3
7735. 4
7735. 5
7735. 6
7736. 0
7736. 1
7737. 0
7737. 1
7737. 2

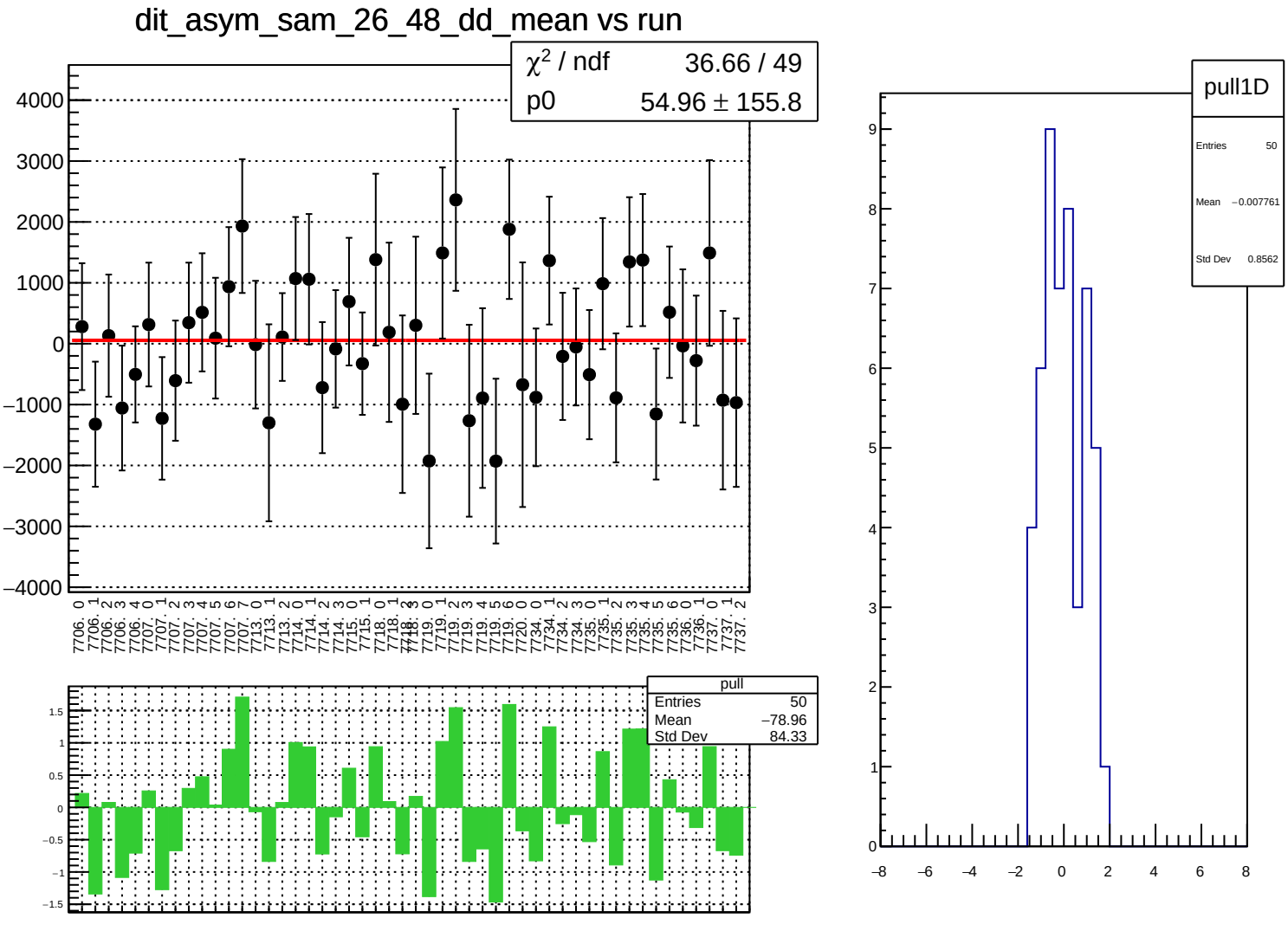
dit_asym_sam_26_48_dd_mean vs run
χ² / ndf 36.66 / 49
p0 54.96 ± 155.8
4000
3000
2000
1000
0
−1000
−2000
−3000
−4000
7706. 0
7706. 1
7706. 2
7706. 3
7706. 4
7707. 0
7707. 1
7707. 2
7707. 3
7707. 4
7707. 5
7707. 6
7707. 7
7713. 0
7713. 1
7713. 2
7714. 0
7714. 1
7714. 2
7714. 3
7715. 0
7715. 1
7718. 0
7718. 1
7718. 2
7718. 3
7719. 0
7719. 1
7719. 2
7719. 3
7719. 4
7719. 5
7719. 6
7720. 0
7734. 0
7734. 1
7734. 2
7734. 3
7735. 0
7735. 1
7735. 2
7735. 3
7735. 4
7735. 5
7735. 6
7736. 0
7736. 1
7737. 0
7737. 1
7737. 2
pull
Entries 50
Mean −78.96
Std Dev 84.33
1.5
1
0.5
0
−0.5
−1
−1.5
pull1D
Entries 50
Mean −0.007761
Std Dev 0.8562
9
8
7
6
5
4
3
2
1
0
−8
−6
−4
−2
0
2
4
6
8

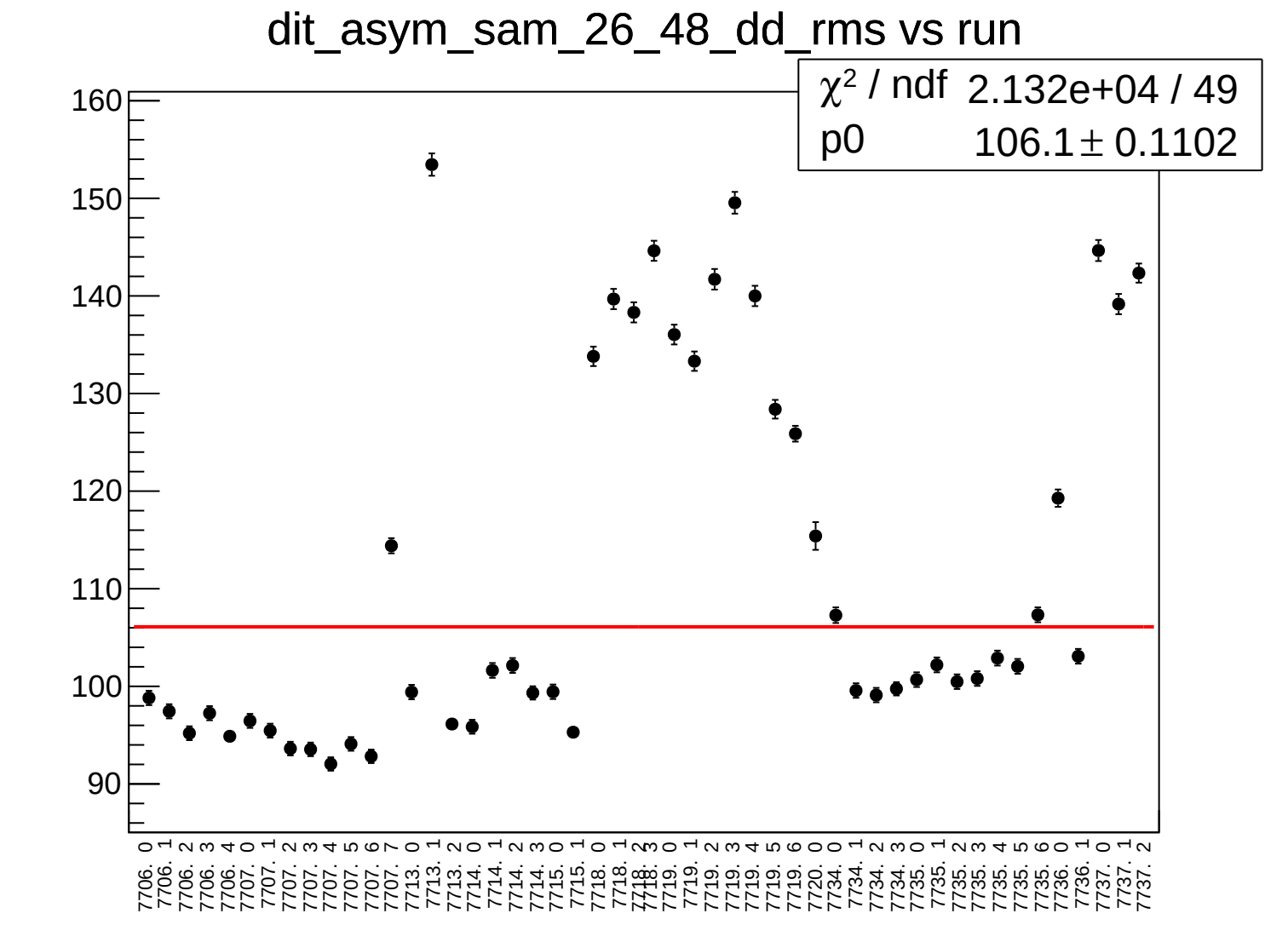
dit_asym_sam_26_48_dd_rms vs run
χ² / ndf 2.132e+04 / 49
p0 106.1 ± 0.1102
160
150
140
130
120
110
100
90
7706. 0
7706. 1
7706. 2
7706. 3
7706. 4
7707. 0
7707. 1
7707. 2
7707. 3
7707. 4
7707. 5
7707. 6
7707. 7
7713. 0
7713. 1
7713. 2
7714. 0
7714. 1
7714. 2
7714. 3
7715. 0
7715. 1
7718. 0
7718. 1
7718. 2
7718. 3
7719. 0
7719. 1
7719. 2
7719. 3
7719. 4
7719. 5
7719. 6
7720. 0
7734. 0
7734. 1
7734. 2
7734. 3
7735. 0
7735. 1
7735. 2
7735. 3
7735. 4
7735. 5
7735. 6
7736. 0
7736. 1
7737. 0
7737. 1
7737. 2

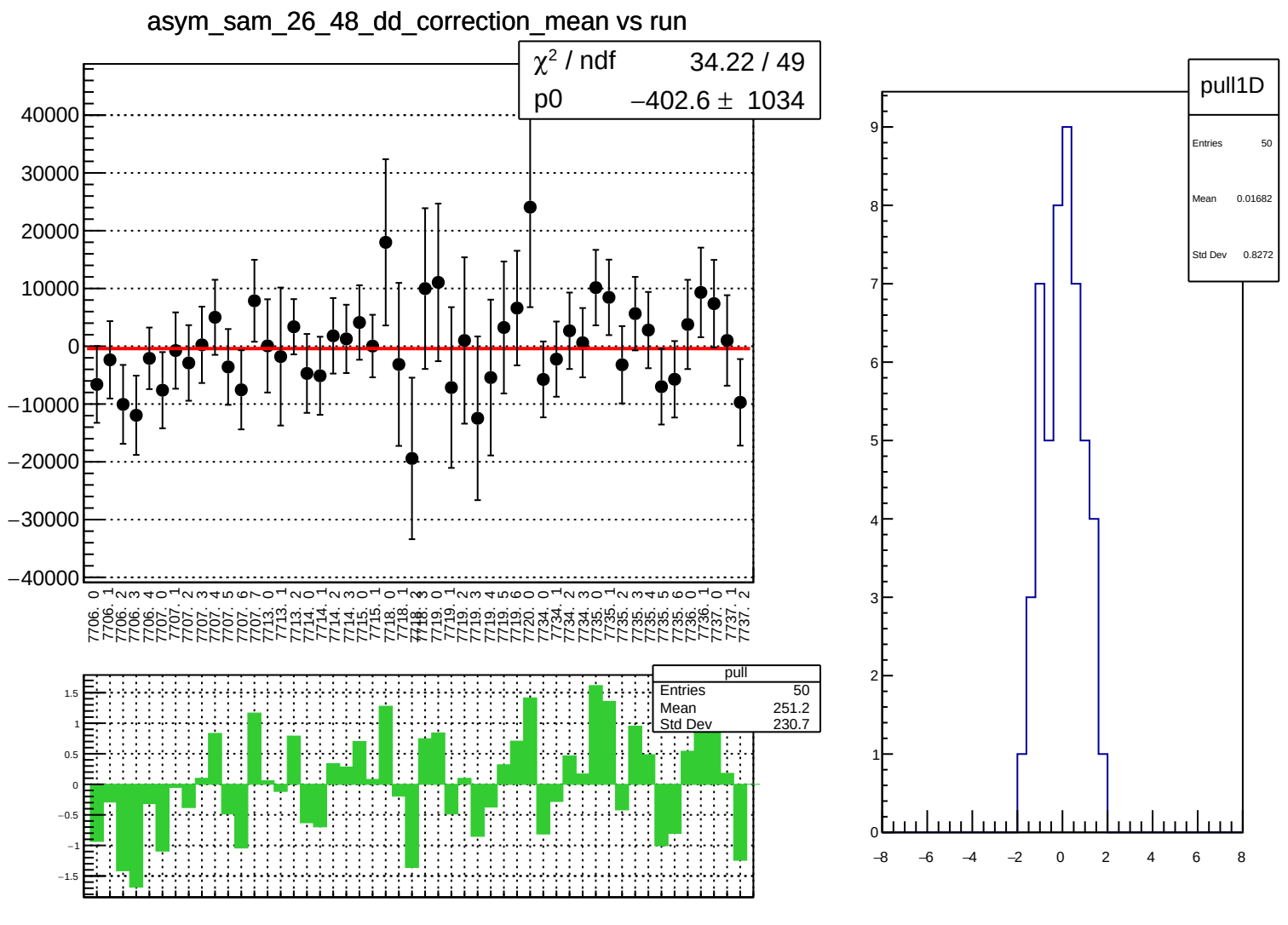
asym_sam_26_48_dd_correction_mean vs run
χ² / ndf 34.22 / 49
p0 −402.6 ± 1034
pull
Entries 50
Mean 251.2
Std Dev 230.7
pull1D
Entries 50
Mean 0.01682
Std Dev 0.8272

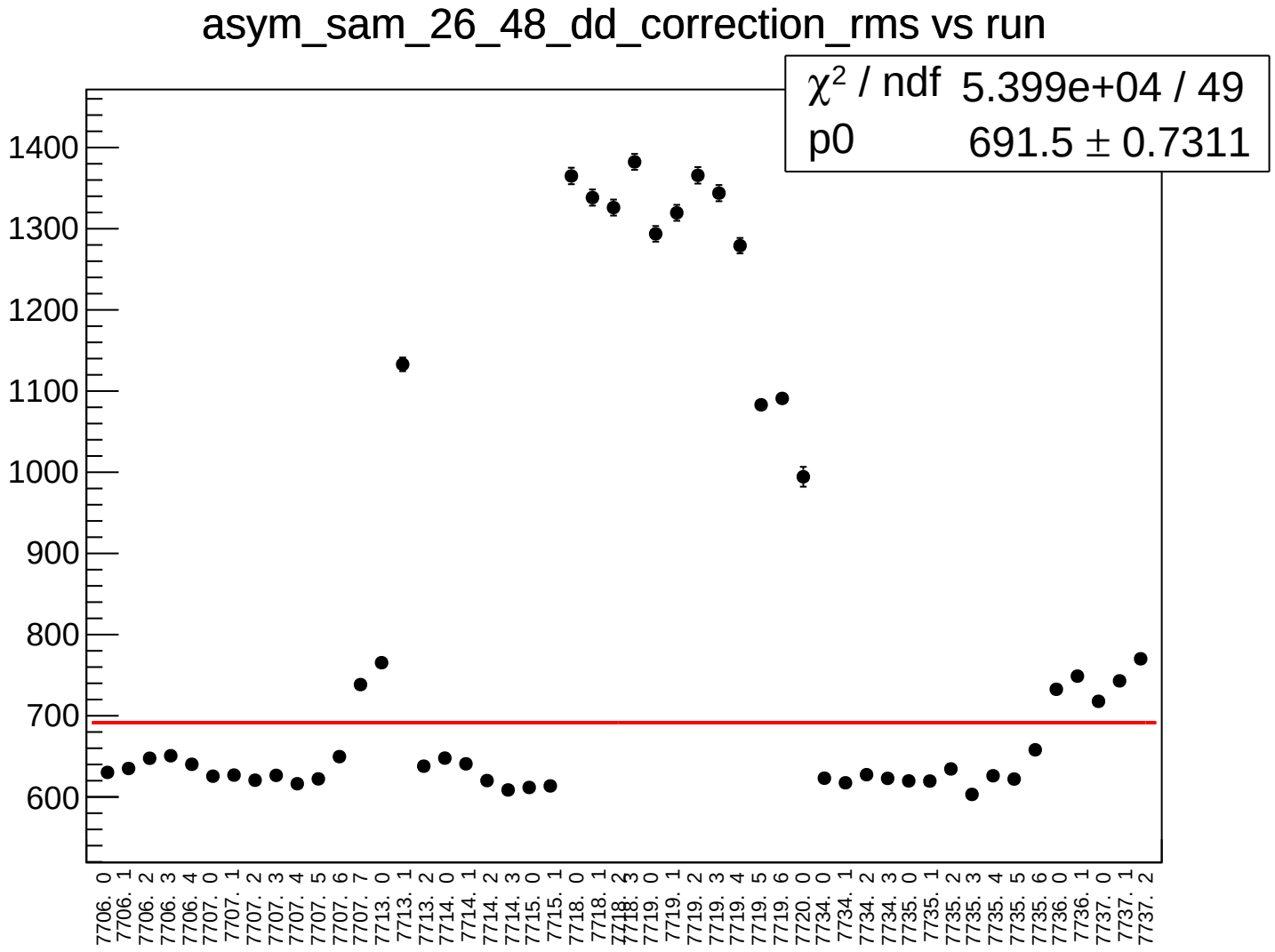
asym_sam_26_48_dd_correction_rms vs run
χ² / ndf 5.399e+04 / 49
p0 691.5 ± 0.7311
1400
1300
1200
1100
1000
900
800
700
600
7706. 0
7706. 1
7706. 2
7706. 3
7706. 4
7707. 0
7707. 1
7707. 2
7707. 3
7707. 4
7707. 5
7707. 6
7707. 7
7713. 0
7713. 1
7713. 2
7714. 0
7714. 1
7714. 2
7714. 3
7715. 0
7715. 1
7718. 0
7718. 1
7718. 2
7718. 3
7719. 0
7719. 1
7719. 2
7719. 3
7719. 4
7719. 5
7719. 6
7720. 0
7734. 0
7734. 1
7734. 2
7734. 3
7735. 0
7735. 1
7735. 2
7735. 3
7735. 4
7735. 5
7735. 6
7736. 0
7736. 1
7737. 0
7737. 1
7737. 2

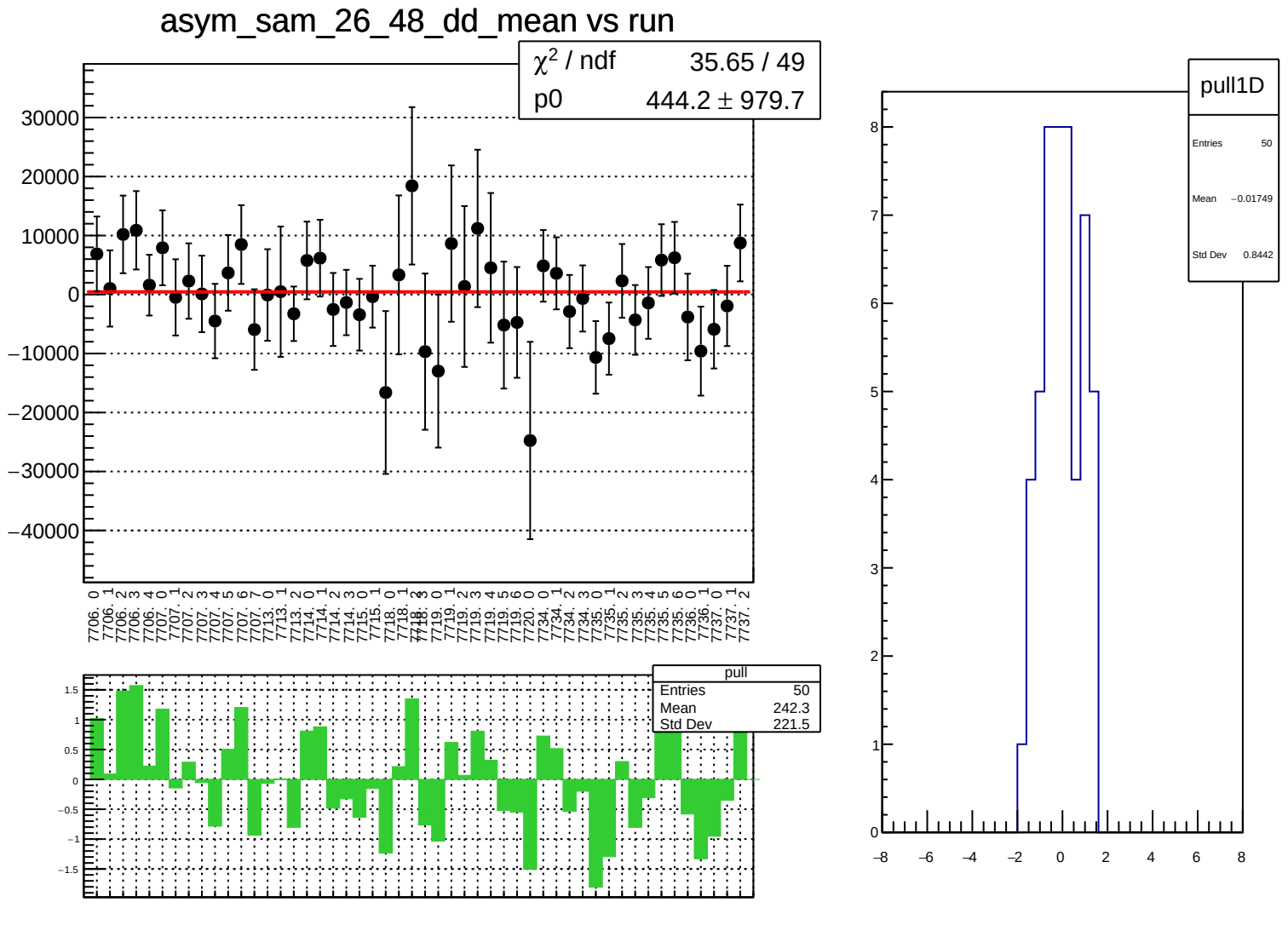
asym_sam_26_48_dd_mean vs run
χ² / ndf 35.65 / 49
p0 444.2 ± 979.7
30000
20000
10000
0
−10000
−20000
−30000
−40000
7706. 0
7706. 1
7706. 2
7706. 3
7706. 4
7707. 0
7707. 1
7707. 2
7707. 3
7707. 4
7707. 5
7707. 6
7707. 7
7713. 0
7713. 1
7713. 2
7714. 0
7714. 1
7714. 2
7714. 3
7715. 0
7715. 1
7718. 0
7718. 1
7718. 2
7718. 3
7719. 0
7719. 1
7719. 2
7719. 3
7719. 4
7719. 5
7719. 6
7720. 0
7734. 0
7734. 1
7734. 2
7734. 3
7735. 0
7735. 1
7735. 2
7735. 3
7735. 4
7735. 5
7735. 6
7736. 0
7736. 1
7737. 0
7737. 1
7737. 2
pull
Entries 50
Mean 242.3
Std Dev 221.5
1.5
1
0.5
0
−0.5
−1
−1.5
pull1D
Entries 50
Mean −0.01749
Std Dev 0.8442
8
7
6
5
4
3
2
1
0
−8
−6
−4
−2
0
2
4
6
8

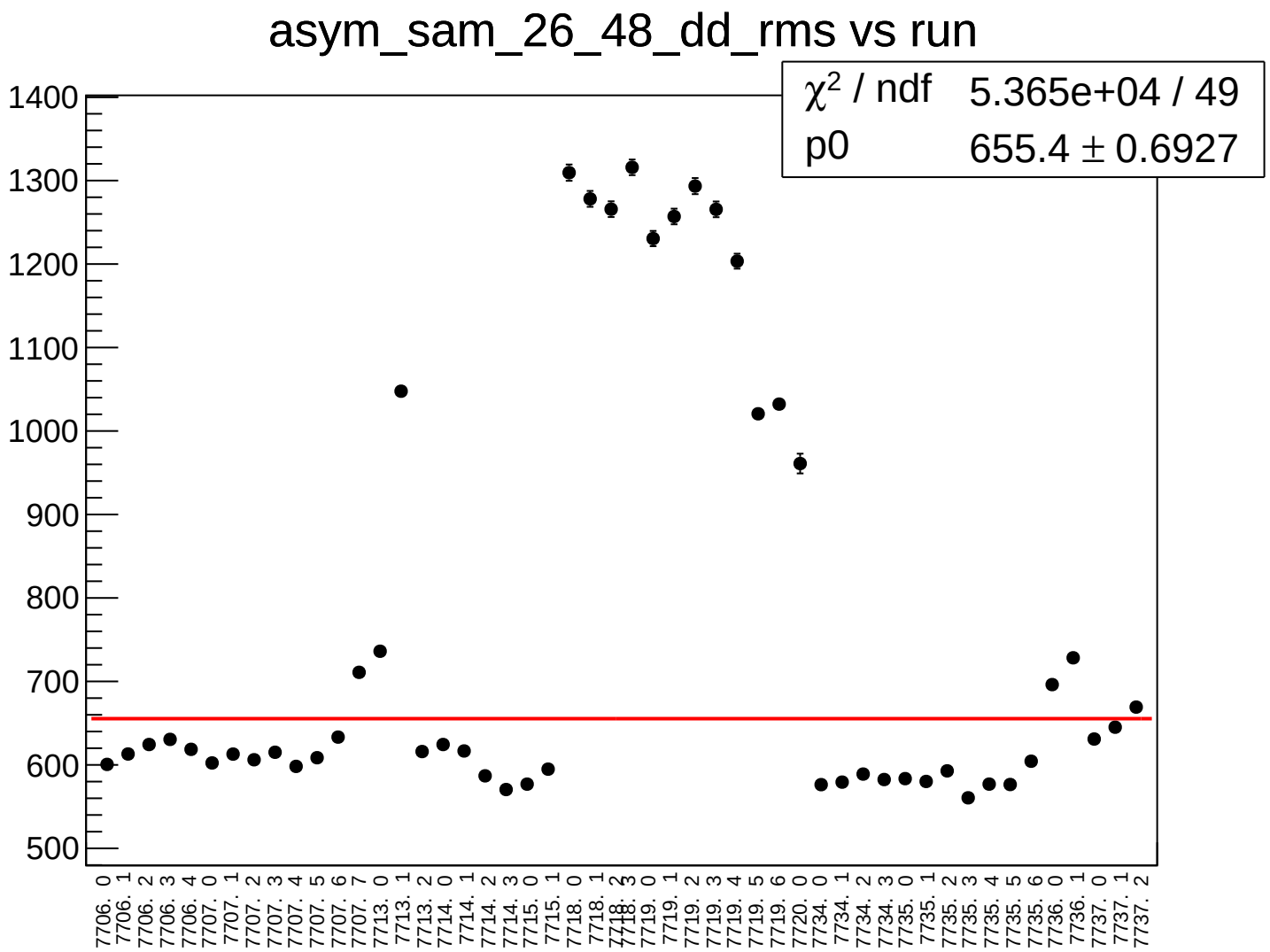
asym_sam_26_48_dd_rms vs run
χ2 / ndf 5.365e+04 / 49
p0 655.4 ± 0.6927
1400
1300
1200
1100
1000
900
800
700
600
500
7706. 0
7706. 1
7706. 2
7706. 3
7706. 4
7707. 0
7707. 1
7707. 2
7707. 3
7707. 4
7707. 5
7707. 6
7707. 7
7713. 0
7713. 1
7713. 2
7714. 0
7714. 1
7714. 2
7714. 3
7715. 0
7715. 1
7718. 0
7718. 1
7718. 2
7718. 3
7719. 0
7719. 1
7719. 2
7719. 3
7719. 4
7719. 5
7719. 6
7720. 0
7734. 0
7734. 1
7734. 2
7734. 3
7735. 0
7735. 1
7735. 2
7735. 3
7735. 4
7735. 5
7735. 6
7736. 0
7736. 1
7737. 0
7737. 1
7737. 2

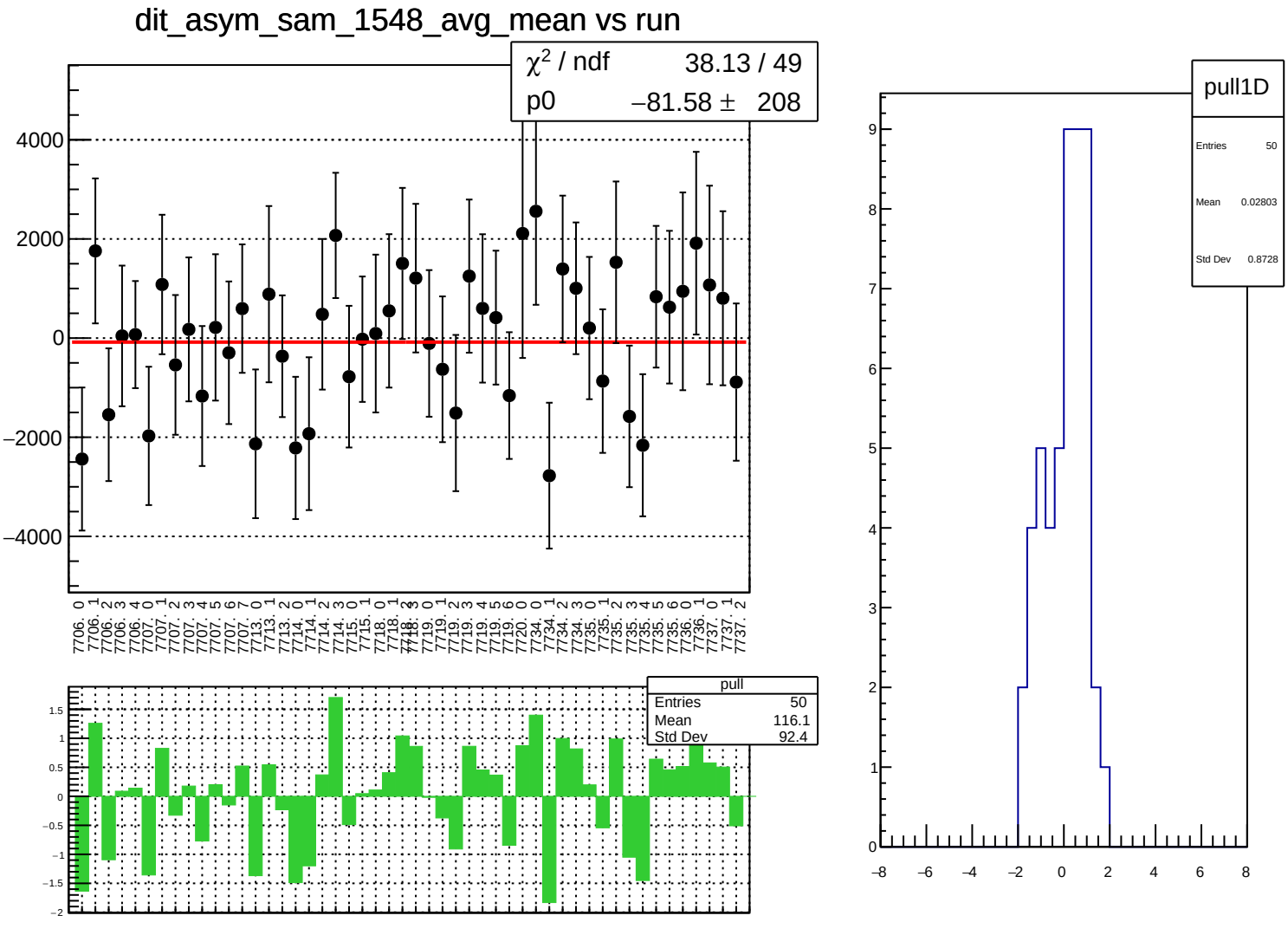
dit_asym_sam_1548_avg_mean vs run
χ^2 / ndf 38.13 / 49
p0 −81.58 ± 208
4000
2000
0
−2000
−4000
7706. 0
7706. 1
7706. 2
7706. 3
7706. 4
7707. 0
7707. 1
7707. 2
7707. 3
7707. 4
7707. 5
7707. 6
7707. 7
7713. 0
7713. 1
7713. 2
7714. 0
7714. 1
7714. 2
7714. 3
7715. 0
7715. 1
7718. 0
7718. 1
7718. 2
7718. 3
7719. 0
7719. 1
7719. 2
7719. 3
7719. 4
7719. 5
7719. 6
7720. 0
7734. 0
7734. 1
7734. 2
7734. 3
7735. 0
7735. 1
7735. 2
7735. 3
7735. 4
7735. 5
7735. 6
7736. 0
7736. 1
7737. 0
7737. 1
7737. 2
pull
Entries 50
Mean 116.1
Std Dev 92.4
1.5
1
0.5
0
−0.5
−1
−1.5
−2
pull1D
Entries 50
Mean 0.02803
Std Dev 0.8728
9
8
7
6
5
4
3
2
1
0
−8
−6
−4
−2
0
2
4
6
8

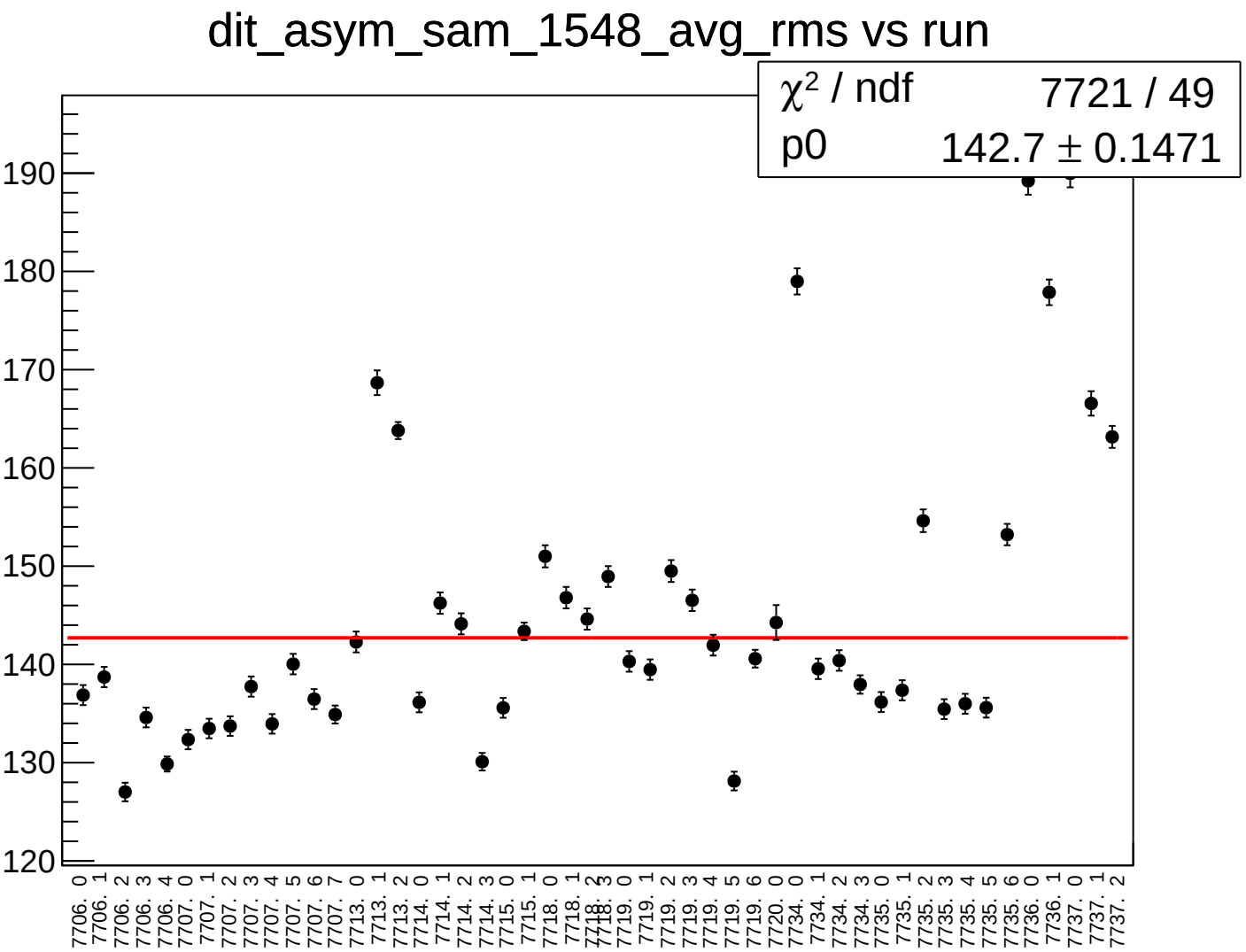
dit_asym_sam_1548_avg_rms vs run
χ² / ndf 7721 / 49
p0 142.7 ± 0.1471
190
180
170
160
150
140
130
120
7706. 0
7706. 1
7706. 2
7706. 3
7706. 4
7707. 0
7707. 1
7707. 2
7707. 3
7707. 4
7707. 5
7707. 6
7707. 7
7713. 0
7713. 1
7713. 2
7714. 0
7714. 1
7714. 2
7714. 3
7715. 0
7715. 1
7718. 0
7718. 1
7718. 2
7718. 3
7719. 0
7719. 1
7719. 2
7719. 3
7719. 4
7719. 5
7719. 6
7720. 0
7734. 0
7734. 1
7734. 2
7734. 3
7735. 0
7735. 1
7735. 2
7735. 3
7735. 4
7735. 5
7735. 6
7736. 0
7736. 1
7737. 0
7737. 1
7737. 2

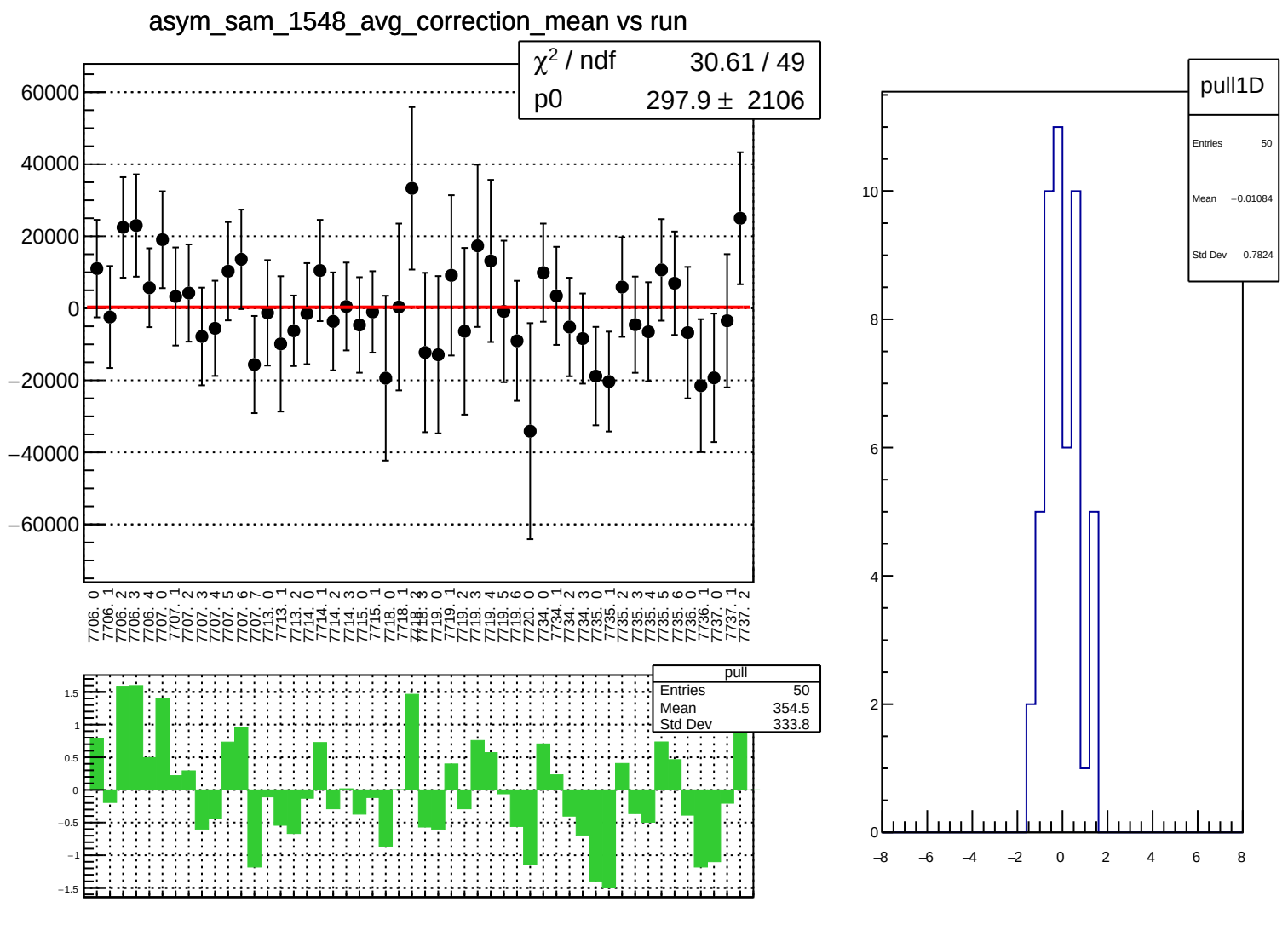
asym_sam_1548_avg_correction_mean vs run
χ² / ndf 30.61 / 49
p0 297.9 ± 2106
60000
40000
20000
0
−20000
−40000
−60000
7706. 0
7706. 1
7706. 2
7706. 3
7706. 4
7707. 0
7707. 1
7707. 2
7707. 3
7707. 4
7707. 5
7707. 6
7707. 7
7713. 0
7713. 1
7713. 2
7714. 0
7714. 1
7714. 2
7714. 3
7715. 0
7715. 1
7718. 0
7718. 1
7718. 2
7718. 3
7719. 0
7719. 1
7719. 2
7719. 3
7719. 4
7719. 5
7719. 6
7720. 0
7734. 0
7734. 1
7734. 2
7734. 3
7735. 0
7735. 1
7735. 2
7735. 3
7735. 4
7735. 5
7735. 6
7736. 0
7736. 1
7737. 0
7737. 1
7737. 2
pull
Entries 50
Mean 354.5
Std Dev 333.8
1.5
1
0.5
0
−0.5
−1
−1.5
pull1D
Entries 50
Mean −0.01084
Std Dev 0.7824
10
8
6
4
2
0
−8
−6
−4
−2
0
2
4
6
8

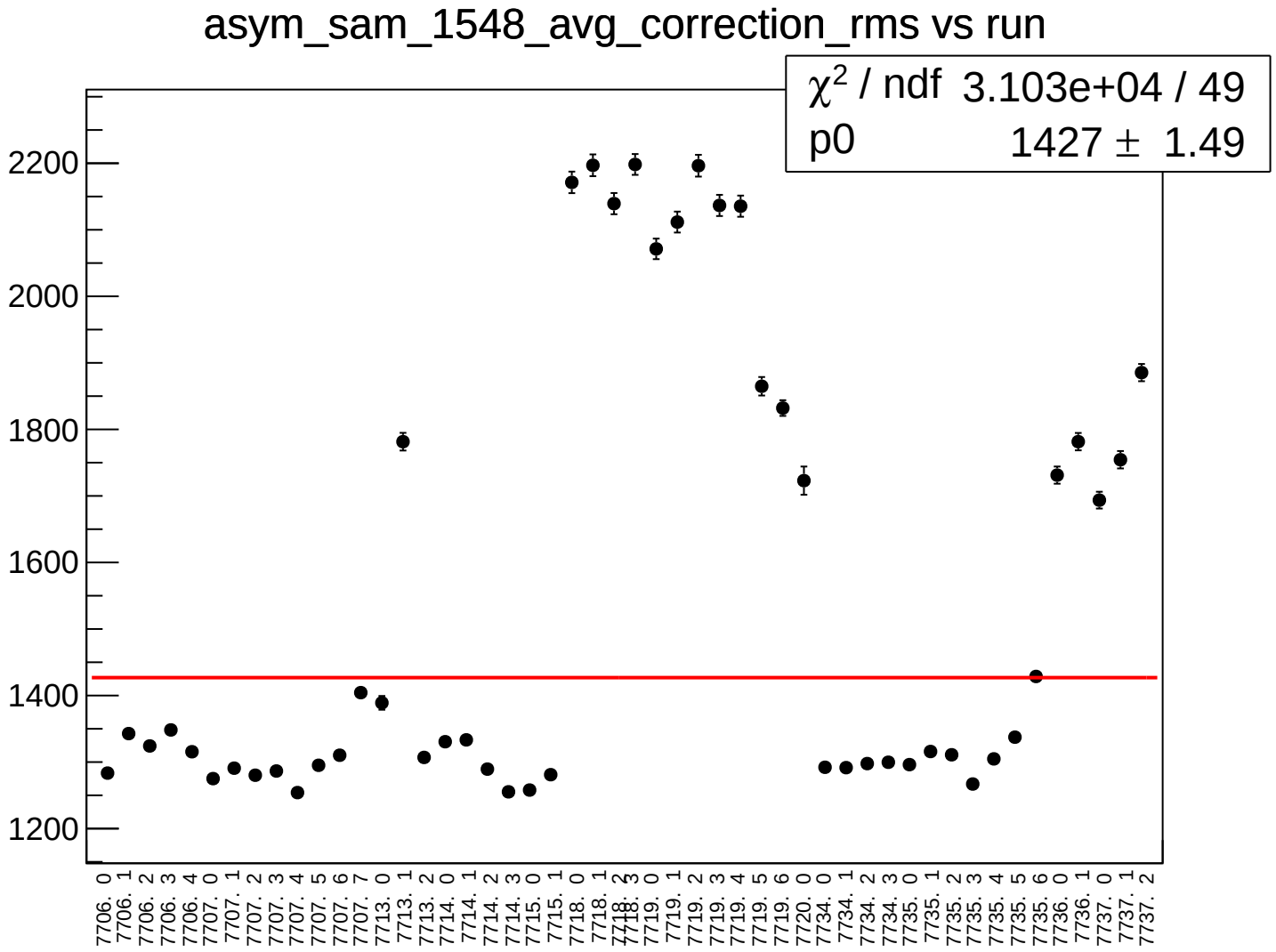
asym_sam_1548_avg_correction_rms vs run
χ2 / ndf 3.103e+04 / 49
p0 1427 ± 1.49
2200
2000
1800
1600
1400
1200
7706. 0
7706. 1
7706. 2
7706. 3
7706. 4
7707. 0
7707. 1
7707. 2
7707. 3
7707. 4
7707. 5
7707. 6
7707. 7
7713. 0
7713. 1
7713. 2
7714. 0
7714. 1
7714. 2
7714. 3
7715. 0
7715. 1
7718. 0
7718. 1
7718. 2
7718. 3
7719. 0
7719. 1
7719. 2
7719. 3
7719. 4
7719. 5
7719. 6
7720. 0
7734. 0
7734. 1
7734. 2
7734. 3
7735. 0
7735. 1
7735. 2
7735. 3
7735. 4
7735. 5
7735. 6
7736. 0
7736. 1
7737. 0
7737. 1
7737. 2

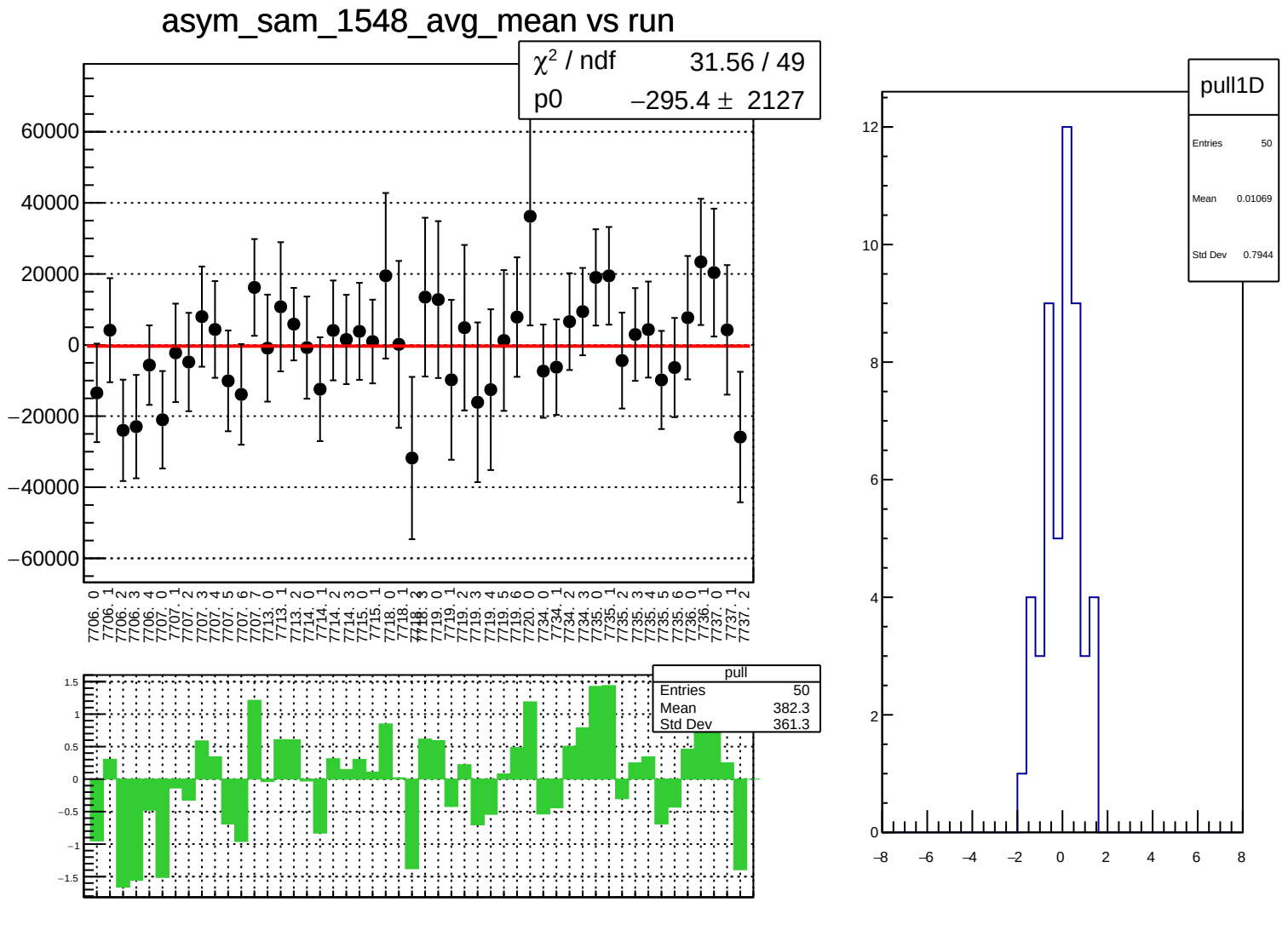
asym_sam_1548_avg_mean vs run
χ² / ndf 31.56 / 49
p0 −295.4 ± 2127
60000
40000
20000
0
−20000
−40000
−60000
7706. 0
7706. 1
7706. 2
7706. 3
7706. 4
7707. 0
7707. 1
7707. 2
7707. 3
7707. 4
7707. 5
7707. 6
7707. 7
7713. 0
7713. 1
7713. 2
7714. 0
7714. 1
7714. 2
7714. 3
7715. 0
7715. 1
7718. 0
7718. 1
7718. 2
7718. 3
7719. 0
7719. 1
7719. 2
7719. 3
7719. 4
7719. 5
7719. 6
7720. 0
7734. 0
7734. 1
7734. 2
7734. 3
7735. 0
7735. 1
7735. 2
7735. 3
7735. 4
7735. 5
7735. 6
7736. 0
7736. 1
7737. 0
7737. 1
7737. 2
pull
Entries 50
Mean 382.3
Std Dev 361.3
1.5
1
0.5
0
−0.5
−1
−1.5
pull1D
Entries 50
Mean 0.01069
Std Dev 0.7944
12
10
8
6
4
2
0
−8
−6
−4
−2
0
2
4
6
8

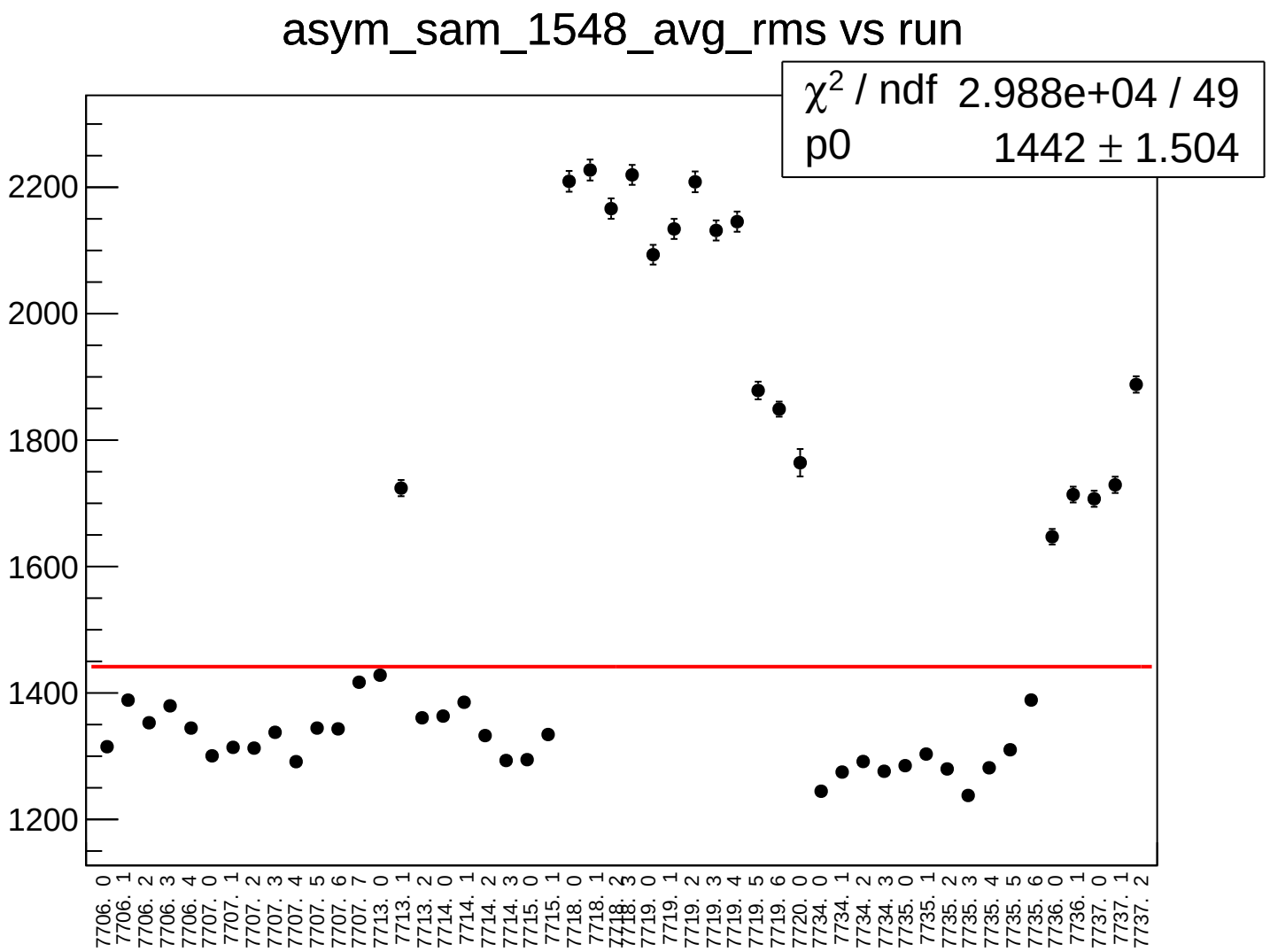
asym_sam_1548_avg_rms vs run
χ^2 / ndf 2.988e+04 / 49
p0 1442 ± 1.504
2200
2000
1800
1600
1400
1200
7706. 0
7706. 1
7706. 2
7706. 3
7706. 4
7707. 0
7707. 1
7707. 2
7707. 3
7707. 4
7707. 5
7707. 6
7707. 7
7713. 0
7713. 1
7713. 2
7714. 0
7714. 1
7714. 2
7714. 3
7715. 0
7715. 1
7718. 0
7718. 1
7718. 2
7718. 3
7719. 0
7719. 1
7719. 2
7719. 3
7719. 4
7719. 5
7719. 6
7720. 0
7734. 0
7734. 1
7734. 2
7734. 3
7735. 0
7735. 1
7735. 2
7735. 3
7735. 4
7735. 5
7735. 6
7736. 0
7736. 1
7737. 0
7737. 1
7737. 2

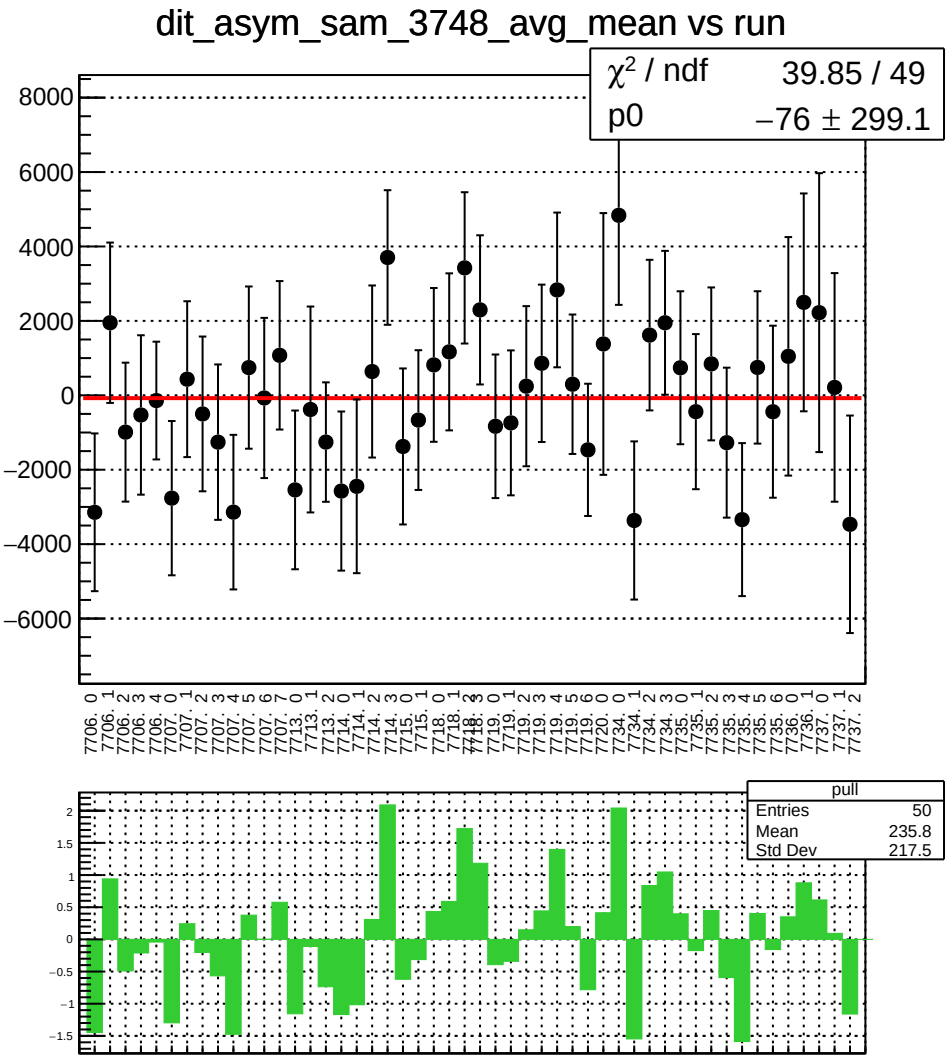
dit_asym_sam_3748_avg_mean vs run
χ² / ndf 39.85 / 49
p0 −76 ± 299.1
8000
6000
4000
2000
0
−2000
−4000
−6000
7706. 0
7706. 1
7706. 2
7706. 3
7706. 4
7707. 0
7707. 1
7707. 2
7707. 3
7707. 4
7707. 5
7707. 6
7707. 7
7713. 0
7713. 1
7713. 2
7714. 0
7714. 1
7714. 2
7714. 3
7715. 0
7715. 1
7718. 0
7718. 1
7718. 2
7718. 3
7719. 0
7719. 1
7719. 2
7719. 3
7719. 4
7719. 5
7719. 6
7720. 0
7734. 0
7734. 1
7734. 2
7734. 3
7735. 0
7735. 1
7735. 2
7735. 3
7735. 4
7735. 5
7735. 6
7736. 0
7736. 1
7737. 0
7737. 1
7737. 2
pull
Entries 50
Mean 235.8
Std Dev 217.5
2
1.5
1
0.5
0
−0.5
−1
−1.5

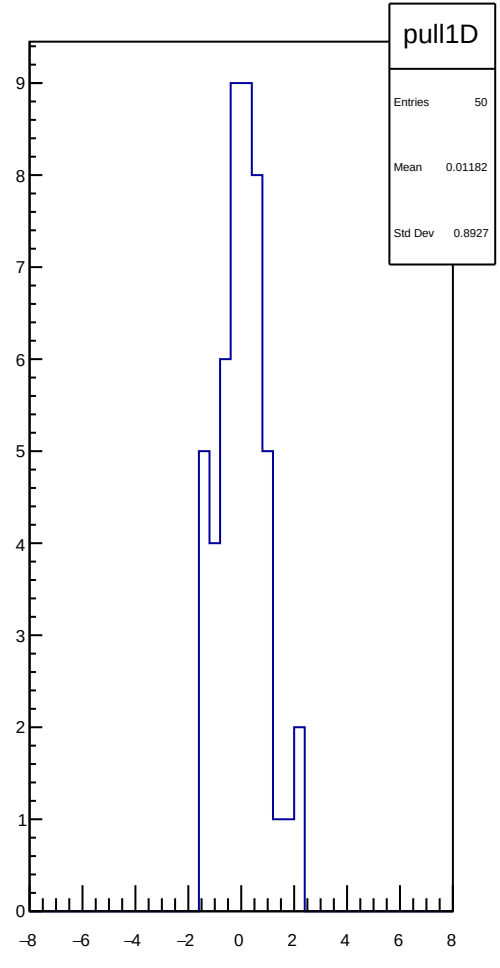
pull1D
Entries 50
Mean 0.01182
Std Dev 0.8927
9
8
7
6
5
4
3
2
1
0
−8
−6
−4
−2
0
2
4
6
8

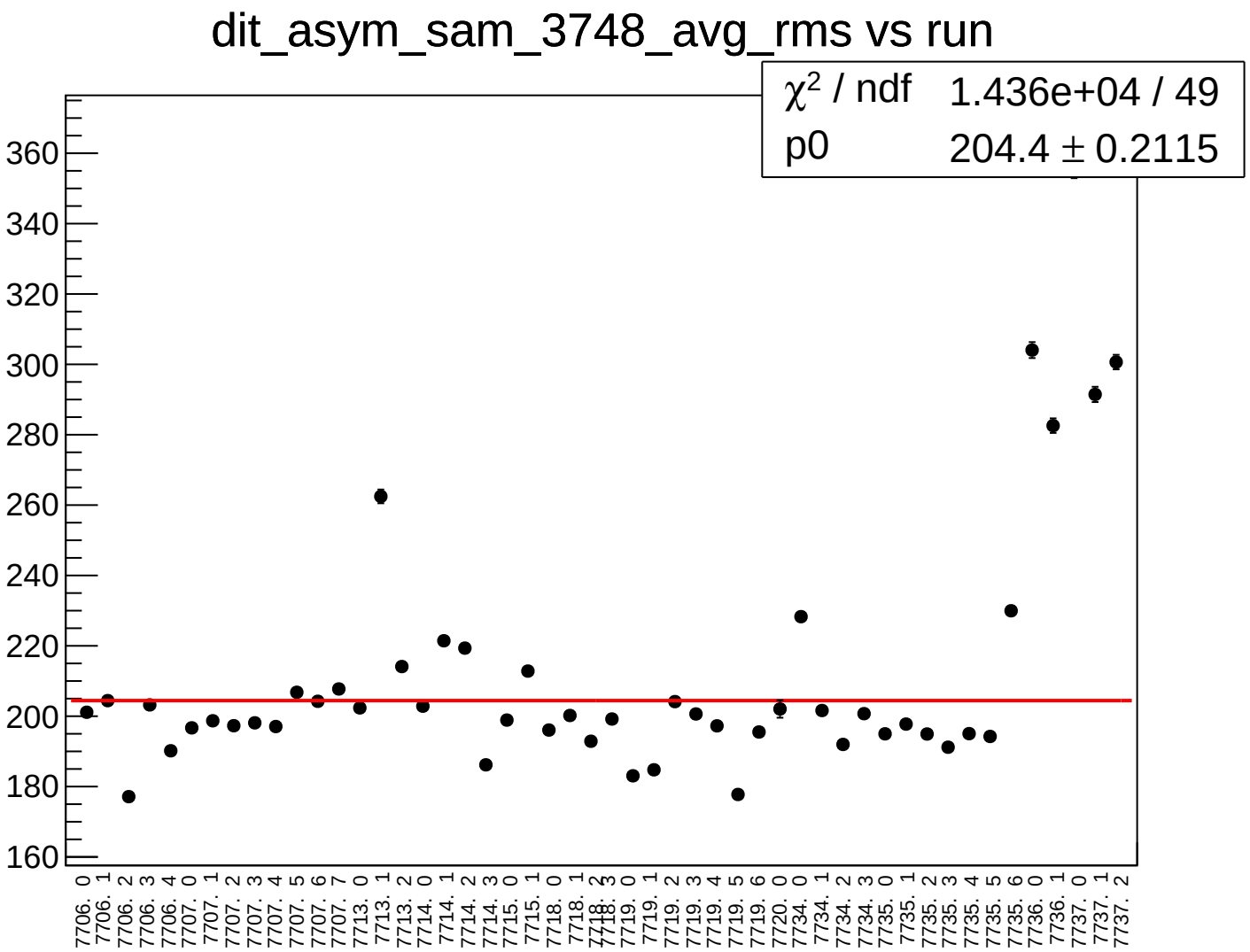
dit_asym_sam_3748_avg_rms vs run
χ2 / ndf 1.436e+04 / 49
p0 204.4 ± 0.2115
360
340
320
300
280
260
240
220
200
180
160
7706. 0
7706. 1
7706. 2
7706. 3
7706. 4
7707. 0
7707. 1
7707. 2
7707. 3
7707. 4
7707. 5
7707. 6
7707. 7
7713. 0
7713. 1
7713. 2
7714. 0
7714. 1
7714. 2
7714. 3
7715. 0
7715. 1
7718. 0
7718. 1
7718. 2
7718. 3
7719. 0
7719. 1
7719. 2
7719. 3
7719. 4
7719. 5
7719. 6
7720. 0
7734. 0
7734. 1
7734. 2
7734. 3
7735. 0
7735. 1
7735. 2
7735. 3
7735. 4
7735. 5
7735. 6
7736. 0
7736. 1
7737. 0
7737. 1
7737. 2

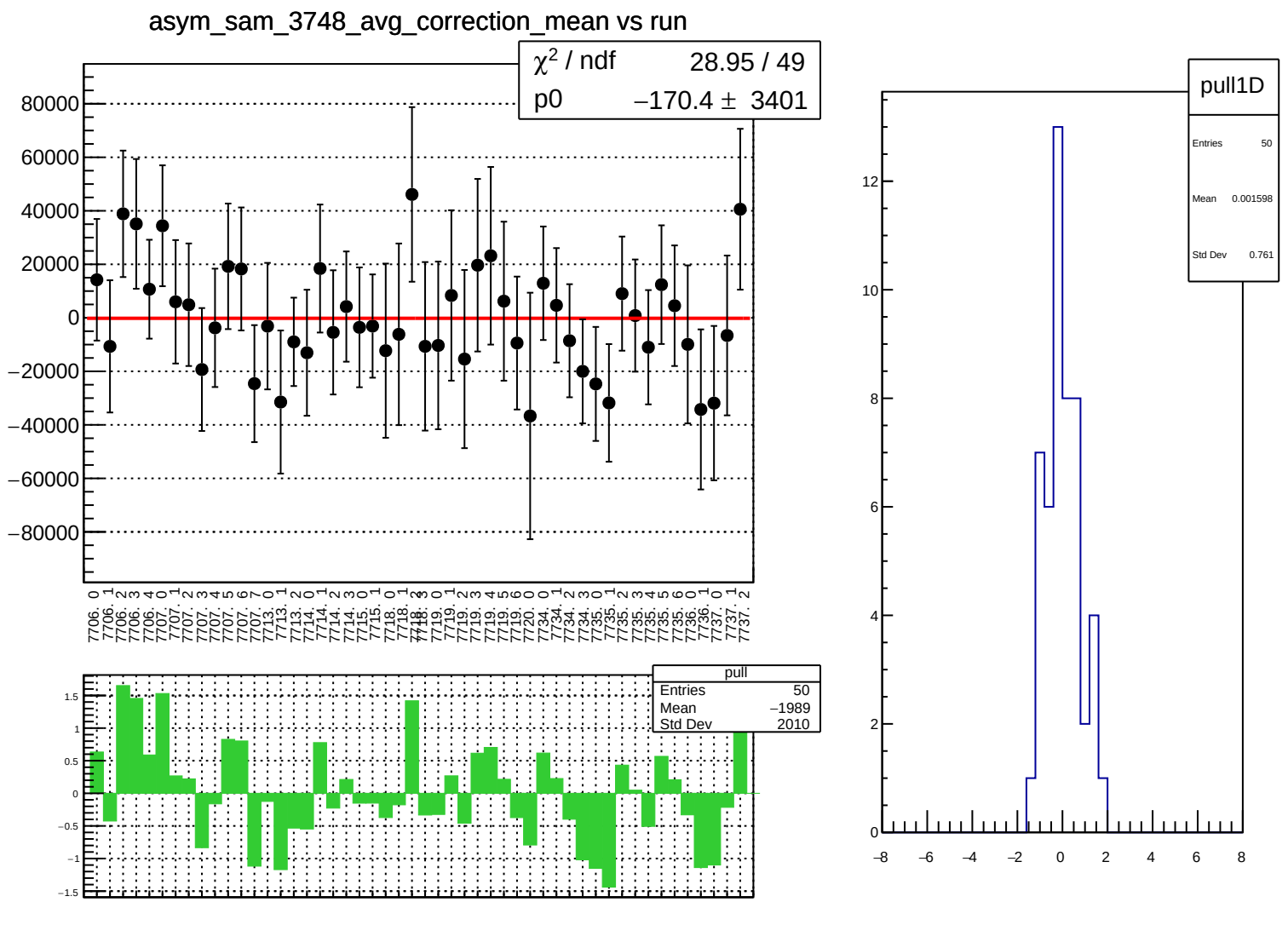
asym_sam_3748_avg_correction_mean vs run
χ² / ndf 28.95 / 49
p0 −170.4 ± 3401
80000
60000
40000
20000
0
−20000
−40000
−60000
−80000
7706. 0
7706. 1
7706. 2
7706. 3
7706. 4
7707. 0
7707. 1
7707. 2
7707. 3
7707. 4
7707. 5
7707. 6
7707. 7
7713. 0
7713. 1
7713. 2
7714. 0
7714. 1
7714. 2
7714. 3
7715. 0
7715. 1
7718. 0
7718. 1
7718. 2
7718. 3
7719. 0
7719. 1
7719. 2
7719. 3
7719. 4
7719. 5
7719. 6
7720. 0
7734. 0
7734. 1
7734. 2
7734. 3
7735. 0
7735. 1
7735. 2
7735. 3
7735. 4
7735. 5
7735. 6
7736. 0
7736. 1
7737. 0
7737. 1
7737. 2
pull
Entries 50
Mean −1989
Std Dev 2010
1.5
1
0.5
0
−0.5
−1
−1.5
pull1D
Entries 50
Mean 0.001598
Std Dev 0.761
12
10
8
6
4
2
0
−8
−6
−4
−2
0
2
4
6
8

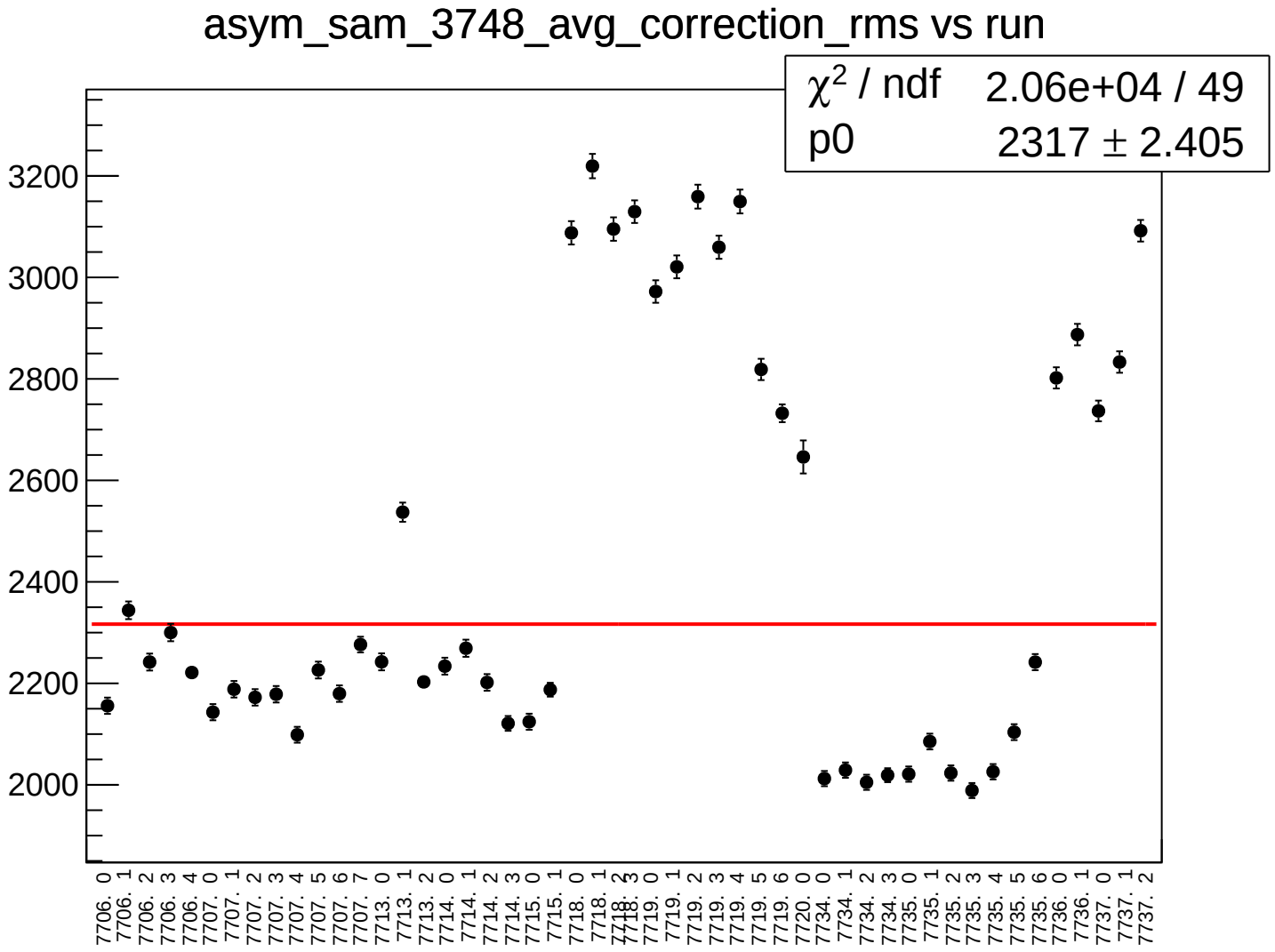
asym_sam_3748_avg_correction_rms vs run
χ2 / ndf 2.06e+04 / 49
p0 2317 ± 2.405
3200
3000
2800
2600
2400
2200
2000
7706. 0
7706. 1
7706. 2
7706. 3
7706. 4
7707. 0
7707. 1
7707. 2
7707. 3
7707. 4
7707. 5
7707. 6
7707. 7
7713. 0
7713. 1
7713. 2
7714. 0
7714. 1
7714. 2
7714. 3
7715. 0
7715. 1
7718. 0
7718. 1
7718. 2
7718. 3
7719. 0
7719. 1
7719. 2
7719. 3
7719. 4
7719. 5
7719. 6
7720. 0
7734. 0
7734. 1
7734. 2
7734. 3
7735. 0
7735. 1
7735. 2
7735. 3
7735. 4
7735. 5
7735. 6
7736. 0
7736. 1
7737. 0
7737. 1
7737. 2

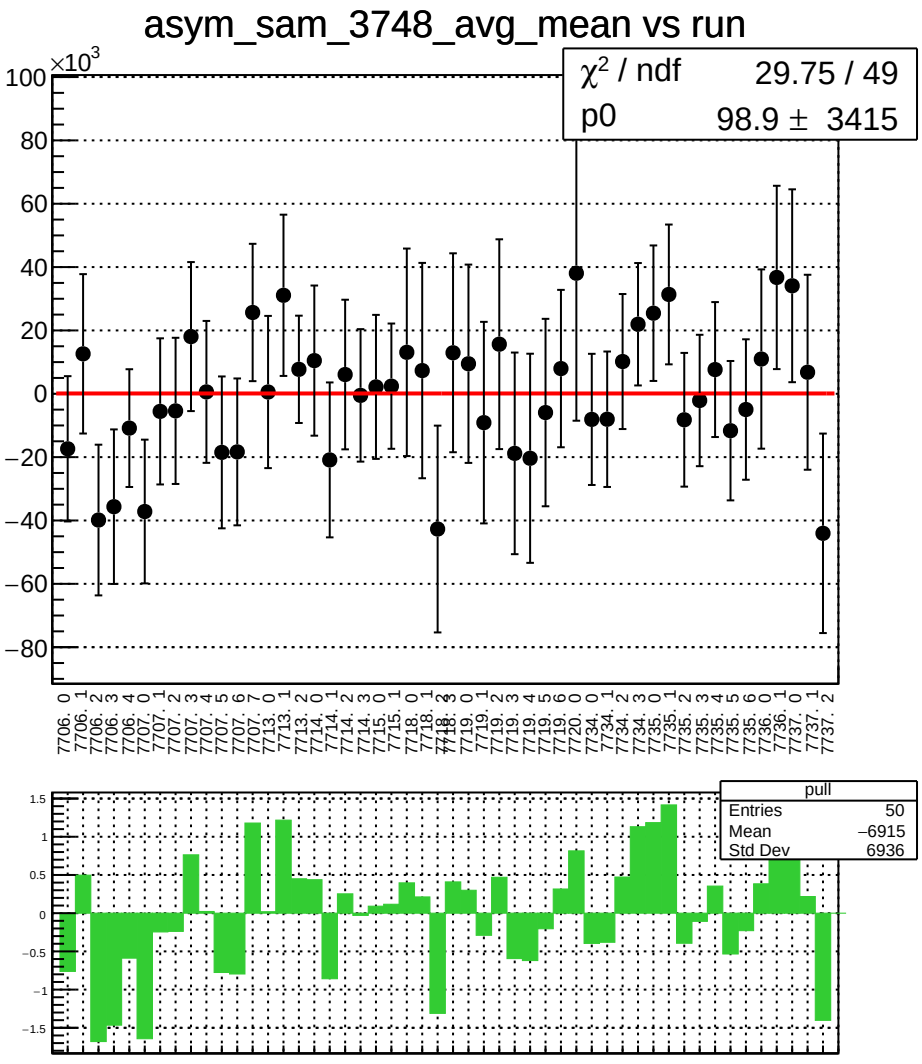
asym_sam_3748_avg_mean vs run
×10^3
χ² / ndf 29.75 / 49
p0 98.9 ± 3415
pull
Entries 50
Mean −6915
Std Dev 6936

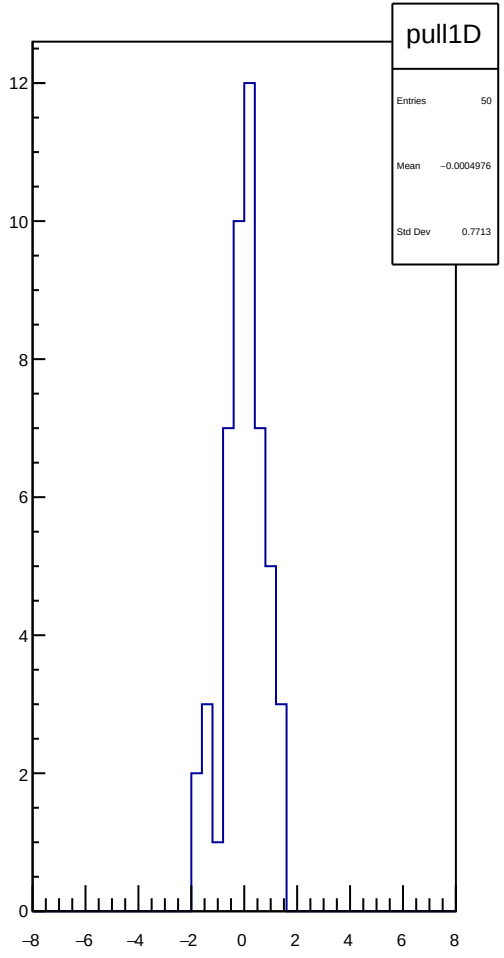
pull1D
Entries 50
Mean −0.0004976
Std Dev 0.7713

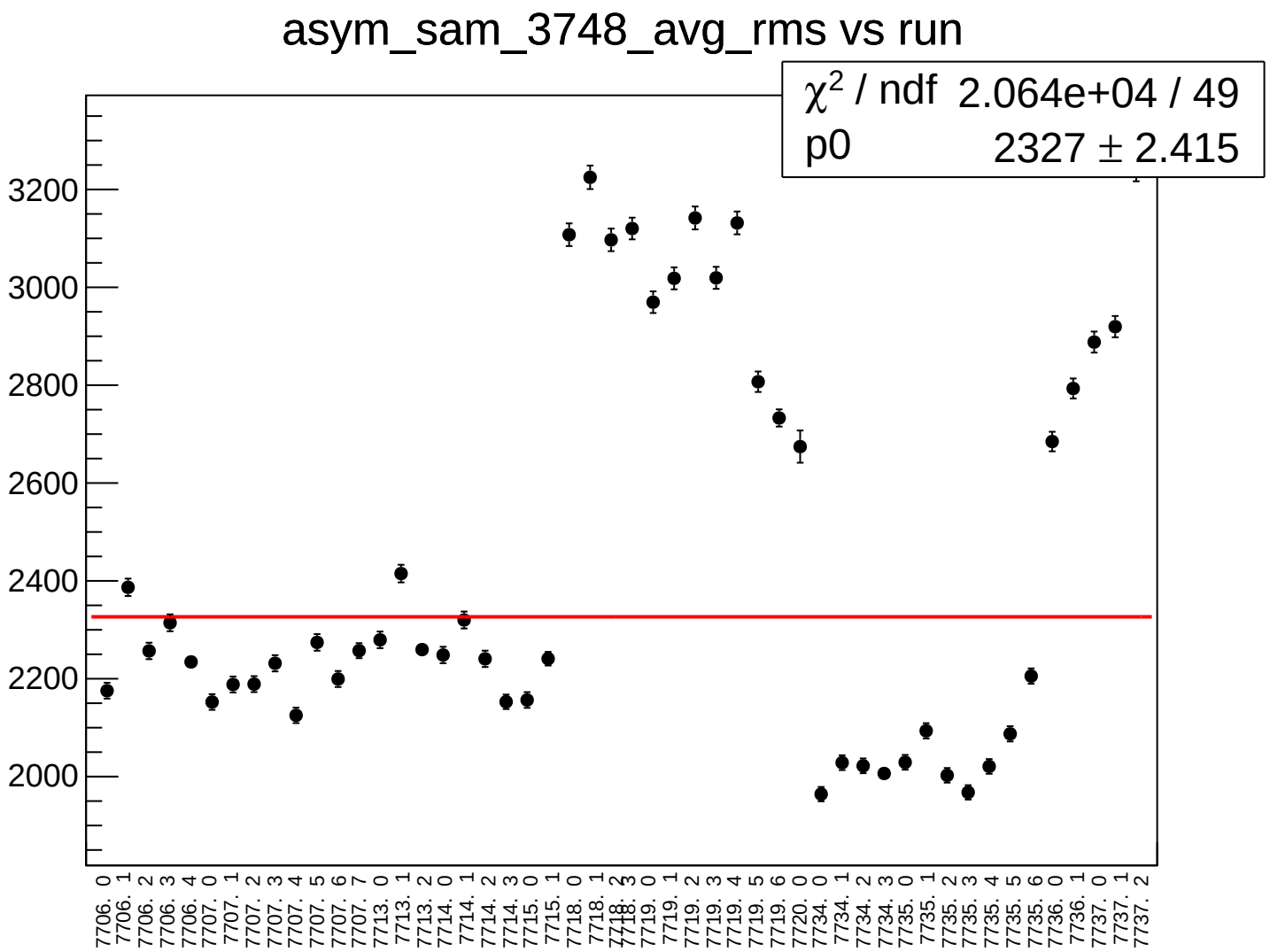
asym_sam_3748_avg_rms vs run
χ2 / ndf 2.064e+04 / 49
p0 2327 ± 2.415
3200
3000
2800
2600
2400
2200
2000
7706. 0
7706. 1
7706. 2
7706. 3
7706. 4
7707. 0
7707. 1
7707. 2
7707. 3
7707. 4
7707. 5
7707. 6
7707. 7
7713. 0
7713. 1
7713. 2
7714. 0
7714. 1
7714. 2
7714. 3
7715. 0
7715. 1
7718. 0
7718. 1
7718. 2
7718. 3
7719. 0
7719. 1
7719. 2
7719. 3
7719. 4
7719. 5
7719. 6
7720. 0
7734. 0
7734. 1
7734. 2
7734. 3
7735. 0
7735. 1
7735. 2
7735. 3
7735. 4
7735. 5
7735. 6
7736. 0
7736. 1
7737. 0
7737. 1
7737. 2

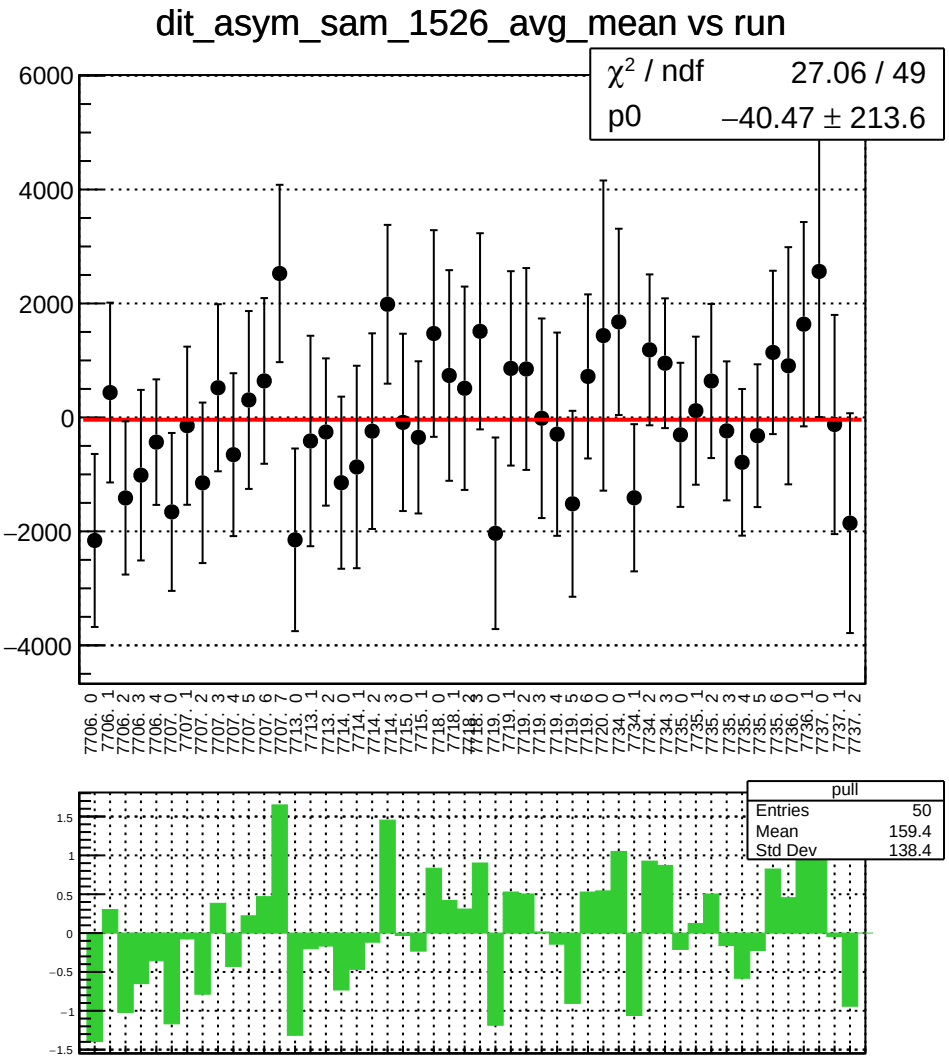
dit_asym_sam_1526_avg_mean vs run
χ² / ndf 27.06 / 49
p0 −40.47 ± 213.6
6000
4000
2000
0
−2000
−4000
7706. 0
7706. 1
7706. 2
7706. 3
7706. 4
7707. 0
7707. 1
7707. 2
7707. 3
7707. 4
7707. 5
7707. 6
7707. 7
7713. 0
7713. 1
7713. 2
7714. 0
7714. 1
7714. 2
7714. 3
7715. 0
7715. 1
7718. 0
7718. 1
7718. 2
7718. 3
7719. 0
7719. 1
7719. 2
7719. 3
7719. 4
7719. 5
7719. 6
7720. 0
7734. 0
7734. 1
7734. 2
7734. 3
7735. 0
7735. 1
7735. 2
7735. 3
7735. 4
7735. 5
7735. 6
7736. 0
7736. 1
7737. 0
7737. 1
7737. 2
pull
Entries 50
Mean 159.4
Std Dev 138.4
1.5
1
0.5
0
−0.5
−1
−1.5

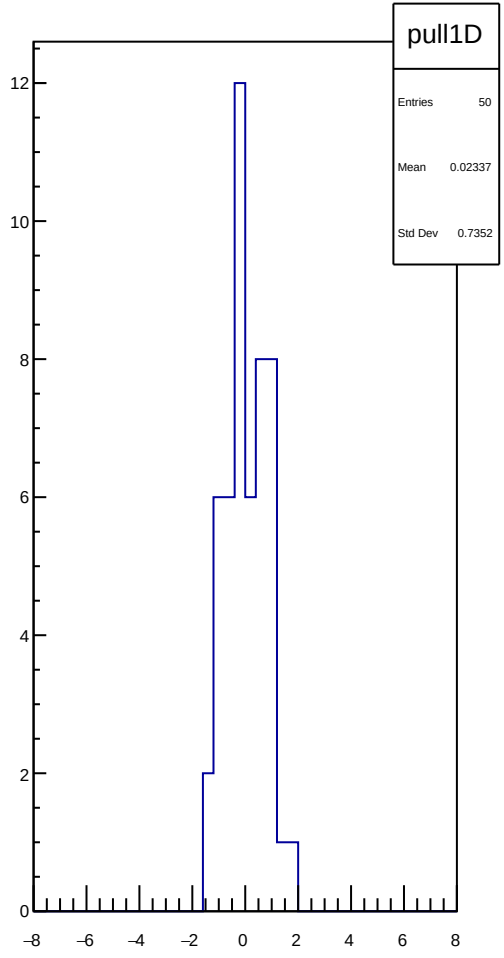
pull1D
Entries 50
Mean 0.02337
Std Dev 0.7352
12
10
8
6
4
2
0
−8
−6
−4
−2
0
2
4
6
8

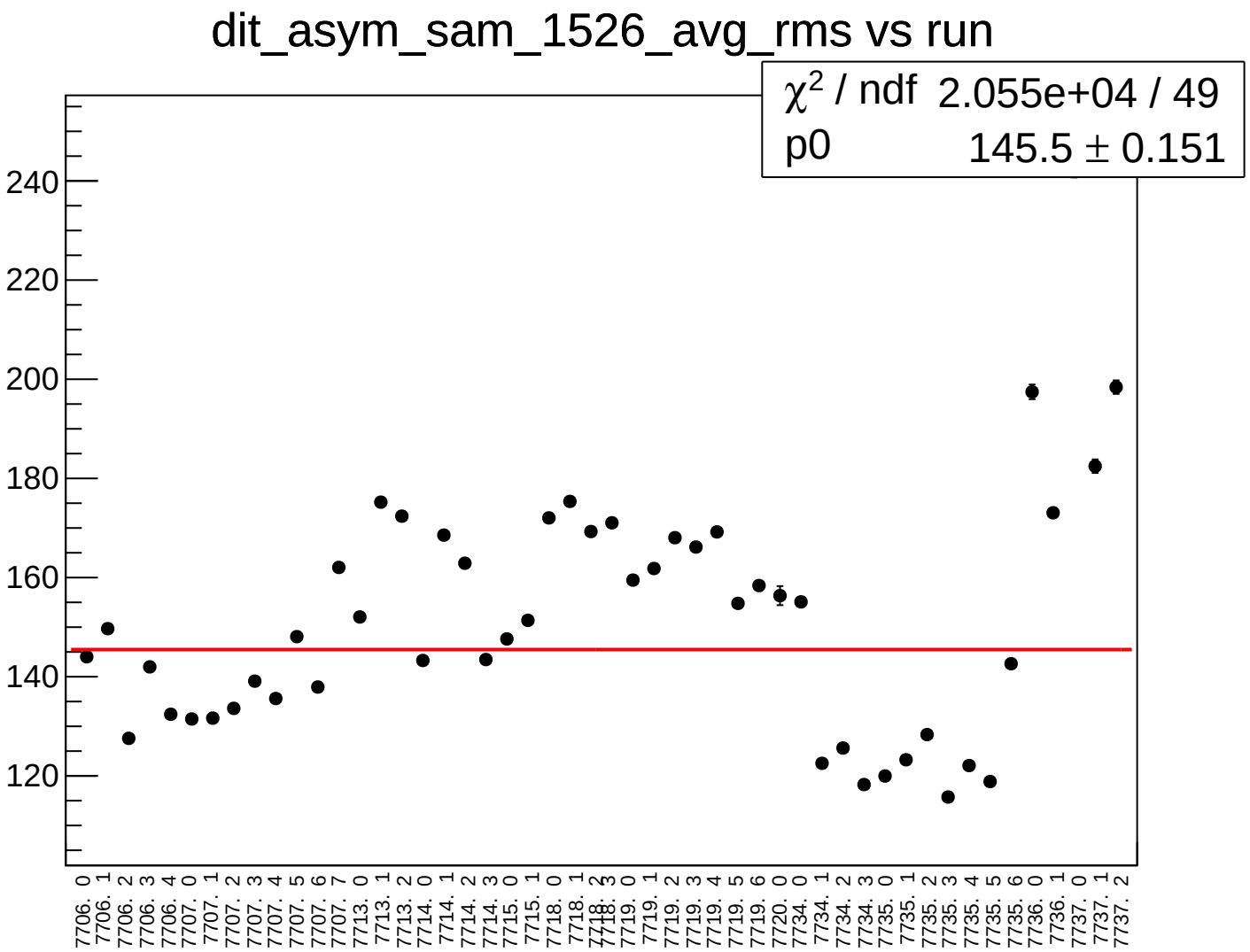
dit_asym_sam_1526_avg_rms vs run
χ2 / ndf 2.055e+04 / 49
p0 145.5 ± 0.151
240
220
200
180
160
140
120
7706. 0
7706. 1
7706. 2
7706. 3
7706. 4
7707. 0
7707. 1
7707. 2
7707. 3
7707. 4
7707. 5
7707. 6
7707. 7
7713. 0
7713. 1
7713. 2
7714. 0
7714. 1
7714. 2
7714. 3
7715. 0
7715. 1
7718. 0
7718. 1
7719. 0
7719. 1
7719. 2
7719. 3
7719. 4
7719. 5
7719. 6
7720. 0
7734. 0
7734. 1
7734. 2
7734. 3
7735. 0
7735. 1
7735. 2
7735. 3
7735. 4
7735. 5
7735. 6
7736. 0
7736. 1
7737. 0
7737. 1
7737. 2

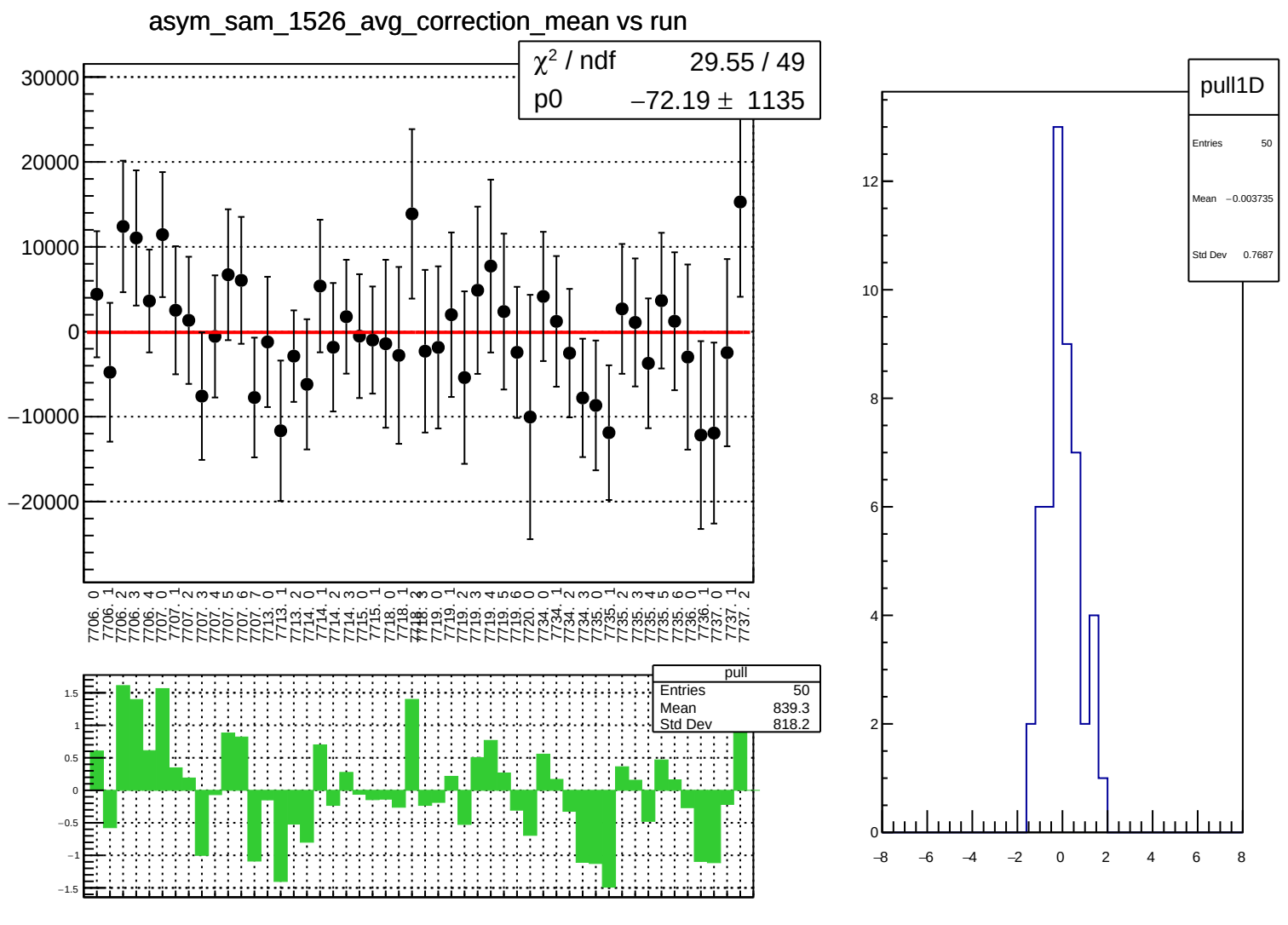
asym_sam_1526_avg_correction_mean vs run
χ² / ndf 29.55 / 49
p0 −72.19 ± 1135
30000
20000
10000
0
−10000
−20000
7706. 0
7706. 1
7706. 2
7706. 3
7706. 4
7707. 0
7707. 1
7707. 2
7707. 3
7707. 4
7707. 5
7707. 6
7707. 7
7713. 0
7713. 1
7713. 2
7714. 0
7714. 1
7714. 2
7714. 3
7715. 0
7715. 1
7718. 0
7718. 1
7718. 2
7718. 3
7719. 0
7719. 1
7719. 2
7719. 3
7719. 4
7719. 5
7719. 6
7720. 0
7734. 0
7734. 1
7734. 2
7734. 3
7735. 0
7735. 1
7735. 2
7735. 3
7735. 4
7735. 5
7735. 6
7736. 0
7736. 1
7737. 0
7737. 1
7737. 2
pull
Entries 50
Mean 839.3
Std Dev 818.2
1.5
1
0.5
0
−0.5
−1
−1.5
pull1D
Entries 50
Mean −0.003735
Std Dev 0.7687
12
10
8
6
4
2
0
−8
−6
−4
−2
0
2
4
6
8

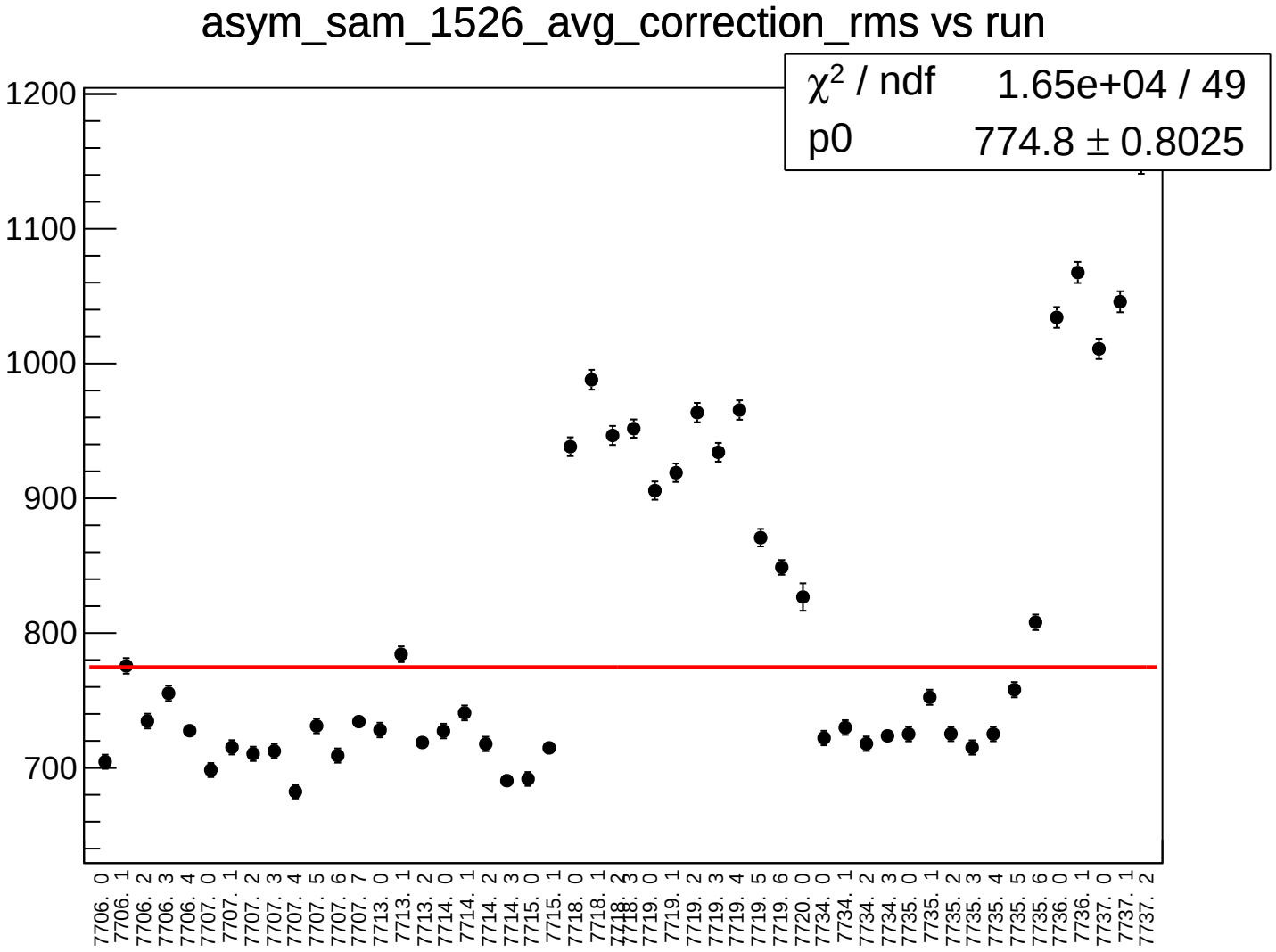
asym_sam_1526_avg_correction_rms vs run
χ² / ndf 1.65e+04 / 49
p0 774.8 ± 0.8025
1200
1100
1000
900
800
700
7706. 0
7706. 1
7706. 2
7706. 3
7706. 4
7707. 0
7707. 1
7707. 2
7707. 3
7707. 4
7707. 5
7707. 6
7707. 7
7713. 0
7713. 1
7713. 2
7714. 0
7714. 1
7714. 2
7714. 3
7715. 0
7715. 1
7718. 0
7718. 1
7718. 2
7718. 3
7719. 0
7719. 1
7719. 2
7719. 3
7719. 4
7719. 5
7719. 6
7720. 0
7734. 0
7734. 1
7734. 2
7734. 3
7735. 0
7735. 1
7735. 2
7735. 3
7735. 4
7735. 5
7735. 6
7736. 0
7736. 1
7737. 0
7737. 1
7737. 2

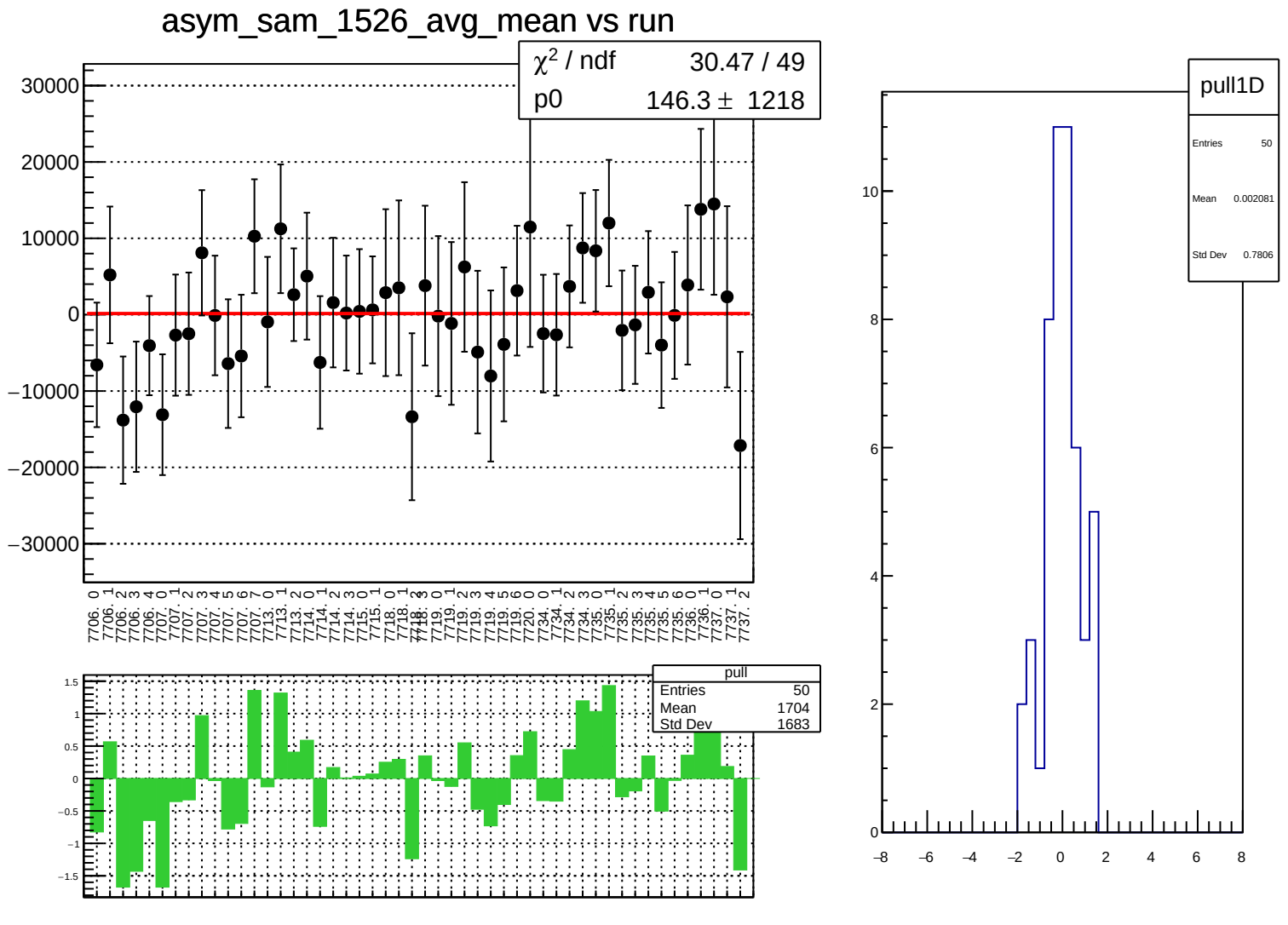
asym_sam_1526_avg_mean vs run
χ² / ndf 30.47 / 49
p0 146.3 ± 1218
30000
20000
10000
0
−10000
−20000
−30000
7706. 0
7706. 1
7706. 2
7706. 3
7706. 4
7707. 0
7707. 1
7707. 2
7707. 3
7707. 4
7707. 5
7707. 6
7707. 7
7713. 0
7713. 1
7713. 2
7714. 0
7714. 1
7714. 2
7714. 3
7715. 0
7715. 1
7718. 0
7718. 1
7718. 2
7718. 3
7719. 0
7719. 1
7719. 2
7719. 3
7719. 4
7719. 5
7719. 6
7720. 0
7734. 0
7734. 1
7734. 2
7734. 3
7735. 0
7735. 1
7735. 2
7735. 3
7735. 4
7735. 5
7735. 6
7736. 0
7736. 1
7737. 0
7737. 1
7737. 2
pull
Entries 50
Mean 1704
Std Dev 1683
1.5
1
0.5
0
−0.5
−1
−1.5
pull1D
Entries 50
Mean 0.002081
Std Dev 0.7806
10
8
6
4
2
0
−8
−6
−4
−2
0
2
4
6
8

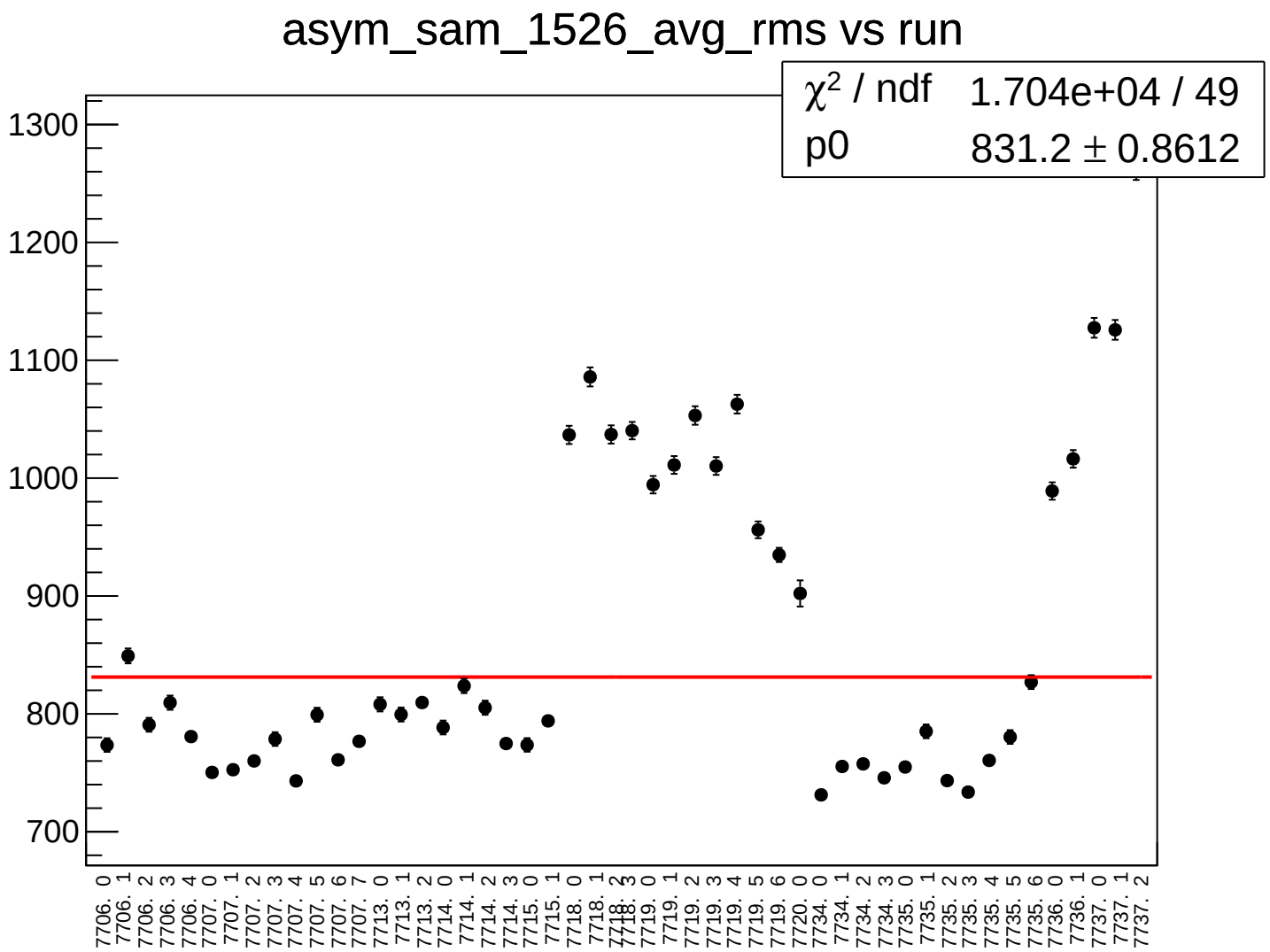
asym_sam_1526_avg_rms vs run
χ2 / ndf 1.704e+04 / 49
p0 831.2 ± 0.8612
1300
1200
1100
1000
900
800
700
7706. 0
7706. 1
7706. 2
7706. 3
7706. 4
7707. 0
7707. 1
7707. 2
7707. 3
7707. 4
7707. 5
7707. 6
7707. 7
7713. 0
7713. 1
7713. 2
7714. 0
7714. 1
7714. 2
7714. 3
7715. 0
7715. 1
7718. 0
7718. 1
7718. 2
7718. 3
7719. 0
7719. 1
7719. 2
7719. 3
7719. 4
7719. 5
7719. 6
7720. 0
7734. 0
7734. 1
7734. 2
7734. 3
7735. 0
7735. 1
7735. 2
7735. 3
7735. 4
7735. 5
7735. 6
7736. 0
7736. 1
7737. 0
7737. 1
7737. 2

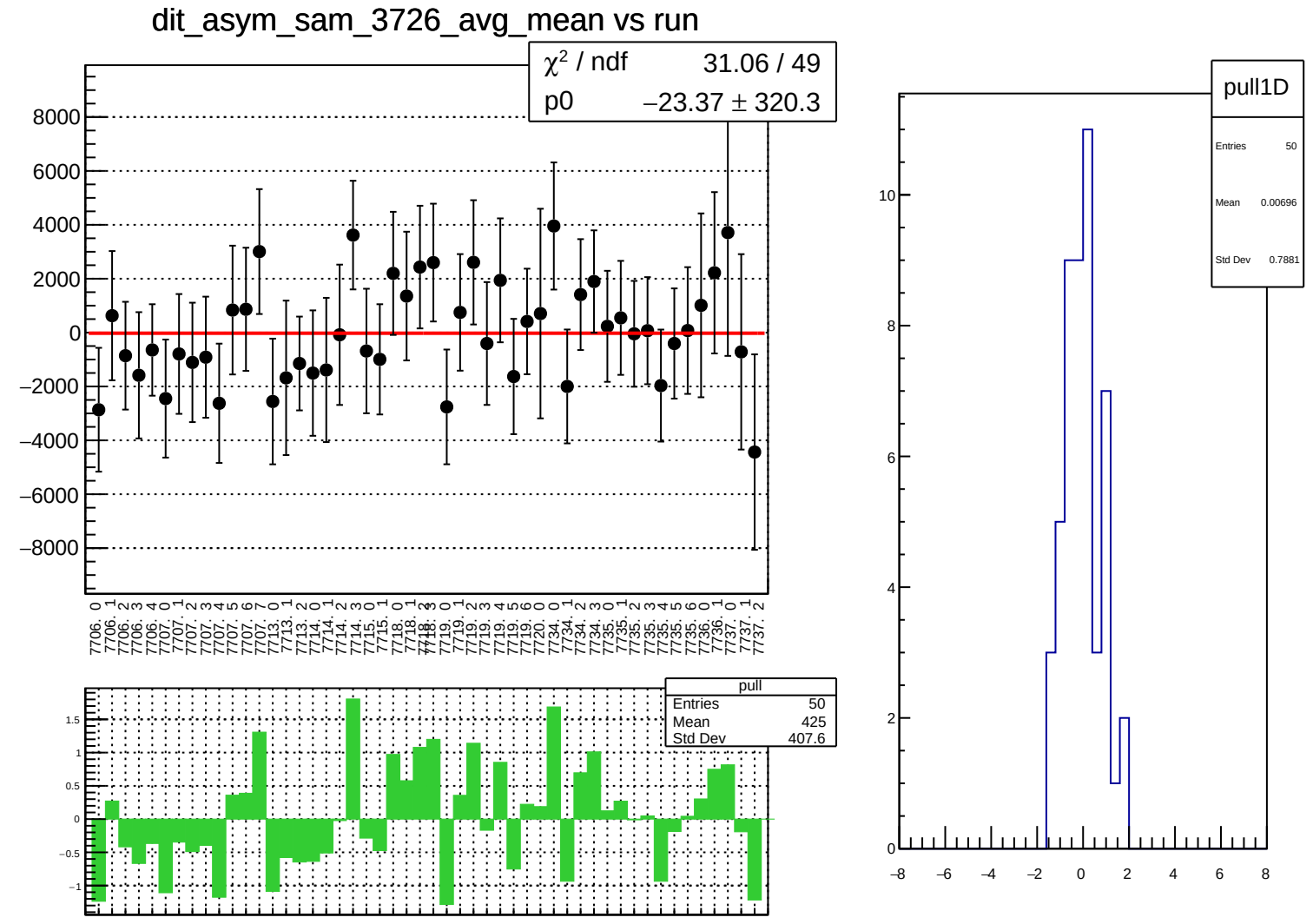
dit_asym_sam_3726_avg_mean vs run
χ² / ndf 31.06 / 49
p0 −23.37 ± 320.3
8000
6000
4000
2000
0
−2000
−4000
−6000
−8000
7706. 0
7706. 1
7706. 2
7706. 3
7706. 4
7707. 0
7707. 1
7707. 2
7707. 3
7707. 4
7707. 5
7707. 6
7707. 7
7713. 0
7713. 1
7713. 2
7714. 0
7714. 1
7714. 2
7714. 3
7715. 0
7715. 1
7718. 0
7718. 1
7718. 2
7718. 3
7719. 0
7719. 1
7719. 2
7719. 3
7719. 4
7719. 5
7719. 6
7720. 0
7734. 0
7734. 1
7734. 2
7734. 3
7735. 0
7735. 1
7735. 2
7735. 3
7735. 4
7735. 5
7735. 6
7736. 0
7736. 1
7737. 0
7737. 1
7737. 2
pull
Entries 50
Mean 425
Std Dev 407.6
1.5
1
0.5
0
−0.5
−1
pull1D
Entries 50
Mean 0.00696
Std Dev 0.7881
10
8
6
4
2
0
−8
−6
−4
−2
0
2
4
6
8

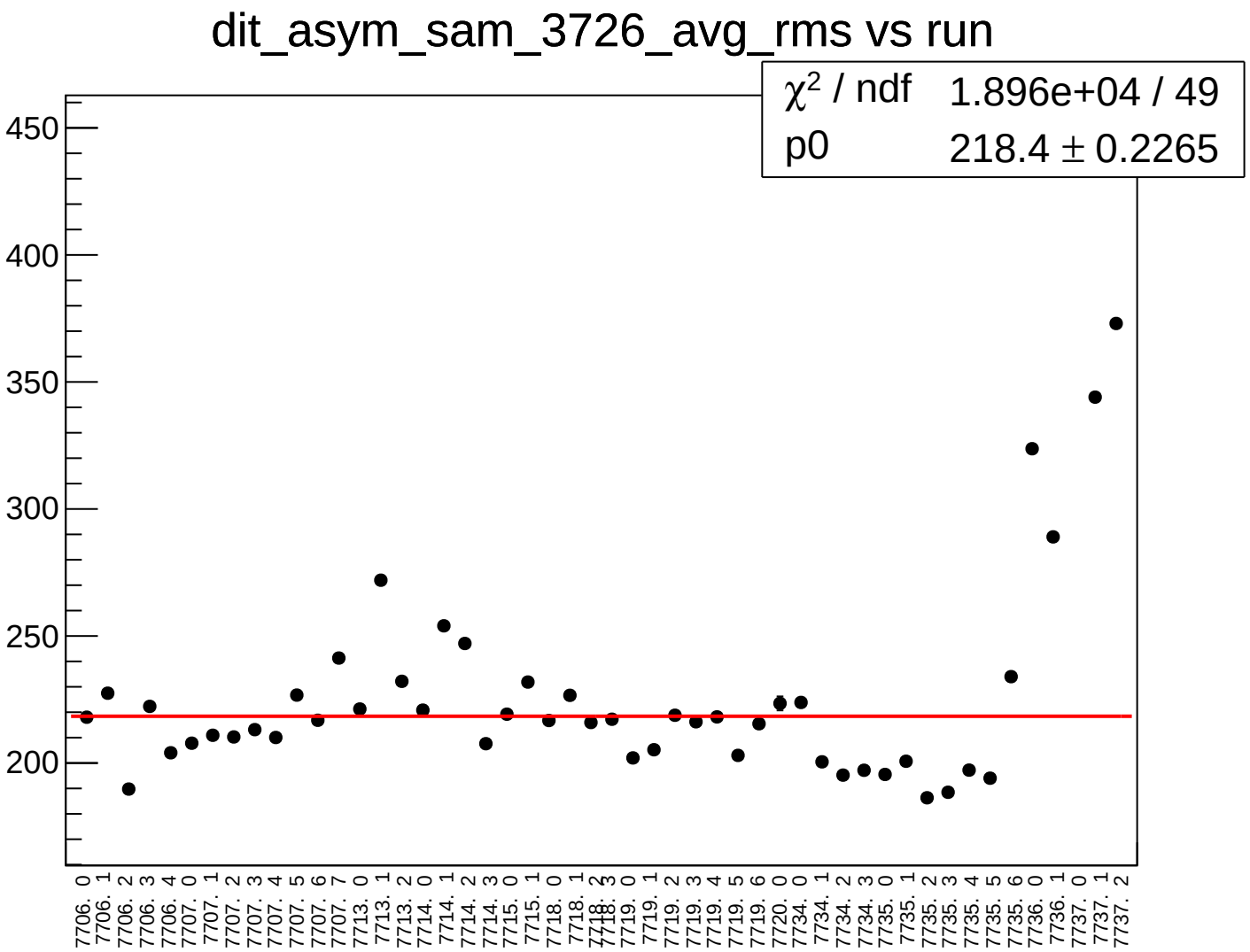
dit_asym_sam_3726_avg_rms vs run
χ2 / ndf 1.896e+04 / 49
p0 218.4 ± 0.2265
450
400
350
300
250
200
7706. 0
7706. 1
7706. 2
7706. 3
7706. 4
7707. 0
7707. 1
7707. 2
7707. 3
7707. 4
7707. 5
7707. 6
7707. 7
7713. 0
7713. 1
7713. 2
7714. 0
7714. 1
7714. 2
7714. 3
7715. 0
7715. 1
7718. 0
7718. 1
7718. 2
7718. 3
7719. 0
7719. 1
7719. 2
7719. 3
7719. 4
7719. 5
7719. 6
7720. 0
7734. 0
7734. 1
7734. 2
7734. 3
7735. 0
7735. 1
7735. 2
7735. 3
7735. 4
7735. 5
7735. 6
7736. 0
7736. 1
7737. 0
7737. 1
7737. 2

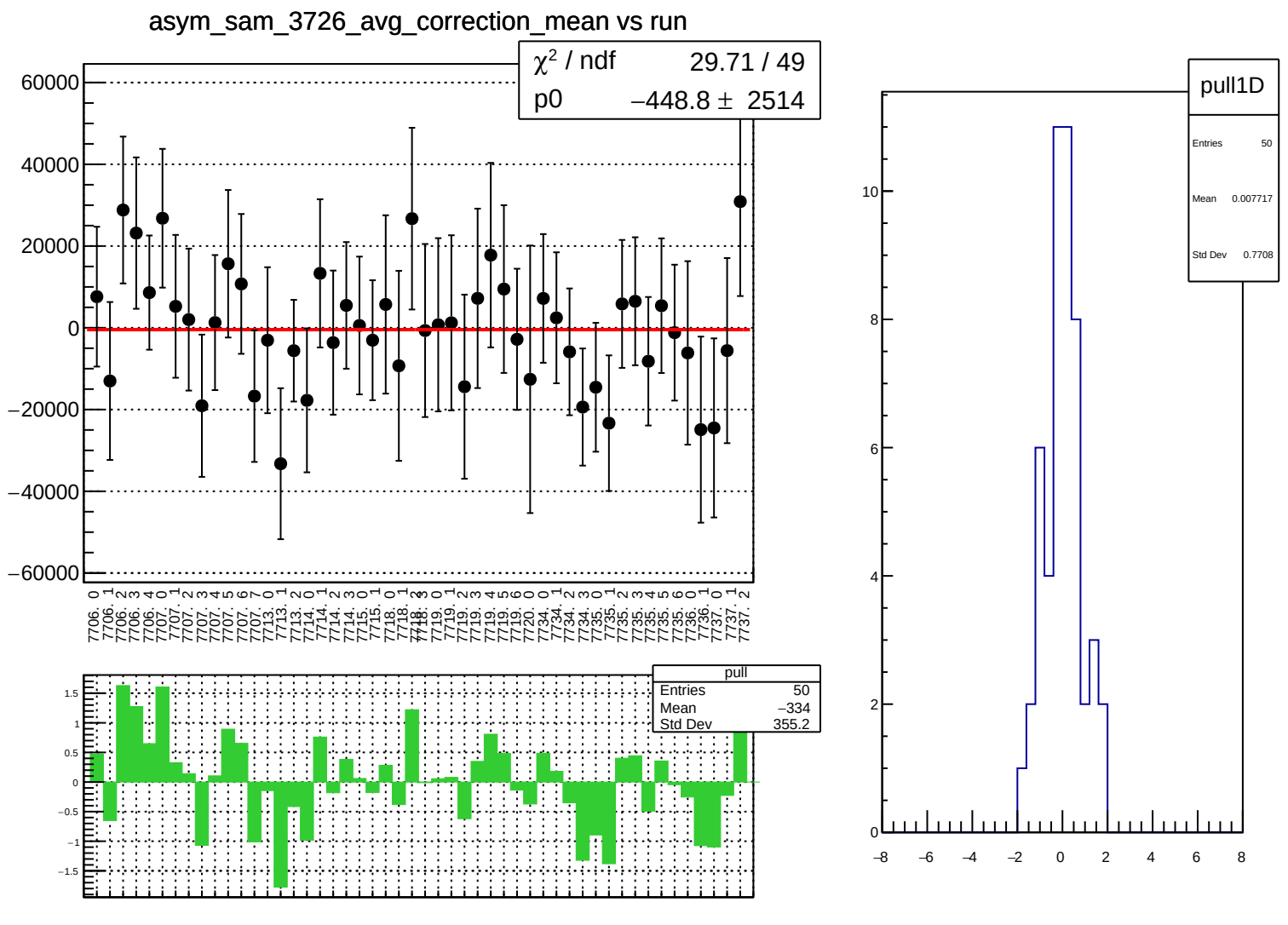
asym_sam_3726_avg_correction_mean vs run
χ² / ndf 29.71 / 49
p0 −448.8 ± 2514
60000
40000
20000
0
−20000
−40000
−60000
7706. 0
7706. 1
7706. 2
7706. 3
7706. 4
7707. 0
7707. 1
7707. 2
7707. 3
7707. 4
7707. 5
7707. 6
7707. 7
7713. 0
7713. 1
7713. 2
7714. 0
7714. 1
7714. 2
7714. 3
7715. 0
7715. 1
7718. 0
7718. 1
7718. 2
7718. 3
7719. 0
7719. 1
7719. 2
7719. 3
7719. 4
7719. 5
7719. 6
7720. 0
7734. 0
7734. 1
7734. 2
7734. 3
7735. 0
7735. 1
7735. 2
7735. 3
7735. 4
7735. 5
7735. 6
7736. 0
7736. 1
7737. 0
7737. 1
7737. 2
pull
Entries 50
Mean −334
Std Dev 355.2
1.5
1
0.5
0
−0.5
−1
−1.5
pull1D
Entries 50
Mean 0.007717
Std Dev 0.7708
10
8
6
4
2
0
−8
−6
−4
−2
0
2
4
6
8

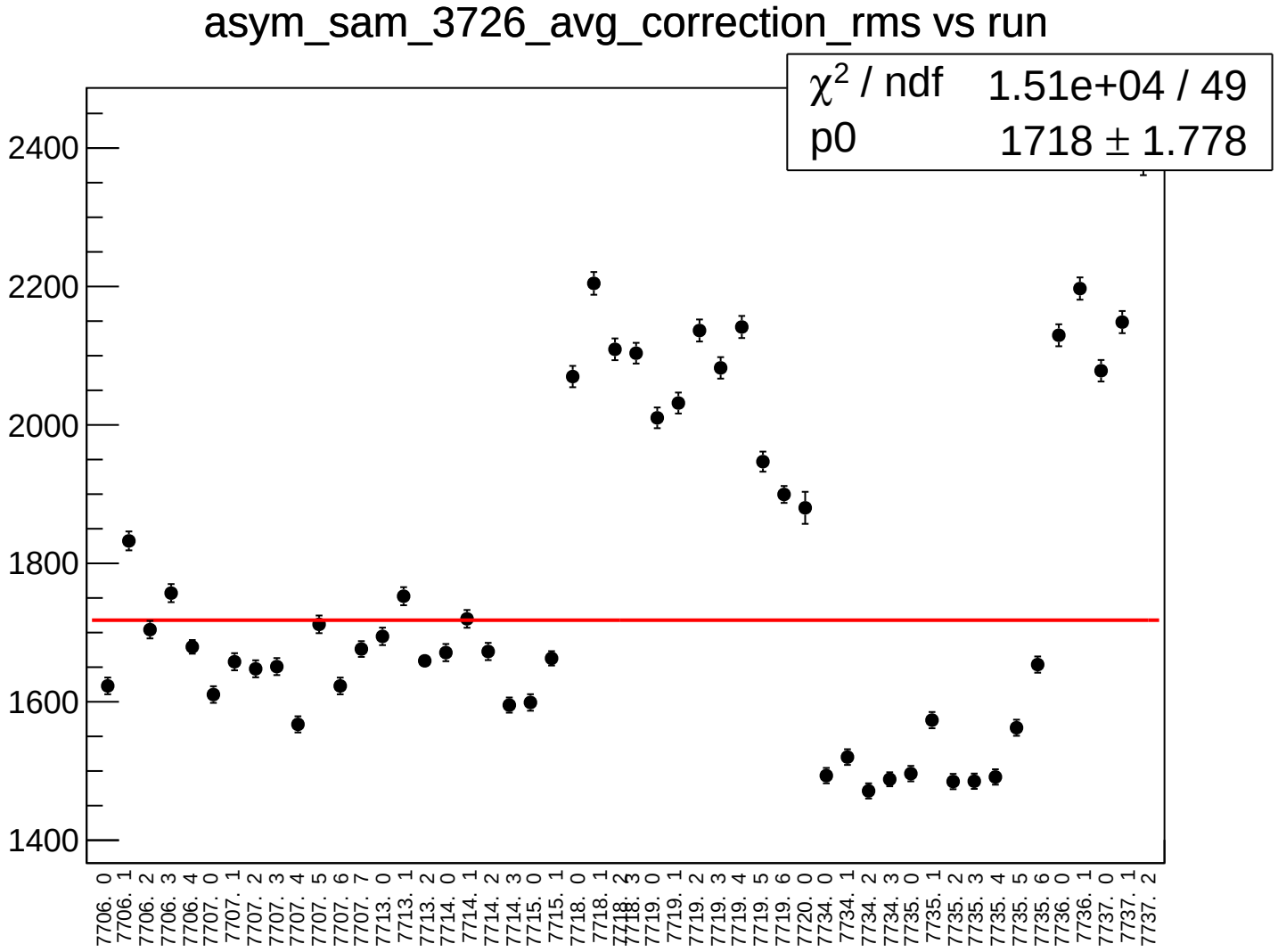
asym_sam_3726_avg_correction_rms vs run
χ2 / ndf 1.51e+04 / 49
p0 1718 ± 1.778
2400
2200
2000
1800
1600
1400
7706. 0
7706. 1
7706. 2
7706. 3
7706. 4
7707. 0
7707. 1
7707. 2
7707. 3
7707. 4
7707. 5
7707. 6
7707. 7
7713. 0
7713. 1
7713. 2
7714. 0
7714. 1
7714. 2
7714. 3
7715. 0
7715. 1
7718. 0
7718. 1
7718. 2
7718. 3
7719. 0
7719. 1
7719. 2
7719. 3
7719. 4
7719. 5
7719. 6
7720. 0
7734. 0
7734. 1
7734. 2
7734. 3
7735. 0
7735. 1
7735. 2
7735. 3
7735. 4
7735. 5
7735. 6
7736. 0
7736. 1
7737. 0
7737. 1
7737. 2

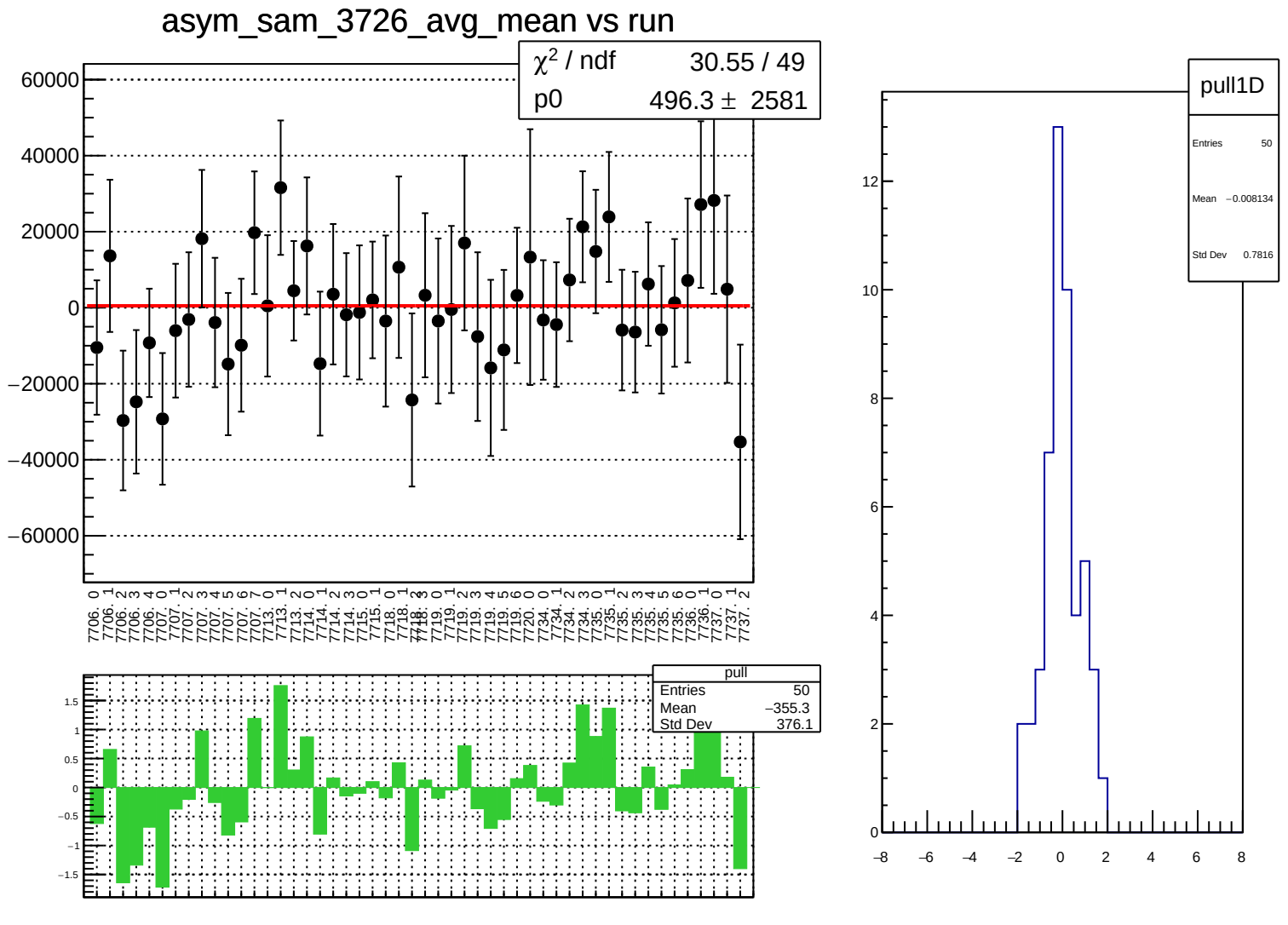
asym_sam_3726_avg_mean vs run
χ² / ndf 30.55 / 49
p0 496.3 ± 2581
pull
Entries 50
Mean −355.3
Std Dev 376.1
pull1D
Entries 50
Mean −0.008134
Std Dev 0.7816

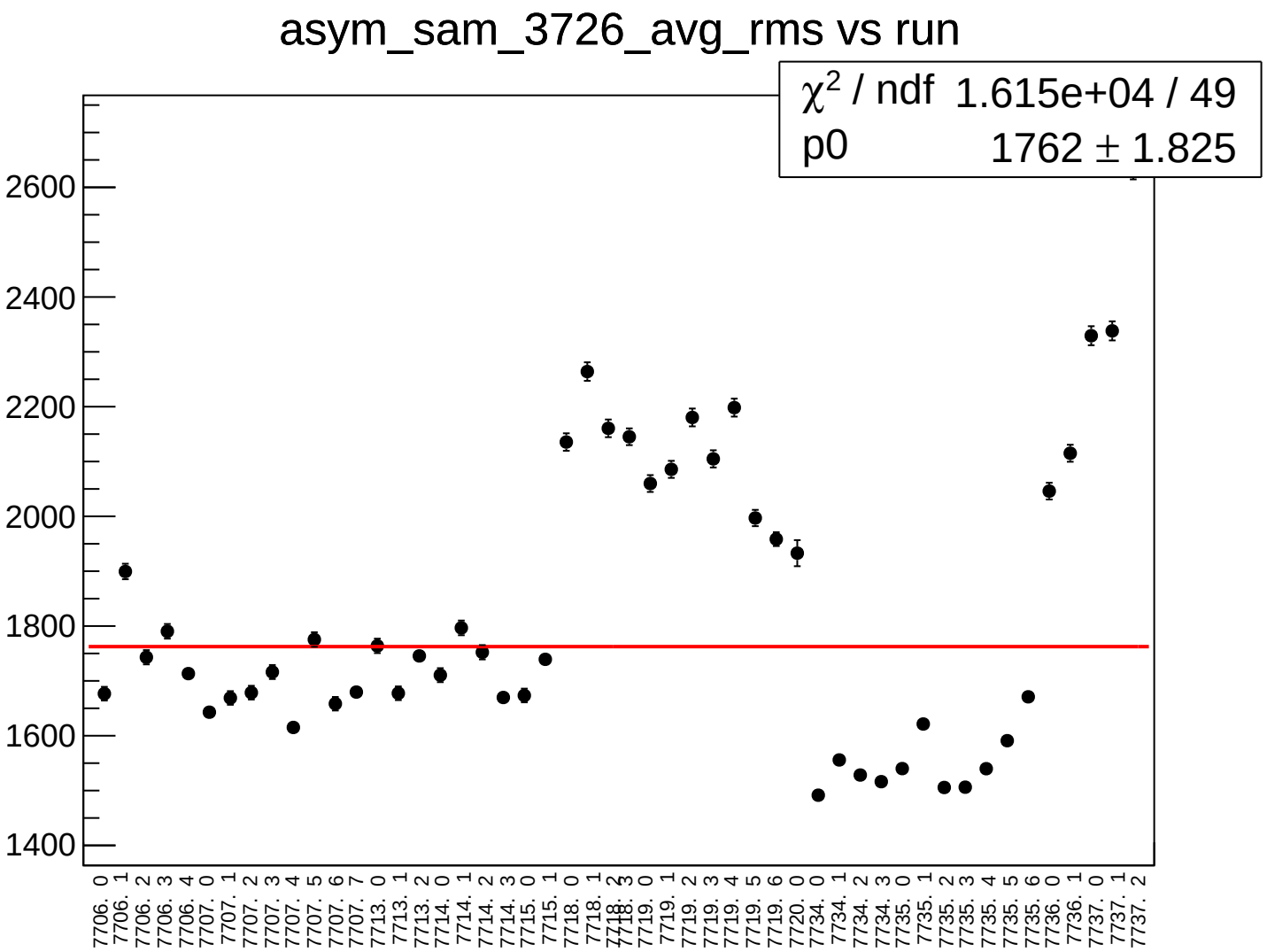
asym_sam_3726_avg_rms vs run
χ2 / ndf 1.615e+04 / 49
p0 1762 ± 1.825
2600
2400
2200
2000
1800
1600
1400
7706. 0
7706. 1
7706. 2
7706. 3
7706. 4
7707. 0
7707. 1
7707. 2
7707. 3
7707. 4
7707. 5
7707. 6
7707. 7
7713. 0
7713. 1
7713. 2
7714. 0
7714. 1
7714. 2
7714. 3
7715. 0
7715. 1
7718. 0
7718. 1
7718. 2
7718. 3
7719. 0
7719. 1
7719. 2
7719. 3
7719. 4
7719. 5
7719. 6
7720. 0
7734. 0
7734. 1
7734. 2
7734. 3
7735. 0
7735. 1
7735. 2
7735. 3
7735. 4
7735. 5
7735. 6
7736. 0
7736. 1
7737. 0
7737. 1
7737. 2

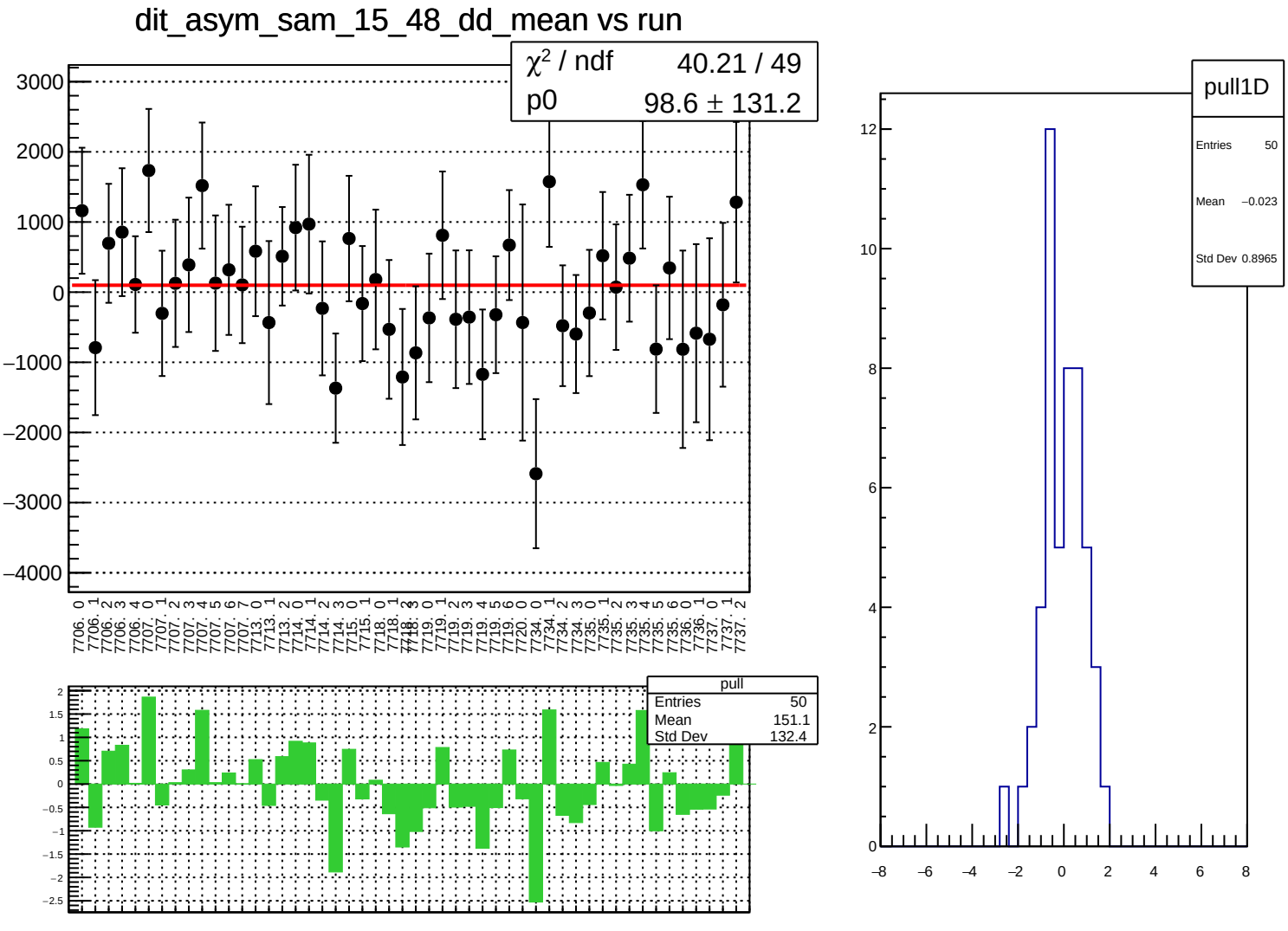
dit_asym_sam_15_48_dd_mean vs run
χ² / ndf 40.21 / 49
p0 98.6 ± 131.2
pull
Entries 50
Mean 151.1
Std Dev 132.4
pull1D
Entries 50
Mean −0.023
Std Dev 0.8965

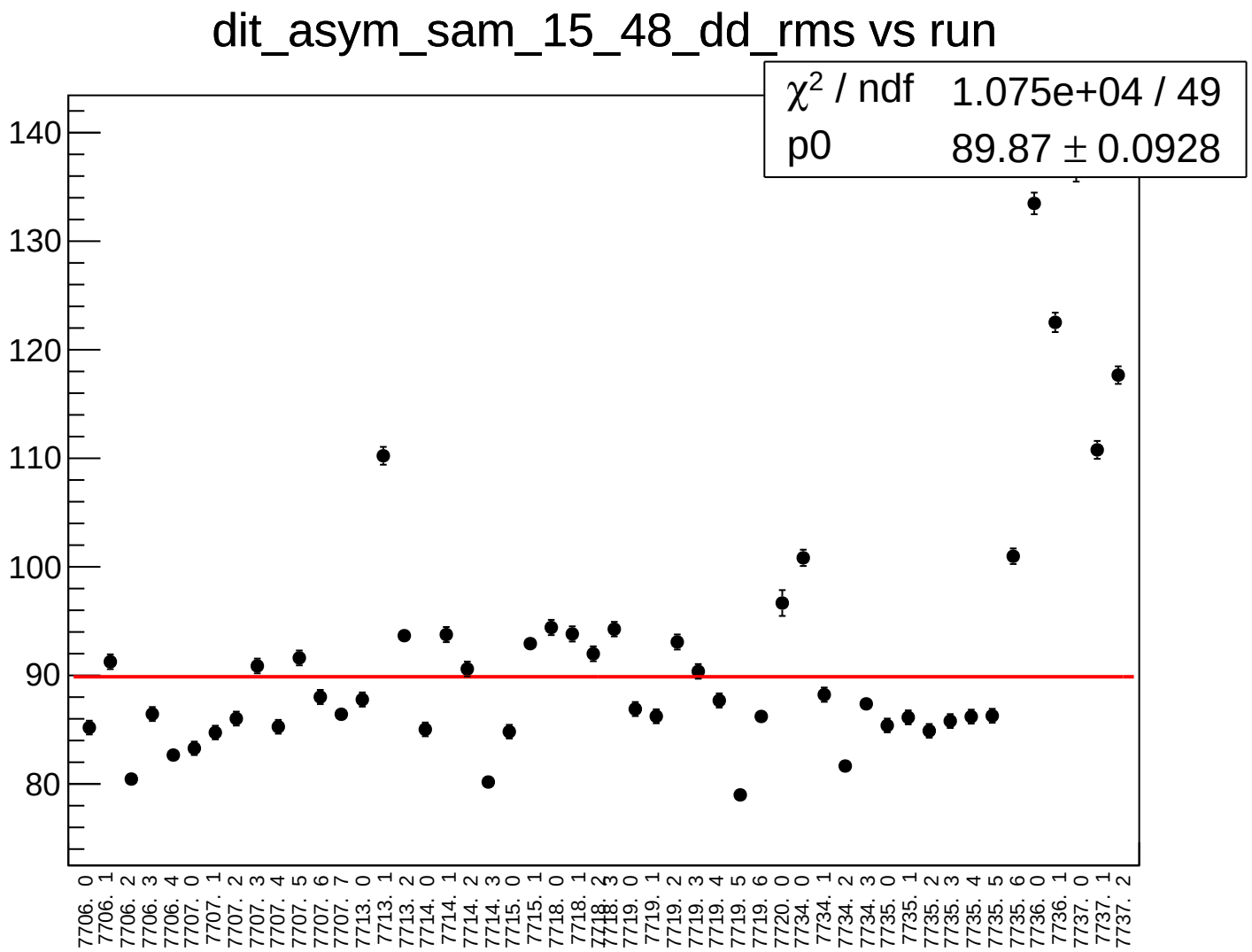
dit_asym_sam_15_48_dd_rms vs run
χ2 / ndf 1.075e+04 / 49
p0 89.87 ± 0.0928
140
130
120
110
100
90
80
7706. 0
7706. 1
7706. 2
7706. 3
7706. 4
7707. 0
7707. 1
7707. 2
7707. 3
7707. 4
7707. 5
7707. 6
7707. 7
7713. 0
7713. 1
7713. 2
7714. 0
7714. 1
7714. 2
7714. 3
7715. 0
7715. 1
7718. 0
7718. 1
7718. 2
7718. 3
7719. 0
7719. 1
7719. 2
7719. 3
7719. 4
7719. 5
7719. 6
7720. 0
7734. 0
7734. 1
7734. 2
7734. 3
7735. 0
7735. 1
7735. 2
7735. 3
7735. 4
7735. 5
7735. 6
7736. 0
7736. 1
7737. 0
7737. 1
7737. 2

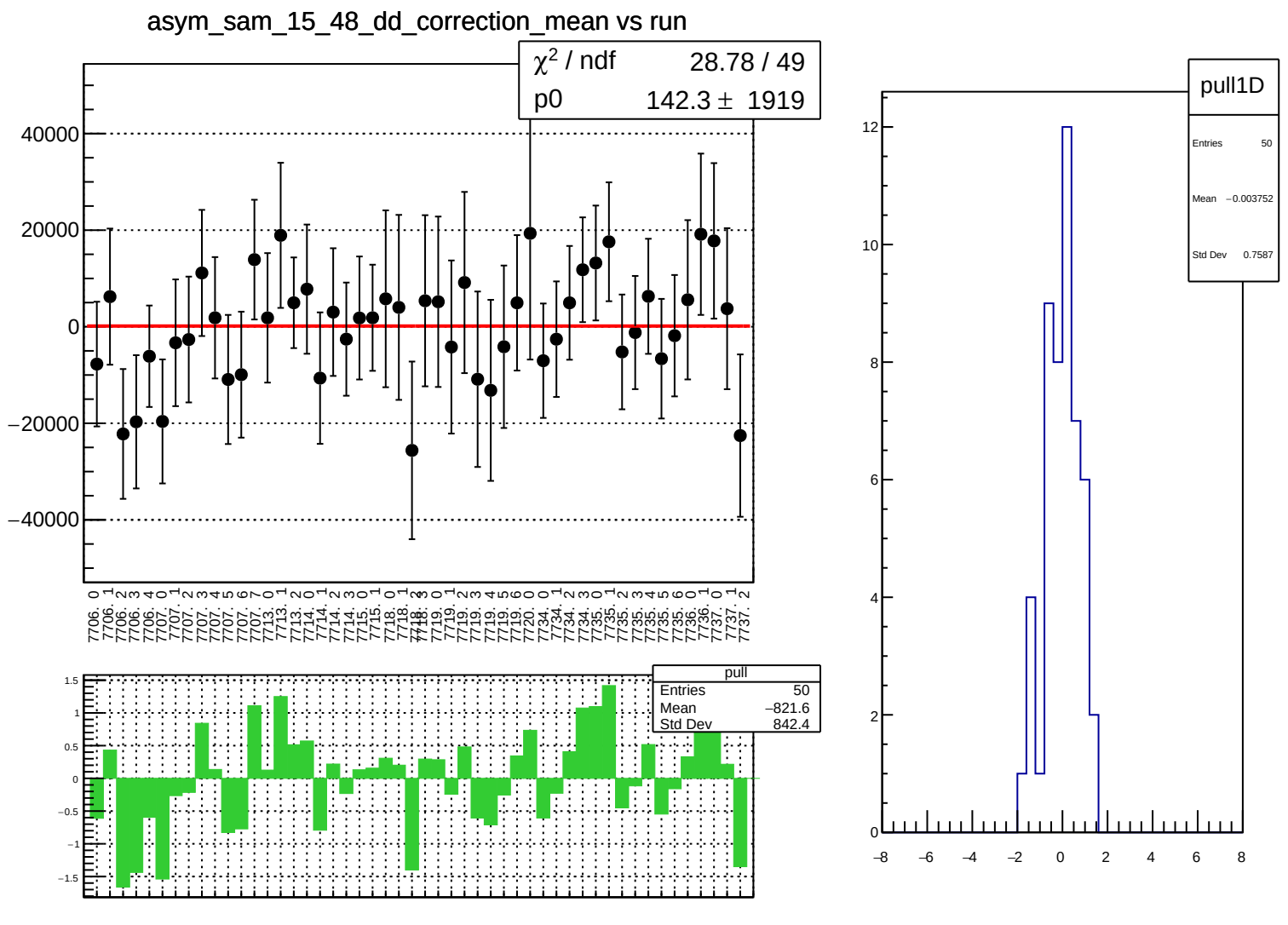
asym_sam_15_48_dd_correction_mean vs run
χ² / ndf 28.78 / 49
p0 142.3 ± 1919
40000
20000
0
−20000
−40000
7706. 0
7706. 1
7706. 2
7706. 3
7706. 4
7707. 0
7707. 1
7707. 2
7707. 3
7707. 4
7707. 5
7707. 6
7707. 7
7713. 0
7713. 1
7713. 2
7714. 0
7714. 1
7714. 2
7714. 3
7715. 0
7715. 1
7718. 0
7718. 1
7718. 2
7718. 3
7719. 0
7719. 1
7719. 2
7719. 3
7719. 4
7719. 5
7719. 6
7720. 0
7734. 0
7734. 1
7734. 2
7734. 3
7735. 0
7735. 1
7735. 2
7735. 3
7735. 4
7735. 5
7735. 6
7736. 0
7736. 1
7737. 0
7737. 1
7737. 2
pull
Entries 50
Mean −821.6
Std Dev 842.4
1.5
1
0.5
0
−0.5
−1
−1.5
pull1D
Entries 50
Mean −0.003752
Std Dev 0.7587
12
10
8
6
4
2
0
−8
−6
−4
−2
0
2
4
6
8

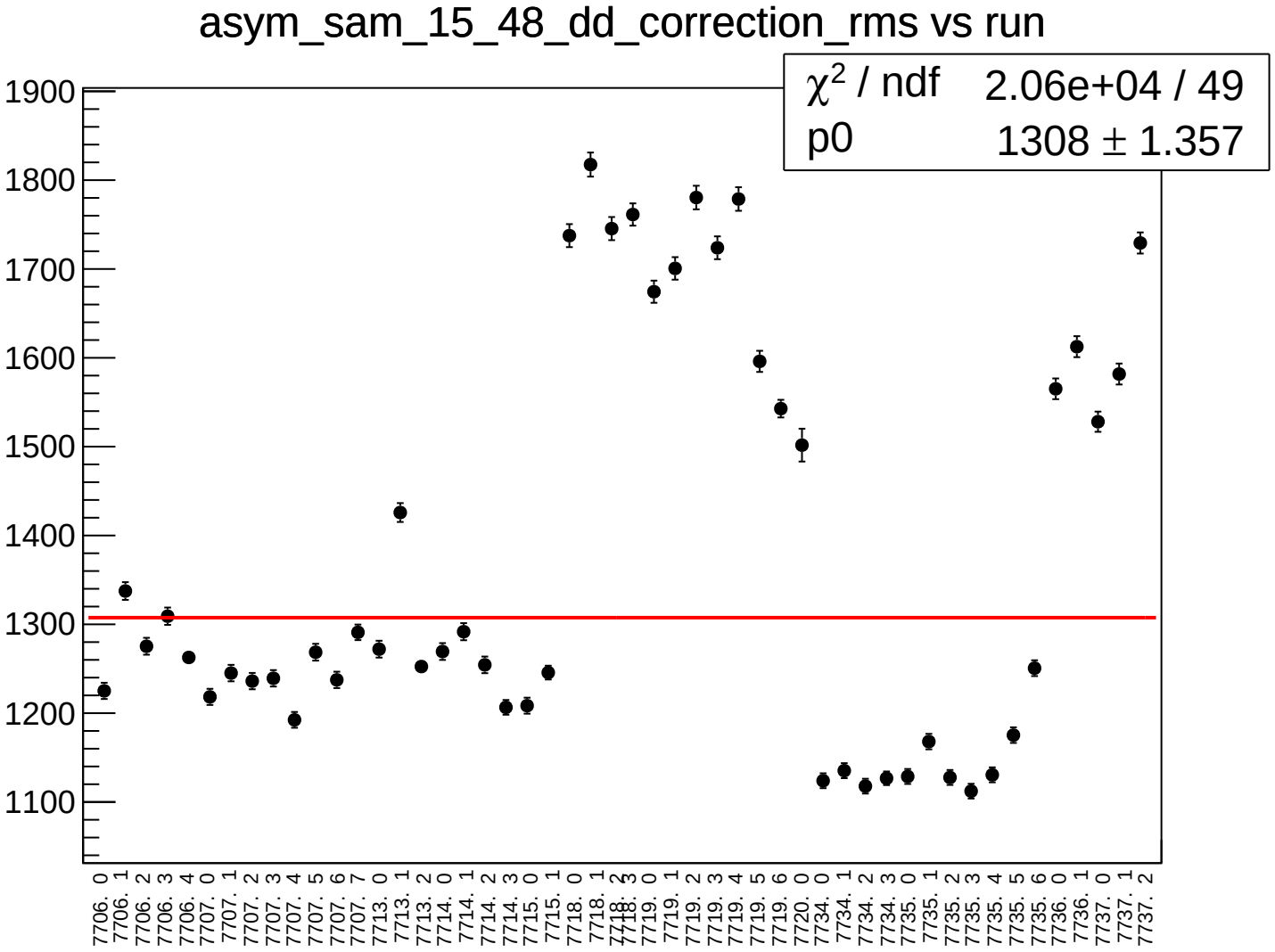
asym_sam_15_48_dd_correction_rms vs run
χ2 / ndf 2.06e+04 / 49
p0 1308 ± 1.357
1900
1800
1700
1600
1500
1400
1300
1200
1100
7706. 0
7706. 1
7706. 2
7706. 3
7706. 4
7707. 0
7707. 1
7707. 2
7707. 3
7707. 4
7707. 5
7707. 6
7707. 7
7713. 0
7713. 1
7713. 2
7714. 0
7714. 1
7714. 2
7714. 3
7715. 0
7715. 1
7718. 0
7718. 1
7718. 2
7718. 3
7719. 0
7719. 1
7719. 2
7719. 3
7719. 4
7719. 5
7719. 6
7720. 0
7734. 0
7734. 1
7734. 2
7734. 3
7735. 0
7735. 1
7735. 2
7735. 3
7735. 4
7735. 5
7735. 6
7736. 0
7736. 1
7737. 0
7737. 1
7737. 2

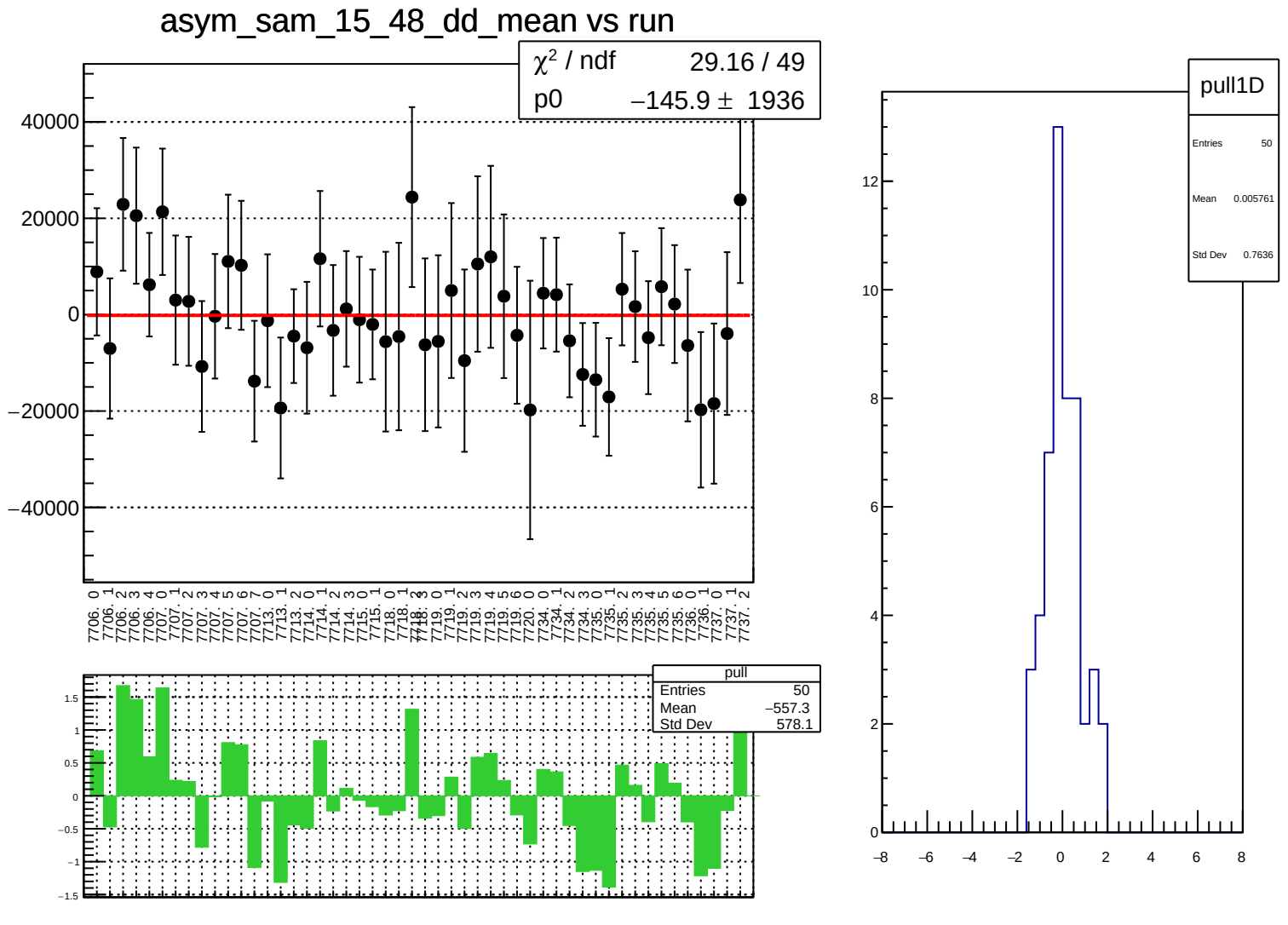
asym_sam_15_48_dd_mean vs run
χ² / ndf 29.16 / 49
p0 −145.9 ± 1936
40000
20000
0
−20000
−40000
7706. 0
7706. 1
7706. 2
7706. 3
7706. 4
7707. 0
7707. 1
7707. 2
7707. 3
7707. 4
7707. 5
7707. 6
7707. 7
7713. 0
7713. 1
7713. 2
7714. 0
7714. 1
7714. 2
7714. 3
7715. 0
7715. 1
7718. 0
7718. 1
7718. 2
7718. 3
7719. 0
7719. 1
7719. 2
7719. 3
7719. 4
7719. 5
7719. 6
7720. 0
7734. 0
7734. 1
7734. 2
7734. 3
7735. 0
7735. 1
7735. 2
7735. 3
7735. 4
7735. 5
7735. 6
7736. 0
7736. 1
7737. 0
7737. 1
7737. 2
pull
Entries 50
Mean −557.3
Std Dev 578.1
1.5
1
0.5
0
−0.5
−1
−1.5
pull1D
Entries 50
Mean 0.005761
Std Dev 0.7636
12
10
8
6
4
2
0
−8
−6
−4
−2
0
2
4
6
8

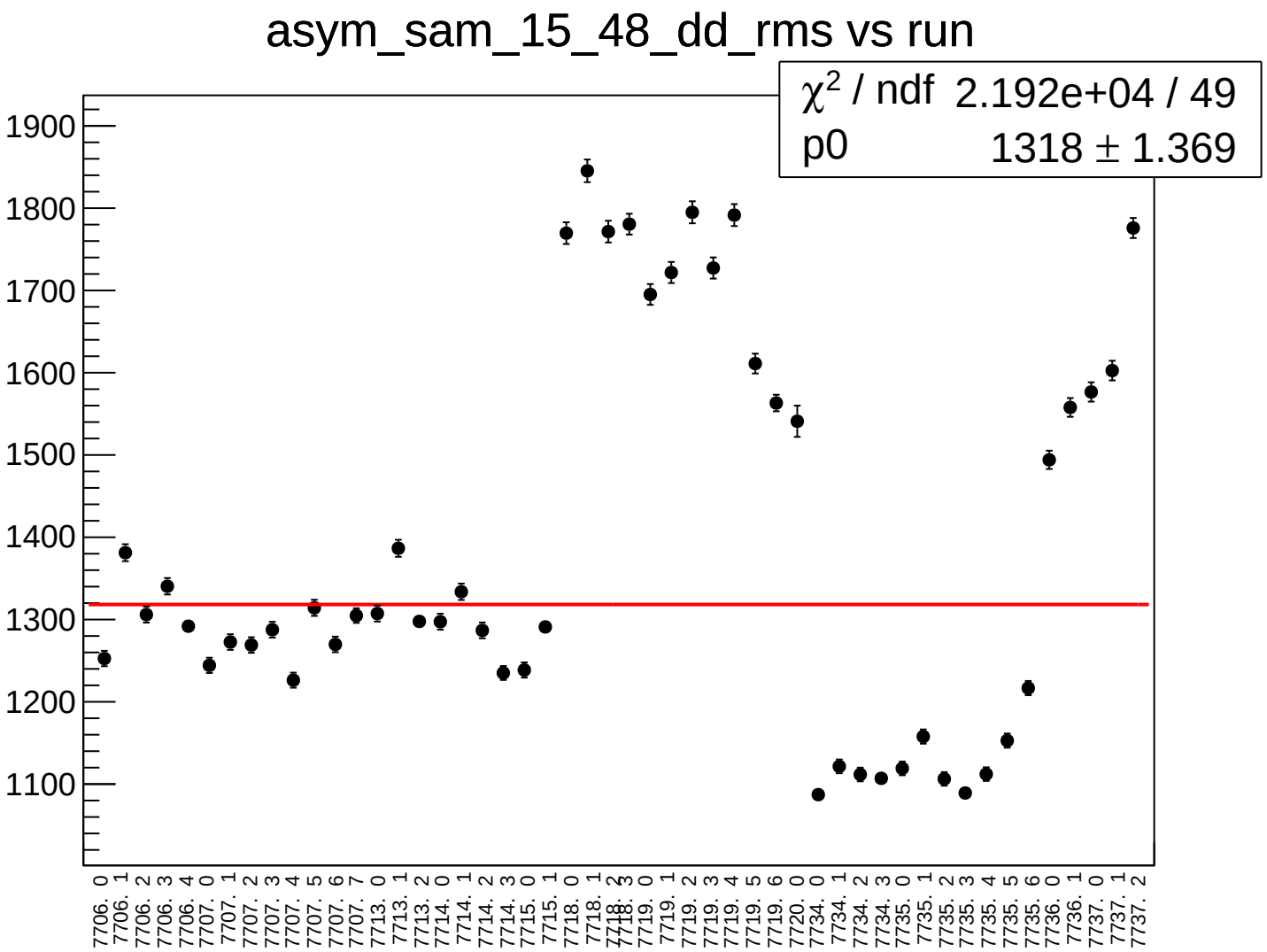
asym_sam_15_48_dd_rms vs run
χ2 / ndf 2.192e+04 / 49
p0 1318 ± 1.369
1900
1800
1700
1600
1500
1400
1300
1200
1100
7706. 0
7706. 1
7706. 2
7706. 3
7706. 4
7707. 0
7707. 1
7707. 2
7707. 3
7707. 4
7707. 5
7707. 6
7707. 7
7713. 0
7713. 1
7713. 2
7714. 0
7714. 1
7714. 2
7714. 3
7715. 0
7715. 1
7718. 0
7718. 1
7718. 2
7718. 3
7719. 0
7719. 1
7719. 2
7719. 3
7719. 4
7719. 5
7719. 6
7720. 0
7734. 0
7734. 1
7734. 2
7734. 3
7735. 0
7735. 1
7735. 2
7735. 3
7735. 4
7735. 5
7735. 6
7736. 0
7736. 1
7737. 0
7737. 1
7737. 2

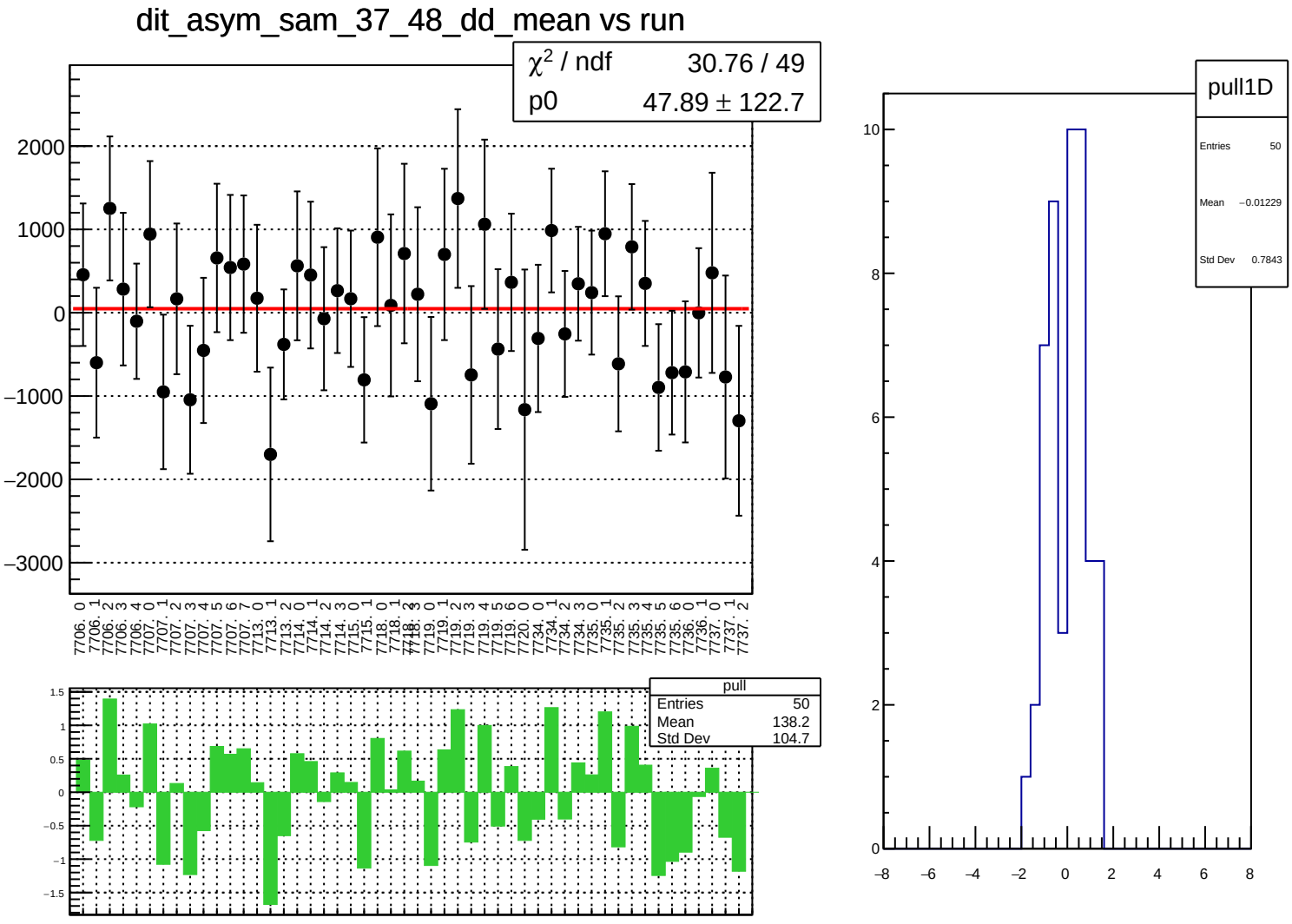
dit_asym_sam_37_48_dd_mean vs run
χ² / ndf 30.76 / 49
p0 47.89 ± 122.7
2000
1000
0
−1000
−2000
−3000
7706. 0
7706. 1
7706. 2
7706. 3
7706. 4
7707. 0
7707. 1
7707. 2
7707. 3
7707. 4
7707. 5
7707. 6
7707. 7
7713. 0
7713. 1
7713. 2
7714. 0
7714. 1
7714. 2
7714. 3
7715. 0
7715. 1
7718. 0
7718. 1
7718. 2
7718. 3
7719. 0
7719. 1
7719. 2
7719. 3
7719. 4
7719. 5
7719. 6
7720. 0
7734. 0
7734. 1
7734. 2
7734. 3
7735. 0
7735. 1
7735. 2
7735. 3
7735. 4
7735. 5
7735. 6
7736. 0
7736. 1
7737. 0
7737. 1
7737. 2
pull
Entries 50
Mean 138.2
Std Dev 104.7
1.5
1
0.5
0
−0.5
−1
−1.5
pull1D
Entries 50
Mean −0.01229
Std Dev 0.7843
10
8
6
4
2
0
−8
−6
−4
−2
0
2
4
6
8

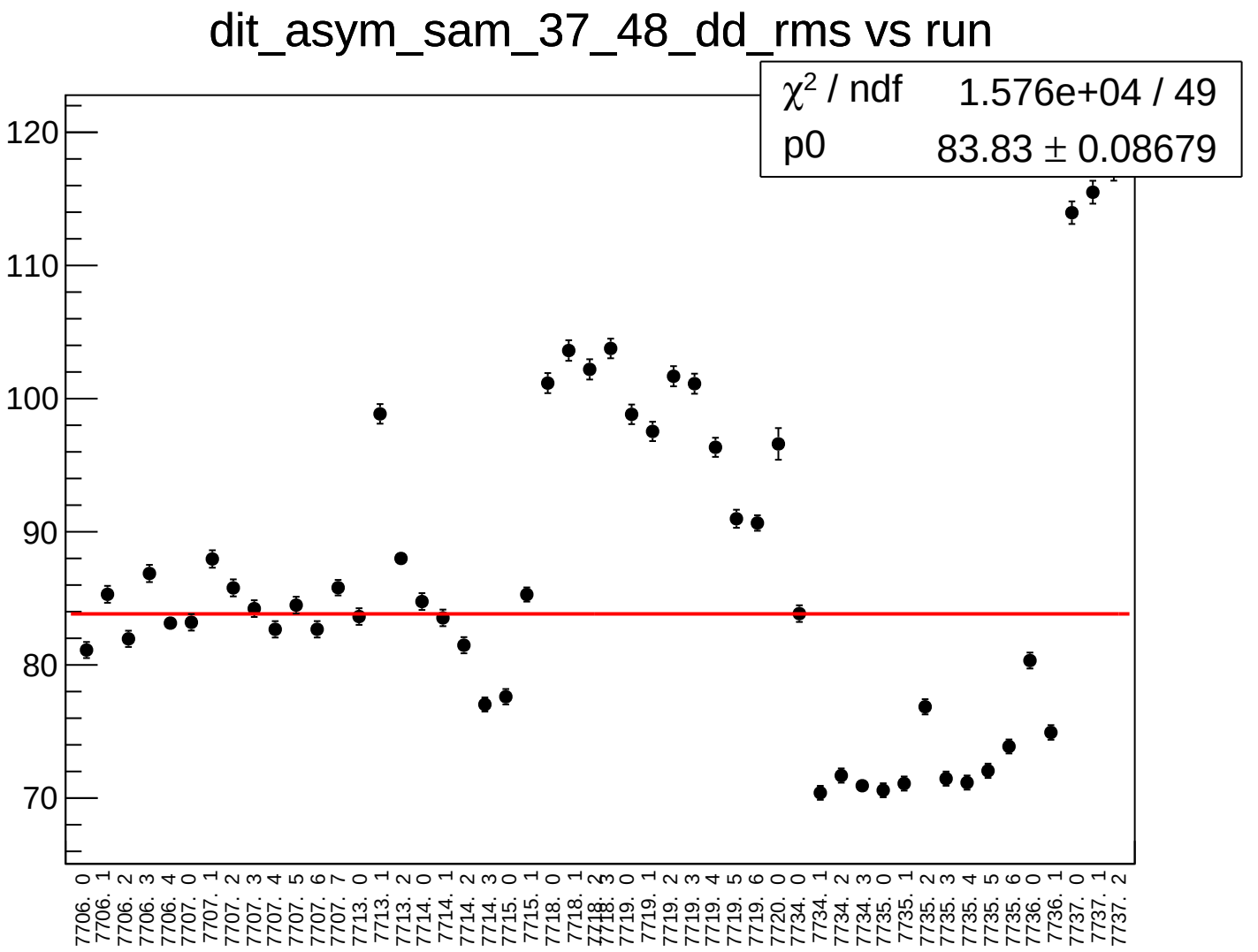
dit_asym_sam_37_48_dd_rms vs run
χ2 / ndf 1.576e+04 / 49
p0 83.83 ± 0.08679
120
110
100
90
80
70
7706. 0
7706. 1
7706. 2
7706. 3
7706. 4
7707. 0
7707. 1
7707. 2
7707. 3
7707. 4
7707. 5
7707. 6
7707. 7
7713. 0
7713. 1
7713. 2
7714. 0
7714. 1
7714. 2
7714. 3
7715. 0
7715. 1
7718. 0
7718. 1
7718. 2
7718. 3
7719. 0
7719. 1
7719. 2
7719. 3
7719. 4
7719. 5
7719. 6
7720. 0
7734. 0
7734. 1
7734. 2
7734. 3
7735. 0
7735. 1
7735. 2
7735. 3
7735. 4
7735. 5
7735. 6
7736. 0
7736. 1
7737. 0
7737. 1
7737. 2

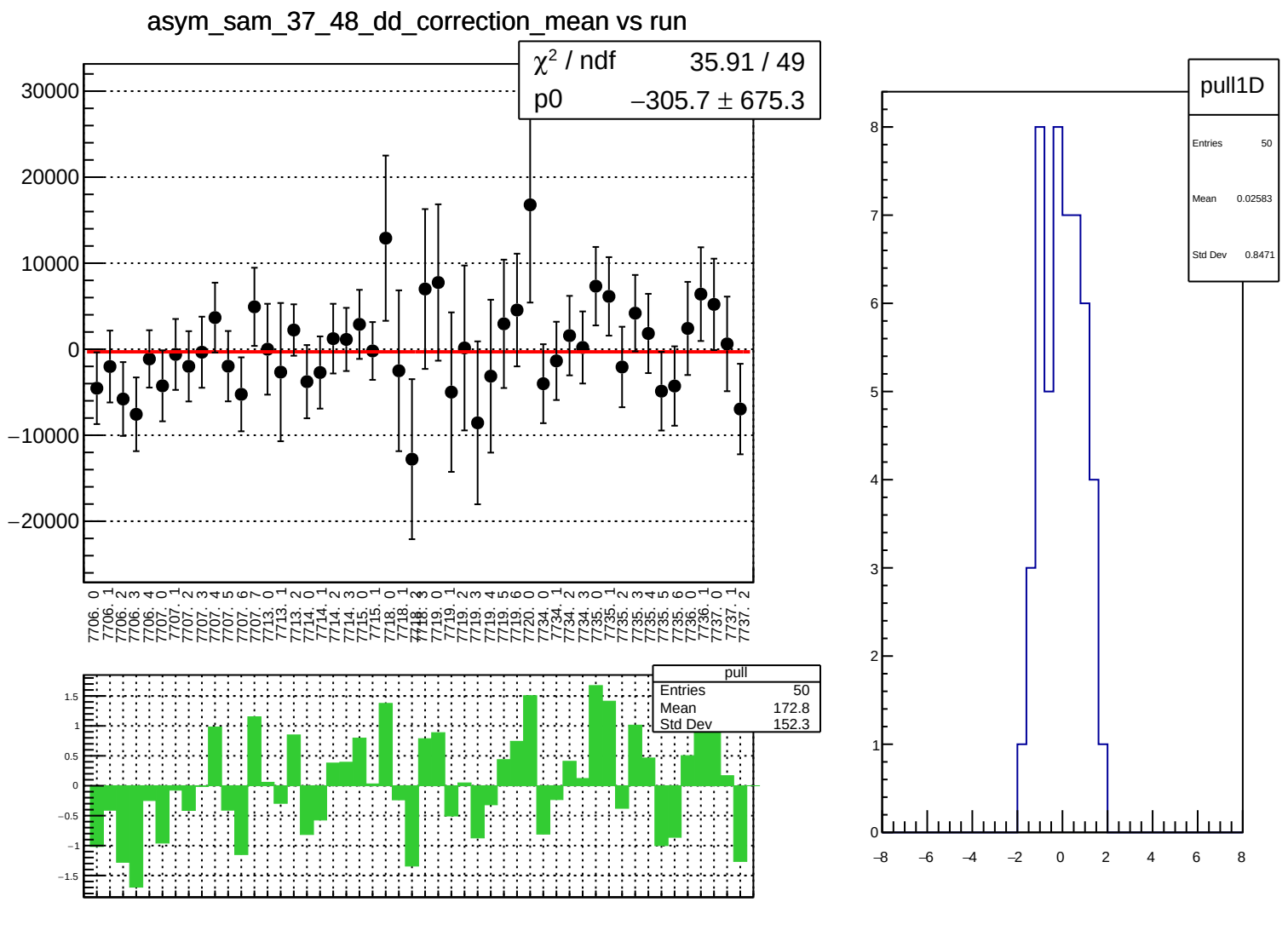
asym_sam_37_48_dd_correction_mean vs run
χ² / ndf 35.91 / 49
p0 −305.7 ± 675.3
30000
20000
10000
0
−10000
−20000
7706. 0
7706. 1
7706. 2
7706. 3
7706. 4
7707. 0
7707. 1
7707. 2
7707. 3
7707. 4
7707. 5
7707. 6
7707. 7
7713. 0
7713. 1
7713. 2
7714. 0
7714. 1
7714. 2
7714. 3
7715. 0
7715. 1
7718. 0
7718. 1
7718. 2
7718. 3
7719. 0
7719. 1
7719. 2
7719. 3
7719. 4
7719. 5
7719. 6
7720. 0
7734. 0
7734. 1
7734. 2
7734. 3
7735. 0
7735. 1
7735. 2
7735. 3
7735. 4
7735. 5
7735. 6
7736. 0
7736. 1
7737. 0
7737. 1
7737. 2
pull
Entries 50
Mean 172.8
Std Dev 152.3
1.5
1
0.5
0
−0.5
−1
−1.5
pull1D
Entries 50
Mean 0.02583
Std Dev 0.8471
8
7
6
5
4
3
2
1
0
−8
−6
−4
−2
0
2
4
6
8

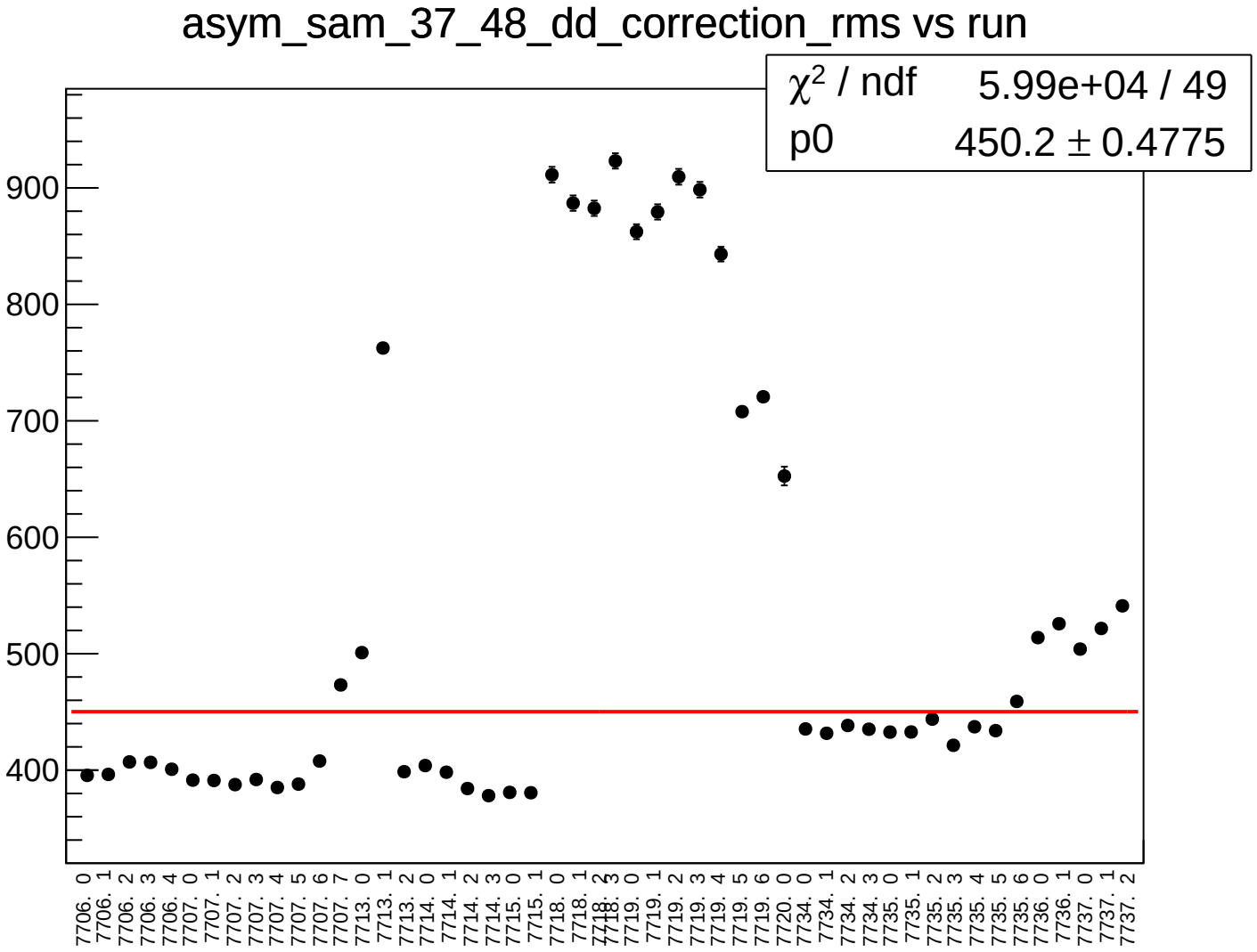
asym_sam_37_48_dd_correction_rms vs run
χ2 / ndf 5.99e+04 / 49
p0 450.2 ± 0.4775
900
800
700
600
500
400
7706. 0
7706. 1
7706. 2
7706. 3
7706. 4
7707. 0
7707. 1
7707. 2
7707. 3
7707. 4
7707. 5
7707. 6
7707. 7
7713. 0
7713. 1
7713. 2
7714. 0
7714. 1
7714. 2
7714. 3
7715. 0
7715. 1
7718. 0
7718. 1
7718. 2
7718. 3
7719. 0
7719. 1
7719. 2
7719. 3
7719. 4
7719. 5
7719. 6
7720. 0
7734. 0
7734. 1
7734. 2
7734. 3
7735. 0
7735. 1
7735. 2
7735. 3
7735. 4
7735. 5
7735. 6
7736. 0
7736. 1
7737. 0
7737. 1
7737. 2

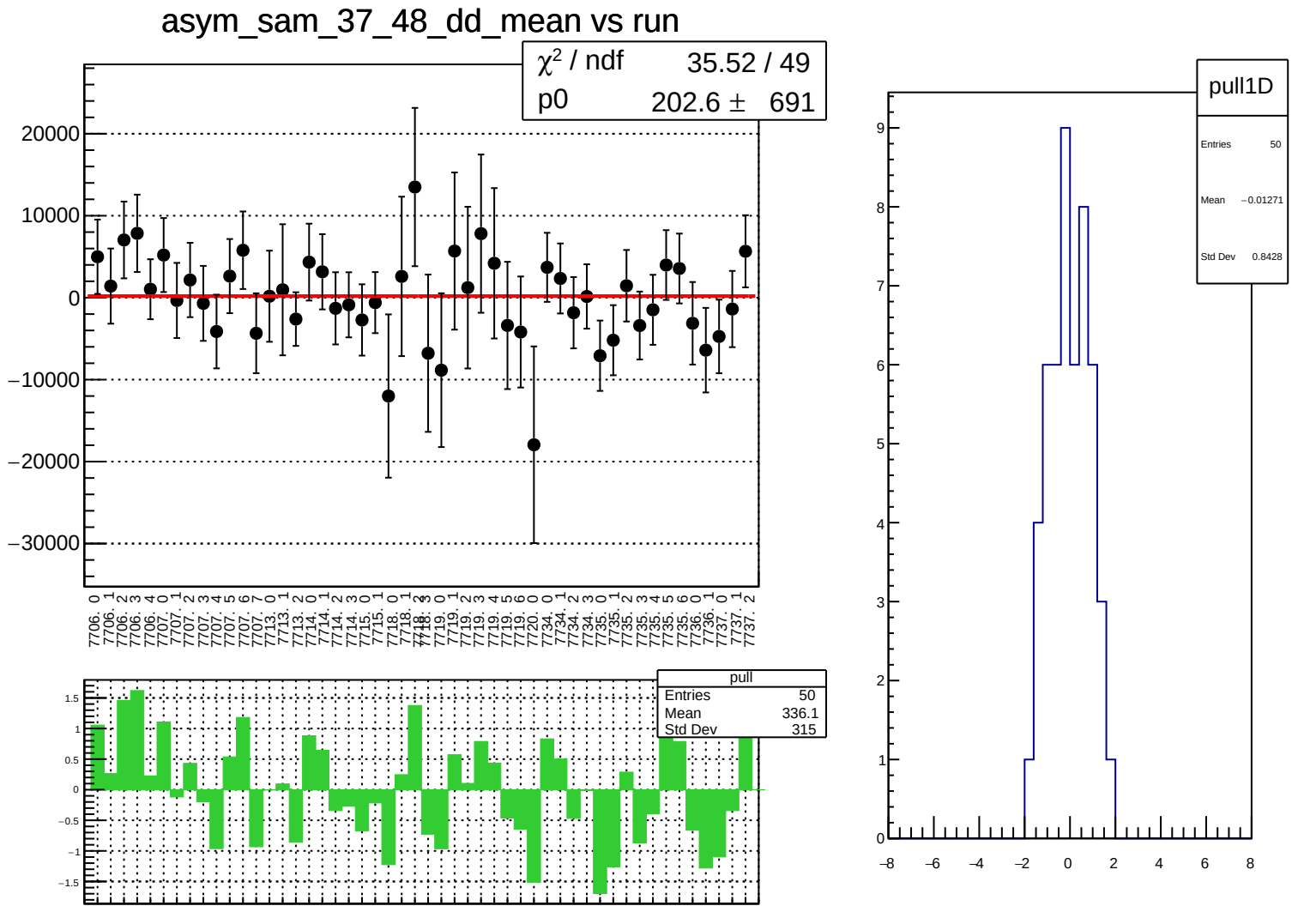
asym_sam_37_48_dd_mean vs run
χ² / ndf 35.52 / 49
p0 202.6 ± 691
20000
10000
0
−10000
−20000
−30000
7706. 0
7706. 1
7706. 2
7706. 3
7706. 4
7707. 0
7707. 1
7707. 2
7707. 3
7707. 4
7707. 5
7707. 6
7707. 7
7713. 0
7713. 1
7713. 2
7714. 0
7714. 1
7714. 2
7714. 3
7715. 0
7715. 1
7718. 0
7718. 1
7718. 2
7718. 3
7719. 0
7719. 1
7719. 2
7719. 3
7719. 4
7719. 5
7719. 6
7720. 0
7734. 0
7734. 1
7734. 2
7734. 3
7735. 0
7735. 1
7735. 2
7735. 3
7735. 4
7735. 5
7735. 6
7736. 0
7736. 1
7737. 0
7737. 1
7737. 2
pull
Entries 50
Mean 336.1
Std Dev 315
1.5
1
0.5
0
−0.5
−1
−1.5
pull1D
Entries 50
Mean −0.01271
Std Dev 0.8428
9
8
7
6
5
4
3
2
1
0
−8
−6
−4
−2
0
2
4
6
8

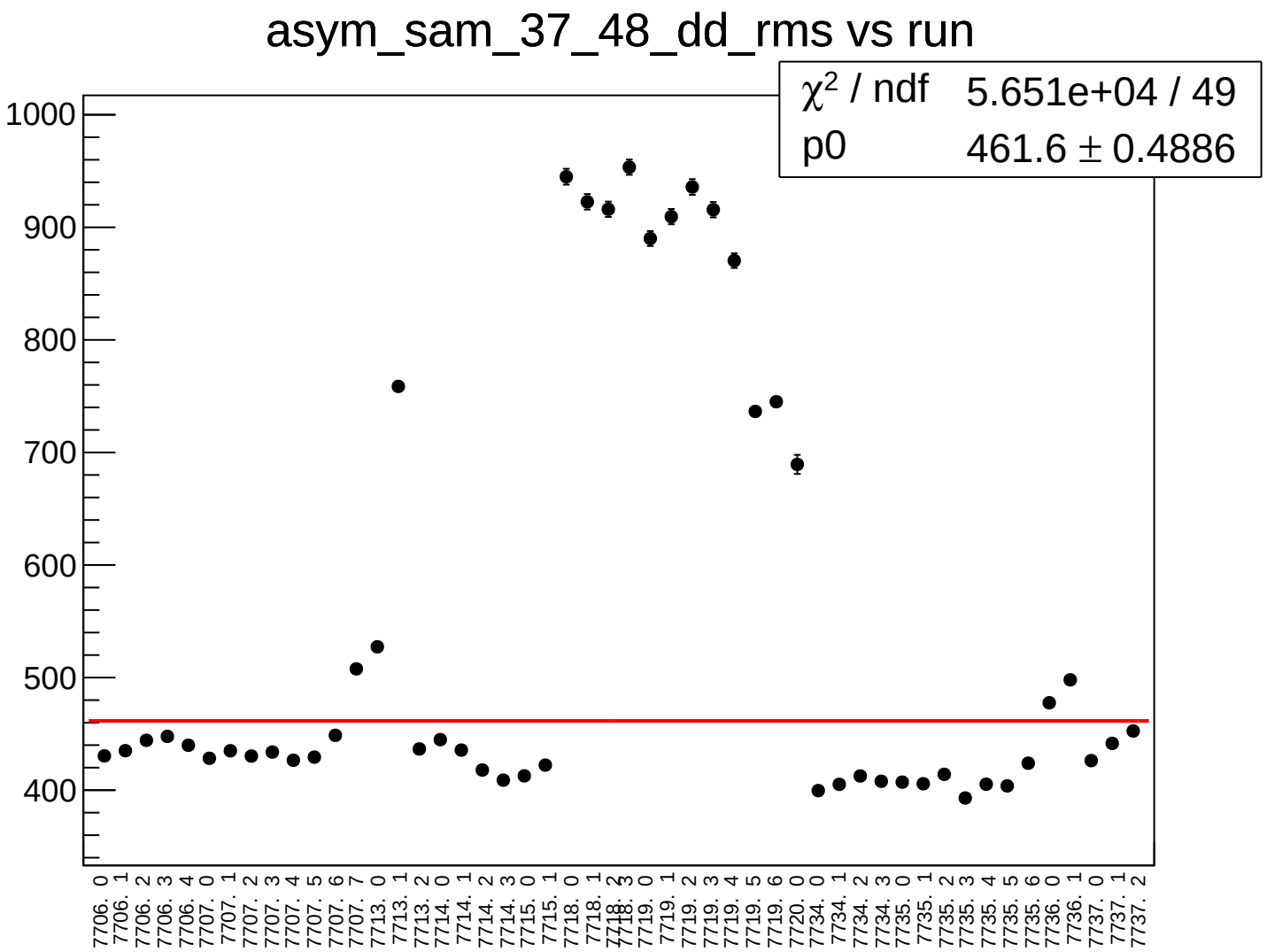
asym_sam_37_48_dd_rms vs run
χ2 / ndf 5.651e+04 / 49
p0 461.6 ± 0.4886
1000
900
800
700
600
500
400
7706. 0
7706. 1
7706. 2
7706. 3
7706. 4
7707. 0
7707. 1
7707. 2
7707. 3
7707. 4
7707. 5
7707. 6
7707. 7
7713. 0
7713. 1
7713. 2
7714. 0
7714. 1
7714. 2
7714. 3
7715. 0
7715. 1
7718. 0
7718. 1
7718. 2
7718. 3
7719. 0
7719. 1
7719. 2
7719. 3
7719. 4
7719. 5
7719. 6
7720. 0
7734. 0
7734. 1
7734. 2
7734. 3
7735. 0
7735. 1
7735. 2
7735. 3
7735. 4
7735. 5
7735. 6
7736. 0
7736. 1
7737. 0
7737. 1
7737. 2

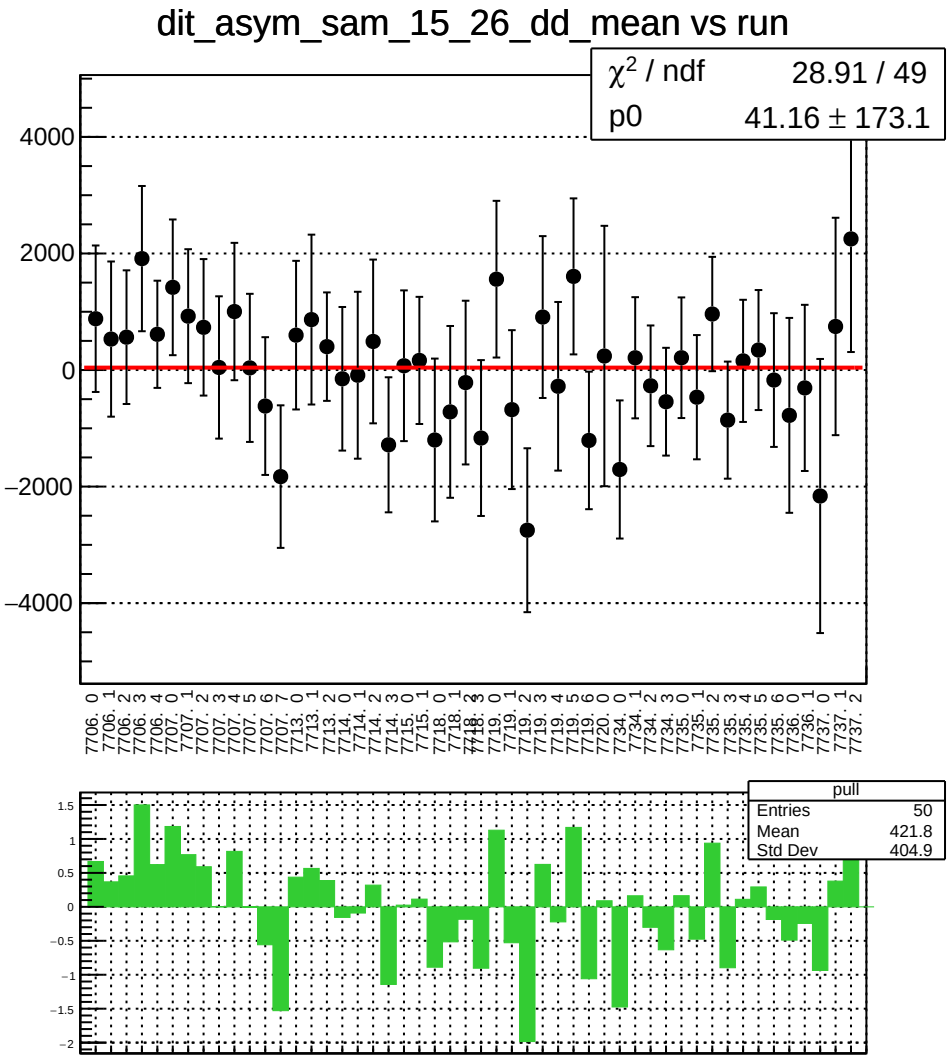
dit_asym_sam_15_26_dd_mean vs run
χ² / ndf 28.91 / 49
p0 41.16 ± 173.1
4000
2000
0
−2000
−4000
7706. 0
7706. 1
7706. 2
7706. 3
7706. 4
7707. 0
7707. 1
7707. 2
7707. 3
7707. 4
7707. 5
7707. 6
7707. 7
7713. 0
7713. 1
7713. 2
7714. 0
7714. 1
7714. 2
7714. 3
7715. 0
7715. 1
7718. 0
7718. 1
7718. 2
7718. 3
7719. 0
7719. 1
7719. 2
7719. 3
7719. 4
7719. 5
7719. 6
7720. 0
7734. 0
7734. 1
7734. 2
7734. 3
7735. 0
7735. 1
7735. 2
7735. 3
7735. 4
7735. 5
7735. 6
7736. 0
7736. 1
7737. 0
7737. 1
7737. 2
pull
Entries 50
Mean 421.8
Std Dev 404.9
1.5
1
0.5
0
−0.5
−1
−1.5
−2

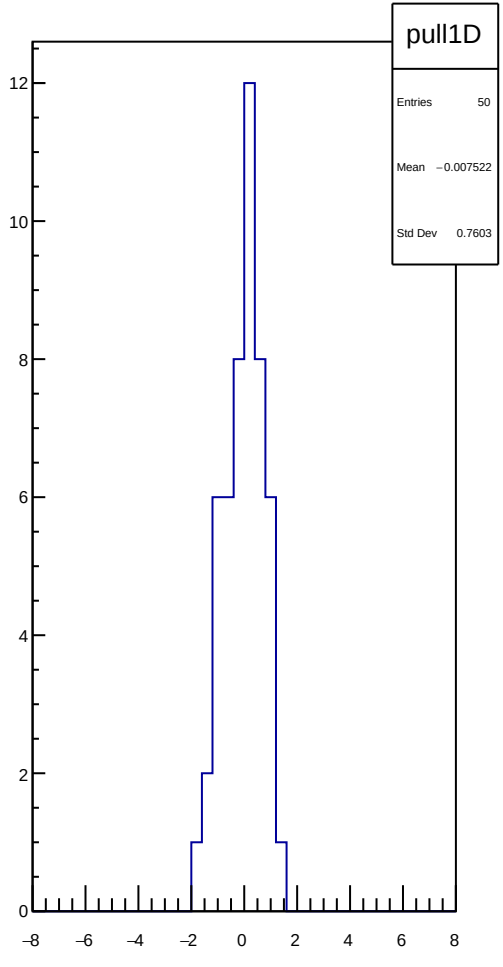
pull1D
Entries 50
Mean −0.007522
Std Dev 0.7603
12
10
8
6
4
2
0
−8
−6
−4
−2
0
2
4
6
8

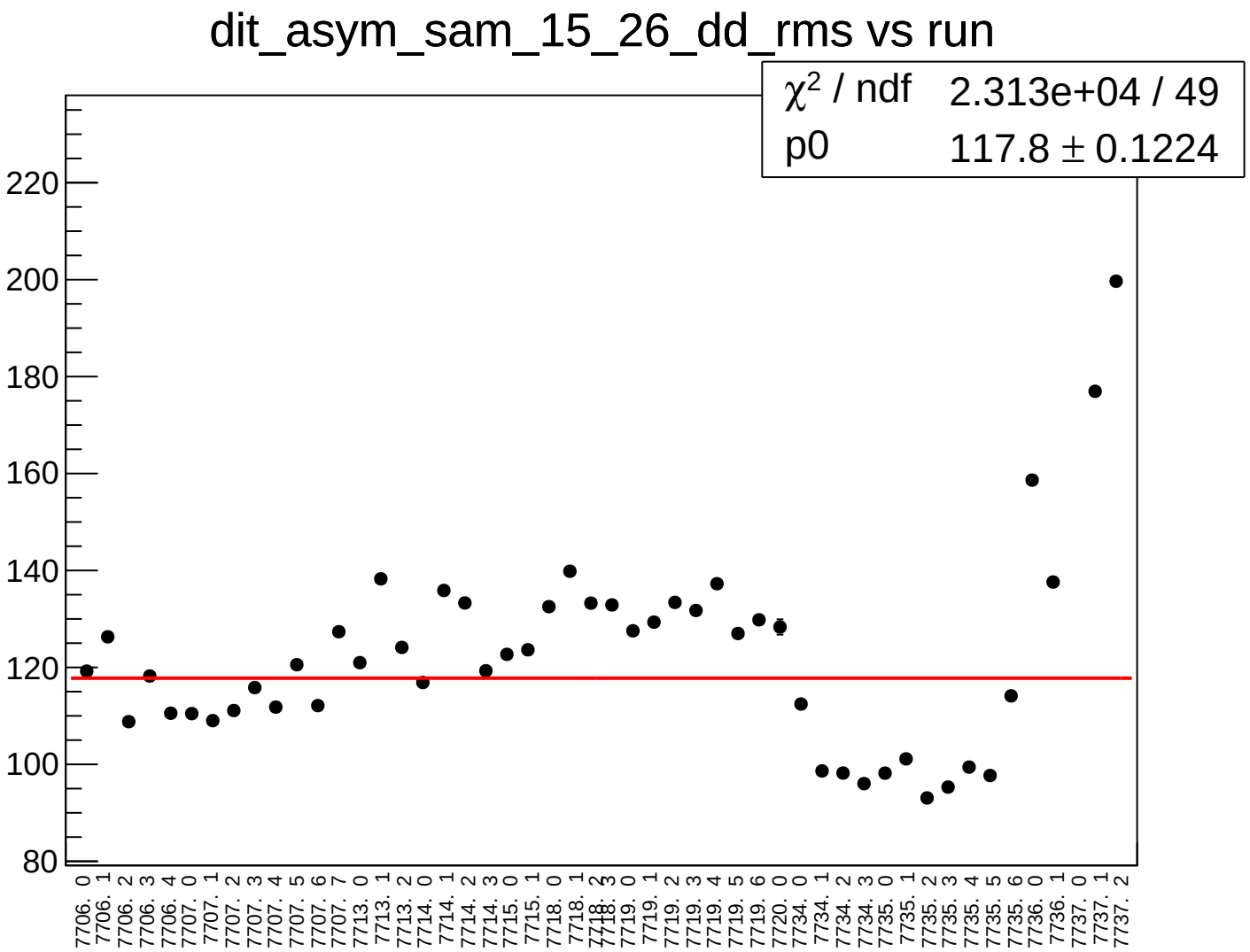
dit_asym_sam_15_26_dd_rms vs run
χ^2 / ndf 2.313e+04 / 49
p0 117.8 ± 0.1224
220
200
180
160
140
120
100
80
7706. 0
7706. 1
7706. 2
7706. 3
7706. 4
7707. 0
7707. 1
7707. 2
7707. 3
7707. 4
7707. 5
7707. 6
7707. 7
7713. 0
7713. 1
7713. 2
7714. 0
7714. 1
7714. 2
7714. 3
7715. 0
7715. 1
7718. 0
7718. 1
7718. 2
7718. 3
7719. 0
7719. 1
7719. 2
7719. 3
7719. 4
7719. 5
7719. 6
7720. 0
7734. 0
7734. 1
7734. 2
7734. 3
7735. 0
7735. 1
7735. 2
7735. 3
7735. 4
7735. 5
7735. 6
7736. 0
7736. 1
7737. 0
7737. 1
7737. 2

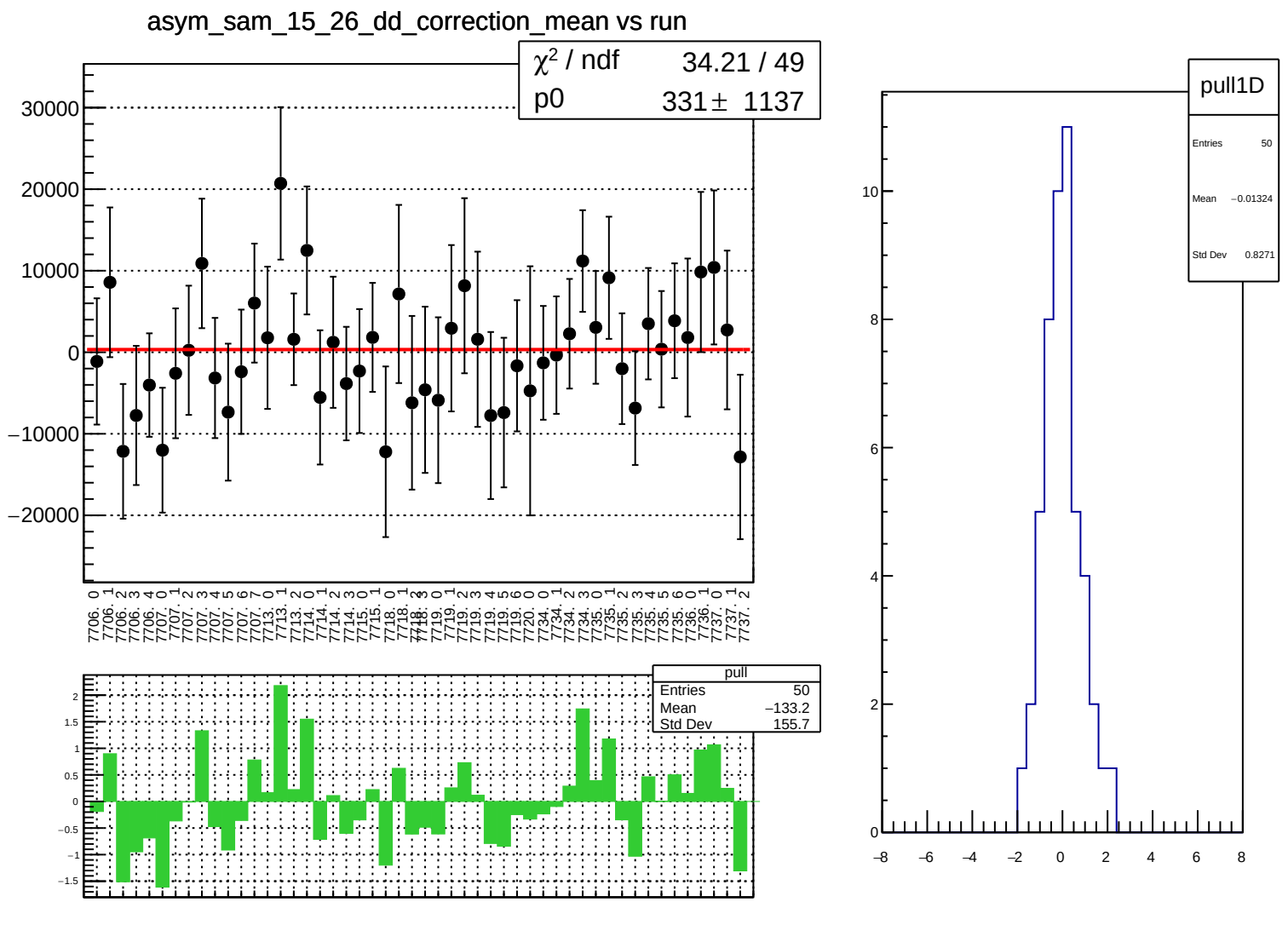
asym_sam_15_26_dd_correction_mean vs run
χ² / ndf 34.21 / 49
p0 331 ± 1137
30000
20000
10000
0
−10000
−20000
7706. 0
7706. 1
7706. 2
7706. 3
7706. 4
7707. 0
7707. 1
7707. 2
7707. 3
7707. 4
7707. 5
7707. 6
7707. 7
7713. 0
7713. 1
7713. 2
7714. 0
7714. 1
7714. 2
7714. 3
7715. 0
7715. 1
7718. 0
7718. 1
7718. 2
7718. 3
7719. 0
7719. 1
7719. 2
7719. 3
7719. 4
7719. 5
7719. 6
7720. 0
7734. 0
7734. 1
7734. 2
7734. 3
7735. 0
7735. 1
7735. 2
7735. 3
7735. 4
7735. 5
7735. 6
7736. 0
7736. 1
7737. 0
7737. 1
7737. 2
pull
Entries 50
Mean −133.2
Std Dev 155.7
2
1.5
1
0.5
0
−0.5
−1
−1.5
pull1D
Entries 50
Mean −0.01324
Std Dev 0.8271
10
8
6
4
2
0
−8
−6
−4
−2
0
2
4
6
8

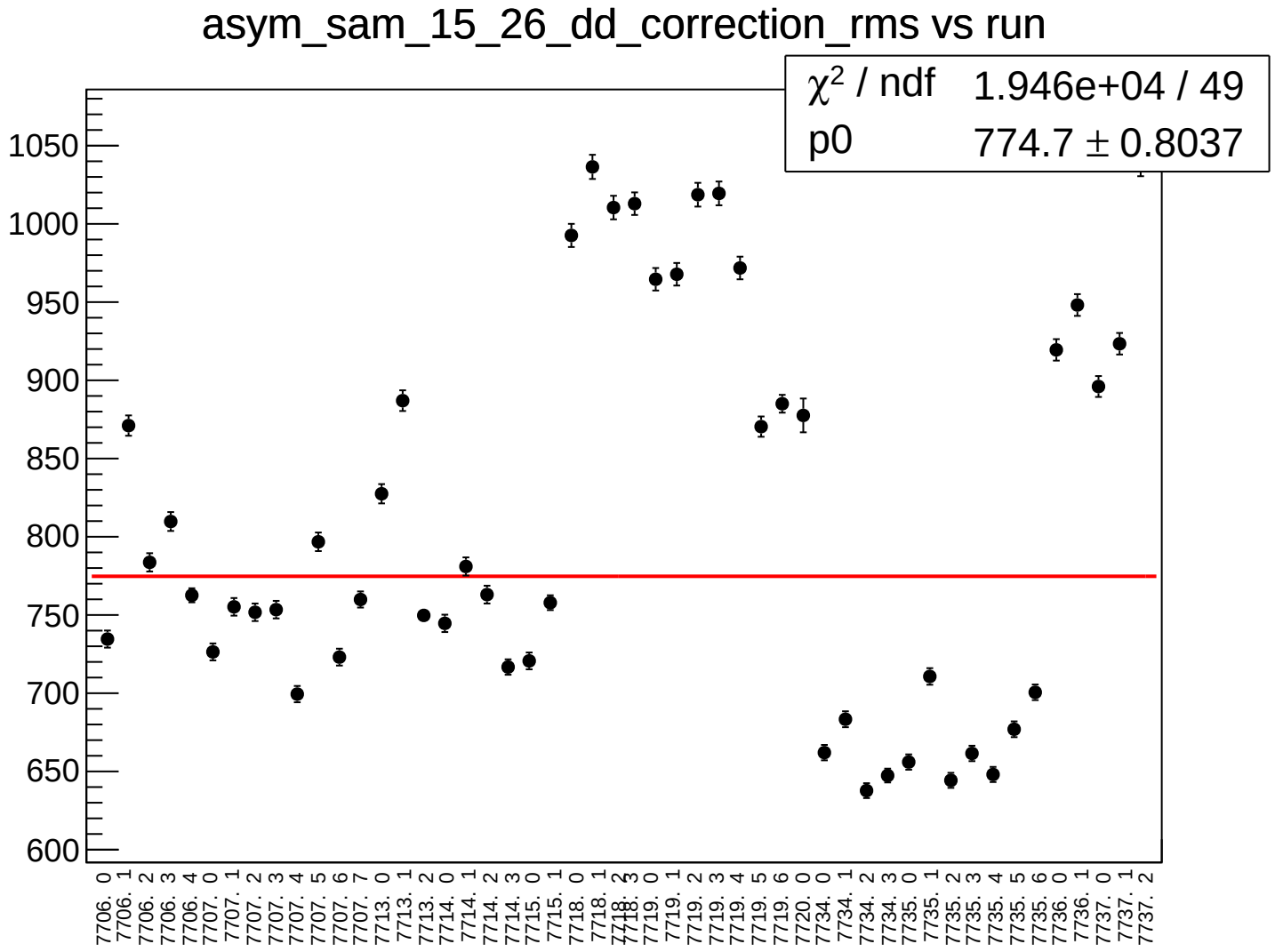
asym_sam_15_26_dd_correction_rms vs run
χ² / ndf 1.946e+04 / 49
p0 774.7 ± 0.8037
1050
1000
950
900
850
800
750
700
650
600
7706. 0
7706. 1
7706. 2
7706. 3
7706. 4
7707. 0
7707. 1
7707. 2
7707. 3
7707. 4
7707. 5
7707. 6
7707. 7
7713. 0
7713. 1
7713. 2
7714. 0
7714. 1
7714. 2
7714. 3
7715. 0
7715. 1
7718. 0
7718. 1
7718. 2
7718. 3
7719. 0
7719. 1
7719. 2
7719. 3
7719. 4
7719. 5
7719. 6
7720. 0
7734. 0
7734. 1
7734. 2
7734. 3
7735. 0
7735. 1
7735. 2
7735. 3
7735. 4
7735. 5
7735. 6
7736. 0
7736. 1
7737. 0
7737. 1
7737. 2

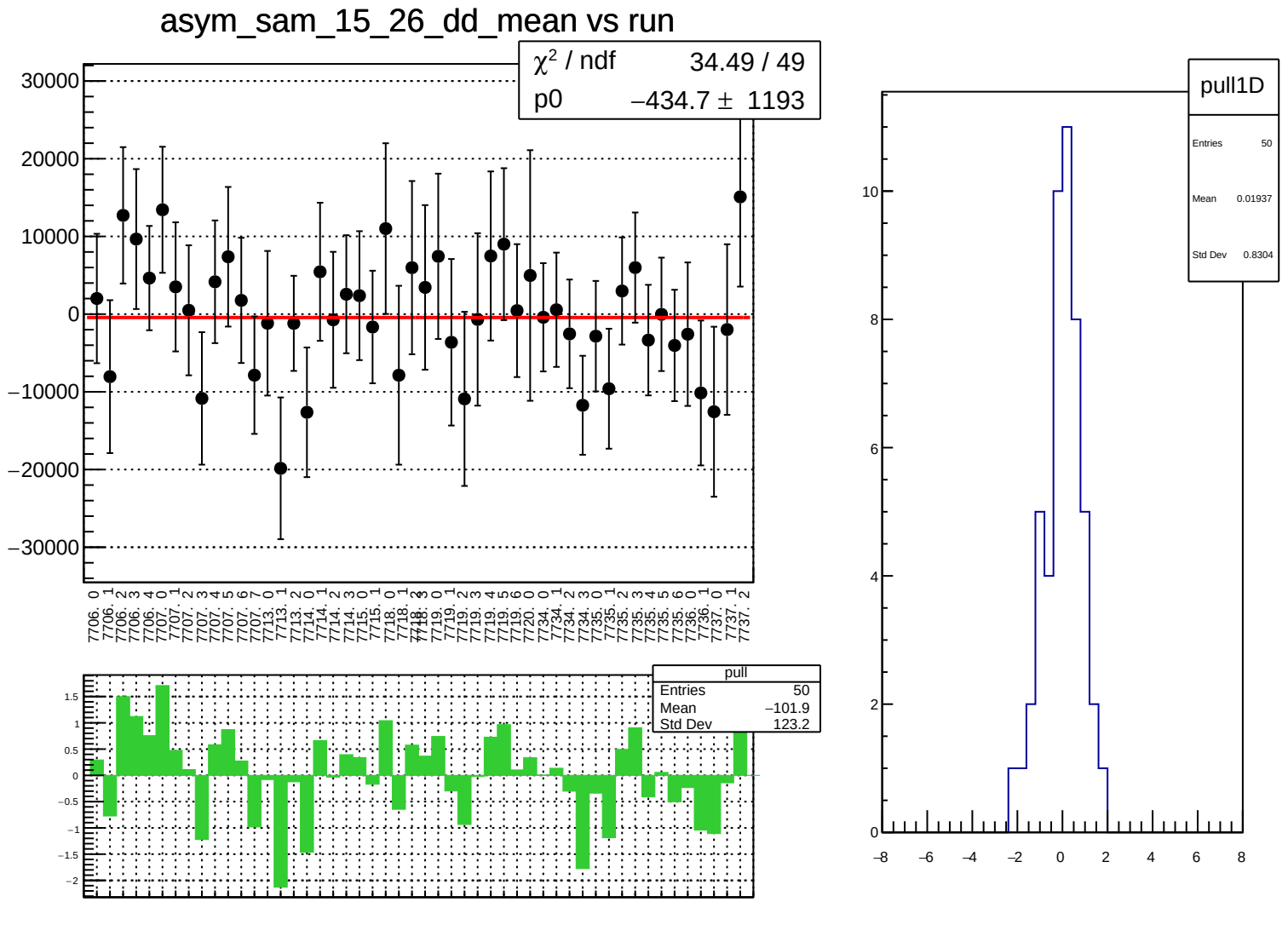
asym_sam_15_26_dd_mean vs run
χ² / ndf 34.49 / 49
p0 −434.7 ± 1193
30000
20000
10000
0
−10000
−20000
−30000
7706. 0
7706. 1
7706. 2
7706. 3
7706. 4
7707. 0
7707. 1
7707. 2
7707. 3
7707. 4
7707. 5
7707. 6
7707. 7
7713. 0
7713. 1
7713. 2
7714. 0
7714. 1
7714. 2
7714. 3
7715. 0
7715. 1
7718. 0
7718. 1
7718. 2
7718. 3
7719. 0
7719. 1
7719. 2
7719. 3
7719. 4
7719. 5
7719. 6
7720. 0
7734. 0
7734. 1
7734. 2
7734. 3
7735. 0
7735. 1
7735. 2
7735. 3
7735. 4
7735. 5
7735. 6
7736. 0
7736. 1
7737. 0
7737. 1
7737. 2
pull
Entries 50
Mean −101.9
Std Dev 123.2
1.5
1
0.5
0
−0.5
−1
−1.5
−2
pull1D
Entries 50
Mean 0.01937
Std Dev 0.8304
10
8
6
4
2
0
−8
−6
−4
−2
0
2
4
6
8

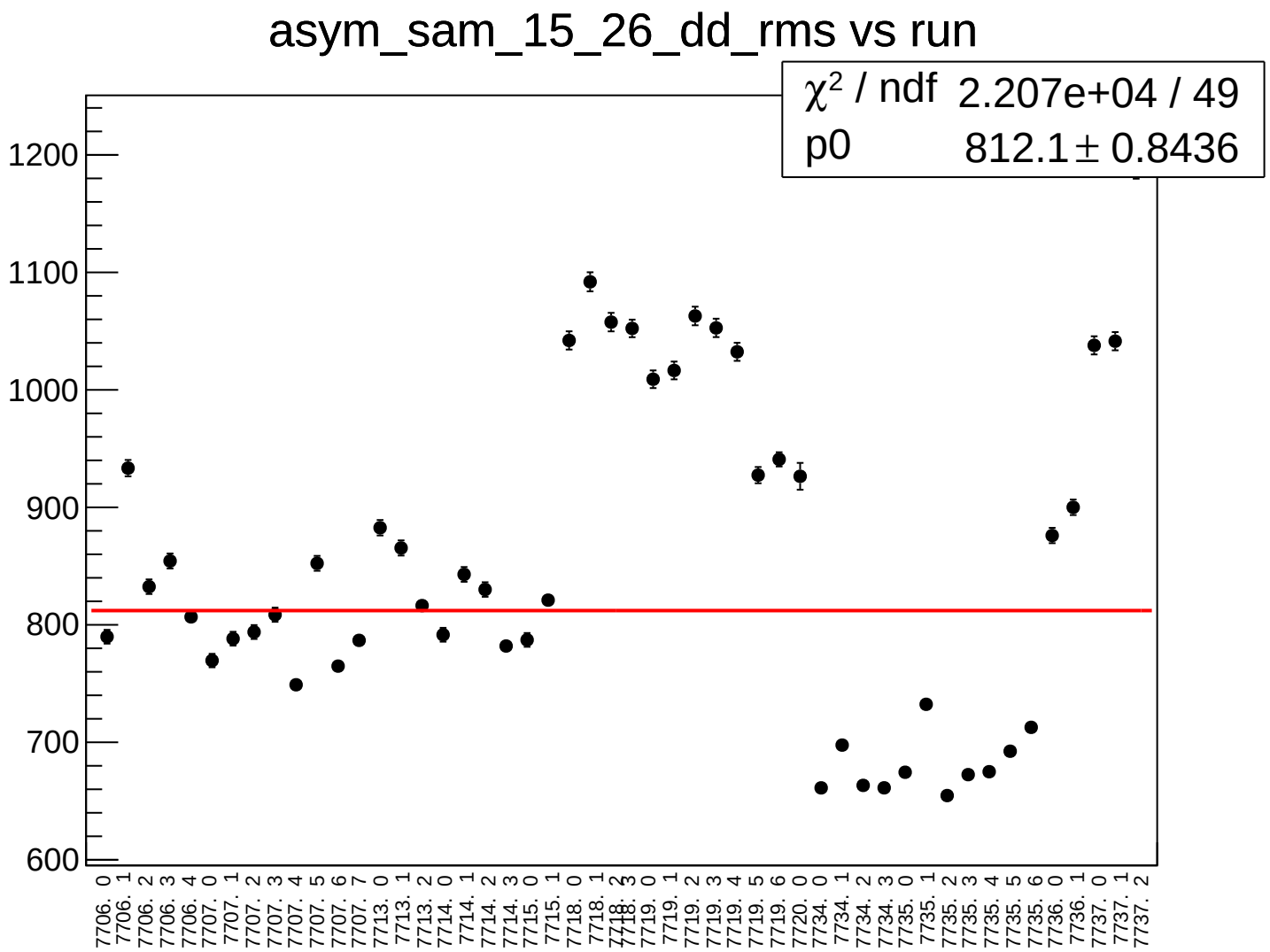
asym_sam_15_26_dd_rms vs run
χ² / ndf 2.207e+04 / 49
p0 812.1 ± 0.8436
1200
1100
1000
900
800
700
600
7706. 0
7706. 1
7706. 2
7706. 3
7706. 4
7707. 0
7707. 1
7707. 2
7707. 3
7707. 4
7707. 5
7707. 6
7707. 7
7713. 0
7713. 1
7713. 2
7714. 0
7714. 1
7714. 2
7714. 3
7715. 0
7715. 1
7718. 0
7718. 1
7718. 2
7718. 3
7719. 0
7719. 1
7719. 2
7719. 3
7719. 4
7719. 5
7719. 6
7720. 0
7734. 0
7734. 1
7734. 2
7734. 3
7735. 0
7735. 1
7735. 2
7735. 3
7735. 4
7735. 5
7735. 6
7736. 0
7736. 1
7737. 0
7737. 1
7737. 2

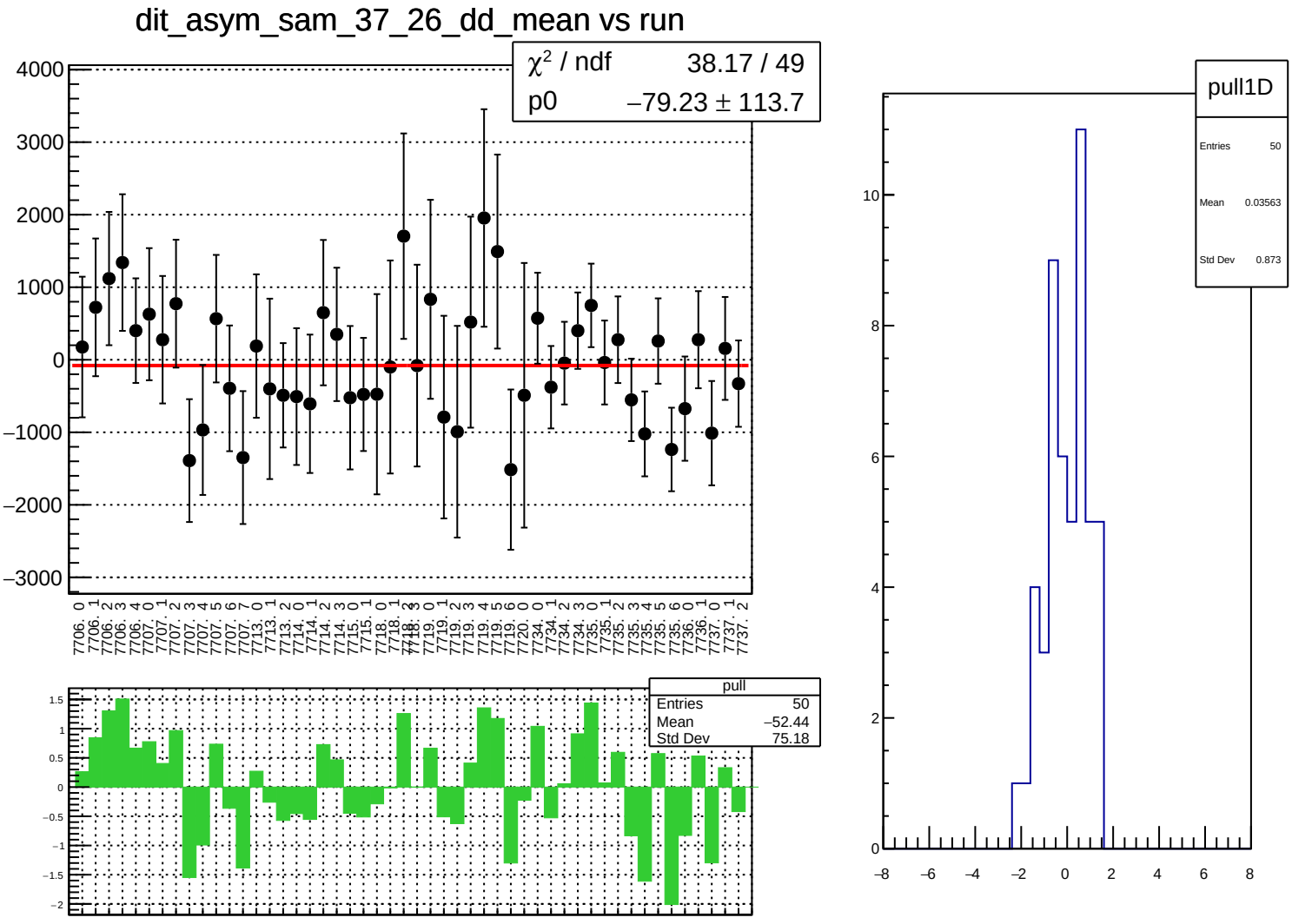
dit_asym_sam_37_26_dd_mean vs run
χ² / ndf 38.17 / 49
p0 −79.23 ± 113.7
pull
Entries 50
Mean −52.44
Std Dev 75.18
pull1D
Entries 50
Mean 0.03563
Std Dev 0.873

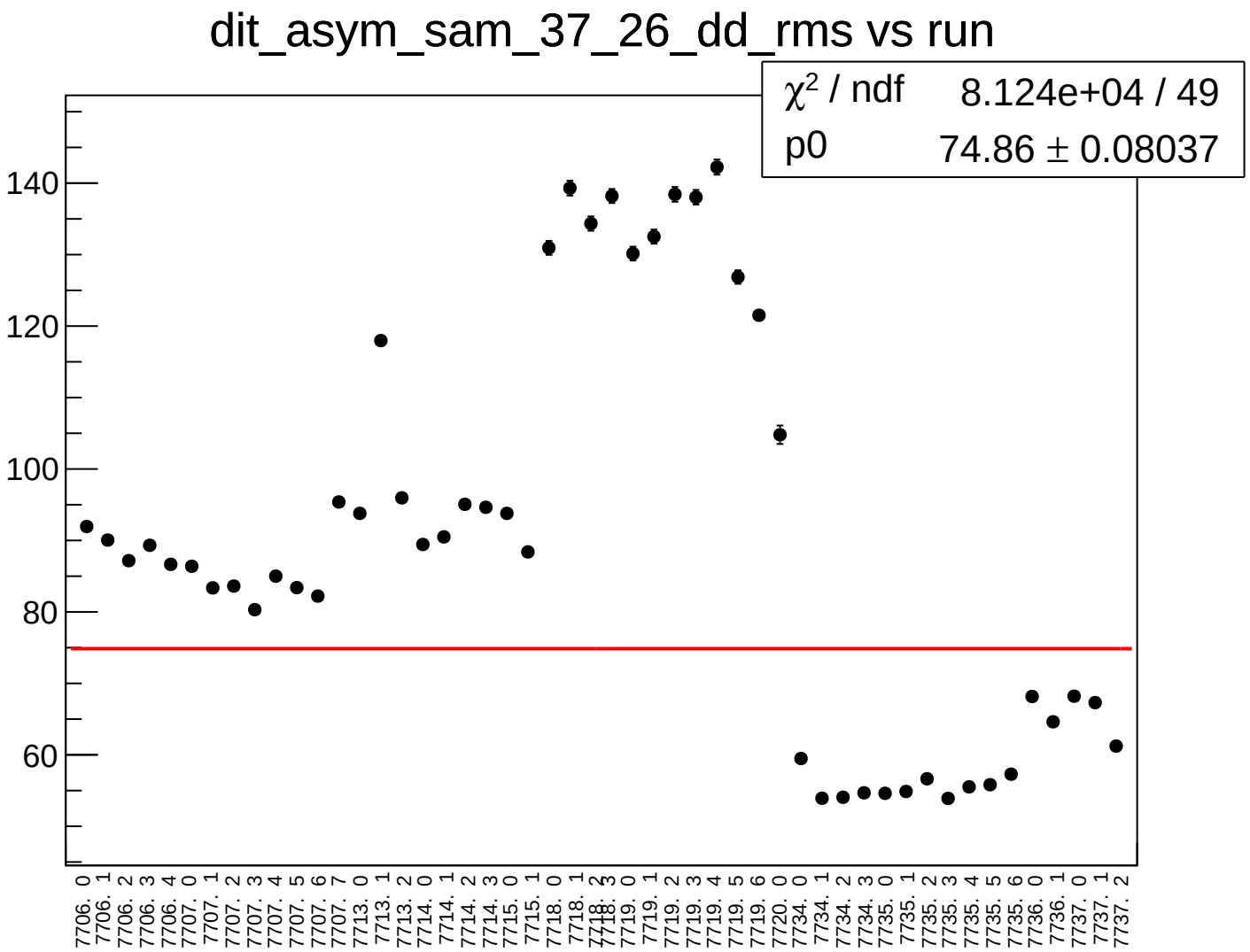
dit_asym_sam_37_26_dd_rms vs run
χ2 / ndf 8.124e+04 / 49
p0 74.86 ± 0.08037
140
120
100
80
60
7706. 0
7706. 1
7706. 2
7706. 3
7706. 4
7707. 0
7707. 1
7707. 2
7707. 3
7707. 4
7707. 5
7707. 6
7707. 7
7713. 0
7713. 1
7713. 2
7714. 0
7714. 1
7714. 2
7714. 3
7715. 0
7715. 1
7718. 0
7718. 1
7718. 2
7718. 3
7719. 0
7719. 1
7719. 2
7719. 3
7719. 4
7719. 5
7719. 6
7720. 0
7734. 0
7734. 1
7734. 2
7734. 3
7735. 0
7735. 1
7735. 2
7735. 3
7735. 4
7735. 5
7735. 6
7736. 0
7736. 1
7737. 0
7737. 1
7737. 2

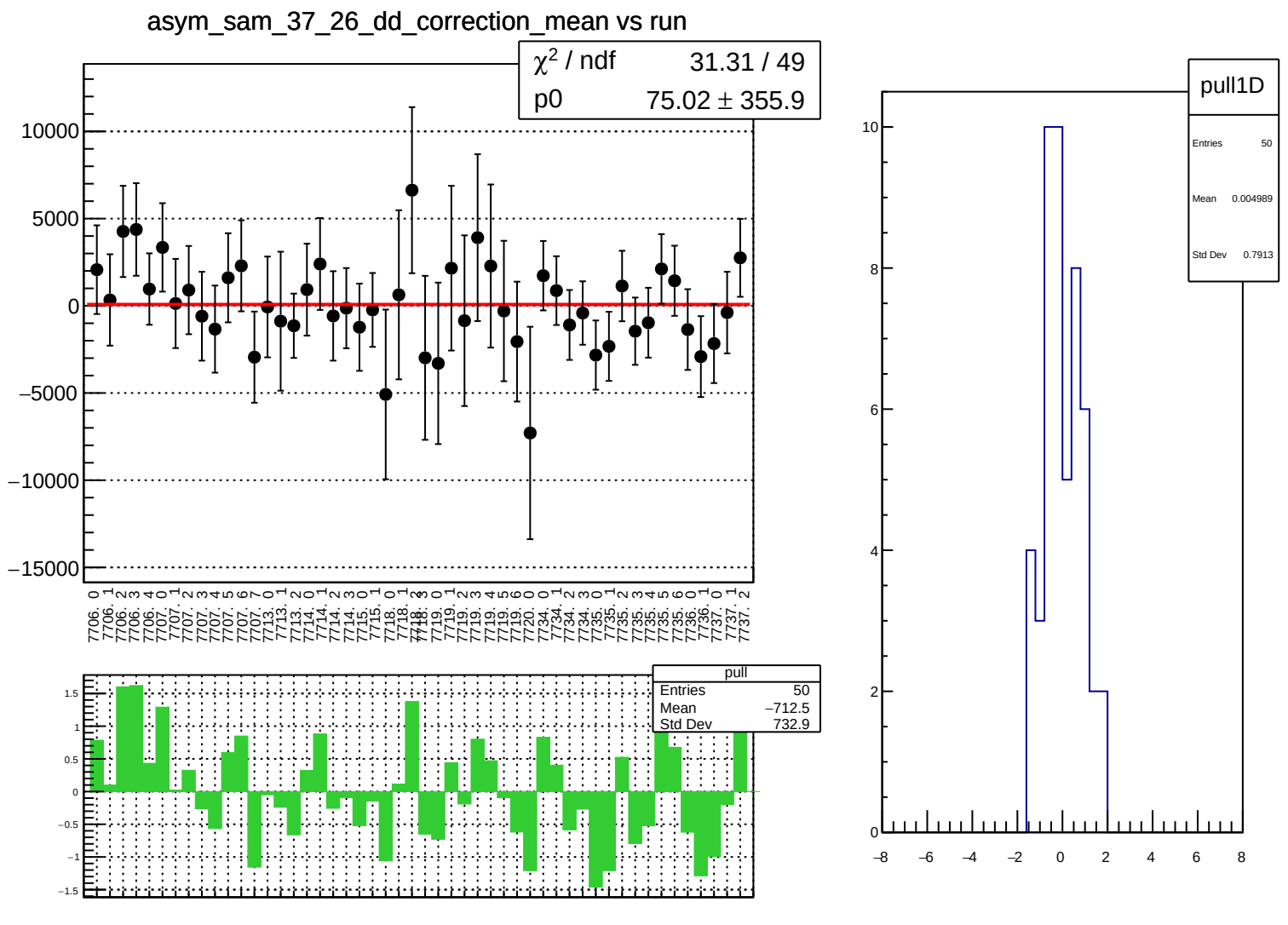
asym_sam_37_26_dd_correction_mean vs run
χ² / ndf 31.31 / 49
p0 75.02 ± 355.9
10000
5000
0
−5000
−10000
−15000
7706. 0
7706. 1
7706. 2
7706. 3
7706. 4
7707. 0
7707. 1
7707. 2
7707. 3
7707. 4
7707. 5
7707. 6
7707. 7
7713. 0
7713. 1
7713. 2
7714. 0
7714. 1
7714. 2
7714. 3
7715. 0
7715. 1
7718. 0
7718. 1
7718. 2
7718. 3
7719. 0
7719. 1
7719. 2
7719. 3
7719. 4
7719. 5
7719. 6
7720. 0
7734. 0
7734. 1
7734. 2
7734. 3
7735. 0
7735. 1
7735. 2
7735. 3
7735. 4
7735. 5
7735. 6
7736. 0
7736. 1
7737. 0
7737. 1
7737. 2
pull
Entries 50
Mean −712.5
Std Dev 732.9
1.5
1
0.5
0
−0.5
−1
−1.5
pull1D
Entries 50
Mean 0.004989
Std Dev 0.7913
10
8
6
4
2
0
−8
−6
−4
−2
0
2
4
6
8

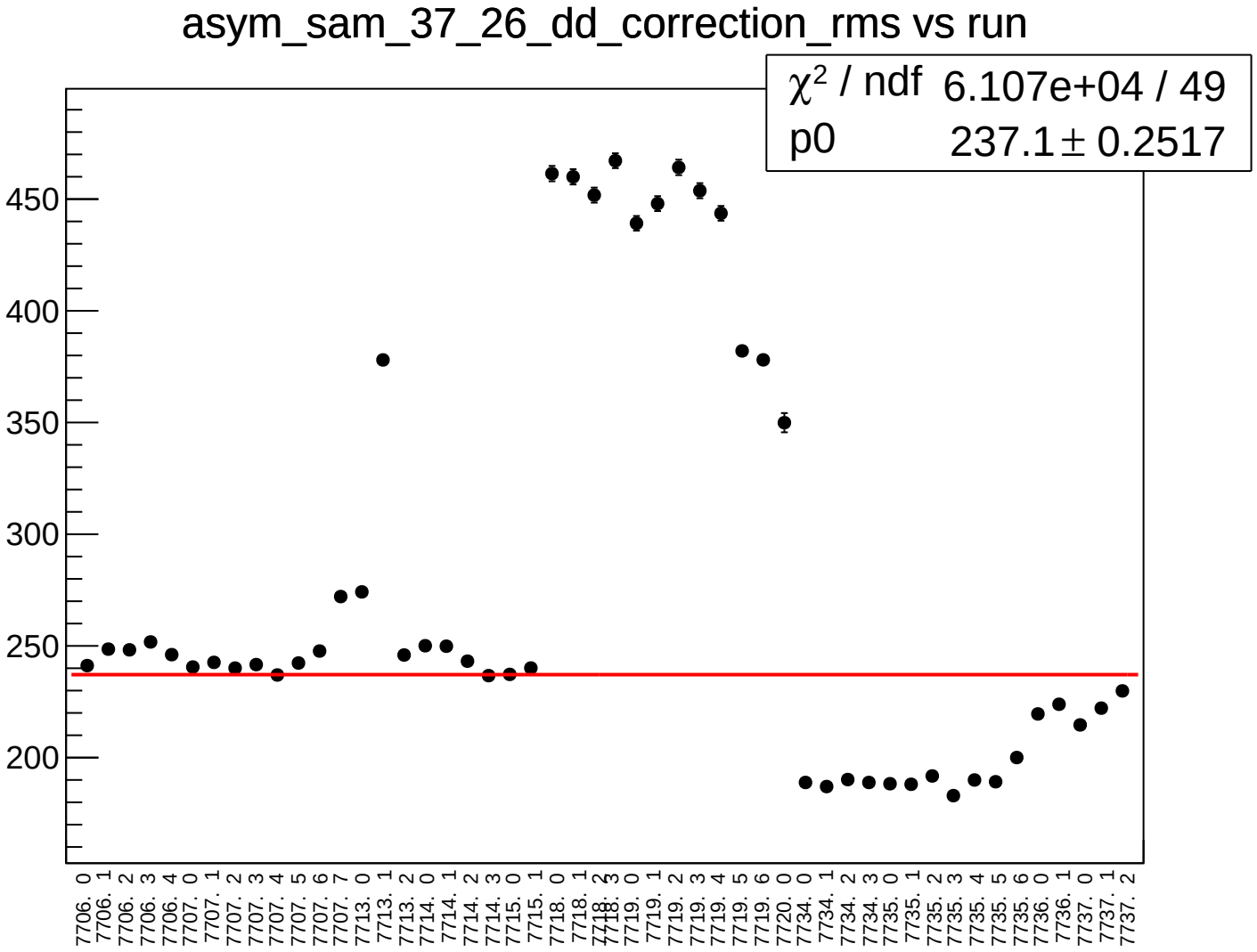
asym_sam_37_26_dd_correction_rms vs run
χ² / ndf 6.107e+04 / 49
p0 237.1 ± 0.2517
450
400
350
300
250
200
7706. 0
7706. 1
7706. 2
7706. 3
7706. 4
7707. 0
7707. 1
7707. 2
7707. 3
7707. 4
7707. 5
7707. 6
7707. 7
7713. 0
7713. 1
7713. 2
7714. 0
7714. 1
7714. 2
7714. 3
7715. 0
7715. 1
7718. 0
7718. 1
7718. 2
7718. 3
7719. 0
7719. 1
7719. 2
7719. 3
7719. 4
7719. 5
7719. 6
7720. 0
7734. 0
7734. 1
7734. 2
7734. 3
7735. 0
7735. 1
7735. 2
7735. 3
7735. 4
7735. 5
7735. 6
7736. 0
7736. 1
7737. 0
7737. 1
7737. 2

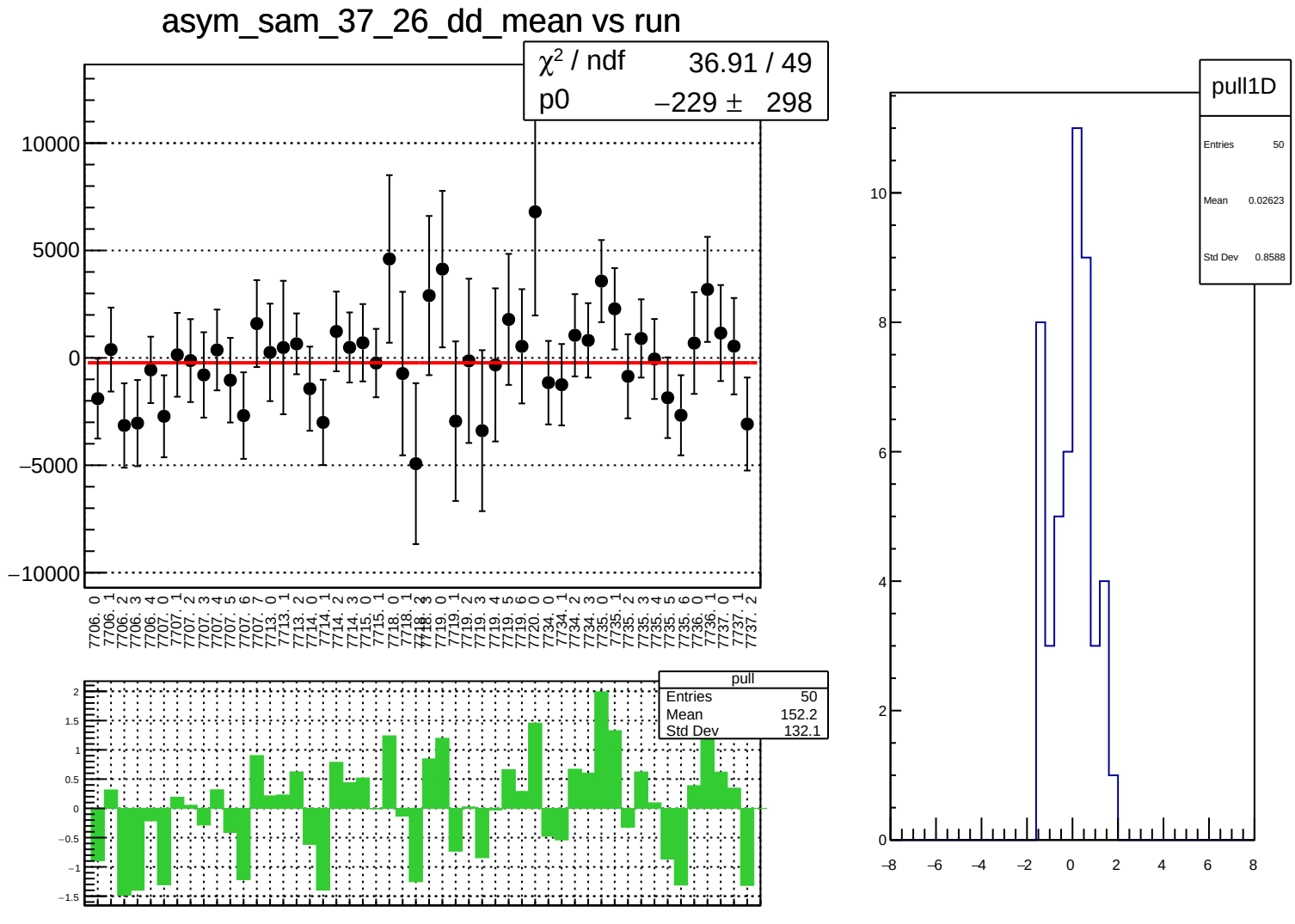
asym_sam_37_26_dd_mean vs run
χ² / ndf 36.91 / 49
p0 −229 ± 298
10000
5000
0
−5000
−10000
7706. 0
7706. 1
7706. 2
7706. 3
7706. 4
7707. 0
7707. 1
7707. 2
7707. 3
7707. 4
7707. 5
7707. 6
7707. 7
7713. 0
7713. 1
7713. 2
7714. 0
7714. 1
7714. 2
7714. 3
7715. 0
7715. 1
7718. 0
7718. 1
7718. 2
7718. 3
7719. 0
7719. 1
7719. 2
7719. 3
7719. 4
7719. 5
7719. 6
7720. 0
7734. 0
7734. 1
7734. 2
7734. 3
7735. 0
7735. 1
7735. 2
7735. 3
7735. 4
7735. 5
7735. 6
7736. 0
7736. 1
7737. 0
7737. 1
7737. 2
pull
Entries 50
Mean 152.2
Std Dev 132.1
2
1.5
1
0.5
0
−0.5
−1
−1.5
pull1D
Entries 50
Mean 0.02623
Std Dev 0.8588
10
8
6
4
2
0
−8
−6
−4
−2
0
2
4
6
8

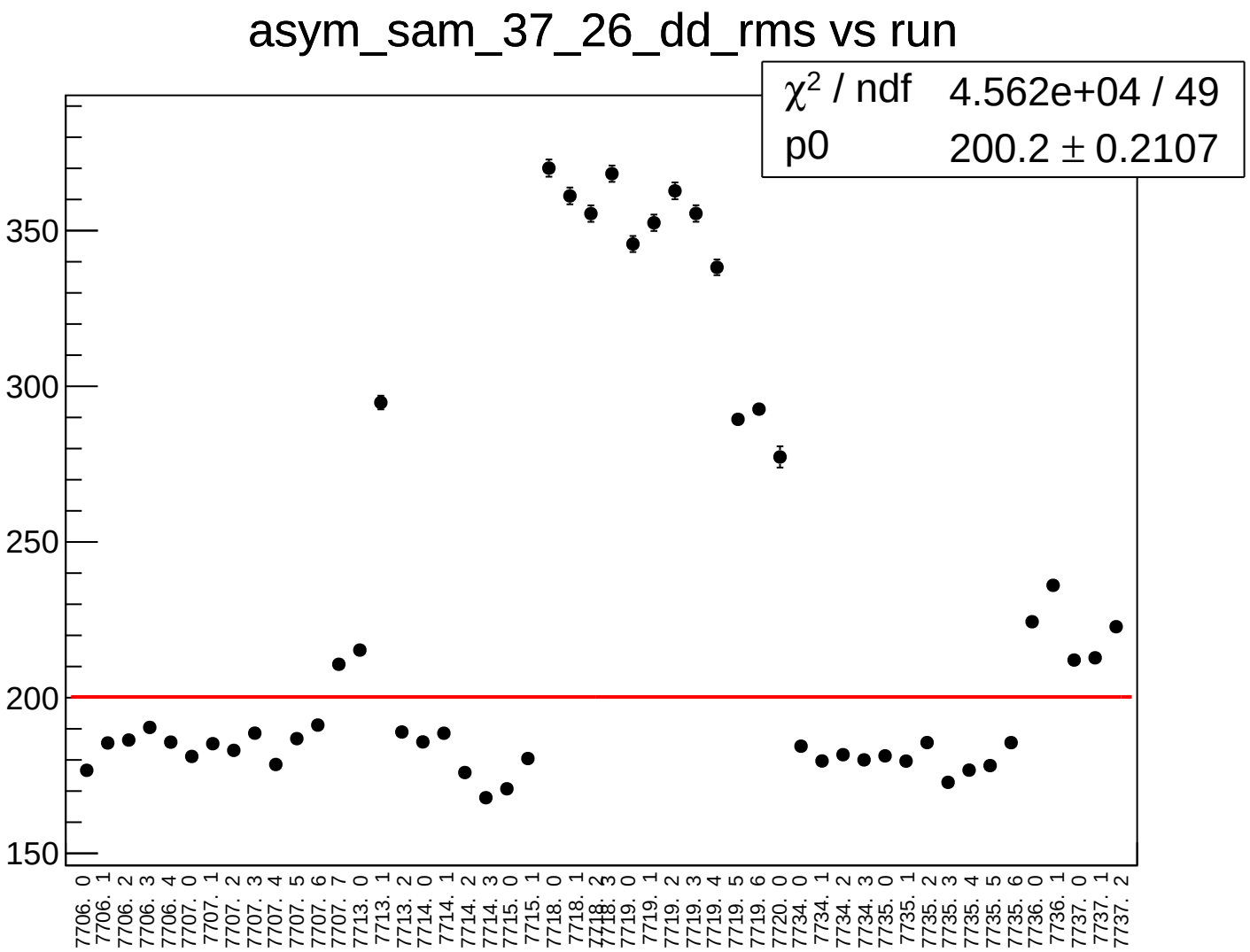
asym_sam_37_26_dd_rms vs run
χ2 / ndf 4.562e+04 / 49
p0 200.2 ± 0.2107
350
300
250
200
150
7706. 0
7706. 1
7706. 2
7706. 3
7706. 4
7707. 0
7707. 1
7707. 2
7707. 3
7707. 4
7707. 5
7707. 6
7707. 7
7713. 0
7713. 1
7713. 2
7714. 0
7714. 1
7714. 2
7714. 3
7715. 0
7715. 1
7718. 0
7718. 1
7718. 2
7718. 3
7719. 0
7719. 1
7719. 2
7719. 3
7719. 4
7719. 5
7719. 6
7720. 0
7734. 0
7734. 1
7734. 2
7734. 3
7735. 0
7735. 1
7735. 2
7735. 3
7735. 4
7735. 5
7735. 6
7736. 0
7736. 1
7737. 0
7737. 1
7737. 2

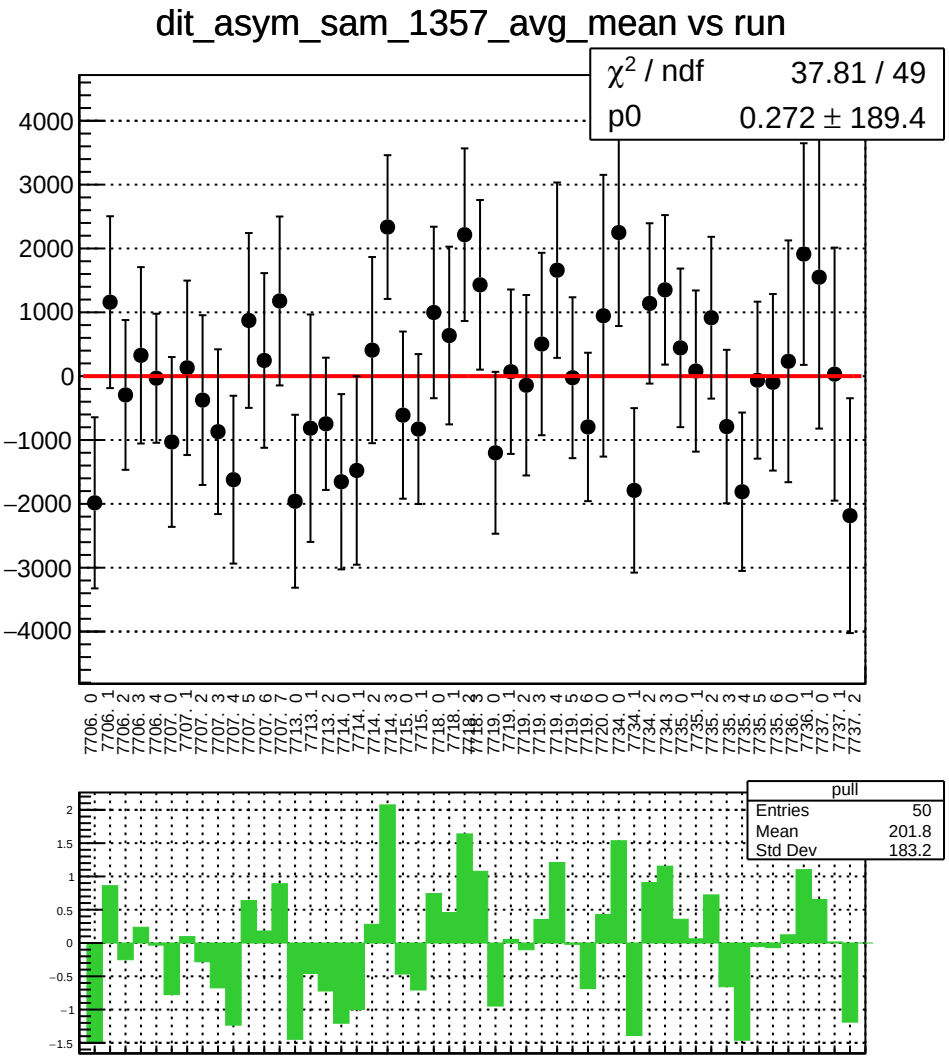
dit_asym_sam_1357_avg_mean vs run
χ² / ndf 37.81 / 49
p0 0.272 ± 189.4
pull
Entries 50
Mean 201.8
Std Dev 183.2

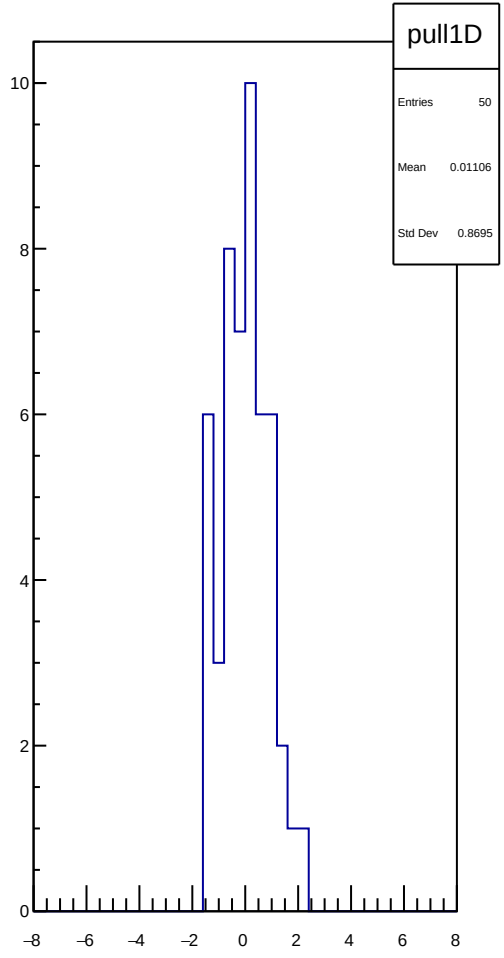
pull1D
Entries 50
Mean 0.01106
Std Dev 0.8695

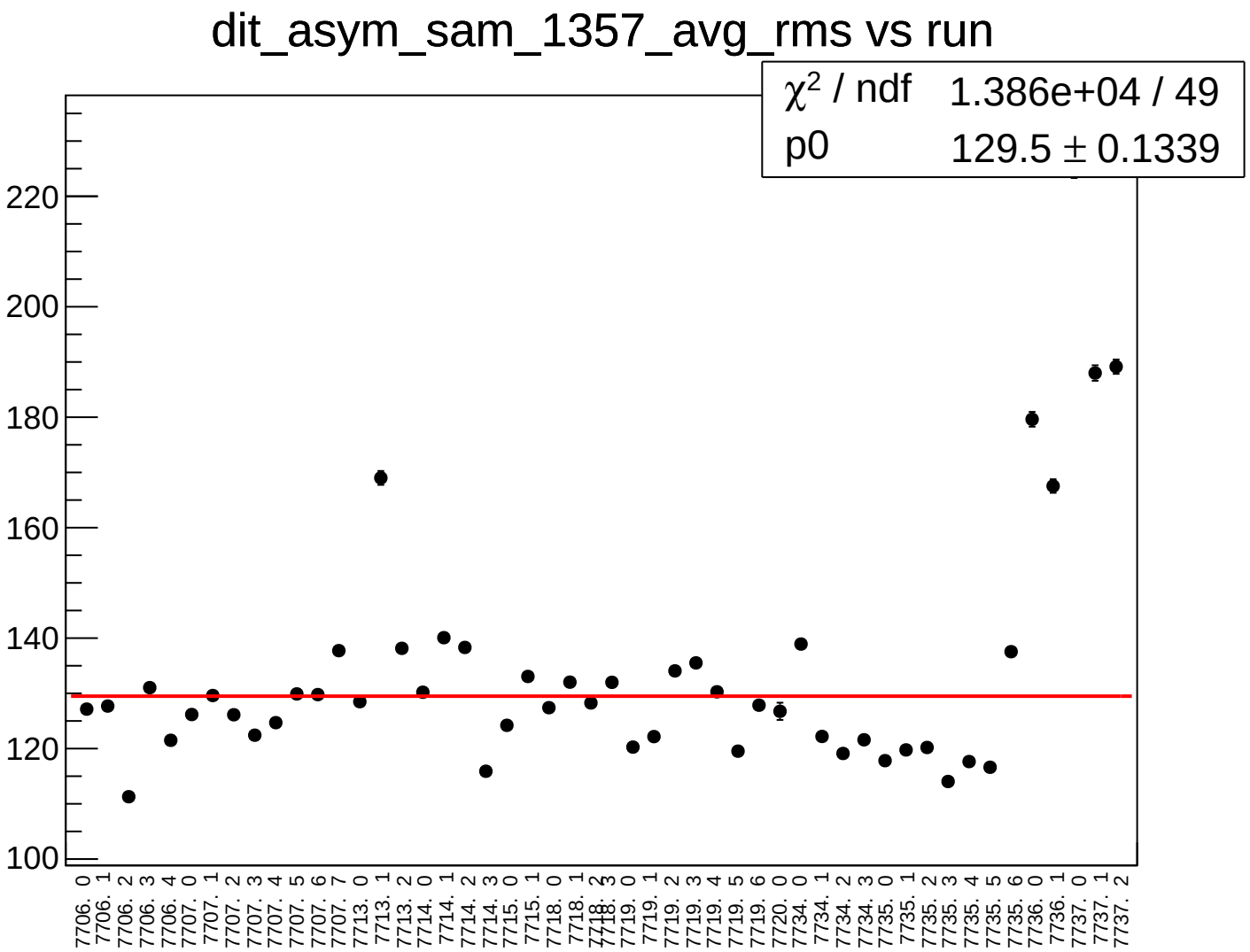
dit_asym_sam_1357_avg_rms vs run
χ2 / ndf 1.386e+04 / 49
p0 129.5 ± 0.1339
220
200
180
160
140
120
100
7706. 0
7706. 1
7706. 2
7706. 3
7706. 4
7707. 0
7707. 1
7707. 2
7707. 3
7707. 4
7707. 5
7707. 6
7707. 7
7713. 0
7713. 1
7713. 2
7714. 0
7714. 1
7714. 2
7714. 3
7715. 0
7715. 1
7718. 0
7718. 1
7718. 2
7718. 3
7719. 0
7719. 1
7719. 2
7719. 3
7719. 4
7719. 5
7719. 6
7720. 0
7734. 0
7734. 1
7734. 2
7734. 3
7735. 0
7735. 1
7735. 2
7735. 3
7735. 4
7735. 5
7735. 6
7736. 0
7736. 1
7737. 0
7737. 1
7737. 2

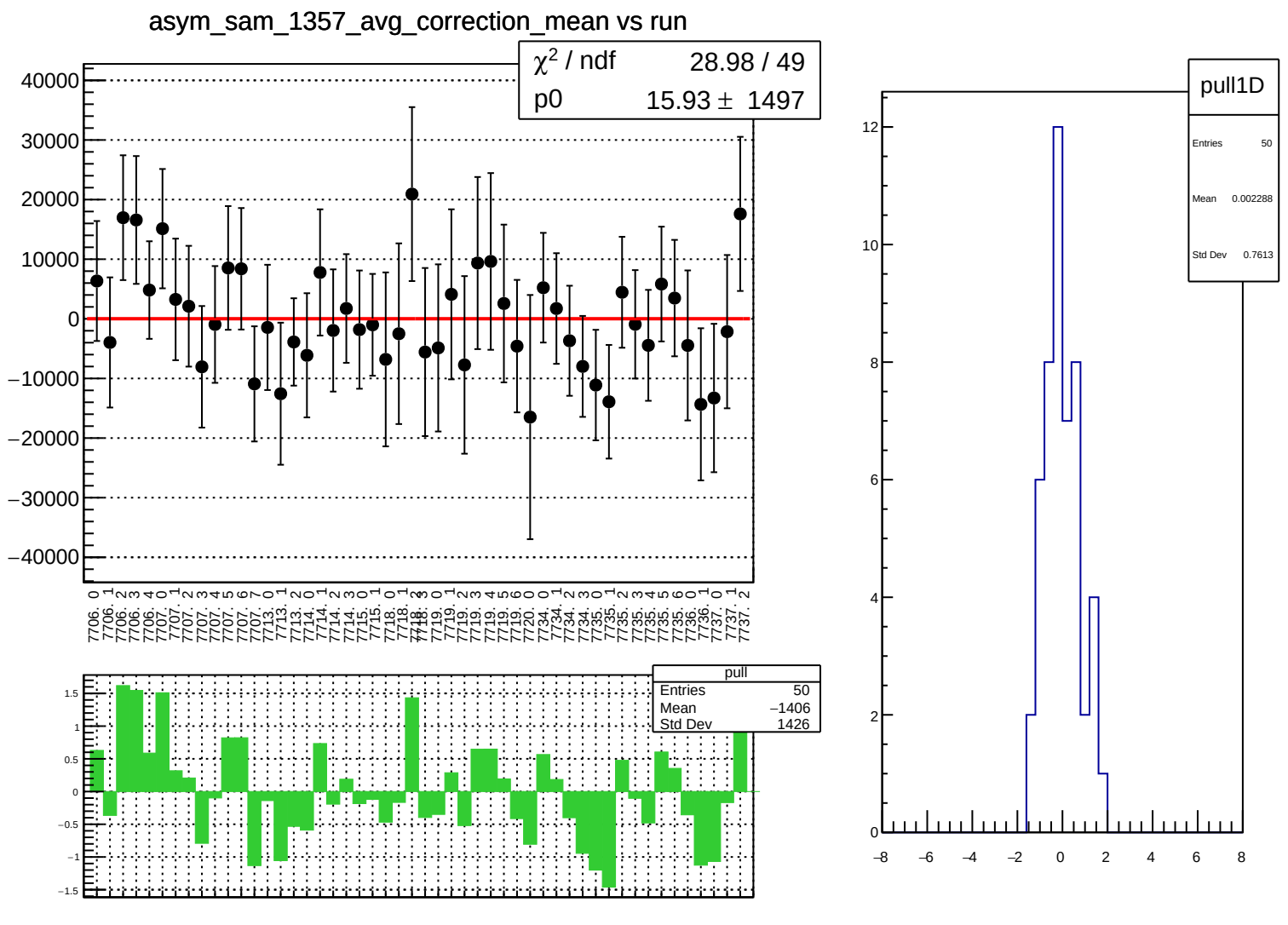
asym_sam_1357_avg_correction_mean vs run
χ² / ndf 28.98 / 49
p0 15.93 ± 1497
pull
Entries 50
Mean −1406
Std Dev 1426
pull1D
Entries 50
Mean 0.002288
Std Dev 0.7613

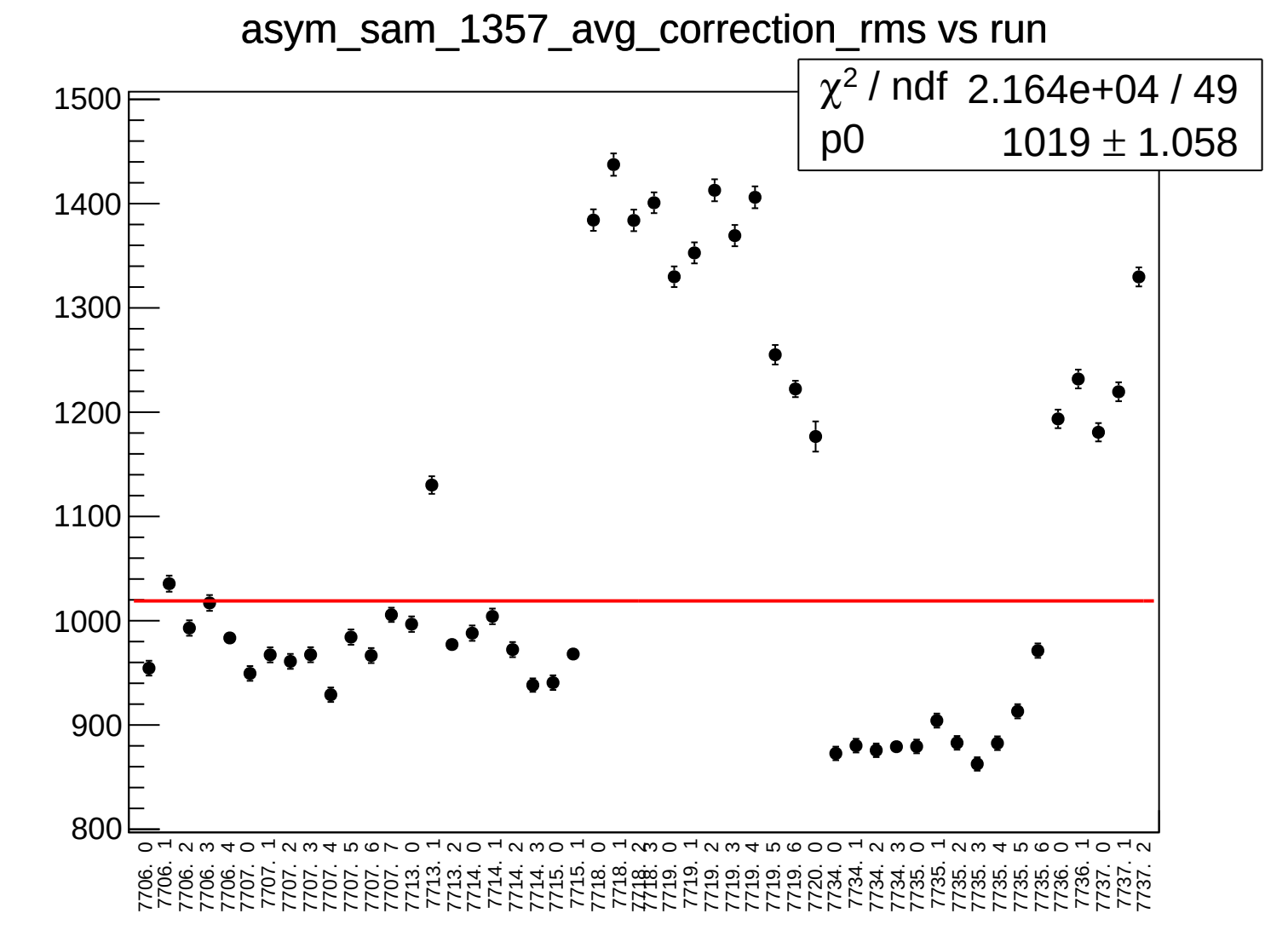
asym_sam_1357_avg_correction_rms vs run
χ2 / ndf 2.164e+04 / 49
p0 1019 ± 1.058
1500
1400
1300
1200
1100
1000
900
800
7706. 0
7706. 1
7706. 2
7706. 3
7706. 4
7707. 0
7707. 1
7707. 2
7707. 3
7707. 4
7707. 5
7707. 6
7707. 7
7713. 0
7713. 1
7713. 2
7714. 0
7714. 1
7714. 2
7714. 3
7715. 0
7715. 1
7718. 0
7718. 1
7718. 2
7718. 3
7719. 0
7719. 1
7719. 2
7719. 3
7719. 4
7719. 5
7719. 6
7720. 0
7734. 0
7734. 1
7734. 2
7734. 3
7735. 0
7735. 1
7735. 2
7735. 3
7735. 4
7735. 5
7735. 6
7736. 0
7736. 1
7737. 0
7737. 1
7737. 2

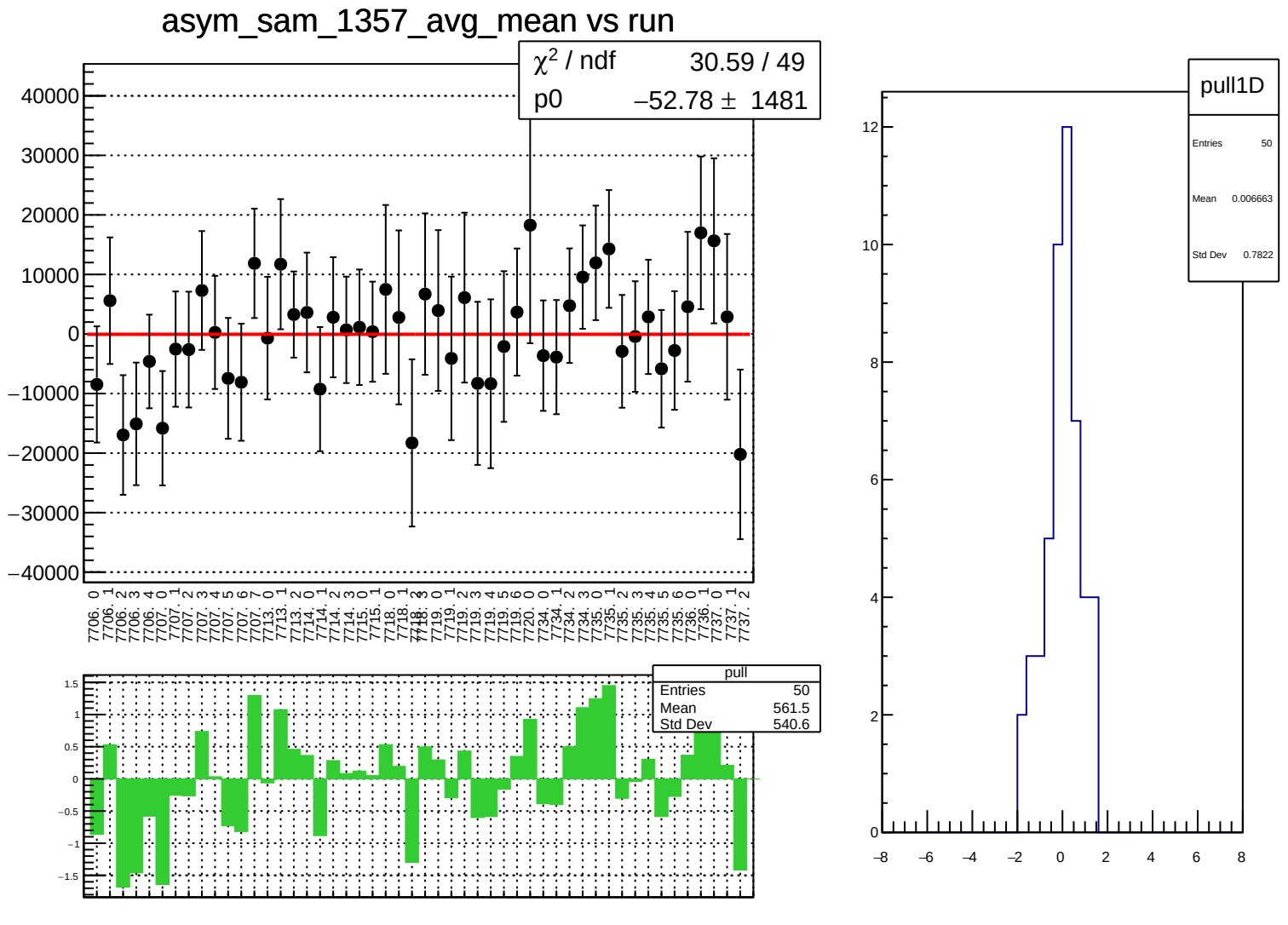
asym_sam_1357_avg_mean vs run
χ² / ndf 30.59 / 49
p0 −52.78 ± 1481
pull
Entries 50
Mean 561.5
Std Dev 540.6
pull1D
Entries 50
Mean 0.006663
Std Dev 0.7822

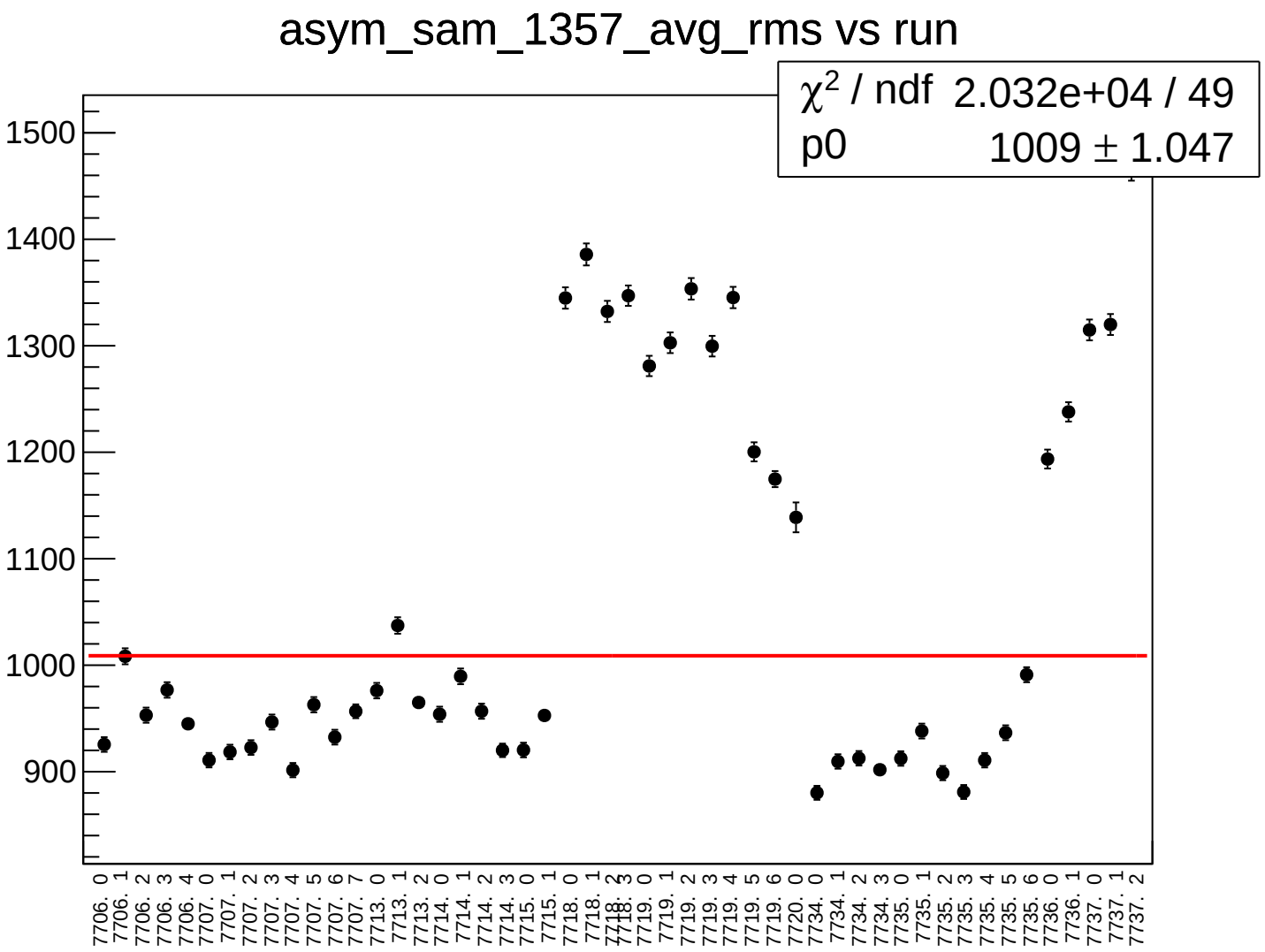
asym_sam_1357_avg_rms vs run
χ2 / ndf 2.032e+04 / 49
p0 1009 ± 1.047
1500
1400
1300
1200
1100
1000
900
7706. 0
7706. 1
7706. 2
7706. 3
7706. 4
7707. 0
7707. 1
7707. 2
7707. 3
7707. 4
7707. 5
7707. 6
7707. 7
7713. 0
7713. 1
7713. 2
7714. 0
7714. 1
7714. 2
7714. 3
7715. 0
7715. 1
7718. 0
7718. 1
7718. 2
7718. 3
7719. 0
7719. 1
7719. 2
7719. 3
7719. 4
7719. 5
7719. 6
7720. 0
7734. 0
7734. 1
7734. 2
7734. 3
7735. 0
7735. 1
7735. 2
7735. 3
7735. 4
7735. 5
7735. 6
7736. 0
7736. 1
7737. 0
7737. 1
7737. 2

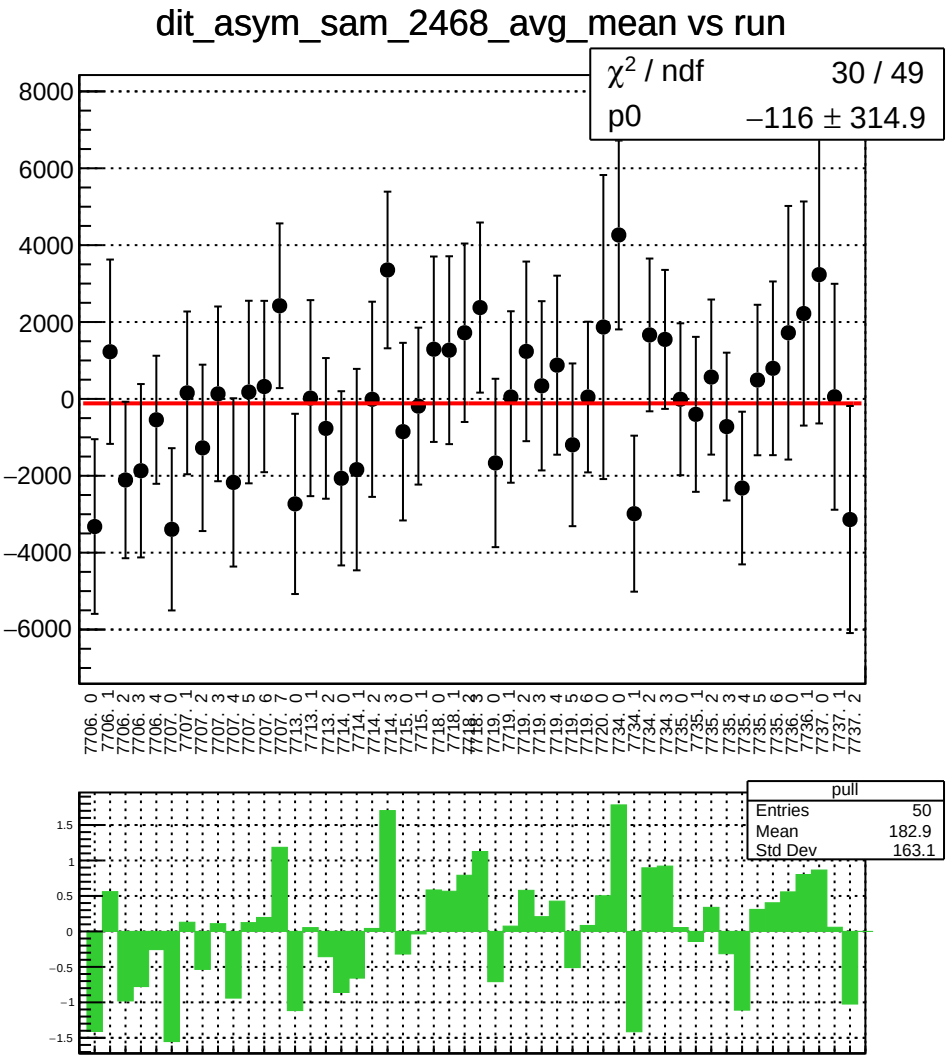
dit_asym_sam_2468_avg_mean vs run
χ² / ndf 30 / 49
p0 −116 ± 314.9
8000
6000
4000
2000
0
−2000
−4000
−6000
7706. 0
7706. 1
7706. 2
7706. 3
7706. 4
7707. 0
7707. 1
7707. 2
7707. 3
7707. 4
7707. 5
7707. 6
7707. 7
7713. 0
7713. 1
7713. 2
7714. 0
7714. 1
7714. 2
7714. 3
7715. 0
7715. 1
7718. 0
7718. 1
7718. 2
7718. 3
7719. 0
7719. 1
7719. 2
7719. 3
7719. 4
7719. 5
7719. 6
7720. 0
7734. 0
7734. 1
7734. 2
7734. 3
7735. 0
7735. 1
7735. 2
7735. 3
7735. 4
7735. 5
7735. 6
7736. 0
7736. 1
7737. 0
7737. 1
7737. 2
pull
Entries 50
Mean 182.9
Std Dev 163.1
1.5
1
0.5
0
−0.5
−1
−1.5

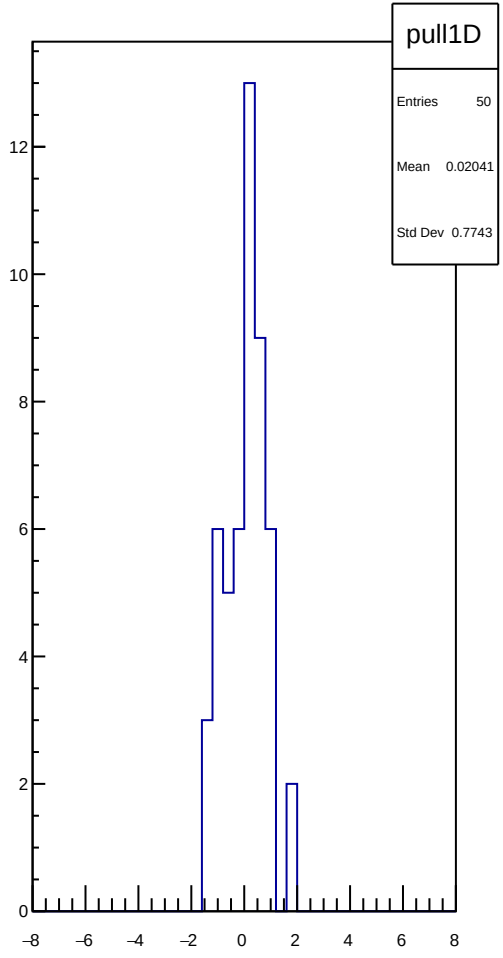
pull1D
Entries 50
Mean 0.02041
Std Dev 0.7743
12
10
8
6
4
2
0
−8
−6
−4
−2
0
2
4
6
8

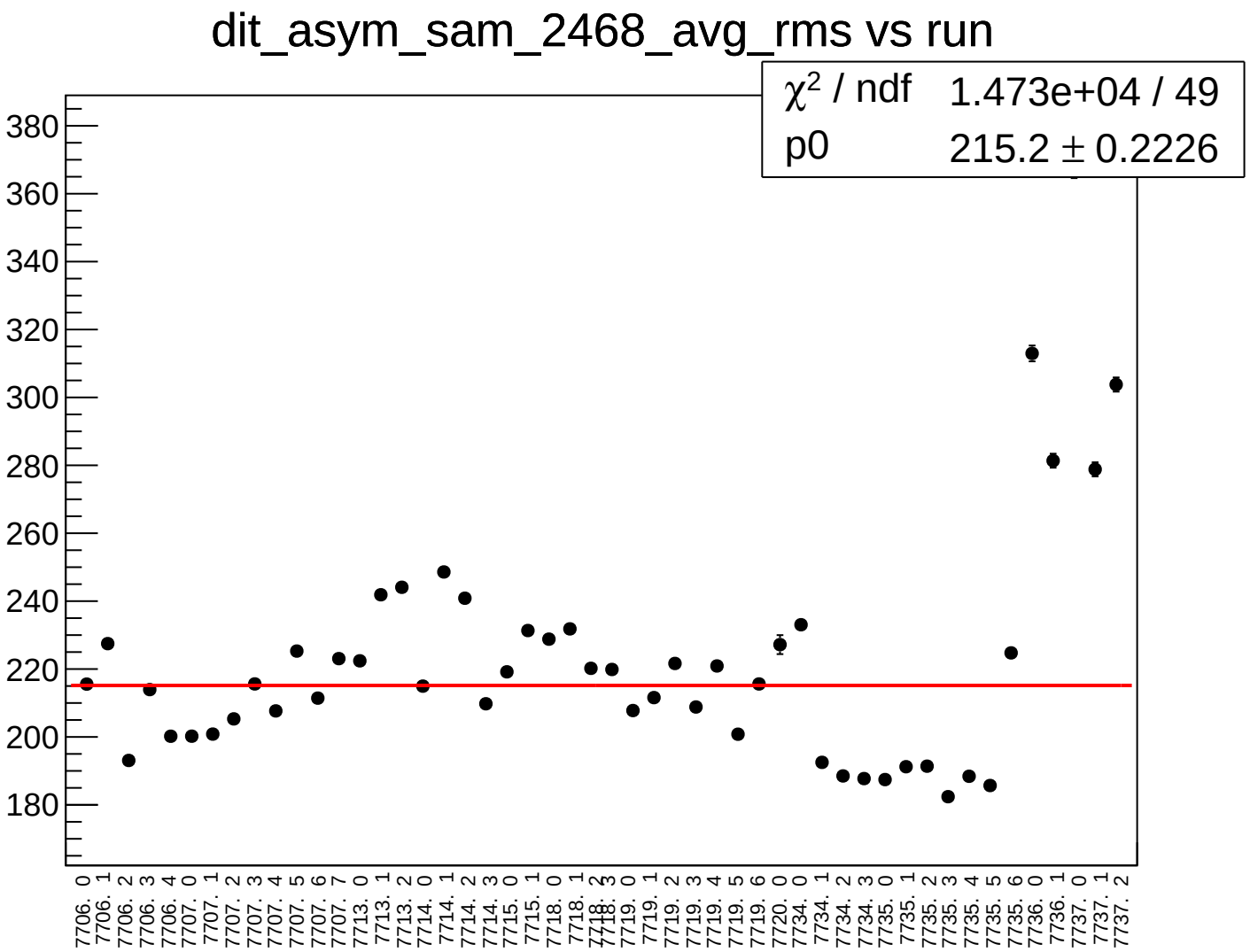
dit_asym_sam_2468_avg_rms vs run
χ2 / ndf 1.473e+04 / 49
p0 215.2 ± 0.2226
380
360
340
320
300
280
260
240
220
200
180
7706. 0
7706. 1
7706. 2
7706. 3
7706. 4
7707. 0
7707. 1
7707. 2
7707. 3
7707. 4
7707. 5
7707. 6
7707. 7
7713. 0
7713. 1
7713. 2
7714. 0
7714. 1
7714. 2
7714. 3
7715. 0
7715. 1
7718. 0
7718. 1
7718. 2
7718. 3
7719. 0
7719. 1
7719. 2
7719. 3
7719. 4
7719. 5
7719. 6
7720. 0
7734. 0
7734. 1
7734. 2
7734. 3
7735. 0
7735. 1
7735. 2
7735. 3
7735. 4
7735. 5
7735. 6
7736. 0
7736. 1
7737. 0
7737. 1
7737. 2

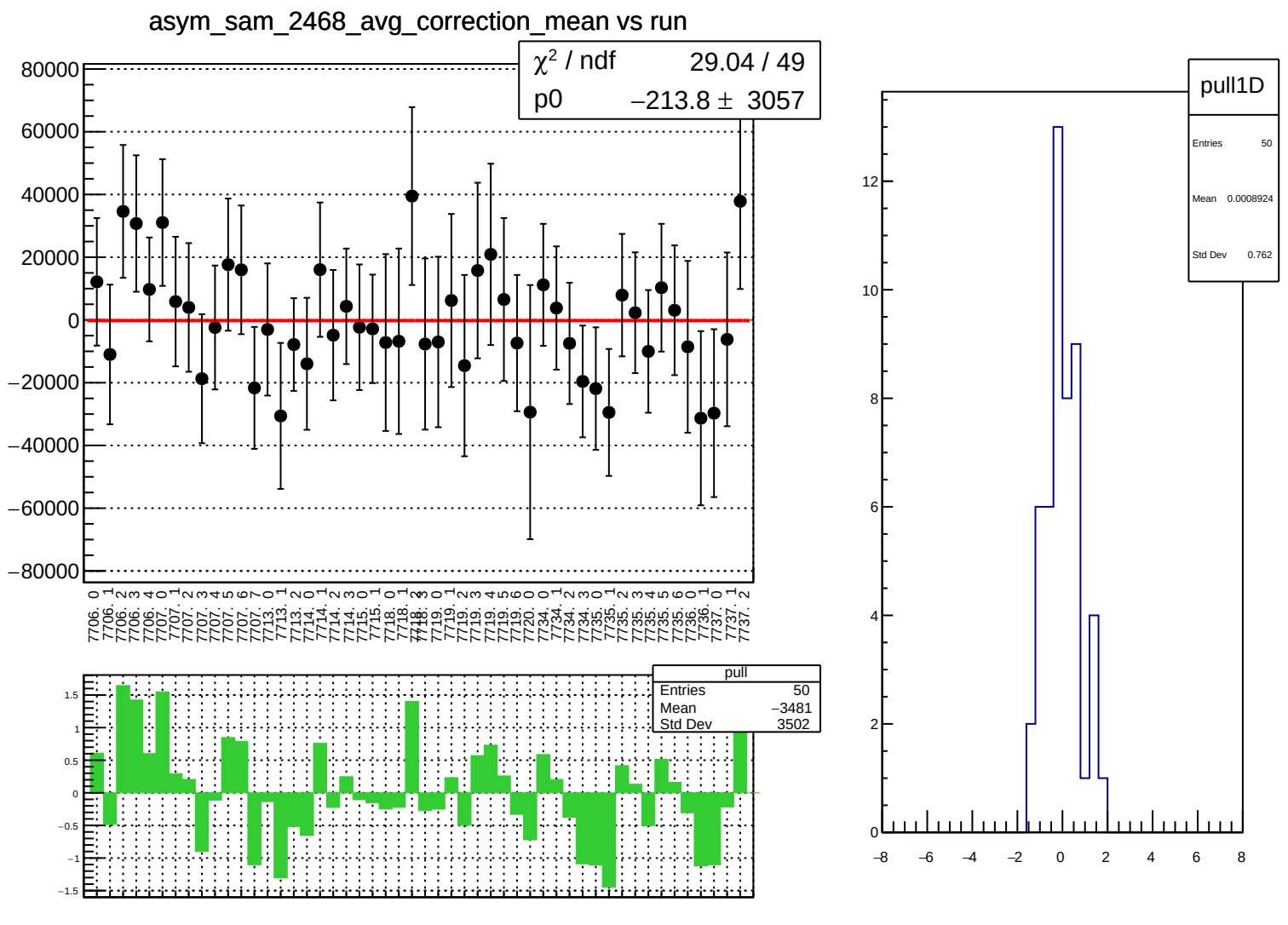
asym_sam_2468_avg_correction_mean vs run
χ² / ndf 29.04 / 49
p0 −213.8 ± 3057
80000
60000
40000
20000
0
−20000
−40000
−60000
−80000
7706. 0
7706. 1
7706. 2
7706. 3
7706. 4
7707. 0
7707. 1
7707. 2
7707. 3
7707. 4
7707. 5
7707. 6
7707. 7
7713. 0
7713. 1
7713. 2
7714. 0
7714. 1
7714. 2
7714. 3
7715. 0
7715. 1
7718. 0
7718. 1
7718. 2
7718. 3
7719. 0
7719. 1
7719. 2
7719. 3
7719. 4
7719. 5
7719. 6
7720. 0
7734. 0
7734. 1
7734. 2
7734. 3
7735. 0
7735. 1
7735. 2
7735. 3
7735. 4
7735. 5
7735. 6
7736. 0
7736. 1
7737. 0
7737. 1
7737. 2
pull
Entries 50
Mean −3481
Std Dev 3502
1.5
1
0.5
0
−0.5
−1
−1.5
pull1D
Entries 50
Mean 0.0008924
Std Dev 0.762
12
10
8
6
4
2
0
−8
−6
−4
−2
0
2
4
6
8

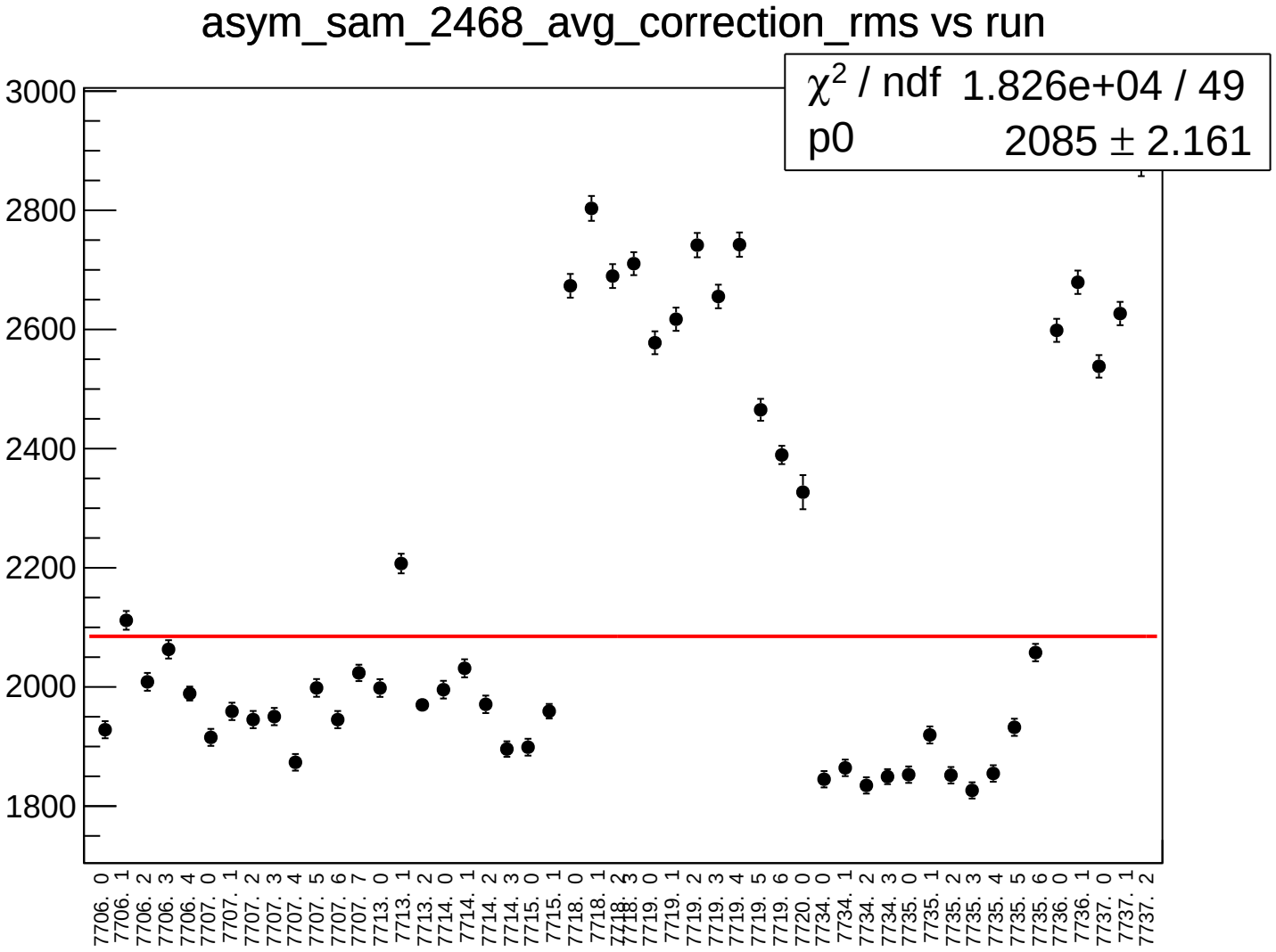
asym_sam_2468_avg_correction_rms vs run
χ2 / ndf 1.826e+04 / 49
p0 2085 ± 2.161
3000
2800
2600
2400
2200
2000
1800
7706. 0
7706. 1
7706. 2
7706. 3
7706. 4
7707. 0
7707. 1
7707. 2
7707. 3
7707. 4
7707. 5
7707. 6
7707. 7
7713. 0
7713. 1
7713. 2
7714. 0
7714. 1
7714. 2
7714. 3
7715. 0
7715. 1
7718. 0
7718. 1
7718. 2
7718. 3
7719. 0
7719. 1
7719. 2
7719. 3
7719. 4
7719. 5
7719. 6
7720. 0
7734. 0
7734. 1
7734. 2
7734. 3
7735. 0
7735. 1
7735. 2
7735. 3
7735. 4
7735. 5
7735. 6
7736. 0
7736. 1
7737. 0
7737. 1
7737. 2

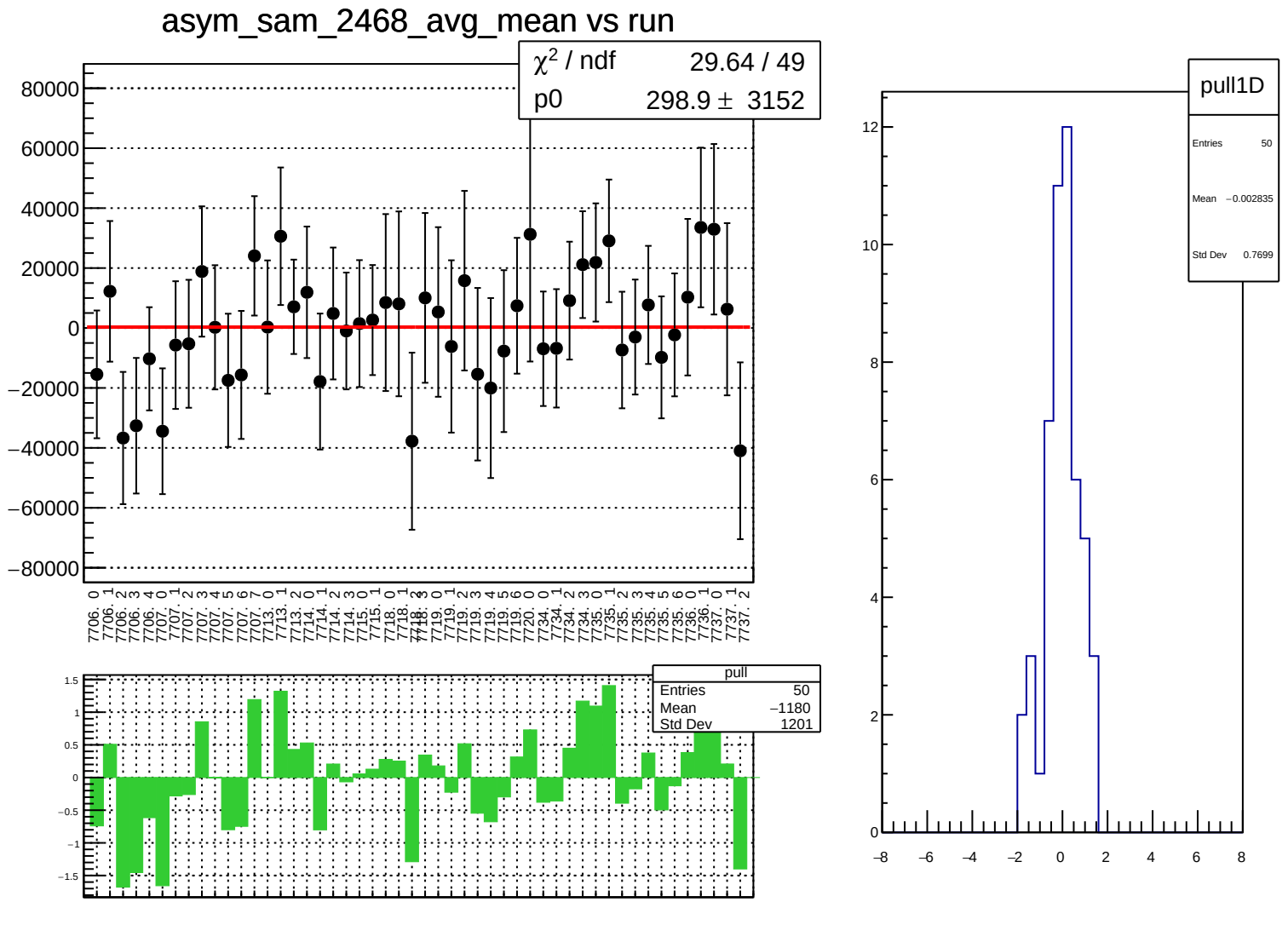
asym_sam_2468_avg_mean vs run
χ² / ndf 29.64 / 49
p0 298.9 ± 3152
80000
60000
40000
20000
0
−20000
−40000
−60000
−80000
7706. 0
7706. 1
7706. 2
7706. 3
7706. 4
7707. 0
7707. 1
7707. 2
7707. 3
7707. 4
7707. 5
7707. 6
7707. 7
7713. 0
7713. 1
7713. 2
7714. 0
7714. 1
7714. 2
7714. 3
7715. 0
7715. 1
7718. 0
7718. 1
7718. 2
7718. 3
7719. 0
7719. 1
7719. 2
7719. 3
7719. 4
7719. 5
7719. 6
7720. 0
7734. 0
7734. 1
7734. 2
7734. 3
7735. 0
7735. 1
7735. 2
7735. 3
7735. 4
7735. 5
7735. 6
7736. 0
7736. 1
7737. 0
7737. 1
7737. 2
pull
Entries 50
Mean −1180
Std Dev 1201
1.5
1
0.5
0
−0.5
−1
−1.5
pull1D
Entries 50
Mean −0.002835
Std Dev 0.7699
12
10
8
6
4
2
0
−8
−6
−4
−2
0
2
4
6
8

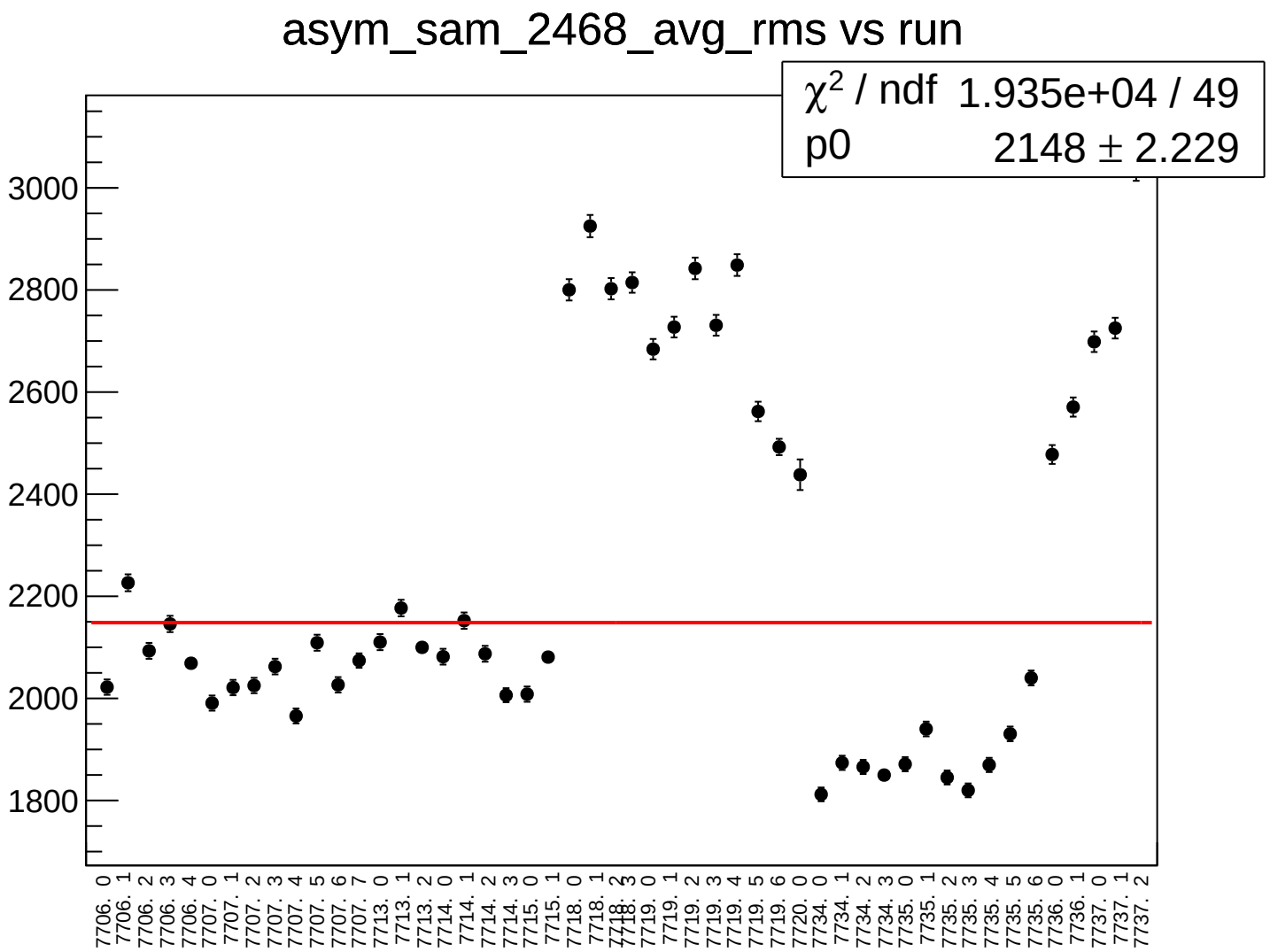
asym_sam_2468_avg_rms vs run
χ2 / ndf 1.935e+04 / 49
p0 2148 ± 2.229
3000
2800
2600
2400
2200
2000
1800
7706. 0
7706. 1
7706. 2
7706. 3
7706. 4
7707. 0
7707. 1
7707. 2
7707. 3
7707. 4
7707. 5
7707. 6
7707. 7
7713. 0
7713. 1
7713. 2
7714. 0
7714. 1
7714. 2
7714. 3
7715. 0
7715. 1
7718. 0
7718. 1
7718. 2
7718. 3
7719. 0
7719. 1
7719. 2
7719. 3
7719. 4
7719. 5
7719. 6
7720. 0
7734. 0
7734. 1
7734. 2
7734. 3
7735. 0
7735. 1
7735. 2
7735. 3
7735. 4
7735. 5
7735. 6
7736. 0
7736. 1
7737. 0
7737. 1
7737. 2

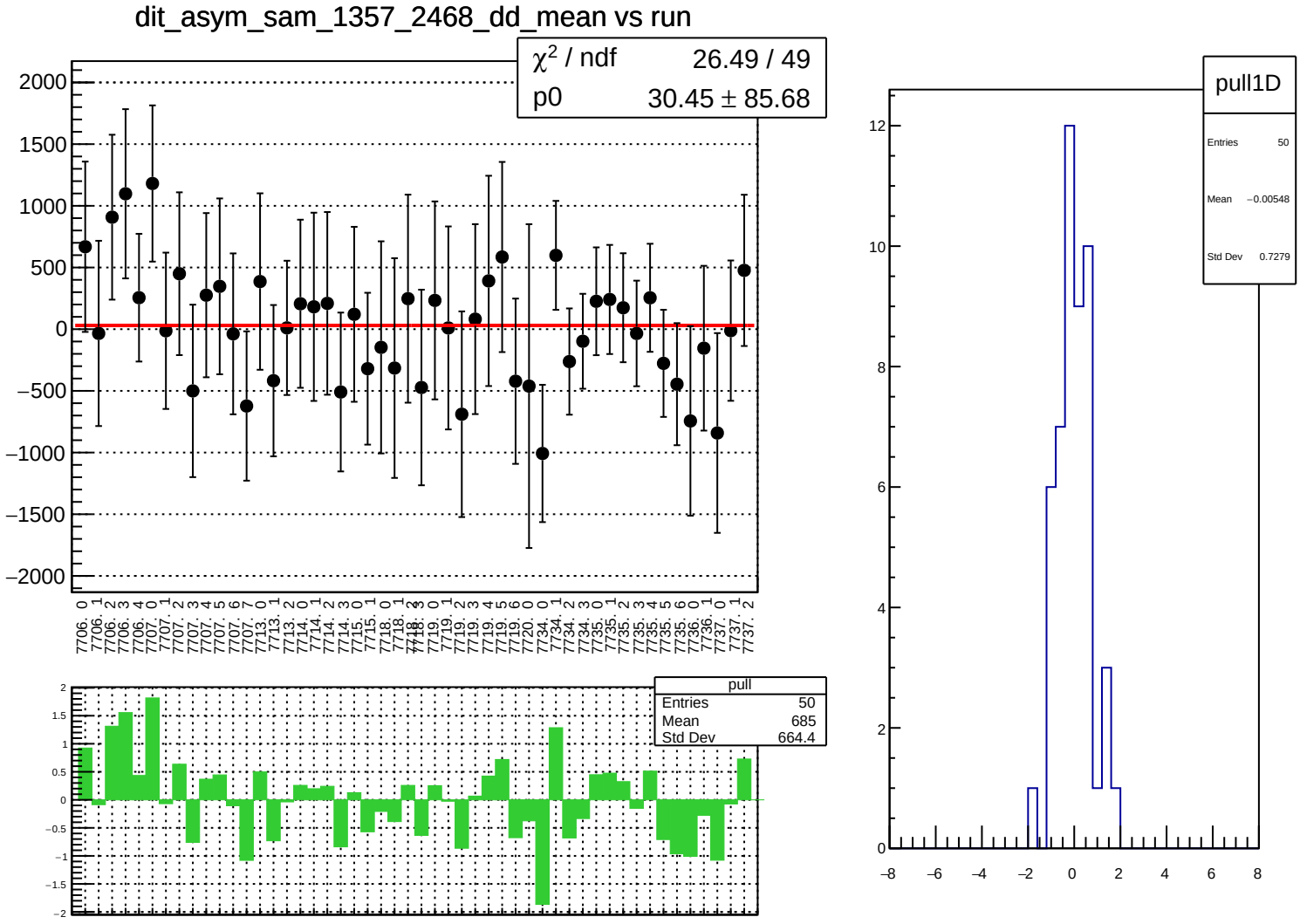
dit_asym_sam_1357_2468_dd_mean vs run
χ² / ndf 26.49 / 49
p0 30.45 ± 85.68
2000
1500
1000
500
0
−500
−1000
−1500
−2000
7706. 0
7706. 1
7706. 2
7706. 3
7706. 4
7707. 0
7707. 1
7707. 2
7707. 3
7707. 4
7707. 5
7707. 6
7707. 7
7713. 0
7713. 1
7713. 2
7714. 0
7714. 1
7714. 2
7714. 3
7715. 0
7715. 1
7718. 0
7718. 1
7718. 2
7718. 3
7719. 0
7719. 1
7719. 2
7719. 3
7719. 4
7719. 5
7719. 6
7720. 0
7734. 0
7734. 1
7734. 2
7734. 3
7735. 0
7735. 1
7735. 2
7735. 3
7735. 4
7735. 5
7735. 6
7736. 0
7736. 1
7737. 0
7737. 1
7737. 2
pull
Entries 50
Mean 685
Std Dev 664.4
2
1.5
1
0.5
0
−0.5
−1
−1.5
−2
pull1D
Entries 50
Mean −0.00548
Std Dev 0.7279
12
10
8
6
4
2
0
−8
−6
−4
−2
0
2
4
6
8

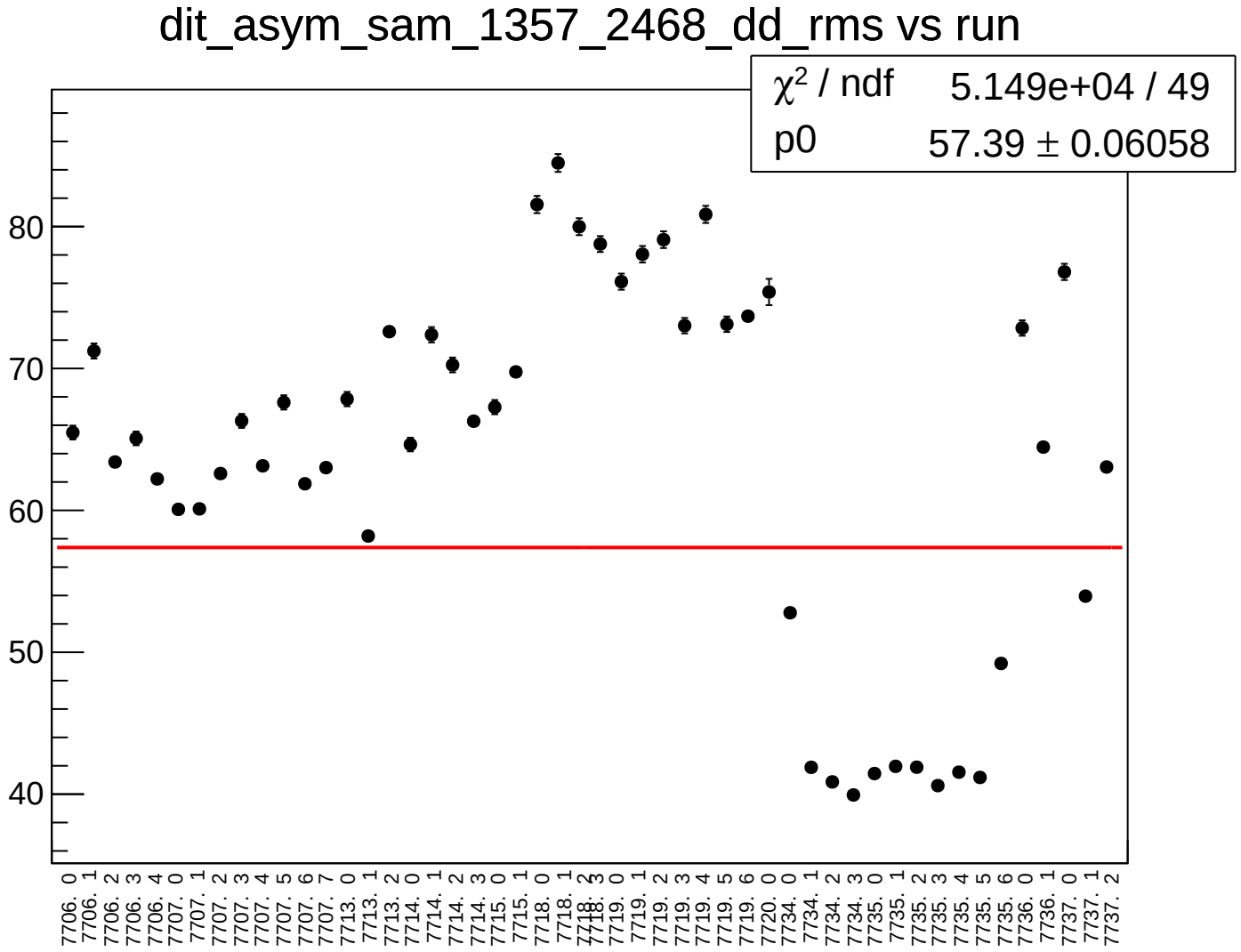
dit_asym_sam_1357_2468_dd_rms vs run
χ2 / ndf 5.149e+04 / 49
p0 57.39 ± 0.06058
80
70
60
50
40
7706. 0
7706. 1
7706. 2
7706. 3
7706. 4
7707. 0
7707. 1
7707. 2
7707. 3
7707. 4
7707. 5
7707. 6
7707. 7
7713. 0
7713. 1
7713. 2
7714. 0
7714. 1
7714. 2
7714. 3
7715. 0
7715. 1
7718. 0
7718. 1
7718. 2
7718. 3
7719. 0
7719. 1
7719. 2
7719. 3
7719. 4
7719. 5
7719. 6
7720. 0
7734. 0
7734. 1
7734. 2
7734. 3
7735. 0
7735. 1
7735. 2
7735. 3
7735. 4
7735. 5
7735. 6
7736. 0
7736. 1
7737. 0
7737. 1
7737. 2

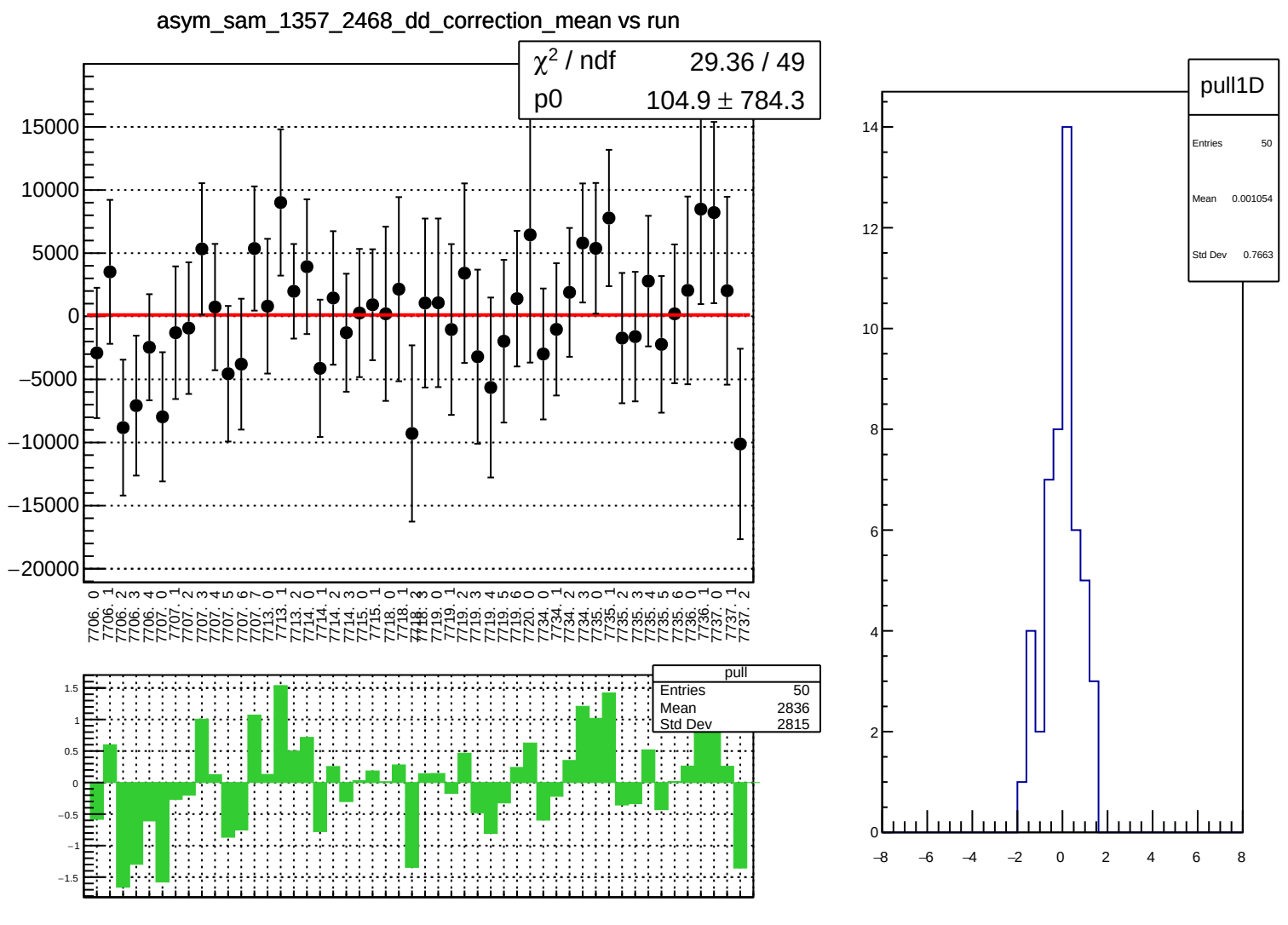
asym_sam_1357_2468_dd_correction_mean vs run
χ² / ndf 29.36 / 49
p0 104.9 ± 784.3
15000
10000
5000
0
−5000
−10000
−15000
−20000
7706. 0
7706. 1
7706. 2
7706. 3
7706. 4
7707. 0
7707. 1
7707. 2
7707. 3
7707. 4
7707. 5
7707. 6
7707. 7
7713. 0
7713. 1
7713. 2
7714. 0
7714. 1
7714. 2
7714. 3
7715. 0
7715. 1
7718. 0
7718. 1
7718. 2
7718. 3
7719. 0
7719. 1
7719. 2
7719. 3
7719. 4
7719. 5
7719. 6
7720. 0
7734. 0
7734. 1
7734. 2
7734. 3
7735. 0
7735. 1
7735. 2
7735. 3
7735. 4
7735. 5
7735. 6
7736. 0
7736. 1
7737. 0
7737. 1
7737. 2
pull
Entries 50
Mean 2836
Std Dev 2815
1.5
1
0.5
0
−0.5
−1
−1.5
pull1D
Entries 50
Mean 0.001054
Std Dev 0.7663
14
12
10
8
6
4
2
0
−8
−6
−4
−2
0
2
4
6
8

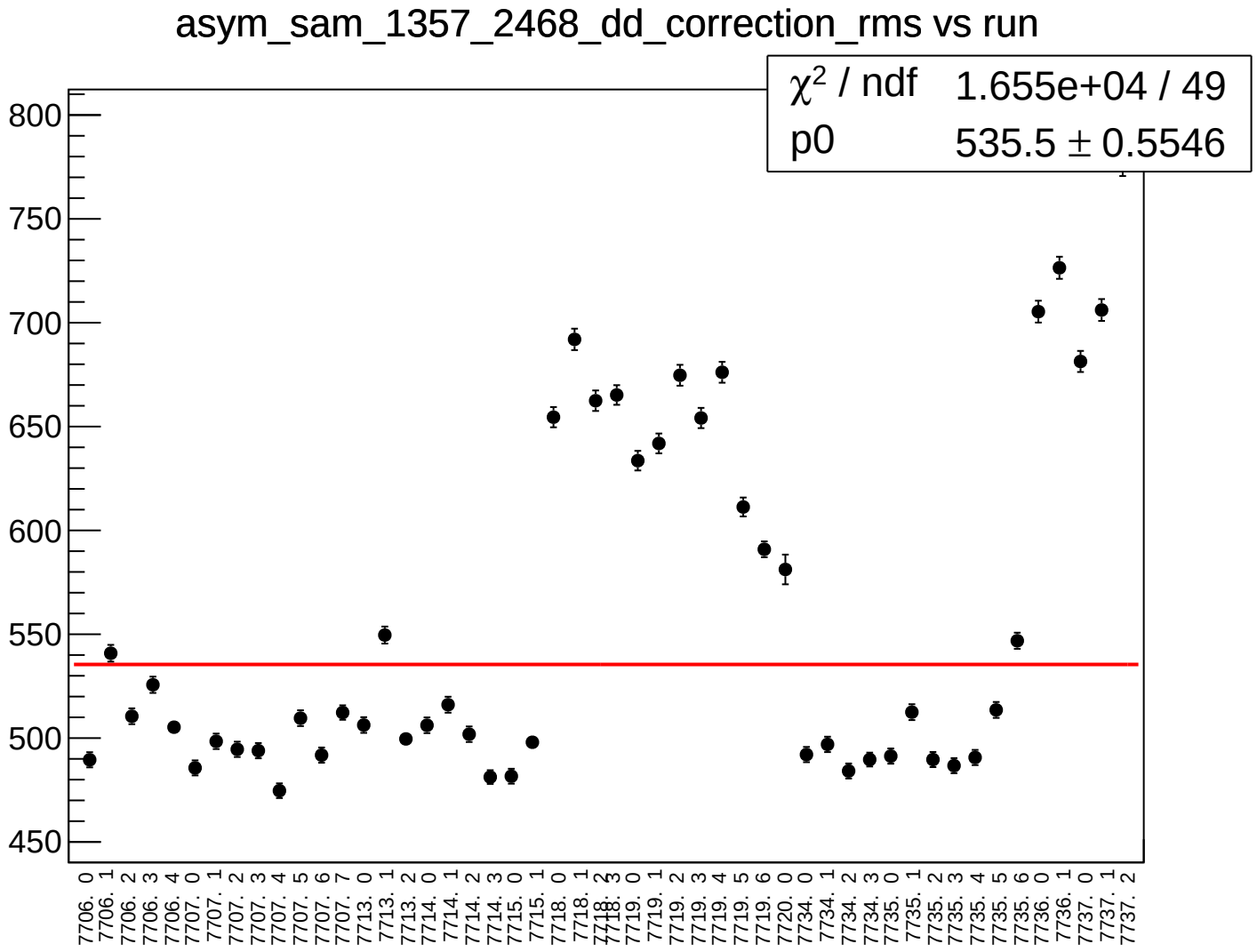
asym_sam_1357_2468_dd_correction_rms vs run
χ2 / ndf 1.655e+04 / 49
p0 535.5 ± 0.5546
800
750
700
650
600
550
500
450
7706. 0
7706. 1
7706. 2
7706. 3
7706. 4
7707. 0
7707. 1
7707. 2
7707. 3
7707. 4
7707. 5
7707. 6
7707. 7
7713. 0
7713. 1
7713. 2
7714. 0
7714. 1
7714. 2
7714. 3
7715. 0
7715. 1
7718. 0
7718. 1
7718. 2
7718. 3
7719. 0
7719. 1
7719. 2
7719. 3
7719. 4
7719. 5
7719. 6
7720. 0
7734. 0
7734. 1
7734. 2
7734. 3
7735. 0
7735. 1
7735. 2
7735. 3
7735. 4
7735. 5
7735. 6
7736. 0
7736. 1
7737. 0
7737. 1
7737. 2

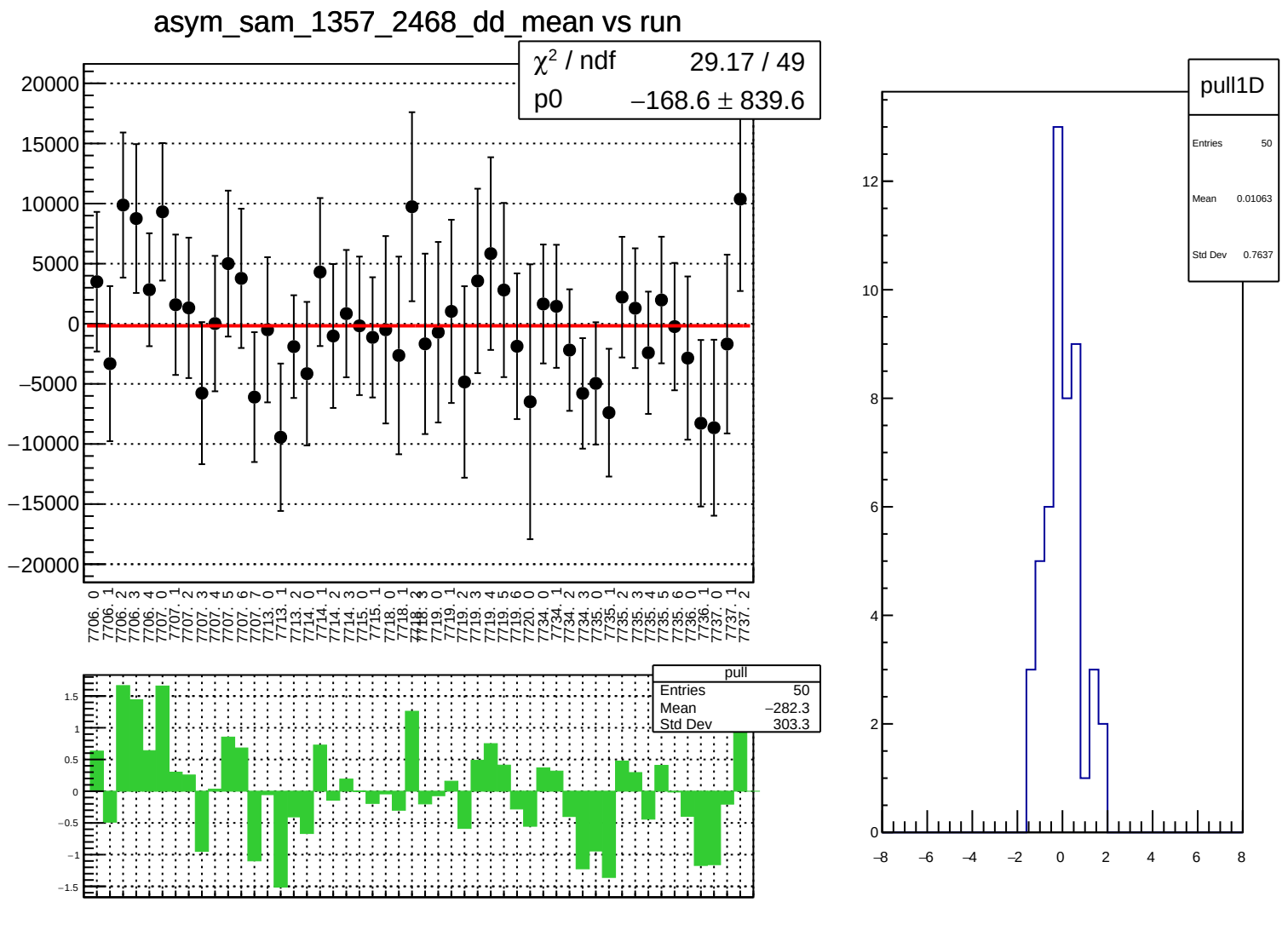
asym_sam_1357_2468_dd_mean vs run
χ² / ndf 29.17 / 49
p0 −168.6 ± 839.6
20000
15000
10000
5000
0
−5000
−10000
−15000
−20000
7706. 0
7706. 1
7706. 2
7706. 3
7706. 4
7707. 0
7707. 1
7707. 2
7707. 3
7707. 4
7707. 5
7707. 6
7707. 7
7713. 0
7713. 1
7713. 2
7714. 0
7714. 1
7714. 2
7714. 3
7715. 0
7715. 1
7718. 0
7718. 1
7718. 2
7718. 3
7719. 0
7719. 1
7719. 2
7719. 3
7719. 4
7719. 5
7719. 6
7720. 0
7734. 0
7734. 1
7734. 2
7734. 3
7735. 0
7735. 1
7735. 2
7735. 3
7735. 4
7735. 5
7735. 6
7736. 0
7736. 1
7737. 0
7737. 1
7737. 2
pull
Entries 50
Mean −282.3
Std Dev 303.3
1.5
1
0.5
0
−0.5
−1
−1.5
pull1D
Entries 50
Mean 0.01063
Std Dev 0.7637
12
10
8
6
4
2
0
−8
−6
−4
−2
0
2
4
6
8

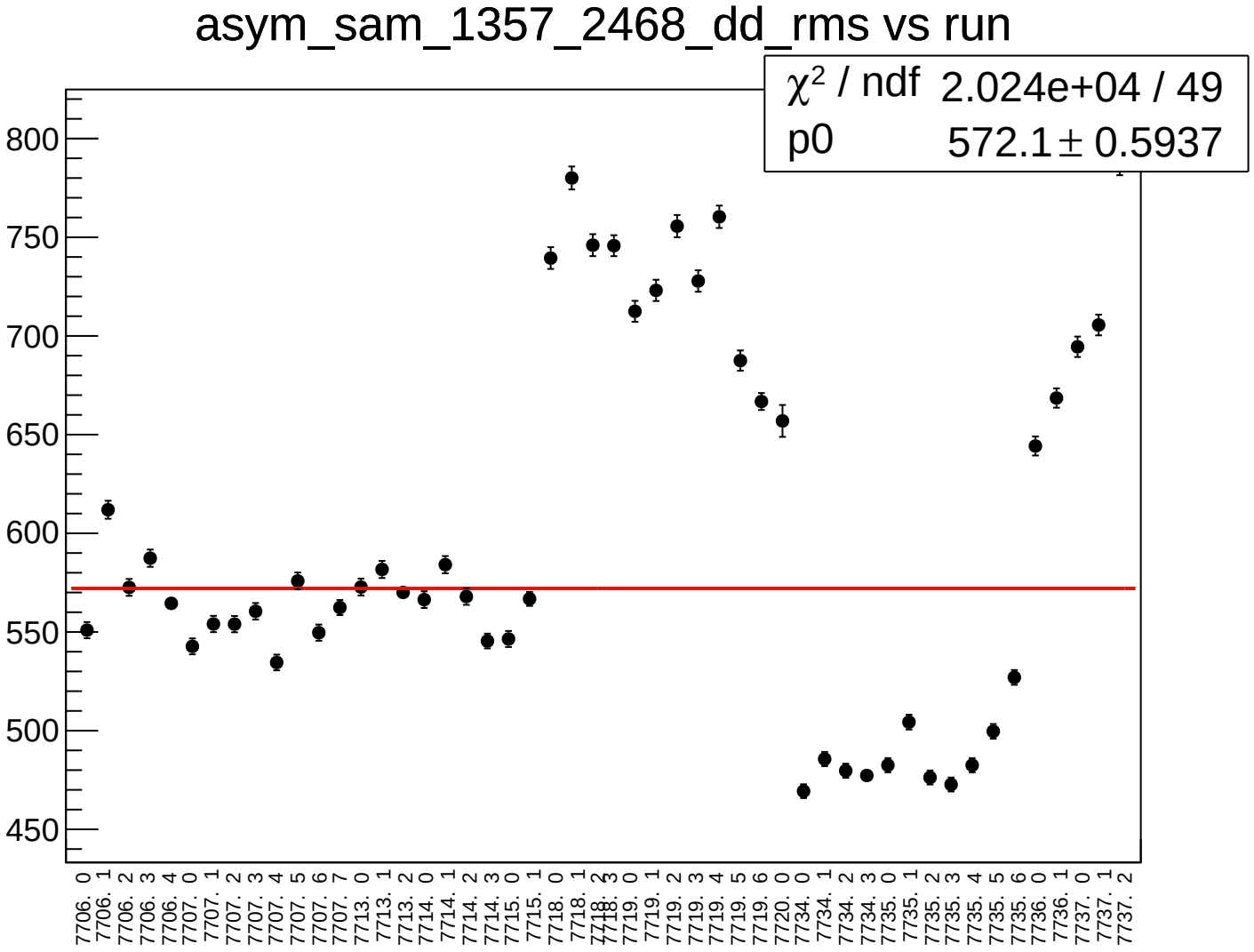
asym_sam_1357_2468_dd_rms vs run
χ² / ndf 2.024e+04 / 49
p0 572.1 ± 0.5937
800
750
700
650
600
550
500
450
7706. 0
7706. 1
7706. 2
7706. 3
7706. 4
7707. 0
7707. 1
7707. 2
7707. 3
7707. 4
7707. 5
7707. 6
7707. 7
7713. 0
7713. 1
7713. 2
7714. 0
7714. 1
7714. 2
7714. 3
7715. 0
7715. 1
7718. 0
7718. 1
7718. 2
7718. 3
7719. 0
7719. 1
7719. 2
7719. 3
7719. 4
7719. 5
7719. 6
7720. 0
7734. 0
7734. 1
7734. 2
7734. 3
7735. 0
7735. 1
7735. 2
7735. 3
7735. 4
7735. 5
7735. 6
7736. 0
7736. 1
7737. 0
7737. 1
7737. 2

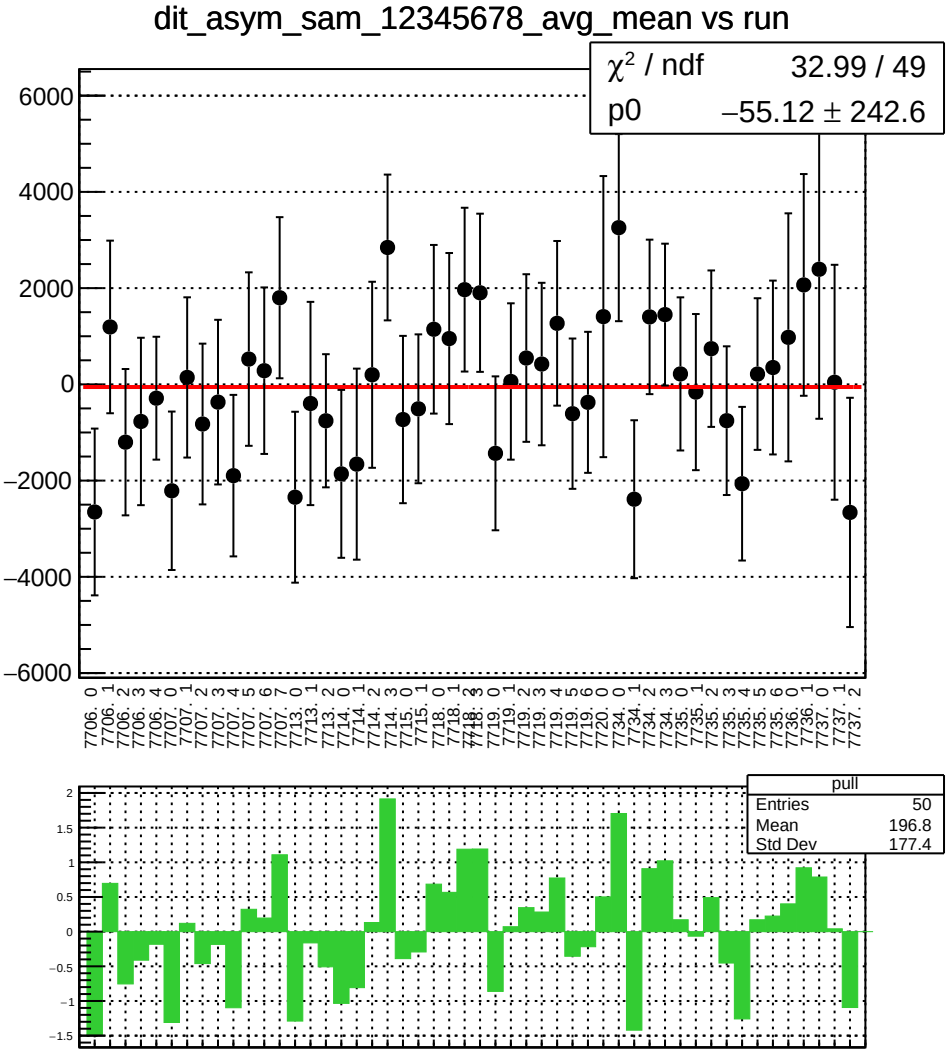
dit_asym_sam_12345678_avg_mean vs run
χ² / ndf 32.99 / 49
p0 −55.12 ± 242.6
6000
4000
2000
0
−2000
−4000
−6000
7706. 0
7706. 1
7706. 2
7706. 3
7706. 4
7707. 0
7707. 1
7707. 2
7707. 3
7707. 4
7707. 5
7707. 6
7707. 7
7713. 0
7713. 1
7713. 2
7714. 0
7714. 1
7714. 2
7714. 3
7715. 0
7715. 1
7718. 0
7718. 1
7718. 2
7718. 3
7719. 0
7719. 1
7719. 2
7719. 3
7719. 4
7719. 5
7719. 6
7720. 0
7734. 0
7734. 1
7734. 2
7734. 3
7735. 0
7735. 1
7735. 2
7735. 3
7735. 4
7735. 5
7735. 6
7736. 0
7736. 1
7737. 0
7737. 1
7737. 2
pull
Entries 50
Mean 196.8
Std Dev 177.4
2
1.5
1
0.5
0
−0.5
−1
−1.5

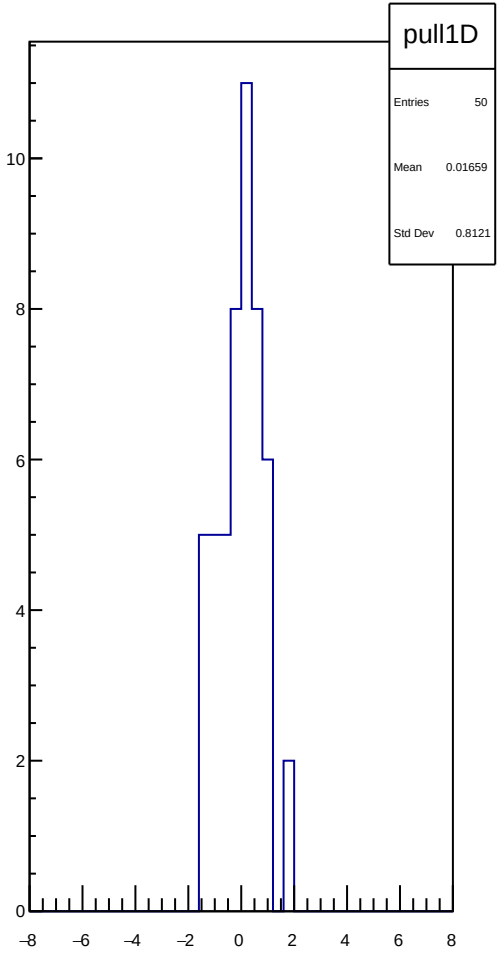
pull1D
Entries 50
Mean 0.01659
Std Dev 0.8121
10
8
6
4
2
0
−8
−6
−4
−2
0
2
4
6
8

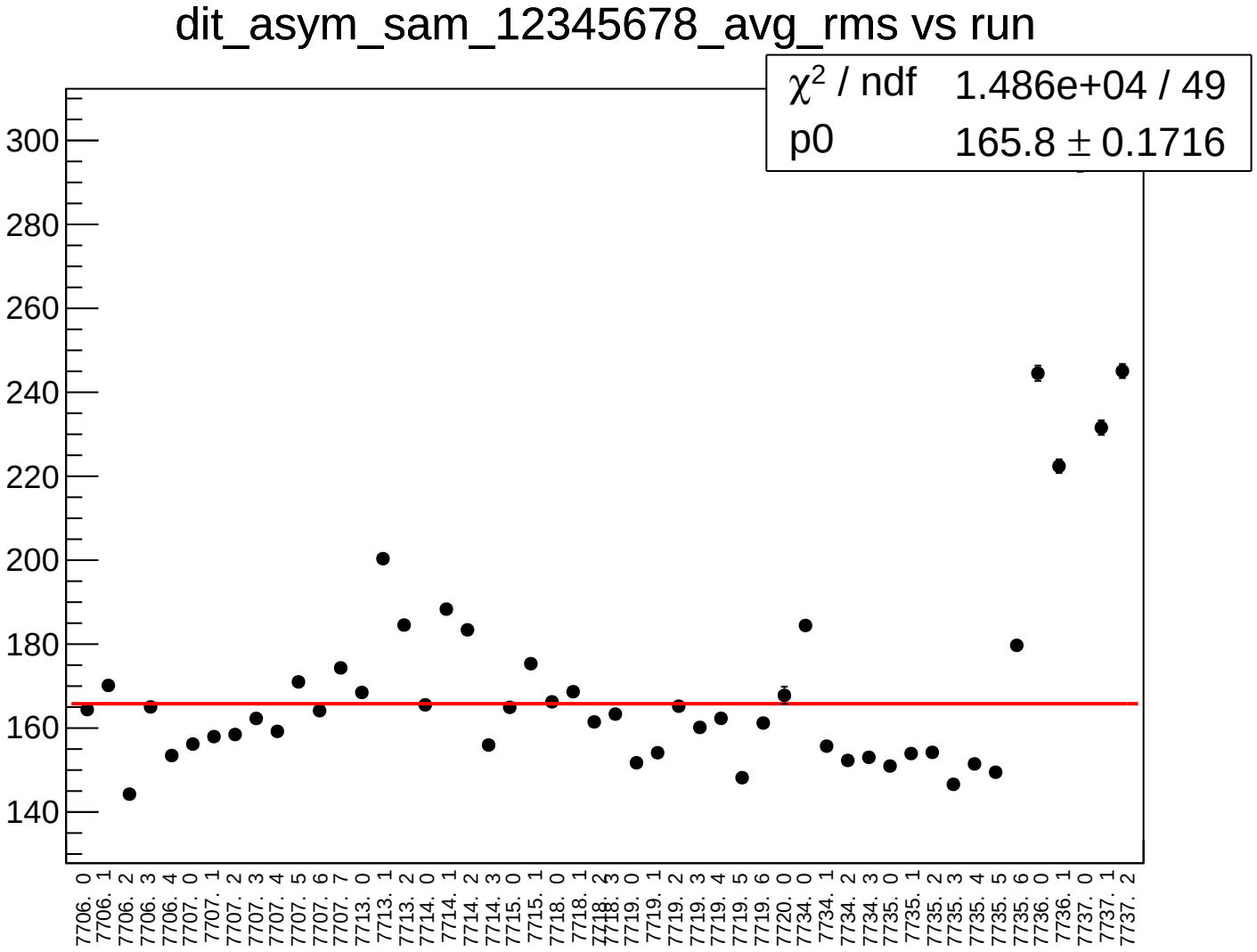
dit_asym_sam_12345678_avg_rms vs run
χ2 / ndf 1.486e+04 / 49
p0 165.8 ± 0.1716
300
280
260
240
220
200
180
160
140
7706. 0
7706. 1
7706. 2
7706. 3
7706. 4
7707. 0
7707. 1
7707. 2
7707. 3
7707. 4
7707. 5
7707. 6
7707. 7
7713. 0
7713. 1
7713. 2
7714. 0
7714. 1
7714. 2
7714. 3
7715. 0
7715. 1
7718. 0
7718. 1
7718. 2
7718. 3
7719. 0
7719. 1
7719. 2
7719. 3
7719. 4
7719. 5
7719. 6
7720. 0
7734. 0
7734. 1
7734. 2
7734. 3
7735. 0
7735. 1
7735. 2
7735. 3
7735. 4
7735. 5
7735. 6
7736. 0
7736. 1
7737. 0
7737. 1
7737. 2

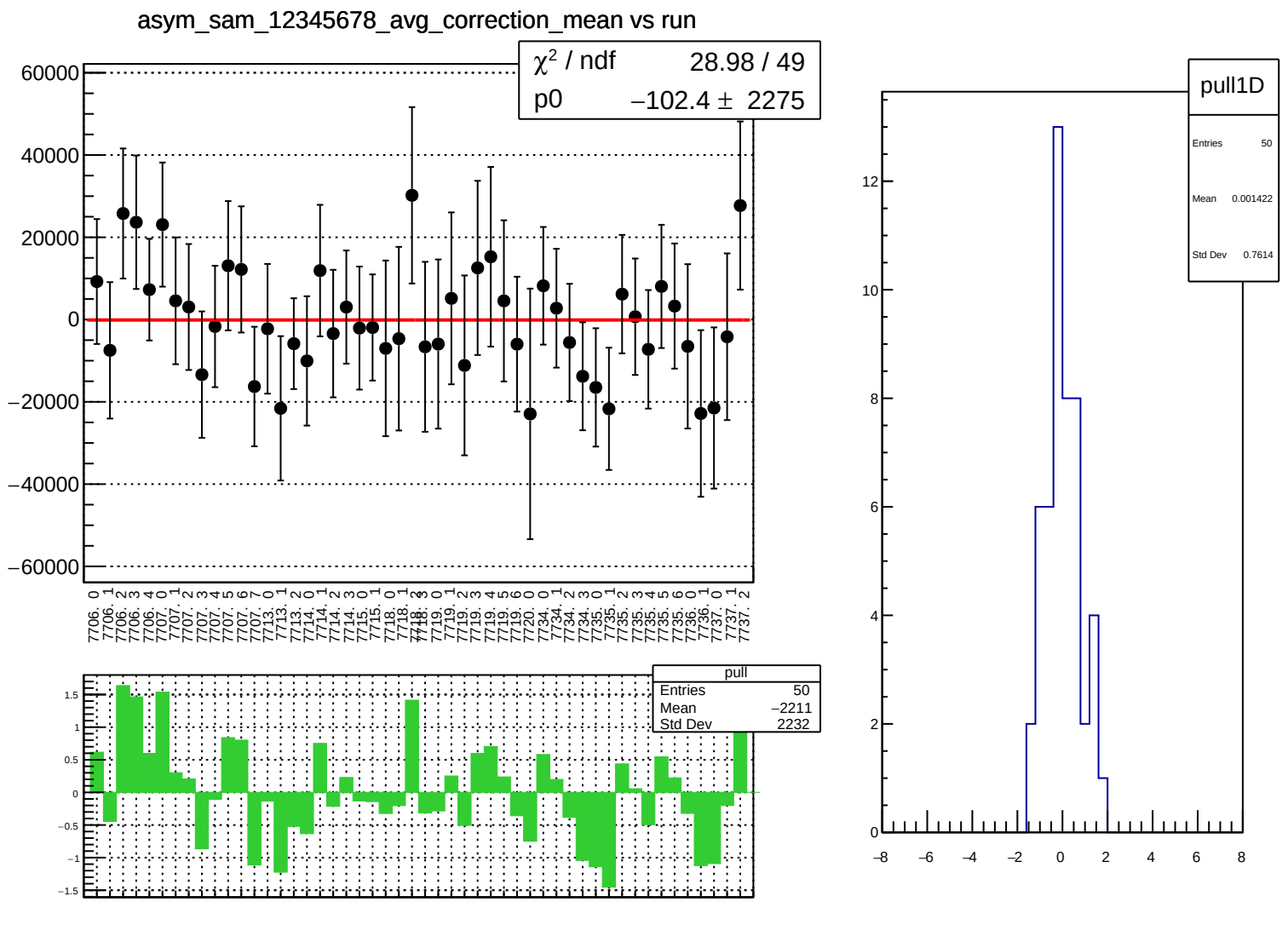
asym_sam_12345678_avg_correction_mean vs run
χ² / ndf 28.98 / 49
p0 −102.4 ± 2275
60000
40000
20000
0
−20000
−40000
−60000
7706. 0
7706. 1
7706. 2
7706. 3
7706. 4
7707. 0
7707. 1
7707. 2
7707. 3
7707. 4
7707. 5
7707. 6
7707. 7
7713. 0
7713. 1
7713. 2
7714. 0
7714. 1
7714. 2
7714. 3
7715. 0
7715. 1
7718. 0
7718. 1
7718. 2
7718. 3
7719. 0
7719. 1
7719. 2
7719. 3
7719. 4
7719. 5
7719. 6
7720. 0
7734. 0
7734. 1
7734. 2
7734. 3
7735. 0
7735. 1
7735. 2
7735. 3
7735. 4
7735. 5
7735. 6
7736. 0
7736. 1
7737. 0
7737. 1
7737. 2
pull
Entries 50
Mean −2211
Std Dev 2232
1.5
1
0.5
0
−0.5
−1
−1.5
pull1D
Entries 50
Mean 0.001422
Std Dev 0.7614
12
10
8
6
4
2
0
−8
−6
−4
−2
0
2
4
6
8

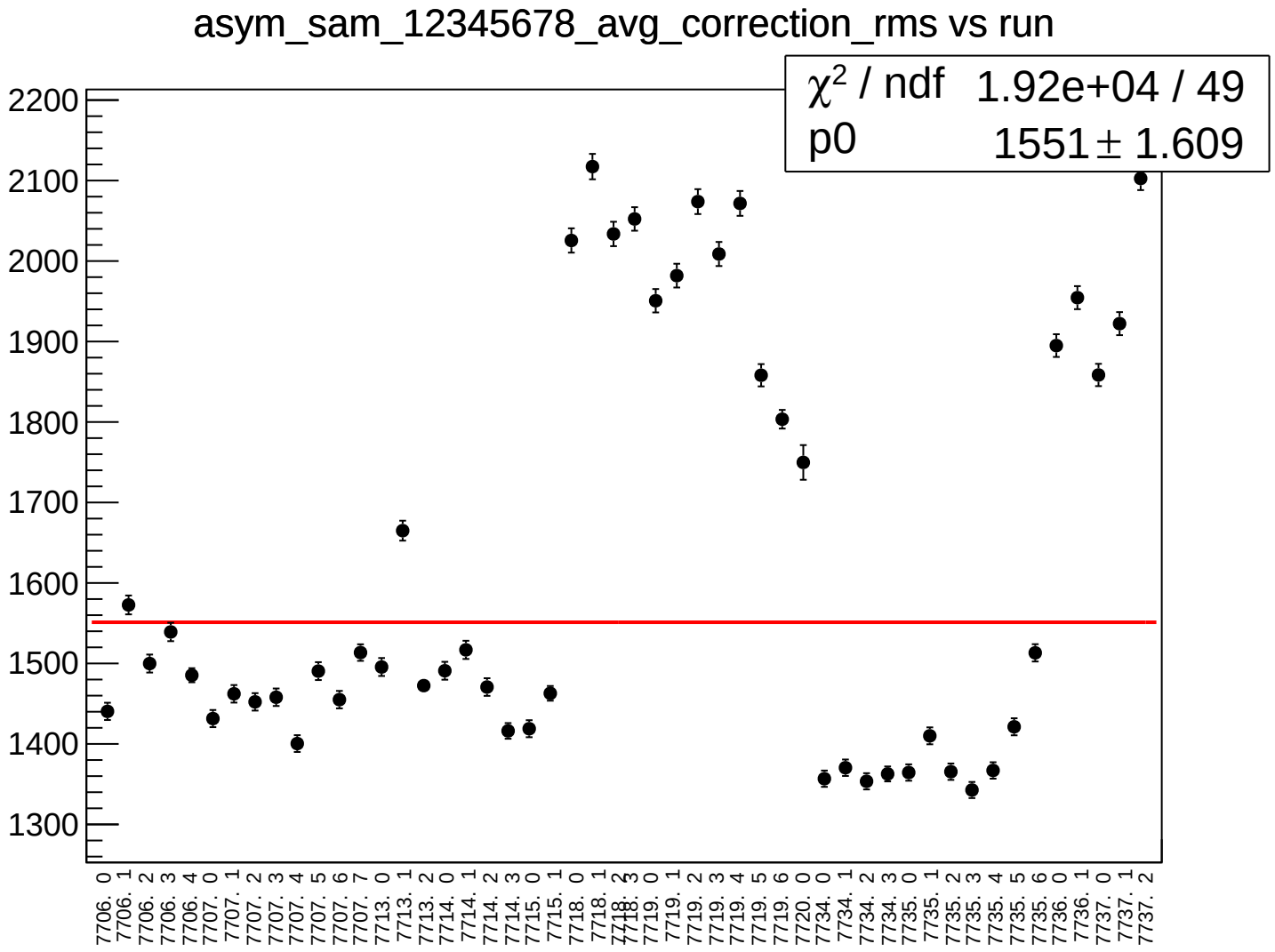
asym_sam_12345678_avg_correction_rms vs run
χ² / ndf 1.92e+04 / 49
p0 1551 ± 1.609
2200
2100
2000
1900
1800
1700
1600
1500
1400
1300
7706. 0
7706. 1
7706. 2
7706. 3
7706. 4
7707. 0
7707. 1
7707. 2
7707. 3
7707. 4
7707. 5
7707. 6
7707. 7
7713. 0
7713. 1
7713. 2
7714. 0
7714. 1
7714. 2
7714. 3
7715. 0
7715. 1
7718. 0
7718. 1
7718. 2
7718. 3
7719. 0
7719. 1
7719. 2
7719. 3
7719. 4
7719. 5
7719. 6
7720. 0
7734. 0
7734. 1
7734. 2
7734. 3
7735. 0
7735. 1
7735. 2
7735. 3
7735. 4
7735. 5
7735. 6
7736. 0
7736. 1
7737. 0
7737. 1
7737. 2

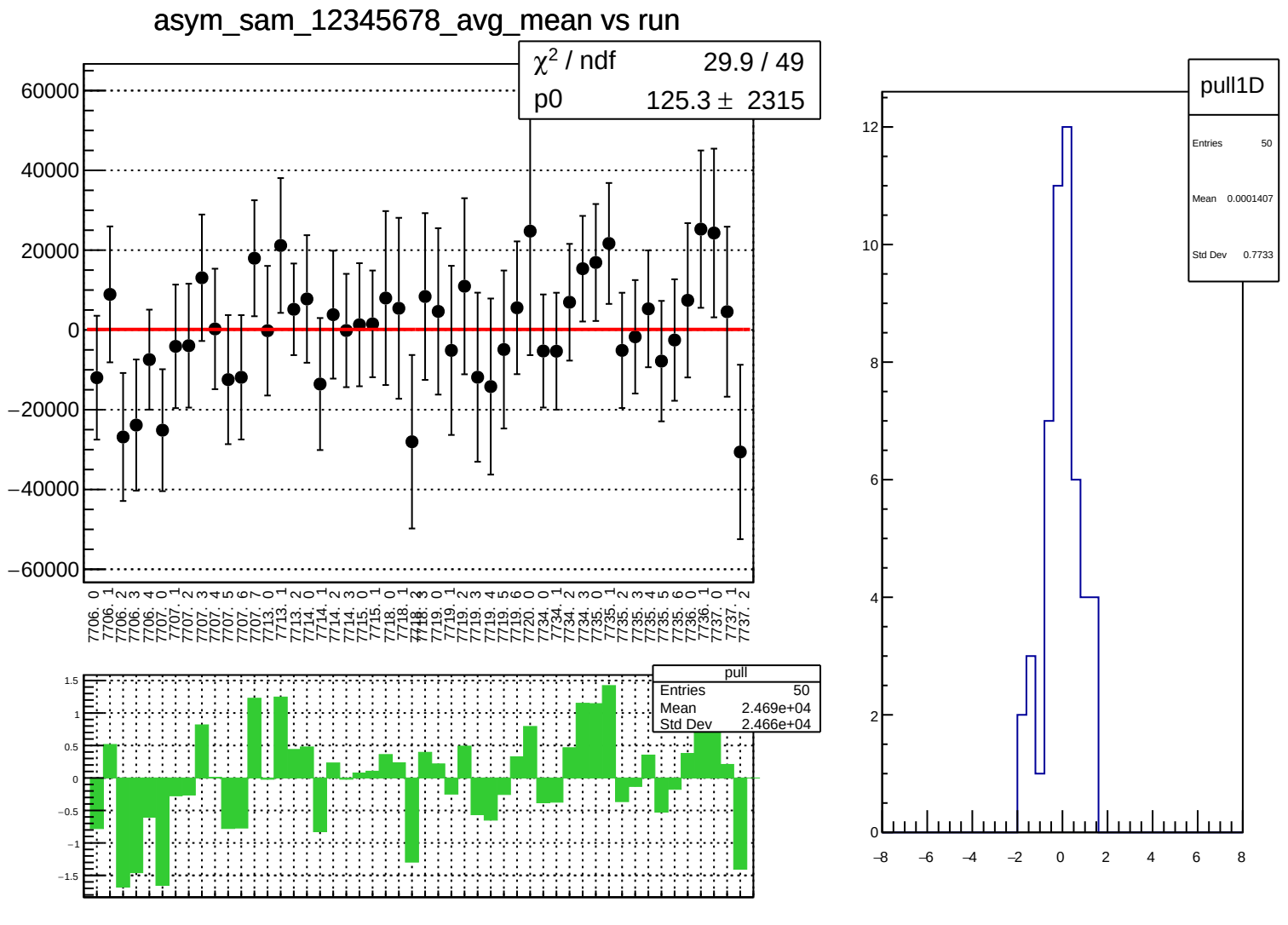
asym_sam_12345678_avg_mean vs run
χ² / ndf 29.9 / 49
p0 125.3 ± 2315
60000
40000
20000
0
−20000
−40000
−60000
7706. 0
7706. 1
7706. 2
7706. 3
7706. 4
7707. 0
7707. 1
7707. 2
7707. 3
7707. 4
7707. 5
7707. 6
7707. 7
7713. 0
7713. 1
7713. 2
7714. 0
7714. 1
7714. 2
7714. 3
7715. 0
7715. 1
7718. 0
7718. 1
7718. 2
7718. 3
7719. 0
7719. 1
7719. 2
7719. 3
7719. 4
7719. 5
7719. 6
7720. 0
7734. 0
7734. 1
7734. 2
7734. 3
7735. 0
7735. 1
7735. 2
7735. 3
7735. 4
7735. 5
7735. 6
7736. 0
7736. 1
7737. 0
7737. 1
7737. 2
pull
Entries 50
Mean 2.469e+04
Std Dev 2.466e+04
1.5
1
0.5
0
−0.5
−1
−1.5
pull1D
Entries 50
Mean 0.0001407
Std Dev 0.7733
12
10
8
6
4
2
0
−8
−6
−4
−2
0
2
4
6
8

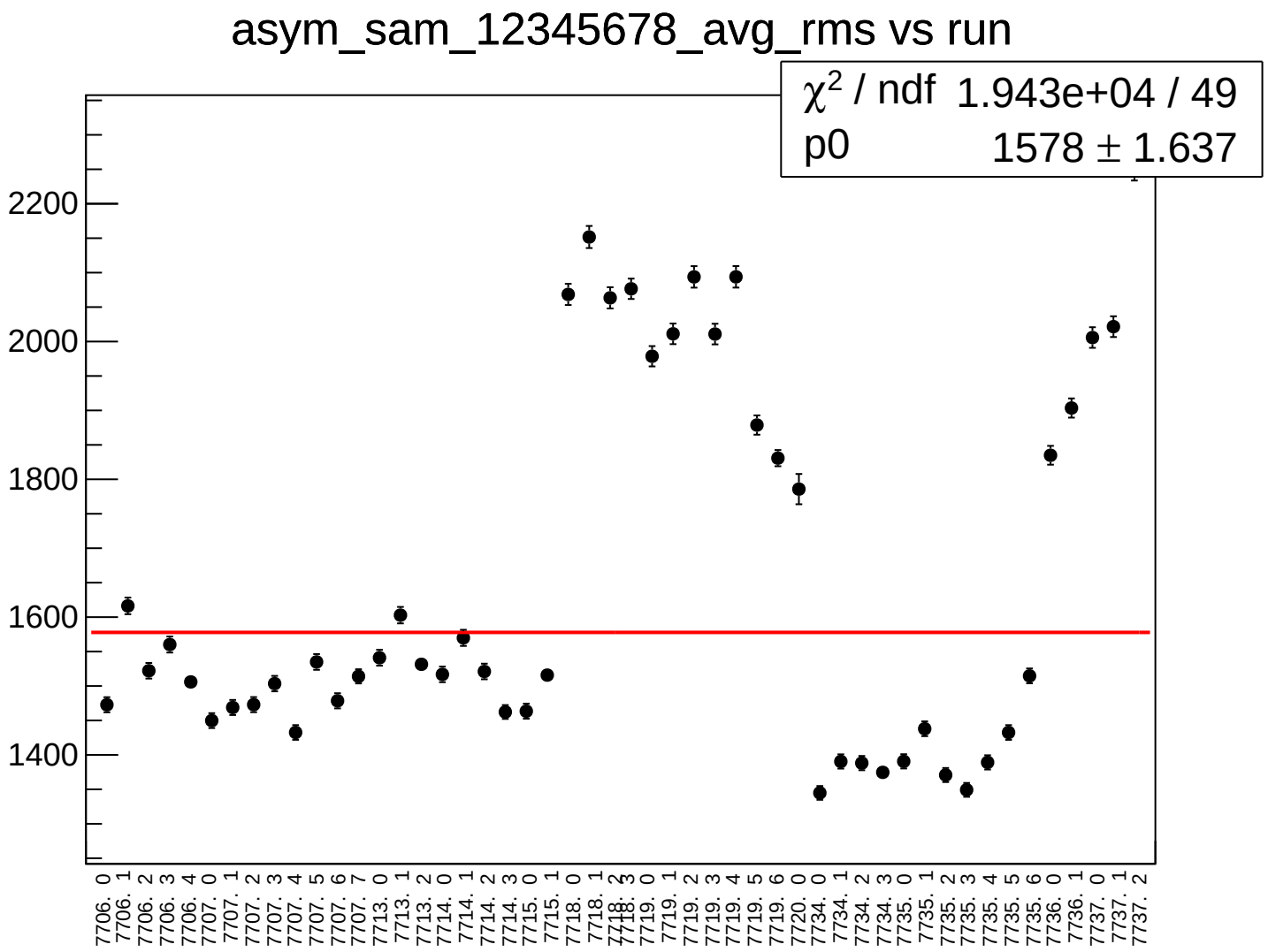
asym_sam_12345678_avg_rms vs run
χ2 / ndf 1.943e+04 / 49
p0 1578 ± 1.637
2200
2000
1800
1600
1400
7706. 0
7706. 1
7706. 2
7706. 3
7706. 4
7707. 0
7707. 1
7707. 2
7707. 3
7707. 4
7707. 5
7707. 6
7707. 7
7713. 0
7713. 1
7713. 2
7714. 0
7714. 1
7714. 2
7714. 3
7715. 0
7715. 1
7718. 0
7718. 1
7718. 2
7718. 3
7719. 0
7719. 1
7719. 2
7719. 3
7719. 4
7719. 5
7719. 6
7720. 0
7734. 0
7734. 1
7734. 2
7734. 3
7735. 0
7735. 1
7735. 2
7735. 3
7735. 4
7735. 5
7735. 6
7736. 0
7736. 1
7737. 0
7737. 1
7737. 2

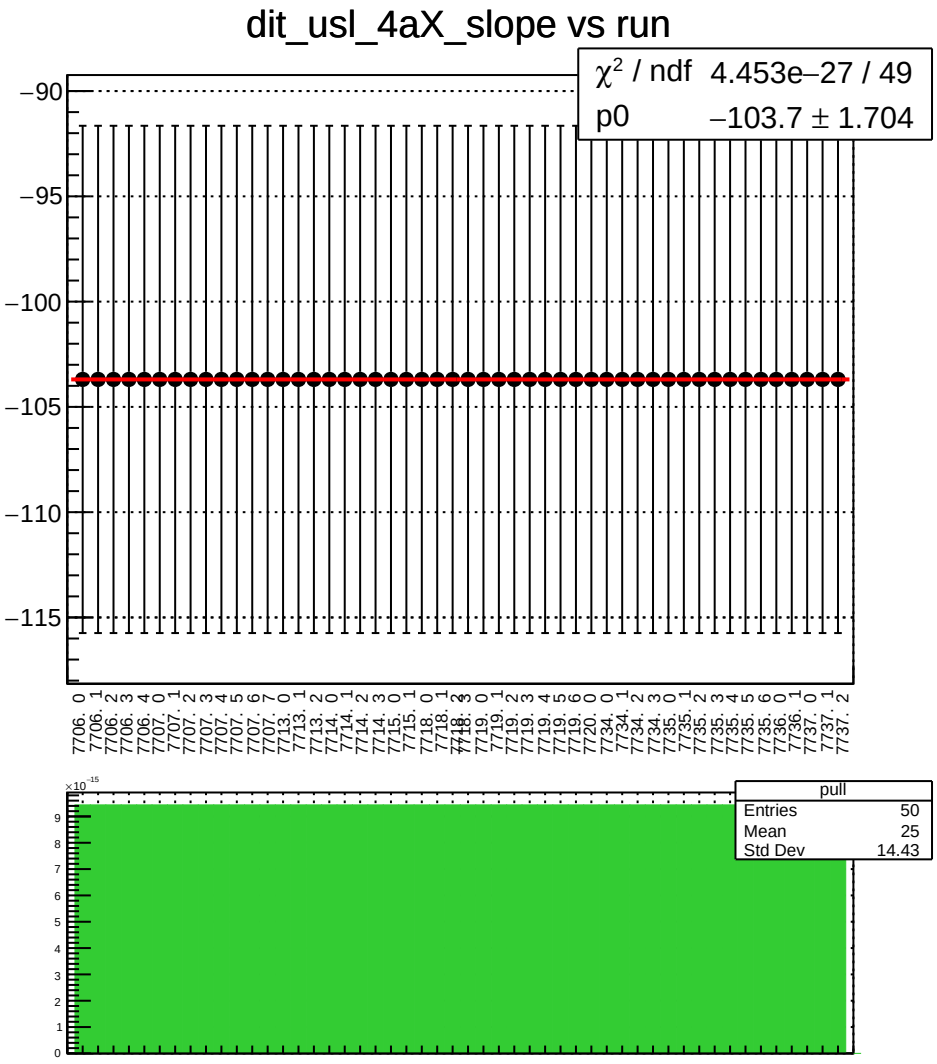
dit_usl_4aX_slope vs run
χ² / ndf 4.453e−27 / 49
p0 −103.7 ± 1.704
−90
−95
−100
−105
−110
−115
7706. 0
7706. 1
7706. 2
7706. 3
7706. 4
7707. 0
7707. 1
7707. 2
7707. 3
7707. 4
7707. 5
7707. 6
7707. 7
7713. 0
7713. 1
7713. 2
7714. 0
7714. 1
7714. 2
7714. 3
7715. 0
7715. 1
7718. 0
7718. 1
7718. 2
7718. 3
7719. 0
7719. 1
7719. 2
7719. 3
7719. 4
7719. 5
7719. 6
7720. 0
7734. 0
7734. 1
7734. 2
7734. 3
7735. 0
7735. 1
7735. 2
7735. 3
7735. 4
7735. 5
7735. 6
7736. 0
7736. 1
7737. 0
7737. 1
7737. 2
×10⁻¹⁵
9
8
7
6
5
4
3
2
1
0
pull
Entries 50
Mean 25
Std Dev 14.43

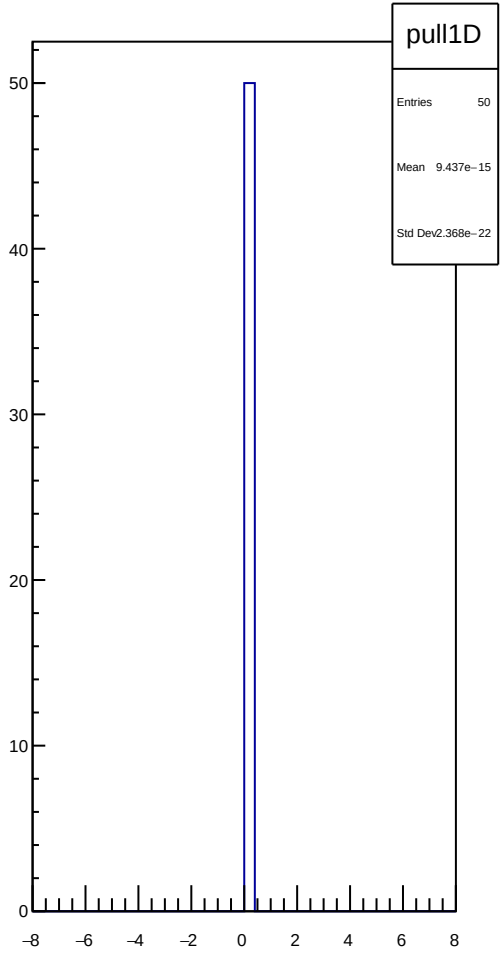
pull1D
Entries 50
Mean 9.437e−15
Std Dev 2.368e−22
50
40
30
20
10
0
−8
−6
−4
−2
0
2
4
6
8

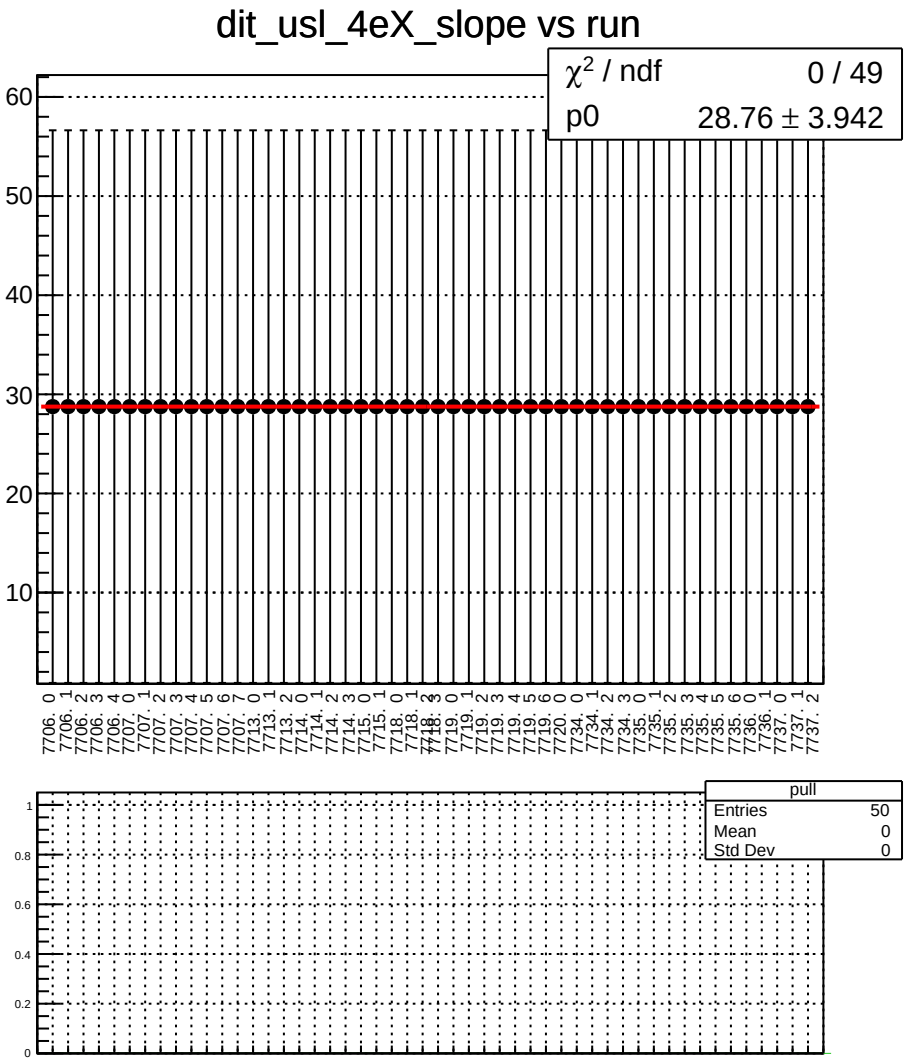
dit_usl_4eX_slope vs run
χ² / ndf 0 / 49
p0 28.76 ± 3.942
pull
Entries 50
Mean 0
Std Dev 0

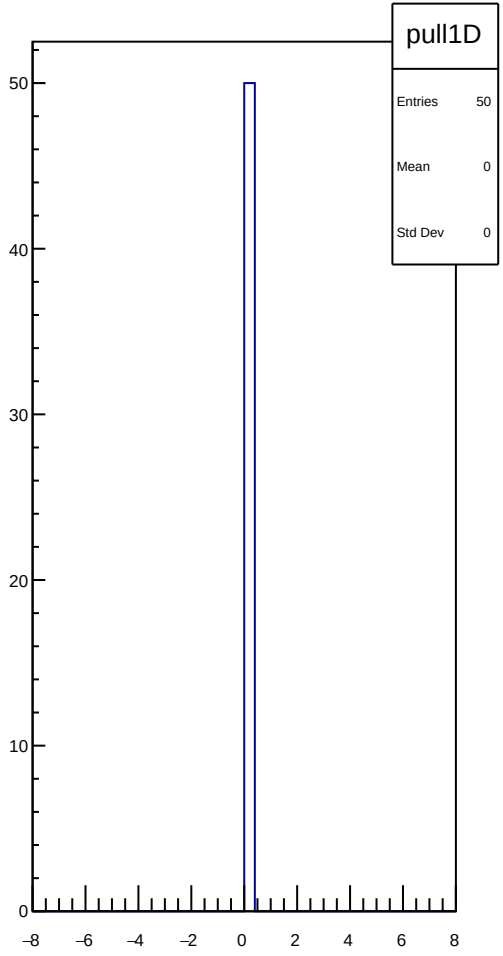
pull1D
Entries 50
Mean 0
Std Dev 0

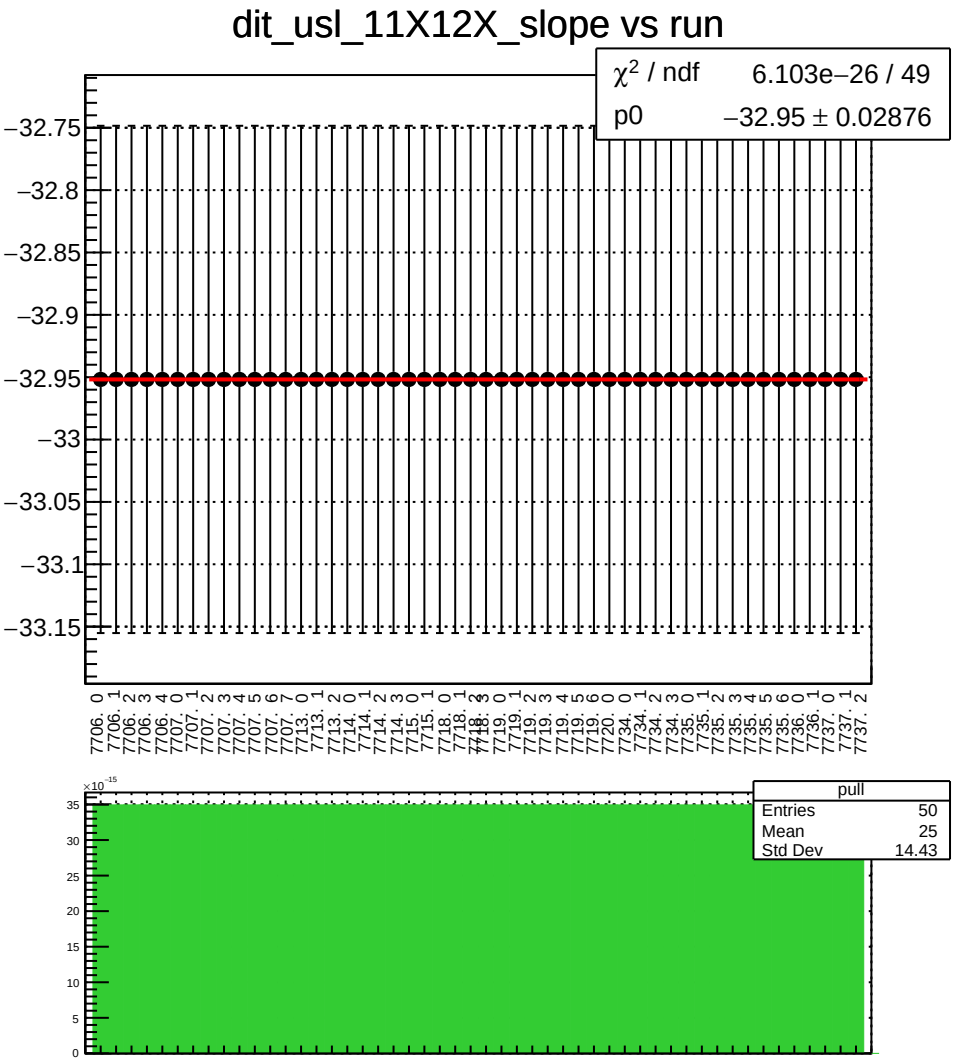
dit_usl_11X12X_slope vs run
χ² / ndf 6.103e−26 / 49
p0 −32.95 ± 0.02876
−32.75
−32.8
−32.85
−32.9
−32.95
−33
−33.05
−33.1
−33.15
7706. 0
7706. 1
7706. 2
7706. 3
7706. 4
7707. 0
7707. 1
7707. 2
7707. 3
7707. 4
7707. 5
7707. 6
7707. 7
7713. 0
7713. 1
7713. 2
7713. 0
7714. 1
7714. 2
7714. 3
7715. 0
7715. 1
7718. 0
7718. 1
7718. 2
7718. 3
7719. 0
7719. 1
7719. 2
7719. 3
7719. 4
7719. 5
7719. 6
7720. 0
7734. 0
7734. 1
7734. 2
7734. 3
7735. 0
7735. 1
7735. 2
7735. 3
7735. 4
7735. 5
7735. 6
7736. 0
7736. 1
7737. 0
7737. 1
7737. 2
×10⁻¹⁵
35
30
25
20
15
10
5
0
pull
Entries 50
Mean 25
Std Dev 14.43

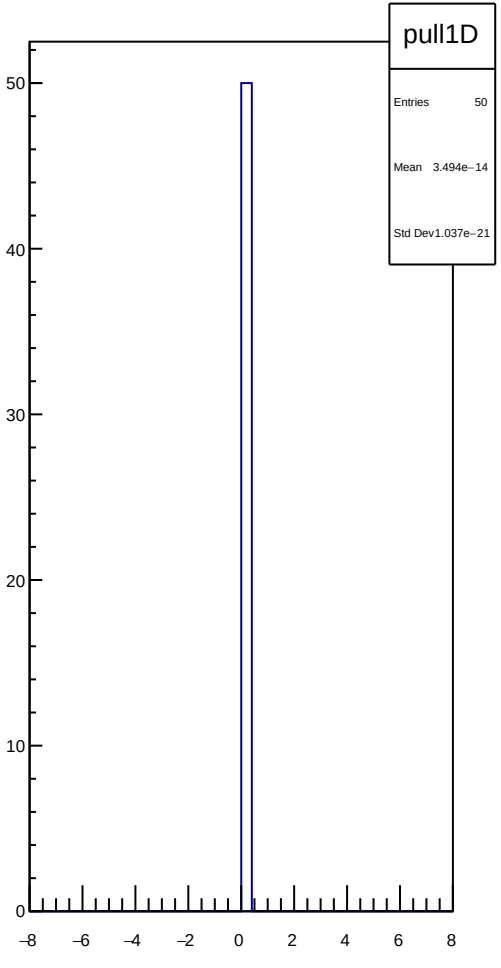
pull1D
Entries 50
Mean 3.494e−14
Std Dev 1.037e−21
50
40
30
20
10
0
−8
−6
−4
−2
0
2
4
6
8

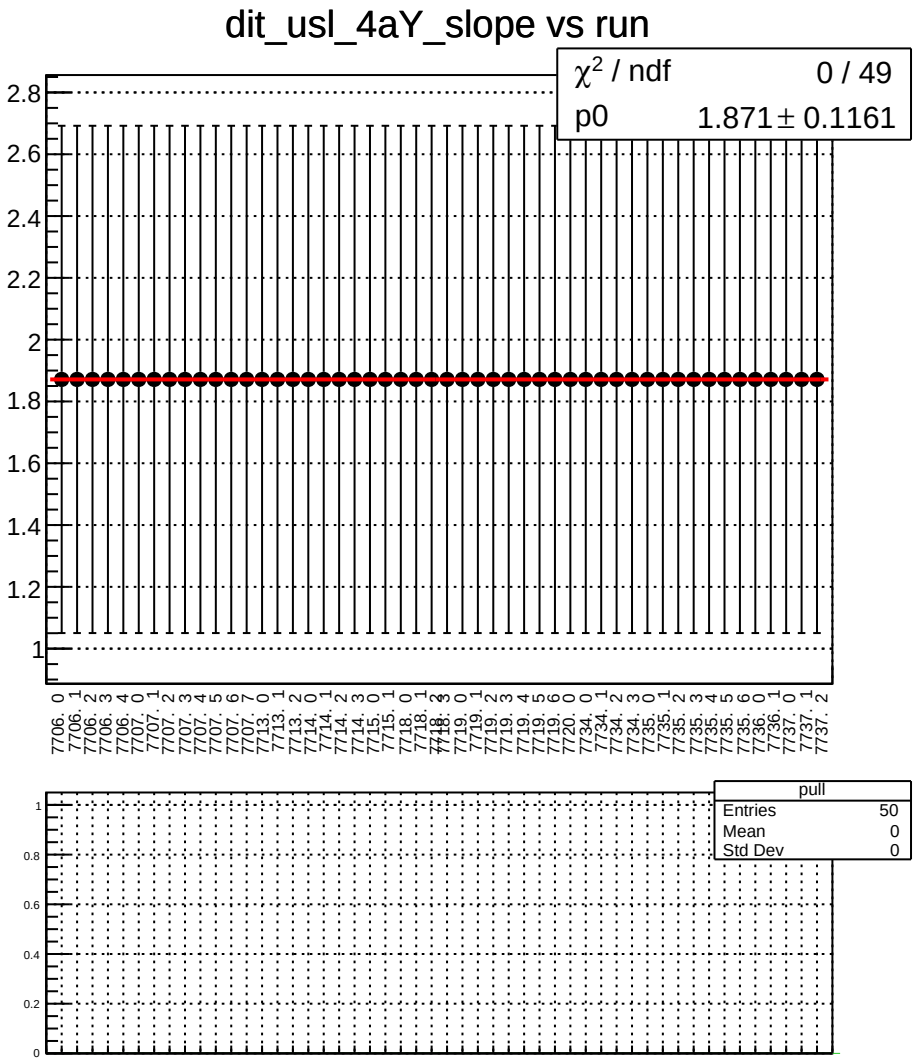
dit_usl_4aY_slope vs run
χ² / ndf 0 / 49
p0 1.871 ± 0.1161
2.8
2.6
2.4
2.2
2
1.8
1.6
1.4
1.2
1
7706. 0
7706. 1
7706. 2
7706. 3
7706. 4
7707. 0
7707. 1
7707. 2
7707. 3
7707. 4
7707. 5
7707. 6
7707. 7
7713. 0
7713. 1
7713. 2
7714. 0
7714. 1
7714. 2
7714. 3
7715. 0
7715. 1
7718. 0
7718. 1
7718. 2
7718. 3
7719. 0
7719. 1
7719. 2
7719. 3
7719. 4
7719. 5
7719. 6
7720. 0
7734. 0
7734. 1
7734. 2
7734. 3
7735. 0
7735. 1
7735. 2
7735. 3
7735. 4
7735. 5
7735. 6
7736. 0
7736. 1
7737. 0
7737. 1
7737. 2
pull
Entries 50
Mean 0
Std Dev 0
1
0.8
0.6
0.4
0.2
0

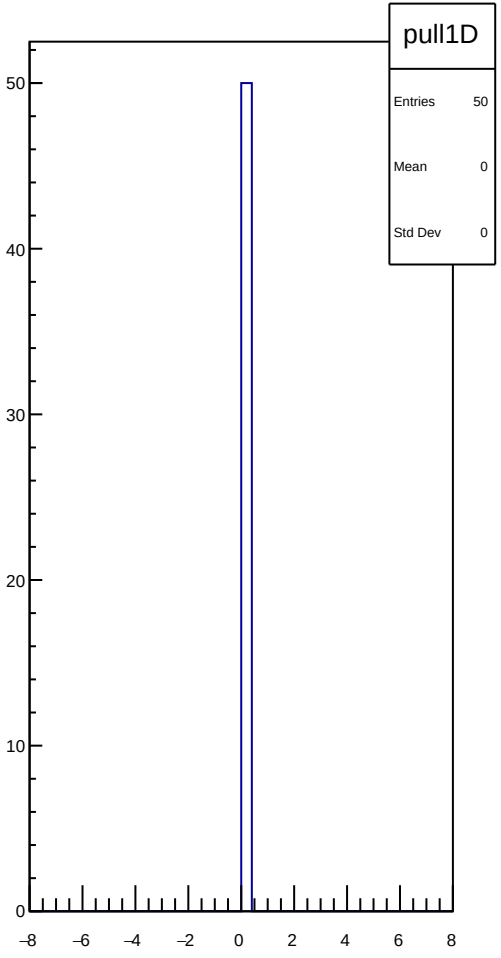
pull1D
Entries 50
Mean 0
Std Dev 0
50
40
30
20
10
0
−8
−6
−4
−2
0
2
4
6
8

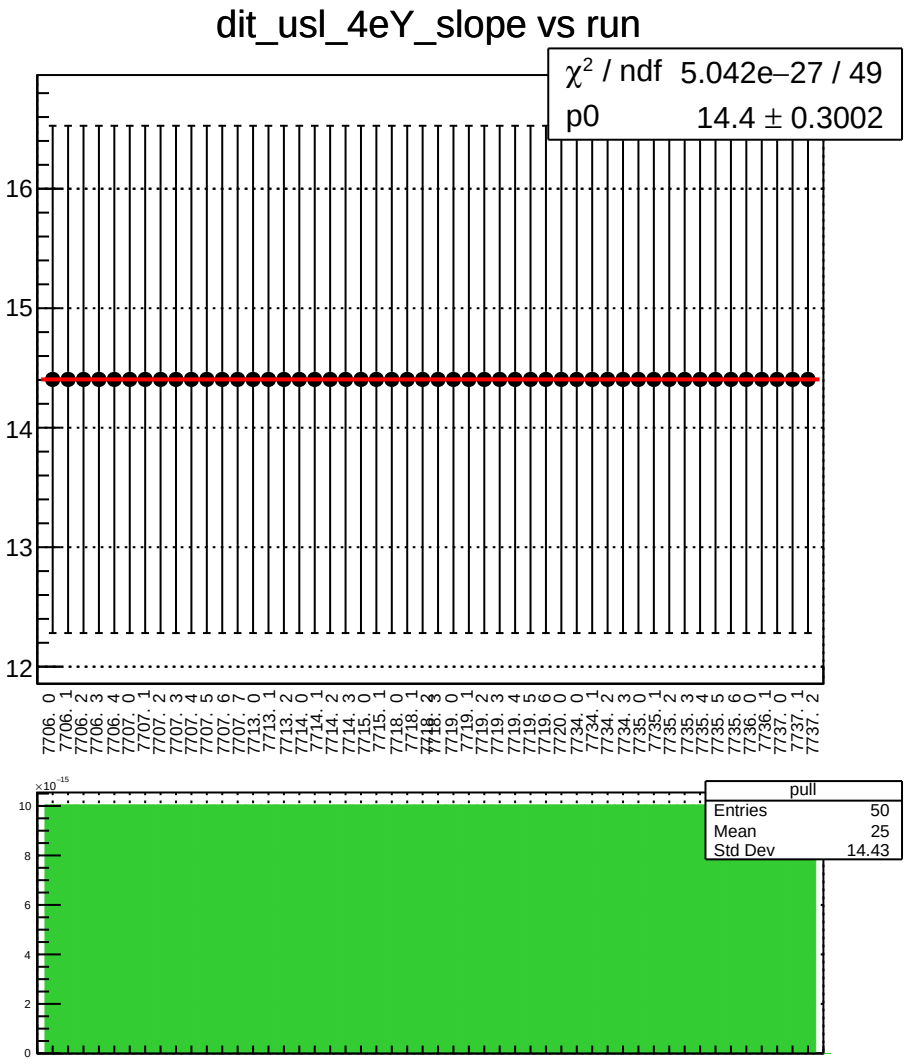
dit_usl_4eY_slope vs run
χ² / ndf 5.042e−27 / 49
p0 14.4 ± 0.3002
16
15
14
13
12
7706. 0
7706. 1
7706. 2
7706. 3
7706. 4
7707. 0
7707. 1
7707. 2
7707. 3
7707. 4
7707. 5
7707. 6
7707. 7
7713. 0
7713. 1
7713. 2
7714. 0
7714. 1
7714. 2
7714. 3
7715. 0
7715. 1
7718. 0
7718. 1
7718. 2
7718. 3
7719. 0
7719. 1
7719. 2
7719. 3
7719. 4
7719. 5
7719. 6
7720. 0
7734. 0
7734. 1
7734. 2
7734. 3
7735. 0
7735. 1
7735. 2
7735. 3
7735. 4
7735. 5
7735. 6
7736. 0
7736. 1
7737. 0
7737. 1
7737. 2
×10⁻¹⁵
10
8
6
4
2
0
pull
Entries 50
Mean 25
Std Dev 14.43

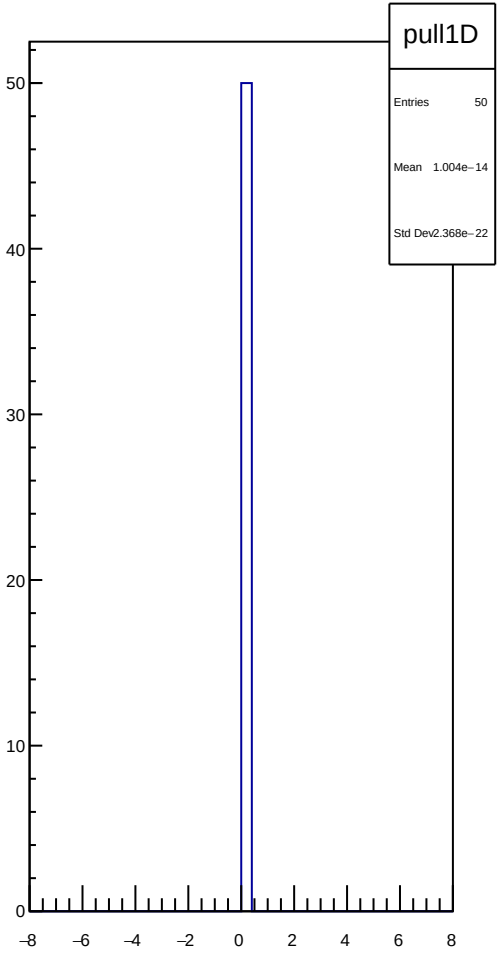
pull1D
Entries 50
Mean 1.004e−14
Std Dev 2.368e−22
50
40
30
20
10
0
−8
−6
−4
−2
0
2
4
6
8

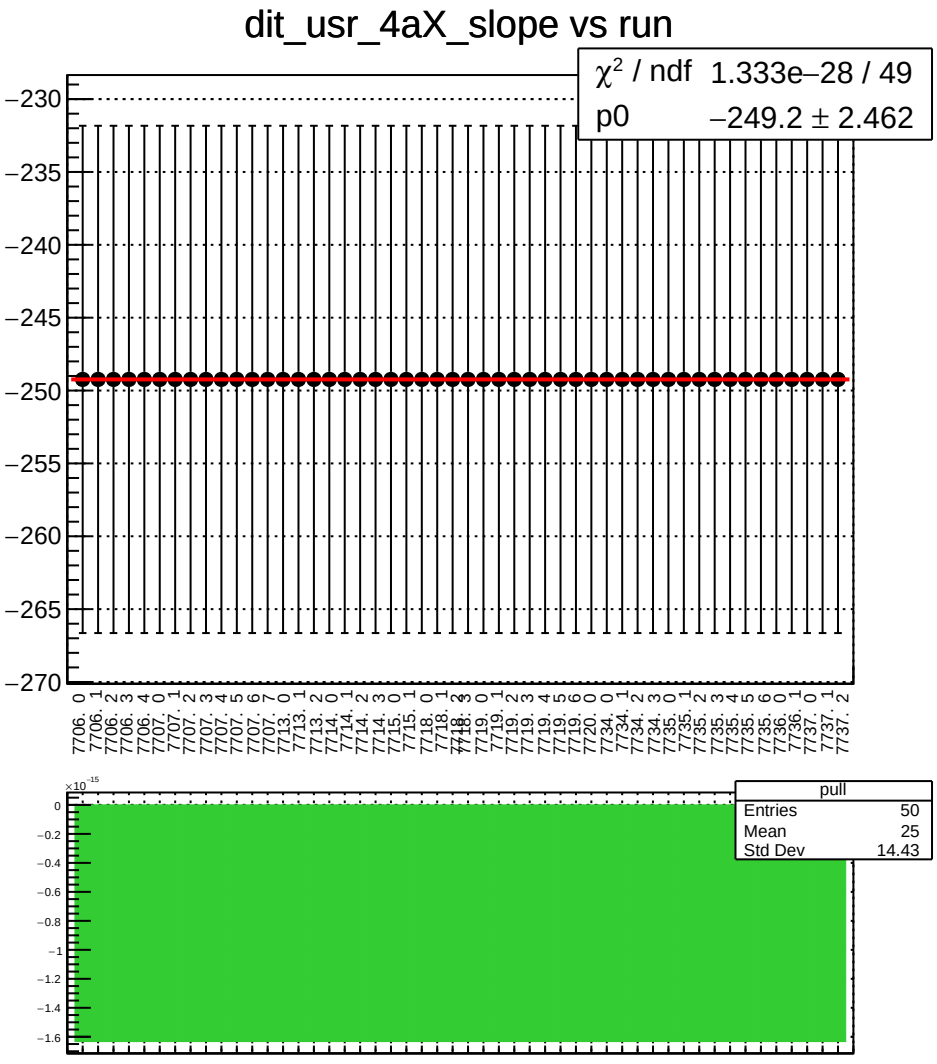
dit_usr_4aX_slope vs run
χ² / ndf 1.333e−28 / 49
p0 −249.2 ± 2.462
−230
−235
−240
−245
−250
−255
−260
−265
−270
7706. 0
7706. 1
7706. 2
7706. 3
7706. 4
7707. 0
7707. 1
7707. 2
7707. 3
7707. 4
7707. 5
7707. 6
7707. 7
7713. 0
7713. 1
7713. 2
7714. 0
7714. 1
7714. 2
7714. 3
7715. 0
7715. 1
7718. 0
7718. 1
7718. 2
7718. 3
7719. 0
7719. 1
7719. 2
7719. 3
7719. 4
7719. 5
7719. 6
7720. 0
7720. 0
7734. 0
7734. 1
7734. 2
7734. 3
7735. 0
7735. 1
7735. 2
7735. 3
7735. 4
7735. 5
7735. 6
7736. 0
7736. 1
7737. 0
7737. 1
7737. 2
×10⁻¹⁵
0
−0.2
−0.4
−0.6
−0.8
−1
−1.2
−1.4
−1.6
pull
Entries 50
Mean 25
Std Dev 14.43

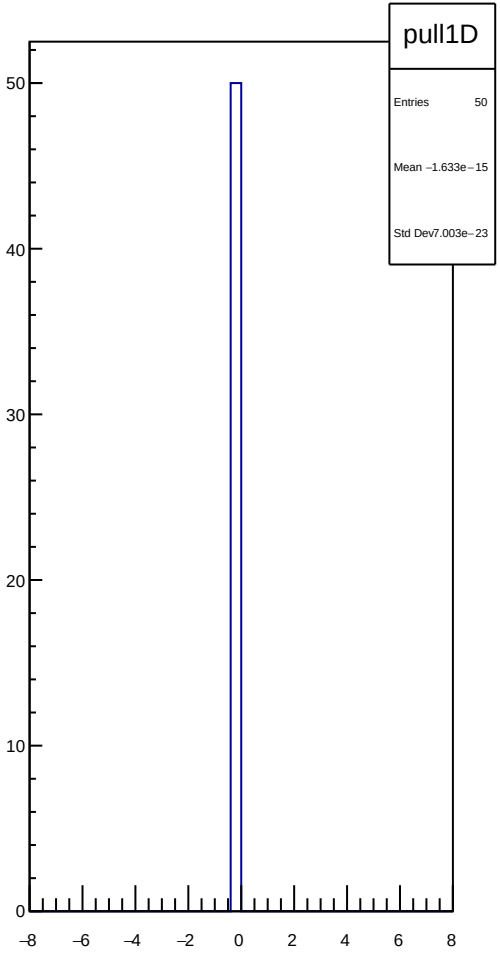
pull1D
Entries 50
Mean −1.633e−15
Std Dev7.003e−23
50
40
30
20
10
0
−8
−6
−4
−2
0
2
4
6
8

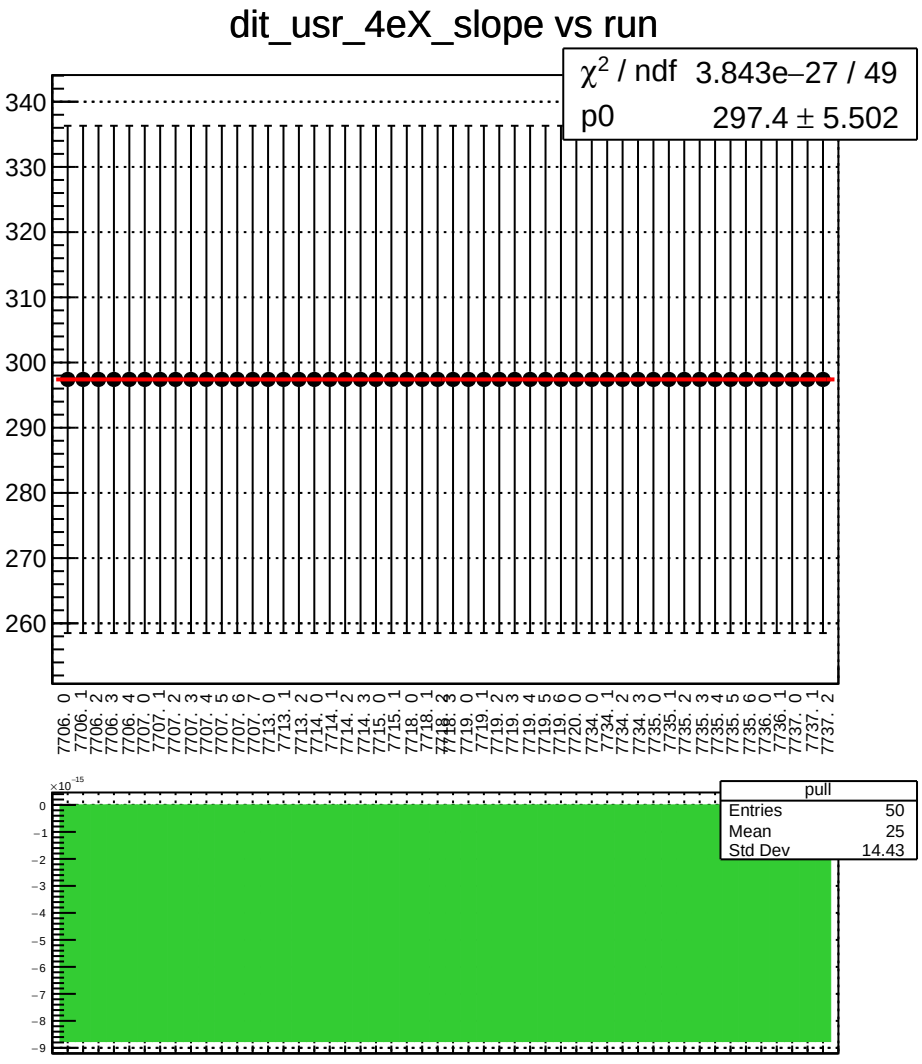
dit_usr_4eX_slope vs run
χ2 / ndf 3.843e−27 / 49
p0 297.4 ± 5.502
340
330
320
310
300
290
280
270
260
7706. 0
7706. 1
7706. 2
7706. 3
7706. 4
7707. 0
7707. 1
7707. 2
7707. 3
7707. 4
7707. 5
7707. 6
7707. 7
7713. 0
7713. 1
7713. 2
7714. 0
7714. 1
7714. 2
7714. 3
7715. 0
7715. 1
7718. 0
7718. 1
7718. 2
7718. 3
7719. 0
7719. 1
7719. 2
7719. 3
7719. 4
7719. 5
7719. 6
7720. 0
7734. 0
7734. 1
7734. 2
7734. 3
7735. 0
7735. 1
7735. 2
7735. 3
7735. 4
7735. 5
7735. 6
7736. 0
7736. 1
7737. 0
7737. 1
7737. 2
×10−15
0
−1
−2
−3
−4
−5
−6
−7
−8
−9
pull
Entries 50
Mean 25
Std Dev 14.43

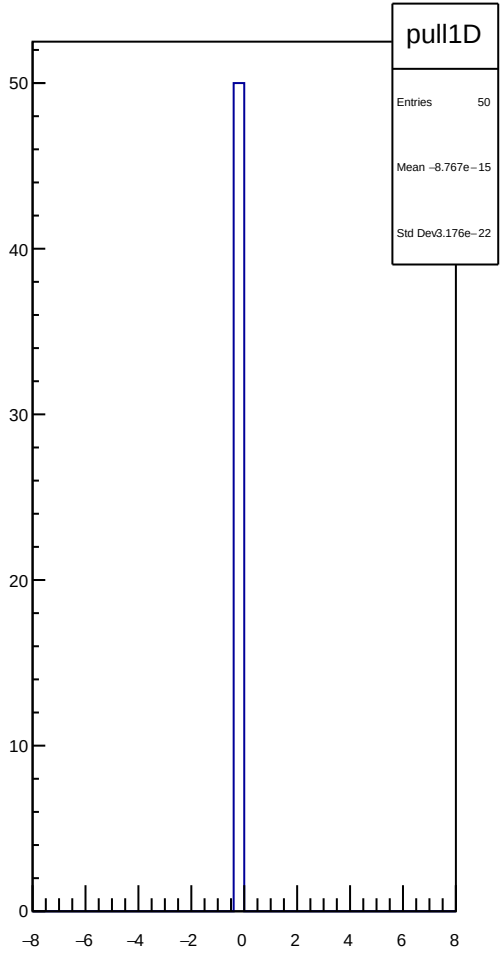
pull1D
Entries 50
Mean −8.767e−15
Std Dev 3.176e−22
50
40
30
20
10
0
−8
−6
−4
−2
0
2
4
6
8

dit_usr_11X12X_slope vs run

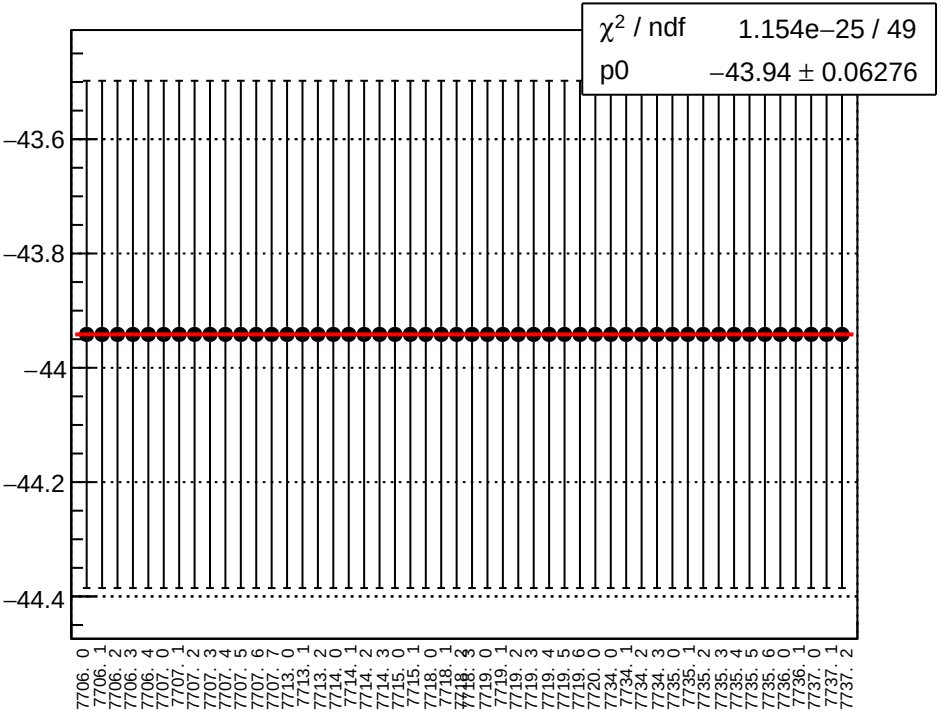



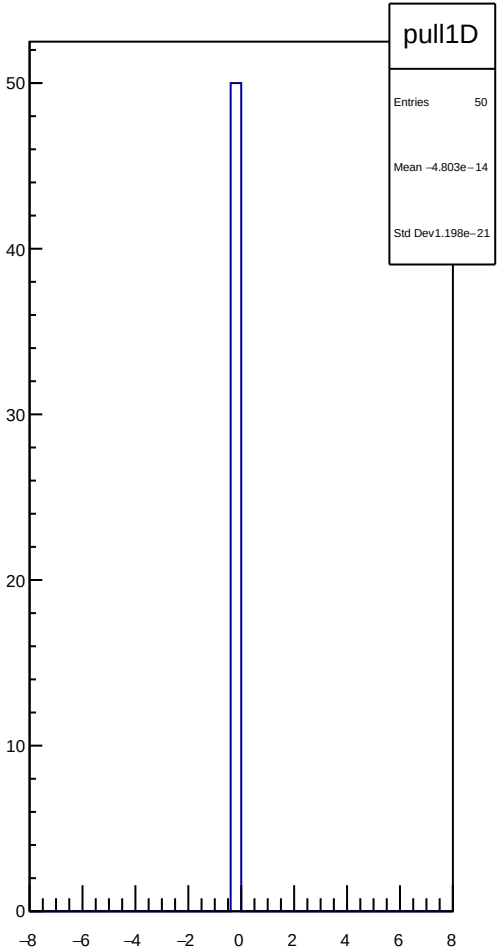

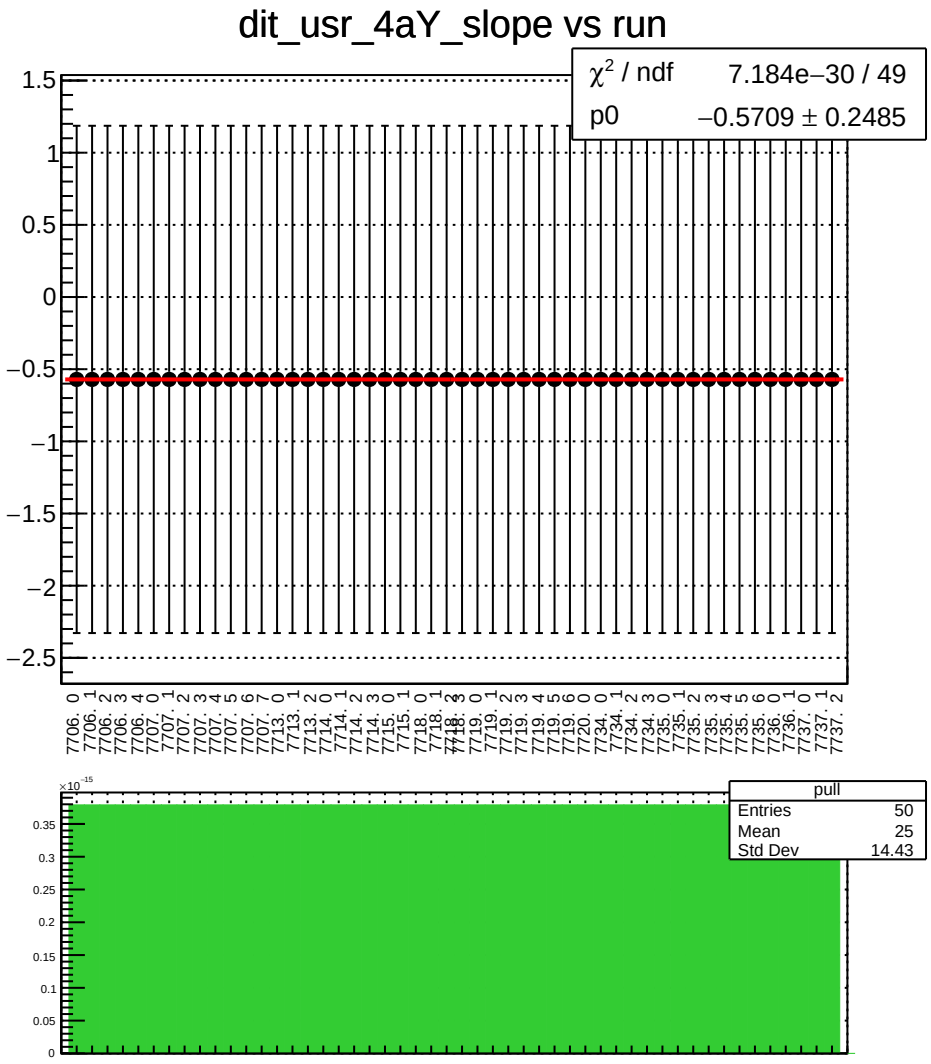
dit_usr_4aY_slope vs run
χ² / ndf 7.184e−30 / 49
p0 −0.5709 ± 0.2485
pull
Entries 50
Mean 25
Std Dev 14.43

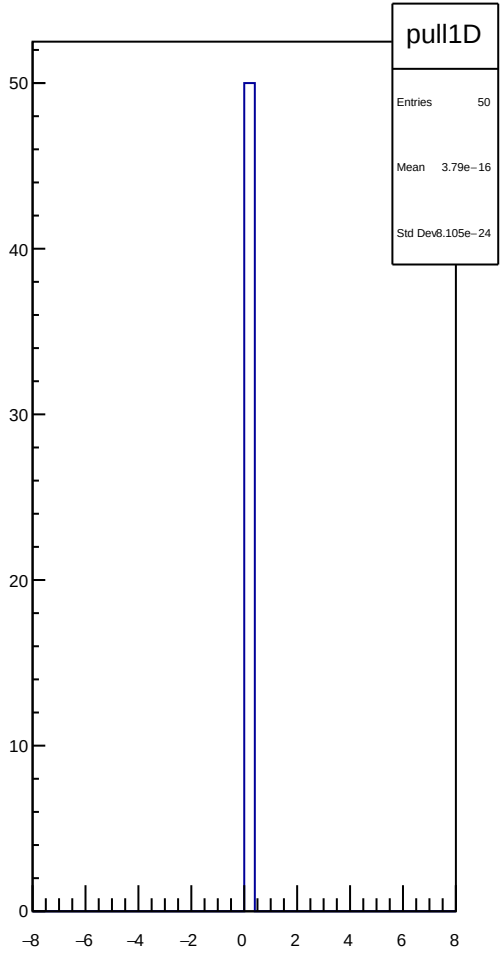
pull1D
Entries 50
Mean 3.79e−16
Std Dev 8.105e−24

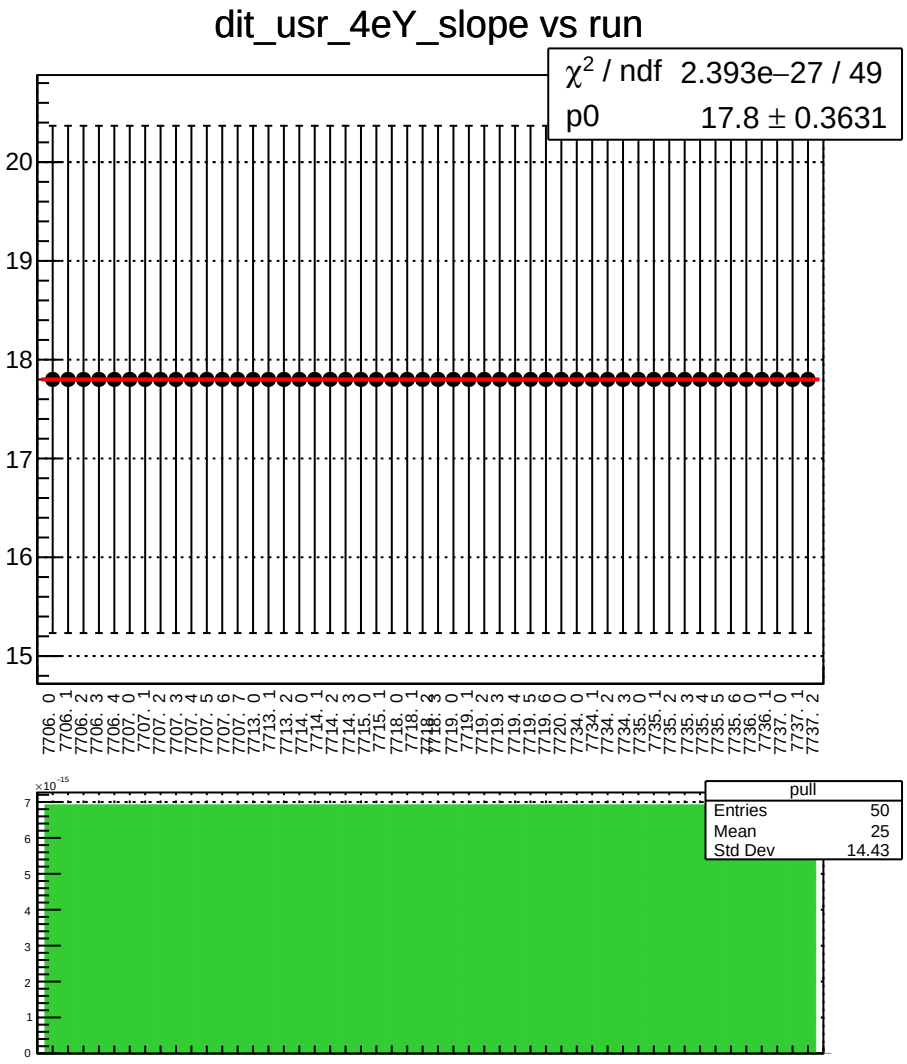
dit_usr_4eY_slope vs run
χ^2 / ndf 2.393e−27 / 49
p0 17.8 ± 0.3631
20
19
18
17
16
15
7706. 0
7706. 1
7706. 2
7706. 3
7706. 4
7707. 0
7707. 1
7707. 2
7707. 3
7707. 4
7707. 5
7707. 6
7707. 7
7713. 0
7713. 1
7713. 2
7714. 0
7714. 1
7714. 2
7714. 3
7715. 0
7715. 1
7718. 0
7718. 1
7718. 2
7718. 3
7719. 0
7719. 1
7719. 2
7719. 3
7719. 4
7719. 5
7719. 6
7720. 0
7734. 0
7734. 1
7734. 2
7734. 3
7735. 0
7735. 1
7735. 2
7735. 3
7735. 4
7735. 5
7735. 6
7736. 0
7736. 1
7737. 0
7737. 1
7737. 2
×10^-15
7
6
5
4
3
2
1
0
pull
Entries 50
Mean 25
Std Dev 14.43

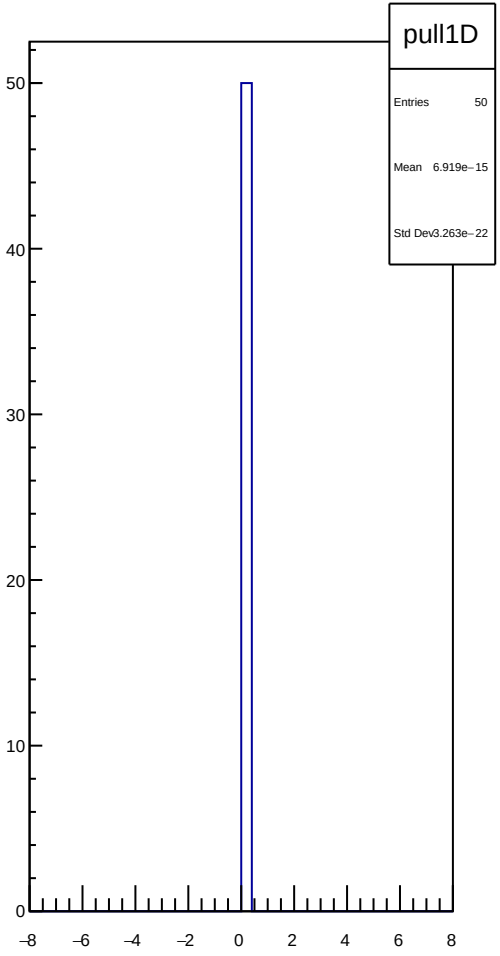
pull1D
Entries 50
Mean 6.919e−15
Std Dev 3.263e−22
50
40
30
20
10
0
−8
−6
−4
−2
0
2
4
6
8

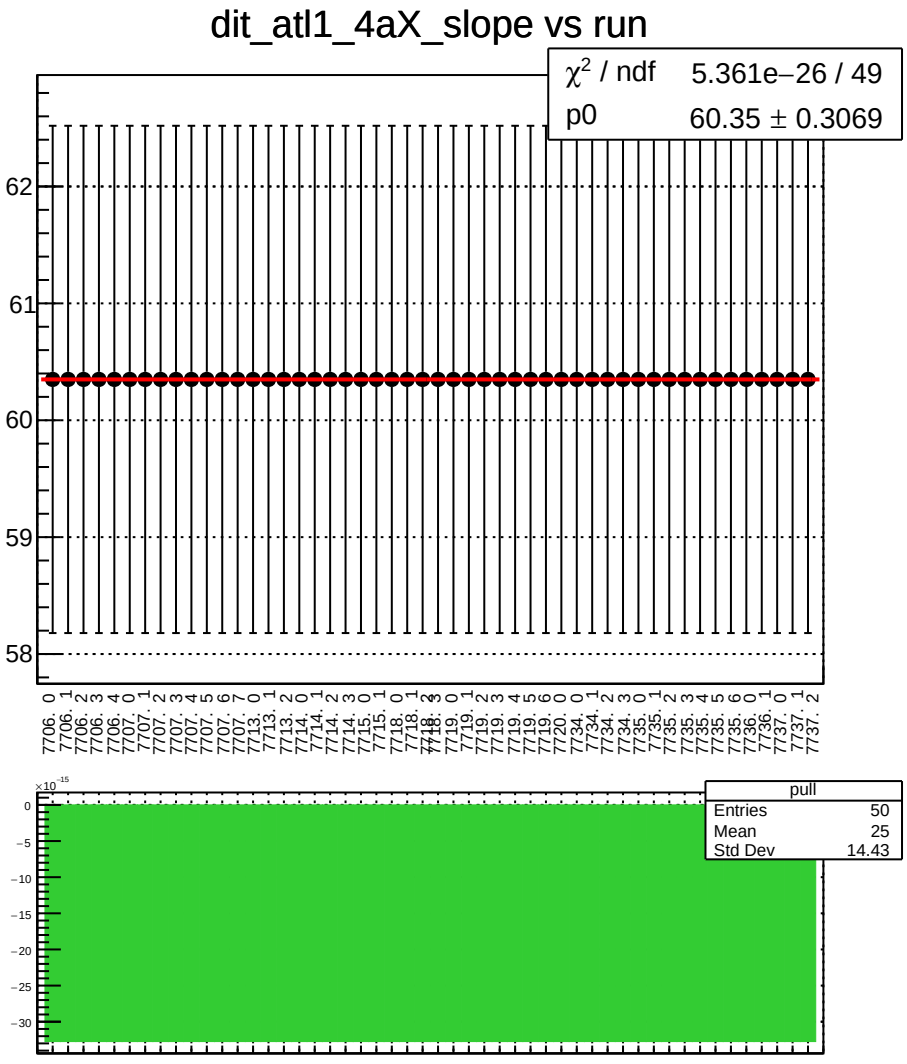
dit_atl1_4aX_slope vs run
χ² / ndf 5.361e−26 / 49
p0 60.35 ± 0.3069
62
61
60
59
58
7706. 0
7706. 1
7706. 3
7706. 4
7707. 0
7707. 1
7707. 2
7707. 3
7707. 4
7707. 5
7707. 6
7707. 7
7713. 0
7713. 1
7713. 2
7714. 0
7714. 1
7714. 2
7714. 3
7715. 0
7715. 1
7718. 0
7718. 1
7718. 2
7718. 3
7719. 0
7719. 1
7719. 2
7719. 3
7719. 4
7719. 5
7719. 6
7720. 0
7734. 0
7734. 1
7734. 2
7734. 3
7735. 0
7735. 1
7735. 2
7735. 3
7735. 4
7735. 5
7735. 6
7736. 0
7736. 1
7737. 0
7737. 1
7737. 2
×10⁻¹⁵
0
−5
−10
−15
−20
−25
−30
pull
Entries 50
Mean 25
Std Dev 14.43

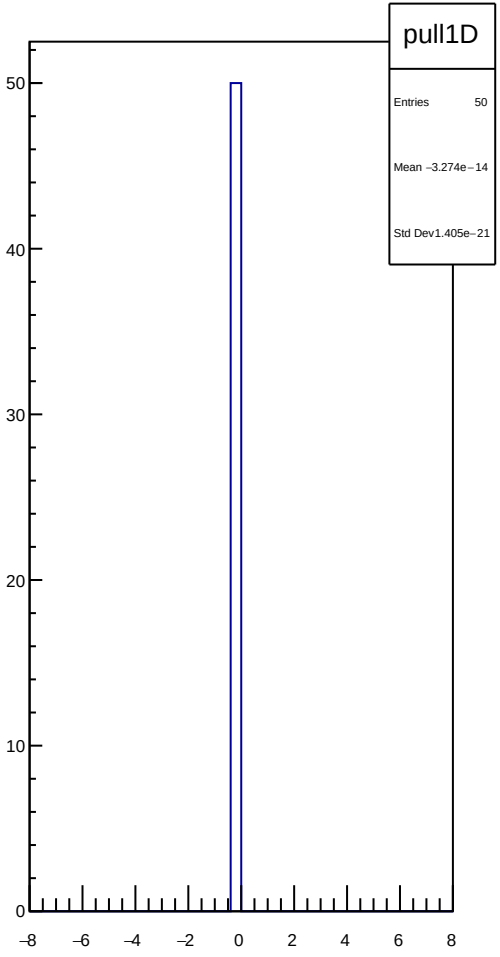
pull1D
Entries 50
Mean −3.274e−14
Std Dev 1.405e−21
50
40
30
20
10
0
−8
−6
−4
−2
0
2
4
6
8

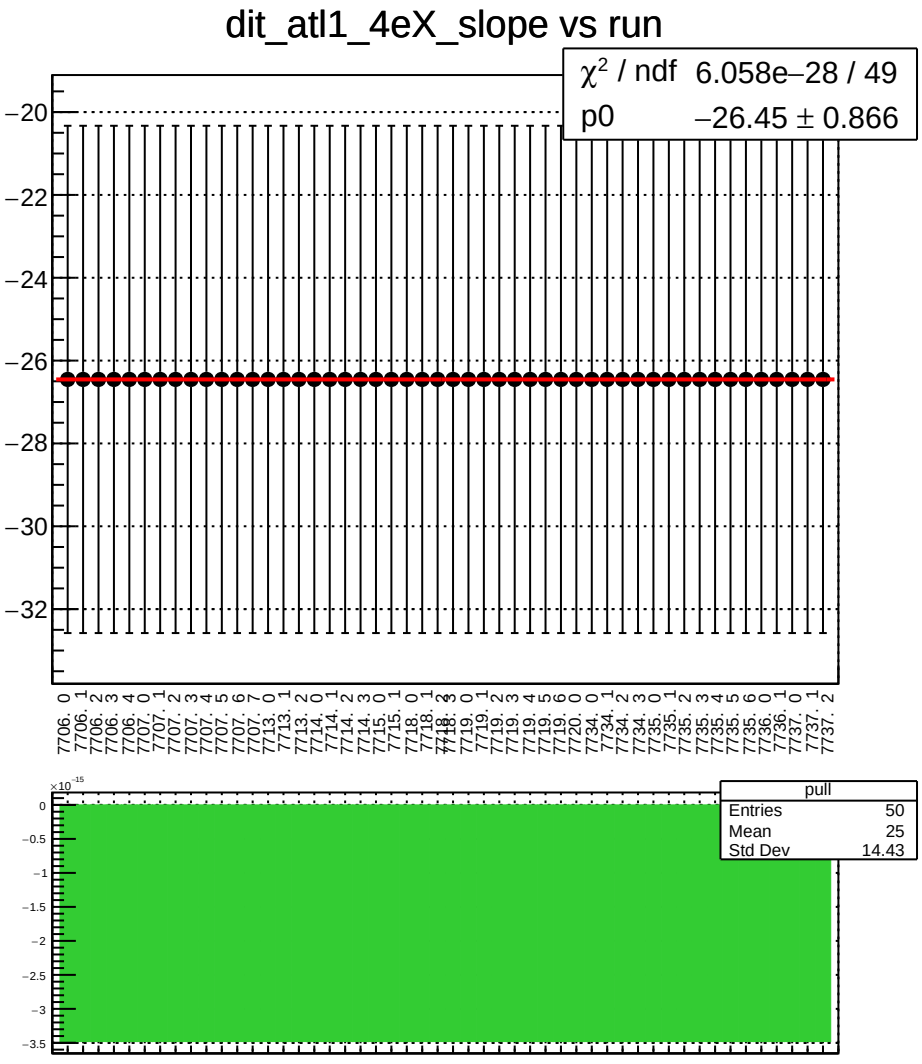
dit_atl1_4eX_slope vs run
χ² / ndf 6.058e−28 / 49
p0 −26.45 ± 0.866
−20
−22
−24
−26
−28
−30
−32
7706. 0
7706. 1
7706. 2
7706. 3
7706. 4
7707. 0
7707. 1
7707. 2
7707. 3
7707. 4
7707. 5
7707. 6
7707. 7
7713. 0
7713. 1
7713. 2
7714. 0
7714. 1
7714. 2
7714. 3
7715. 0
7715. 1
7718. 0
7718. 1
7718. 2
7718. 3
7719. 0
7719. 1
7719. 2
7719. 3
7719. 4
7719. 5
7719. 6
7720. 0
7734. 0
7734. 1
7734. 2
7734. 3
7735. 0
7735. 1
7735. 2
7735. 3
7735. 4
7735. 5
7735. 6
7736. 0
7736. 1
7737. 0
7737. 1
7737. 2
×10⁻¹⁵
0
−0.5
−1
−1.5
−2
−2.5
−3
−3.5
pull
Entries 50
Mean 25
Std Dev 14.43

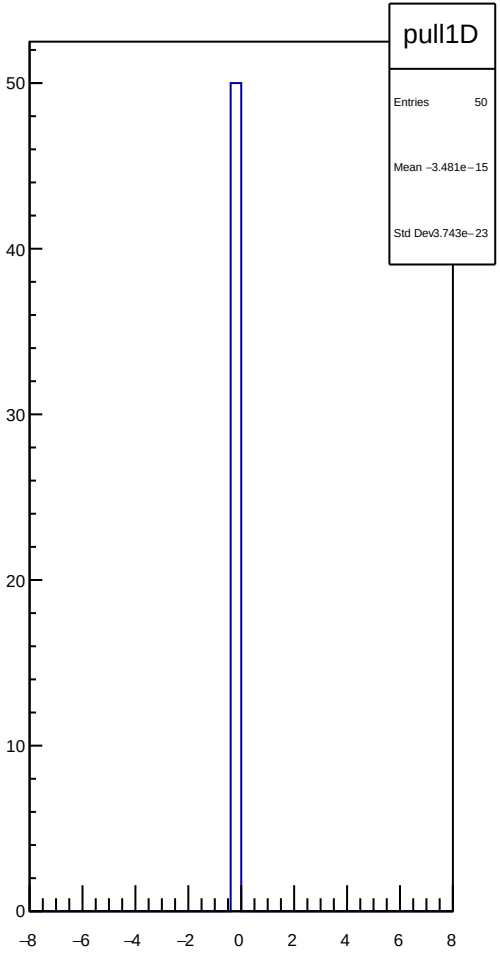
pull1D
Entries 50
Mean −3.481e−15
Std Dev 3.743e−23
50
40
30
20
10
0
−8
−6
−4
−2
0
2
4
6
8

dit_atl1_11X12X_slope vs run

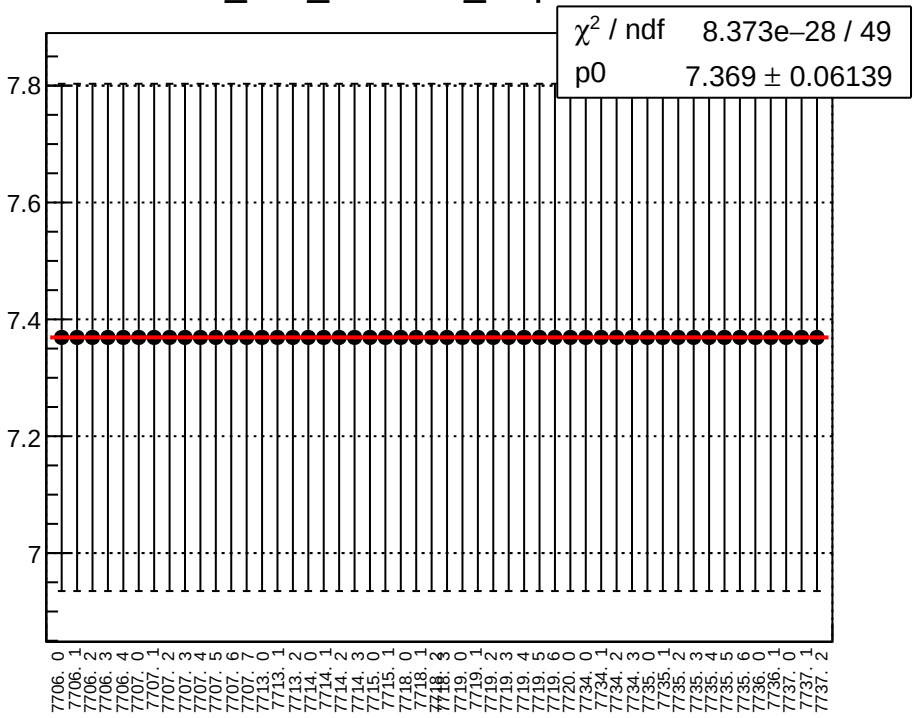



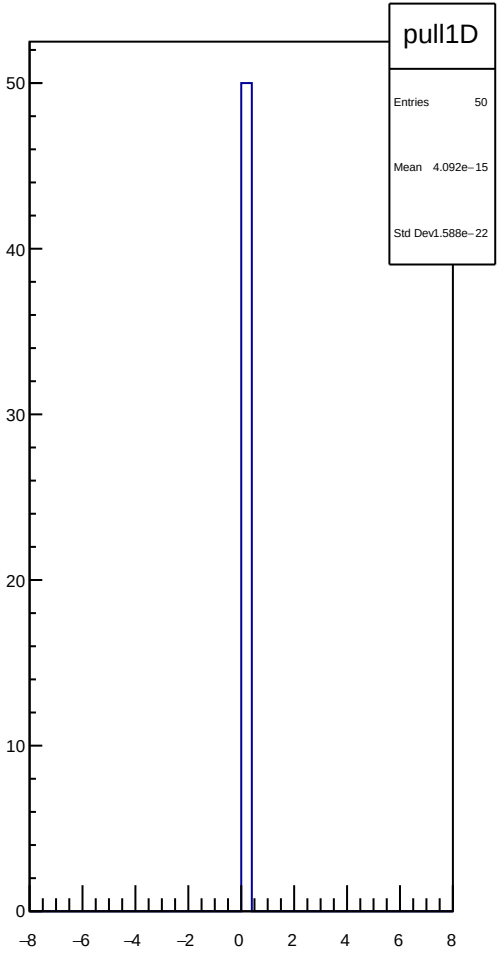

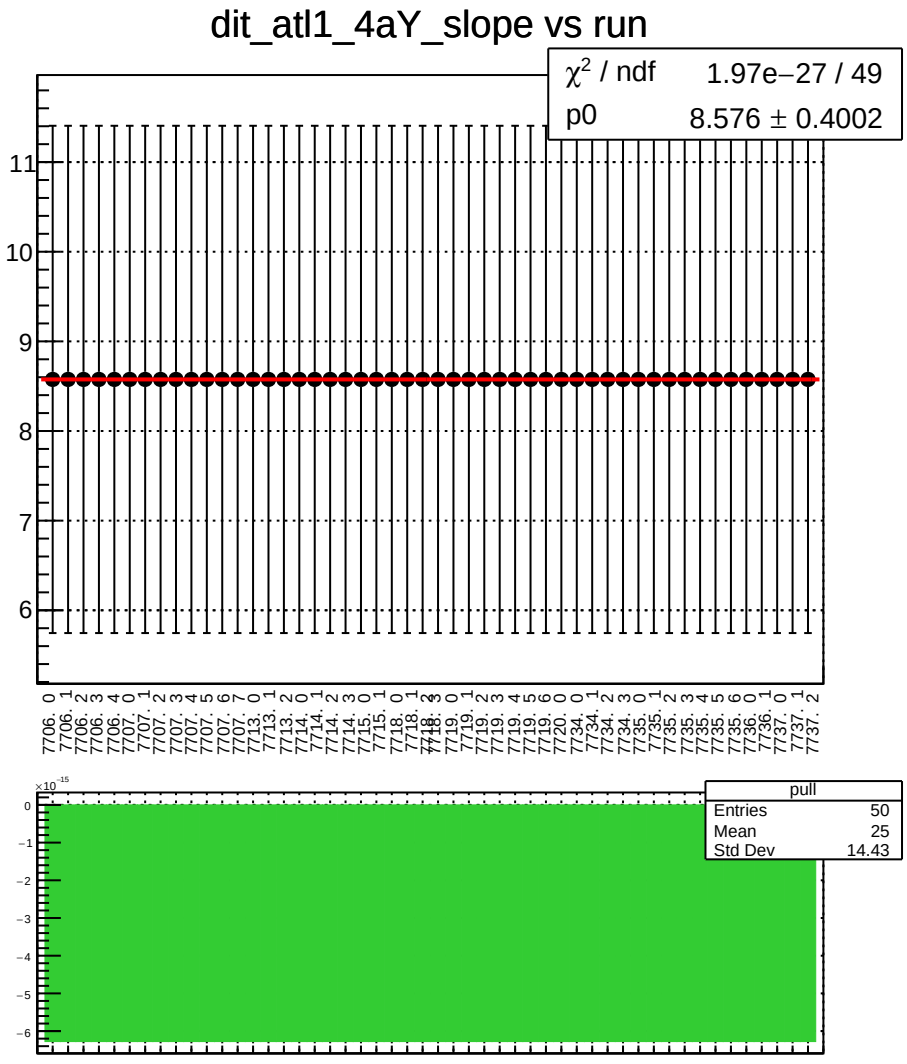
dit_atl1_4aY_slope vs run
χ² / ndf 1.97e−27 / 49
p0 8.576 ± 0.4002
pull
Entries 50
Mean 25
Std Dev 14.43

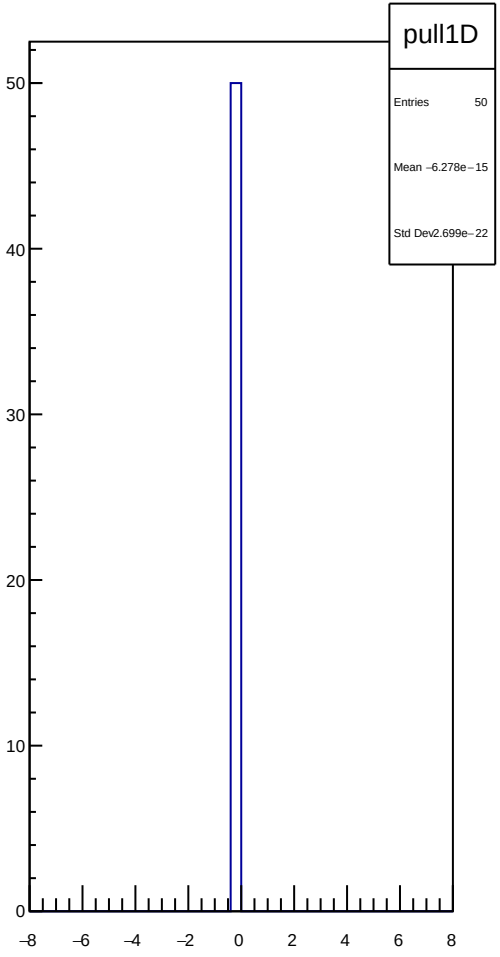
pull1D
Entries 50
Mean −6.278e−15
Std Dev 2.699e−22

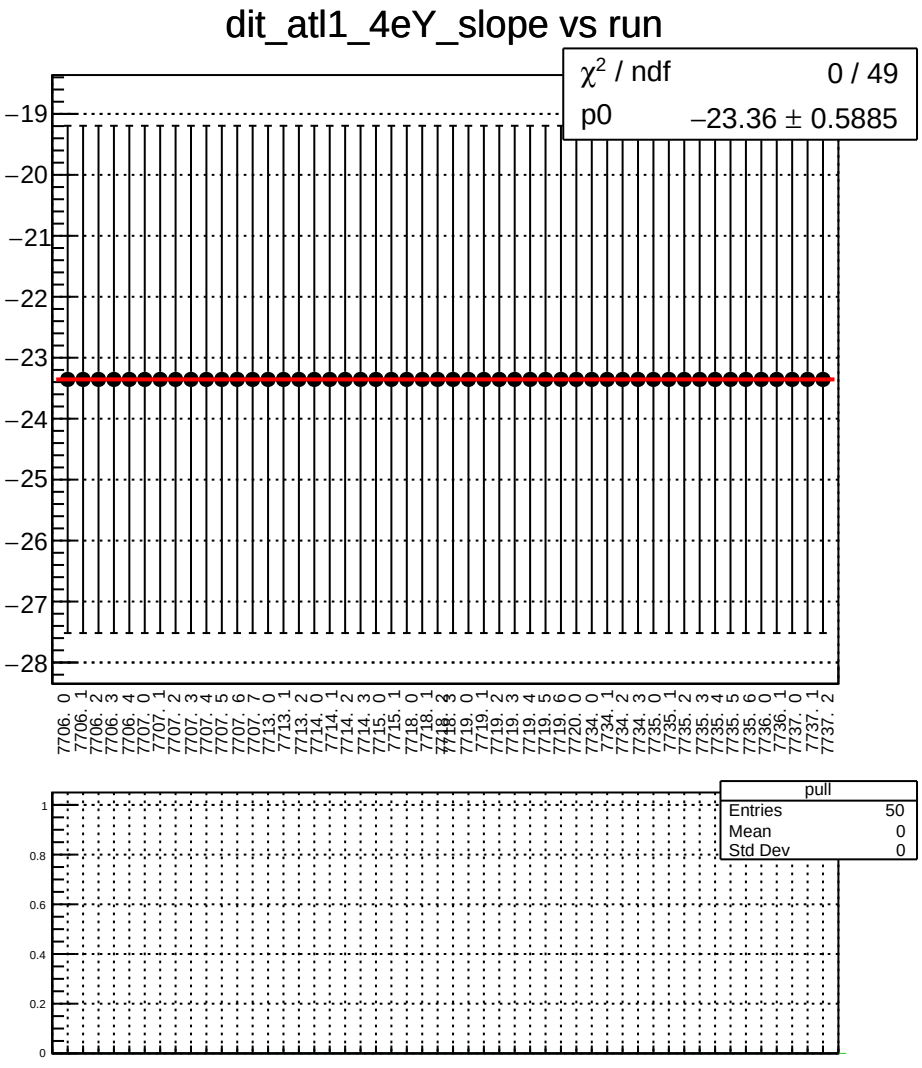
dit_atl1_4eY_slope vs run
χ² / ndf 0 / 49
p0 −23.36 ± 0.5885
pull
Entries 50
Mean 0
Std Dev 0

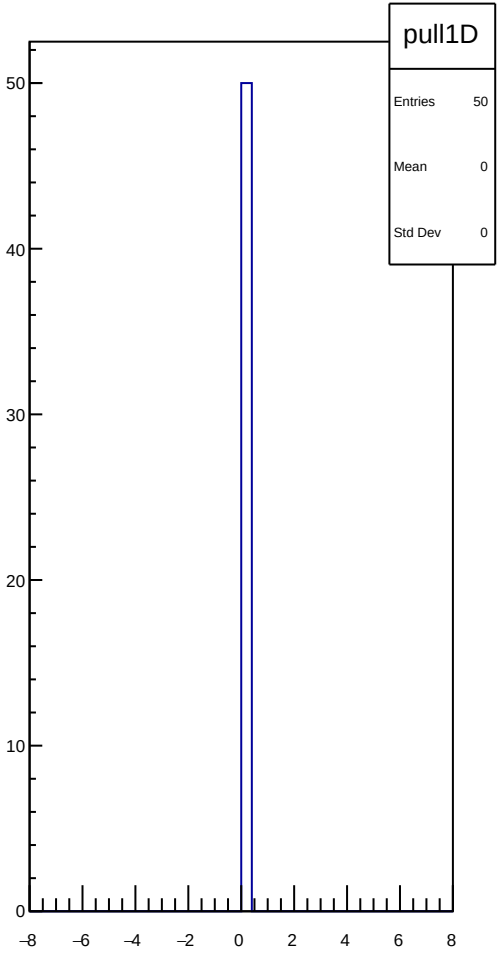
pull1D
Entries 50
Mean 0
Std Dev 0

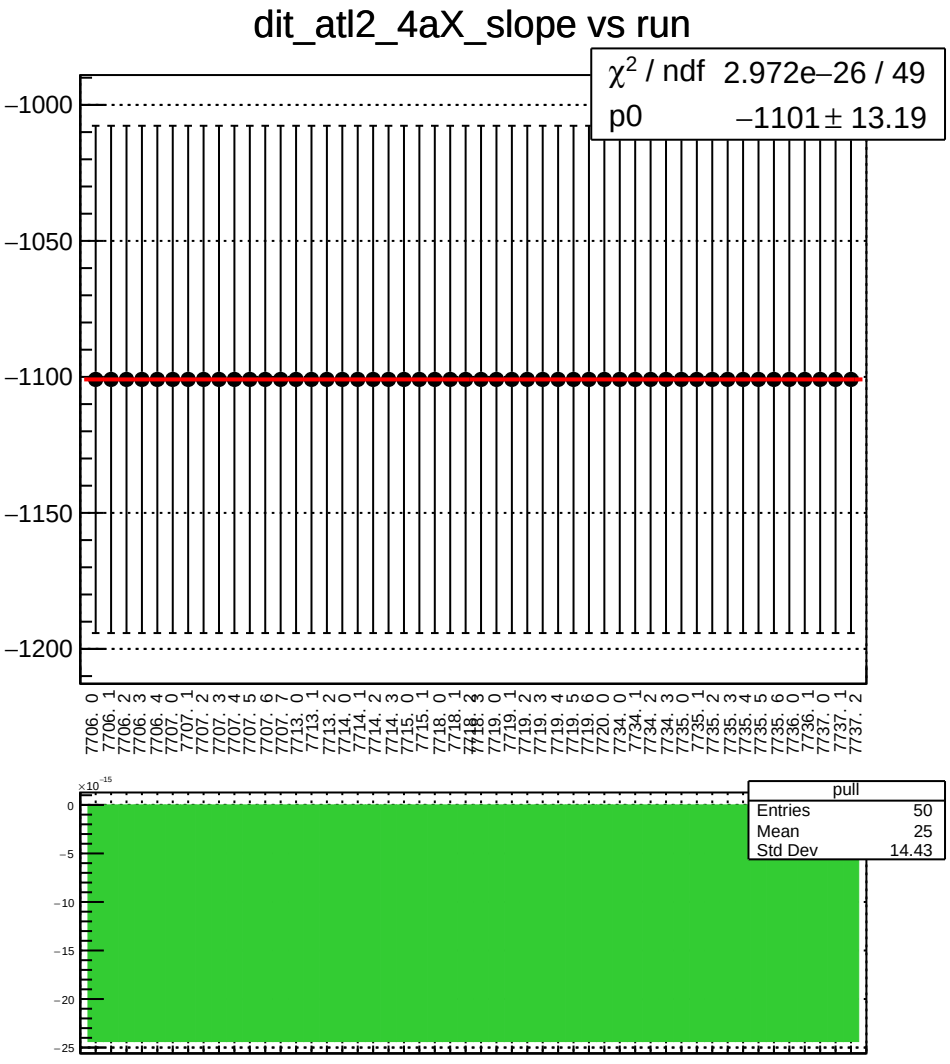
dit_atl2_4aX_slope vs run
χ^2 / ndf 2.972e−26 / 49
p0 −1101 ± 13.19
−1000
−1050
−1100
−1150
−1200
7706. 0
7706. 1
7706. 2
7706. 3
7706. 4
7707. 0
7707. 1
7707. 2
7707. 3
7707. 4
7707. 5
7707. 6
7707. 7
7713. 0
7713. 1
7713. 2
7714. 0
7714. 1
7714. 2
7714. 3
7715. 0
7715. 1
7718. 0
7718. 1
7718. 2
7718. 3
7719. 0
7719. 1
7719. 2
7719. 3
7719. 4
7719. 5
7719. 6
7720. 0
7734. 0
7734. 1
7734. 2
7734. 3
7735. 0
7735. 1
7735. 2
7735. 3
7735. 4
7735. 5
7735. 6
7736. 0
7736. 1
7737. 0
7737. 1
7737. 2
×10^-15
0
−5
−10
−15
−20
−25
pull
Entries 50
Mean 25
Std Dev 14.43
pull1D
Entries 50
Mean −2.438e−14
Std Dev 8.984e−22
50
40
30
20
10
0
−8
−6
−4
−2
0
2
4
6
8

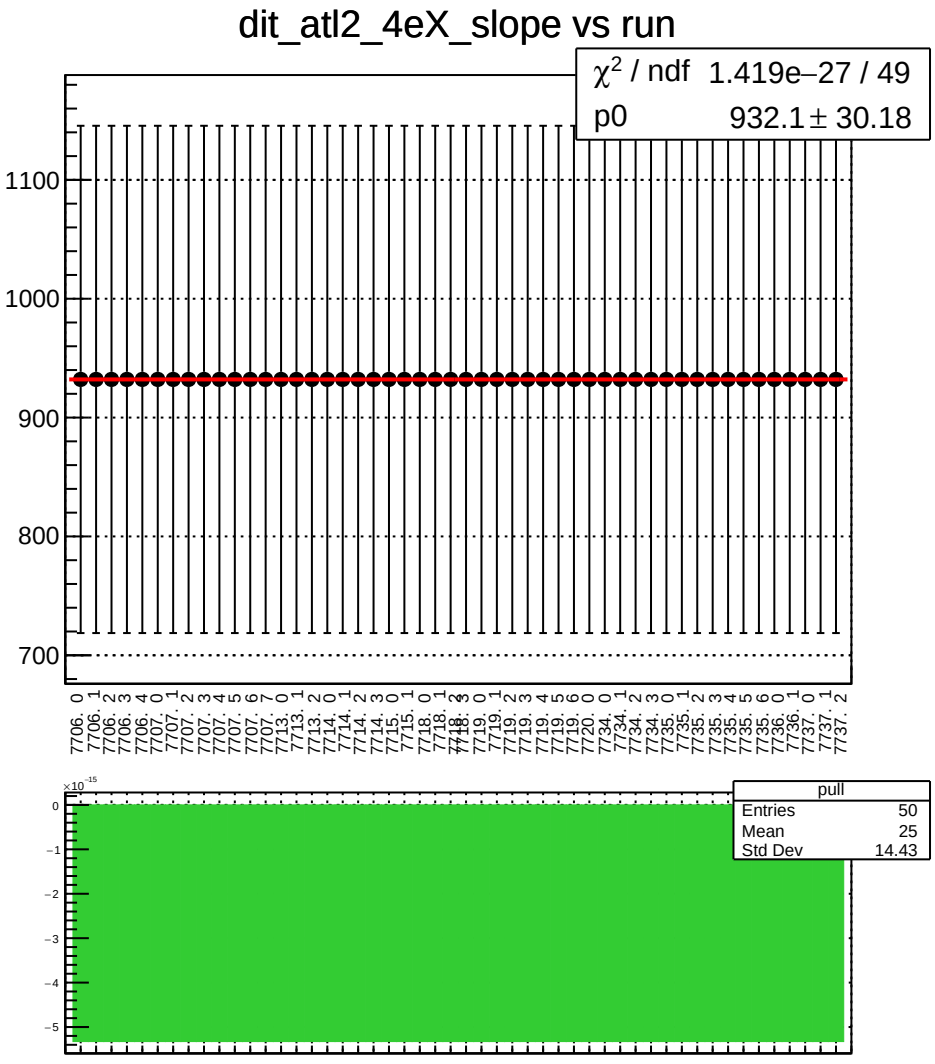
dit_atl2_4eX_slope vs run
χ² / ndf 1.419e−27 / 49
p0 932.1 ± 30.18
1100
1000
900
800
700
7706. 0
7706. 1
7706. 2
7706. 3
7706. 4
7707. 0
7707. 1
7707. 2
7707. 3
7707. 4
7707. 5
7707. 6
7707. 7
7713. 0
7713. 1
7713. 2
7714. 0
7714. 1
7714. 2
7714. 3
7715. 0
7715. 1
7718. 0
7718. 1
7718. 2
7718. 3
7719. 0
7719. 1
7719. 2
7719. 3
7719. 4
7719. 5
7719. 6
7720. 0
7734. 0
7734. 1
7734. 2
7734. 3
7735. 0
7735. 1
7735. 2
7735. 3
7735. 4
7735. 5
7735. 6
7736. 0
7736. 1
7737. 0
7737. 1
7737. 2
×10⁻¹⁵
0
−1
−2
−3
−4
−5
pull
Entries 50
Mean 25
Std Dev 14.43

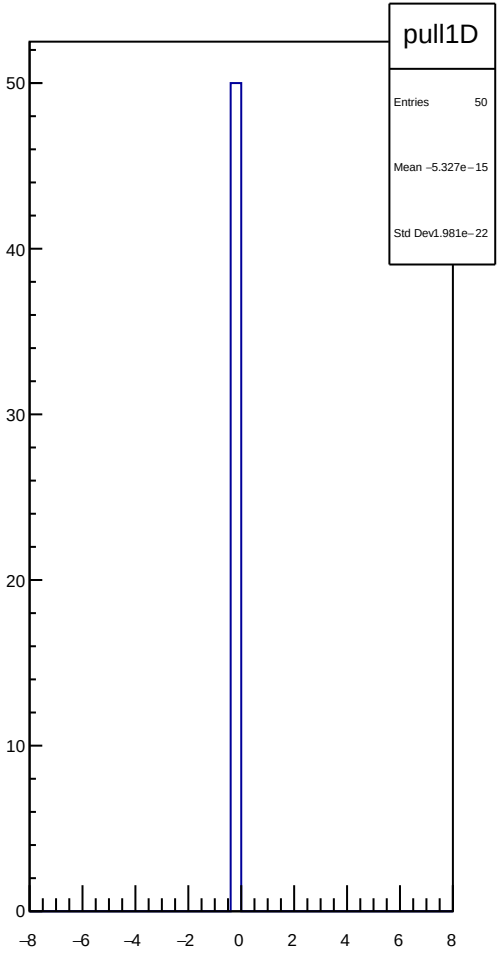
pull1D
Entries 50
Mean −5.327e−15
Std Dev 1.981e−22
50
40
30
20
10
0
−8
−6
−4
−2
0
2
4
6
8

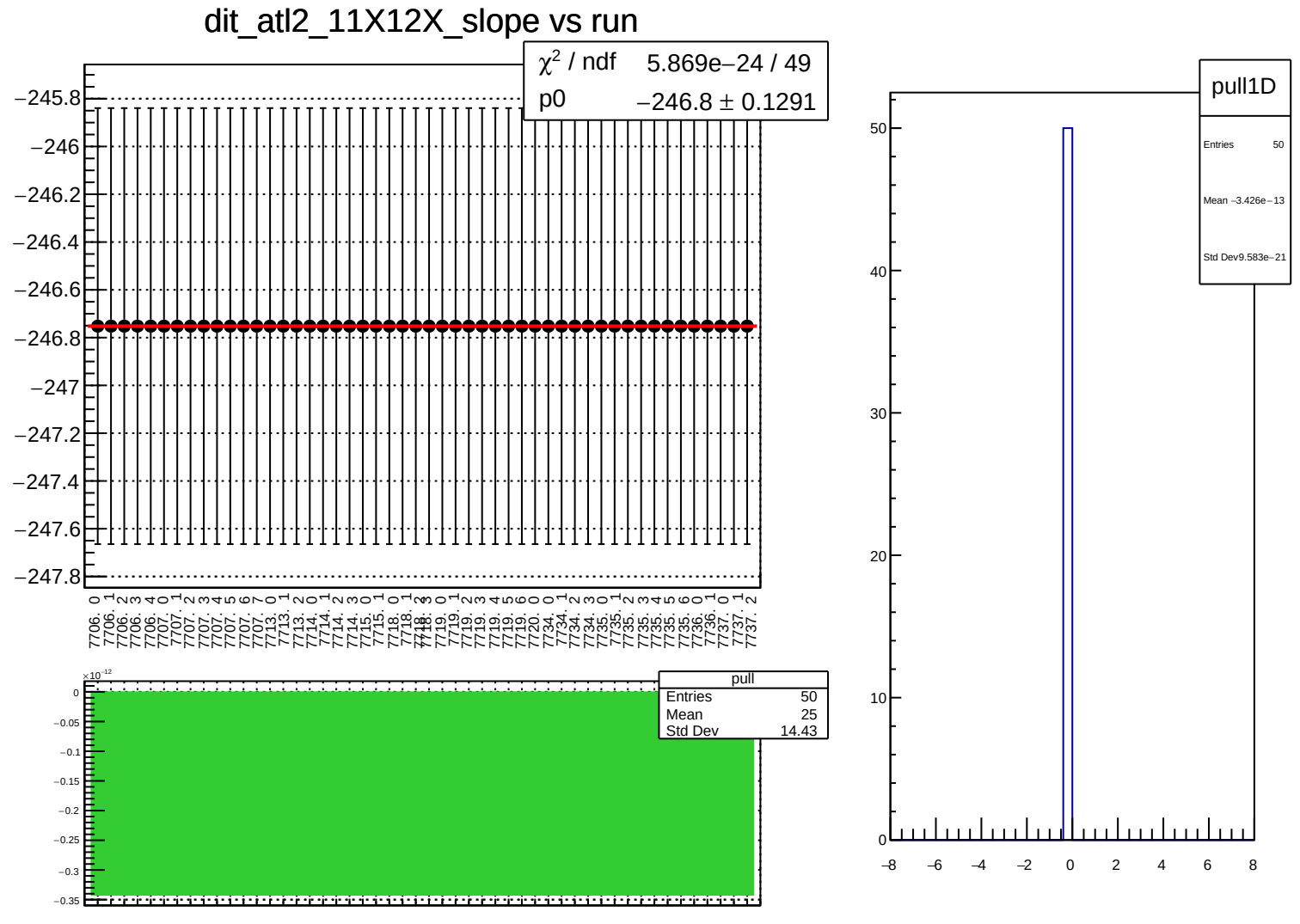
dit_atl2_11X12X_slope vs run
χ^2 / ndf 5.869e−24 / 49
p0 −246.8 ± 0.1291
−245.8
−246
−246.2
−246.4
−246.6
−246.8
−247
−247.2
−247.4
−247.6
−247.8
7706. 0
7706. 1
7706. 2
7706. 3
7706. 4
7707. 0
7707. 1
7707. 2
7707. 3
7707. 4
7707. 5
7707. 6
7707. 7
7713. 0
7713. 1
7713. 2
7714. 0
7714. 1
7714. 2
7714. 3
7715. 0
7715. 1
7718. 0
7718. 1
7718. 2
7718. 3
7719. 0
7719. 1
7719. 2
7719. 3
7719. 4
7719. 5
7719. 6
7720. 0
7734. 0
7734. 1
7734. 2
7734. 3
7735. 0
7735. 1
7735. 2
7735. 3
7735. 4
7735. 5
7735. 6
7736. 0
7736. 1
7737. 0
7737. 1
7737. 2
pull
Entries 50
Mean 25
Std Dev 14.43
×10^-12
0
−0.05
−0.1
−0.15
−0.2
−0.25
−0.3
−0.35
pull1D
Entries 50
Mean −3.426e−13
Std Dev 9.583e−21
50
40
30
20
10
0
−8
−6
−4
−2
0
2
4
6
8

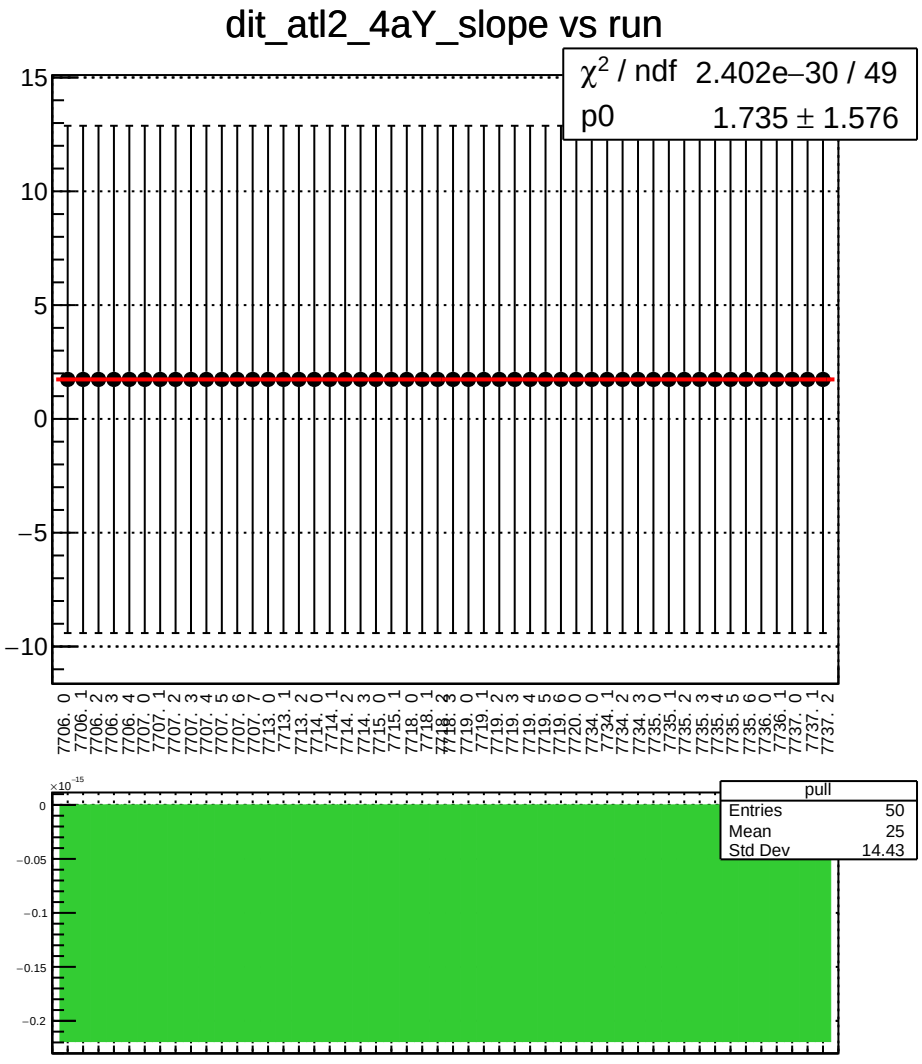
dit_atl2_4aY_slope vs run
χ² / ndf 2.402e−30 / 49
p0 1.735 ± 1.576
15
10
5
0
−5
−10
7706. 0
7706. 1
7706. 2
7706. 3
7706. 4
7707. 0
7707. 1
7707. 2
7707. 3
7707. 4
7707. 5
7707. 6
7707. 7
7713. 0
7713. 1
7713. 2
7714. 0
7714. 1
7714. 2
7714. 3
7715. 0
7715. 1
7718. 0
7718. 1
7718. 2
7718. 3
7719. 0
7719. 1
7719. 2
7719. 3
7719. 4
7719. 5
7719. 6
7720. 0
7734. 0
7734. 1
7734. 2
7734. 3
7735. 0
7735. 1
7735. 2
7735. 3
7735. 4
7735. 5
7735. 6
7736. 0
7736. 1
7737. 0
7737. 1
7737. 2
×10⁻¹⁵
0
−0.05
−0.1
−0.15
−0.2
pull
Entries 50
Mean 25
Std Dev 14.43

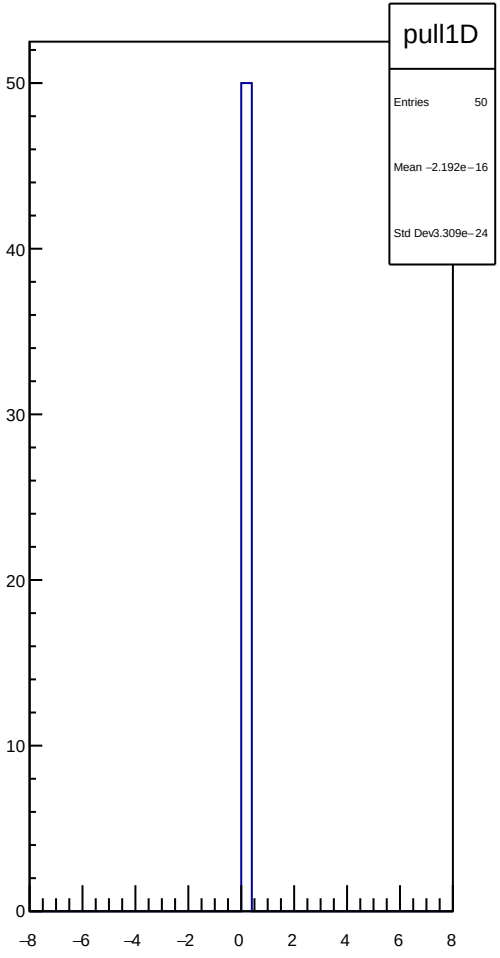
pull1D
Entries 50
Mean −2.192e−16
Std Dev 3.309e−24
50
40
30
20
10
0
−8
−6
−4
−2
0
2
4
6
8

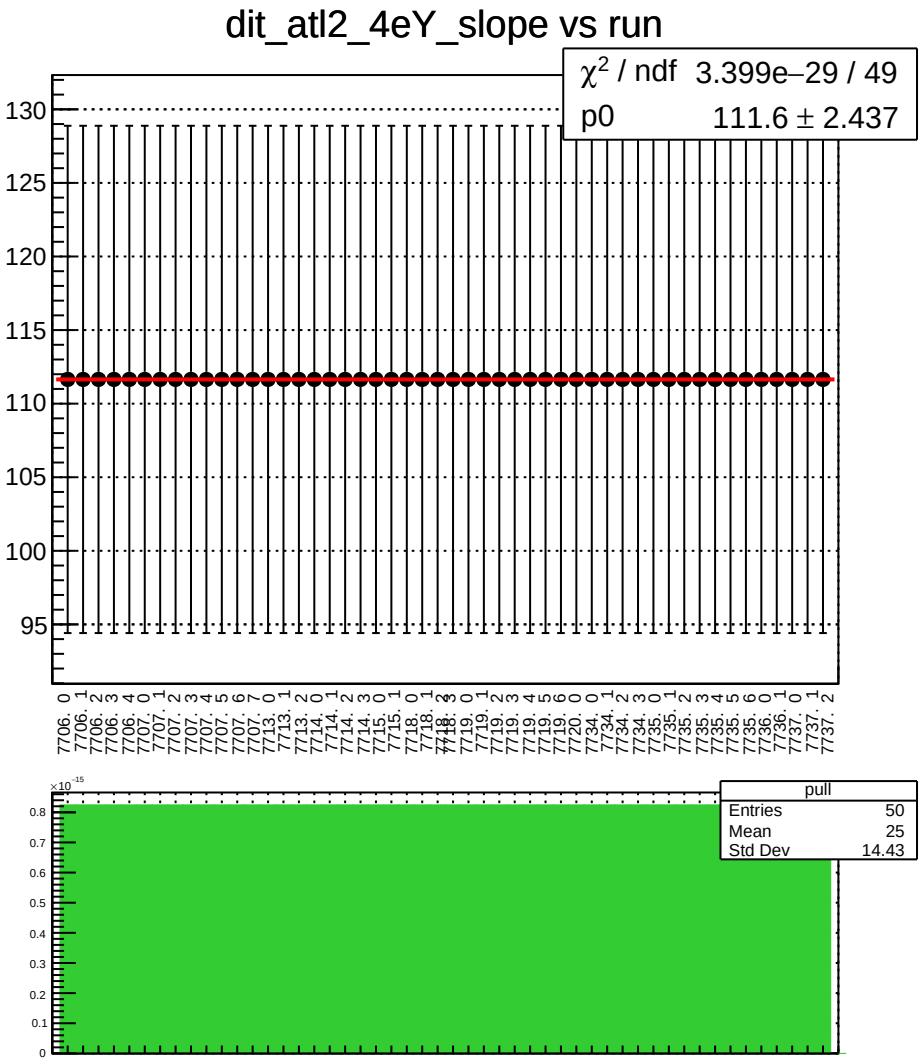
dit_atl2_4eY_slope vs run
χ^2 / ndf 3.399e−29 / 49
p0 111.6 ± 2.437
130
125
120
115
110
105
100
95
7706. 0
7706. 1
7706. 2
7706. 3
7706. 4
7707. 0
7707. 1
7707. 2
7707. 3
7707. 4
7707. 5
7707. 6
7707. 7
7713. 0
7713. 1
7713. 2
7714. 0
7714. 1
7714. 2
7714. 3
7715. 0
7715. 1
7718. 0
7718. 1
7718. 2
7718. 3
7719. 0
7719. 1
7719. 2
7719. 3
7719. 4
7719. 5
7719. 6
7720. 0
7734. 0
7734. 1
7734. 2
7734. 3
7735. 0
7735. 1
7735. 2
7735. 3
7735. 4
7735. 5
7735. 6
7736. 0
7736. 1
7737. 0
7737. 1
7737. 2
×10^-15
0.8
0.7
0.6
0.5
0.4
0.3
0.2
0.1
0
pull
Entries 50
Mean 25
Std Dev 14.43

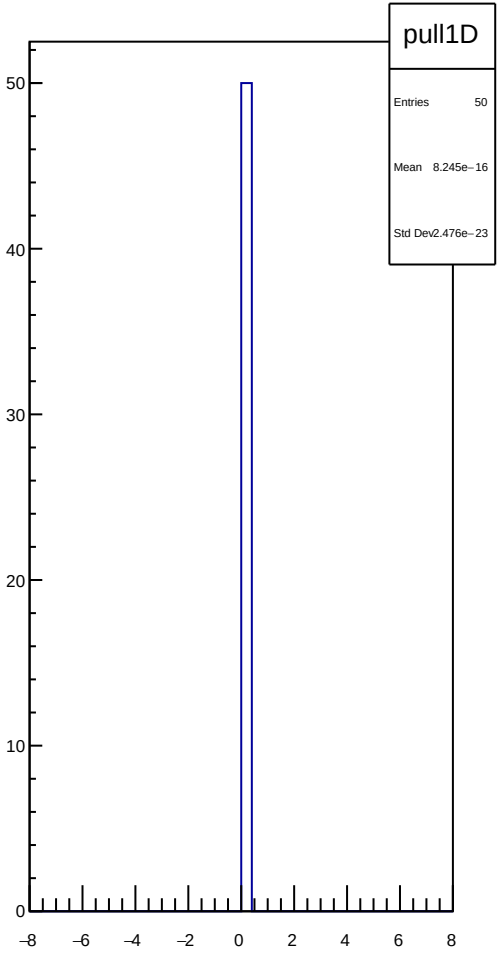
pull1D
Entries 50
Mean 8.245e−16
Std Dev 2.476e−23
50
40
30
20
10
0
−8
−6
−4
−2
0
2
4
6
8

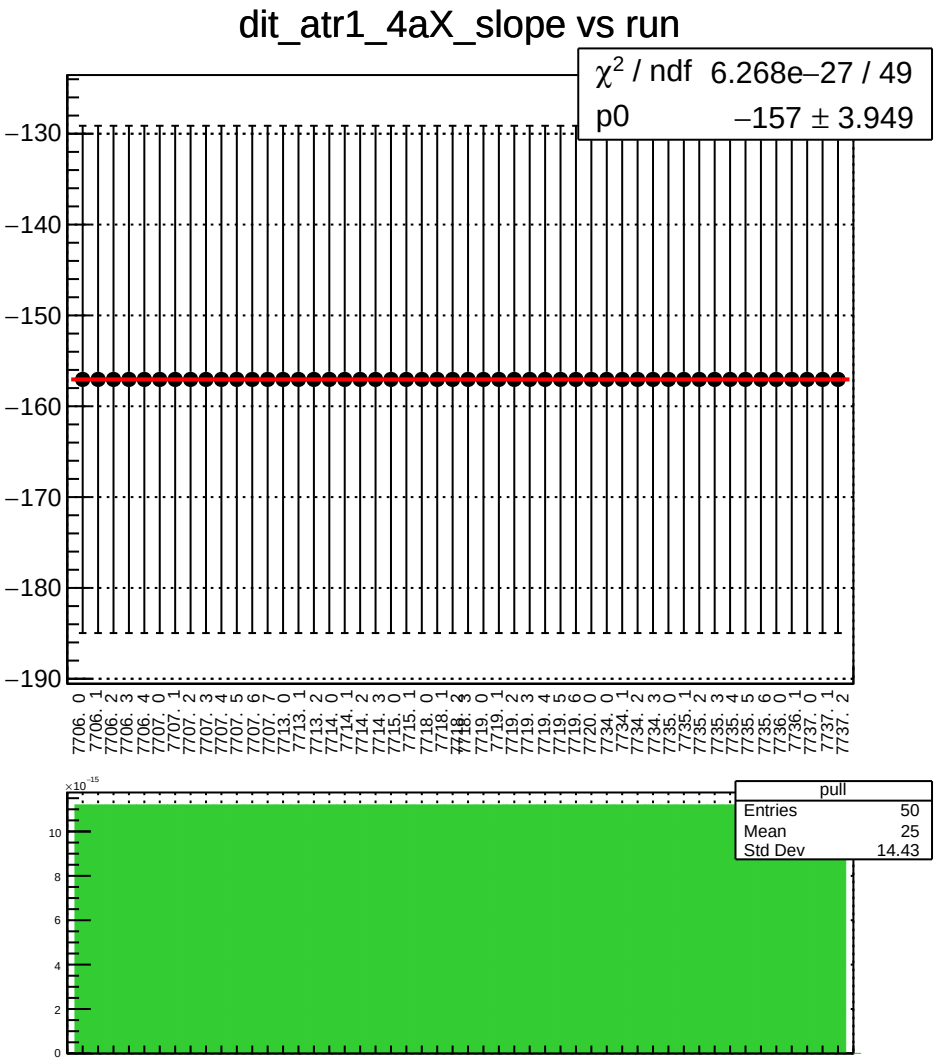
dit_atr1_4aX_slope vs run
χ² / ndf 6.268e−27 / 49
p0 −157 ± 3.949
−130
−140
−150
−160
−170
−180
−190
7706. 0
7706. 1
7706. 2
7706. 3
7706. 4
7707. 0
7707. 1
7707. 2
7707. 3
7707. 4
7707. 5
7707. 6
7707. 7
7713. 0
7713. 1
7713. 2
7714. 0
7714. 1
7714. 2
7714. 3
7715. 0
7715. 1
7718. 0
7718. 1
7718. 2
7718. 3
7719. 0
7719. 1
7719. 2
7719. 3
7719. 4
7719. 5
7719. 6
7720. 0
7720. 0
7734. 0
7734. 1
7734. 2
7734. 3
7735. 0
7735. 1
7735. 2
7735. 3
7735. 4
7735. 5
7735. 6
7736. 0
7736. 1
7737. 0
7737. 1
7737. 2
×10⁻¹⁵
10
8
6
4
2
0
pull
Entries 50
Mean 25
Std Dev 14.43

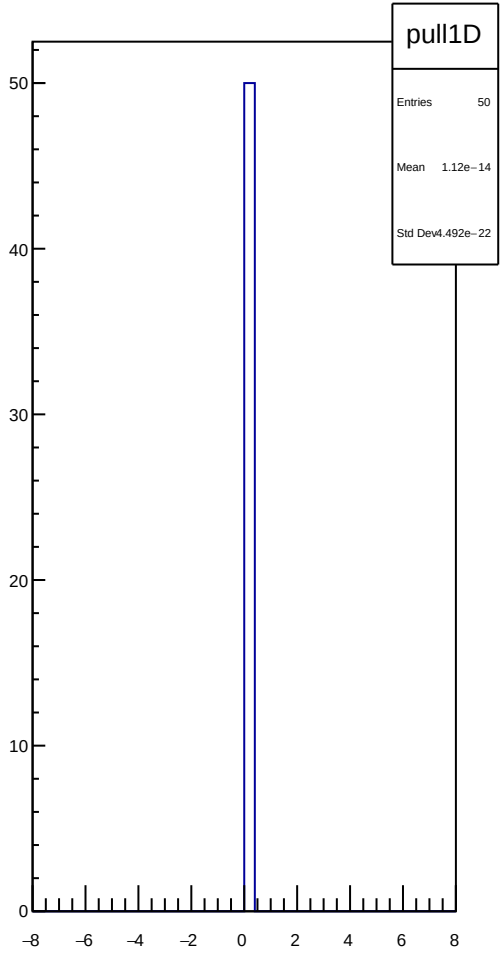
pull1D
Entries 50
Mean 1.12e−14
Std Dev 4.492e−22
50
40
30
20
10
0
−8
−6
−4
−2
0
2
4
6
8

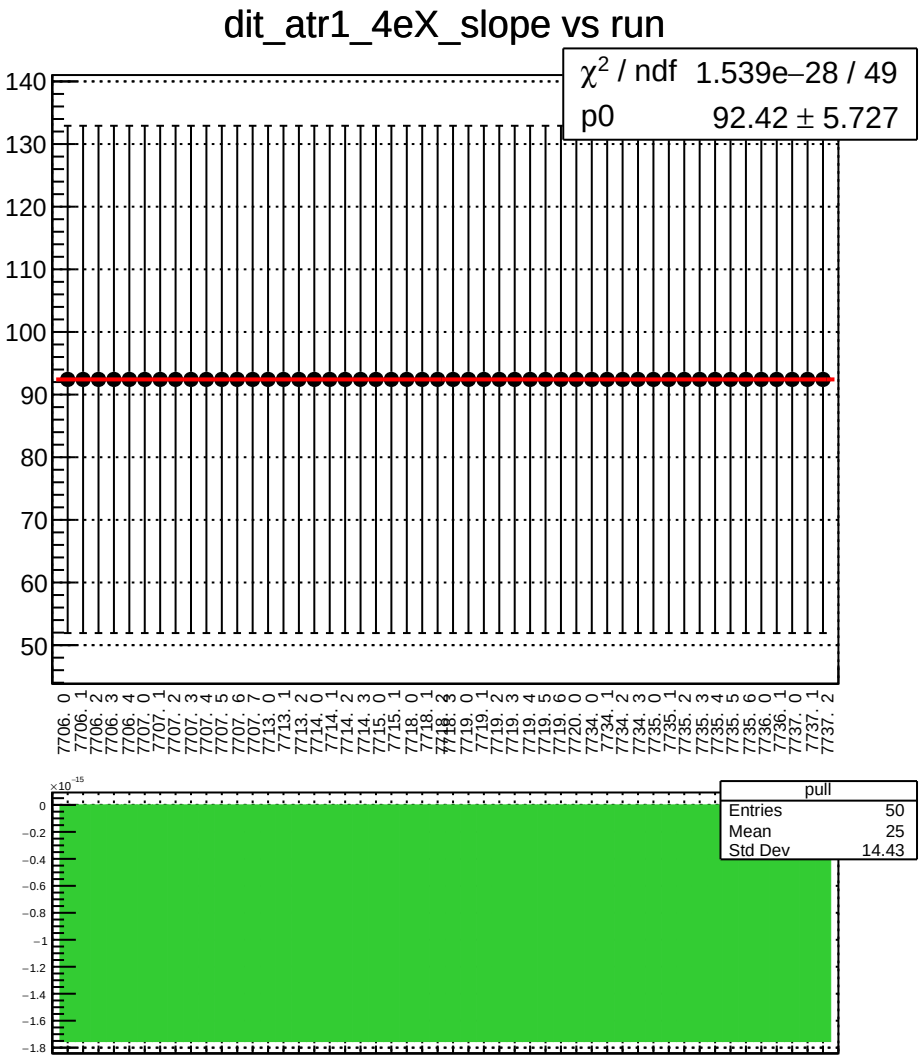
dit_atr1_4eX_slope vs run
χ² / ndf 1.539e−28 / 49
p0 92.42 ± 5.727
pull
Entries 50
Mean 25
Std Dev 14.43

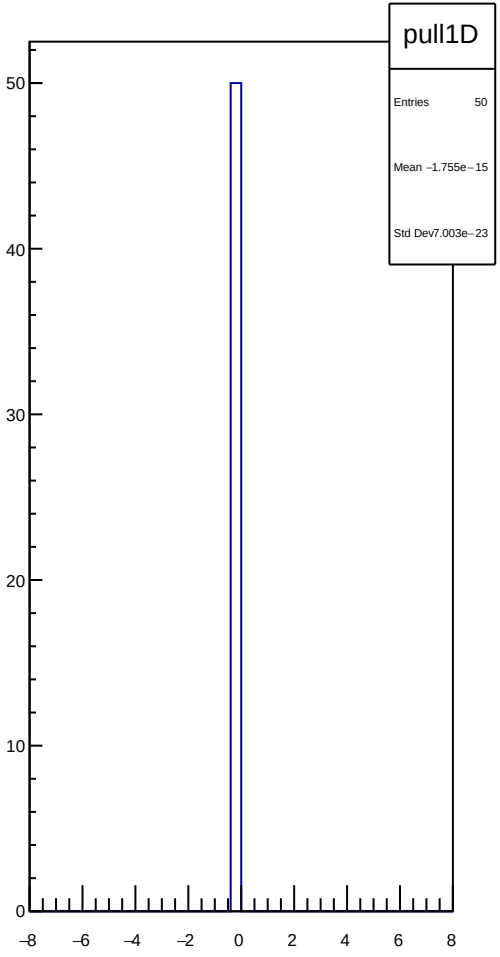
pull1D
Entries 50
Mean −1.755e−15
Std Dev7.003e−23

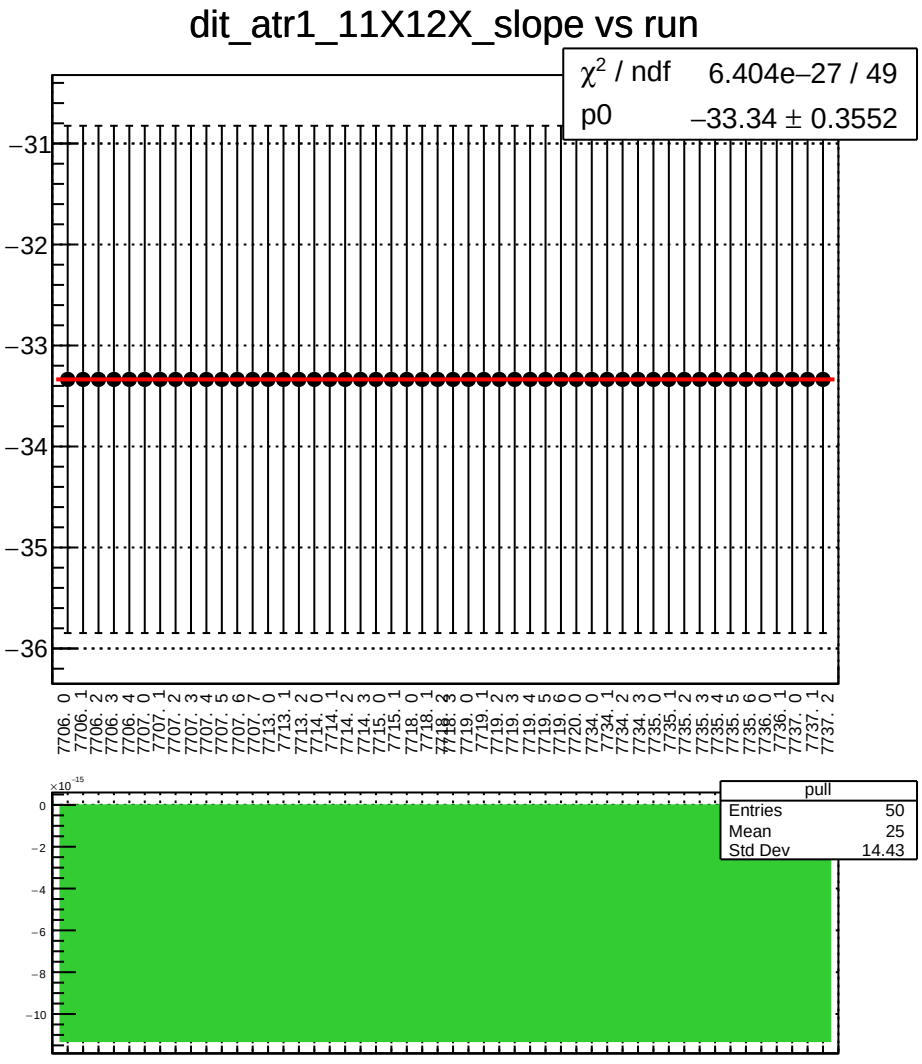
dit_atr1_11X12X_slope vs run
χ² / ndf 6.404e−27 / 49
p0 −33.34 ± 0.3552
−31
−32
−33
−34
−35
−36
7706. 0
7706. 1
7706. 2
7706. 3
7706. 4
7707. 0
7707. 1
7707. 2
7707. 3
7707. 4
7707. 5
7707. 6
7707. 7
7713. 0
7713. 1
7713. 2
7714. 0
7714. 1
7714. 2
7714. 3
7715. 0
7715. 1
7718. 0
7718. 1
7718. 2
7718. 3
7719. 0
7719. 1
7719. 2
7719. 3
7719. 4
7719. 5
7719. 6
7720. 0
7734. 0
7734. 1
7734. 2
7734. 3
7735. 0
7735. 1
7735. 2
7735. 3
7735. 4
7735. 5
7735. 6
7736. 0
7736. 1
7737. 0
7737. 1
7737. 2
×10⁻¹⁵
0
−2
−4
−6
−8
−10
pull
Entries 50
Mean 25
Std Dev 14.43

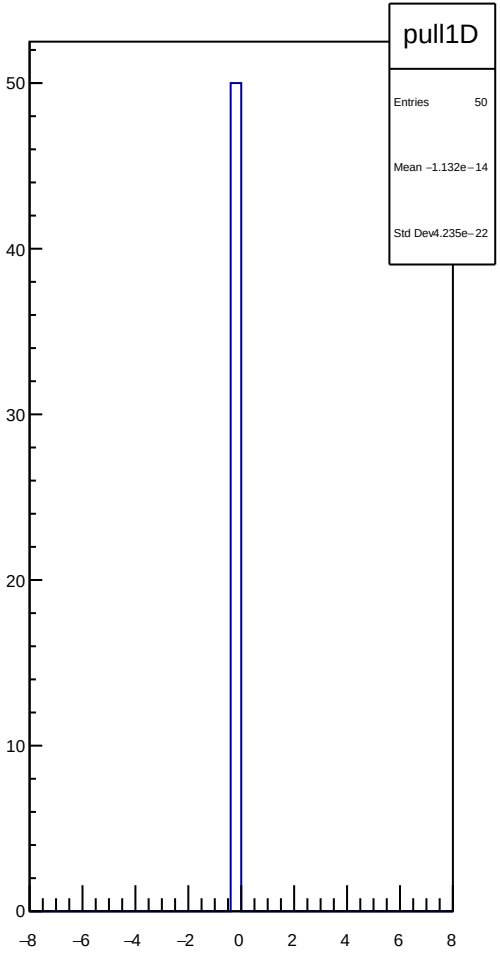
pull1D
Entries 50
Mean −1.132e−14
Std Dev4.235e−22
50
40
30
20
10
0
−8
−6
−4
−2
0
2
4
6
8

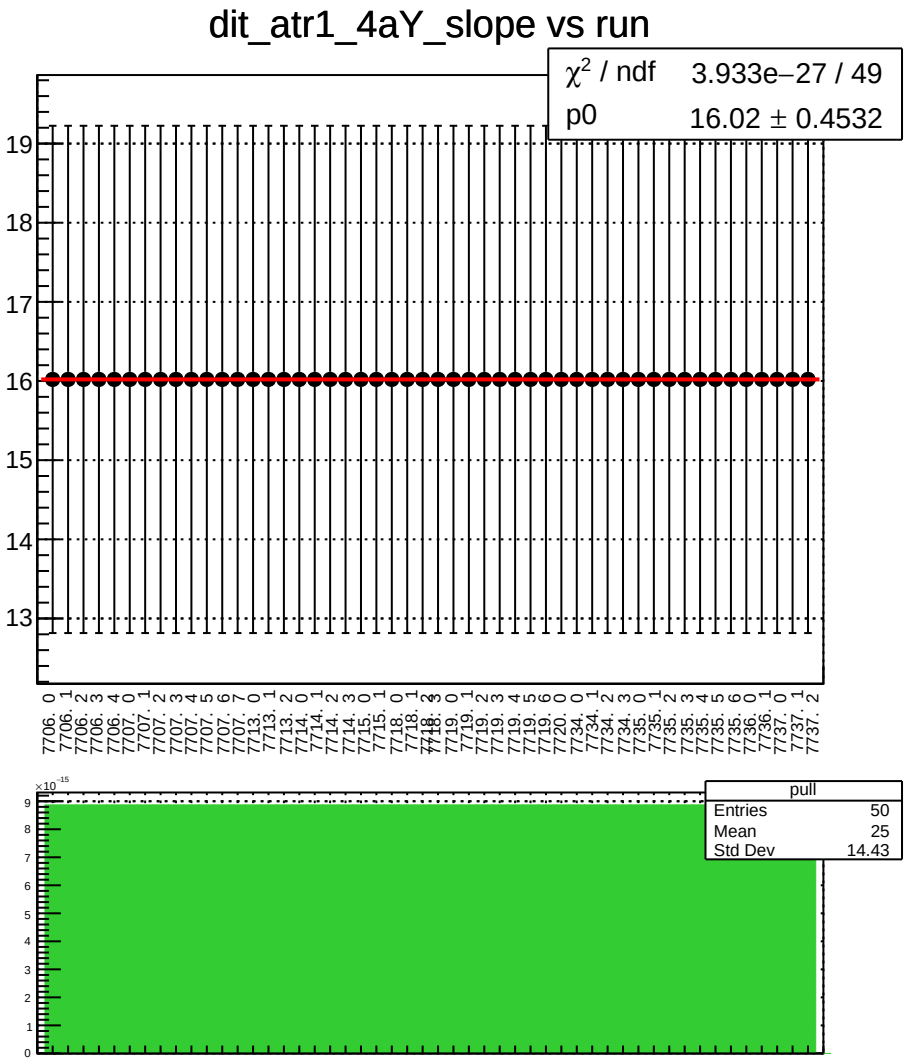
dit_atr1_4aY_slope vs run
χ² / ndf 3.933e−27 / 49
p0 16.02 ± 0.4532
19
18
17
16
15
14
13
7706. 0
7706. 1
7706. 2
7706. 3
7706. 4
7707. 0
7707. 1
7707. 2
7707. 3
7707. 4
7707. 5
7707. 6
7707. 7
7713. 0
7713. 1
7713. 2
7714. 0
7714. 1
7714. 2
7714. 3
7715. 0
7715. 1
7718. 0
7718. 1
7718. 2
7718. 3
7719. 0
7719. 1
7719. 2
7719. 3
7719. 4
7719. 5
7719. 6
7720. 0
7734. 0
7734. 1
7734. 2
7734. 3
7735. 0
7735. 1
7735. 2
7735. 3
7735. 4
7735. 5
7735. 6
7736. 0
7736. 1
7737. 0
7737. 1
7737. 2
×10⁻¹⁵
9
8
7
6
5
4
3
2
1
0
pull
Entries 50
Mean 25
Std Dev 14.43

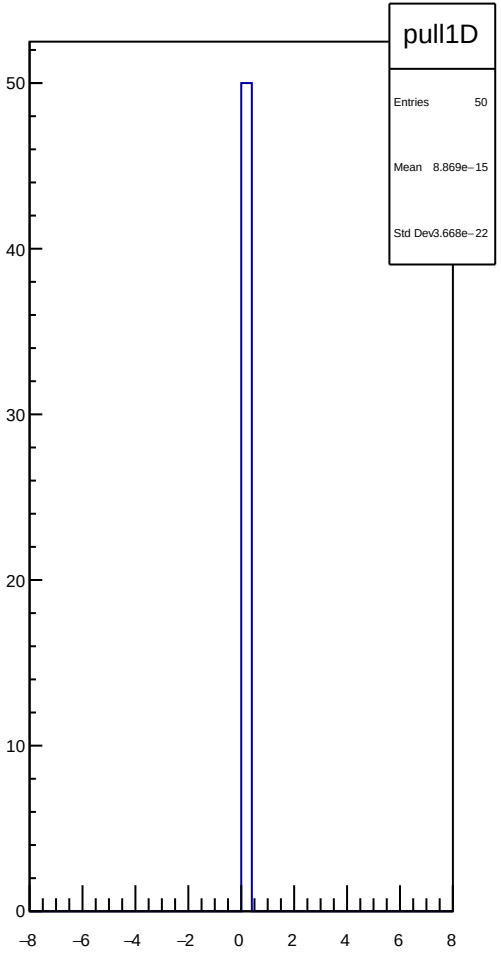
pull1D
Entries 50
Mean 8.869e−15
Std Dev 3.668e−22
50
40
30
20
10
0
−8
−6
−4
−2
0
2
4
6
8

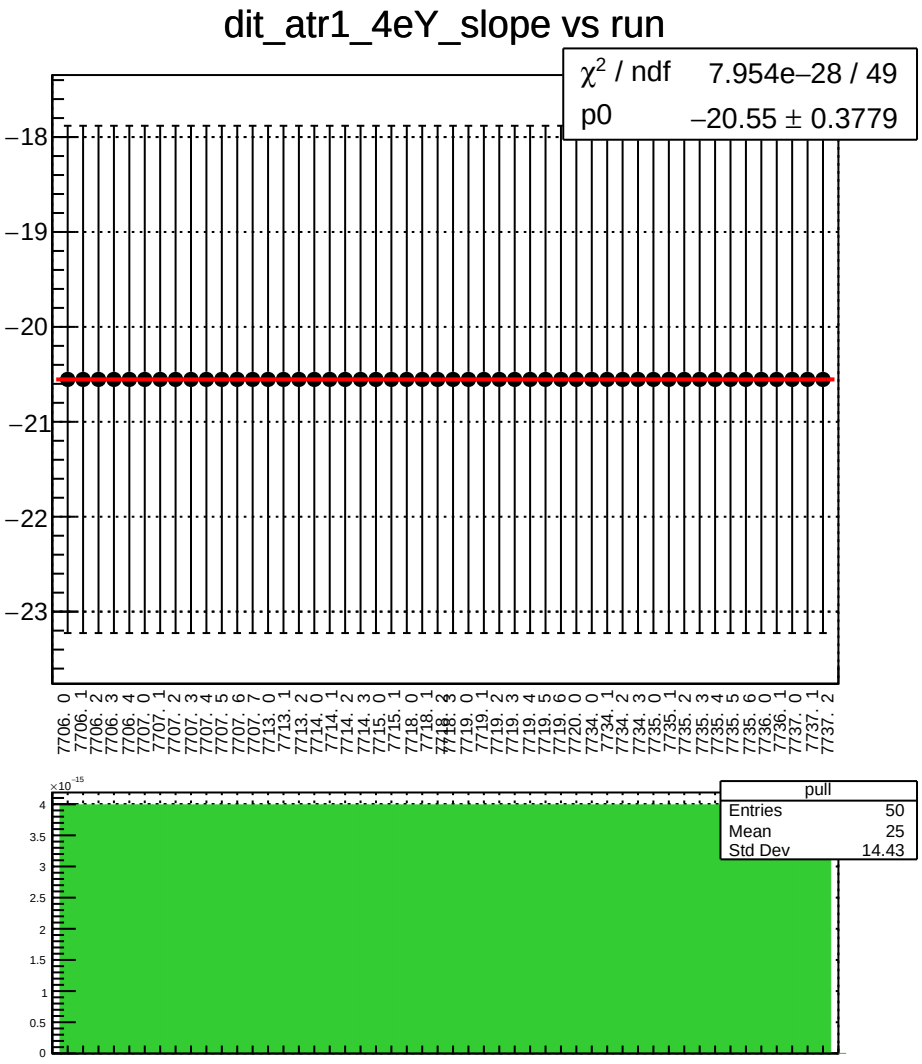
dit_atr1_4eY_slope vs run
χ² / ndf 7.954e−28 / 49
p0 −20.55 ± 0.3779
−18
−19
−20
−21
−22
−23
7706. 0
7706. 1
7706. 2
7706. 3
7706. 4
7707. 0
7707. 1
7707. 2
7707. 3
7707. 4
7707. 5
7707. 6
7707. 7
7713. 0
7713. 1
7713. 2
7714. 0
7714. 1
7714. 2
7714. 3
7715. 0
7715. 1
7718. 0
7718. 1
7718. 2
7718. 3
7719. 0
7719. 1
7719. 2
7719. 3
7719. 4
7719. 5
7719. 6
7720. 0
7734. 0
7734. 1
7734. 2
7734. 3
7735. 0
7735. 1
7735. 2
7735. 3
7735. 4
7735. 5
7735. 6
7736. 0
7736. 1
7737. 0
7737. 1
7737. 2
×10⁻¹⁵
4
3.5
3
2.5
2
1.5
1
0.5
0
pull
Entries 50
Mean 25
Std Dev 14.43

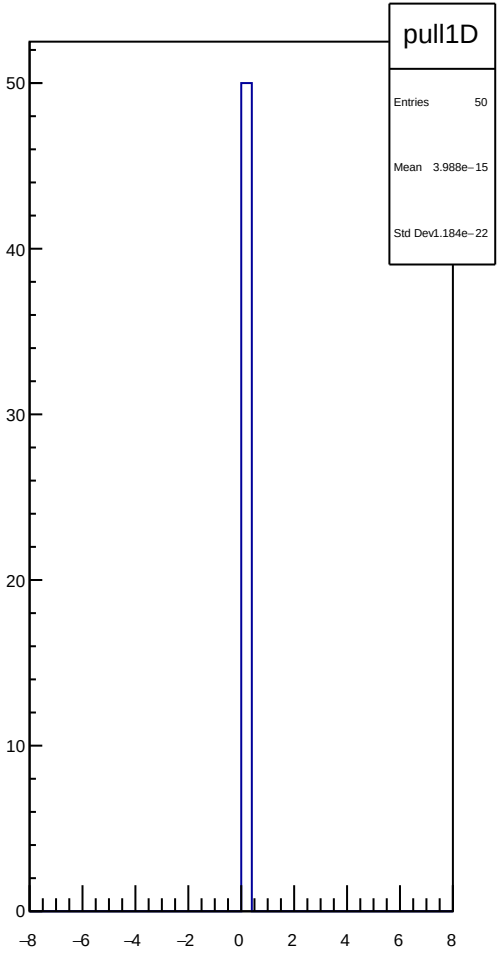
pull1D
Entries 50
Mean 3.988e−15
Std Dev 1.184e−22
50
40
30
20
10
0
−8
−6
−4
−2
0
2
4
6
8

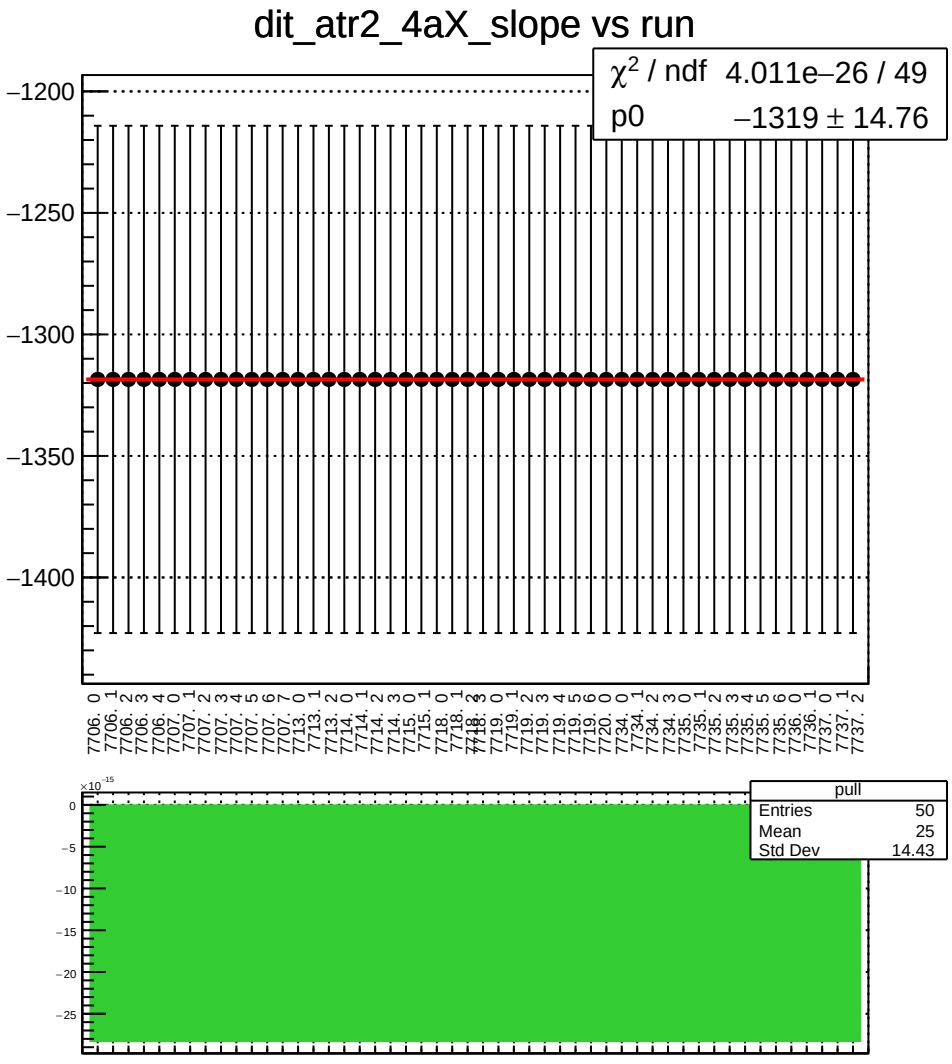
dit_atr2_4aX_slope vs run
χ^2 / ndf 4.011e−26 / 49
p0 −1319 ± 14.76
−1200
−1250
−1300
−1350
−1400
7706. 0
7706. 1
7706. 2
7706. 3
7706. 4
7707. 0
7707. 1
7707. 2
7707. 3
7707. 4
7707. 5
7707. 6
7707. 7
7713. 0
7713. 1
7713. 2
7714. 0
7714. 1
7714. 2
7714. 3
7715. 0
7715. 1
7718. 0
7718. 1
7718. 2
7718. 3
7719. 0
7719. 1
7719. 2
7719. 3
7719. 4
7719. 5
7719. 6
7720. 0
7734. 0
7734. 1
7734. 2
7734. 3
7735. 0
7735. 1
7735. 2
7735. 3
7735. 4
7735. 5
7735. 6
7736. 0
7736. 1
7737. 0
7737. 1
7737. 2
×10^-15
0
−5
−10
−15
−20
−25
pull
Entries 50
Mean 25
Std Dev 14.43

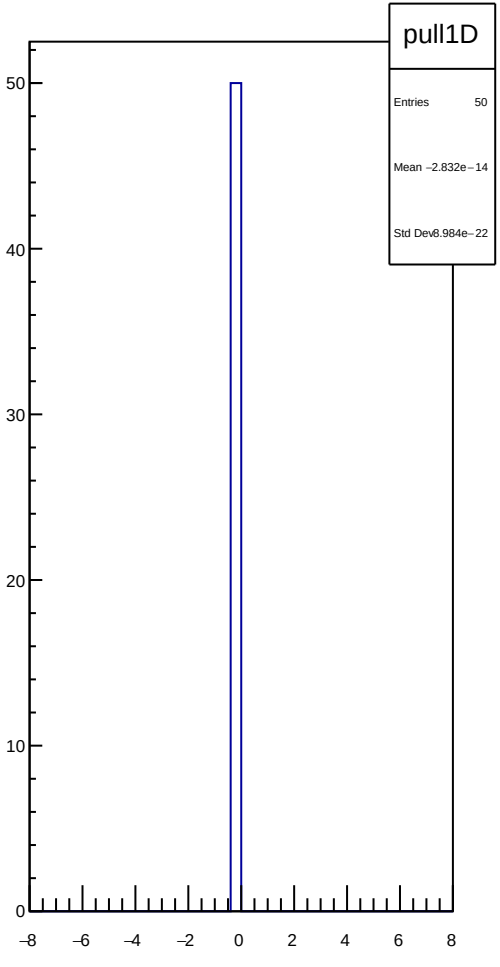
pull1D
Entries 50
Mean −2.832e−14
Std Dev 8.984e−22
50
40
30
20
10
0
−8
−6
−4
−2
0
2
4
6
8

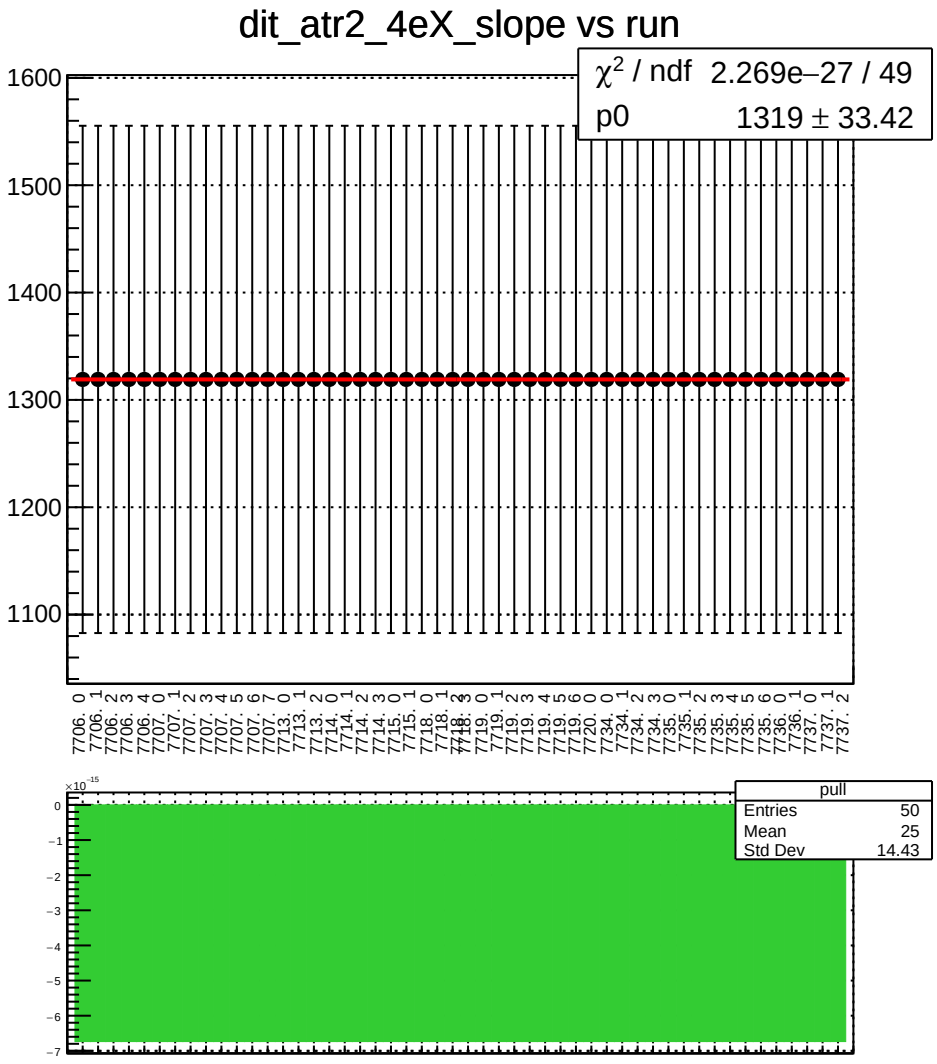
dit_atr2_4eX_slope vs run
χ² / ndf 2.269e−27 / 49
p0 1319 ± 33.42
1600
1500
1400
1300
1200
1100
7706. 0
7706. 1
7706. 2
7706. 3
7706. 4
7707. 0
7707. 1
7707. 2
7707. 3
7707. 4
7707. 5
7707. 6
7707. 7
7713. 0
7713. 1
7713. 2
7714. 0
7714. 1
7714. 2
7714. 3
7715. 0
7715. 1
7718. 0
7718. 1
7718. 2
7718. 3
7719. 0
7719. 1
7719. 2
7719. 3
7719. 4
7719. 5
7719. 6
7720. 0
7734. 0
7734. 1
7734. 2
7734. 3
7735. 0
7735. 1
7735. 2
7735. 3
7735. 4
7735. 5
7735. 6
7736. 0
7736. 1
7737. 0
7737. 1
7737. 2
×10⁻¹⁵
0
−1
−2
−3
−4
−5
−6
−7
pull
Entries 50
Mean 25
Std Dev 14.43

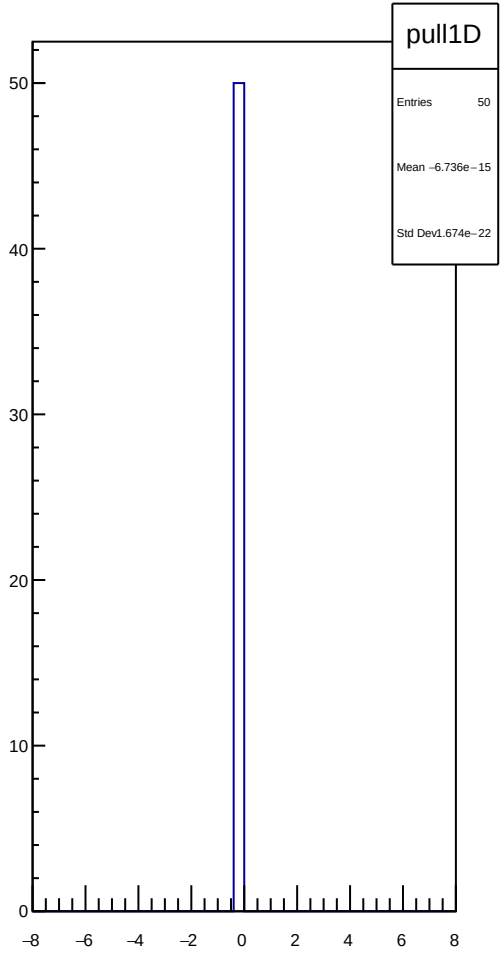
pull1D
Entries 50
Mean −6.736e−15
Std Dev1.674e−22
50
40
30
20
10
0
−8
−6
−4
−2
0
2
4
6
8

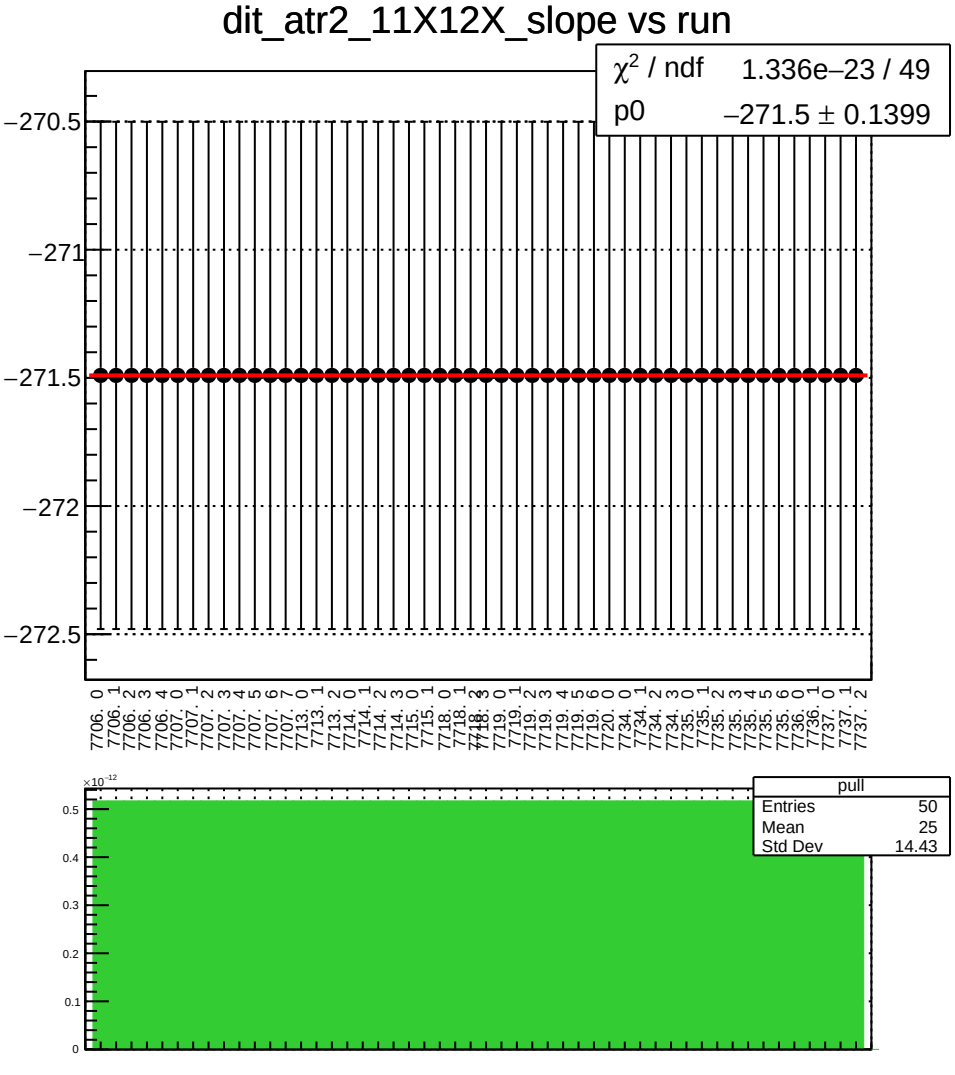
dit_atr2_11X12X_slope vs run
χ² / ndf 1.336e−23 / 49
p0 −271.5 ± 0.1399
−270.5
−271
−271.5
−272
−272.5
7706. 0
7706. 1
7706. 2
7706. 3
7706. 4
7707. 0
7707. 1
7707. 2
7707. 3
7707. 4
7707. 5
7707. 6
7707. 7
7713. 0
7713. 1
7713. 2
7714. 0
7714. 1
7714. 2
7714. 3
7715. 0
7715. 1
7718. 0
7718. 1
7718. 2
7718. 3
7719. 0
7719. 1
7719. 2
7719. 3
7719. 4
7719. 5
7719. 6
7720. 0
7734. 0
7734. 1
7734. 2
7734. 3
7735. 0
7735. 1
7735. 2
7735. 3
7735. 4
7735. 5
7735. 6
7736. 0
7736. 1
7737. 0
7737. 1
7737. 2
×10⁻¹²
0.5
0.4
0.3
0.2
0.1
0
pull
Entries 50
Mean 25
Std Dev 14.43
pull1D
Entries 50
Mean 5.17e−13
Std Dev 1.355e−20
50
40
30
20
10
0
−8
−6
−4
−2
0
2
4
6
8

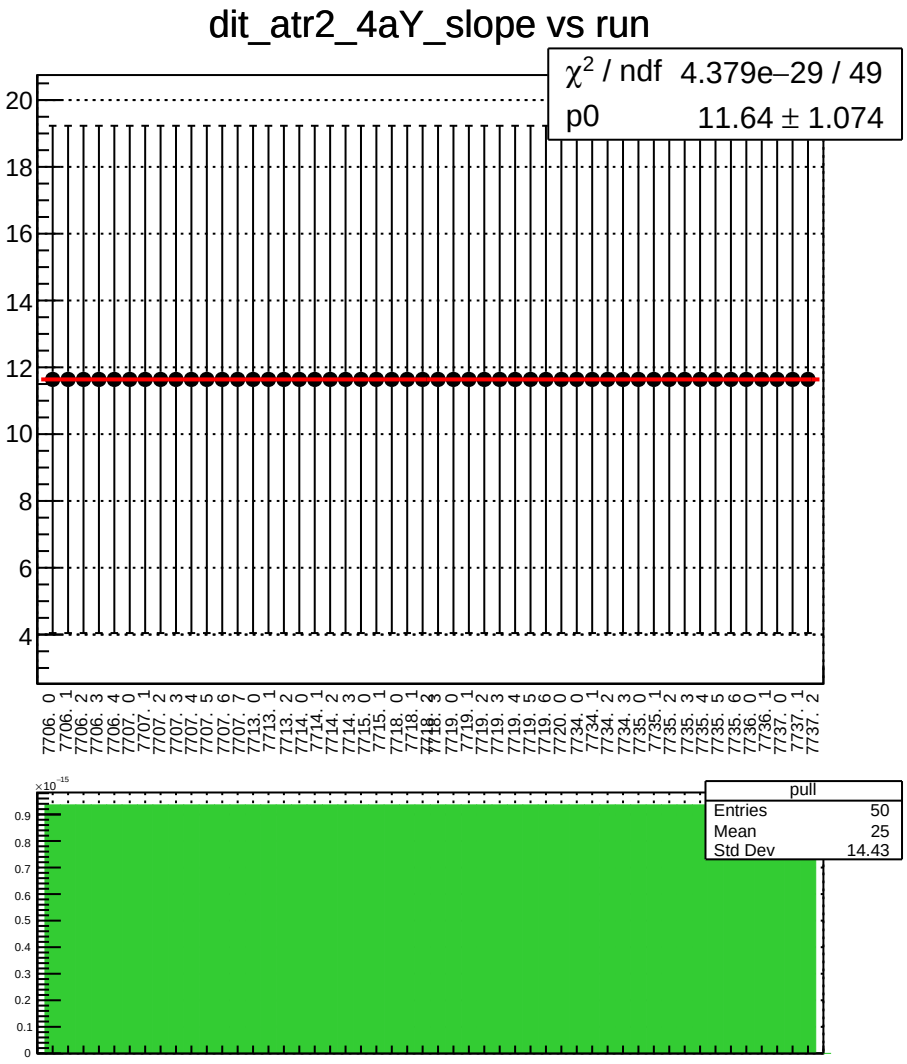
dit_atr2_4aY_slope vs run
χ^2 / ndf 4.379e−29 / 49
p0 11.64 ± 1.074
pull
Entries 50
Mean 25
Std Dev 14.43

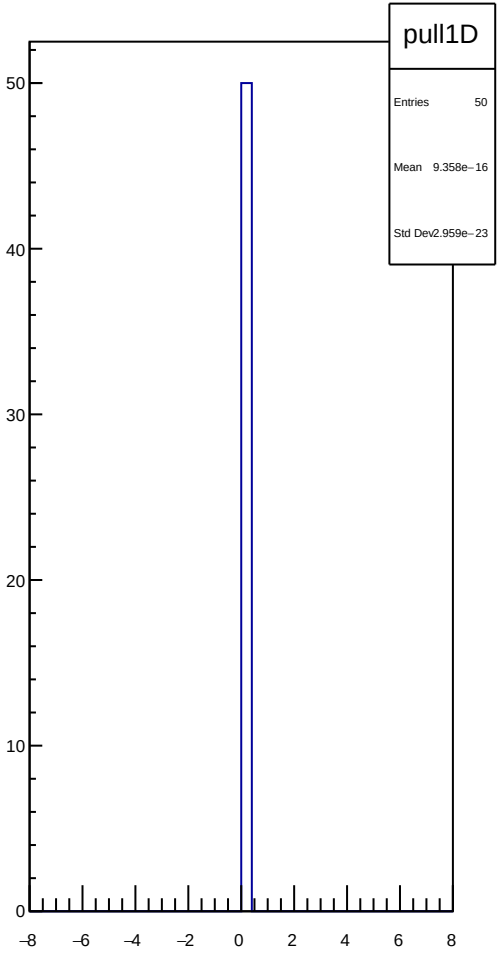
pull1D
Entries 50
Mean 9.358e−16
Std Dev 2.959e−23

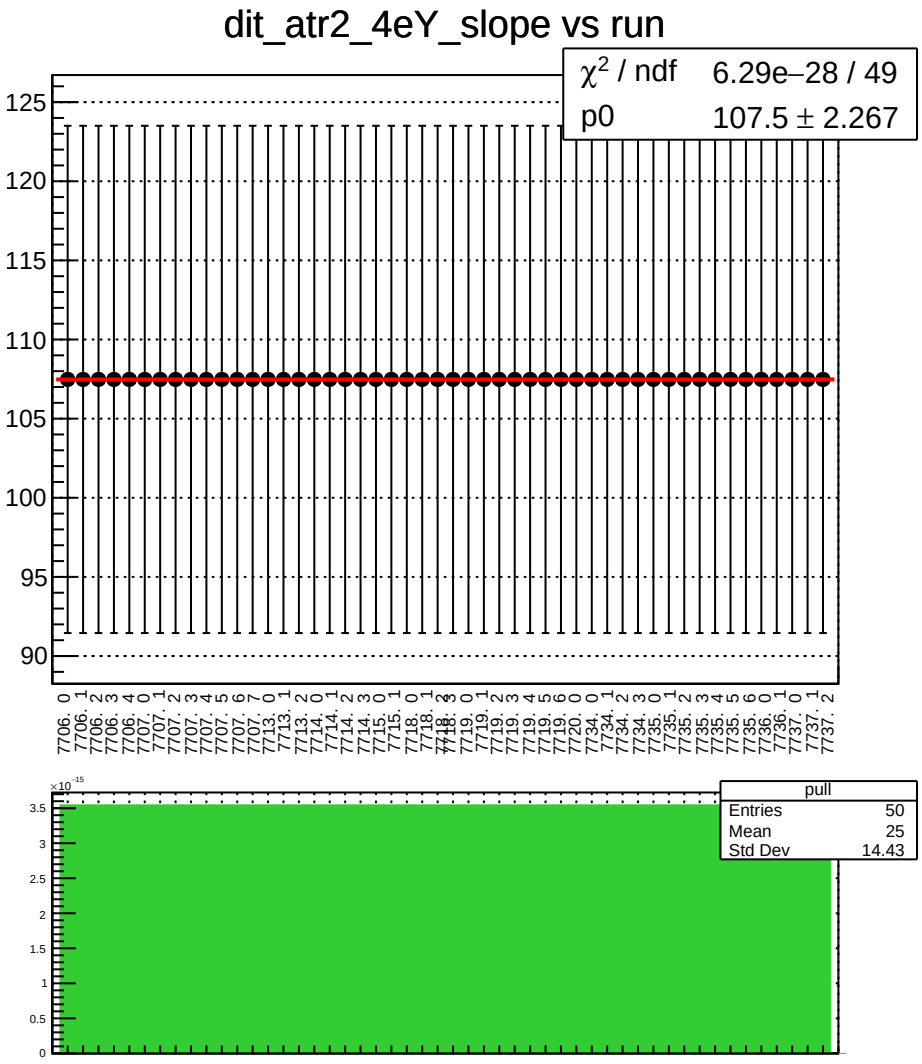
dit_atr2_4eY_slope vs run
χ^2 / ndf 6.29e−28 / 49
p0 107.5 ± 2.267
125
120
115
110
105
100
95
90
7706. 0
7706. 1
7706. 2
7706. 3
7706. 4
7707. 0
7707. 1
7707. 2
7707. 3
7707. 4
7707. 5
7707. 6
7707. 7
7713. 0
7713. 1
7713. 2
7714. 0
7714. 1
7714. 2
7714. 3
7715. 0
7715. 1
7718. 0
7718. 1
7718. 2
7718. 3
7719. 0
7719. 1
7719. 2
7719. 3
7719. 4
7719. 5
7719. 6
7720. 0
7734. 0
7734. 1
7734. 2
7734. 3
7735. 0
7735. 1
7735. 2
7735. 3
7735. 4
7735. 5
7735. 6
7736. 0
7736. 1
7737. 0
7737. 1
7737. 2
×10^-15
3.5
3
2.5
2
1.5
1
0.5
0
pull
Entries 50
Mean 25
Std Dev 14.43

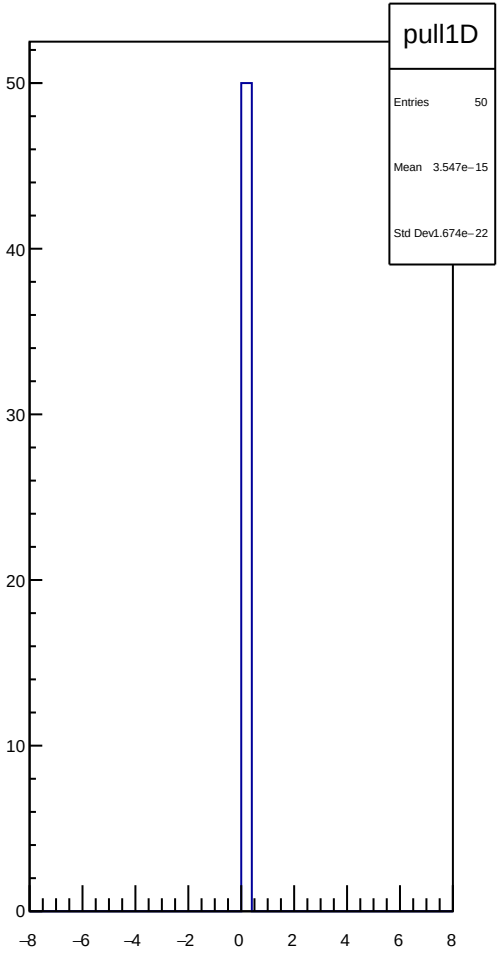
pull1D
Entries 50
Mean 3.547e−15
Std Dev 1.674e−22
50
40
30
20
10
0
−8
−6
−4
−2
0
2
4
6
8

dit_sam1_4aX_slope vs run

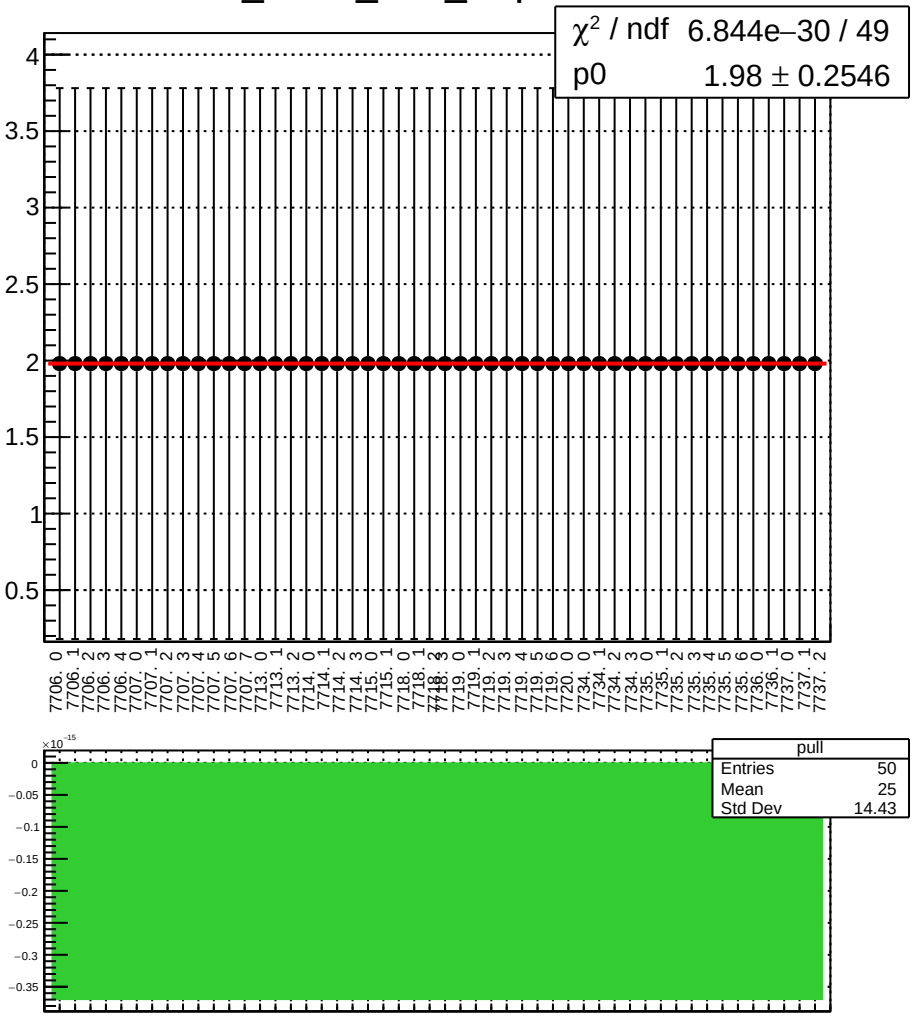

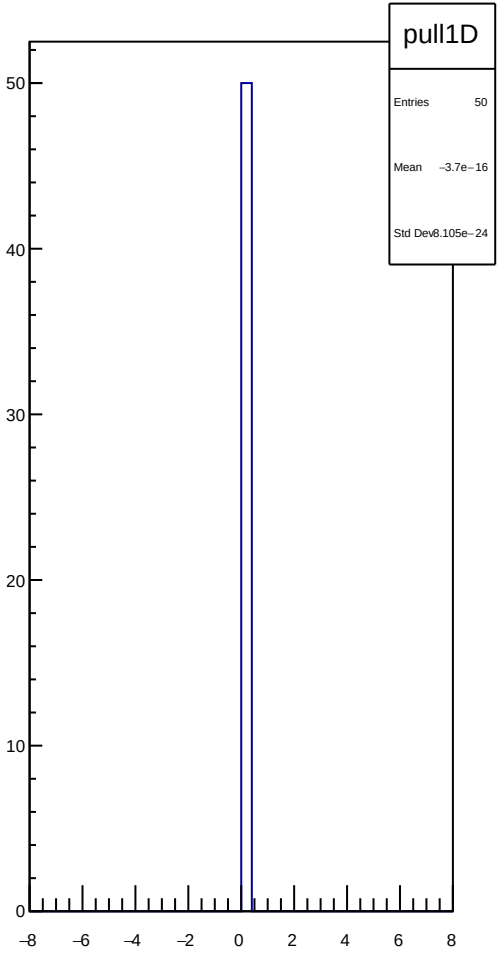

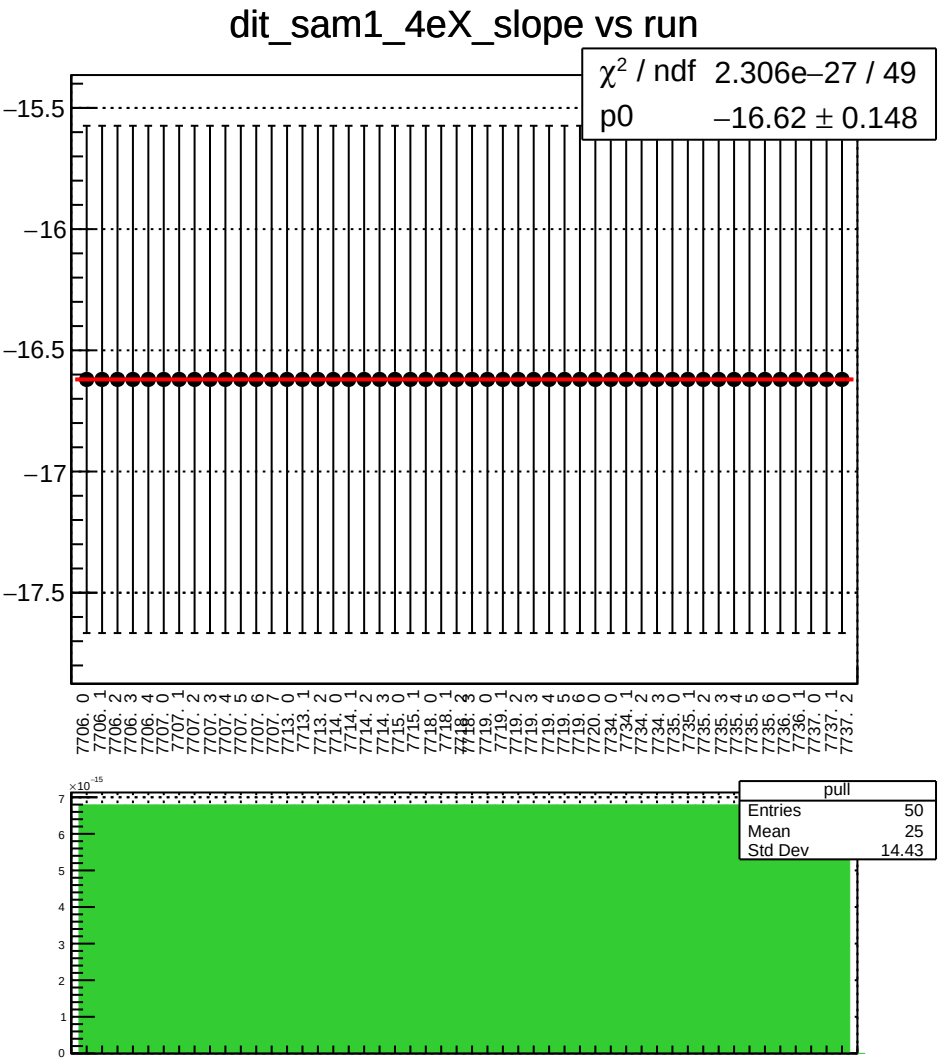
dit_sam1_4eX_slope vs run
χ² / ndf 2.306e−27 / 49
p0 −16.62 ± 0.148
−15.5
−16
−16.5
−17
−17.5
7706. 0
7706. 1
7706. 2
7706. 3
7706. 4
7707. 0
7707. 1
7707. 2
7707. 3
7707. 4
7707. 5
7707. 6
7707. 7
7713. 0
7713. 1
7713. 2
7714. 0
7714. 1
7714. 2
7714. 3
7715. 0
7715. 1
7718. 0
7718. 1
7718. 2
7718. 3
7719. 0
7719. 1
7719. 2
7719. 3
7719. 4
7719. 5
7719. 6
7720. 0
7734. 0
7734. 1
7734. 2
7734. 3
7735. 0
7735. 1
7735. 2
7735. 3
7735. 4
7735. 5
7735. 6
7736. 0
7736. 1
7737. 0
7737. 1
7737. 2
×10⁻¹⁵
7
6
5
4
3
2
1
0
pull
Entries 50
Mean 25
Std Dev 14.43

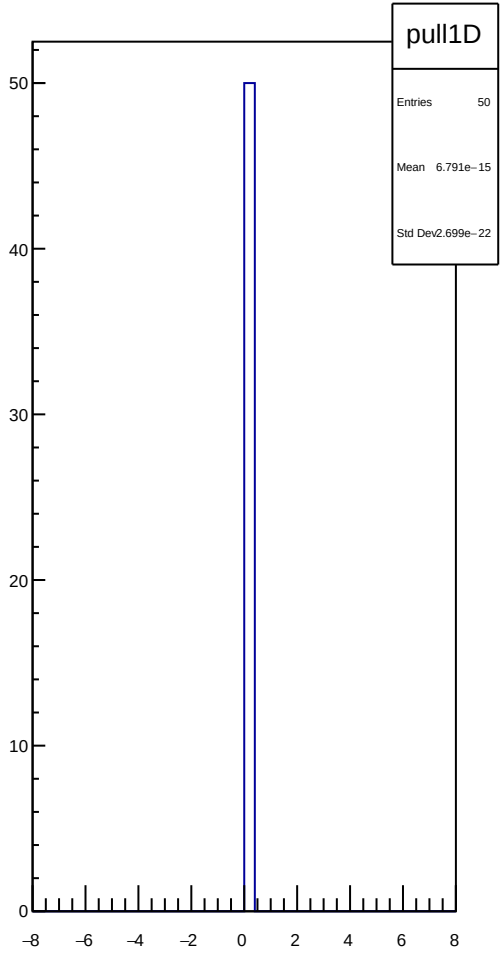
pull1D
Entries 50
Mean 6.791e−15
Std Dev 2.699e−22
50
40
30
20
10
0
−8
−6
−4
−2
0
2
4
6
8

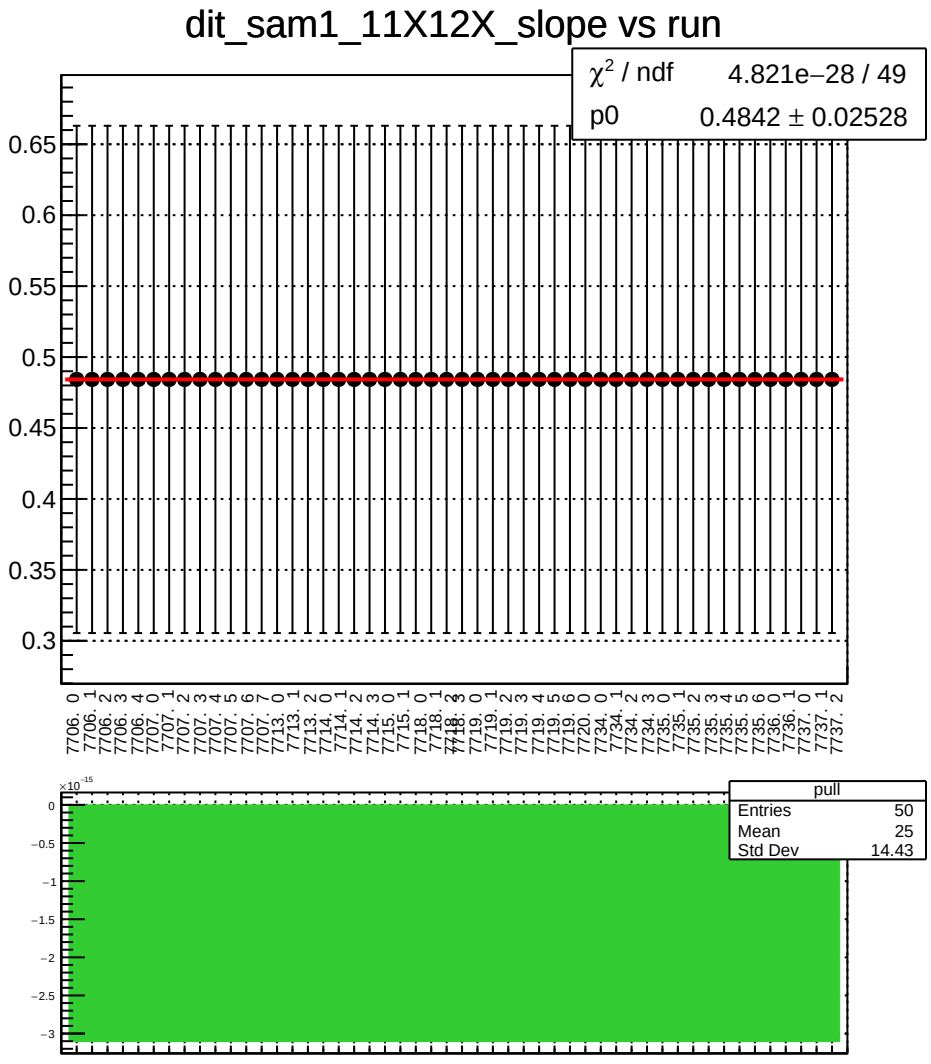
dit_sam1_11X12X_slope vs run
χ² / ndf 4.821e−28 / 49
p0 0.4842 ± 0.02528
0.65
0.6
0.55
0.5
0.45
0.4
0.35
0.3
7706. 0
7706. 1
7706. 2
7706. 3
7706. 4
7707. 0
7707. 1
7707. 2
7707. 3
7707. 4
7707. 5
7707. 6
7707. 7
7713. 0
7713. 1
7713. 2
7714. 0
7714. 1
7714. 2
7714. 3
7715. 0
7715. 1
7718. 0
7718. 1
7718. 2
7718. 3
7719. 0
7719. 1
7719. 2
7719. 3
7719. 4
7719. 5
7719. 6
7720. 0
7734. 0
7734. 1
7734. 2
7734. 3
7735. 0
7735. 1
7735. 2
7735. 3
7735. 4
7735. 5
7735. 6
7736. 0
7736. 1
7737. 0
7737. 1
7737. 2
×10⁻¹⁵
0
−0.5
−1
−1.5
−2
−2.5
−3
pull
Entries 50
Mean 25
Std Dev 14.43

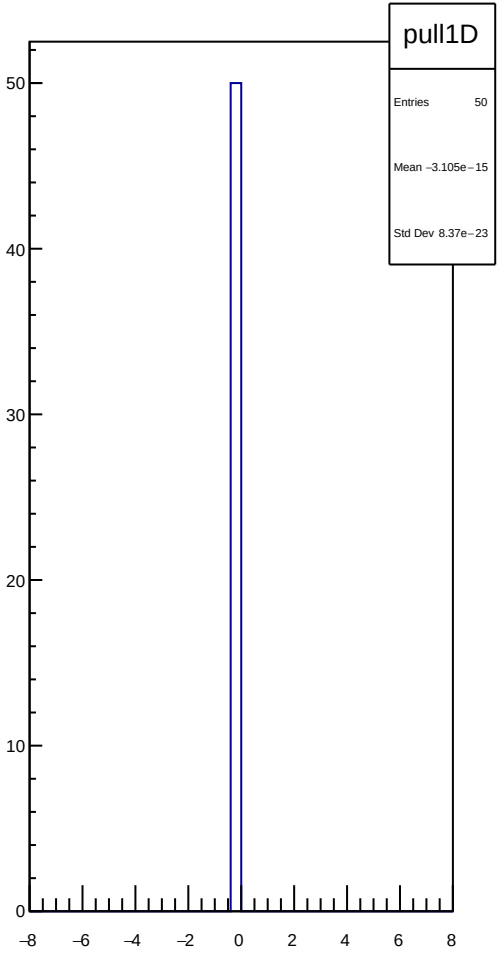
pull1D
Entries 50
Mean −3.105e−15
Std Dev 8.37e−23
50
40
30
20
10
0
−8
−6
−4
−2
0
2
4
6
8

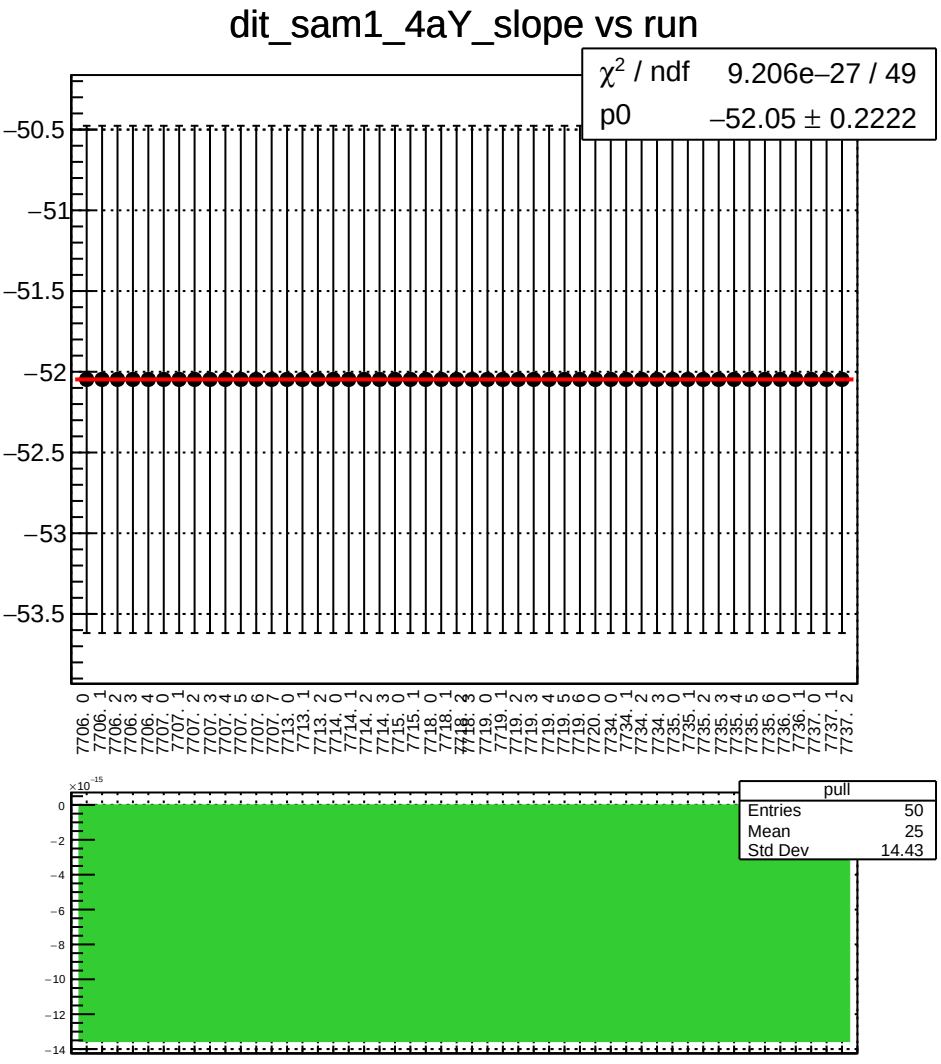
dit_sam1_4aY_slope vs run
χ² / ndf 9.206e−27 / 49
p0 −52.05 ± 0.2222
−50.5
−51
−51.5
−52
−52.5
−53
−53.5
7706. 0
7706. 1
7706. 2
7706. 3
7706. 4
7707. 0
7707. 1
7707. 2
7707. 3
7707. 4
7707. 5
7707. 6
7707. 7
7713. 0
7713. 1
7713. 2
7714. 0
7714. 1
7714. 2
7714. 3
7715. 0
7715. 1
7718. 0
7718. 1
7718. 2
7718. 3
7719. 0
7719. 1
7719. 2
7719. 3
7719. 4
7719. 5
7719. 6
7720. 0
7734. 0
7734. 1
7734. 2
7734. 3
7735. 0
7735. 1
7735. 2
7735. 3
7735. 4
7735. 5
7735. 6
7736. 0
7736. 1
7737. 0
7737. 1
7737. 2
×10⁻¹⁵
0
−2
−4
−6
−8
−10
−12
−14
pull
Entries 50
Mean 25
Std Dev 14.43

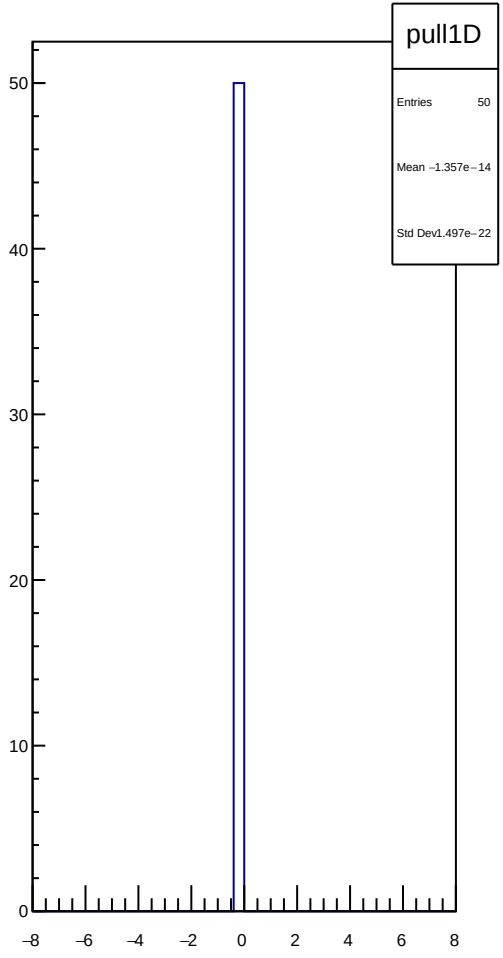
pull1D
Entries 50
Mean −1.357e−14
Std Dev1.497e−22
50
40
30
20
10
0
−8
−6
−4
−2
0
2
4
6
8

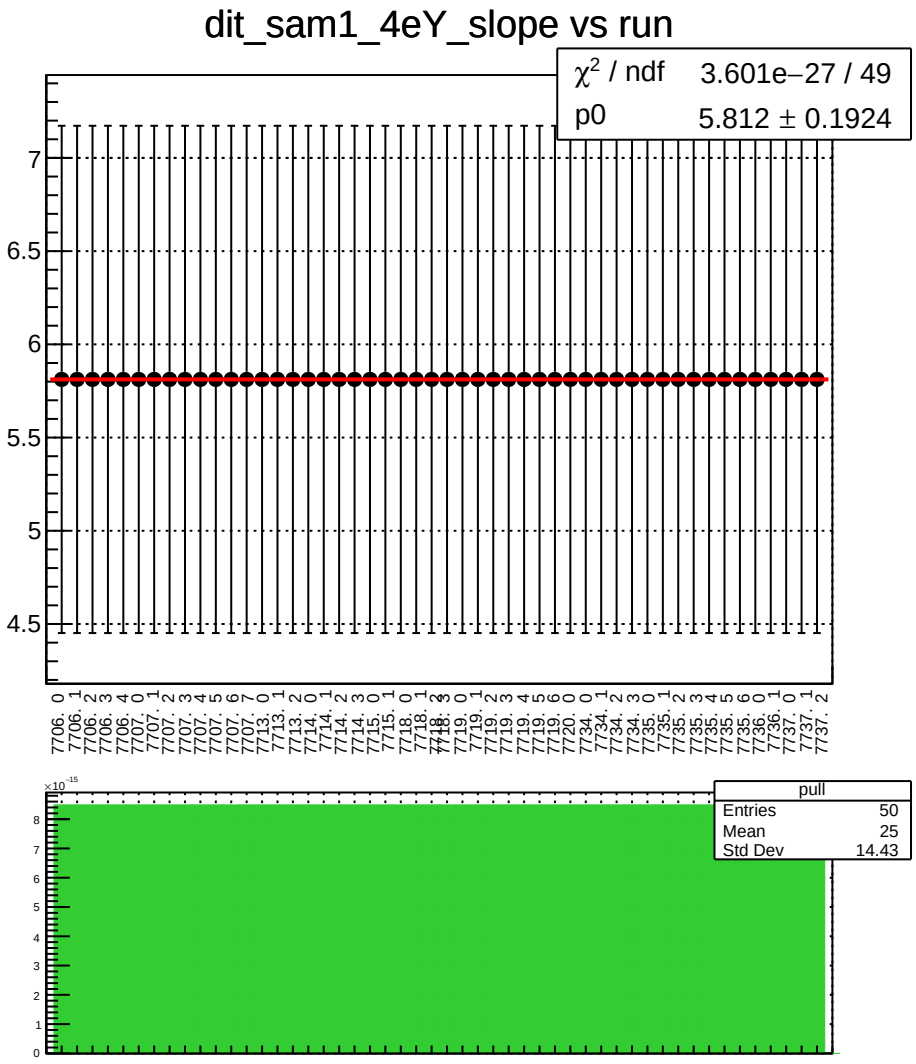
dit_sam1_4eY_slope vs run
χ² / ndf 3.601e−27 / 49
p0 5.812 ± 0.1924
7
6.5
6
5.5
5
4.5
7706. 0
7706. 1
7706. 2
7706. 3
7706. 4
7707. 0
7707. 1
7707. 2
7707. 3
7707. 4
7707. 5
7707. 6
7707. 7
7713. 0
7713. 1
7713. 2
7714. 0
7714. 1
7714. 2
7714. 3
7715. 0
7715. 1
7718. 0
7718. 1
7718. 2
7718. 3
7719. 0
7719. 1
7719. 2
7719. 3
7719. 4
7719. 5
7719. 6
7720. 0
7734. 0
7734. 1
7734. 2
7734. 3
7735. 0
7735. 1
7735. 2
7735. 3
7735. 4
7735. 5
7735. 6
7736. 0
7736. 1
7737. 0
7737. 1
7737. 2
×10⁻¹⁵
8
7
6
5
4
3
2
1
0
pull
Entries 50
Mean 25
Std Dev 14.43

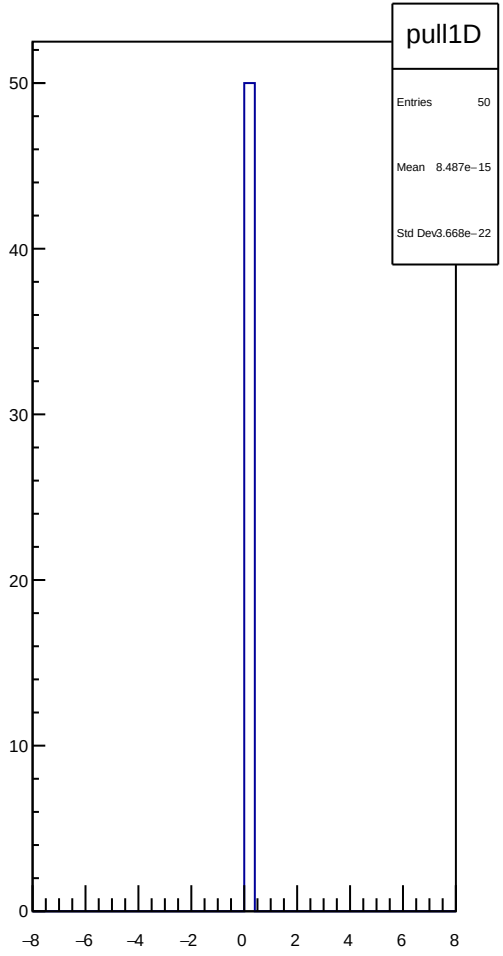
pull1D
Entries 50
Mean 8.487e−15
Std Dev 3.668e−22
50
40
30
20
10
0
−8
−6
−4
−2
0
2
4
6
8

dit_sam2_4aX_slope vs run

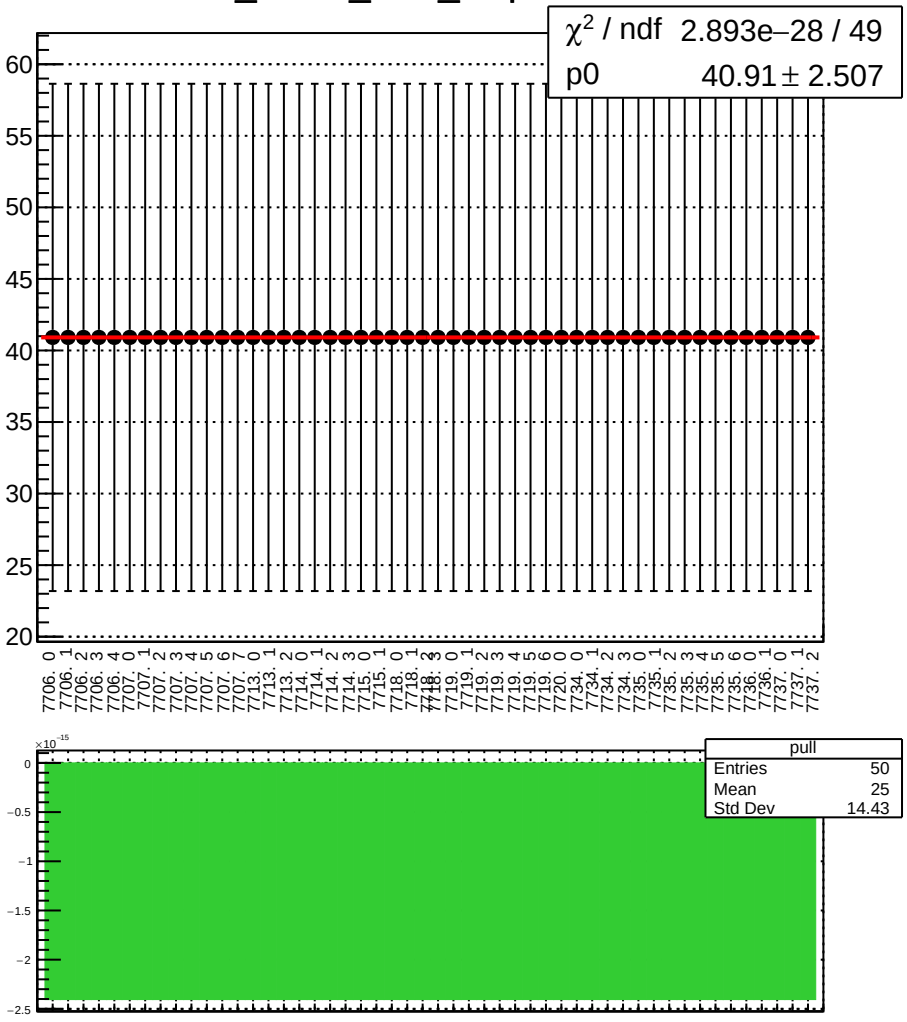

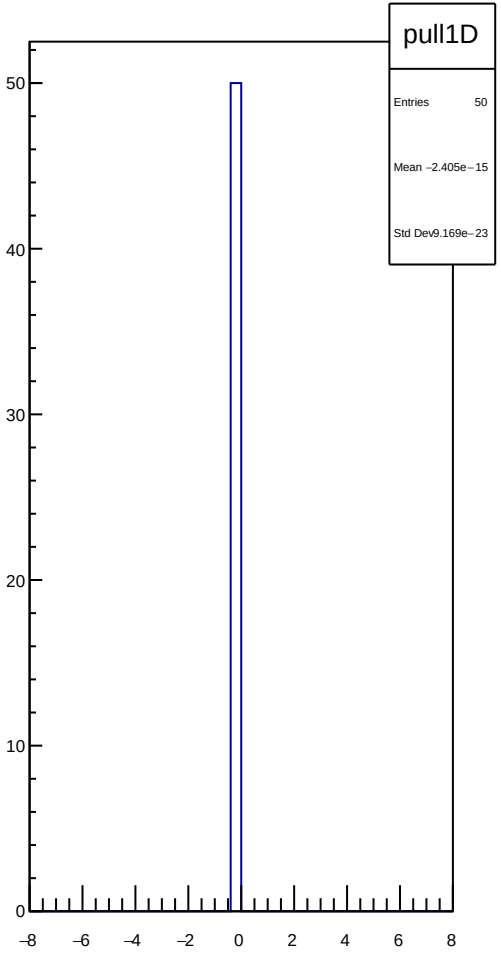

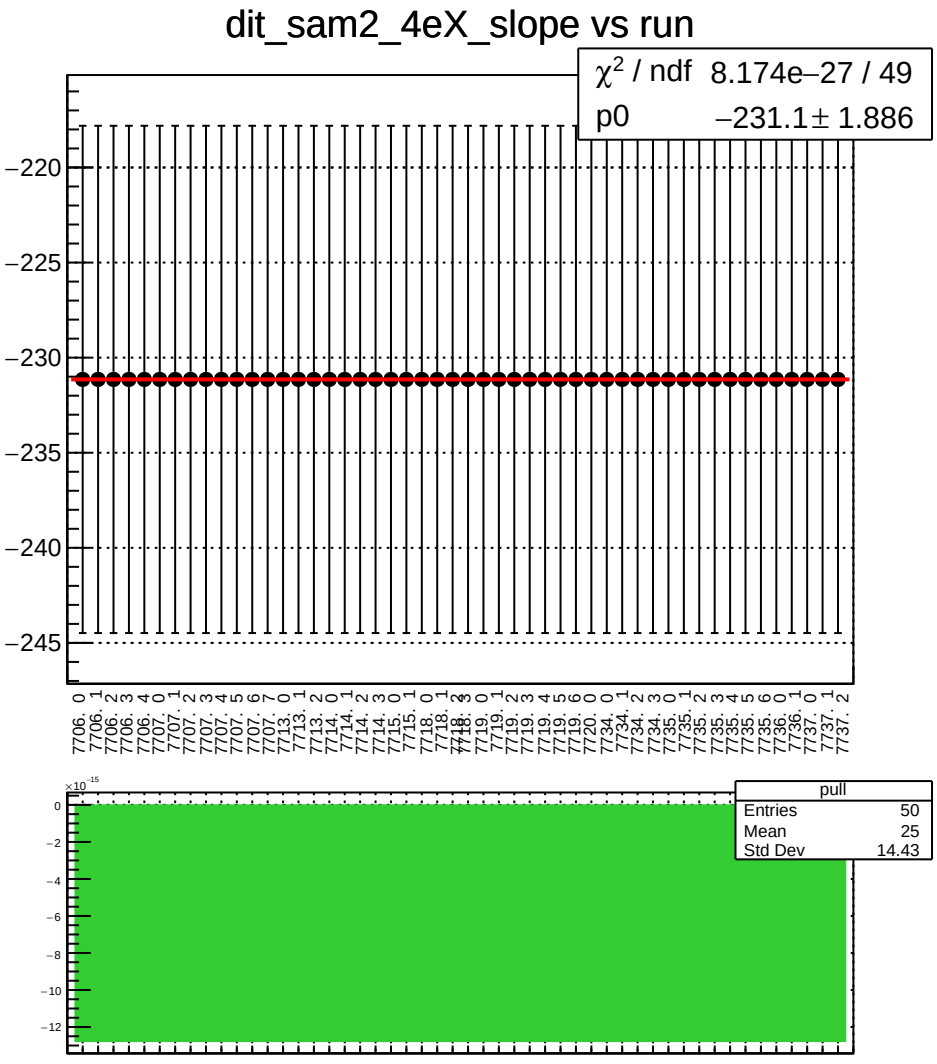
dit_sam2_4eX_slope vs run
χ^2 / ndf 8.174e−27 / 49
p0 −231.1 ± 1.886
−220
−225
−230
−235
−240
−245
7706. 0
7706. 1
7706. 2
7706. 3
7706. 4
7707. 0
7707. 1
7707. 2
7707. 3
7707. 4
7707. 5
7707. 6
7707. 7
7713. 0
7713. 1
7713. 2
7714. 0
7714. 1
7714. 2
7714. 3
7715. 0
7715. 1
7718. 0
7718. 1
7718. 2
7718. 3
7719. 0
7719. 1
7719. 2
7719. 3
7719. 4
7719. 5
7719. 6
7720. 0
7734. 0
7734. 1
7734. 2
7734. 3
7735. 0
7735. 1
7735. 2
7735. 3
7735. 4
7735. 5
7735. 6
7736. 0
7736. 1
7737. 0
7737. 1
7737. 2
×10^-15
0
−2
−4
−6
−8
−10
−12
pull
Entries 50
Mean 25
Std Dev 14.43

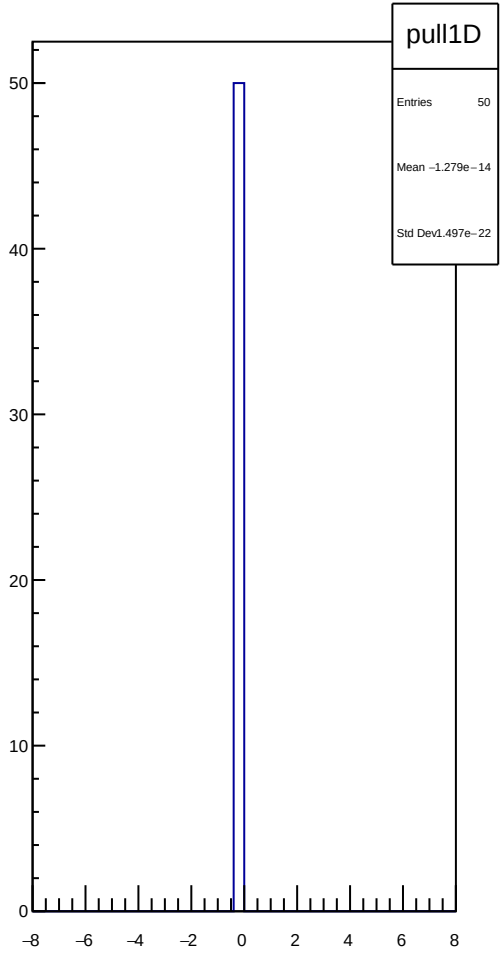
pull1D
Entries 50
Mean −1.279e−14
Std Dev 1.497e−22
50
40
30
20
10
0
−8
−6
−4
−2
0
2
4
6
8

dit_sam2_11X12X_slope vs run

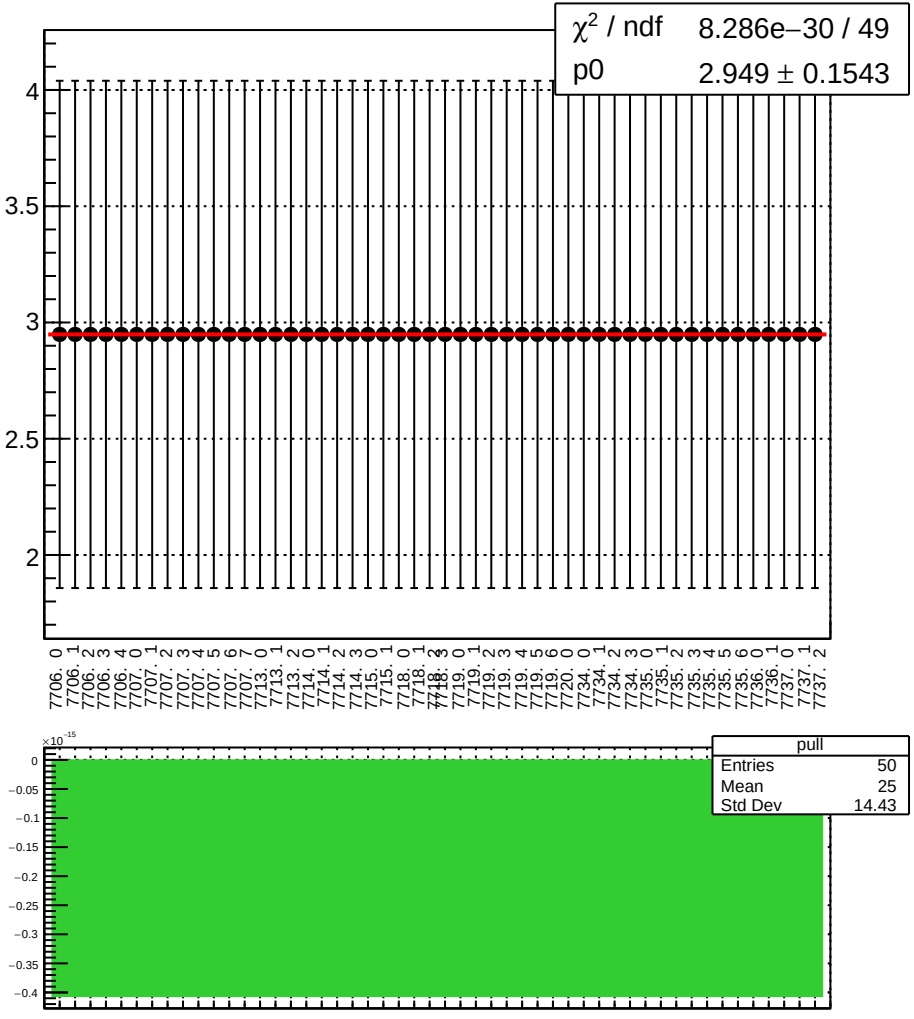

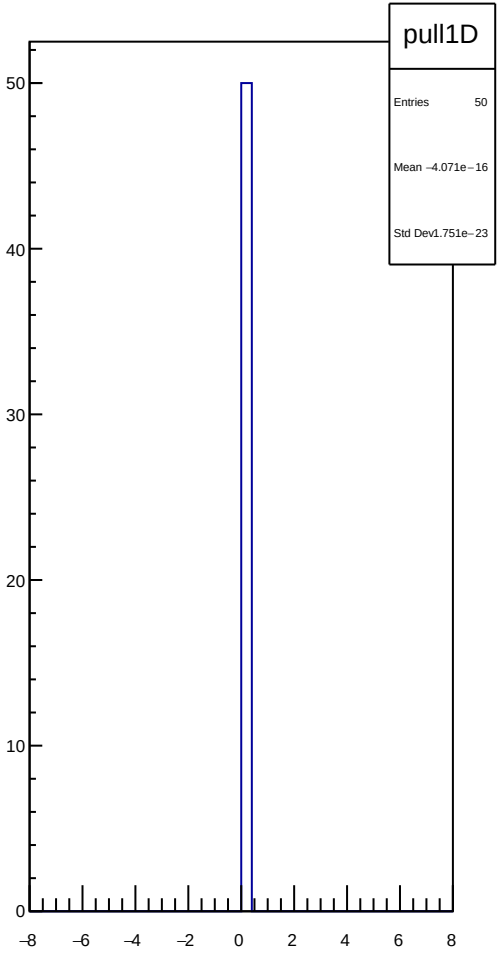

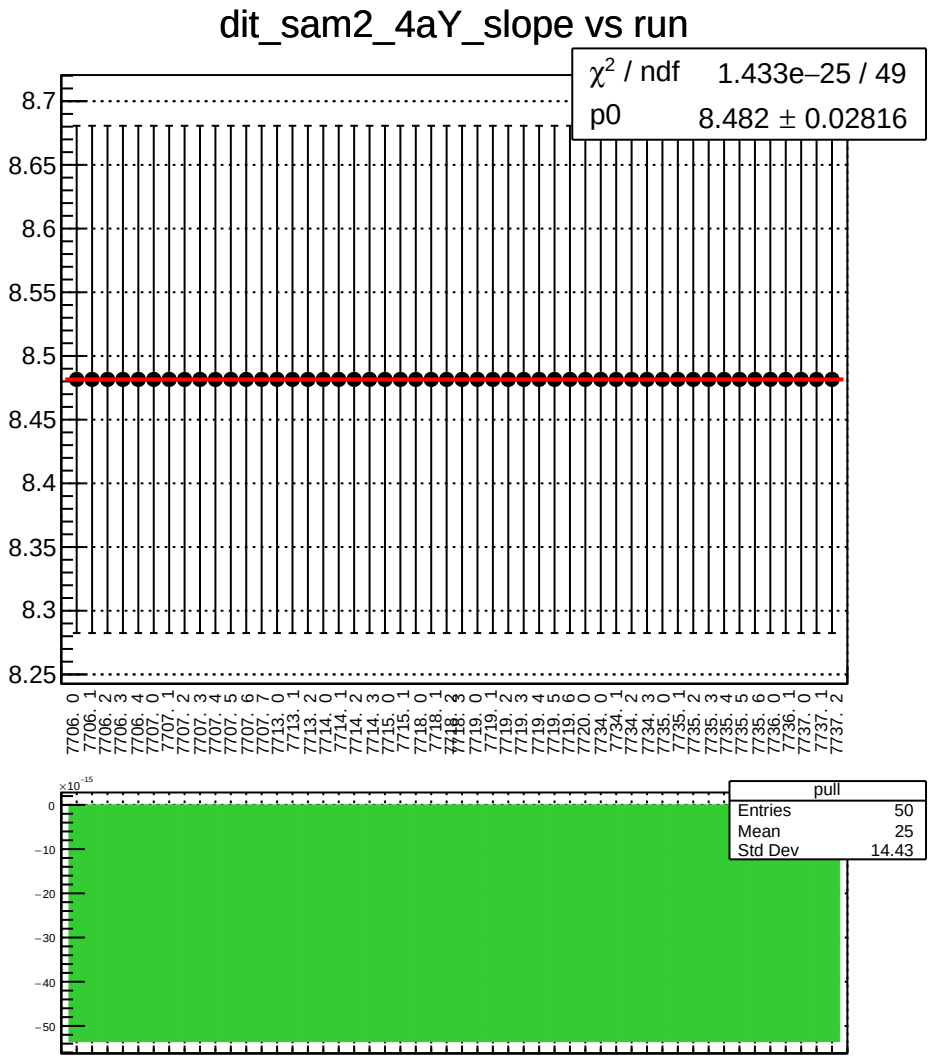
dit_sam2_4aY_slope vs run
χ² / ndf 1.433e−25 / 49
p0 8.482 ± 0.02816
8.7
8.65
8.6
8.55
8.5
8.45
8.4
8.35
8.3
8.25
7706. 0
7706. 1
7706. 2
7706. 3
7706. 4
7707. 0
7707. 1
7707. 2
7707. 3
7707. 4
7707. 5
7707. 6
7707. 7
7713. 0
7713. 1
7713. 2
7714. 0
7714. 1
7714. 2
7714. 3
7715. 0
7715. 1
7718. 0
7718. 1
7718. 2
7718. 3
7719. 0
7719. 1
7719. 2
7719. 3
7719. 4
7719. 5
7719. 6
7720. 0
7734. 0
7734. 1
7734. 2
7734. 3
7735. 0
7735. 1
7735. 2
7735. 3
7735. 4
7735. 5
7735. 6
7736. 0
7736. 1
7737. 0
7737. 1
7737. 2
×10⁻¹⁵
0
−10
−20
−30
−40
−50
pull
Entries 50
Mean 25
Std Dev 14.43

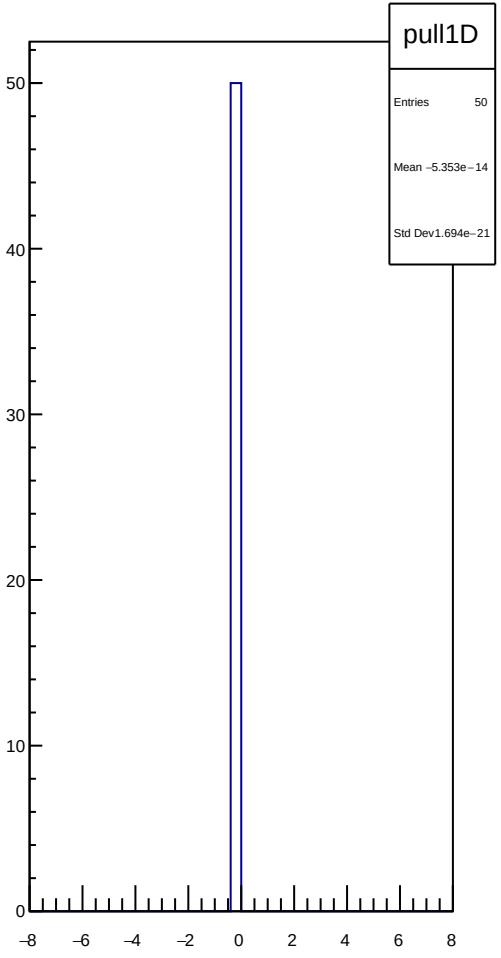
pull1D
Entries 50
Mean −5.353e−14
Std Dev 1.694e−21
50
40
30
20
10
0
−8
−6
−4
−2
0
2
4
6
8

dit_sam2_4eY_slope vs run

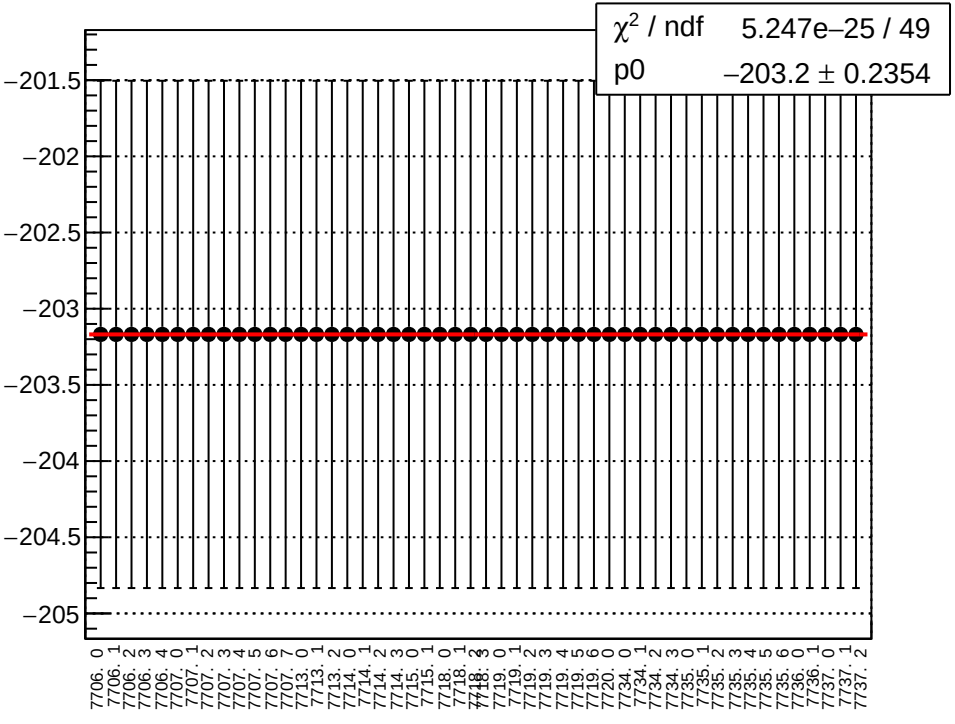



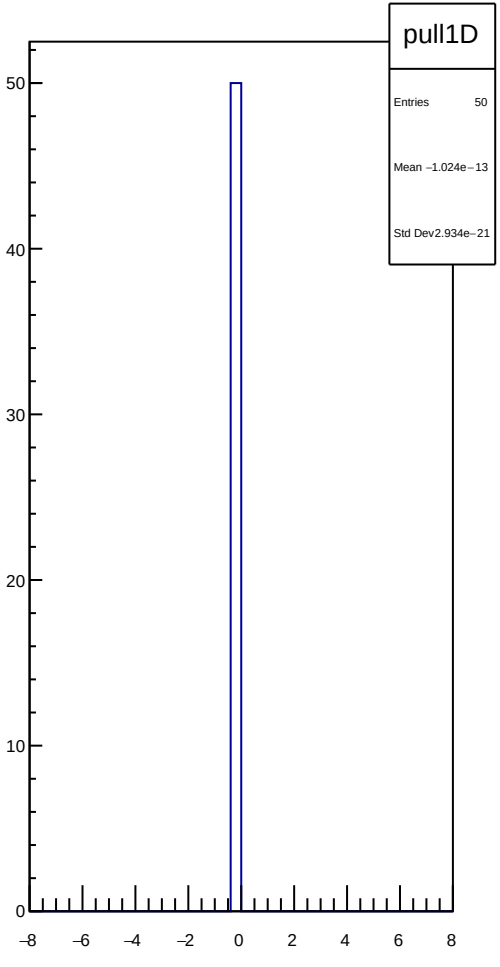

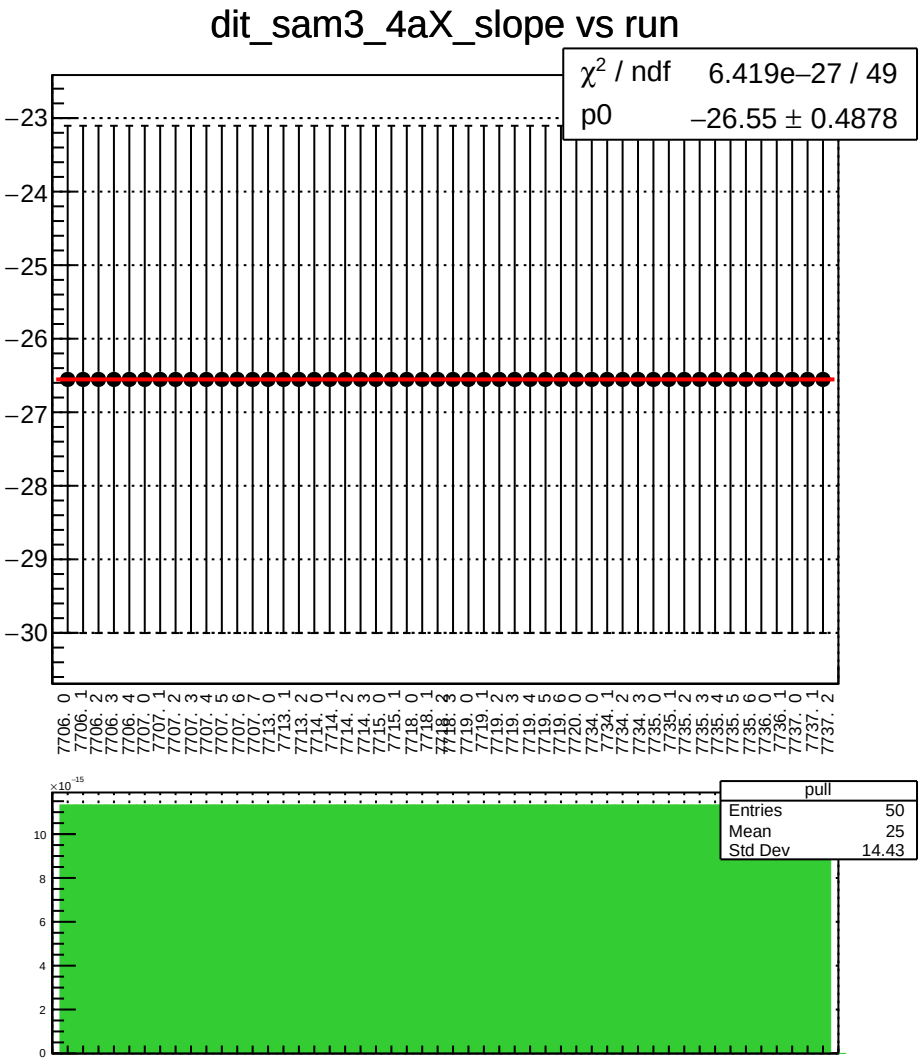
dit_sam3_4aX_slope vs run
χ² / ndf 6.419e−27 / 49
p0 −26.55 ± 0.4878
−23
−24
−25
−26
−27
−28
−29
−30
7706. 0
7706. 1
7706. 2
7706. 3
7706. 4
7707. 0
7707. 1
7707. 2
7707. 3
7707. 4
7707. 5
7707. 6
7707. 7
7713. 0
7713. 1
7713. 2
7714. 0
7714. 1
7714. 2
7714. 3
7715. 0
7715. 1
7718. 0
7718. 1
7718. 2
7718. 3
7719. 0
7719. 1
7719. 2
7719. 3
7719. 4
7719. 5
7719. 6
7720. 0
7734. 0
7734. 1
7734. 2
7734. 3
7735. 0
7735. 1
7735. 2
7735. 3
7735. 4
7735. 5
7735. 6
7736. 0
7736. 1
7737. 0
7737. 1
7737. 2
×10⁻¹⁵
10
8
6
4
2
0
pull
Entries 50
Mean 25
Std Dev 14.43

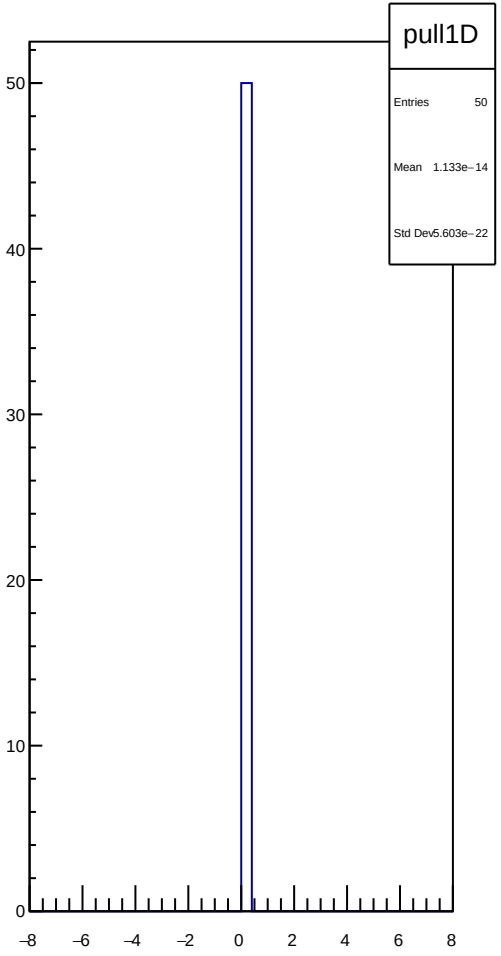
pull1D
Entries 50
Mean 1.133e−14
Std Dev 5.603e−22
50
40
30
20
10
0
−8
−6
−4
−2
0
2
4
6
8

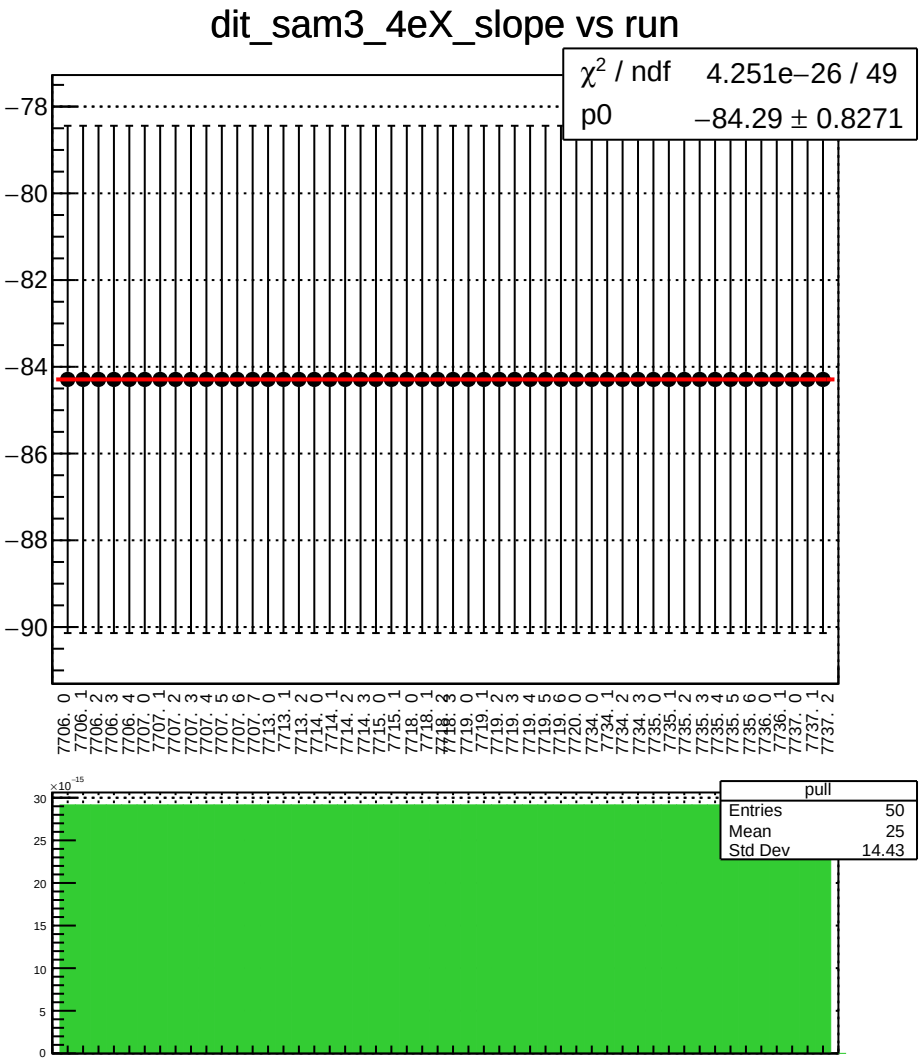
dit_sam3_4eX_slope vs run
χ² / ndf 4.251e−26 / 49
p0 −84.29 ± 0.8271
−78
−80
−82
−84
−86
−88
−90
7706. 0
7706. 1
7706. 2
7706. 3
7706. 4
7707. 0
7707. 1
7707. 2
7707. 3
7707. 4
7707. 5
7707. 6
7707. 7
7713. 0
7713. 1
7713. 2
7714. 0
7714. 1
7714. 2
7714. 3
7715. 0
7715. 1
7718. 0
7718. 1
7718. 2
7718. 3
7719. 0
7719. 1
7719. 2
7719. 3
7719. 4
7719. 5
7719. 6
7720. 0
7734. 0
7734. 1
7734. 2
7734. 3
7735. 0
7735. 1
7735. 2
7735. 3
7735. 4
7735. 5
7735. 6
7736. 0
7736. 1
7737. 0
7737. 1
7737. 2
×10⁻¹⁵
30
25
20
15
10
5
0
pull
Entries 50
Mean 25
Std Dev 14.43

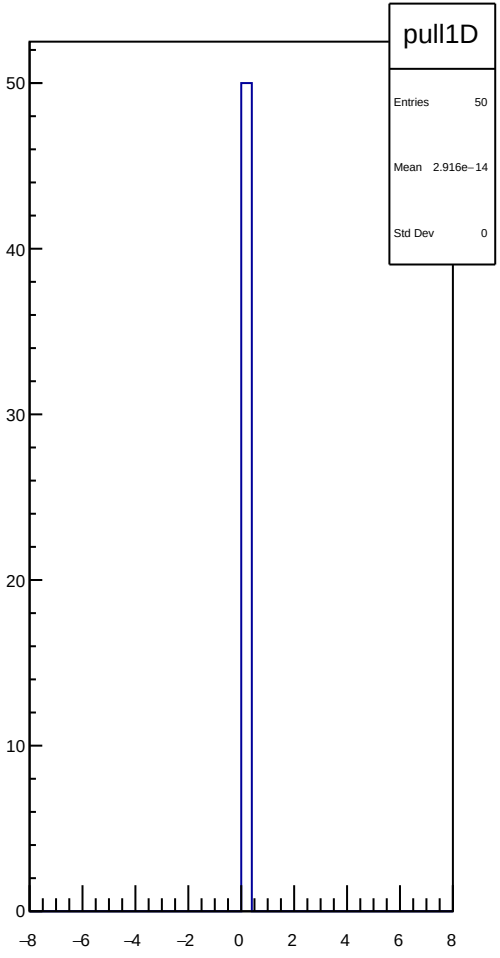
pull1D
Entries 50
Mean 2.916e−14
Std Dev 0
50
40
30
20
10
0
−8
−6
−4
−2
0
2
4
6
8

dit_sam3_11X12X_slope vs run

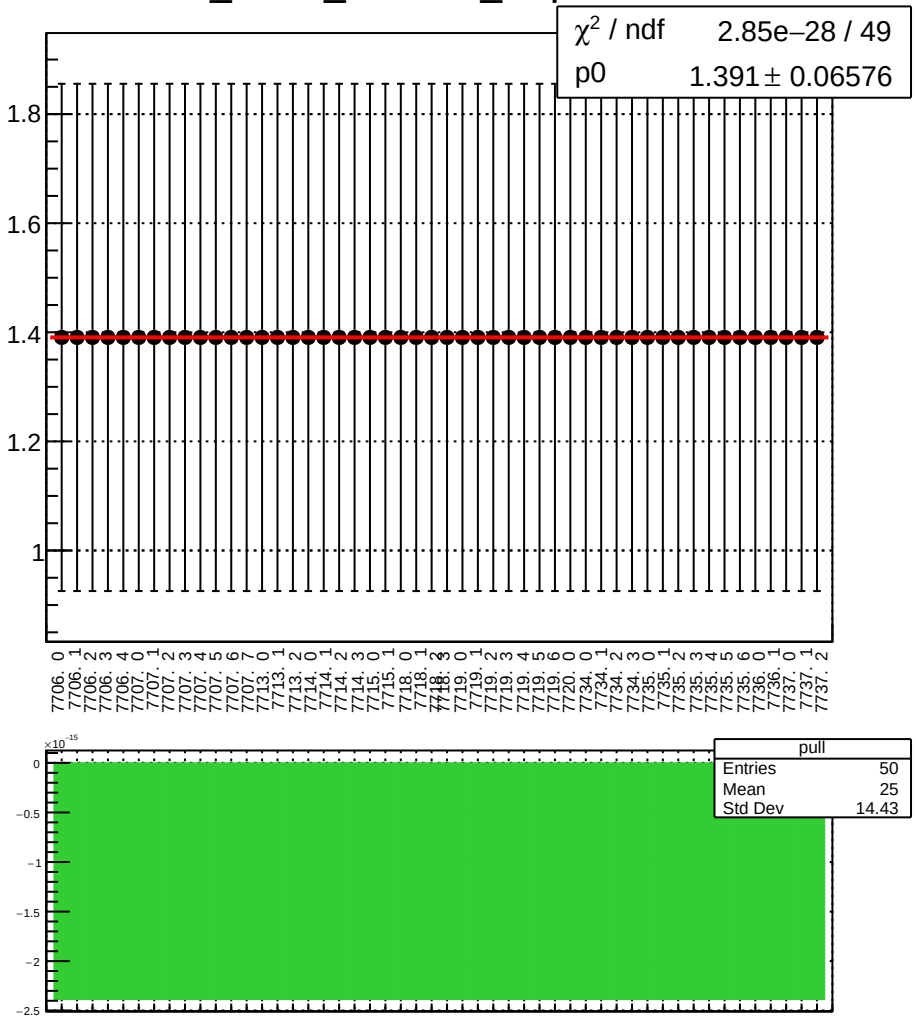

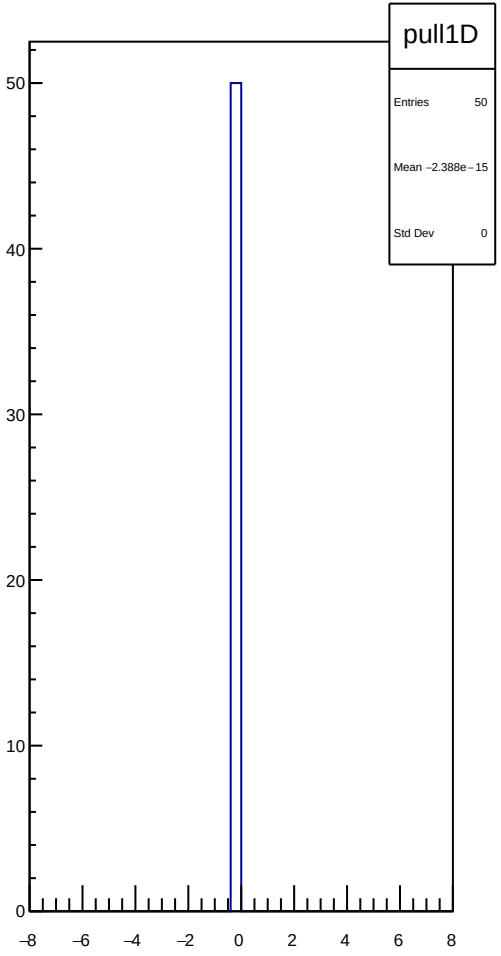

dit_sam3_4aY_slope vs run

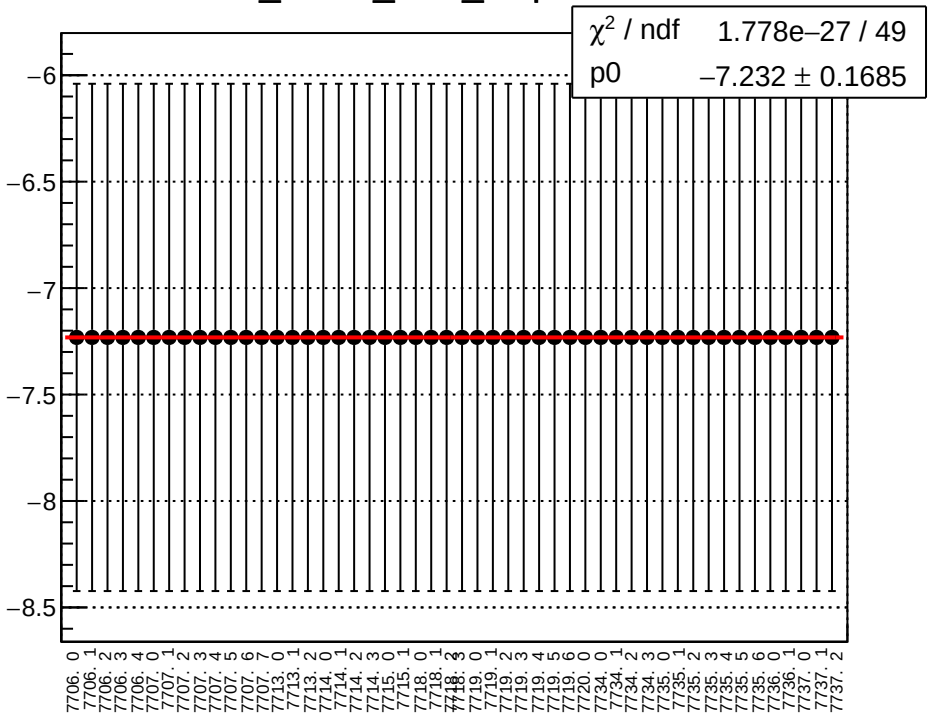



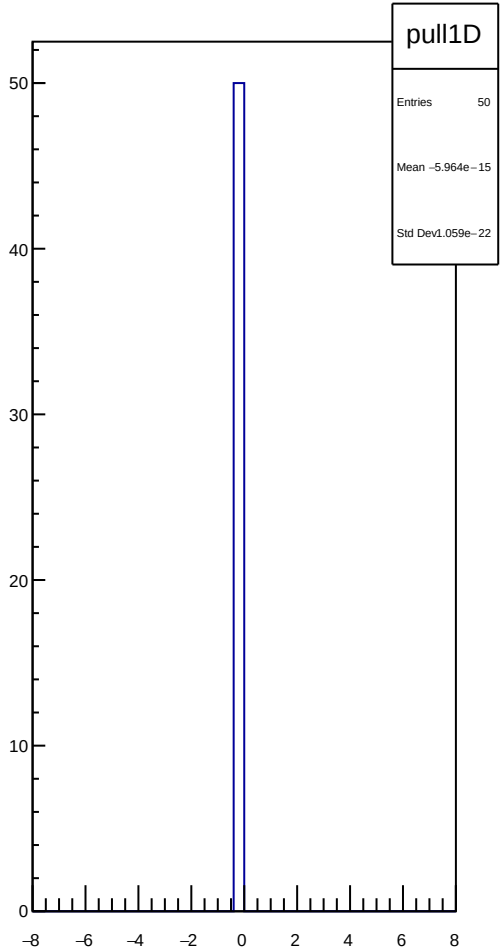

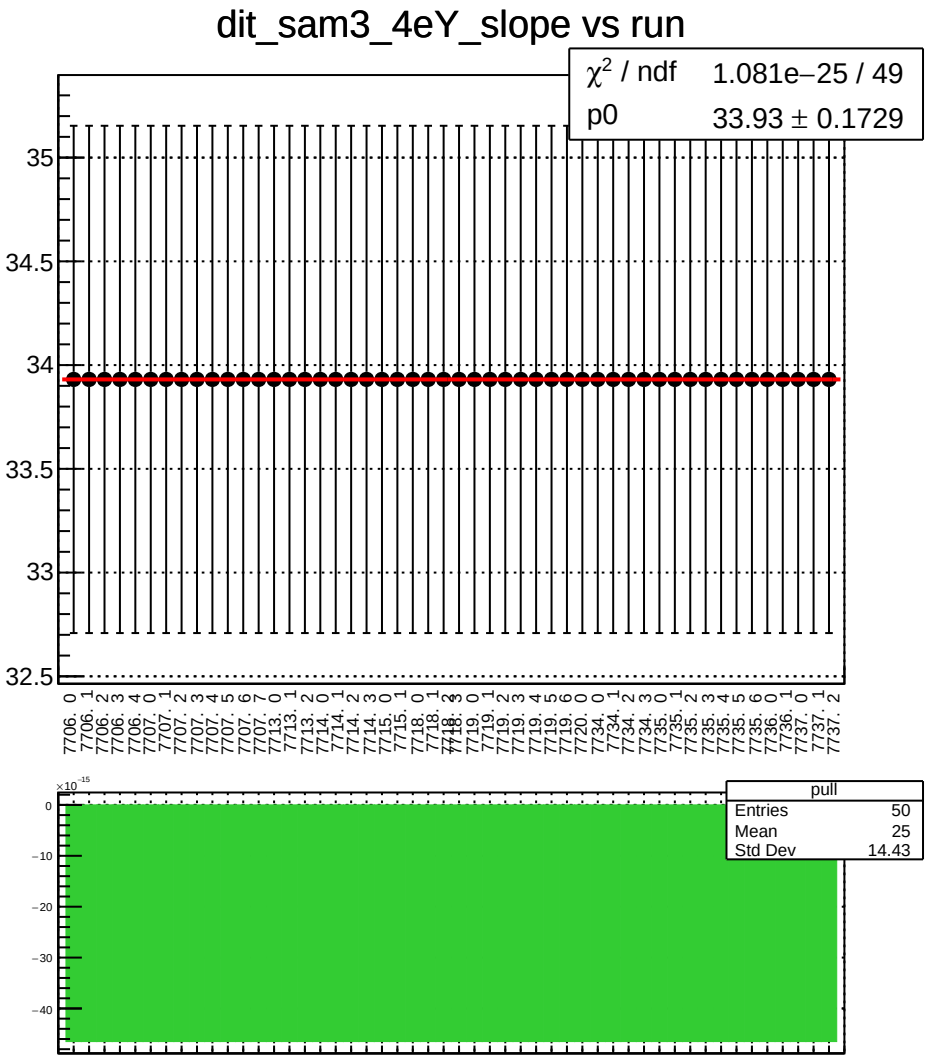
dit_sam3_4eY_slope vs run
χ² / ndf 1.081e−25 / 49
p0 33.93 ± 0.1729
35
34.5
34
33.5
33
32.5
7706. 0
7706. 1
7706. 2
7706. 3
7706. 4
7707. 0
7707. 1
7707. 2
7707. 3
7707. 4
7707. 5
7707. 6
7707. 7
7713. 0
7713. 1
7713. 2
7714. 0
7714. 1
7714. 2
7714. 3
7715. 0
7715. 1
7718. 0
7718. 1
7718. 2
7718. 3
7719. 0
7719. 1
7719. 2
7719. 3
7719. 4
7719. 5
7719. 6
7720. 0
7734. 0
7734. 1
7734. 2
7734. 3
7735. 0
7735. 1
7735. 2
7735. 3
7735. 4
7735. 5
7735. 6
7736. 0
7736. 1
7737. 0
7737. 1
7737. 2
×10⁻¹⁵
0
−10
−20
−30
−40
pull
Entries 50
Mean 25
Std Dev 14.43

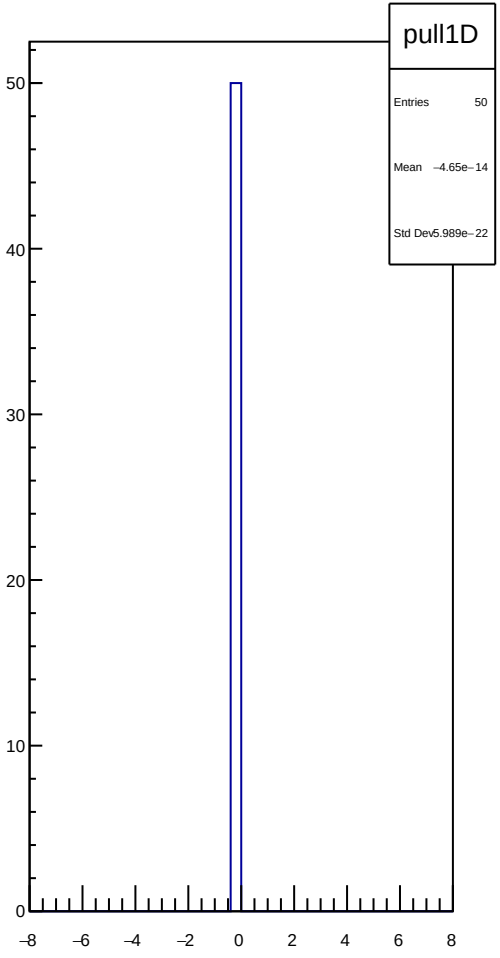
pull1D
Entries 50
Mean −4.65e−14
Std Dev 5.989e−22
50
40
30
20
10
0
−8
−6
−4
−2
0
2
4
6
8

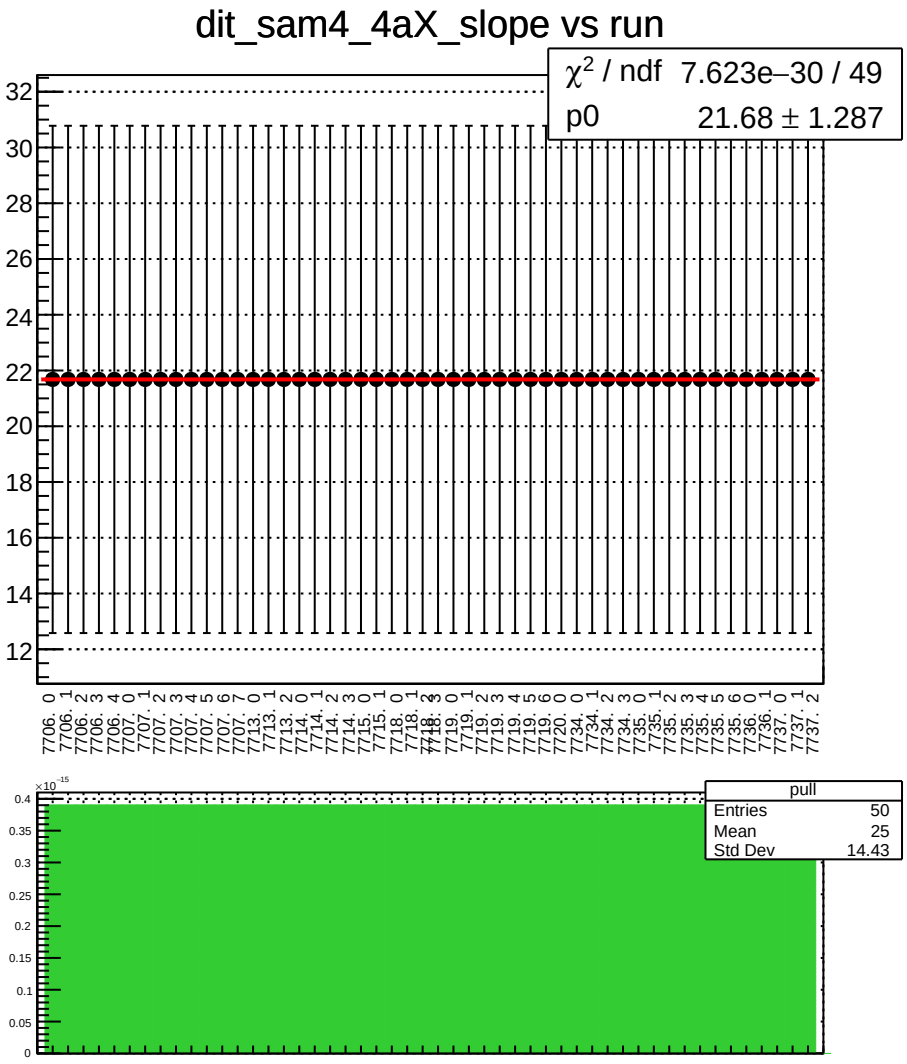
dit_sam4_4aX_slope vs run
χ² / ndf 7.623e−30 / 49
p0 21.68 ± 1.287
pull
Entries 50
Mean 25
Std Dev 14.43

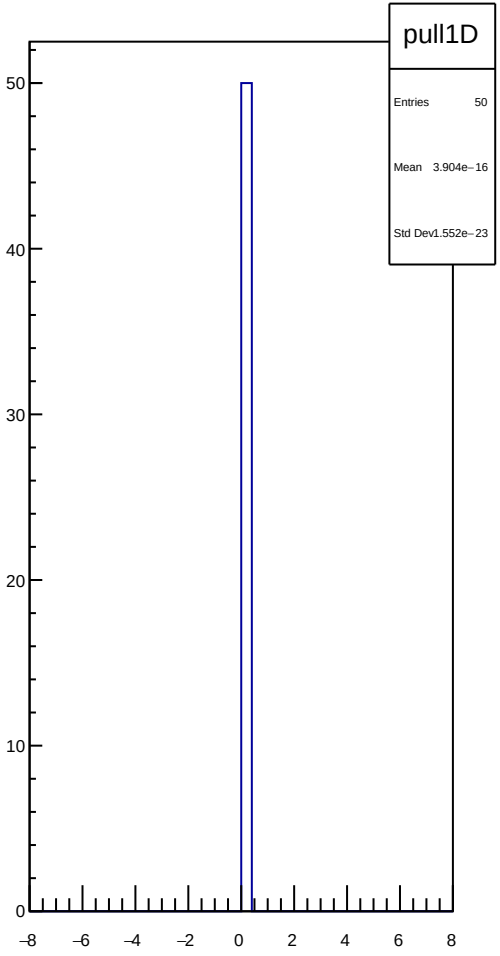
pull1D
Entries 50
Mean 3.904e−16
Std Dev 1.552e−23

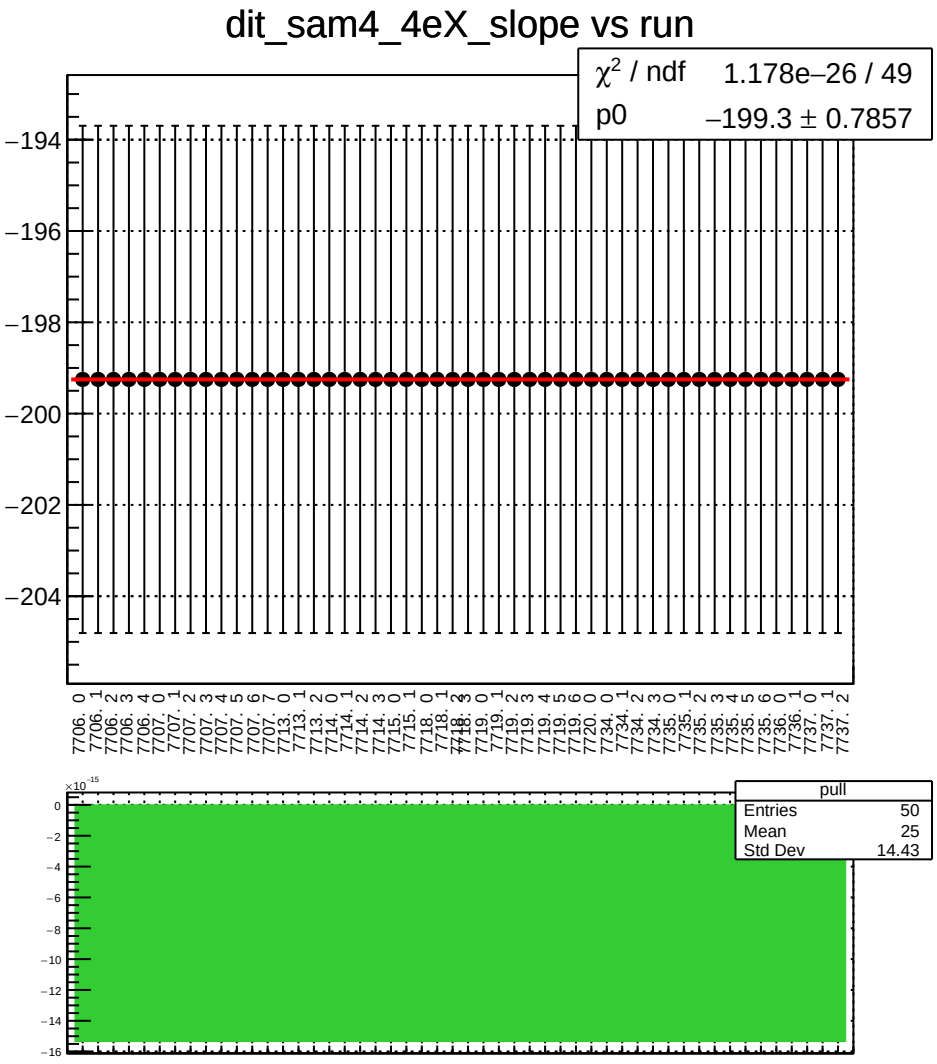
dit_sam4_4eX_slope vs run
χ² / ndf 1.178e−26 / 49
p0 −199.3 ± 0.7857
−194
−196
−198
−200
−202
−204
7706. 0
7706. 1
7706. 2
7706. 3
7706. 4
7707. 0
7707. 1
7707. 2
7707. 3
7707. 4
7707. 5
7707. 6
7707. 7
7713. 0
7713. 1
7713. 2
7714. 0
7714. 1
7714. 2
7714. 3
7715. 0
7715. 1
7718. 0
7718. 1
7718. 2
7718. 3
7719. 0
7719. 1
7719. 2
7719. 3
7719. 4
7719. 5
7719. 6
7720. 0
7734. 0
7734. 1
7734. 2
7734. 3
7735. 0
7735. 1
7735. 2
7735. 3
7735. 4
7735. 5
7735. 6
7736. 0
7736. 1
7737. 0
7737. 1
7737. 2
×10⁻¹⁵
0
−2
−4
−6
−8
−10
−12
−14
−16
pull
Entries 50
Mean 25
Std Dev 14.43

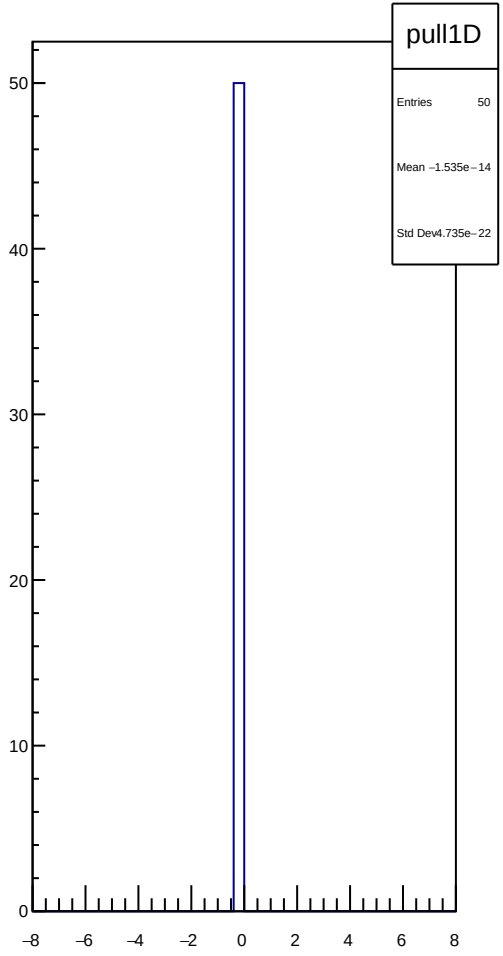
pull1D
Entries 50
Mean −1.535e−14
Std Dev4.735e−22
50
40
30
20
10
0
−8
−6
−4
−2
0
2
4
6
8

dit_sam4_11X12X_slope vs run

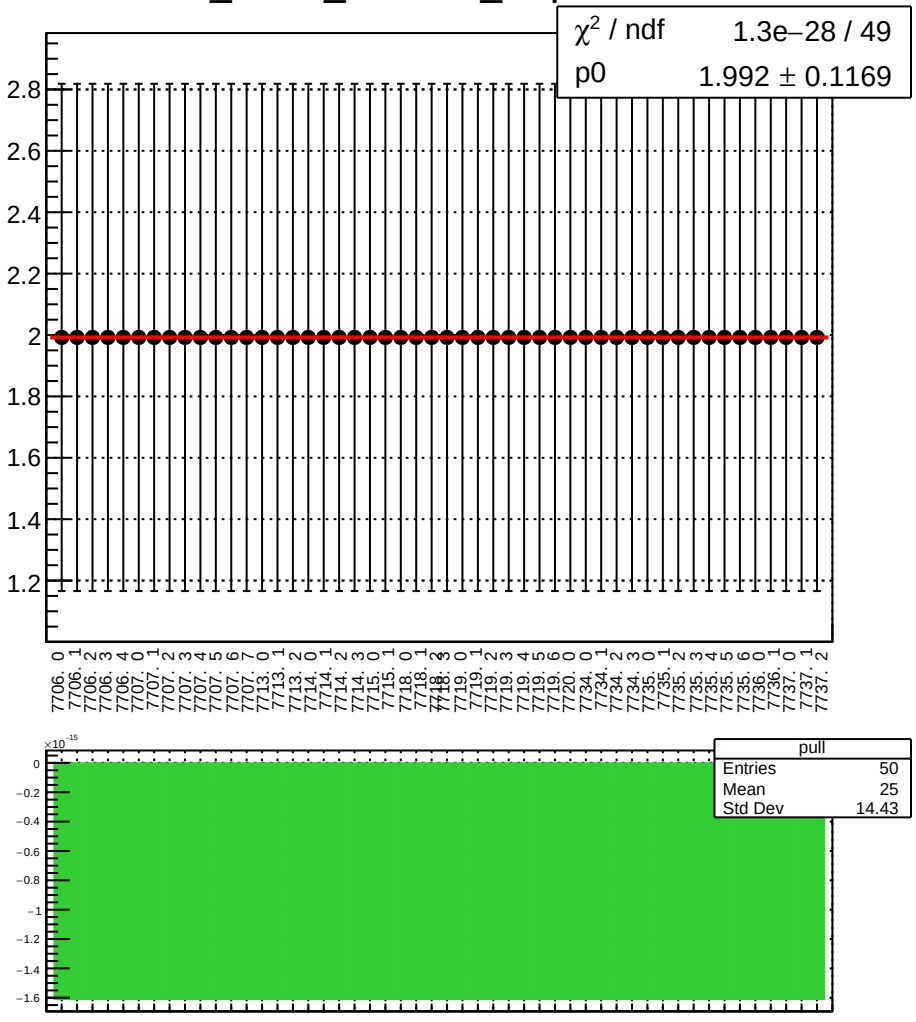

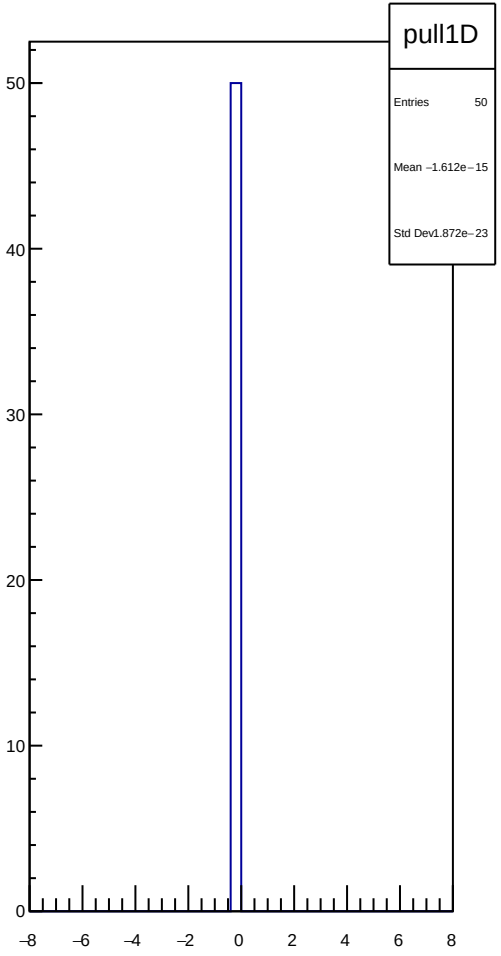

dit_sam4_4aY_slope vs run

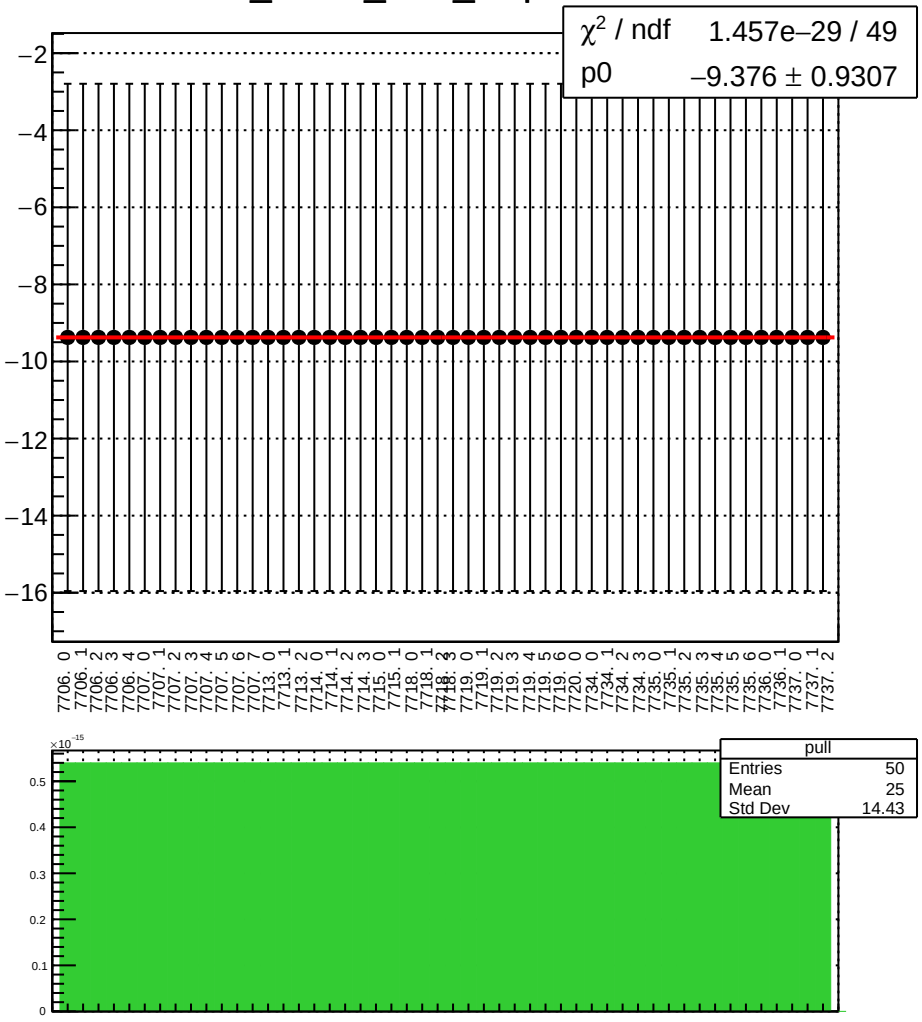

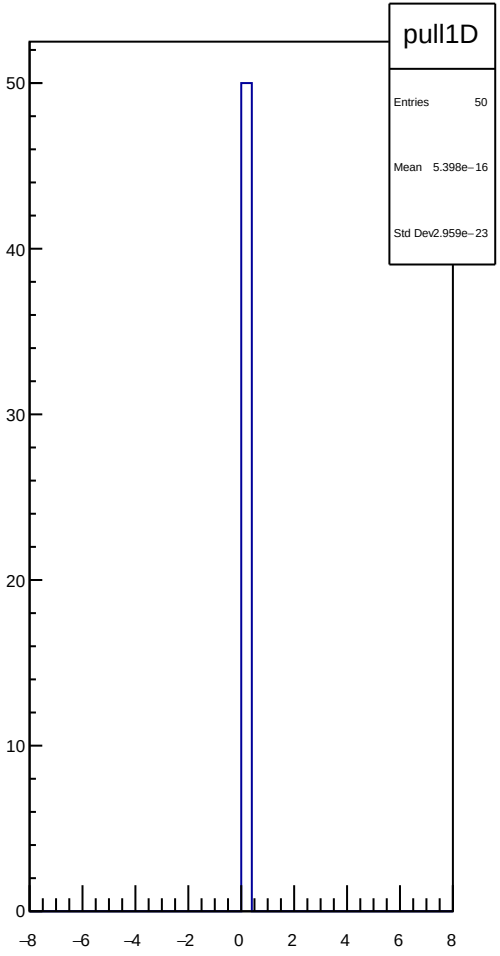

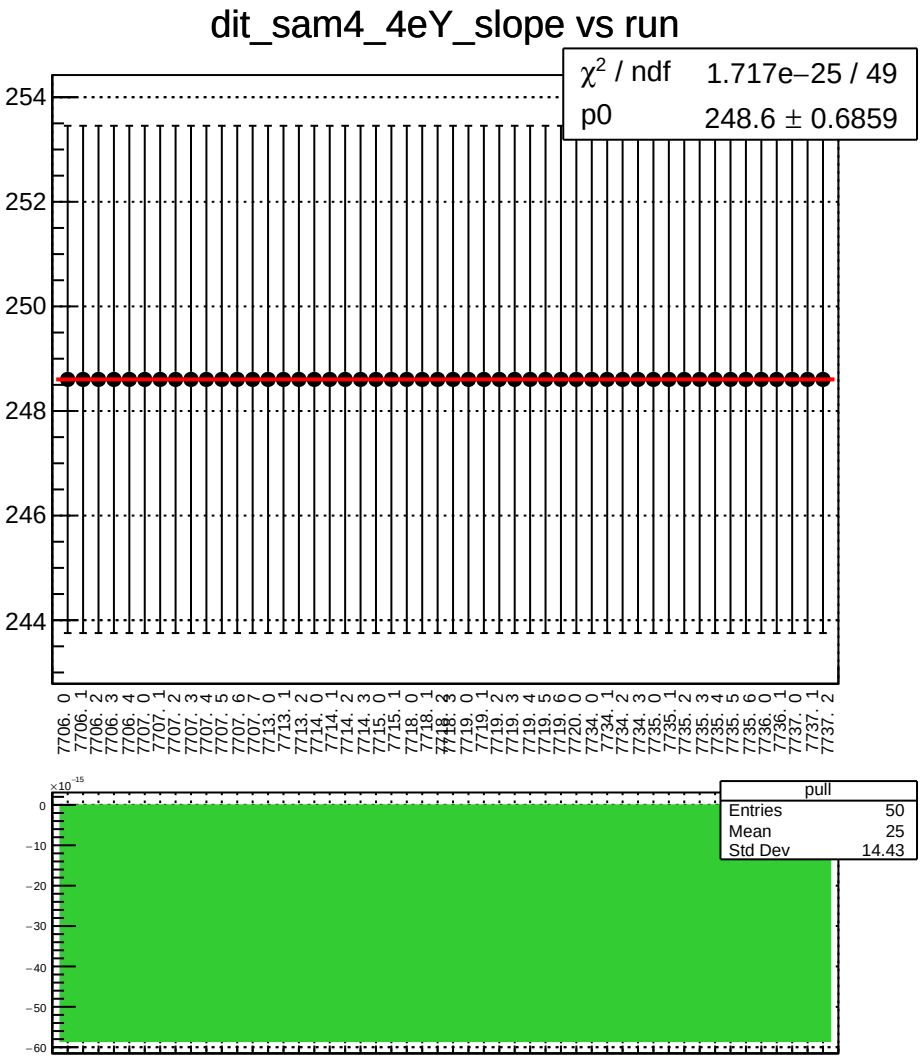
dit_sam4_4eY_slope vs run
χ² / ndf 1.717e−25 / 49
p0 248.6 ± 0.6859
254
252
250
248
246
244
7706. 0
7706. 1
7706. 2
7706. 3
7706. 4
7707. 0
7707. 1
7707. 2
7707. 3
7707. 4
7707. 5
7707. 6
7707. 7
7713. 0
7713. 1
7713. 2
7714. 0
7714. 1
7714. 2
7714. 3
7715. 0
7715. 1
7718. 0
7718. 1
7718. 2
7718. 3
7719. 0
7719. 1
7719. 2
7719. 3
7719. 4
7719. 5
7719. 6
7720. 0
7734. 0
7734. 1
7734. 2
7734. 3
7735. 0
7735. 1
7735. 2
7735. 3
7735. 4
7735. 5
7735. 6
7736. 0
7736. 1
7737. 0
7737. 1
7737. 2
×10⁻¹⁵
0
−10
−20
−30
−40
−50
−60
pull
Entries 50
Mean 25
Std Dev 14.43

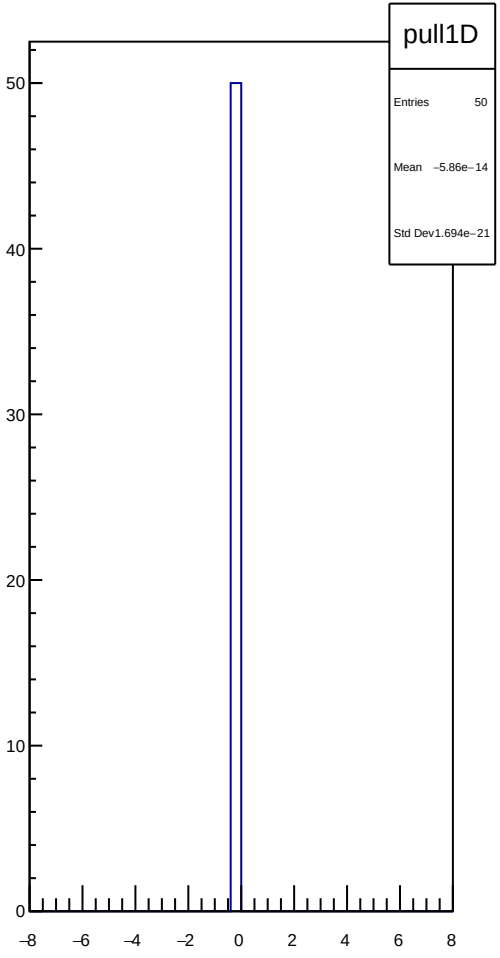
pull1D
Entries 50
Mean −5.86e−14
Std Dev1.694e−21
50
40
30
20
10
0
−8
−6
−4
−2
0
2
4
6
8

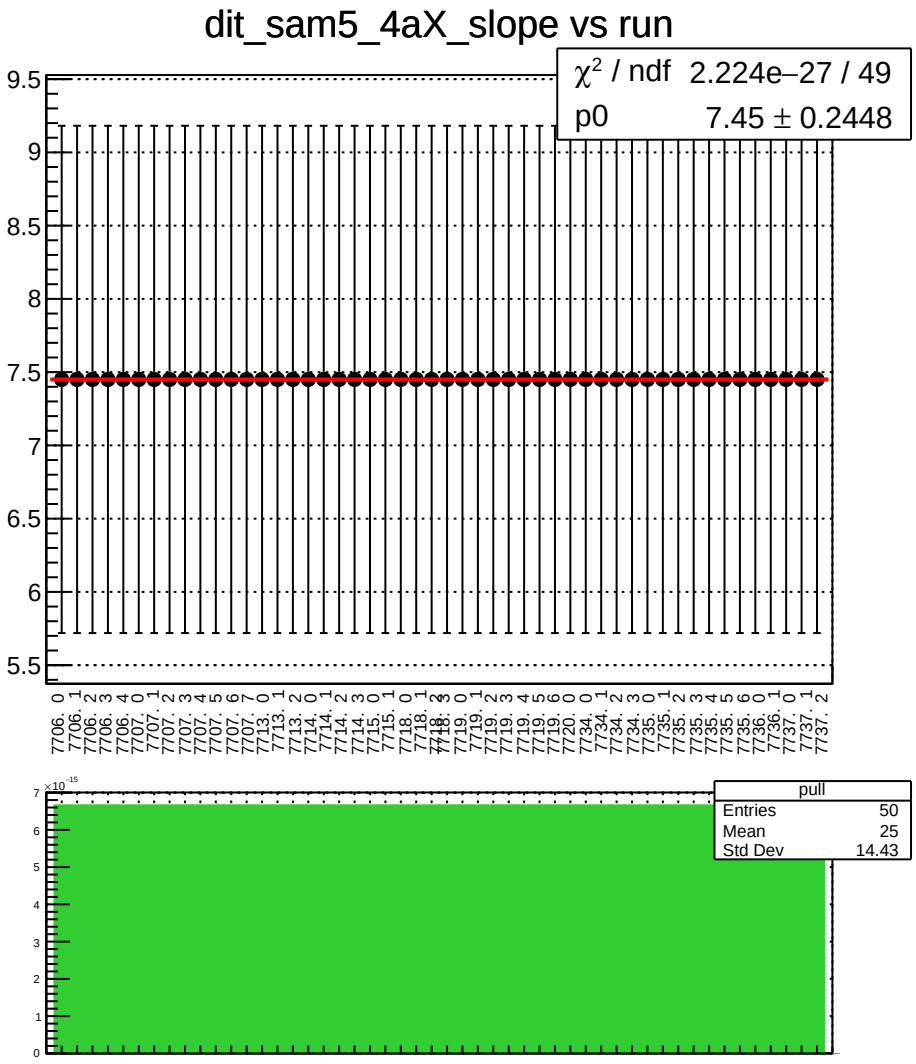
dit_sam5_4aX_slope vs run
χ^2 / ndf 2.224e−27 / 49
p0 7.45 ± 0.2448
pull
Entries 50
Mean 25
Std Dev 14.43

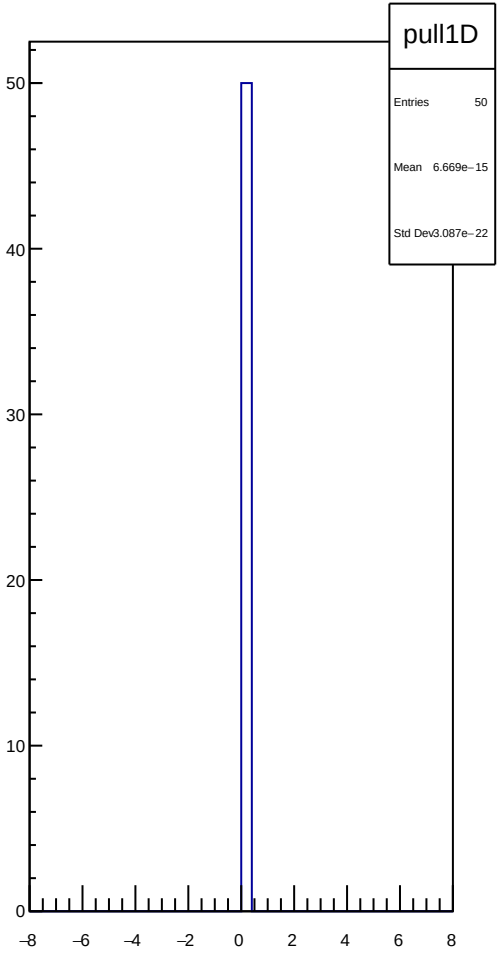
pull1D
Entries 50
Mean 6.669e−15
Std Dev 3.087e−22

dit_sam5_4eX_slope vs run

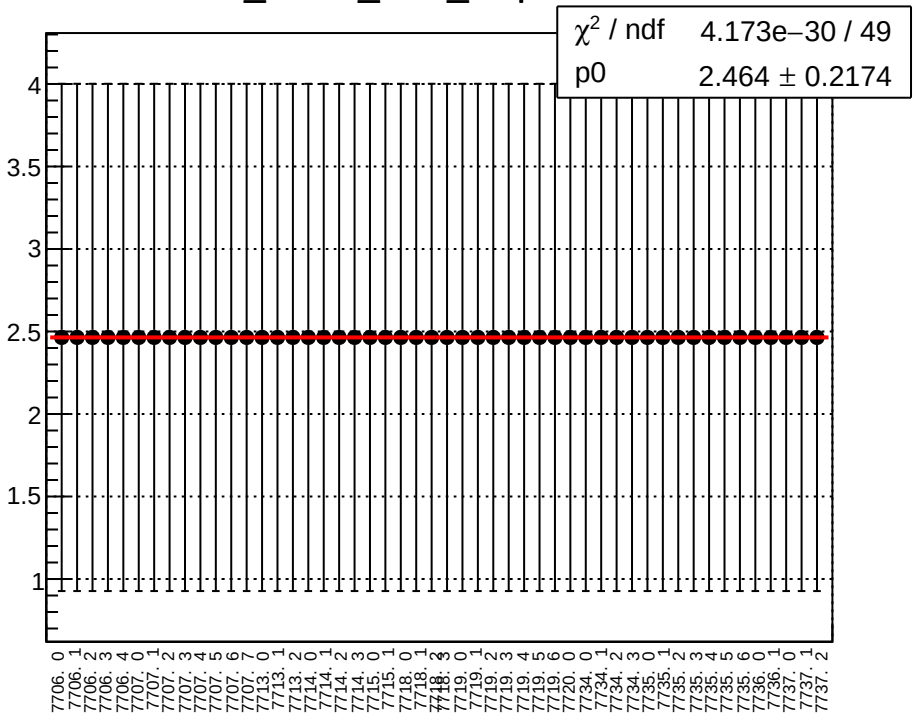



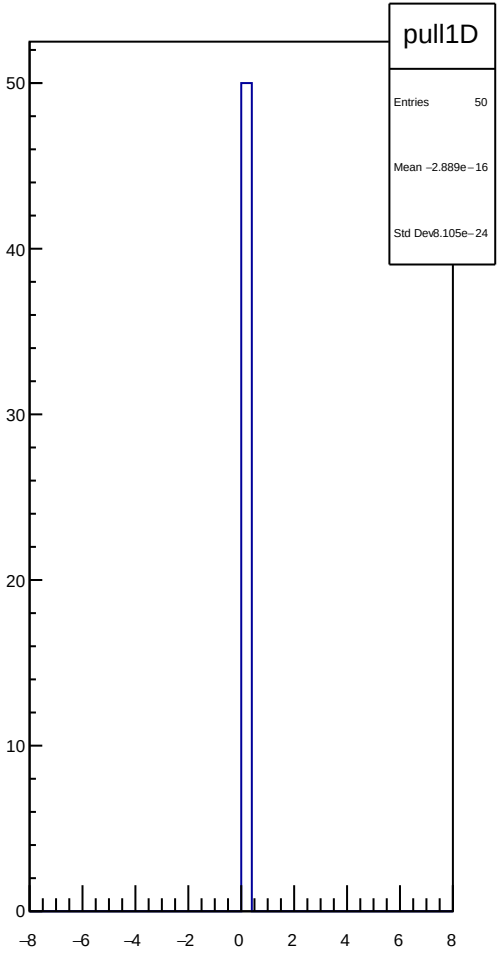

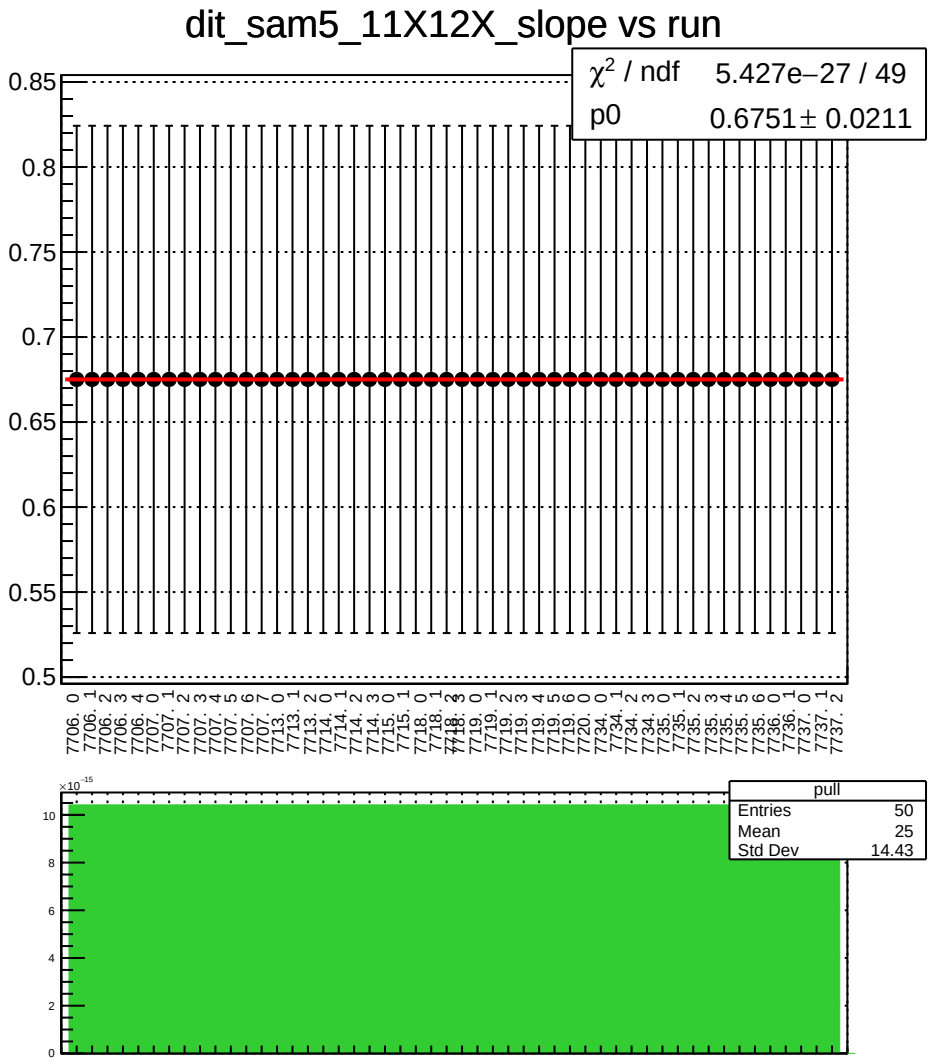
dit_sam5_11X12X_slope vs run
χ^2 / ndf 5.427e−27 / 49
p0 0.6751 ± 0.0211
0.85
0.8
0.75
0.7
0.65
0.6
0.55
0.5
7706. 0
7706. 1
7706. 2
7706. 3
7706. 4
7707. 0
7707. 1
7707. 2
7707. 3
7707. 4
7707. 5
7707. 6
7707. 7
7713. 0
7713. 1
7713. 2
7714. 0
7714. 1
7714. 2
7714. 3
7715. 0
7715. 1
7718. 0
7718. 1
7718. 2
7718. 3
7719. 0
7719. 1
7719. 2
7719. 3
7719. 4
7719. 5
7719. 6
7720. 0
7734. 0
7734. 1
7734. 2
7734. 3
7735. 0
7735. 1
7735. 2
7735. 3
7735. 4
7735. 5
7735. 6
7736. 0
7736. 1
7737. 0
7737. 1
7737. 2
$\times 10^{-15}$
10
8
6
4
2
0
pull
Entries 50
Mean 25
Std Dev 14.43

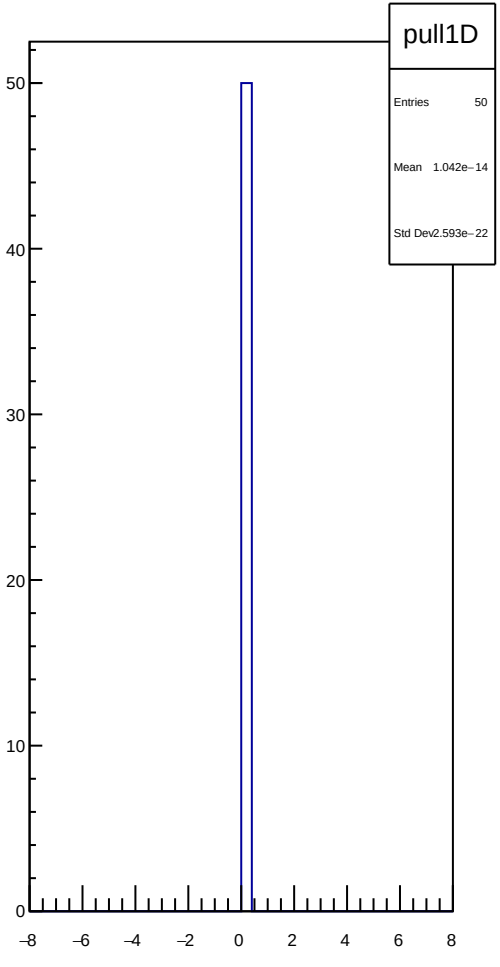
pull1D
Entries 50
Mean 1.042e−14
Std Dev 2.593e−22
50
40
30
20
10
0
−8
−6
−4
−2
0
2
4
6
8

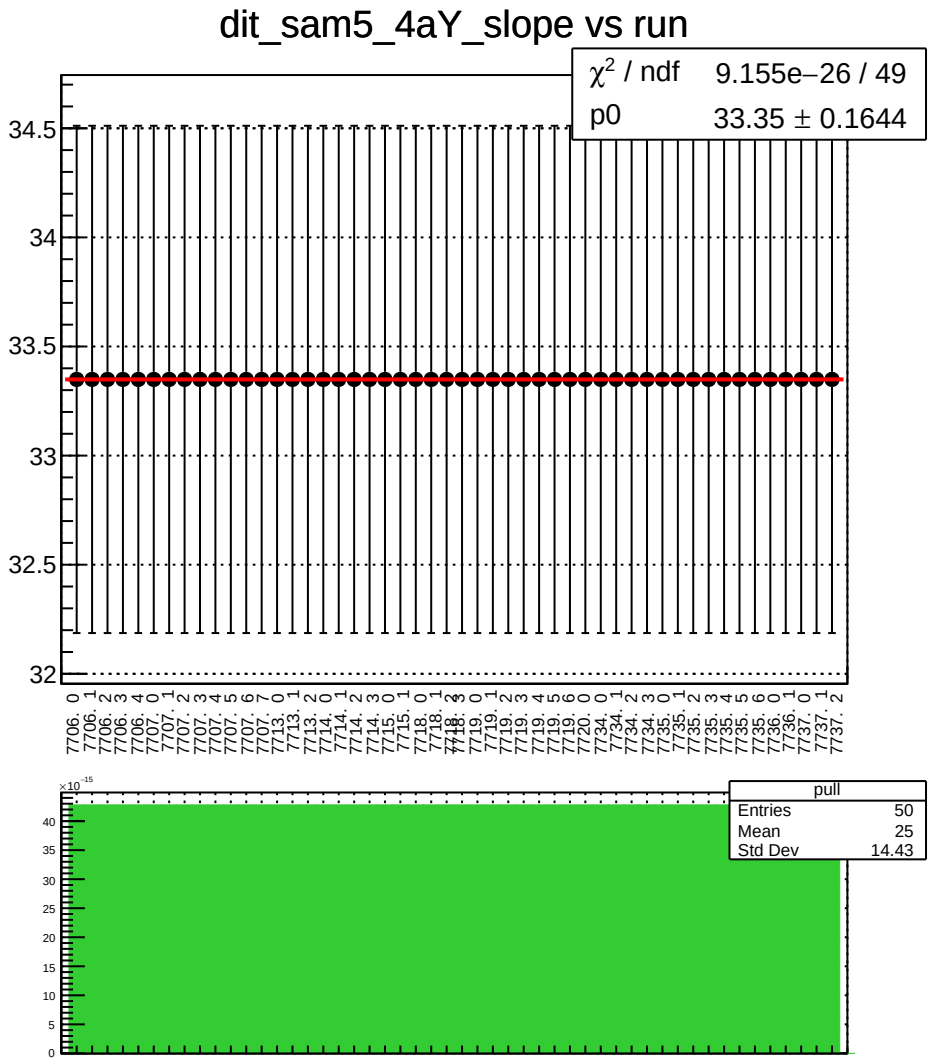
dit_sam5_4aY_slope vs run
χ² / ndf 9.155e−26 / 49
p0 33.35 ± 0.1644
34.5
34
33.5
33
32.5
32
7706. 0
7706. 1
7706. 2
7706. 3
7706. 4
7707. 0
7707. 1
7707. 2
7707. 3
7707. 4
7707. 5
7707. 6
7707. 7
7713. 0
7713. 1
7713. 2
7714. 0
7714. 1
7714. 2
7714. 3
7715. 0
7715. 1
7718. 0
7718. 1
7718. 2
7718. 3
7719. 0
7719. 1
7719. 2
7719. 3
7719. 4
7719. 5
7719. 6
7720. 0
7734. 0
7734. 1
7734. 2
7734. 3
7735. 0
7735. 1
7735. 2
7735. 3
7735. 4
7735. 5
7735. 6
7736. 0
7736. 1
7737. 0
7737. 1
7737. 2
×10⁻¹⁵
40
35
30
25
20
15
10
5
0
pull
Entries 50
Mean 25
Std Dev 14.43

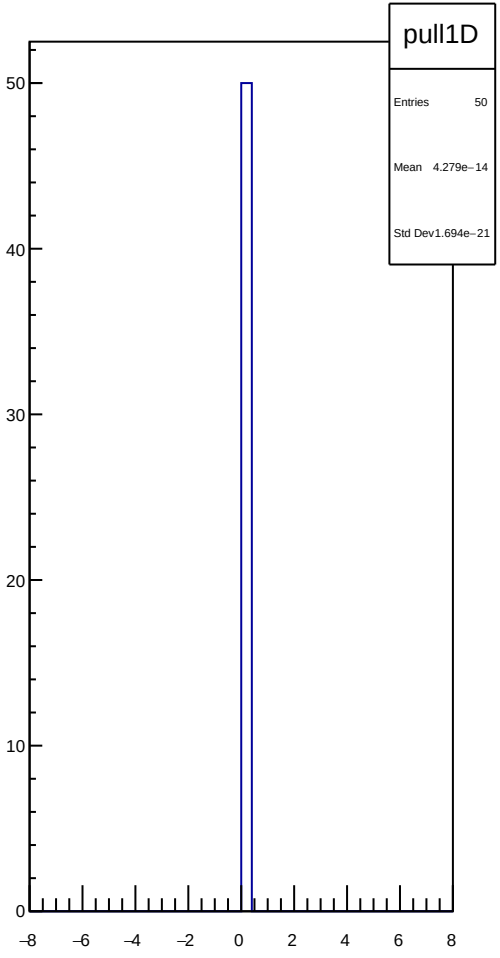
pull1D
Entries 50
Mean 4.279e−14
Std Dev 1.694e−21
50
40
30
20
10
0
−8
−6
−4
−2
0
2
4
6
8

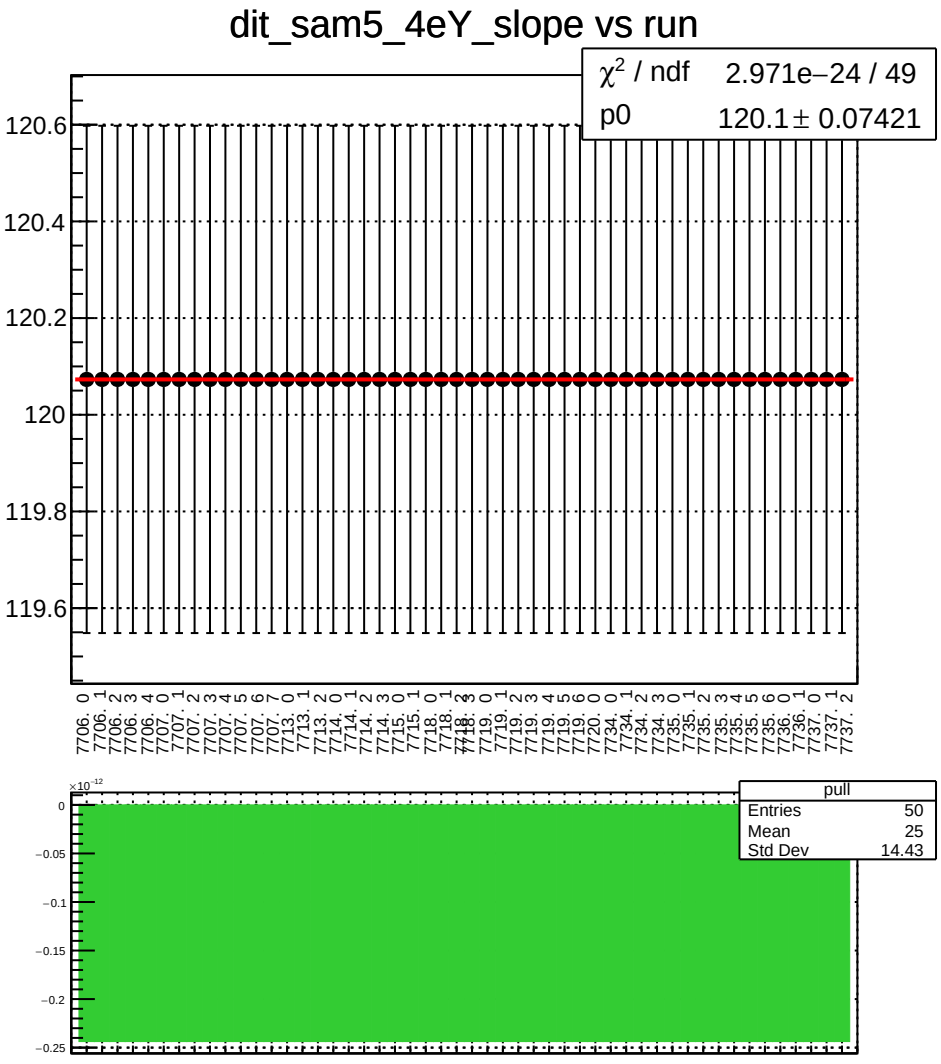
dit_sam5_4eY_slope vs run
χ² / ndf 2.971e−24 / 49
p0 120.1 ± 0.07421
120.6
120.4
120.2
120
119.8
119.6
7706. 0
7706. 1
7706. 2
7706. 3
7706. 4
7707. 0
7707. 1
7707. 2
7707. 3
7707. 4
7707. 5
7707. 6
7707. 7
7713. 0
7713. 1
7713. 2
7714. 0
7714. 1
7714. 2
7714. 3
7715. 0
7715. 1
7718. 0
7718. 1
7718. 2
7718. 3
7719. 0
7719. 1
7719. 2
7719. 3
7719. 4
7719. 5
7719. 6
7720. 0
7734. 0
7734. 1
7734. 2
7734. 3
7735. 0
7735. 1
7735. 2
7735. 3
7735. 4
7735. 5
7735. 6
7736. 0
7736. 1
7737. 0
7737. 1
7737. 2
×10⁻¹²
0
−0.05
−0.1
−0.15
−0.2
−0.25
pull
Entries 50
Mean 25
Std Dev 14.43
pull1D
Entries 50
Mean −2.437e−13
Std Dev 9.583e−21
50
40
30
20
10
0
−8
−6
−4
−2
0
2
4
6
8

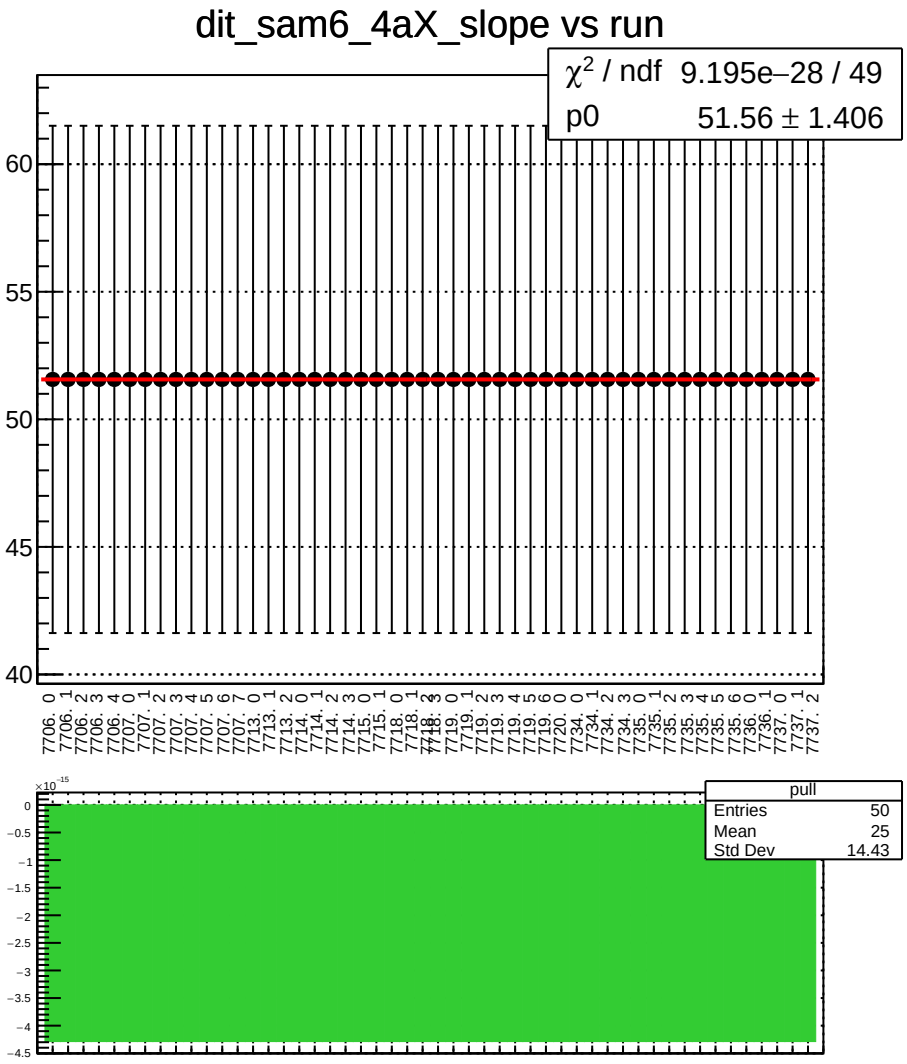
dit_sam6_4aX_slope vs run
χ^2 / ndf 9.195e−28 / 49
p0 51.56 ± 1.406
60
55
50
45
40
7706. 0
7706. 1
7706. 2
7706. 3
7706. 4
7707. 0
7707. 1
7707. 2
7707. 3
7707. 4
7707. 5
7707. 6
7707. 7
7713. 0
7713. 1
7713. 2
7714. 0
7714. 1
7714. 2
7714. 3
7715. 0
7715. 1
7718. 0
7718. 1
7718. 2
7718. 3
7719. 0
7719. 1
7719. 2
7719. 3
7719. 4
7719. 5
7719. 6
7720. 0
7734. 0
7734. 1
7734. 2
7734. 3
7735. 0
7735. 1
7735. 2
7735. 3
7735. 4
7735. 5
7735. 6
7736. 0
7736. 1
7737. 0
7737. 1
7737. 2
×10^-15
0
−0.5
−1
−1.5
−2
−2.5
−3
−3.5
−4
−4.5
pull
Entries 50
Mean 25
Std Dev 14.43

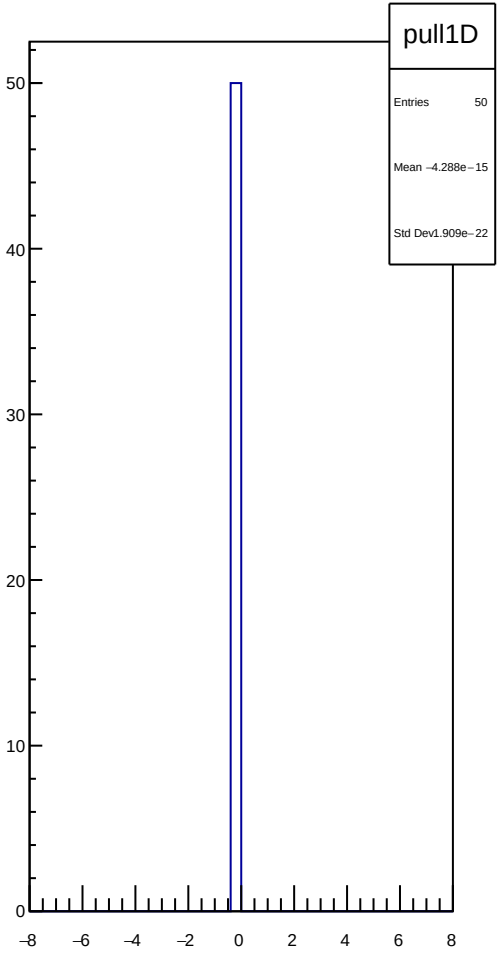
pull1D
Entries 50
Mean −4.288e−15
Std Dev1.909e−22
50
40
30
20
10
0
−8
−6
−4
−2
0
2
4
6
8

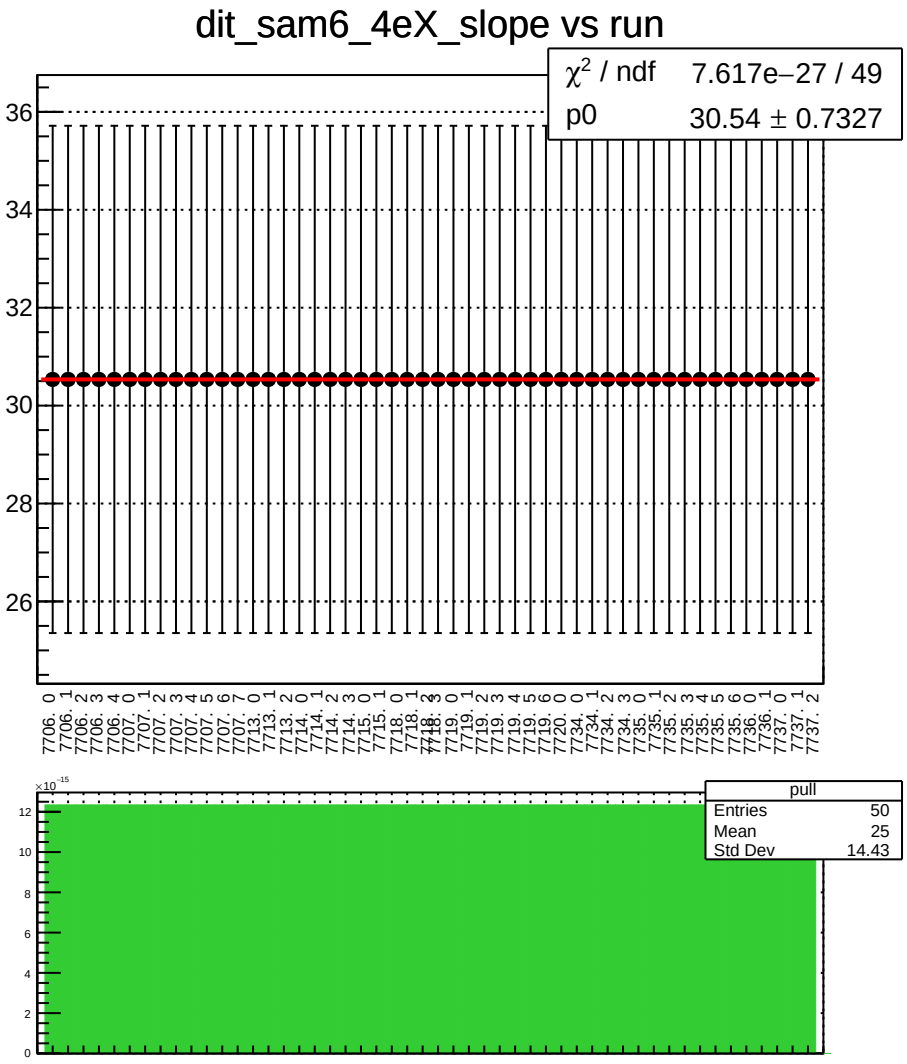
dit_sam6_4eX_slope vs run
χ² / ndf 7.617e−27 / 49
p0 30.54 ± 0.7327
36
34
32
30
28
26
7706. 0
7706. 1
7706. 2
7706. 3
7706. 4
7707. 0
7707. 1
7707. 2
7707. 3
7707. 4
7707. 5
7707. 6
7707. 7
7713. 0
7713. 1
7713. 2
7714. 0
7714. 1
7714. 2
7714. 3
7715. 0
7715. 1
7718. 0
7718. 1
7718. 2
7718. 3
7719. 0
7719. 1
7719. 2
7719. 3
7719. 4
7719. 5
7719. 6
7720. 0
7734. 0
7734. 1
7734. 2
7734. 3
7735. 0
7735. 1
7735. 2
7735. 3
7735. 4
7735. 5
7735. 6
7736. 0
7736. 1
7737. 0
7737. 1
7737. 2
×10⁻¹⁵
12
10
8
6
4
2
0
pull
Entries 50
Mean 25
Std Dev 14.43

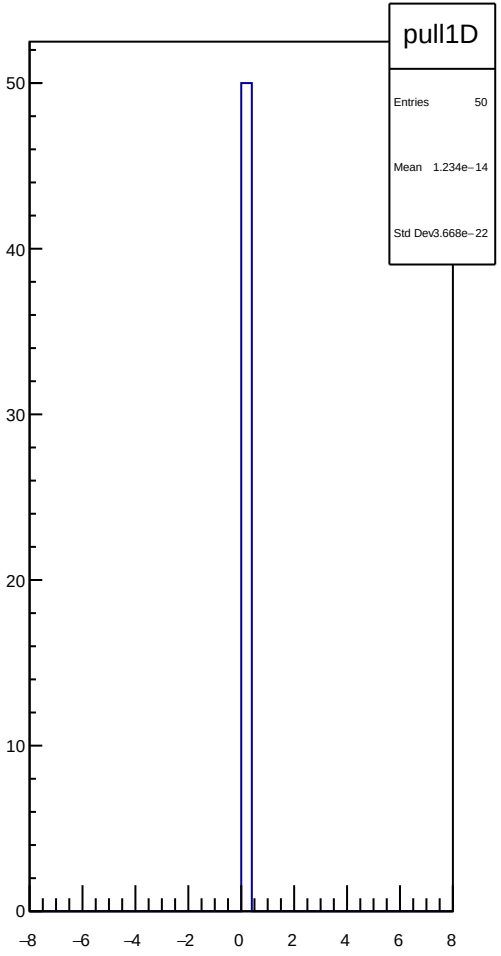
pull1D
Entries 50
Mean 1.234e−14
Std Dev 3.668e−22
50
40
30
20
10
0
−8
−6
−4
−2
0
2
4
6
8

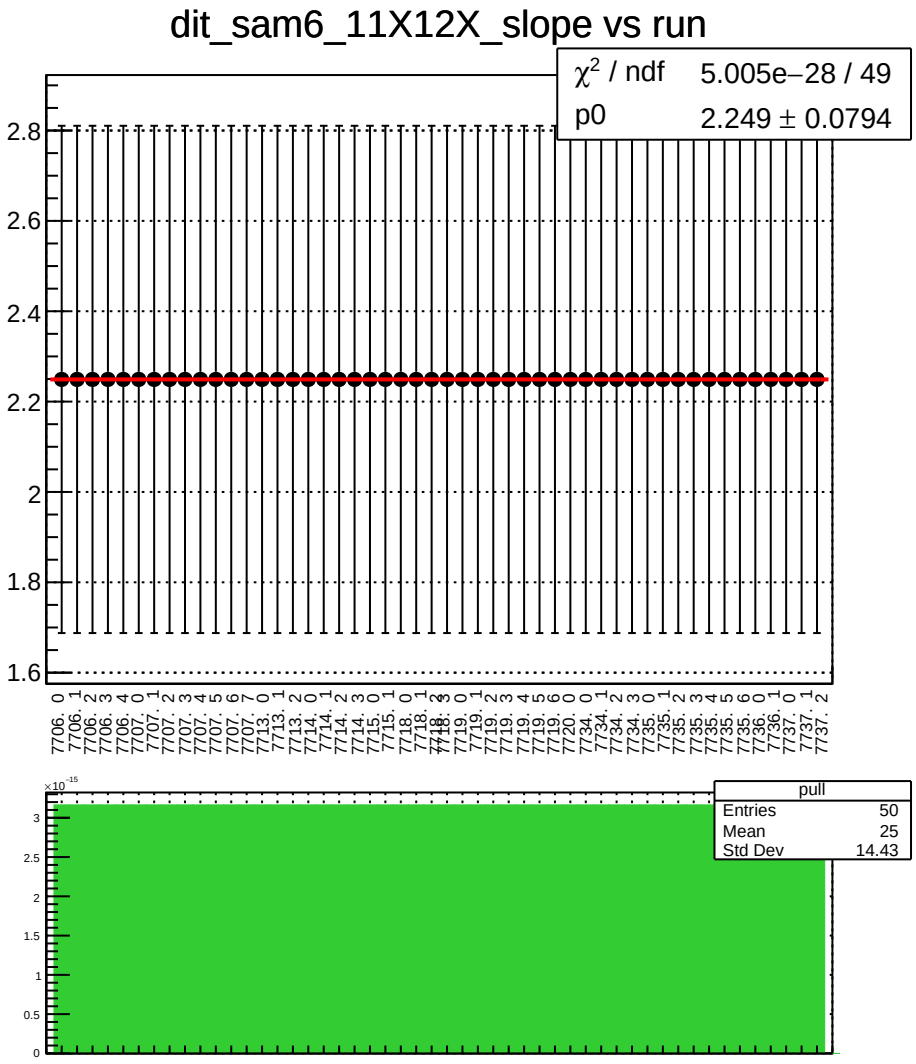
dit_sam6_11X12X_slope vs run
χ^2 / ndf 5.005e−28 / 49
p0 2.249 ± 0.0794
2.8
2.6
2.4
2.2
2
1.8
1.6
7706. 0
7706. 1
7706. 2
7706. 3
7706. 4
7707. 0
7707. 1
7707. 2
7707. 3
7707. 4
7707. 5
7707. 6
7707. 7
7713. 0
7713. 1
7713. 2
7714. 0
7714. 1
7714. 2
7714. 3
7715. 0
7715. 1
7718. 0
7718. 1
7718. 2
7718. 3
7719. 0
7719. 1
7719. 2
7719. 3
7719. 4
7719. 5
7719. 6
7720. 0
7720. 0
7734. 0
7734. 1
7734. 2
7734. 3
7735. 0
7735. 1
7735. 2
7735. 3
7735. 4
7735. 5
7735. 6
7736. 0
7736. 1
7737. 0
7737. 1
7737. 2
×10^-15
3
2.5
2
1.5
1
0.5
0
pull
Entries 50
Mean 25
Std Dev 14.43

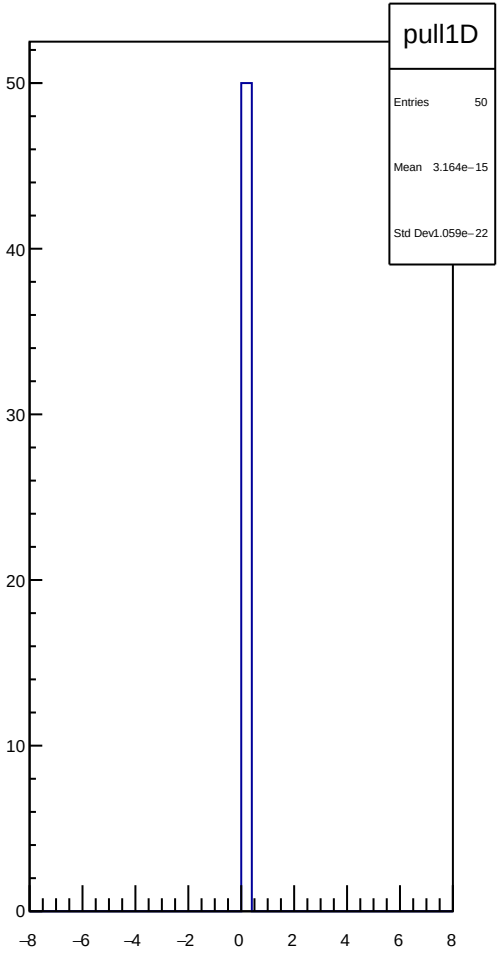
pull1D
Entries 50
Mean 3.164e−15
Std Dev 1.059e−22
50
40
30
20
10
0
−8
−6
−4
−2
0
2
4
6
8

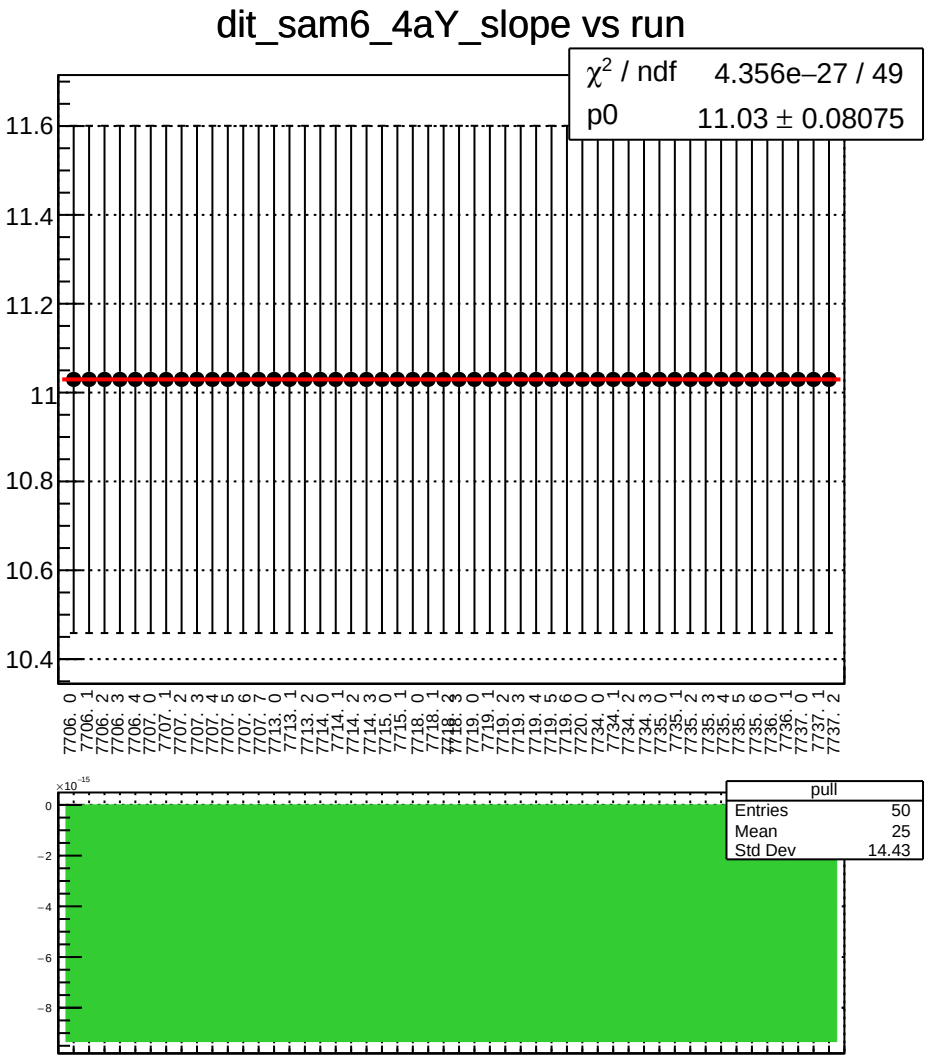
dit_sam6_4aY_slope vs run
χ² / ndf 4.356e−27 / 49
p0 11.03 ± 0.08075
11.6
11.4
11.2
11
10.8
10.6
10.4
7706. 0
7706. 1
7706. 2
7706. 3
7706. 4
7707. 0
7707. 1
7707. 2
7707. 3
7707. 4
7707. 5
7707. 6
7707. 7
7713. 0
7713. 1
7713. 2
7714. 0
7714. 1
7714. 2
7714. 3
7715. 0
7715. 1
7718. 0
7718. 1
7718. 2
7718. 3
7719. 0
7719. 1
7719. 2
7719. 3
7719. 4
7719. 5
7719. 6
7720. 0
7734. 0
7734. 1
7734. 2
7734. 3
7735. 0
7735. 1
7735. 2
7735. 3
7735. 4
7735. 5
7735. 6
7736. 0
7736. 1
7737. 0
7737. 1
7737. 2
×10⁻¹⁵
0
−2
−4
−6
−8
pull
Entries 50
Mean 25
Std Dev 14.43

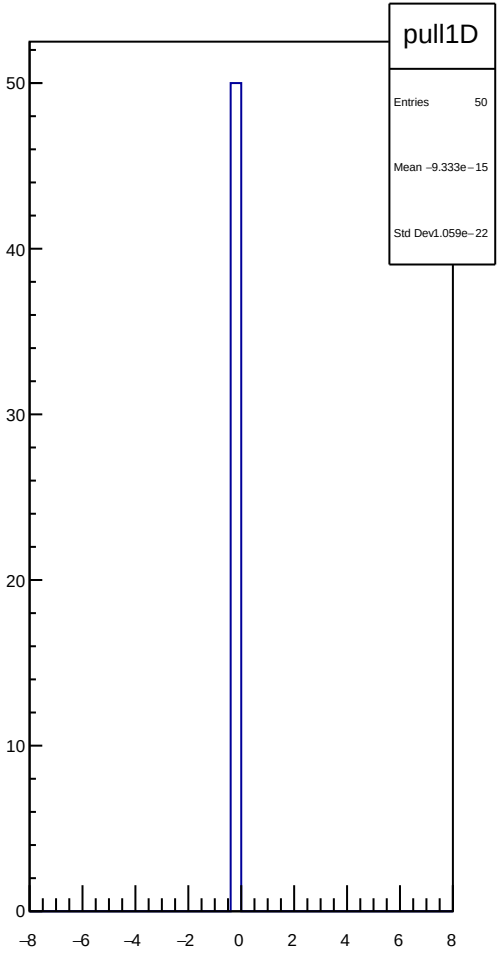
pull1D
Entries 50
Mean −9.333e−15
Std Dev1.059e−22
50
40
30
20
10
0
−8
−6
−4
−2
0
2
4
6
8

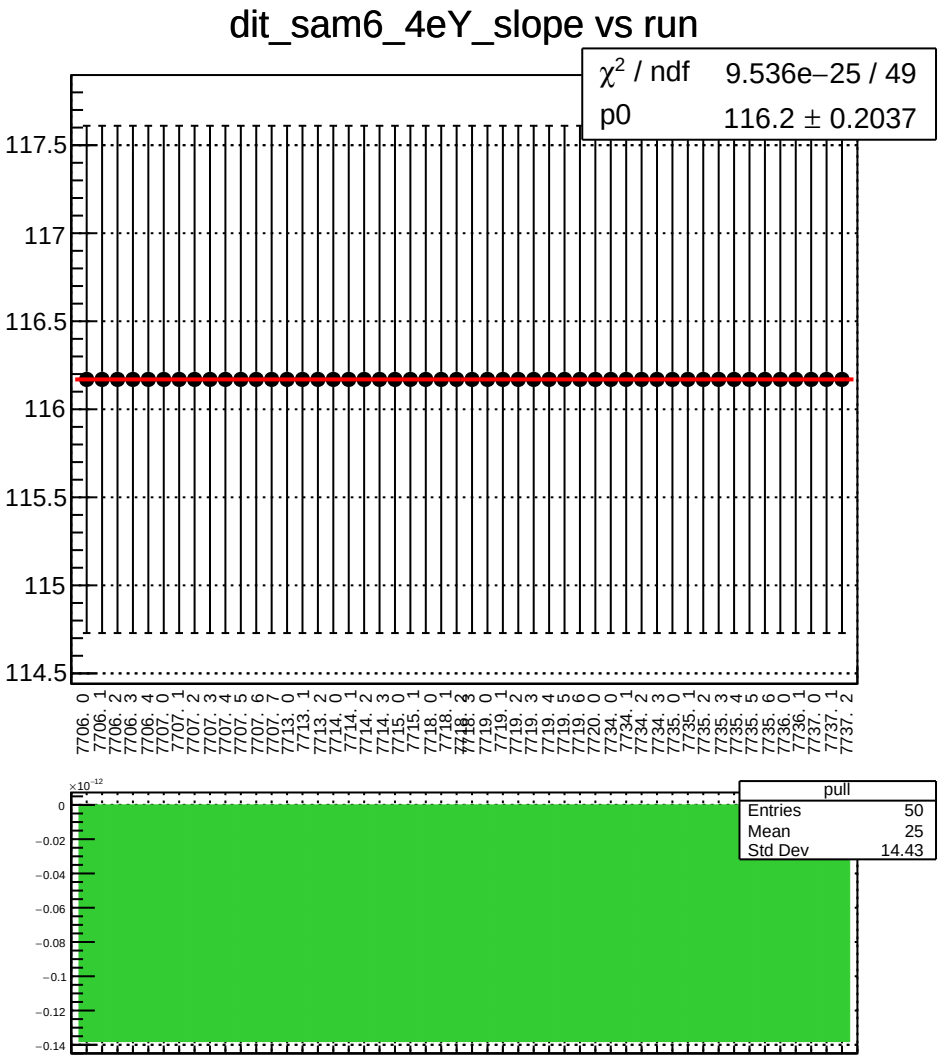
dit_sam6_4eY_slope vs run
χ^2 / ndf 9.536e−25 / 49
p0 116.2 ± 0.2037
117.5
117
116.5
116
115.5
115
114.5
7706. 0
7706. 1
7706. 2
7706. 3
7706. 4
7707. 0
7707. 1
7707. 2
7707. 3
7707. 4
7707. 5
7707. 6
7707. 7
7713. 0
7713. 1
7713. 2
7714. 0
7714. 1
7714. 2
7714. 3
7715. 0
7715. 1
7718. 0
7718. 1
7718. 2
7718. 3
7719. 0
7719. 1
7719. 2
7719. 3
7719. 4
7719. 5
7719. 6
7720. 0
7734. 0
7734. 1
7734. 2
7734. 3
7735. 0
7735. 1
7735. 2
7735. 3
7735. 4
7735. 5
7735. 6
7736. 0
7736. 1
7737. 0
7737. 1
7737. 2
$\times 10^{-12}$
0
−0.02
−0.04
−0.06
−0.08
−0.1
−0.12
−0.14
pull
Entries 50
Mean 25
Std Dev 14.43

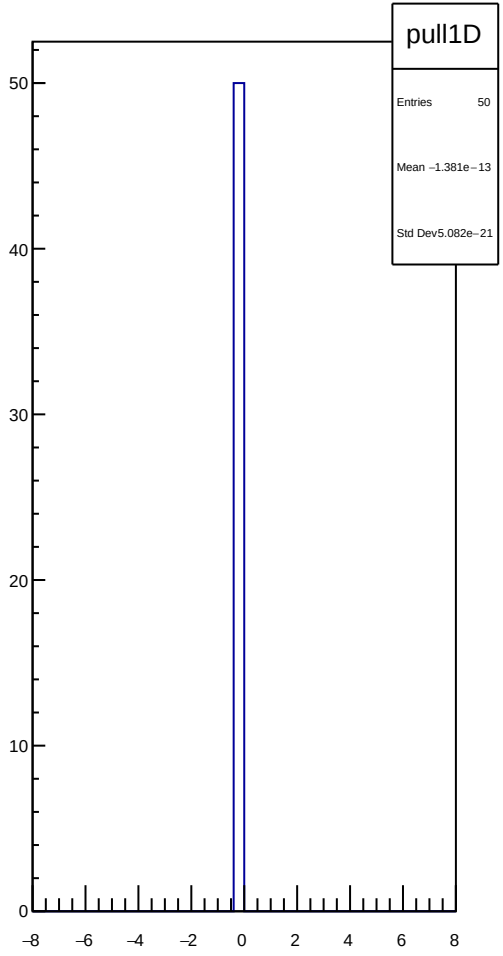
pull1D
Entries 50
Mean −1.381e−13
Std Dev5.082e−21
50
40
30
20
10
0
−8
−6
−4
−2
0
2
4
6
8

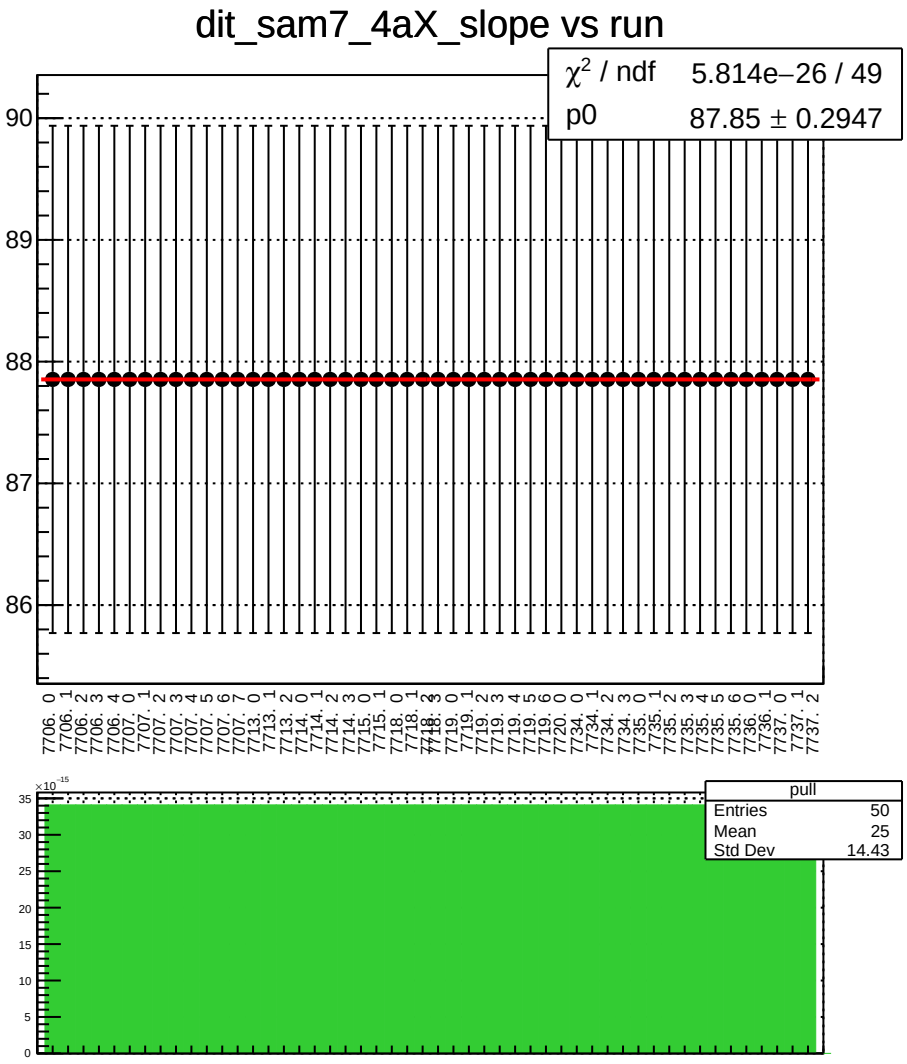
dit_sam7_4aX_slope vs run
χ^2 / ndf 5.814e−26 / 49
p0 87.85 ± 0.2947
90
89
88
87
86
7706. 0
7706. 1
7706. 2
7706. 3
7706. 4
7707. 0
7707. 1
7707. 2
7707. 3
7707. 4
7707. 5
7707. 6
7707. 7
7713. 0
7713. 1
7713. 2
7714. 0
7714. 1
7714. 2
7714. 3
7715. 0
7715. 1
7718. 0
7718. 1
7718. 2
7718. 3
7719. 0
7719. 1
7719. 2
7719. 3
7719. 4
7719. 5
7719. 6
7720. 0
7734. 0
7734. 1
7734. 2
7734. 3
7735. 0
7735. 1
7735. 2
7735. 3
7735. 4
7735. 5
7735. 6
7736. 0
7736. 1
7737. 0
7737. 1
7737. 2
$\times 10^{-15}$
35
30
25
20
15
10
5
0
pull
Entries 50
Mean 25
Std Dev 14.43

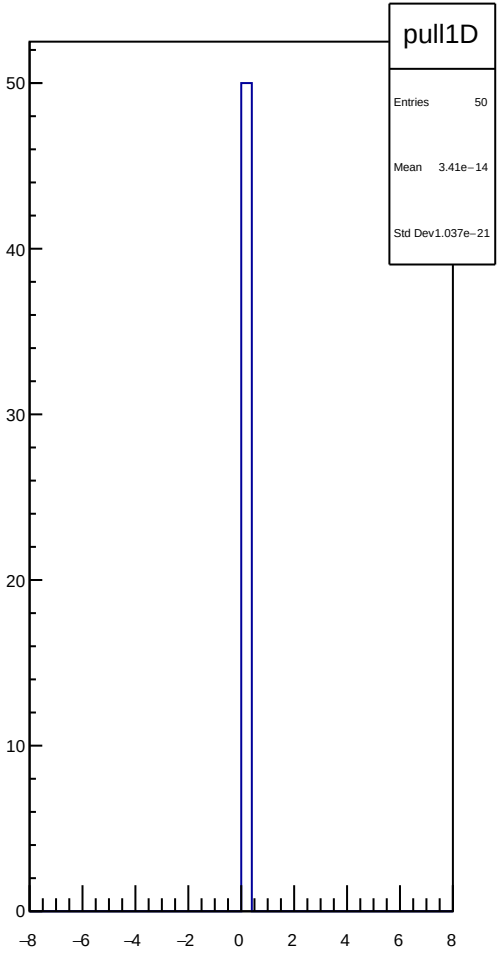
pull1D
Entries 50
Mean 3.41e−14
Std Dev 1.037e−21
50
40
30
20
10
0
−8
−6
−4
−2
0
2
4
6
8

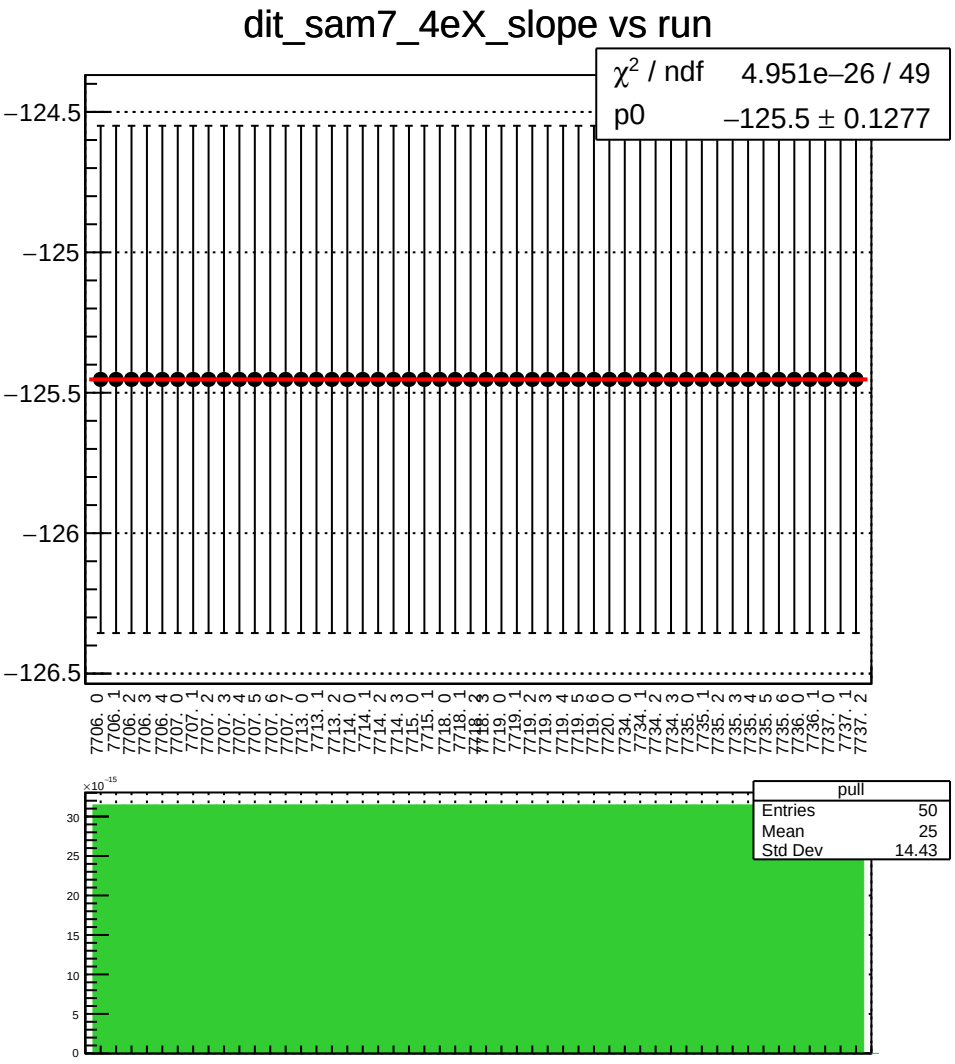
dit_sam7_4eX_slope vs run
χ² / ndf 4.951e−26 / 49
p0 −125.5 ± 0.1277
−124.5
−125
−125.5
−126
−126.5
7706. 0
7706. 1
7706. 2
7706. 3
7706. 4
7707. 0
7707. 1
7707. 2
7707. 3
7707. 4
7707. 5
7707. 6
7707. 7
7713. 0
7713. 1
7713. 2
7714. 0
7714. 1
7714. 2
7714. 3
7715. 0
7715. 1
7718. 0
7718. 1
7718. 2
7718. 3
7719. 0
7719. 1
7719. 2
7719. 3
7719. 4
7719. 5
7719. 6
7720. 0
7734. 0
7734. 1
7734. 2
7734. 3
7735. 0
7735. 1
7735. 2
7735. 3
7735. 4
7735. 5
7735. 6
7736. 0
7736. 1
7737. 0
7737. 1
7737. 2
×10⁻¹⁵
30
25
20
15
10
5
0
pull
Entries 50
Mean 25
Std Dev 14.43

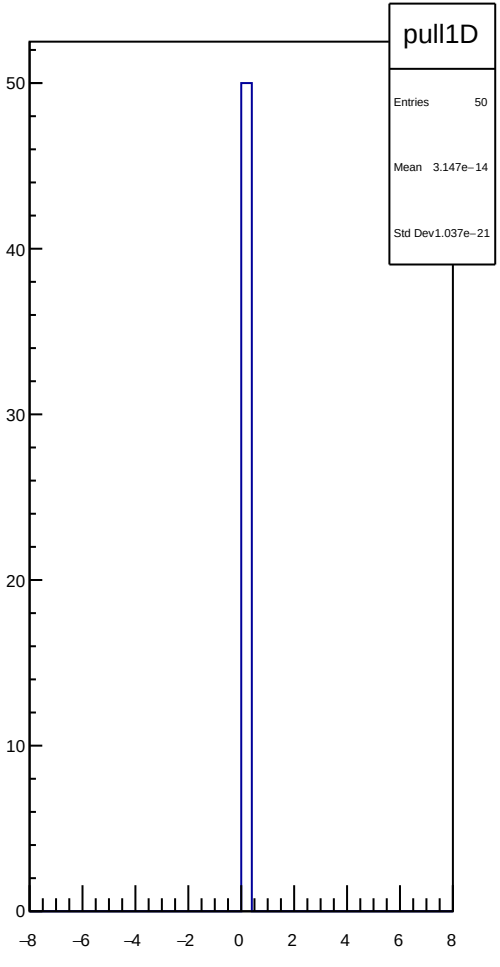
pull1D
Entries 50
Mean 3.147e−14
Std Dev 1.037e−21
50
40
30
20
10
0
−8
−6
−4
−2
0
2
4
6
8

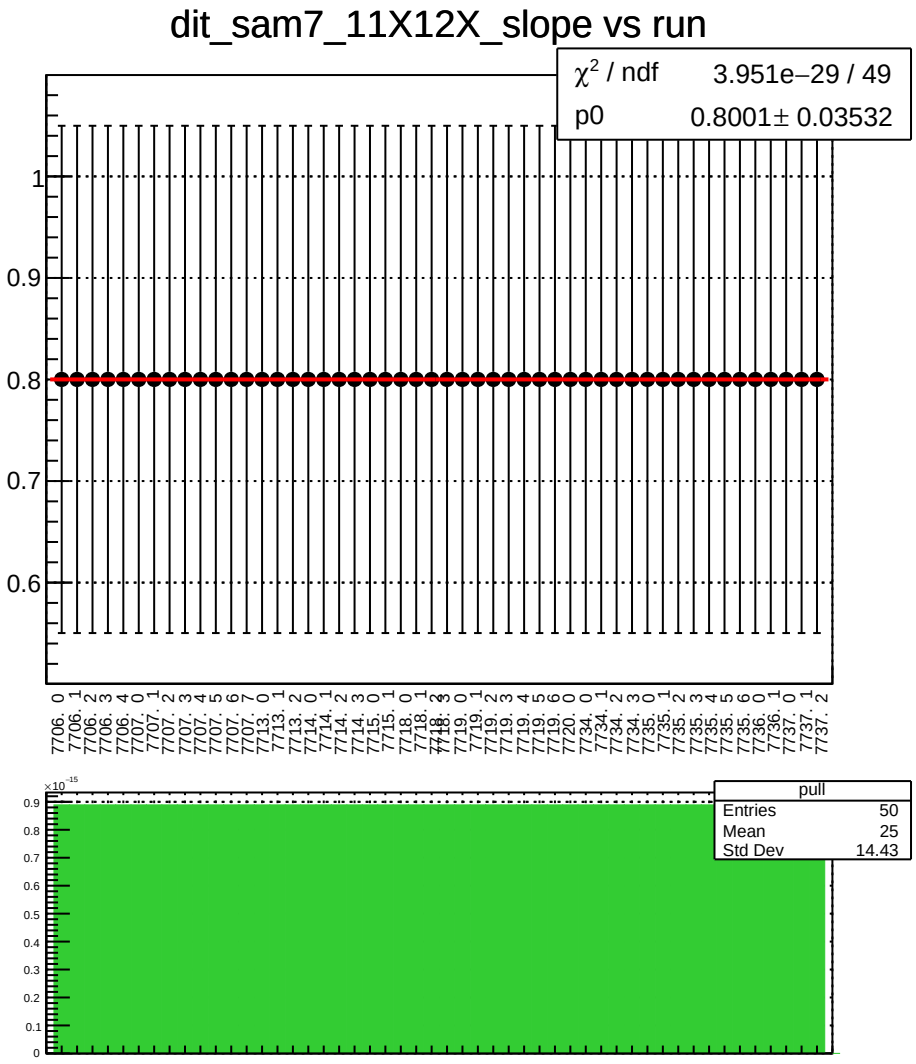
dit_sam7_11X12X_slope vs run
χ² / ndf 3.951e−29 / 49
p0 0.8001 ± 0.03532
1
0.9
0.8
0.7
0.6
7706. 0
7706. 1
7706. 2
7706. 3
7706. 4
7707. 0
7707. 1
7707. 2
7707. 3
7707. 4
7707. 5
7707. 6
7707. 7
7713. 0
7713. 1
7713. 2
7714. 0
7714. 1
7714. 2
7714. 3
7715. 0
7715. 1
7718. 0
7718. 1
7718. 2
7718. 3
7719. 0
7719. 1
7719. 2
7719. 3
7719. 4
7719. 5
7719. 6
7720. 0
7734. 0
7734. 1
7734. 2
7734. 3
7735. 0
7735. 1
7735. 2
7735. 3
7735. 4
7735. 5
7735. 6
7736. 0
7736. 1
7737. 0
7737. 1
7737. 2
×10⁻¹⁵
0.9
0.8
0.7
0.6
0.5
0.4
0.3
0.2
0.1
0
pull
Entries 50
Mean 25
Std Dev 14.43

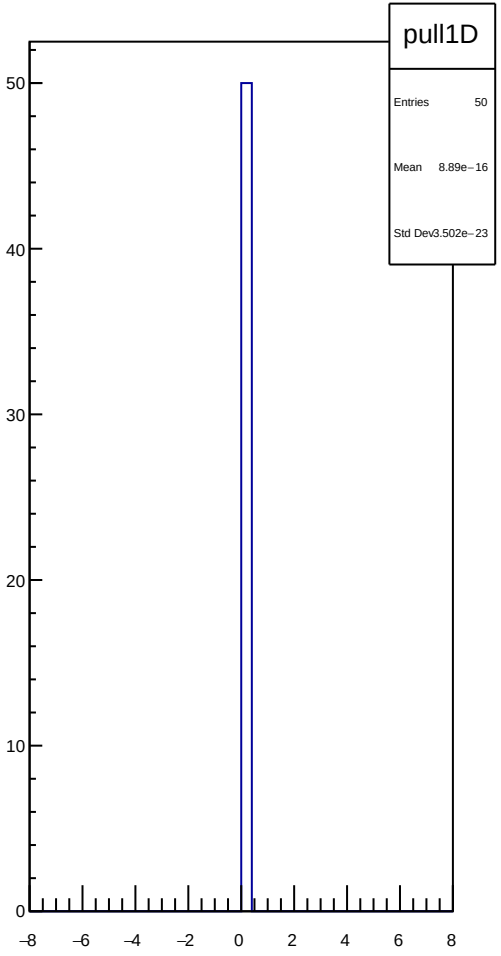
pull1D
Entries 50
Mean 8.89e−16
Std Dev 3.502e−23
50
40
30
20
10
0
−8
−6
−4
−2
0
2
4
6
8

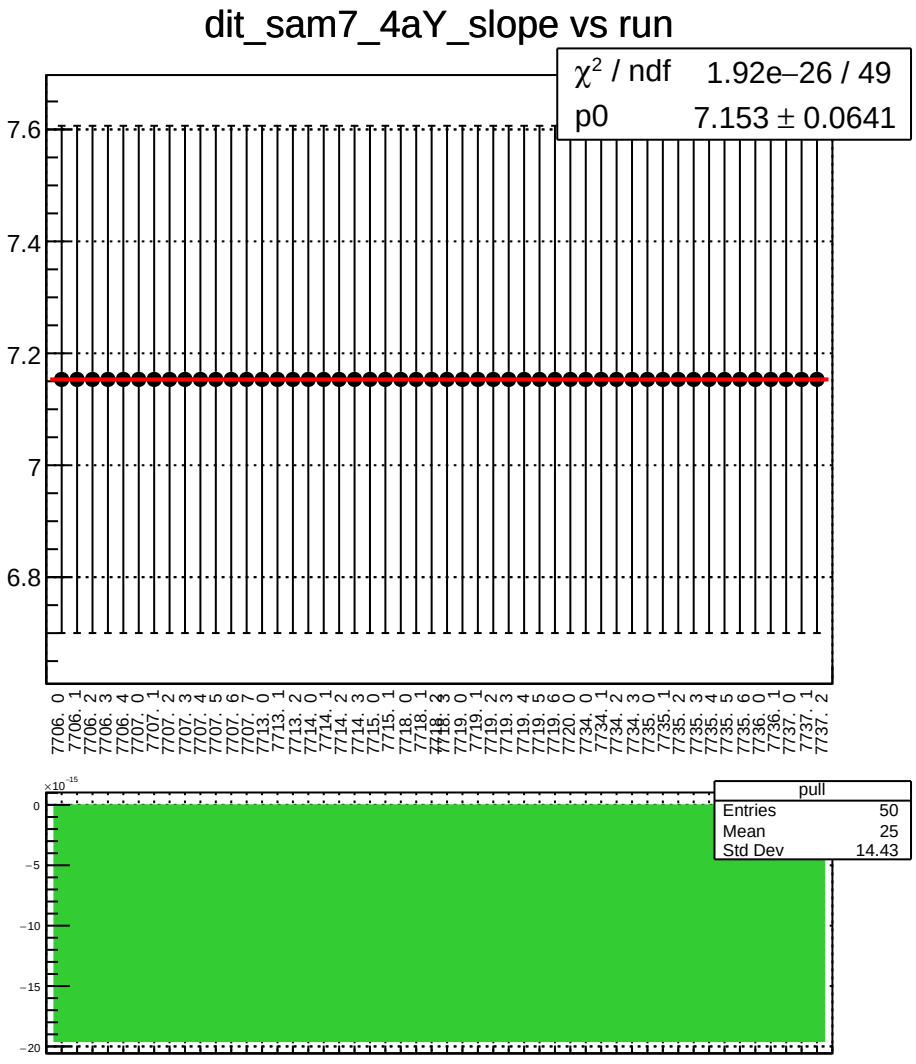
dit_sam7_4aY_slope vs run
χ² / ndf 1.92e−26 / 49
p0 7.153 ± 0.0641
7.6
7.4
7.2
7
6.8
7706. 0
7706. 1
7706. 2
7706. 3
7706. 4
7707. 0
7707. 1
7707. 2
7707. 3
7707. 4
7707. 5
7707. 6
7707. 7
7713. 0
7713. 1
7713. 2
7714. 0
7714. 1
7714. 2
7714. 3
7715. 0
7715. 1
7718. 0
7718. 1
7718. 2
7718. 3
7719. 0
7719. 1
7719. 2
7719. 3
7719. 4
7719. 5
7719. 6
7720. 0
7734. 0
7734. 1
7734. 2
7734. 3
7735. 0
7735. 1
7735. 2
7735. 3
7735. 4
7735. 5
7735. 6
7736. 0
7736. 1
7737. 0
7737. 1
7737. 2
×10⁻¹⁵
0
−5
−10
−15
−20
pull
Entries 50
Mean 25
Std Dev 14.43

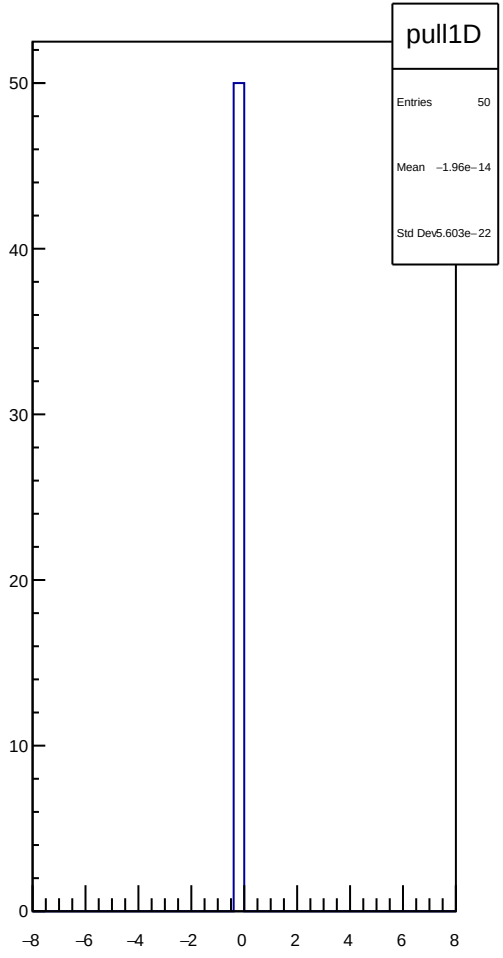
pull1D
Entries 50
Mean −1.96e−14
Std Dev 5.603e−22
50
40
30
20
10
0
−8
−6
−4
−2
0
2
4
6
8

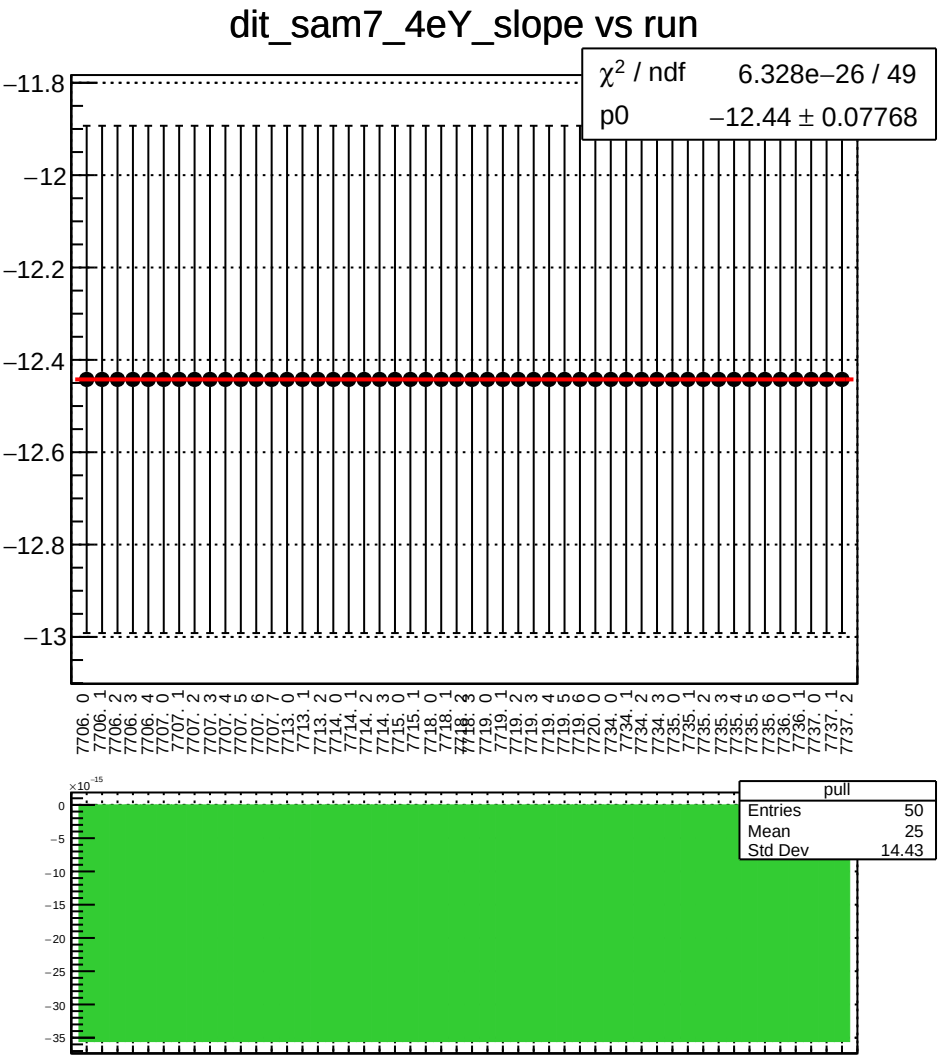
dit_sam7_4eY_slope vs run
χ² / ndf 6.328e−26 / 49
p0 −12.44 ± 0.07768
−11.8
−12
−12.2
−12.4
−12.6
−12.8
−13
7706. 0
7706. 1
7706. 2
7706. 3
7706. 4
7707. 0
7707. 1
7707. 2
7707. 3
7707. 4
7707. 5
7707. 6
7707. 7
7713. 0
7713. 1
7713. 2
7714. 0
7714. 1
7714. 2
7714. 3
7715. 0
7715. 1
7718. 0
7718. 1
7718. 2
7718. 3
7719. 0
7719. 1
7719. 2
7719. 3
7719. 4
7719. 5
7719. 6
7720. 0
7734. 0
7734. 1
7734. 2
7734. 3
7735. 0
7735. 1
7735. 2
7735. 3
7735. 4
7735. 5
7735. 6
7736. 0
7736. 1
7737. 0
7737. 1
7737. 2
×10⁻¹⁵
0
−5
−10
−15
−20
−25
−30
−35
pull
Entries 50
Mean 25
Std Dev 14.43

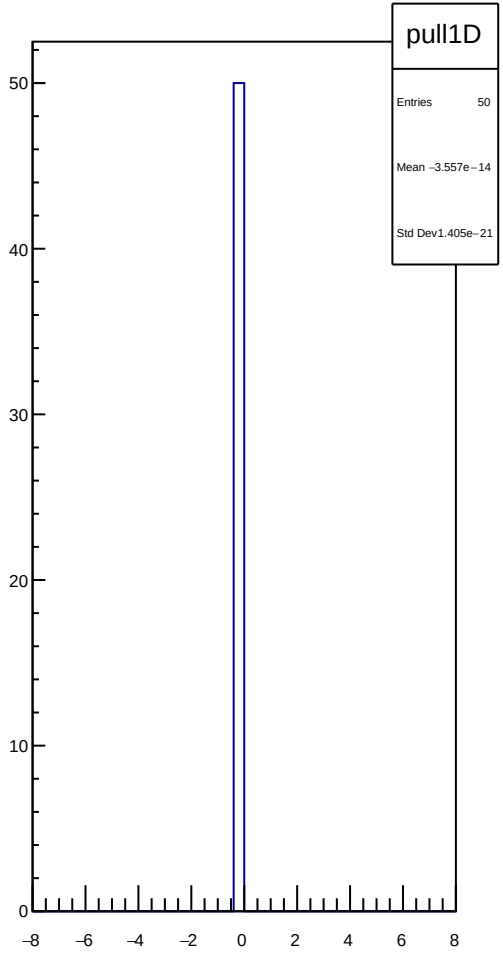
pull1D
Entries 50
Mean −3.557e−14
Std Dev 1.405e−21
50
40
30
20
10
0
−8
−6
−4
−2
0
2
4
6
8

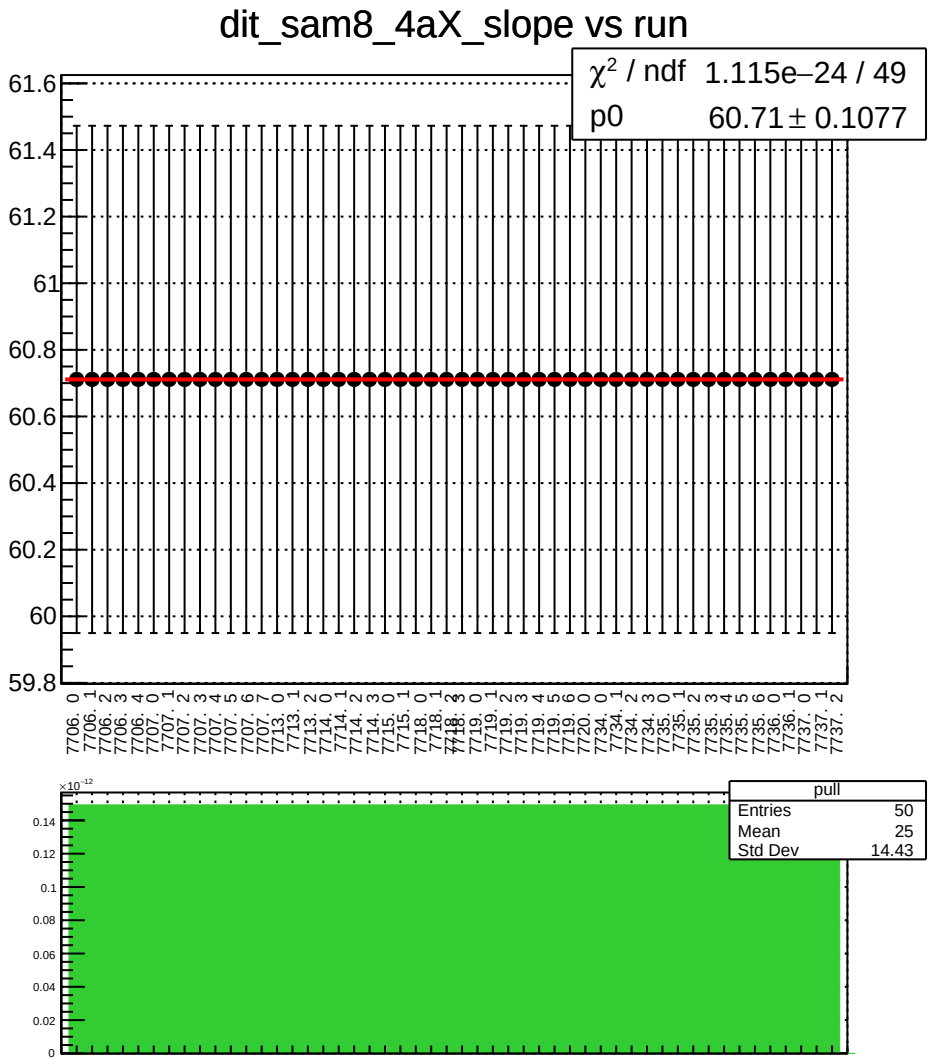
dit_sam8_4aX_slope vs run
χ^2 / ndf 1.115e−24 / 49
p0 60.71 ± 0.1077
61.6
61.4
61.2
61
60.8
60.6
60.4
60.2
60
59.8
7706. 0
7706. 1
7706. 2
7706. 3
7706. 4
7707. 0
7707. 1
7707. 2
7707. 3
7707. 4
7707. 5
7707. 6
7707. 7
7713. 0
7713. 1
7713. 2
7714. 0
7714. 1
7714. 2
7714. 3
7715. 0
7715. 1
7718. 0
7718. 1
7718. 2
7718. 3
7719. 0
7719. 1
7719. 2
7719. 3
7719. 4
7719. 5
7719. 6
7720. 0
7734. 0
7734. 1
7734. 2
7734. 3
7735. 0
7735. 1
7735. 2
7735. 3
7735. 4
7735. 5
7735. 6
7736. 0
7736. 1
7737. 0
7737. 1
7737. 2
$\times 10^{-12}$
0.14
0.12
0.1
0.08
0.06
0.04
0.02
0
pull
Entries 50
Mean 25
Std Dev 14.43

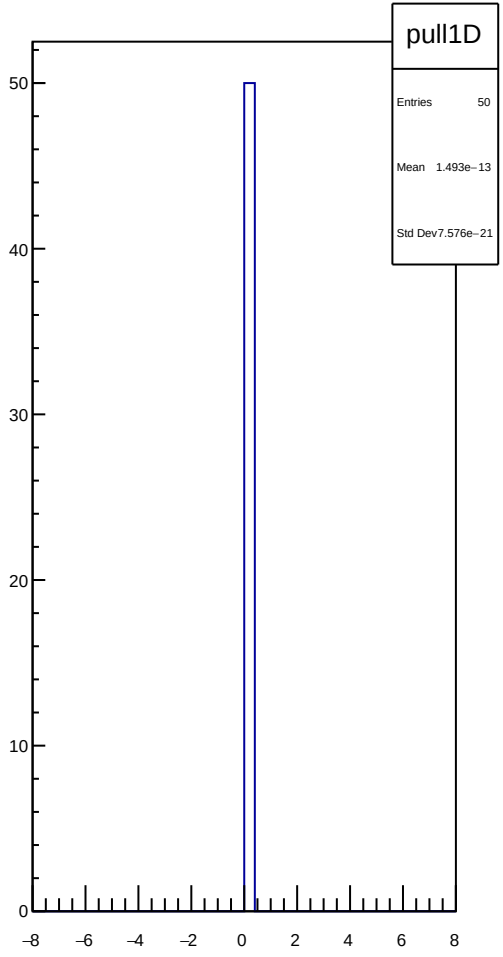
pull1D
Entries 50
Mean 1.493e−13
Std Dev 7.576e−21
50
40
30
20
10
0
−8
−6
−4
−2
0
2
4
6
8

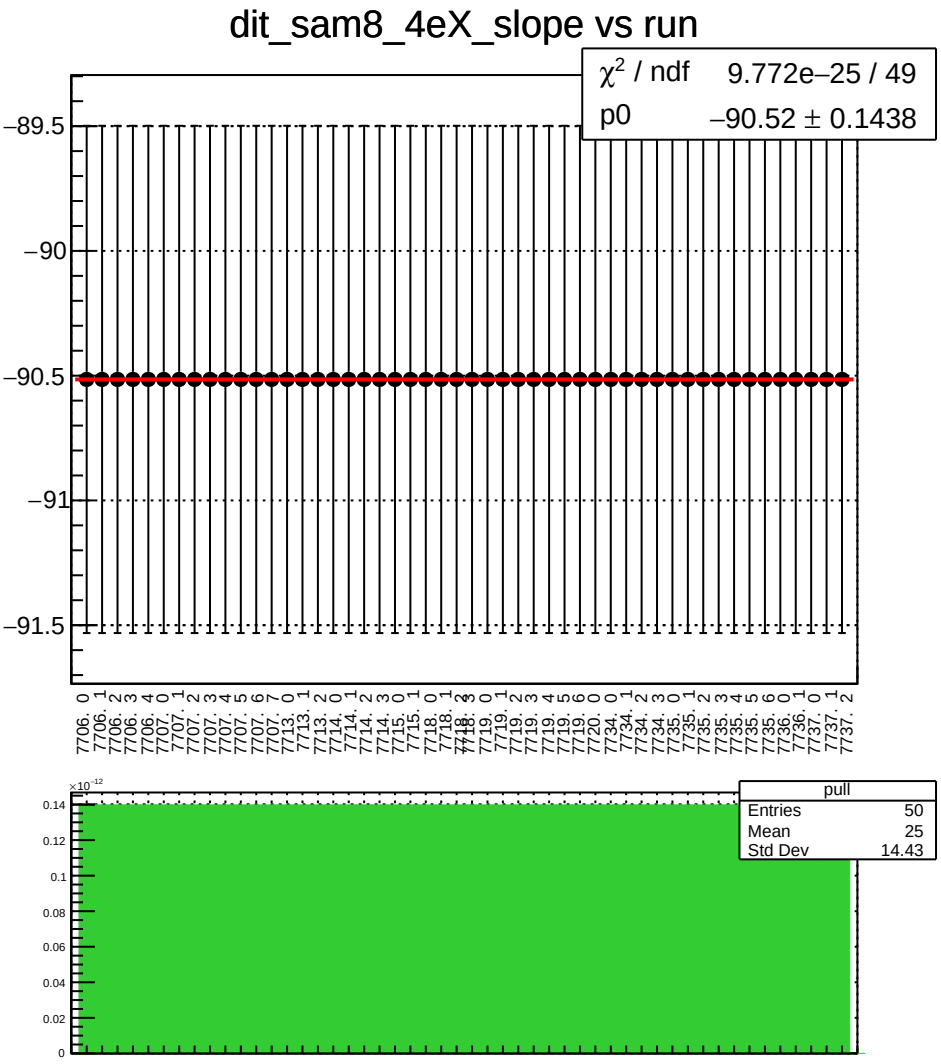
dit_sam8_4eX_slope vs run
χ^2 / ndf 9.772e−25 / 49
p0 −90.52 ± 0.1438
−89.5
−90
−90.5
−91
−91.5
7706. 0
7706. 1
7706. 2
7706. 3
7706. 4
7707. 0
7707. 1
7707. 2
7707. 3
7707. 4
7707. 5
7707. 6
7707. 7
7713. 0
7713. 1
7713. 2
7714. 0
7714. 1
7714. 2
7714. 3
7715. 0
7715. 1
7718. 0
7718. 1
7718. 2
7718. 3
7719. 0
7719. 1
7719. 2
7719. 3
7719. 4
7719. 5
7719. 6
7720. 0
7734. 0
7734. 1
7734. 2
7734. 3
7735. 0
7735. 1
7735. 2
7735. 3
7735. 4
7735. 5
7735. 6
7736. 0
7736. 1
7737. 0
7737. 1
7737. 2
pull
Entries 50
Mean 25
Std Dev 14.43
$\times 10^{-12}$
0.14
0.12
0.1
0.08
0.06
0.04
0.02
0
pull1D
Entries 50
Mean 1.398e−13
Std Dev 4.15e−21
50
40
30
20
10
0
−8
−6
−4
−2
0
2
4
6
8

dit_sam8_11X12X_slope vs run

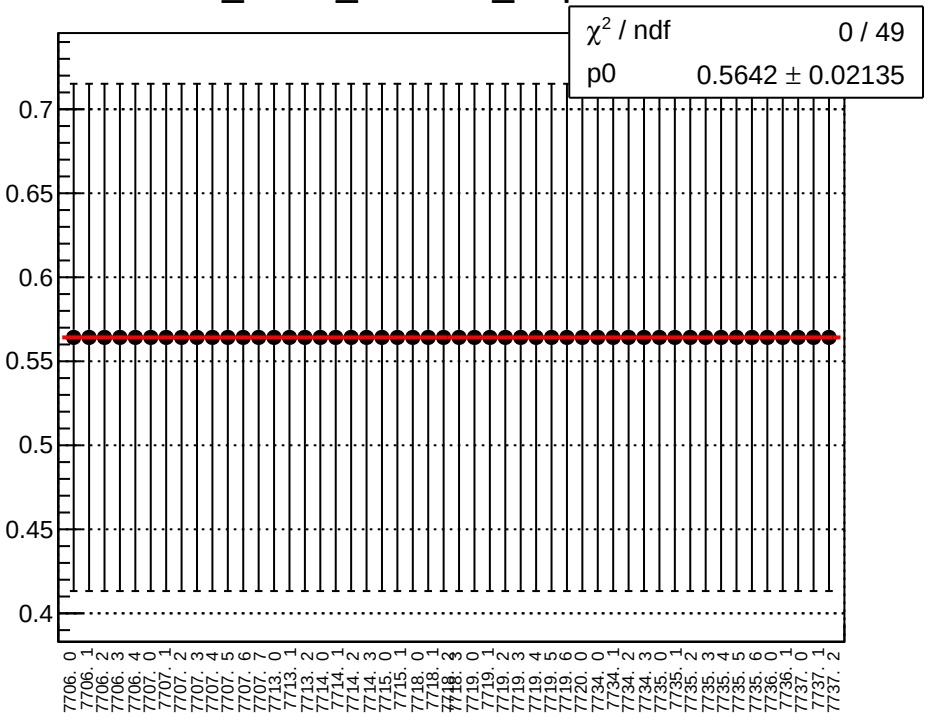



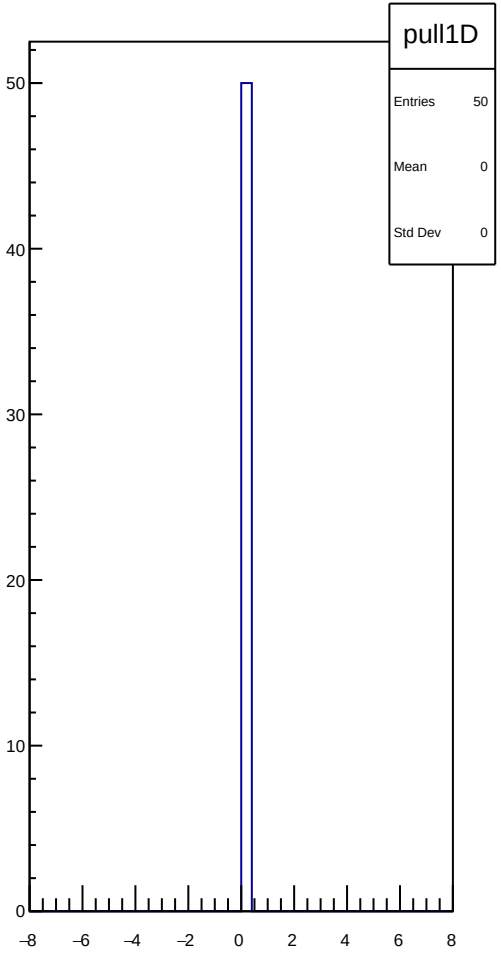

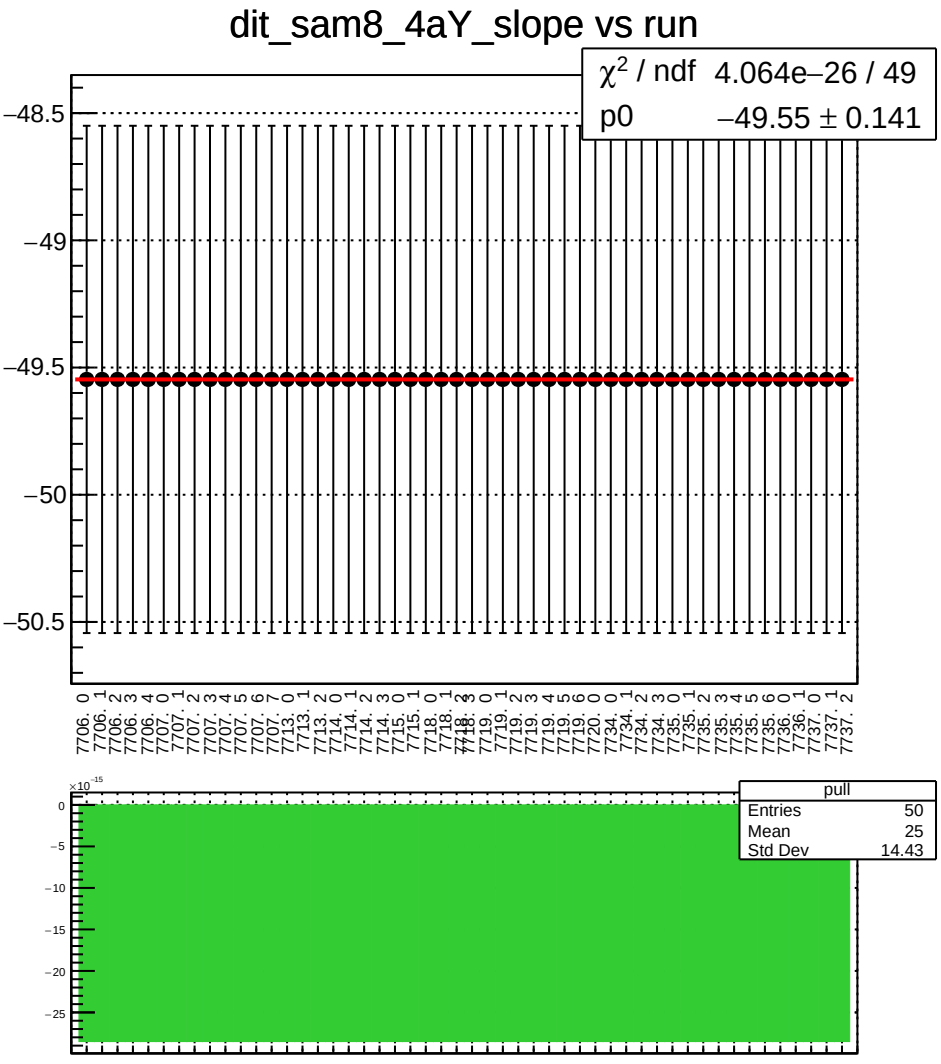
dit_sam8_4aY_slope vs run
χ^2 / ndf 4.064e−26 / 49
p0 −49.55 ± 0.141
−48.5
−49
−49.5
−50
−50.5
7706. 0
7706. 1
7706. 2
7706. 3
7706. 4
7707. 0
7707. 1
7707. 2
7707. 3
7707. 4
7707. 5
7707. 6
7707. 7
7713. 0
7713. 1
7713. 2
7714. 0
7714. 1
7714. 2
7714. 3
7715. 0
7715. 1
7718. 0
7718. 1
7718. 2
7718. 3
7719. 0
7719. 1
7719. 2
7719. 3
7719. 4
7719. 5
7719. 6
7720. 0
7734. 0
7734. 1
7734. 2
7734. 3
7735. 0
7735. 1
7735. 2
7735. 3
7735. 4
7735. 5
7735. 6
7736. 0
7736. 1
7737. 0
7737. 1
7737. 2
×10^-15
0
−5
−10
−15
−20
−25
pull
Entries 50
Mean 25
Std Dev 14.43

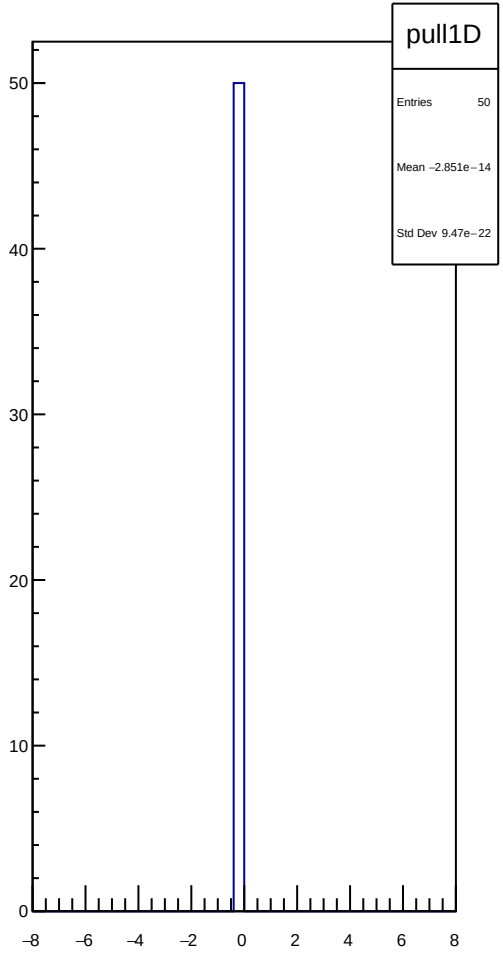
pull1D
Entries 50
Mean −2.851e−14
Std Dev 9.47e−22
50
40
30
20
10
0
−8
−6
−4
−2
0
2
4
6
8

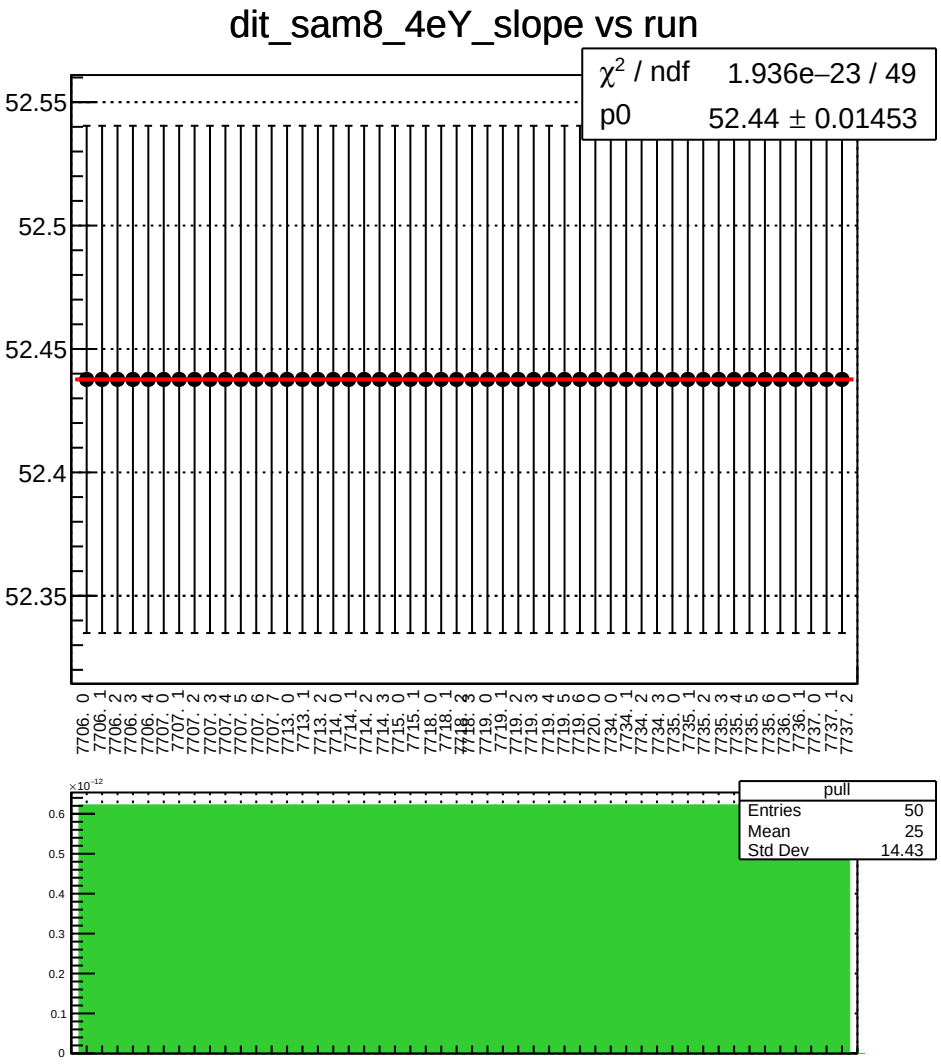
dit_sam8_4eY_slope vs run
χ² / ndf 1.936e−23 / 49
p0 52.44 ± 0.01453
52.55
52.5
52.45
52.4
52.35
7706. 0
7706. 1
7706. 2
7706. 3
7706. 4
7707. 0
7707. 1
7707. 2
7707. 3
7707. 4
7707. 5
7707. 6
7707. 7
7713. 0
7713. 1
7713. 2
7714. 0
7714. 1
7714. 2
7714. 3
7715. 0
7715. 1
7718. 0
7718. 1
7718. 2
7718. 3
7719. 0
7719. 1
7719. 2
7719. 3
7719. 4
7719. 5
7719. 6
7720. 0
7734. 0
7734. 1
7734. 2
7734. 3
7735. 0
7735. 1
7735. 2
7735. 3
7735. 4
7735. 5
7735. 6
7736. 0
7736. 1
7737. 0
7737. 1
7737. 2
×10⁻¹²
0.6
0.5
0.4
0.3
0.2
0.1
0
pull
Entries 50
Mean 25
Std Dev 14.43

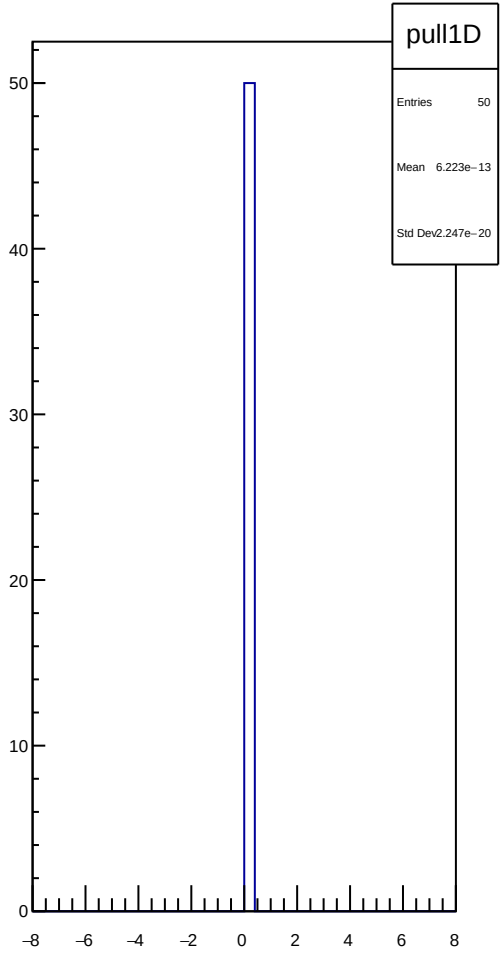
pull1D
Entries 50
Mean 6.223e−13
Std Dev 2.247e−20
50
40
30
20
10
0
−8
−6
−4
−2
0
2
4
6
8


pull
Entries 0
Mean 0
Std Dev 0
1
0.8
0.6
0.4
0.2
0
0
1

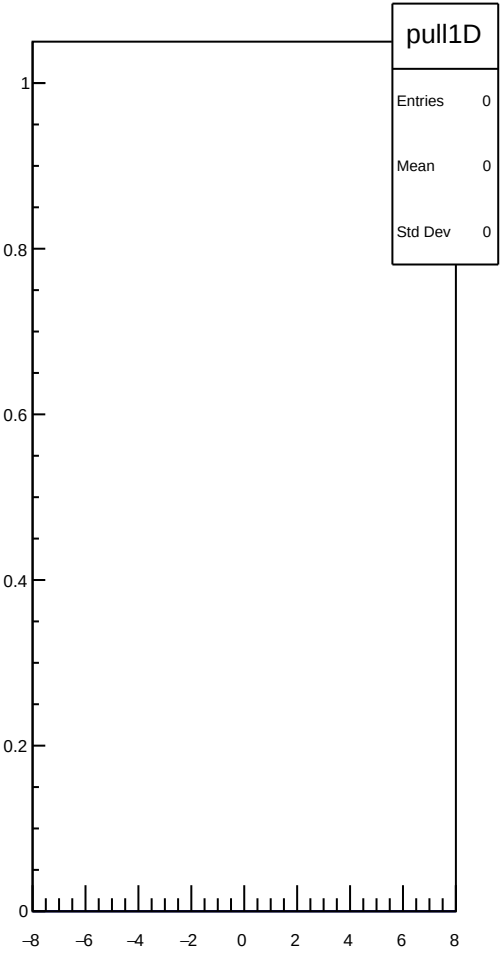
pull1D
Entries 0
Mean 0
Std Dev 0
1
0.8
0.6
0.4
0.2
0
−8
−6
−4
−2
0
2
4
6
8


pull
Entries 0
Mean 0
Std Dev 0
1
0.8
0.6
0.4
0.2
0
0
1

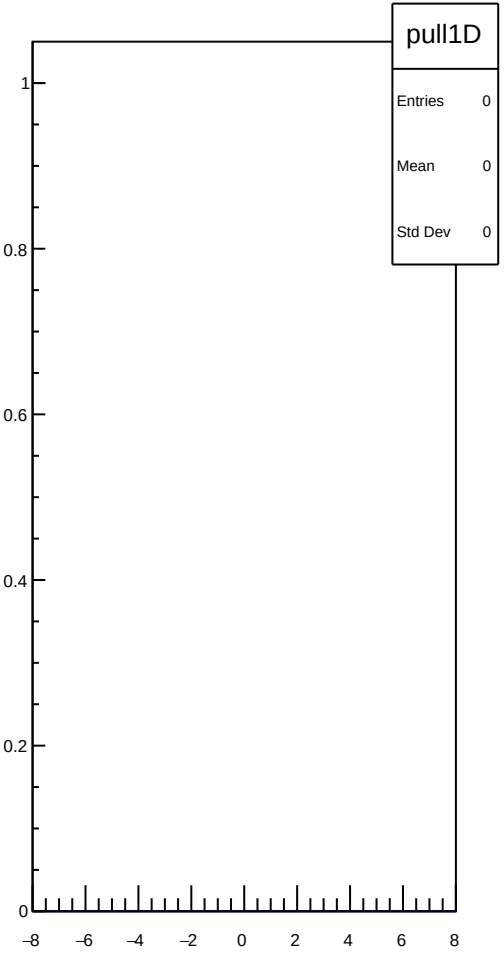
pull1D
Entries 0
Mean 0
Std Dev 0
1
0.8
0.6
0.4
0.2
0
−8
−6
−4
−2
0
2
4
6
8


pull
Entries 0
Mean 0
Std Dev 0
1
0.8
0.6
0.4
0.2
0
0
1

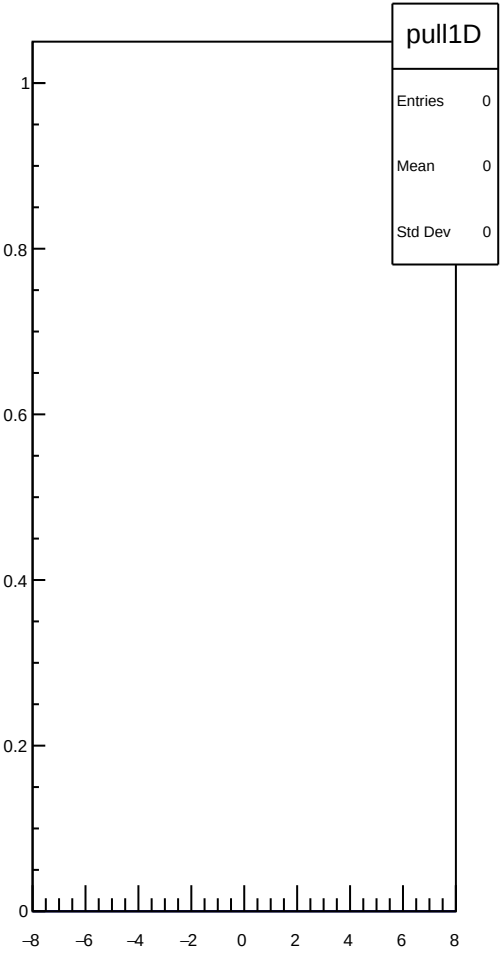
pull1D
Entries 0
Mean 0
Std Dev 0
1
0.8
0.6
0.4
0.2
0
−8
−6
−4
−2
0
2
4
6
8


pull
Entries 0
Mean 0
Std Dev 0
1
0.8
0.6
0.4
0.2
0
0
1

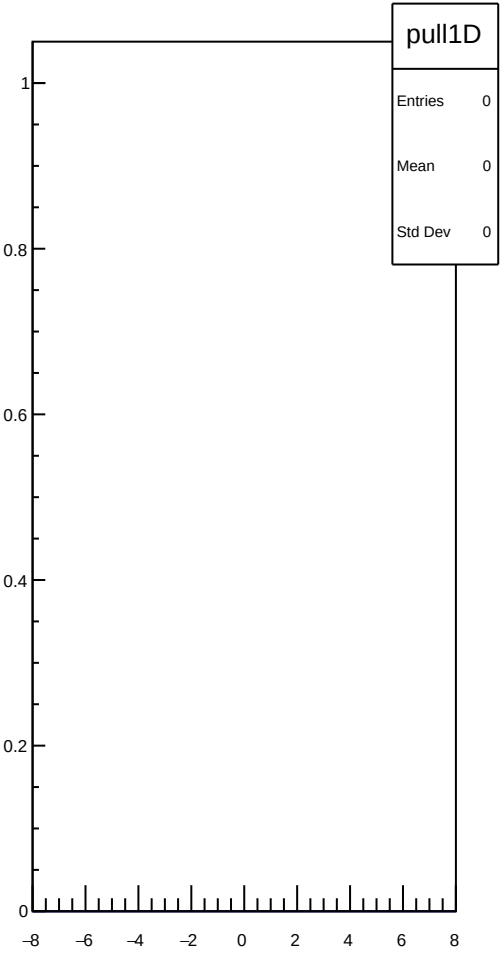
pull1D
Entries 0
Mean 0
Std Dev 0
1
0.8
0.6
0.4
0.2
0
−8
−6
−4
−2
0
2
4
6
8


pull
Entries 0
Mean 0
Std Dev 0
1
0.8
0.6
0.4
0.2
0
0
1

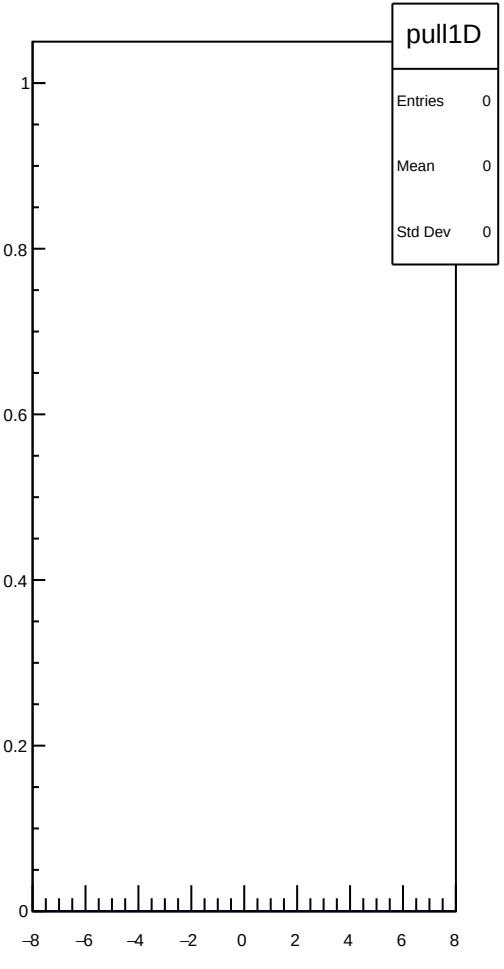
pull1D
Entries 0
Mean 0
Std Dev 0
1
0.8
0.6
0.4
0.2
0
−8
−6
−4
−2
0
2
4
6
8


pull
Entries 0
Mean 0
Std Dev 0
1
0.8
0.6
0.4
0.2
0
0
1

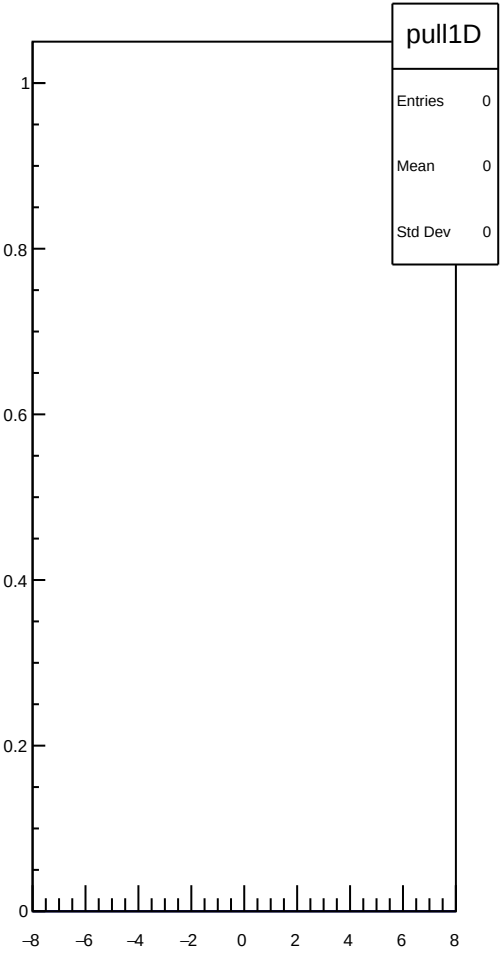
pull1D
Entries 0
Mean 0
Std Dev 0
1
0.8
0.6
0.4
0.2
0
−8
−6
−4
−2
0
2
4
6
8


pull
Entries 0
Mean 0
Std Dev 0
1
0.8
0.6
0.4
0.2
0
0
1

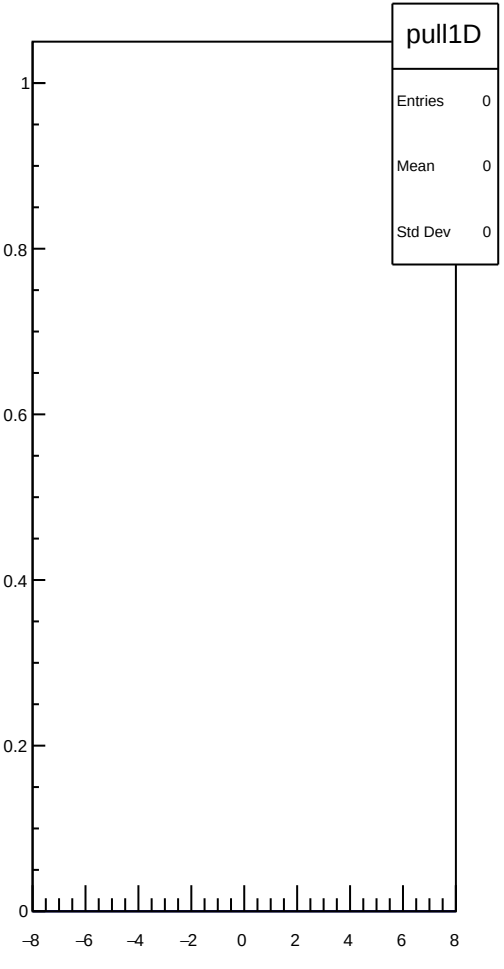
pull1D
Entries 0
Mean 0
Std Dev 0
1
0.8
0.6
0.4
0.2
0
−8
−6
−4
−2
0
2
4
6
8


pull
Entries 0
Mean 0
Std Dev 0
1
0.8
0.6
0.4
0.2
0
0
1

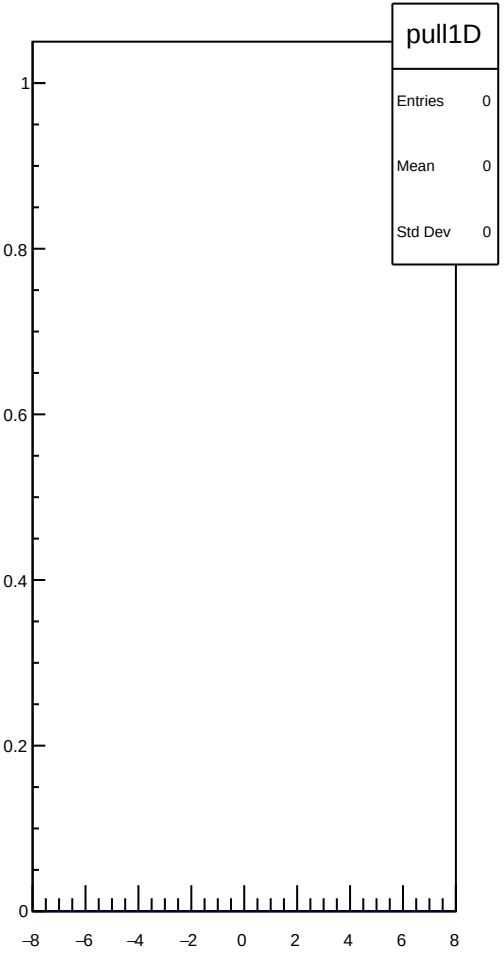
pull1D
Entries 0
Mean 0
Std Dev 0
1
0.8
0.6
0.4
0.2
0
−8
−6
−4
−2
0
2
4
6
8


pull
Entries 0
Mean 0
Std Dev 0
1
0.8
0.6
0.4
0.2
0
0
1

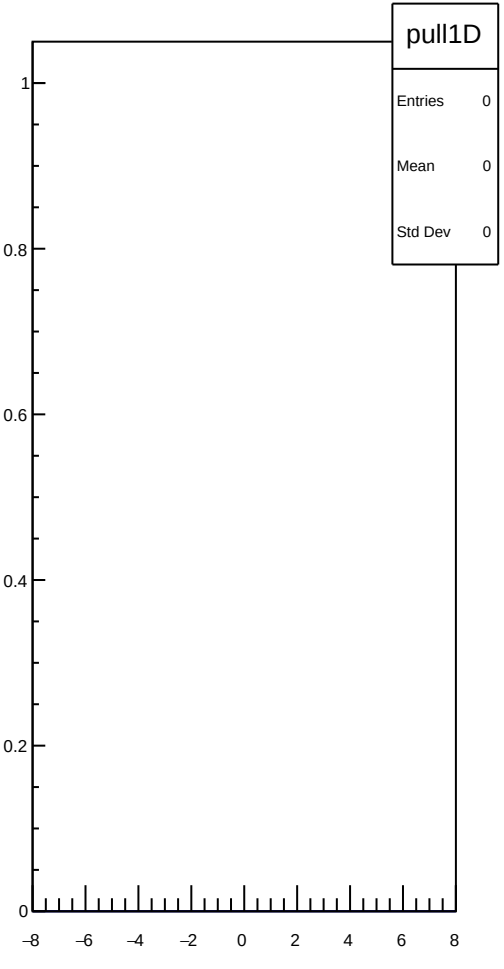
pull1D
Entries 0
Mean 0
Std Dev 0
1
0.8
0.6
0.4
0.2
0
−8
−6
−4
−2
0
2
4
6
8


pull
Entries 0
Mean 0
Std Dev 0
1
0.8
0.6
0.4
0.2
0
0
1

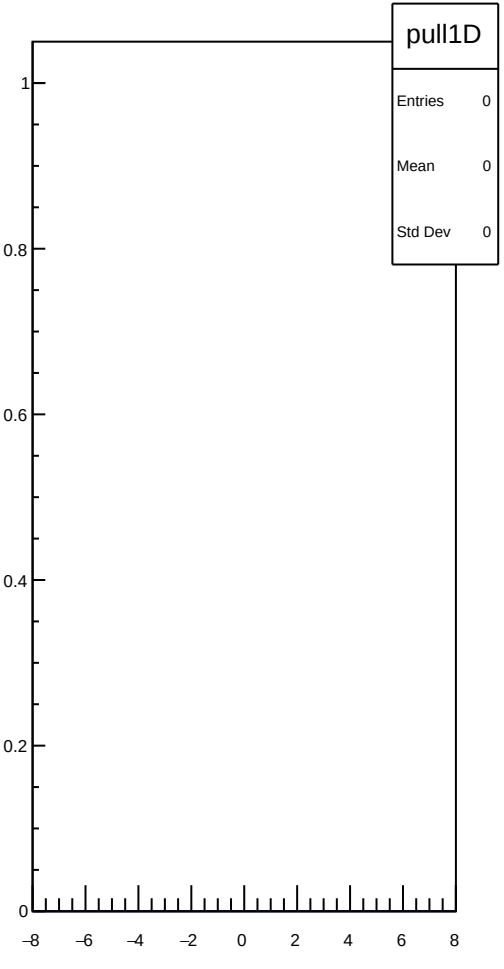
pull1D
Entries 0
Mean 0
Std Dev 0
1
0.8
0.6
0.4
0.2
0
−8
−6
−4
−2
0
2
4
6
8


pull
Entries 0
Mean 0
Std Dev 0
1
0.8
0.6
0.4
0.2
0
0
1

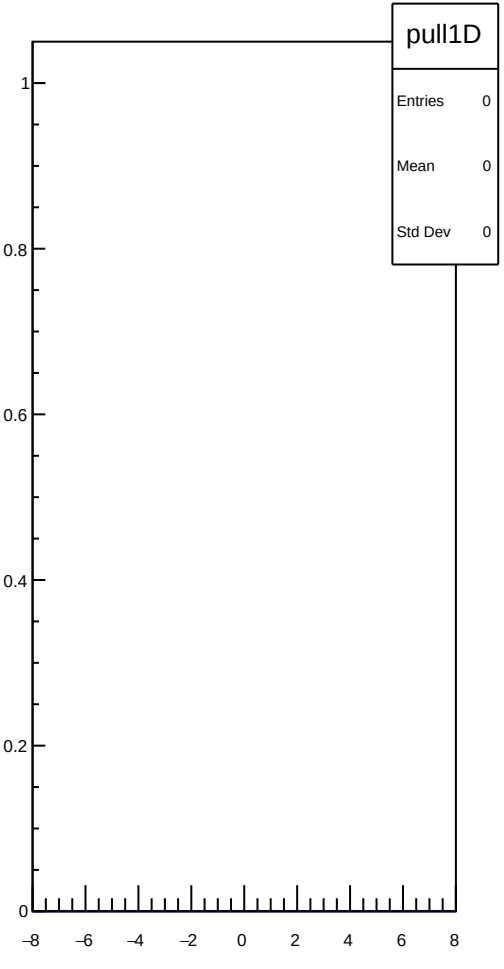
pull1D
Entries 0
Mean 0
Std Dev 0
1
0.8
0.6
0.4
0.2
0
−8
−6
−4
−2
0
2
4
6
8


pull
Entries 0
Mean 0
Std Dev 0
1
0.8
0.6
0.4
0.2
0
0
1

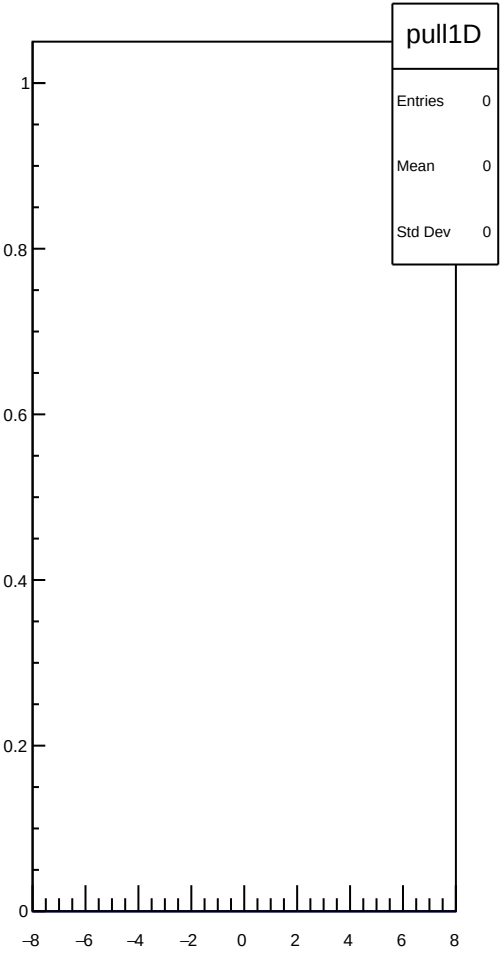
pull1D
Entries 0
Mean 0
Std Dev 0
1
0.8
0.6
0.4
0.2
0
−8
−6
−4
−2
0
2
4
6
8


pull
Entries 0
Mean 0
Std Dev 0
1
0.8
0.6
0.4
0.2
0
0
1

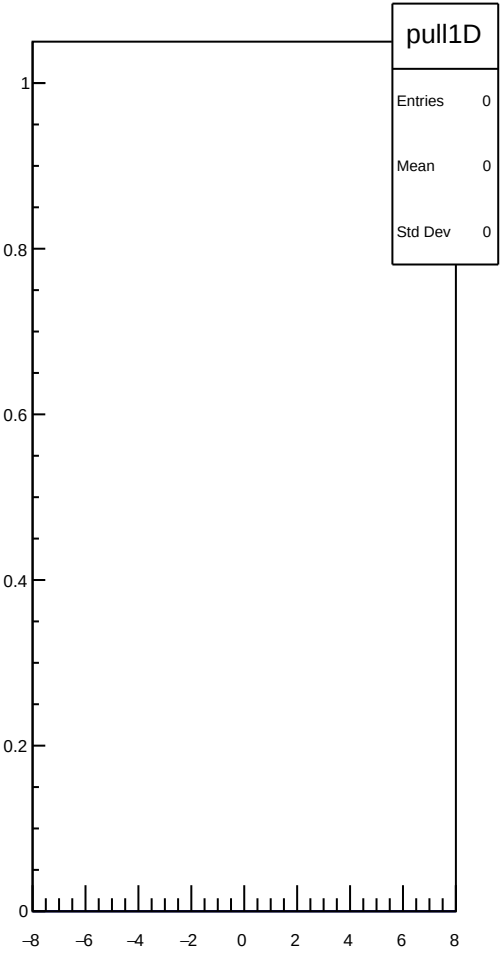
pull1D
Entries 0
Mean 0
Std Dev 0
1
0.8
0.6
0.4
0.2
0
−8
−6
−4
−2
0
2
4
6
8


pull
Entries 0
Mean 0
Std Dev 0
1
0.8
0.6
0.4
0.2
0
0
1

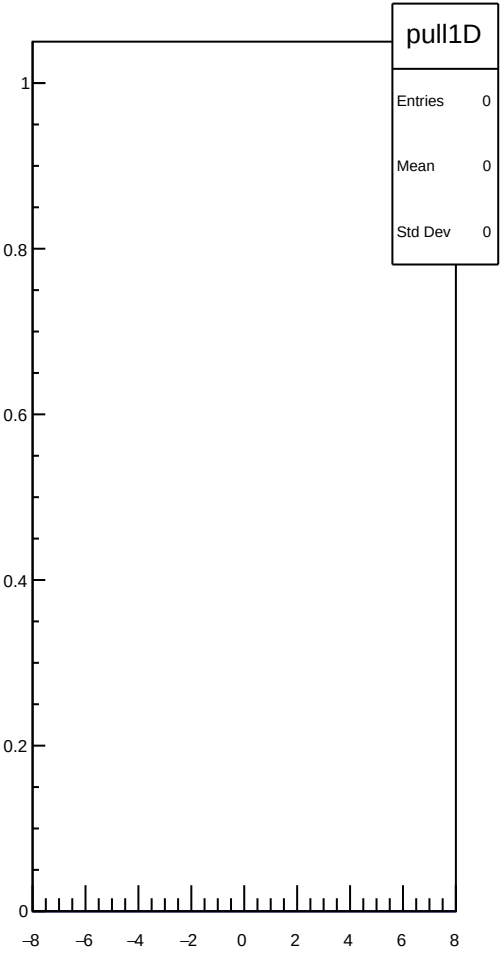
pull1D
Entries 0
Mean 0
Std Dev 0
1
0.8
0.6
0.4
0.2
0
−8
−6
−4
−2
0
2
4
6
8


pull
Entries 0
Mean 0
Std Dev 0
1
0.8
0.6
0.4
0.2
0
0
1

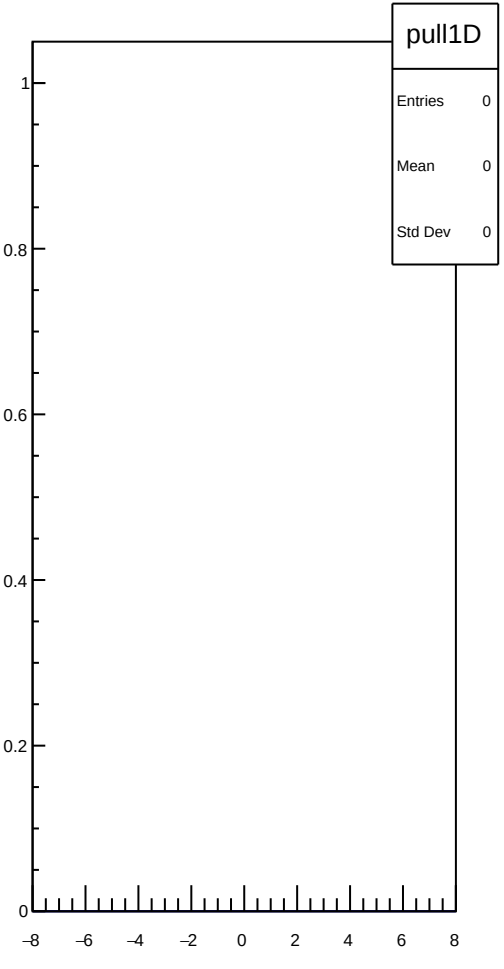
pull1D
Entries 0
Mean 0
Std Dev 0
1
0.8
0.6
0.4
0.2
0
−8
−6
−4
−2
0
2
4
6
8


pull
Entries 0
Mean 0
Std Dev 0
1
0.8
0.6
0.4
0.2
0
0
1

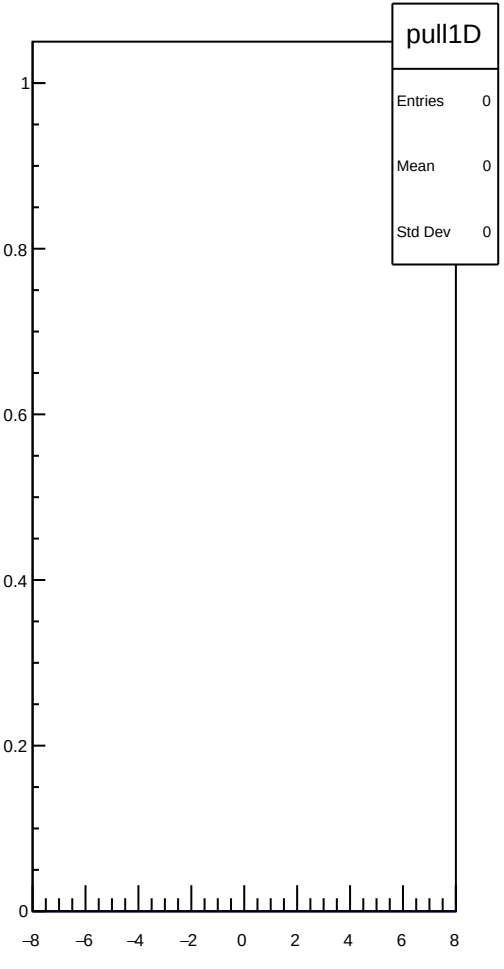
pull1D
Entries 0
Mean 0
Std Dev 0
1
0.8
0.6
0.4
0.2
0
−8
−6
−4
−2
0
2
4
6
8


pull
Entries 0
Mean 0
Std Dev 0
1
0.8
0.6
0.4
0.2
0
0
1

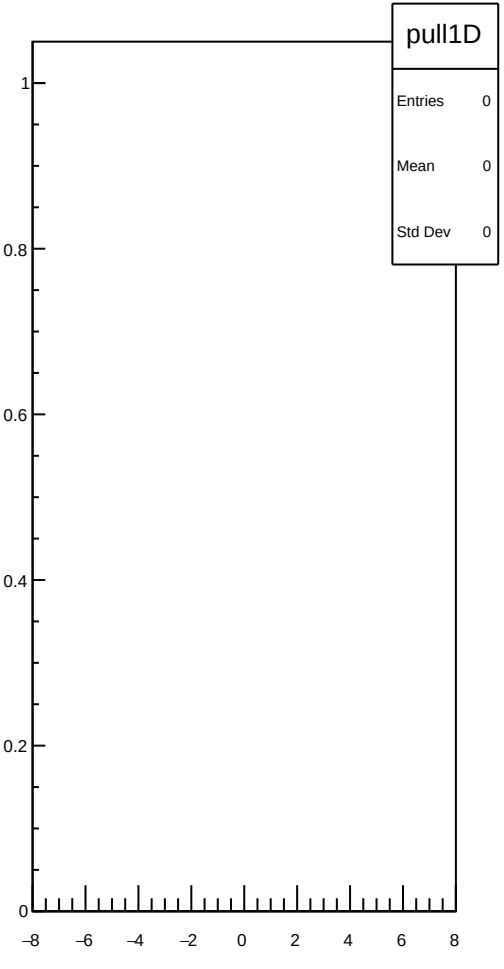
pull1D
Entries 0
Mean 0
Std Dev 0
1
0.8
0.6
0.4
0.2
0
−8
−6
−4
−2
0
2
4
6
8


pull
Entries 0
Mean 0
Std Dev 0
1
0.8
0.6
0.4
0.2
0
0
1

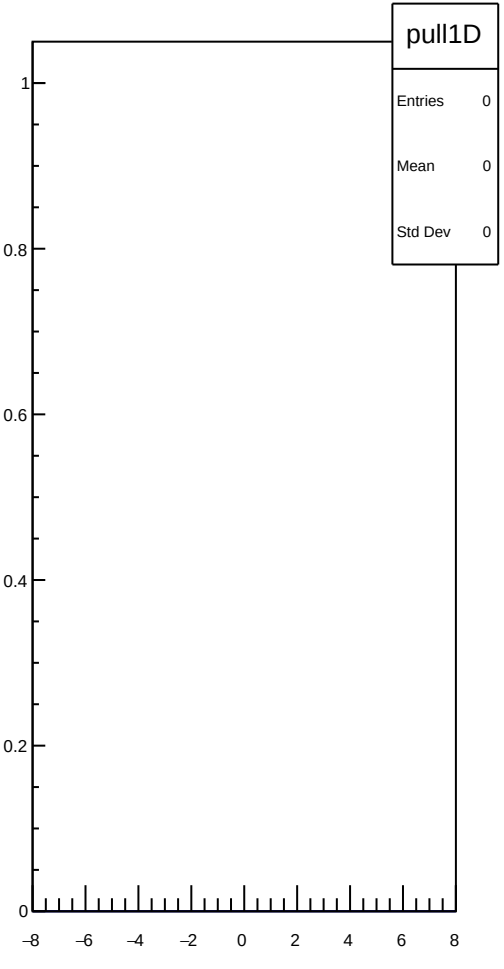
pull1D
Entries 0
Mean 0
Std Dev 0
1
0.8
0.6
0.4
0.2
0
−8
−6
−4
−2
0
2
4
6
8


pull
Entries 0
Mean 0
Std Dev 0
1
0.8
0.6
0.4
0.2
0
0
1

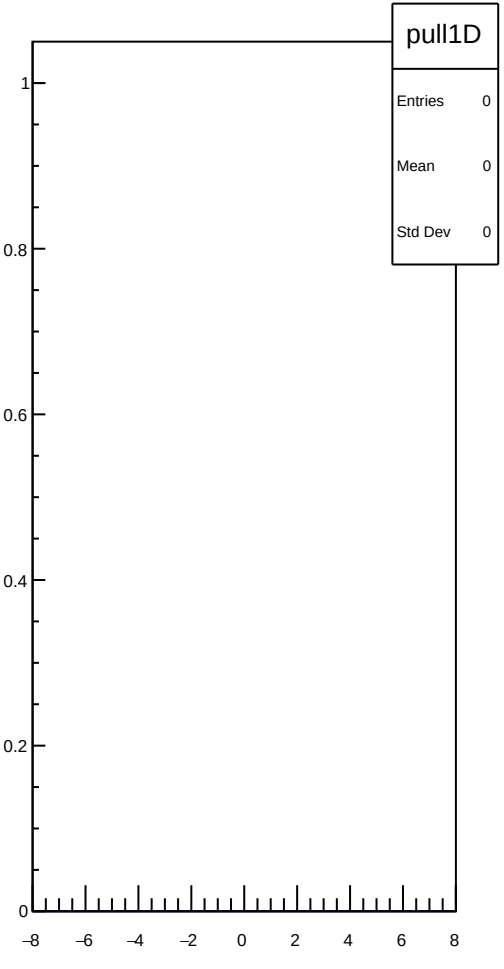
pull1D
Entries 0
Mean 0
Std Dev 0
1
0.8
0.6
0.4
0.2
0
−8
−6
−4
−2
0
2
4
6
8


pull
Entries 0
Mean 0
Std Dev 0
1
0.8
0.6
0.4
0.2
0
0
1

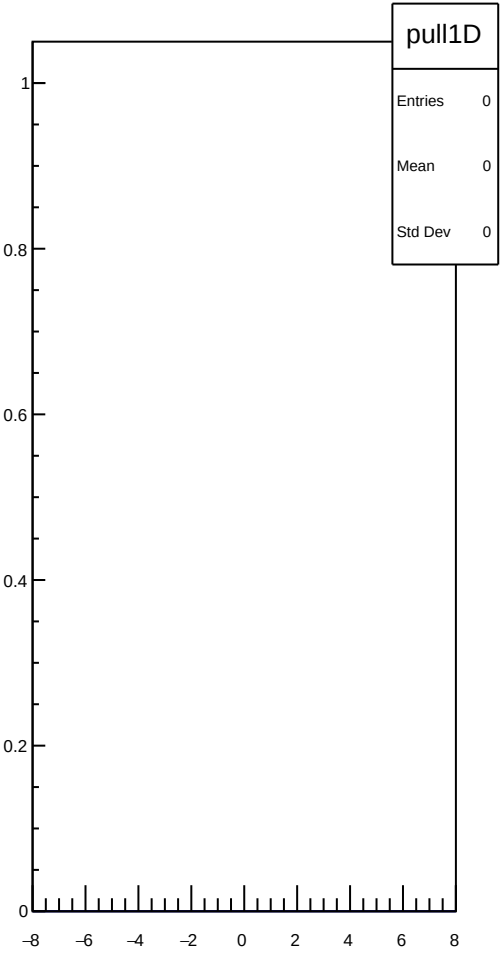
pull1D
Entries 0
Mean 0
Std Dev 0
1
0.8
0.6
0.4
0.2
0
−8
−6
−4
−2
0
2
4
6
8


pull
Entries 0
Mean 0
Std Dev 0
1
0.8
0.6
0.4
0.2
0
0
1

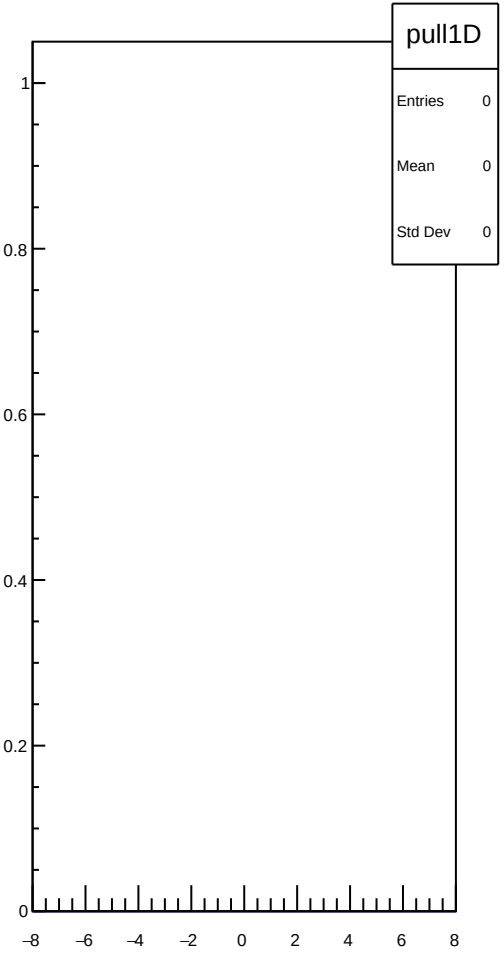
pull1D
Entries 0
Mean 0
Std Dev 0
1
0.8
0.6
0.4
0.2
0
−8
−6
−4
−2
0
2
4
6
8


pull
Entries 0
Mean 0
Std Dev 0
1
0.8
0.6
0.4
0.2
0
0
1

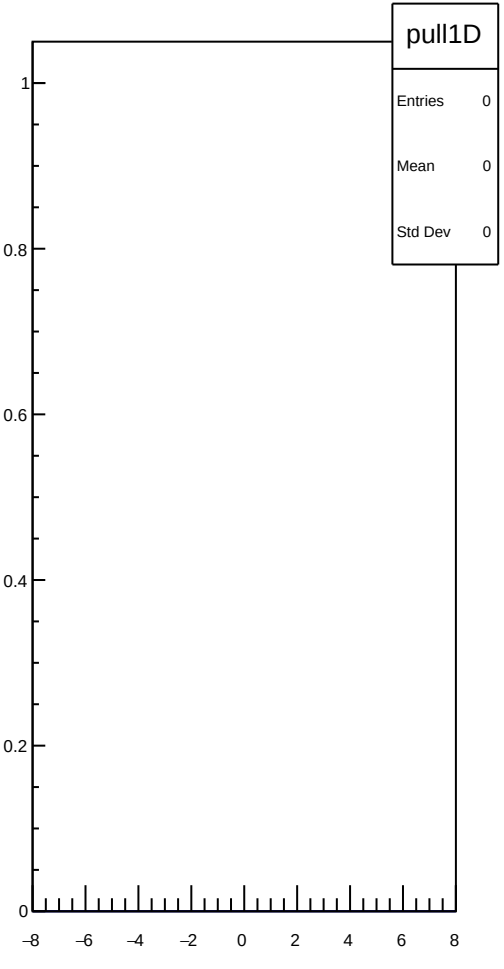
pull1D
Entries 0
Mean 0
Std Dev 0
1
0.8
0.6
0.4
0.2
0
−8
−6
−4
−2
0
2
4
6
8


pull
Entries 0
Mean 0
Std Dev 0
1
0.8
0.6
0.4
0.2
0
0
1

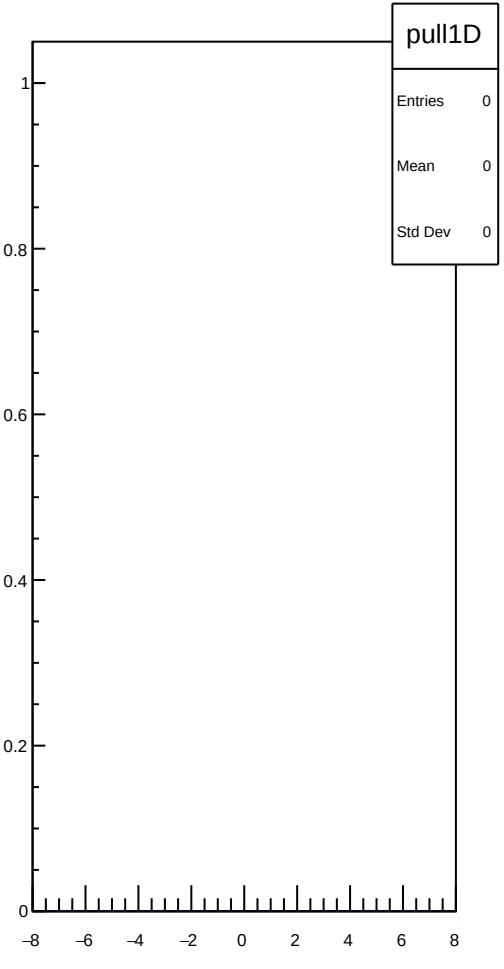
pull1D
Entries 0
Mean 0
Std Dev 0
1
0.8
0.6
0.4
0.2
0
−8
−6
−4
−2
0
2
4
6
8


pull
Entries 0
Mean 0
Std Dev 0
1
0.8
0.6
0.4
0.2
0
0
1

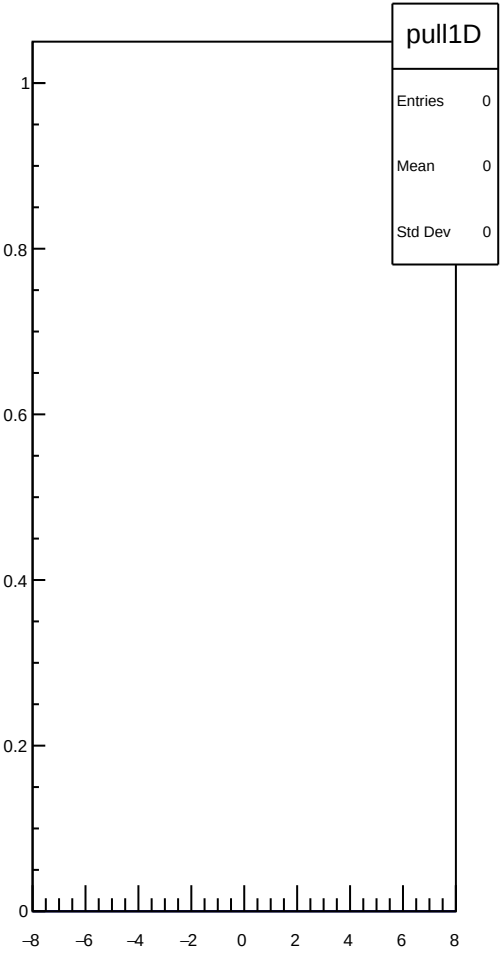
pull1D
Entries 0
Mean 0
Std Dev 0
1
0.8
0.6
0.4
0.2
0
−8
−6
−4
−2
0
2
4
6
8


pull
Entries 0
Mean 0
Std Dev 0
1
0.8
0.6
0.4
0.2
0
0
1

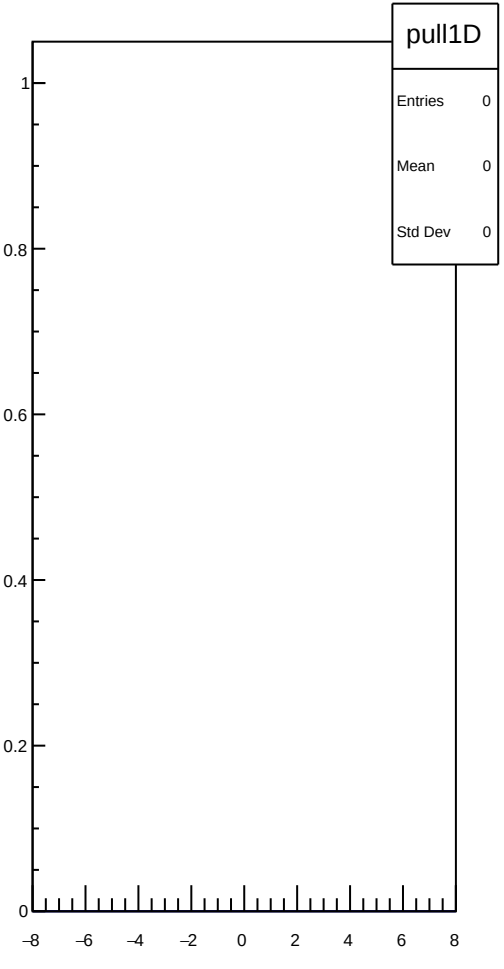
pull1D
Entries 0
Mean 0
Std Dev 0
1
0.8
0.6
0.4
0.2
0
−8
−6
−4
−2
0
2
4
6
8


pull
Entries 0
Mean 0
Std Dev 0
1
0.8
0.6
0.4
0.2
0
0
1

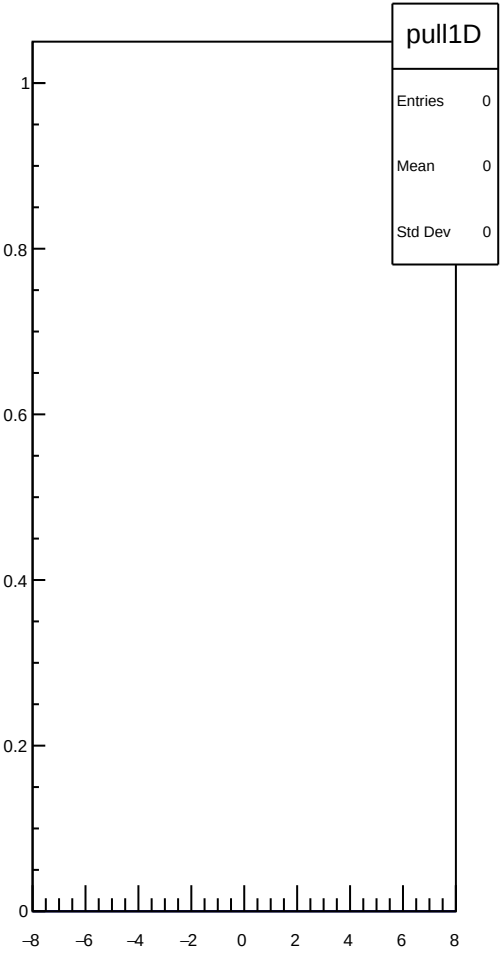
pull1D
Entries 0
Mean 0
Std Dev 0
1
0.8
0.6
0.4
0.2
0
−8
−6
−4
−2
0
2
4
6
8


pull
Entries 0
Mean 0
Std Dev 0
1
0.8
0.6
0.4
0.2
0
0
1

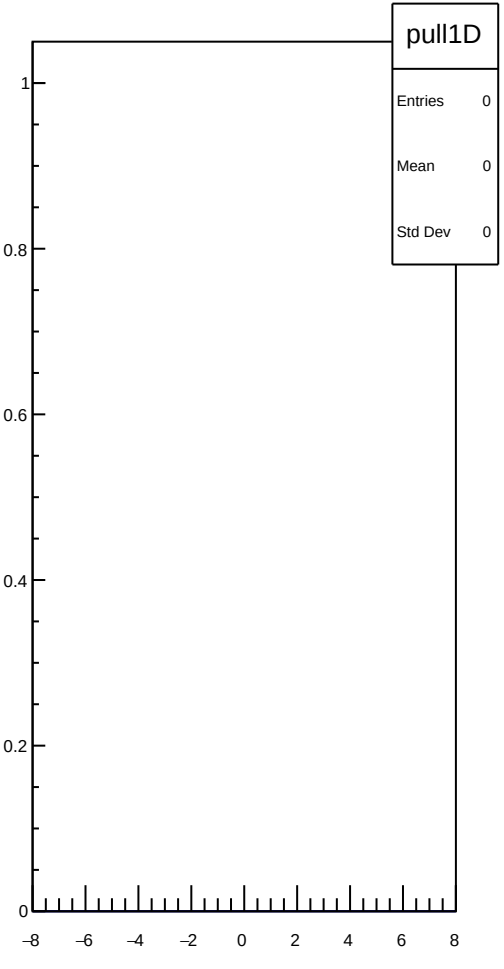
pull1D
Entries 0
Mean 0
Std Dev 0
1
0.8
0.6
0.4
0.2
0
−8
−6
−4
−2
0
2
4
6
8


pull
Entries 0
Mean 0
Std Dev 0
1
0.8
0.6
0.4
0.2
0
0
1

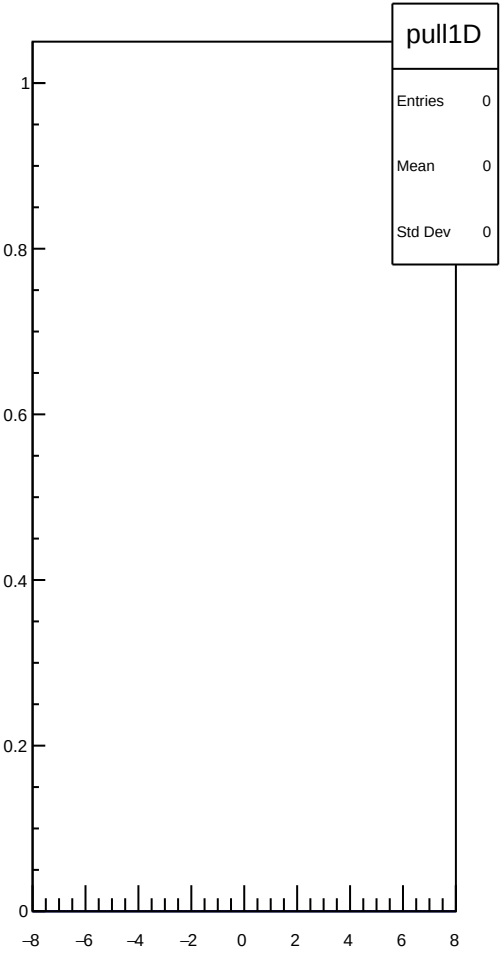
pull1D
Entries 0
Mean 0
Std Dev 0
1
0.8
0.6
0.4
0.2
0
−8
−6
−4
−2
0
2
4
6
8


pull
Entries 0
Mean 0
Std Dev 0
1
0.8
0.6
0.4
0.2
0
0
1

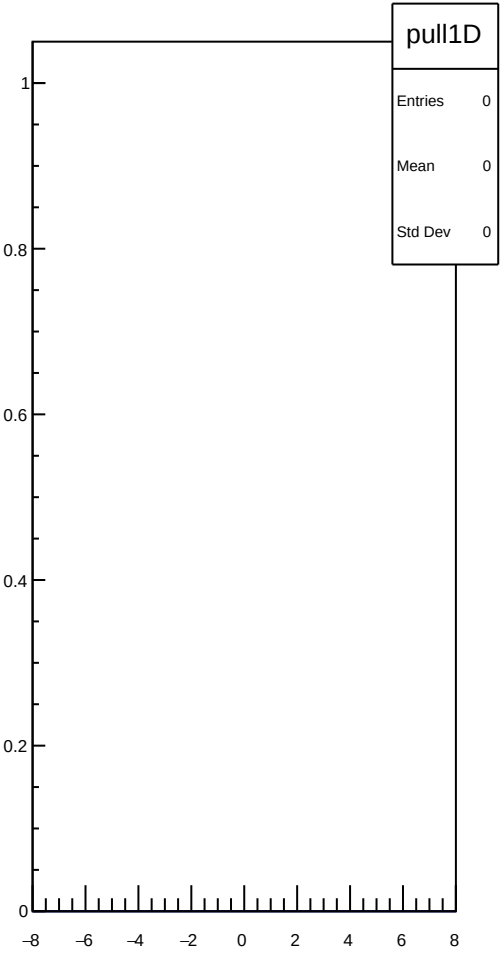
pull1D
Entries 0
Mean 0
Std Dev 0
1
0.8
0.6
0.4
0.2
0
−8
−6
−4
−2
0
2
4
6
8


pull
Entries 0
Mean 0
Std Dev 0
1
0.8
0.6
0.4
0.2
0
0
1

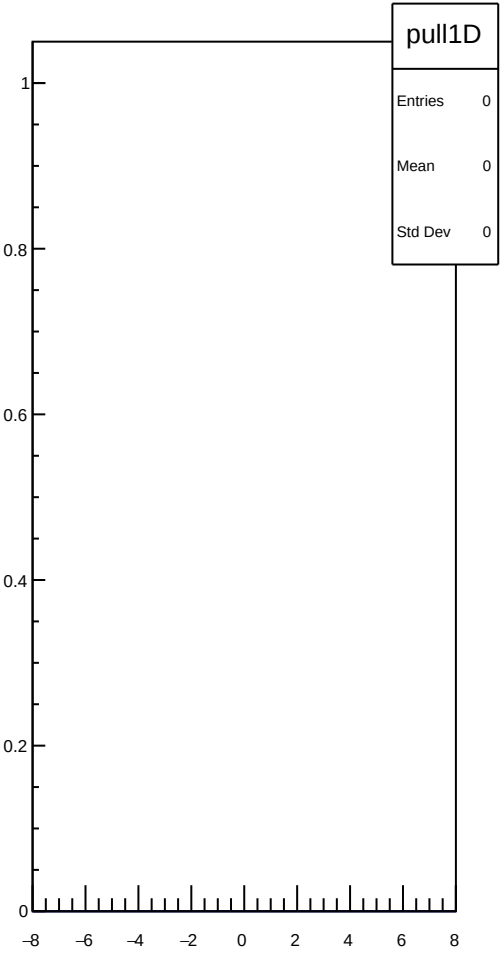
pull1D
Entries 0
Mean 0
Std Dev 0
1
0.8
0.6
0.4
0.2
0
−8
−6
−4
−2
0
2
4
6
8


pull
Entries 0
Mean 0
Std Dev 0
1
0.8
0.6
0.4
0.2
0
0
1

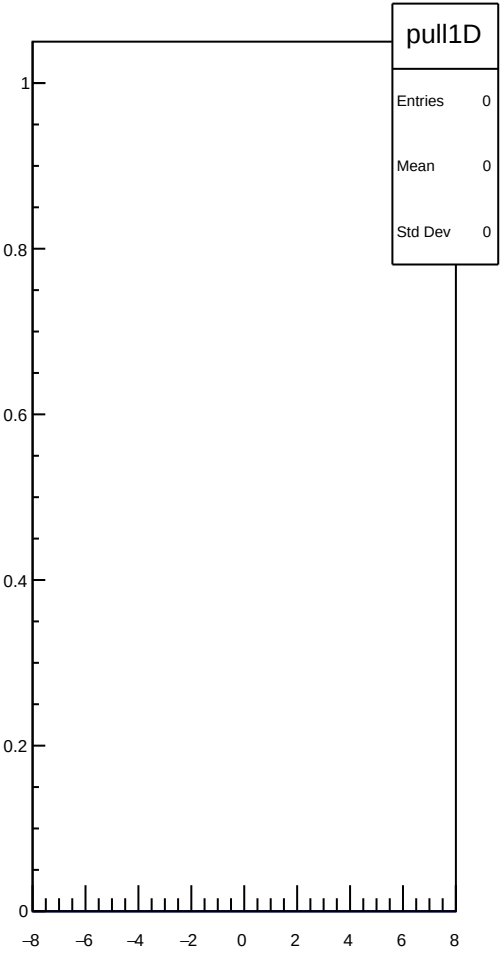
pull1D
Entries 0
Mean 0
Std Dev 0
1
0.8
0.6
0.4
0.2
0
−8
−6
−4
−2
0
2
4
6
8


pull
Entries 0
Mean 0
Std Dev 0
1
0.8
0.6
0.4
0.2
0
0
1

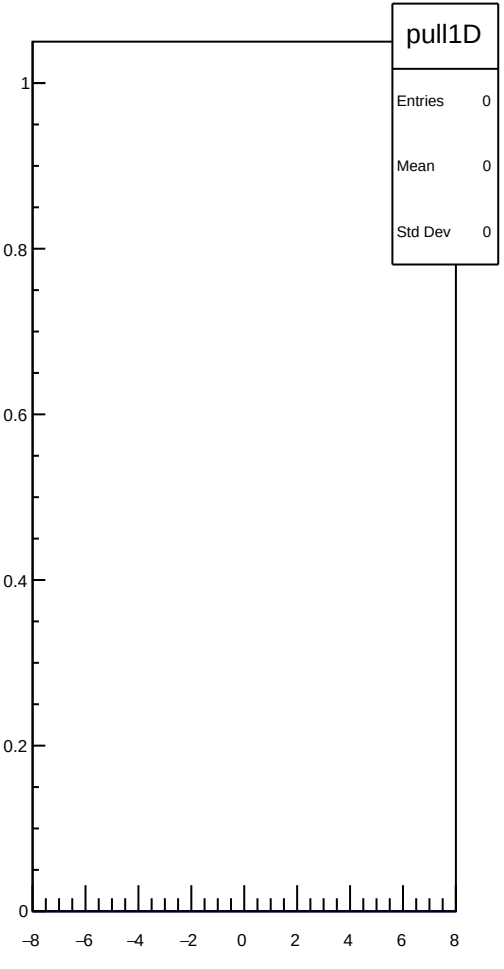
pull1D
Entries 0
Mean 0
Std Dev 0
1
0.8
0.6
0.4
0.2
0
−8
−6
−4
−2
0
2
4
6
8


pull
Entries 0
Mean 0
Std Dev 0
1
0.8
0.6
0.4
0.2
0
0
1

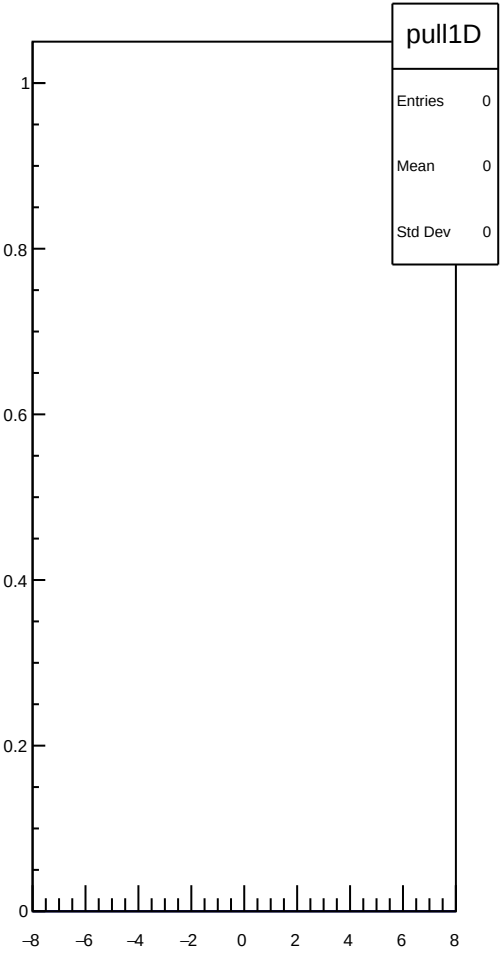
pull1D
Entries 0
Mean 0
Std Dev 0
1
0.8
0.6
0.4
0.2
0
−8
−6
−4
−2
0
2
4
6
8


pull
Entries 0
Mean 0
Std Dev 0
1
0.8
0.6
0.4
0.2
0
0
1

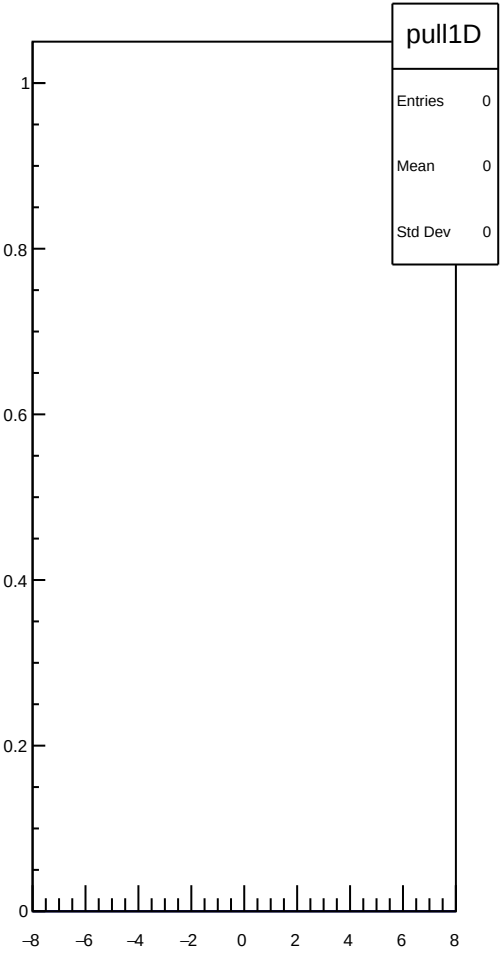
pull1D
Entries 0
Mean 0
Std Dev 0
1
0.8
0.6
0.4
0.2
0
−8
−6
−4
−2
0
2
4
6
8


pull
Entries 0
Mean 0
Std Dev 0
1
0.8
0.6
0.4
0.2
0
0
1

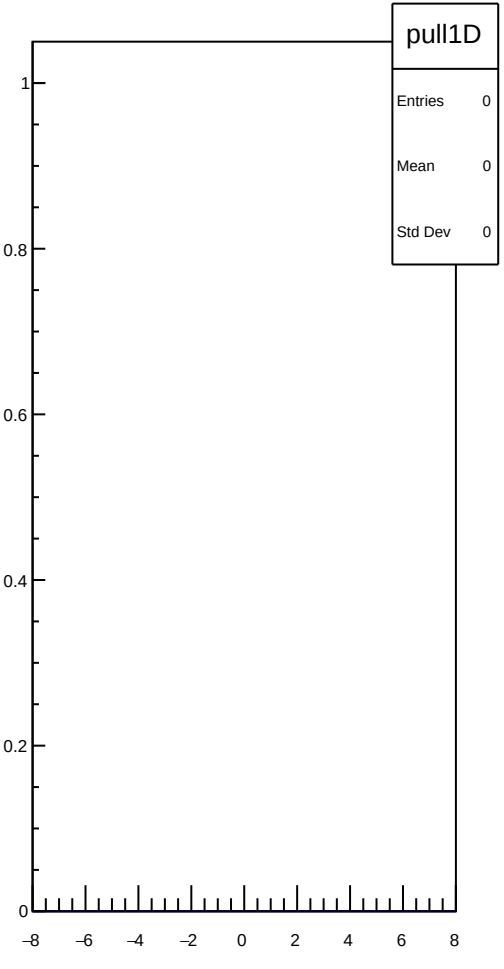
pull1D
Entries 0
Mean 0
Std Dev 0
1
0.8
0.6
0.4
0.2
0
−8
−6
−4
−2
0
2
4
6
8


pull
Entries 0
Mean 0
Std Dev 0
1
0.8
0.6
0.4
0.2
0
0
1

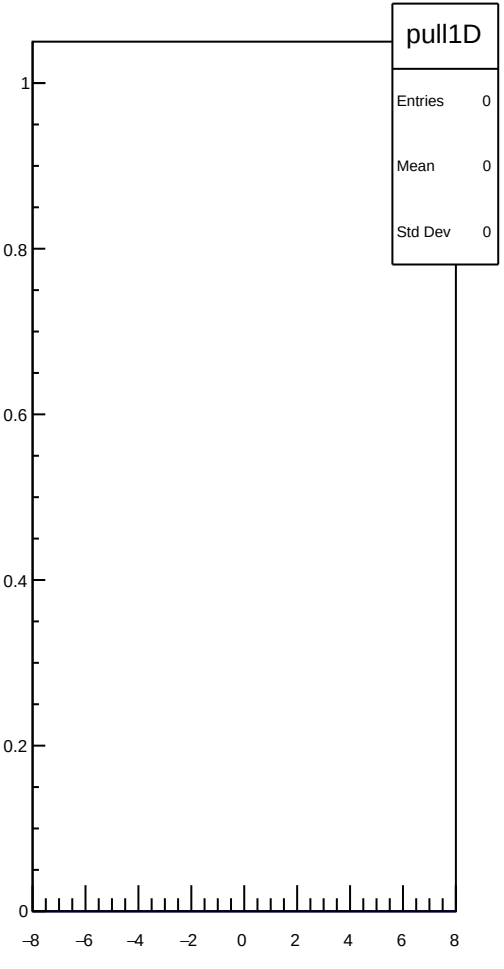
pull1D
Entries 0
Mean 0
Std Dev 0
1
0.8
0.6
0.4
0.2
0
−8
−6
−4
−2
0
2
4
6
8


pull
Entries 0
Mean 0
Std Dev 0
1
0.8
0.6
0.4
0.2
0
0
1

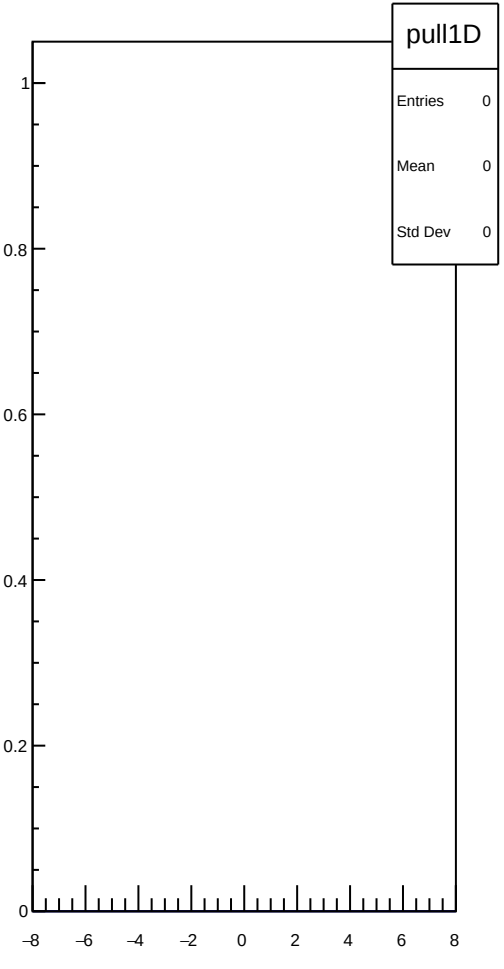
pull1D
Entries 0
Mean 0
Std Dev 0
1
0.8
0.6
0.4
0.2
0
−8
−6
−4
−2
0
2
4
6
8


pull
Entries 0
Mean 0
Std Dev 0
1
0.8
0.6
0.4
0.2
0
0
1

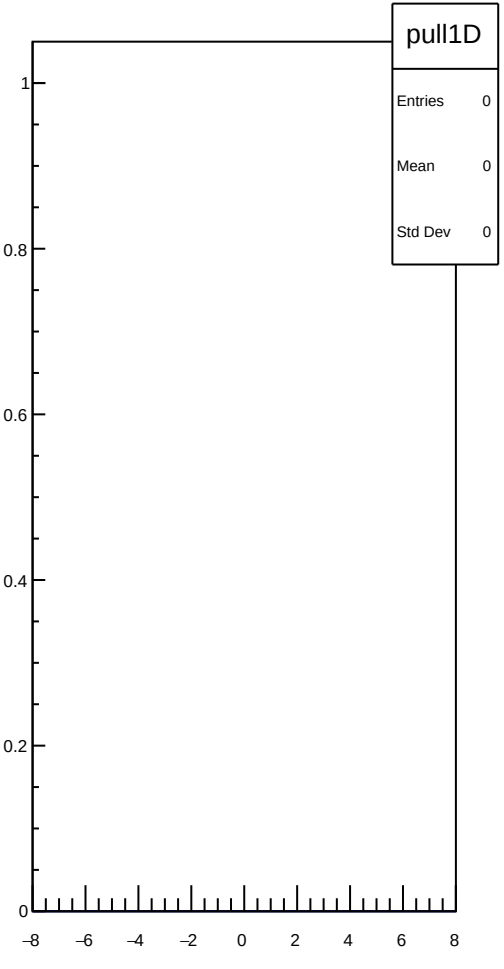
pull1D
Entries 0
Mean 0
Std Dev 0
1
0.8
0.6
0.4
0.2
0
−8
−6
−4
−2
0
2
4
6
8


pull
Entries 0
Mean 0
Std Dev 0
1
0.8
0.6
0.4
0.2
0
0
1

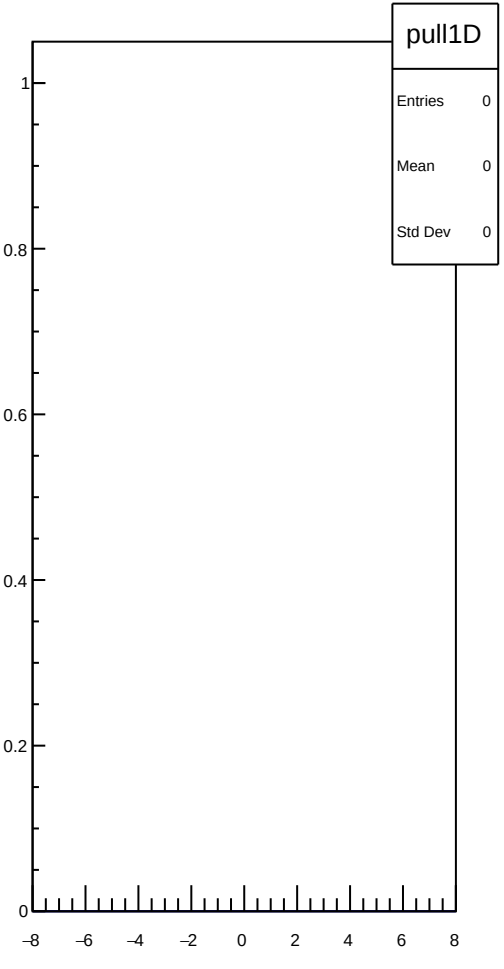
pull1D
Entries 0
Mean 0
Std Dev 0
1
0.8
0.6
0.4
0.2
0
−8
−6
−4
−2
0
2
4
6
8


pull
Entries 0
Mean 0
Std Dev 0
1
0.8
0.6
0.4
0.2
0
0
1

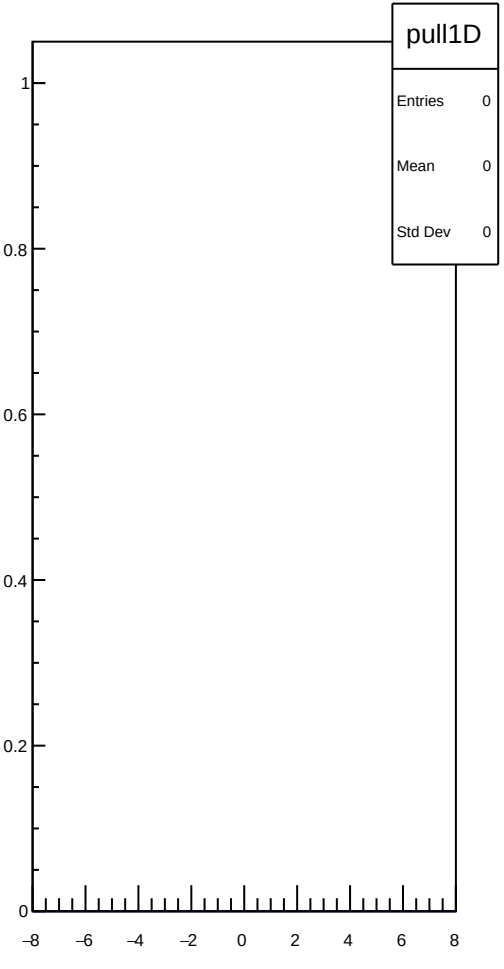
pull1D
Entries 0
Mean 0
Std Dev 0
1
0.8
0.6
0.4
0.2
0
−8
−6
−4
−2
0
2
4
6
8


pull
Entries 0
Mean 0
Std Dev 0
1
0.8
0.6
0.4
0.2
0
0
1

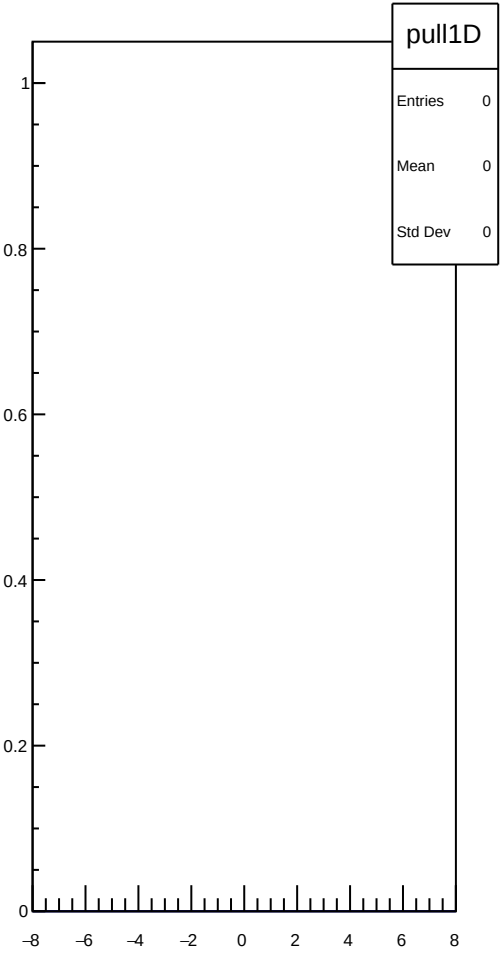
pull1D
Entries 0
Mean 0
Std Dev 0
1
0.8
0.6
0.4
0.2
0
−8
−6
−4
−2
0
2
4
6
8


pull
Entries 0
Mean 0
Std Dev 0
1
0.8
0.6
0.4
0.2
0
0
1

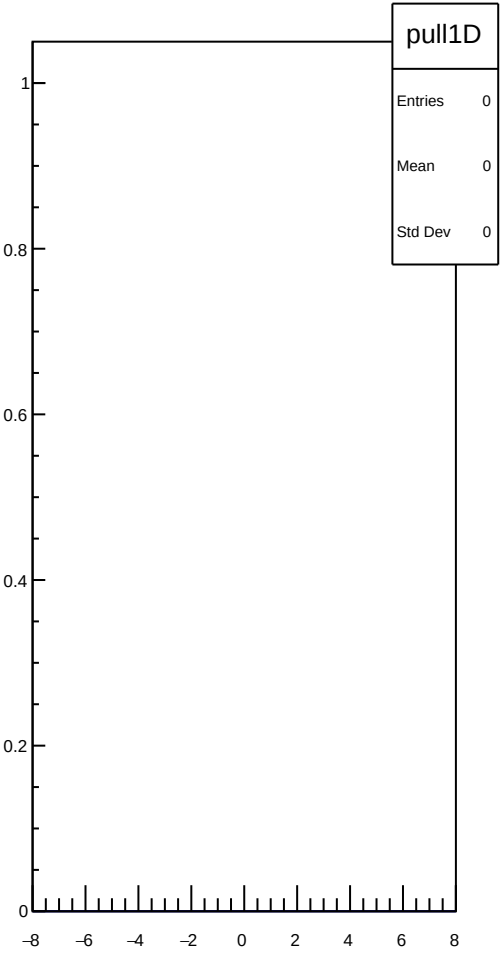
pull1D
Entries 0
Mean 0
Std Dev 0
1
0.8
0.6
0.4
0.2
0
−8
−6
−4
−2
0
2
4
6
8


pull
Entries 0
Mean 0
Std Dev 0
1
0.8
0.6
0.4
0.2
0
0
1

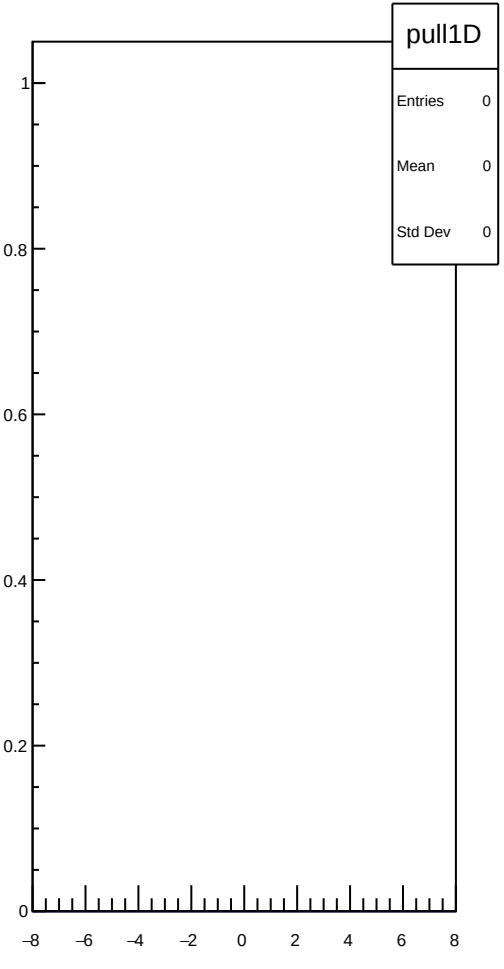
pull1D
Entries 0
Mean 0
Std Dev 0
1
0.8
0.6
0.4
0.2
0
−8
−6
−4
−2
0
2
4
6
8


pull
Entries 0
Mean 0
Std Dev 0
1
0.8
0.6
0.4
0.2
0
0
1

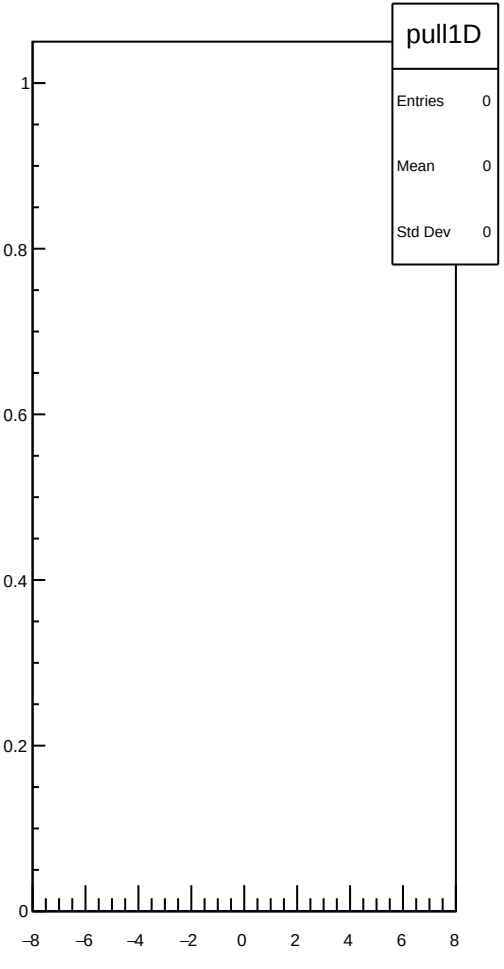
pull1D
Entries 0
Mean 0
Std Dev 0
1
0.8
0.6
0.4
0.2
0
−8
−6
−4
−2
0
2
4
6
8


pull
Entries 0
Mean 0
Std Dev 0
1
0.8
0.6
0.4
0.2
0
0
1

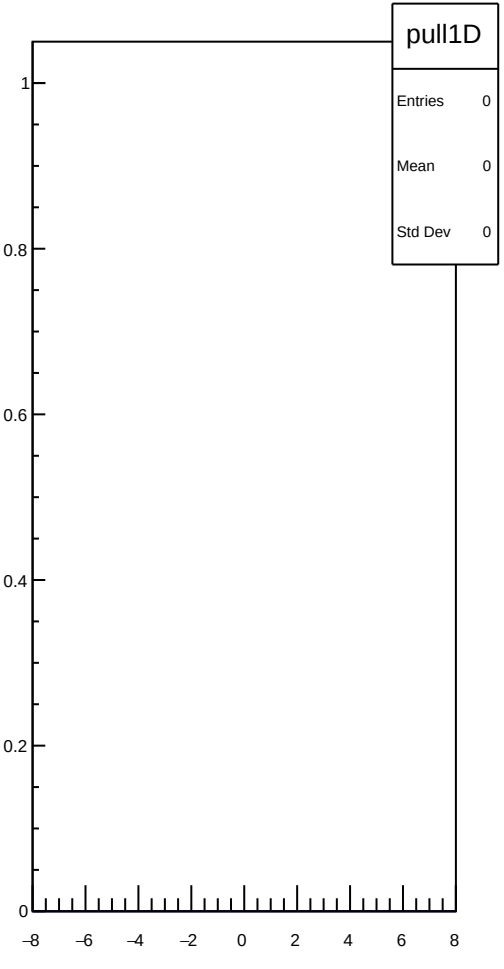
pull1D
Entries 0
Mean 0
Std Dev 0
1
0.8
0.6
0.4
0.2
0
−8
−6
−4
−2
0
2
4
6
8


pull
Entries 0
Mean 0
Std Dev 0
1
0.8
0.6
0.4
0.2
0
0
1

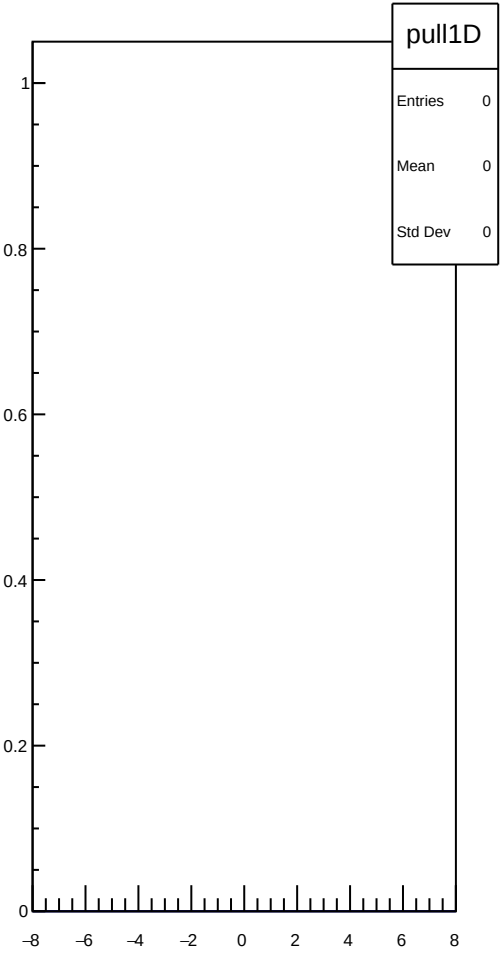
pull1D
Entries 0
Mean 0
Std Dev 0
1
0.8
0.6
0.4
0.2
0
−8
−6
−4
−2
0
2
4
6
8


pull
Entries 0
Mean 0
Std Dev 0
1
0.8
0.6
0.4
0.2
0
0
1

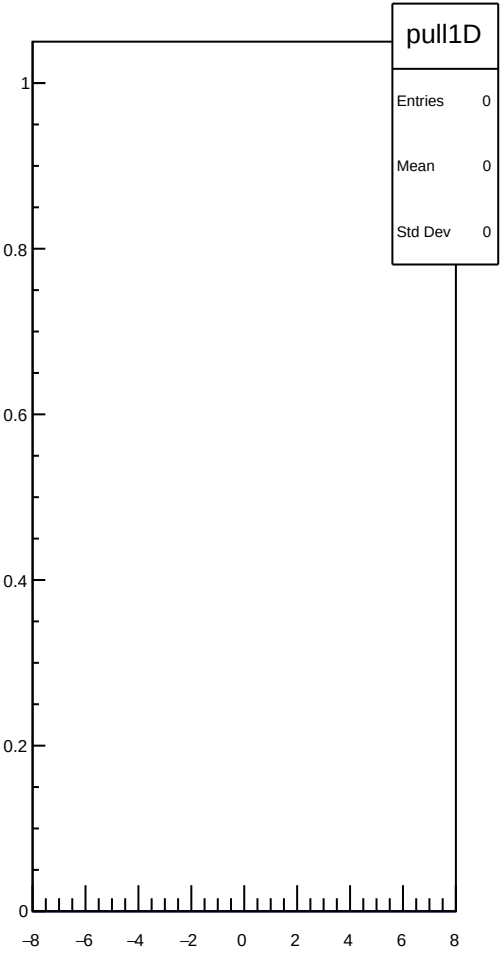
pull1D
Entries 0
Mean 0
Std Dev 0
1
0.8
0.6
0.4
0.2
0
−8
−6
−4
−2
0
2
4
6
8


pull
Entries 0
Mean 0
Std Dev 0
1
0.8
0.6
0.4
0.2
0
0
1

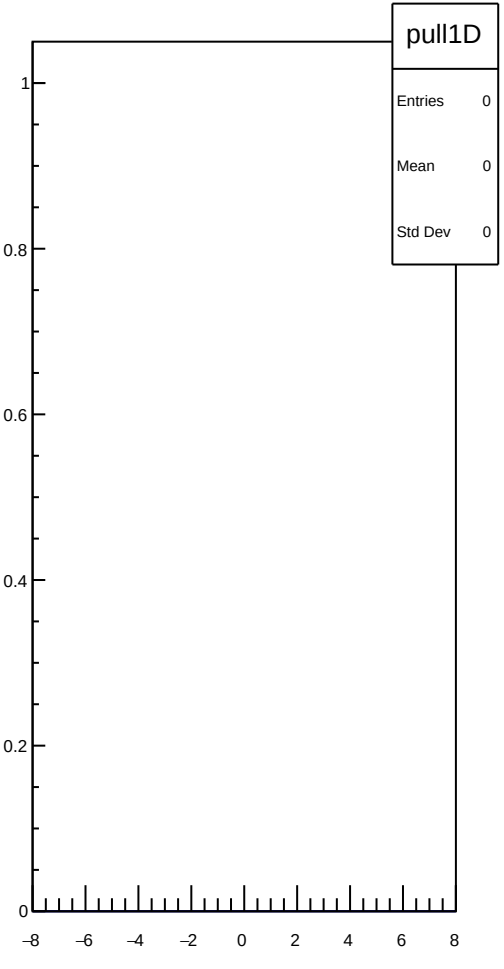
pull1D
Entries 0
Mean 0
Std Dev 0
1
0.8
0.6
0.4
0.2
0
−8
−6
−4
−2
0
2
4
6
8


pull
Entries 0
Mean 0
Std Dev 0
1
0.8
0.6
0.4
0.2
0
0
1

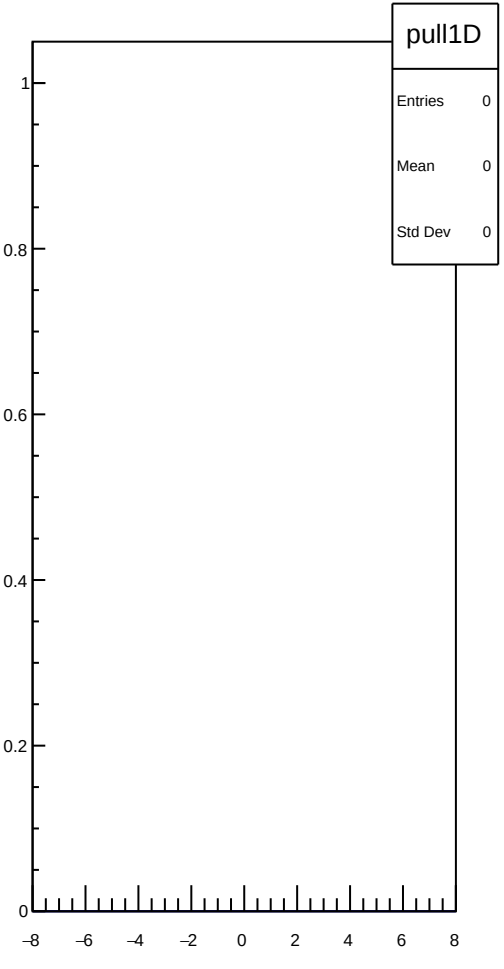
pull1D
Entries 0
Mean 0
Std Dev 0
1
0.8
0.6
0.4
0.2
0
−8
−6
−4
−2
0
2
4
6
8


pull
Entries 0
Mean 0
Std Dev 0
1
0.8
0.6
0.4
0.2
0
0
1

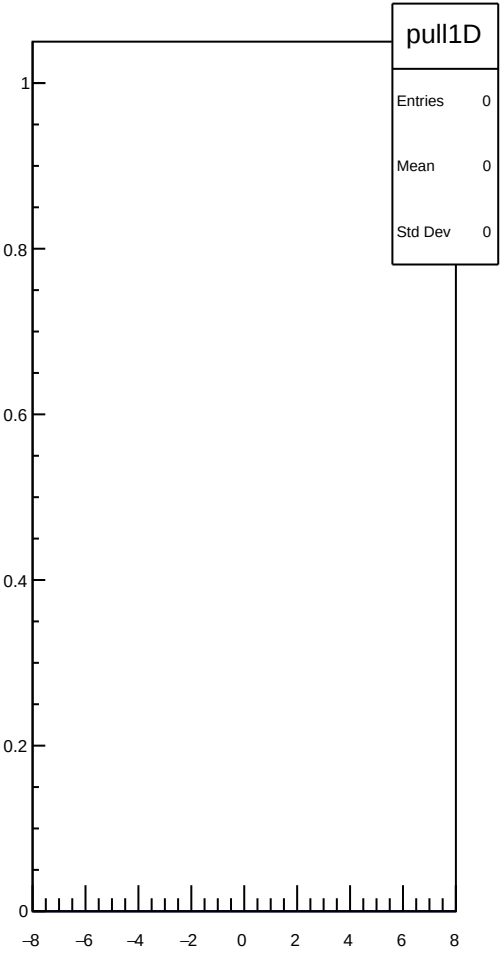
pull1D
Entries 0
Mean 0
Std Dev 0
1
0.8
0.6
0.4
0.2
0
−8
−6
−4
−2
0
2
4
6
8


pull
Entries 0
Mean 0
Std Dev 0
1
0.8
0.6
0.4
0.2
0
0
1

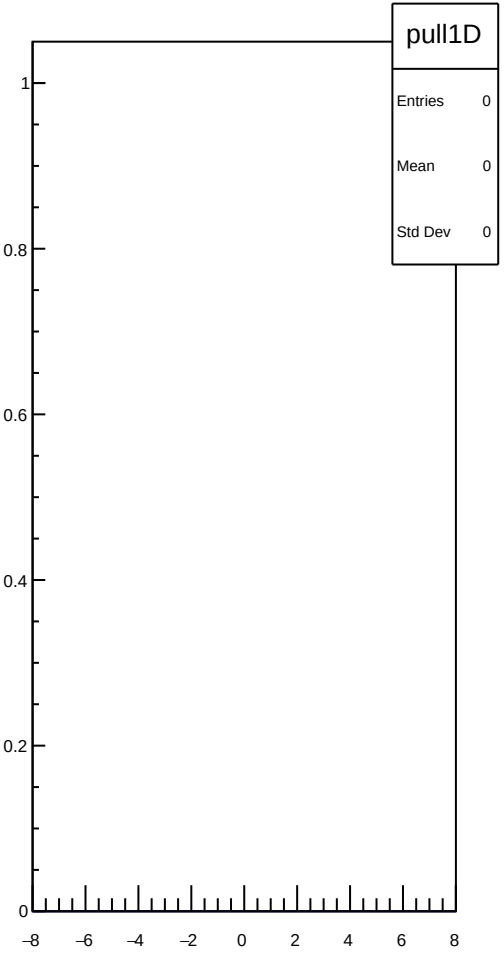
pull1D
Entries 0
Mean 0
Std Dev 0
1
0.8
0.6
0.4
0.2
0
−8
−6
−4
−2
0
2
4
6
8


pull
Entries 0
Mean 0
Std Dev 0
1
0.8
0.6
0.4
0.2
0
0
1

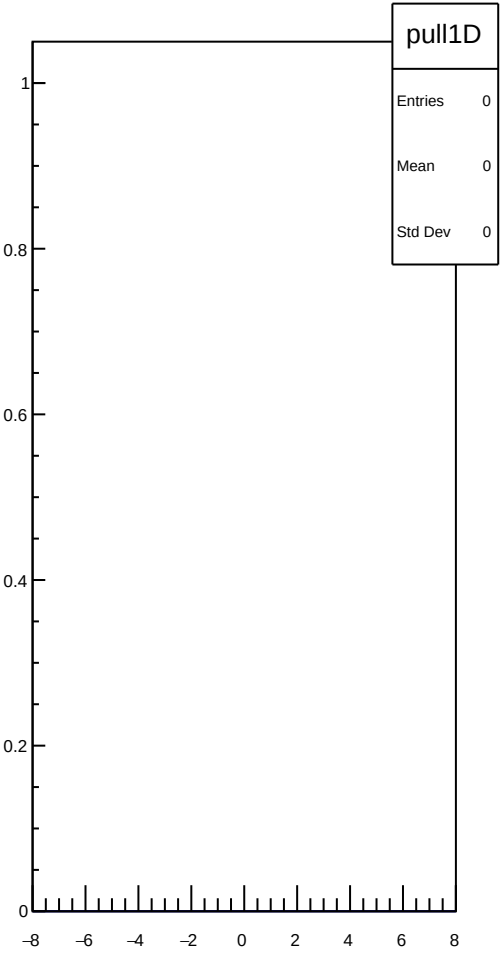
pull1D
Entries 0
Mean 0
Std Dev 0
1
0.8
0.6
0.4
0.2
0
−8
−6
−4
−2
0
2
4
6
8


pull
Entries 0
Mean 0
Std Dev 0
1
0.8
0.6
0.4
0.2
0
0
1

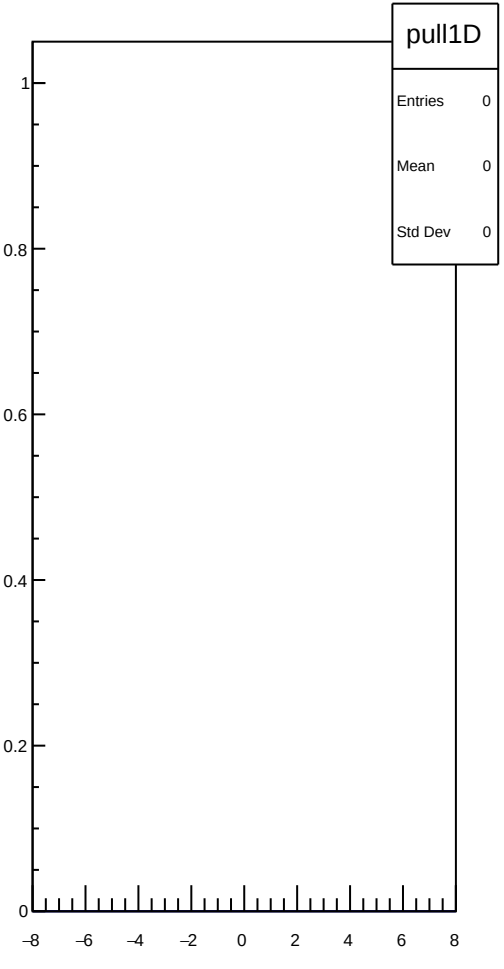
pull1D
Entries 0
Mean 0
Std Dev 0
1
0.8
0.6
0.4
0.2
0
−8
−6
−4
−2
0
2
4
6
8


pull
Entries 0
Mean 0
Std Dev 0
1
0.8
0.6
0.4
0.2
0
0
1

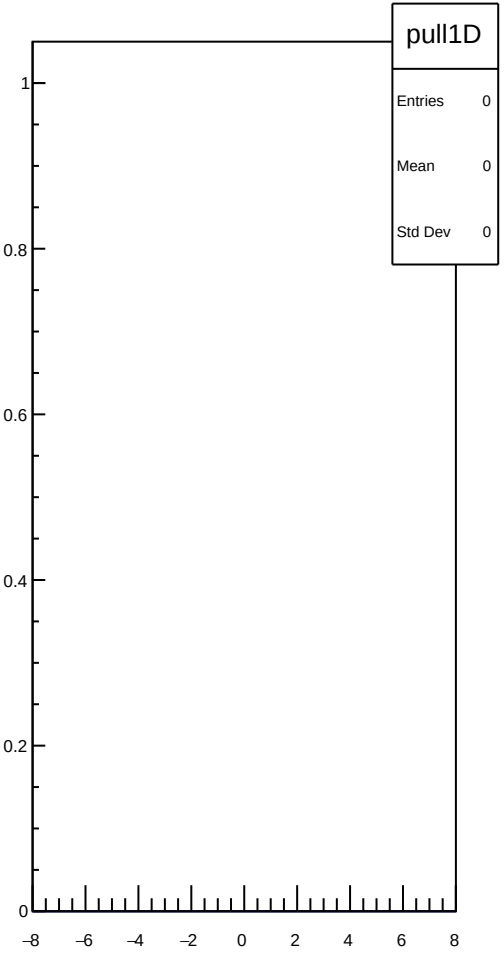
pull1D
Entries 0
Mean 0
Std Dev 0
1
0.8
0.6
0.4
0.2
0
−8
−6
−4
−2
0
2
4
6
8


pull
Entries 0
Mean 0
Std Dev 0
1
0.8
0.6
0.4
0.2
0
0
1

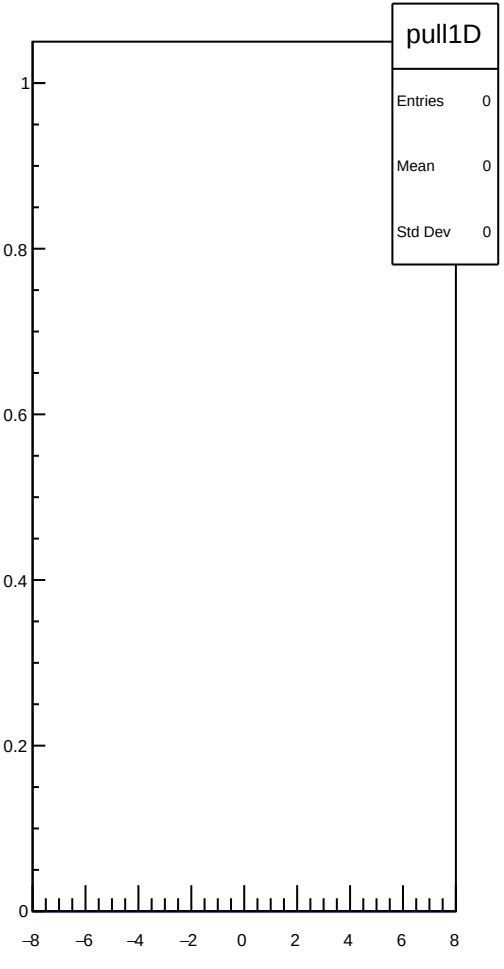
pull1D
Entries 0
Mean 0
Std Dev 0
1
0.8
0.6
0.4
0.2
0
−8
−6
−4
−2
0
2
4
6
8


pull
Entries 0
Mean 0
Std Dev 0
1
0.8
0.6
0.4
0.2
0
0
1

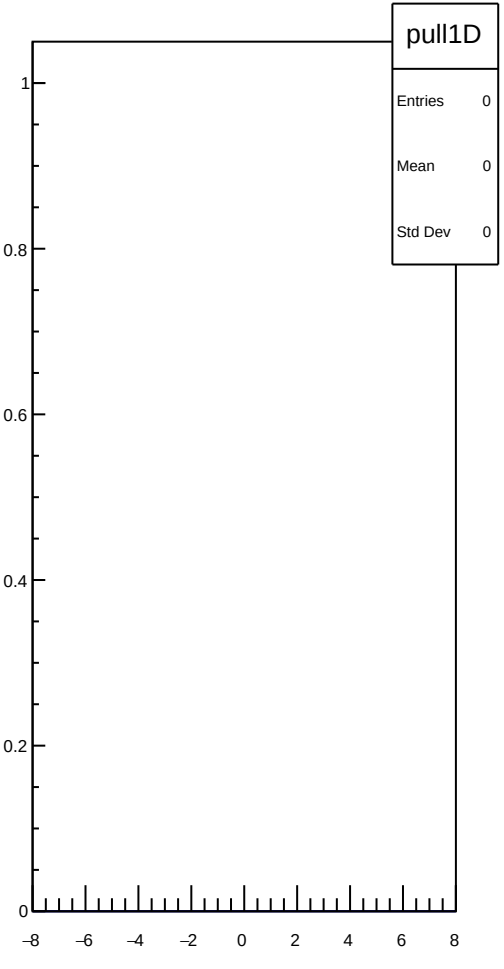
pull1D
Entries 0
Mean 0
Std Dev 0
1
0.8
0.6
0.4
0.2
0
−8
−6
−4
−2
0
2
4
6
8


pull
Entries 0
Mean 0
Std Dev 0
1
0.8
0.6
0.4
0.2
0
0
1

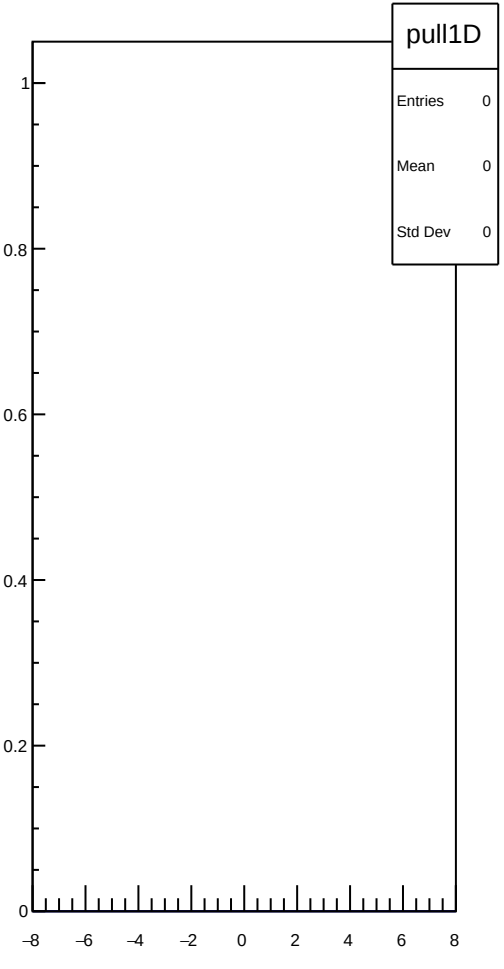
pull1D
Entries 0
Mean 0
Std Dev 0
1
0.8
0.6
0.4
0.2
0
−8
−6
−4
−2
0
2
4
6
8


pull
Entries 0
Mean 0
Std Dev 0
1
0.8
0.6
0.4
0.2
0
0
1

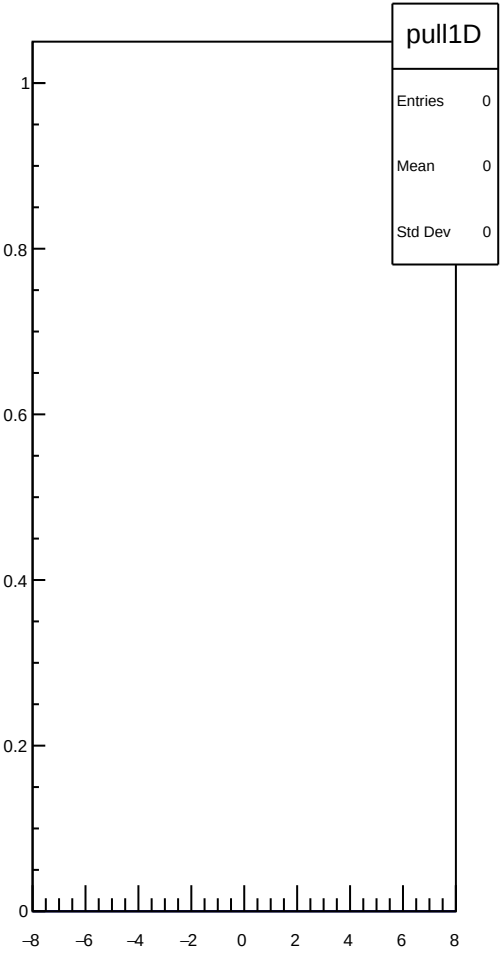
pull1D
Entries 0
Mean 0
Std Dev 0
1
0.8
0.6
0.4
0.2
0
−8
−6
−4
−2
0
2
4
6
8


pull
Entries 0
Mean 0
Std Dev 0
1
0.8
0.6
0.4
0.2
0
0
1

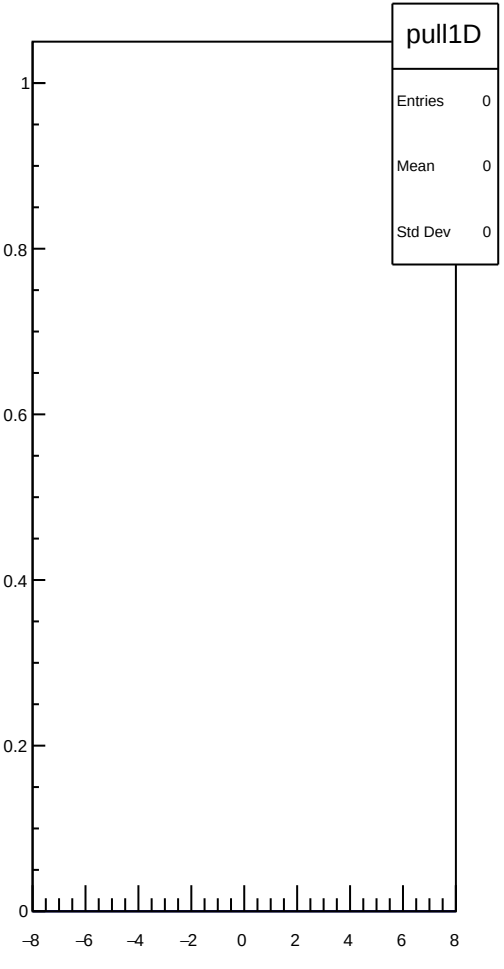
pull1D
Entries 0
Mean 0
Std Dev 0
1
0.8
0.6
0.4
0.2
0
−8
−6
−4
−2
0
2
4
6
8


pull
Entries 0
Mean 0
Std Dev 0
1
0.8
0.6
0.4
0.2
0
0
1

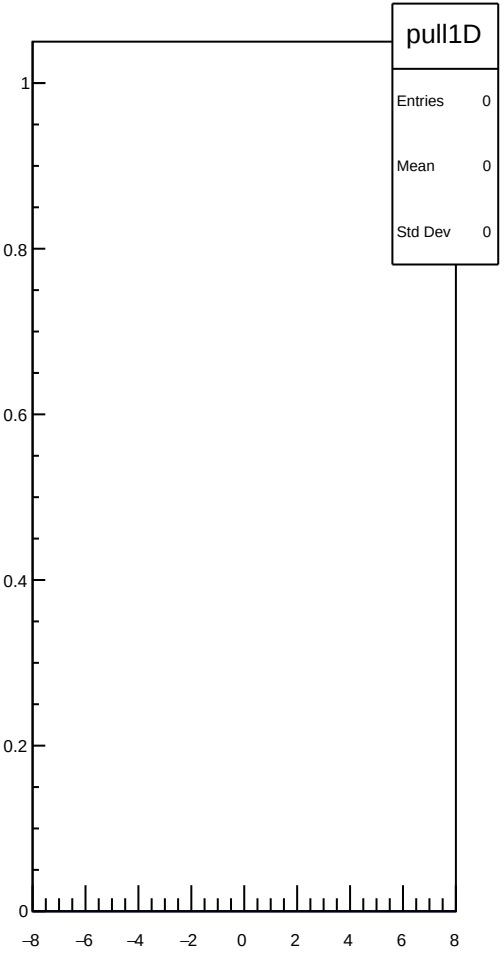
pull1D
Entries 0
Mean 0
Std Dev 0
1
0.8
0.6
0.4
0.2
0
−8
−6
−4
−2
0
2
4
6
8


pull
Entries 0
Mean 0
Std Dev 0
1
0.8
0.6
0.4
0.2
0
0
1

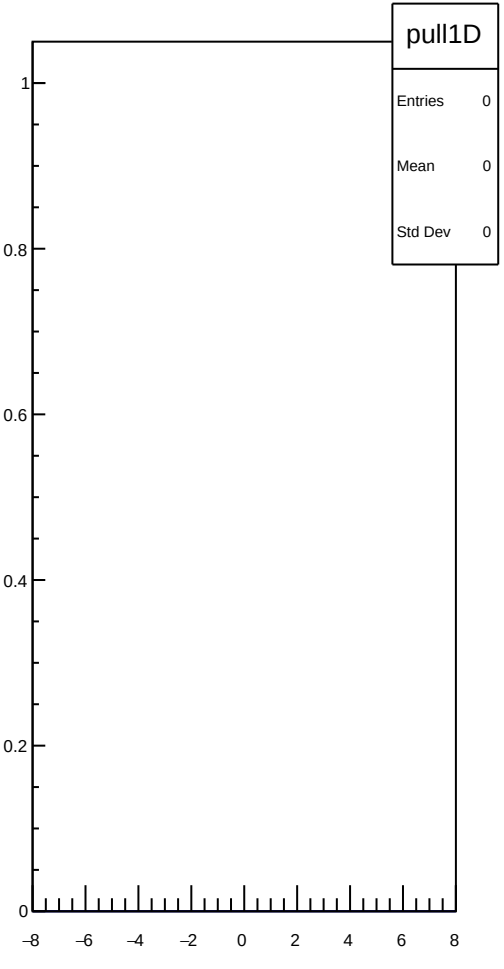
pull1D
Entries 0
Mean 0
Std Dev 0
1
0.8
0.6
0.4
0.2
0
−8
−6
−4
−2
0
2
4
6
8


pull
Entries 0
Mean 0
Std Dev 0
1
0.8
0.6
0.4
0.2
0
0
1

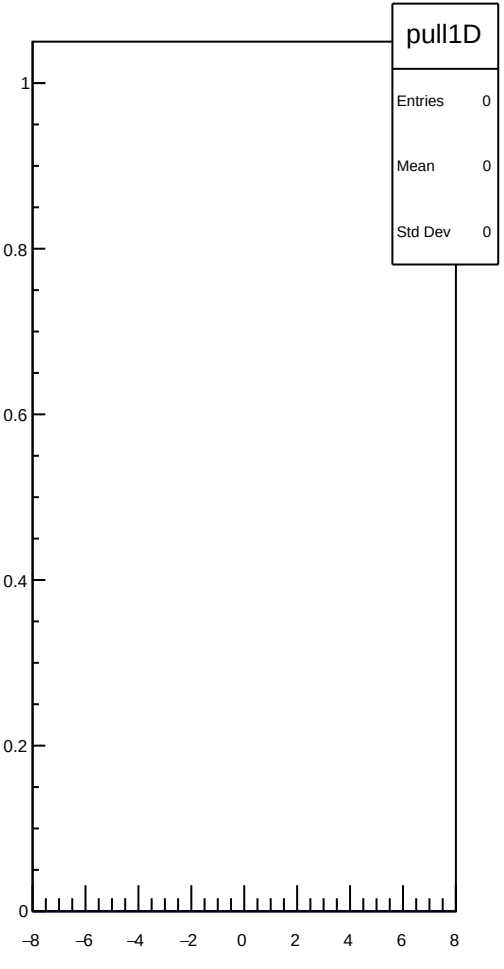
pull1D
Entries 0
Mean 0
Std Dev 0
1
0.8
0.6
0.4
0.2
0
−8
−6
−4
−2
0
2
4
6
8


pull
Entries 0
Mean 0
Std Dev 0
1
0.8
0.6
0.4
0.2
0
0
1

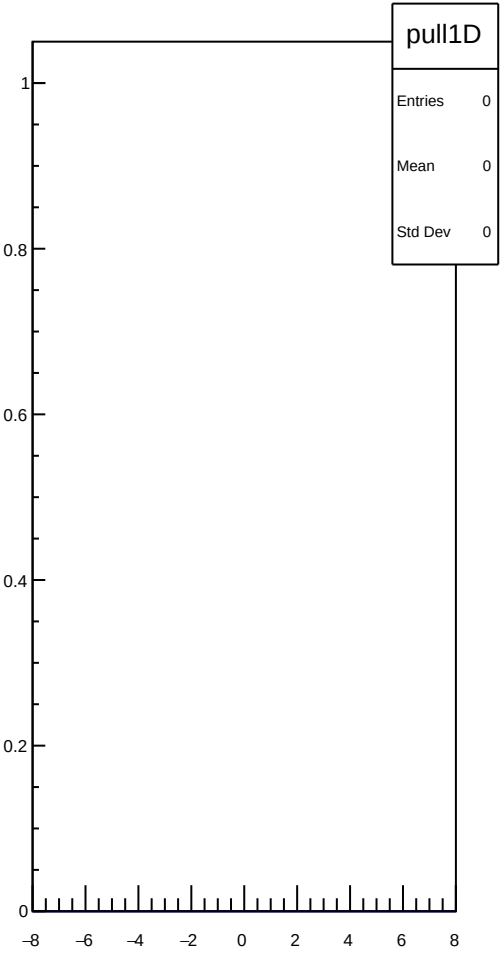
pull1D
Entries 0
Mean 0
Std Dev 0
1
0.8
0.6
0.4
0.2
0
−8
−6
−4
−2
0
2
4
6
8


pull
Entries 0
Mean 0
Std Dev 0
1
0.8
0.6
0.4
0.2
0
0
1

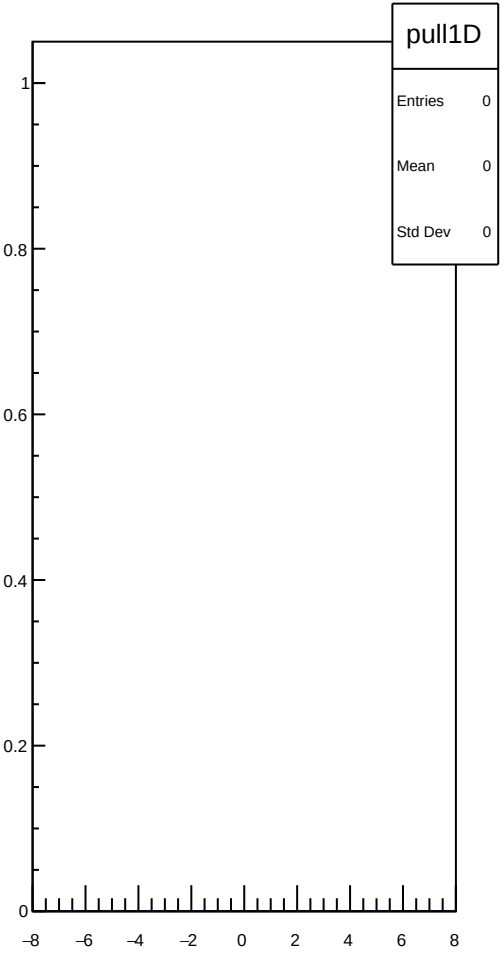
pull1D
Entries 0
Mean 0
Std Dev 0
1
0.8
0.6
0.4
0.2
0
−8
−6
−4
−2
0
2
4
6
8


pull
Entries 0
Mean 0
Std Dev 0
1
0.8
0.6
0.4
0.2
0
0
1

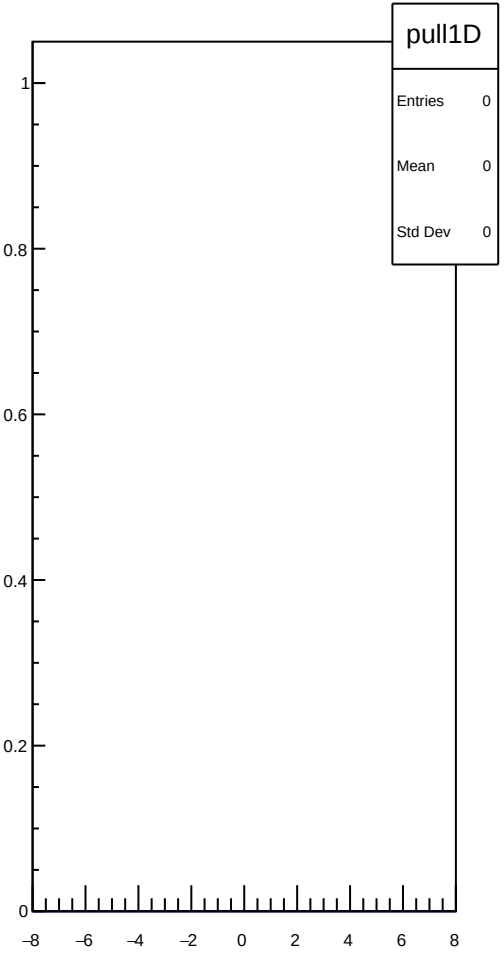
pull1D
Entries 0
Mean 0
Std Dev 0
1
0.8
0.6
0.4
0.2
0
−8
−6
−4
−2
0
2
4
6
8


pull
Entries 0
Mean 0
Std Dev 0
1
0.8
0.6
0.4
0.2
0
0
1

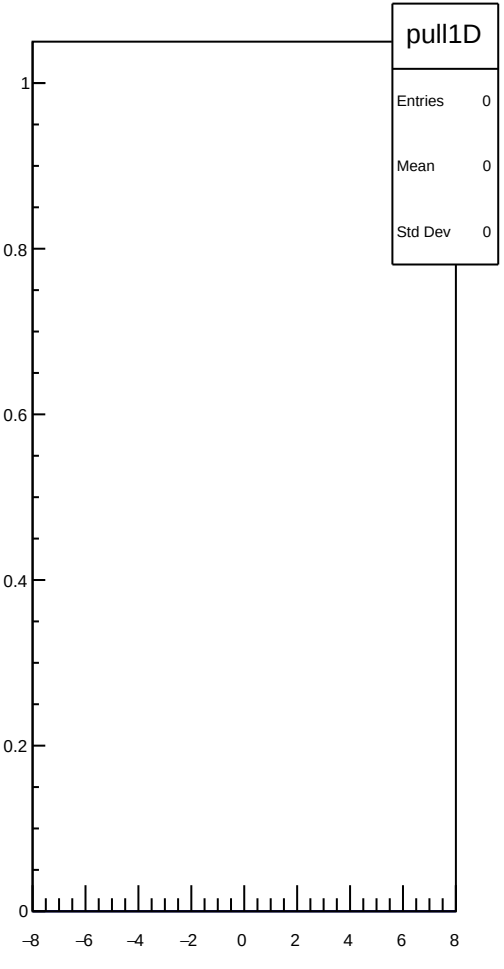
pull1D
Entries 0
Mean 0
Std Dev 0
1
0.8
0.6
0.4
0.2
0
−8
−6
−4
−2
0
2
4
6
8


pull
Entries 0
Mean 0
Std Dev 0
1
0.8
0.6
0.4
0.2
0
0
1

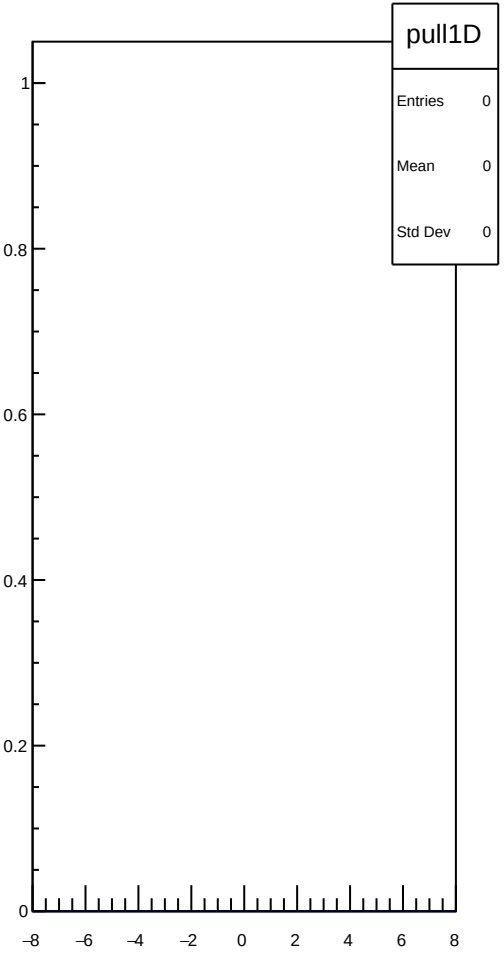
pull1D
Entries 0
Mean 0
Std Dev 0
1
0.8
0.6
0.4
0.2
0
−8
−6
−4
−2
0
2
4
6
8


pull
Entries 0
Mean 0
Std Dev 0
1
0.8
0.6
0.4
0.2
0
0
1

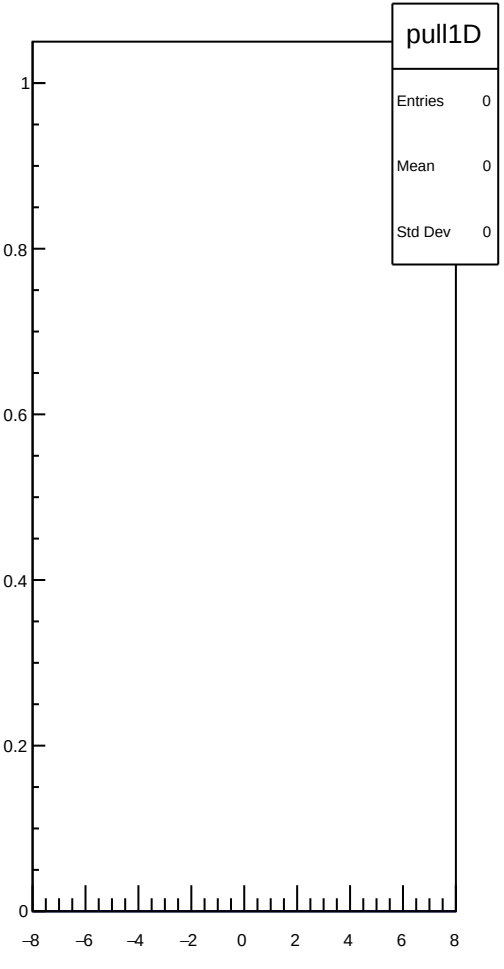
pull1D
Entries 0
Mean 0
Std Dev 0
1
0.8
0.6
0.4
0.2
0
−8
−6
−4
−2
0
2
4
6
8


pull
Entries 0
Mean 0
Std Dev 0
1
0.8
0.6
0.4
0.2
0
0
1

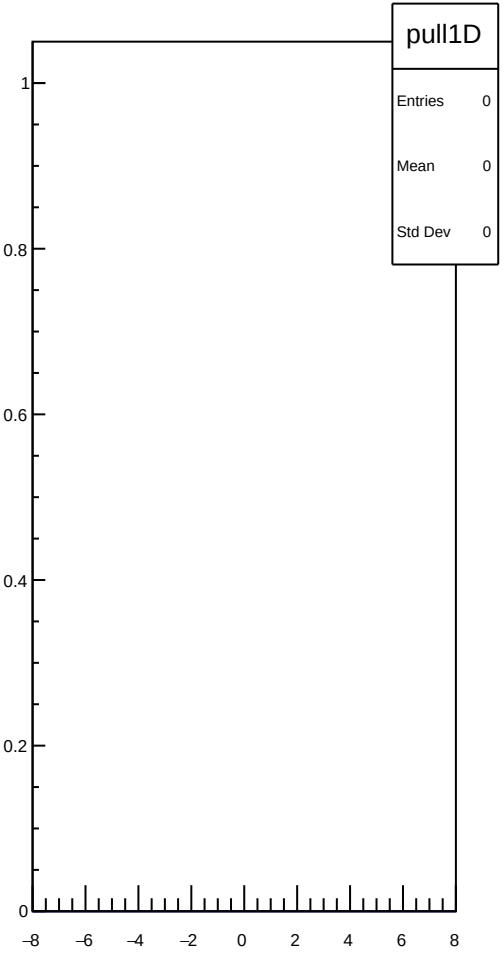
pull1D
Entries 0
Mean 0
Std Dev 0
1
0.8
0.6
0.4
0.2
0
−8
−6
−4
−2
0
2
4
6
8


pull
Entries 0
Mean 0
Std Dev 0
1
0.8
0.6
0.4
0.2
0
0
1

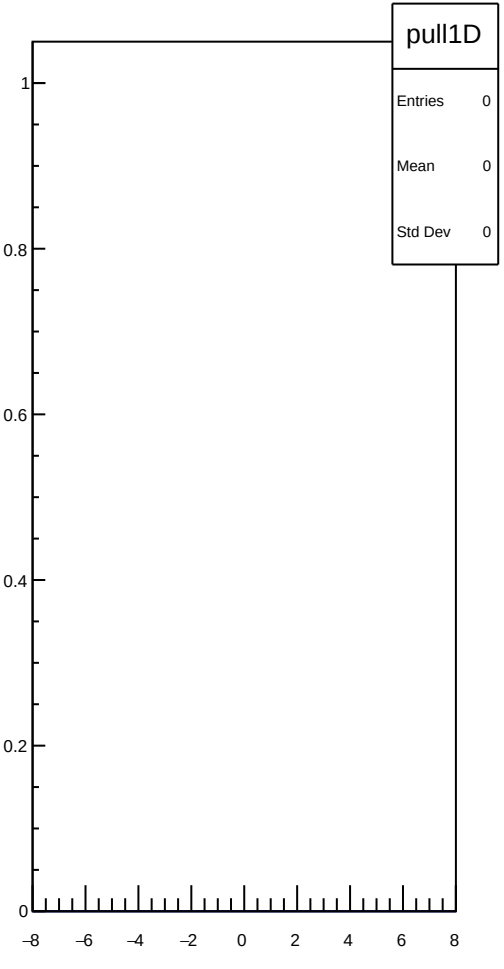
pull1D
Entries 0
Mean 0
Std Dev 0
1
0.8
0.6
0.4
0.2
0
−8
−6
−4
−2
0
2
4
6
8


pull
Entries 0
Mean 0
Std Dev 0
1
0.8
0.6
0.4
0.2
0
0
1

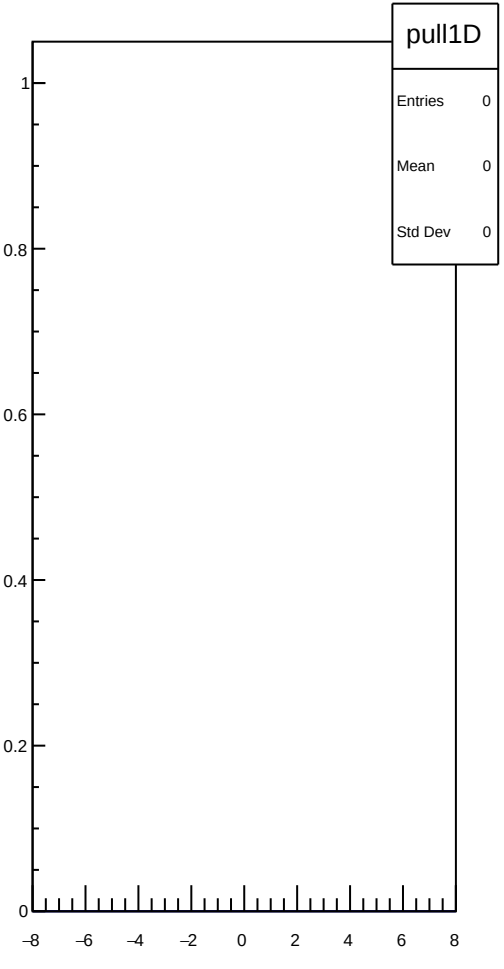
pull1D
Entries 0
Mean 0
Std Dev 0
1
0.8
0.6
0.4
0.2
0
−8
−6
−4
−2
0
2
4
6
8


pull
Entries 0
Mean 0
Std Dev 0
1
0.8
0.6
0.4
0.2
0
0
1

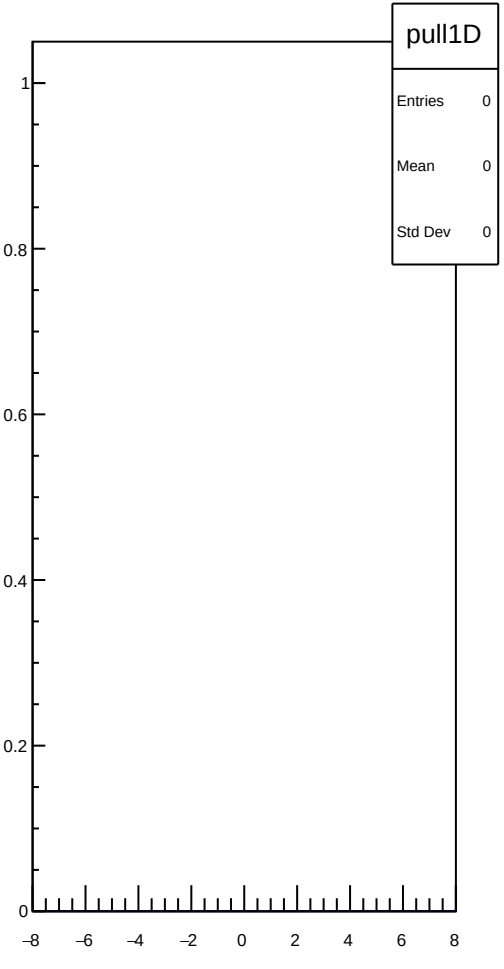
pull1D
Entries 0
Mean 0
Std Dev 0
1
0.8
0.6
0.4
0.2
0
−8
−6
−4
−2
0
2
4
6
8


pull
Entries 0
Mean 0
Std Dev 0
1
0.8
0.6
0.4
0.2
0
0
1

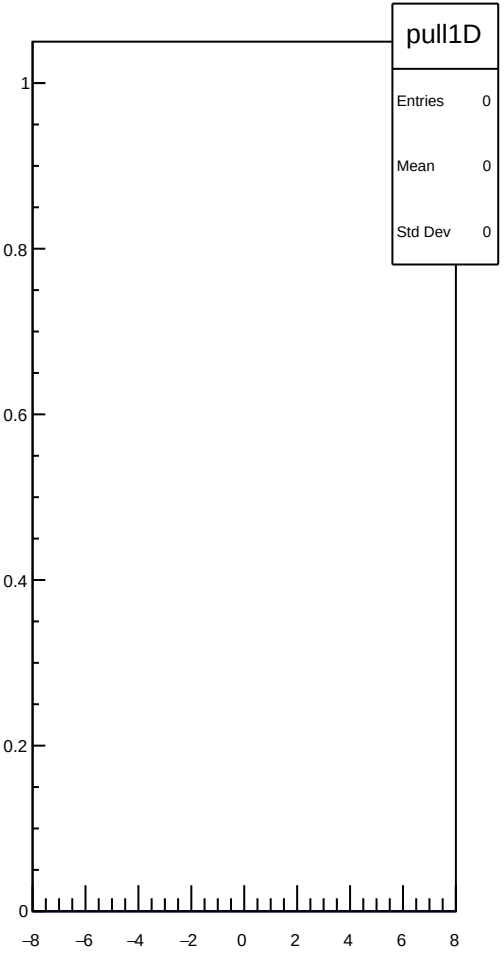
pull1D
Entries 0
Mean 0
Std Dev 0
1
0.8
0.6
0.4
0.2
0
−8
−6
−4
−2
0
2
4
6
8


pull
Entries 0
Mean 0
Std Dev 0
1
0.8
0.6
0.4
0.2
0
0
1

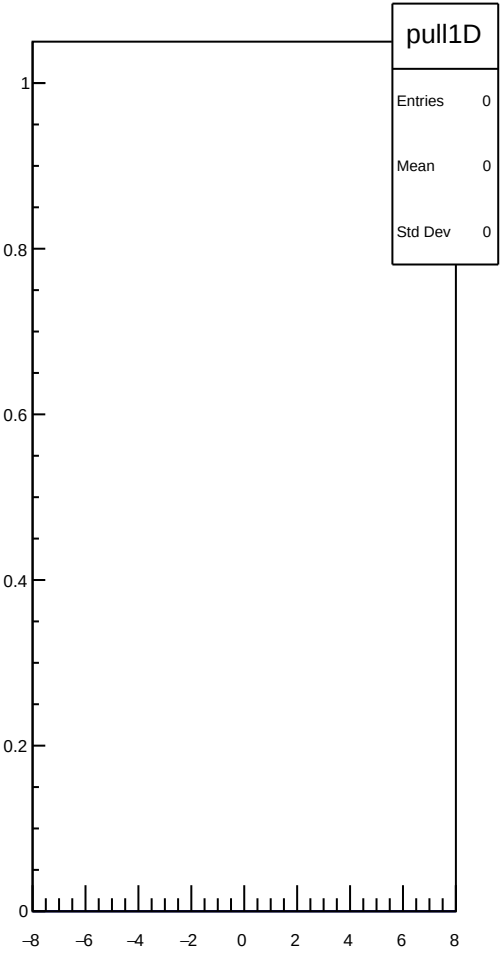
pull1D
Entries 0
Mean 0
Std Dev 0
1
0.8
0.6
0.4
0.2
0
−8
−6
−4
−2
0
2
4
6
8


pull
Entries 0
Mean 0
Std Dev 0
1
0.8
0.6
0.4
0.2
0
0
1

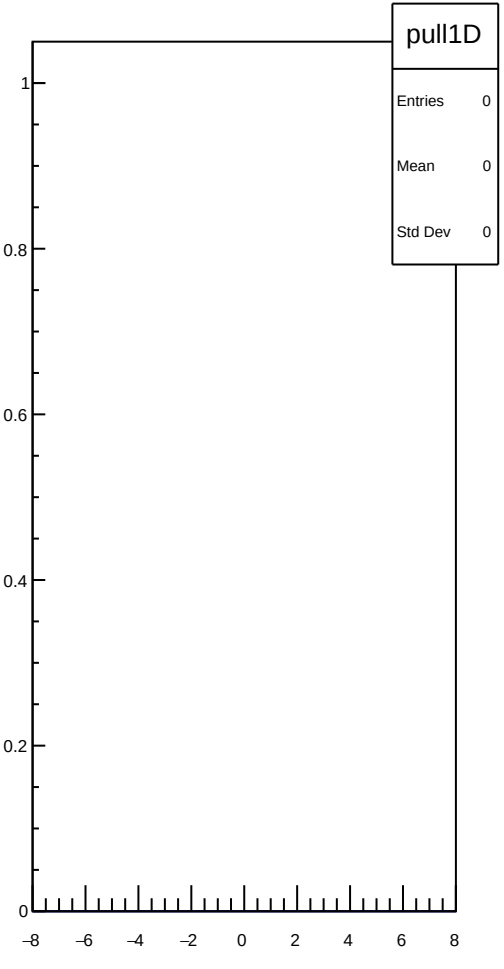
pull1D
Entries 0
Mean 0
Std Dev 0
1
0.8
0.6
0.4
0.2
0
−8
−6
−4
−2
0
2
4
6
8


pull
Entries 0
Mean 0
Std Dev 0
1
0.8
0.6
0.4
0.2
0
0
1

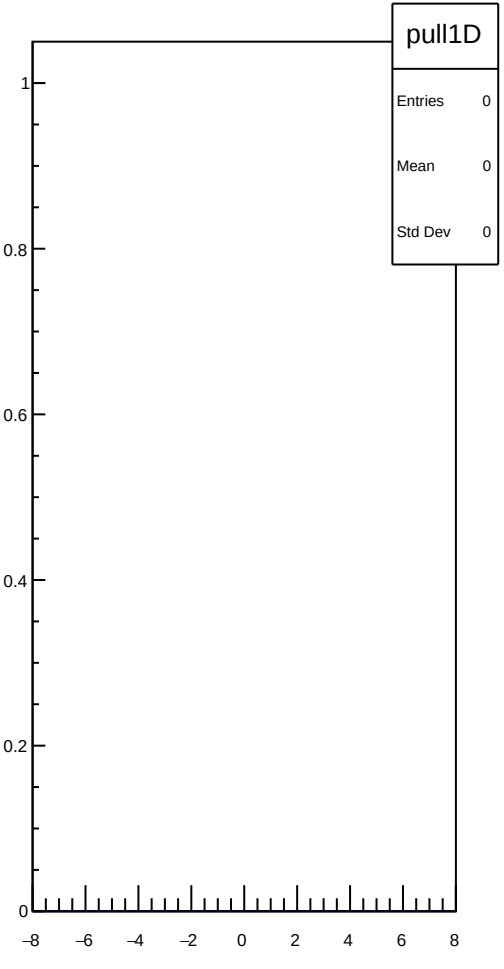
pull1D
Entries 0
Mean 0
Std Dev 0
1
0.8
0.6
0.4
0.2
0
−8
−6
−4
−2
0
2
4
6
8


pull
Entries 0
Mean 0
Std Dev 0
1
0.8
0.6
0.4
0.2
0
0
1

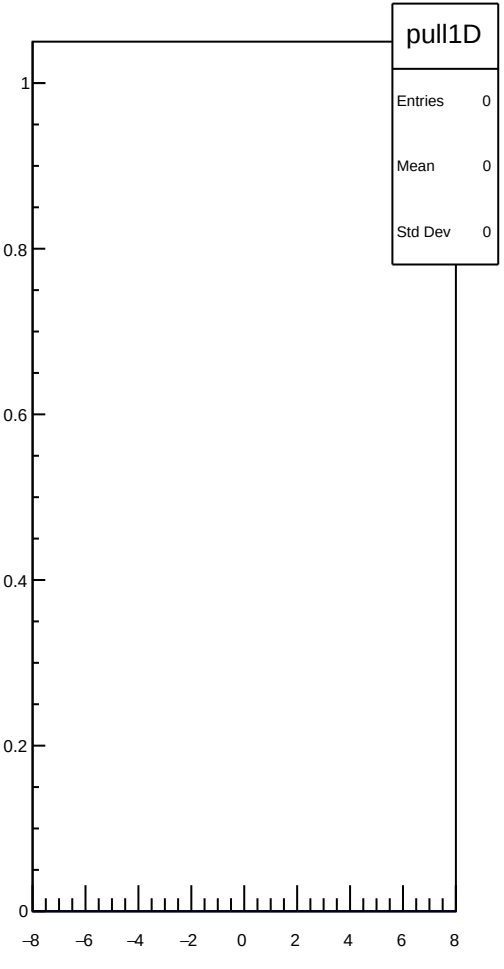
pull1D
Entries 0
Mean 0
Std Dev 0
1
0.8
0.6
0.4
0.2
0
−8
−6
−4
−2
0
2
4
6
8


pull
Entries 0
Mean 0
Std Dev 0
1
0.8
0.6
0.4
0.2
0
0
1

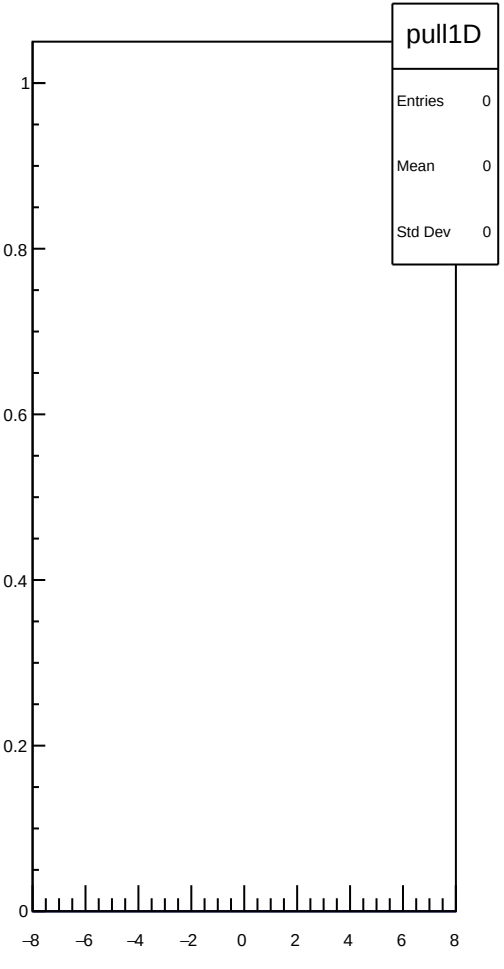
pull1D
Entries 0
Mean 0
Std Dev 0
1
0.8
0.6
0.4
0.2
0
−8
−6
−4
−2
0
2
4
6
8


pull
Entries 0
Mean 0
Std Dev 0
1
0.8
0.6
0.4
0.2
0
0
1

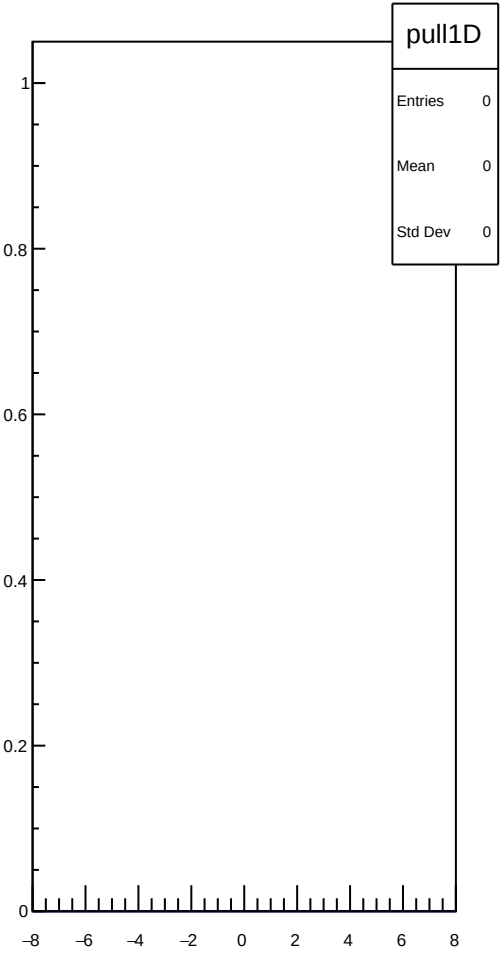
pull1D
Entries 0
Mean 0
Std Dev 0
1
0.8
0.6
0.4
0.2
0
−8
−6
−4
−2
0
2
4
6
8


pull
Entries 0
Mean 0
Std Dev 0
1
0.8
0.6
0.4
0.2
0
0
1

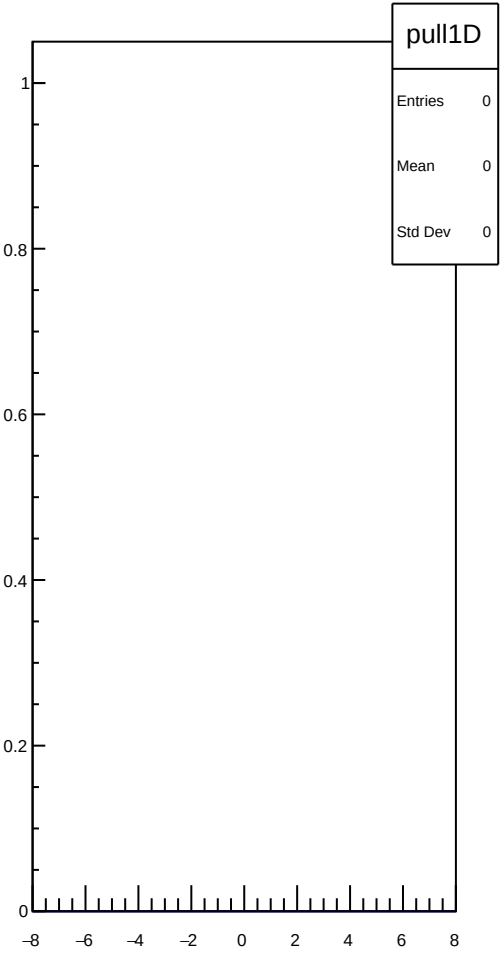
pull1D
Entries 0
Mean 0
Std Dev 0
1
0.8
0.6
0.4
0.2
0
−8
−6
−4
−2
0
2
4
6
8


pull
Entries 0
Mean 0
Std Dev 0
1
0.8
0.6
0.4
0.2
0
0
1

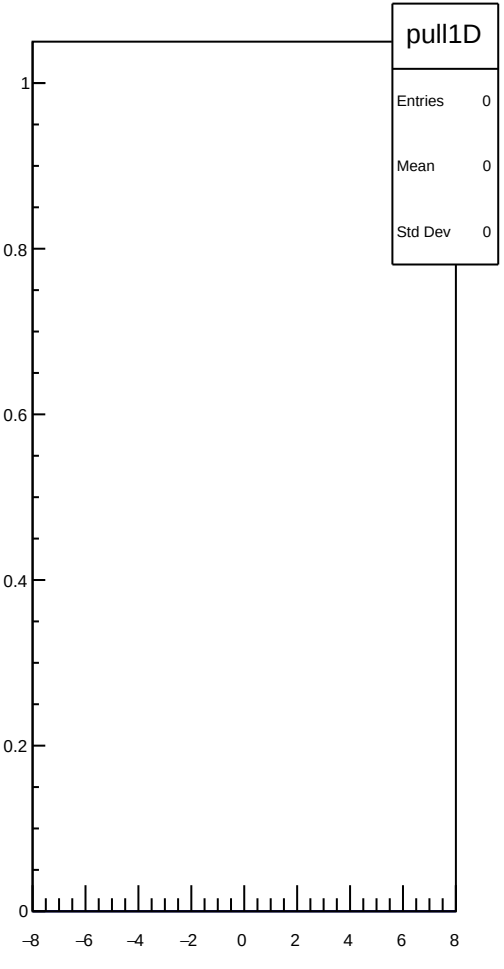
pull1D
Entries 0
Mean 0
Std Dev 0
1
0.8
0.6
0.4
0.2
0
−8
−6
−4
−2
0
2
4
6
8


pull
Entries 0
Mean 0
Std Dev 0
1
0.8
0.6
0.4
0.2
0
0
1

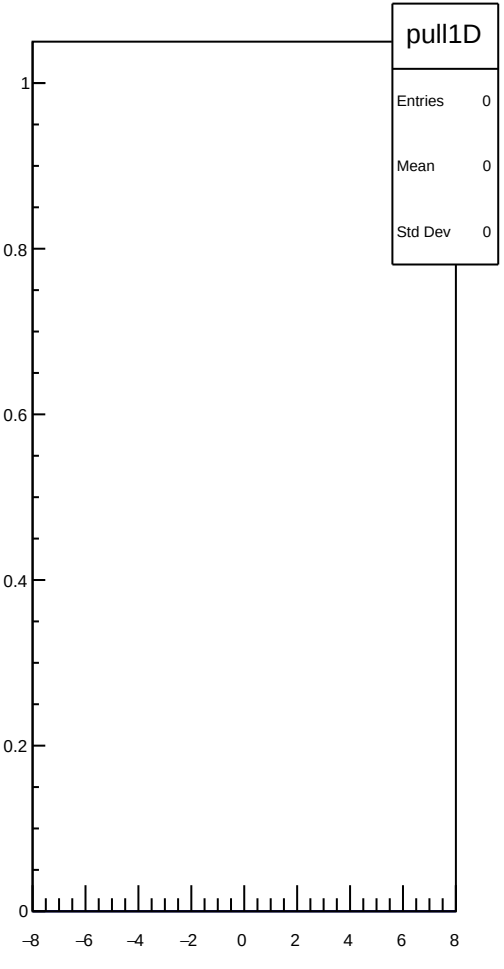
pull1D
Entries 0
Mean 0
Std Dev 0
1
0.8
0.6
0.4
0.2
0
−8
−6
−4
−2
0
2
4
6
8


pull
Entries 0
Mean 0
Std Dev 0
1
0.8
0.6
0.4
0.2
0
0
1

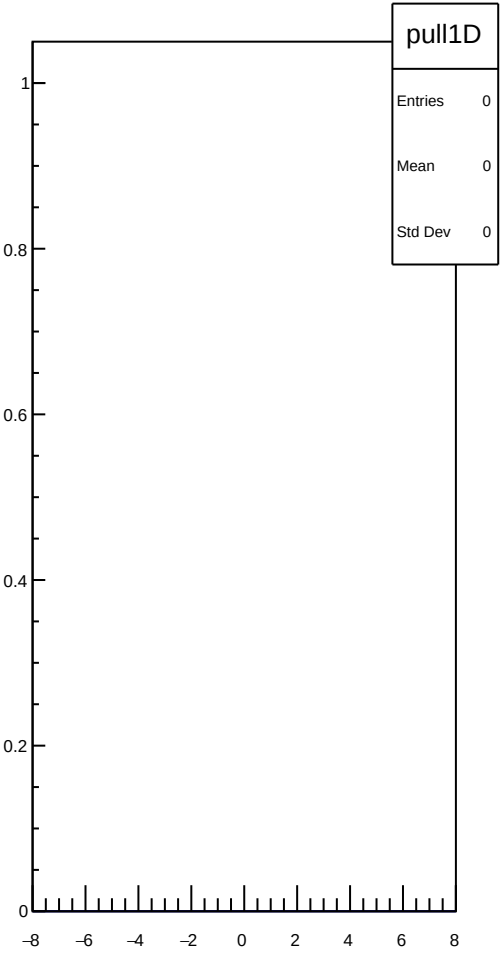
pull1D
Entries 0
Mean 0
Std Dev 0
1
0.8
0.6
0.4
0.2
0
−8
−6
−4
−2
0
2
4
6
8


pull
Entries 0
Mean 0
Std Dev 0
1
0.8
0.6
0.4
0.2
0
0
1

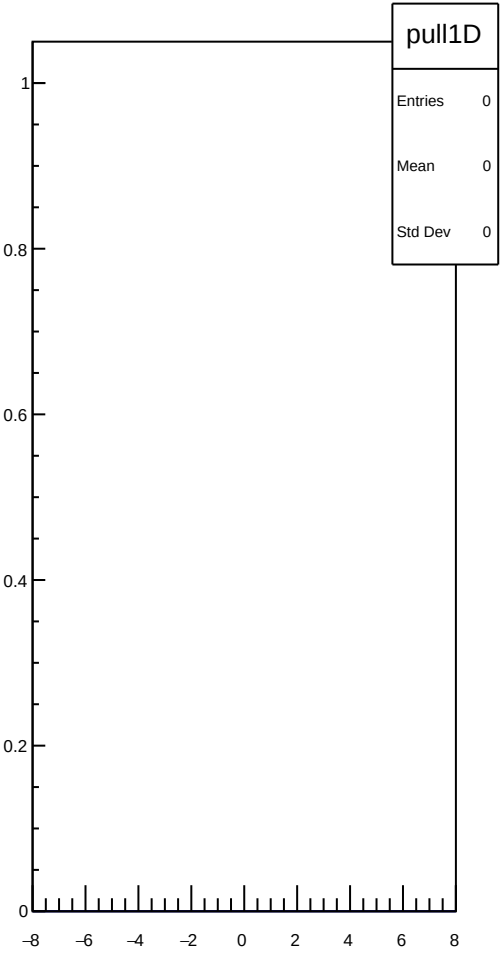
pull1D
Entries 0
Mean 0
Std Dev 0
1
0.8
0.6
0.4
0.2
0
−8
−6
−4
−2
0
2
4
6
8


pull
Entries 0
Mean 0
Std Dev 0
1
0.8
0.6
0.4
0.2
0
0
1

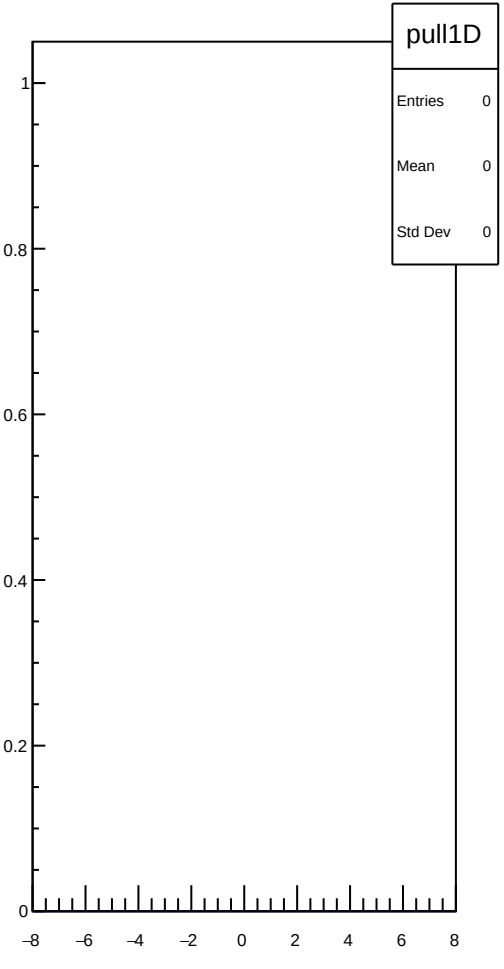
pull1D
Entries 0
Mean 0
Std Dev 0
1
0.8
0.6
0.4
0.2
0
−8
−6
−4
−2
0
2
4
6
8


pull
Entries 0
Mean 0
Std Dev 0
1
0.8
0.6
0.4
0.2
0
0
1

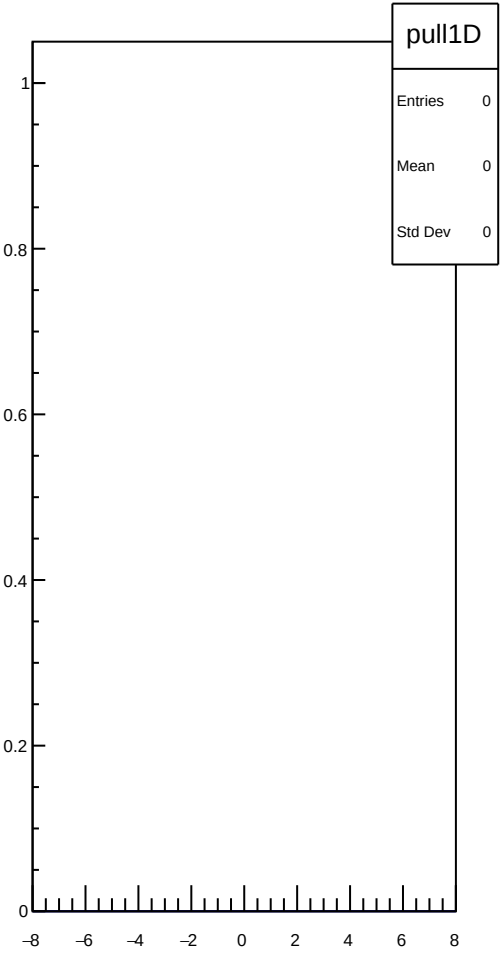
pull1D
Entries 0
Mean 0
Std Dev 0
1
0.8
0.6
0.4
0.2
0
−8
−6
−4
−2
0
2
4
6
8


pull
Entries 0
Mean 0
Std Dev 0
1
0.8
0.6
0.4
0.2
0
0
1

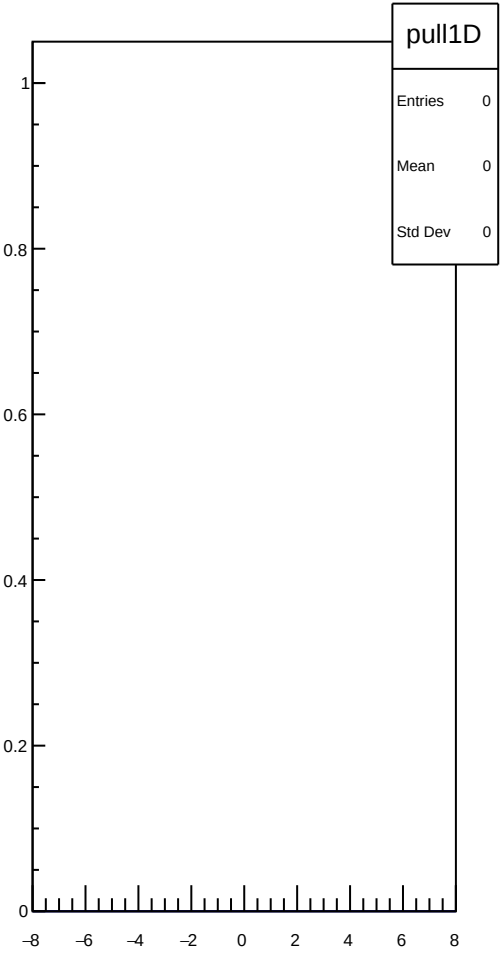
pull1D
Entries 0
Mean 0
Std Dev 0
1
0.8
0.6
0.4
0.2
0
−8
−6
−4
−2
0
2
4
6
8


pull
Entries 0
Mean 0
Std Dev 0
1
0.8
0.6
0.4
0.2
0
0
1

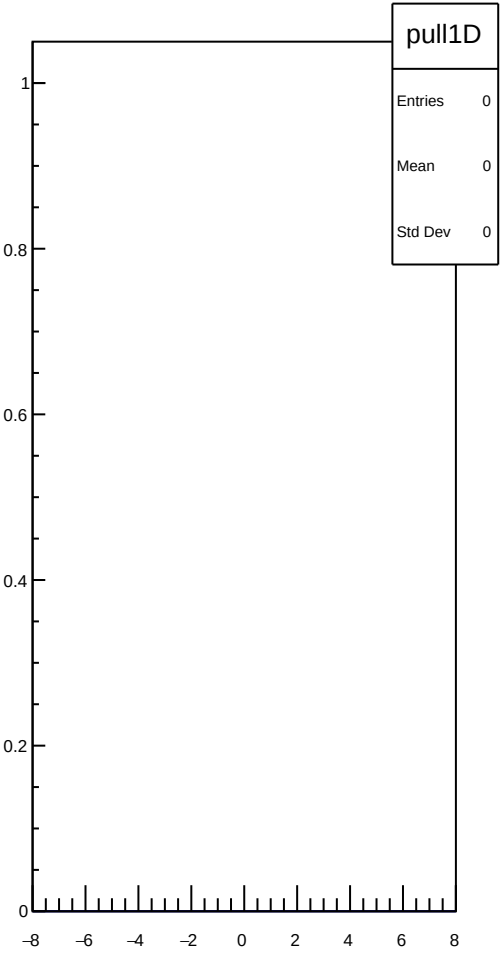
pull1D
Entries 0
Mean 0
Std Dev 0
1
0.8
0.6
0.4
0.2
0
−8
−6
−4
−2
0
2
4
6
8


pull
Entries 0
Mean 0
Std Dev 0
1
0.8
0.6
0.4
0.2
0
0
1

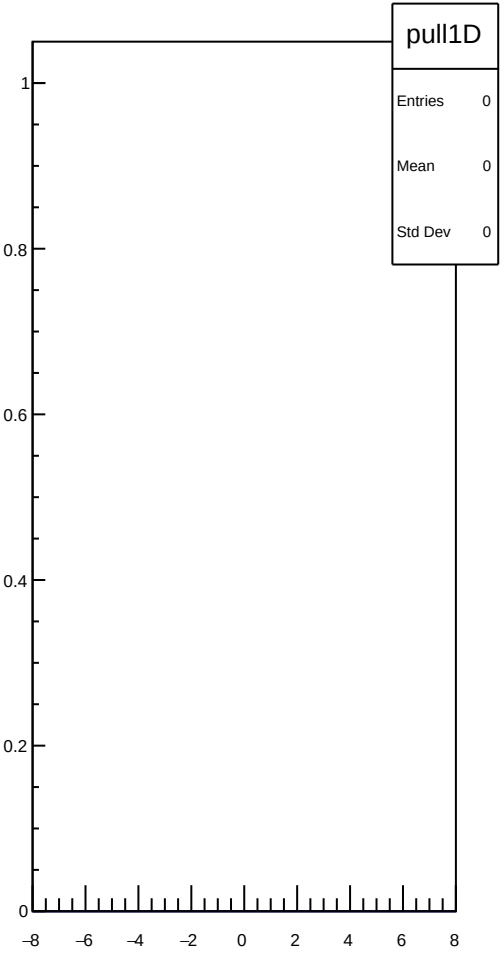
pull1D
Entries 0
Mean 0
Std Dev 0
1
0.8
0.6
0.4
0.2
0
−8
−6
−4
−2
0
2
4
6
8


pull
Entries 0
Mean 0
Std Dev 0
1
0.8
0.6
0.4
0.2
0
0
1

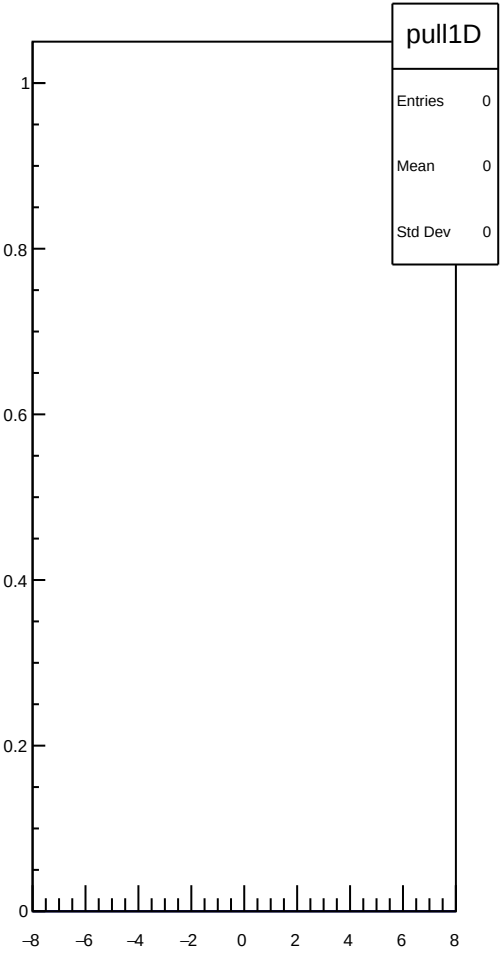
pull1D
Entries 0
Mean 0
Std Dev 0
1
0.8
0.6
0.4
0.2
0
−8
−6
−4
−2
0
2
4
6
8


pull
Entries 0
Mean 0
Std Dev 0
1
0.8
0.6
0.4
0.2
0
0
1

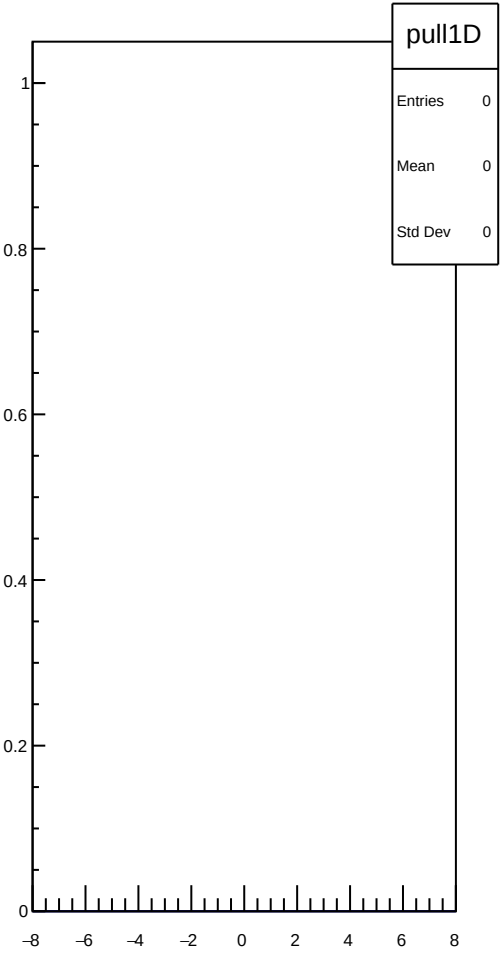
pull1D
Entries 0
Mean 0
Std Dev 0
1
0.8
0.6
0.4
0.2
0
−8
−6
−4
−2
0
2
4
6
8


pull
Entries 0
Mean 0
Std Dev 0
1
0.8
0.6
0.4
0.2
0
0
1

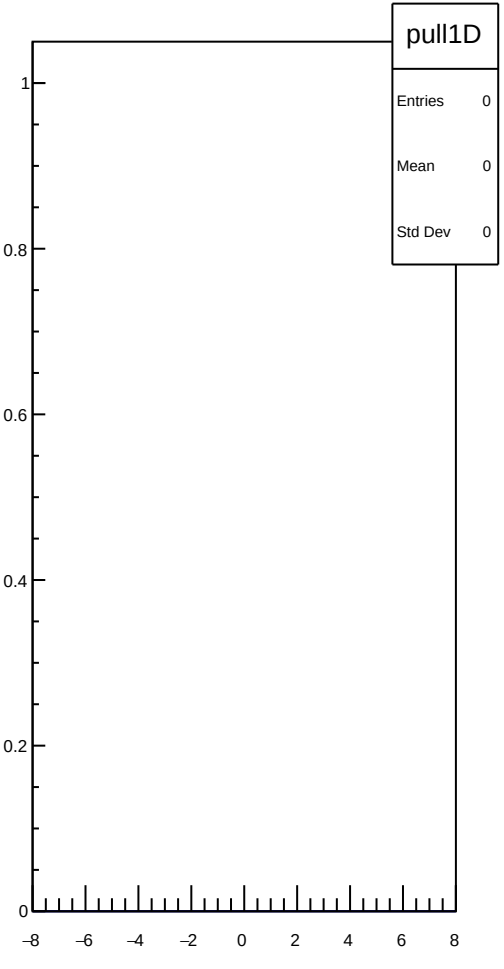
pull1D
Entries 0
Mean 0
Std Dev 0
1
0.8
0.6
0.4
0.2
0
−8
−6
−4
−2
0
2
4
6
8


pull
Entries 0
Mean 0
Std Dev 0
1
0.8
0.6
0.4
0.2
0
0
1

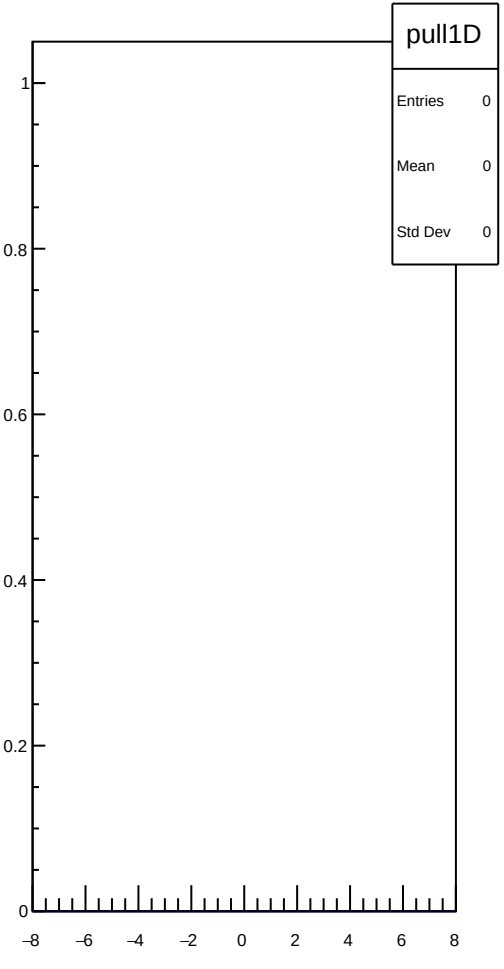
pull1D
Entries 0
Mean 0
Std Dev 0
1
0.8
0.6
0.4
0.2
0
−8
−6
−4
−2
0
2
4
6
8


pull
Entries 0
Mean 0
Std Dev 0
1
0.8
0.6
0.4
0.2
0
0
1

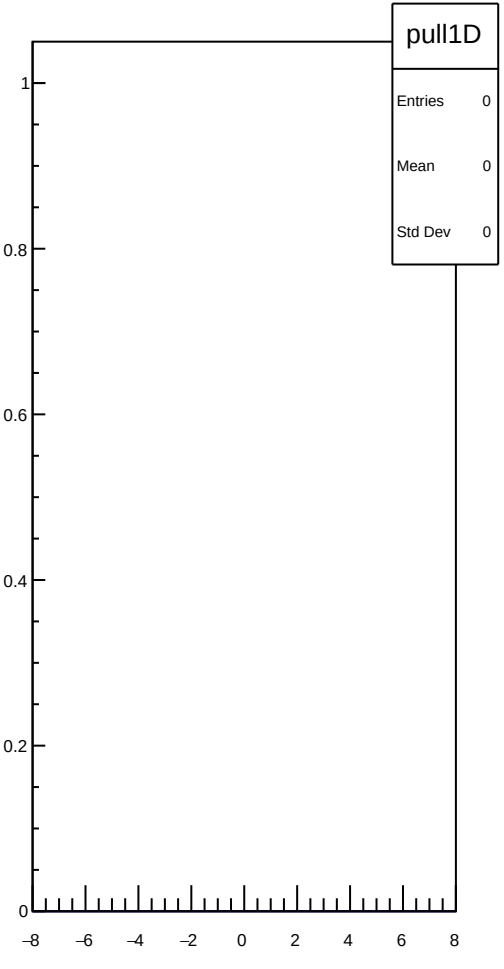
pull1D
Entries 0
Mean 0
Std Dev 0
1
0.8
0.6
0.4
0.2
0
−8
−6
−4
−2
0
2
4
6
8


pull
Entries 0
Mean 0
Std Dev 0
1
0.8
0.6
0.4
0.2
0
0
1

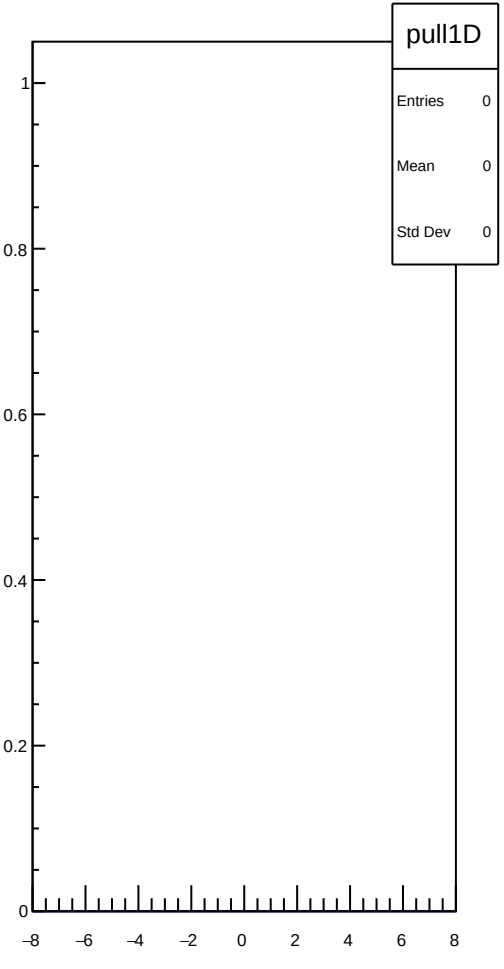
pull1D
Entries 0
Mean 0
Std Dev 0
1
0.8
0.6
0.4
0.2
0
−8
−6
−4
−2
0
2
4
6
8


pull
Entries 0
Mean 0
Std Dev 0
1
0.8
0.6
0.4
0.2
0
0
1

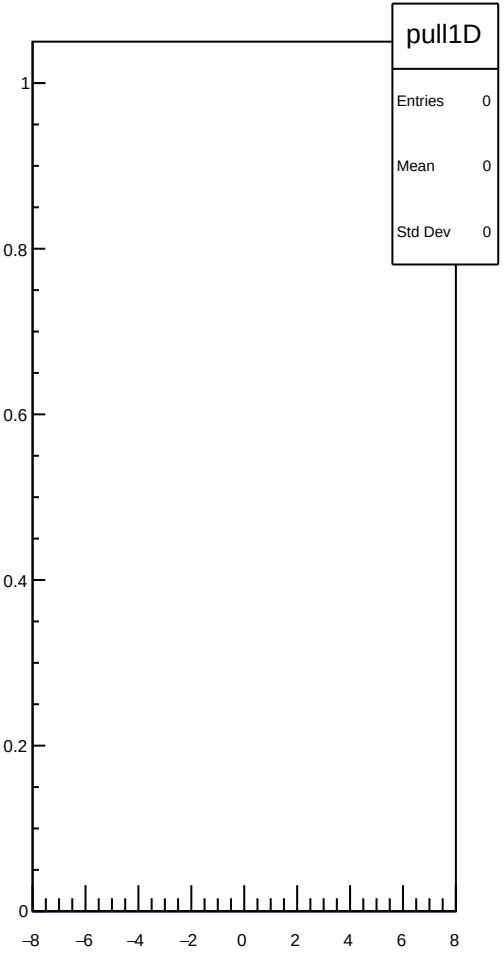
pull1D
Entries 0
Mean 0
Std Dev 0
1
0.8
0.6
0.4
0.2
0
−8
−6
−4
−2
0
2
4
6
8


pull
Entries 0
Mean 0
Std Dev 0
1
0.8
0.6
0.4
0.2
0
0
1

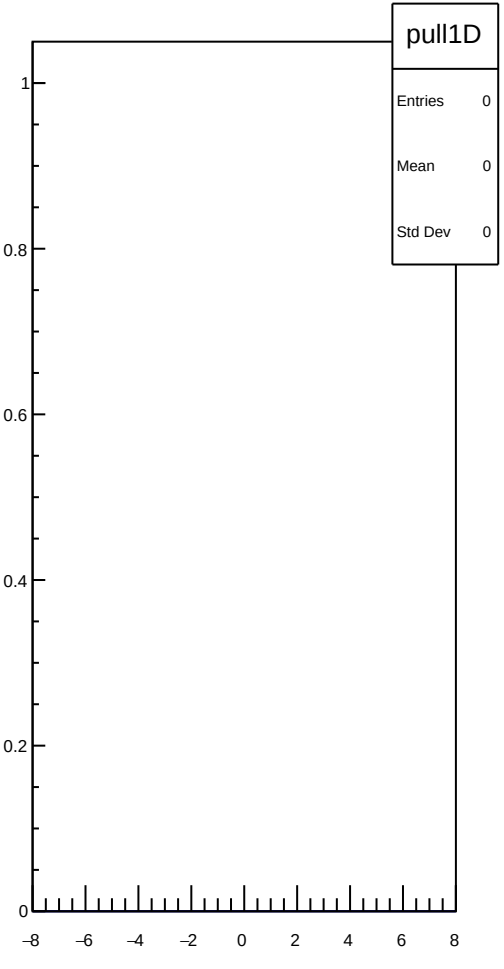
pull1D
Entries 0
Mean 0
Std Dev 0
1
0.8
0.6
0.4
0.2
0
−8
−6
−4
−2
0
2
4
6
8


pull
Entries 0
Mean 0
Std Dev 0
1
0.8
0.6
0.4
0.2
0
0
1

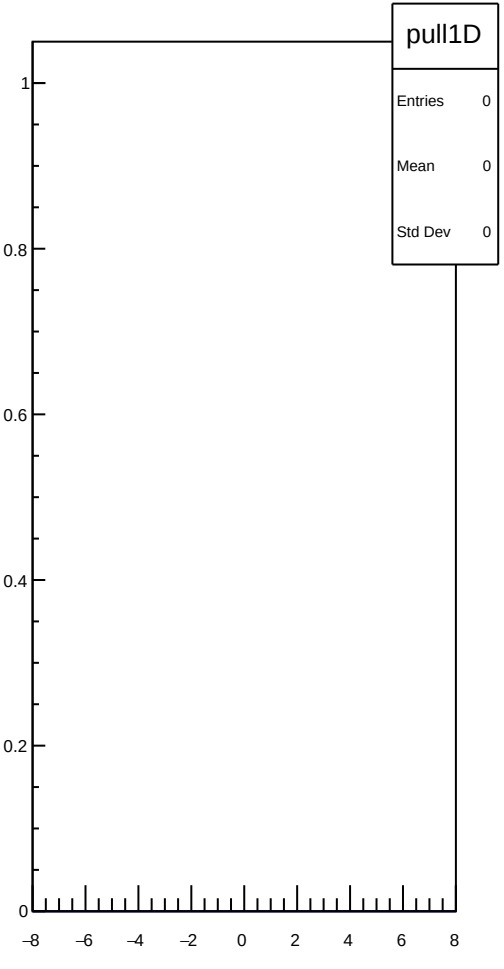
pull1D
Entries 0
Mean 0
Std Dev 0
1
0.8
0.6
0.4
0.2
0
−8
−6
−4
−2
0
2
4
6
8


pull
Entries 0
Mean 0
Std Dev 0
1
0.8
0.6
0.4
0.2
0
0
1

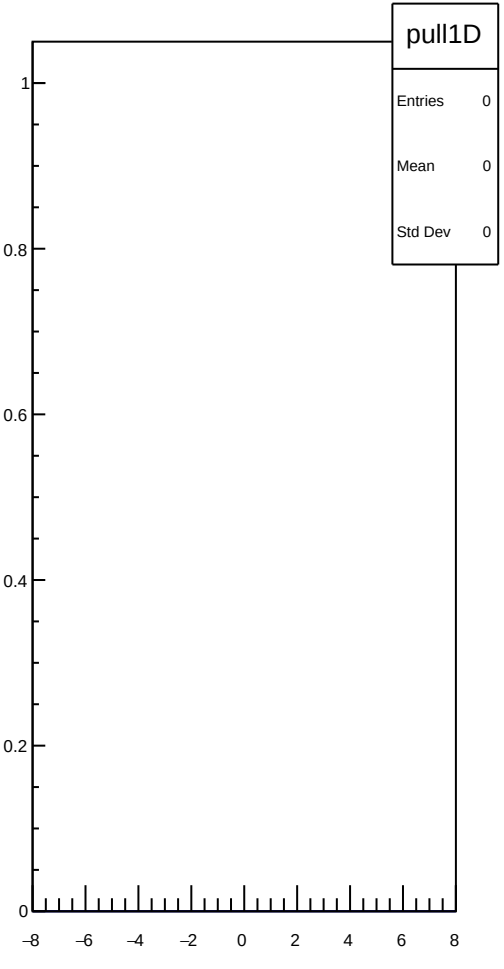
pull1D
Entries 0
Mean 0
Std Dev 0
1
0.8
0.6
0.4
0.2
0
−8
−6
−4
−2
0
2
4
6
8


pull
Entries 0
Mean 0
Std Dev 0
1
0.8
0.6
0.4
0.2
0
0
1

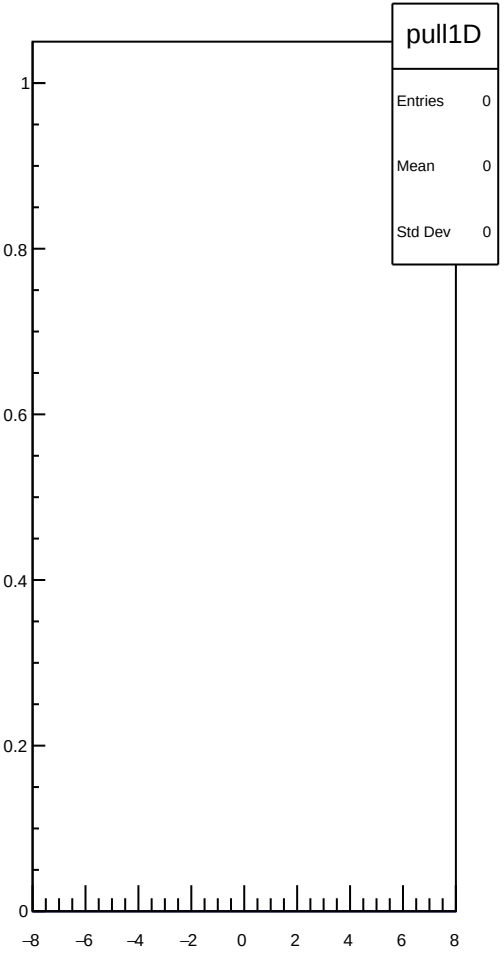
pull1D
Entries 0
Mean 0
Std Dev 0
1
0.8
0.6
0.4
0.2
0
−8
−6
−4
−2
0
2
4
6
8


pull
Entries 0
Mean 0
Std Dev 0
1
0.8
0.6
0.4
0.2
0
0
1

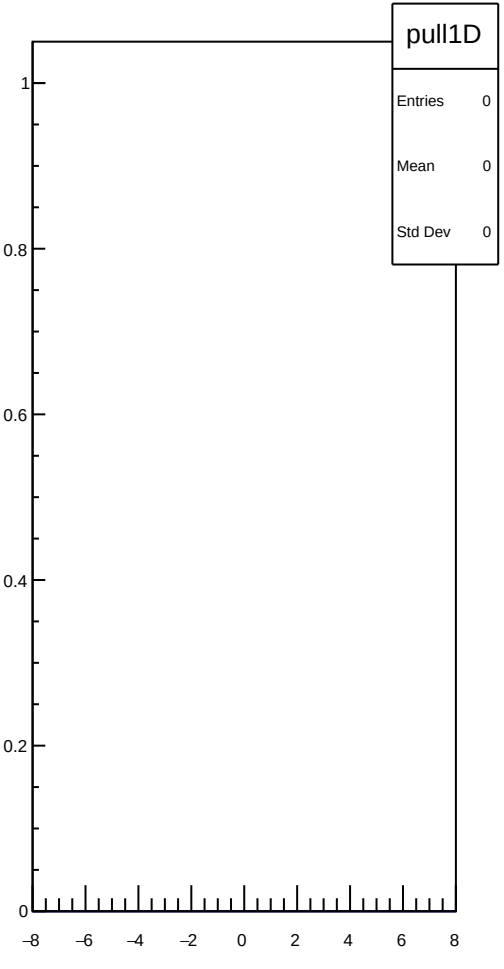
pull1D
Entries 0
Mean 0
Std Dev 0
1
0.8
0.6
0.4
0.2
0
−8
−6
−4
−2
0
2
4
6
8


pull
Entries 0
Mean 0
Std Dev 0
1
0.8
0.6
0.4
0.2
0
0
1

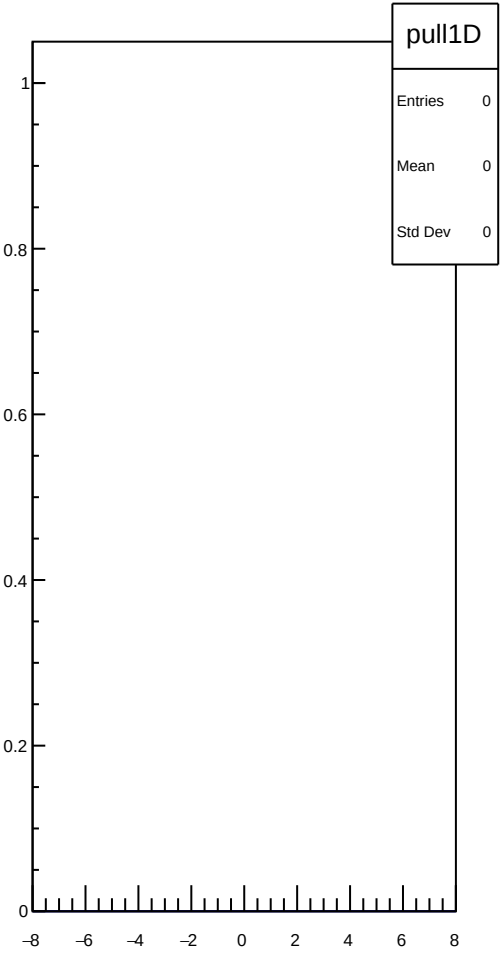
pull1D
Entries 0
Mean 0
Std Dev 0
1
0.8
0.6
0.4
0.2
0
−8
−6
−4
−2
0
2
4
6
8


pull
Entries 0
Mean 0
Std Dev 0
1
0.8
0.6
0.4
0.2
0
0
1

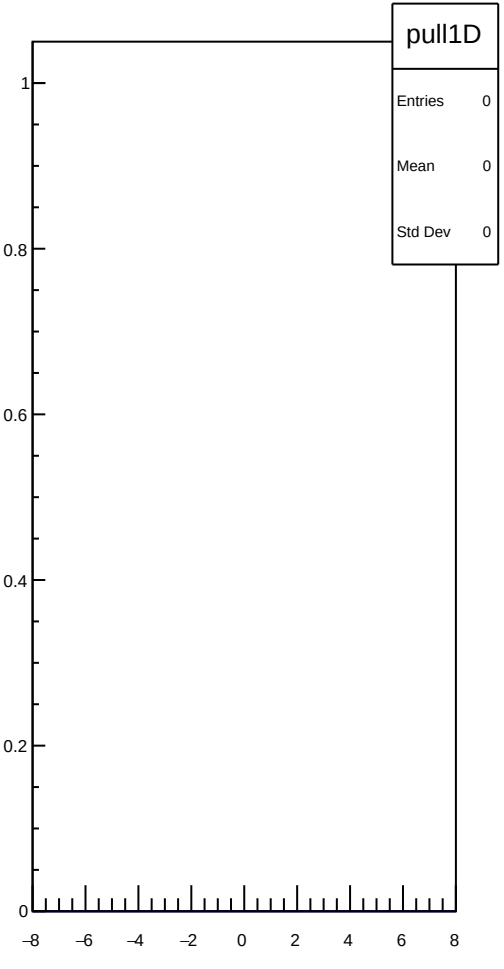
pull1D
Entries 0
Mean 0
Std Dev 0
1
0.8
0.6
0.4
0.2
0
−8
−6
−4
−2
0
2
4
6
8


pull
Entries 0
Mean 0
Std Dev 0
1
0.8
0.6
0.4
0.2
0
0
1

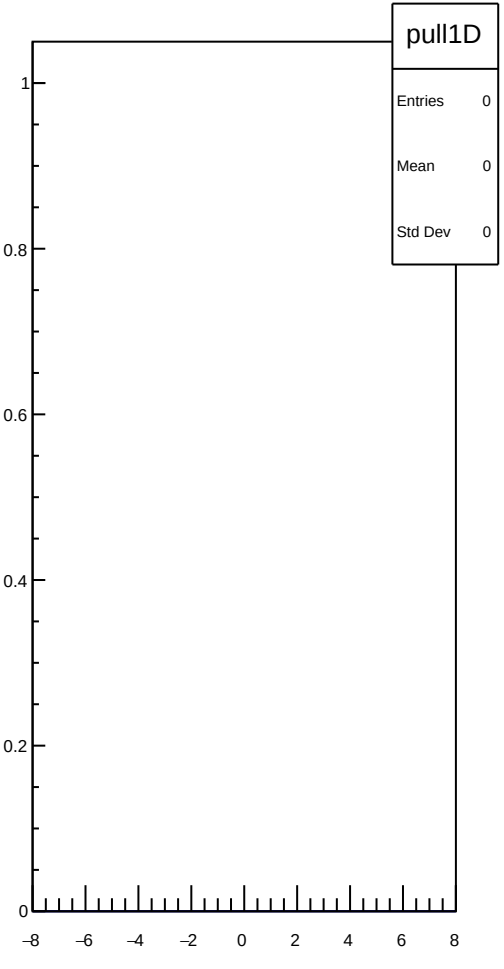
pull1D
Entries 0
Mean 0
Std Dev 0
1
0.8
0.6
0.4
0.2
0
−8
−6
−4
−2
0
2
4
6
8


pull
Entries 0
Mean 0
Std Dev 0
1
0.8
0.6
0.4
0.2
0
0
1

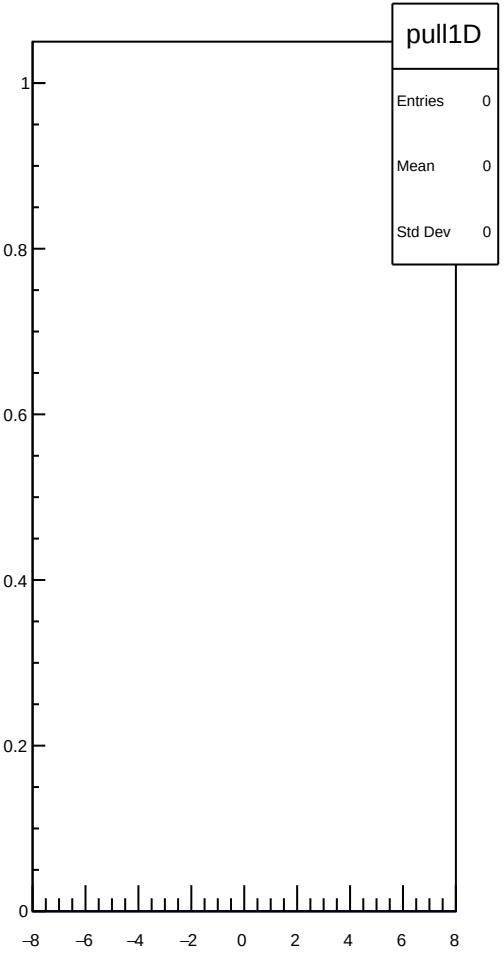
pull1D
Entries 0
Mean 0
Std Dev 0
1
0.8
0.6
0.4
0.2
0
−8
−6
−4
−2
0
2
4
6
8


pull
Entries 0
Mean 0
Std Dev 0
1
0.8
0.6
0.4
0.2
0
0
1

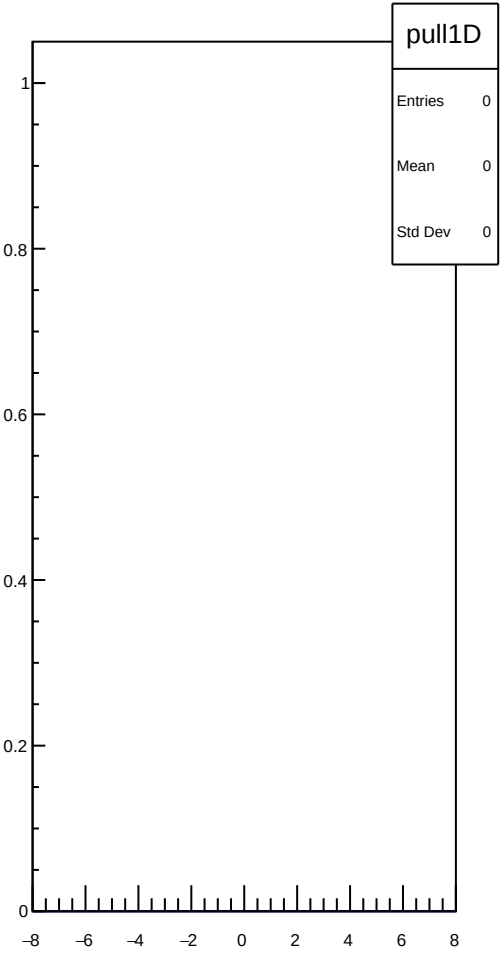
pull1D
Entries 0
Mean 0
Std Dev 0
1
0.8
0.6
0.4
0.2
0
−8
−6
−4
−2
0
2
4
6
8


pull
Entries 0
Mean 0
Std Dev 0
1
0.8
0.6
0.4
0.2
0
0
1

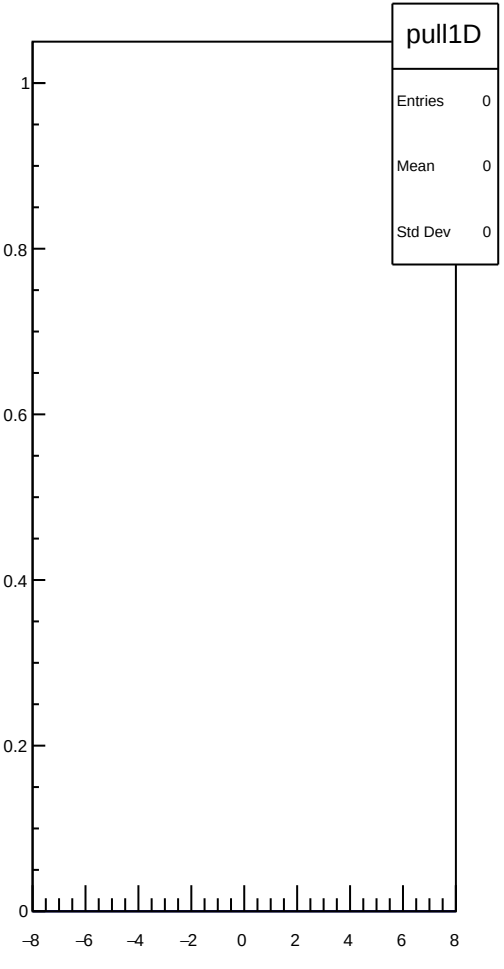
pull1D
Entries 0
Mean 0
Std Dev 0
1
0.8
0.6
0.4
0.2
0
−8
−6
−4
−2
0
2
4
6
8


pull
Entries 0
Mean 0
Std Dev 0
1
0.8
0.6
0.4
0.2
0
0
1

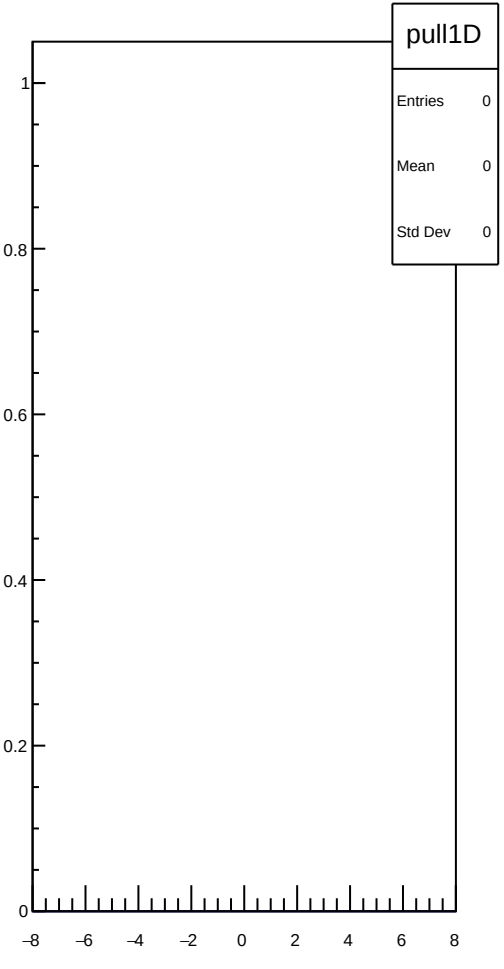
pull1D
Entries 0
Mean 0
Std Dev 0
1
0.8
0.6
0.4
0.2
0
−8
−6
−4
−2
0
2
4
6
8


pull
Entries 0
Mean 0
Std Dev 0
1
0.8
0.6
0.4
0.2
0
0
1

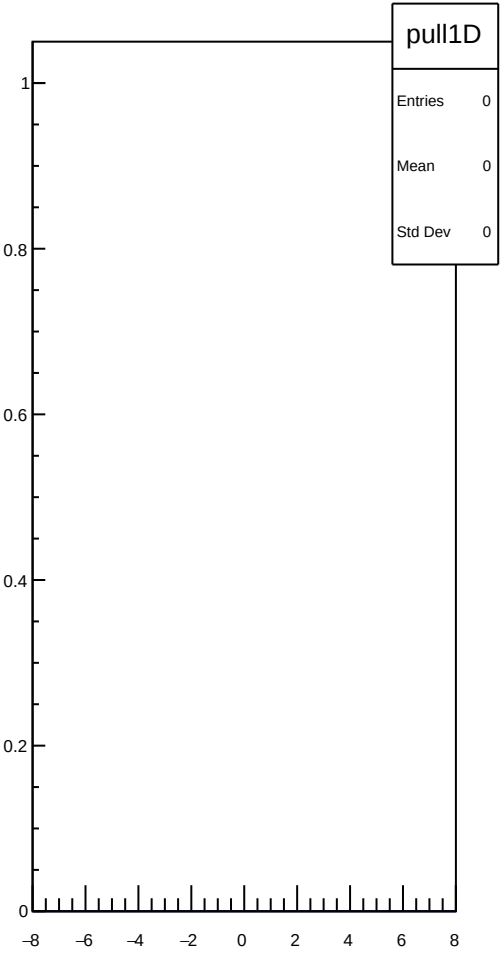
pull1D
Entries 0
Mean 0
Std Dev 0
1
0.8
0.6
0.4
0.2
0
−8
−6
−4
−2
0
2
4
6
8


pull
Entries 0
Mean 0
Std Dev 0
1
0.8
0.6
0.4
0.2
0
0
1

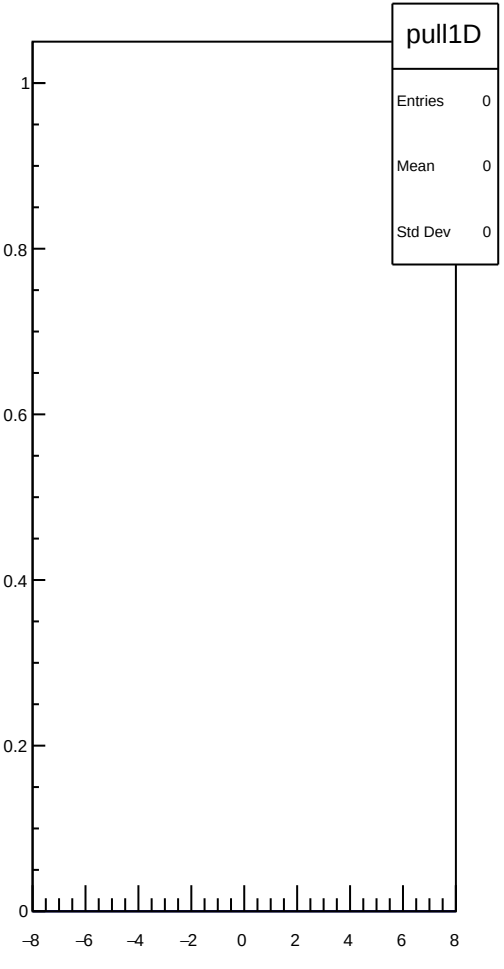
pull1D
Entries 0
Mean 0
Std Dev 0
1
0.8
0.6
0.4
0.2
0
−8
−6
−4
−2
0
2
4
6
8


pull
Entries 0
Mean 0
Std Dev 0
1
0.8
0.6
0.4
0.2
0
0
1

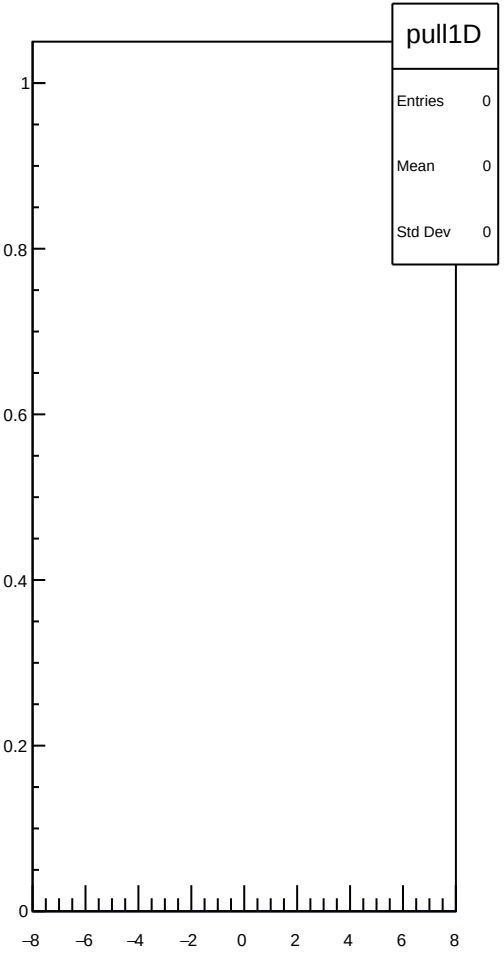
pull1D
Entries 0
Mean 0
Std Dev 0
1
0.8
0.6
0.4
0.2
0
−8
−6
−4
−2
0
2
4
6
8


pull
Entries 0
Mean 0
Std Dev 0
1
0.8
0.6
0.4
0.2
0
0
1

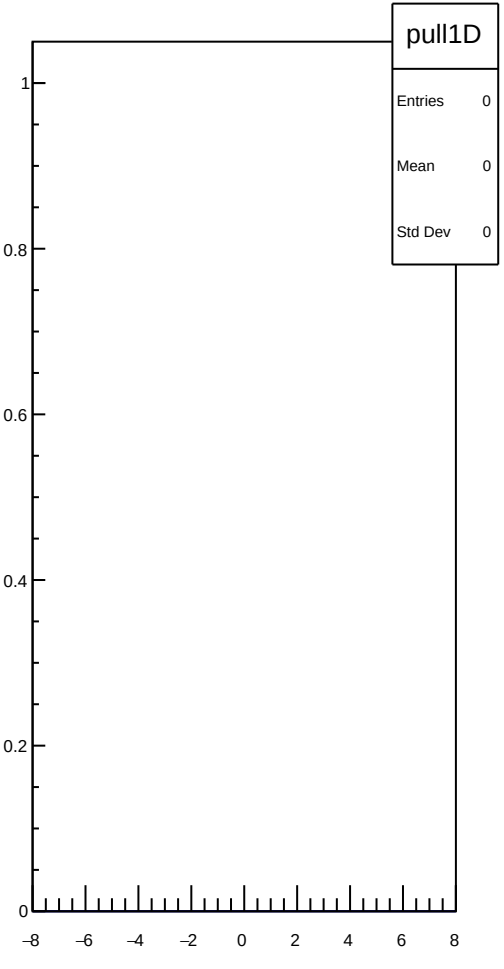
pull1D
Entries 0
Mean 0
Std Dev 0
1
0.8
0.6
0.4
0.2
0
−8
−6
−4
−2
0
2
4
6
8


pull
Entries 0
Mean 0
Std Dev 0
1
0.8
0.6
0.4
0.2
0
0
1

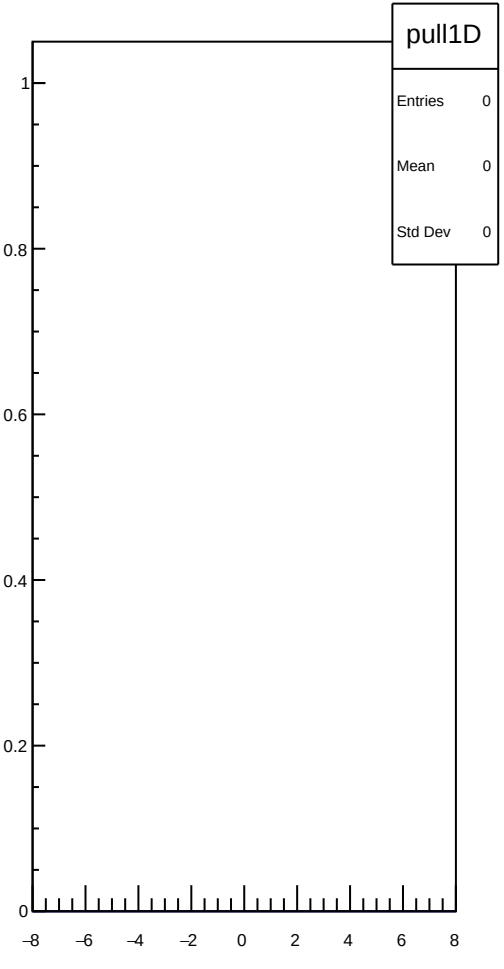
pull1D
Entries 0
Mean 0
Std Dev 0
1
0.8
0.6
0.4
0.2
0
−8
−6
−4
−2
0
2
4
6
8


pull
Entries 0
Mean 0
Std Dev 0
1
0.8
0.6
0.4
0.2
0
0
1

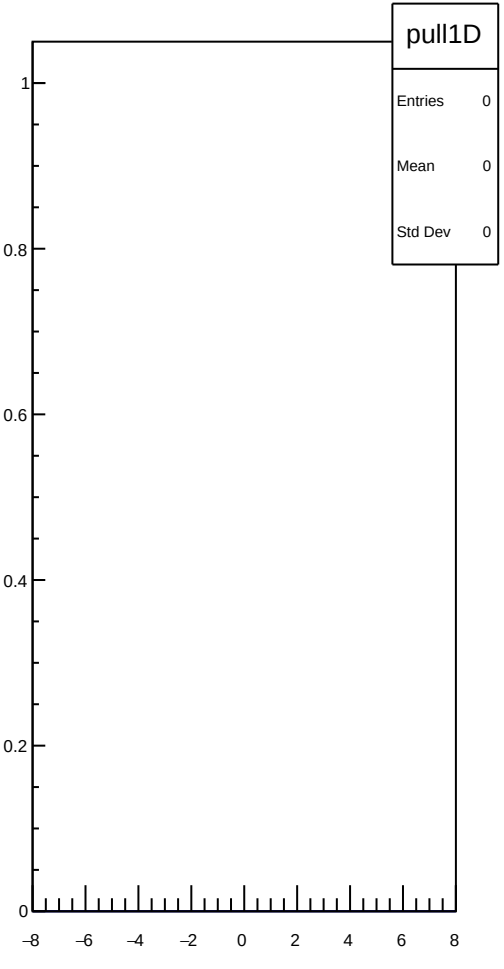
pull1D
Entries 0
Mean 0
Std Dev 0
1
0.8
0.6
0.4
0.2
0
−8
−6
−4
−2
0
2
4
6
8


pull
Entries 0
Mean 0
Std Dev 0
1
0.8
0.6
0.4
0.2
0
0
1

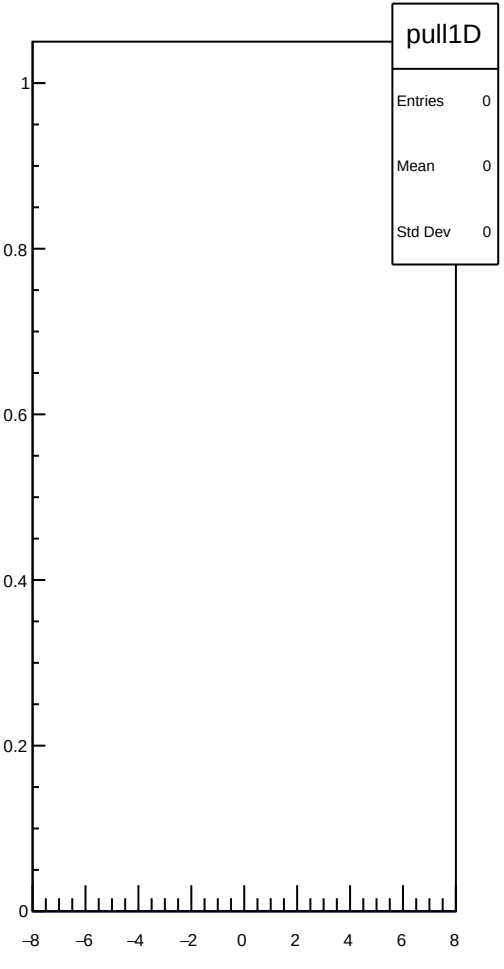
pull1D
Entries 0
Mean 0
Std Dev 0
1
0.8
0.6
0.4
0.2
0
−8
−6
−4
−2
0
2
4
6
8


pull
Entries 0
Mean 0
Std Dev 0
1
0.8
0.6
0.4
0.2
0
0
1

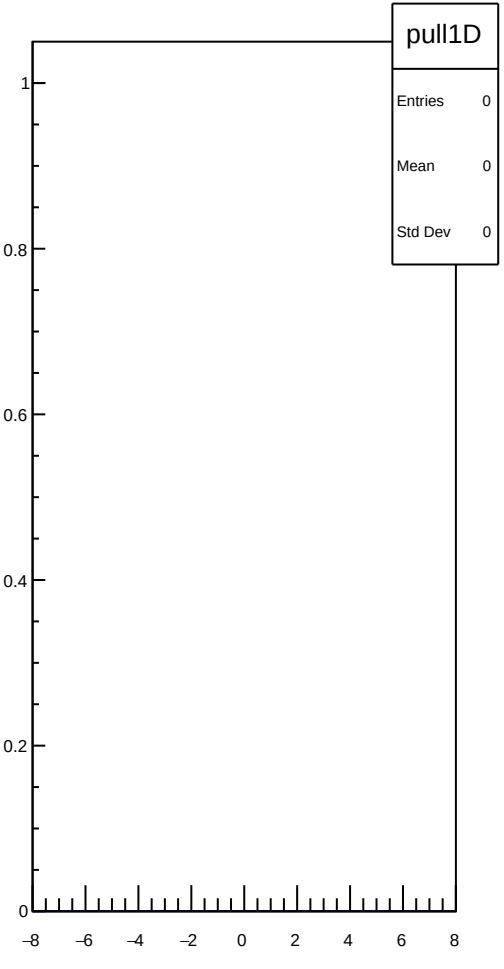
pull1D
Entries 0
Mean 0
Std Dev 0
1
0.8
0.6
0.4
0.2
0
−8
−6
−4
−2
0
2
4
6
8


pull
Entries 0
Mean 0
Std Dev 0
1
0.8
0.6
0.4
0.2
0
0
1

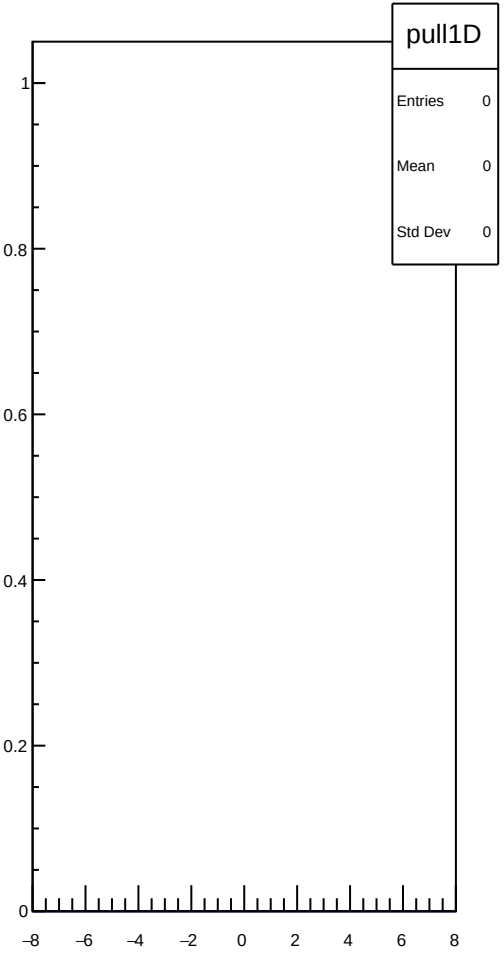
pull1D
Entries 0
Mean 0
Std Dev 0
1
0.8
0.6
0.4
0.2
0
−8
−6
−4
−2
0
2
4
6
8


pull
Entries 0
Mean 0
Std Dev 0
1
0.8
0.6
0.4
0.2
0
0
1

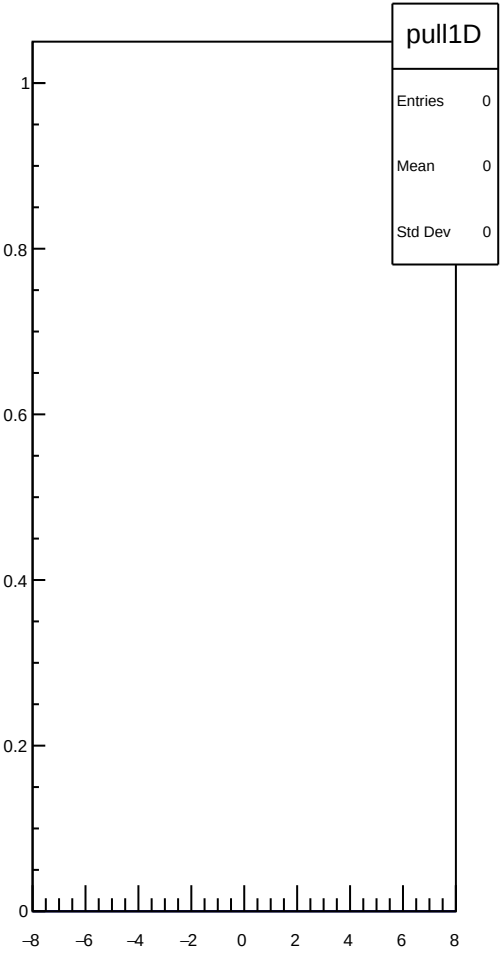
pull1D
Entries 0
Mean 0
Std Dev 0
1
0.8
0.6
0.4
0.2
0
−8
−6
−4
−2
0
2
4
6
8


pull
Entries 0
Mean 0
Std Dev 0
1
0.8
0.6
0.4
0.2
0
0
1

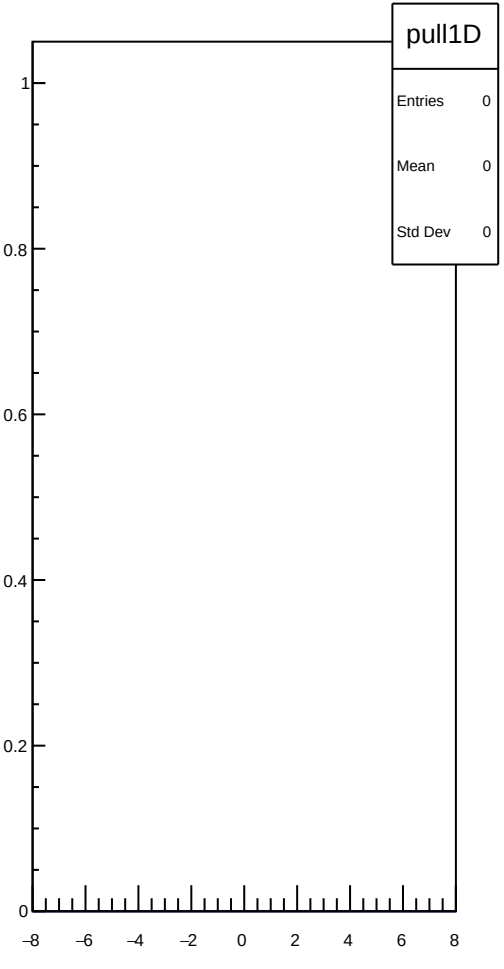
pull1D
Entries 0
Mean 0
Std Dev 0
1
0.8
0.6
0.4
0.2
0
−8
−6
−4
−2
0
2
4
6
8


pull
Entries 0
Mean 0
Std Dev 0
1
0.8
0.6
0.4
0.2
0
0
1

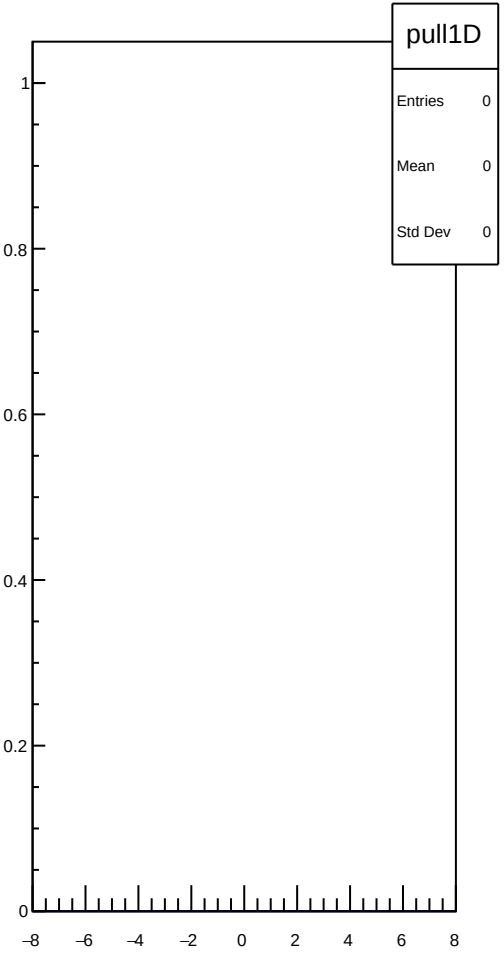
pull1D
Entries 0
Mean 0
Std Dev 0
1
0.8
0.6
0.4
0.2
0
−8
−6
−4
−2
0
2
4
6
8


pull
Entries 0
Mean 0
Std Dev 0
1
0.8
0.6
0.4
0.2
0
0
1

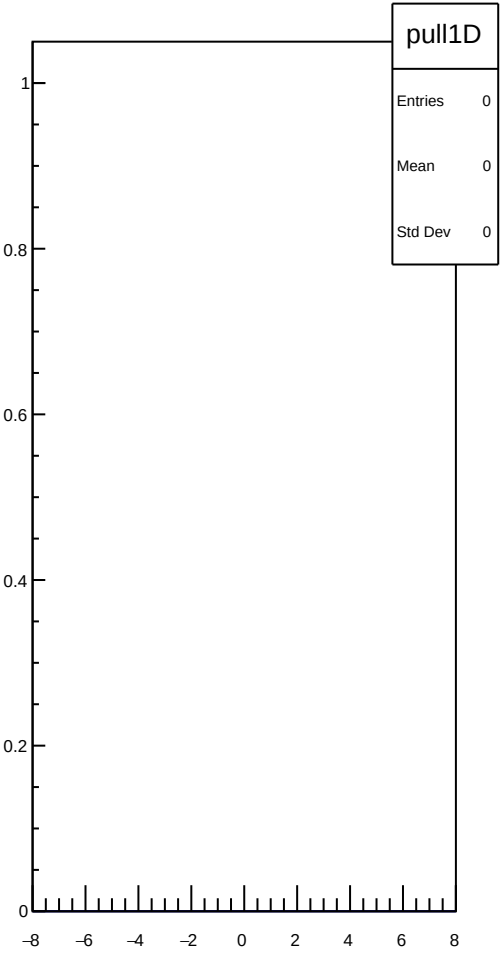
pull1D
Entries 0
Mean 0
Std Dev 0
1
0.8
0.6
0.4
0.2
0
−8
−6
−4
−2
0
2
4
6
8


pull
Entries 0
Mean 0
Std Dev 0
1
0.8
0.6
0.4
0.2
0
0
1

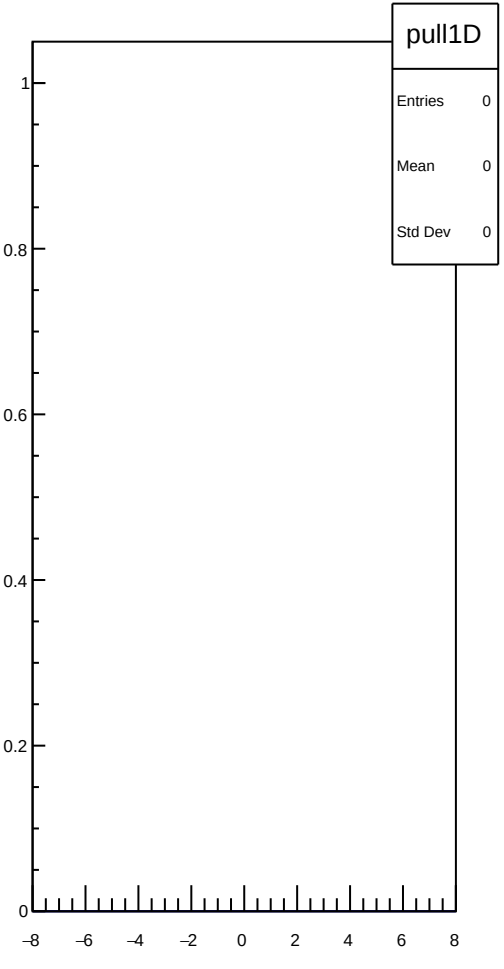
pull1D
Entries 0
Mean 0
Std Dev 0
1
0.8
0.6
0.4
0.2
0
−8
−6
−4
−2
0
2
4
6
8


pull
Entries 0
Mean 0
Std Dev 0
1
0.8
0.6
0.4
0.2
0
0
1

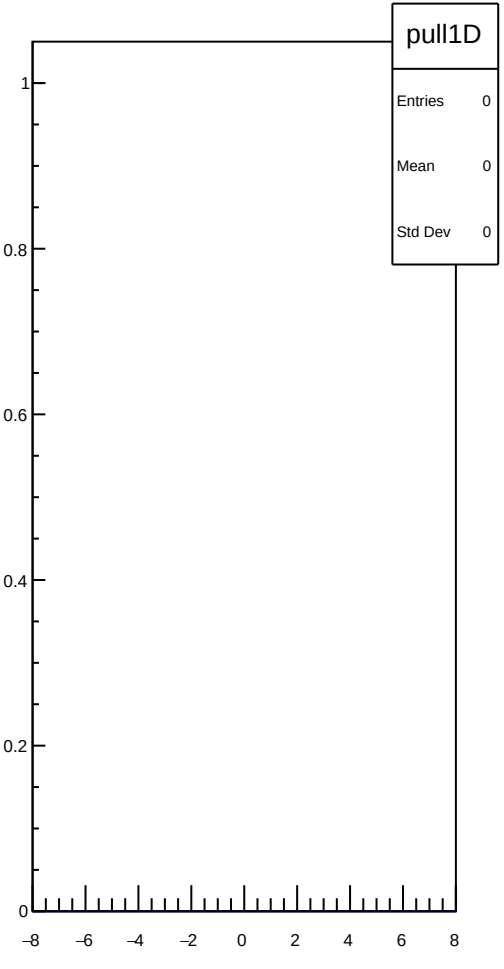
pull1D
Entries 0
Mean 0
Std Dev 0
1
0.8
0.6
0.4
0.2
0
−8
−6
−4
−2
0
2
4
6
8


pull
Entries 0
Mean 0
Std Dev 0
1
0.8
0.6
0.4
0.2
0
0
1

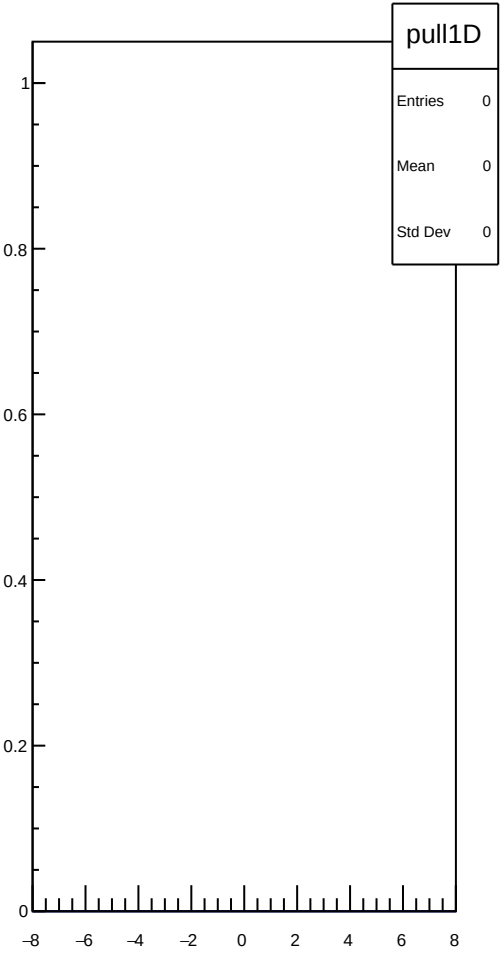
pull1D
Entries 0
Mean 0
Std Dev 0
1
0.8
0.6
0.4
0.2
0
−8
−6
−4
−2
0
2
4
6
8


pull
Entries 0
Mean 0
Std Dev 0
1
0.8
0.6
0.4
0.2
0
0
1

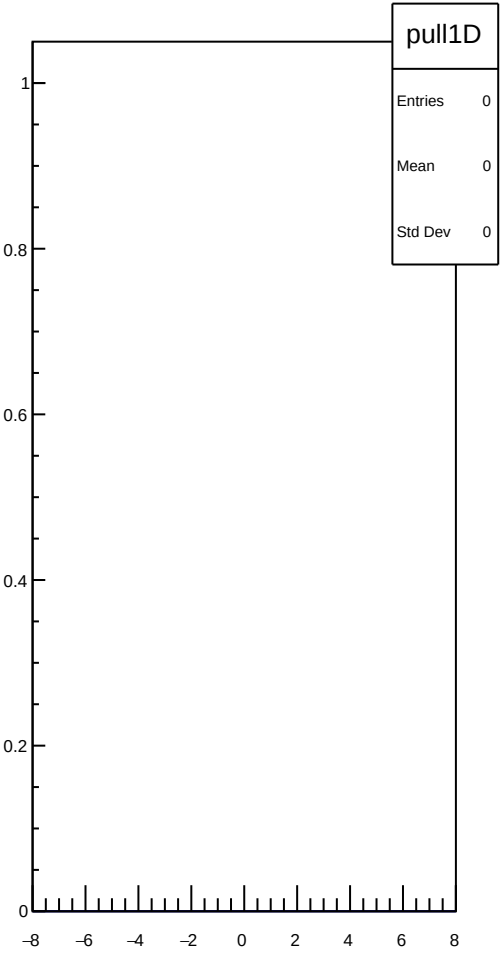
pull1D
Entries 0
Mean 0
Std Dev 0
1
0.8
0.6
0.4
0.2
0
−8
−6
−4
−2
0
2
4
6
8


pull
Entries 0
Mean 0
Std Dev 0
1
0.8
0.6
0.4
0.2
0
0
1

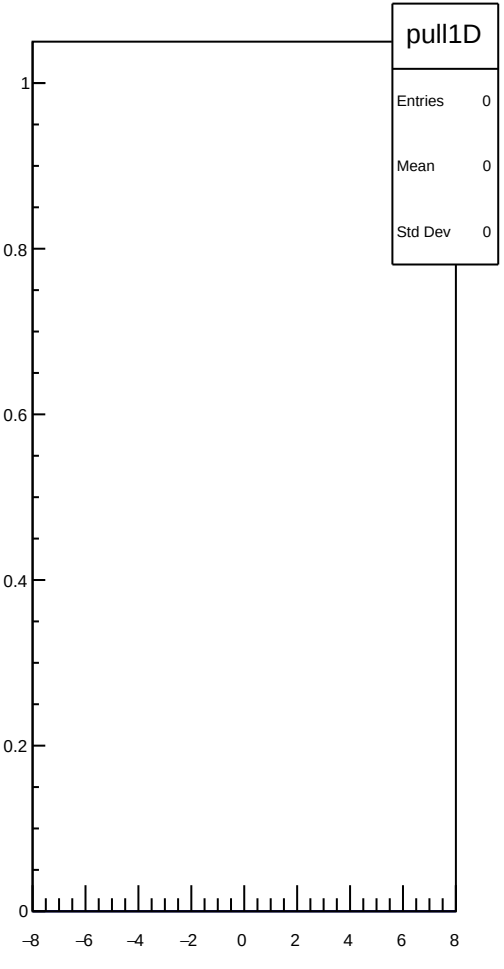
pull1D
Entries 0
Mean 0
Std Dev 0
1
0.8
0.6
0.4
0.2
0
−8
−6
−4
−2
0
2
4
6
8


pull
Entries 0
Mean 0
Std Dev 0
1
0.8
0.6
0.4
0.2
0
0
1

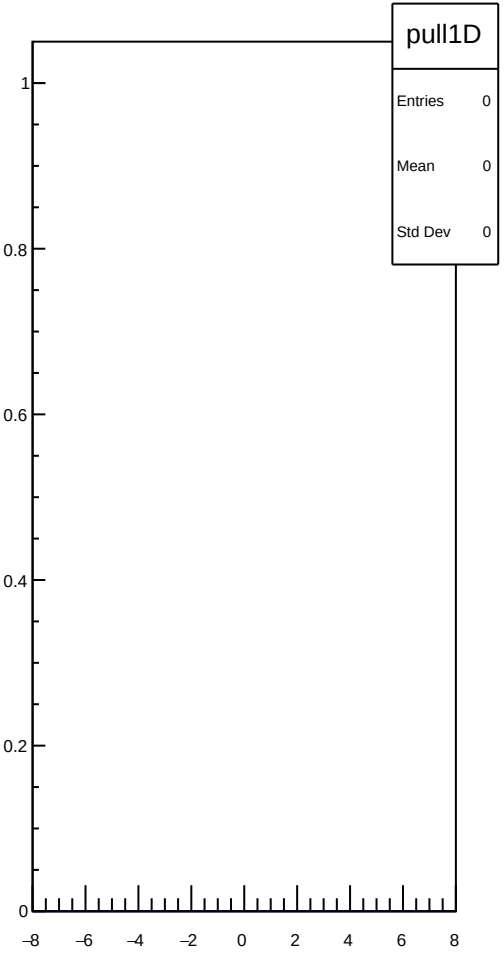
pull1D
Entries 0
Mean 0
Std Dev 0
1
0.8
0.6
0.4
0.2
0
−8
−6
−4
−2
0
2
4
6
8


pull
Entries 0
Mean 0
Std Dev 0
1
0.8
0.6
0.4
0.2
0
0
1

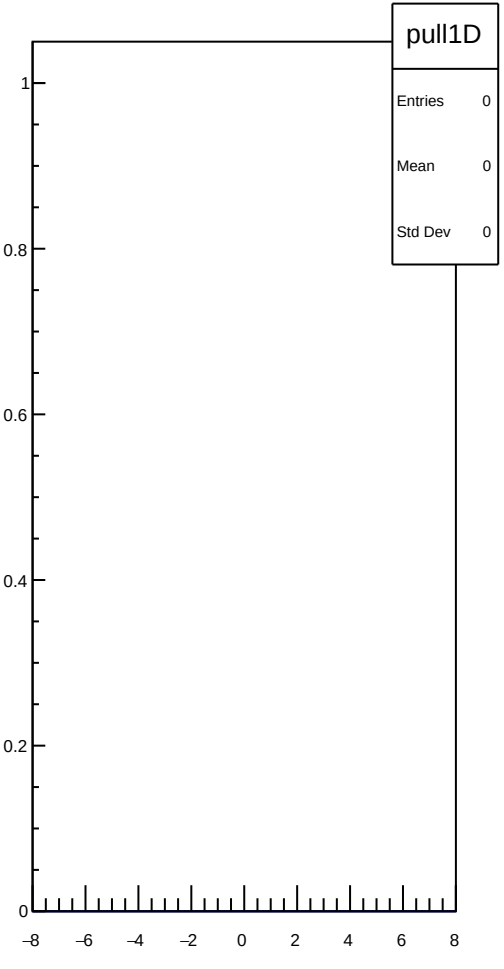
pull1D
Entries 0
Mean 0
Std Dev 0
1
0.8
0.6
0.4
0.2
0
−8
−6
−4
−2
0
2
4
6
8


pull
Entries 0
Mean 0
Std Dev 0
1
0.8
0.6
0.4
0.2
0
0
1

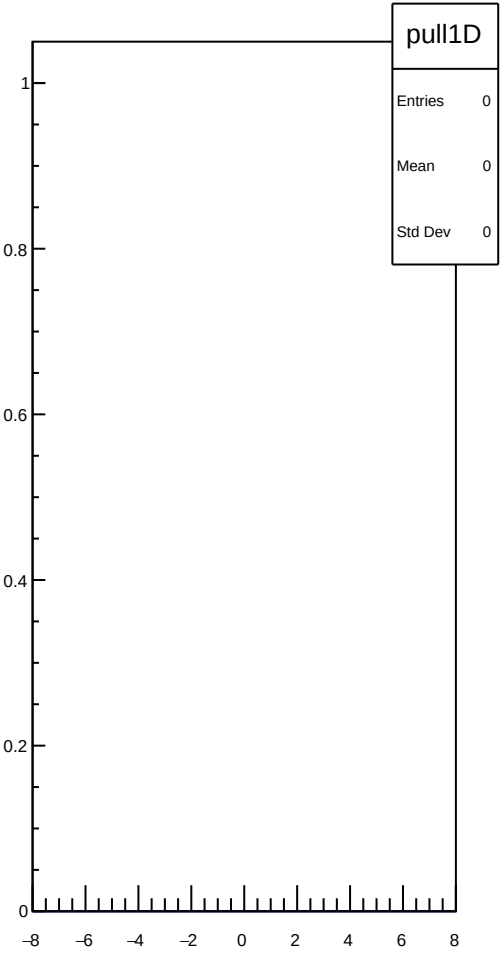
pull1D
Entries 0
Mean 0
Std Dev 0
1
0.8
0.6
0.4
0.2
0
−8
−6
−4
−2
0
2
4
6
8


pull
Entries 0
Mean 0
Std Dev 0
1
0.8
0.6
0.4
0.2
0
0
1

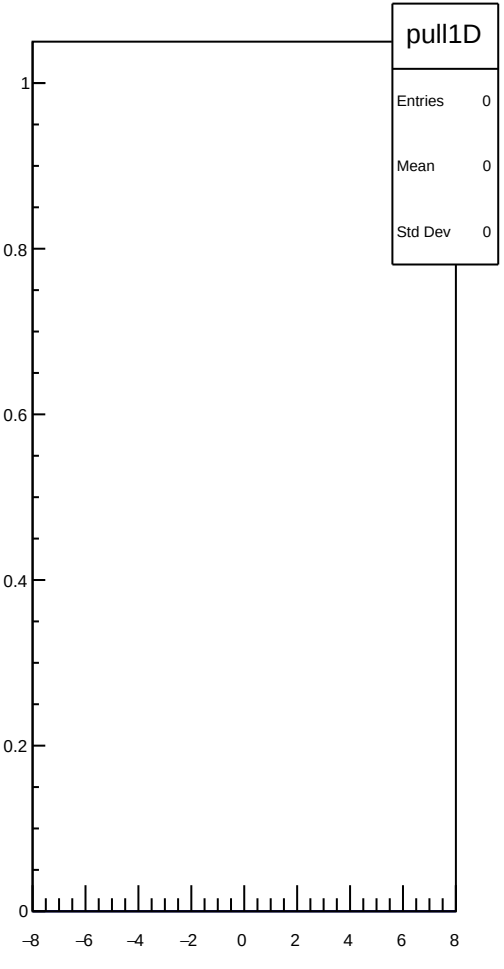
pull1D
Entries 0
Mean 0
Std Dev 0
1
0.8
0.6
0.4
0.2
0
−8
−6
−4
−2
0
2
4
6
8


pull
Entries 0
Mean 0
Std Dev 0
1
0.8
0.6
0.4
0.2
0
0
1

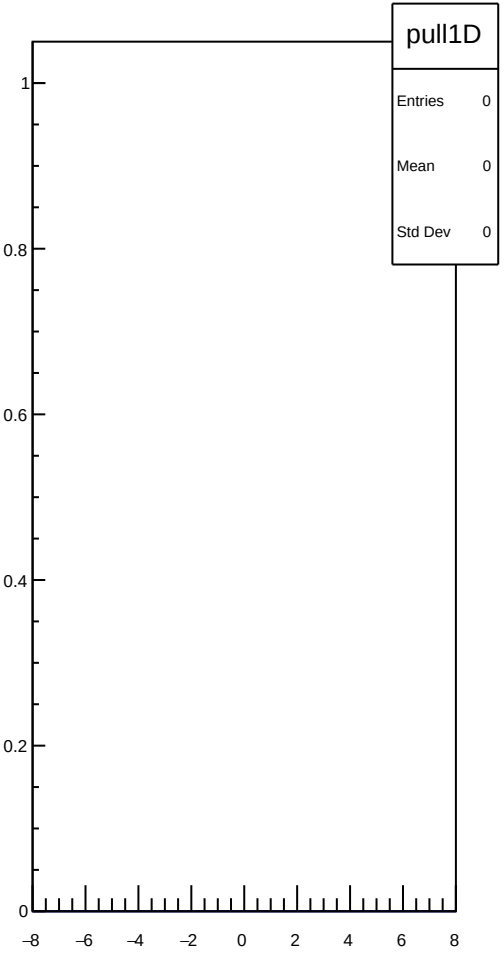
pull1D
Entries 0
Mean 0
Std Dev 0
1
0.8
0.6
0.4
0.2
0
−8
−6
−4
−2
0
2
4
6
8


pull
Entries 0
Mean 0
Std Dev 0
1
0.8
0.6
0.4
0.2
0
0
1

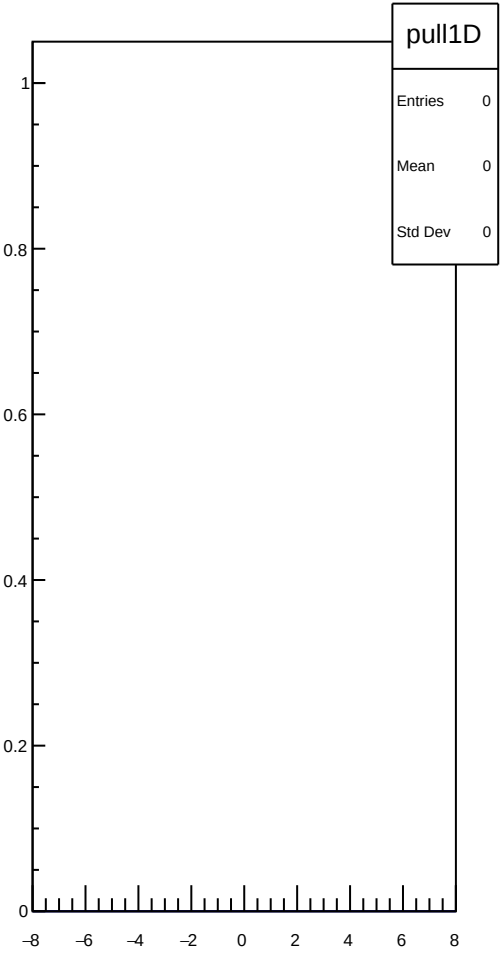
pull1D
Entries 0
Mean 0
Std Dev 0
1
0.8
0.6
0.4
0.2
0
−8
−6
−4
−2
0
2
4
6
8


pull
Entries 0
Mean 0
Std Dev 0
1
0.8
0.6
0.4
0.2
0
0
1

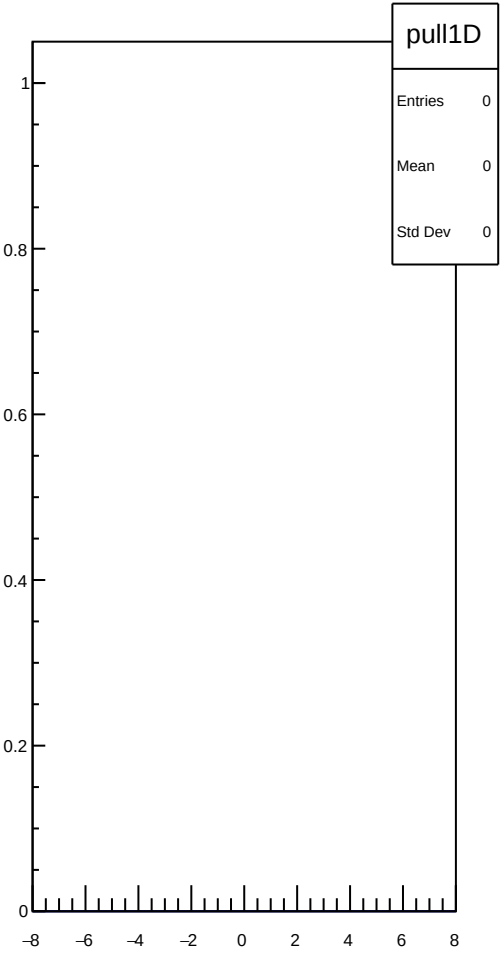
pull1D
Entries 0
Mean 0
Std Dev 0
1
0.8
0.6
0.4
0.2
0
−8
−6
−4
−2
0
2
4
6
8


pull
Entries 0
Mean 0
Std Dev 0
1
0.8
0.6
0.4
0.2
0
0
1

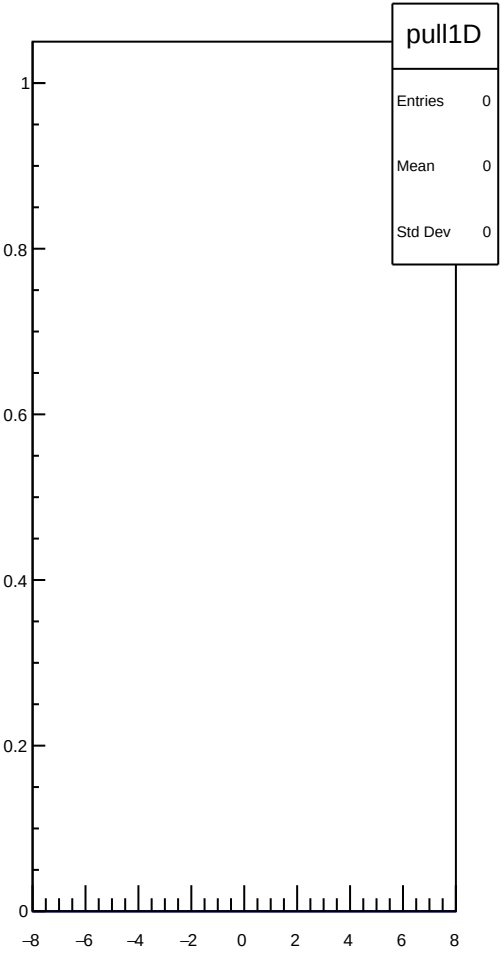
pull1D
Entries 0
Mean 0
Std Dev 0
1
0.8
0.6
0.4
0.2
0
−8
−6
−4
−2
0
2
4
6
8


pull
Entries 0
Mean 0
Std Dev 0
1
0.8
0.6
0.4
0.2
0
0
1

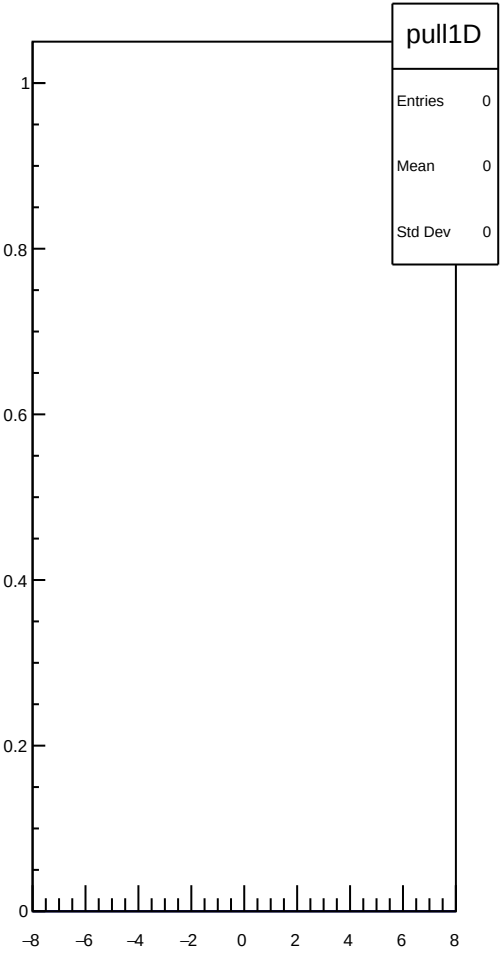
pull1D
Entries 0
Mean 0
Std Dev 0
1
0.8
0.6
0.4
0.2
0
−8
−6
−4
−2
0
2
4
6
8


pull
Entries 0
Mean 0
Std Dev 0
1
0.8
0.6
0.4
0.2
0
0
1

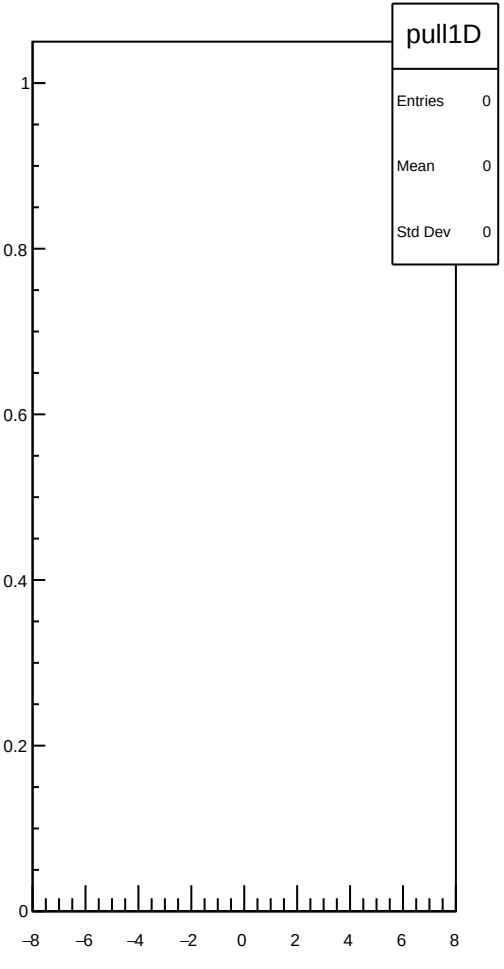
pull1D
Entries 0
Mean 0
Std Dev 0
1
0.8
0.6
0.4
0.2
0
−8
−6
−4
−2
0
2
4
6
8


pull
Entries 0
Mean 0
Std Dev 0
1
0.8
0.6
0.4
0.2
0
0
1

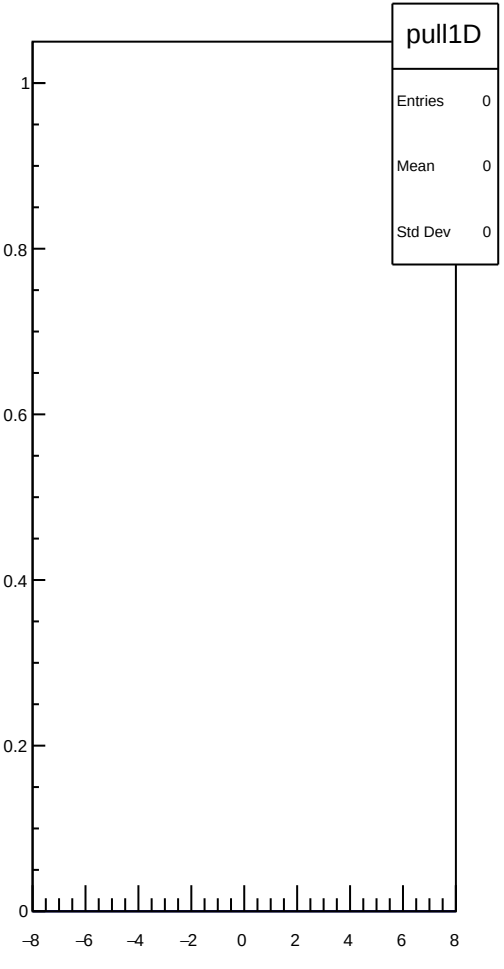
pull1D
Entries 0
Mean 0
Std Dev 0
1
0.8
0.6
0.4
0.2
0
−8
−6
−4
−2
0
2
4
6
8


pull
Entries 0
Mean 0
Std Dev 0
1
0.8
0.6
0.4
0.2
0
0
1

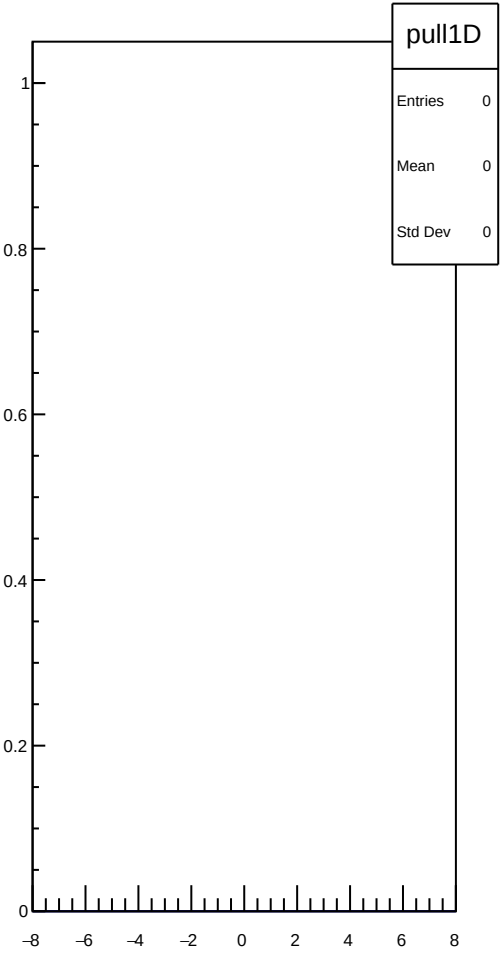
pull1D
Entries 0
Mean 0
Std Dev 0
1
0.8
0.6
0.4
0.2
0
−8
−6
−4
−2
0
2
4
6
8


pull
Entries 0
Mean 0
Std Dev 0
1
0.8
0.6
0.4
0.2
0
0
1

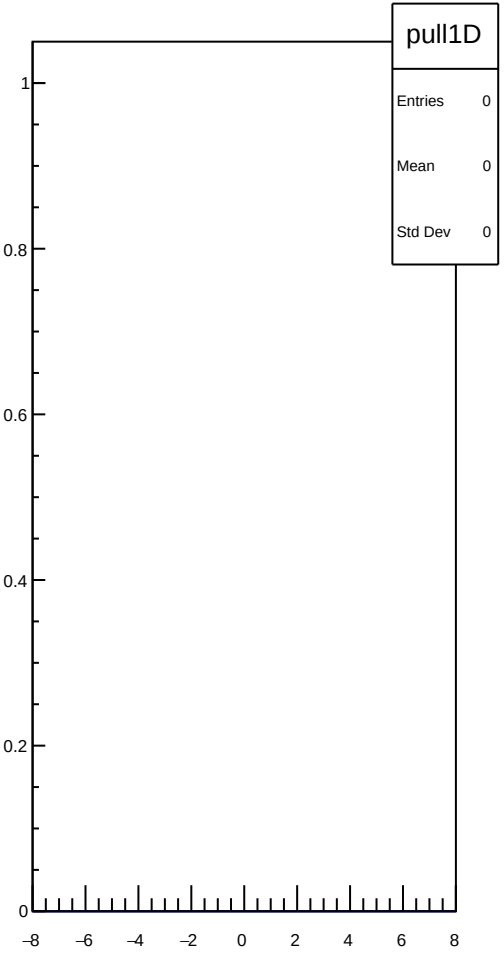
pull1D
Entries 0
Mean 0
Std Dev 0
1
0.8
0.6
0.4
0.2
0
−8
−6
−4
−2
0
2
4
6
8


pull
Entries 0
Mean 0
Std Dev 0
1
0.8
0.6
0.4
0.2
0
0
1

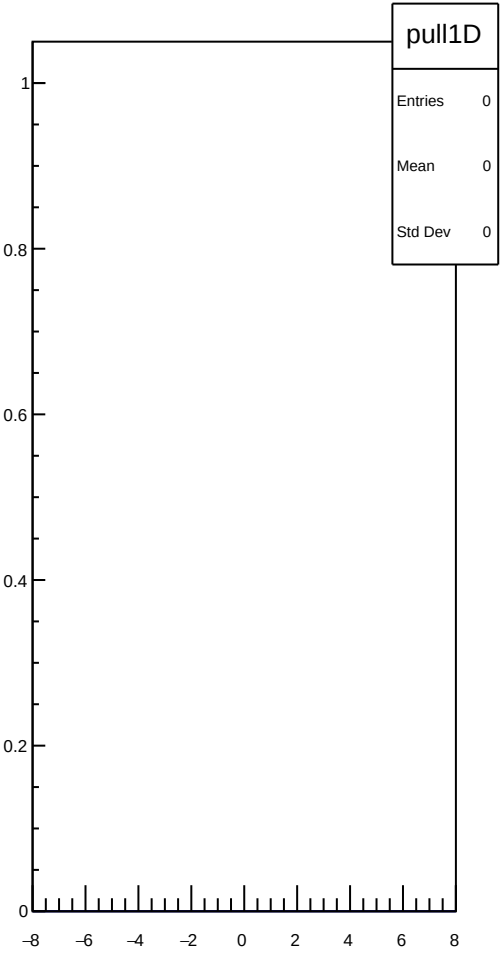
pull1D
Entries 0
Mean 0
Std Dev 0
1
0.8
0.6
0.4
0.2
0
−8
−6
−4
−2
0
2
4
6
8


pull
Entries 0
Mean 0
Std Dev 0
1
0.8
0.6
0.4
0.2
0
0
1

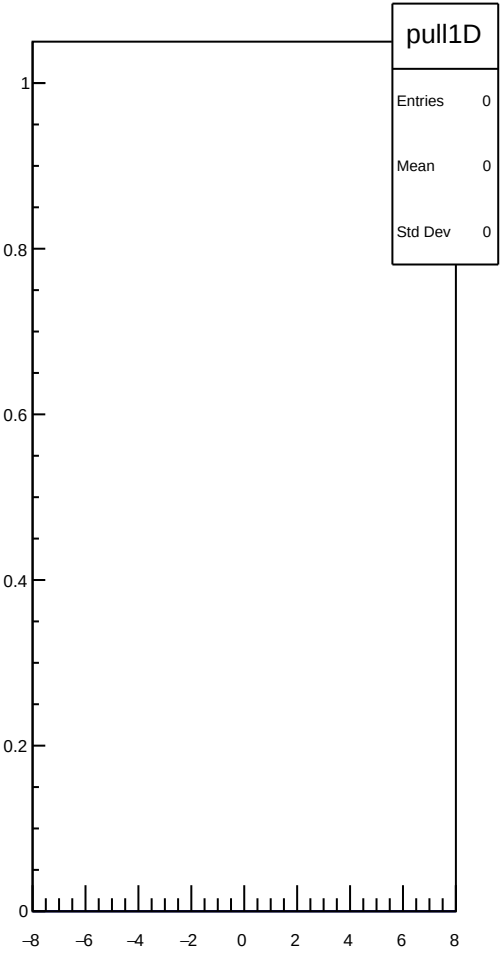
pull1D
Entries 0
Mean 0
Std Dev 0
1
0.8
0.6
0.4
0.2
0
−8
−6
−4
−2
0
2
4
6
8


pull
Entries 0
Mean 0
Std Dev 0
1
0.8
0.6
0.4
0.2
0
0
1

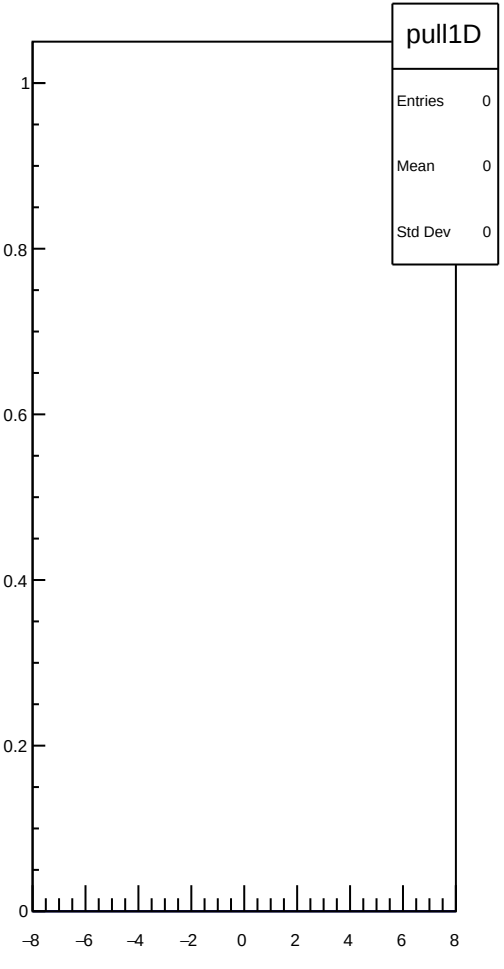
pull1D
Entries 0
Mean 0
Std Dev 0
1
0.8
0.6
0.4
0.2
0
−8
−6
−4
−2
0
2
4
6
8


pull
Entries 0
Mean 0
Std Dev 0
1
0.8
0.6
0.4
0.2
0
0
1

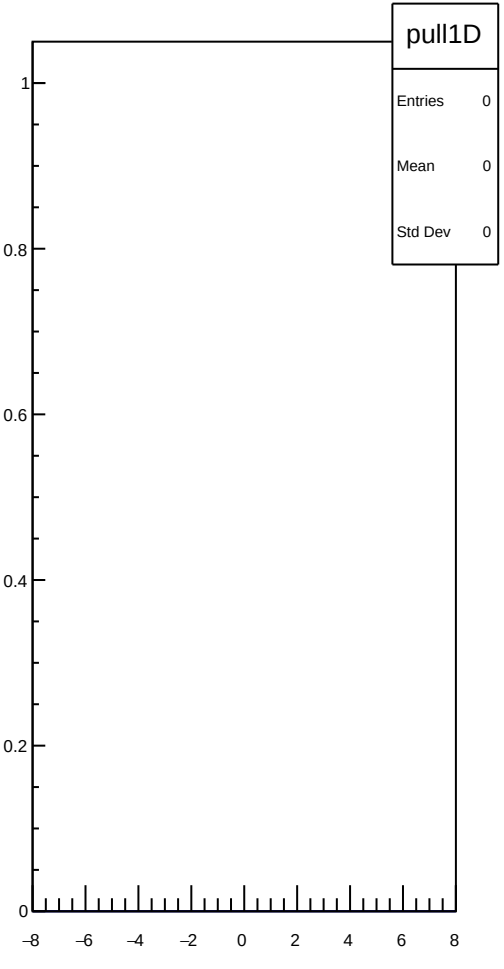
pull1D
Entries 0
Mean 0
Std Dev 0
1
0.8
0.6
0.4
0.2
0
−8
−6
−4
−2
0
2
4
6
8


pull
Entries 0
Mean 0
Std Dev 0
1
0.8
0.6
0.4
0.2
0
0
1

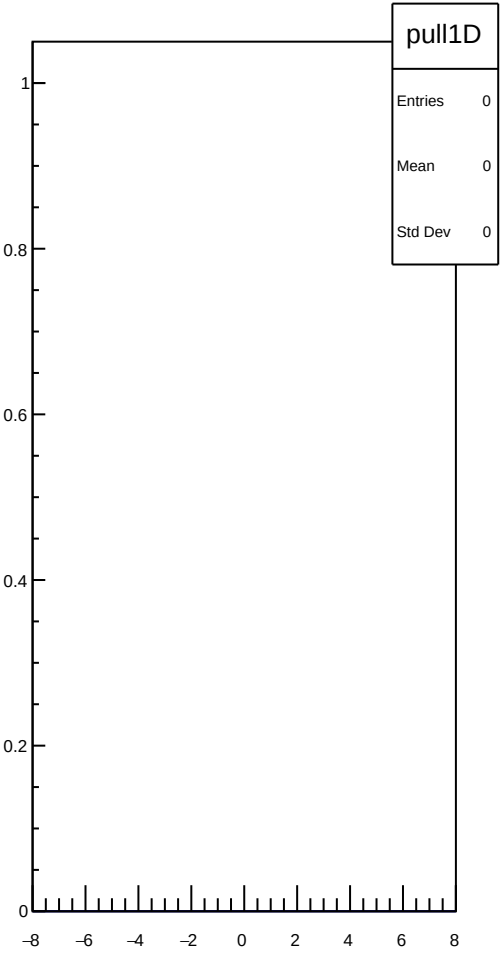
pull1D
Entries 0
Mean 0
Std Dev 0
1
0.8
0.6
0.4
0.2
0
−8
−6
−4
−2
0
2
4
6
8


pull
Entries 0
Mean 0
Std Dev 0
1
0.8
0.6
0.4
0.2
0
0
1

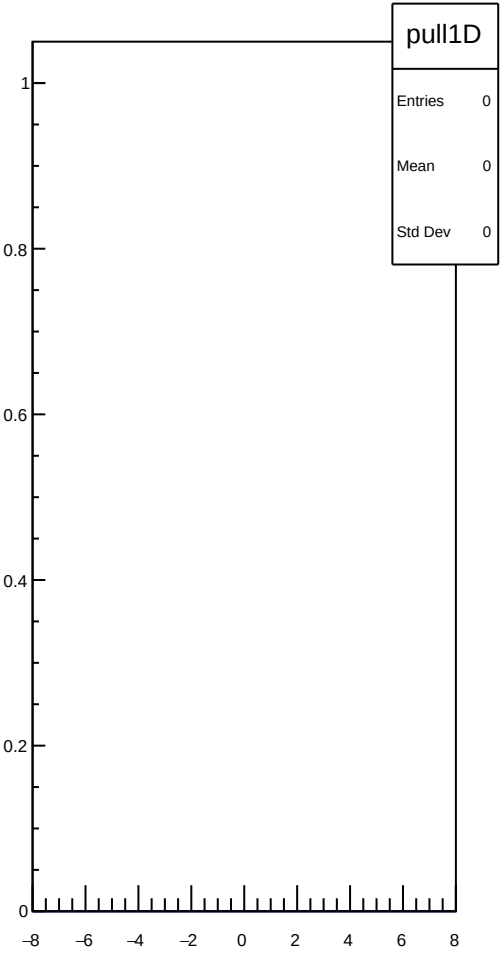
pull1D
Entries 0
Mean 0
Std Dev 0
1
0.8
0.6
0.4
0.2
0
−8
−6
−4
−2
0
2
4
6
8


pull
Entries 0
Mean 0
Std Dev 0
1
0.8
0.6
0.4
0.2
0
0
1

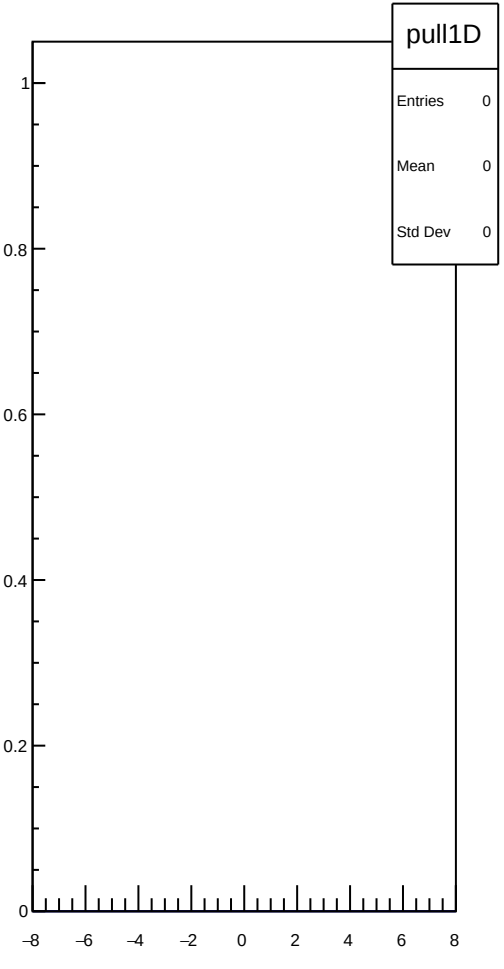
pull1D
Entries 0
Mean 0
Std Dev 0
1
0.8
0.6
0.4
0.2
0
−8
−6
−4
−2
0
2
4
6
8


pull
Entries 0
Mean 0
Std Dev 0
1
0.8
0.6
0.4
0.2
0
0
1

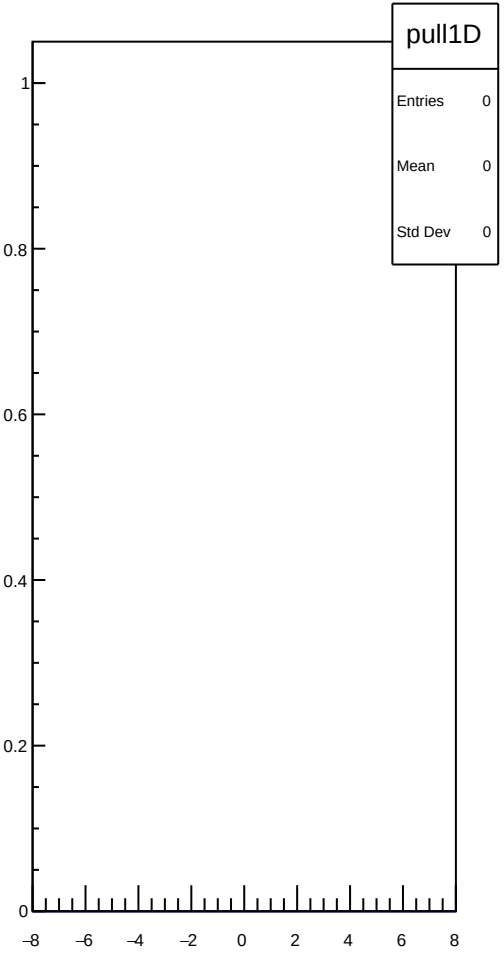
pull1D
Entries 0
Mean 0
Std Dev 0
1
0.8
0.6
0.4
0.2
0
−8
−6
−4
−2
0
2
4
6
8


pull
Entries 0
Mean 0
Std Dev 0
1
0.8
0.6
0.4
0.2
0
0
1

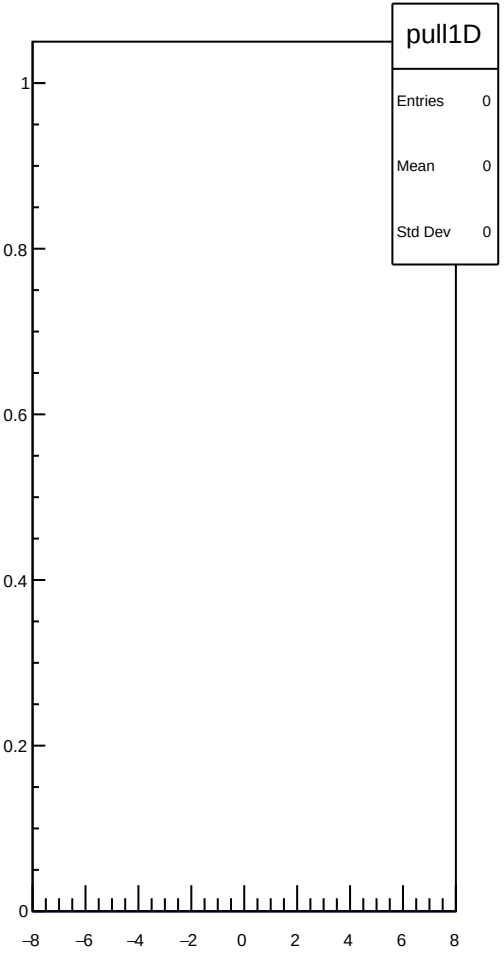
pull1D
Entries 0
Mean 0
Std Dev 0
1
0.8
0.6
0.4
0.2
0
−8
−6
−4
−2
0
2
4
6
8


pull
Entries 0
Mean 0
Std Dev 0
1
0.8
0.6
0.4
0.2
0
0
1

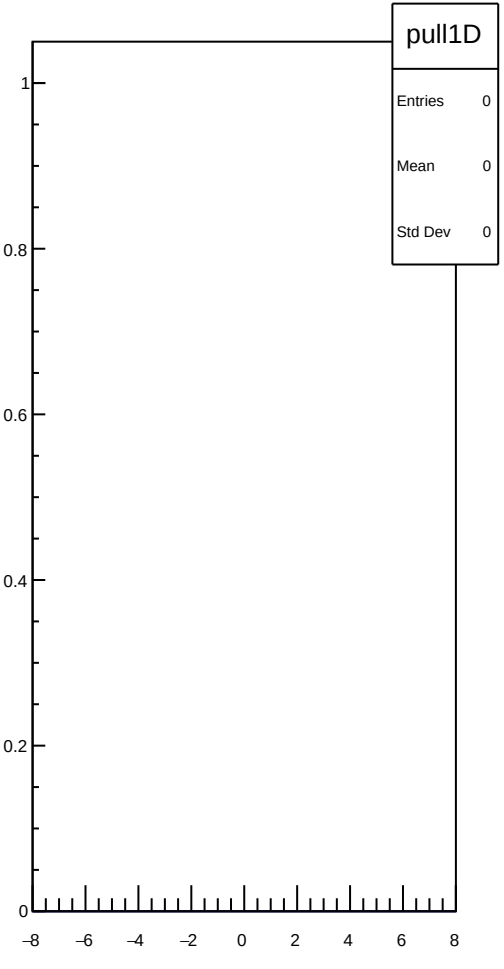
pull1D
Entries 0
Mean 0
Std Dev 0
1
0.8
0.6
0.4
0.2
0
−8
−6
−4
−2
0
2
4
6
8


pull
Entries 0
Mean 0
Std Dev 0
1
0.8
0.6
0.4
0.2
0
0
1

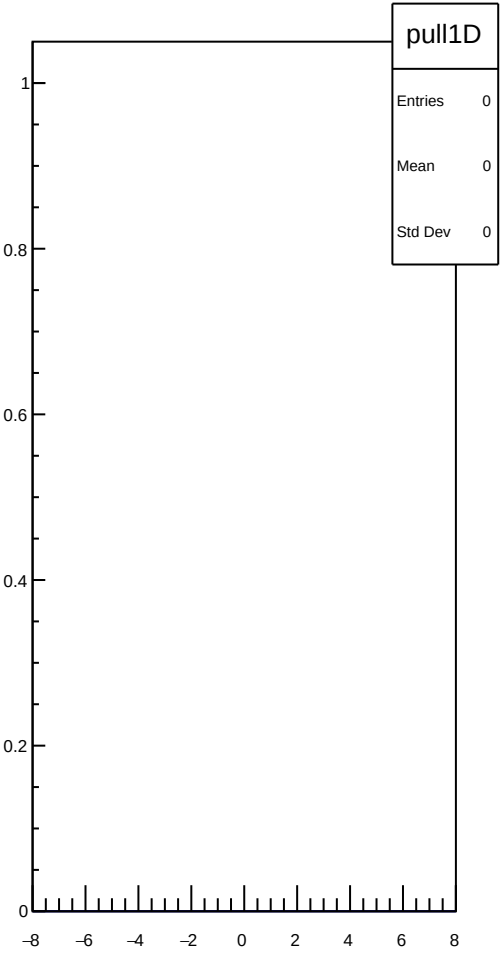
pull1D
Entries 0
Mean 0
Std Dev 0
1
0.8
0.6
0.4
0.2
0
−8
−6
−4
−2
0
2
4
6
8


pull
Entries 0
Mean 0
Std Dev 0
1
0.8
0.6
0.4
0.2
0
0
1

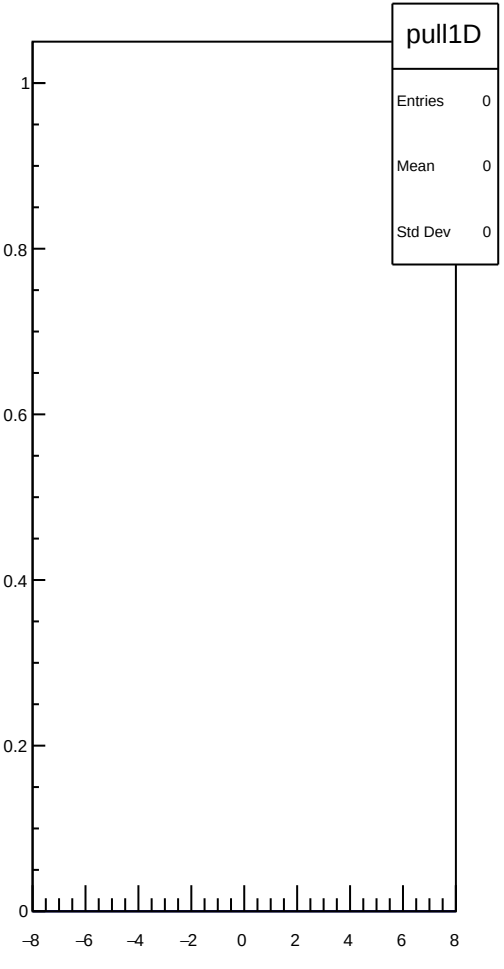
pull1D
Entries 0
Mean 0
Std Dev 0
1
0.8
0.6
0.4
0.2
0
−8
−6
−4
−2
0
2
4
6
8


pull
Entries 0
Mean 0
Std Dev 0
1
0.8
0.6
0.4
0.2
0
0
1

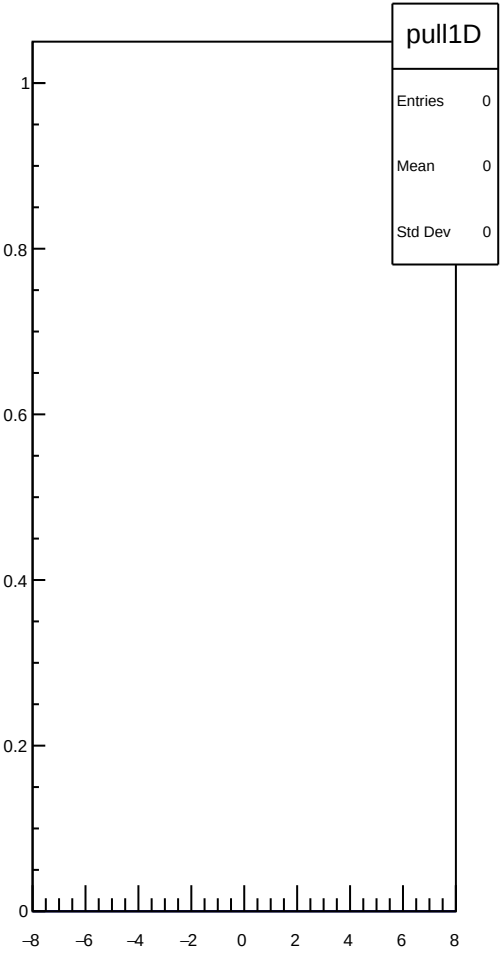
pull1D
Entries 0
Mean 0
Std Dev 0
1
0.8
0.6
0.4
0.2
0
−8
−6
−4
−2
0
2
4
6
8


pull
Entries 0
Mean 0
Std Dev 0
1
0.8
0.6
0.4
0.2
0
0
1

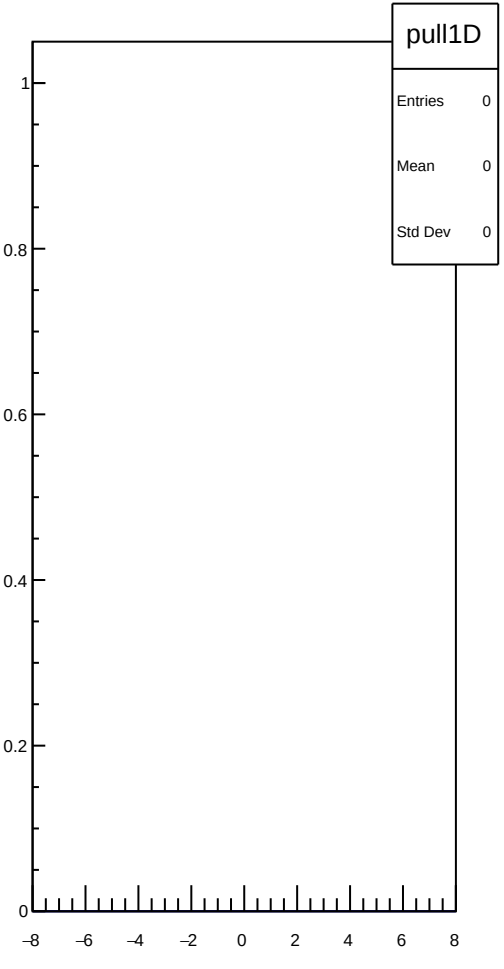
pull1D
Entries 0
Mean 0
Std Dev 0
1
0.8
0.6
0.4
0.2
0
−8
−6
−4
−2
0
2
4
6
8


pull
Entries 0
Mean 0
Std Dev 0
1
0.8
0.6
0.4
0.2
0
0
1

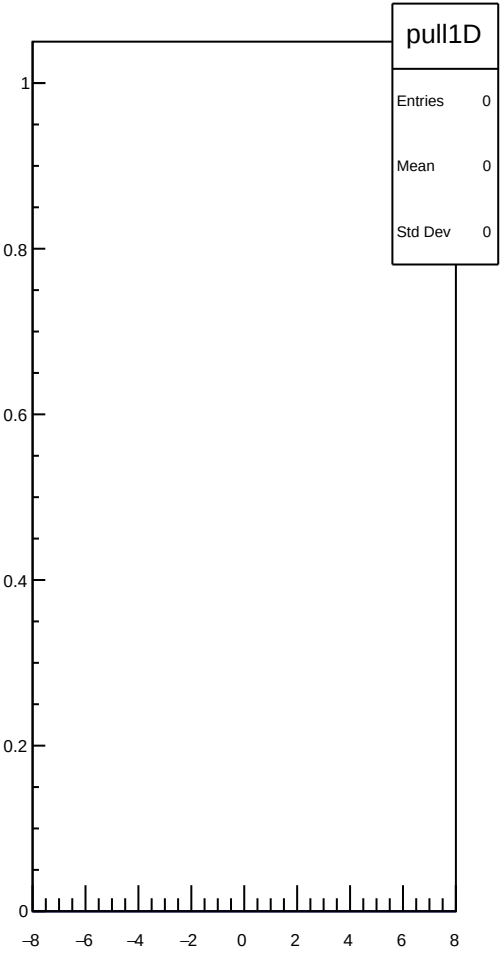
pull1D
Entries 0
Mean 0
Std Dev 0
1
0.8
0.6
0.4
0.2
0
−8
−6
−4
−2
0
2
4
6
8


pull
Entries 0
Mean 0
Std Dev 0
1
0.8
0.6
0.4
0.2
0
0
1

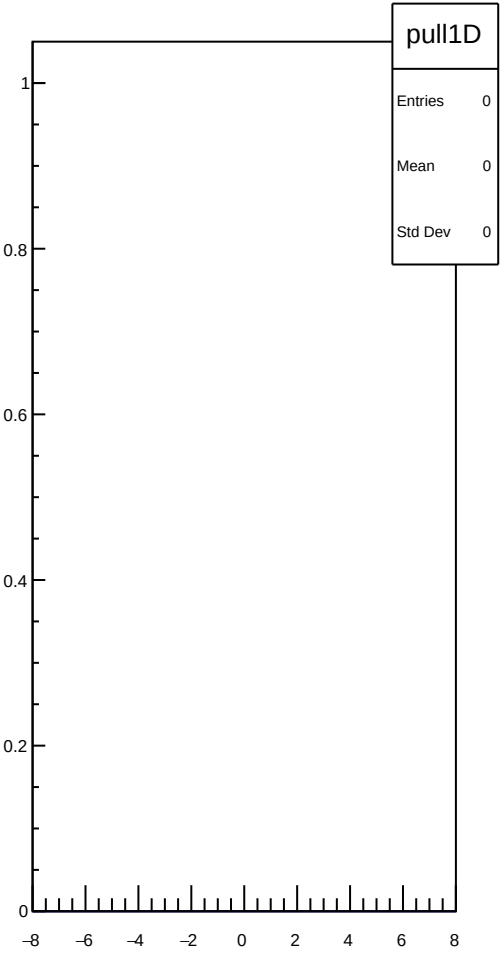
pull1D
Entries 0
Mean 0
Std Dev 0
1
0.8
0.6
0.4
0.2
0
−8
−6
−4
−2
0
2
4
6
8


pull
Entries 0
Mean 0
Std Dev 0
1
0.8
0.6
0.4
0.2
0
0
1

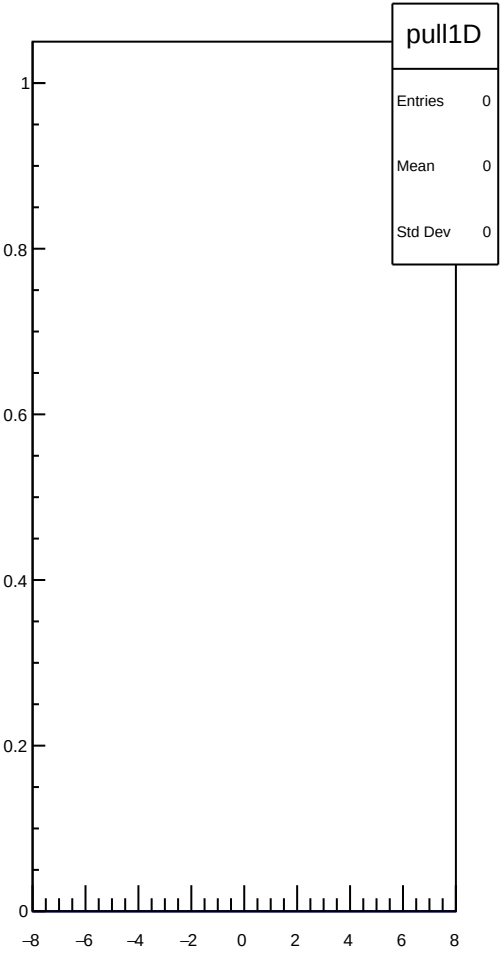
pull1D
Entries 0
Mean 0
Std Dev 0
1
0.8
0.6
0.4
0.2
0
−8
−6
−4
−2
0
2
4
6
8


pull
Entries 0
Mean 0
Std Dev 0
1
0.8
0.6
0.4
0.2
0
0
1

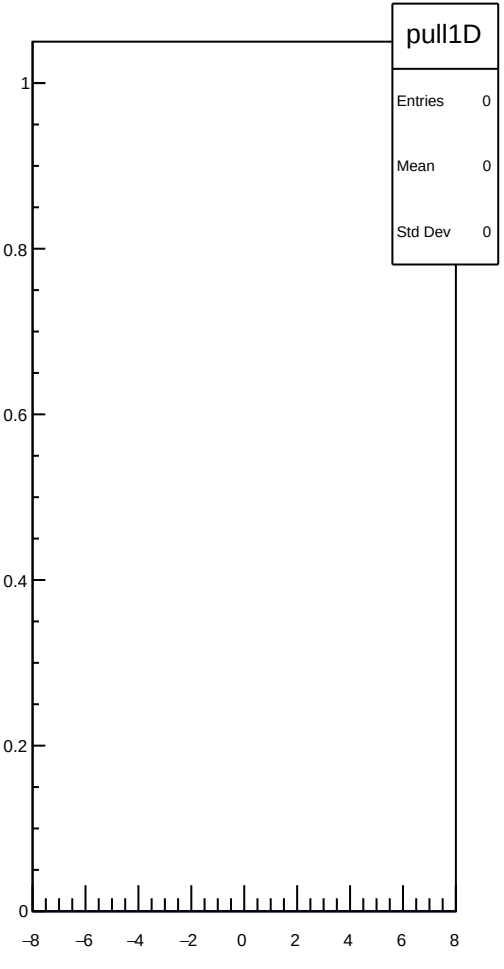
pull1D
Entries 0
Mean 0
Std Dev 0
1
0.8
0.6
0.4
0.2
0
−8
−6
−4
−2
0
2
4
6
8


pull
Entries 0
Mean 0
Std Dev 0
1
0.8
0.6
0.4
0.2
0
0
1

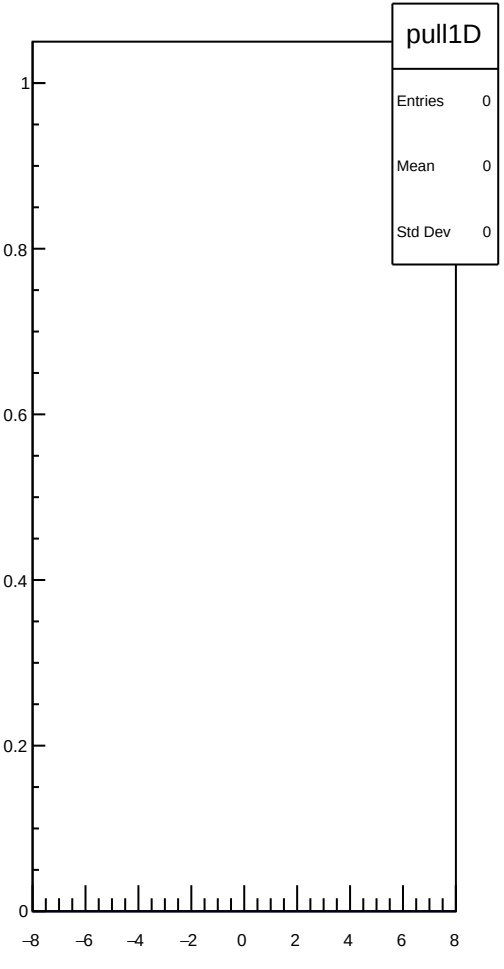
pull1D
Entries 0
Mean 0
Std Dev 0
1
0.8
0.6
0.4
0.2
0
−8
−6
−4
−2
0
2
4
6
8


pull
Entries 0
Mean 0
Std Dev 0
1
0.8
0.6
0.4
0.2
0
0
1

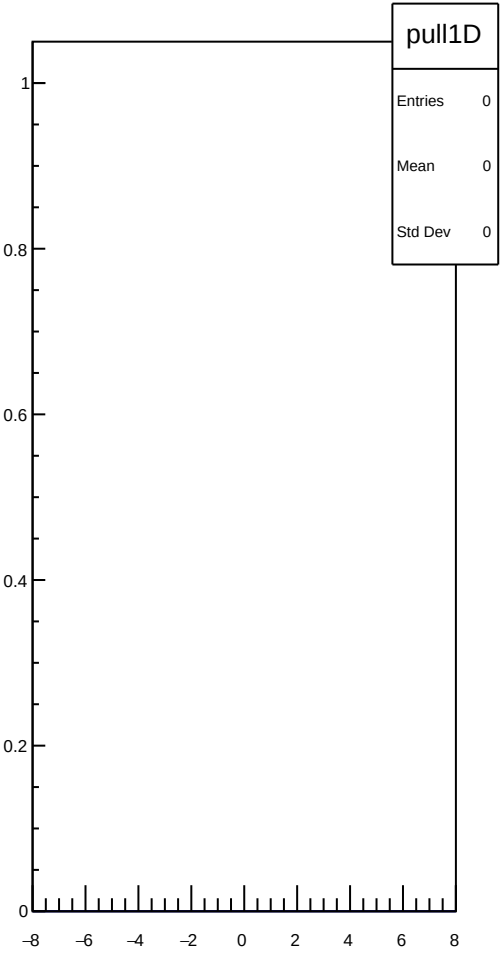
pull1D
Entries 0
Mean 0
Std Dev 0
1
0.8
0.6
0.4
0.2
0
−8
−6
−4
−2
0
2
4
6
8


pull
Entries 0
Mean 0
Std Dev 0
1
0.8
0.6
0.4
0.2
0
0
1

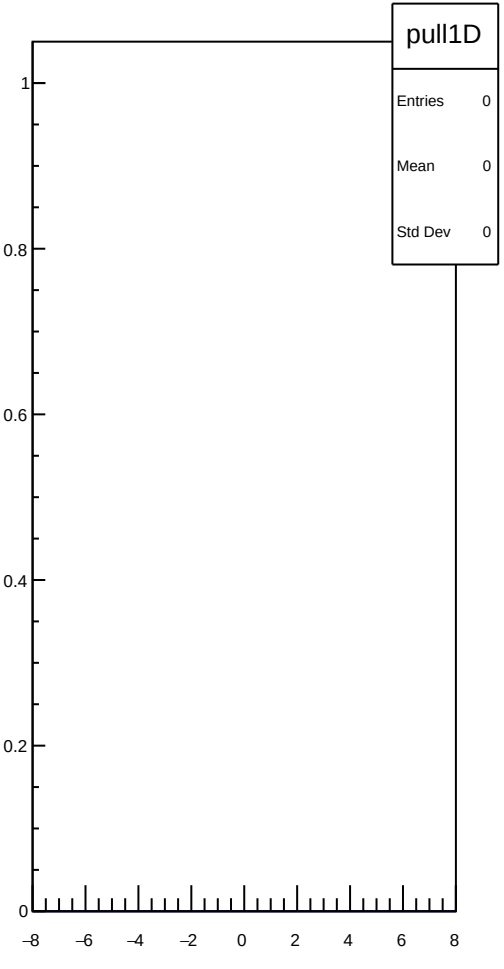
pull1D
Entries 0
Mean 0
Std Dev 0
1
0.8
0.6
0.4
0.2
0
−8
−6
−4
−2
0
2
4
6
8


pull
Entries 0
Mean 0
Std Dev 0
1
0.8
0.6
0.4
0.2
0
0
1

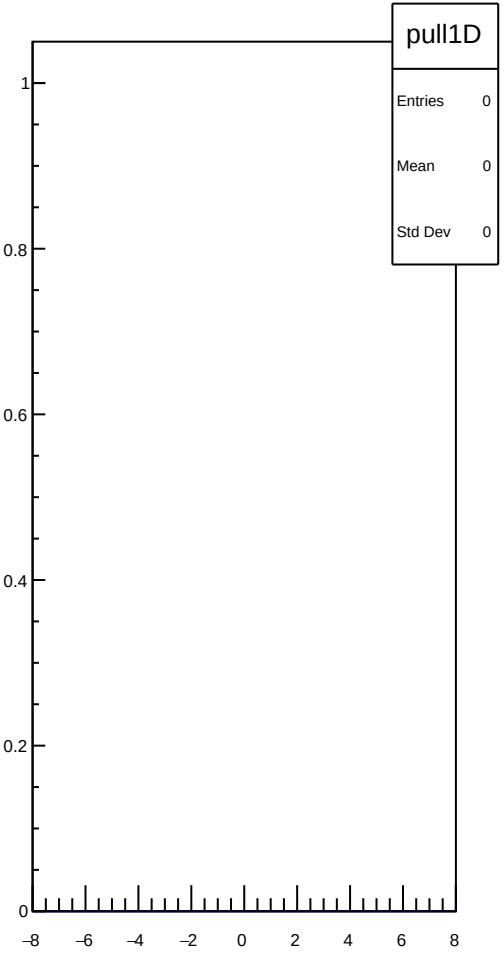
pull1D
Entries 0
Mean 0
Std Dev 0
1
0.8
0.6
0.4
0.2
0
−8
−6
−4
−2
0
2
4
6
8


pull
Entries 0
Mean 0
Std Dev 0
1
0.8
0.6
0.4
0.2
0
0
1

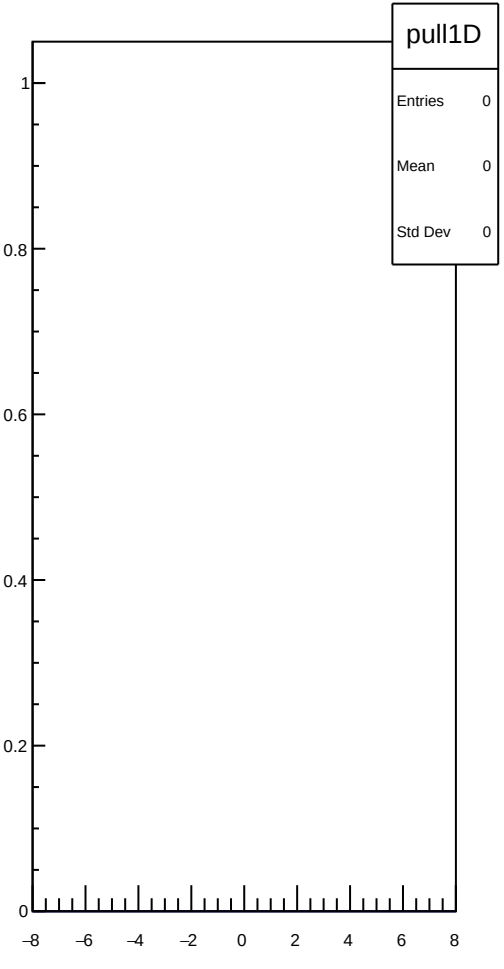
pull1D
Entries 0
Mean 0
Std Dev 0
1
0.8
0.6
0.4
0.2
0
−8
−6
−4
−2
0
2
4
6
8


pull
Entries 0
Mean 0
Std Dev 0
1
0.8
0.6
0.4
0.2
0
0
1

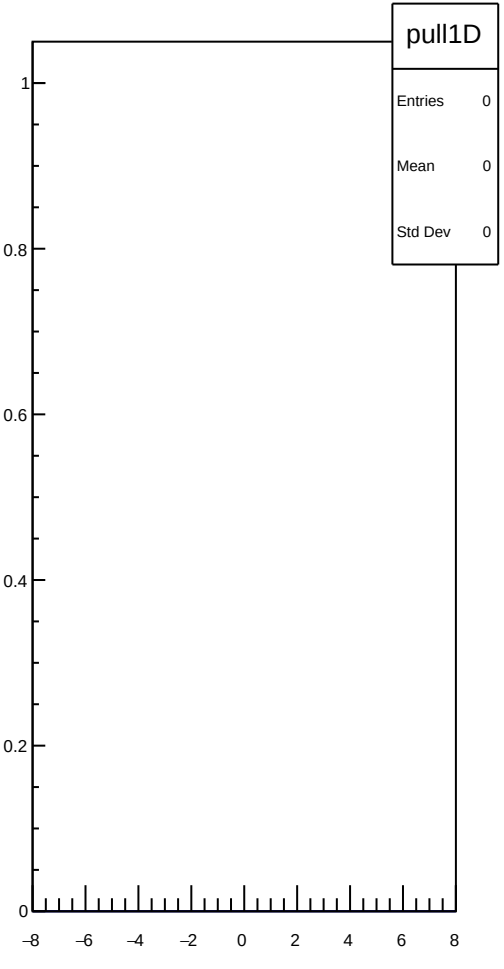
pull1D
Entries 0
Mean 0
Std Dev 0
1
0.8
0.6
0.4
0.2
0
−8
−6
−4
−2
0
2
4
6
8


pull
Entries 0
Mean 0
Std Dev 0
1
0.8
0.6
0.4
0.2
0
0
1

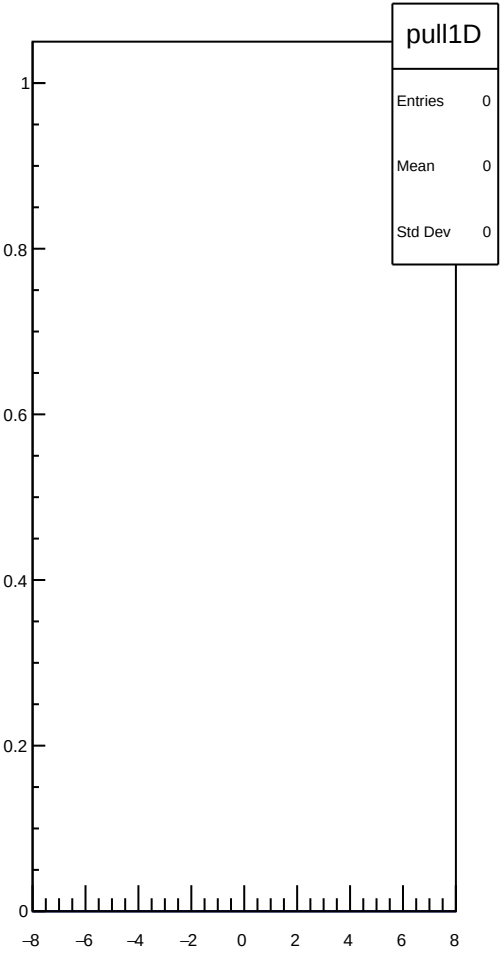
pull1D
Entries 0
Mean 0
Std Dev 0
1
0.8
0.6
0.4
0.2
0
−8
−6
−4
−2
0
2
4
6
8


pull
Entries 0
Mean 0
Std Dev 0
1
0.8
0.6
0.4
0.2
0
0
1

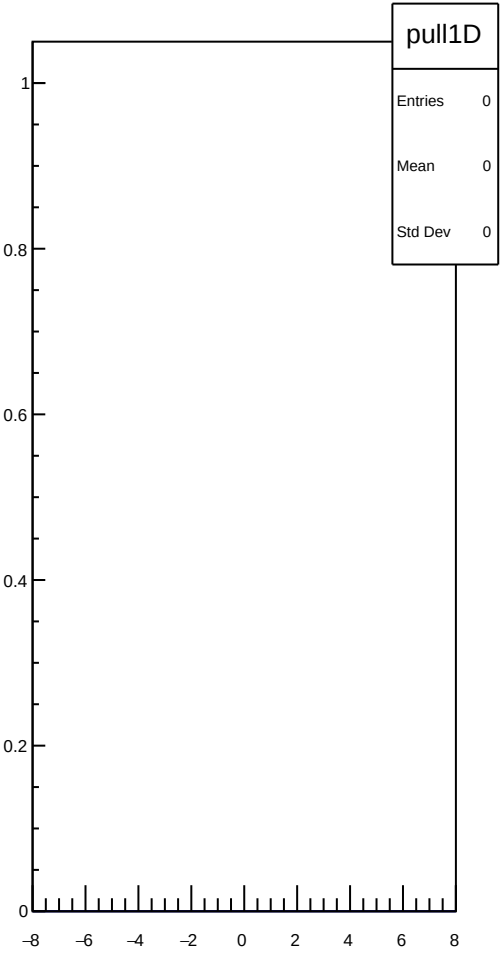
pull1D
Entries 0
Mean 0
Std Dev 0
1
0.8
0.6
0.4
0.2
0
−8
−6
−4
−2
0
2
4
6
8


pull
Entries 0
Mean 0
Std Dev 0
1
0.8
0.6
0.4
0.2
0
0
1

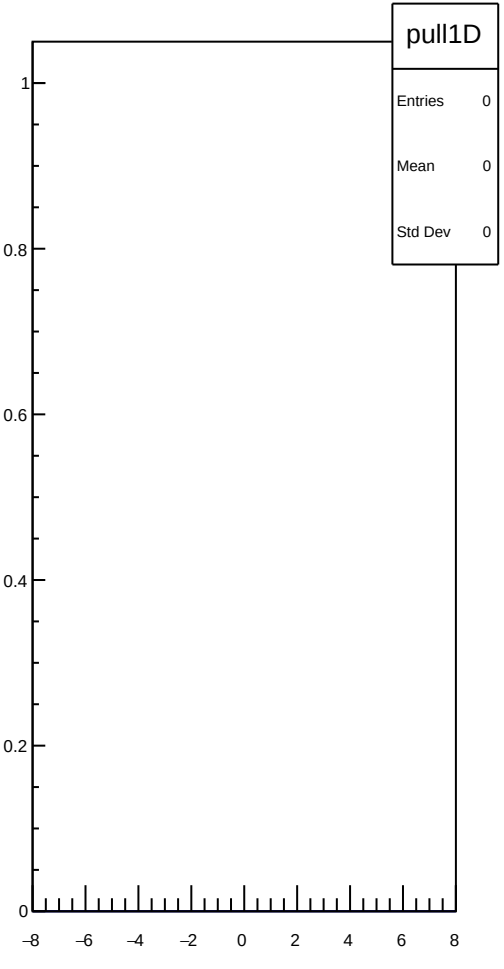
pull1D
Entries 0
Mean 0
Std Dev 0
1
0.8
0.6
0.4
0.2
0
−8
−6
−4
−2
0
2
4
6
8


pull
Entries 0
Mean 0
Std Dev 0
1
0.8
0.6
0.4
0.2
0
0
1

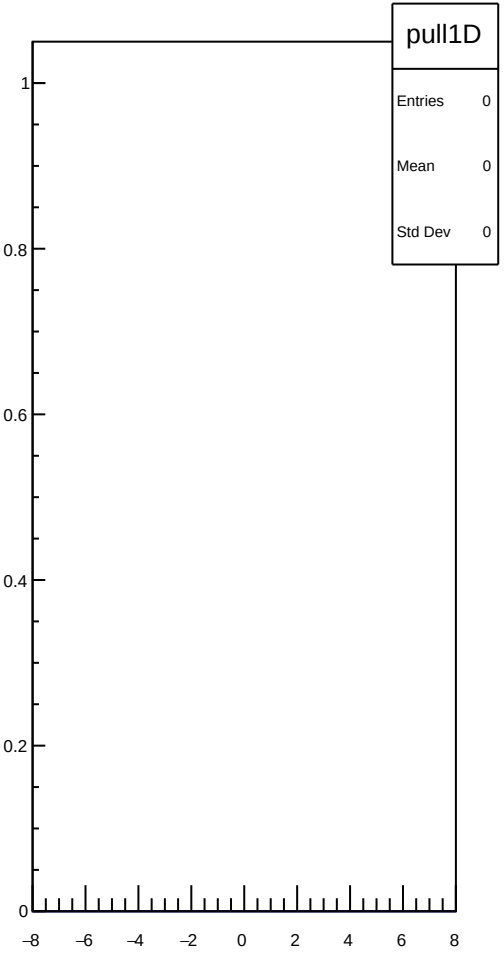
pull1D
Entries 0
Mean 0
Std Dev 0
1
0.8
0.6
0.4
0.2
0
−8
−6
−4
−2
0
2
4
6
8


pull
Entries 0
Mean 0
Std Dev 0
1
0.8
0.6
0.4
0.2
0
0
1

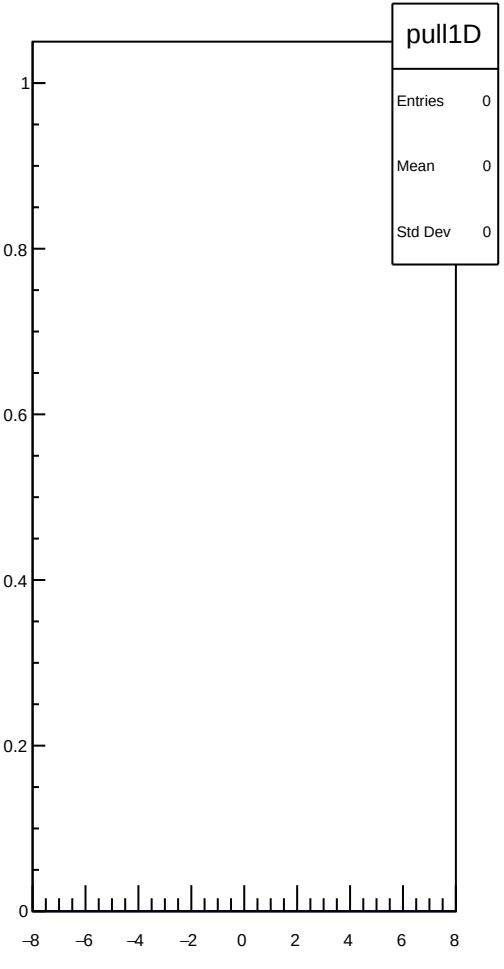
pull1D
Entries 0
Mean 0
Std Dev 0
1
0.8
0.6
0.4
0.2
0
−8
−6
−4
−2
0
2
4
6
8


pull
Entries 0
Mean 0
Std Dev 0
1
0.8
0.6
0.4
0.2
0
0
1

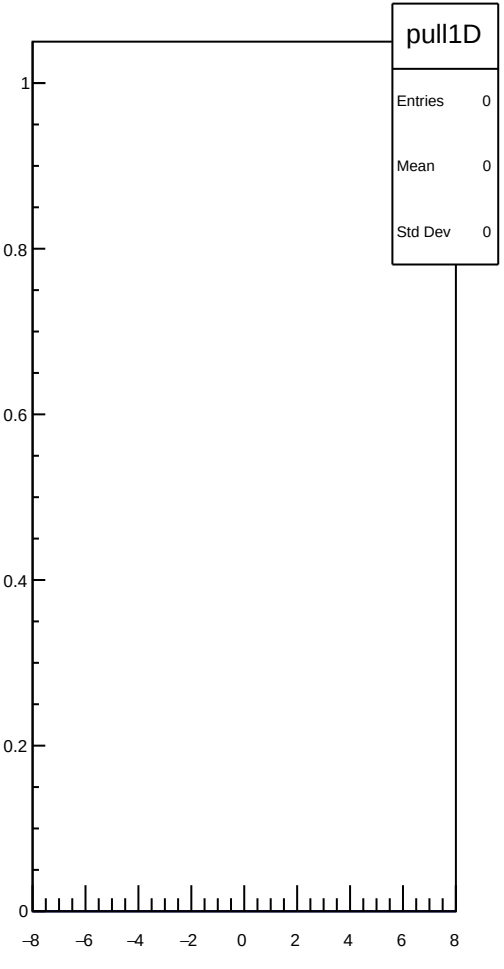
pull1D
Entries 0
Mean 0
Std Dev 0
1
0.8
0.6
0.4
0.2
0
−8
−6
−4
−2
0
2
4
6
8


pull
Entries 0
Mean 0
Std Dev 0
1
0.8
0.6
0.4
0.2
0
0
1

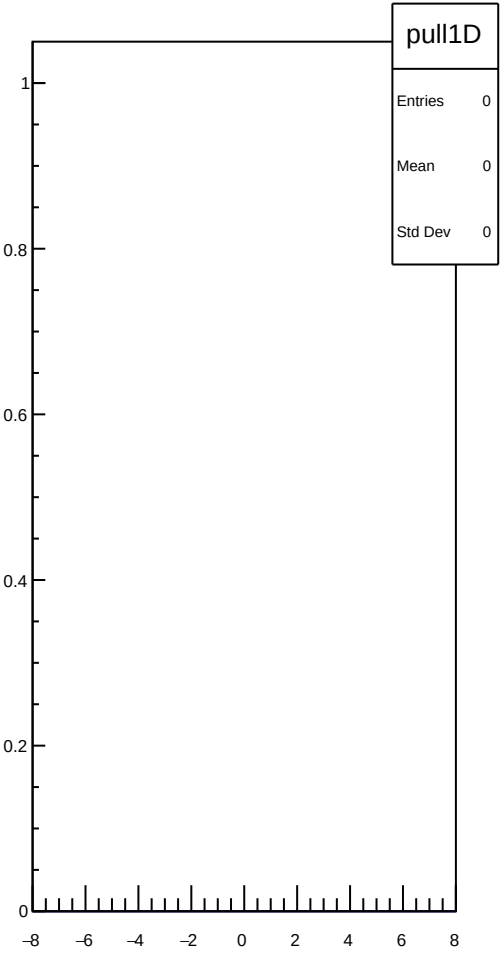
pull1D
Entries 0
Mean 0
Std Dev 0
1
0.8
0.6
0.4
0.2
0
−8
−6
−4
−2
0
2
4
6
8


pull
Entries 0
Mean 0
Std Dev 0
1
0.8
0.6
0.4
0.2
0
0
1

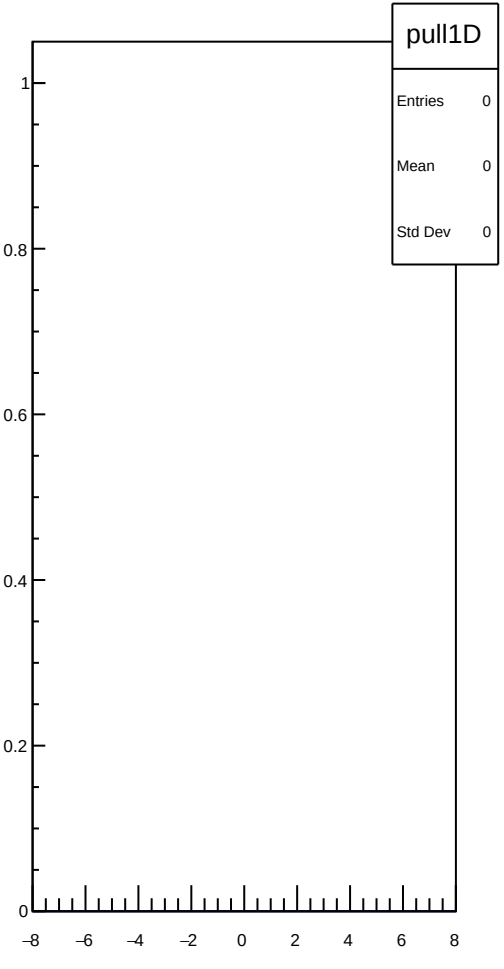
pull1D
Entries 0
Mean 0
Std Dev 0
1
0.8
0.6
0.4
0.2
0
−8
−6
−4
−2
0
2
4
6
8


pull
Entries 0
Mean 0
Std Dev 0
1
0.8
0.6
0.4
0.2
0
0
1

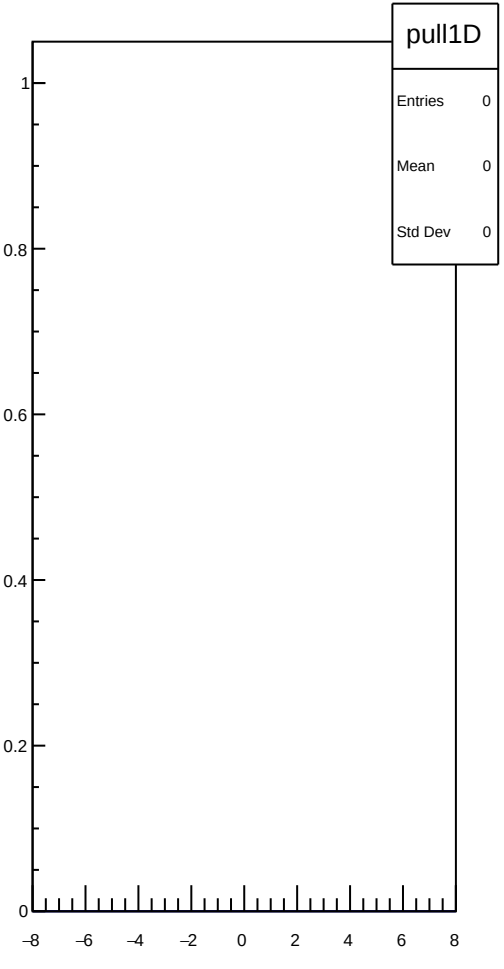
pull1D
Entries 0
Mean 0
Std Dev 0
1
0.8
0.6
0.4
0.2
0
−8
−6
−4
−2
0
2
4
6
8


pull
Entries 0
Mean 0
Std Dev 0
1
0.8
0.6
0.4
0.2
0
0
1

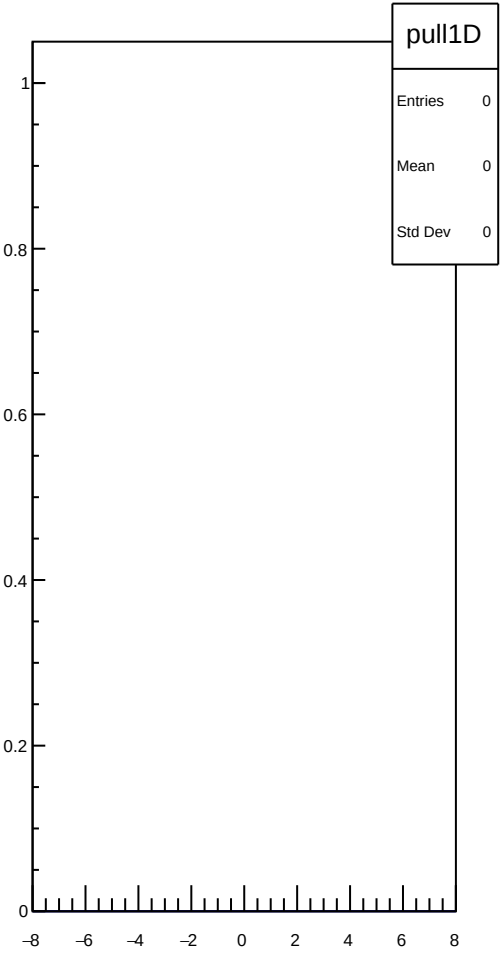
pull1D
Entries 0
Mean 0
Std Dev 0
1
0.8
0.6
0.4
0.2
0
−8
−6
−4
−2
0
2
4
6
8


pull
Entries 0
Mean 0
Std Dev 0
1
0.8
0.6
0.4
0.2
0
0
1

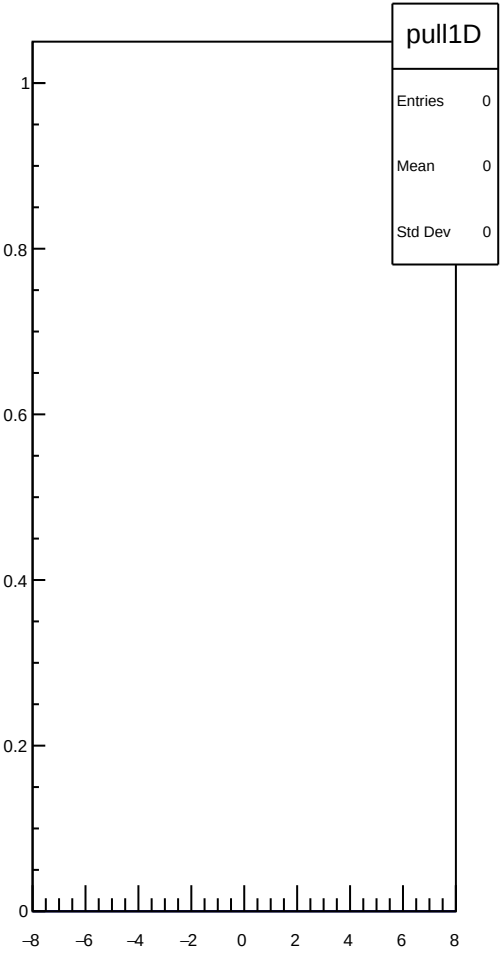
pull1D
Entries 0
Mean 0
Std Dev 0
1
0.8
0.6
0.4
0.2
0
−8
−6
−4
−2
0
2
4
6
8


pull
Entries 0
Mean 0
Std Dev 0
1
0.8
0.6
0.4
0.2
0
0
1

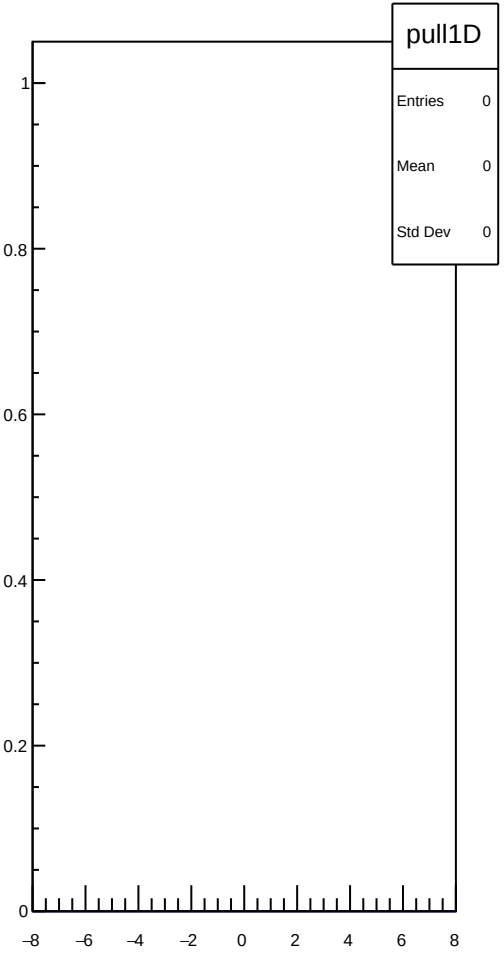
pull1D
Entries 0
Mean 0
Std Dev 0
1
0.8
0.6
0.4
0.2
0
−8
−6
−4
−2
0
2
4
6
8


pull
Entries 0
Mean 0
Std Dev 0
1
0.8
0.6
0.4
0.2
0
0
1

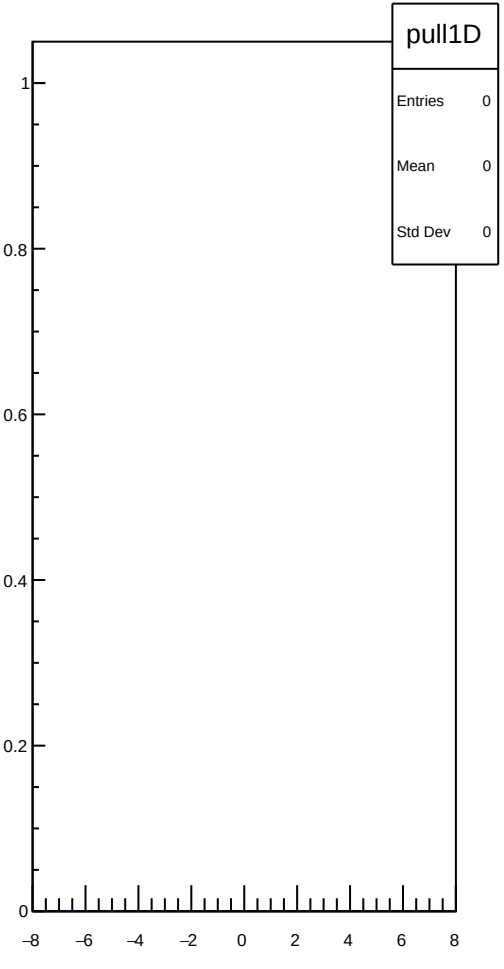
pull1D
Entries 0
Mean 0
Std Dev 0
1
0.8
0.6
0.4
0.2
0
−8
−6
−4
−2
0
2
4
6
8


pull
Entries 0
Mean 0
Std Dev 0
1
0.8
0.6
0.4
0.2
0
0
1

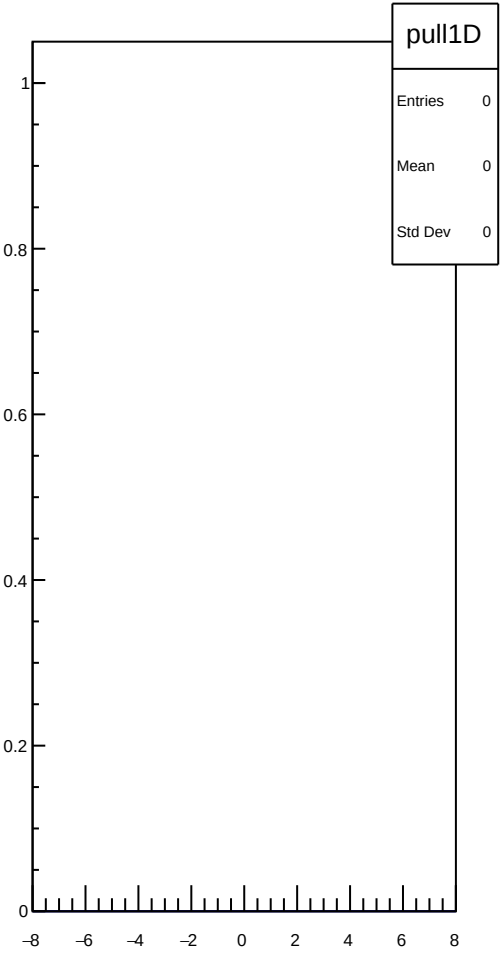
pull1D
Entries 0
Mean 0
Std Dev 0
1
0.8
0.6
0.4
0.2
0
−8
−6
−4
−2
0
2
4
6
8


pull
Entries 0
Mean 0
Std Dev 0
1
0.8
0.6
0.4
0.2
0
0
1

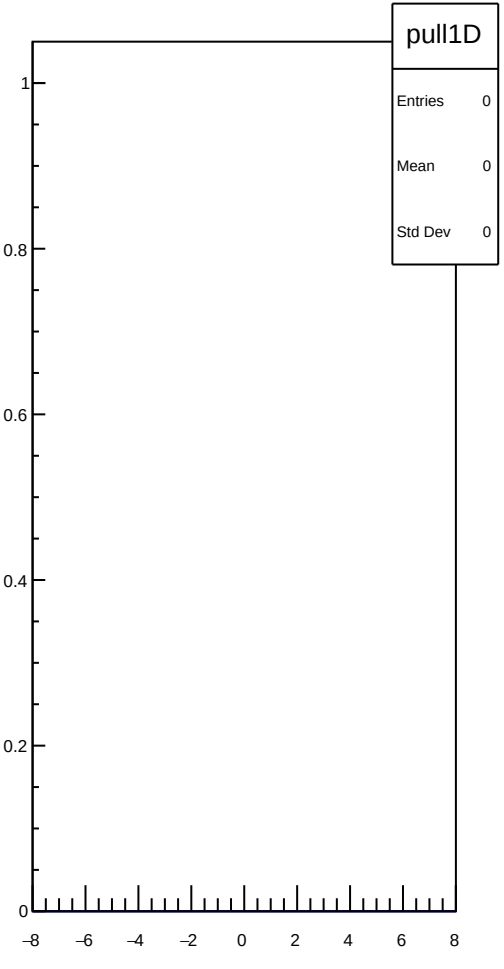
pull1D
Entries 0
Mean 0
Std Dev 0
1
0.8
0.6
0.4
0.2
0
−8
−6
−4
−2
0
2
4
6
8


pull
Entries 0
Mean 0
Std Dev 0
1
0.8
0.6
0.4
0.2
0
0
1

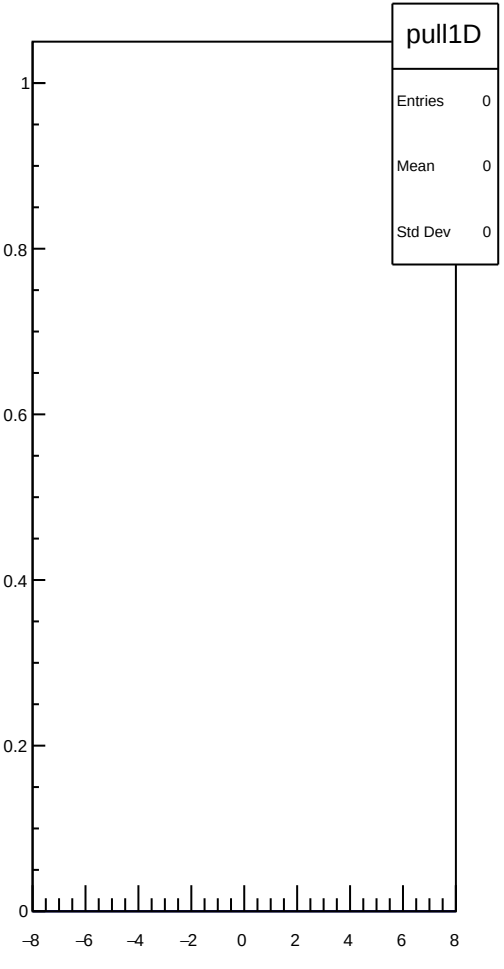
pull1D
Entries 0
Mean 0
Std Dev 0
1
0.8
0.6
0.4
0.2
0
−8
−6
−4
−2
0
2
4
6
8


pull
Entries 0
Mean 0
Std Dev 0
1
0.8
0.6
0.4
0.2
0
0
1

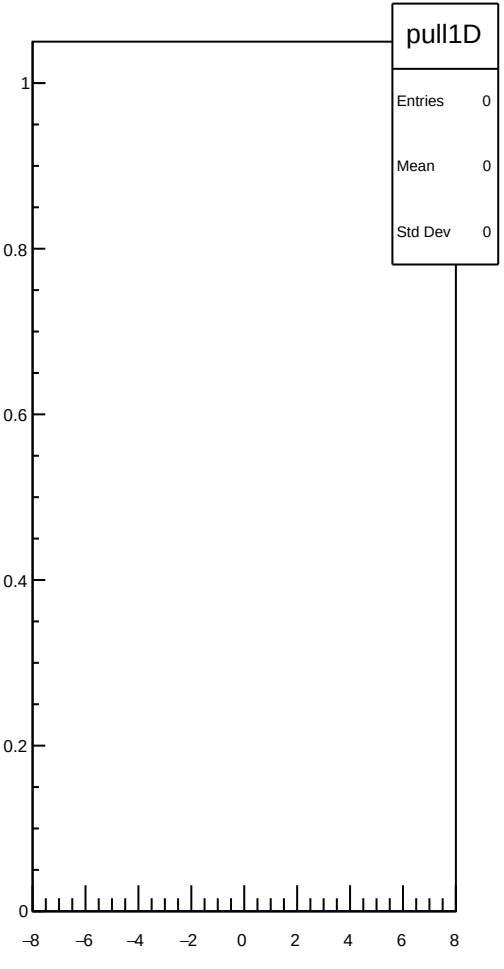
pull1D
Entries 0
Mean 0
Std Dev 0
1
0.8
0.6
0.4
0.2
0
−8
−6
−4
−2
0
2
4
6
8


pull
Entries 0
Mean 0
Std Dev 0
1
0.8
0.6
0.4
0.2
0
0
1

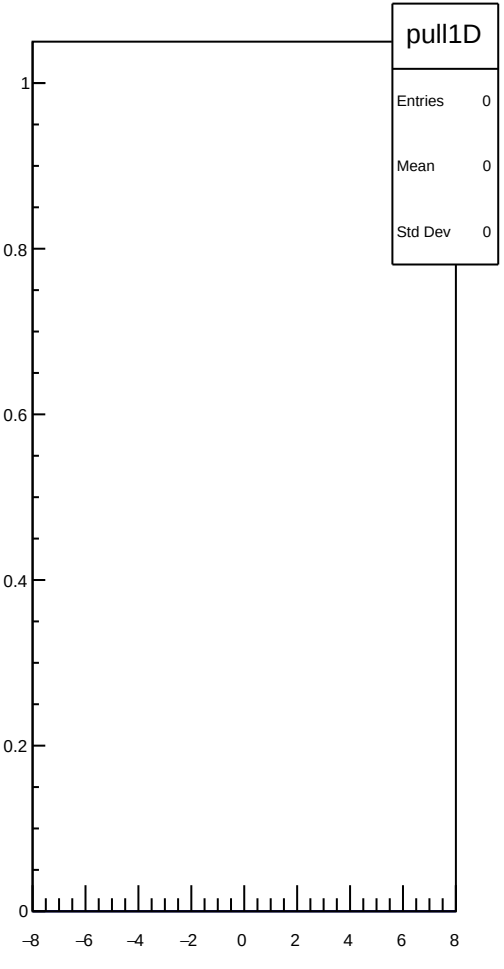
pull1D
Entries 0
Mean 0
Std Dev 0
1
0.8
0.6
0.4
0.2
0
−8
−6
−4
−2
0
2
4
6
8


pull
Entries 0
Mean 0
Std Dev 0
1
0.8
0.6
0.4
0.2
0
0
1

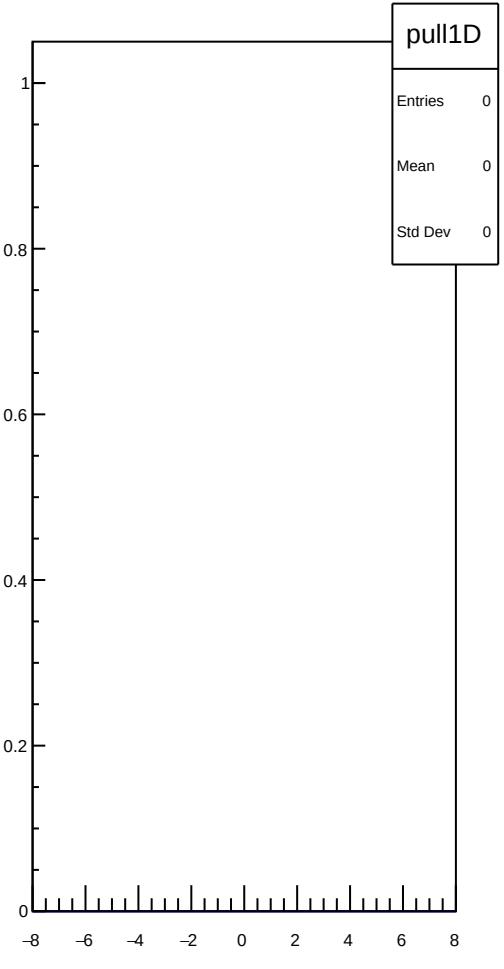
pull1D
Entries 0
Mean 0
Std Dev 0
1
0.8
0.6
0.4
0.2
0
−8
−6
−4
−2
0
2
4
6
8


pull
Entries 0
Mean 0
Std Dev 0
1
0.8
0.6
0.4
0.2
0
0
1

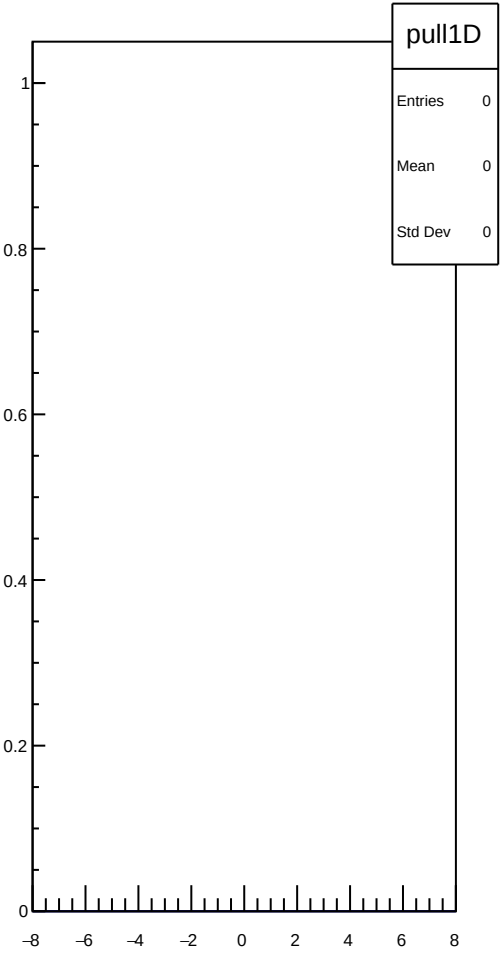
pull1D
Entries 0
Mean 0
Std Dev 0
1
0.8
0.6
0.4
0.2
0
−8
−6
−4
−2
0
2
4
6
8


pull
Entries 0
Mean 0
Std Dev 0
1
0.8
0.6
0.4
0.2
0
0
1

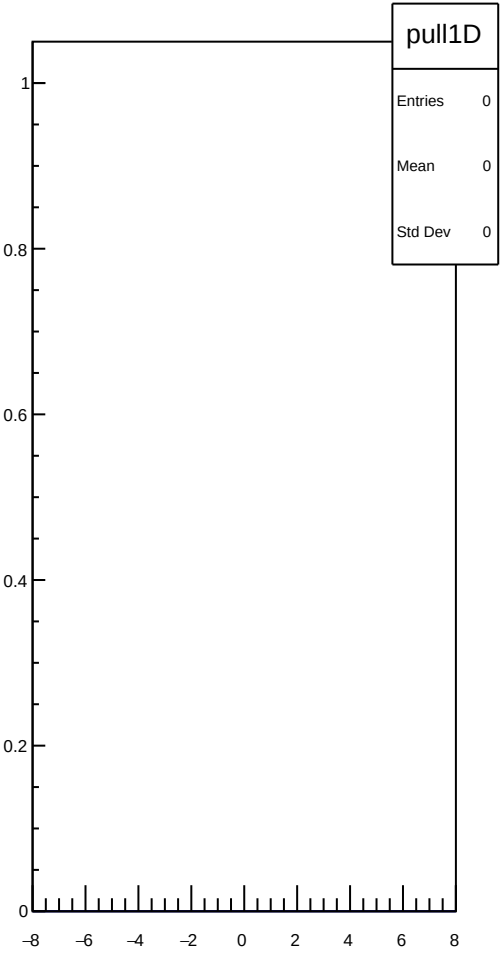
pull1D
Entries 0
Mean 0
Std Dev 0
1
0.8
0.6
0.4
0.2
0
−8
−6
−4
−2
0
2
4
6
8


pull
Entries 0
Mean 0
Std Dev 0
1
0.8
0.6
0.4
0.2
0
0
1

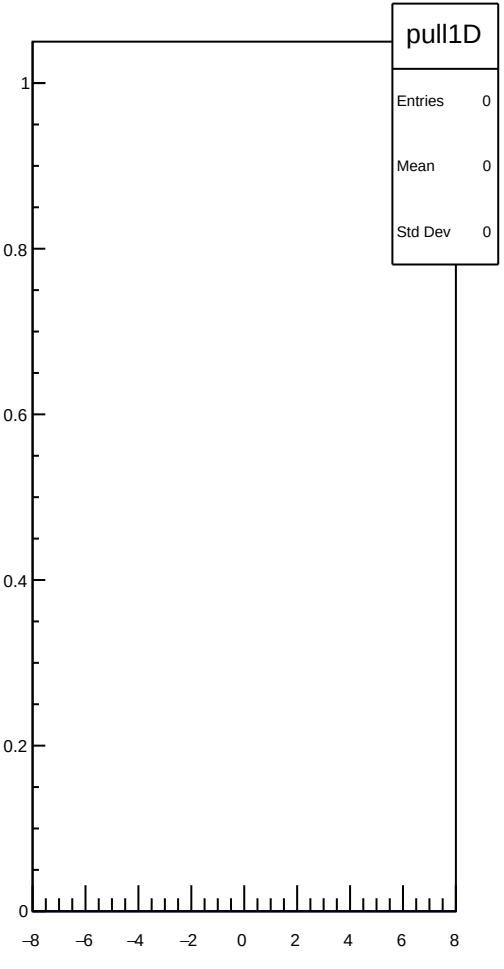
pull1D
Entries 0
Mean 0
Std Dev 0
1
0.8
0.6
0.4
0.2
0
−8
−6
−4
−2
0
2
4
6
8


pull
Entries 0
Mean 0
Std Dev 0
1
0.8
0.6
0.4
0.2
0
0
1

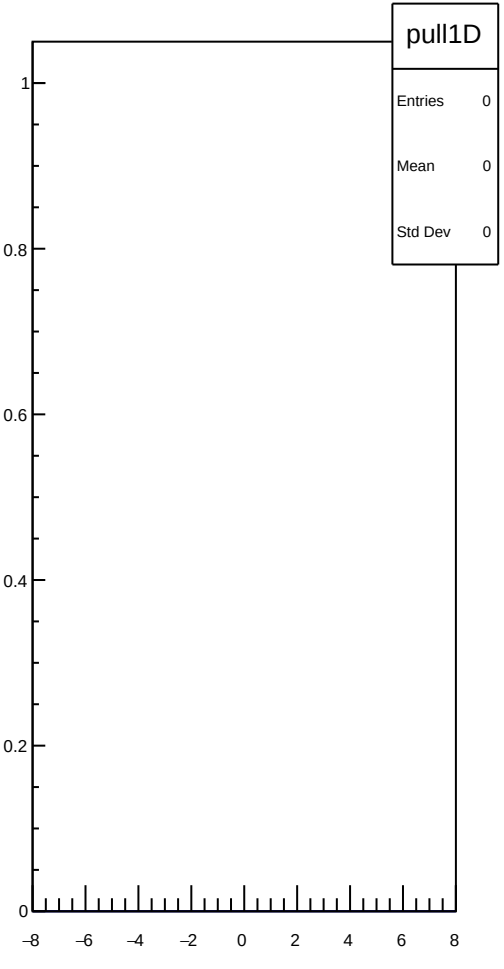
pull1D
Entries 0
Mean 0
Std Dev 0
1
0.8
0.6
0.4
0.2
0
−8
−6
−4
−2
0
2
4
6
8


pull
Entries 0
Mean 0
Std Dev 0
1
0.8
0.6
0.4
0.2
0
0
1

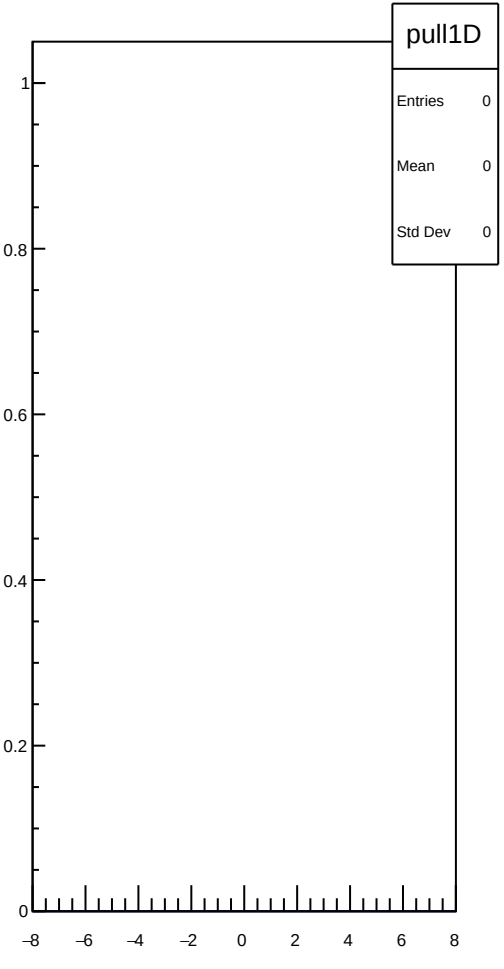
pull1D
Entries 0
Mean 0
Std Dev 0
1
0.8
0.6
0.4
0.2
0
−8
−6
−4
−2
0
2
4
6
8


pull
Entries 0
Mean 0
Std Dev 0
1
0.8
0.6
0.4
0.2
0
0
1

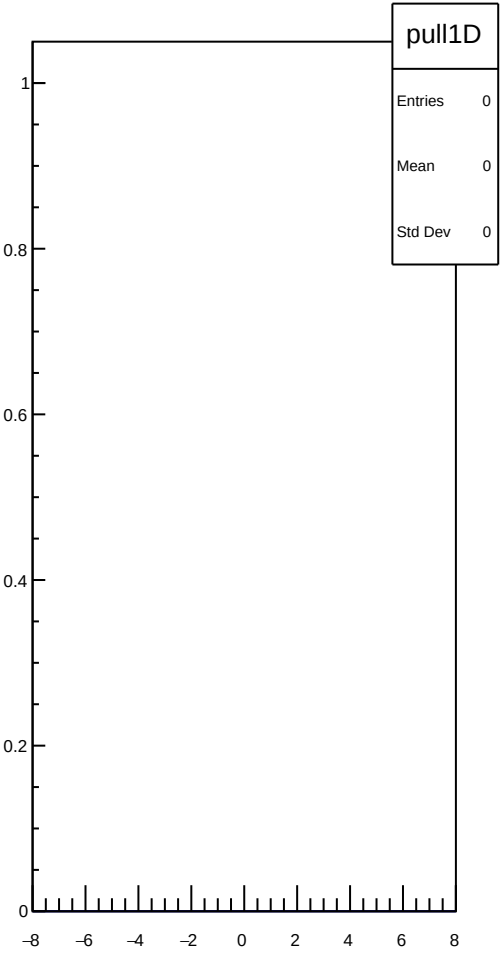
pull1D
Entries 0
Mean 0
Std Dev 0
1
0.8
0.6
0.4
0.2
0
−8
−6
−4
−2
0
2
4
6
8


pull
Entries 0
Mean 0
Std Dev 0
1
0.8
0.6
0.4
0.2
0
0
1

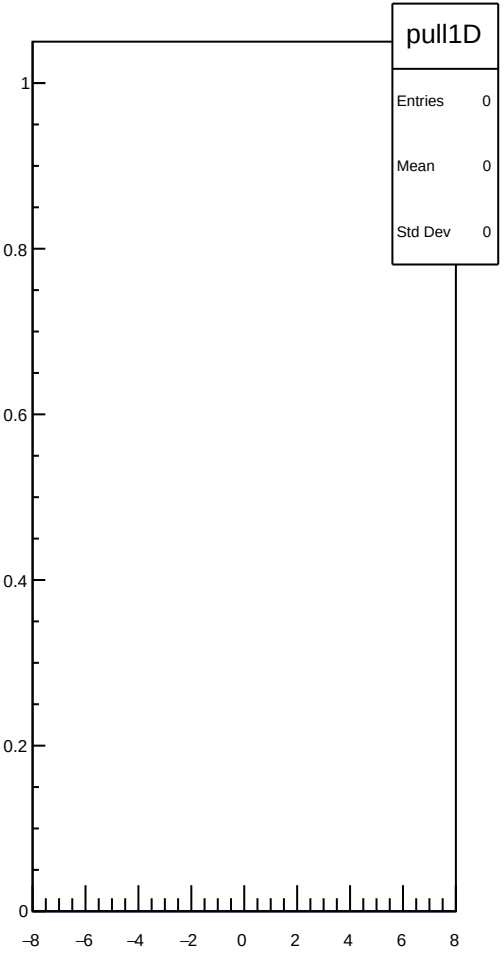
pull1D
Entries 0
Mean 0
Std Dev 0
1
0.8
0.6
0.4
0.2
0
−8
−6
−4
−2
0
2
4
6
8


pull
Entries 0
Mean 0
Std Dev 0
1
0.8
0.6
0.4
0.2
0
0
1

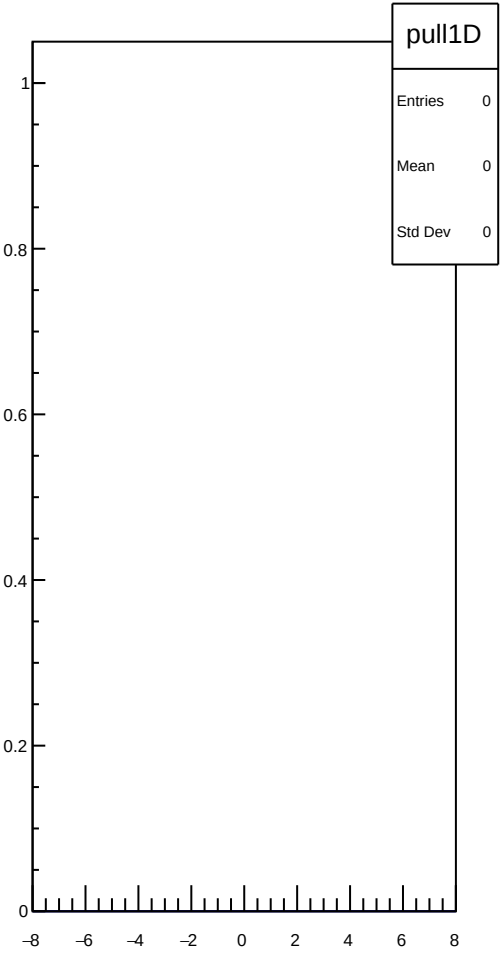
pull1D
Entries 0
Mean 0
Std Dev 0
1
0.8
0.6
0.4
0.2
0
−8
−6
−4
−2
0
2
4
6
8


pull
Entries 0
Mean 0
Std Dev 0
1
0.8
0.6
0.4
0.2
0
0
1

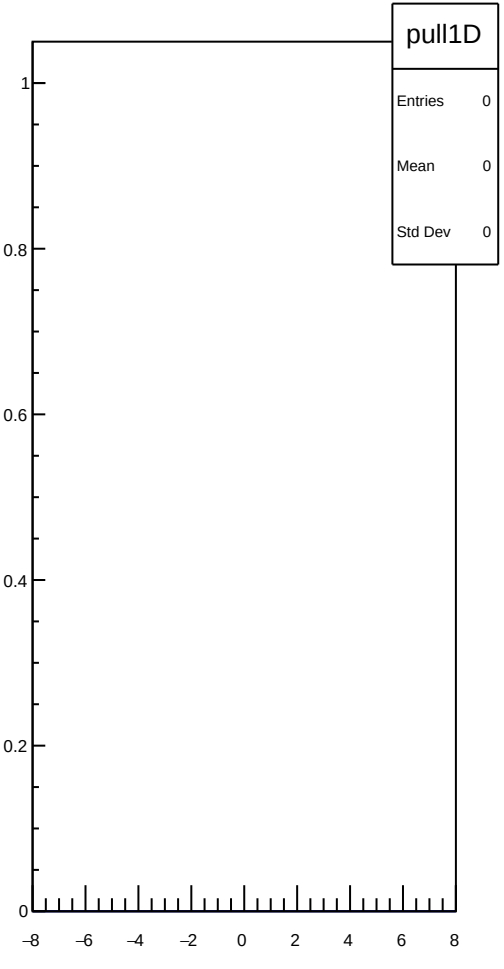
pull1D
Entries 0
Mean 0
Std Dev 0
1
0.8
0.6
0.4
0.2
0
−8
−6
−4
−2
0
2
4
6
8


pull
Entries 0
Mean 0
Std Dev 0
1
0.8
0.6
0.4
0.2
0
0
1

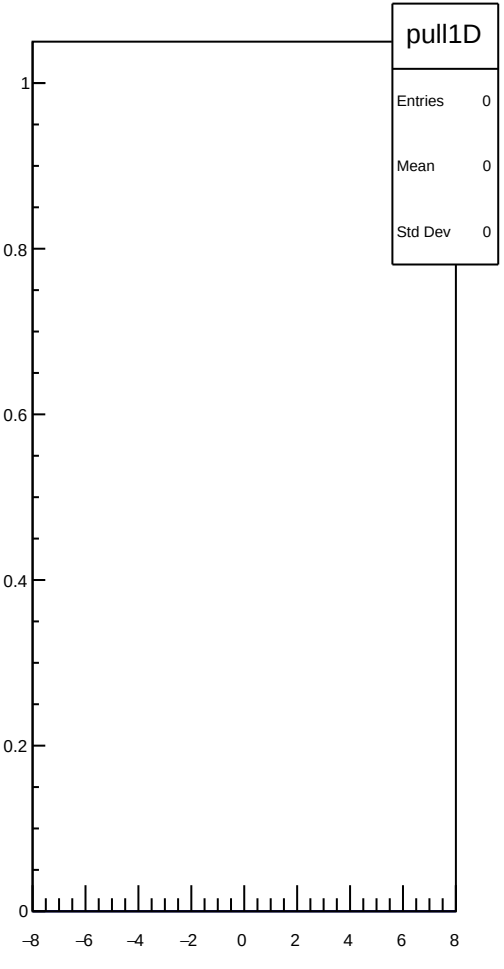
pull1D
Entries 0
Mean 0
Std Dev 0
1
0.8
0.6
0.4
0.2
0
−8
−6
−4
−2
0
2
4
6
8


pull
Entries 0
Mean 0
Std Dev 0
1
0.8
0.6
0.4
0.2
0
0
1

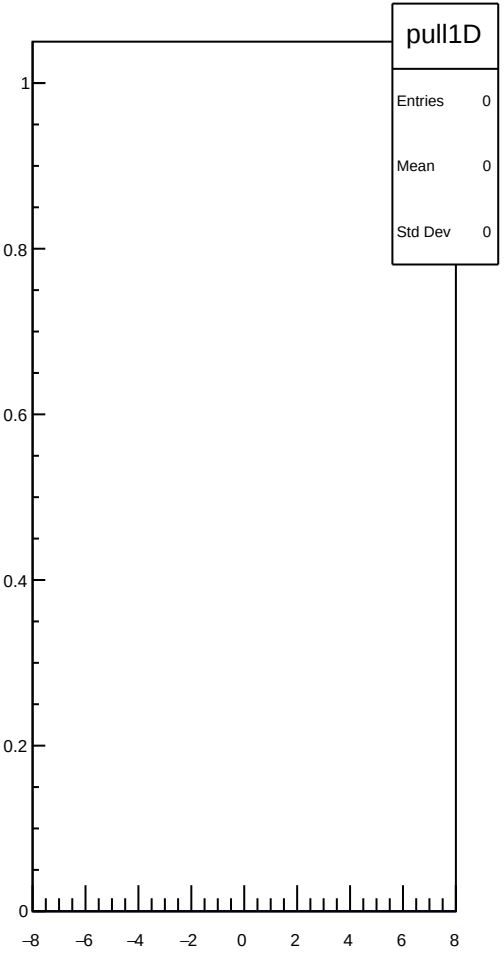
pull1D
Entries 0
Mean 0
Std Dev 0
1
0.8
0.6
0.4
0.2
0
−8
−6
−4
−2
0
2
4
6
8


pull
Entries 0
Mean 0
Std Dev 0
1
0.8
0.6
0.4
0.2
0
0
1

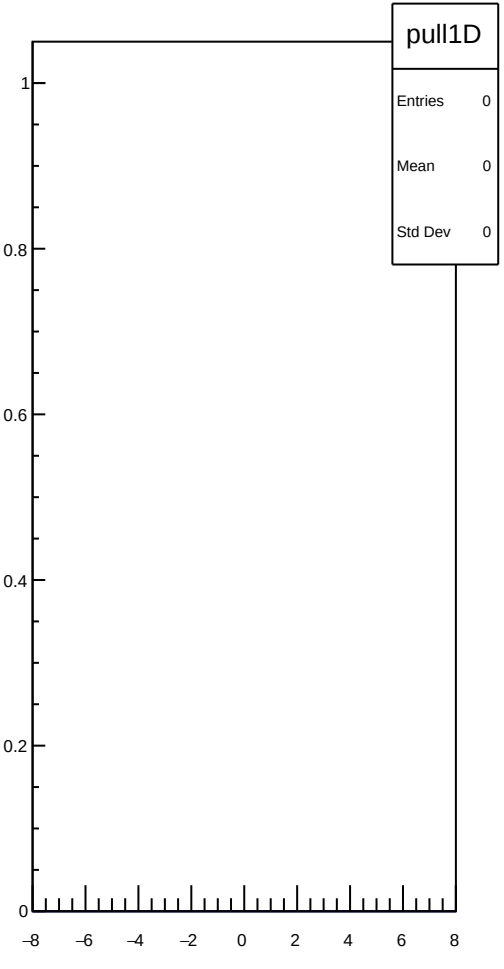
pull1D
Entries 0
Mean 0
Std Dev 0
1
0.8
0.6
0.4
0.2
0
−8
−6
−4
−2
0
2
4
6
8


pull
Entries 0
Mean 0
Std Dev 0
1
0.8
0.6
0.4
0.2
0
0
1

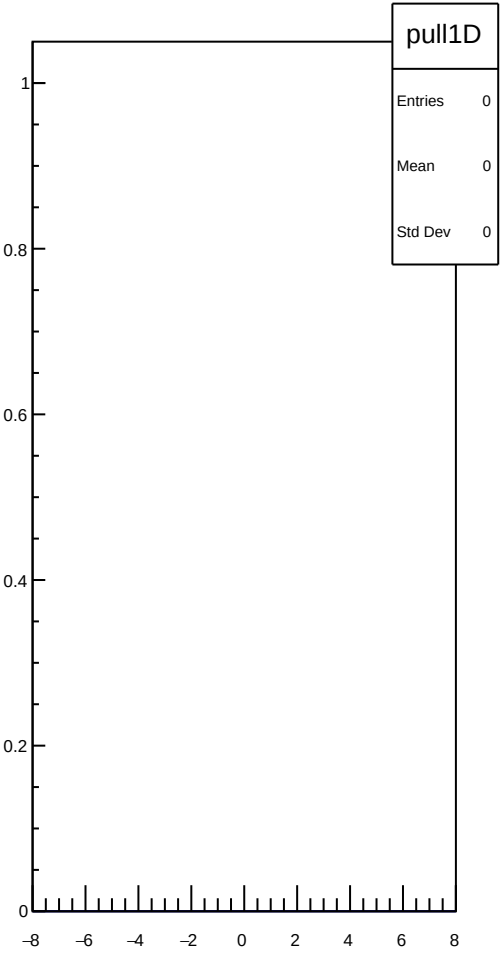
pull1D
Entries 0
Mean 0
Std Dev 0
1
0.8
0.6
0.4
0.2
0
−8
−6
−4
−2
0
2
4
6
8


pull
Entries 0
Mean 0
Std Dev 0
1
0.8
0.6
0.4
0.2
0
0
1

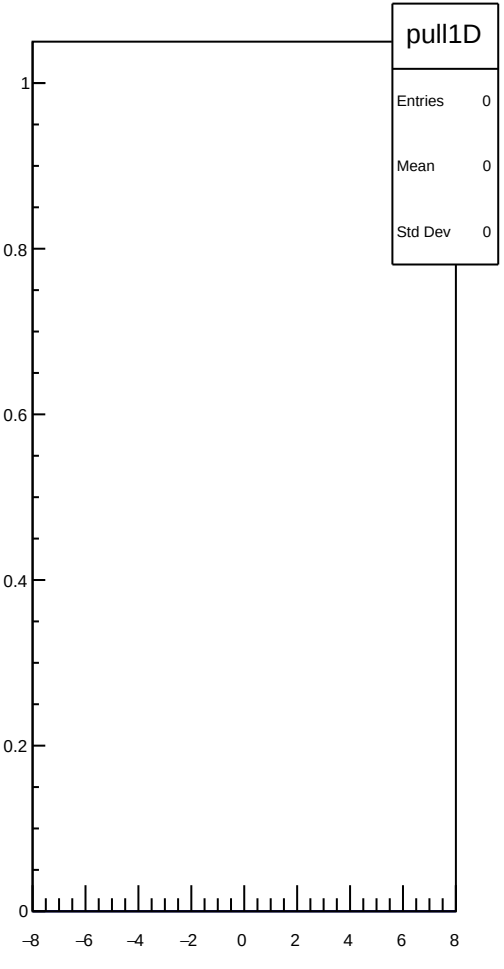
pull1D
Entries 0
Mean 0
Std Dev 0
1
0.8
0.6
0.4
0.2
0
−8
−6
−4
−2
0
2
4
6
8


pull
Entries 0
Mean 0
Std Dev 0
1
0.8
0.6
0.4
0.2
0
0
1

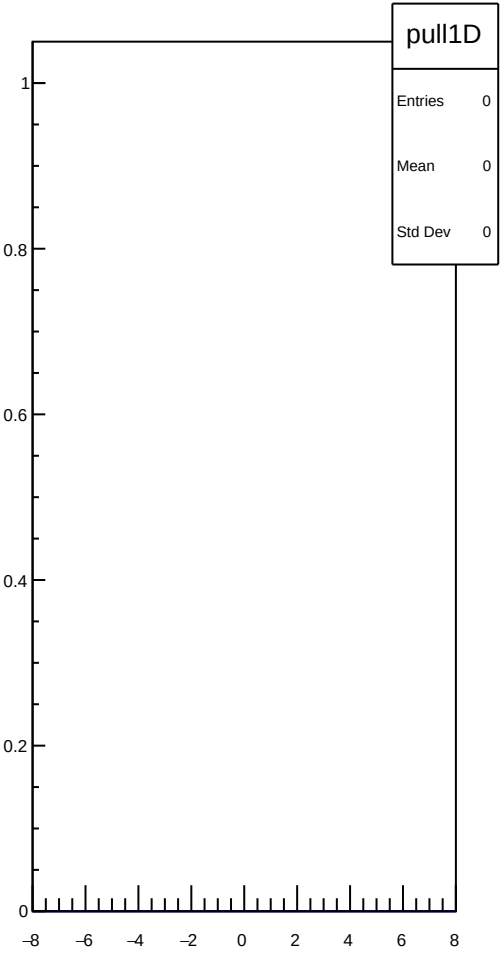
pull1D
Entries 0
Mean 0
Std Dev 0
1
0.8
0.6
0.4
0.2
0
−8
−6
−4
−2
0
2
4
6
8


pull
Entries 0
Mean 0
Std Dev 0
1
0.8
0.6
0.4
0.2
0
0
1

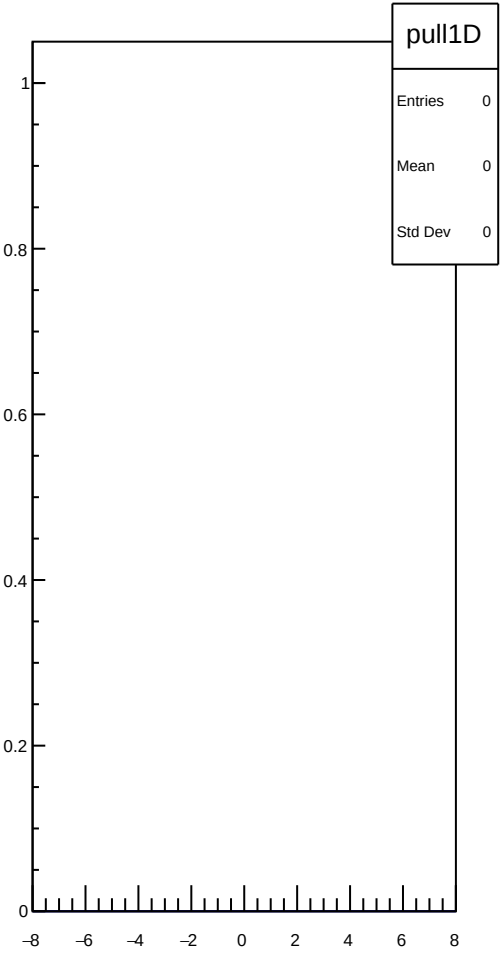
pull1D
Entries 0
Mean 0
Std Dev 0
1
0.8
0.6
0.4
0.2
0
−8
−6
−4
−2
0
2
4
6
8


pull
Entries 0
Mean 0
Std Dev 0
1
0.8
0.6
0.4
0.2
0
0
1

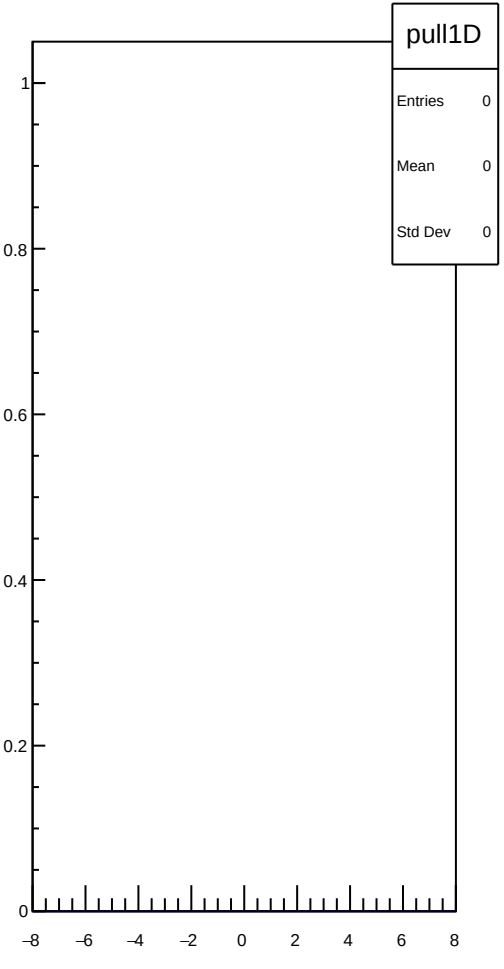
pull1D
Entries 0
Mean 0
Std Dev 0
1
0.8
0.6
0.4
0.2
0
−8
−6
−4
−2
0
2
4
6
8


pull
Entries 0
Mean 0
Std Dev 0
1
0.8
0.6
0.4
0.2
0
0
1

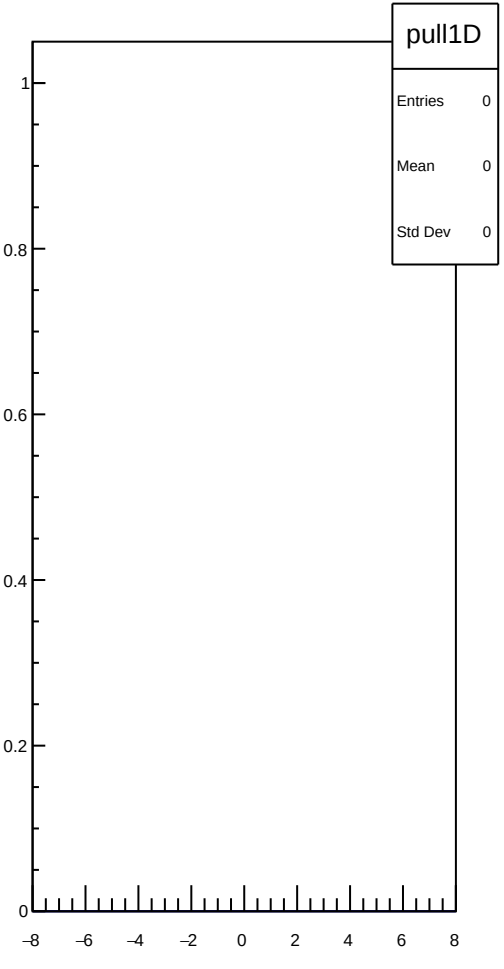
pull1D
Entries 0
Mean 0
Std Dev 0
1
0.8
0.6
0.4
0.2
0
−8
−6
−4
−2
0
2
4
6
8


pull
Entries 0
Mean 0
Std Dev 0
1
0.8
0.6
0.4
0.2
0
0
1

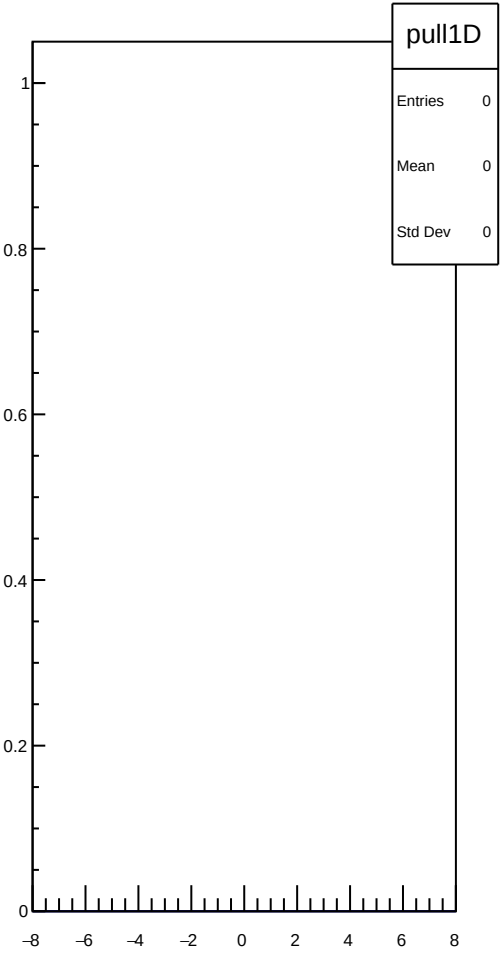
pull1D
Entries 0
Mean 0
Std Dev 0
1
0.8
0.6
0.4
0.2
0
−8
−6
−4
−2
0
2
4
6
8


pull
Entries 0
Mean 0
Std Dev 0
1
0.8
0.6
0.4
0.2
0
0
1

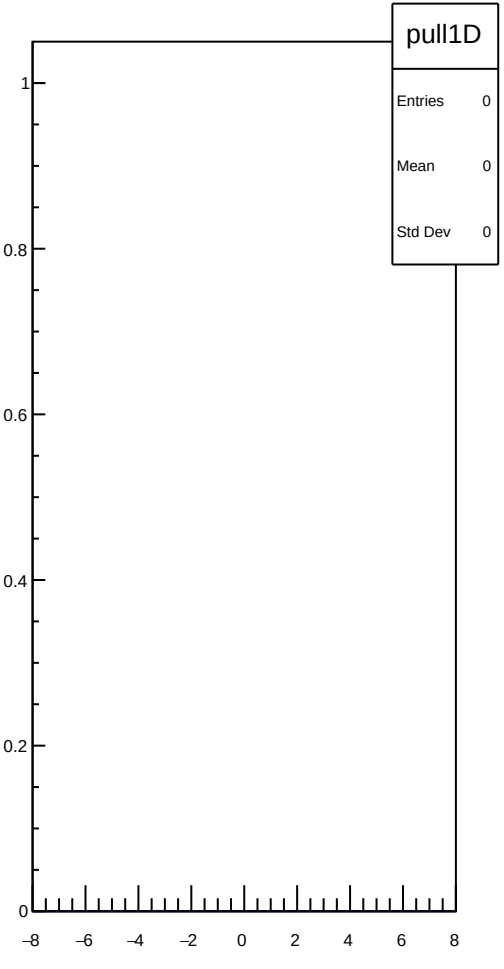
pull1D
Entries 0
Mean 0
Std Dev 0
1
0.8
0.6
0.4
0.2
0
−8
−6
−4
−2
0
2
4
6
8


pull
Entries 0
Mean 0
Std Dev 0
1
0.8
0.6
0.4
0.2
0
0
1

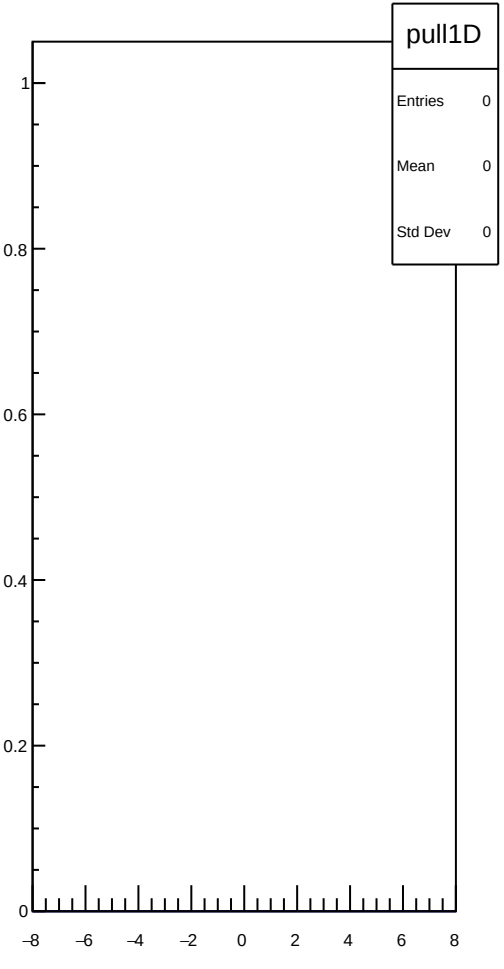
pull1D
Entries 0
Mean 0
Std Dev 0
1
0.8
0.6
0.4
0.2
0
−8
−6
−4
−2
0
2
4
6
8


pull
Entries 0
Mean 0
Std Dev 0
1
0.8
0.6
0.4
0.2
0
0
1

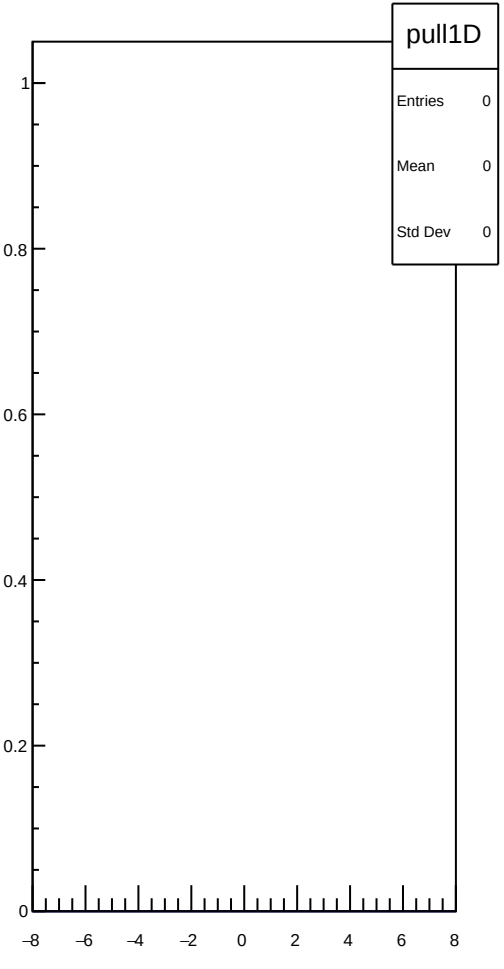
pull1D
Entries 0
Mean 0
Std Dev 0
1
0.8
0.6
0.4
0.2
0
−8
−6
−4
−2
0
2
4
6
8


pull
Entries 0
Mean 0
Std Dev 0
1
0.8
0.6
0.4
0.2
0
0
1

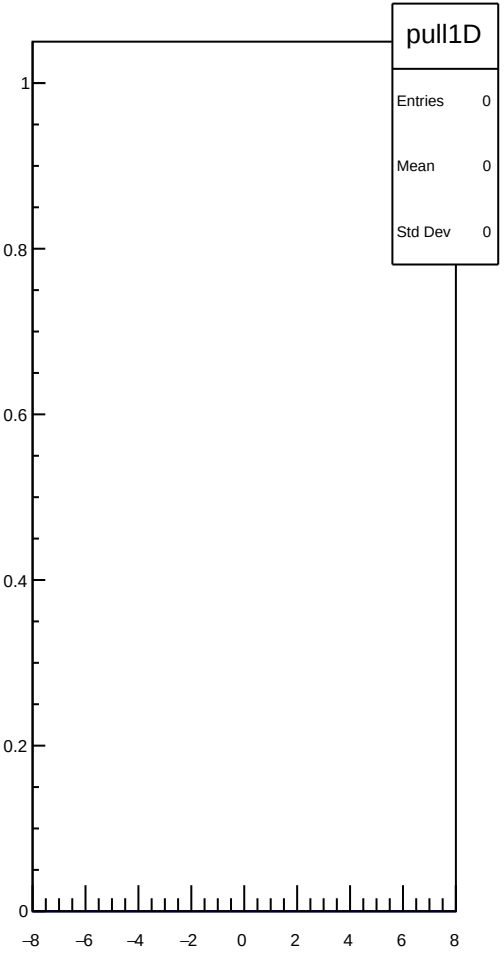
pull1D
Entries 0
Mean 0
Std Dev 0
1
0.8
0.6
0.4
0.2
0
−8
−6
−4
−2
0
2
4
6
8


pull
Entries 0
Mean 0
Std Dev 0
1
0.8
0.6
0.4
0.2
0
0
1

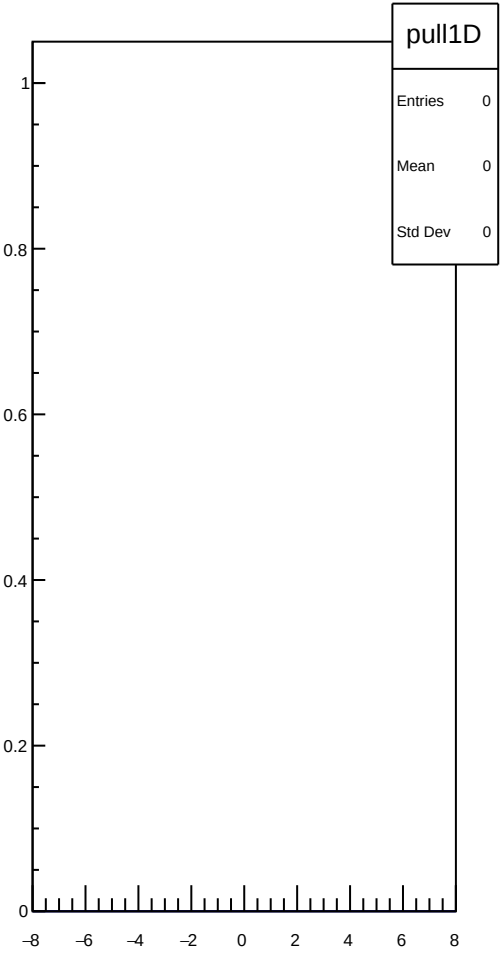
pull1D
Entries 0
Mean 0
Std Dev 0
1
0.8
0.6
0.4
0.2
0
−8
−6
−4
−2
0
2
4
6
8


pull
Entries 0
Mean 0
Std Dev 0
1
0.8
0.6
0.4
0.2
0
0
1

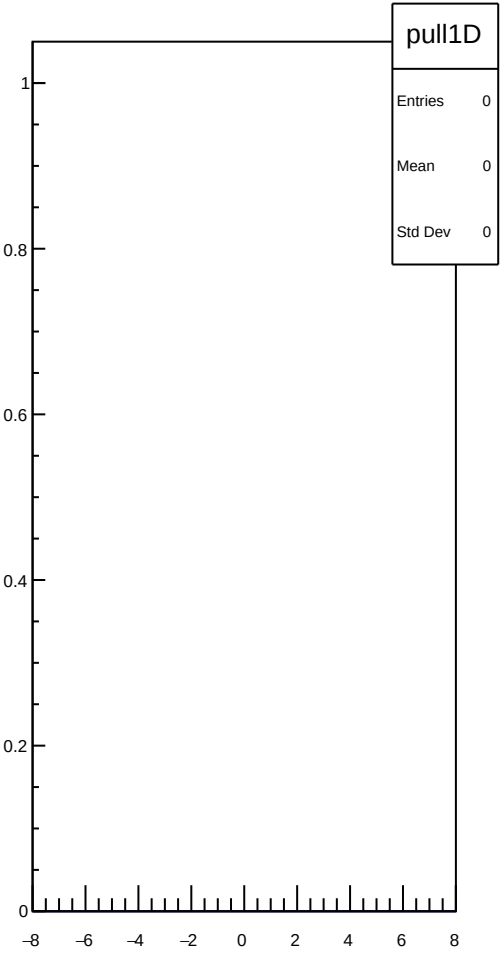
pull1D
Entries 0
Mean 0
Std Dev 0
1
0.8
0.6
0.4
0.2
0
−8
−6
−4
−2
0
2
4
6
8


pull
Entries 0
Mean 0
Std Dev 0
1
0.8
0.6
0.4
0.2
0
0
1

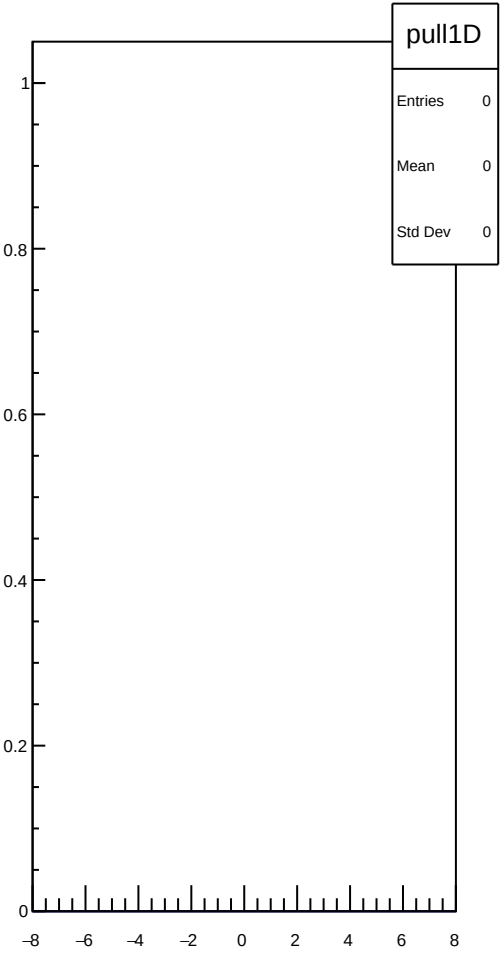
pull1D
Entries 0
Mean 0
Std Dev 0
1
0.8
0.6
0.4
0.2
0
−8
−6
−4
−2
0
2
4
6
8


pull
Entries 0
Mean 0
Std Dev 0
1
0.8
0.6
0.4
0.2
0
0
1

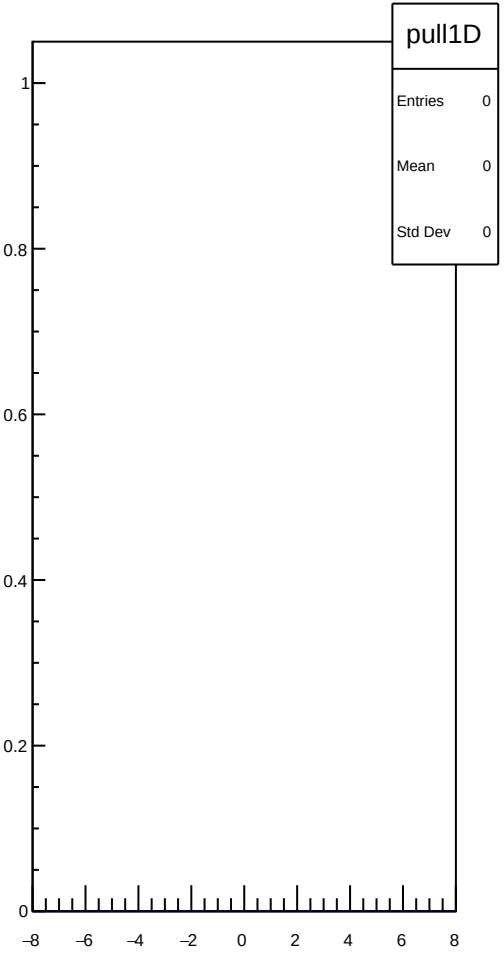
pull1D
Entries 0
Mean 0
Std Dev 0
1
0.8
0.6
0.4
0.2
0
−8
−6
−4
−2
0
2
4
6
8


pull
Entries 0
Mean 0
Std Dev 0
1
0.8
0.6
0.4
0.2
0
0
1

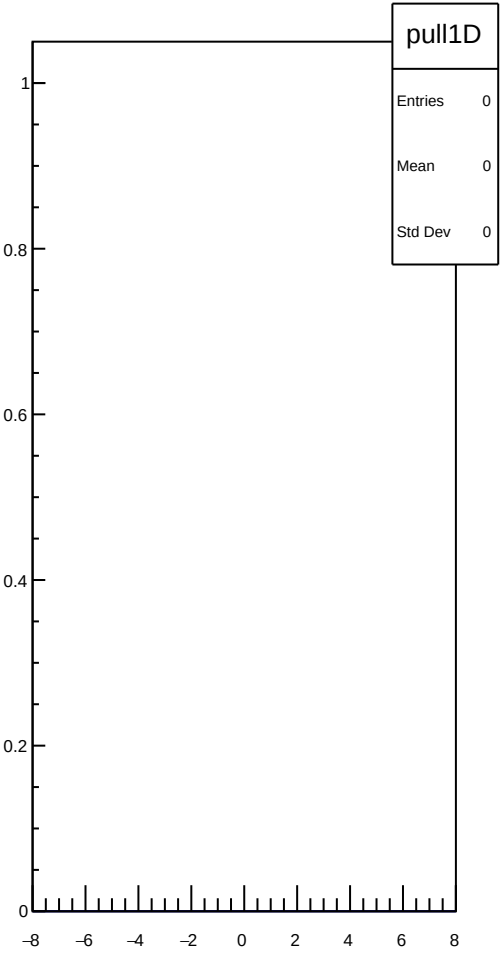
pull1D
Entries 0
Mean 0
Std Dev 0
1
0.8
0.6
0.4
0.2
0
−8
−6
−4
−2
0
2
4
6
8


pull
Entries 0
Mean 0
Std Dev 0
1
0.8
0.6
0.4
0.2
0
0
1

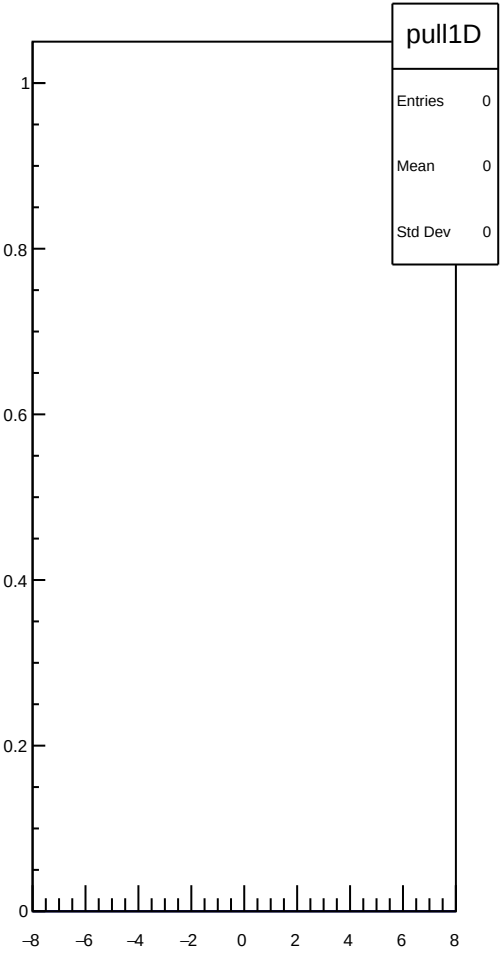
pull1D
Entries 0
Mean 0
Std Dev 0
1
0.8
0.6
0.4
0.2
0
−8
−6
−4
−2
0
2
4
6
8


pull
Entries 0
Mean 0
Std Dev 0
1
0.8
0.6
0.4
0.2
0
0
1

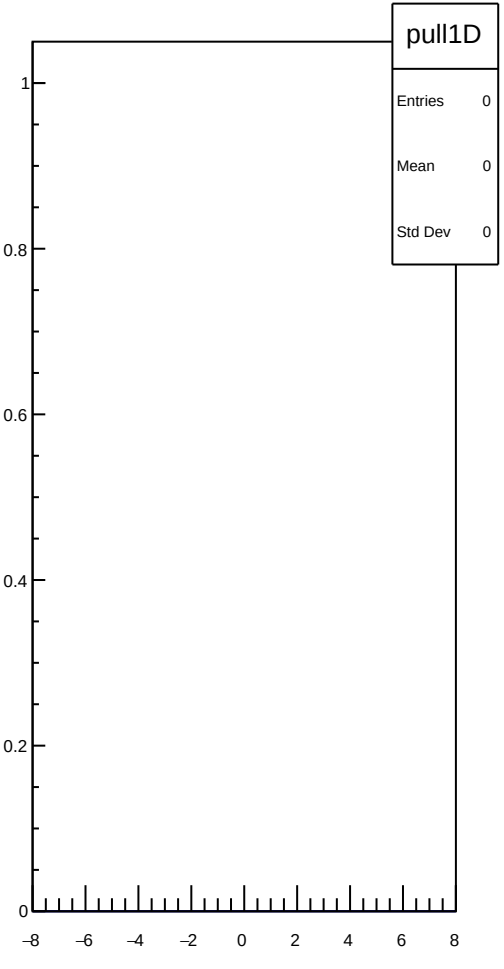
pull1D
Entries 0
Mean 0
Std Dev 0
1
0.8
0.6
0.4
0.2
0
−8
−6
−4
−2
0
2
4
6
8


pull
Entries 0
Mean 0
Std Dev 0
1
0.8
0.6
0.4
0.2
0
0
1

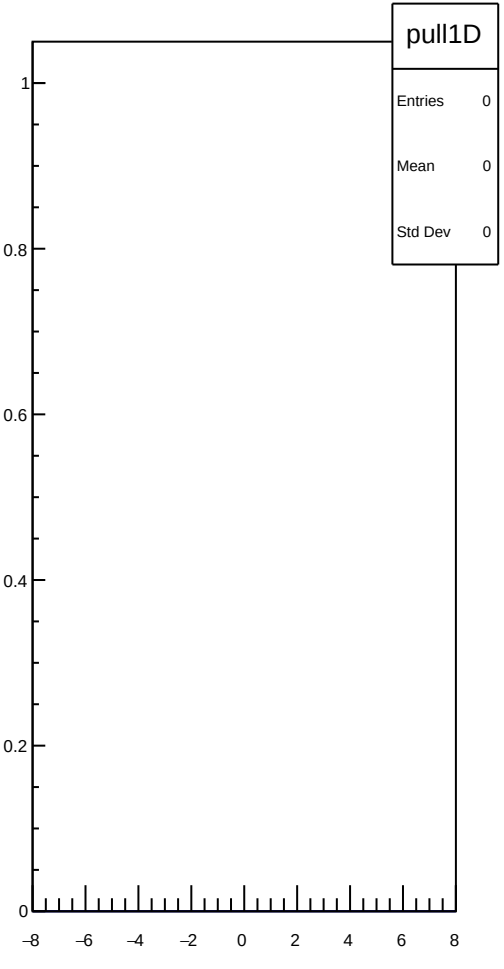
pull1D
Entries 0
Mean 0
Std Dev 0
1
0.8
0.6
0.4
0.2
0
−8
−6
−4
−2
0
2
4
6
8


pull
Entries 0
Mean 0
Std Dev 0
1
0.8
0.6
0.4
0.2
0
0
1

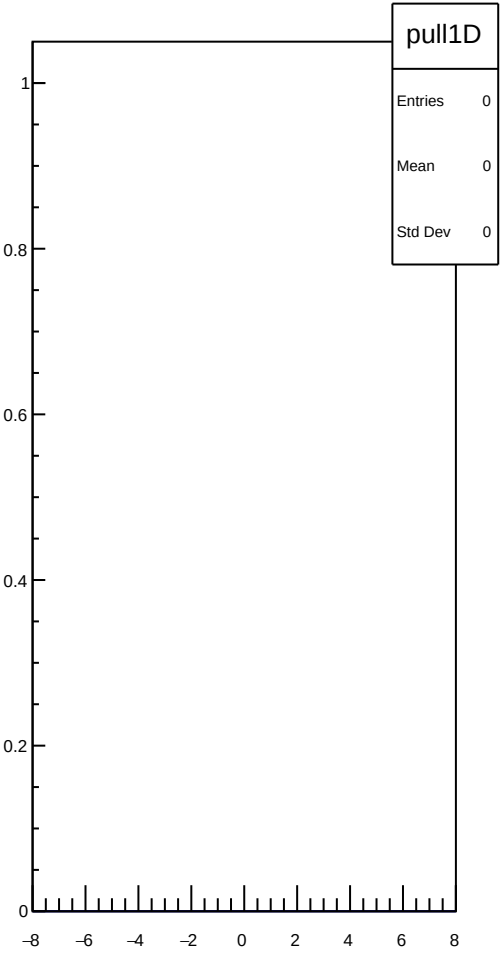
pull1D
Entries 0
Mean 0
Std Dev 0
1
0.8
0.6
0.4
0.2
0
−8
−6
−4
−2
0
2
4
6
8


pull
Entries 0
Mean 0
Std Dev 0
1
0.8
0.6
0.4
0.2
0
0
1

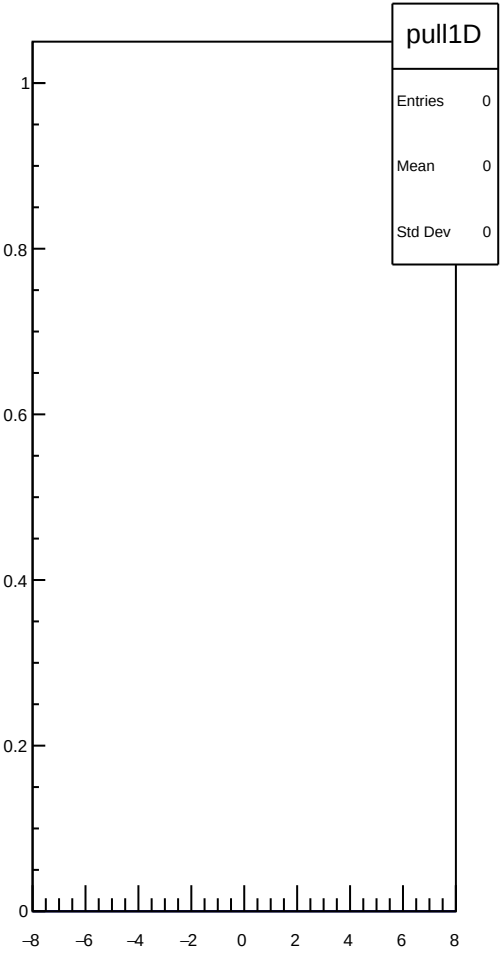
pull1D
Entries 0
Mean 0
Std Dev 0
1
0.8
0.6
0.4
0.2
0
−8
−6
−4
−2
0
2
4
6
8


pull
Entries 0
Mean 0
Std Dev 0
1
0.8
0.6
0.4
0.2
0
0
1

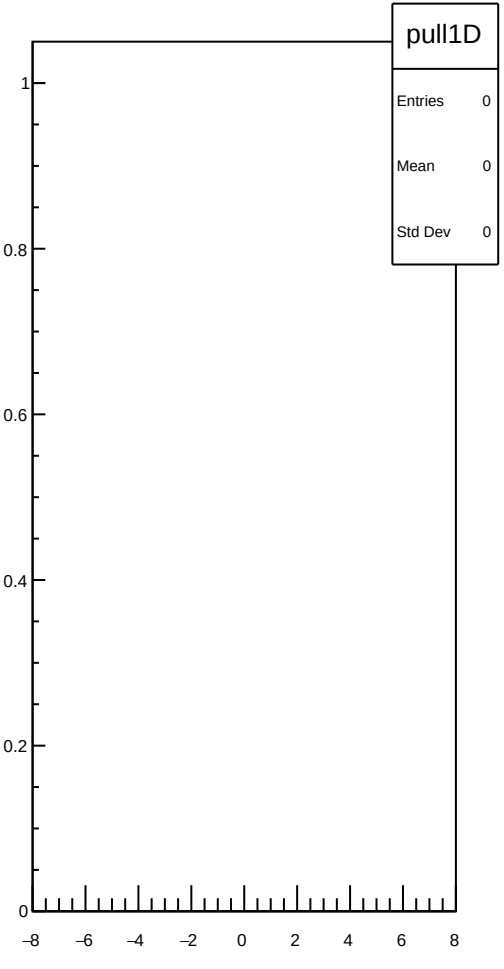
pull1D
Entries 0
Mean 0
Std Dev 0
1
0.8
0.6
0.4
0.2
0
−8
−6
−4
−2
0
2
4
6
8


pull
Entries 0
Mean 0
Std Dev 0
1
0.8
0.6
0.4
0.2
0
0
1

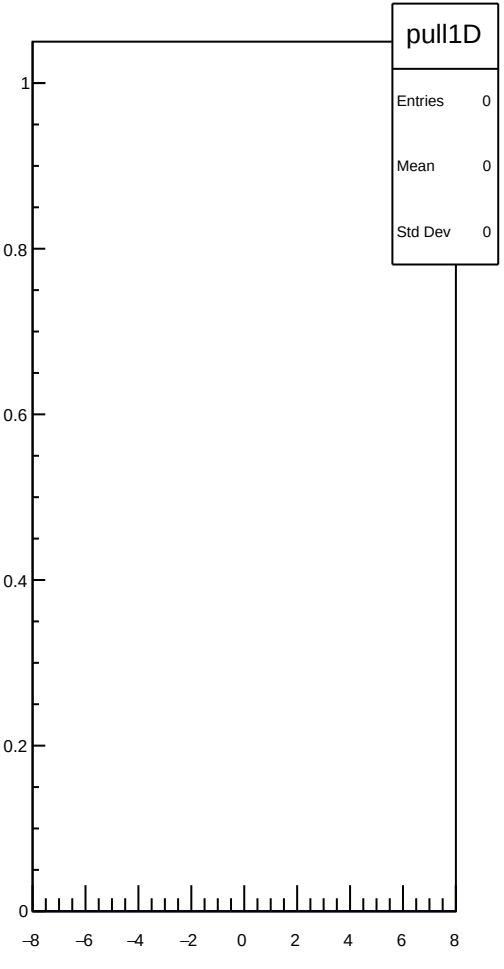
pull1D
Entries 0
Mean 0
Std Dev 0
1
0.8
0.6
0.4
0.2
0
−8
−6
−4
−2
0
2
4
6
8


pull
Entries 0
Mean 0
Std Dev 0
1
0.8
0.6
0.4
0.2
0
0
1

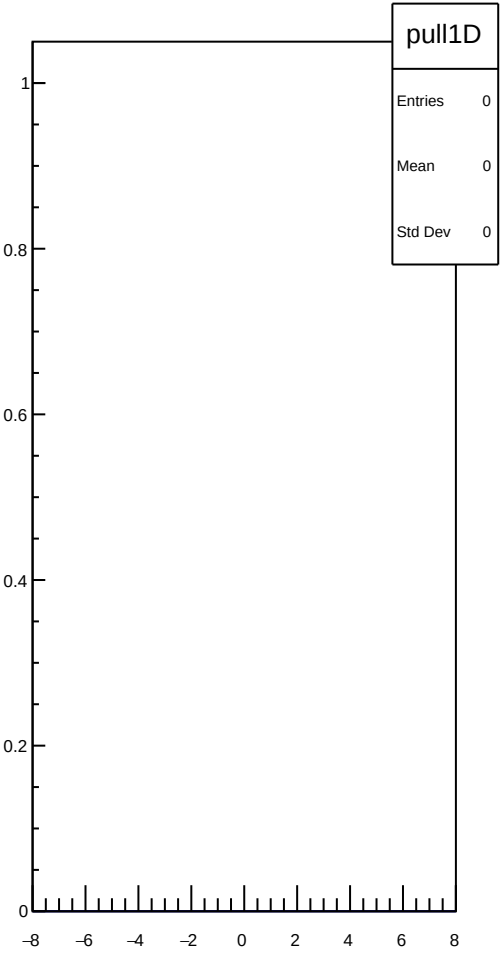
pull1D
Entries 0
Mean 0
Std Dev 0
1
0.8
0.6
0.4
0.2
0
−8
−6
−4
−2
0
2
4
6
8


pull
Entries 0
Mean 0
Std Dev 0
1
0.8
0.6
0.4
0.2
0
0
1

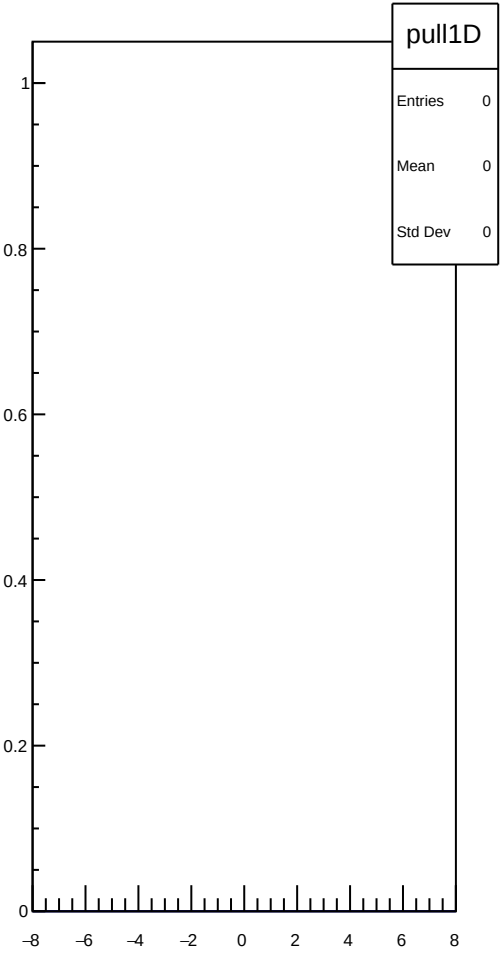
pull1D
Entries 0
Mean 0
Std Dev 0
1
0.8
0.6
0.4
0.2
0
−8
−6
−4
−2
0
2
4
6
8


pull
Entries 0
Mean 0
Std Dev 0
1
0.8
0.6
0.4
0.2
0
0
1

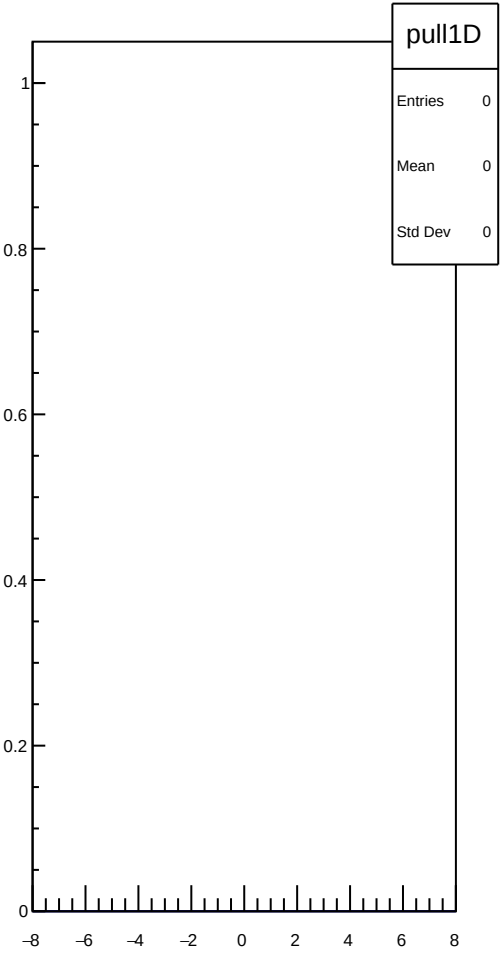
pull1D
Entries 0
Mean 0
Std Dev 0
1
0.8
0.6
0.4
0.2
0
−8
−6
−4
−2
0
2
4
6
8


pull
Entries 0
Mean 0
Std Dev 0
1
0.8
0.6
0.4
0.2
0
0
1

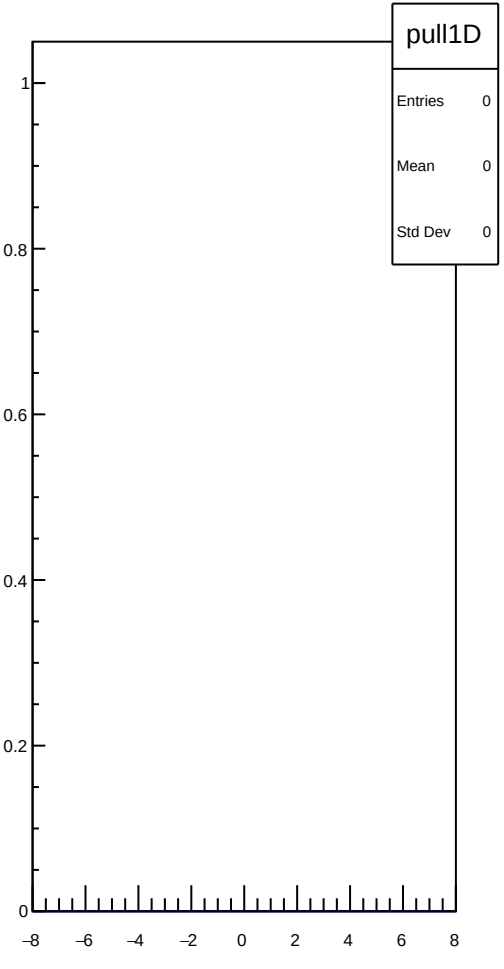
pull1D
Entries 0
Mean 0
Std Dev 0
1
0.8
0.6
0.4
0.2
0
−8
−6
−4
−2
0
2
4
6
8


pull
Entries 0
Mean 0
Std Dev 0
1
0.8
0.6
0.4
0.2
0
0
1

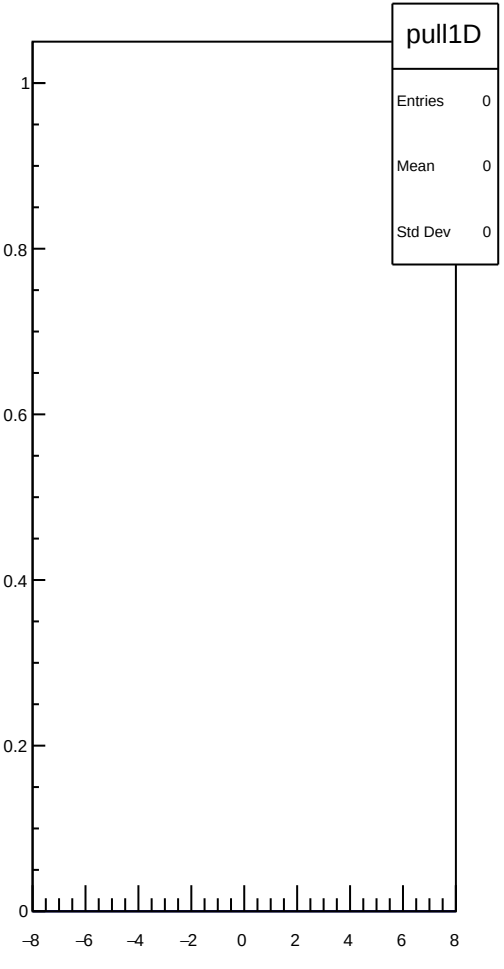
pull1D
Entries 0
Mean 0
Std Dev 0
1
0.8
0.6
0.4
0.2
0
−8
−6
−4
−2
0
2
4
6
8


pull
Entries 0
Mean 0
Std Dev 0
1
0.8
0.6
0.4
0.2
0
0
1

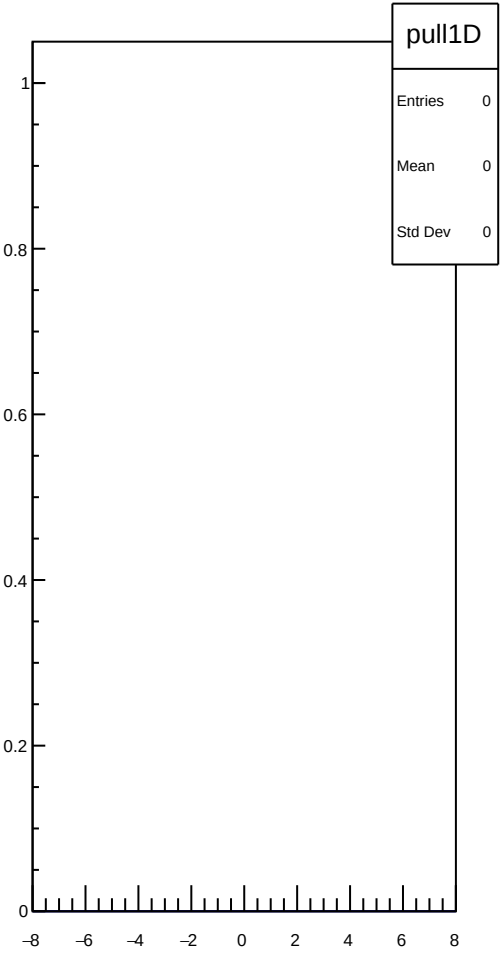
pull1D
Entries 0
Mean 0
Std Dev 0
1
0.8
0.6
0.4
0.2
0
−8
−6
−4
−2
0
2
4
6
8


pull
Entries 0
Mean 0
Std Dev 0
1
0.8
0.6
0.4
0.2
0
0
1

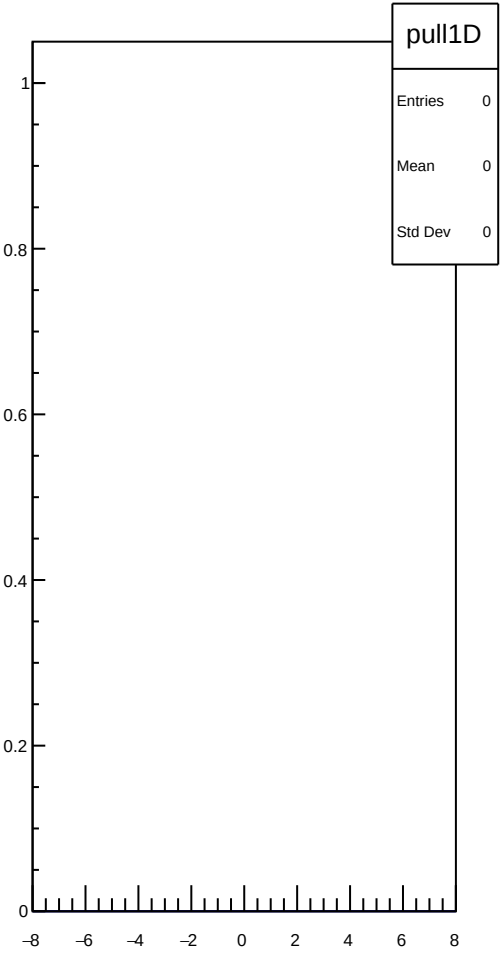
pull1D
Entries 0
Mean 0
Std Dev 0
1
0.8
0.6
0.4
0.2
0
−8
−6
−4
−2
0
2
4
6
8


pull
Entries 0
Mean 0
Std Dev 0
1
0.8
0.6
0.4
0.2
0
0
1

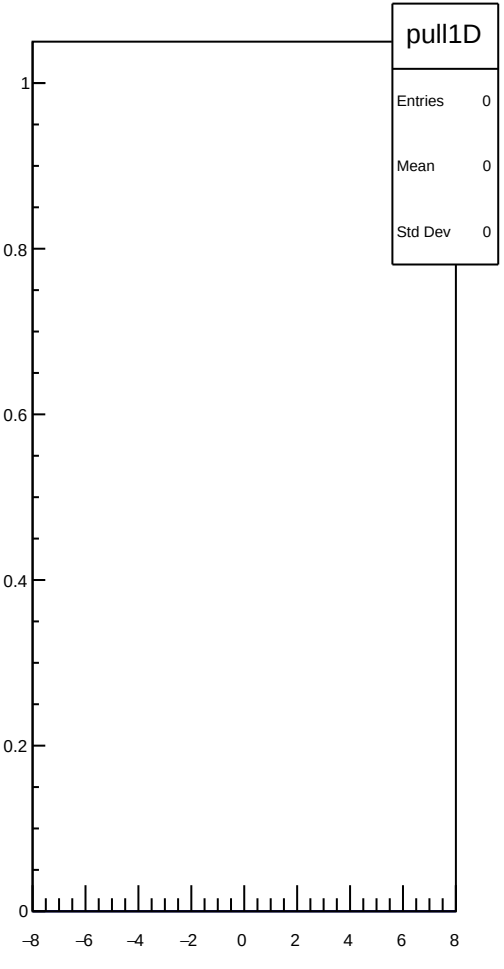
pull1D
Entries 0
Mean 0
Std Dev 0
1
0.8
0.6
0.4
0.2
0
−8
−6
−4
−2
0
2
4
6
8


pull
Entries 0
Mean 0
Std Dev 0
1
0.8
0.6
0.4
0.2
0
0
1

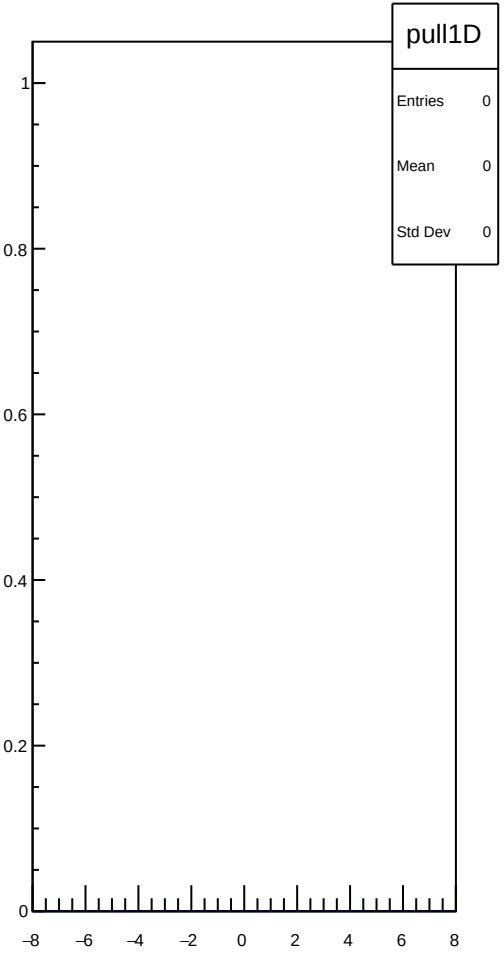
pull1D
Entries 0
Mean 0
Std Dev 0
1
0.8
0.6
0.4
0.2
0
−8
−6
−4
−2
0
2
4
6
8


pull
Entries 0
Mean 0
Std Dev 0
1
0.8
0.6
0.4
0.2
0
0
1

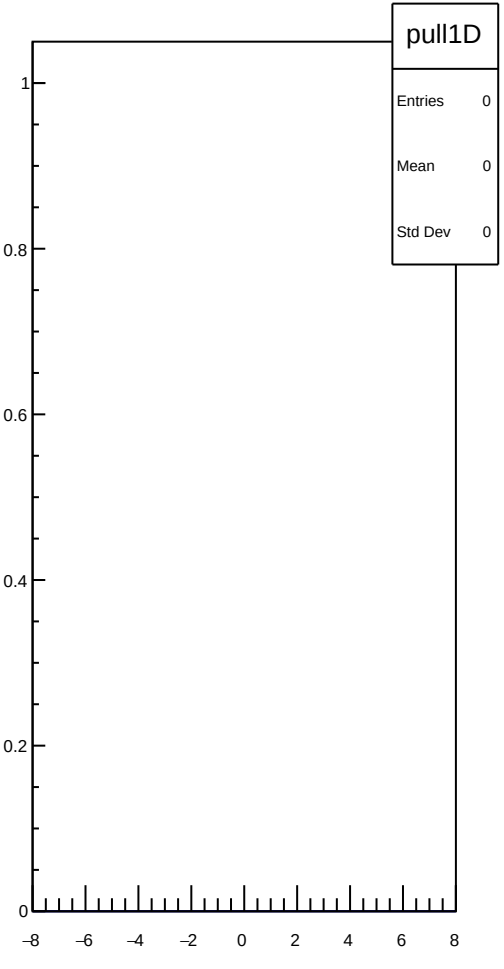
pull1D
Entries 0
Mean 0
Std Dev 0
1
0.8
0.6
0.4
0.2
0
−8
−6
−4
−2
0
2
4
6
8


pull
Entries 0
Mean 0
Std Dev 0
1
0.8
0.6
0.4
0.2
0
0
1

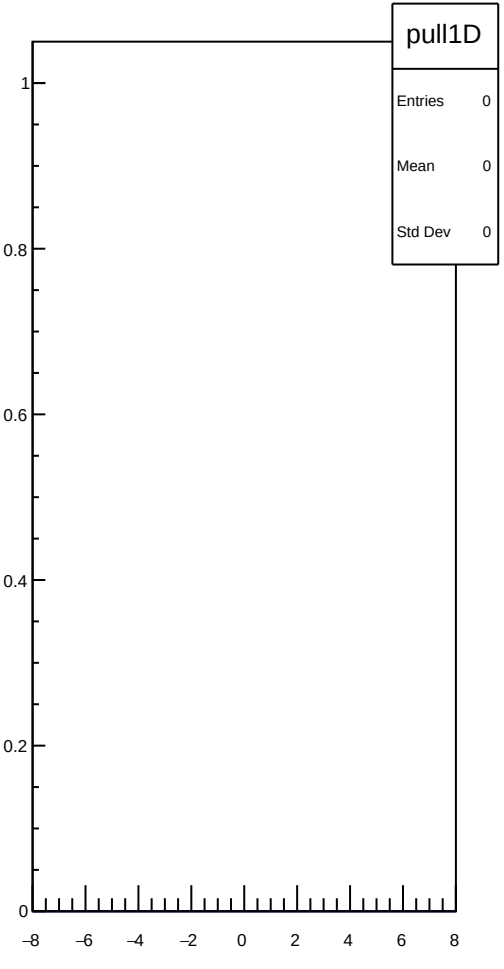
pull1D
Entries 0
Mean 0
Std Dev 0
1
0.8
0.6
0.4
0.2
0
−8
−6
−4
−2
0
2
4
6
8


pull
Entries 0
Mean 0
Std Dev 0
1
0.8
0.6
0.4
0.2
0
0
1

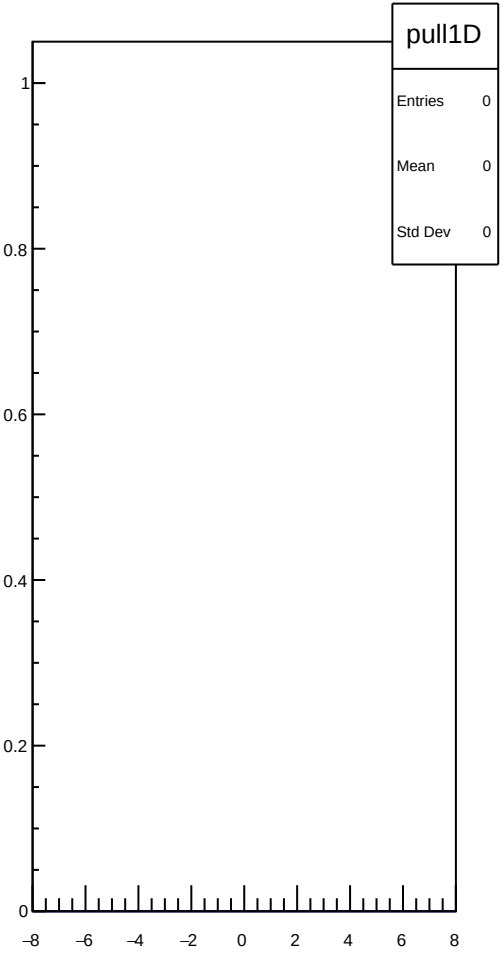
pull1D
Entries 0
Mean 0
Std Dev 0
1
0.8
0.6
0.4
0.2
0
−8
−6
−4
−2
0
2
4
6
8


pull
Entries 0
Mean 0
Std Dev 0
1
0.8
0.6
0.4
0.2
0
0
1

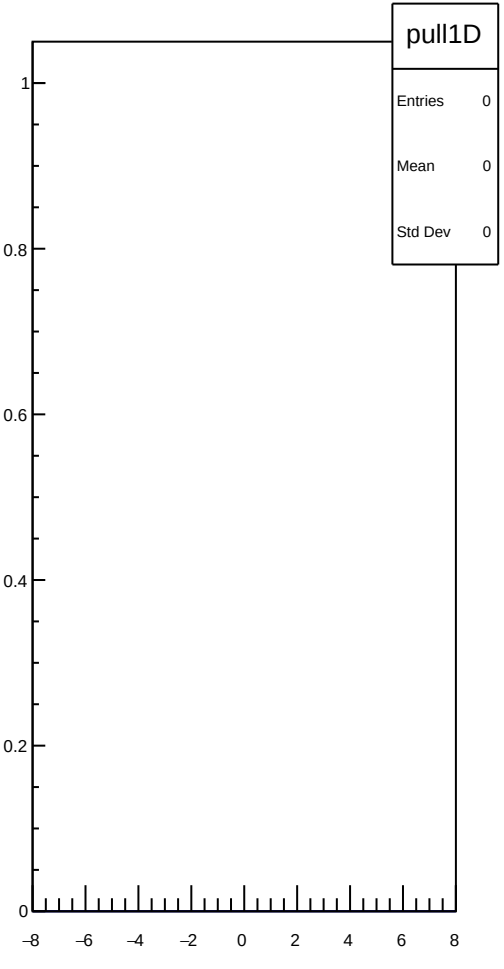
pull1D
Entries 0
Mean 0
Std Dev 0
1
0.8
0.6
0.4
0.2
0
−8
−6
−4
−2
0
2
4
6
8


pull
Entries 0
Mean 0
Std Dev 0
1
0.8
0.6
0.4
0.2
0
0
1

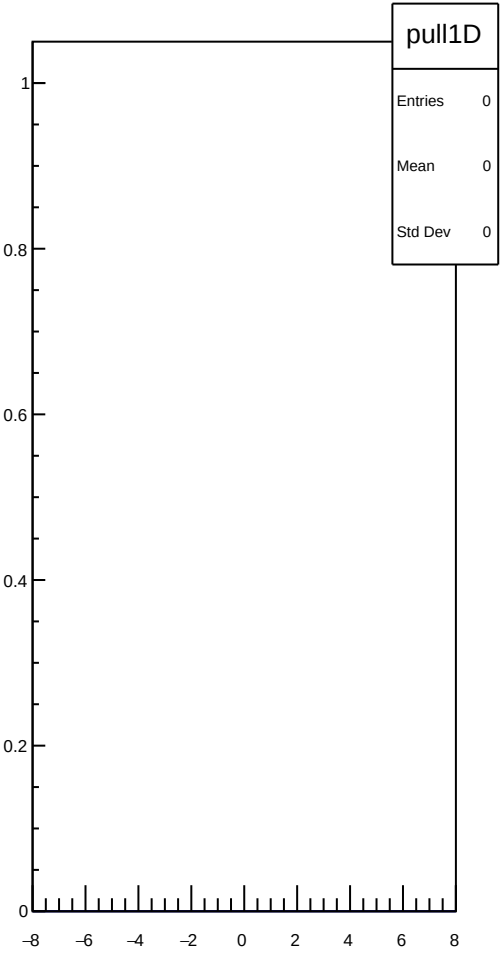
pull1D
Entries 0
Mean 0
Std Dev 0
1
0.8
0.6
0.4
0.2
0
−8
−6
−4
−2
0
2
4
6
8


pull
Entries 0
Mean 0
Std Dev 0
1
0.8
0.6
0.4
0.2
0
0
1

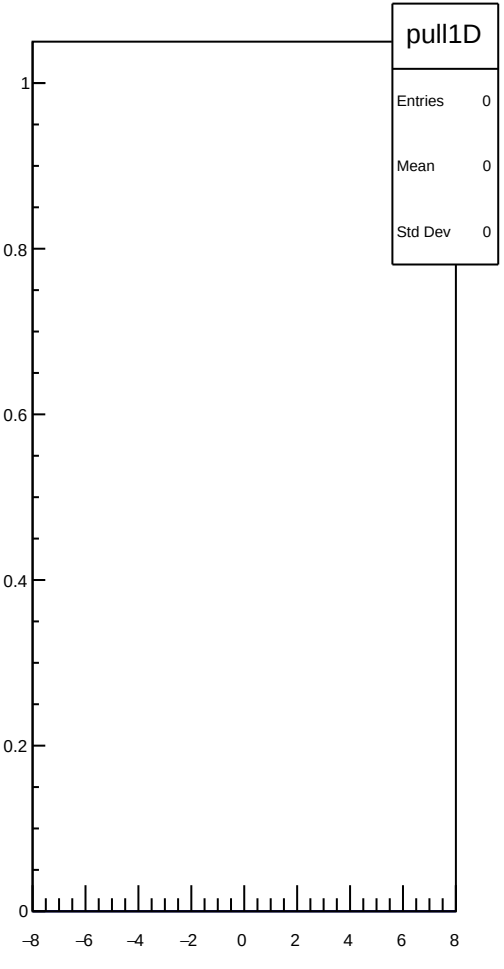
pull1D
Entries 0
Mean 0
Std Dev 0
1
0.8
0.6
0.4
0.2
0
−8
−6
−4
−2
0
2
4
6
8


pull
Entries 0
Mean 0
Std Dev 0
1
0.8
0.6
0.4
0.2
0
0
1

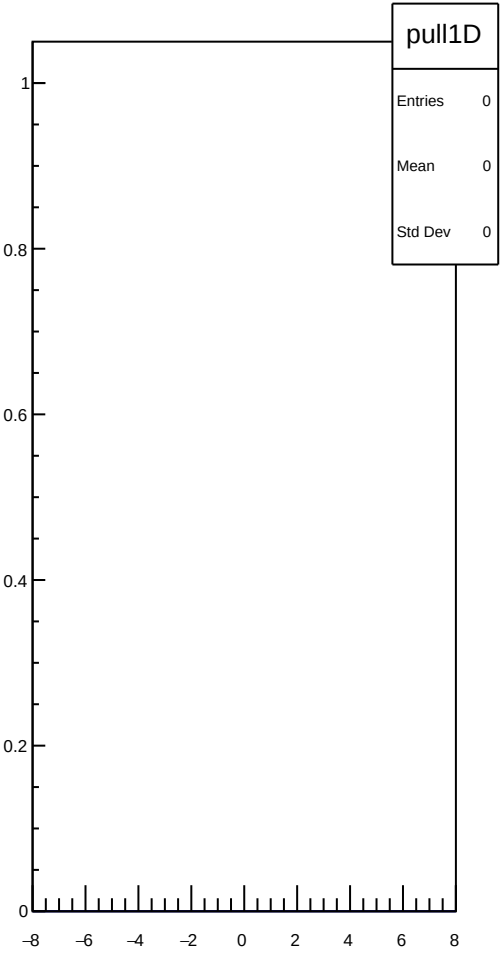
pull1D
Entries 0
Mean 0
Std Dev 0
1
0.8
0.6
0.4
0.2
0
−8
−6
−4
−2
0
2
4
6
8


pull
Entries 0
Mean 0
Std Dev 0
1
0.8
0.6
0.4
0.2
0
0
1

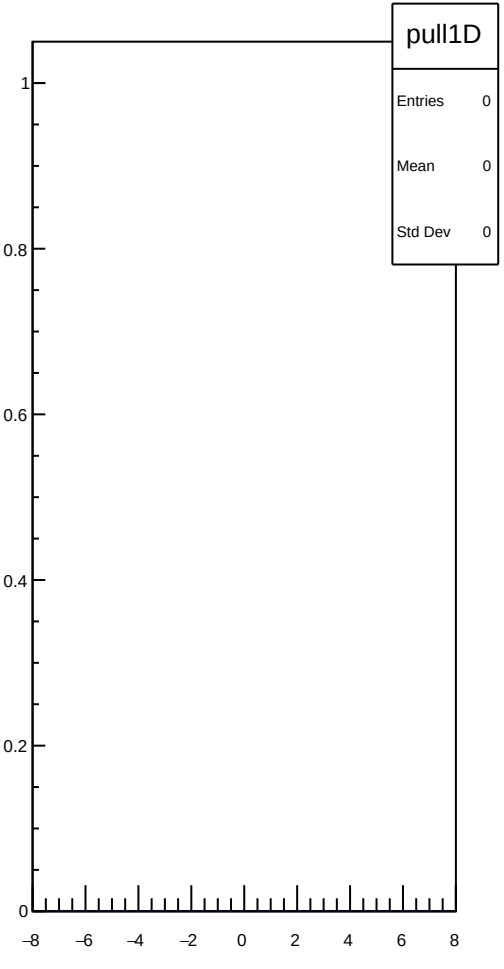
pull1D
Entries 0
Mean 0
Std Dev 0
1
0.8
0.6
0.4
0.2
0
−8
−6
−4
−2
0
2
4
6
8


pull
Entries 0
Mean 0
Std Dev 0
1
0.8
0.6
0.4
0.2
0
0
1

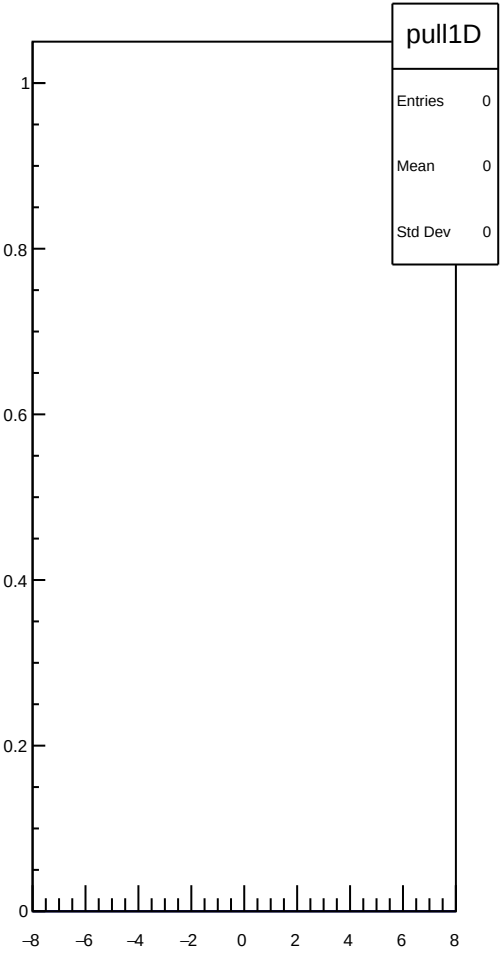
pull1D
Entries 0
Mean 0
Std Dev 0
1
0.8
0.6
0.4
0.2
0
−8
−6
−4
−2
0
2
4
6
8


pull
Entries 0
Mean 0
Std Dev 0
1
0.8
0.6
0.4
0.2
0
0
1

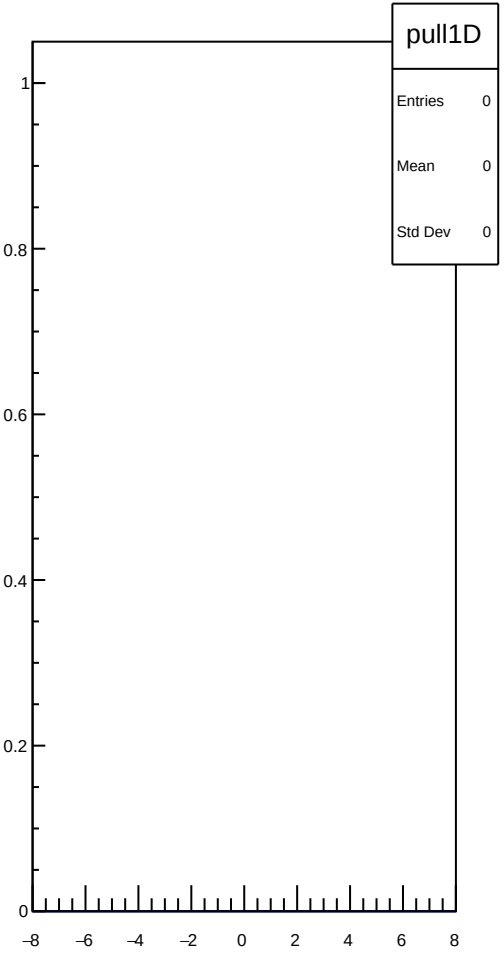
pull1D
Entries 0
Mean 0
Std Dev 0
1
0.8
0.6
0.4
0.2
0
−8
−6
−4
−2
0
2
4
6
8


pull
Entries 0
Mean 0
Std Dev 0
1
0.8
0.6
0.4
0.2
0
0
1

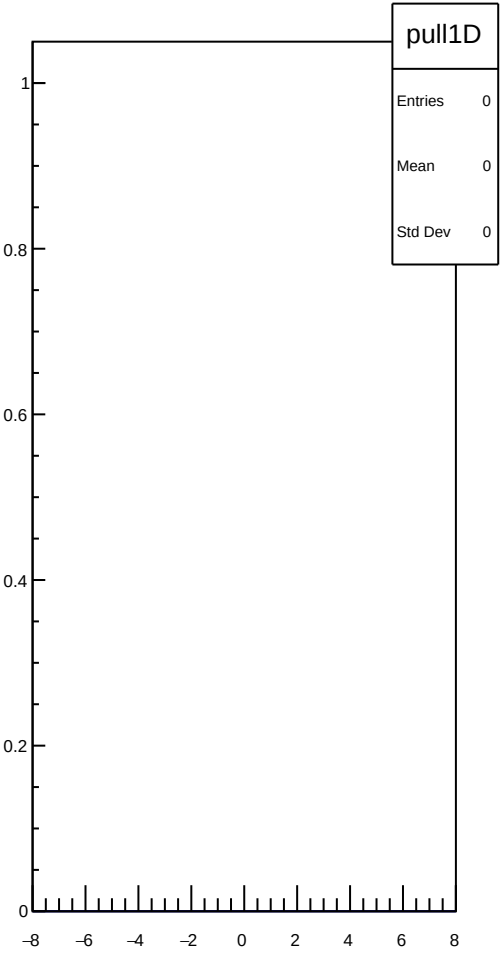
pull1D
Entries 0
Mean 0
Std Dev 0
1
0.8
0.6
0.4
0.2
0
−8
−6
−4
−2
0
2
4
6
8


pull
Entries 0
Mean 0
Std Dev 0
1
0.8
0.6
0.4
0.2
0
0
1

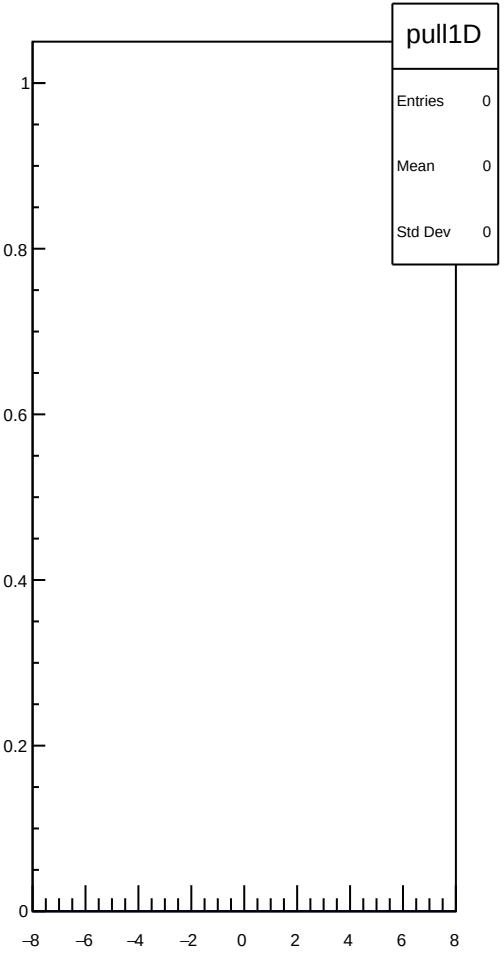
pull1D
Entries 0
Mean 0
Std Dev 0
1
0.8
0.6
0.4
0.2
0
−8
−6
−4
−2
0
2
4
6
8


pull
Entries 0
Mean 0
Std Dev 0
1
0.8
0.6
0.4
0.2
0
0
1

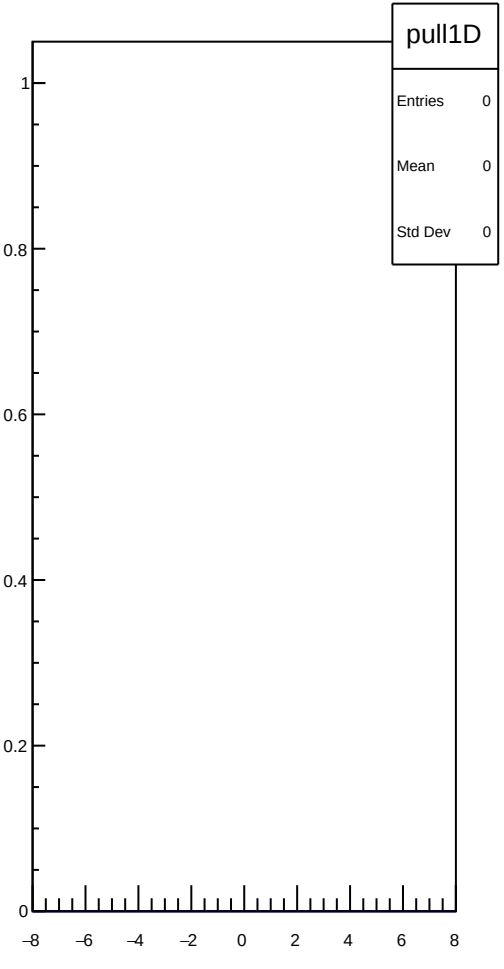
pull1D
Entries 0
Mean 0
Std Dev 0
1
0.8
0.6
0.4
0.2
0
−8
−6
−4
−2
0
2
4
6
8


pull
Entries 0
Mean 0
Std Dev 0
1
0.8
0.6
0.4
0.2
0
0
1

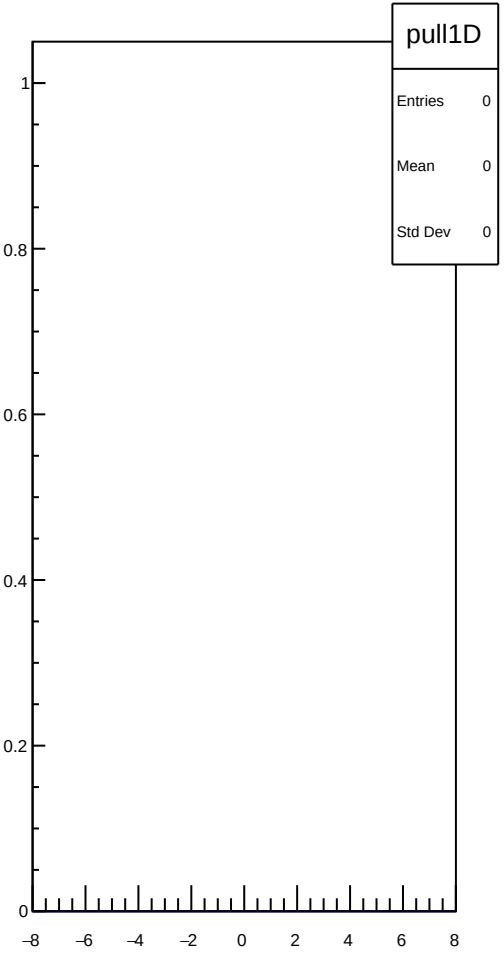
pull1D
Entries 0
Mean 0
Std Dev 0
1
0.8
0.6
0.4
0.2
0
−8
−6
−4
−2
0
2
4
6
8


pull
Entries 0
Mean 0
Std Dev 0
1
0.8
0.6
0.4
0.2
0
0
1

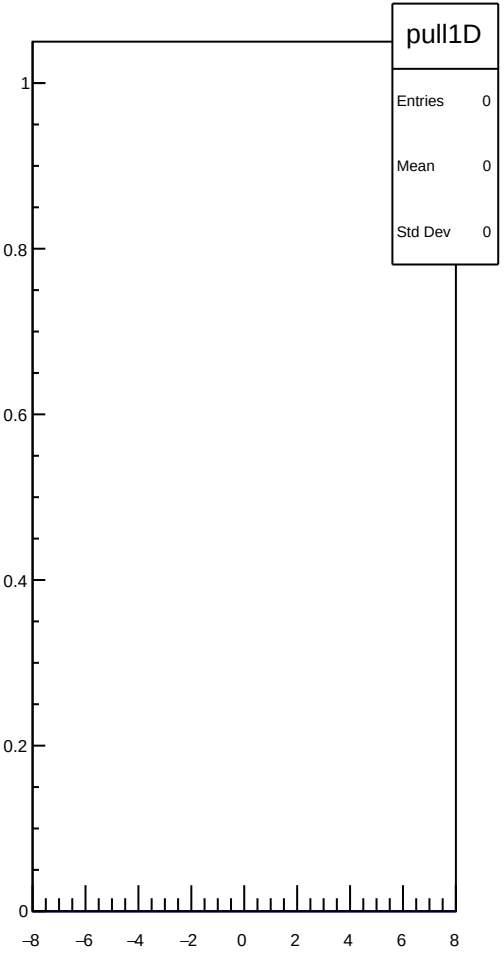
pull1D
Entries 0
Mean 0
Std Dev 0
1
0.8
0.6
0.4
0.2
0
−8
−6
−4
−2
0
2
4
6
8


pull
Entries 0
Mean 0
Std Dev 0
1
0.8
0.6
0.4
0.2
0
0
1

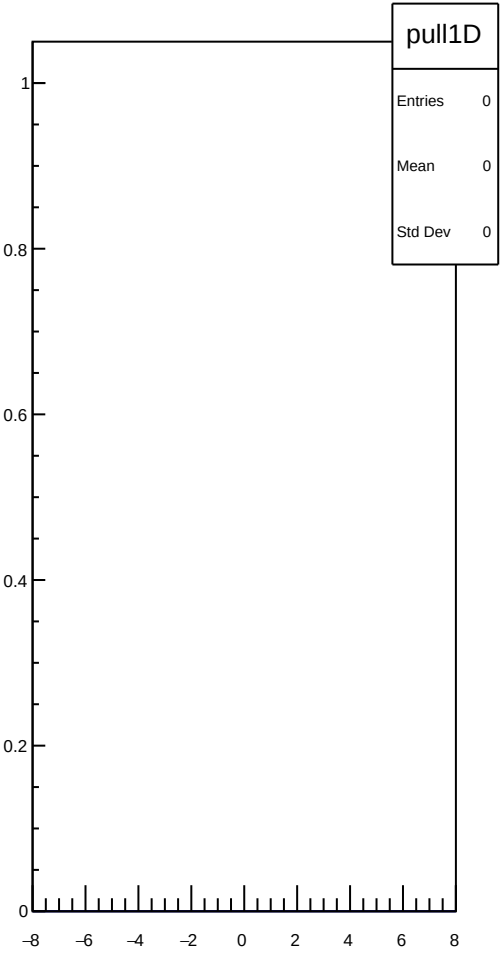
pull1D
Entries 0
Mean 0
Std Dev 0
1
0.8
0.6
0.4
0.2
0
−8
−6
−4
−2
0
2
4
6
8


pull
Entries 0
Mean 0
Std Dev 0
1
0.8
0.6
0.4
0.2
0
0
1

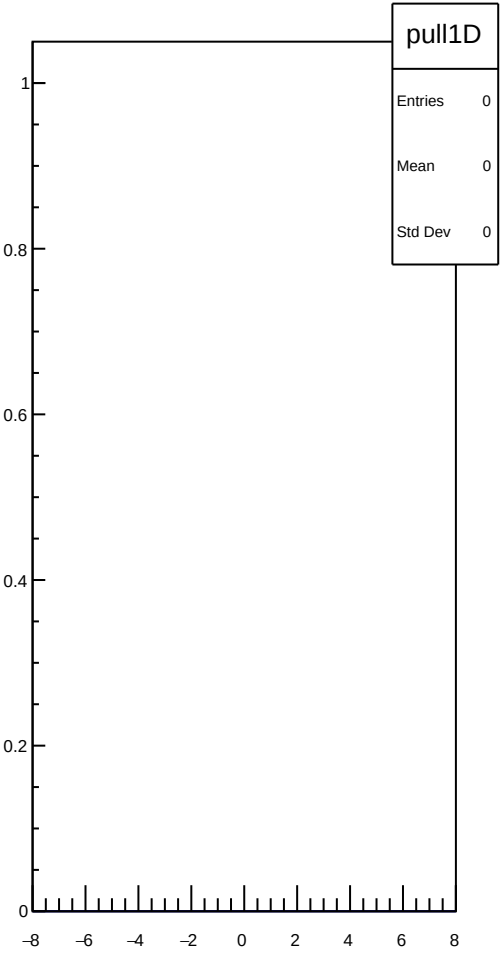
pull1D
Entries 0
Mean 0
Std Dev 0
1
0.8
0.6
0.4
0.2
0
−8
−6
−4
−2
0
2
4
6
8


pull
Entries 0
Mean 0
Std Dev 0
1
0.8
0.6
0.4
0.2
0
0
1

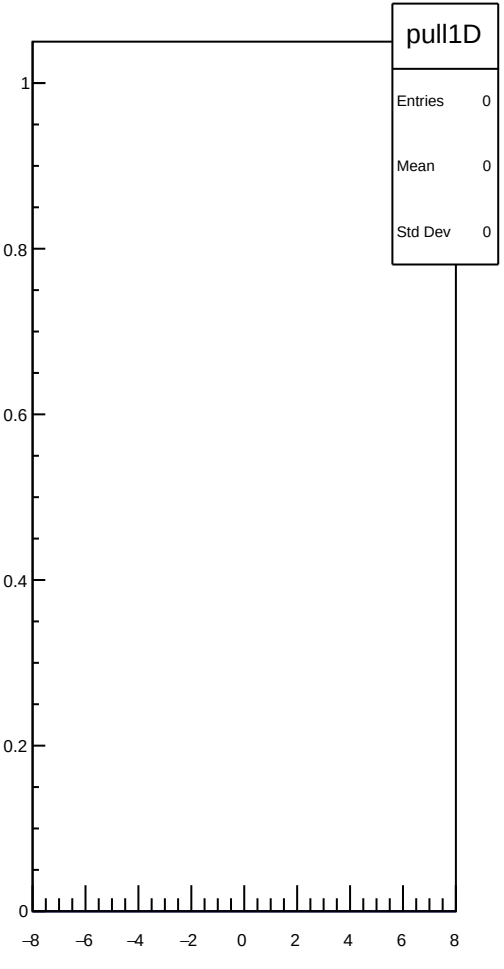
pull1D
Entries 0
Mean 0
Std Dev 0
1
0.8
0.6
0.4
0.2
0
−8
−6
−4
−2
0
2
4
6
8


pull
Entries 0
Mean 0
Std Dev 0
1
0.8
0.6
0.4
0.2
0
0
1

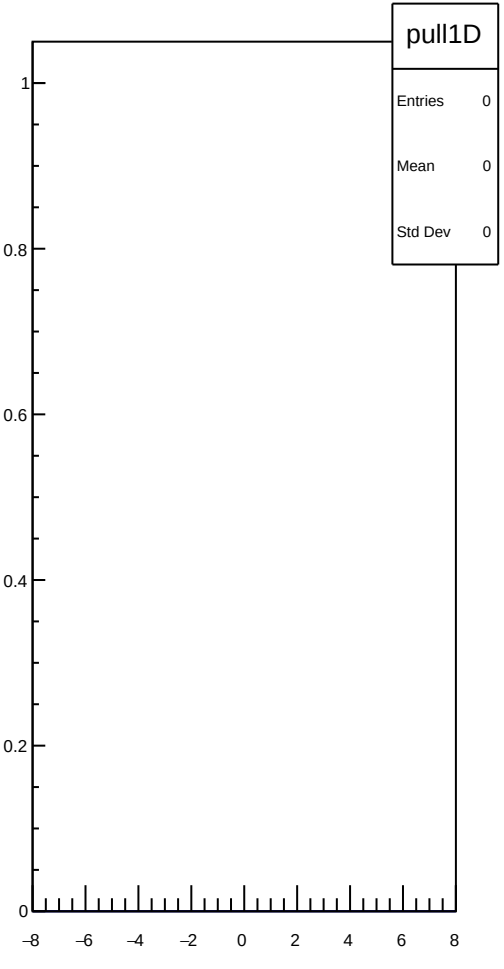
pull1D
Entries 0
Mean 0
Std Dev 0
1
0.8
0.6
0.4
0.2
0
−8
−6
−4
−2
0
2
4
6
8


pull
Entries 0
Mean 0
Std Dev 0
1
0.8
0.6
0.4
0.2
0
0
1

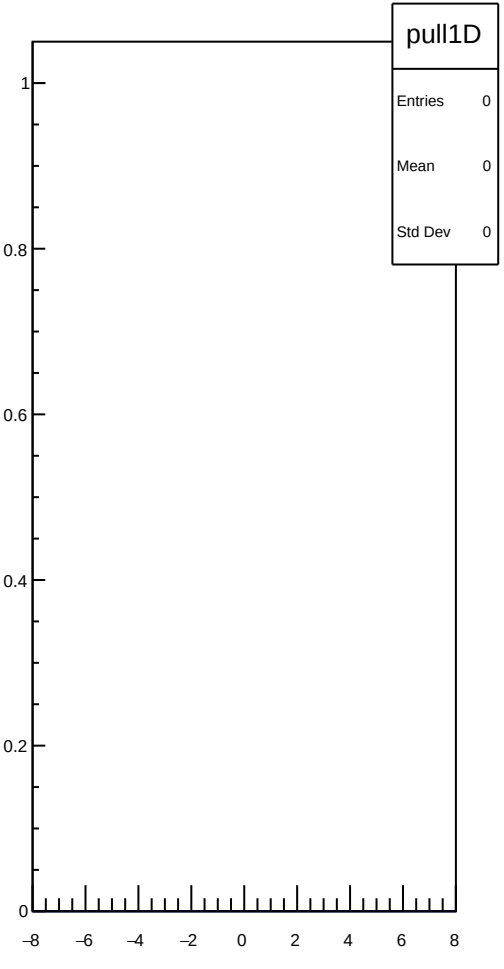
pull1D
Entries 0
Mean 0
Std Dev 0
1
0.8
0.6
0.4
0.2
0
−8
−6
−4
−2
0
2
4
6
8


pull
Entries 0
Mean 0
Std Dev 0
1
0.8
0.6
0.4
0.2
0
0
1

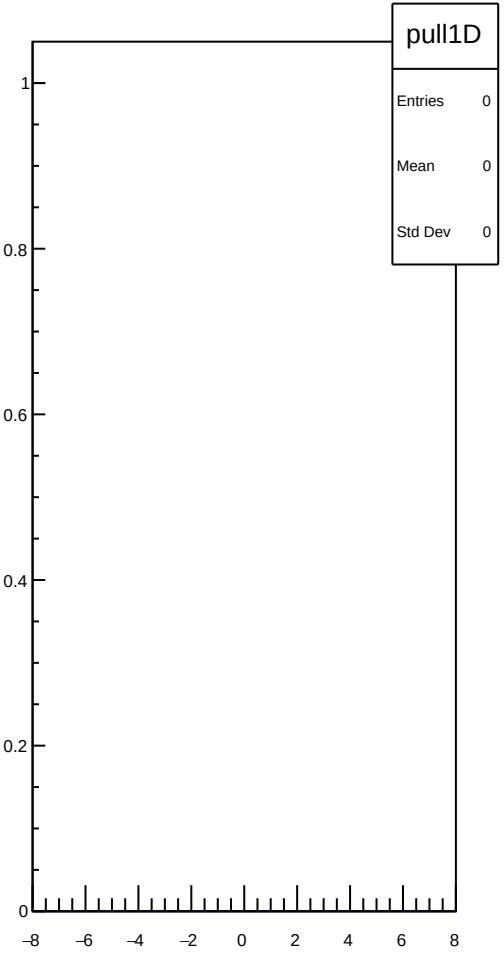
pull1D
Entries 0
Mean 0
Std Dev 0
1
0.8
0.6
0.4
0.2
0
−8
−6
−4
−2
0
2
4
6
8


pull
Entries 0
Mean 0
Std Dev 0
1
0.8
0.6
0.4
0.2
0
0
1

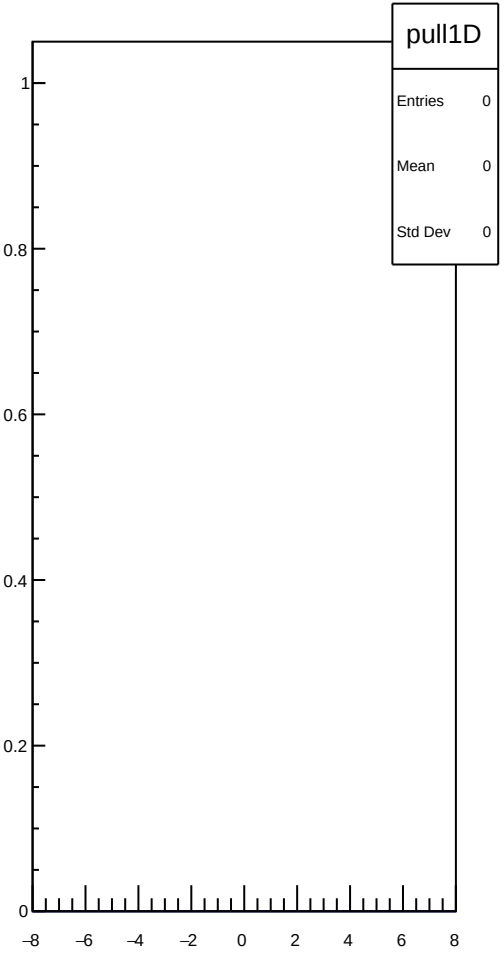
pull1D
Entries 0
Mean 0
Std Dev 0
1
0.8
0.6
0.4
0.2
0
−8
−6
−4
−2
0
2
4
6
8


pull
Entries 0
Mean 0
Std Dev 0
1
0.8
0.6
0.4
0.2
0
0
1

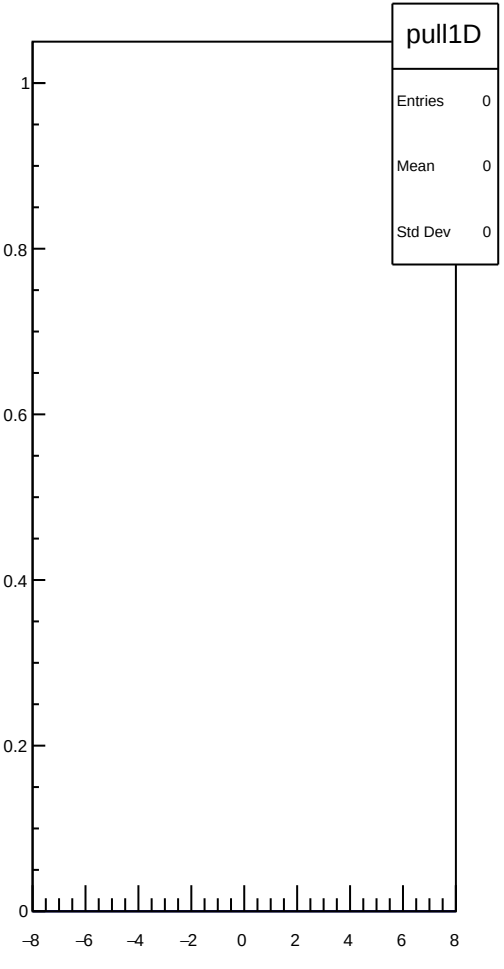
pull1D
Entries 0
Mean 0
Std Dev 0
1
0.8
0.6
0.4
0.2
0
−8
−6
−4
−2
0
2
4
6
8


pull
Entries 0
Mean 0
Std Dev 0
1
0.8
0.6
0.4
0.2
0
0
1

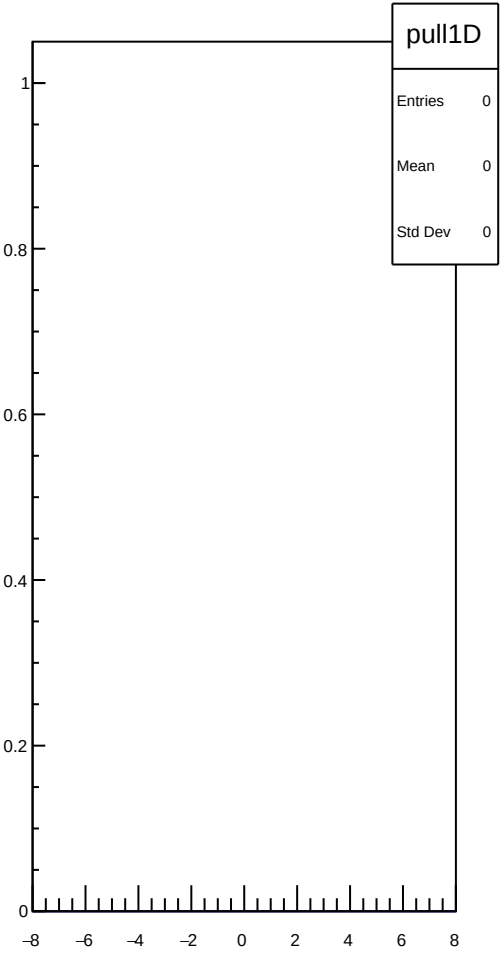
pull1D
Entries 0
Mean 0
Std Dev 0
1
0.8
0.6
0.4
0.2
0
−8
−6
−4
−2
0
2
4
6
8


pull
Entries 0
Mean 0
Std Dev 0
1
0.8
0.6
0.4
0.2
0
0
1

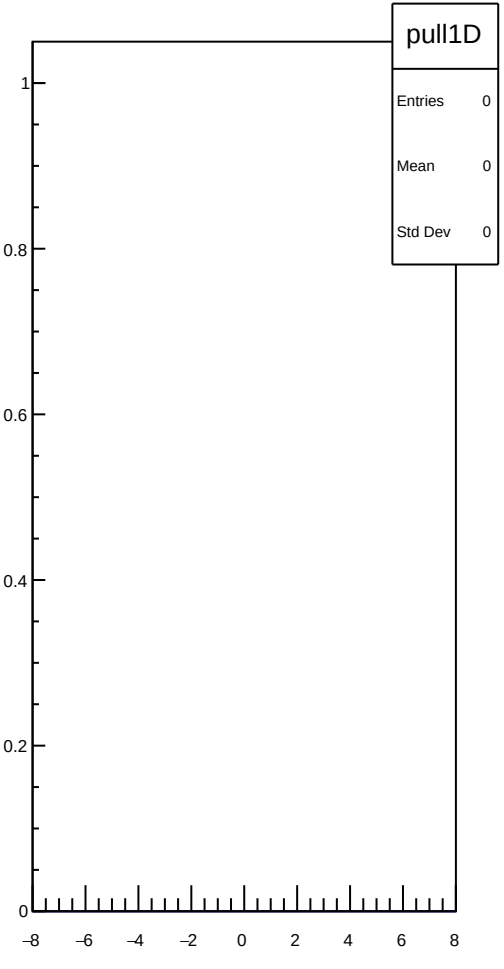
pull1D
Entries 0
Mean 0
Std Dev 0
1
0.8
0.6
0.4
0.2
0
−8
−6
−4
−2
0
2
4
6
8


pull
Entries 0
Mean 0
Std Dev 0
1
0.8
0.6
0.4
0.2
0
0
1

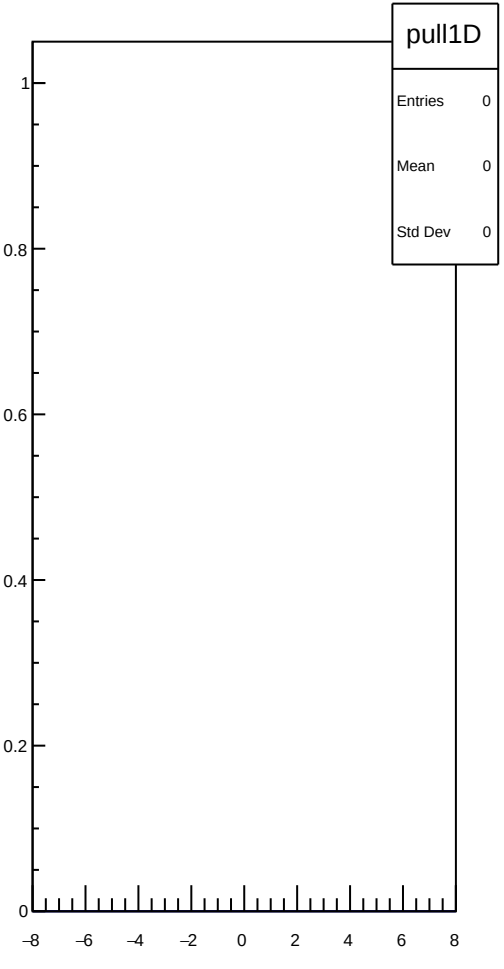
pull1D
Entries 0
Mean 0
Std Dev 0
1
0.8
0.6
0.4
0.2
0
−8
−6
−4
−2
0
2
4
6
8


pull
Entries 0
Mean 0
Std Dev 0
1
0.8
0.6
0.4
0.2
0
0
1

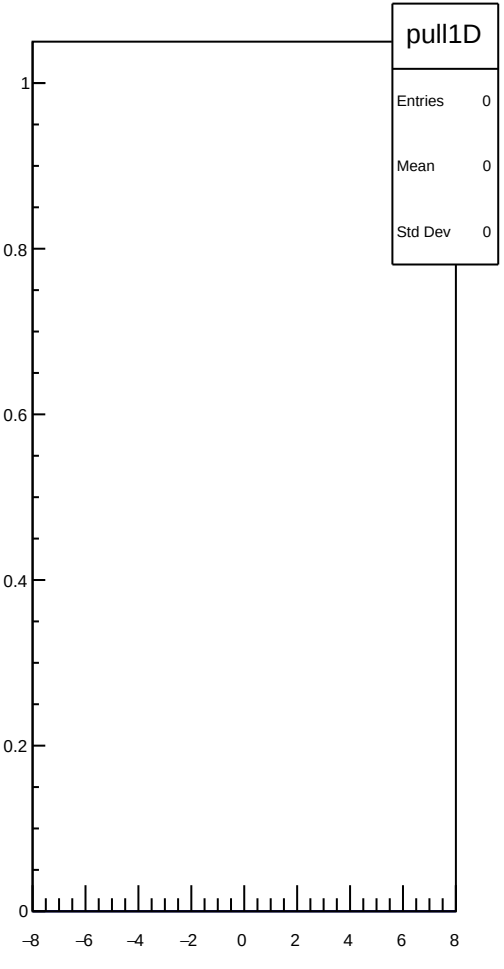
pull1D
Entries 0
Mean 0
Std Dev 0
1
0.8
0.6
0.4
0.2
0
−8
−6
−4
−2
0
2
4
6
8


pull
Entries 0
Mean 0
Std Dev 0
1
0.8
0.6
0.4
0.2
0
0
1

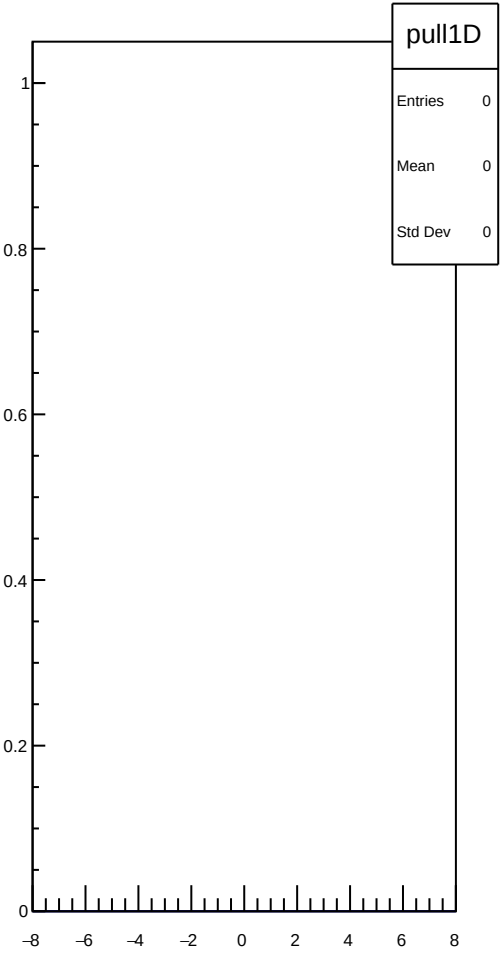
pull1D
Entries 0
Mean 0
Std Dev 0
1
0.8
0.6
0.4
0.2
0
−8
−6
−4
−2
0
2
4
6
8


pull
Entries 0
Mean 0
Std Dev 0
1
0.8
0.6
0.4
0.2
0
0
1

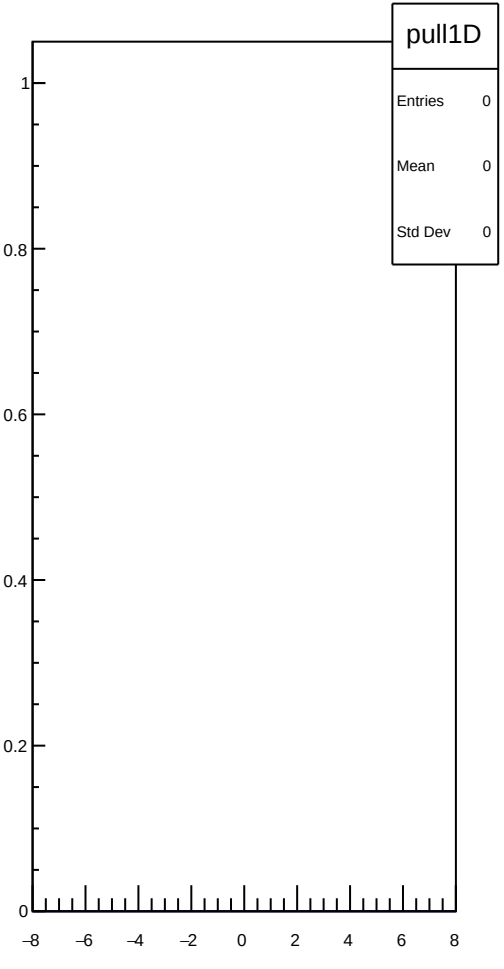
pull1D
Entries 0
Mean 0
Std Dev 0
1
0.8
0.6
0.4
0.2
0
−8
−6
−4
−2
0
2
4
6
8


pull
Entries 0
Mean 0
Std Dev 0
1
0.8
0.6
0.4
0.2
0
0
1

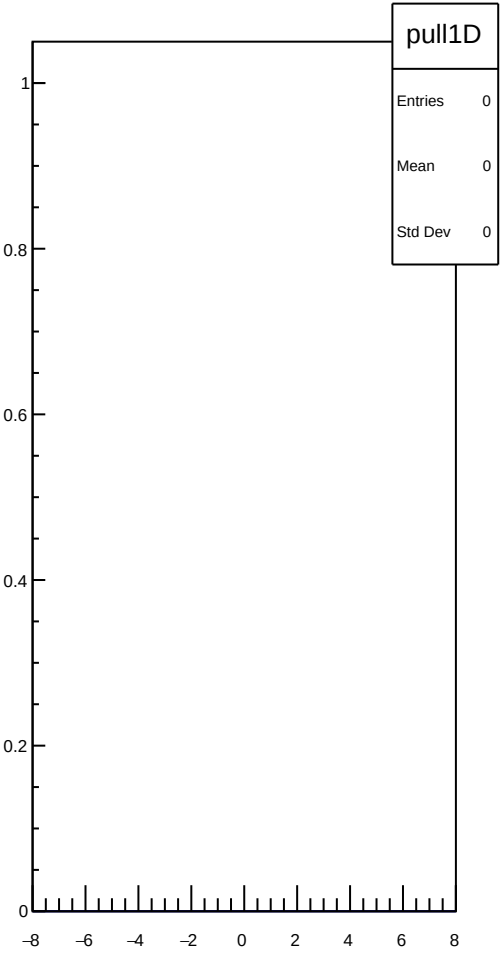
pull1D
Entries 0
Mean 0
Std Dev 0
1
0.8
0.6
0.4
0.2
0
−8
−6
−4
−2
0
2
4
6
8


pull
Entries 0
Mean 0
Std Dev 0
1
0.8
0.6
0.4
0.2
0
0
1

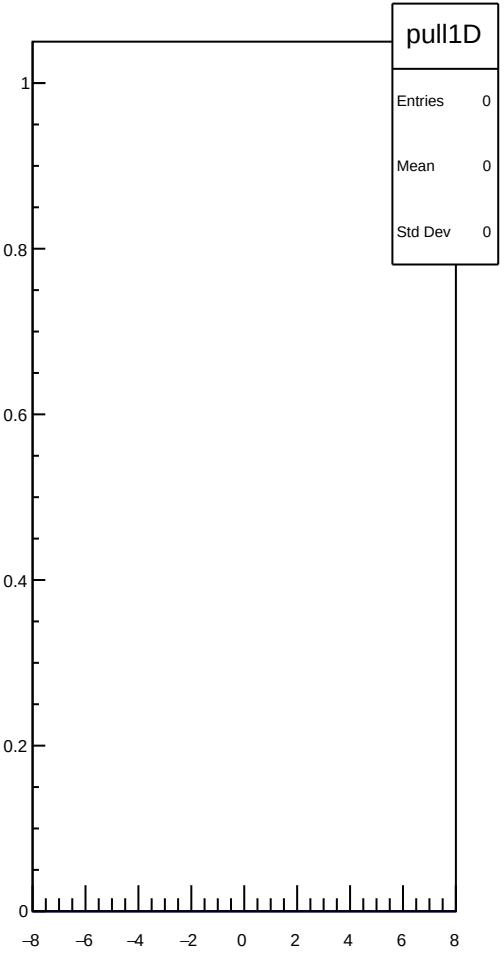
pull1D
Entries 0
Mean 0
Std Dev 0
1
0.8
0.6
0.4
0.2
0
−8
−6
−4
−2
0
2
4
6
8


pull
Entries 0
Mean 0
Std Dev 0
1
0.8
0.6
0.4
0.2
0
0
1

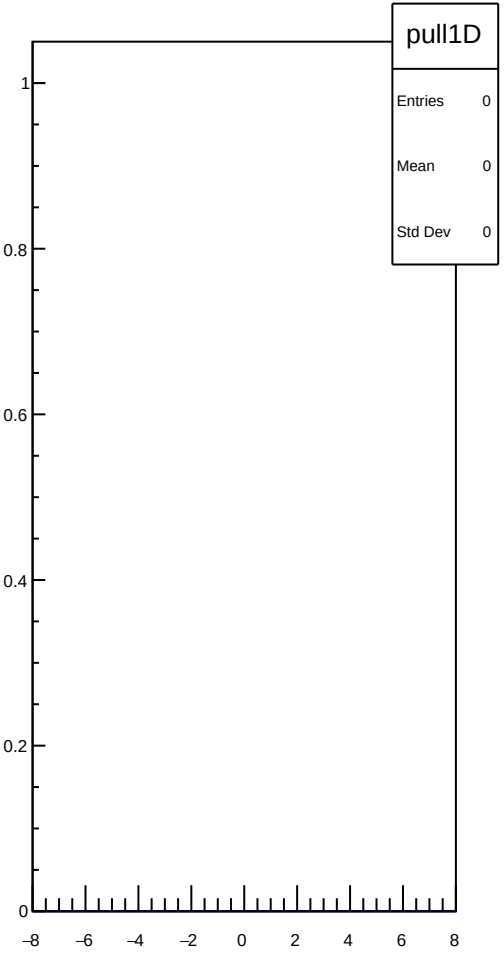
pull1D
Entries 0
Mean 0
Std Dev 0
1
0.8
0.6
0.4
0.2
0
−8
−6
−4
−2
0
2
4
6
8


pull
Entries 0
Mean 0
Std Dev 0
1
0.8
0.6
0.4
0.2
0
0
1

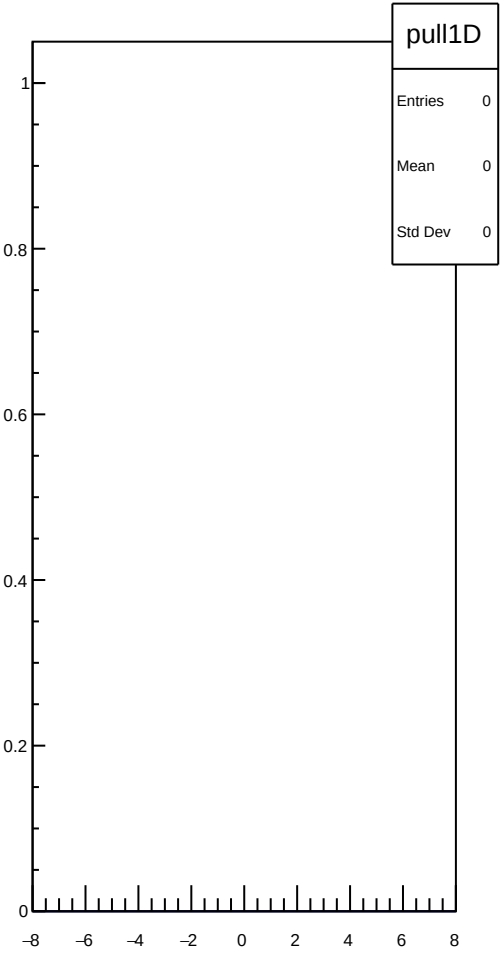
pull1D
Entries 0
Mean 0
Std Dev 0
1
0.8
0.6
0.4
0.2
0
−8
−6
−4
−2
0
2
4
6
8


pull
Entries 0
Mean 0
Std Dev 0
1
0.8
0.6
0.4
0.2
0
0
1

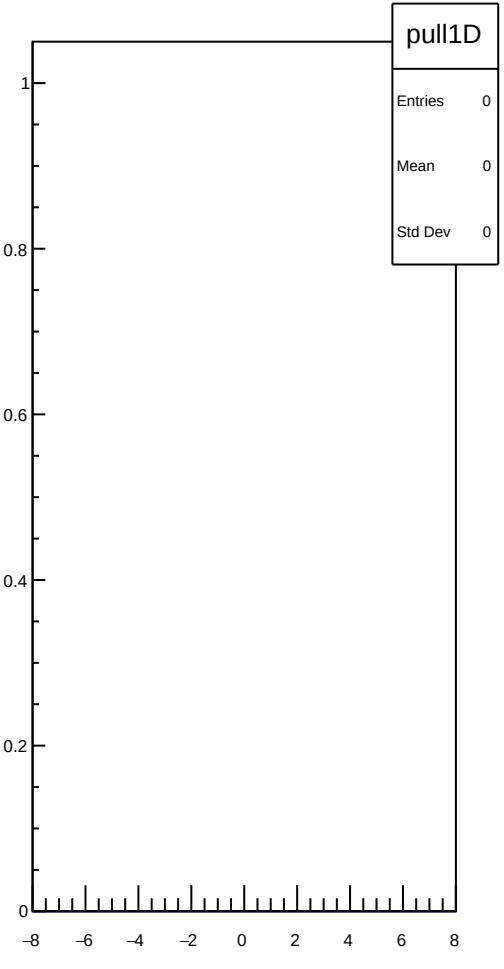
pull1D
Entries 0
Mean 0
Std Dev 0
1
0.8
0.6
0.4
0.2
0
−8
−6
−4
−2
0
2
4
6
8


pull
Entries 0
Mean 0
Std Dev 0
1
0.8
0.6
0.4
0.2
0
0
1

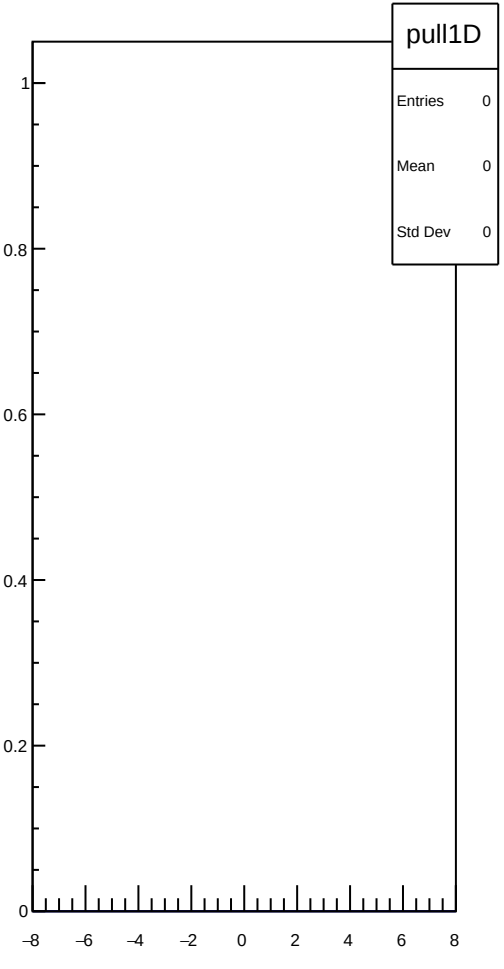
pull1D
Entries 0
Mean 0
Std Dev 0
1
0.8
0.6
0.4
0.2
0
−8
−6
−4
−2
0
2
4
6
8


pull
Entries 0
Mean 0
Std Dev 0
1
0.8
0.6
0.4
0.2
0
0
1

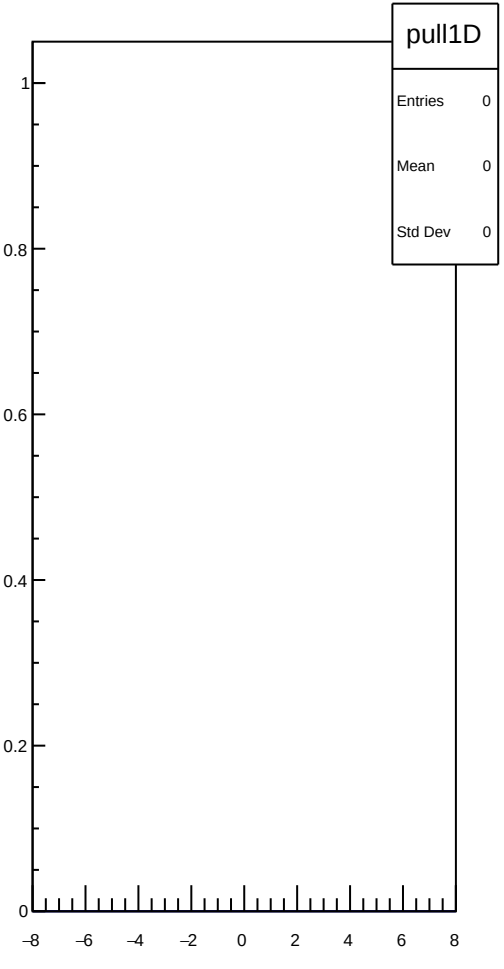
pull1D
Entries 0
Mean 0
Std Dev 0
1
0.8
0.6
0.4
0.2
0
−8
−6
−4
−2
0
2
4
6
8


pull
Entries 0
Mean 0
Std Dev 0
1
0.8
0.6
0.4
0.2
0
0
1

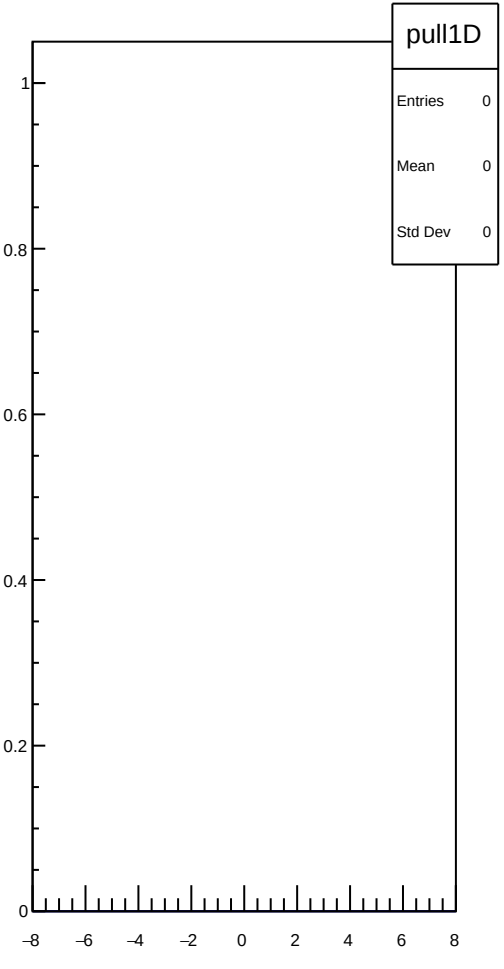
pull1D
Entries 0
Mean 0
Std Dev 0
1
0.8
0.6
0.4
0.2
0
−8
−6
−4
−2
0
2
4
6
8


pull
Entries 0
Mean 0
Std Dev 0
1
0.8
0.6
0.4
0.2
0
0
1

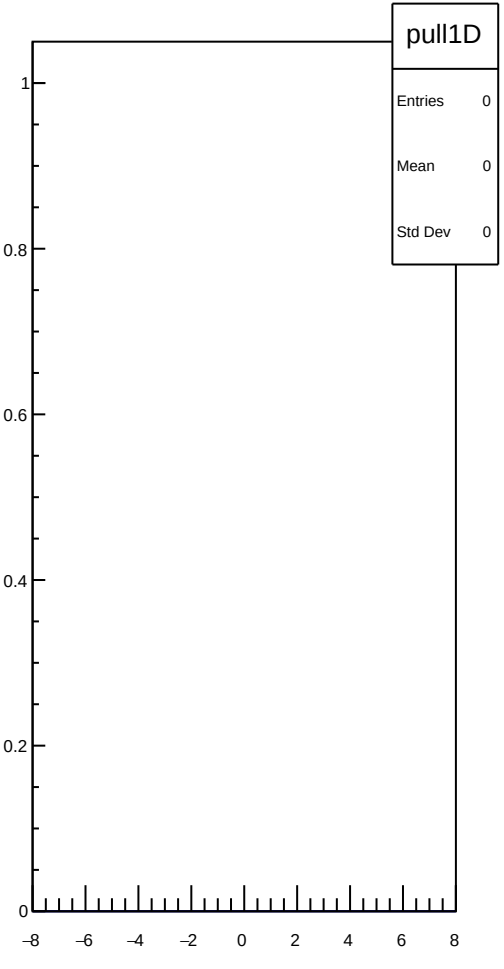
pull1D
Entries 0
Mean 0
Std Dev 0
1
0.8
0.6
0.4
0.2
0
−8
−6
−4
−2
0
2
4
6
8


pull
Entries 0
Mean 0
Std Dev 0
1
0.8
0.6
0.4
0.2
0
0
1

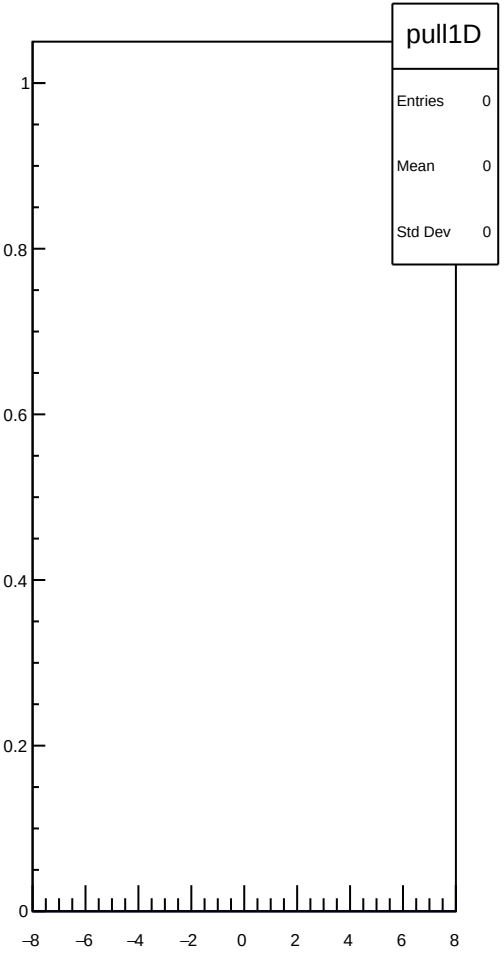
pull1D
Entries 0
Mean 0
Std Dev 0
1
0.8
0.6
0.4
0.2
0
−8
−6
−4
−2
0
2
4
6
8


pull
Entries 0
Mean 0
Std Dev 0
1
0.8
0.6
0.4
0.2
0
0
1

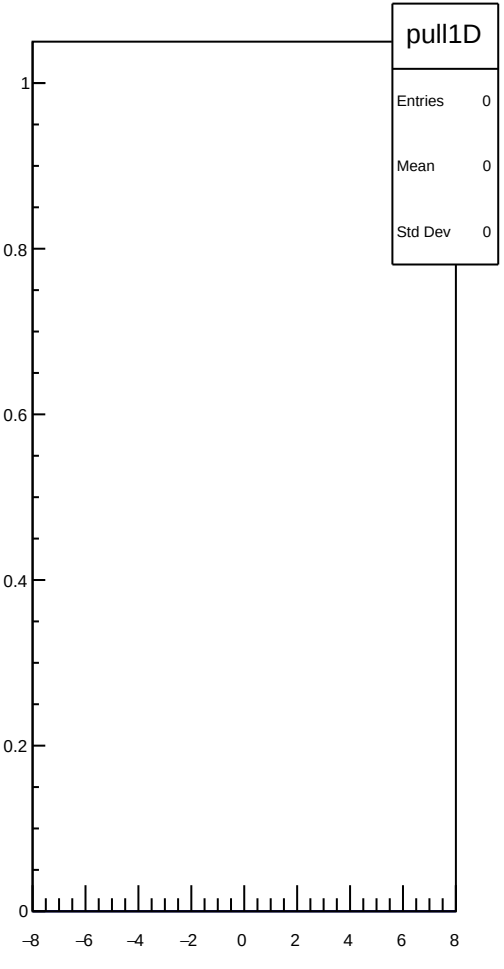
pull1D
Entries 0
Mean 0
Std Dev 0
1
0.8
0.6
0.4
0.2
0
−8
−6
−4
−2
0
2
4
6
8


pull
Entries 0
Mean 0
Std Dev 0
1
0.8
0.6
0.4
0.2
0
0
1

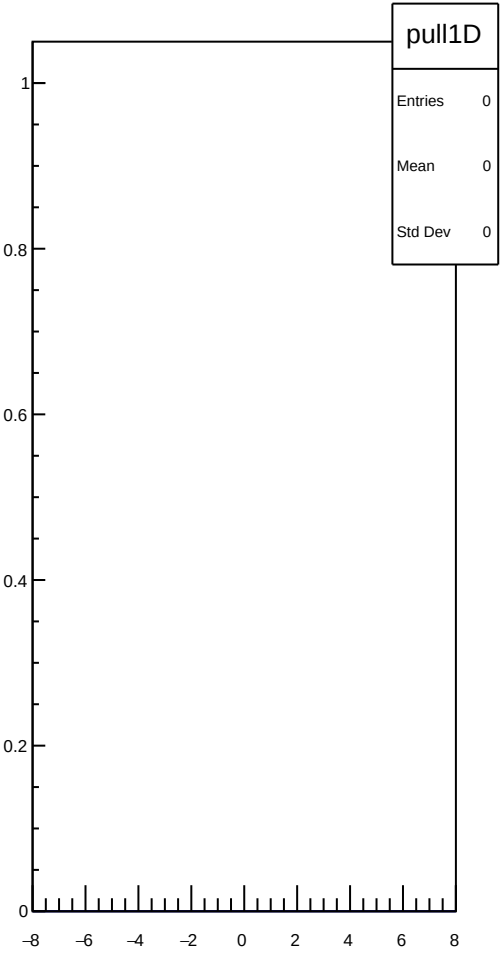
pull1D
Entries 0
Mean 0
Std Dev 0
1
0.8
0.6
0.4
0.2
0
−8
−6
−4
−2
0
2
4
6
8


pull
Entries 0
Mean 0
Std Dev 0
1
0.8
0.6
0.4
0.2
0
0
1

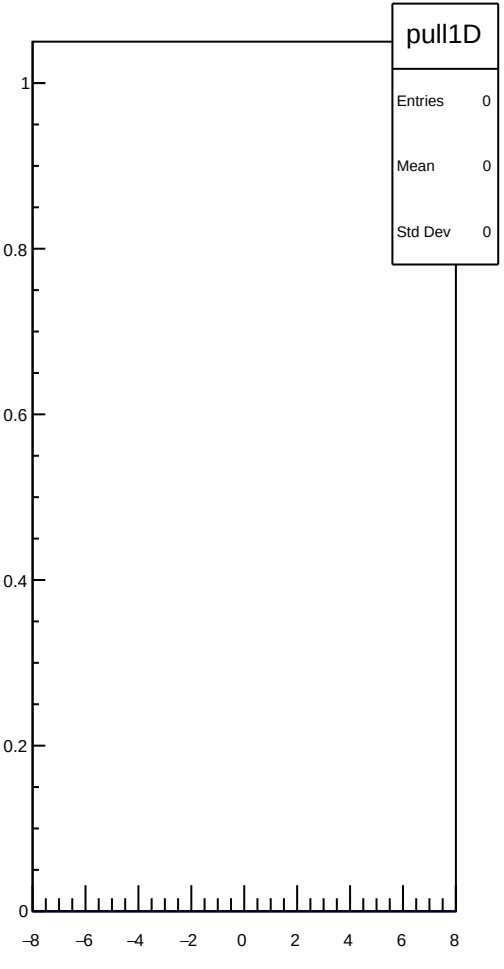
pull1D
Entries 0
Mean 0
Std Dev 0
1
0.8
0.6
0.4
0.2
0
−8
−6
−4
−2
0
2
4
6
8


pull
Entries 0
Mean 0
Std Dev 0
1
0.8
0.6
0.4
0.2
0
0
1

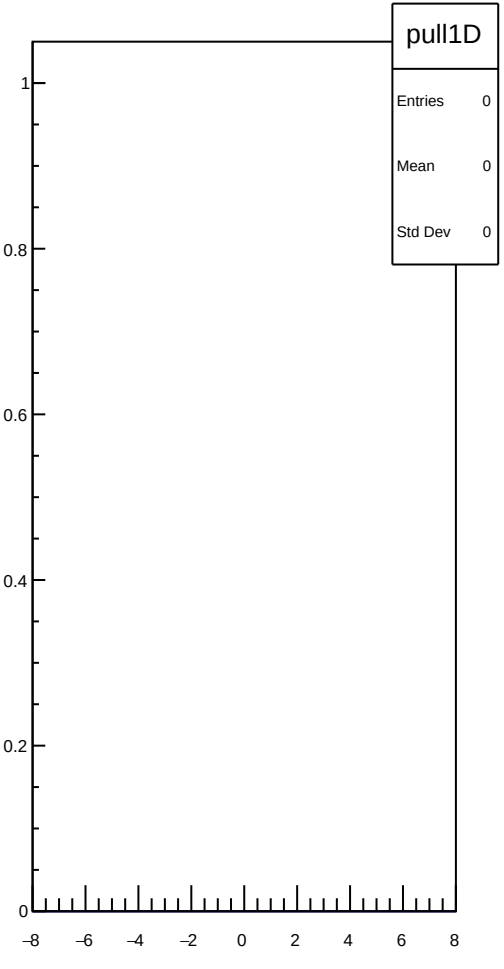
pull1D
Entries 0
Mean 0
Std Dev 0
1
0.8
0.6
0.4
0.2
0
−8
−6
−4
−2
0
2
4
6
8


pull
Entries 0
Mean 0
Std Dev 0
1
0.8
0.6
0.4
0.2
0
0
1

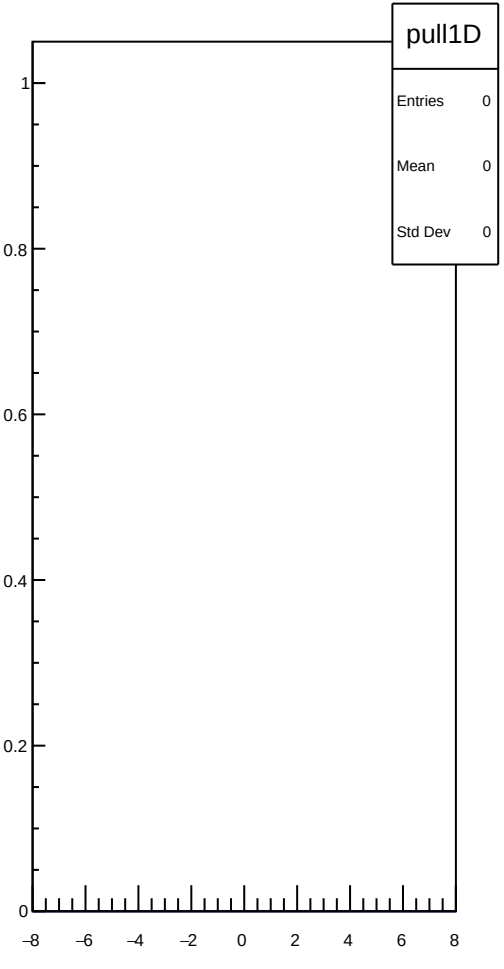
pull1D
Entries 0
Mean 0
Std Dev 0
1
0.8
0.6
0.4
0.2
0
−8
−6
−4
−2
0
2
4
6
8


pull
Entries 0
Mean 0
Std Dev 0
1
0.8
0.6
0.4
0.2
0
0
1

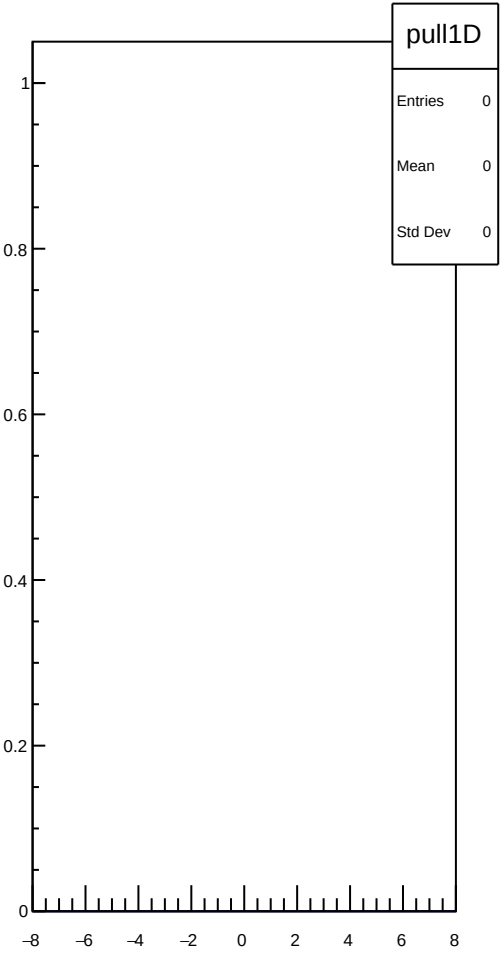
pull1D
Entries 0
Mean 0
Std Dev 0
1
0.8
0.6
0.4
0.2
0
−8
−6
−4
−2
0
2
4
6
8


pull
Entries 0
Mean 0
Std Dev 0
1
0.8
0.6
0.4
0.2
0
0
1

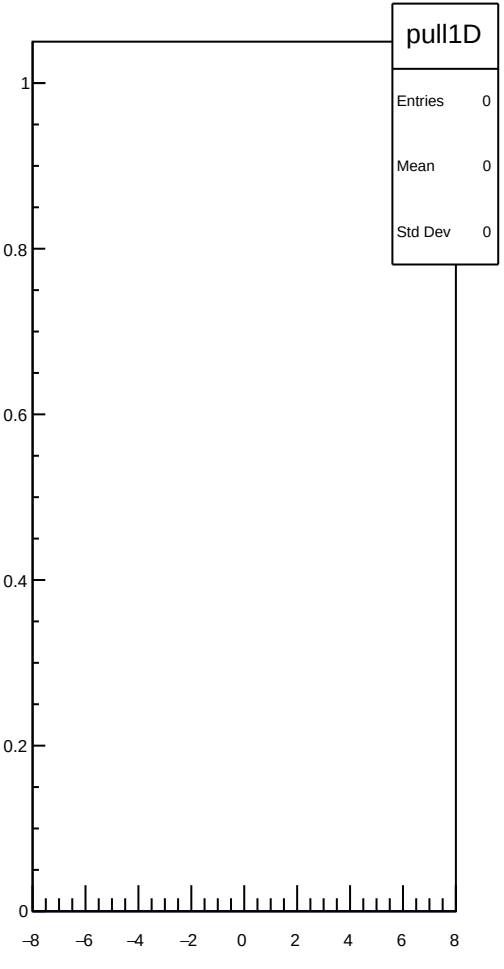
pull1D
Entries 0
Mean 0
Std Dev 0
1
0.8
0.6
0.4
0.2
0
−8
−6
−4
−2
0
2
4
6
8


pull
Entries 0
Mean 0
Std Dev 0
1
0.8
0.6
0.4
0.2
0
0
1

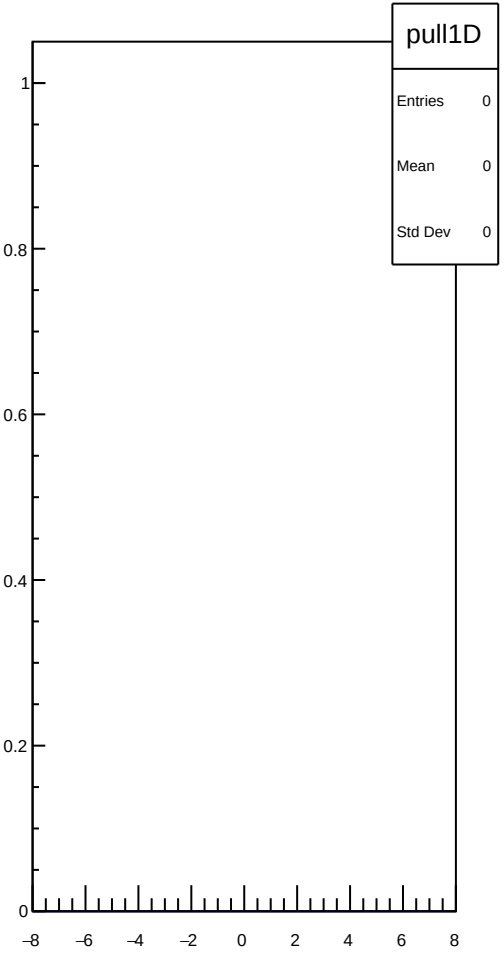
pull1D
Entries 0
Mean 0
Std Dev 0
1
0.8
0.6
0.4
0.2
0
−8
−6
−4
−2
0
2
4
6
8


pull
Entries 0
Mean 0
Std Dev 0
1
0.8
0.6
0.4
0.2
0
0
1

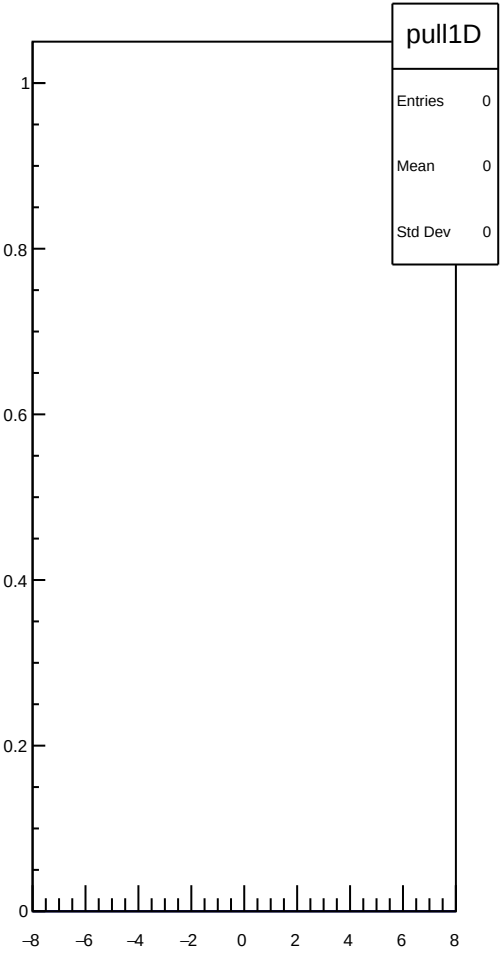
pull1D
Entries 0
Mean 0
Std Dev 0
1
0.8
0.6
0.4
0.2
0
−8
−6
−4
−2
0
2
4
6
8


pull
Entries 0
Mean 0
Std Dev 0
1
0.8
0.6
0.4
0.2
0
0
1

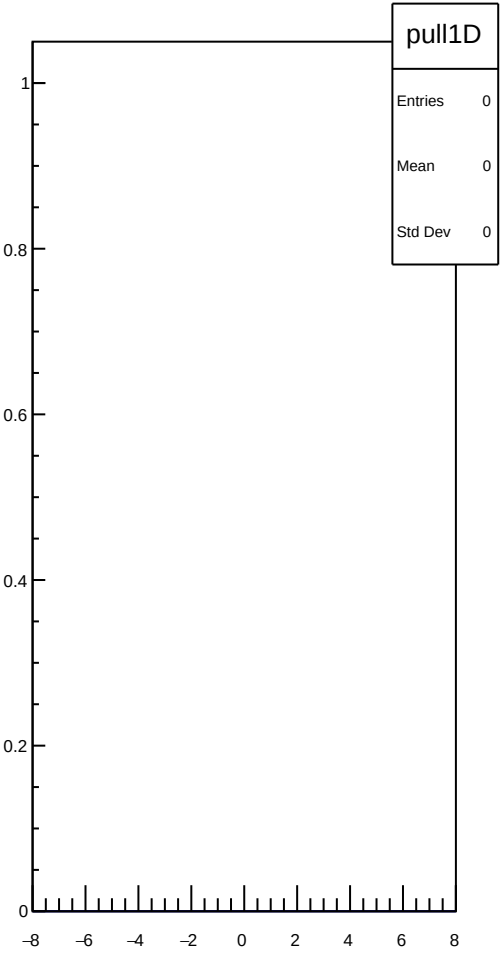
pull1D
Entries 0
Mean 0
Std Dev 0
1
0.8
0.6
0.4
0.2
0
−8
−6
−4
−2
0
2
4
6
8


pull
Entries 0
Mean 0
Std Dev 0
1
0.8
0.6
0.4
0.2
0
0
1

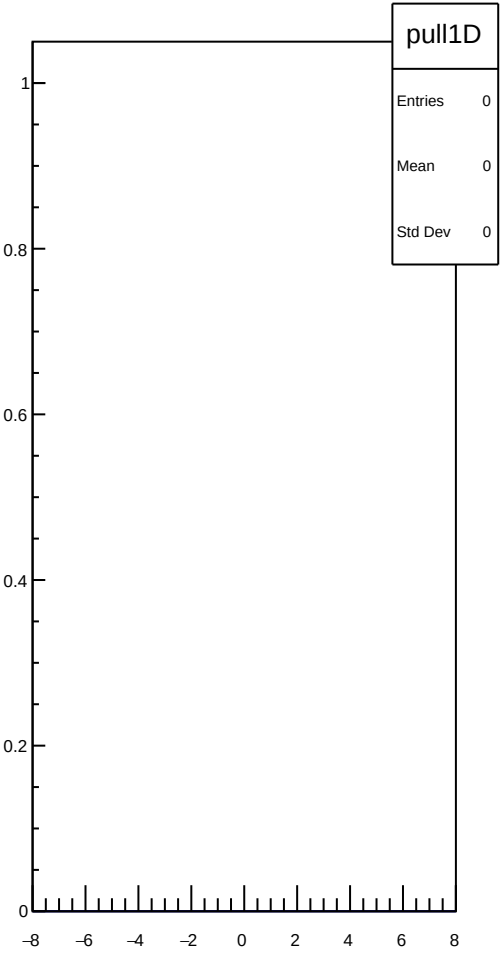
pull1D
Entries 0
Mean 0
Std Dev 0
1
0.8
0.6
0.4
0.2
0
−8
−6
−4
−2
0
2
4
6
8


pull
Entries 0
Mean 0
Std Dev 0
1
0.8
0.6
0.4
0.2
0
0
1

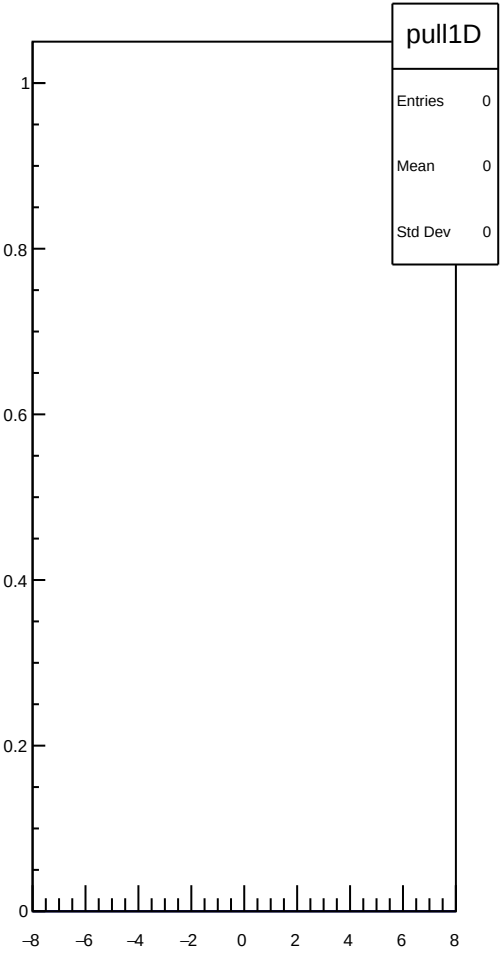
pull1D
Entries 0
Mean 0
Std Dev 0
1
0.8
0.6
0.4
0.2
0
−8
−6
−4
−2
0
2
4
6
8


pull
Entries 0
Mean 0
Std Dev 0
1
0.8
0.6
0.4
0.2
0
0
1

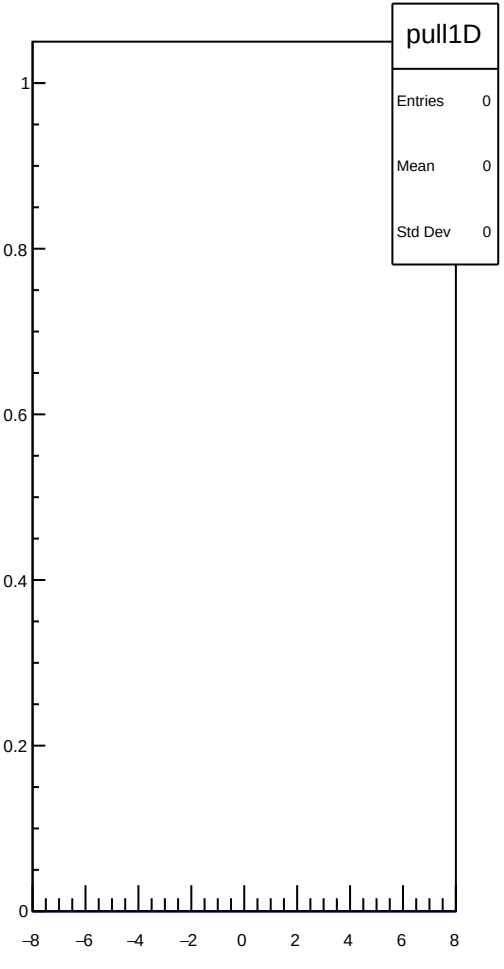
pull1D
Entries 0
Mean 0
Std Dev 0
1
0.8
0.6
0.4
0.2
0
−8
−6
−4
−2
0
2
4
6
8


pull
Entries 0
Mean 0
Std Dev 0
1
0.8
0.6
0.4
0.2
0
0
1

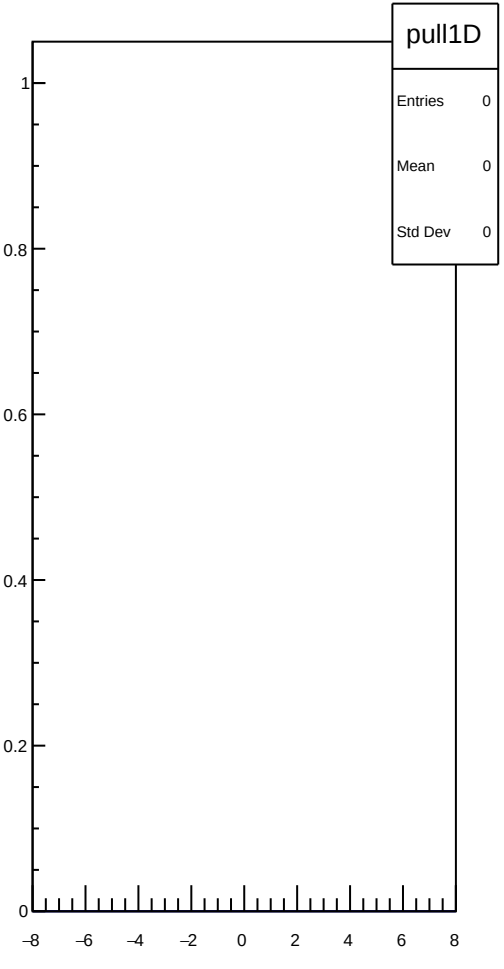
pull1D
Entries 0
Mean 0
Std Dev 0
1
0.8
0.6
0.4
0.2
0
−8
−6
−4
−2
0
2
4
6
8


pull
Entries 0
Mean 0
Std Dev 0
1
0.8
0.6
0.4
0.2
0
0
1

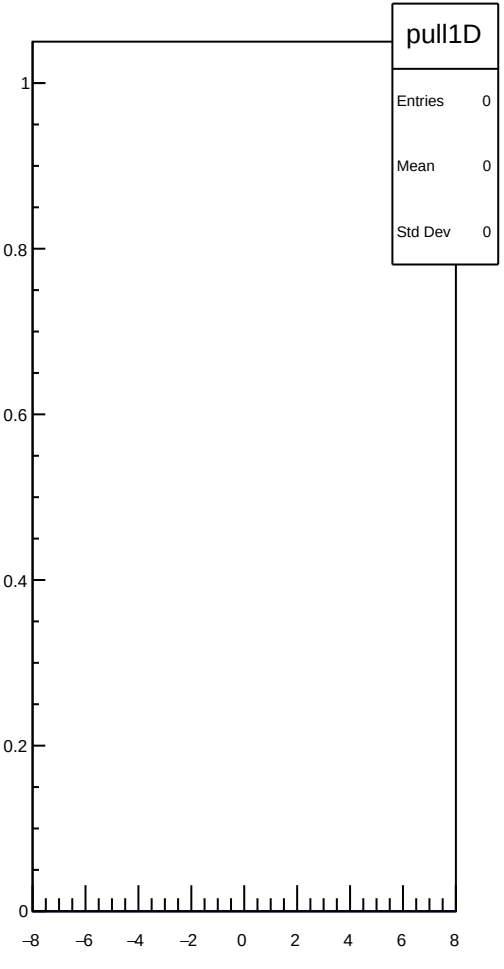
pull1D
Entries 0
Mean 0
Std Dev 0
1
0.8
0.6
0.4
0.2
0
−8
−6
−4
−2
0
2
4
6
8


pull
Entries 0
Mean 0
Std Dev 0
1
0.8
0.6
0.4
0.2
0
0
1

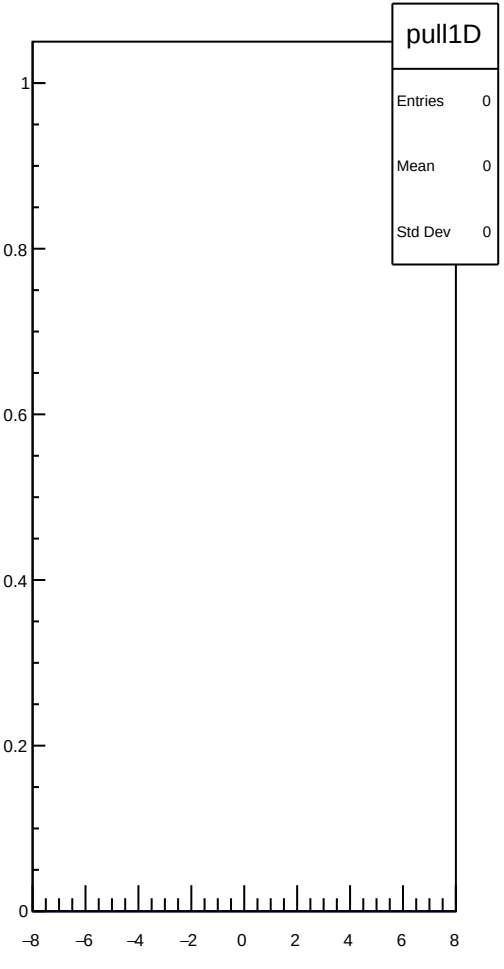
pull1D
Entries 0
Mean 0
Std Dev 0
1
0.8
0.6
0.4
0.2
0
−8
−6
−4
−2
0
2
4
6
8


pull
Entries 0
Mean 0
Std Dev 0
1
0.8
0.6
0.4
0.2
0
0
1

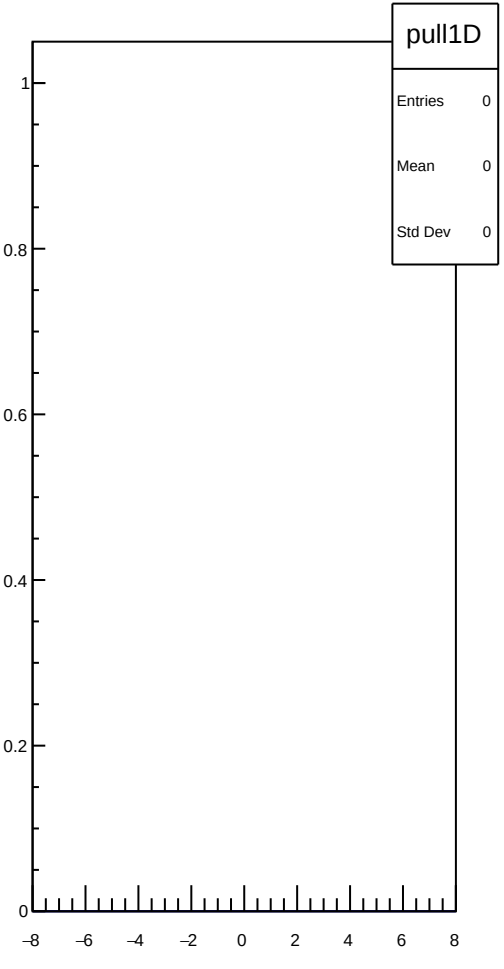
pull1D
Entries 0
Mean 0
Std Dev 0
1
0.8
0.6
0.4
0.2
0
−8
−6
−4
−2
0
2
4
6
8


pull
Entries 0
Mean 0
Std Dev 0
1
0.8
0.6
0.4
0.2
0
0
1

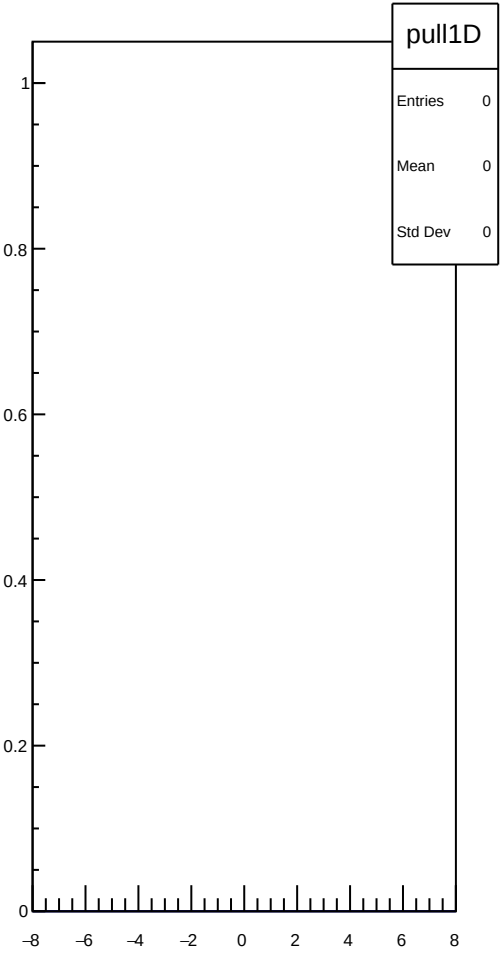
pull1D
Entries 0
Mean 0
Std Dev 0
1
0.8
0.6
0.4
0.2
0
−8
−6
−4
−2
0
2
4
6
8


pull
Entries 0
Mean 0
Std Dev 0
1
0.8
0.6
0.4
0.2
0
0
1

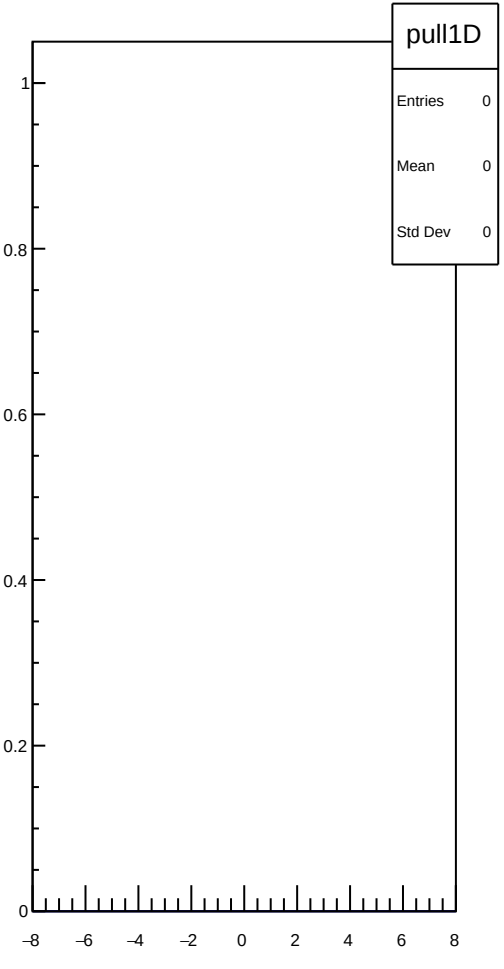
pull1D
Entries 0
Mean 0
Std Dev 0
1
0.8
0.6
0.4
0.2
0
−8
−6
−4
−2
0
2
4
6
8


pull
Entries 0
Mean 0
Std Dev 0
1
0.8
0.6
0.4
0.2
0
0
1

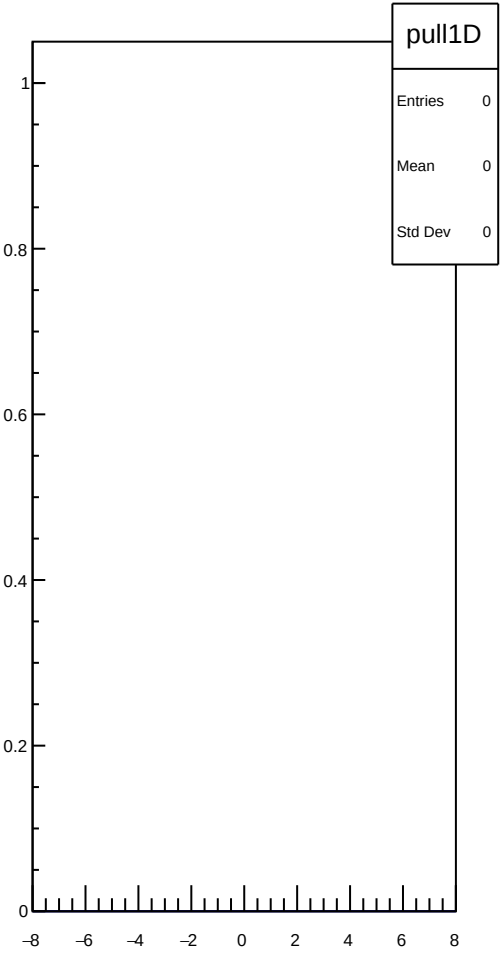
pull1D
Entries 0
Mean 0
Std Dev 0
1
0.8
0.6
0.4
0.2
0
−8
−6
−4
−2
0
2
4
6
8


pull
Entries 0
Mean 0
Std Dev 0
1
0.8
0.6
0.4
0.2
0
0
1

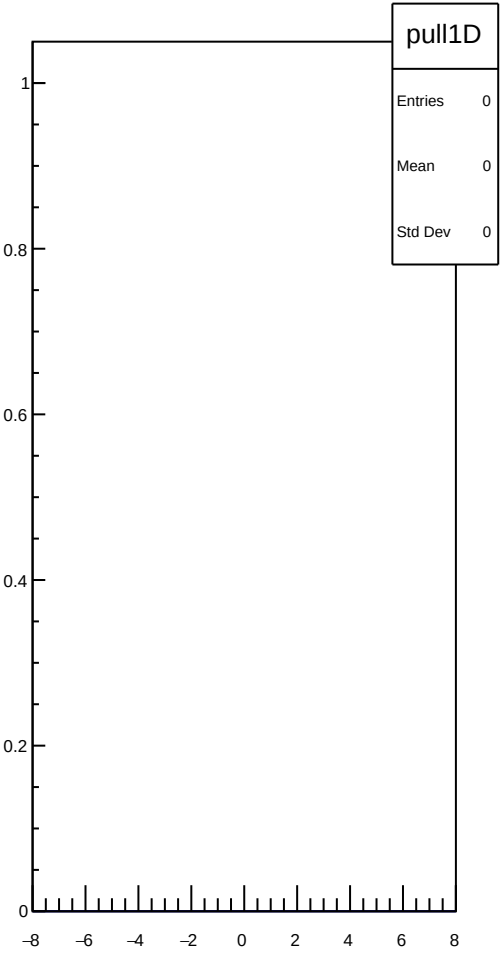
pull1D
Entries 0
Mean 0
Std Dev 0
1
0.8
0.6
0.4
0.2
0
−8
−6
−4
−2
0
2
4
6
8


pull
Entries 0
Mean 0
Std Dev 0
1
0.8
0.6
0.4
0.2
0
0
1

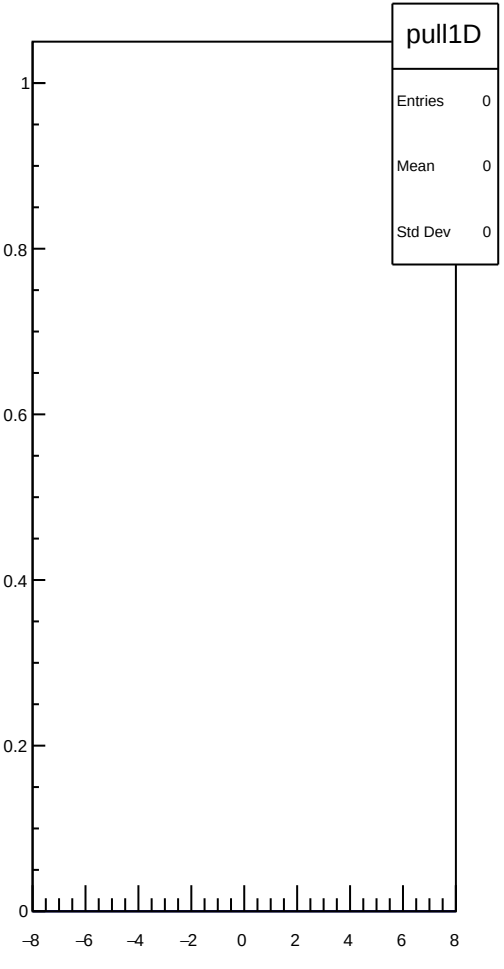
pull1D
Entries 0
Mean 0
Std Dev 0
1
0.8
0.6
0.4
0.2
0
−8
−6
−4
−2
0
2
4
6
8


pull
Entries 0
Mean 0
Std Dev 0
1
0.8
0.6
0.4
0.2
0
0
1

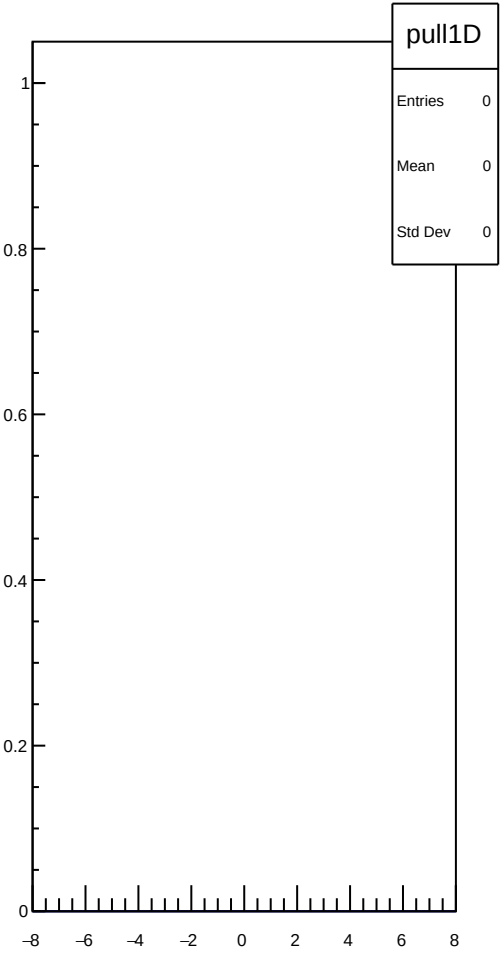
pull1D
Entries 0
Mean 0
Std Dev 0
1
0.8
0.6
0.4
0.2
0
−8
−6
−4
−2
0
2
4
6
8


pull
Entries 0
Mean 0
Std Dev 0
1
0.8
0.6
0.4
0.2
0
0
1

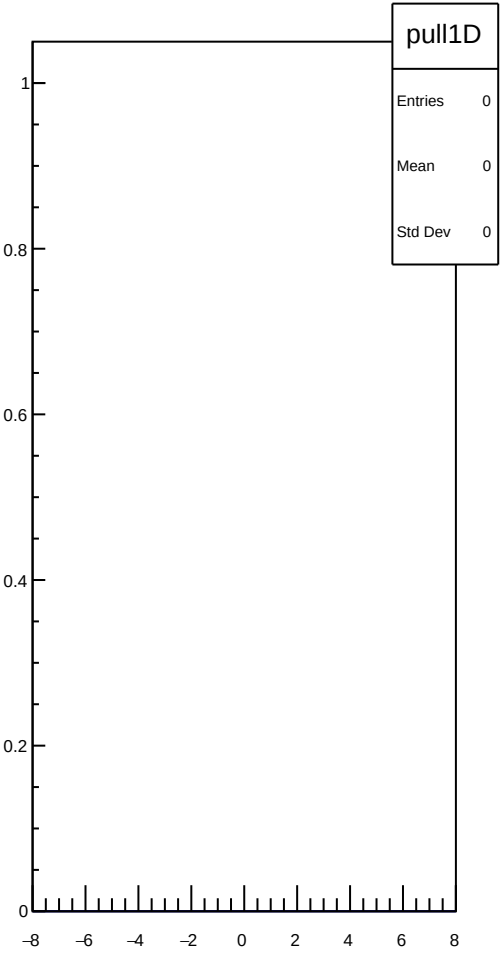
pull1D
Entries 0
Mean 0
Std Dev 0
1
0.8
0.6
0.4
0.2
0
−8
−6
−4
−2
0
2
4
6
8


pull
Entries 0
Mean 0
Std Dev 0
1
0.8
0.6
0.4
0.2
0
0
1

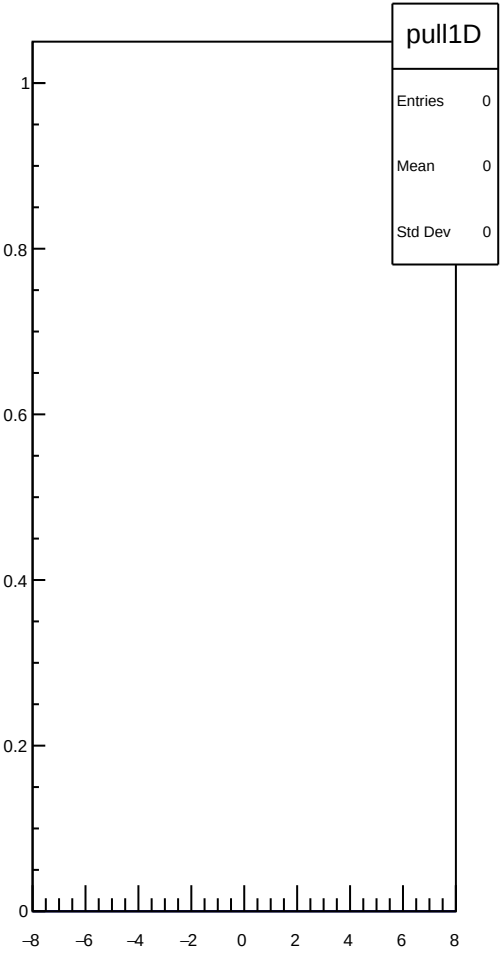
pull1D
Entries 0
Mean 0
Std Dev 0
1
0.8
0.6
0.4
0.2
0
−8
−6
−4
−2
0
2
4
6
8


pull
Entries 0
Mean 0
Std Dev 0
1
0.8
0.6
0.4
0.2
0
0
1

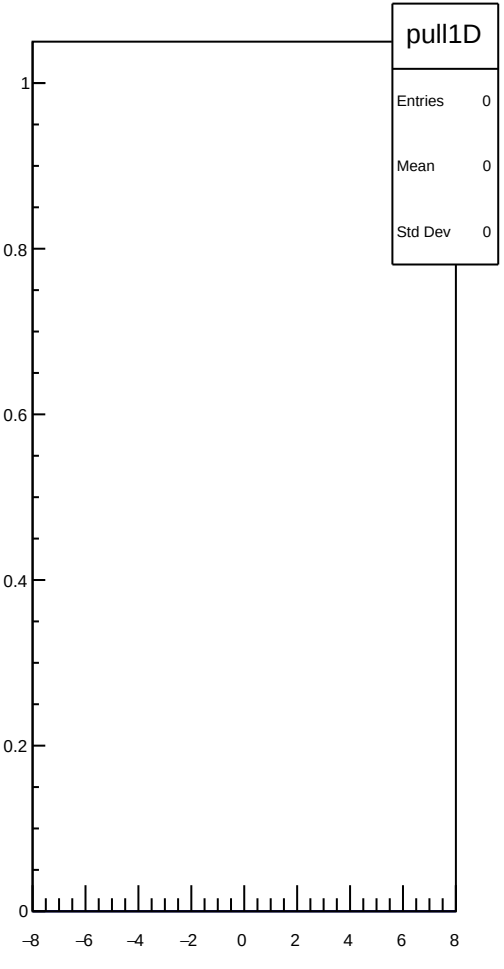
pull1D
Entries 0
Mean 0
Std Dev 0
1
0.8
0.6
0.4
0.2
0
−8
−6
−4
−2
0
2
4
6
8


pull
Entries 0
Mean 0
Std Dev 0
1
0.8
0.6
0.4
0.2
0
0
1

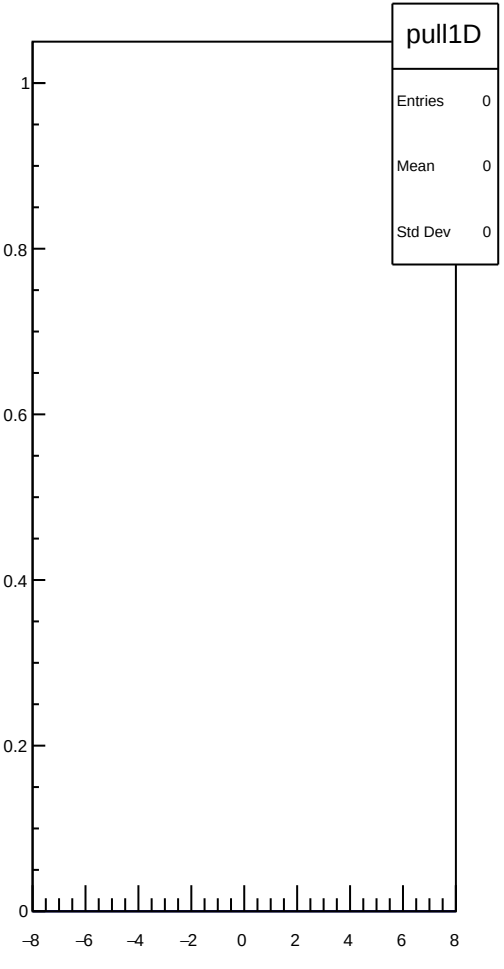
pull1D
Entries 0
Mean 0
Std Dev 0
1
0.8
0.6
0.4
0.2
0
−8
−6
−4
−2
0
2
4
6
8

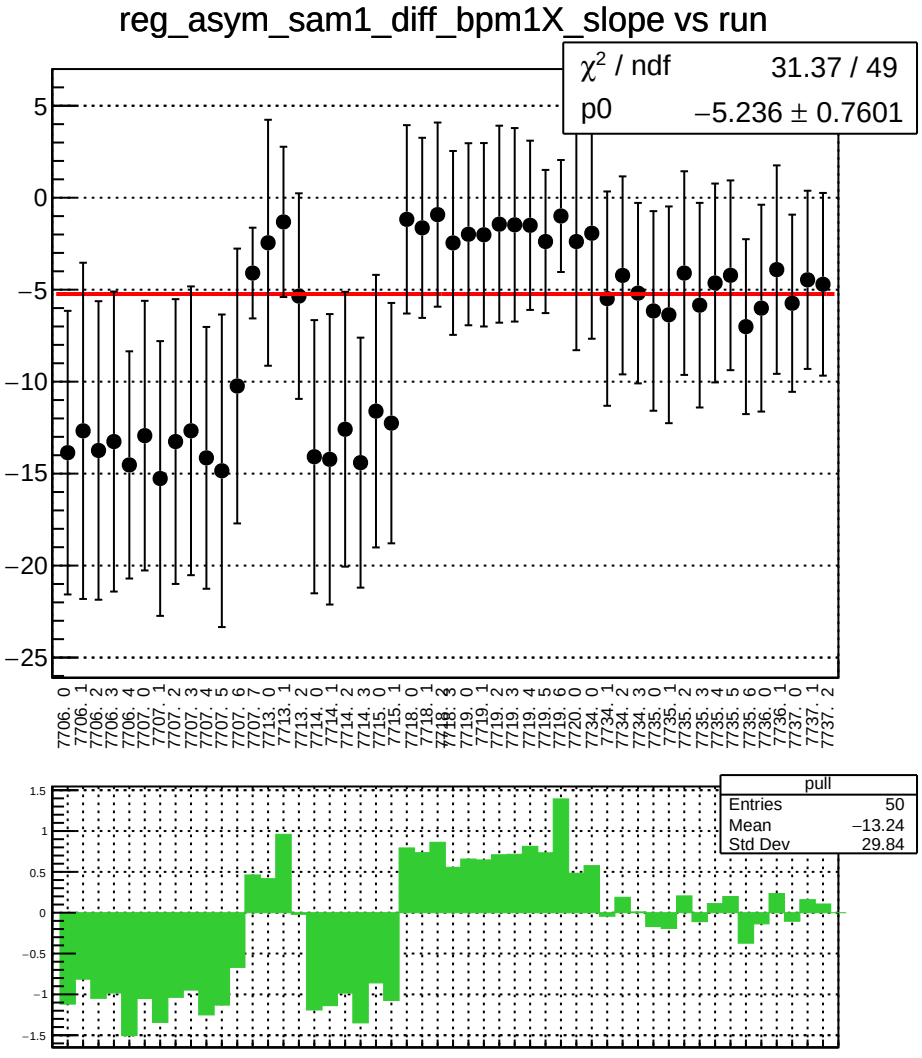
reg_asym_sam1_diff_bpm1X_slope vs run
χ^2 / ndf 31.37 / 49
p0 −5.236 ± 0.7601
pull
Entries 50
Mean −13.24
Std Dev 29.84

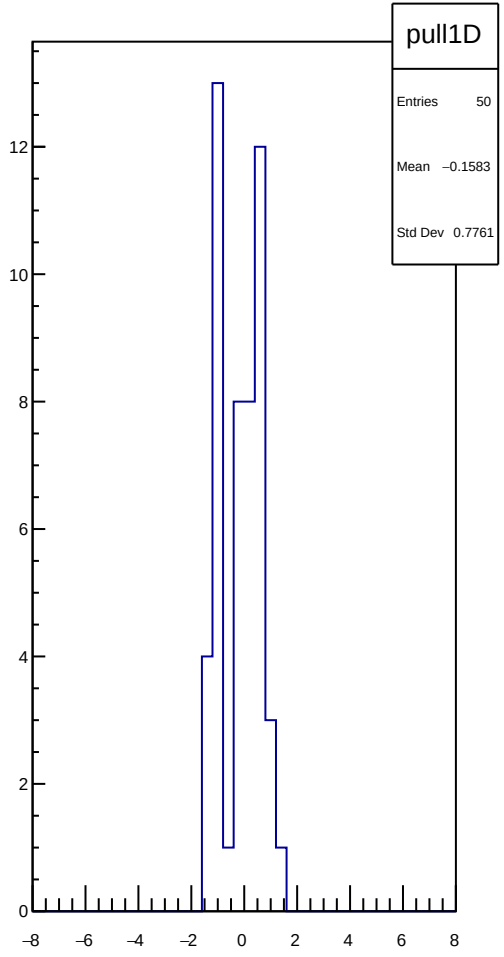
pull1D
Entries 50
Mean −0.1583
Std Dev 0.7761

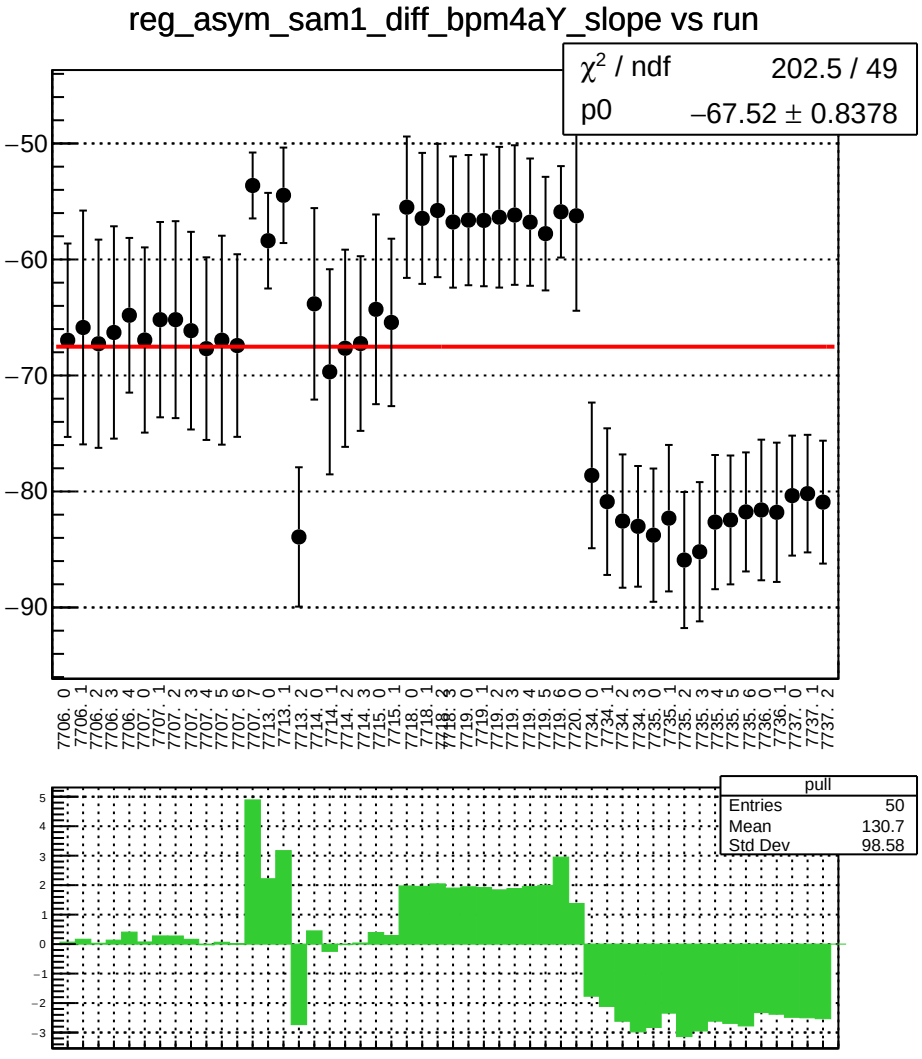
reg_asym_sam1_diff_bpm4aY_slope vs run
χ² / ndf 202.5 / 49
p0 −67.52 ± 0.8378
pull
Entries 50
Mean 130.7
Std Dev 98.58

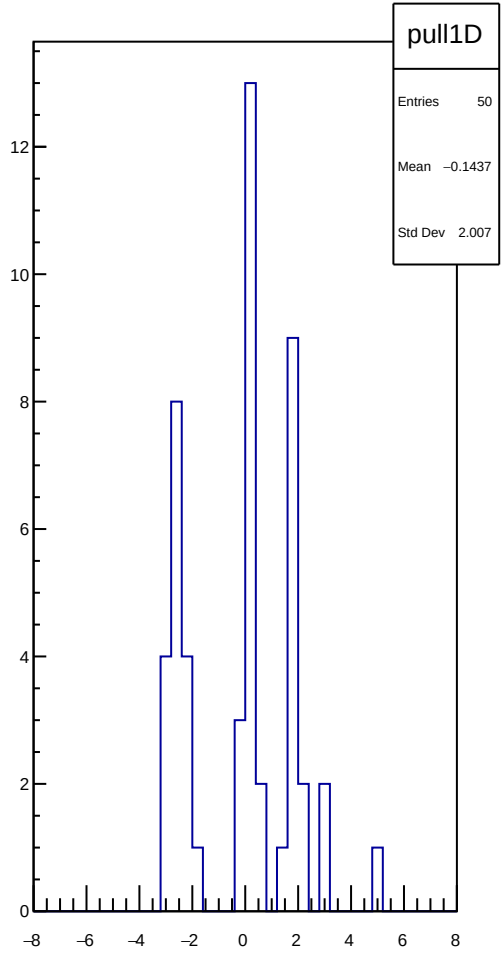
pull1D
Entries 50
Mean −0.1437
Std Dev 2.007

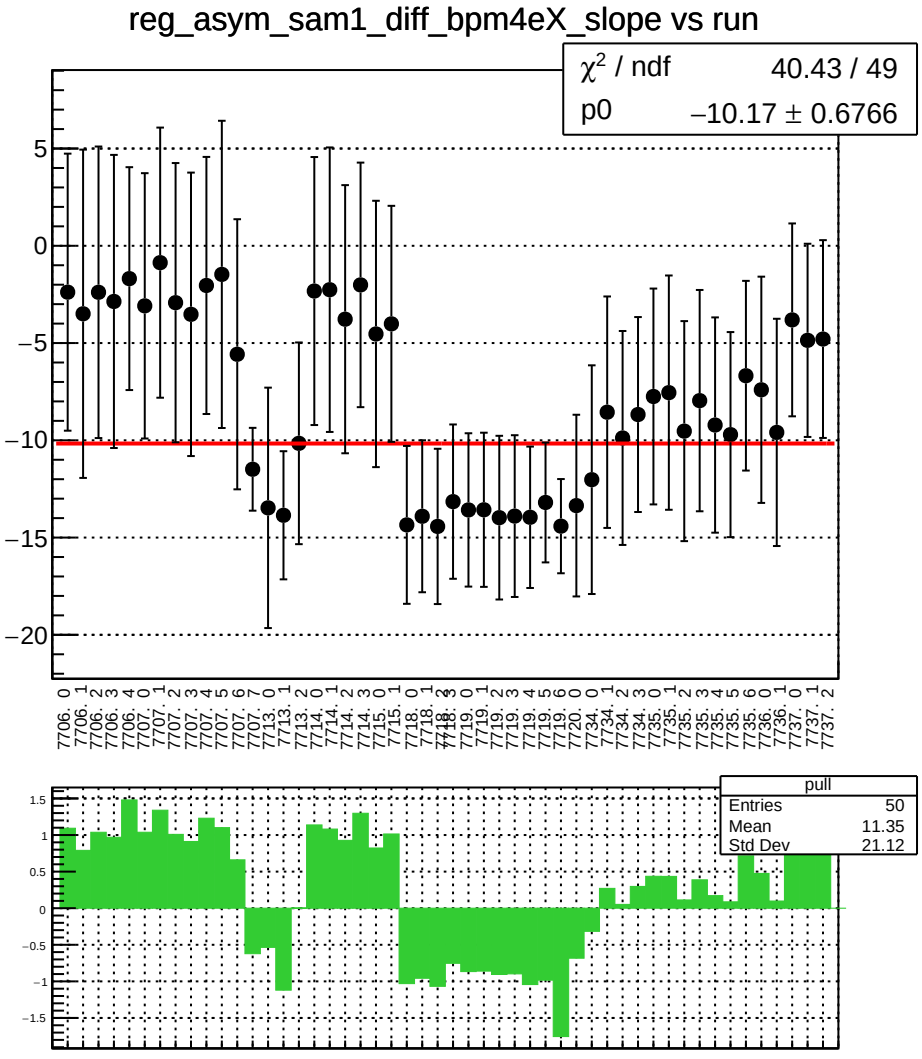
reg_asym_sam1_diff_bpm4eX_slope vs run
χ² / ndf 40.43 / 49
p0 −10.17 ± 0.6766
pull
Entries 50
Mean 11.35
Std Dev 21.12

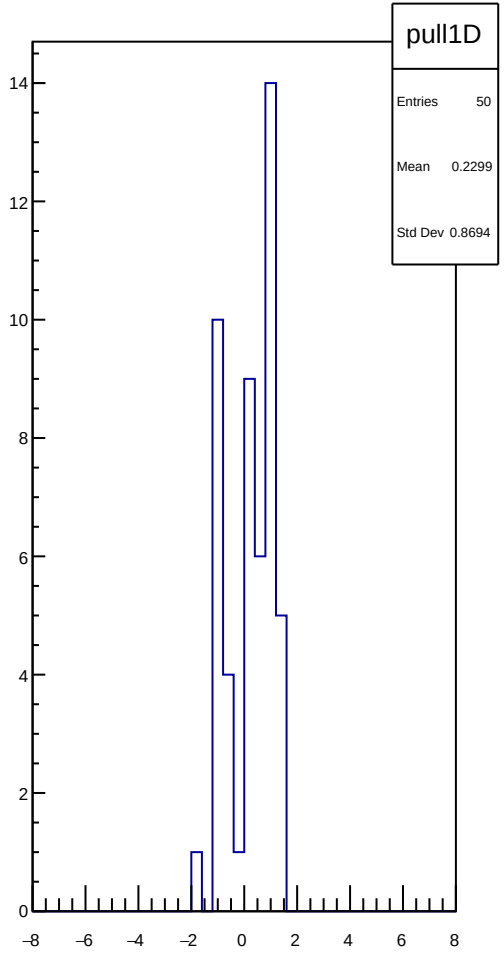
pull1D
Entries 50
Mean 0.2299
Std Dev 0.8694

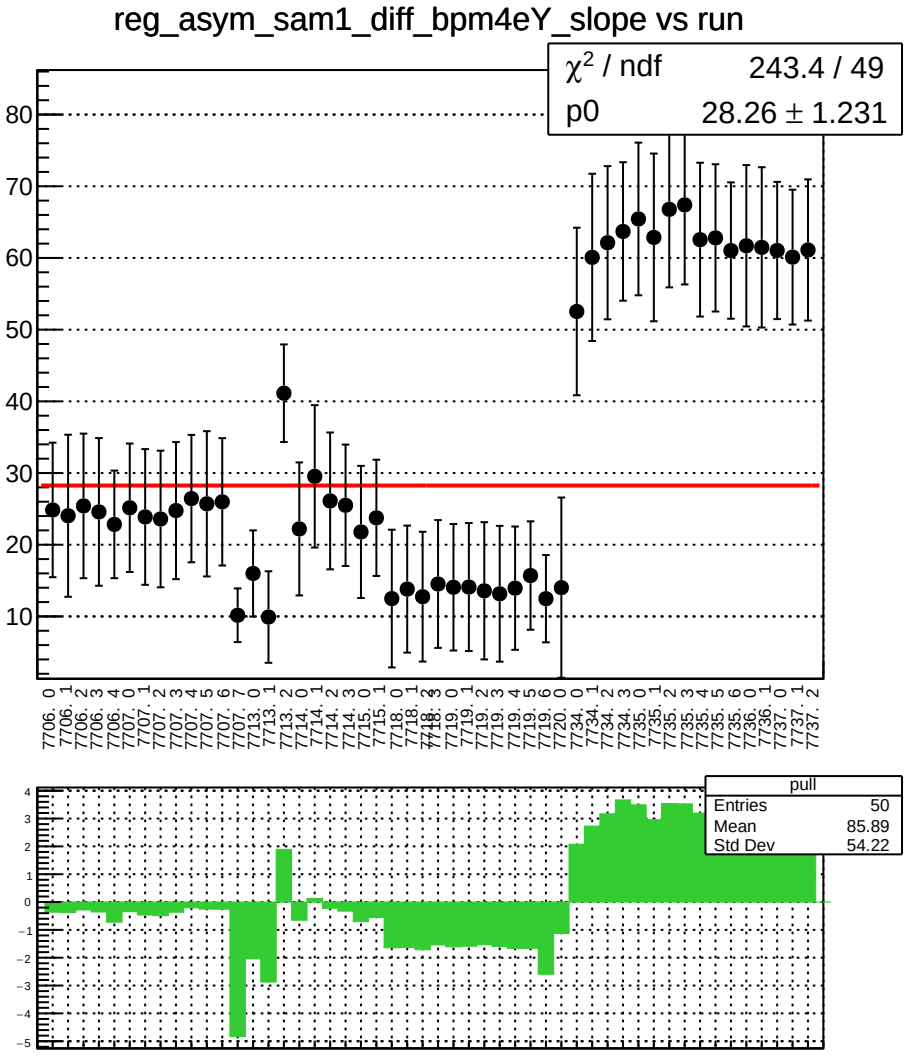
reg_asym_sam1_diff_bpm4eY_slope vs run
χ² / ndf 243.4 / 49
p0 28.26 ± 1.231
pull
Entries 50
Mean 85.89
Std Dev 54.22

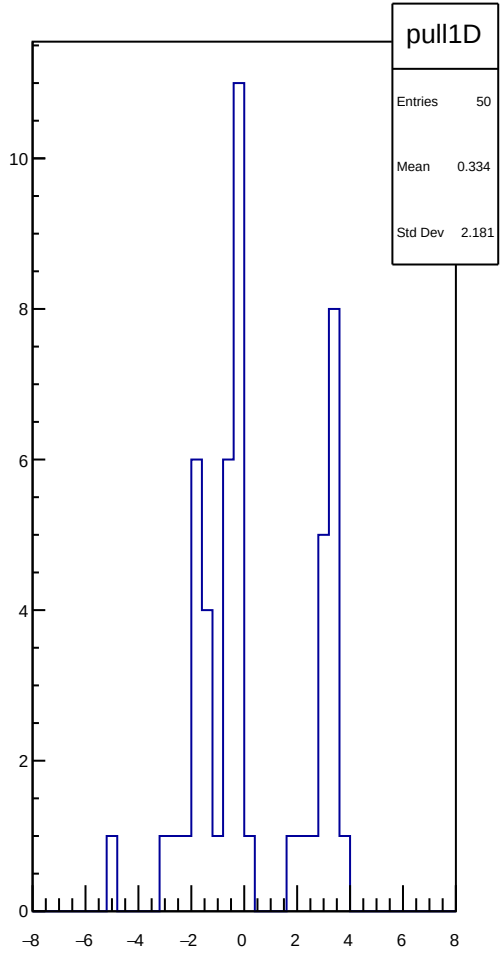
pull1D
Entries 50
Mean 0.334
Std Dev 2.181

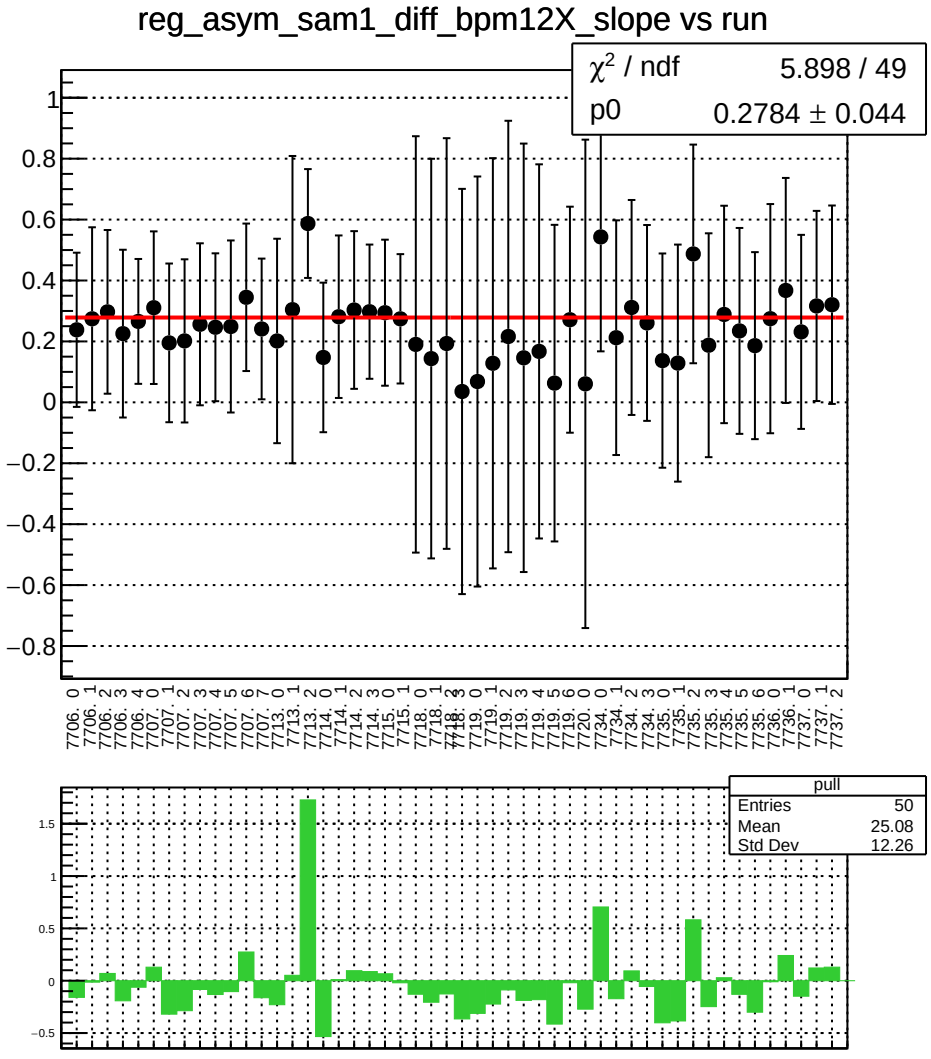
reg_asym_sam1_diff_bpm12X_slope vs run
χ² / ndf 5.898 / 49
p0 0.2784 ± 0.044
pull
Entries 50
Mean 25.08
Std Dev 12.26

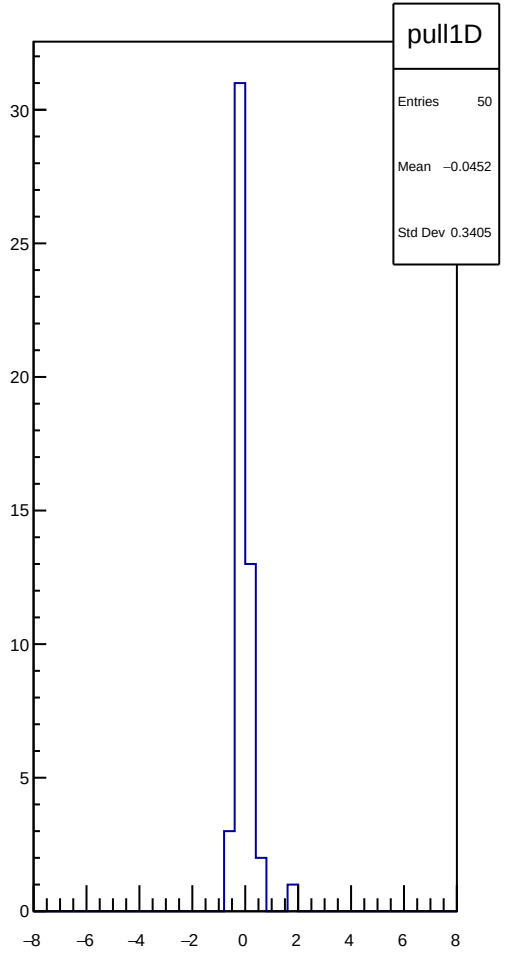
pull1D
Entries 50
Mean −0.0452
Std Dev 0.3405

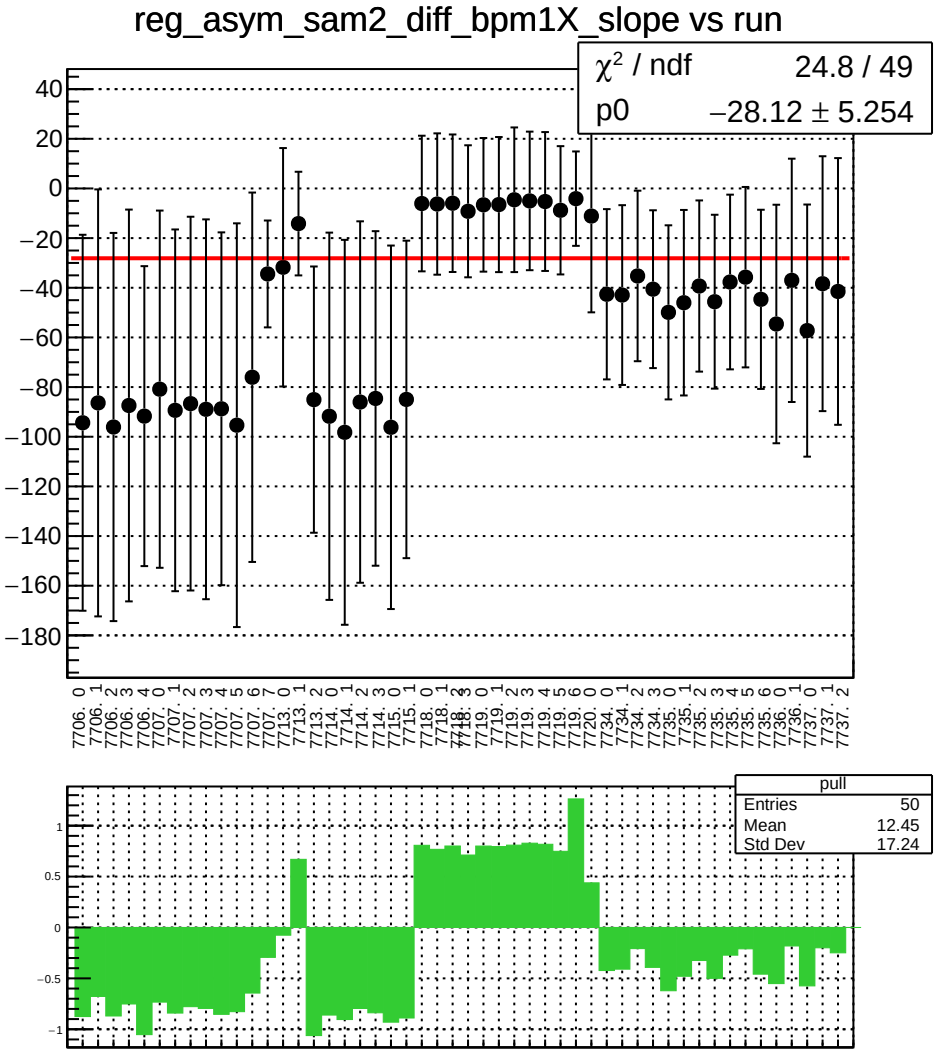
reg_asym_sam2_diff_bpm1X_slope vs run
χ² / ndf 24.8 / 49
p0 −28.12 ± 5.254
pull
Entries 50
Mean 12.45
Std Dev 17.24

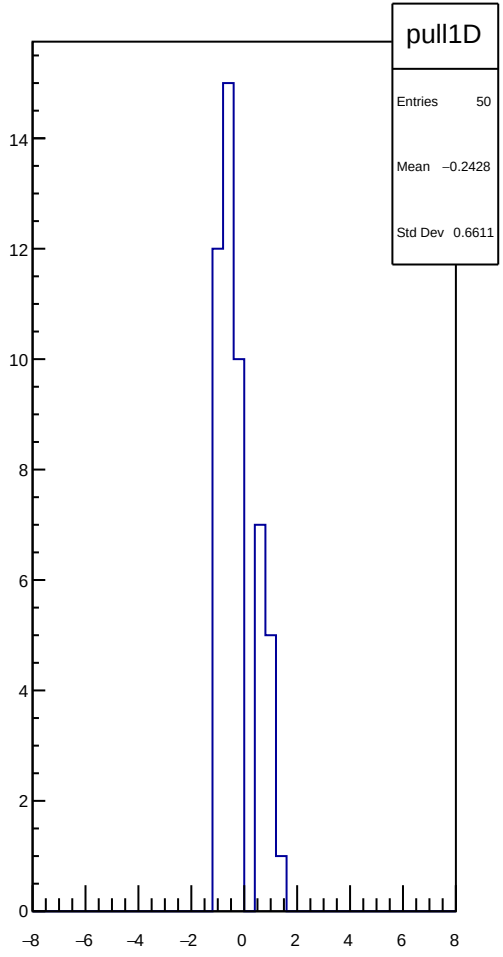
pull1D
Entries 50
Mean −0.2428
Std Dev 0.6611

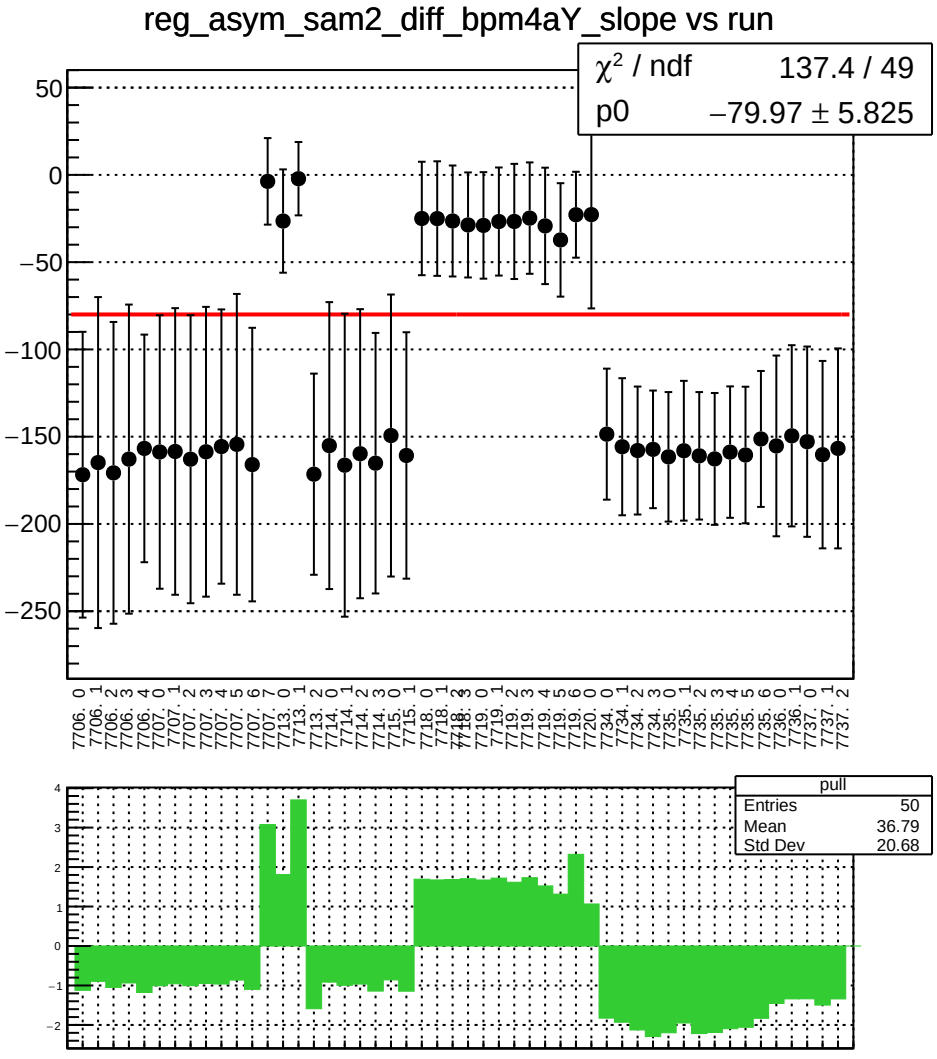
reg_asym_sam2_diff_bpm4aY_slope vs run
χ² / ndf 137.4 / 49
p0 −79.97 ± 5.825
50
0
−50
−100
−150
−200
−250
7706. 0
7706. 1
7706. 2
7706. 3
7706. 4
7707. 0
7707. 1
7707. 2
7707. 3
7707. 4
7707. 5
7707. 6
7707. 7
7713. 0
7713. 1
7713. 2
7714. 0
7714. 1
7714. 2
7714. 3
7715. 0
7715. 1
7718. 0
7718. 1
7718. 2
7718. 3
7719. 0
7719. 1
7719. 2
7719. 3
7719. 4
7719. 5
7719. 6
7720. 0
7734. 0
7734. 1
7734. 2
7734. 3
7735. 0
7735. 1
7735. 2
7735. 3
7735. 4
7735. 5
7735. 6
7736. 0
7736. 1
7737. 0
7737. 1
7737. 2
pull
Entries 50
Mean 36.79
Std Dev 20.68
4
3
2
1
0
−1
−2

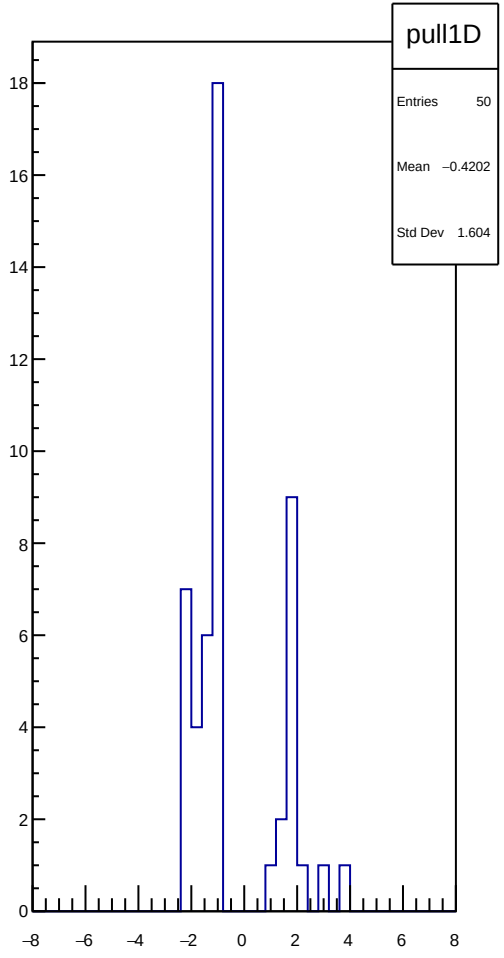
pull1D
Entries 50
Mean −0.4202
Std Dev 1.604
18
16
14
12
10
8
6
4
2
0
−8
−6
−4
−2
0
2
4
6
8

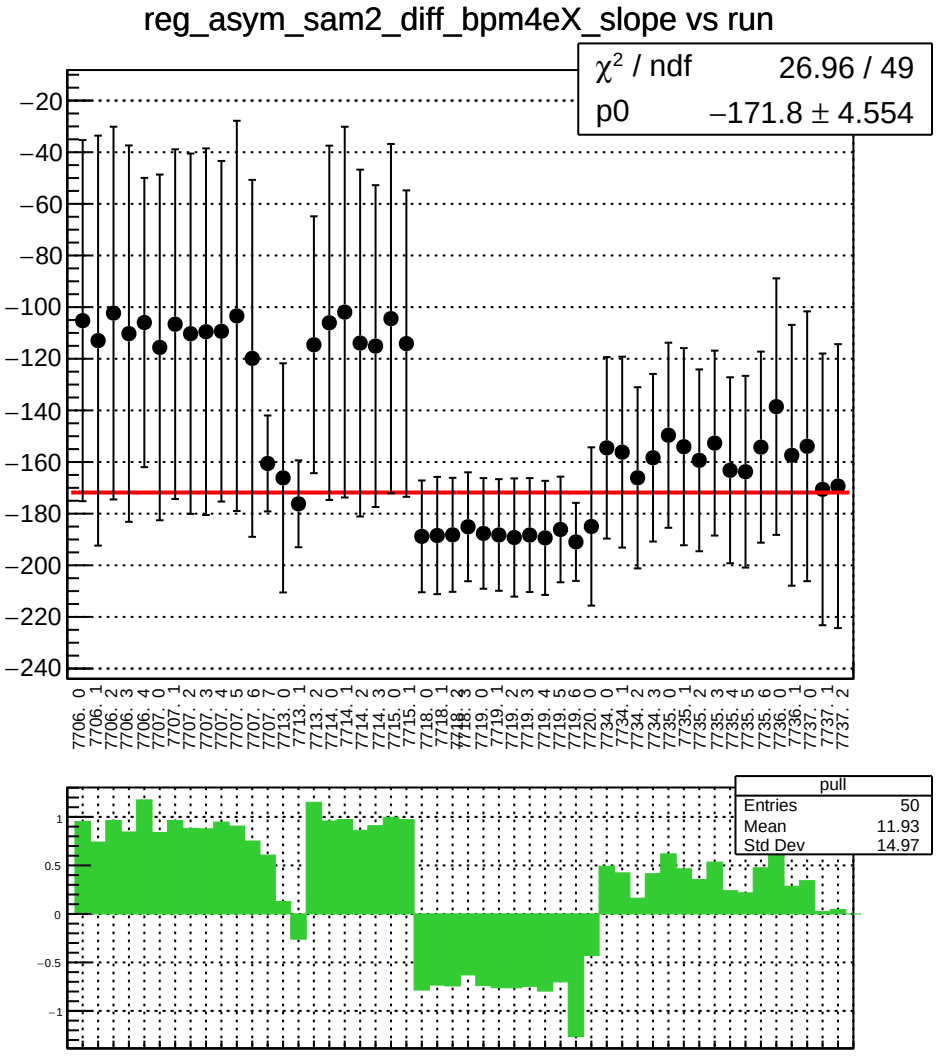
reg_asym_sam2_diff_bpm4eX_slope vs run
χ² / ndf 26.96 / 49
p0 −171.8 ± 4.554
pull
Entries 50
Mean 11.93
Std Dev 14.97

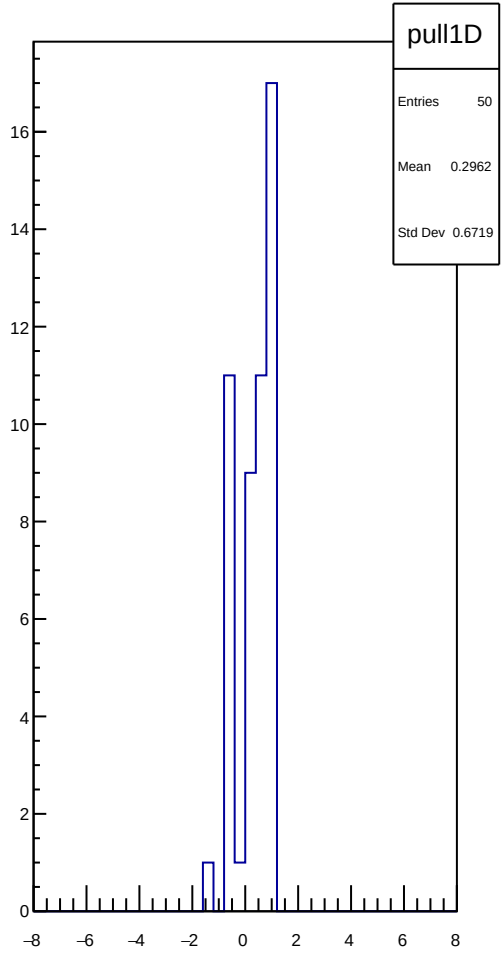
pull1D
Entries 50
Mean 0.2962
Std Dev 0.6719

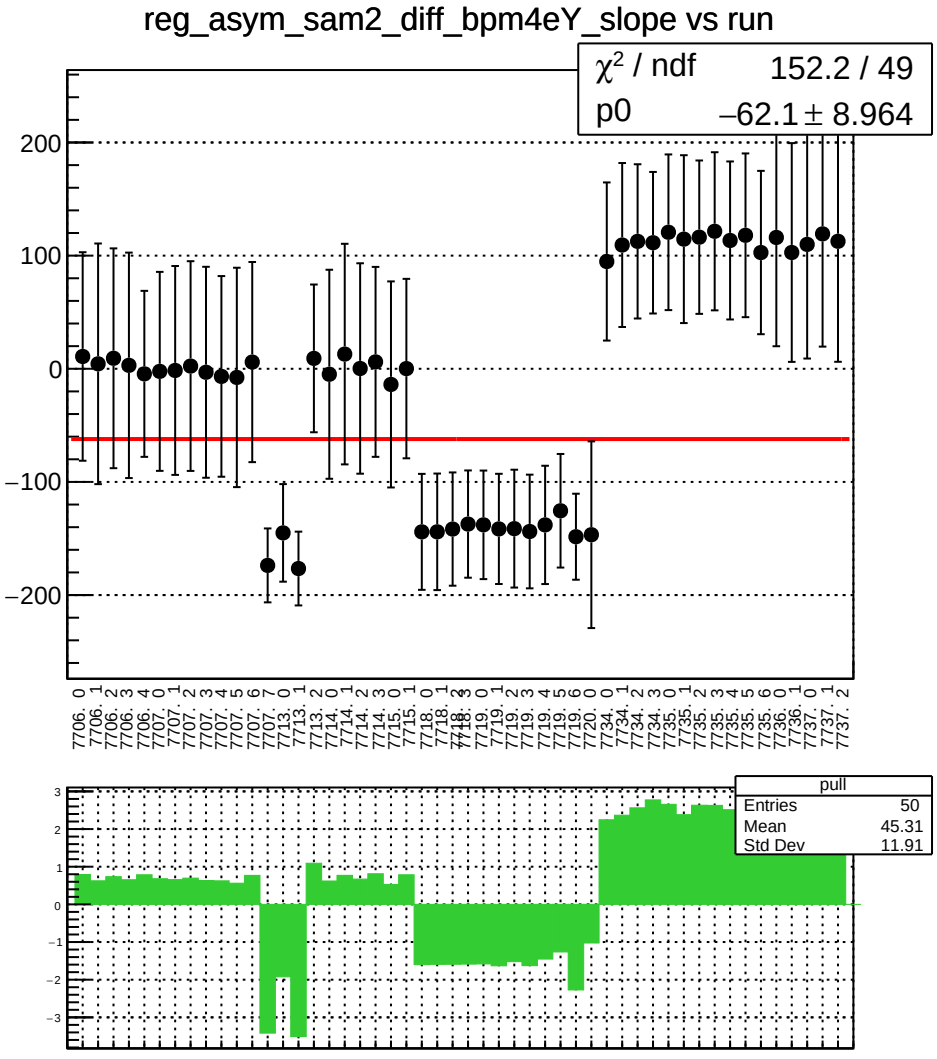
reg_asym_sam2_diff_bpm4eY_slope vs run
χ² / ndf 152.2 / 49
p0 −62.1 ± 8.964
200
100
0
−100
−200
7706. 0
7706. 1
7706. 2
7706. 3
7706. 4
7707. 0
7707. 1
7707. 2
7707. 3
7707. 4
7707. 5
7707. 6
7707. 7
7713. 0
7713. 1
7713. 2
7714. 0
7714. 1
7714. 2
7714. 3
7715. 0
7715. 1
7718. 0
7718. 1
7718. 2
7718. 3
7719. 0
7719. 1
7719. 2
7719. 3
7719. 4
7719. 5
7719. 6
7720. 0
7734. 0
7734. 1
7734. 2
7734. 3
7735. 0
7735. 1
7735. 2
7735. 3
7735. 4
7735. 5
7735. 6
7736. 0
7736. 1
7737. 0
7737. 1
7737. 2
pull
Entries 50
Mean 45.31
Std Dev 11.91
3
2
1
0
−1
−2
−3

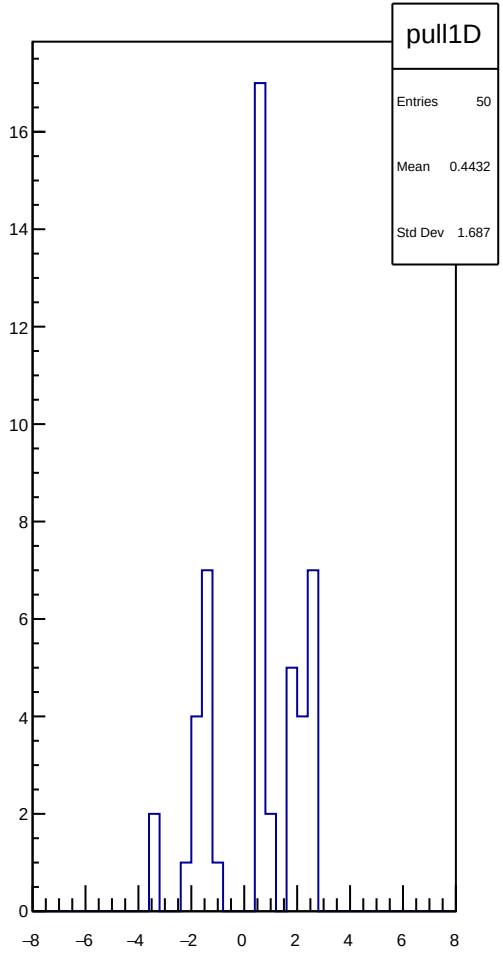
pull1D
Entries 50
Mean 0.4432
Std Dev 1.687
16
14
12
10
8
6
4
2
0
−8
−6
−4
−2
0
2
4
6
8

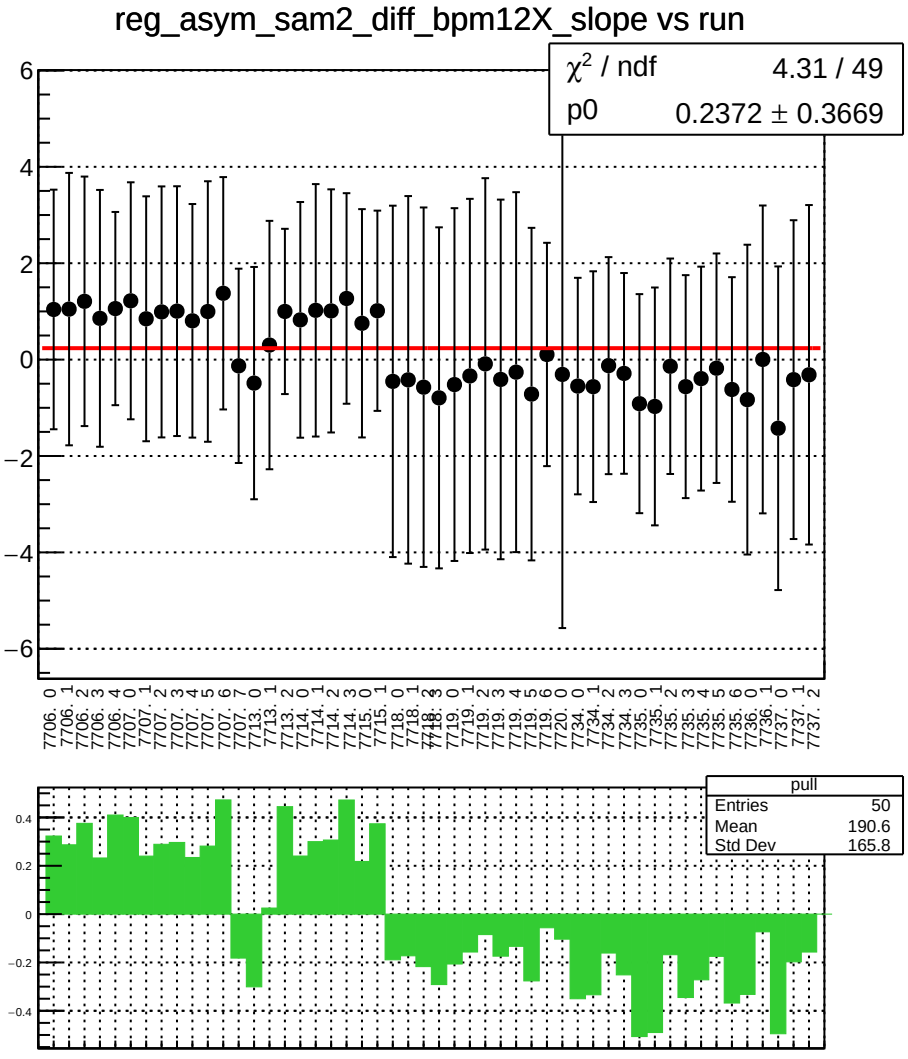
reg_asym_sam2_diff_bpm12X_slope vs run
χ^2 / ndf 4.31 / 49
p0 0.2372 ± 0.3669
pull
Entries 50
Mean 190.6
Std Dev 165.8

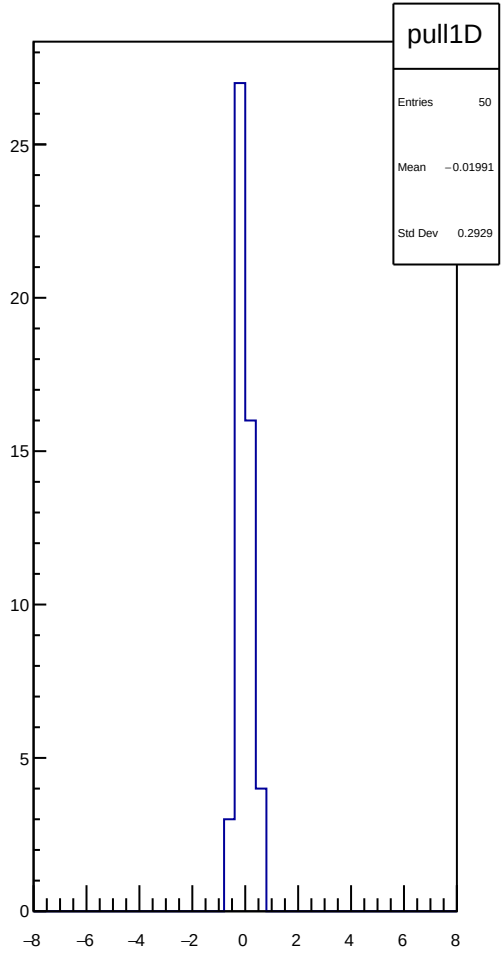
pull1D
Entries 50
Mean −0.01991
Std Dev 0.2929

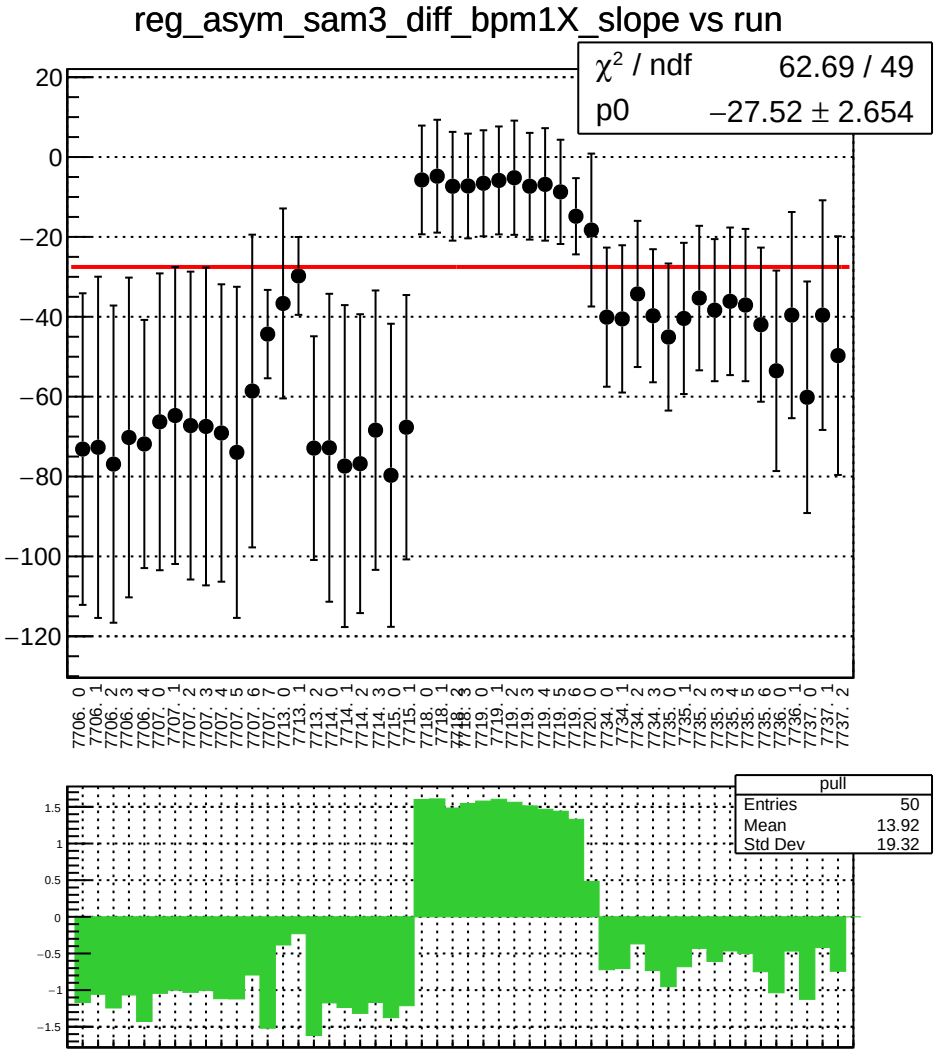
reg_asym_sam3_diff_bpm1X_slope vs run
χ² / ndf 62.69 / 49
p0 −27.52 ± 2.654
pull
Entries 50
Mean 13.92
Std Dev 19.32

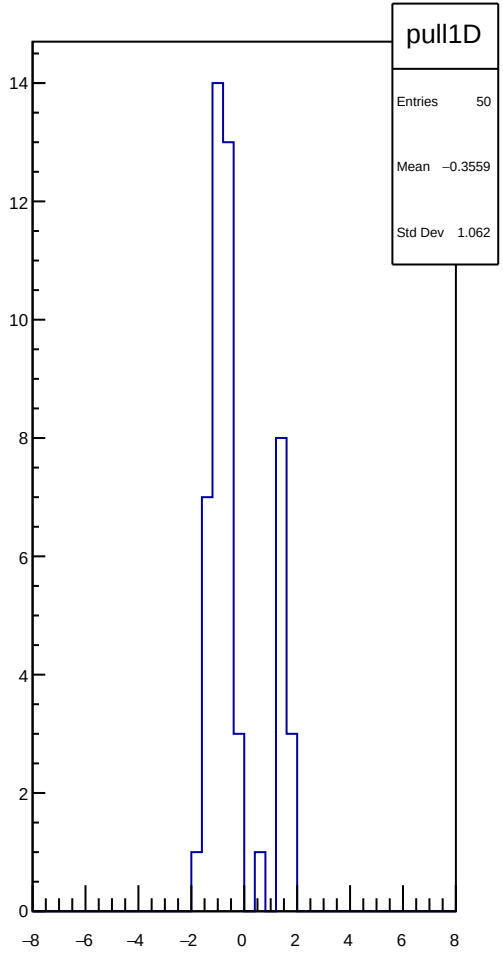
pull1D
Entries 50
Mean −0.3559
Std Dev 1.062

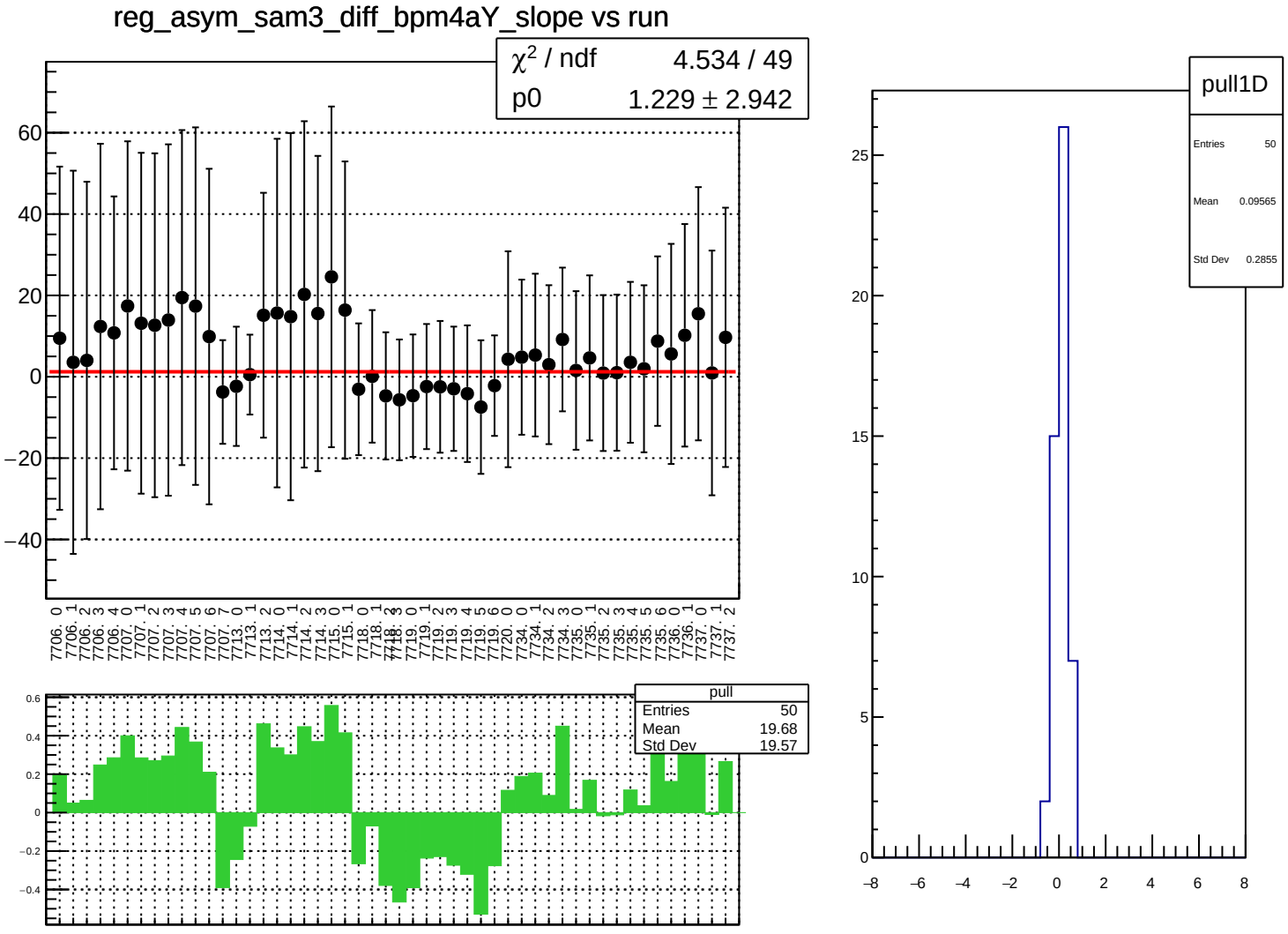
reg_asym_sam3_diff_bpm4aY_slope vs run
χ² / ndf 4.534 / 49
p0 1.229 ± 2.942
pull
Entries 50
Mean 19.68
Std Dev 19.57
pull1D
Entries 50
Mean 0.09565
Std Dev 0.2855

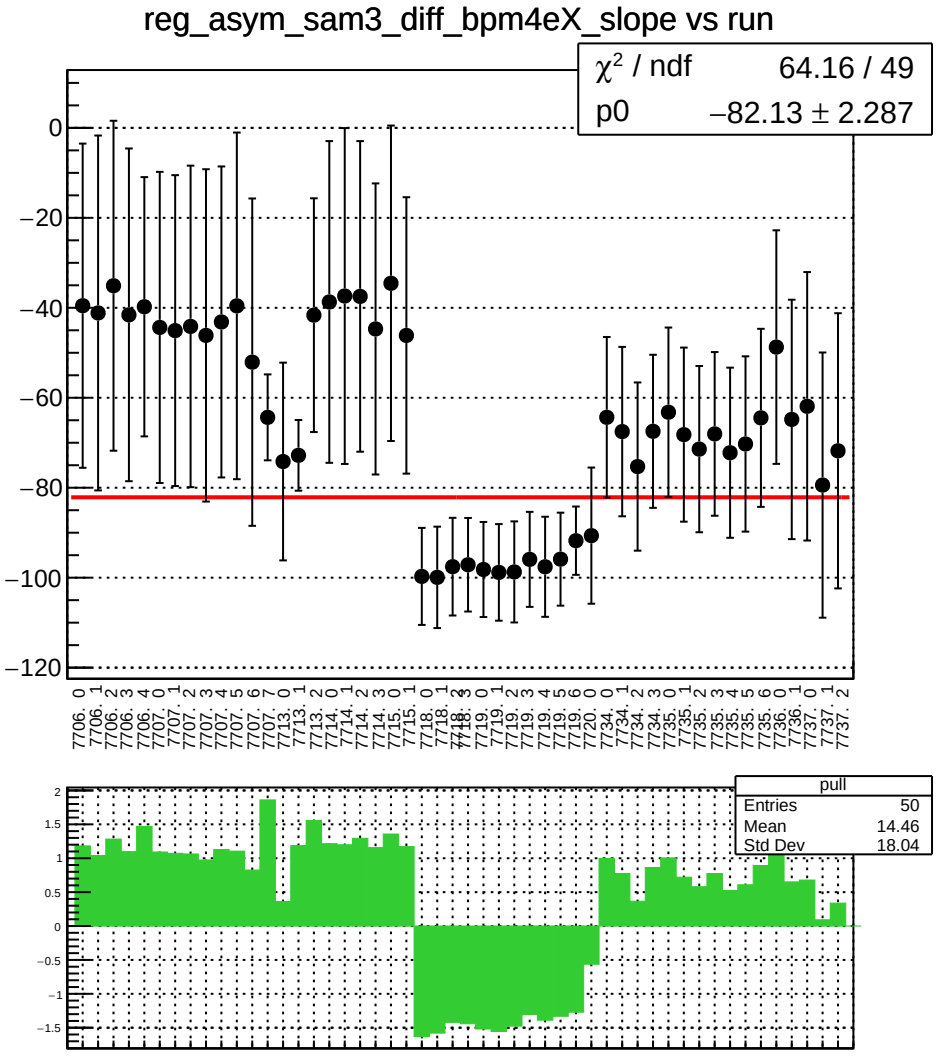
reg_asym_sam3_diff_bpm4eX_slope vs run
χ² / ndf 64.16 / 49
p0 −82.13 ± 2.287
pull
Entries 50
Mean 14.46
Std Dev 18.04

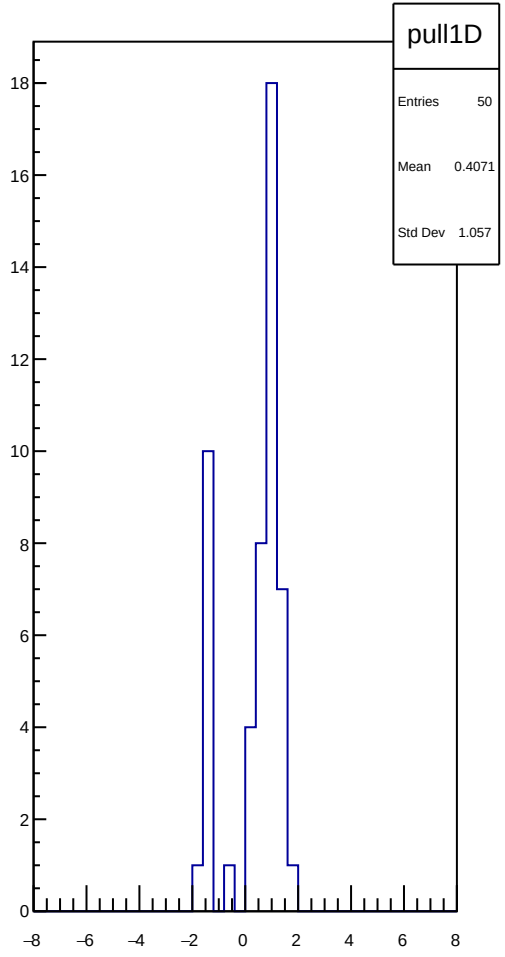
pull1D
Entries 50
Mean 0.4071
Std Dev 1.057

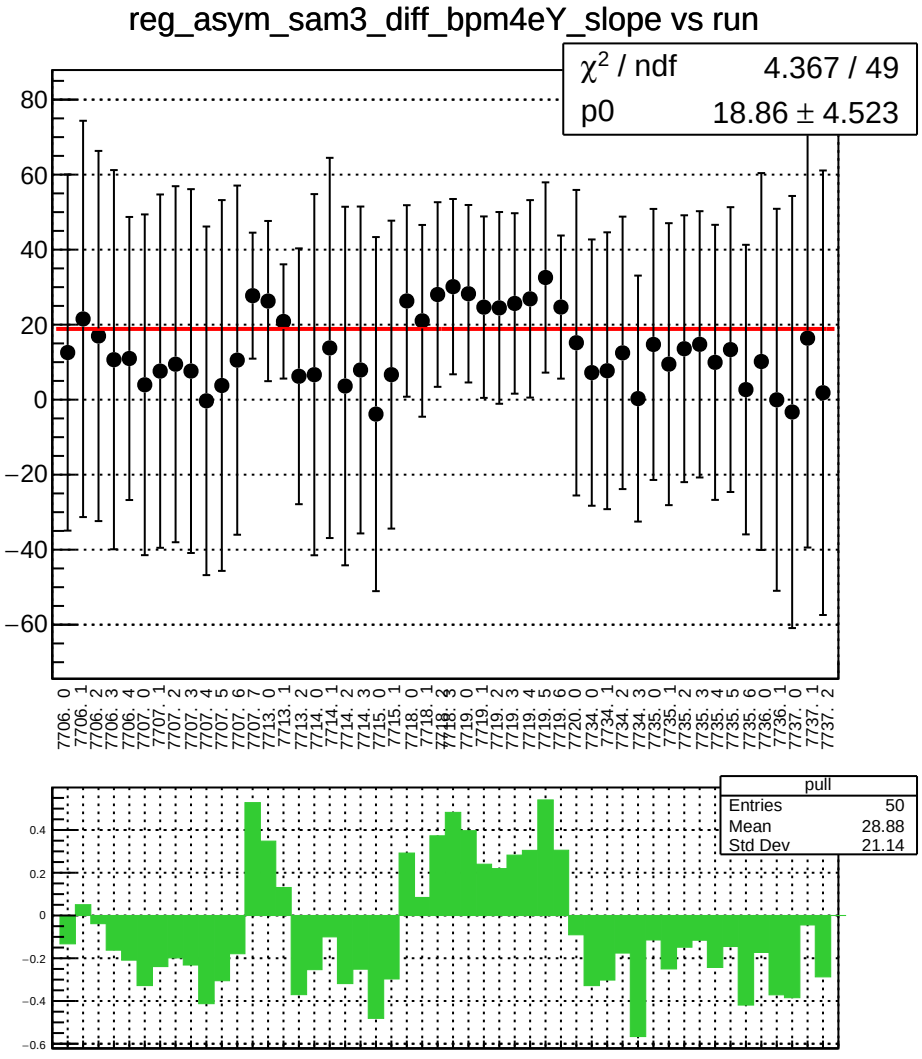
reg_asym_sam3_diff_bpm4eY_slope vs run
χ2 / ndf 4.367 / 49
p0 18.86 ± 4.523
80
60
40
20
0
−20
−40
−60
7706. 0
7706. 1
7706. 2
7706. 3
7706. 4
7707. 0
7707. 1
7707. 2
7707. 3
7707. 4
7707. 5
7707. 6
7707. 7
7713. 0
7713. 1
7713. 2
7714. 0
7714. 1
7714. 2
7714. 3
7715. 0
7715. 1
7718. 0
7718. 1
7718. 2
7718. 3
7719. 0
7719. 1
7719. 2
7719. 3
7719. 4
7719. 5
7719. 6
7720. 0
7734. 0
7734. 1
7734. 2
7734. 3
7735. 0
7735. 1
7735. 2
7735. 3
7735. 4
7735. 5
7735. 6
7736. 0
7736. 1
7737. 0
7737. 1
7737. 2
pull
Entries 50
Mean 28.88
Std Dev 21.14
0.4
0.2
0
−0.2
−0.4
−0.6

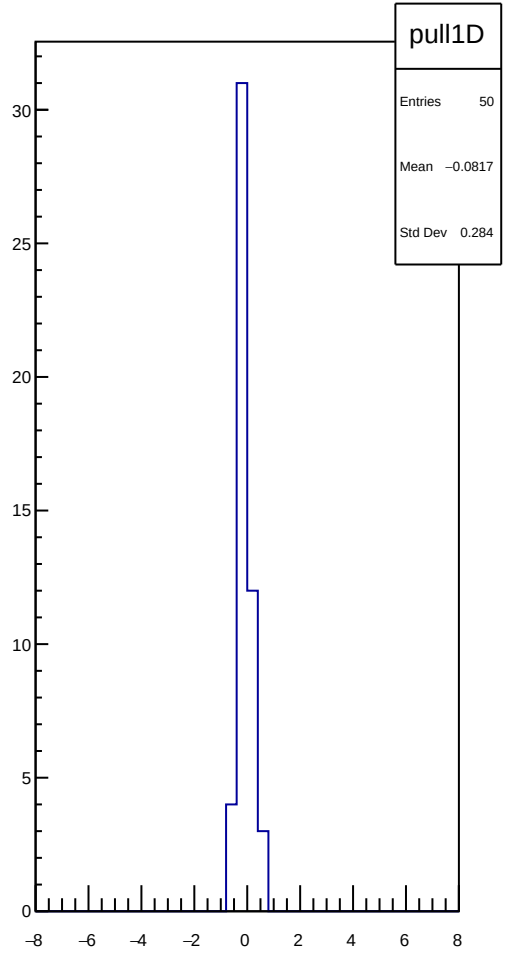
pull1D
Entries 50
Mean −0.0817
Std Dev 0.284
30
25
20
15
10
5
0
−8
−6
−4
−2
0
2
4
6
8

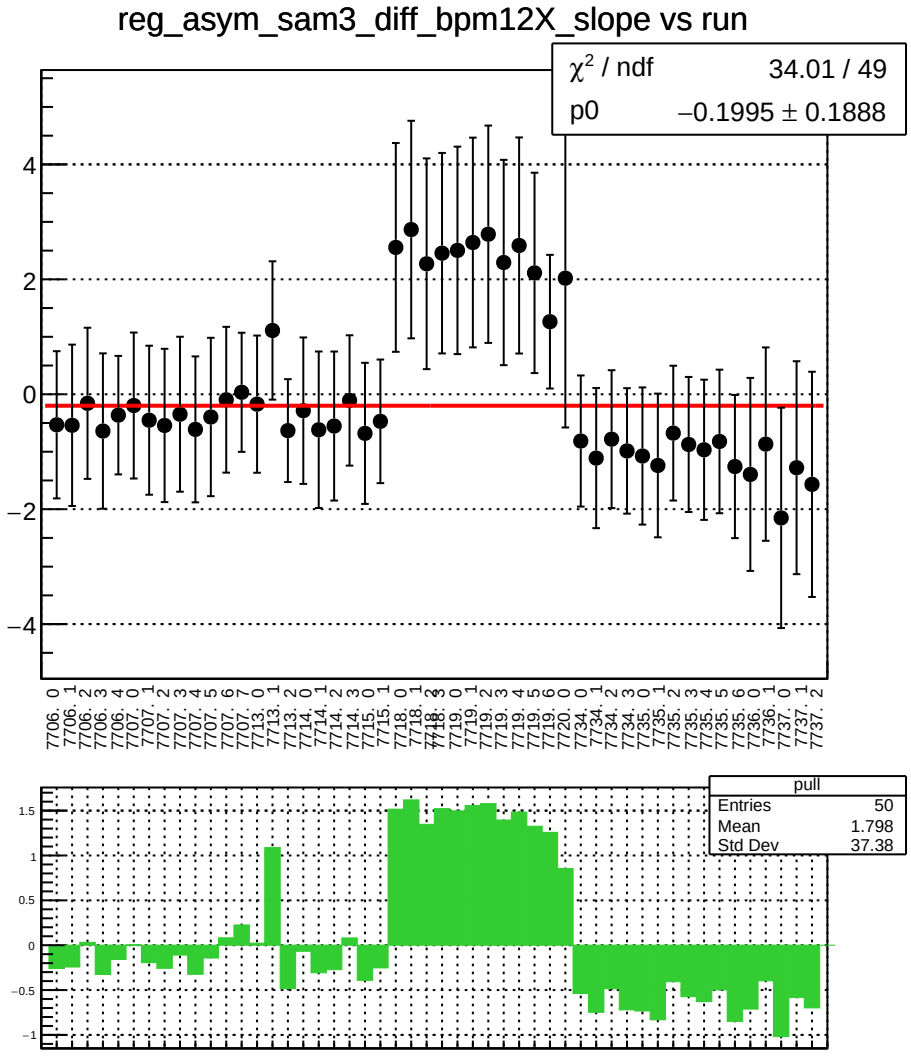
reg_asym_sam3_diff_bpm12X_slope vs run
χ² / ndf 34.01 / 49
p0 −0.1995 ± 0.1888
pull
Entries 50
Mean 1.798
Std Dev 37.38

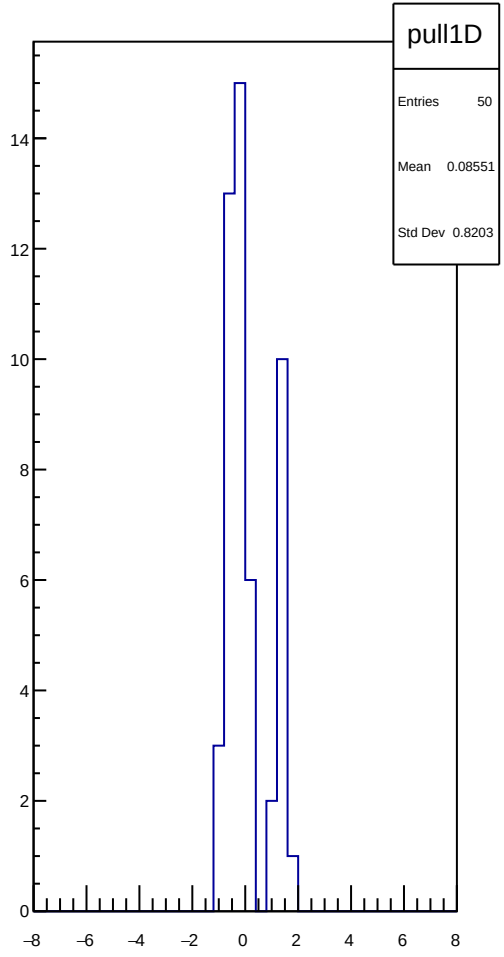
pull1D
Entries 50
Mean 0.08551
Std Dev 0.8203

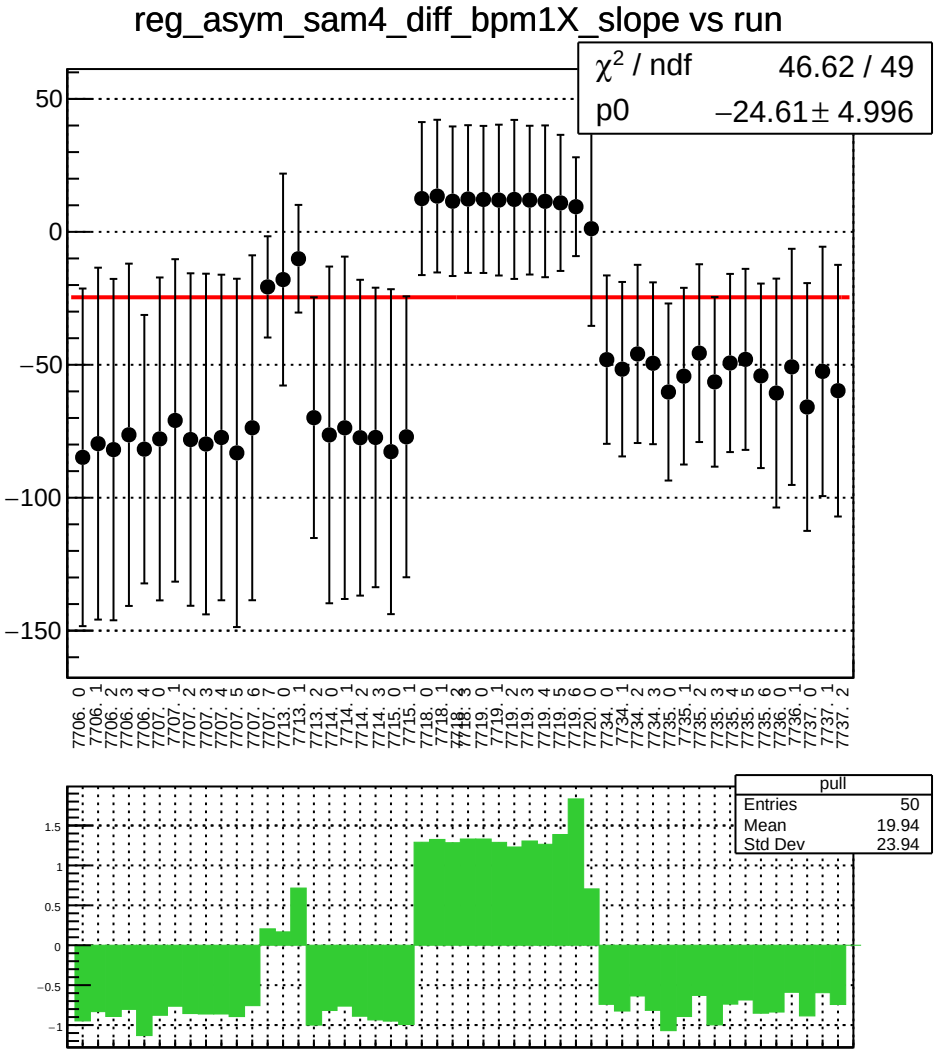
reg_asym_sam4_diff_bpm1X_slope vs run
χ² / ndf 46.62 / 49
p0 −24.61 ± 4.996
50
0
−50
−100
−150
7706. 0
7706. 1
7706. 2
7706. 3
7706. 4
7707. 0
7707. 1
7707. 2
7707. 3
7707. 4
7707. 5
7707. 6
7707. 7
7713. 0
7713. 1
7713. 2
7714. 0
7714. 1
7714. 2
7714. 3
7715. 0
7715. 1
7718. 0
7718. 1
7718. 2
7718. 3
7719. 0
7719. 1
7719. 2
7719. 3
7719. 4
7719. 5
7719. 6
7720. 0
7734. 0
7734. 1
7734. 2
7734. 3
7735. 0
7735. 1
7735. 2
7735. 3
7735. 4
7735. 5
7735. 6
7736. 0
7736. 1
7737. 0
7737. 1
7737. 2
pull
Entries 50
Mean 19.94
Std Dev 23.94
1.5
1
0.5
0
−0.5
−1

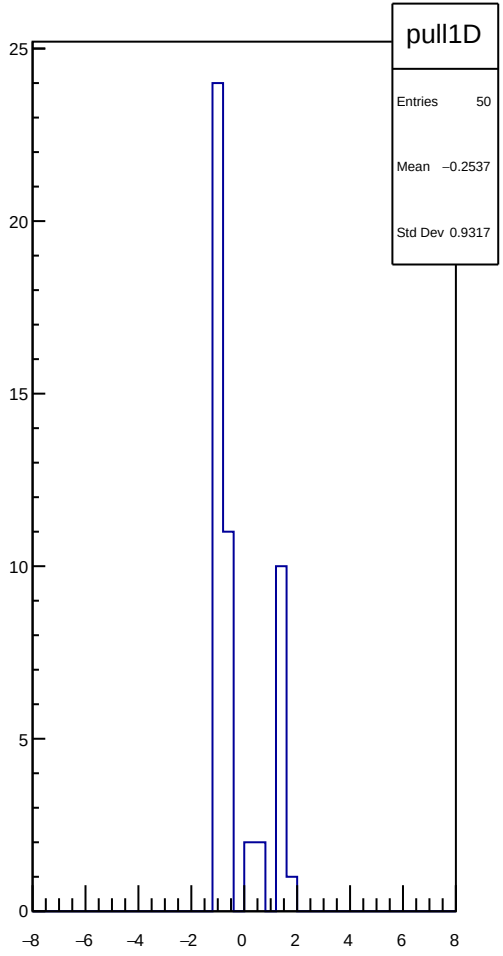
pull1D
Entries 50
Mean −0.2537
Std Dev 0.9317
25
20
15
10
5
0
−8
−6
−4
−2
0
2
4
6
8

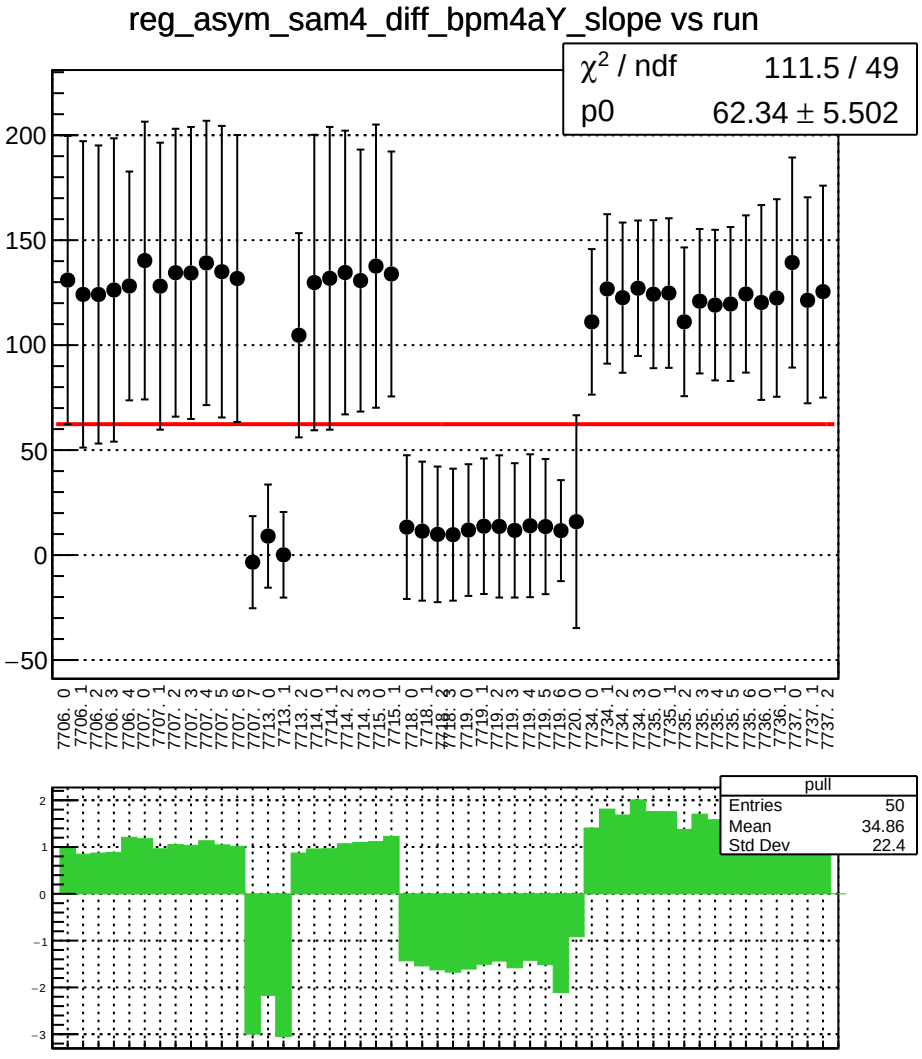
reg_asym_sam4_diff_bpm4aY_slope vs run
χ2 / ndf 111.5 / 49
p0 62.34 ± 5.502
pull
Entries 50
Mean 34.86
Std Dev 22.4

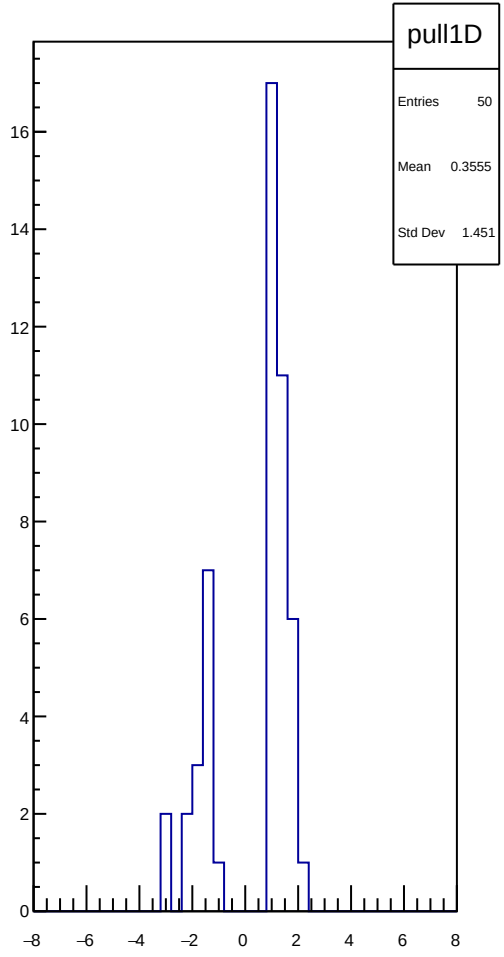
pull1D
Entries 50
Mean 0.3555
Std Dev 1.451

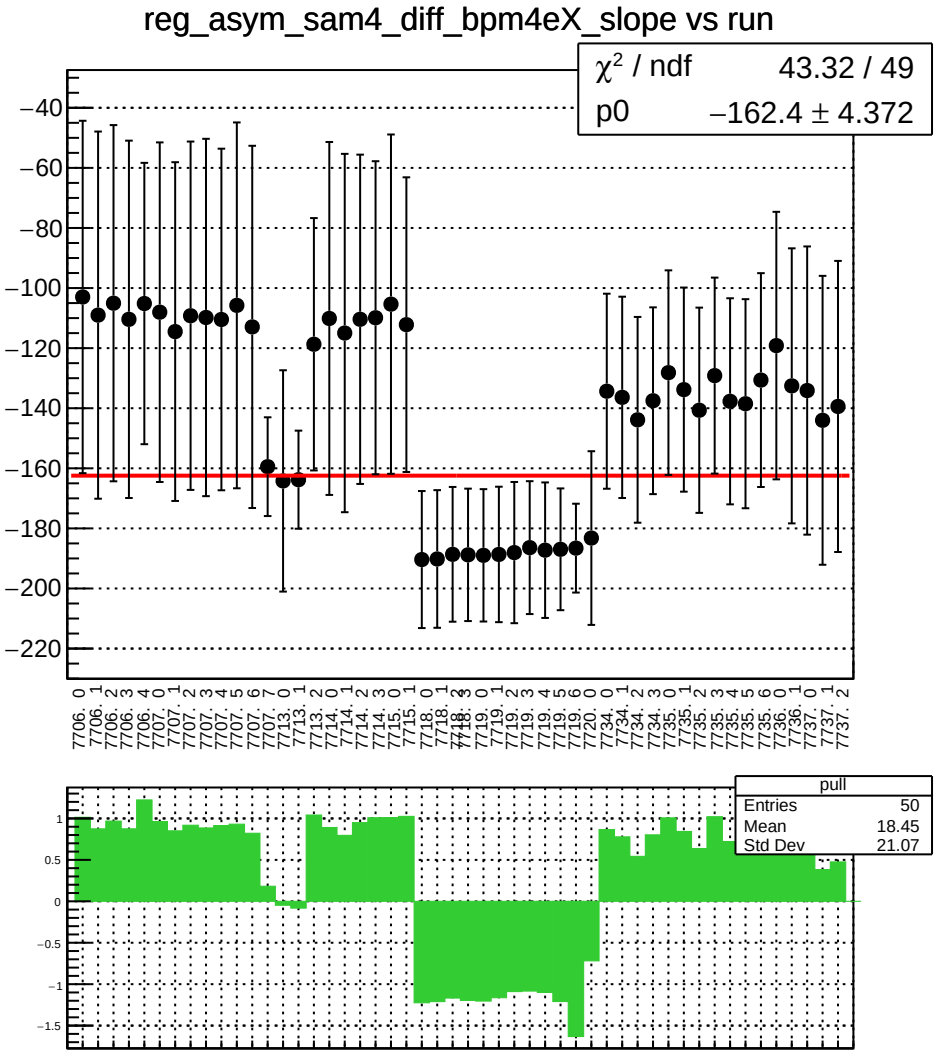
reg_asym_sam4_diff_bpm4eX_slope vs run
χ^2 / ndf 43.32 / 49
p0 −162.4 ± 4.372
pull
Entries 50
Mean 18.45
Std Dev 21.07

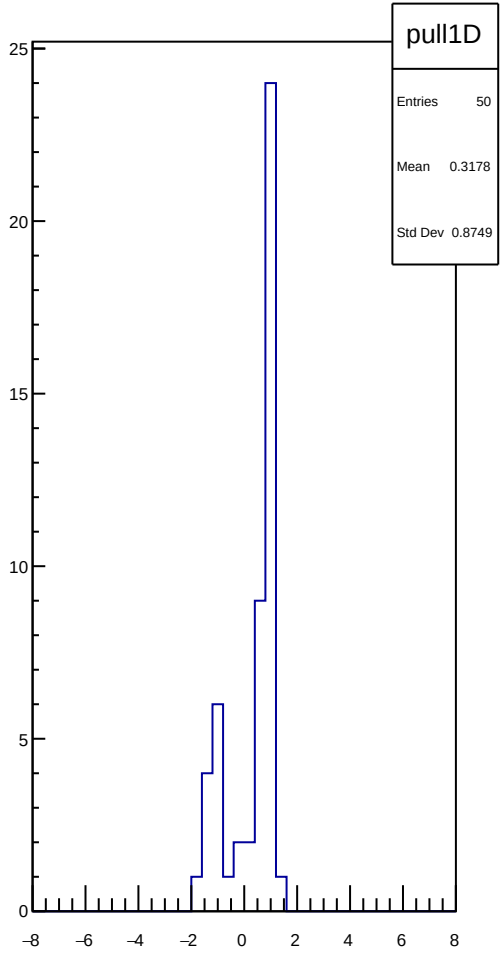
pull1D
Entries 50
Mean 0.3178
Std Dev 0.8749

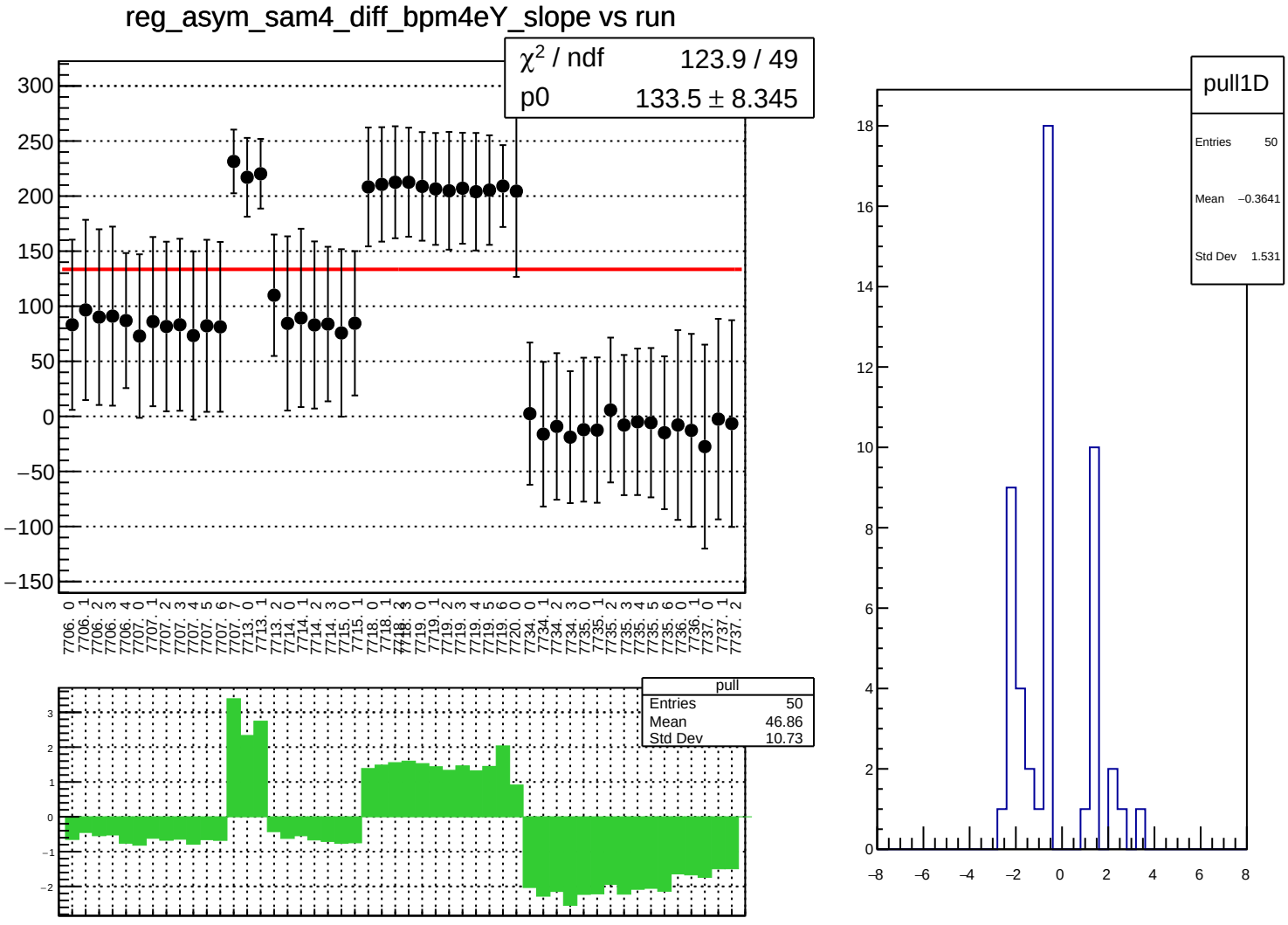
reg_asym_sam4_diff_bpm4eY_slope vs run
χ2 / ndf 123.9 / 49
p0 133.5 ± 8.345
pull
Entries 50
Mean 46.86
Std Dev 10.73
pull1D
Entries 50
Mean −0.3641
Std Dev 1.531

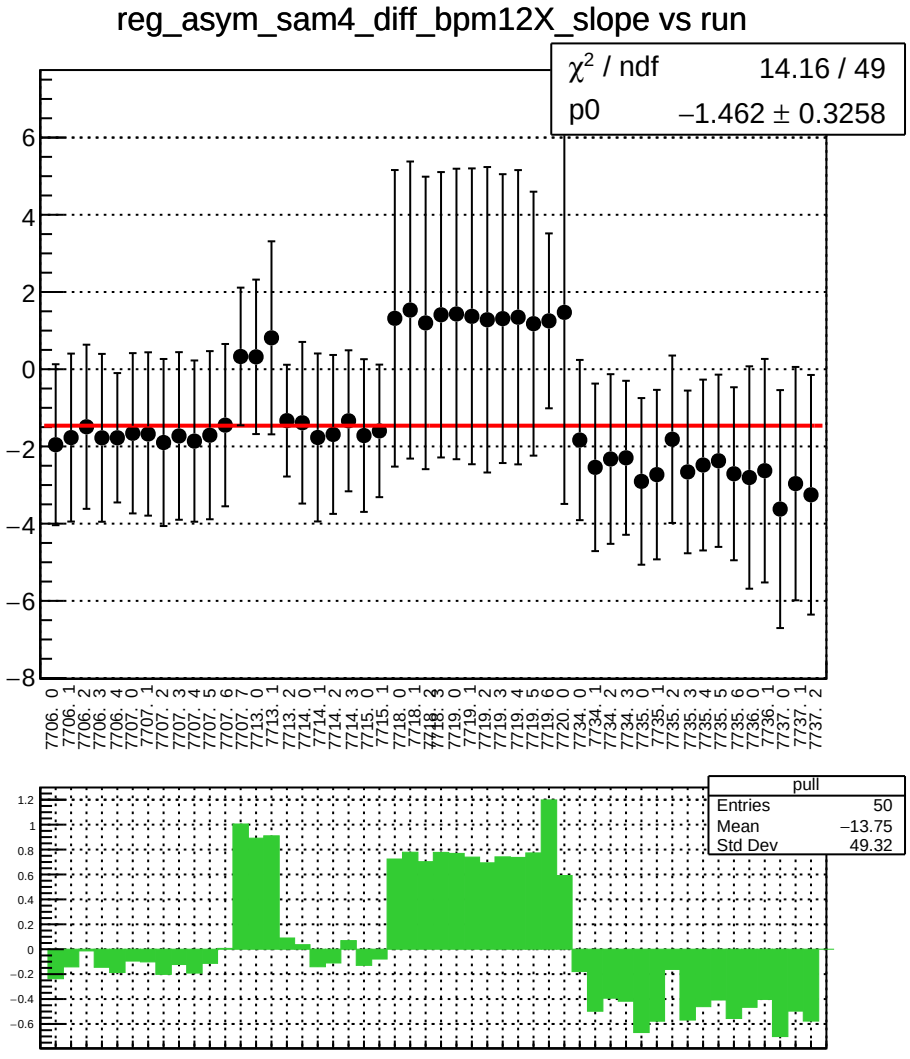
reg_asym_sam4_diff_bpm12X_slope vs run
χ² / ndf 14.16 / 49
p0 −1.462 ± 0.3258
pull
Entries 50
Mean −13.75
Std Dev 49.32

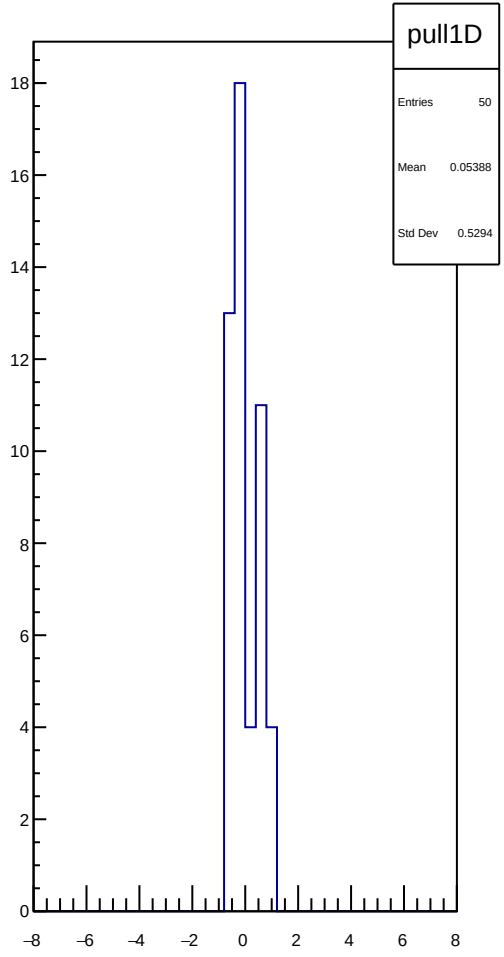
pull1D
Entries 50
Mean 0.05388
Std Dev 0.5294

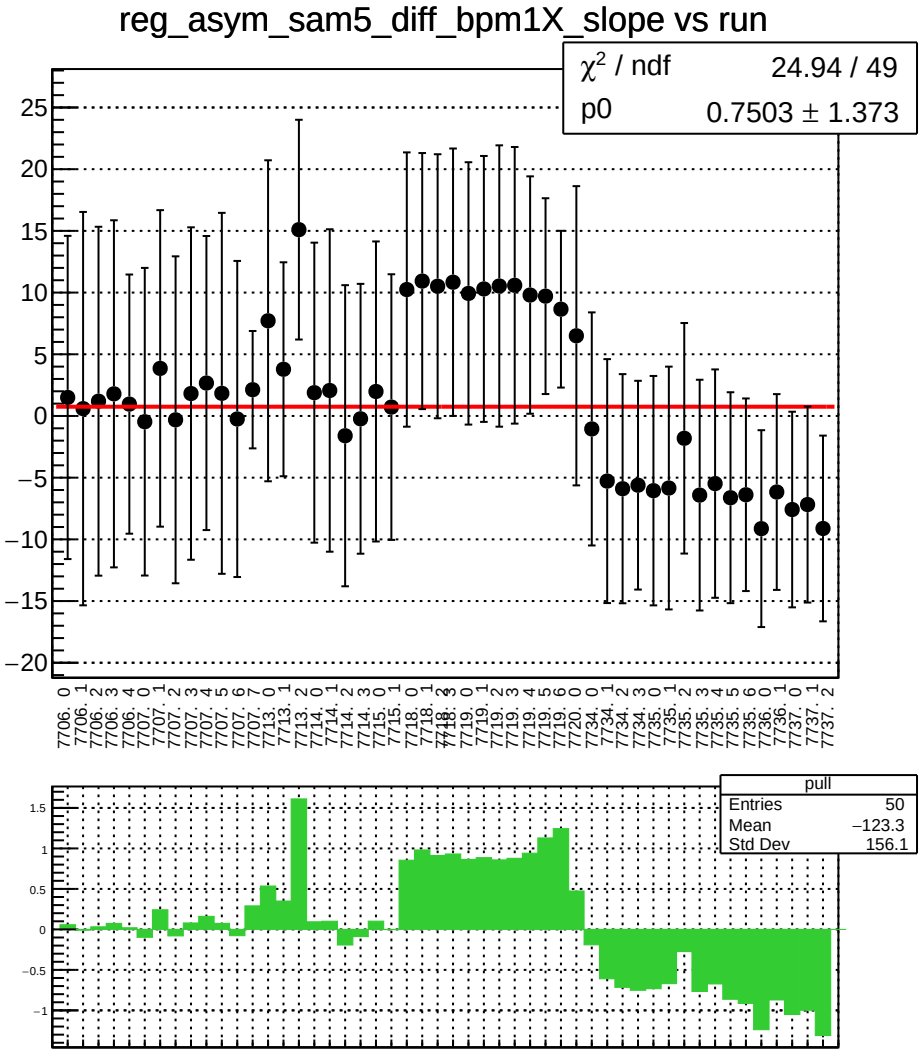
reg_asym_sam5_diff_bpm1X_slope vs run
χ² / ndf 24.94 / 49
p0 0.7503 ± 1.373
pull
Entries 50
Mean −123.3
Std Dev 156.1

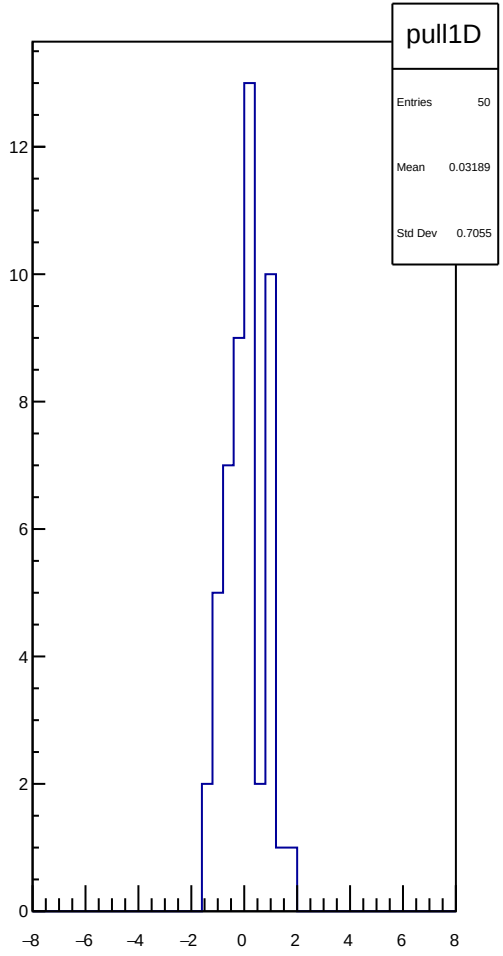
pull1D
Entries 50
Mean 0.03189
Std Dev 0.7055

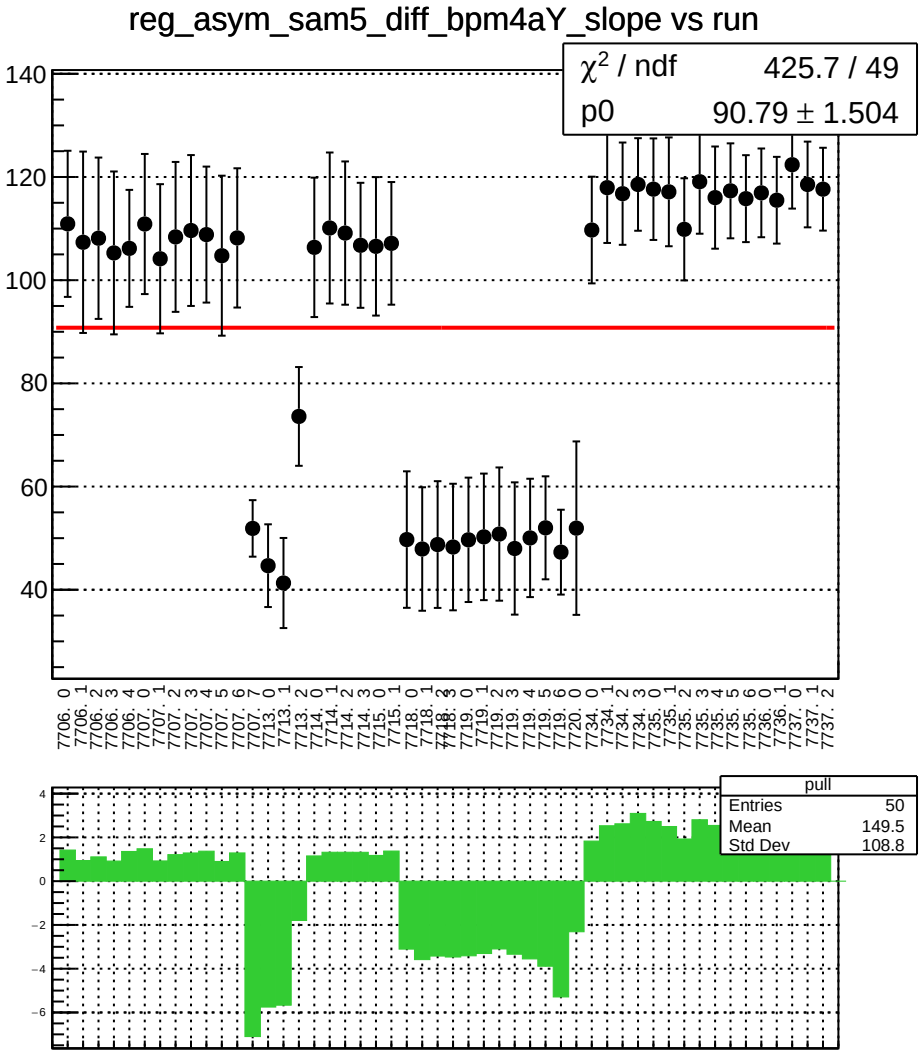
reg_asym_sam5_diff_bpm4aY_slope vs run
χ² / ndf 425.7 / 49
p0 90.79 ± 1.504
140
120
100
80
60
40
7706. 0
7706. 1
7706. 2
7706. 3
7706. 4
7707. 0
7707. 1
7707. 2
7707. 3
7707. 4
7707. 5
7707. 6
7707. 7
7713. 0
7713. 1
7713. 2
7714. 0
7714. 1
7714. 2
7714. 3
7715. 0
7715. 1
7718. 0
7718. 1
7718. 2
7718. 3
7719. 0
7719. 1
7719. 2
7719. 3
7719. 4
7719. 5
7719. 6
7720. 0
7734. 0
7734. 1
7734. 2
7734. 3
7735. 0
7735. 1
7735. 2
7735. 3
7735. 4
7735. 5
7735. 6
7736. 0
7736. 1
7737. 0
7737. 1
7737. 2
pull
Entries 50
Mean 149.5
Std Dev 108.8
4
2
0
−2
−4
−6

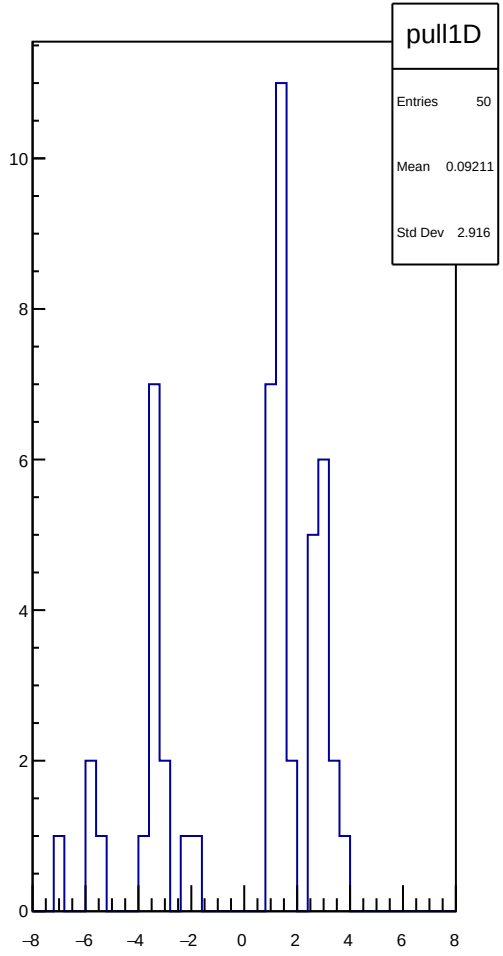
pull1D
Entries 50
Mean 0.09211
Std Dev 2.916
10
8
6
4
2
0
−8
−6
−4
−2
0
2
4
6
8

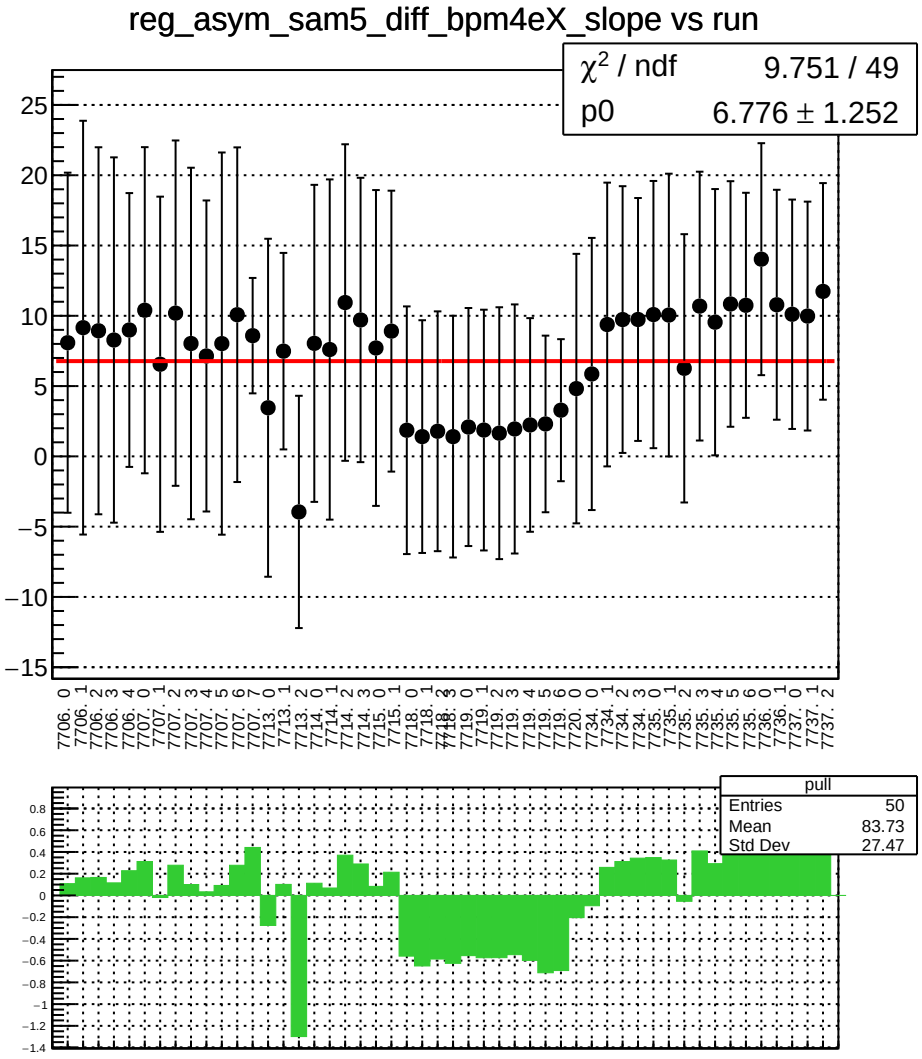
reg_asym_sam5_diff_bpm4eX_slope vs run
χ^2 / ndf 9.751 / 49
p0 6.776 ± 1.252
pull
Entries 50
Mean 83.73
Std Dev 27.47

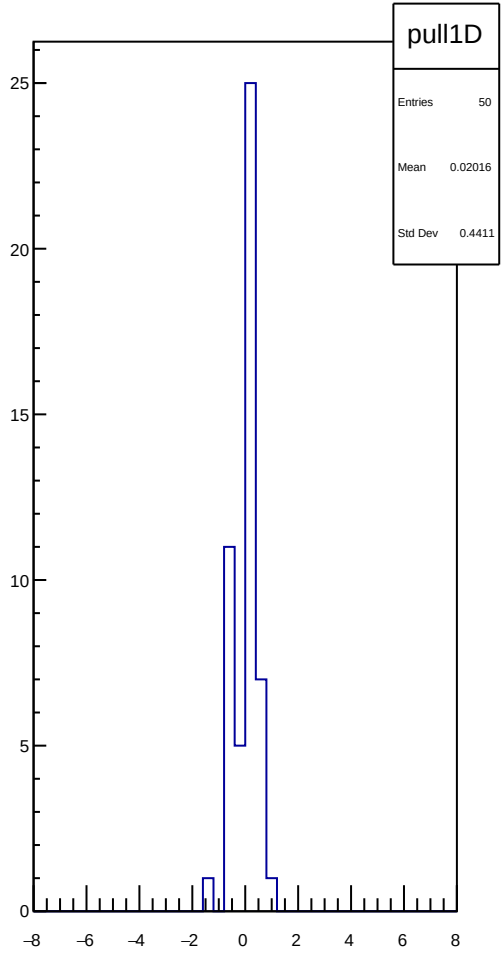
pull1D
Entries 50
Mean 0.02016
Std Dev 0.4411

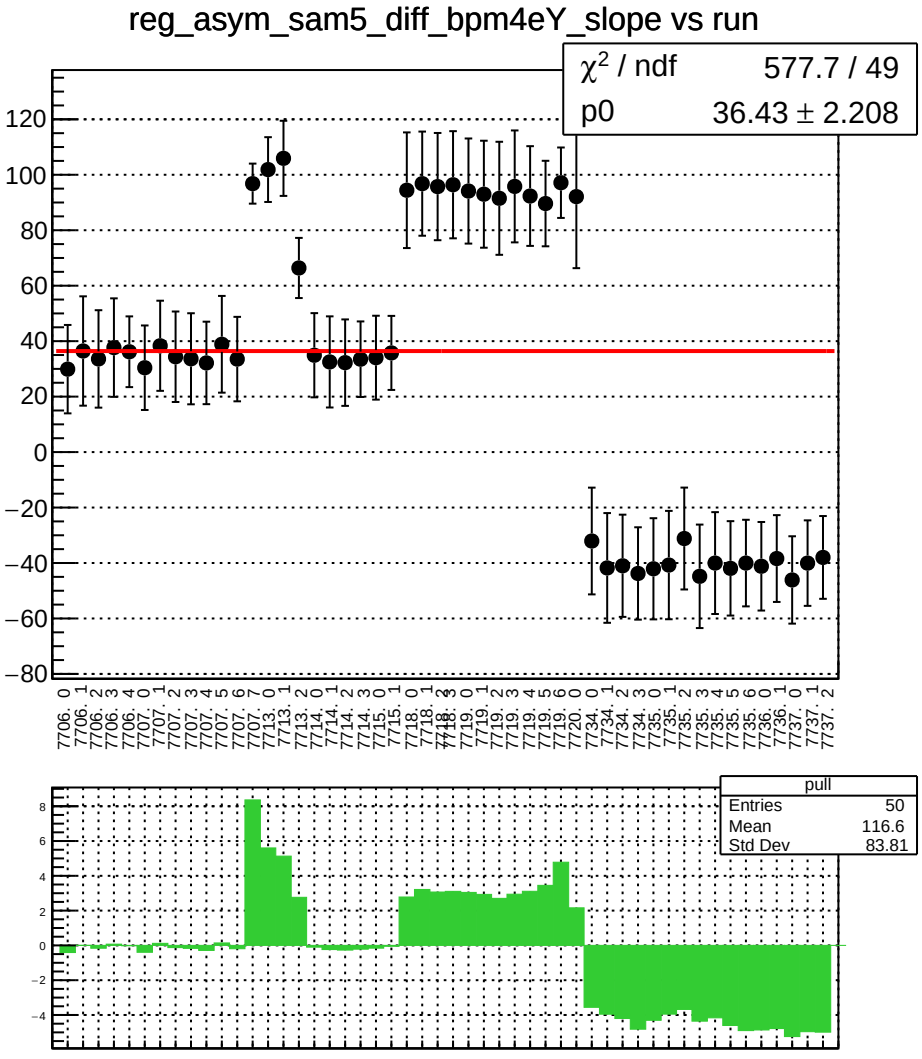
reg_asym_sam5_diff_bpm4eY_slope vs run
χ² / ndf 577.7 / 49
p0 36.43 ± 2.208
pull
Entries 50
Mean 116.6
Std Dev 83.81

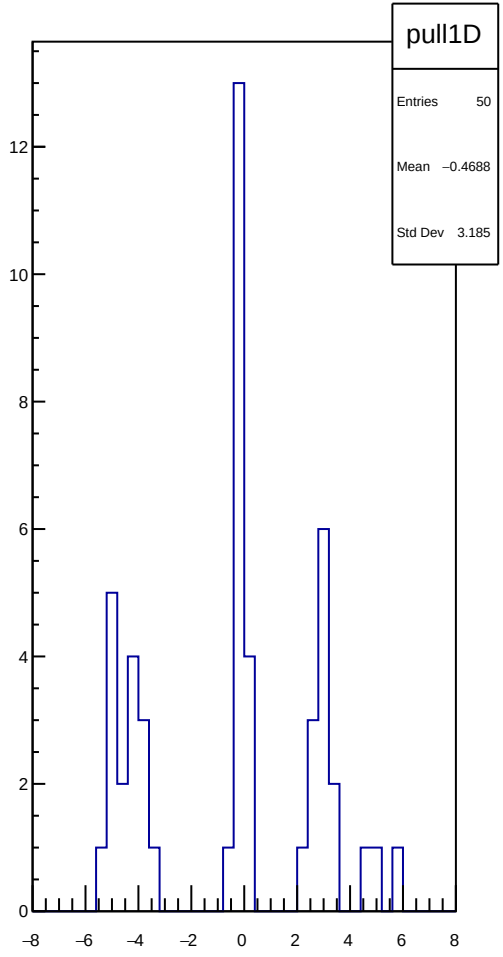
pull1D
Entries 50
Mean −0.4688
Std Dev 3.185

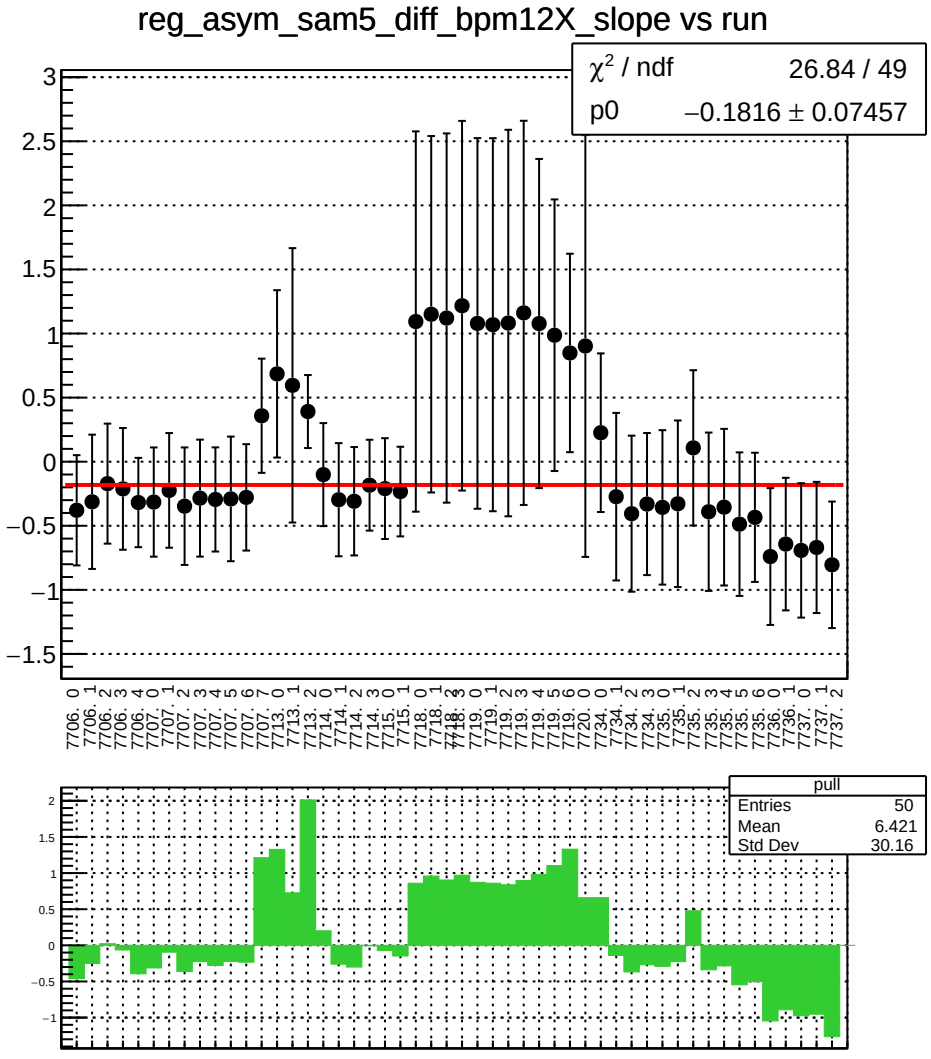
reg_asym_sam5_diff_bpm12X_slope vs run
χ² / ndf 26.84 / 49
p0 −0.1816 ± 0.07457
pull
Entries 50
Mean 6.421
Std Dev 30.16

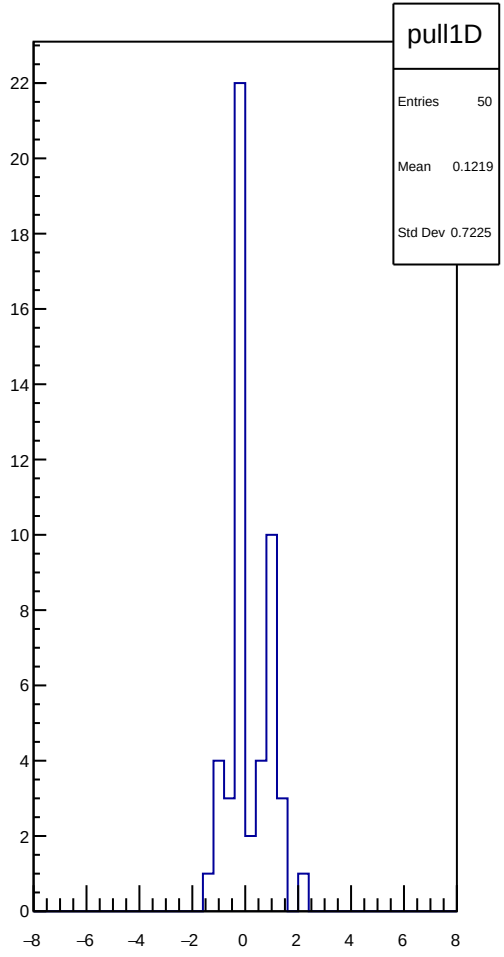
pull1D
Entries 50
Mean 0.1219
Std Dev 0.7225

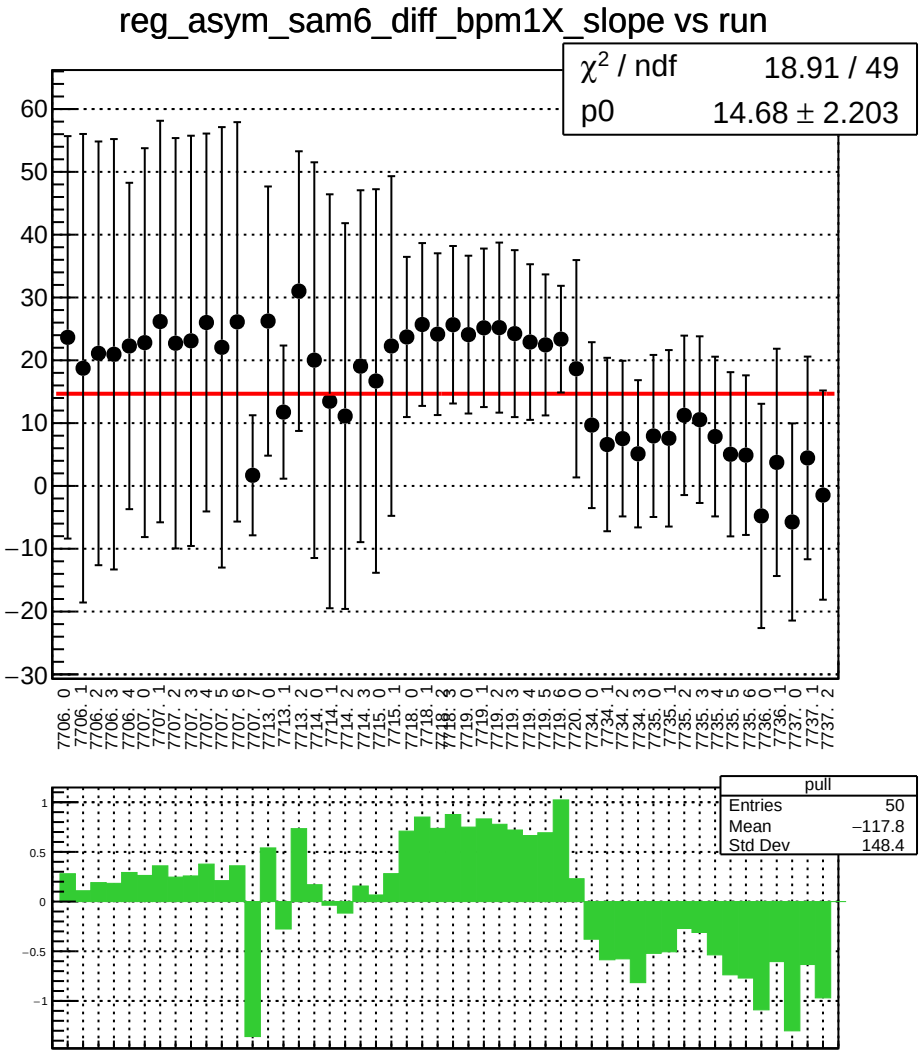
reg_asym_sam6_diff_bpm1X_slope vs run
χ2 / ndf 18.91 / 49
p0 14.68 ± 2.203
pull
Entries 50
Mean −117.8
Std Dev 148.4

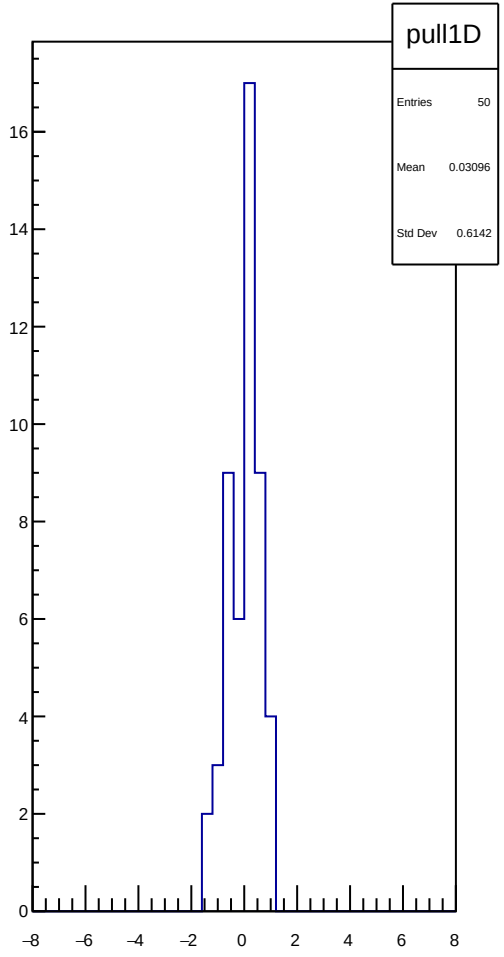
pull1D
Entries 50
Mean 0.03096
Std Dev 0.6142

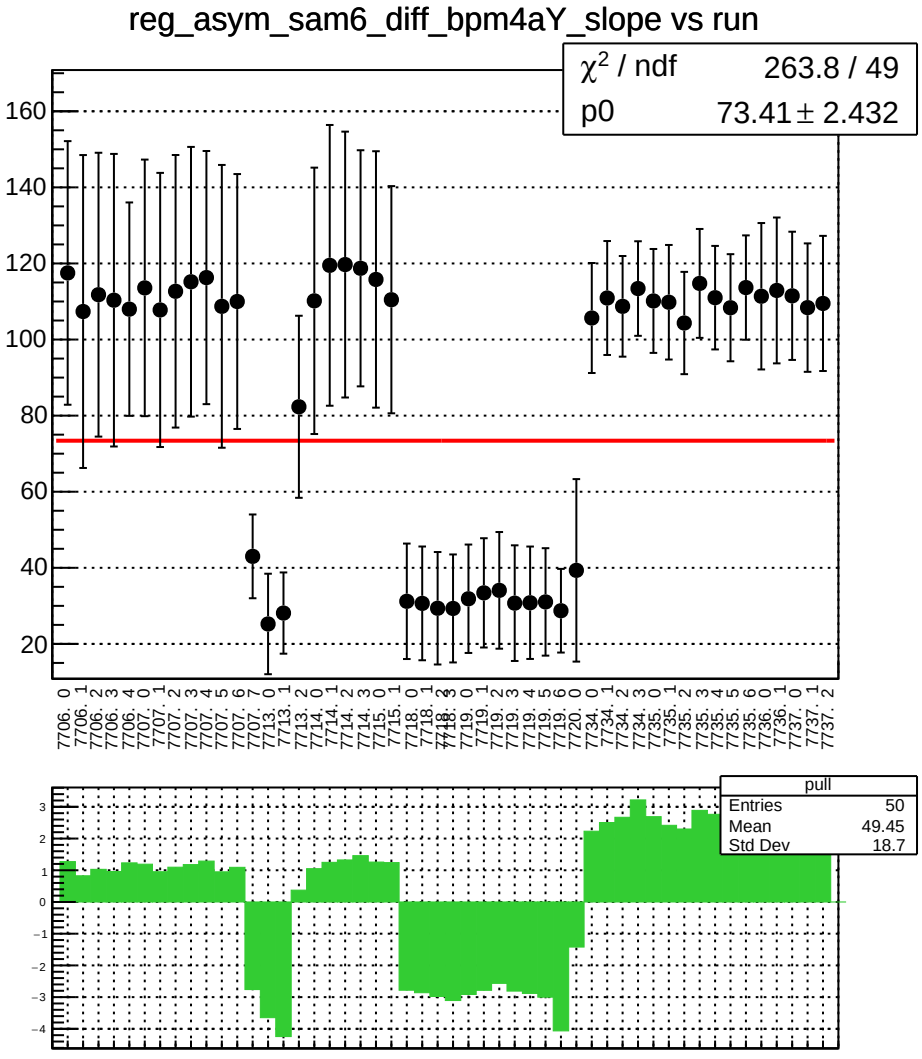
reg_asym_sam6_diff_bpm4aY_slope vs run
χ2 / ndf 263.8 / 49
p0 73.41 ± 2.432
pull
Entries 50
Mean 49.45
Std Dev 18.7

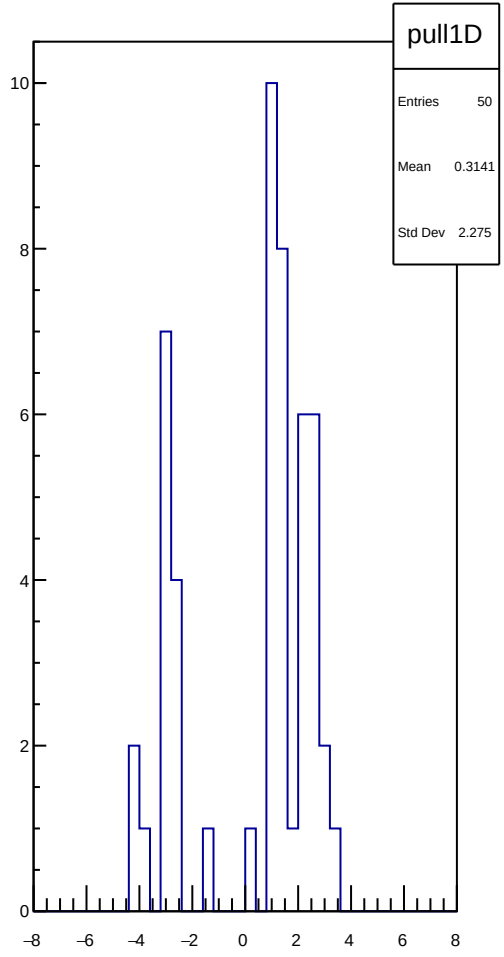
pull1D
Entries 50
Mean 0.3141
Std Dev 2.275

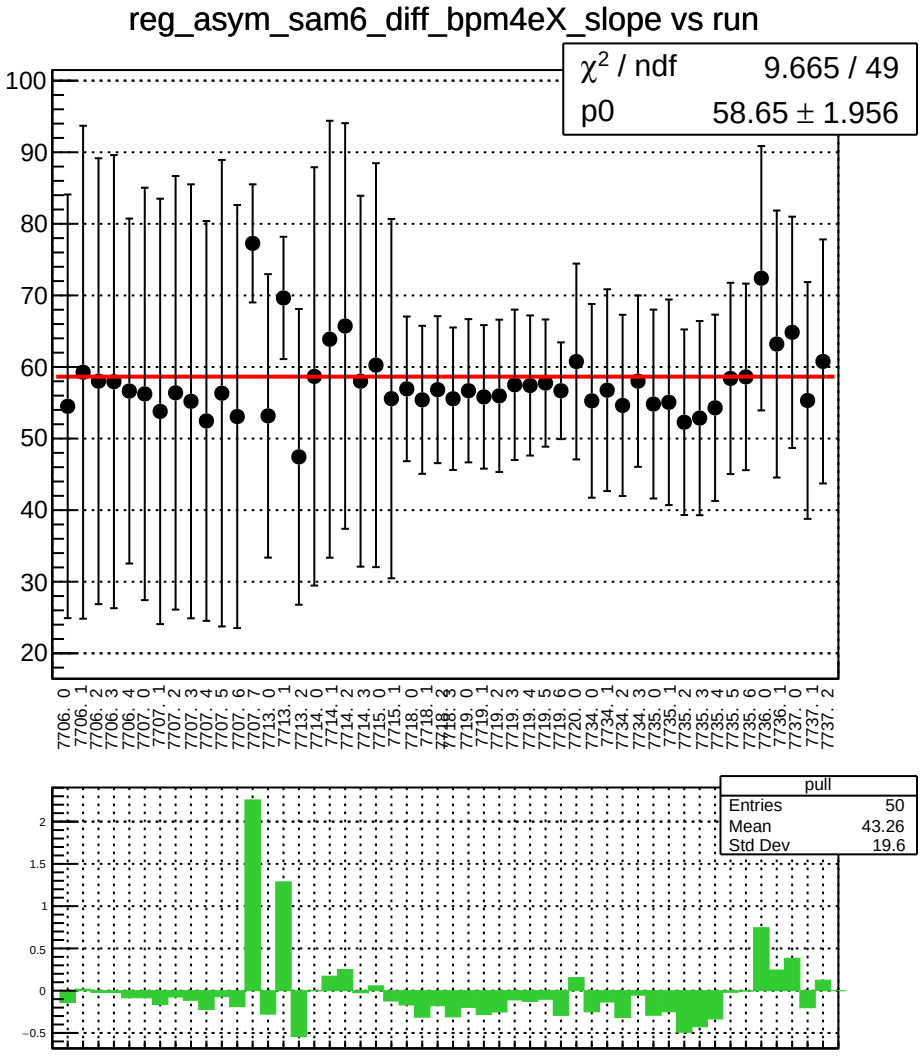
reg_asym_sam6_diff_bpm4eX_slope vs run
χ² / ndf 9.665 / 49
p0 58.65 ± 1.956
pull
Entries 50
Mean 43.26
Std Dev 19.6

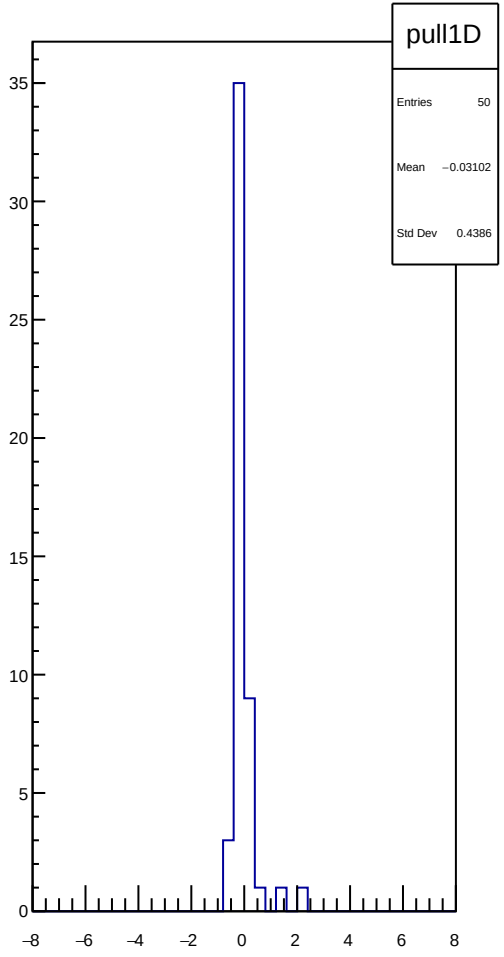
pull1D
Entries 50
Mean −0.03102
Std Dev 0.4386

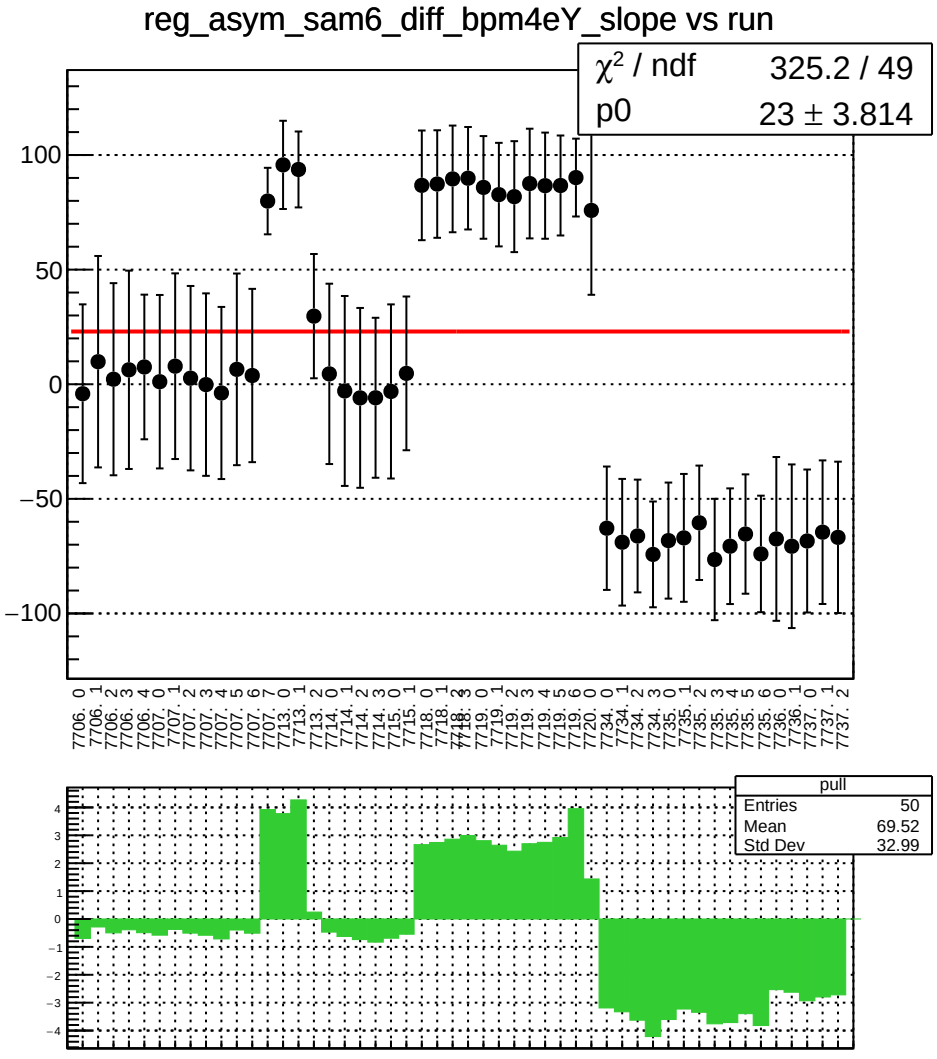
reg_asym_sam6_diff_bpm4eY_slope vs run
χ² / ndf 325.2 / 49
p0 23 ± 3.814
100
50
0
−50
−100
7706. 0
7706. 1
7706. 2
7706. 3
7706. 4
7707. 0
7707. 1
7707. 2
7707. 3
7707. 4
7707. 5
7707. 6
7707. 7
7713. 0
7713. 1
7713. 2
7714. 0
7714. 1
7714. 2
7714. 3
7715. 0
7715. 1
7718. 0
7718. 1
7718. 2
7718. 3
7719. 0
7719. 1
7719. 2
7719. 3
7719. 4
7719. 5
7719. 6
7720. 0
7734. 0
7734. 1
7734. 2
7734. 3
7735. 0
7735. 1
7735. 2
7735. 3
7735. 4
7735. 5
7735. 6
7736. 0
7736. 1
7737. 0
7737. 1
7737. 2
pull
Entries 50
Mean 69.52
Std Dev 32.99
4
3
2
1
0
−1
−2
−3
−4

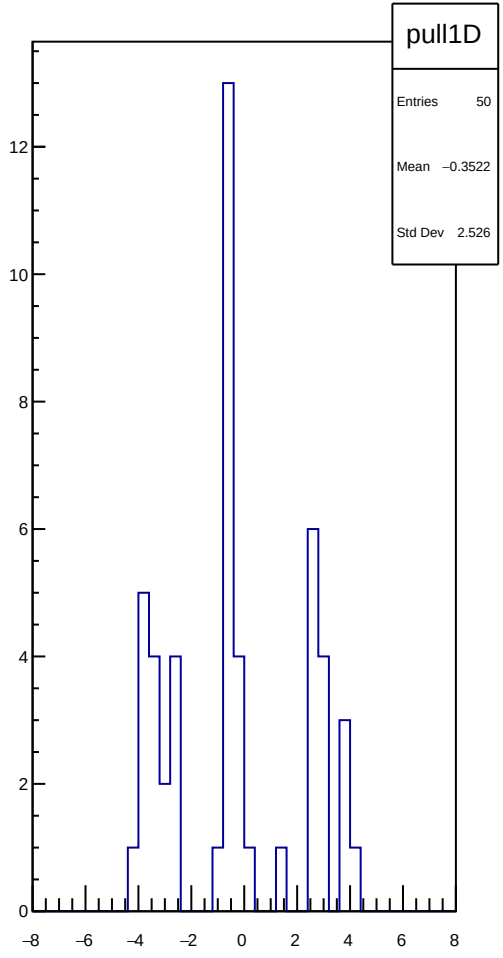
pull1D
Entries 50
Mean −0.3522
Std Dev 2.526
12
10
8
6
4
2
0
−8
−6
−4
−2
0
2
4
6
8

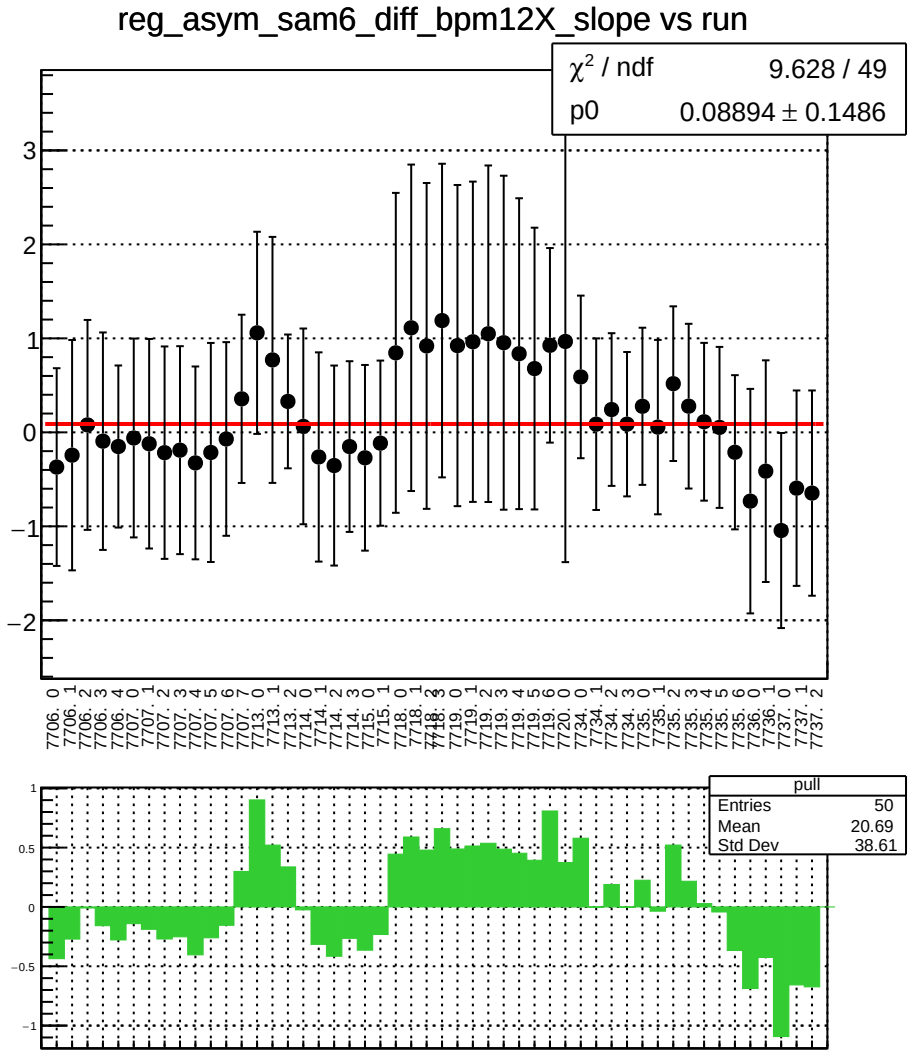
reg_asym_sam6_diff_bpm12X_slope vs run
χ^2 / ndf 9.628 / 49
p0 0.08894 ± 0.1486
pull
Entries 50
Mean 20.69
Std Dev 38.61

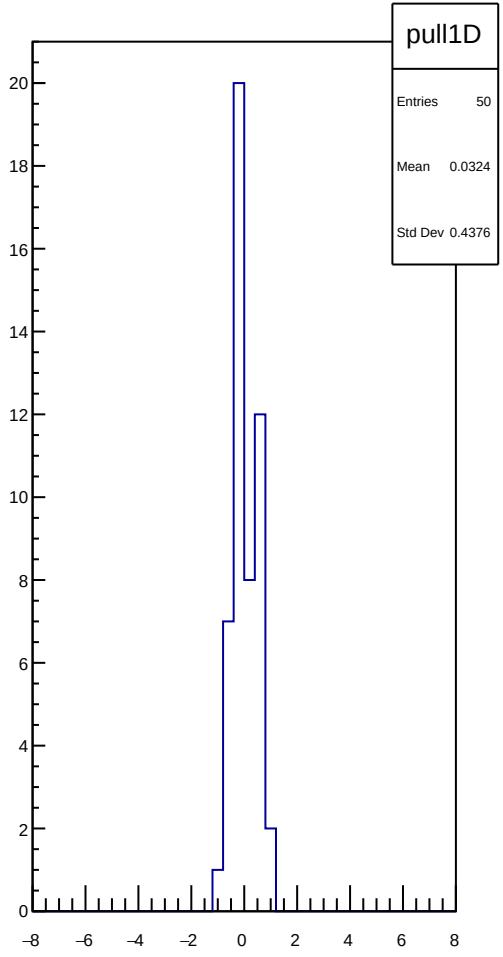
pull1D
Entries 50
Mean 0.0324
Std Dev 0.4376

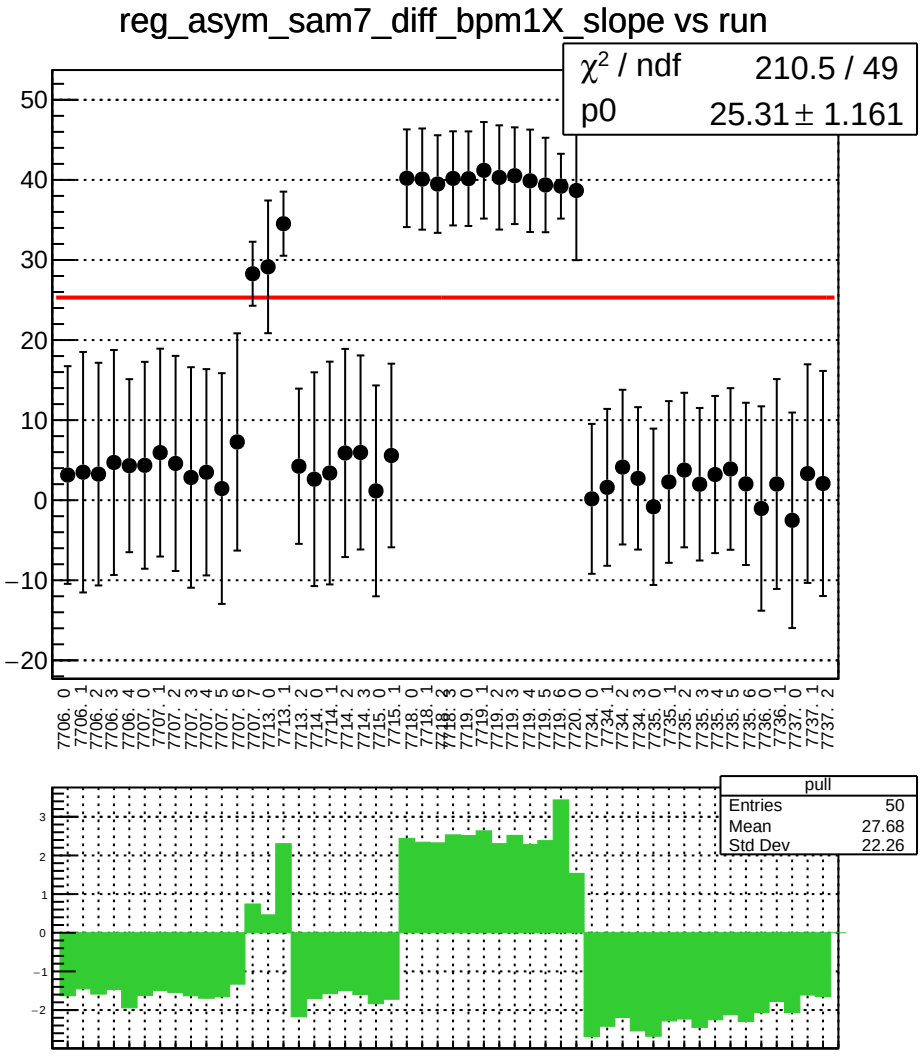
reg_asym_sam7_diff_bpm1X_slope vs run
χ² / ndf 210.5 / 49
p0 25.31 ± 1.161
pull
Entries 50
Mean 27.68
Std Dev 22.26

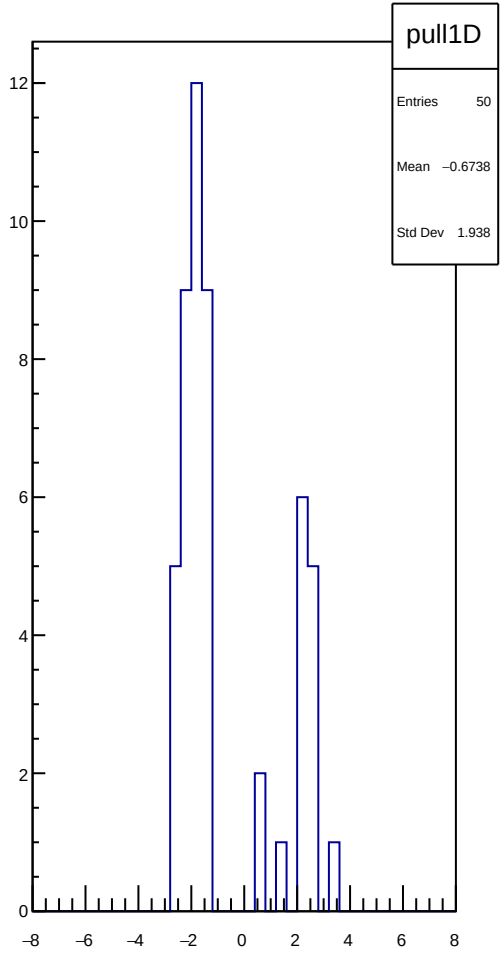
pull1D
Entries 50
Mean −0.6738
Std Dev 1.938

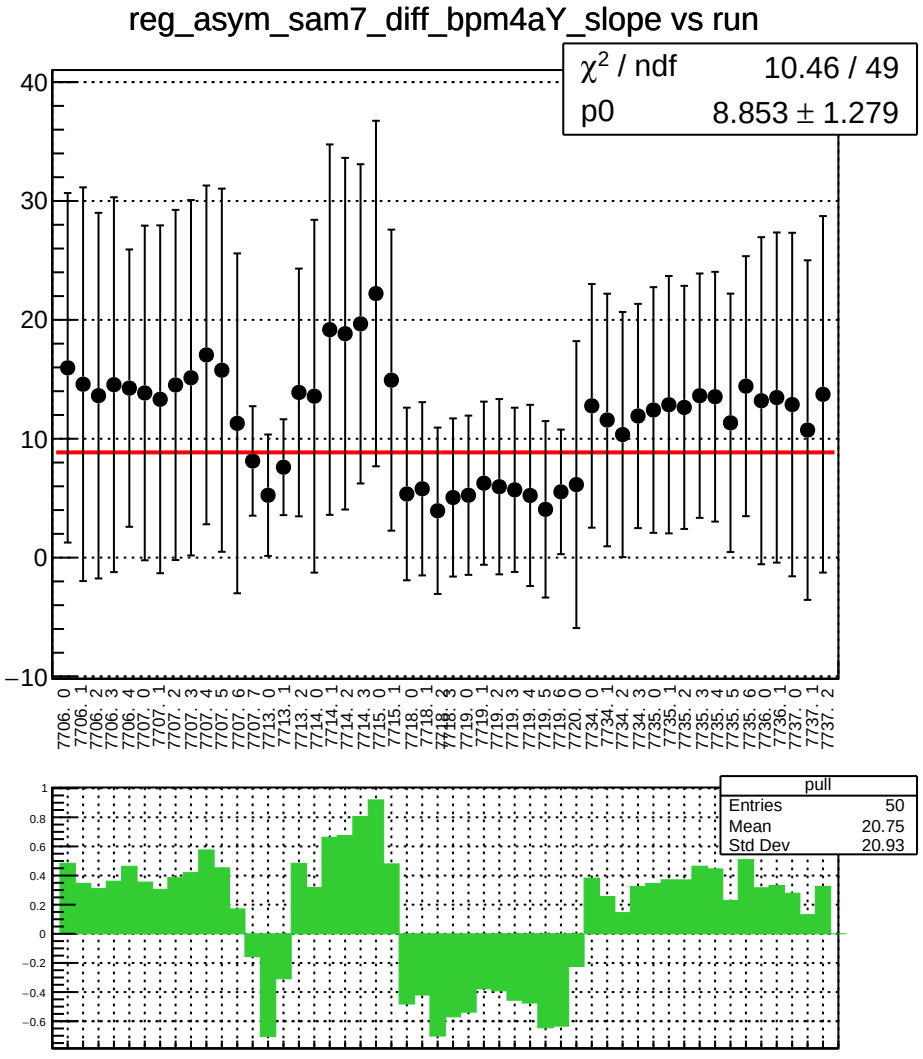
reg_asym_sam7_diff_bpm4aY_slope vs run
χ2 / ndf 10.46 / 49
p0 8.853 ± 1.279
pull
Entries 50
Mean 20.75
Std Dev 20.93

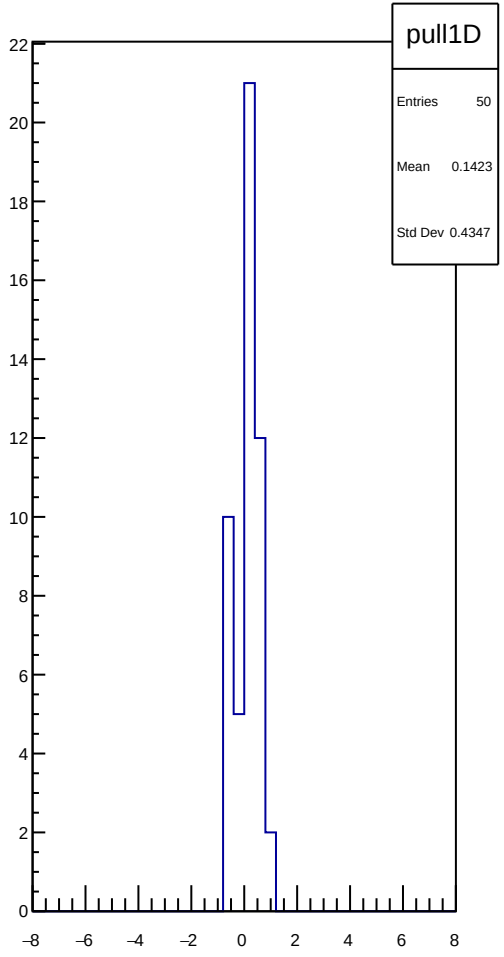
pull1D
Entries 50
Mean 0.1423
Std Dev 0.4347

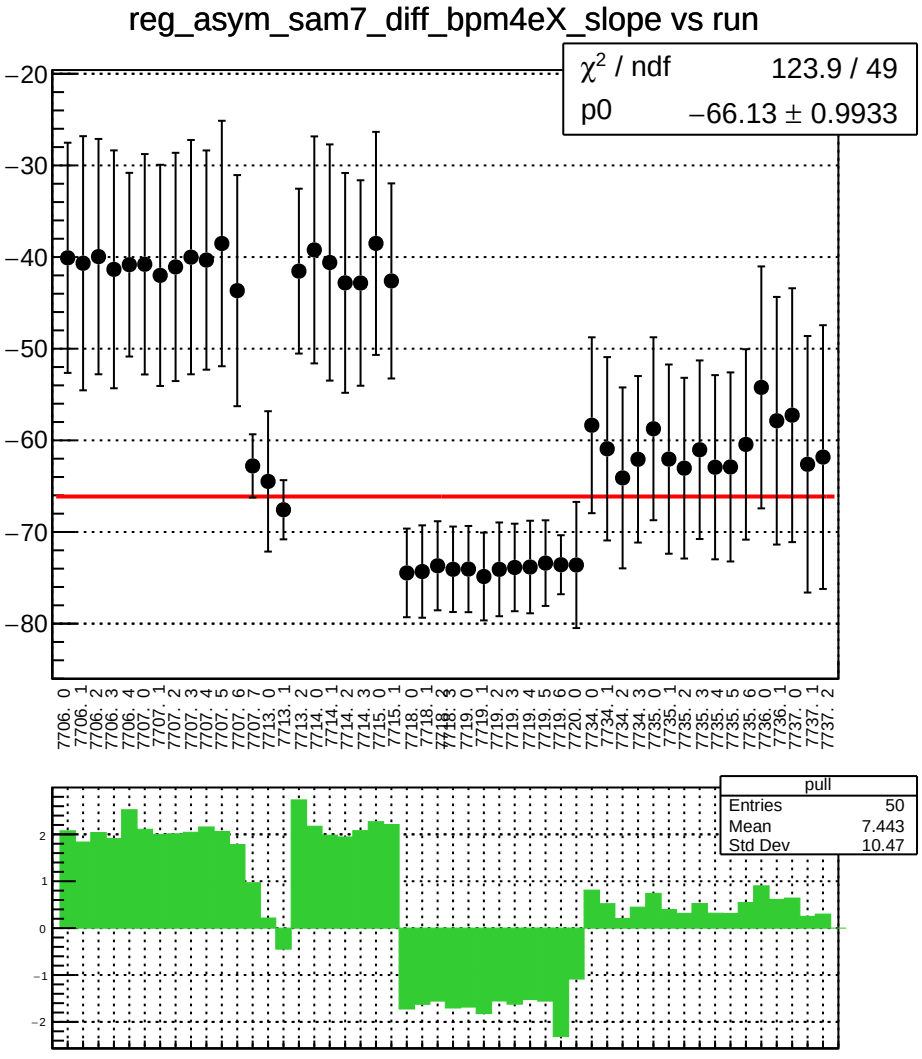
reg_asym_sam7_diff_bpm4eX_slope vs run
χ² / ndf 123.9 / 49
p0 −66.13 ± 0.9933
pull
Entries 50
Mean 7.443
Std Dev 10.47

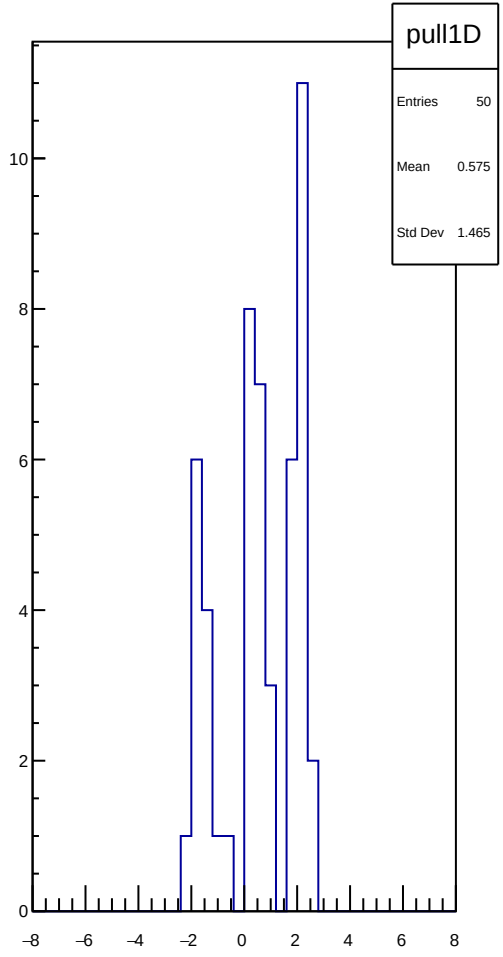
pull1D
Entries 50
Mean 0.575
Std Dev 1.465

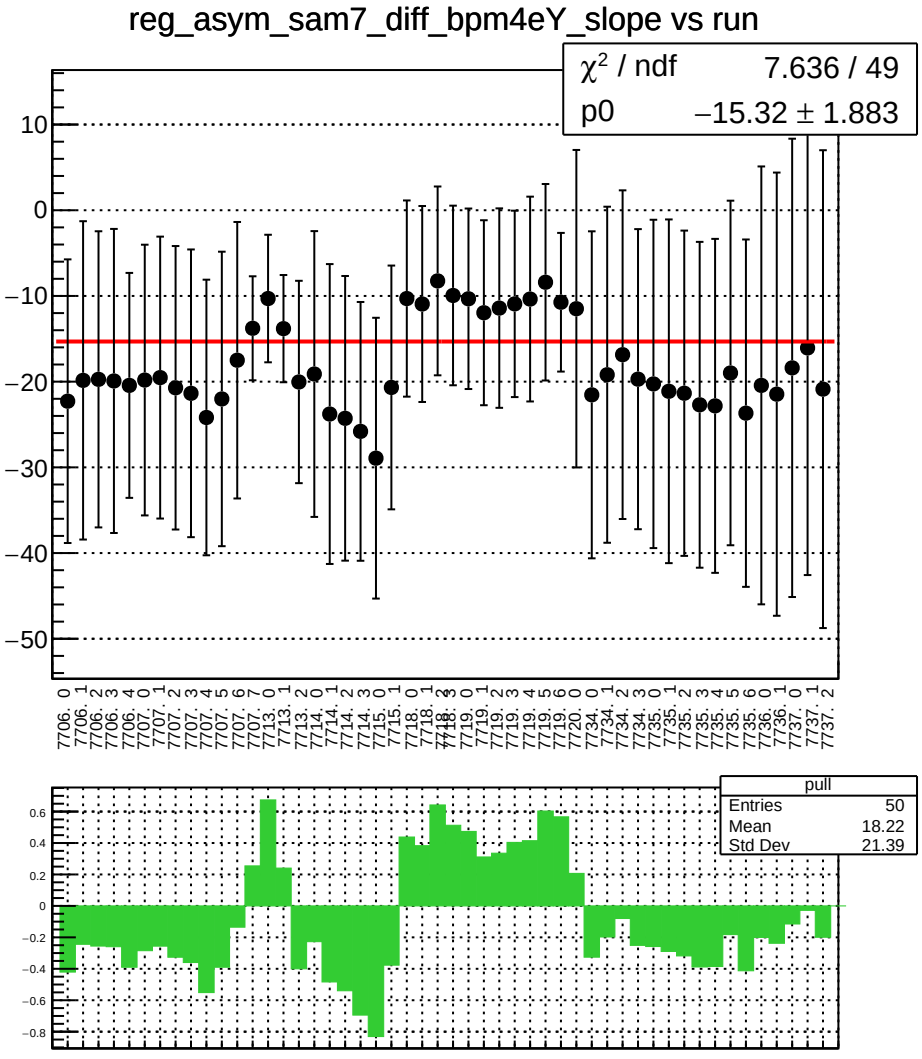
reg_asym_sam7_diff_bpm4eY_slope vs run
χ² / ndf 7.636 / 49
p0 −15.32 ± 1.883
pull
Entries 50
Mean 18.22
Std Dev 21.39

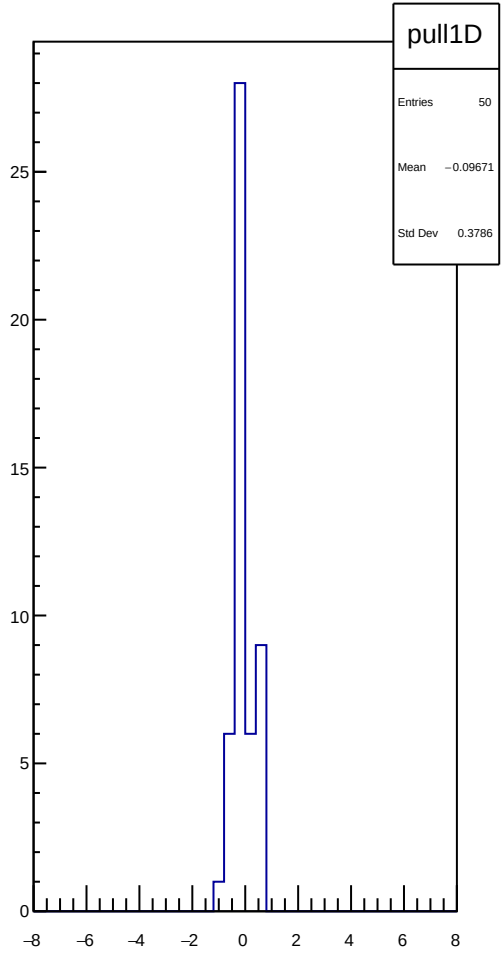
pull1D
Entries 50
Mean −0.09671
Std Dev 0.3786

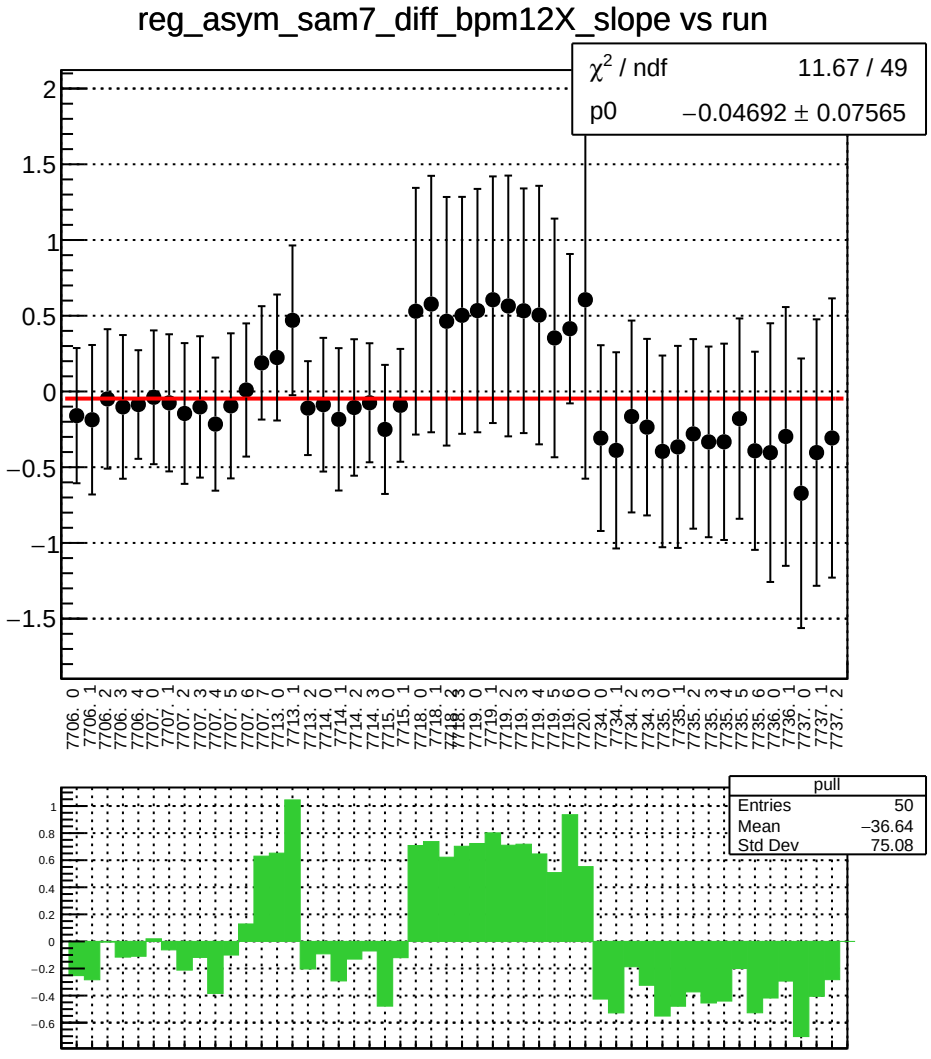
reg_asym_sam7_diff_bpm12X_slope vs run
χ^2 / ndf 11.67 / 49
p0 −0.04692 ± 0.07565
pull
Entries 50
Mean −36.64
Std Dev 75.08

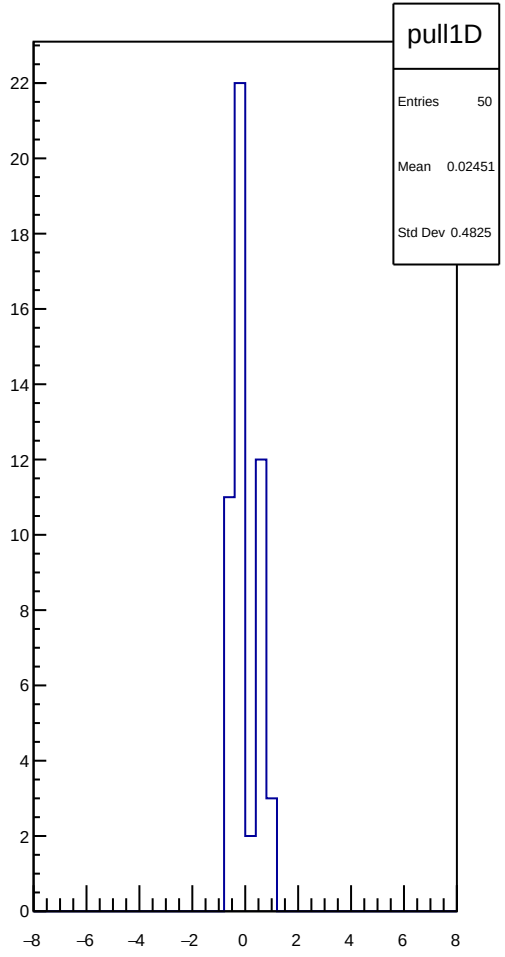
pull1D
Entries 50
Mean 0.02451
Std Dev 0.4825

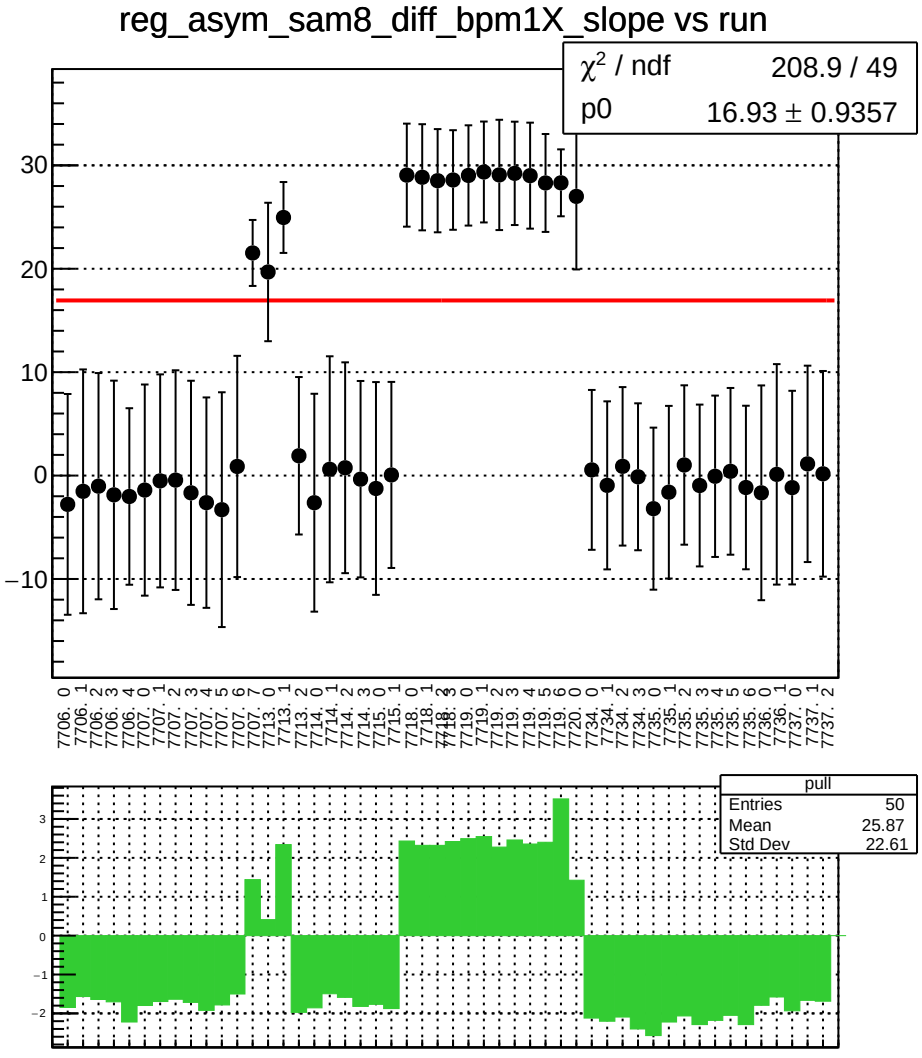
reg_asym_sam8_diff_bpm1X_slope vs run
χ² / ndf 208.9 / 49
p0 16.93 ± 0.9357
pull
Entries 50
Mean 25.87
Std Dev 22.61

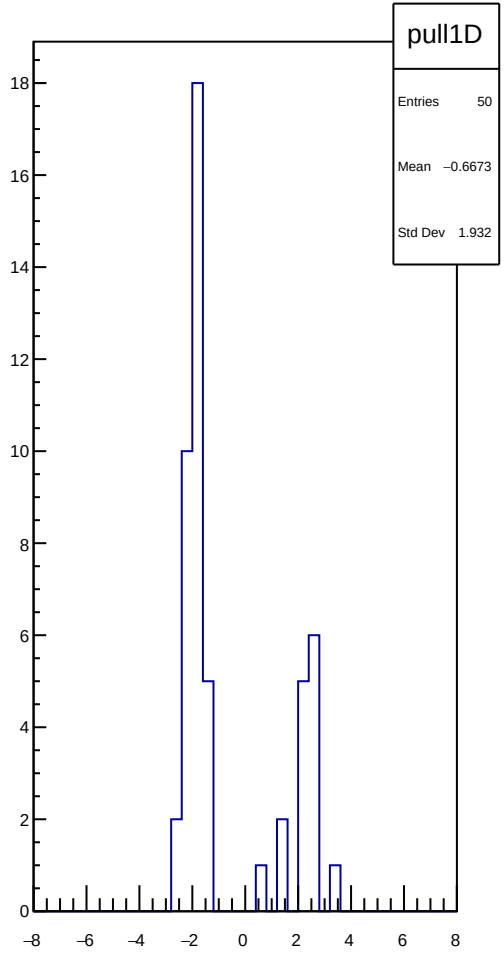
pull1D
Entries 50
Mean −0.6673
Std Dev 1.932

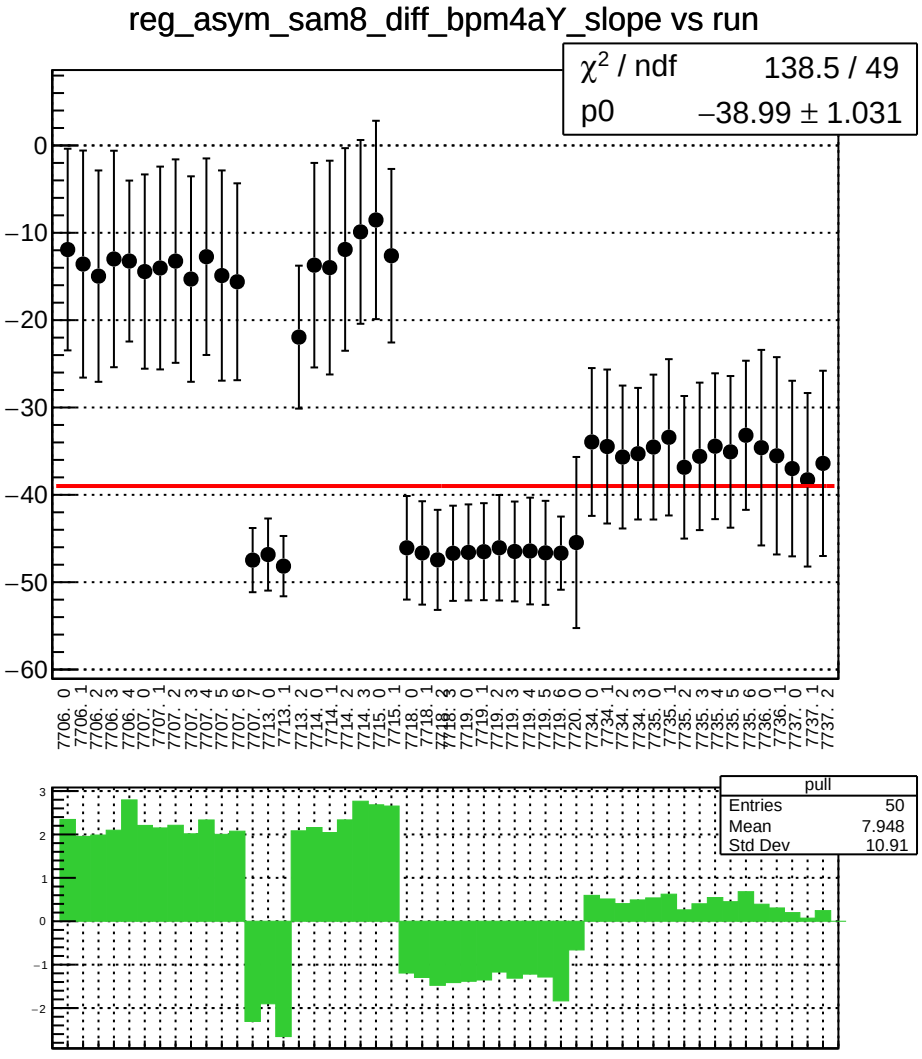
reg_asym_sam8_diff_bpm4aY_slope vs run
χ2 / ndf 138.5 / 49
p0 −38.99 ± 1.031
pull
Entries 50
Mean 7.948
Std Dev 10.91

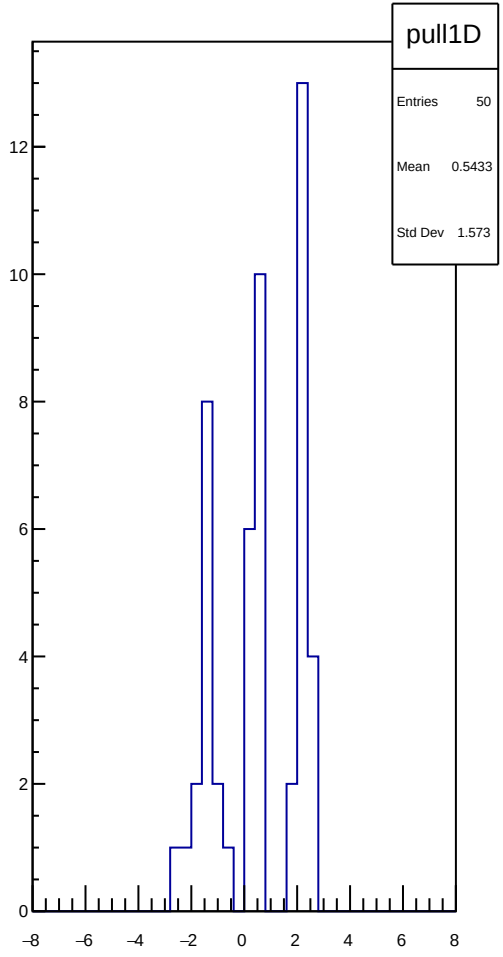
pull1D
Entries 50
Mean 0.5433
Std Dev 1.573

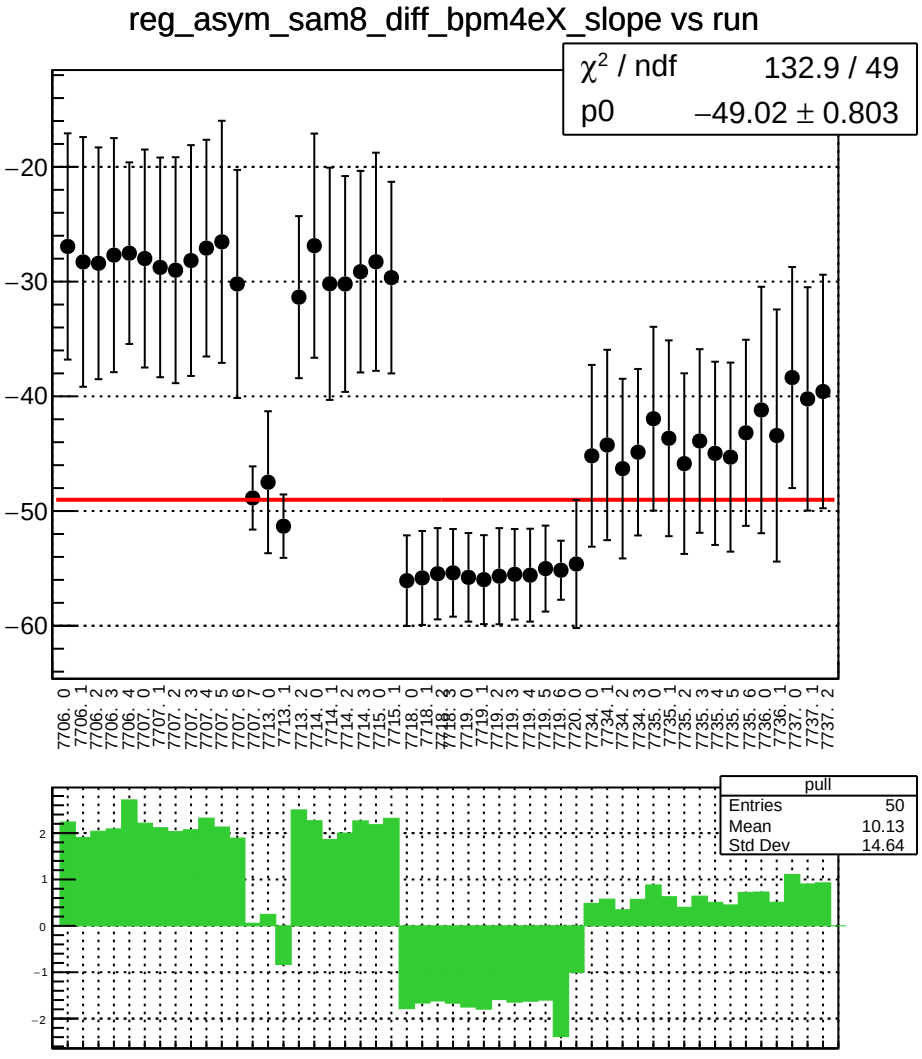
reg_asym_sam8_diff_bpm4eX_slope vs run
χ² / ndf 132.9 / 49
p0 −49.02 ± 0.803
−20
−30
−40
−50
−60
7706. 0
7706. 1
7706. 2
7706. 3
7706. 4
7707. 0
7707. 1
7707. 2
7707. 3
7707. 4
7707. 5
7707. 6
7707. 7
7713. 0
7713. 1
7713. 2
7714. 0
7714. 1
7714. 2
7714. 3
7715. 0
7715. 1
7718. 0
7718. 1
7718. 2
7718. 3
7719. 0
7719. 1
7719. 2
7719. 3
7719. 4
7719. 5
7719. 6
7720. 0
7734. 0
7734. 1
7734. 2
7734. 3
7735. 0
7735. 1
7735. 2
7735. 3
7735. 4
7735. 5
7735. 6
7736. 0
7736. 1
7737. 0
7737. 1
7737. 2
pull
Entries 50
Mean 10.13
Std Dev 14.64
2
1
0
−1
−2

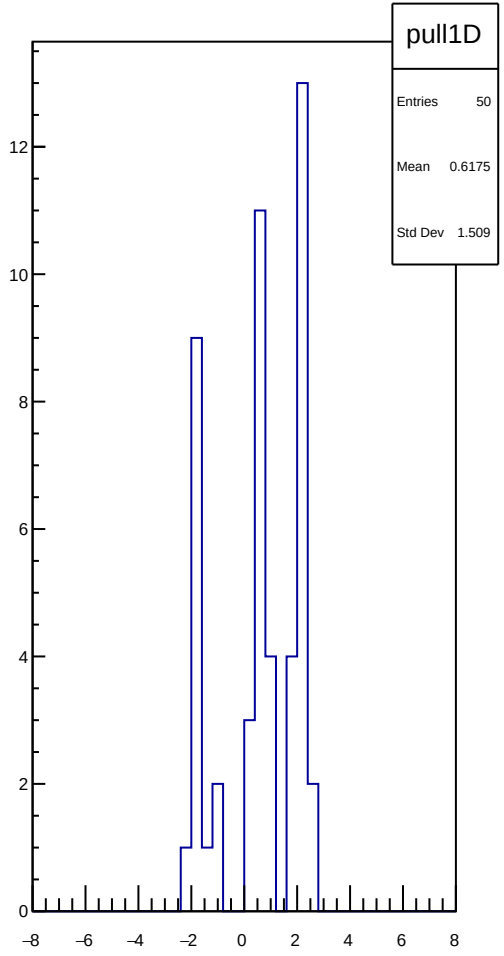
pull1D
Entries 50
Mean 0.6175
Std Dev 1.509
12
10
8
6
4
2
0
−8
−6
−4
−2
0
2
4
6
8

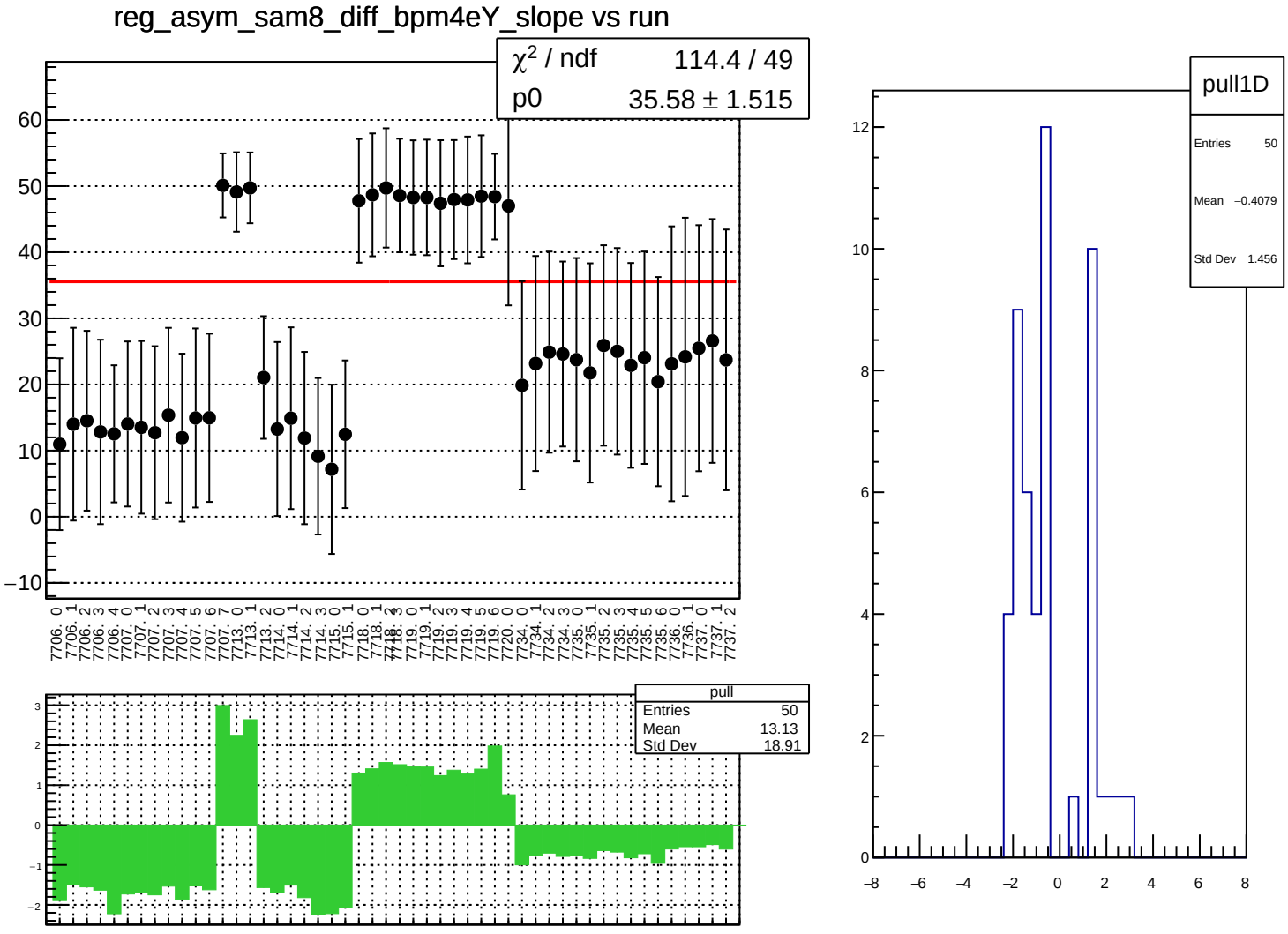
reg_asym_sam8_diff_bpm4eY_slope vs run
χ2 / ndf 114.4 / 49
p0 35.58 ± 1.515
pull
Entries 50
Mean 13.13
Std Dev 18.91
pull1D
Entries 50
Mean −0.4079
Std Dev 1.456

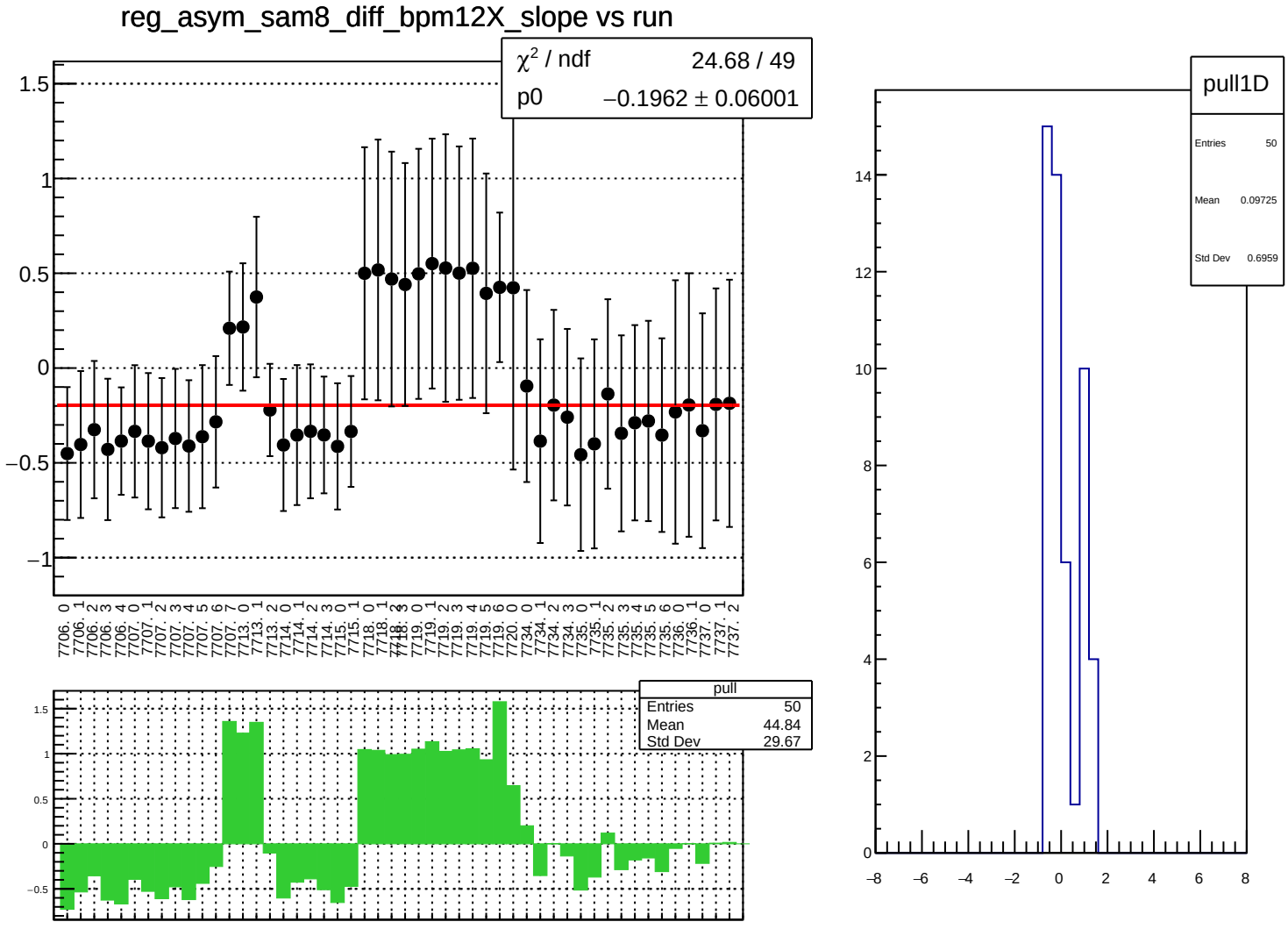
reg_asym_sam8_diff_bpm12X_slope vs run
χ² / ndf 24.68 / 49
p0 −0.1962 ± 0.06001
pull
Entries 50
Mean 44.84
Std Dev 29.67
pull1D
Entries 50
Mean 0.09725
Std Dev 0.6959

reg_asym_usl_diff_bpm1X_slope vs run

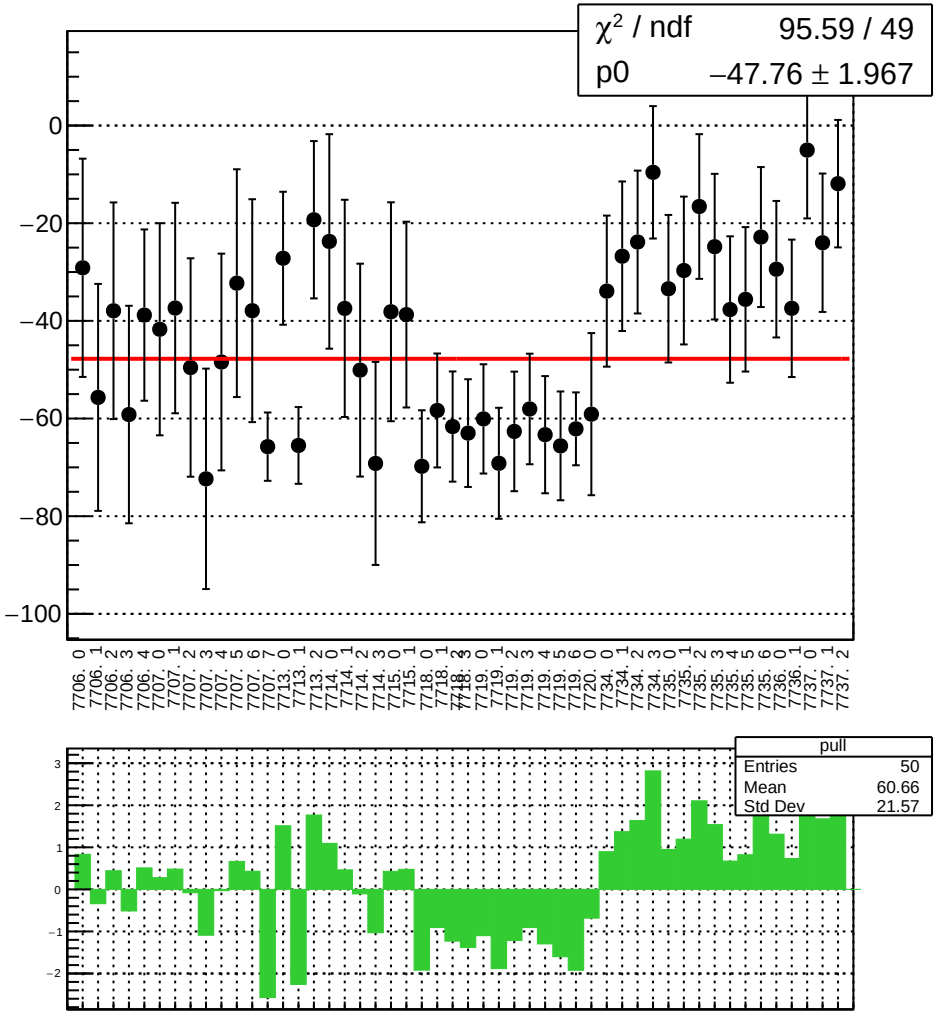

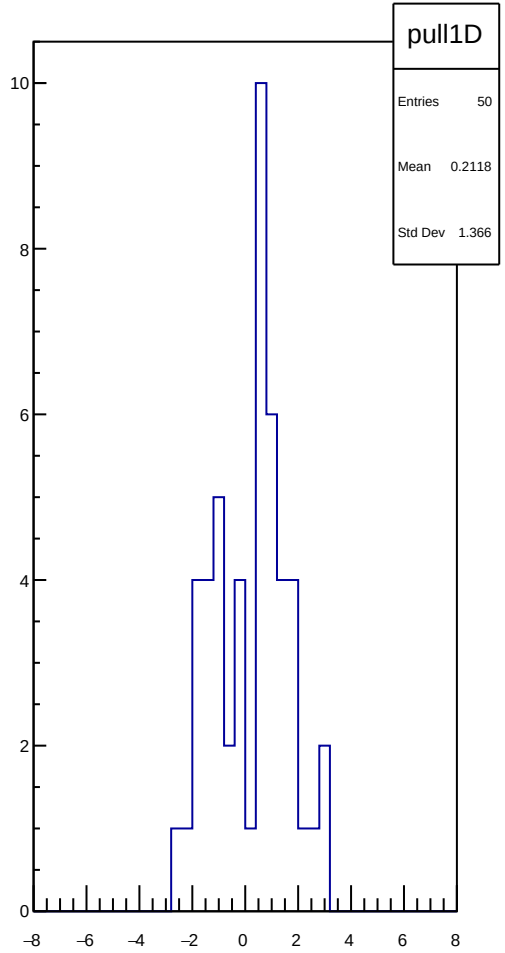

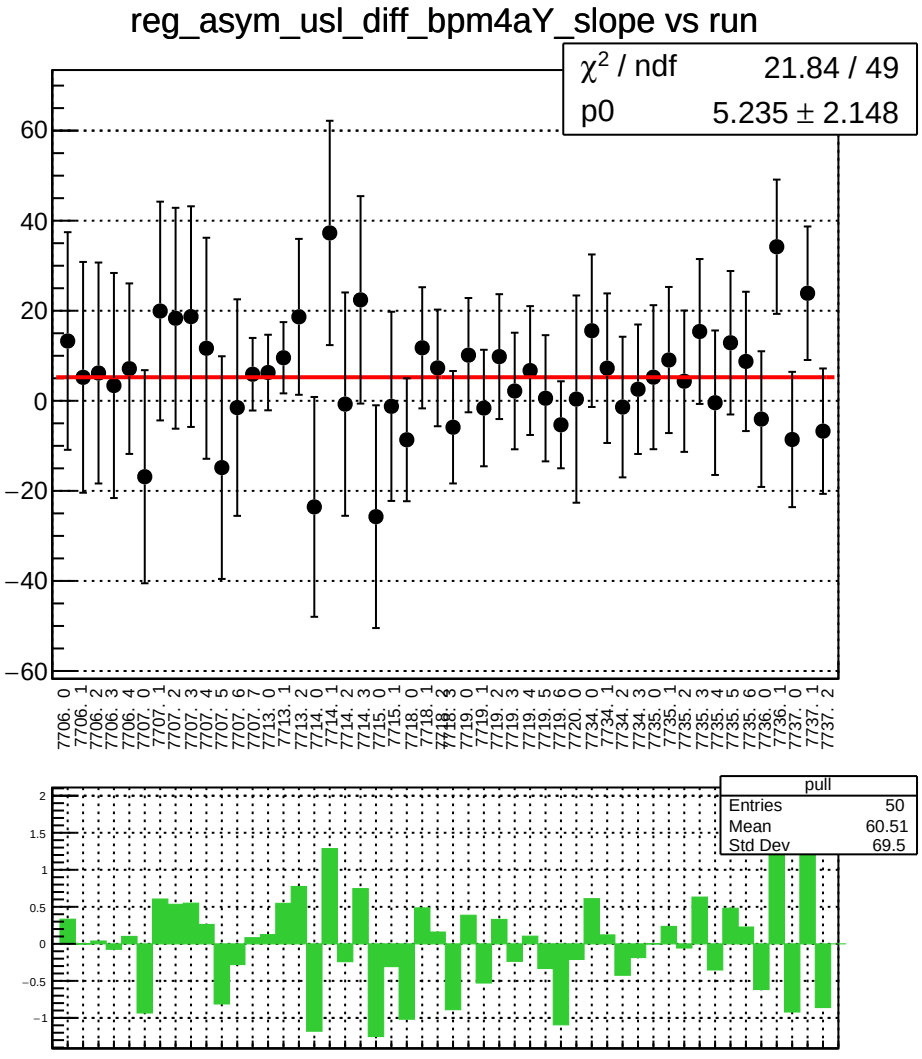
reg_asym_usl_diff_bpm4aY_slope vs run
χ2 / ndf 21.84 / 49
p0 5.235 ± 2.148
pull
Entries 50
Mean 60.51
Std Dev 69.5

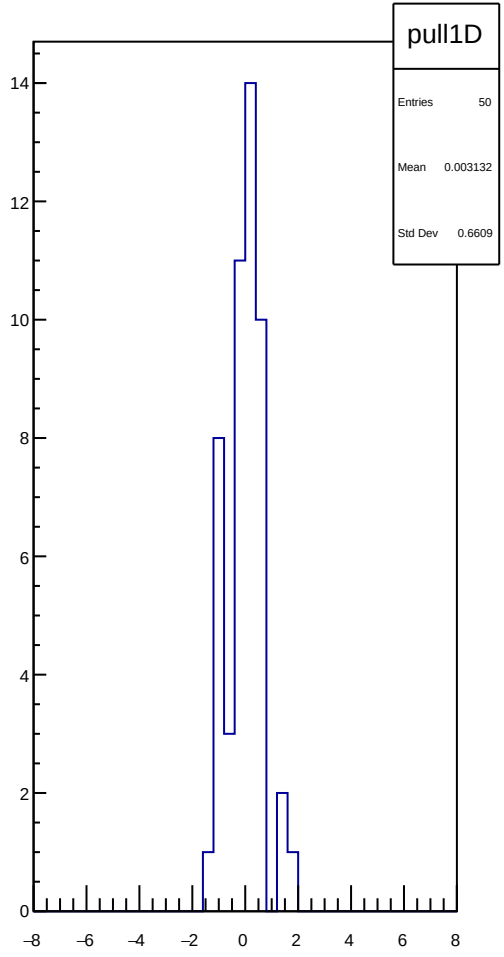
pull1D
Entries 50
Mean 0.003132
Std Dev 0.6609

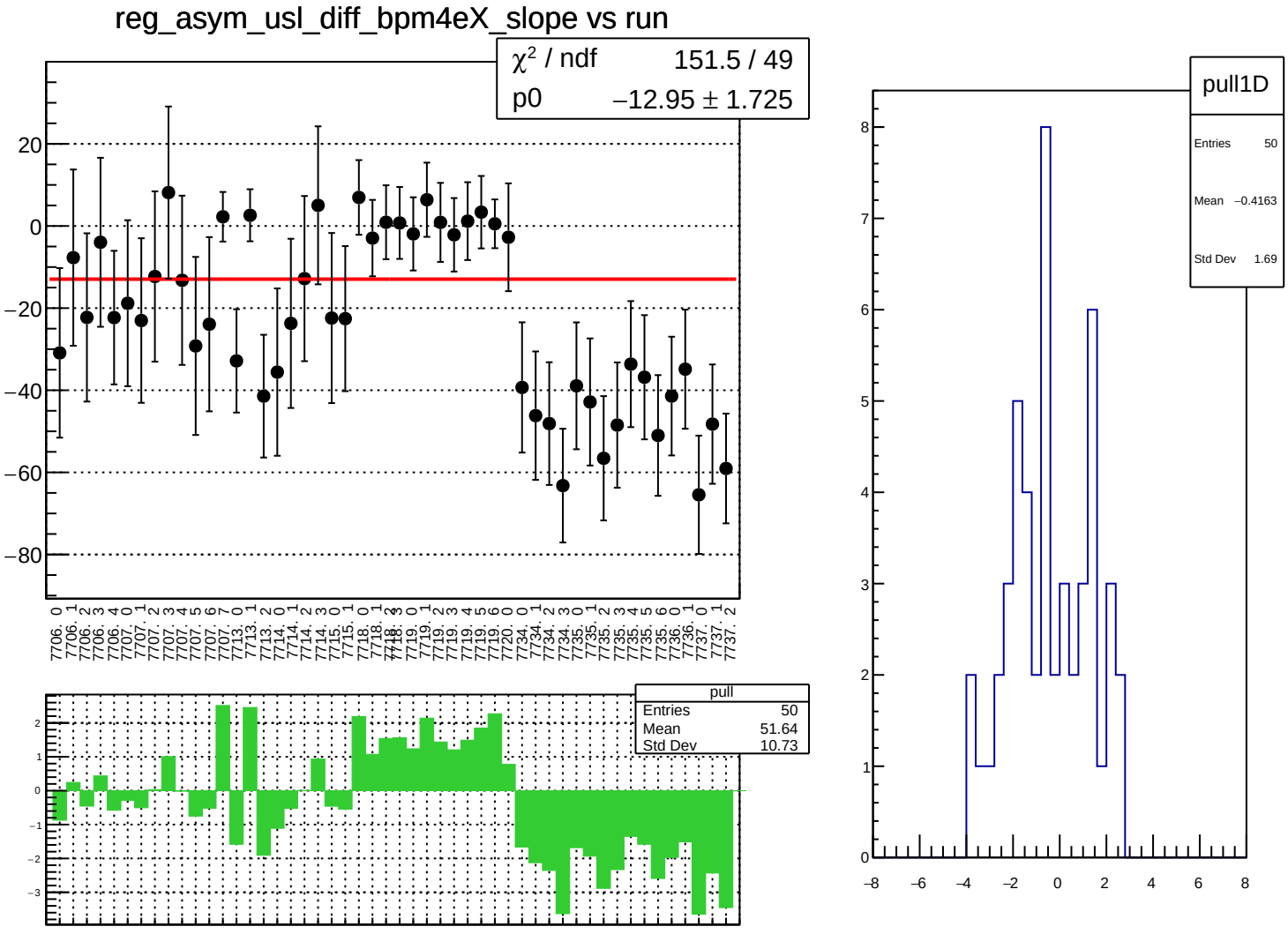
reg_asym_usl_diff_bpm4eX_slope vs run
χ² / ndf 151.5 / 49
p0 −12.95 ± 1.725
20
0
−20
−40
−60
−80
7706. 0
7706. 1
7706. 2
7706. 3
7706. 4
7707. 0
7707. 1
7707. 2
7707. 3
7707. 4
7707. 5
7707. 6
7707. 7
7713. 0
7713. 1
7713. 2
7714. 0
7714. 1
7714. 2
7714. 3
7715. 0
7715. 1
7718. 0
7718. 1
7718. 2
7718. 3
7719. 0
7719. 1
7719. 2
7719. 3
7719. 4
7719. 5
7719. 6
7720. 0
7734. 0
7734. 1
7734. 2
7734. 3
7735. 0
7735. 1
7735. 2
7735. 3
7735. 4
7735. 5
7735. 6
7736. 0
7736. 1
7737. 0
7737. 1
7737. 2
pull
Entries 50
Mean 51.64
Std Dev 10.73
2
1
0
−1
−2
−3
pull1D
Entries 50
Mean −0.4163
Std Dev 1.69
8
7
6
5
4
3
2
1
0
−8
−6
−4
−2
0
2
4
6
8

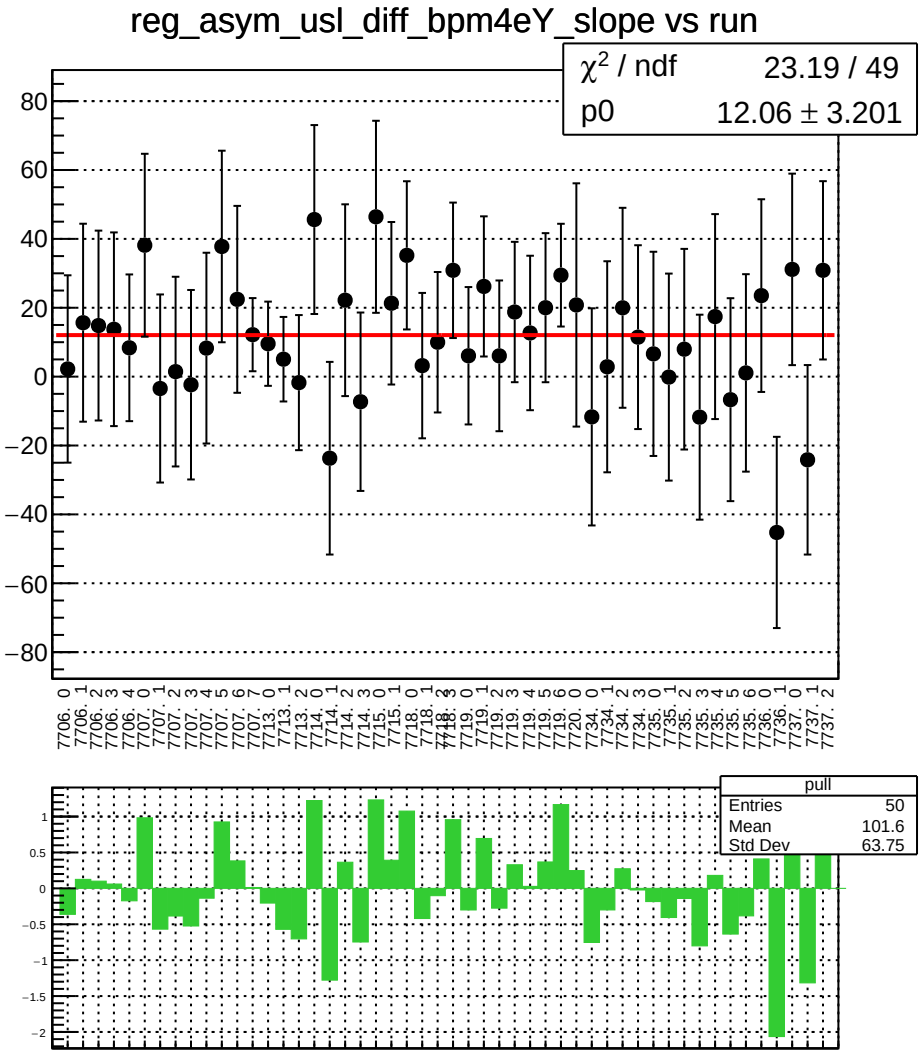
reg_asym_usl_diff_bpm4eY_slope vs run
χ² / ndf 23.19 / 49
p0 12.06 ± 3.201
pull
Entries 50
Mean 101.6
Std Dev 63.75

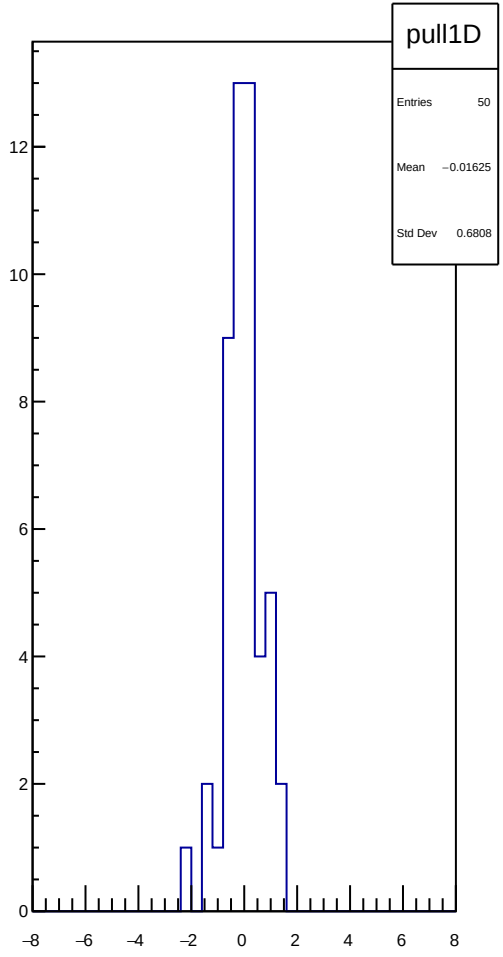
pull1D
Entries 50
Mean −0.01625
Std Dev 0.6808

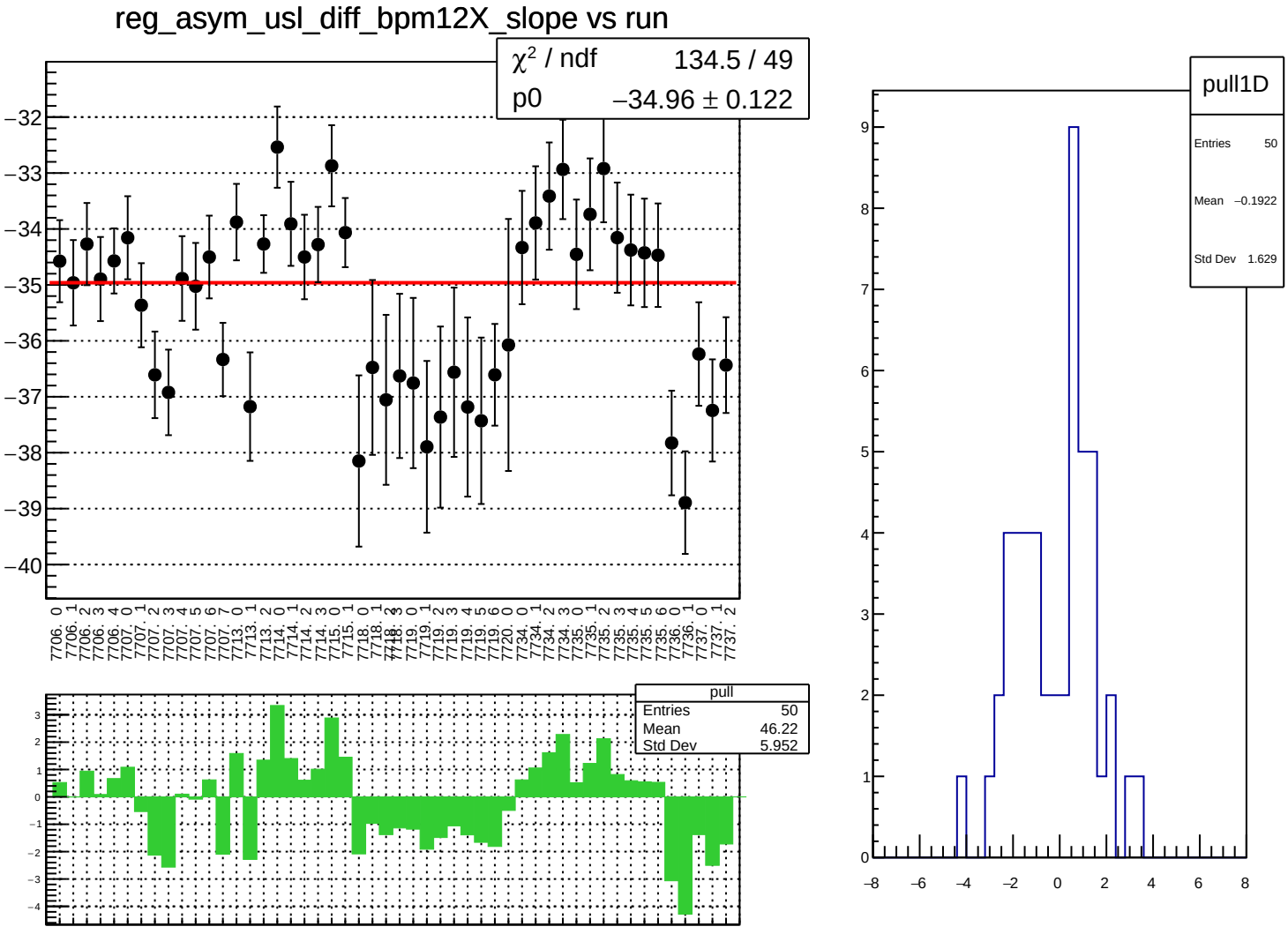
reg_asym_usl_diff_bpm12X_slope vs run
χ² / ndf 134.5 / 49
p0 −34.96 ± 0.122
pull
Entries 50
Mean 46.22
Std Dev 5.952
pull1D
Entries 50
Mean −0.1922
Std Dev 1.629

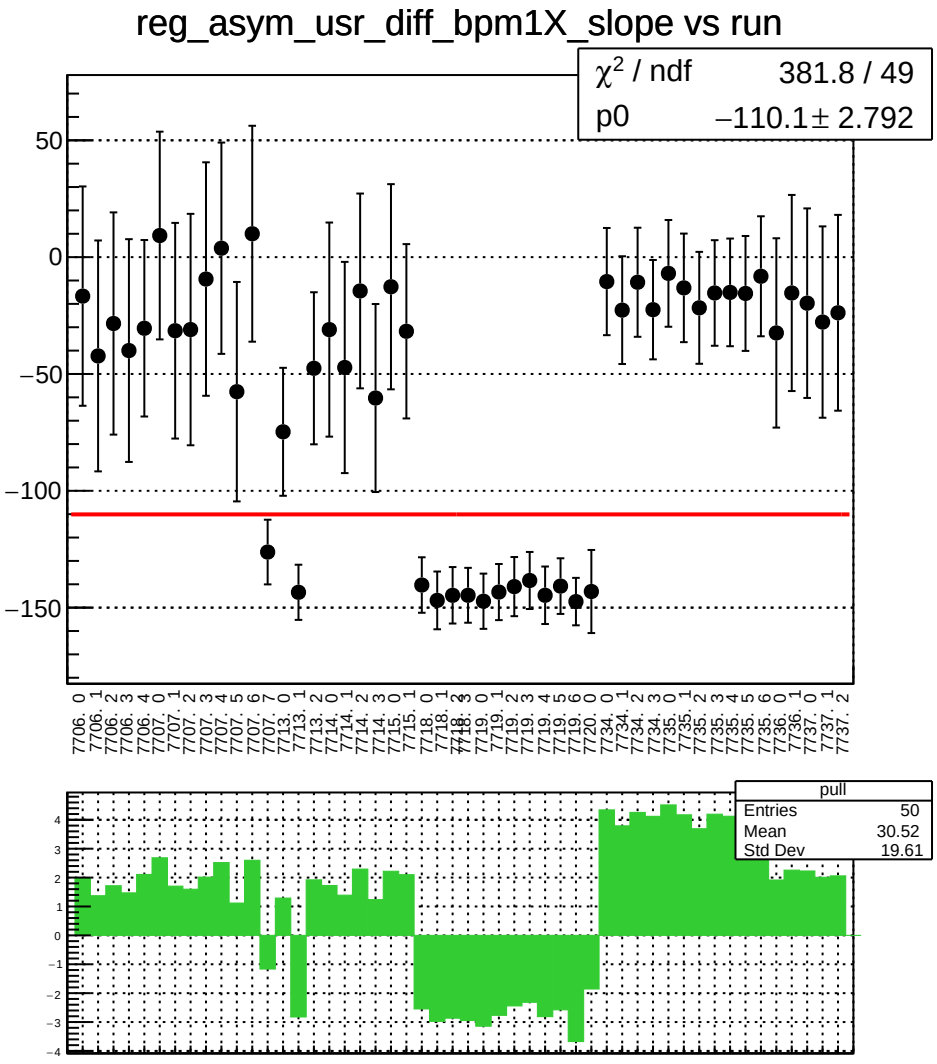
reg_asym_usr_diff_bpm1X_slope vs run
χ2 / ndf 381.8 / 49
p0 −110.1± 2.792
50
0
−50
−100
−150
7706. 0
7706. 1
7706. 2
7706. 3
7706. 4
7707. 0
7707. 1
7707. 2
7707. 3
7707. 4
7707. 5
7707. 6
7707. 7
7713. 0
7713. 1
7713. 2
7714. 0
7714. 1
7714. 2
7714. 3
7715. 0
7715. 1
7718. 0
7718. 1
7718. 2
7718. 3
7719. 0
7719. 1
7719. 2
7719. 3
7719. 4
7719. 5
7719. 6
7720. 0
7734. 0
7734. 1
7734. 2
7734. 3
7735. 0
7735. 1
7735. 2
7735. 3
7735. 4
7735. 5
7735. 6
7736. 0
7736. 1
7737. 0
7737. 1
7737. 2
pull
Entries 50
Mean 30.52
Std Dev 19.61
4
3
2
1
0
−1
−2
−3
−4

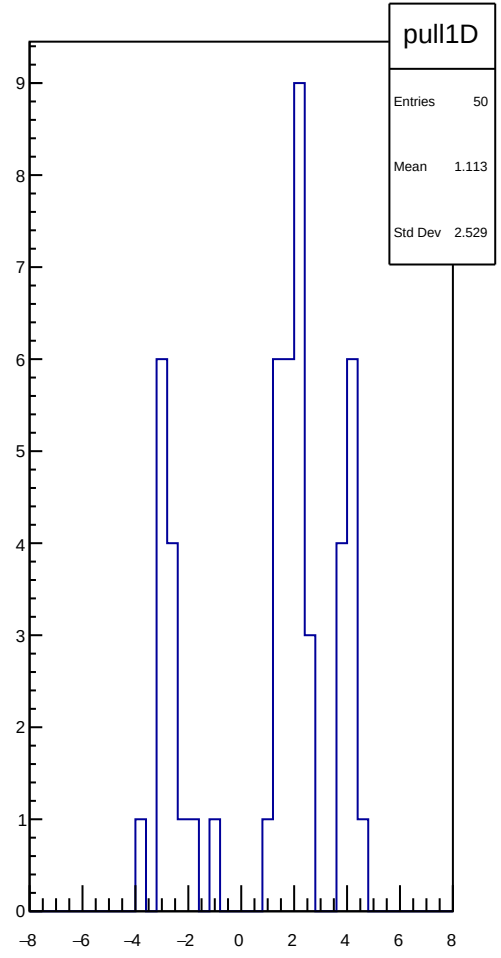
pull1D
Entries 50
Mean 1.113
Std Dev 2.529
9
8
7
6
5
4
3
2
1
0
−8
−6
−4
−2
0
2
4
6
8

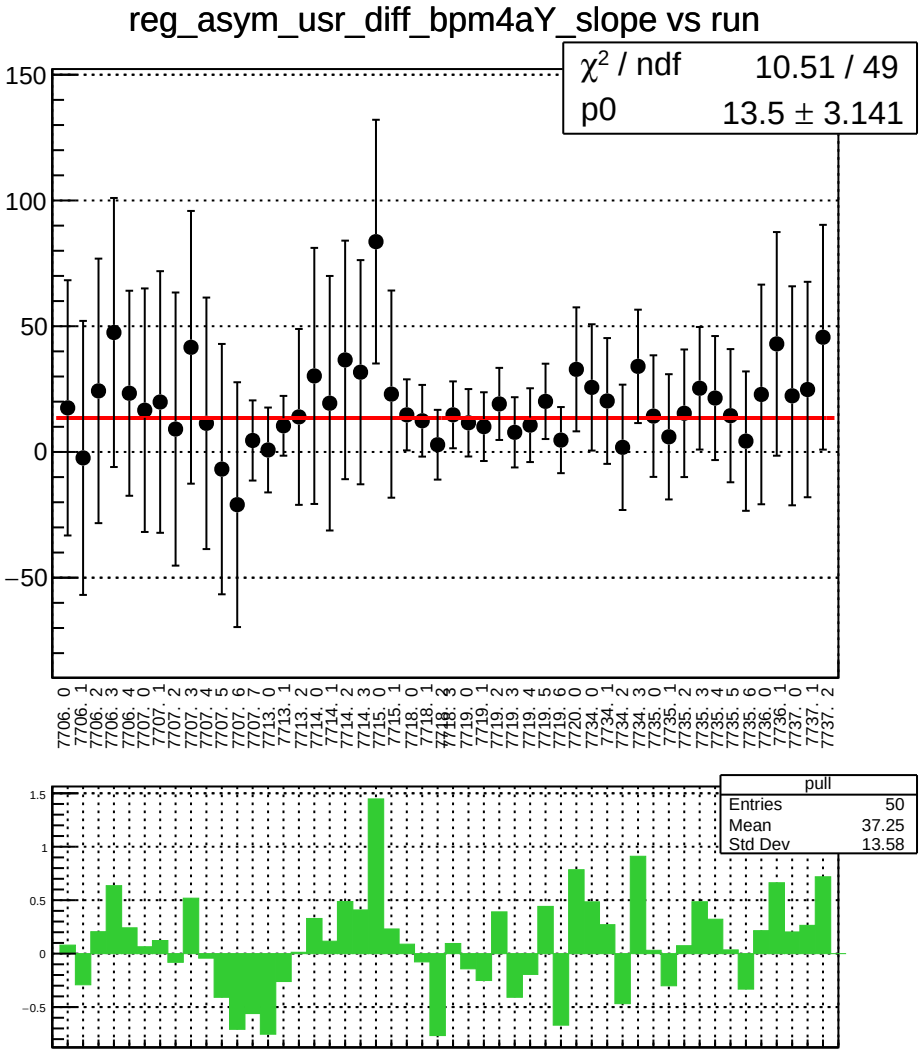
reg_asym_usr_diff_bpm4aY_slope vs run
χ² / ndf 10.51 / 49
p0 13.5 ± 3.141
150
100
50
0
−50
7706. 0
7706. 1
7706. 2
7706. 3
7706. 4
7707. 0
7707. 1
7707. 2
7707. 3
7707. 4
7707. 5
7707. 6
7707. 7
7713. 0
7713. 1
7713. 2
7714. 0
7714. 1
7714. 2
7714. 3
7715. 0
7715. 1
7718. 0
7718. 1
7718. 2
7718. 3
7719. 0
7719. 1
7719. 2
7719. 3
7719. 4
7719. 5
7719. 6
7720. 0
7734. 0
7734. 1
7734. 2
7734. 3
7735. 0
7735. 1
7735. 2
7735. 3
7735. 4
7735. 5
7735. 6
7736. 0
7736. 1
7737. 0
7737. 1
7737. 2
pull
Entries 50
Mean 37.25
Std Dev 13.58
1.5
1
0.5
0
−0.5

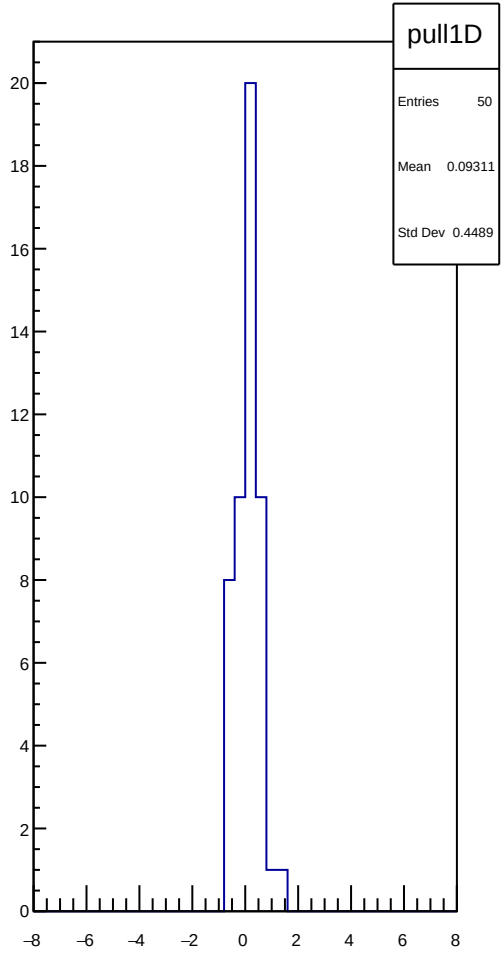
pull1D
Entries 50
Mean 0.09311
Std Dev 0.4489
20
18
16
14
12
10
8
6
4
2
0
−8
−6
−4
−2
0
2
4
6
8

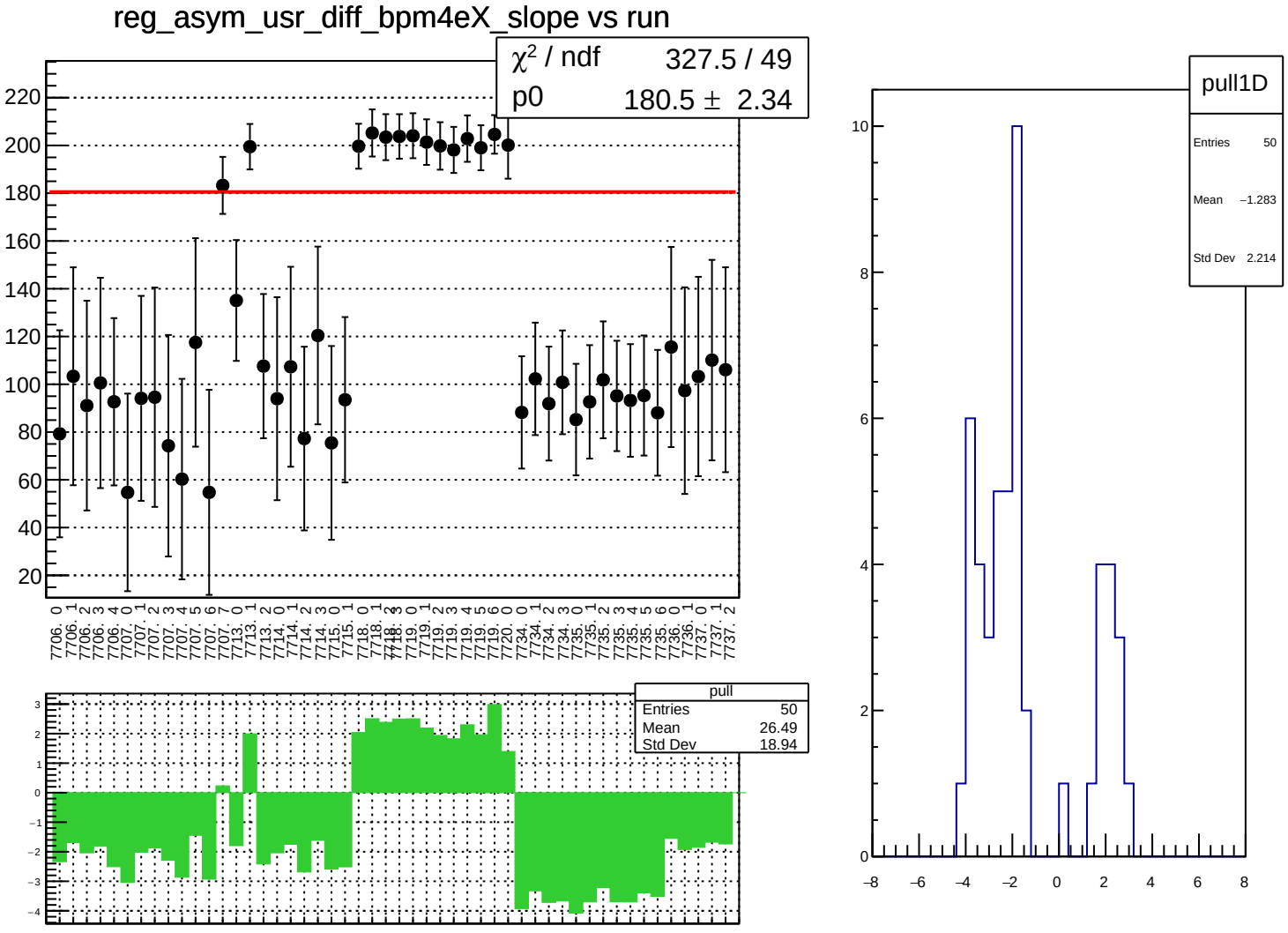
reg_asym_usr_diff_bpm4eX_slope vs run
χ² / ndf 327.5 / 49
p0 180.5 ± 2.34
pull
Entries 50
Mean 26.49
Std Dev 18.94
pull1D
Entries 50
Mean −1.283
Std Dev 2.214

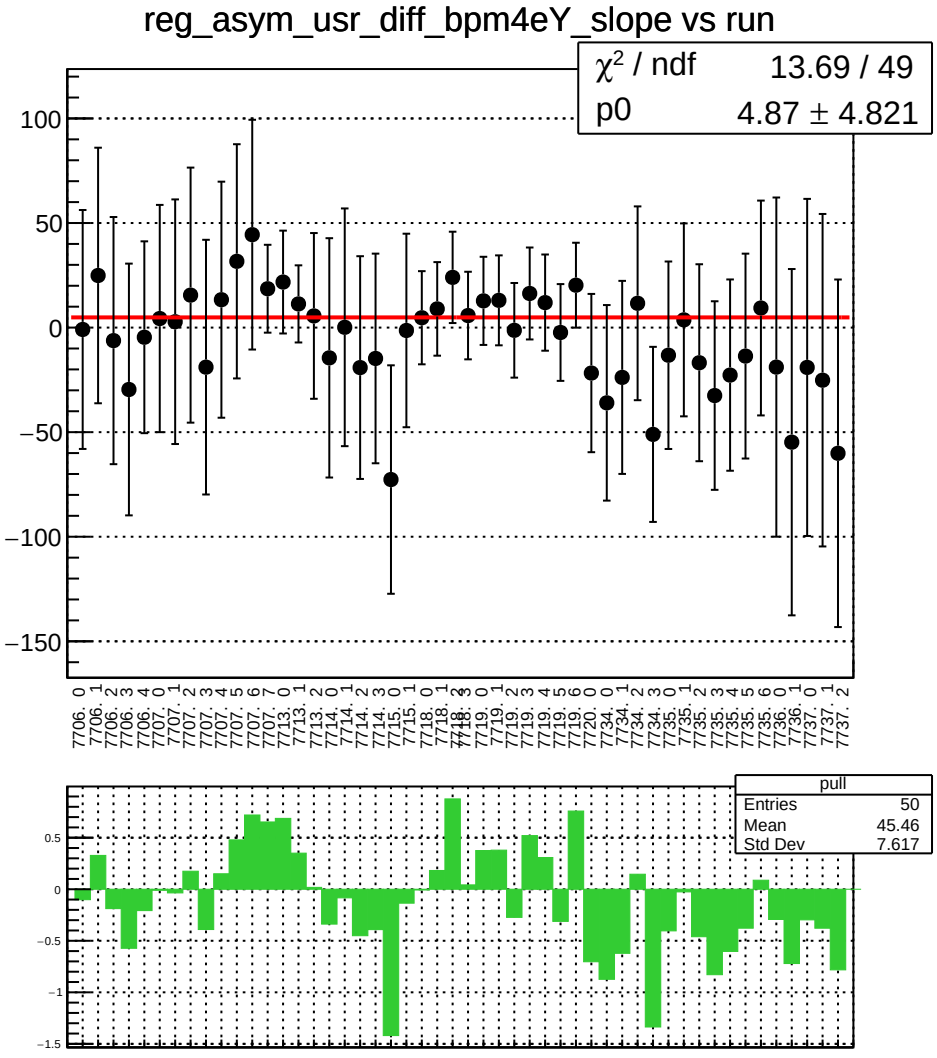
reg_asym_usr_diff_bpm4eY_slope vs run
χ² / ndf 13.69 / 49
p0 4.87 ± 4.821
pull
Entries 50
Mean 45.46
Std Dev 7.617

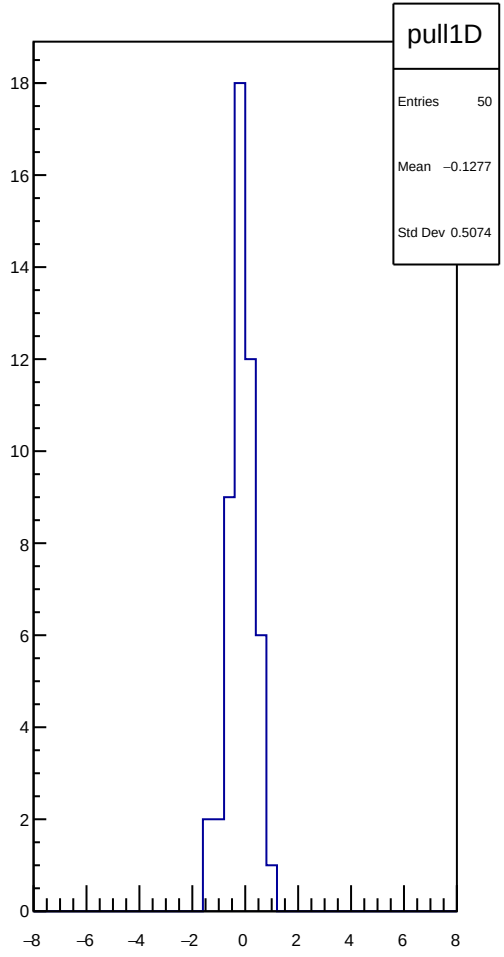
pull1D
Entries 50
Mean −0.1277
Std Dev 0.5074

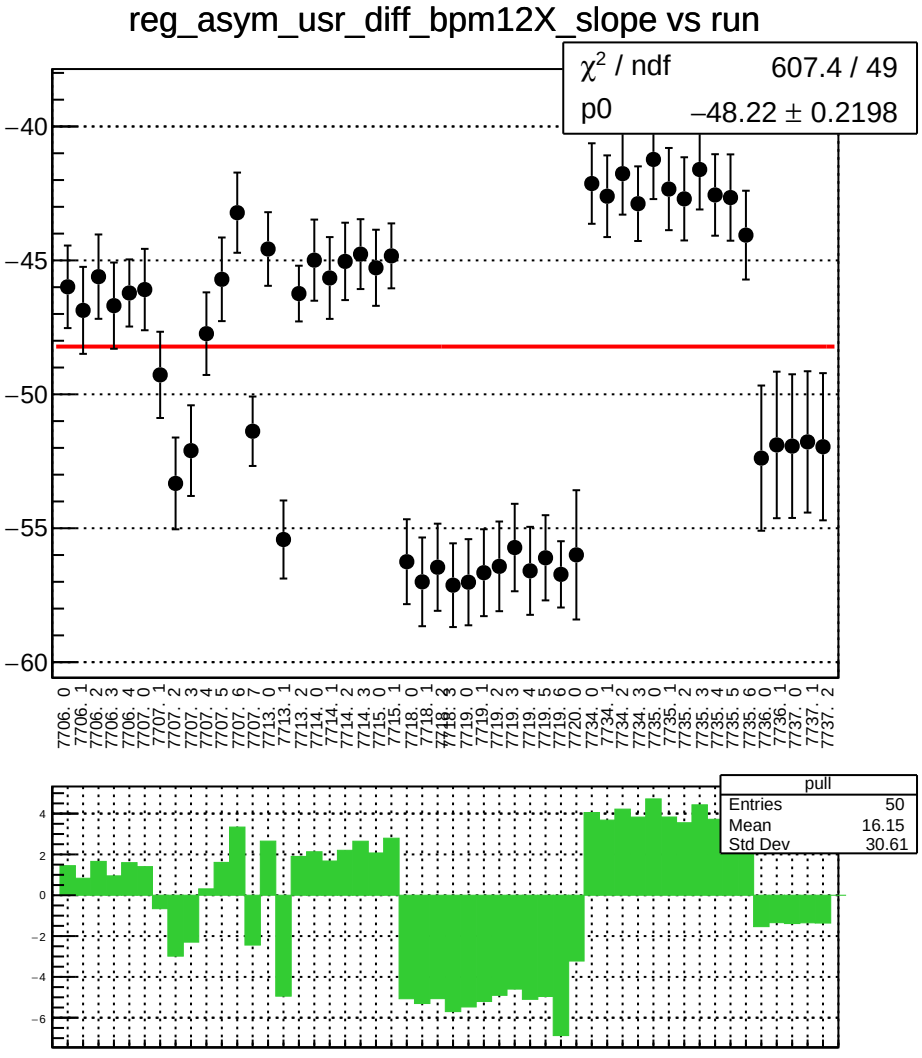
reg_asym_usr_diff_bpm12X_slope vs run
χ² / ndf 607.4 / 49
p0 −48.22 ± 0.2198
−40
−45
−50
−55
−60
7706. 0
7706. 1
7706. 2
7706. 3
7706. 4
7707. 0
7707. 1
7707. 2
7707. 3
7707. 4
7707. 5
7707. 6
7707. 7
7713. 0
7713. 1
7713. 2
7714. 0
7714. 1
7714. 2
7714. 3
7715. 0
7715. 1
7718. 0
7718. 1
7718. 2
7718. 3
7719. 0
7719. 1
7719. 2
7719. 3
7719. 4
7719. 5
7719. 6
7720. 0
7734. 0
7734. 1
7734. 2
7734. 3
7735. 0
7735. 1
7735. 2
7735. 3
7735. 4
7735. 5
7735. 6
7736. 0
7736. 1
7737. 0
7737. 1
7737. 2
pull
Entries 50
Mean 16.15
Std Dev 30.61
4
2
0
−2
−4
−6

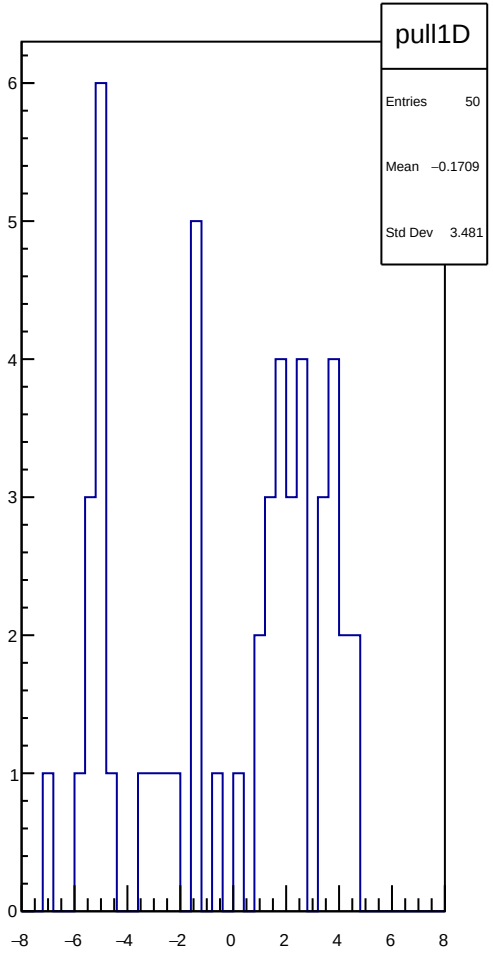
pull1D
Entries 50
Mean −0.1709
Std Dev 3.481
6
5
4
3
2
1
0
−8
−6
−4
−2
0
2
4
6
8

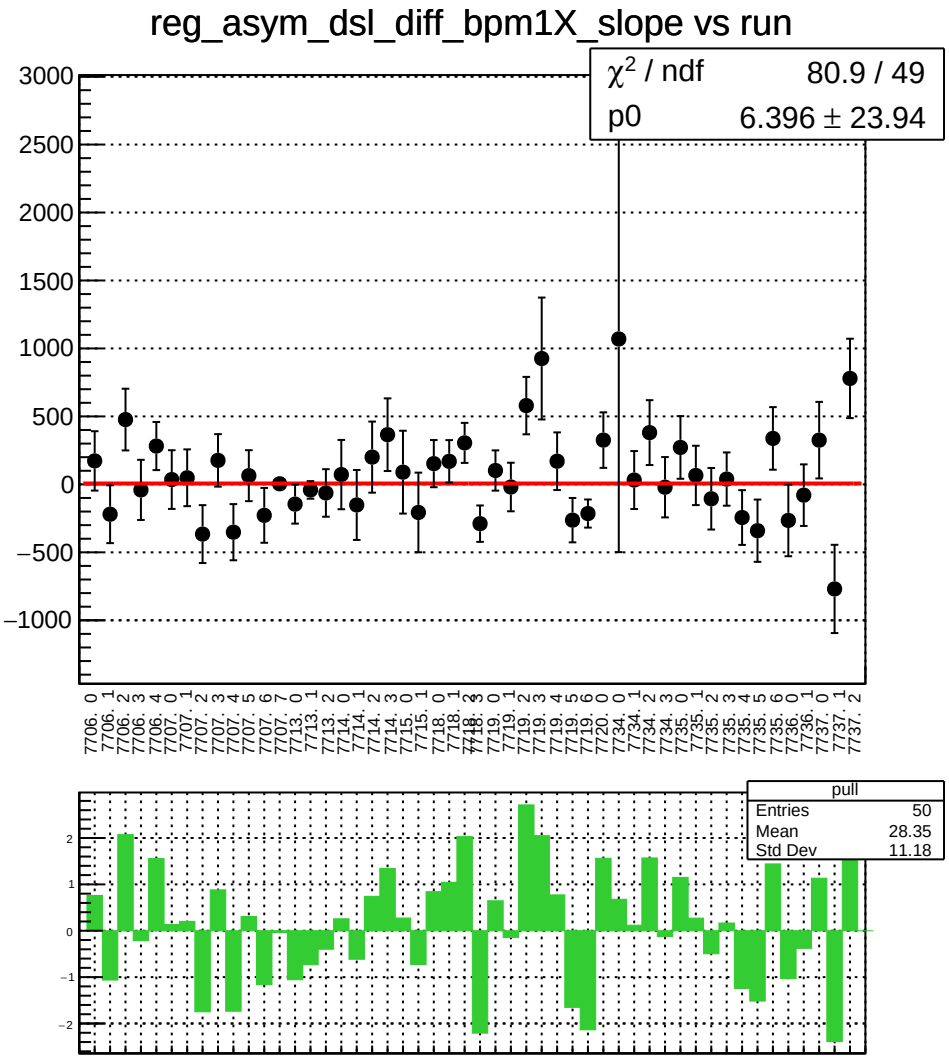
reg_asym_dsl_diff_bpm1X_slope vs run
χ² / ndf 80.9 / 49
p0 6.396 ± 23.94
pull
Entries 50
Mean 28.35
Std Dev 11.18

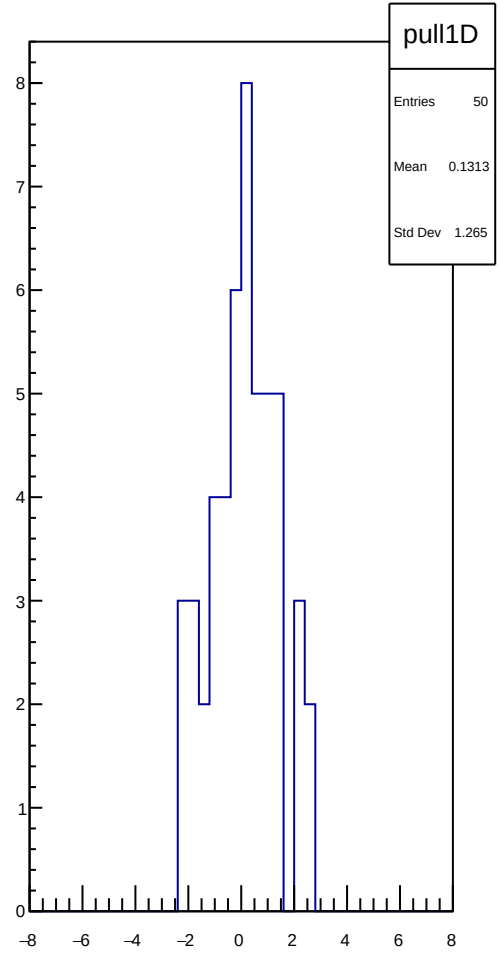
pull1D
Entries 50
Mean 0.1313
Std Dev 1.265

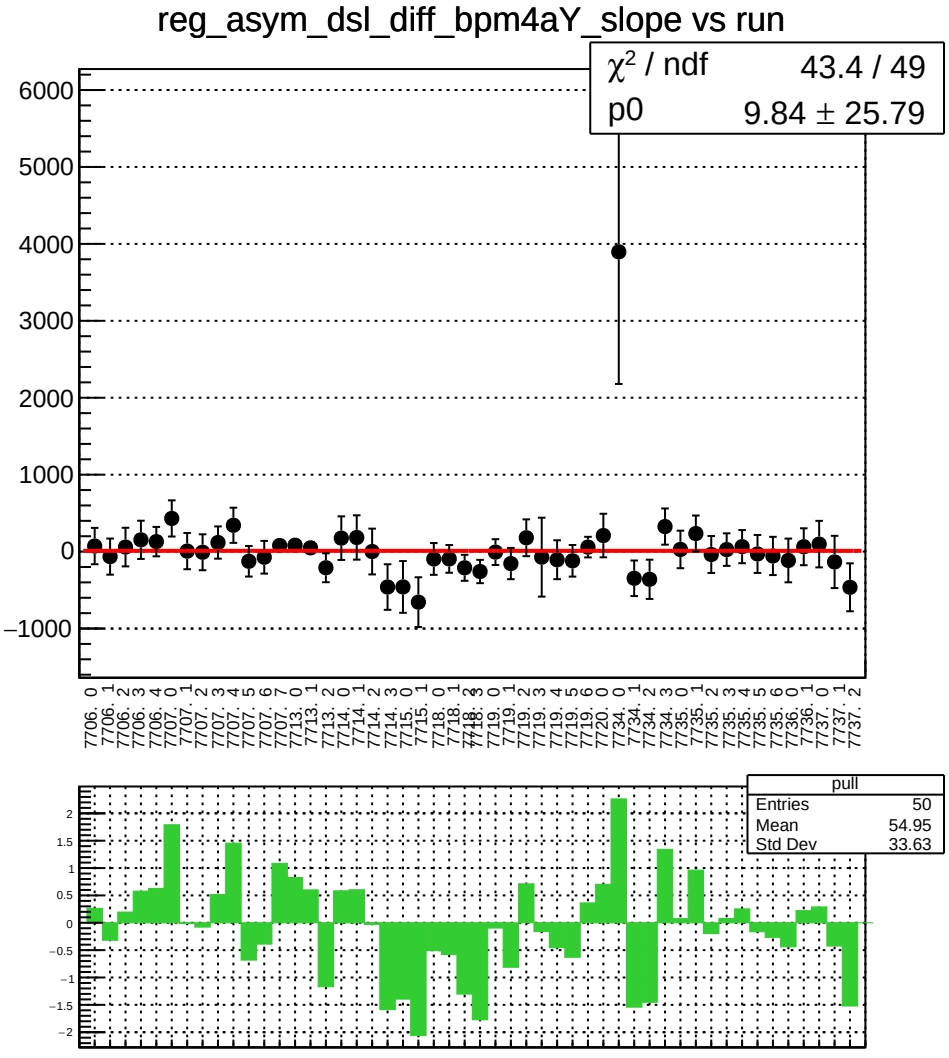
reg_asym_dsl_diff_bpm4aY_slope vs run
χ² / ndf 43.4 / 49
p0 9.84 ± 25.79
pull
Entries 50
Mean 54.95
Std Dev 33.63

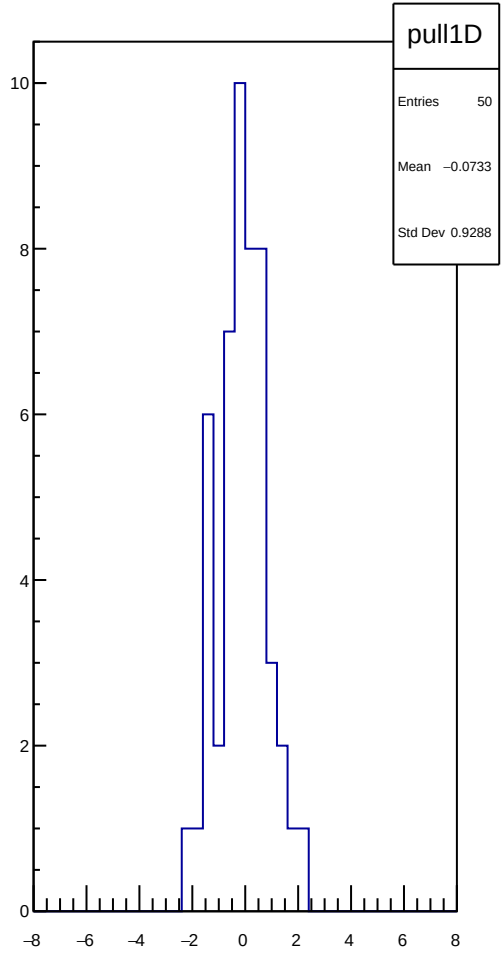
pull1D
Entries 50
Mean −0.0733
Std Dev 0.9288

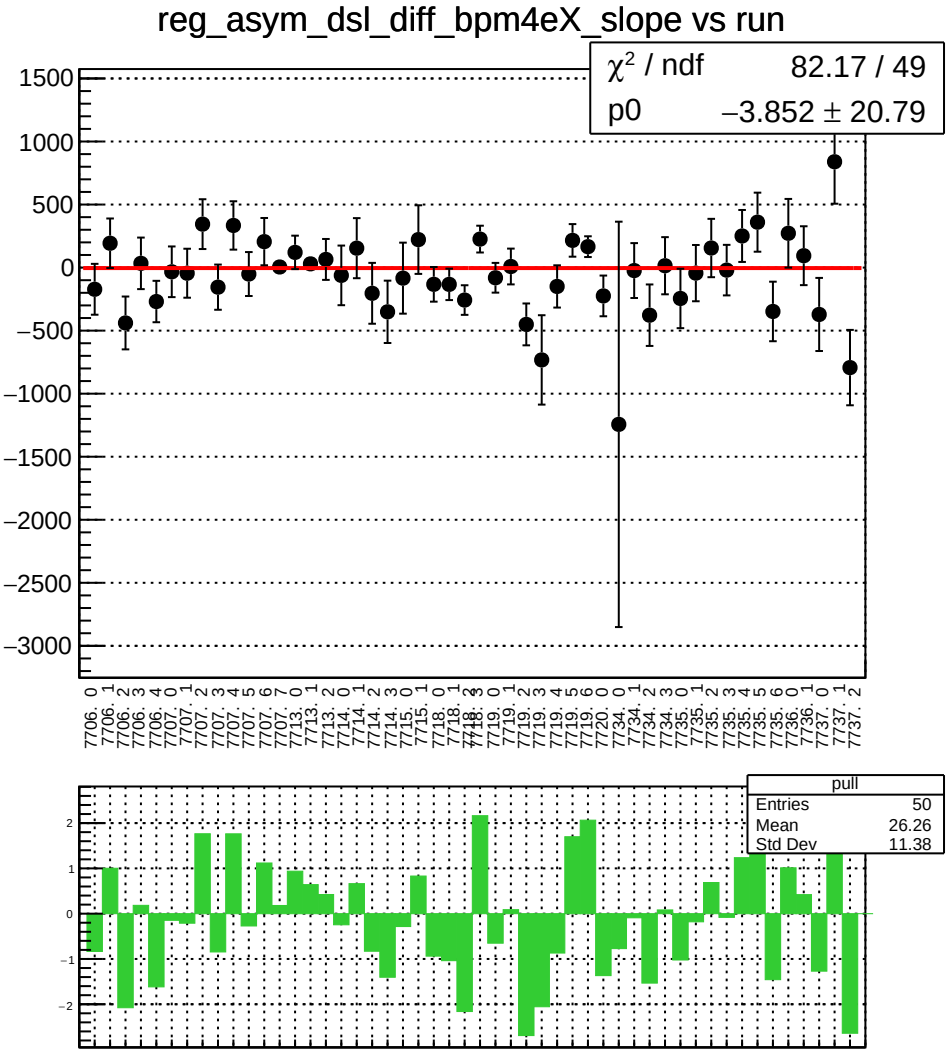
reg_asym_dsl_diff_bpm4eX_slope vs run
χ² / ndf 82.17 / 49
p0 −3.852 ± 20.79
pull
Entries 50
Mean 26.26
Std Dev 11.38

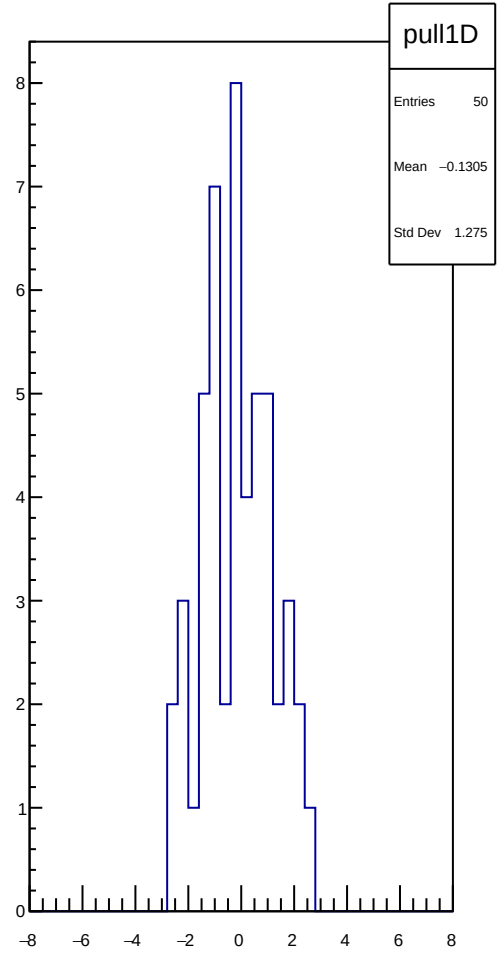
pull1D
Entries 50
Mean −0.1305
Std Dev 1.275

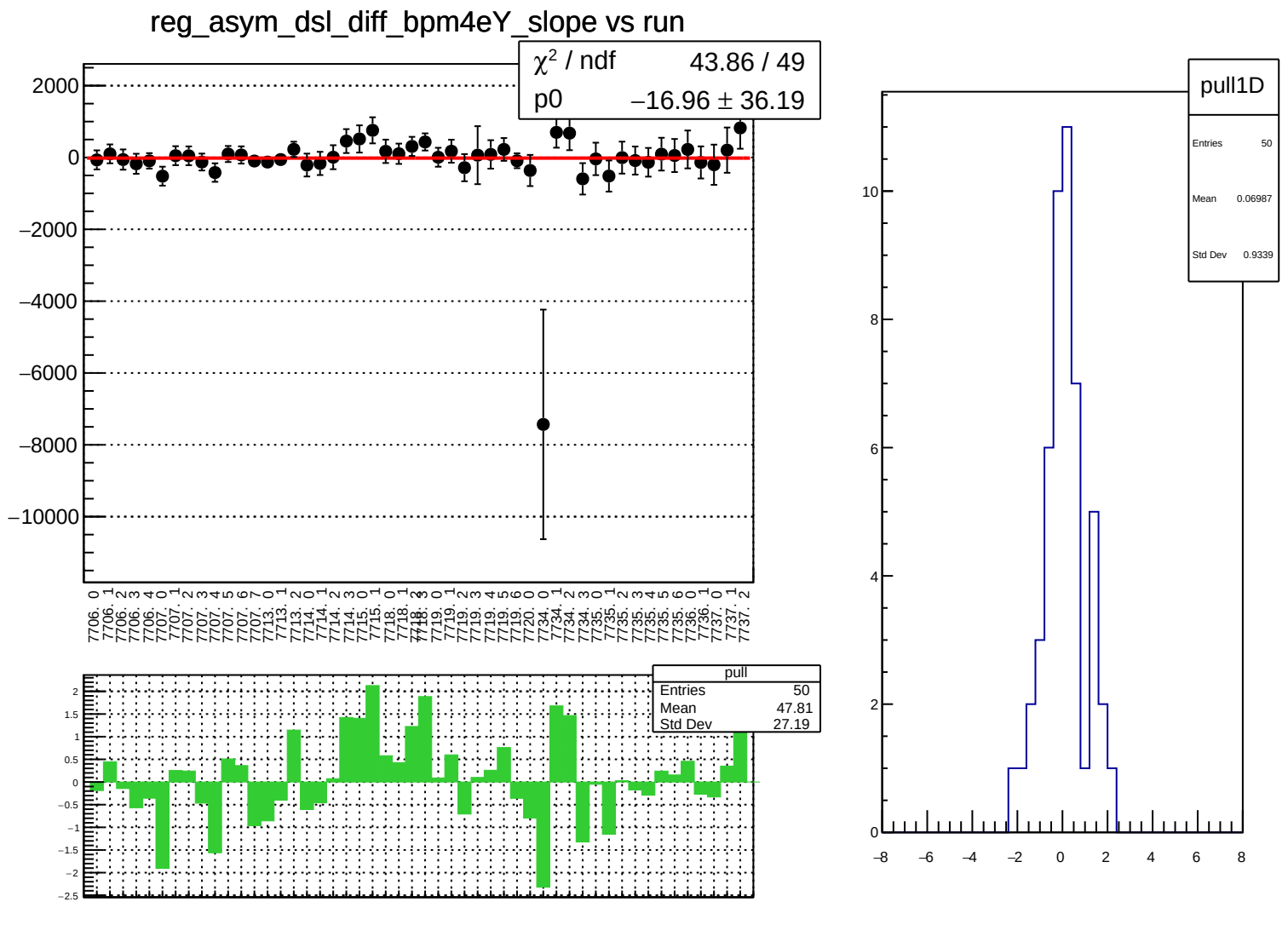
reg_asym_dsl_diff_bpm4eY_slope vs run
χ² / ndf 43.86 / 49
p0 −16.96 ± 36.19
2000
0
−2000
−4000
−6000
−8000
−10000
7706. 0
7706. 1
7706. 2
7706. 3
7706. 4
7707. 0
7707. 1
7707. 2
7707. 3
7707. 4
7707. 5
7707. 6
7707. 7
7713. 0
7713. 1
7713. 2
7714. 0
7714. 1
7714. 2
7714. 3
7715. 0
7715. 1
7718. 0
7718. 1
7718. 2
7718. 3
7719. 0
7719. 1
7719. 2
7719. 3
7719. 4
7719. 5
7719. 6
7720. 0
7734. 0
7734. 1
7734. 2
7734. 3
7735. 0
7735. 1
7735. 2
7735. 3
7735. 4
7735. 5
7735. 6
7736. 0
7736. 1
7737. 0
7737. 1
7737. 2
pull
Entries 50
Mean 47.81
Std Dev 27.19
2
1.5
1
0.5
0
−0.5
−1
−1.5
−2
−2.5
pull1D
Entries 50
Mean 0.06987
Std Dev 0.9339
10
8
6
4
2
0
−8
−6
−4
−2
0
2
4
6
8

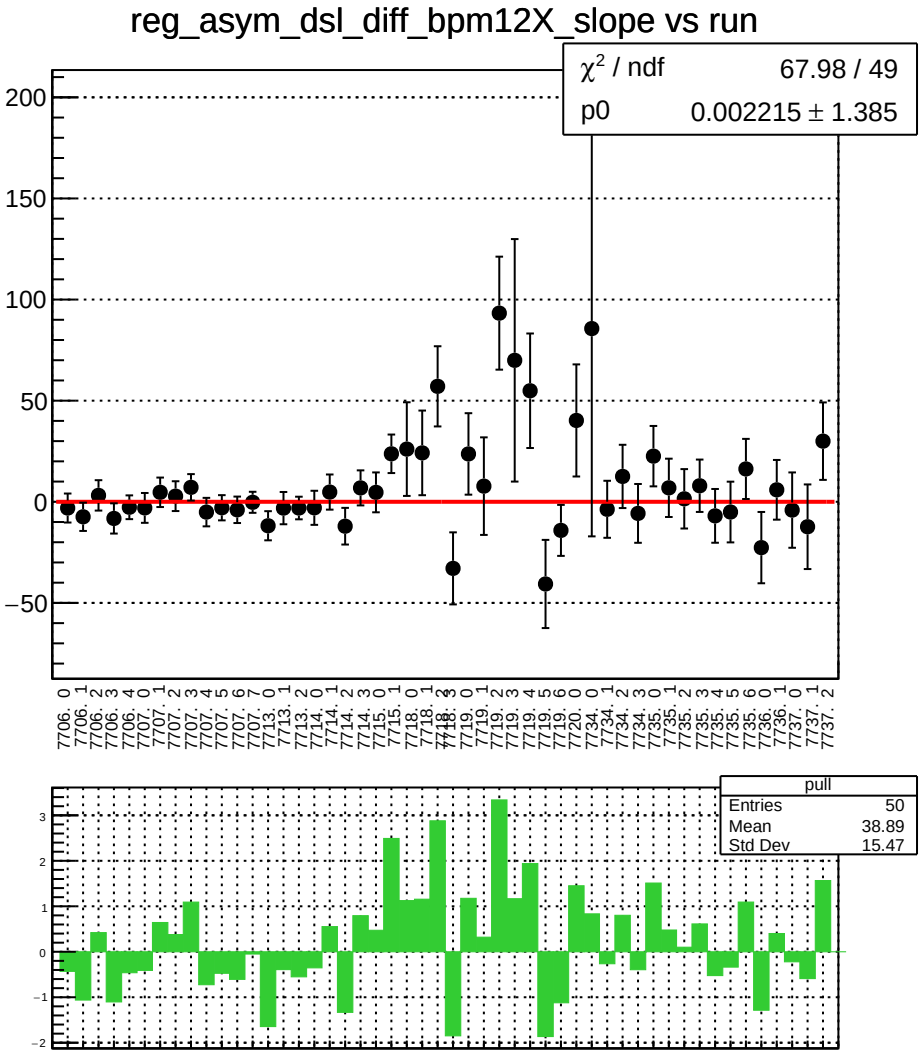
reg_asym_dsl_diff_bpm12X_slope vs run
χ² / ndf 67.98 / 49
p0 0.002215 ± 1.385
pull
Entries 50
Mean 38.89
Std Dev 15.47

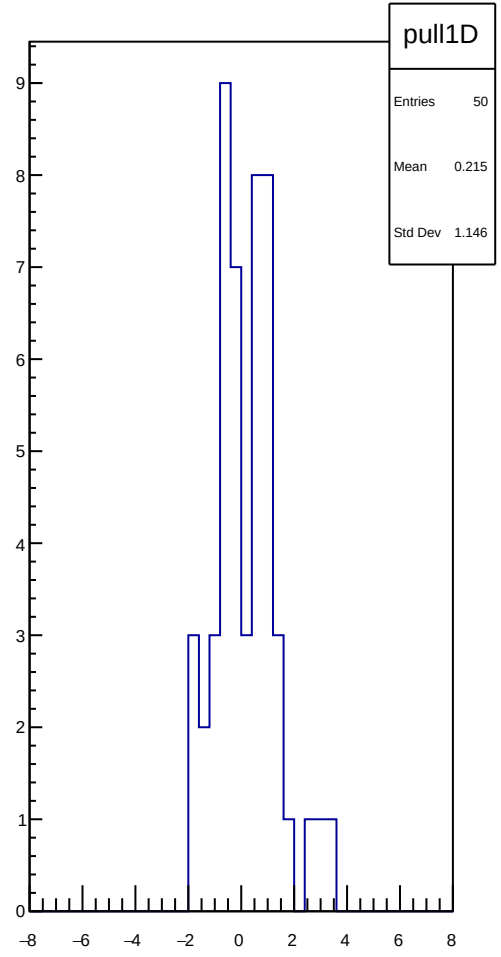
pull1D
Entries 50
Mean 0.215
Std Dev 1.146

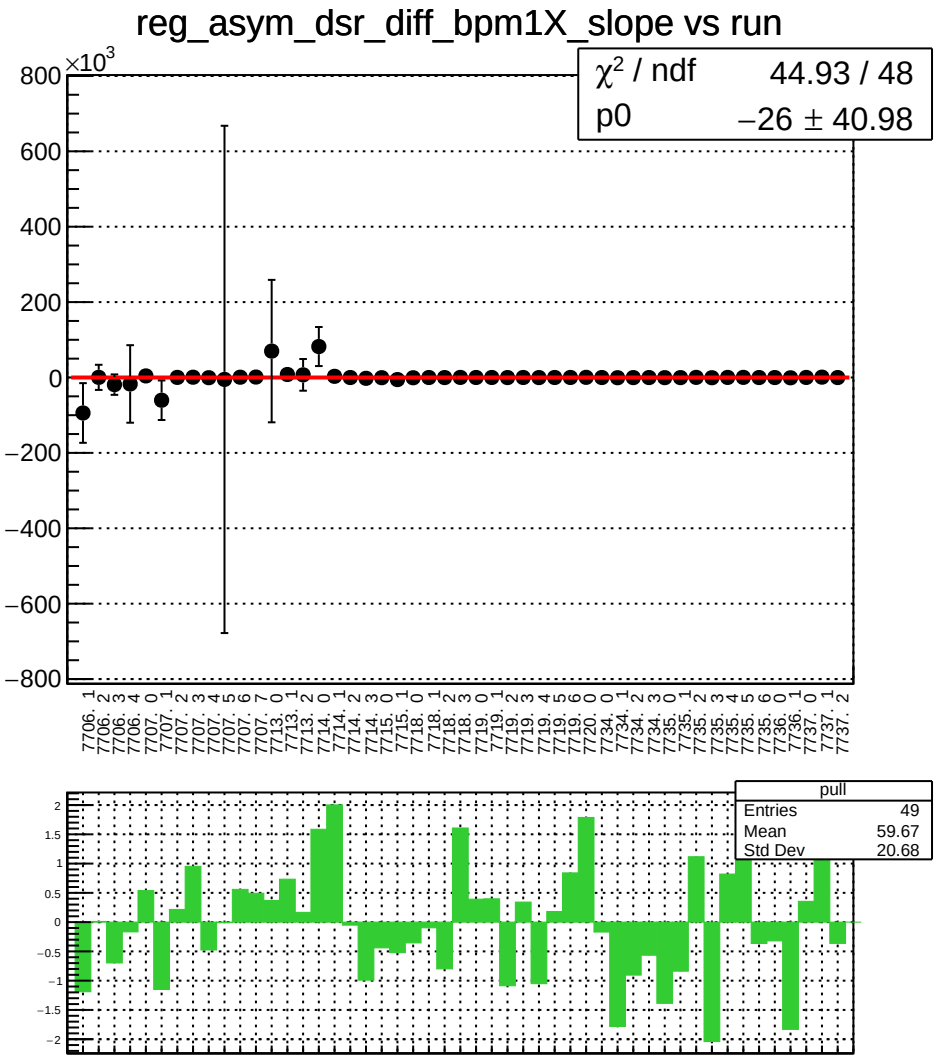
reg_asym_dsr_diff_bpm1X_slope vs run
×10^3
800
600
400
200
0
−200
−400
−600
−800
χ² / ndf 44.93 / 48
p0 −26 ± 40.98
7706. 1
7706. 2
7706. 3
7706. 4
7707. 0
7707. 1
7707. 2
7707. 3
7707. 4
7707. 5
7707. 6
7707. 7
7713. 0
7713. 1
7713. 2
7714. 0
7714. 1
7714. 2
7714. 3
7715. 0
7715. 1
7718. 0
7718. 1
7718. 2
7718. 3
7719. 0
7719. 1
7719. 2
7719. 3
7719. 4
7719. 5
7719. 6
7720. 0
7734. 0
7734. 1
7734. 2
7734. 3
7735. 0
7735. 1
7735. 2
7735. 3
7735. 4
7735. 5
7735. 6
7736. 0
7736. 1
7737. 0
7737. 1
7737. 2
pull
Entries 49
Mean 59.67
Std Dev 20.68
2
1.5
1
0.5
0
−0.5
−1
−1.5
−2

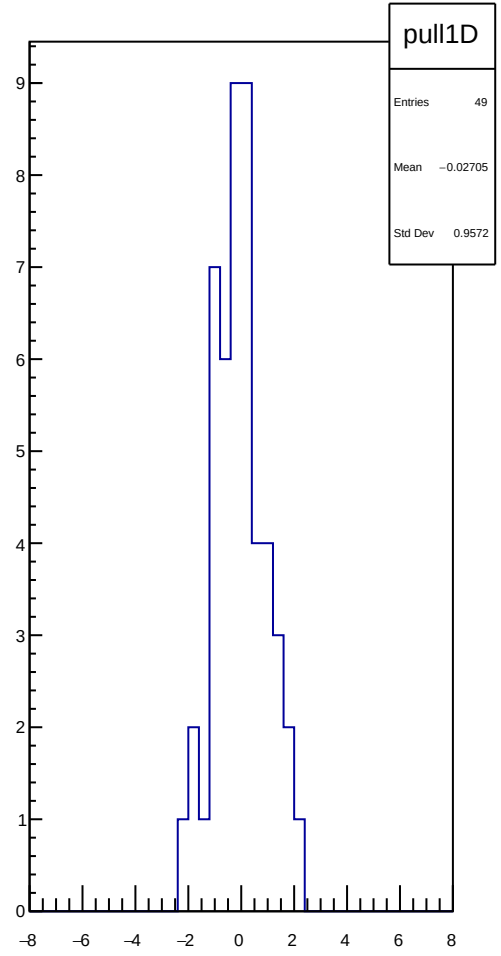
pull1D
Entries 49
Mean −0.02705
Std Dev 0.9572
9
8
7
6
5
4
3
2
1
0
−8
−6
−4
−2
0
2
4
6
8

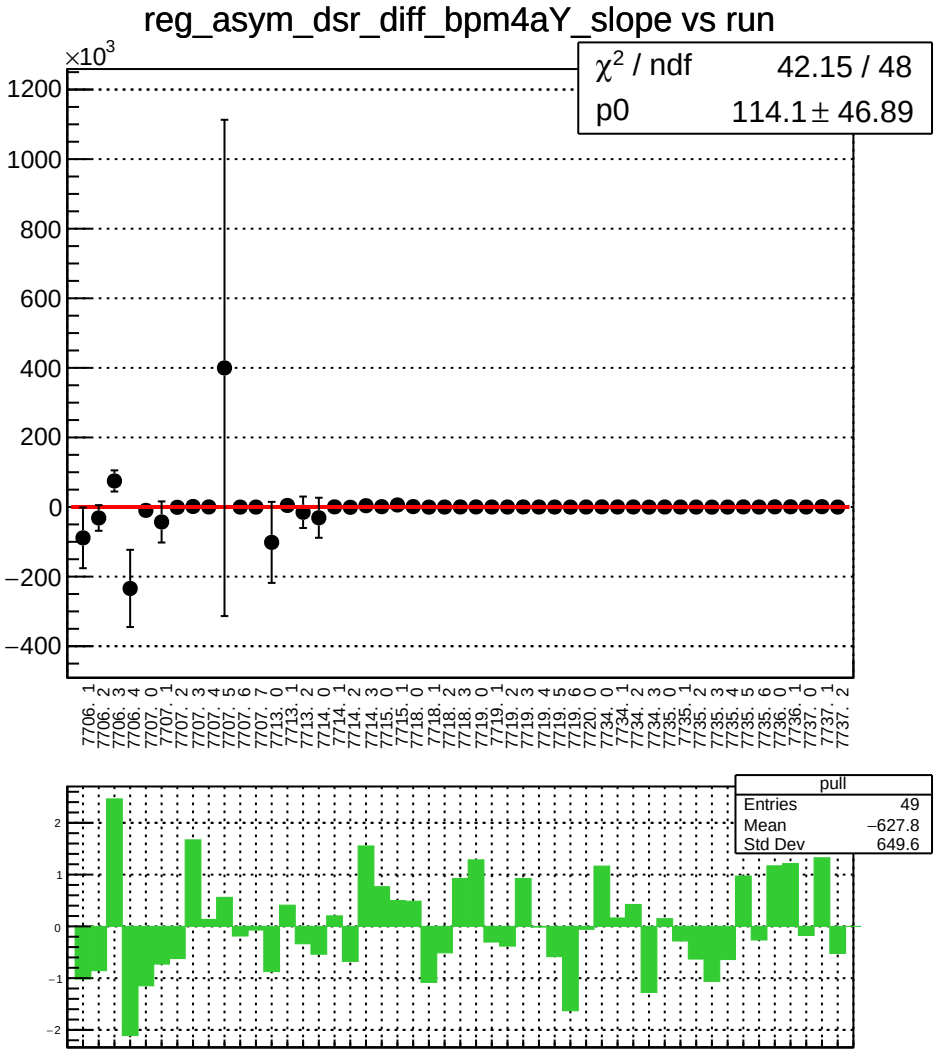
reg_asym_dsr_diff_bpm4aY_slope vs run
×10^3
χ² / ndf 42.15 / 48
p0 114.1 ± 46.89
1200
1000
800
600
400
200
0
−200
−400
7706. 1
7706. 2
7706. 3
7706. 4
7707. 0
7707. 1
7707. 2
7707. 3
7707. 4
7707. 5
7707. 6
7707. 7
7713. 0
7713. 1
7713. 2
7714. 0
7714. 1
7714. 2
7714. 3
7714. 4
7715. 0
7715. 1
7718. 0
7718. 1
7718. 2
7718. 3
7719. 0
7719. 1
7719. 2
7719. 3
7719. 4
7719. 5
7719. 6
7720. 0
7734. 0
7734. 1
7734. 2
7734. 3
7735. 0
7735. 1
7735. 2
7735. 3
7735. 4
7735. 5
7735. 6
7736. 0
7736. 1
7737. 0
7737. 1
7737. 2
pull
Entries 49
Mean −627.8
Std Dev 649.6
2
1
0
−1
−2

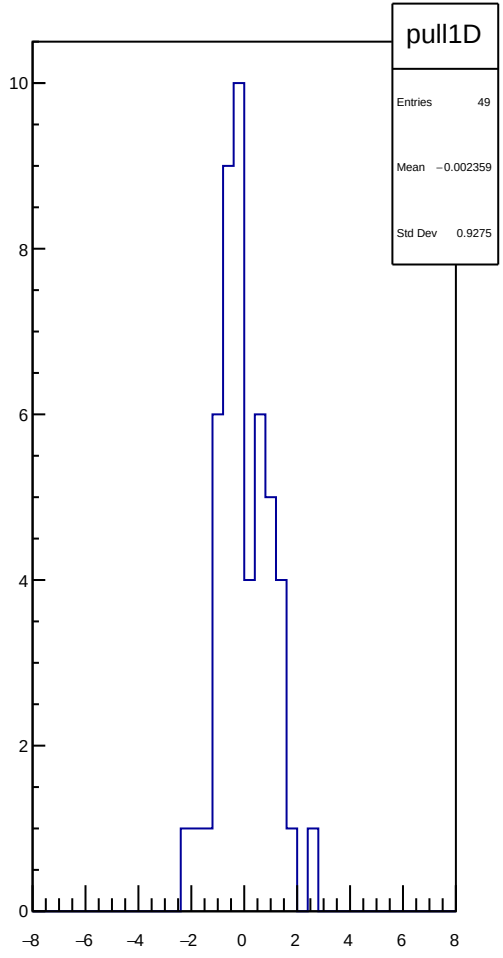
pull1D
Entries 49
Mean −0.002359
Std Dev 0.9275
10
8
6
4
2
0
−8
−6
−4
−2
0
2
4
6
8

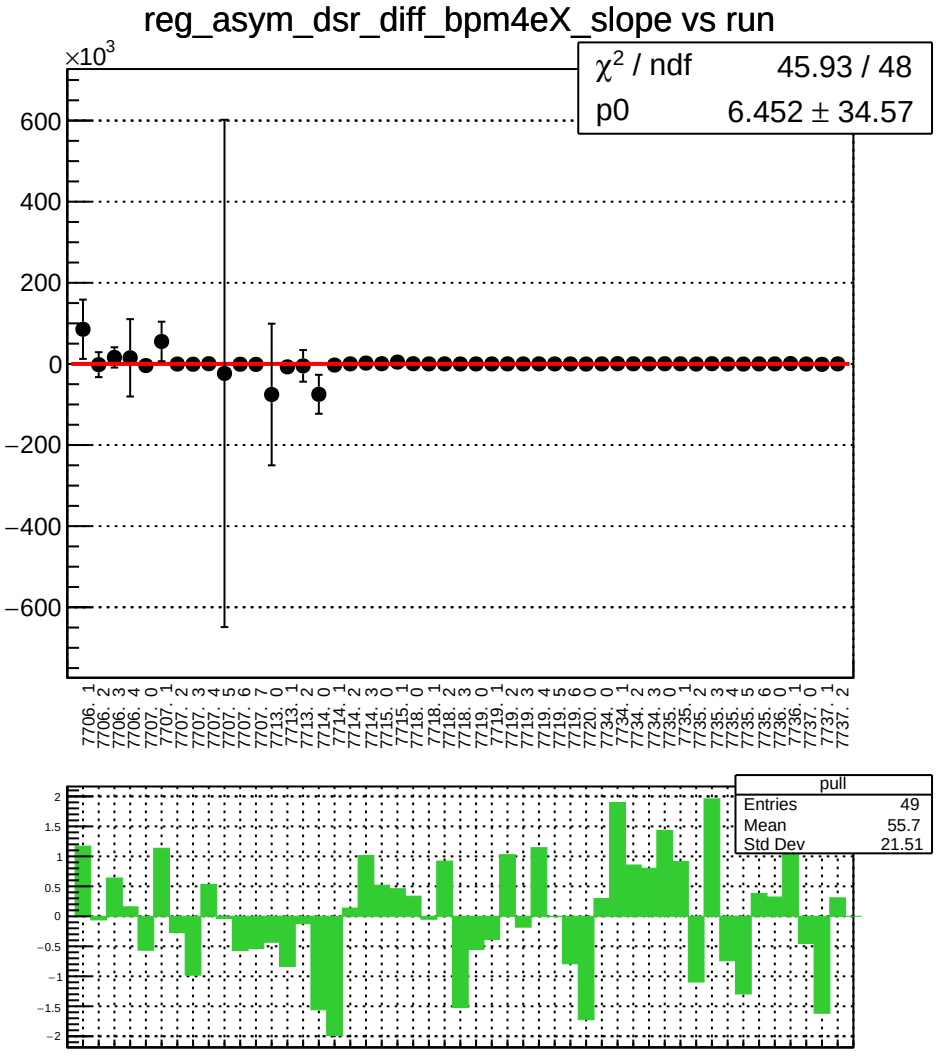
reg_asym_dsr_diff_bpm4eX_slope vs run
×10^3
χ² / ndf 45.93 / 48
p0 6.452 ± 34.57
600
400
200
0
−200
−400
−600
7706. 1
7706. 2
7706. 3
7706. 4
7707. 0
7707. 1
7707. 2
7707. 3
7707. 4
7707. 5
7707. 6
7707. 7
7713. 0
7713. 1
7713. 2
7714. 0
7714. 1
7714. 2
7714. 3
7715. 0
7715. 1
7718. 0
7718. 1
7718. 2
7718. 3
7719. 0
7719. 1
7719. 2
7719. 3
7719. 4
7719. 5
7719. 6
7720. 0
7734. 0
7734. 1
7734. 2
7734. 3
7735. 0
7735. 1
7735. 2
7735. 3
7735. 4
7735. 5
7735. 6
7736. 0
7736. 1
7737. 0
7737. 1
7737. 2
pull
Entries 49
Mean 55.7
Std Dev 21.51
2
1.5
1
0.5
0
−0.5
−1
−1.5
−2

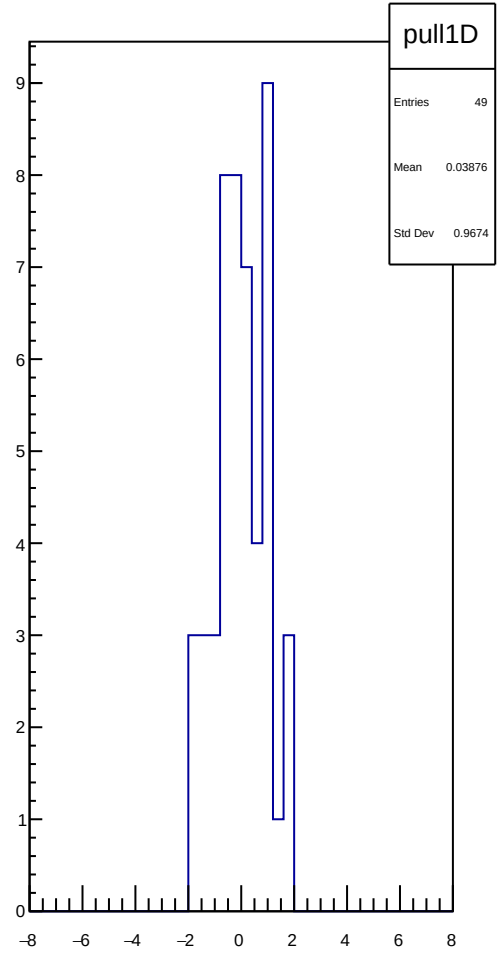
pull1D
Entries 49
Mean 0.03876
Std Dev 0.9674
9
8
7
6
5
4
3
2
1
0
−8
−6
−4
−2
0
2
4
6
8

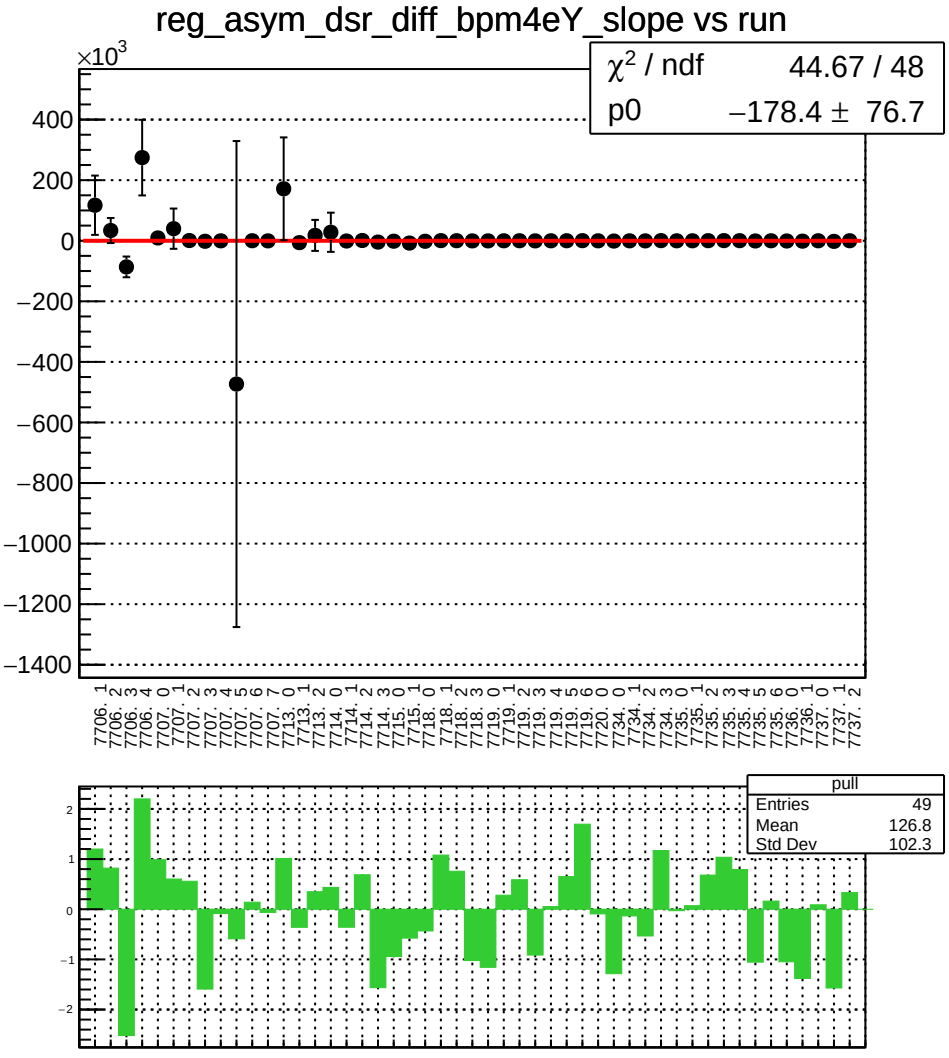
reg_asym_dsr_diff_bpm4eY_slope vs run
×10^3
χ² / ndf 44.67 / 48
p0 −178.4 ± 76.7
pull
Entries 49
Mean 126.8
Std Dev 102.3

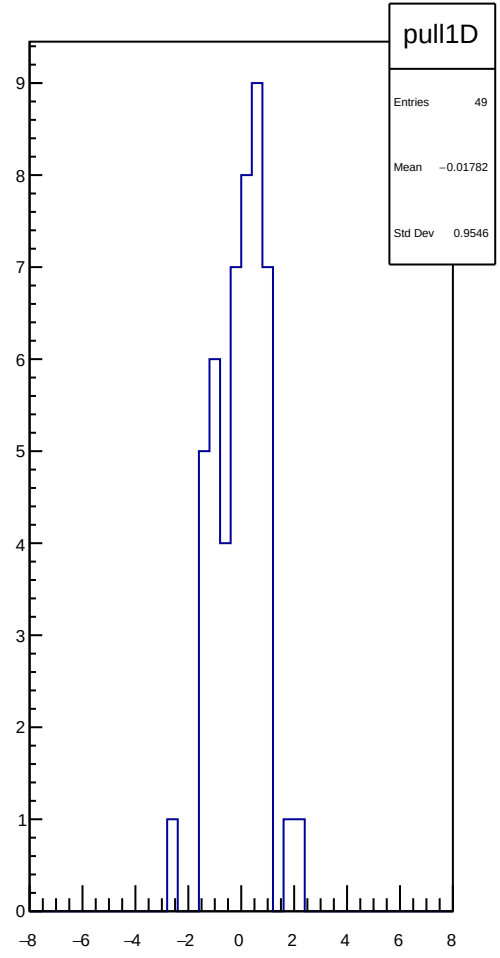
pull1D
Entries 49
Mean −0.01782
Std Dev 0.9546

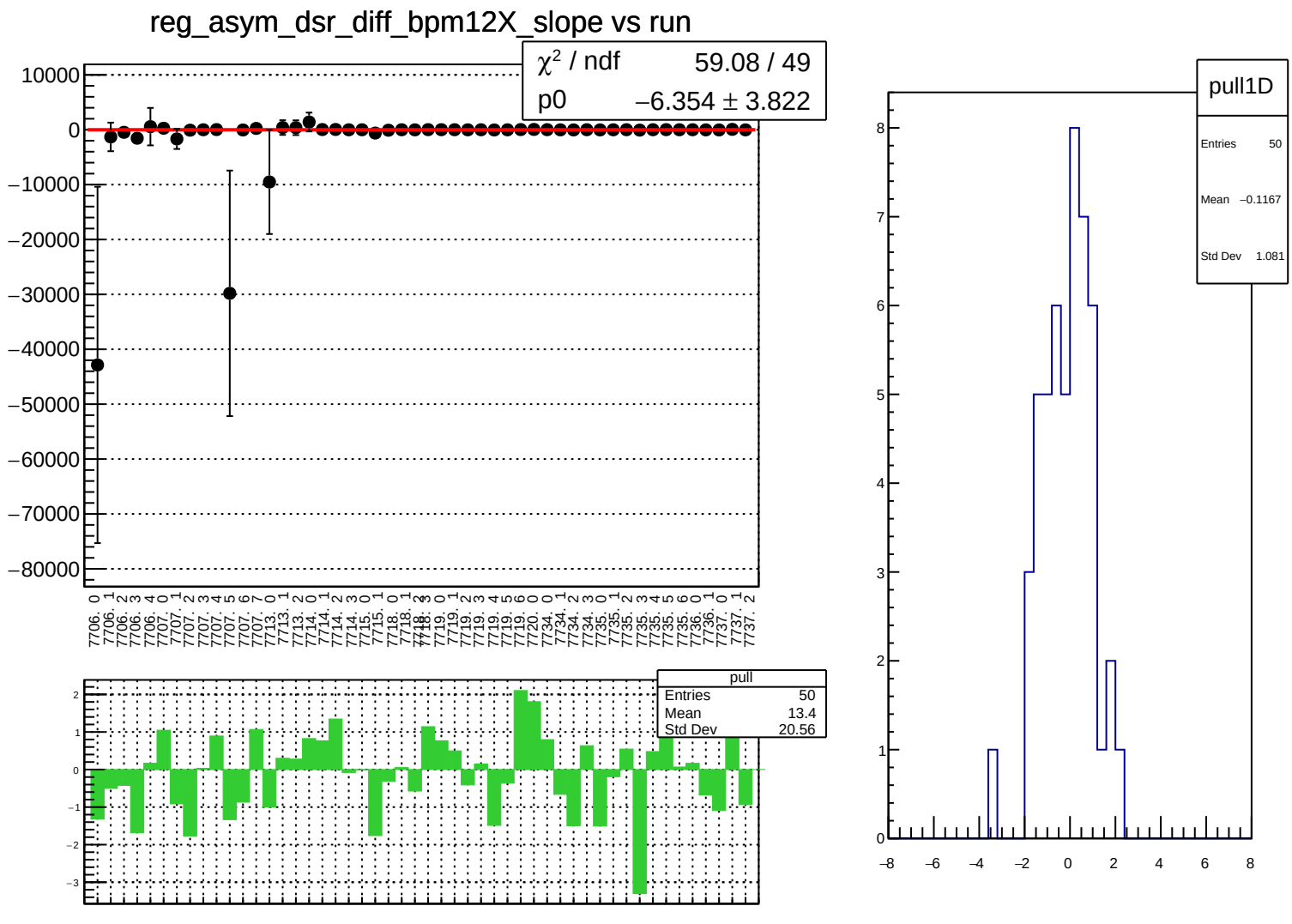
reg_asym_dsr_diff_bpm12X_slope vs run
χ² / ndf 59.08 / 49
p0 −6.354 ± 3.822
pull
Entries 50
Mean 13.4
Std Dev 20.56
pull1D
Entries 50
Mean −0.1167
Std Dev 1.081

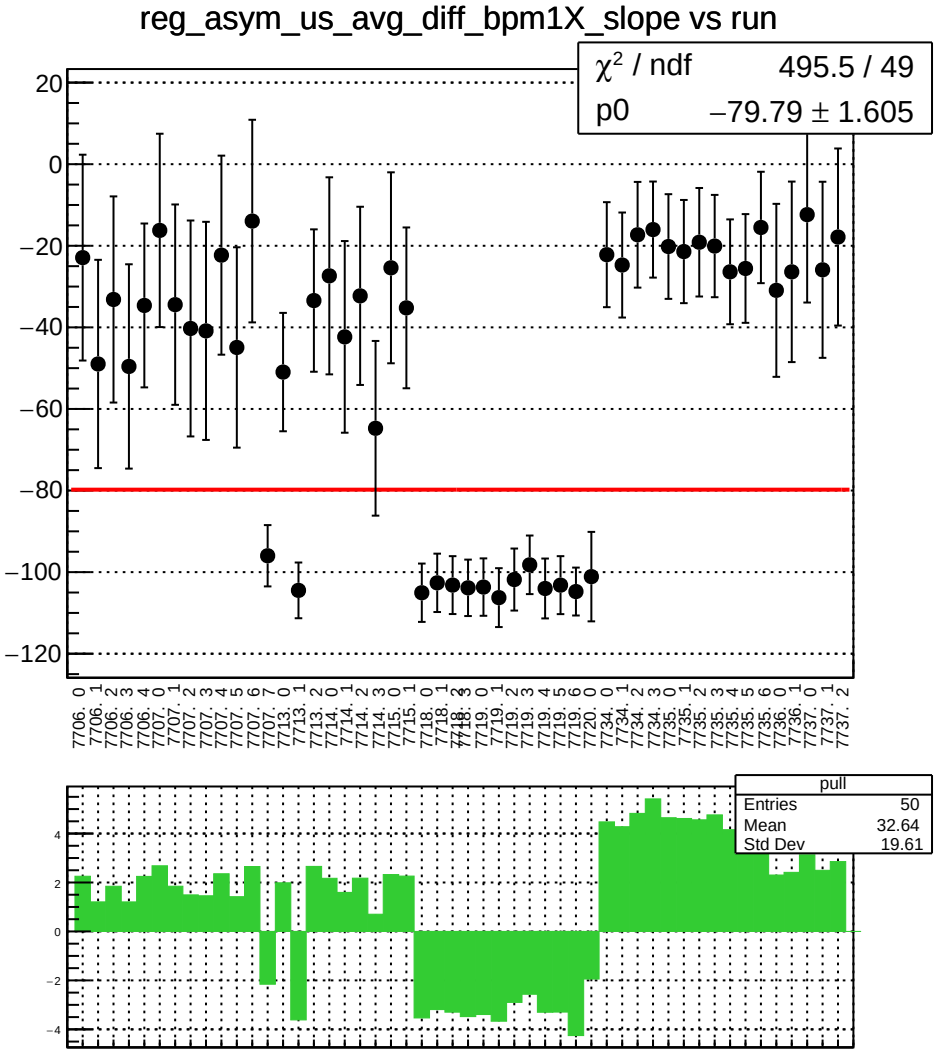
reg_asym_us_avg_diff_bpm1X_slope vs run
χ² / ndf 495.5 / 49
p0 −79.79 ± 1.605
20
0
−20
−40
−60
−80
−100
−120
7706. 0
7706. 1
7706. 2
7706. 3
7706. 4
7707. 0
7707. 1
7707. 2
7707. 3
7707. 4
7707. 5
7707. 6
7707. 7
7713. 0
7713. 1
7713. 2
7714. 0
7714. 1
7714. 2
7714. 3
7715. 0
7715. 1
7718. 0
7718. 1
7718. 2
7718. 3
7719. 0
7719. 1
7719. 2
7719. 3
7719. 4
7719. 5
7719. 6
7720. 0
7734. 0
7734. 1
7734. 2
7734. 3
7735. 0
7735. 1
7735. 2
7735. 3
7735. 4
7735. 5
7735. 6
7736. 0
7736. 1
7737. 0
7737. 1
7737. 2
pull
Entries 50
Mean 32.64
Std Dev 19.61
4
2
0
−2
−4

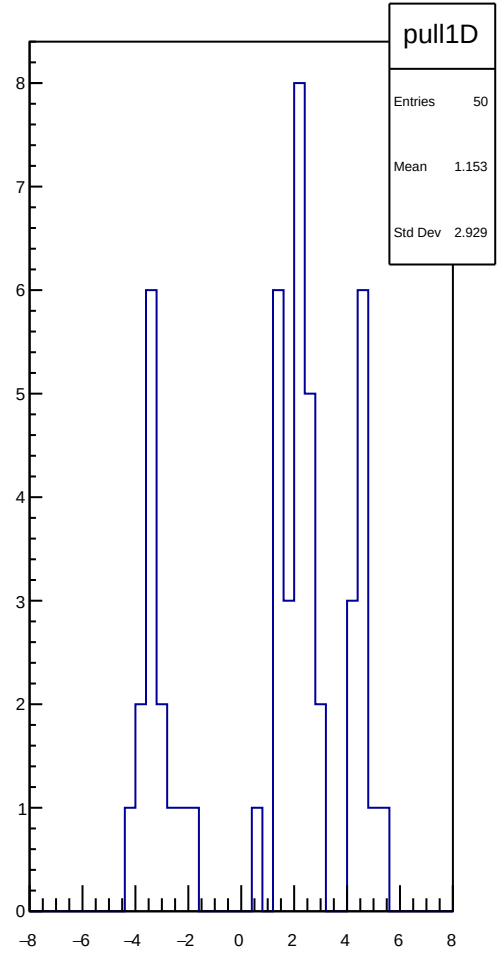
pull1D
Entries 50
Mean 1.153
Std Dev 2.929
8
7
6
5
4
3
2
1
0
−8
−6
−4
−2
0
2
4
6
8

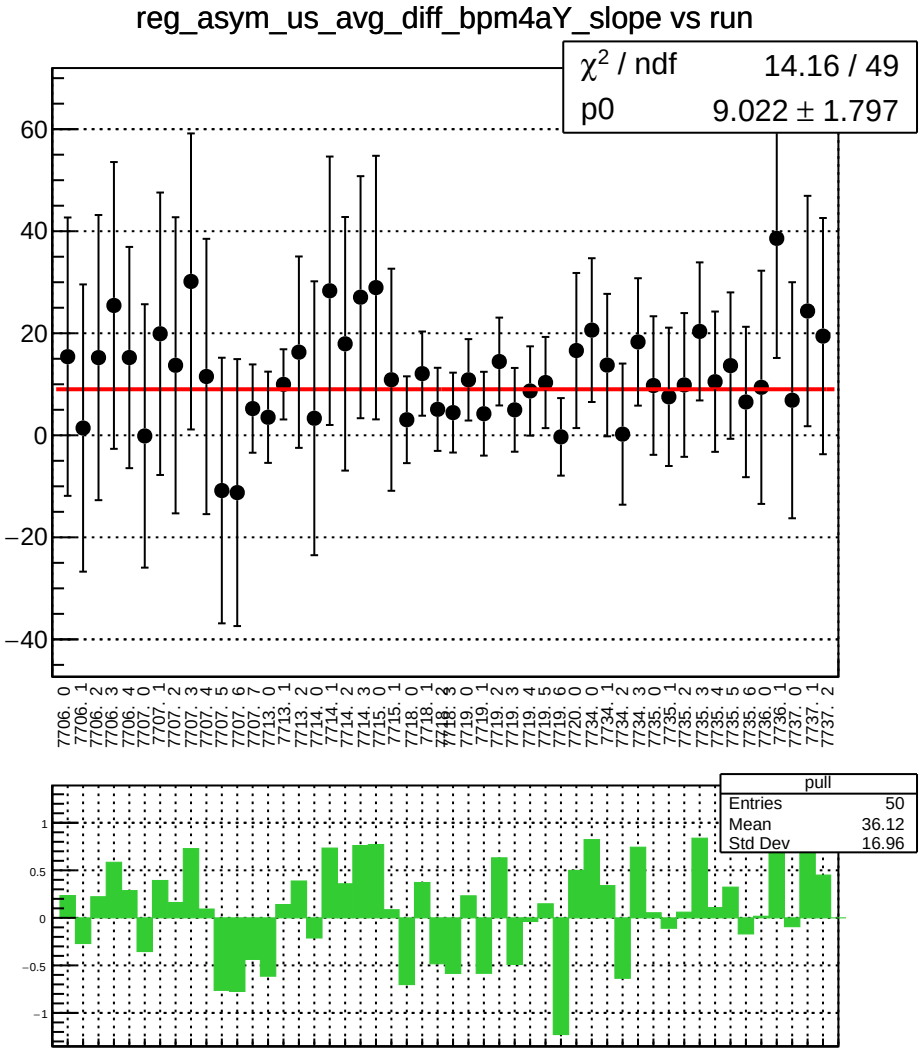
reg_asym_us_avg_diff_bpm4aY_slope vs run
χ2 / ndf 14.16 / 49
p0 9.022 ± 1.797
pull
Entries 50
Mean 36.12
Std Dev 16.96

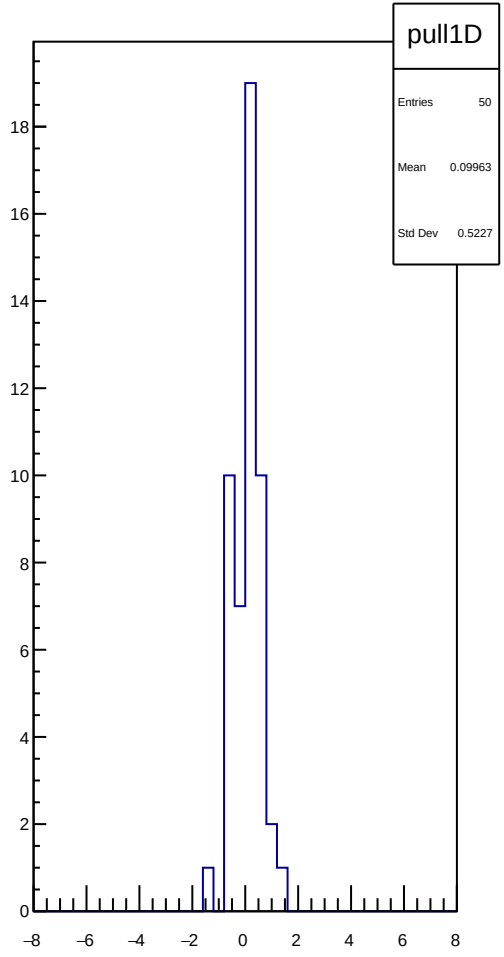
pull1D
Entries 50
Mean 0.09963
Std Dev 0.5227

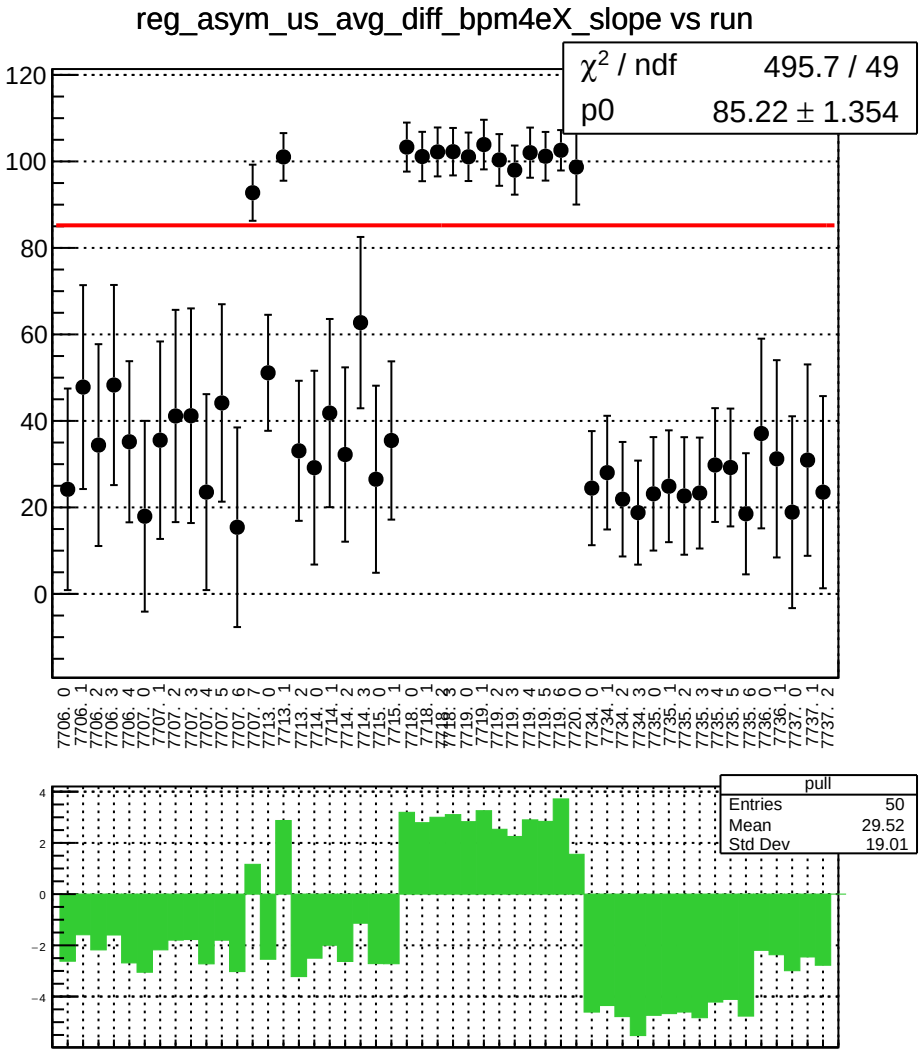
reg_asym_us_avg_diff_bpm4eX_slope vs run
χ² / ndf 495.7 / 49
p0 85.22 ± 1.354
120
100
80
60
40
20
0
7706. 0
7706. 1
7706. 2
7706. 3
7706. 4
7707. 0
7707. 1
7707. 2
7707. 3
7707. 4
7707. 5
7707. 6
7707. 7
7713. 0
7713. 1
7713. 2
7714. 0
7714. 1
7714. 2
7714. 3
7715. 0
7715. 1
7718. 0
7718. 1
7718. 2
7718. 3
7719. 0
7719. 1
7719. 2
7719. 3
7719. 4
7719. 5
7719. 6
7720. 0
7734. 0
7734. 1
7734. 2
7734. 3
7735. 0
7735. 1
7735. 2
7735. 3
7735. 4
7735. 5
7735. 6
7736. 0
7736. 1
7737. 0
7737. 1
7737. 2
pull
Entries 50
Mean 29.52
Std Dev 19.01
4
2
0
−2
−4

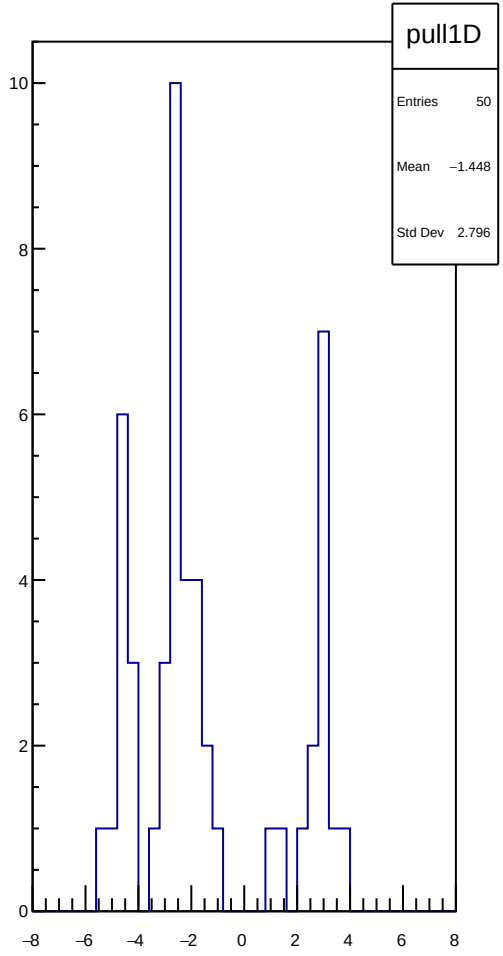
pull1D
Entries 50
Mean −1.448
Std Dev 2.796
10
8
6
4
2
0
−8
−6
−4
−2
0
2
4
6
8

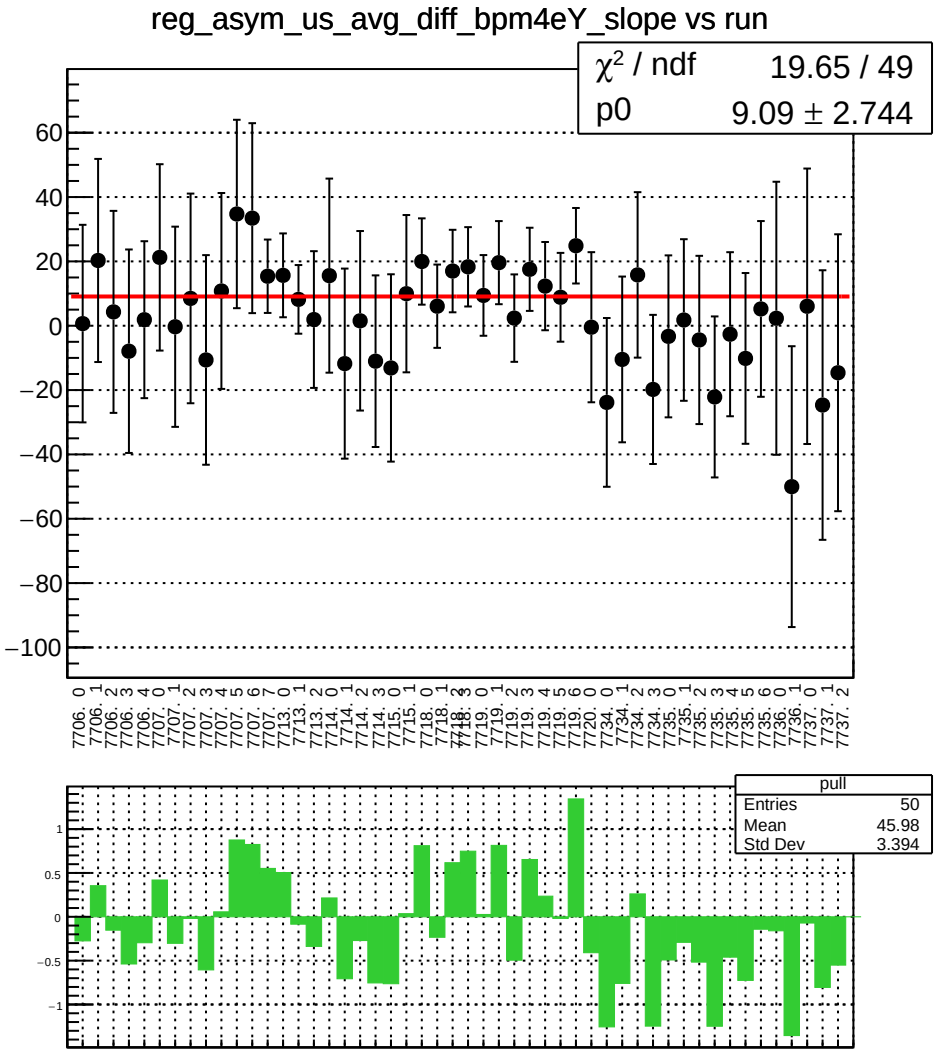
reg_asym_us_avg_diff_bpm4eY_slope vs run
χ² / ndf 19.65 / 49
p0 9.09 ± 2.744
pull
Entries 50
Mean 45.98
Std Dev 3.394

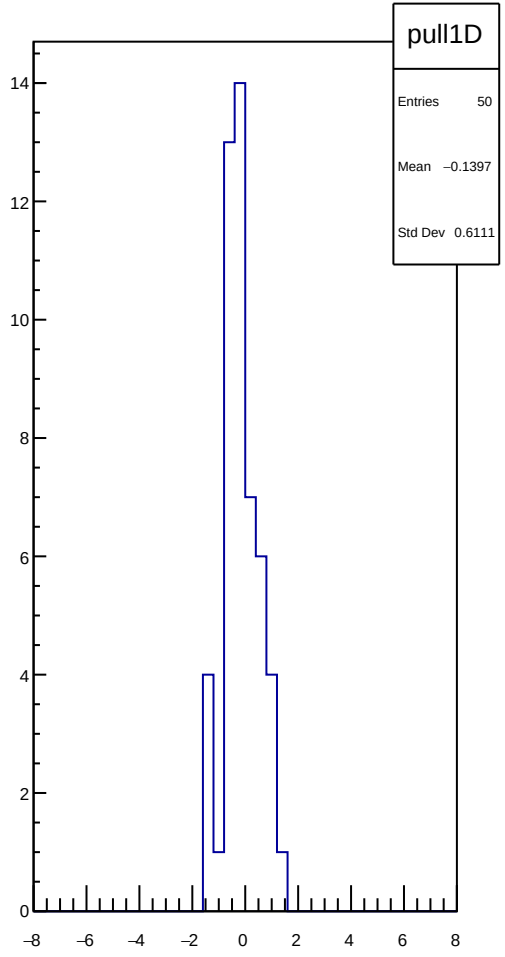
pull1D
Entries 50
Mean −0.1397
Std Dev 0.6111

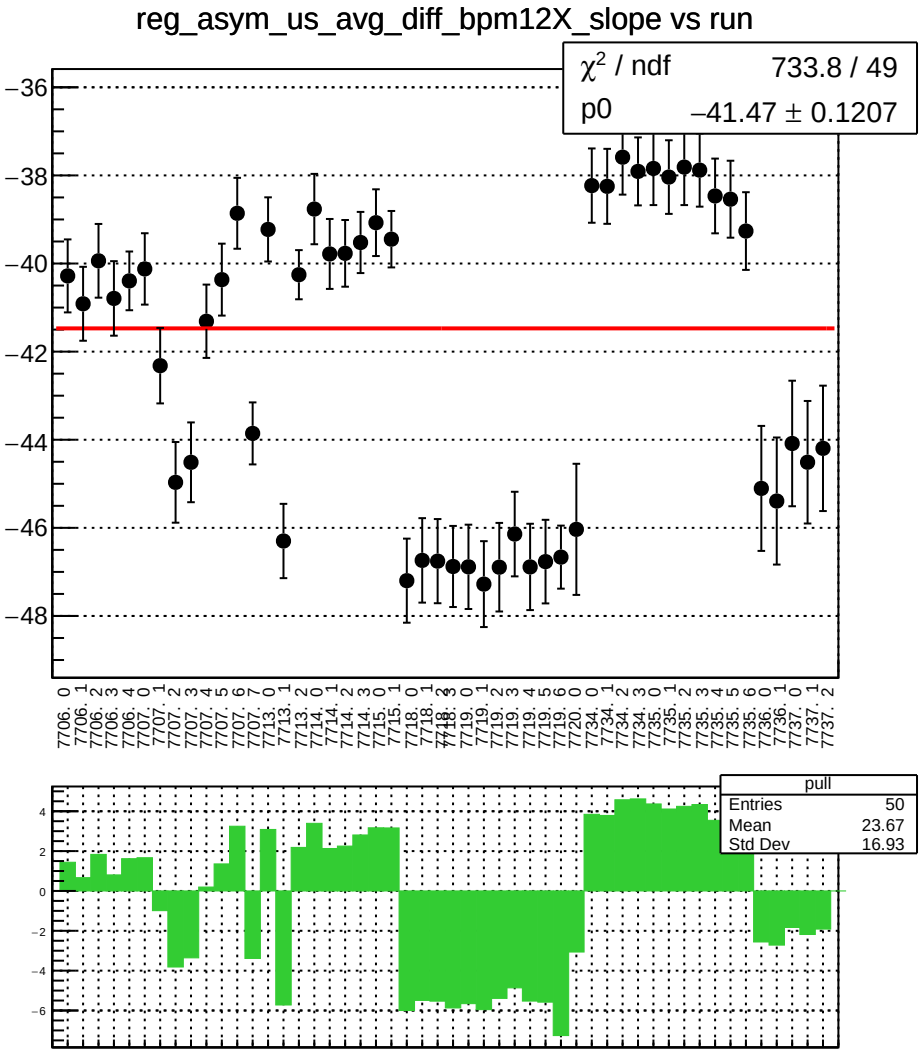
reg_asym_us_avg_diff_bpm12X_slope vs run
χ² / ndf 733.8 / 49
p0 −41.47 ± 0.1207
pull
Entries 50
Mean 23.67
Std Dev 16.93

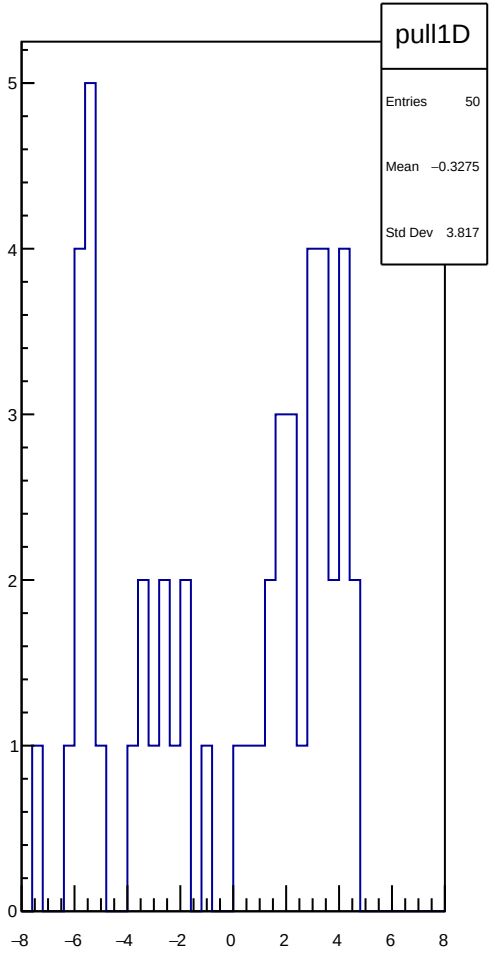
pull1D
Entries 50
Mean −0.3275
Std Dev 3.817

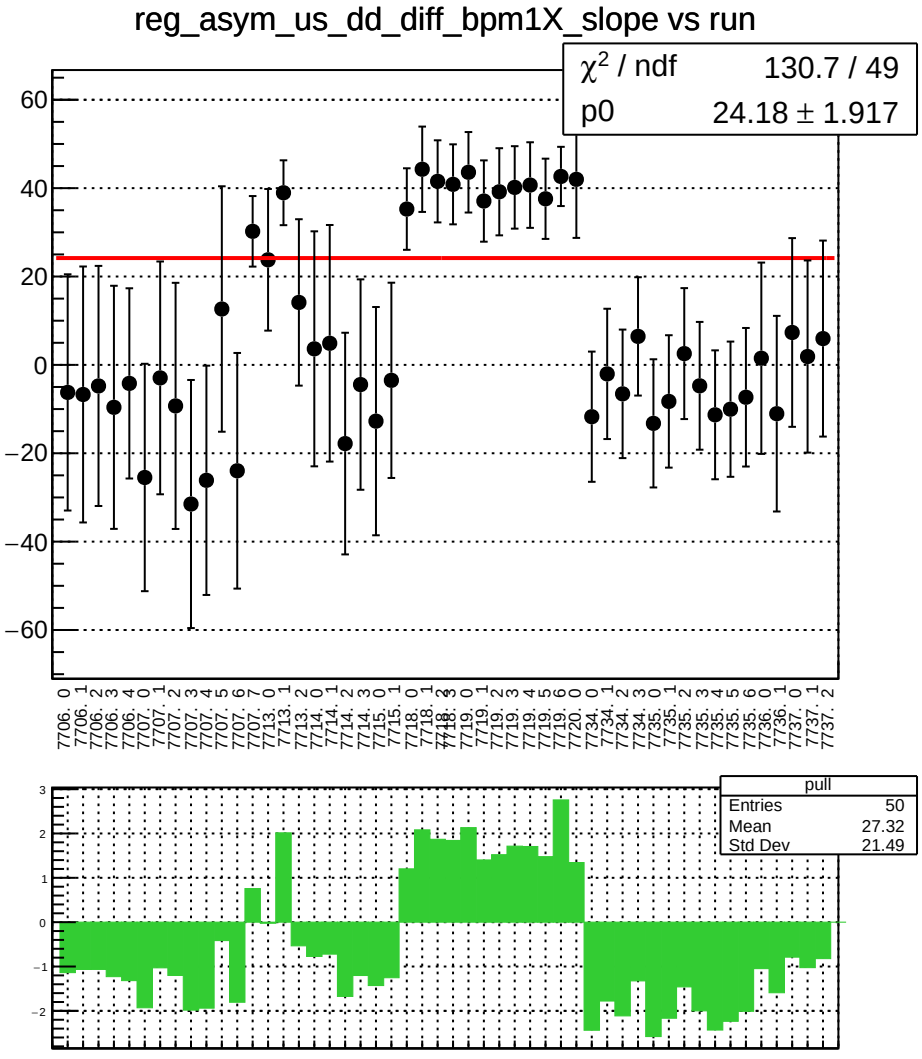
reg_asym_us_dd_diff_bpm1X_slope vs run
χ^2 / ndf 130.7 / 49
p0 24.18 ± 1.917
pull
Entries 50
Mean 27.32
Std Dev 21.49

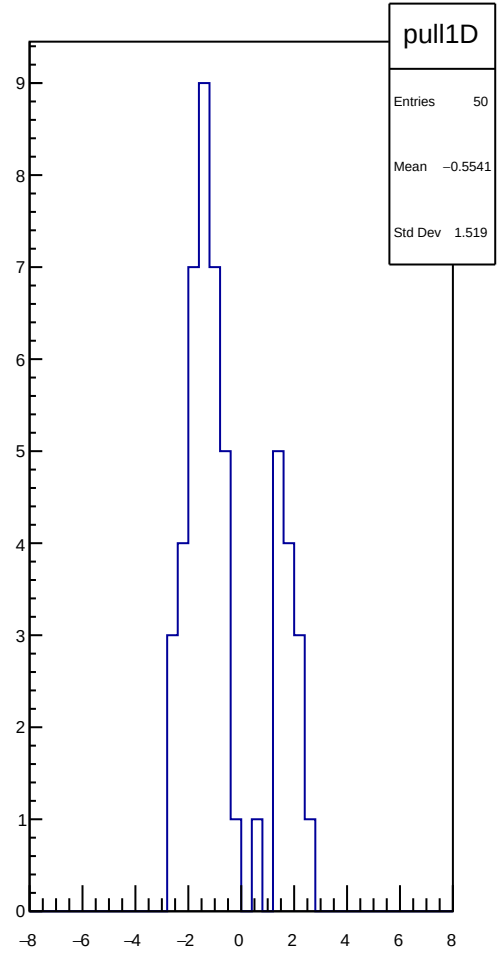
pull1D
Entries 50
Mean −0.5541
Std Dev 1.519

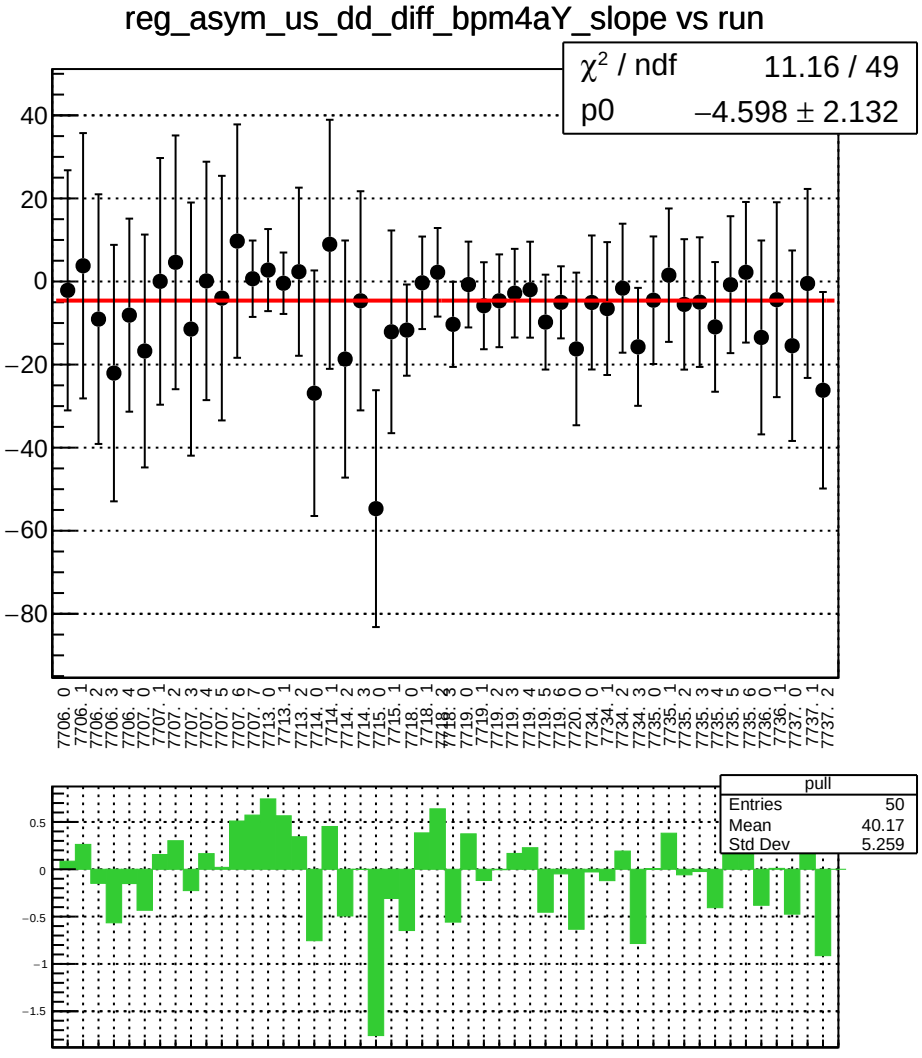
reg_asym_us_dd_diff_bpm4aY_slope vs run
χ² / ndf 11.16 / 49
p0 −4.598 ± 2.132
pull
Entries 50
Mean 40.17
Std Dev 5.259

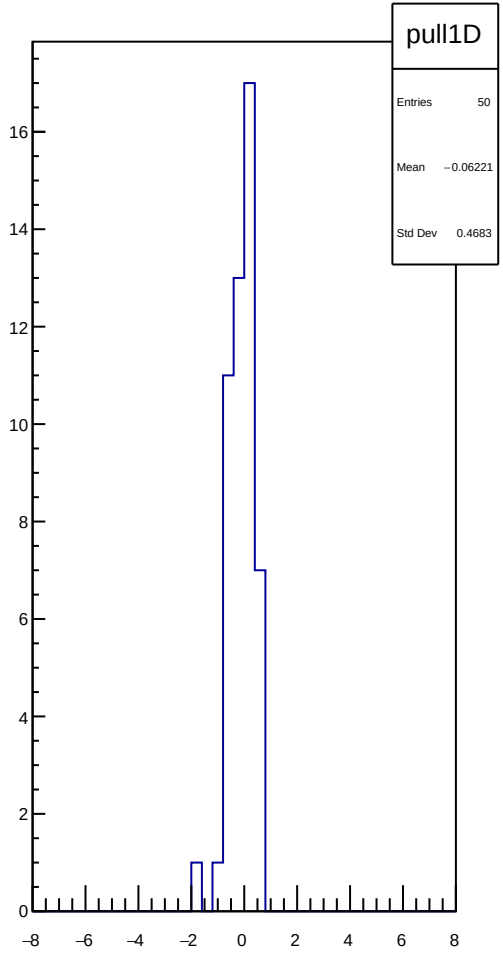
pull1D
Entries 50
Mean −0.06221
Std Dev 0.4683

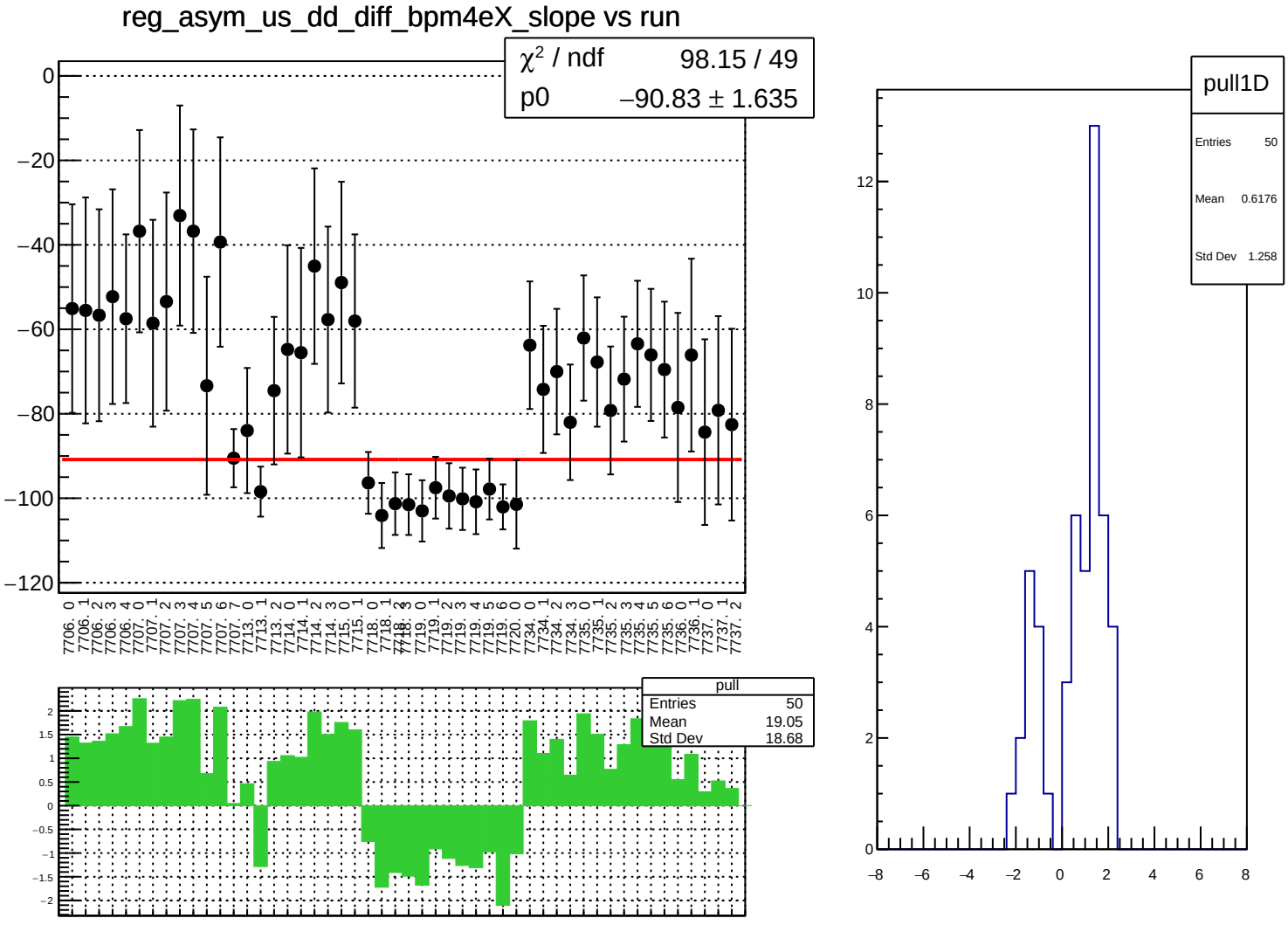
reg_asym_us_dd_diff_bpm4eX_slope vs run
χ² / ndf 98.15 / 49
p0 −90.83 ± 1.635
pull
Entries 50
Mean 19.05
Std Dev 18.68
pull1D
Entries 50
Mean 0.6176
Std Dev 1.258

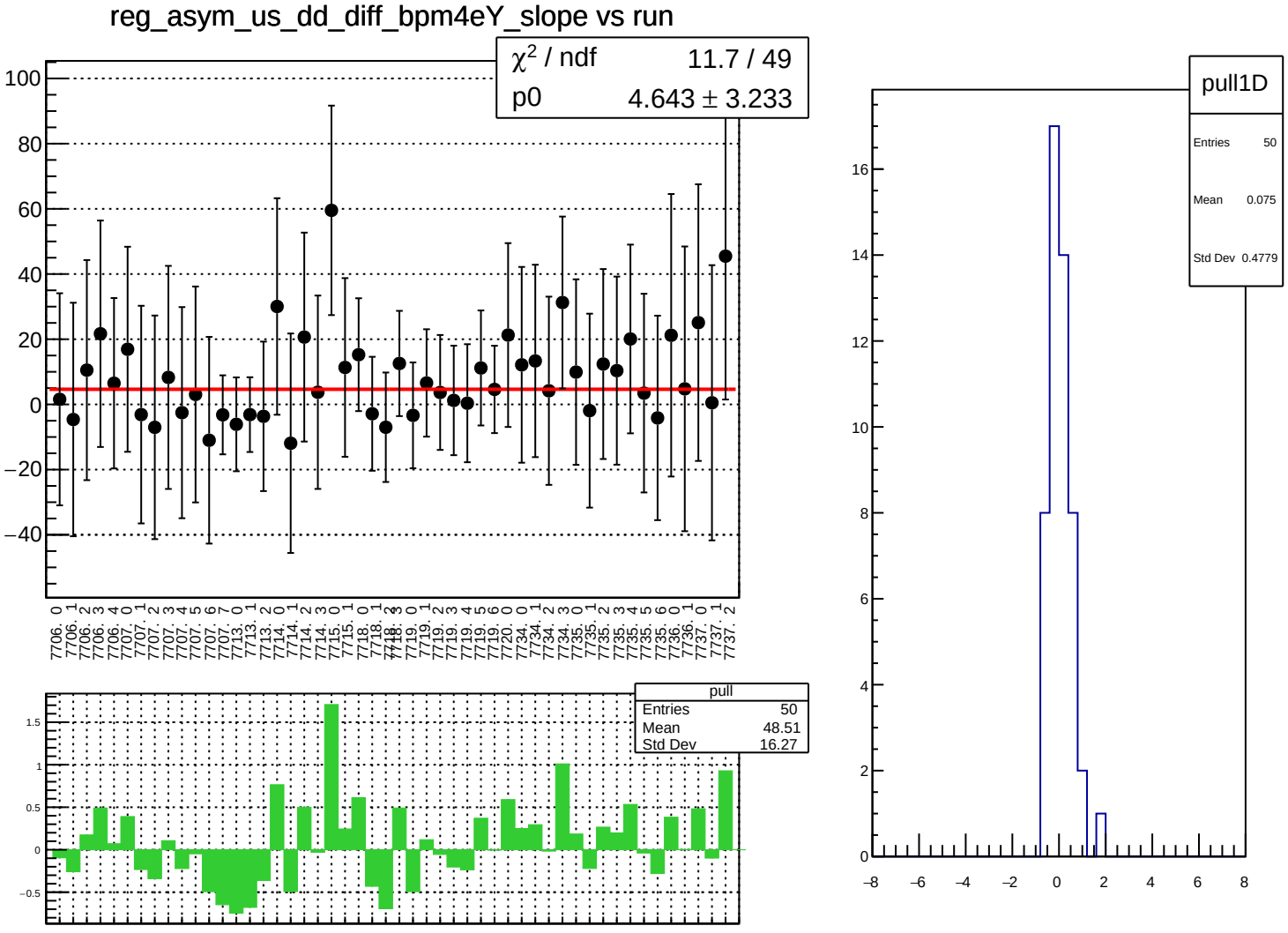
reg_asym_us_dd_diff_bpm4eY_slope vs run
χ² / ndf 11.7 / 49
p0 4.643 ± 3.233
pull
Entries 50
Mean 48.51
Std Dev 16.27
pull1D
Entries 50
Mean 0.075
Std Dev 0.4779

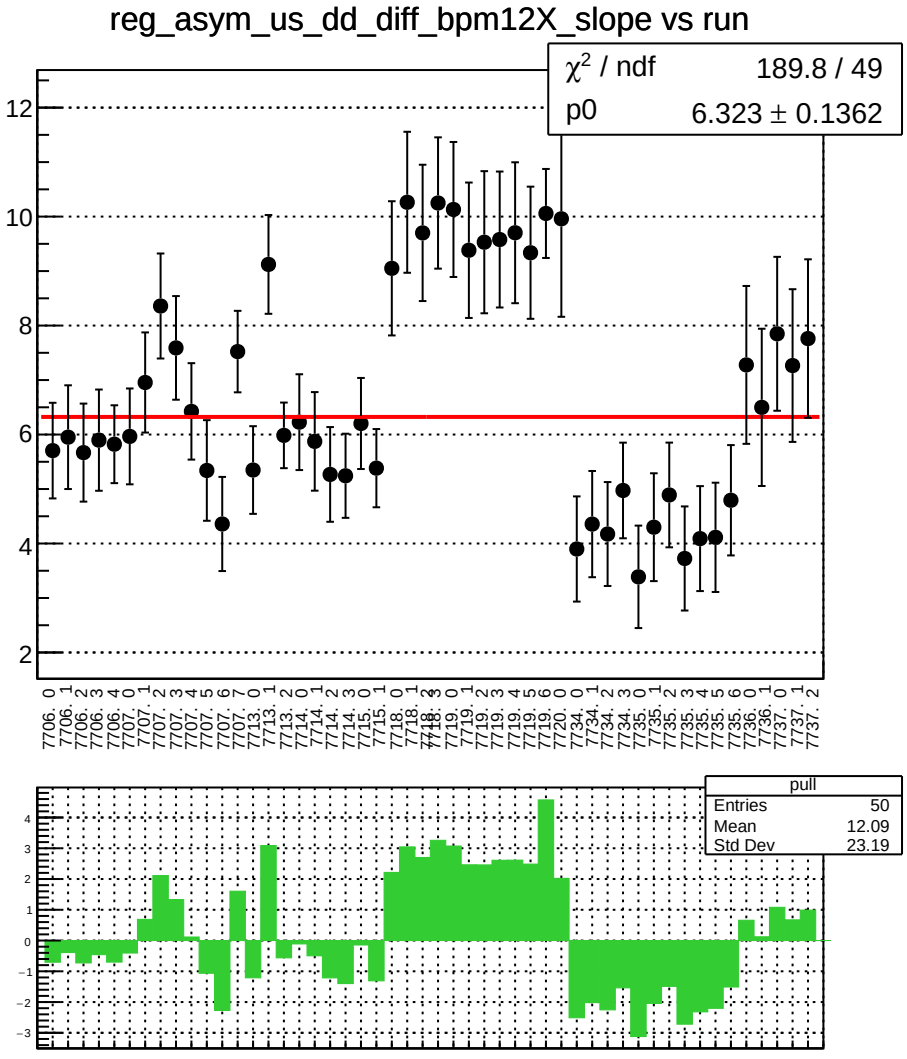
reg_asym_us_dd_diff_bpm12X_slope vs run
χ² / ndf 189.8 / 49
p0 6.323 ± 0.1362
pull
Entries 50
Mean 12.09
Std Dev 23.19

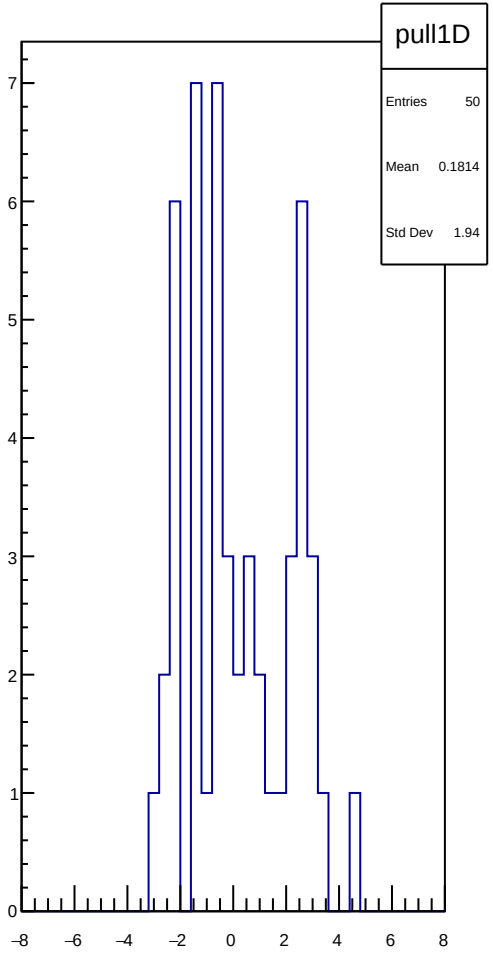
pull1D
Entries 50
Mean 0.1814
Std Dev 1.94

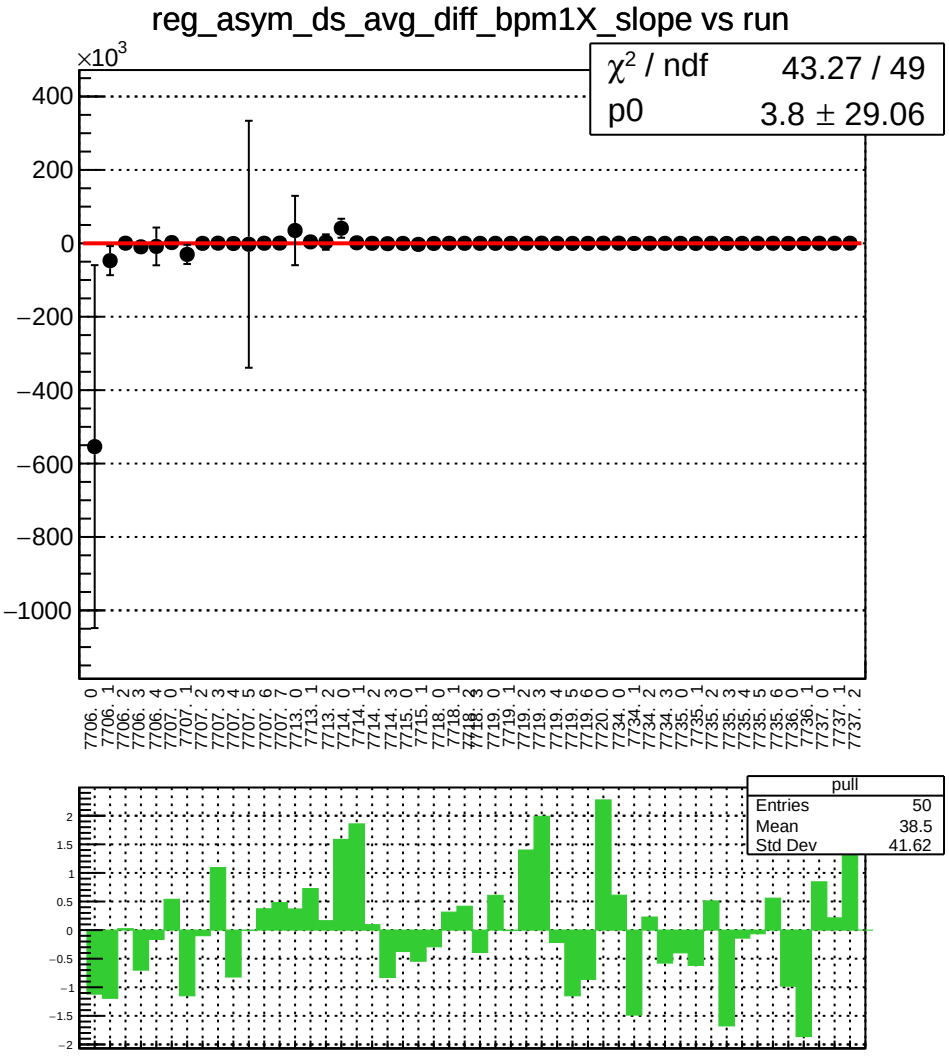
reg_asym_ds_avg_diff_bpm1X_slope vs run
×10^3
χ² / ndf 43.27 / 49
p0 3.8 ± 29.06
pull
Entries 50
Mean 38.5
Std Dev 41.62

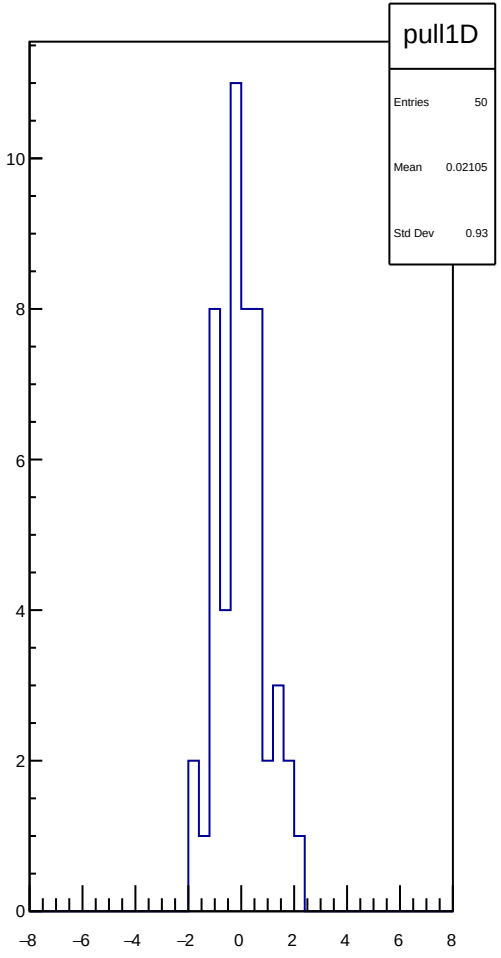
pull1D
Entries 50
Mean 0.02105
Std Dev 0.93

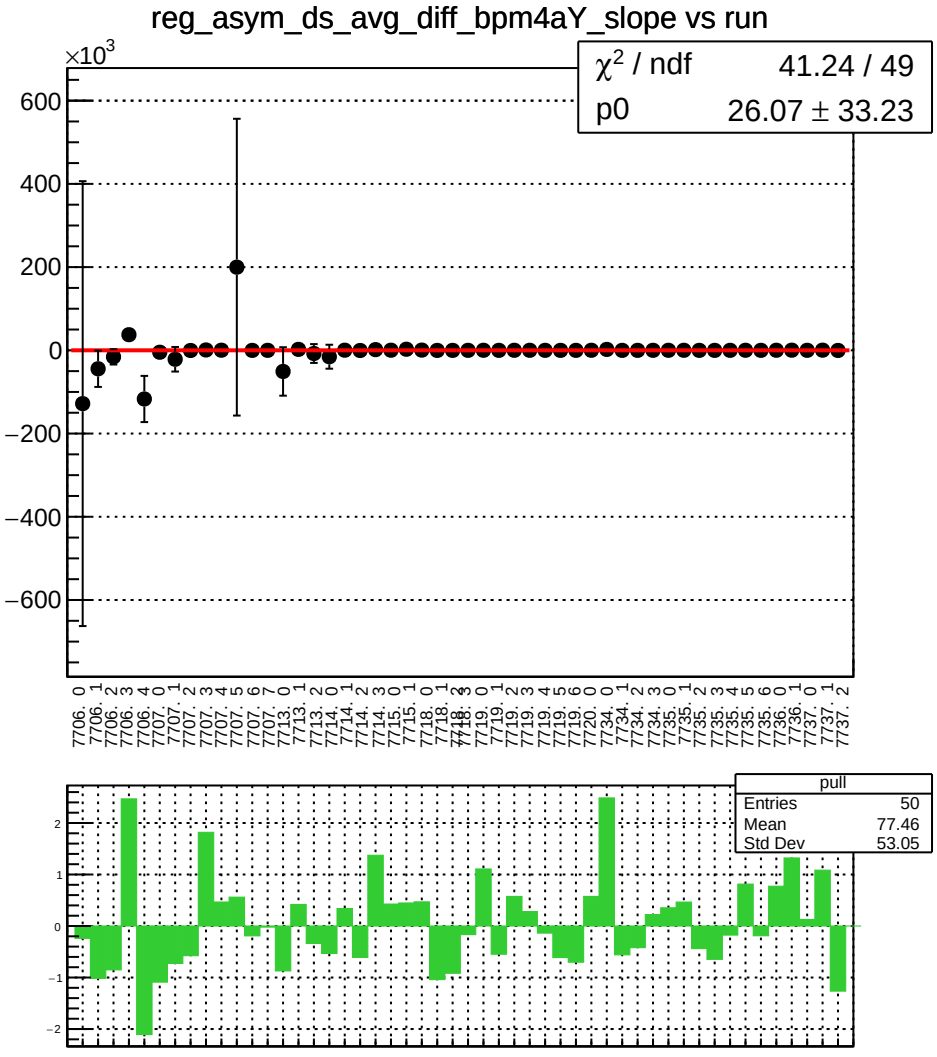
reg_asym_ds_avg_diff_bpm4aY_slope vs run
×10^3
χ^2 / ndf 41.24 / 49
p0 26.07 ± 33.23
600
400
200
0
−200
−400
−600
7706. 0
7706. 1
7706. 2
7706. 3
7706. 4
7707. 0
7707. 1
7707. 2
7707. 3
7707. 4
7707. 5
7707. 6
7707. 7
7713. 0
7713. 1
7713. 2
7714. 0
7714. 1
7714. 2
7714. 3
7715. 0
7715. 1
7718. 0
7718. 1
7718. 2
7718. 3
7719. 0
7719. 1
7719. 2
7719. 3
7719. 4
7719. 5
7719. 6
7720. 0
7734. 0
7734. 1
7734. 2
7734. 3
7735. 0
7735. 1
7735. 2
7735. 3
7735. 4
7735. 5
7735. 6
7736. 0
7736. 1
7737. 0
7737. 1
7737. 2
pull
Entries 50
Mean 77.46
Std Dev 53.05
2
1
0
−1
−2

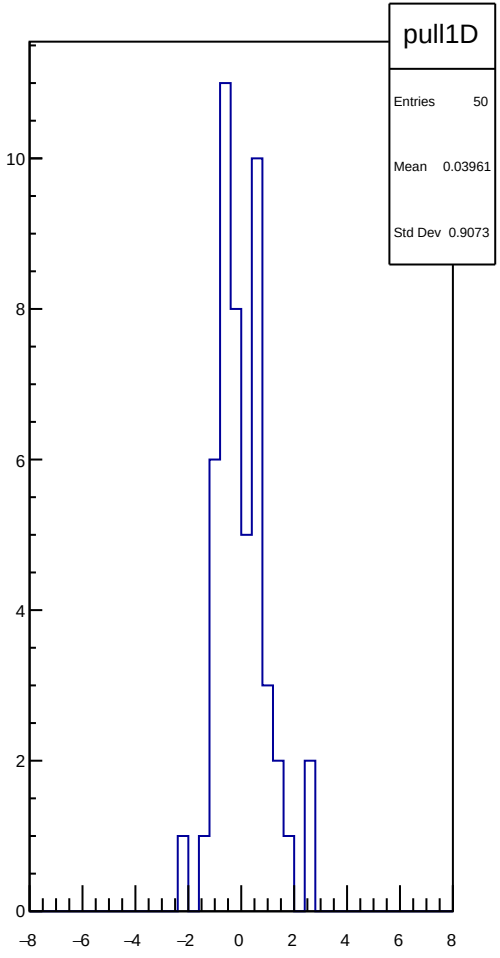
pull1D
Entries 50
Mean 0.03961
Std Dev 0.9073
10
8
6
4
2
0
−8
−6
−4
−2
0
2
4
6
8

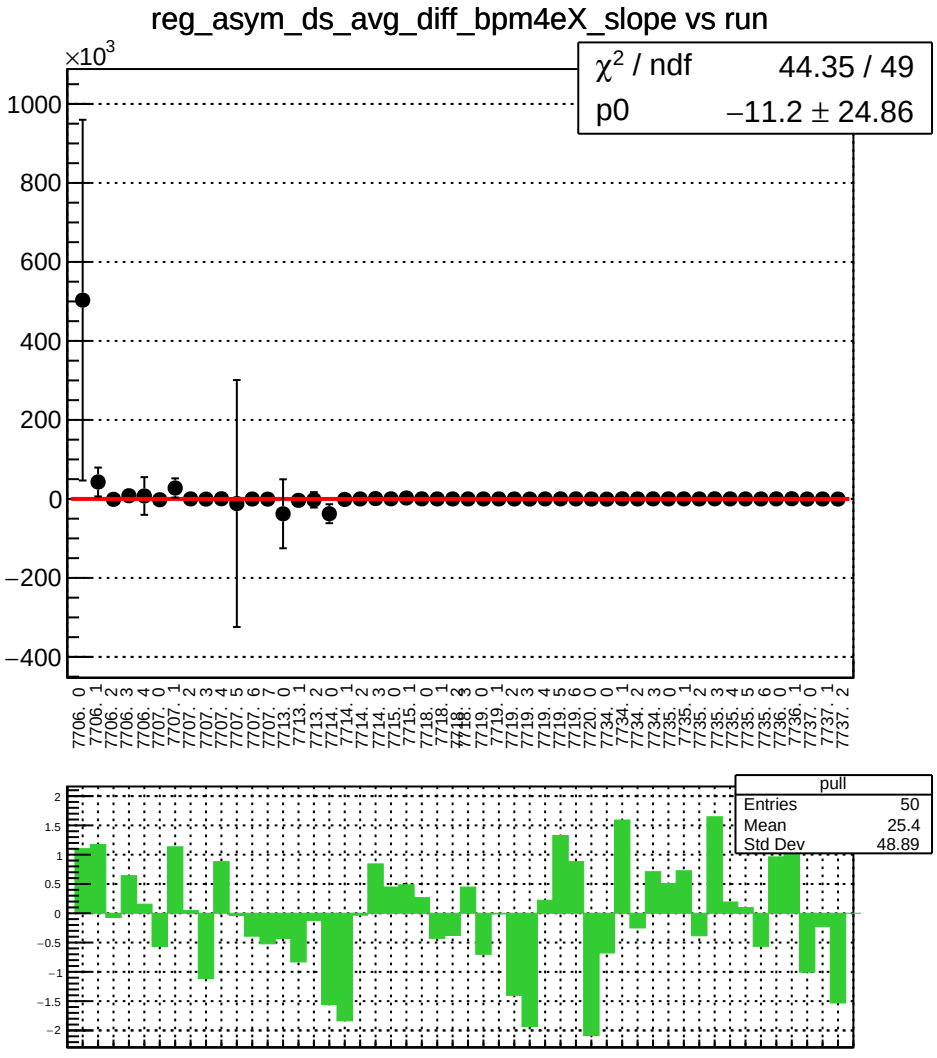
reg_asym_ds_avg_diff_bpm4eX_slope vs run
×10^3
χ^2 / ndf 44.35 / 49
p0 −11.2 ± 24.86
1000
800
600
400
200
0
−200
−400
7706. 0
7706. 1
7706. 2
7706. 3
7706. 4
7707. 0
7707. 1
7707. 2
7707. 3
7707. 4
7707. 5
7707. 6
7707. 7
7713. 0
7713. 1
7713. 2
7714. 0
7714. 1
7714. 2
7714. 3
7715. 0
7715. 1
7718. 0
7718. 1
7718. 2
7718. 3
7719. 0
7719. 1
7719. 2
7719. 3
7719. 4
7719. 5
7719. 6
7720. 0
7734. 0
7734. 1
7734. 2
7734. 3
7735. 0
7735. 1
7735. 2
7735. 3
7735. 4
7735. 5
7735. 6
7736. 0
7736. 1
7737. 0
7737. 1
7737. 2
pull
Entries 50
Mean 25.4
Std Dev 48.89
2
1.5
1
0.5
0
−0.5
−1
−1.5
−2

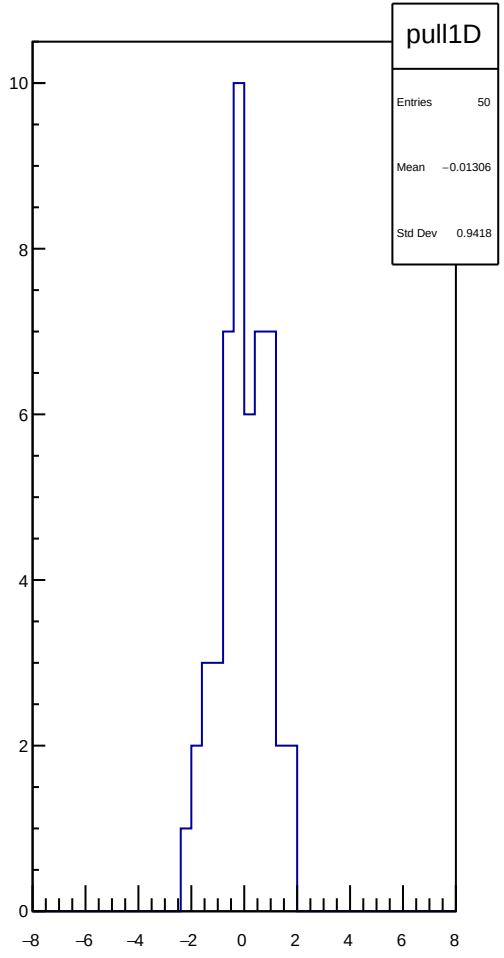
pull1D
Entries 50
Mean −0.01306
Std Dev 0.9418
10
8
6
4
2
0
−8
−6
−4
−2
0
2
4
6
8

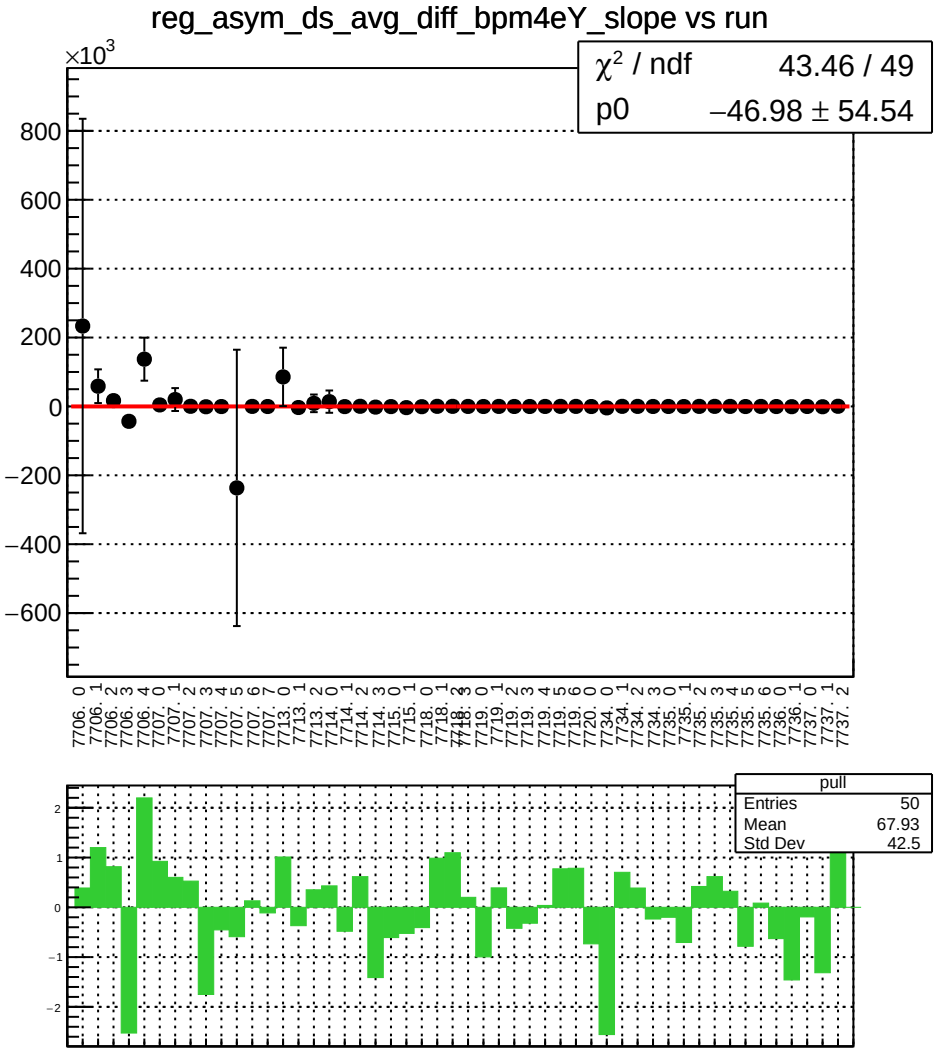
reg_asym_ds_avg_diff_bpm4eY_slope vs run
×10^3
χ² / ndf 43.46 / 49
p0 −46.98 ± 54.54
800
600
400
200
0
−200
−400
−600
7706. 0
7706. 1
7706. 2
7706. 3
7706. 4
7707. 0
7707. 1
7707. 2
7707. 3
7707. 4
7707. 5
7707. 6
7707. 7
7713. 0
7713. 1
7713. 2
7714. 0
7714. 1
7714. 2
7714. 3
7715. 0
7715. 1
7718. 0
7718. 1
7718. 2
7718. 3
7719. 0
7719. 1
7719. 2
7719. 3
7719. 4
7719. 5
7719. 6
7720. 0
7734. 0
7734. 1
7734. 2
7734. 3
7735. 0
7735. 1
7735. 2
7735. 3
7735. 4
7735. 5
7735. 6
7736. 0
7736. 1
7737. 0
7737. 1
7737. 2
pull
Entries 50
Mean 67.93
Std Dev 42.5
2
1
0
−1
−2

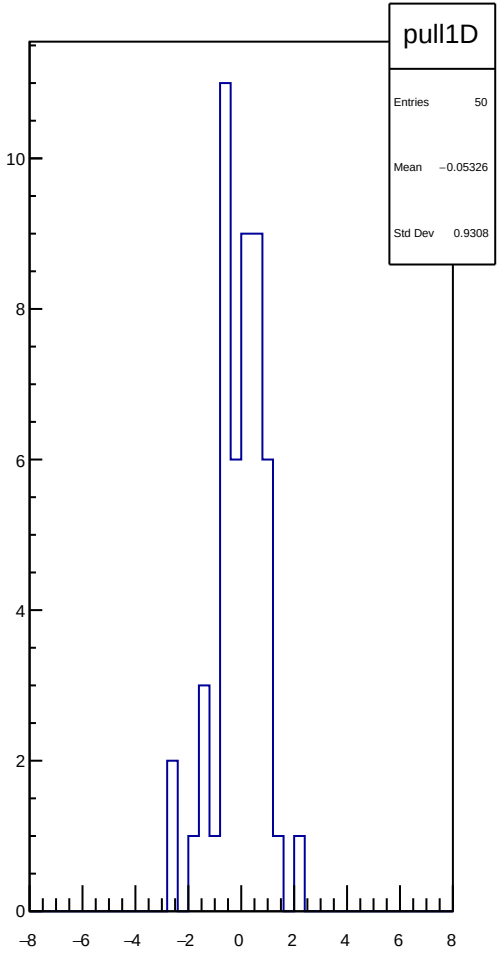
pull1D
Entries 50
Mean −0.05326
Std Dev 0.9308
10
8
6
4
2
0
−8
−6
−4
−2
0
2
4
6
8

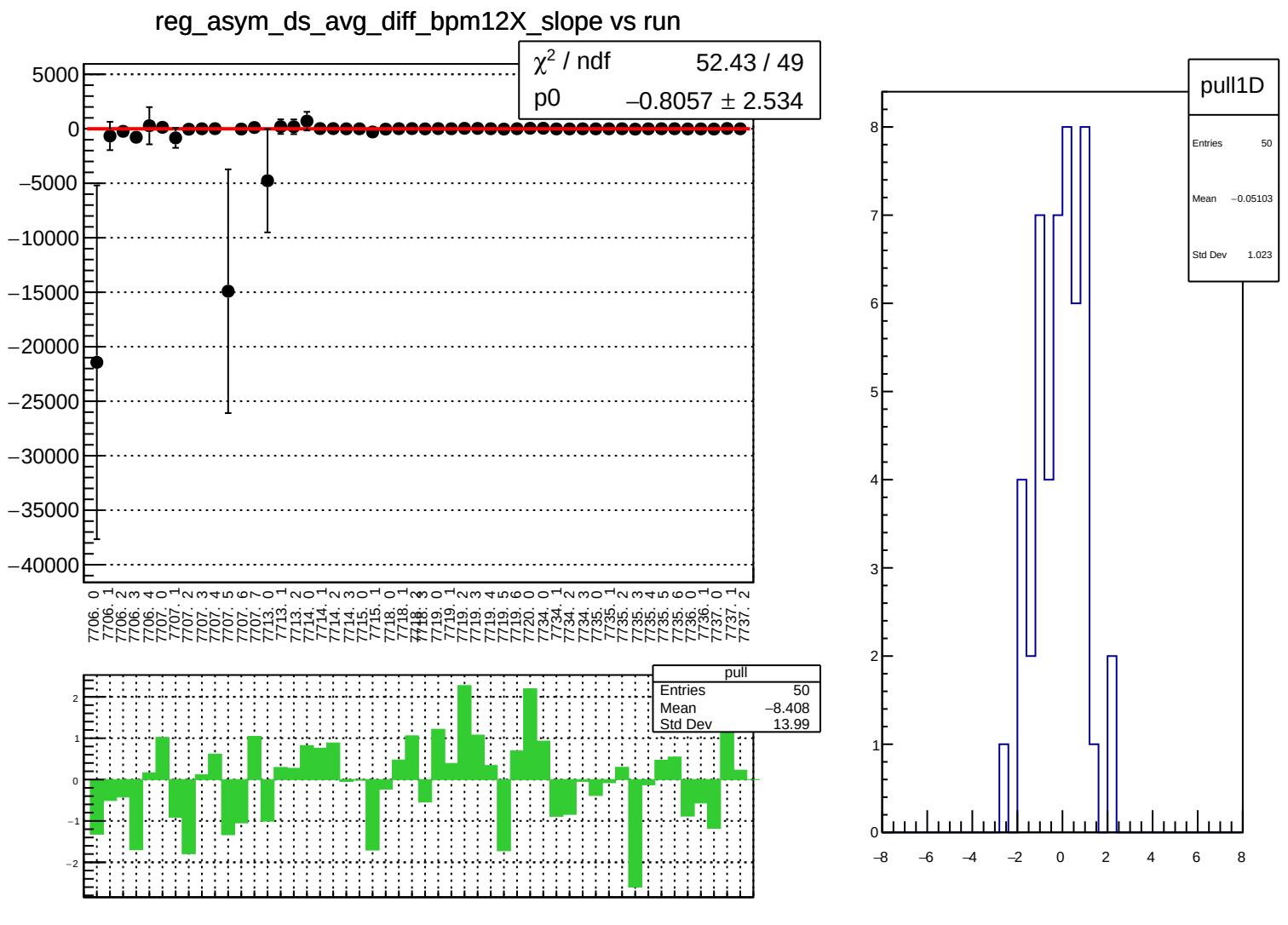
reg_asym_ds_avg_diff_bpm12X_slope vs run
χ² / ndf 52.43 / 49
p0 −0.8057 ± 2.534
pull
Entries 50
Mean −8.408
Std Dev 13.99
pull1D
Entries 50
Mean −0.05103
Std Dev 1.023

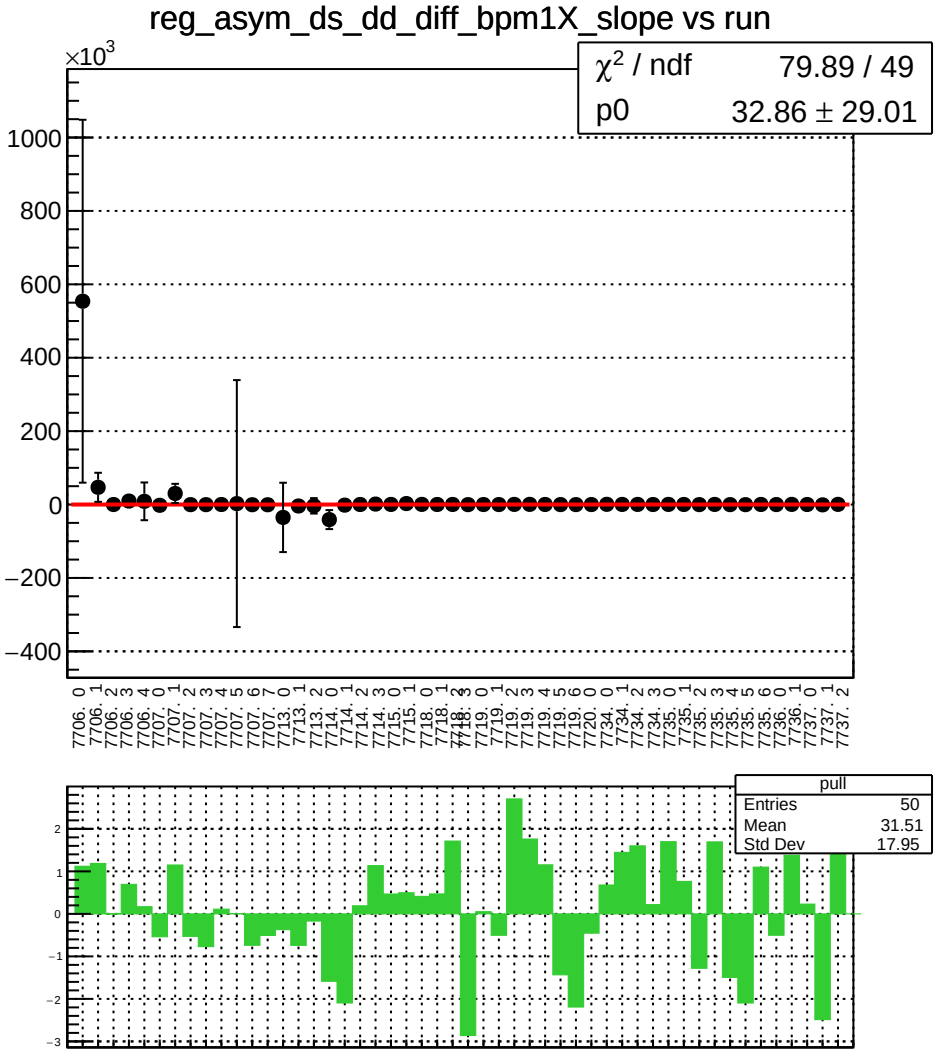
reg_asym_ds_dd_diff_bpm1X_slope vs run
×10^3
χ² / ndf 79.89 / 49
p0 32.86 ± 29.01
1000
800
600
400
200
0
−200
−400
7706. 0
7706. 1
7706. 2
7706. 3
7706. 4
7707. 0
7707. 1
7707. 2
7707. 3
7707. 4
7707. 5
7707. 6
7707. 7
7713. 0
7713. 1
7713. 2
7714. 0
7714. 1
7714. 2
7714. 3
7715. 0
7715. 1
7718. 0
7718. 1
7718. 2
7718. 3
7719. 0
7719. 1
7719. 2
7719. 3
7719. 4
7719. 5
7719. 6
7720. 0
7734. 0
7734. 1
7734. 2
7734. 3
7735. 0
7735. 1
7735. 2
7735. 3
7735. 4
7735. 5
7735. 6
7736. 0
7736. 1
7737. 0
7737. 1
7737. 2
pull
Entries 50
Mean 31.51
Std Dev 17.95
2
1
0
−1
−2
−3

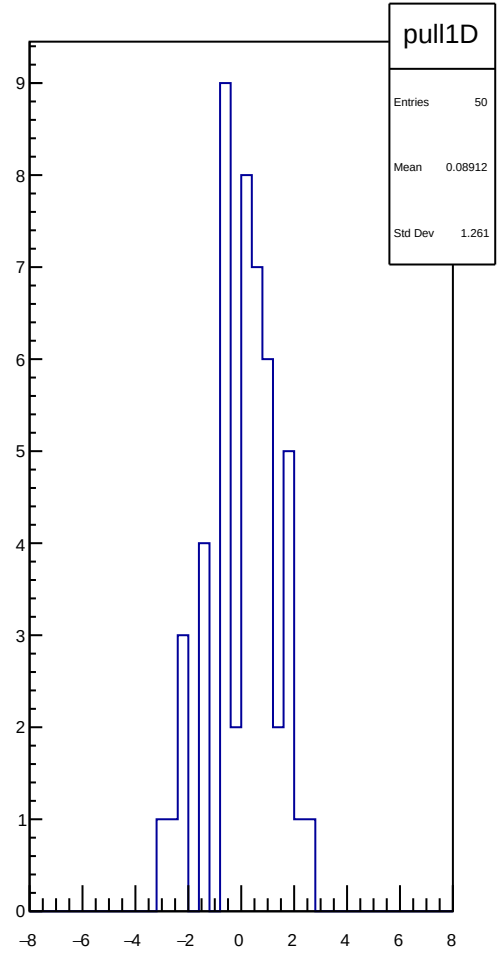
pull1D
Entries 50
Mean 0.08912
Std Dev 1.261
9
8
7
6
5
4
3
2
1
0
−8
−6
−4
−2
0
2
4
6
8

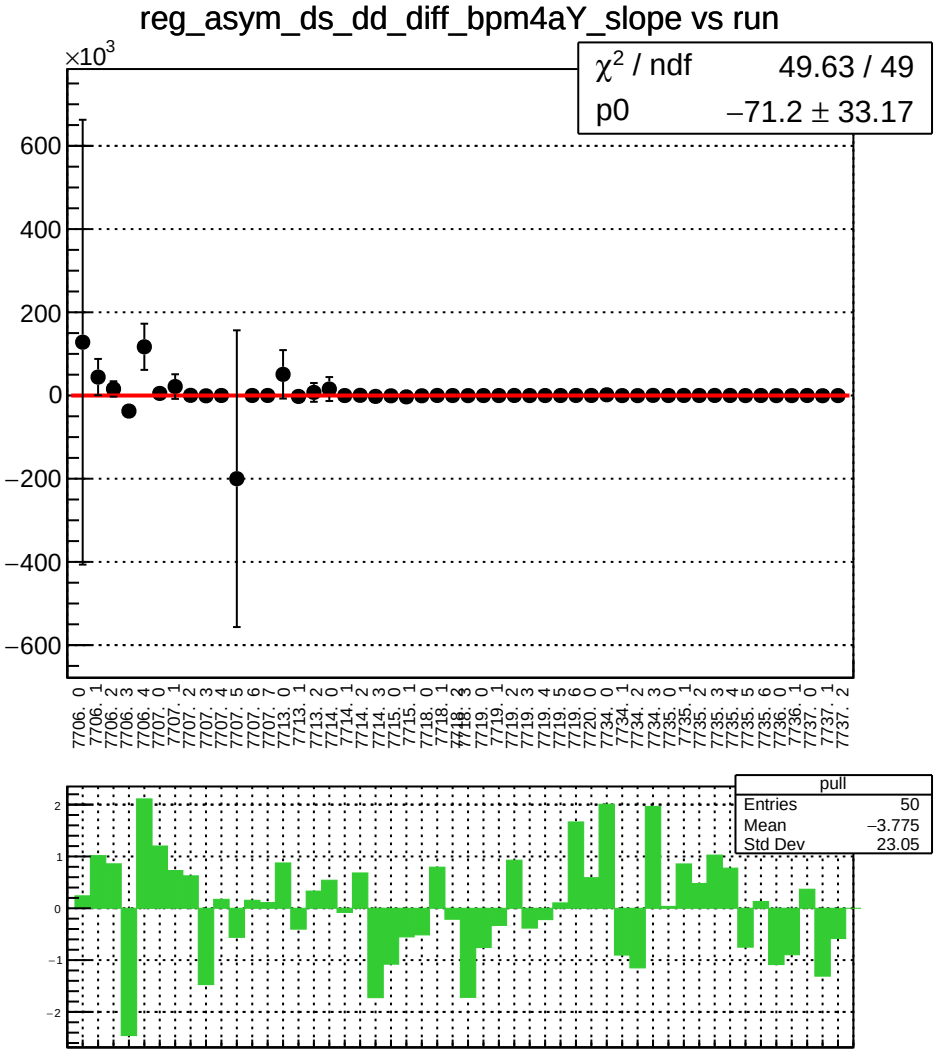
reg_asym_ds_dd_diff_bpm4aY_slope vs run
×10^3
χ² / ndf 49.63 / 49
p0 −71.2 ± 33.17
600
400
200
0
−200
−400
−600
7706. 0
7706. 1
7706. 2
7706. 3
7706. 4
7707. 0
7707. 1
7707. 2
7707. 3
7707. 4
7707. 5
7707. 6
7707. 7
7713. 0
7713. 1
7713. 2
7714. 0
7714. 1
7714. 2
7714. 3
7715. 0
7715. 1
7718. 0
7718. 1
7718. 2
7718. 3
7719. 0
7719. 1
7719. 2
7719. 3
7719. 4
7719. 5
7719. 6
7720. 0
7734. 0
7734. 1
7734. 2
7734. 3
7735. 0
7735. 1
7735. 2
7735. 3
7735. 4
7735. 5
7735. 6
7736. 0
7736. 1
7737. 0
7737. 1
7737. 2
pull
Entries 50
Mean −3.775
Std Dev 23.05
2
1
0
−1
−2

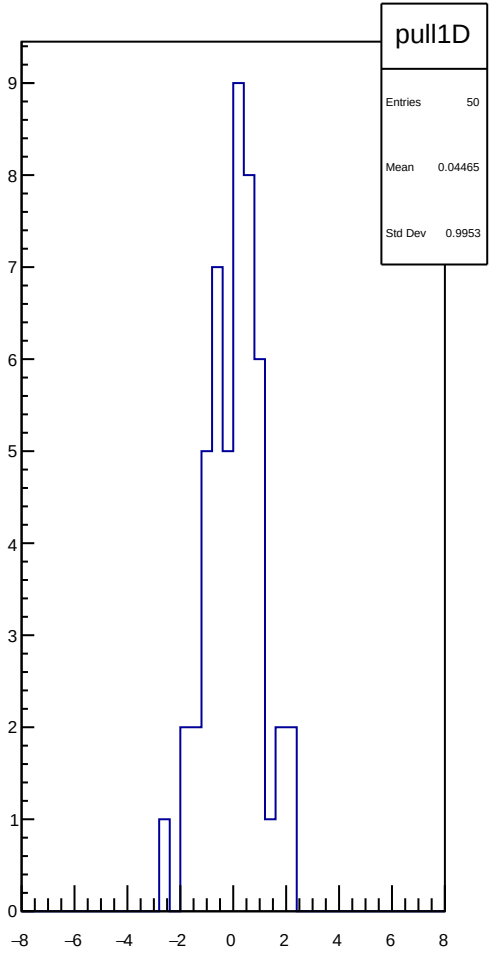
pull1D
Entries 50
Mean 0.04465
Std Dev 0.9953
9
8
7
6
5
4
3
2
1
0
−8
−6
−4
−2
0
2
4
6
8

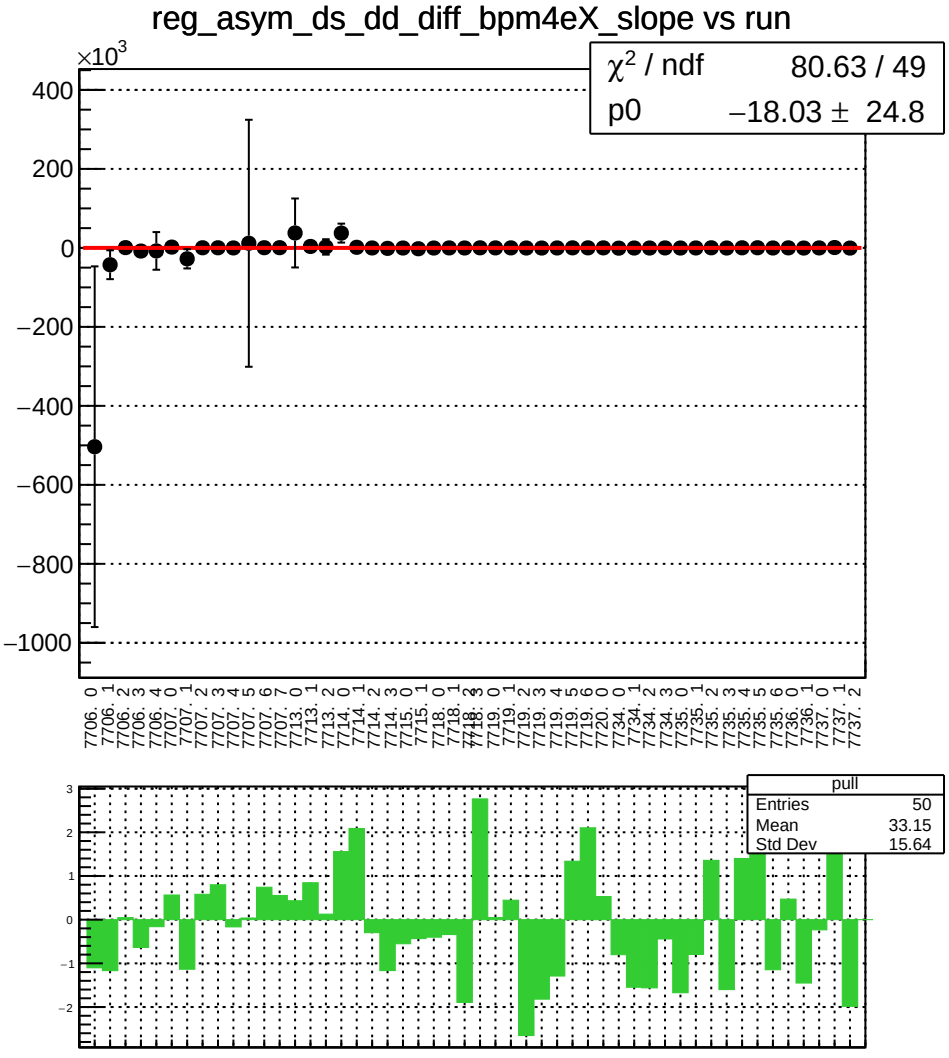
reg_asym_ds_dd_diff_bpm4eX_slope vs run
×10^3
χ² / ndf 80.63 / 49
p0 −18.03 ± 24.8
pull
Entries 50
Mean 33.15
Std Dev 15.64

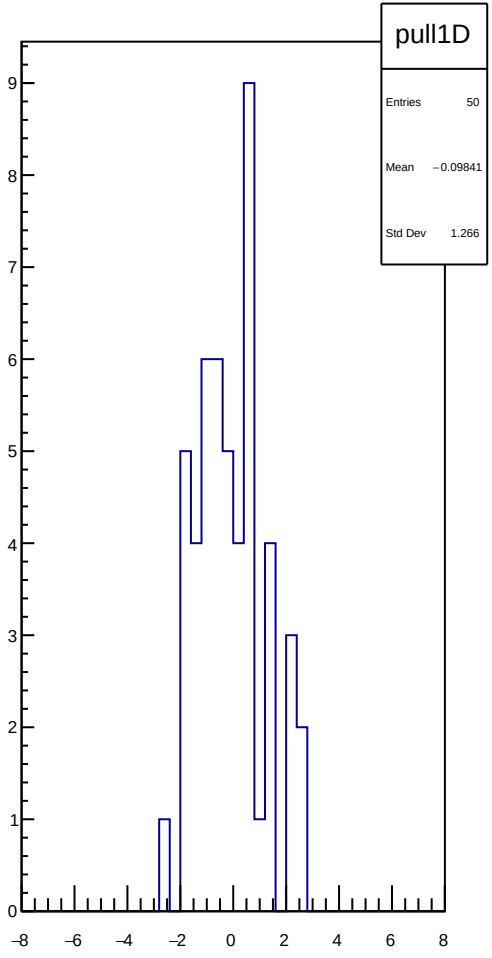
pull1D
Entries 50
Mean −0.09841
Std Dev 1.266

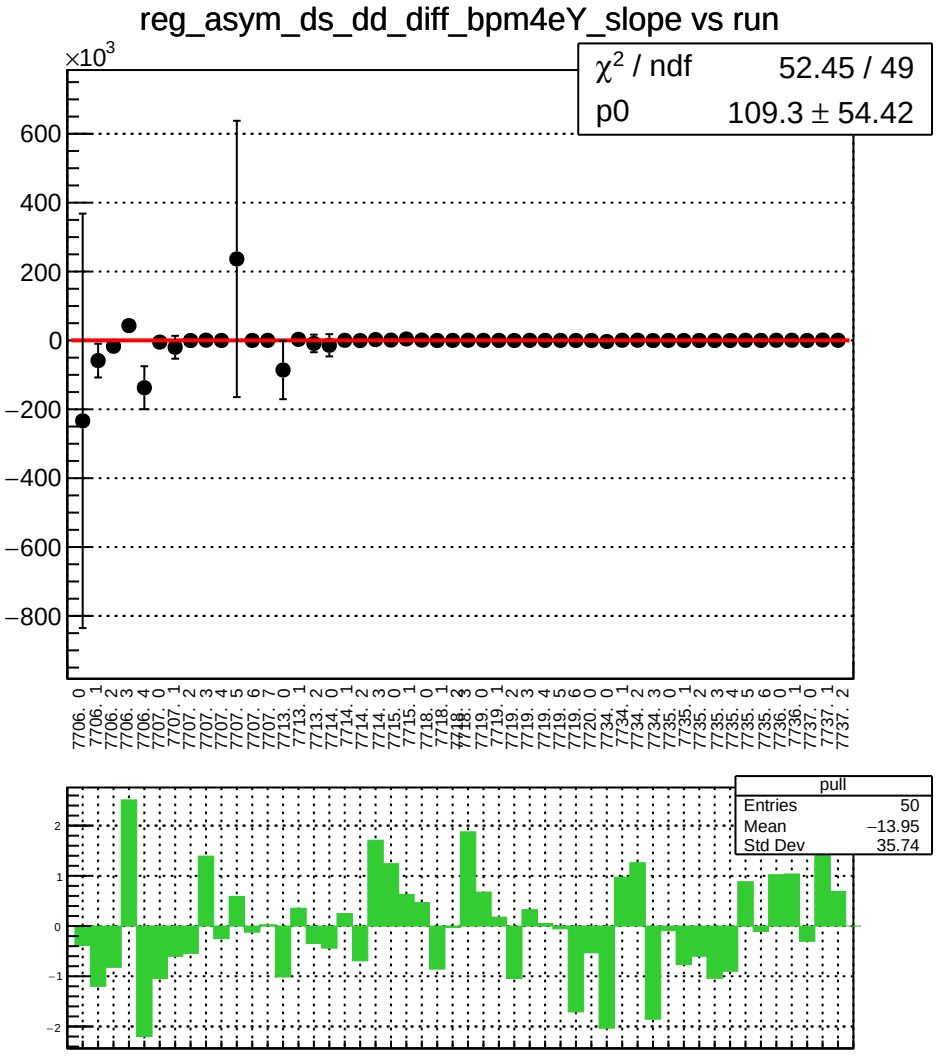
reg_asym_ds_dd_diff_bpm4eY_slope vs run
×10^3
χ² / ndf 52.45 / 49
p0 109.3 ± 54.42
600
400
200
0
−200
−400
−600
−800
7706. 0
7706. 1
7706. 2
7706. 3
7706. 4
7707. 0
7707. 1
7707. 2
7707. 3
7707. 4
7707. 5
7707. 6
7707. 7
7713. 0
7713. 1
7713. 2
7714. 0
7714. 1
7714. 2
7714. 3
7715. 0
7715. 1
7718. 0
7718. 1
7718. 2
7718. 3
7719. 0
7719. 1
7719. 2
7719. 3
7719. 4
7719. 5
7719. 6
7720. 0
7734. 0
7734. 1
7734. 2
7734. 3
7735. 0
7735. 1
7735. 2
7735. 3
7735. 4
7735. 5
7735. 6
7736. 0
7736. 1
7737. 0
7737. 1
7737. 2
pull
Entries 50
Mean −13.95
Std Dev 35.74
2
1
0
−1
−2

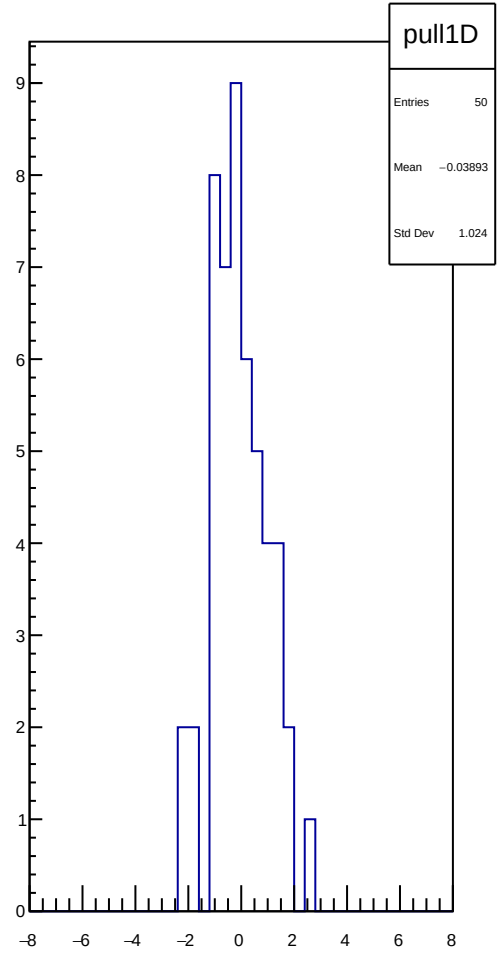
pull1D
Entries 50
Mean −0.03893
Std Dev 1.024
9
8
7
6
5
4
3
2
1
0
−8
−6
−4
−2
0
2
4
6
8

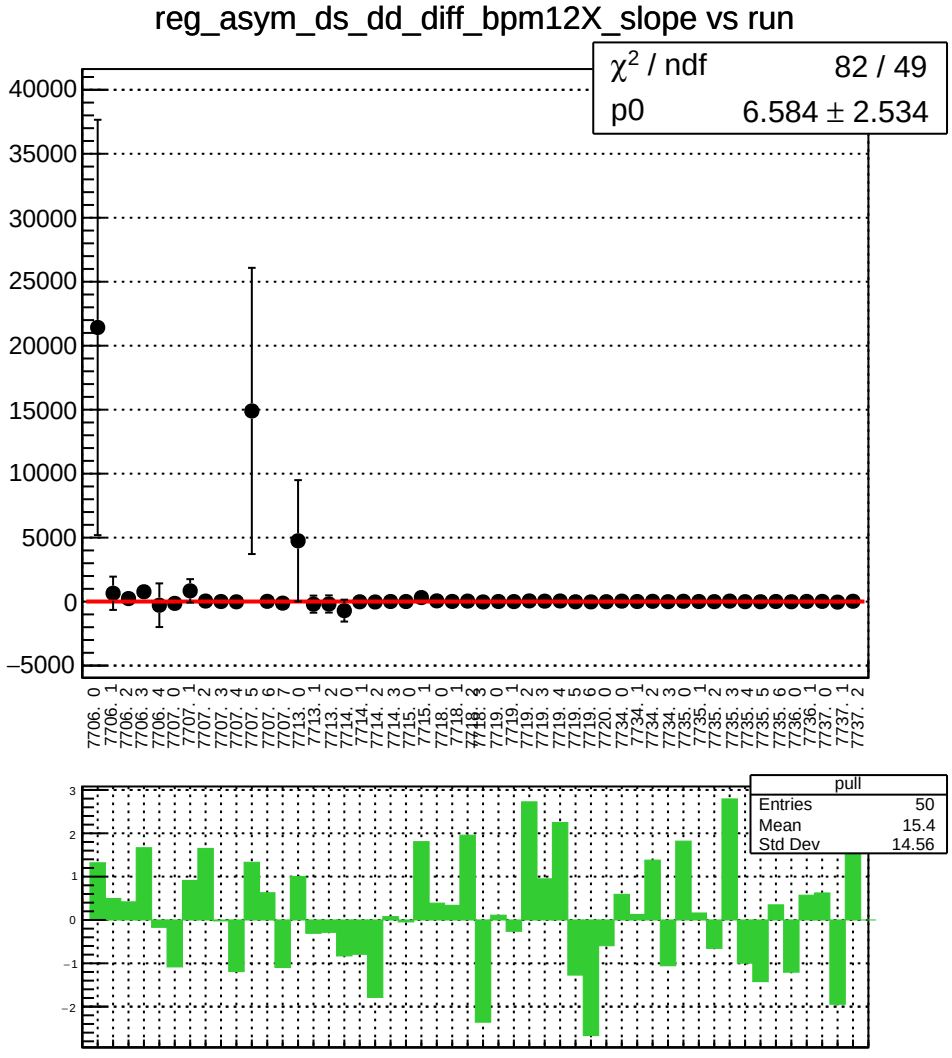
reg_asym_ds_dd_diff_bpm12X_slope vs run
χ² / ndf 82 / 49
p0 6.584 ± 2.534
pull
Entries 50
Mean 15.4
Std Dev 14.56

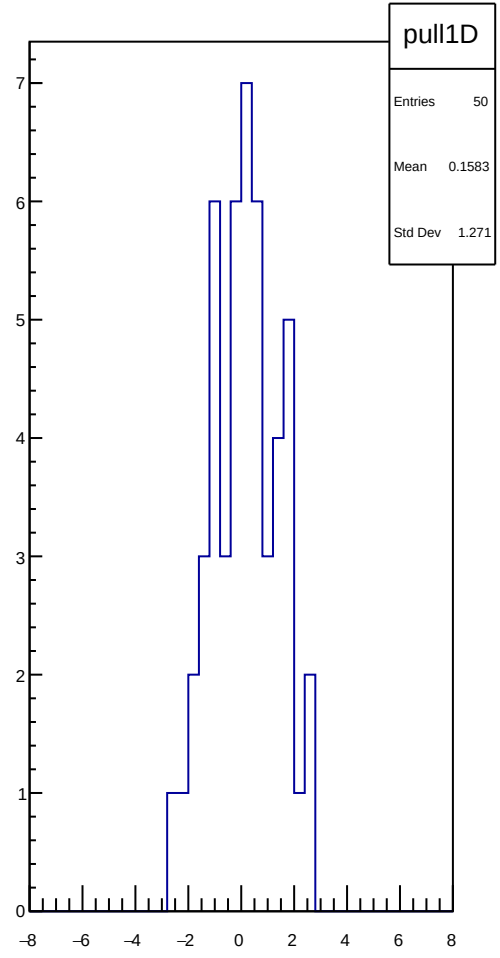
pull1D
Entries 50
Mean 0.1583
Std Dev 1.271

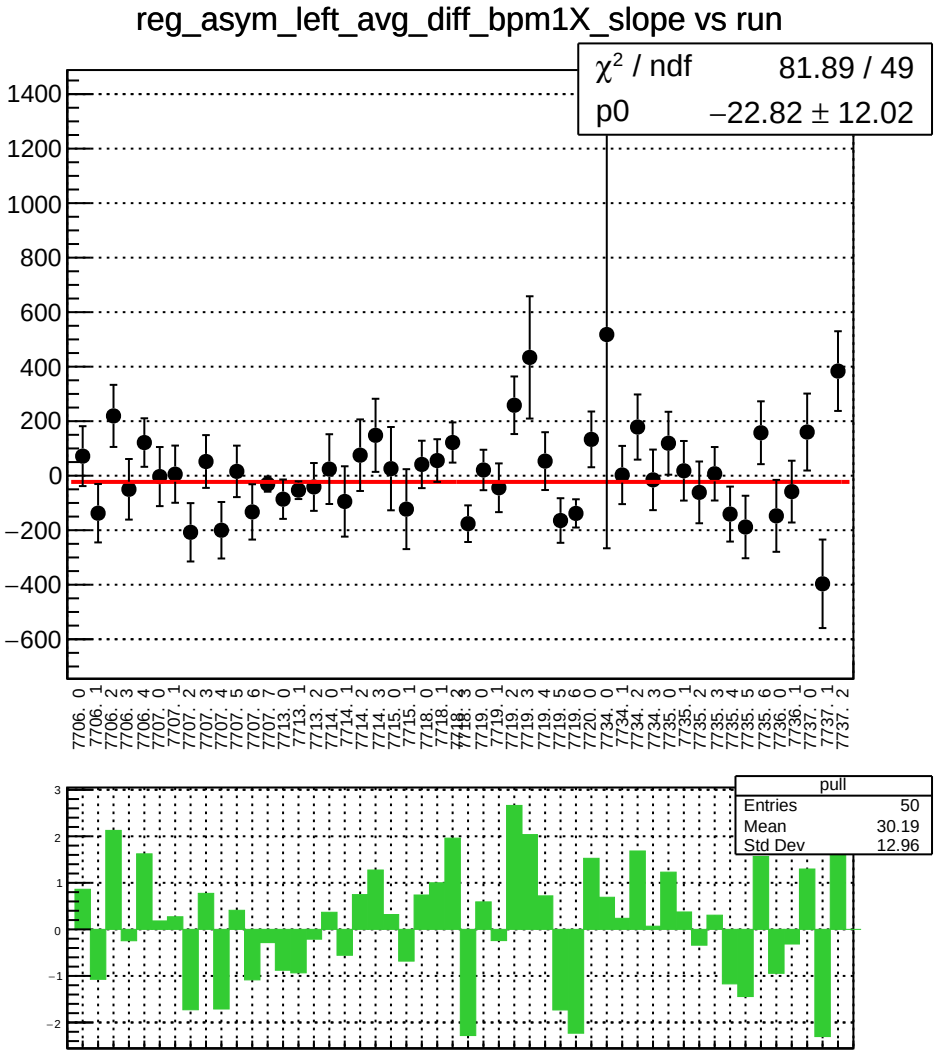
reg_asym_left_avg_diff_bpm1X_slope vs run
χ² / ndf 81.89 / 49
p0 −22.82 ± 12.02
pull
Entries 50
Mean 30.19
Std Dev 12.96

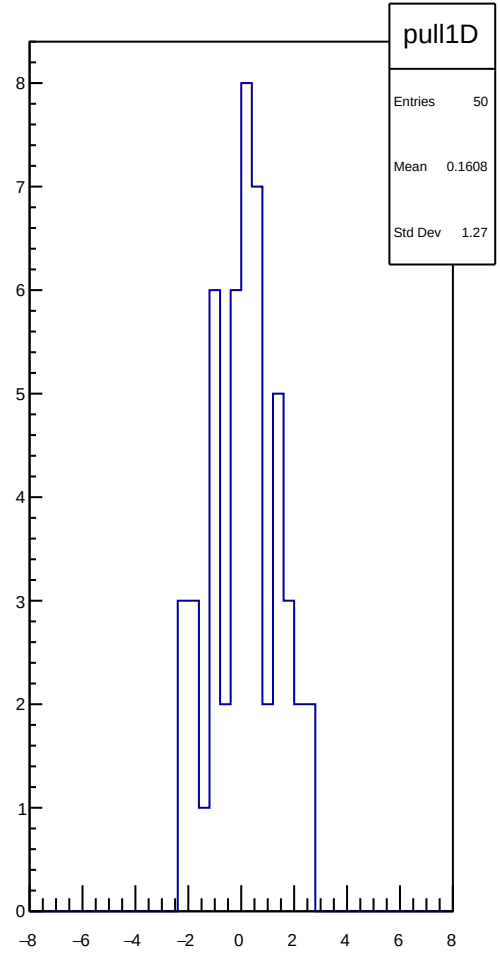
pull1D
Entries 50
Mean 0.1608
Std Dev 1.27

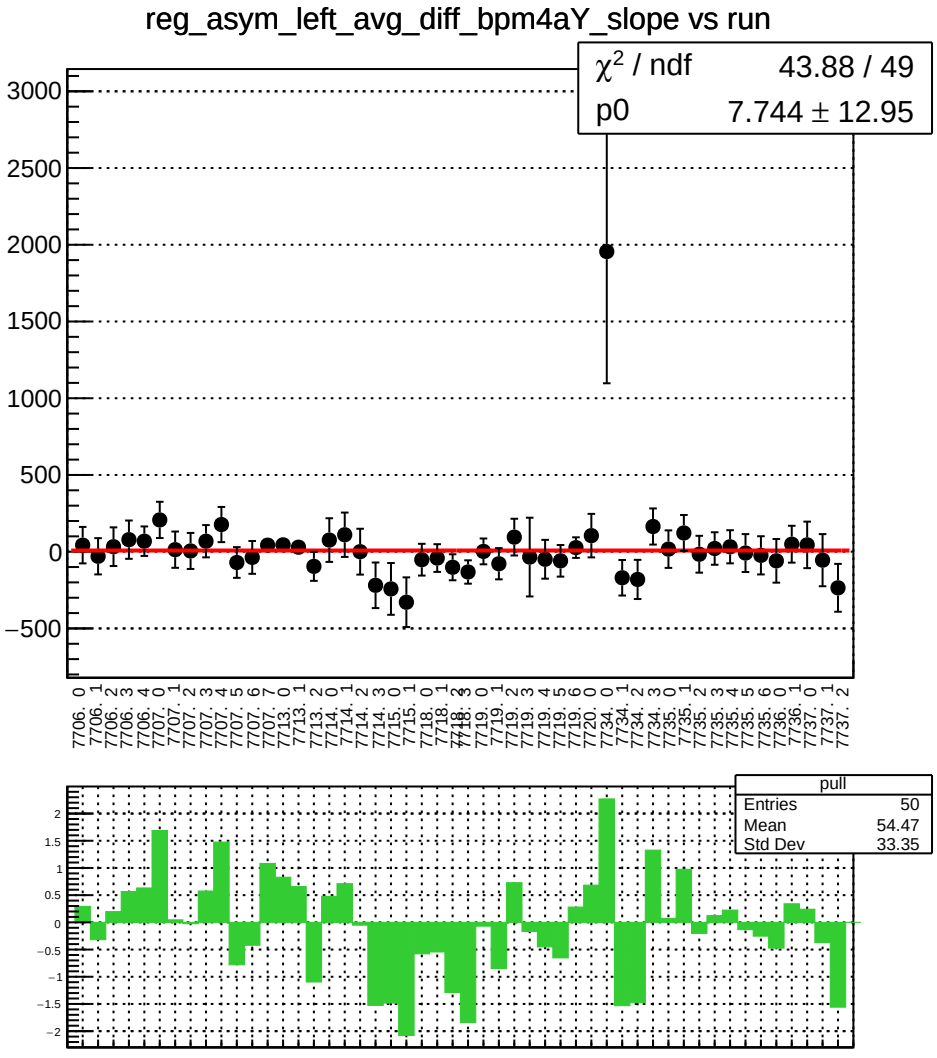
reg_asym_left_avg_diff_bpm4aY_slope vs run
χ² / ndf 43.88 / 49
p0 7.744 ± 12.95
pull
Entries 50
Mean 54.47
Std Dev 33.35

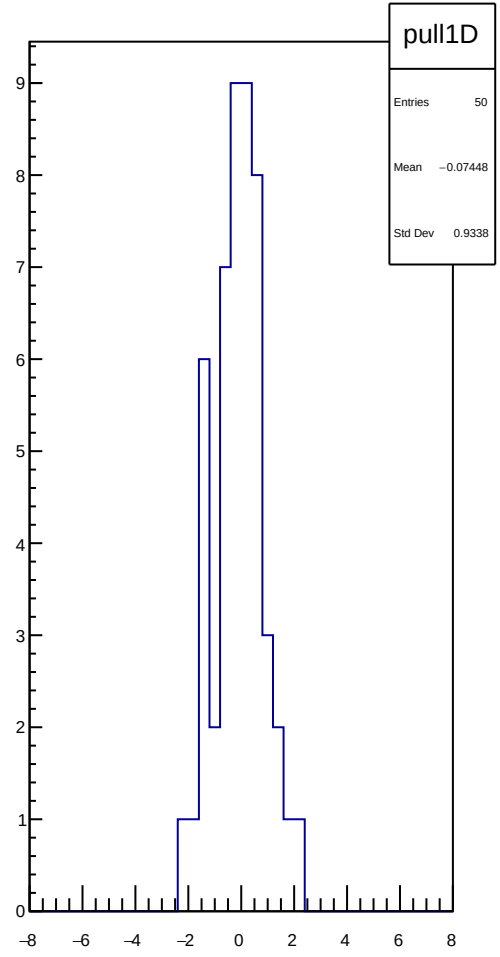
pull1D
Entries 50
Mean −0.07448
Std Dev 0.9338

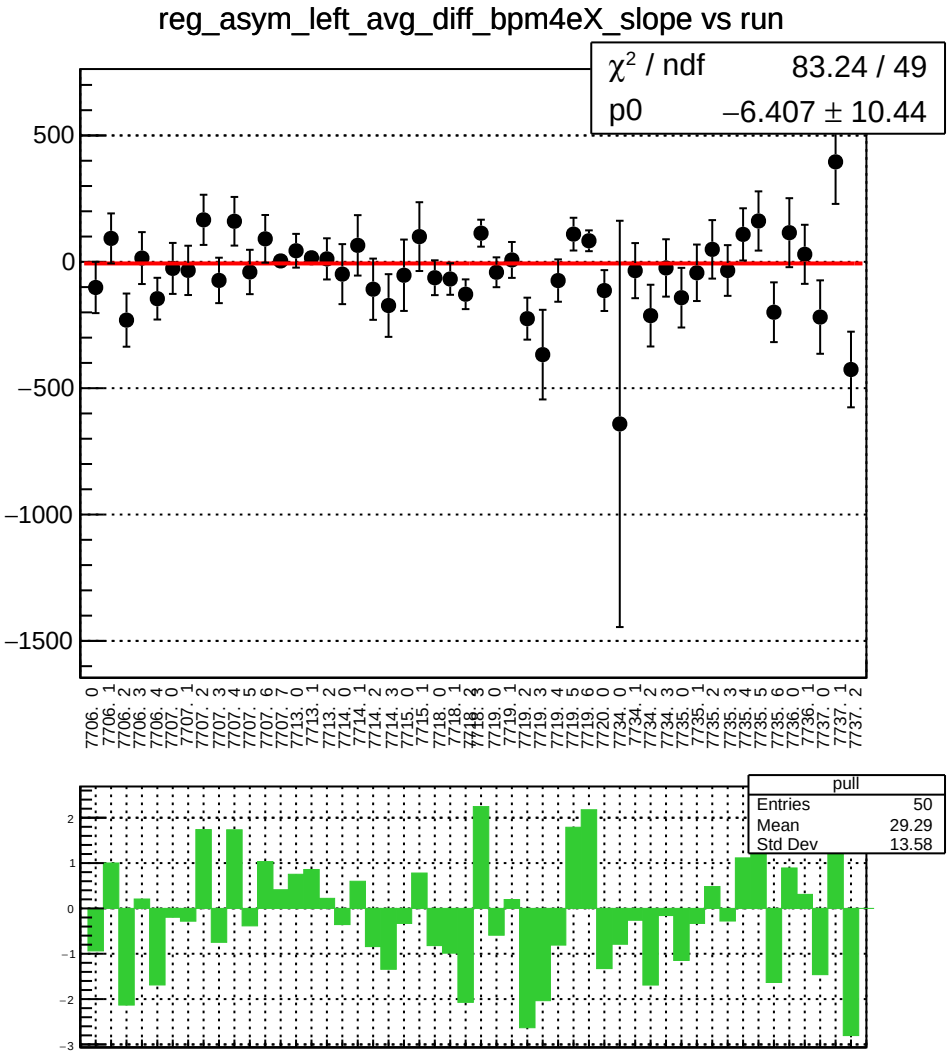
reg_asym_left_avg_diff_bpm4eX_slope vs run
χ² / ndf 83.24 / 49
p0 −6.407 ± 10.44
500
0
−500
−1000
−1500
7706. 0
7706. 1
7706. 2
7706. 3
7706. 4
7707. 0
7707. 1
7707. 2
7707. 3
7707. 4
7707. 5
7707. 6
7707. 7
7713. 0
7713. 1
7713. 2
7714. 0
7714. 1
7714. 2
7714. 3
7715. 0
7715. 1
7718. 0
7718. 1
7718. 2
7718. 3
7719. 0
7719. 1
7719. 2
7719. 3
7719. 4
7719. 5
7719. 6
7720. 0
7734. 0
7734. 1
7734. 2
7734. 3
7735. 0
7735. 1
7735. 2
7735. 3
7735. 4
7735. 5
7735. 6
7736. 0
7736. 1
7737. 0
7737. 1
7737. 2
pull
Entries 50
Mean 29.29
Std Dev 13.58
2
1
0
−1
−2
−3

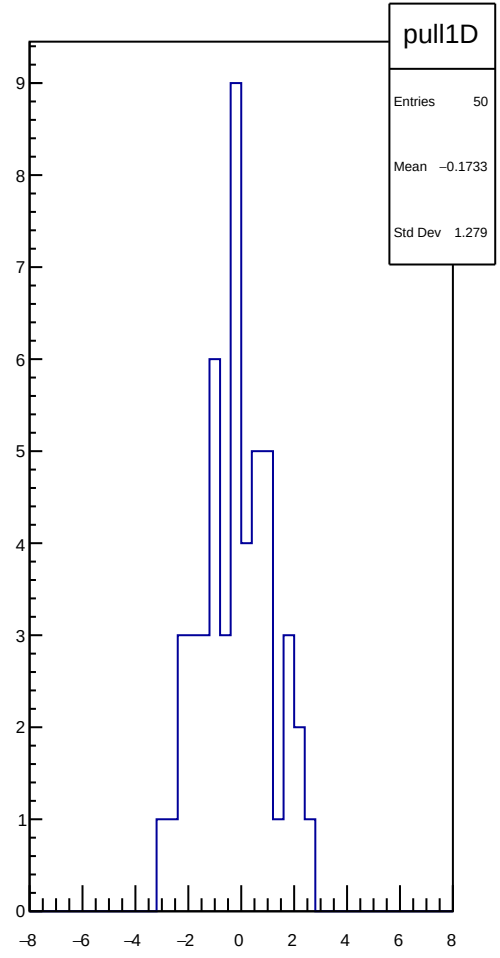
pull1D
Entries 50
Mean −0.1733
Std Dev 1.279
9
8
7
6
5
4
3
2
1
0
−8
−6
−4
−2
0
2
4
6
8

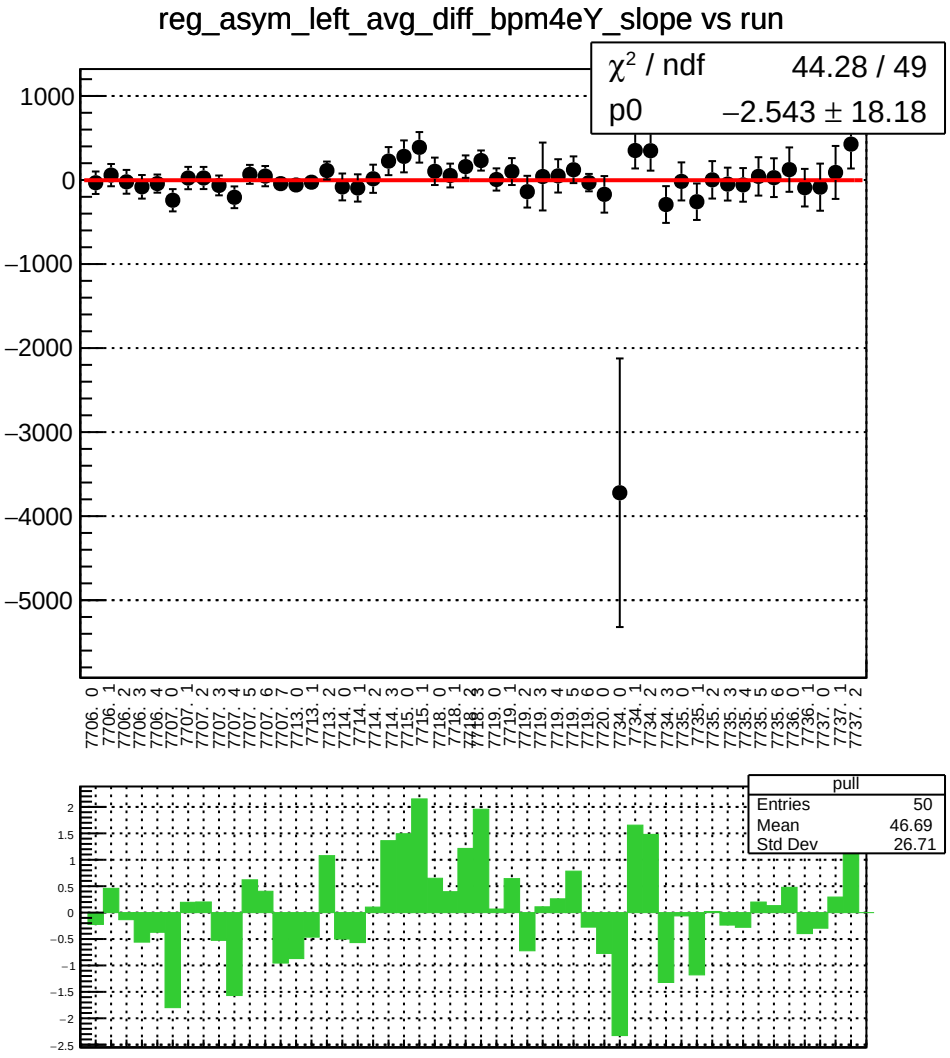
reg_asym_left_avg_diff_bpm4eY_slope vs run
χ² / ndf 44.28 / 49
p0 −2.543 ± 18.18
pull
Entries 50
Mean 46.69
Std Dev 26.71

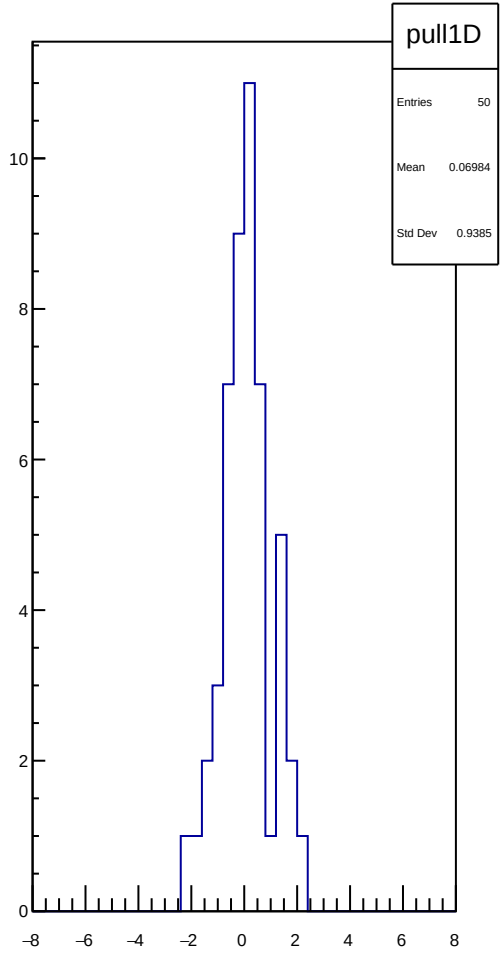
pull1D
Entries 50
Mean 0.06984
Std Dev 0.9385

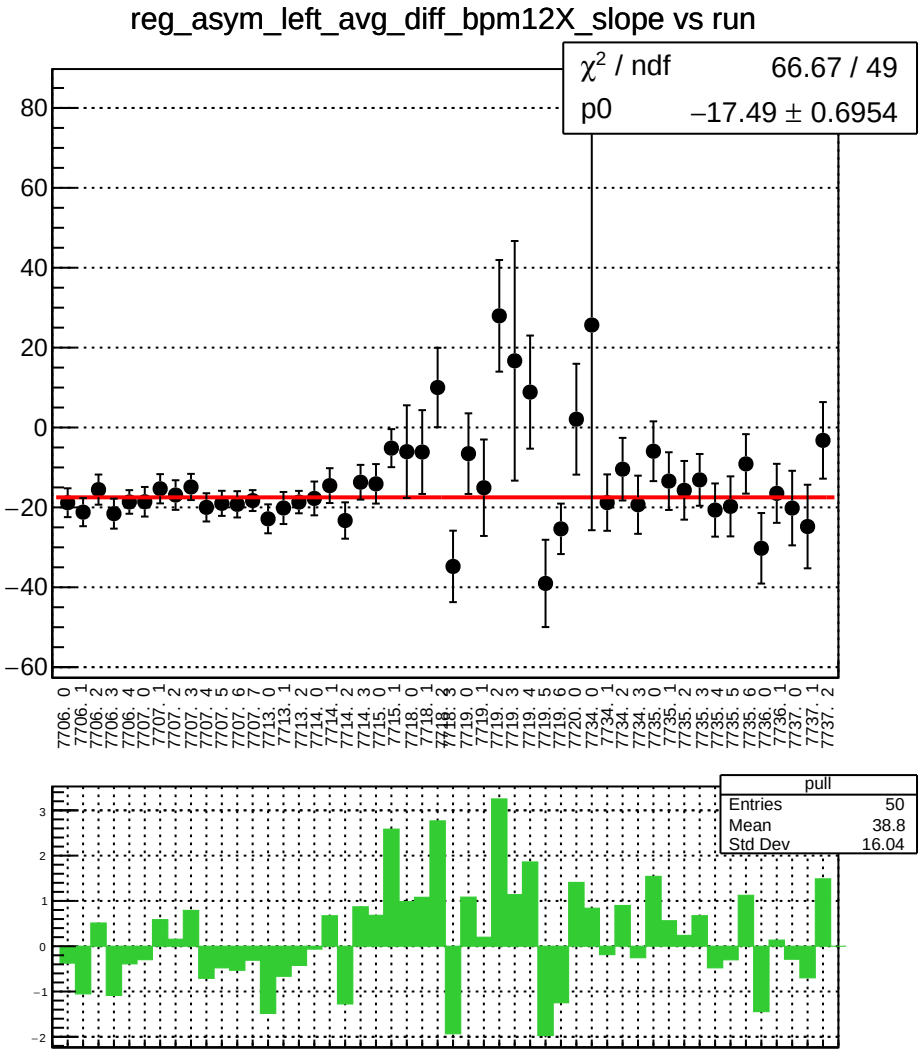
reg_asym_left_avg_diff_bpm12X_slope vs run
χ² / ndf 66.67 / 49
p0 −17.49 ± 0.6954
pull
Entries 50
Mean 38.8
Std Dev 16.04

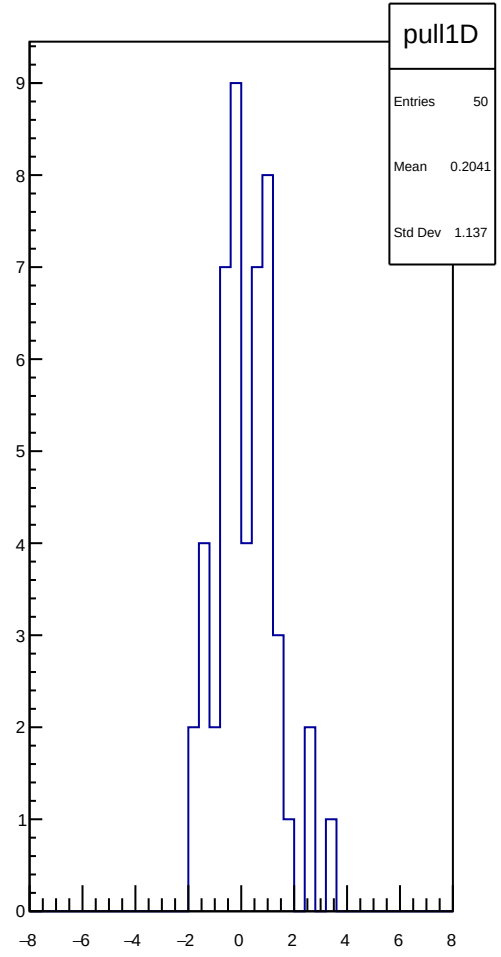
pull1D
Entries 50
Mean 0.2041
Std Dev 1.137

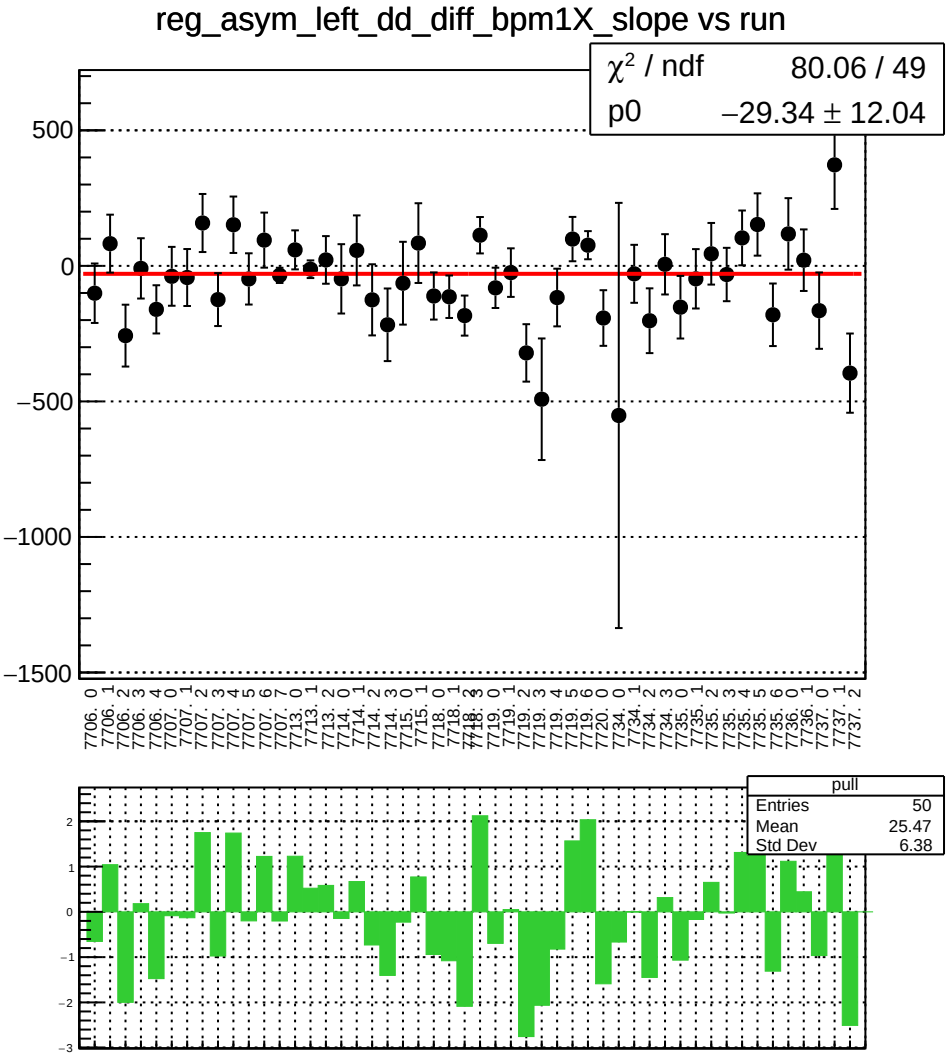
reg_asym_left_dd_diff_bpm1X_slope vs run
χ² / ndf 80.06 / 49
p0 −29.34 ± 12.04
500
0
−500
−1000
−1500
7706. 0
7706. 1
7706. 2
7706. 3
7706. 4
7707. 0
7707. 1
7707. 2
7707. 3
7707. 4
7707. 5
7707. 6
7707. 7
7713. 0
7713. 1
7713. 2
7714. 0
7714. 1
7714. 2
7714. 3
7715. 0
7715. 1
7718. 0
7718. 1
7718. 2
7718. 3
7719. 0
7719. 1
7719. 2
7719. 3
7719. 4
7719. 5
7719. 6
7720. 0
7734. 0
7734. 1
7734. 2
7734. 3
7735. 0
7735. 1
7735. 2
7735. 3
7735. 4
7735. 5
7735. 6
7736. 0
7736. 1
7737. 0
7737. 1
7737. 2
pull
Entries 50
Mean 25.47
Std Dev 6.38
2
1
0
−1
−2
−3

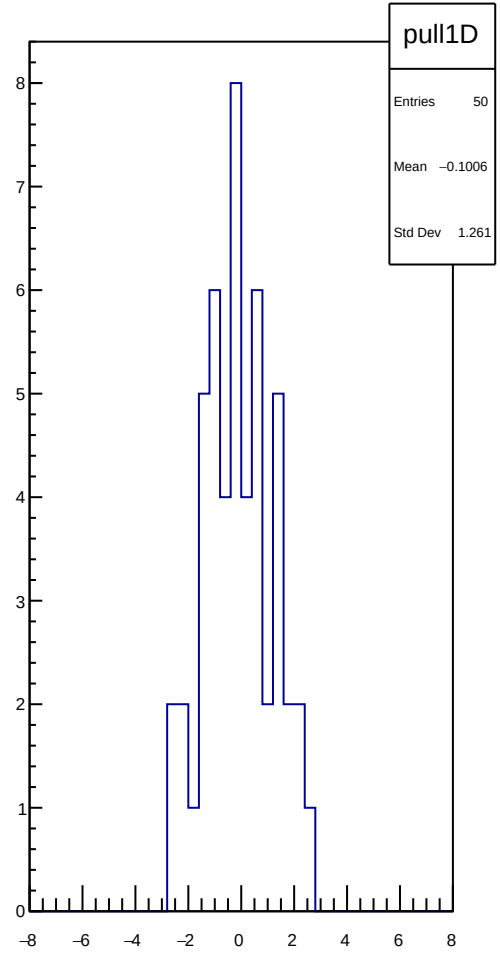
pull1D
Entries 50
Mean −0.1006
Std Dev 1.261
8
7
6
5
4
3
2
1
0
−8
−6
−4
−2
0
2
4
6
8

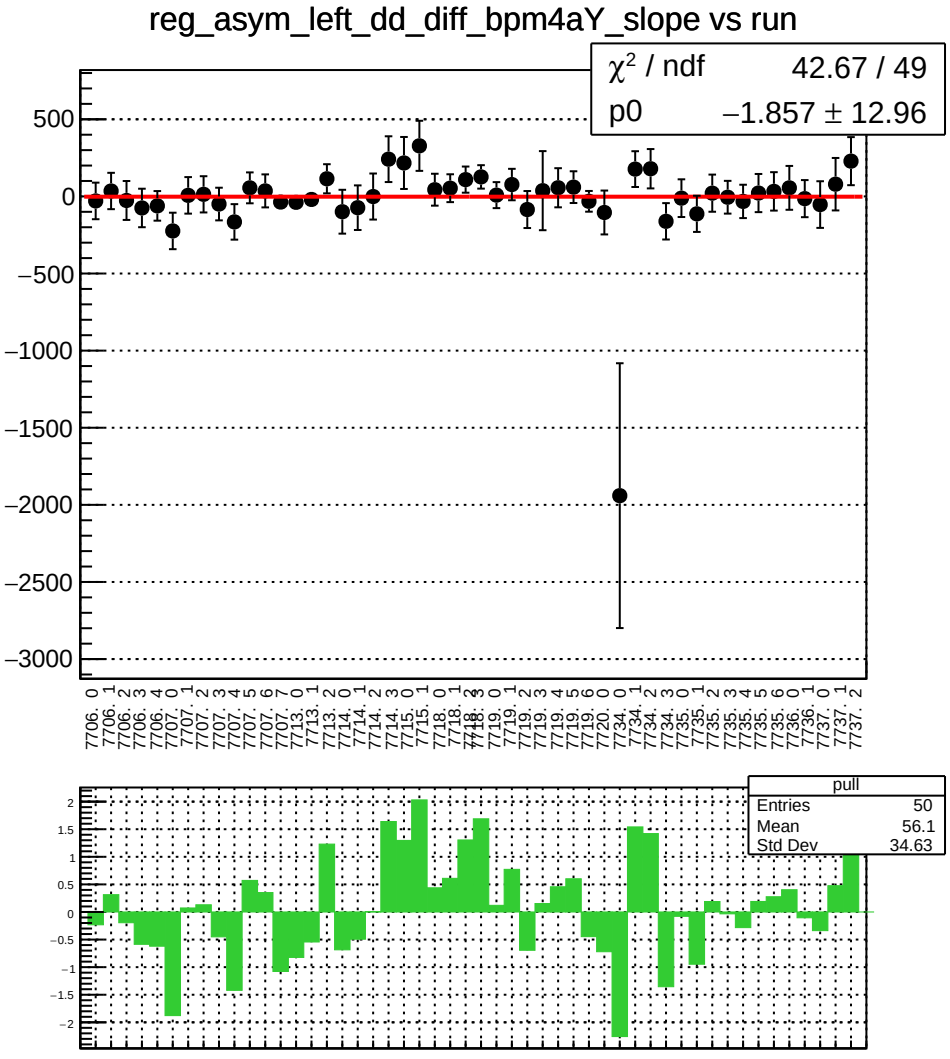
reg_asym_left_dd_diff_bpm4aY_slope vs run
χ² / ndf 42.67 / 49
p0 −1.857 ± 12.96
500
0
−500
−1000
−1500
−2000
−2500
−3000
7706. 0
7706. 1
7706. 2
7706. 3
7706. 4
7707. 0
7707. 1
7707. 2
7707. 3
7707. 4
7707. 5
7707. 6
7707. 7
7713. 0
7713. 1
7713. 2
7714. 0
7714. 1
7714. 2
7714. 3
7715. 0
7715. 1
7718. 0
7718. 1
7718. 2
7718. 3
7719. 0
7719. 1
7719. 2
7719. 3
7719. 4
7719. 5
7719. 6
7720. 0
7734. 0
7734. 1
7734. 2
7734. 3
7735. 0
7735. 1
7735. 2
7735. 3
7735. 4
7735. 5
7735. 6
7736. 0
7736. 1
7737. 0
7737. 1
7737. 2
pull
Entries 50
Mean 56.1
Std Dev 34.63
2
1.5
1
0.5
0
−0.5
−1
−1.5
−2

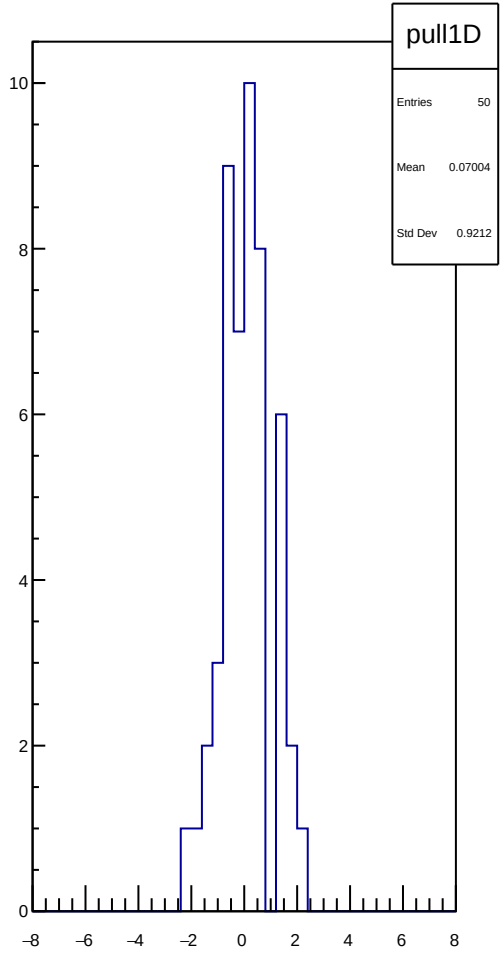
pull1D
Entries 50
Mean 0.07004
Std Dev 0.9212
10
8
6
4
2
0
−8
−6
−4
−2
0
2
4
6
8

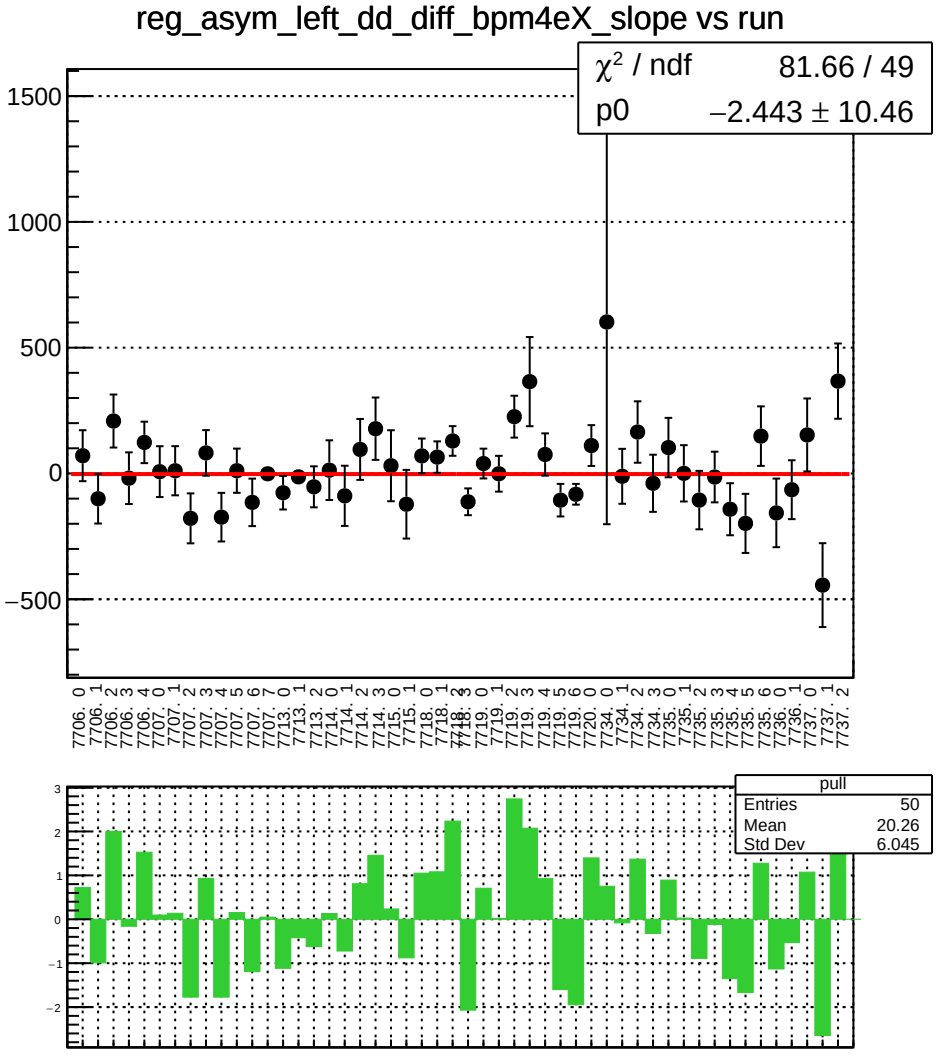
reg_asym_left_dd_diff_bpm4eX_slope vs run
χ² / ndf 81.66 / 49
p0 −2.443 ± 10.46
1500
1000
500
0
−500
7706. 0
7706. 1
7706. 2
7706. 3
7706. 4
7707. 0
7707. 1
7707. 2
7707. 3
7707. 4
7707. 5
7707. 6
7707. 7
7713. 0
7713. 1
7713. 2
7714. 0
7714. 1
7714. 2
7714. 3
7715. 0
7715. 1
7718. 0
7718. 1
7718. 2
7718. 3
7719. 0
7719. 1
7719. 2
7719. 3
7719. 4
7719. 5
7719. 6
7720. 0
7734. 0
7734. 1
7734. 2
7734. 3
7735. 0
7735. 1
7735. 2
7735. 3
7735. 4
7735. 5
7735. 6
7736. 0
7736. 1
7737. 0
7737. 1
7737. 2
pull
Entries 50
Mean 20.26
Std Dev 6.045
3
2
1
0
−1
−2

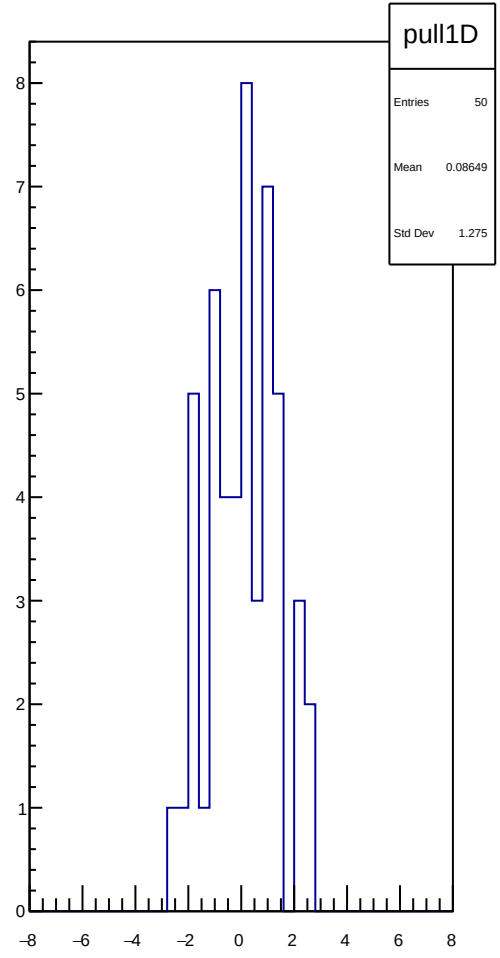
pull1D
Entries 50
Mean 0.08649
Std Dev 1.275
8
7
6
5
4
3
2
1
0
−8
−6
−4
−2
0
2
4
6
8

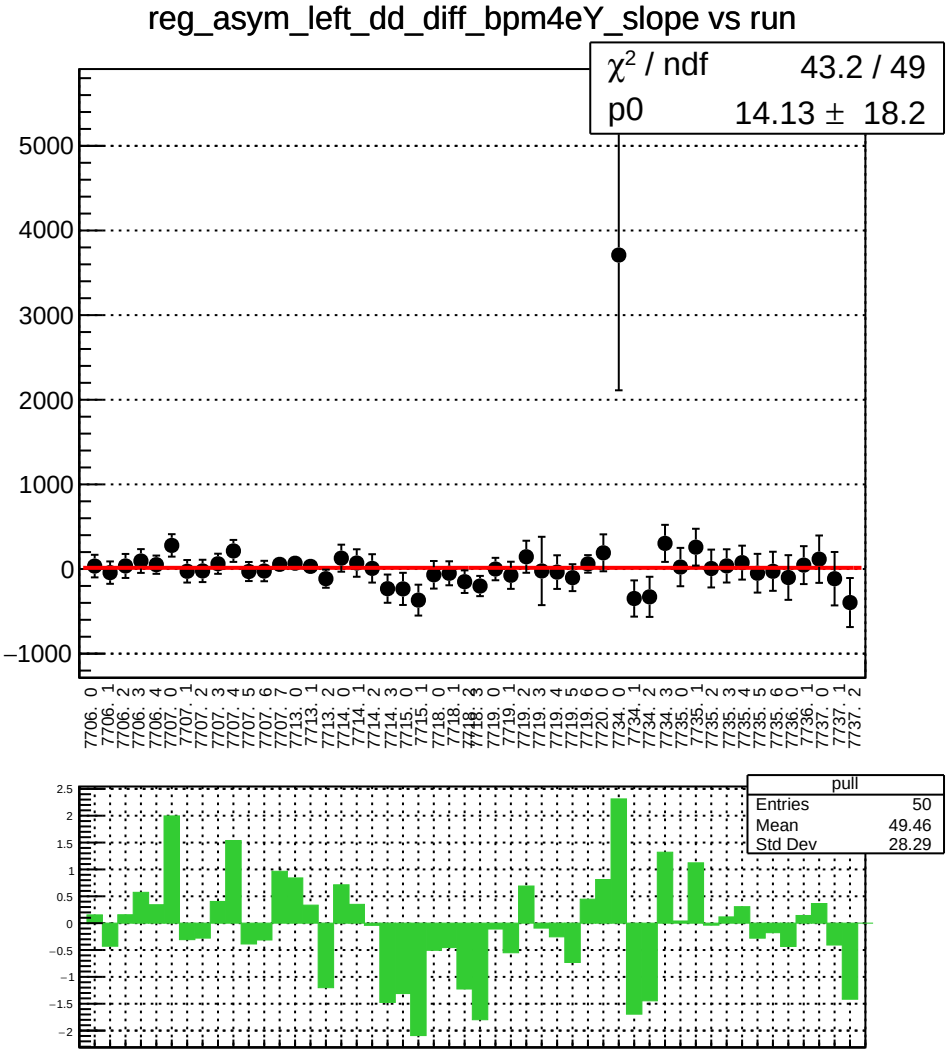
reg_asym_left_dd_diff_bpm4eY_slope vs run
χ² / ndf 43.2 / 49
p0 14.13 ± 18.2
pull
Entries 50
Mean 49.46
Std Dev 28.29

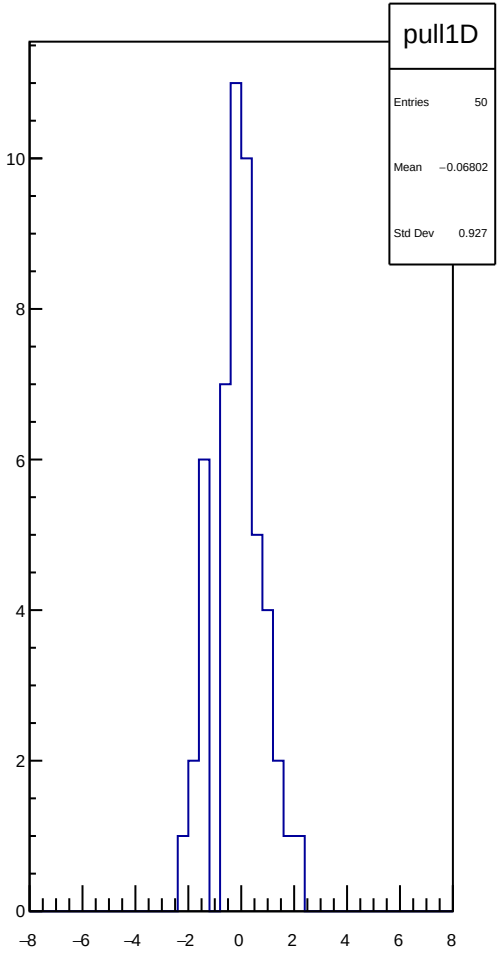
pull1D
Entries 50
Mean −0.06802
Std Dev 0.927

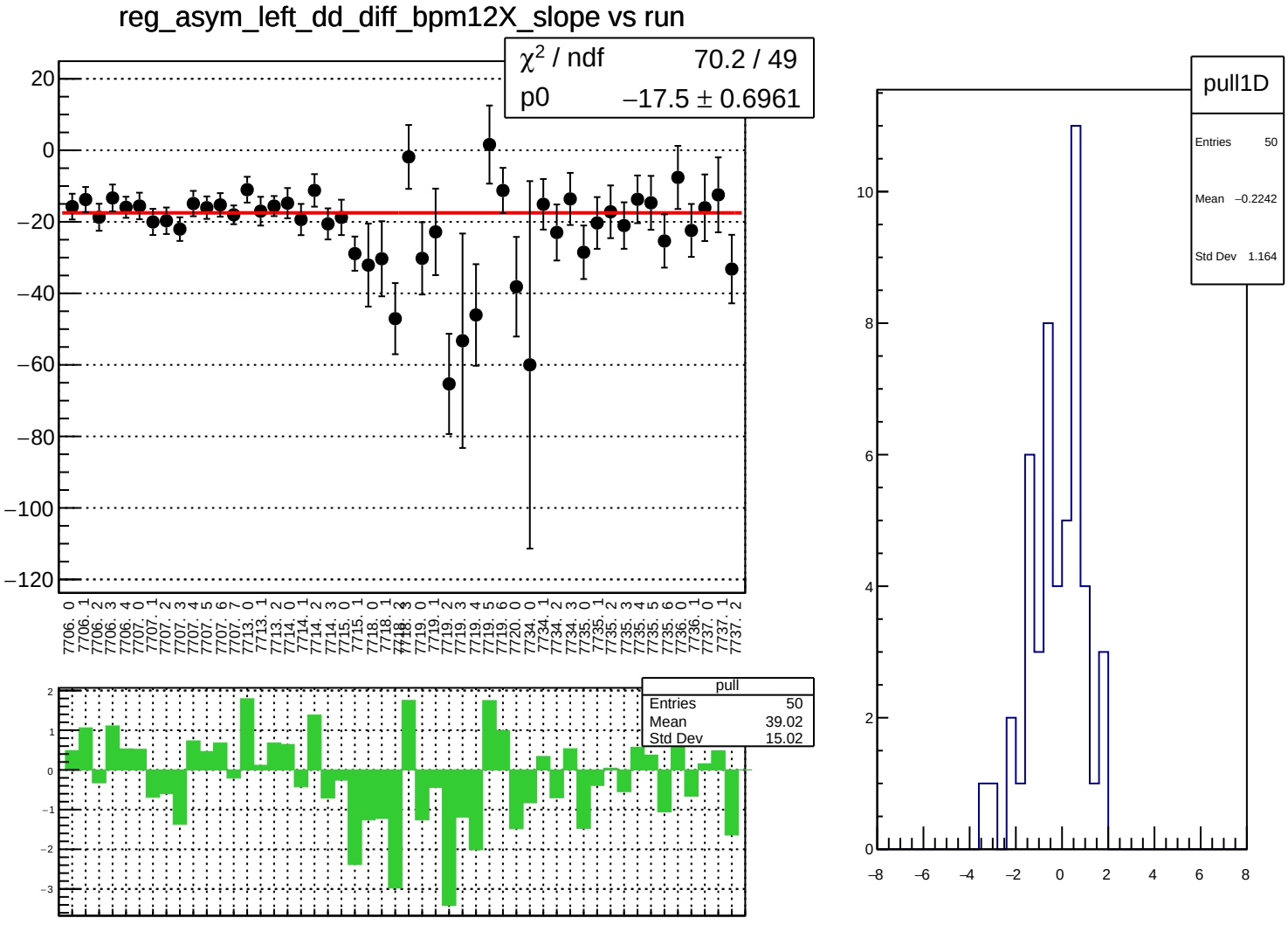
reg_asym_left_dd_diff_bpm12X_slope vs run
χ² / ndf 70.2 / 49
p0 −17.5 ± 0.6961
pull
Entries 50
Mean 39.02
Std Dev 15.02
pull1D
Entries 50
Mean −0.2242
Std Dev 1.164

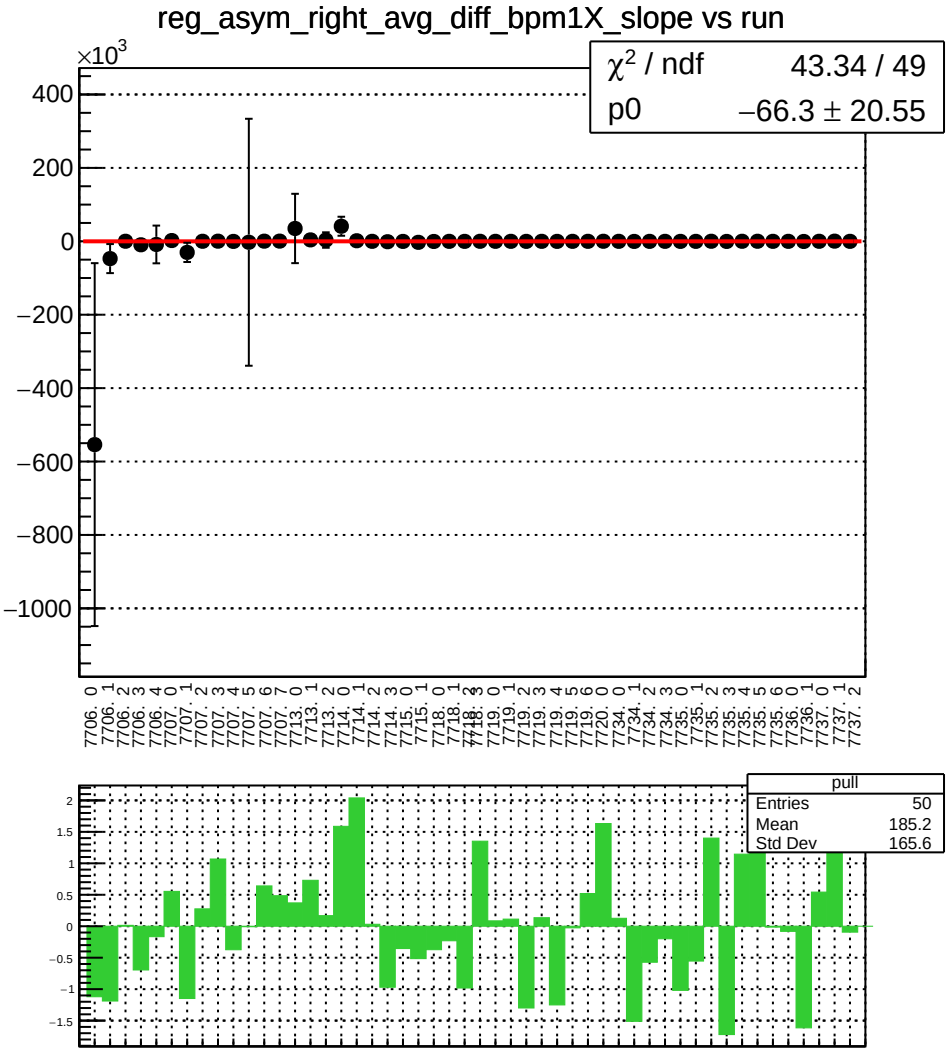
reg_asym_right_avg_diff_bpm1X_slope vs run
×10^3
χ² / ndf 43.34 / 49
p0 −66.3 ± 20.55
pull
Entries 50
Mean 185.2
Std Dev 165.6

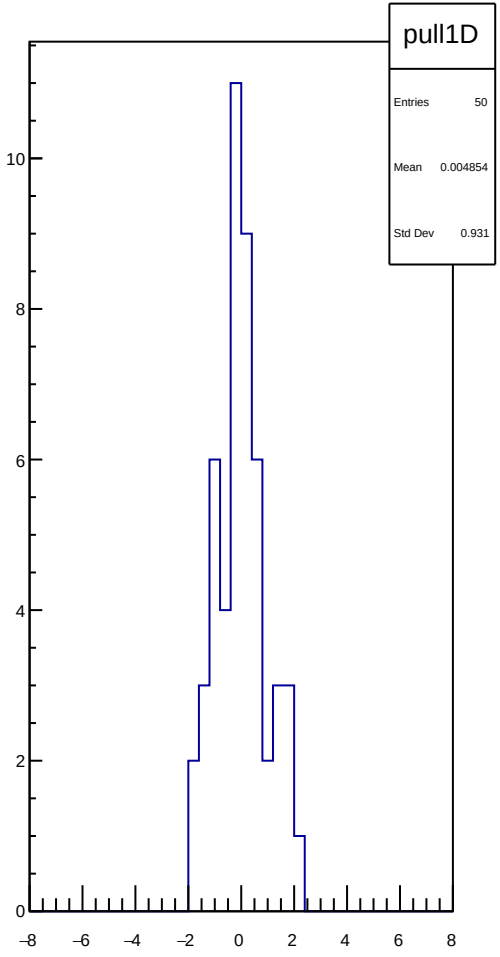
pull1D
Entries 50
Mean 0.004854
Std Dev 0.931

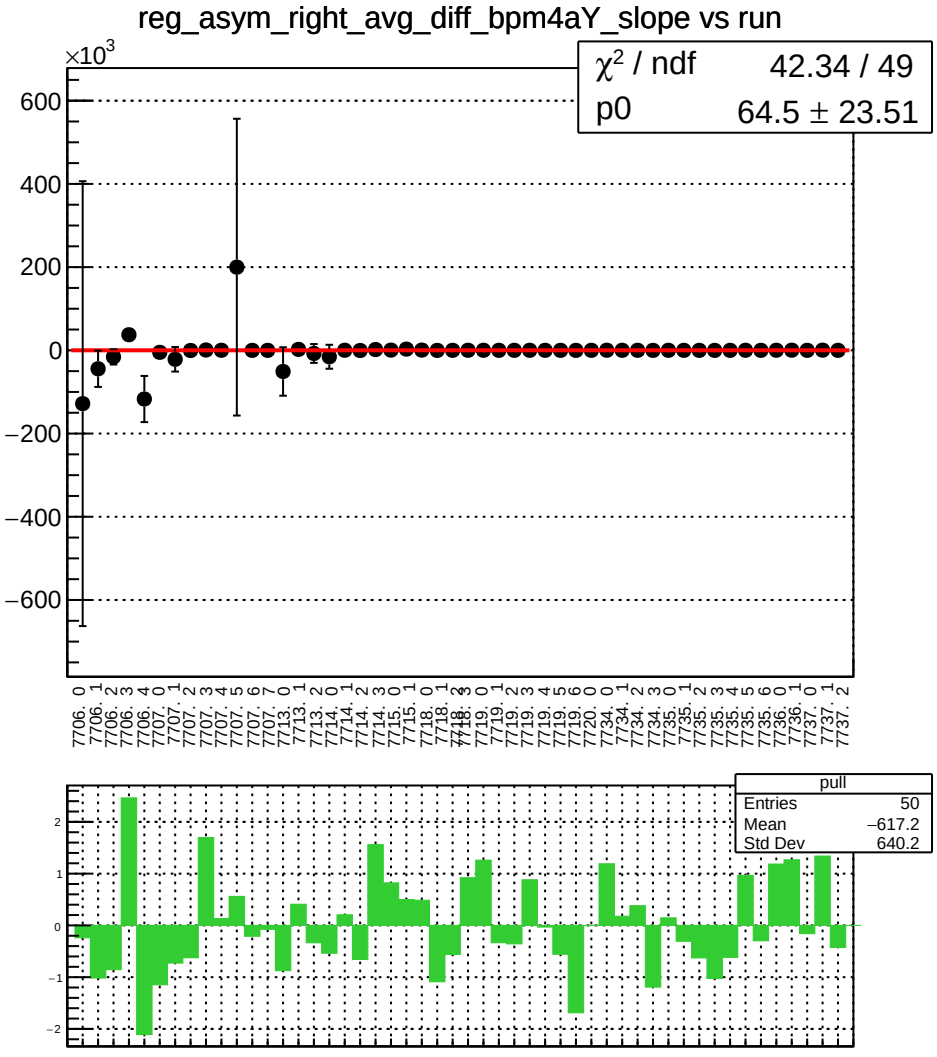
reg_asym_right_avg_diff_bpm4aY_slope vs run
×10^3
χ² / ndf 42.34 / 49
p0 64.5 ± 23.51
600
400
200
0
−200
−400
−600
7706. 0
7706. 1
7706. 2
7706. 3
7706. 4
7707. 0
7707. 1
7707. 2
7707. 3
7707. 4
7707. 5
7707. 6
7707. 7
7713. 0
7713. 1
7713. 2
7714. 0
7714. 1
7714. 2
7714. 3
7715. 0
7715. 1
7718. 0
7718. 1
7718. 2
7718. 3
7719. 0
7719. 1
7719. 2
7719. 3
7719. 4
7719. 5
7719. 6
7720. 0
7734. 0
7734. 1
7734. 2
7734. 3
7735. 0
7735. 1
7735. 2
7735. 3
7735. 4
7735. 5
7735. 6
7736. 0
7736. 1
7737. 0
7737. 1
7737. 2
pull
Entries 50
Mean −617.2
Std Dev 640.2
2
1
0
−1
−2

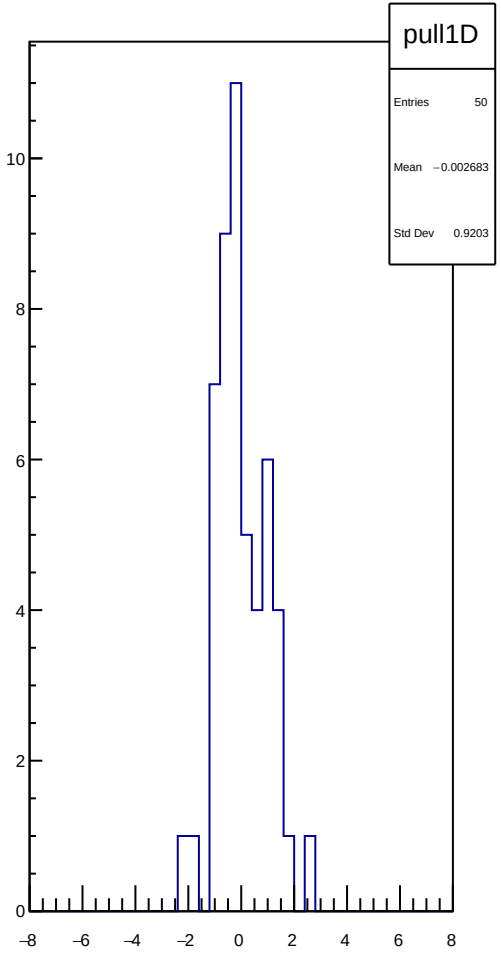
pull1D
Entries 50
Mean −0.002683
Std Dev 0.9203
10
8
6
4
2
0
−8
−6
−4
−2
0
2
4
6
8

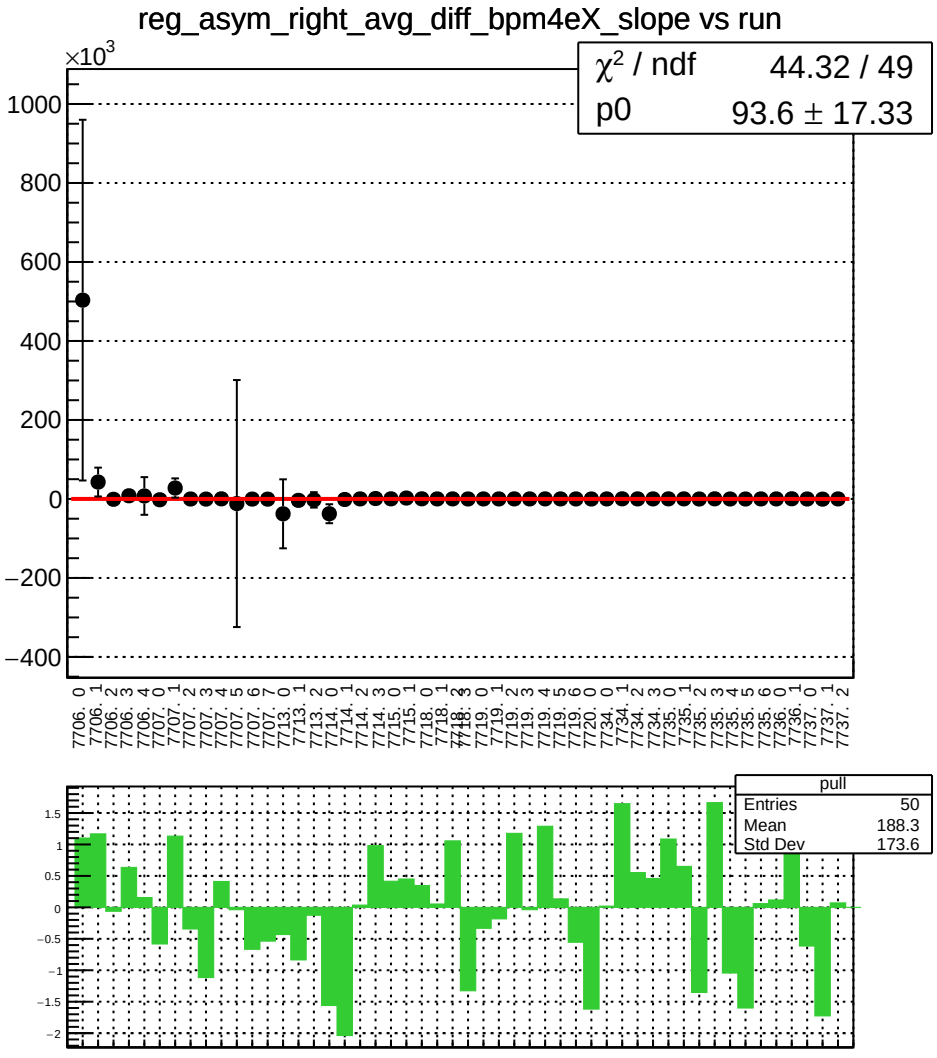
reg_asym_right_avg_diff_bpm4eX_slope vs run
×10^3
χ² / ndf 44.32 / 49
p0 93.6 ± 17.33
1000
800
600
400
200
0
−200
−400
7706. 0
7706. 1
7706. 2
7706. 3
7706. 4
7707. 0
7707. 1
7707. 2
7707. 3
7707. 4
7707. 5
7707. 6
7707. 7
7713. 0
7713. 1
7713. 2
7714. 0
7714. 1
7714. 2
7714. 3
7715. 0
7715. 1
7718. 0
7718. 1
7718. 2
7718. 3
7719. 0
7719. 1
7719. 2
7719. 3
7719. 4
7719. 5
7719. 6
7720. 0
7734. 0
7734. 1
7734. 2
7734. 3
7735. 0
7735. 1
7735. 2
7735. 3
7735. 4
7735. 5
7735. 6
7736. 0
7736. 1
7737. 0
7737. 1
7737. 2
pull
Entries 50
Mean 188.3
Std Dev 173.6
1.5
1
0.5
0
−0.5
−1
−1.5
−2

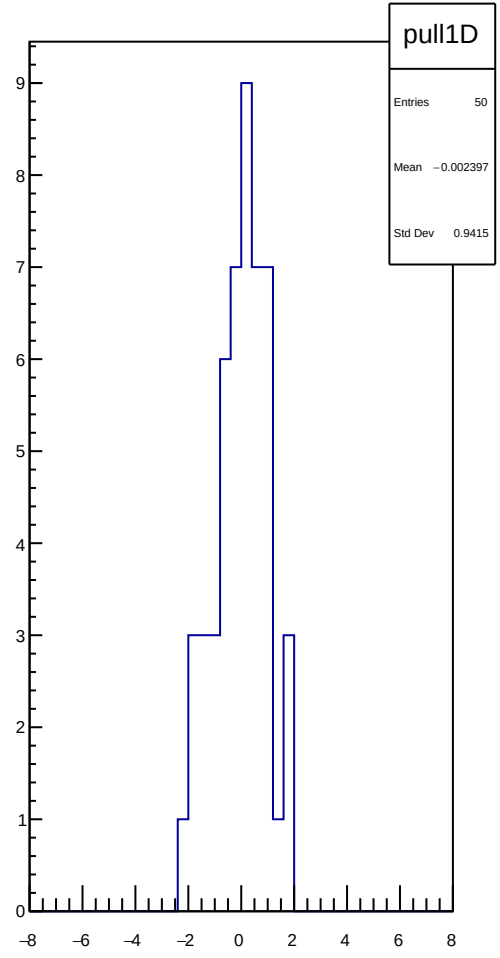
pull1D
Entries 50
Mean −0.002397
Std Dev 0.9415
9
8
7
6
5
4
3
2
1
0
−8
−6
−4
−2
0
2
4
6
8

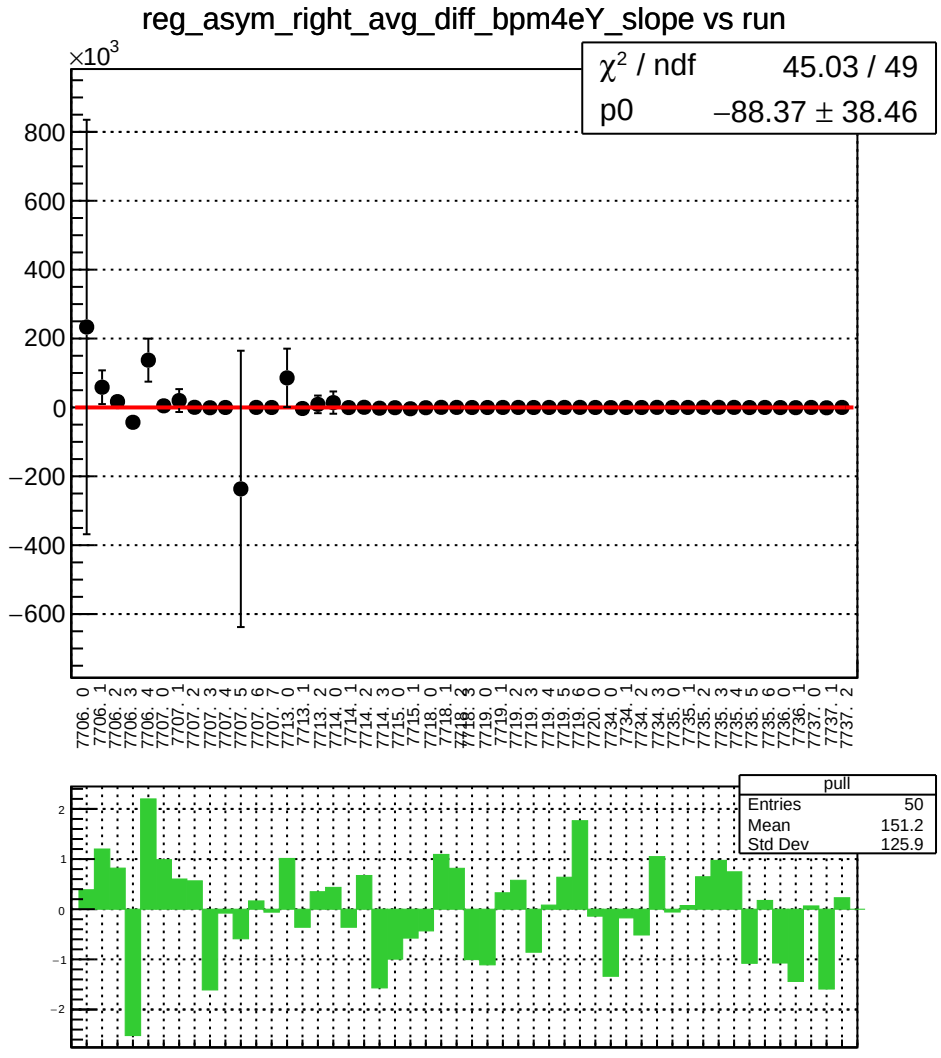
reg_asym_right_avg_diff_bpm4eY_slope vs run
×10^3
χ² / ndf 45.03 / 49
p0 −88.37 ± 38.46
800
600
400
200
0
−200
−400
−600
7706. 0
7706. 1
7706. 2
7706. 3
7706. 4
7707. 0
7707. 1
7707. 2
7707. 3
7707. 4
7707. 5
7707. 6
7707. 7
7713. 0
7713. 1
7713. 2
7714. 0
7714. 1
7714. 2
7714. 3
7715. 0
7715. 1
7718. 0
7718. 1
7718. 2
7718. 3
7719. 0
7719. 1
7719. 2
7719. 3
7719. 4
7719. 5
7719. 6
7720. 0
7734. 0
7734. 1
7734. 2
7734. 3
7735. 0
7735. 1
7735. 2
7735. 3
7735. 4
7735. 5
7735. 6
7736. 0
7736. 1
7737. 0
7737. 1
7737. 2
pull
Entries 50
Mean 151.2
Std Dev 125.9
2
1
0
−1
−2

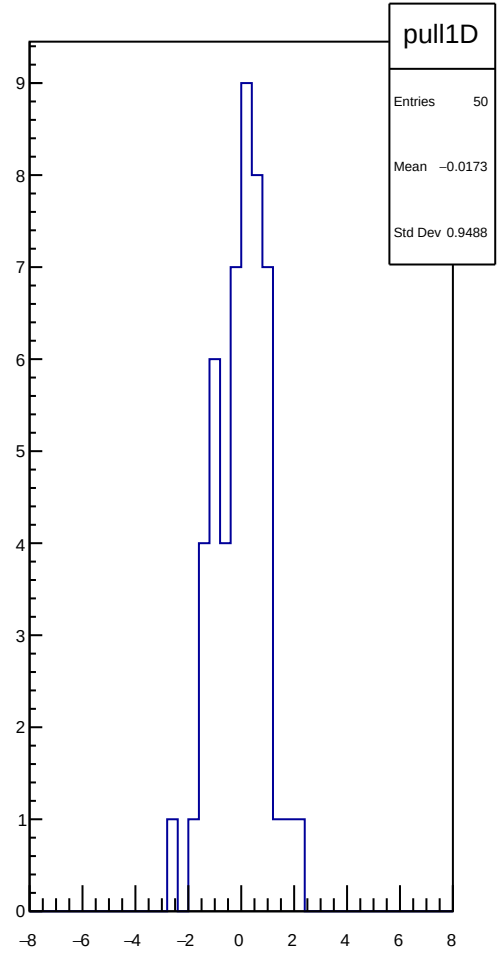
pull1D
Entries 50
Mean −0.0173
Std Dev 0.9488
9
8
7
6
5
4
3
2
1
0
−8
−6
−4
−2
0
2
4
6
8

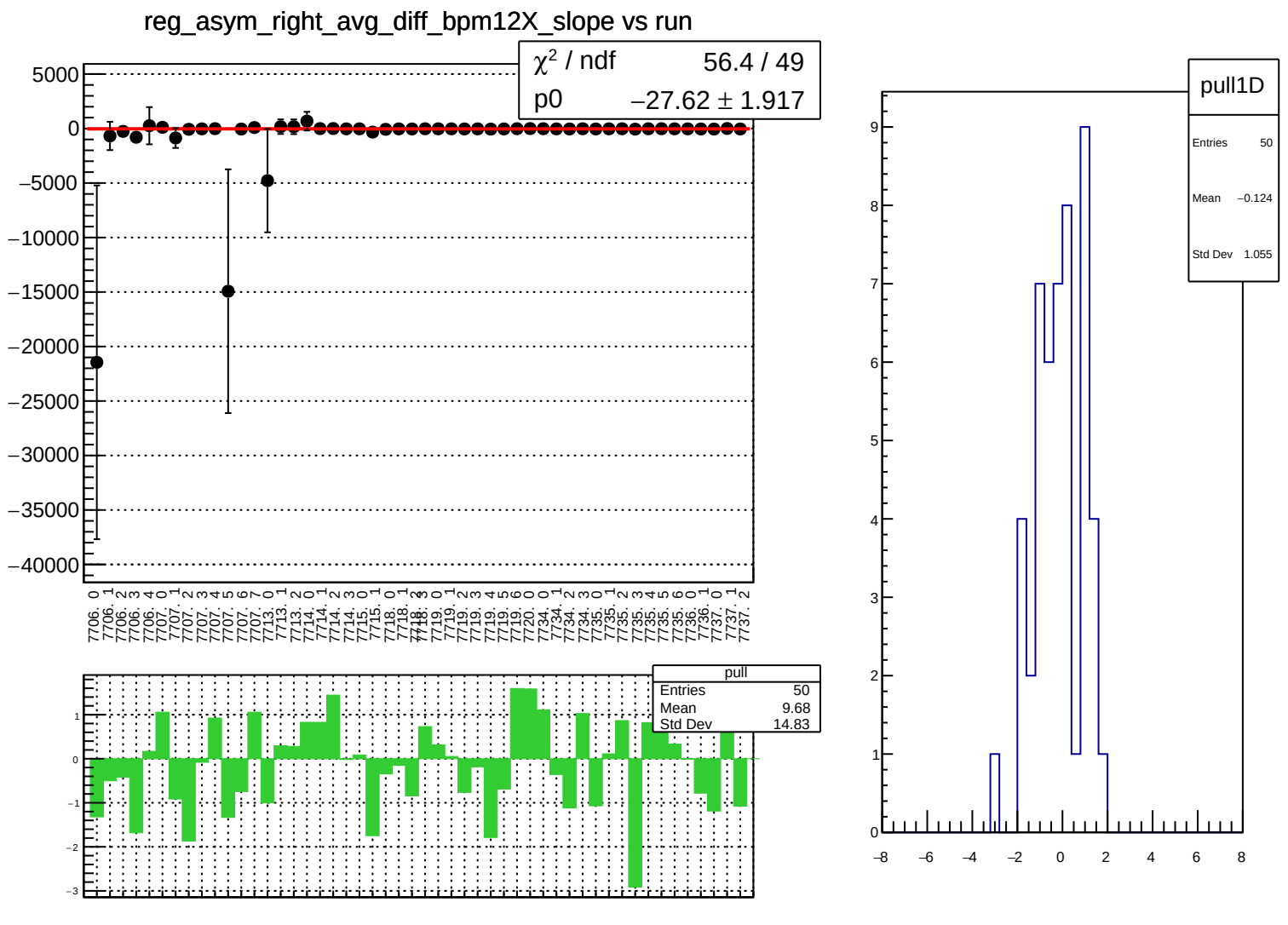
reg_asym_right_avg_diff_bpm12X_slope vs run
χ² / ndf 56.4 / 49
p0 −27.62 ± 1.917
pull
Entries 50
Mean 9.68
Std Dev 14.83
pull1D
Entries 50
Mean −0.124
Std Dev 1.055

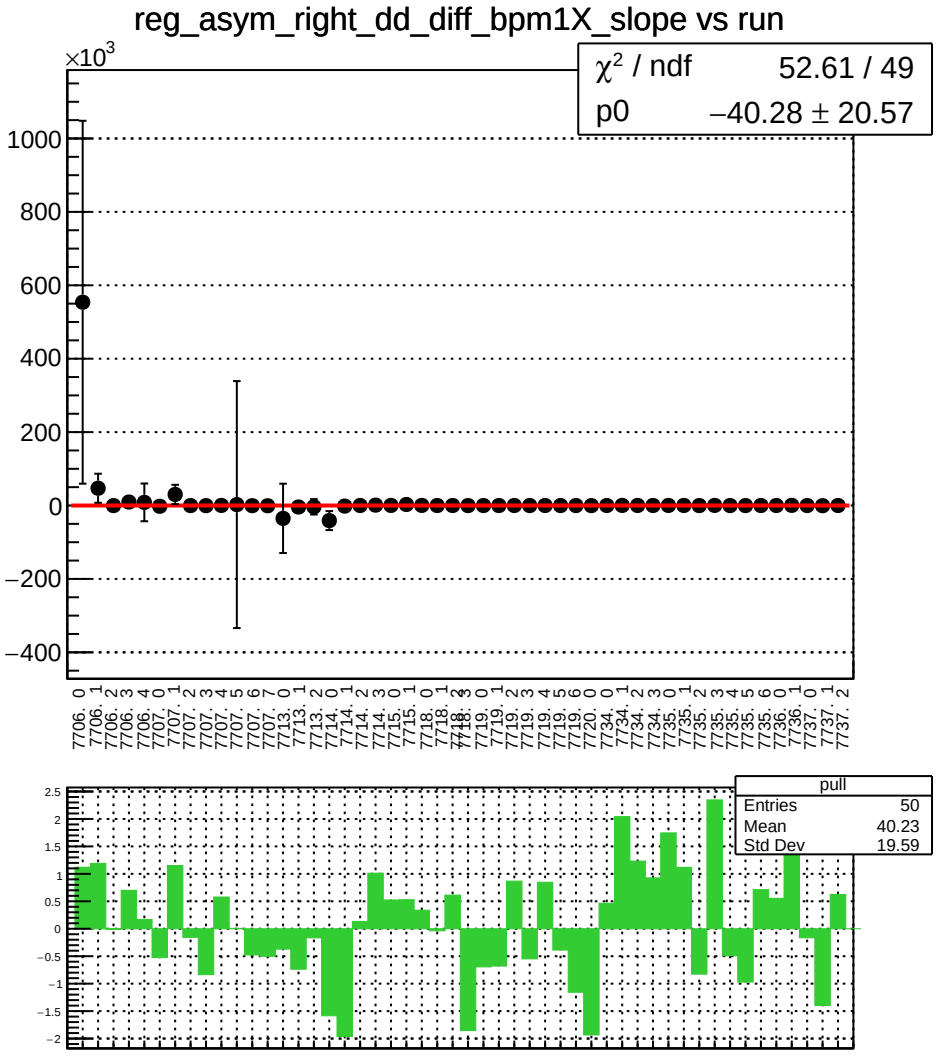
reg_asym_right_dd_diff_bpm1X_slope vs run
×10^3
χ² / ndf 52.61 / 49
p0 −40.28 ± 20.57
1000
800
600
400
200
0
−200
−400
7706. 0
7706. 1
7706. 2
7706. 3
7706. 4
7707. 0
7707. 1
7707. 2
7707. 3
7707. 4
7707. 5
7707. 6
7707. 7
7713. 0
7713. 1
7713. 2
7714. 0
7714. 1
7714. 2
7714. 3
7715. 0
7715. 1
7718. 0
7718. 1
7718. 2
7718. 3
7719. 0
7719. 1
7719. 2
7719. 3
7719. 4
7719. 5
7719. 6
7720. 0
7734. 0
7734. 1
7734. 2
7734. 3
7735. 0
7735. 1
7735. 2
7735. 3
7735. 4
7735. 5
7735. 6
7736. 0
7736. 1
7737. 0
7737. 1
7737. 2
pull
Entries 50
Mean 40.23
Std Dev 19.59
2.5
2
1.5
1
0.5
0
−0.5
−1
−1.5
−2

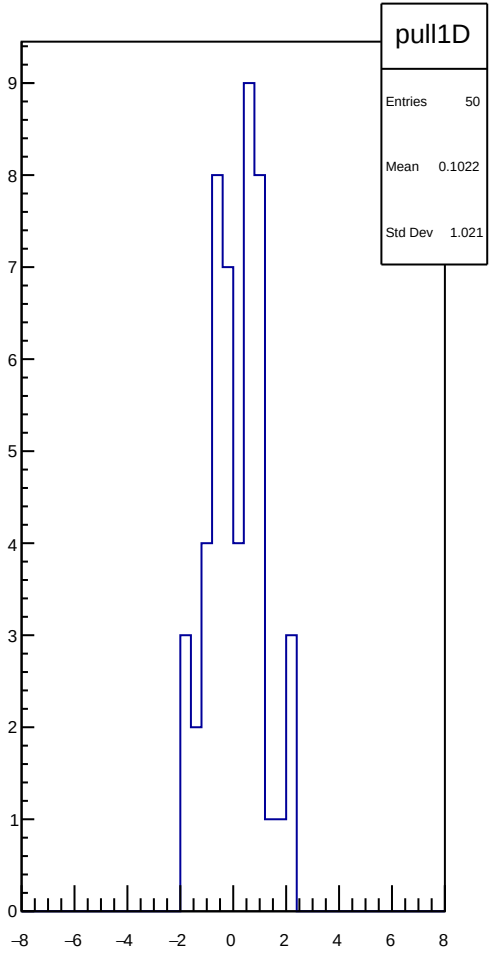
pull1D
Entries 50
Mean 0.1022
Std Dev 1.021
9
8
7
6
5
4
3
2
1
0
−8
−6
−4
−2
0
2
4
6
8

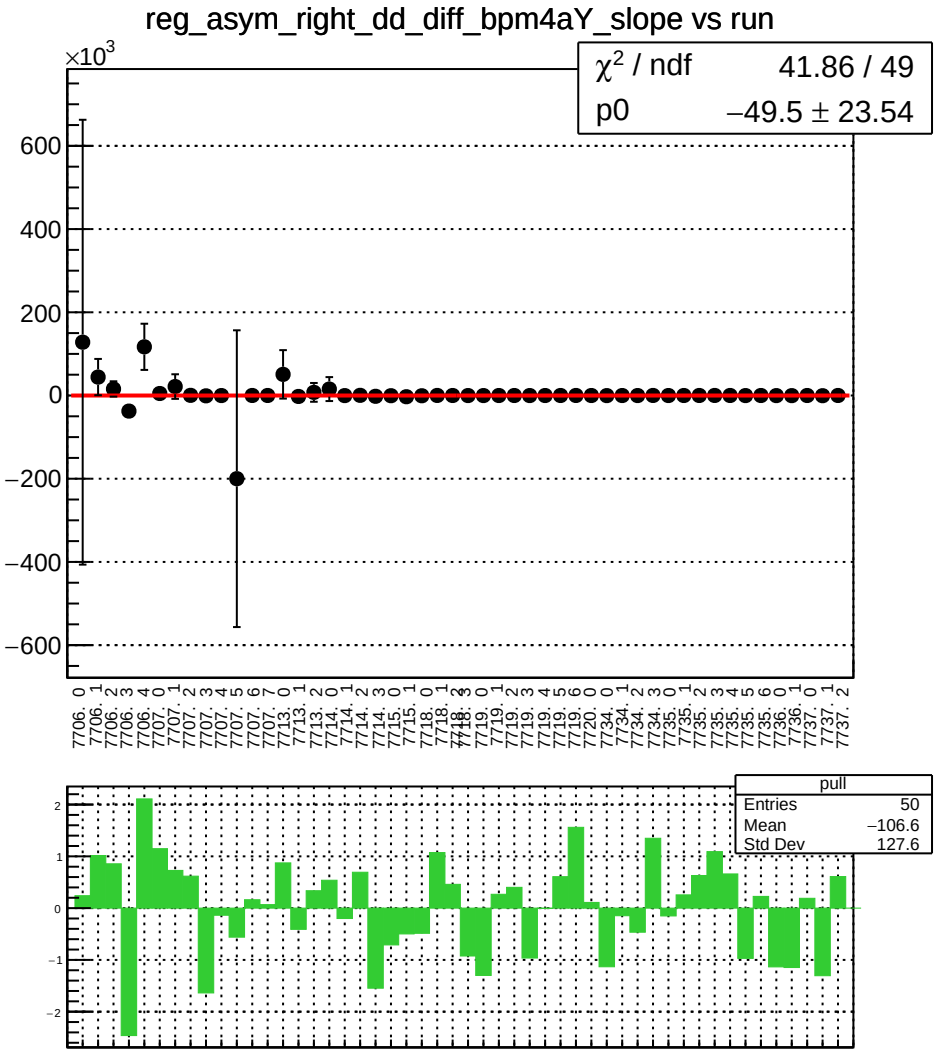
reg_asym_right_dd_diff_bpm4aY_slope vs run
×10^3
χ² / ndf 41.86 / 49
p0 −49.5 ± 23.54
600
400
200
0
−200
−400
−600
7706. 0
7706. 1
7706. 2
7706. 3
7706. 4
7707. 0
7707. 1
7707. 2
7707. 3
7707. 4
7707. 5
7707. 6
7707. 7
7713. 0
7713. 1
7713. 2
7714. 0
7714. 1
7714. 2
7714. 3
7715. 0
7715. 1
7718. 0
7718. 1
7718. 2
7718. 3
7719. 0
7719. 1
7719. 2
7719. 3
7719. 4
7719. 5
7719. 6
7720. 0
7734. 0
7734. 1
7734. 2
7734. 3
7735. 0
7735. 1
7735. 2
7735. 3
7735. 4
7735. 5
7735. 6
7736. 0
7736. 1
7737. 0
7737. 1
7737. 2
pull
Entries 50
Mean −106.6
Std Dev 127.6
2
1
0
−1
−2

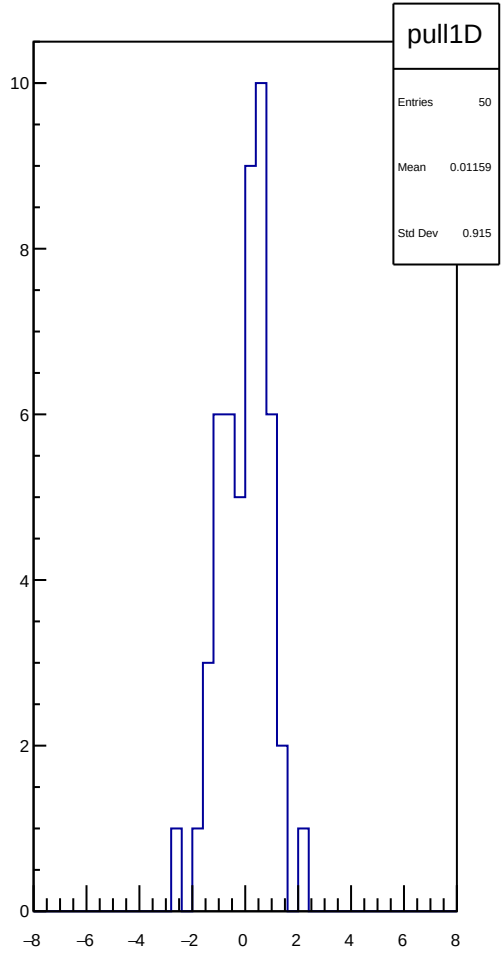
pull1D
Entries 50
Mean 0.01159
Std Dev 0.915
10
8
6
4
2
0
−8
−6
−4
−2
0
2
4
6
8

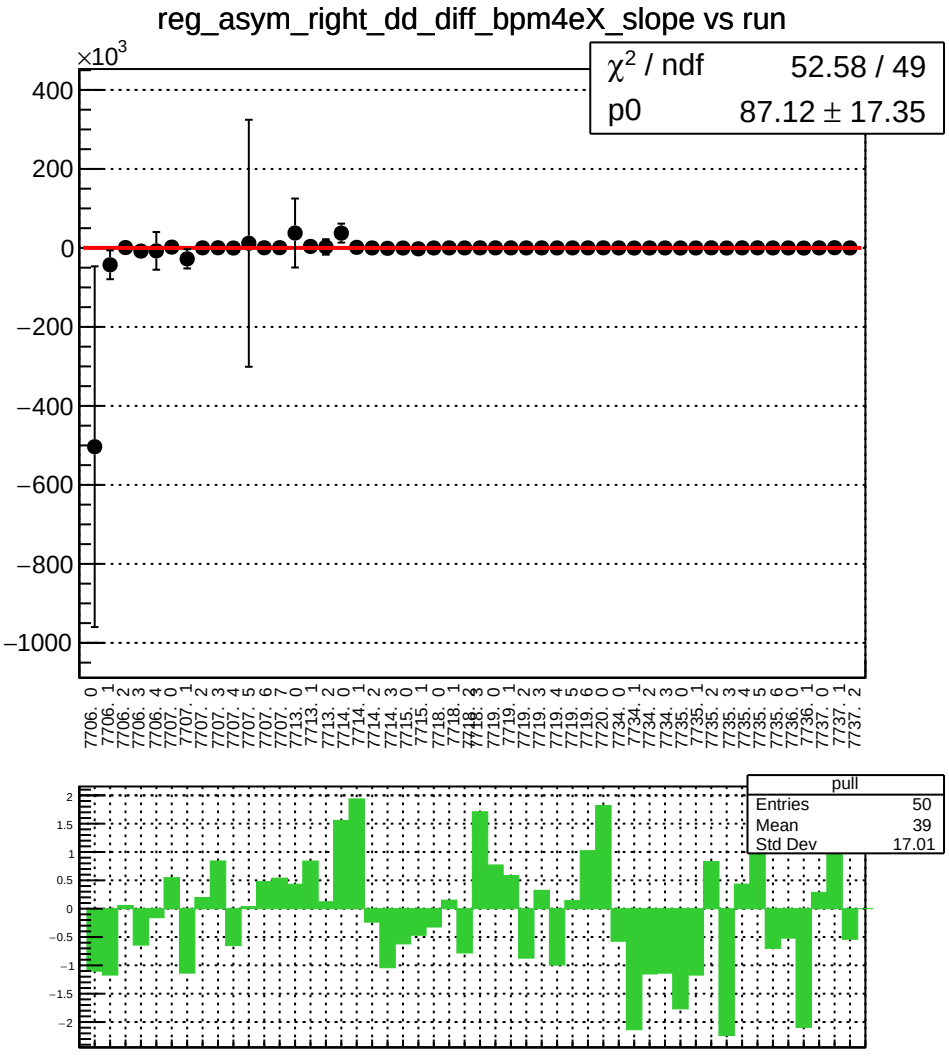
reg_asym_right_dd_diff_bpm4eX_slope vs run
×10^3
χ² / ndf 52.58 / 49
p0 87.12 ± 17.35
pull
Entries 50
Mean 39
Std Dev 17.01

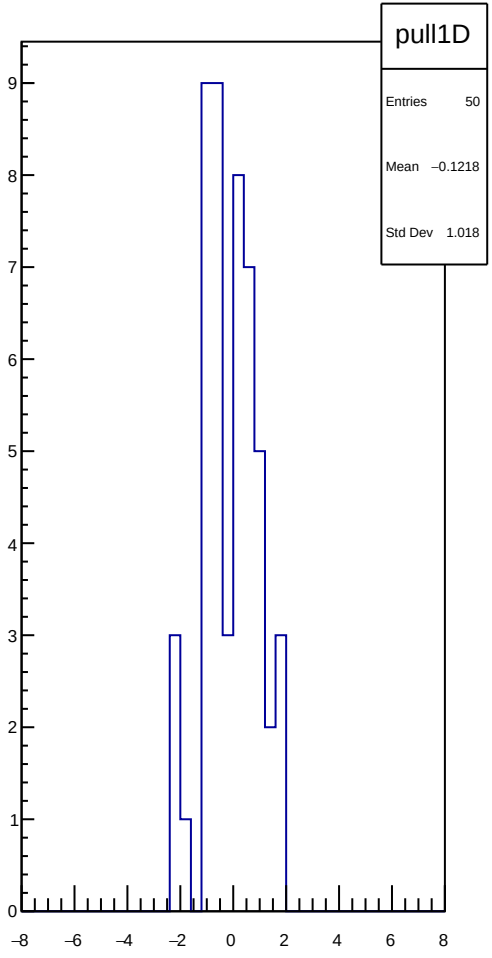
pull1D
Entries 50
Mean −0.1218
Std Dev 1.018

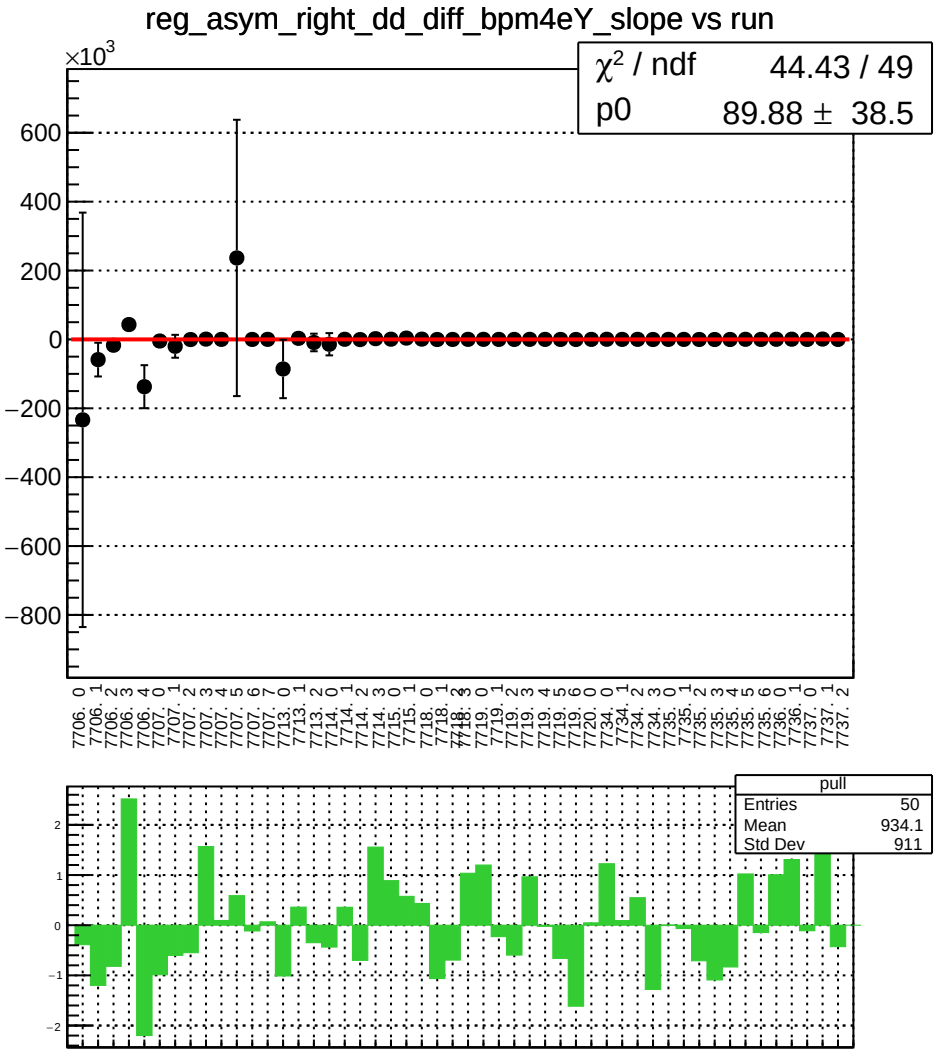
reg_asym_right_dd_diff_bpm4eY_slope vs run
×10^3
χ² / ndf 44.43 / 49
p0 89.88 ± 38.5
600
400
200
0
−200
−400
−600
−800
7706. 0
7706. 1
7706. 2
7706. 3
7706. 4
7707. 0
7707. 1
7707. 2
7707. 3
7707. 4
7707. 5
7707. 6
7707. 7
7713. 0
7713. 1
7713. 2
7714. 0
7714. 1
7714. 2
7714. 3
7715. 0
7715. 1
7718. 0
7718. 1
7718. 2
7718. 3
7719. 0
7719. 1
7719. 2
7719. 3
7719. 4
7719. 5
7719. 6
7720. 0
7734. 0
7734. 1
7734. 2
7734. 3
7735. 0
7735. 1
7735. 2
7735. 3
7735. 4
7735. 5
7735. 6
7736. 0
7736. 1
7737. 0
7737. 1
7737. 2
pull
Entries 50
Mean 934.1
Std Dev 911
2
1
0
−1
−2

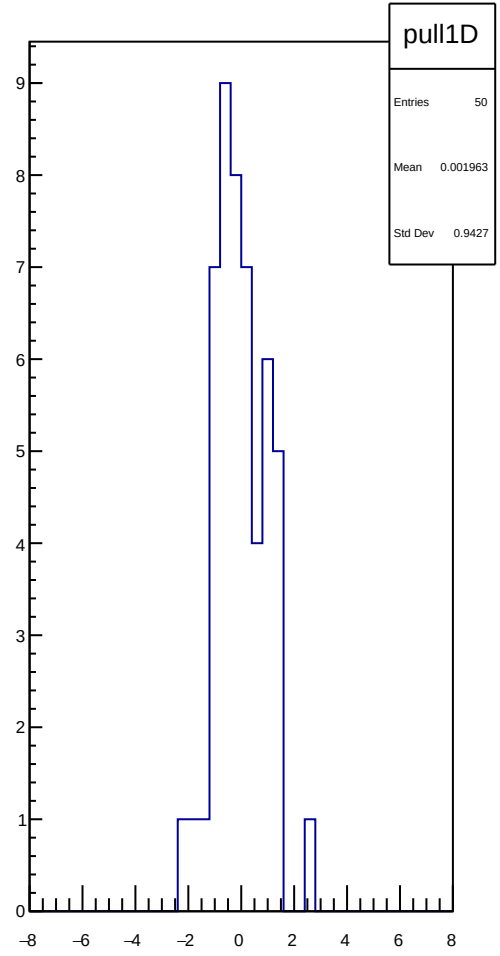
pull1D
Entries 50
Mean 0.001963
Std Dev 0.9427
9
8
7
6
5
4
3
2
1
0
−8
−6
−4
−2
0
2
4
6
8

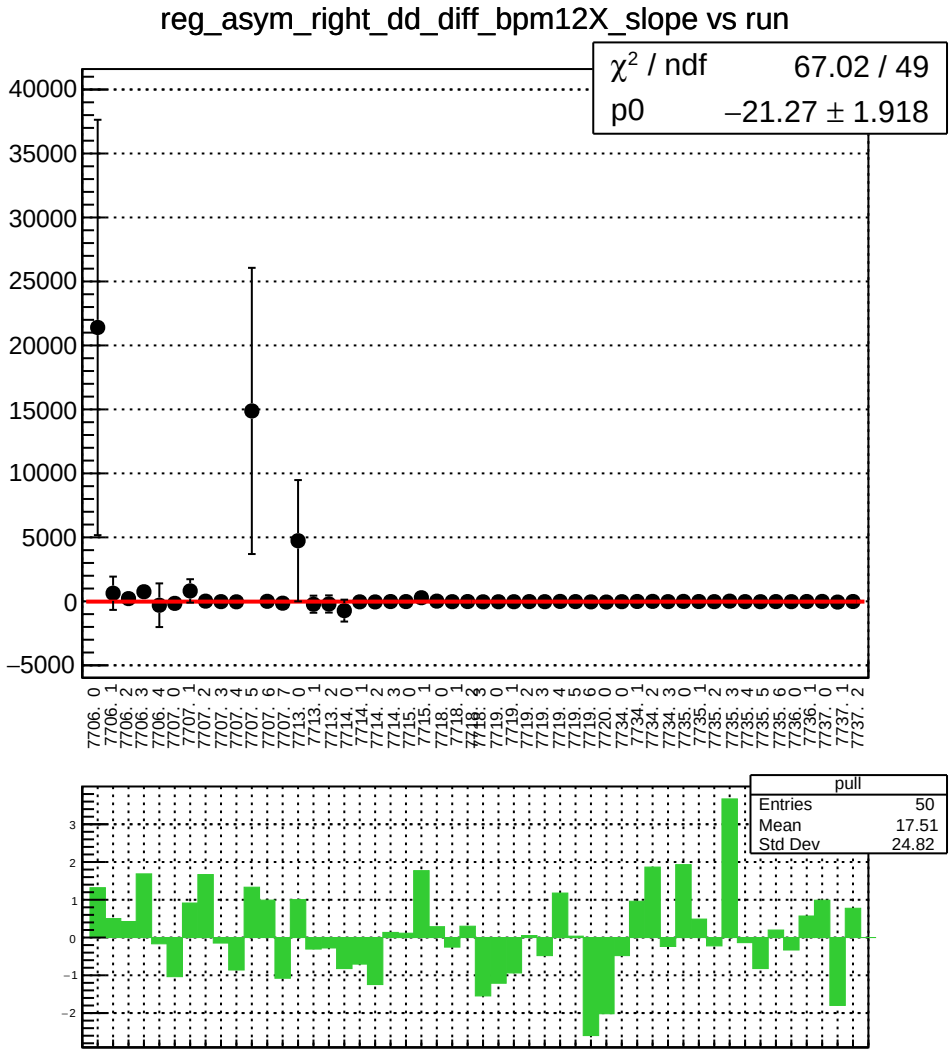
reg_asym_right_dd_diff_bpm12X_slope vs run
χ² / ndf 67.02 / 49
p0 −21.27 ± 1.918
pull
Entries 50
Mean 17.51
Std Dev 24.82

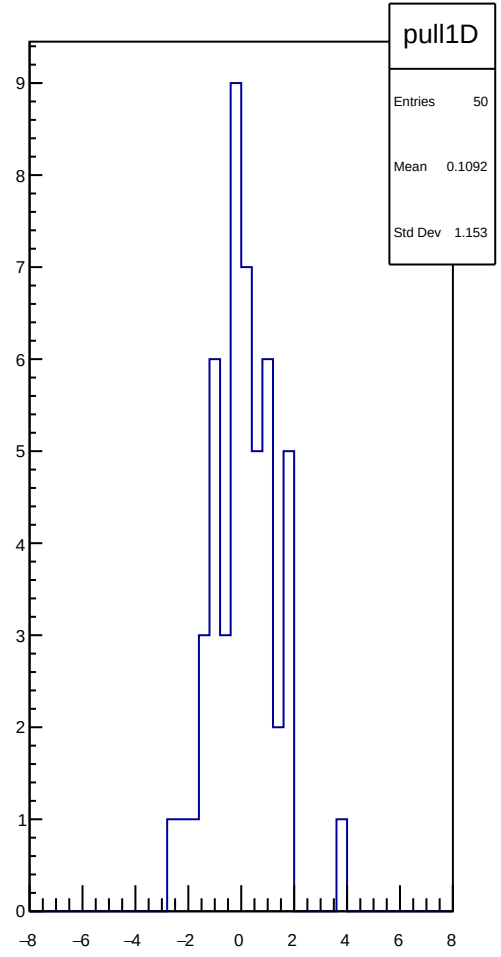
pull1D
Entries 50
Mean 0.1092
Std Dev 1.153

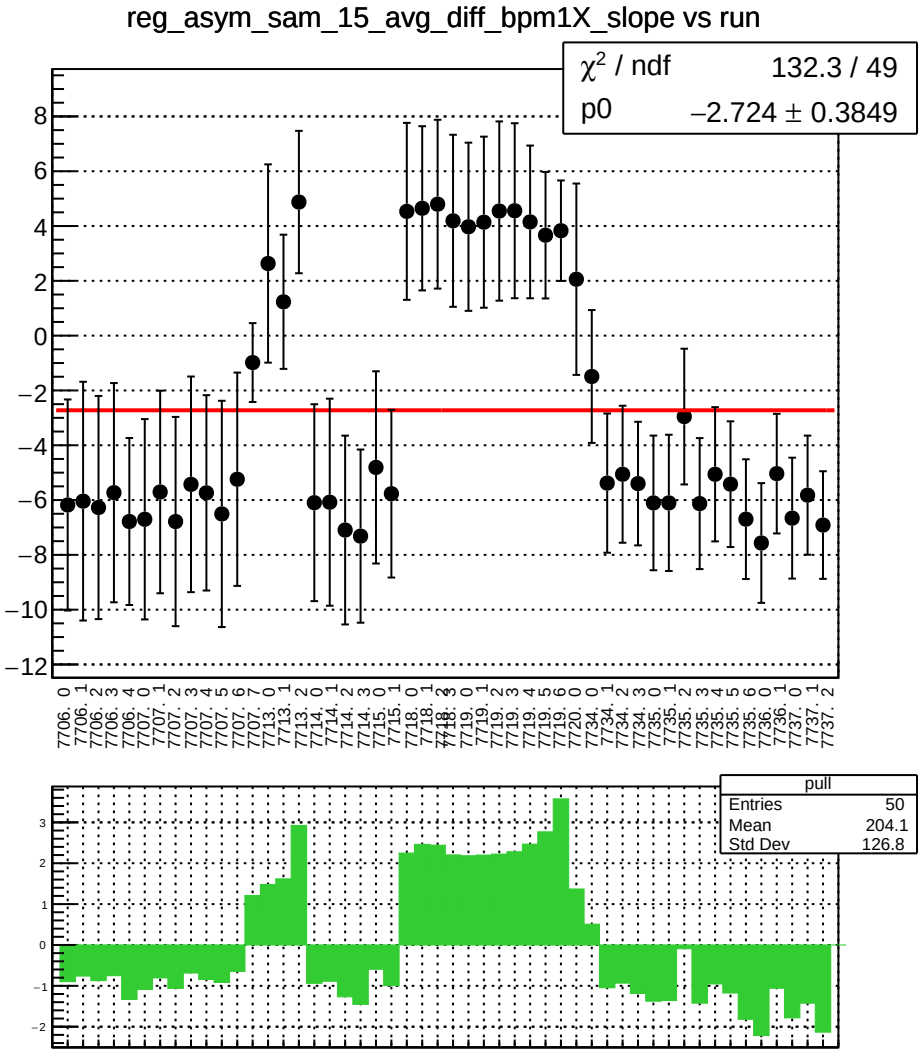
reg_asym_sam_15_avg_diff_bpm1X_slope vs run
χ² / ndf 132.3 / 49
p0 −2.724 ± 0.3849
pull
Entries 50
Mean 204.1
Std Dev 126.8

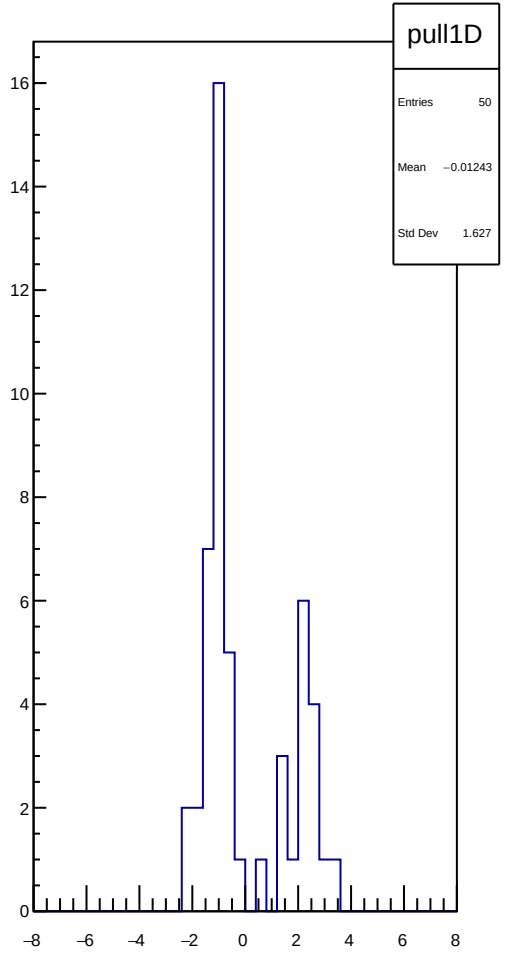
pull1D
Entries 50
Mean −0.01243
Std Dev 1.627

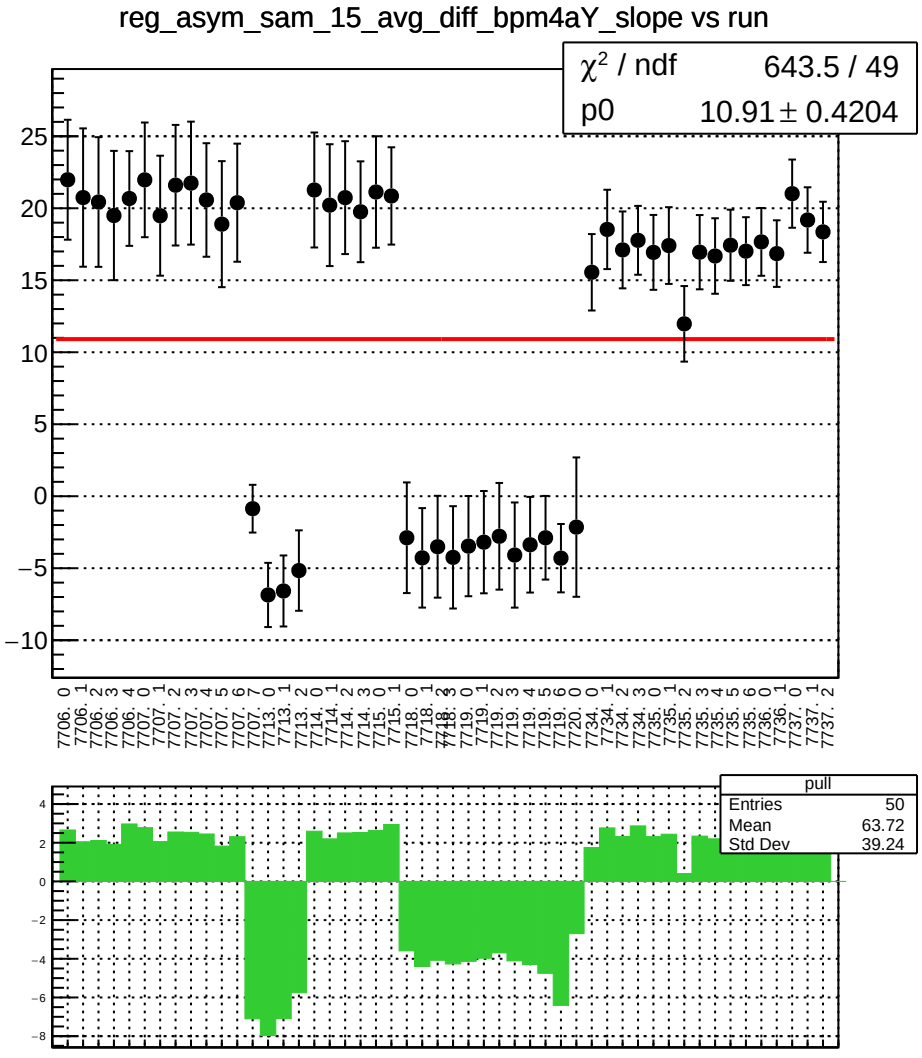
reg_asym_sam_15_avg_diff_bpm4aY_slope vs run
χ² / ndf 643.5 / 49
p0 10.91 ± 0.4204
pull
Entries 50
Mean 63.72
Std Dev 39.24

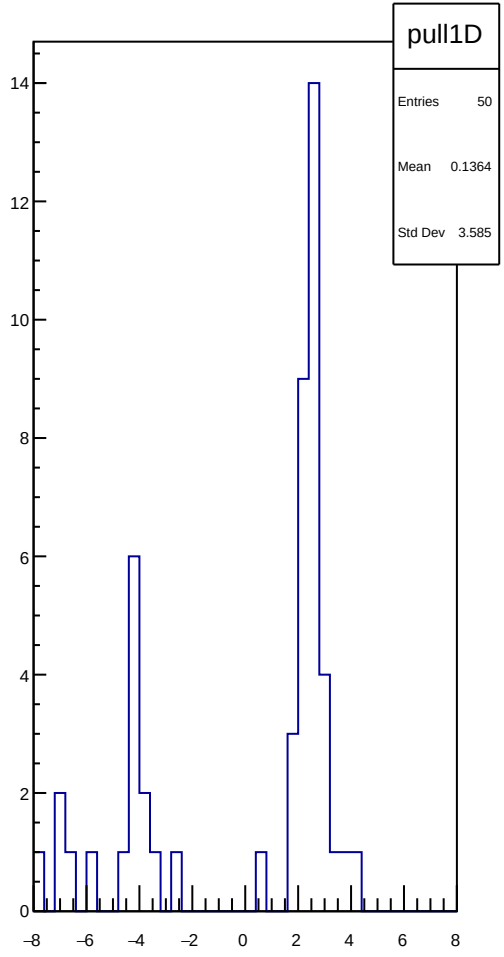
pull1D
Entries 50
Mean 0.1364
Std Dev 3.585

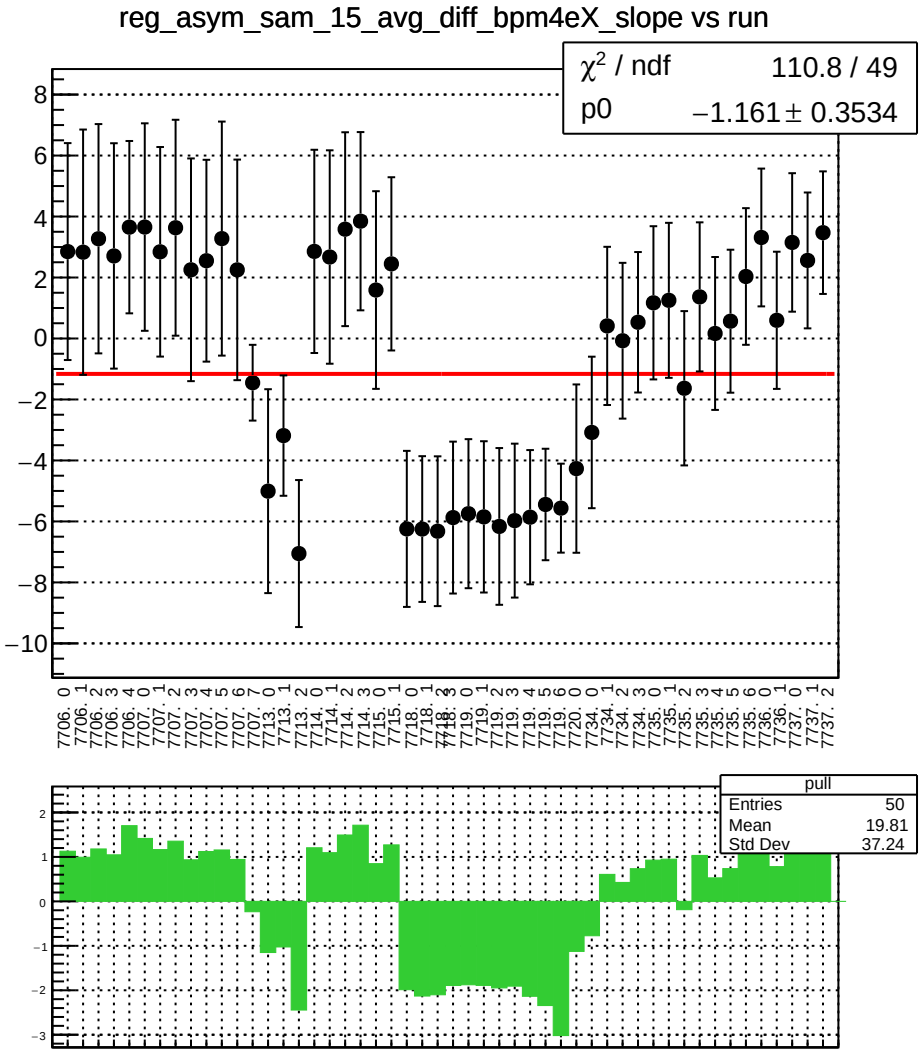
reg_asym_sam_15_avg_diff_bpm4eX_slope vs run
χ² / ndf 110.8 / 49
p0 −1.161 ± 0.3534
pull
Entries 50
Mean 19.81
Std Dev 37.24

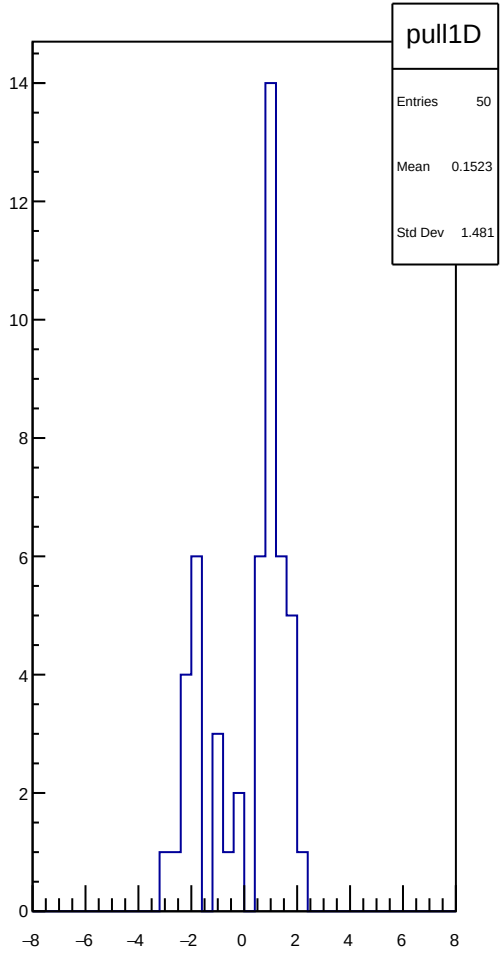
pull1D
Entries 50
Mean 0.1523
Std Dev 1.481

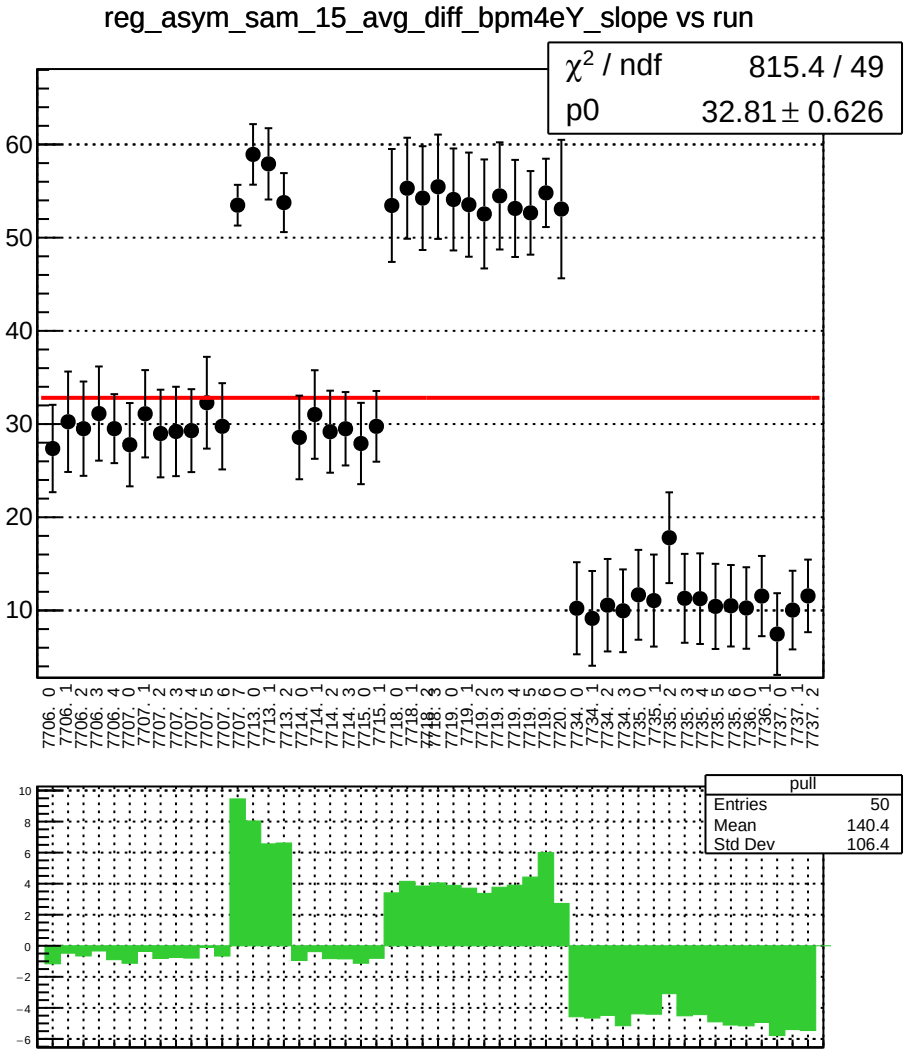
reg_asym_sam_15_avg_diff_bpm4eY_slope vs run
χ2 / ndf 815.4 / 49
p0 32.81 ± 0.626
pull
Entries 50
Mean 140.4
Std Dev 106.4

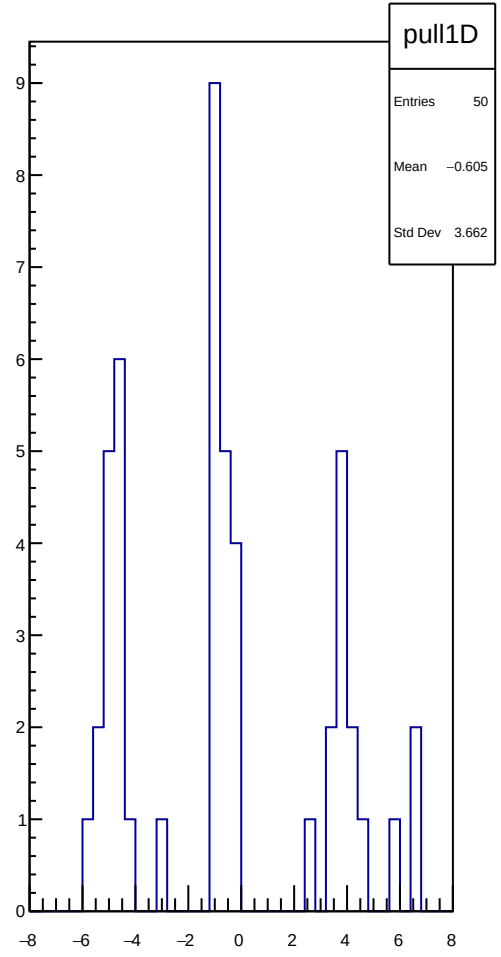
pull1D
Entries 50
Mean −0.605
Std Dev 3.662

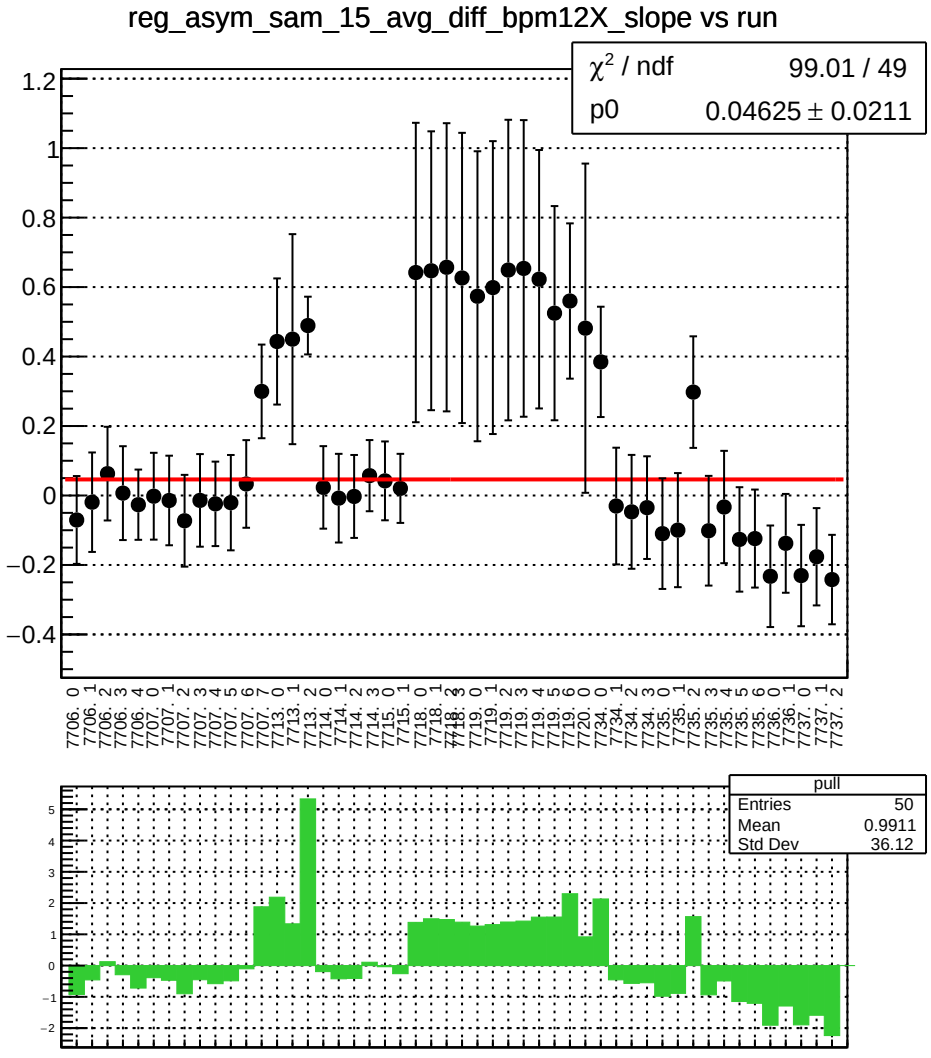
reg_asym_sam_15_avg_diff_bpm12X_slope vs run
χ² / ndf 99.01 / 49
p0 0.04625 ± 0.0211
pull
Entries 50
Mean 0.9911
Std Dev 36.12

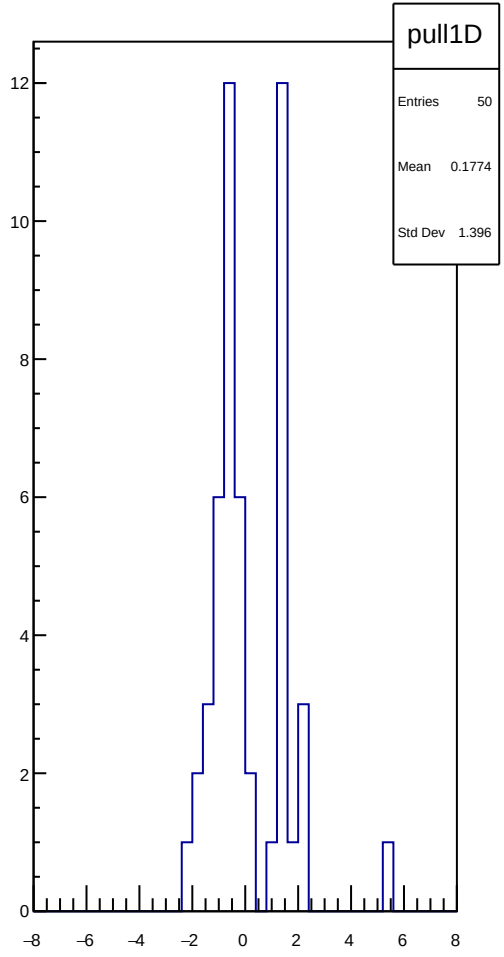
pull1D
Entries 50
Mean 0.1774
Std Dev 1.396

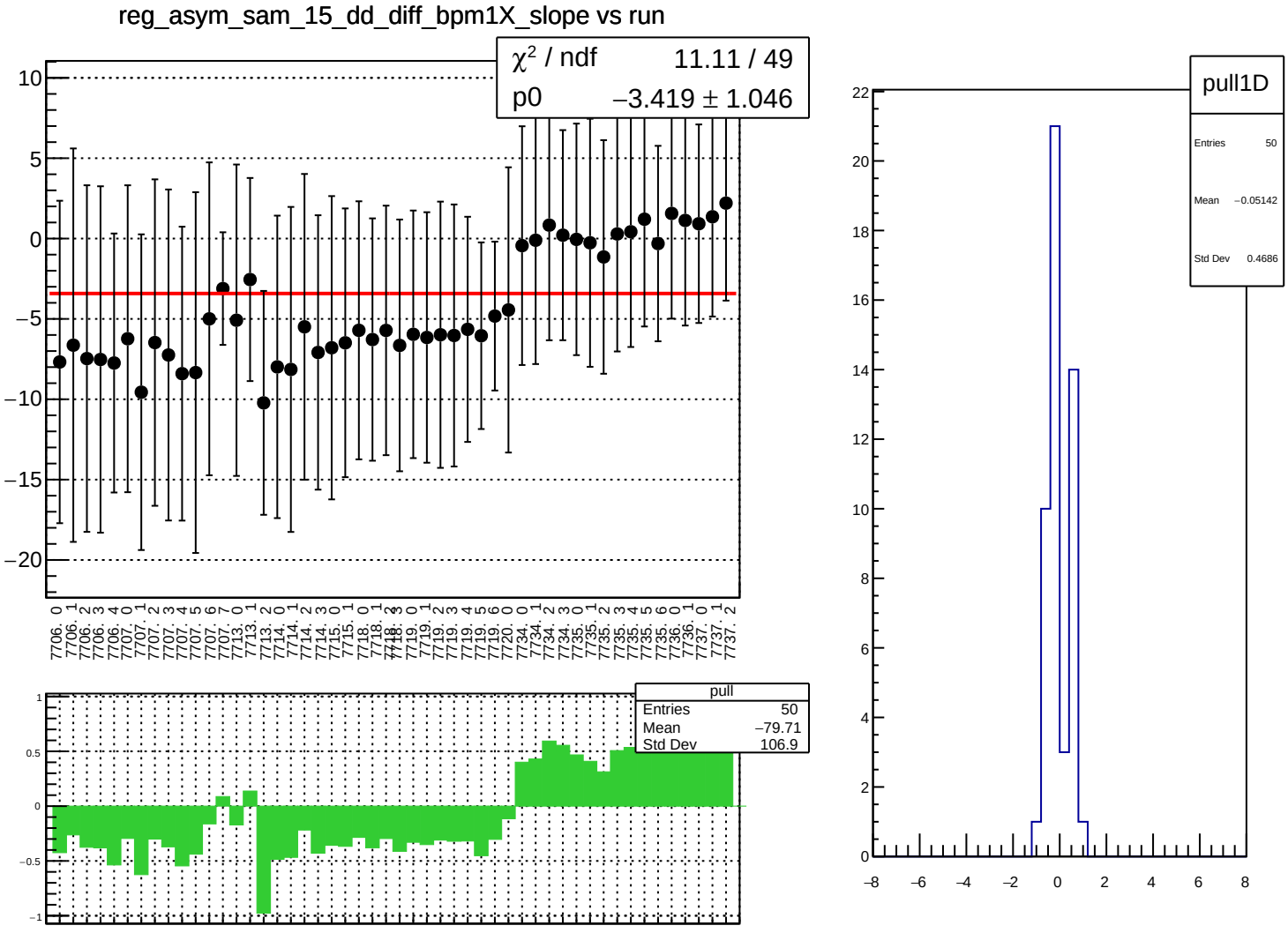
reg_asym_sam_15_dd_diff_bpm1X_slope vs run
χ² / ndf 11.11 / 49
p0 −3.419 ± 1.046
pull
Entries 50
Mean −79.71
Std Dev 106.9
pull1D
Entries 50
Mean −0.05142
Std Dev 0.4686

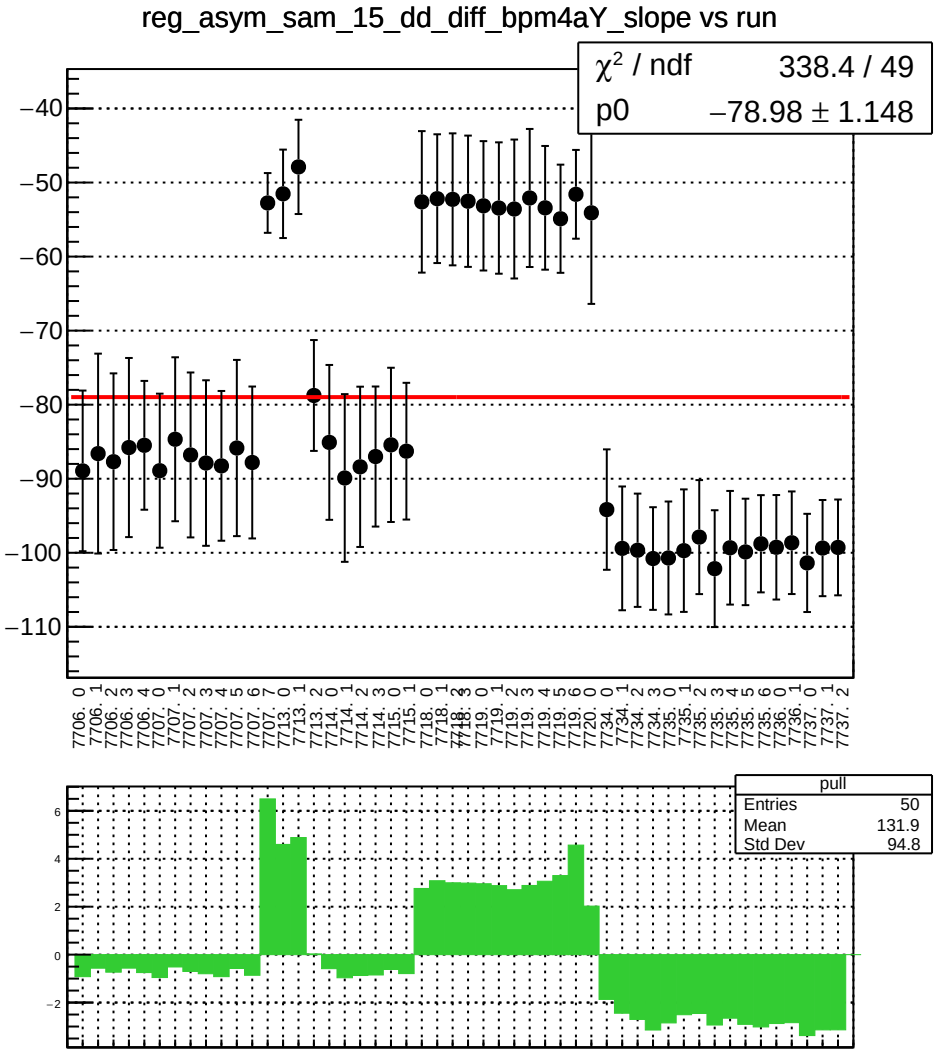
reg_asym_sam_15_dd_diff_bpm4aY_slope vs run
χ² / ndf 338.4 / 49
p0 −78.98 ± 1.148
−40
−50
−60
−70
−80
−90
−100
−110
7706. 0
7706. 1
7706. 2
7706. 3
7706. 4
7707. 0
7707. 1
7707. 2
7707. 3
7707. 4
7707. 5
7707. 6
7707. 7
7713. 0
7713. 1
7713. 2
7714. 0
7714. 1
7714. 2
7714. 3
7715. 0
7715. 1
7718. 0
7718. 1
7718. 2
7718. 3
7719. 0
7719. 1
7719. 2
7719. 3
7719. 4
7719. 5
7719. 6
7720. 0
7734. 0
7734. 1
7734. 2
7734. 3
7735. 0
7735. 1
7735. 2
7735. 3
7735. 4
7735. 5
7735. 6
7736. 0
7736. 1
7737. 0
7737. 1
7737. 2
pull
Entries 50
Mean 131.9
Std Dev 94.8
6
4
2
0
−2

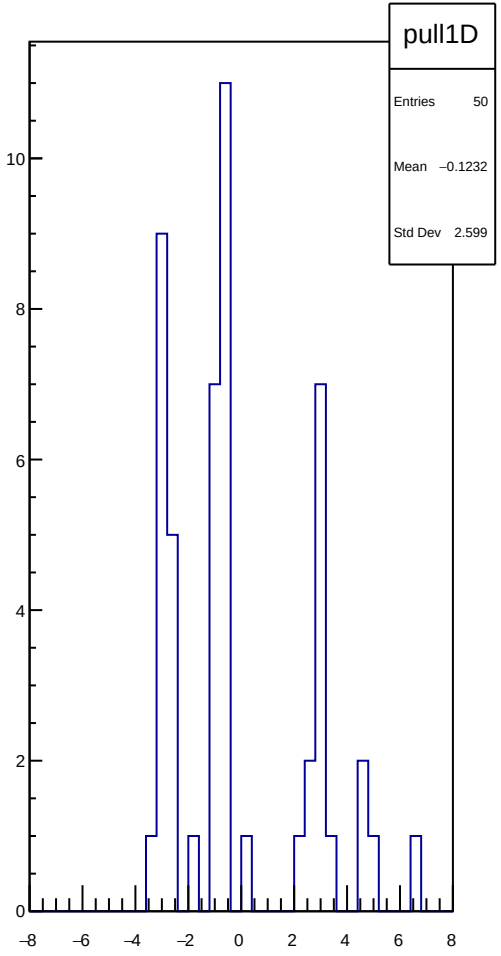
pull1D
Entries 50
Mean −0.1232
Std Dev 2.599
10
8
6
4
2
0
−8
−6
−4
−2
0
2
4
6
8

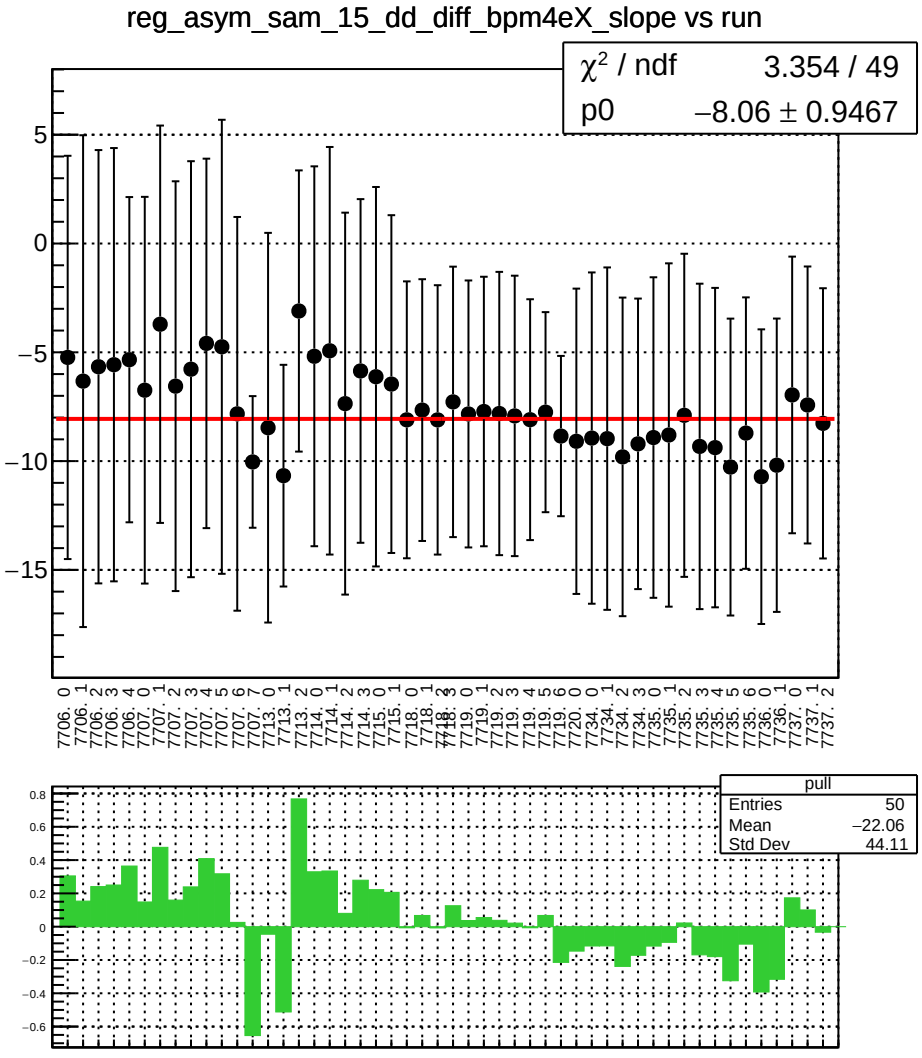
reg_asym_sam_15_dd_diff_bpm4eX_slope vs run
χ² / ndf 3.354 / 49
p0 −8.06 ± 0.9467
pull
Entries 50
Mean −22.06
Std Dev 44.11

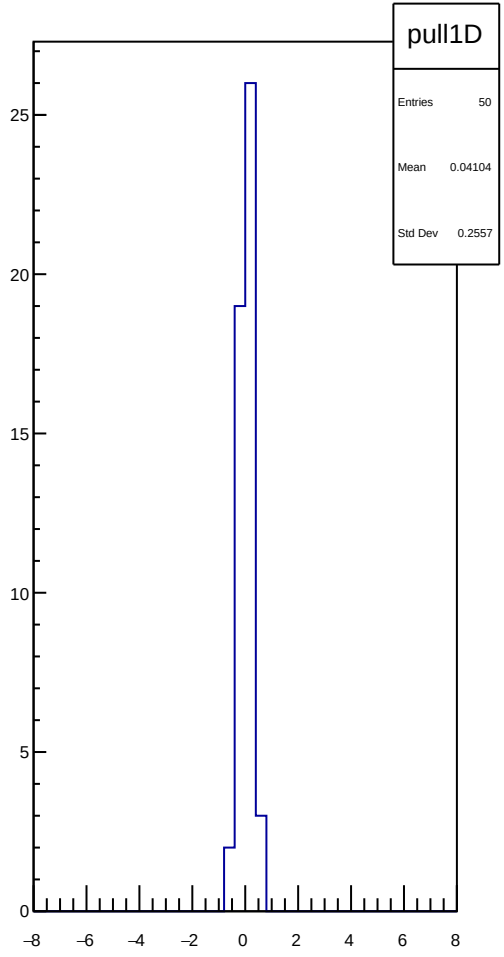
pull1D
Entries 50
Mean 0.04104
Std Dev 0.2557

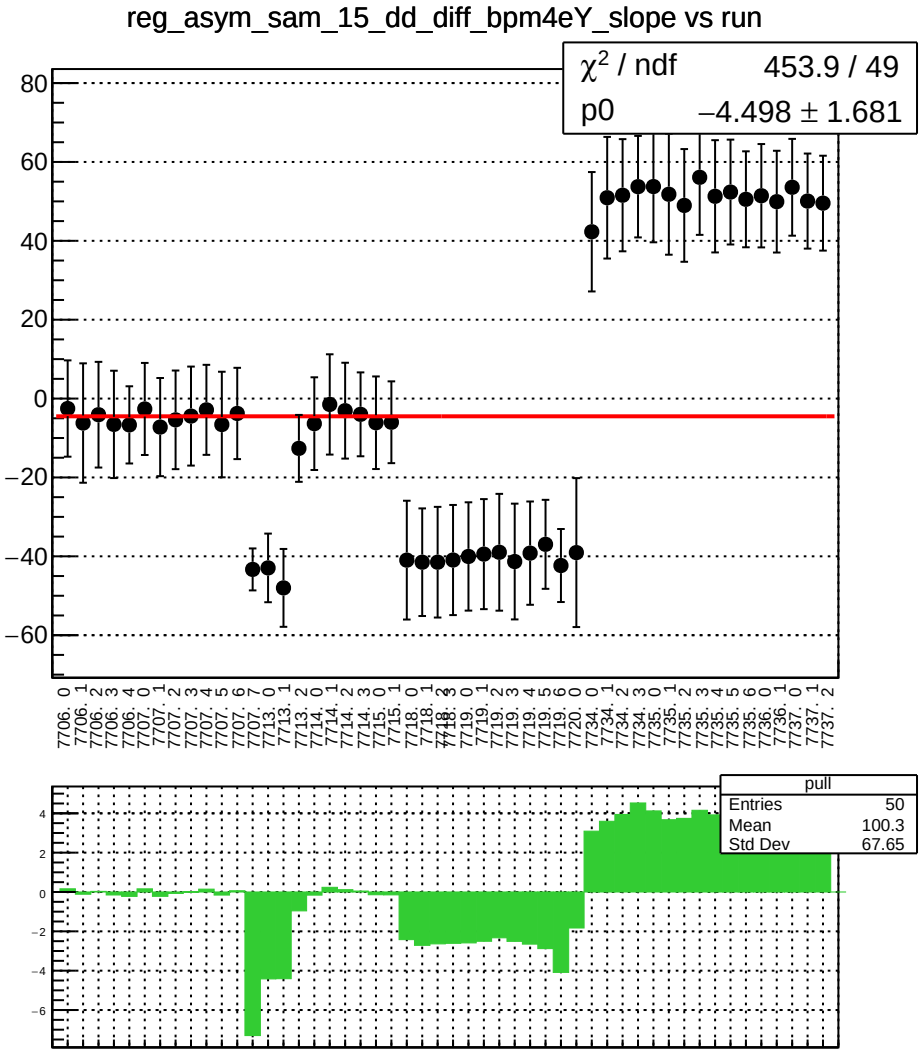
reg_asym_sam_15_dd_diff_bpm4eY_slope vs run
χ² / ndf 453.9 / 49
p0 −4.498 ± 1.681
80
60
40
20
0
−20
−40
−60
7706. 0
7706. 1
7706. 2
7706. 3
7706. 4
7707. 0
7707. 1
7707. 2
7707. 3
7707. 4
7707. 5
7707. 6
7707. 7
7713. 0
7713. 1
7713. 2
7714. 0
7714. 1
7714. 2
7714. 3
7715. 0
7715. 1
7718. 0
7718. 1
7718. 2
7718. 3
7719. 0
7719. 1
7719. 2
7719. 3
7719. 4
7719. 5
7719. 6
7720. 0
7734. 0
7734. 1
7734. 2
7734. 3
7735. 0
7735. 1
7735. 2
7735. 3
7735. 4
7735. 5
7735. 6
7736. 0
7736. 1
7737. 0
7737. 1
7737. 2
pull
Entries 50
Mean 100.3
Std Dev 67.65
4
2
0
−2
−4
−6

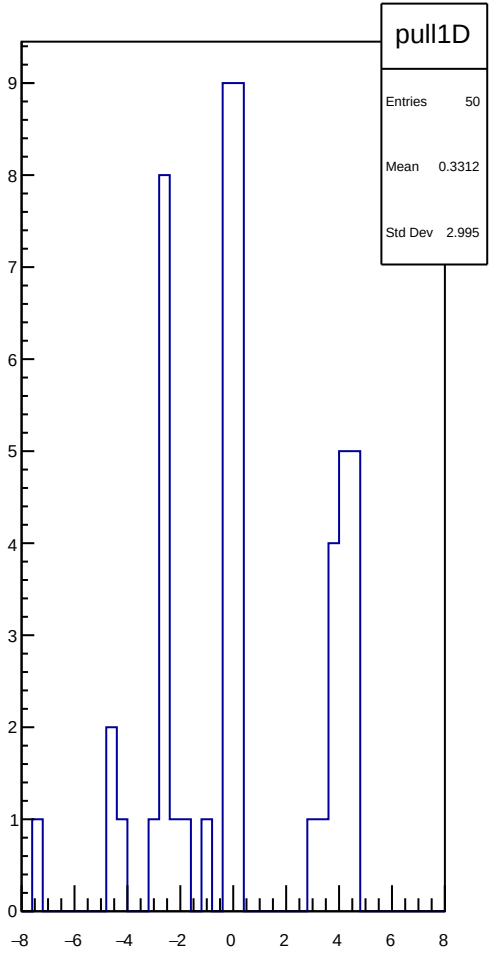
pull1D
Entries 50
Mean 0.3312
Std Dev 2.995
9
8
7
6
5
4
3
2
1
0
−8
−6
−4
−2
0
2
4
6
8

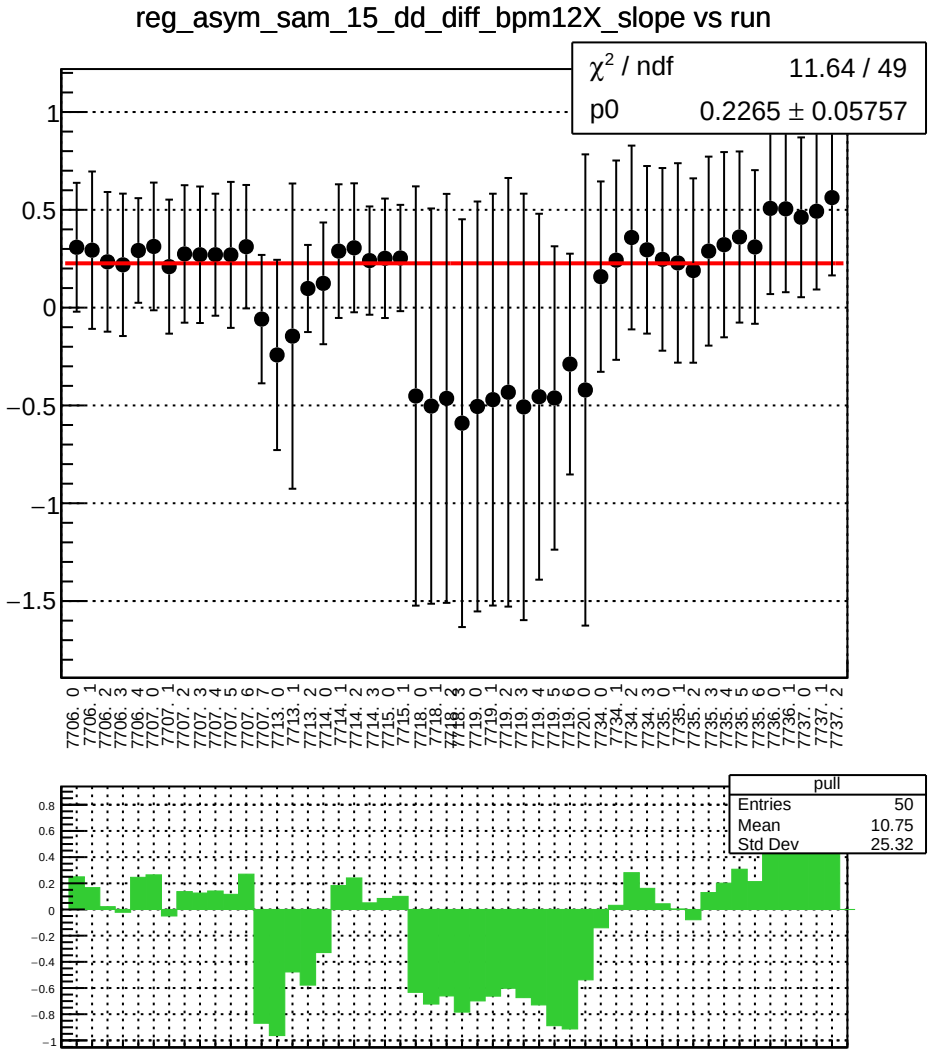
reg_asym_sam_15_dd_diff_bpm12X_slope vs run
χ² / ndf 11.64 / 49
p0 0.2265 ± 0.05757
pull
Entries 50
Mean 10.75
Std Dev 25.32

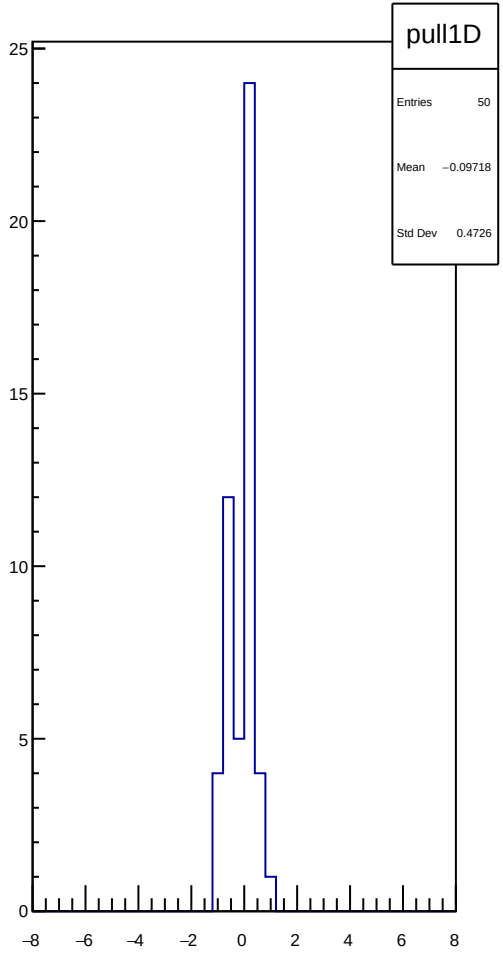
pull1D
Entries 50
Mean −0.09718
Std Dev 0.4726

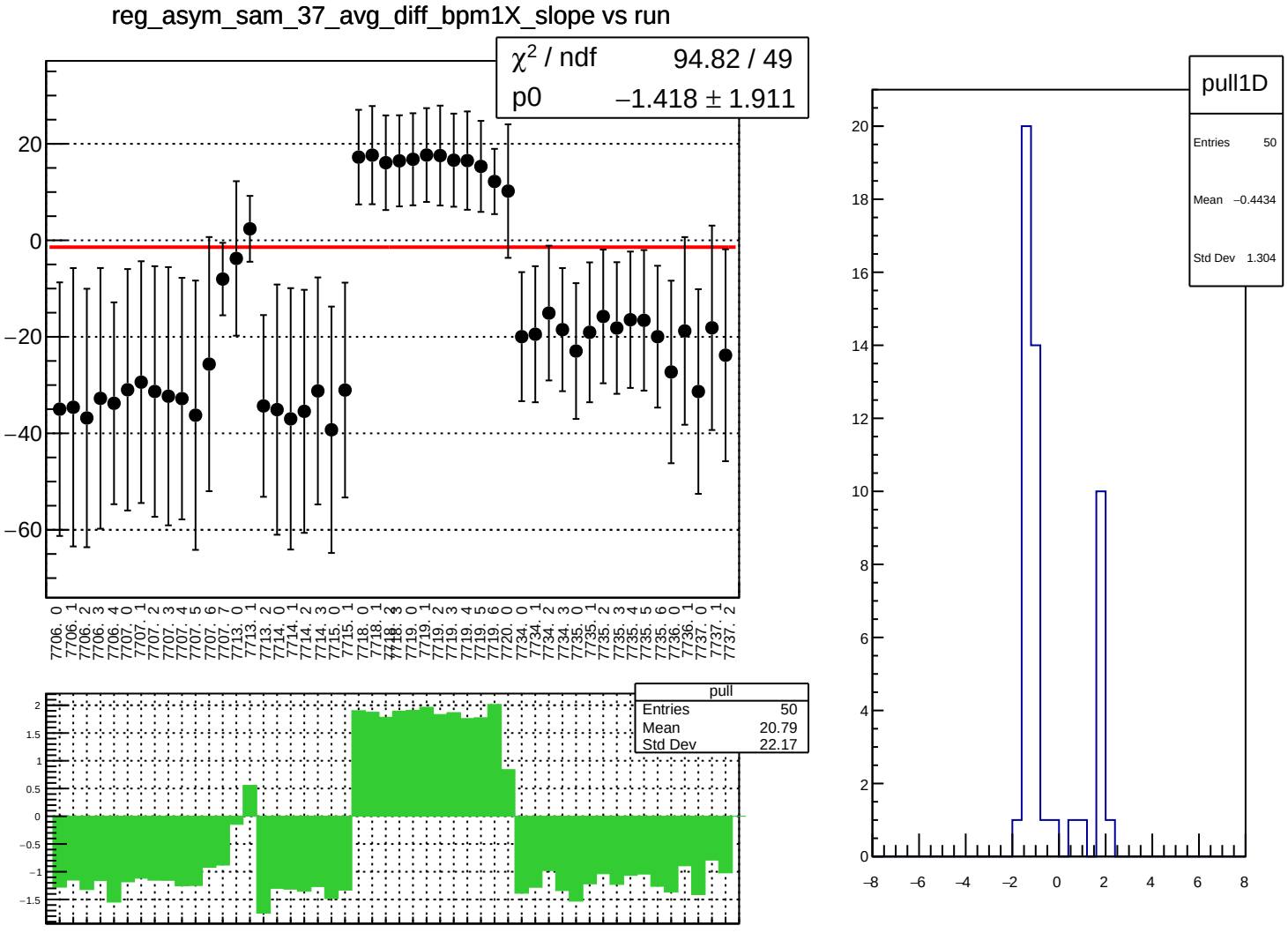
reg_asym_sam_37_avg_diff_bpm1X_slope vs run
χ² / ndf 94.82 / 49
p0 −1.418 ± 1.911
pull
Entries 50
Mean 20.79
Std Dev 22.17
pull1D
Entries 50
Mean −0.4434
Std Dev 1.304

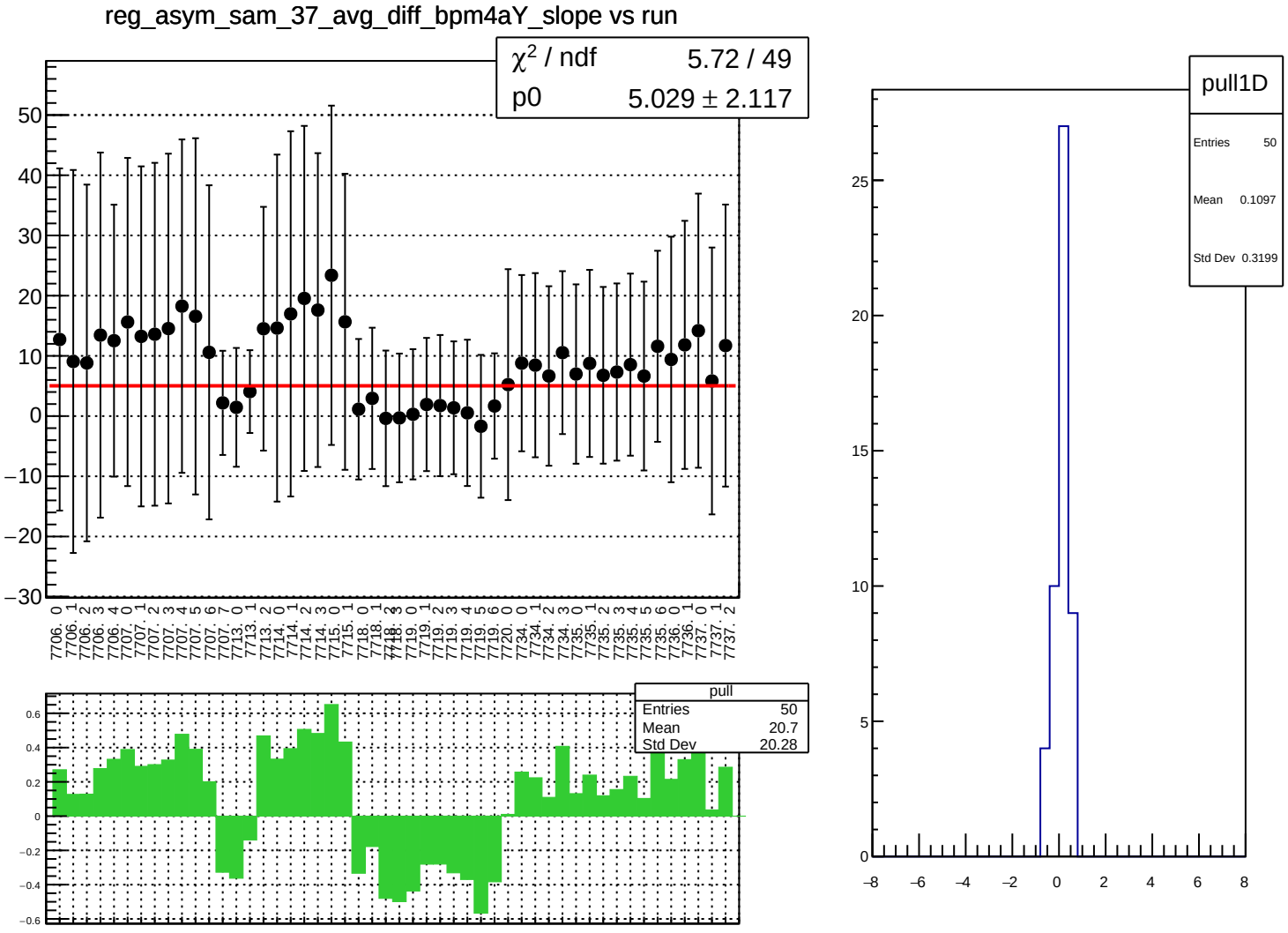
reg_asym_sam_37_avg_diff_bpm4aY_slope vs run
χ² / ndf 5.72 / 49
p0 5.029 ± 2.117
pull
Entries 50
Mean 20.7
Std Dev 20.28
pull1D
Entries 50
Mean 0.1097
Std Dev 0.3199

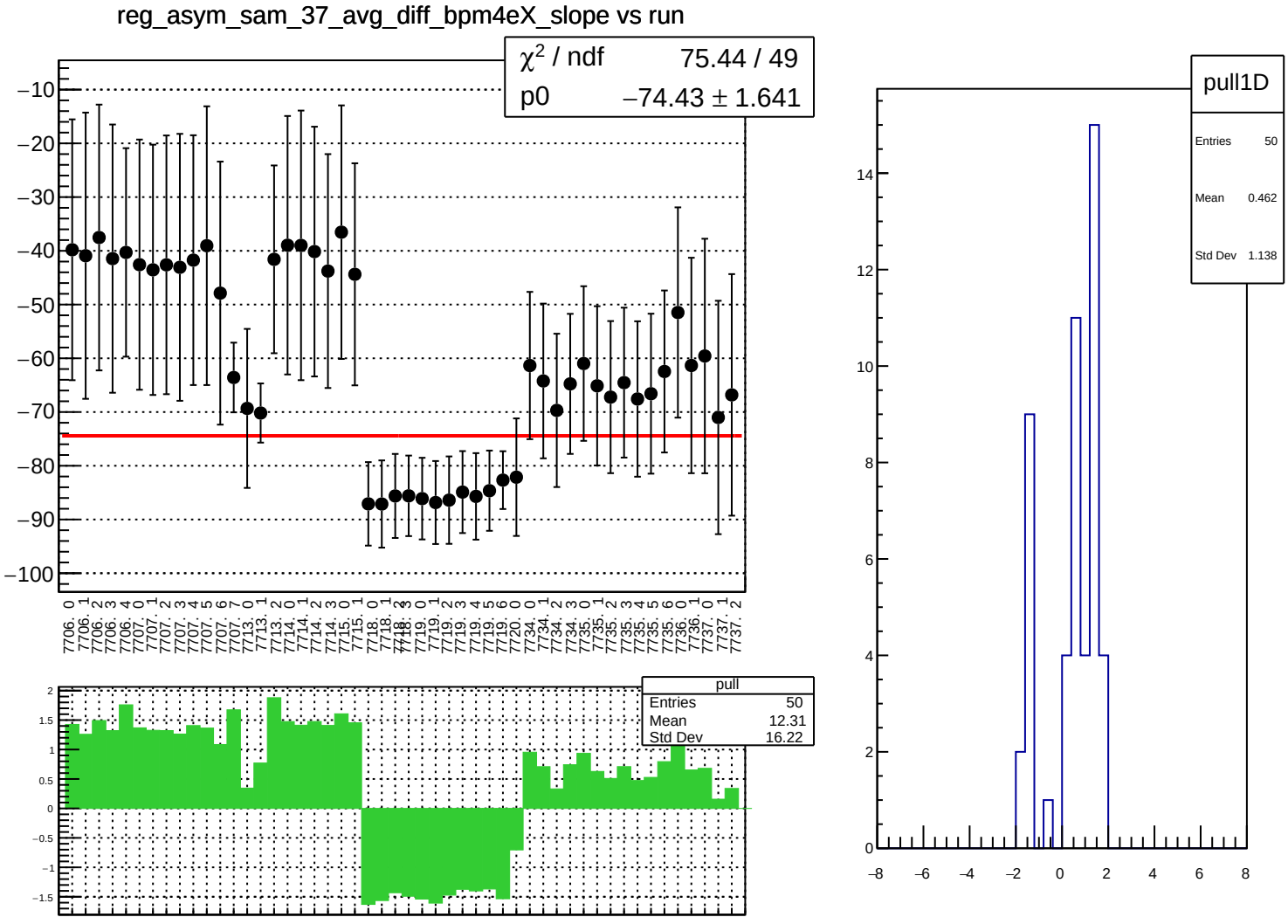
reg_asym_sam_37_avg_diff_bpm4eX_slope vs run
χ² / ndf 75.44 / 49
p0 −74.43 ± 1.641
pull
Entries 50
Mean 12.31
Std Dev 16.22
pull1D
Entries 50
Mean 0.462
Std Dev 1.138

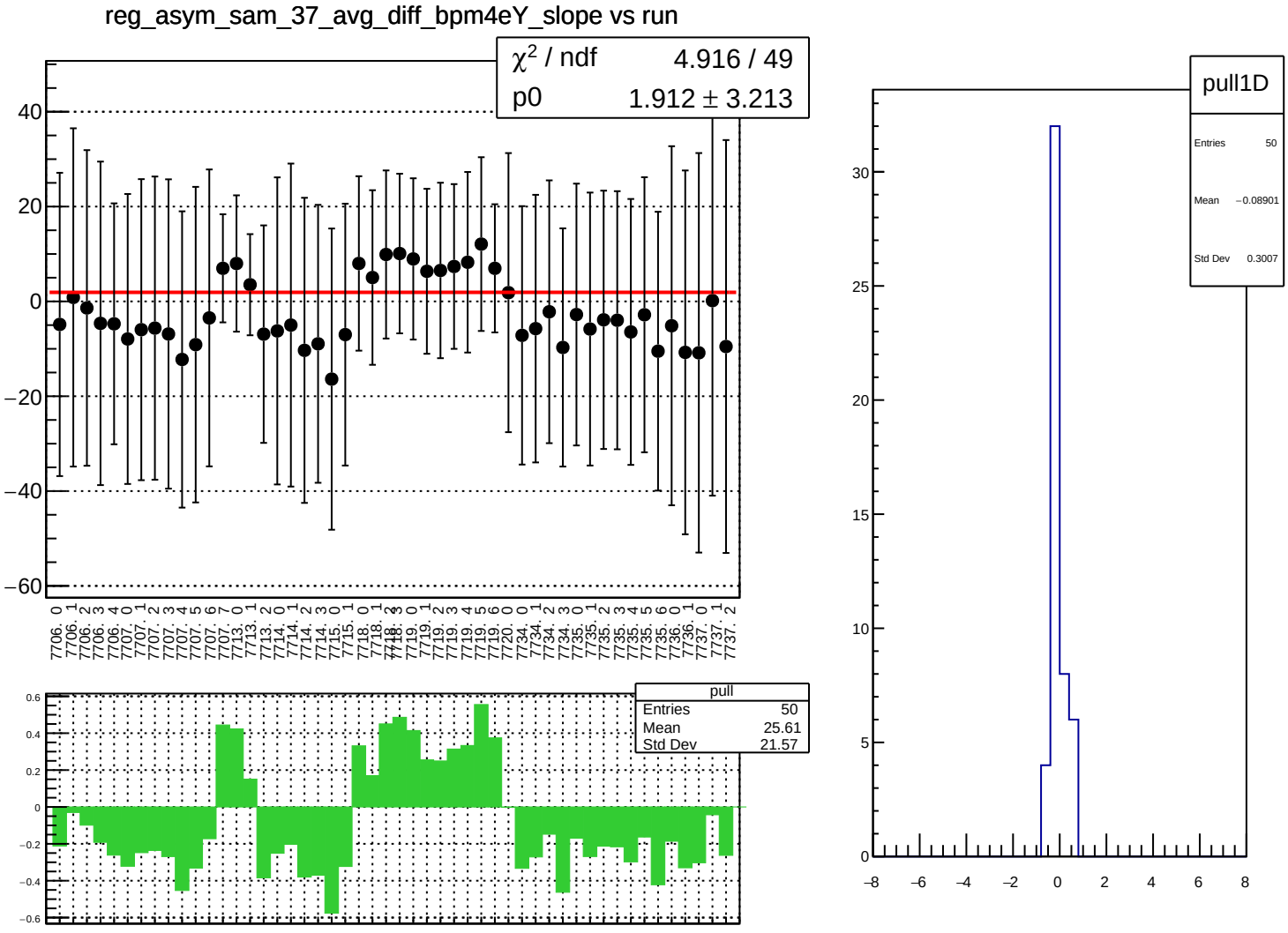
reg_asym_sam_37_avg_diff_bpm4eY_slope vs run
χ² / ndf 4.916 / 49
p0 1.912 ± 3.213
pull
Entries 50
Mean 25.61
Std Dev 21.57
pull1D
Entries 50
Mean −0.08901
Std Dev 0.3007

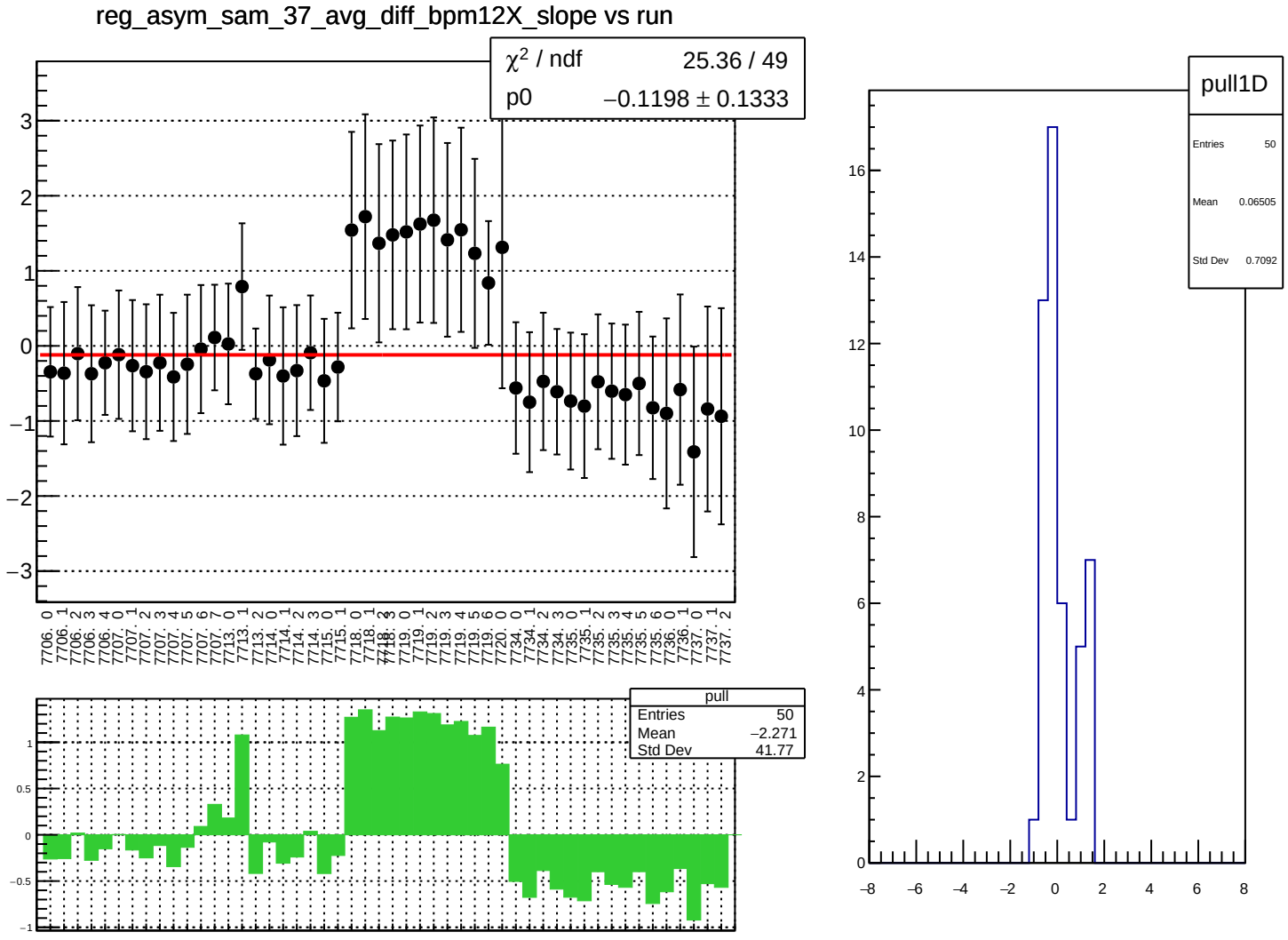
reg_asym_sam_37_avg_diff_bpm12X_slope vs run
χ² / ndf 25.36 / 49
p0 −0.1198 ± 0.1333
pull
Entries 50
Mean −2.271
Std Dev 41.77
pull1D
Entries 50
Mean 0.06505
Std Dev 0.7092

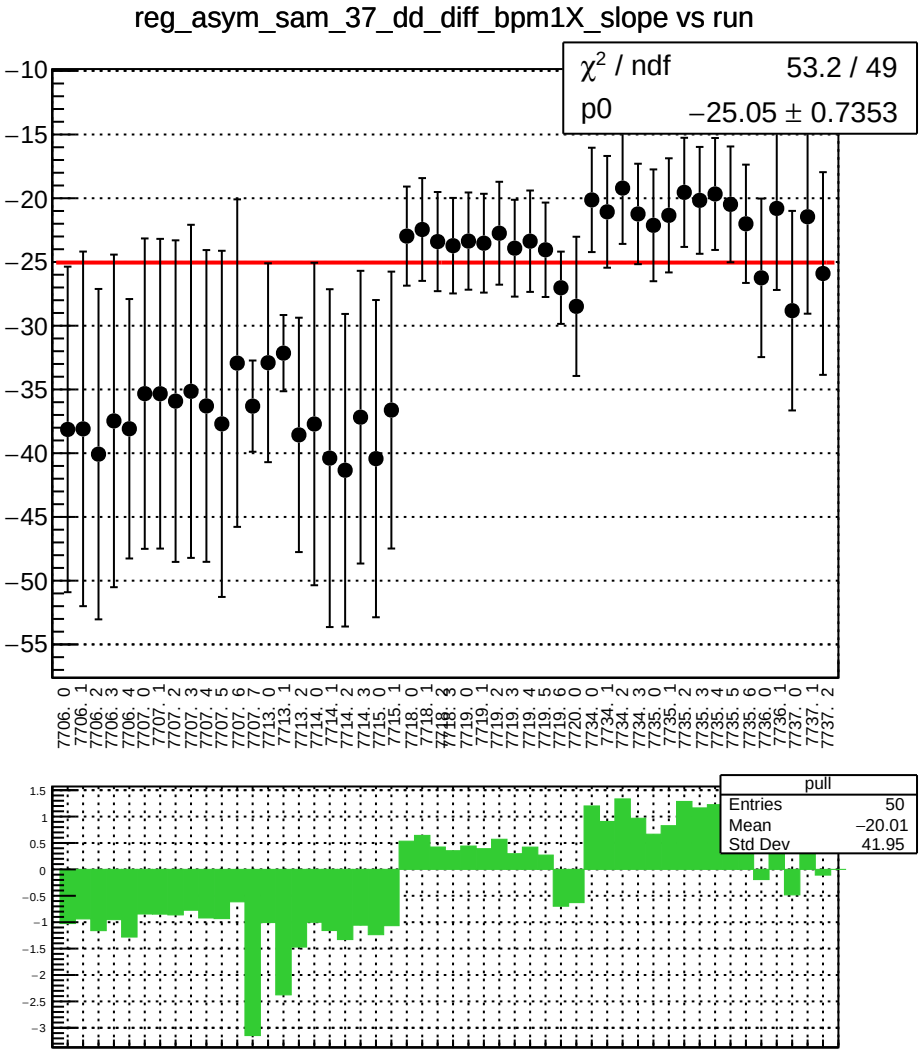
reg_asym_sam_37_dd_diff_bpm1X_slope vs run
χ² / ndf 53.2 / 49
p0 −25.05 ± 0.7353
pull
Entries 50
Mean −20.01
Std Dev 41.95

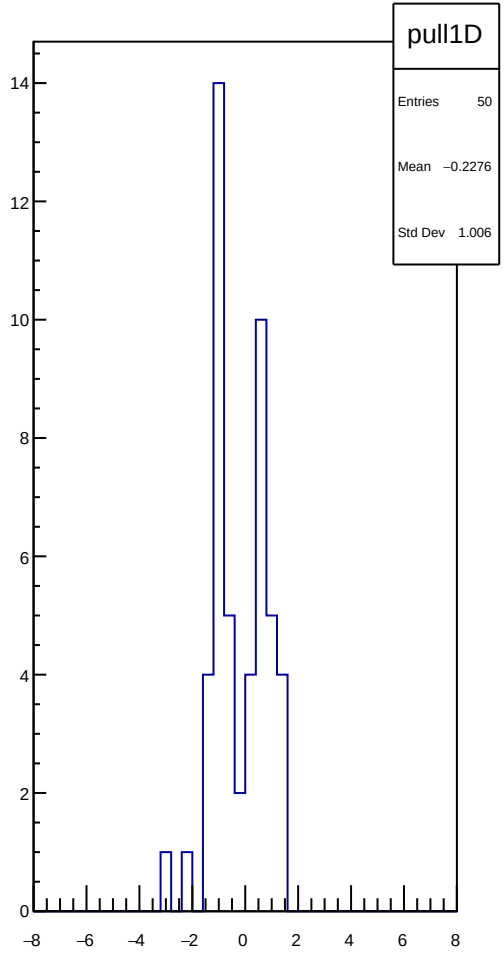
pull1D
Entries 50
Mean −0.2276
Std Dev 1.006

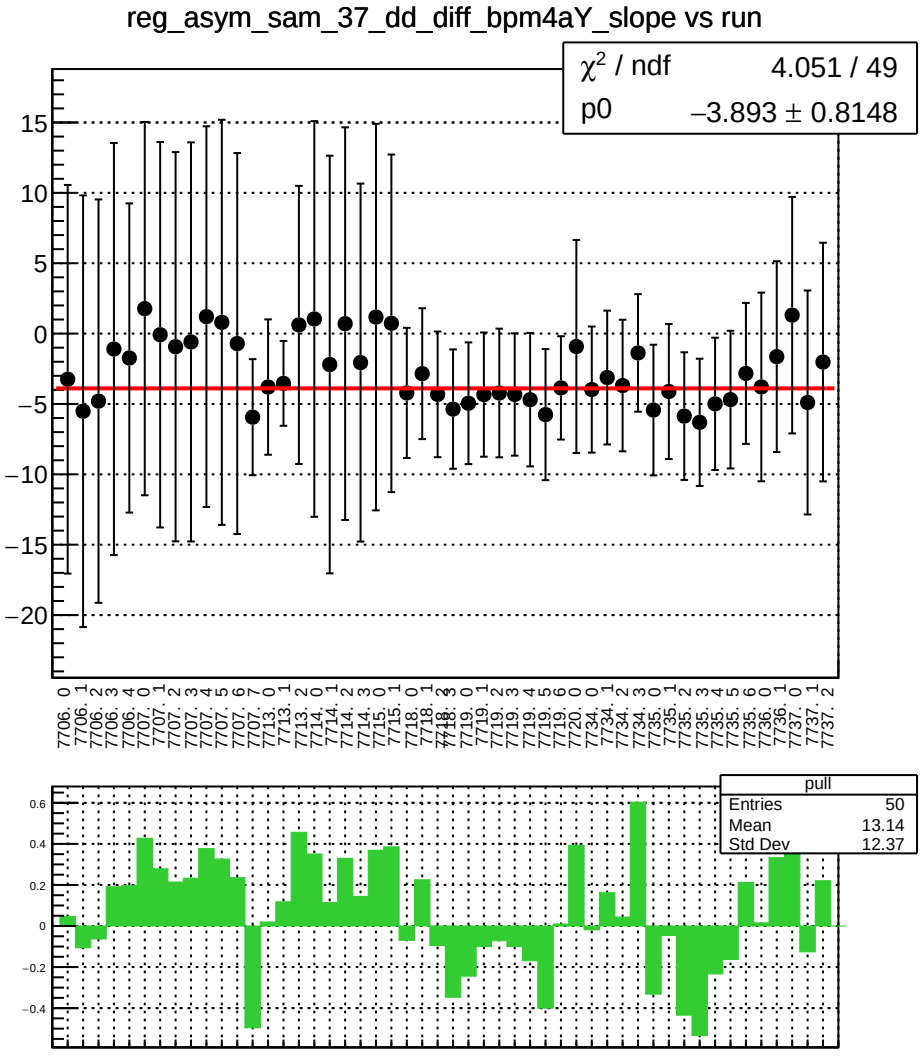
reg_asym_sam_37_dd_diff_bpm4aY_slope vs run
χ² / ndf 4.051 / 49
p0 −3.893 ± 0.8148
pull
Entries 50
Mean 13.14
Std Dev 12.37

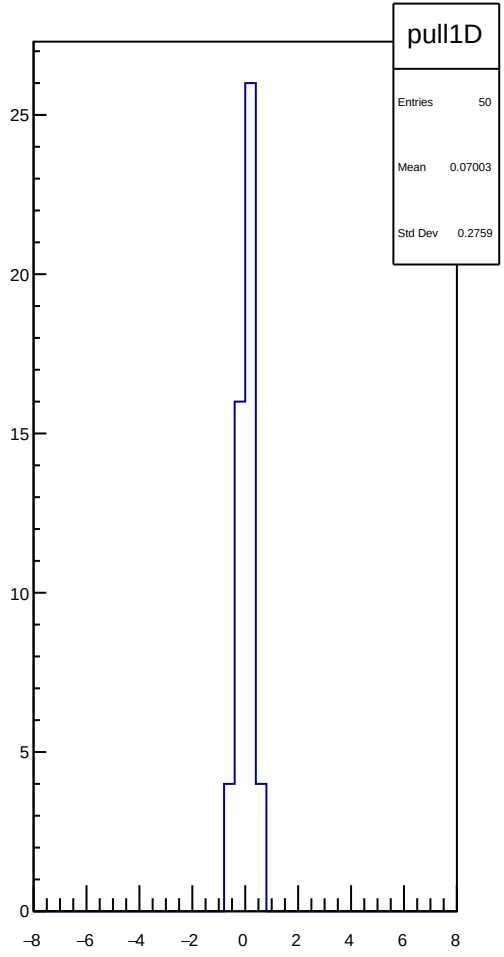
pull1D
Entries 50
Mean 0.07003
Std Dev 0.2759

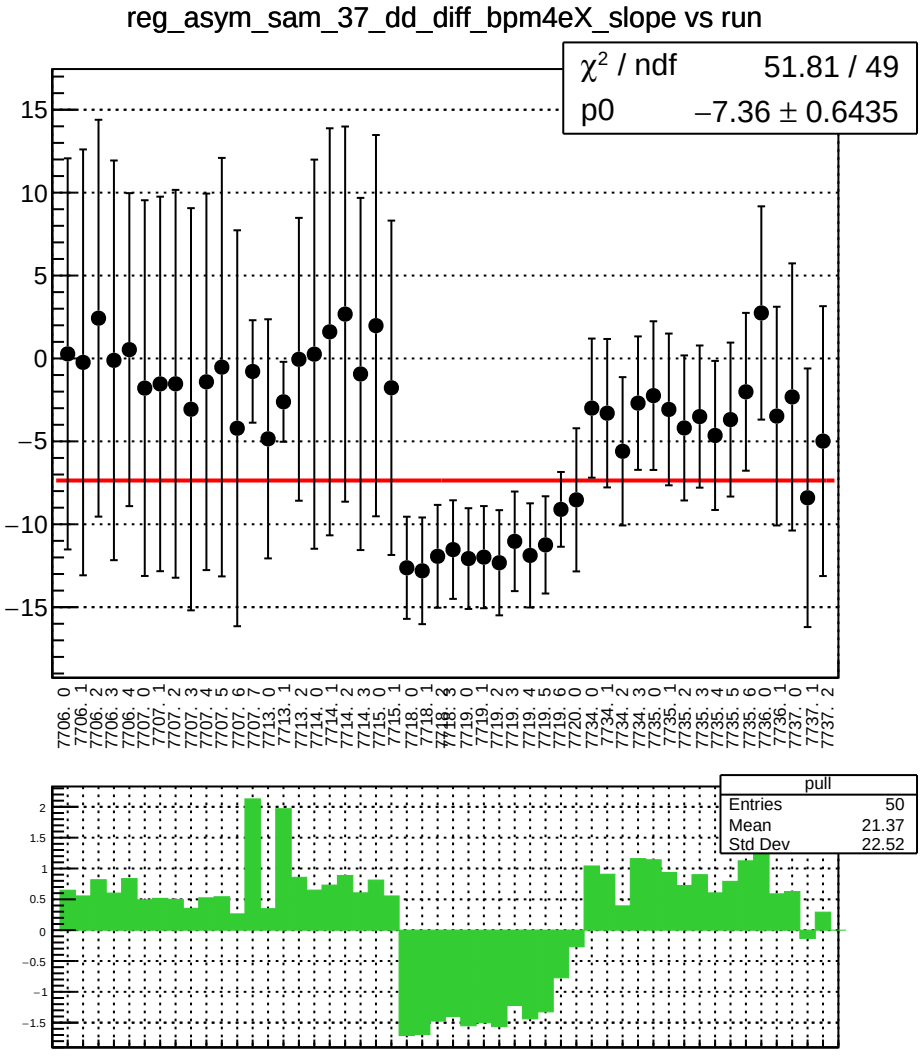
reg_asym_sam_37_dd_diff_bpm4eX_slope vs run
χ² / ndf 51.81 / 49
p0 −7.36 ± 0.6435
pull
Entries 50
Mean 21.37
Std Dev 22.52

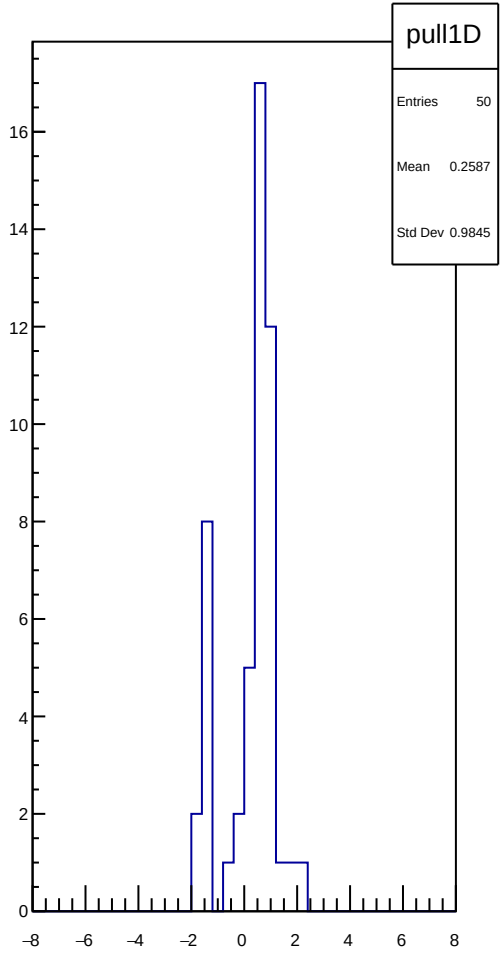
pull1D
Entries 50
Mean 0.2587
Std Dev 0.9845

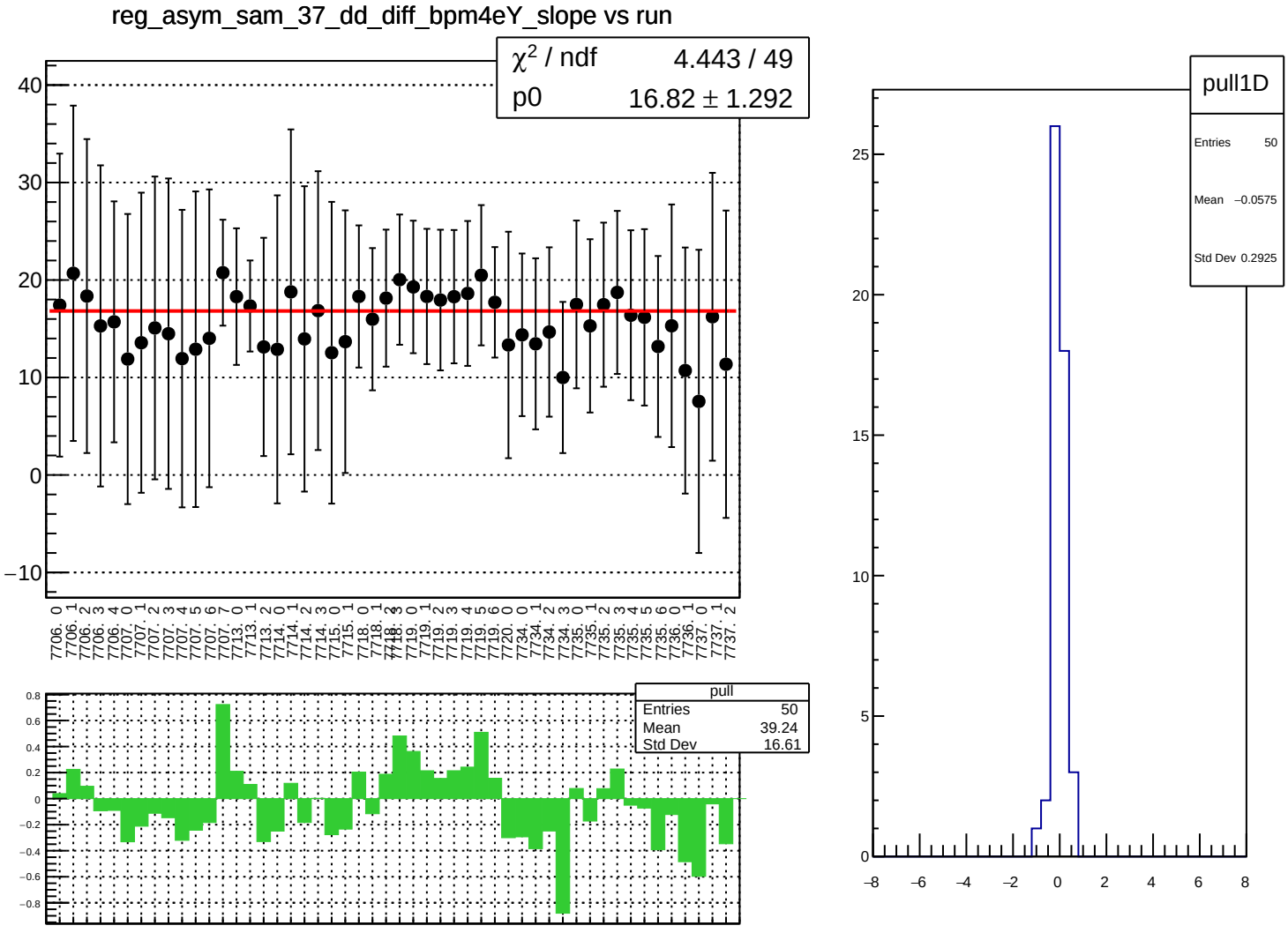
reg_asym_sam_37_dd_diff_bpm4eY_slope vs run
χ² / ndf 4.443 / 49
p0 16.82 ± 1.292
pull
Entries 50
Mean 39.24
Std Dev 16.61
pull1D
Entries 50
Mean −0.0575
Std Dev 0.2925

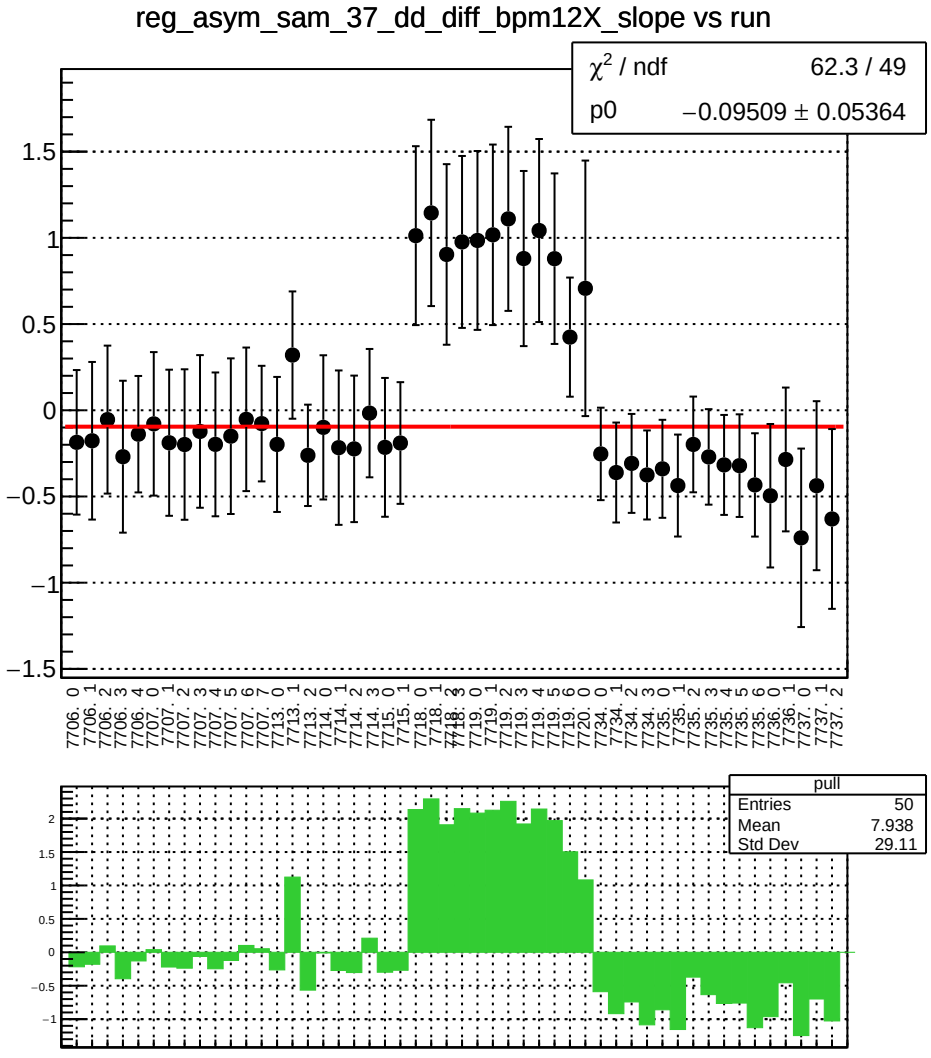
reg_asym_sam_37_dd_diff_bpm12X_slope vs run
χ² / ndf 62.3 / 49
p0 −0.09509 ± 0.05364
pull
Entries 50
Mean 7.938
Std Dev 29.11

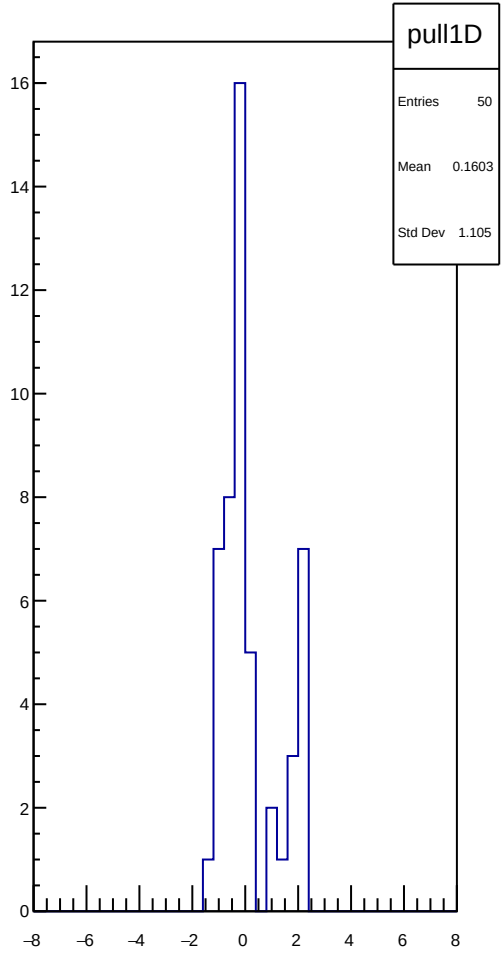
pull1D
Entries 50
Mean 0.1603
Std Dev 1.105

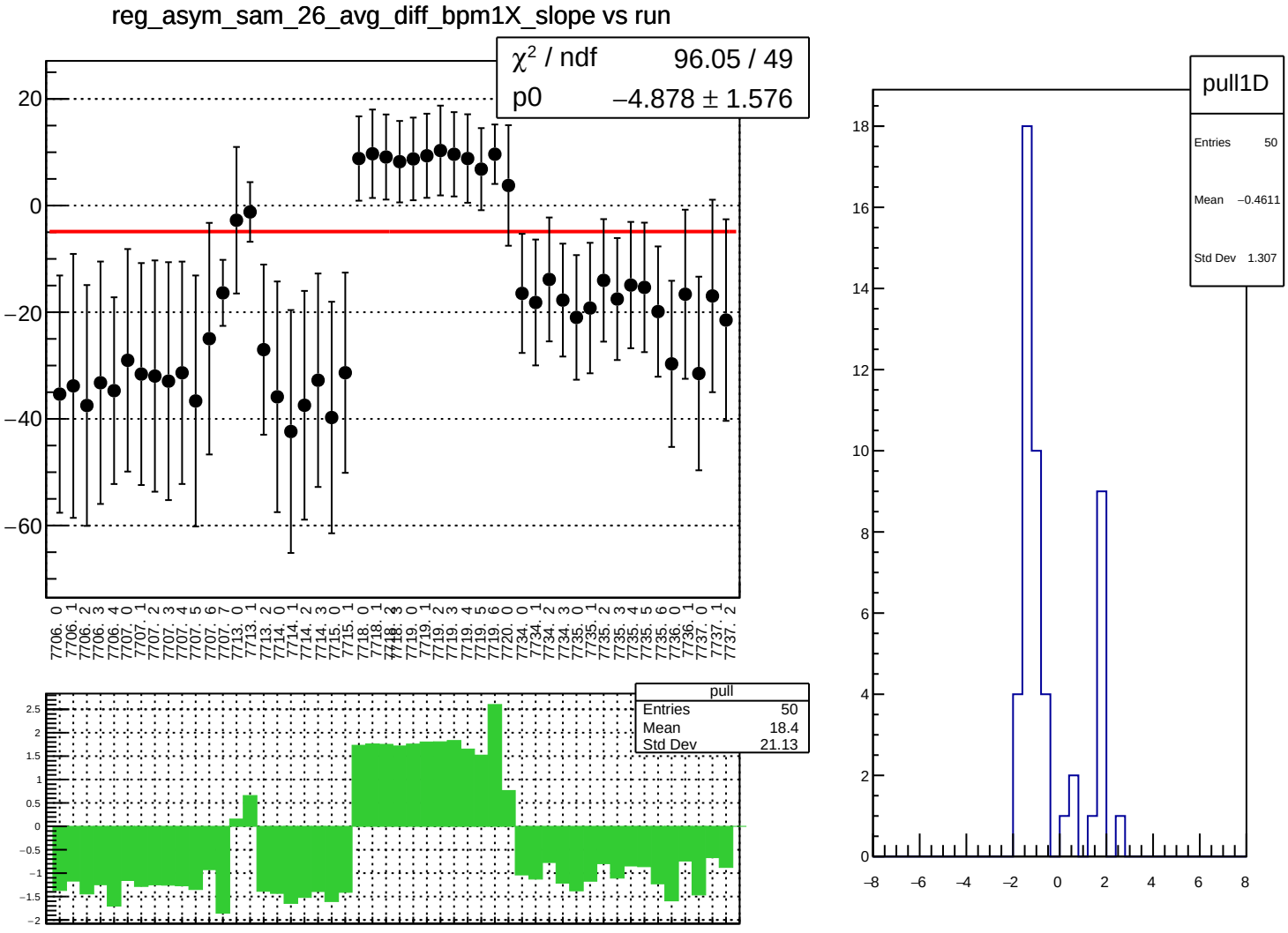
reg_asym_sam_26_avg_diff_bpm1X_slope vs run
χ² / ndf 96.05 / 49
p0 −4.878 ± 1.576
pull
Entries 50
Mean 18.4
Std Dev 21.13
pull1D
Entries 50
Mean −0.4611
Std Dev 1.307

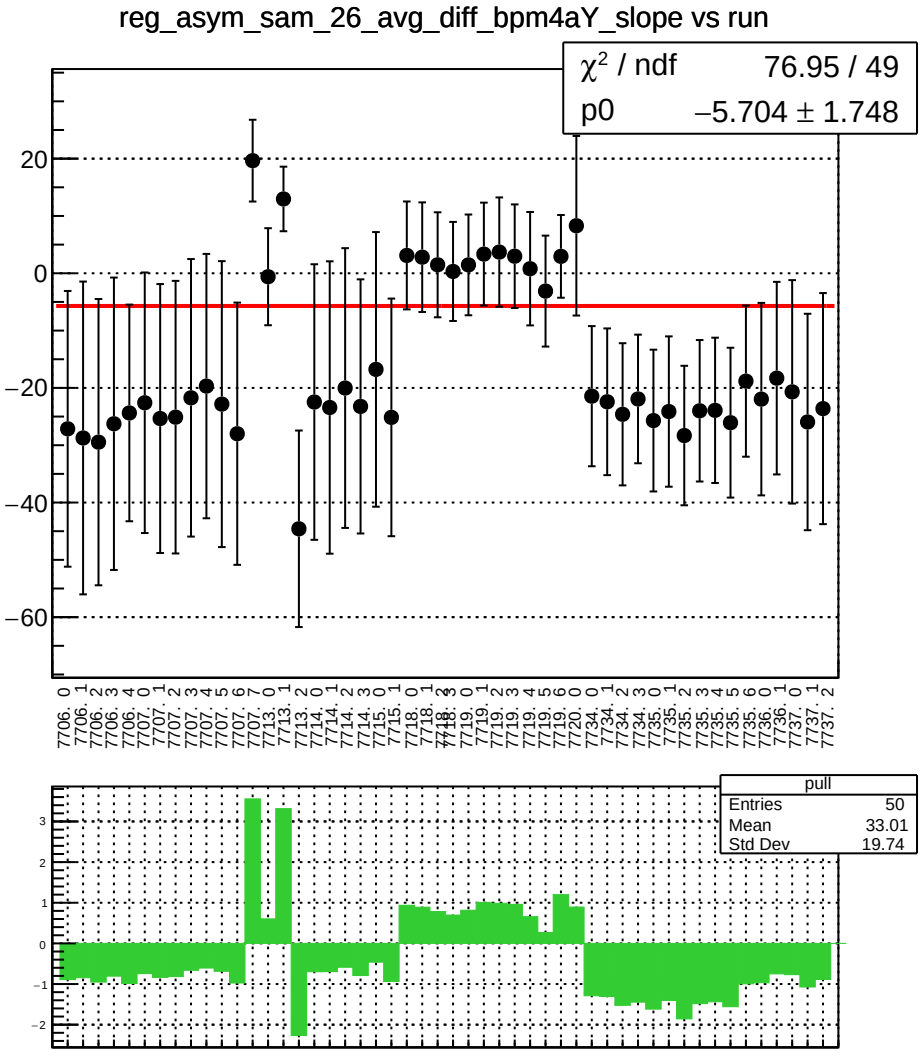
reg_asym_sam_26_avg_diff_bpm4aY_slope vs run
χ² / ndf 76.95 / 49
p0 −5.704 ± 1.748
pull
Entries 50
Mean 33.01
Std Dev 19.74

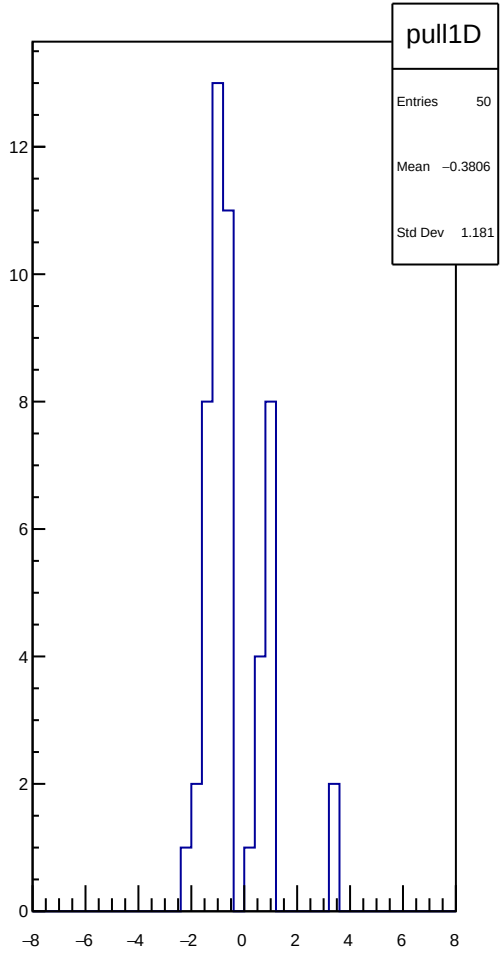
pull1D
Entries 50
Mean −0.3806
Std Dev 1.181

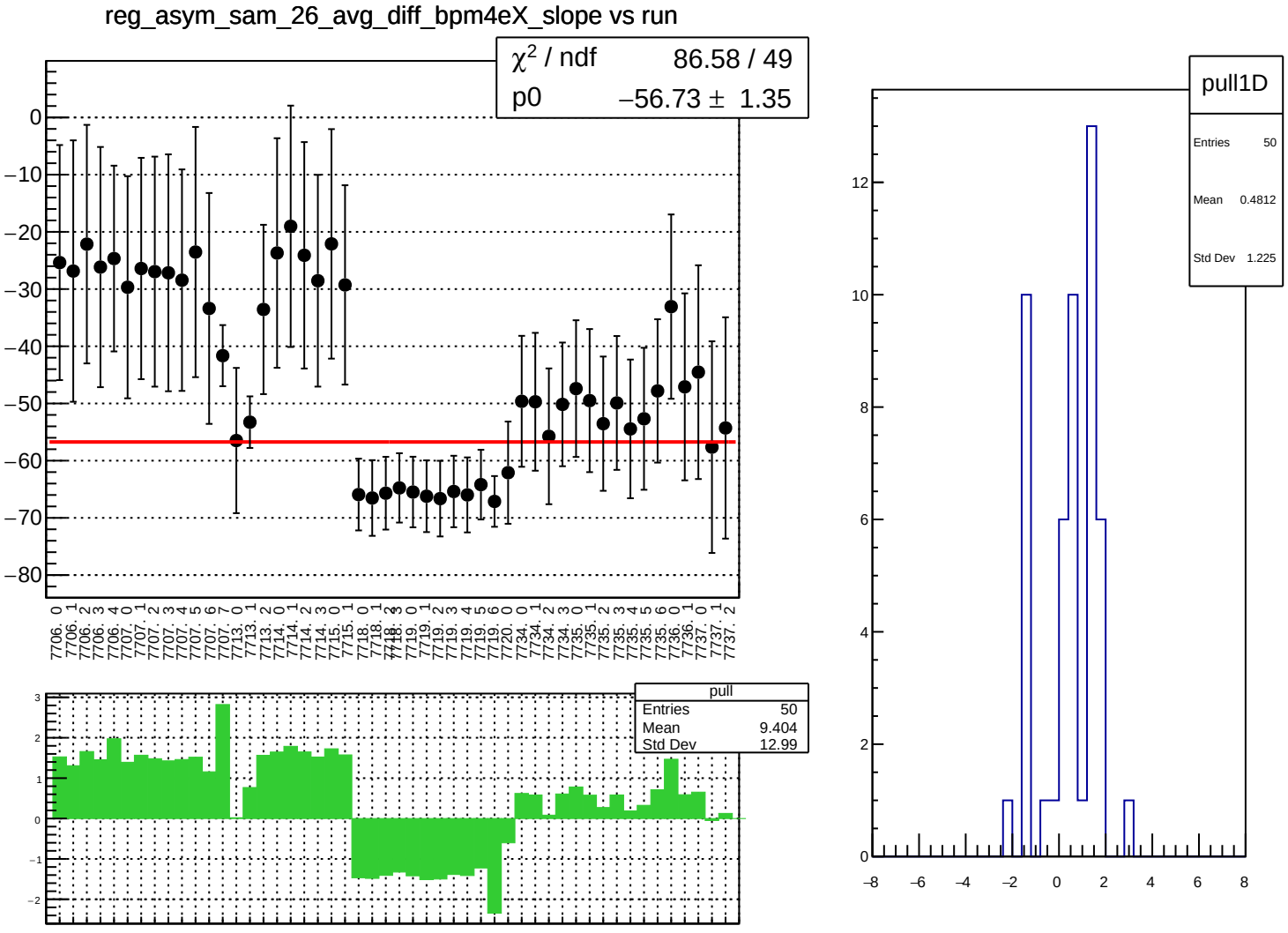
reg_asym_sam_26_avg_diff_bpm4eX_slope vs run
χ² / ndf 86.58 / 49
p0 −56.73 ± 1.35
pull
Entries 50
Mean 9.404
Std Dev 12.99
pull1D
Entries 50
Mean 0.4812
Std Dev 1.225

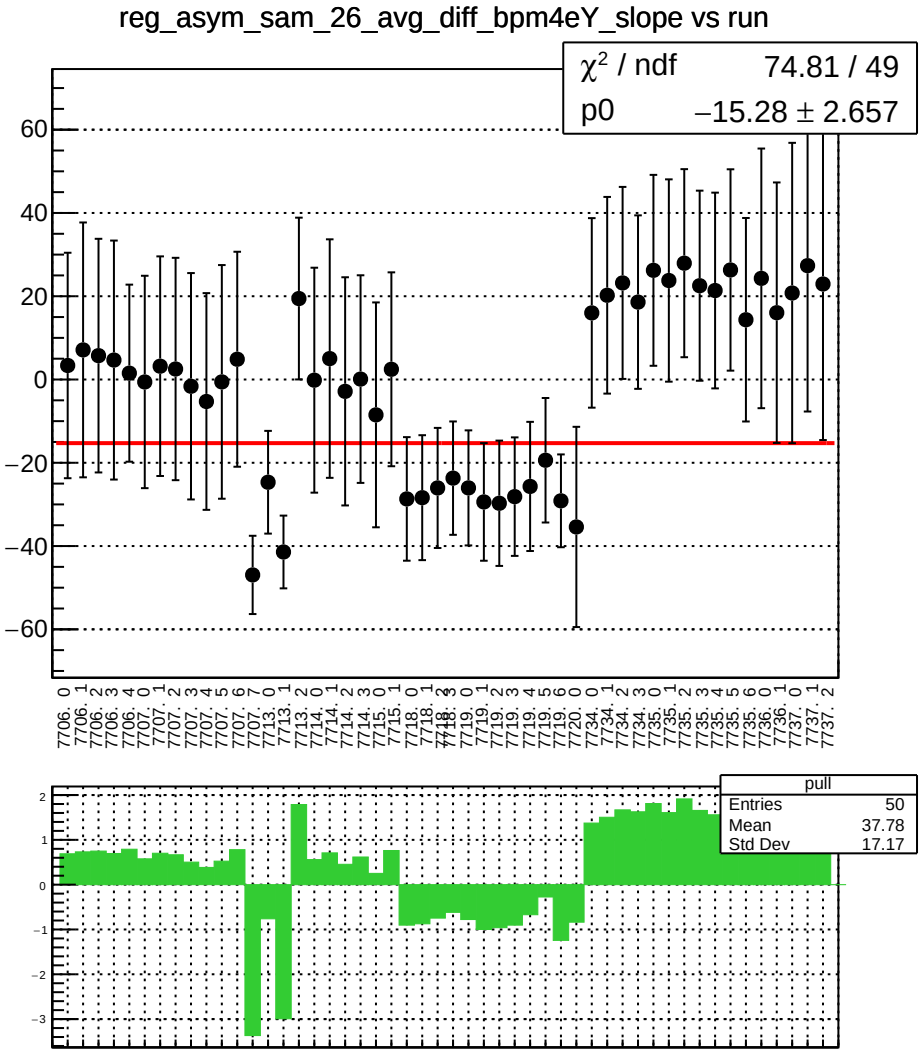
reg_asym_sam_26_avg_diff_bpm4eY_slope vs run
χ² / ndf 74.81 / 49
p0 −15.28 ± 2.657
pull
Entries 50
Mean 37.78
Std Dev 17.17

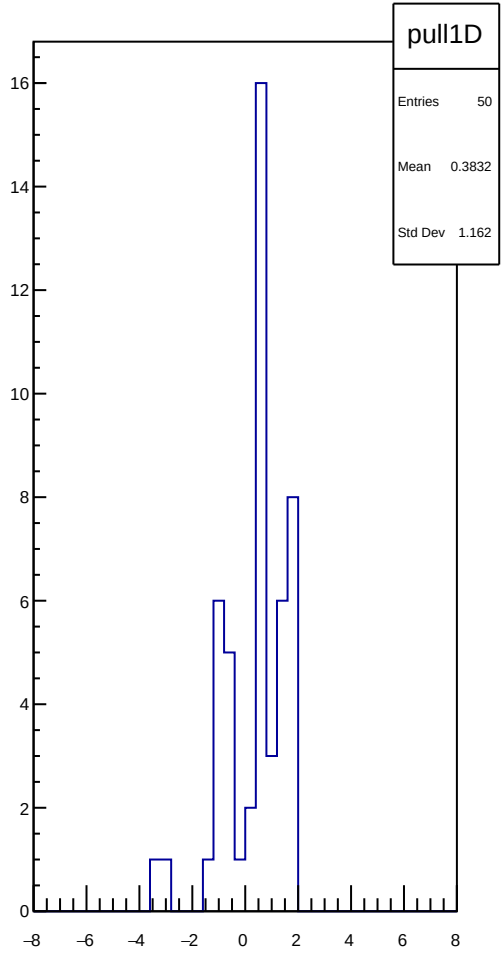
pull1D
Entries 50
Mean 0.3832
Std Dev 1.162

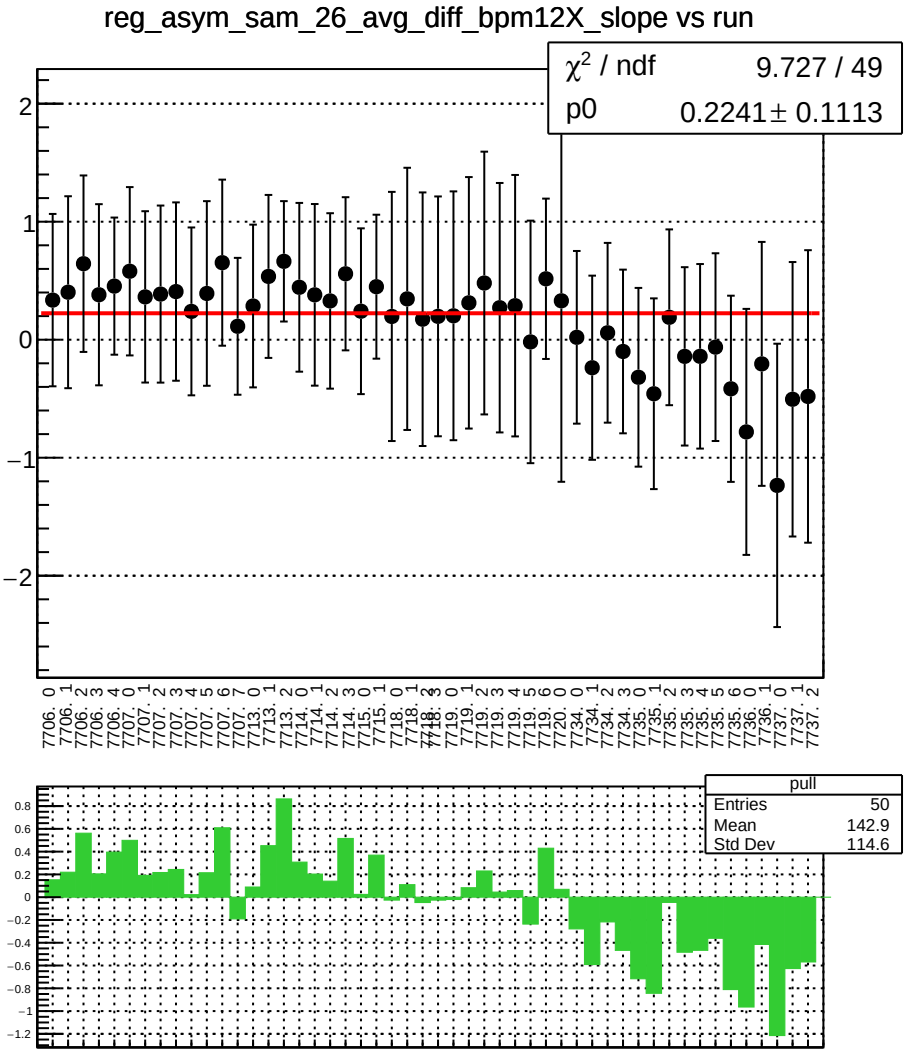
reg_asym_sam_26_avg_diff_bpm12X_slope vs run
χ² / ndf 9.727 / 49
p0 0.2241 ± 0.1113
pull
Entries 50
Mean 142.9
Std Dev 114.6

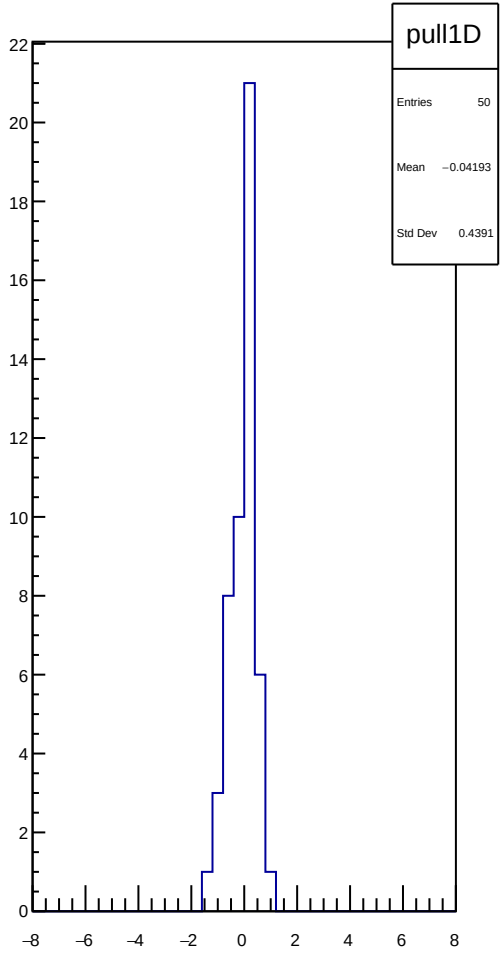
pull1D
Entries 50
Mean −0.04193
Std Dev 0.4391

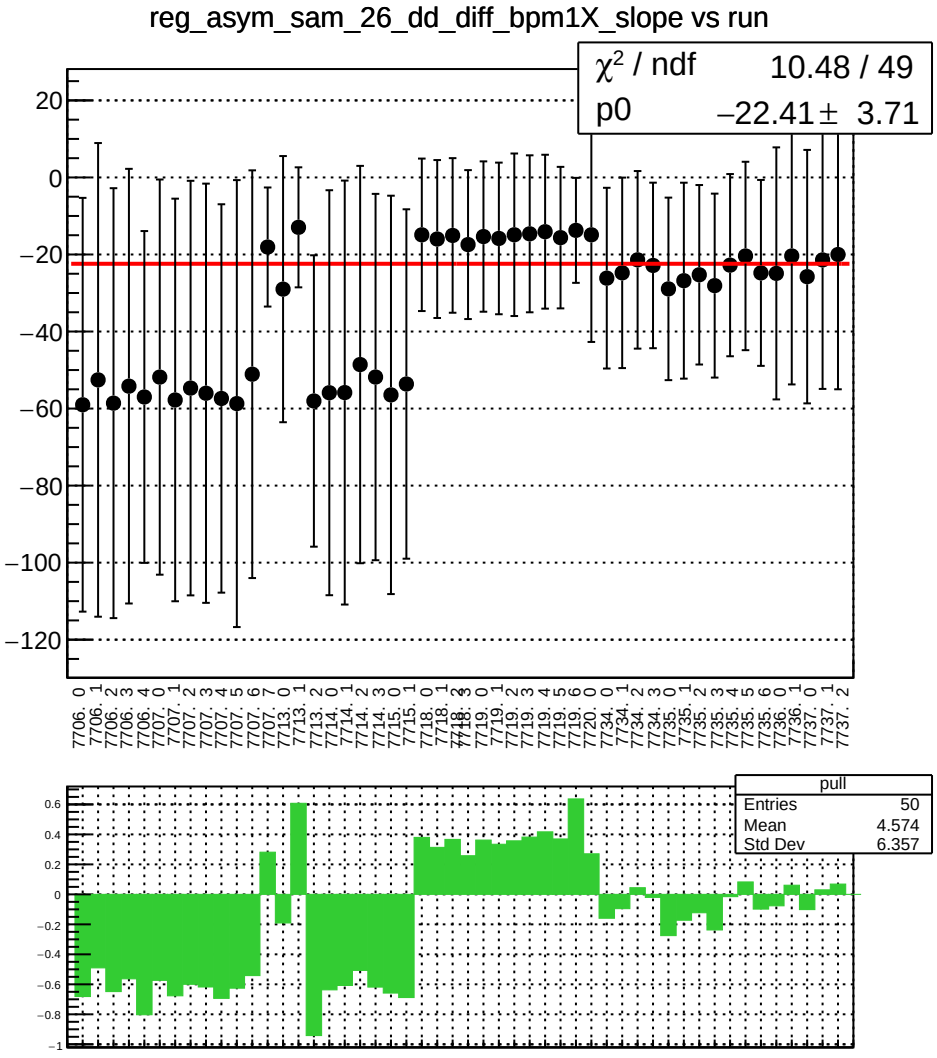
reg_asym_sam_26_dd_diff_bpm1X_slope vs run
χ² / ndf 10.48 / 49
p0 −22.41 ± 3.71
pull
Entries 50
Mean 4.574
Std Dev 6.357

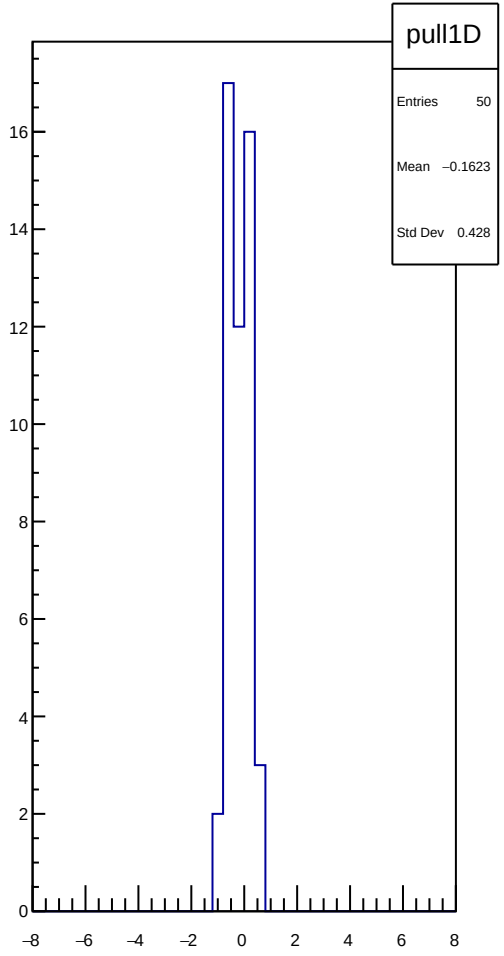
pull1D
Entries 50
Mean −0.1623
Std Dev 0.428

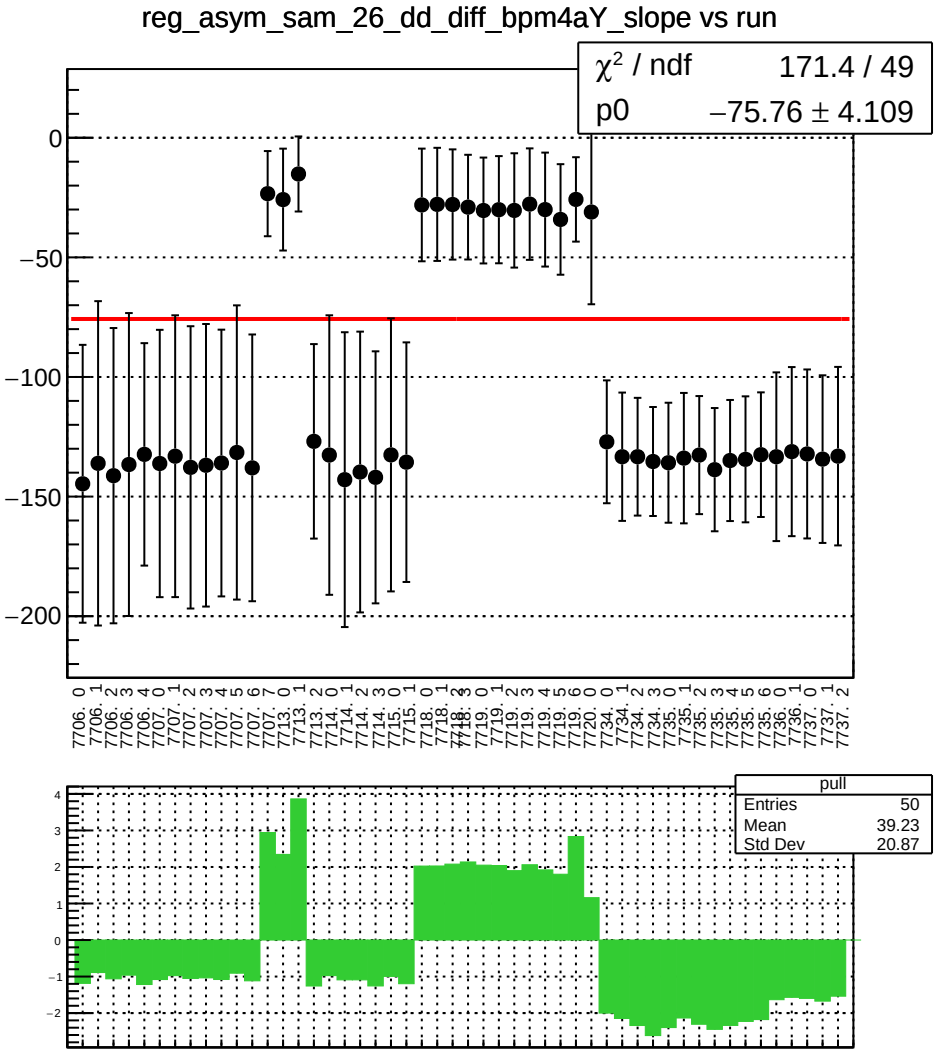
reg_asym_sam_26_dd_diff_bpm4aY_slope vs run
χ² / ndf 171.4 / 49
p0 −75.76 ± 4.109
0
−50
−100
−150
−200
7706. 0
7706. 1
7706. 2
7706. 3
7706. 4
7707. 0
7707. 1
7707. 2
7707. 3
7707. 4
7707. 5
7707. 6
7707. 7
7713. 0
7713. 1
7713. 2
7714. 0
7714. 1
7714. 2
7714. 3
7715. 0
7715. 1
7718. 0
7718. 1
7718. 2
7718. 3
7719. 0
7719. 1
7719. 2
7719. 3
7719. 4
7719. 5
7719. 6
7720. 0
7734. 0
7734. 1
7734. 2
7734. 3
7735. 0
7735. 1
7735. 2
7735. 3
7735. 4
7735. 5
7735. 6
7736. 0
7736. 1
7737. 0
7737. 1
7737. 2
pull
Entries 50
Mean 39.23
Std Dev 20.87
4
3
2
1
0
−1
−2

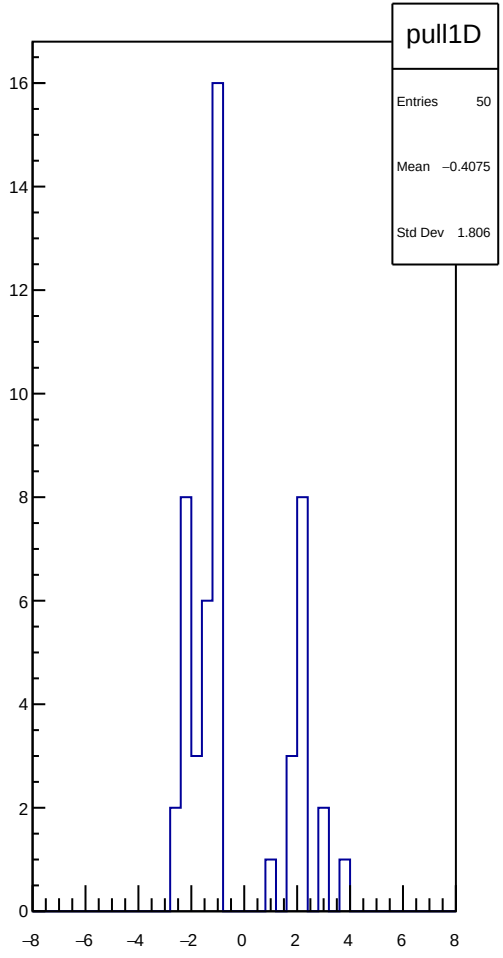
pull1D
Entries 50
Mean −0.4075
Std Dev 1.806
16
14
12
10
8
6
4
2
0
−8
−6
−4
−2
0
2
4
6
8

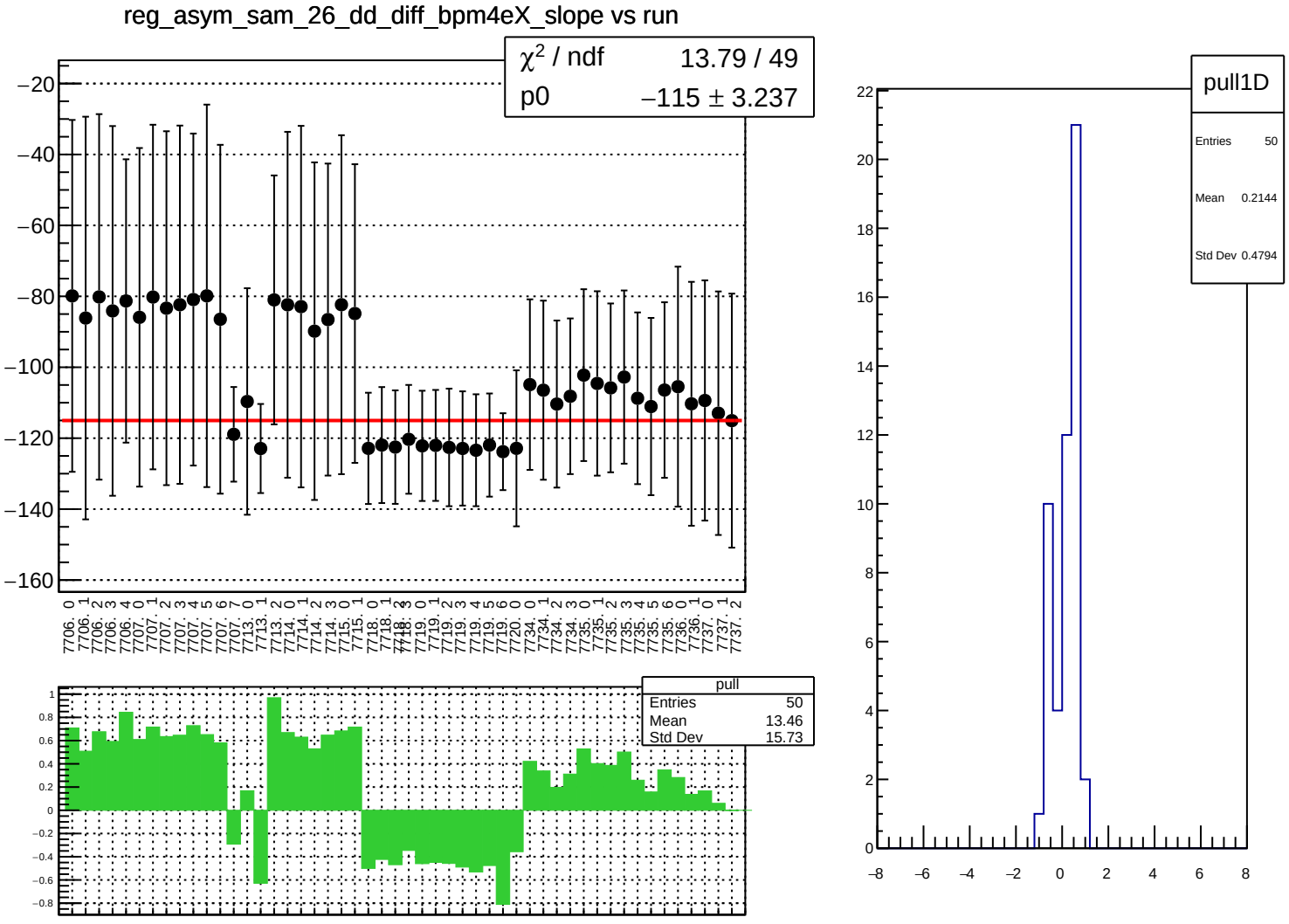
reg_asym_sam_26_dd_diff_bpm4eX_slope vs run
χ² / ndf 13.79 / 49
p0 −115 ± 3.237
pull
Entries 50
Mean 13.46
Std Dev 15.73
pull1D
Entries 50
Mean 0.2144
Std Dev 0.4794

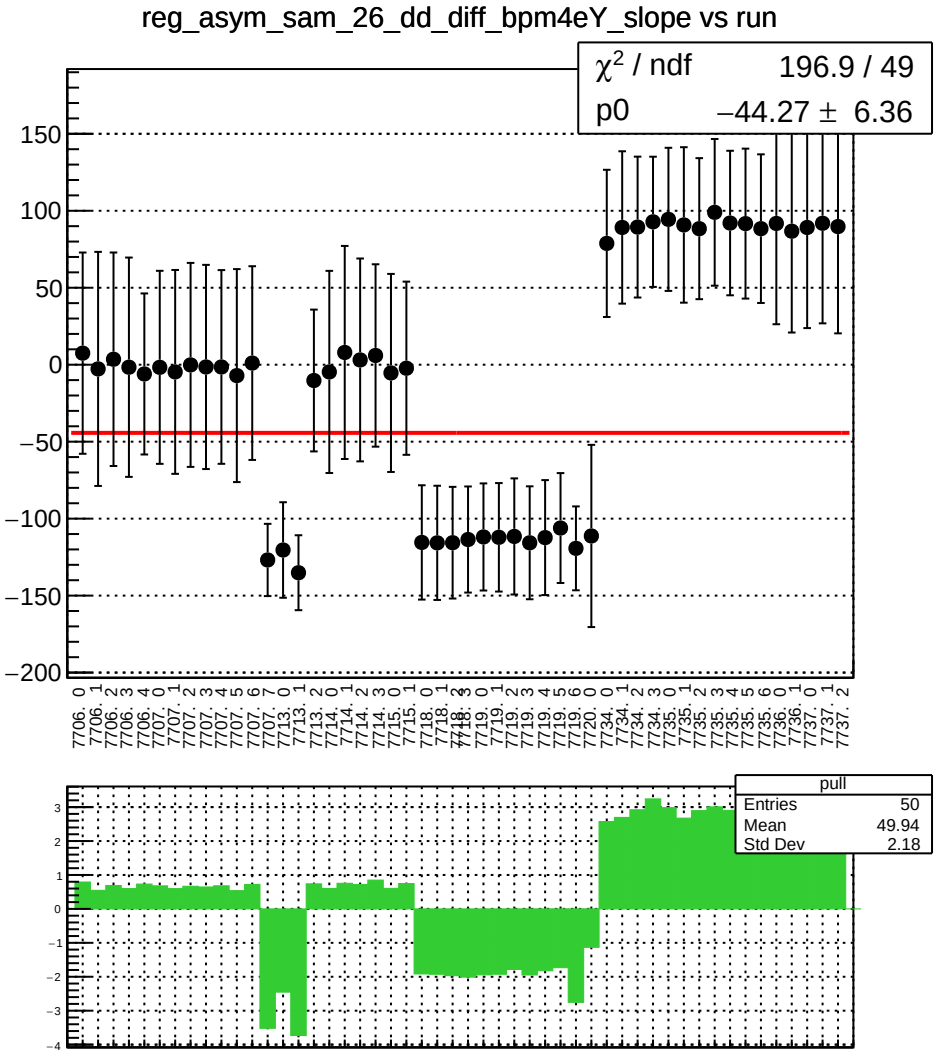
reg_asym_sam_26_dd_diff_bpm4eY_slope vs run
χ² / ndf 196.9 / 49
p0 −44.27 ± 6.36
150
100
50
0
−50
−100
−150
−200
7706. 0
7706. 1
7706. 2
7706. 3
7706. 4
7707. 0
7707. 1
7707. 2
7707. 3
7707. 4
7707. 5
7707. 6
7707. 7
7713. 0
7713. 1
7713. 2
7714. 0
7714. 1
7714. 2
7714. 3
7715. 0
7715. 1
7718. 0
7718. 1
7718. 2
7718. 3
7719. 0
7719. 1
7719. 2
7719. 3
7719. 4
7719. 5
7719. 6
7720. 0
7734. 0
7734. 1
7734. 2
7734. 3
7735. 0
7735. 1
7735. 2
7735. 3
7735. 4
7735. 5
7735. 6
7736. 0
7736. 1
7737. 0
7737. 1
7737. 2
pull
Entries 50
Mean 49.94
Std Dev 2.18
3
2
1
0
−1
−2
−3
−4

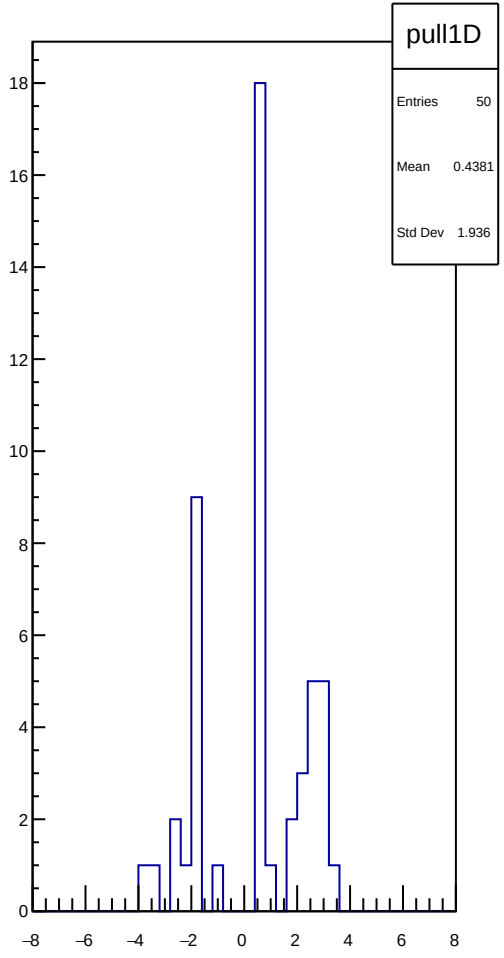
pull1D
Entries 50
Mean 0.4381
Std Dev 1.936
18
16
14
12
10
8
6
4
2
0
−8
−6
−4
−2
0
2
4
6
8

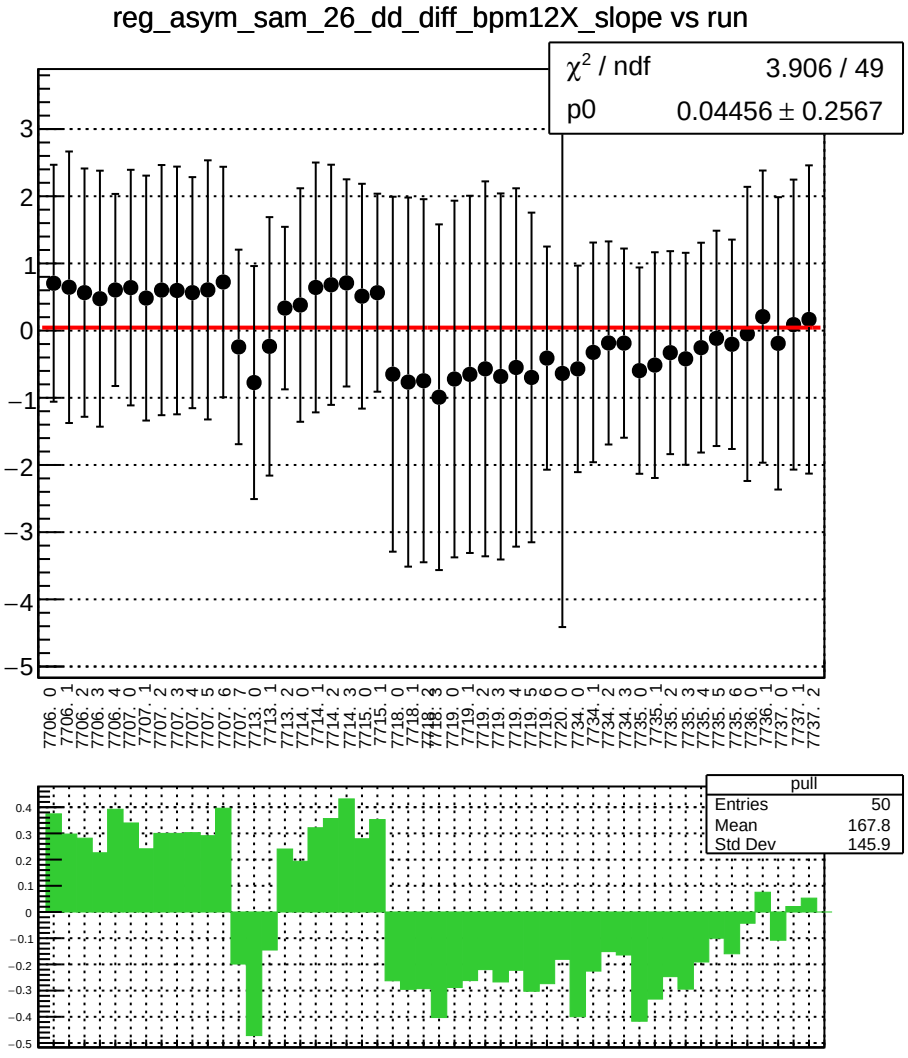
reg_asym_sam_26_dd_diff_bpm12X_slope vs run
χ² / ndf 3.906 / 49
p0 0.04456 ± 0.2567
pull
Entries 50
Mean 167.8
Std Dev 145.9

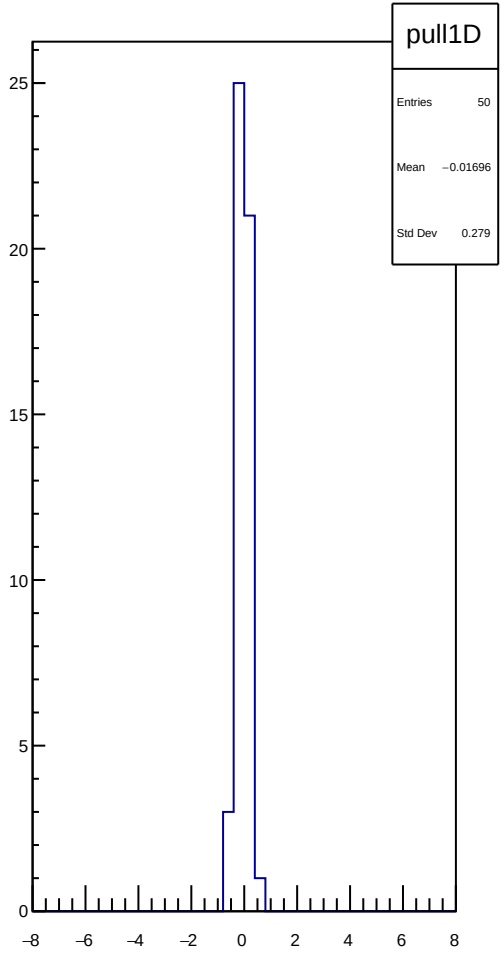
pull1D
Entries 50
Mean −0.01696
Std Dev 0.279

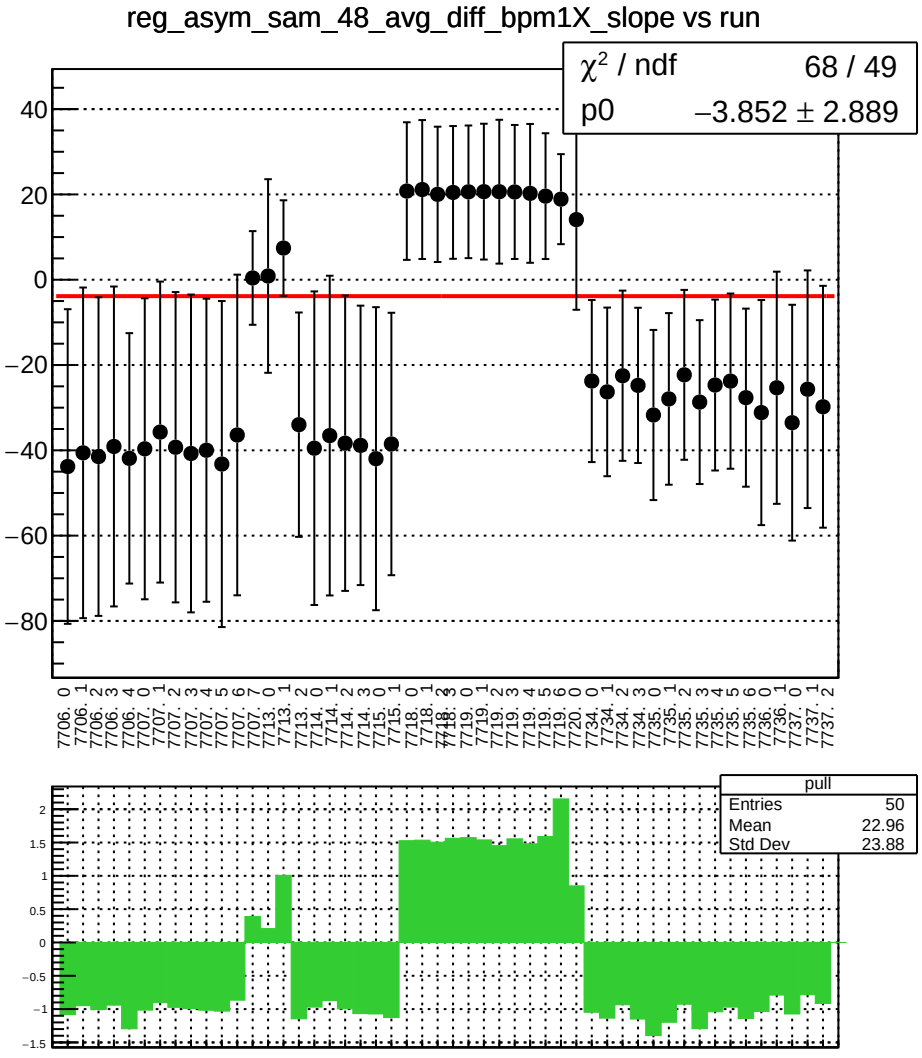
reg_asym_sam_48_avg_diff_bpm1X_slope vs run
χ² / ndf 68 / 49
p0 −3.852 ± 2.889
pull
Entries 50
Mean 22.96
Std Dev 23.88

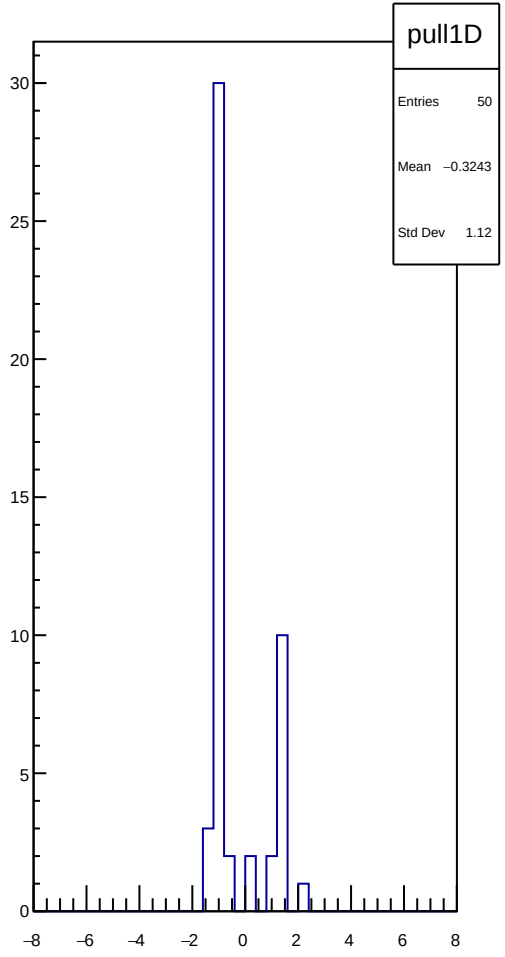
pull1D
Entries 50
Mean −0.3243
Std Dev 1.12

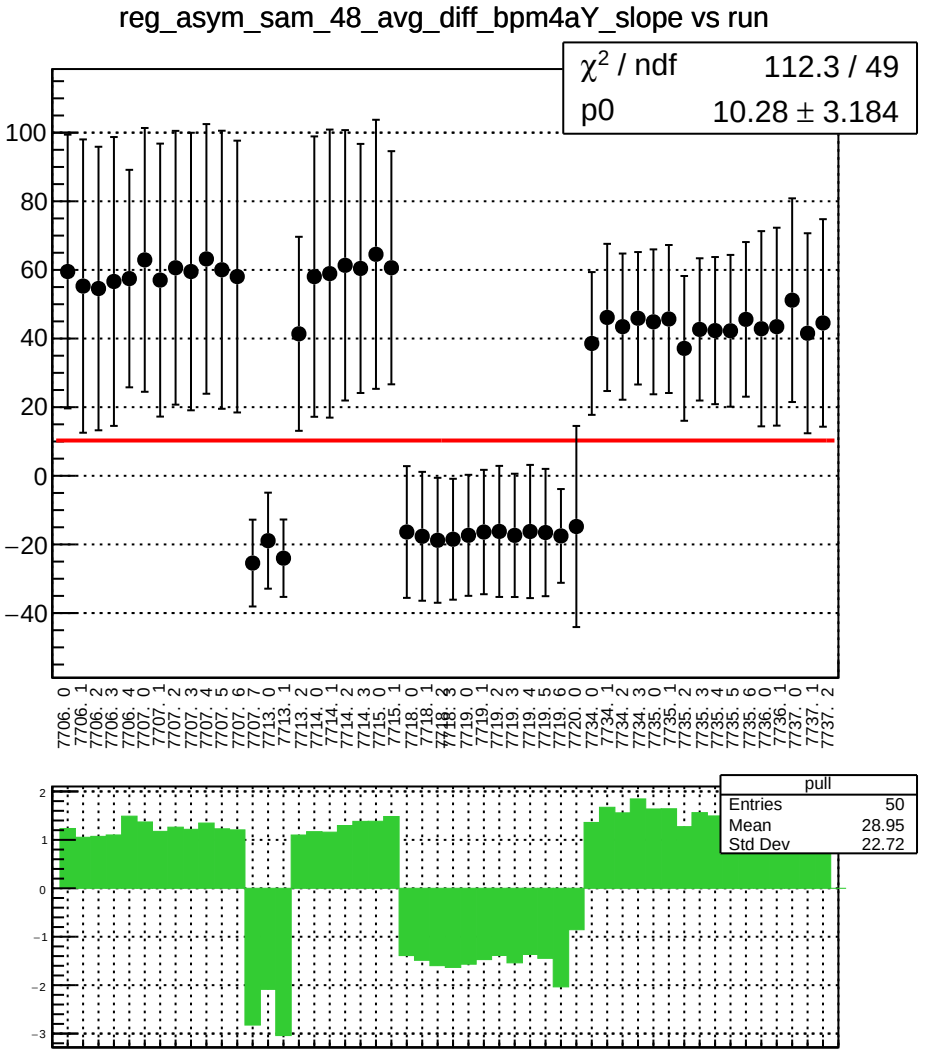
reg_asym_sam_48_avg_diff_bpm4aY_slope vs run
χ² / ndf 112.3 / 49
p0 10.28 ± 3.184
pull
Entries 50
Mean 28.95
Std Dev 22.72

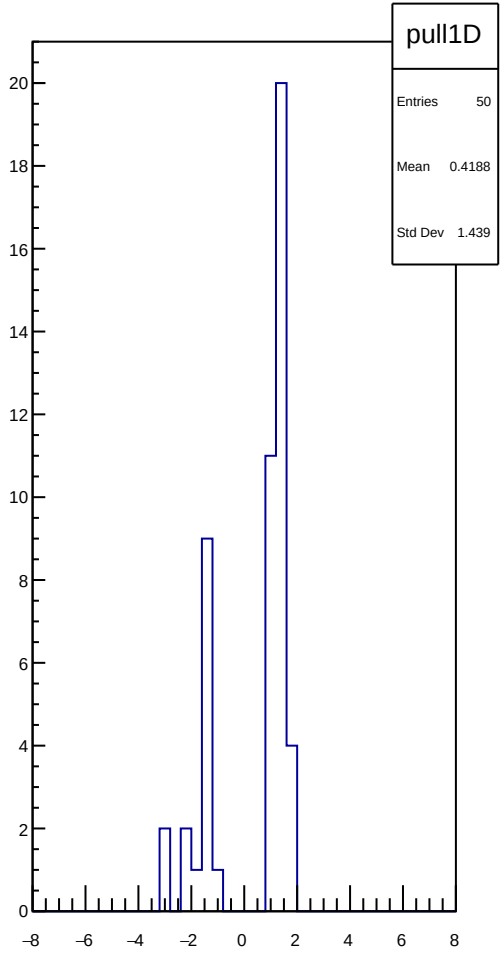
pull1D
Entries 50
Mean 0.4188
Std Dev 1.439

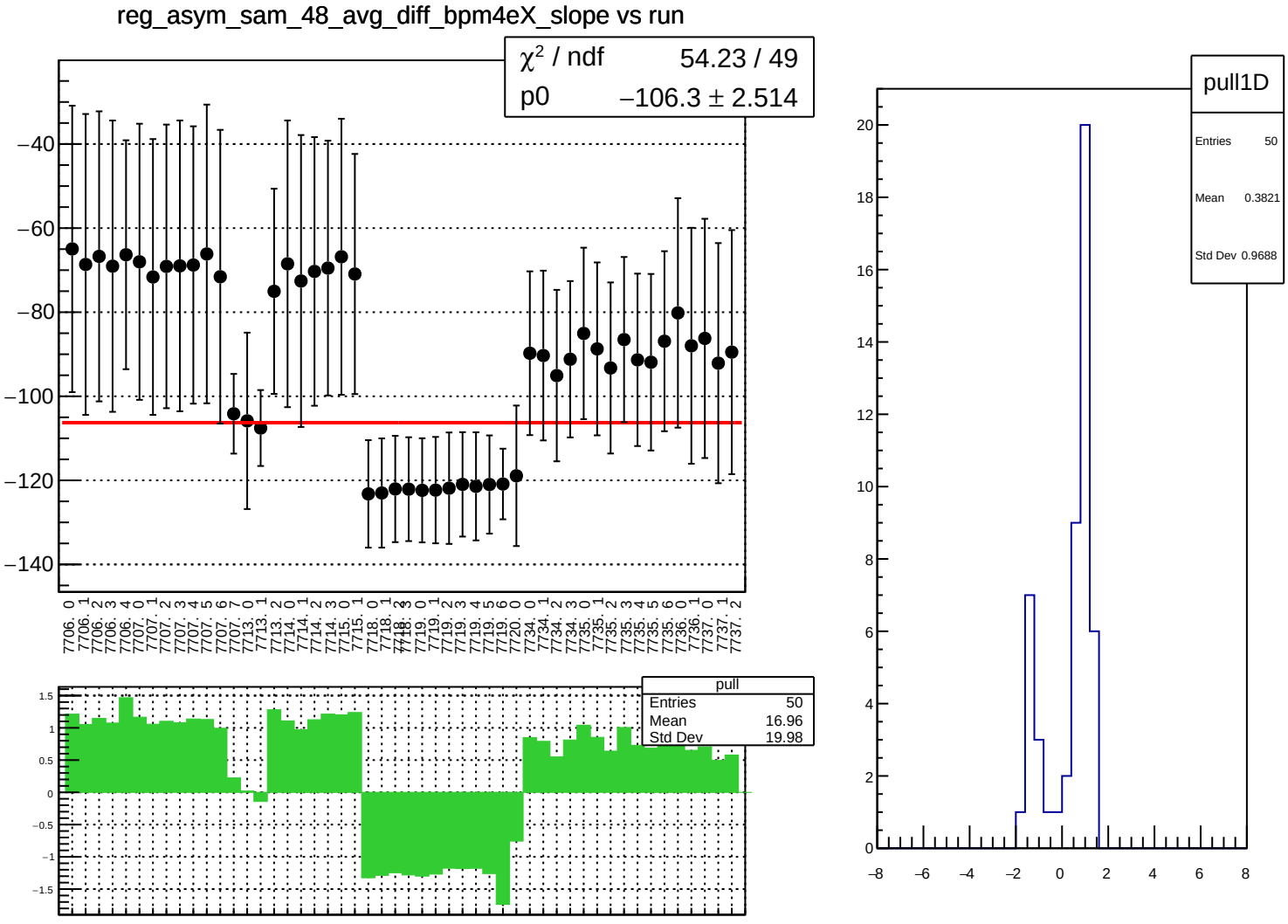
reg_asym_sam_48_avg_diff_bpm4eX_slope vs run
χ² / ndf 54.23 / 49
p0 −106.3 ± 2.514
−40
−60
−80
−100
−120
−140
7706. 0
7706. 1
7706. 2
7706. 3
7706. 4
7707. 0
7707. 1
7707. 2
7707. 3
7707. 4
7707. 5
7707. 6
7707. 7
7713. 0
7713. 1
7713. 2
7714. 0
7714. 1
7714. 2
7714. 3
7715. 0
7715. 1
7718. 0
7718. 1
7718. 2
7718. 3
7719. 0
7719. 1
7719. 2
7719. 3
7719. 4
7719. 5
7719. 6
7720. 0
7734. 0
7734. 1
7734. 2
7734. 3
7735. 0
7735. 1
7735. 2
7735. 3
7735. 4
7735. 5
7735. 6
7736. 0
7736. 1
7737. 0
7737. 1
7737. 2
pull
Entries 50
Mean 16.96
Std Dev 19.98
1.5
1
0.5
0
−0.5
−1
−1.5
pull1D
Entries 50
Mean 0.3821
Std Dev 0.9688
20
18
16
14
12
10
8
6
4
2
0
−8
−6
−4
−2
0
2
4
6
8

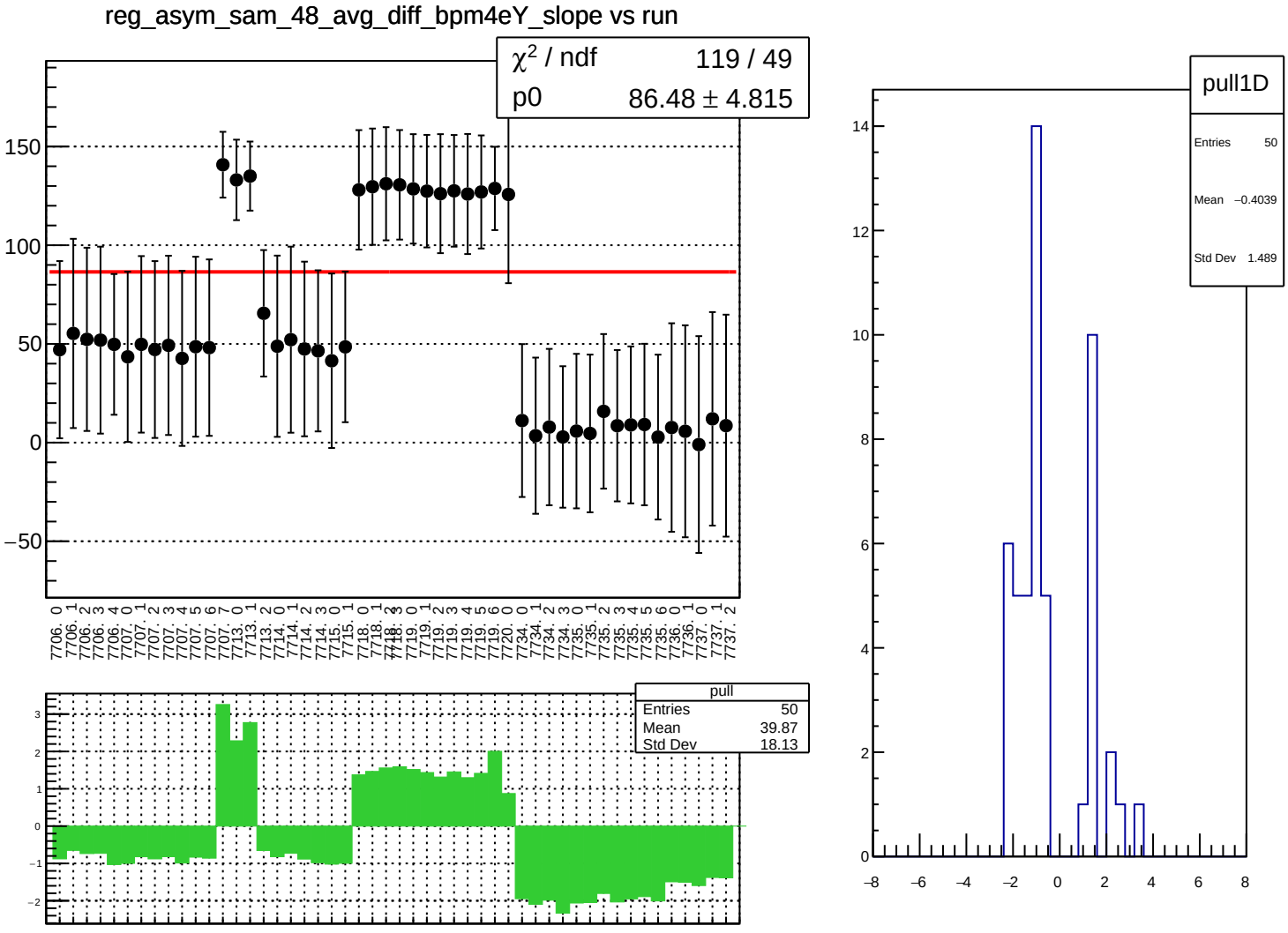
reg_asym_sam_48_avg_diff_bpm4eY_slope vs run
χ² / ndf 119 / 49
p0 86.48 ± 4.815
150
100
50
0
−50
7706. 0
7706. 1
7706. 2
7706. 3
7706. 4
7707. 0
7707. 1
7707. 2
7707. 3
7707. 4
7707. 5
7707. 6
7707. 7
7713. 0
7713. 1
7713. 2
7714. 0
7714. 1
7714. 2
7714. 3
7715. 0
7715. 1
7718. 0
7718. 1
7718. 2
7718. 3
7719. 0
7719. 1
7719. 2
7719. 3
7719. 4
7719. 5
7719. 6
7720. 0
7734. 0
7734. 1
7734. 2
7734. 3
7735. 0
7735. 1
7735. 2
7735. 3
7735. 4
7735. 5
7735. 6
7736. 0
7736. 1
7737. 0
7737. 1
7737. 2
pull
Entries 50
Mean 39.87
Std Dev 18.13
3
2
1
0
−1
−2
pull1D
Entries 50
Mean −0.4039
Std Dev 1.489
14
12
10
8
6
4
2
0
−8
−6
−4
−2
0
2
4
6
8

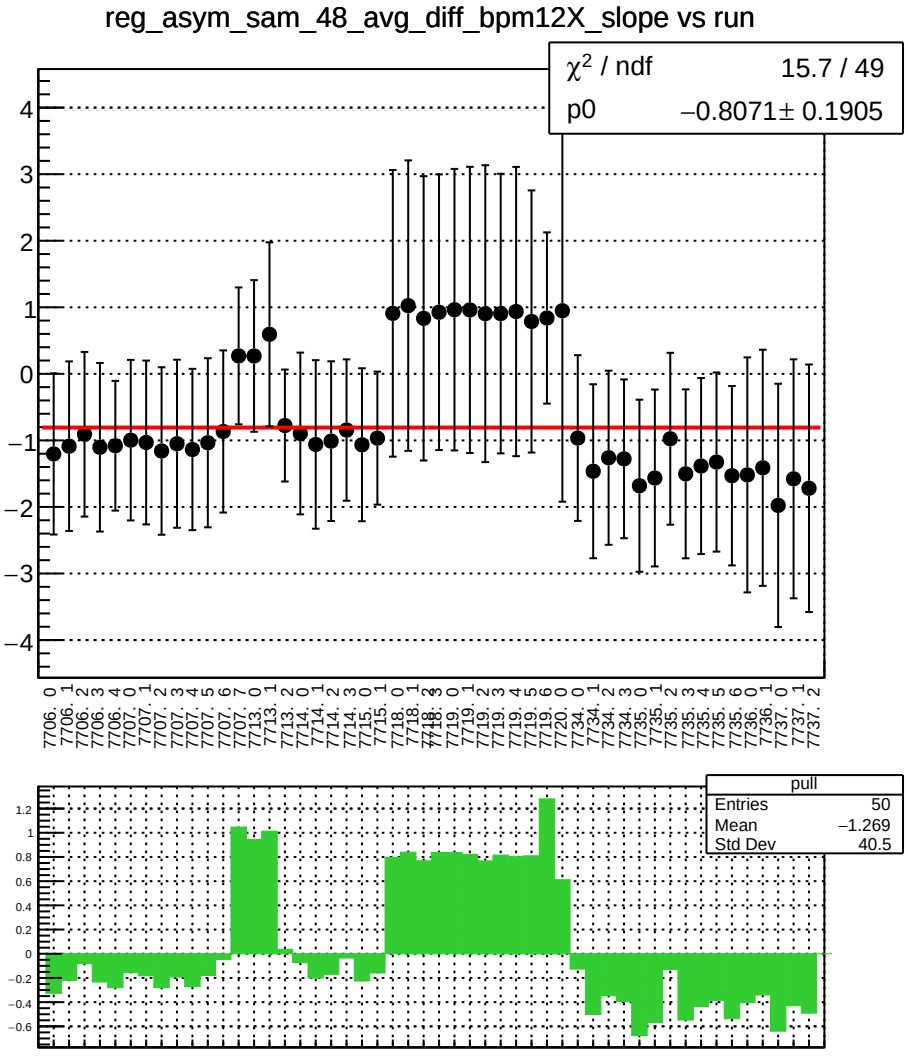
reg_asym_sam_48_avg_diff_bpm12X_slope vs run
χ² / ndf 15.7 / 49
p0 −0.8071± 0.1905
pull
Entries 50
Mean −1.269
Std Dev 40.5

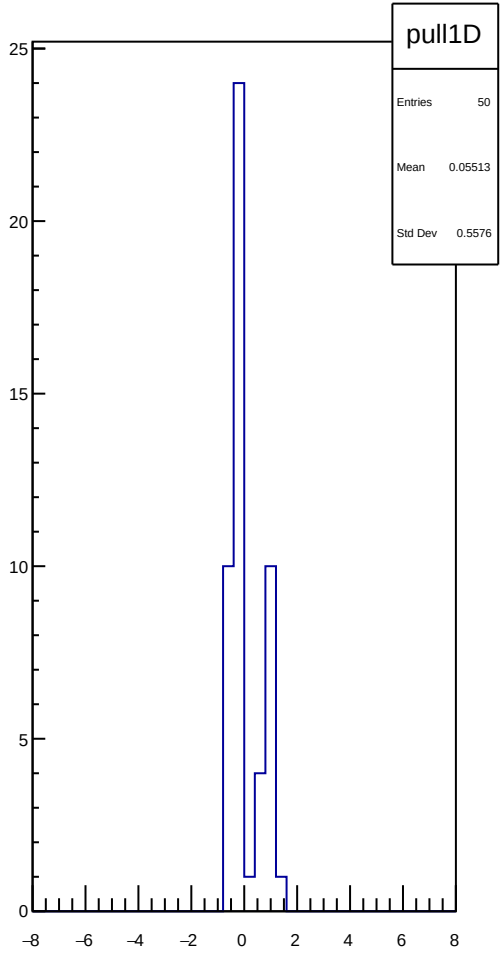
pull1D
Entries 50
Mean 0.05513
Std Dev 0.5576

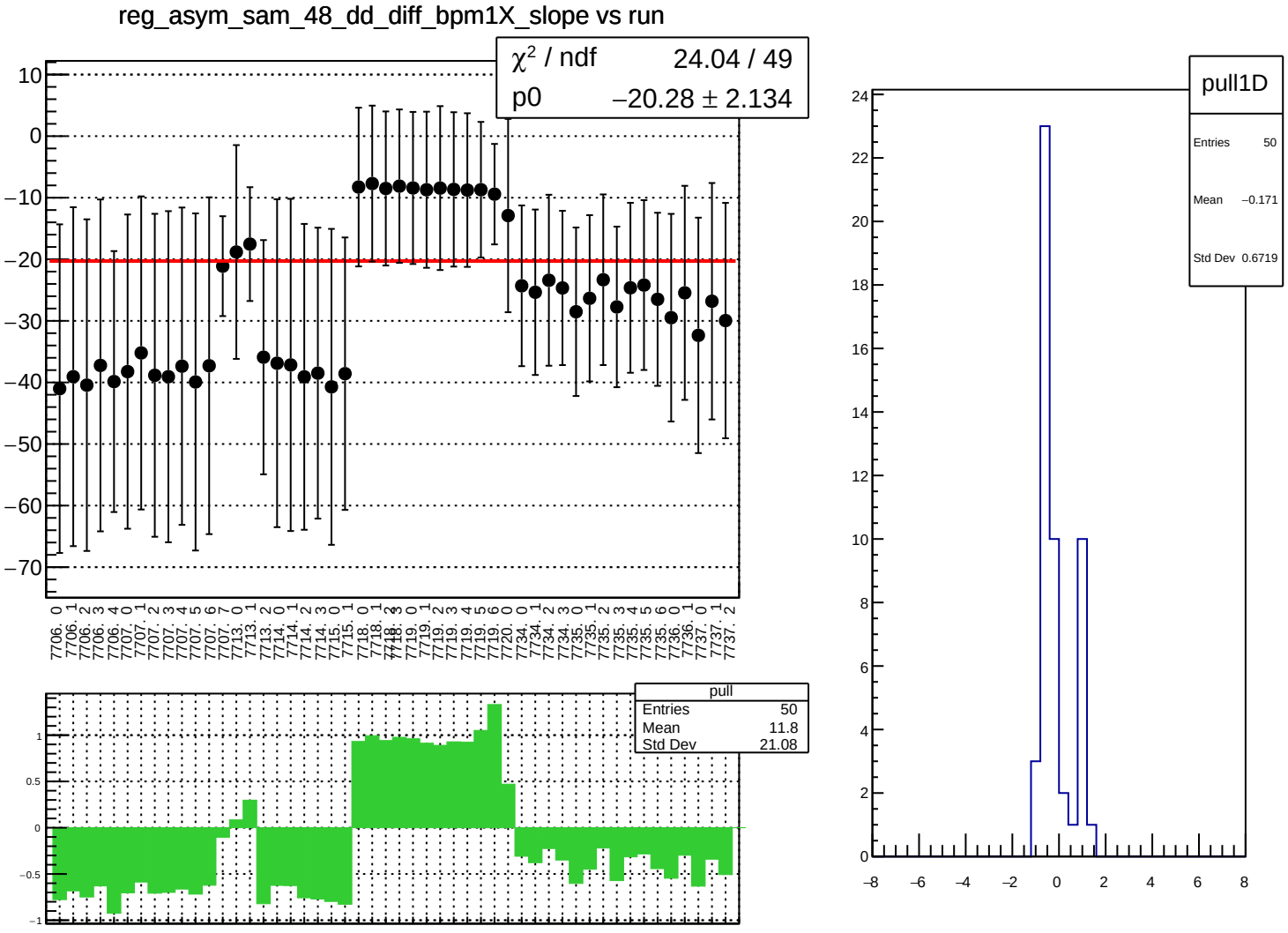
reg_asym_sam_48_dd_diff_bpm1X_slope vs run
χ² / ndf 24.04 / 49
p0 −20.28 ± 2.134
pull
Entries 50
Mean 11.8
Std Dev 21.08
pull1D
Entries 50
Mean −0.171
Std Dev 0.6719

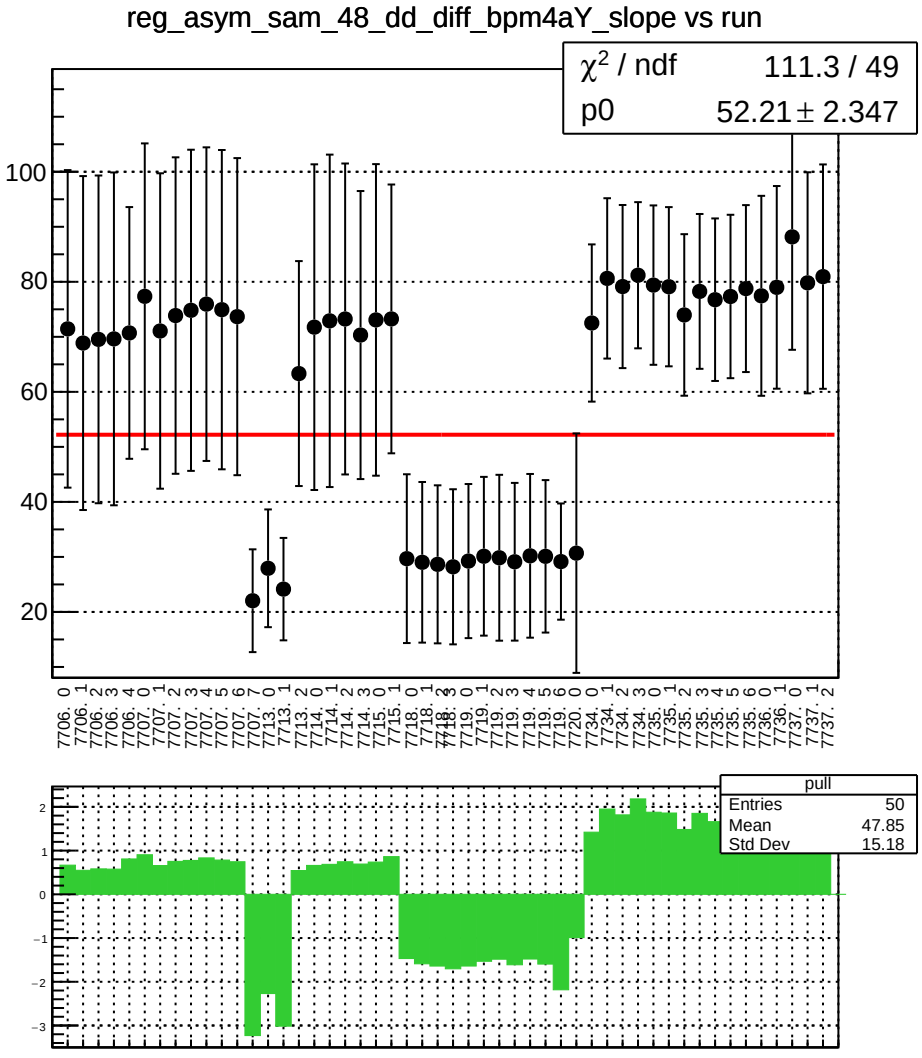
reg_asym_sam_48_dd_diff_bpm4aY_slope vs run
χ2 / ndf 111.3 / 49
p0 52.21 ± 2.347
100
80
60
40
20
7706. 0
7706. 1
7706. 2
7706. 3
7706. 4
7707. 0
7707. 1
7707. 2
7707. 3
7707. 4
7707. 5
7707. 6
7707. 7
7713. 0
7713. 1
7713. 2
7714. 0
7714. 1
7714. 2
7714. 3
7715. 0
7715. 1
7718. 0
7718. 1
7718. 2
7718. 3
7719. 0
7719. 1
7719. 2
7719. 3
7719. 4
7719. 5
7719. 6
7720. 0
7734. 0
7734. 1
7734. 2
7734. 3
7735. 0
7735. 1
7735. 2
7735. 3
7735. 4
7735. 5
7735. 6
7736. 0
7736. 1
7737. 0
7737. 1
7737. 2
pull
Entries 50
Mean 47.85
Std Dev 15.18
2
1
0
−1
−2
−3

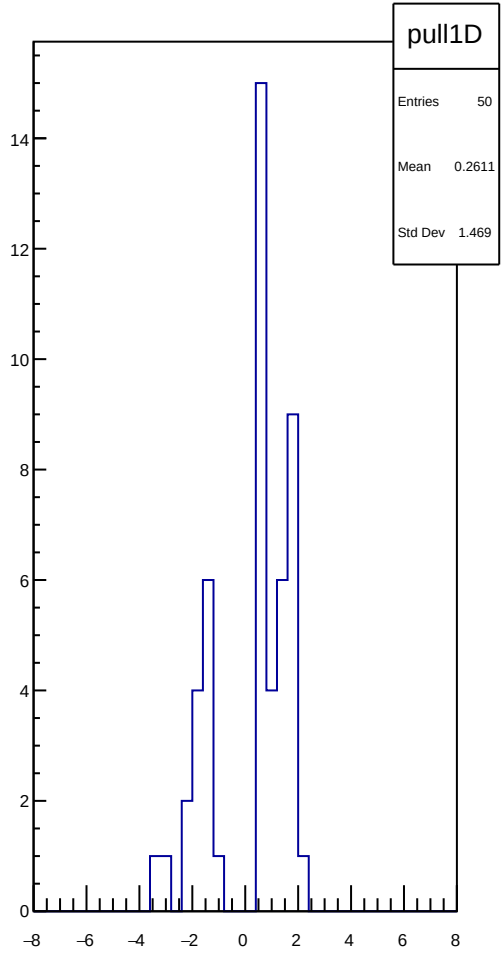
pull1D
Entries 50
Mean 0.2611
Std Dev 1.469
14
12
10
8
6
4
2
0
−8
−6
−4
−2
0
2
4
6
8

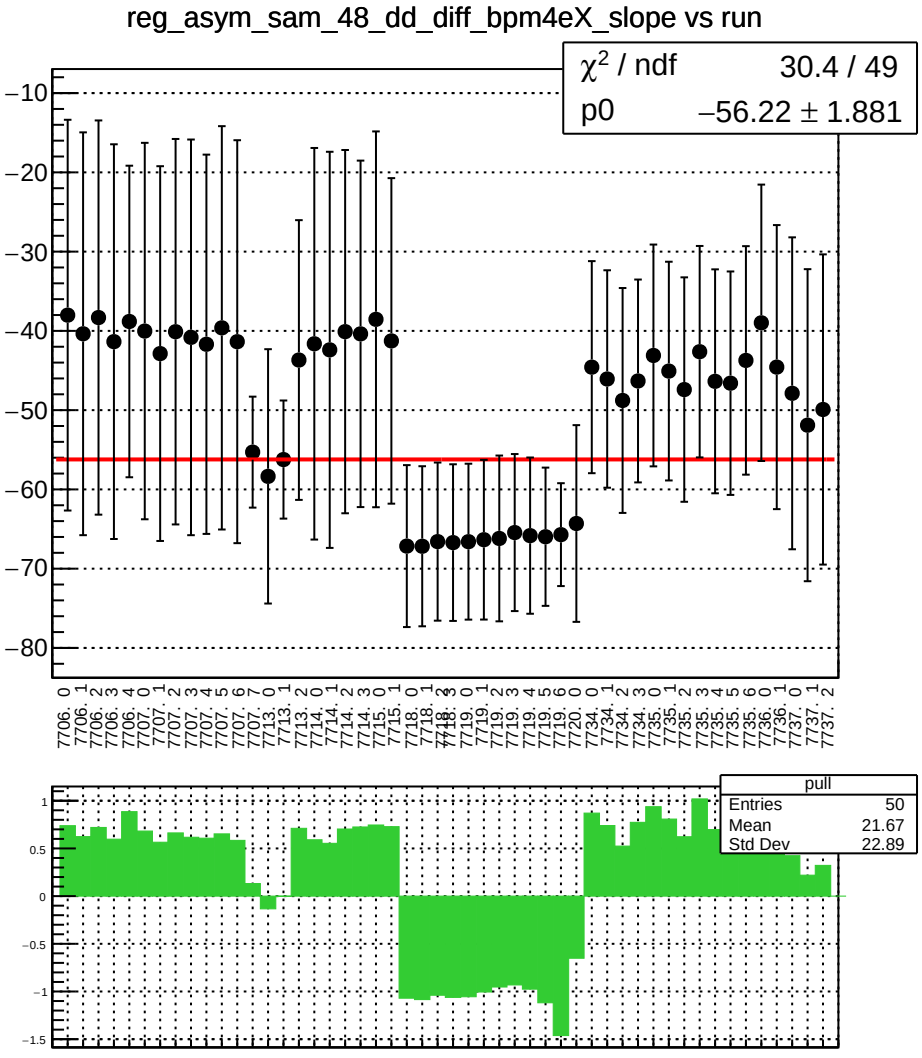
reg_asym_sam_48_dd_diff_bpm4eX_slope vs run
χ² / ndf 30.4 / 49
p0 −56.22 ± 1.881
pull
Entries 50
Mean 21.67
Std Dev 22.89

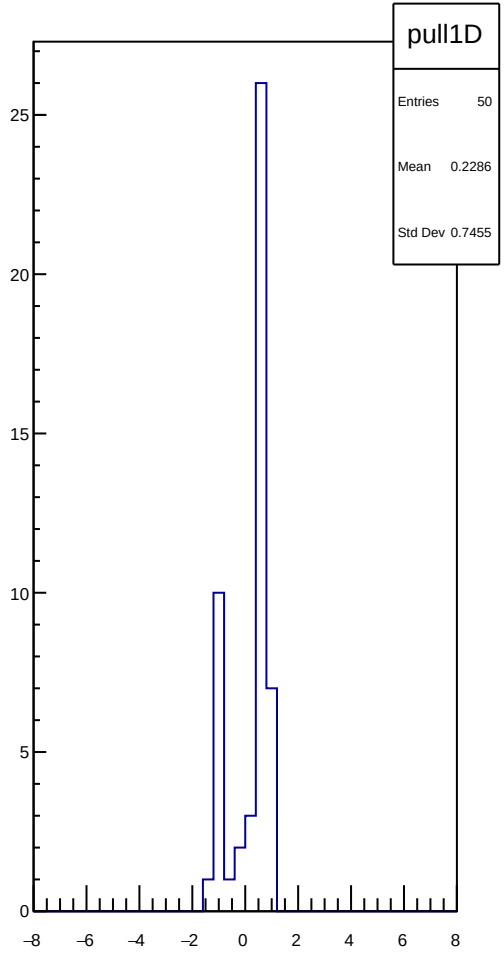
pull1D
Entries 50
Mean 0.2286
Std Dev 0.7455

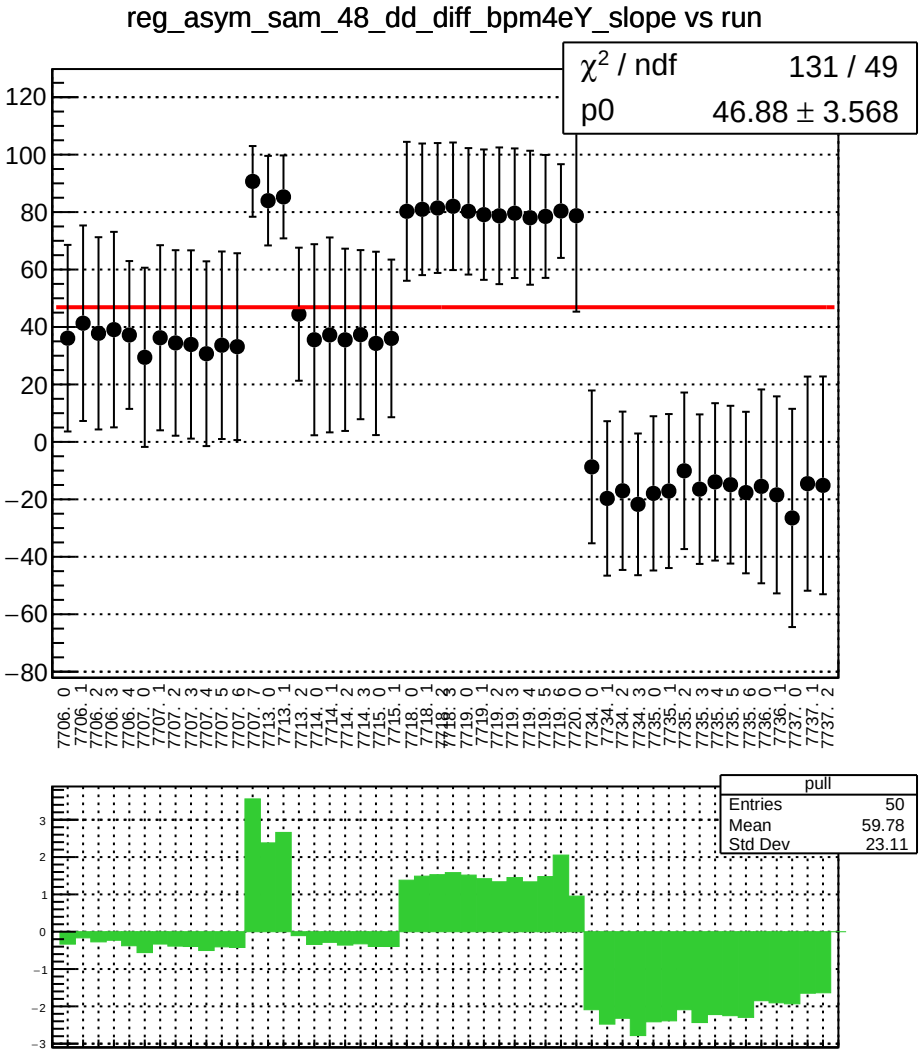
reg_asym_sam_48_dd_diff_bpm4eY_slope vs run
χ² / ndf 131 / 49
p0 46.88 ± 3.568
pull
Entries 50
Mean 59.78
Std Dev 23.11

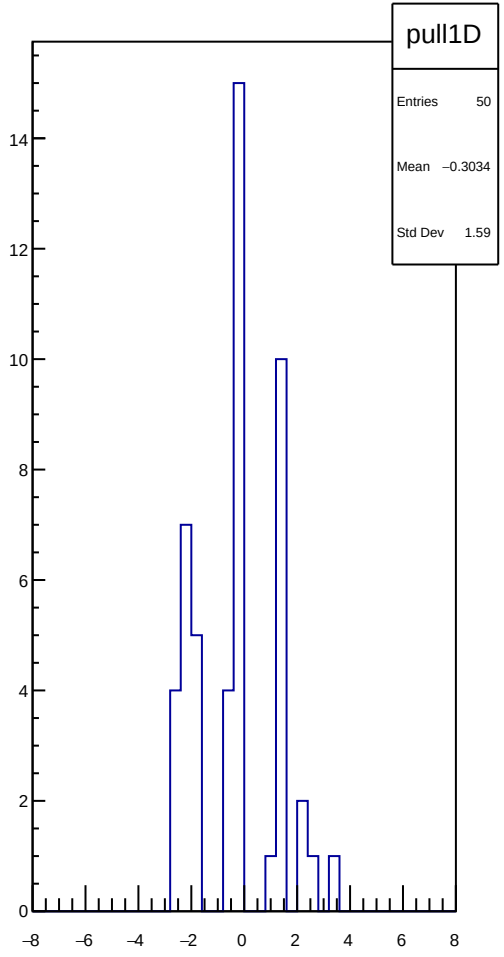
pull1D
Entries 50
Mean −0.3034
Std Dev 1.59

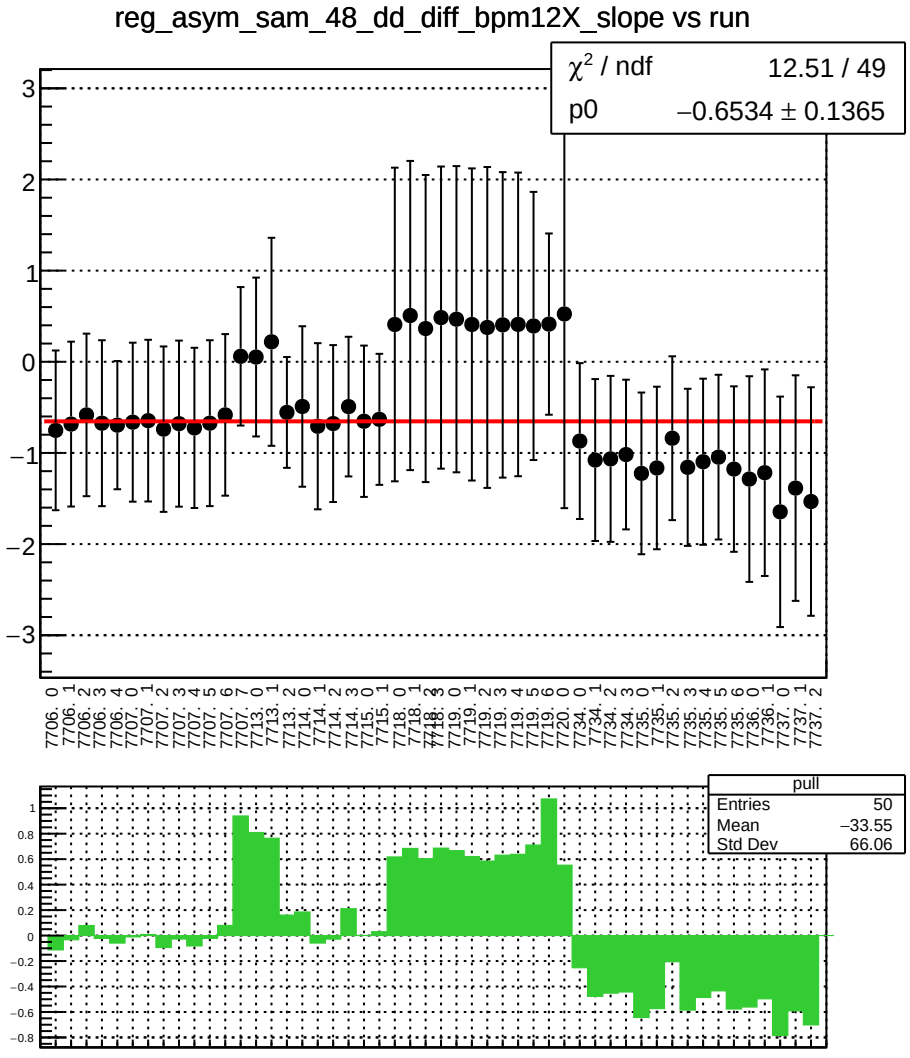
reg_asym_sam_48_dd_diff_bpm12X_slope vs run
χ² / ndf 12.51 / 49
p0 −0.6534 ± 0.1365
pull
Entries 50
Mean −33.55
Std Dev 66.06

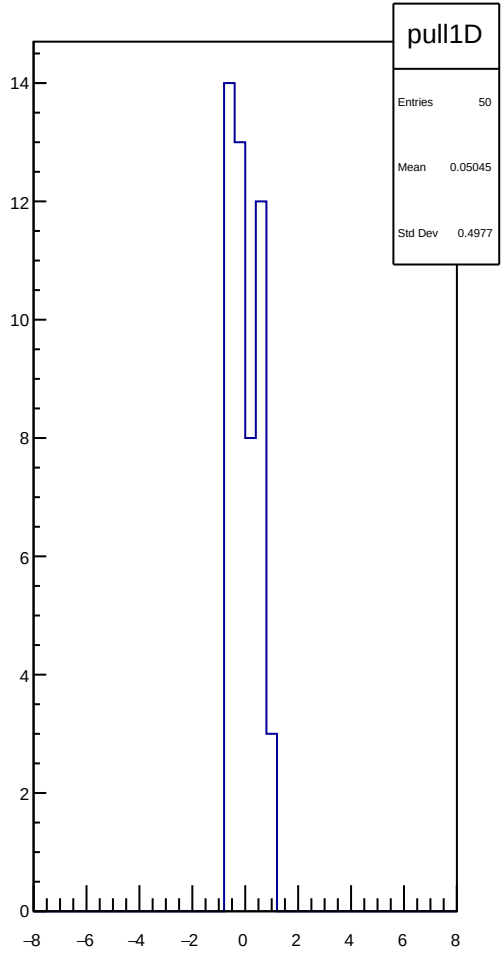
pull1D
Entries 50
Mean 0.05045
Std Dev 0.4977

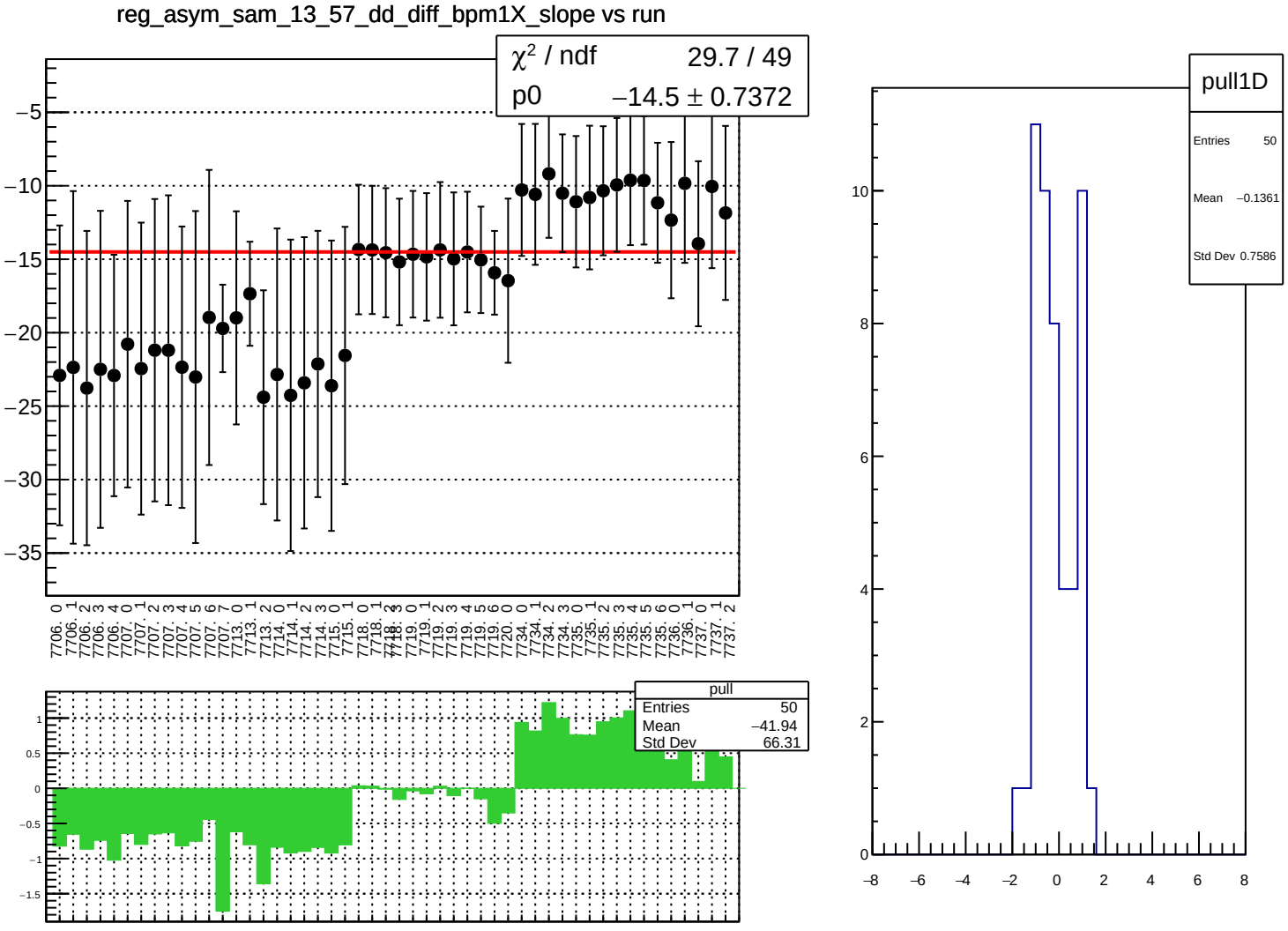
reg_asym_sam_13_57_dd_diff_bpm1X_slope vs run
χ² / ndf 29.7 / 49
p0 −14.5 ± 0.7372
pull
Entries 50
Mean −41.94
Std Dev 66.31
pull1D
Entries 50
Mean −0.1361
Std Dev 0.7586

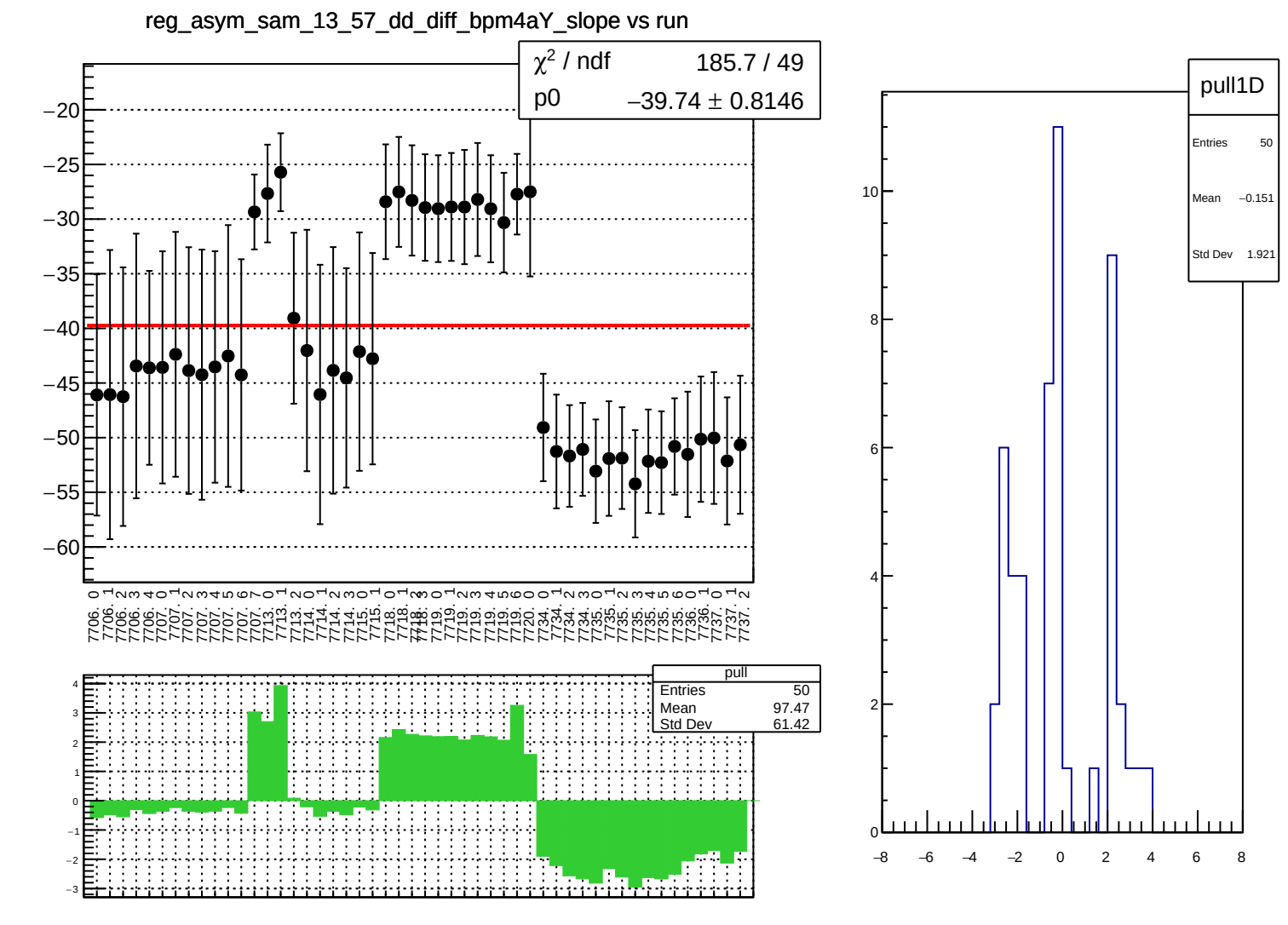
reg_asym_sam_13_57_dd_diff_bpm4aY_slope vs run
χ² / ndf 185.7 / 49
p0 −39.74 ± 0.8146
pull
Entries 50
Mean 97.47
Std Dev 61.42
pull1D
Entries 50
Mean −0.151
Std Dev 1.921

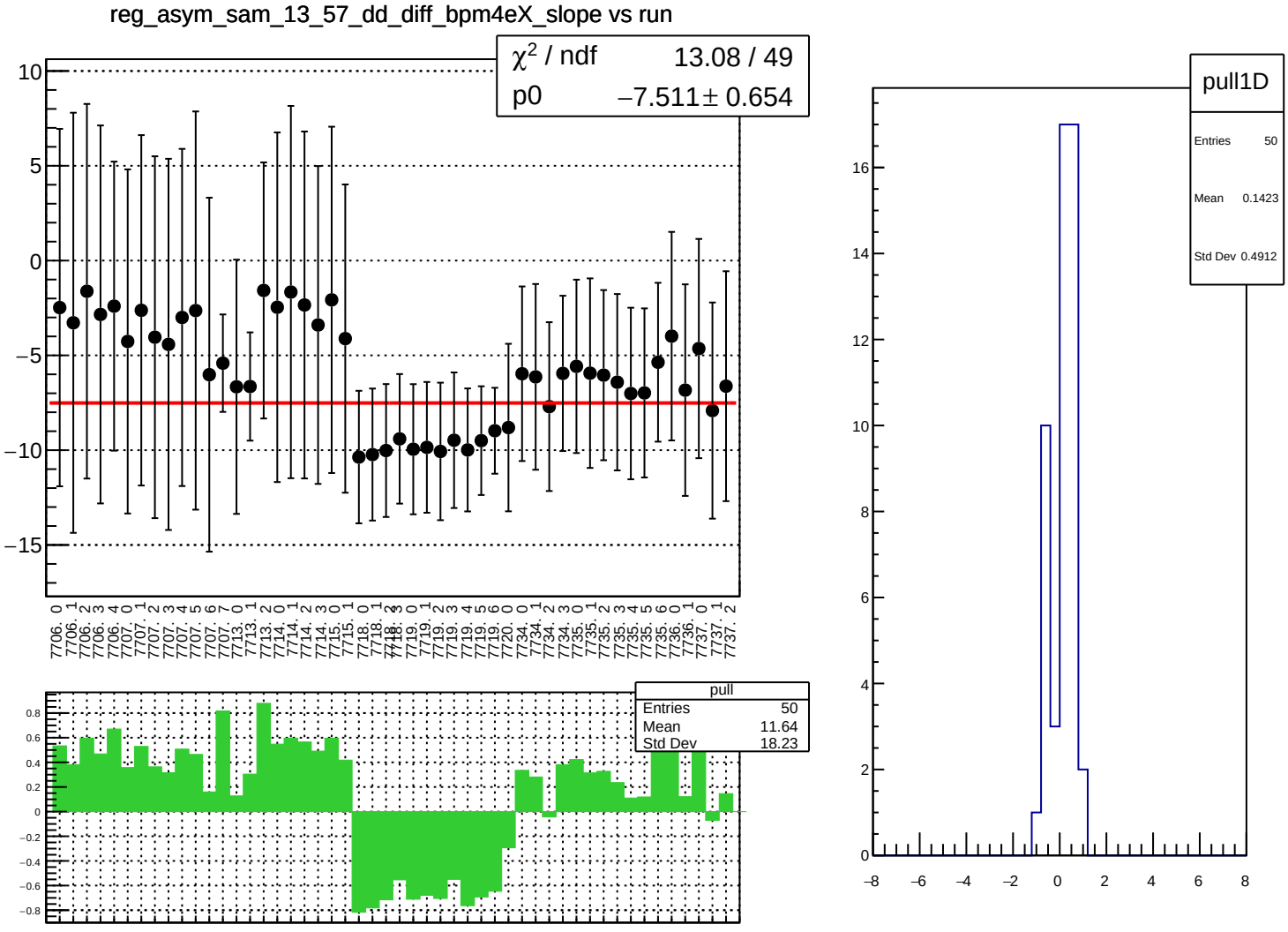
reg_asym_sam_13_57_dd_diff_bpm4eX_slope vs run
χ² / ndf 13.08 / 49
p0 −7.511 ± 0.654
pull
Entries 50
Mean 11.64
Std Dev 18.23
pull1D
Entries 50
Mean 0.1423
Std Dev 0.4912

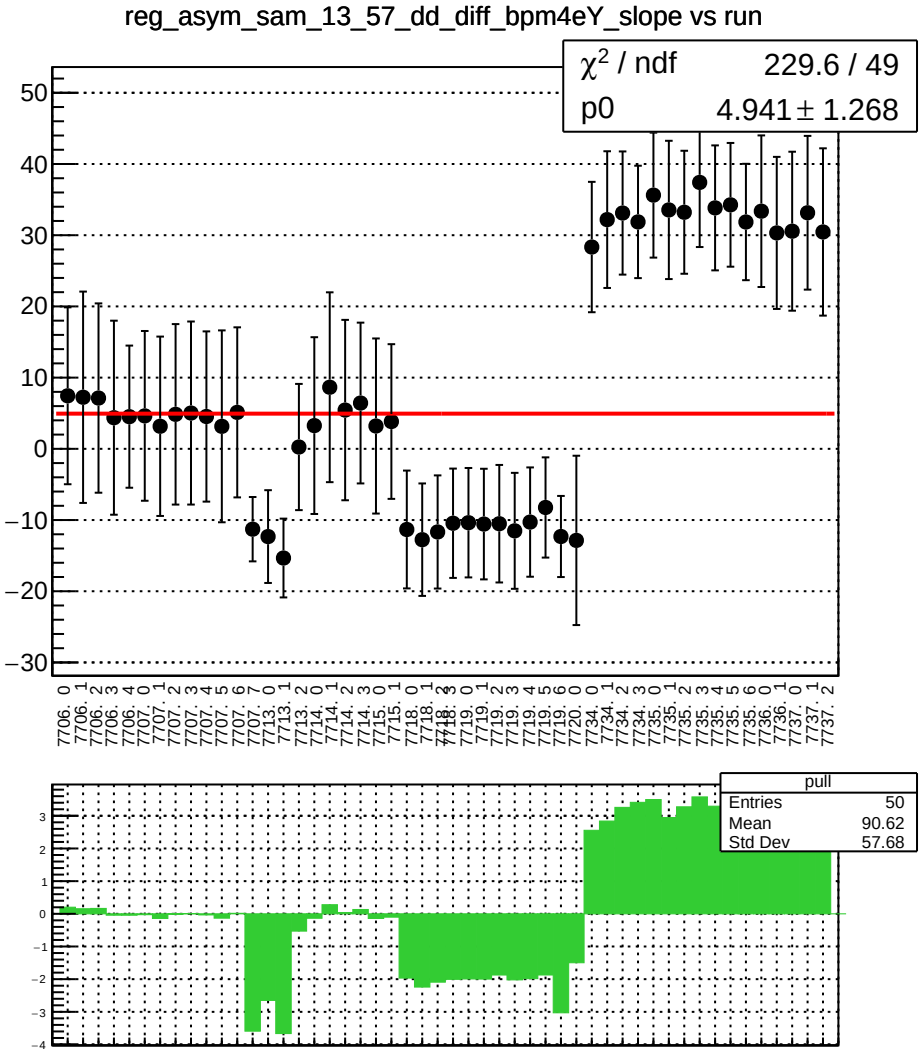
reg_asym_sam_13_57_dd_diff_bpm4eY_slope vs run
χ² / ndf 229.6 / 49
p0 4.941 ± 1.268
pull
Entries 50
Mean 90.62
Std Dev 57.68

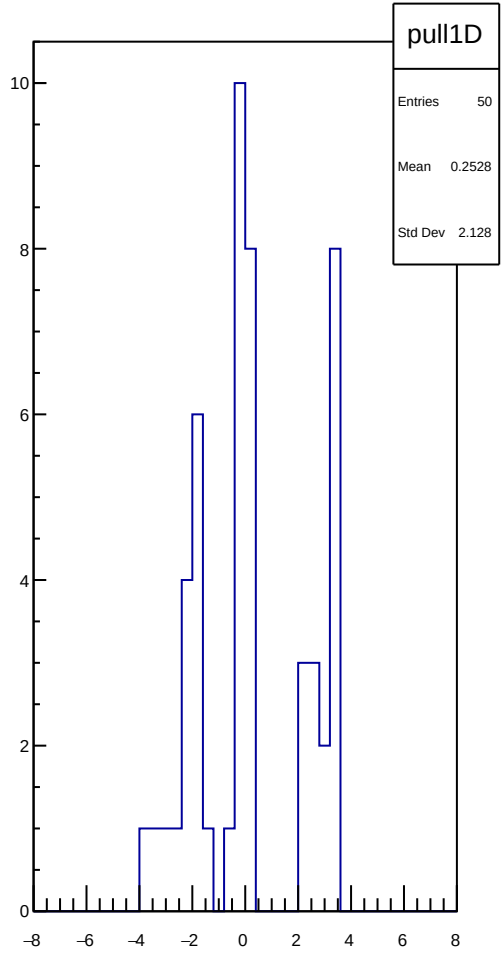
pull1D
Entries 50
Mean 0.2528
Std Dev 2.128

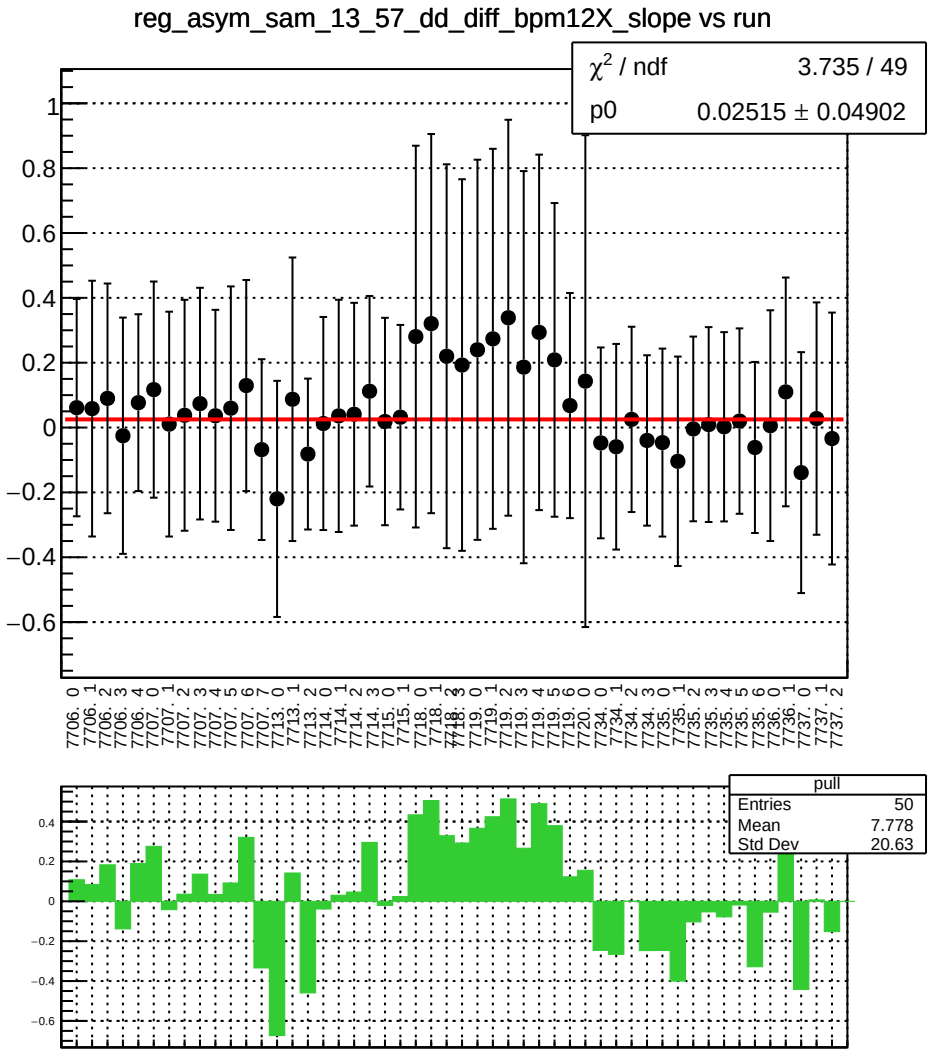
reg_asym_sam_13_57_dd_diff_bpm12X_slope vs run
χ^2 / ndf 3.735 / 49
p0 0.02515 ± 0.04902
pull
Entries 50
Mean 7.778
Std Dev 20.63

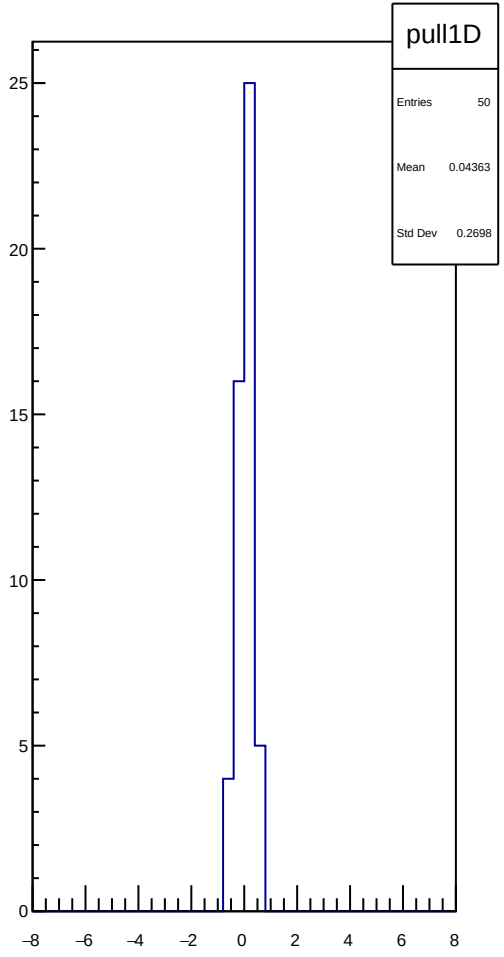
pull1D
Entries 50
Mean 0.04363
Std Dev 0.2698

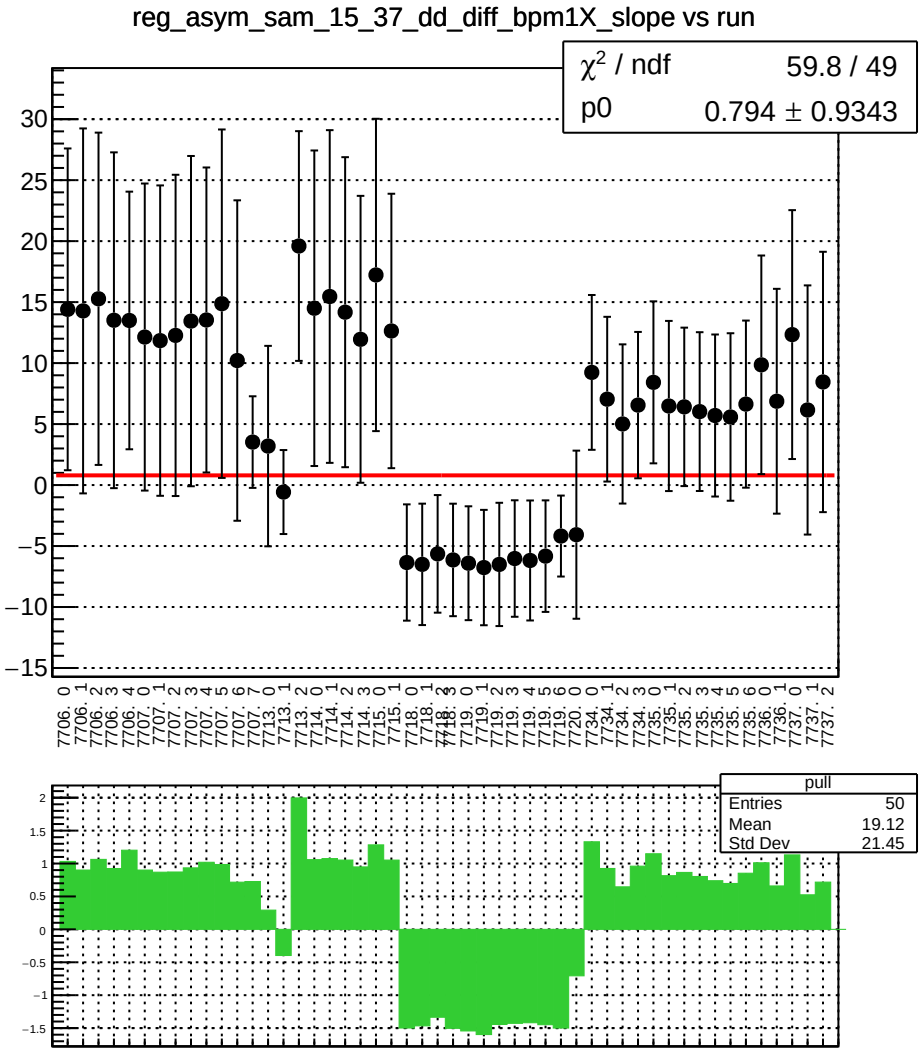
reg_asym_sam_15_37_dd_diff_bpm1X_slope vs run
χ² / ndf 59.8 / 49
p0 0.794 ± 0.9343
pull
Entries 50
Mean 19.12
Std Dev 21.45

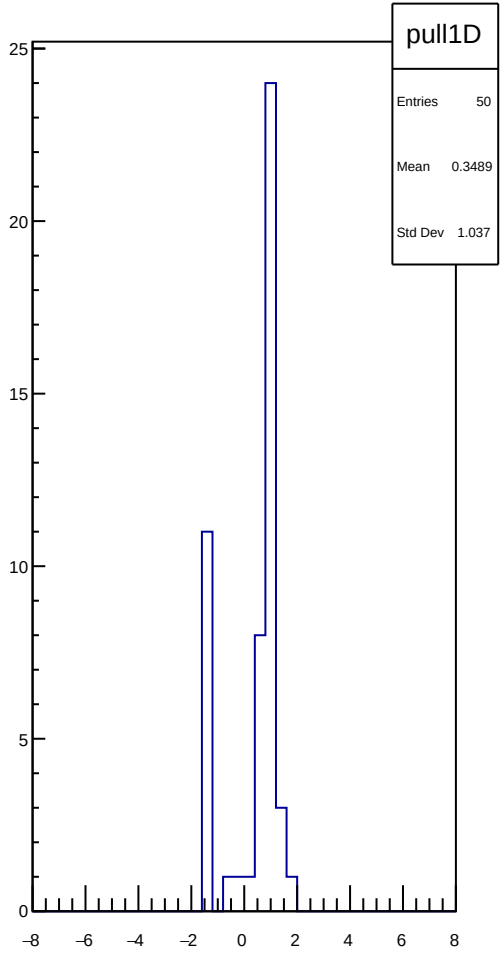
pull1D
Entries 50
Mean 0.3489
Std Dev 1.037

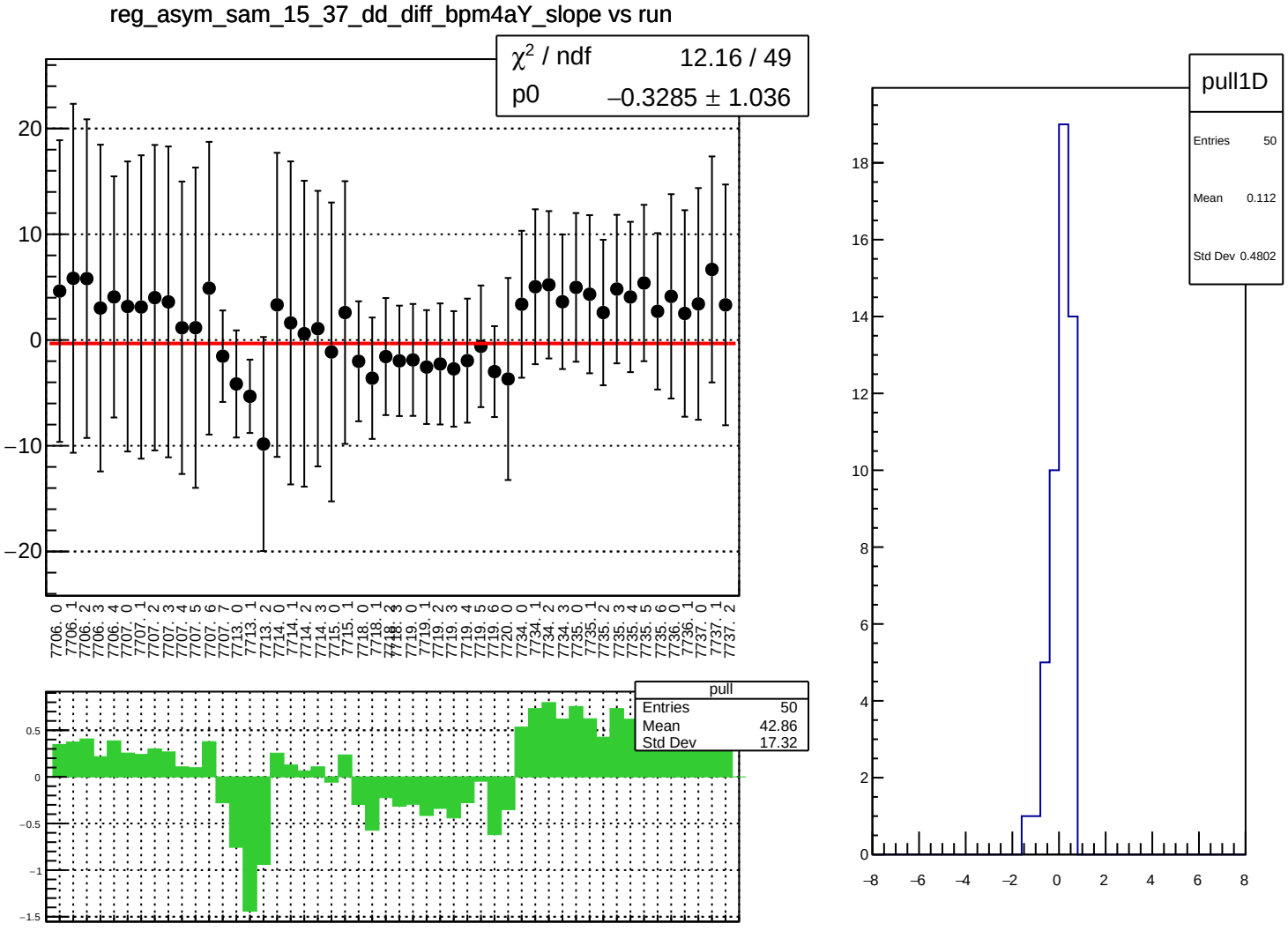
reg_asym_sam_15_37_dd_diff_bpm4aY_slope vs run
χ² / ndf 12.16 / 49
p0 −0.3285 ± 1.036
pull
Entries 50
Mean 42.86
Std Dev 17.32
pull1D
Entries 50
Mean 0.112
Std Dev 0.4802

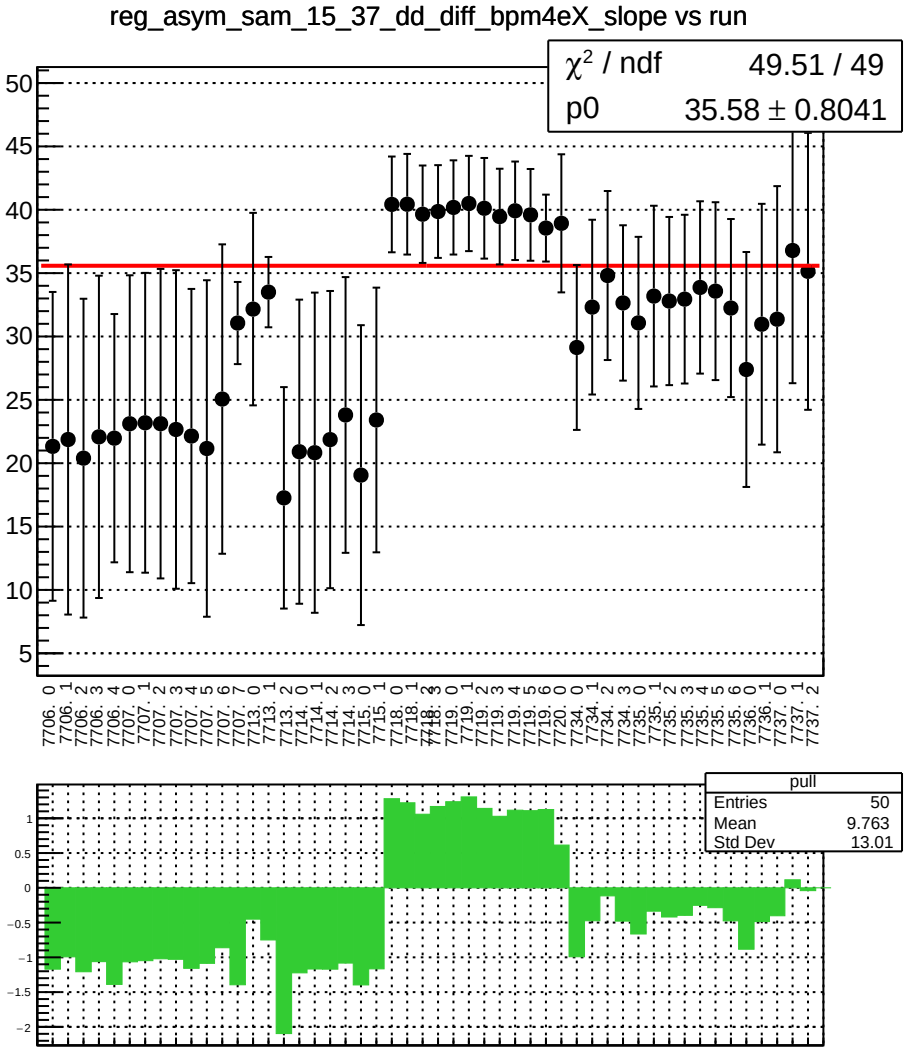
reg_asym_sam_15_37_dd_diff_bpm4eX_slope vs run
χ² / ndf 49.51 / 49
p0 35.58 ± 0.8041
pull
Entries 50
Mean 9.763
Std Dev 13.01

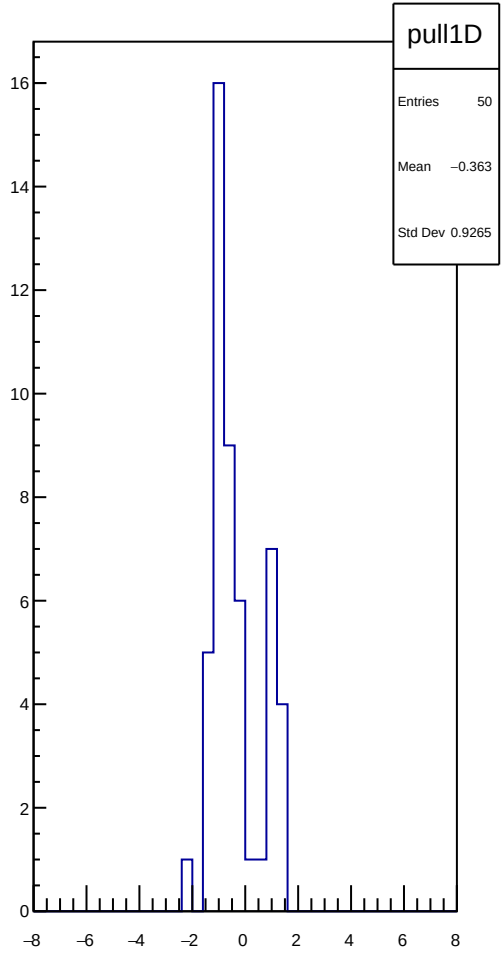
pull1D
Entries 50
Mean −0.363
Std Dev 0.9265

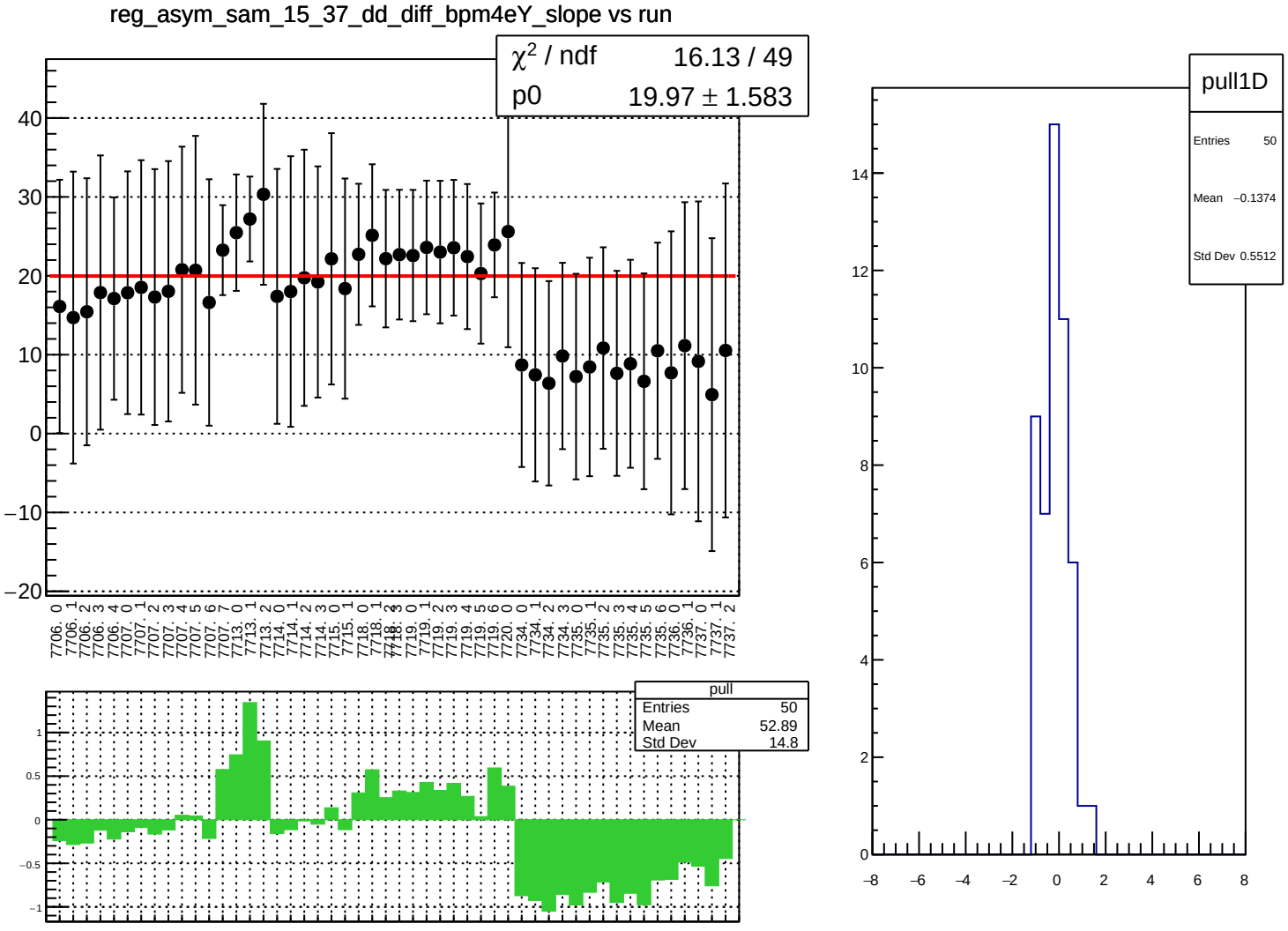
reg_asym_sam_15_37_dd_diff_bpm4eY_slope vs run
χ² / ndf 16.13 / 49
p0 19.97 ± 1.583
pull
Entries 50
Mean 52.89
Std Dev 14.8
pull1D
Entries 50
Mean −0.1374
Std Dev 0.5512

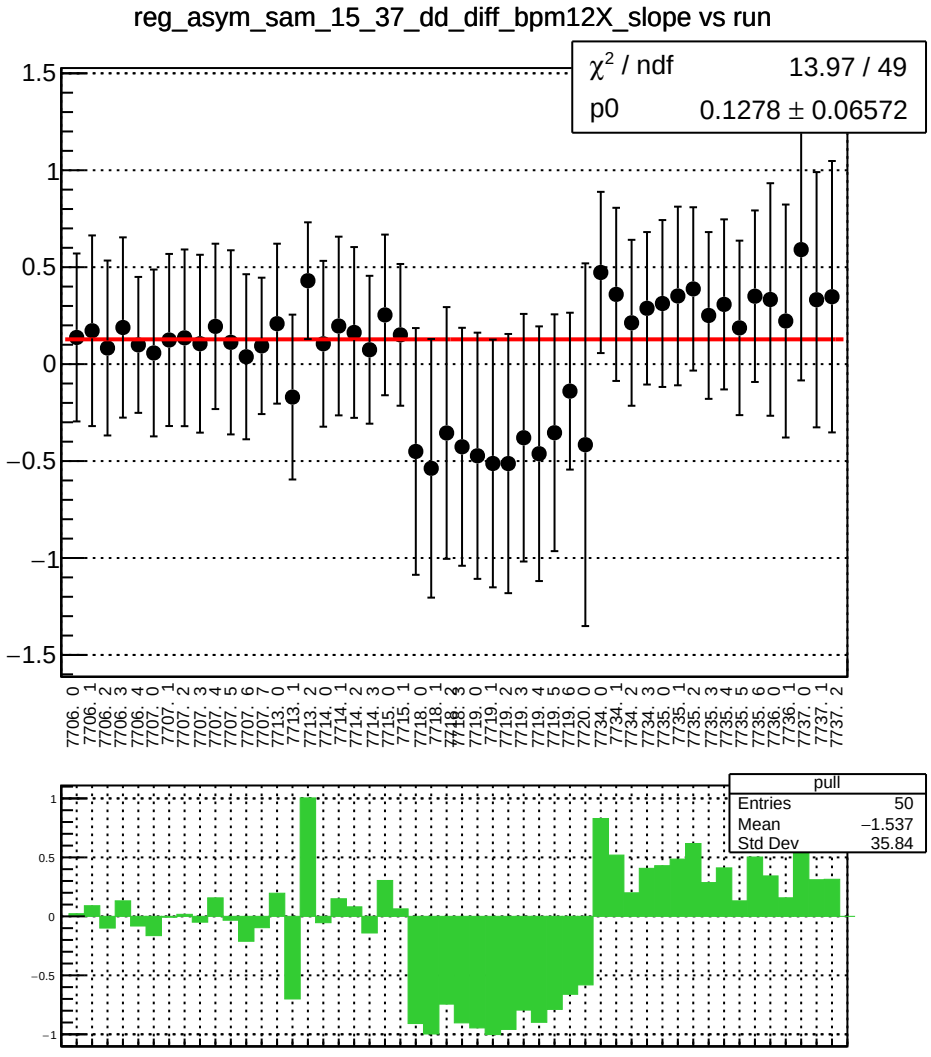
reg_asym_sam_15_37_dd_diff_bpm12X_slope vs run
χ² / ndf 13.97 / 49
p0 0.1278 ± 0.06572
pull
Entries 50
Mean −1.537
Std Dev 35.84

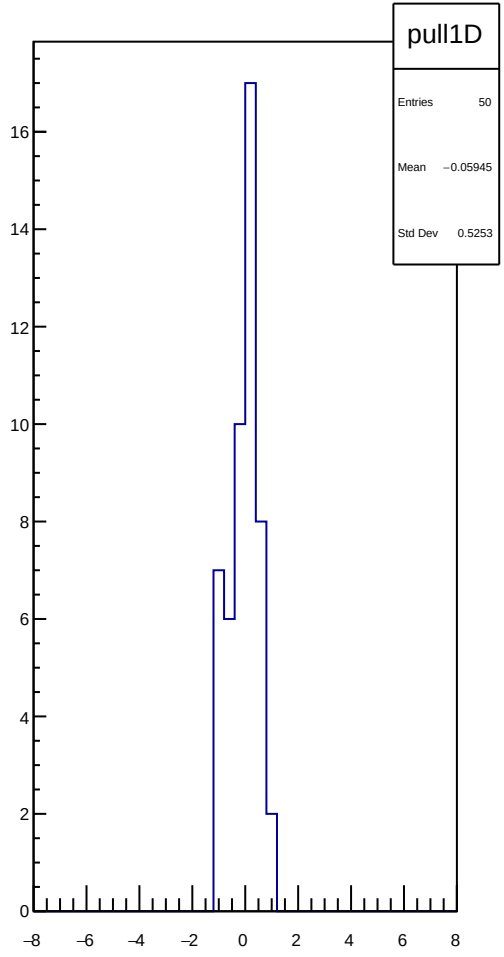
pull1D
Entries 50
Mean −0.05945
Std Dev 0.5253

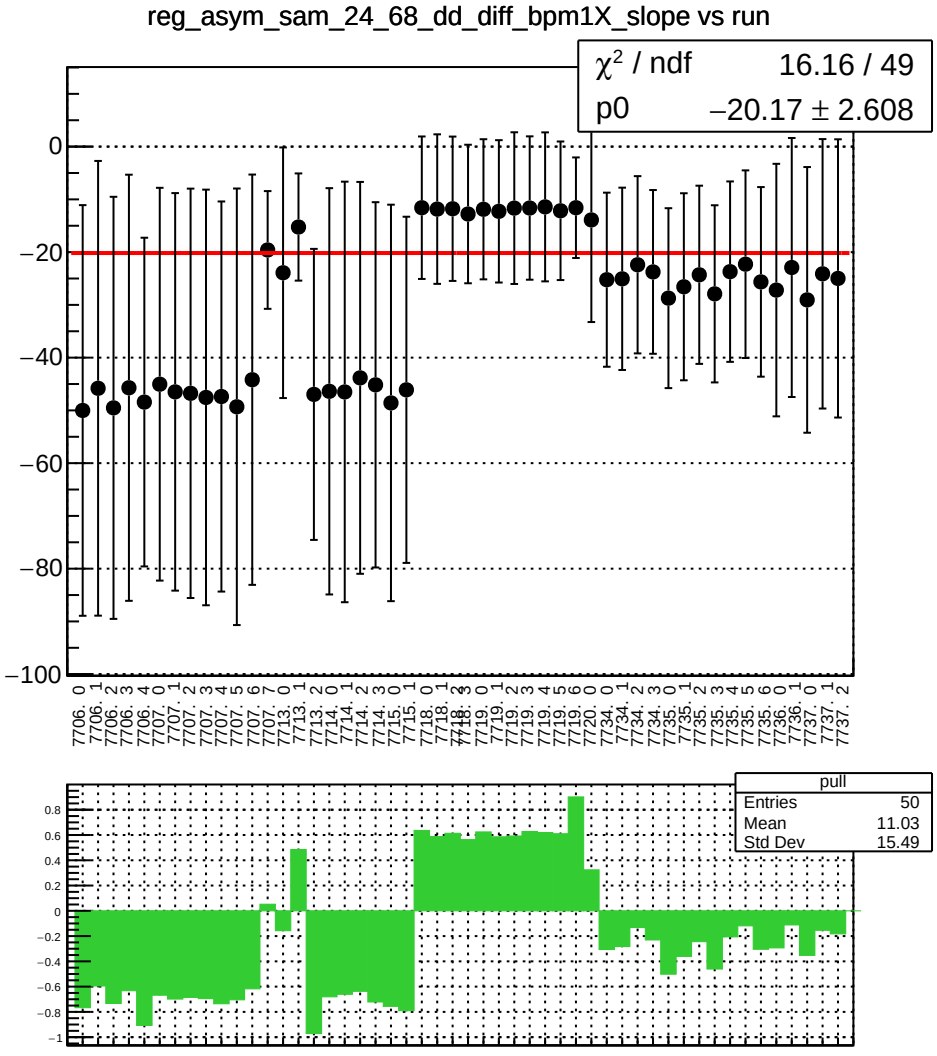
reg_asym_sam_24_68_dd_diff_bpm1X_slope vs run
χ² / ndf 16.16 / 49
p0 −20.17 ± 2.608
pull
Entries 50
Mean 11.03
Std Dev 15.49

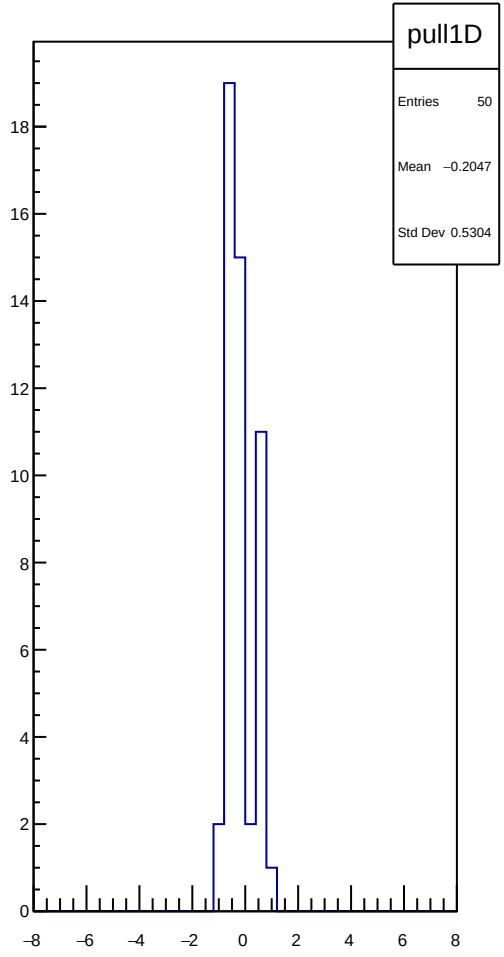
pull1D
Entries 50
Mean −0.2047
Std Dev 0.5304

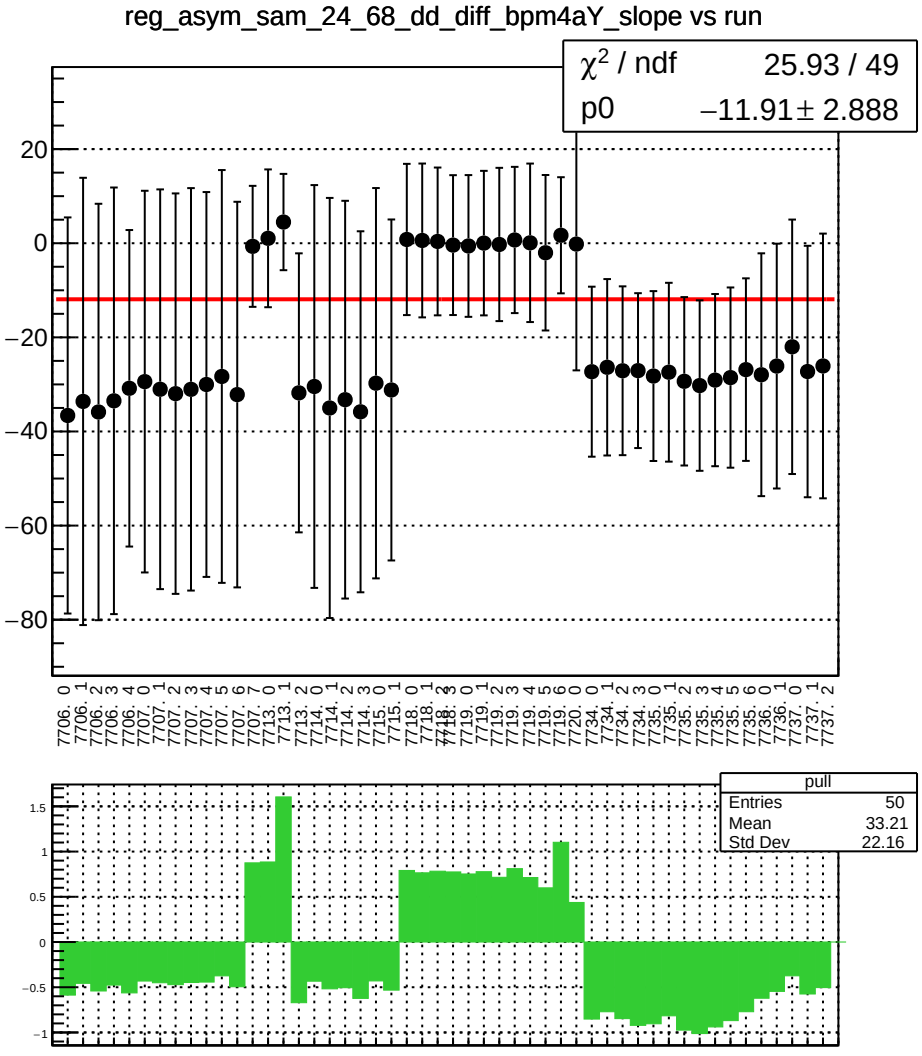
reg_asym_sam_24_68_dd_diff_bpm4aY_slope vs run
χ² / ndf 25.93 / 49
p0 −11.91 ± 2.888
pull
Entries 50
Mean 33.21
Std Dev 22.16

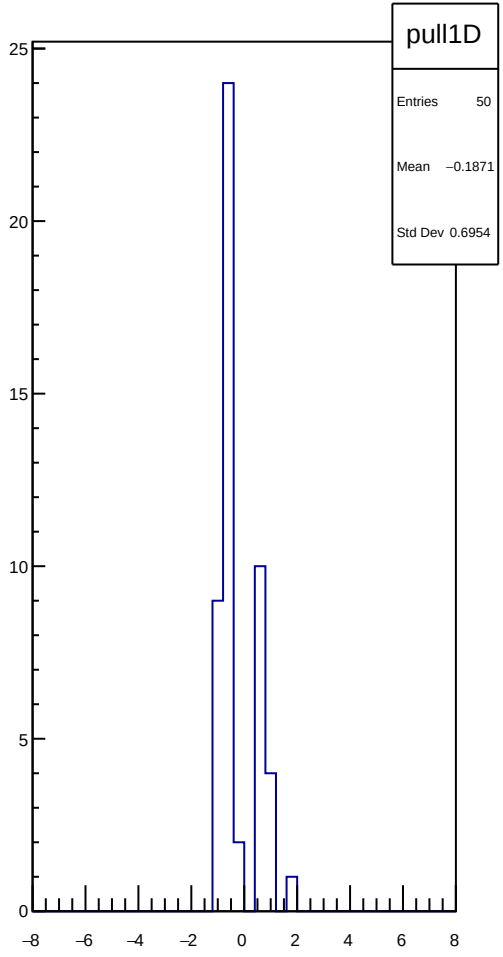
pull1D
Entries 50
Mean −0.1871
Std Dev 0.6954

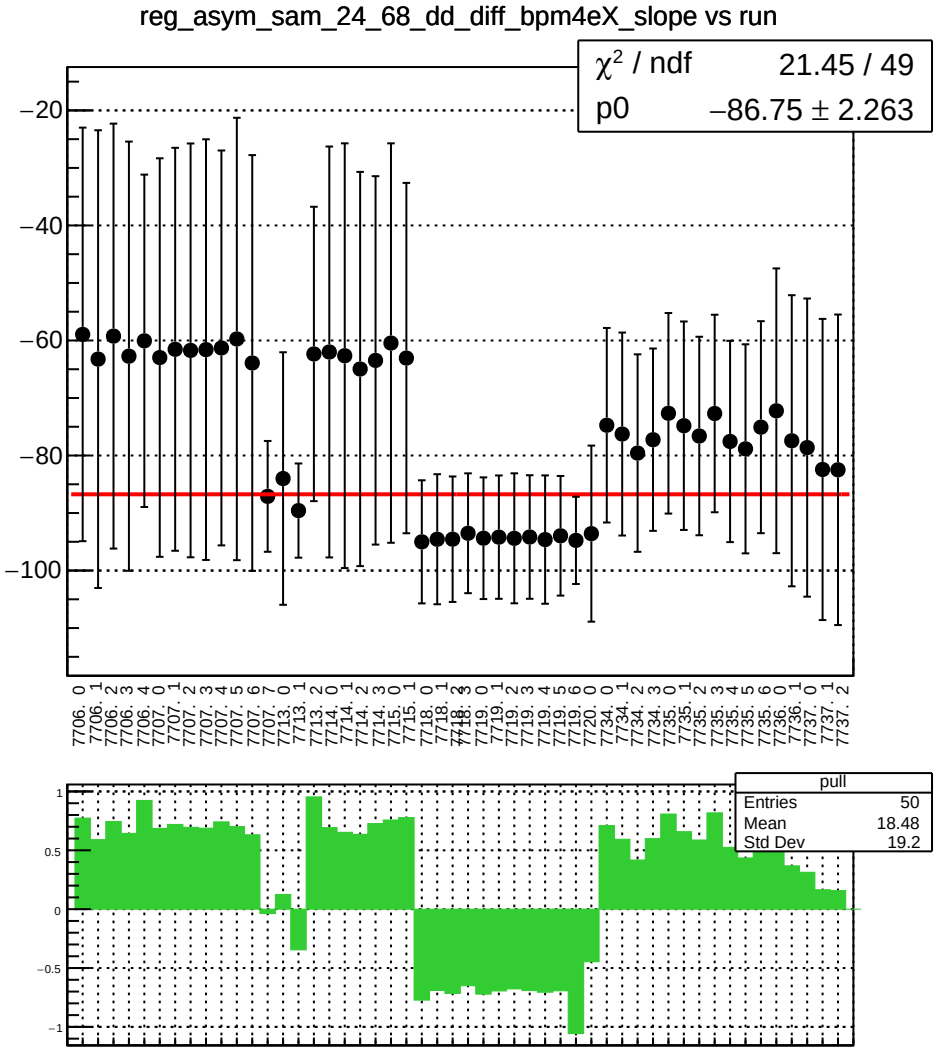
reg_asym_sam_24_68_dd_diff_bpm4eX_slope vs run
χ² / ndf 21.45 / 49
p0 −86.75 ± 2.263
−20
−40
−60
−80
−100
7706. 0
7706. 1
7706. 2
7706. 3
7706. 4
7707. 0
7707. 1
7707. 2
7707. 3
7707. 4
7707. 5
7707. 6
7707. 7
7713. 0
7713. 1
7713. 2
7714. 0
7714. 1
7714. 2
7714. 3
7715. 0
7715. 1
7718. 0
7718. 1
7718. 2
7718. 3
7719. 0
7719. 1
7719. 2
7719. 3
7719. 4
7719. 5
7719. 6
7720. 0
7734. 0
7734. 1
7734. 2
7734. 3
7735. 0
7735. 1
7735. 2
7735. 3
7735. 4
7735. 5
7735. 6
7736. 0
7736. 1
7737. 0
7737. 1
7737. 2
pull
Entries 50
Mean 18.48
Std Dev 19.2
1
0.5
0
−0.5
−1

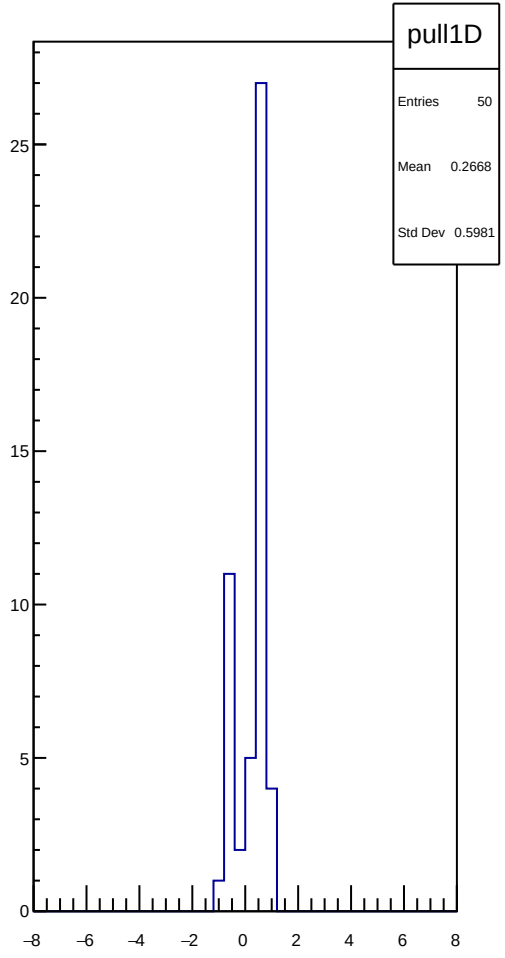
pull1D
Entries 50
Mean 0.2668
Std Dev 0.5981
25
20
15
10
5
0
−8
−6
−4
−2
0
2
4
6
8

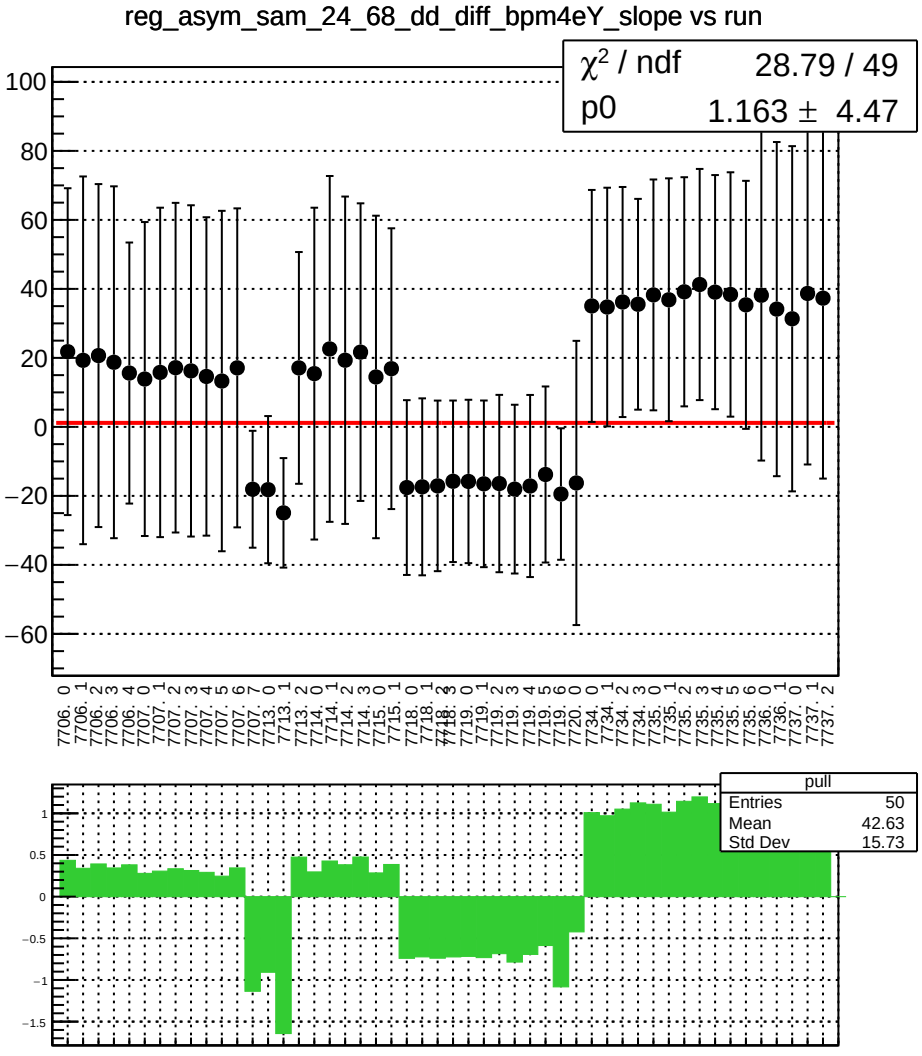
reg_asym_sam_24_68_dd_diff_bpm4eY_slope vs run
χ² / ndf 28.79 / 49
p0 1.163 ± 4.47
pull
Entries 50
Mean 42.63
Std Dev 15.73

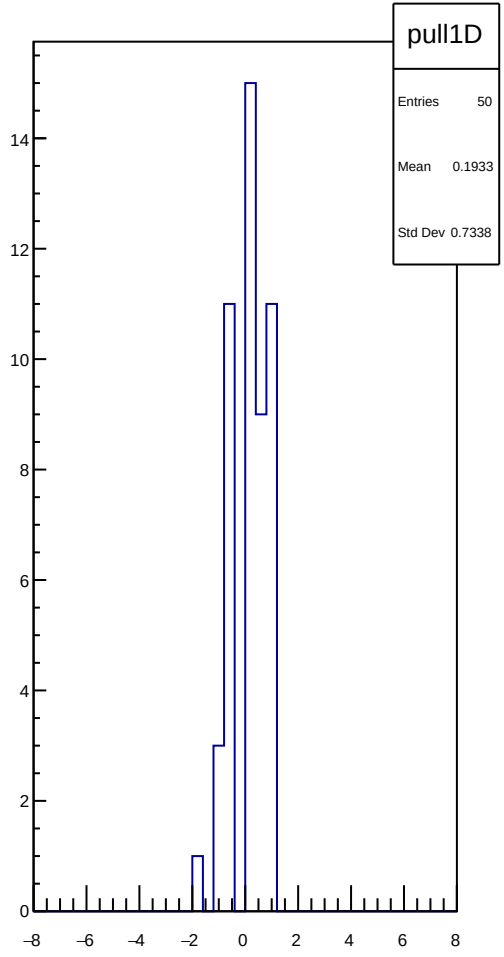
pull1D
Entries 50
Mean 0.1933
Std Dev 0.7338

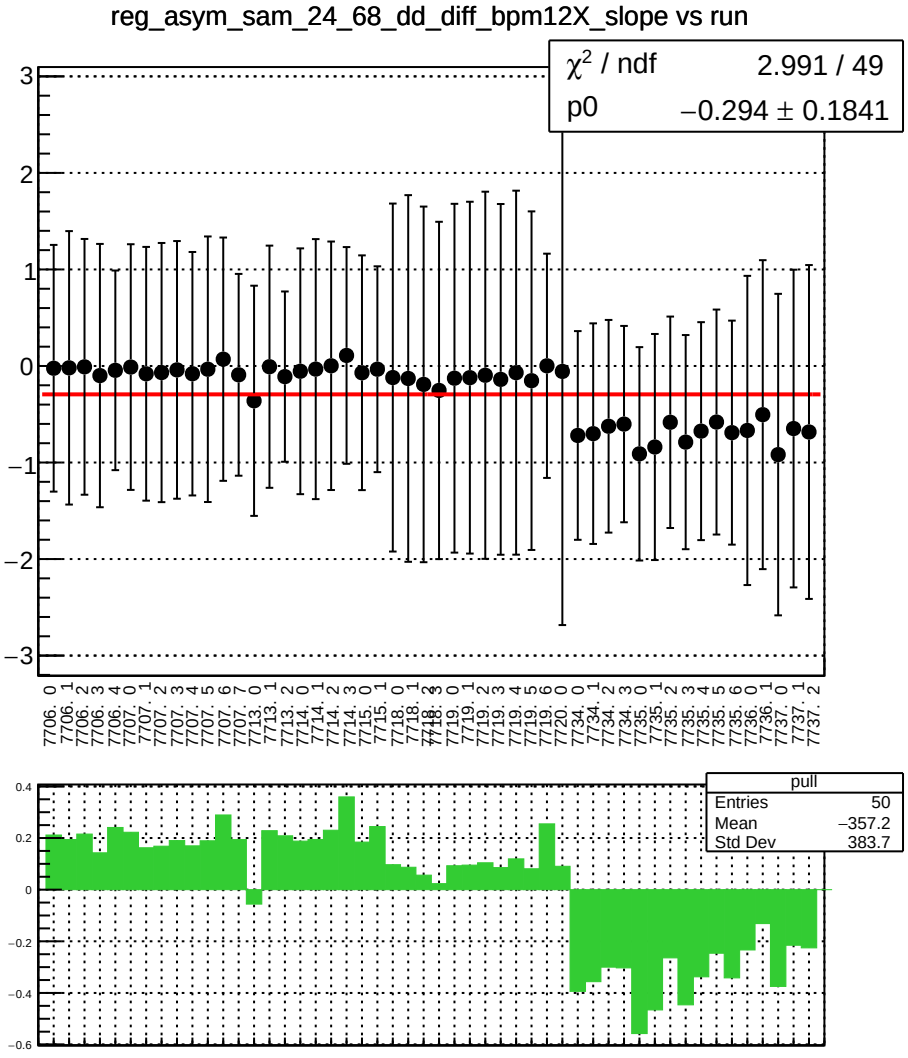
reg_asym_sam_24_68_dd_diff_bpm12X_slope vs run
χ² / ndf 2.991 / 49
p0 −0.294 ± 0.1841
pull
Entries 50
Mean −357.2
Std Dev 383.7

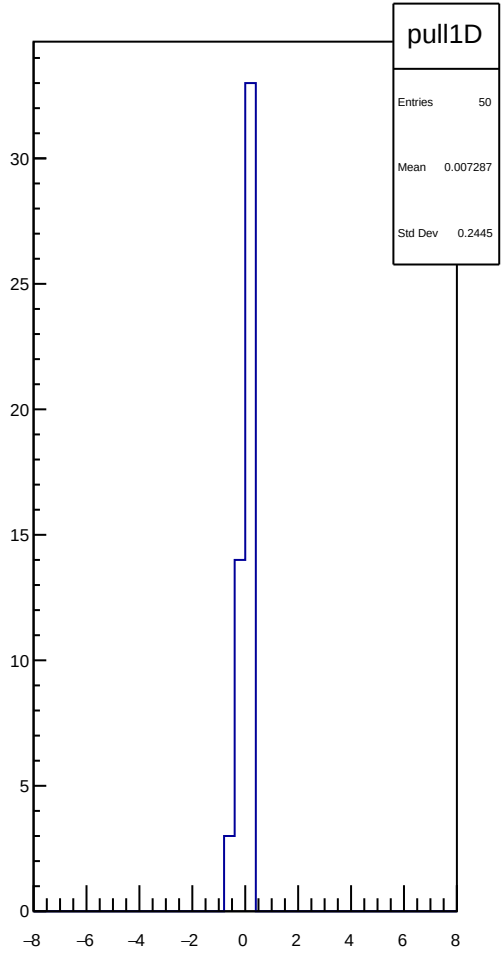
pull1D
Entries 50
Mean 0.007287
Std Dev 0.2445

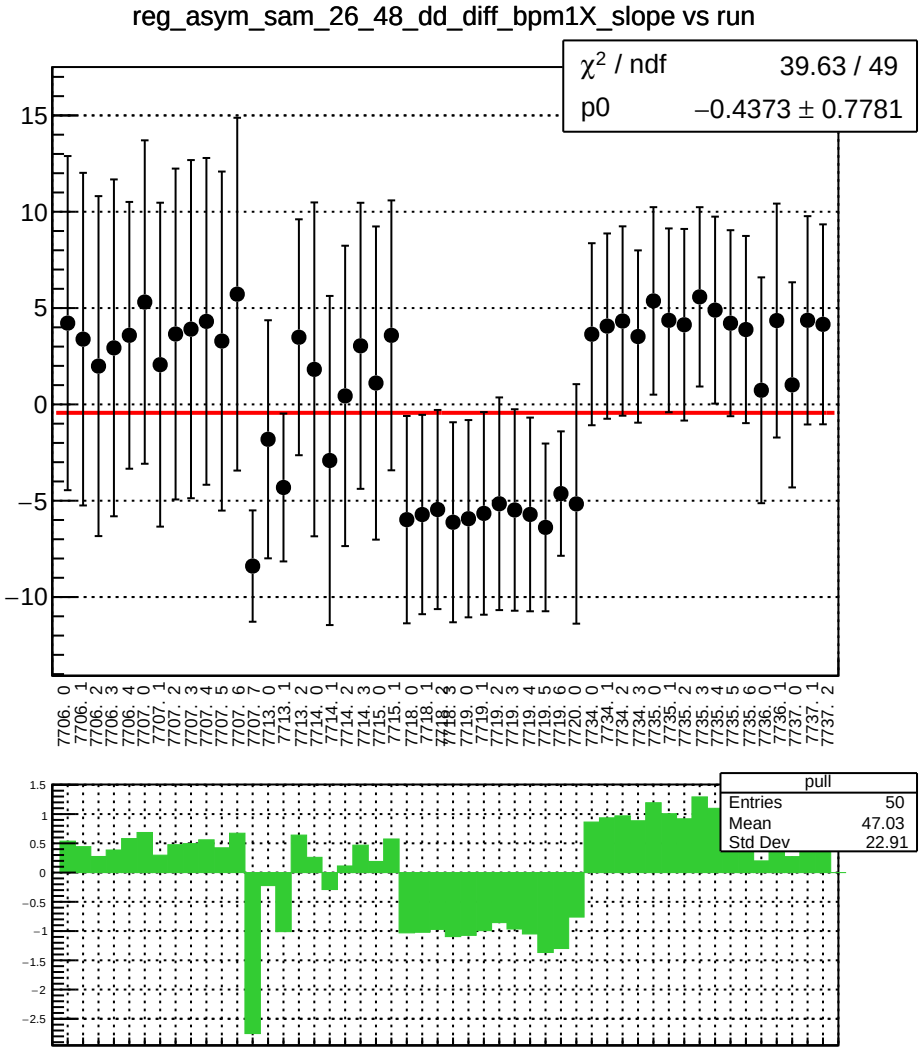
reg_asym_sam_26_48_dd_diff_bpm1X_slope vs run
χ² / ndf 39.63 / 49
p0 −0.4373 ± 0.7781
pull
Entries 50
Mean 47.03
Std Dev 22.91

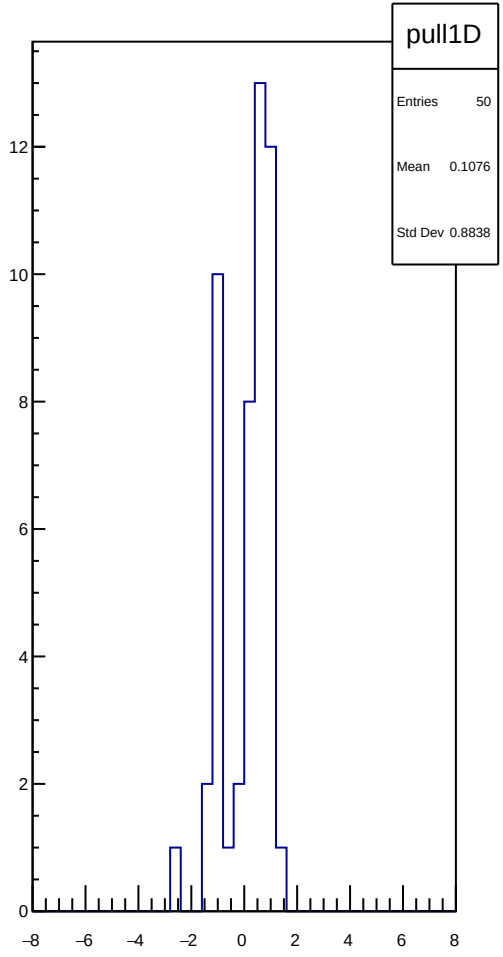
pull1D
Entries 50
Mean 0.1076
Std Dev 0.8838

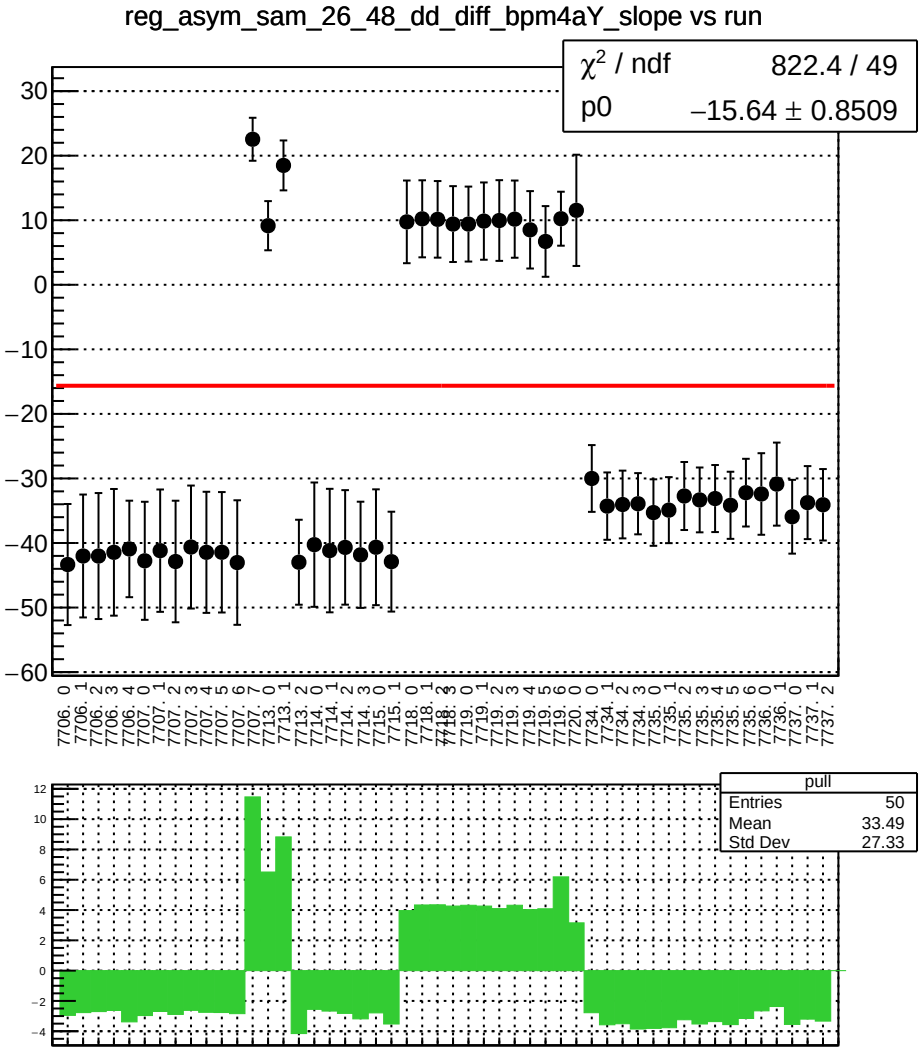
reg_asym_sam_26_48_dd_diff_bpm4aY_slope vs run
χ² / ndf 822.4 / 49
p0 −15.64 ± 0.8509
pull
Entries 50
Mean 33.49
Std Dev 27.33

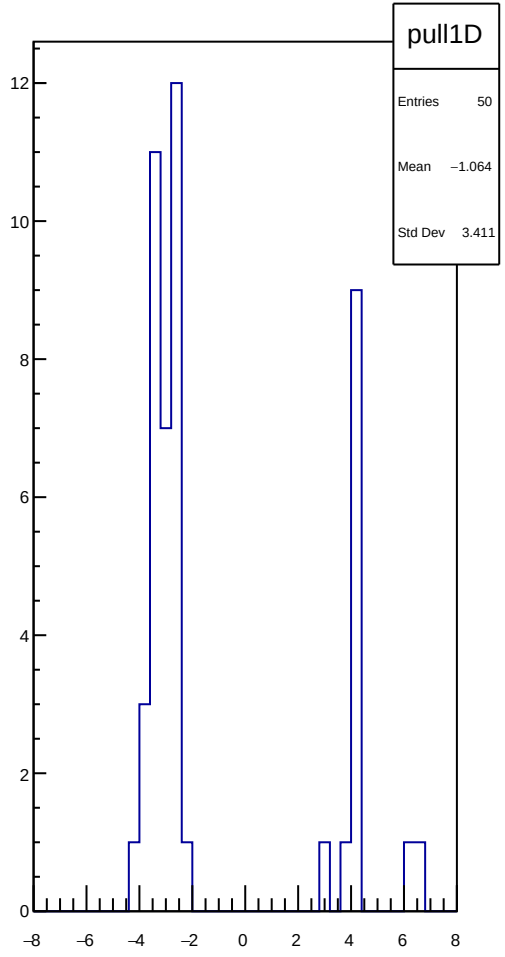
pull1D
Entries 50
Mean −1.064
Std Dev 3.411

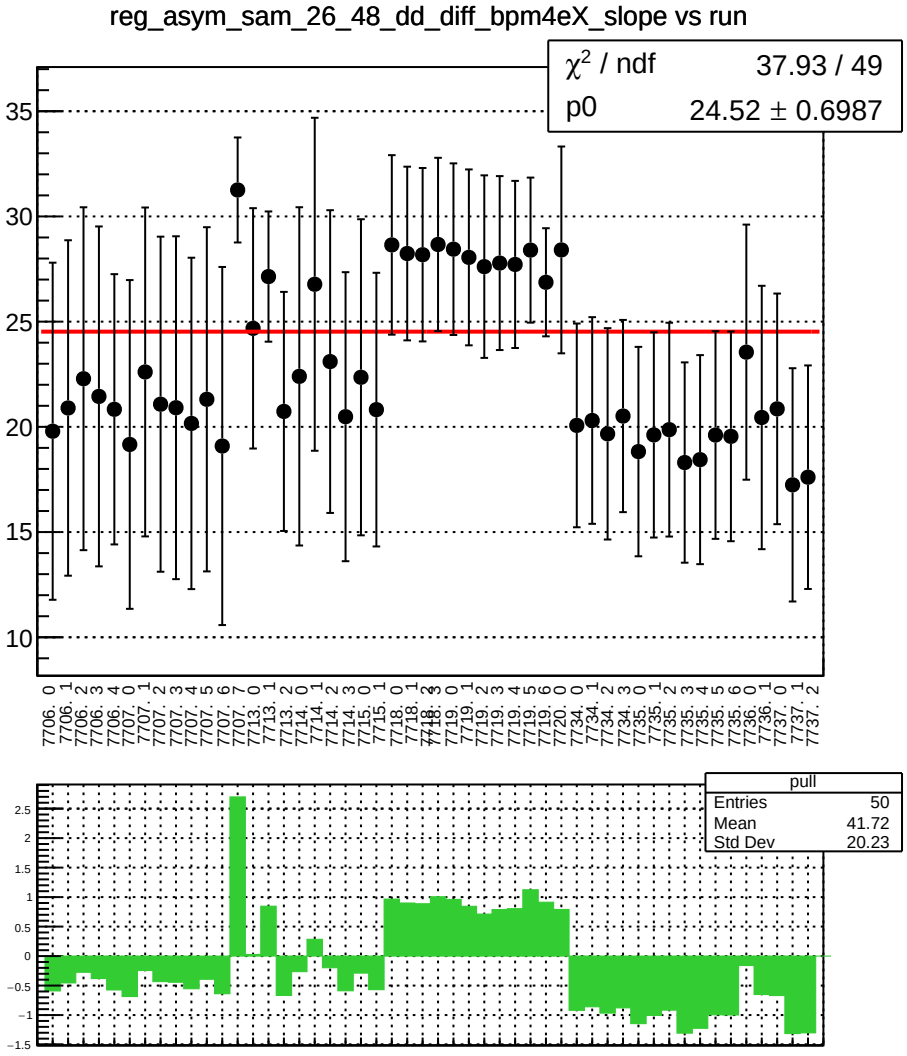
reg_asym_sam_26_48_dd_diff_bpm4eX_slope vs run
χ² / ndf 37.93 / 49
p0 24.52 ± 0.6987
pull
Entries 50
Mean 41.72
Std Dev 20.23

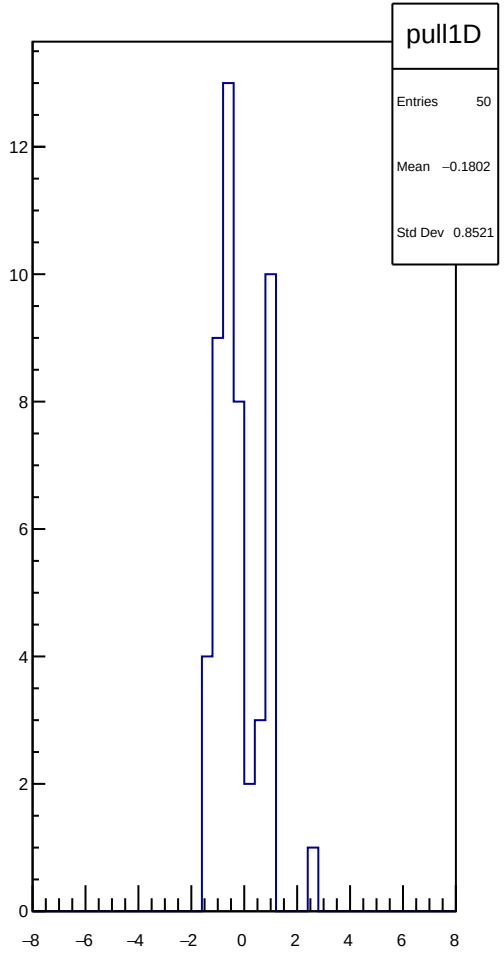
pull1D
Entries 50
Mean −0.1802
Std Dev 0.8521

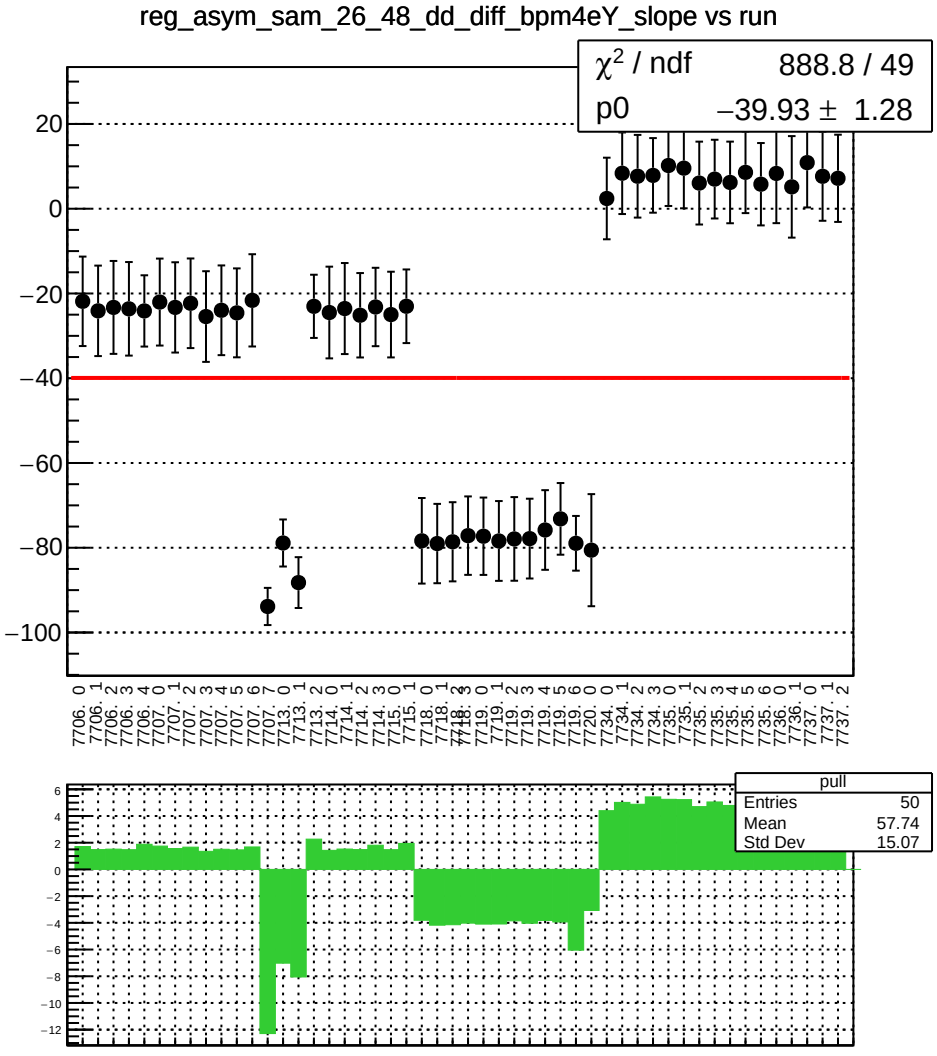
reg_asym_sam_26_48_dd_diff_bpm4eY_slope vs run
χ² / ndf 888.8 / 49
p0 −39.93 ± 1.28
pull
Entries 50
Mean 57.74
Std Dev 15.07

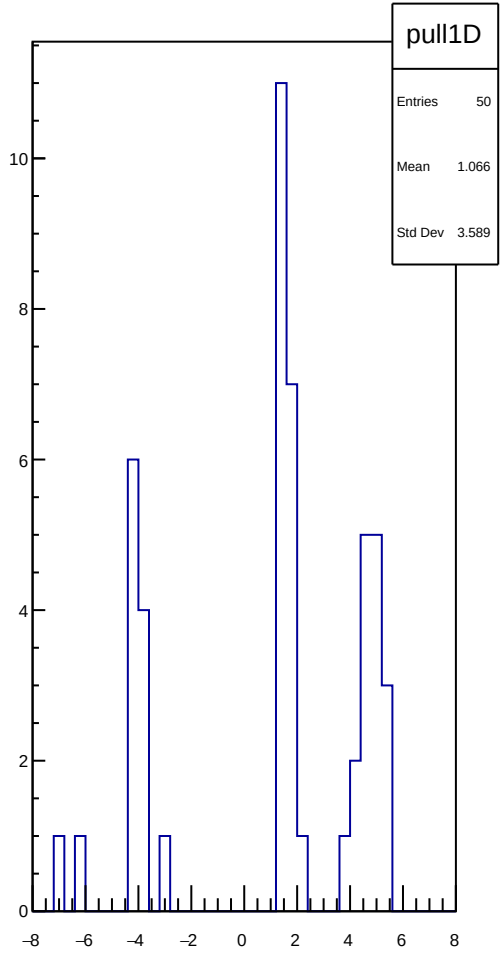
pull1D
Entries 50
Mean 1.066
Std Dev 3.589

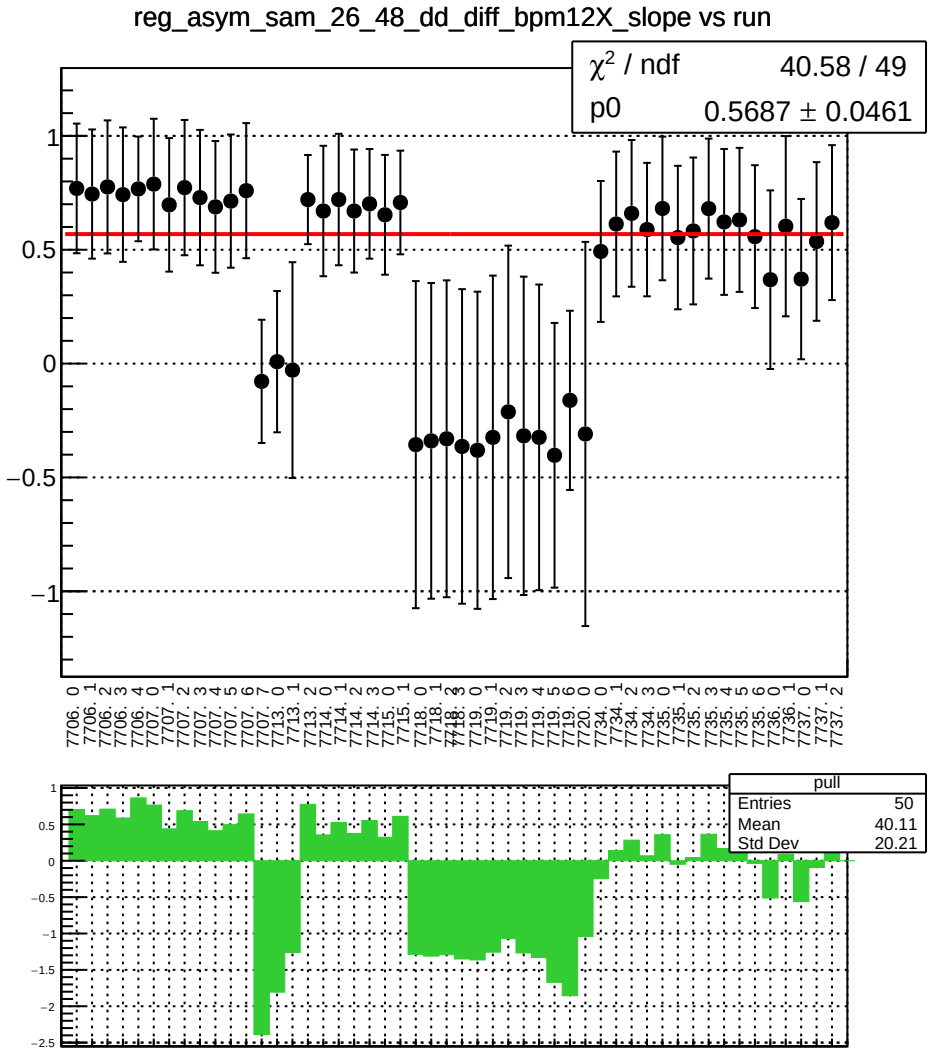
reg_asym_sam_26_48_dd_diff_bpm12X_slope vs run
χ² / ndf 40.58 / 49
p0 0.5687 ± 0.0461
pull
Entries 50
Mean 40.11
Std Dev 20.21

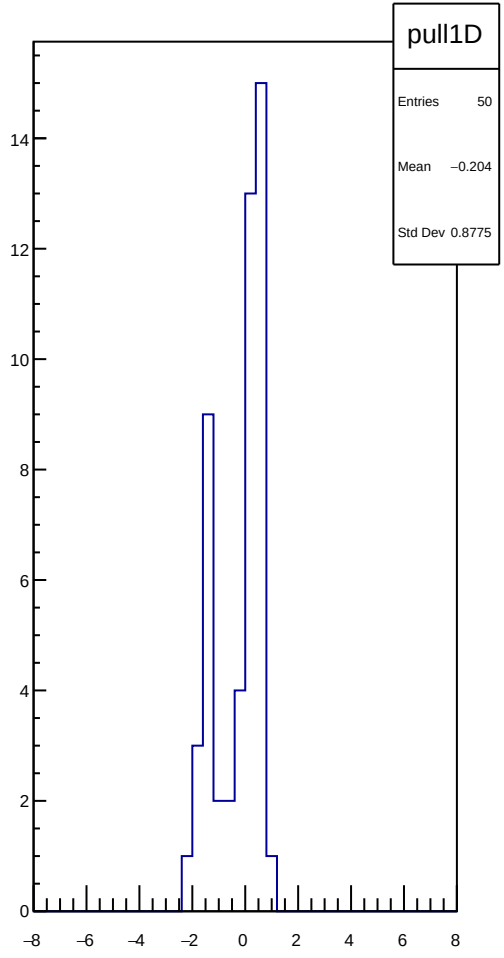
pull1D
Entries 50
Mean −0.204
Std Dev 0.8775

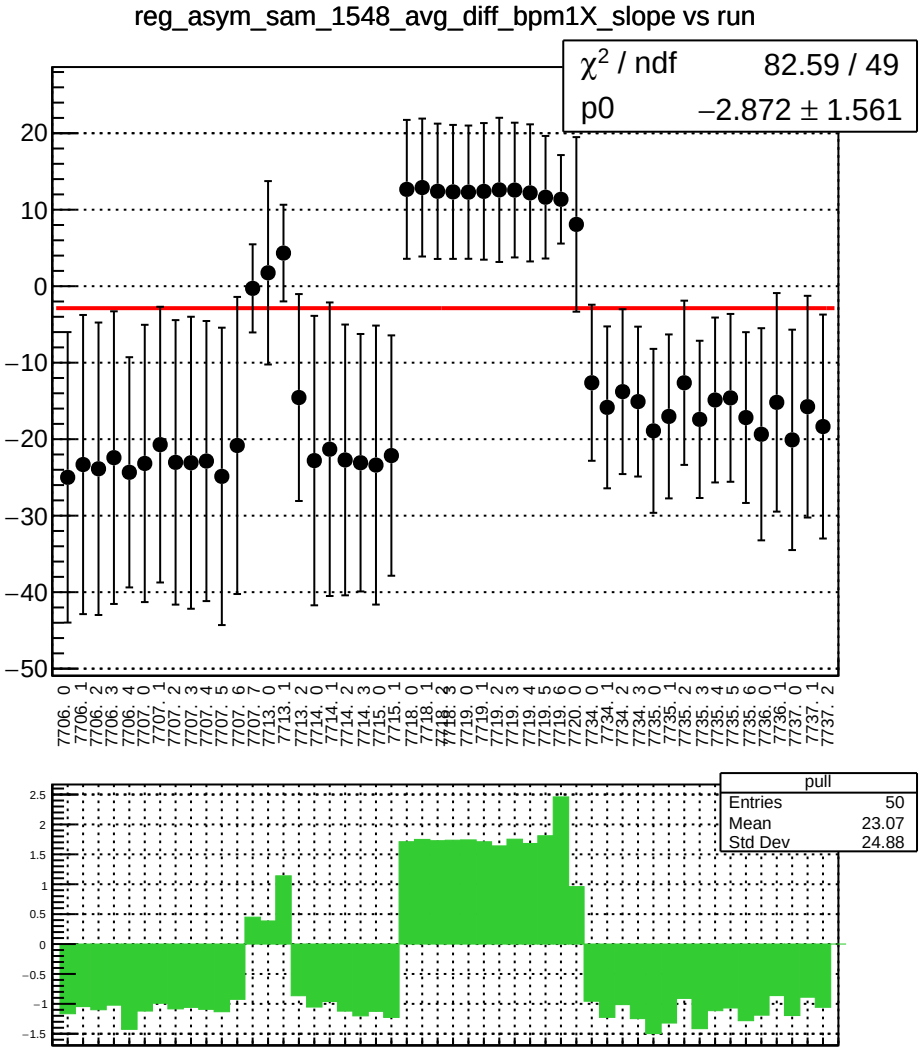
reg_asym_sam_1548_avg_diff_bpm1X_slope vs run
χ² / ndf 82.59 / 49
p0 −2.872 ± 1.561
pull
Entries 50
Mean 23.07
Std Dev 24.88

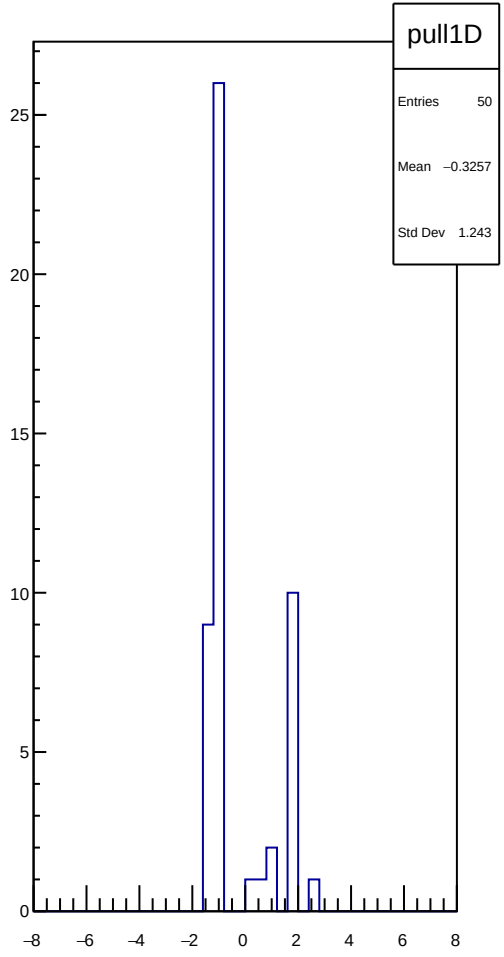
pull1D
Entries 50
Mean −0.3257
Std Dev 1.243

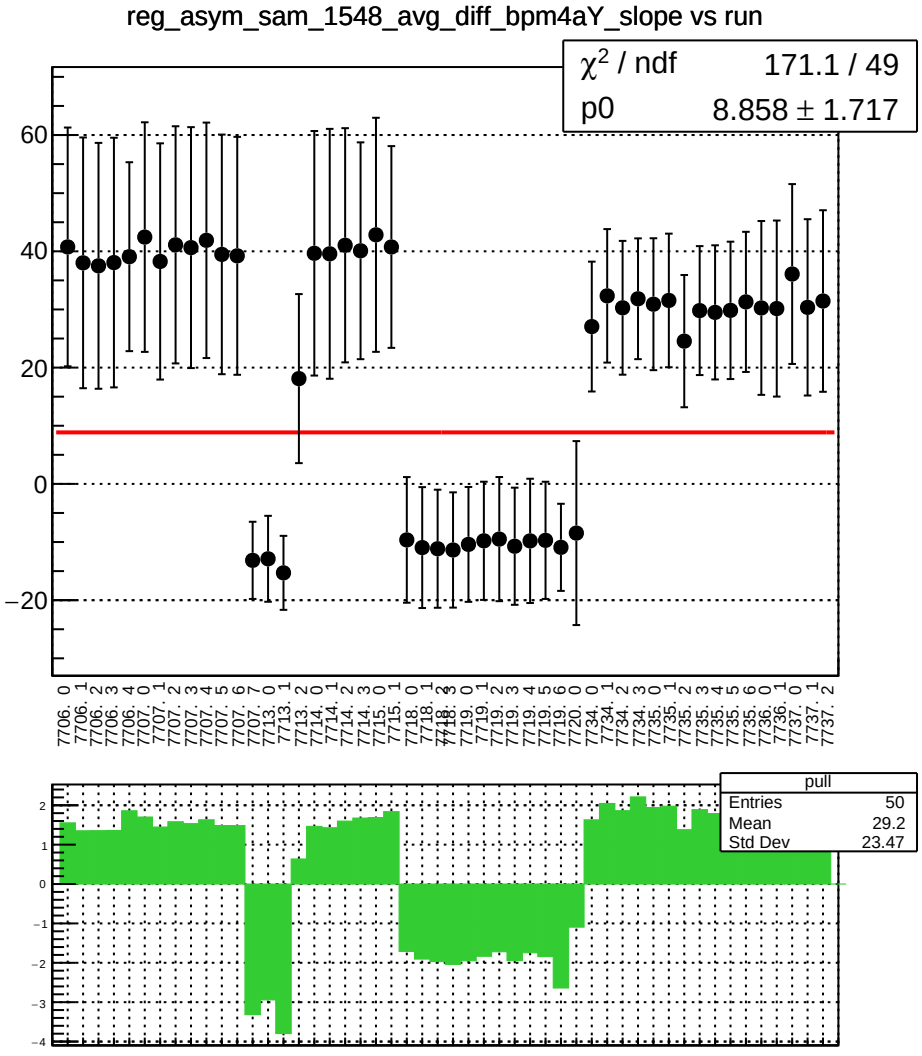
reg_asym_sam_1548_avg_diff_bpm4aY_slope vs run
χ² / ndf 171.1 / 49
p0 8.858 ± 1.717
pull
Entries 50
Mean 29.2
Std Dev 23.47

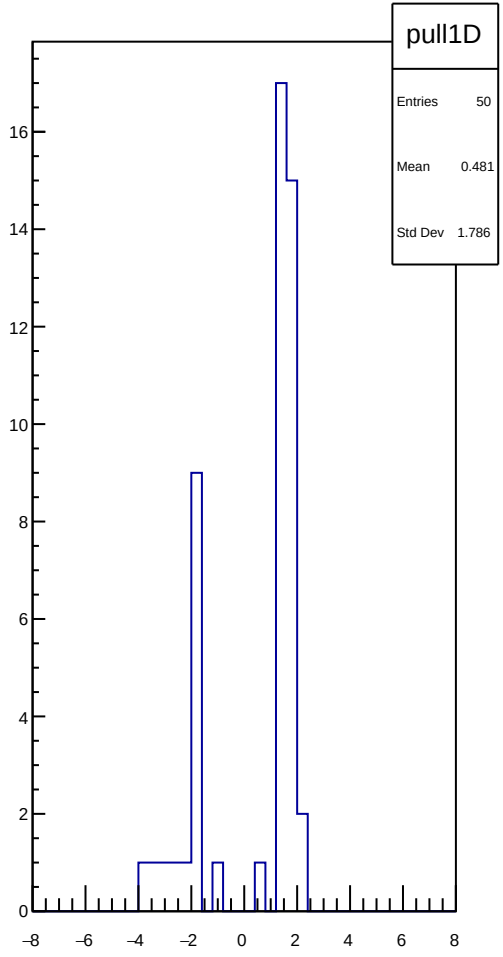
pull1D
Entries 50
Mean 0.481
Std Dev 1.786

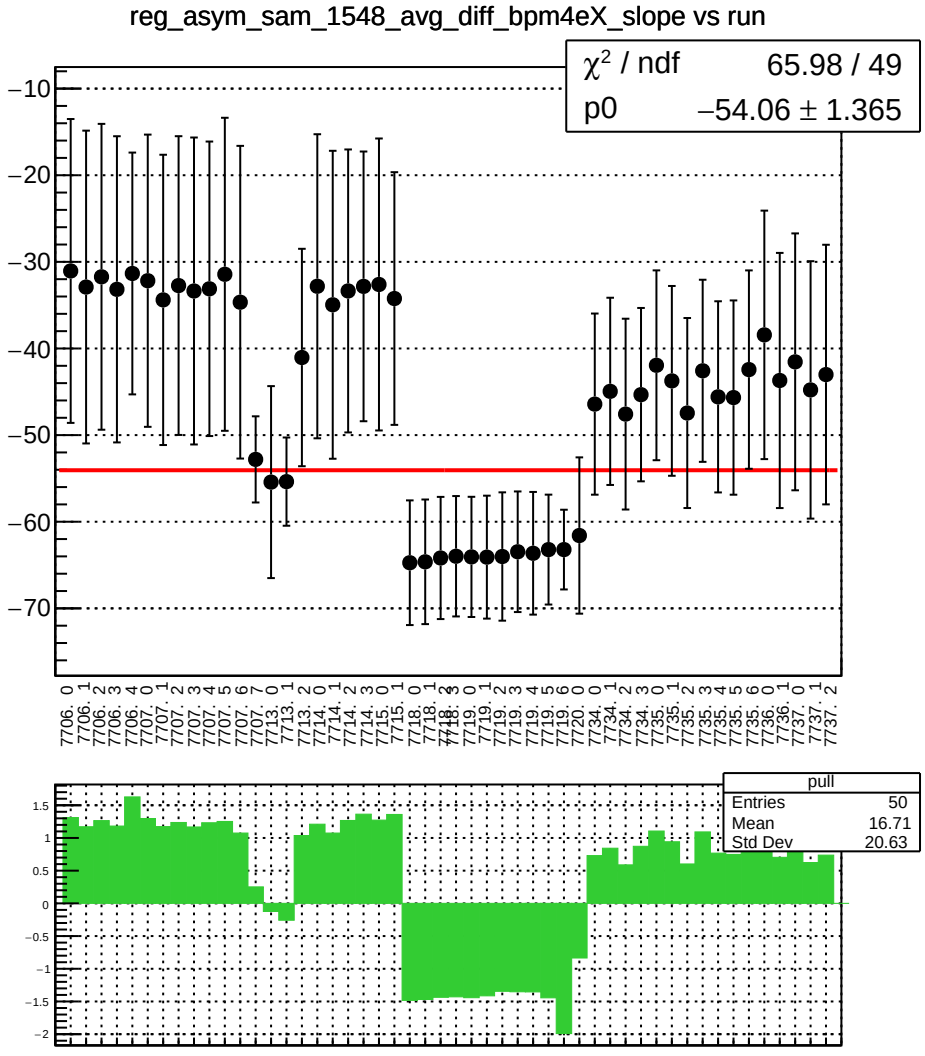
reg_asym_sam_1548_avg_diff_bpm4eX_slope vs run
χ² / ndf 65.98 / 49
p0 −54.06 ± 1.365
pull
Entries 50
Mean 16.71
Std Dev 20.63

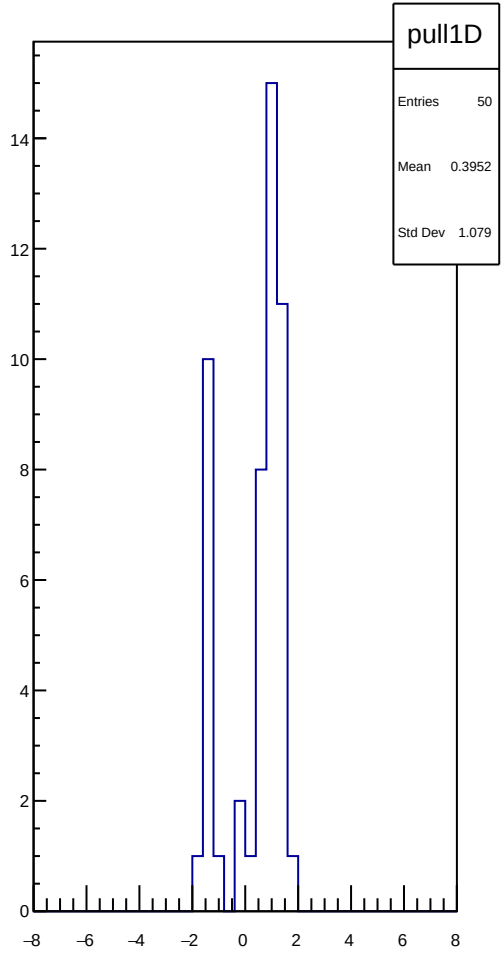
pull1D
Entries 50
Mean 0.3952
Std Dev 1.079

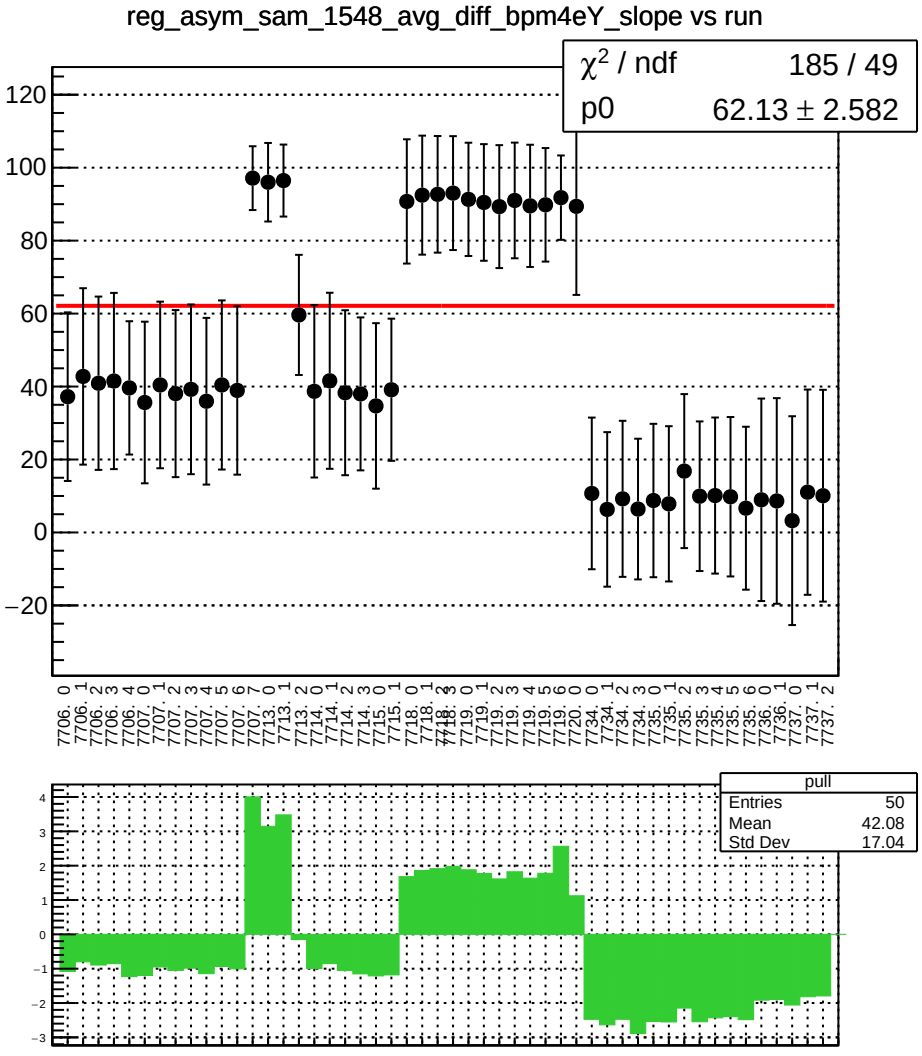
reg_asym_sam_1548_avg_diff_bpm4eY_slope vs run
χ² / ndf 185 / 49
p0 62.13 ± 2.582
pull
Entries 50
Mean 42.08
Std Dev 17.04

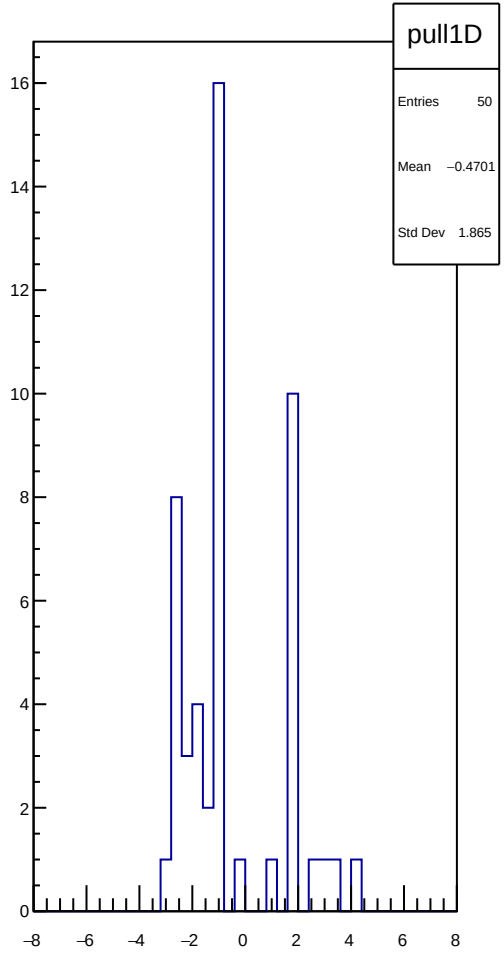
pull1D
Entries 50
Mean −0.4701
Std Dev 1.865

reg_asym_sam_1548_avg_diff_bpm12X_slope vs run

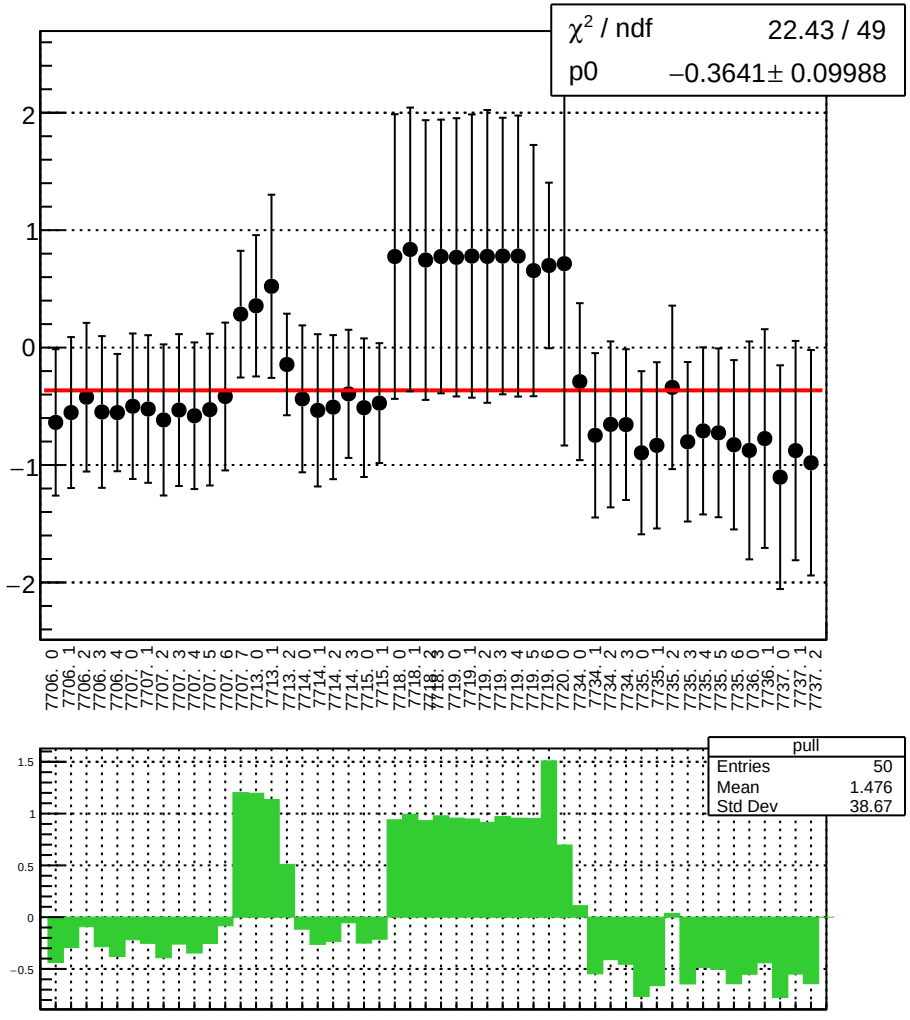

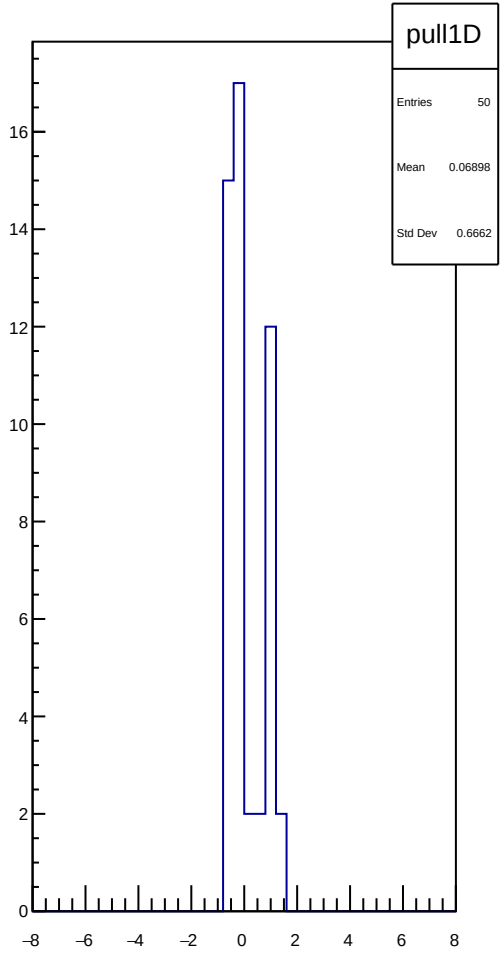

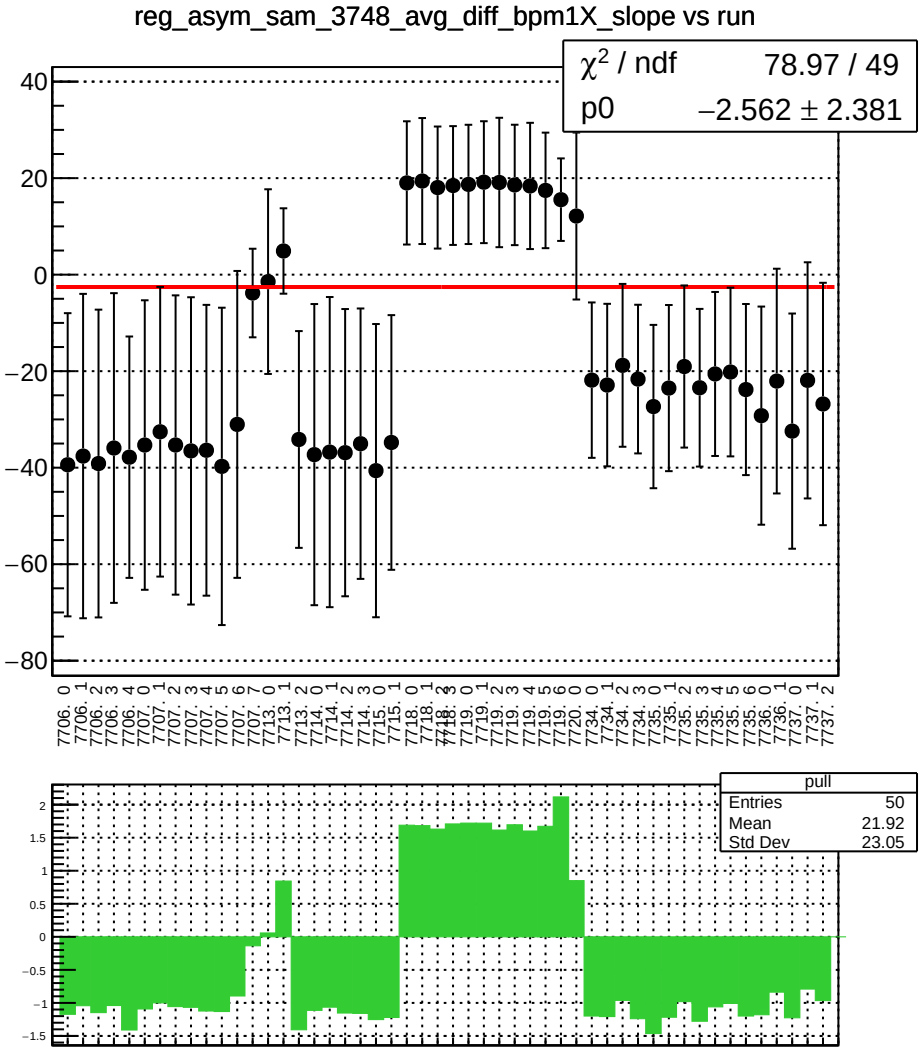
reg_asym_sam_3748_avg_diff_bpm1X_slope vs run
χ² / ndf 78.97 / 49
p0 −2.562 ± 2.381
pull
Entries 50
Mean 21.92
Std Dev 23.05

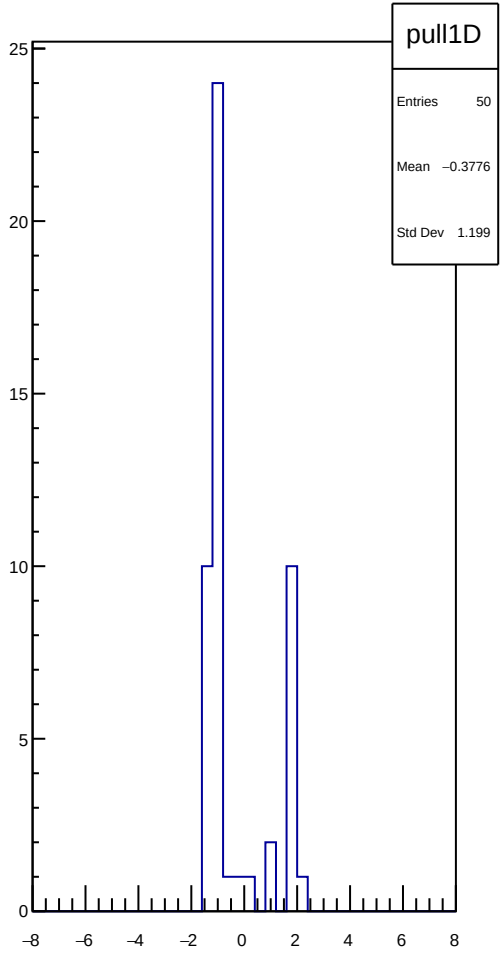
pull1D
Entries 50
Mean −0.3776
Std Dev 1.199

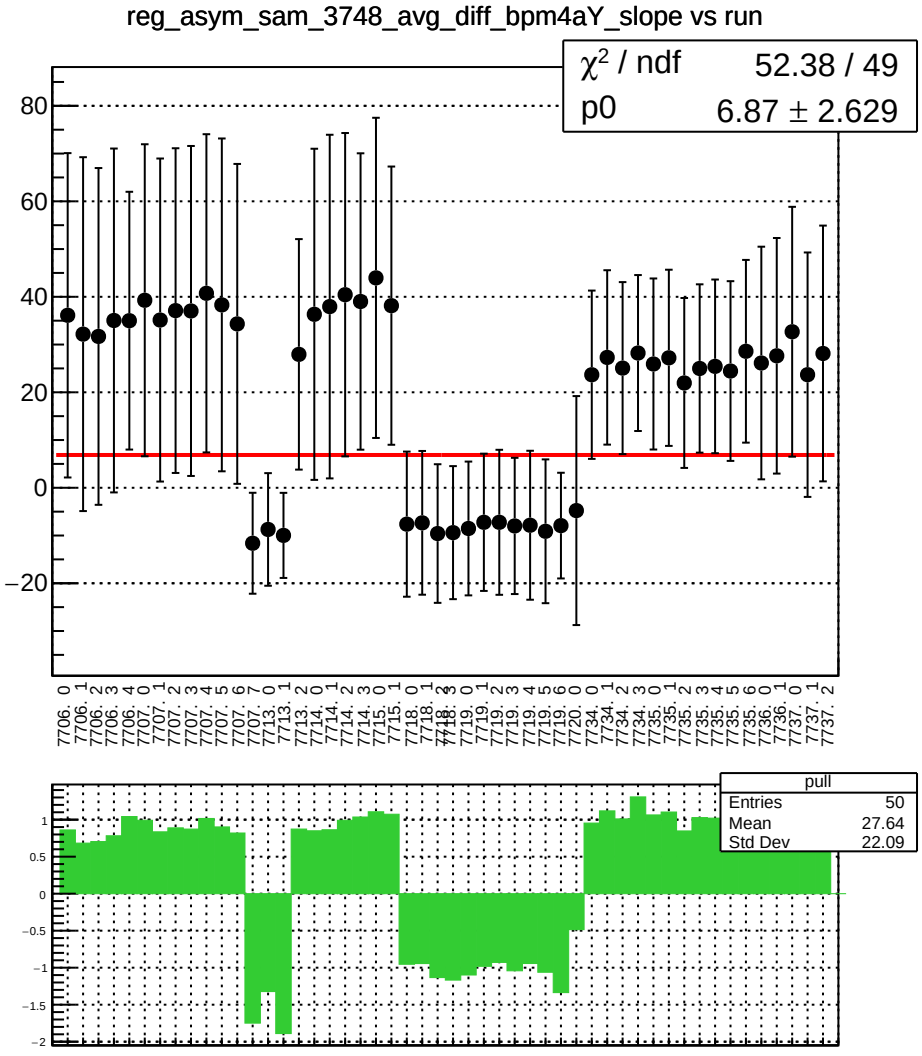
reg_asym_sam_3748_avg_diff_bpm4aY_slope vs run
χ² / ndf 52.38 / 49
p0 6.87 ± 2.629
80
60
40
20
0
−20
7706. 0
7706. 1
7706. 2
7706. 3
7706. 4
7707. 0
7707. 1
7707. 2
7707. 3
7707. 4
7707. 5
7707. 6
7707. 7
7713. 0
7713. 1
7713. 2
7714. 0
7714. 1
7714. 2
7714. 3
7715. 0
7715. 1
7718. 0
7718. 1
7718. 2
7718. 3
7719. 0
7719. 1
7719. 2
7719. 3
7719. 4
7719. 5
7719. 6
7720. 0
7734. 0
7734. 1
7734. 2
7734. 3
7735. 0
7735. 1
7735. 2
7735. 3
7735. 4
7735. 5
7735. 6
7736. 0
7736. 1
7737. 0
7737. 1
7737. 2
pull
Entries 50
Mean 27.64
Std Dev 22.09
1
0.5
0
−0.5
−1
−1.5
−2

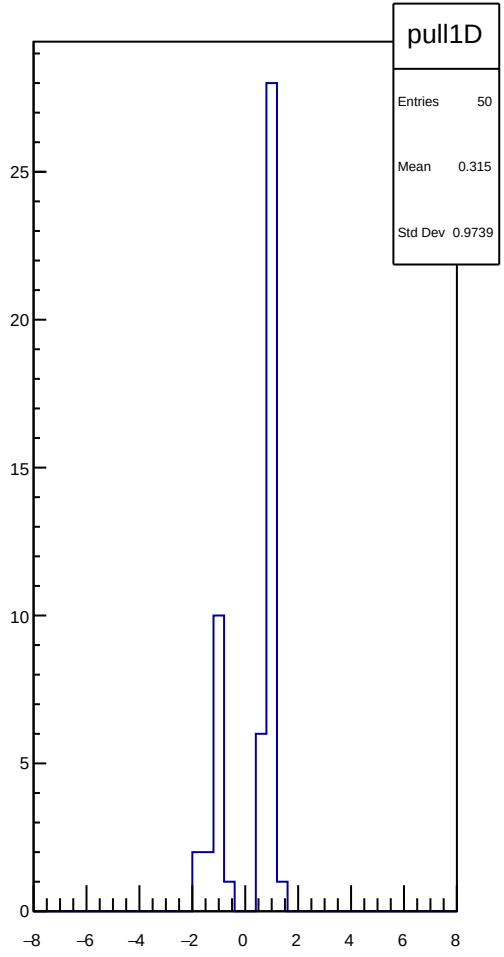
pull1D
Entries 50
Mean 0.315
Std Dev 0.9739
25
20
15
10
5
0
−8
−6
−4
−2
0
2
4
6
8

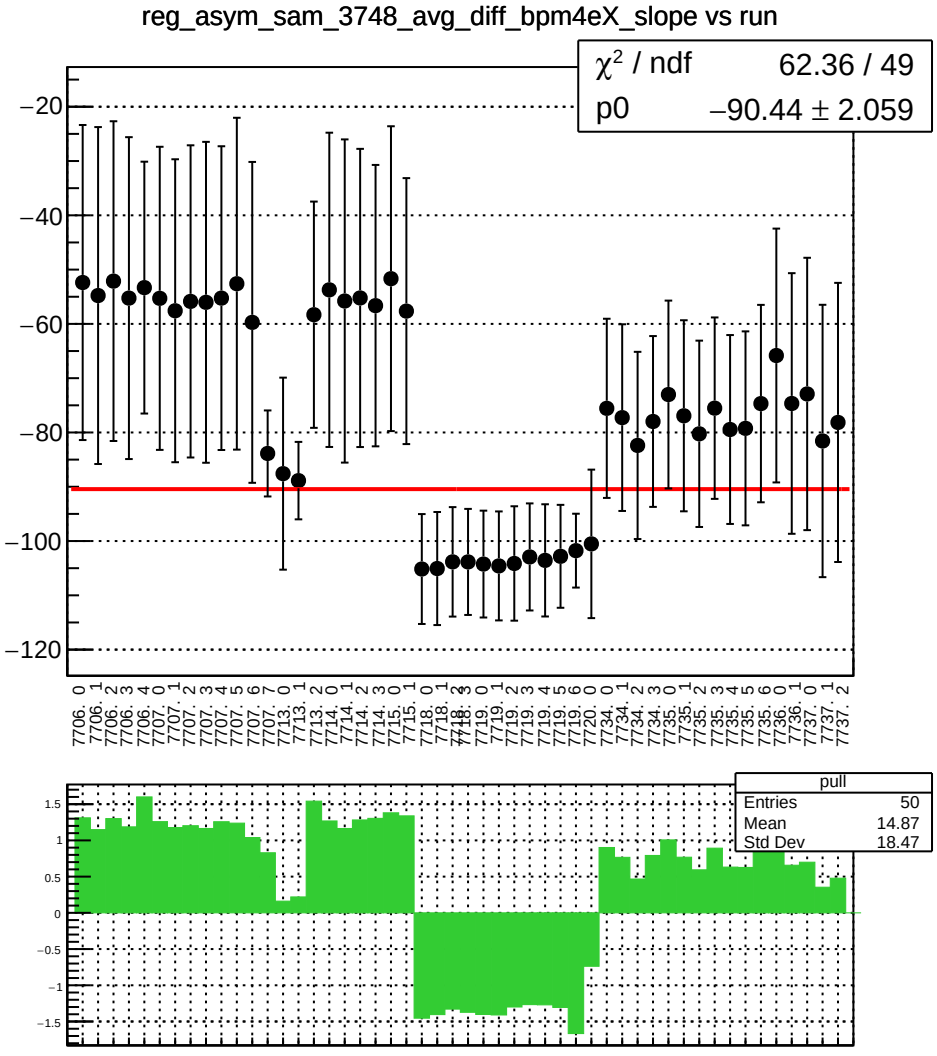
reg_asym_sam_3748_avg_diff_bpm4eX_slope vs run
χ² / ndf 62.36 / 49
p0 −90.44 ± 2.059
pull
Entries 50
Mean 14.87
Std Dev 18.47

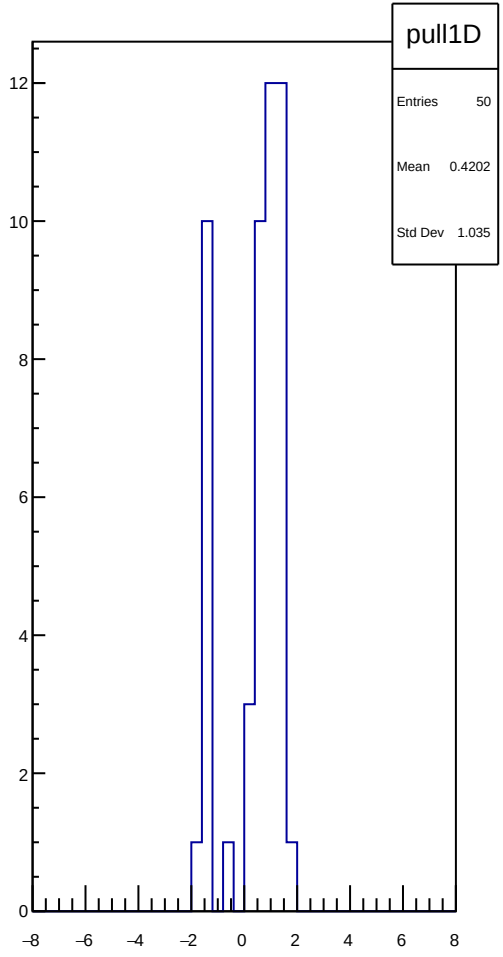
pull1D
Entries 50
Mean 0.4202
Std Dev 1.035

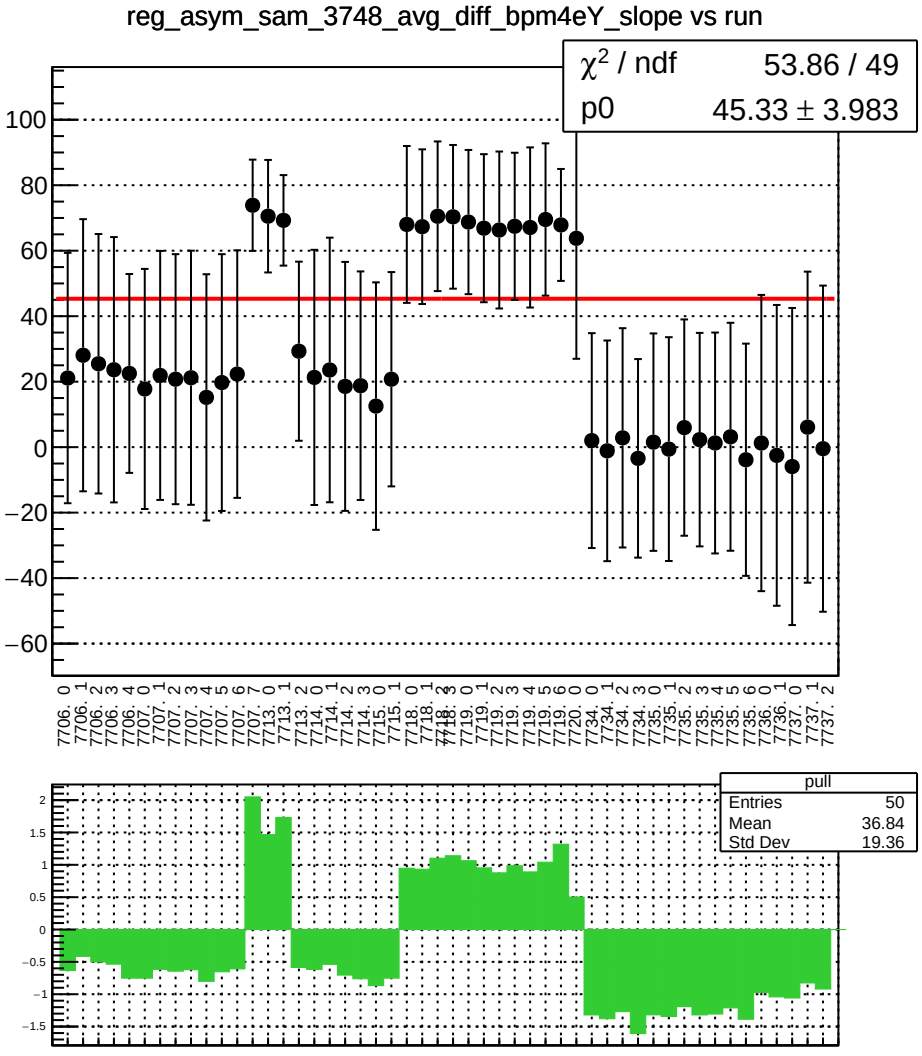
reg_asym_sam_3748_avg_diff_bpm4eY_slope vs run
χ² / ndf 53.86 / 49
p0 45.33 ± 3.983
pull
Entries 50
Mean 36.84
Std Dev 19.36

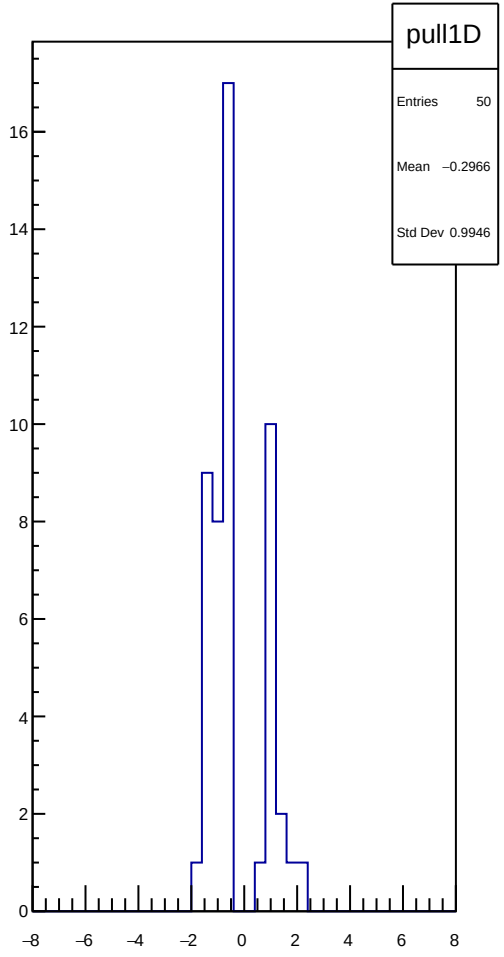
pull1D
Entries 50
Mean −0.2966
Std Dev 0.9946

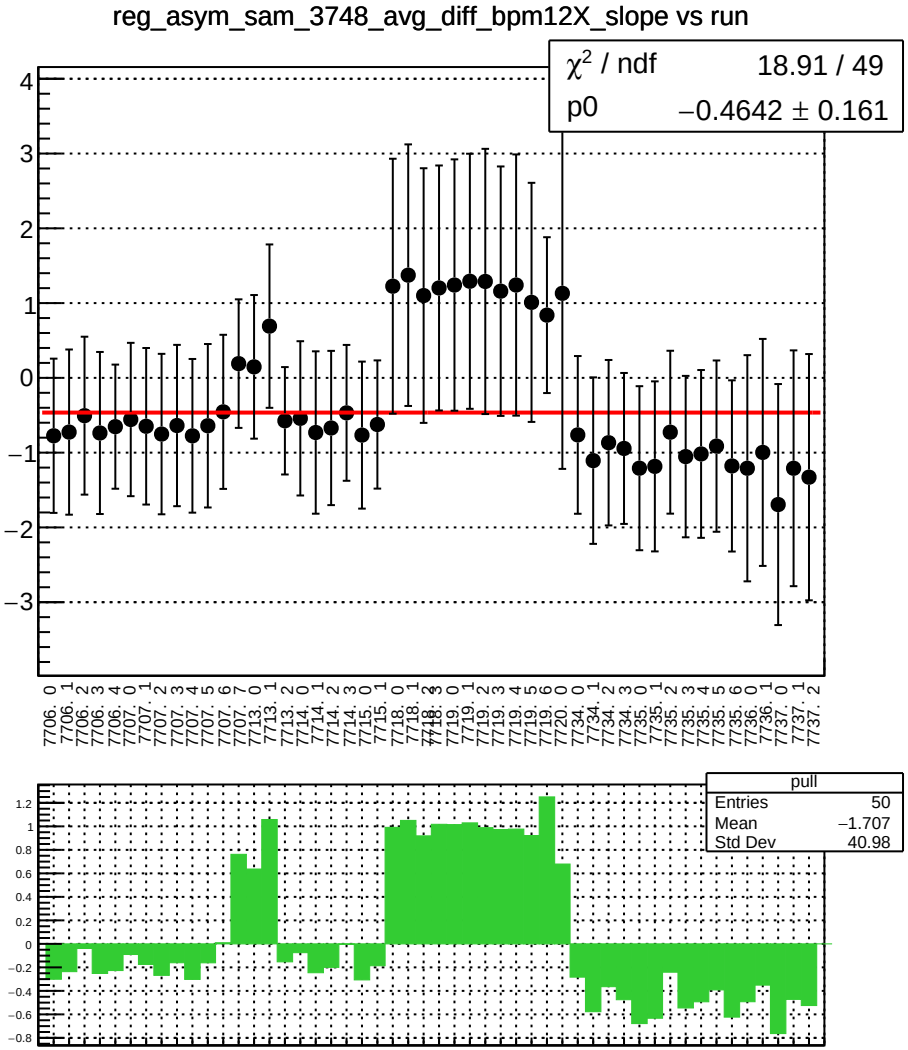
reg_asym_sam_3748_avg_diff_bpm12X_slope vs run
χ² / ndf 18.91 / 49
p0 −0.4642 ± 0.161
pull
Entries 50
Mean −1.707
Std Dev 40.98

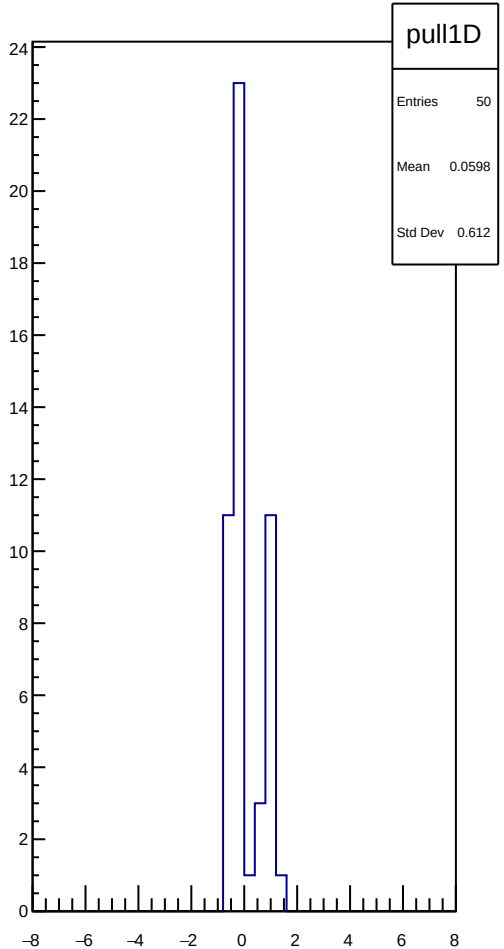
pull1D
Entries 50
Mean 0.0598
Std Dev 0.612

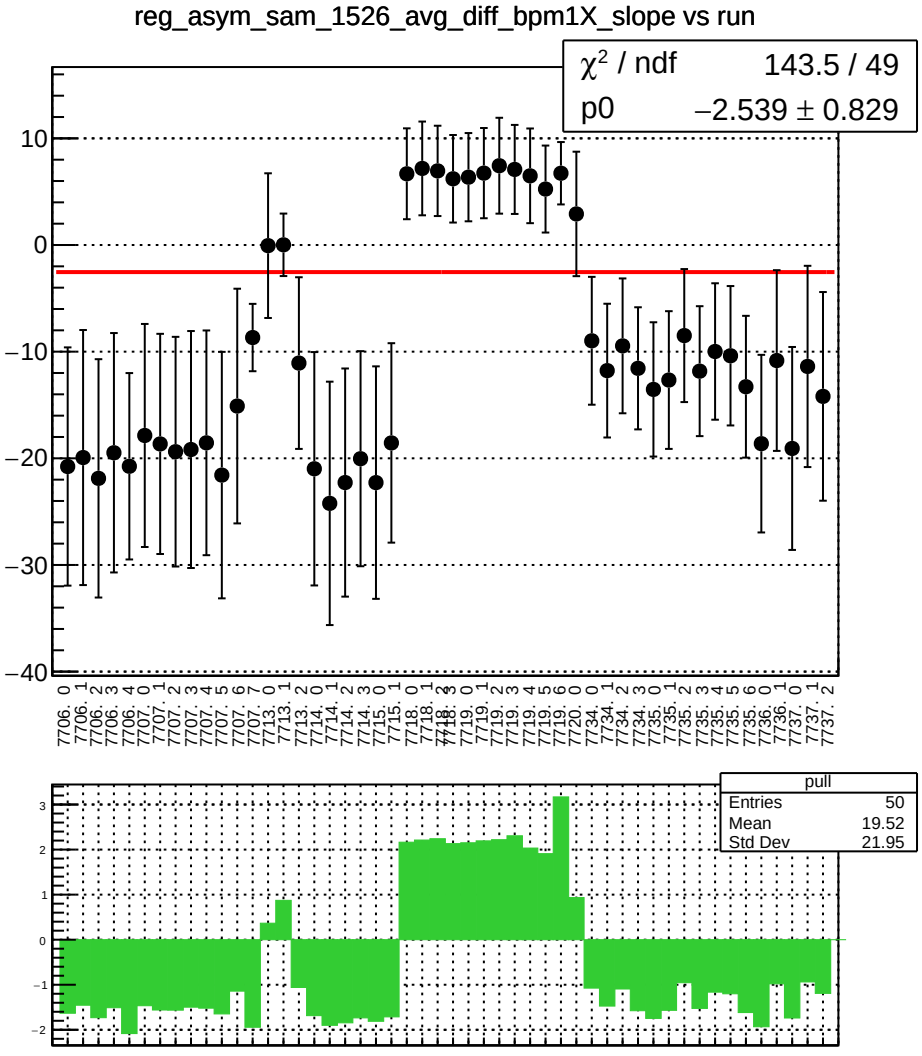
reg_asym_sam_1526_avg_diff_bpm1X_slope vs run
χ² / ndf 143.5 / 49
p0 −2.539 ± 0.829
pull
Entries 50
Mean 19.52
Std Dev 21.95

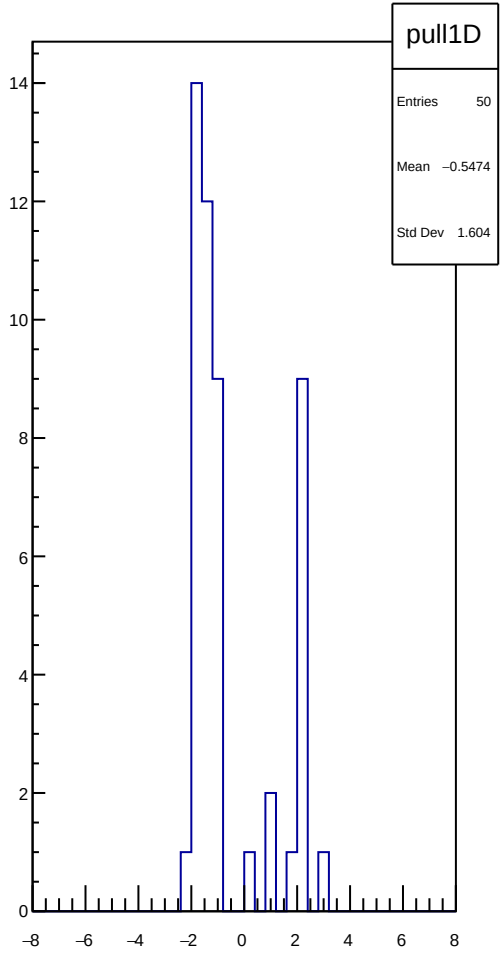
pull1D
Entries 50
Mean −0.5474
Std Dev 1.604

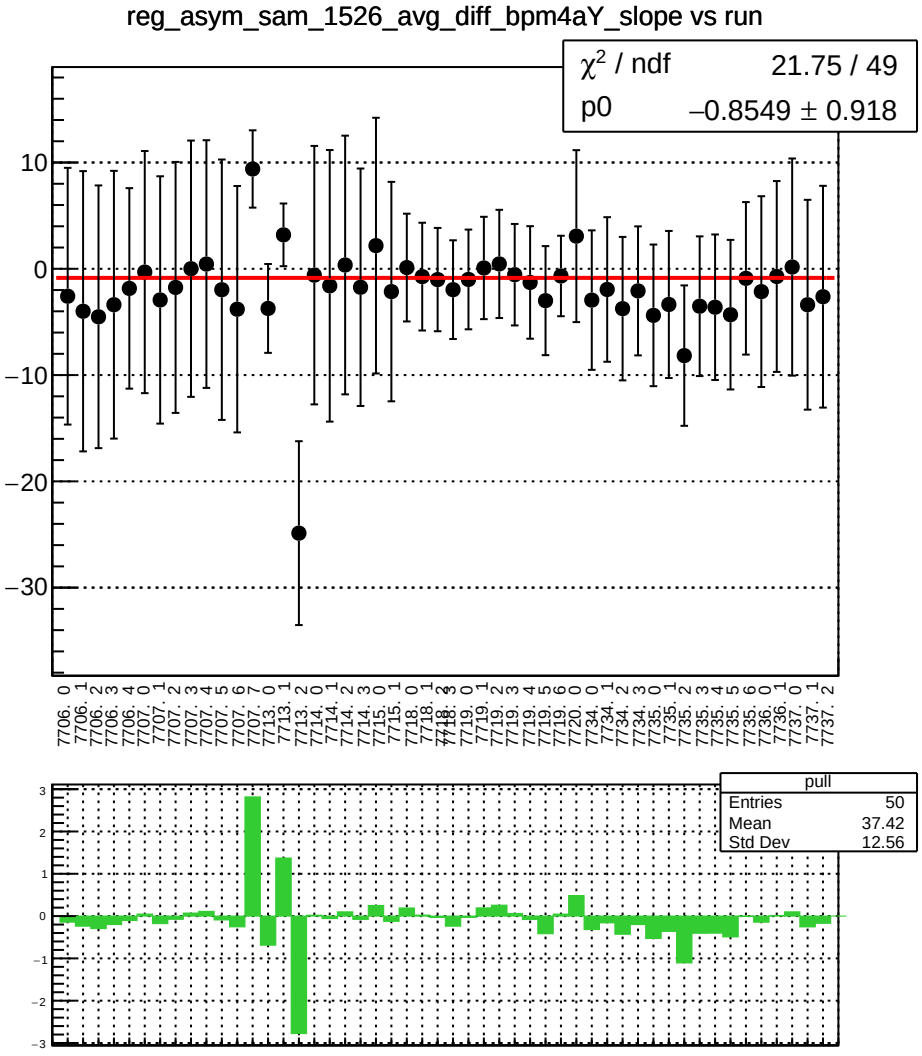
reg_asym_sam_1526_avg_diff_bpm4aY_slope vs run
χ² / ndf 21.75 / 49
p0 −0.8549 ± 0.918
pull
Entries 50
Mean 37.42
Std Dev 12.56

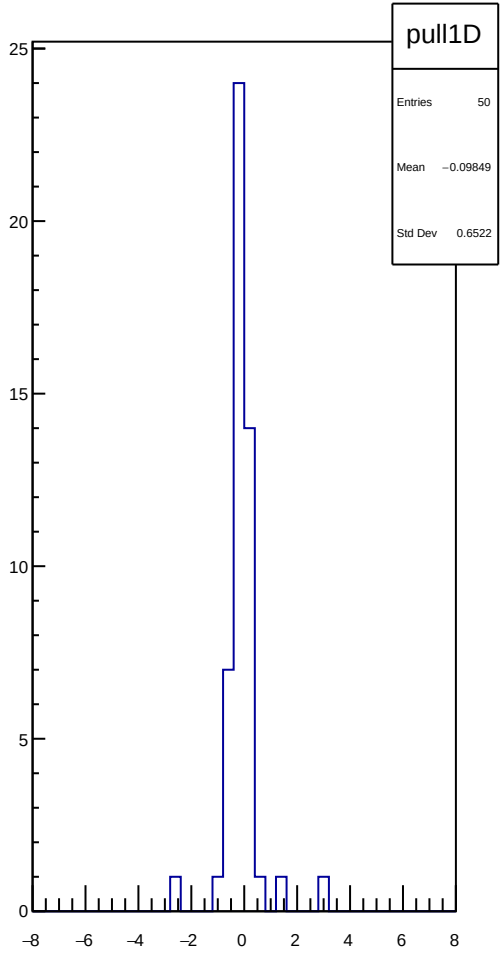
pull1D
Entries 50
Mean −0.09849
Std Dev 0.6522

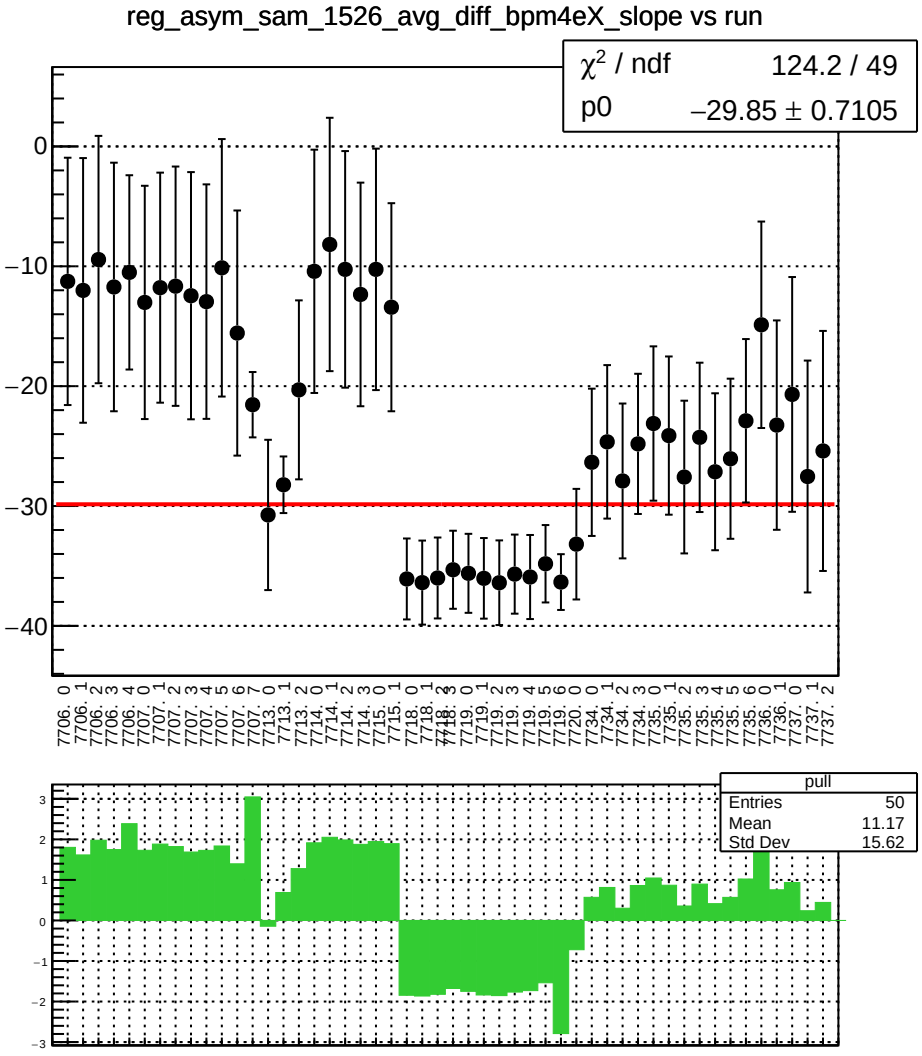
reg_asym_sam_1526_avg_diff_bpm4eX_slope vs run
χ² / ndf 124.2 / 49
p0 −29.85 ± 0.7105
0
−10
−20
−30
−40
7706. 0
7706. 1
7706. 2
7706. 3
7706. 4
7707. 0
7707. 1
7707. 2
7707. 3
7707. 4
7707. 5
7707. 6
7707. 7
7713. 0
7713. 1
7713. 2
7714. 0
7714. 1
7714. 2
7714. 3
7715. 0
7715. 1
7718. 0
7718. 1
7718. 2
7718. 3
7719. 0
7719. 1
7719. 2
7719. 3
7719. 4
7719. 5
7719. 6
7720. 0
7734. 0
7734. 1
7734. 2
7734. 3
7735. 0
7735. 1
7735. 2
7735. 3
7735. 4
7735. 5
7735. 6
7736. 0
7736. 1
7737. 0
7737. 1
7737. 2
pull
Entries 50
Mean 11.17
Std Dev 15.62
3
2
1
0
−1
−2
−3

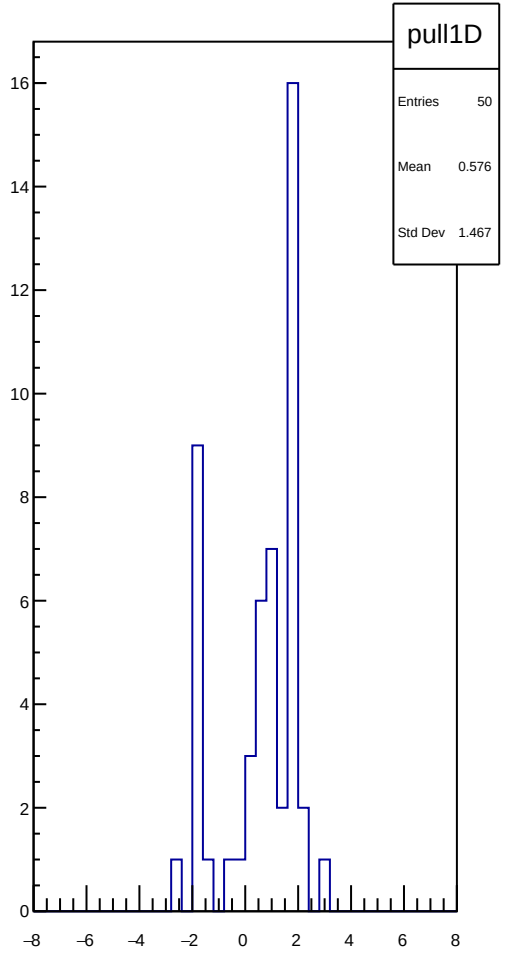
pull1D
Entries 50
Mean 0.576
Std Dev 1.467
16
14
12
10
8
6
4
2
0
−8
−6
−4
−2
0
2
4
6
8

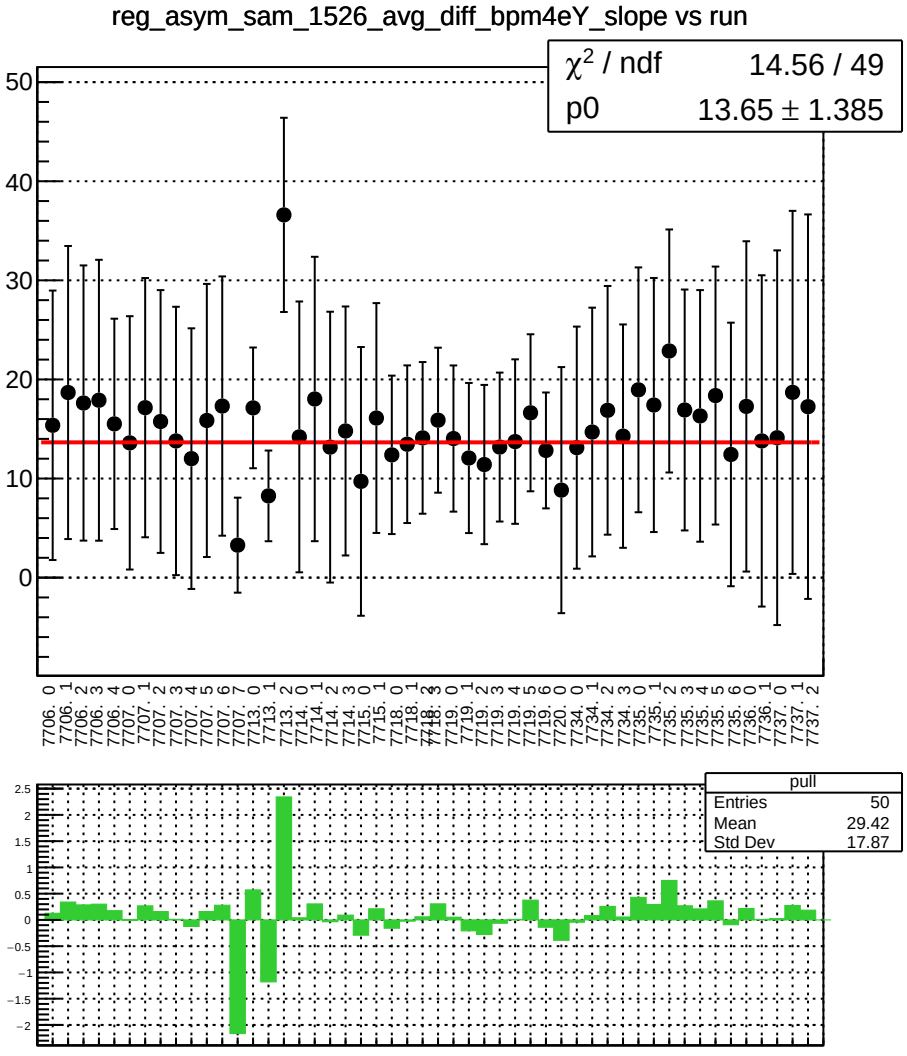
reg_asym_sam_1526_avg_diff_bpm4eY_slope vs run
χ² / ndf 14.56 / 49
p0 13.65 ± 1.385
pull
Entries 50
Mean 29.42
Std Dev 17.87

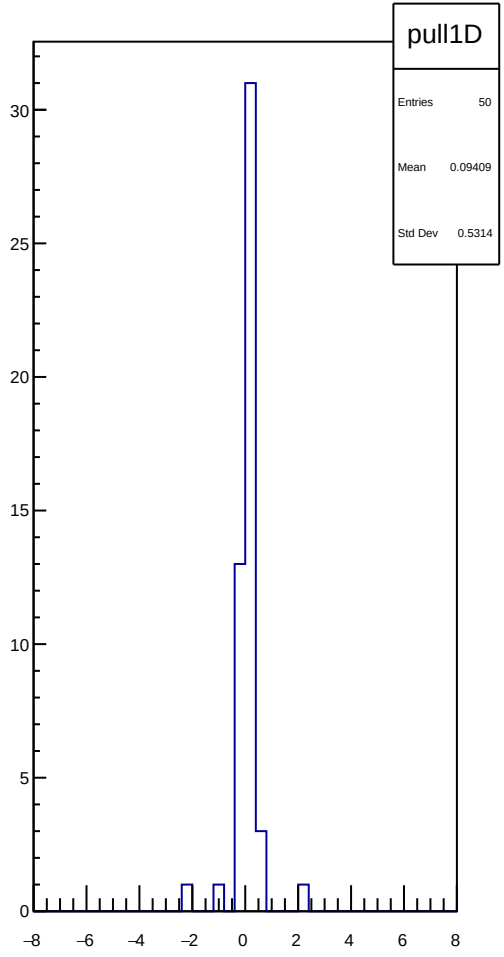
pull1D
Entries 50
Mean 0.09409
Std Dev 0.5314

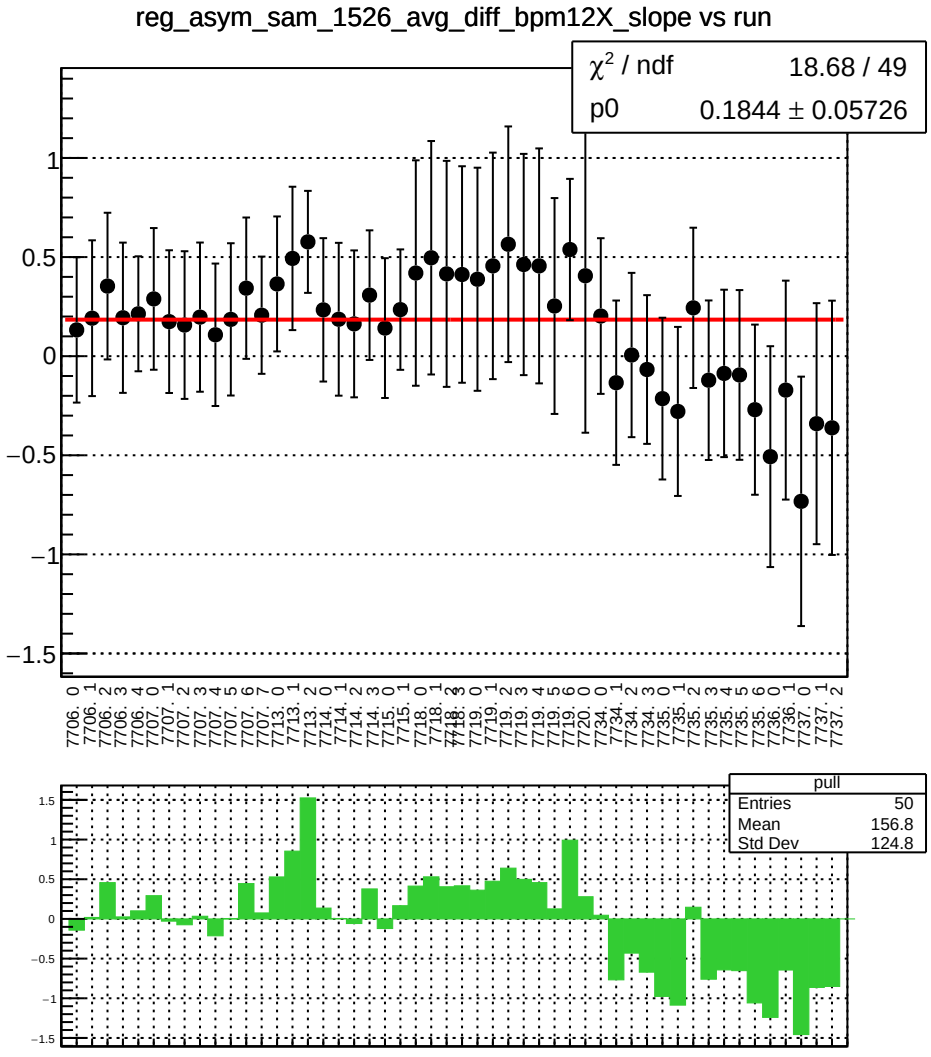
reg_asym_sam_1526_avg_diff_bpm12X_slope vs run
χ² / ndf 18.68 / 49
p0 0.1844 ± 0.05726
pull
Entries 50
Mean 156.8
Std Dev 124.8

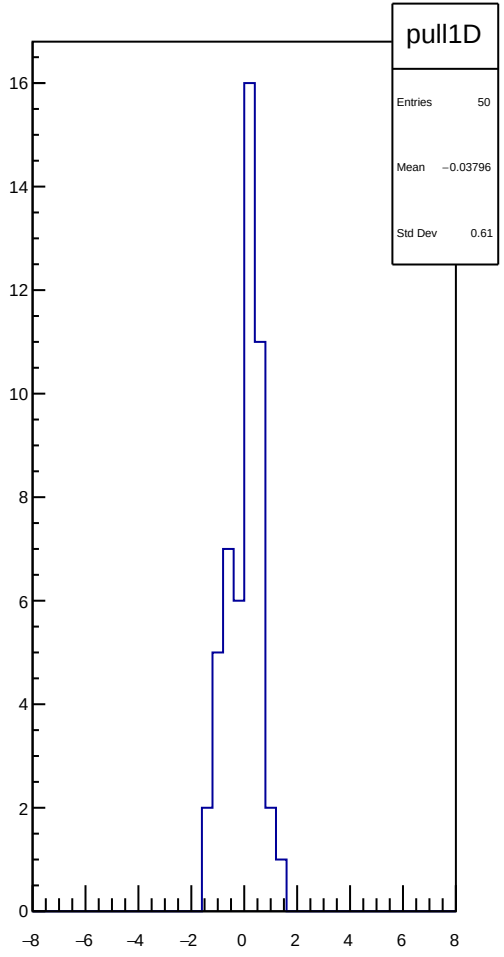
pull1D
Entries 50
Mean −0.03796
Std Dev 0.61

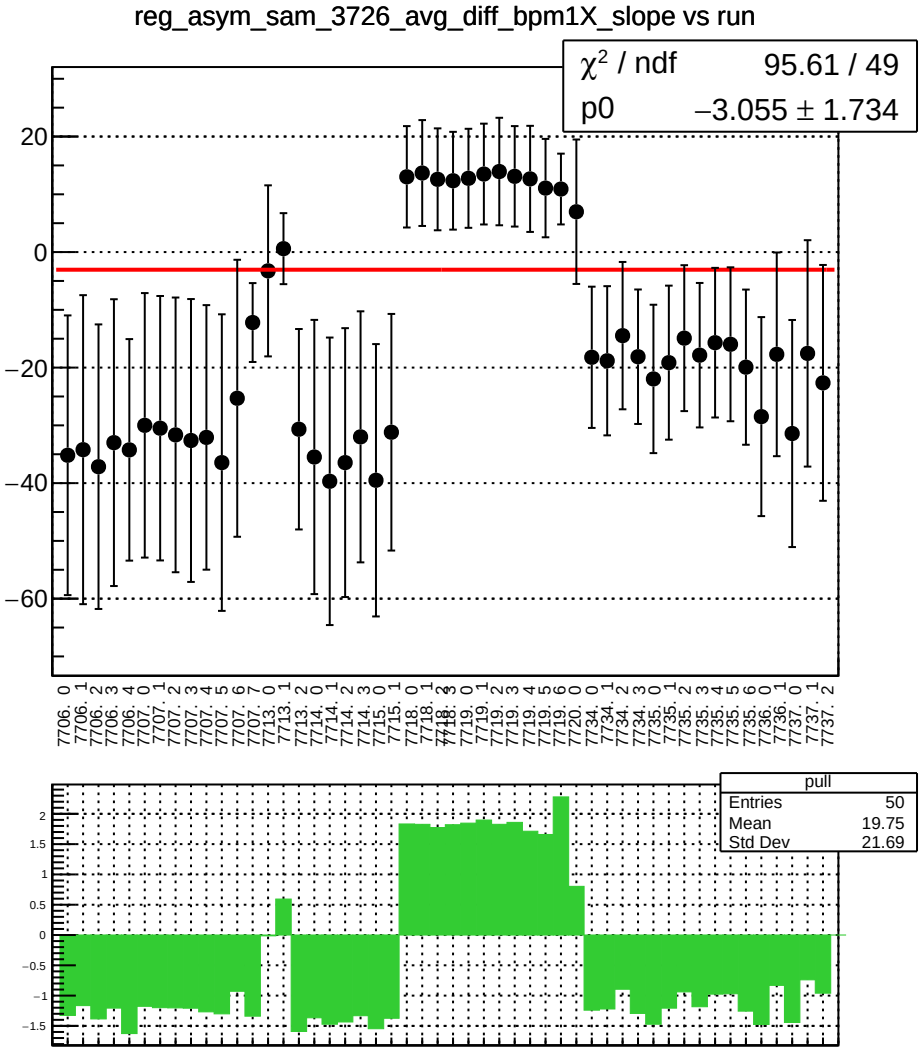
reg_asym_sam_3726_avg_diff_bpm1X_slope vs run
χ² / ndf 95.61 / 49
p0 −3.055 ± 1.734
pull
Entries 50
Mean 19.75
Std Dev 21.69

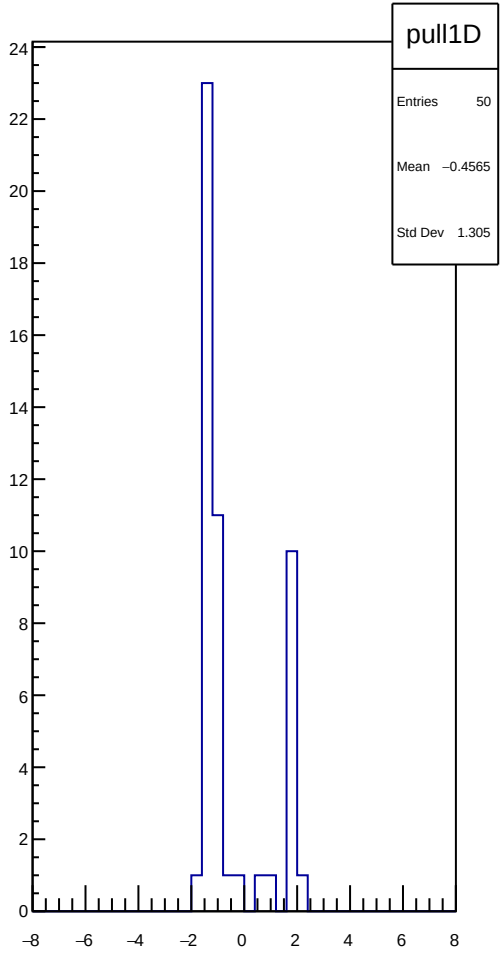
pull1D
Entries 50
Mean −0.4565
Std Dev 1.305

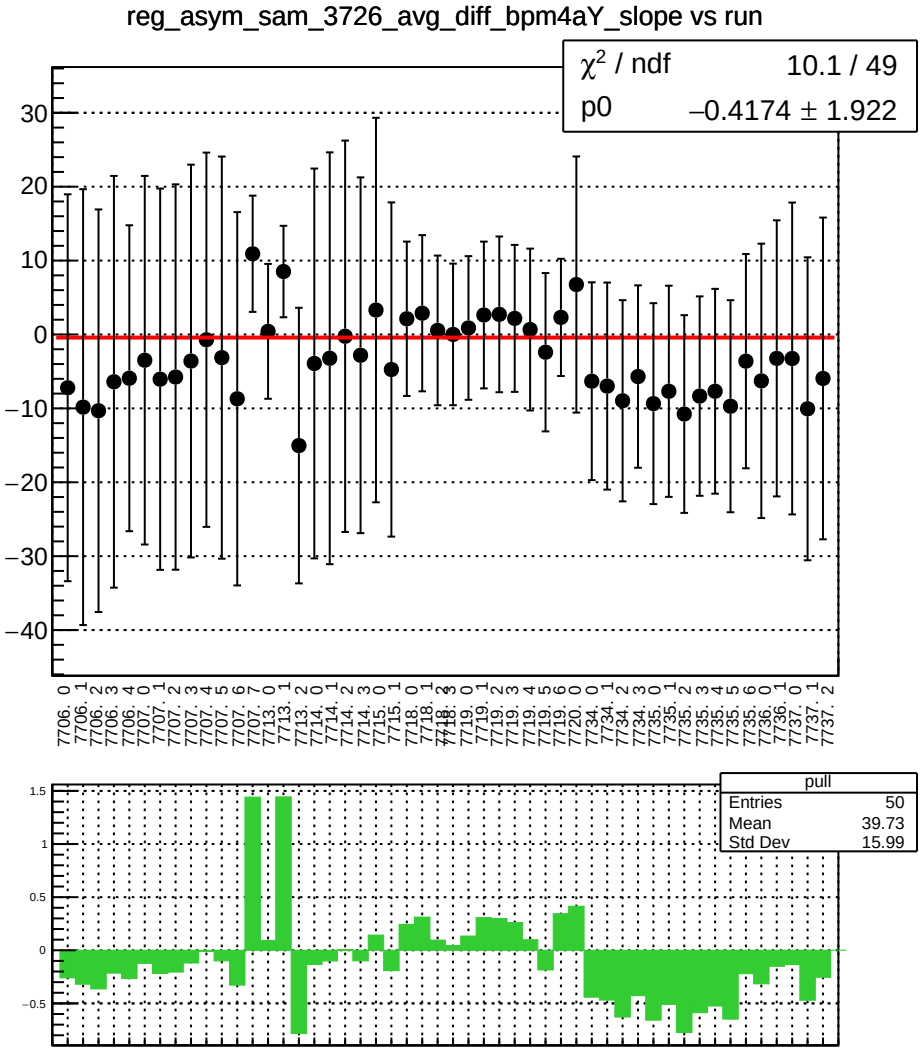
reg_asym_sam_3726_avg_diff_bpm4aY_slope vs run
χ² / ndf 10.1 / 49
p0 −0.4174 ± 1.922
pull
Entries 50
Mean 39.73
Std Dev 15.99

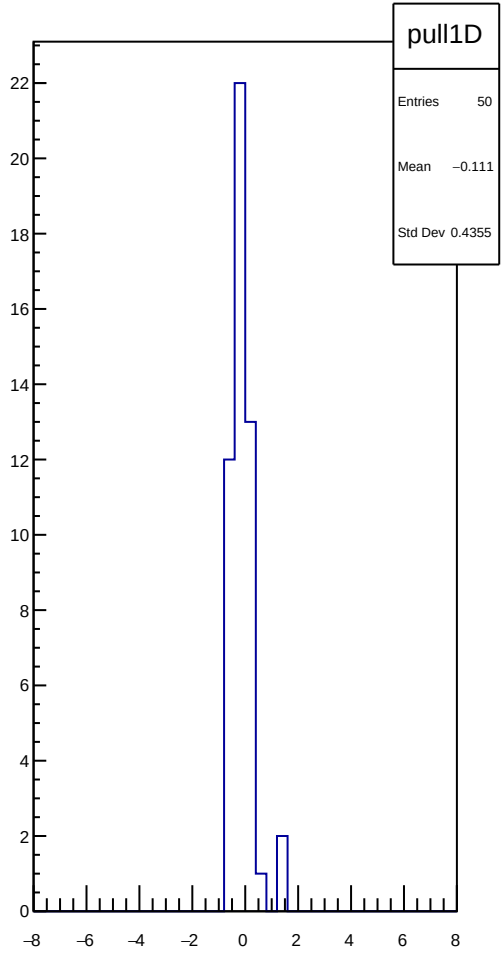
pull1D
Entries 50
Mean −0.111
Std Dev 0.4355

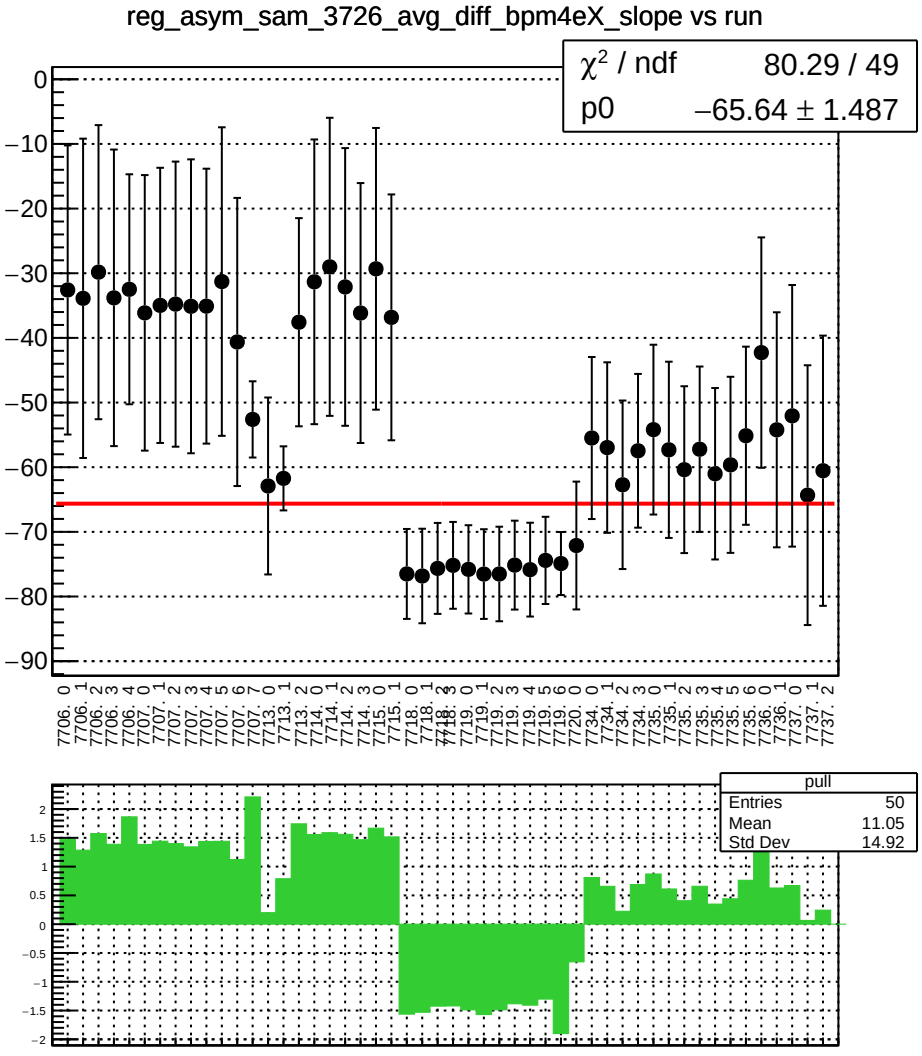
reg_asym_sam_3726_avg_diff_bpm4eX_slope vs run
χ² / ndf 80.29 / 49
p0 −65.64 ± 1.487
pull
Entries 50
Mean 11.05
Std Dev 14.92

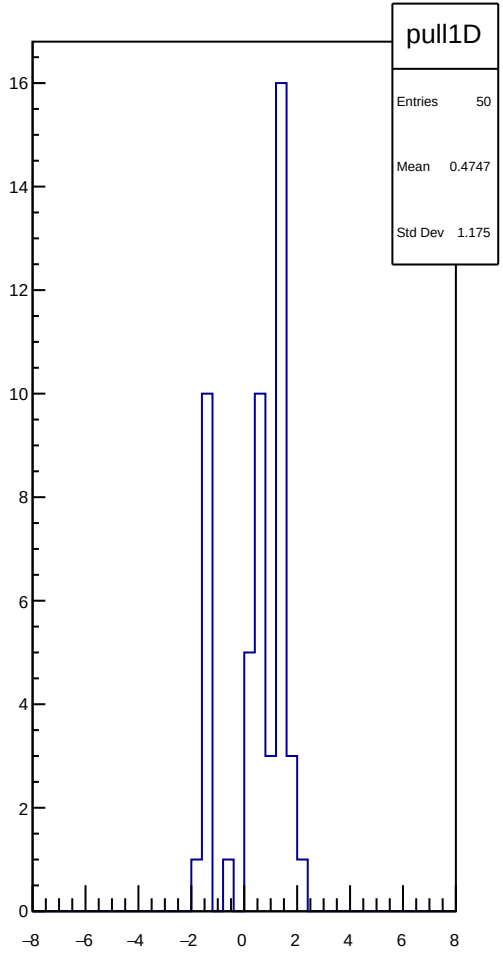
pull1D
Entries 50
Mean 0.4747
Std Dev 1.175

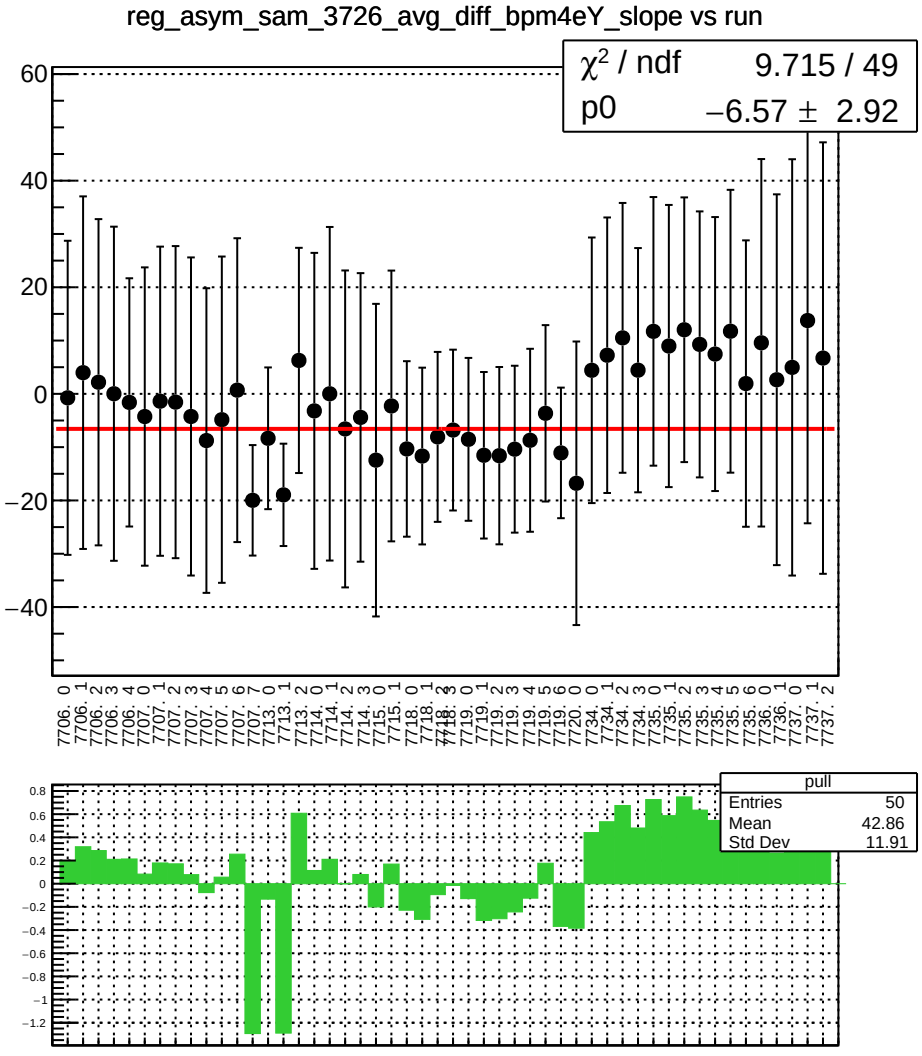
reg_asym_sam_3726_avg_diff_bpm4eY_slope vs run
χ² / ndf 9.715 / 49
p0 −6.57 ± 2.92
pull
Entries 50
Mean 42.86
Std Dev 11.91

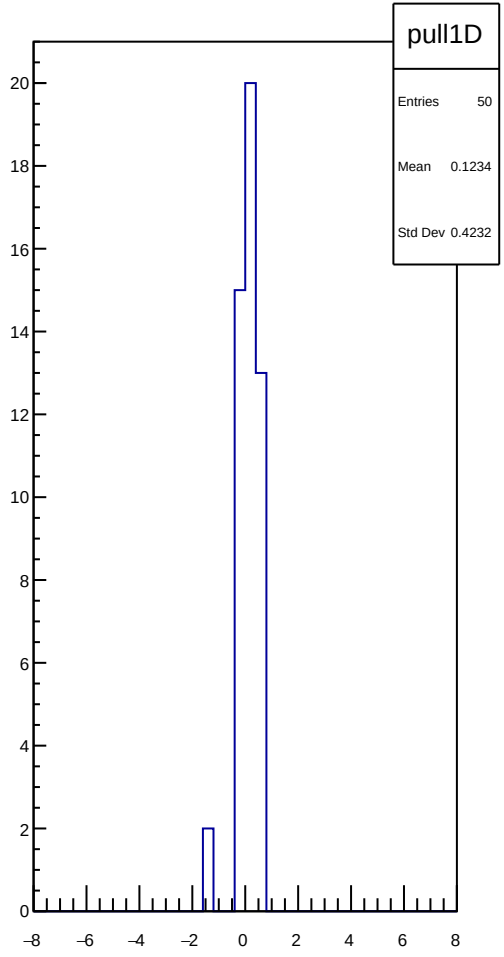
pull1D
Entries 50
Mean 0.1234
Std Dev 0.4232

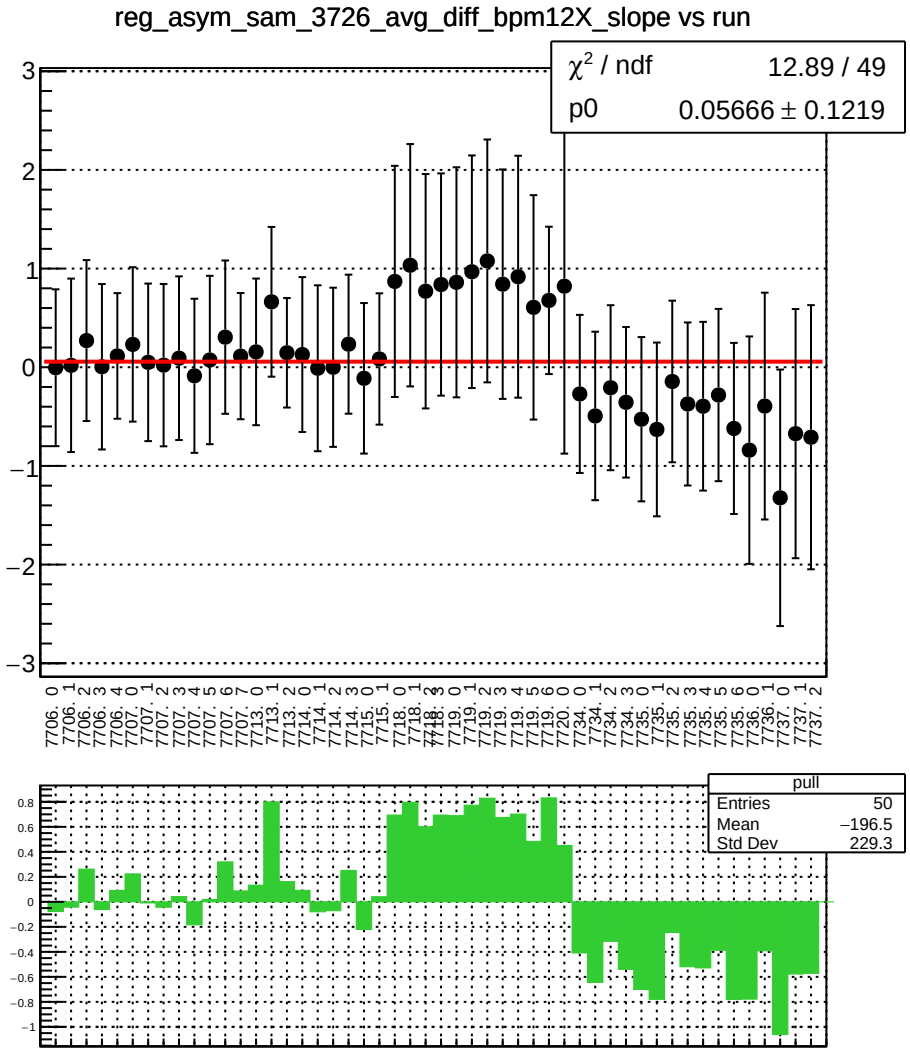
reg_asym_sam_3726_avg_diff_bpm12X_slope vs run
χ² / ndf 12.89 / 49
p0 0.05666 ± 0.1219
pull
Entries 50
Mean −196.5
Std Dev 229.3

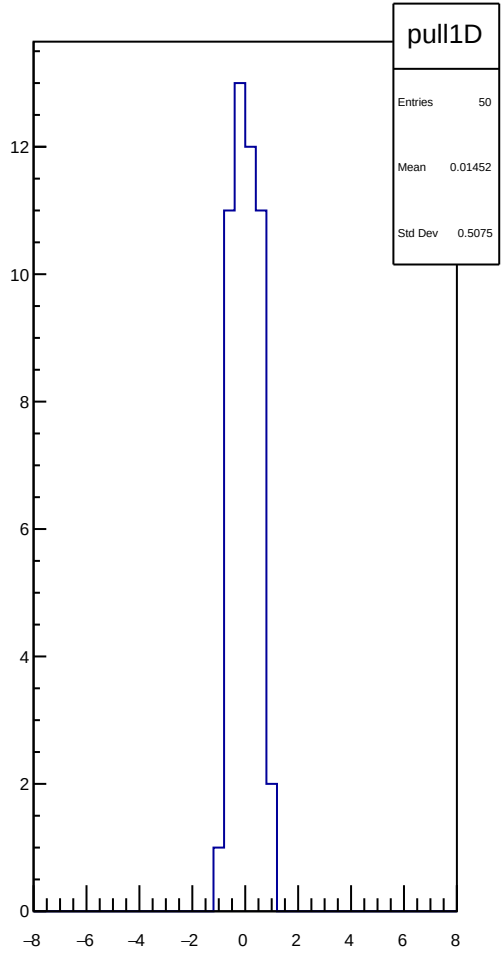
pull1D
Entries 50
Mean 0.01452
Std Dev 0.5075

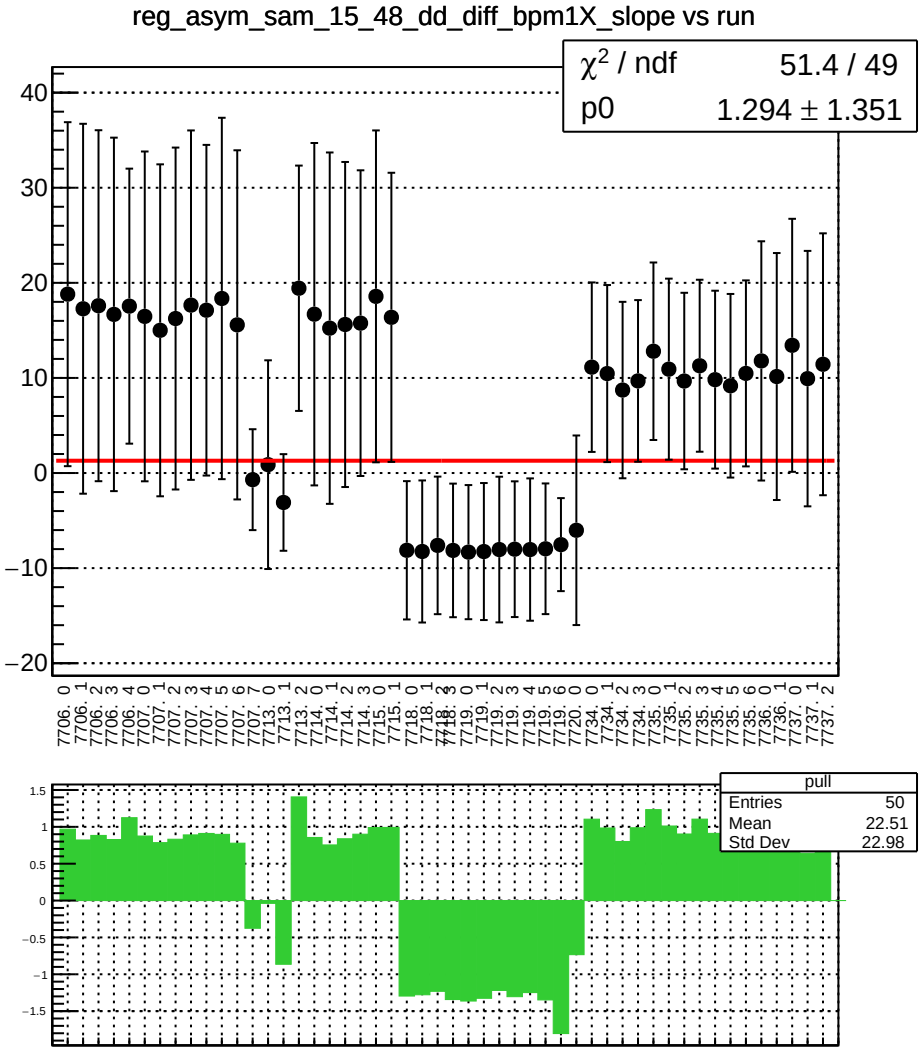
reg_asym_sam_15_48_dd_diff_bpm1X_slope vs run
χ2 / ndf 51.4 / 49
p0 1.294 ± 1.351
pull
Entries 50
Mean 22.51
Std Dev 22.98

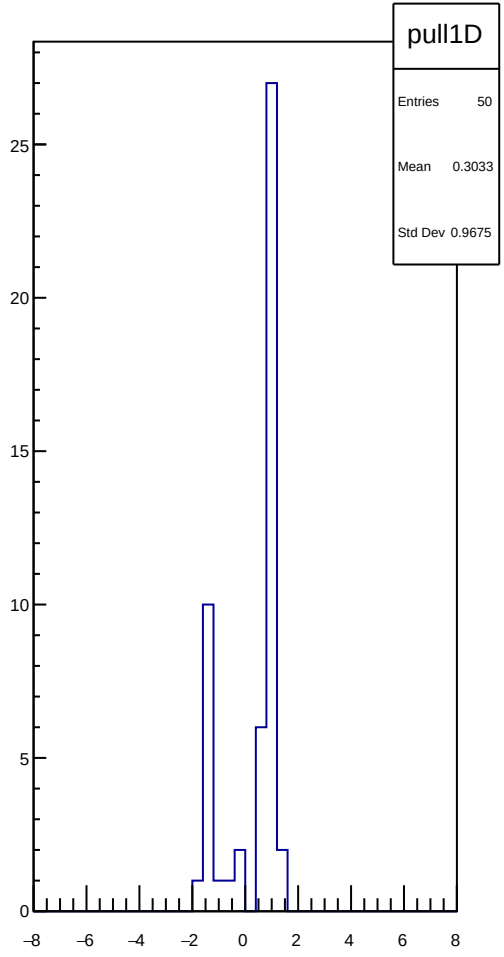
pull1D
Entries 50
Mean 0.3033
Std Dev 0.9675

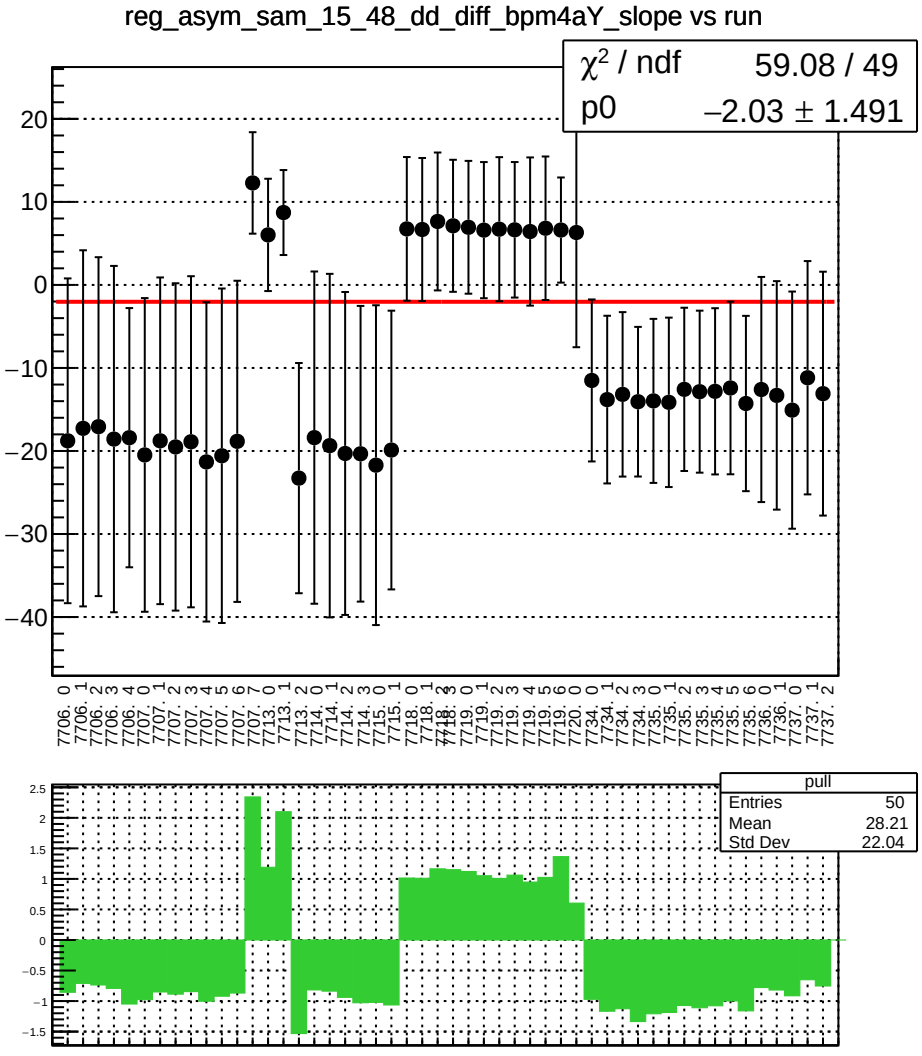
reg_asym_sam_15_48_dd_diff_bpm4aY_slope vs run
χ² / ndf 59.08 / 49
p0 −2.03 ± 1.491
pull
Entries 50
Mean 28.21
Std Dev 22.04

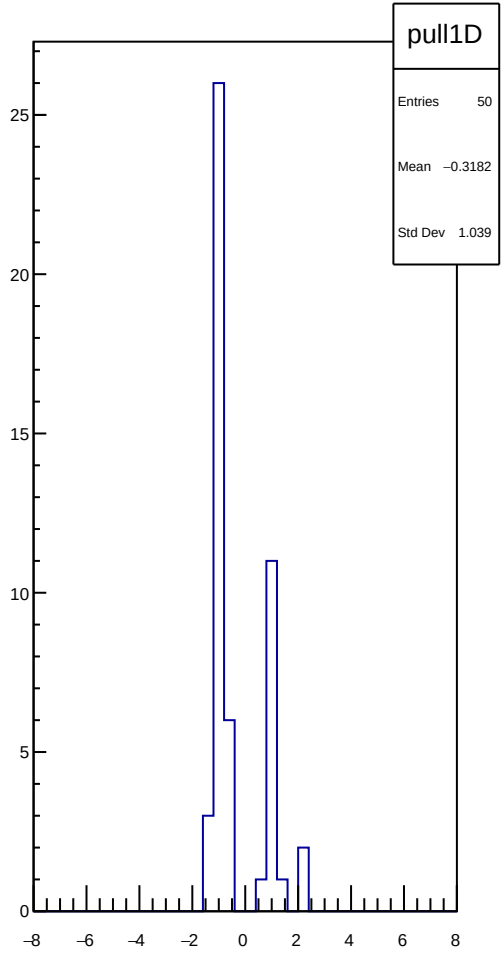
pull1D
Entries 50
Mean −0.3182
Std Dev 1.039

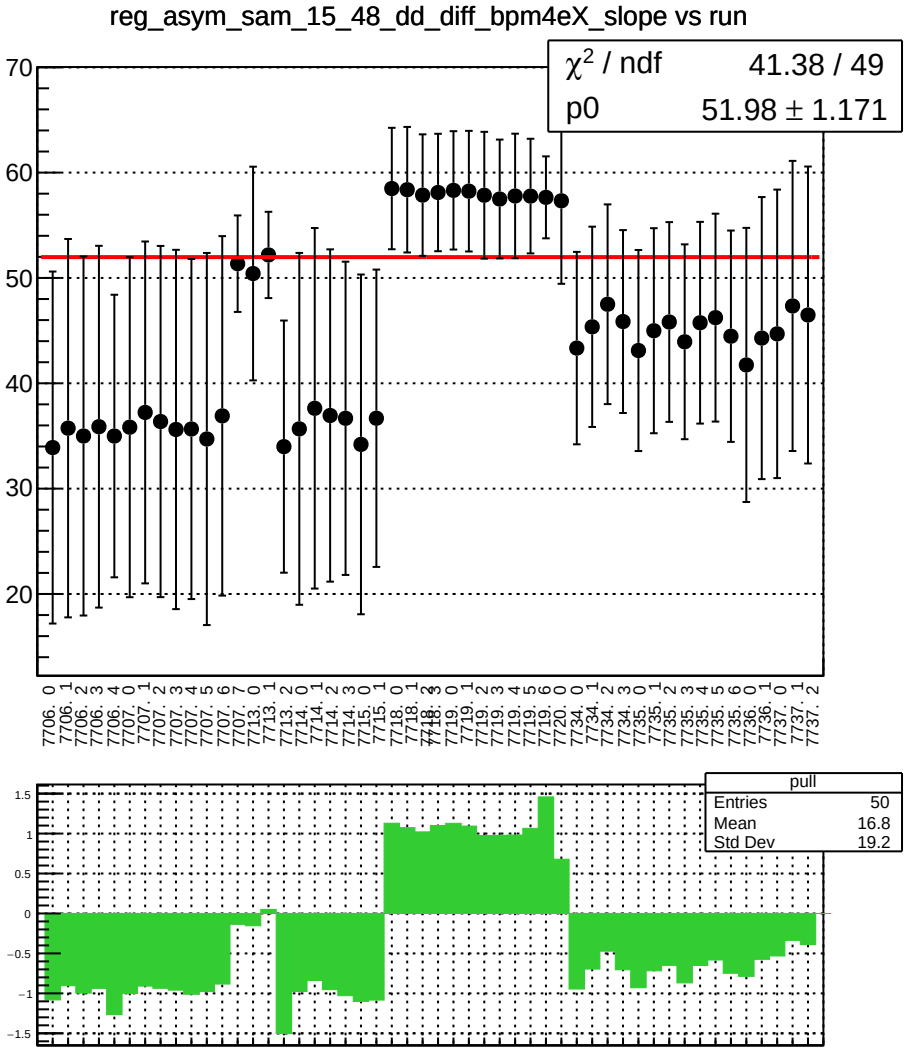
reg_asym_sam_15_48_dd_diff_bpm4eX_slope vs run
χ² / ndf 41.38 / 49
p0 51.98 ± 1.171
70
60
50
40
30
20
7706. 0
7706. 1
7706. 2
7706. 3
7706. 4
7707. 0
7707. 1
7707. 2
7707. 3
7707. 4
7707. 5
7707. 6
7707. 7
7713. 0
7713. 1
7713. 2
7714. 0
7714. 1
7714. 2
7714. 3
7715. 0
7715. 1
7718. 0
7718. 1
7718. 2
7718. 3
7719. 0
7719. 1
7719. 2
7719. 3
7719. 4
7719. 5
7719. 6
7720. 0
7734. 0
7734. 1
7734. 2
7734. 3
7735. 0
7735. 1
7735. 2
7735. 3
7735. 4
7735. 5
7735. 6
7736. 0
7736. 1
7737. 0
7737. 1
7737. 2
pull
Entries 50
Mean 16.8
Std Dev 19.2
1.5
1
0.5
0
−0.5
−1
−1.5

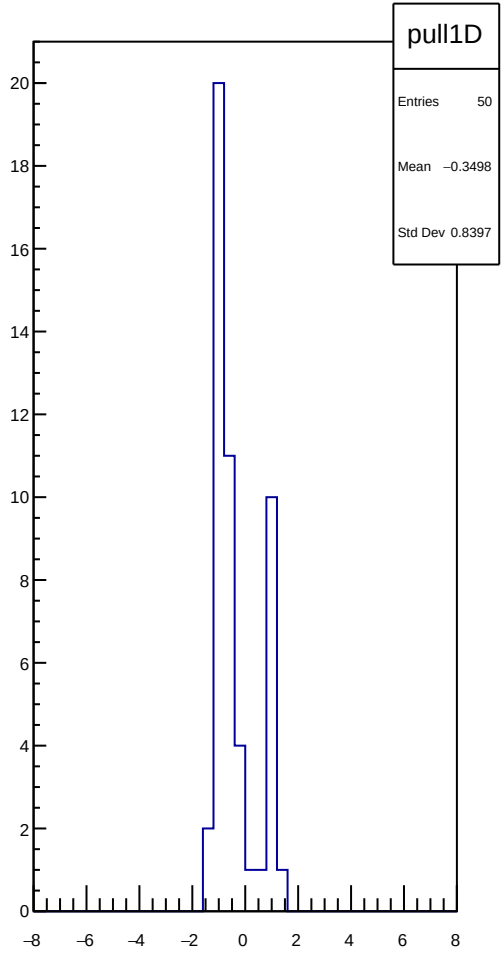
pull1D
Entries 50
Mean −0.3498
Std Dev 0.8397
20
18
16
14
12
10
8
6
4
2
0
−8
−6
−4
−2
0
2
4
6
8

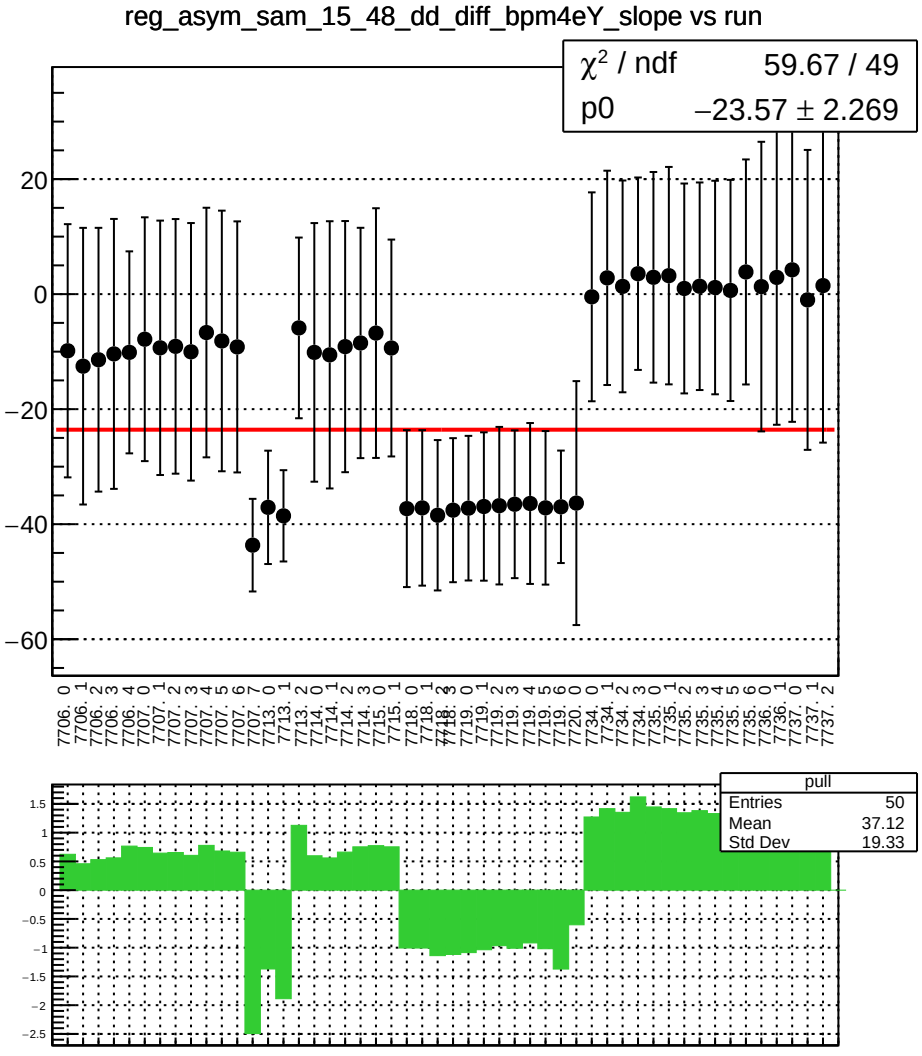
reg_asym_sam_15_48_dd_diff_bpm4eY_slope vs run
χ² / ndf 59.67 / 49
p0 −23.57 ± 2.269
pull
Entries 50
Mean 37.12
Std Dev 19.33

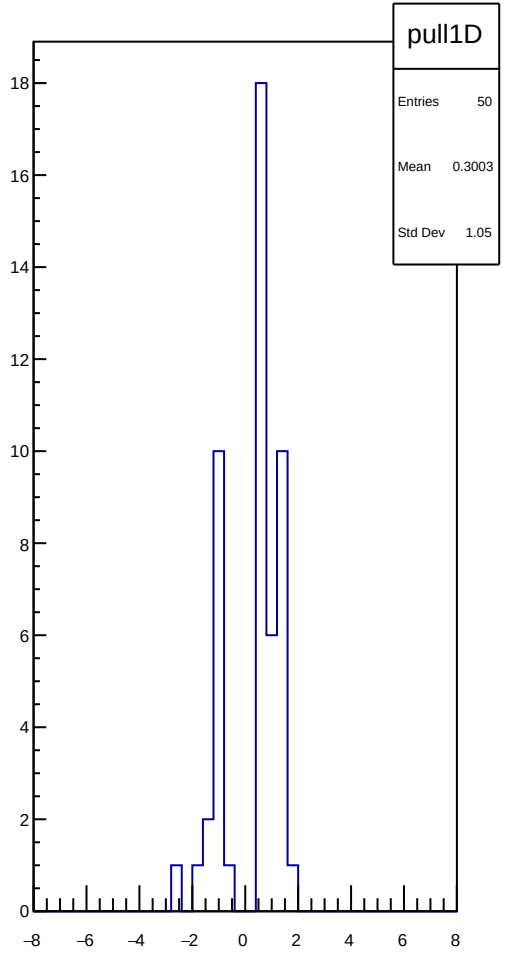
pull1D
Entries 50
Mean 0.3003
Std Dev 1.05

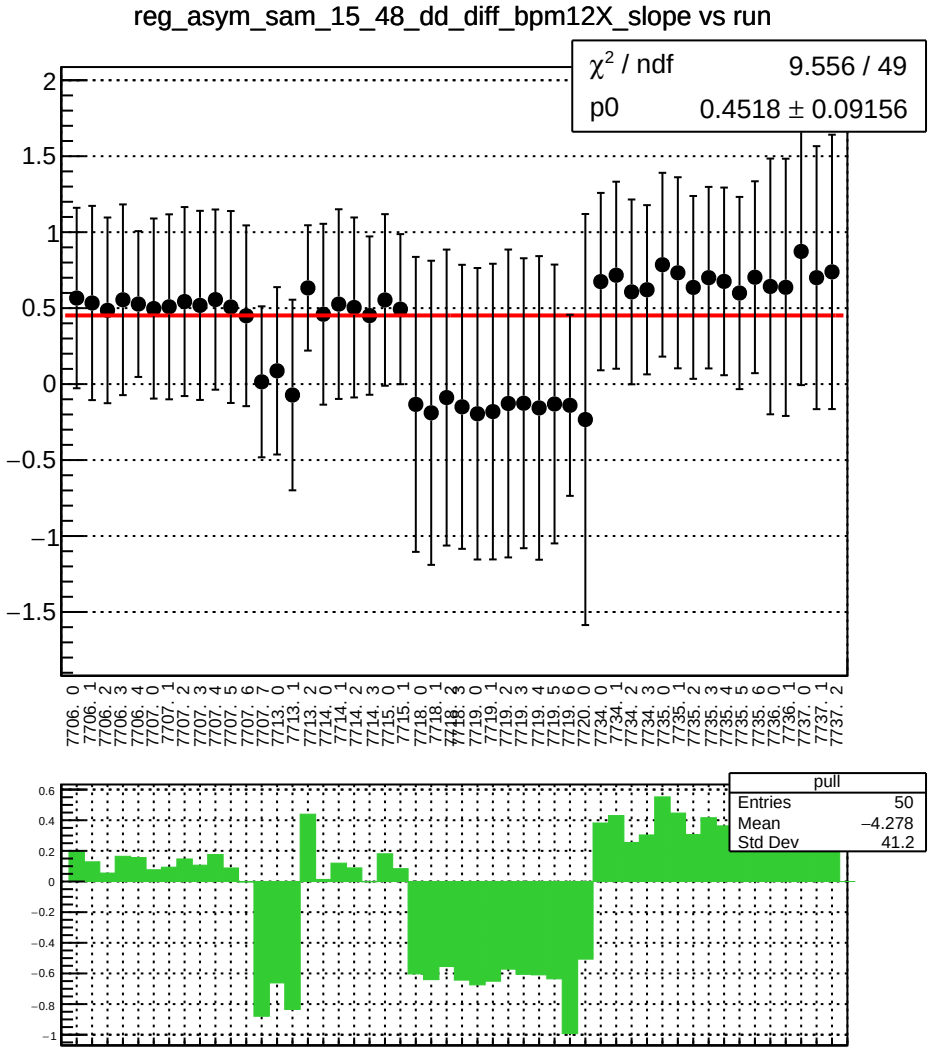
reg_asym_sam_15_48_dd_diff_bpm12X_slope vs run
χ² / ndf 9.556 / 49
p0 0.4518 ± 0.09156
pull
Entries 50
Mean −4.278
Std Dev 41.2

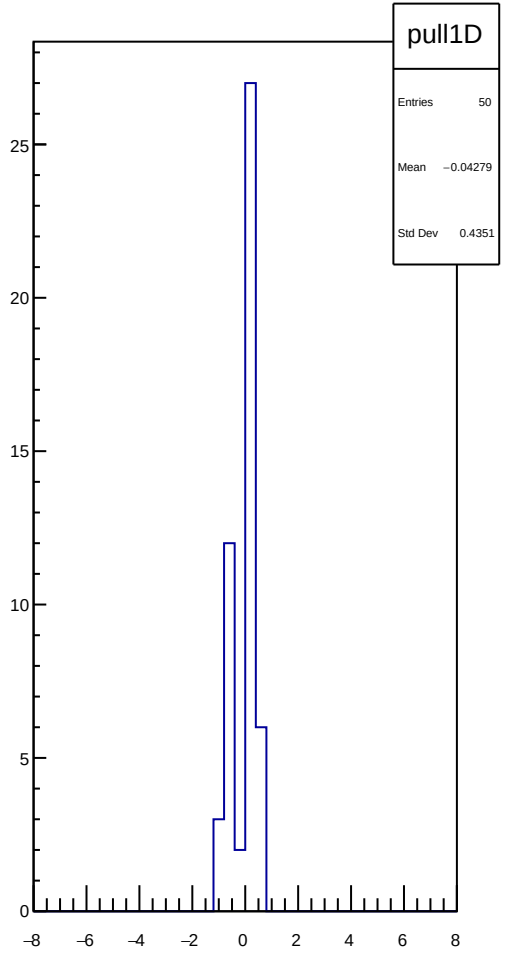
pull1D
Entries 50
Mean −0.04279
Std Dev 0.4351

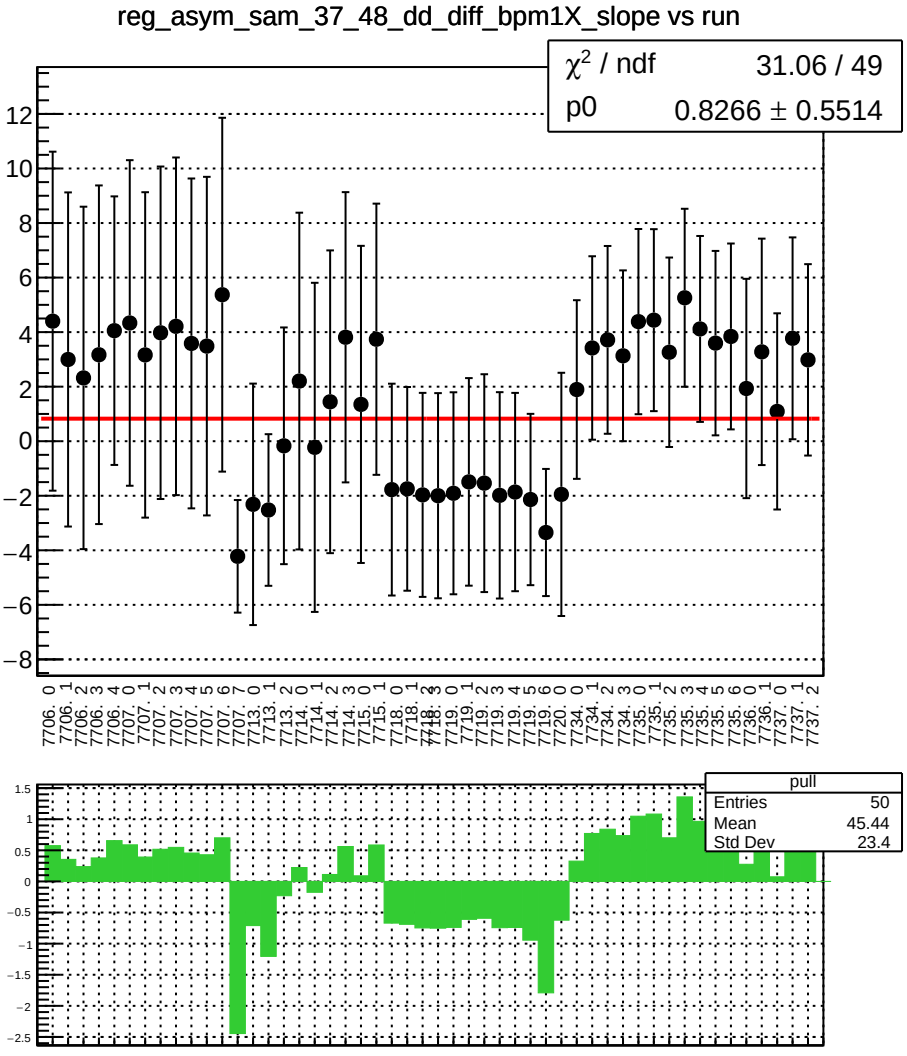
reg_asym_sam_37_48_dd_diff_bpm1X_slope vs run
χ² / ndf 31.06 / 49
p0 0.8266 ± 0.5514
pull
Entries 50
Mean 45.44
Std Dev 23.4

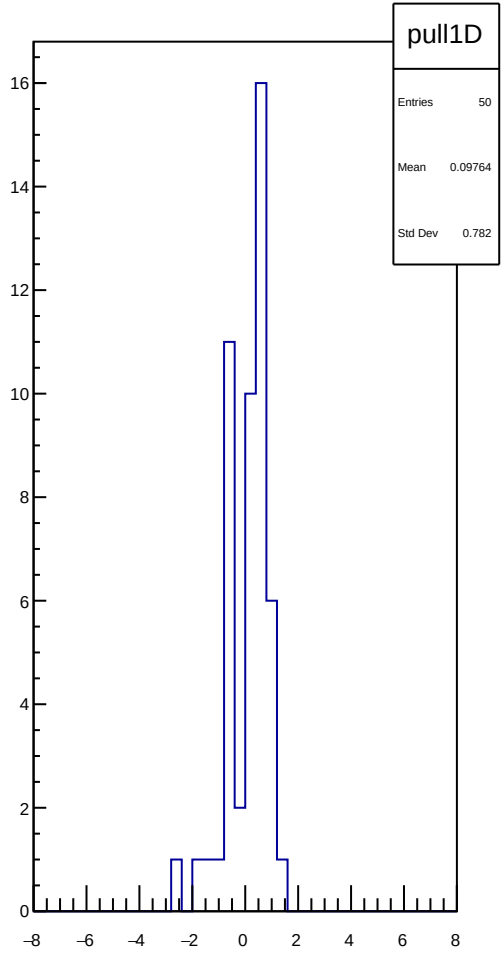
pull1D
Entries 50
Mean 0.09764
Std Dev 0.782

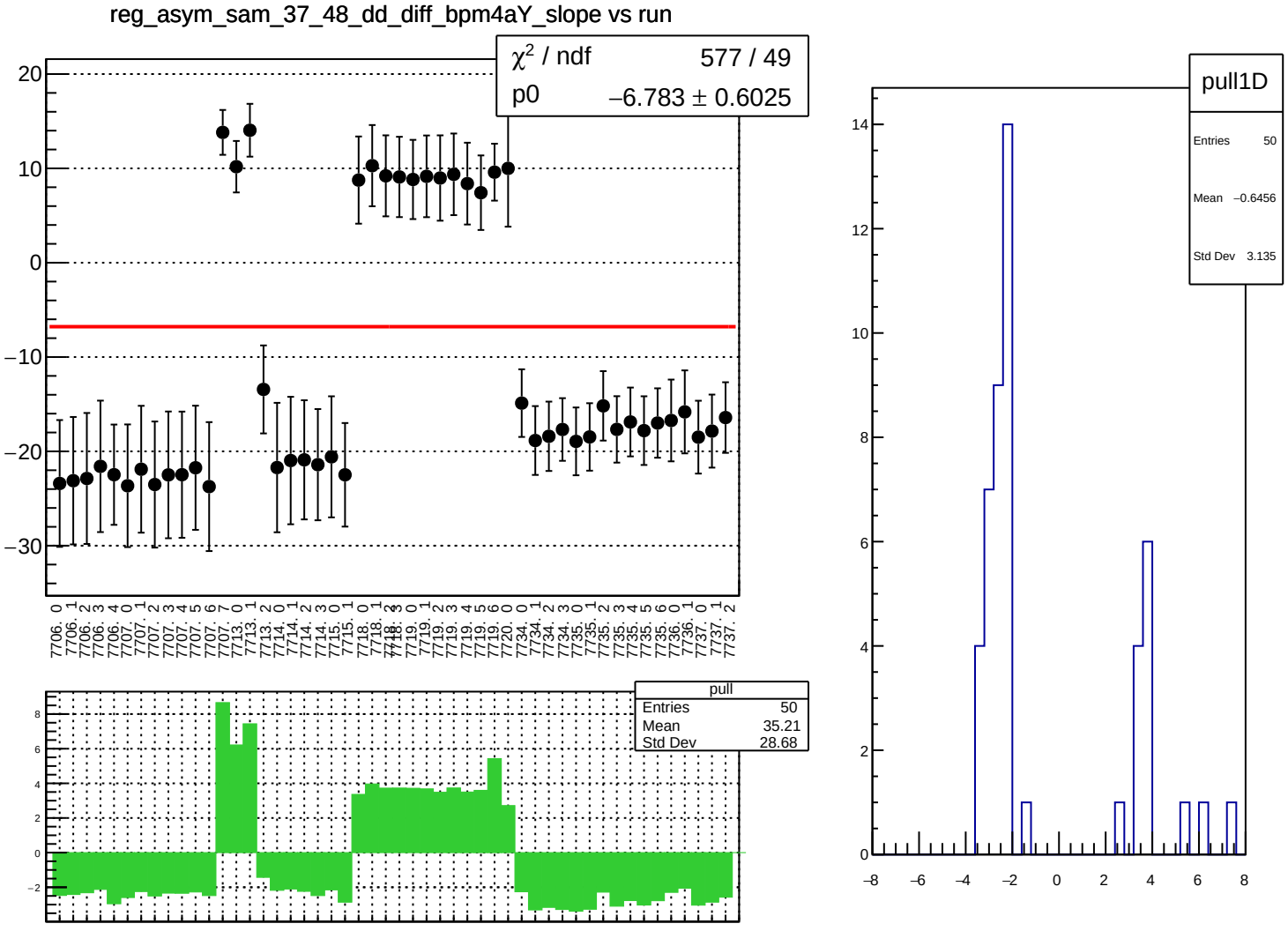
reg_asym_sam_37_48_dd_diff_bpm4aY_slope vs run
χ² / ndf 577 / 49
p0 −6.783 ± 0.6025
pull
Entries 50
Mean 35.21
Std Dev 28.68
pull1D
Entries 50
Mean −0.6456
Std Dev 3.135

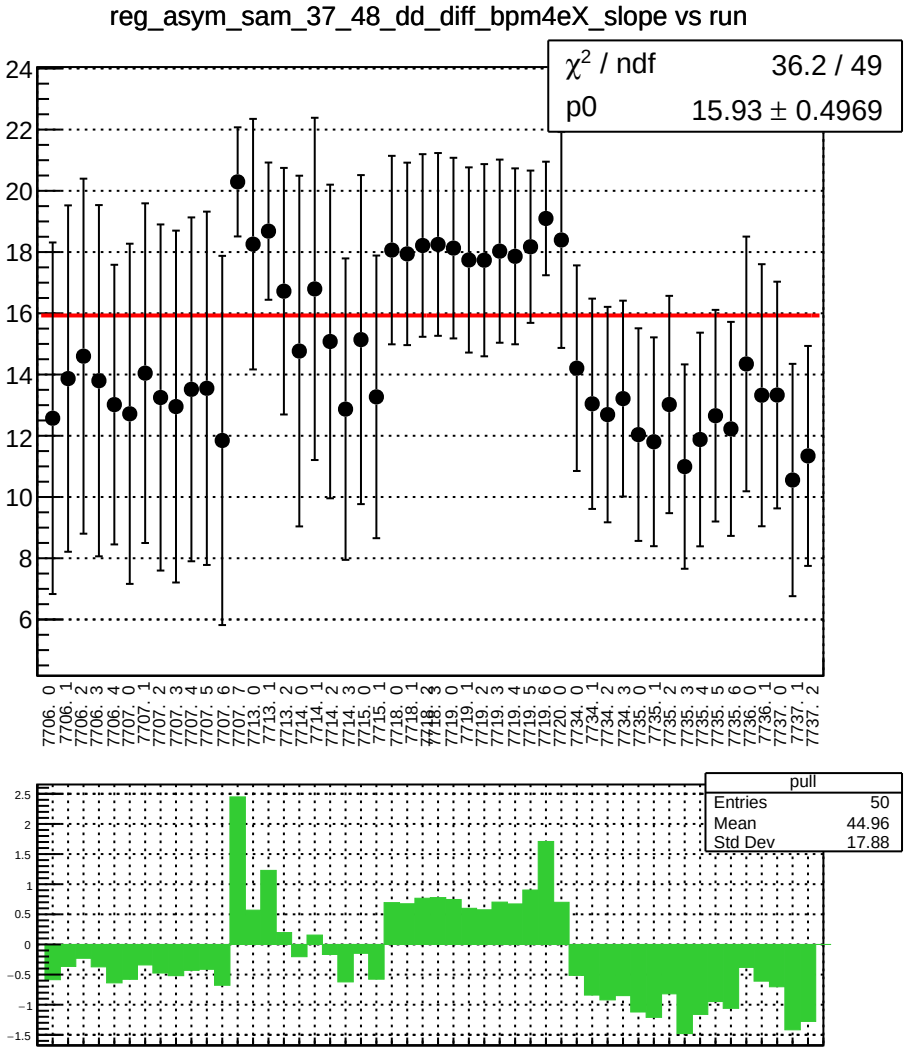
reg_asym_sam_37_48_dd_diff_bpm4eX_slope vs run
χ² / ndf 36.2 / 49
p0 15.93 ± 0.4969
pull
Entries 50
Mean 44.96
Std Dev 17.88

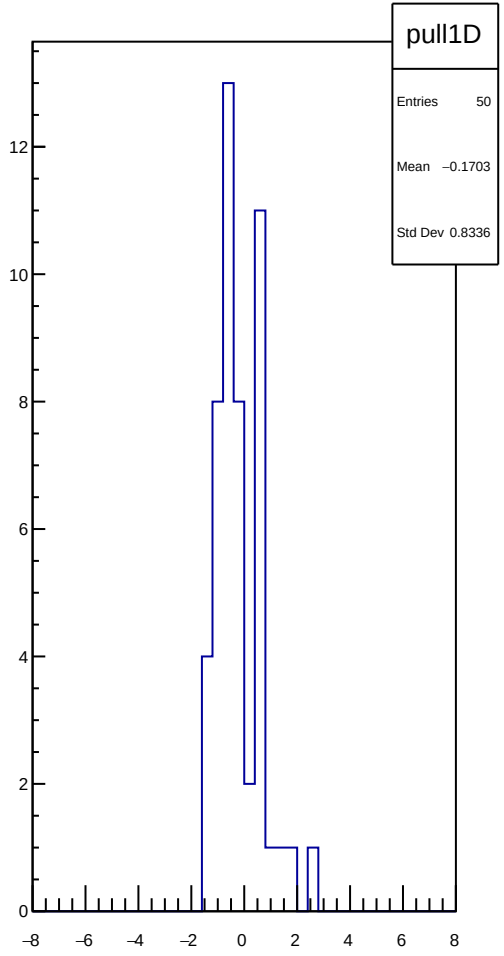
pull1D
Entries 50
Mean −0.1703
Std Dev 0.8336

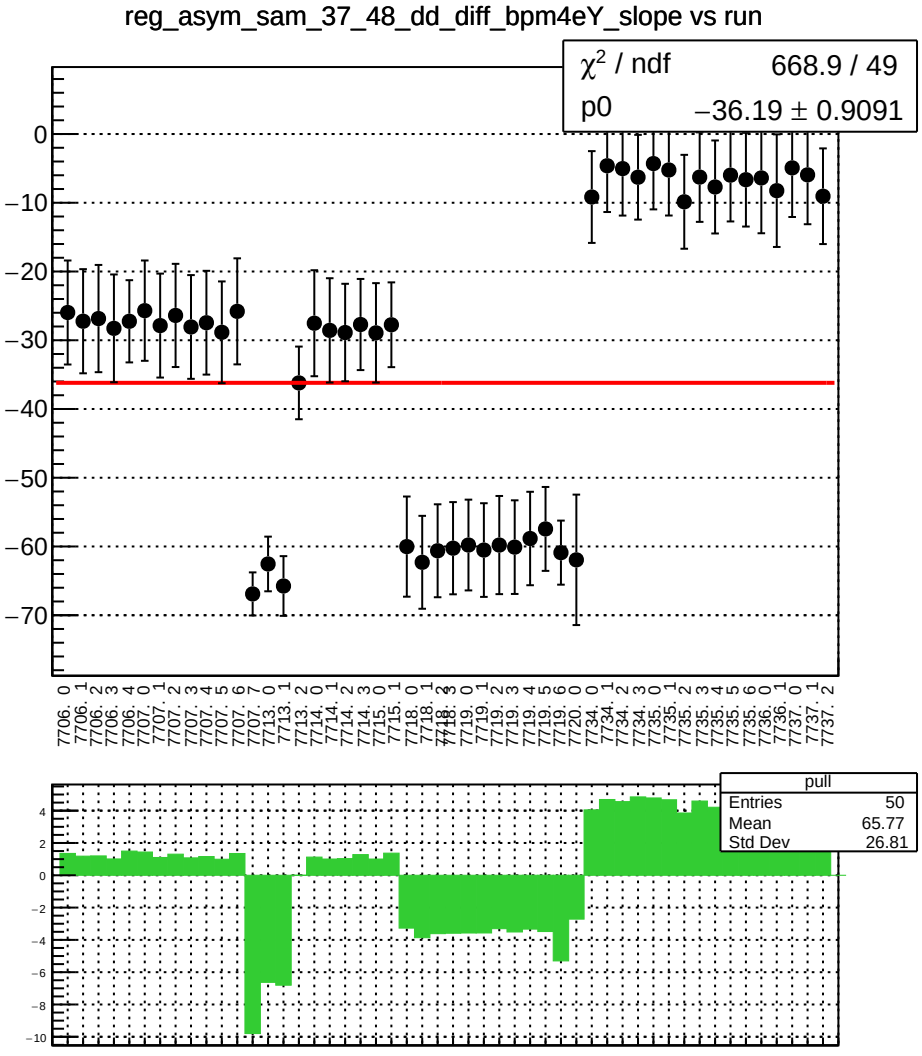
reg_asym_sam_37_48_dd_diff_bpm4eY_slope vs run
χ² / ndf 668.9 / 49
p0 −36.19 ± 0.9091
pull
Entries 50
Mean 65.77
Std Dev 26.81

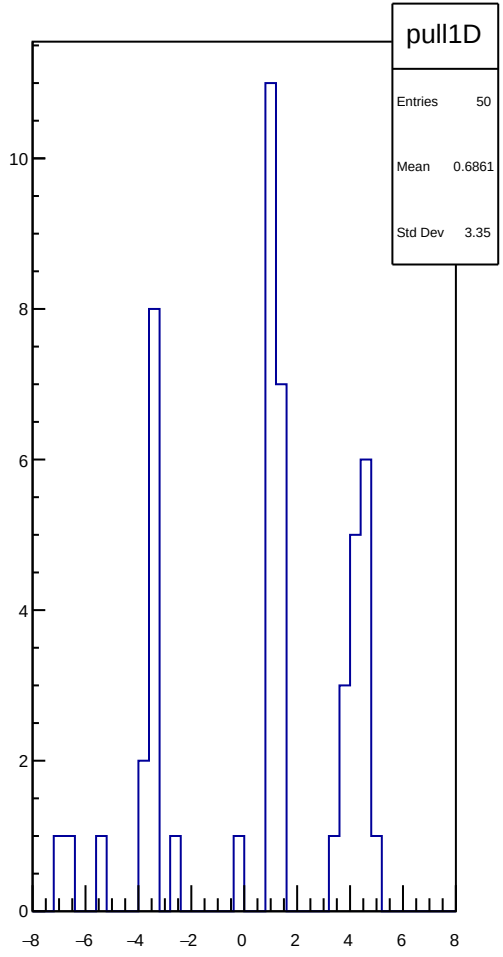
pull1D
Entries 50
Mean 0.6861
Std Dev 3.35

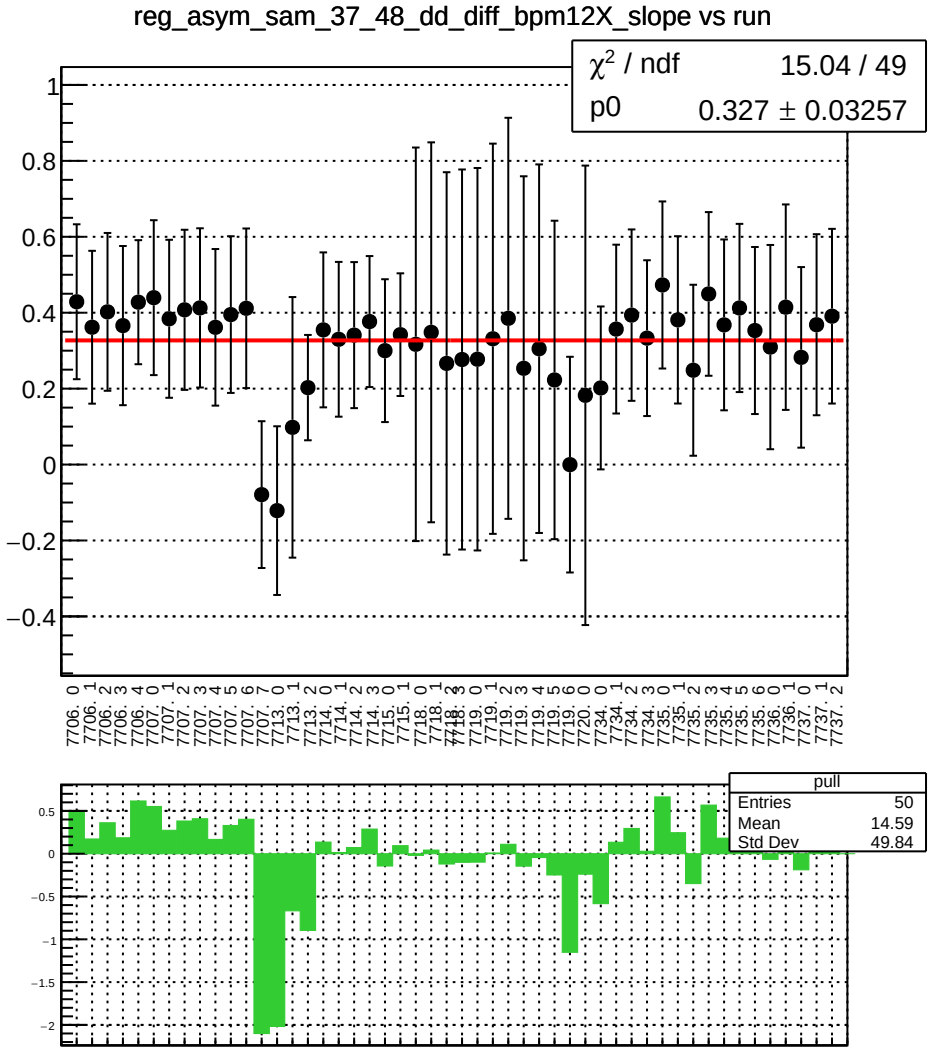
reg_asym_sam_37_48_dd_diff_bpm12X_slope vs run
χ² / ndf 15.04 / 49
p0 0.327 ± 0.03257
pull
Entries 50
Mean 14.59
Std Dev 49.84

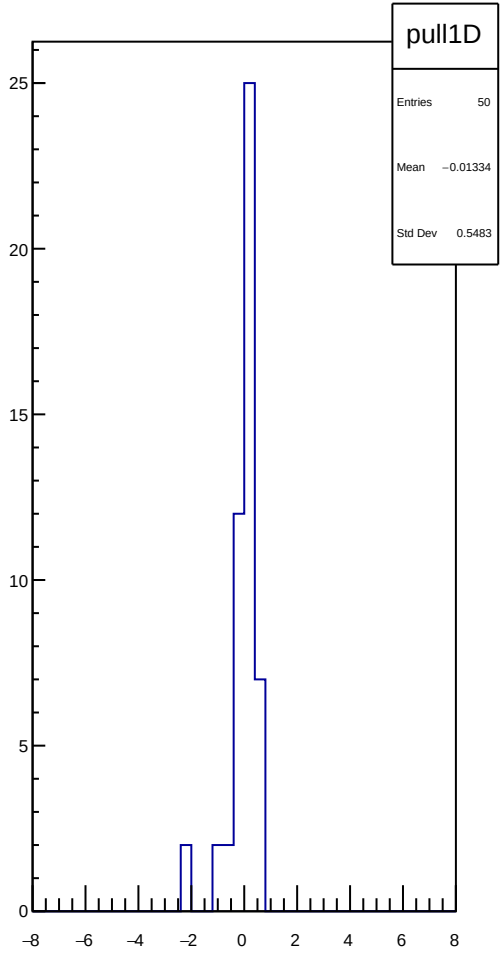
pull1D
Entries 50
Mean −0.01334
Std Dev 0.5483

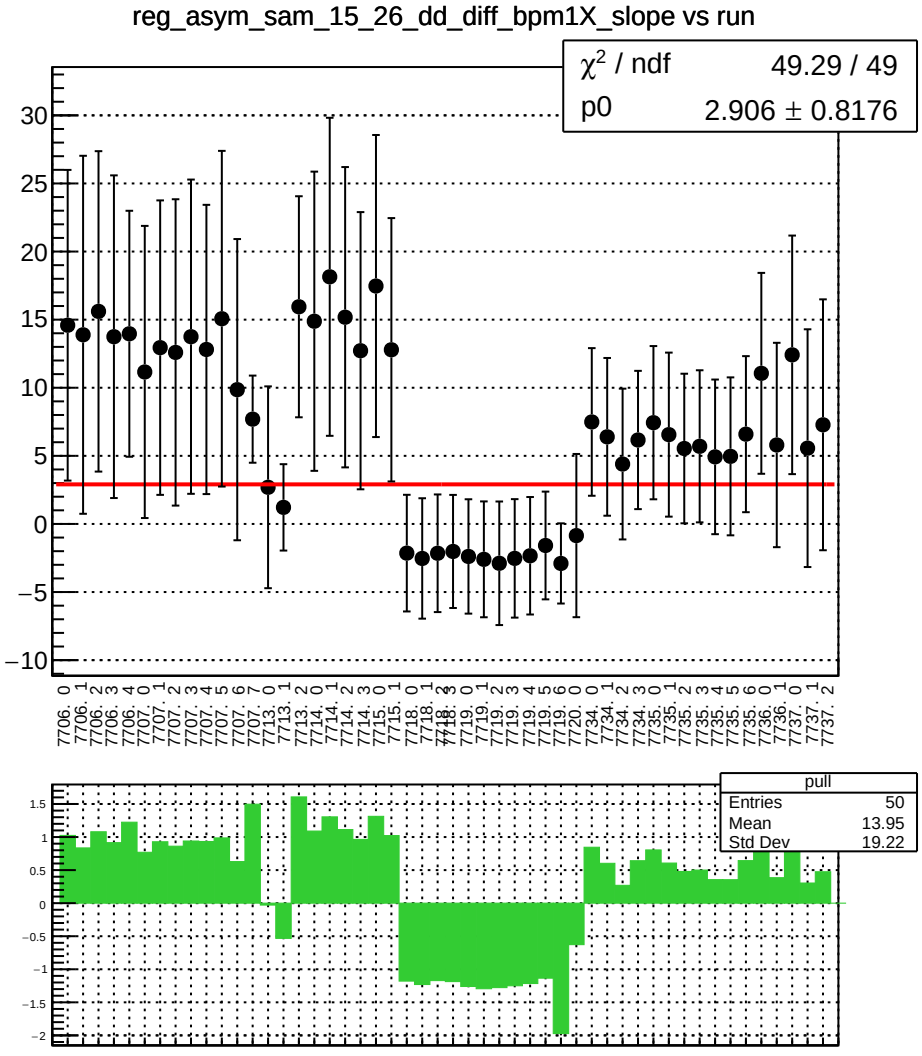
reg_asym_sam_15_26_dd_diff_bpm1X_slope vs run
χ² / ndf 49.29 / 49
p0 2.906 ± 0.8176
pull
Entries 50
Mean 13.95
Std Dev 19.22

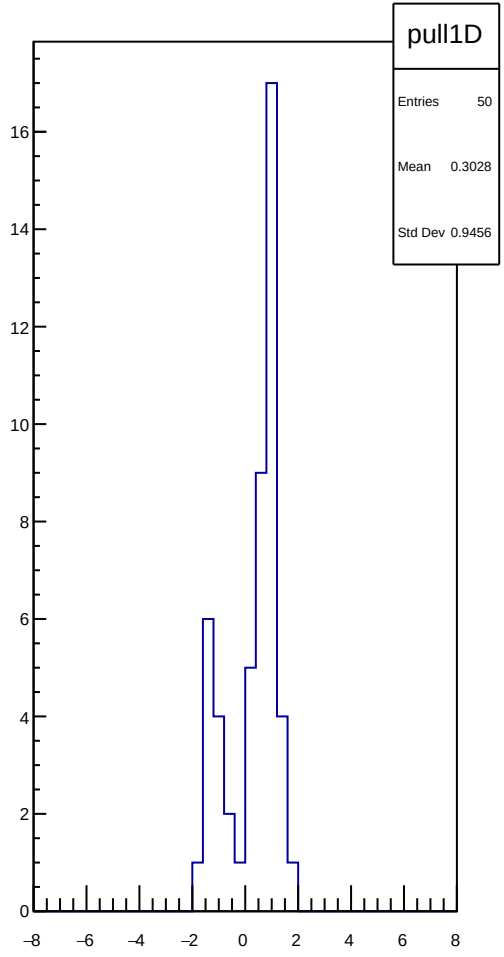
pull1D
Entries 50
Mean 0.3028
Std Dev 0.9456

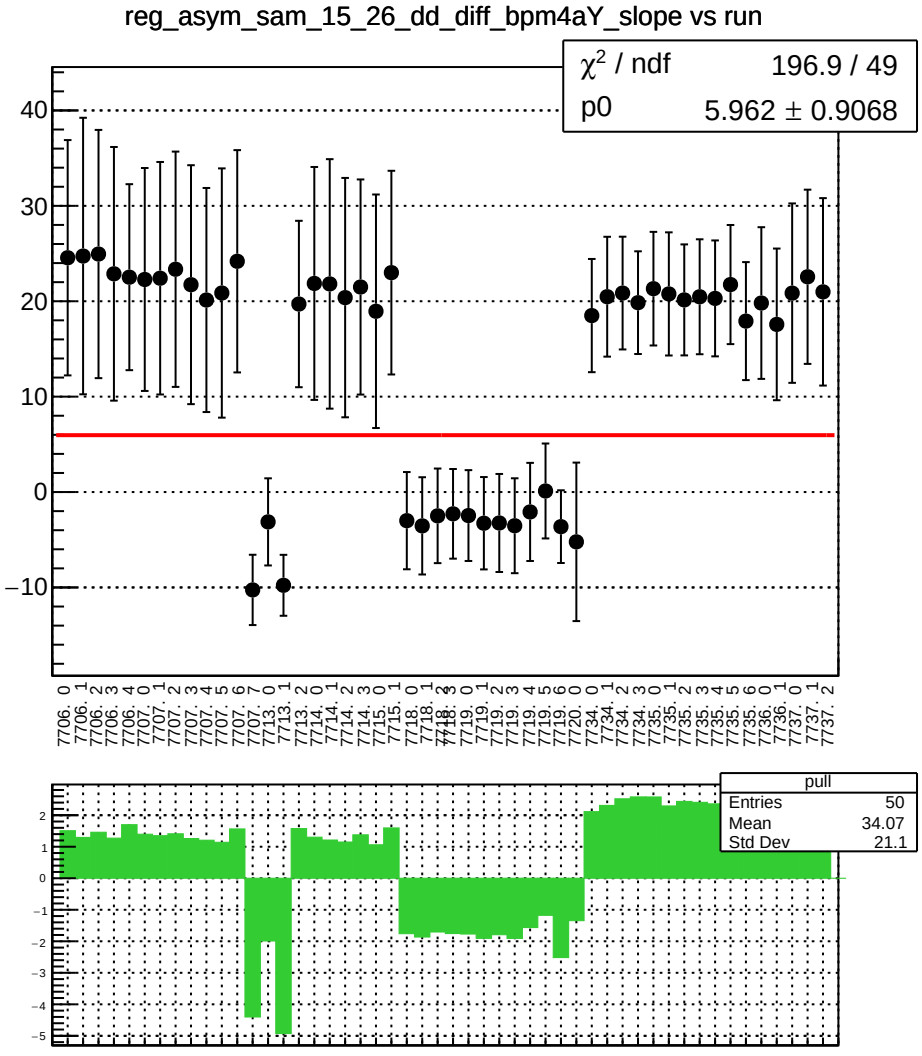
reg_asym_sam_15_26_dd_diff_bpm4aY_slope vs run
χ² / ndf 196.9 / 49
p0 5.962 ± 0.9068
pull
Entries 50
Mean 34.07
Std Dev 21.1

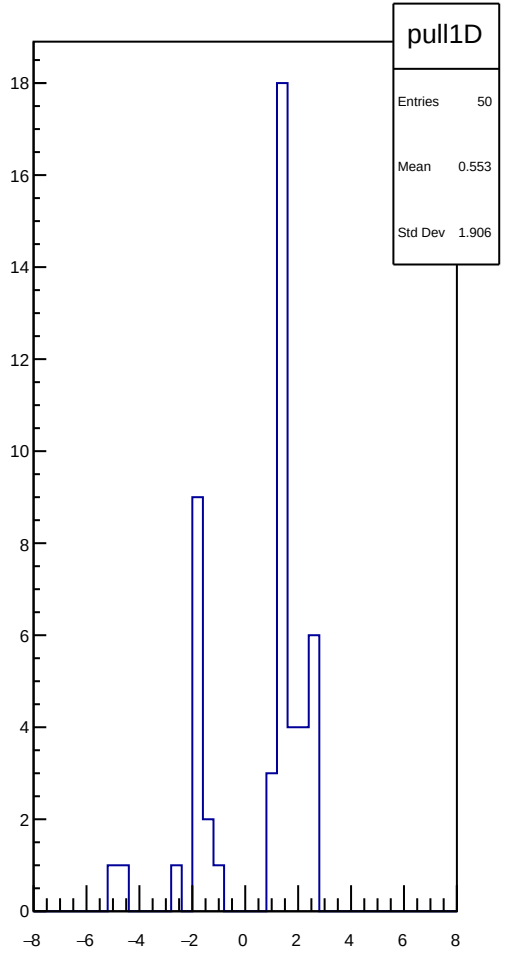
pull1D
Entries 50
Mean 0.553
Std Dev 1.906

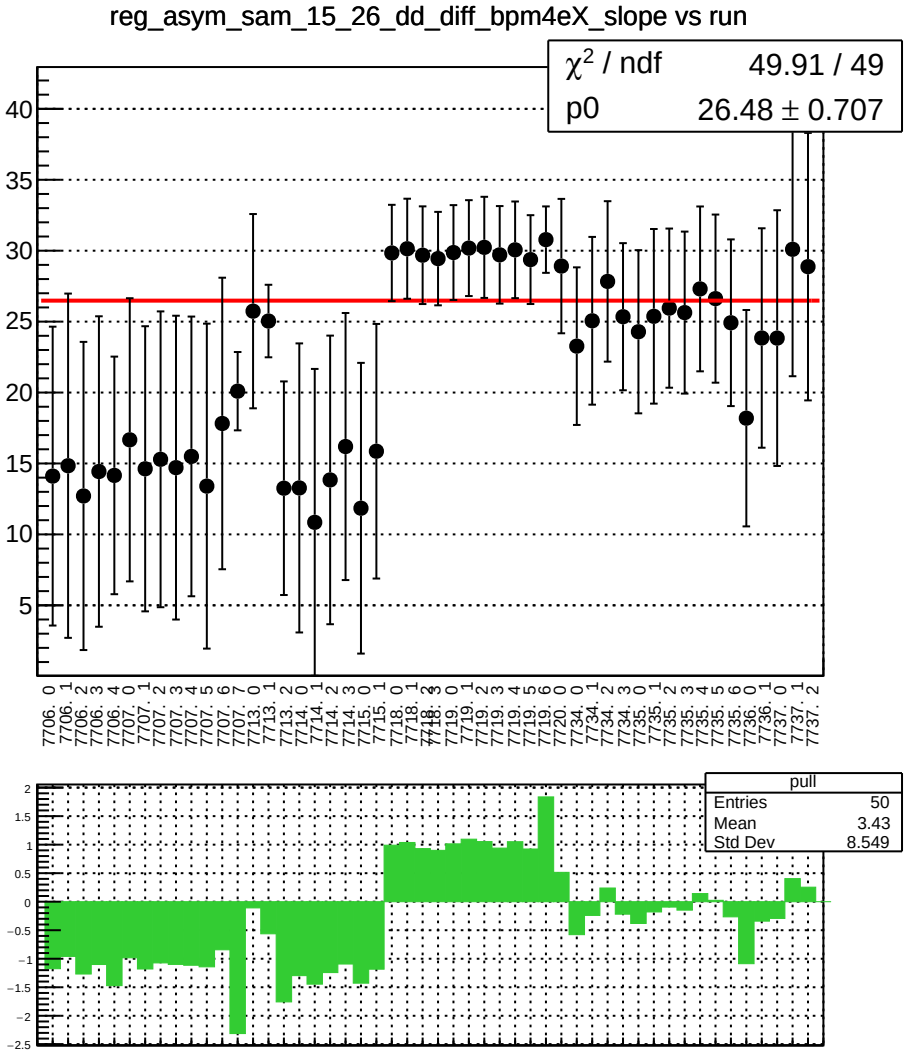
reg_asym_sam_15_26_dd_diff_bpm4eX_slope vs run
χ² / ndf 49.91 / 49
p0 26.48 ± 0.707
pull
Entries 50
Mean 3.43
Std Dev 8.549

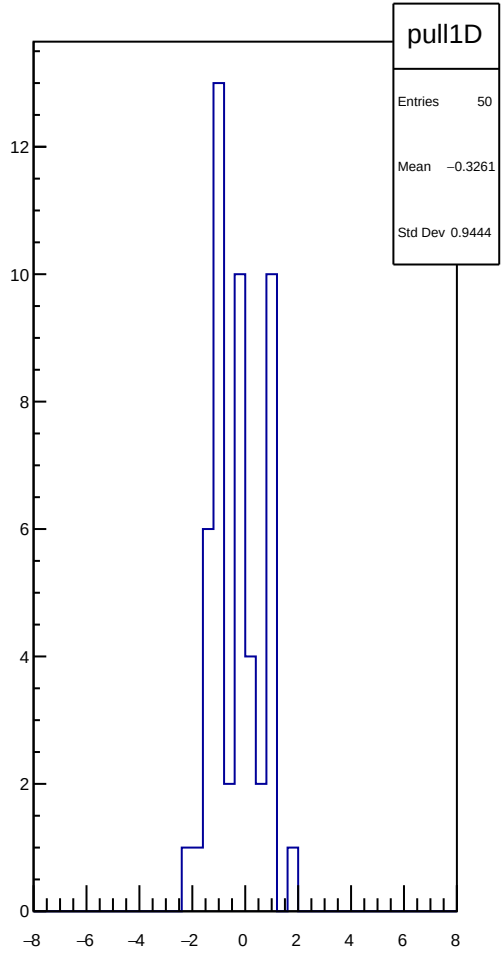
pull1D
Entries 50
Mean −0.3261
Std Dev 0.9444

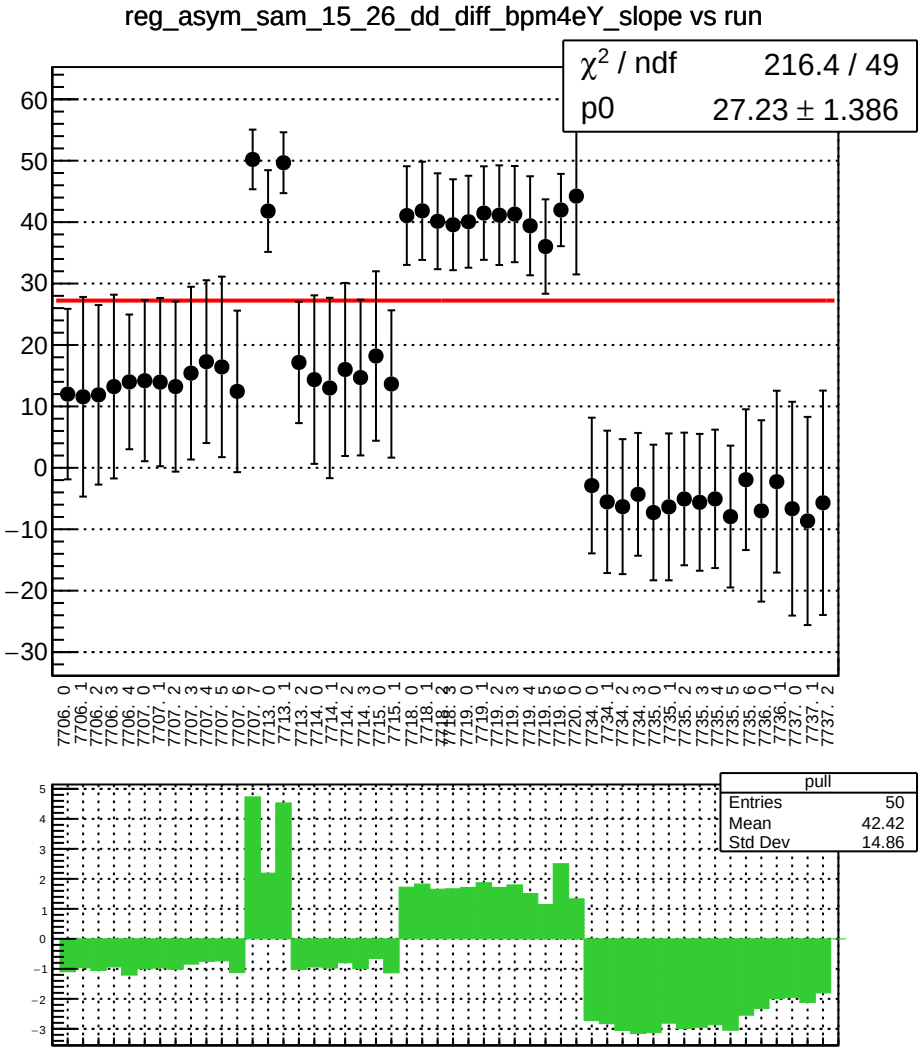
reg_asym_sam_15_26_dd_diff_bpm4eY_slope vs run
χ² / ndf 216.4 / 49
p0 27.23 ± 1.386
pull
Entries 50
Mean 42.42
Std Dev 14.86

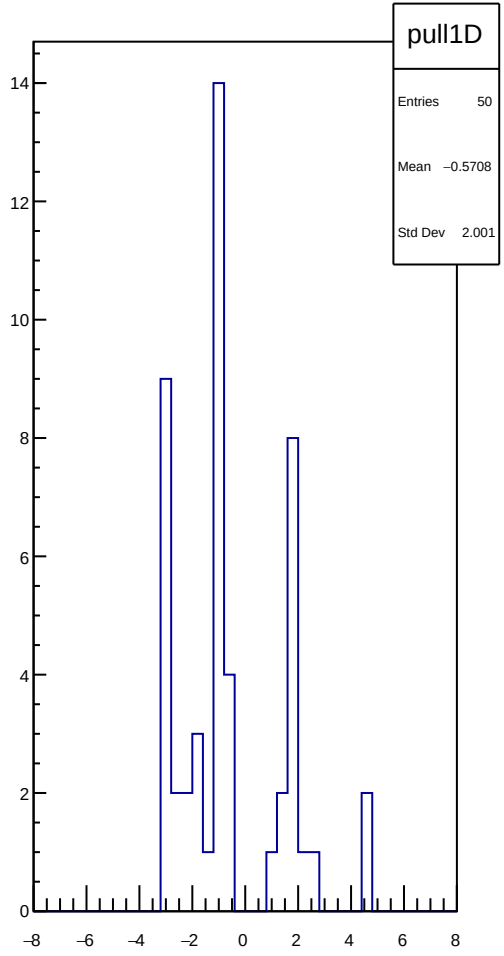
pull1D
Entries 50
Mean −0.5708
Std Dev 2.001

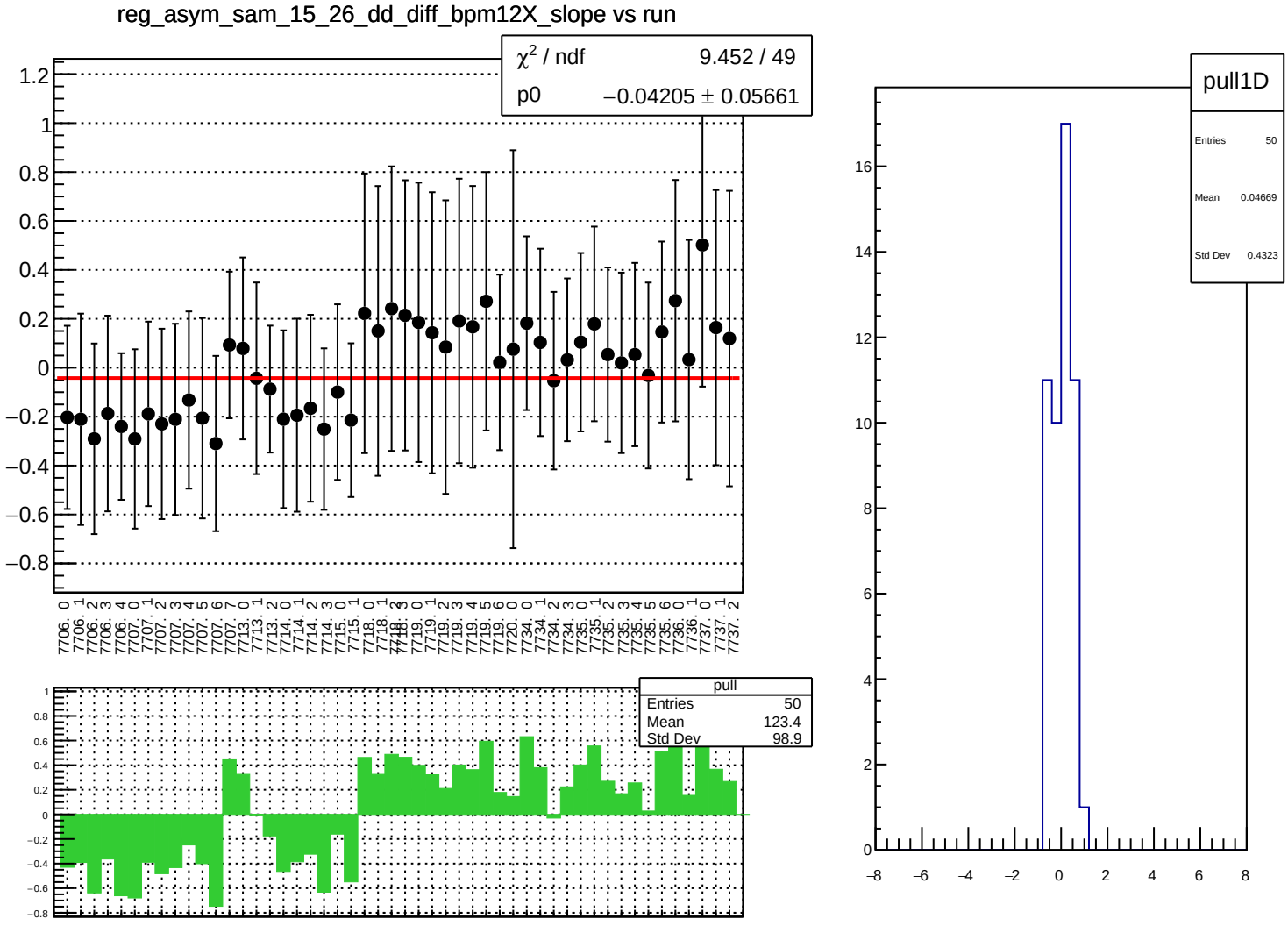
reg_asym_sam_15_26_dd_diff_bpm12X_slope vs run
χ² / ndf 9.452 / 49
p0 −0.04205 ± 0.05661
pull
Entries 50
Mean 123.4
Std Dev 98.9
pull1D
Entries 50
Mean 0.04669
Std Dev 0.4323

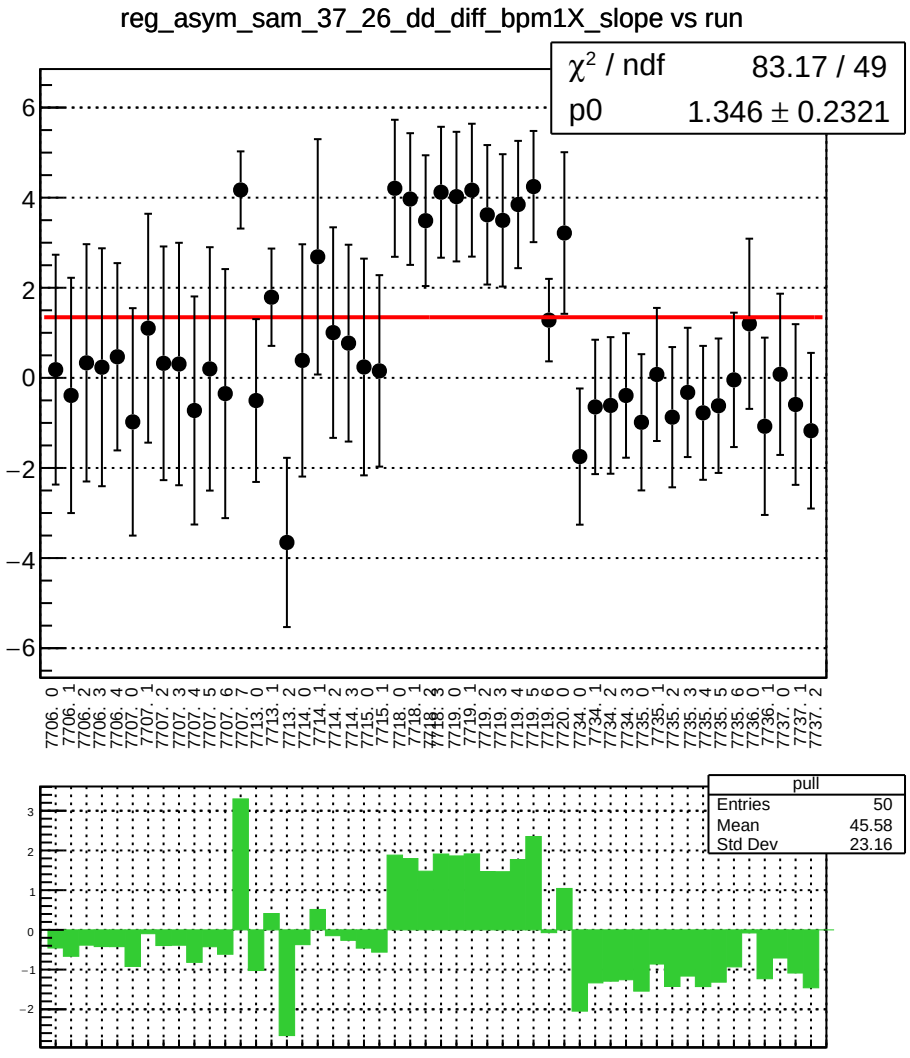
reg_asym_sam_37_26_dd_diff_bpm1X_slope vs run
χ² / ndf 83.17 / 49
p0 1.346 ± 0.2321
pull
Entries 50
Mean 45.58
Std Dev 23.16

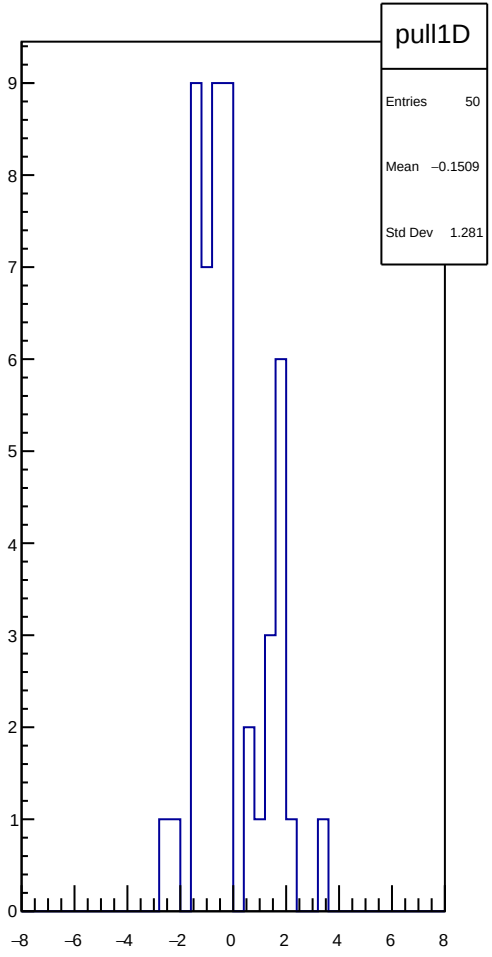
pull1D
Entries 50
Mean −0.1509
Std Dev 1.281

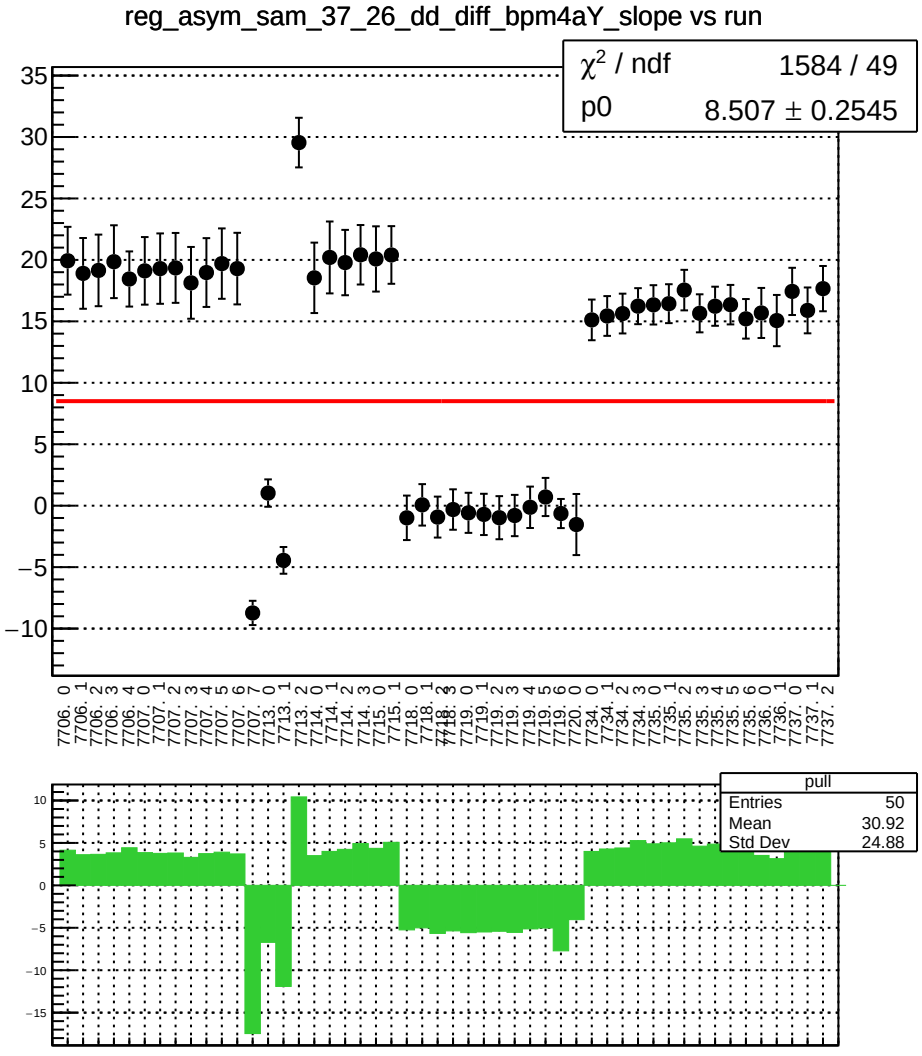
reg_asym_sam_37_26_dd_diff_bpm4aY_slope vs run
χ² / ndf 1584 / 49
p0 8.507 ± 0.2545
pull
Entries 50
Mean 30.92
Std Dev 24.88

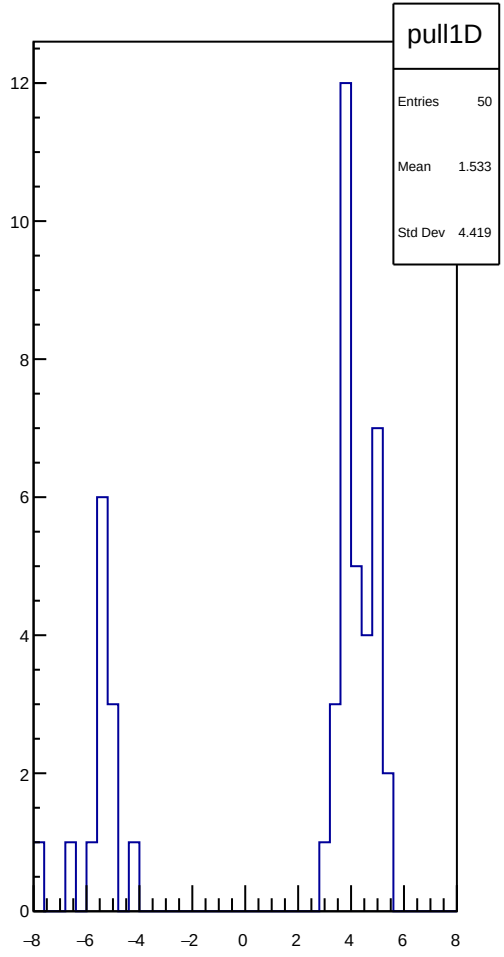
pull1D
Entries 50
Mean 1.533
Std Dev 4.419

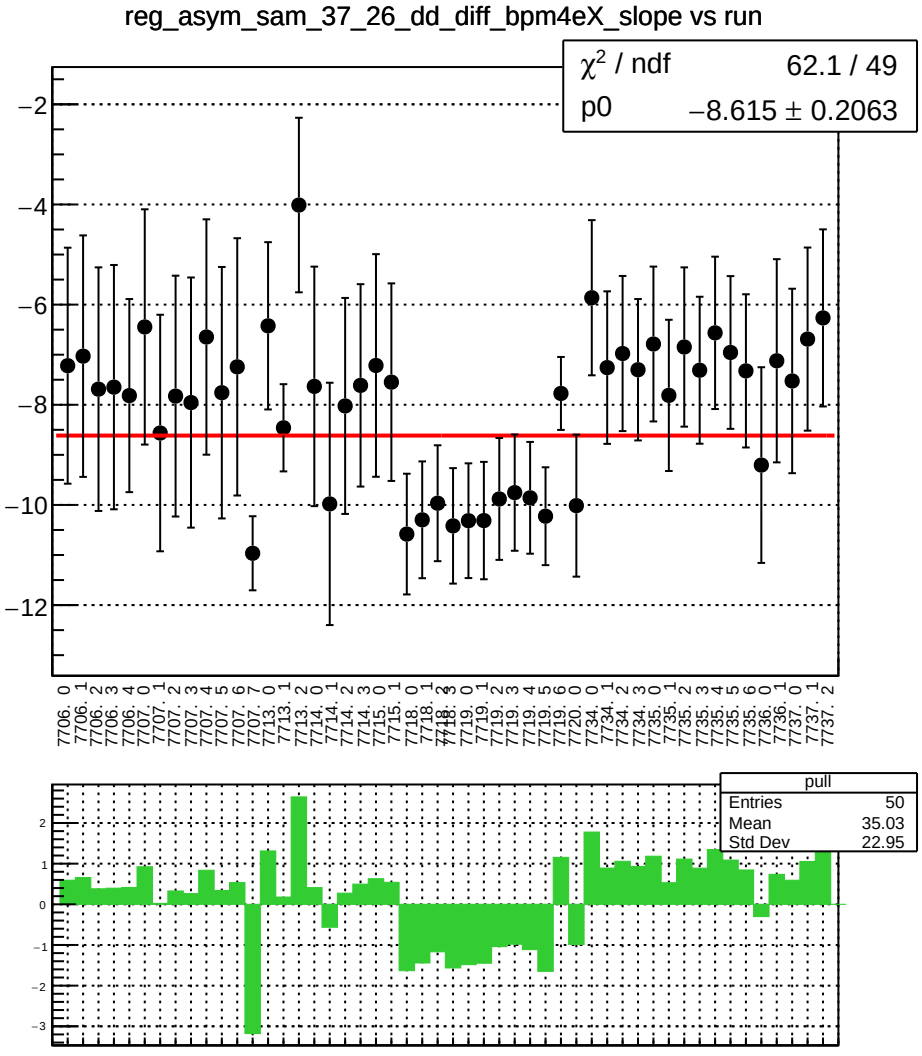
reg_asym_sam_37_26_dd_diff_bpm4eX_slope vs run
χ² / ndf 62.1 / 49
p0 −8.615 ± 0.2063
pull
Entries 50
Mean 35.03
Std Dev 22.95

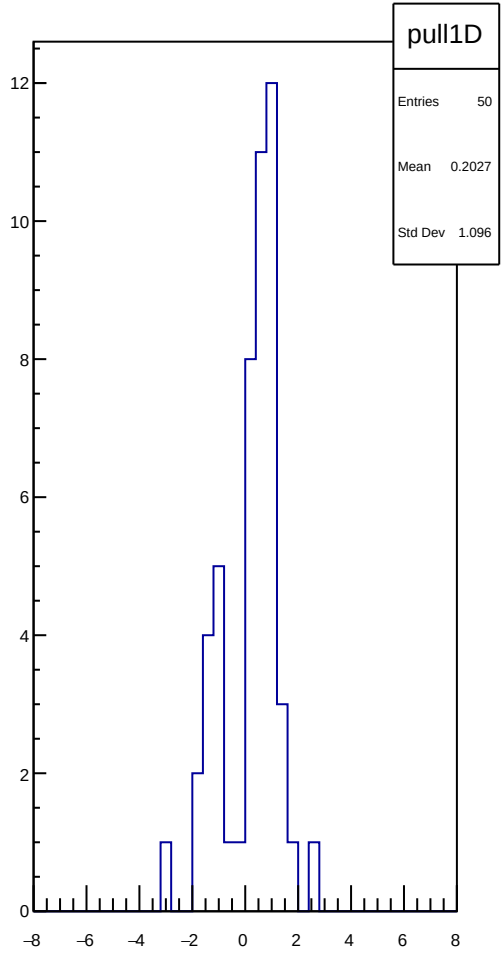
pull1D
Entries 50
Mean 0.2027
Std Dev 1.096

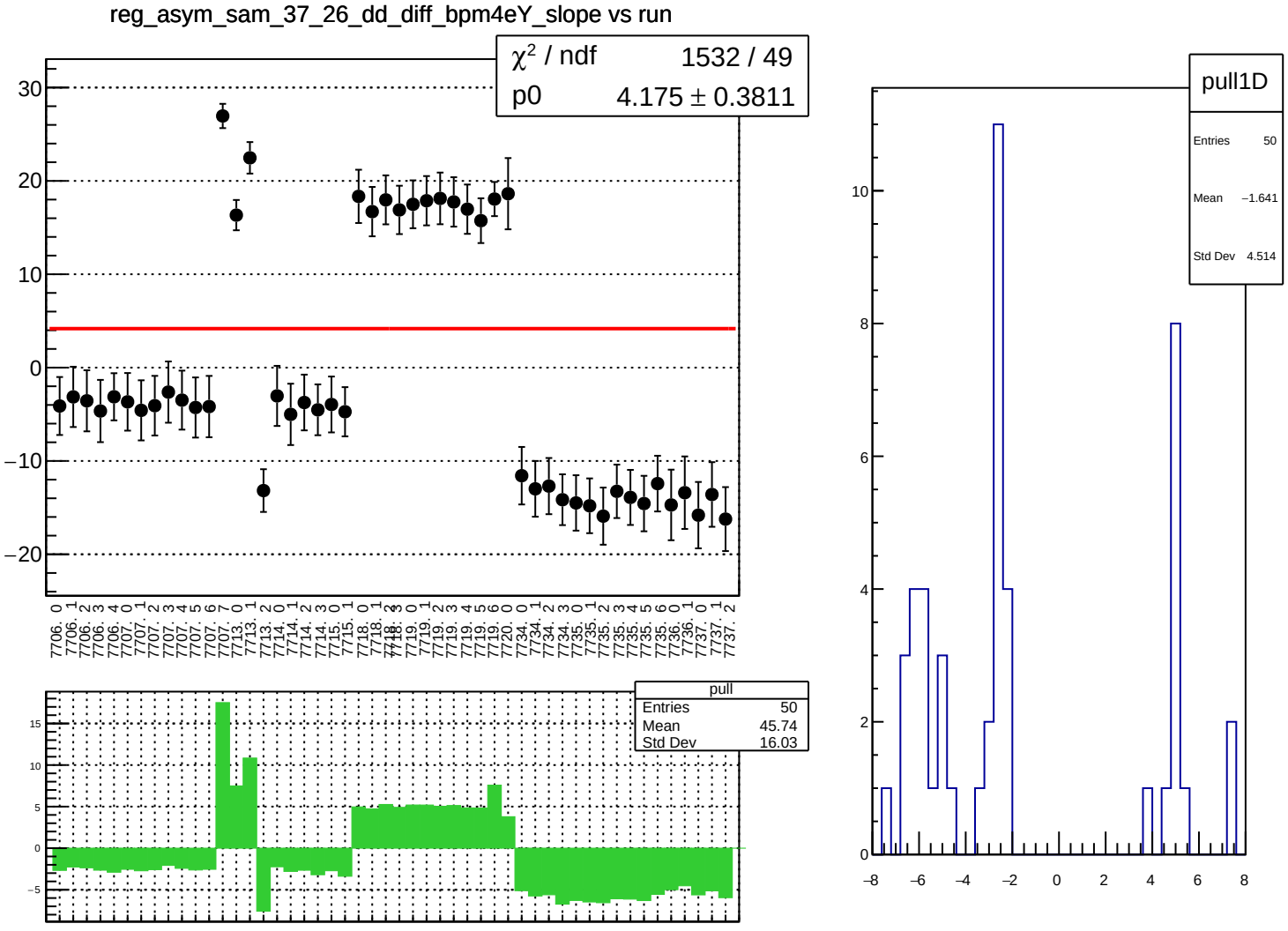
reg_asym_sam_37_26_dd_diff_bpm4eY_slope vs run
χ² / ndf 1532 / 49
p0 4.175 ± 0.3811
pull
Entries 50
Mean 45.74
Std Dev 16.03
pull1D
Entries 50
Mean −1.641
Std Dev 4.514

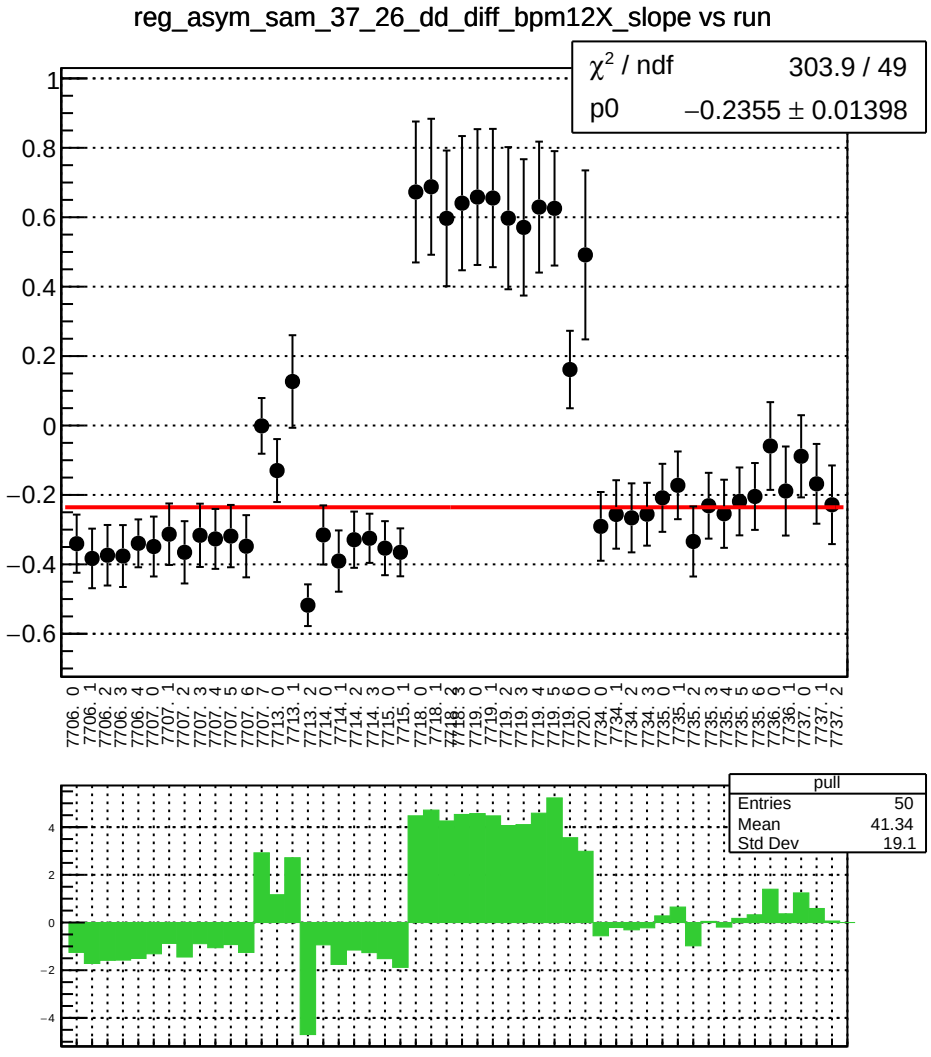
reg_asym_sam_37_26_dd_diff_bpm12X_slope vs run
χ² / ndf 303.9 / 49
p0 −0.2355 ± 0.01398
pull
Entries 50
Mean 41.34
Std Dev 19.1

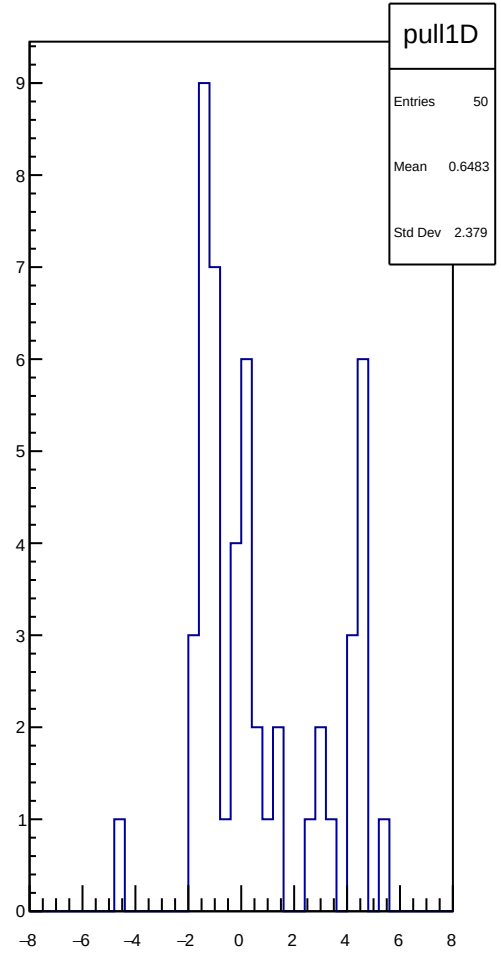
pull1D
Entries 50
Mean 0.6483
Std Dev 2.379

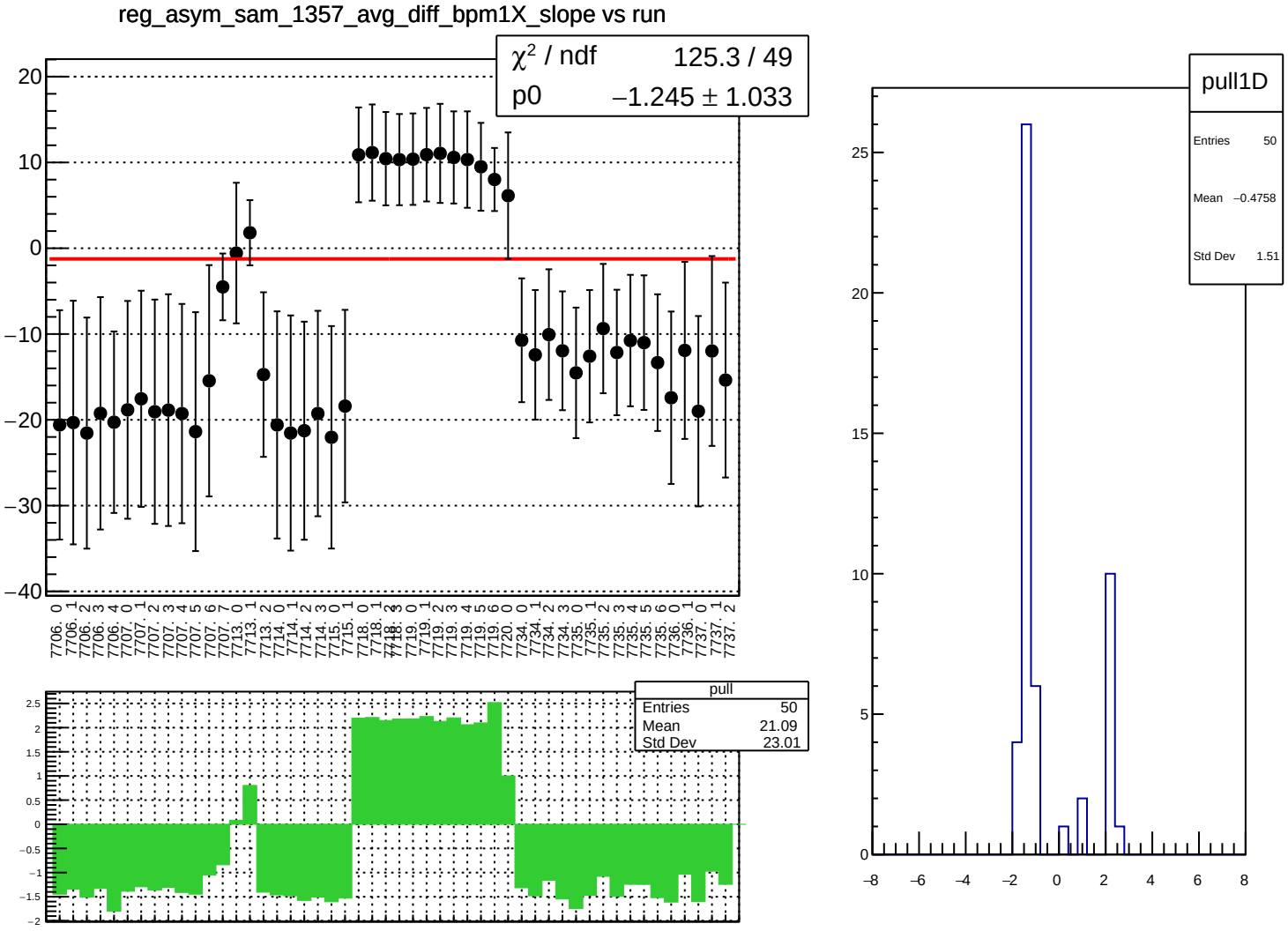
reg_asym_sam_1357_avg_diff_bpm1X_slope vs run
χ² / ndf 125.3 / 49
p0 −1.245 ± 1.033
pull
Entries 50
Mean 21.09
Std Dev 23.01
pull1D
Entries 50
Mean −0.4758
Std Dev 1.51

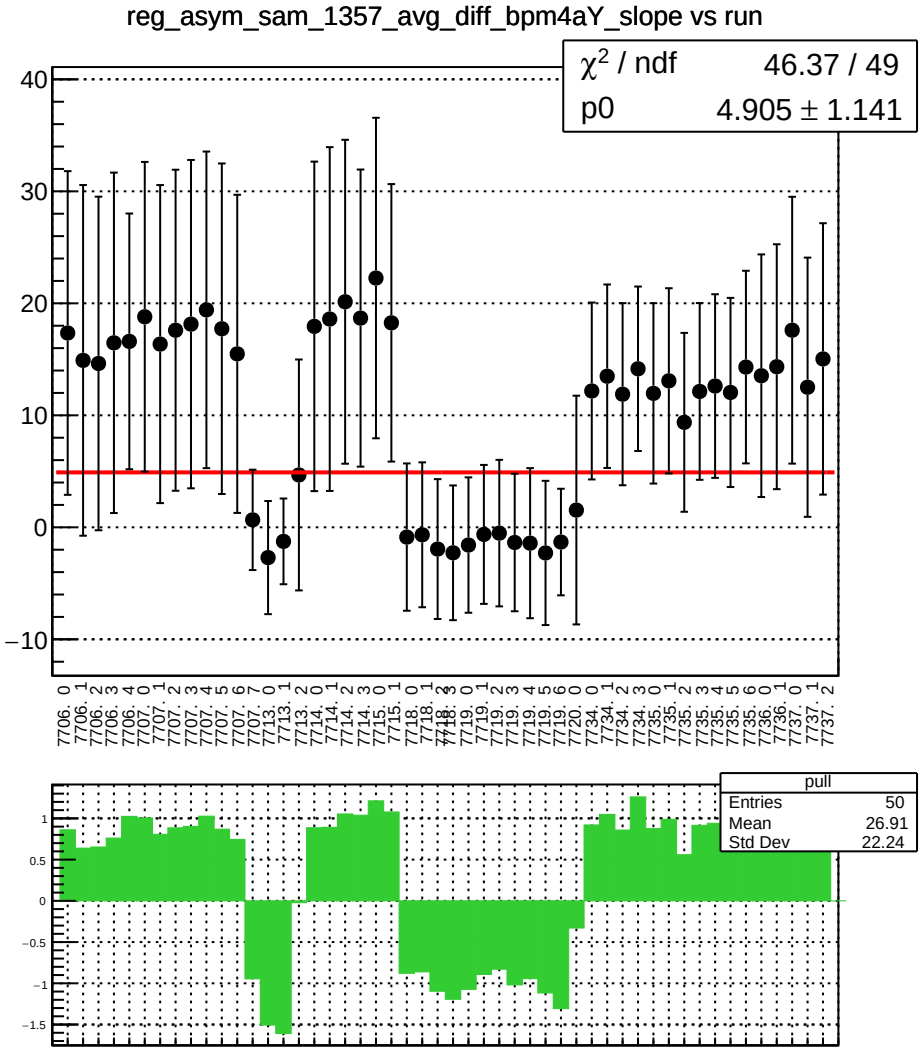
reg_asym_sam_1357_avg_diff_bpm4aY_slope vs run
χ² / ndf 46.37 / 49
p0 4.905 ± 1.141
pull
Entries 50
Mean 26.91
Std Dev 22.24

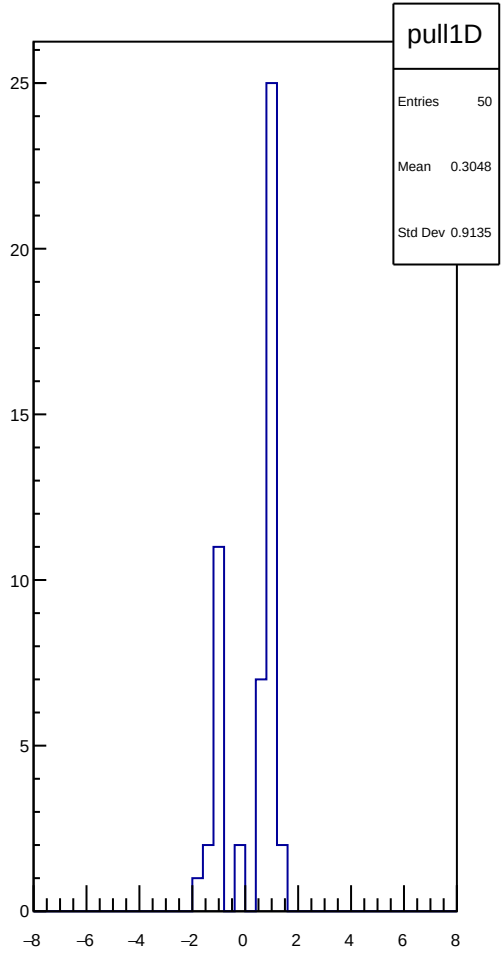
pull1D
Entries 50
Mean 0.3048
Std Dev 0.9135

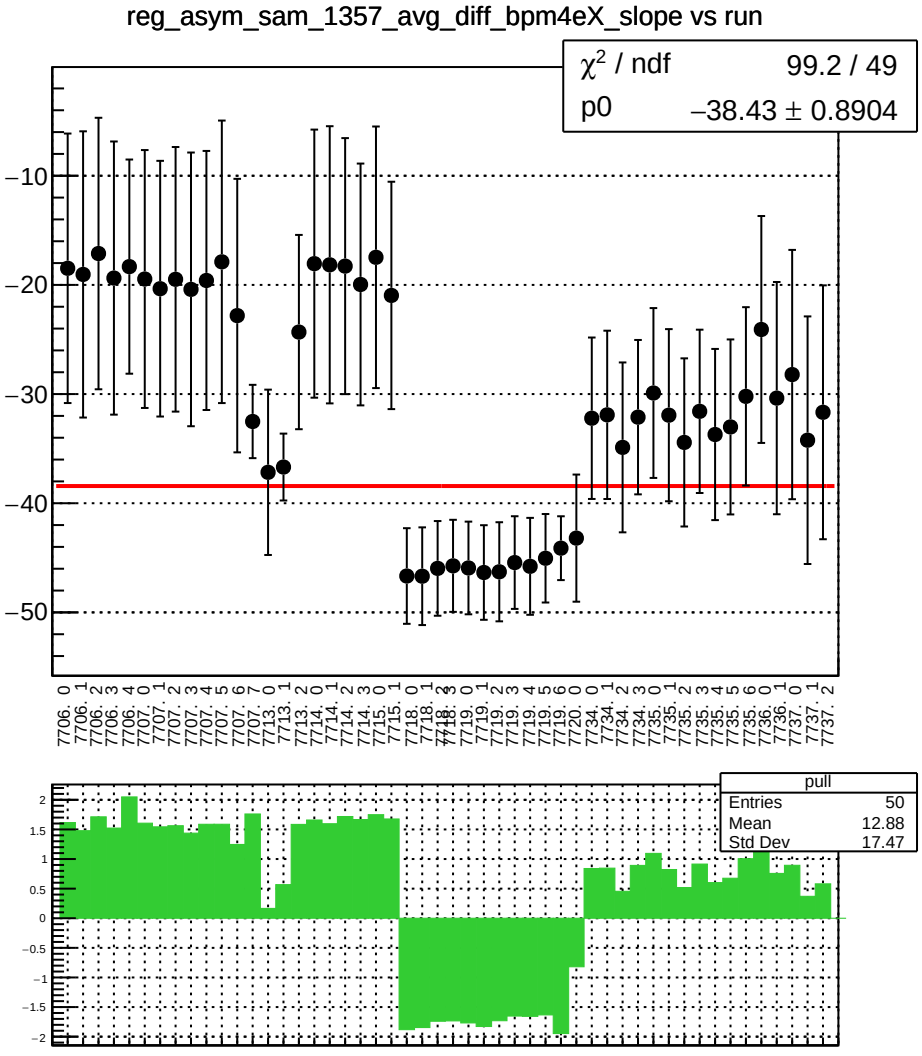
reg_asym_sam_1357_avg_diff_bpm4eX_slope vs run
χ² / ndf 99.2 / 49
p0 −38.43 ± 0.8904
−10
−20
−30
−40
−50
7706. 0
7706. 1
7706. 2
7706. 3
7706. 4
7707. 0
7707. 1
7707. 2
7707. 3
7707. 4
7707. 5
7707. 6
7707. 7
7713. 0
7713. 1
7713. 2
7714. 0
7714. 1
7714. 2
7714. 3
7715. 0
7715. 1
7718. 0
7718. 1
7718. 2
7718. 3
7719. 0
7719. 1
7719. 2
7719. 3
7719. 4
7719. 5
7719. 6
7720. 0
7734. 0
7734. 1
7734. 2
7734. 3
7735. 0
7735. 1
7735. 2
7735. 3
7735. 4
7735. 5
7735. 6
7736. 0
7736. 1
7737. 0
7737. 1
7737. 2
pull
Entries 50
Mean 12.88
Std Dev 17.47
2
1.5
1
0.5
0
−0.5
−1
−1.5
−2

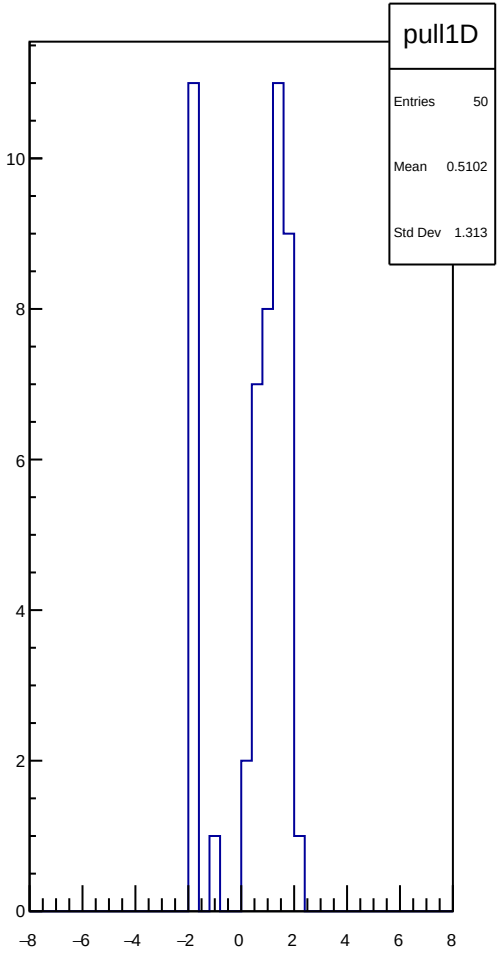
pull1D
Entries 50
Mean 0.5102
Std Dev 1.313
10
8
6
4
2
0
−8
−6
−4
−2
0
2
4
6
8

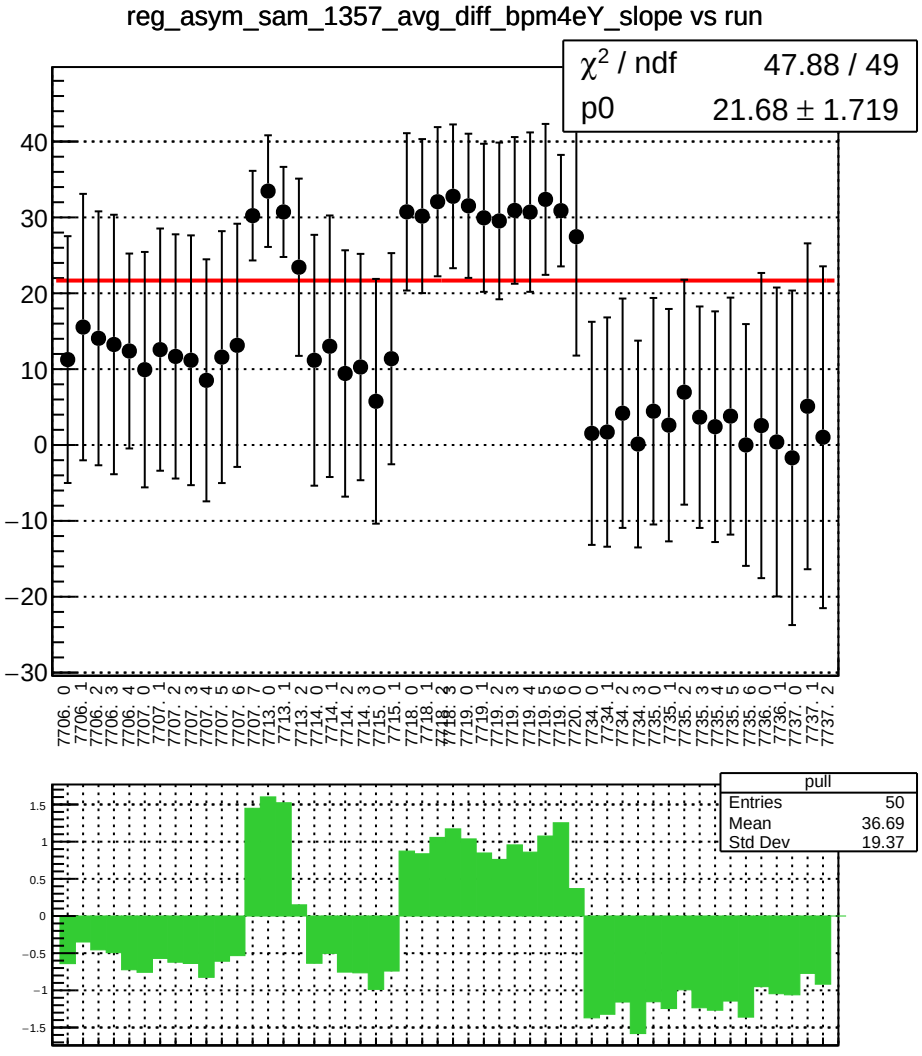
reg_asym_sam_1357_avg_diff_bpm4eY_slope vs run
χ² / ndf 47.88 / 49
p0 21.68 ± 1.719
pull
Entries 50
Mean 36.69
Std Dev 19.37

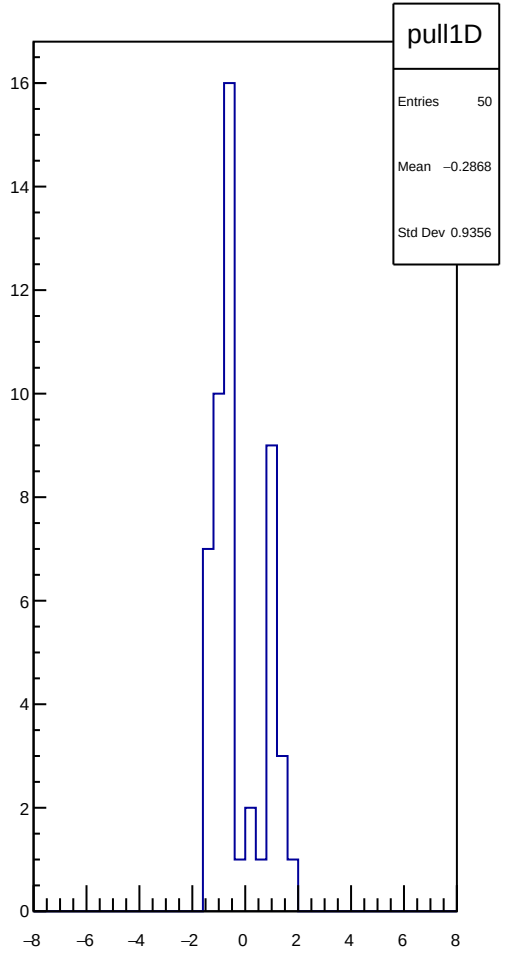
pull1D
Entries 50
Mean −0.2868
Std Dev 0.9356

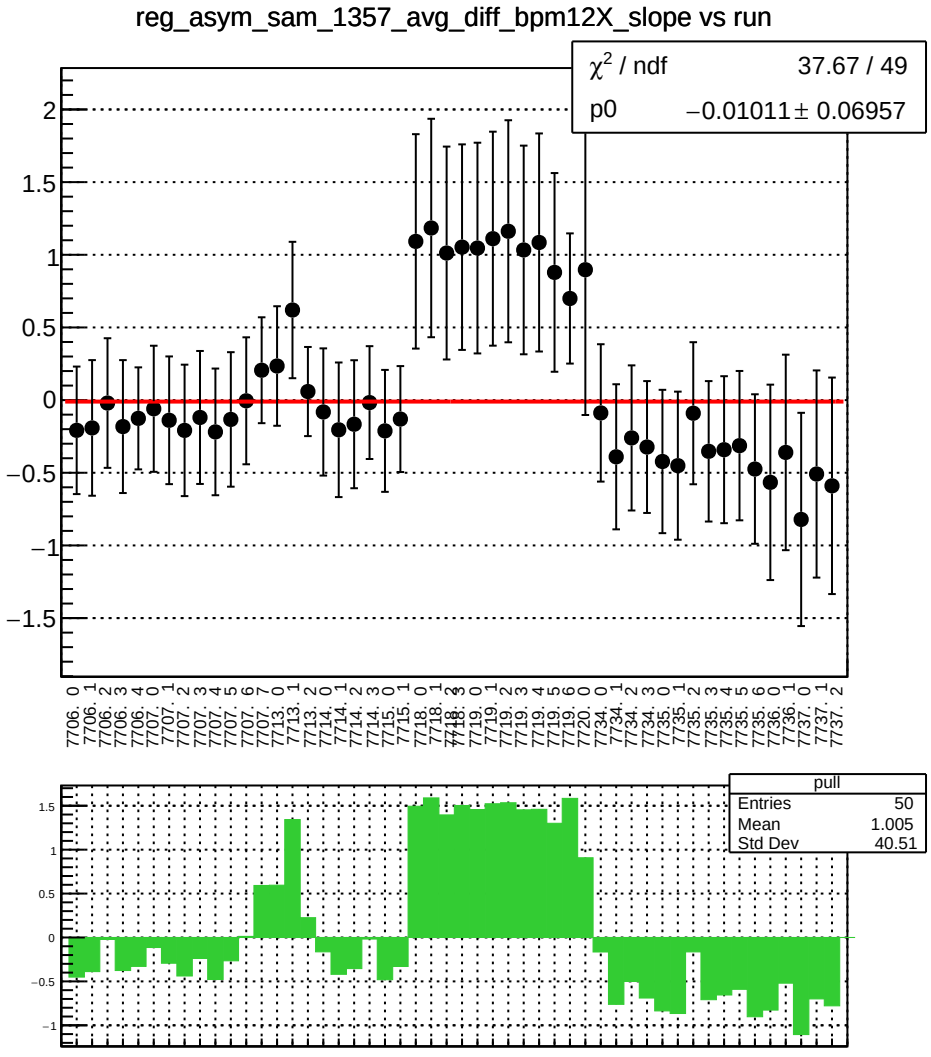
reg_asym_sam_1357_avg_diff_bpm12X_slope vs run
χ^2 / ndf 37.67 / 49
p0 −0.01011 ± 0.06957
pull
Entries 50
Mean 1.005
Std Dev 40.51

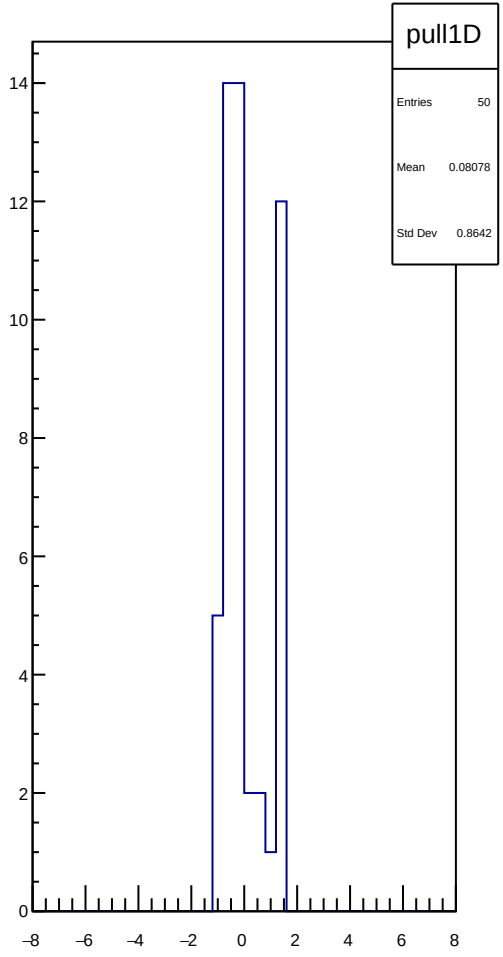
pull1D
Entries 50
Mean 0.08078
Std Dev 0.8642

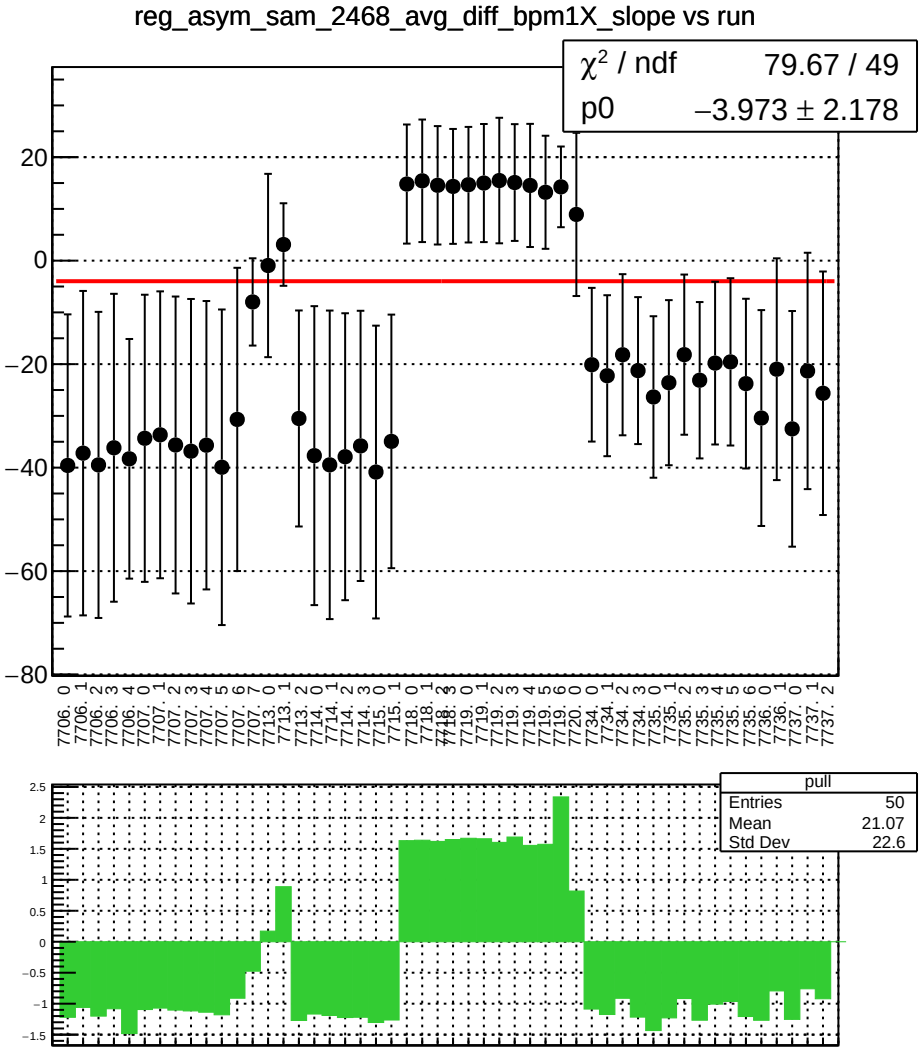
reg_asym_sam_2468_avg_diff_bpm1X_slope vs run
χ² / ndf 79.67 / 49
p0 −3.973 ± 2.178
pull
Entries 50
Mean 21.07
Std Dev 22.6

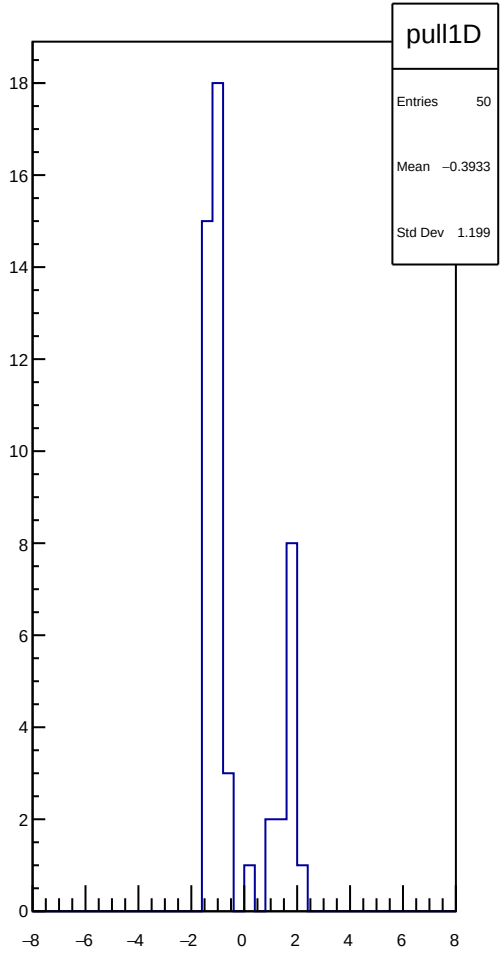
pull1D
Entries 50
Mean −0.3933
Std Dev 1.199

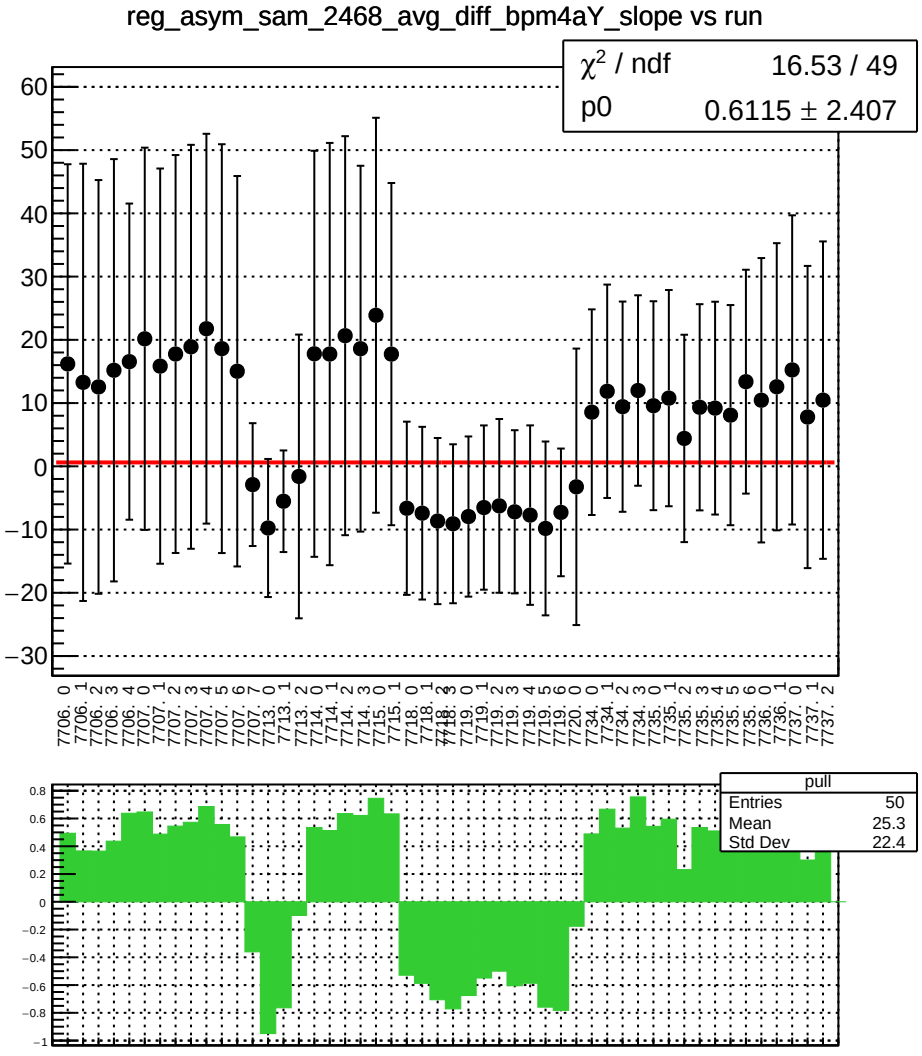
reg_asym_sam_2468_avg_diff_bpm4aY_slope vs run
χ² / ndf 16.53 / 49
p0 0.6115 ± 2.407
pull
Entries 50
Mean 25.3
Std Dev 22.4

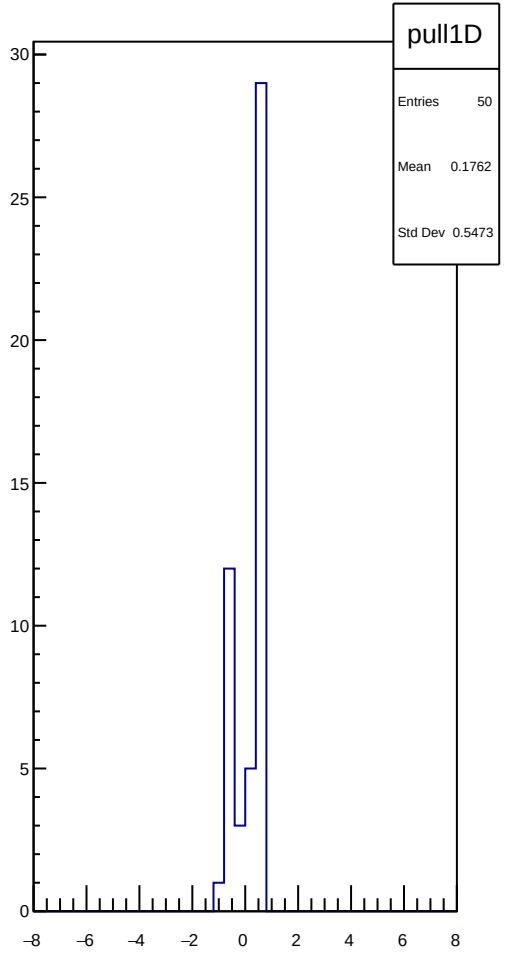
pull1D
Entries 50
Mean 0.1762
Std Dev 0.5473

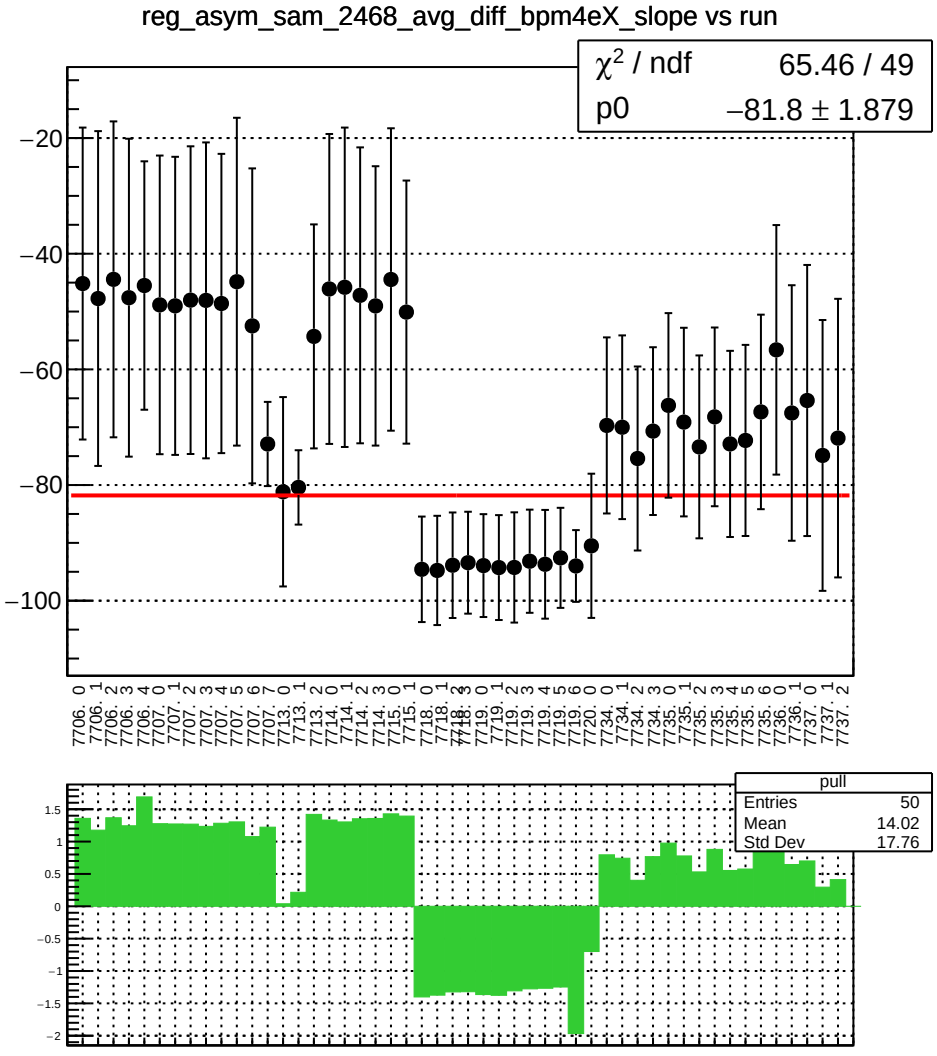
reg_asym_sam_2468_avg_diff_bpm4eX_slope vs run
χ² / ndf 65.46 / 49
p0 −81.8 ± 1.879
pull
Entries 50
Mean 14.02
Std Dev 17.76

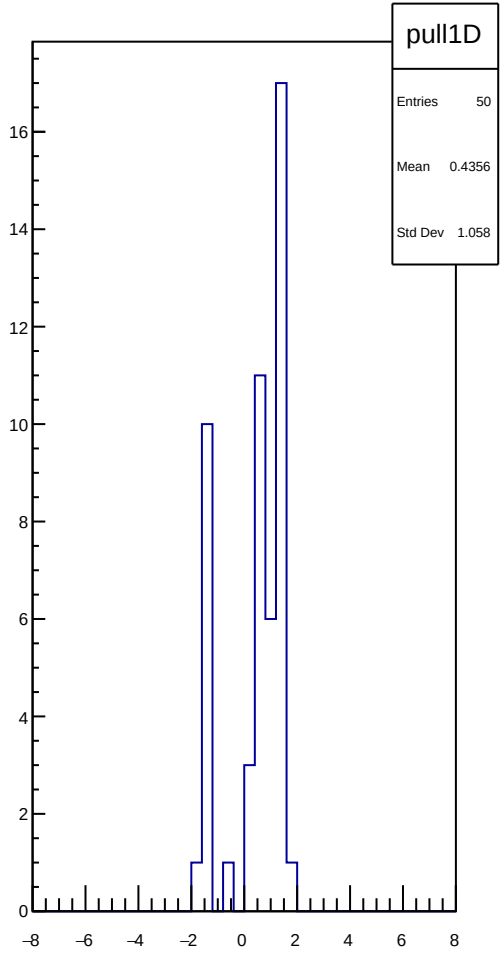
pull1D
Entries 50
Mean 0.4356
Std Dev 1.058

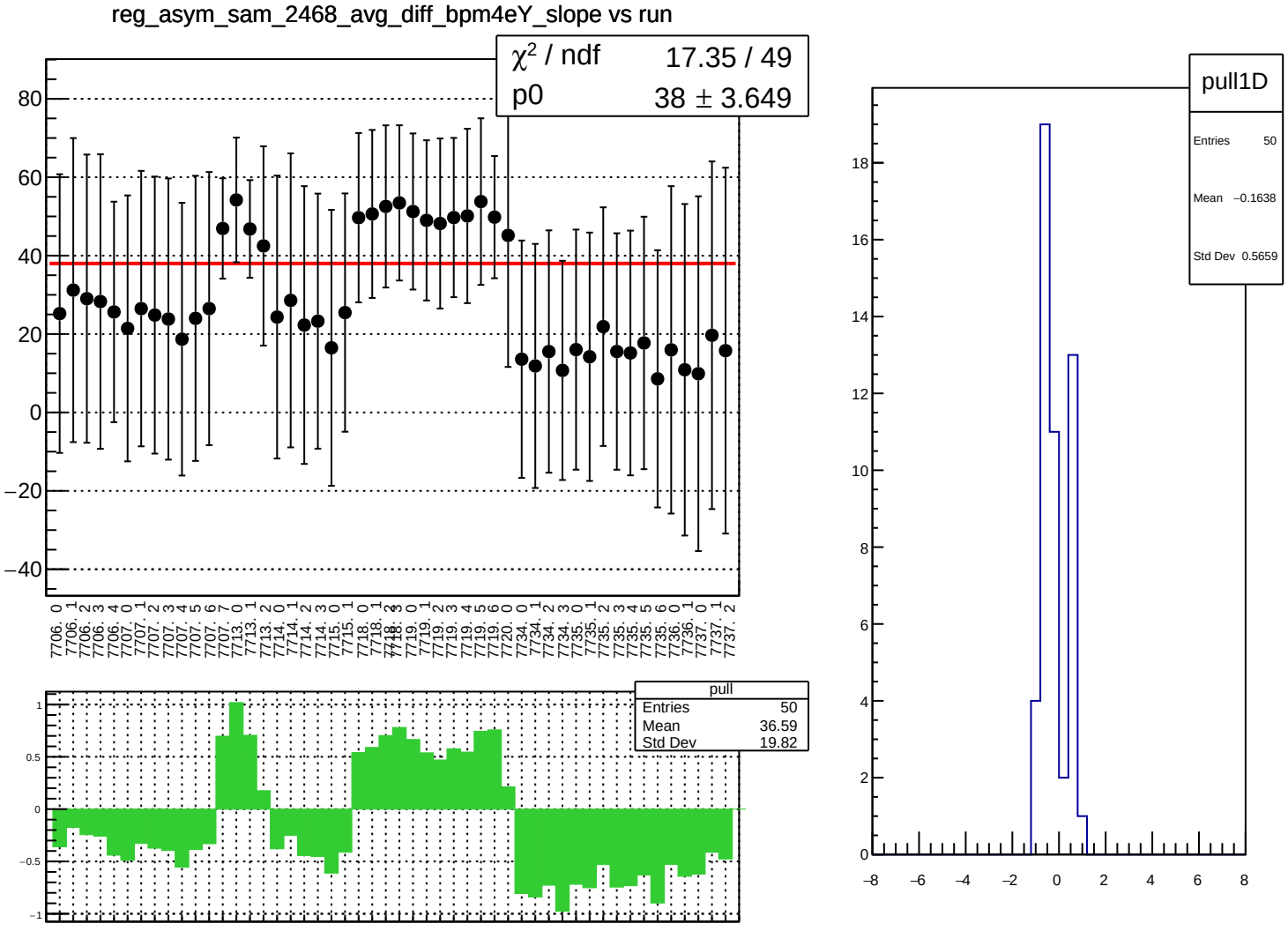
reg_asym_sam_2468_avg_diff_bpm4eY_slope vs run
χ² / ndf 17.35 / 49
p0 38 ± 3.649
pull
Entries 50
Mean 36.59
Std Dev 19.82
pull1D
Entries 50
Mean −0.1638
Std Dev 0.5659

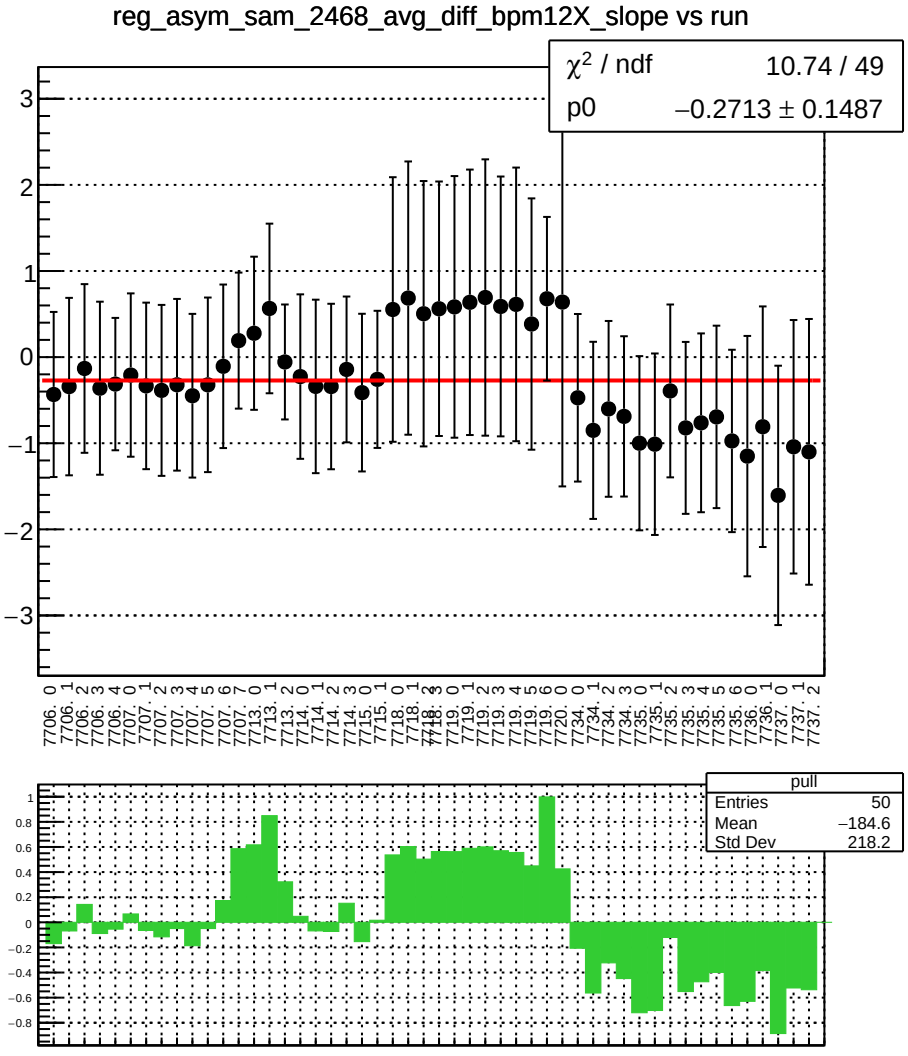
reg_asym_sam_2468_avg_diff_bpm12X_slope vs run
χ² / ndf 10.74 / 49
p0 −0.2713 ± 0.1487
pull
Entries 50
Mean −184.6
Std Dev 218.2

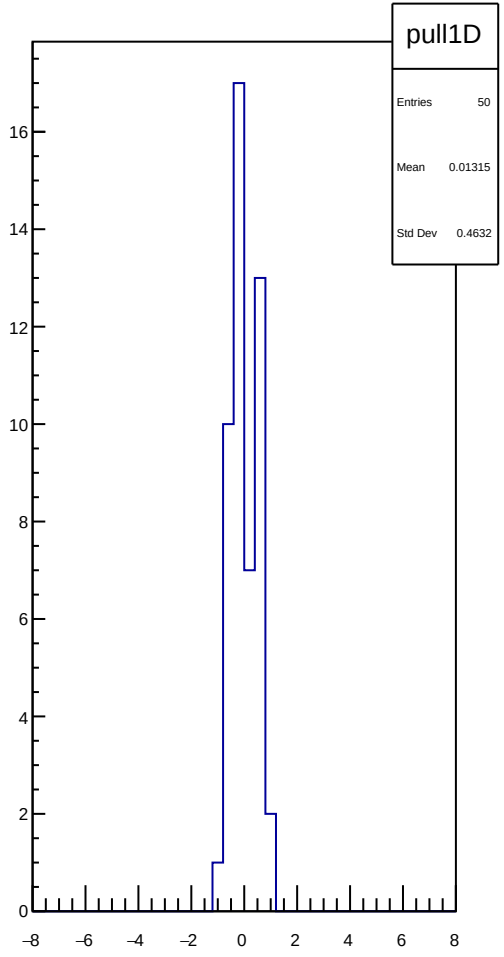
pull1D
Entries 50
Mean 0.01315
Std Dev 0.4632

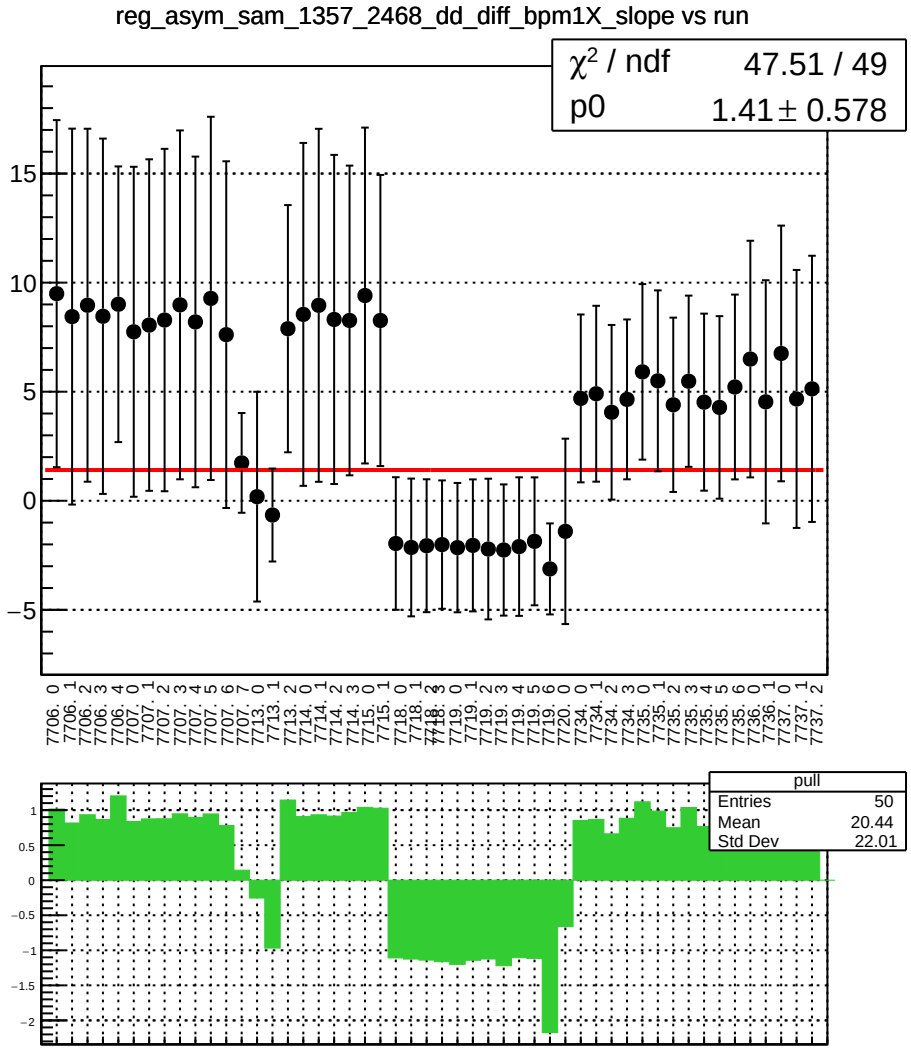
reg_asym_sam_1357_2468_dd_diff_bpm1X_slope vs run
χ² / ndf 47.51 / 49
p0 1.41 ± 0.578
pull
Entries 50
Mean 20.44
Std Dev 22.01

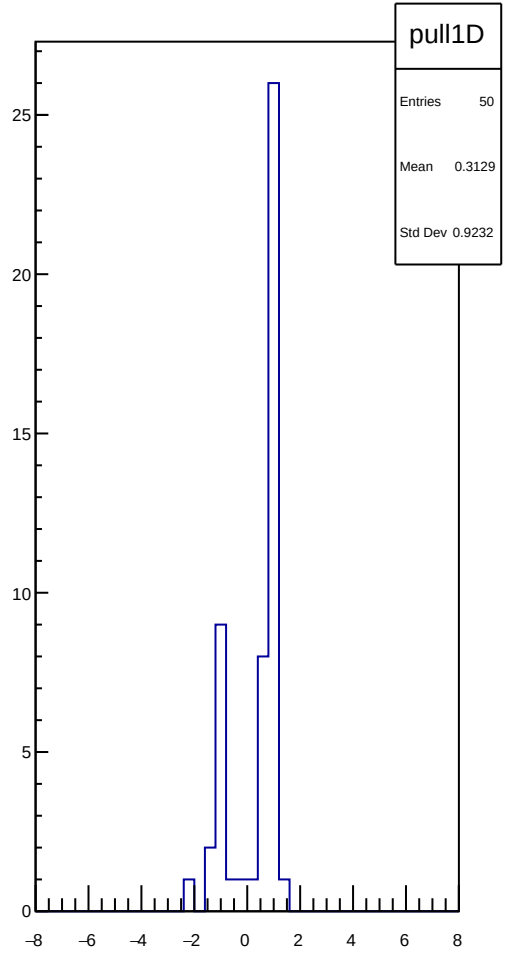
pull1D
Entries 50
Mean 0.3129
Std Dev 0.9232

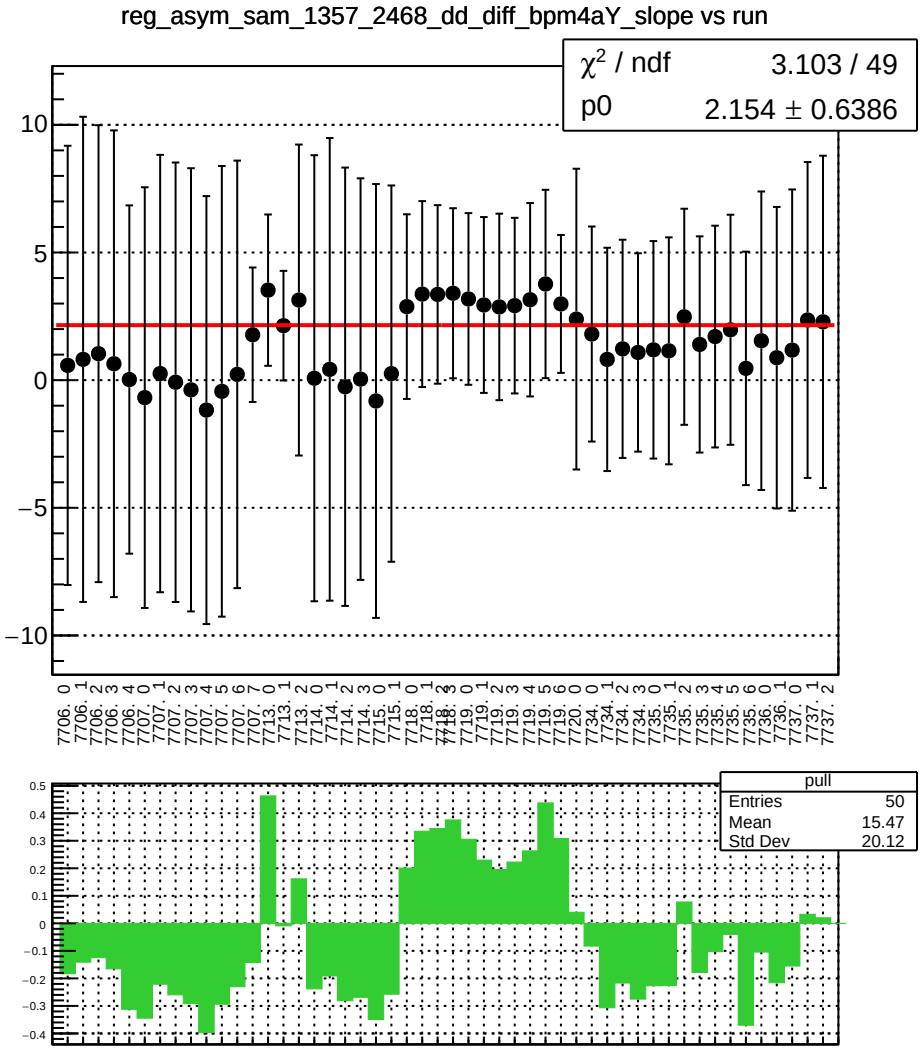
reg_asym_sam_1357_2468_dd_diff_bpm4aY_slope vs run
χ² / ndf 3.103 / 49
p0 2.154 ± 0.6386
pull
Entries 50
Mean 15.47
Std Dev 20.12

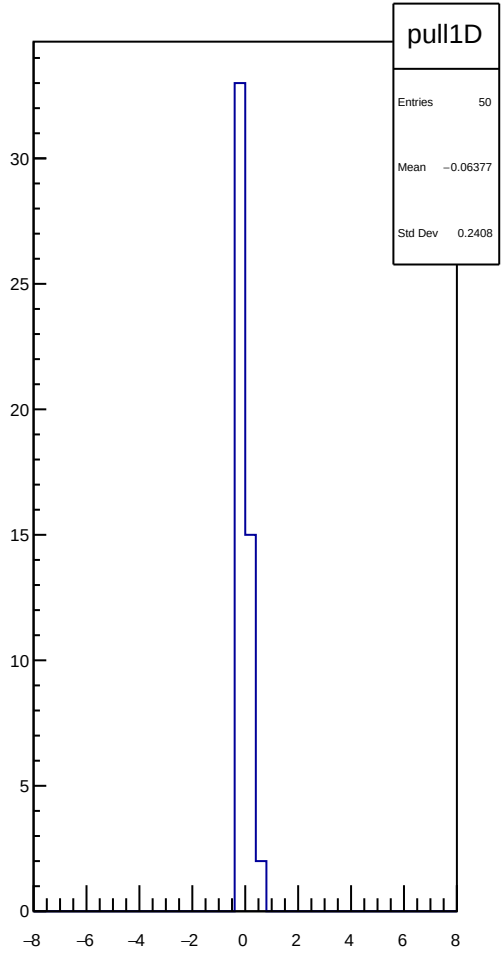
pull1D
Entries 50
Mean −0.06377
Std Dev 0.2408

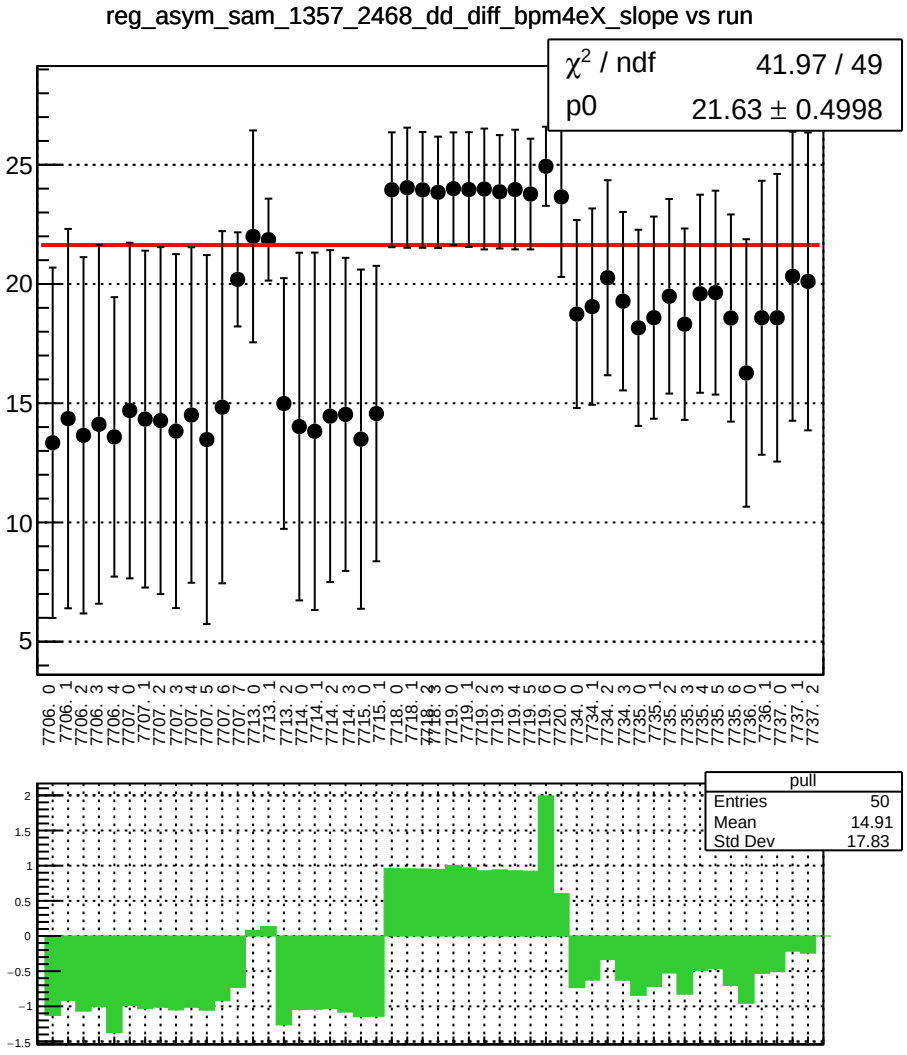
reg_asym_sam_1357_2468_dd_diff_bpm4eX_slope vs run
χ² / ndf 41.97 / 49
p0 21.63 ± 0.4998
pull
Entries 50
Mean 14.91
Std Dev 17.83

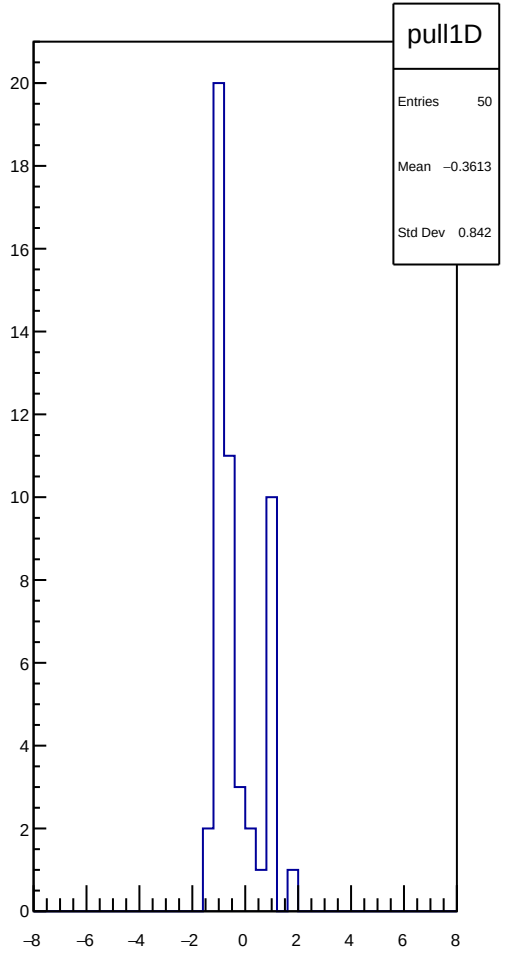
pull1D
Entries 50
Mean −0.3613
Std Dev 0.842

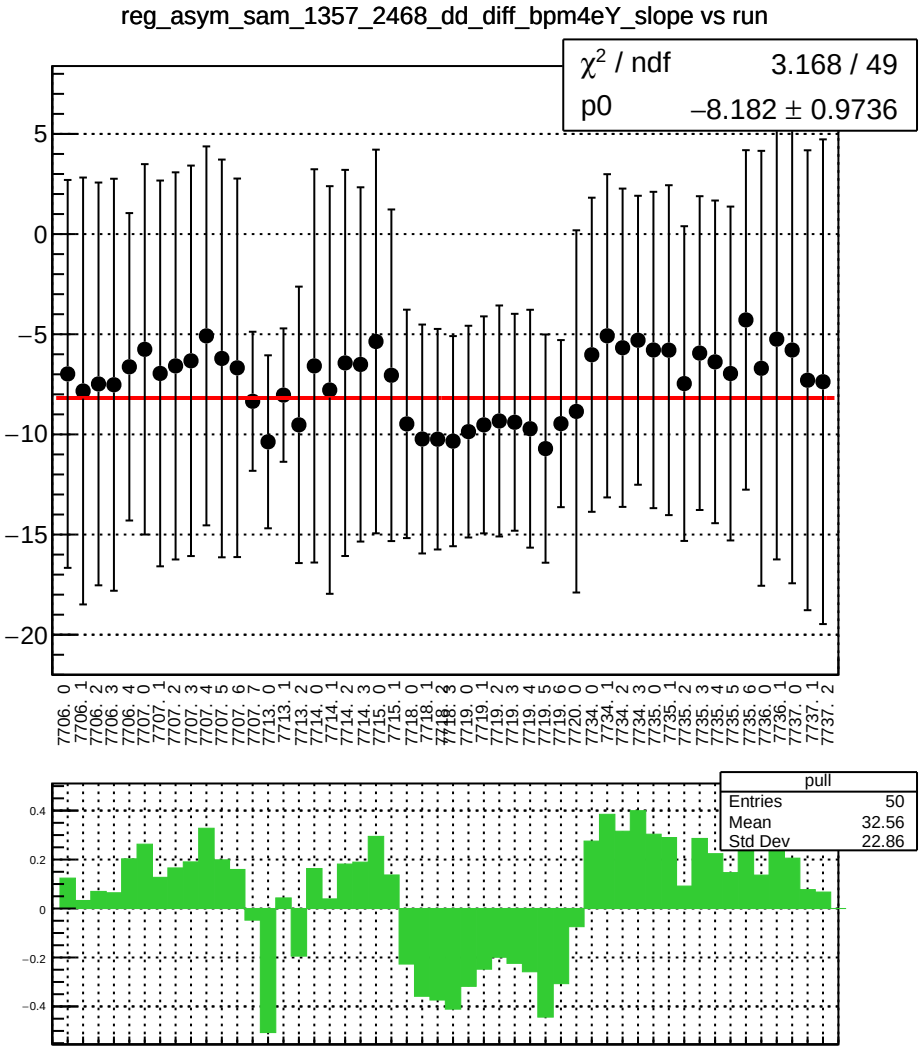
reg_asym_sam_1357_2468_dd_diff_bpm4eY_slope vs run
χ² / ndf 3.168 / 49
p0 −8.182 ± 0.9736
pull
Entries 50
Mean 32.56
Std Dev 22.86

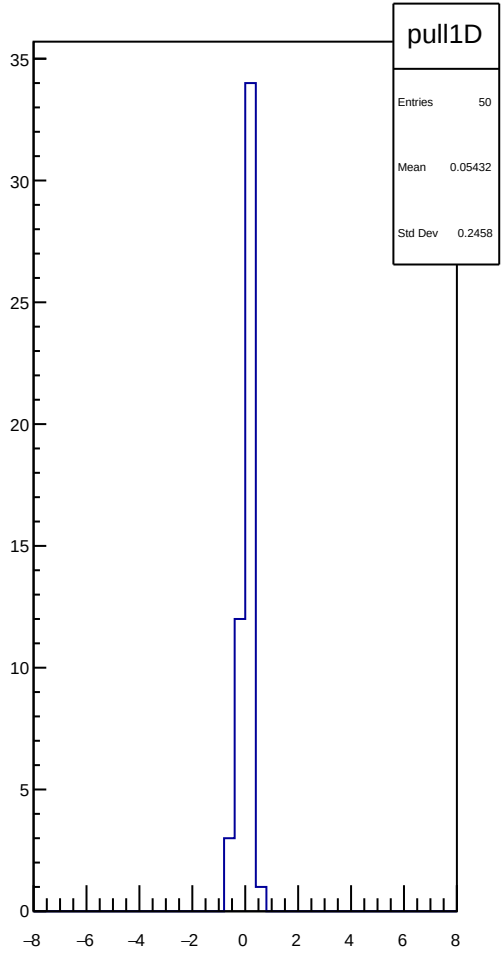
pull1D
Entries 50
Mean 0.05432
Std Dev 0.2458

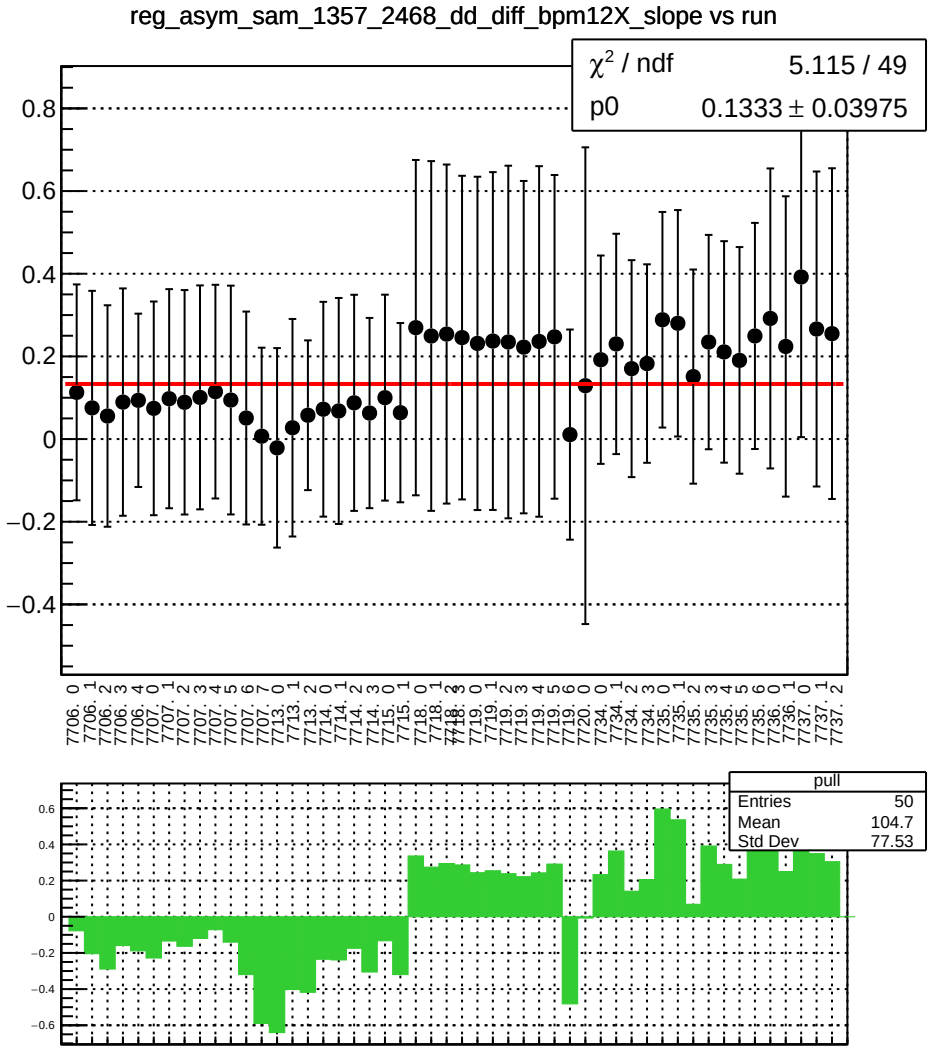
reg_asym_sam_1357_2468_dd_diff_bpm12X_slope vs run
χ^2 / ndf 5.115 / 49
p0 0.1333 ± 0.03975
pull
Entries 50
Mean 104.7
Std Dev 77.53

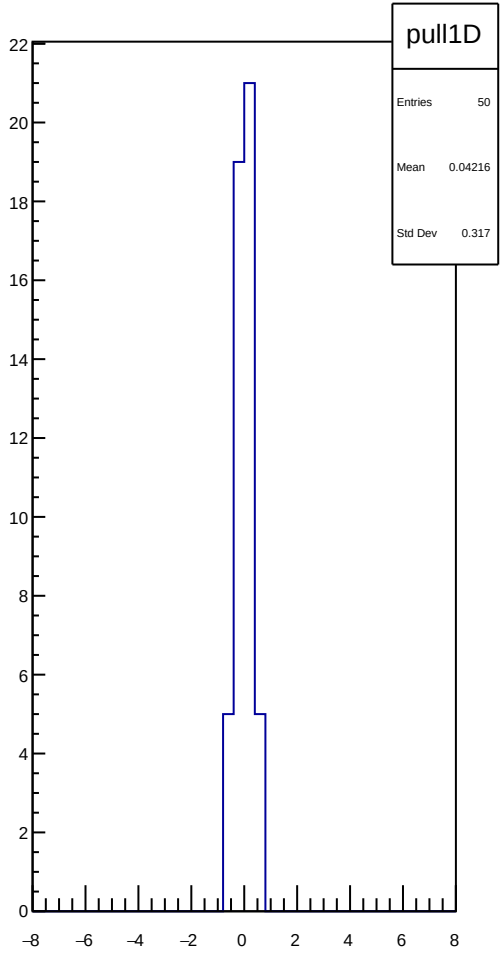
pull1D
Entries 50
Mean 0.04216
Std Dev 0.317

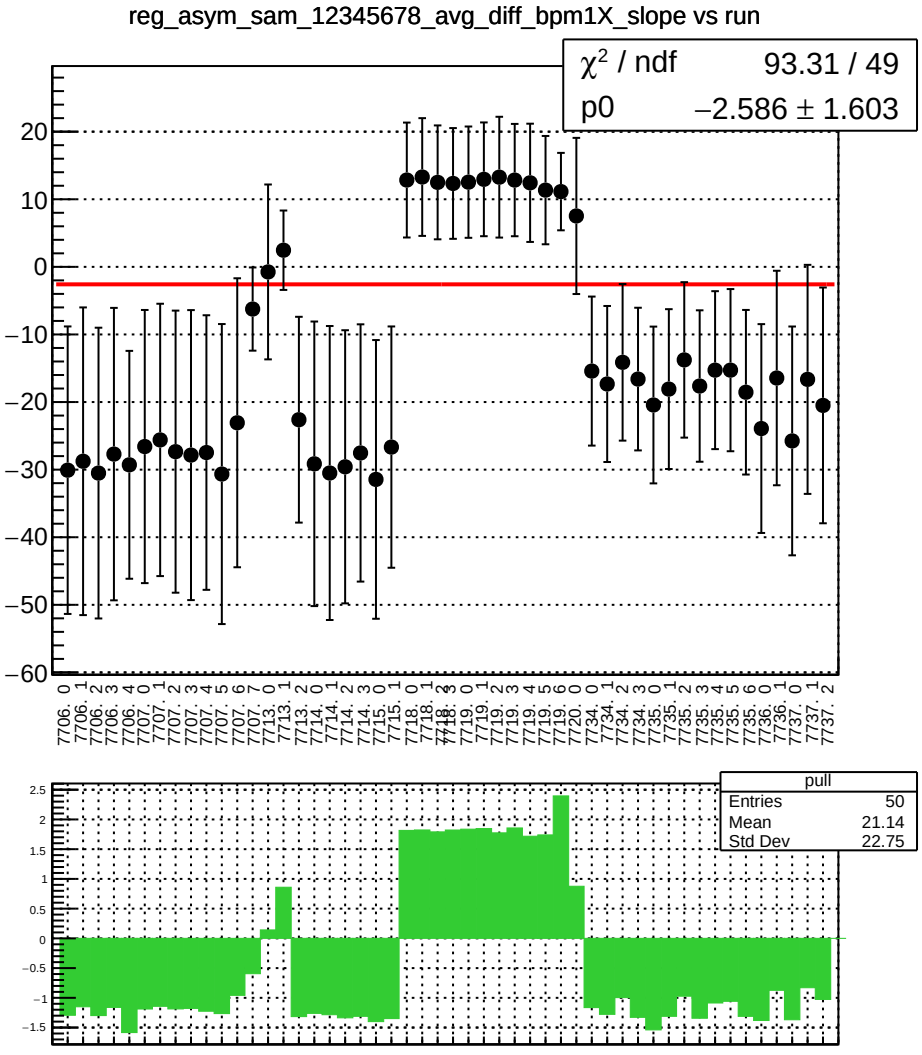
reg_asym_sam_12345678_avg_diff_bpm1X_slope vs run
χ² / ndf 93.31 / 49
p0 −2.586 ± 1.603
pull
Entries 50
Mean 21.14
Std Dev 22.75

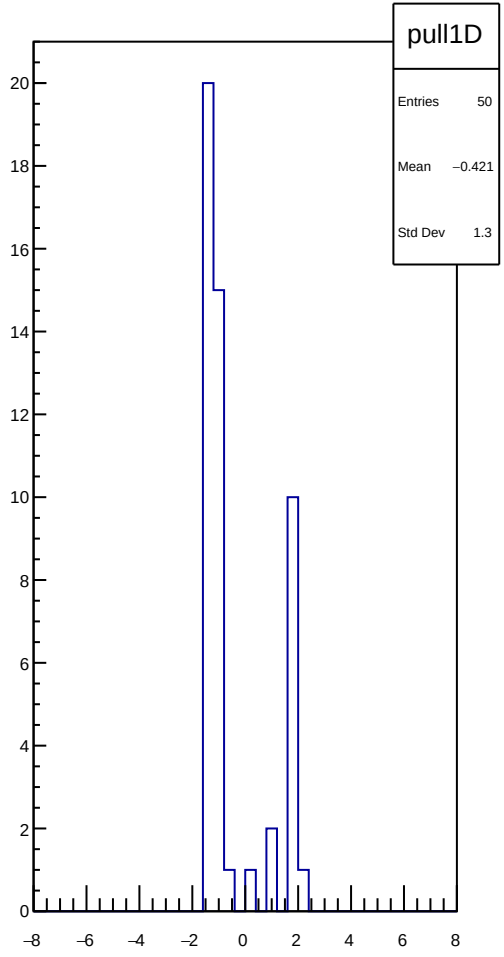
pull1D
Entries 50
Mean −0.421
Std Dev 1.3

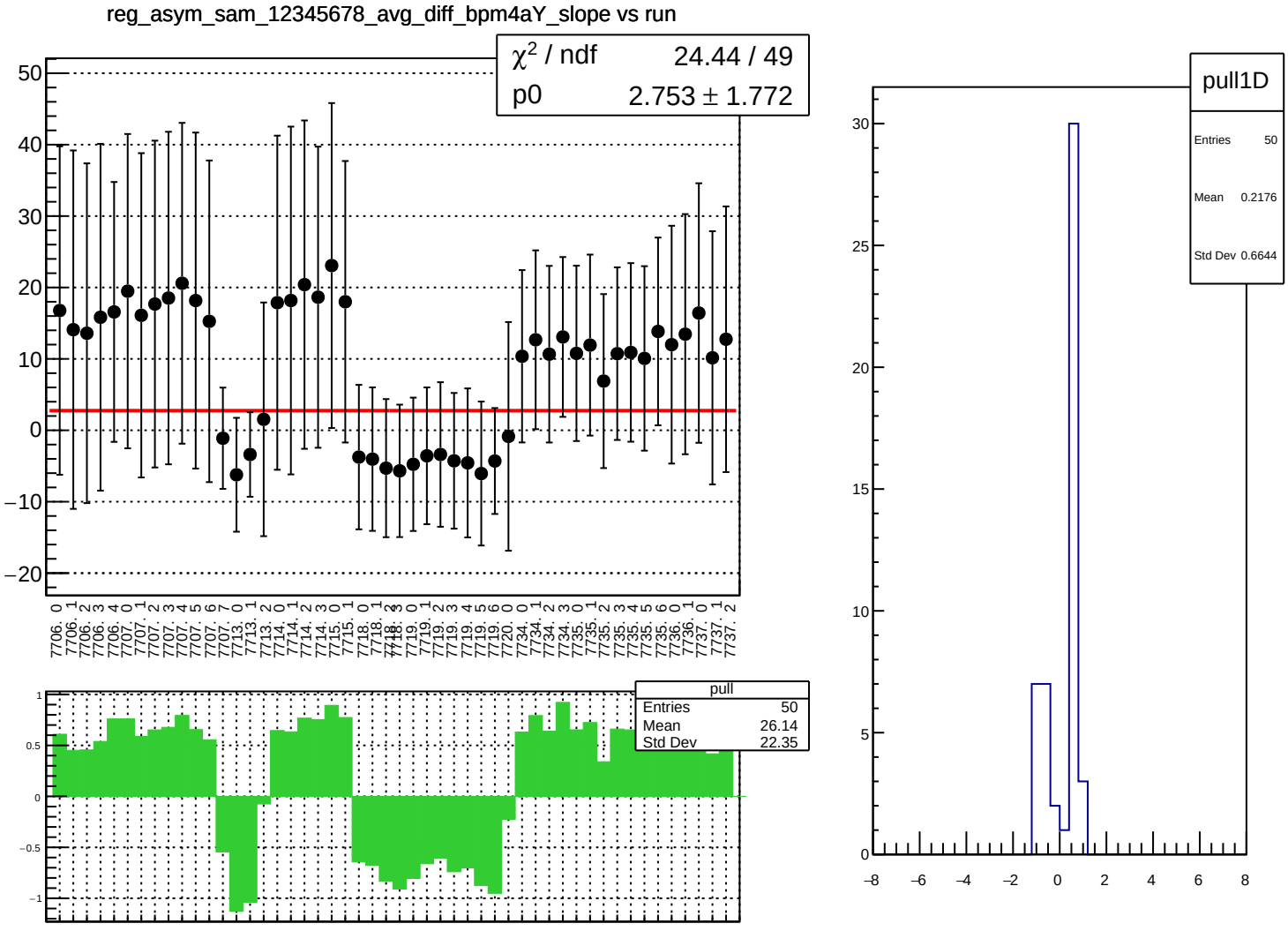
reg_asym_sam_12345678_avg_diff_bpm4aY_slope vs run
χ² / ndf 24.44 / 49
p0 2.753 ± 1.772
pull
Entries 50
Mean 26.14
Std Dev 22.35
pull1D
Entries 50
Mean 0.2176
Std Dev 0.6644

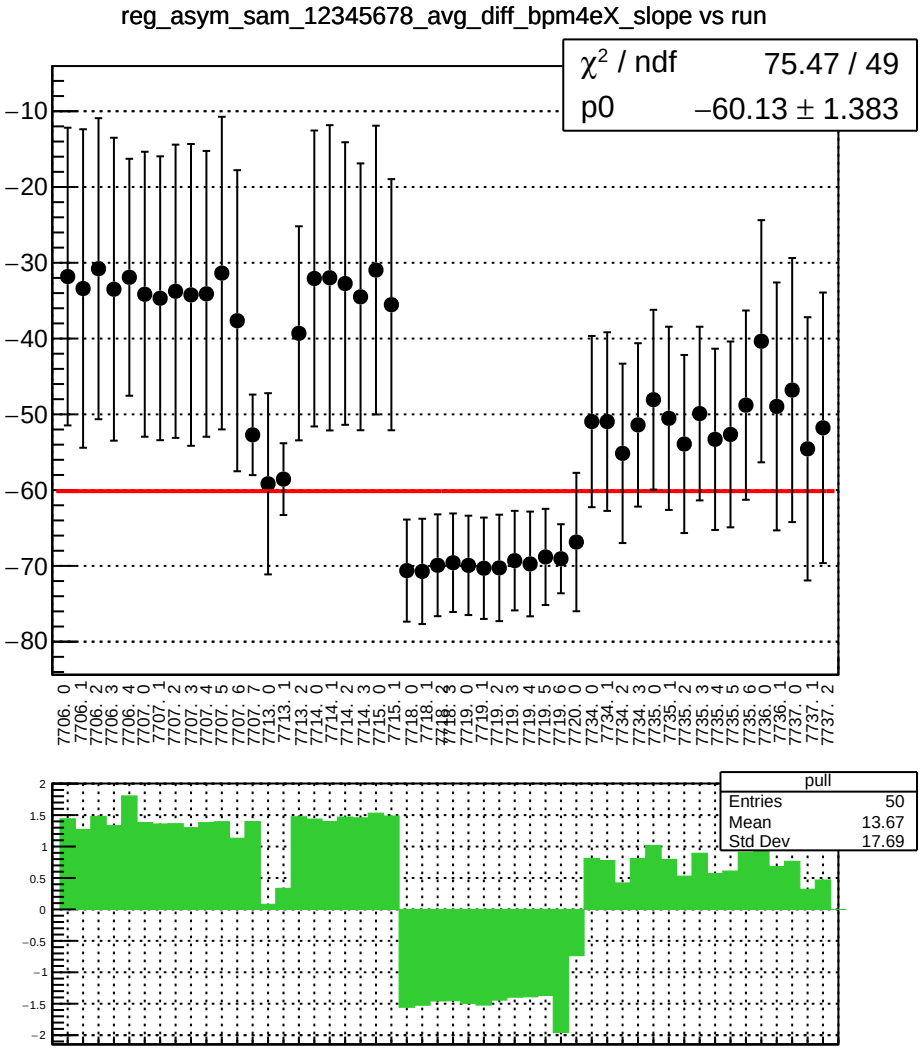
reg_asym_sam_12345678_avg_diff_bpm4eX_slope vs run
χ² / ndf 75.47 / 49
p0 −60.13 ± 1.383
pull
Entries 50
Mean 13.67
Std Dev 17.69

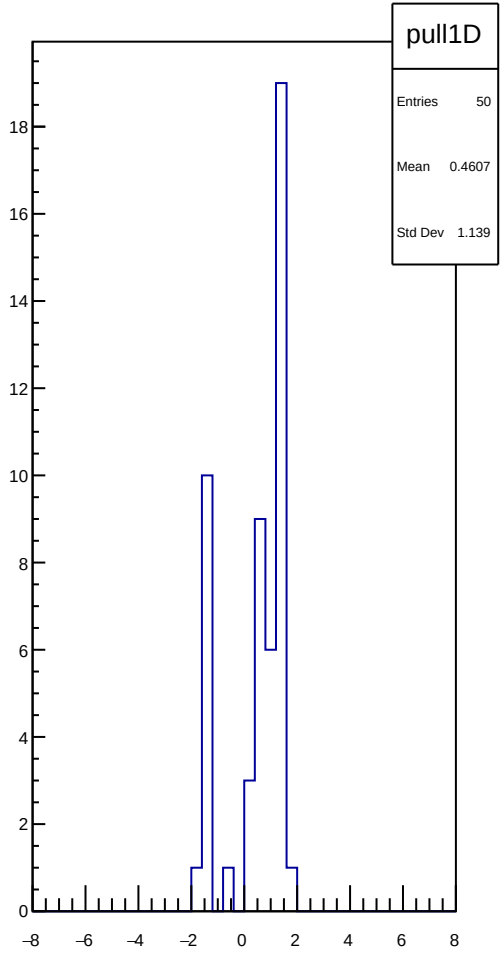
pull1D
Entries 50
Mean 0.4607
Std Dev 1.139

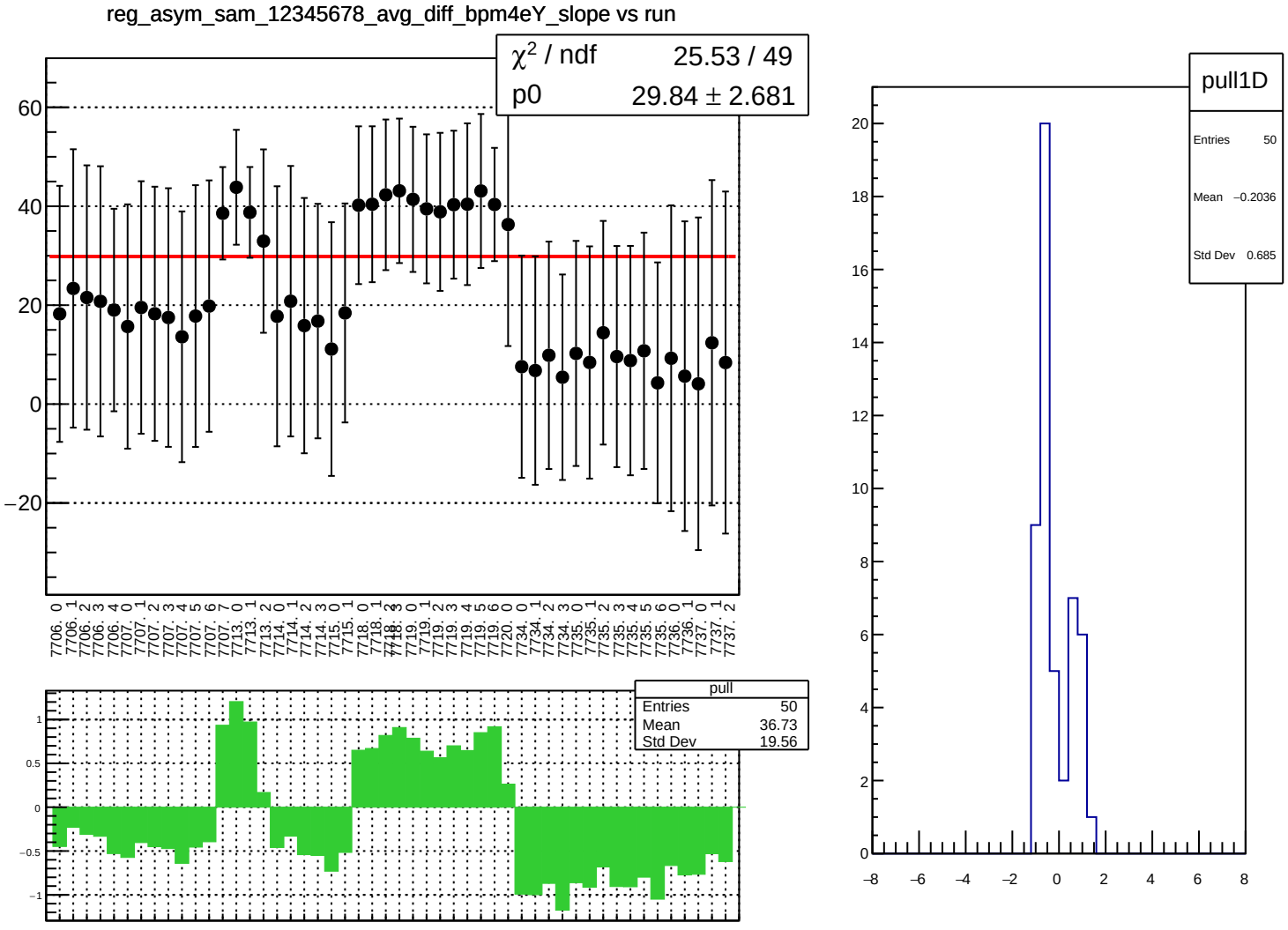
reg_asym_sam_12345678_avg_diff_bpm4eY_slope vs run
χ² / ndf 25.53 / 49
p0 29.84 ± 2.681
pull
Entries 50
Mean 36.73
Std Dev 19.56
pull1D
Entries 50
Mean −0.2036
Std Dev 0.685

reg_asym_sam_12345678_avg_diff_bpm12X_slope vs run

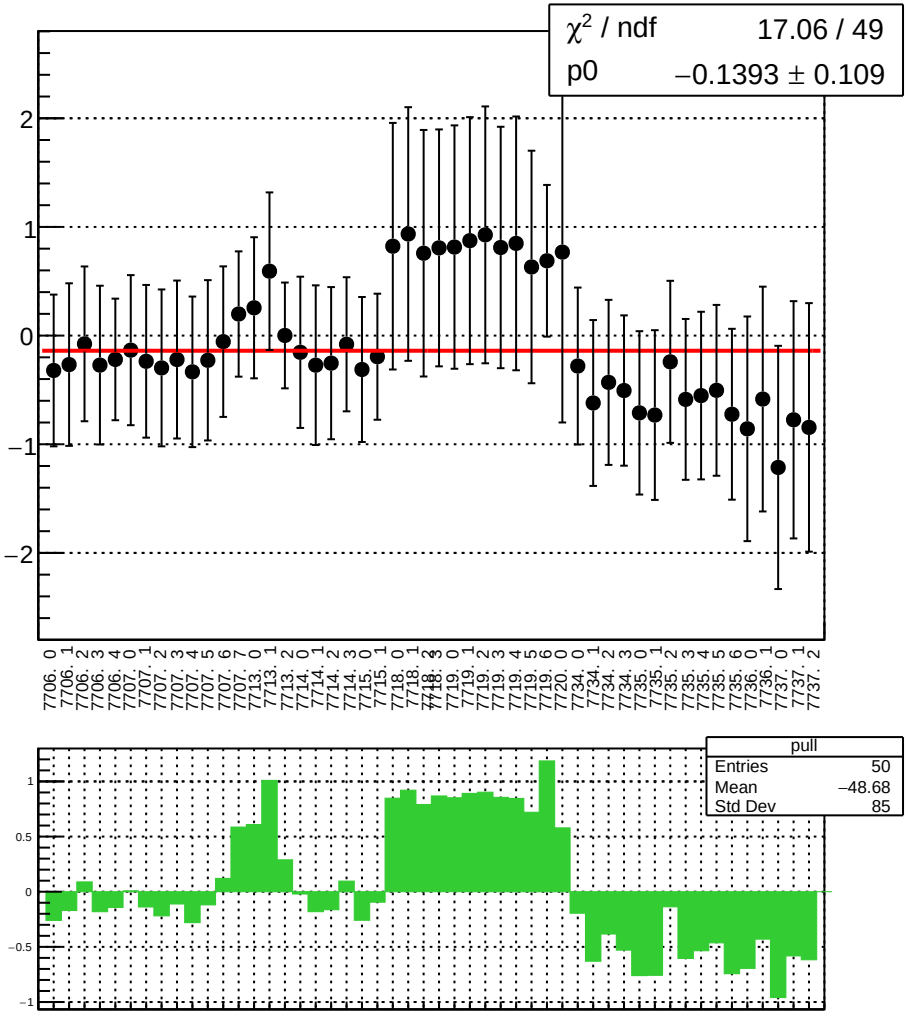

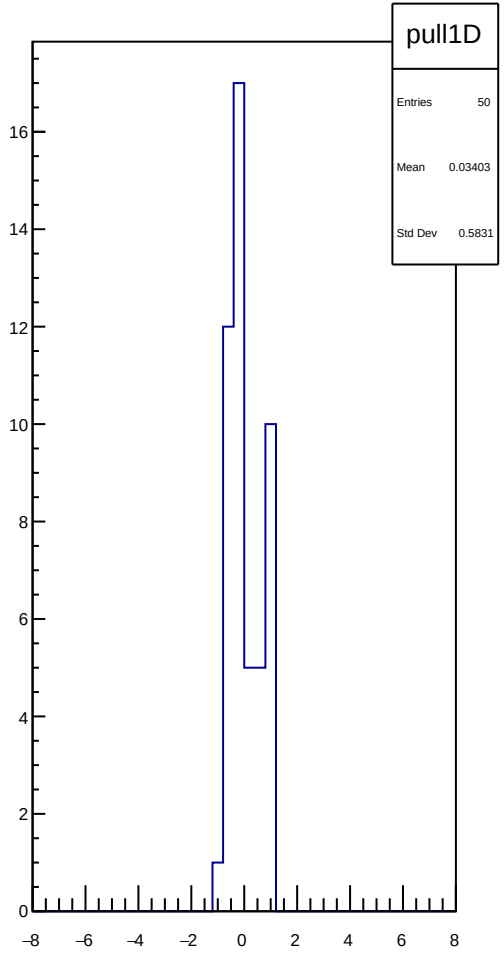

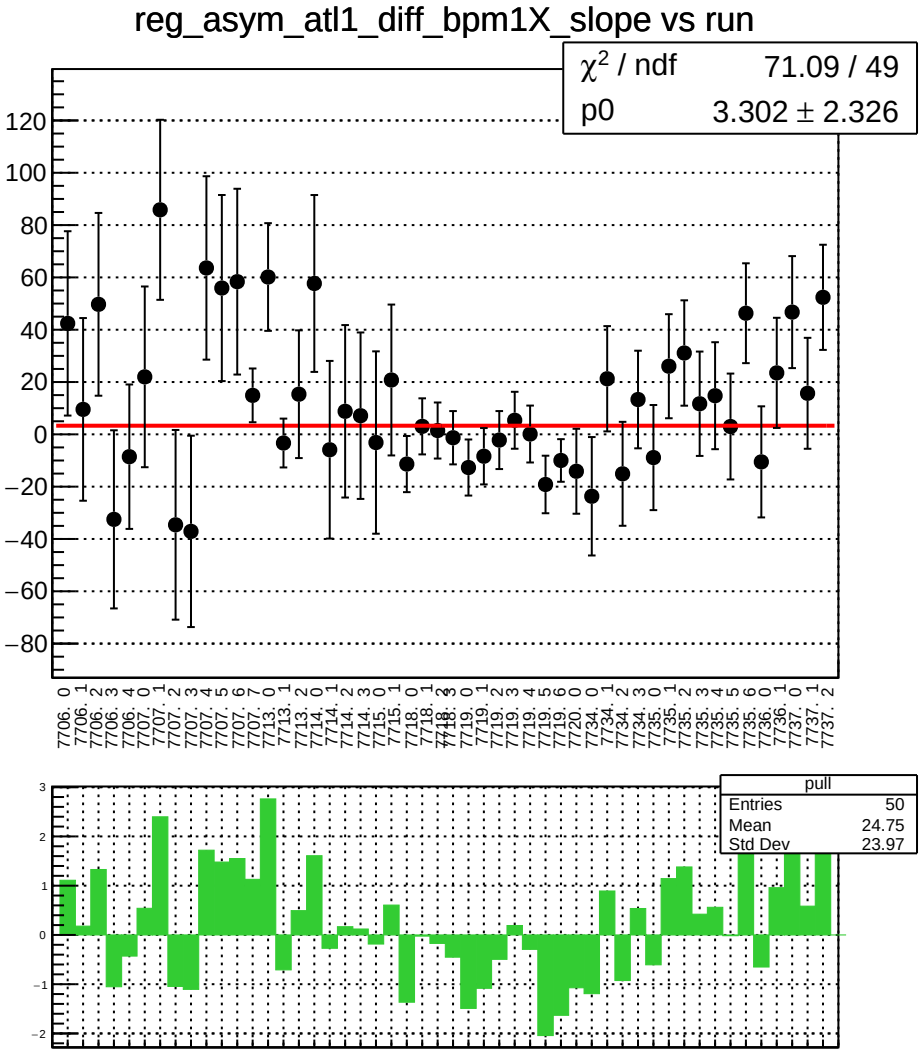
reg_asym_atl1_diff_bpm1X_slope vs run
χ² / ndf 71.09 / 49
p0 3.302 ± 2.326
pull
Entries 50
Mean 24.75
Std Dev 23.97

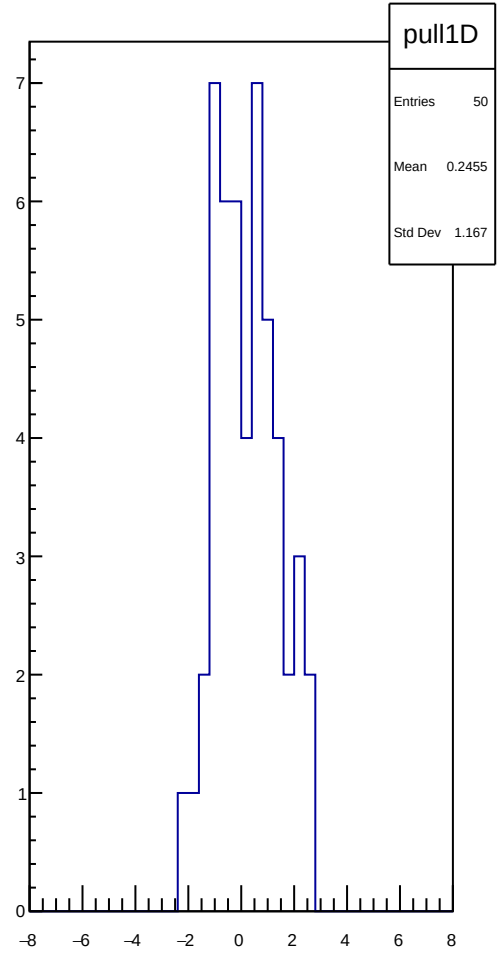
pull1D
Entries 50
Mean 0.2455
Std Dev 1.167

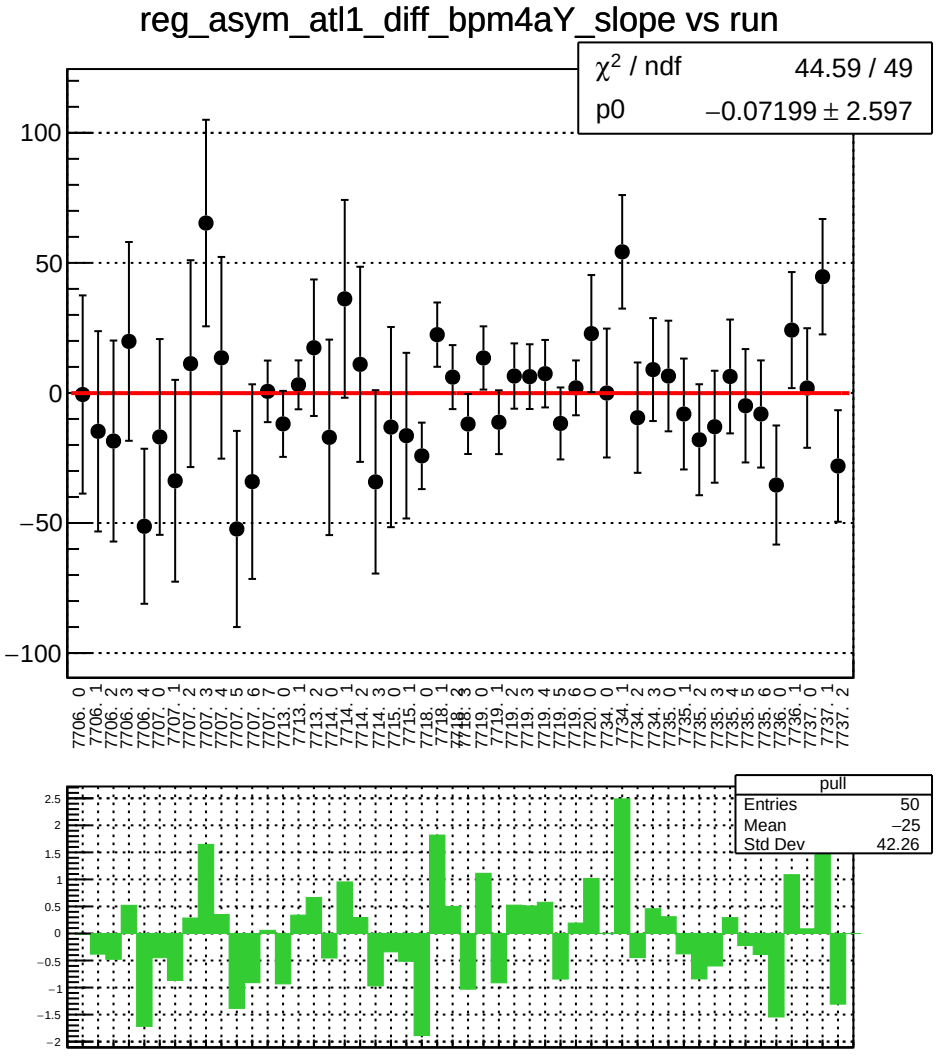
reg_asym_atl1_diff_bpm4aY_slope vs run
χ² / ndf 44.59 / 49
p0 −0.07199 ± 2.597
pull
Entries 50
Mean −25
Std Dev 42.26

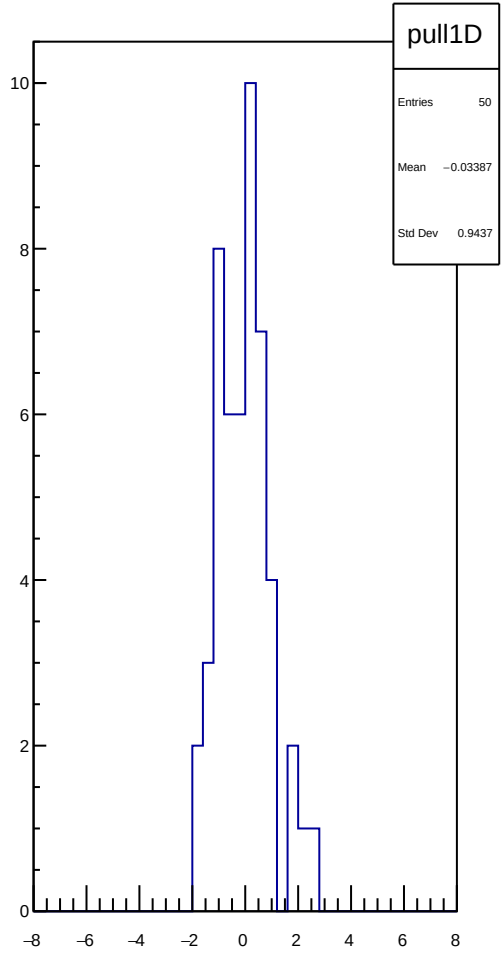
pull1D
Entries 50
Mean −0.03387
Std Dev 0.9437

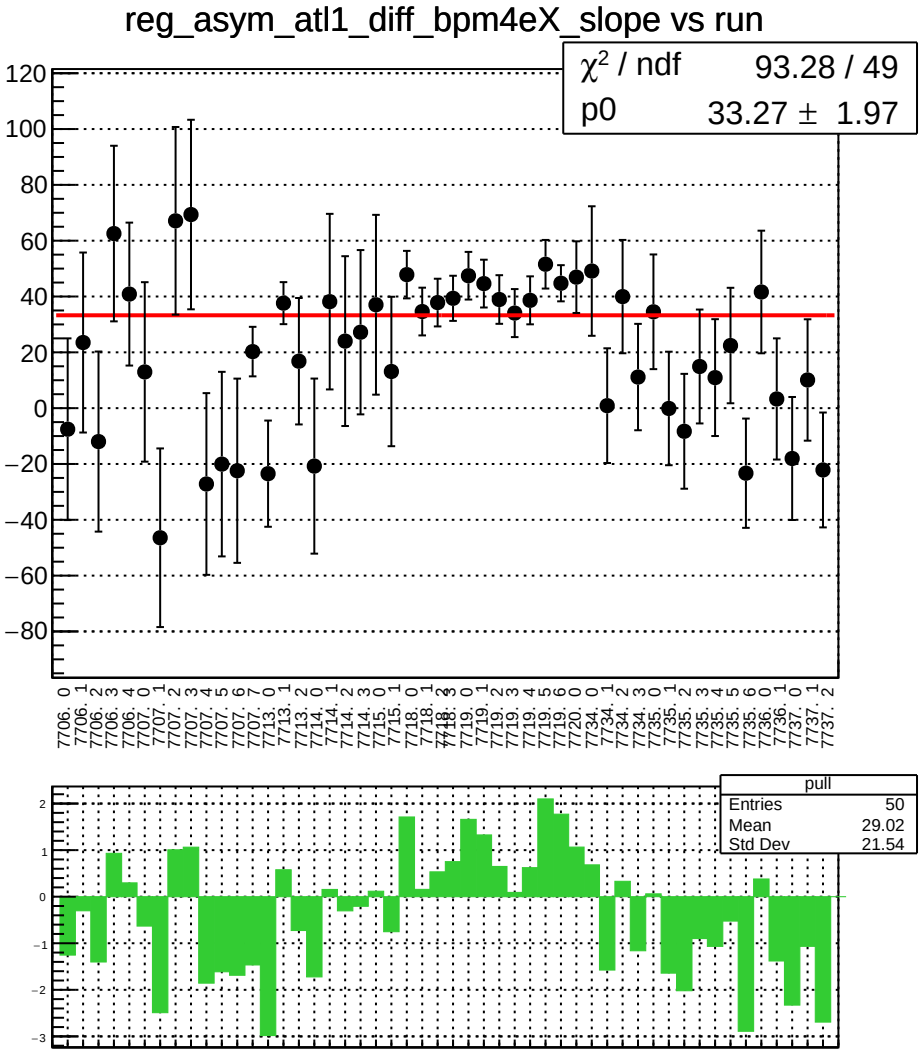
reg_asym_atl1_diff_bpm4eX_slope vs run
χ² / ndf 93.28 / 49
p0 33.27 ± 1.97
120
100
80
60
40
20
0
−20
−40
−60
−80
7706. 0
7706. 1
7706. 2
7706. 3
7706. 4
7707. 0
7707. 1
7707. 2
7707. 3
7707. 4
7707. 5
7707. 6
7707. 7
7713. 0
7713. 1
7713. 2
7714. 0
7714. 1
7714. 2
7714. 3
7715. 0
7715. 1
7718. 0
7718. 1
7718. 2
7718. 3
7719. 0
7719. 1
7719. 2
7719. 3
7719. 4
7719. 5
7719. 6
7720. 0
7734. 0
7734. 1
7734. 2
7734. 3
7735. 0
7735. 1
7735. 2
7735. 3
7735. 4
7735. 5
7735. 6
7736. 0
7736. 1
7737. 0
7737. 1
7737. 2
pull
Entries 50
Mean 29.02
Std Dev 21.54
2
1
0
−1
−2
−3

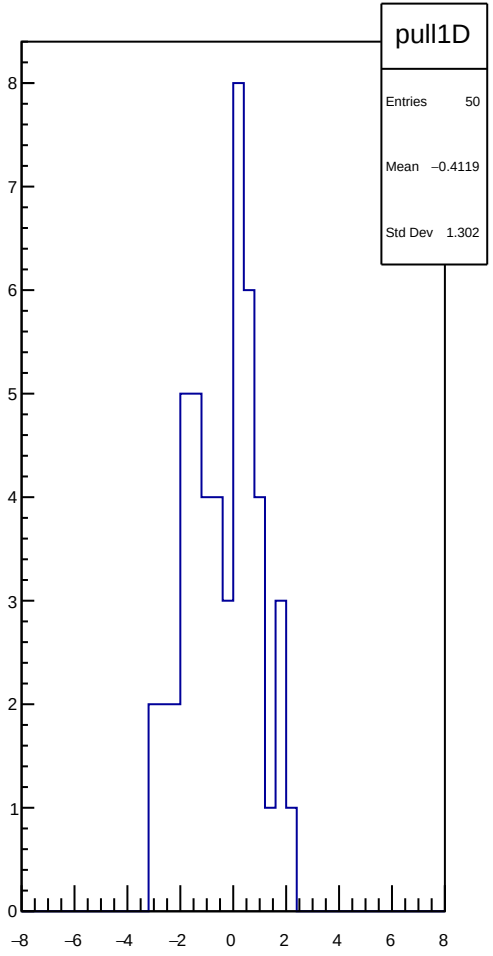
pull1D
Entries 50
Mean −0.4119
Std Dev 1.302
8
7
6
5
4
3
2
1
0
−8
−6
−4
−2
0
2
4
6
8

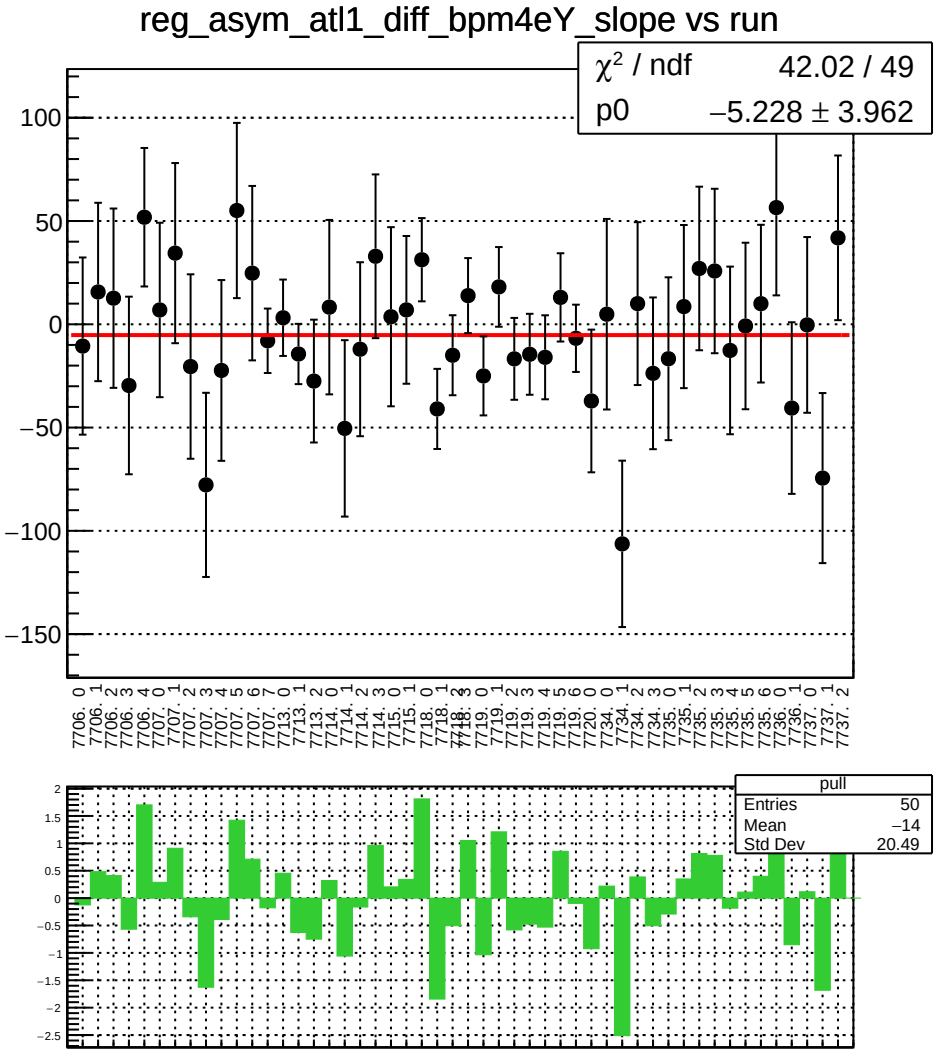
reg_asym_atl1_diff_bpm4eY_slope vs run
χ² / ndf 42.02 / 49
p0 −5.228 ± 3.962
pull
Entries 50
Mean −14
Std Dev 20.49

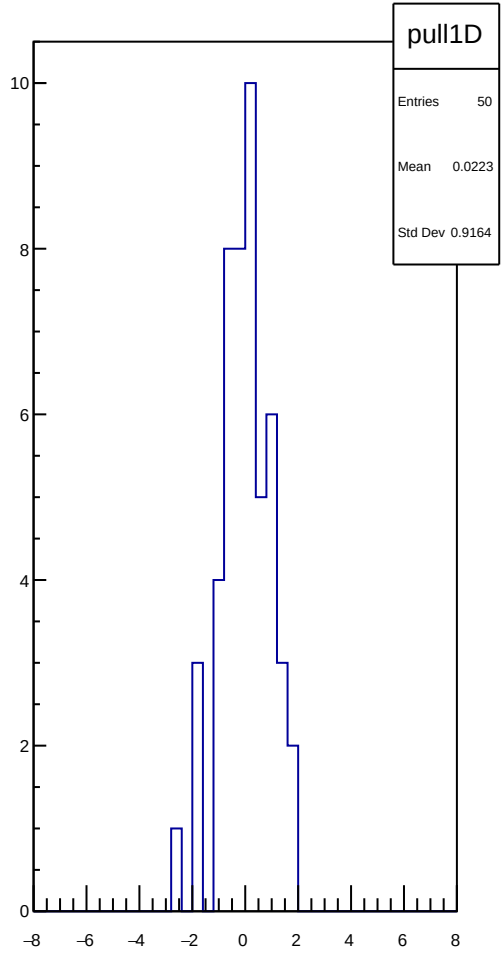
pull1D
Entries 50
Mean 0.0223
Std Dev 0.9164

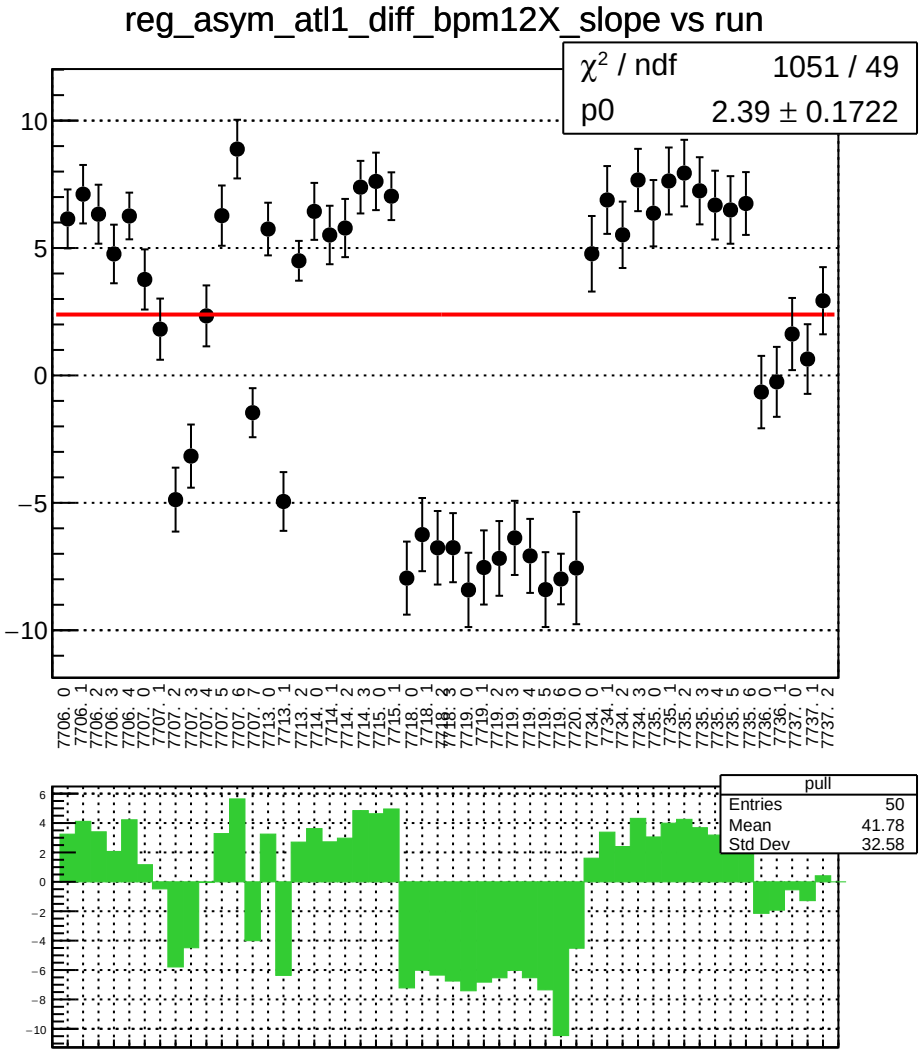
reg_asym_atl1_diff_bpm12X_slope vs run
χ² / ndf 1051 / 49
p0 2.39 ± 0.1722
pull
Entries 50
Mean 41.78
Std Dev 32.58

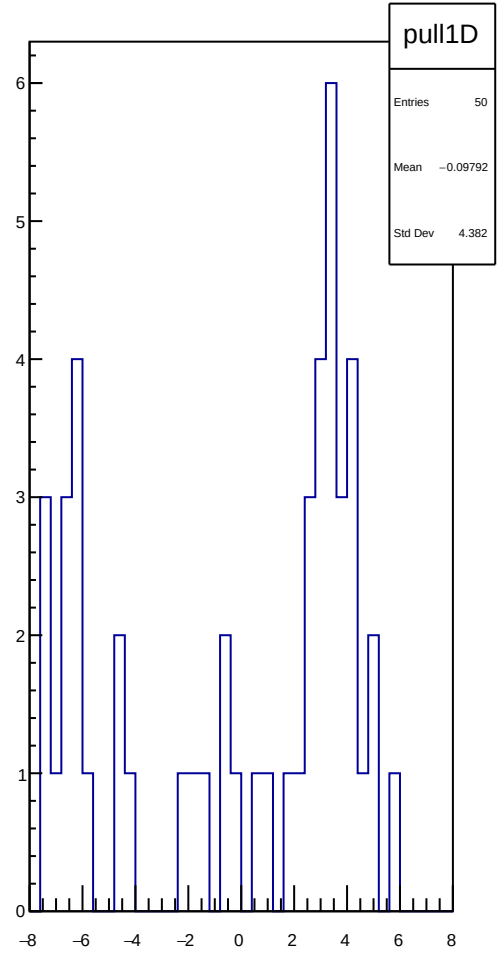
pull1D
Entries 50
Mean −0.09792
Std Dev 4.382

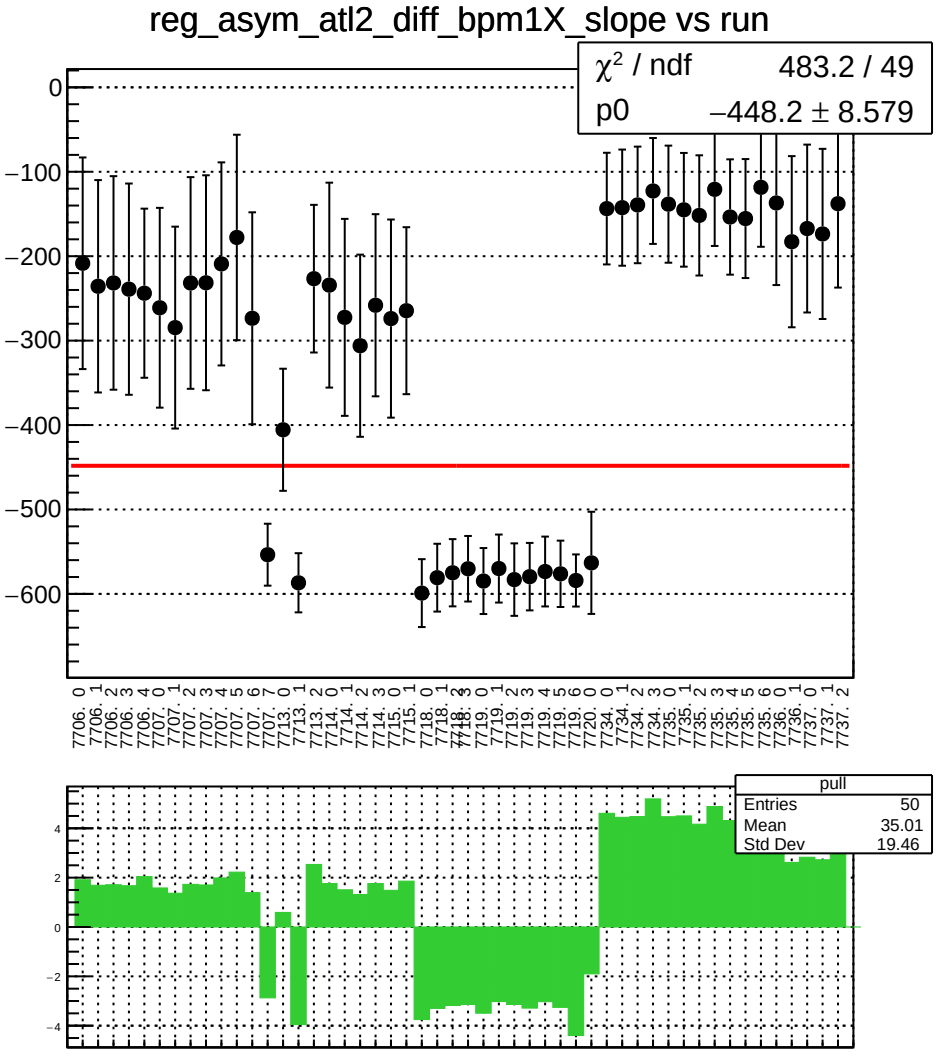
reg_asym_atl2_diff_bpm1X_slope vs run
χ² / ndf 483.2 / 49
p0 −448.2 ± 8.579
0
−100
−200
−300
−400
−500
−600
7706. 0
7706. 1
7706. 2
7706. 3
7706. 4
7707. 0
7707. 1
7707. 2
7707. 3
7707. 4
7707. 5
7707. 6
7707. 7
7713. 0
7713. 1
7713. 2
7714. 0
7714. 1
7714. 2
7714. 3
7715. 0
7715. 1
7718. 0
7718. 1
7718. 2
7718. 3
7719. 0
7719. 1
7719. 2
7719. 3
7719. 4
7719. 5
7719. 6
7720. 0
7734. 0
7734. 1
7734. 2
7734. 3
7735. 0
7735. 1
7735. 2
7735. 3
7735. 4
7735. 5
7735. 6
7736. 0
7736. 1
7737. 0
7737. 1
7737. 2
pull
Entries 50
Mean 35.01
Std Dev 19.46
4
2
0
−2
−4

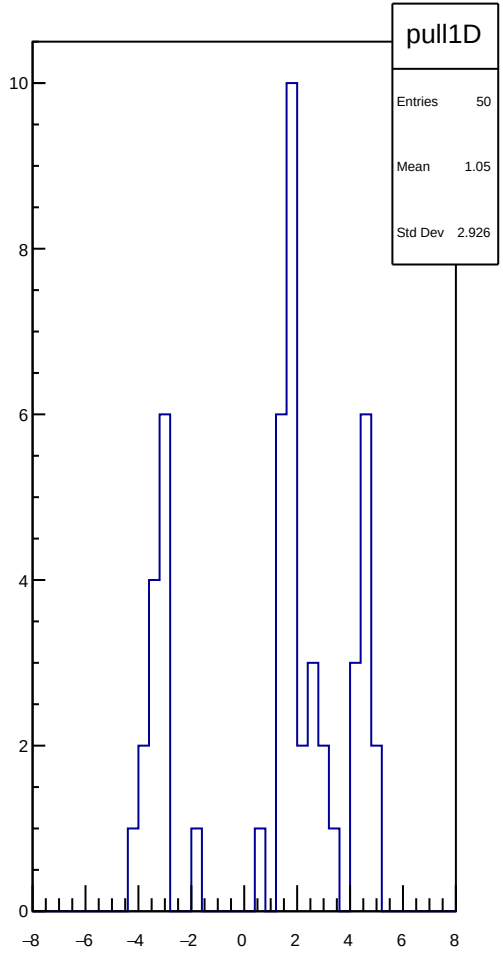
pull1D
Entries 50
Mean 1.05
Std Dev 2.926
10
8
6
4
2
0
−8
−6
−4
−2
0
2
4
6
8

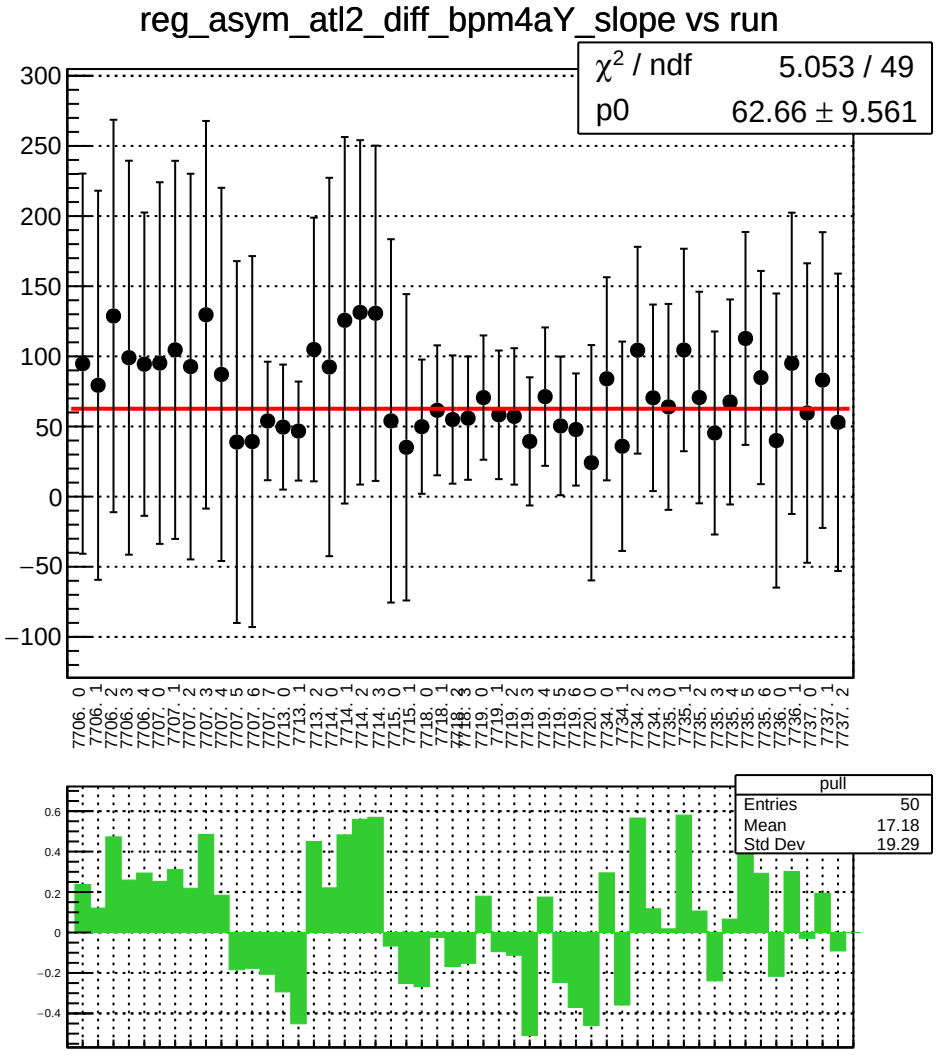
reg_asym_atl2_diff_bpm4aY_slope vs run
χ² / ndf 5.053 / 49
p0 62.66 ± 9.561
pull
Entries 50
Mean 17.18
Std Dev 19.29

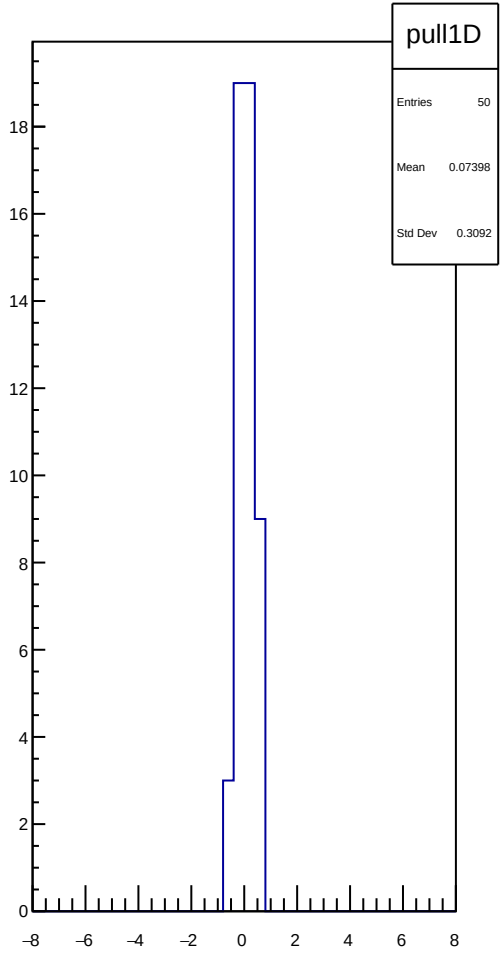
pull1D
Entries 50
Mean 0.07398
Std Dev 0.3092

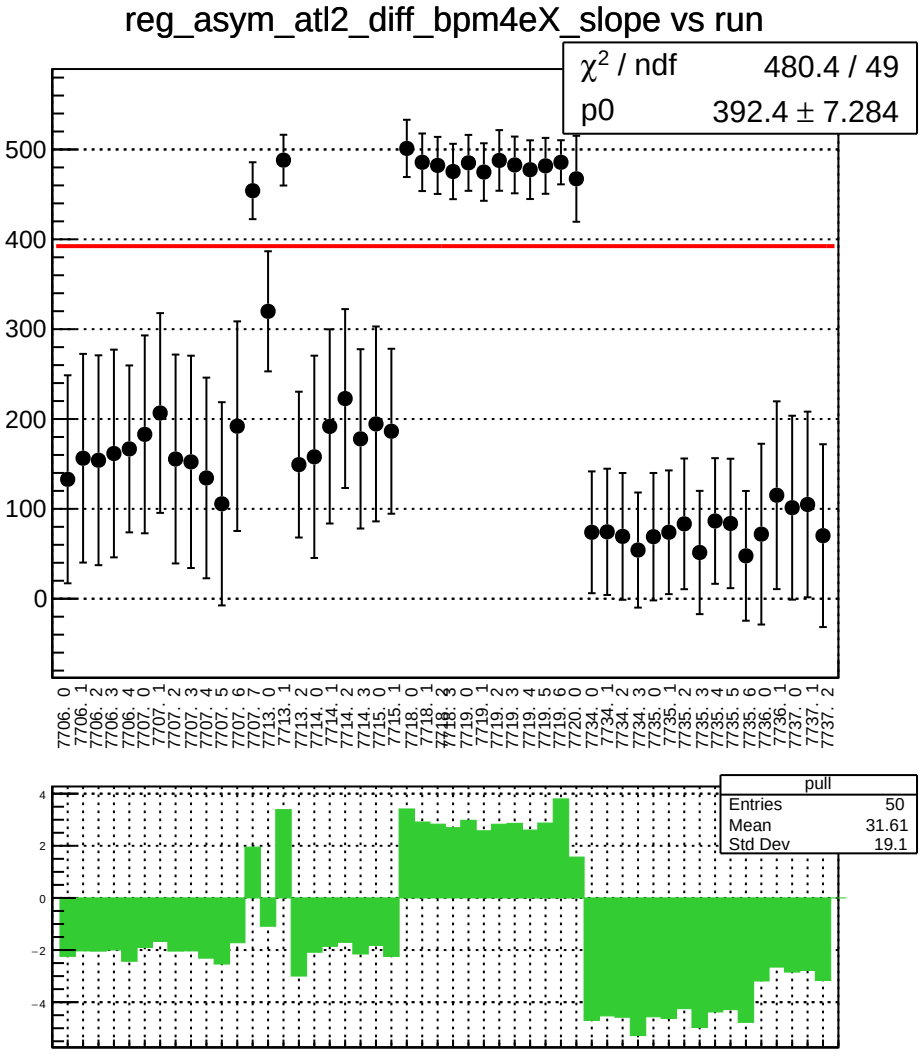
reg_asym_atl2_diff_bpm4eX_slope vs run
χ² / ndf 480.4 / 49
p0 392.4 ± 7.284
pull
Entries 50
Mean 31.61
Std Dev 19.1

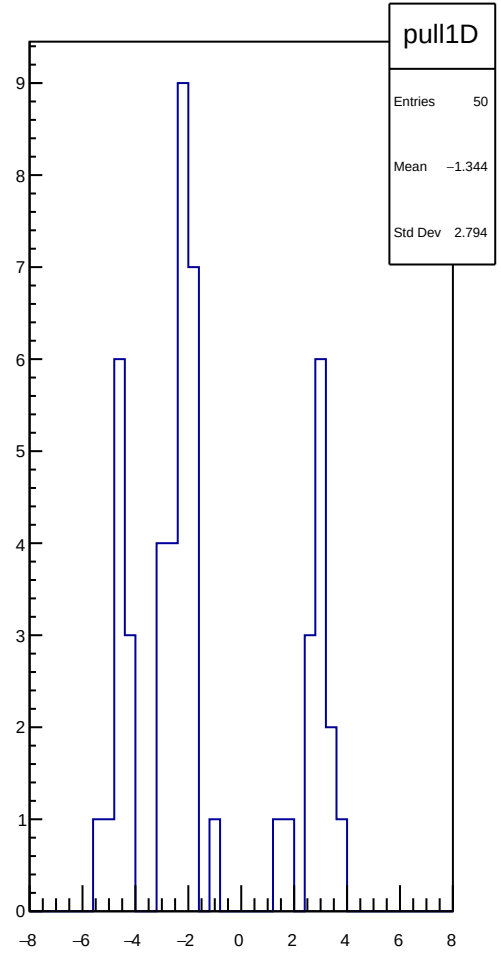
pull1D
Entries 50
Mean −1.344
Std Dev 2.794

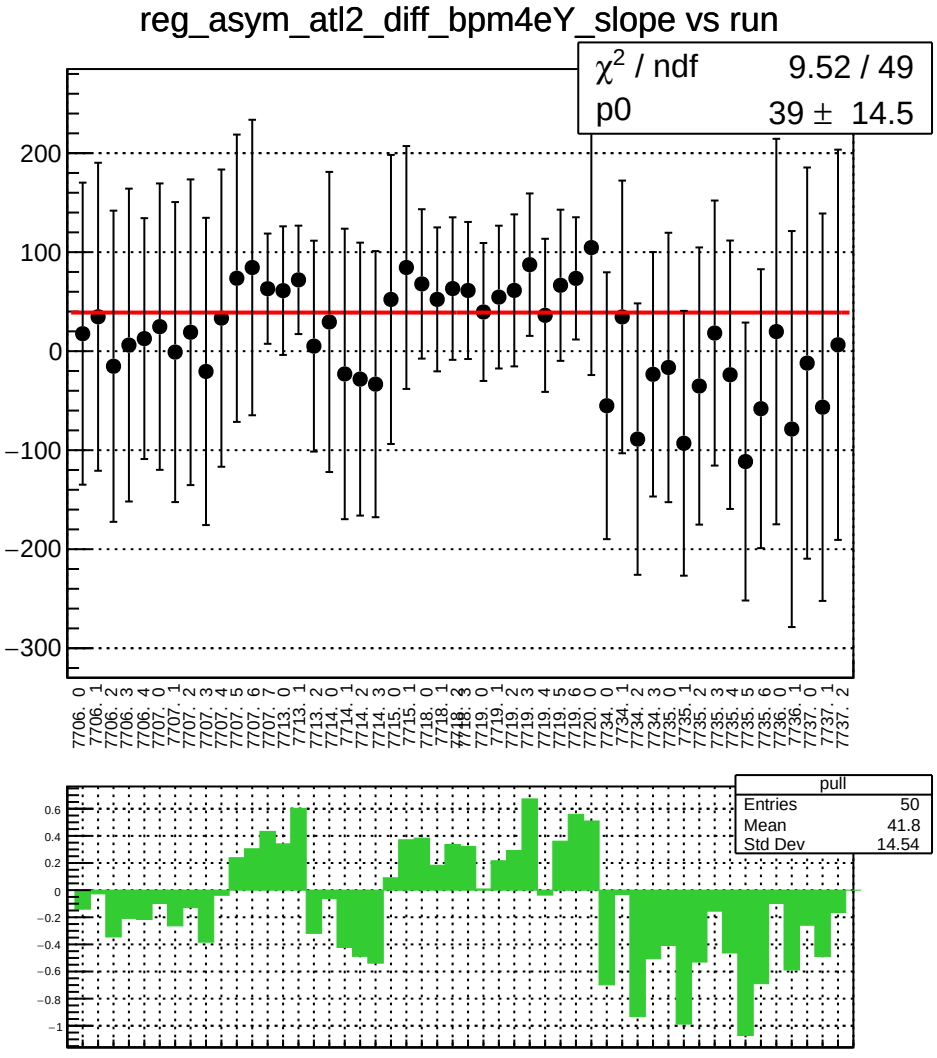
reg_asym_atl2_diff_bpm4eY_slope vs run
χ² / ndf 9.52 / 49
p0 39 ± 14.5
pull
Entries 50
Mean 41.8
Std Dev 14.54

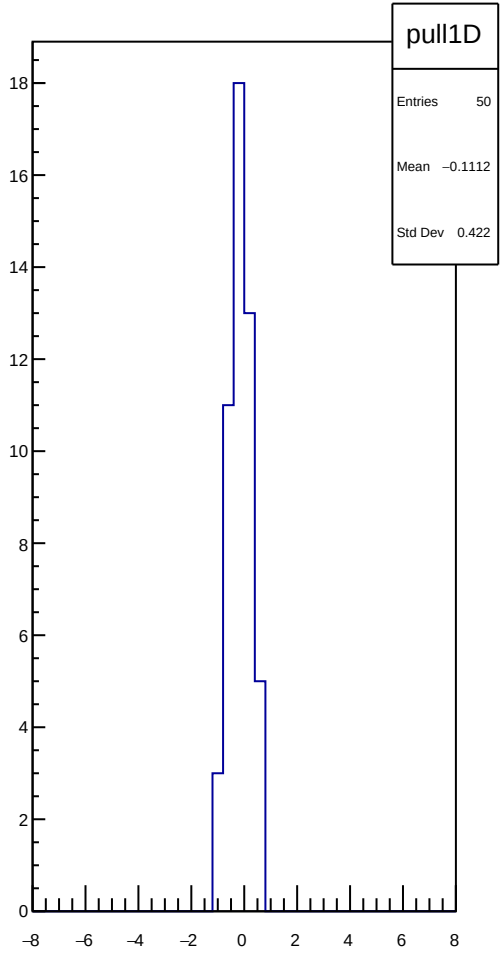
pull1D
Entries 50
Mean −0.1112
Std Dev 0.422

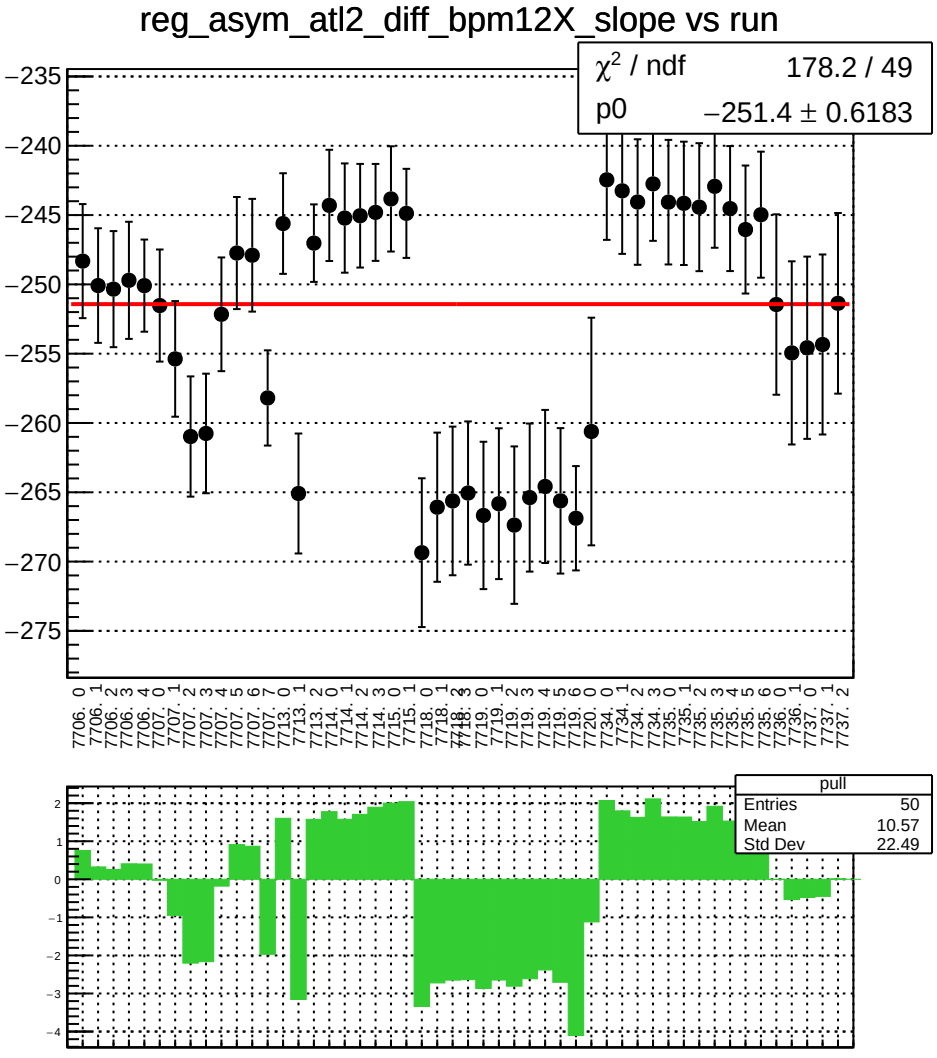
reg_asym_atl2_diff_bpm12X_slope vs run
χ² / ndf 178.2 / 49
p0 −251.4 ± 0.6183
pull
Entries 50
Mean 10.57
Std Dev 22.49

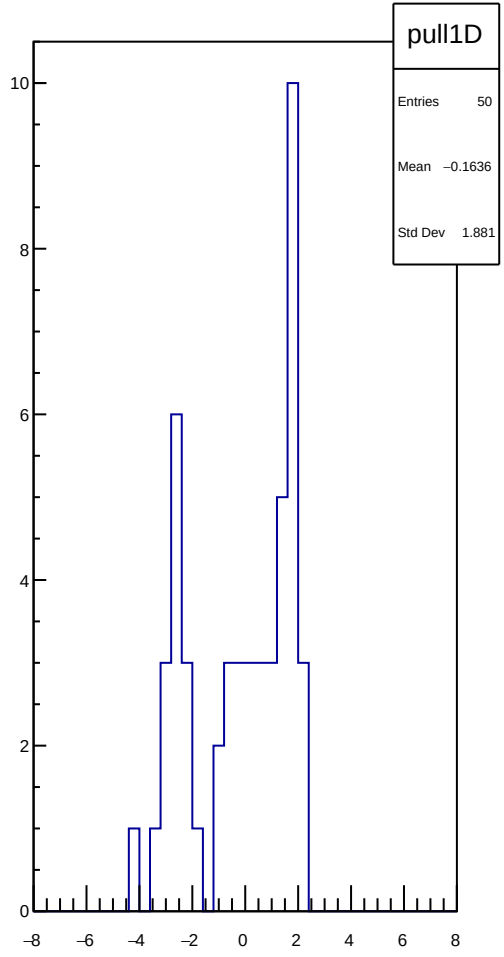
pull1D
Entries 50
Mean −0.1636
Std Dev 1.881

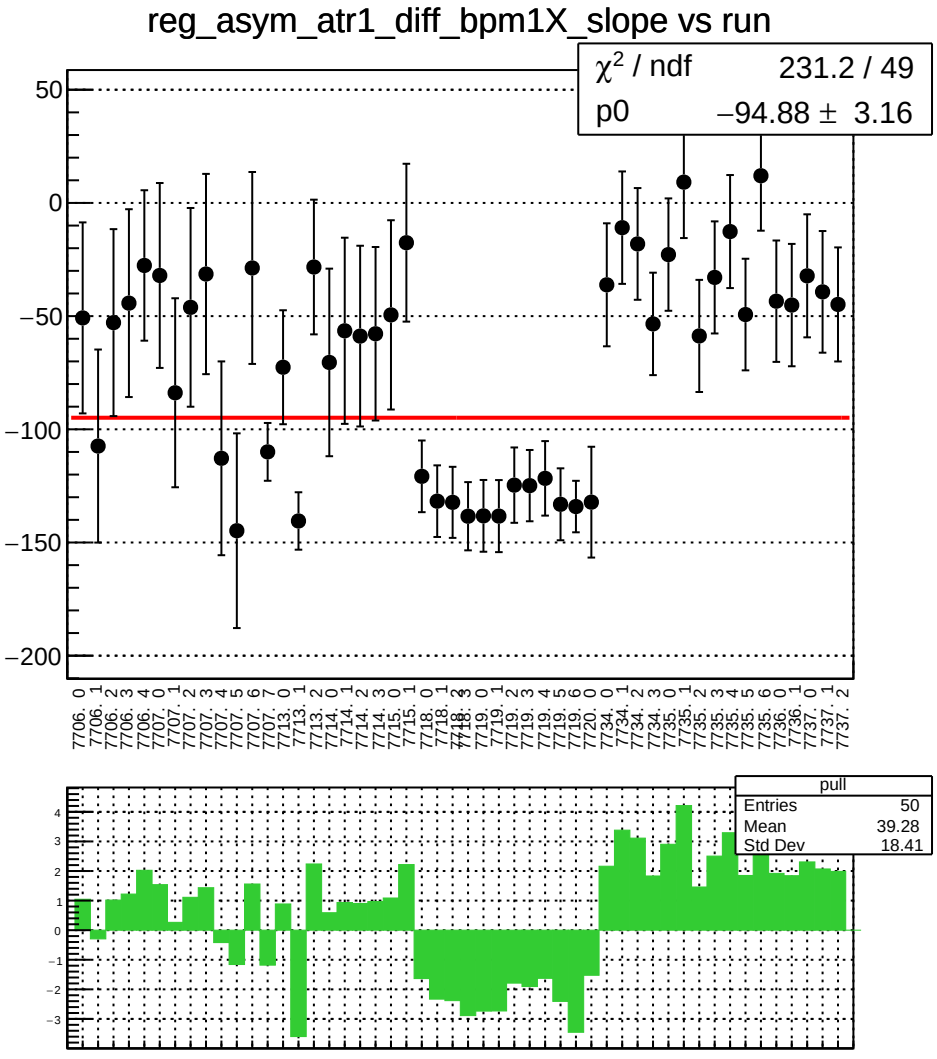
reg_asym_atr1_diff_bpm1X_slope vs run
χ² / ndf 231.2 / 49
p0 −94.88 ± 3.16
pull
Entries 50
Mean 39.28
Std Dev 18.41

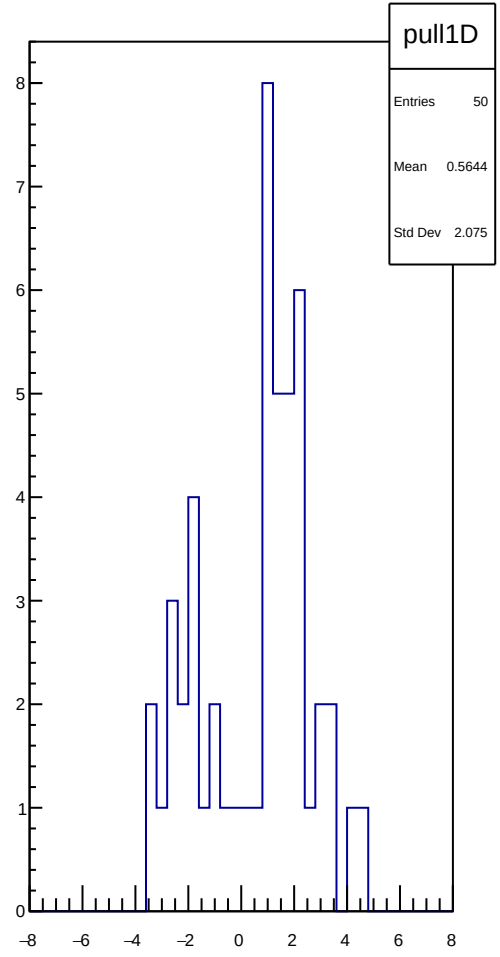
pull1D
Entries 50
Mean 0.5644
Std Dev 2.075

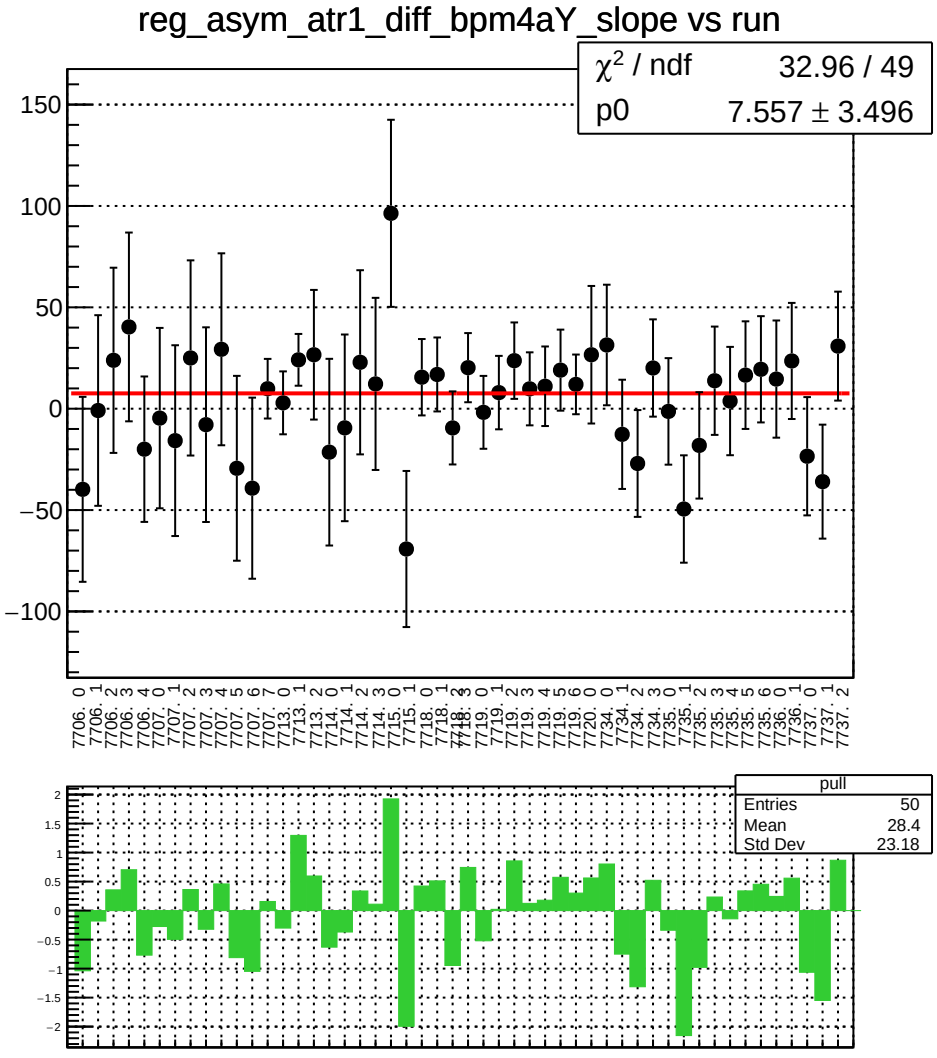
reg_asym_atr1_diff_bpm4aY_slope vs run
χ² / ndf 32.96 / 49
p0 7.557 ± 3.496
150
100
50
0
−50
−100
7706. 0
7706. 1
7706. 2
7706. 3
7706. 4
7707. 0
7707. 1
7707. 2
7707. 3
7707. 4
7707. 5
7707. 6
7707. 7
7713. 0
7713. 1
7713. 2
7714. 0
7714. 1
7714. 2
7714. 3
7715. 0
7715. 1
7718. 0
7718. 1
7718. 2
7718. 3
7719. 0
7719. 1
7719. 2
7719. 3
7719. 4
7719. 5
7719. 6
7720. 0
7734. 0
7734. 1
7734. 2
7734. 3
7735. 0
7735. 1
7735. 2
7735. 3
7735. 4
7735. 5
7735. 6
7736. 0
7736. 1
7737. 0
7737. 1
7737. 2
pull
Entries 50
Mean 28.4
Std Dev 23.18
2
1.5
1
0.5
0
−0.5
−1
−1.5
−2

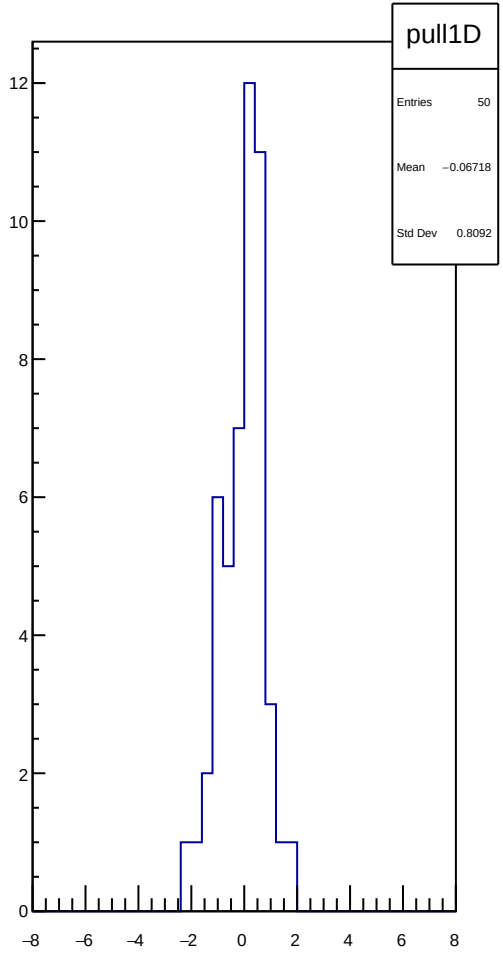
pull1D
Entries 50
Mean −0.06718
Std Dev 0.8092
12
10
8
6
4
2
0
−8
−6
−4
−2
0
2
4
6
8

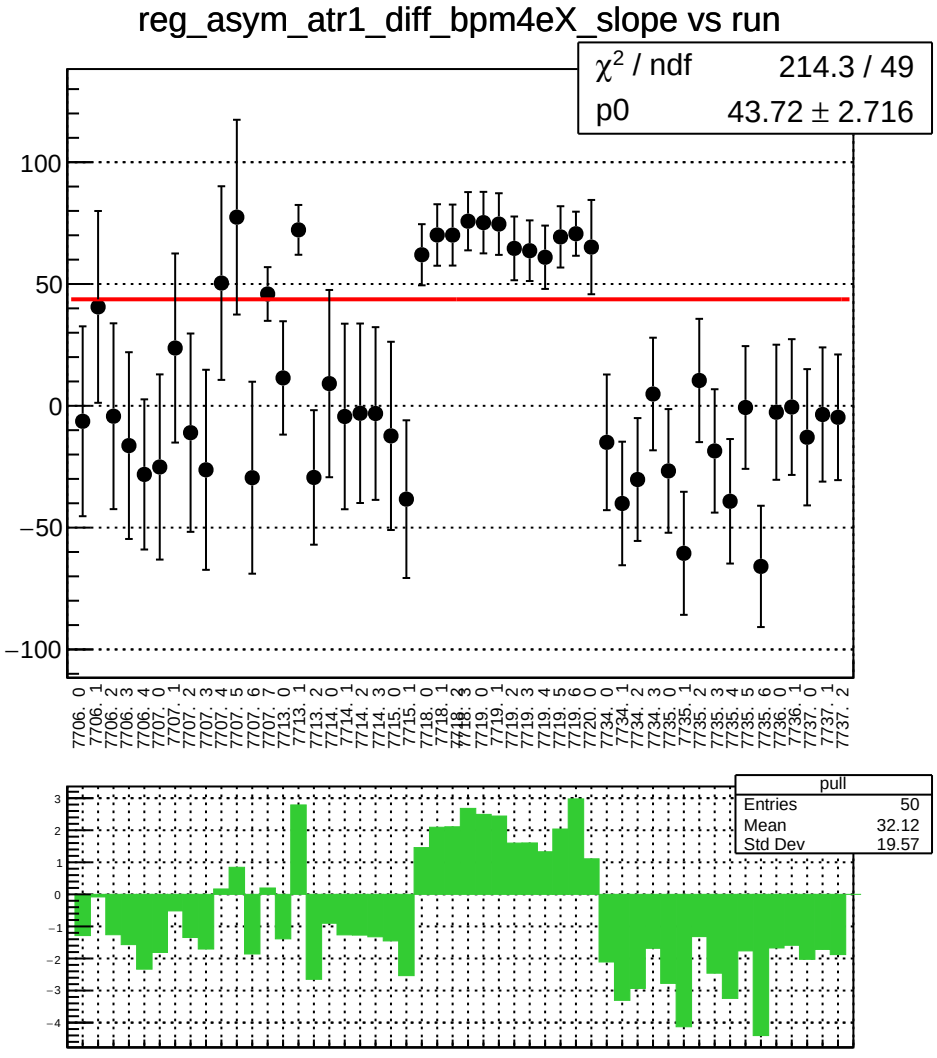
reg_asym_atr1_diff_bpm4eX_slope vs run
χ² / ndf 214.3 / 49
p0 43.72 ± 2.716
100
50
0
−50
−100
7706. 0
7706. 1
7706. 2
7706. 3
7706. 4
7707. 0
7707. 1
7707. 2
7707. 3
7707. 4
7707. 5
7707. 6
7707. 7
7713. 0
7713. 1
7713. 2
7714. 0
7714. 1
7714. 2
7714. 3
7715. 0
7715. 1
7718. 0
7718. 1
7718. 2
7718. 3
7719. 0
7719. 1
7719. 2
7719. 3
7719. 4
7719. 5
7719. 6
7720. 0
7734. 0
7734. 1
7734. 2
7734. 3
7735. 0
7735. 1
7735. 2
7735. 3
7735. 4
7735. 5
7735. 6
7736. 0
7736. 1
7737. 0
7737. 1
7737. 2
pull
Entries 50
Mean 32.12
Std Dev 19.57
3
2
1
0
−1
−2
−3
−4

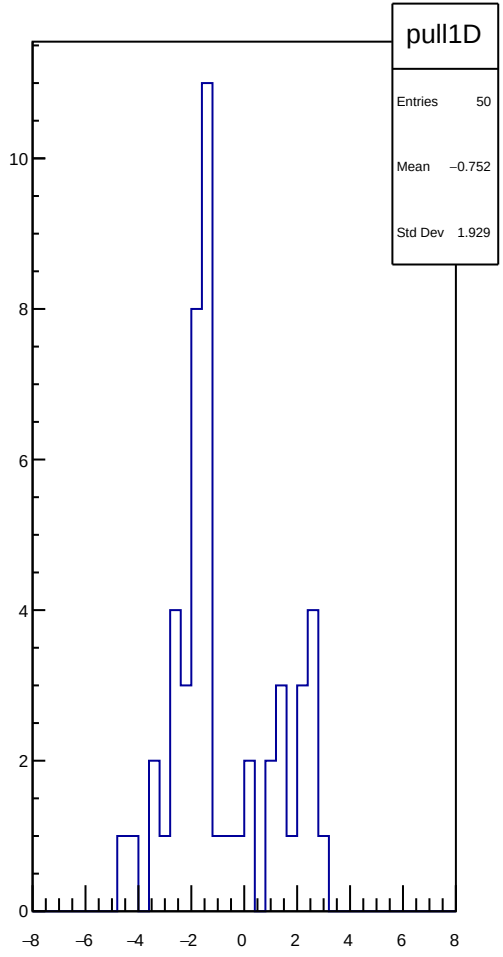
pull1D
Entries 50
Mean −0.752
Std Dev 1.929
10
8
6
4
2
0
−8
−6
−4
−2
0
2
4
6
8

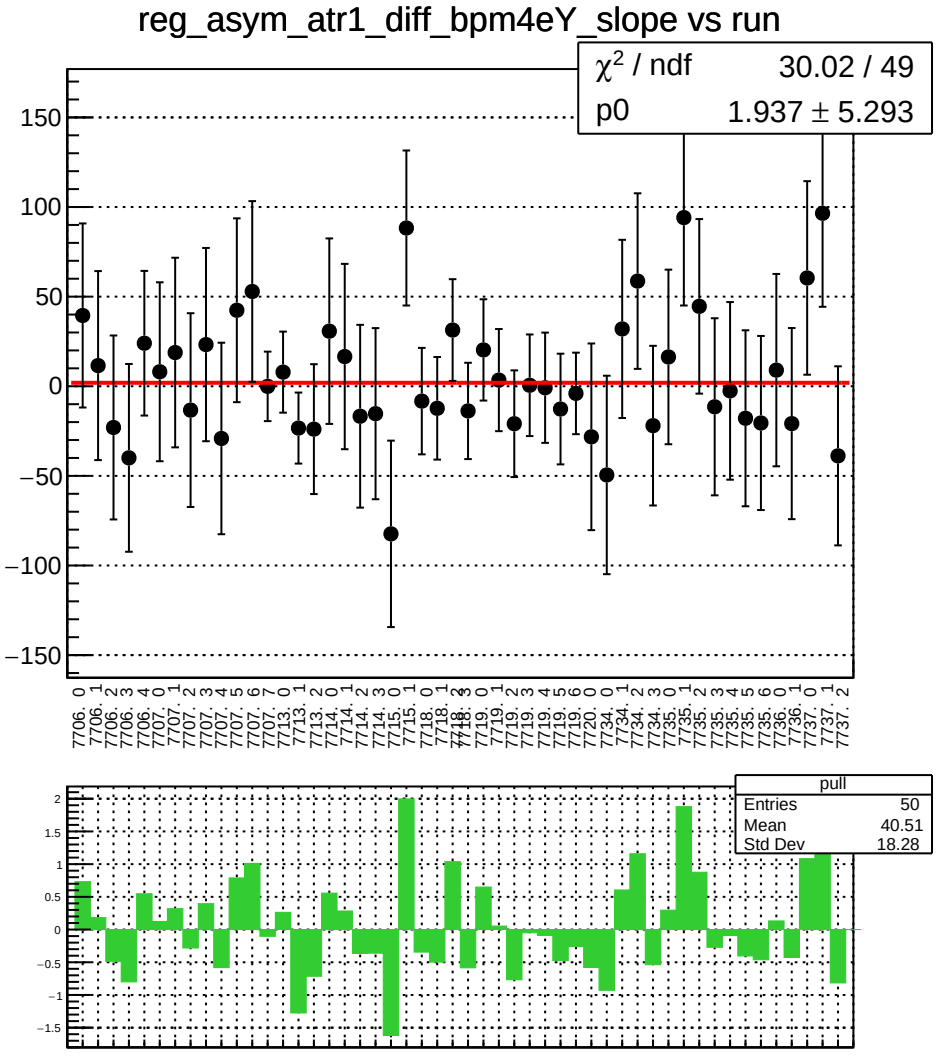
reg_asym_atr1_diff_bpm4eY_slope vs run
χ² / ndf 30.02 / 49
p0 1.937 ± 5.293
150
100
50
0
−50
−100
−150
7706. 0
7706. 1
7706. 2
7706. 3
7706. 4
7707. 0
7707. 1
7707. 2
7707. 3
7707. 4
7707. 5
7707. 6
7707. 7
7713. 0
7713. 1
7713. 2
7714. 0
7714. 1
7714. 2
7714. 3
7715. 0
7715. 1
7718. 0
7718. 1
7718. 2
7718. 3
7719. 0
7719. 1
7719. 2
7719. 3
7719. 4
7719. 5
7719. 6
7720. 0
7734. 0
7734. 1
7734. 2
7734. 3
7735. 0
7735. 1
7735. 2
7735. 3
7735. 4
7735. 5
7735. 6
7736. 0
7736. 1
7737. 0
7737. 1
7737. 2
pull
Entries 50
Mean 40.51
Std Dev 18.28
2
1.5
1
0.5
0
−0.5
−1
−1.5

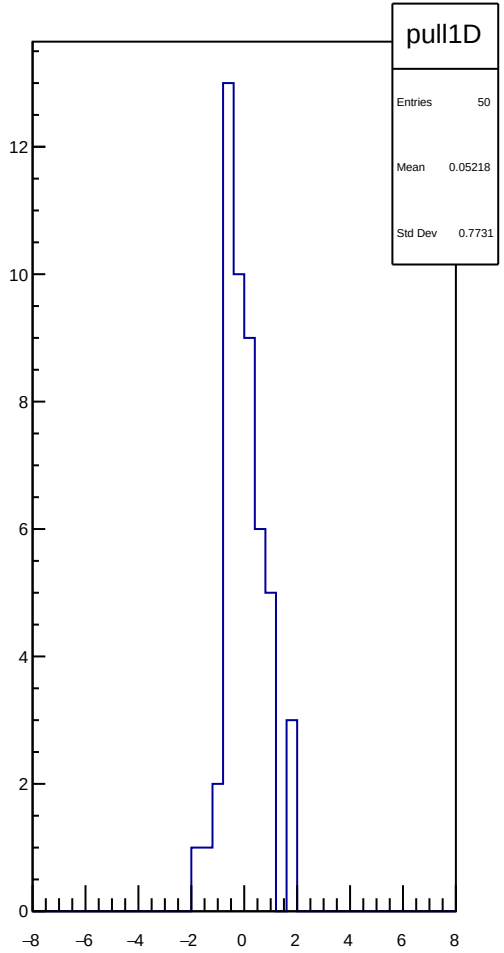
pull1D
Entries 50
Mean 0.05218
Std Dev 0.7731
12
10
8
6
4
2
0
−8
−6
−4
−2
0
2
4
6
8

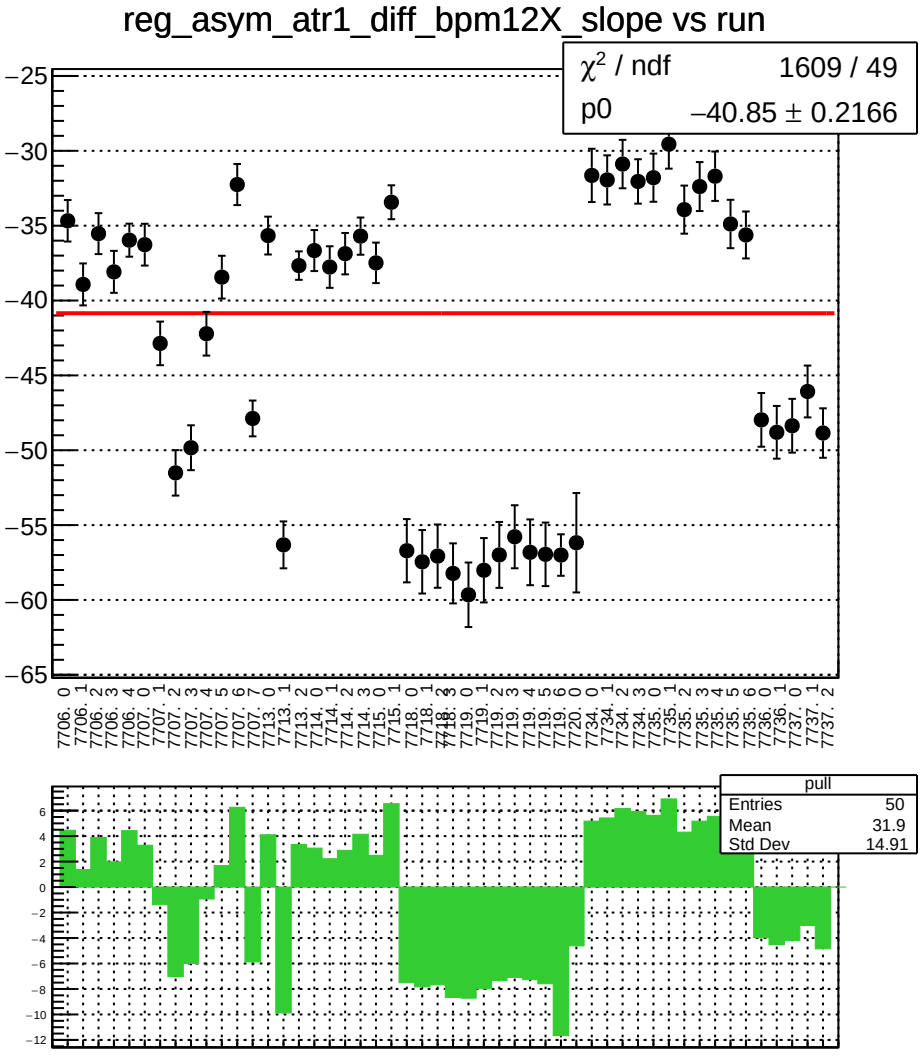
reg_asym_atr1_diff_bpm12X_slope vs run
χ^2 / ndf 1609 / 49
p0 −40.85 ± 0.2166
pull
Entries 50
Mean 31.9
Std Dev 14.91

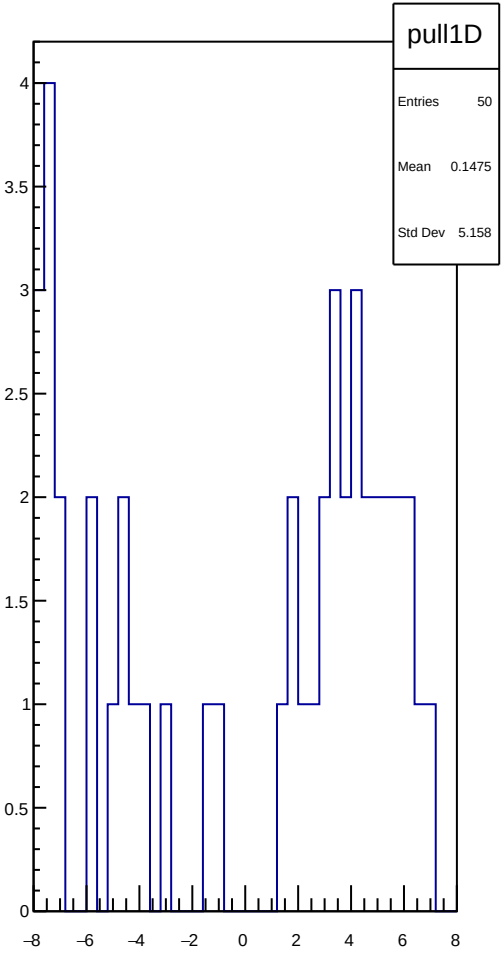
pull1D
Entries 50
Mean 0.1475
Std Dev 5.158

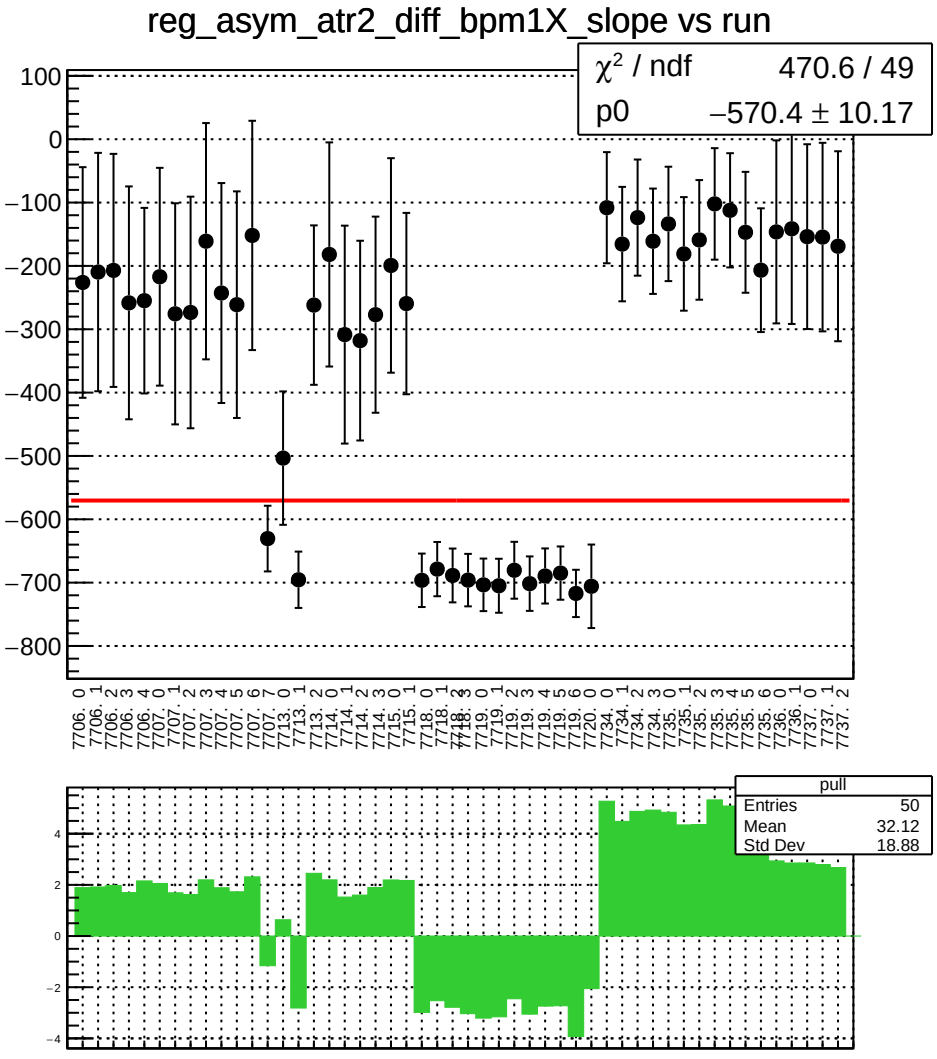
reg_asym_atr2_diff_bpm1X_slope vs run
χ² / ndf 470.6 / 49
p0 −570.4 ± 10.17
pull
Entries 50
Mean 32.12
Std Dev 18.88

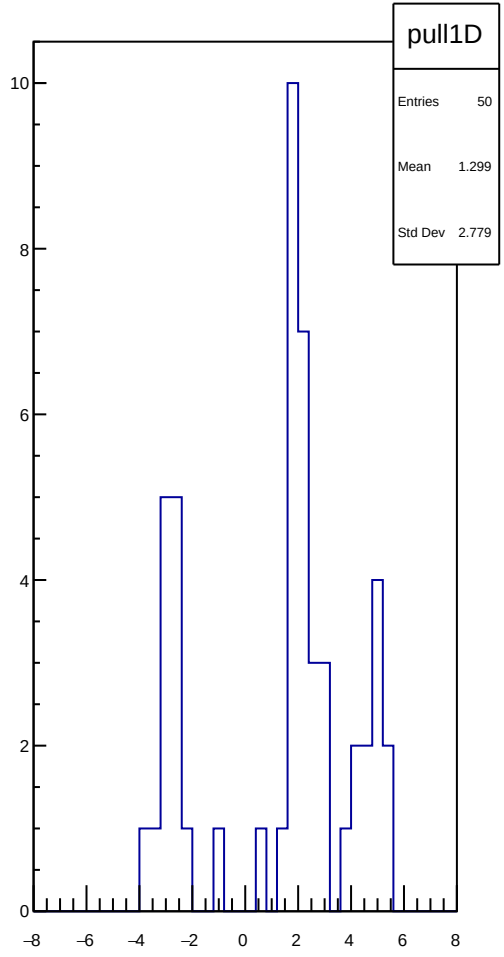
pull1D
Entries 50
Mean 1.299
Std Dev 2.779

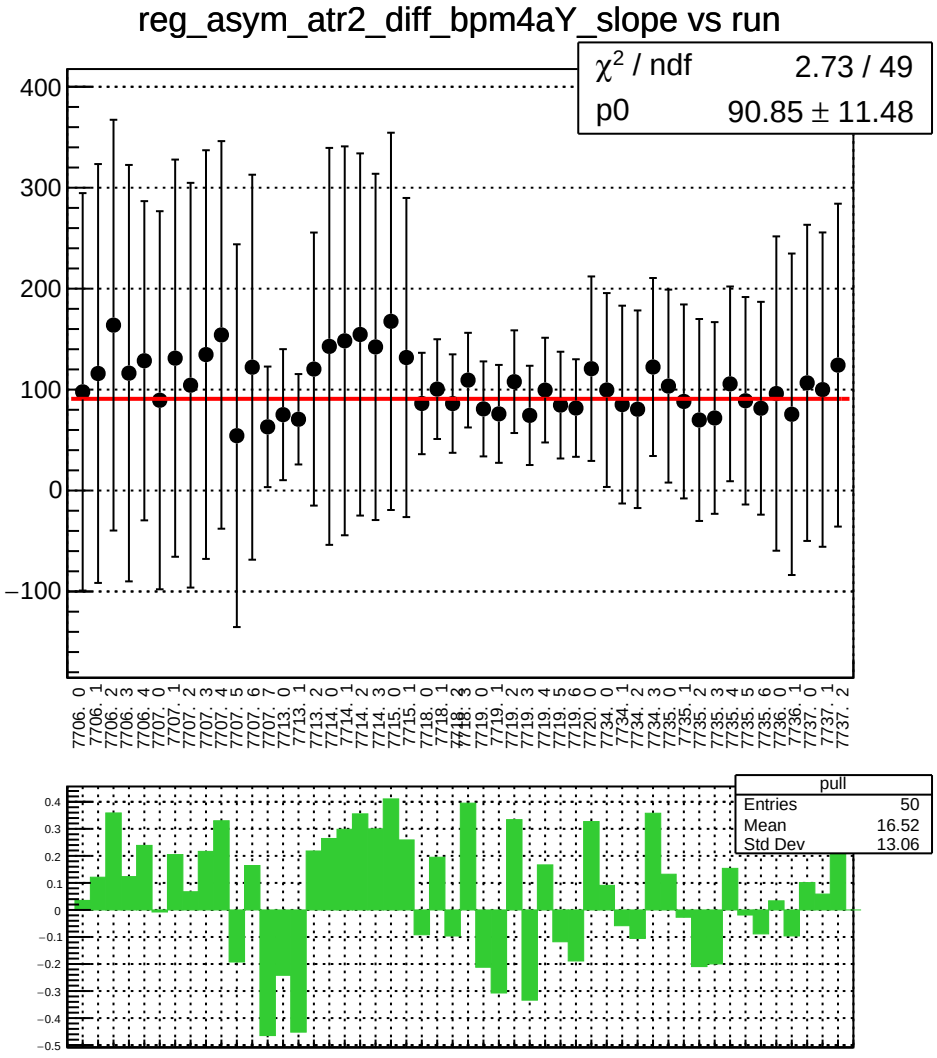
reg_asym_atr2_diff_bpm4aY_slope vs run
χ² / ndf 2.73 / 49
p0 90.85 ± 11.48
pull
Entries 50
Mean 16.52
Std Dev 13.06

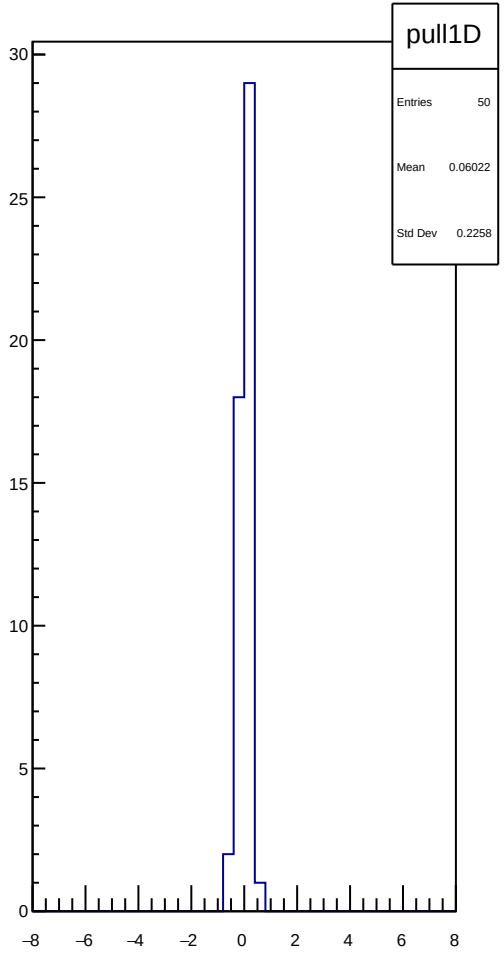
pull1D
Entries 50
Mean 0.06022
Std Dev 0.2258

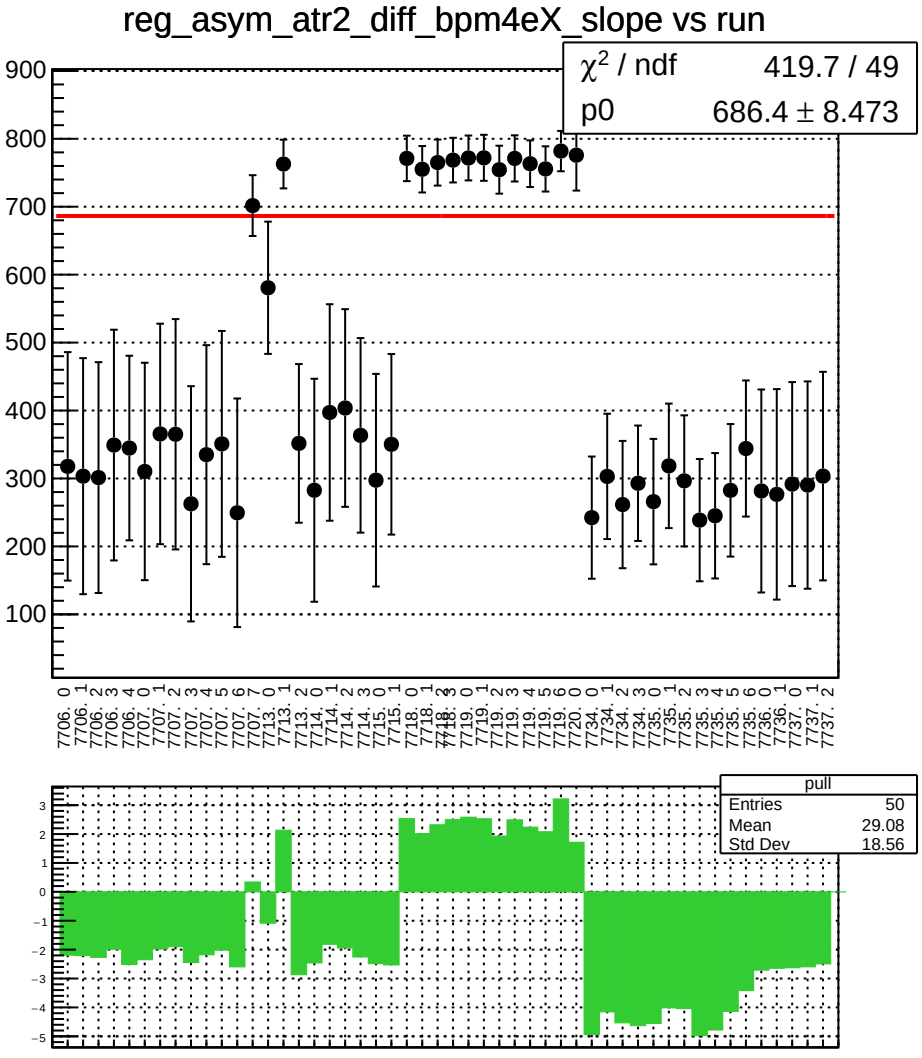
reg_asym_atr2_diff_bpm4eX_slope vs run
χ^2 / ndf 419.7 / 49
p0 686.4 ± 8.473
900
800
700
600
500
400
300
200
100
7706. 0
7706. 1
7706. 2
7706. 3
7706. 4
7707. 0
7707. 1
7707. 2
7707. 3
7707. 4
7707. 5
7707. 6
7707. 7
7713. 0
7713. 1
7713. 2
7714. 0
7714. 1
7714. 2
7714. 3
7715. 0
7715. 1
7718. 0
7718. 1
7718. 2
7718. 3
7719. 0
7719. 1
7719. 2
7719. 3
7719. 4
7719. 5
7719. 6
7720. 0
7734. 0
7734. 1
7734. 2
7734. 3
7735. 0
7735. 1
7735. 2
7735. 3
7735. 4
7735. 5
7735. 6
7736. 0
7736. 1
7737. 0
7737. 1
7737. 2
pull
Entries 50
Mean 29.08
Std Dev 18.56
3
2
1
0
−1
−2
−3
−4
−5

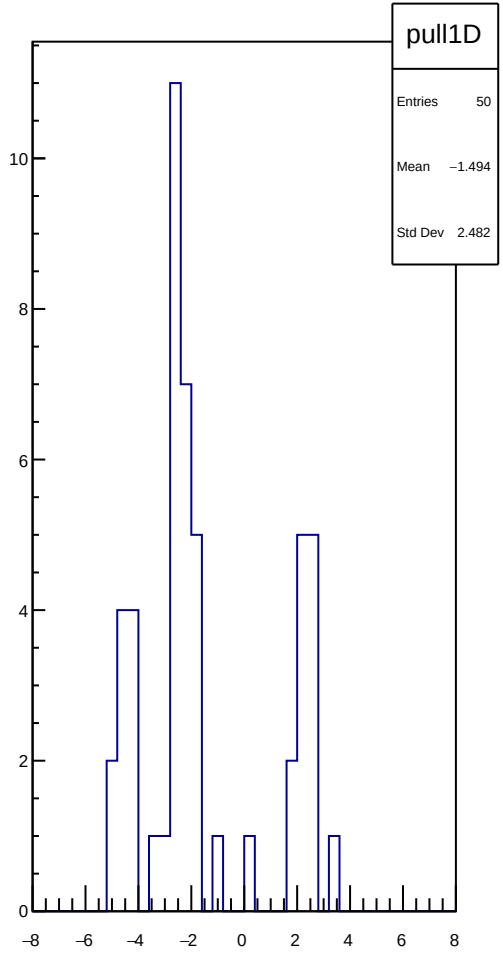
pull1D
Entries 50
Mean −1.494
Std Dev 2.482
10
8
6
4
2
0
−8
−6
−4
−2
0
2
4
6
8

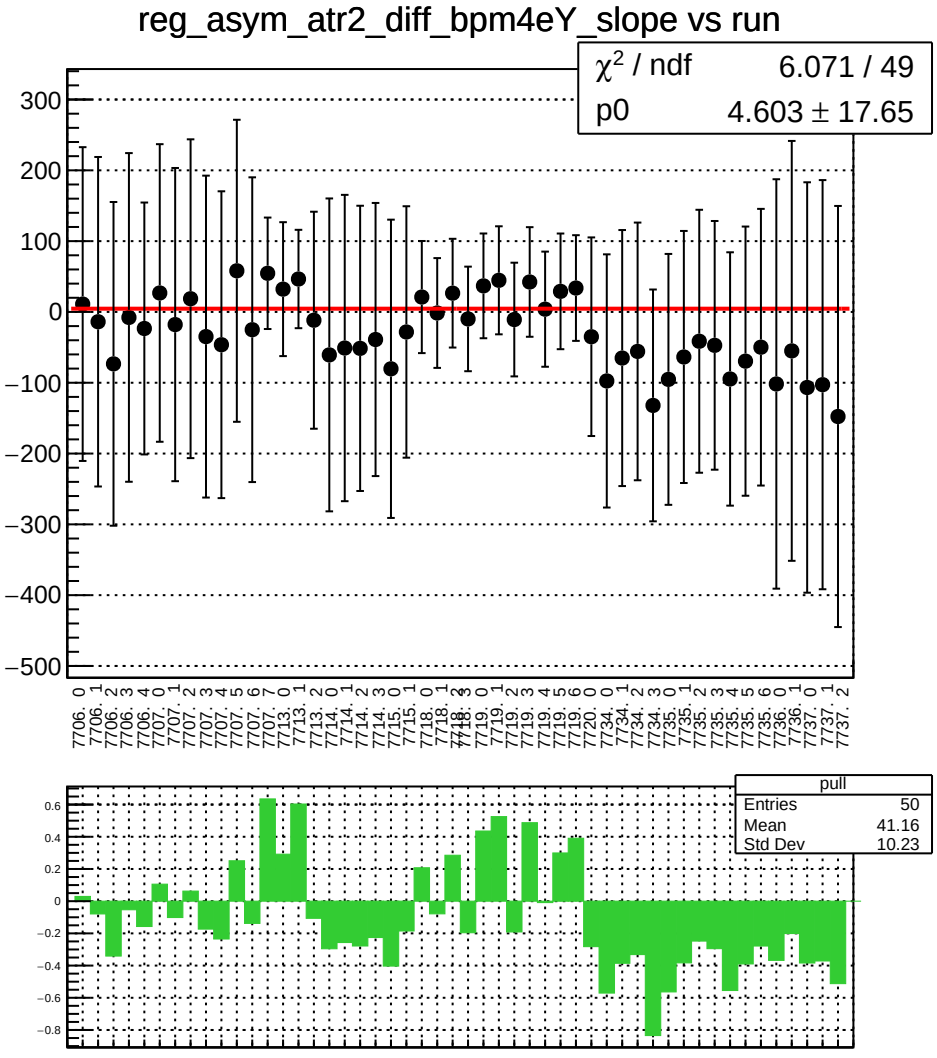
reg_asym_atr2_diff_bpm4eY_slope vs run
χ² / ndf 6.071 / 49
p0 4.603 ± 17.65
pull
Entries 50
Mean 41.16
Std Dev 10.23

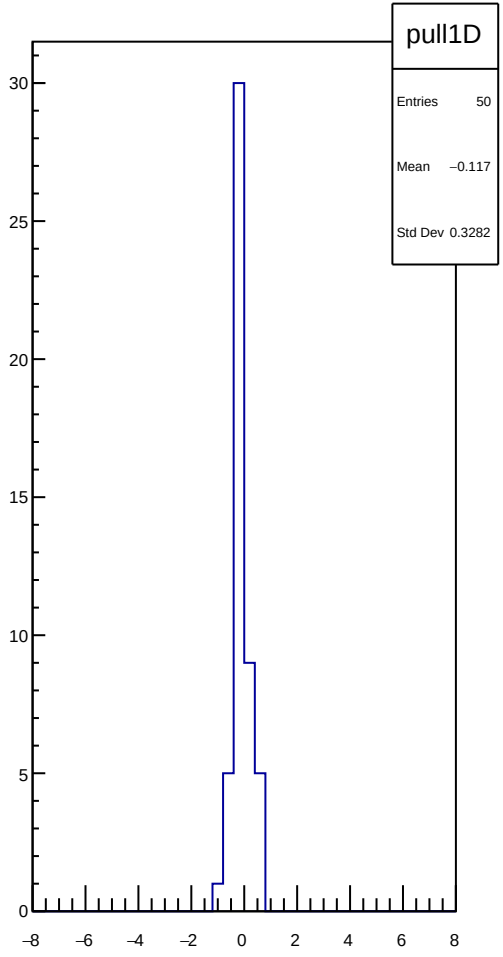
pull1D
Entries 50
Mean −0.117
Std Dev 0.3282

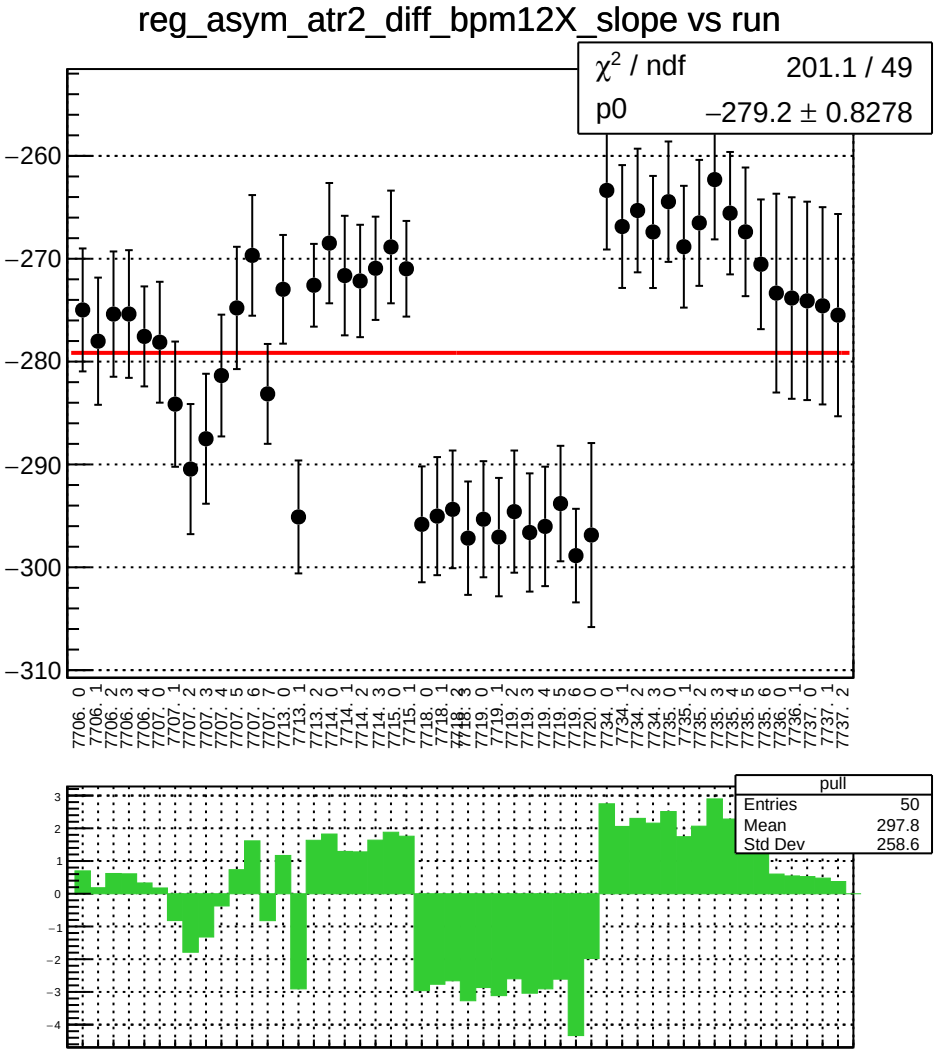
reg_asym_atr2_diff_bpm12X_slope vs run
χ² / ndf 201.1 / 49
p0 −279.2 ± 0.8278
−260
−270
−280
−290
−300
−310
7706. 0
7706. 1
7706. 2
7706. 3
7706. 4
7707. 0
7707. 1
7707. 2
7707. 3
7707. 4
7707. 5
7707. 6
7707. 7
7713. 0
7713. 1
7713. 2
7714. 0
7714. 1
7714. 2
7714. 3
7715. 0
7715. 1
7718. 0
7718. 1
7718. 2
7718. 3
7719. 0
7719. 1
7719. 2
7719. 3
7719. 4
7719. 5
7719. 6
7720. 0
7734. 0
7734. 1
7734. 2
7734. 3
7735. 0
7735. 1
7735. 2
7735. 3
7735. 4
7735. 5
7735. 6
7736. 0
7736. 1
7737. 0
7737. 1
7737. 2
pull
Entries 50
Mean 297.8
Std Dev 258.6
3
2
1
0
−1
−2
−3
−4

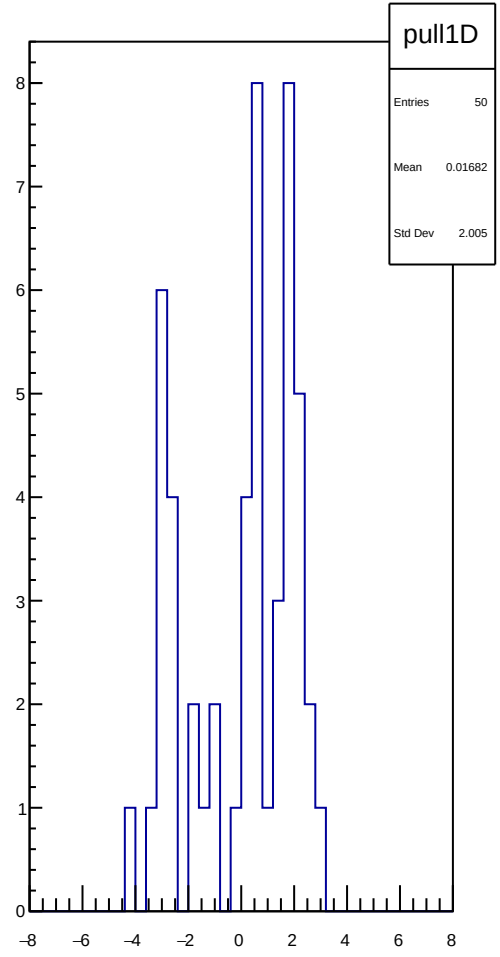
pull1D
Entries 50
Mean 0.01682
Std Dev 2.005
8
7
6
5
4
3
2
1
0
−8
−6
−4
−2
0
2
4
6
8

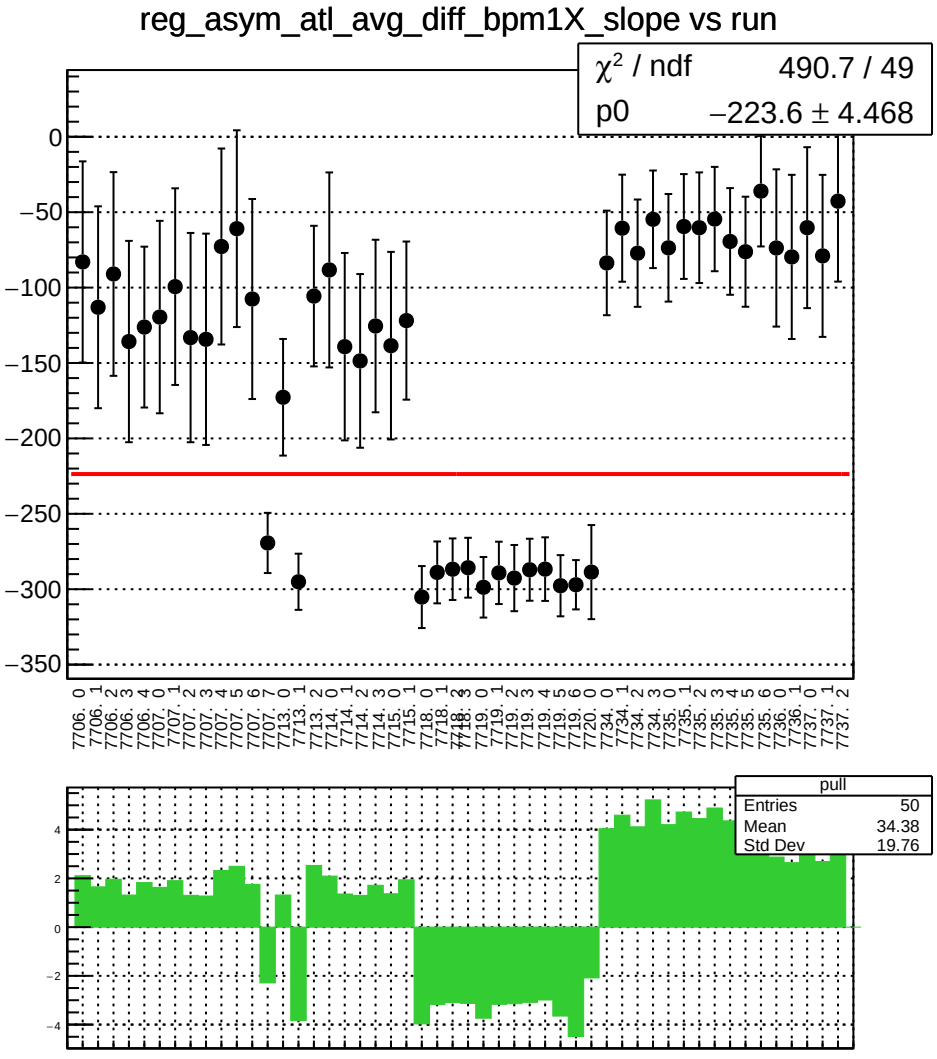
reg_asym_atl_avg_diff_bpm1X_slope vs run
χ² / ndf 490.7 / 49
p0 −223.6 ± 4.468
0
−50
−100
−150
−200
−250
−300
−350
7706. 0
7706. 1
7706. 2
7706. 3
7706. 4
7707. 0
7707. 1
7707. 2
7707. 3
7707. 4
7707. 5
7707. 6
7707. 7
7713. 0
7713. 1
7713. 2
7714. 0
7714. 1
7714. 2
7714. 3
7715. 0
7715. 1
7718. 0
7718. 1
7718. 2
7718. 3
7719. 0
7719. 1
7719. 2
7719. 3
7719. 4
7719. 5
7719. 6
7720. 0
7734. 0
7734. 1
7734. 2
7734. 3
7735. 0
7735. 1
7735. 2
7735. 3
7735. 4
7735. 5
7735. 6
7736. 0
7736. 1
7737. 0
7737. 1
7737. 2
pull
Entries 50
Mean 34.38
Std Dev 19.76
4
2
0
−2
−4

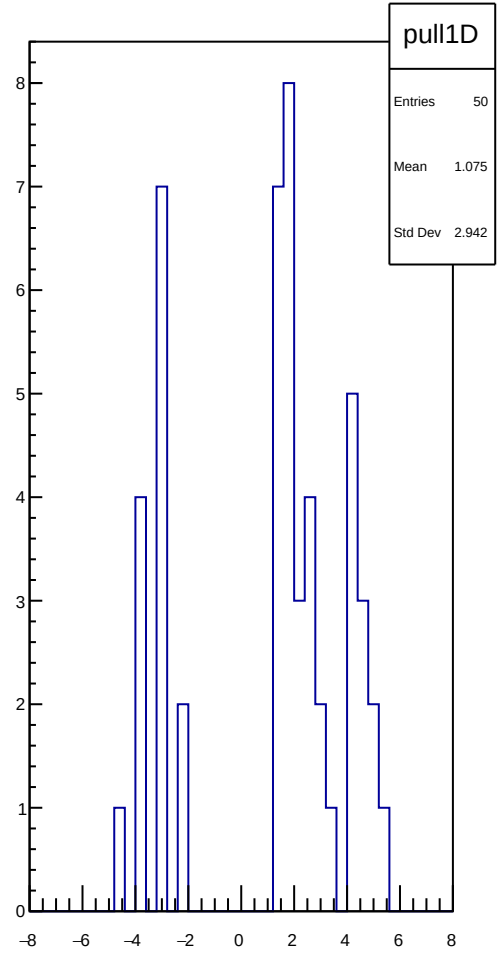
pull1D
Entries 50
Mean 1.075
Std Dev 2.942
8
7
6
5
4
3
2
1
0
−8
−6
−4
−2
0
2
4
6
8

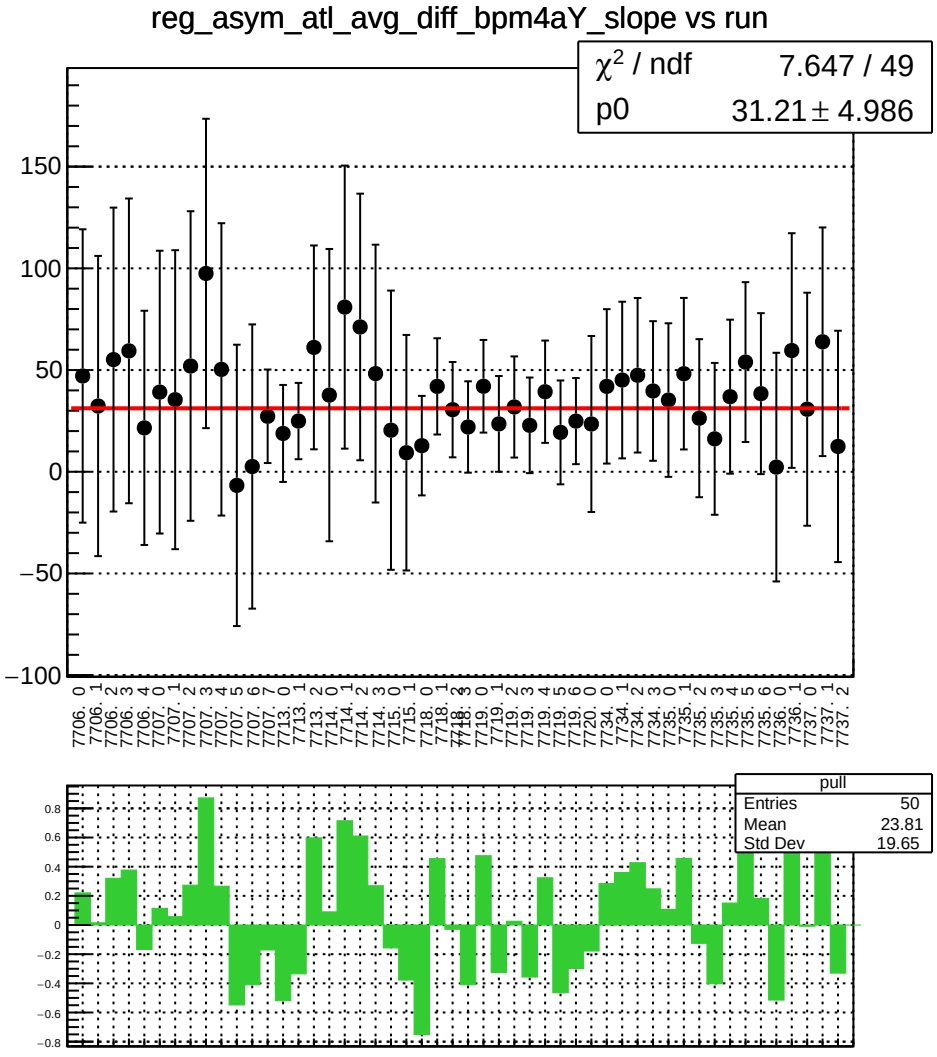
reg_asym_atl_avg_diff_bpm4aY_slope vs run
χ2 / ndf 7.647 / 49
p0 31.21 ± 4.986
pull
Entries 50
Mean 23.81
Std Dev 19.65

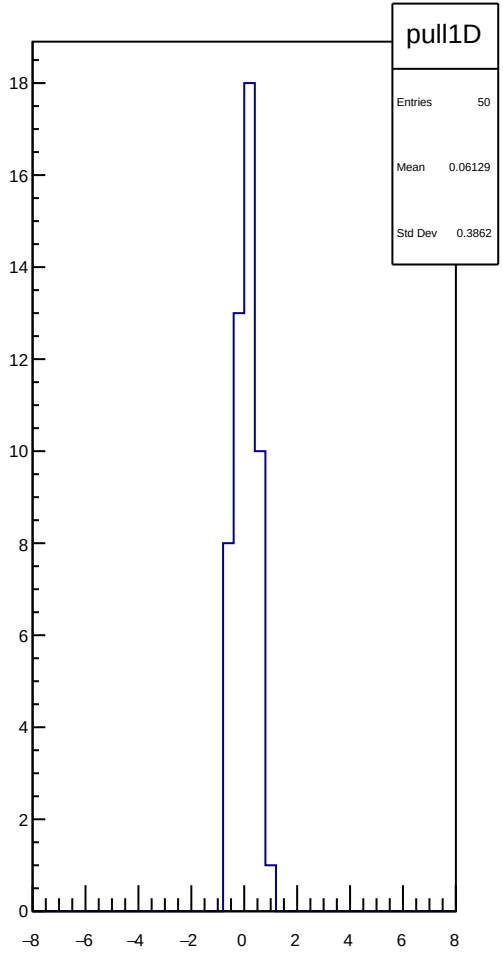
pull1D
Entries 50
Mean 0.06129
Std Dev 0.3862

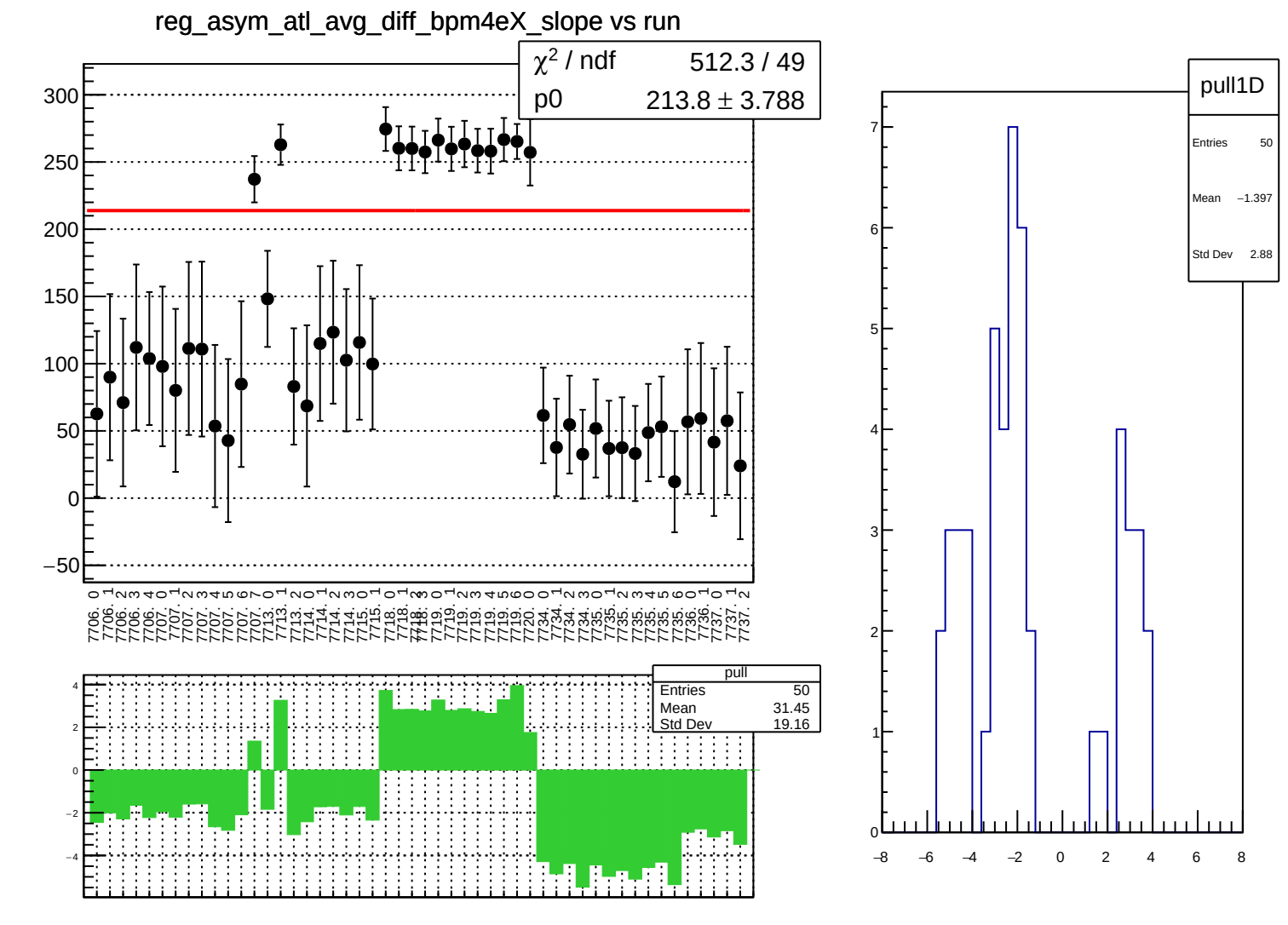
reg_asym_atl_avg_diff_bpm4eX_slope vs run
χ² / ndf 512.3 / 49
p0 213.8 ± 3.788
pull
Entries 50
Mean 31.45
Std Dev 19.16
pull1D
Entries 50
Mean −1.397
Std Dev 2.88

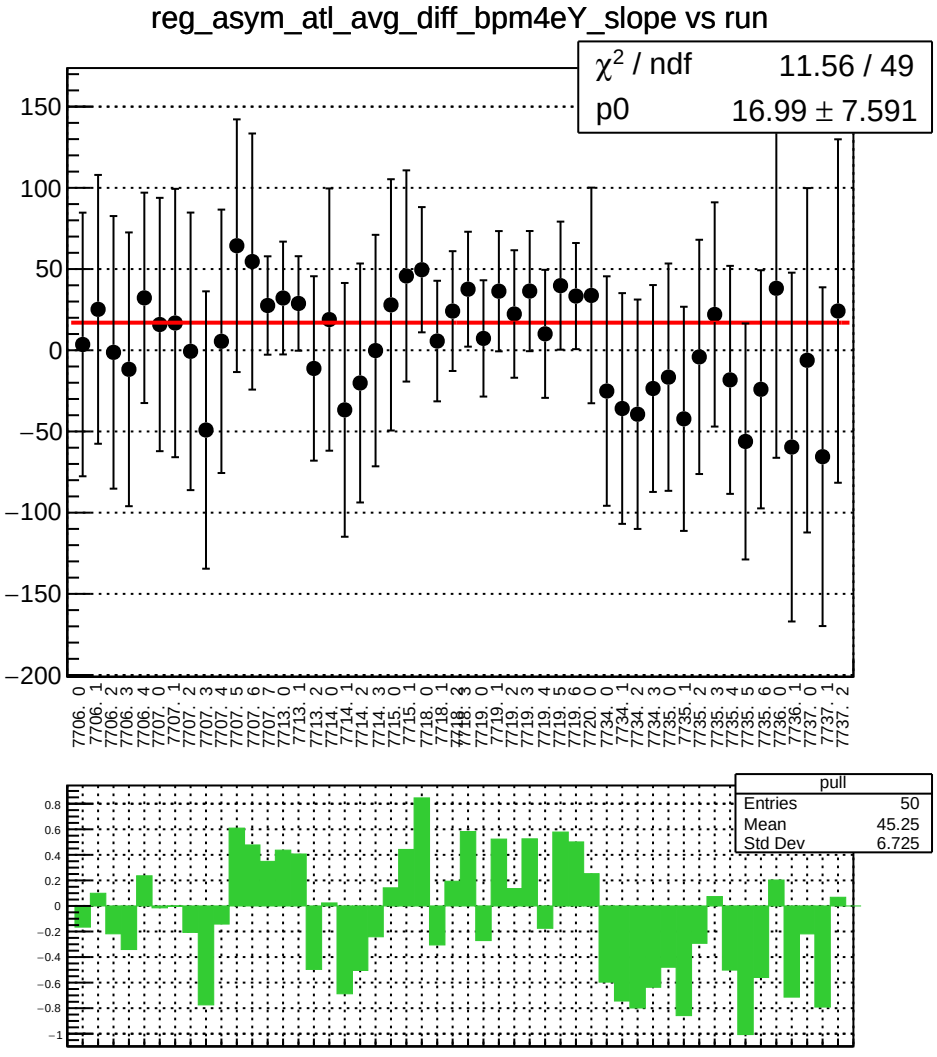
reg_asym_atl_avg_diff_bpm4eY_slope vs run
χ² / ndf 11.56 / 49
p0 16.99 ± 7.591
150
100
50
0
−50
−100
−150
−200
7706. 0
7706. 1
7706. 2
7706. 3
7706. 4
7707. 0
7707. 1
7707. 2
7707. 3
7707. 4
7707. 5
7707. 6
7707. 7
7713. 0
7713. 1
7713. 2
7714. 0
7714. 1
7714. 2
7714. 3
7715. 0
7715. 1
7718. 0
7718. 1
7718. 2
7718. 3
7719. 0
7719. 1
7719. 2
7719. 3
7719. 4
7719. 5
7719. 6
7720. 0
7734. 0
7734. 1
7734. 2
7734. 3
7735. 0
7735. 1
7735. 2
7735. 3
7735. 4
7735. 5
7735. 6
7736. 0
7736. 1
7737. 0
7737. 1
7737. 2
pull
Entries 50
Mean 45.25
Std Dev 6.725
0.8
0.6
0.4
0.2
0
−0.2
−0.4
−0.6
−0.8
−1

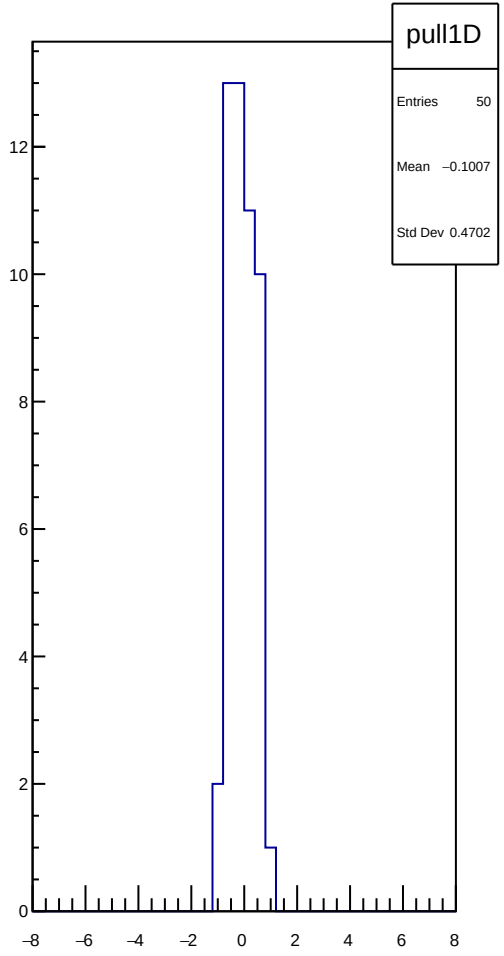
pull1D
Entries 50
Mean −0.1007
Std Dev 0.4702
12
10
8
6
4
2
0
−8
−6
−4
−2
0
2
4
6
8

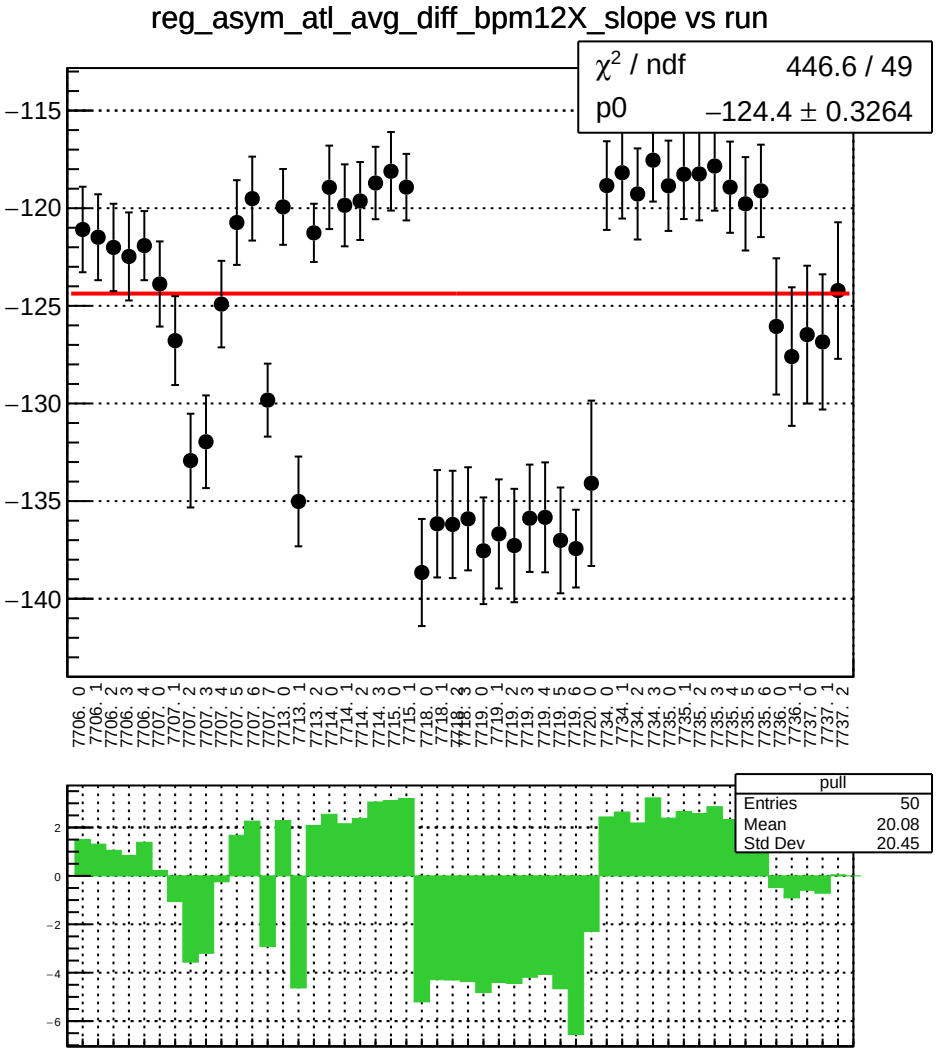
reg_asym_atl_avg_diff_bpm12X_slope vs run
χ² / ndf 446.6 / 49
p0 −124.4 ± 0.3264
−115
−120
−125
−130
−135
−140
7706. 0
7706. 1
7706. 2
7706. 3
7706. 4
7707. 0
7707. 1
7707. 2
7707. 3
7707. 4
7707. 5
7707. 6
7707. 7
7713. 0
7713. 1
7713. 2
7714. 0
7714. 1
7714. 2
7714. 3
7715. 0
7715. 1
7718. 0
7718. 1
7718. 2
7718. 3
7719. 0
7719. 1
7719. 2
7719. 3
7719. 4
7719. 5
7719. 6
7720. 0
7734. 0
7734. 1
7734. 2
7734. 3
7735. 0
7735. 1
7735. 2
7735. 3
7735. 4
7735. 5
7735. 6
7736. 0
7736. 1
7737. 0
7737. 1
7737. 2
pull
Entries 50
Mean 20.08
Std Dev 20.45
2
0
−2
−4
−6

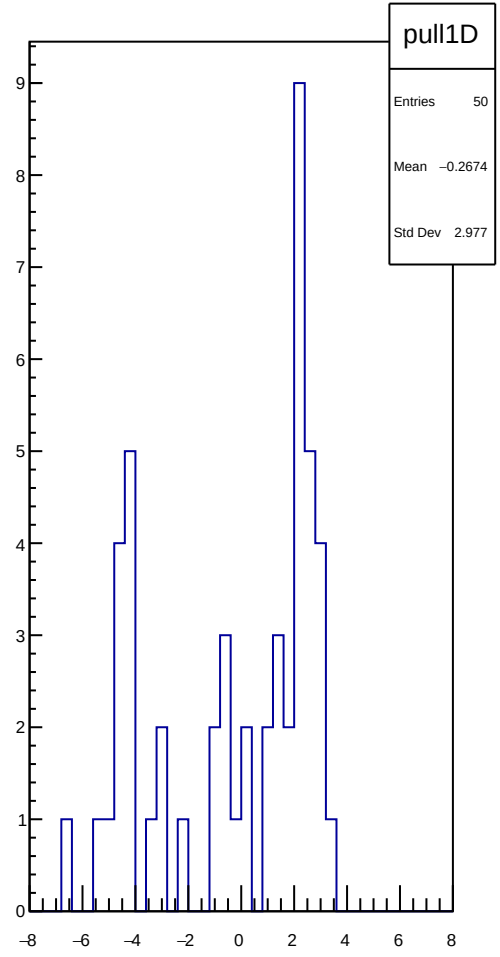
pull1D
Entries 50
Mean −0.2674
Std Dev 2.977
9
8
7
6
5
4
3
2
1
0
−8
−6
−4
−2
0
2
4
6
8

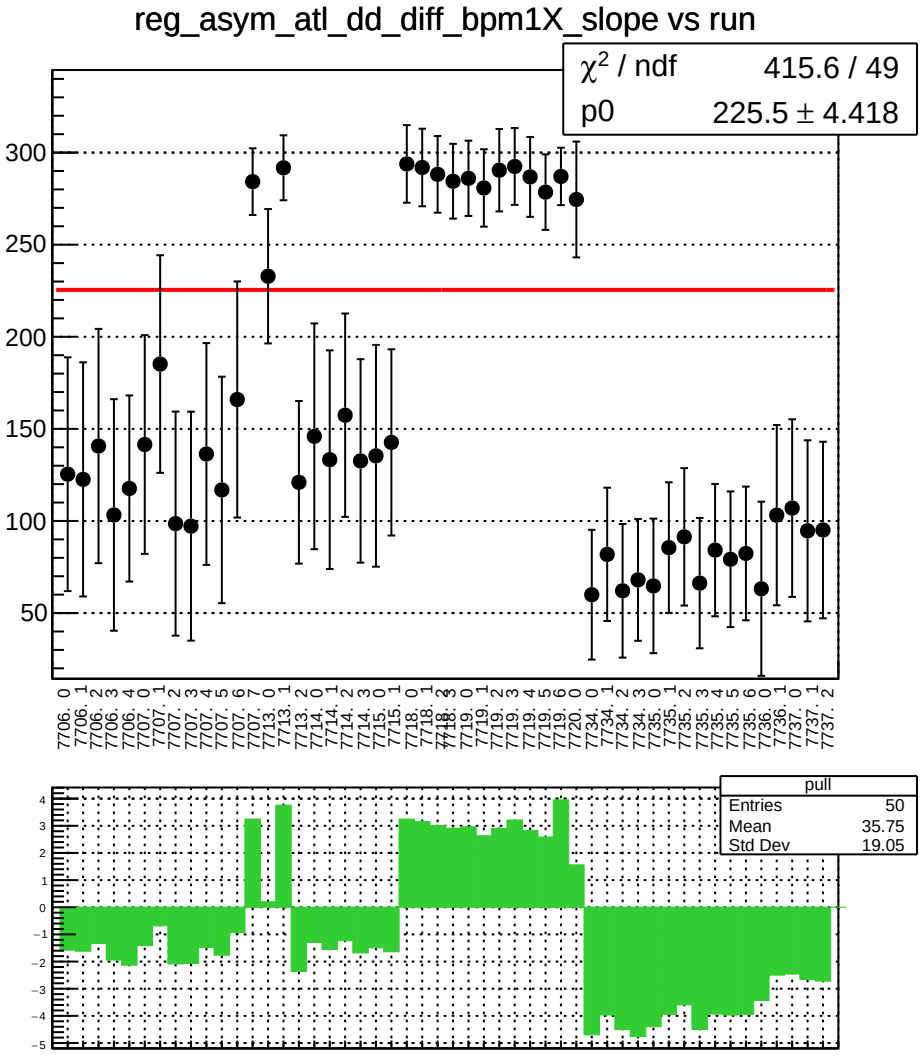
reg_asym_atl_dd_diff_bpm1X_slope vs run
χ² / ndf 415.6 / 49
p0 225.5 ± 4.418
pull
Entries 50
Mean 35.75
Std Dev 19.05

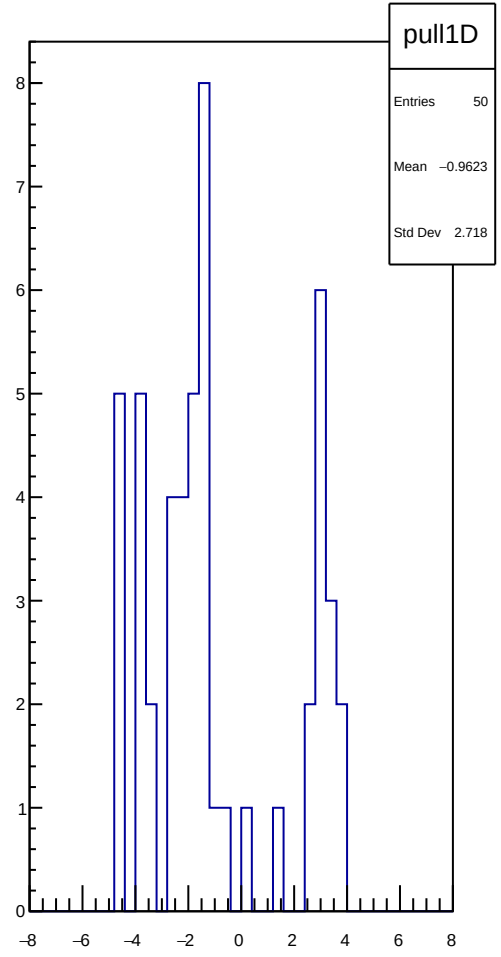
pull1D
Entries 50
Mean −0.9623
Std Dev 2.718

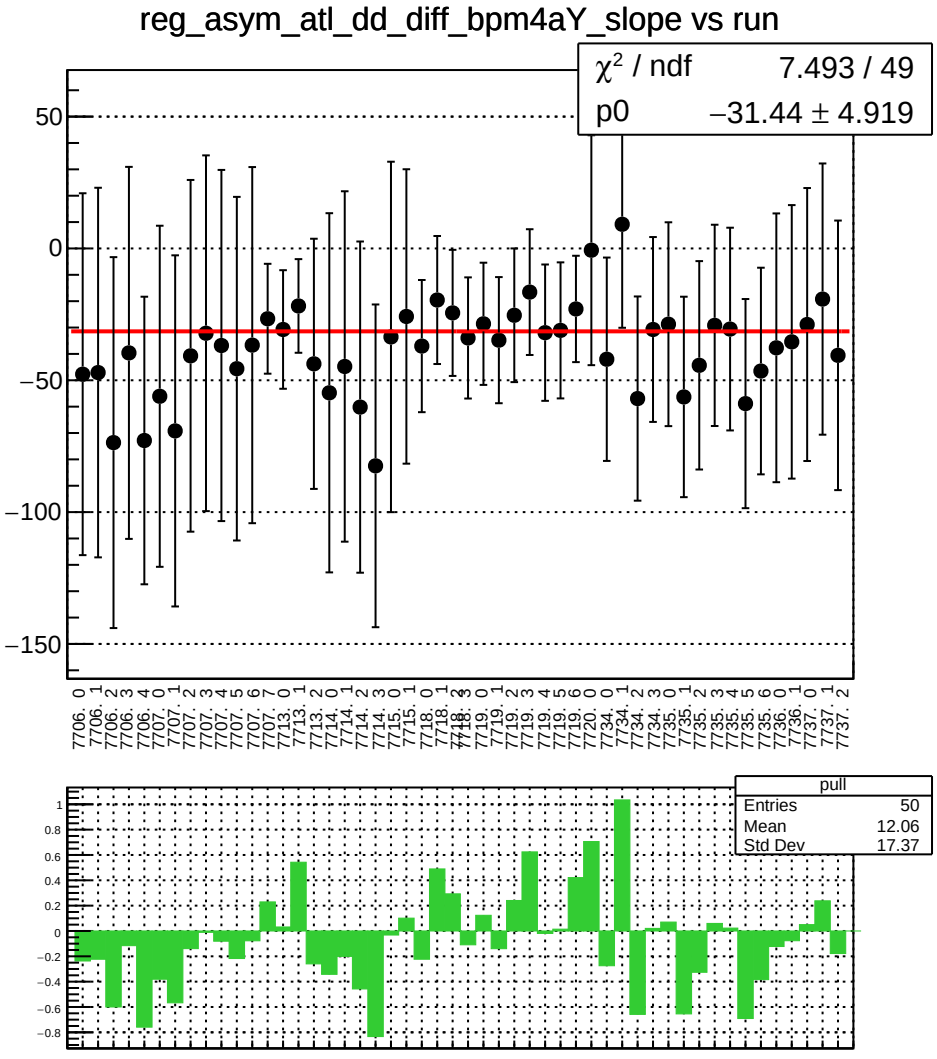
reg_asym_atl_dd_diff_bpm4aY_slope vs run
χ² / ndf 7.493 / 49
p0 −31.44 ± 4.919
pull
Entries 50
Mean 12.06
Std Dev 17.37

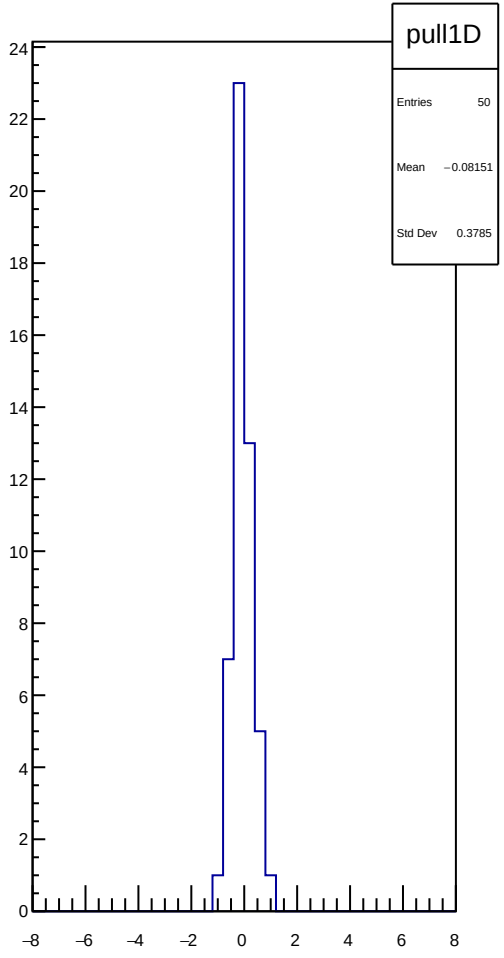
pull1D
Entries 50
Mean −0.08151
Std Dev 0.3785

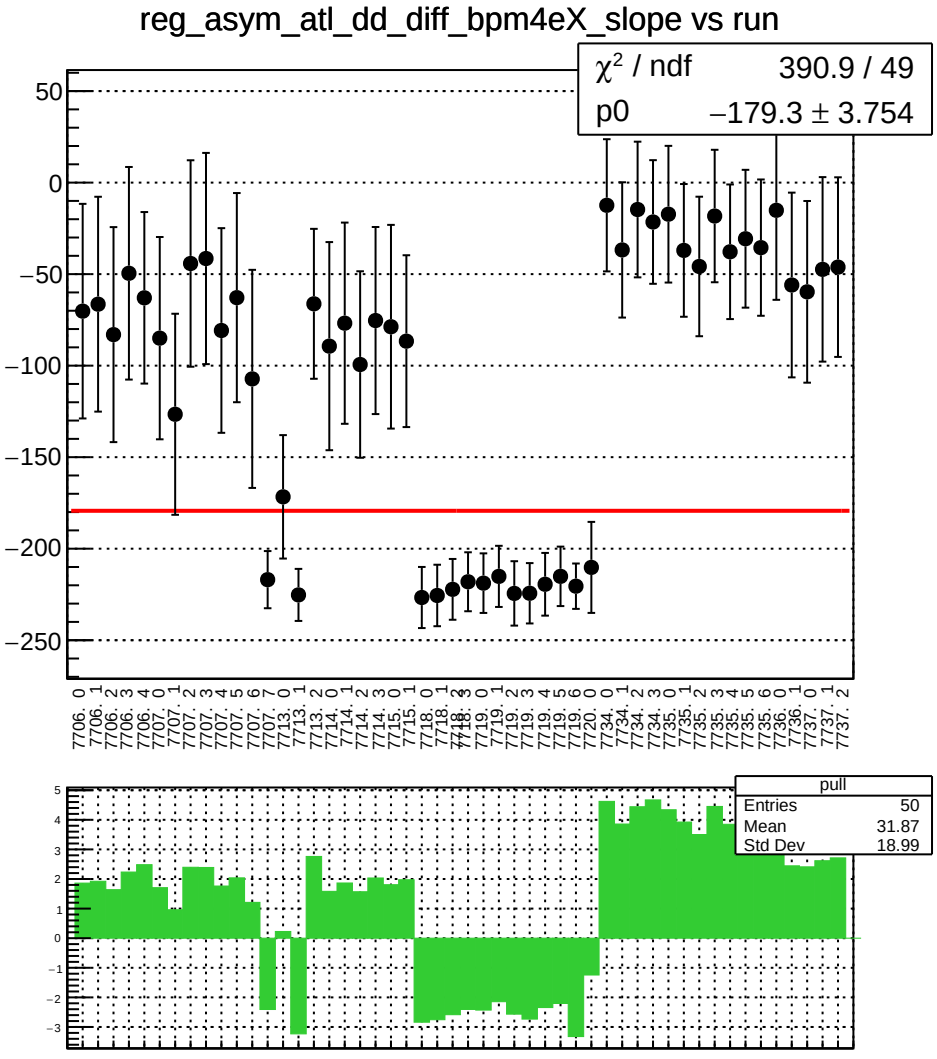
reg_asym_atl_dd_diff_bpm4eX_slope vs run
χ² / ndf 390.9 / 49
p0 −179.3 ± 3.754
pull
Entries 50
Mean 31.87
Std Dev 18.99

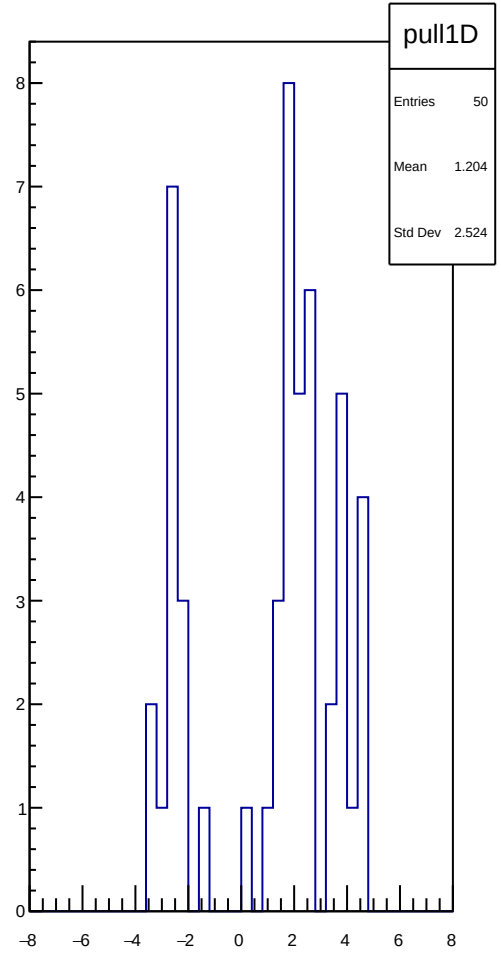
pull1D
Entries 50
Mean 1.204
Std Dev 2.524

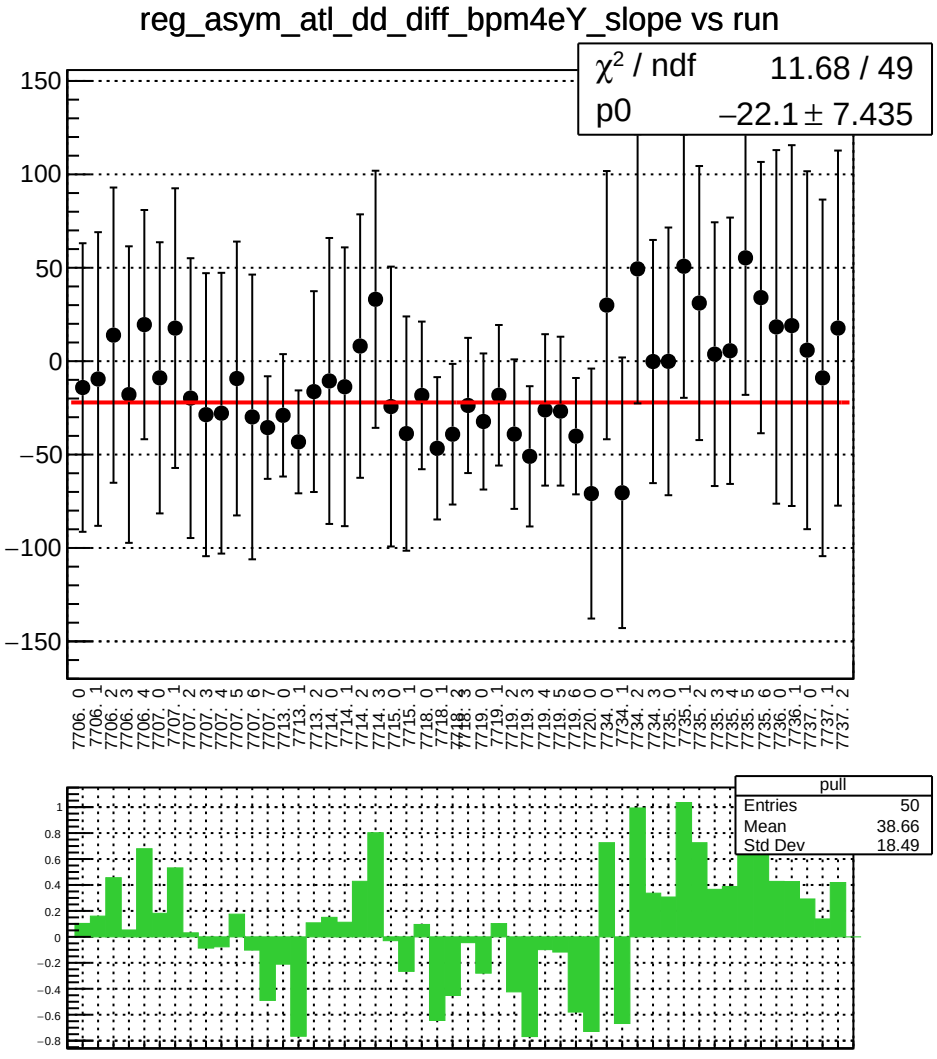
reg_asym_atl_dd_diff_bpm4eY_slope vs run
χ² / ndf 11.68 / 49
p0 −22.1 ± 7.435
pull
Entries 50
Mean 38.66
Std Dev 18.49

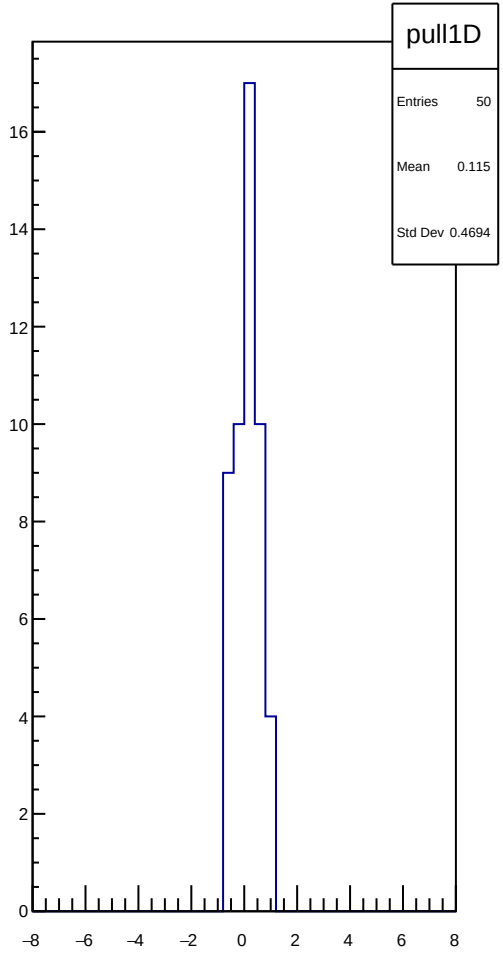
pull1D
Entries 50
Mean 0.115
Std Dev 0.4694

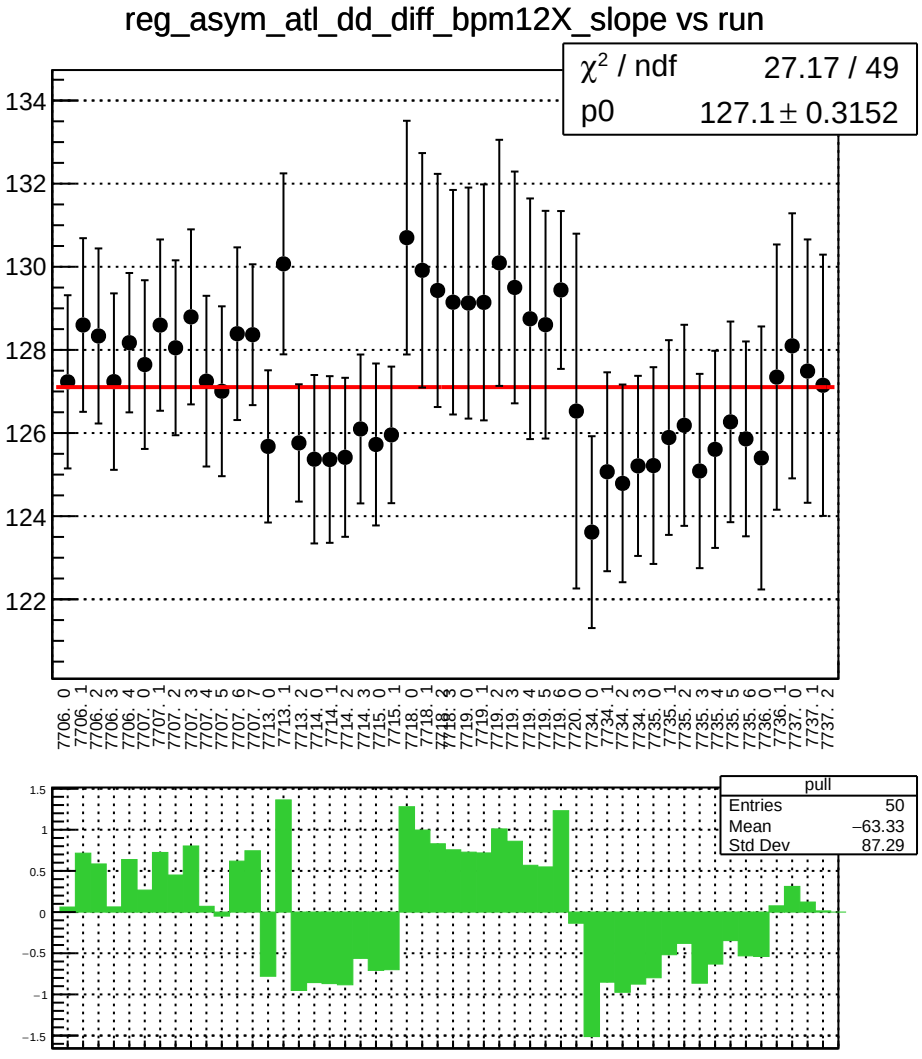
reg_asym_atl_dd_diff_bpm12X_slope vs run
χ^2 / ndf 27.17 / 49
p0 127.1 ± 0.3152
134
132
130
128
126
124
122
7706. 0
7706. 1
7706. 2
7706. 3
7706. 4
7707. 0
7707. 1
7707. 2
7707. 3
7707. 4
7707. 5
7707. 6
7707. 7
7713. 0
7713. 1
7713. 2
7714. 0
7714. 1
7714. 2
7714. 3
7715. 0
7715. 1
7718. 0
7718. 1
7718. 2
7718. 3
7719. 0
7719. 1
7719. 2
7719. 3
7719. 4
7719. 5
7719. 6
7720. 0
7734. 0
7734. 1
7734. 2
7734. 3
7735. 0
7735. 1
7735. 2
7735. 3
7735. 4
7735. 5
7735. 6
7736. 0
7736. 1
7737. 0
7737. 1
7737. 2
pull
Entries 50
Mean −63.33
Std Dev 87.29
1.5
1
0.5
0
−0.5
−1
−1.5

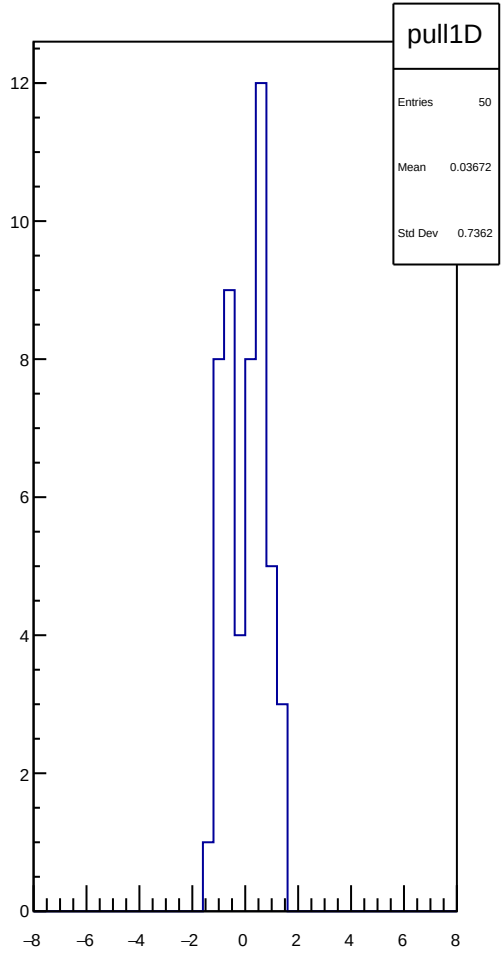
pull1D
Entries 50
Mean 0.03672
Std Dev 0.7362
12
10
8
6
4
2
0
−8
−6
−4
−2
0
2
4
6
8

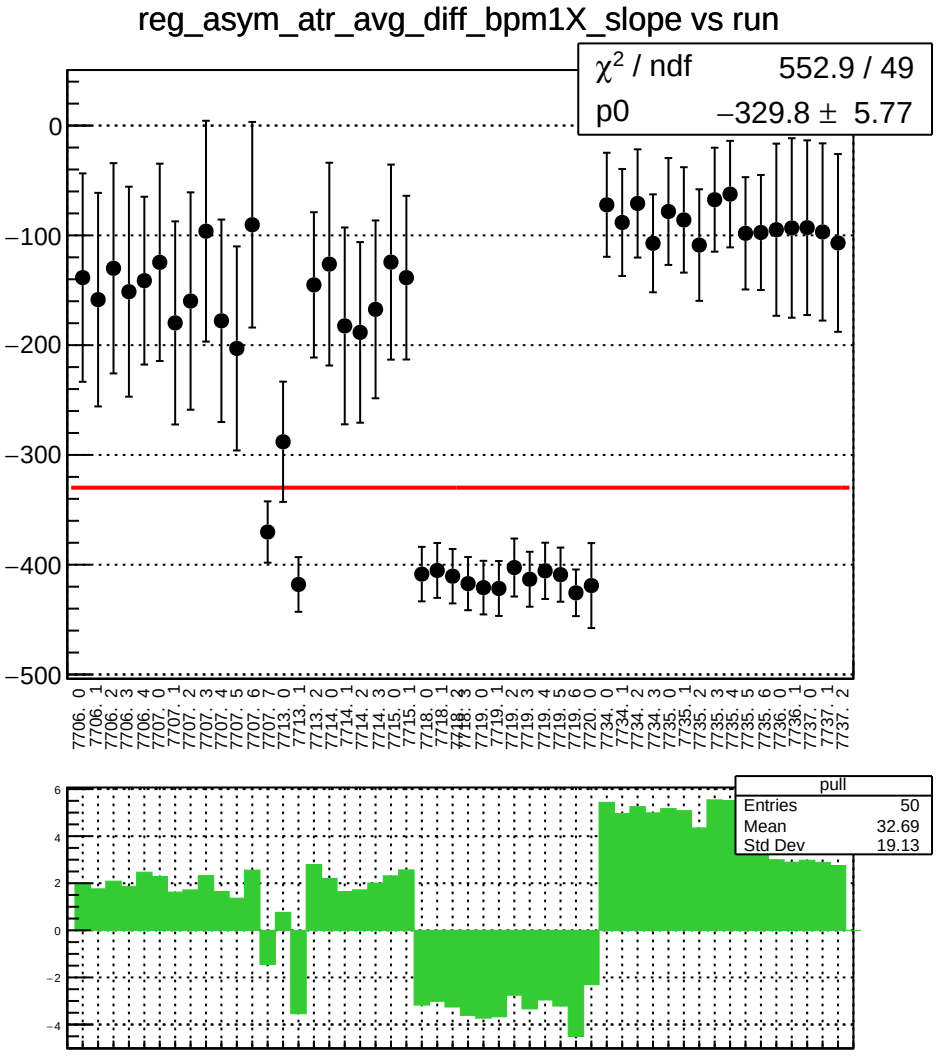
reg_asym_atr_avg_diff_bpm1X_slope vs run
χ² / ndf 552.9 / 49
p0 −329.8 ± 5.77
0
−100
−200
−300
−400
−500
7706. 0
7706. 1
7706. 2
7706. 3
7706. 4
7707. 0
7707. 1
7707. 2
7707. 3
7707. 4
7707. 5
7707. 6
7707. 7
7713. 0
7713. 1
7713. 2
7714. 0
7714. 1
7714. 2
7714. 3
7715. 0
7715. 1
7718. 0
7718. 1
7718. 2
7718. 3
7719. 0
7719. 1
7719. 2
7719. 3
7719. 4
7719. 5
7719. 6
7720. 0
7734. 0
7734. 1
7734. 2
7734. 3
7735. 0
7735. 1
7735. 2
7735. 3
7735. 4
7735. 5
7735. 6
7736. 0
7736. 1
7737. 0
7737. 1
7737. 2
pull
Entries 50
Mean 32.69
Std Dev 19.13
6
4
2
0
−2
−4

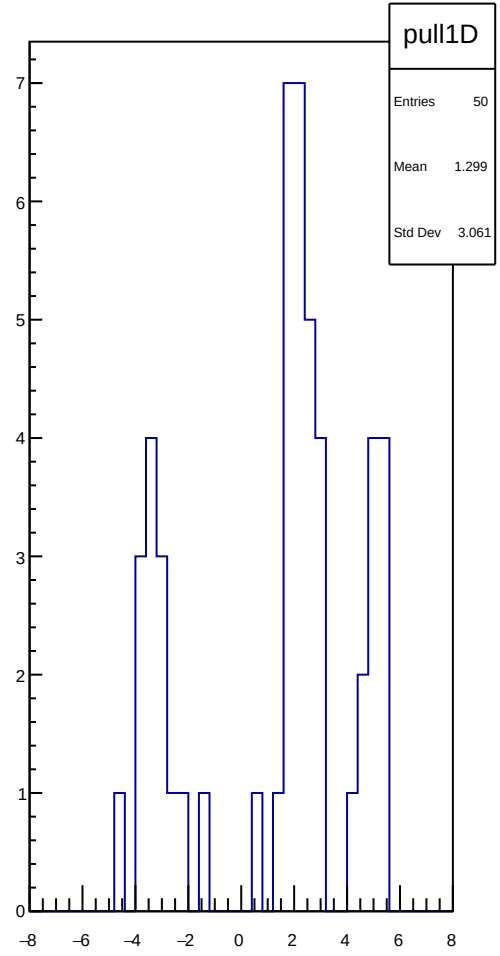
pull1D
Entries 50
Mean 1.299
Std Dev 3.061
7
6
5
4
3
2
1
0
−8
−6
−4
−2
0
2
4
6
8

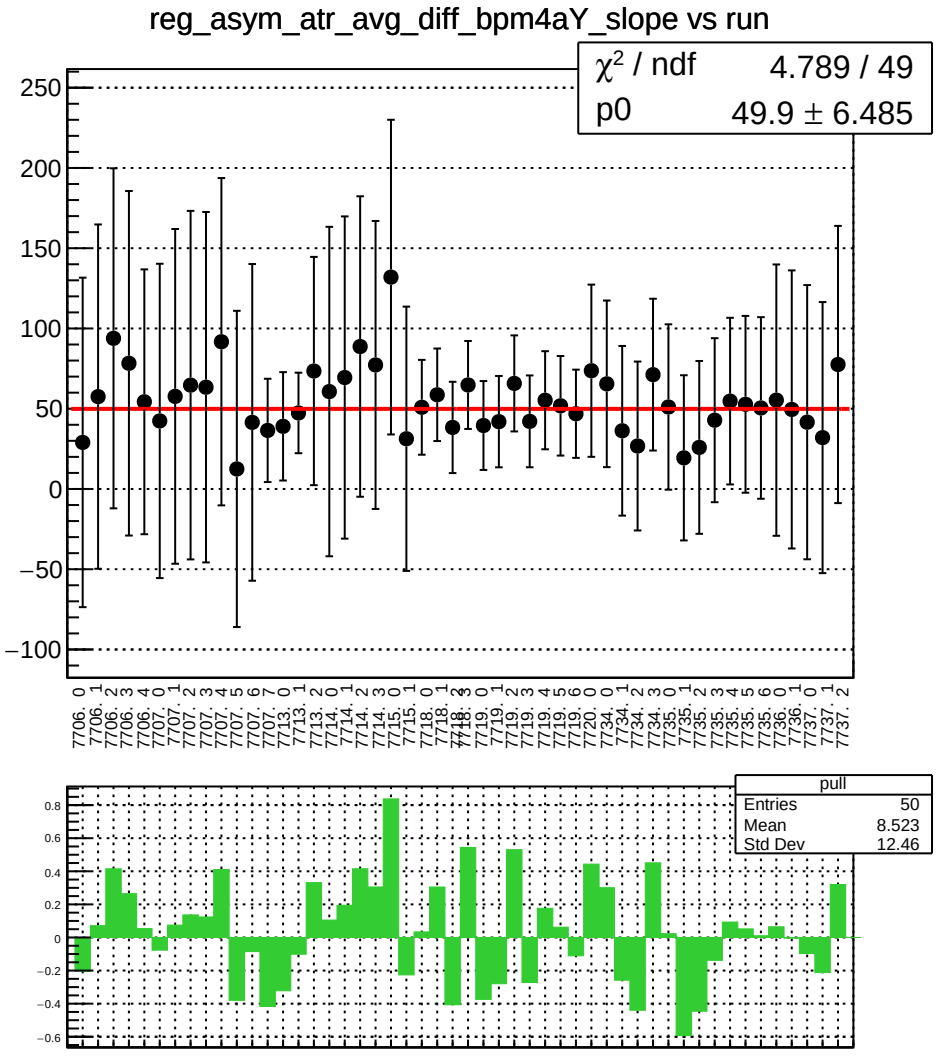
reg_asym_atr_avg_diff_bpm4aY_slope vs run
χ² / ndf 4.789 / 49
p0 49.9 ± 6.485
pull
Entries 50
Mean 8.523
Std Dev 12.46

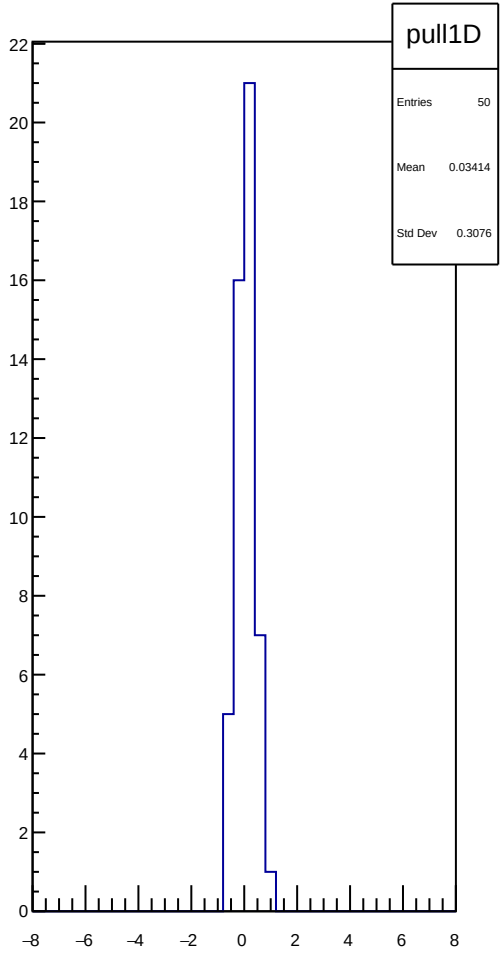
pull1D
Entries 50
Mean 0.03414
Std Dev 0.3076

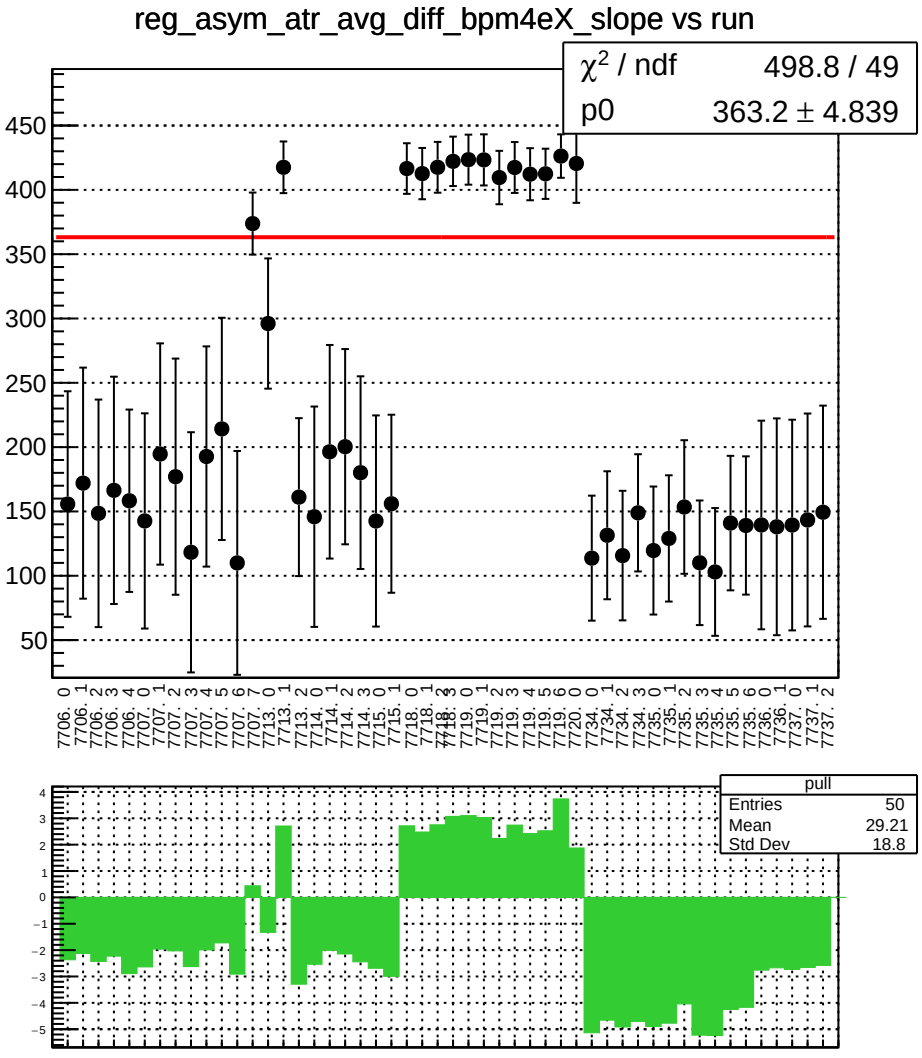
reg_asym_atr_avg_diff_bpm4eX_slope vs run
χ² / ndf 498.8 / 49
p0 363.2 ± 4.839
pull
Entries 50
Mean 29.21
Std Dev 18.8

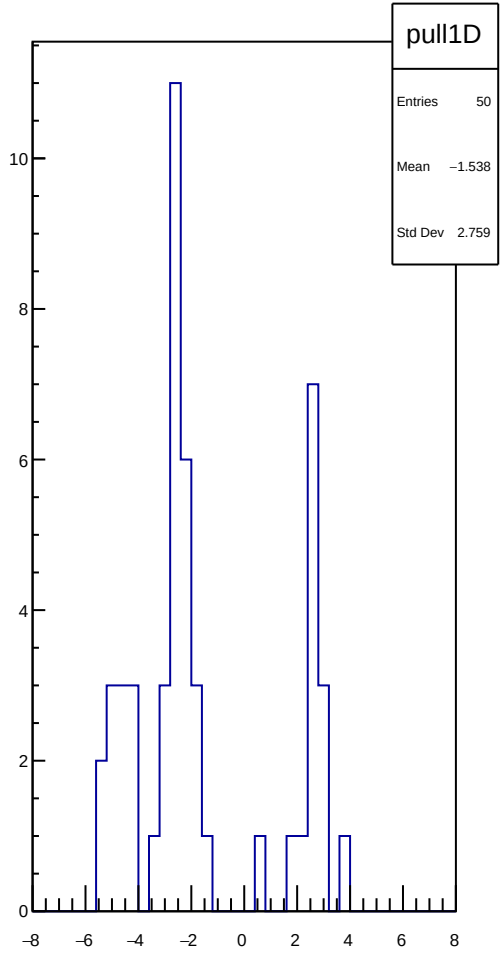
pull1D
Entries 50
Mean −1.538
Std Dev 2.759

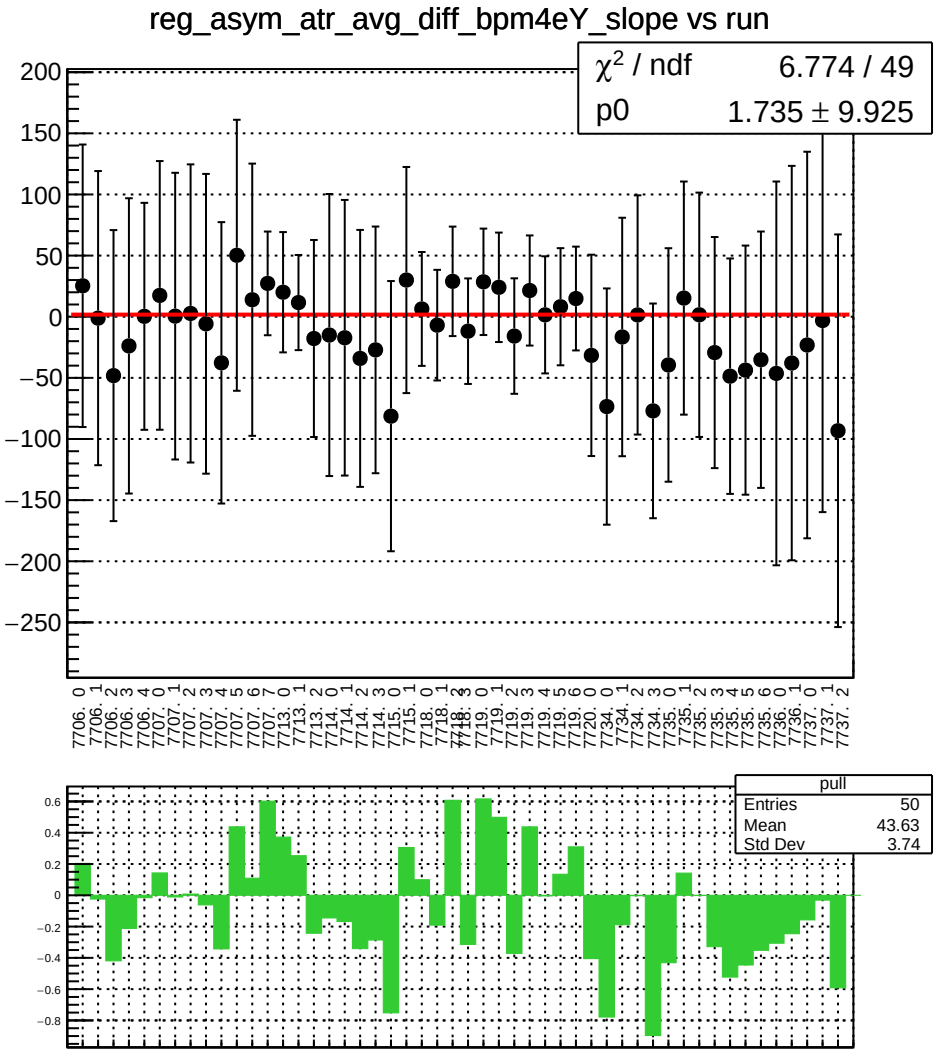
reg_asym_atr_avg_diff_bpm4eY_slope vs run
χ^2 / ndf 6.774 / 49
p0 1.735 ± 9.925
pull
Entries 50
Mean 43.63
Std Dev 3.74

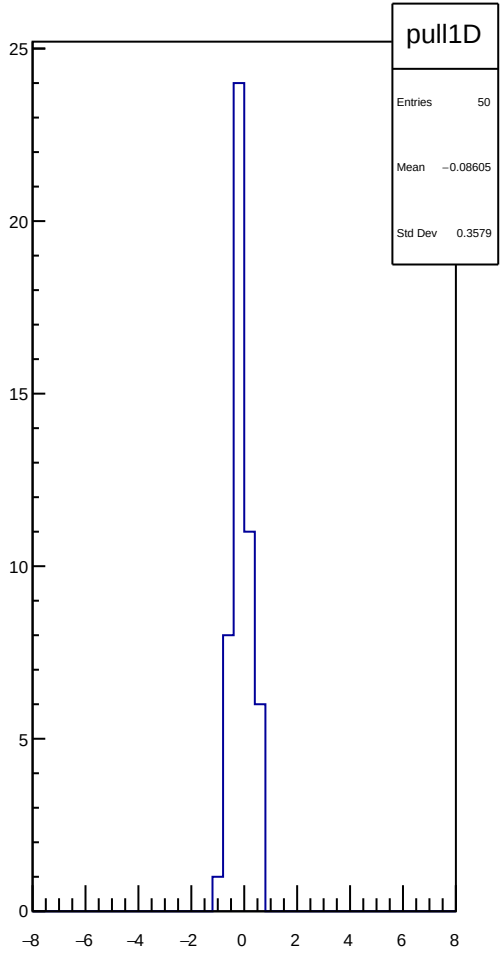
pull1D
Entries 50
Mean −0.08605
Std Dev 0.3579

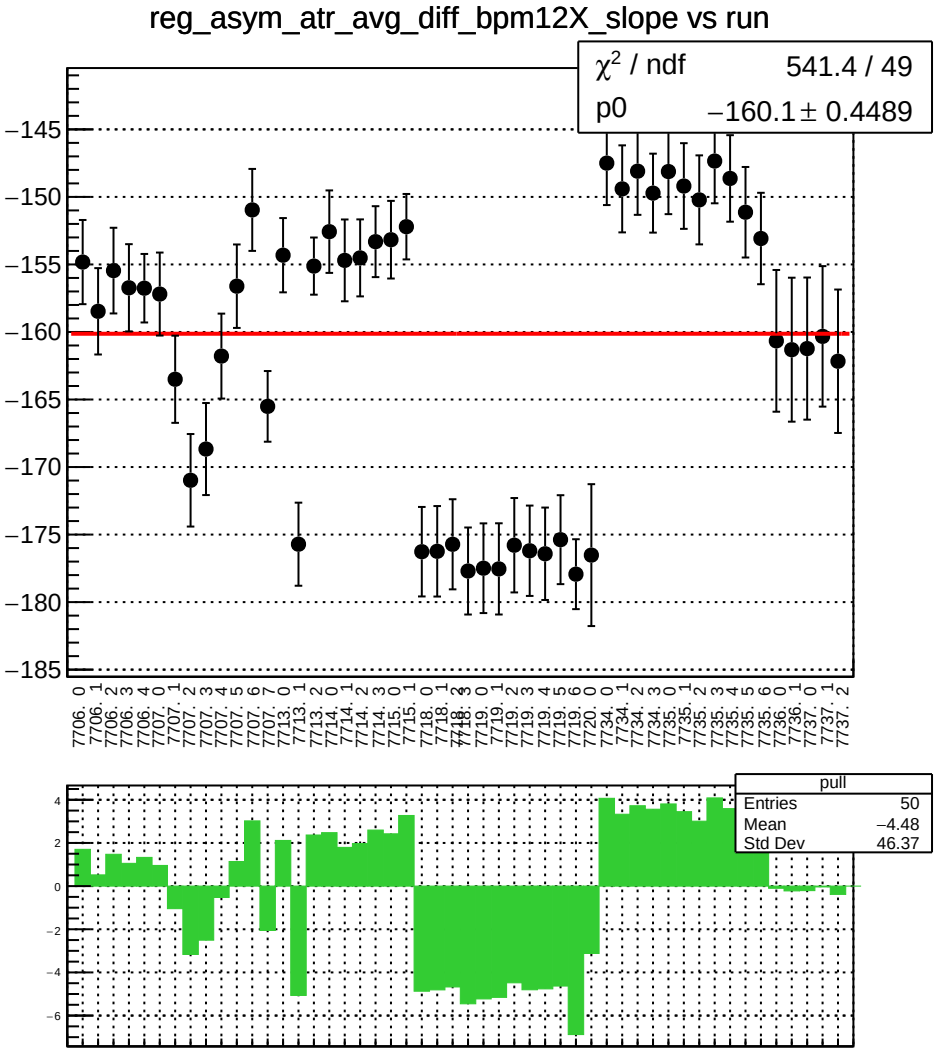
reg_asym_atr_avg_diff_bpm12X_slope vs run
χ² / ndf 541.4 / 49
p0 −160.1 ± 0.4489
pull
Entries 50
Mean −4.48
Std Dev 46.37

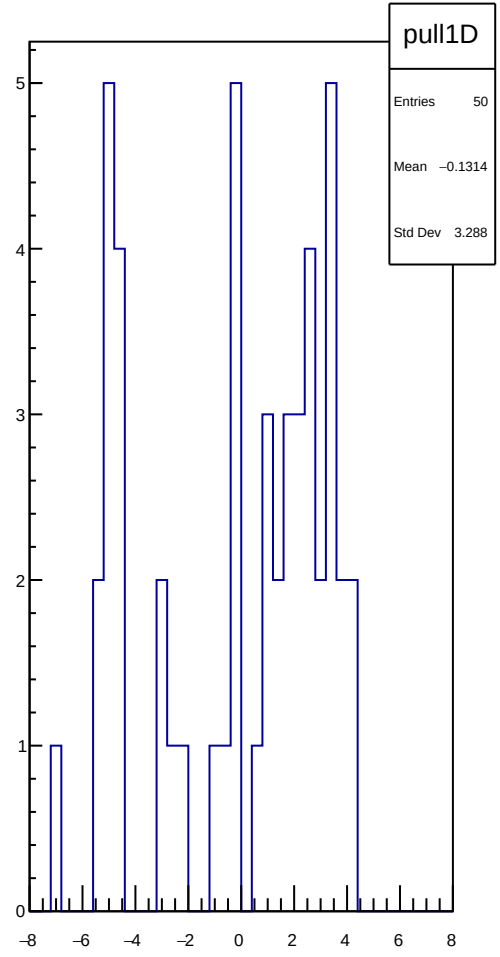
pull1D
Entries 50
Mean −0.1314
Std Dev 3.288

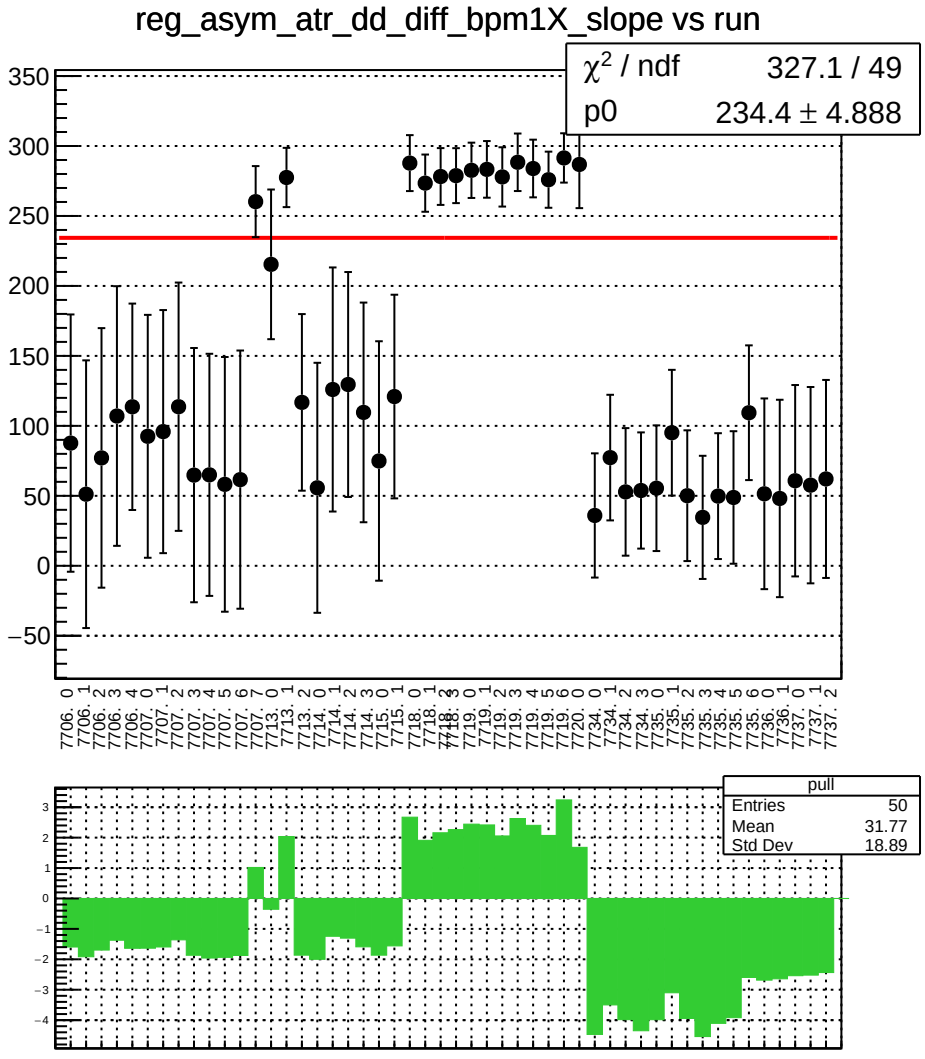
reg_asym_atr_dd_diff_bpm1X_slope vs run
χ² / ndf 327.1 / 49
p0 234.4 ± 4.888
pull
Entries 50
Mean 31.77
Std Dev 18.89

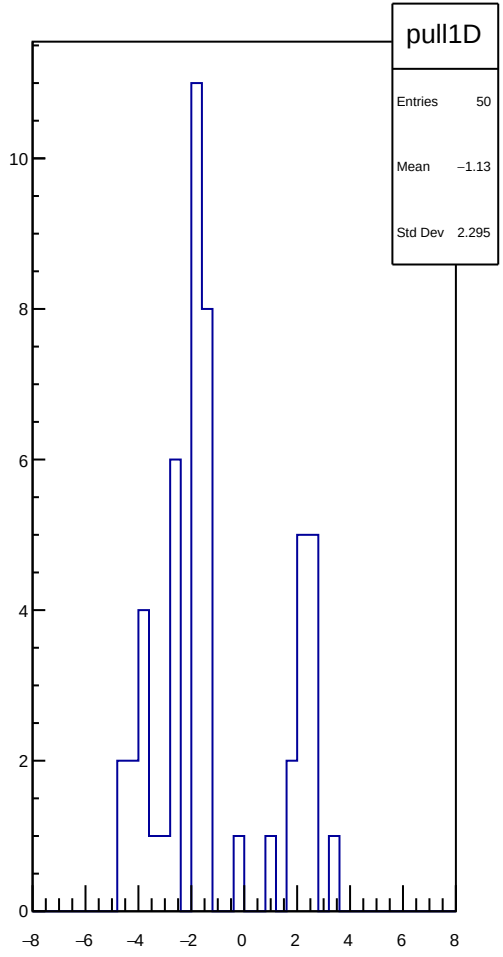
pull1D
Entries 50
Mean −1.13
Std Dev 2.295

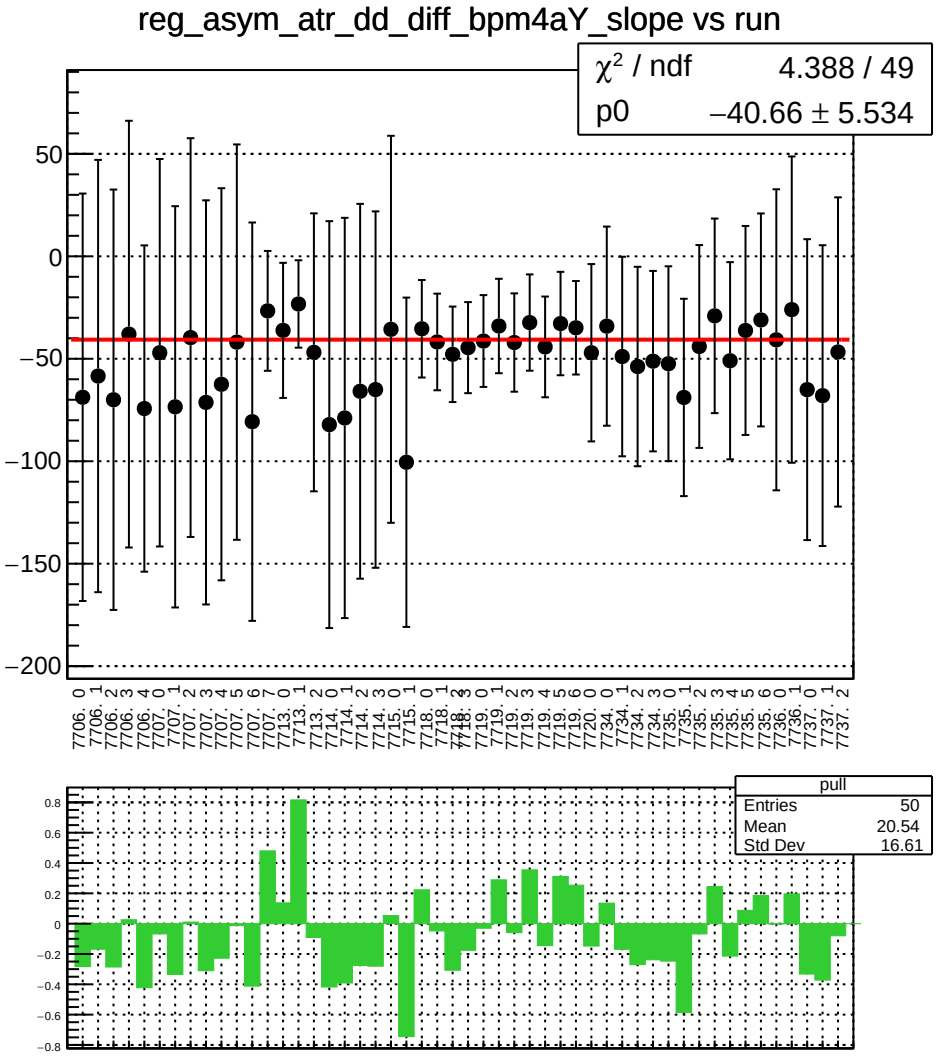
reg_asym_atr_dd_diff_bpm4aY_slope vs run
χ² / ndf 4.388 / 49
p0 −40.66 ± 5.534
pull
Entries 50
Mean 20.54
Std Dev 16.61

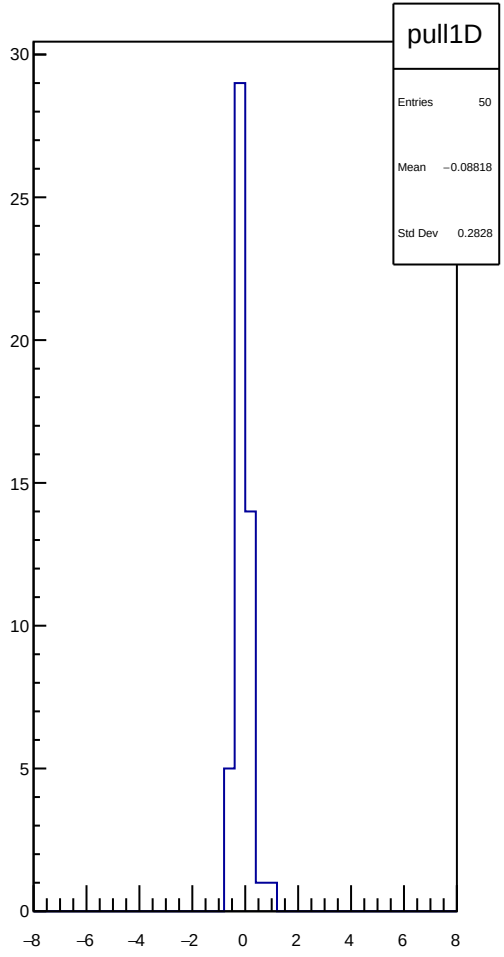
pull1D
Entries 50
Mean −0.08818
Std Dev 0.2828

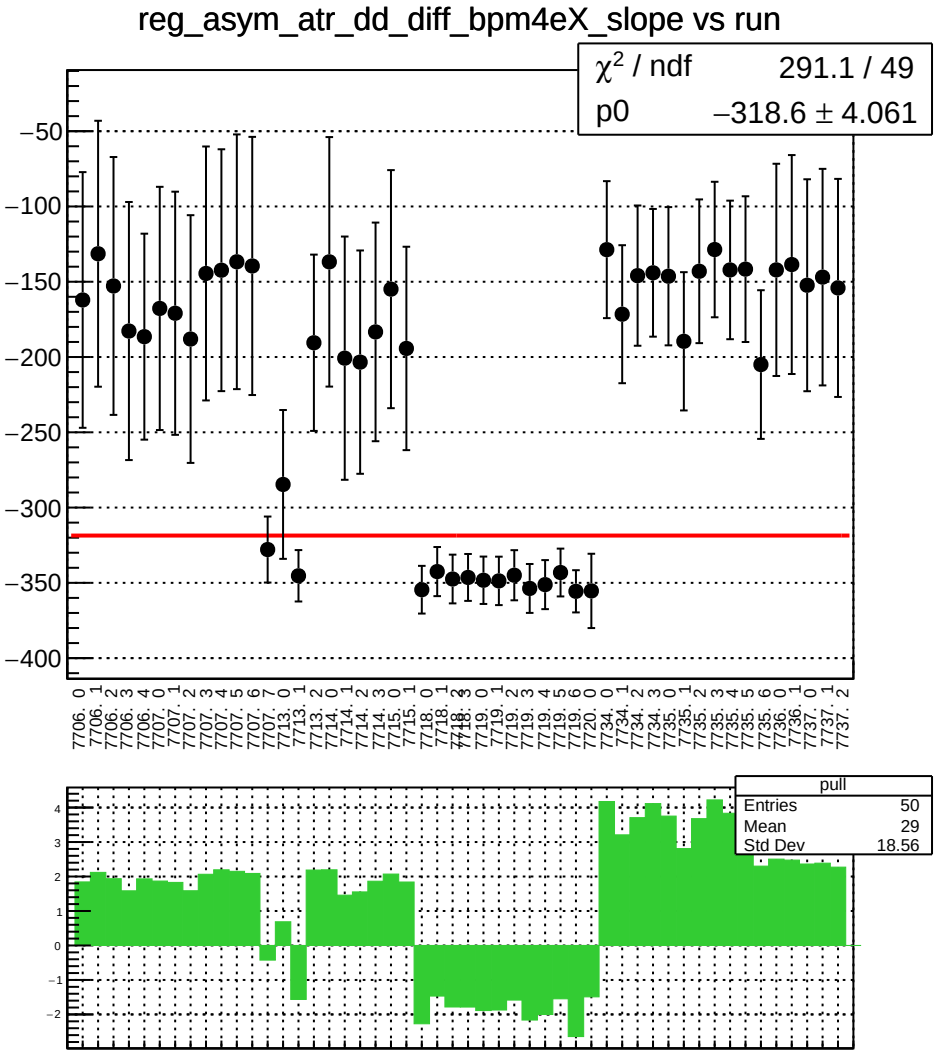
reg_asym_atr_dd_diff_bpm4eX_slope vs run
χ² / ndf 291.1 / 49
p0 −318.6 ± 4.061
pull
Entries 50
Mean 29
Std Dev 18.56

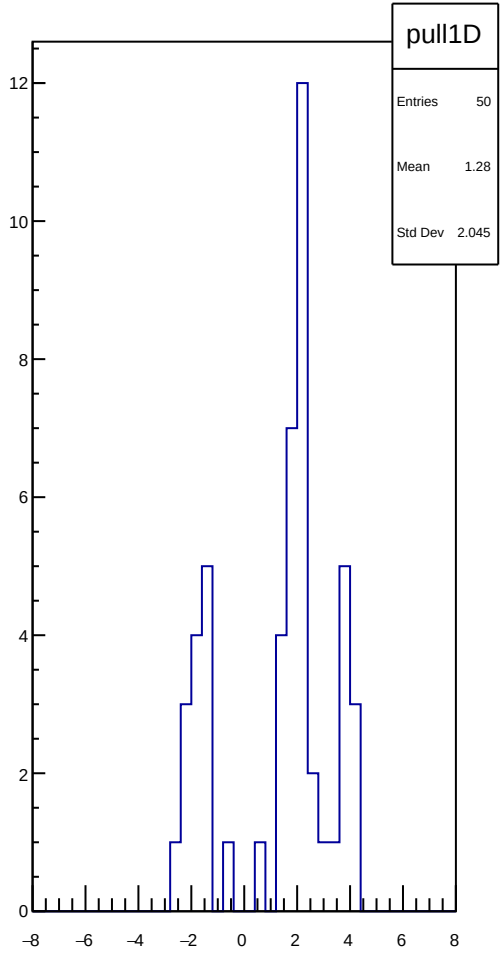
pull1D
Entries 50
Mean 1.28
Std Dev 2.045

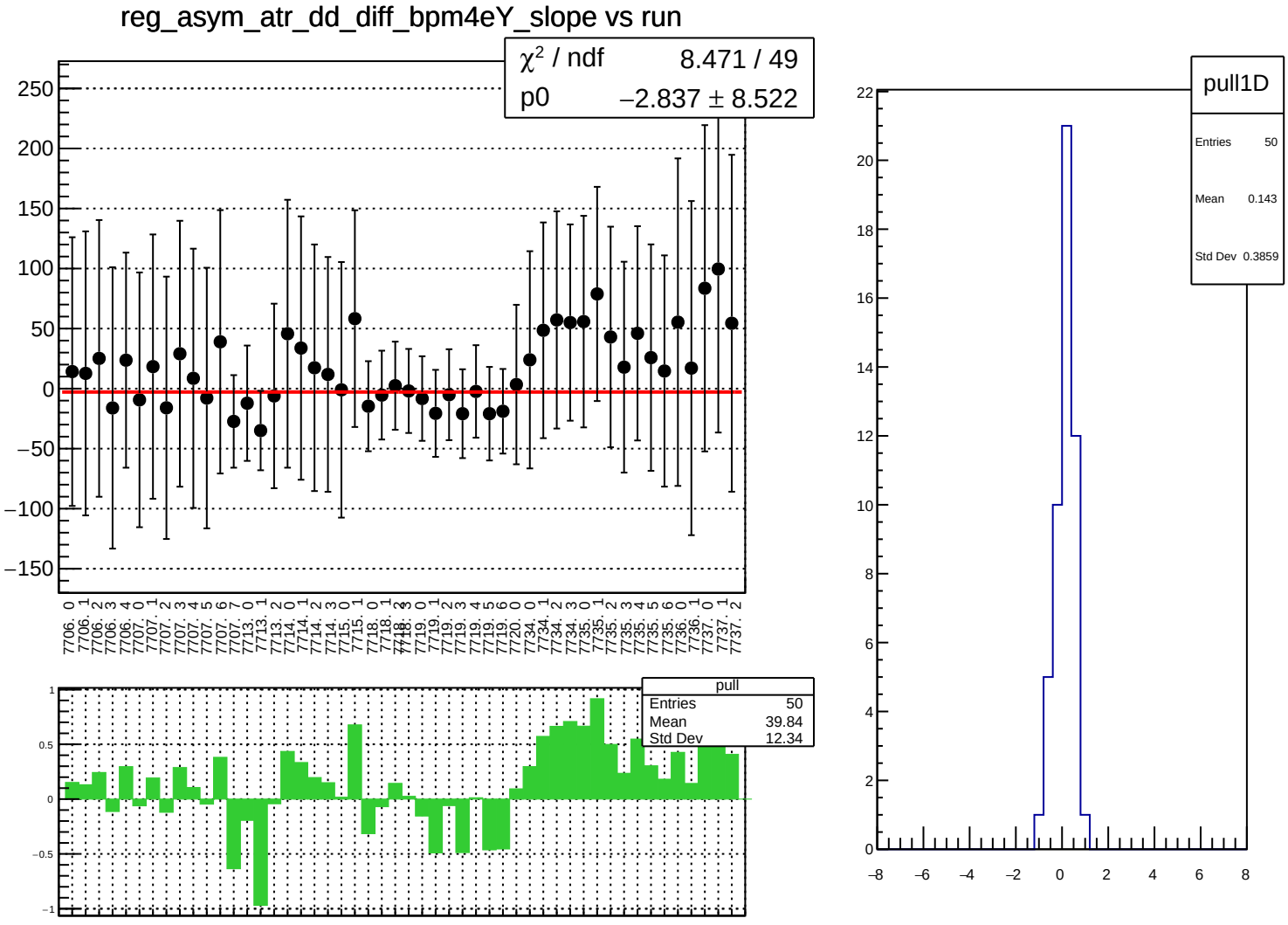
reg_asym_atr_dd_diff_bpm4eY_slope vs run
χ² / ndf 8.471 / 49
p0 −2.837 ± 8.522
pull
Entries 50
Mean 39.84
Std Dev 12.34
pull1D
Entries 50
Mean 0.143
Std Dev 0.3859

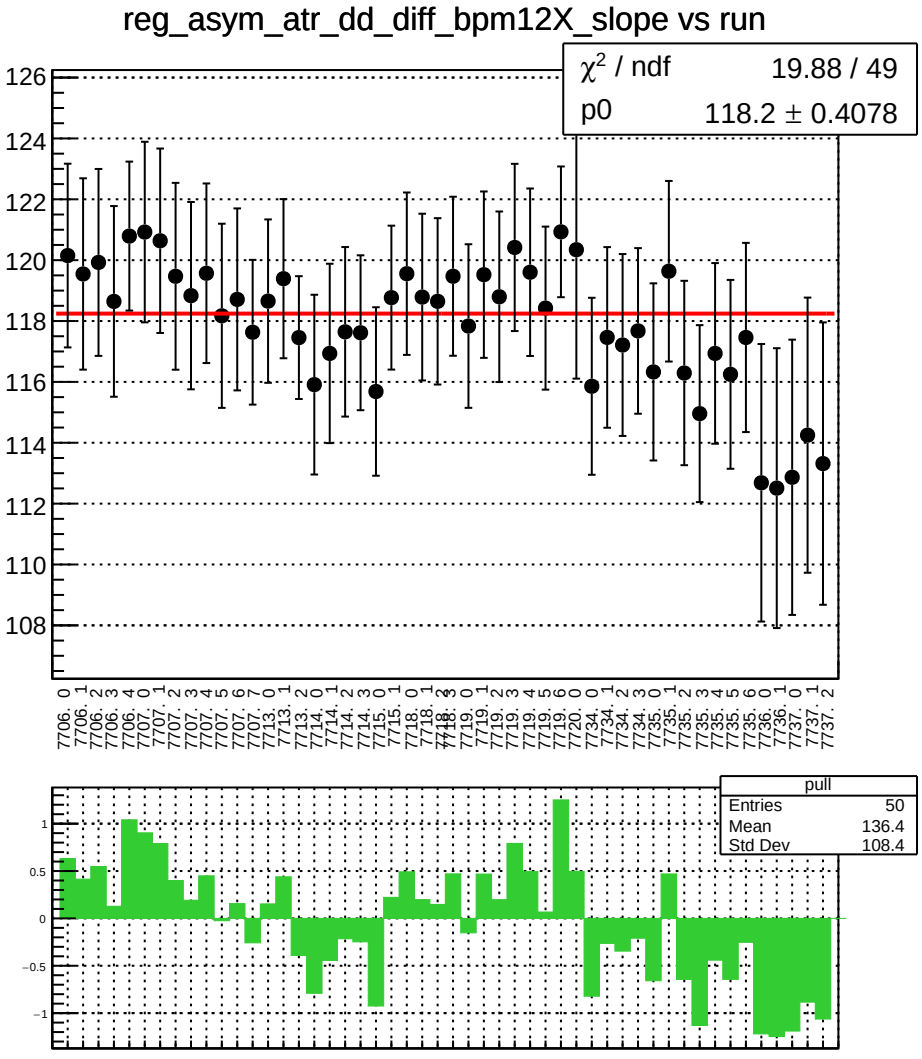
reg_asym_atr_dd_diff_bpm12X_slope vs run
χ^2 / ndf 19.88 / 49
p0 118.2 ± 0.4078
126
124
122
120
118
116
114
112
110
108
7706. 0
7706. 1
7706. 2
7706. 3
7706. 4
7707. 0
7707. 1
7707. 2
7707. 3
7707. 4
7707. 5
7707. 6
7707. 7
7713. 0
7713. 1
7713. 2
7714. 0
7714. 1
7714. 2
7714. 3
7715. 0
7715. 1
7718. 0
7718. 1
7718. 2
7718. 3
7719. 0
7719. 1
7719. 2
7719. 3
7719. 4
7719. 5
7719. 6
7720. 0
7734. 0
7734. 1
7734. 2
7734. 3
7735. 0
7735. 1
7735. 2
7735. 3
7735. 4
7735. 5
7735. 6
7736. 0
7736. 1
7737. 0
7737. 1
7737. 2
pull
Entries 50
Mean 136.4
Std Dev 108.4
1
0.5
0
−0.5
−1

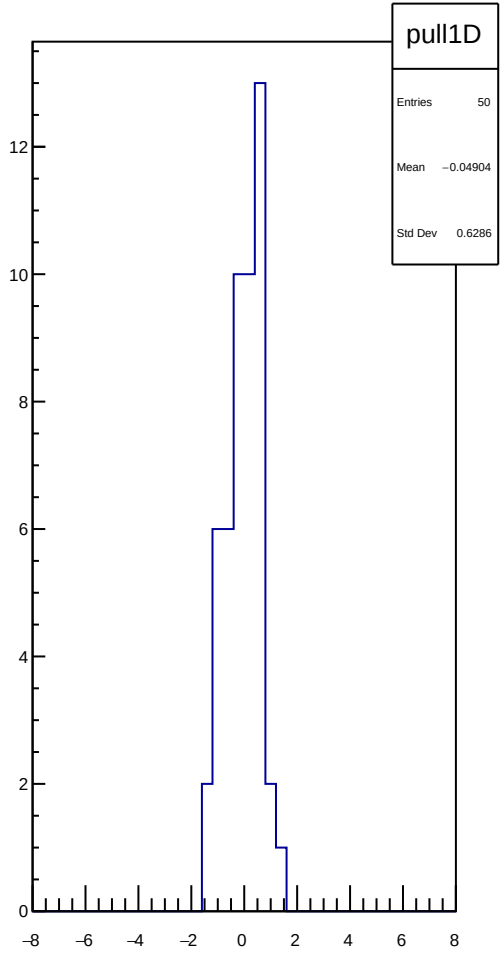
pull1D
Entries 50
Mean −0.04904
Std Dev 0.6286
12
10
8
6
4
2
0
−8
−6
−4
−2
0
2
4
6
8

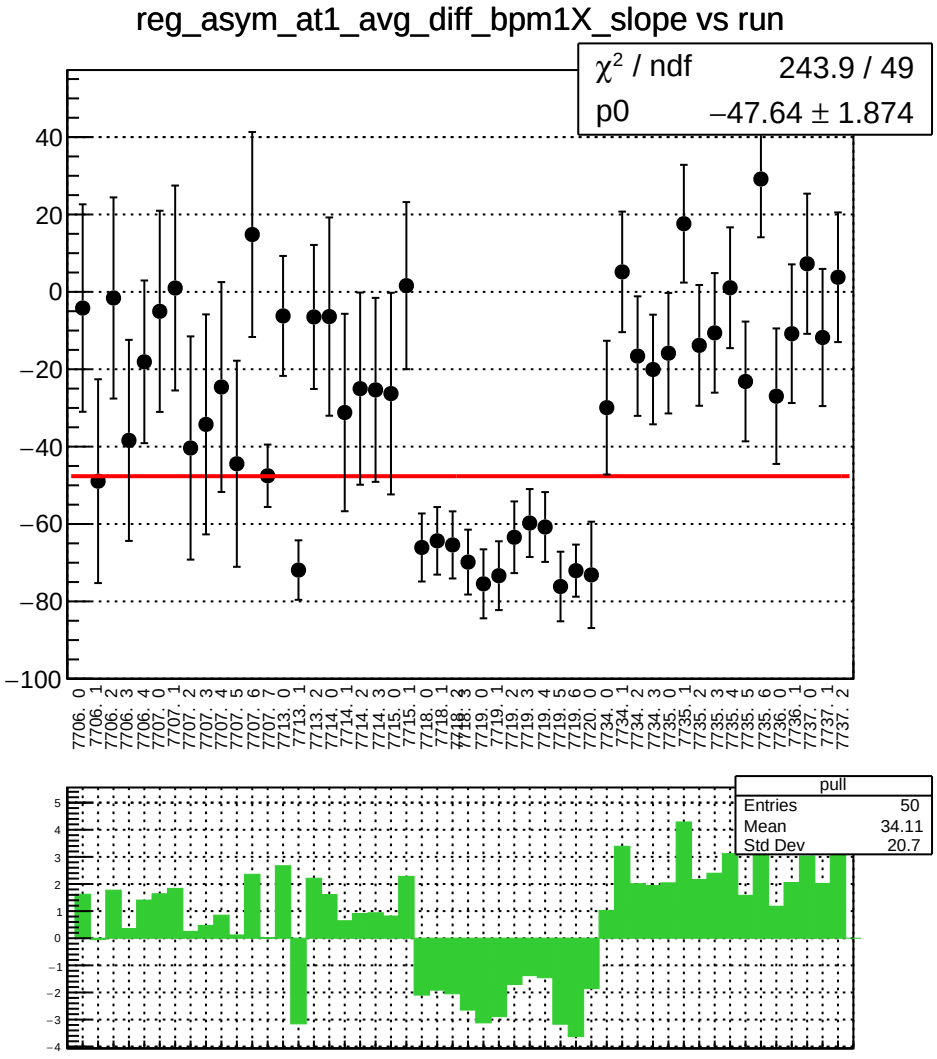
reg_asym_at1_avg_diff_bpm1X_slope vs run
χ² / ndf 243.9 / 49
p0 −47.64 ± 1.874
pull
Entries 50
Mean 34.11
Std Dev 20.7

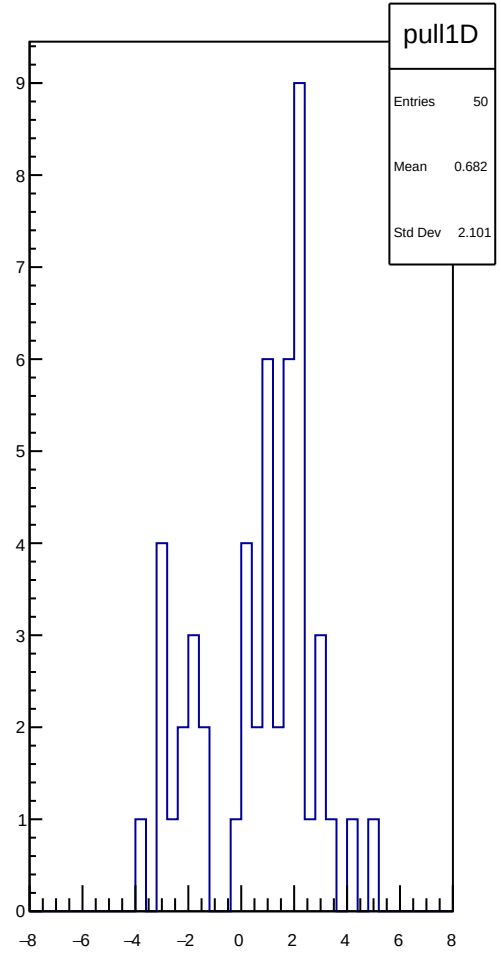
pull1D
Entries 50
Mean 0.682
Std Dev 2.101

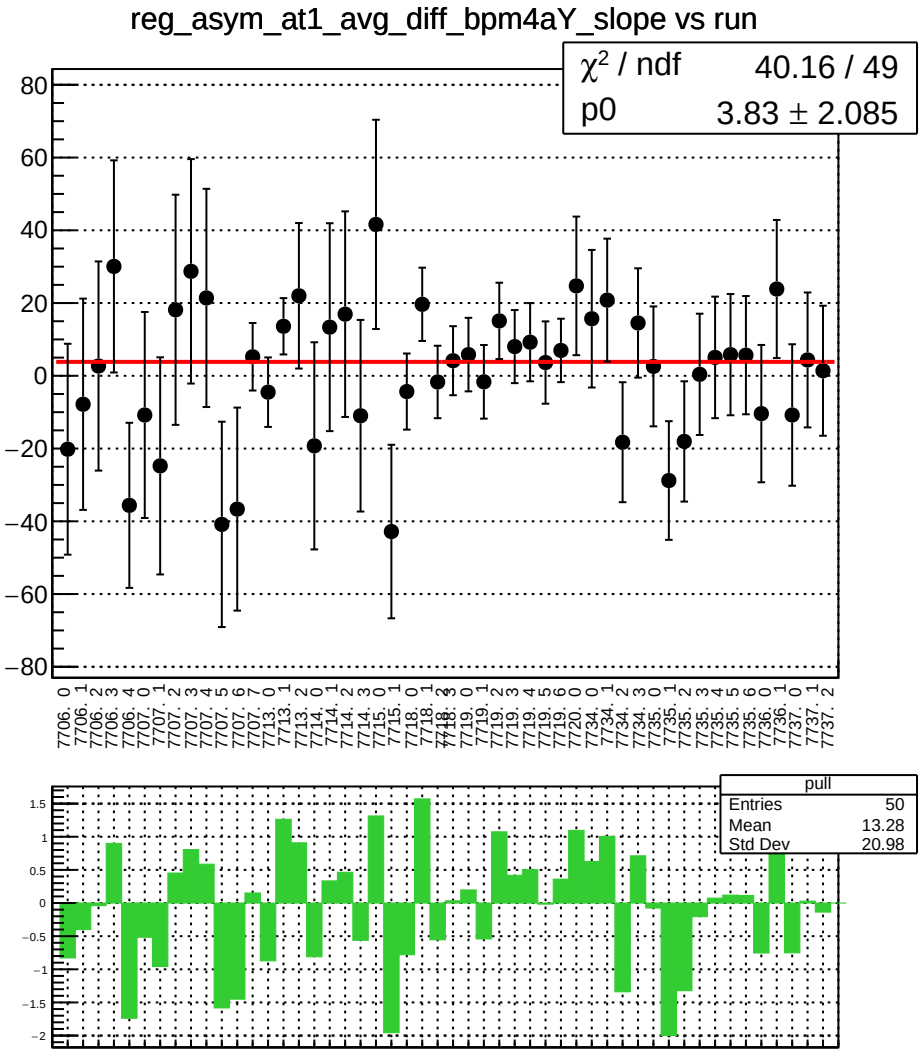
reg_asym_at1_avg_diff_bpm4aY_slope vs run
χ² / ndf 40.16 / 49
p0 3.83 ± 2.085
pull
Entries 50
Mean 13.28
Std Dev 20.98

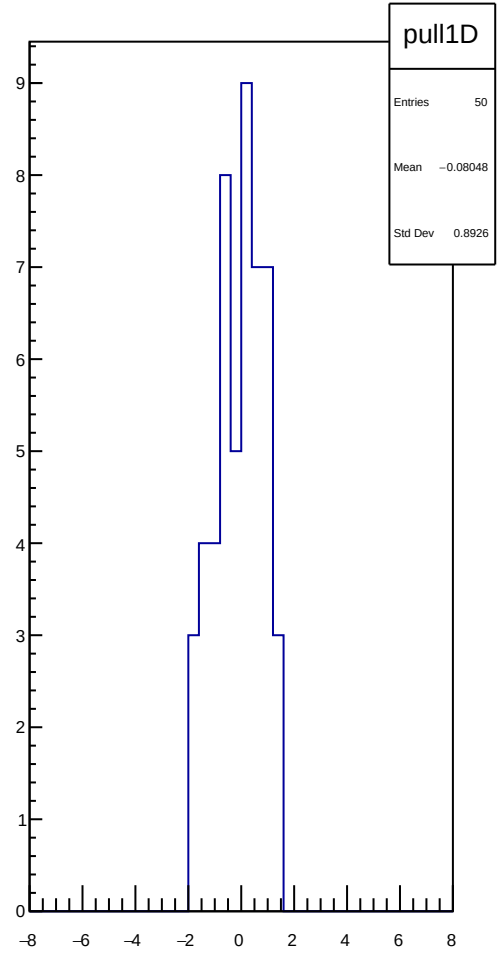
pull1D
Entries 50
Mean −0.08048
Std Dev 0.8926

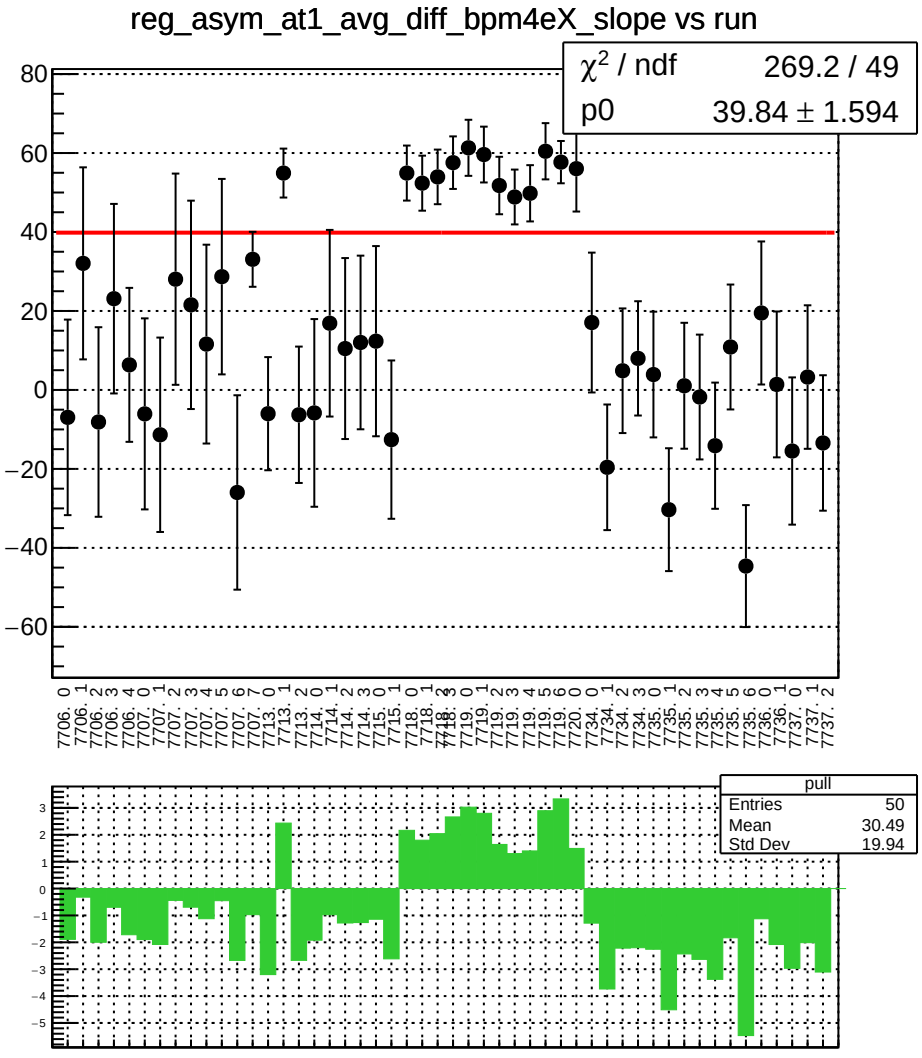
reg_asym_at1_avg_diff_bpm4eX_slope vs run
χ² / ndf 269.2 / 49
p0 39.84 ± 1.594
80
60
40
20
0
−20
−40
−60
7706. 0
7706. 1
7706. 2
7706. 3
7706. 4
7707. 0
7707. 1
7707. 2
7707. 3
7707. 4
7707. 5
7707. 6
7707. 7
7713. 0
7713. 1
7713. 2
7714. 0
7714. 1
7714. 2
7714. 3
7715. 0
7715. 1
7718. 0
7718. 1
7718. 2
7718. 3
7719. 0
7719. 1
7719. 2
7719. 3
7719. 4
7719. 5
7719. 6
7720. 0
7734. 0
7734. 1
7734. 2
7734. 3
7735. 0
7735. 1
7735. 2
7735. 3
7735. 4
7735. 5
7735. 6
7736. 0
7736. 1
7737. 0
7737. 1
7737. 2
pull
Entries 50
Mean 30.49
Std Dev 19.94
3
2
1
0
−1
−2
−3
−4
−5

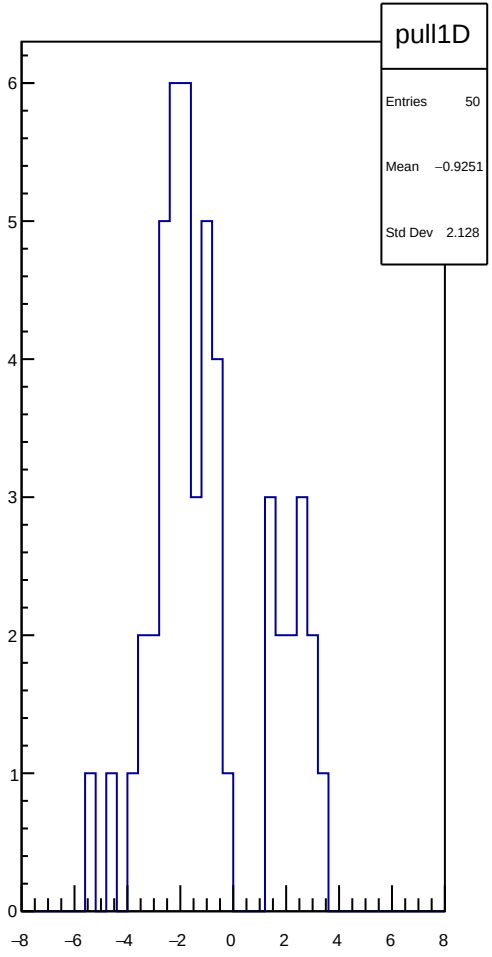
pull1D
Entries 50
Mean −0.9251
Std Dev 2.128
6
5
4
3
2
1
0
−8
−6
−4
−2
0
2
4
6
8

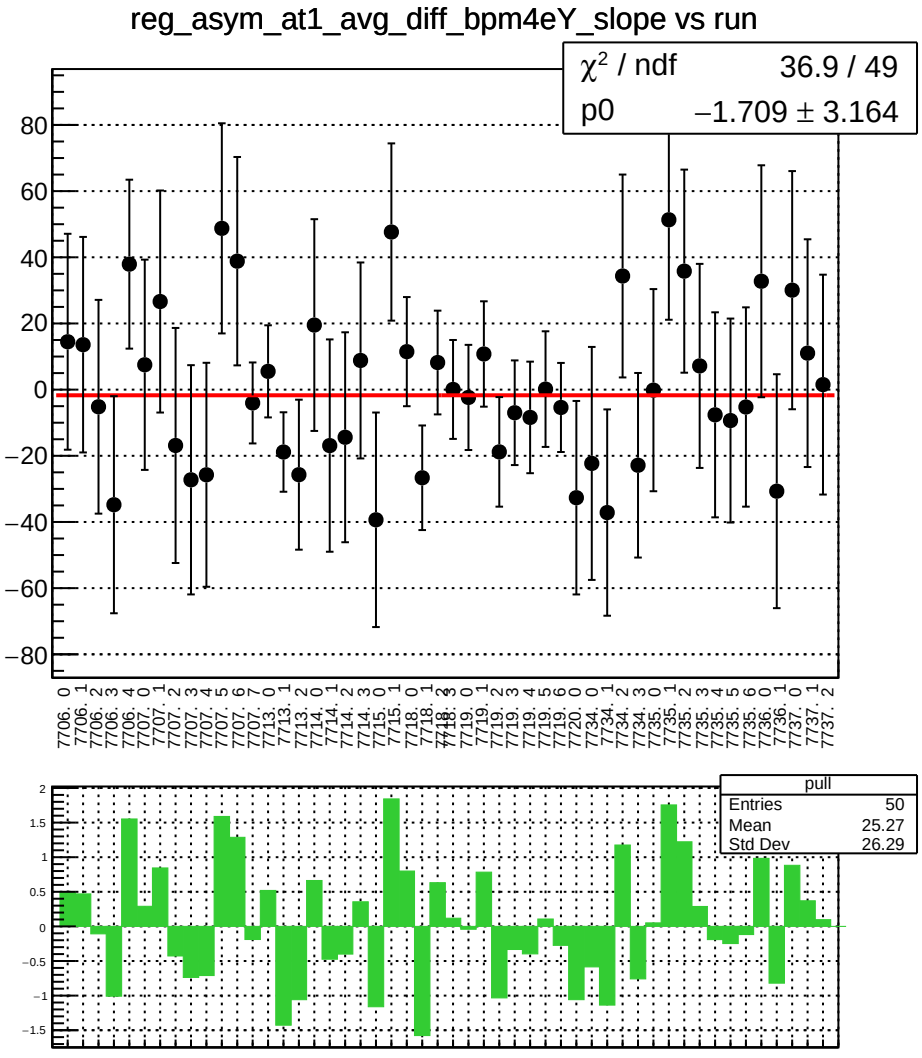
reg_asym_at1_avg_diff_bpm4eY_slope vs run
χ² / ndf 36.9 / 49
p0 −1.709 ± 3.164
80
60
40
20
0
−20
−40
−60
−80
7706. 0
7706. 1
7706. 2
7706. 3
7706. 4
7707. 0
7707. 1
7707. 2
7707. 3
7707. 4
7707. 5
7707. 6
7707. 7
7713. 0
7713. 1
7713. 2
7714. 0
7714. 1
7714. 2
7714. 3
7715. 0
7715. 1
7718. 0
7718. 1
7718. 2
7718. 3
7719. 0
7719. 1
7719. 2
7719. 3
7719. 4
7719. 5
7719. 6
7720. 0
7734. 0
7734. 1
7734. 2
7734. 3
7735. 0
7735. 1
7735. 2
7735. 3
7735. 4
7735. 5
7735. 6
7736. 0
7736. 1
7737. 0
7737. 1
7737. 2
pull
Entries 50
Mean 25.27
Std Dev 26.29
2
1.5
1
0.5
0
−0.5
−1
−1.5

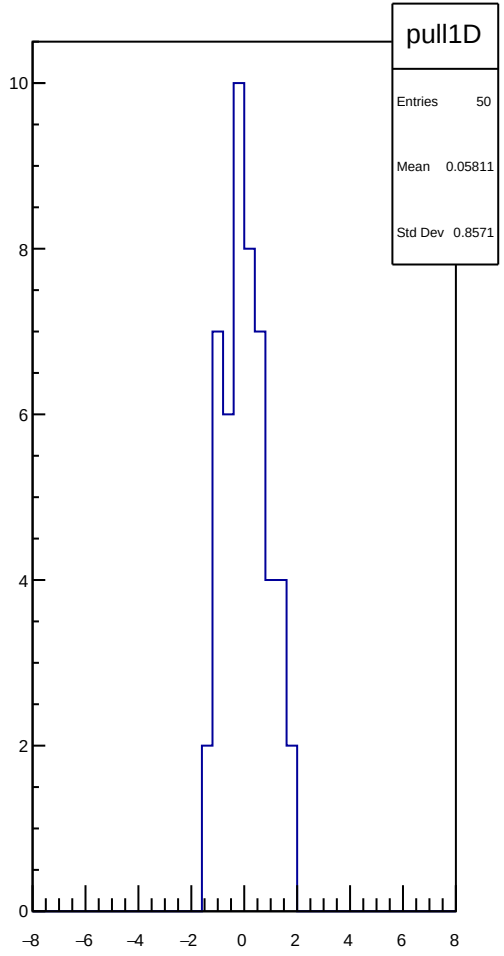
pull1D
Entries 50
Mean 0.05811
Std Dev 0.8571
10
8
6
4
2
0
−8
−6
−4
−2
0
2
4
6
8

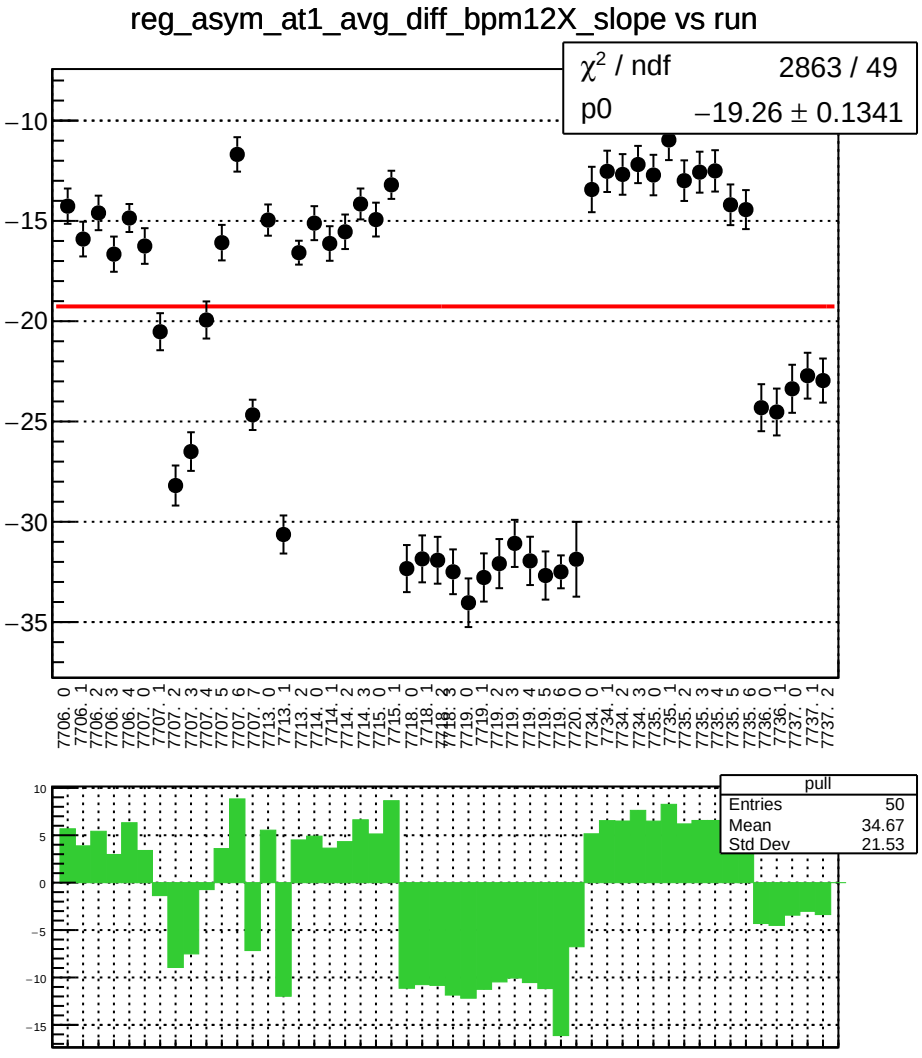
reg_asym_at1_avg_diff_bpm12X_slope vs run
χ^2 / ndf 2863 / 49
p0 −19.26 ± 0.1341
pull
Entries 50
Mean 34.67
Std Dev 21.53

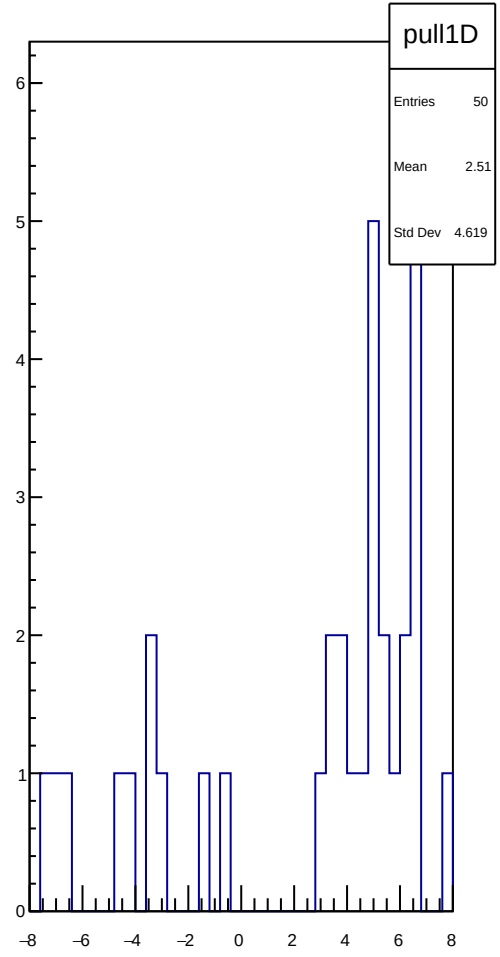
pull1D
Entries 50
Mean 2.51
Std Dev 4.619

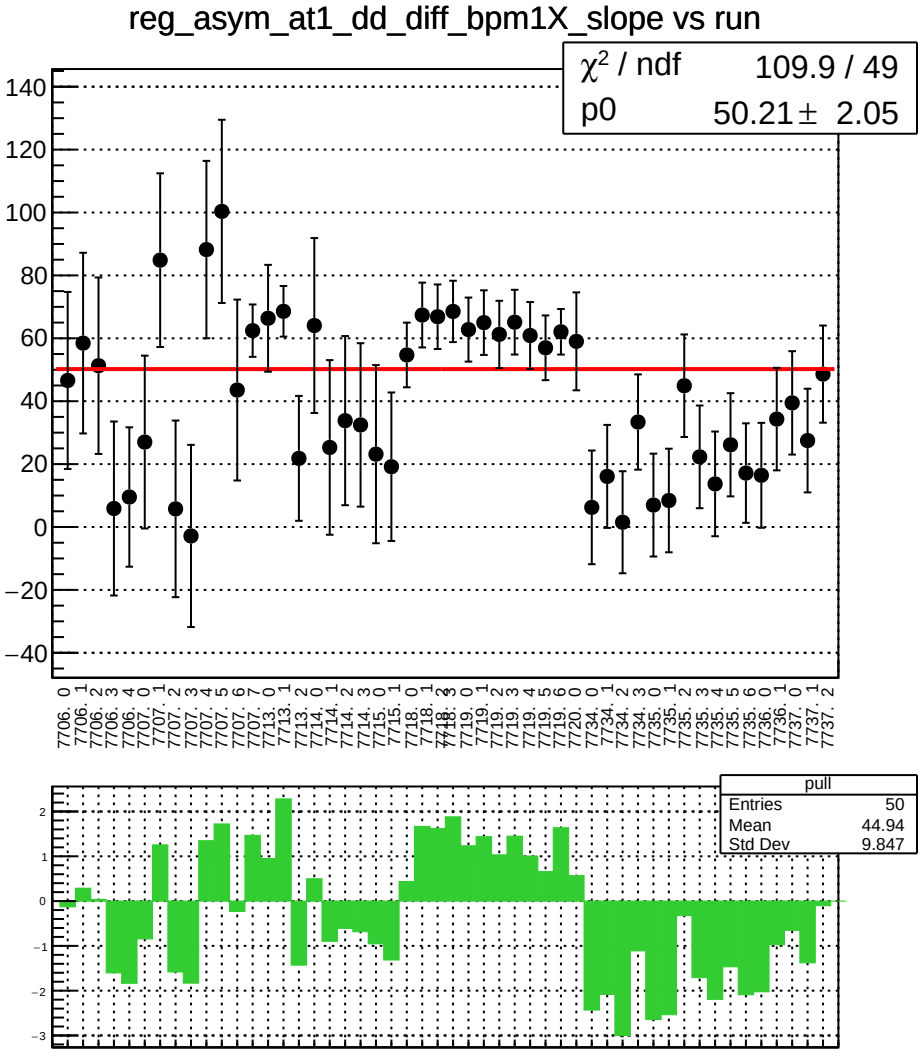
reg_asym_at1_dd_diff_bpm1X_slope vs run
χ² / ndf 109.9 / 49
p0 50.21 ± 2.05
pull
Entries 50
Mean 44.94
Std Dev 9.847

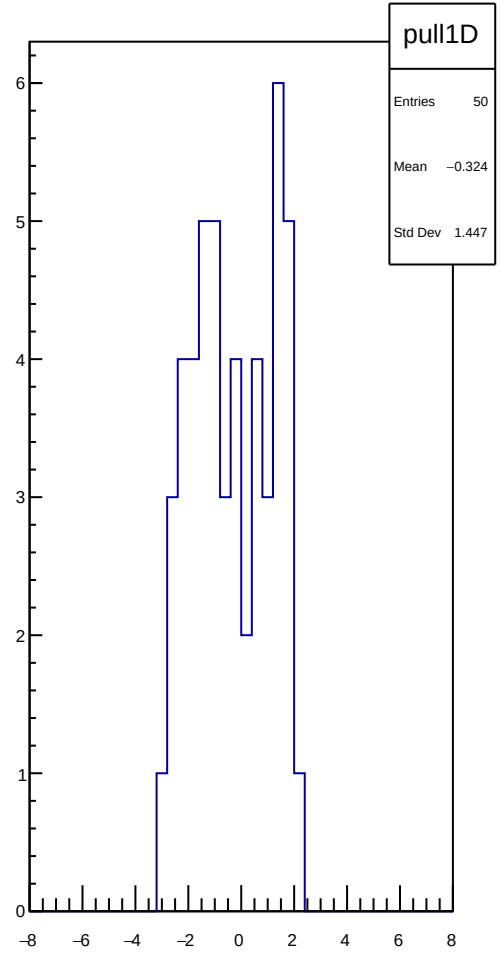
pull1D
Entries 50
Mean −0.324
Std Dev 1.447

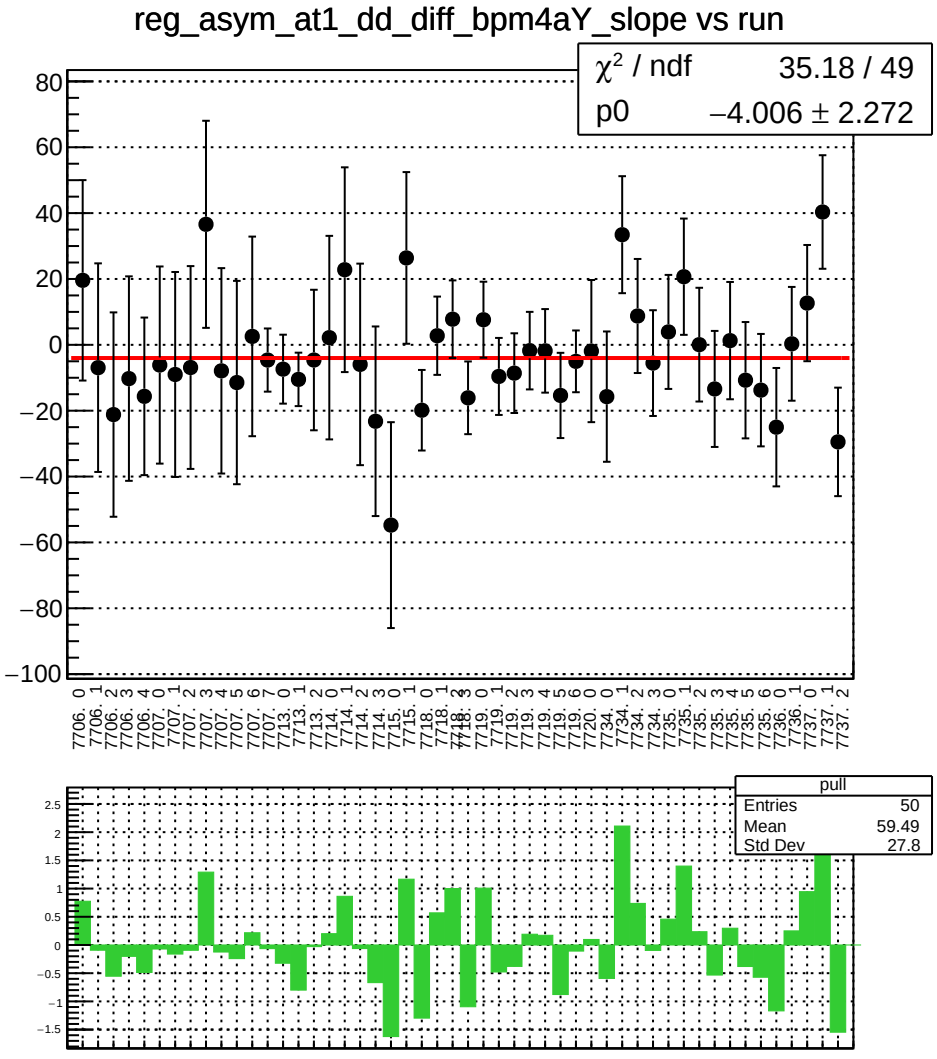
reg_asym_at1_dd_diff_bpm4aY_slope vs run
χ² / ndf 35.18 / 49
p0 −4.006 ± 2.272
pull
Entries 50
Mean 59.49
Std Dev 27.8

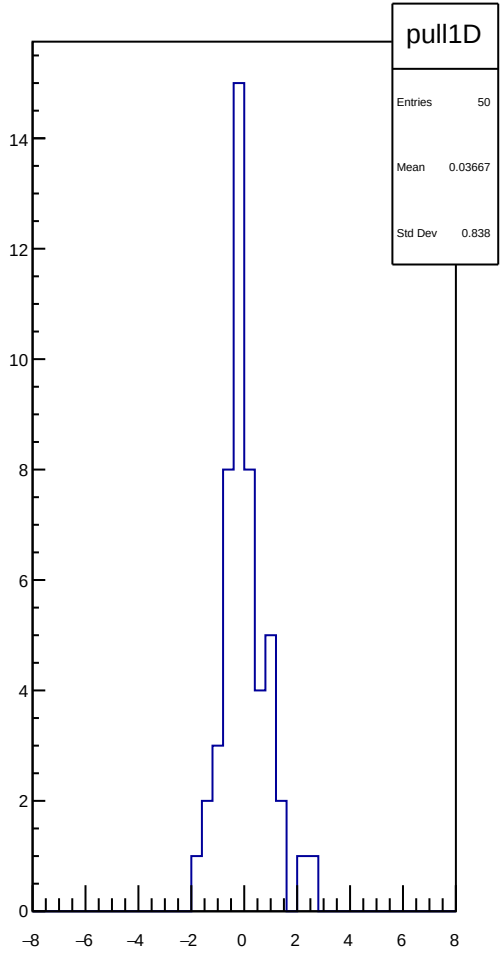
pull1D
Entries 50
Mean 0.03667
Std Dev 0.838

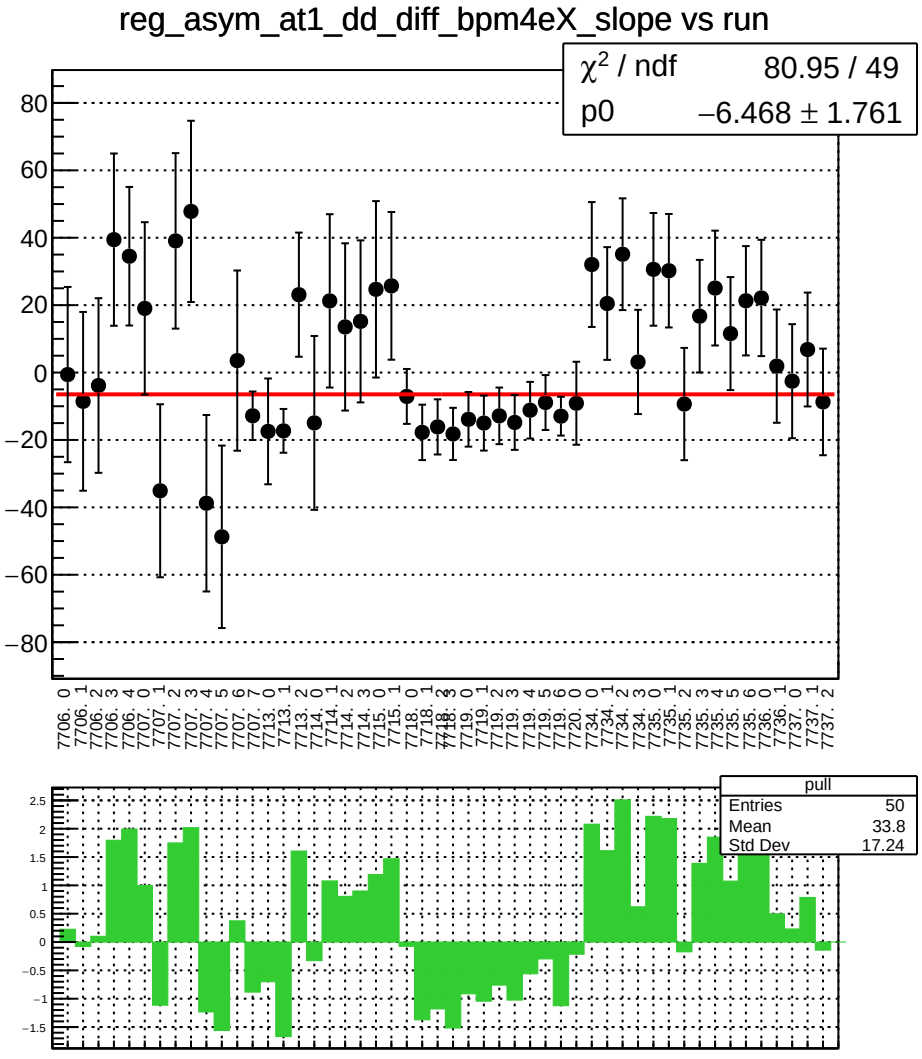
reg_asym_at1_dd_diff_bpm4eX_slope vs run
χ² / ndf 80.95 / 49
p0 −6.468 ± 1.761
80
60
40
20
0
−20
−40
−60
−80
7706. 0
7706. 1
7706. 2
7706. 3
7706. 4
7707. 0
7707. 1
7707. 2
7707. 3
7707. 4
7707. 5
7707. 6
7707. 7
7713. 0
7713. 1
7713. 2
7714. 0
7714. 1
7714. 2
7714. 3
7715. 0
7715. 1
7718. 0
7718. 1
7718. 2
7718. 3
7719. 0
7719. 1
7719. 2
7719. 3
7719. 4
7719. 5
7719. 6
7720. 0
7734. 0
7734. 1
7734. 2
7734. 3
7735. 0
7735. 1
7735. 2
7735. 3
7735. 4
7735. 5
7735. 6
7736. 0
7736. 1
7737. 0
7737. 1
7737. 2
pull
Entries 50
Mean 33.8
Std Dev 17.24
2.5
2
1.5
1
0.5
0
−0.5
−1
−1.5

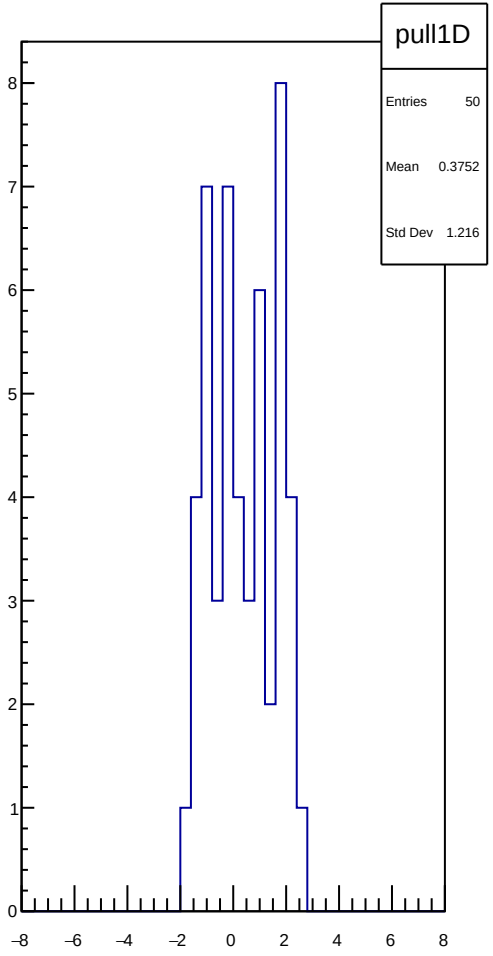
pull1D
Entries 50
Mean 0.3752
Std Dev 1.216
8
7
6
5
4
3
2
1
0
−8
−6
−4
−2
0
2
4
6
8

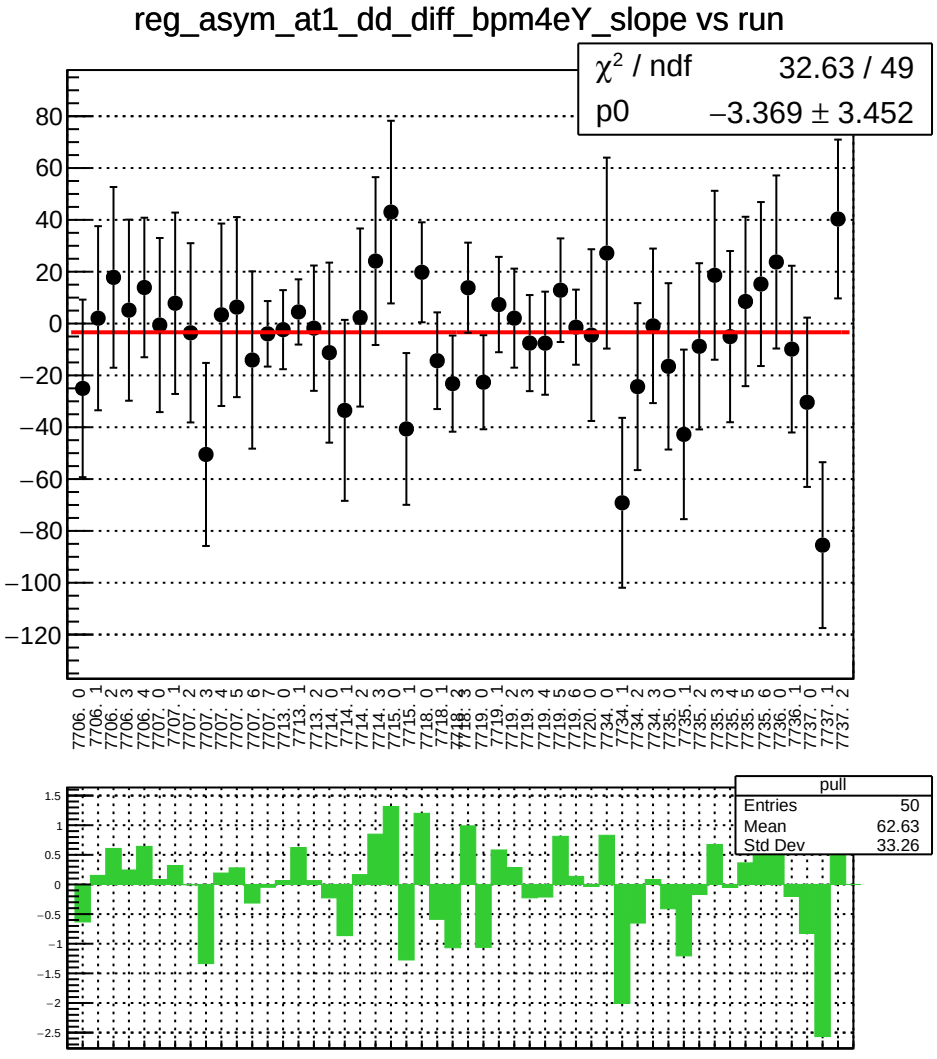
reg_asym_at1_dd_diff_bpm4eY_slope vs run
χ² / ndf 32.63 / 49
p0 −3.369 ± 3.452
pull
Entries 50
Mean 62.63
Std Dev 33.26

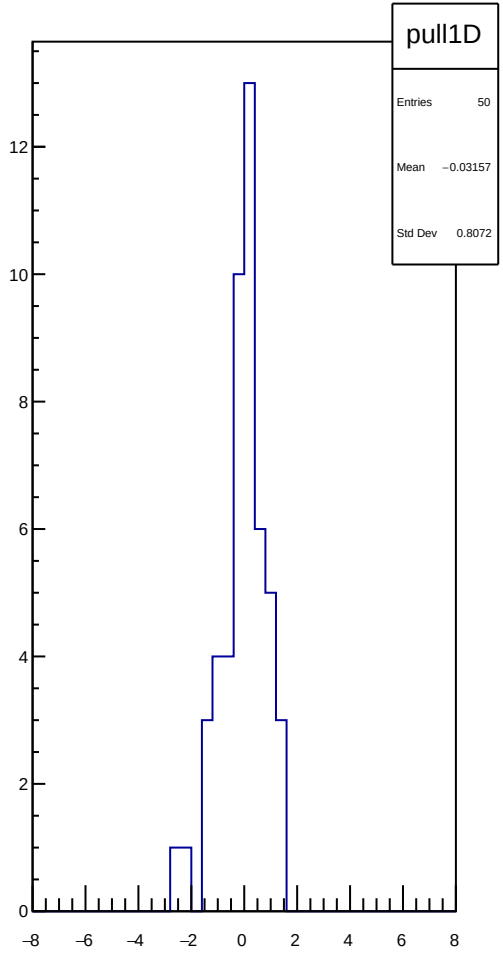
pull1D
Entries 50
Mean −0.03157
Std Dev 0.8072

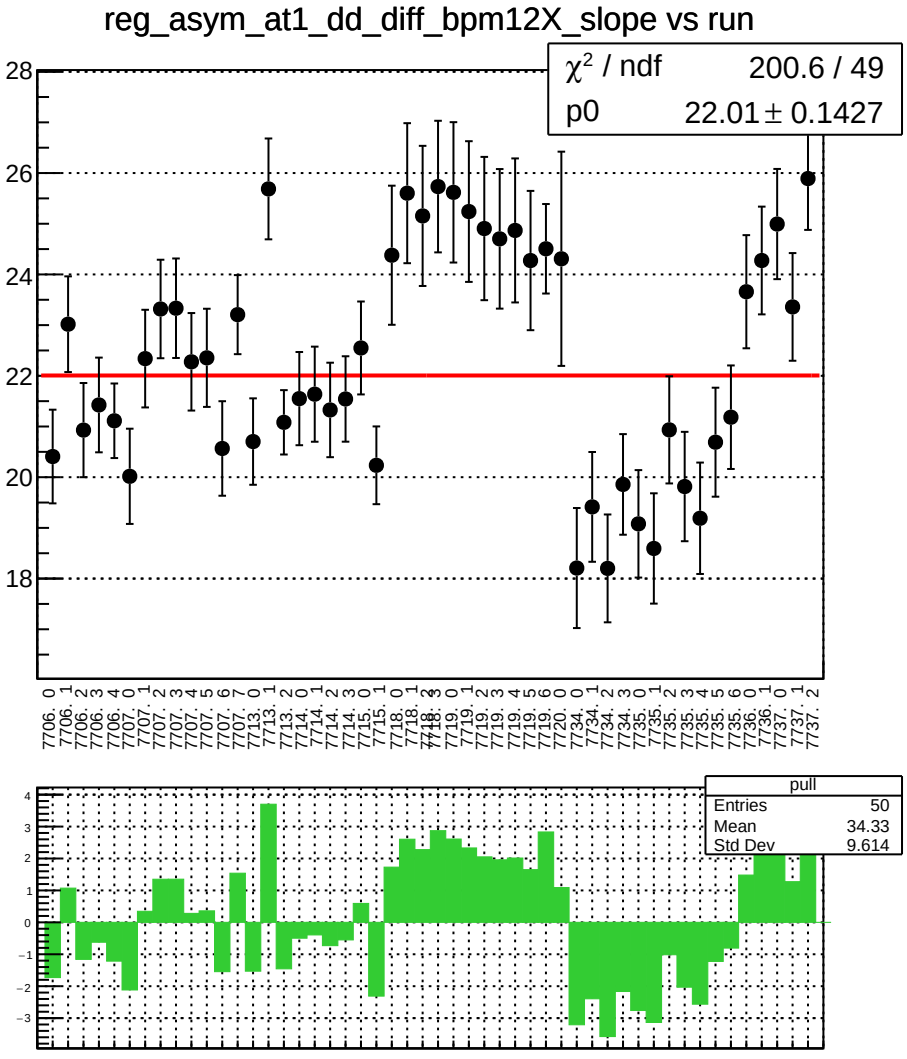
reg_asym_at1_dd_diff_bpm12X_slope vs run
χ² / ndf 200.6 / 49
p0 22.01 ± 0.1427
pull
Entries 50
Mean 34.33
Std Dev 9.614

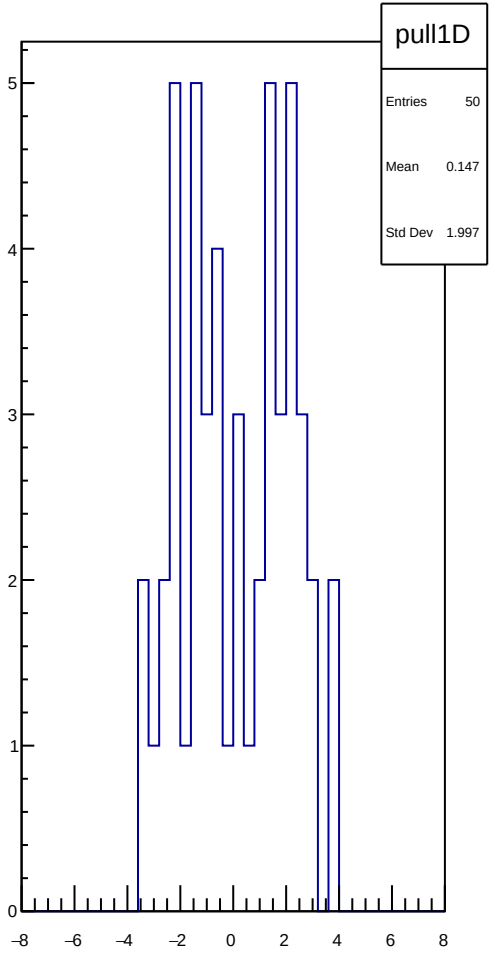
pull1D
Entries 50
Mean 0.147
Std Dev 1.997

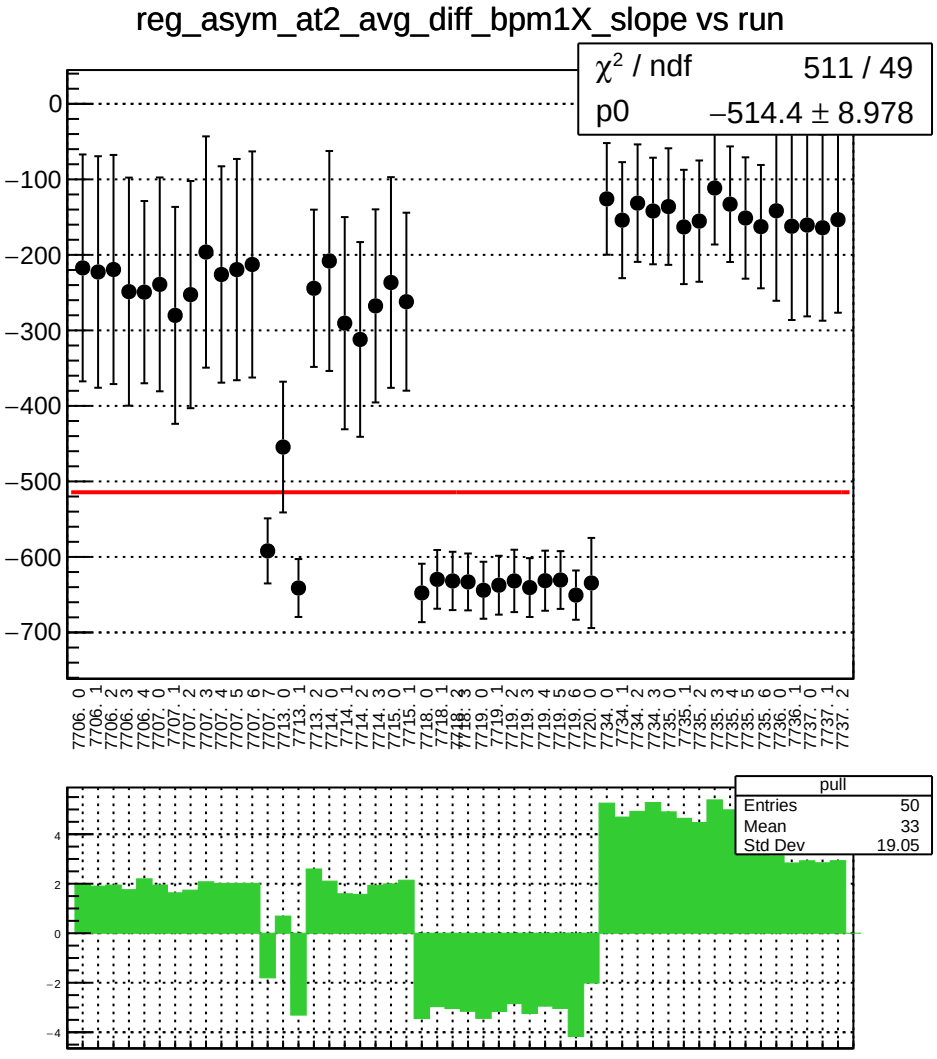
reg_asym_at2_avg_diff_bpm1X_slope vs run
χ² / ndf 511 / 49
p0 −514.4 ± 8.978
pull
Entries 50
Mean 33
Std Dev 19.05

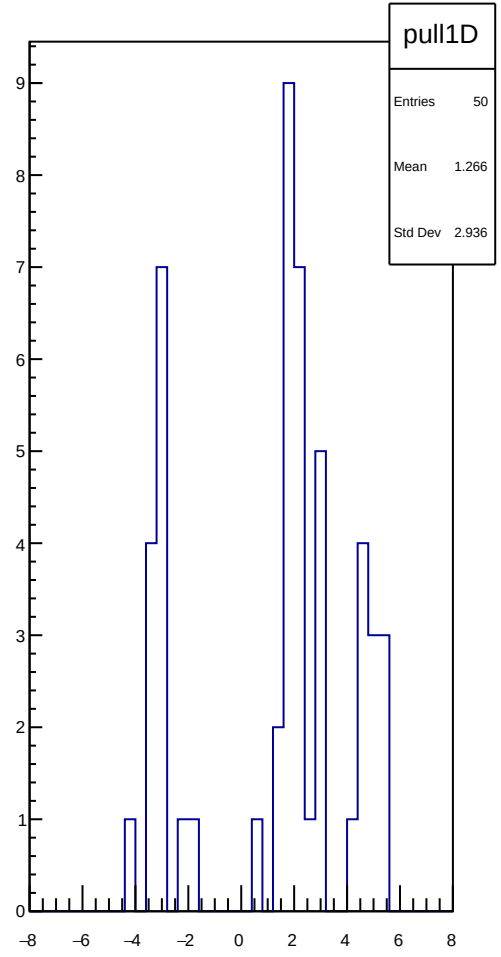
pull1D
Entries 50
Mean 1.266
Std Dev 2.936

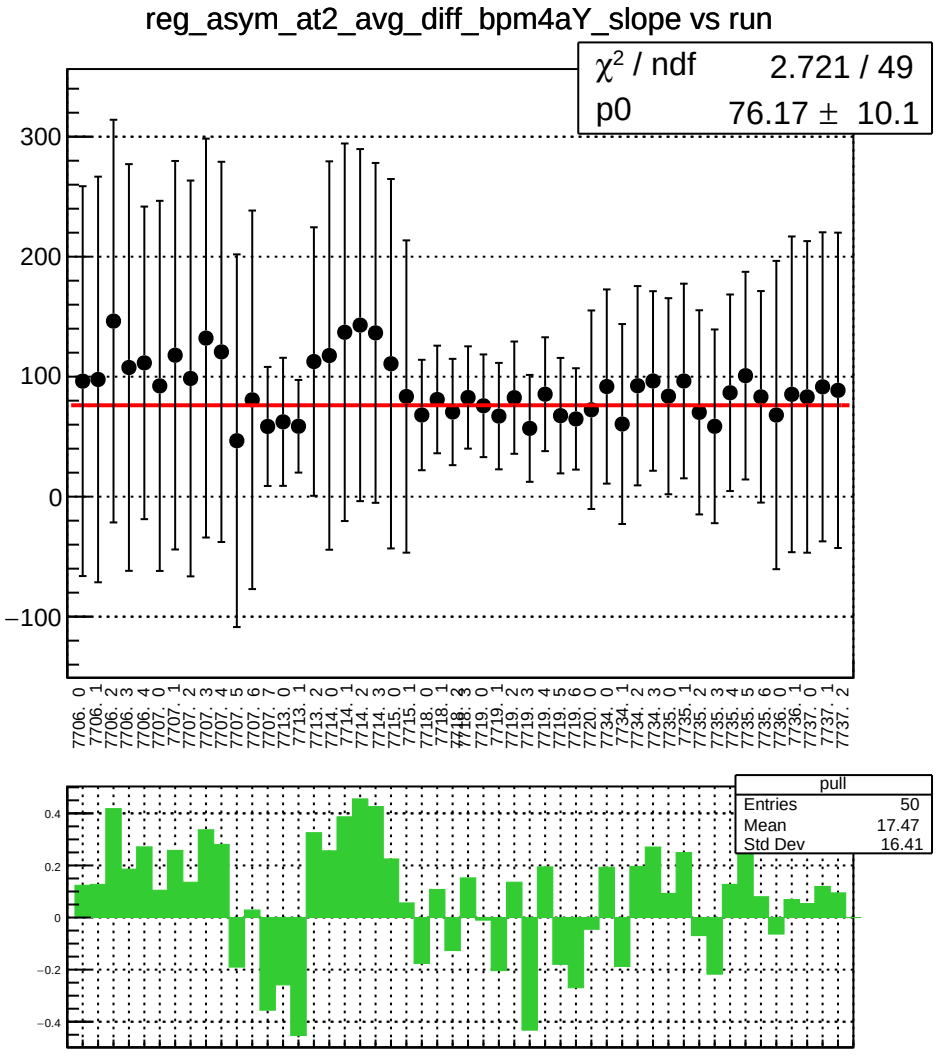
reg_asym_at2_avg_diff_bpm4aY_slope vs run
χ² / ndf 2.721 / 49
p0 76.17 ± 10.1
300
200
100
0
−100
7706. 0
7706. 1
7706. 2
7706. 3
7706. 4
7707. 0
7707. 1
7707. 2
7707. 3
7707. 4
7707. 5
7707. 6
7707. 7
7713. 0
7713. 1
7713. 2
7714. 0
7714. 1
7714. 2
7714. 3
7715. 0
7715. 1
7718. 0
7718. 1
7718. 2
7718. 3
7719. 0
7719. 1
7719. 2
7719. 3
7719. 4
7719. 5
7719. 6
7720. 0
7734. 0
7734. 1
7734. 2
7734. 3
7735. 0
7735. 1
7735. 2
7735. 3
7735. 4
7735. 5
7735. 6
7736. 0
7736. 1
7737. 0
7737. 1
7737. 2
pull
Entries 50
Mean 17.47
Std Dev 16.41
0.4
0.2
0
−0.2
−0.4

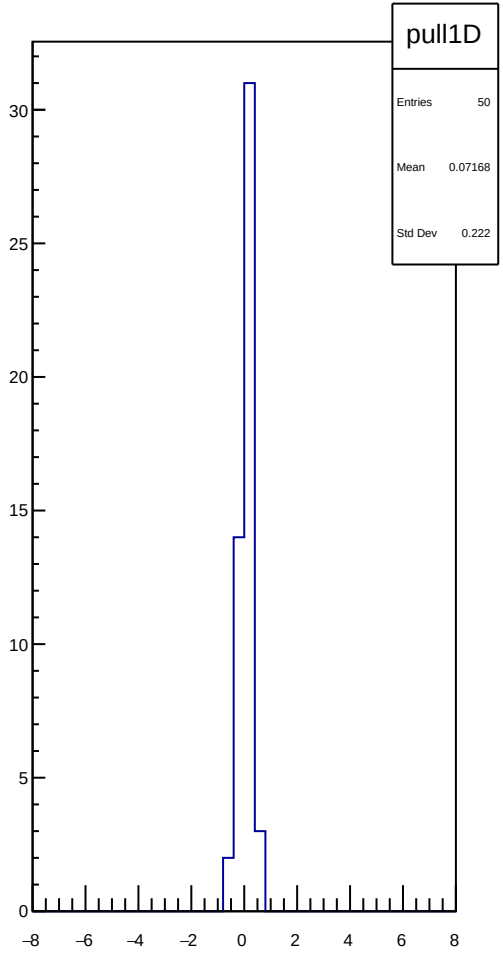
pull1D
Entries 50
Mean 0.07168
Std Dev 0.222
30
25
20
15
10
5
0
−8
−6
−4
−2
0
2
4
6
8

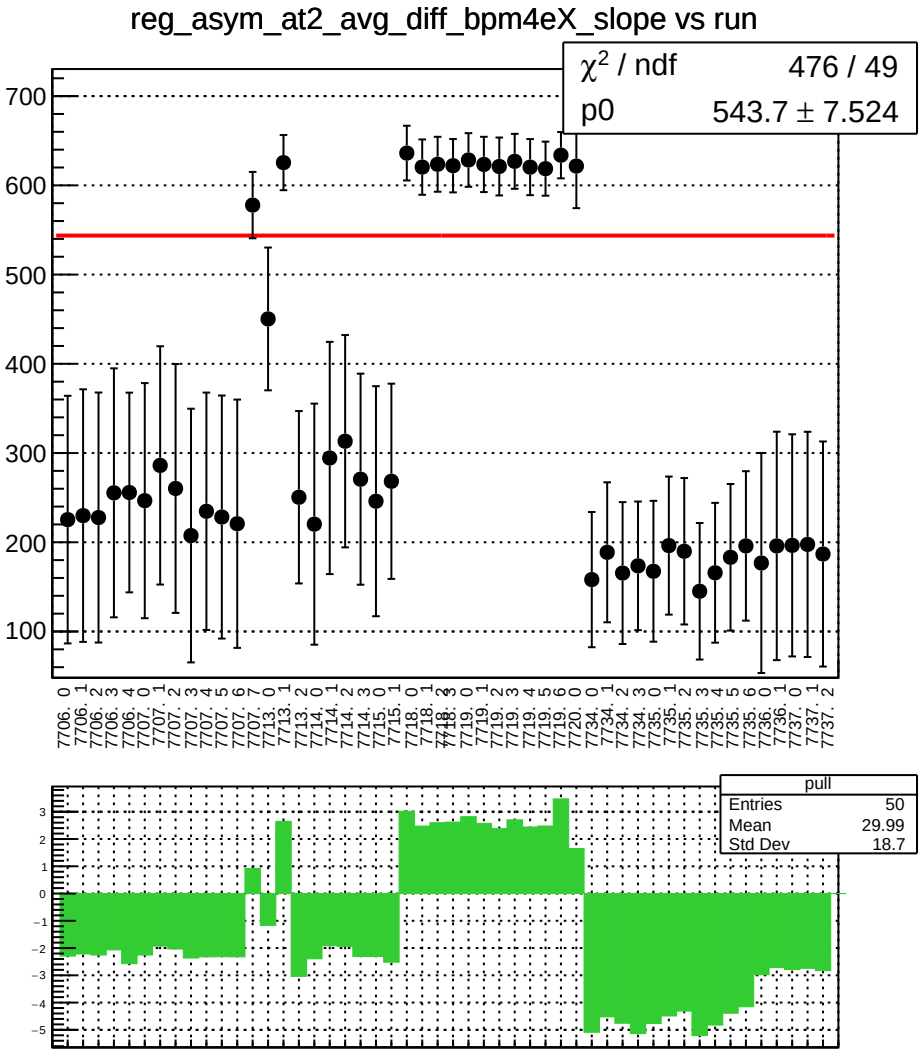
reg_asym_at2_avg_diff_bpm4eX_slope vs run
χ² / ndf 476 / 49
p0 543.7 ± 7.524
700
600
500
400
300
200
100
7706. 0
7706. 1
7706. 2
7706. 3
7706. 4
7707. 0
7707. 1
7707. 2
7707. 3
7707. 4
7707. 5
7707. 6
7707. 7
7713. 0
7713. 1
7713. 2
7714. 0
7714. 1
7714. 2
7714. 3
7715. 0
7715. 1
7718. 0
7718. 1
7718. 2
7718. 3
7719. 0
7719. 1
7719. 2
7719. 3
7719. 4
7719. 5
7719. 6
7720. 0
7734. 0
7734. 1
7734. 2
7734. 3
7735. 0
7735. 1
7735. 2
7735. 3
7735. 4
7735. 5
7735. 6
7736. 0
7736. 1
7737. 0
7737. 1
7737. 2
pull
Entries 50
Mean 29.99
Std Dev 18.7
3
2
1
0
−1
−2
−3
−4
−5

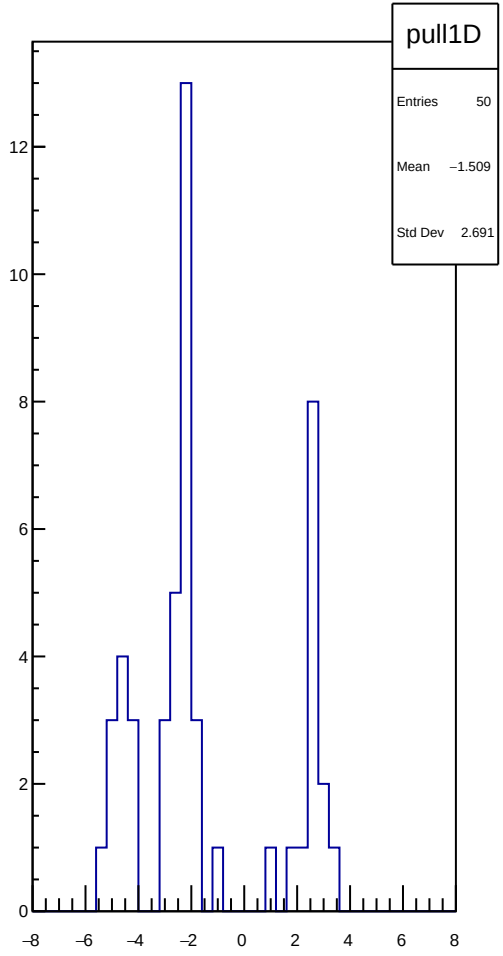
pull1D
Entries 50
Mean −1.509
Std Dev 2.691
12
10
8
6
4
2
0
−8
−6
−4
−2
0
2
4
6
8

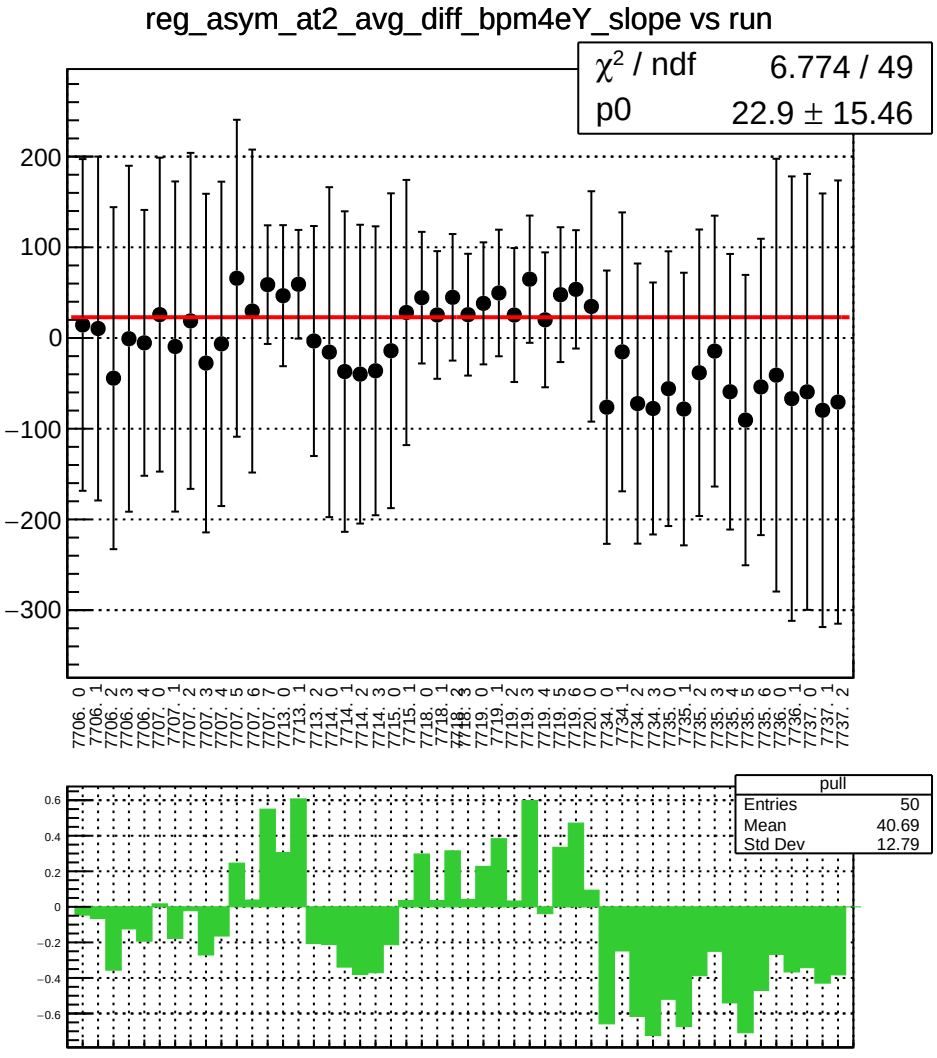
reg_asym_at2_avg_diff_bpm4eY_slope vs run
χ² / ndf 6.774 / 49
p0 22.9 ± 15.46
200
100
0
−100
−200
−300
7706. 0
7706. 1
7706. 2
7706. 3
7706. 4
7707. 0
7707. 1
7707. 2
7707. 3
7707. 4
7707. 5
7707. 6
7707. 7
7713. 0
7713. 1
7713. 2
7714. 0
7714. 1
7714. 2
7714. 3
7715. 0
7715. 1
7718. 0
7718. 1
7718. 2
7718. 3
7719. 0
7719. 1
7719. 2
7719. 3
7719. 4
7719. 5
7719. 6
7720. 0
7734. 0
7734. 1
7734. 2
7734. 3
7735. 0
7735. 1
7735. 2
7735. 3
7735. 4
7735. 5
7735. 6
7736. 0
7736. 1
7737. 0
7737. 1
7737. 2
pull
Entries 50
Mean 40.69
Std Dev 12.79
0.6
0.4
0.2
0
−0.2
−0.4
−0.6

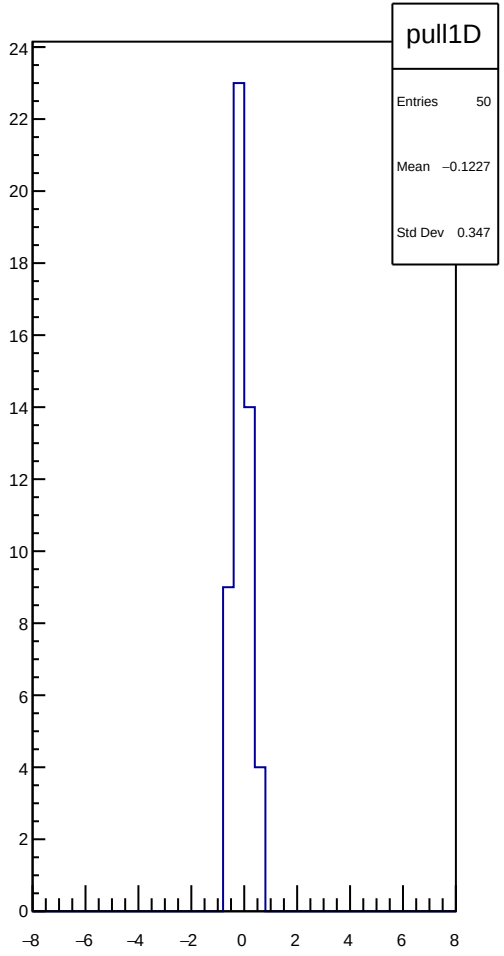
pull1D
Entries 50
Mean −0.1227
Std Dev 0.347
24
22
20
18
16
14
12
10
8
6
4
2
0
−8
−6
−4
−2
0
2
4
6
8

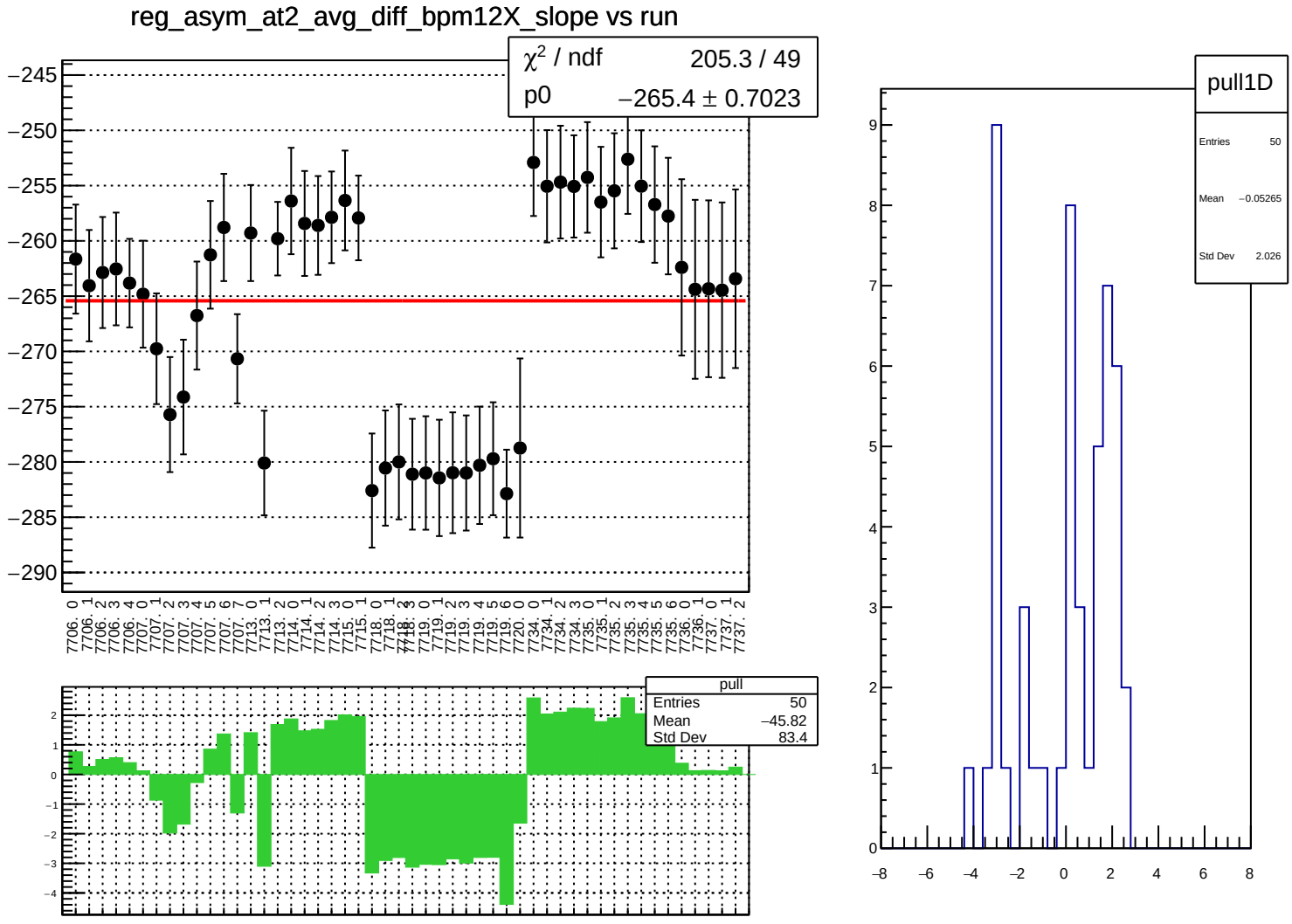
reg_asym_at2_avg_diff_bpm12X_slope vs run
χ² / ndf 205.3 / 49
p0 −265.4 ± 0.7023
pull
Entries 50
Mean −45.82
Std Dev 83.4
pull1D
Entries 50
Mean −0.05265
Std Dev 2.026

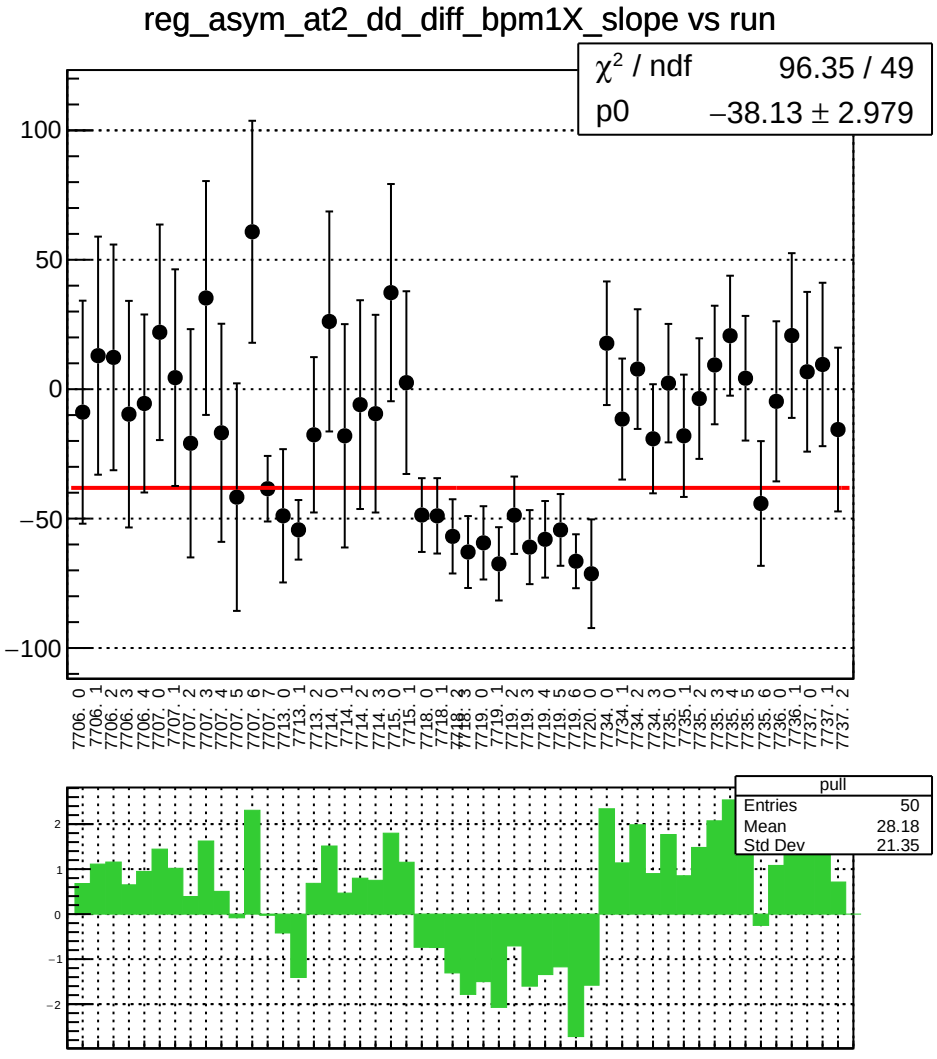
reg_asym_at2_dd_diff_bpm1X_slope vs run
χ² / ndf 96.35 / 49
p0 −38.13 ± 2.979
100
50
0
−50
−100
7706. 0
7706. 1
7706. 2
7706. 3
7706. 4
7707. 0
7707. 1
7707. 2
7707. 3
7707. 4
7707. 5
7707. 6
7707. 7
7713. 0
7713. 1
7713. 2
7714. 0
7714. 1
7714. 2
7714. 3
7715. 0
7715. 1
7718. 0
7718. 1
7718. 2
7718. 3
7719. 0
7719. 1
7719. 2
7719. 3
7719. 4
7719. 5
7719. 6
7720. 0
7734. 0
7734. 1
7734. 2
7734. 3
7735. 0
7735. 1
7735. 2
7735. 3
7735. 4
7735. 5
7735. 6
7736. 0
7736. 1
7737. 0
7737. 1
7737. 2
pull
Entries 50
Mean 28.18
Std Dev 21.35
2
1
0
−1
−2

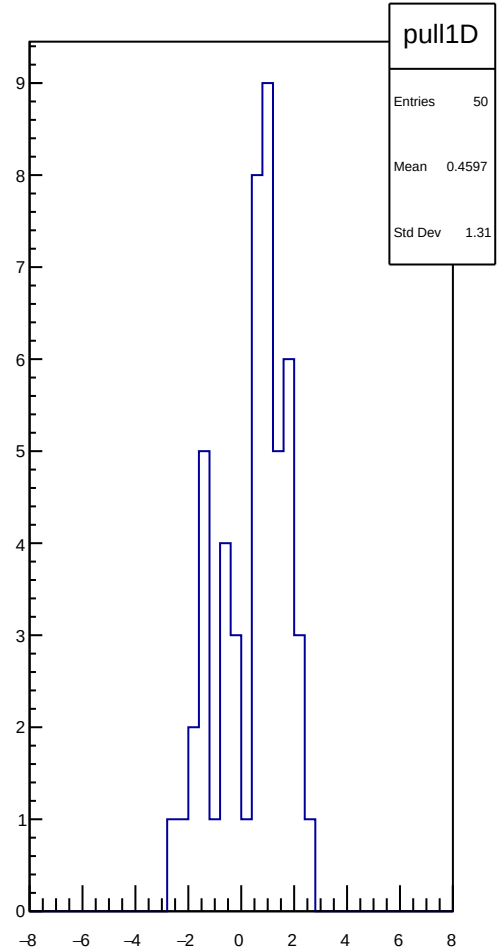
pull1D
Entries 50
Mean 0.4597
Std Dev 1.31
9
8
7
6
5
4
3
2
1
0
−8
−6
−4
−2
0
2
4
6
8

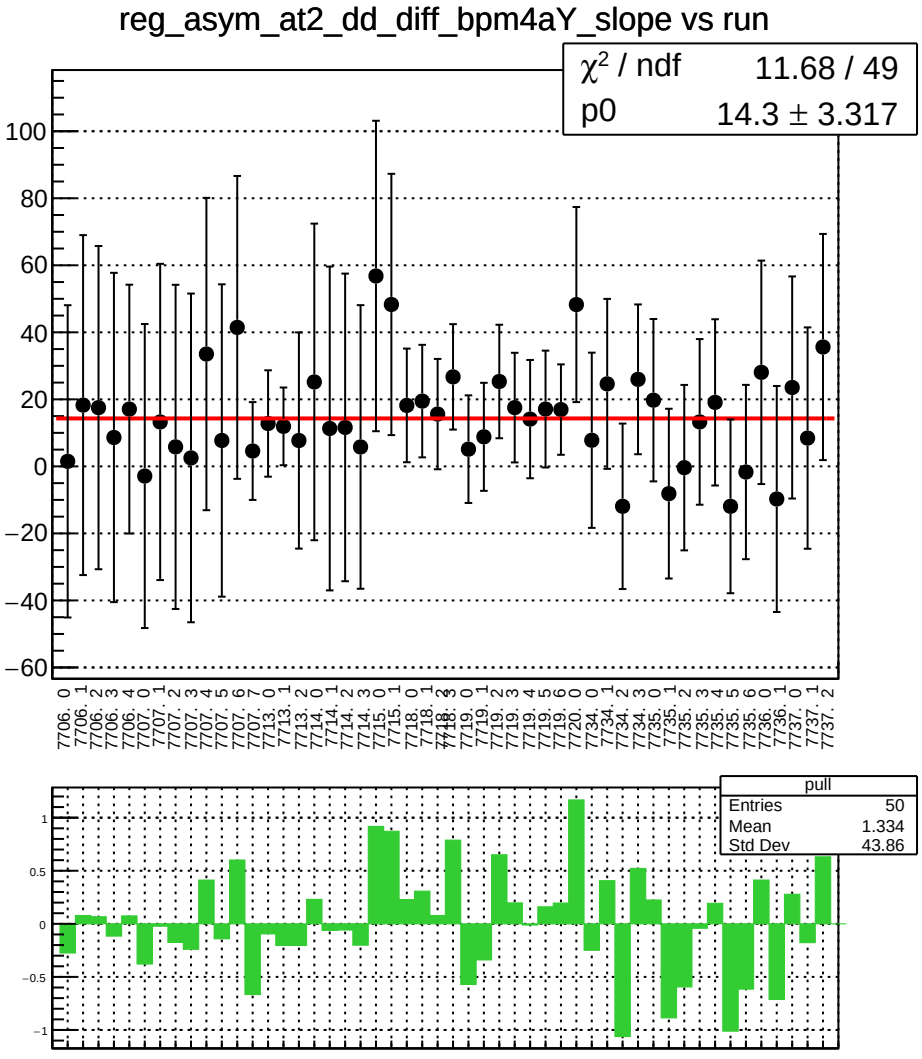
reg_asym_at2_dd_diff_bpm4aY_slope vs run
χ2 / ndf 11.68 / 49
p0 14.3 ± 3.317
pull
Entries 50
Mean 1.334
Std Dev 43.86

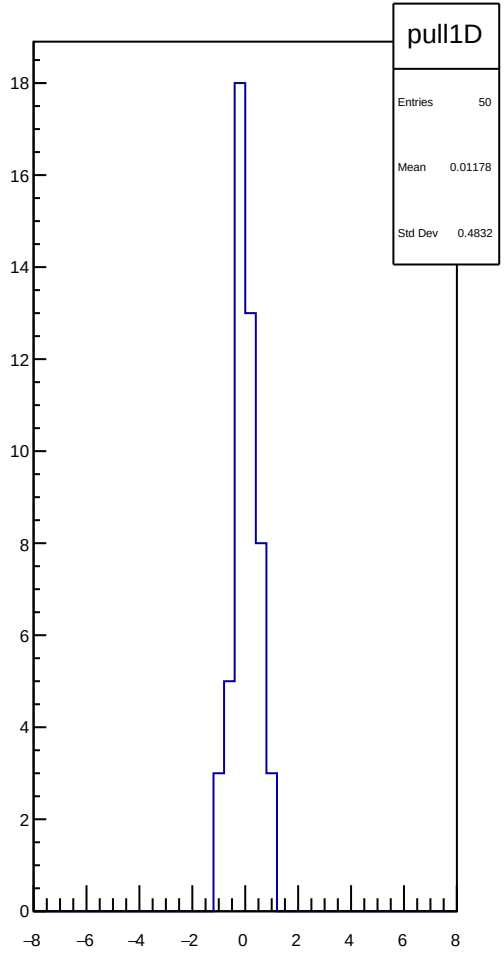
pull1D
Entries 50
Mean 0.01178
Std Dev 0.4832

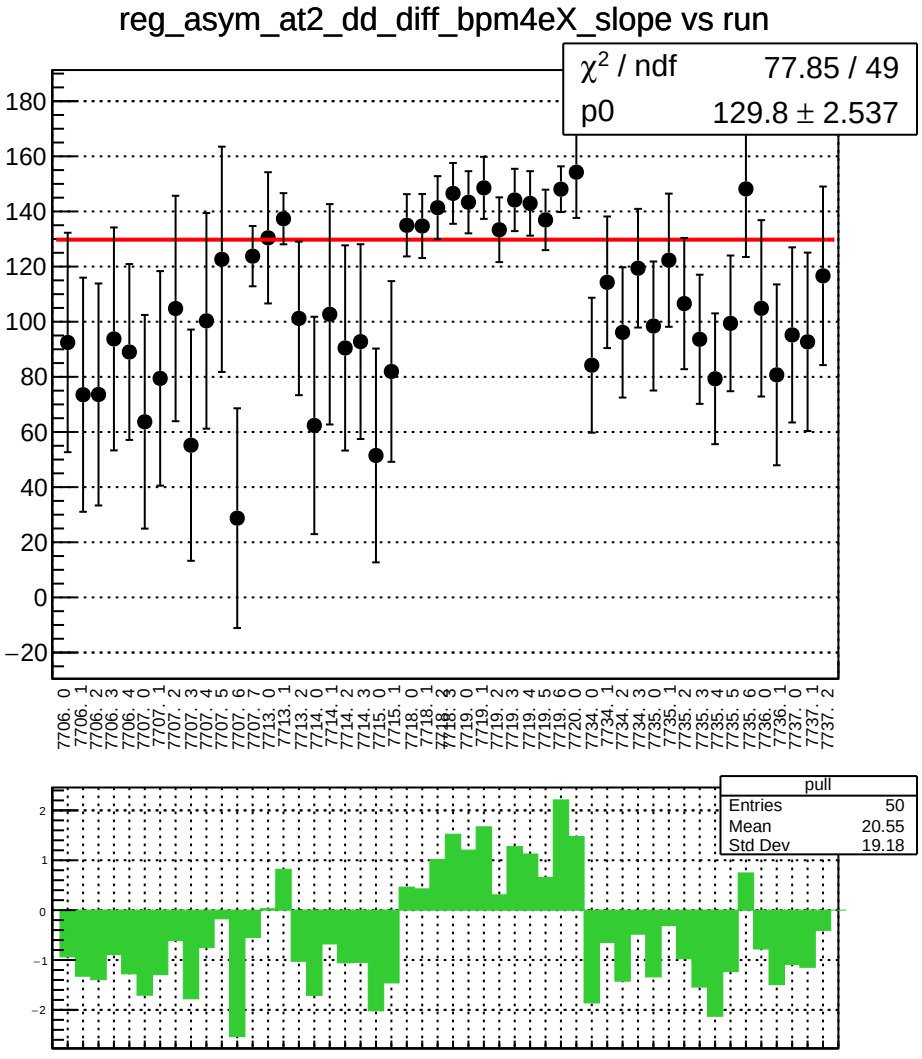
reg_asym_at2_dd_diff_bpm4eX_slope vs run
χ² / ndf 77.85 / 49
p0 129.8 ± 2.537
pull
Entries 50
Mean 20.55
Std Dev 19.18

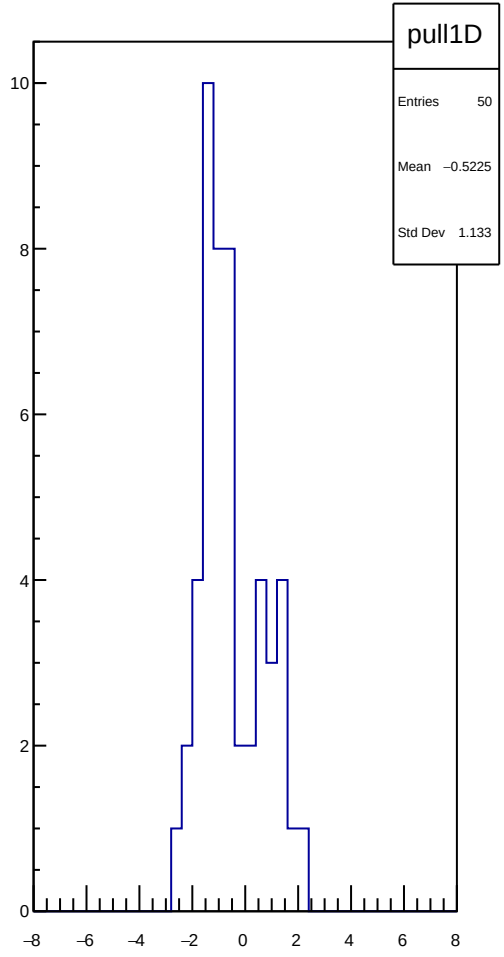
pull1D
Entries 50
Mean −0.5225
Std Dev 1.133

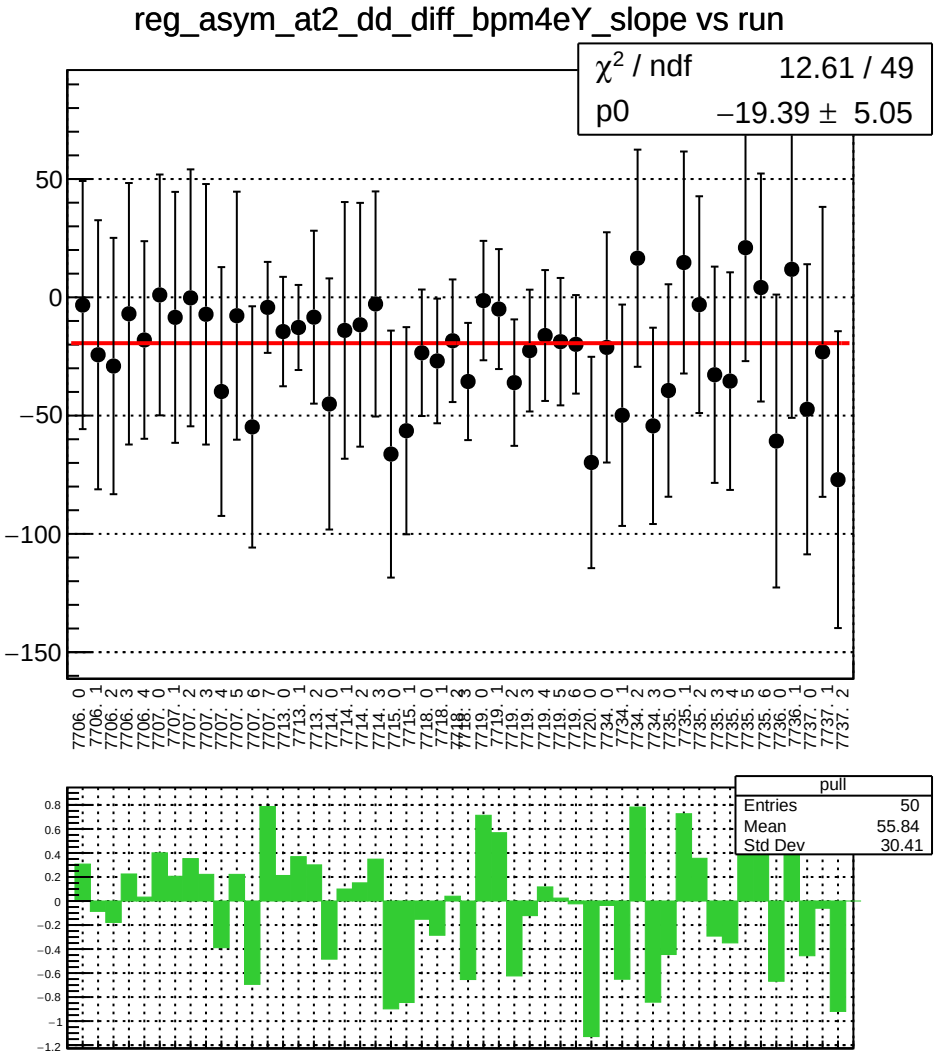
reg_asym_at2_dd_diff_bpm4eY_slope vs run
χ² / ndf 12.61 / 49
p0 −19.39 ± 5.05
50
0
−50
−100
−150
7706. 0
7706. 1
7706. 2
7706. 3
7706. 4
7707. 0
7707. 1
7707. 2
7707. 3
7707. 4
7707. 5
7707. 6
7707. 7
7713. 0
7713. 1
7713. 2
7714. 0
7714. 1
7714. 2
7714. 3
7715. 0
7715. 1
7718. 0
7718. 1
7718. 2
7718. 3
7719. 0
7719. 1
7719. 2
7719. 3
7719. 4
7719. 5
7719. 6
7720. 0
7734. 0
7734. 1
7734. 2
7734. 3
7735. 0
7735. 1
7735. 2
7735. 3
7735. 4
7735. 5
7735. 6
7736. 0
7736. 1
7737. 0
7737. 1
7737. 2
pull
Entries 50
Mean 55.84
Std Dev 30.41
0.8
0.6
0.4
0.2
0
−0.2
−0.4
−0.6
−0.8
−1
−1.2

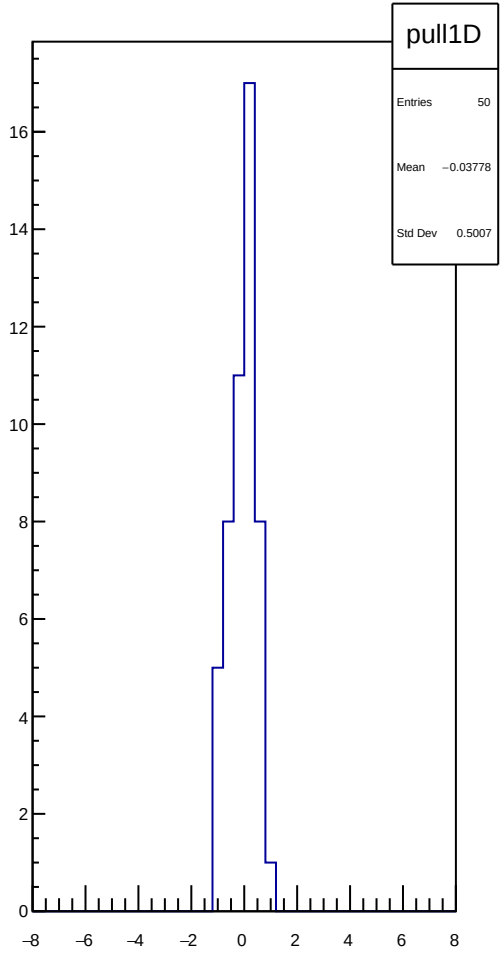
pull1D
Entries 50
Mean −0.03778
Std Dev 0.5007
16
14
12
10
8
6
4
2
0
−8
−6
−4
−2
0
2
4
6
8

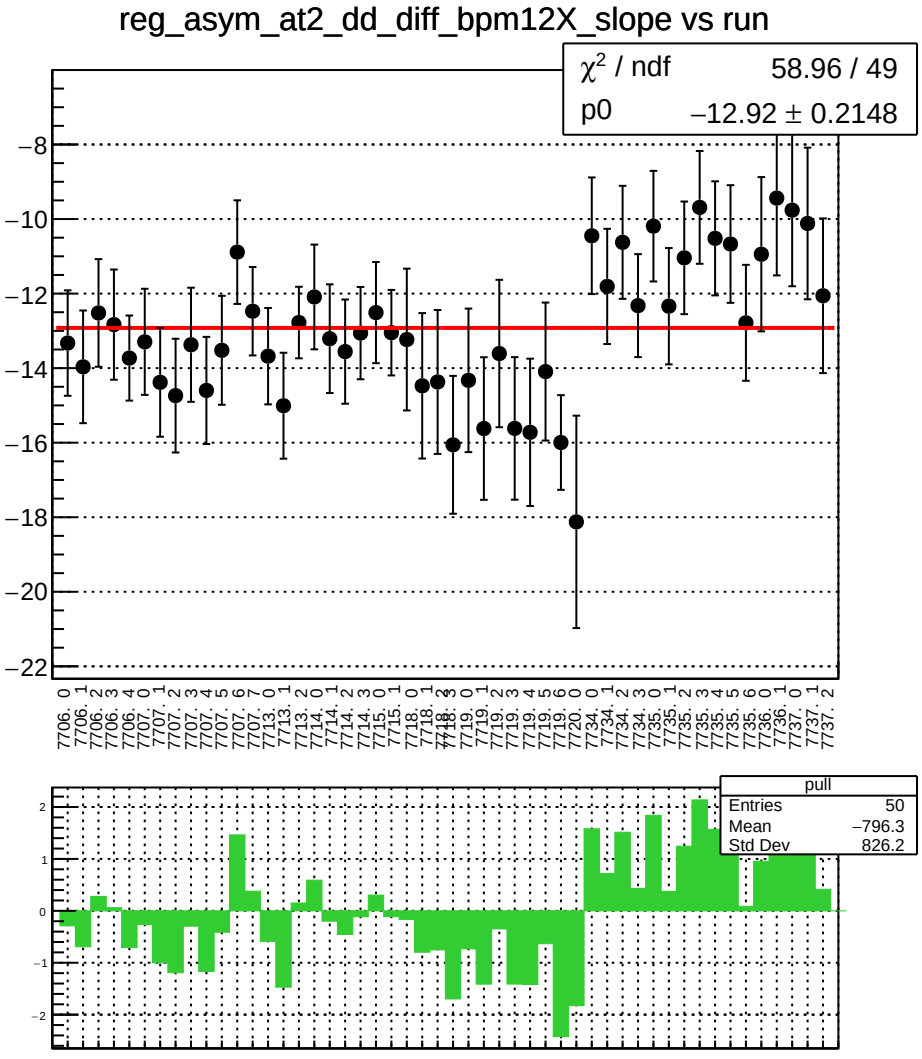
reg_asym_at2_dd_diff_bpm12X_slope vs run
χ² / ndf 58.96 / 49
p0 −12.92 ± 0.2148
pull
Entries 50
Mean −796.3
Std Dev 826.2

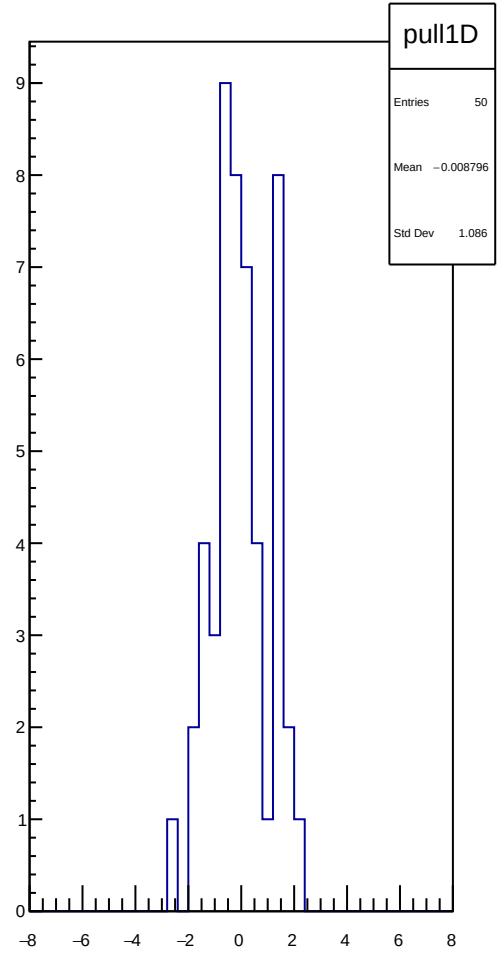
pull1D
Entries 50
Mean −0.008796
Std Dev 1.086

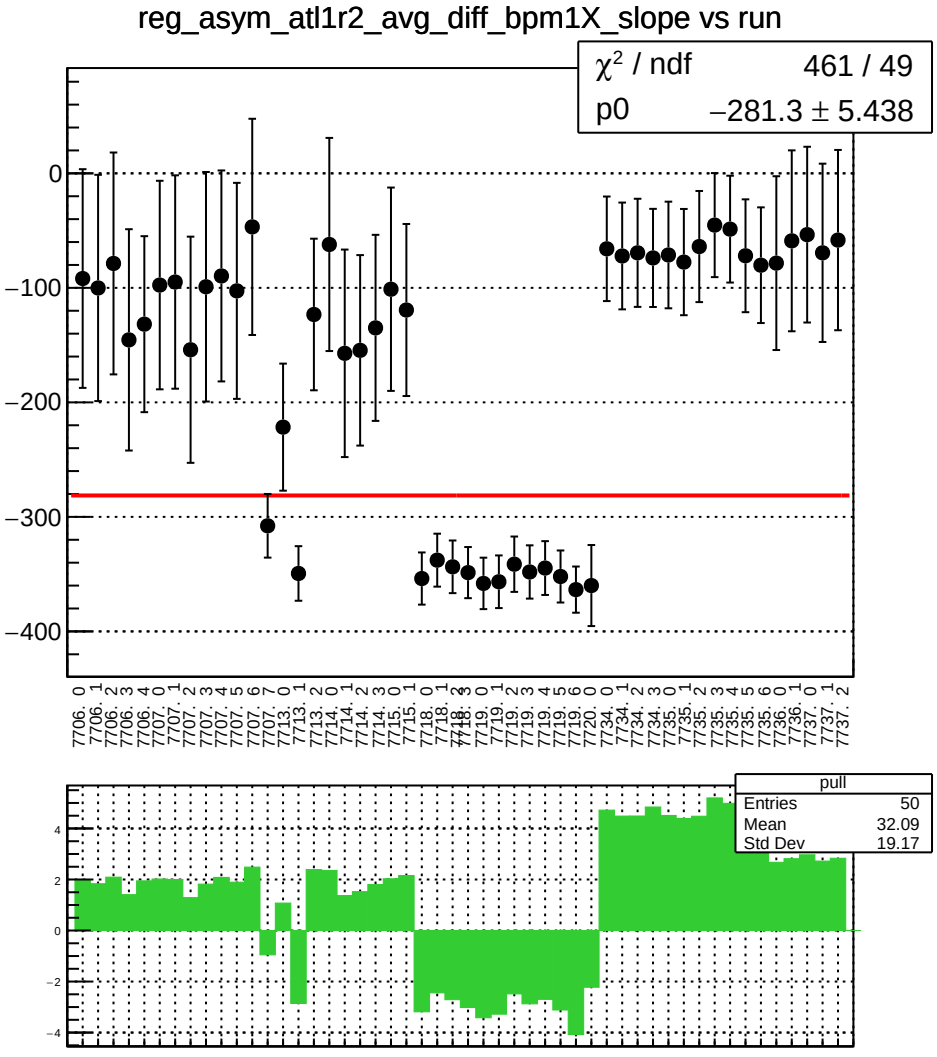
reg_asym_atl1r2_avg_diff_bpm1X_slope vs run
χ² / ndf 461 / 49
p0 −281.3 ± 5.438
0
−100
−200
−300
−400
7706. 0
7706. 1
7706. 2
7706. 3
7706. 4
7707. 0
7707. 1
7707. 2
7707. 3
7707. 4
7707. 5
7707. 6
7707. 7
7713. 0
7713. 1
7713. 2
7714. 0
7714. 1
7714. 2
7714. 3
7715. 0
7715. 1
7718. 0
7718. 1
7718. 2
7718. 3
7719. 0
7719. 1
7719. 2
7719. 3
7719. 4
7719. 5
7719. 6
7720. 0
7734. 0
7734. 1
7734. 2
7734. 3
7735. 0
7735. 1
7735. 2
7735. 3
7735. 4
7735. 5
7735. 6
7736. 0
7736. 1
7737. 0
7737. 1
7737. 2
pull
Entries 50
Mean 32.09
Std Dev 19.17
4
2
0
−2
−4

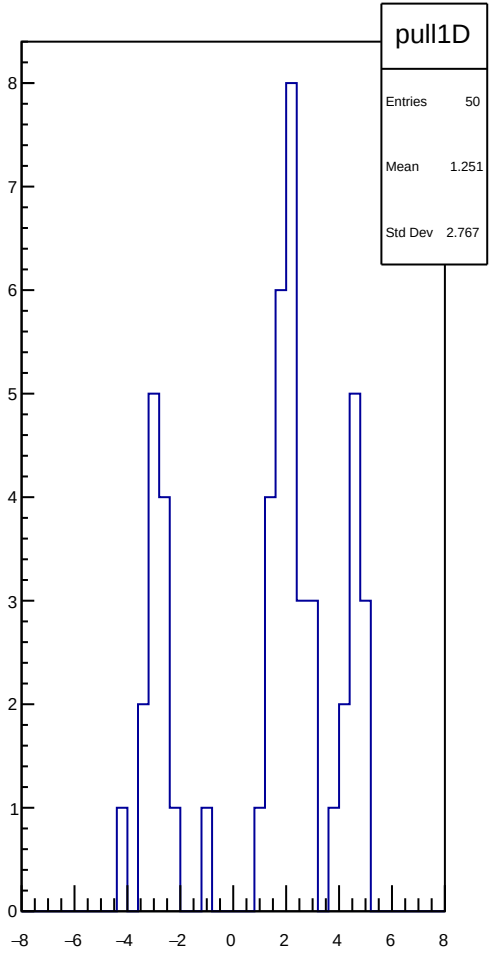
pull1D
Entries 50
Mean 1.251
Std Dev 2.767
8
7
6
5
4
3
2
1
0
−8
−6
−4
−2
0
2
4
6
8

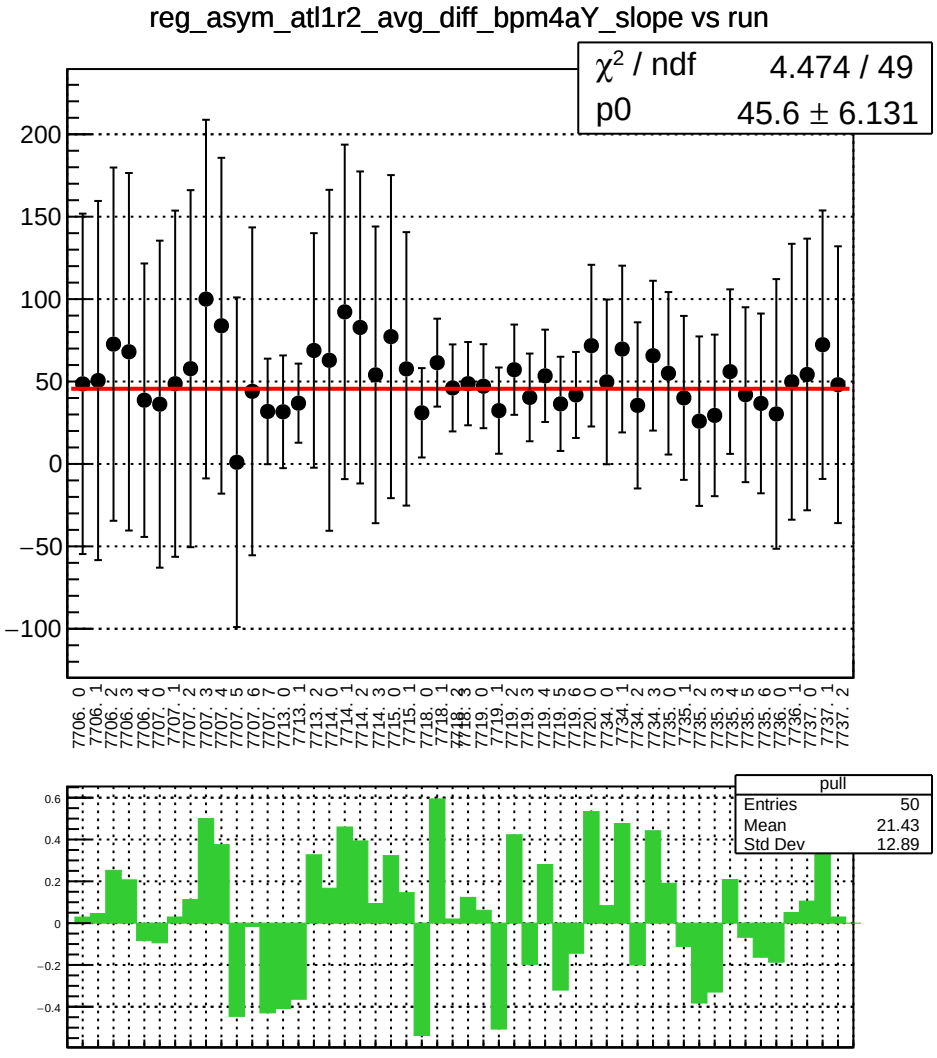
reg_asym_atl1r2_avg_diff_bpm4aY_slope vs run
χ² / ndf 4.474 / 49
p0 45.6 ± 6.131
pull
Entries 50
Mean 21.43
Std Dev 12.89

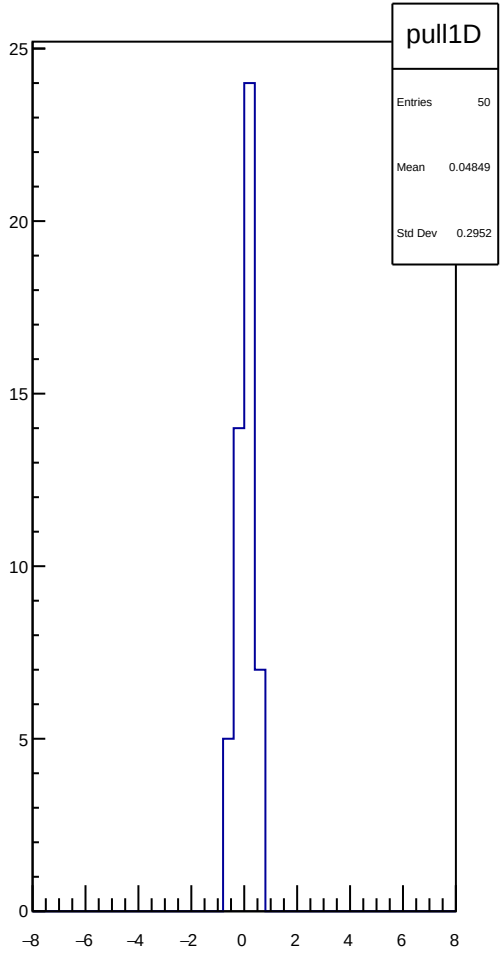
pull1D
Entries 50
Mean 0.04849
Std Dev 0.2952

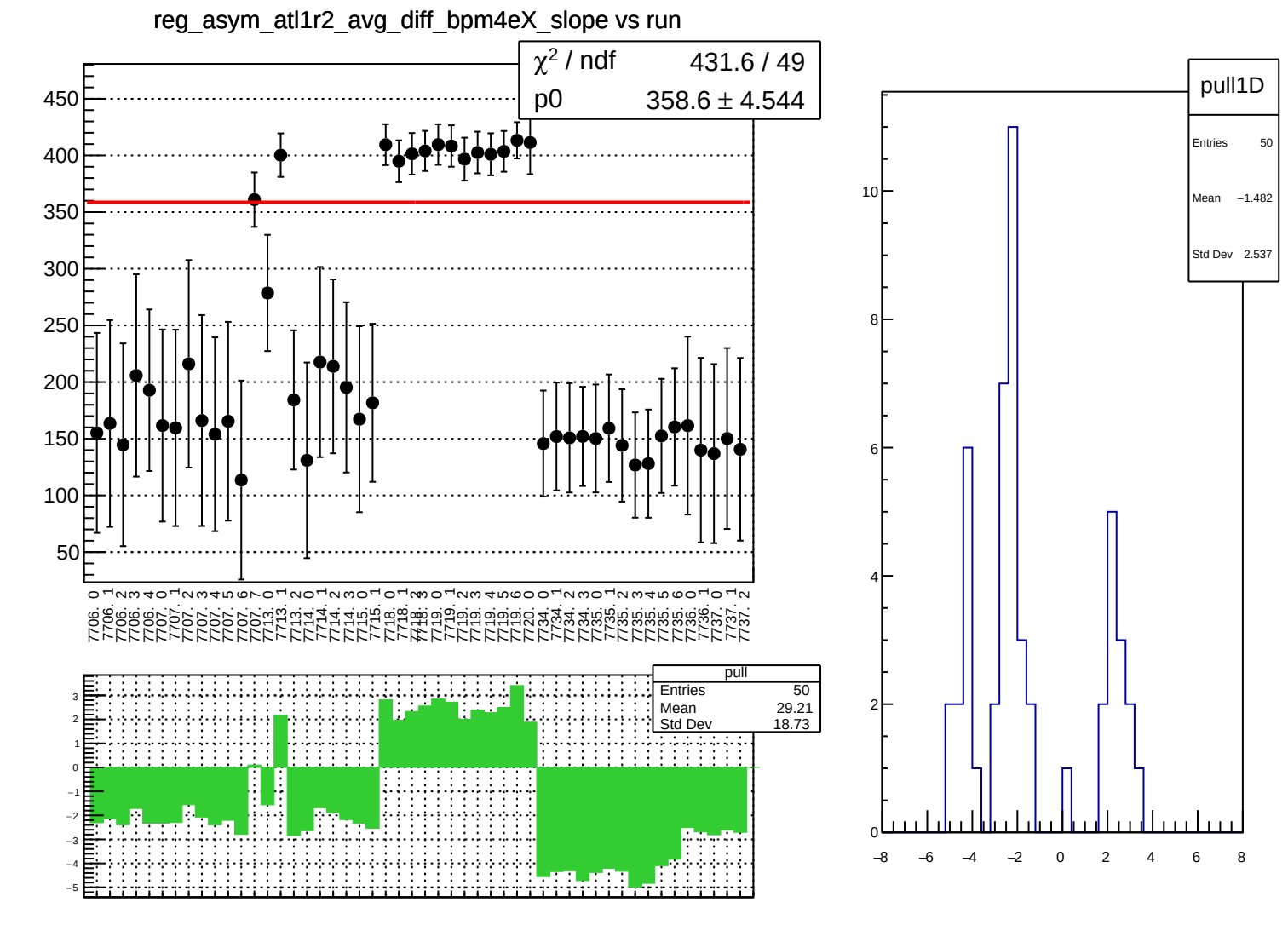
reg_asym_atl1r2_avg_diff_bpm4eX_slope vs run
χ² / ndf 431.6 / 49
p0 358.6 ± 4.544
pull
Entries 50
Mean 29.21
Std Dev 18.73
pull1D
Entries 50
Mean −1.482
Std Dev 2.537

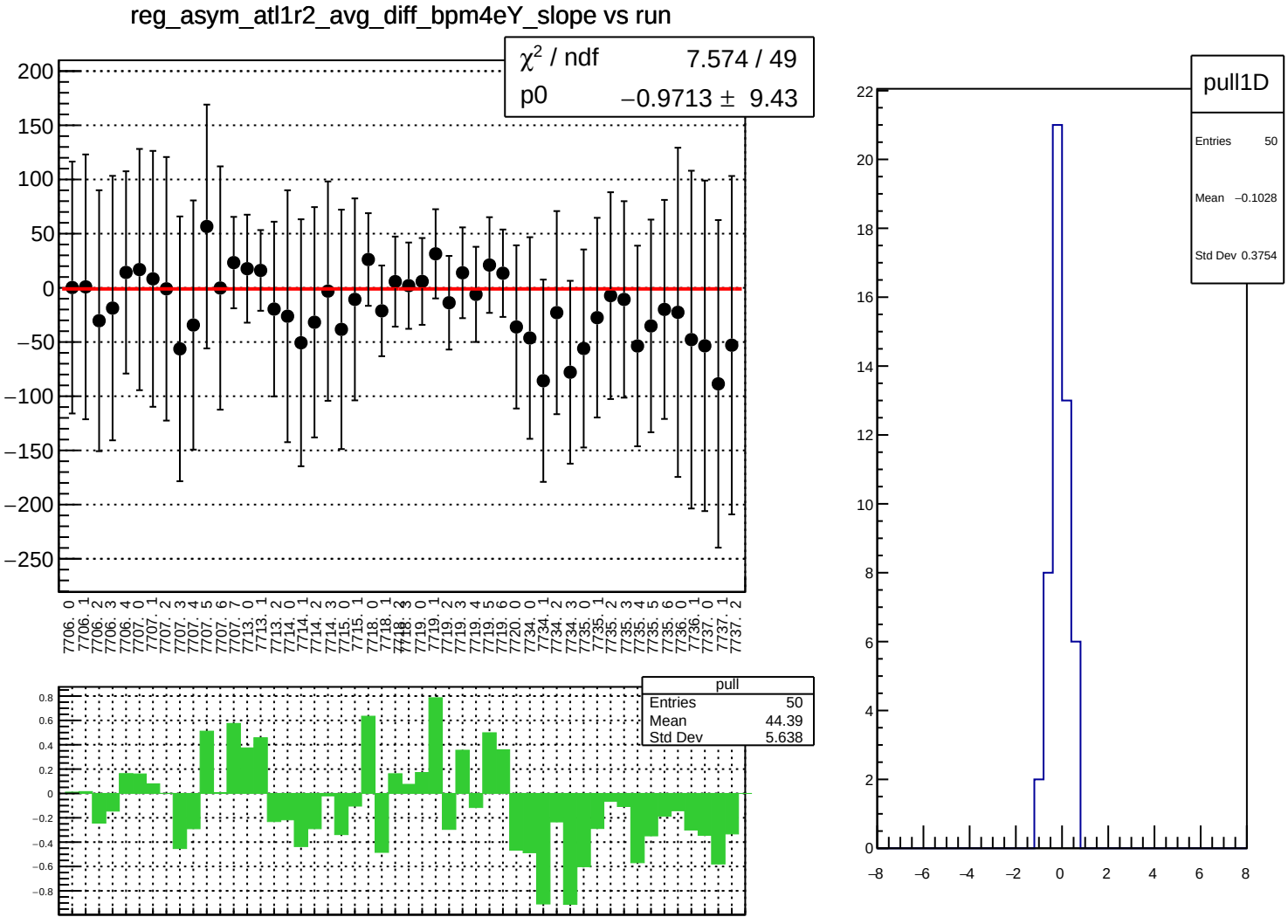
reg_asym_atl1r2_avg_diff_bpm4eY_slope vs run
χ² / ndf 7.574 / 49
p0 −0.9713 ± 9.43
pull
Entries 50
Mean 44.39
Std Dev 5.638
pull1D
Entries 50
Mean −0.1028
Std Dev 0.3754

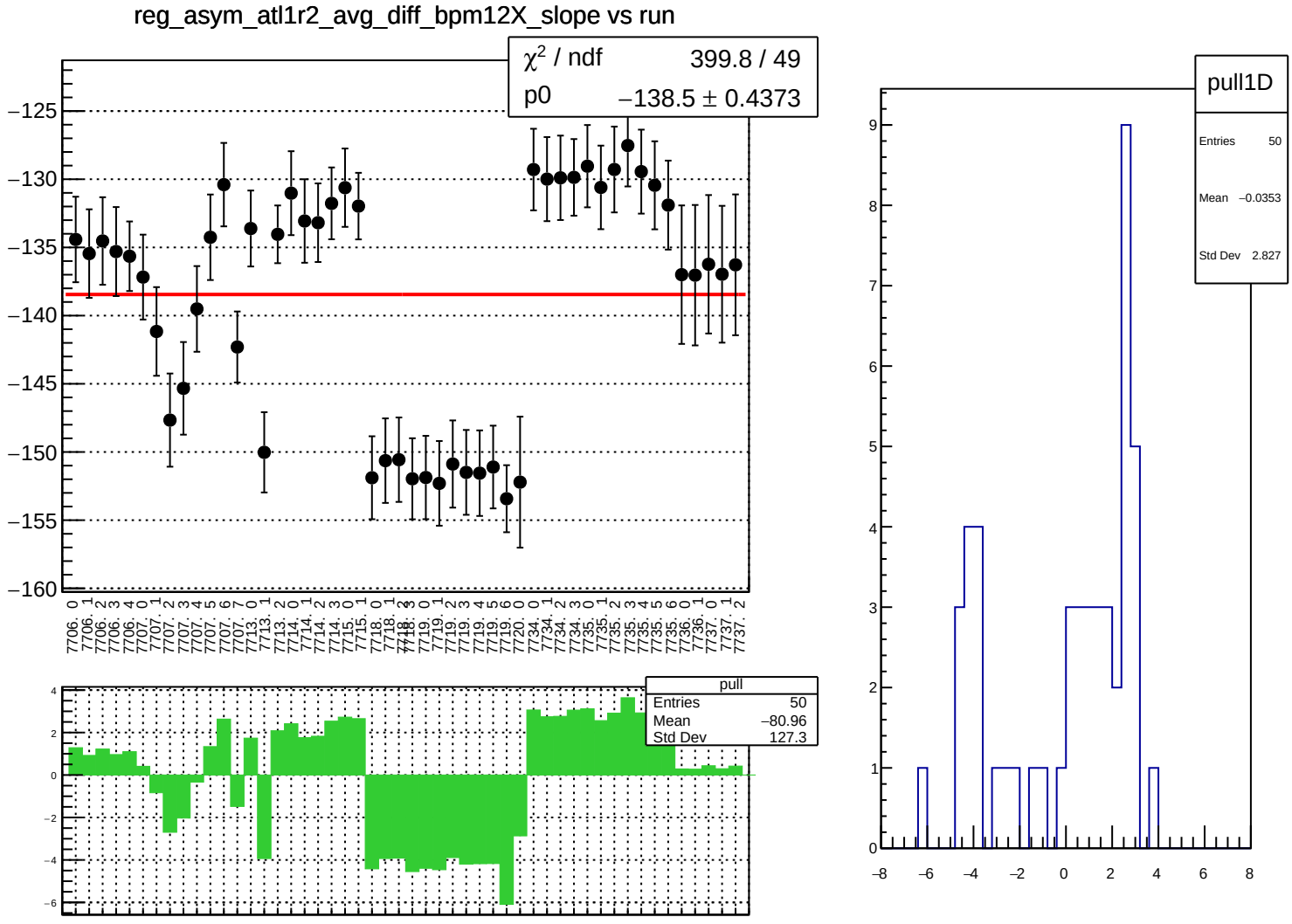
reg_asym_atl1r2_avg_diff_bpm12X_slope vs run
χ² / ndf 399.8 / 49
p0 −138.5 ± 0.4373
pull
Entries 50
Mean −80.96
Std Dev 127.3
pull1D
Entries 50
Mean −0.0353
Std Dev 2.827

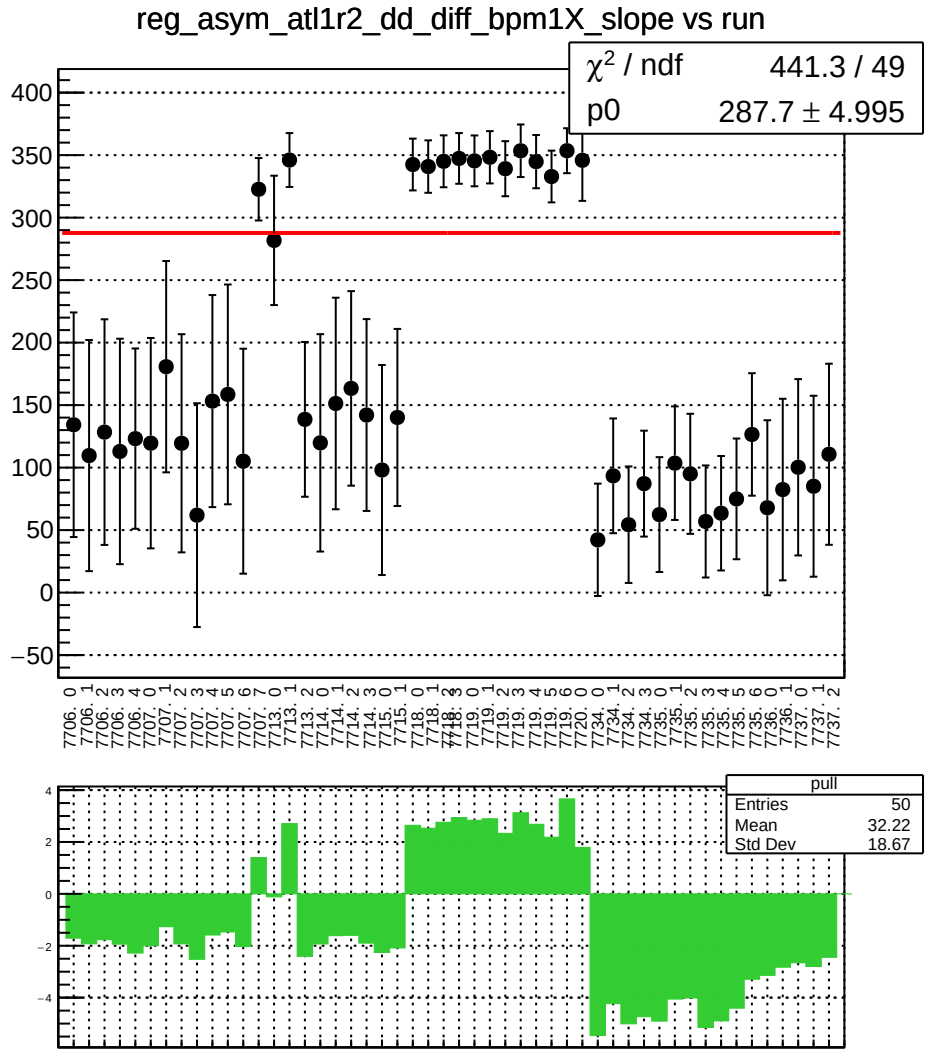
reg_asym_atl1r2_dd_diff_bpm1X_slope vs run
χ^2 / ndf 441.3 / 49
p0 287.7 ± 4.995
pull
Entries 50
Mean 32.22
Std Dev 18.67

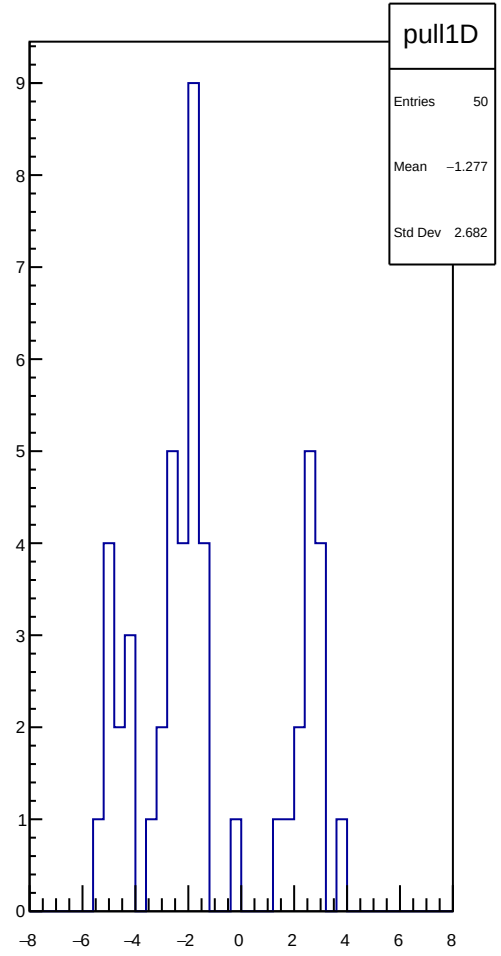
pull1D
Entries 50
Mean −1.277
Std Dev 2.682

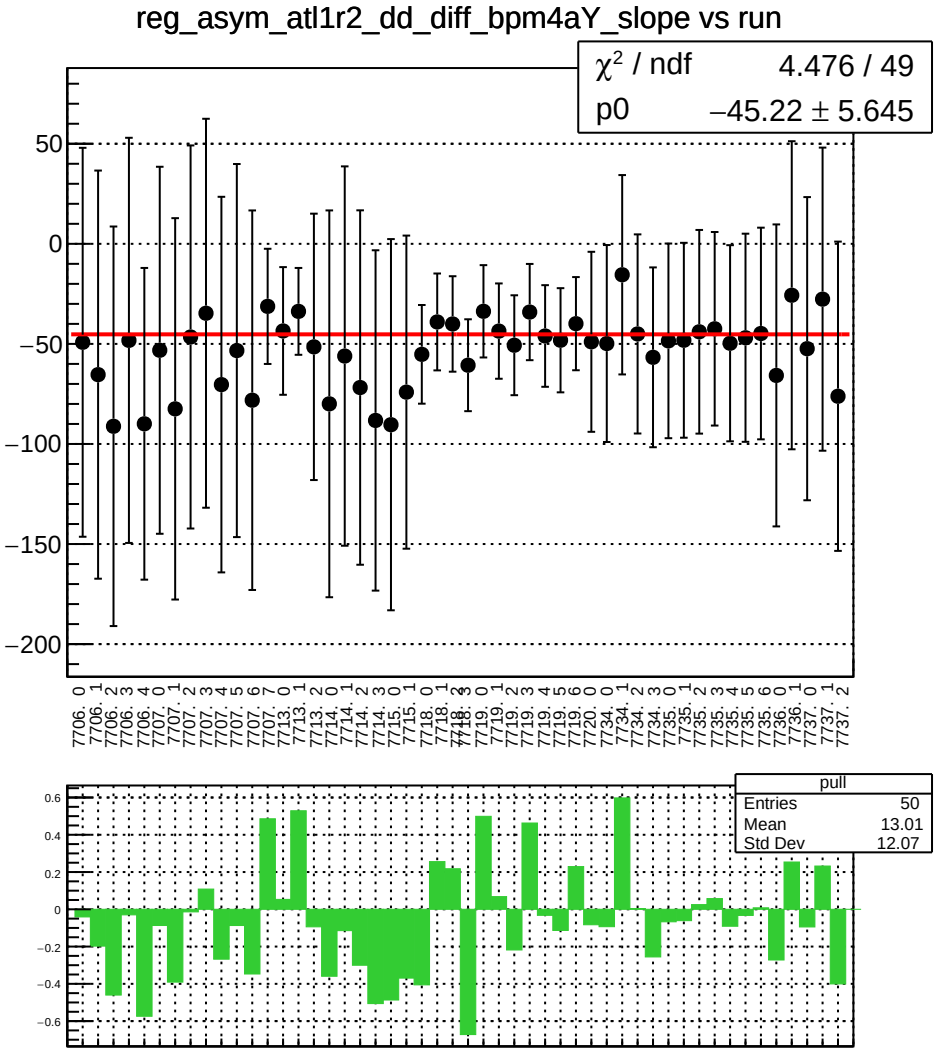
reg_asym_atl1r2_dd_diff_bpm4aY_slope vs run
χ² / ndf 4.476 / 49
p0 −45.22 ± 5.645
50
0
−50
−100
−150
−200
7706. 0
7706. 1
7706. 2
7706. 3
7706. 4
7707. 0
7707. 1
7707. 2
7707. 3
7707. 4
7707. 5
7707. 6
7707. 7
7713. 0
7713. 1
7713. 2
7714. 0
7714. 1
7714. 2
7714. 3
7715. 0
7715. 1
7718. 0
7718. 1
7718. 2
7718. 3
7719. 0
7719. 1
7719. 2
7719. 3
7719. 4
7719. 5
7719. 6
7720. 0
7734. 0
7734. 1
7734. 2
7734. 3
7735. 0
7735. 1
7735. 2
7735. 3
7735. 4
7735. 5
7735. 6
7736. 0
7736. 1
7737. 0
7737. 1
7737. 2
pull
Entries 50
Mean 13.01
Std Dev 12.07
0.6
0.4
0.2
0
−0.2
−0.4
−0.6

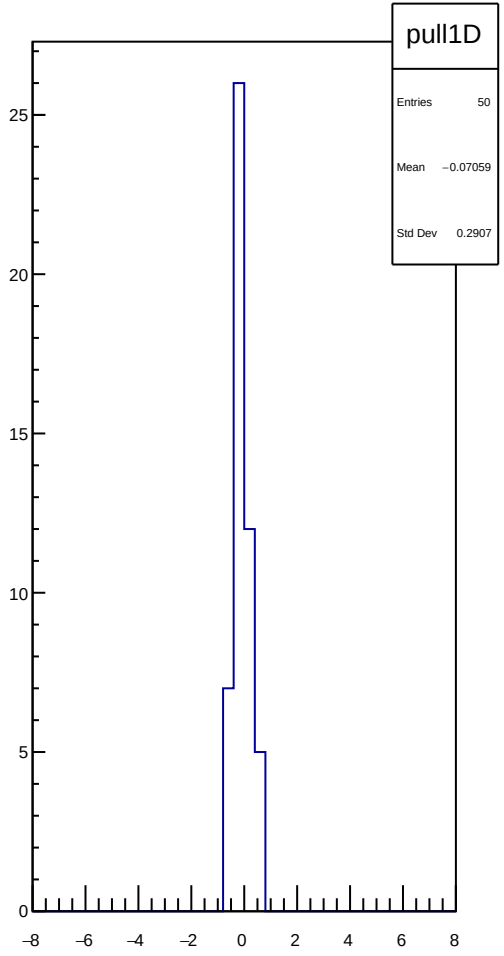
pull1D
Entries 50
Mean −0.07059
Std Dev 0.2907
25
20
15
10
5
0
−8
−6
−4
−2
0
2
4
6
8

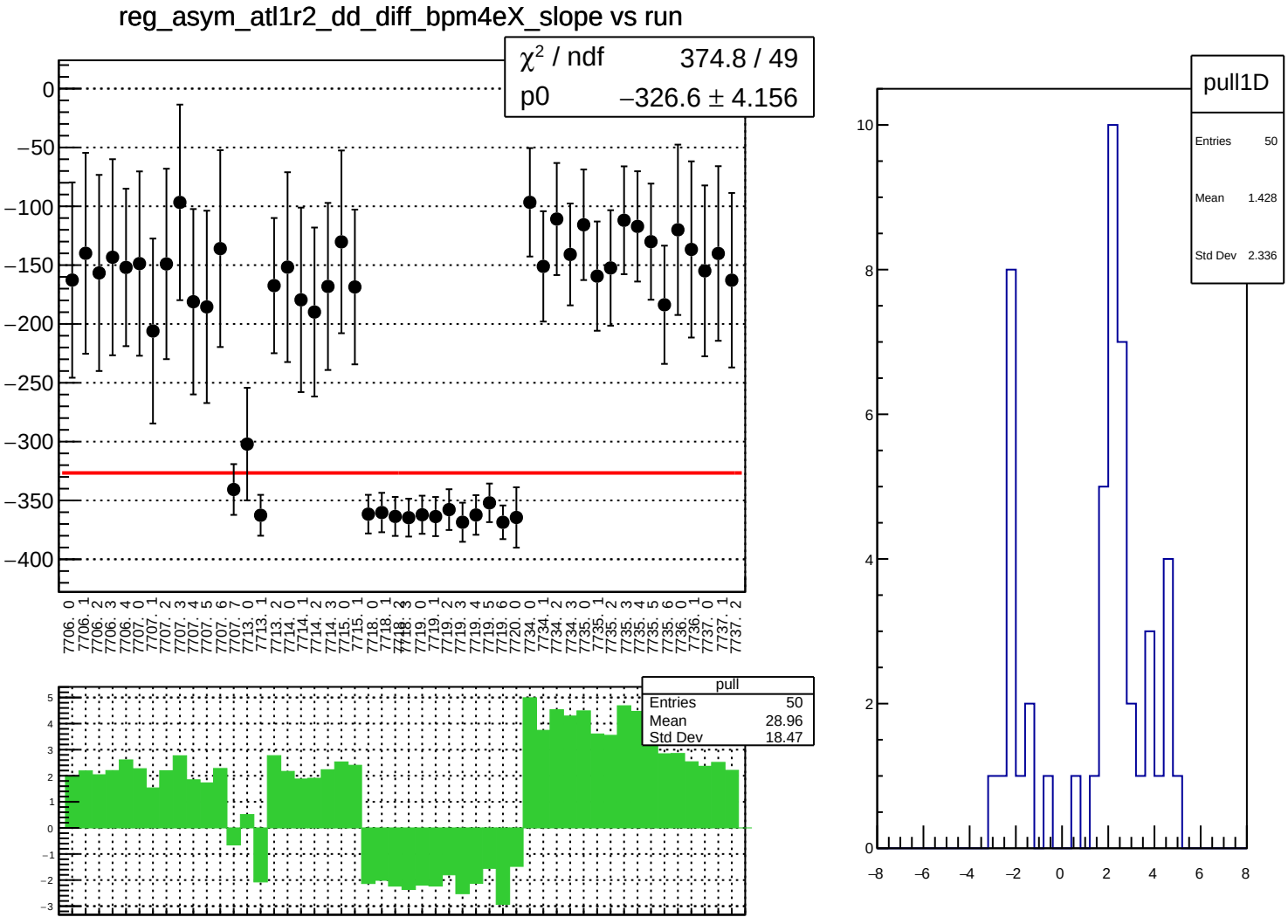
reg_asym_atl1r2_dd_diff_bpm4eX_slope vs run
χ² / ndf 374.8 / 49
p0 −326.6 ± 4.156
pull
Entries 50
Mean 28.96
Std Dev 18.47
pull1D
Entries 50
Mean 1.428
Std Dev 2.336

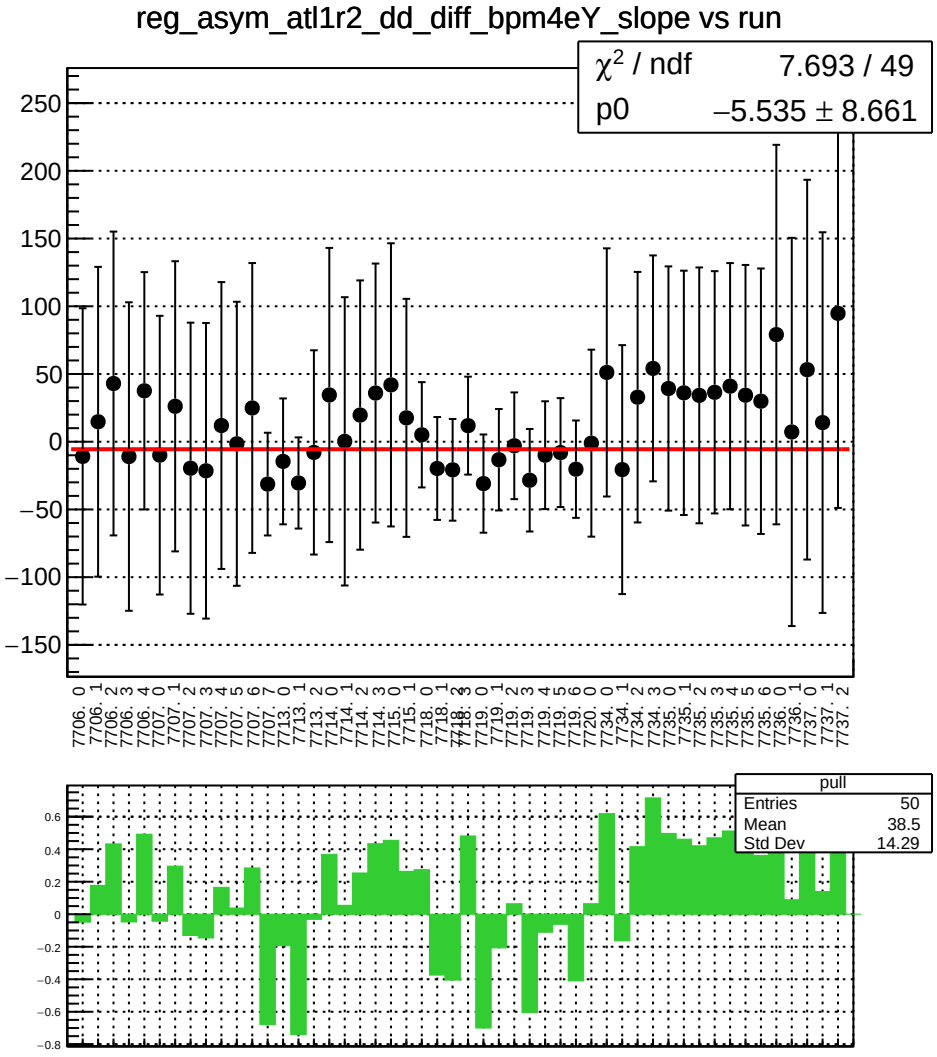
reg_asym_atl1r2_dd_diff_bpm4eY_slope vs run
χ² / ndf 7.693 / 49
p0 −5.535 ± 8.661
pull
Entries 50
Mean 38.5
Std Dev 14.29

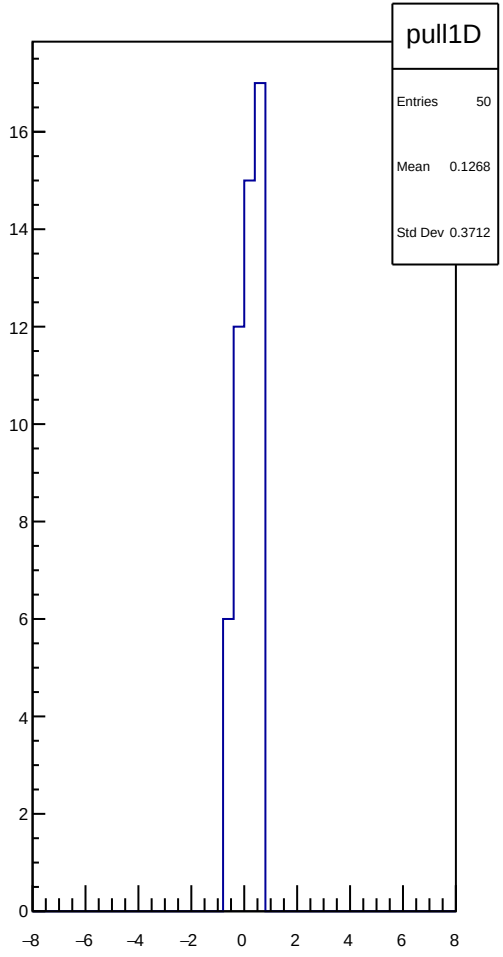
pull1D
Entries 50
Mean 0.1268
Std Dev 0.3712

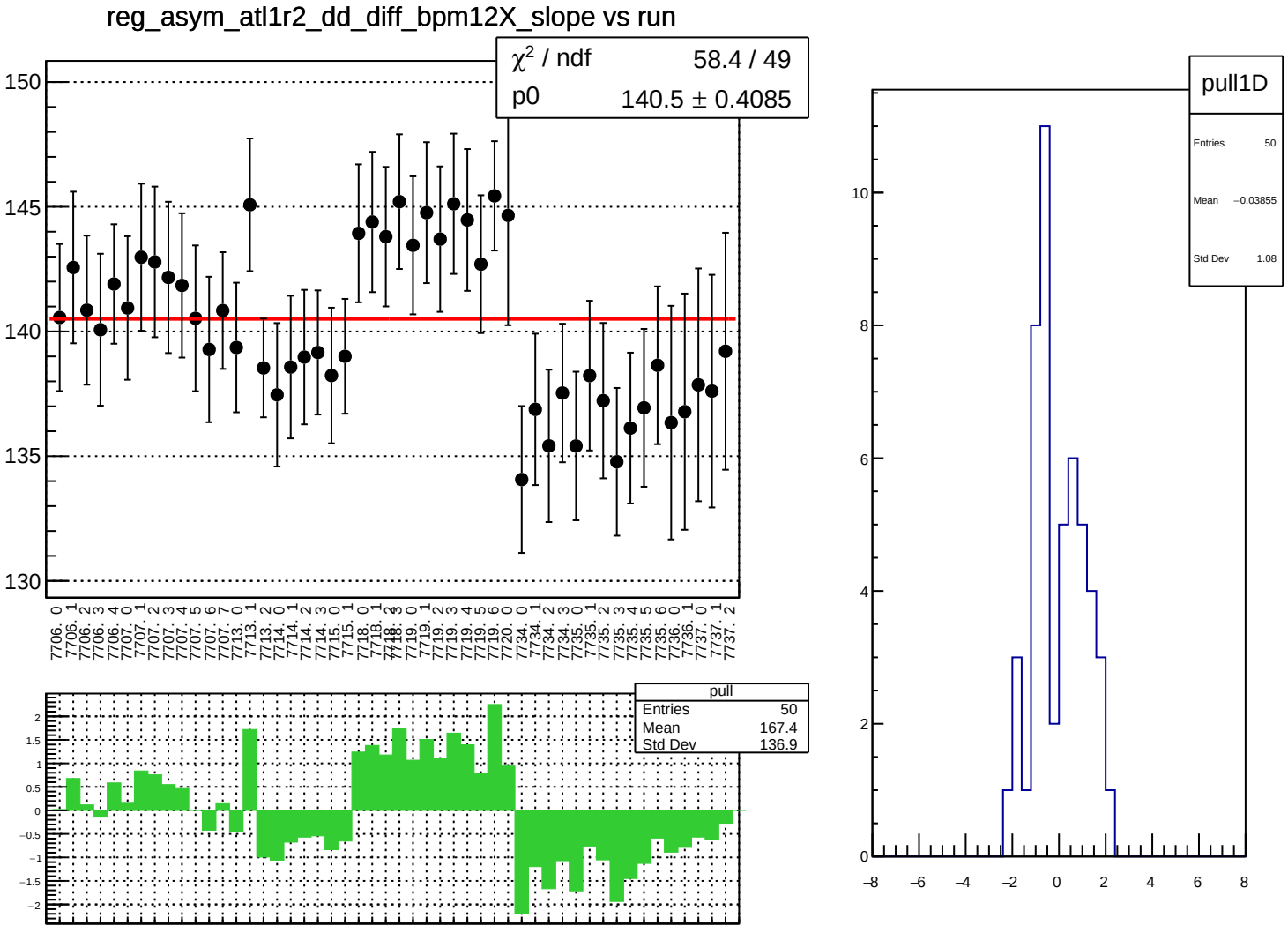
reg_asym_atl1r2_dd_diff_bpm12X_slope vs run
χ² / ndf 58.4 / 49
p0 140.5 ± 0.4085
150
145
140
135
130
7706. 0
7706. 1
7706. 2
7706. 3
7706. 4
7707. 0
7707. 1
7707. 2
7707. 3
7707. 4
7707. 5
7707. 6
7707. 7
7713. 0
7713. 1
7713. 2
7714. 0
7714. 1
7714. 2
7714. 3
7715. 0
7715. 1
7718. 0
7718. 1
7718. 2
7718. 3
7719. 0
7719. 1
7719. 2
7719. 3
7719. 4
7719. 5
7719. 6
7720. 0
7734. 0
7734. 1
7734. 2
7734. 3
7735. 0
7735. 1
7735. 2
7735. 3
7735. 4
7735. 5
7735. 6
7736. 0
7736. 1
7737. 0
7737. 1
7737. 2
pull
Entries 50
Mean 167.4
Std Dev 136.9
2
1.5
1
0.5
0
−0.5
−1
−1.5
−2
pull1D
Entries 50
Mean −0.03855
Std Dev 1.08
10
8
6
4
2
0
−8
−6
−4
−2
0
2
4
6
8

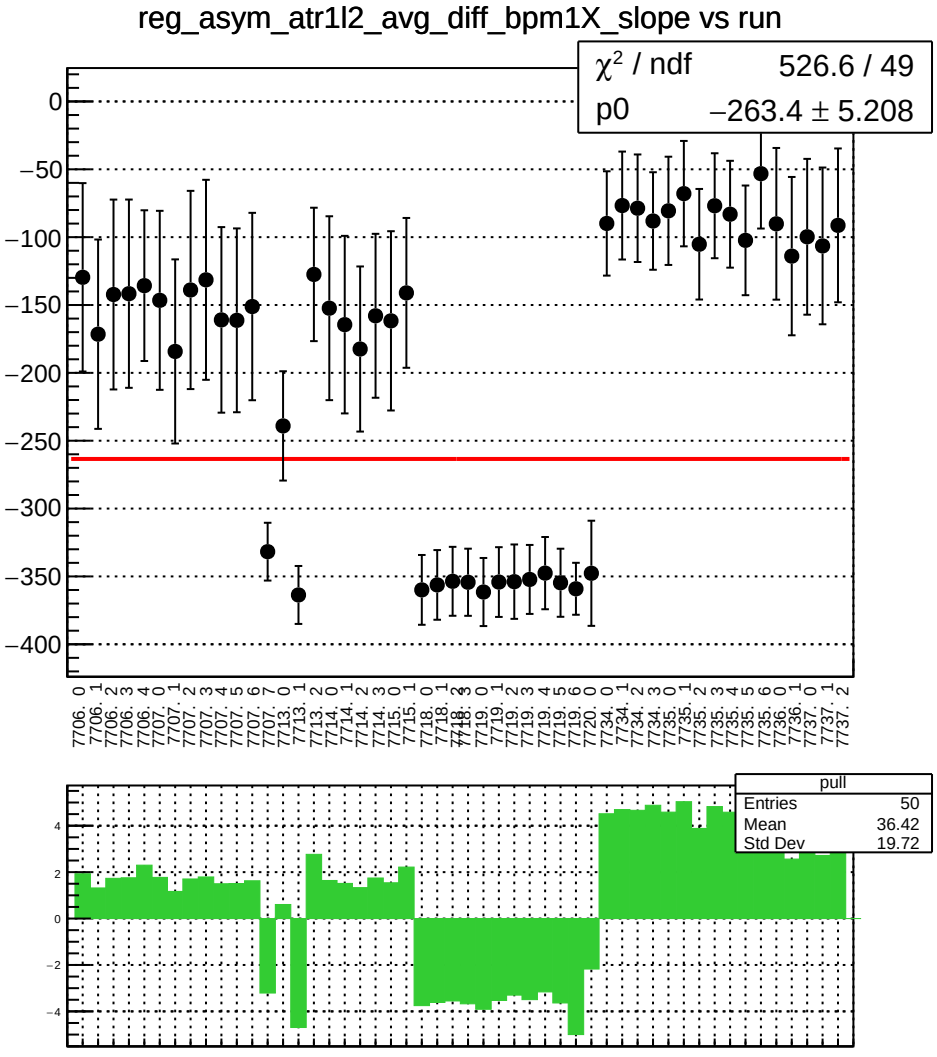
reg_asym_atr1l2_avg_diff_bpm1X_slope vs run
χ² / ndf 526.6 / 49
p0 −263.4 ± 5.208
pull
Entries 50
Mean 36.42
Std Dev 19.72

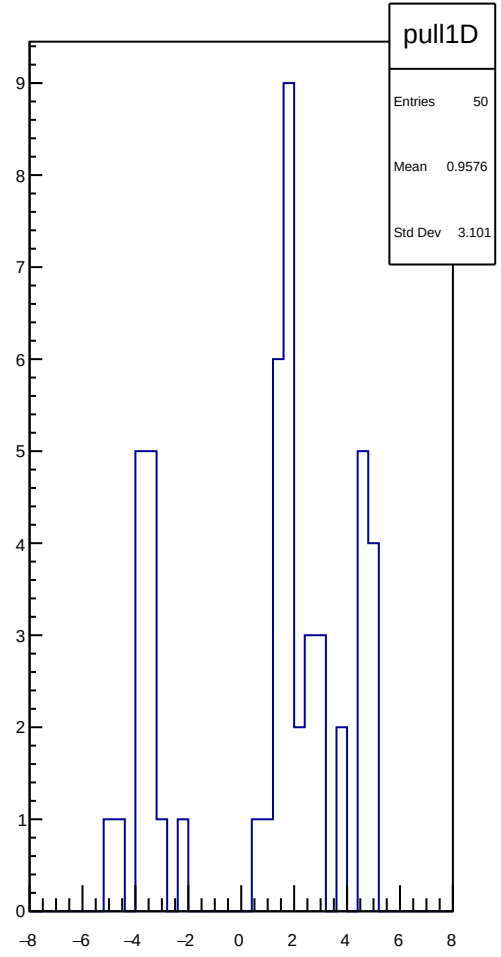
pull1D
Entries 50
Mean 0.9576
Std Dev 3.101

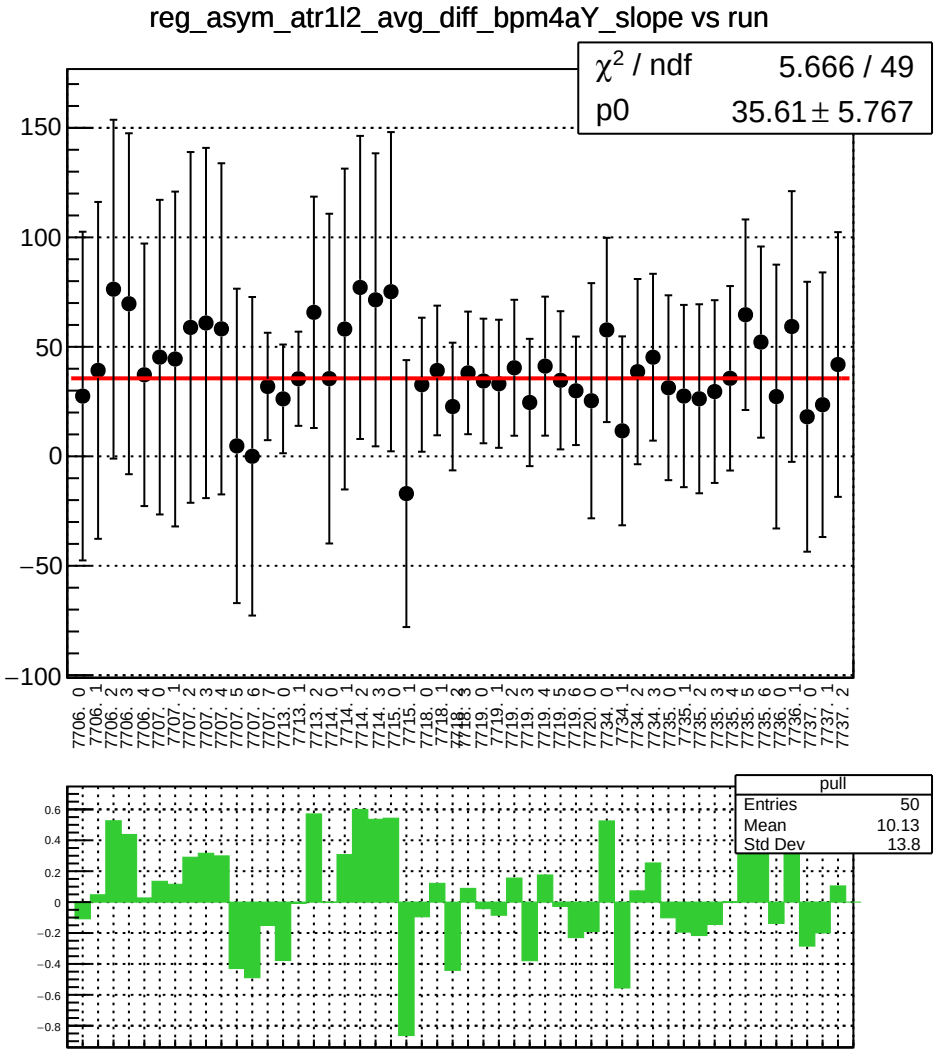
reg_asym_atr1l2_avg_diff_bpm4aY_slope vs run
χ² / ndf 5.666 / 49
p0 35.61 ± 5.767
150
100
50
0
−50
−100
7706. 0
7706. 1
7706. 2
7706. 3
7706. 4
7707. 0
7707. 1
7707. 2
7707. 3
7707. 4
7707. 5
7707. 6
7707. 7
7713. 0
7713. 1
7713. 2
7714. 0
7714. 1
7714. 2
7714. 3
7715. 0
7715. 1
7718. 0
7718. 1
7718. 2
7718. 3
7719. 0
7719. 1
7719. 2
7719. 3
7719. 4
7719. 5
7719. 6
7720. 0
7734. 0
7734. 1
7734. 2
7734. 3
7735. 0
7735. 1
7735. 2
7735. 3
7735. 4
7735. 5
7735. 6
7736. 0
7736. 1
7737. 0
7737. 1
7737. 2
pull
Entries 50
Mean 10.13
Std Dev 13.8
0.6
0.4
0.2
0
−0.2
−0.4
−0.6
−0.8

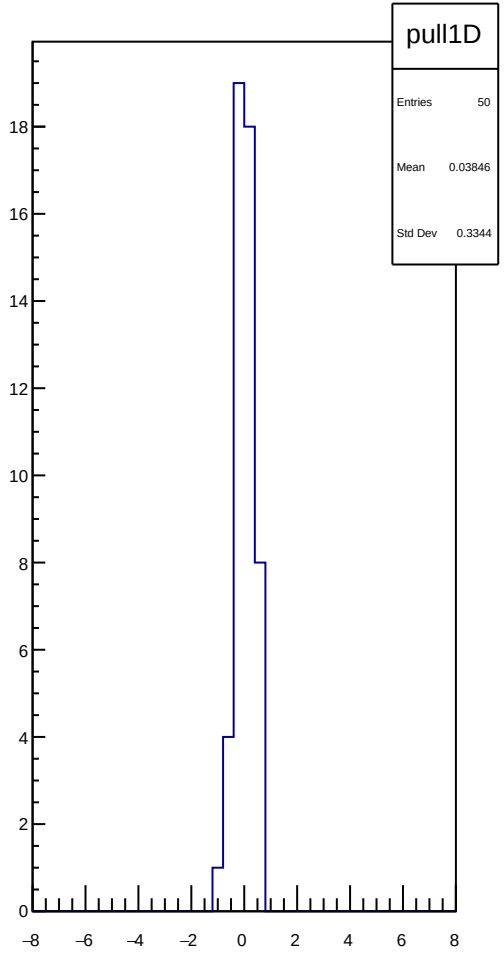
pull1D
Entries 50
Mean 0.03846
Std Dev 0.3344
18
16
14
12
10
8
6
4
2
0
−8
−6
−4
−2
0
2
4
6
8

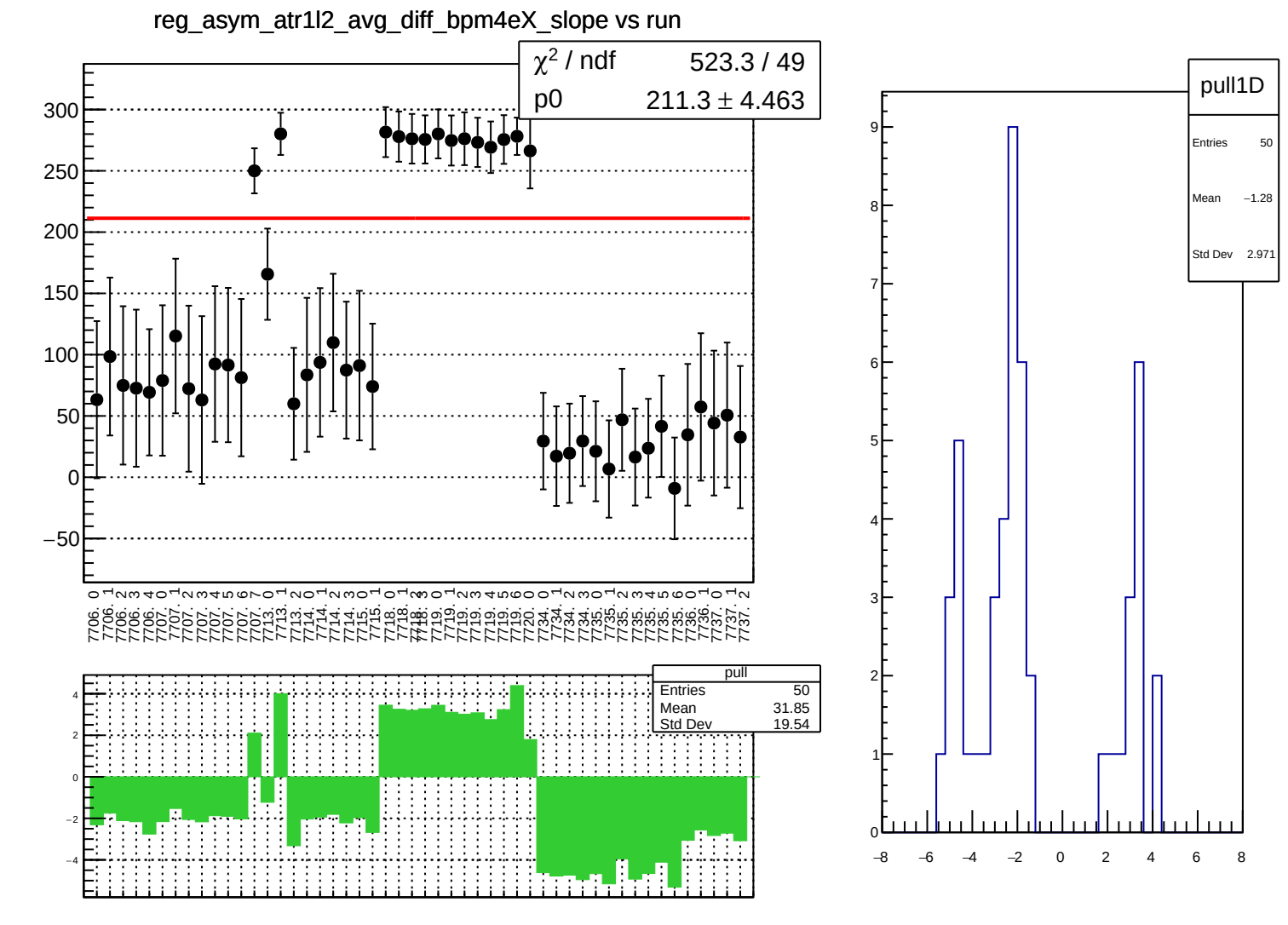
reg_asym_atr1l2_avg_diff_bpm4eX_slope vs run
χ² / ndf 523.3 / 49
p0 211.3 ± 4.463
pull
Entries 50
Mean 31.85
Std Dev 19.54
pull1D
Entries 50
Mean −1.28
Std Dev 2.971

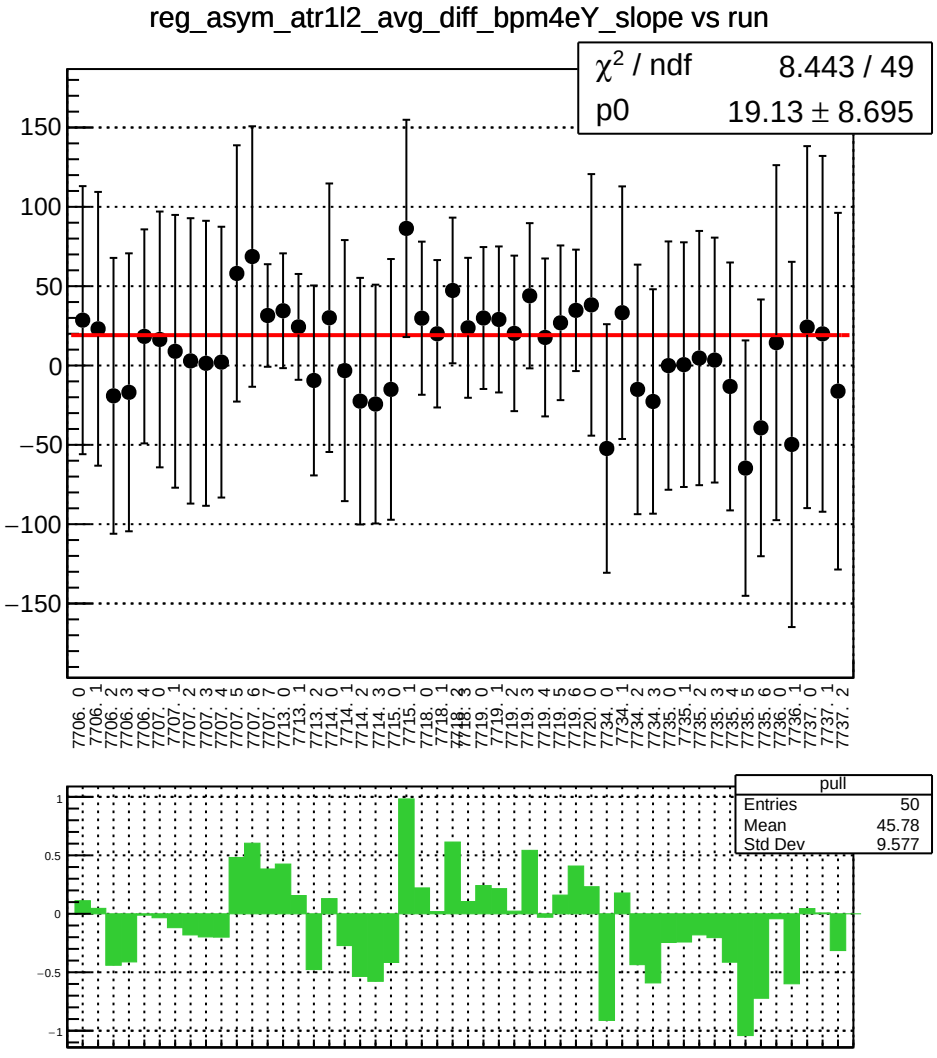
reg_asym_atr1l2_avg_diff_bpm4eY_slope vs run
χ² / ndf 8.443 / 49
p0 19.13 ± 8.695
150
100
50
0
−50
−100
−150
7706. 0
7706. 1
7706. 2
7706. 3
7706. 4
7707. 0
7707. 1
7707. 2
7707. 3
7707. 4
7707. 5
7707. 6
7707. 7
7713. 0
7713. 1
7713. 2
7714. 0
7714. 1
7714. 2
7714. 3
7715. 0
7715. 1
7718. 0
7718. 1
7718. 2
7718. 3
7719. 0
7719. 1
7719. 2
7719. 3
7719. 4
7719. 5
7719. 6
7720. 0
7734. 0
7734. 1
7734. 2
7734. 3
7735. 0
7735. 1
7735. 2
7735. 3
7735. 4
7735. 5
7735. 6
7736. 0
7736. 1
7737. 0
7737. 1
7737. 2
pull
Entries 50
Mean 45.78
Std Dev 9.577
1
0.5
0
−0.5
−1

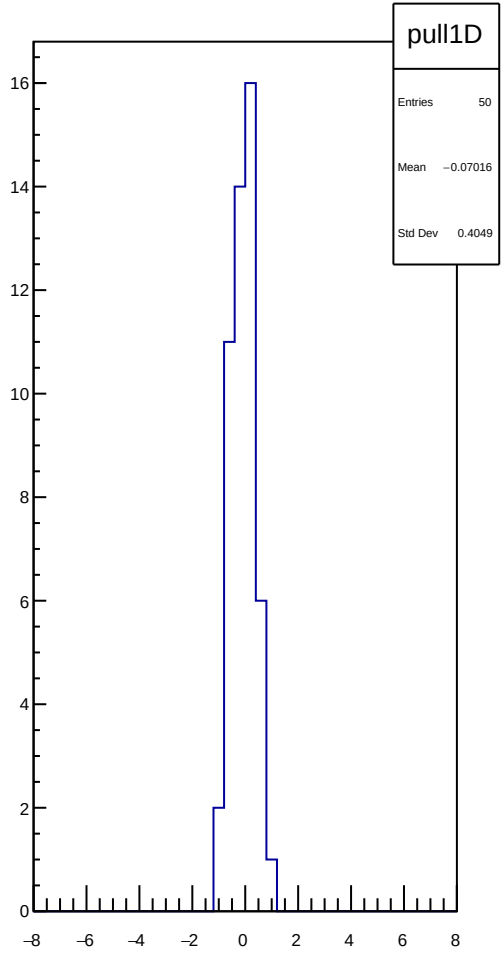
pull1D
Entries 50
Mean −0.07016
Std Dev 0.4049
16
14
12
10
8
6
4
2
0
−8
−6
−4
−2
0
2
4
6
8

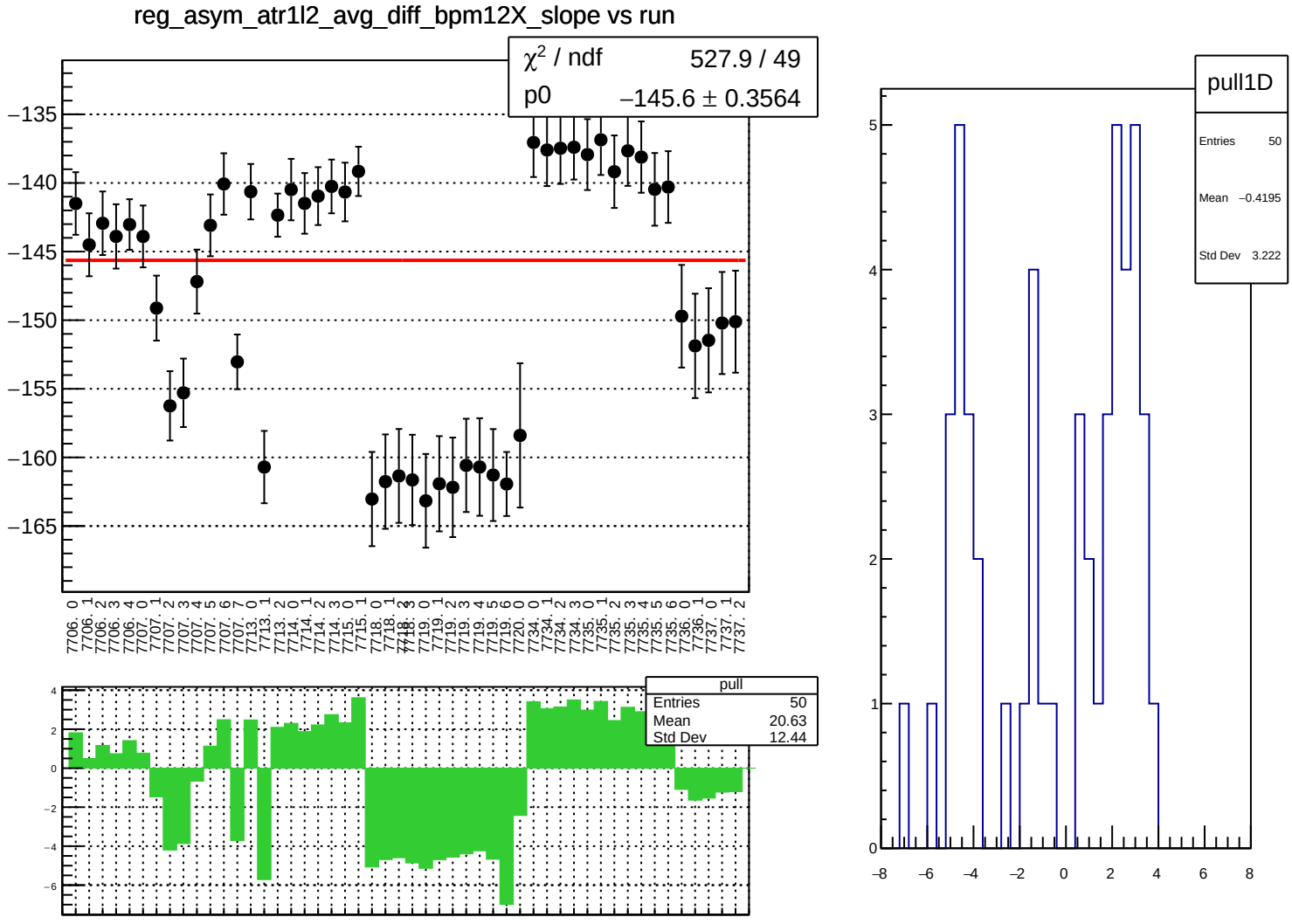
reg_asym_atr1l2_avg_diff_bpm12X_slope vs run
χ² / ndf 527.9 / 49
p0 −145.6 ± 0.3564
−135
−140
−145
−150
−155
−160
−165
7706. 0
7706. 1
7706. 2
7706. 3
7706. 4
7707. 0
7707. 1
7707. 2
7707. 3
7707. 4
7707. 5
7707. 6
7707. 7
7713. 0
7713. 1
7713. 2
7714. 0
7714. 1
7714. 2
7714. 3
7715. 0
7715. 1
7718. 0
7718. 1
7718. 2
7718. 3
7719. 0
7719. 1
7719. 2
7719. 3
7719. 4
7719. 5
7719. 6
7720. 0
7734. 0
7734. 1
7734. 2
7734. 3
7735. 0
7735. 1
7735. 2
7735. 3
7735. 4
7735. 5
7735. 6
7736. 0
7736. 1
7737. 0
7737. 1
7737. 2
pull
Entries 50
Mean 20.63
Std Dev 12.44
4
2
0
−2
−4
−6
pull1D
Entries 50
Mean −0.4195
Std Dev 3.222
5
4
3
2
1
0
−8
−6
−4
−2
0
2
4
6
8

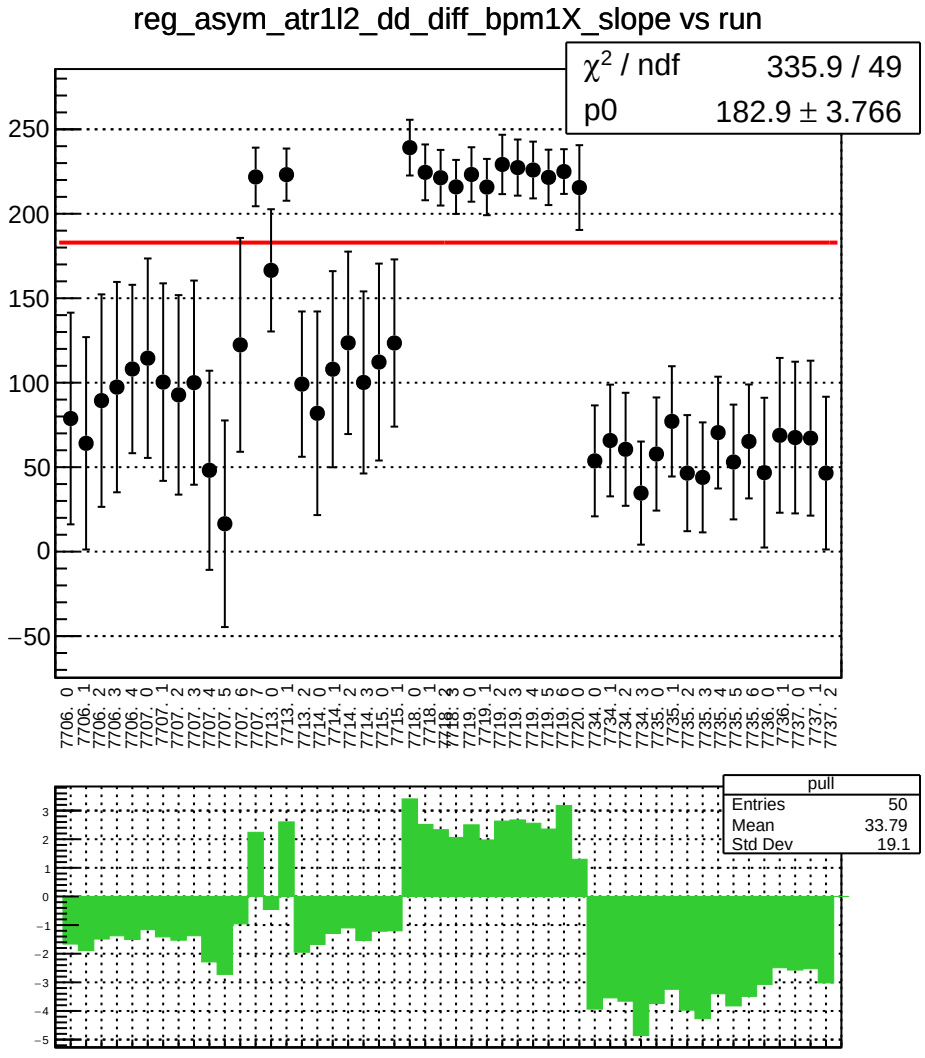
reg_asym_atr1l2_dd_diff_bpm1X_slope vs run
χ2 / ndf 335.9 / 49
p0 182.9 ± 3.766
pull
Entries 50
Mean 33.79
Std Dev 19.1

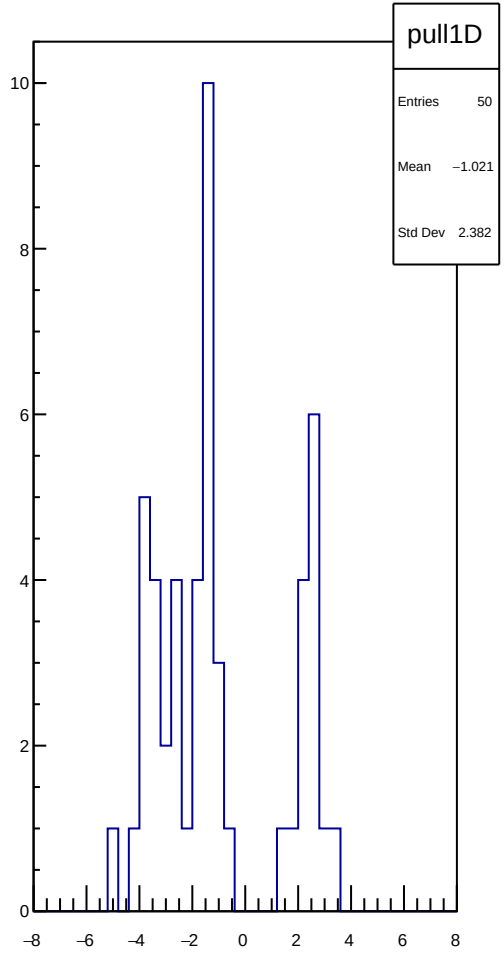
pull1D
Entries 50
Mean −1.021
Std Dev 2.382

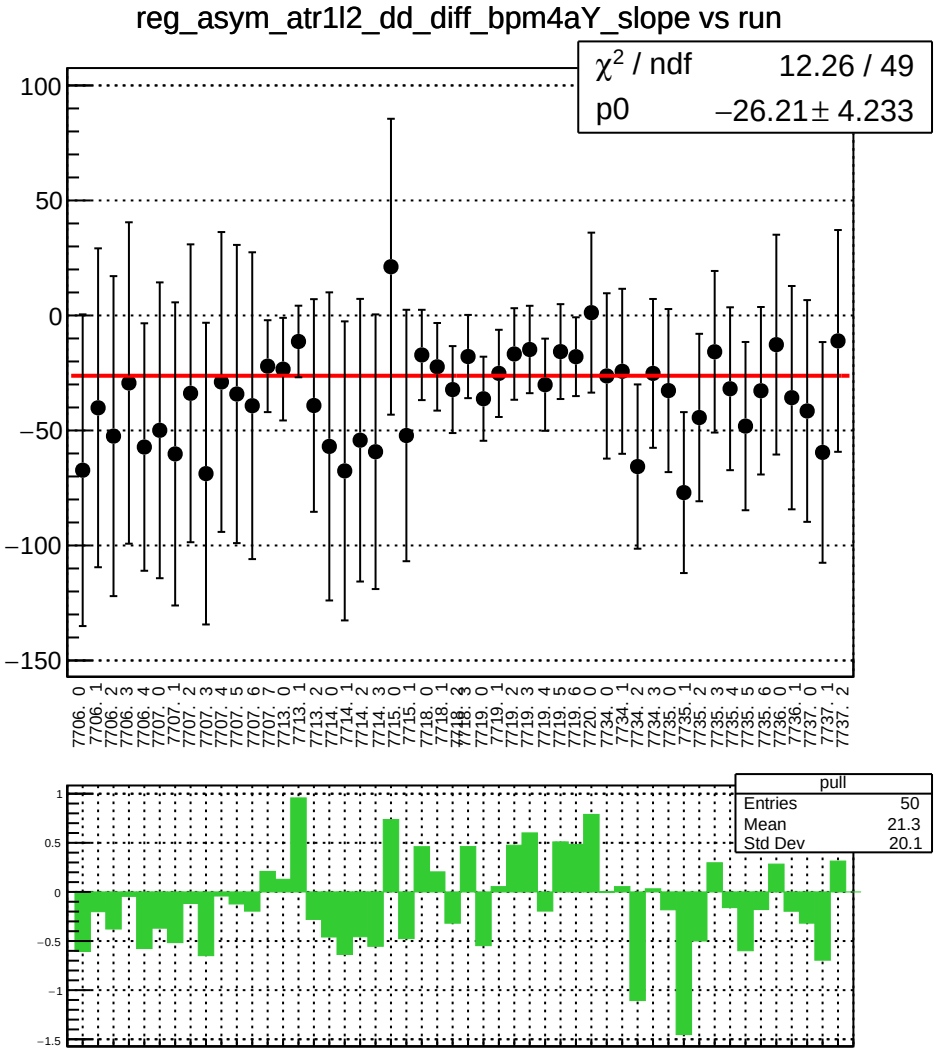
reg_asym_atr1l2_dd_diff_bpm4aY_slope vs run
χ² / ndf 12.26 / 49
p0 −26.21 ± 4.233
100
50
0
−50
−100
−150
7706. 0
7706. 1
7706. 2
7706. 3
7706. 4
7707. 0
7707. 1
7707. 2
7707. 3
7707. 4
7707. 5
7707. 6
7707. 7
7713. 0
7713. 1
7713. 2
7714. 0
7714. 1
7714. 2
7714. 3
7715. 0
7715. 1
7718. 0
7718. 1
7718. 2
7718. 3
7719. 0
7719. 1
7719. 2
7719. 3
7719. 4
7719. 5
7719. 6
7720. 0
7734. 0
7734. 1
7734. 2
7734. 3
7735. 0
7735. 1
7735. 2
7735. 3
7735. 4
7735. 5
7735. 6
7736. 0
7736. 1
7737. 0
7737. 1
7737. 2
pull
Entries 50
Mean 21.3
Std Dev 20.1
1
0.5
0
−0.5
−1
−1.5

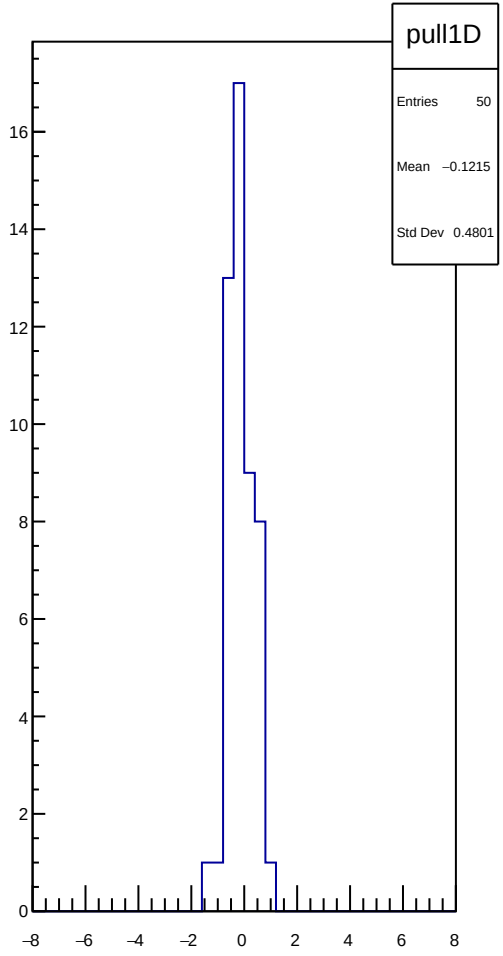
pull1D
Entries 50
Mean −0.1215
Std Dev 0.4801
16
14
12
10
8
6
4
2
0
−8
−6
−4
−2
0
2
4
6
8

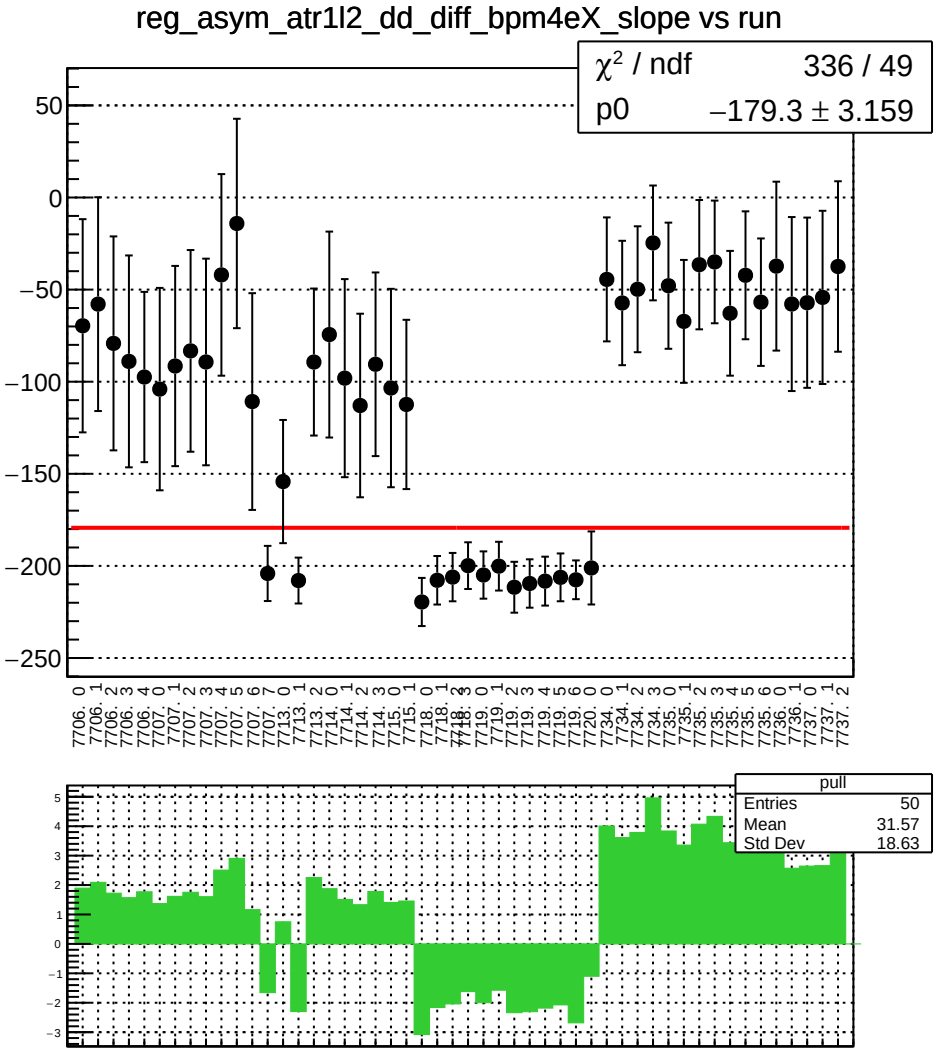
reg_asym_atr1l2_dd_diff_bpm4eX_slope vs run
χ² / ndf 336 / 49
p0 −179.3 ± 3.159
pull
Entries 50
Mean 31.57
Std Dev 18.63

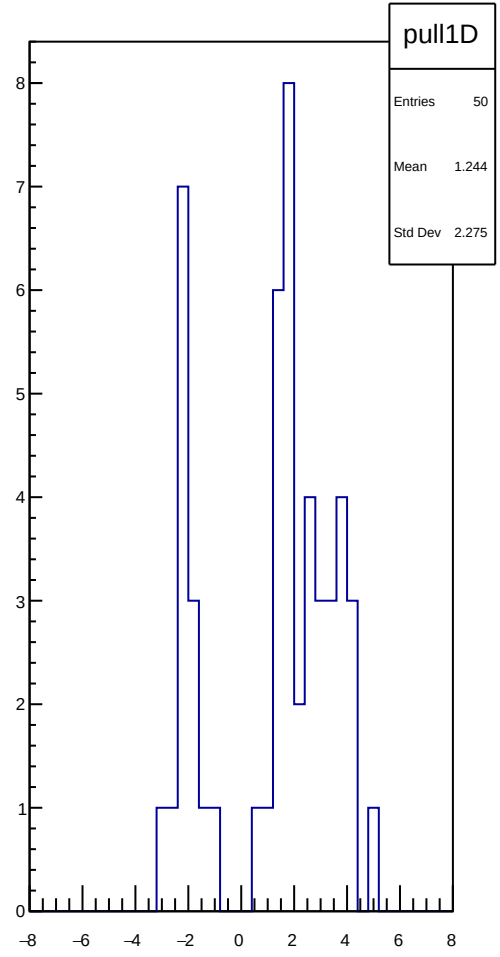
pull1D
Entries 50
Mean 1.244
Std Dev 2.275

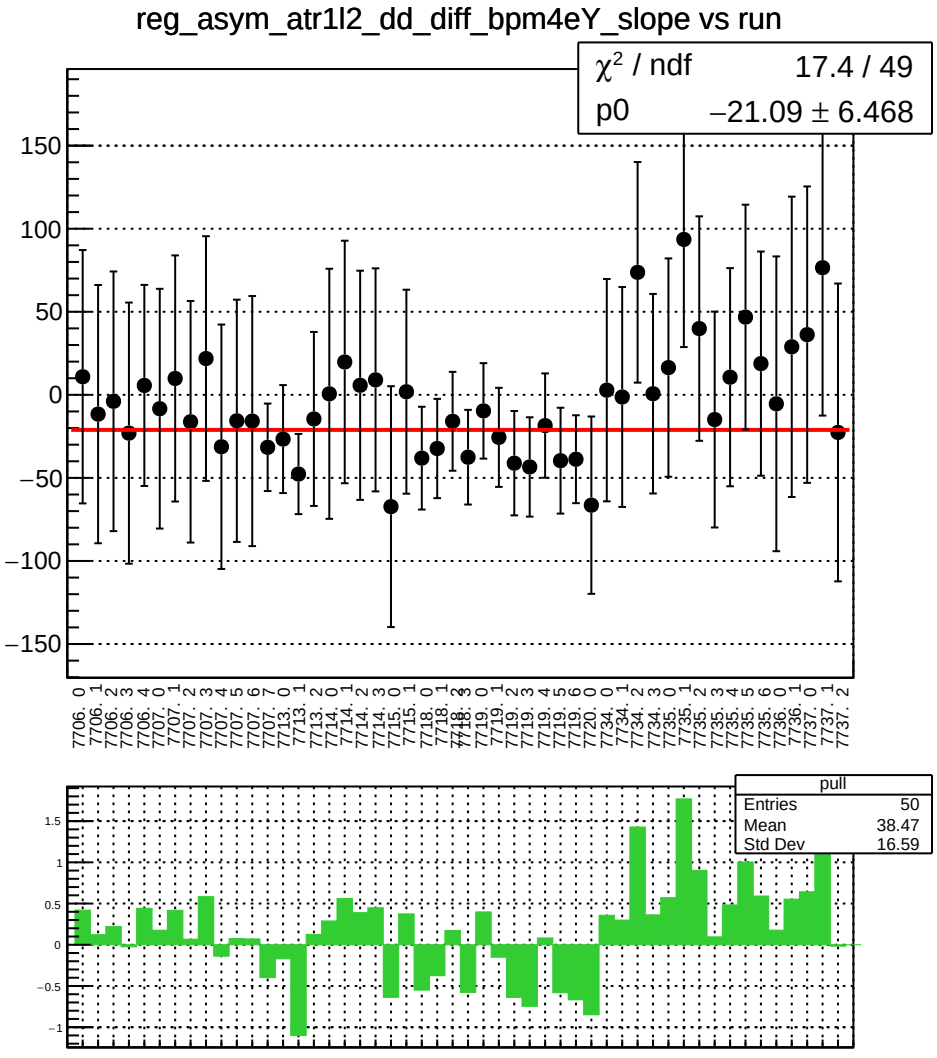
reg_asym_atr1l2_dd_diff_bpm4eY_slope vs run
χ² / ndf 17.4 / 49
p0 −21.09 ± 6.468
150
100
50
0
−50
−100
−150
7706. 0
7706. 1
7706. 2
7706. 3
7706. 4
7707. 0
7707. 1
7707. 2
7707. 3
7707. 4
7707. 5
7707. 6
7707. 7
7713. 0
7713. 1
7713. 2
7714. 0
7714. 1
7714. 2
7714. 3
7715. 0
7715. 1
7718. 0
7718. 1
7718. 2
7718. 3
7719. 0
7719. 1
7719. 2
7719. 3
7719. 4
7719. 5
7719. 6
7720. 0
7734. 0
7734. 1
7734. 2
7734. 3
7735. 0
7735. 1
7735. 2
7735. 3
7735. 4
7735. 5
7735. 6
7736. 0
7736. 1
7737. 0
7737. 1
7737. 2
pull
Entries 50
Mean 38.47
Std Dev 16.59
1.5
1
0.5
0
−0.5
−1

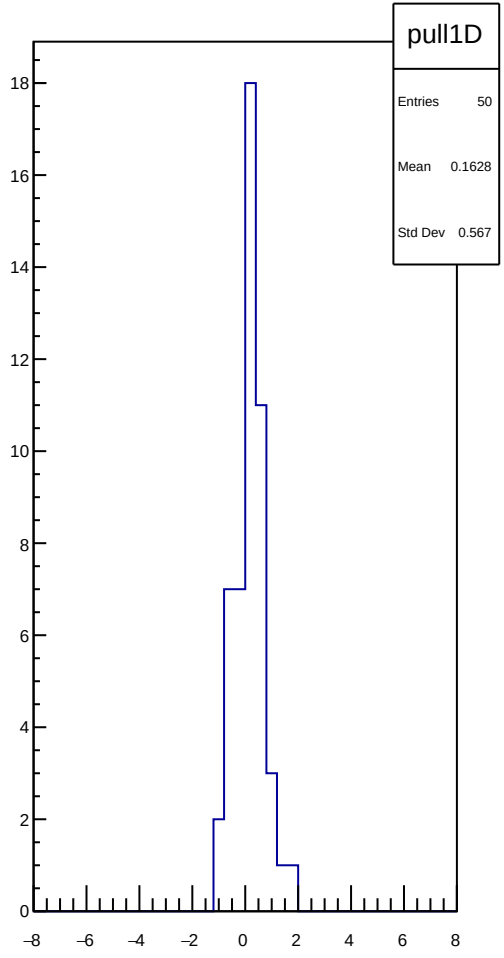
pull1D
Entries 50
Mean 0.1628
Std Dev 0.567
18
16
14
12
10
8
6
4
2
0
−8
−6
−4
−2
0
2
4
6
8

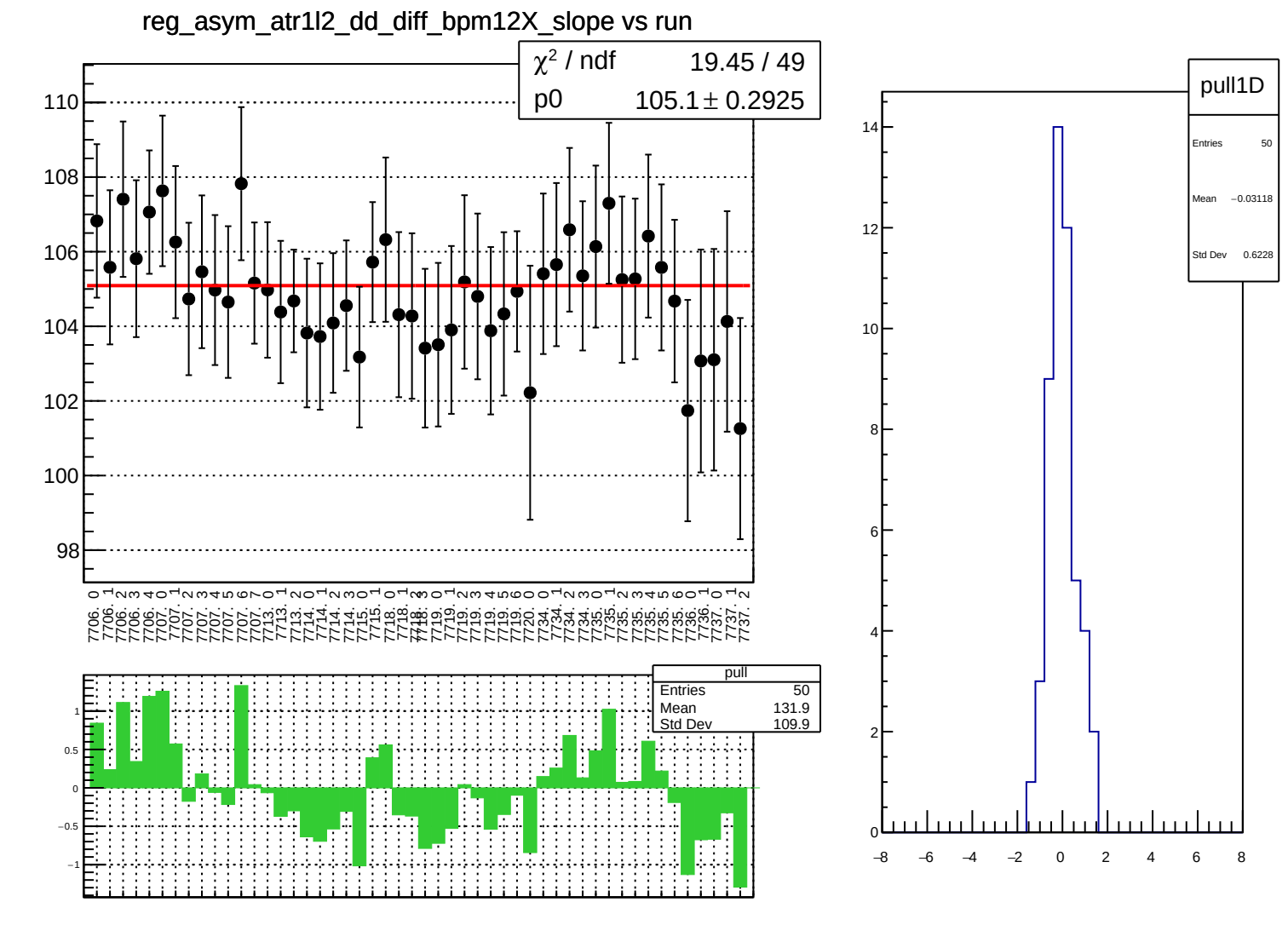
reg_asym_atr1l2_dd_diff_bpm12X_slope vs run
χ² / ndf 19.45 / 49
p0 105.1 ± 0.2925
110
108
106
104
102
100
98
7706. 0
7706. 1
7706. 2
7706. 3
7706. 4
7707. 0
7707. 1
7707. 2
7707. 3
7707. 4
7707. 5
7707. 6
7707. 7
7713. 0
7713. 1
7713. 2
7714. 0
7714. 1
7714. 2
7714. 3
7715. 0
7715. 1
7718. 0
7718. 1
7718. 2
7718. 3
7719. 0
7719. 1
7719. 2
7719. 3
7719. 4
7719. 5
7719. 6
7720. 0
7734. 0
7734. 1
7734. 2
7734. 3
7735. 0
7735. 1
7735. 2
7735. 3
7735. 4
7735. 5
7735. 6
7736. 0
7736. 1
7737. 0
7737. 1
7737. 2
pull
Entries 50
Mean 131.9
Std Dev 109.9
1
0.5
0
−0.5
−1
pull1D
Entries 50
Mean −0.03118
Std Dev 0.6228
14
12
10
8
6
4
2
0
−8
−6
−4
−2
0
2
4
6
8

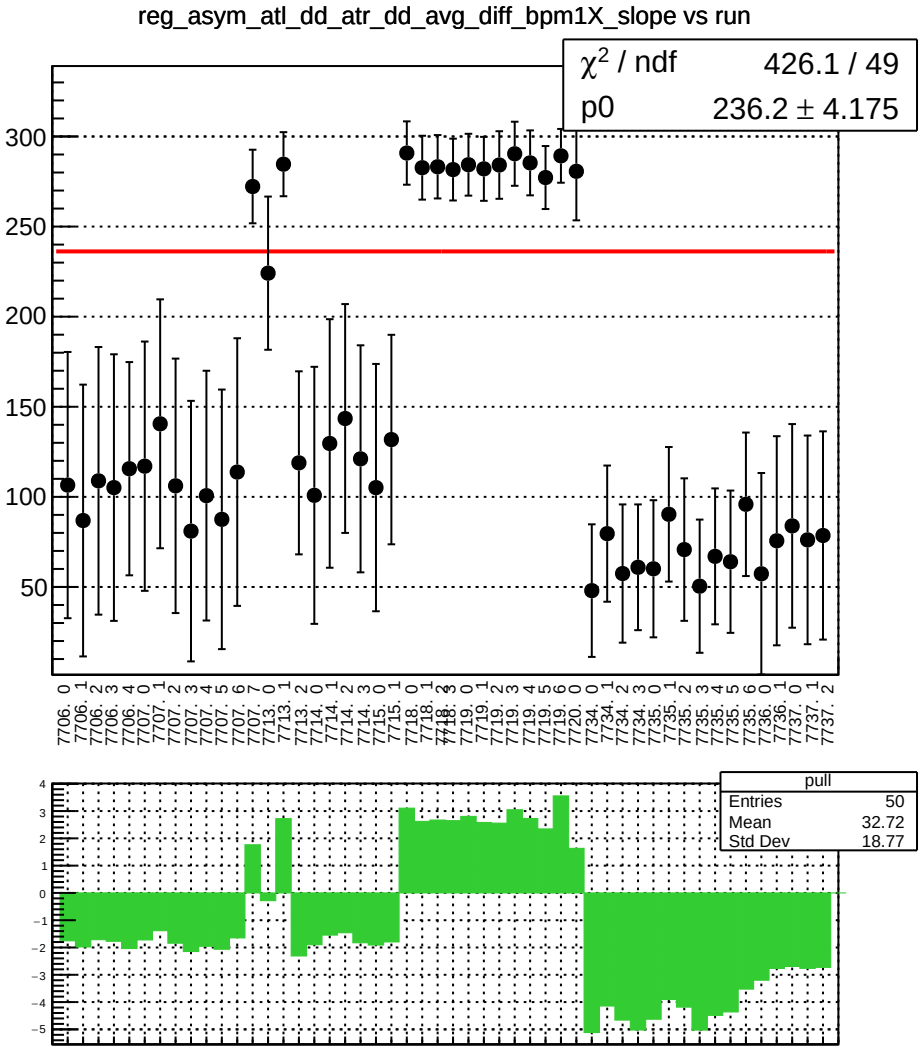
reg_asym_atl_dd_atr_dd_avg_diff_bpm1X_slope vs run
χ2 / ndf 426.1 / 49
p0 236.2 ± 4.175
pull
Entries 50
Mean 32.72
Std Dev 18.77

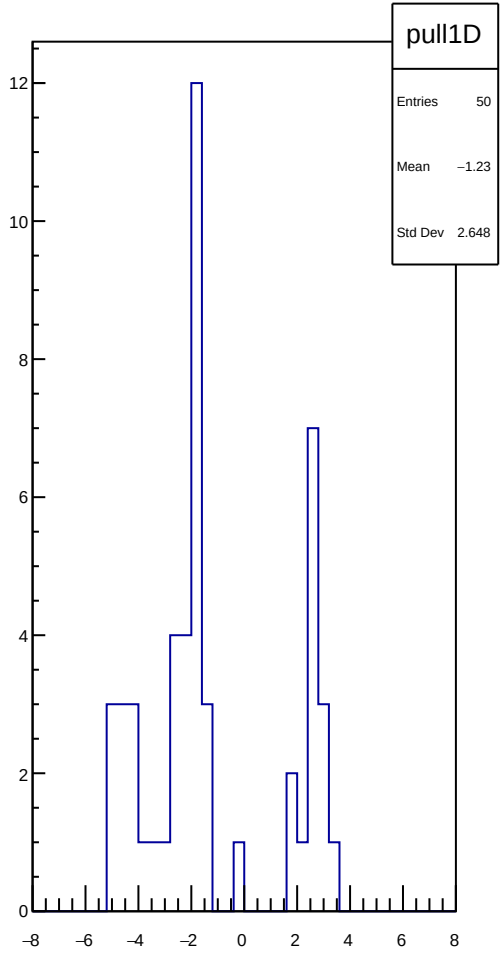
pull1D
Entries 50
Mean −1.23
Std Dev 2.648

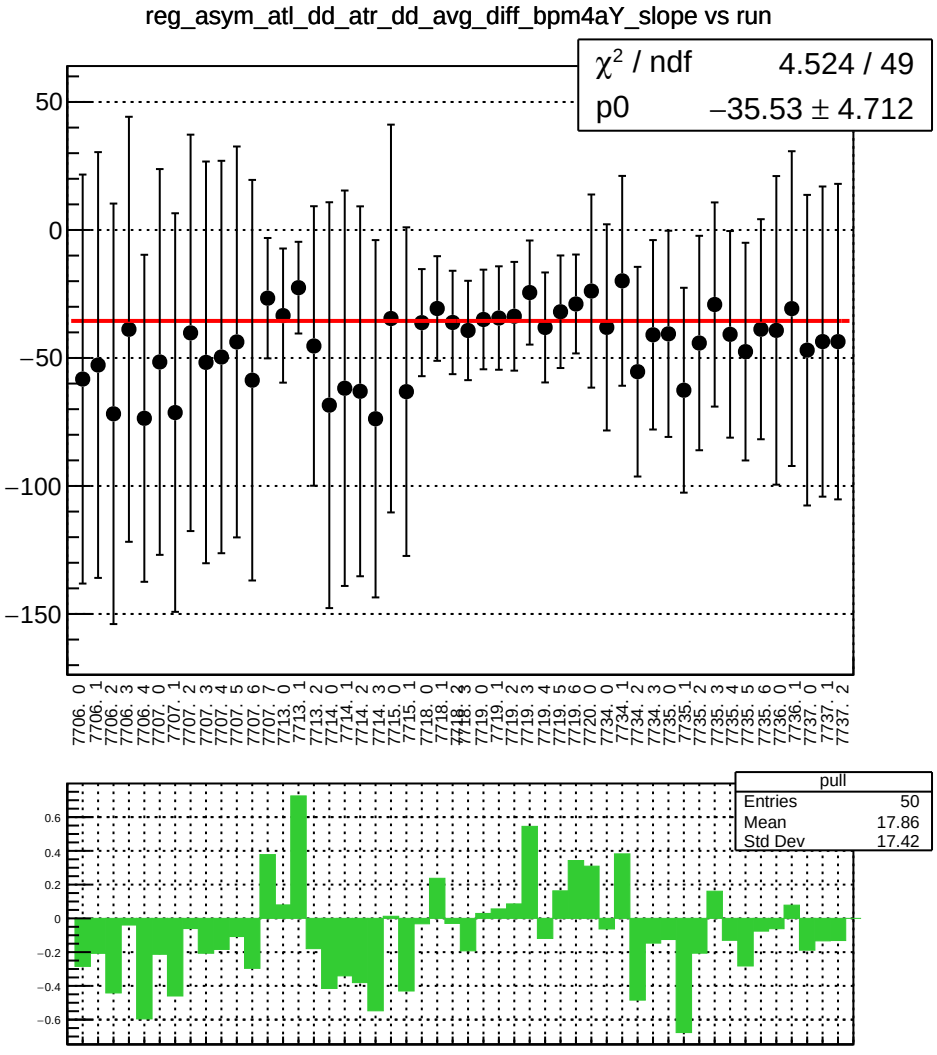
reg_asym_atl_dd_atr_dd_avg_diff_bpm4aY_slope vs run
χ² / ndf 4.524 / 49
p0 −35.53 ± 4.712
50
0
−50
−100
−150
7706. 0
7706. 1
7706. 2
7706. 3
7706. 4
7707. 0
7707. 1
7707. 2
7707. 3
7707. 4
7707. 5
7707. 6
7707. 7
7713. 0
7713. 1
7713. 2
7714. 0
7714. 1
7714. 2
7714. 3
7715. 0
7715. 1
7718. 0
7718. 1
7718. 2
7718. 3
7719. 0
7719. 1
7719. 2
7719. 3
7719. 4
7719. 5
7719. 6
7720. 0
7734. 0
7734. 1
7734. 2
7734. 3
7735. 0
7735. 1
7735. 2
7735. 3
7735. 4
7735. 5
7735. 6
7736. 0
7736. 1
7737. 0
7737. 1
7737. 2
pull
Entries 50
Mean 17.86
Std Dev 17.42
0.6
0.4
0.2
0
−0.2
−0.4
−0.6
pull1D
Entries 50
Mean −0.09758
Std Dev 0.2845
25
20
15
10
5
0
−8
−6
−4
−2
0
2
4
6
8

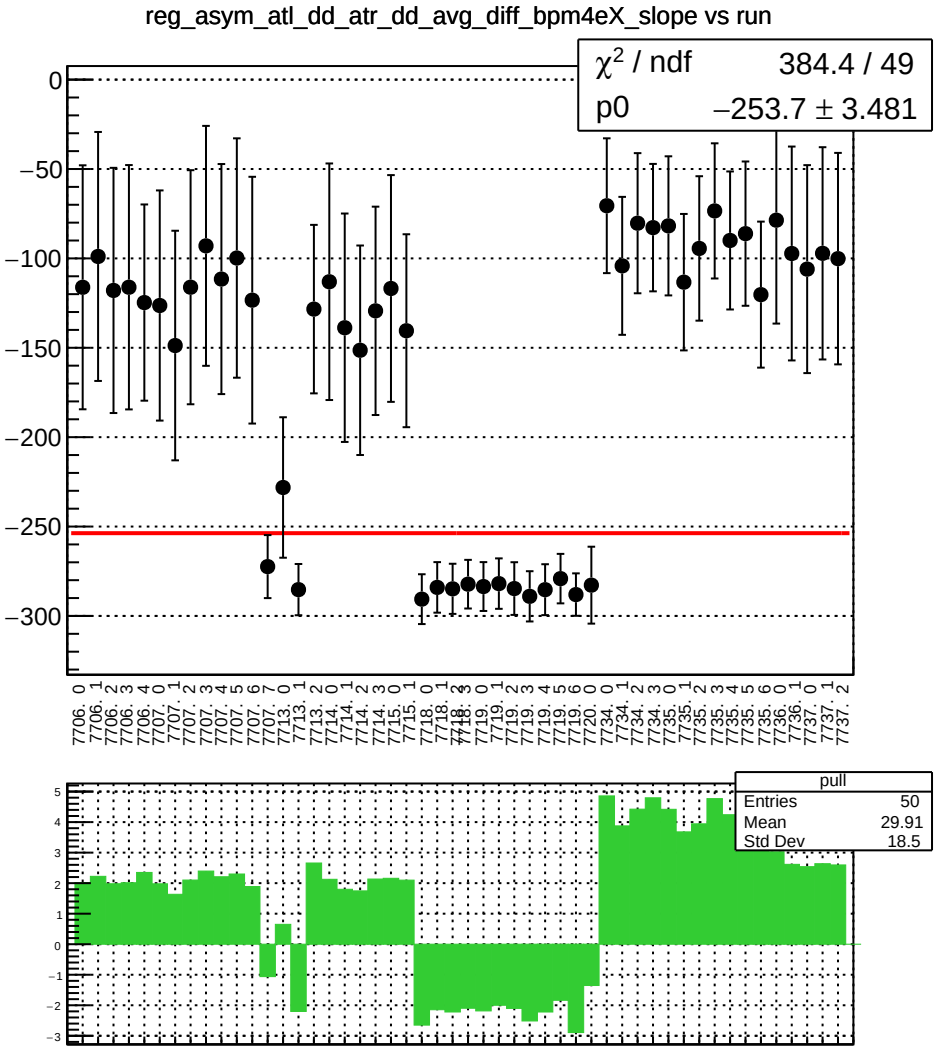
reg_asym_atl_dd_atr_dd_avg_diff_bpm4eX_slope vs run
χ² / ndf 384.4 / 49
p0 −253.7 ± 3.481
pull
Entries 50
Mean 29.91
Std Dev 18.5

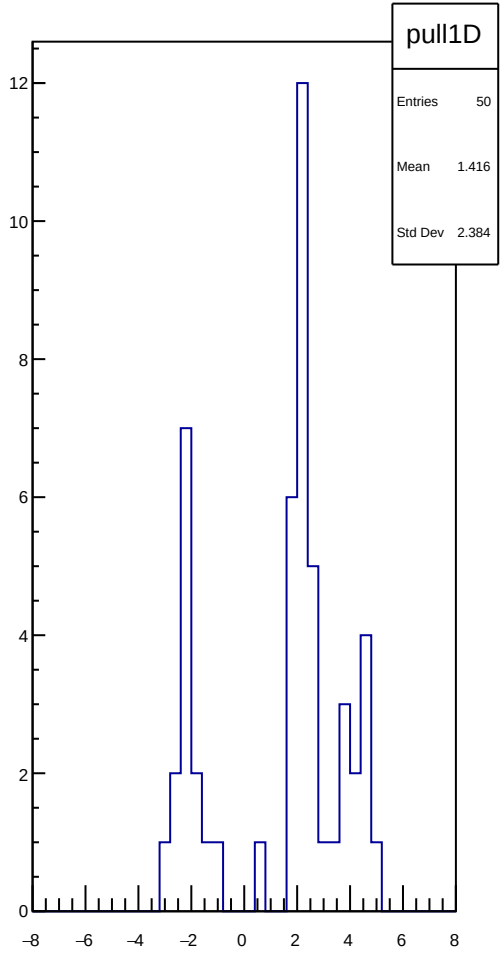
pull1D
Entries 50
Mean 1.416
Std Dev 2.384

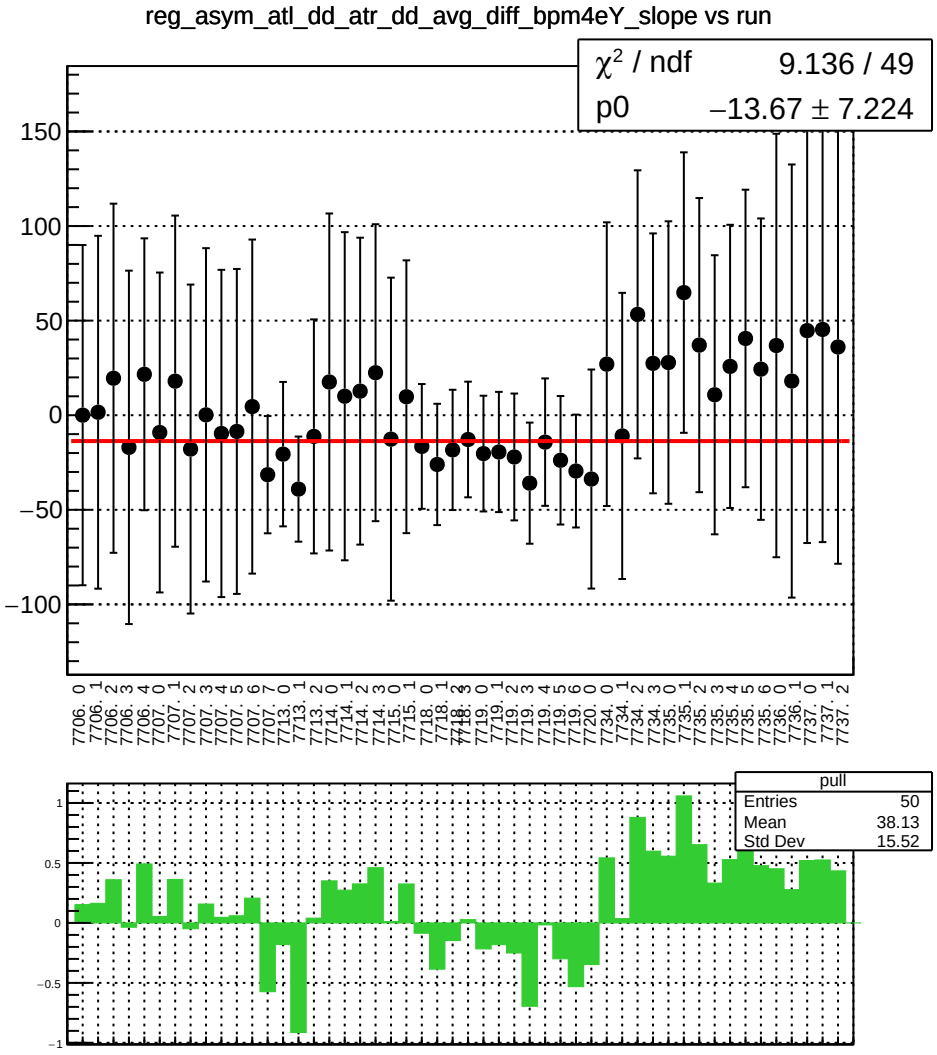
reg_asym_atl_dd_atr_dd_avg_diff_bpm4eY_slope vs run
χ² / ndf 9.136 / 49
p0 −13.67 ± 7.224
150
100
50
0
−50
−100
7706. 0
7706. 1
7706. 2
7706. 3
7706. 4
7707. 0
7707. 1
7707. 2
7707. 3
7707. 4
7707. 5
7707. 6
7707. 7
7713. 0
7713. 1
7713. 2
7714. 0
7714. 1
7714. 2
7714. 3
7715. 0
7715. 1
7718. 0
7718. 1
7718. 2
7718. 3
7719. 0
7719. 1
7719. 2
7719. 3
7719. 4
7719. 5
7719. 6
7720. 0
7734. 0
7734. 1
7734. 2
7734. 3
7735. 0
7735. 1
7735. 2
7735. 3
7735. 4
7735. 5
7735. 6
7736. 0
7736. 1
7737. 0
7737. 1
7737. 2
pull
Entries 50
Mean 38.13
Std Dev 15.52
1
0.5
0
−0.5
−1

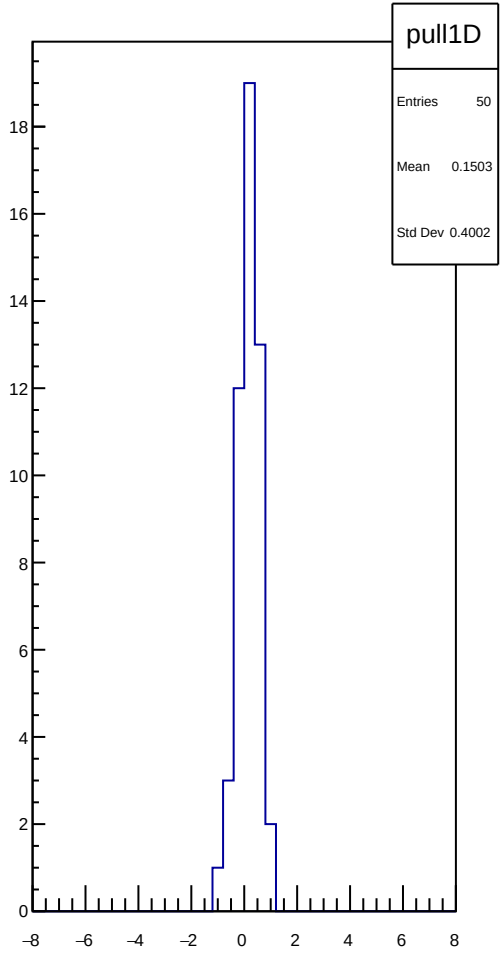
pull1D
Entries 50
Mean 0.1503
Std Dev 0.4002
18
16
14
12
10
8
6
4
2
0
−8
−6
−4
−2
0
2
4
6
8

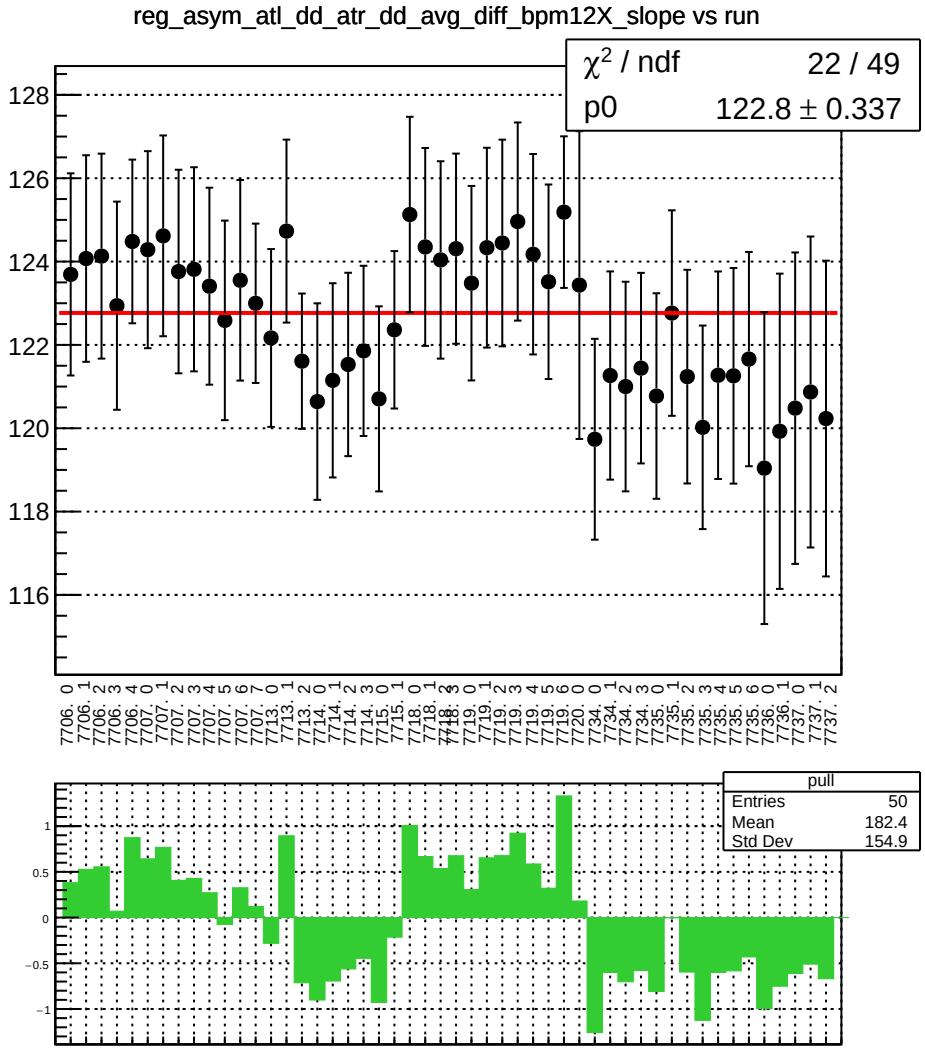
reg_asym_atl_dd_atr_dd_avg_diff_bpm12X_slope vs run
χ² / ndf 22 / 49
p0 122.8 ± 0.337
128
126
124
122
120
118
116
7706. 0
7706. 1
7706. 3
7706. 4
7707. 0
7707. 1
7707. 2
7707. 3
7707. 4
7707. 5
7707. 6
7707. 7
7713. 0
7713. 1
7713. 2
7714. 0
7714. 1
7714. 2
7714. 3
7715. 0
7715. 1
7718. 0
7718. 1
7718. 2
7718. 3
7719. 0
7719. 1
7719. 2
7719. 3
7719. 4
7719. 5
7719. 6
7720. 0
7734. 0
7734. 1
7734. 2
7734. 3
7735. 0
7735. 1
7735. 2
7735. 3
7735. 4
7735. 5
7735. 6
7736. 0
7736. 1
7737. 0
7737. 1
7737. 2
pull
Entries 50
Mean 182.4
Std Dev 154.9
1
0.5
0
−0.5
−1

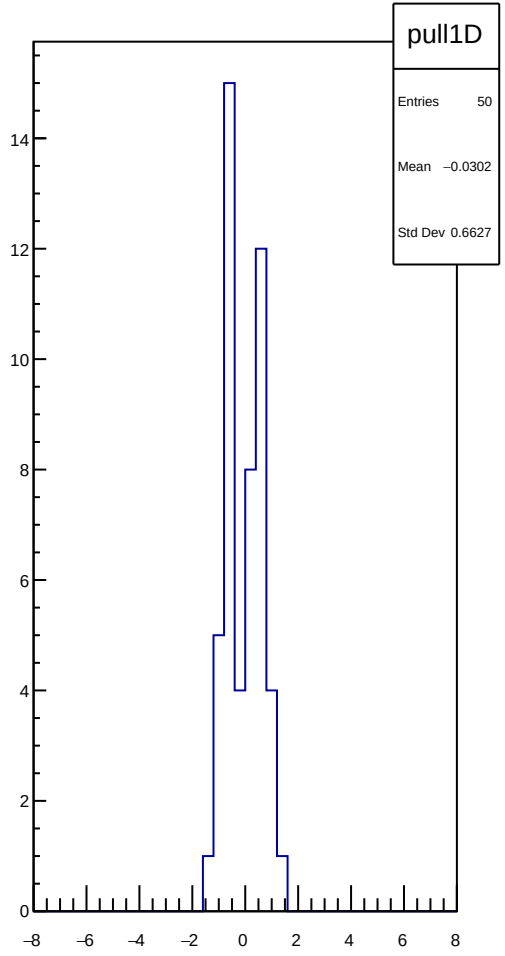
pull1D
Entries 50
Mean −0.0302
Std Dev 0.6627
14
12
10
8
6
4
2
0
−8
−6
−4
−2
0
2
4
6
8

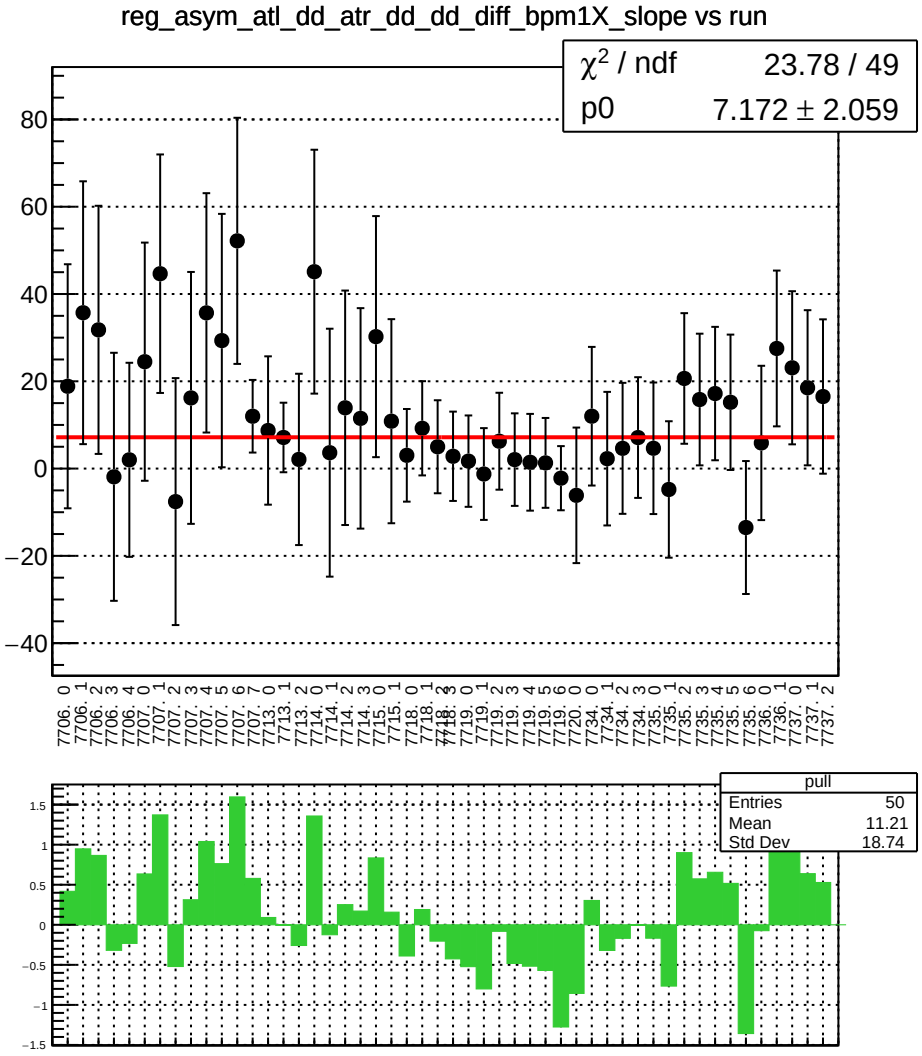
reg_asym_atl_dd_atr_dd_dd_diff_bpm1X_slope vs run
χ² / ndf 23.78 / 49
p0 7.172 ± 2.059
80
60
40
20
0
−20
−40
7706. 0
7706. 1
7706. 2
7706. 3
7706. 4
7707. 0
7707. 1
7707. 2
7707. 3
7707. 4
7707. 5
7707. 6
7707. 7
7713. 0
7713. 1
7713. 2
7714. 0
7714. 1
7714. 2
7714. 3
7715. 0
7715. 1
7718. 0
7718. 1
7718. 2
7718. 3
7719. 0
7719. 1
7719. 2
7719. 3
7719. 4
7719. 5
7719. 6
7720. 0
7734. 0
7734. 1
7734. 2
7734. 3
7735. 0
7735. 1
7735. 2
7735. 3
7735. 4
7735. 5
7735. 6
7736. 0
7736. 1
7737. 0
7737. 1
7737. 2
pull
Entries 50
Mean 11.21
Std Dev 18.74
1.5
1
0.5
0
−0.5
−1
−1.5

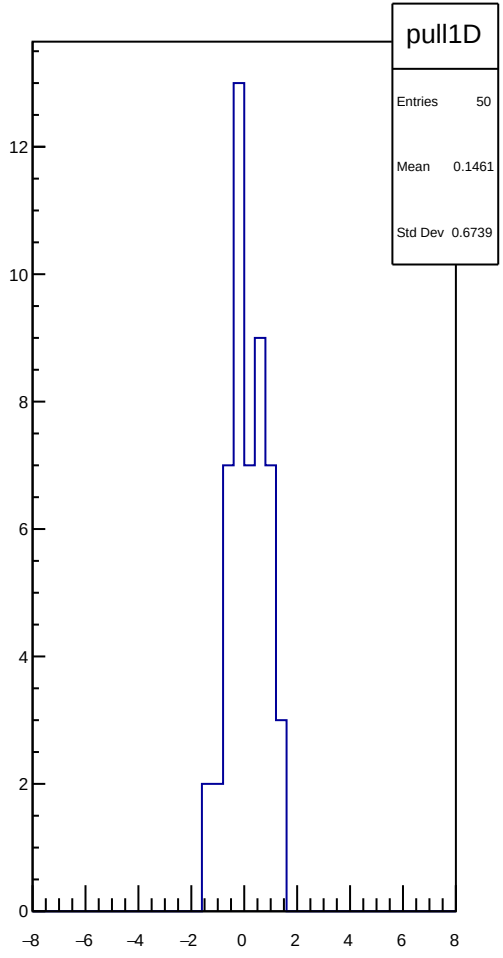
pull1D
Entries 50
Mean 0.1461
Std Dev 0.6739
12
10
8
6
4
2
0
−8
−6
−4
−2
0
2
4
6
8

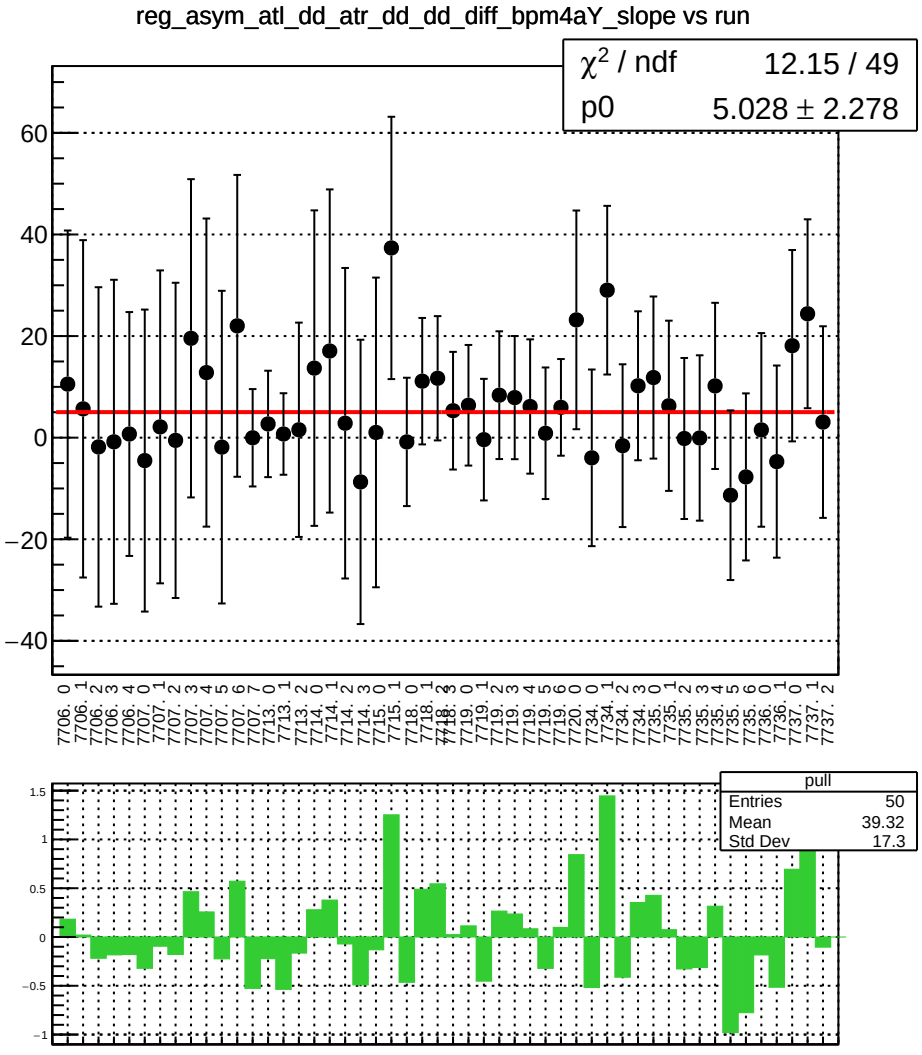
reg_asym_atl_dd_atr_dd_dd_diff_bpm4aY_slope vs run
χ² / ndf 12.15 / 49
p0 5.028 ± 2.278
pull
Entries 50
Mean 39.32
Std Dev 17.3

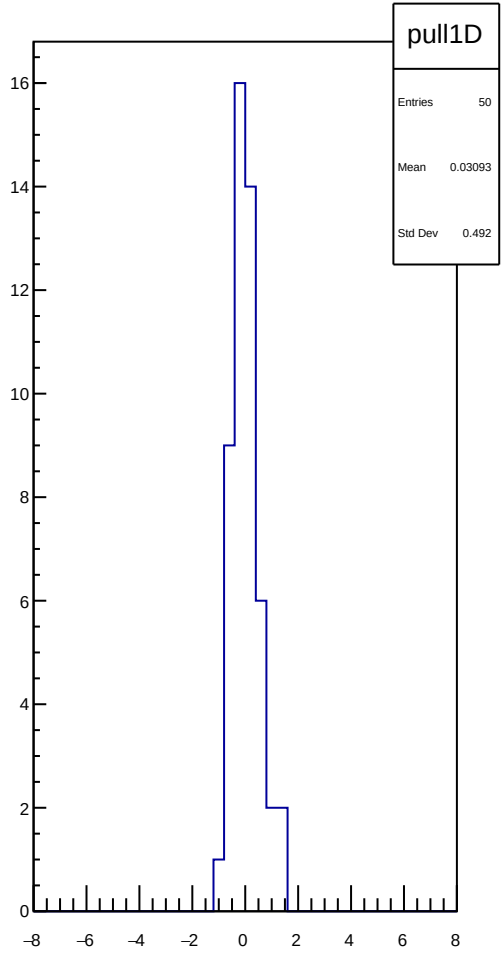
pull1D
Entries 50
Mean 0.03093
Std Dev 0.492

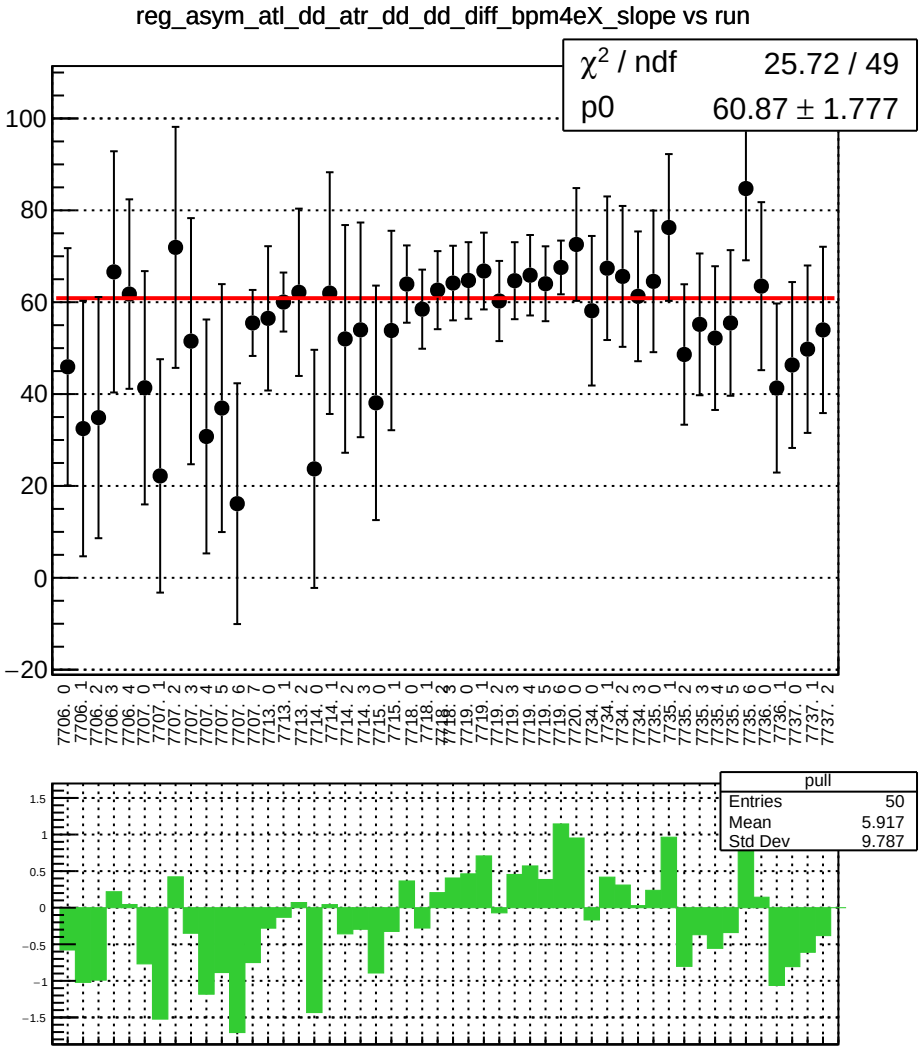
reg_asym_atl_dd_atr_dd_dd_diff_bpm4eX_slope vs run
χ² / ndf 25.72 / 49
p0 60.87 ± 1.777
pull
Entries 50
Mean 5.917
Std Dev 9.787

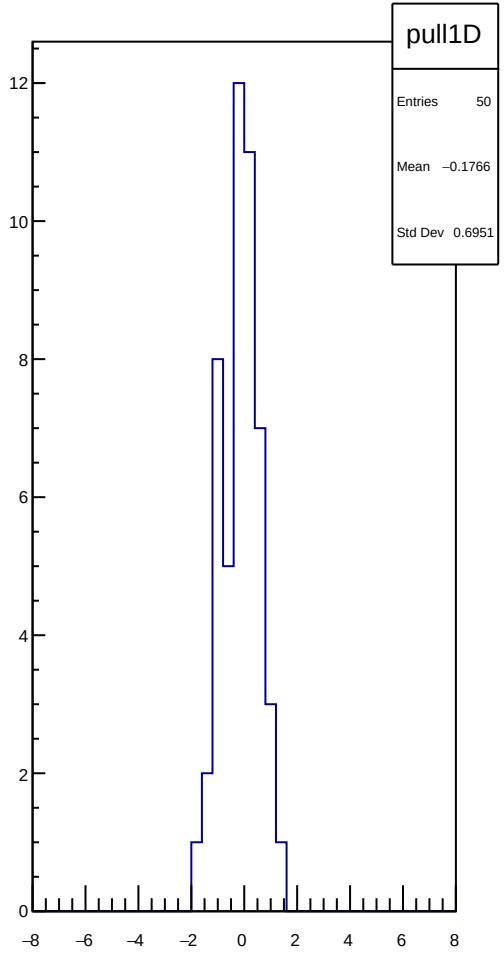
pull1D
Entries 50
Mean −0.1766
Std Dev 0.6951

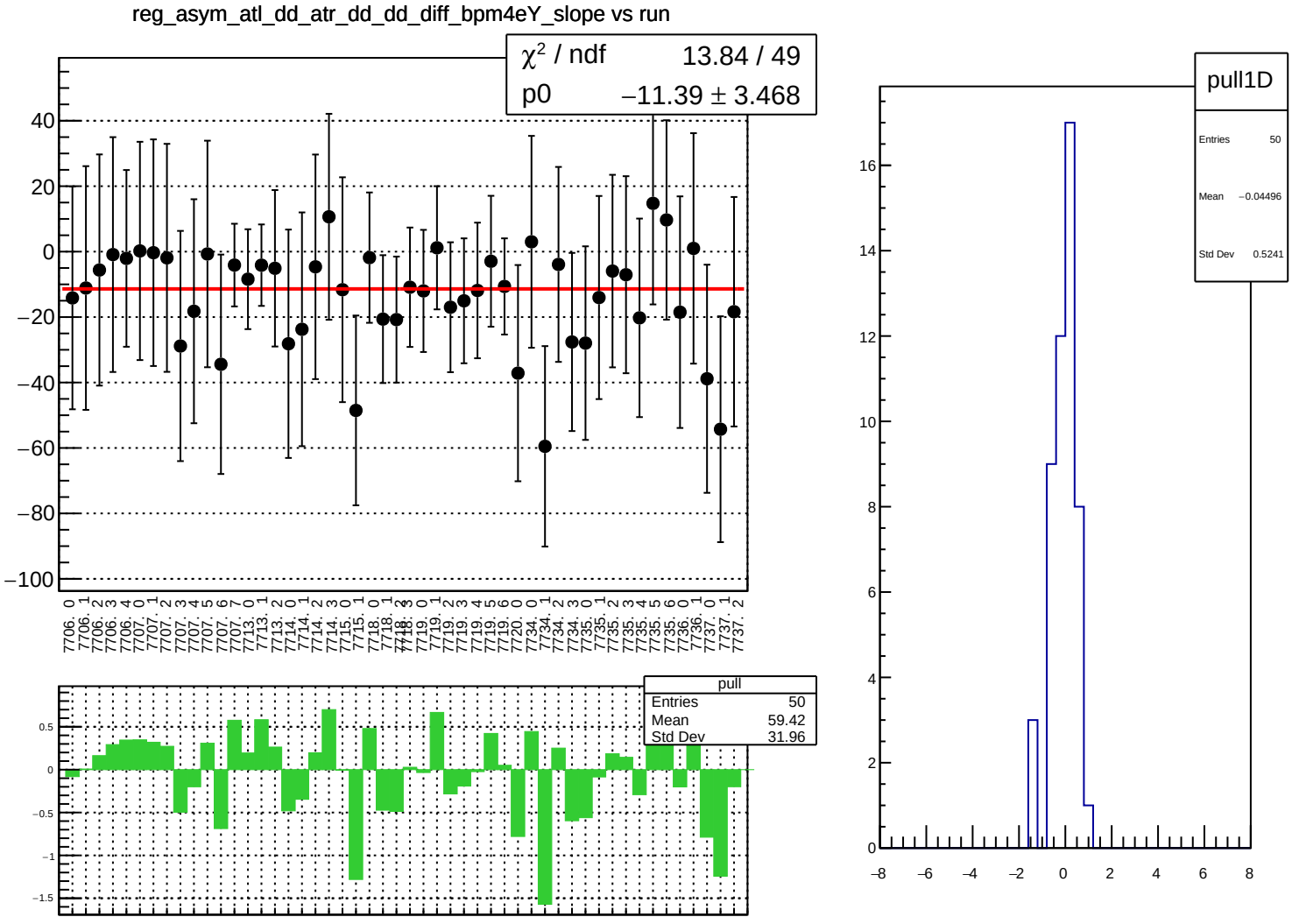
reg_asym_atl_dd_atr_dd_dd_diff_bpm4eY_slope vs run
χ² / ndf 13.84 / 49
p0 −11.39 ± 3.468
pull
Entries 50
Mean 59.42
Std Dev 31.96
pull1D
Entries 50
Mean −0.04496
Std Dev 0.5241

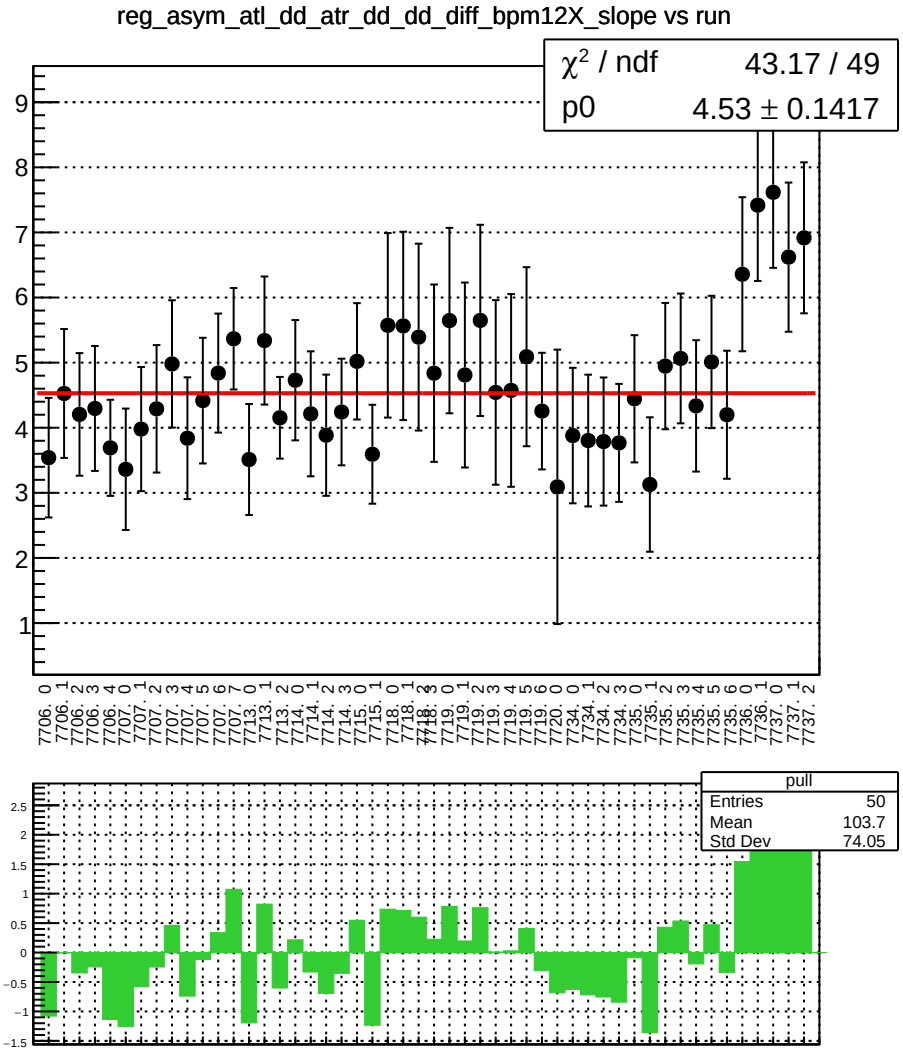
reg_asym_atl_dd_atr_dd_dd_diff_bpm12X_slope vs run
χ² / ndf 43.17 / 49
p0 4.53 ± 0.1417
pull
Entries 50
Mean 103.7
Std Dev 74.05

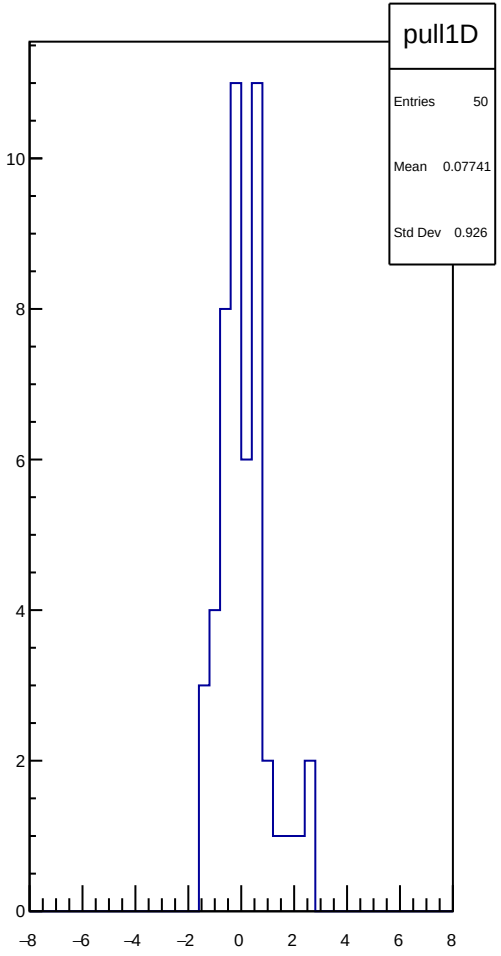
pull1D
Entries 50
Mean 0.07741
Std Dev 0.926

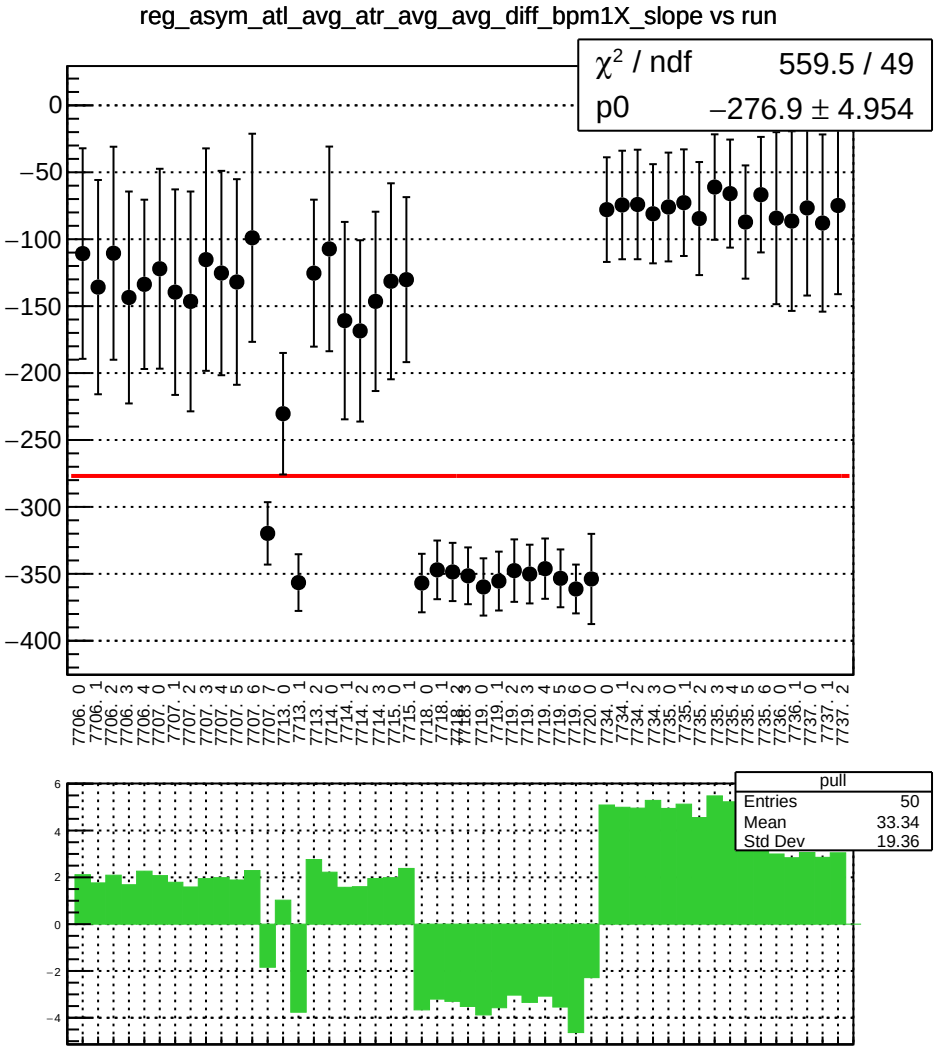
reg_asym_atl_avg_atr_avg_avg_diff_bpm1X_slope vs run
χ² / ndf 559.5 / 49
p0 −276.9 ± 4.954
pull
Entries 50
Mean 33.34
Std Dev 19.36

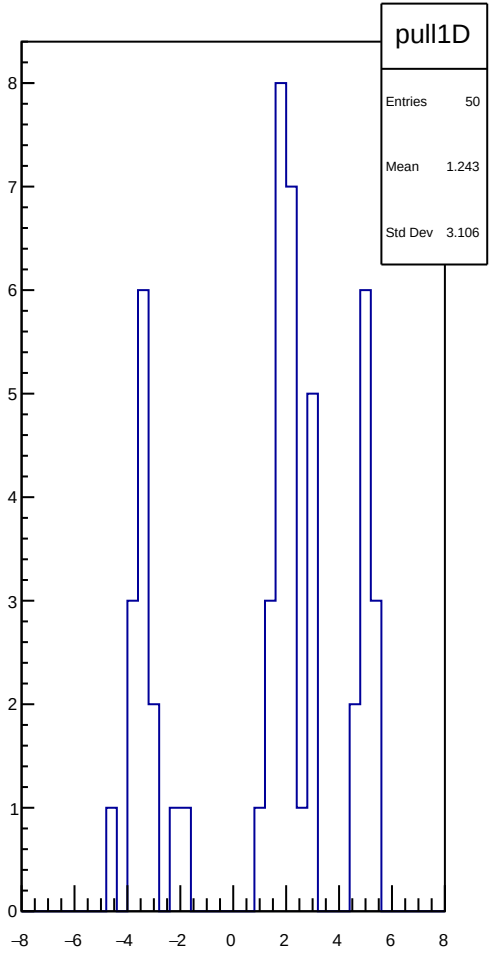
pull1D
Entries 50
Mean 1.243
Std Dev 3.106

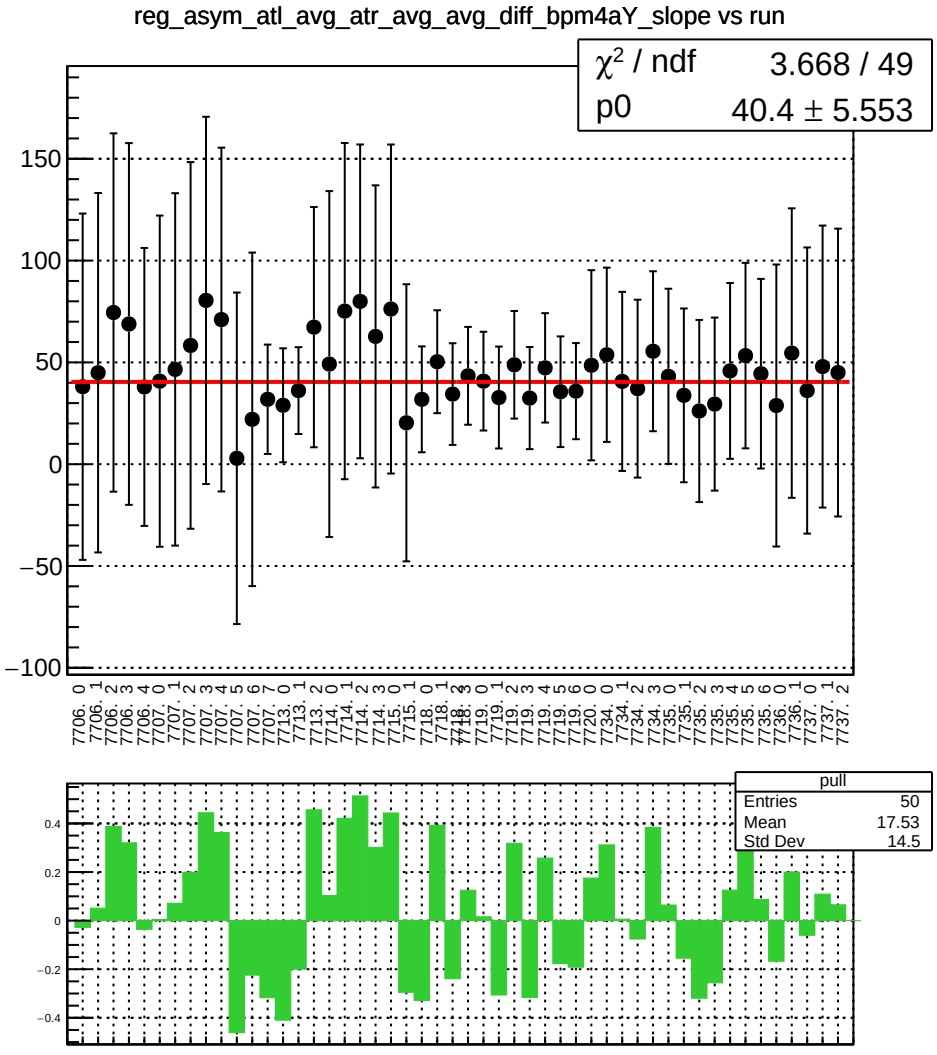
reg_asym_atl_avg_atr_avg_avg_diff_bpm4aY_slope vs run
χ² / ndf 3.668 / 49
p0 40.4 ± 5.553
150
100
50
0
−50
−100
7706. 0
7706. 1
7706. 2
7706. 3
7706. 4
7707. 0
7707. 1
7707. 2
7707. 3
7707. 4
7707. 5
7707. 6
7707. 7
7713. 0
7713. 1
7713. 2
7714. 0
7714. 1
7714. 2
7714. 3
7715. 0
7715. 1
7718. 0
7718. 1
7718. 2
7718. 3
7719. 0
7719. 1
7719. 2
7719. 3
7719. 4
7719. 5
7719. 6
7720. 0
7734. 0
7734. 1
7734. 2
7734. 3
7735. 0
7735. 1
7735. 2
7735. 3
7735. 4
7735. 5
7735. 6
7736. 0
7736. 1
7737. 0
7737. 1
7737. 2
pull
Entries 50
Mean 17.53
Std Dev 14.5
0.4
0.2
0
−0.2
−0.4

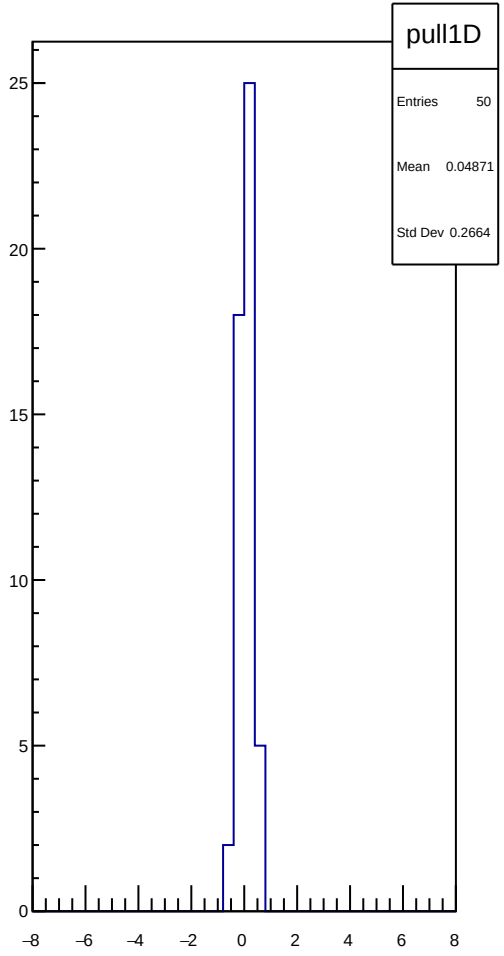
pull1D
Entries 50
Mean 0.04871
Std Dev 0.2664
25
20
15
10
5
0
−8
−6
−4
−2
0
2
4
6
8

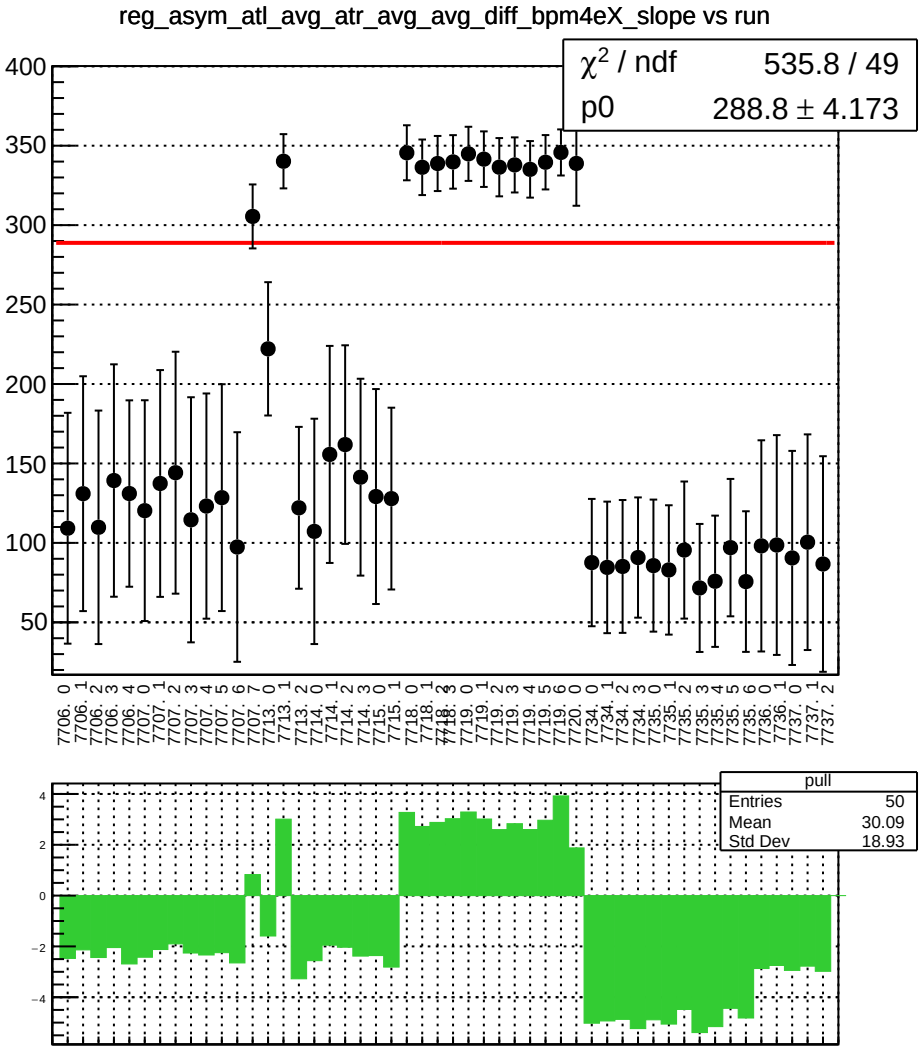
reg_asym_atl_avg_atr_avg_avg_diff_bpm4eX_slope vs run
χ² / ndf 535.8 / 49
p0 288.8 ± 4.173
400
350
300
250
200
150
100
50
7706. 0
7706. 1
7706. 2
7706. 3
7706. 4
7707. 0
7707. 1
7707. 2
7707. 3
7707. 4
7707. 5
7707. 6
7707. 7
7713. 0
7713. 1
7713. 2
7714. 0
7714. 1
7714. 2
7714. 3
7715. 0
7715. 1
7718. 0
7718. 1
7718. 2
7718. 3
7719. 0
7719. 1
7719. 2
7719. 3
7719. 4
7719. 5
7719. 6
7720. 0
7734. 0
7734. 1
7734. 2
7734. 3
7735. 0
7735. 1
7735. 2
7735. 3
7735. 4
7735. 5
7735. 6
7736. 0
7736. 1
7737. 0
7737. 1
7737. 2
pull
Entries 50
Mean 30.09
Std Dev 18.93
4
2
0
−2
−4

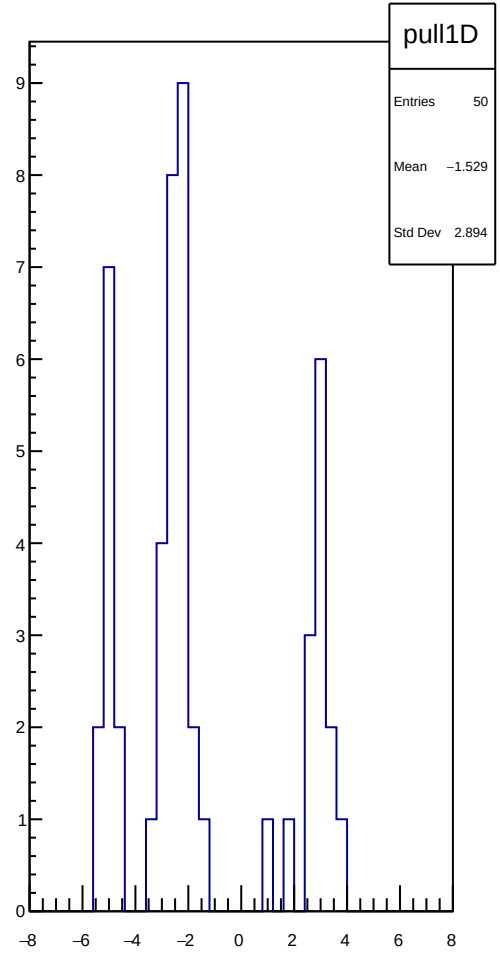
pull1D
Entries 50
Mean −1.529
Std Dev 2.894
9
8
7
6
5
4
3
2
1
0
−8
−6
−4
−2
0
2
4
6
8

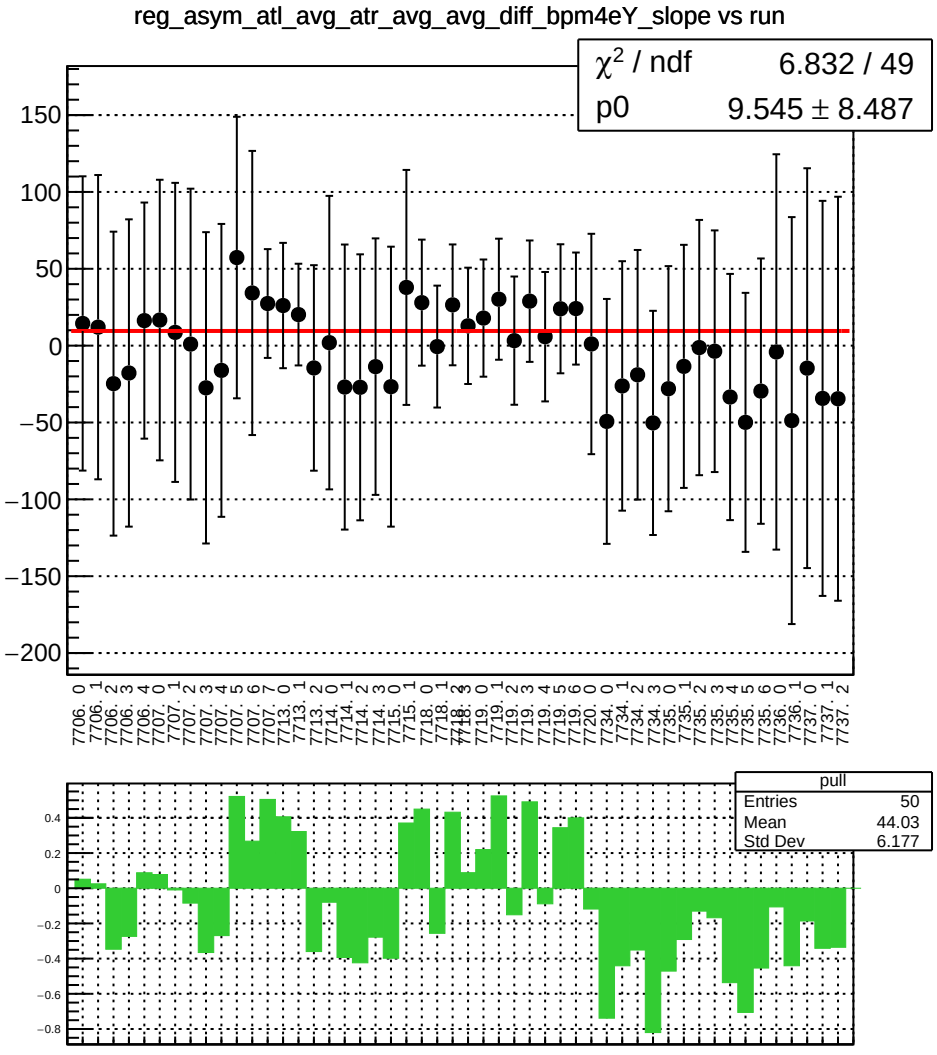
reg_asym_atl_avg_atr_avg_avg_diff_bpm4eY_slope vs run
χ² / ndf 6.832 / 49
p0 9.545 ± 8.487
150
100
50
0
−50
−100
−150
−200
7706. 0
7706. 1
7706. 2
7706. 3
7706. 4
7707. 0
7707. 1
7707. 2
7707. 3
7707. 4
7707. 5
7707. 6
7707. 7
7713. 0
7713. 1
7713. 2
7714. 0
7714. 1
7714. 2
7714. 3
7715. 0
7715. 1
7718. 0
7718. 1
7718. 2
7718. 3
7719. 0
7719. 1
7719. 2
7719. 3
7719. 4
7719. 5
7719. 6
7720. 0
7734. 0
7734. 1
7734. 2
7734. 3
7735. 0
7735. 1
7735. 2
7735. 3
7735. 4
7735. 5
7735. 6
7736. 0
7736. 1
7737. 0
7737. 1
7737. 2
pull
Entries 50
Mean 44.03
Std Dev 6.177
0.4
0.2
0
−0.2
−0.4
−0.6
−0.8

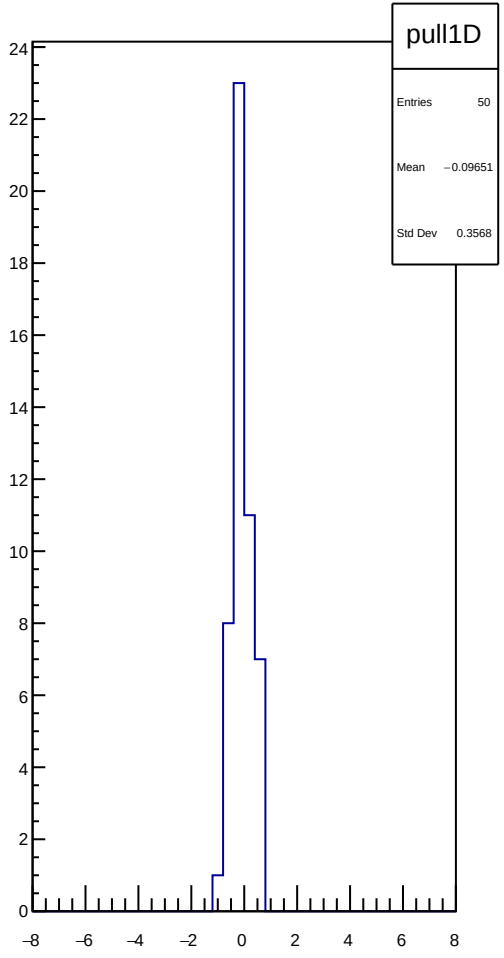
pull1D
Entries 50
Mean −0.09651
Std Dev 0.3568
24
22
20
18
16
14
12
10
8
6
4
2
0
−8
−6
−4
−2
0
2
4
6
8

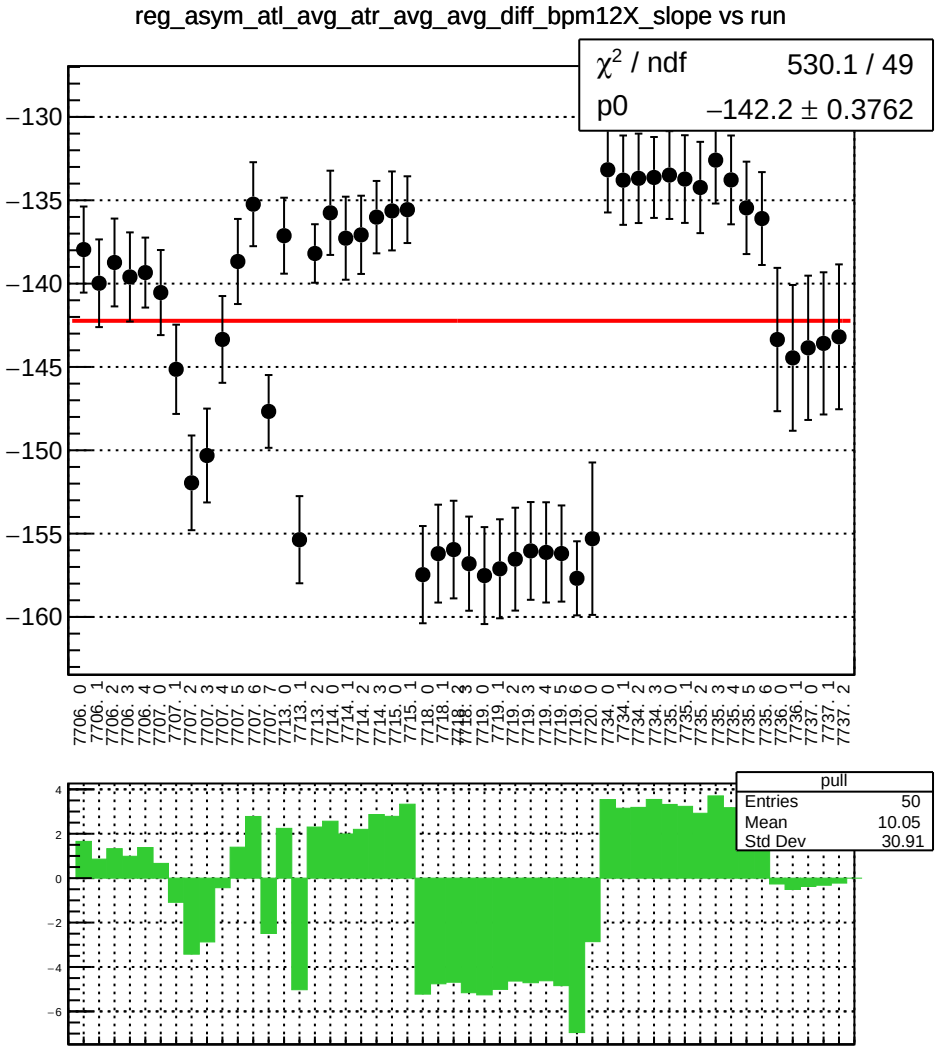
reg_asym_atl_avg_atr_avg_avg_diff_bpm12X_slope vs run
χ² / ndf 530.1 / 49
p0 −142.2 ± 0.3762
pull
Entries 50
Mean 10.05
Std Dev 30.91

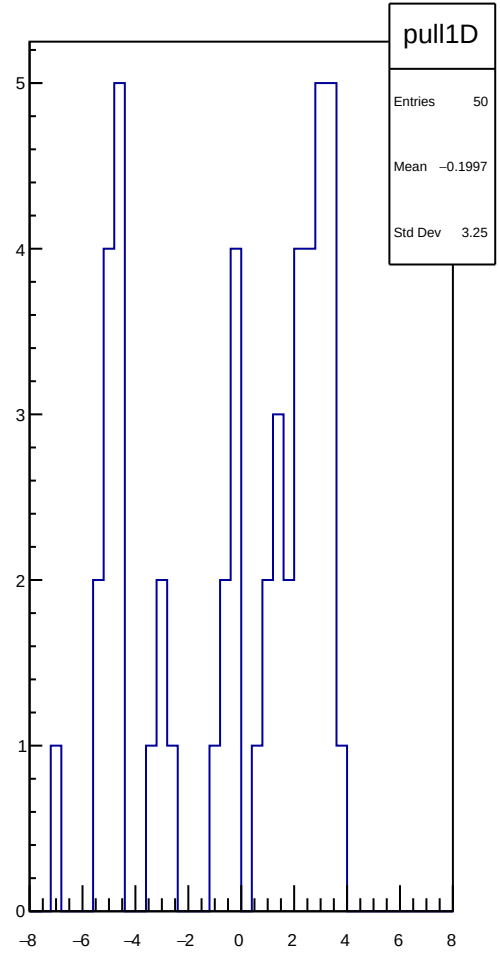
pull1D
Entries 50
Mean −0.1997
Std Dev 3.25

reg_asym_atl_avg_atr_avg_dd_diff_bpm1X_slope vs run

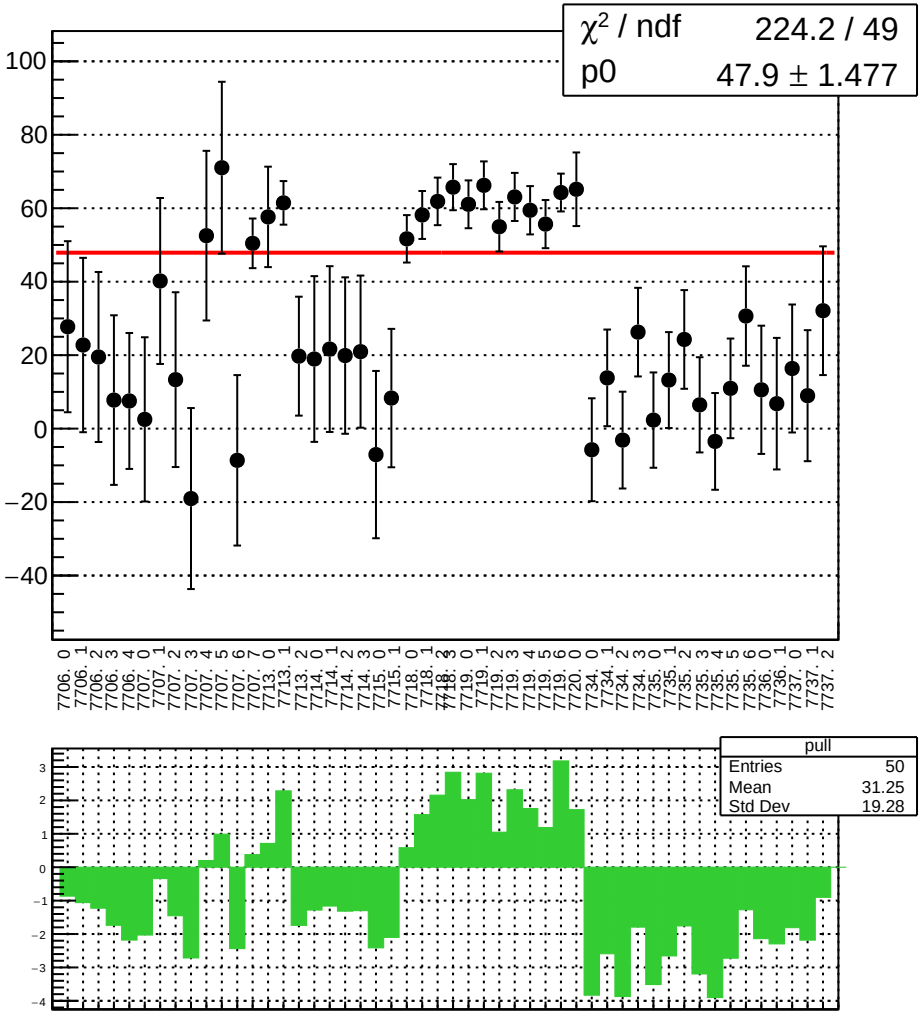

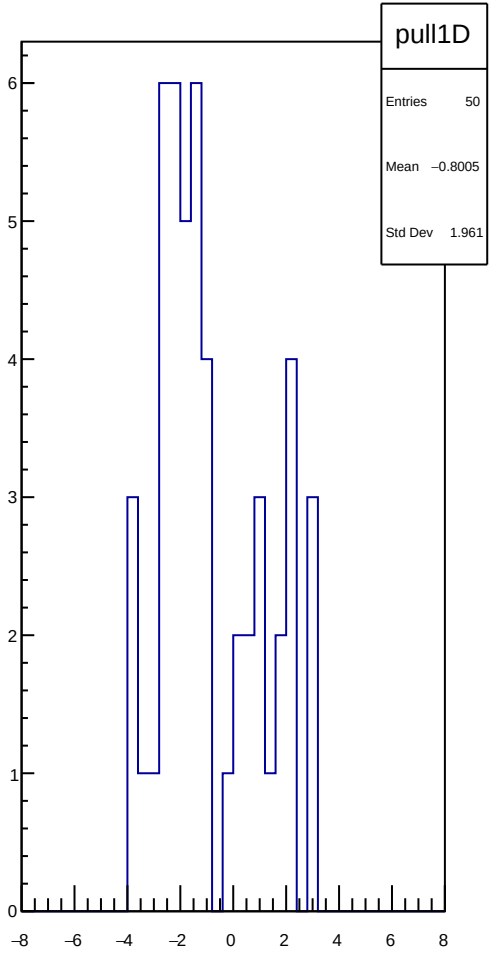

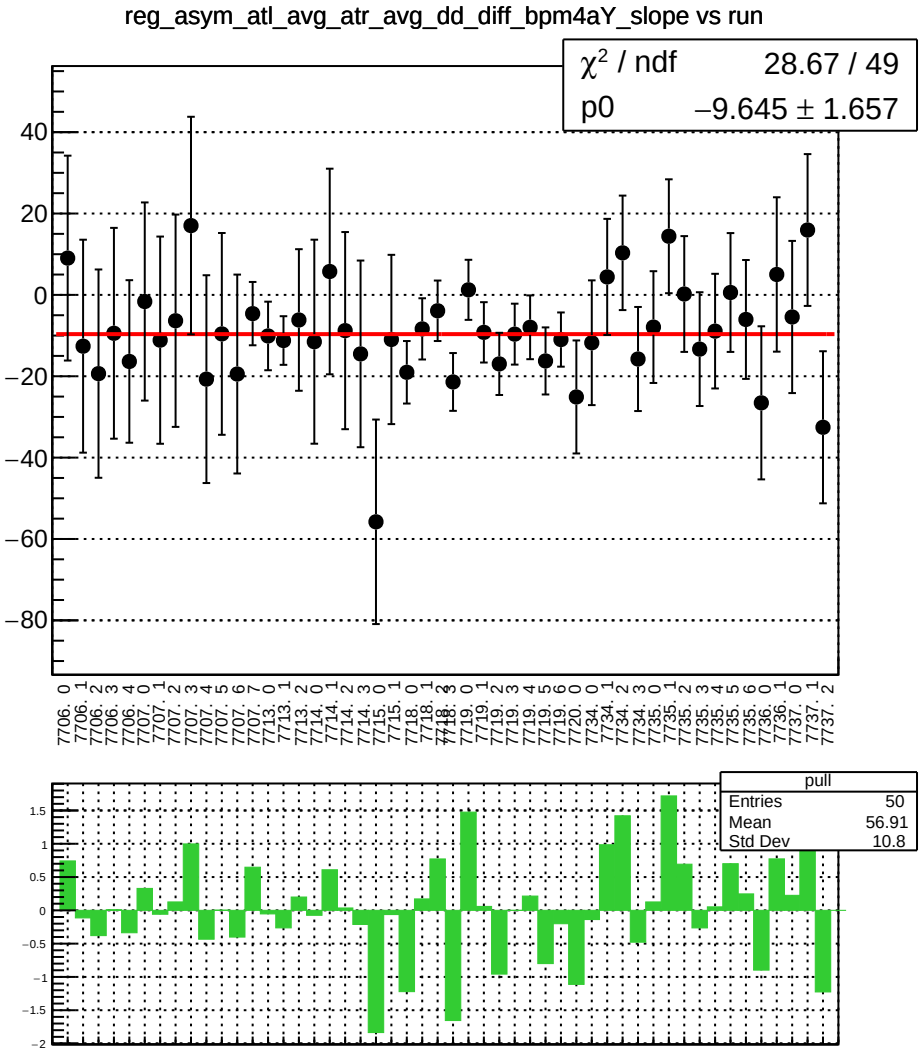
reg_asym_atl_avg_atr_avg_dd_diff_bpm4aY_slope vs run
χ² / ndf 28.67 / 49
p0 −9.645 ± 1.657
pull
Entries 50
Mean 56.91
Std Dev 10.8

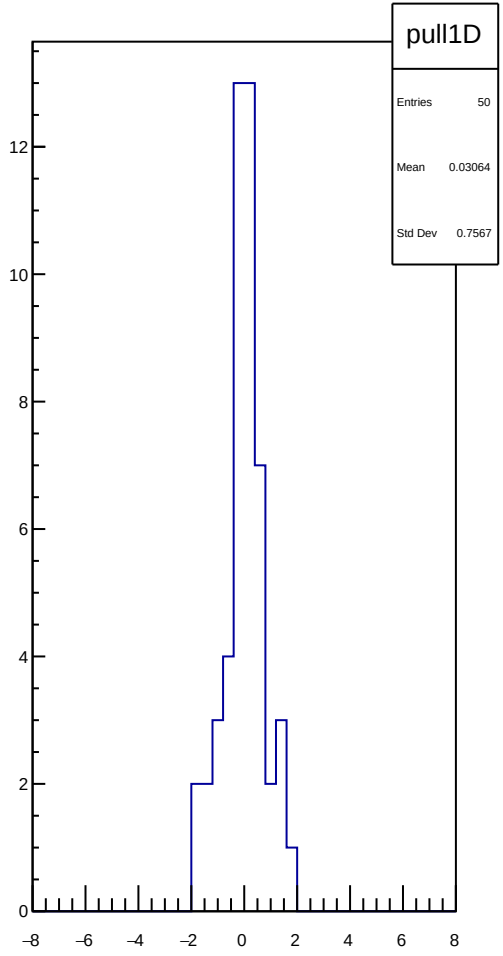
pull1D
Entries 50
Mean 0.03064
Std Dev 0.7567

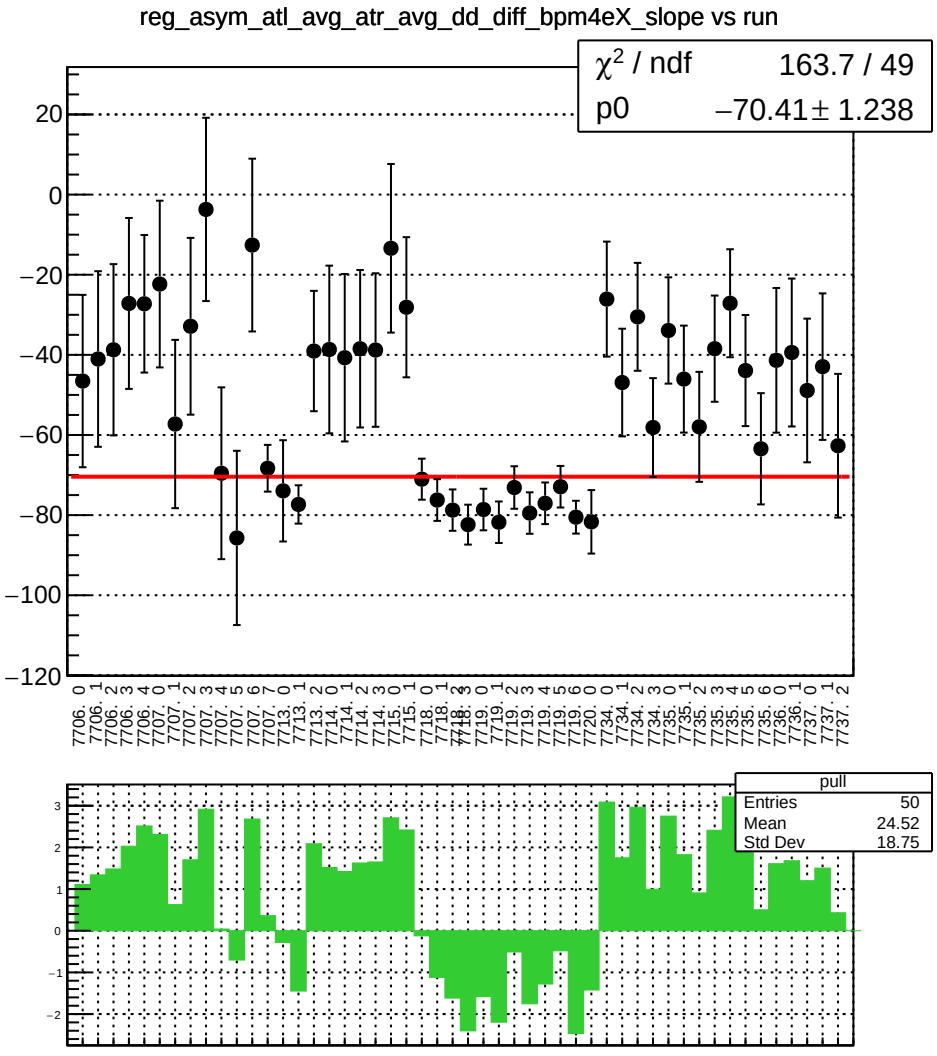
reg_asym_atl_avg_atr_avg_dd_diff_bpm4eX_slope vs run
χ² / ndf 163.7 / 49
p0 −70.41 ± 1.238
20
0
−20
−40
−60
−80
−100
−120
7706. 0
7706. 1
7706. 2
7706. 3
7706. 4
7707. 0
7707. 1
7707. 2
7707. 3
7707. 4
7707. 5
7707. 6
7707. 7
7713. 0
7713. 1
7713. 2
7714. 0
7714. 1
7714. 2
7714. 3
7715. 0
7715. 1
7718. 0
7718. 1
7718. 2
7718. 3
7719. 0
7719. 1
7719. 2
7719. 3
7719. 4
7719. 5
7719. 6
7720. 0
7734. 0
7734. 1
7734. 2
7734. 3
7735. 0
7735. 1
7735. 2
7735. 3
7735. 4
7735. 5
7735. 6
7736. 0
7736. 1
7737. 0
7737. 1
7737. 2
pull
Entries 50
Mean 24.52
Std Dev 18.75
3
2
1
0
−1
−2

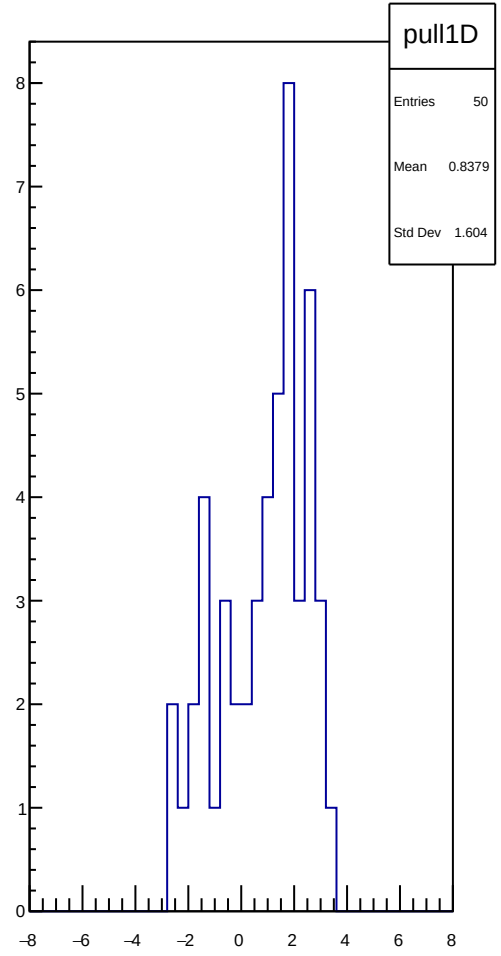
pull1D
Entries 50
Mean 0.8379
Std Dev 1.604
8
7
6
5
4
3
2
1
0
−8
−6
−4
−2
0
2
4
6
8

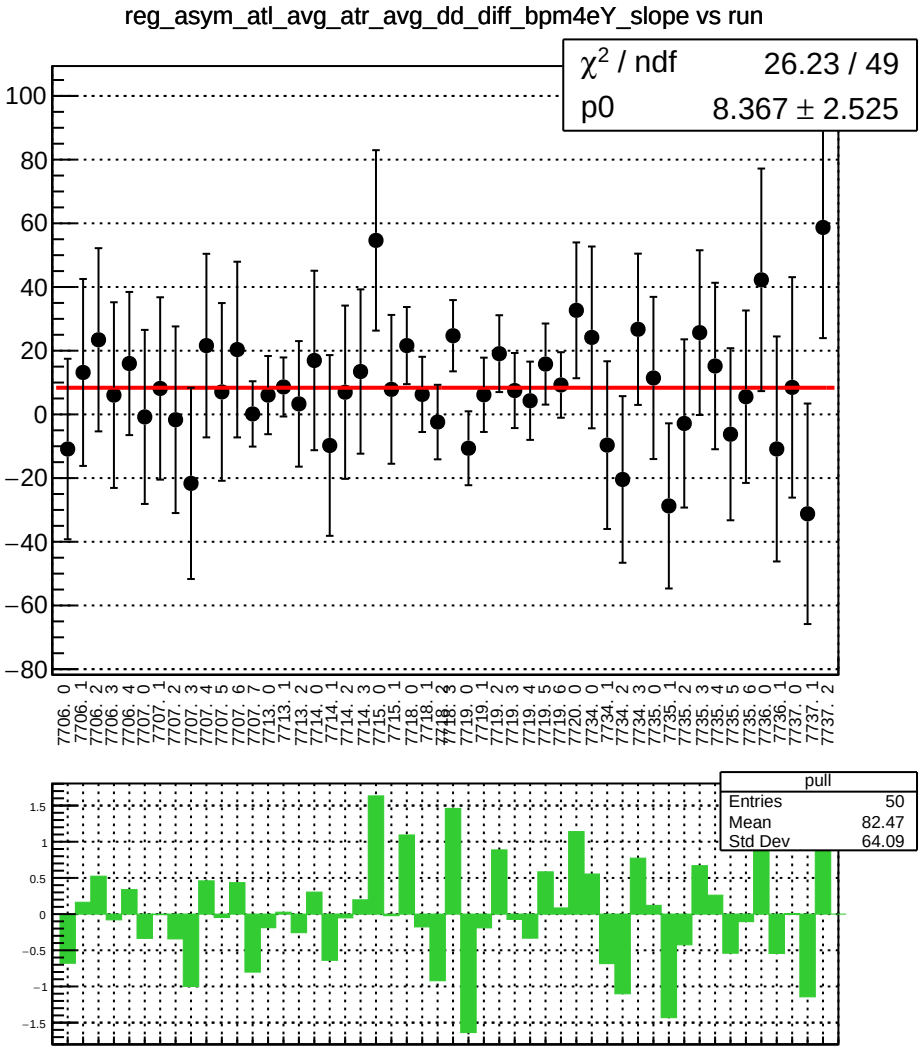
reg_asym_atl_avg_atr_avg_dd_diff_bpm4eY_slope vs run
χ² / ndf 26.23 / 49
p0 8.367 ± 2.525
pull
Entries 50
Mean 82.47
Std Dev 64.09

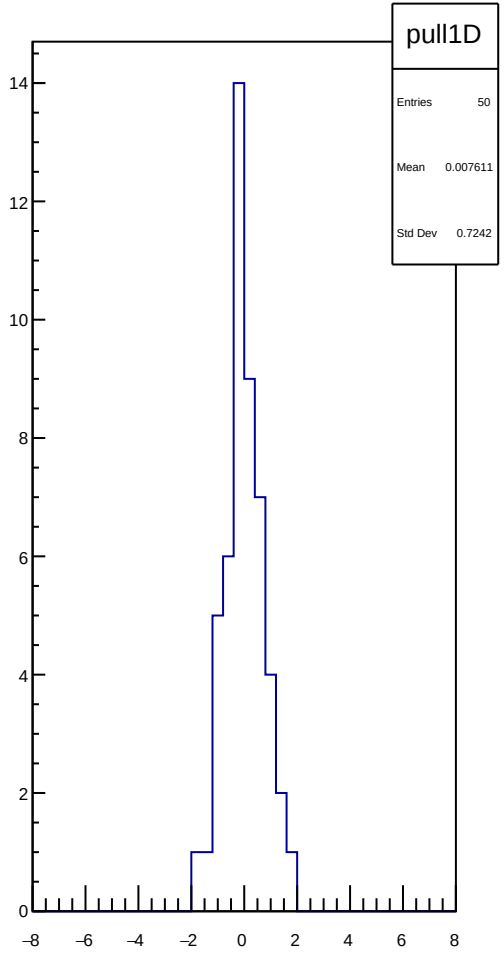
pull1D
Entries 50
Mean 0.007611
Std Dev 0.7242

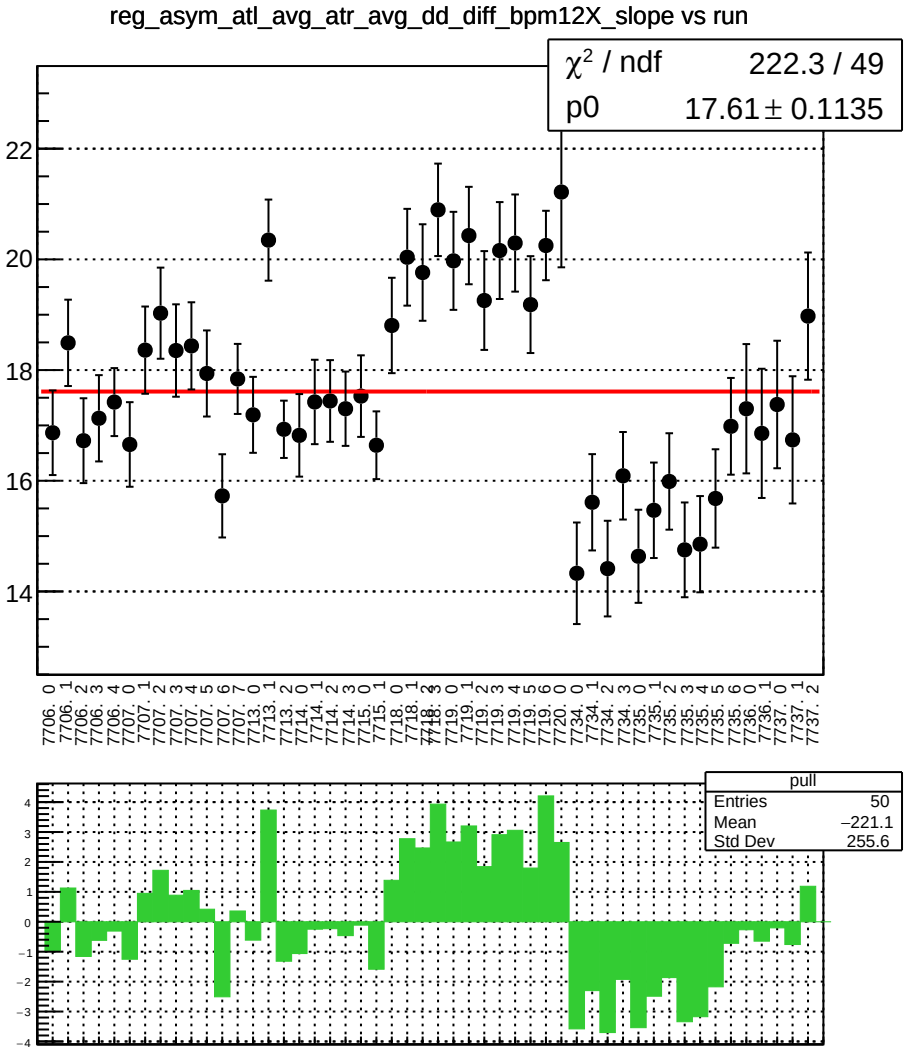
reg_asym_atl_avg_atr_avg_dd_diff_bpm12X_slope vs run
χ² / ndf 222.3 / 49
p0 17.61 ± 0.1135
pull
Entries 50
Mean −221.1
Std Dev 255.6

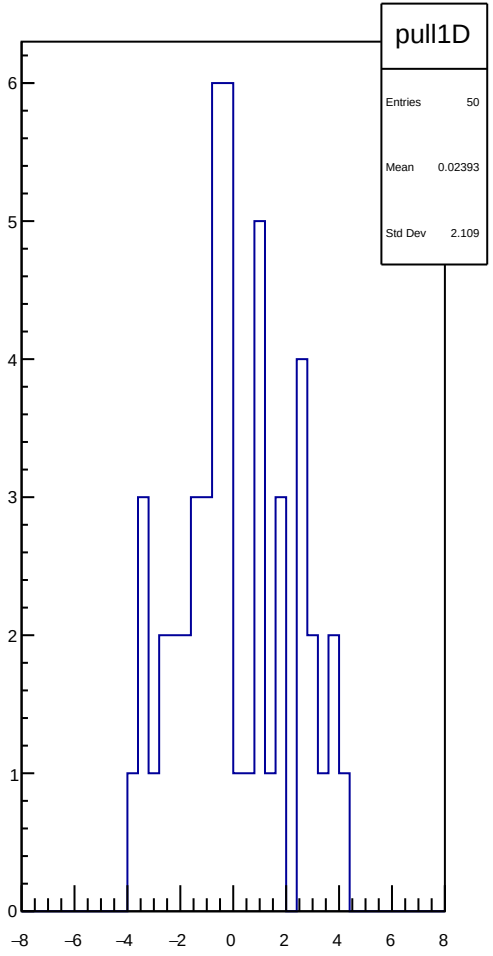
pull1D
Entries 50
Mean 0.02393
Std Dev 2.109

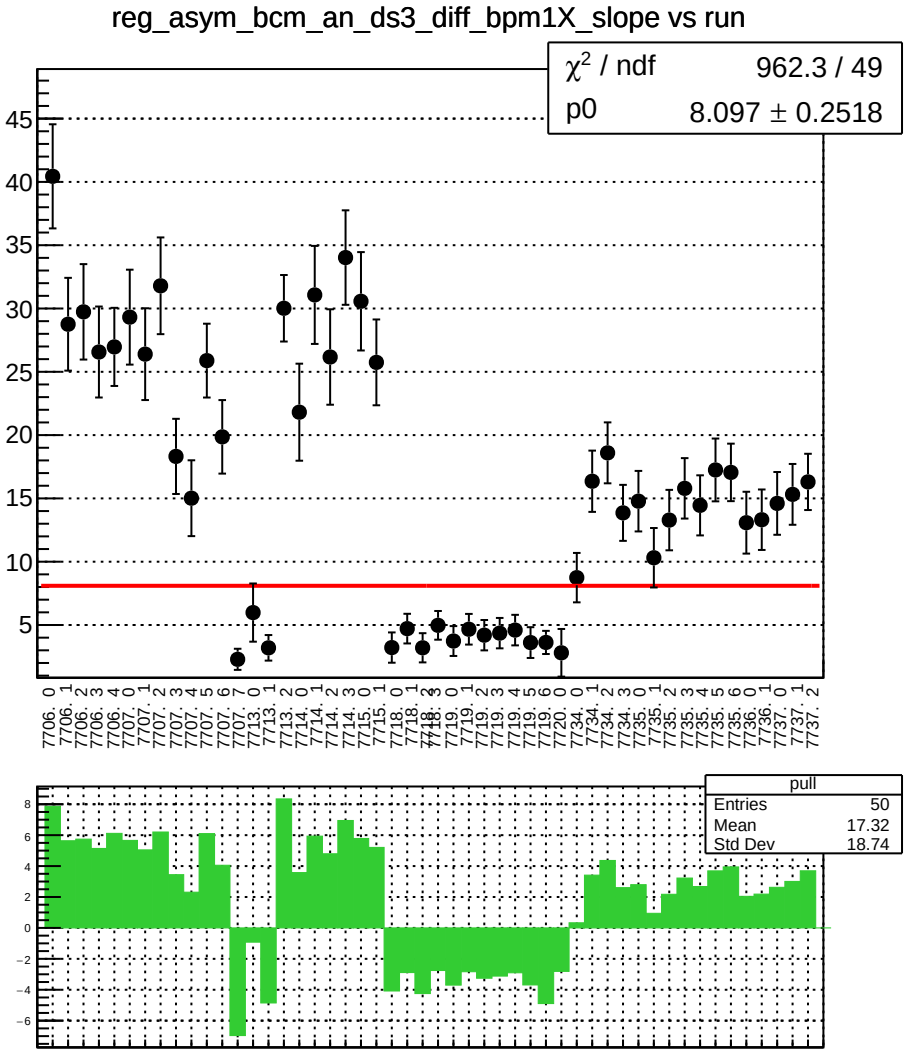
reg_asym_bcm_an_ds3_diff_bpm1X_slope vs run
χ² / ndf 962.3 / 49
p0 8.097 ± 0.2518
pull
Entries 50
Mean 17.32
Std Dev 18.74

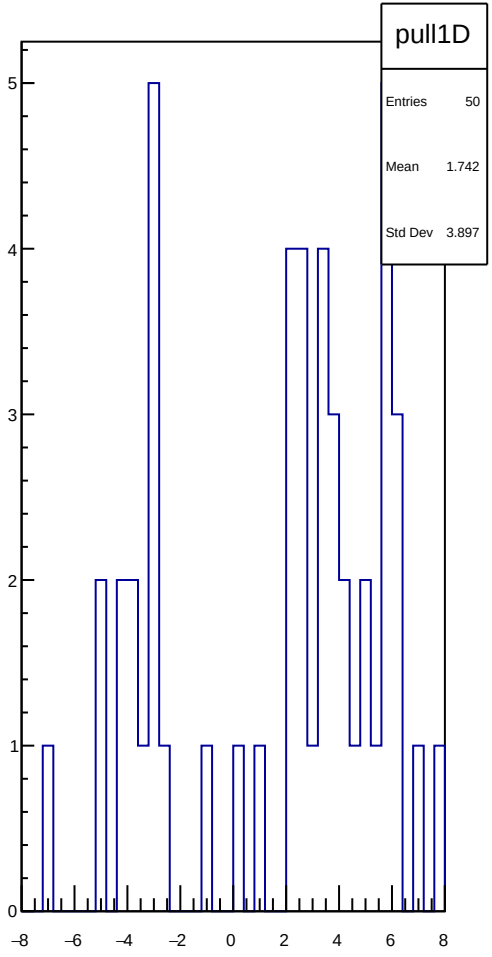
pull1D
Entries 50
Mean 1.742
Std Dev 3.897

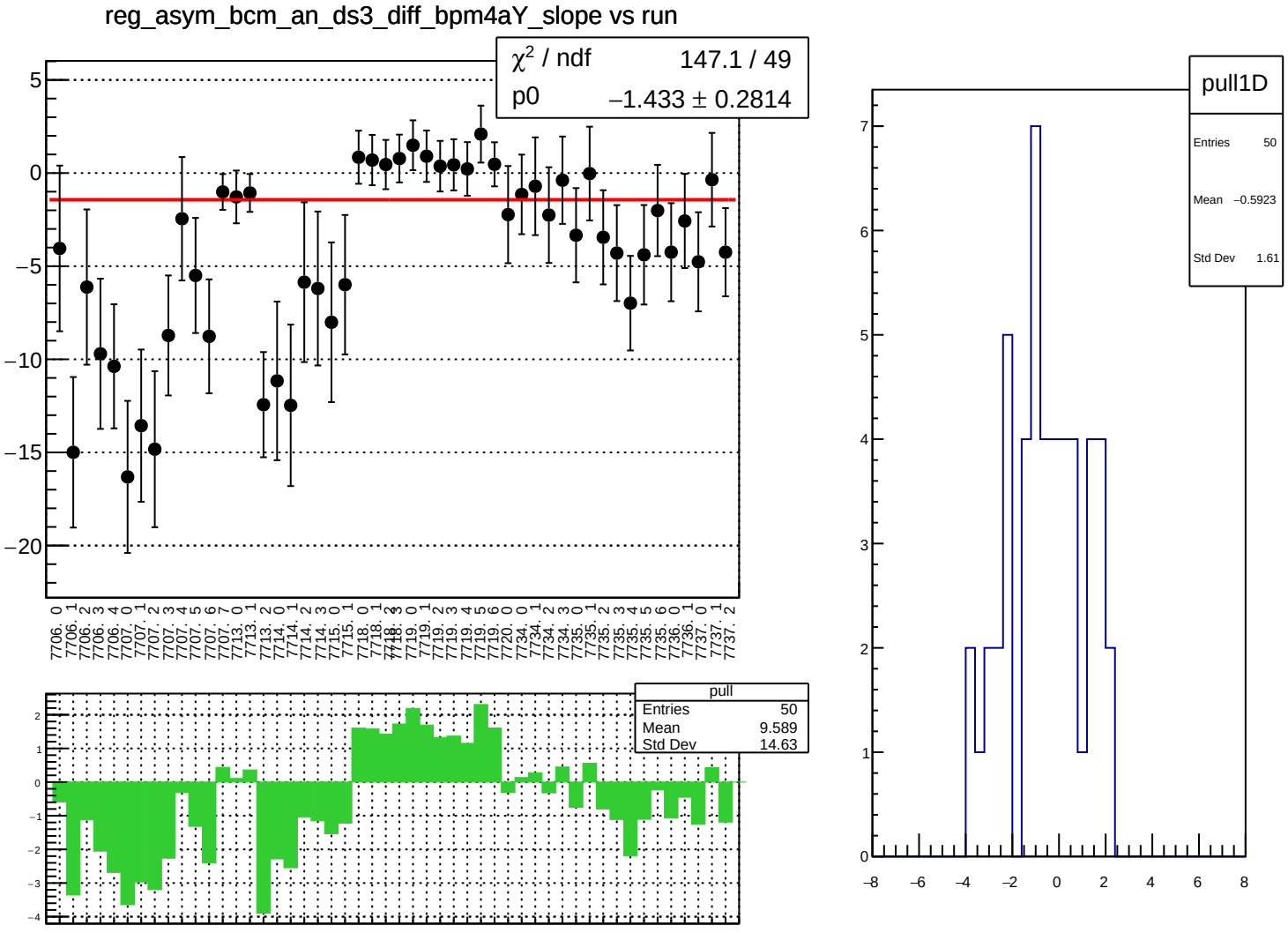
reg_asym_bcm_an_ds3_diff_bpm4aY_slope vs run
χ² / ndf 147.1 / 49
p0 −1.433 ± 0.2814
pull
Entries 50
Mean 9.589
Std Dev 14.63
pull1D
Entries 50
Mean −0.5923
Std Dev 1.61

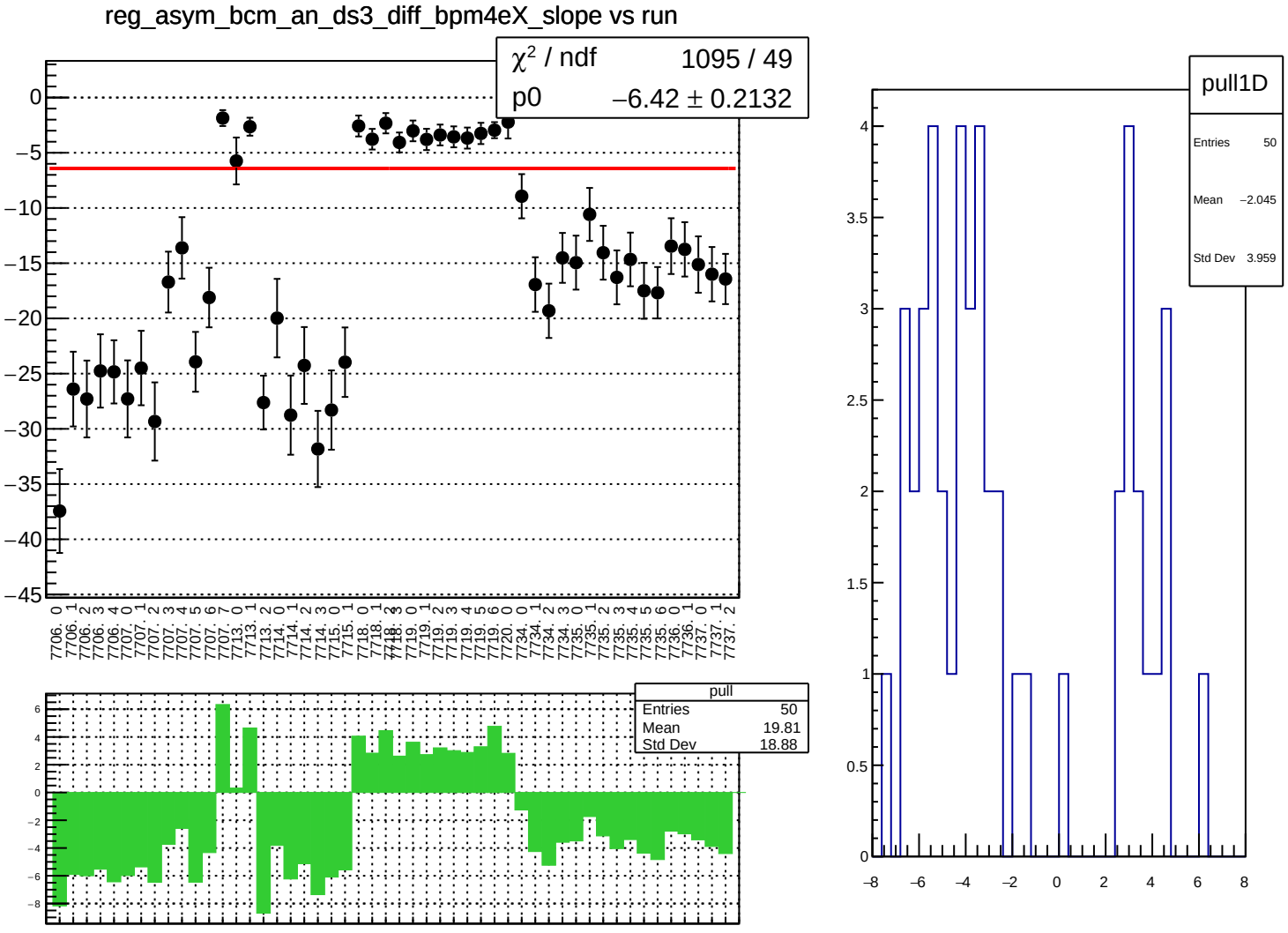
reg_asym_bcm_an_ds3_diff_bpm4eX_slope vs run
χ² / ndf 1095 / 49
p0 −6.42 ± 0.2132
pull
Entries 50
Mean 19.81
Std Dev 18.88
pull1D
Entries 50
Mean −2.045
Std Dev 3.959

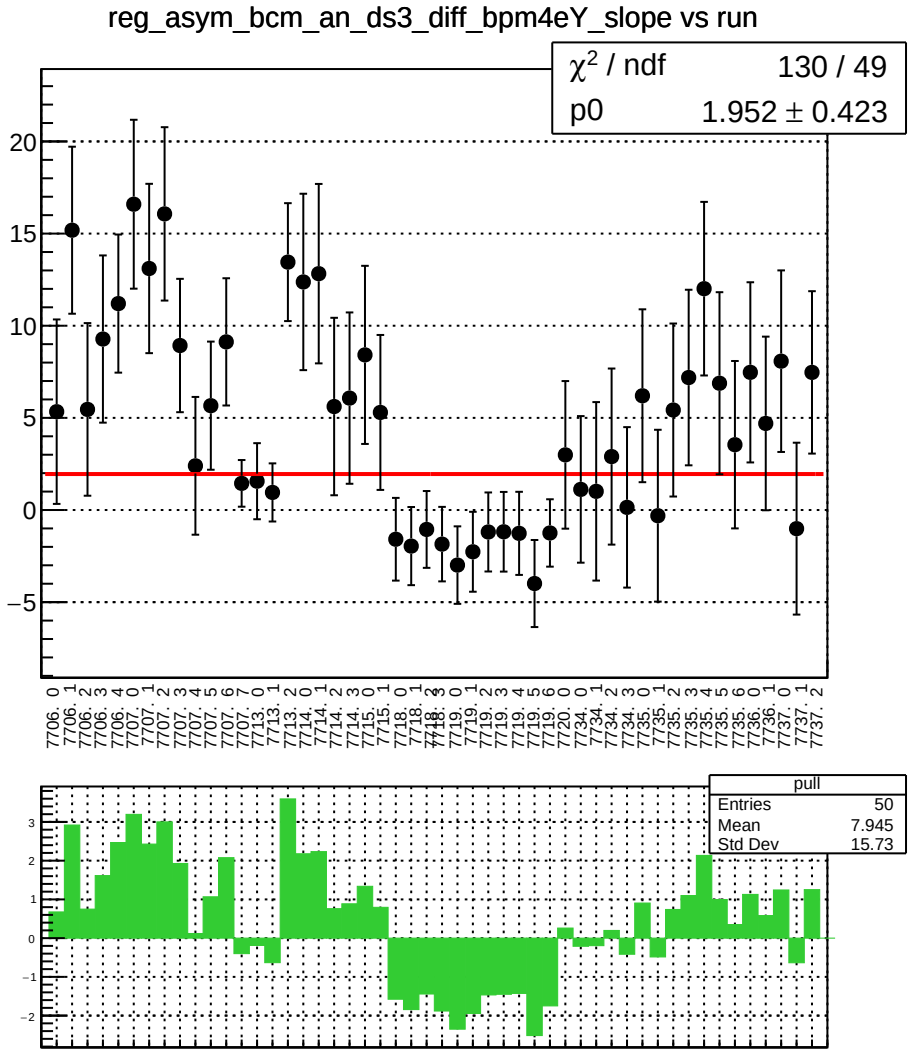
reg_asym_bcm_an_ds3_diff_bpm4eY_slope vs run
χ² / ndf 130 / 49
p0 1.952 ± 0.423
pull
Entries 50
Mean 7.945
Std Dev 15.73

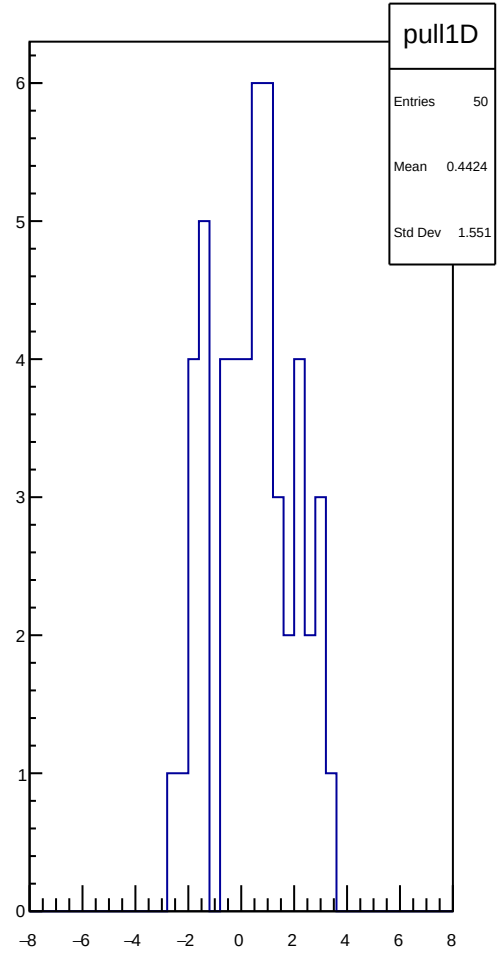
pull1D
Entries 50
Mean 0.4424
Std Dev 1.551

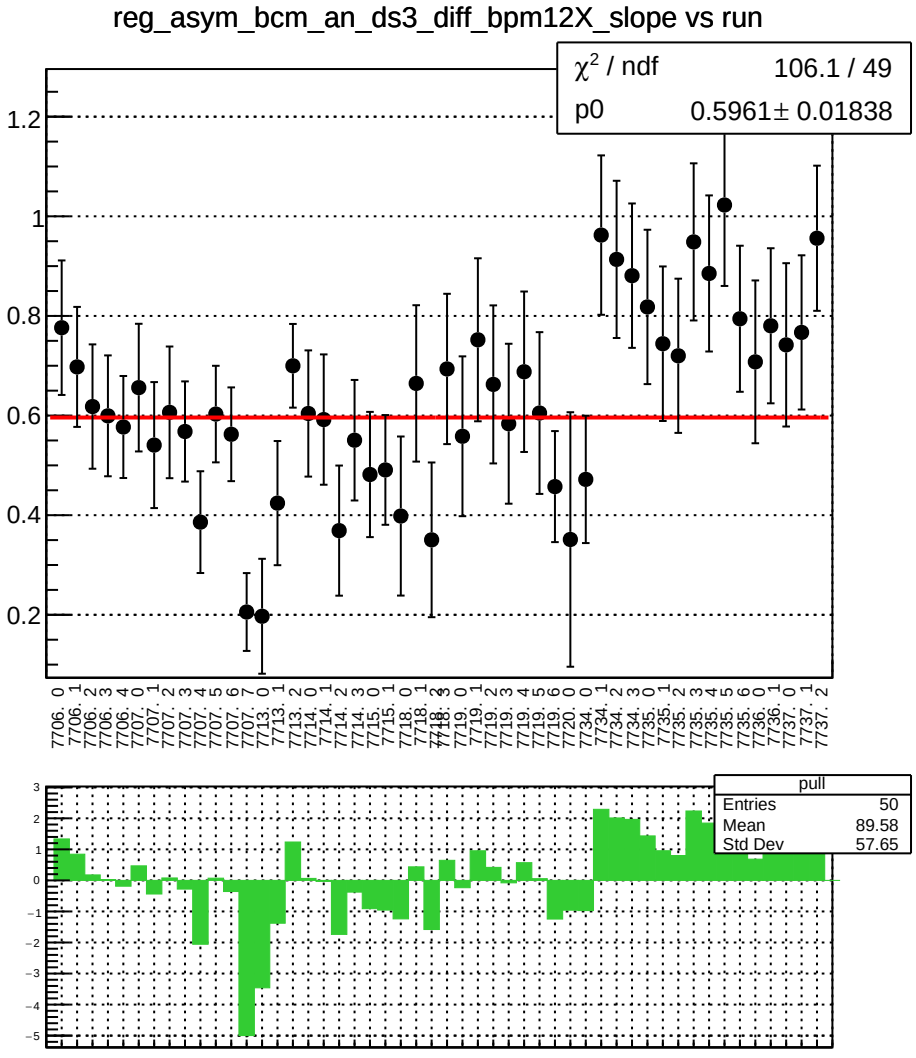
reg_asym_bcm_an_ds3_diff_bpm12X_slope vs run
χ² / ndf 106.1 / 49
p0 0.5961± 0.01838
pull
Entries 50
Mean 89.58
Std Dev 57.65

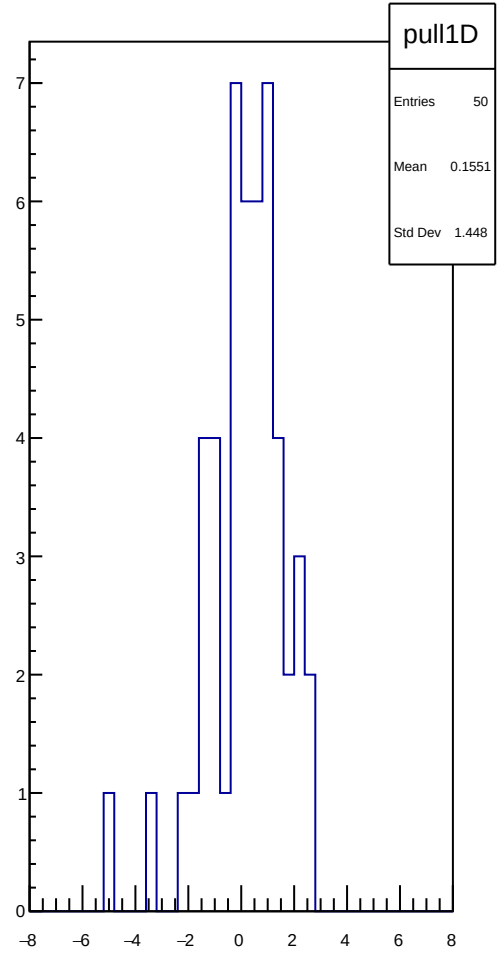
pull1D
Entries 50
Mean 0.1551
Std Dev 1.448

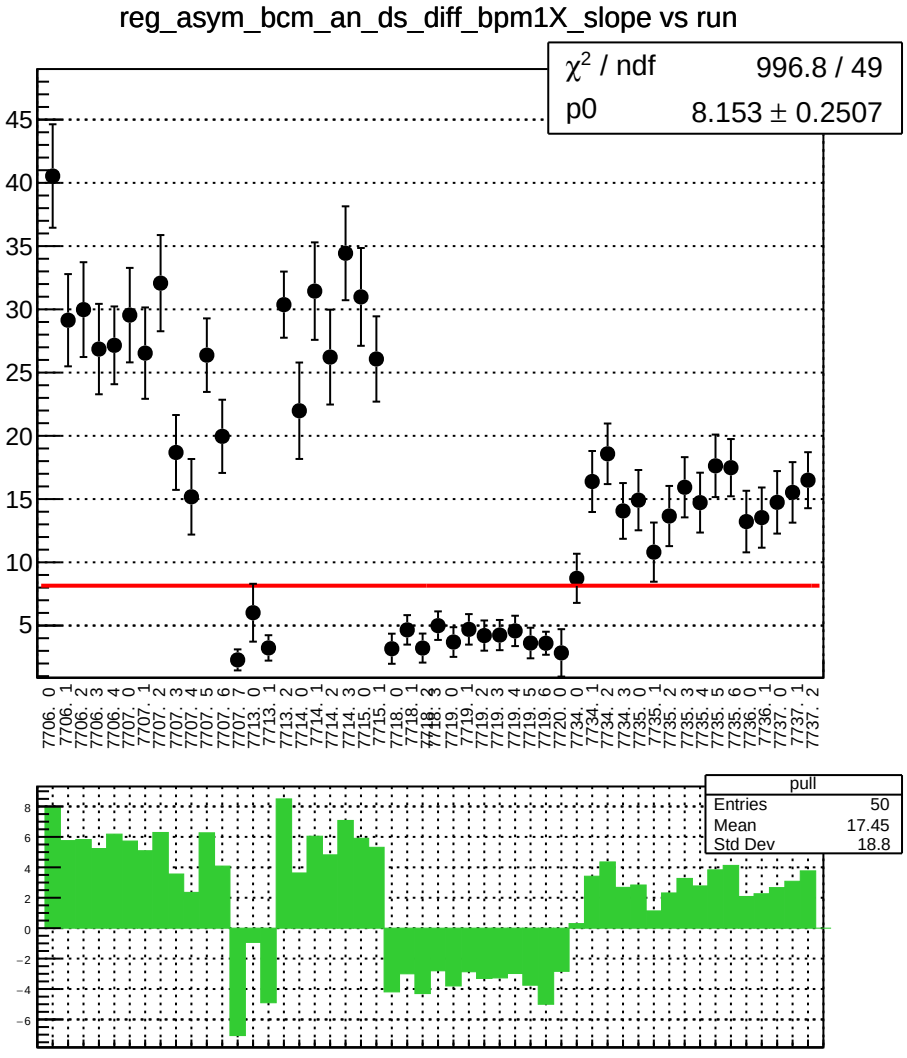
reg_asym_bcm_an_ds_diff_bpm1X_slope vs run
χ² / ndf 996.8 / 49
p0 8.153 ± 0.2507
pull
Entries 50
Mean 17.45
Std Dev 18.8

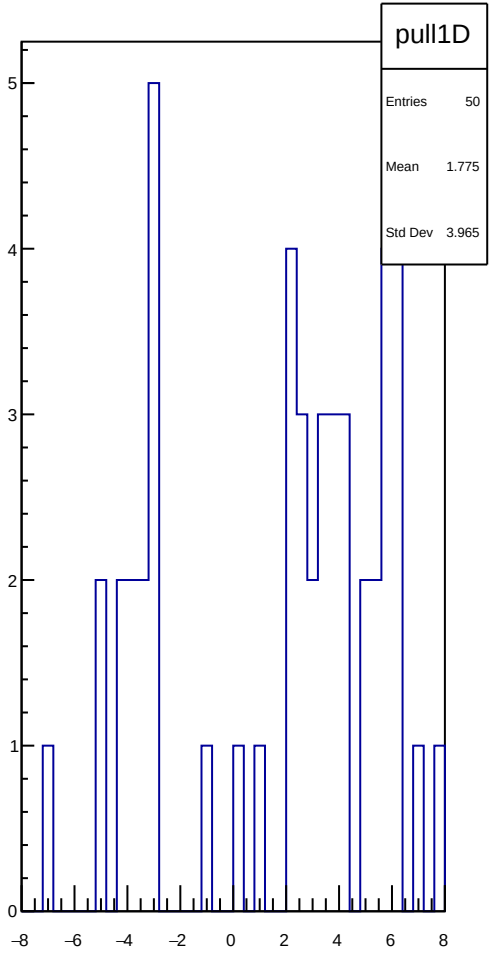
pull1D
Entries 50
Mean 1.775
Std Dev 3.965

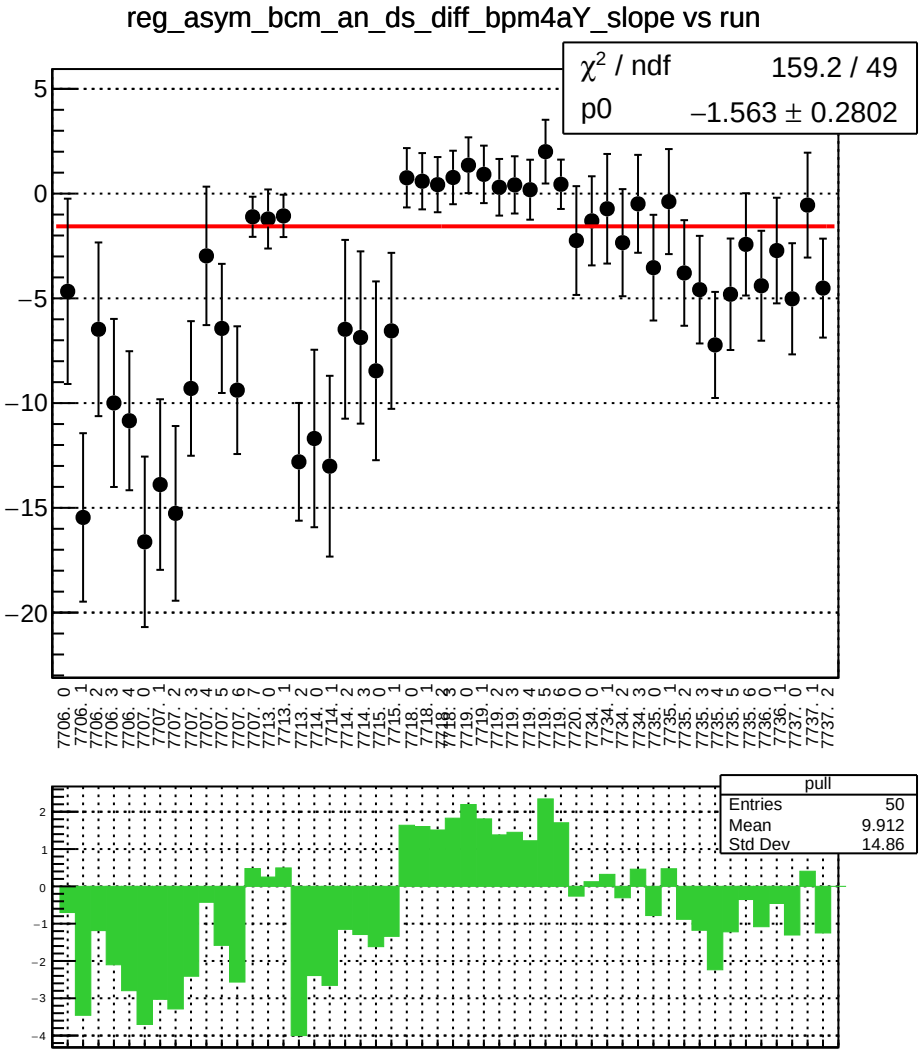
reg_asym_bcm_an_ds_diff_bpm4aY_slope vs run
χ² / ndf 159.2 / 49
p0 −1.563 ± 0.2802
pull
Entries 50
Mean 9.912
Std Dev 14.86

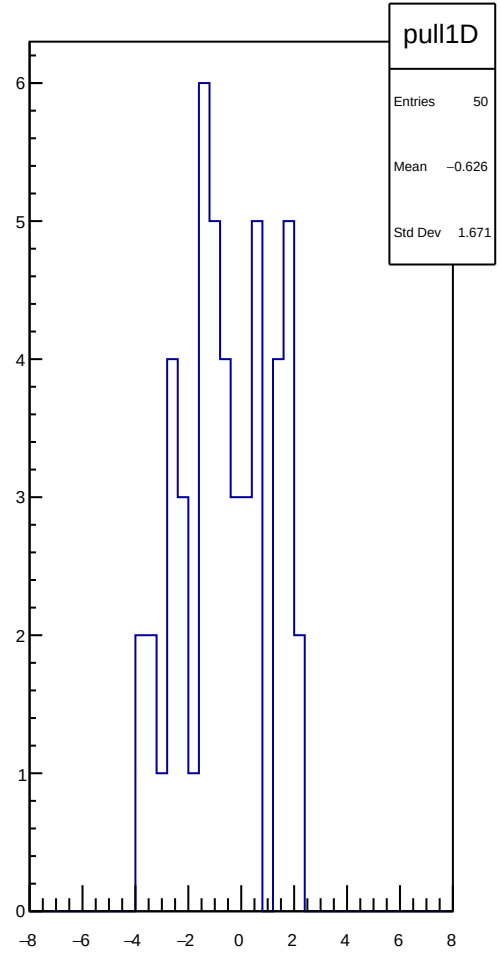
pull1D
Entries 50
Mean −0.626
Std Dev 1.671

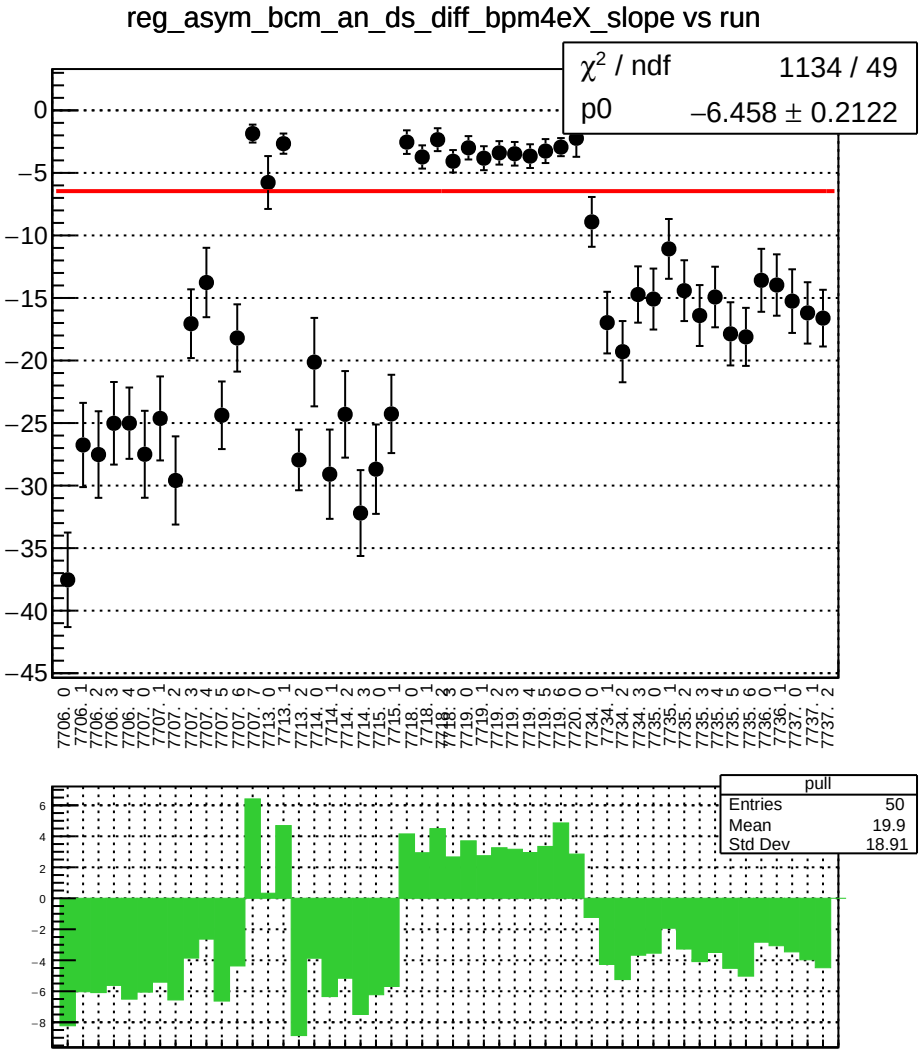
reg_asym_bcm_an_ds_diff_bpm4eX_slope vs run
χ² / ndf 1134 / 49
p0 −6.458 ± 0.2122
pull
Entries 50
Mean 19.9
Std Dev 18.91

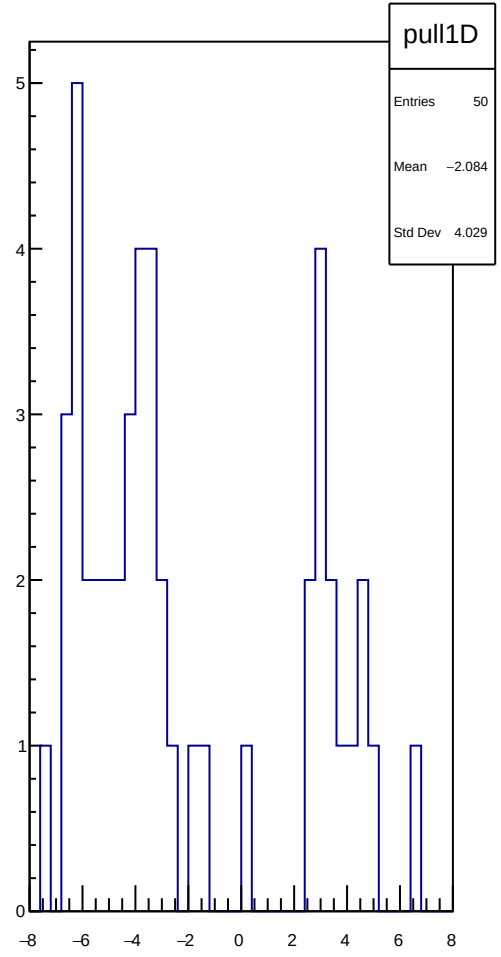
pull1D
Entries 50
Mean −2.084
Std Dev 4.029

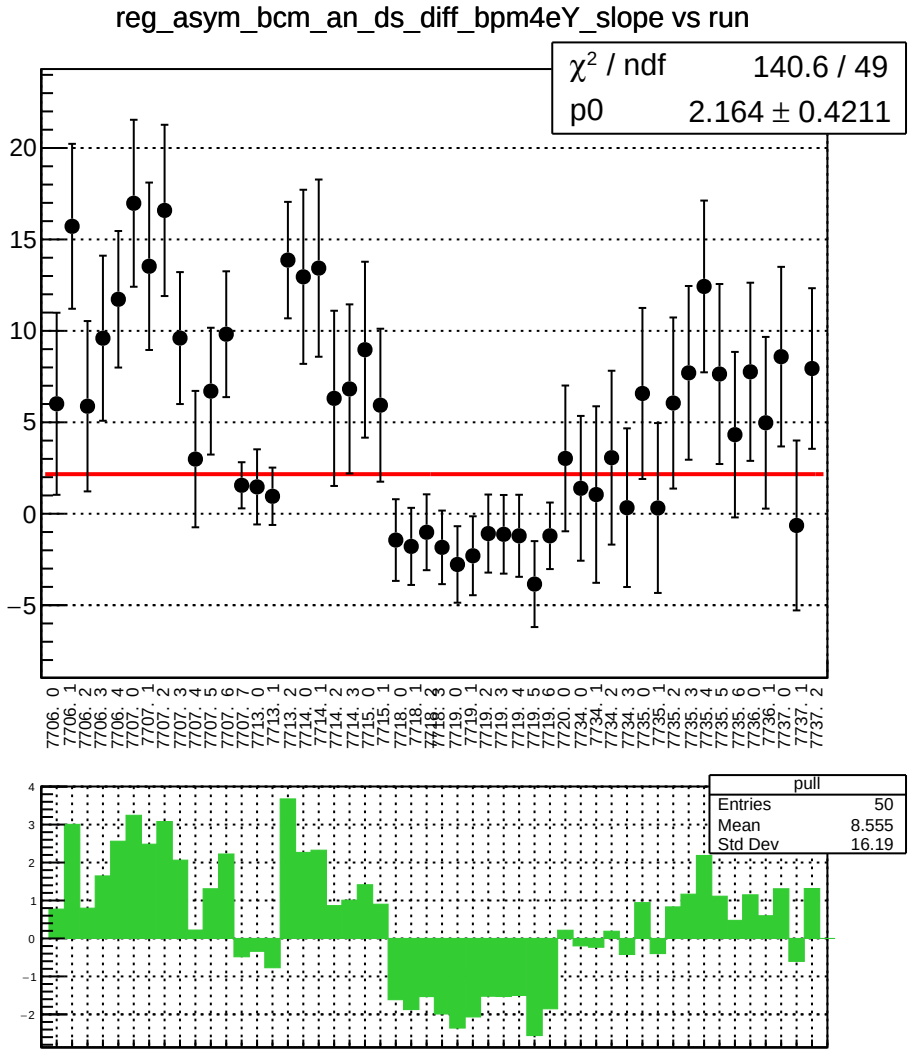
reg_asym_bcm_an_ds_diff_bpm4eY_slope vs run
χ² / ndf 140.6 / 49
p0 2.164 ± 0.4211
pull
Entries 50
Mean 8.555
Std Dev 16.19

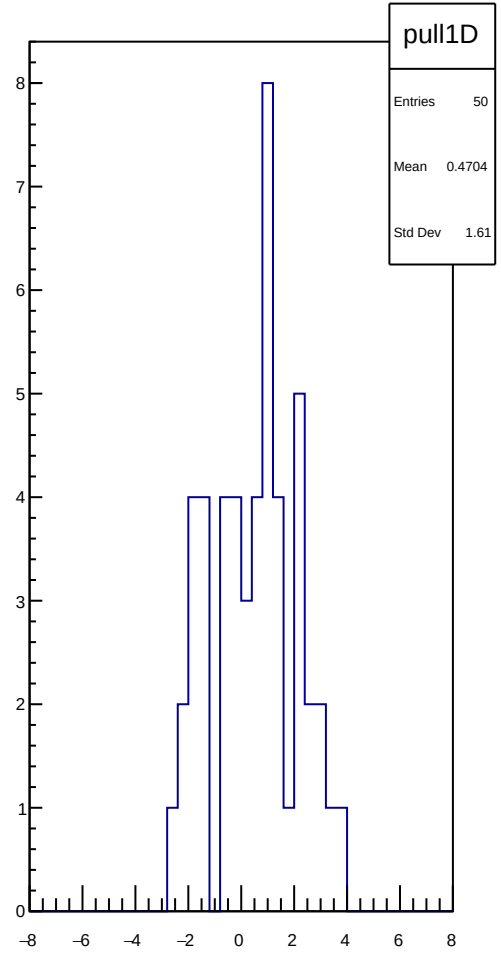
pull1D
Entries 50
Mean 0.4704
Std Dev 1.61

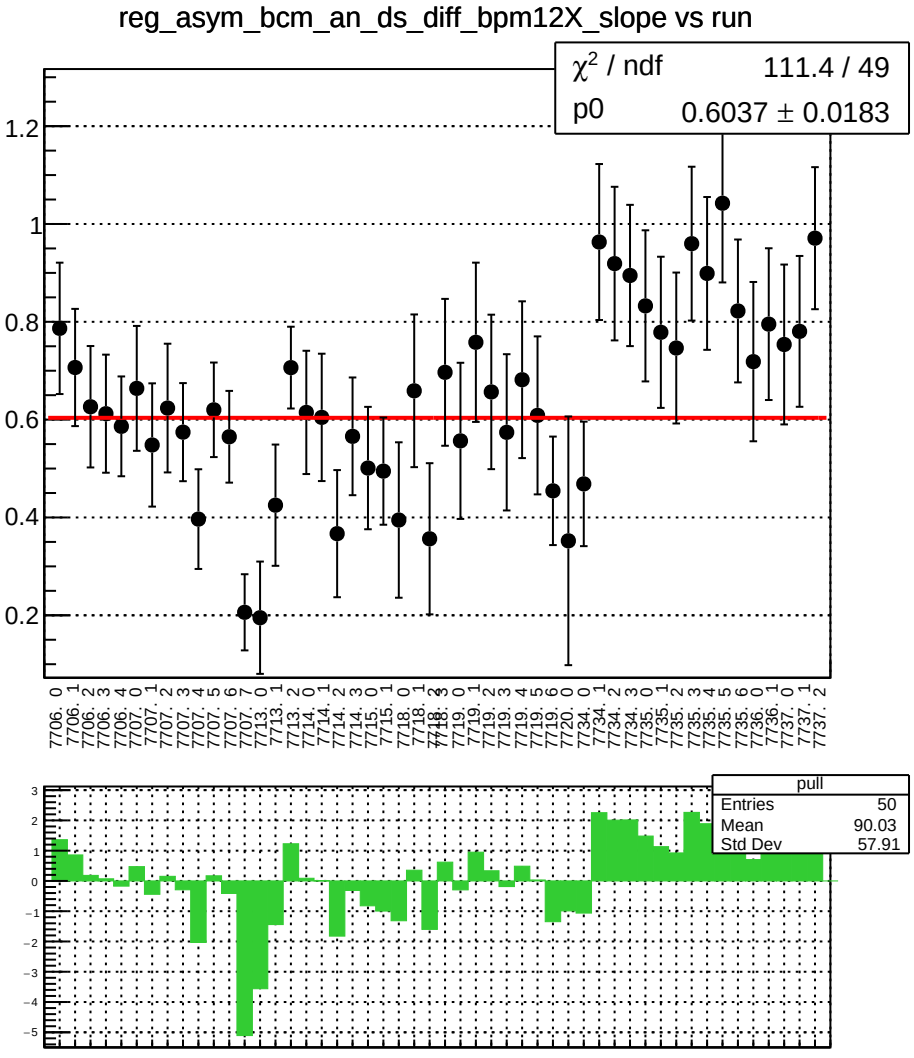
reg_asym_bcm_an_ds_diff_bpm12X_slope vs run
χ² / ndf 111.4 / 49
p0 0.6037 ± 0.0183
pull
Entries 50
Mean 90.03
Std Dev 57.91

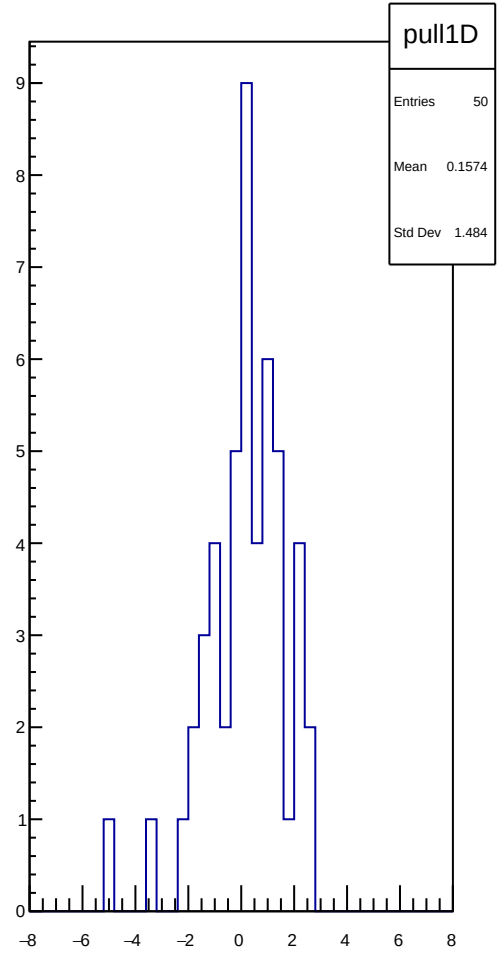
pull1D
Entries 50
Mean 0.1574
Std Dev 1.484

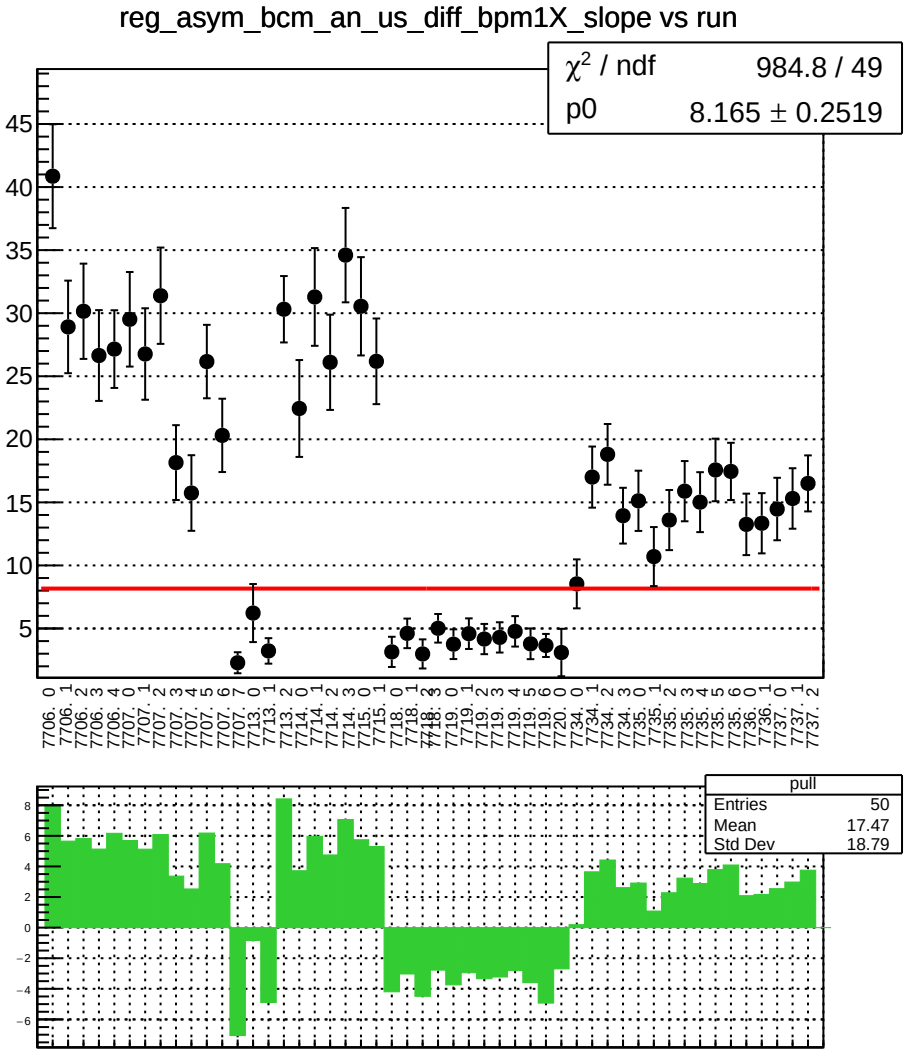
reg_asym_bcm_an_us_diff_bpm1X_slope vs run
χ² / ndf 984.8 / 49
p0 8.165 ± 0.2519
pull
Entries 50
Mean 17.47
Std Dev 18.79

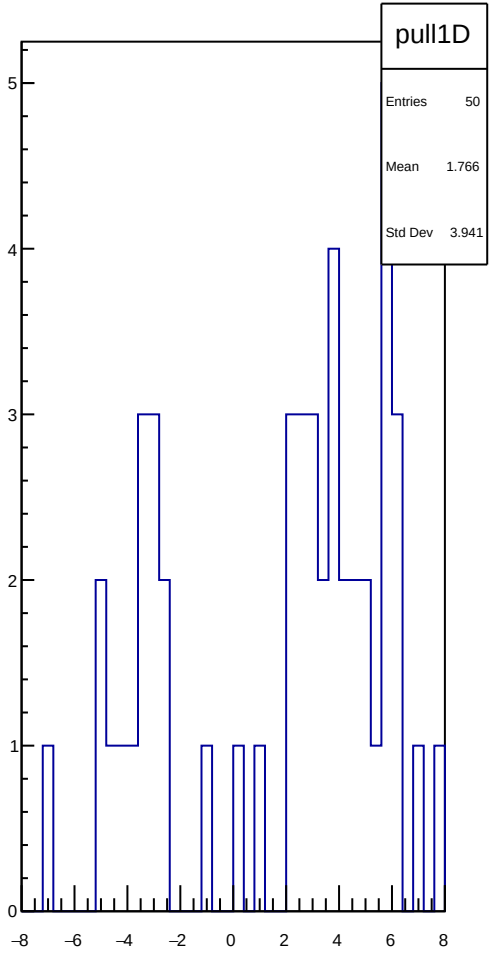
pull1D
Entries 50
Mean 1.766
Std Dev 3.941

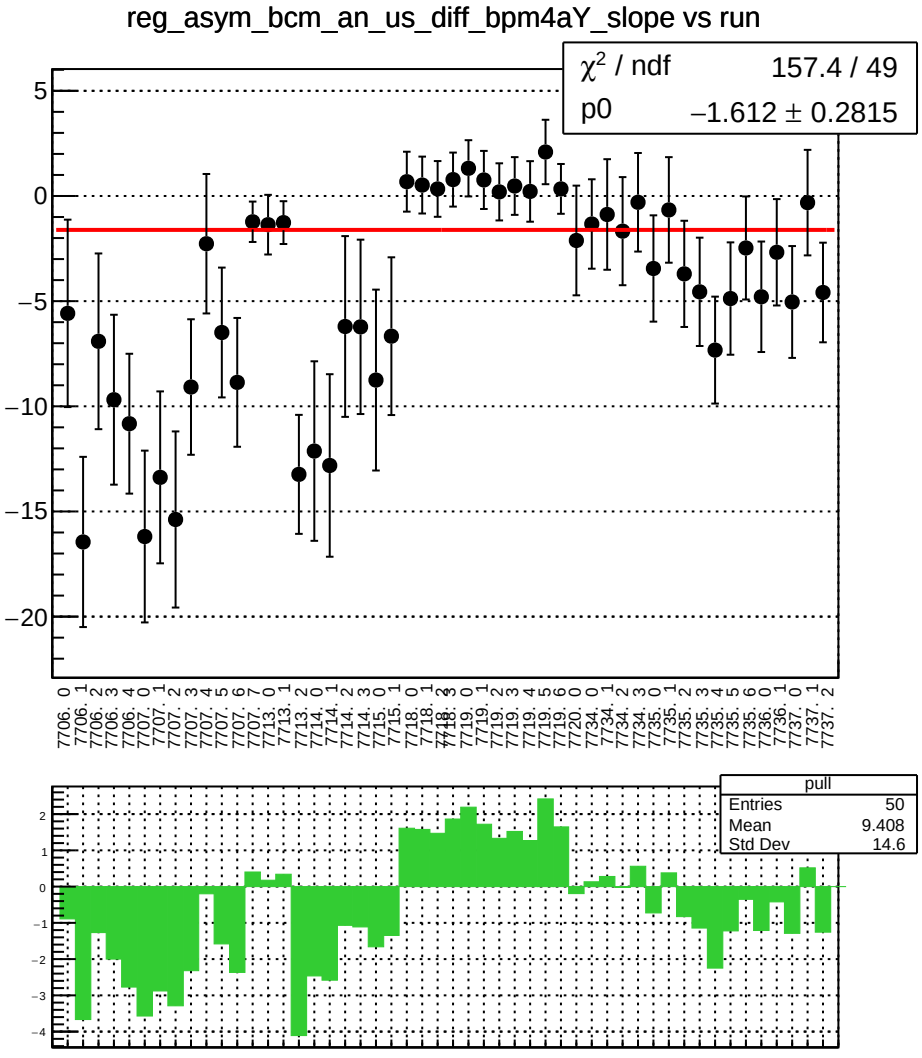
reg_asym_bcm_an_us_diff_bpm4aY_slope vs run
χ² / ndf 157.4 / 49
p0 −1.612 ± 0.2815
pull
Entries 50
Mean 9.408
Std Dev 14.6

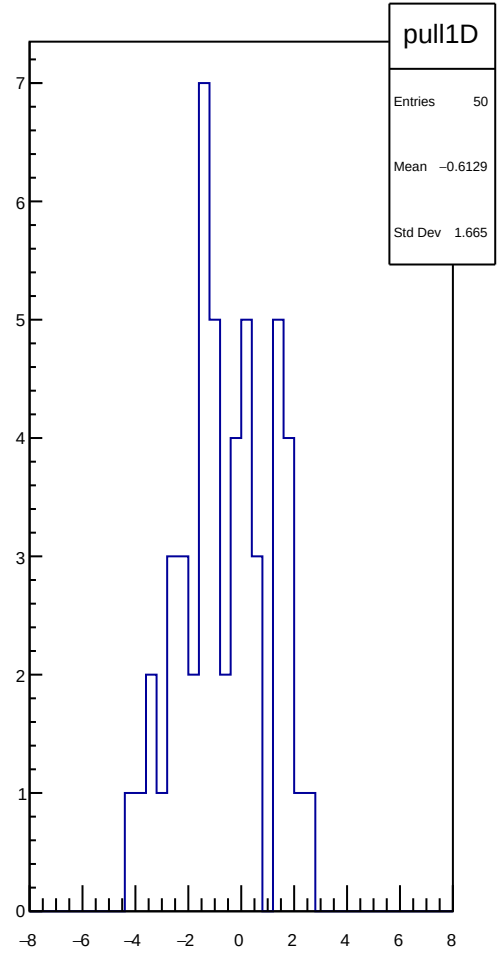
pull1D
Entries 50
Mean −0.6129
Std Dev 1.665

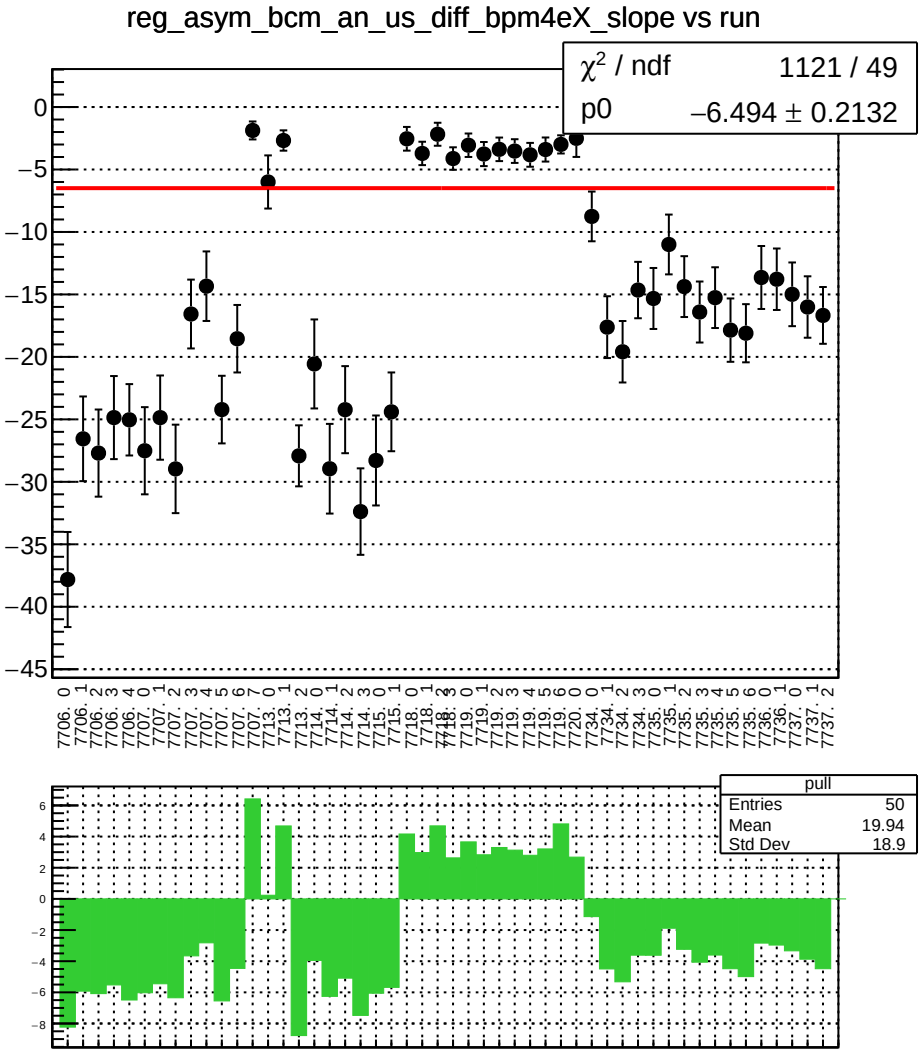
reg_asym_bcm_an_us_diff_bpm4eX_slope vs run
χ² / ndf 1121 / 49
p0 −6.494 ± 0.2132
pull
Entries 50
Mean 19.94
Std Dev 18.9

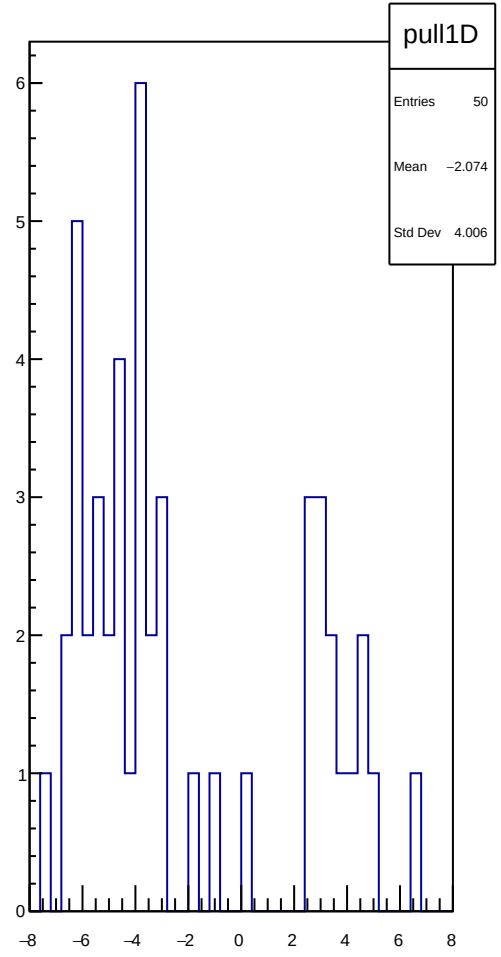
pull1D
Entries 50
Mean −2.074
Std Dev 4.006

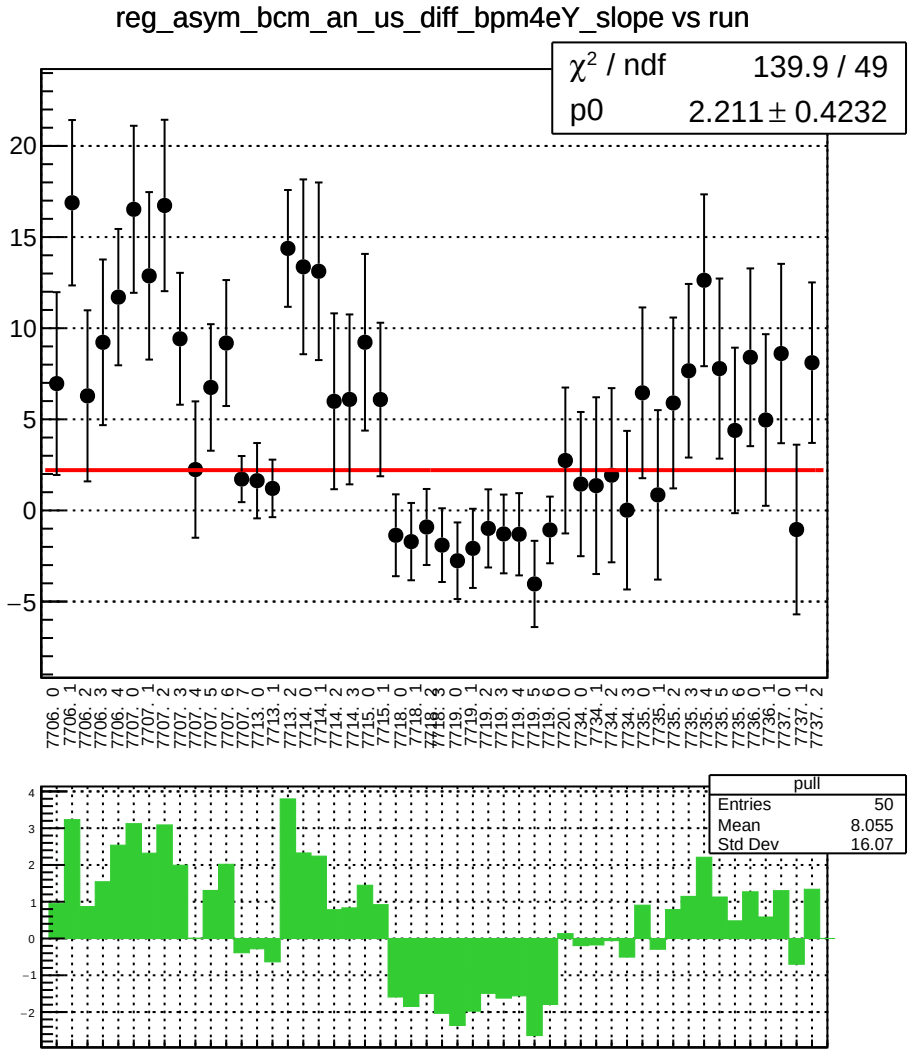
reg_asym_bcm_an_us_diff_bpm4eY_slope vs run
χ² / ndf 139.9 / 49
p0 2.211 ± 0.4232
pull
Entries 50
Mean 8.055
Std Dev 16.07

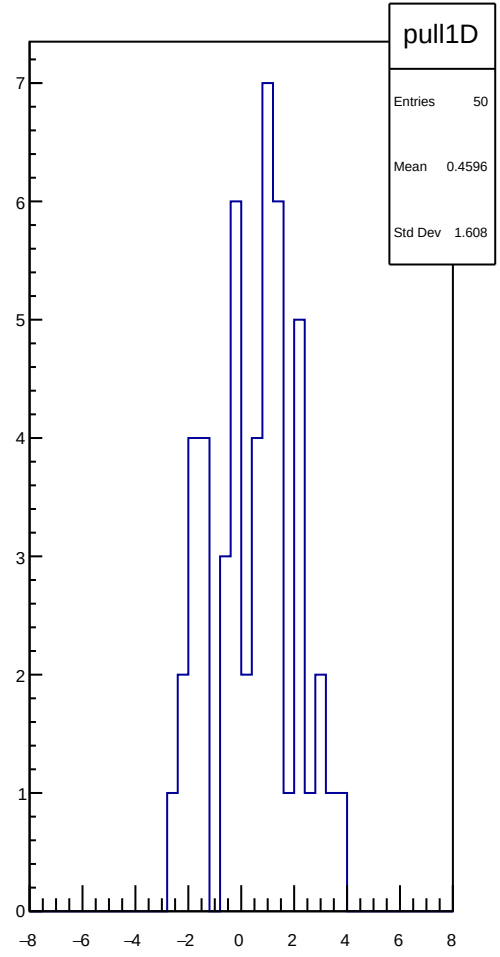
pull1D
Entries 50
Mean 0.4596
Std Dev 1.608

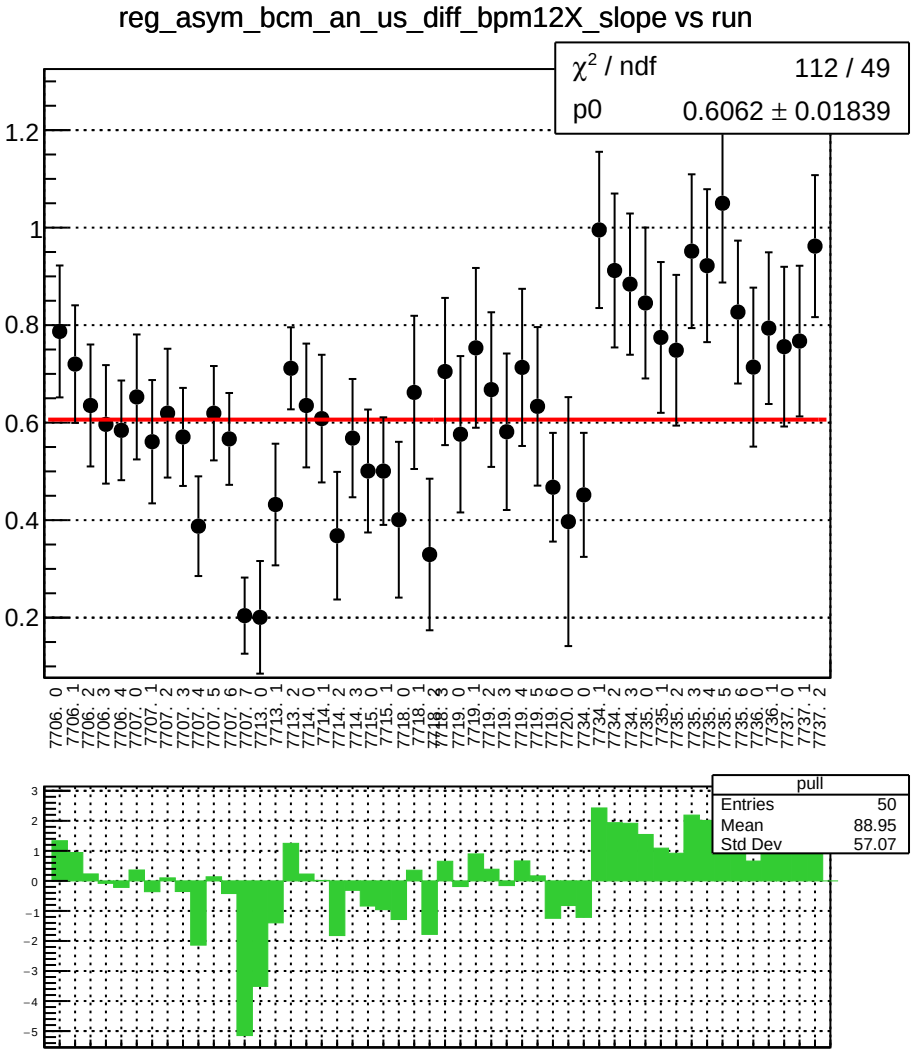
reg_asym_bcm_an_us_diff_bpm12X_slope vs run
χ² / ndf 112 / 49
p0 0.6062 ± 0.01839
pull
Entries 50
Mean 88.95
Std Dev 57.07

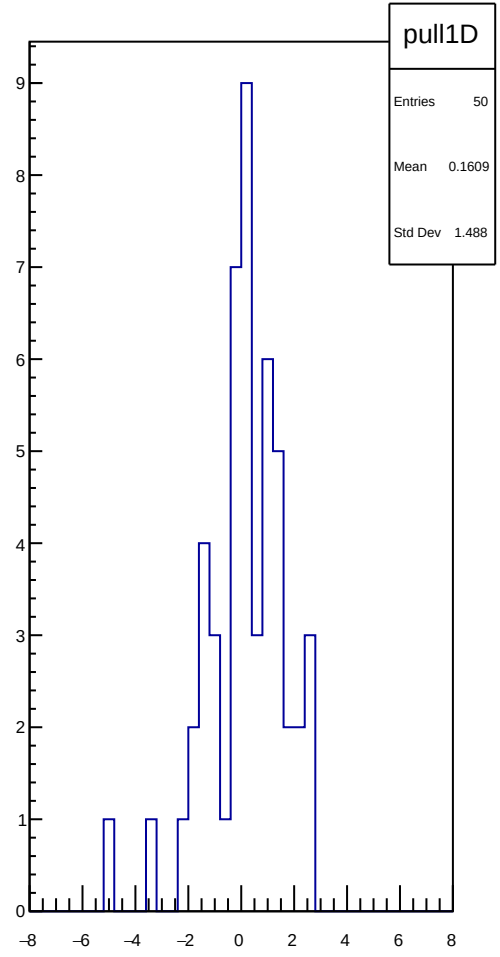
pull1D
Entries 50
Mean 0.1609
Std Dev 1.488

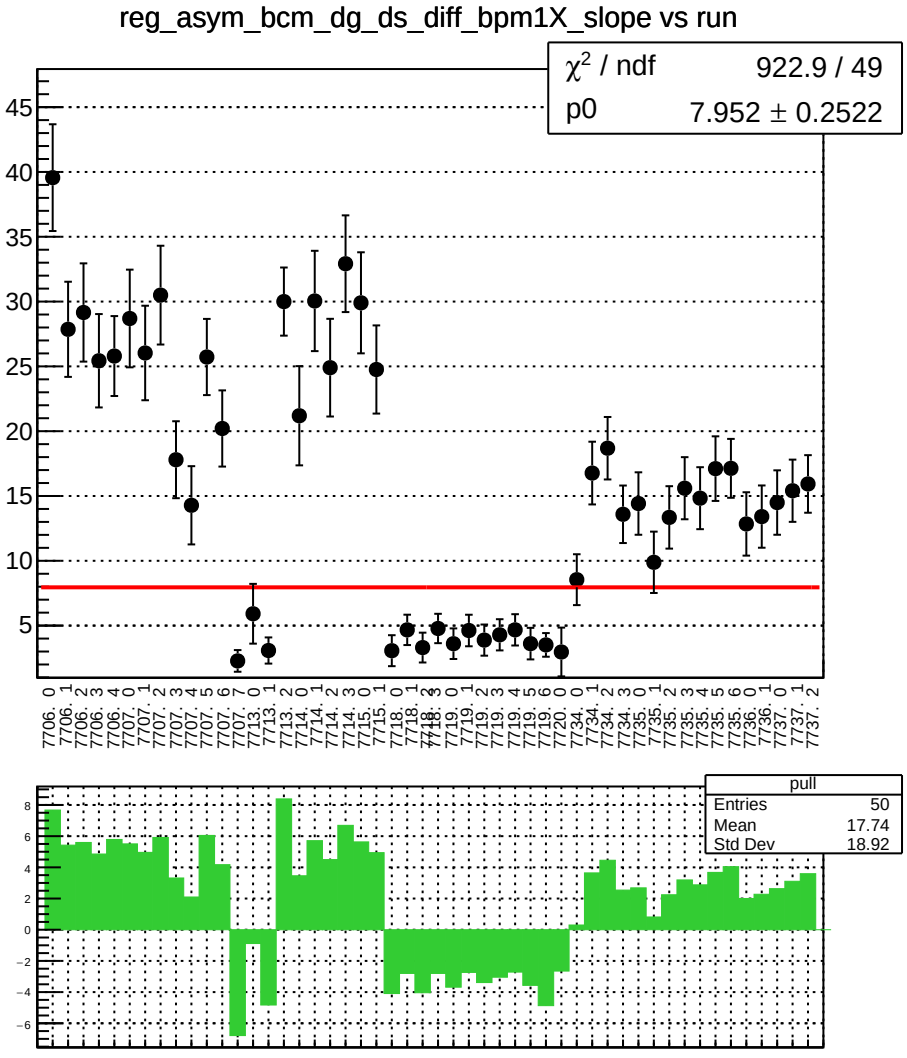
reg_asym_bcm_dg_ds_diff_bpm1X_slope vs run
χ² / ndf 922.9 / 49
p0 7.952 ± 0.2522
pull
Entries 50
Mean 17.74
Std Dev 18.92

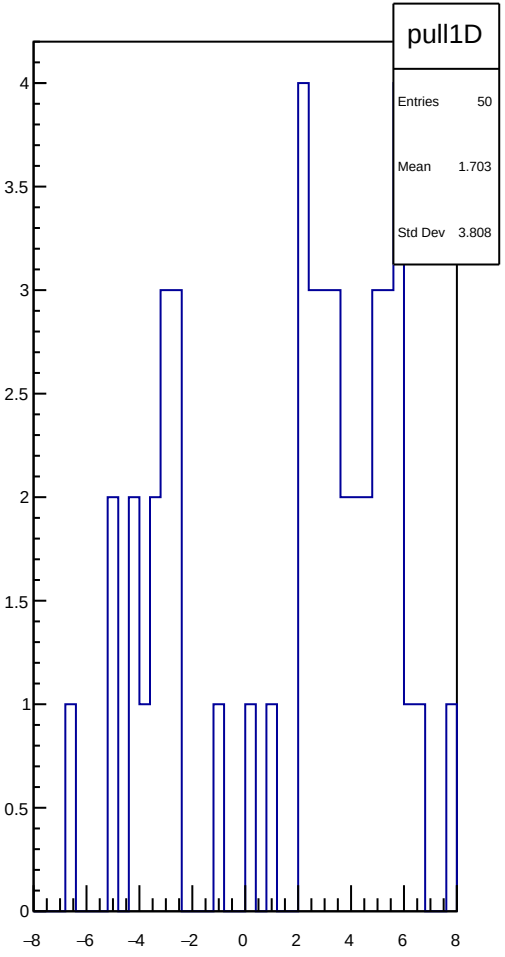
pull1D
Entries 50
Mean 1.703
Std Dev 3.808

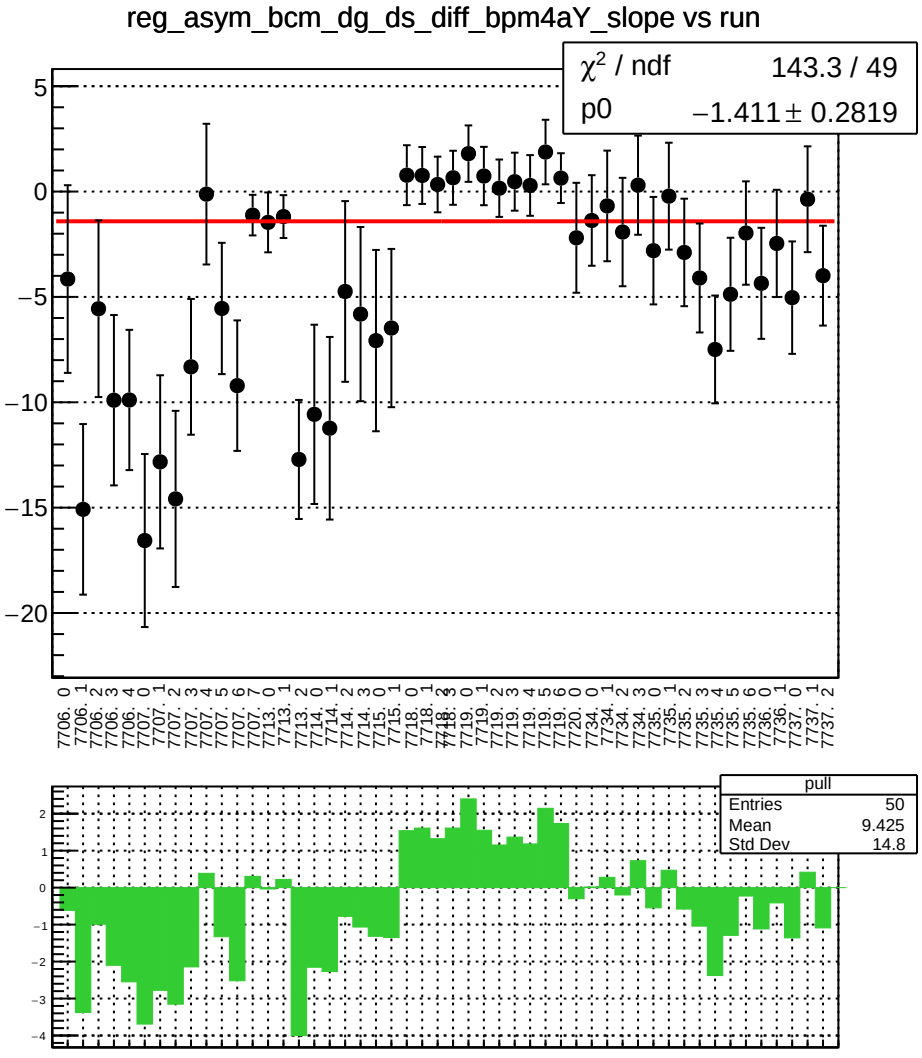
reg_asym_bcm_dg_ds_diff_bpm4aY_slope vs run
χ² / ndf 143.3 / 49
p0 −1.411 ± 0.2819
pull
Entries 50
Mean 9.425
Std Dev 14.8

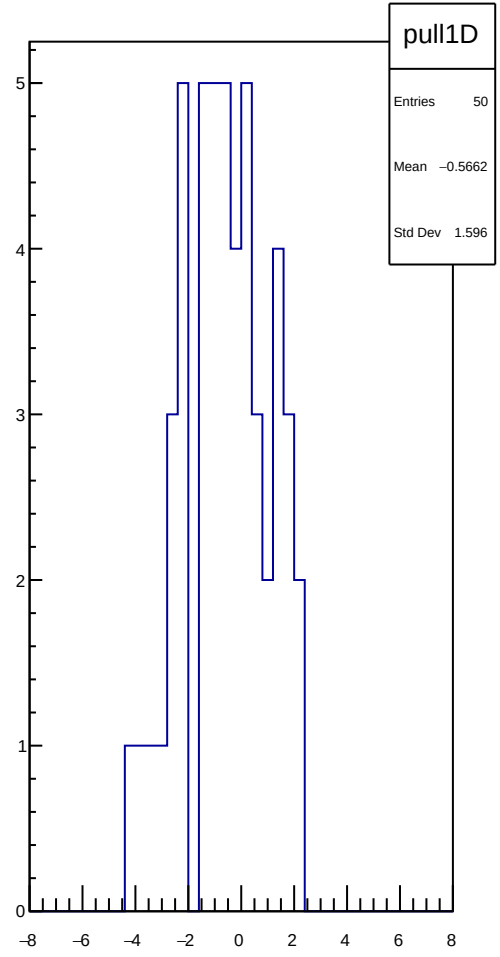
pull1D
Entries 50
Mean −0.5662
Std Dev 1.596

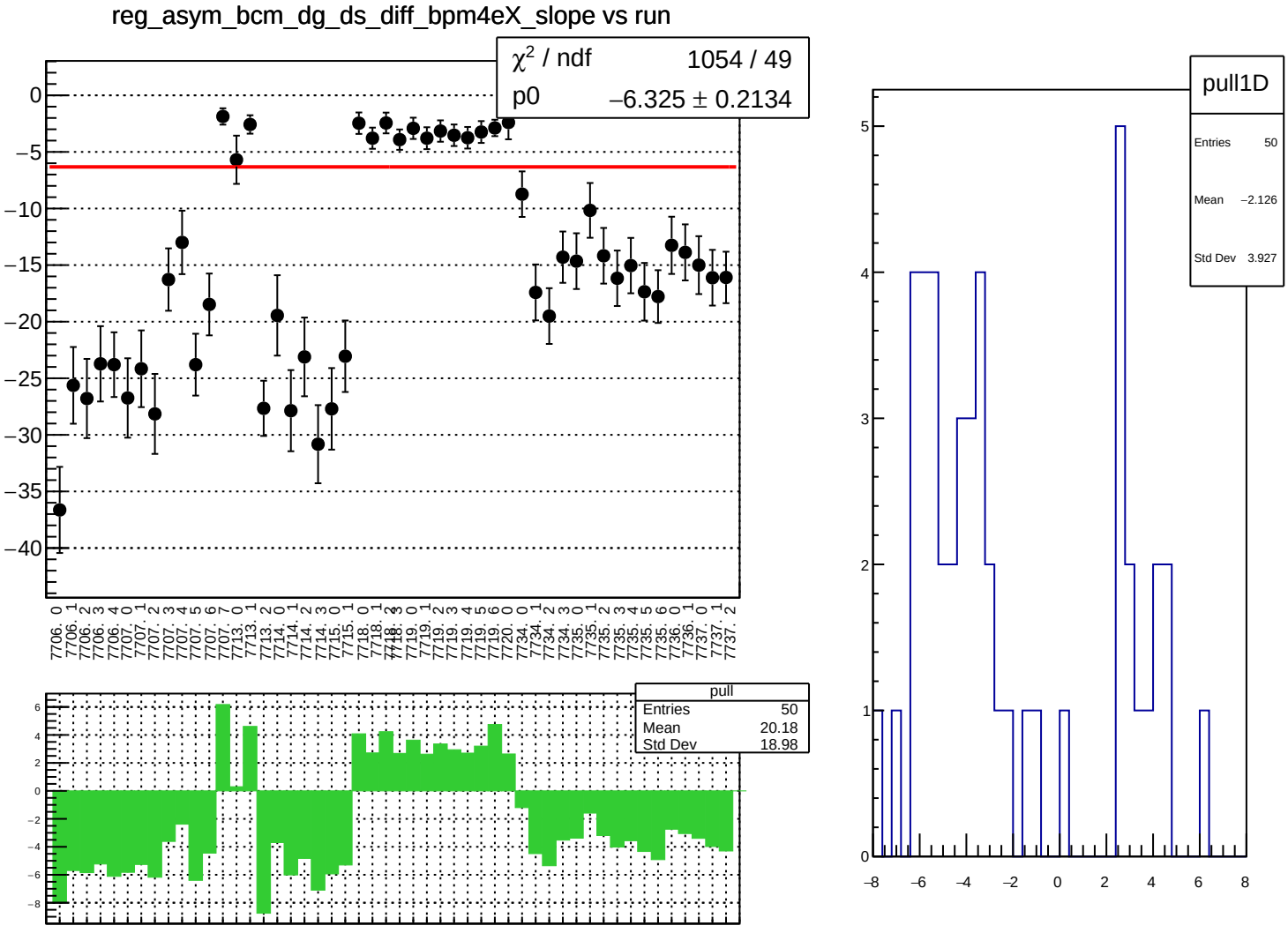
reg_asym_bcm_dg_ds_diff_bpm4eX_slope vs run
χ² / ndf 1054 / 49
p0 −6.325 ± 0.2134
pull
Entries 50
Mean 20.18
Std Dev 18.98
pull1D
Entries 50
Mean −2.126
Std Dev 3.927

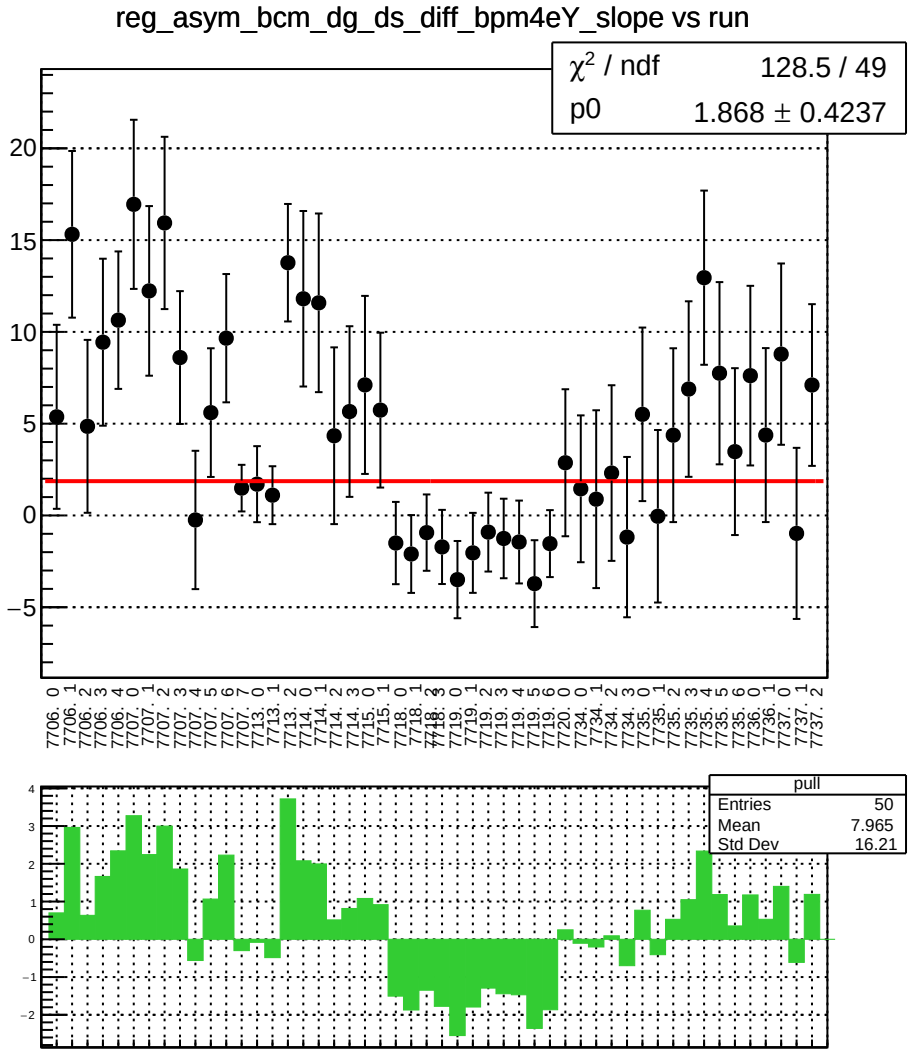
reg_asym_bcm_dg_ds_diff_bpm4eY_slope vs run
χ² / ndf 128.5 / 49
p0 1.868 ± 0.4237
pull
Entries 50
Mean 7.965
Std Dev 16.21

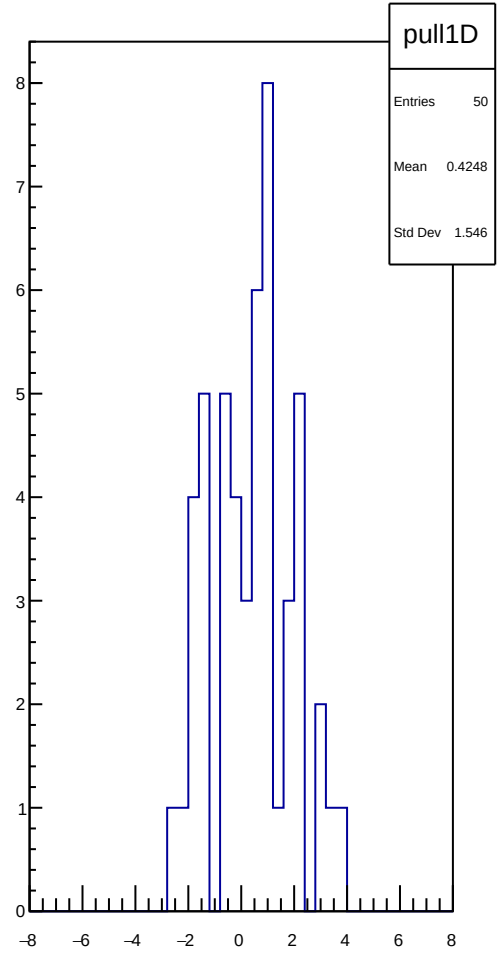
pull1D
Entries 50
Mean 0.4248
Std Dev 1.546

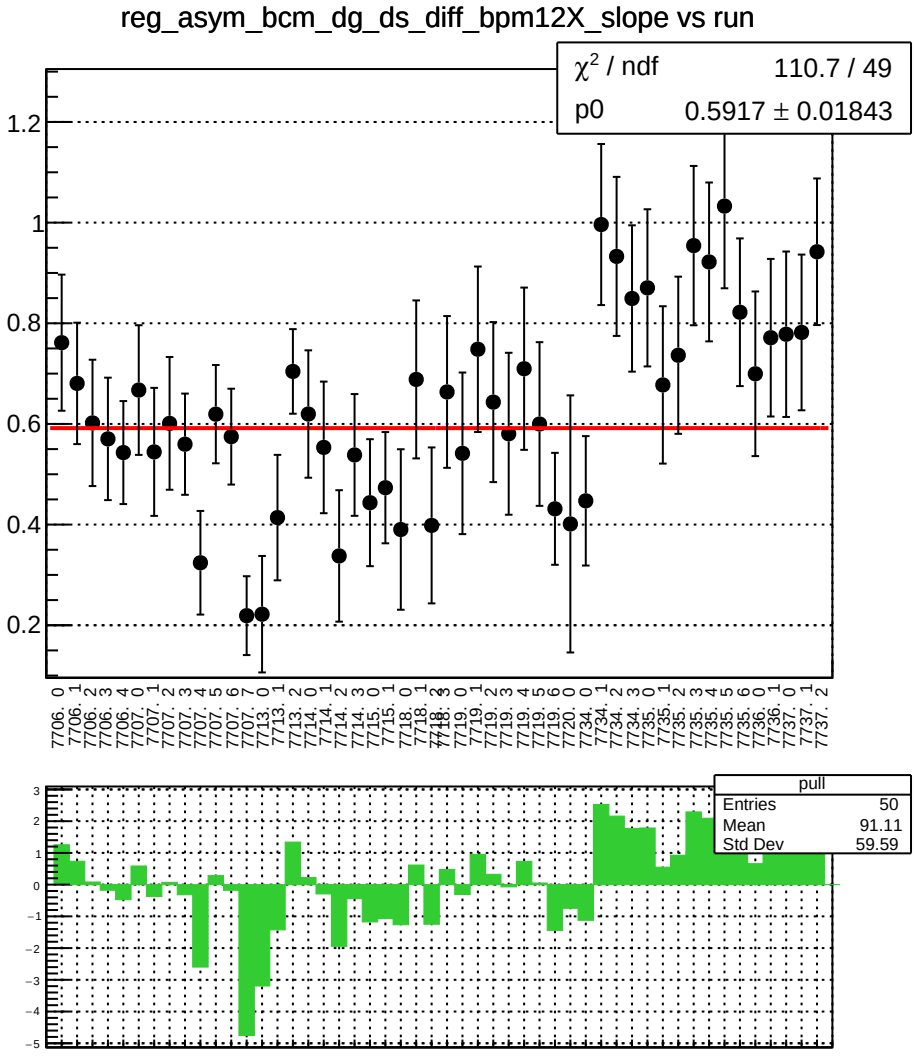
reg_asym_bcm_dg_ds_diff_bpm12X_slope vs run
χ² / ndf 110.7 / 49
p0 0.5917 ± 0.01843
pull
Entries 50
Mean 91.11
Std Dev 59.59

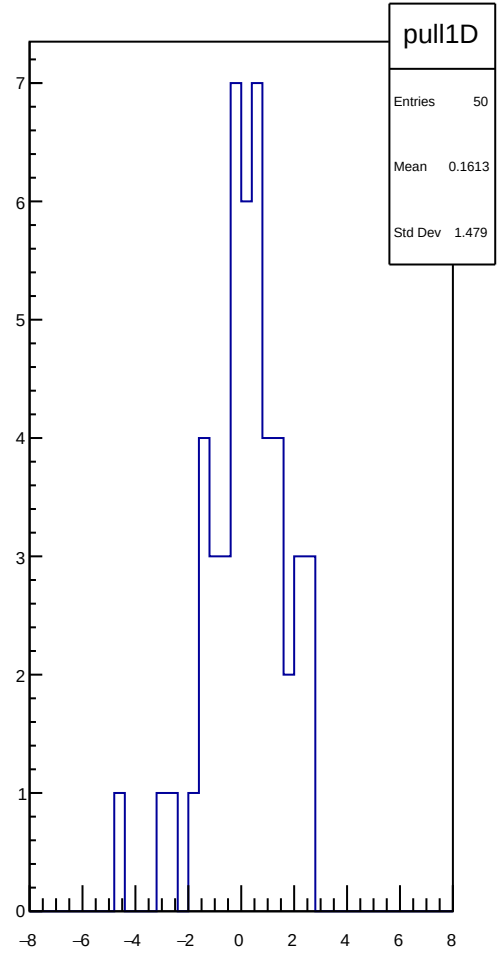
pull1D
Entries 50
Mean 0.1613
Std Dev 1.479

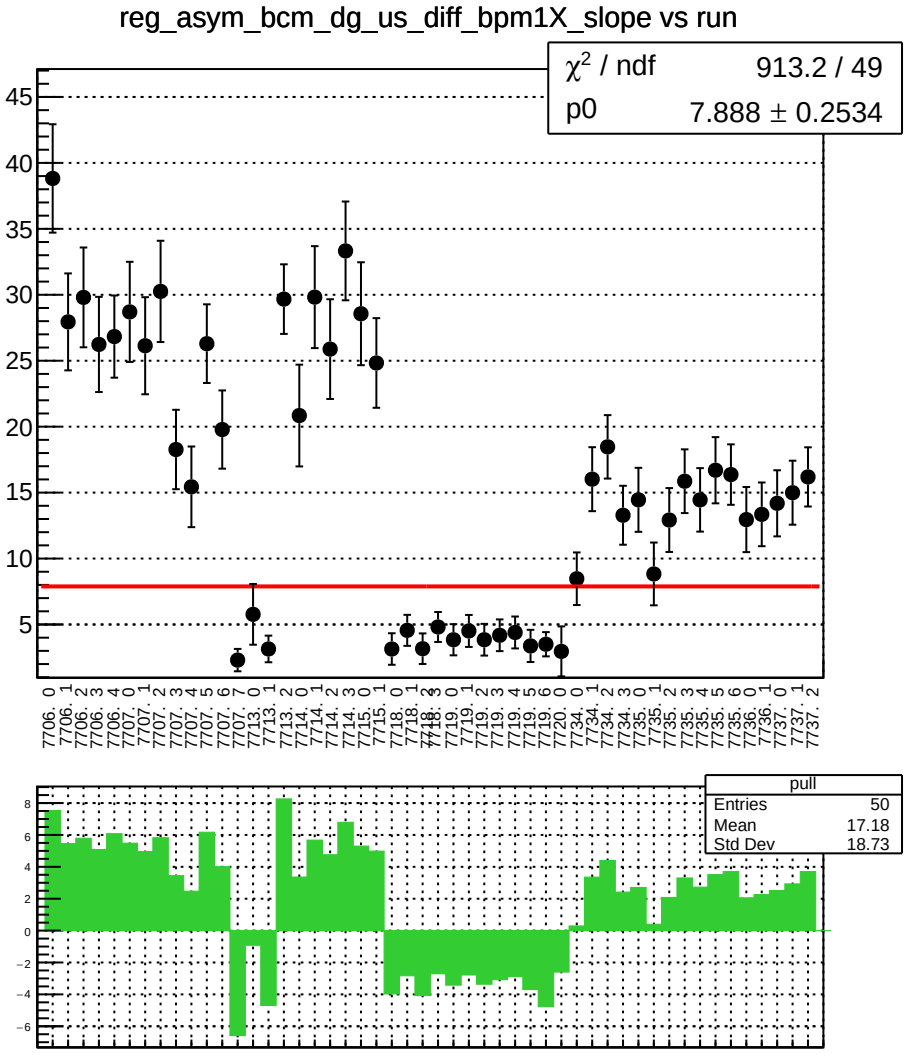
reg_asym_bcm_dg_us_diff_bpm1X_slope vs run
χ² / ndf 913.2 / 49
p0 7.888 ± 0.2534
pull
Entries 50
Mean 17.18
Std Dev 18.73

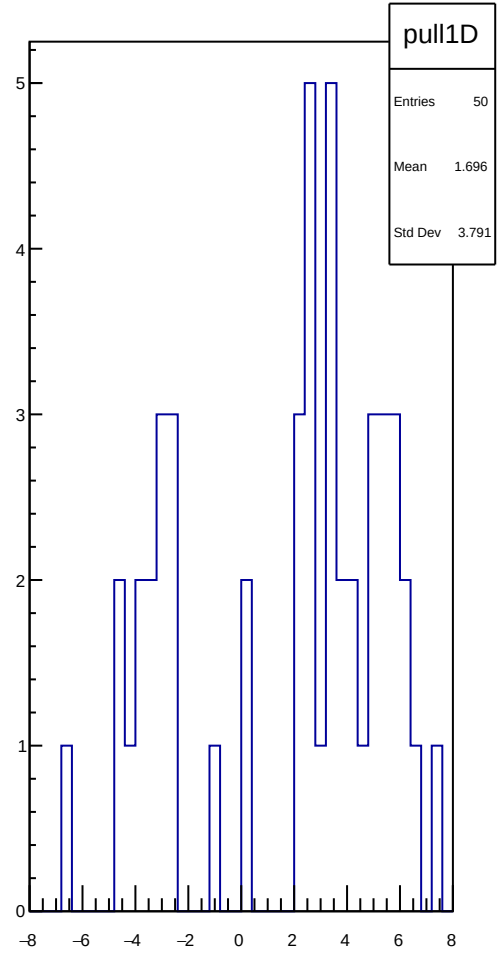
pull1D
Entries 50
Mean 1.696
Std Dev 3.791

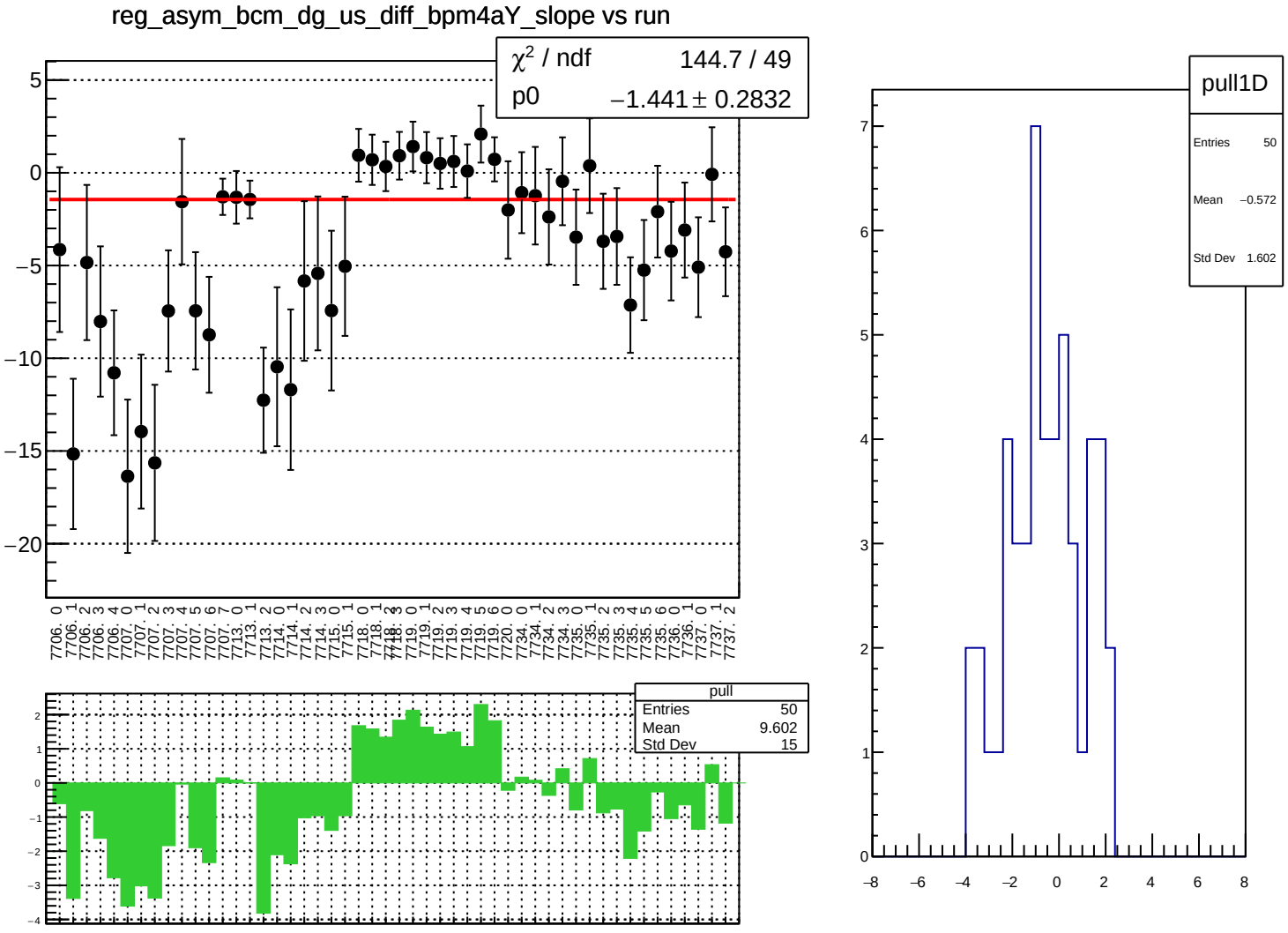
reg_asym_bcm_dg_us_diff_bpm4aY_slope vs run
χ² / ndf 144.7 / 49
p0 −1.441 ± 0.2832
pull
Entries 50
Mean 9.602
Std Dev 15
pull1D
Entries 50
Mean −0.572
Std Dev 1.602

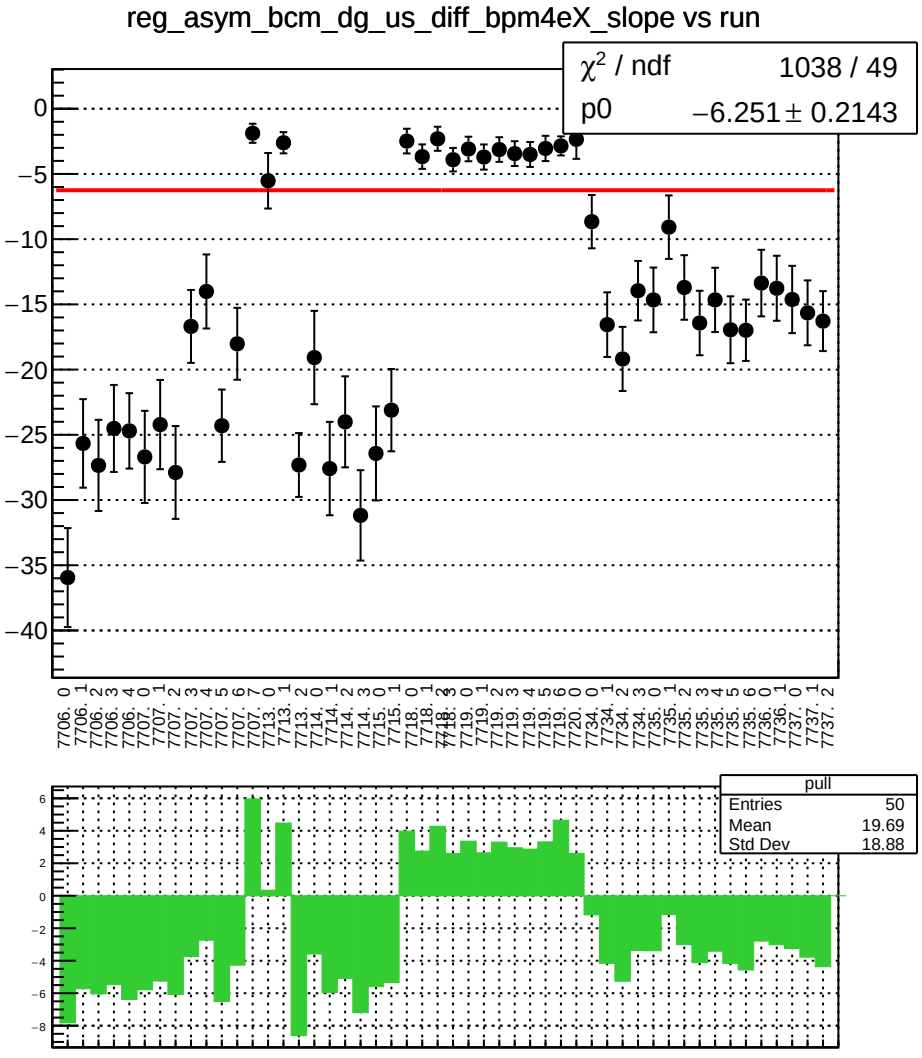
reg_asym_bcm_dg_us_diff_bpm4eX_slope vs run
χ² / ndf 1038 / 49
p0 −6.251 ± 0.2143
pull
Entries 50
Mean 19.69
Std Dev 18.88

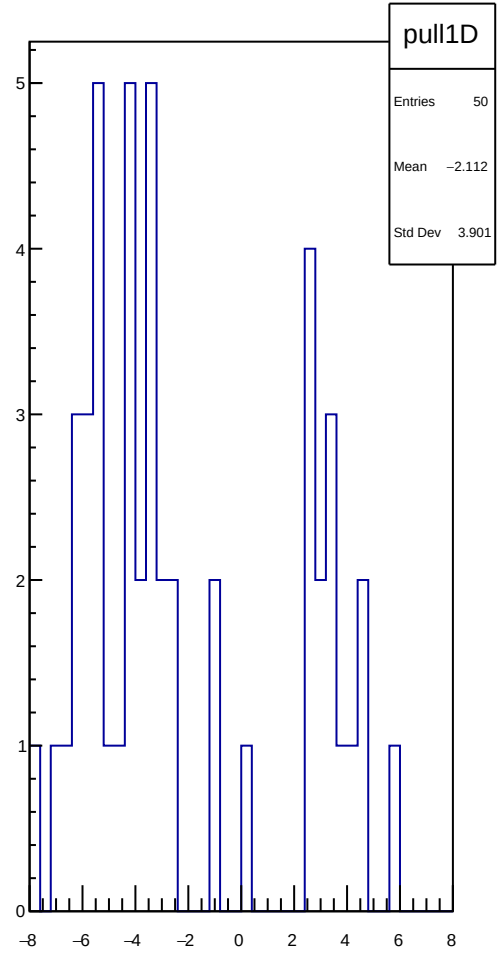
pull1D
Entries 50
Mean −2.112
Std Dev 3.901

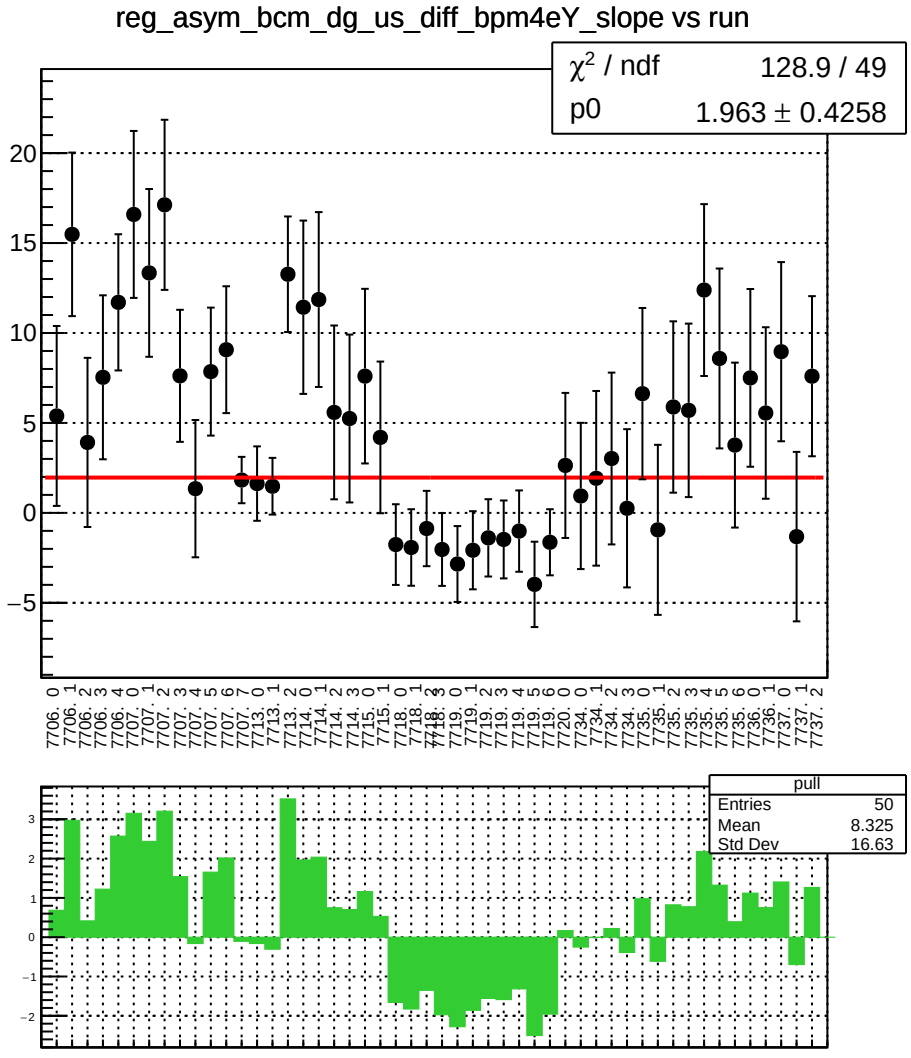
reg_asym_bcm_dg_us_diff_bpm4eY_slope vs run
χ² / ndf 128.9 / 49
p0 1.963 ± 0.4258
pull
Entries 50
Mean 8.325
Std Dev 16.63

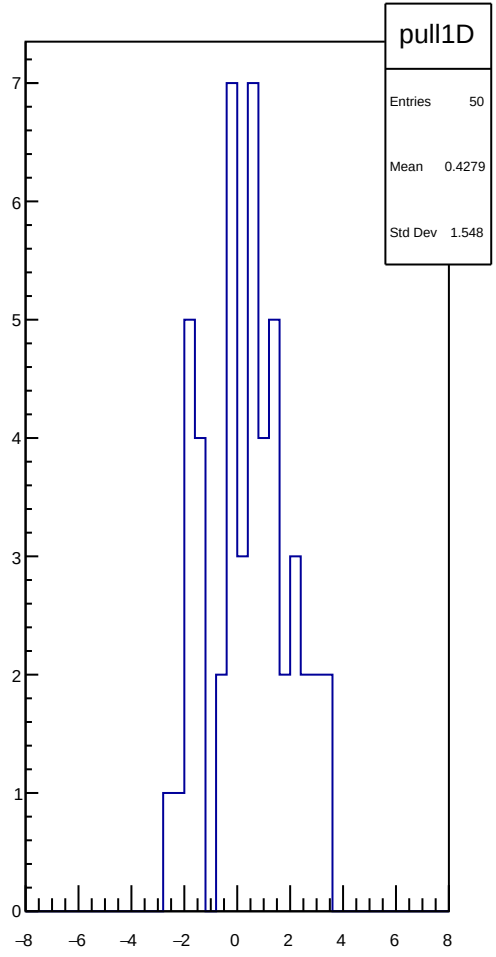
pull1D
Entries 50
Mean 0.4279
Std Dev 1.548

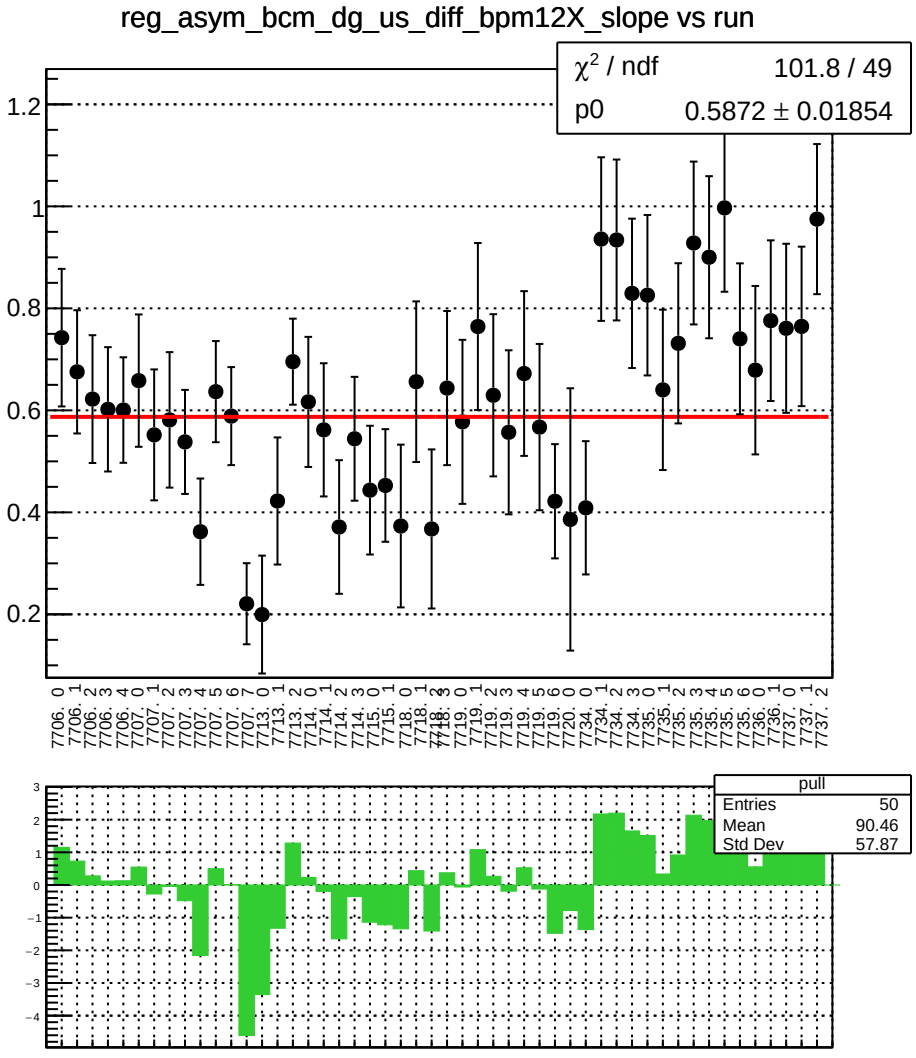
reg_asym_bcm_dg_us_diff_bpm12X_slope vs run
χ² / ndf 101.8 / 49
p0 0.5872 ± 0.01854
pull
Entries 50
Mean 90.46
Std Dev 57.87

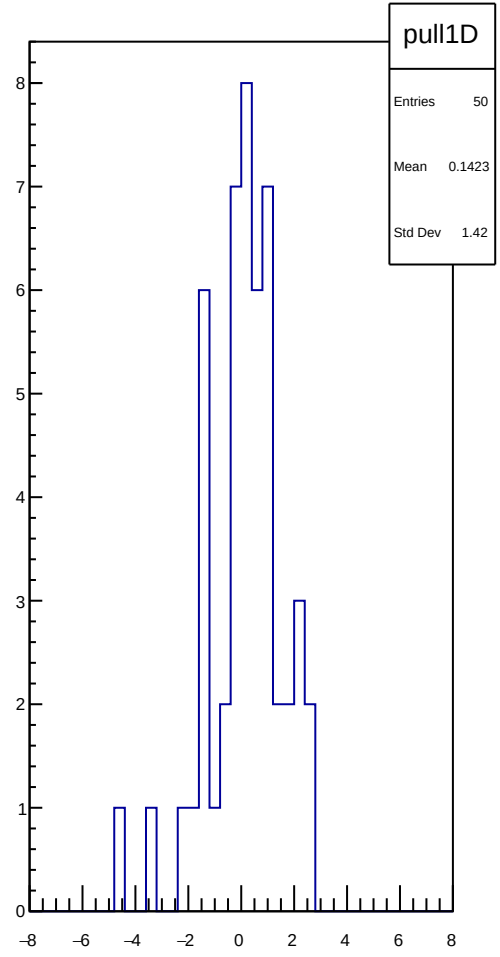
pull1D
Entries 50
Mean 0.1423
Std Dev 1.42