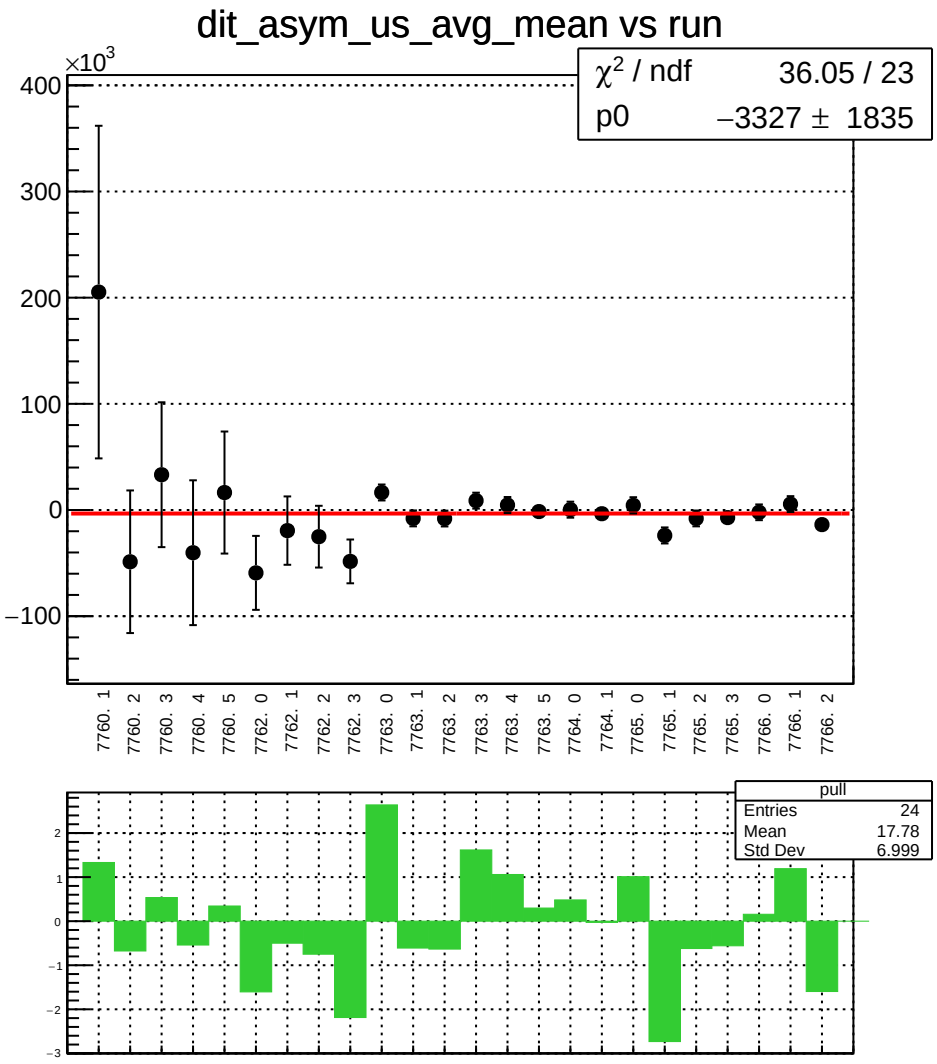
dit_asym_us_avg_mean vs run
×10^3
χ² / ndf 36.05 / 23
p0 −3327 ± 1835
400
300
200
100
0
−100
7760. 1
7760. 2
7760. 3
7760. 4
7760. 5
7762. 0
7762. 1
7762. 2
7762. 3
7763. 0
7763. 1
7763. 2
7763. 3
7763. 4
7763. 5
7764. 0
7764. 1
7765. 0
7765. 1
7765. 2
7765. 3
7766. 0
7766. 1
7766. 2
pull
Entries 24
Mean 17.78
Std Dev 6.999
2
1
0
−1
−2
−3

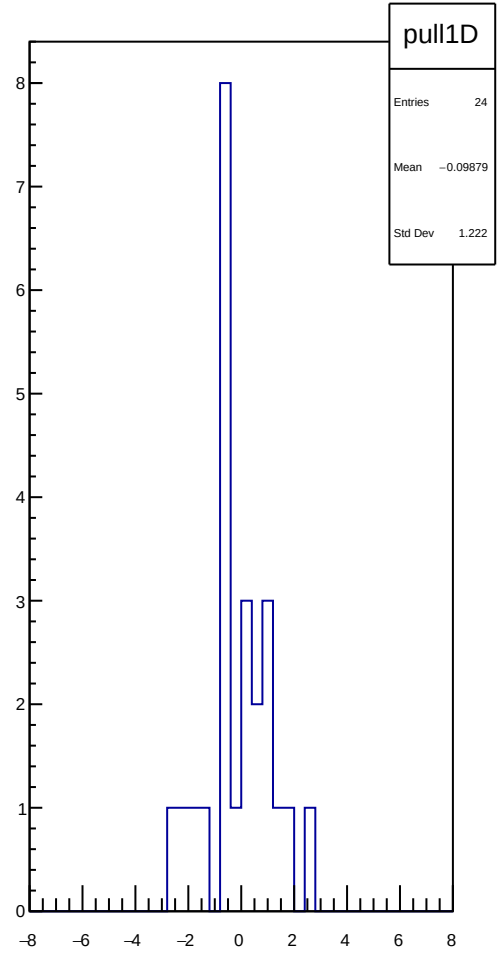
pull1D
Entries 24
Mean −0.09879
Std Dev 1.222
8
7
6
5
4
3
2
1
0
−8
−6
−4
−2
0
2
4
6
8

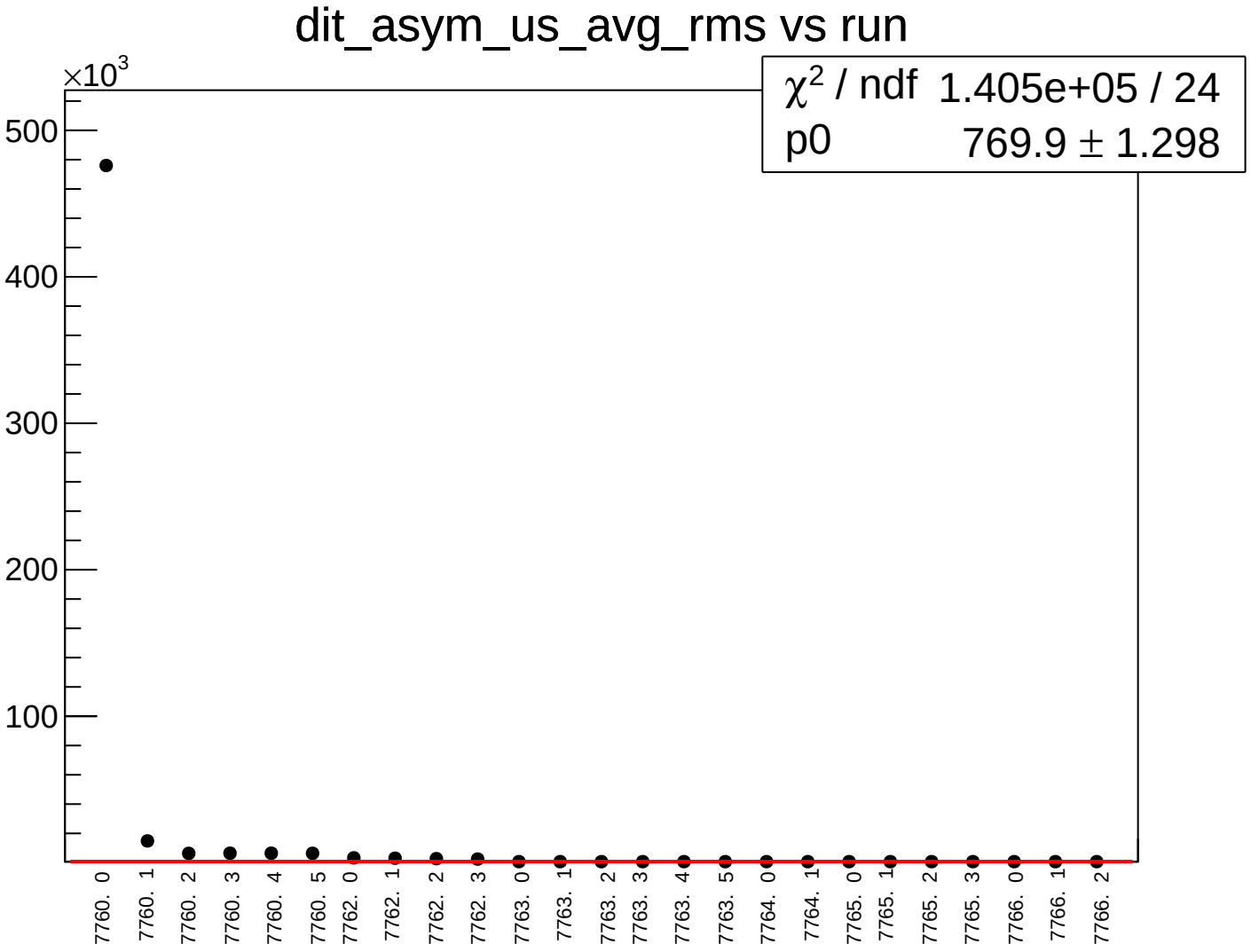
dit_asym_us_avg_rms vs run
×10^3
500
400
300
200
100
χ² / ndf 1.405e+05 / 24
p0 769.9 ± 1.298
7760. 0
7760. 1
7760. 2
7760. 3
7760. 4
7760. 5
7762. 0
7762. 1
7762. 2
7762. 3
7763. 0
7763. 1
7763. 2
7763. 3
7763. 4
7763. 5
7764. 0
7764. 1
7765. 0
7765. 1
7765. 2
7765. 3
7766. 0
7766. 1
7766. 2

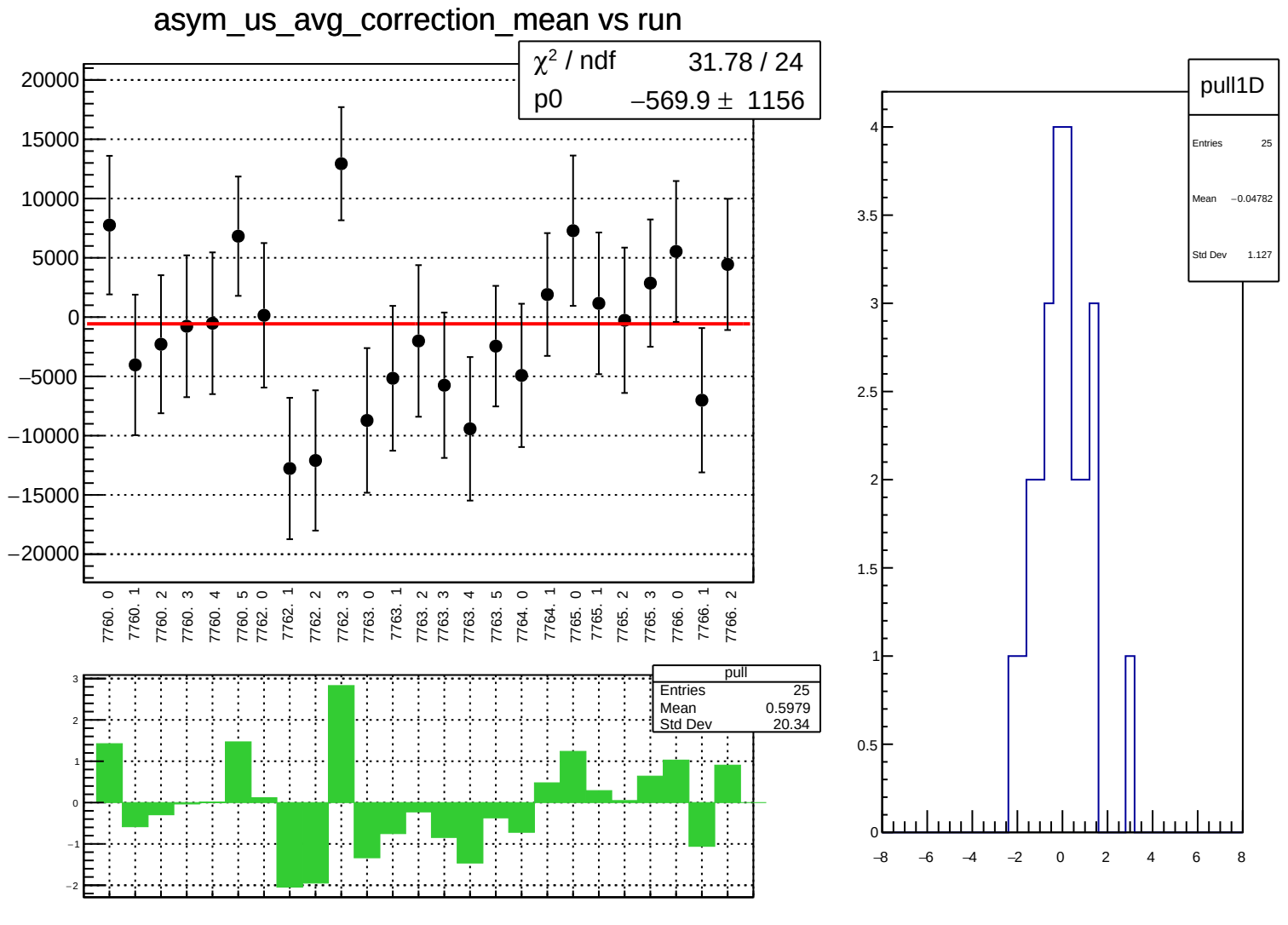
asym_us_avg_correction_mean vs run
χ² / ndf 31.78 / 24
p0 −569.9 ± 1156
20000
15000
10000
5000
0
−5000
−10000
−15000
−20000
7760. 0
7760. 1
7760. 2
7760. 3
7760. 4
7760. 5
7762. 0
7762. 1
7762. 2
7762. 3
7763. 0
7763. 1
7763. 2
7763. 3
7763. 4
7763. 5
7764. 0
7764. 1
7765. 0
7765. 1
7765. 2
7765. 3
7766. 0
7766. 1
7766. 2
pull
Entries 25
Mean 0.5979
Std Dev 20.34
pull1D
Entries 25
Mean −0.04782
Std Dev 1.127

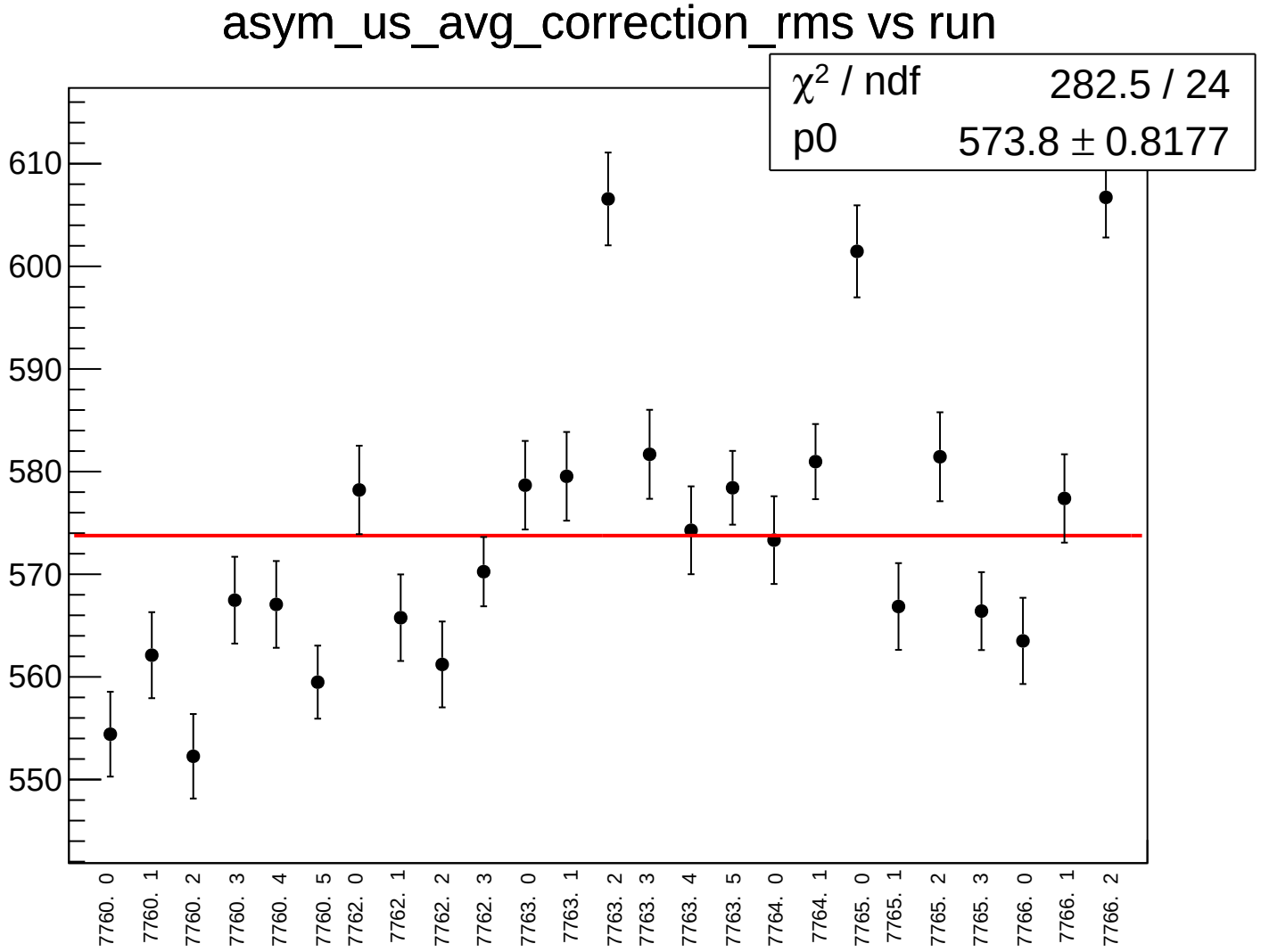
asym_us_avg_correction_rms vs run
χ² / ndf 282.5 / 24
p0 573.8 ± 0.8177
610
600
590
580
570
560
550
7760. 0
7760. 1
7760. 2
7760. 3
7760. 4
7760. 5
7762. 0
7762. 1
7762. 2
7762. 3
7763. 0
7763. 1
7763. 2
7763. 3
7763. 4
7763. 5
7764. 0
7764. 1
7765. 0
7765. 1
7765. 2
7765. 3
7766. 0
7766. 1
7766. 2

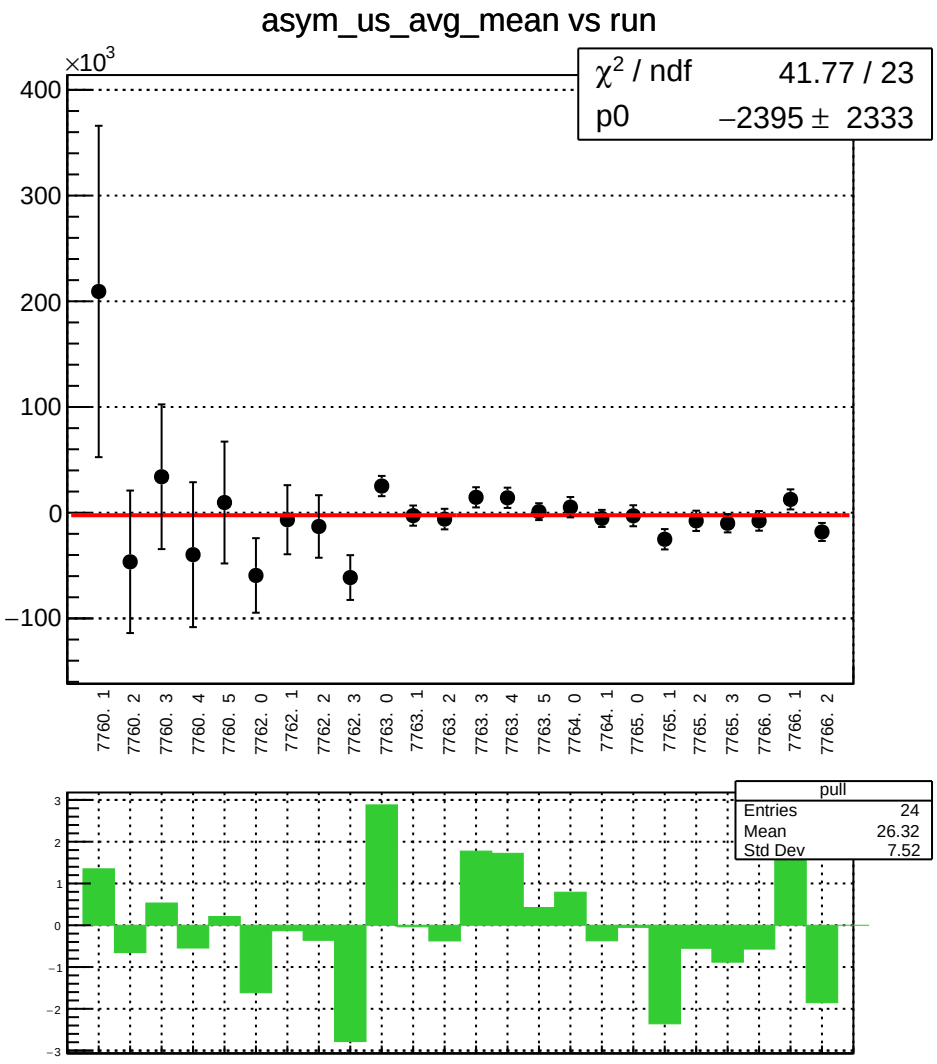
asym_us_avg_mean vs run
×10^3
χ^2 / ndf 41.77 / 23
p0 −2395 ± 2333
400
300
200
100
0
−100
7760. 1
7760. 2
7760. 3
7760. 4
7760. 5
7762. 0
7762. 1
7762. 2
7762. 3
7763. 0
7763. 1
7763. 2
7763. 3
7763. 4
7763. 5
7764. 0
7764. 1
7765. 0
7765. 1
7765. 2
7765. 3
7766. 0
7766. 1
7766. 2
pull
Entries 24
Mean 26.32
Std Dev 7.52

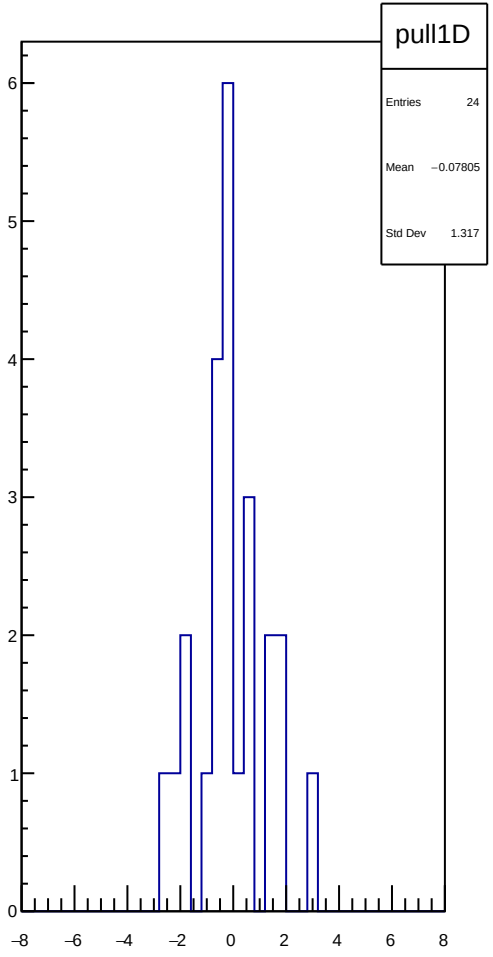
pull1D
Entries 24
Mean −0.07805
Std Dev 1.317

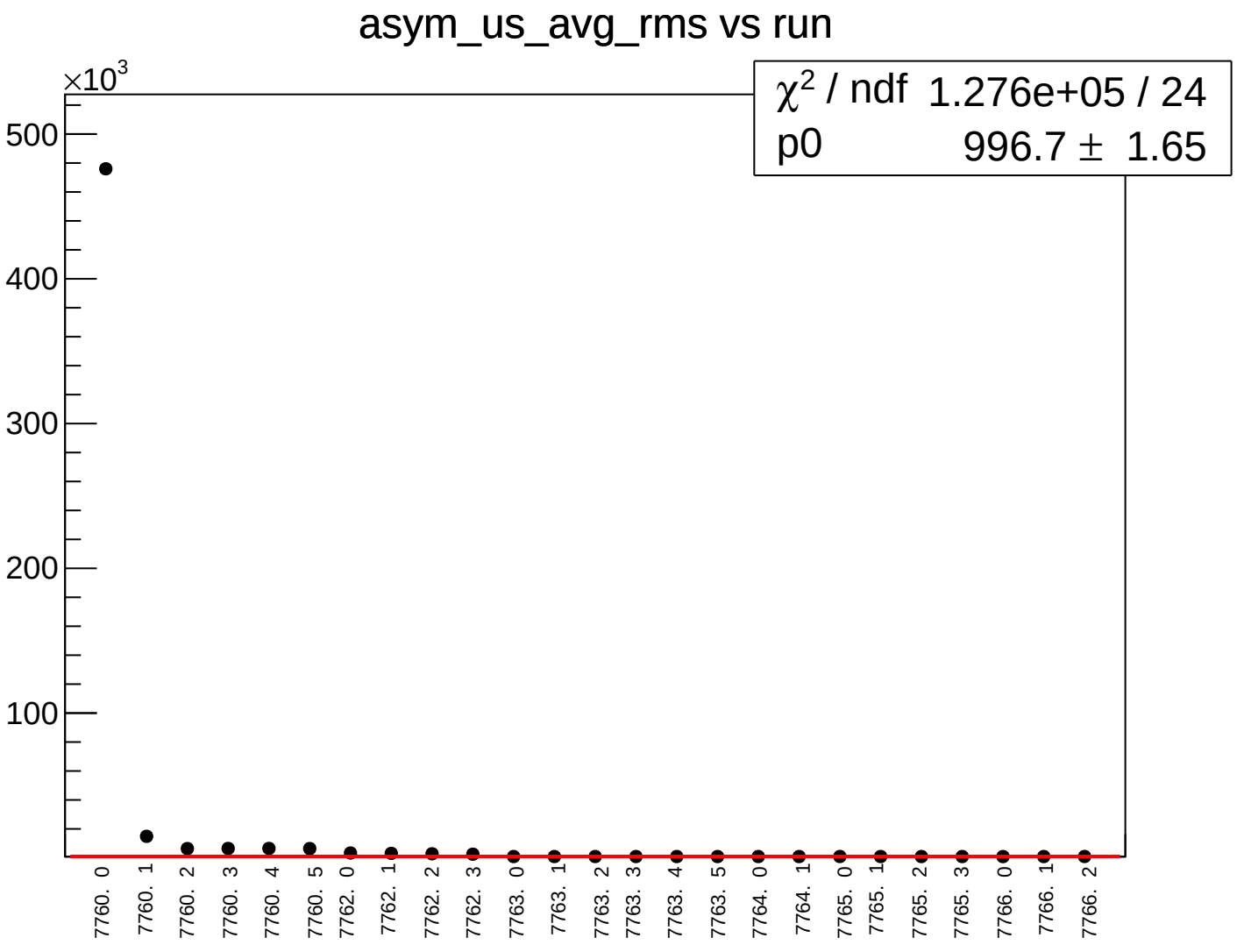
asym_us_avg_rms vs run
×10^3
500
400
300
200
100
χ² / ndf 1.276e+05 / 24
p0 996.7 ± 1.65
7760. 0
7760. 1
7760. 2
7760. 3
7760. 4
7760. 5
7762. 0
7762. 1
7762. 2
7762. 3
7763. 0
7763. 1
7763. 2
7763. 3
7763. 4
7763. 5
7764. 0
7764. 1
7765. 0
7765. 1
7765. 2
7765. 3
7766. 0
7766. 1
7766. 2

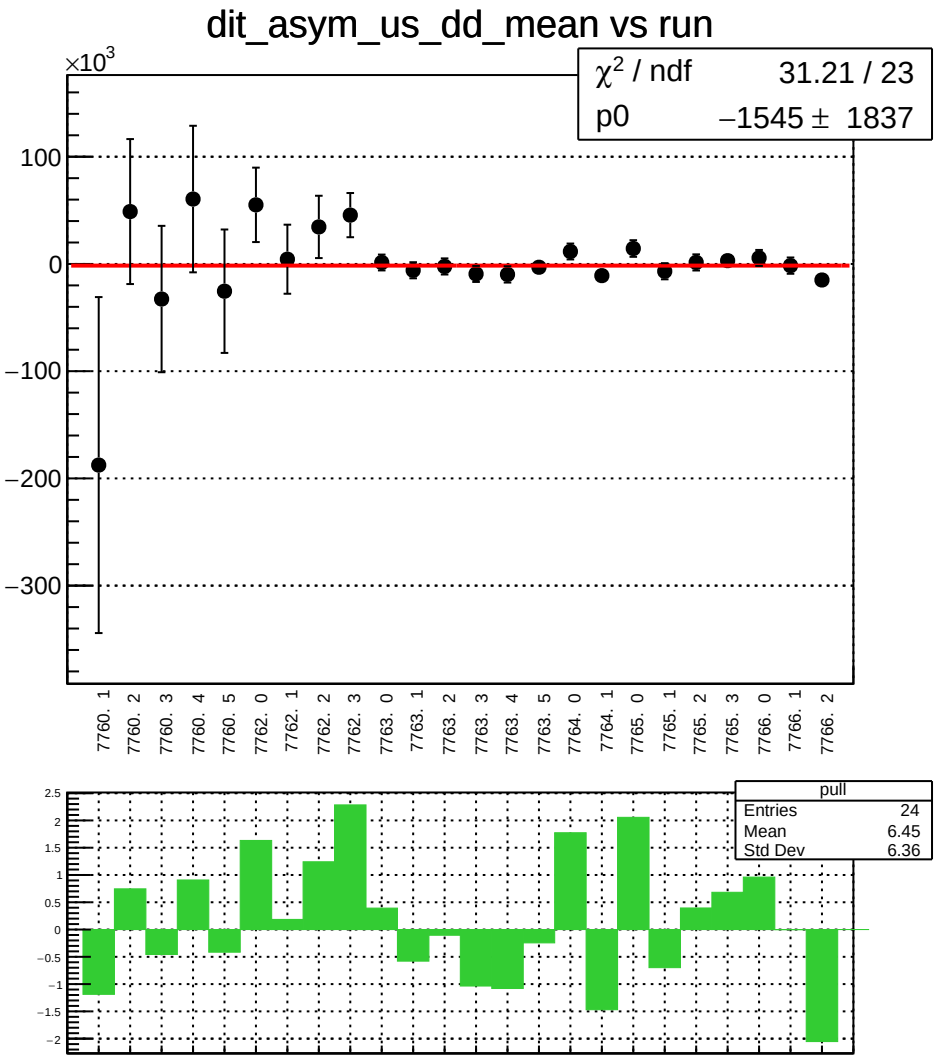
dit_asym_us_dd_mean vs run
×10^3
χ² / ndf 31.21 / 23
p0 −1545 ± 1837
100
0
−100
−200
−300
7760. 1
7760. 2
7760. 3
7760. 4
7760. 5
7762. 0
7762. 1
7762. 2
7762. 3
7763. 0
7763. 1
7763. 2
7763. 3
7763. 4
7763. 5
7764. 0
7764. 1
7765. 0
7765. 1
7765. 2
7765. 3
7766. 0
7766. 1
7766. 2
pull
Entries 24
Mean 6.45
Std Dev 6.36

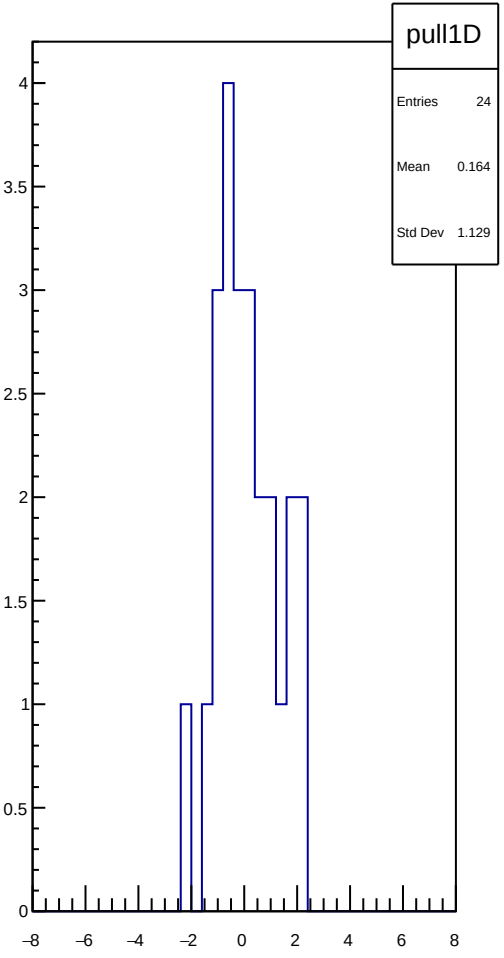
pull1D
Entries 24
Mean 0.164
Std Dev 1.129

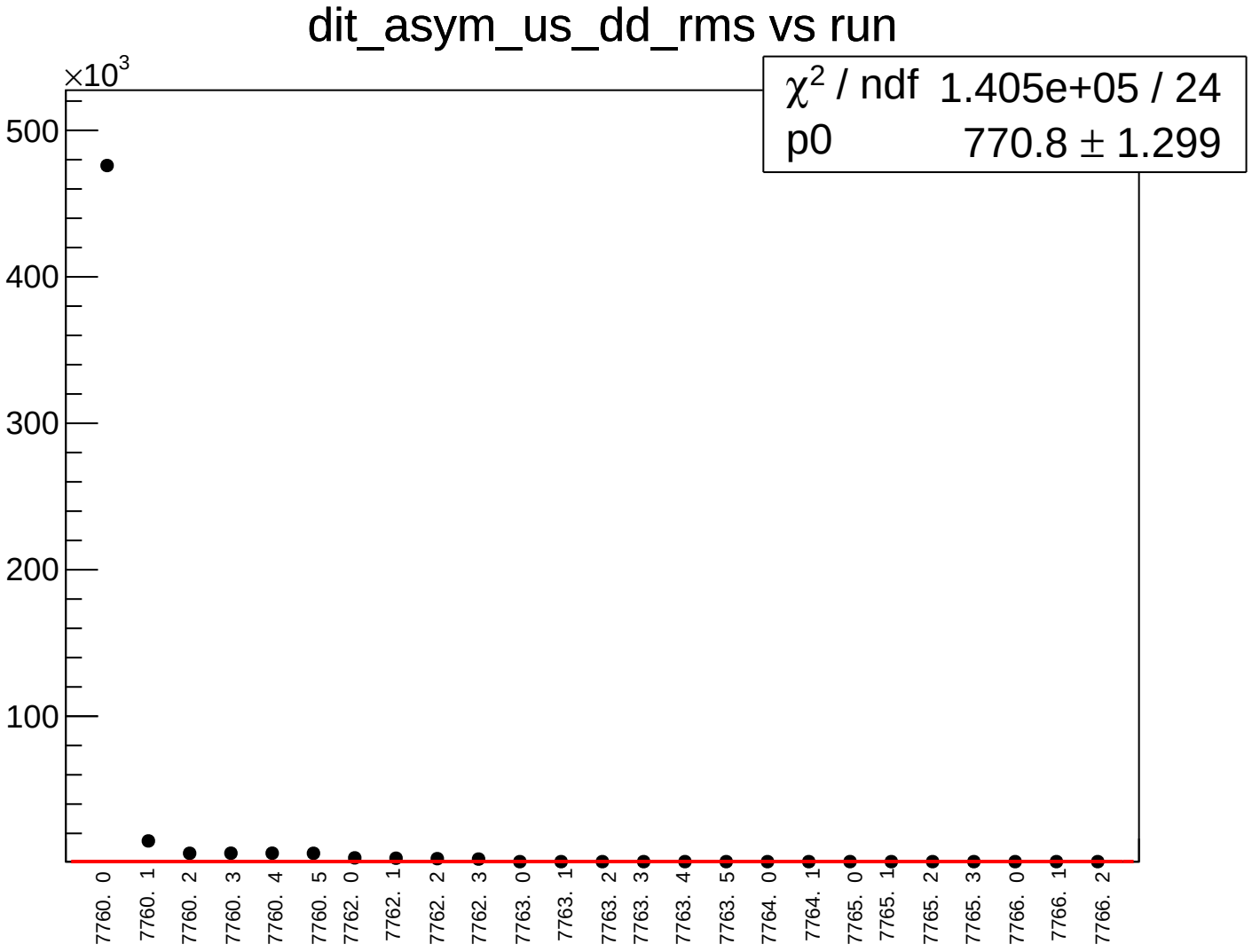
dit_asym_us_dd_rms vs run
×10^3
500
400
300
200
100
χ² / ndf 1.405e+05 / 24
p0 770.8 ± 1.299
7760. 0
7760. 1
7760. 2
7760. 3
7760. 4
7760. 5
7762. 0
7762. 1
7762. 2
7762. 3
7763. 0
7763. 1
7763. 2
7763. 3
7763. 4
7763. 5
7764. 0
7764. 1
7765. 0
7765. 1
7765. 2
7765. 3
7766. 0
7766. 1
7766. 2

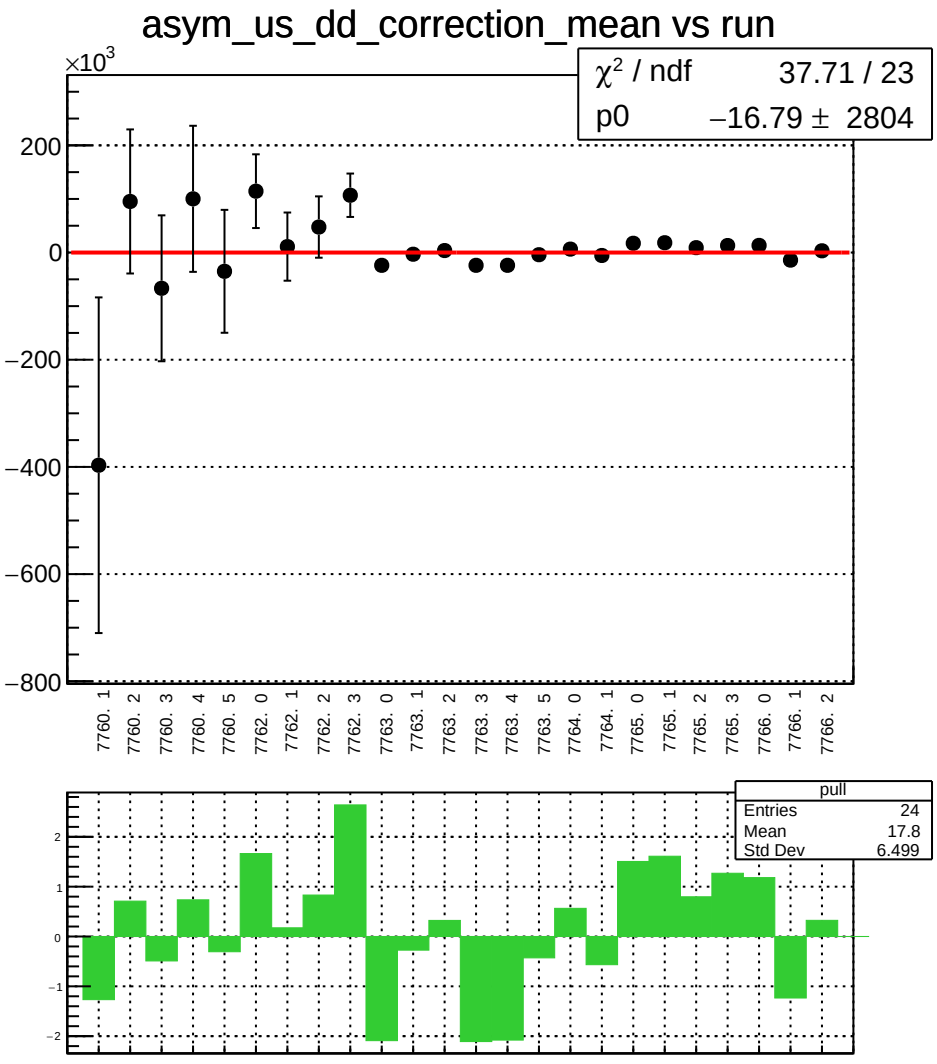
asym_us_dd_correction_mean vs run
×10^3
χ² / ndf 37.71 / 23
p0 −16.79 ± 2804
200
0
−200
−400
−600
−800
7760. 1
7760. 2
7760. 3
7760. 4
7760. 5
7762. 0
7762. 1
7762. 2
7762. 3
7763. 0
7763. 1
7763. 2
7763. 3
7763. 4
7763. 5
7764. 0
7764. 1
7765. 0
7765. 1
7765. 2
7765. 3
7766. 0
7766. 1
7766. 2
pull
Entries 24
Mean 17.8
Std Dev 6.499
2
1
0
−1
−2

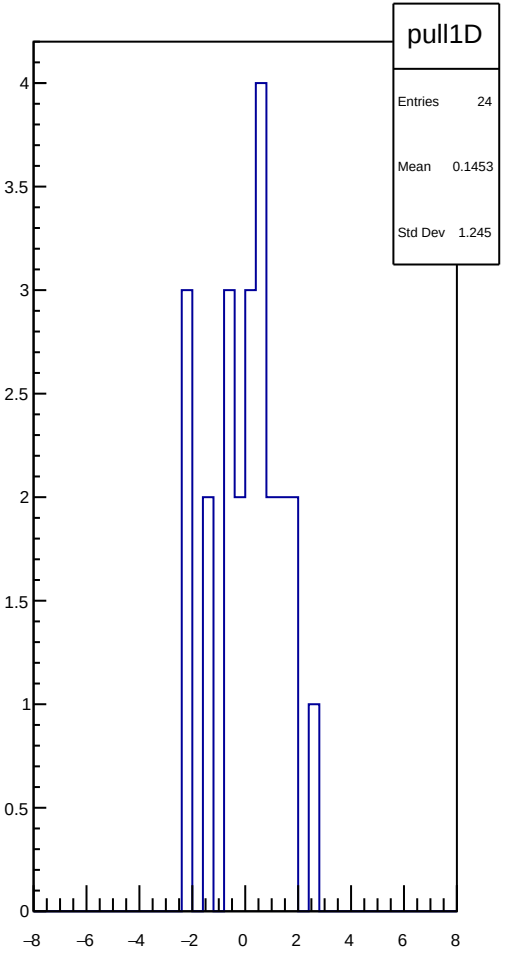
pull1D
Entries 24
Mean 0.1453
Std Dev 1.245
4
3.5
3
2.5
2
1.5
1
0.5
0
−8
−6
−4
−2
0
2
4
6
8

asym_us_dd_correction_rms vs run

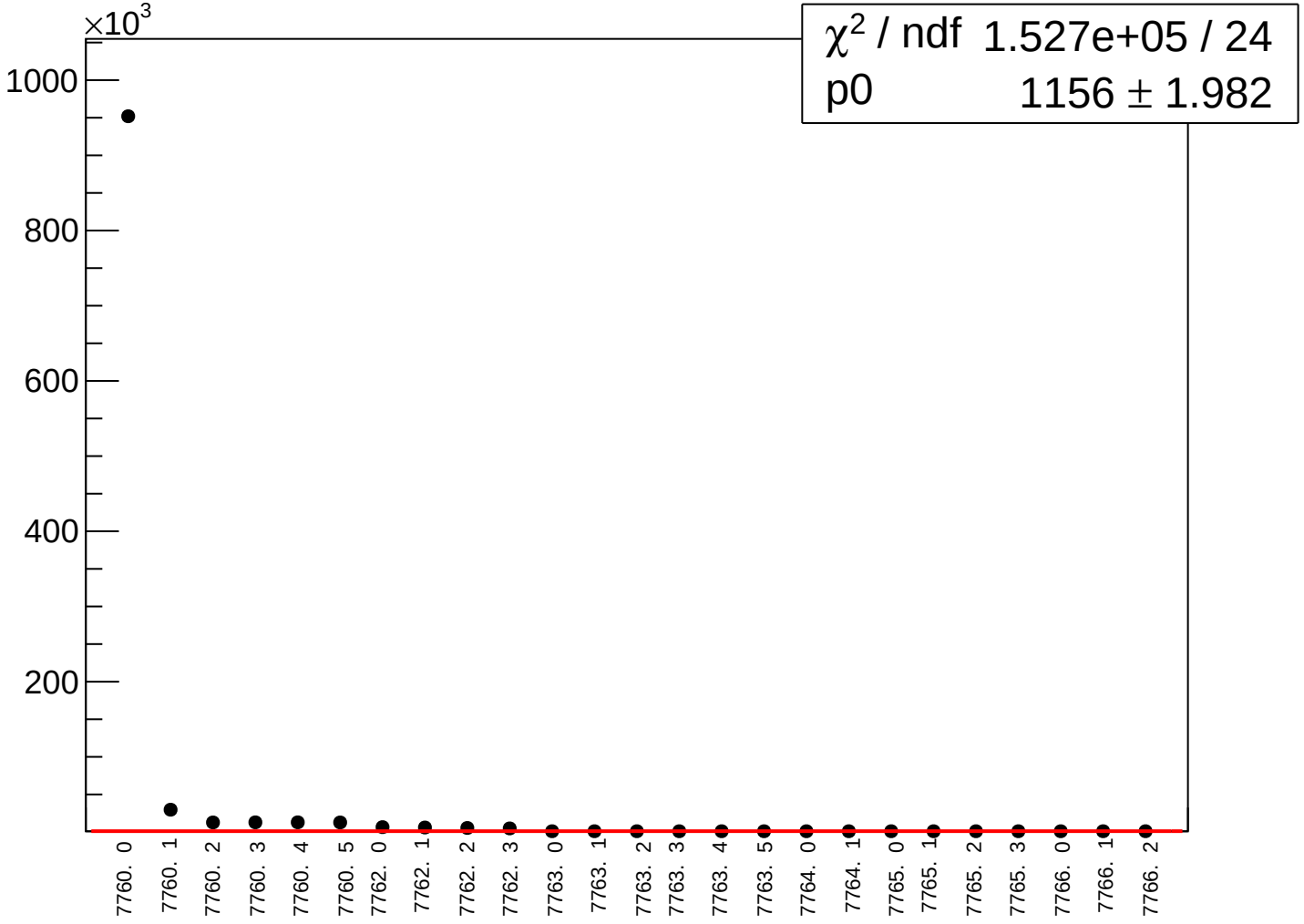

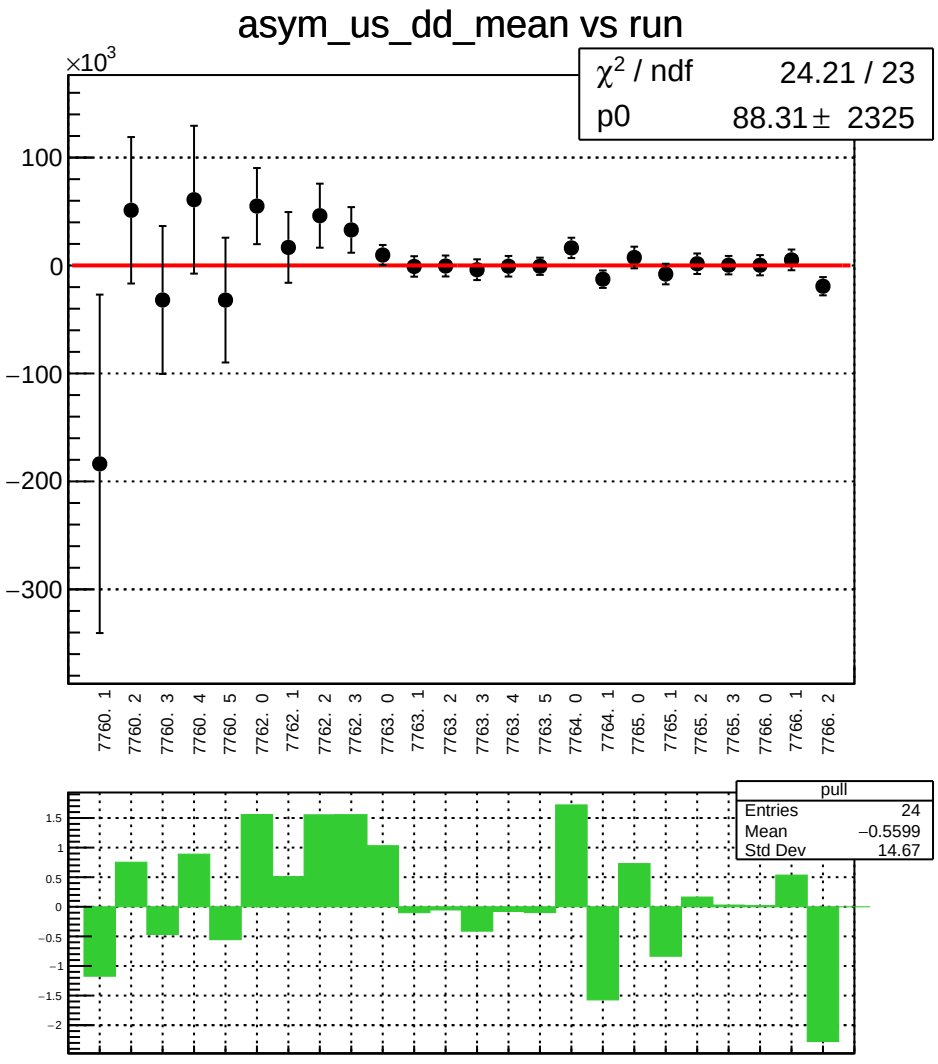
asym_us_dd_mean vs run
×10^3
χ^2 / ndf 24.21 / 23
p0 88.31 ± 2325
100
0
−100
−200
−300
7760. 1
7760. 2
7760. 3
7760. 4
7760. 5
7762. 0
7762. 1
7762. 2
7762. 3
7763. 0
7763. 1
7763. 2
7763. 3
7763. 4
7763. 5
7764. 0
7764. 1
7765. 0
7765. 1
7765. 2
7765. 3
7766. 0
7766. 1
7766. 2
pull
Entries 24
Mean −0.5599
Std Dev 14.67
1.5
1
0.5
0
−0.5
−1
−1.5
−2

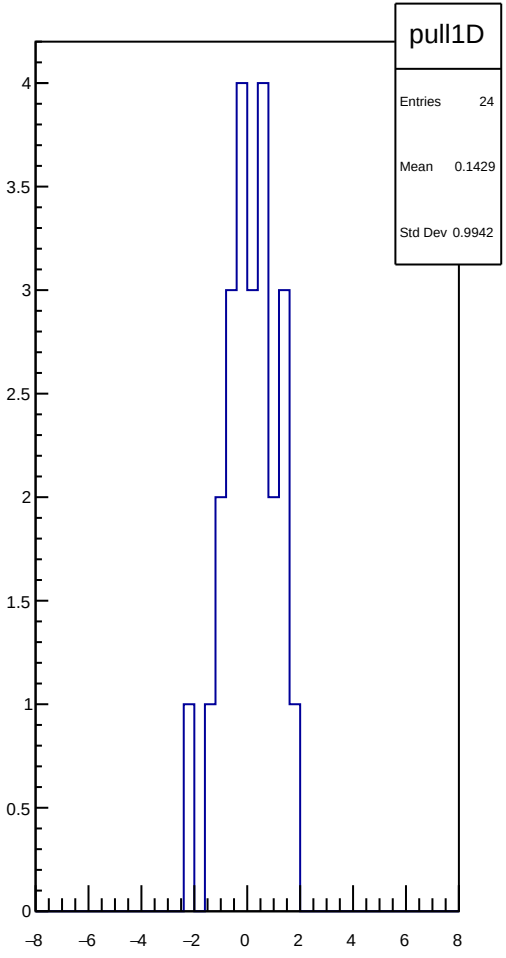
pull1D
Entries 24
Mean 0.1429
Std Dev 0.9942
4
3.5
3
2.5
2
1.5
1
0.5
0
−8
−6
−4
−2
0
2
4
6
8

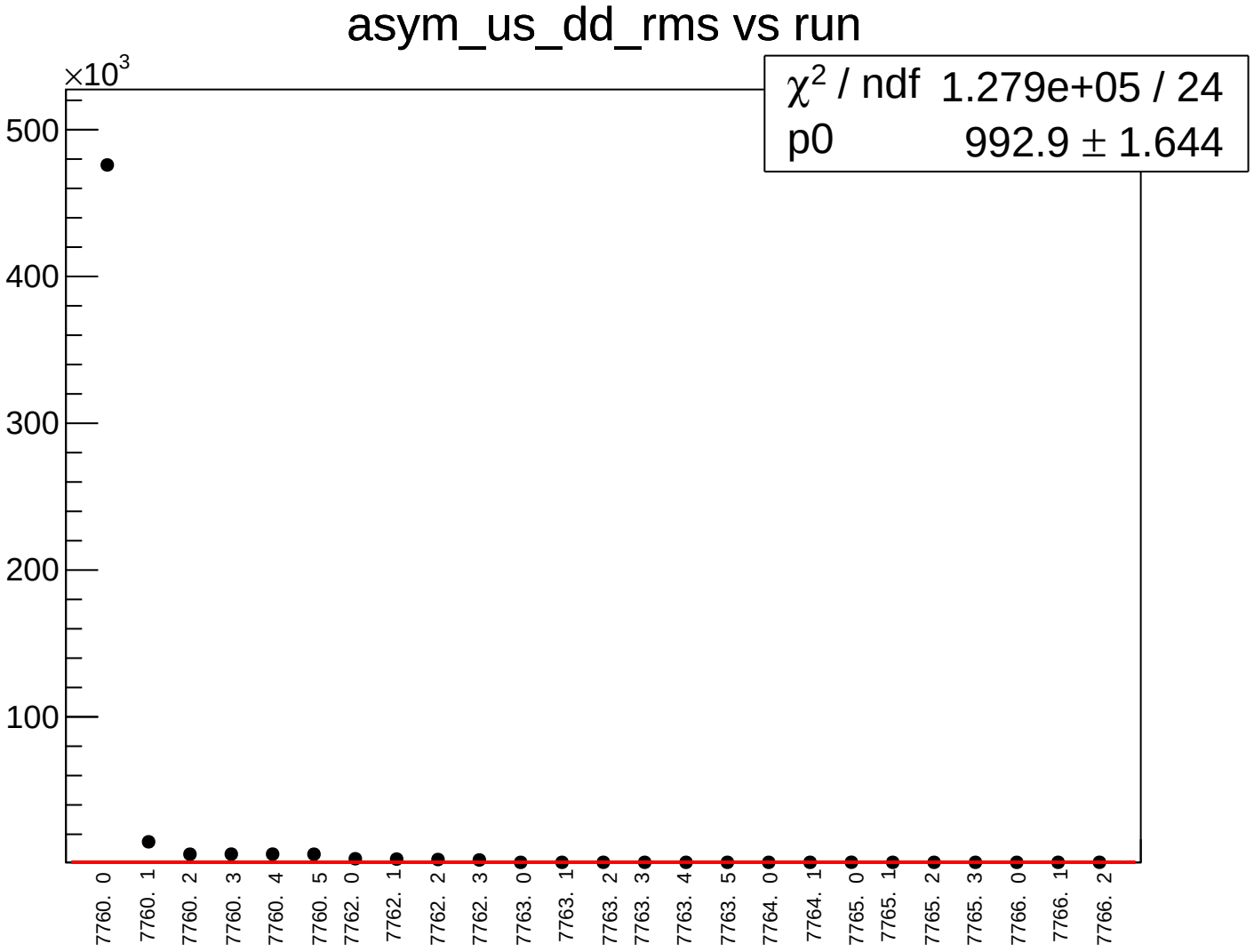
asym_us_dd_rms vs run
×10^3
500
400
300
200
100
χ² / ndf 1.279e+05 / 24
p0 992.9 ± 1.644
7760. 0
7760. 1
7760. 2
7760. 3
7760. 4
7760. 5
7762. 0
7762. 1
7762. 2
7762. 3
7763. 0
7763. 1
7763. 2
7763. 3
7763. 4
7763. 5
7764. 0
7764. 1
7765. 0
7765. 1
7765. 2
7765. 3
7766. 0
7766. 1
7766. 2

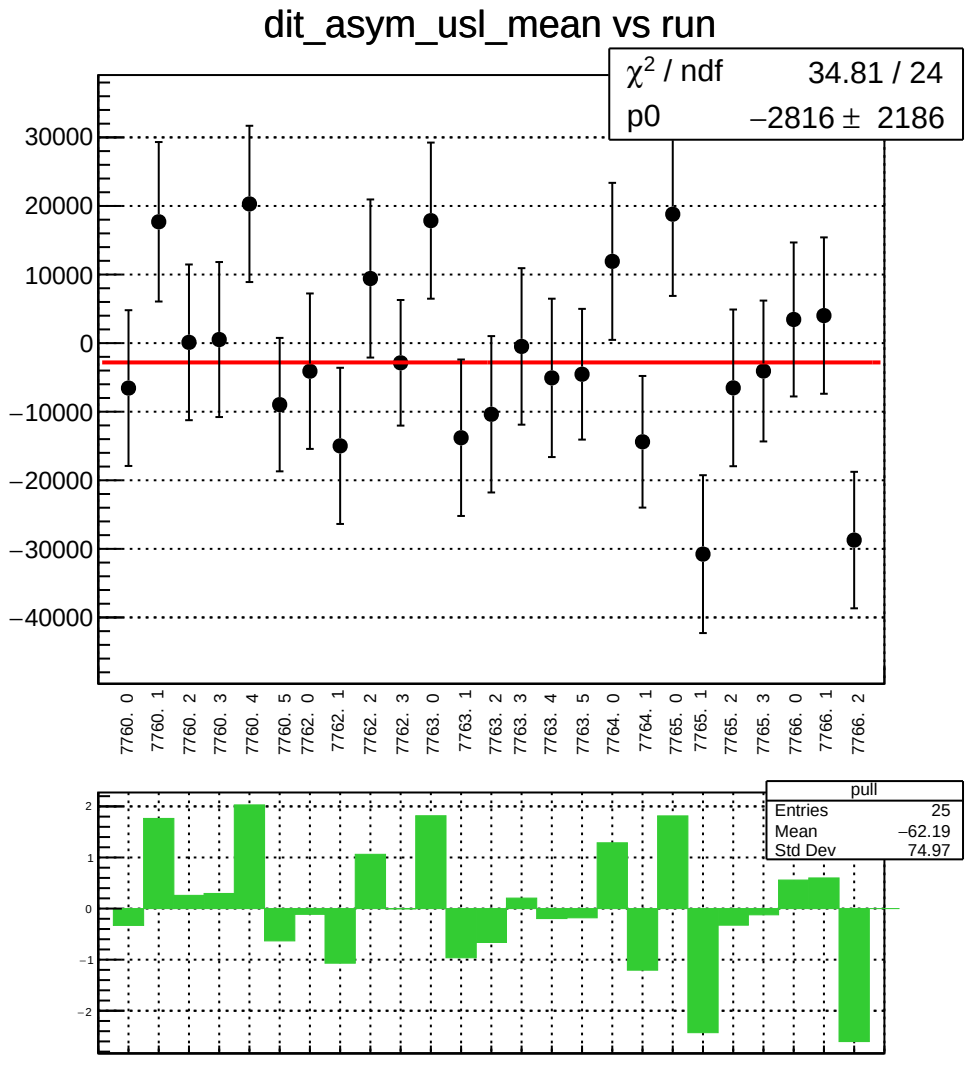
dit_asym_usl_mean vs run
χ² / ndf 34.81 / 24
p0 −2816 ± 2186
30000
20000
10000
0
−10000
−20000
−30000
−40000
7760. 0
7760. 1
7760. 2
7760. 3
7760. 4
7760. 5
7762. 0
7762. 1
7762. 2
7762. 3
7763. 0
7763. 1
7763. 2
7763. 3
7763. 4
7763. 5
7764. 0
7764. 1
7765. 0
7765. 1
7765. 2
7765. 3
7766. 0
7766. 1
7766. 2
pull
Entries 25
Mean −62.19
Std Dev 74.97
2
1
0
−1
−2

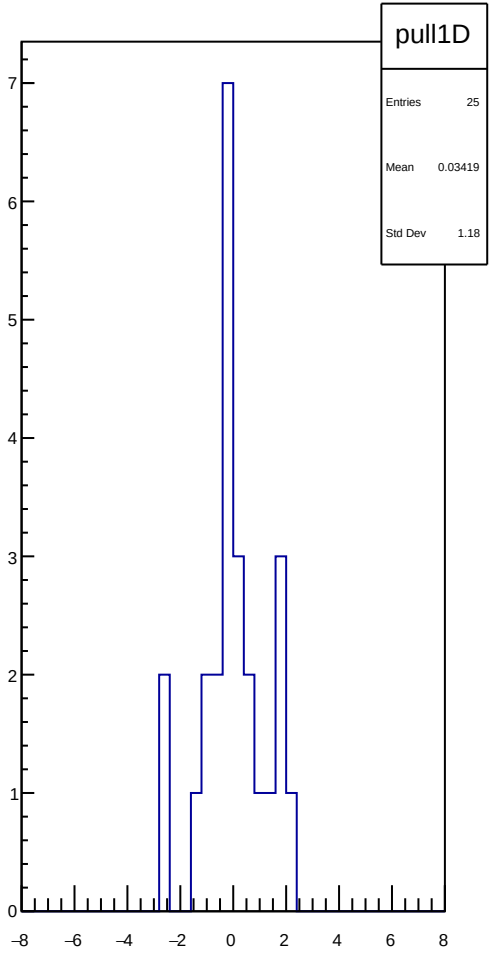
pull1D
Entries 25
Mean 0.03419
Std Dev 1.18
7
6
5
4
3
2
1
0
−8
−6
−4
−2
0
2
4
6
8

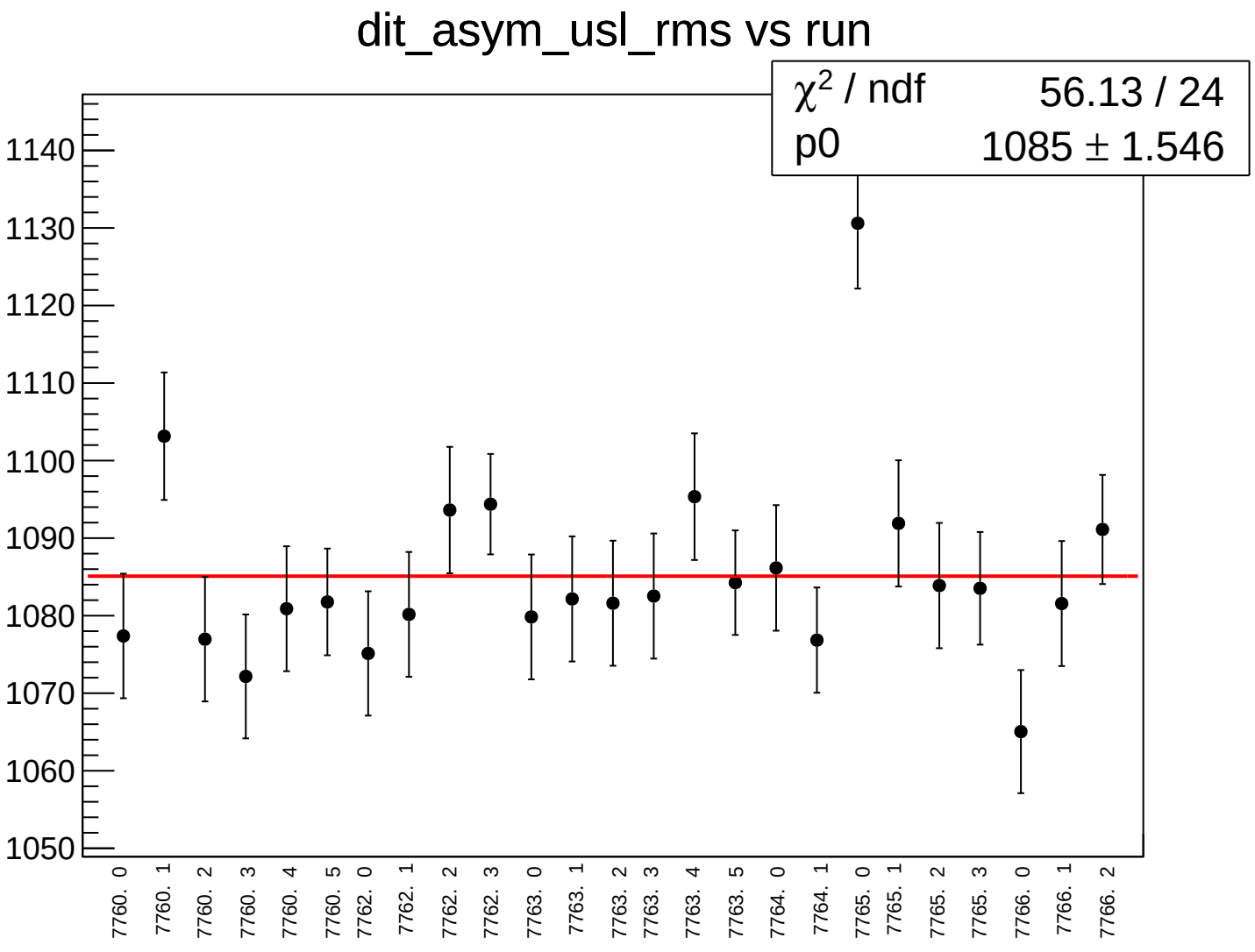
dit_asym_usl_rms vs run
χ² / ndf 56.13 / 24
p0 1085 ± 1.546
1140
1130
1120
1110
1100
1090
1080
1070
1060
1050
7760. 0
7760. 1
7760. 2
7760. 3
7760. 4
7760. 5
7762. 0
7762. 1
7762. 2
7762. 3
7763. 0
7763. 1
7763. 2
7763. 3
7763. 4
7763. 5
7764. 0
7764. 1
7765. 0
7765. 1
7765. 2
7765. 3
7766. 0
7766. 1
7766. 2

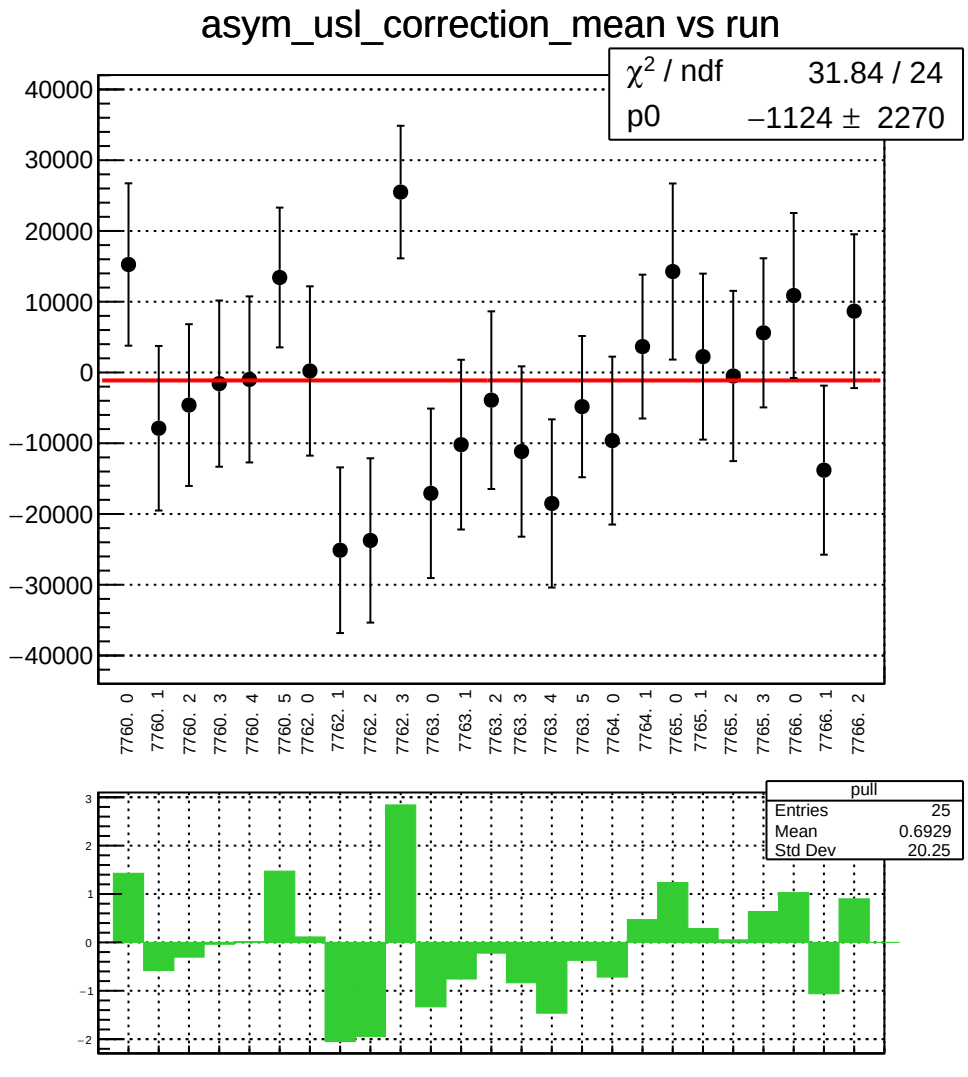
asym_usl_correction_mean vs run
χ^2 / ndf 31.84 / 24
p0 −1124 ± 2270
40000
30000
20000
10000
0
−10000
−20000
−30000
−40000
7760. 0
7760. 1
7760. 2
7760. 3
7760. 4
7760. 5
7762. 0
7762. 1
7762. 2
7762. 3
7763. 0
7763. 1
7763. 2
7763. 3
7763. 4
7763. 5
7764. 0
7764. 1
7765. 0
7765. 1
7765. 2
7765. 3
7766. 0
7766. 1
7766. 2
pull
Entries 25
Mean 0.6929
Std Dev 20.25
3
2
1
0
−1
−2

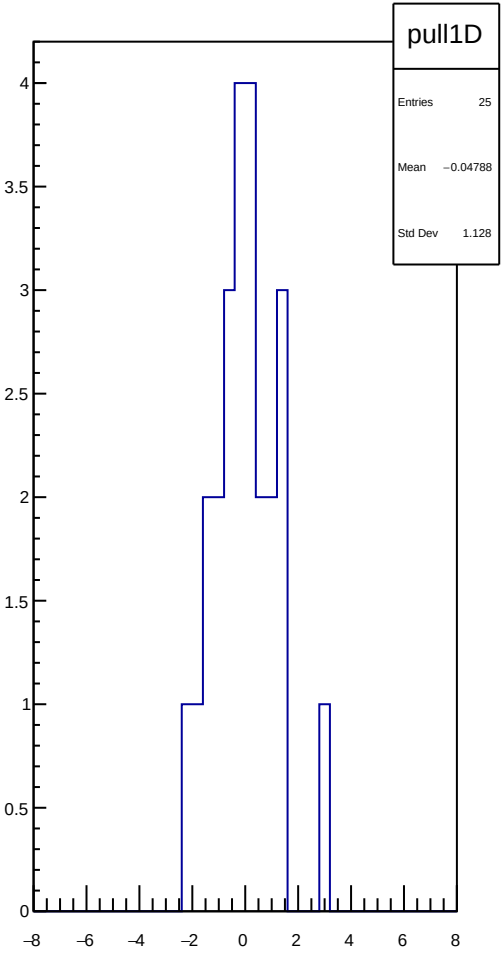
pull1D
Entries 25
Mean −0.04788
Std Dev 1.128
4
3.5
3
2.5
2
1.5
1
0.5
0
−8
−6
−4
−2
0
2
4
6
8

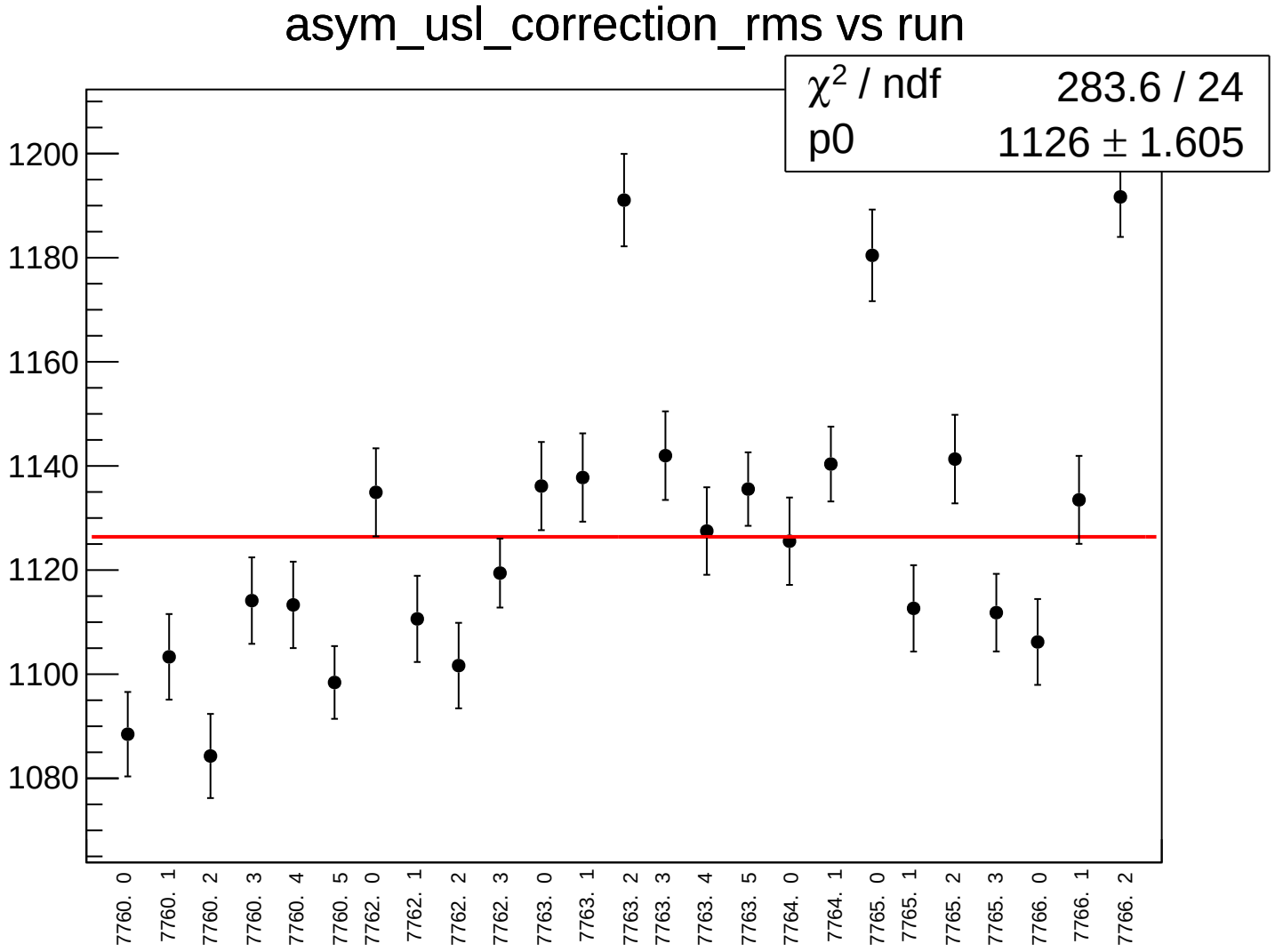
asym_usl_correction_rms vs run
χ2 / ndf 283.6 / 24
p0 1126 ± 1.605
1200
1180
1160
1140
1120
1100
1080
7760. 0
7760. 1
7760. 2
7760. 3
7760. 4
7760. 5
7762. 0
7762. 1
7762. 2
7762. 3
7763. 0
7763. 1
7763. 2
7763. 3
7763. 4
7763. 5
7764. 0
7764. 1
7765. 0
7765. 1
7765. 2
7765. 3
7766. 0
7766. 1
7766. 2

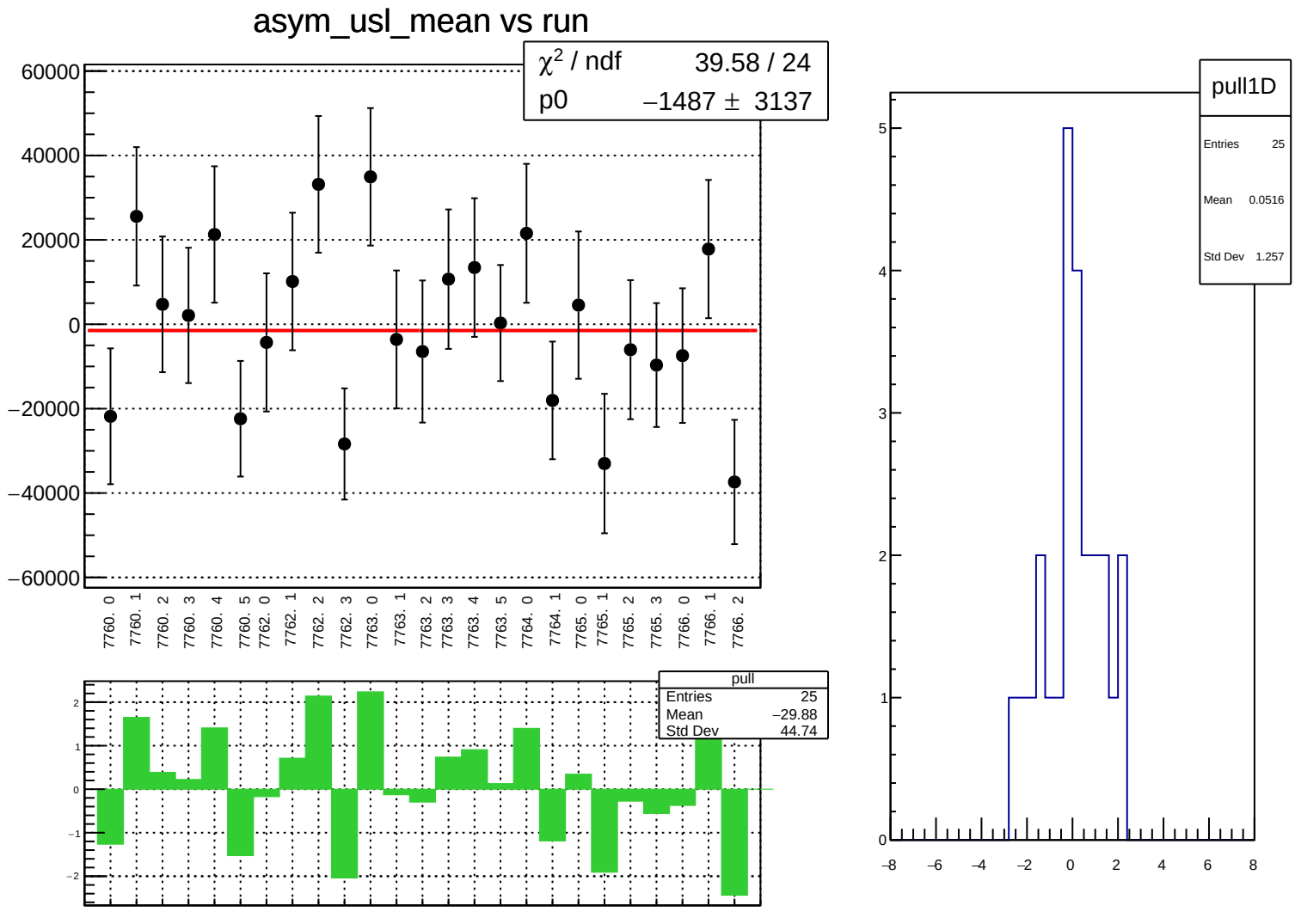
asym_usl_mean vs run
χ² / ndf 39.58 / 24
p0 −1487 ± 3137
60000
40000
20000
0
−20000
−40000
−60000
7760. 0
7760. 1
7760. 2
7760. 3
7760. 4
7760. 5
7762. 0
7762. 1
7762. 2
7762. 3
7763. 0
7763. 1
7763. 2
7763. 3
7763. 4
7763. 5
7764. 0
7764. 1
7765. 0
7765. 1
7765. 2
7765. 3
7766. 0
7766. 1
7766. 2
pull
Entries 25
Mean −29.88
Std Dev 44.74
2
1
0
−1
−2
pull1D
Entries 25
Mean 0.0516
Std Dev 1.257
5
4
3
2
1
0
−8
−6
−4
−2
0
2
4
6
8

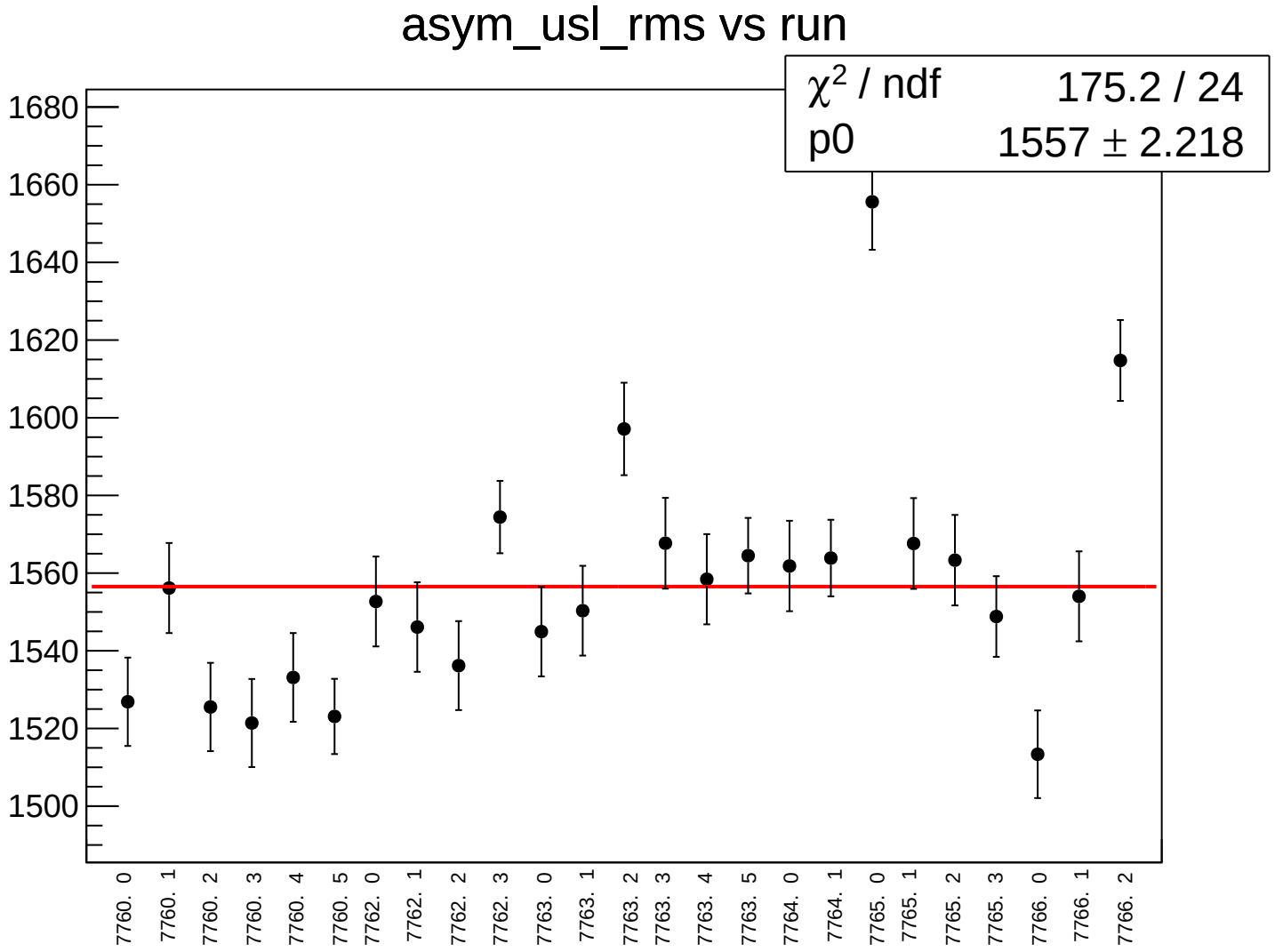
asym_usl_rms vs run
χ2 / ndf 175.2 / 24
p0 1557 ± 2.218
1680
1660
1640
1620
1600
1580
1560
1540
1520
1500
7760. 0
7760. 1
7760. 2
7760. 3
7760. 4
7760. 5
7762. 0
7762. 1
7762. 2
7762. 3
7763. 0
7763. 1
7763. 2
7763. 3
7763. 4
7763. 5
7764. 0
7764. 1
7765. 0
7765. 1
7765. 2
7765. 3
7766. 0
7766. 1
7766. 2

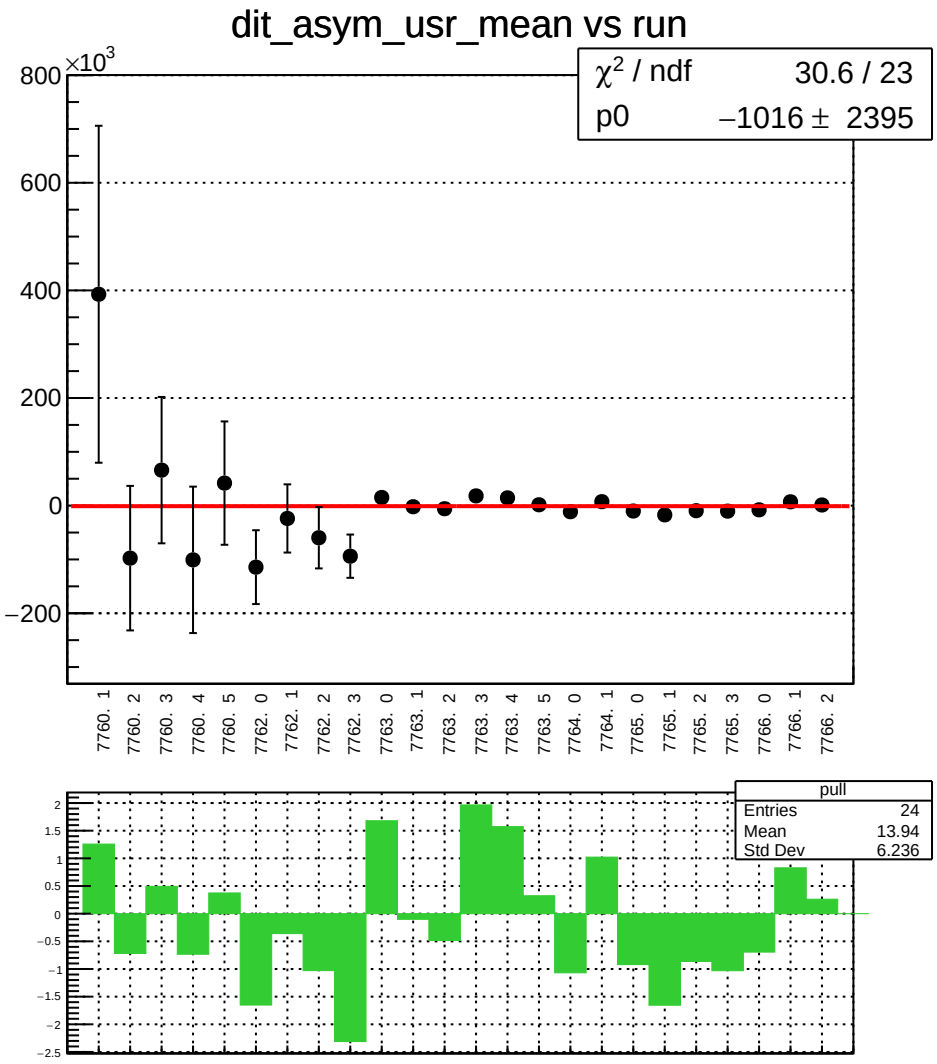
dit_asym_usr_mean vs run
χ^2 / ndf 30.6 / 23
p0 −1016 ± 2395
×10^3
800
600
400
200
0
−200
7760. 1
7760. 2
7760. 3
7760. 4
7760. 5
7762. 0
7762. 1
7762. 2
7762. 3
7763. 0
7763. 1
7763. 2
7763. 3
7763. 4
7763. 5
7764. 0
7764. 1
7765. 0
7765. 1
7765. 2
7765. 3
7766. 0
7766. 1
7766. 2
pull
Entries 24
Mean 13.94
Std Dev 6.236
2
1.5
1
0.5
0
−0.5
−1
−1.5
−2
−2.5

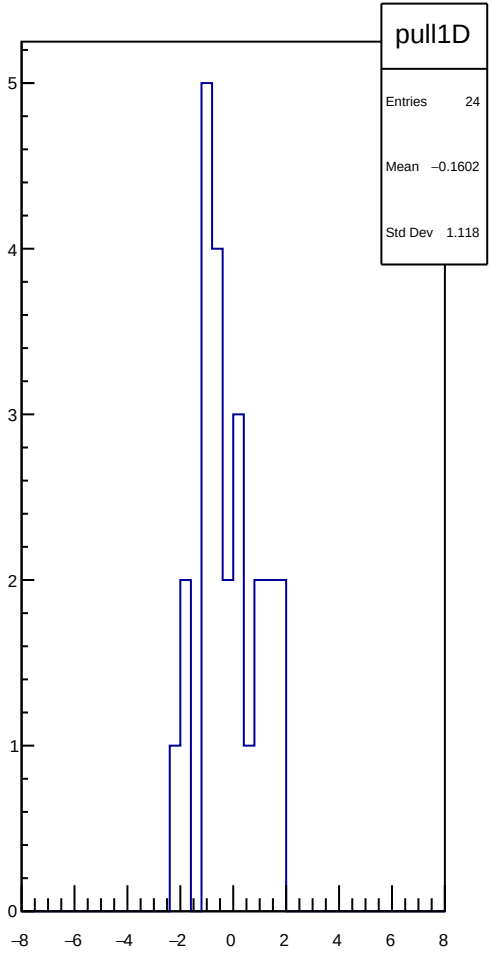
pull1D
Entries 24
Mean −0.1602
Std Dev 1.118
5
4
3
2
1
0
−8
−6
−4
−2
0
2
4
6
8

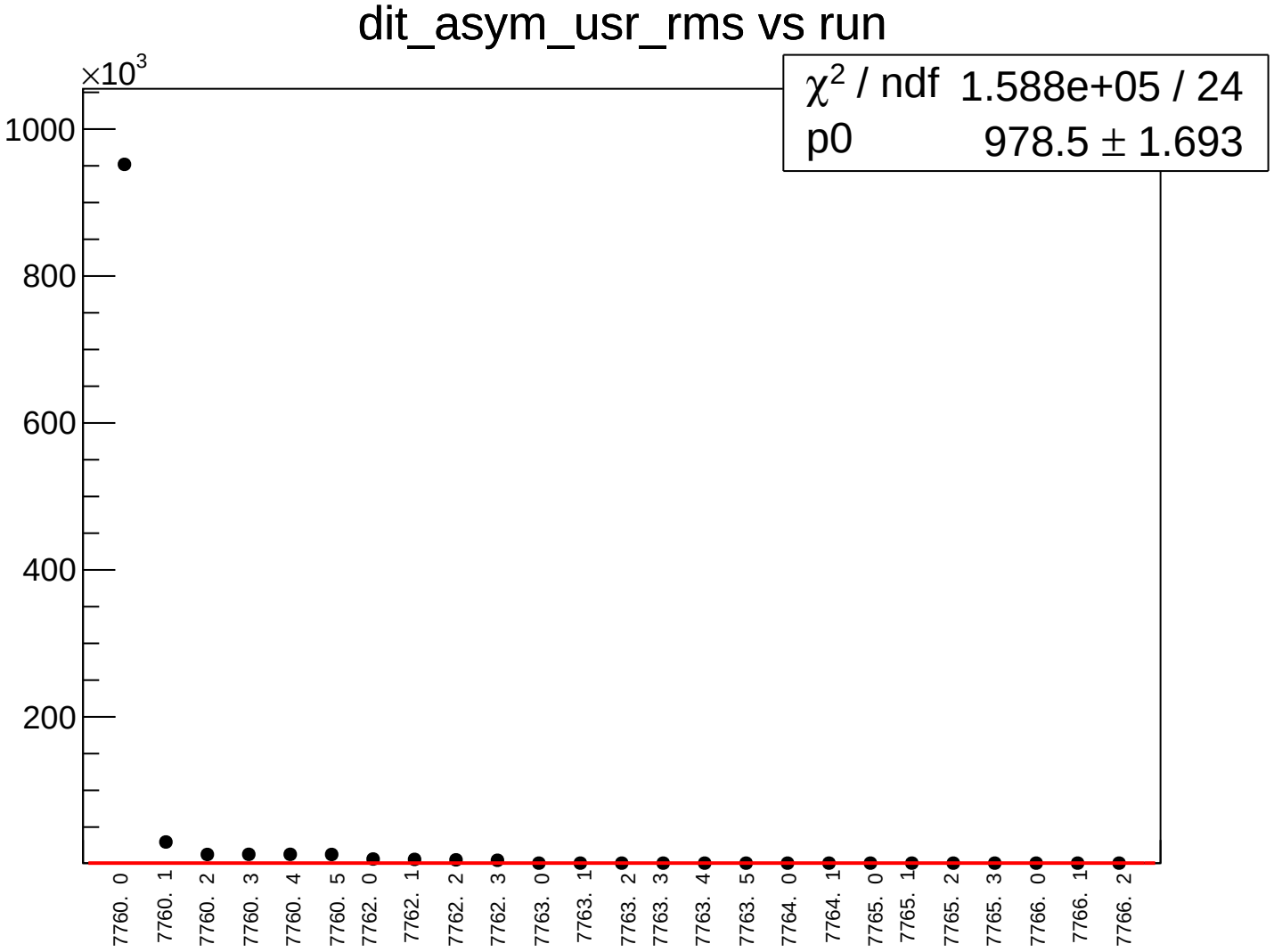
dit_asym_usr_rms vs run
×10^3
1000
800
600
400
200
χ² / ndf 1.588e+05 / 24
p0 978.5 ± 1.693
7760. 0
7760. 1
7760. 2
7760. 3
7760. 4
7760. 5
7762. 0
7762. 1
7762. 2
7762. 3
7763. 0
7763. 1
7763. 2
7763. 3
7763. 4
7763. 5
7764. 0
7764. 1
7765. 0
7765. 1
7765. 2
7765. 3
7766. 0
7766. 1
7766. 2

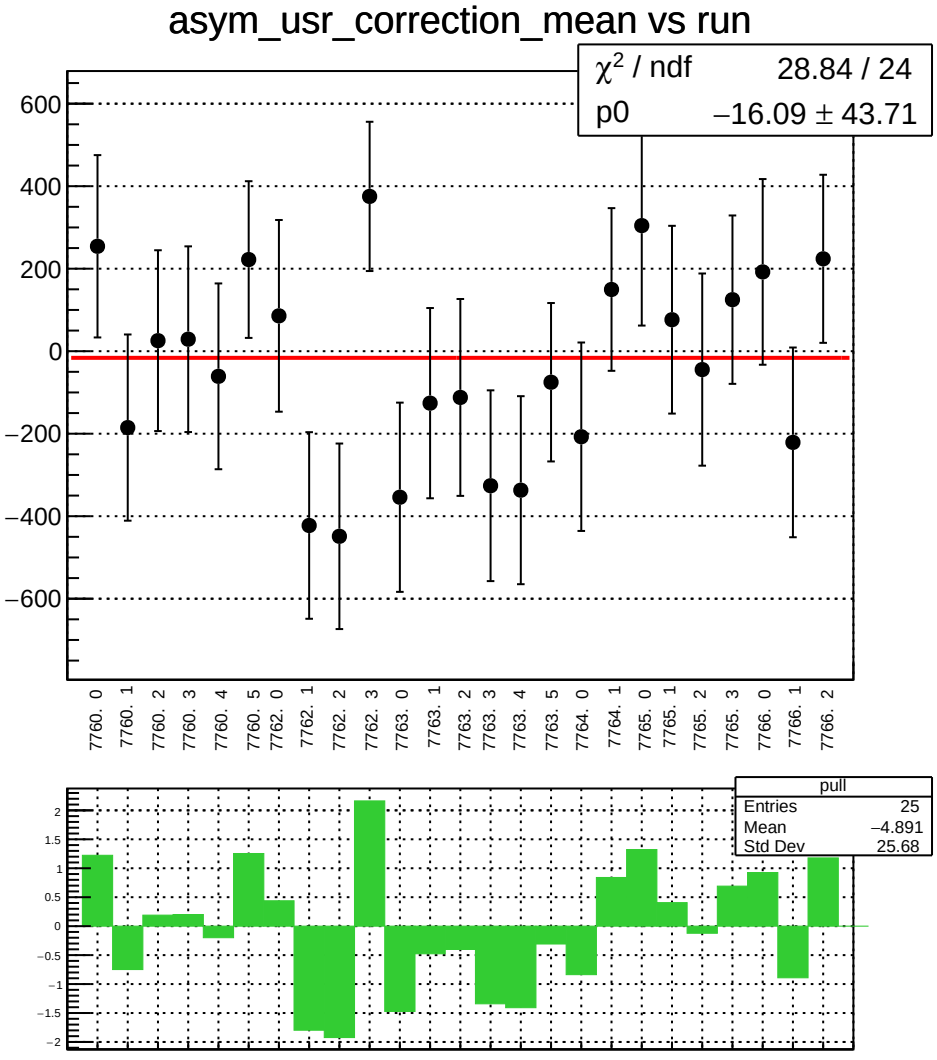
asym_usr_correction_mean vs run
χ² / ndf 28.84 / 24
p0 −16.09 ± 43.71
600
400
200
0
−200
−400
−600
7760. 0
7760. 1
7760. 2
7760. 3
7760. 4
7760. 5
7762. 0
7762. 1
7762. 2
7762. 3
7763. 0
7763. 1
7763. 2
7763. 3
7763. 4
7763. 5
7764. 0
7764. 1
7765. 0
7765. 1
7765. 2
7765. 3
7766. 0
7766. 1
7766. 2
pull
Entries 25
Mean −4.891
Std Dev 25.68
2
1.5
1
0.5
0
−0.5
−1
−1.5
−2

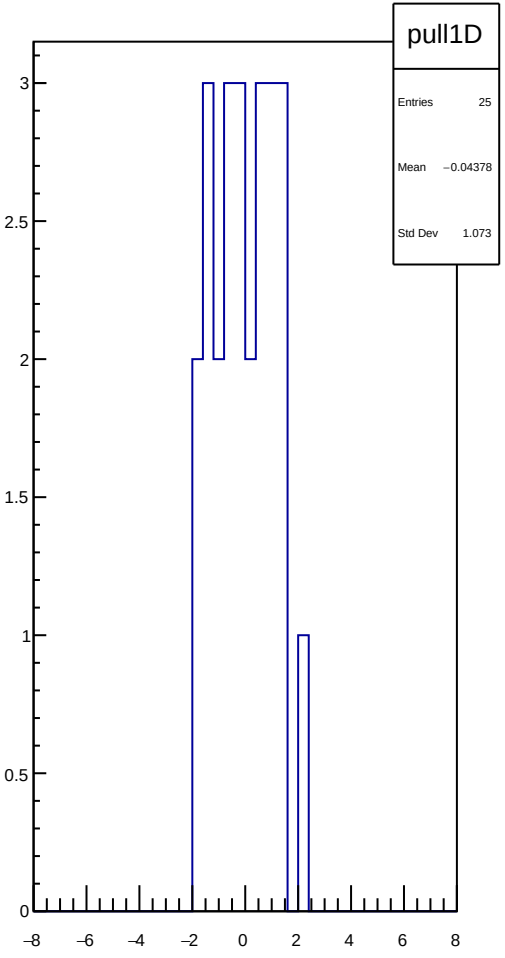
pull1D
Entries 25
Mean −0.04378
Std Dev 1.073
3
2.5
2
1.5
1
0.5
0
−8
−6
−4
−2
0
2
4
6
8

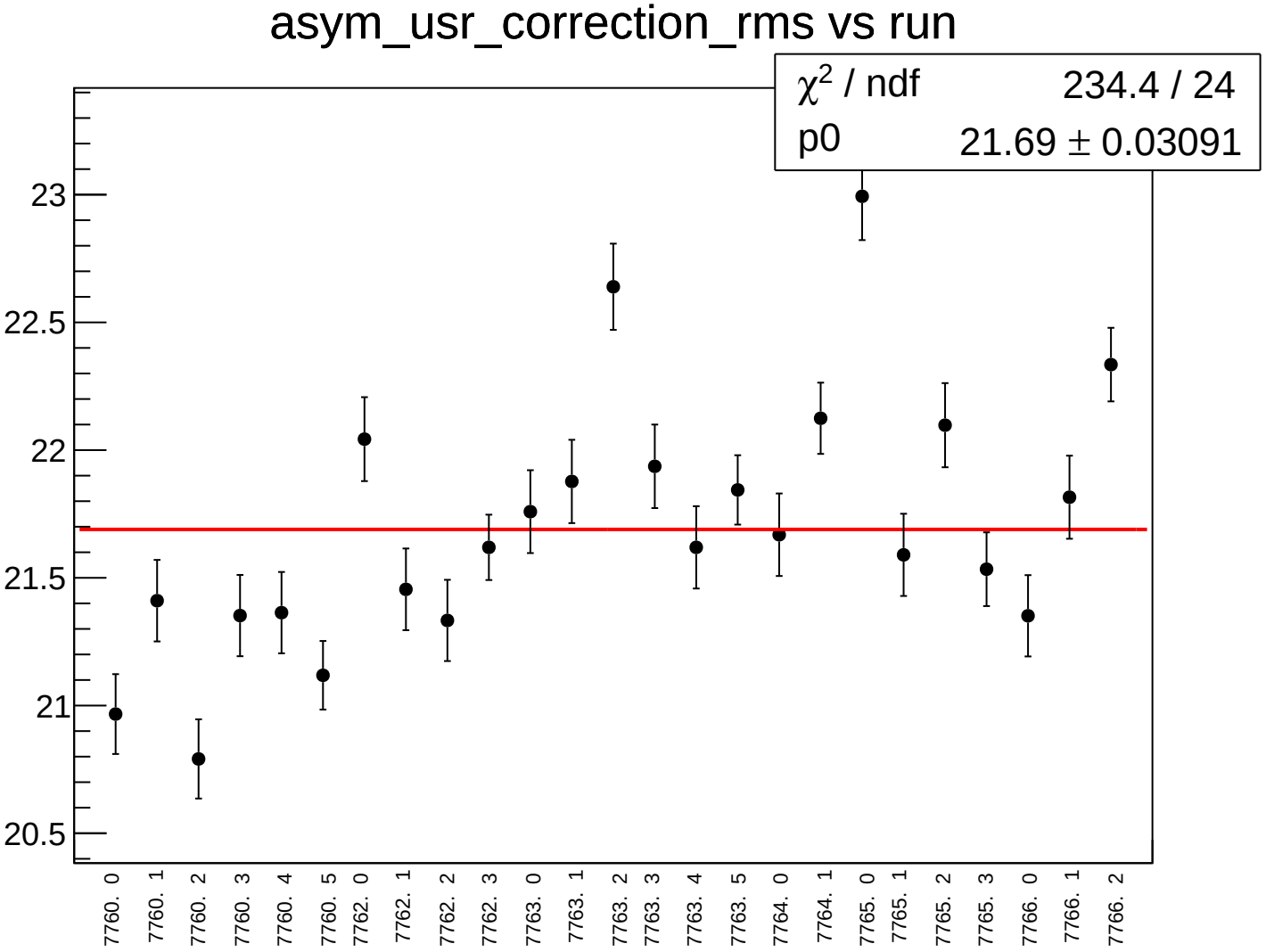
asym_usr_correction_rms vs run
χ2 / ndf 234.4 / 24
p0 21.69 ± 0.03091
23
22.5
22
21.5
21
20.5
7760. 0
7760. 1
7760. 2
7760. 3
7760. 4
7760. 5
7762. 0
7762. 1
7762. 2
7762. 3
7763. 0
7763. 1
7763. 2
7763. 3
7763. 4
7763. 5
7764. 0
7764. 1
7765. 0
7765. 1
7765. 2
7765. 3
7766. 0
7766. 1
7766. 2

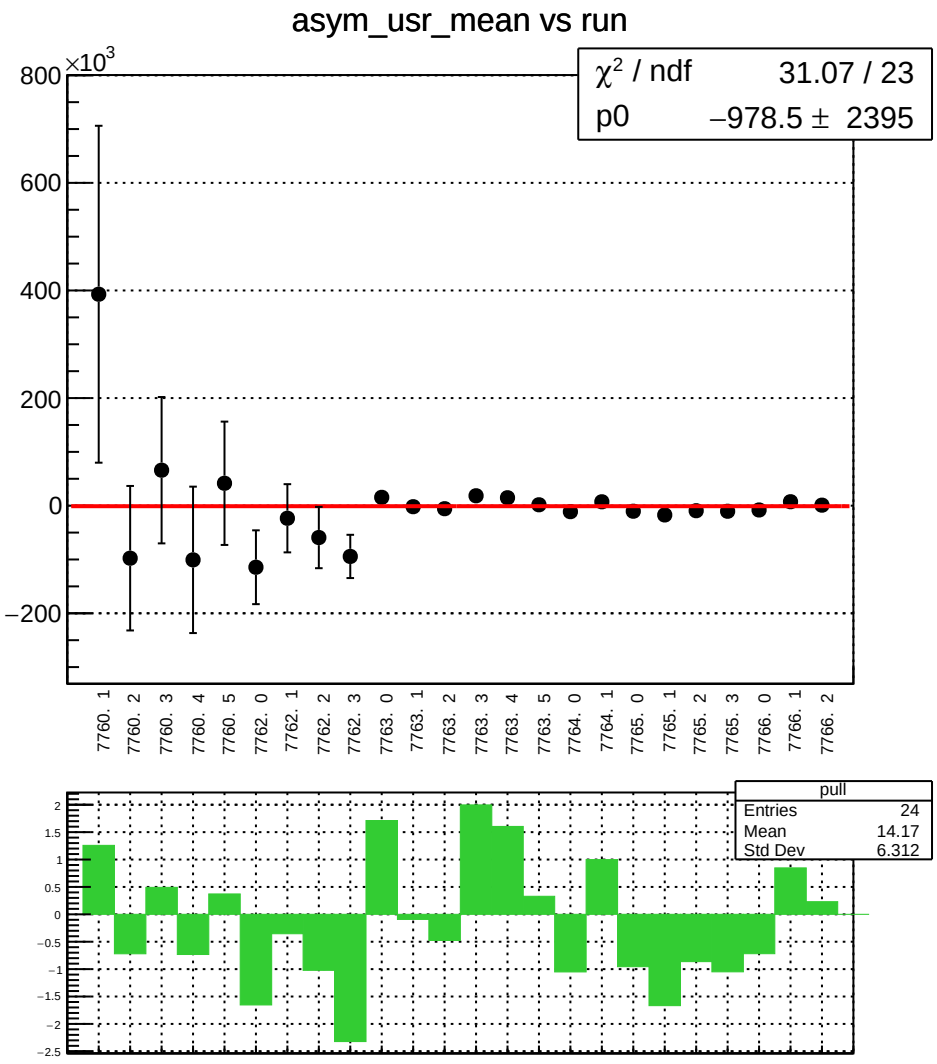
asym_usr_mean vs run
×10^3
800
600
400
200
0
−200
χ² / ndf 31.07 / 23
p0 −978.5 ± 2395
7760. 1
7760. 2
7760. 3
7760. 4
7760. 5
7762. 0
7762. 1
7762. 2
7762. 3
7763. 0
7763. 1
7763. 2
7763. 3
7763. 4
7763. 5
7764. 0
7764. 1
7765. 0
7765. 1
7765. 2
7765. 3
7766. 0
7766. 1
7766. 2
pull
Entries 24
Mean 14.17
Std Dev 6.312
2
1.5
1
0.5
0
−0.5
−1
−1.5
−2
−2.5

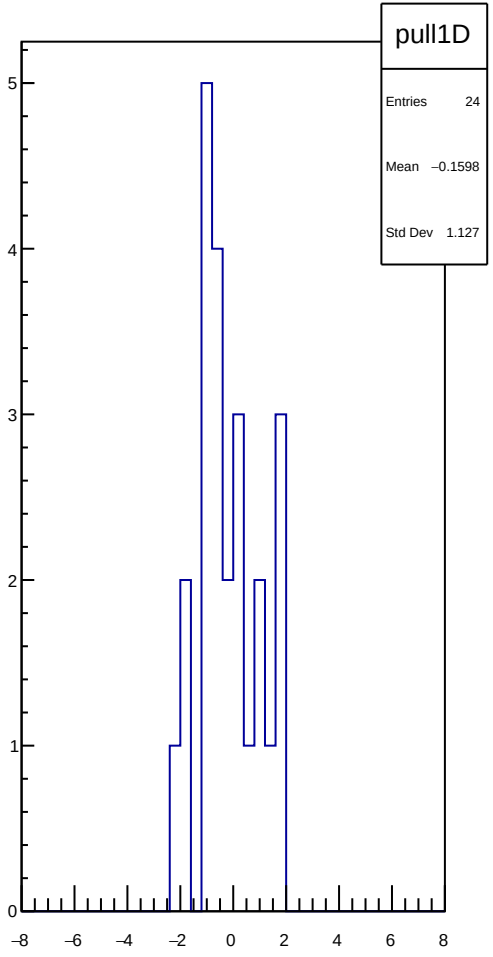
pull1D
Entries 24
Mean −0.1598
Std Dev 1.127
5
4
3
2
1
0
−8
−6
−4
−2
0
2
4
6
8

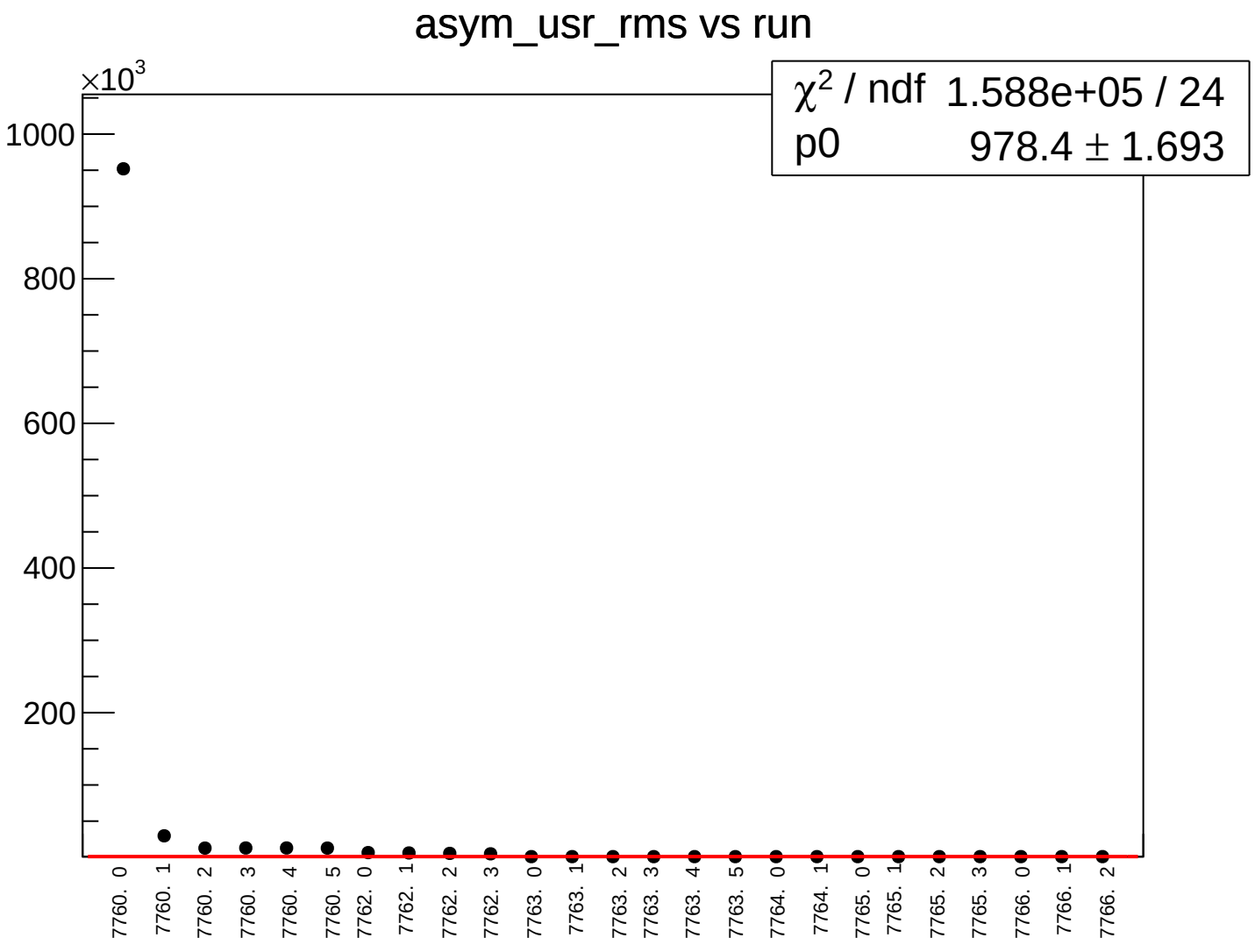
asym_usr_rms vs run
×10^3
1000
800
600
400
200
χ² / ndf 1.588e+05 / 24
p0 978.4 ± 1.693
7760. 0
7760. 1
7760. 2
7760. 3
7760. 4
7760. 5
7762. 0
7762. 1
7762. 2
7762. 3
7763. 0
7763. 1
7763. 2
7763. 3
7763. 4
7763. 5
7764. 0
7764. 1
7765. 0
7765. 1
7765. 2
7765. 3
7766. 0
7766. 1
7766. 2

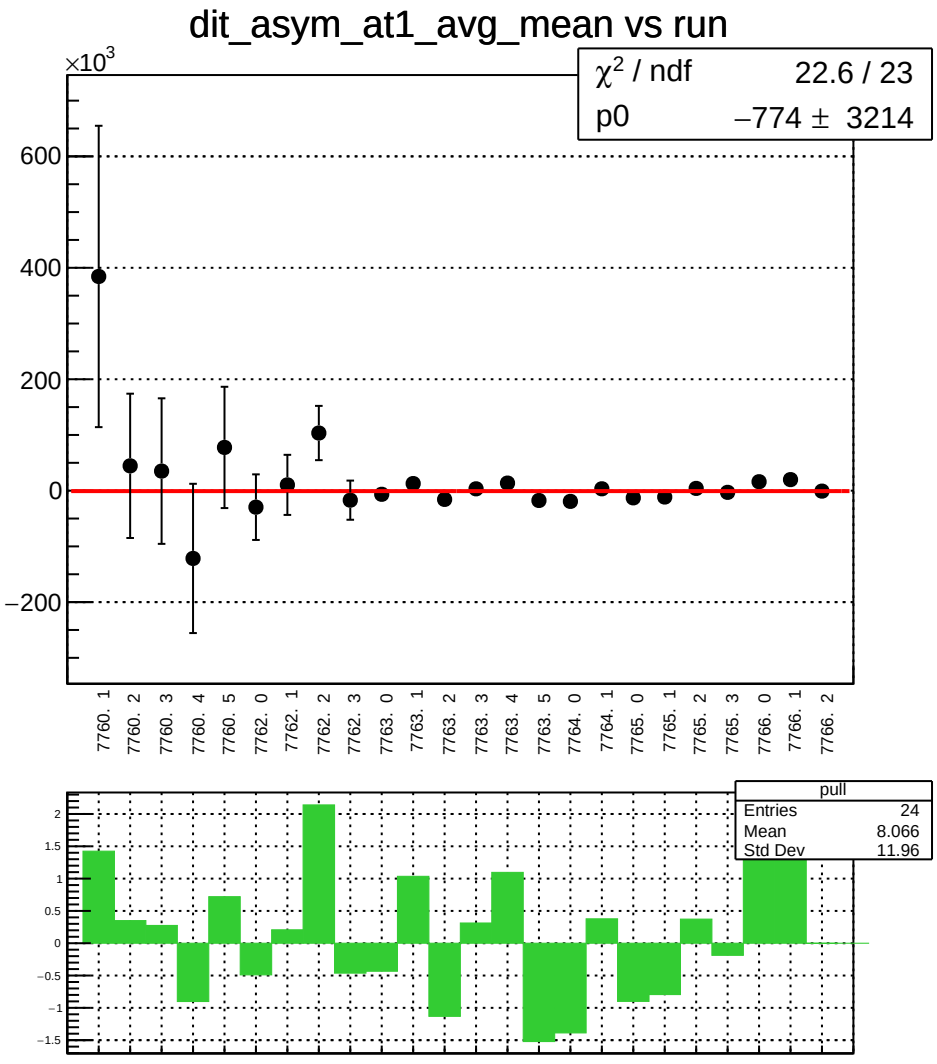
dit_asym_at1_avg_mean vs run
×10^3
χ^2 / ndf 22.6 / 23
p0 −774 ± 3214
600
400
200
0
−200
7760. 1
7760. 2
7760. 3
7760. 4
7760. 5
7762. 0
7762. 1
7762. 2
7762. 3
7763. 0
7763. 1
7763. 2
7763. 3
7763. 4
7763. 5
7764. 0
7764. 1
7765. 0
7765. 1
7765. 2
7765. 3
7766. 0
7766. 1
7766. 2
pull
Entries 24
Mean 8.066
Std Dev 11.96
2
1.5
1
0.5
0
−0.5
−1
−1.5

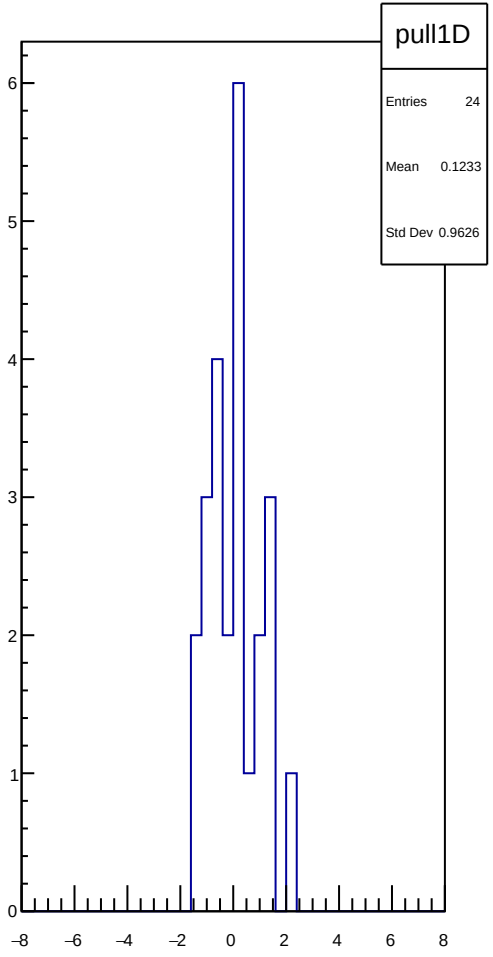
pull1D
Entries 24
Mean 0.1233
Std Dev 0.9626
6
5
4
3
2
1
0
−8
−6
−4
−2
0
2
4
6
8

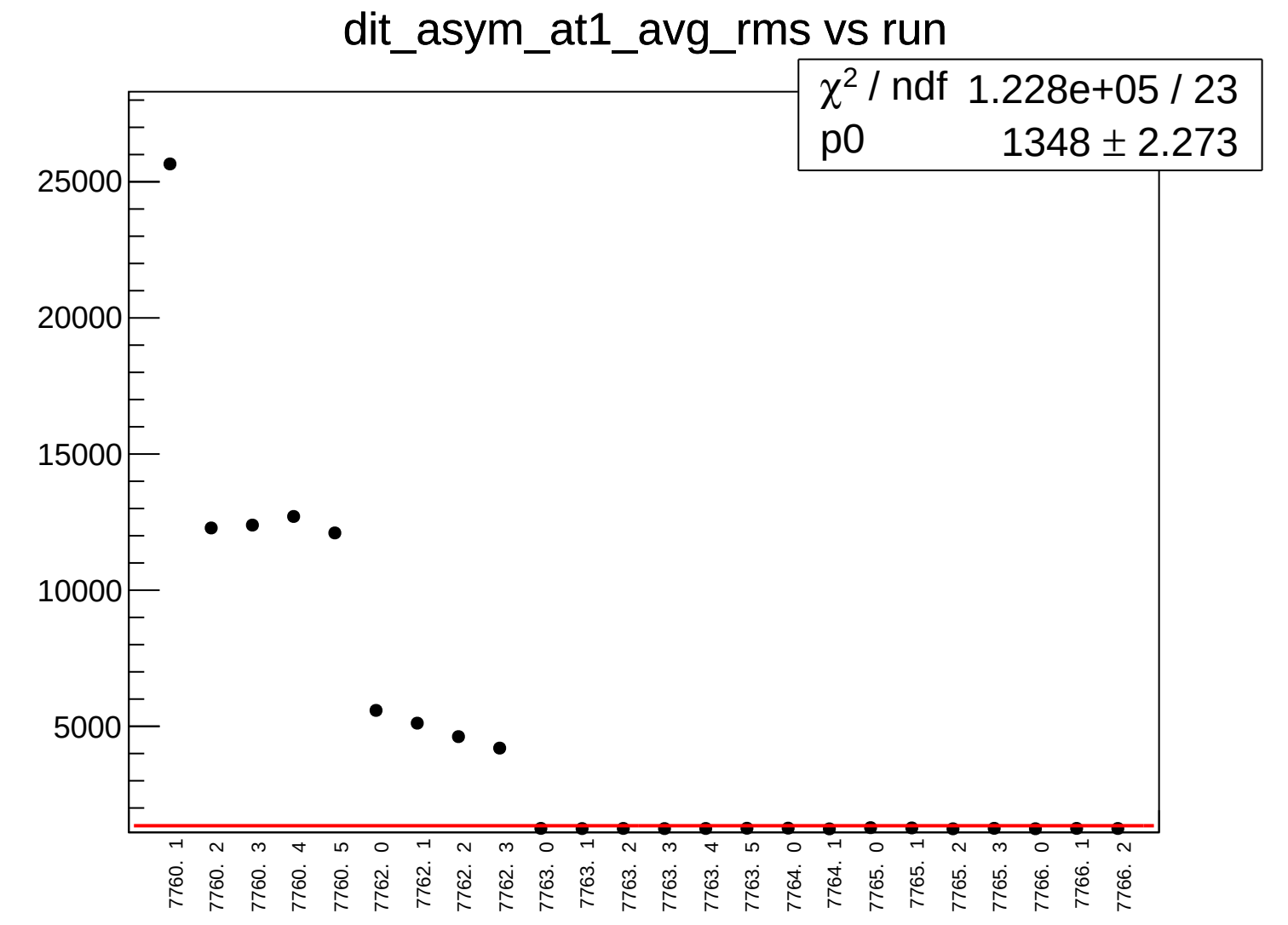
dit_asym_at1_avg_rms vs run
χ2 / ndf 1.228e+05 / 23
p0 1348 ± 2.273
25000
20000
15000
10000
5000
7760. 1
7760. 2
7760. 3
7760. 4
7760. 5
7762. 0
7762. 1
7762. 2
7762. 3
7763. 0
7763. 1
7763. 2
7763. 3
7763. 4
7763. 5
7764. 0
7764. 1
7765. 0
7765. 1
7765. 2
7765. 3
7766. 0
7766. 1
7766. 2

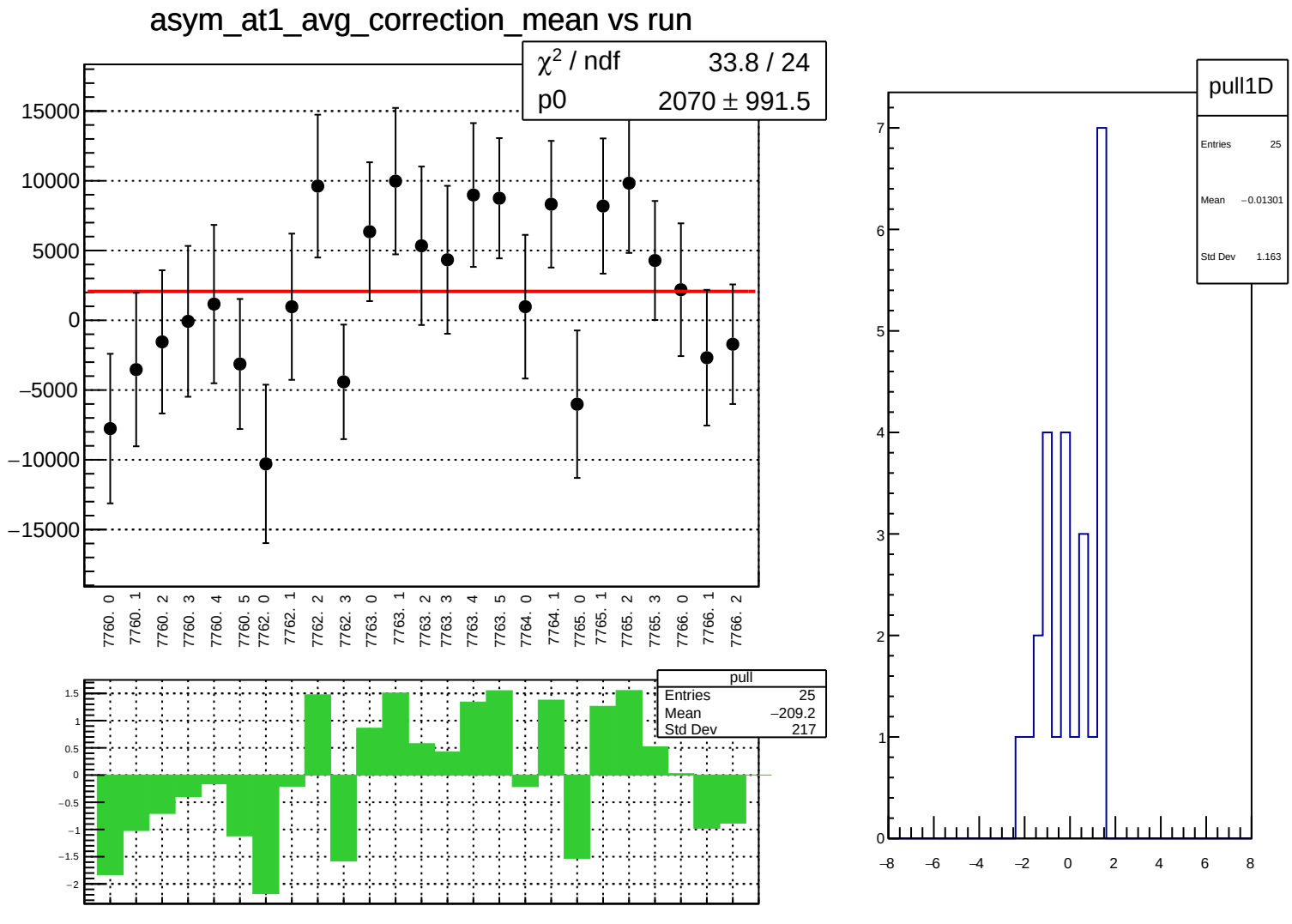
asym_at1_avg_correction_mean vs run
χ² / ndf 33.8 / 24
p0 2070 ± 991.5
15000
10000
5000
0
−5000
−10000
−15000
7760. 0
7760. 1
7760. 2
7760. 3
7760. 4
7760. 5
7762. 0
7762. 1
7762. 2
7762. 3
7763. 0
7763. 1
7763. 2
7763. 3
7763. 4
7763. 5
7764. 0
7764. 1
7765. 0
7765. 1
7765. 2
7765. 3
7766. 0
7766. 1
7766. 2
pull
Entries 25
Mean −209.2
Std Dev 217
1.5
1
0.5
0
−0.5
−1
−1.5
−2
pull1D
Entries 25
Mean −0.01301
Std Dev 1.163
7
6
5
4
3
2
1
0
−8
−6
−4
−2
0
2
4
6
8

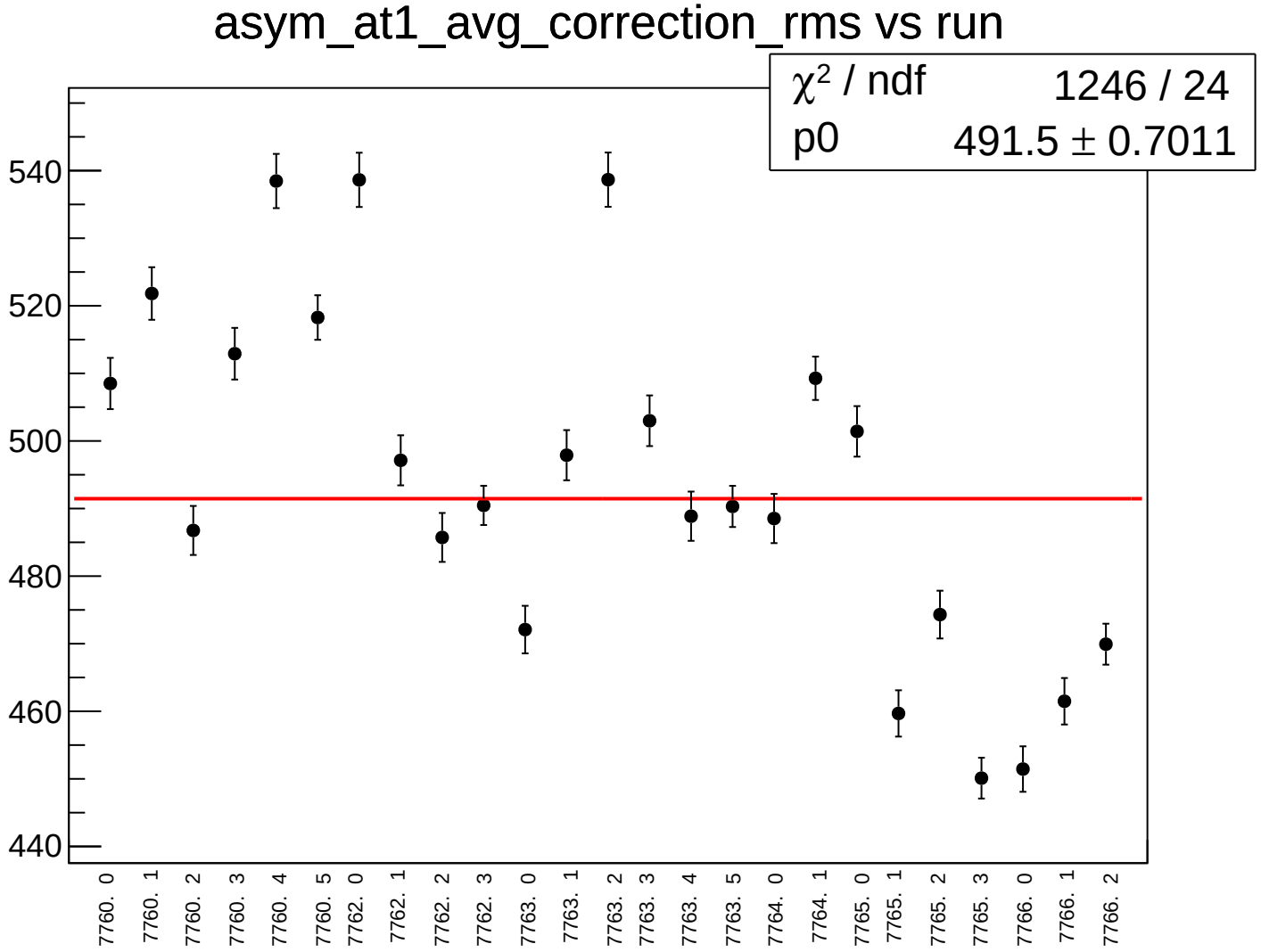
asym_at1_avg_correction_rms vs run
χ² / ndf 1246 / 24
p0 491.5 ± 0.7011
540
520
500
480
460
440
7760. 0
7760. 1
7760. 2
7760. 3
7760. 4
7760. 5
7762. 0
7762. 1
7762. 2
7762. 3
7763. 0
7763. 1
7763. 2
7763. 3
7763. 4
7763. 5
7764. 0
7764. 1
7765. 0
7765. 1
7765. 2
7765. 3
7766. 0
7766. 1
7766. 2

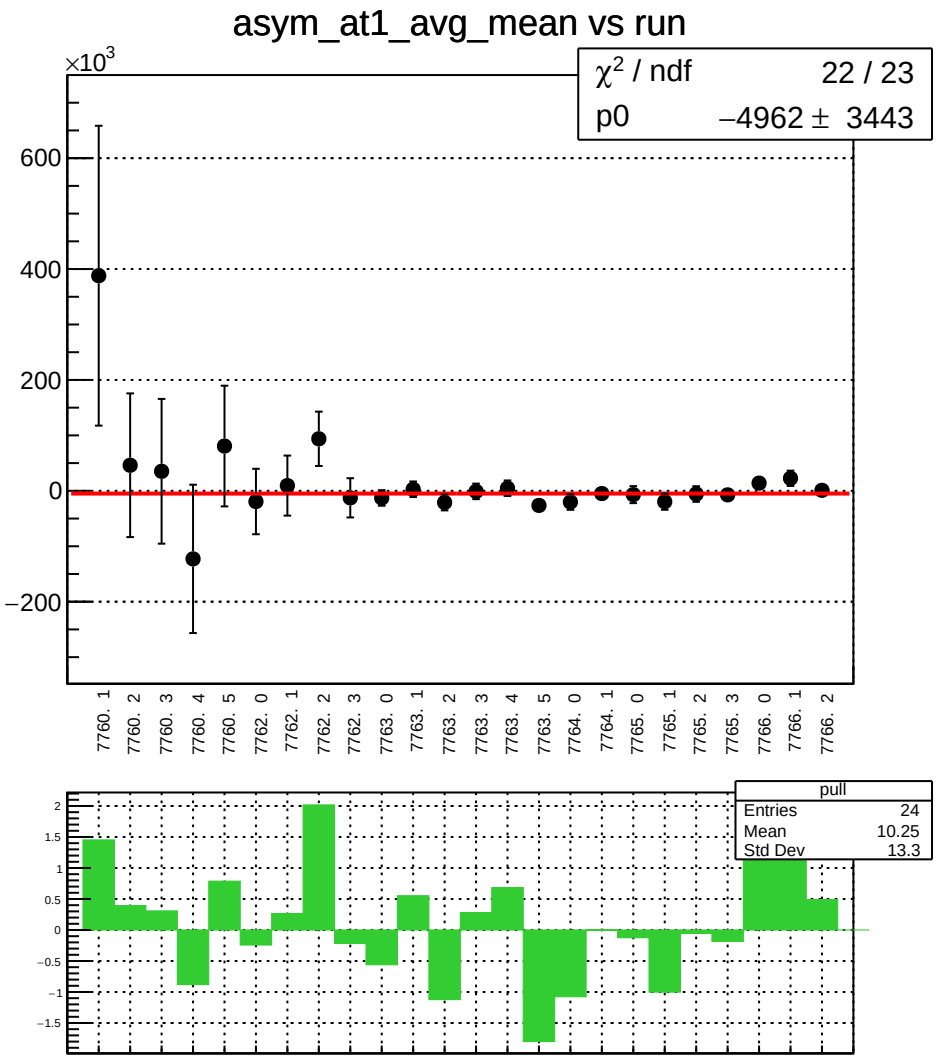
asym_at1_avg_mean vs run
×10^3
χ^2 / ndf 22 / 23
p0 −4962 ± 3443
600
400
200
0
−200
7760. 1
7760. 2
7760. 3
7760. 4
7760. 5
7762. 0
7762. 1
7762. 2
7762. 3
7763. 0
7763. 1
7763. 2
7763. 3
7763. 4
7763. 5
7764. 0
7764. 1
7765. 0
7765. 1
7765. 2
7765. 3
7766. 0
7766. 1
7766. 2
pull
Entries 24
Mean 10.25
Std Dev 13.3
2
1.5
1
0.5
0
−0.5
−1
−1.5

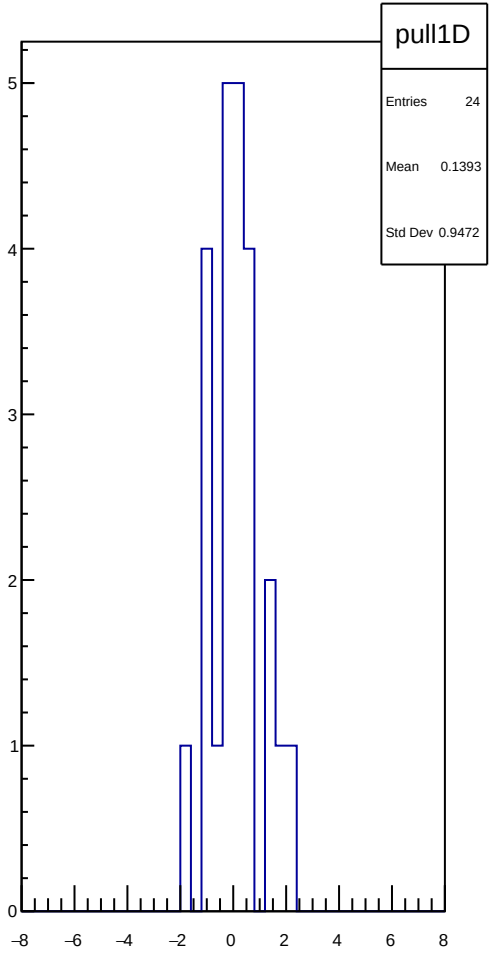
pull1D
Entries 24
Mean 0.1393
Std Dev 0.9472
5
4
3
2
1
0
−8
−6
−4
−2
0
2
4
6
8

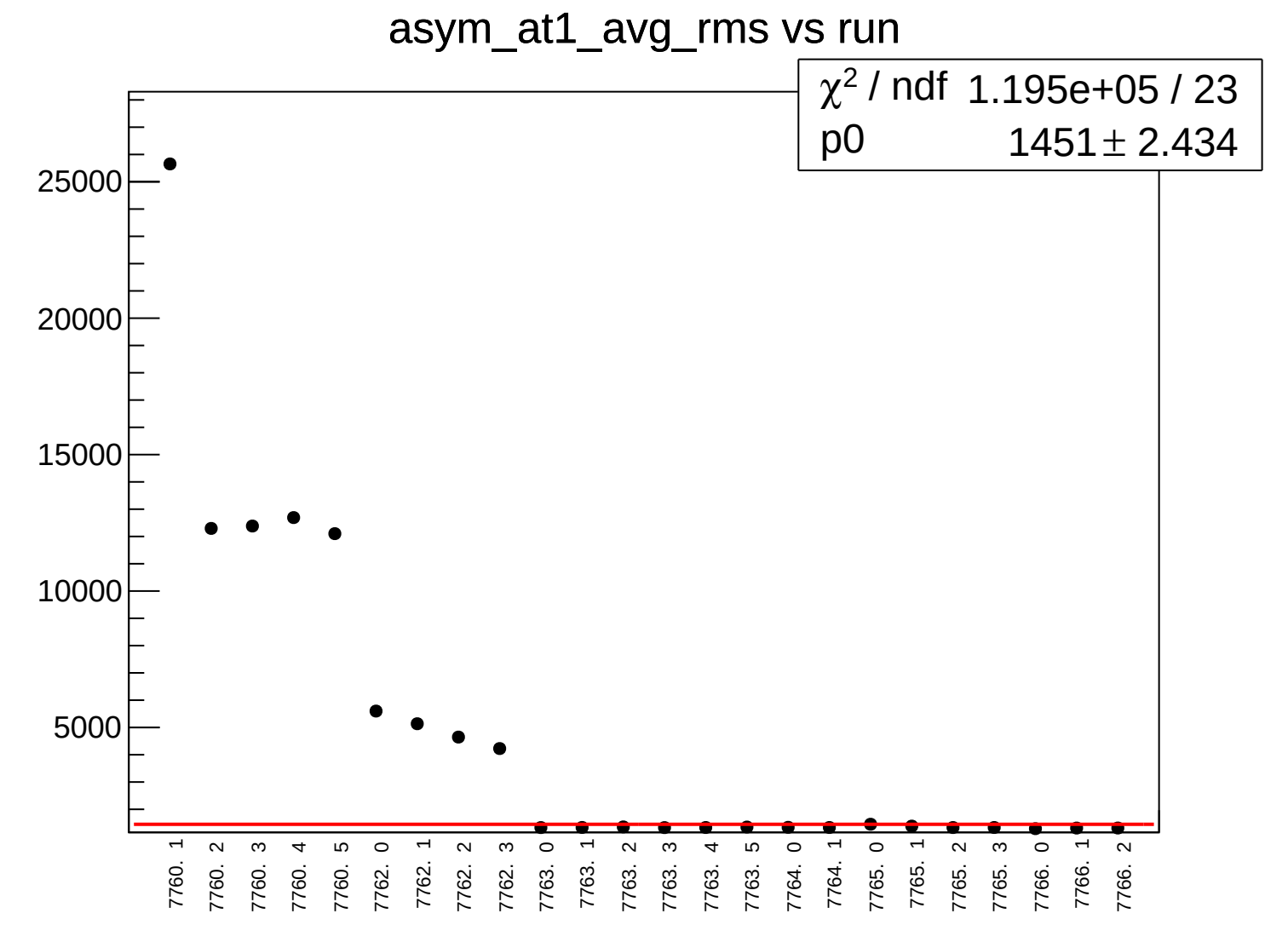
asym_at1_avg_rms vs run
χ2 / ndf 1.195e+05 / 23
p0 1451 ± 2.434
25000
20000
15000
10000
5000
7760. 1
7760. 2
7760. 3
7760. 4
7760. 5
7762. 0
7762. 1
7762. 2
7762. 3
7763. 0
7763. 1
7763. 2
7763. 3
7763. 4
7763. 5
7764. 0
7764. 1
7765. 0
7765. 1
7765. 2
7765. 3
7766. 0
7766. 1
7766. 2

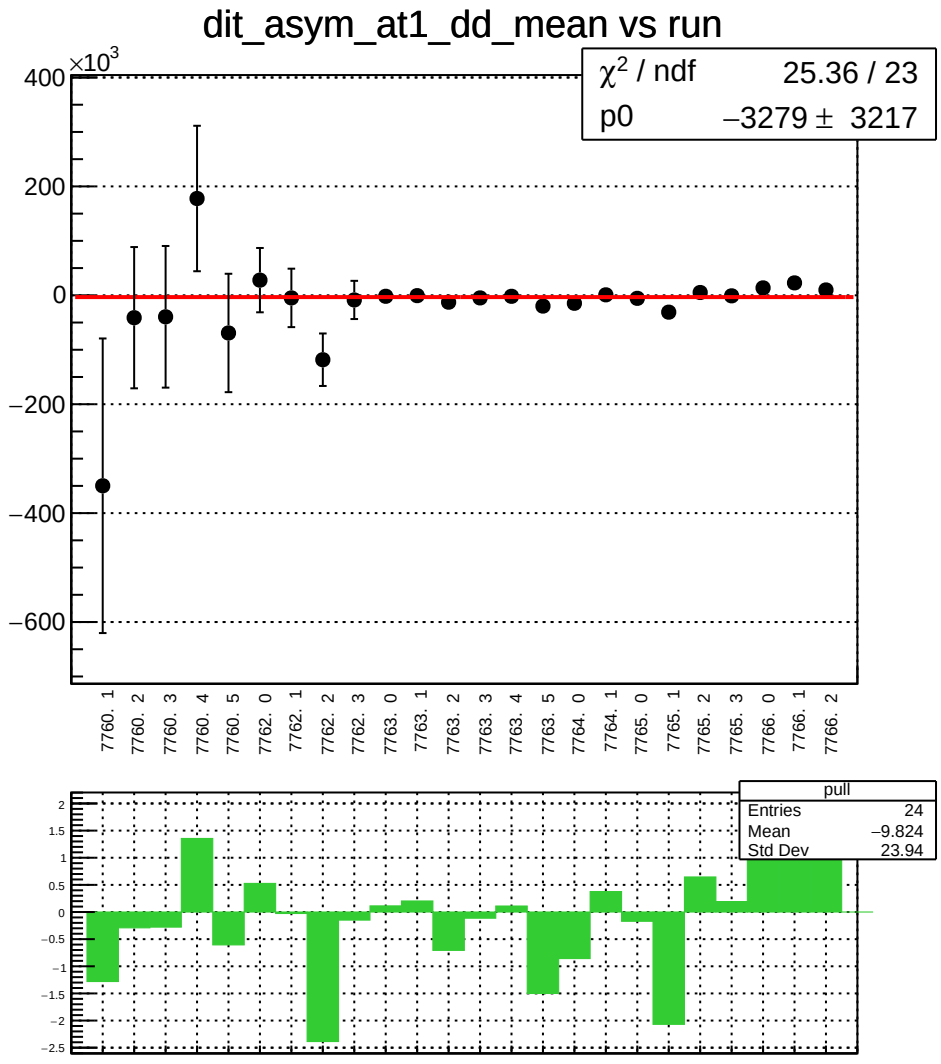
dit_asym_at1_dd_mean vs run
×10^3
χ² / ndf 25.36 / 23
p0 −3279 ± 3217
400
200
0
−200
−400
−600
7760. 1
7760. 2
7760. 3
7760. 4
7760. 5
7762. 0
7762. 1
7762. 2
7762. 3
7763. 0
7763. 1
7763. 2
7763. 3
7763. 4
7763. 5
7764. 0
7764. 1
7765. 0
7765. 1
7765. 2
7765. 3
7766. 0
7766. 1
7766. 2
pull
Entries 24
Mean −9.824
Std Dev 23.94
2
1.5
1
0.5
0
−0.5
−1
−1.5
−2
−2.5

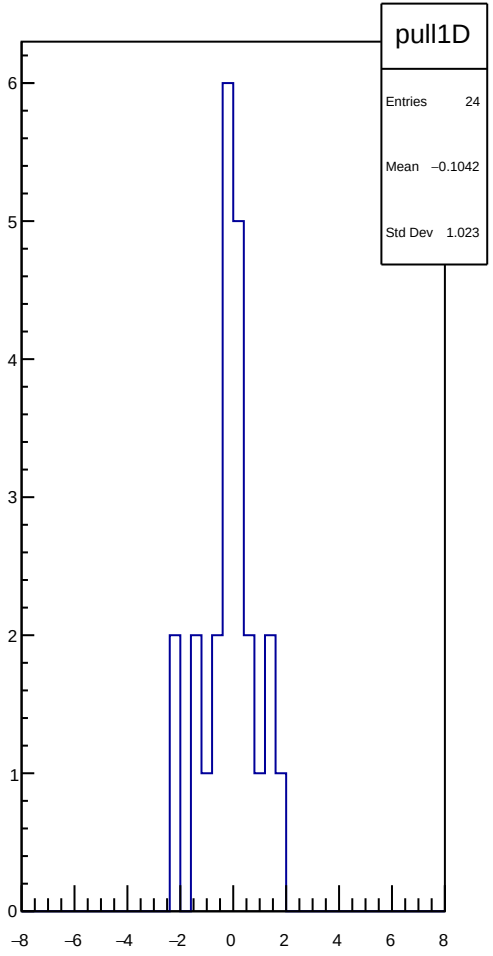
pull1D
Entries 24
Mean −0.1042
Std Dev 1.023
6
5
4
3
2
1
0
−8
−6
−4
−2
0
2
4
6
8

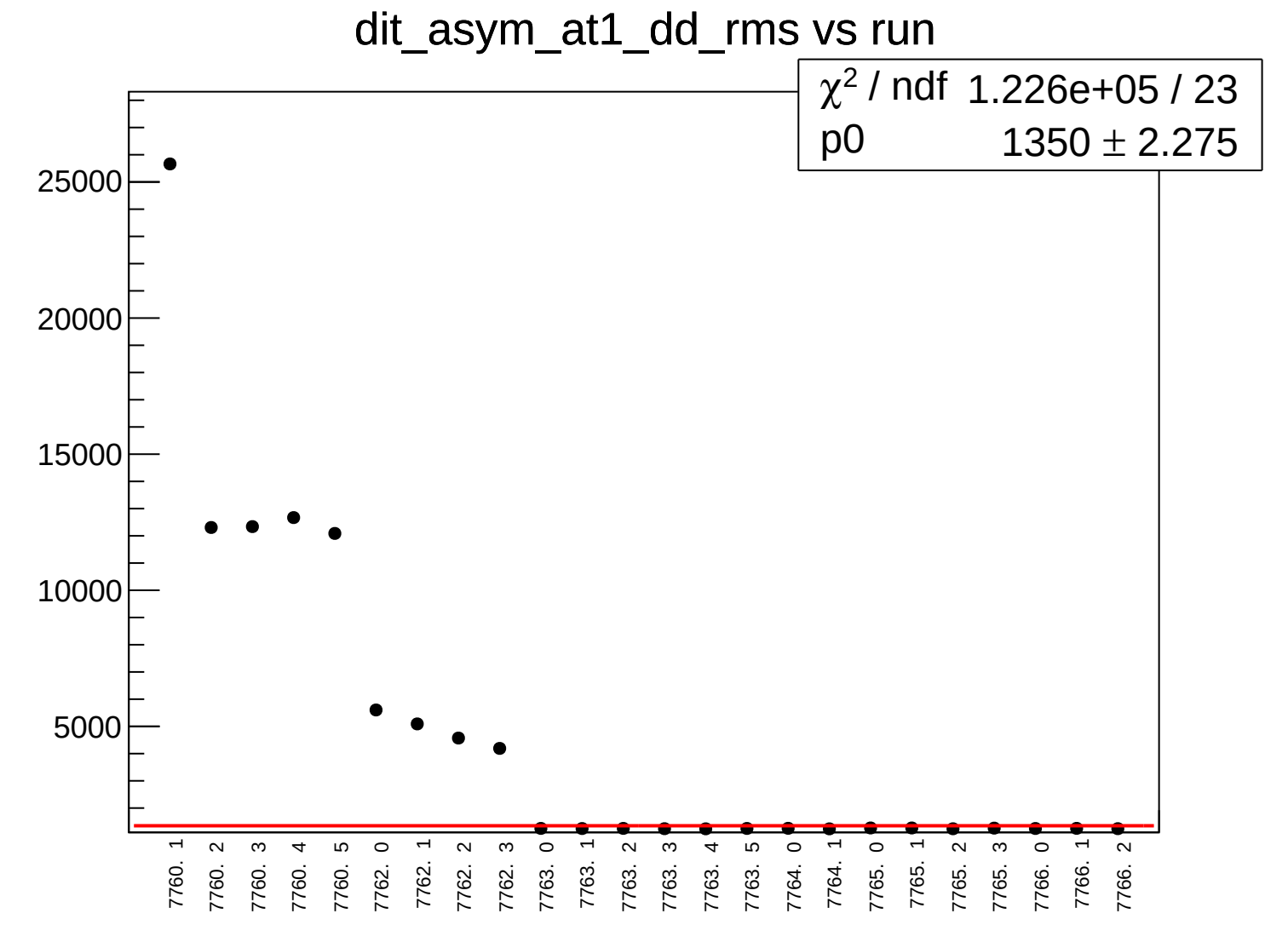
dit_asym_at1_dd_rms vs run
χ2 / ndf 1.226e+05 / 23
p0 1350 ± 2.275
25000
20000
15000
10000
5000
7760. 1
7760. 2
7760. 3
7760. 4
7760. 5
7762. 0
7762. 1
7762. 2
7762. 3
7763. 0
7763. 1
7763. 2
7763. 3
7763. 4
7763. 5
7764. 0
7764. 1
7765. 0
7765. 1
7765. 2
7765. 3
7766. 0
7766. 1
7766. 2

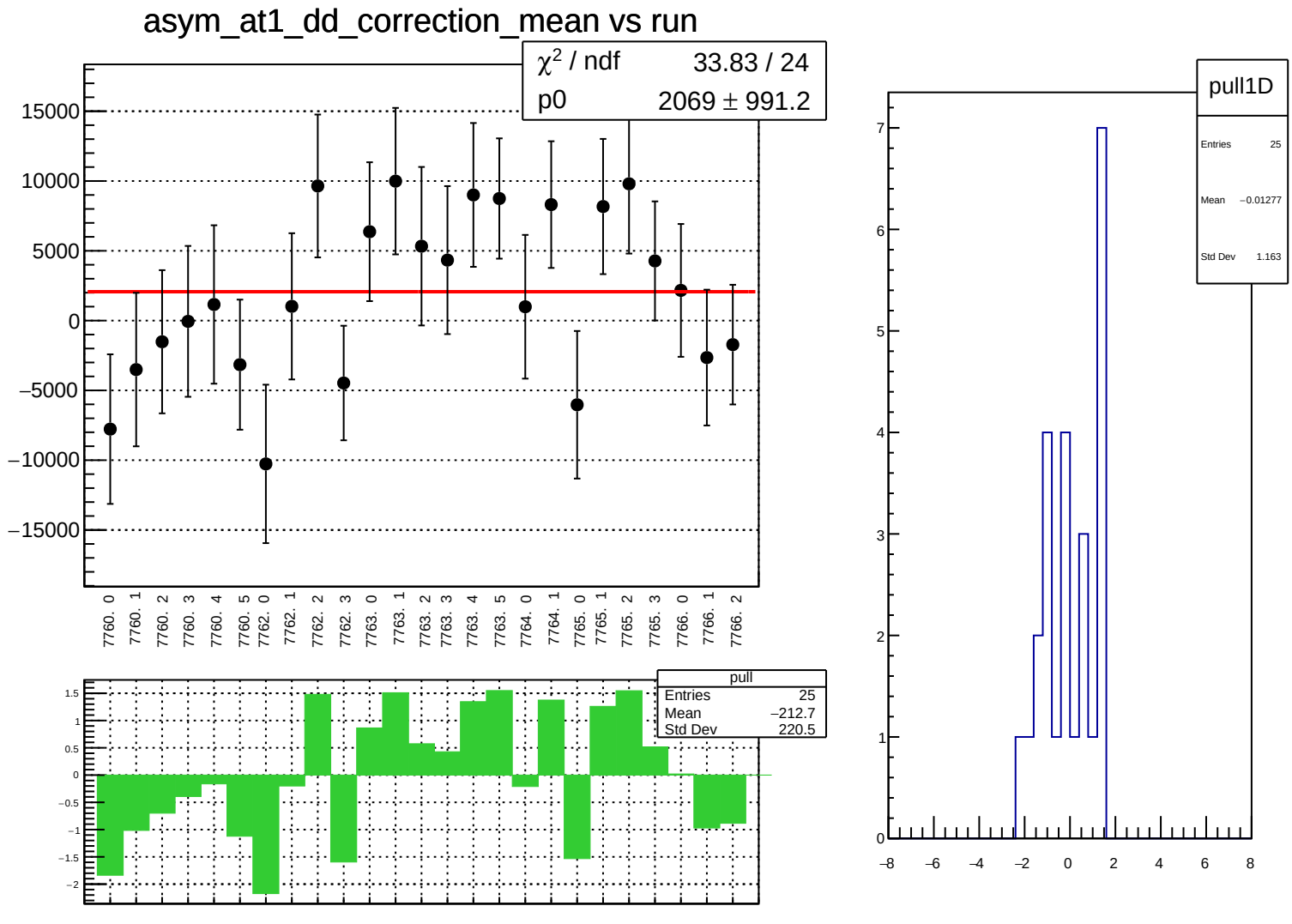
asym_at1_dd_correction_mean vs run
χ² / ndf 33.83 / 24
p0 2069 ± 991.2
15000
10000
5000
0
−5000
−10000
−15000
7760. 0
7760. 1
7760. 2
7760. 3
7760. 4
7760. 5
7762. 0
7762. 1
7762. 2
7762. 3
7763. 0
7763. 1
7763. 2
7763. 3
7763. 4
7763. 5
7764. 0
7764. 1
7765. 0
7765. 1
7765. 2
7765. 3
7766. 0
7766. 1
7766. 2
pull
Entries 25
Mean −212.7
Std Dev 220.5
1.5
1
0.5
0
−0.5
−1
−1.5
−2
pull1D
Entries 25
Mean −0.01277
Std Dev 1.163
7
6
5
4
3
2
1
0
−8
−6
−4
−2
0
2
4
6
8

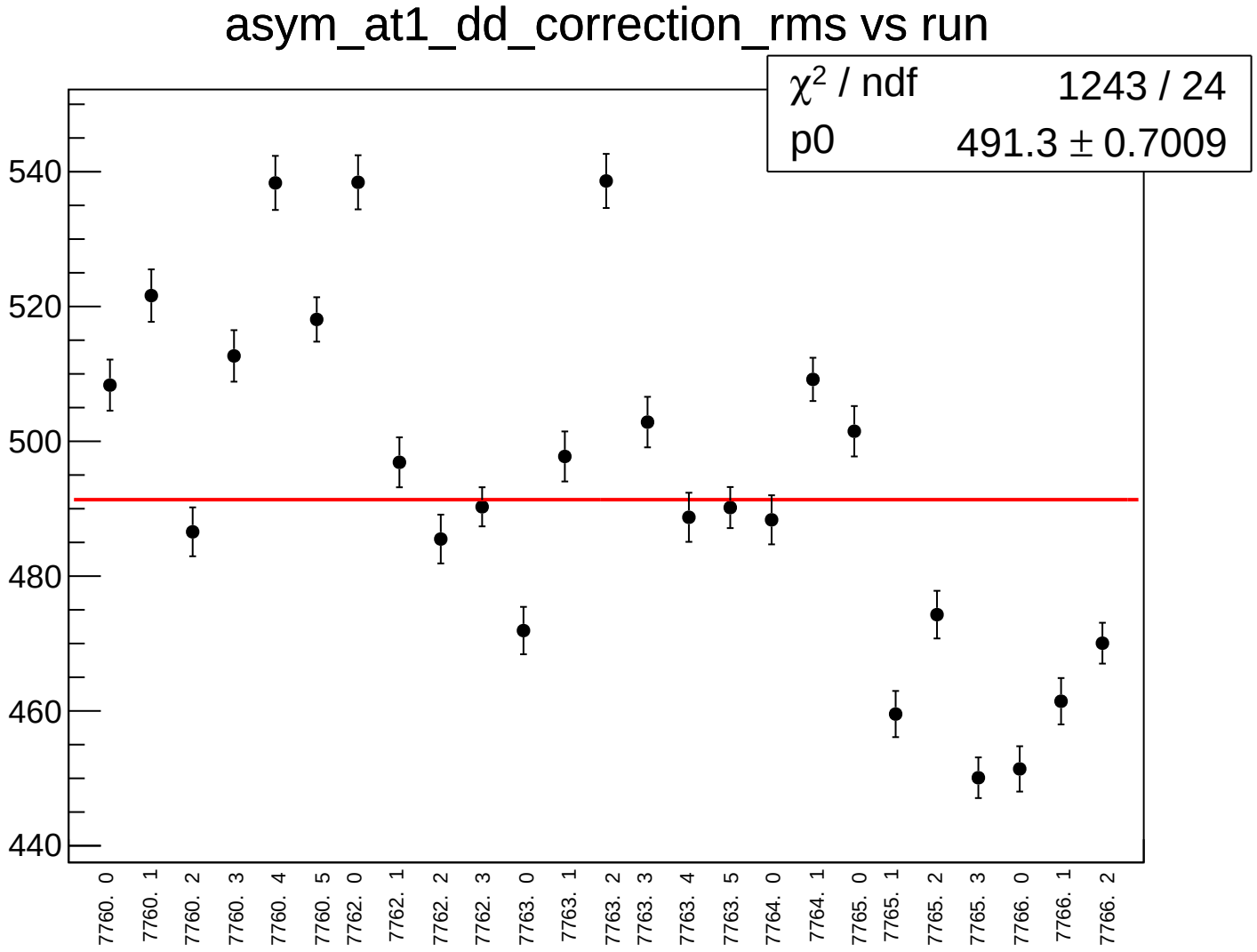
asym_at1_dd_correction_rms vs run
χ² / ndf 1243 / 24
p0 491.3 ± 0.7009
540
520
500
480
460
440
7760. 0
7760. 1
7760. 2
7760. 3
7760. 4
7760. 5
7762. 0
7762. 1
7762. 2
7762. 3
7763. 0
7763. 1
7763. 2
7763. 3
7763. 4
7763. 5
7764. 0
7764. 1
7765. 0
7765. 1
7765. 2
7765. 3
7766. 0
7766. 1
7766. 2

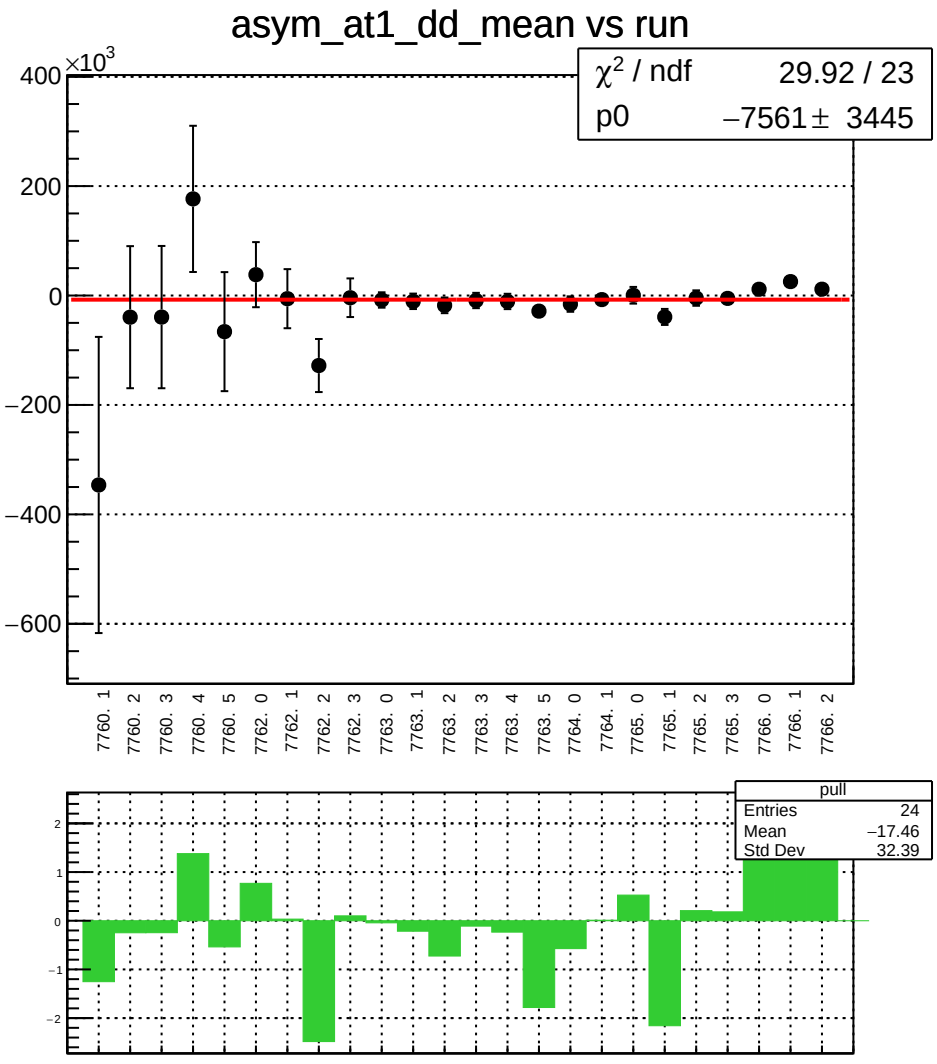
asym_at1_dd_mean vs run
×10^3
χ² / ndf 29.92 / 23
p0 −7561 ± 3445
400
200
0
−200
−400
−600
7760. 1
7760. 2
7760. 3
7760. 4
7760. 5
7762. 0
7762. 1
7762. 2
7762. 3
7763. 0
7763. 1
7763. 2
7763. 3
7763. 4
7763. 5
7764. 0
7764. 1
7765. 0
7765. 1
7765. 2
7765. 3
7766. 0
7766. 1
7766. 2
pull
Entries 24
Mean −17.46
Std Dev 32.39
2
1
0
−1
−2

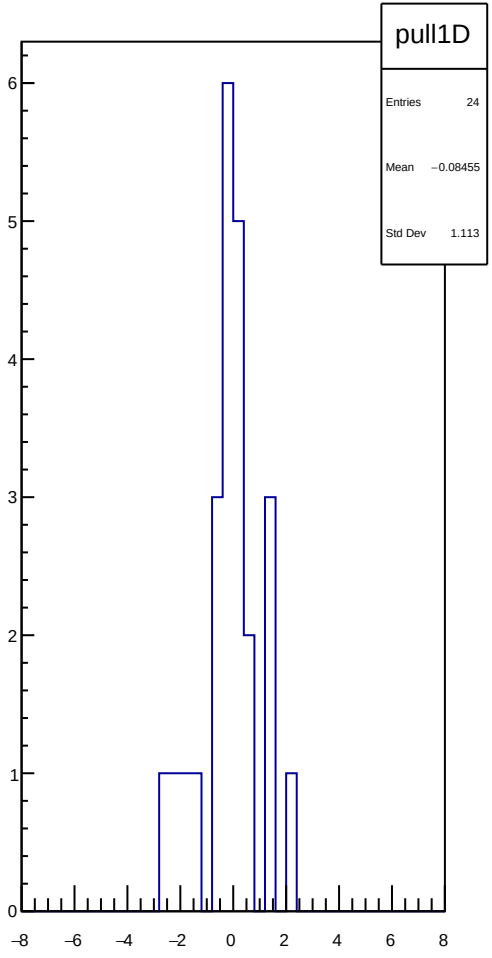
pull1D
Entries 24
Mean −0.08455
Std Dev 1.113
6
5
4
3
2
1
0
−8
−6
−4
−2
0
2
4
6
8

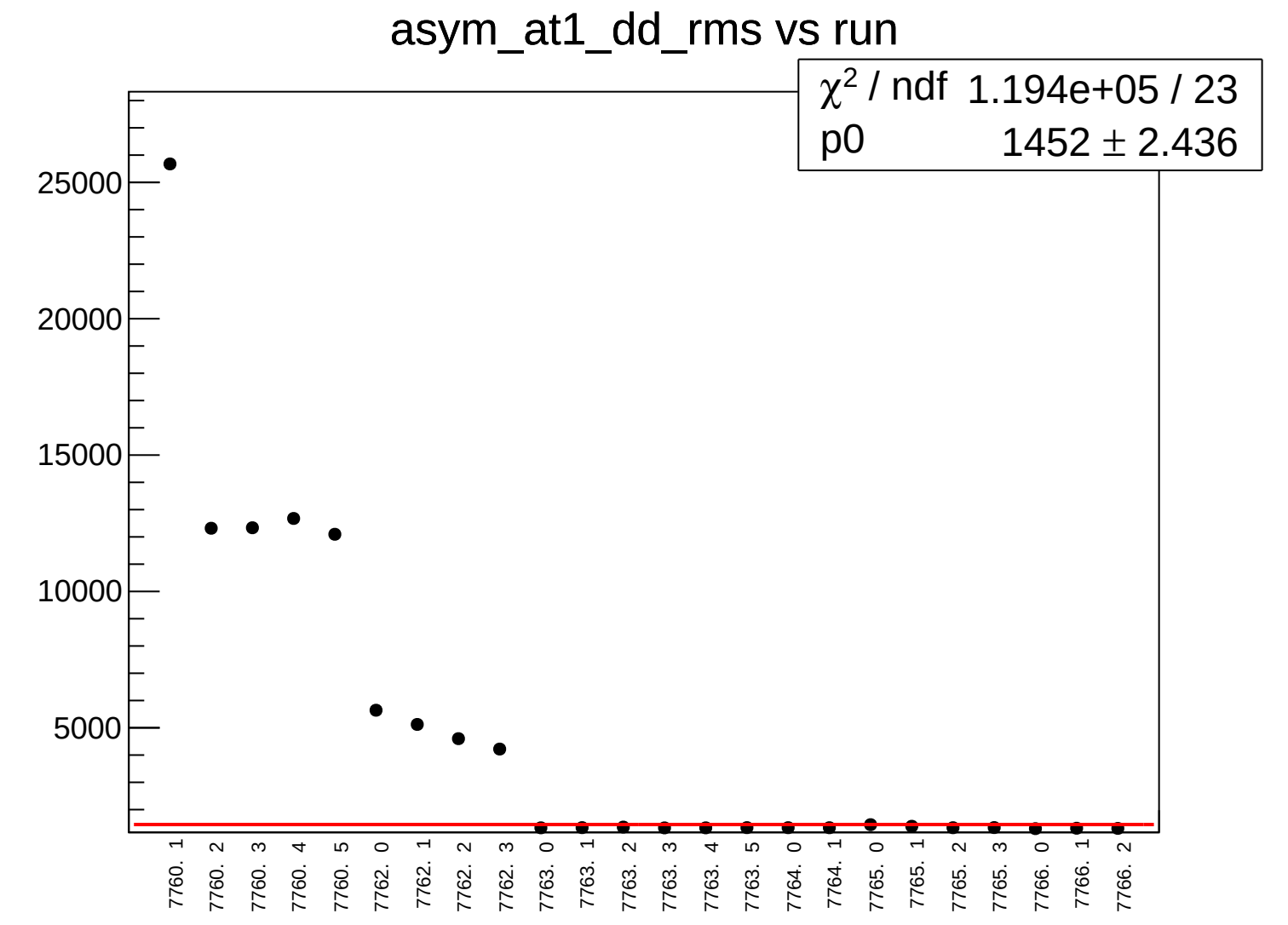
asym_at1_dd_rms vs run
χ2 / ndf 1.194e+05 / 23
p0 1452 ± 2.436
25000
20000
15000
10000
5000
7760. 1
7760. 2
7760. 3
7760. 4
7760. 5
7762. 0
7762. 1
7762. 2
7762. 3
7763. 0
7763. 1
7763. 2
7763. 3
7763. 4
7763. 5
7764. 0
7764. 1
7765. 0
7765. 1
7765. 2
7765. 3
7766. 0
7766. 1
7766. 2

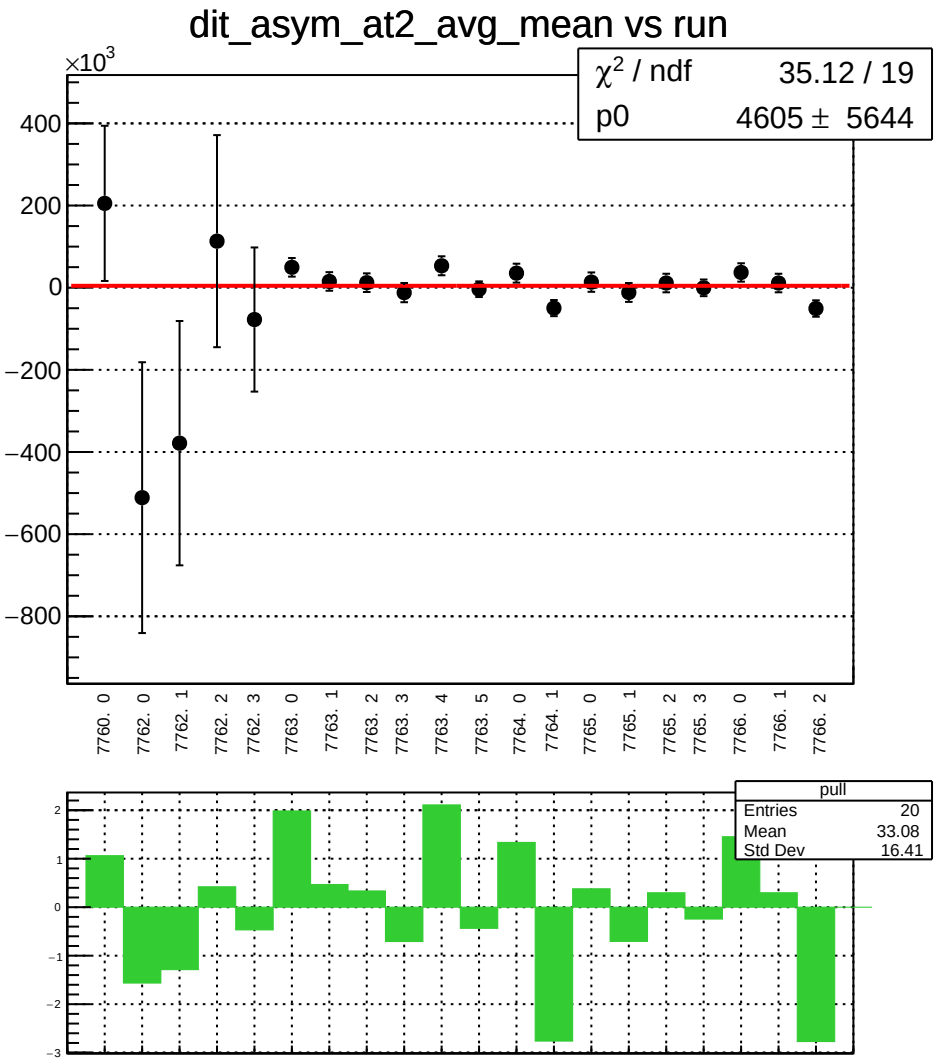
dit_asym_at2_avg_mean vs run
×10^3
χ^2 / ndf 35.12 / 19
p0 4605 ± 5644
400
200
0
−200
−400
−600
−800
7760. 0
7762. 0
7762. 1
7762. 2
7762. 3
7763. 0
7763. 1
7763. 2
7763. 3
7763. 4
7763. 5
7764. 0
7764. 1
7765. 0
7765. 1
7765. 2
7765. 3
7766. 0
7766. 1
7766. 2
pull
Entries 20
Mean 33.08
Std Dev 16.41
2
1
0
−1
−2
−3

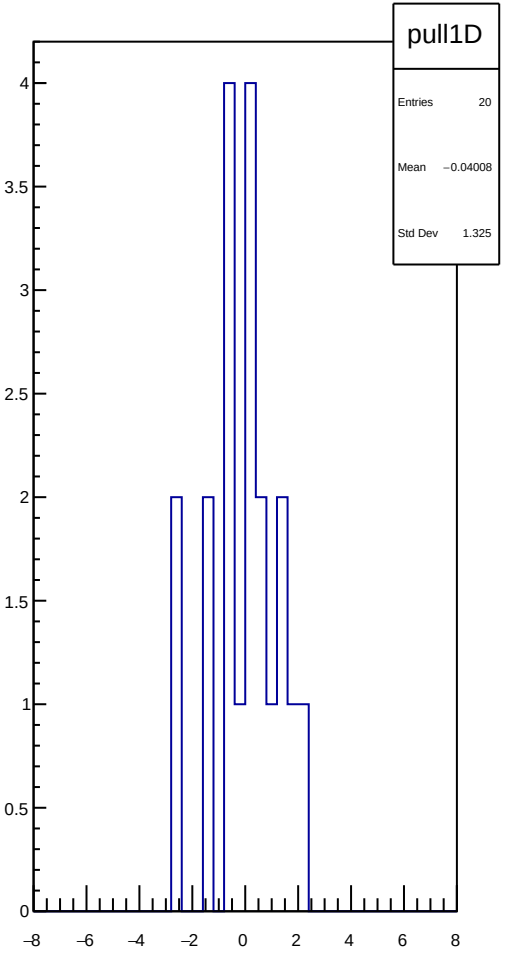
pull1D
Entries 20
Mean −0.04008
Std Dev 1.325
4
3.5
3
2.5
2
1.5
1
0.5
0
−8
−6
−4
−2
0
2
4
6
8

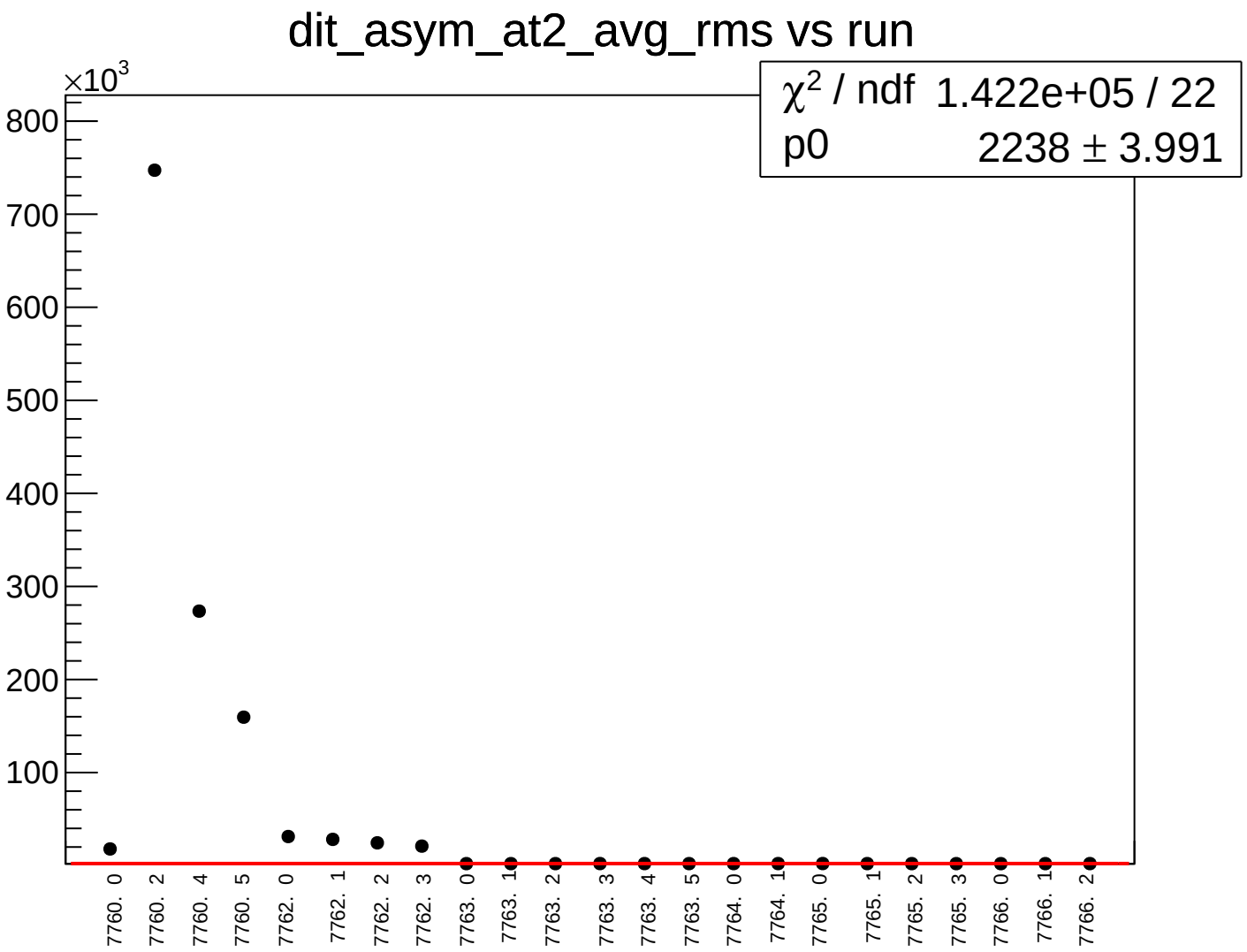
dit_asym_at2_avg_rms vs run
×10^3
800
700
600
500
400
300
200
100
χ^2 / ndf 1.422e+05 / 22
p0 2238 ± 3.991
7760. 0
7760. 2
7760. 4
7760. 5
7762. 0
7762. 1
7762. 2
7762. 3
7763. 0
7763. 1
7763. 2
7763. 3
7763. 4
7763. 5
7764. 0
7764. 1
7765. 0
7765. 1
7765. 2
7765. 3
7766. 0
7766. 1
7766. 2

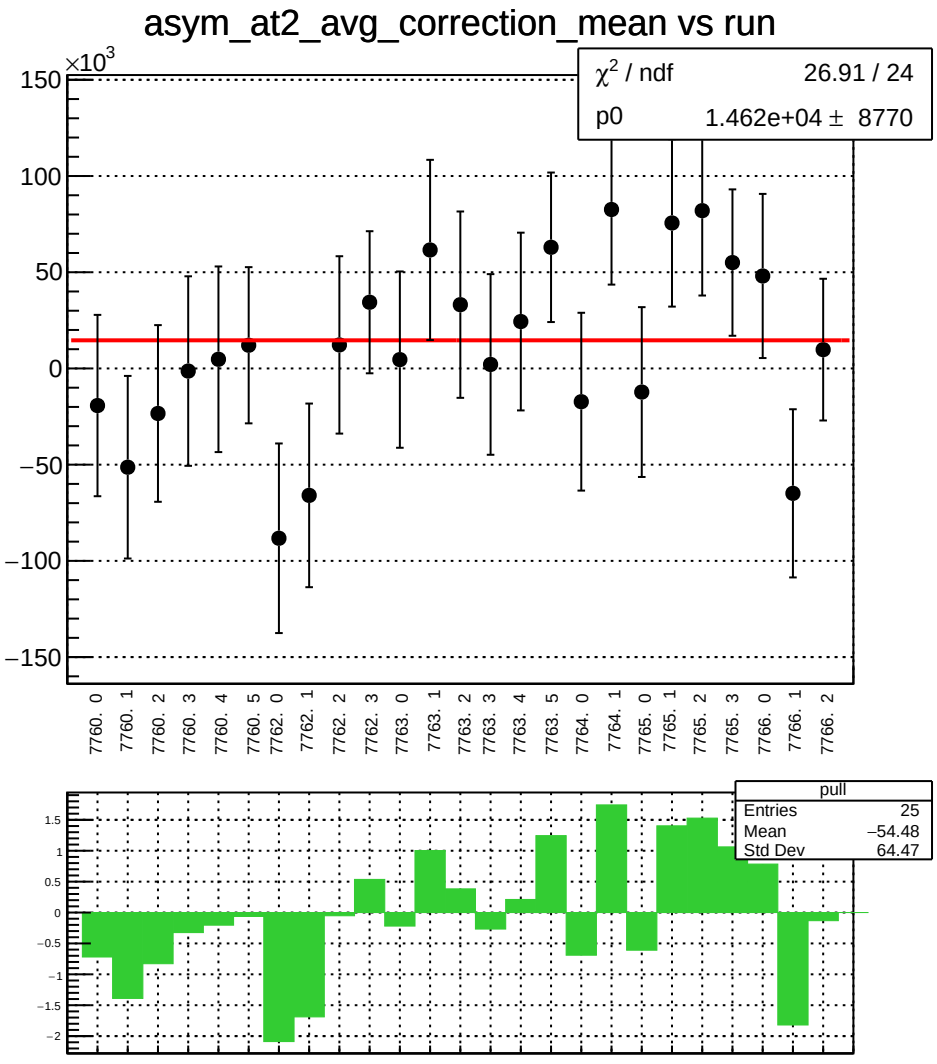
asym_at2_avg_correction_mean vs run
×10^3
χ² / ndf 26.91 / 24
p0 1.462e+04 ± 8770
150
100
50
0
−50
−100
−150
7760. 0
7760. 1
7760. 2
7760. 3
7760. 4
7760. 5
7762. 0
7762. 1
7762. 2
7762. 3
7763. 0
7763. 1
7763. 2
7763. 3
7763. 4
7763. 5
7764. 0
7764. 1
7765. 0
7765. 1
7765. 2
7765. 3
7766. 0
7766. 1
7766. 2
pull
Entries 25
Mean −54.48
Std Dev 64.47
1.5
1
0.5
0
−0.5
−1
−1.5
−2

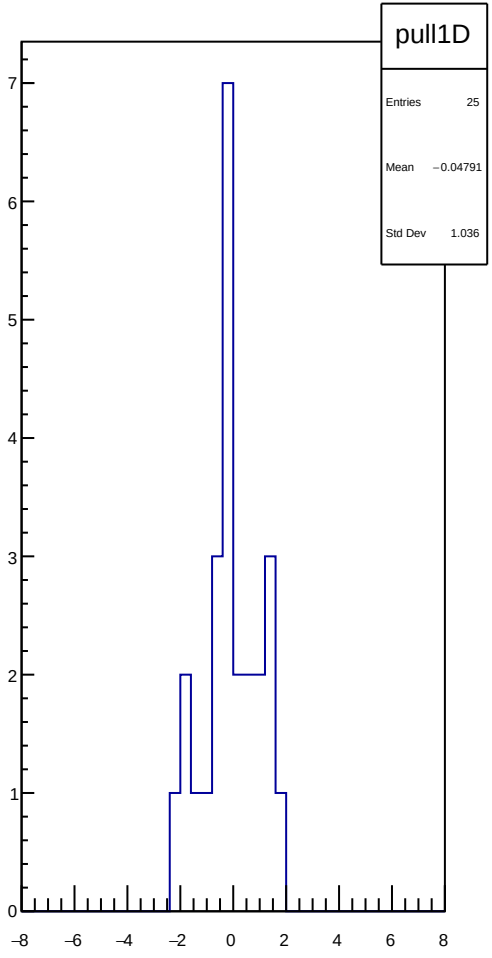
pull1D
Entries 25
Mean −0.04791
Std Dev 1.036
7
6
5
4
3
2
1
0
−8
−6
−4
−2
0
2
4
6
8

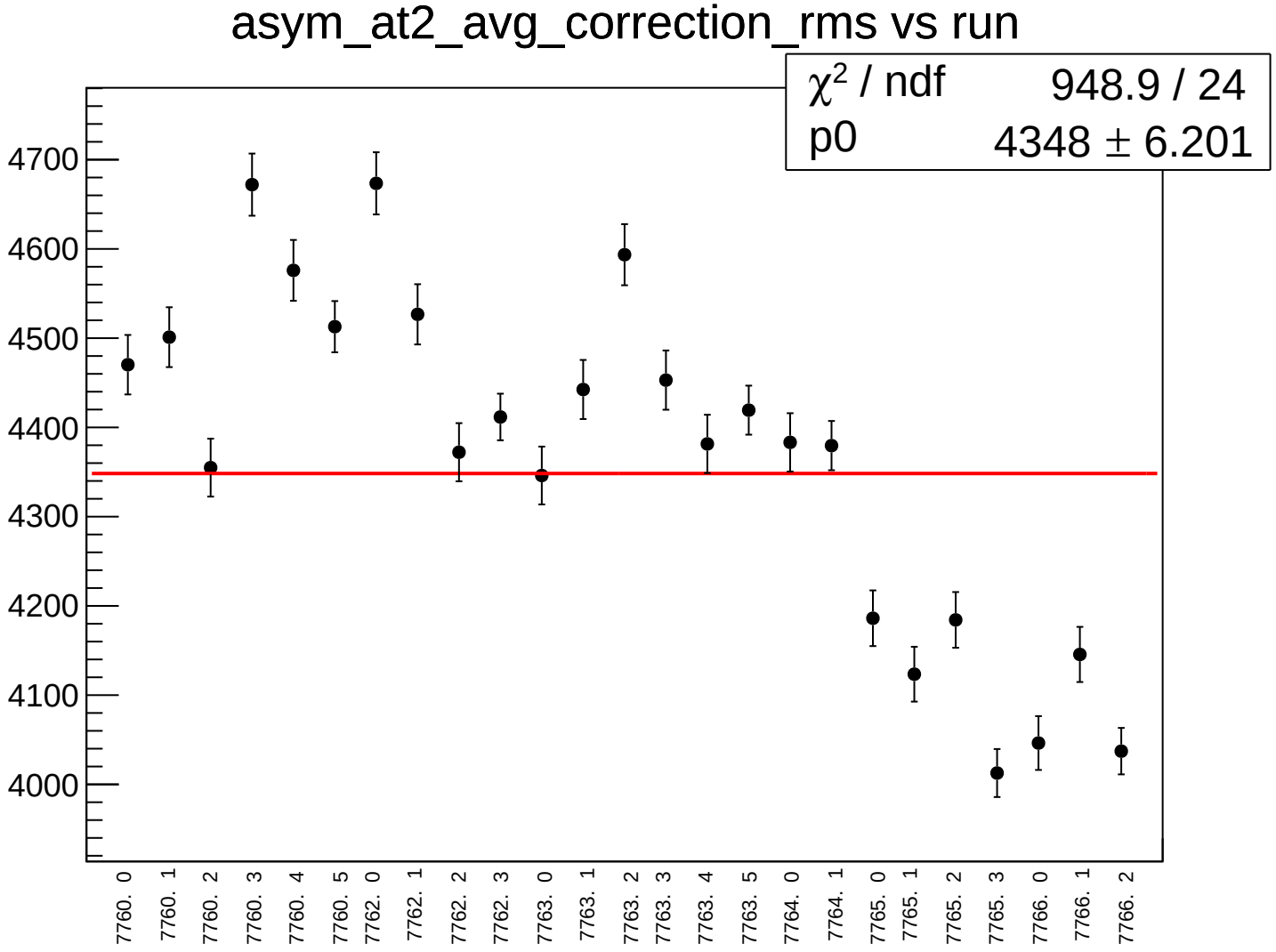
asym_at2_avg_correction_rms vs run
χ² / ndf 948.9 / 24
p0 4348 ± 6.201
4700
4600
4500
4400
4300
4200
4100
4000
7760. 0
7760. 1
7760. 2
7760. 3
7760. 4
7760. 5
7762. 0
7762. 1
7762. 2
7762. 3
7763. 0
7763. 1
7763. 2
7763. 3
7763. 4
7763. 5
7764. 0
7764. 1
7765. 0
7765. 1
7765. 2
7765. 3
7766. 0
7766. 1
7766. 2

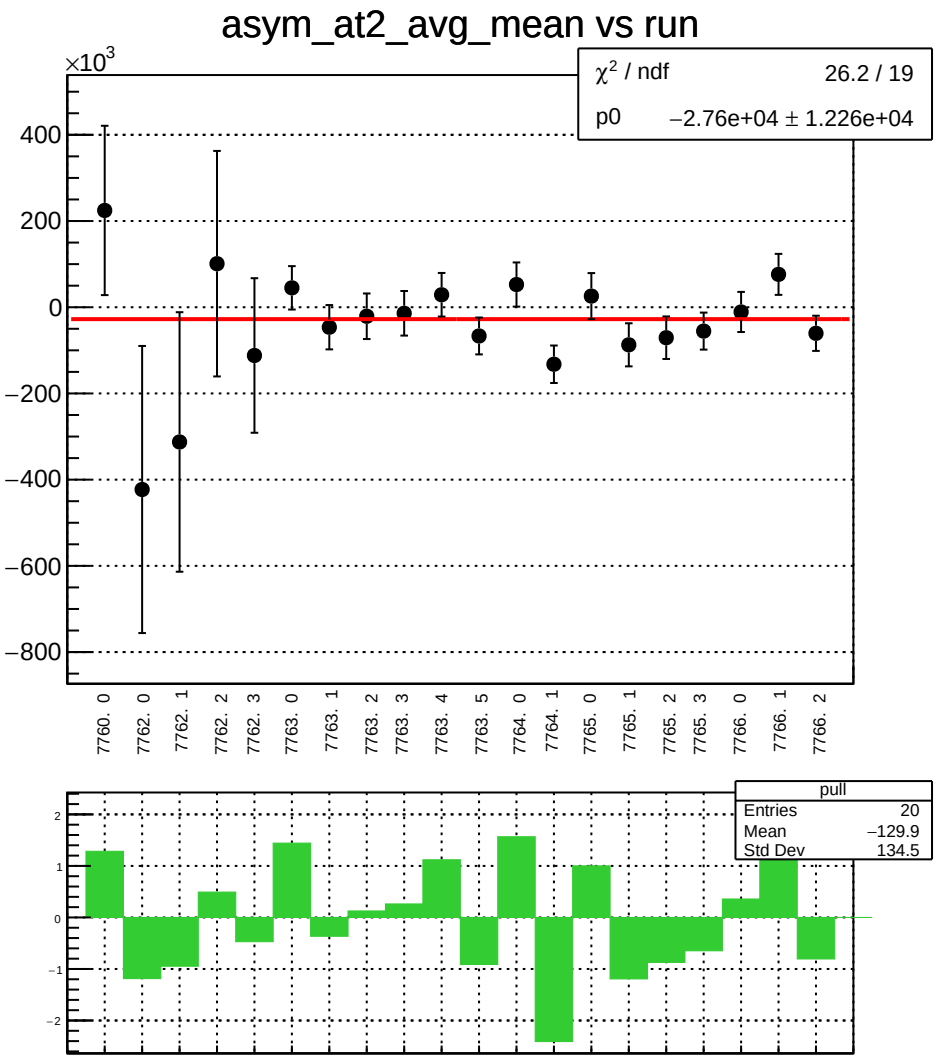
asym_at2_avg_mean vs run
×10^3
χ² / ndf 26.2 / 19
p0 −2.76e+04 ± 1.226e+04
400
200
0
−200
−400
−600
−800
7760. 0
7762. 0
7762. 1
7762. 2
7762. 3
7763. 0
7763. 1
7763. 2
7763. 3
7763. 4
7763. 5
7764. 0
7764. 1
7765. 0
7765. 1
7765. 2
7765. 3
7766. 0
7766. 1
7766. 2
pull
Entries 20
Mean −129.9
Std Dev 134.5
2
1
0
−1
−2

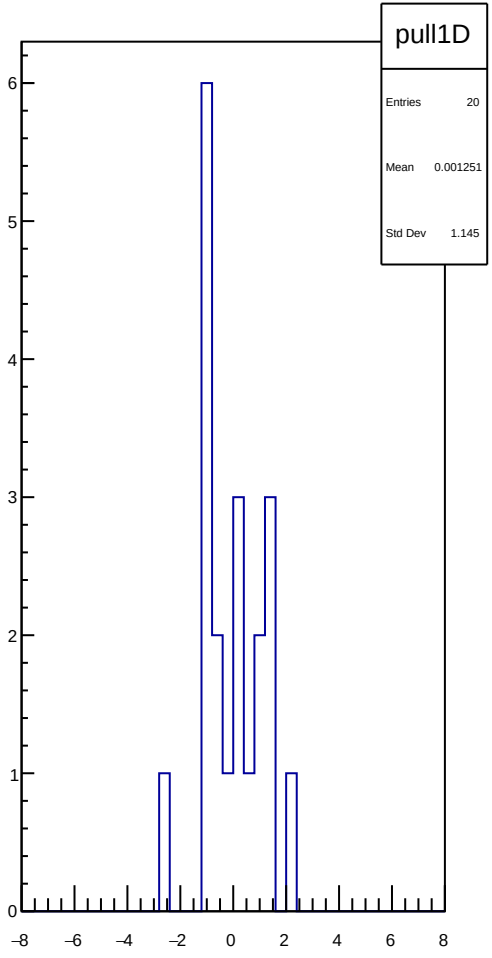
pull1D
Entries 20
Mean 0.001251
Std Dev 1.145
6
5
4
3
2
1
0
−8
−6
−4
−2
0
2
4
6
8

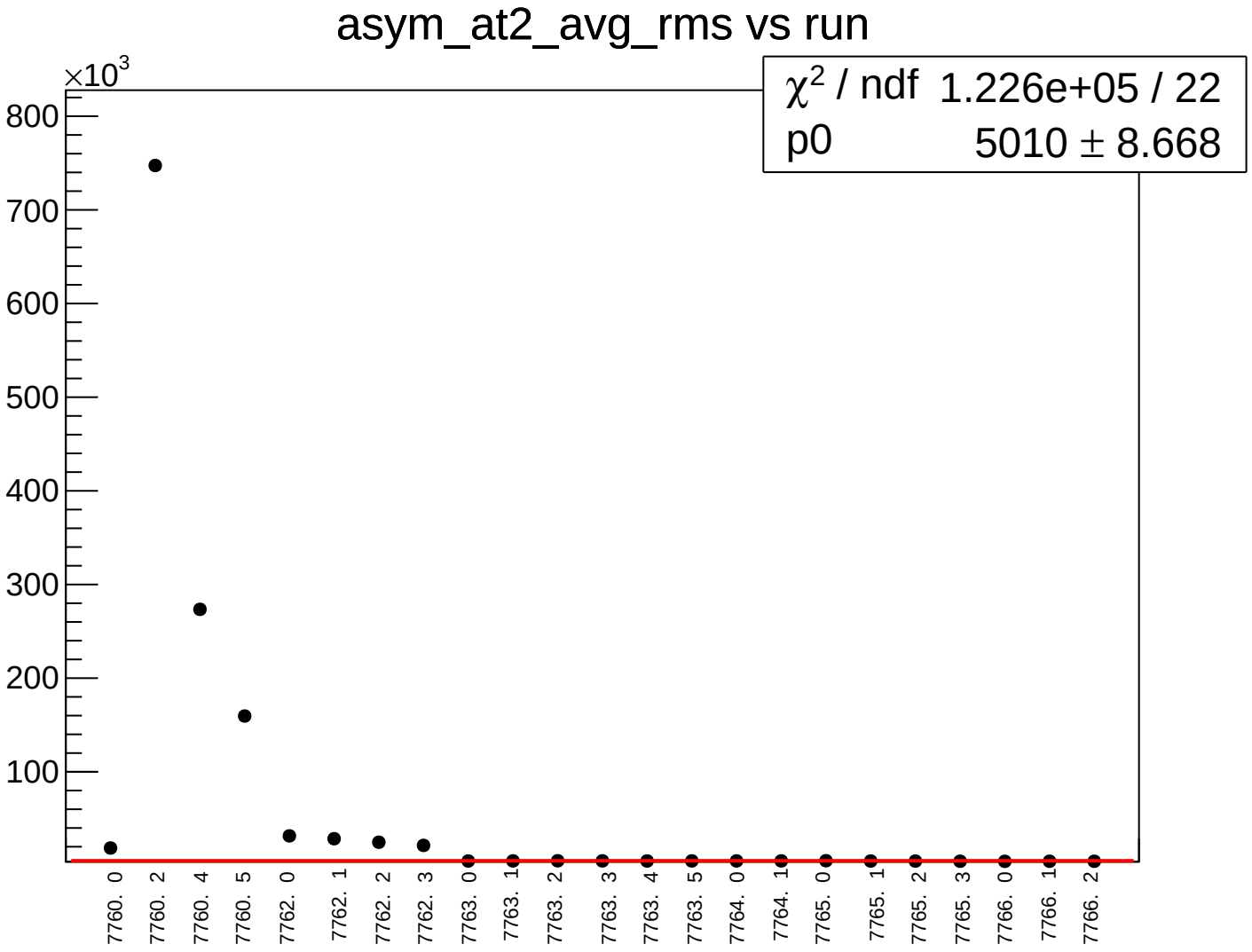
asym_at2_avg_rms vs run
×10^3
800
700
600
500
400
300
200
100
χ² / ndf 1.226e+05 / 22
p0 5010 ± 8.668
7760. 0
7760. 2
7760. 4
7760. 5
7762. 0
7762. 1
7762. 2
7762. 3
7763. 0
7763. 1
7763. 2
7763. 3
7763. 4
7763. 5
7764. 0
7764. 1
7765. 0
7765. 1
7765. 2
7765. 3
7766. 0
7766. 1
7766. 2

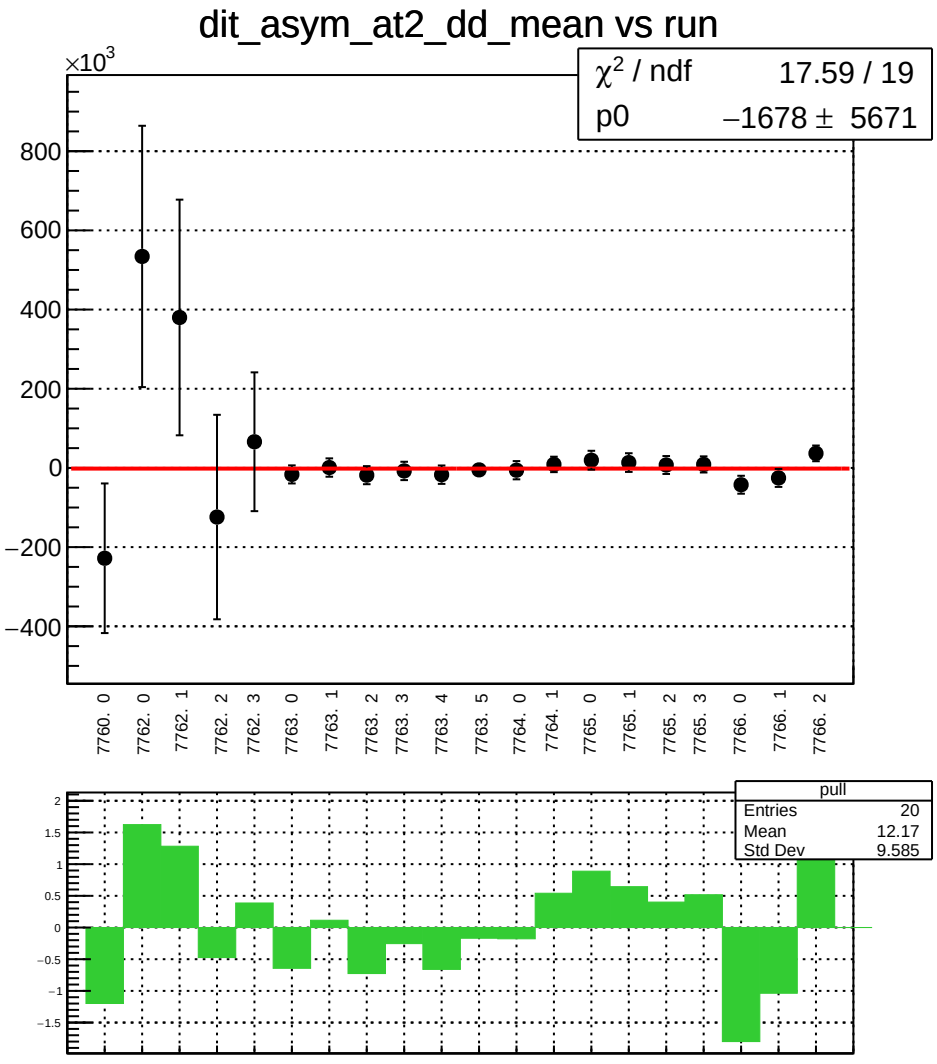
dit_asym_at2_dd_mean vs run
×10^3
χ² / ndf 17.59 / 19
p0 −1678 ± 5671
800
600
400
200
0
−200
−400
7760. 0
7762. 0
7762. 1
7762. 2
7762. 3
7763. 0
7763. 1
7763. 2
7763. 3
7763. 4
7763. 5
7764. 0
7764. 1
7765. 0
7765. 1
7765. 2
7765. 3
7766. 0
7766. 1
7766. 2
pull
Entries 20
Mean 12.17
Std Dev 9.585

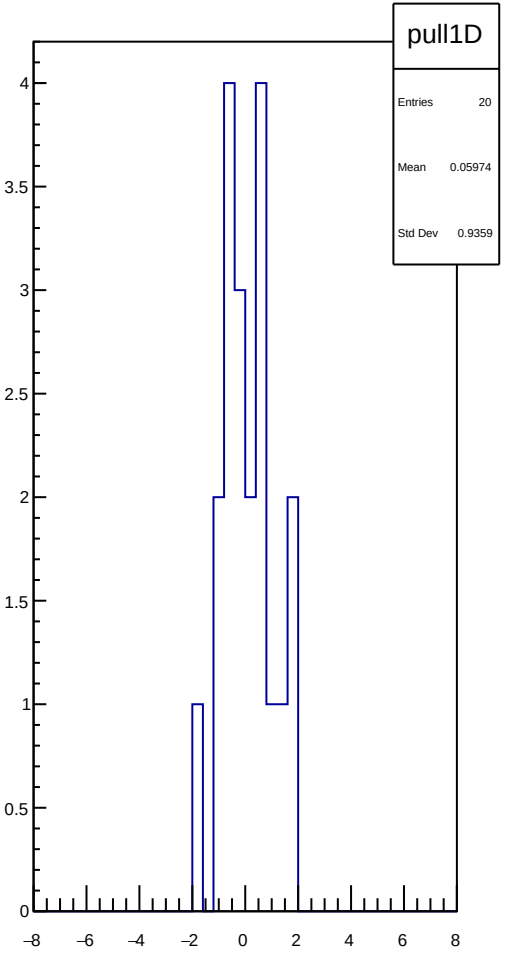
pull1D
Entries 20
Mean 0.05974
Std Dev 0.9359

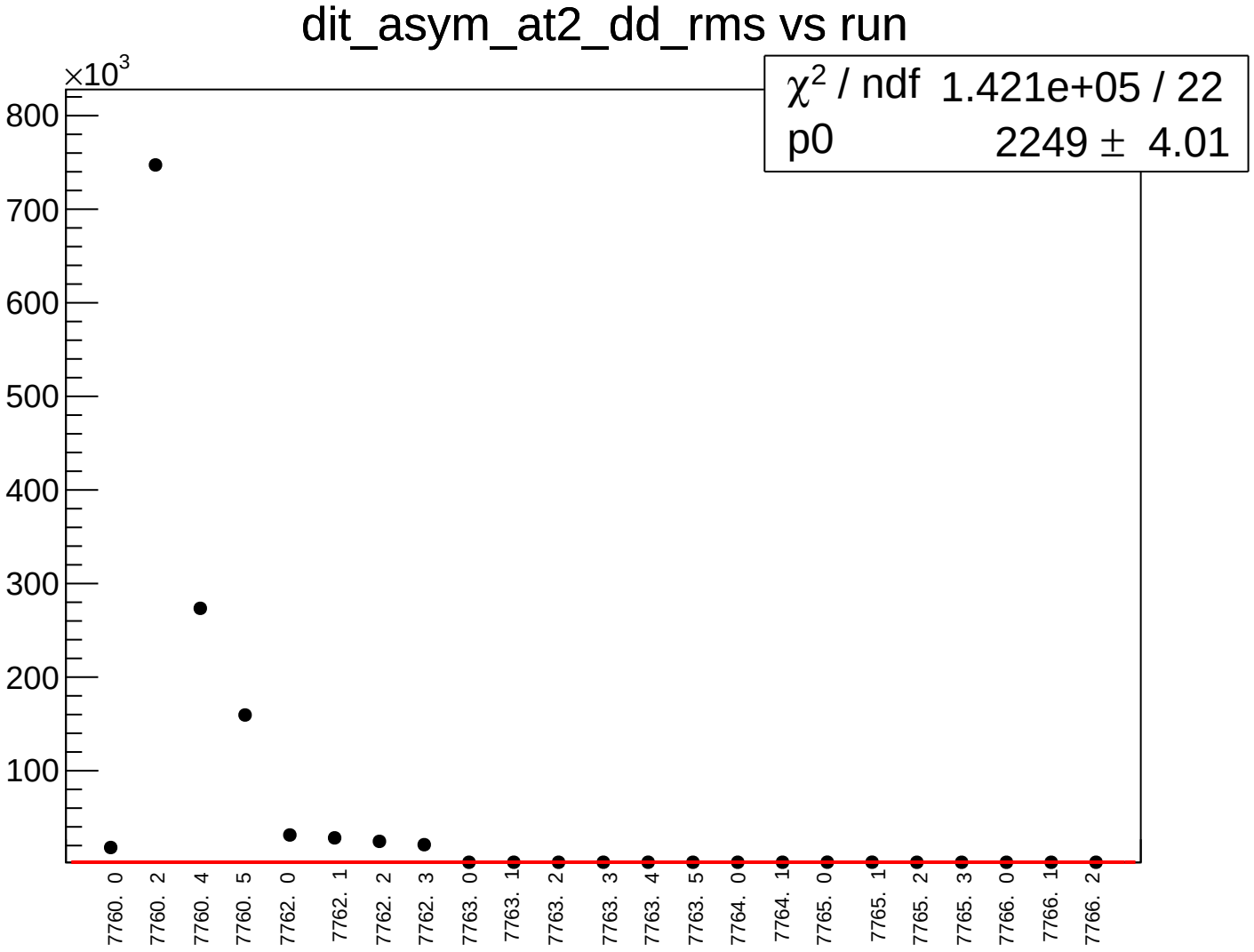
dit_asym_at2_dd_rms vs run
×10^3
800
700
600
500
400
300
200
100
χ² / ndf 1.421e+05 / 22
p0 2249 ± 4.01
7760. 0
7760. 2
7760. 4
7760. 5
7762. 0
7762. 1
7762. 2
7762. 3
7763. 0
7763. 1
7763. 2
7763. 3
7763. 4
7763. 5
7764. 0
7764. 1
7765. 0
7765. 1
7765. 2
7765. 3
7766. 0
7766. 1
7766. 2

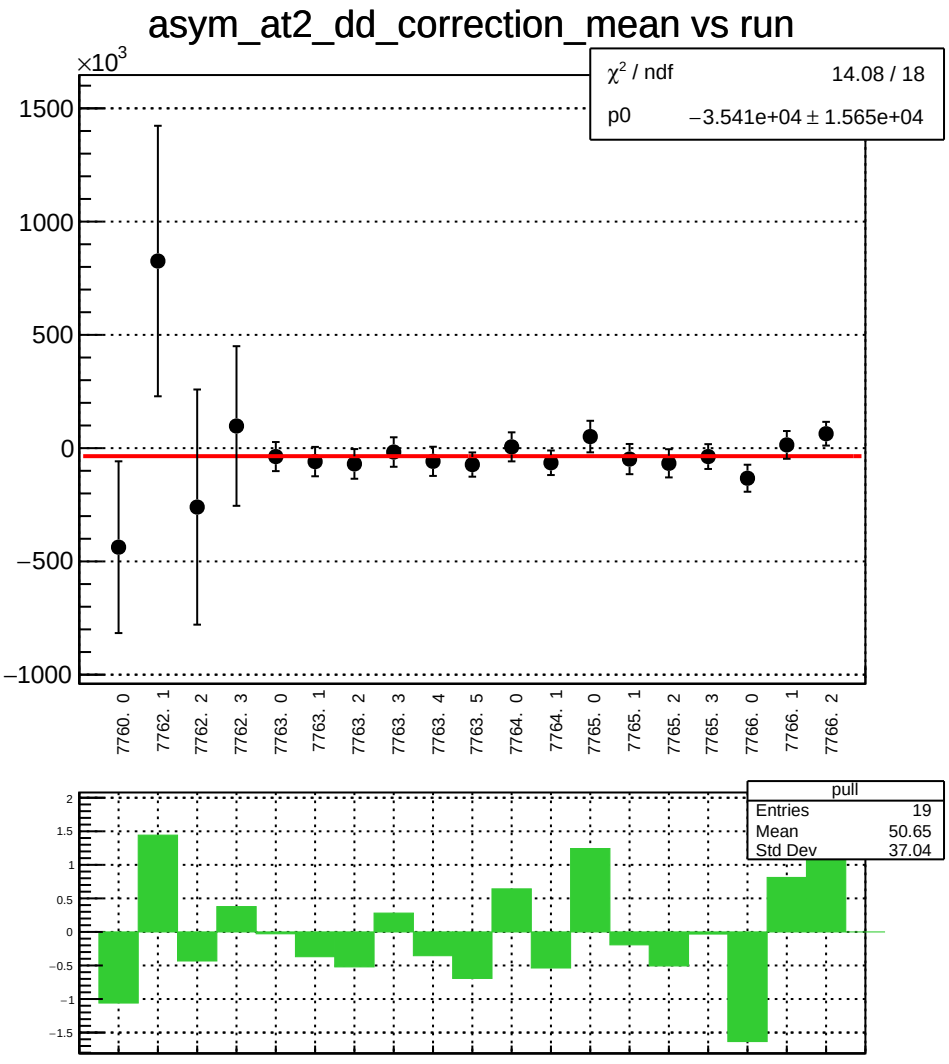
asym_at2_dd_correction_mean vs run
×10^3
χ² / ndf 14.08 / 18
p0 −3.541e+04 ± 1.565e+04
1500
1000
500
0
−500
−1000
7760. 0
7762. 1
7762. 2
7762. 3
7763. 0
7763. 1
7763. 2
7763. 3
7763. 4
7763. 5
7764. 0
7764. 1
7765. 0
7765. 1
7765. 2
7765. 3
7766. 0
7766. 1
7766. 2
pull
Entries 19
Mean 50.65
Std Dev 37.04
2
1.5
1
0.5
0
−0.5
−1
−1.5

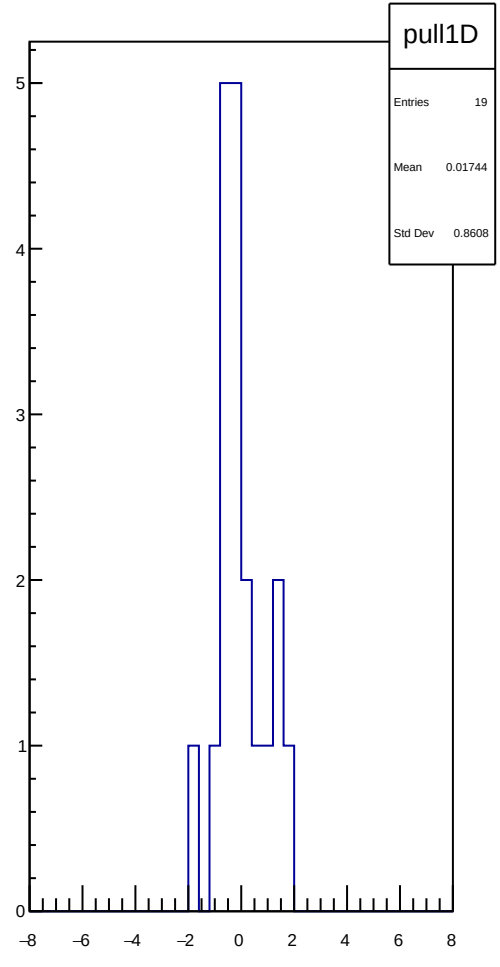
pull1D
Entries 19
Mean 0.01744
Std Dev 0.8608
5
4
3
2
1
0
−8
−6
−4
−2
0
2
4
6
8

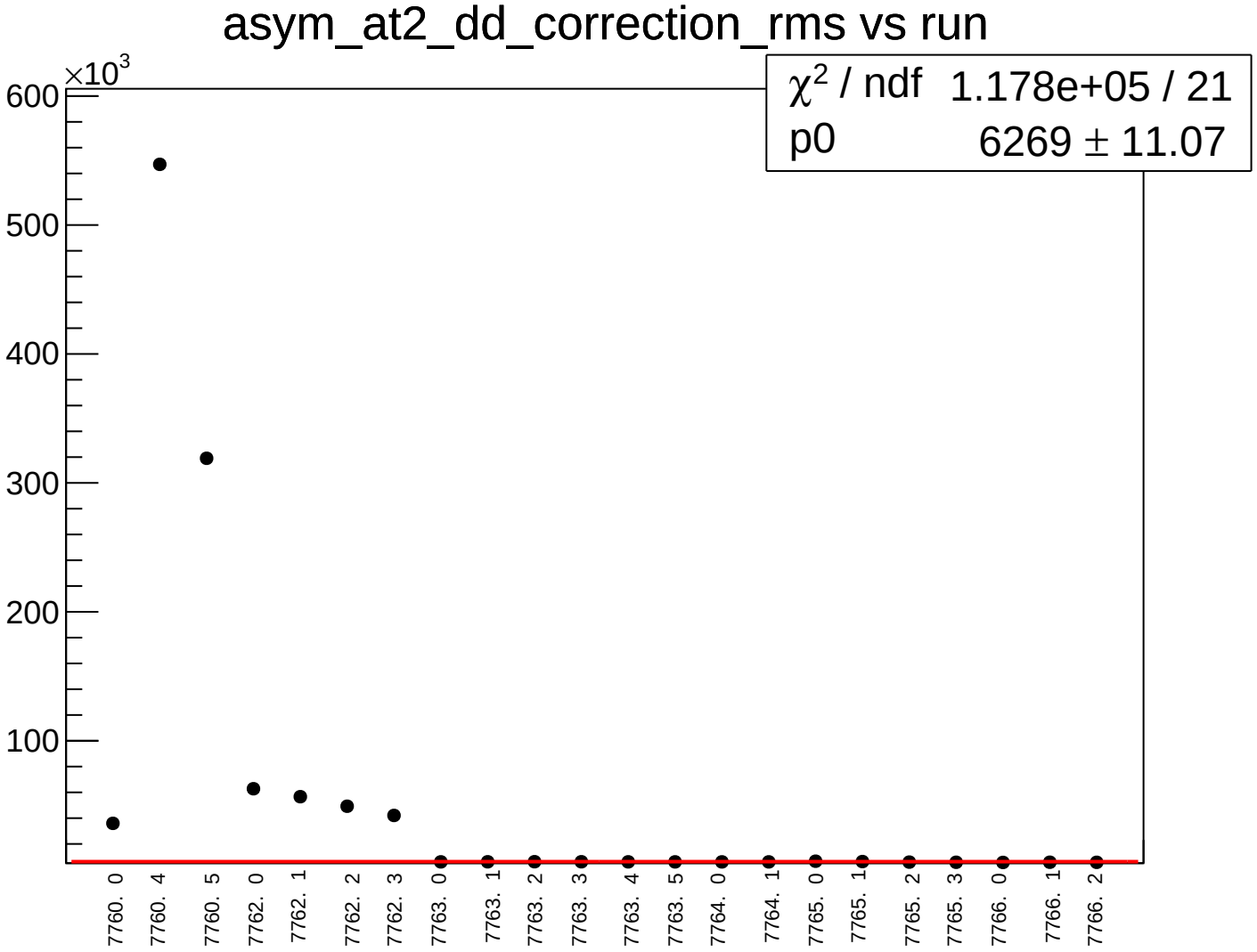
asym_at2_dd_correction_rms vs run
×10^3
600
500
400
300
200
100
χ^2 / ndf 1.178e+05 / 21
p0 6269 ± 11.07
7760. 0
7760. 4
7760. 5
7762. 0
7762. 1
7762. 2
7762. 3
7763. 0
7763. 1
7763. 2
7763. 3
7763. 4
7763. 5
7764. 0
7764. 1
7765. 0
7765. 1
7765. 2
7765. 3
7766. 0
7766. 1
7766. 2

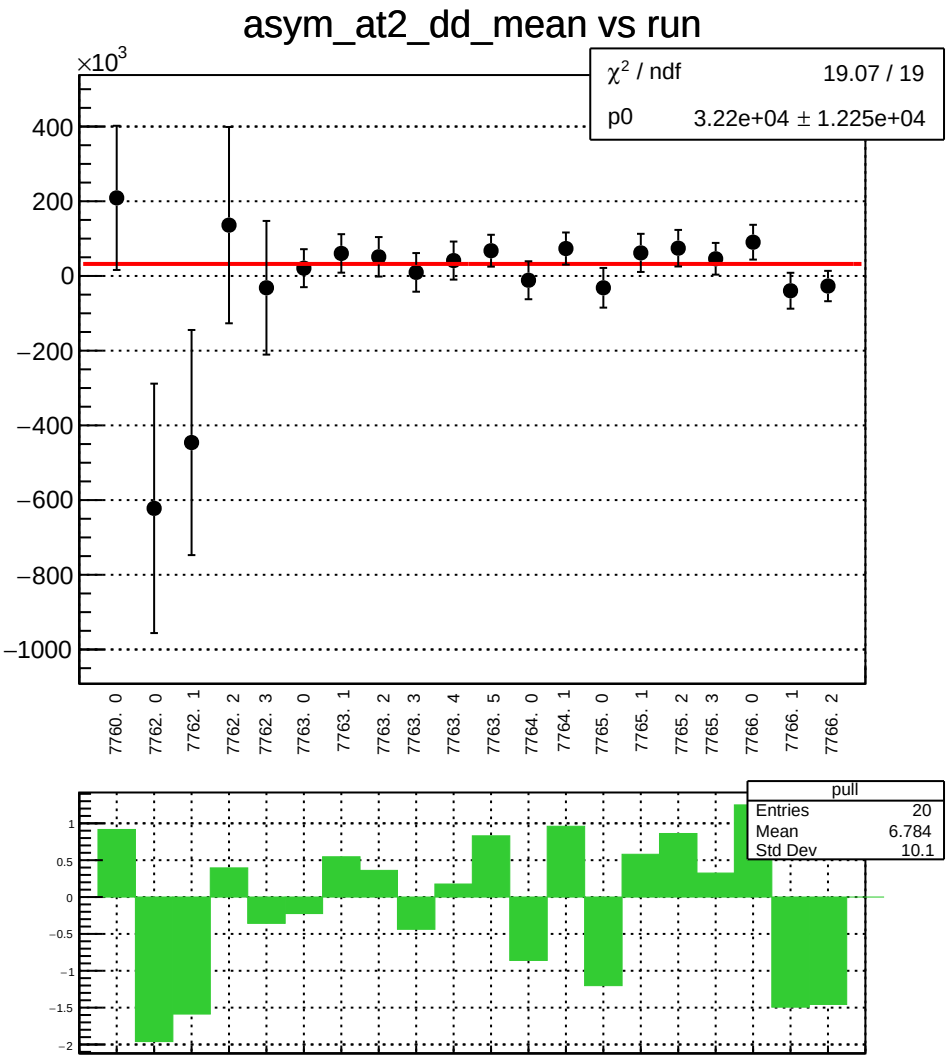
asym_at2_dd_mean vs run
×10^3
χ² / ndf 19.07 / 19
p0 3.22e+04 ± 1.225e+04
400
200
0
−200
−400
−600
−800
−1000
7760. 0
7762. 0
7762. 1
7762. 2
7762. 3
7763. 0
7763. 1
7763. 2
7763. 3
7763. 4
7763. 5
7764. 0
7764. 1
7765. 0
7765. 1
7765. 2
7765. 3
7766. 0
7766. 1
7766. 2
pull
Entries 20
Mean 6.784
Std Dev 10.1
1
0.5
0
−0.5
−1
−1.5
−2

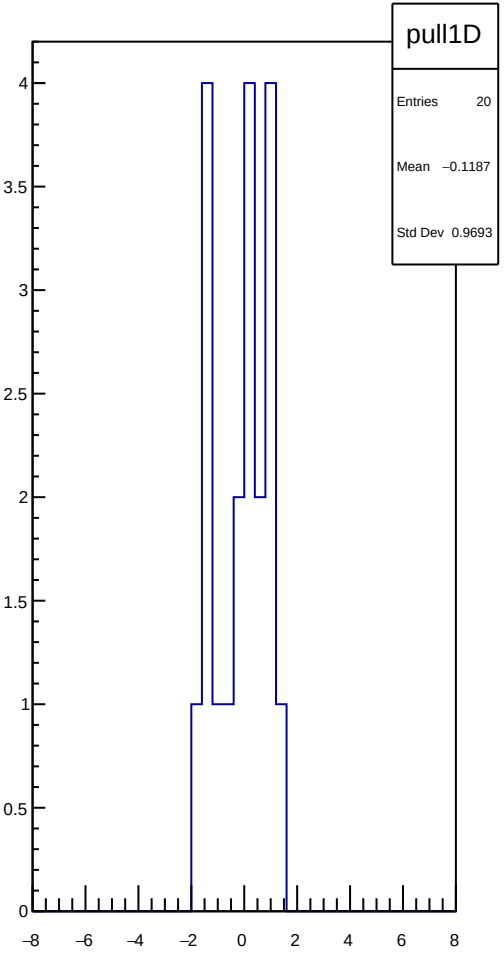
pull1D
Entries 20
Mean −0.1187
Std Dev 0.9693
4
3.5
3
2.5
2
1.5
1
0.5
0
−8
−6
−4
−2
0
2
4
6
8

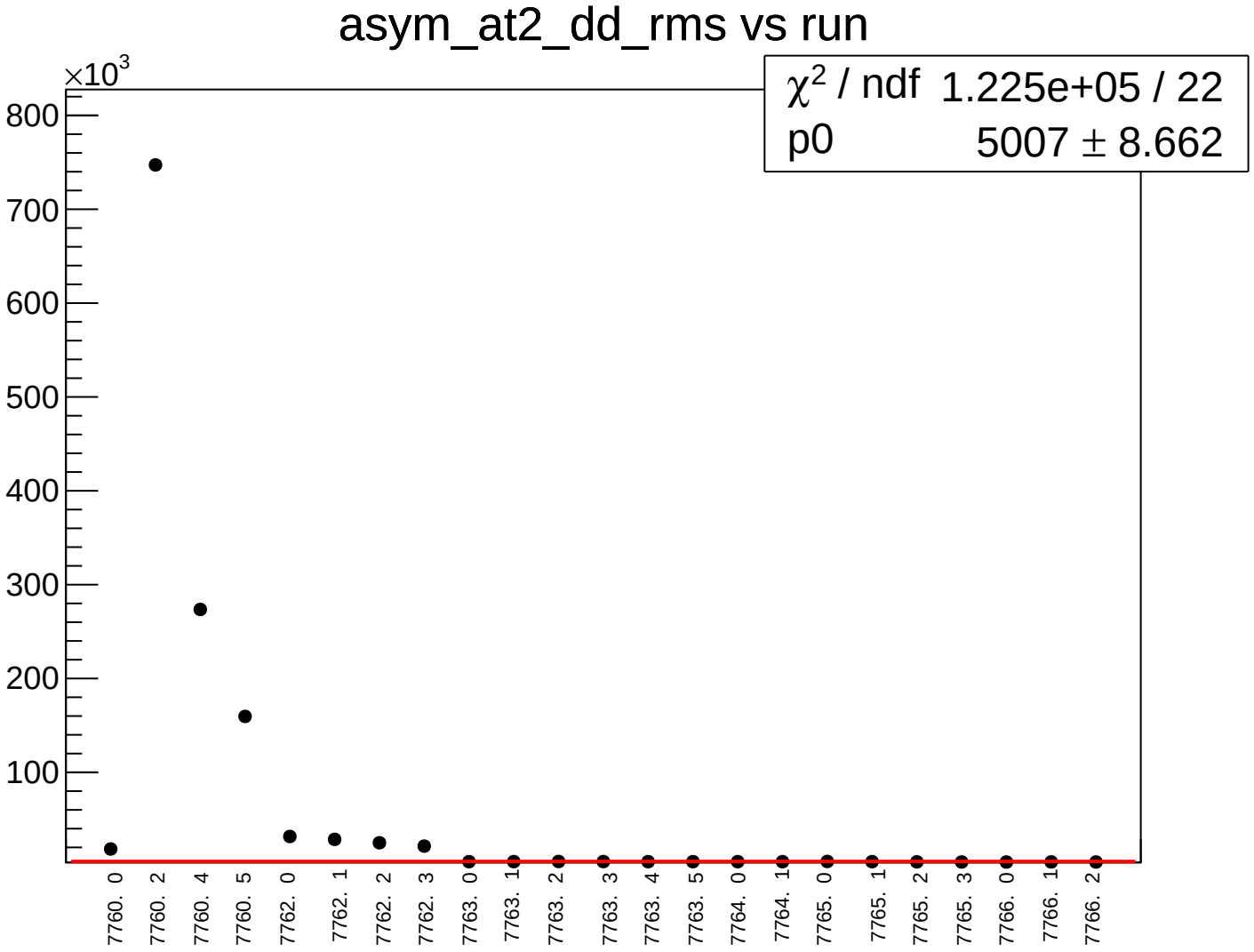
asym_at2_dd_rms vs run
×10^3
800
700
600
500
400
300
200
100
χ² / ndf 1.225e+05 / 22
p0 5007 ± 8.662
7760. 0
7760. 2
7760. 4
7760. 5
7762. 0
7762. 1
7762. 2
7762. 3
7763. 0
7763. 1
7763. 2
7763. 3
7763. 4
7763. 5
7764. 0
7764. 1
7765. 0
7765. 1
7765. 2
7765. 3
7766. 0
7766. 1
7766. 2

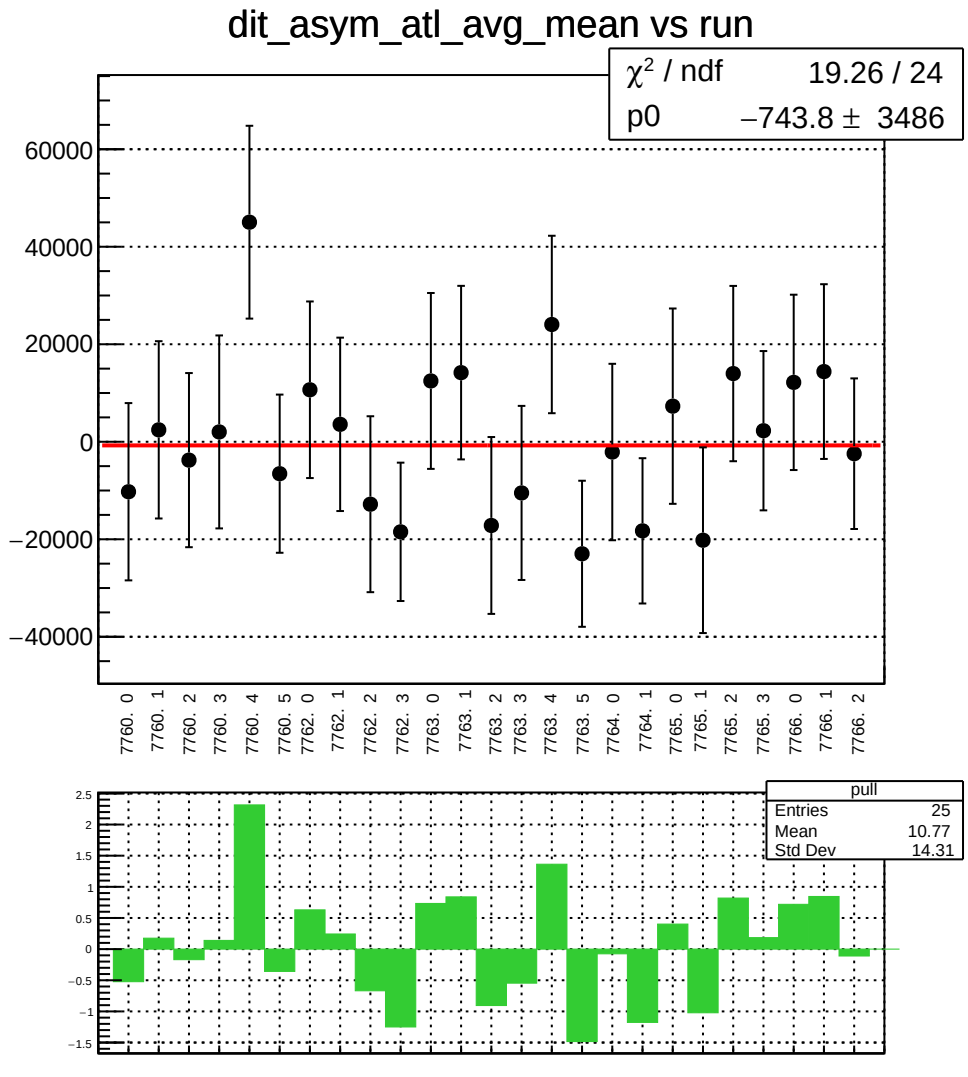
dit_asym_atl_avg_mean vs run
χ² / ndf 19.26 / 24
p0 −743.8 ± 3486
60000
40000
20000
0
−20000
−40000
7760. 0
7760. 1
7760. 2
7760. 3
7760. 4
7760. 5
7762. 0
7762. 1
7762. 2
7762. 3
7763. 0
7763. 1
7763. 2
7763. 3
7763. 4
7763. 5
7764. 0
7764. 1
7765. 0
7765. 1
7765. 2
7765. 3
7766. 0
7766. 1
7766. 2
pull
Entries 25
Mean 10.77
Std Dev 14.31
2.5
2
1.5
1
0.5
0
−0.5
−1
−1.5

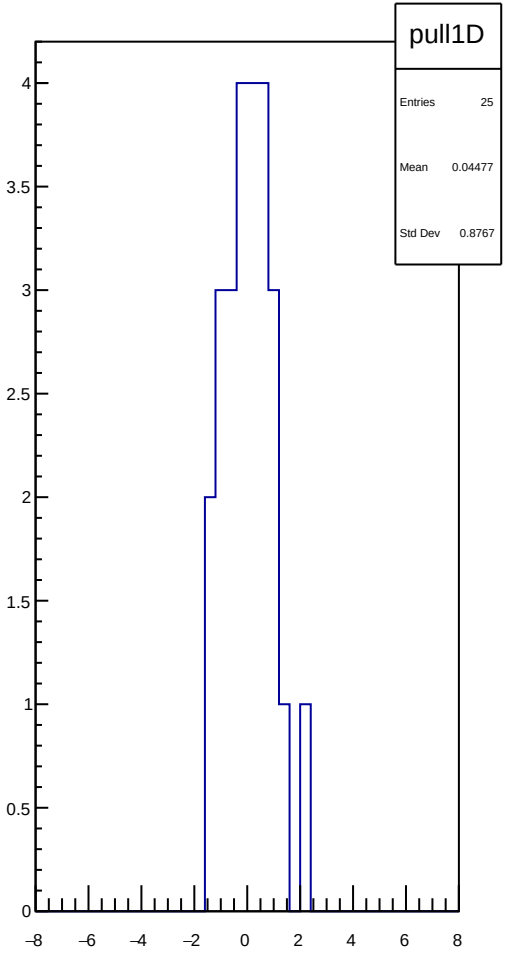
pull1D
Entries 25
Mean 0.04477
Std Dev 0.8767
4
3.5
3
2.5
2
1.5
1
0.5
0
−8
−6
−4
−2
0
2
4
6
8

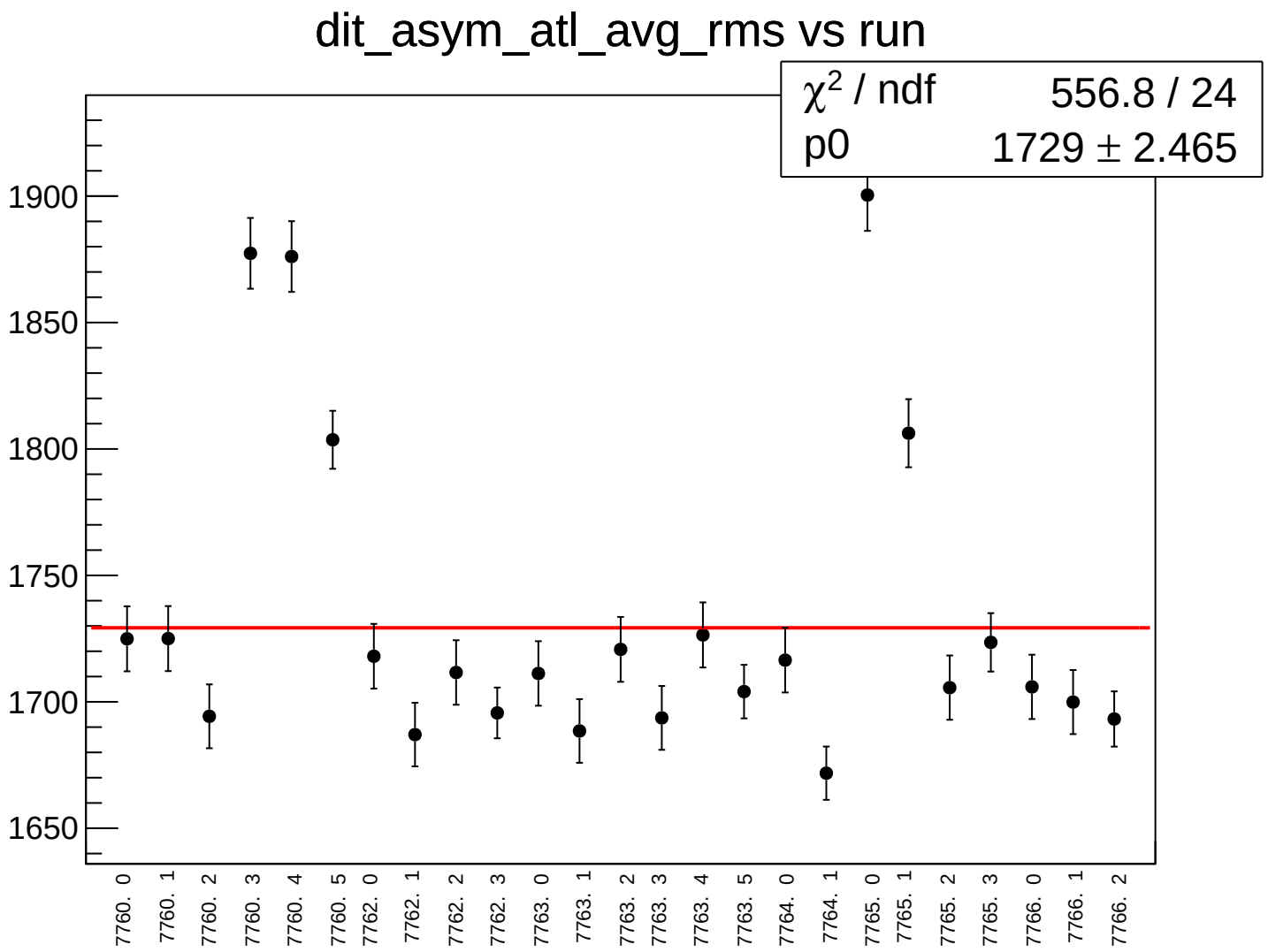
dit_asym_atl_avg_rms vs run
χ² / ndf 556.8 / 24
p0 1729 ± 2.465
1900
1850
1800
1750
1700
1650
7760. 0
7760. 1
7760. 2
7760. 3
7760. 4
7760. 5
7762. 0
7762. 1
7762. 2
7762. 3
7763. 0
7763. 1
7763. 2
7763. 3
7763. 4
7763. 5
7764. 0
7764. 1
7765. 0
7765. 1
7765. 2
7765. 3
7766. 0
7766. 1
7766. 2

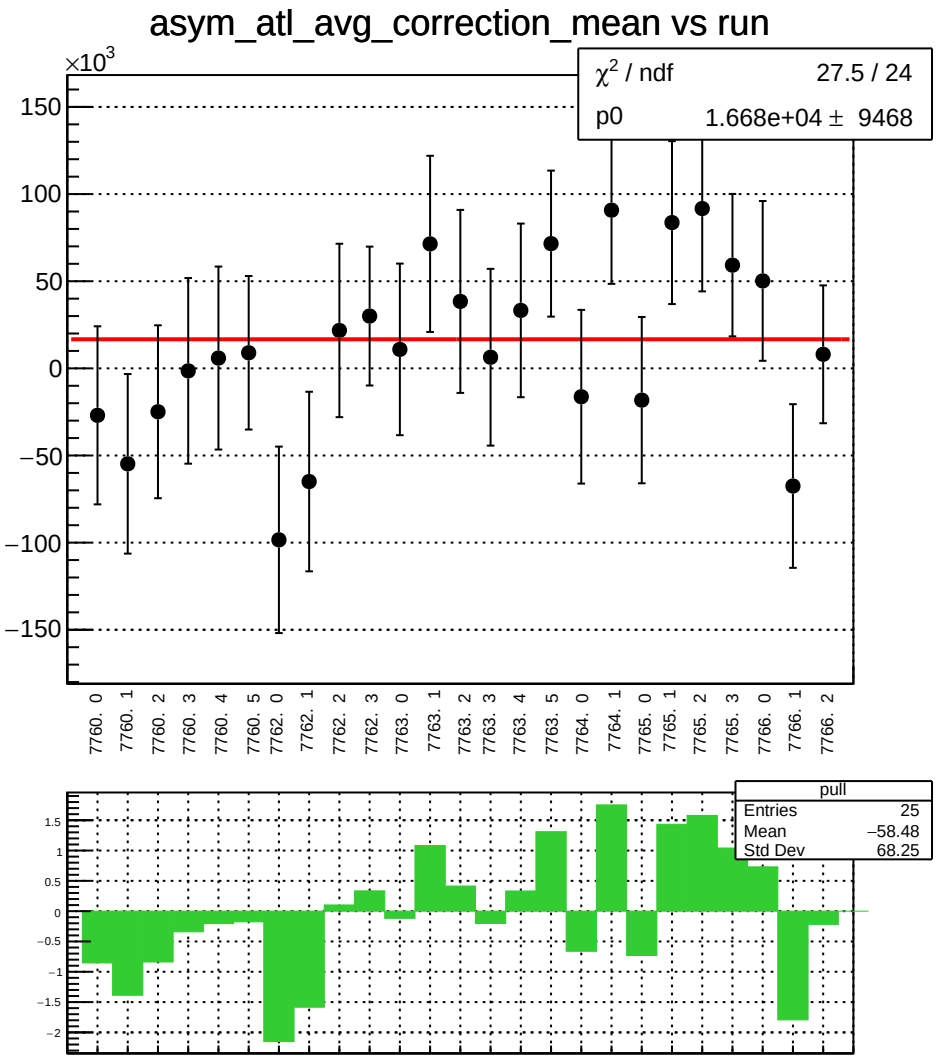
asym_atl_avg_correction_mean vs run
×10^3
χ² / ndf 27.5 / 24
p0 1.668e+04 ± 9468
150
100
50
0
−50
−100
−150
7760. 0
7760. 1
7760. 2
7760. 3
7760. 4
7760. 5
7762. 0
7762. 1
7762. 2
7762. 3
7763. 0
7763. 1
7763. 2
7763. 3
7763. 4
7763. 5
7764. 0
7764. 1
7765. 0
7765. 1
7765. 2
7765. 3
7766. 0
7766. 1
7766. 2
pull
Entries 25
Mean −58.48
Std Dev 68.25
1.5
1
0.5
0
−0.5
−1
−1.5
−2

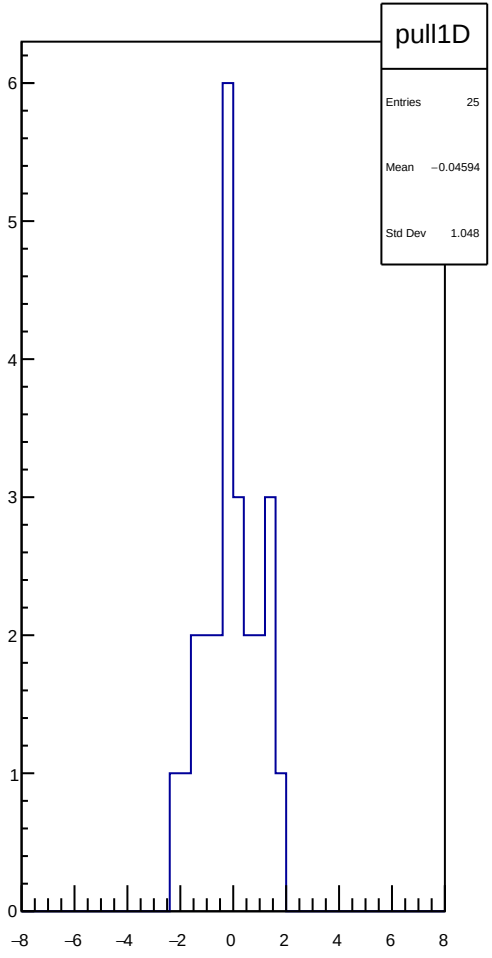
pull1D
Entries 25
Mean −0.04594
Std Dev 1.048
6
5
4
3
2
1
0
−8
−6
−4
−2
0
2
4
6
8

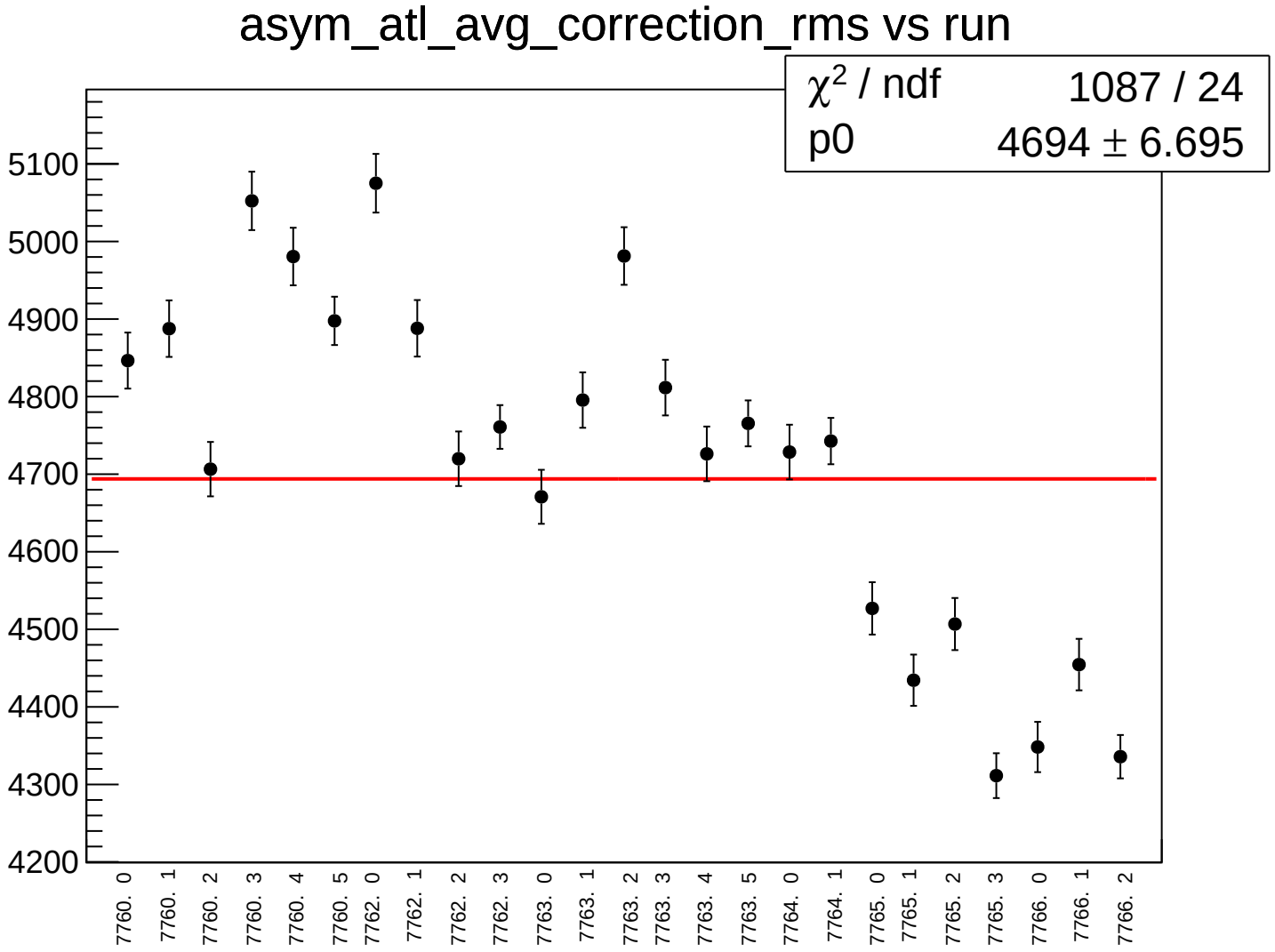
asym_atl_avg_correction_rms vs run
χ² / ndf 1087 / 24
p0 4694 ± 6.695
5100
5000
4900
4800
4700
4600
4500
4400
4300
4200
7760. 0
7760. 1
7760. 2
7760. 3
7760. 4
7760. 5
7762. 0
7762. 1
7762. 2
7762. 3
7763. 0
7763. 1
7763. 2
7763. 3
7763. 4
7763. 5
7764. 0
7764. 1
7765. 0
7765. 1
7765. 2
7765. 3
7766. 0
7766. 1
7766. 2

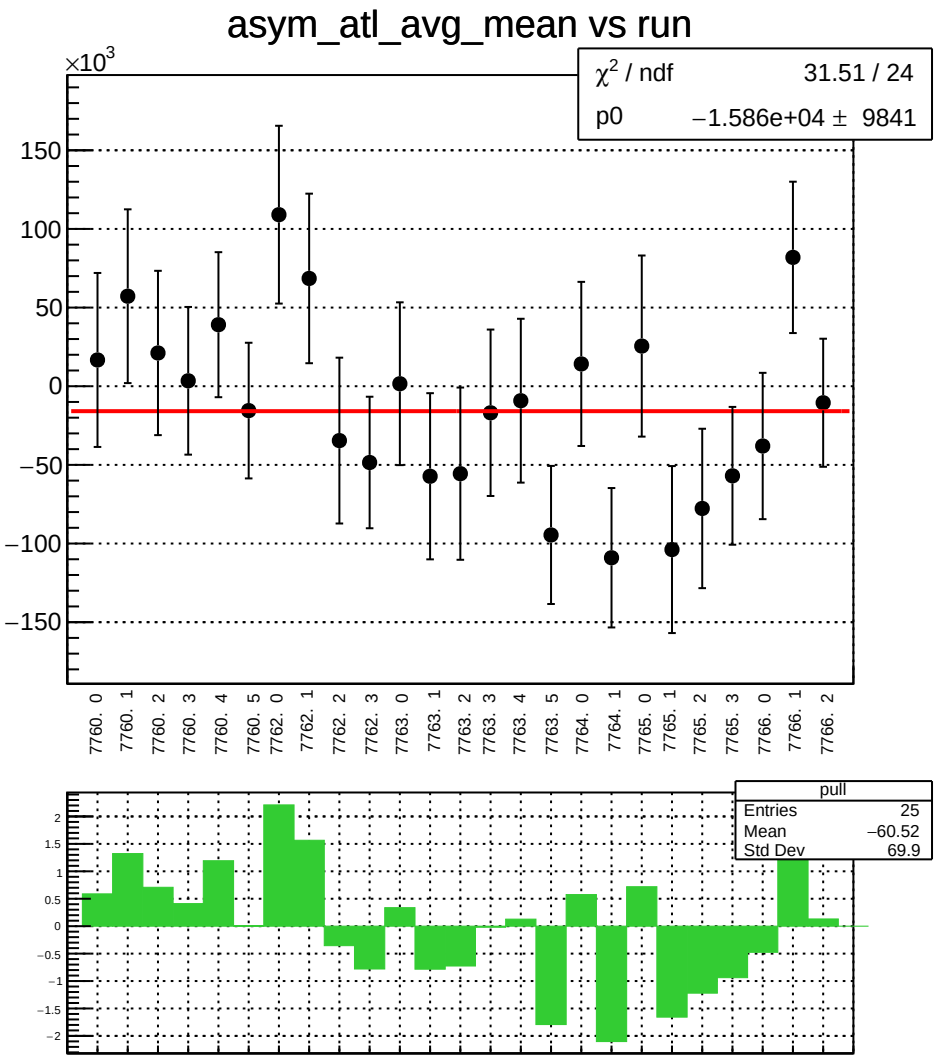
asym_atl_avg_mean vs run
×10^3
χ^2 / ndf 31.51 / 24
p0 −1.586e+04 ± 9841
150
100
50
0
−50
−100
−150
7760. 0
7760. 1
7760. 2
7760. 3
7760. 4
7760. 5
7762. 0
7762. 1
7762. 2
7762. 3
7763. 0
7763. 1
7763. 2
7763. 3
7763. 4
7763. 5
7764. 0
7764. 1
7765. 0
7765. 1
7765. 2
7765. 3
7766. 0
7766. 1
7766. 2
pull
Entries 25
Mean −60.52
Std Dev 69.9
2
1.5
1
0.5
0
−0.5
−1
−1.5
−2

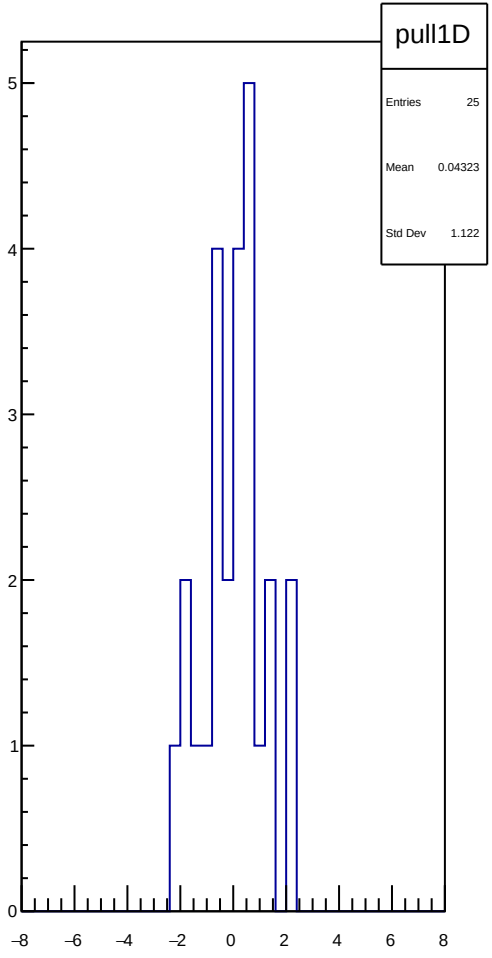
pull1D
Entries 25
Mean 0.04323
Std Dev 1.122
5
4
3
2
1
0
−8
−6
−4
−2
0
2
4
6
8

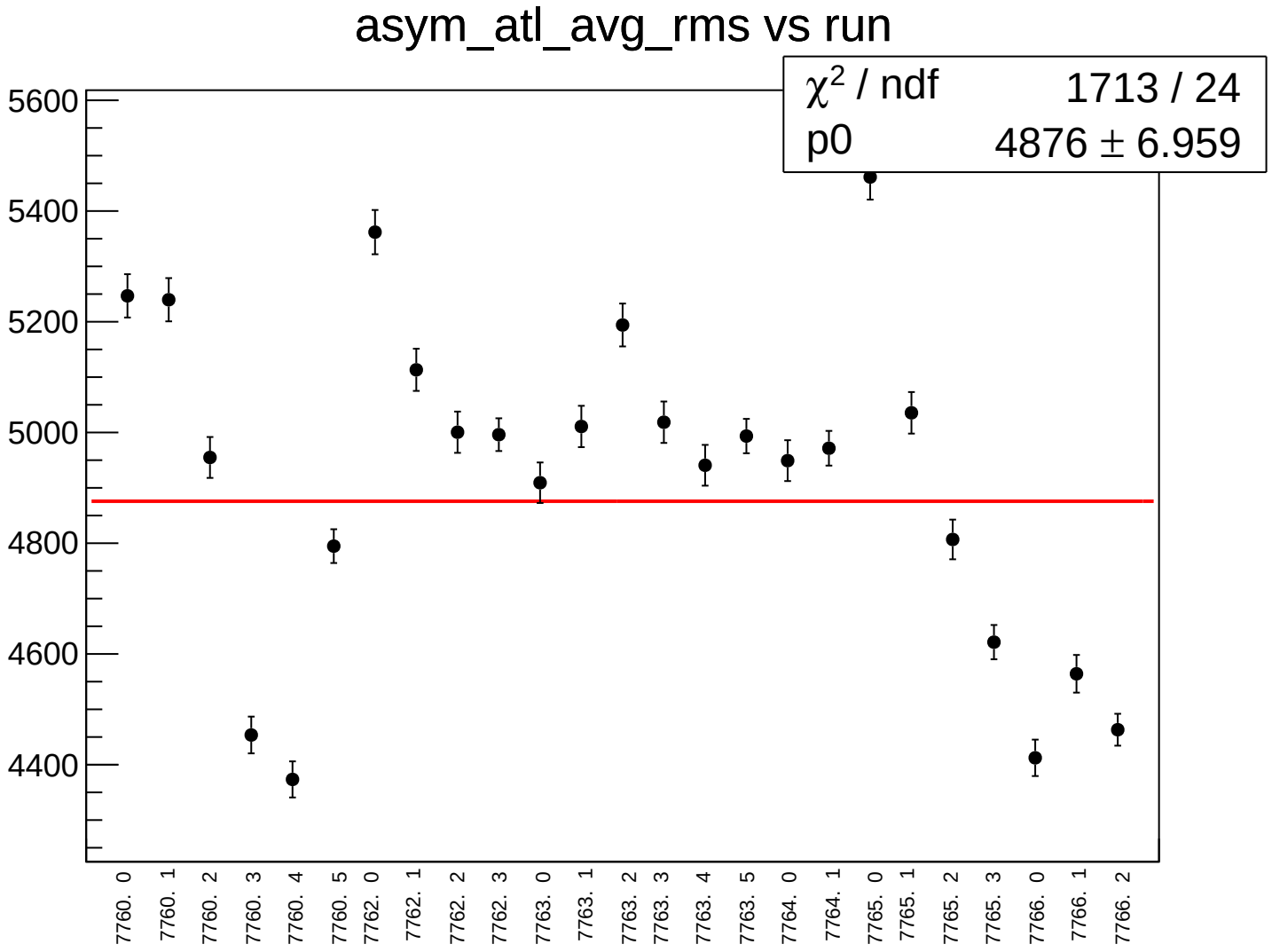
asym_atl_avg_rms vs run
χ2 / ndf 1713 / 24
p0 4876 ± 6.959
5600
5400
5200
5000
4800
4600
4400
7760. 0
7760. 1
7760. 2
7760. 3
7760. 4
7760. 5
7762. 0
7762. 1
7762. 2
7762. 3
7763. 0
7763. 1
7763. 2
7763. 3
7763. 4
7763. 5
7764. 0
7764. 1
7765. 0
7765. 1
7765. 2
7765. 3
7766. 0
7766. 1
7766. 2

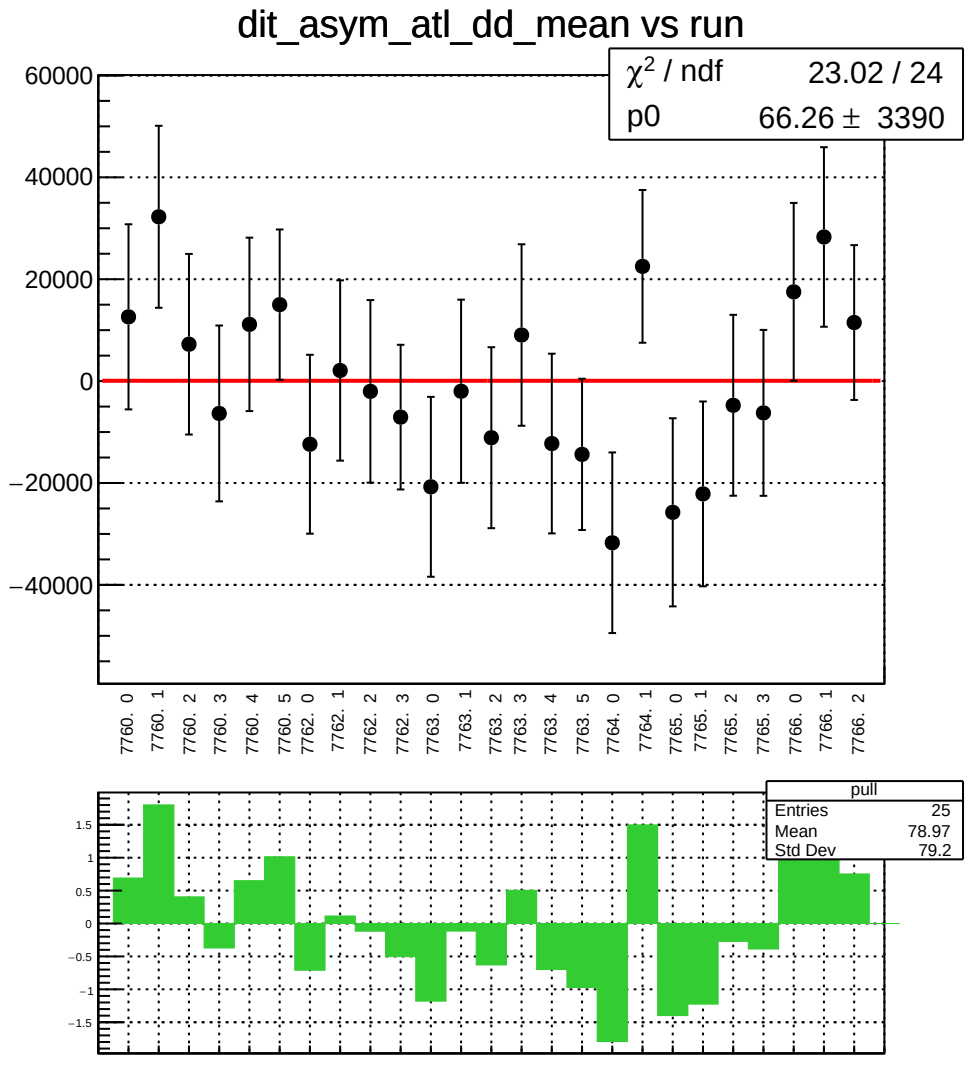
dit_asym_atl_dd_mean vs run
χ² / ndf 23.02 / 24
p0 66.26 ± 3390
60000
40000
20000
0
−20000
−40000
7760. 0
7760. 1
7760. 2
7760. 3
7760. 4
7760. 5
7762. 0
7762. 1
7762. 2
7762. 3
7763. 0
7763. 1
7763. 2
7763. 3
7763. 4
7763. 5
7764. 0
7764. 1
7765. 0
7765. 1
7765. 2
7765. 3
7766. 0
7766. 1
7766. 2
pull
Entries 25
Mean 78.97
Std Dev 79.2
1.5
1
0.5
0
−0.5
−1
−1.5

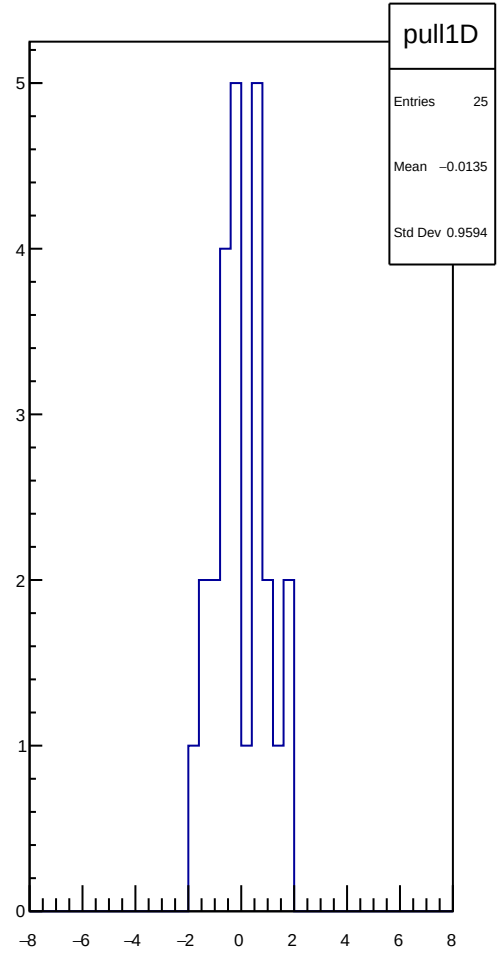
pull1D
Entries 25
Mean −0.0135
Std Dev 0.9594
5
4
3
2
1
0
−8
−6
−4
−2
0
2
4
6
8

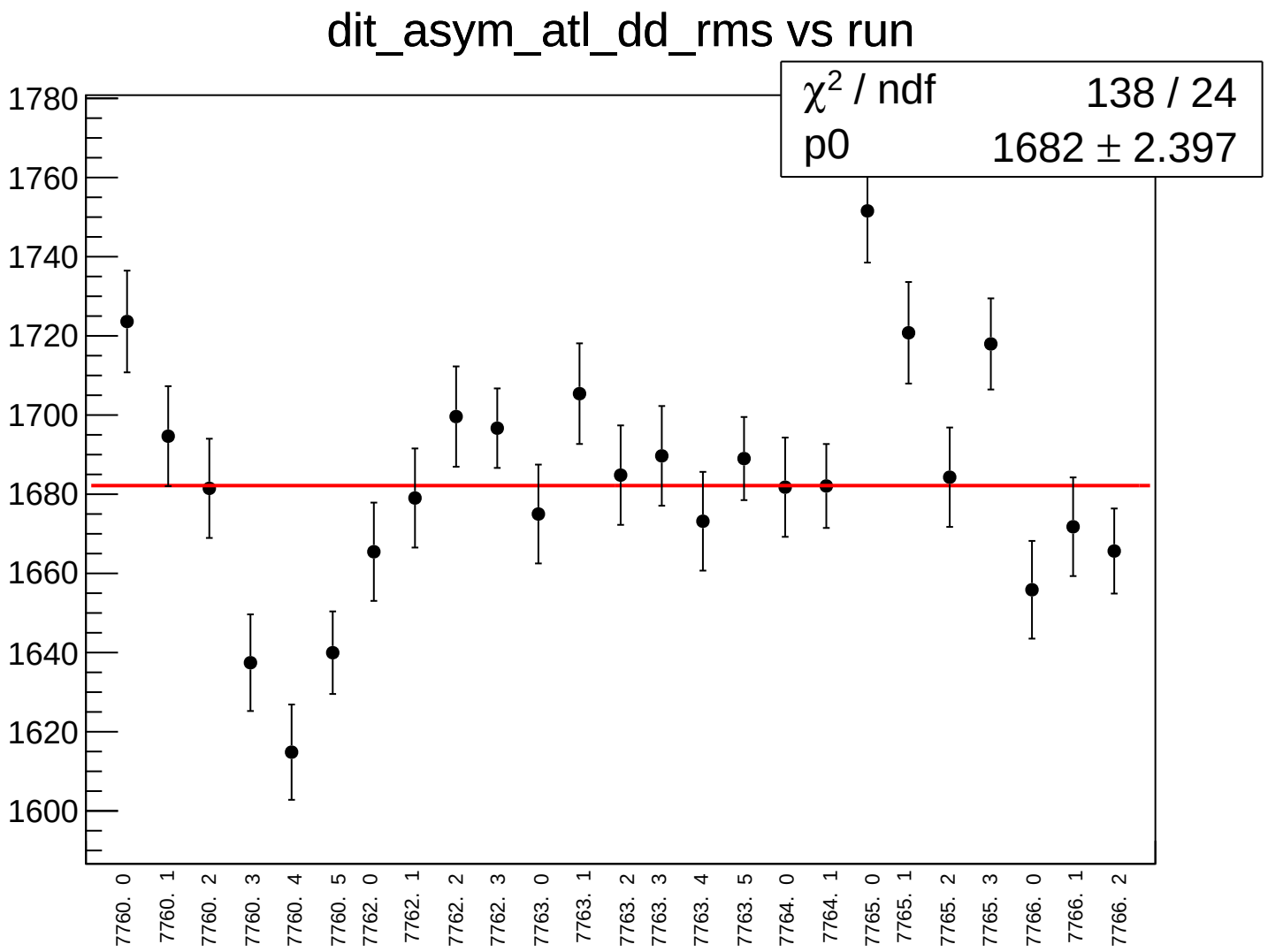
dit_asym_atl_dd_rms vs run
χ2 / ndf 138 / 24
p0 1682 ± 2.397
1780
1760
1740
1720
1700
1680
1660
1640
1620
1600
7760. 0
7760. 1
7760. 2
7760. 3
7760. 4
7760. 5
7762. 0
7762. 1
7762. 2
7762. 3
7763. 0
7763. 1
7763. 2
7763. 3
7763. 4
7763. 5
7764. 0
7764. 1
7765. 0
7765. 1
7765. 2
7765. 3
7766. 0
7766. 1
7766. 2

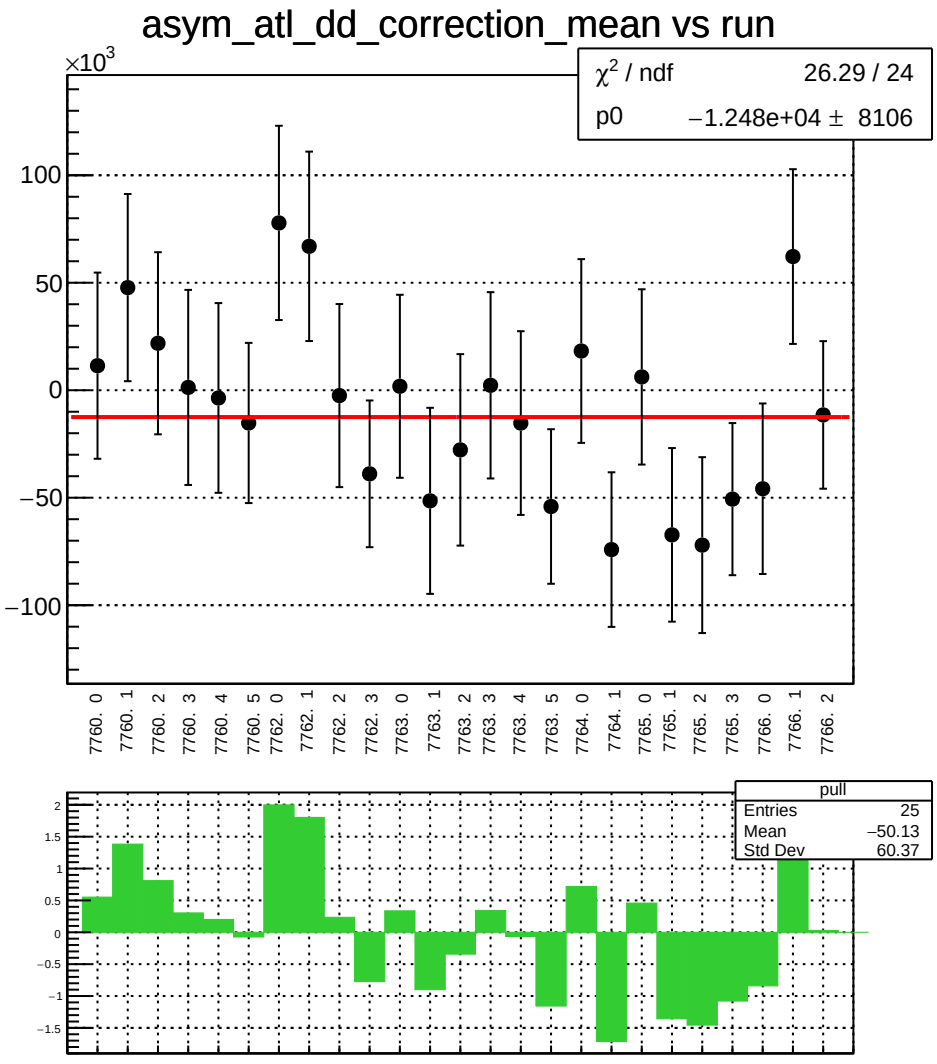
asym_atl_dd_correction_mean vs run
×10^3
χ² / ndf 26.29 / 24
p0 −1.248e+04 ± 8106
100
50
0
−50
−100
7760. 0
7760. 1
7760. 2
7760. 3
7760. 4
7760. 5
7762. 0
7762. 1
7762. 2
7762. 3
7763. 0
7763. 1
7763. 2
7763. 3
7763. 4
7763. 5
7764. 0
7764. 1
7765. 0
7765. 1
7765. 2
7765. 3
7766. 0
7766. 1
7766. 2
pull
Entries 25
Mean −50.13
Std Dev 60.37
2
1.5
1
0.5
0
−0.5
−1
−1.5

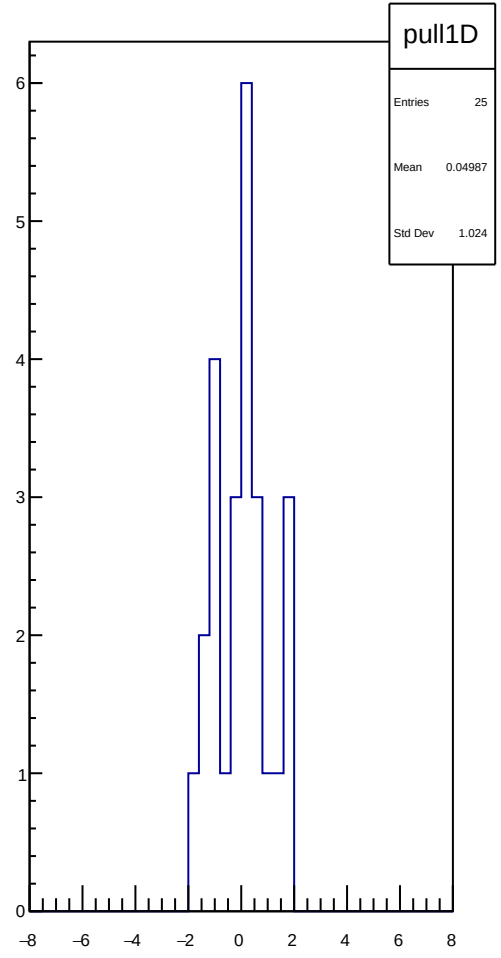
pull1D
Entries 25
Mean 0.04987
Std Dev 1.024
6
5
4
3
2
1
0
−8
−6
−4
−2
0
2
4
6
8

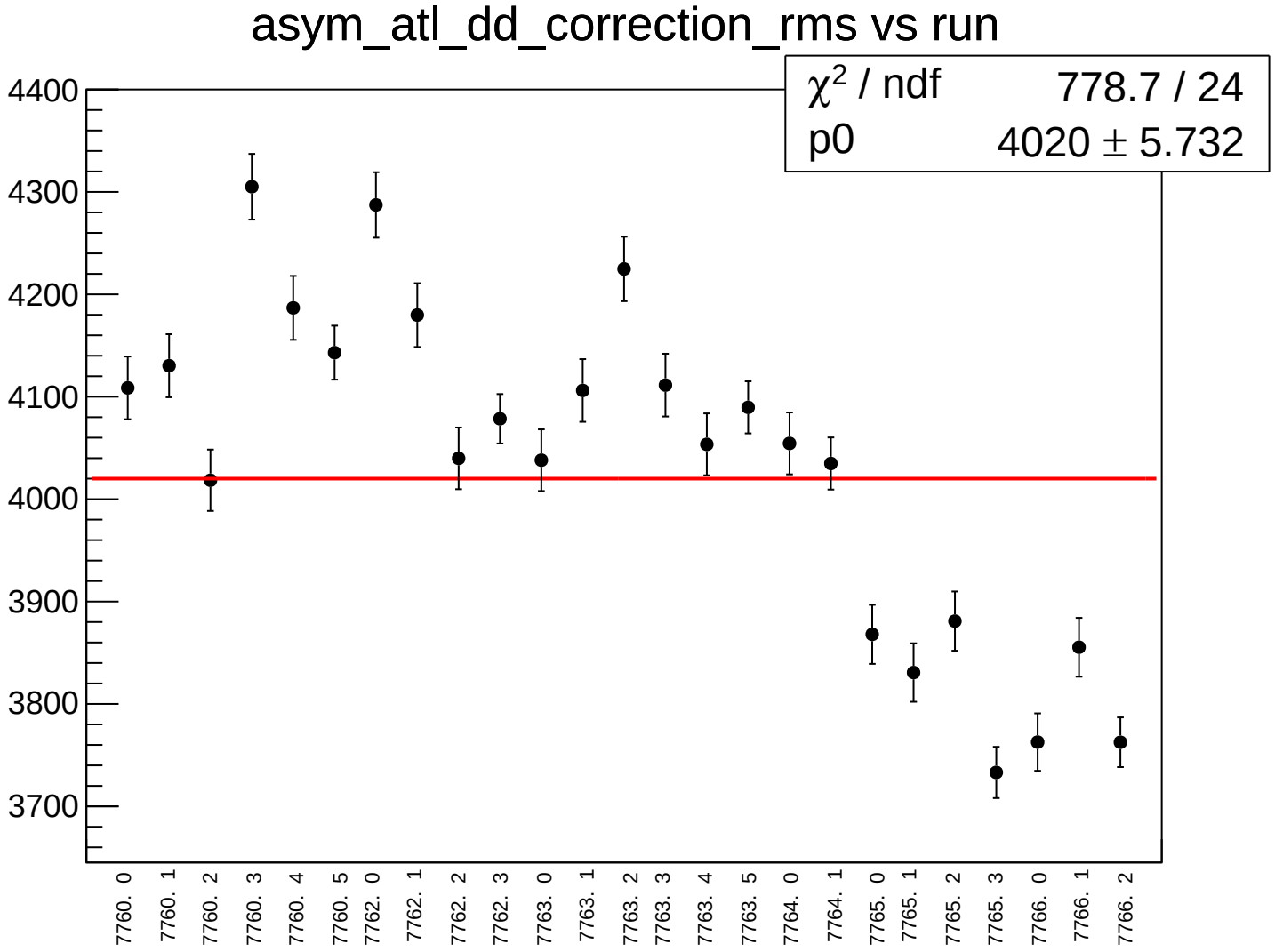
asym_atl_dd_correction_rms vs run
χ² / ndf 778.7 / 24
p0 4020 ± 5.732
4400
4300
4200
4100
4000
3900
3800
3700
7760. 0
7760. 1
7760. 2
7760. 3
7760. 4
7760. 5
7762. 0
7762. 1
7762. 2
7762. 3
7763. 0
7763. 1
7763. 2
7763. 3
7763. 4
7763. 5
7764. 0
7764. 1
7765. 0
7765. 1
7765. 2
7765. 3
7766. 0
7766. 1
7766. 2

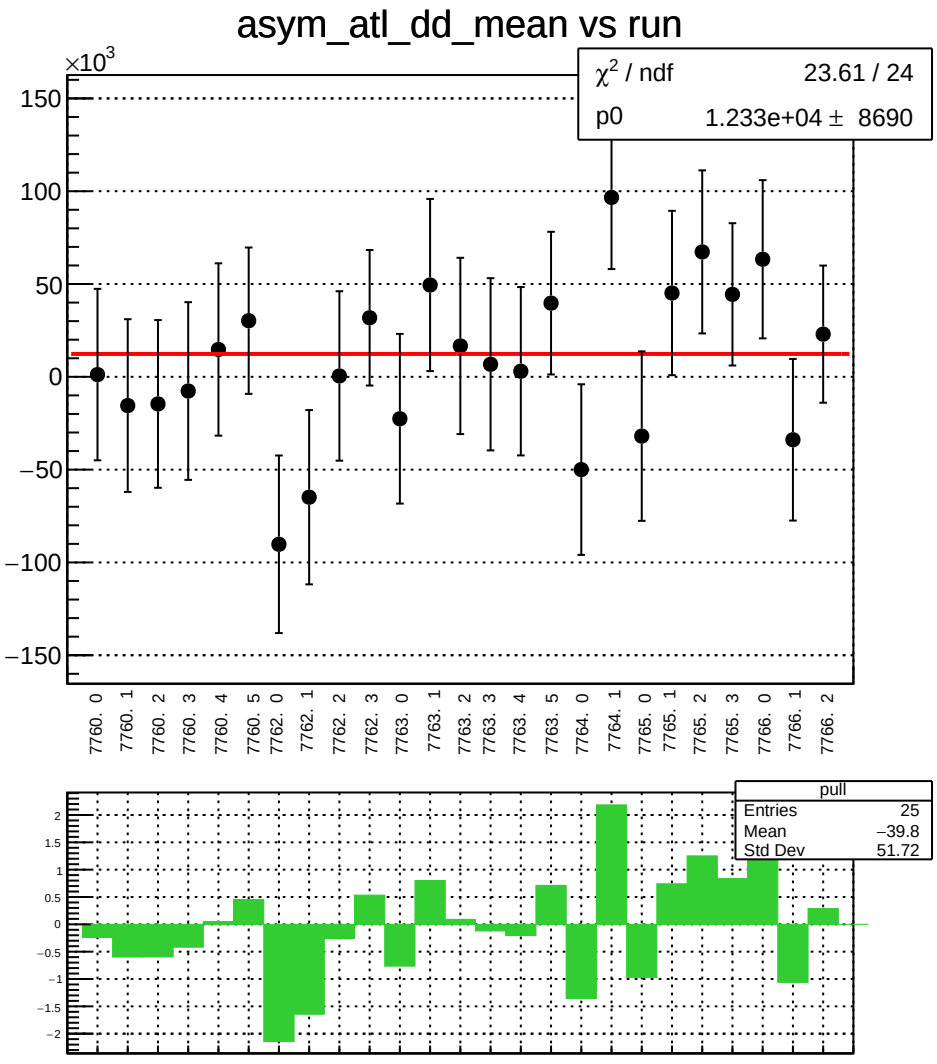
asym_atl_dd_mean vs run
×10^3
χ^2 / ndf 23.61 / 24
p0 1.233e+04 ± 8690
150
100
50
0
−50
−100
−150
7760. 0
7760. 1
7760. 2
7760. 3
7760. 4
7760. 5
7762. 0
7762. 1
7762. 2
7762. 3
7763. 0
7763. 1
7763. 2
7763. 3
7763. 4
7763. 5
7764. 0
7764. 1
7765. 0
7765. 1
7765. 2
7765. 3
7766. 0
7766. 1
7766. 2
pull
Entries 25
Mean −39.8
Std Dev 51.72
2
1.5
1
0.5
0
−0.5
−1
−1.5
−2

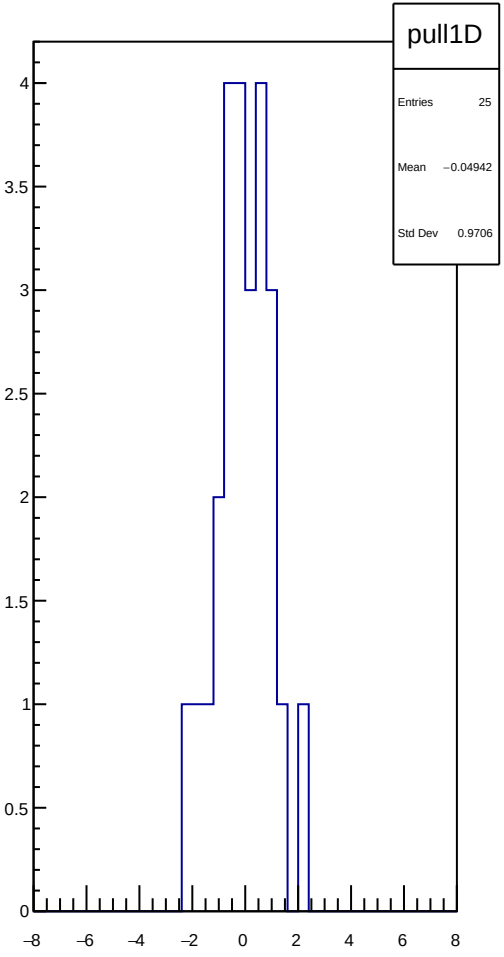
pull1D
Entries 25
Mean −0.04942
Std Dev 0.9706
4
3.5
3
2.5
2
1.5
1
0.5
0
−8
−6
−4
−2
0
2
4
6
8

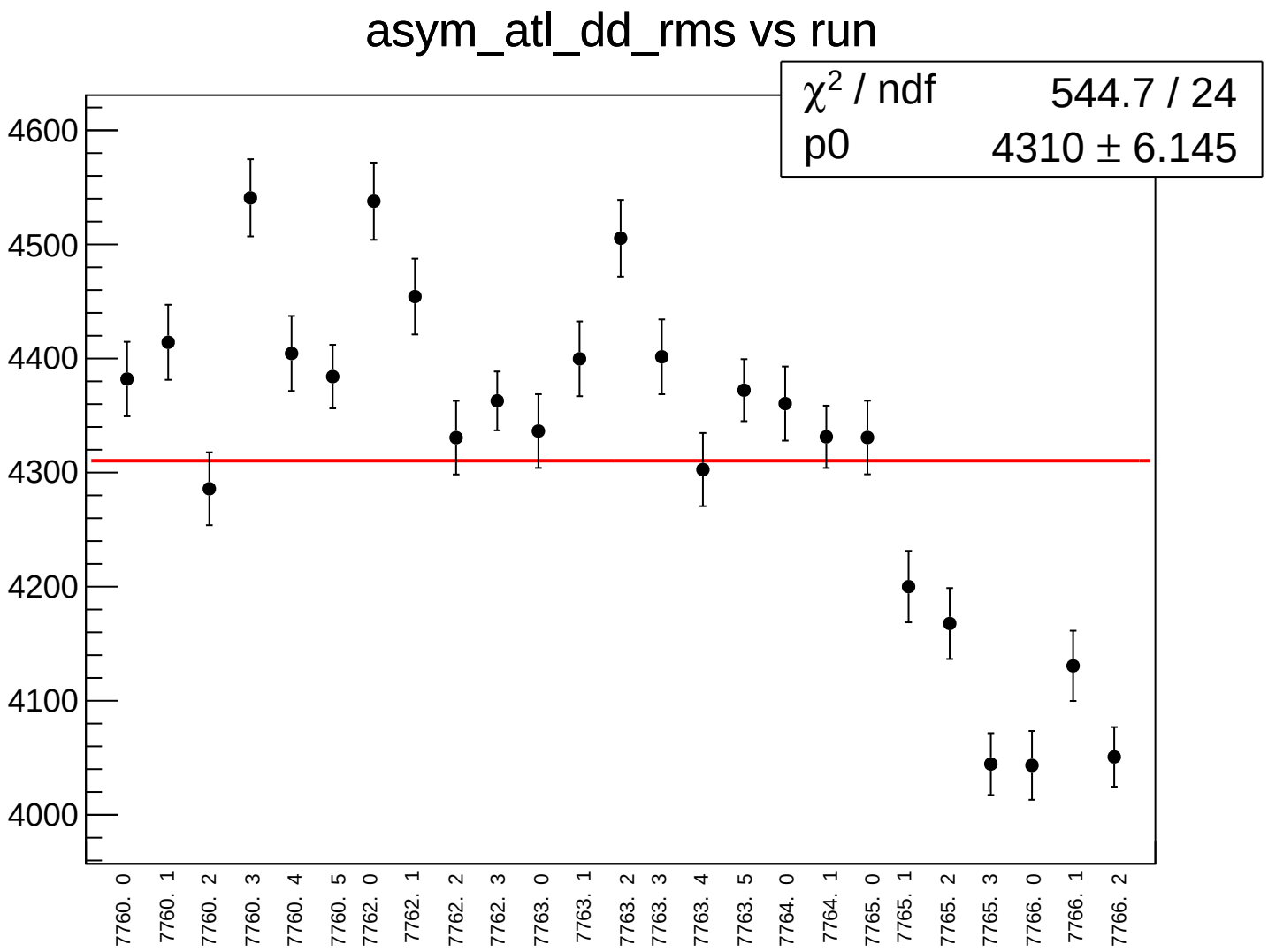
asym_atl_dd_rms vs run
χ² / ndf 544.7 / 24
p0 4310 ± 6.145
4600
4500
4400
4300
4200
4100
4000
7760. 0
7760. 1
7760. 2
7760. 3
7760. 4
7760. 5
7762. 0
7762. 1
7762. 2
7762. 3
7763. 0
7763. 1
7763. 2
7763. 3
7763. 4
7763. 5
7764. 0
7764. 1
7765. 0
7765. 1
7765. 2
7765. 3
7766. 0
7766. 1
7766. 2

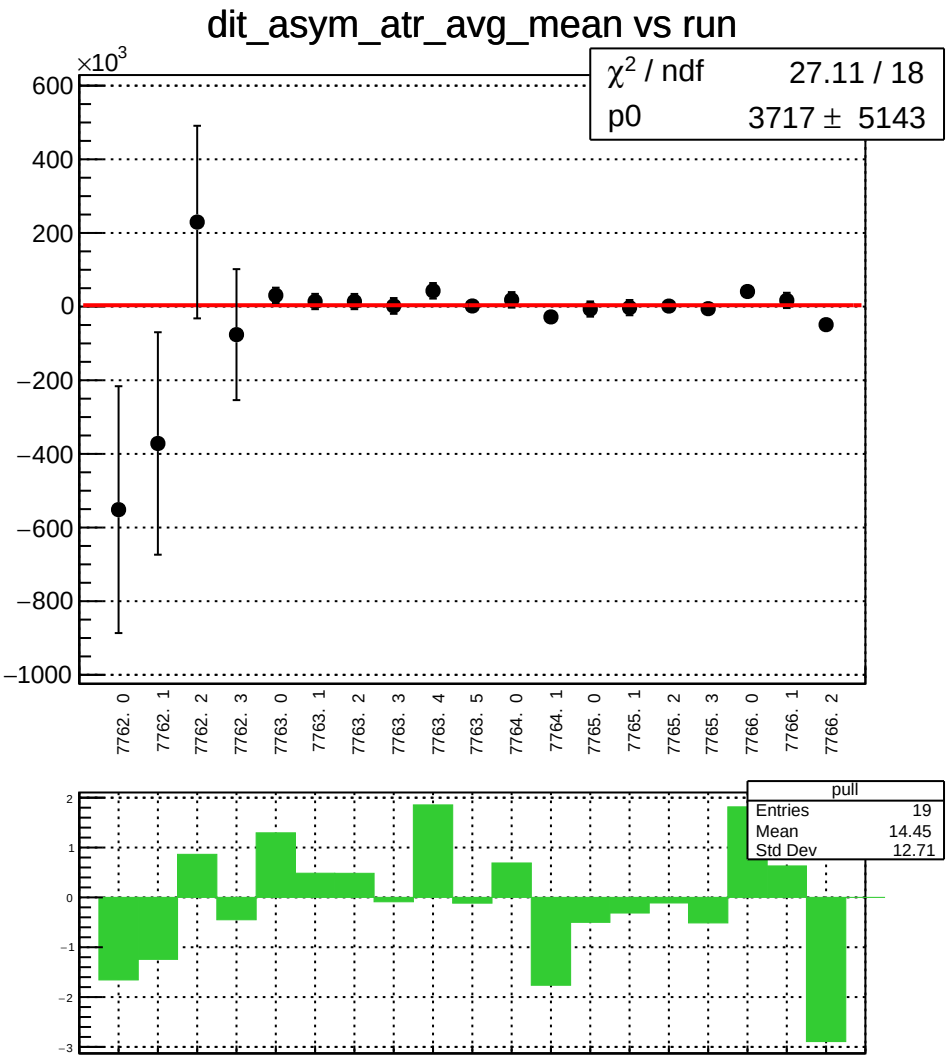
dit_asym_atr_avg_mean vs run
×10^3
χ^2 / ndf 27.11 / 18
p0 3717 ± 5143
600
400
200
0
−200
−400
−600
−800
−1000
7762. 0
7762. 1
7762. 2
7762. 3
7763. 0
7763. 1
7763. 2
7763. 3
7763. 4
7763. 5
7764. 0
7764. 1
7765. 0
7765. 1
7765. 2
7765. 3
7766. 0
7766. 1
7766. 2
pull
Entries 19
Mean 14.45
Std Dev 12.71
2
1
0
−1
−2
−3

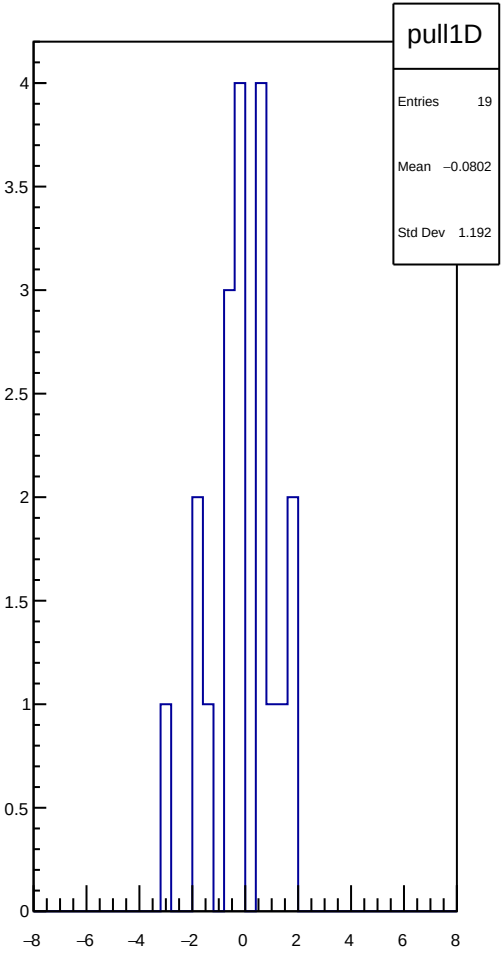
pull1D
Entries 19
Mean −0.0802
Std Dev 1.192
4
3.5
3
2.5
2
1.5
1
0.5
0
−8
−6
−4
−2
0
2
4
6
8

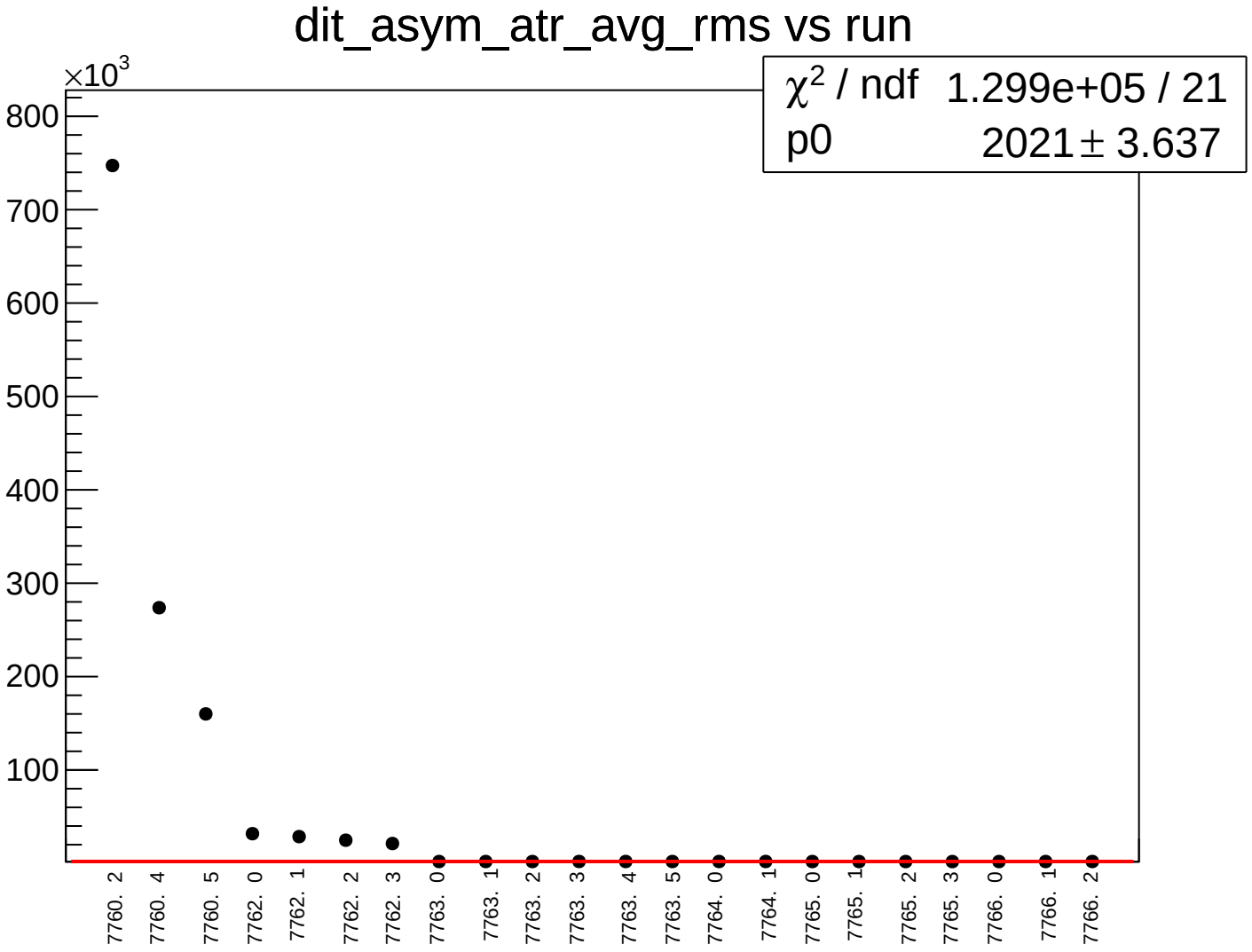
dit_asym_atr_avg_rms vs run
×10^3
800
700
600
500
400
300
200
100
χ^2 / ndf 1.299e+05 / 21
p0 2021 ± 3.637
7760. 2
7760. 4
7760. 5
7762. 0
7762. 1
7762. 2
7762. 3
7763. 0
7763. 1
7763. 2
7763. 3
7763. 4
7763. 5
7764. 0
7764. 1
7765. 0
7765. 1
7765. 2
7765. 3
7766. 0
7766. 1
7766. 2

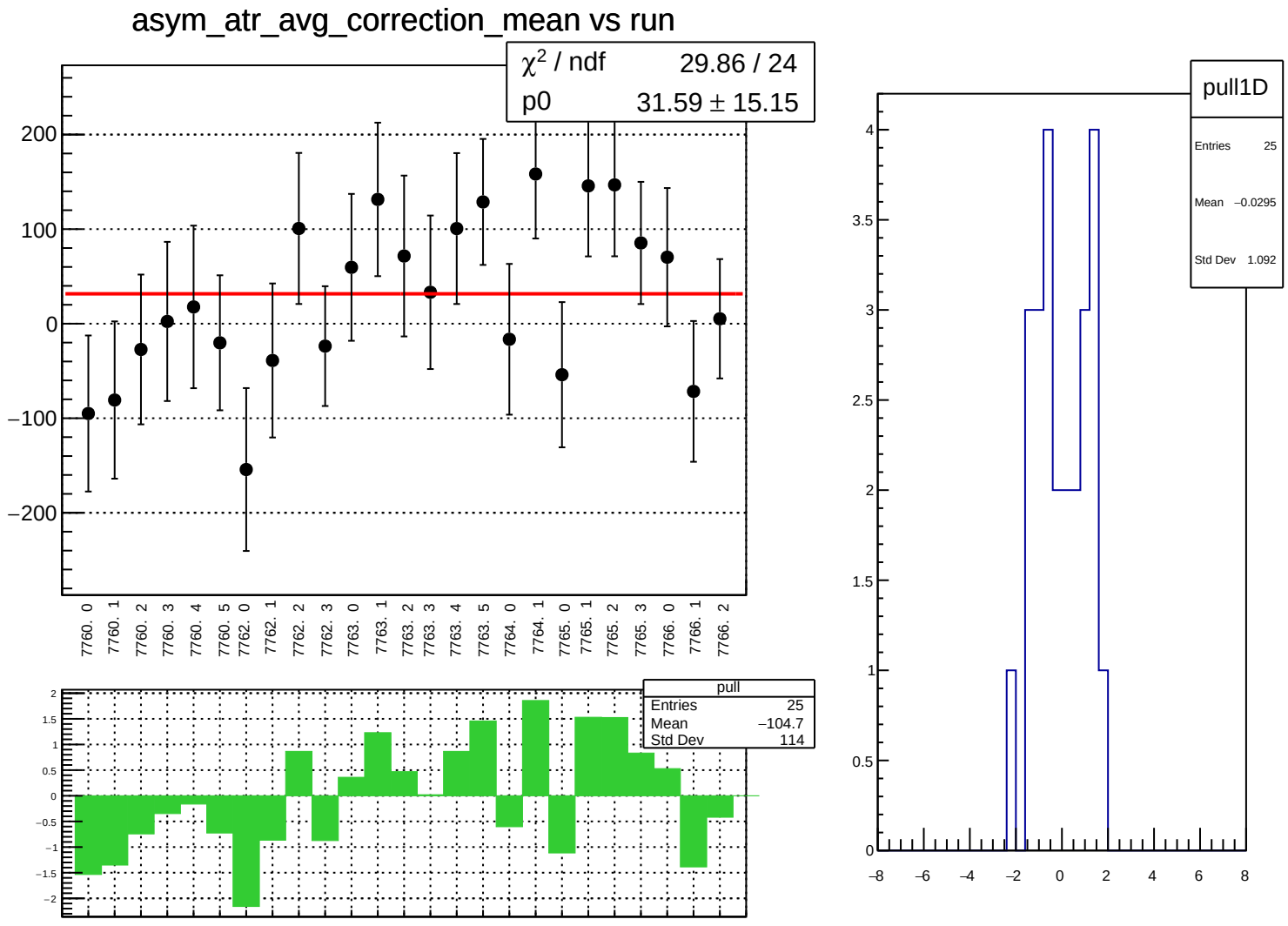
asym_atr_avg_correction_mean vs run
χ² / ndf 29.86 / 24
p0 31.59 ± 15.15
200
100
0
−100
−200
7760. 0
7760. 1
7760. 2
7760. 3
7760. 4
7760. 5
7762. 0
7762. 1
7762. 2
7762. 3
7763. 0
7763. 1
7763. 2
7763. 3
7763. 4
7763. 5
7764. 0
7764. 1
7765. 0
7765. 1
7765. 2
7765. 3
7766. 0
7766. 1
7766. 2
pull
Entries 25
Mean −104.7
Std Dev 114
2
1.5
1
0.5
0
−0.5
−1
−1.5
−2
pull1D
Entries 25
Mean −0.0295
Std Dev 1.092
4
3.5
3
2.5
2
1.5
1
0.5
0
−8
−6
−4
−2
0
2
4
6
8

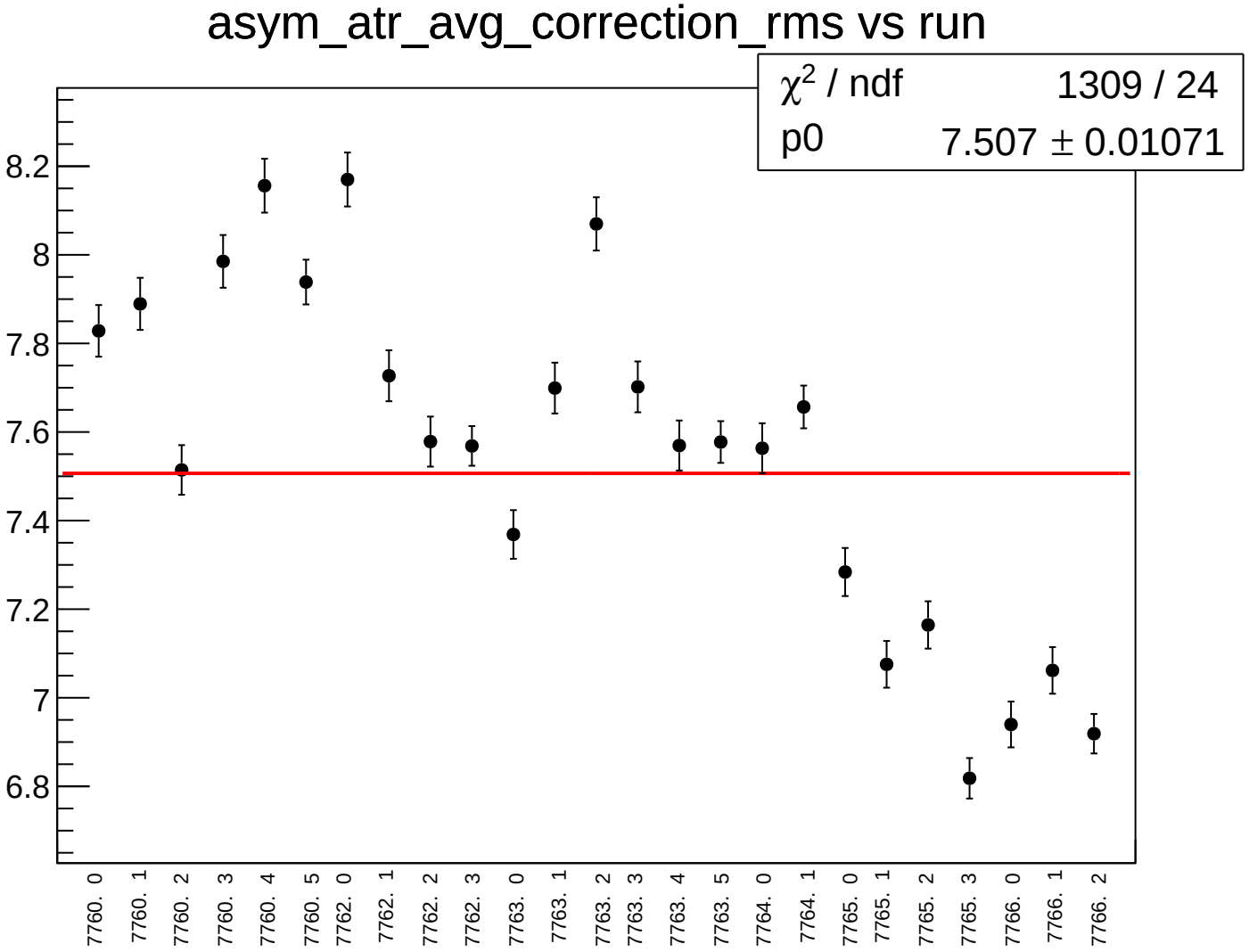
asym_atr_avg_correction_rms vs run
χ2 / ndf 1309 / 24
p0 7.507 ± 0.01071
8.2
8
7.8
7.6
7.4
7.2
7
6.8
7760. 0
7760. 1
7760. 2
7760. 3
7760. 4
7760. 5
7762. 0
7762. 1
7762. 2
7762. 3
7763. 0
7763. 1
7763. 2
7763. 3
7763. 4
7763. 5
7764. 0
7764. 1
7765. 0
7765. 1
7765. 2
7765. 3
7766. 0
7766. 1
7766. 2

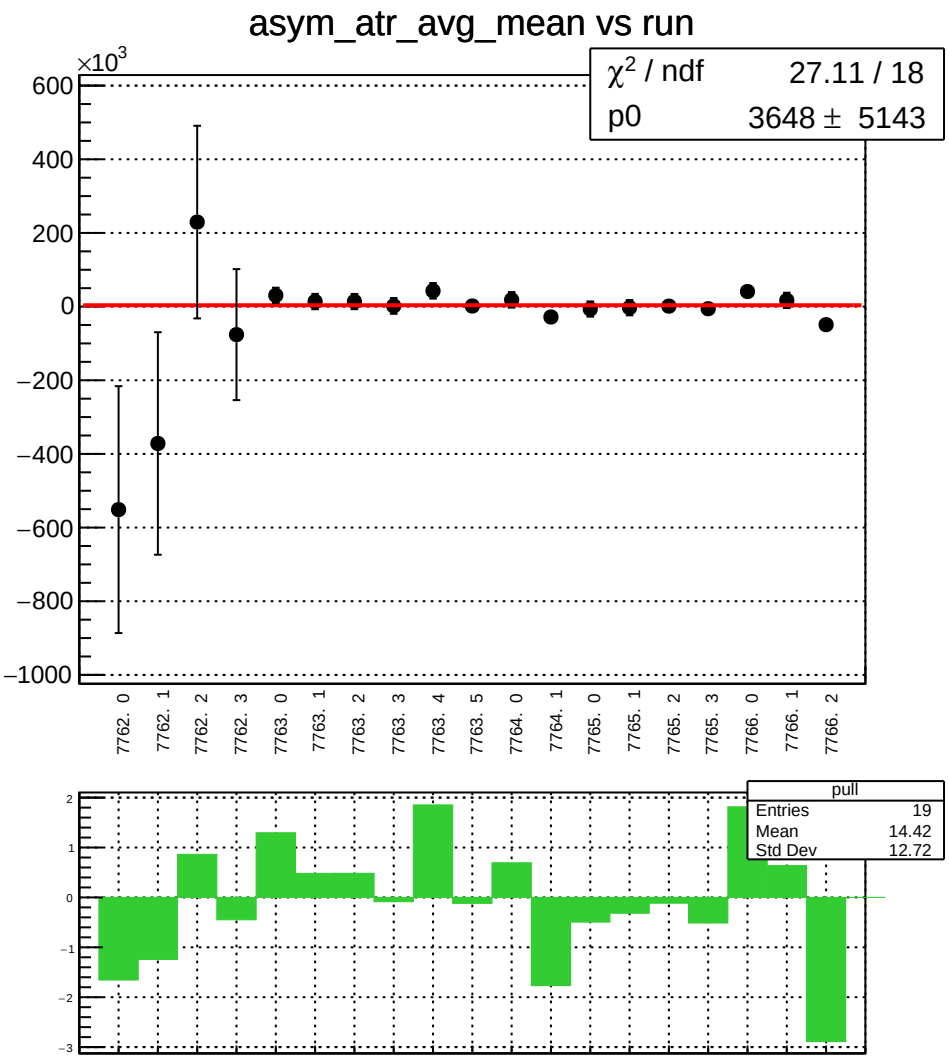
asym_atr_avg_mean vs run
×10^3
χ^2 / ndf 27.11 / 18
p0 3648 ± 5143
600
400
200
0
−200
−400
−600
−800
−1000
7762. 0
7762. 1
7762. 2
7762. 3
7763. 0
7763. 1
7763. 2
7763. 3
7763. 4
7763. 5
7764. 0
7764. 1
7765. 0
7765. 1
7765. 2
7765. 3
7766. 0
7766. 1
7766. 2
pull
Entries 19
Mean 14.42
Std Dev 12.72
2
1
0
−1
−2
−3

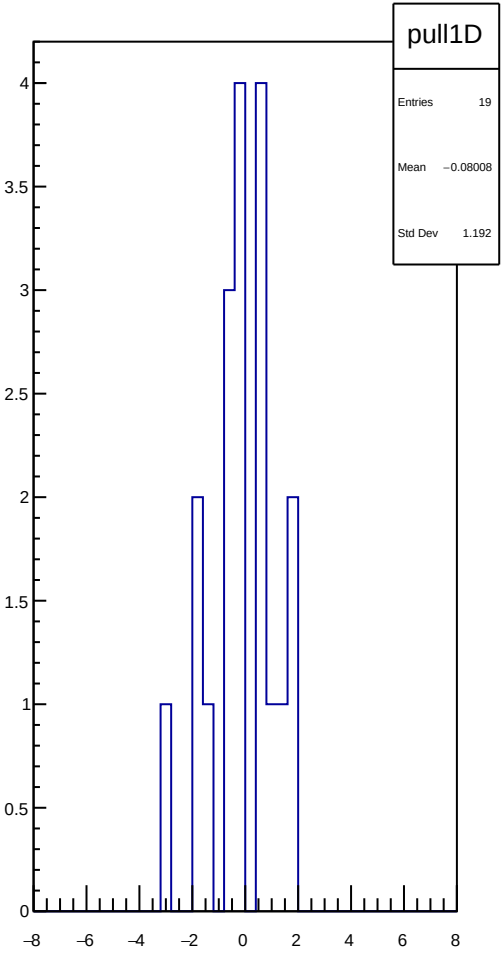
pull1D
Entries 19
Mean −0.08008
Std Dev 1.192
4
3.5
3
2.5
2
1.5
1
0.5
0
−8
−6
−4
−2
0
2
4
6
8

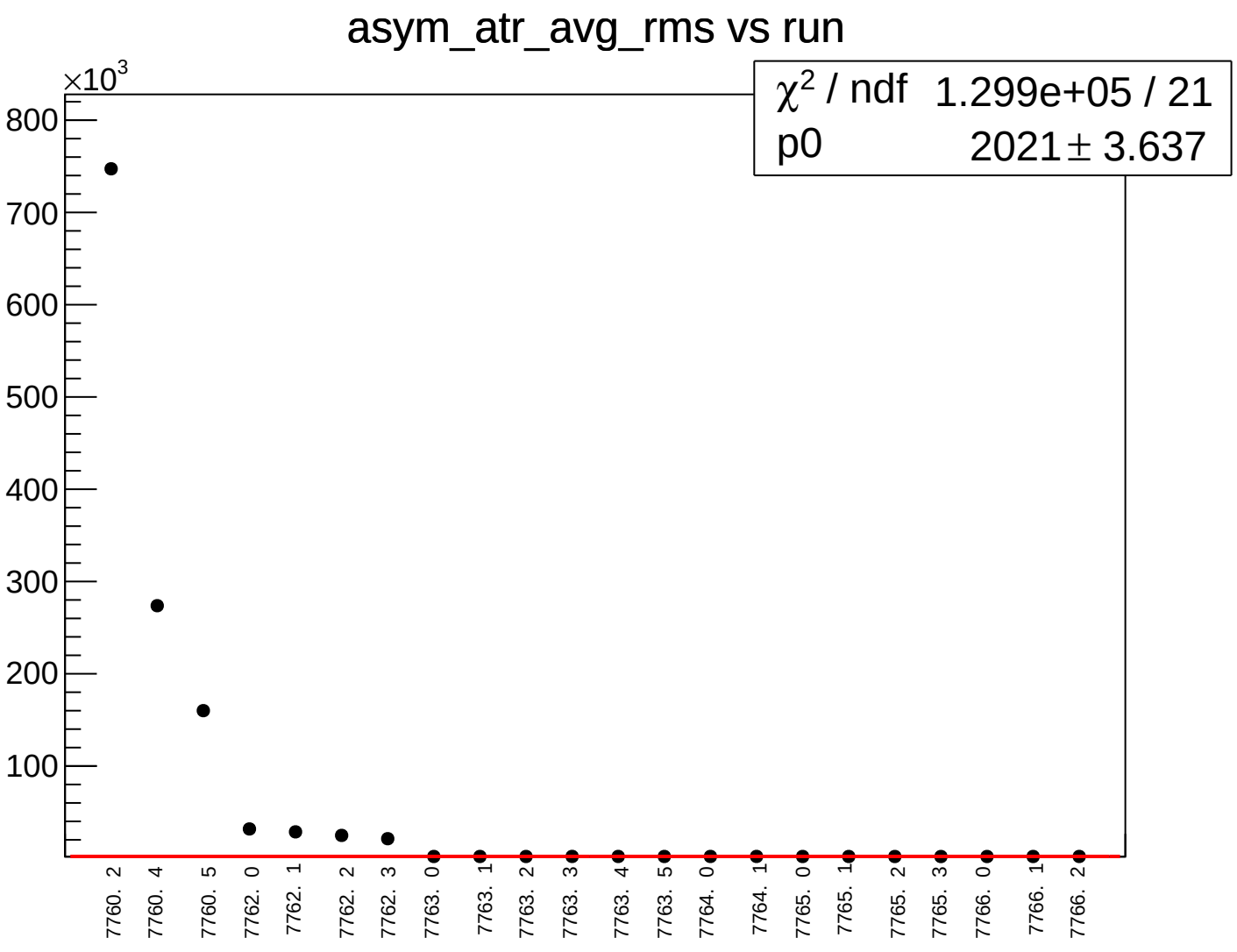
asym_atr_avg_rms vs run
×10^3
800
700
600
500
400
300
200
100
χ^2 / ndf 1.299e+05 / 21
p0 2021 ± 3.637
7760. 2
7760. 4
7760. 5
7762. 0
7762. 1
7762. 2
7762. 3
7763. 0
7763. 1
7763. 2
7763. 3
7763. 4
7763. 5
7764. 0
7764. 1
7765. 0
7765. 1
7765. 2
7765. 3
7766. 0
7766. 1
7766. 2

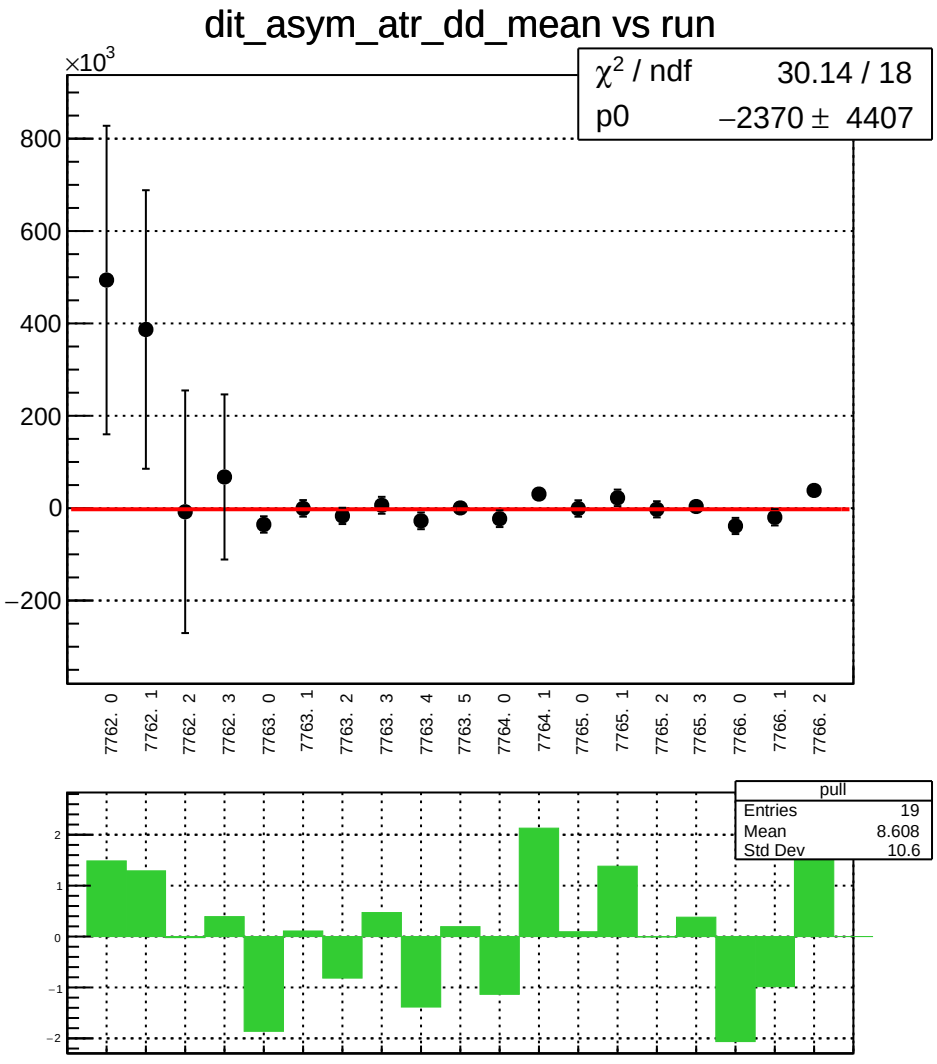
dit_asym_atr_dd_mean vs run
×10^3
χ² / ndf 30.14 / 18
p0 −2370 ± 4407
800
600
400
200
0
−200
7762. 0
7762. 1
7762. 2
7762. 3
7763. 0
7763. 1
7763. 2
7763. 3
7763. 4
7763. 5
7764. 0
7764. 1
7765. 0
7765. 1
7765. 2
7765. 3
7766. 0
7766. 1
7766. 2
pull
Entries 19
Mean 8.608
Std Dev 10.6
2
1
0
−1
−2

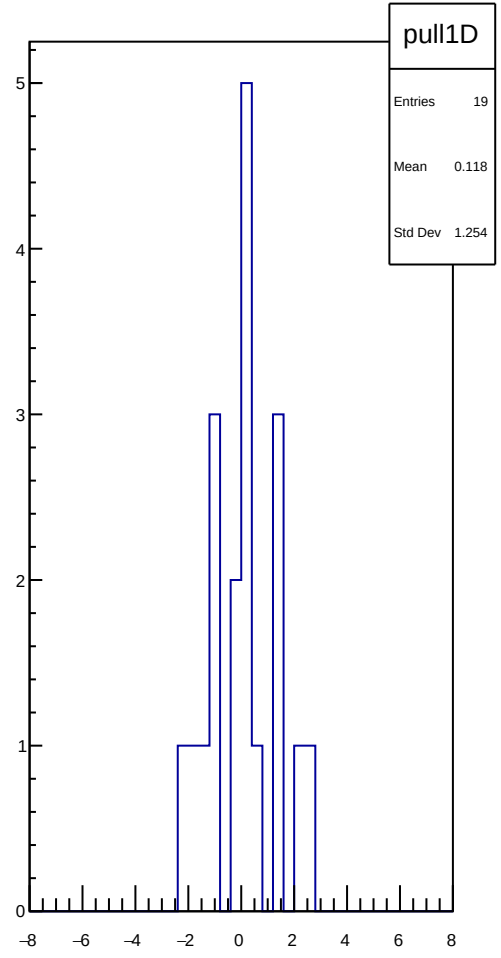
pull1D
Entries 19
Mean 0.118
Std Dev 1.254
5
4
3
2
1
0
−8
−6
−4
−2
0
2
4
6
8

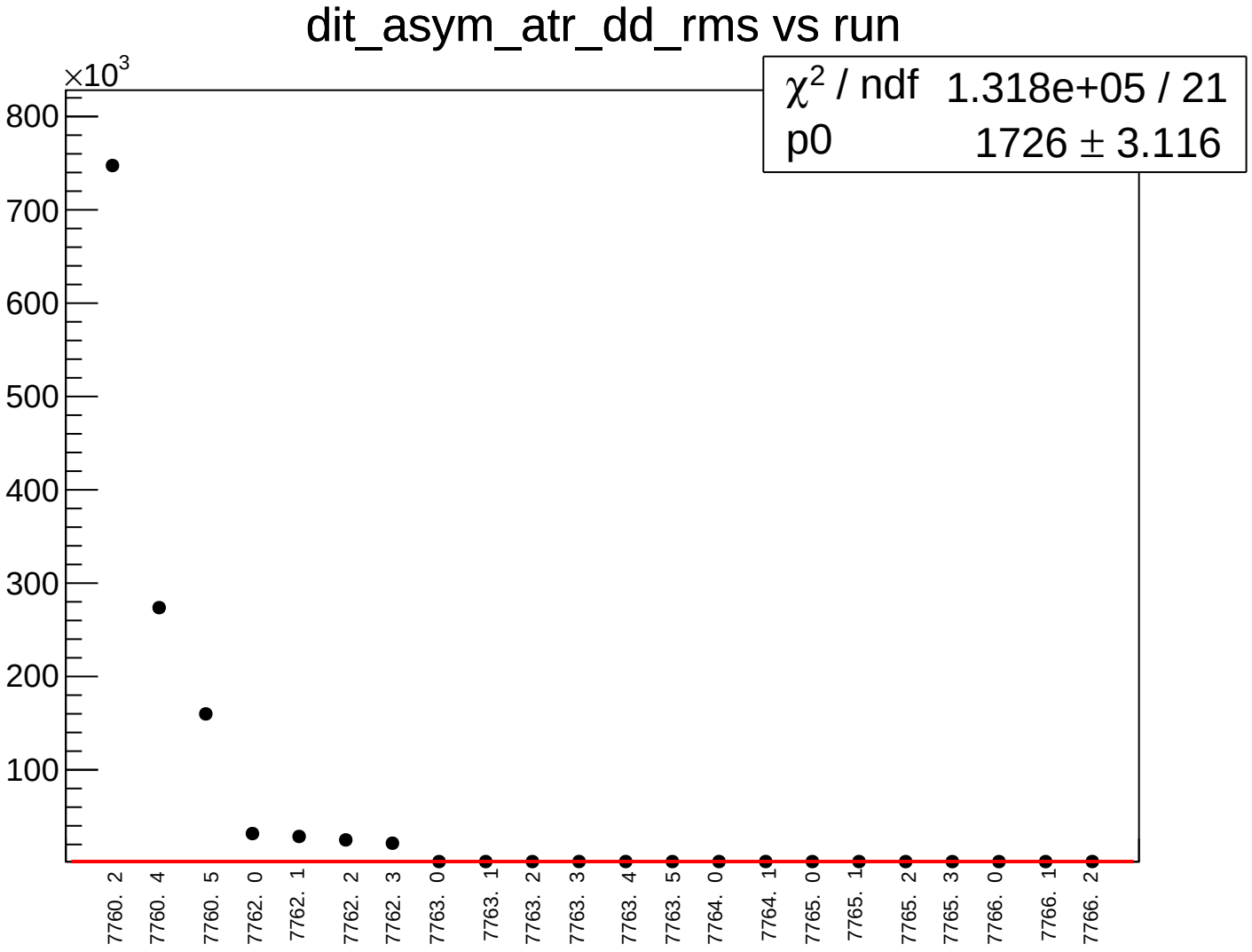
dit_asym_atr_dd_rms vs run
×10^3
800
700
600
500
400
300
200
100
χ^2 / ndf 1.318e+05 / 21
p0 1726 ± 3.116
7760. 2
7760. 4
7760. 5
7762. 0
7762. 1
7762. 2
7762. 3
7763. 0
7763. 1
7763. 2
7763. 3
7763. 4
7763. 5
7764. 0
7764. 1
7765. 0
7765. 1
7765. 2
7765. 3
7766. 0
7766. 1
7766. 2

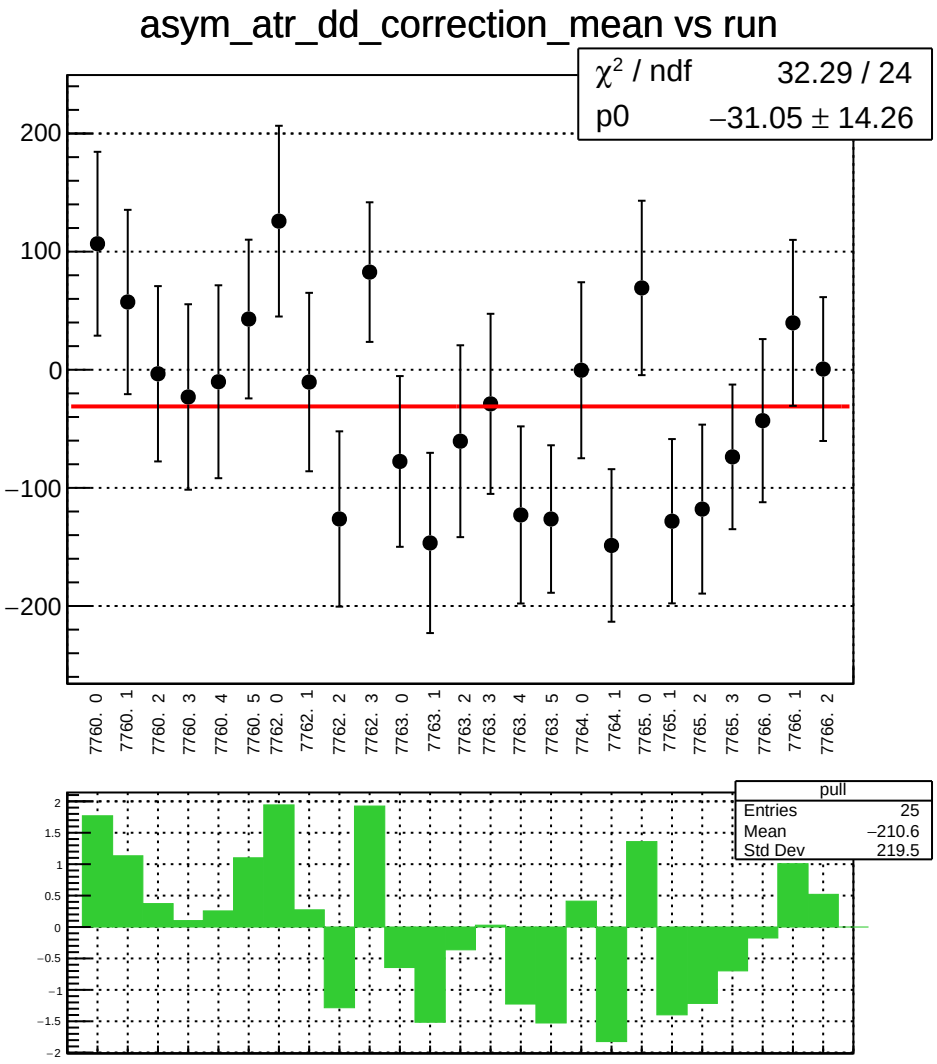
asym_atr_dd_correction_mean vs run
χ² / ndf 32.29 / 24
p0 −31.05 ± 14.26
200
100
0
−100
−200
7760. 0
7760. 1
7760. 2
7760. 3
7760. 4
7760. 5
7762. 0
7762. 1
7762. 2
7762. 3
7763. 0
7763. 1
7763. 2
7763. 3
7763. 4
7763. 5
7764. 0
7764. 1
7765. 0
7765. 1
7765. 2
7765. 3
7766. 0
7766. 1
7766. 2
pull
Entries 25
Mean −210.6
Std Dev 219.5
2
1.5
1
0.5
0
−0.5
−1
−1.5
−2

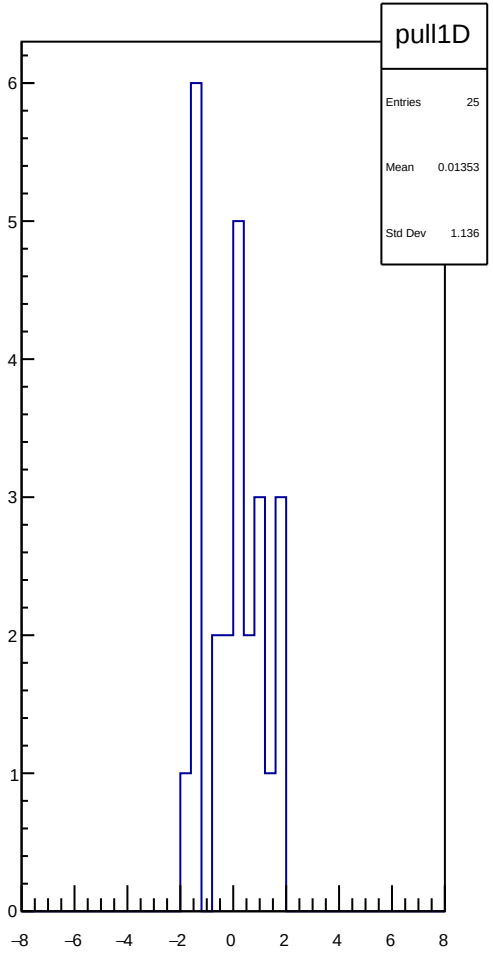
pull1D
Entries 25
Mean 0.01353
Std Dev 1.136
6
5
4
3
2
1
0
−8
−6
−4
−2
0
2
4
6
8

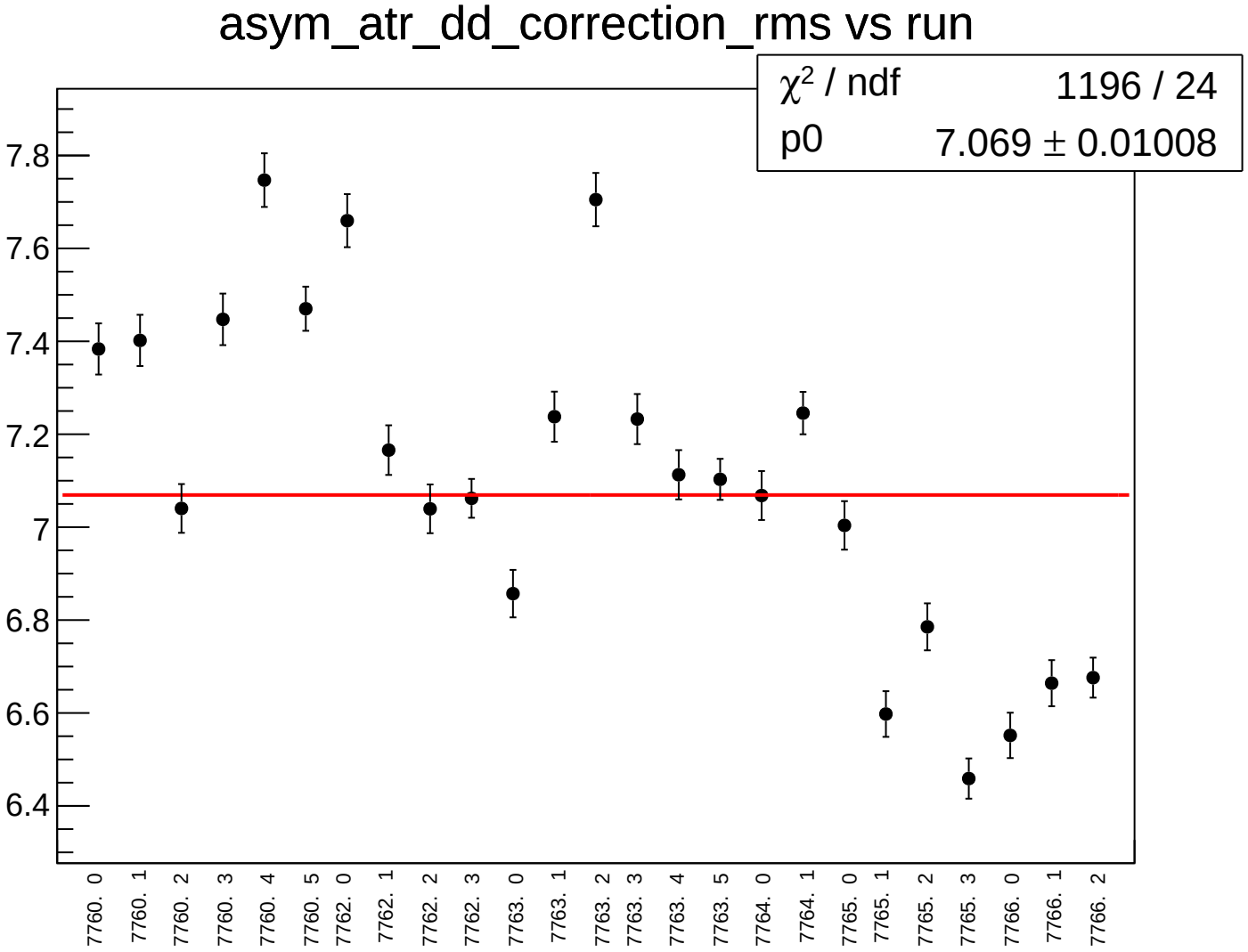
asym_atr_dd_correction_rms vs run
χ2 / ndf 1196 / 24
p0 7.069 ± 0.01008
7.8
7.6
7.4
7.2
7
6.8
6.6
6.4
7760. 0
7760. 1
7760. 2
7760. 3
7760. 4
7760. 5
7762. 0
7762. 1
7762. 2
7762. 3
7763. 0
7763. 1
7763. 2
7763. 3
7763. 4
7763. 5
7764. 0
7764. 1
7765. 0
7765. 1
7765. 2
7765. 3
7766. 0
7766. 1
7766. 2

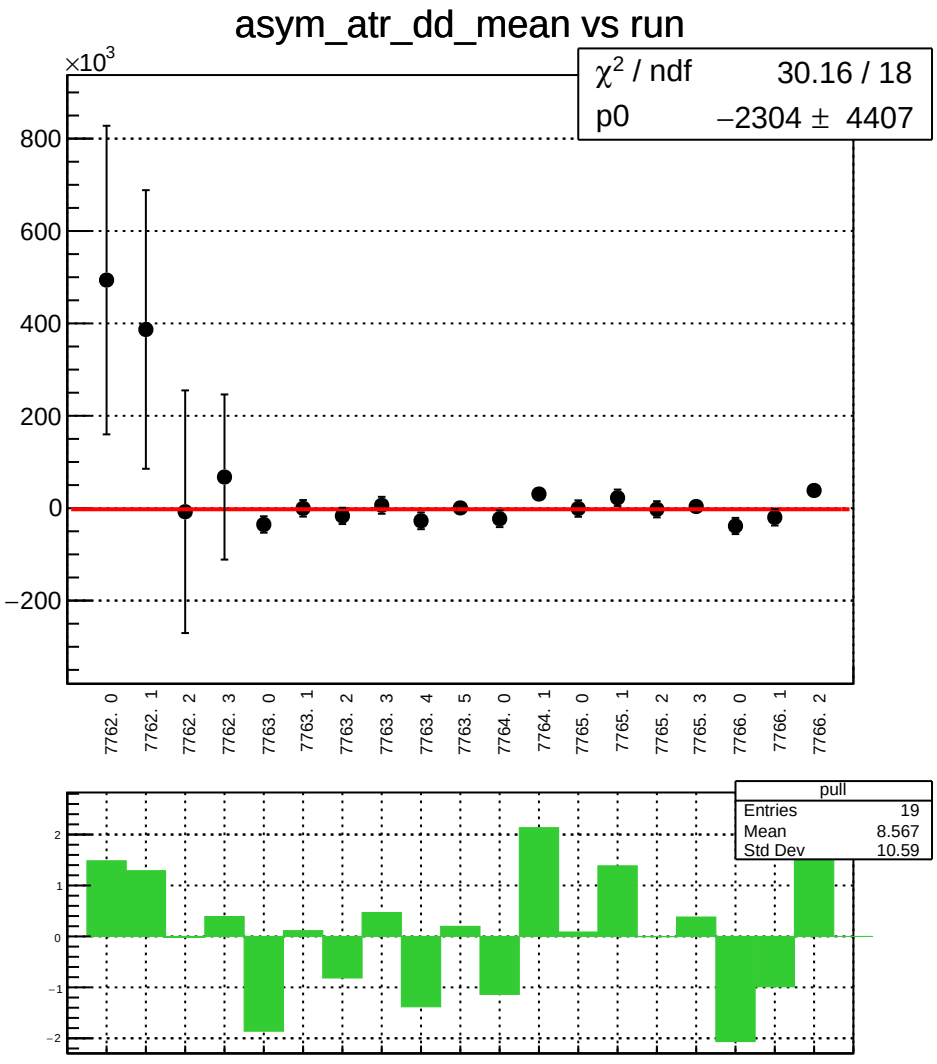
asym_atr_dd_mean vs run
×10^3
χ² / ndf 30.16 / 18
p0 −2304 ± 4407
800
600
400
200
0
−200
7762. 0
7762. 1
7762. 2
7762. 3
7763. 0
7763. 1
7763. 2
7763. 3
7763. 4
7763. 5
7764. 0
7764. 1
7765. 0
7765. 1
7765. 2
7765. 3
7766. 0
7766. 1
7766. 2
pull
Entries 19
Mean 8.567
Std Dev 10.59
2
1
0
−1
−2

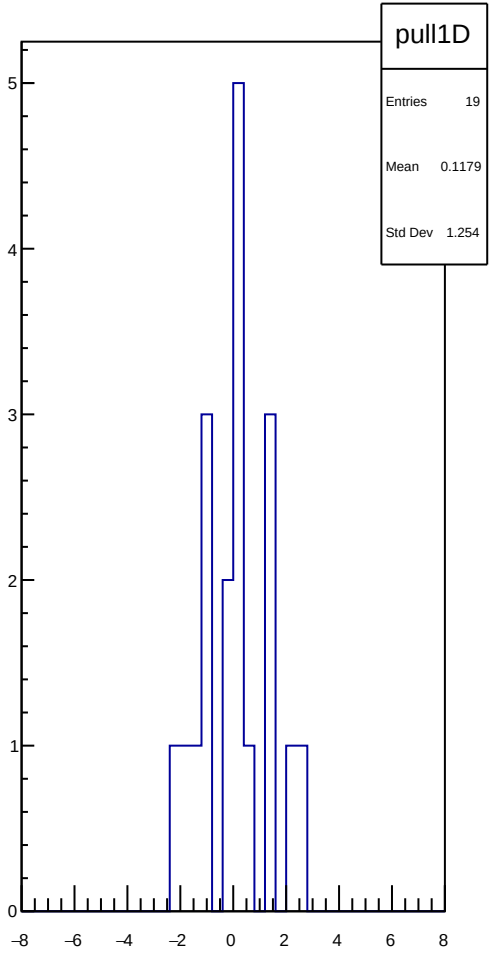
pull1D
Entries 19
Mean 0.1179
Std Dev 1.254
5
4
3
2
1
0
−8
−6
−4
−2
0
2
4
6
8

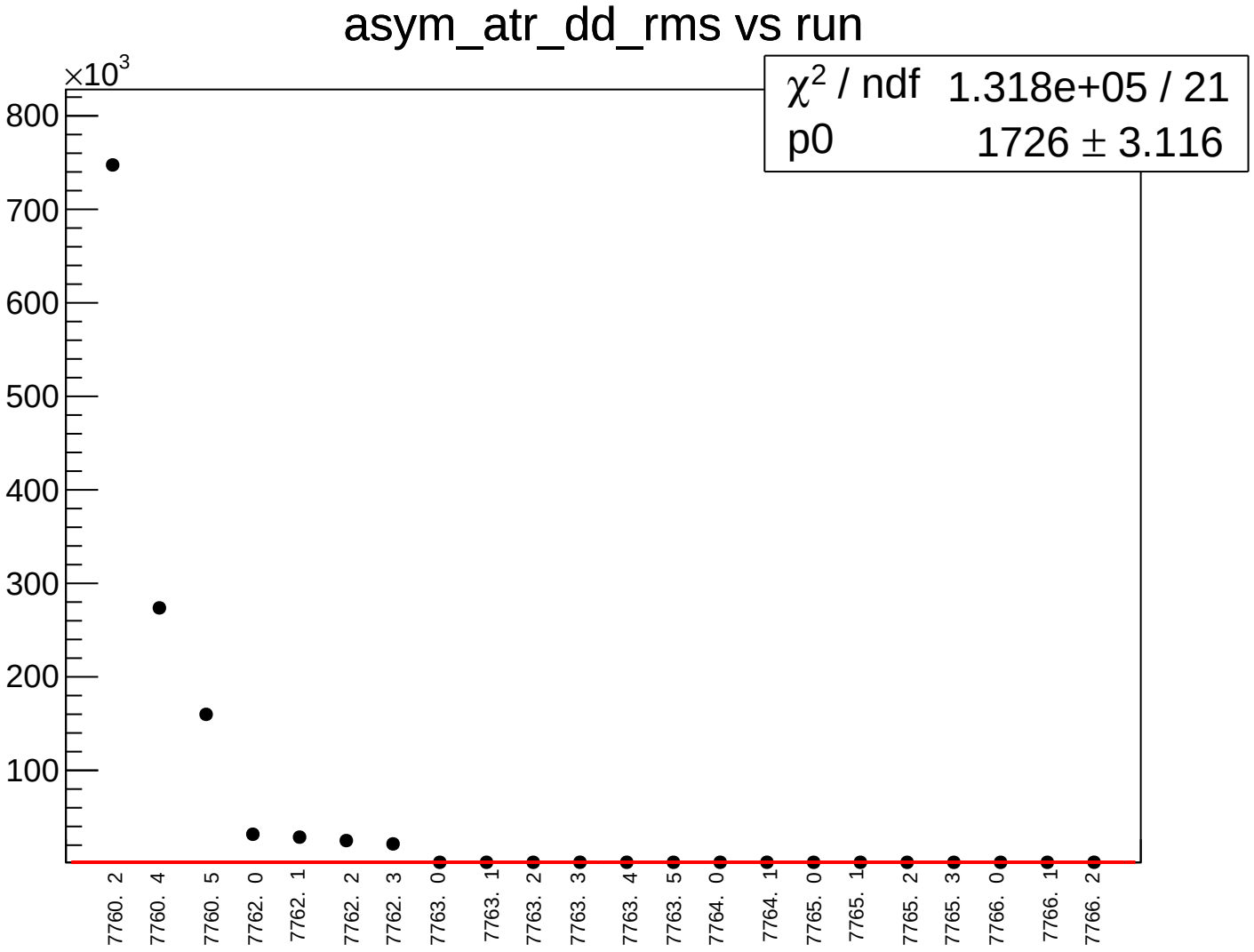
asym_atr_dd_rms vs run
×10^3
800
700
600
500
400
300
200
100
χ² / ndf 1.318e+05 / 21
p0 1726 ± 3.116
7760. 2
7760. 4
7760. 5
7762. 0
7762. 1
7762. 2
7762. 3
7763. 0
7763. 1
7763. 2
7763. 3
7763. 4
7763. 5
7764. 0
7764. 1
7765. 0
7765. 1
7765. 2
7765. 3
7766. 0
7766. 1
7766. 2

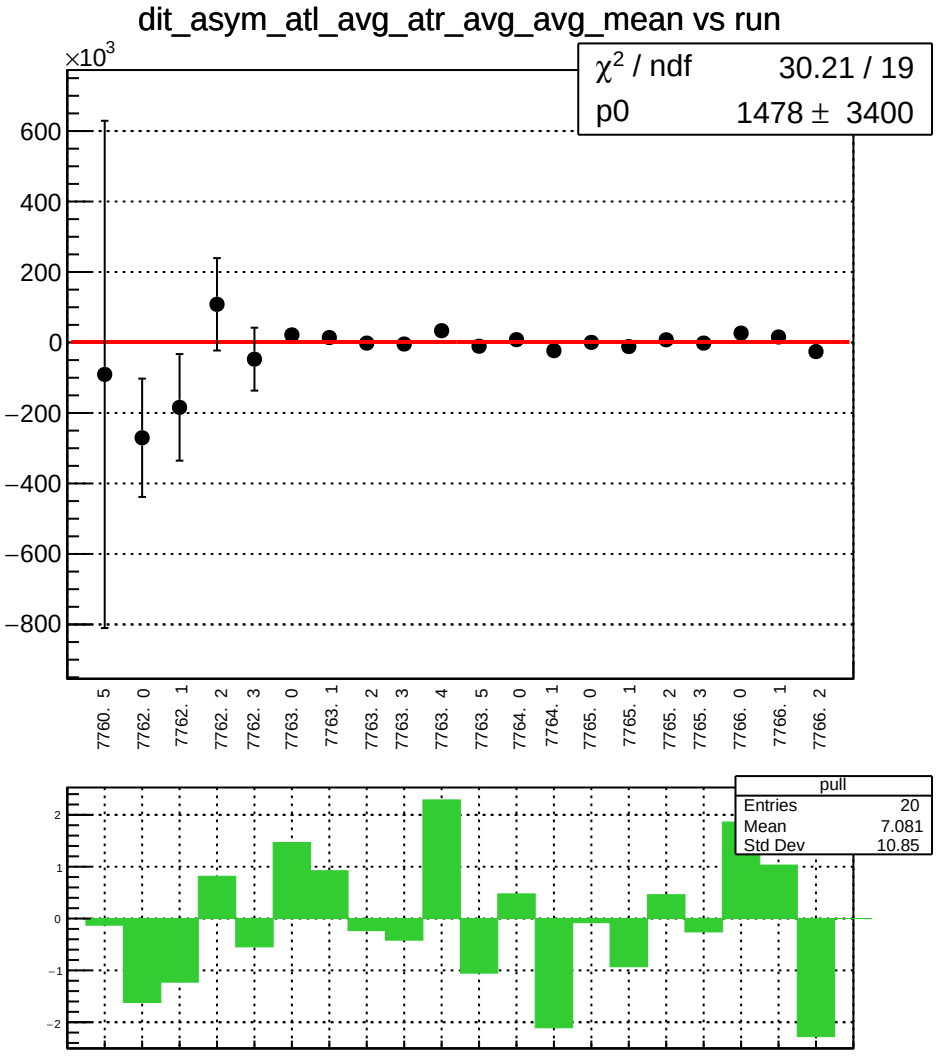
dit_asym_atl_avg_atr_avg_avg_mean vs run
×10^3
χ² / ndf 30.21 / 19
p0 1478 ± 3400
600
400
200
0
−200
−400
−600
−800
7760. 5
7762. 0
7762. 1
7762. 2
7762. 3
7763. 0
7763. 1
7763. 2
7763. 3
7763. 4
7763. 5
7764. 0
7764. 1
7765. 0
7765. 1
7765. 2
7765. 3
7766. 0
7766. 1
7766. 2
pull
Entries 20
Mean 7.081
Std Dev 10.85
2
1
0
−1
−2

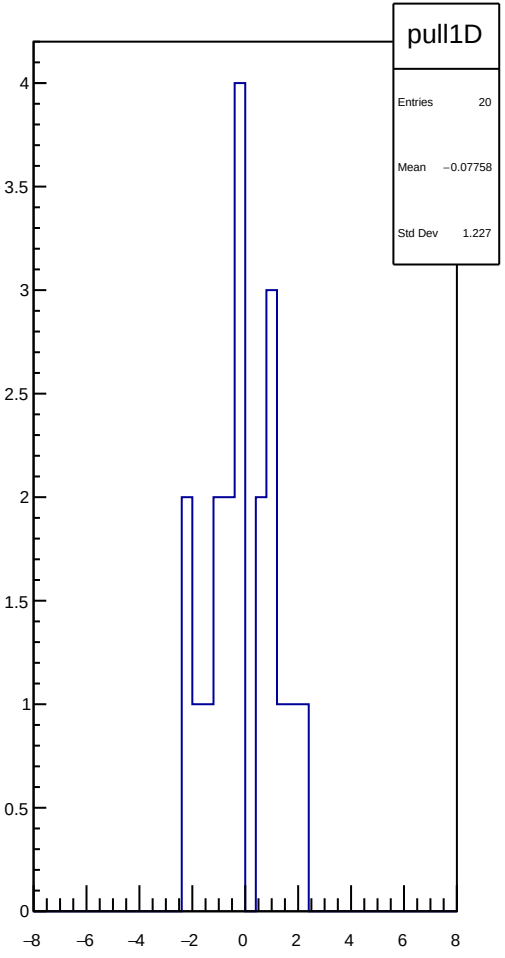
pull1D
Entries 20
Mean −0.07758
Std Dev 1.227
4
3.5
3
2.5
2
1.5
1
0.5
0
−8
−6
−4
−2
0
2
4
6
8

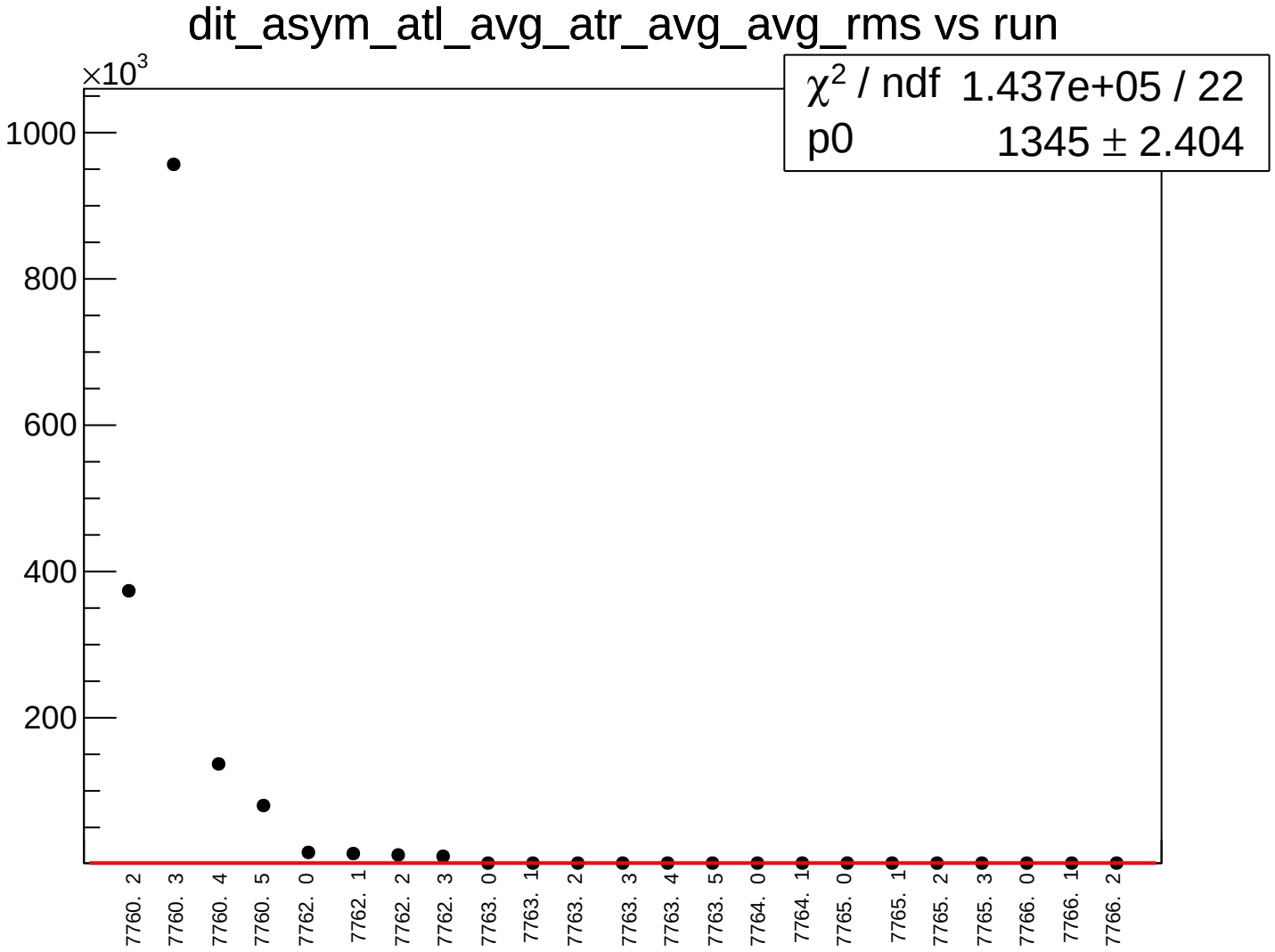
dit_asym_atl_avg_atr_avg_avg_rms vs run
×10^3
1000
800
600
400
200
χ² / ndf 1.437e+05 / 22
p0 1345 ± 2.404
7760. 2
7760. 3
7760. 4
7760. 5
7762. 0
7762. 1
7762. 2
7762. 3
7763. 0
7763. 1
7763. 2
7763. 3
7763. 4
7763. 5
7764. 0
7764. 1
7765. 0
7765. 1
7765. 2
7765. 3
7766. 0
7766. 1
7766. 2

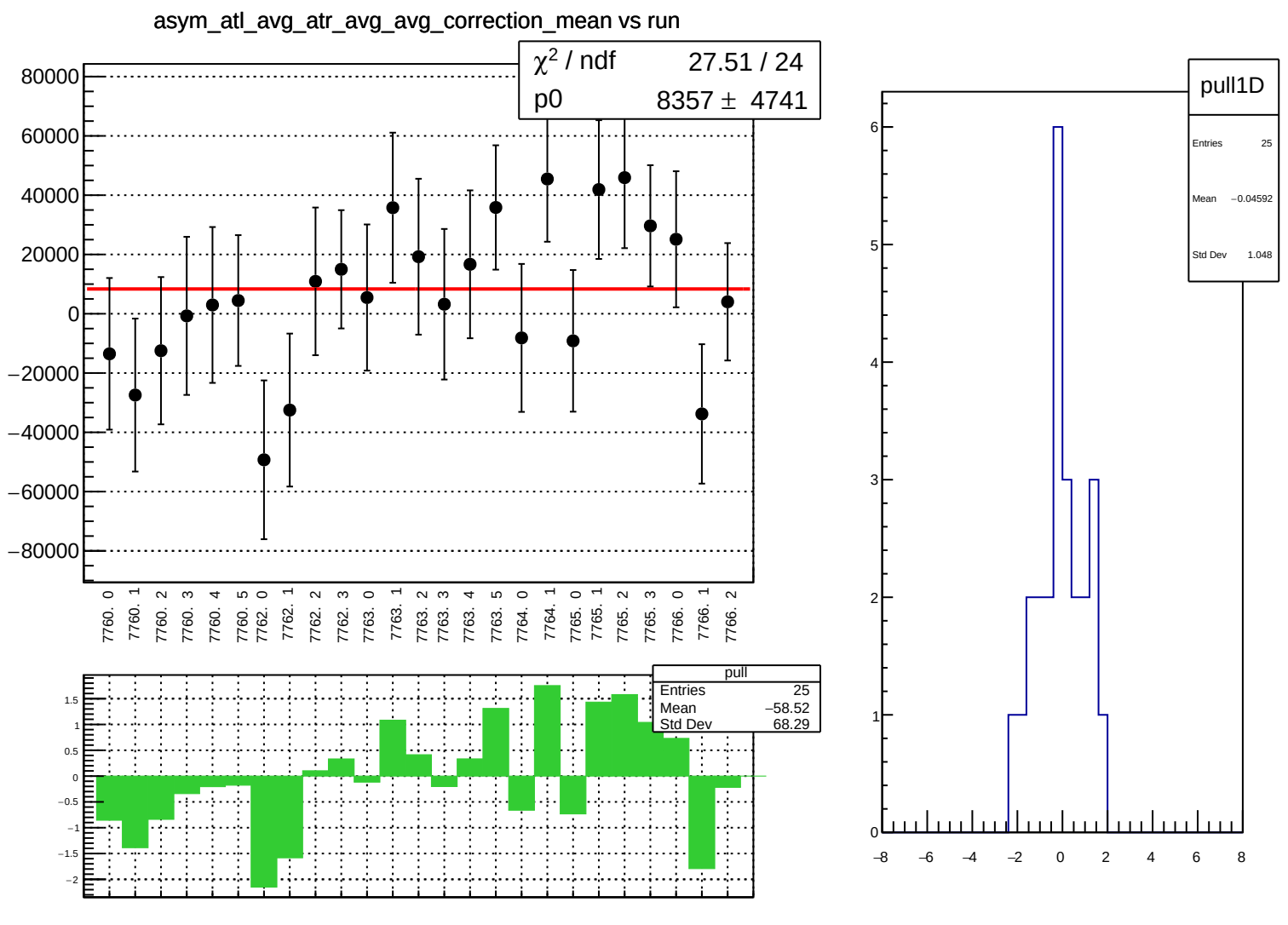
asym_atl_avg_atr_avg_avg_correction_mean vs run
χ² / ndf 27.51 / 24
p0 8357 ± 4741
80000
60000
40000
20000
0
−20000
−40000
−60000
−80000
7760. 0
7760. 1
7760. 2
7760. 3
7760. 4
7760. 5
7762. 0
7762. 1
7762. 2
7762. 3
7763. 0
7763. 1
7763. 2
7763. 3
7763. 4
7763. 5
7764. 0
7764. 1
7765. 0
7765. 1
7765. 2
7765. 3
7766. 0
7766. 1
7766. 2
pull
Entries 25
Mean −58.52
Std Dev 68.29
1.5
1
0.5
0
−0.5
−1
−1.5
−2
pull1D
Entries 25
Mean −0.04592
Std Dev 1.048
6
5
4
3
2
1
0
−8
−6
−4
−2
0
2
4
6
8

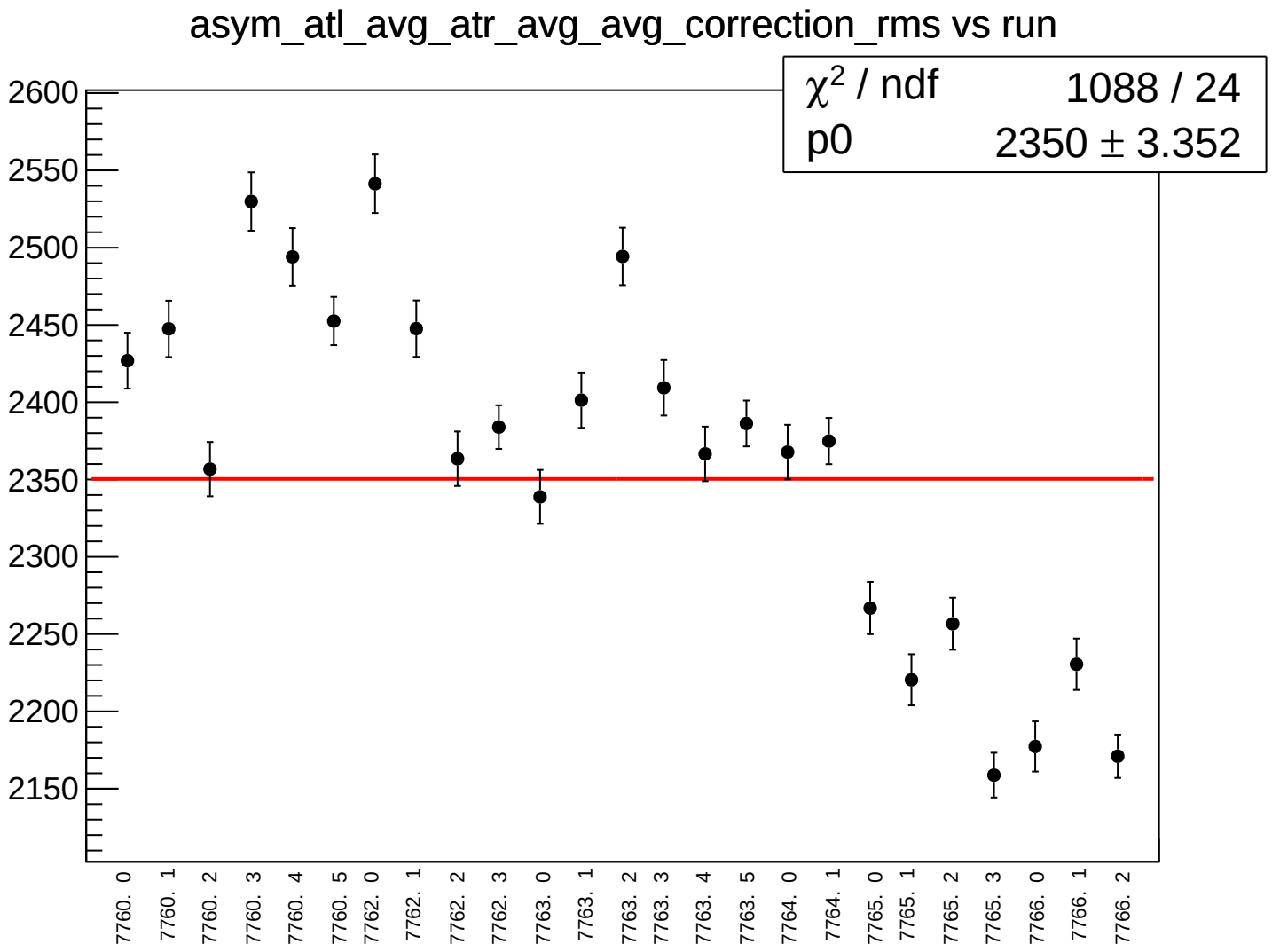
asym_atl_avg_atr_avg_avg_correction_rms vs run
χ2 / ndf 1088 / 24
p0 2350 ± 3.352
2600
2550
2500
2450
2400
2350
2300
2250
2200
2150
7760. 0
7760. 1
7760. 2
7760. 3
7760. 4
7760. 5
7762. 0
7762. 1
7762. 2
7762. 3
7763. 0
7763. 1
7763. 2
7763. 3
7763. 4
7763. 5
7764. 0
7764. 1
7765. 0
7765. 1
7765. 2
7765. 3
7766. 0
7766. 1
7766. 2

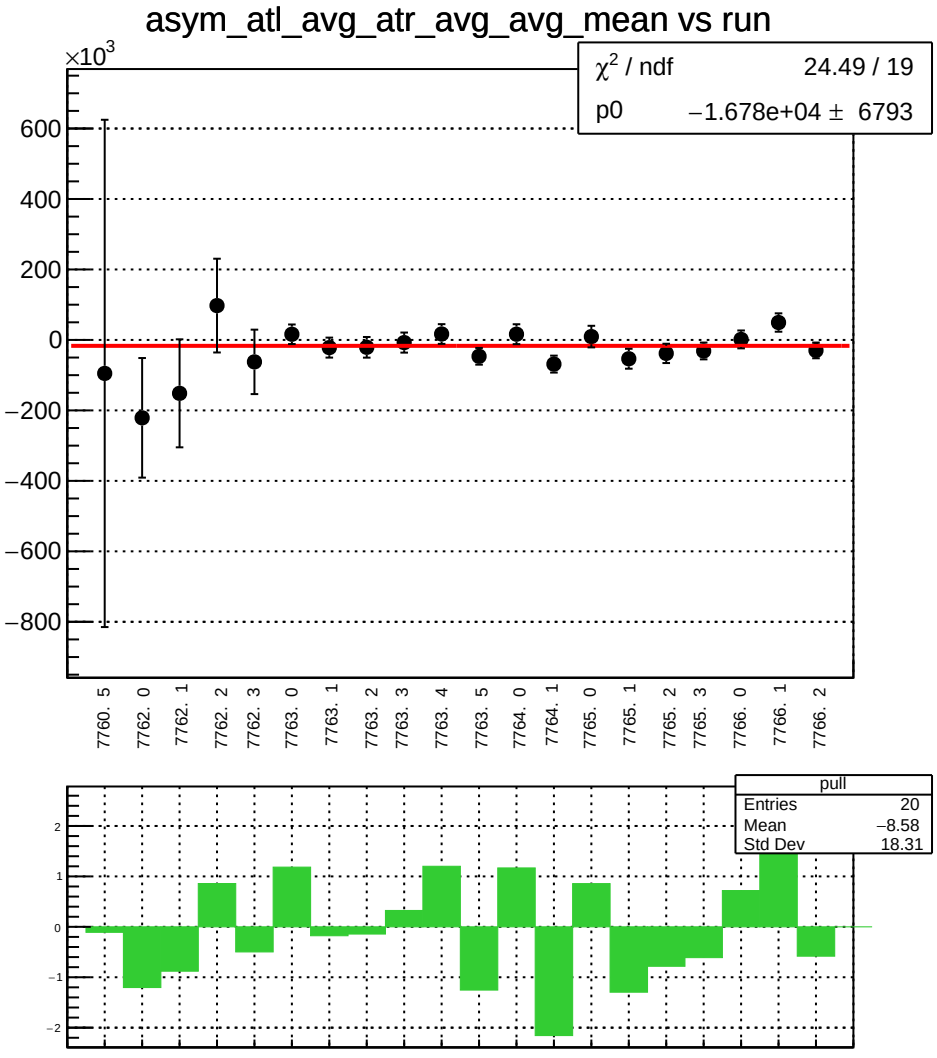
asym_atl_avg_atr_avg_avg_mean vs run
×10^3
χ² / ndf 24.49 / 19
p0 −1.678e+04 ± 6793
600
400
200
0
−200
−400
−600
−800
7760. 5
7762. 0
7762. 1
7762. 2
7762. 3
7763. 0
7763. 1
7763. 2
7763. 3
7763. 4
7763. 5
7764. 0
7764. 1
7765. 0
7765. 1
7765. 2
7765. 3
7766. 0
7766. 1
7766. 2
pull
Entries 20
Mean −8.58
Std Dev 18.31
2
1
0
−1
−2

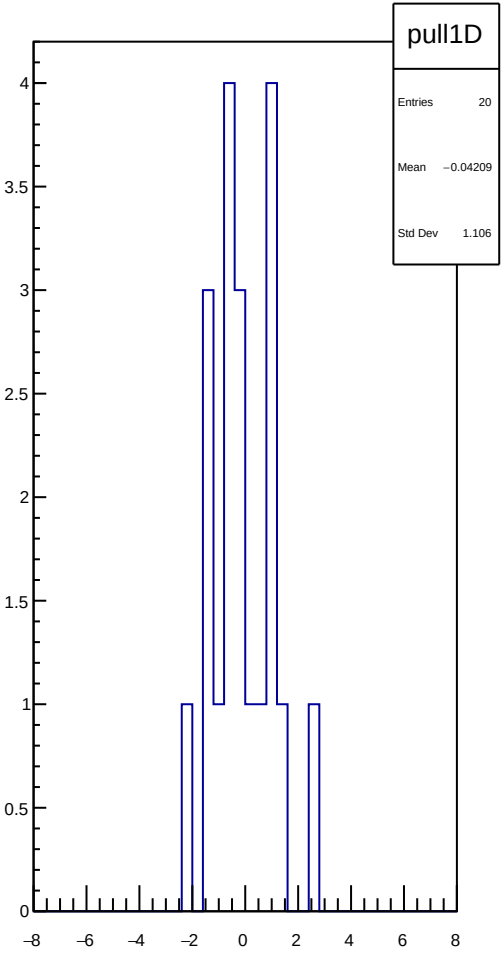
pull1D
Entries 20
Mean −0.04209
Std Dev 1.106
4
3.5
3
2.5
2
1.5
1
0.5
0
−8
−6
−4
−2
0
2
4
6
8

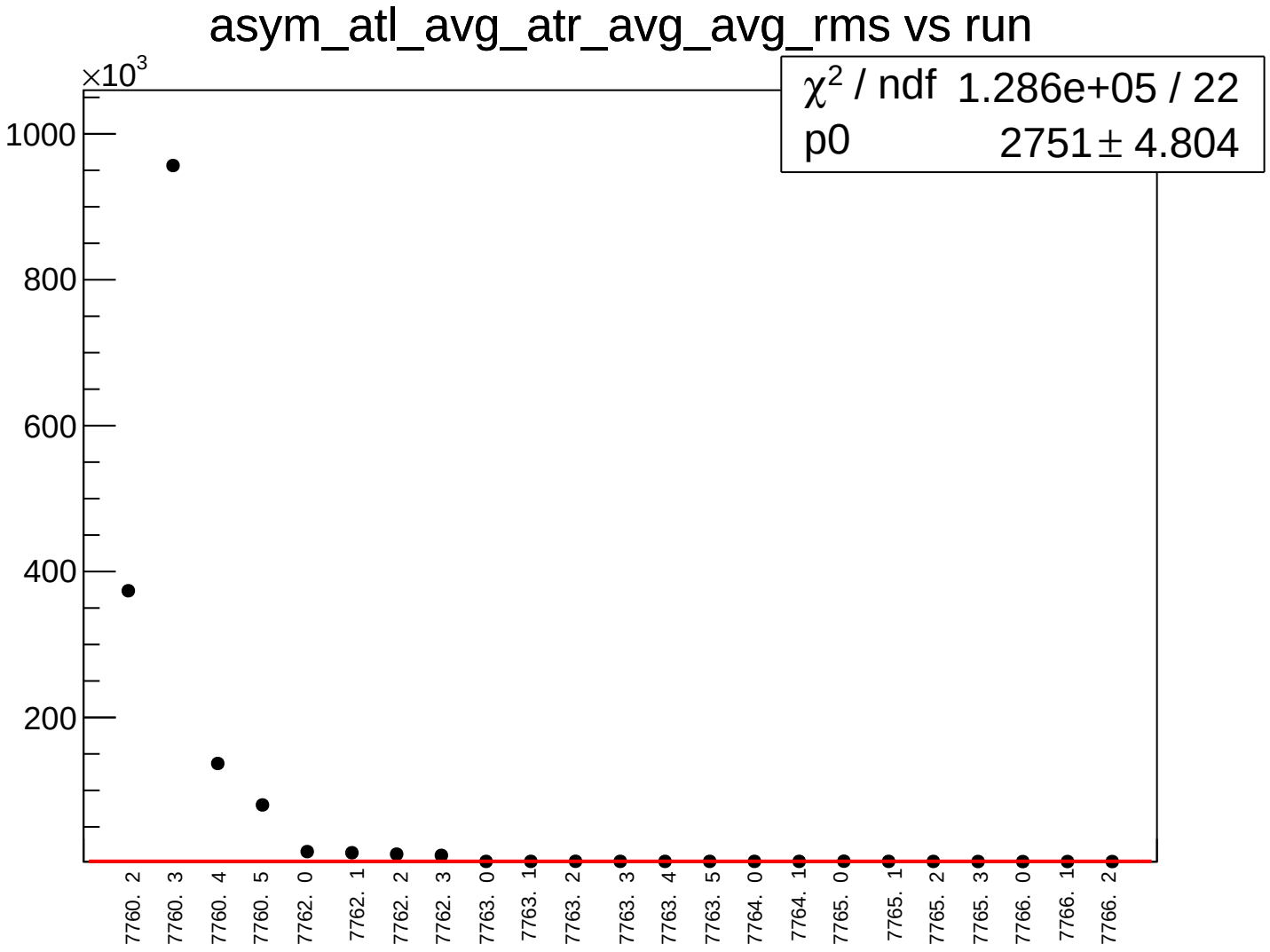
asym_atl_avg_atr_avg_avg_rms vs run
×10^3
1000
800
600
400
200
χ² / ndf 1.286e+05 / 22
p0 2751 ± 4.804
7760. 2
7760. 3
7760. 4
7760. 5
7762. 0
7762. 1
7762. 2
7762. 3
7763. 0
7763. 1
7763. 2
7763. 3
7763. 4
7763. 5
7764. 0
7764. 1
7765. 0
7765. 1
7765. 2
7765. 3
7766. 0
7766. 1
7766. 2

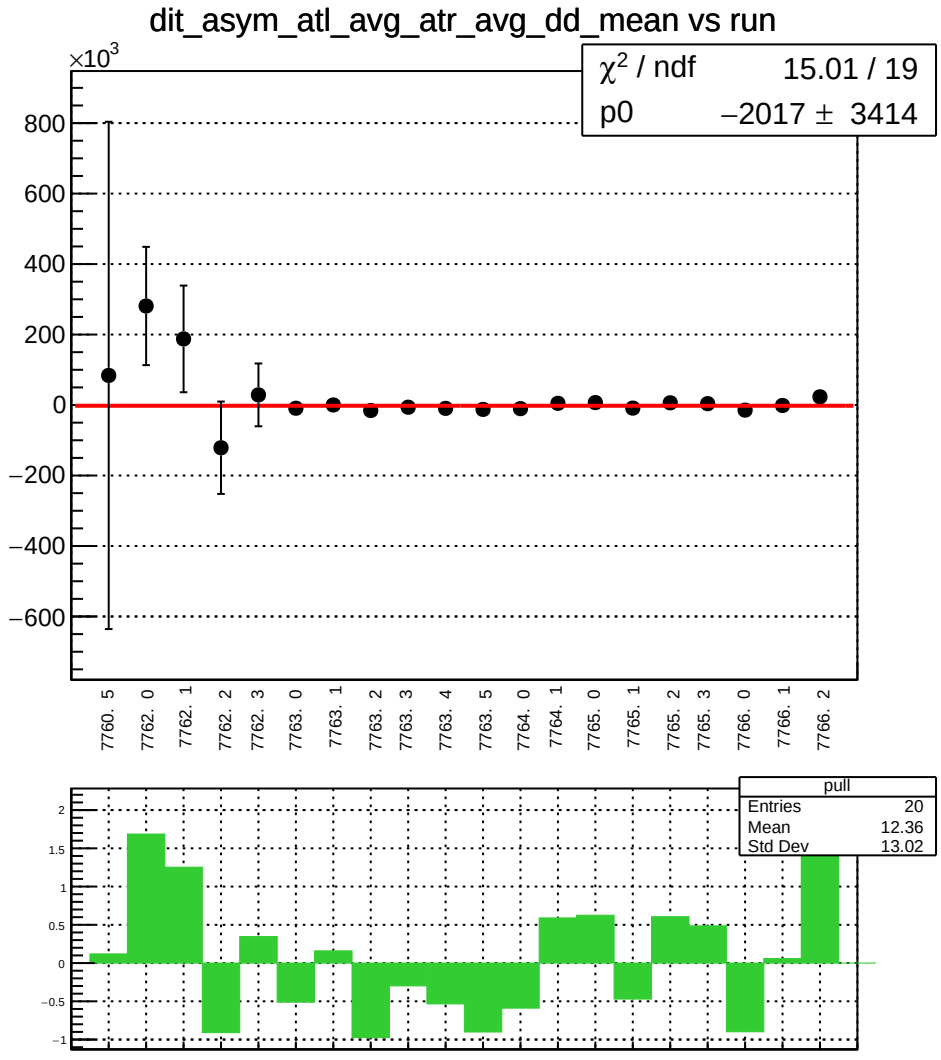
dit_asym_atl_avg_atr_avg_dd_mean vs run
×10^3
χ² / ndf 15.01 / 19
p0 −2017 ± 3414
800
600
400
200
0
−200
−400
−600
7760. 5
7762. 0
7762. 1
7762. 2
7762. 3
7763. 0
7763. 1
7763. 2
7763. 3
7763. 4
7763. 5
7764. 0
7764. 1
7765. 0
7765. 1
7765. 2
7765. 3
7766. 0
7766. 1
7766. 2
pull
Entries 20
Mean 12.36
Std Dev 13.02
2
1.5
1
0.5
0
−0.5
−1

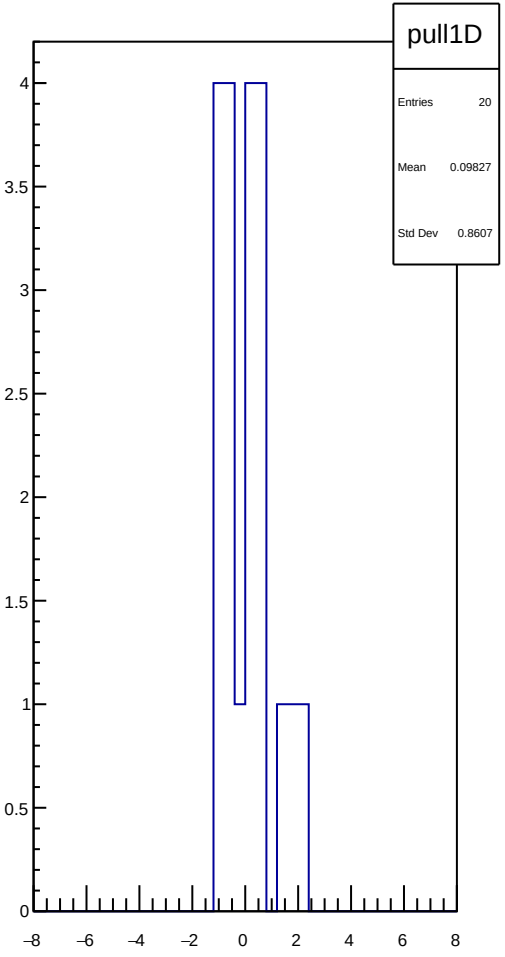
pull1D
Entries 20
Mean 0.09827
Std Dev 0.8607
4
3.5
3
2.5
2
1.5
1
0.5
0
−8
−6
−4
−2
0
2
4
6
8

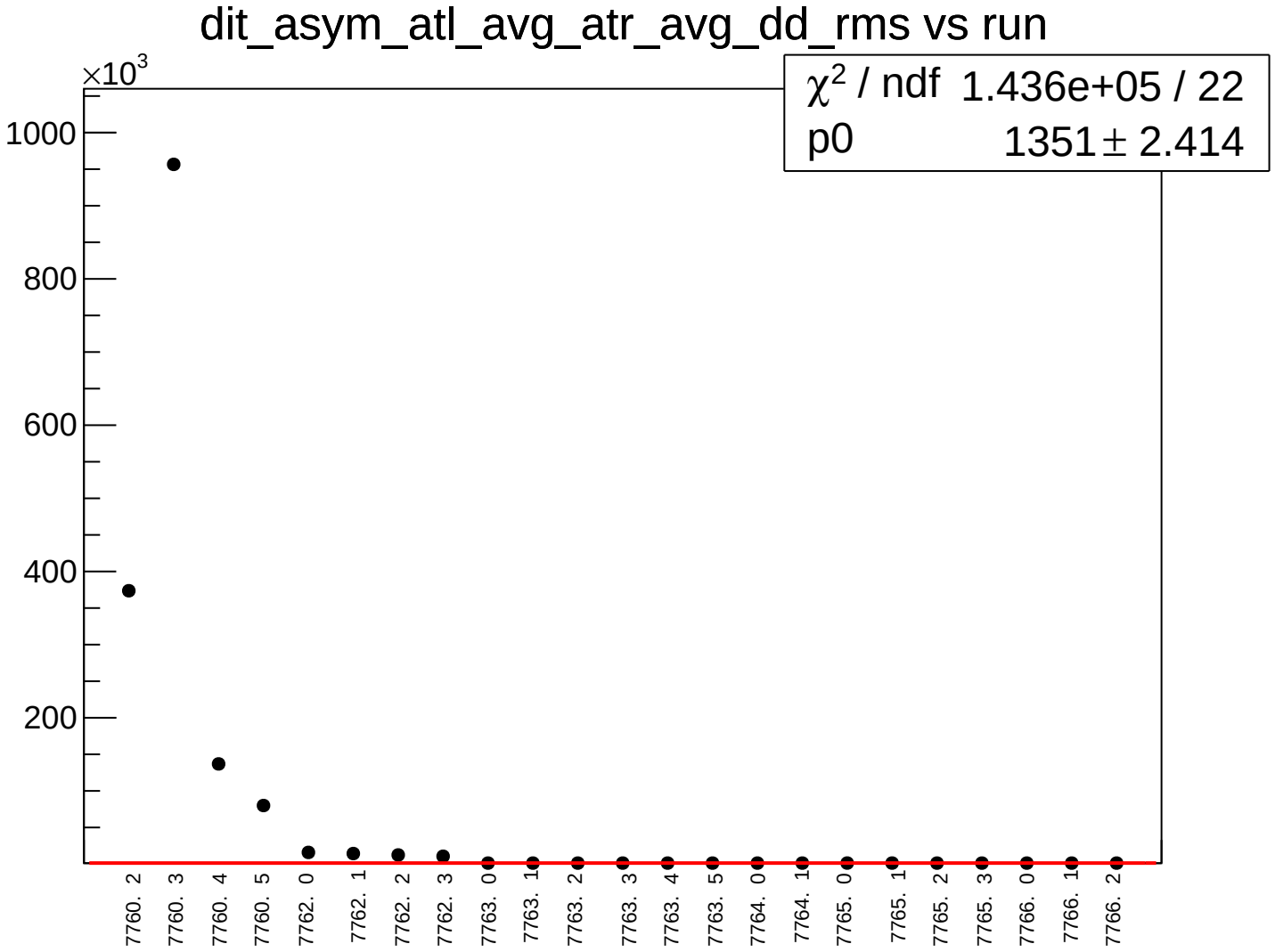
dit_asym_atl_avg_atr_avg_dd_rms vs run
×10^3
1000
800
600
400
200
χ² / ndf 1.436e+05 / 22
p0 1351 ± 2.414
7760. 2
7760. 3
7760. 4
7760. 5
7762. 0
7762. 1
7762. 2
7762. 3
7763. 0
7763. 1
7763. 2
7763. 3
7763. 4
7763. 5
7764. 0
7764. 1
7765. 0
7765. 1
7765. 2
7765. 3
7766. 0
7766. 1
7766. 2

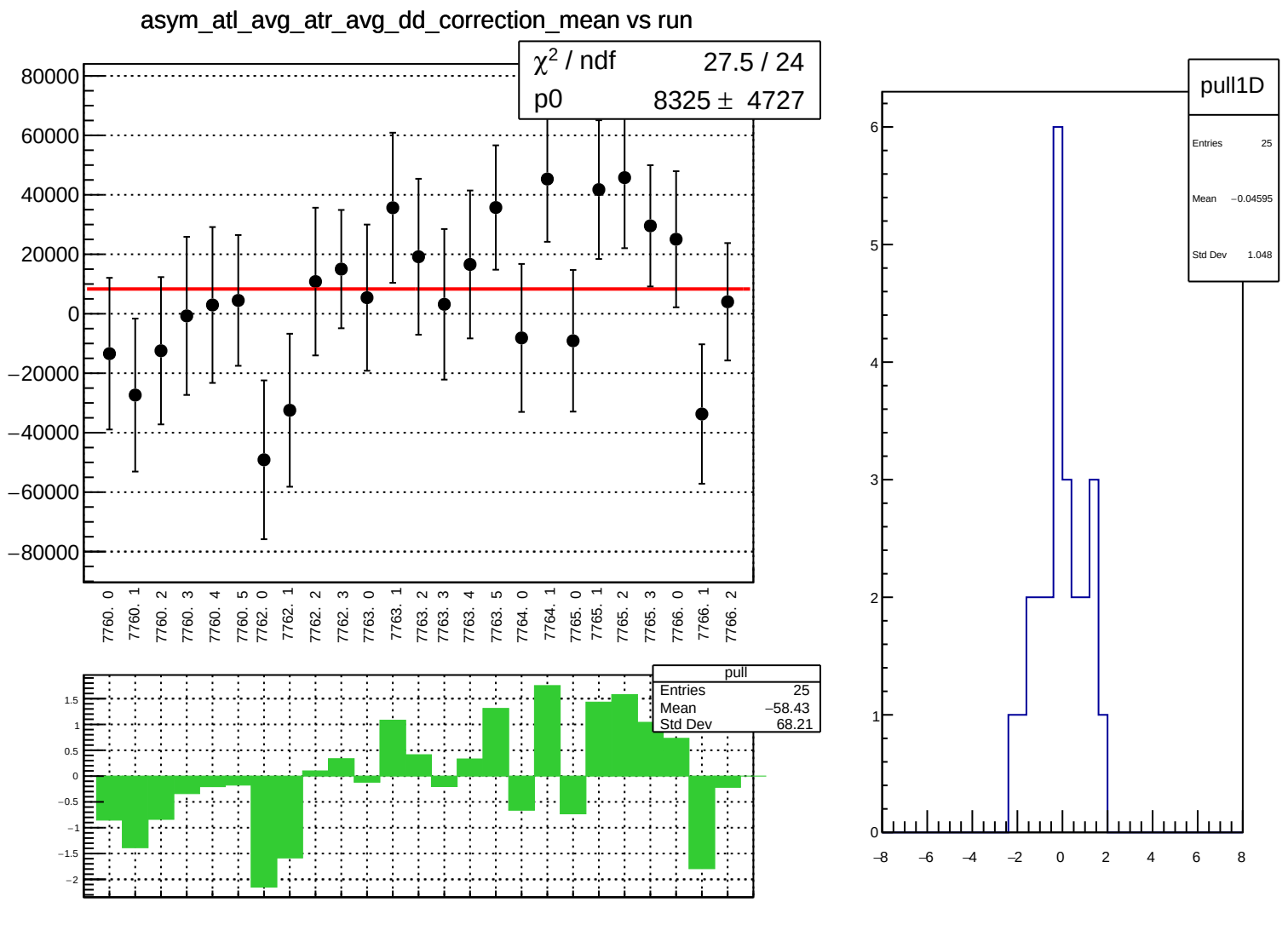
asym_atl_avg_atr_avg_dd_correction_mean vs run
χ² / ndf 27.5 / 24
p0 8325 ± 4727
80000
60000
40000
20000
0
−20000
−40000
−60000
−80000
7760. 0
7760. 1
7760. 2
7760. 3
7760. 4
7760. 5
7762. 0
7762. 1
7762. 2
7762. 3
7763. 0
7763. 1
7763. 2
7763. 3
7763. 4
7763. 5
7764. 0
7764. 1
7765. 0
7765. 1
7765. 2
7765. 3
7766. 0
7766. 1
7766. 2
pull
Entries 25
Mean −58.43
Std Dev 68.21
1.5
1
0.5
0
−0.5
−1
−1.5
−2
pull1D
Entries 25
Mean −0.04595
Std Dev 1.048
6
5
4
3
2
1
0
−8
−6
−4
−2
0
2
4
6
8

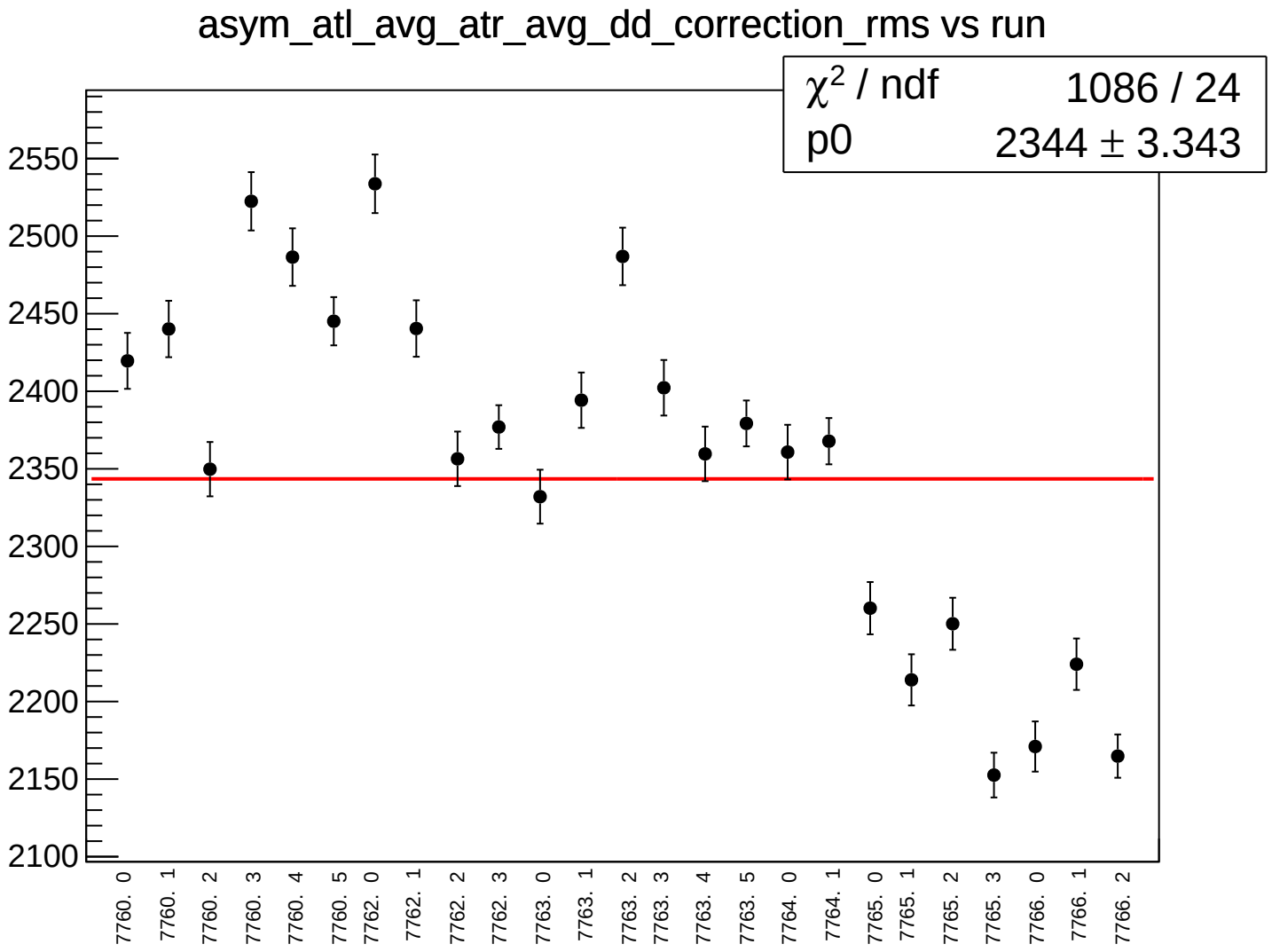
asym_atl_avg_atr_avg_dd_correction_rms vs run
χ² / ndf 1086 / 24
p0 2344 ± 3.343
2550
2500
2450
2400
2350
2300
2250
2200
2150
2100
7760. 0
7760. 1
7760. 2
7760. 3
7760. 4
7760. 5
7762. 0
7762. 1
7762. 2
7762. 3
7763. 0
7763. 1
7763. 2
7763. 3
7763. 4
7763. 5
7764. 0
7764. 1
7765. 0
7765. 1
7765. 2
7765. 3
7766. 0
7766. 1
7766. 2

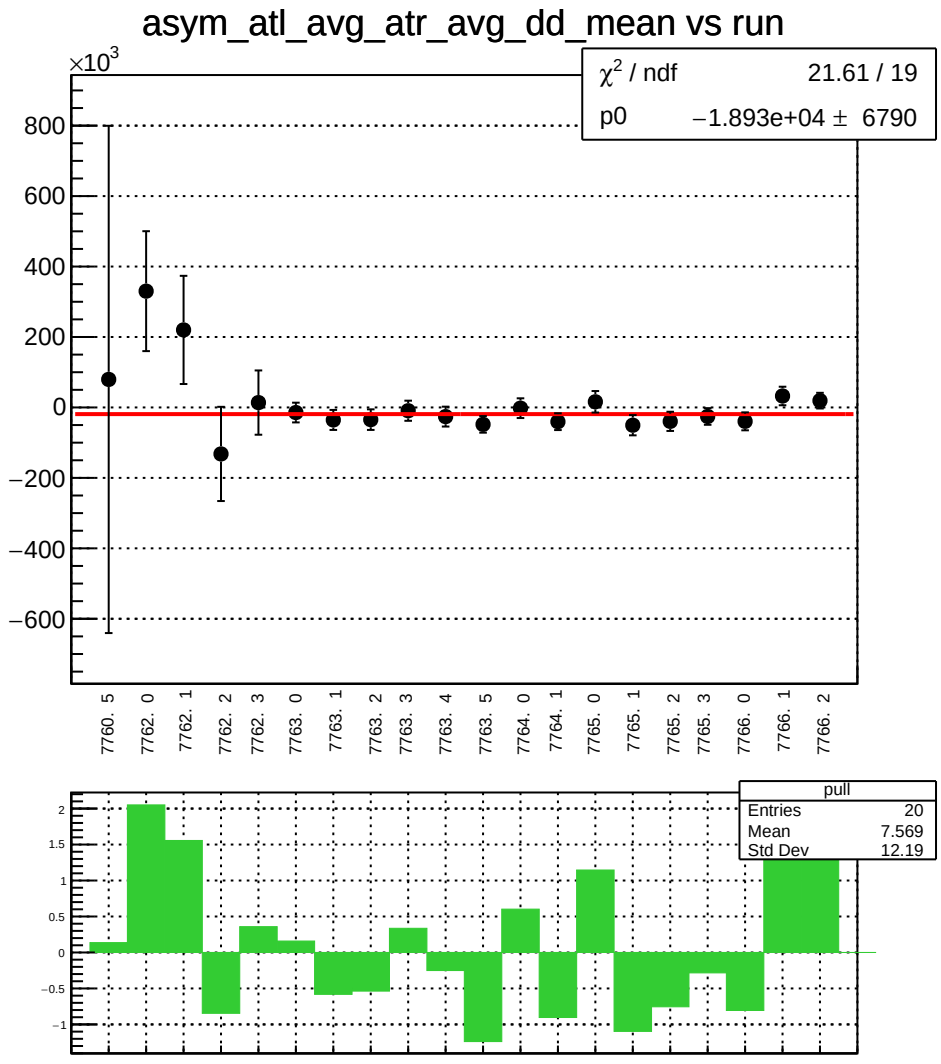
asym_atl_avg_atr_avg_dd_mean vs run
×10^3
χ² / ndf 21.61 / 19
p0 −1.893e+04 ± 6790
800
600
400
200
0
−200
−400
−600
7760. 5
7762. 0
7762. 1
7762. 2
7762. 3
7763. 0
7763. 1
7763. 2
7763. 3
7763. 4
7763. 5
7764. 0
7764. 1
7765. 0
7765. 1
7765. 2
7765. 3
7766. 0
7766. 1
7766. 2
pull
Entries 20
Mean 7.569
Std Dev 12.19
2
1.5
1
0.5
0
−0.5
−1

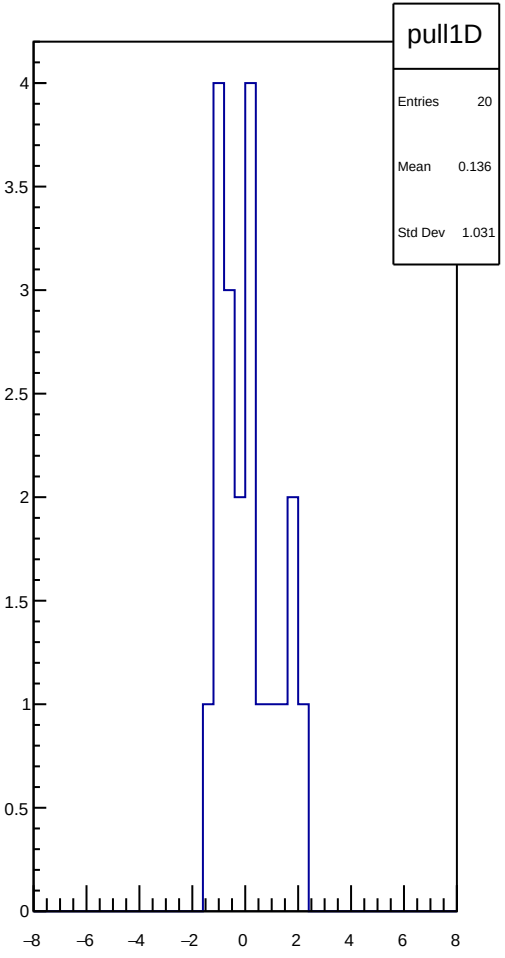
pull1D
Entries 20
Mean 0.136
Std Dev 1.031
4
3.5
3
2.5
2
1.5
1
0.5
0
−8
−6
−4
−2
0
2
4
6
8

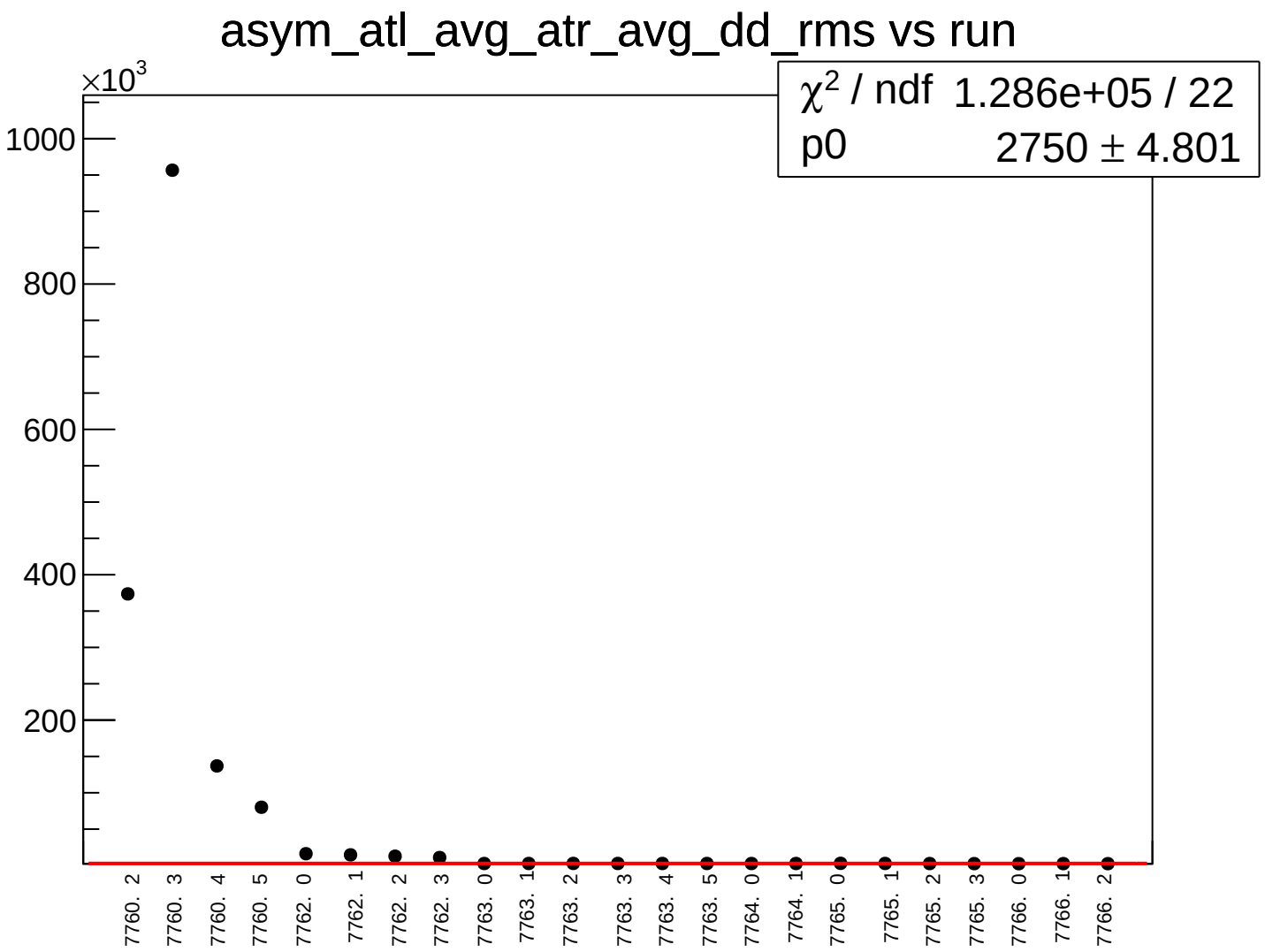
asym_atl_avg_atr_avg_dd_rms vs run
×10^3
1000
800
600
400
200
χ² / ndf 1.286e+05 / 22
p0 2750 ± 4.801
7760. 2
7760. 3
7760. 4
7760. 5
7762. 0
7762. 1
7762. 2
7762. 3
7763. 0
7763. 1
7763. 2
7763. 3
7763. 4
7763. 5
7764. 0
7764. 1
7765. 0
7765. 1
7765. 2
7765. 3
7766. 0
7766. 1
7766. 2

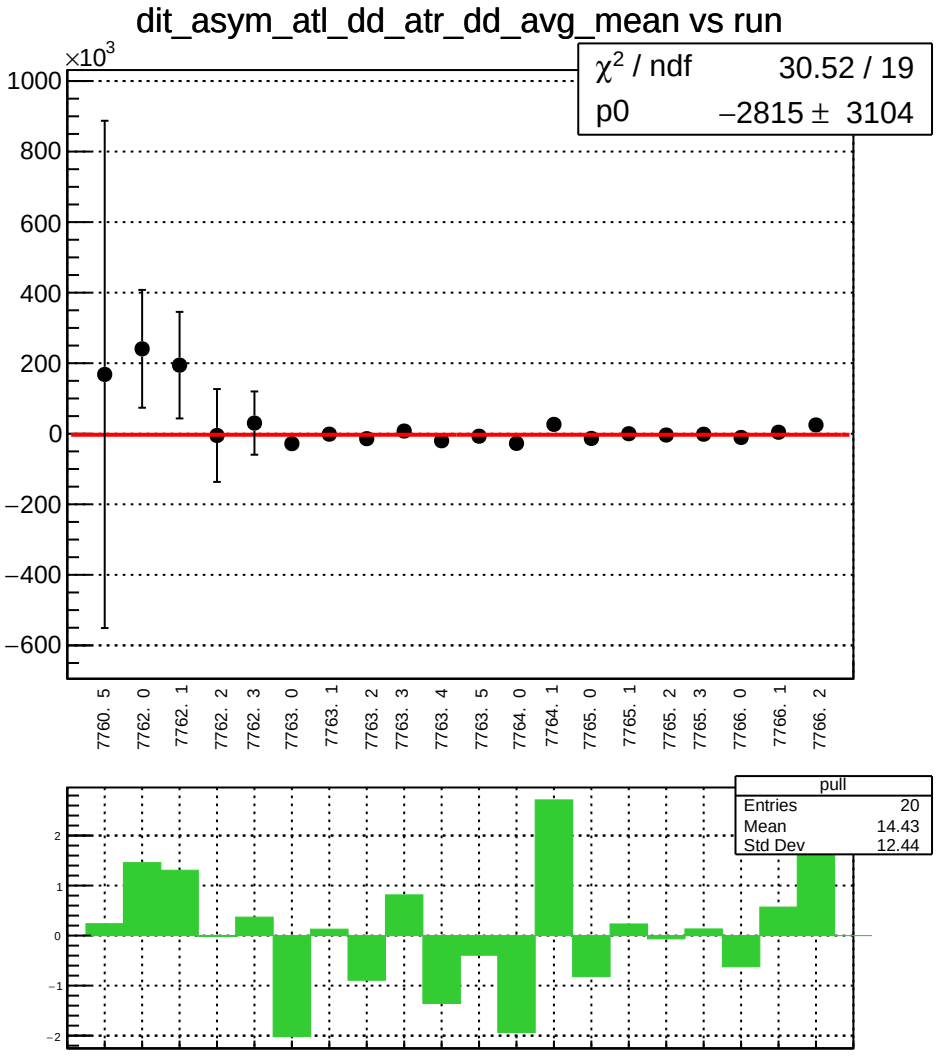
dit_asym_atl_dd_atr_dd_avg_mean vs run
×10^3
χ² / ndf 30.52 / 19
p0 −2815 ± 3104
1000
800
600
400
200
0
−200
−400
−600
7760. 5
7762. 0
7762. 1
7762. 2
7762. 3
7763. 0
7763. 1
7763. 2
7763. 3
7763. 4
7763. 5
7764. 0
7764. 1
7765. 0
7765. 1
7765. 2
7765. 3
7766. 0
7766. 1
7766. 2
pull
Entries 20
Mean 14.43
Std Dev 12.44
2
1
0
−1
−2

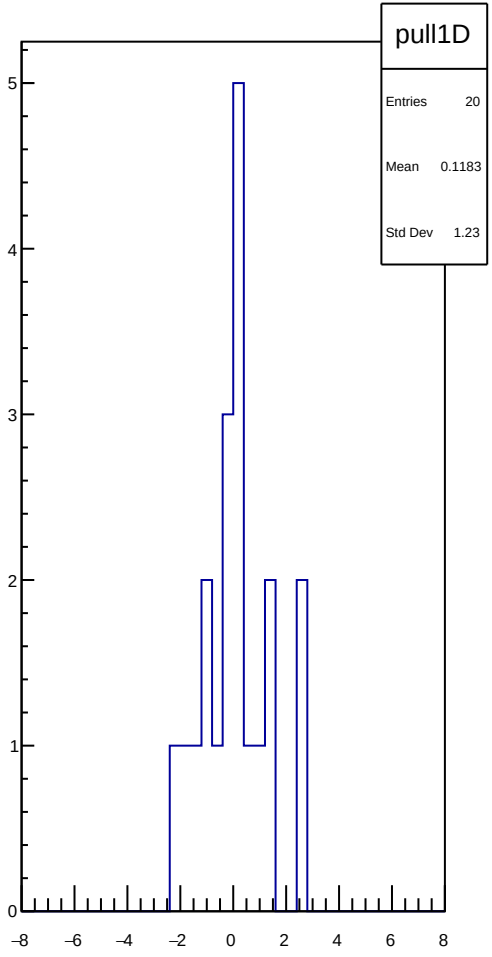
pull1D
Entries 20
Mean 0.1183
Std Dev 1.23
5
4
3
2
1
0
−8
−6
−4
−2
0
2
4
6
8

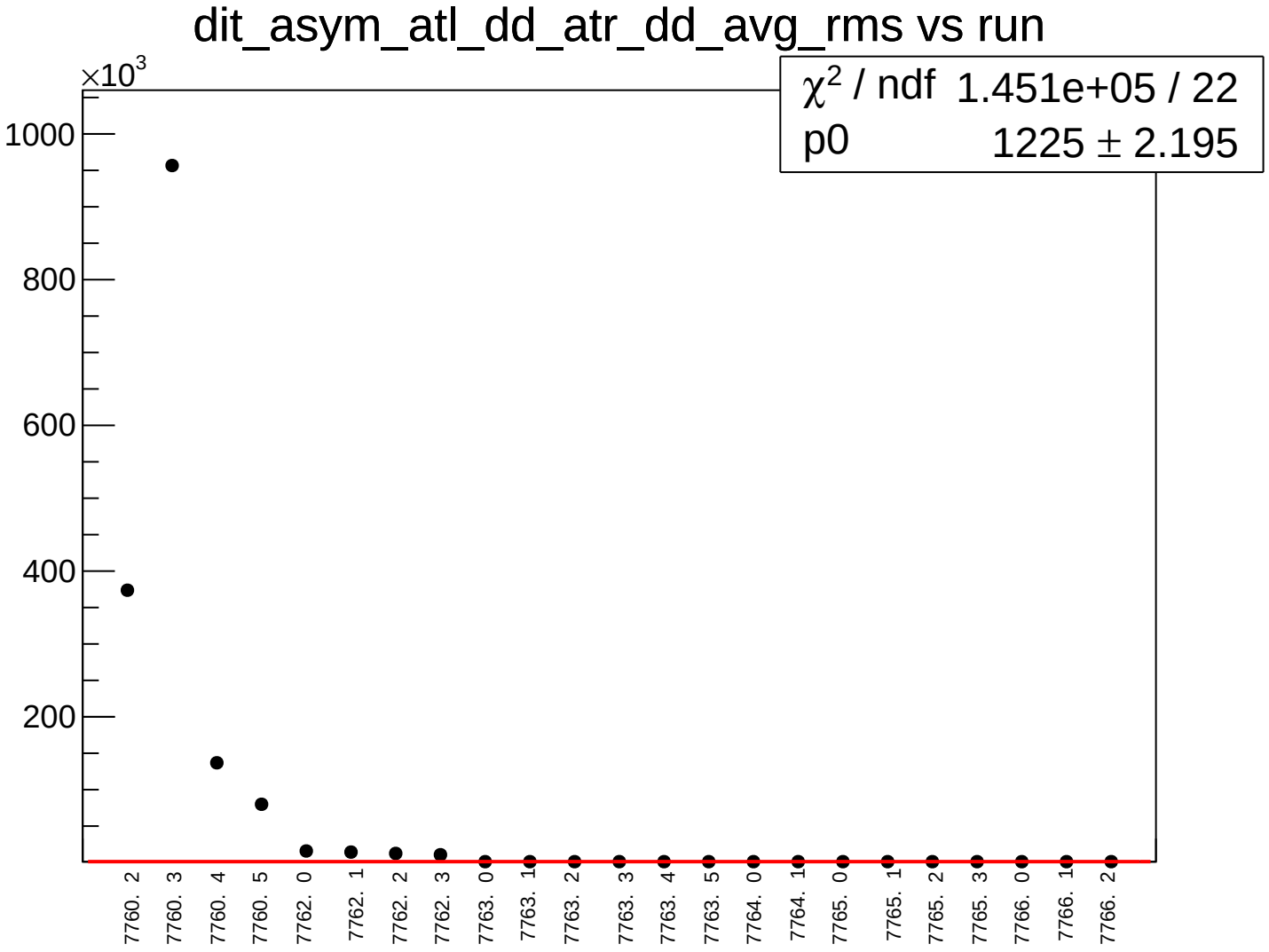
dit_asym_atl_dd_atr_dd_avg_rms vs run
×10^3
1000
800
600
400
200
χ² / ndf 1.451e+05 / 22
p0 1225 ± 2.195
7760. 2
7760. 3
7760. 4
7760. 5
7762. 0
7762. 1
7762. 2
7762. 3
7763. 0
7763. 1
7763. 2
7763. 3
7763. 4
7763. 5
7764. 0
7764. 1
7765. 0
7765. 1
7765. 2
7765. 3
7766. 0
7766. 1
7766. 2

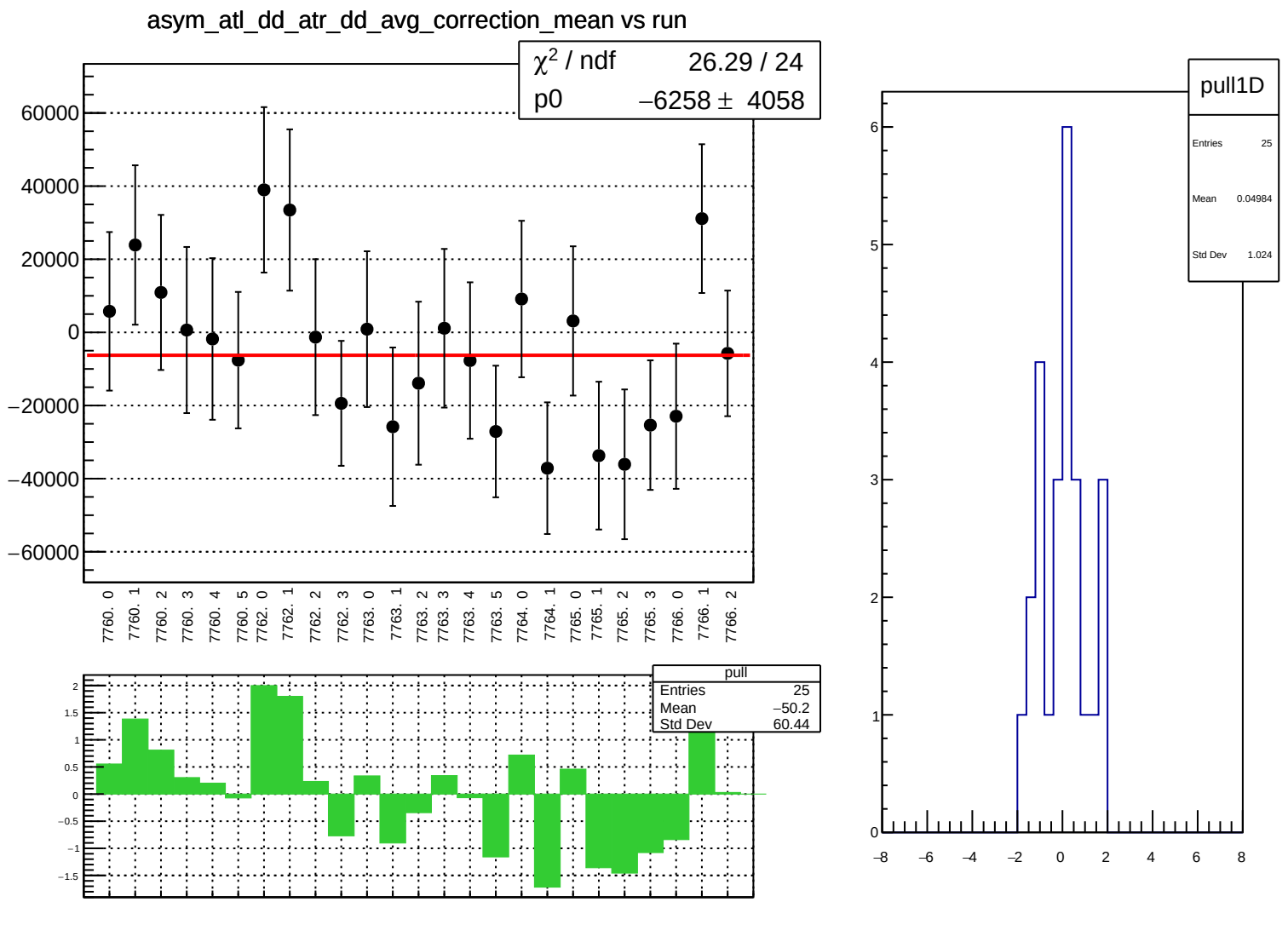
asym_atl_dd_atr_dd_avg_correction_mean vs run
χ² / ndf 26.29 / 24
p0 −6258 ± 4058
60000
40000
20000
0
−20000
−40000
−60000
7760. 0
7760. 1
7760. 2
7760. 3
7760. 4
7760. 5
7762. 0
7762. 1
7762. 2
7762. 3
7763. 0
7763. 1
7763. 2
7763. 3
7763. 4
7763. 5
7764. 0
7764. 1
7765. 0
7765. 1
7765. 2
7765. 3
7766. 0
7766. 1
7766. 2
pull
Entries 25
Mean −50.2
Std Dev 60.44
2
1.5
1
0.5
0
−0.5
−1
−1.5
pull1D
Entries 25
Mean 0.04984
Std Dev 1.024
6
5
4
3
2
1
0
−8
−6
−4
−2
0
2
4
6
8

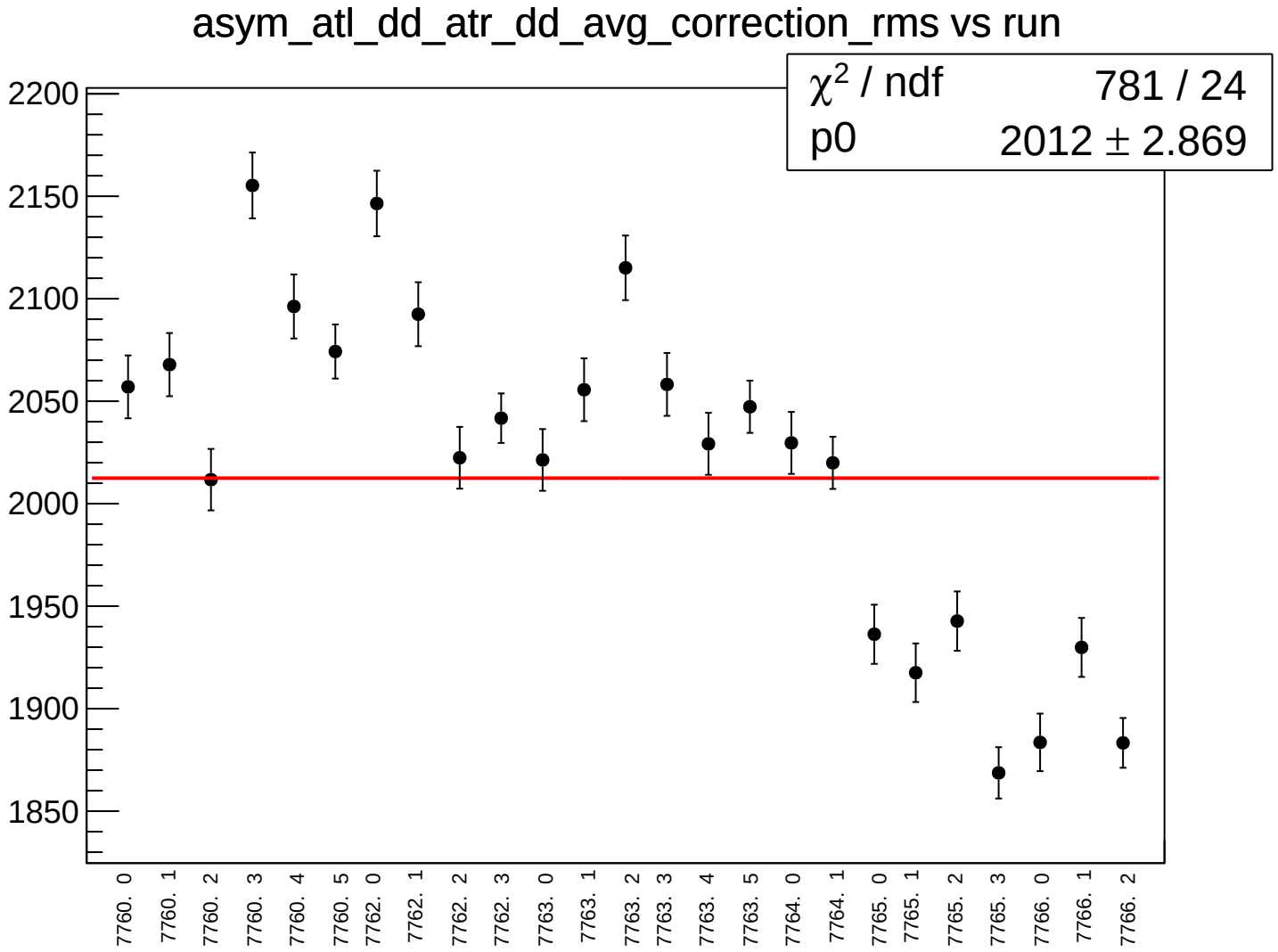
asym_atl_dd_atr_dd_avg_correction_rms vs run
χ² / ndf 781 / 24
p0 2012 ± 2.869
2200
2150
2100
2050
2000
1950
1900
1850
7760. 0
7760. 1
7760. 2
7760. 3
7760. 4
7760. 5
7762. 0
7762. 1
7762. 2
7762. 3
7763. 0
7763. 1
7763. 2
7763. 3
7763. 4
7763. 5
7764. 0
7764. 1
7765. 0
7765. 1
7765. 2
7765. 3
7766. 0
7766. 1
7766. 2

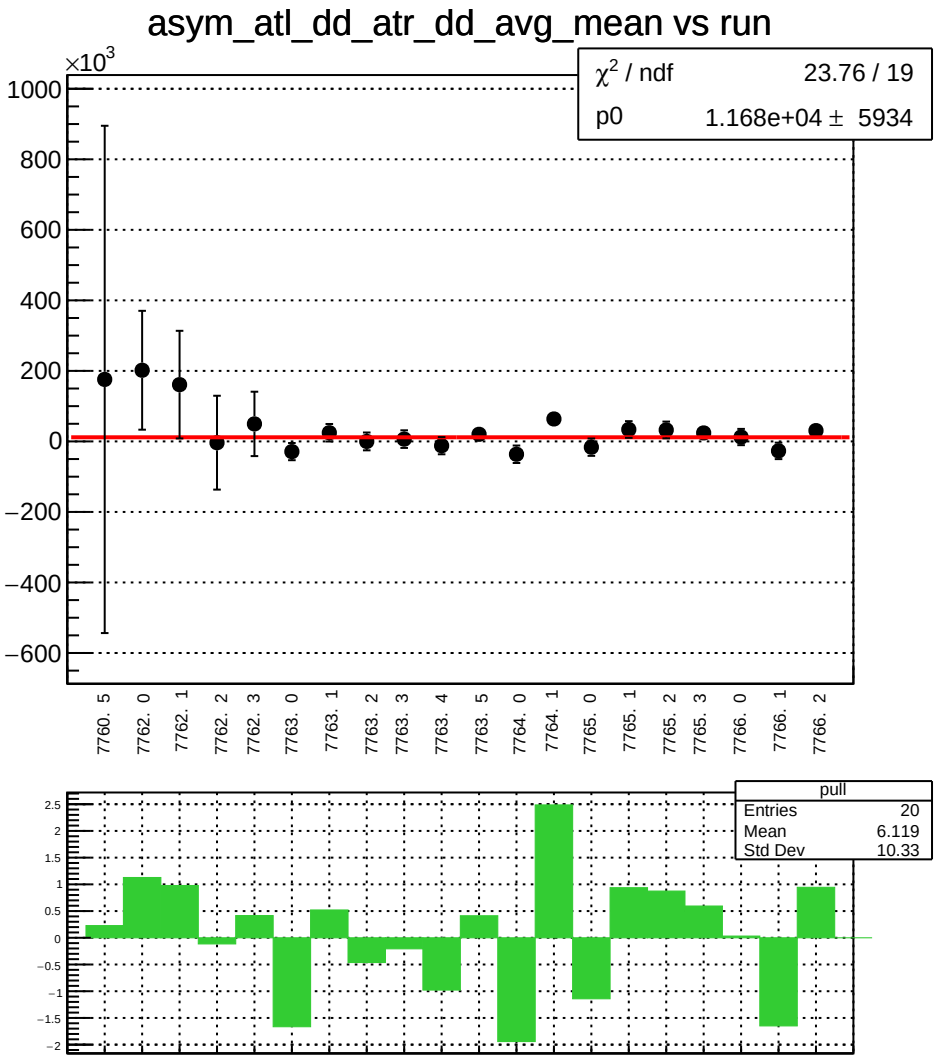
asym_atl_dd_atr_dd_avg_mean vs run
×10^3
χ^2 / ndf 23.76 / 19
p0 1.168e+04 ± 5934
1000
800
600
400
200
0
−200
−400
−600
7760. 5
7762. 0
7762. 1
7762. 2
7762. 3
7763. 0
7763. 1
7763. 2
7763. 3
7763. 4
7763. 5
7764. 0
7764. 1
7765. 0
7765. 1
7765. 2
7765. 3
7766. 0
7766. 1
7766. 2
pull
Entries 20
Mean 6.119
Std Dev 10.33
2.5
2
1.5
1
0.5
0
−0.5
−1
−1.5
−2

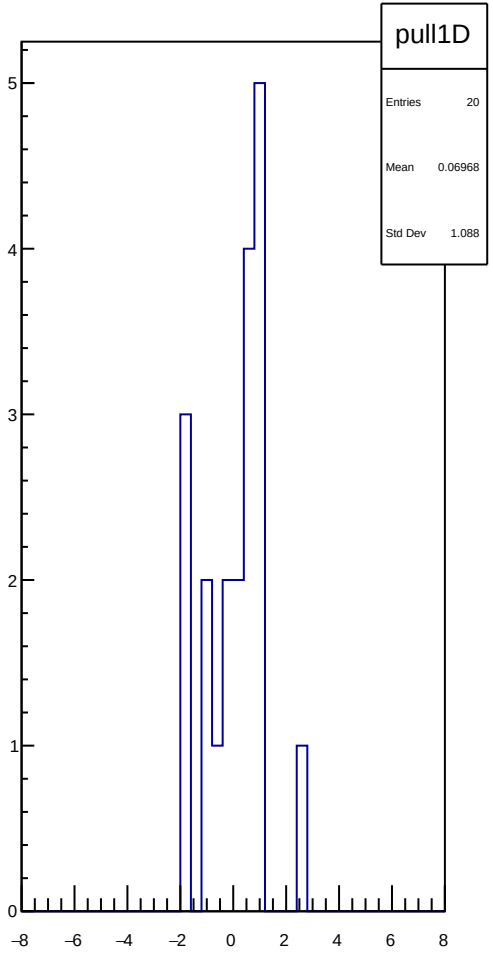
pull1D
Entries 20
Mean 0.06968
Std Dev 1.088
5
4
3
2
1
0
−8
−6
−4
−2
0
2
4
6
8

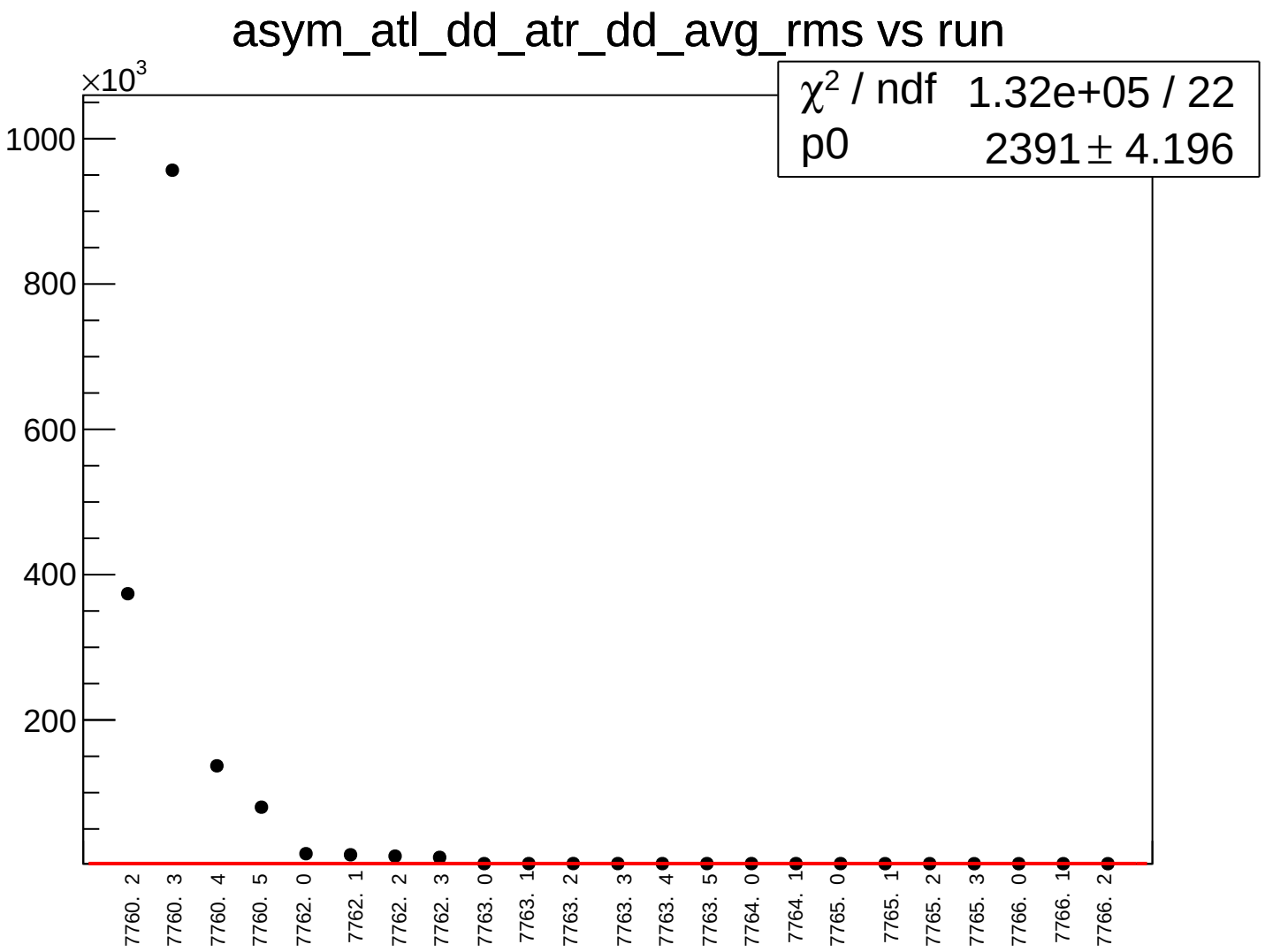
asym_atl_dd_atr_dd_avg_rms vs run
×10^3
1000
800
600
400
200
χ² / ndf 1.32e+05 / 22
p0 2391 ± 4.196
7760. 2
7760. 3
7760. 4
7760. 5
7762. 0
7762. 1
7762. 2
7762. 3
7763. 0
7763. 1
7763. 2
7763. 3
7763. 4
7763. 5
7764. 0
7764. 1
7765. 0
7765. 1
7765. 2
7765. 3
7766. 0
7766. 1
7766. 2

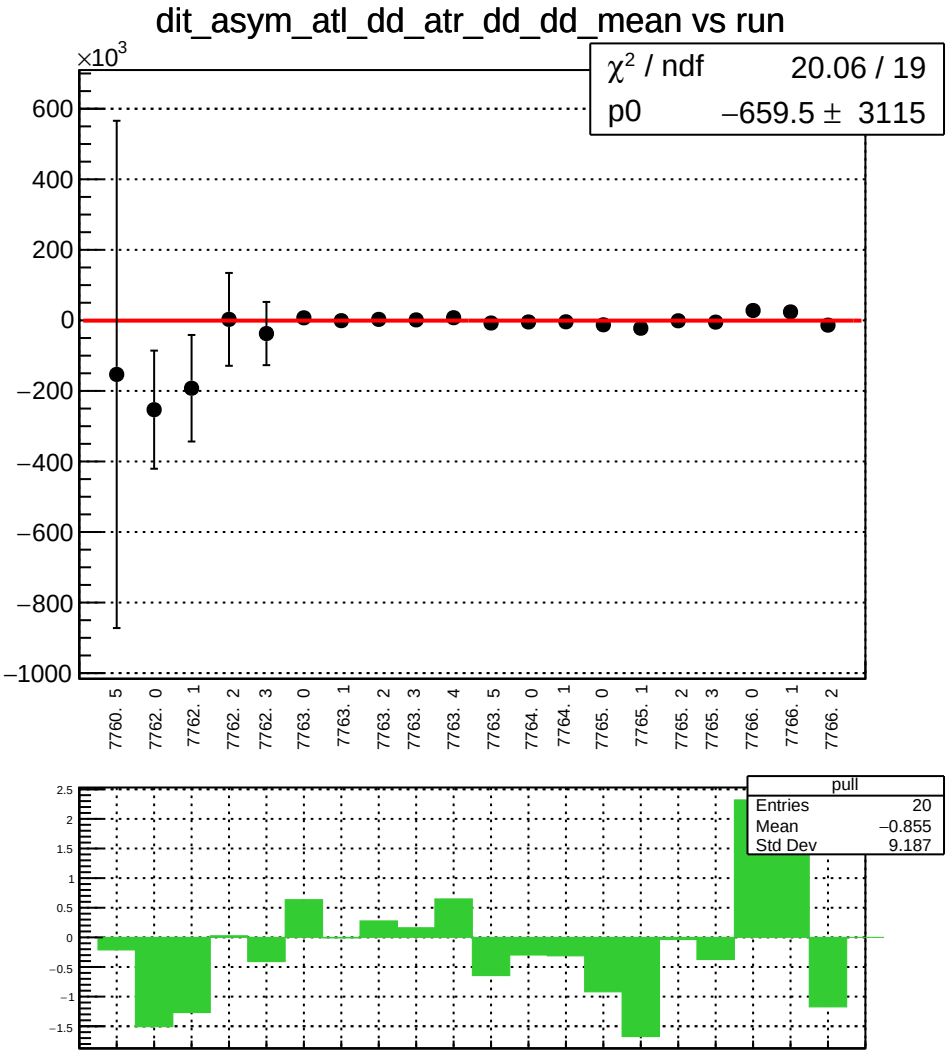
dit_asym_atl_dd_atr_dd_dd_mean vs run
×10^3
χ² / ndf 20.06 / 19
p0 −659.5 ± 3115
600
400
200
0
−200
−400
−600
−800
−1000
7760. 5
7762. 0
7762. 1
7762. 2
7762. 3
7763. 0
7763. 1
7763. 2
7763. 3
7763. 4
7763. 5
7764. 0
7764. 1
7765. 0
7765. 1
7765. 2
7765. 3
7766. 0
7766. 1
7766. 2
pull
Entries 20
Mean −0.855
Std Dev 9.187
2.5
2
1.5
1
0.5
0
−0.5
−1
−1.5

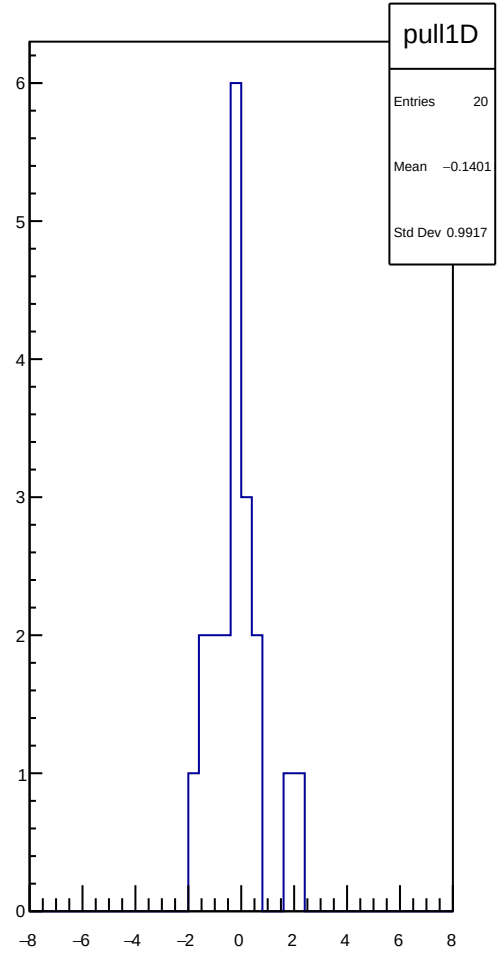
pull1D
Entries 20
Mean −0.1401
Std Dev 0.9917
6
5
4
3
2
1
0
−8
−6
−4
−2
0
2
4
6
8

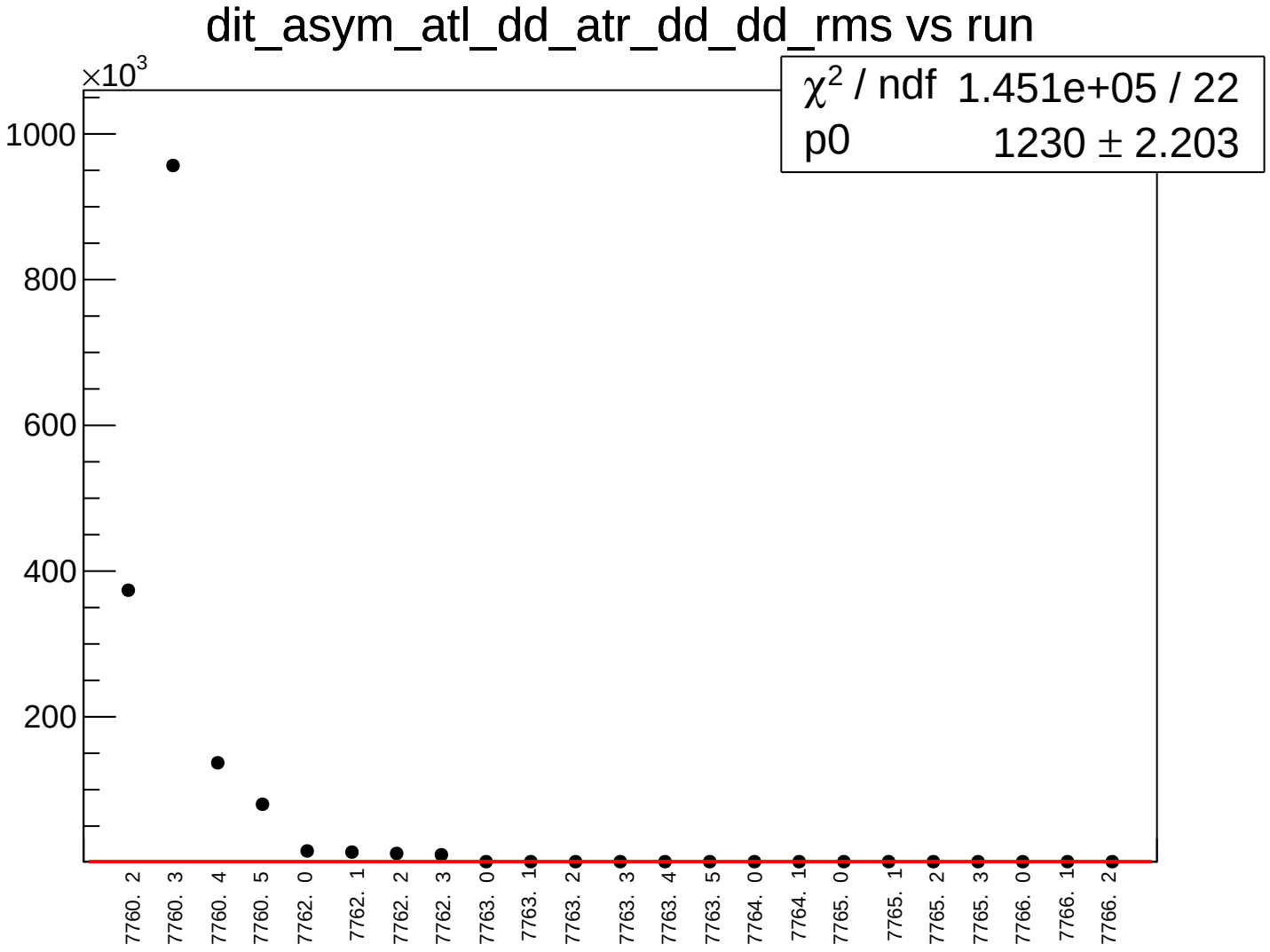
dit_asym_atl_dd_atr_dd_dd_rms vs run
×10^3
1000
800
600
400
200
χ² / ndf 1.451e+05 / 22
p0 1230 ± 2.203
7760. 2
7760. 3
7760. 4
7760. 5
7762. 0
7762. 1
7762. 2
7762. 3
7763. 0
7763. 1
7763. 2
7763. 3
7763. 4
7763. 5
7764. 0
7764. 1
7765. 0
7765. 1
7765. 2
7765. 3
7766. 0
7766. 1
7766. 2

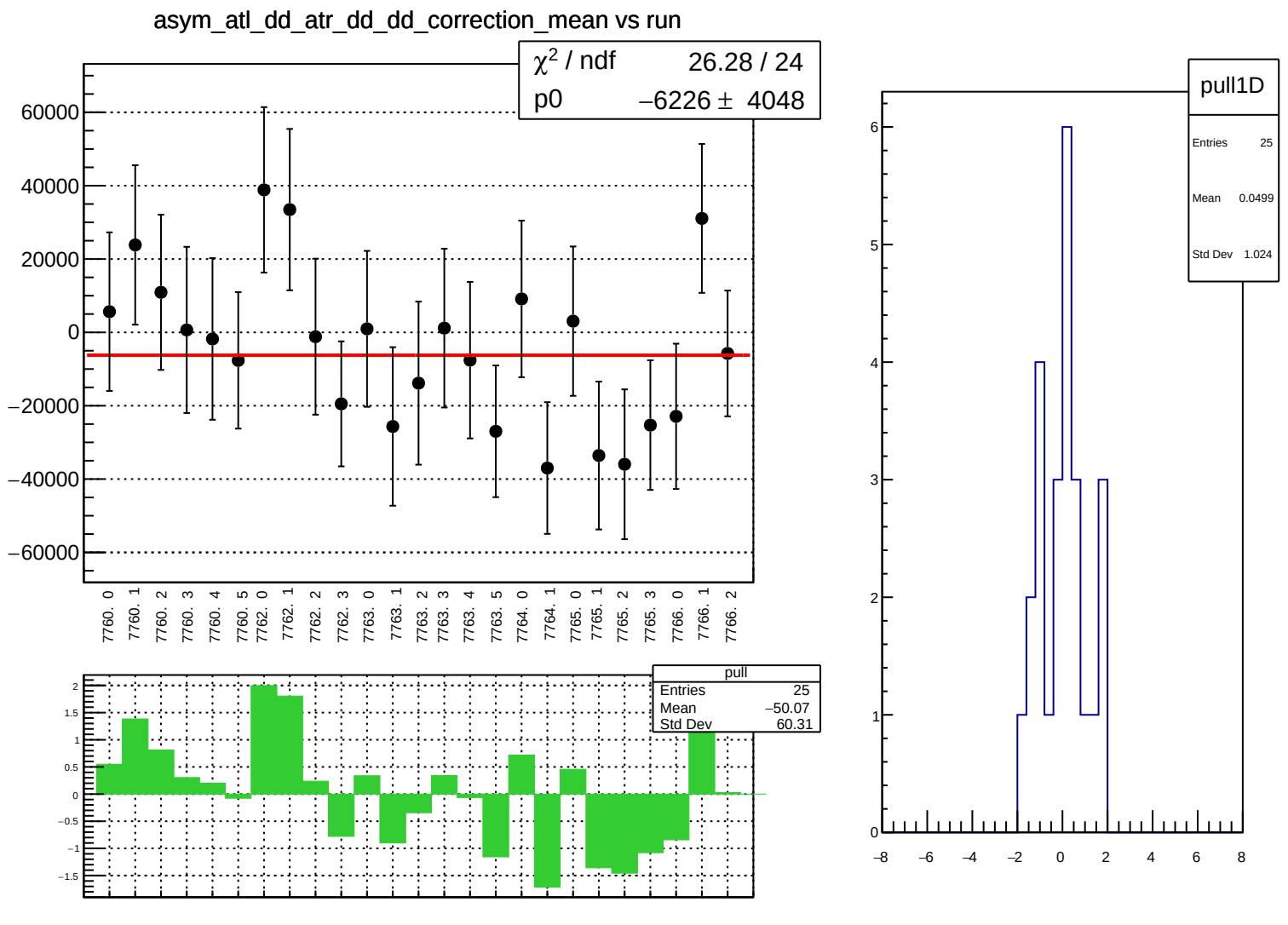
asym_atl_dd_atr_dd_dd_correction_mean vs run
χ² / ndf 26.28 / 24
p0 −6226 ± 4048
60000
40000
20000
0
−20000
−40000
−60000
7760. 0
7760. 1
7760. 2
7760. 3
7760. 4
7760. 5
7762. 0
7762. 1
7762. 2
7762. 3
7763. 0
7763. 1
7763. 2
7763. 3
7763. 4
7763. 5
7764. 0
7764. 1
7765. 0
7765. 1
7765. 2
7765. 3
7766. 0
7766. 1
7766. 2
pull
Entries 25
Mean −50.07
Std Dev 60.31
2
1.5
1
0.5
0
−0.5
−1
−1.5
pull1D
Entries 25
Mean 0.0499
Std Dev 1.024
6
5
4
3
2
1
0
−8
−6
−4
−2
0
2
4
6
8

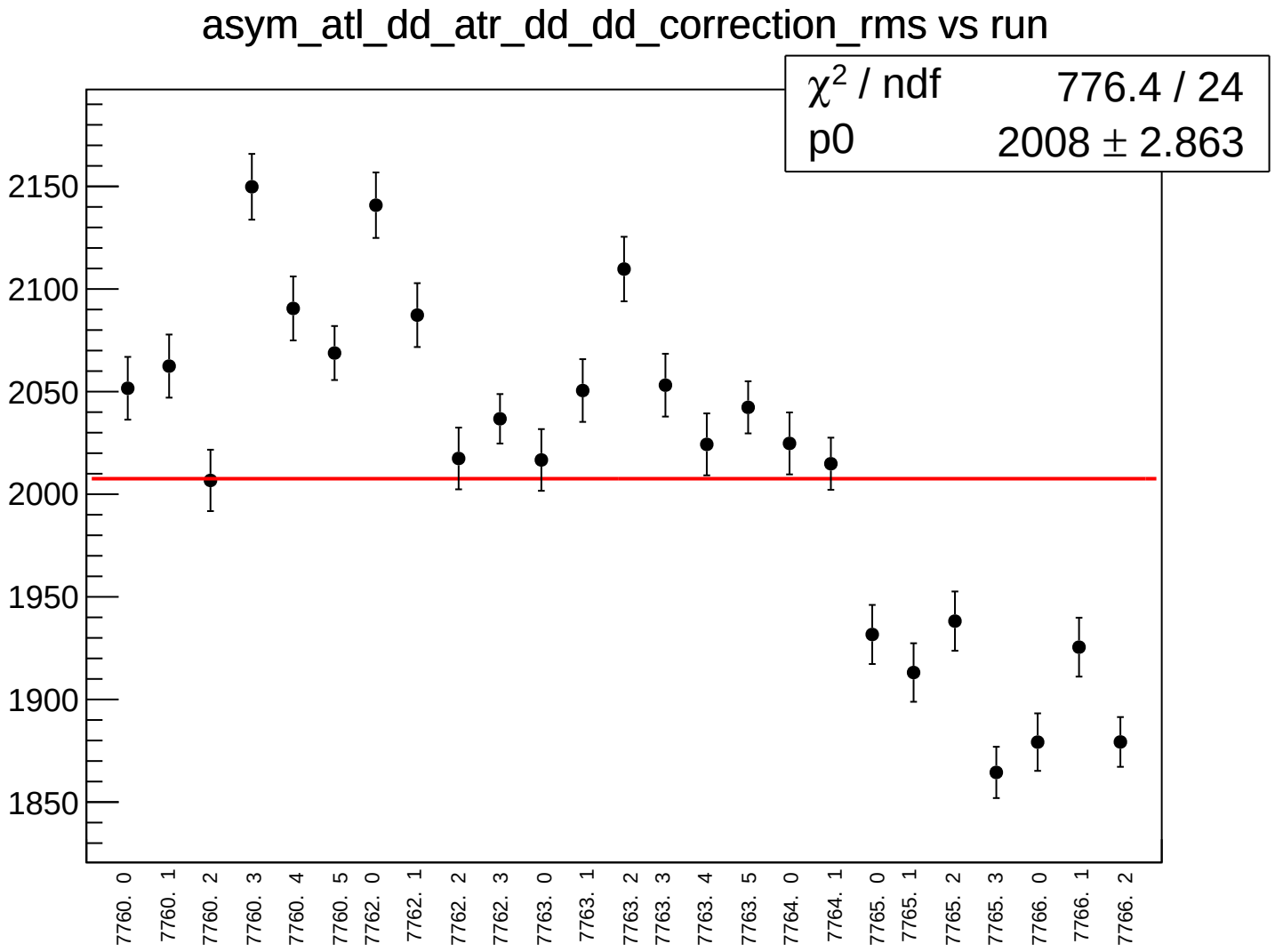
asym_atl_dd_atr_dd_dd_correction_rms vs run
χ² / ndf 776.4 / 24
p0 2008 ± 2.863
2150
2100
2050
2000
1950
1900
1850
7760. 0
7760. 1
7760. 2
7760. 3
7760. 4
7760. 5
7762. 0
7762. 1
7762. 2
7762. 3
7763. 0
7763. 1
7763. 2
7763. 3
7763. 4
7763. 5
7764. 0
7764. 1
7765. 0
7765. 1
7765. 2
7765. 3
7766. 0
7766. 1
7766. 2

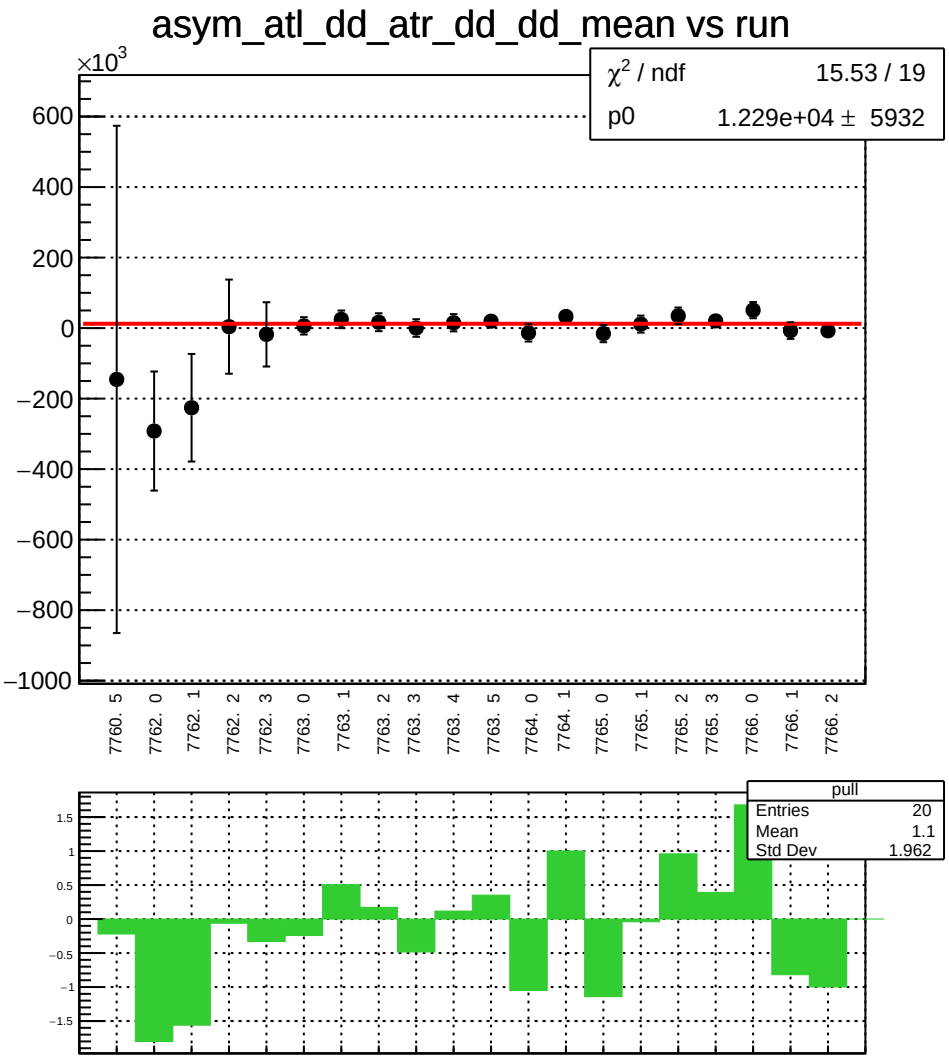
asym_atl_dd_atr_dd_dd_mean vs run
×10^3
χ² / ndf 15.53 / 19
p0 1.229e+04 ± 5932
600
400
200
0
−200
−400
−600
−800
−1000
7760. 5
7762. 0
7762. 1
7762. 2
7762. 3
7763. 0
7763. 1
7763. 2
7763. 3
7763. 4
7763. 5
7764. 0
7764. 1
7765. 0
7765. 1
7765. 2
7765. 3
7766. 0
7766. 1
7766. 2
pull
Entries 20
Mean 1.1
Std Dev 1.962
1.5
1
0.5
0
−0.5
−1
−1.5

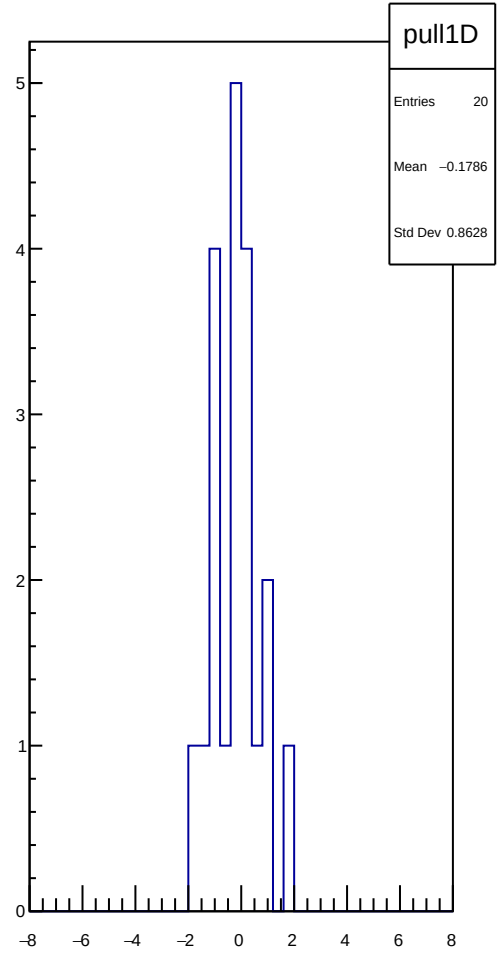
pull1D
Entries 20
Mean −0.1786
Std Dev 0.8628
5
4
3
2
1
0
−8
−6
−4
−2
0
2
4
6
8

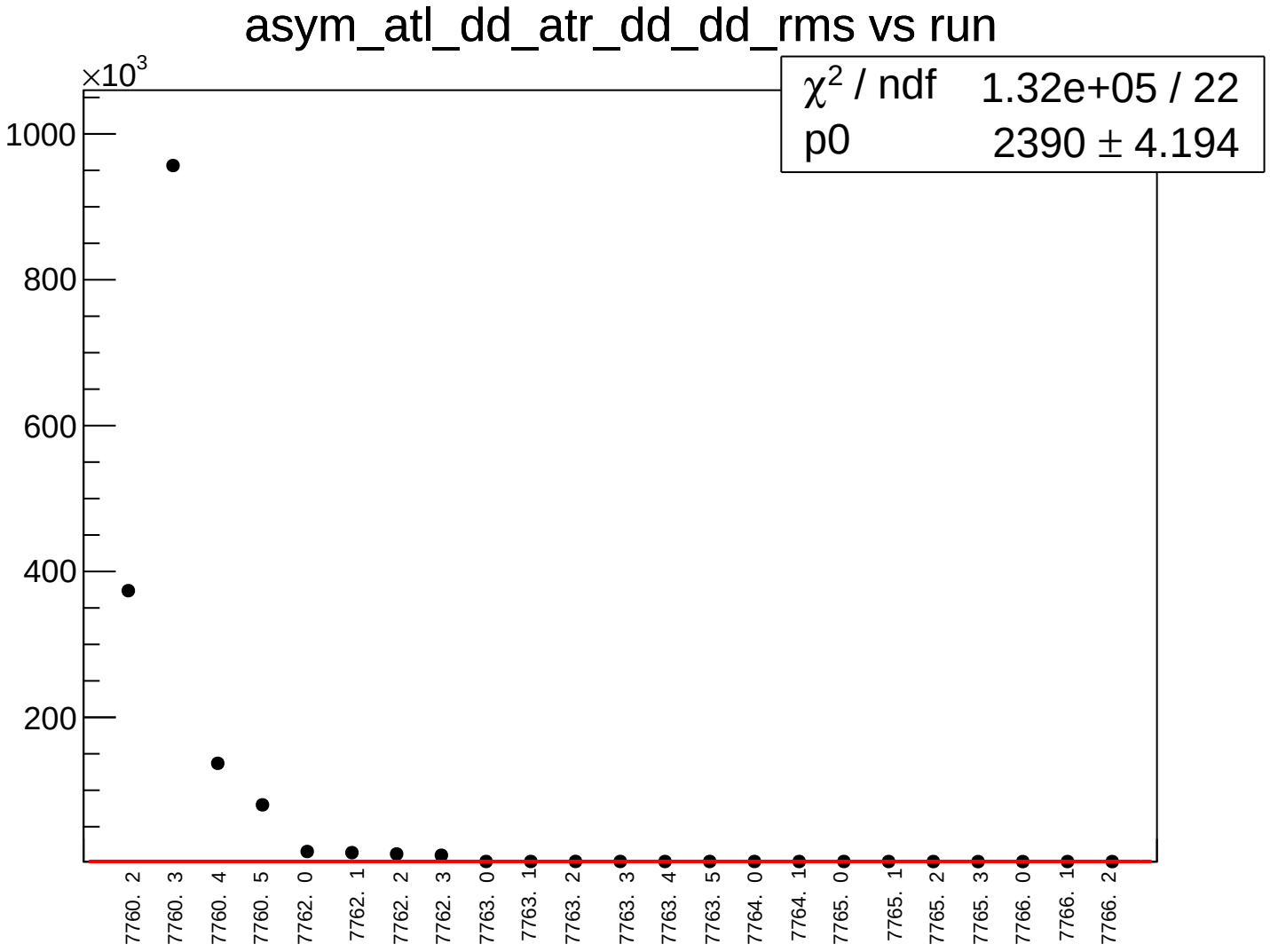
asym_atl_dd_atr_dd_dd_rms vs run
×10^3
1000
800
600
400
200
χ² / ndf 1.32e+05 / 22
p0 2390 ± 4.194
7760. 2
7760. 3
7760. 4
7760. 5
7762. 0
7762. 1
7762. 2
7762. 3
7763. 0
7763. 1
7763. 2
7763. 3
7763. 4
7763. 5
7764. 0
7764. 1
7765. 0
7765. 1
7765. 2
7765. 3
7766. 0
7766. 1
7766. 2

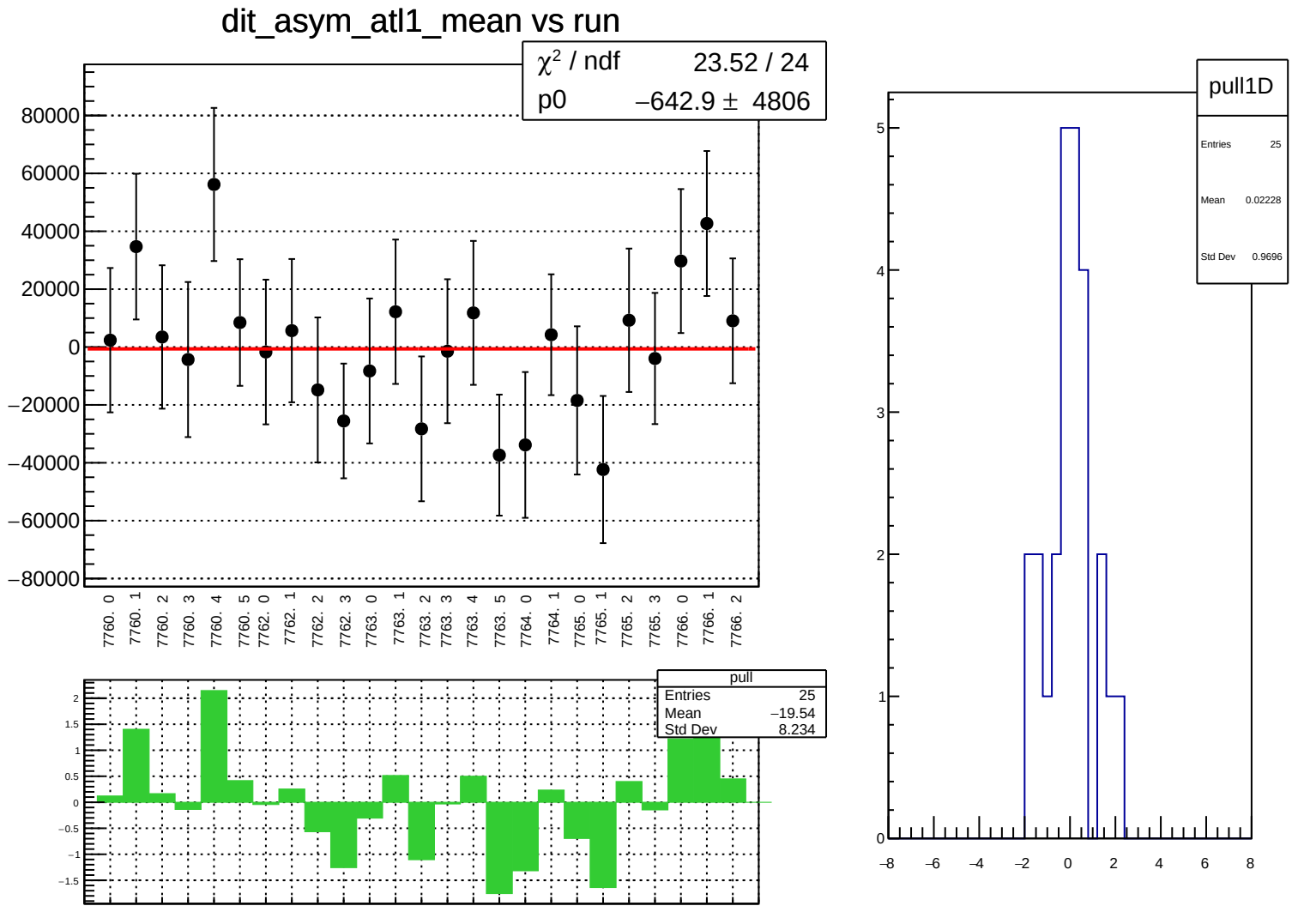
dit_asym_atl1_mean vs run
χ² / ndf 23.52 / 24
p0 −642.9 ± 4806
80000
60000
40000
20000
0
−20000
−40000
−60000
−80000
7760. 0
7760. 1
7760. 2
7760. 3
7760. 4
7760. 5
7762. 0
7762. 1
7762. 2
7762. 3
7763. 0
7763. 1
7763. 2
7763. 3
7763. 4
7763. 5
7764. 0
7764. 1
7765. 0
7765. 1
7765. 2
7765. 3
7766. 0
7766. 1
7766. 2
pull
Entries 25
Mean −19.54
Std Dev 8.234
2
1.5
1
0.5
0
−0.5
−1
−1.5
pull1D
Entries 25
Mean 0.02228
Std Dev 0.9696
5
4
3
2
1
0
−8
−6
−4
−2
0
2
4
6
8

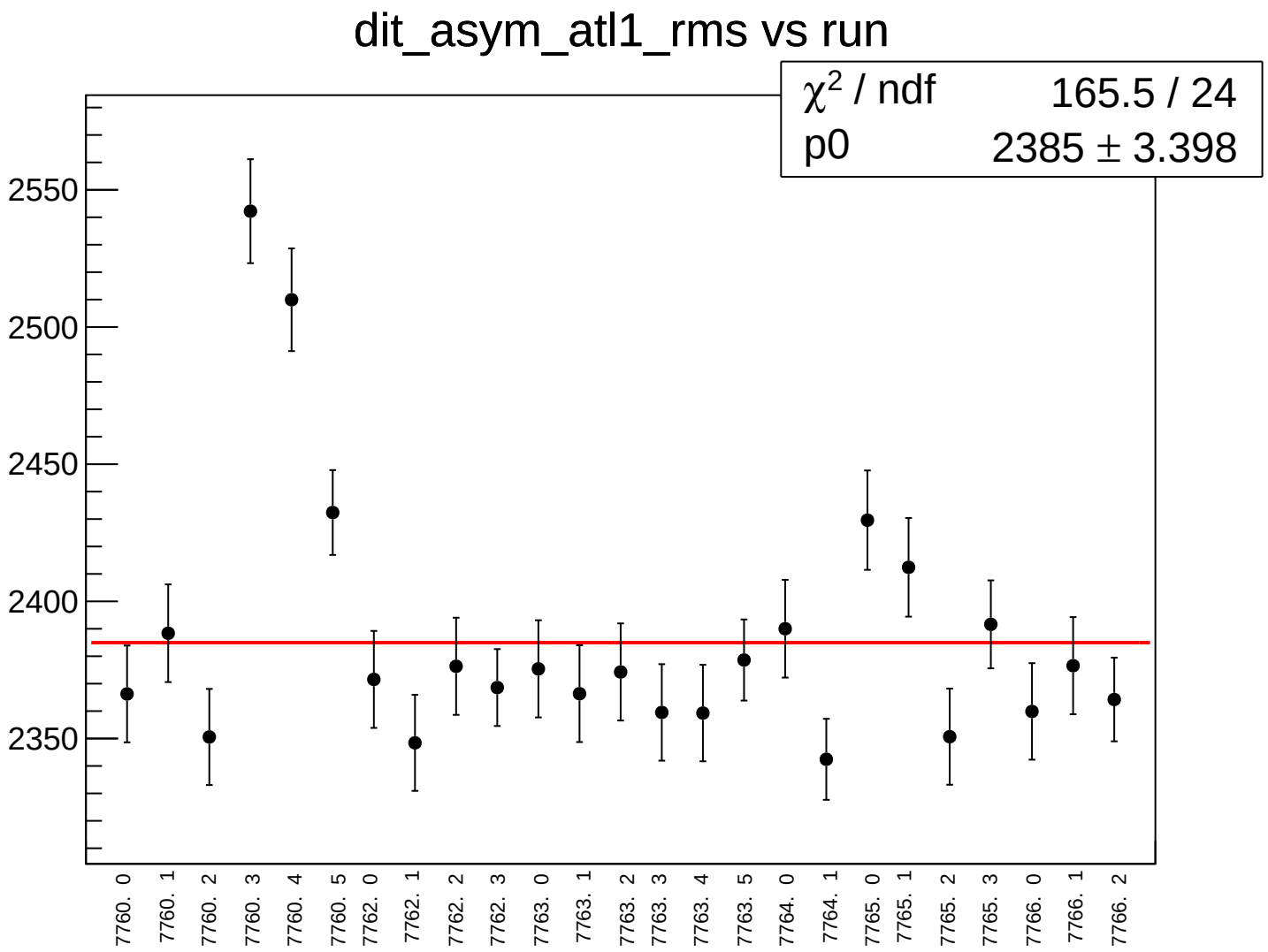
dit_asym_atl1_rms vs run
χ2 / ndf 165.5 / 24
p0 2385 ± 3.398
2550
2500
2450
2400
2350
7760. 0
7760. 1
7760. 2
7760. 3
7760. 4
7760. 5
7762. 0
7762. 1
7762. 2
7762. 3
7763. 0
7763. 1
7763. 2
7763. 3
7763. 4
7763. 5
7764. 0
7764. 1
7765. 0
7765. 1
7765. 2
7765. 3
7766. 0
7766. 1
7766. 2

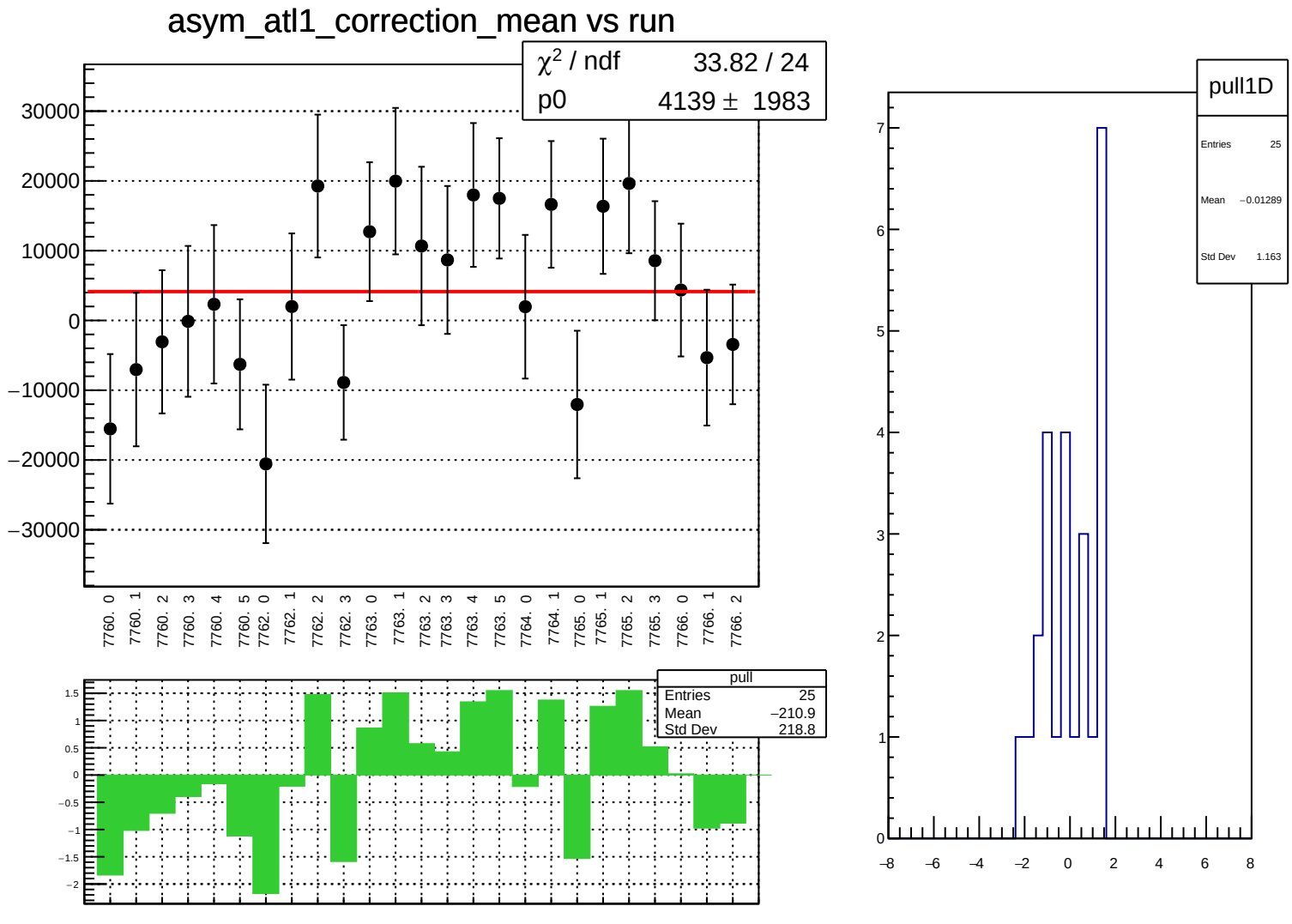
asym_atl1_correction_mean vs run
χ² / ndf 33.82 / 24
p0 4139 ± 1983
30000
20000
10000
0
−10000
−20000
−30000
7760. 0
7760. 1
7760. 2
7760. 3
7760. 4
7760. 5
7762. 0
7762. 1
7762. 2
7762. 3
7763. 0
7763. 1
7763. 2
7763. 3
7763. 4
7763. 5
7764. 0
7764. 1
7765. 0
7765. 1
7765. 2
7765. 3
7766. 0
7766. 1
7766. 2
pull
Entries 25
Mean −210.9
Std Dev 218.8
1.5
1
0.5
0
−0.5
−1
−1.5
−2
pull1D
Entries 25
Mean −0.01289
Std Dev 1.163
7
6
5
4
3
2
1
0
−8
−6
−4
−2
0
2
4
6
8

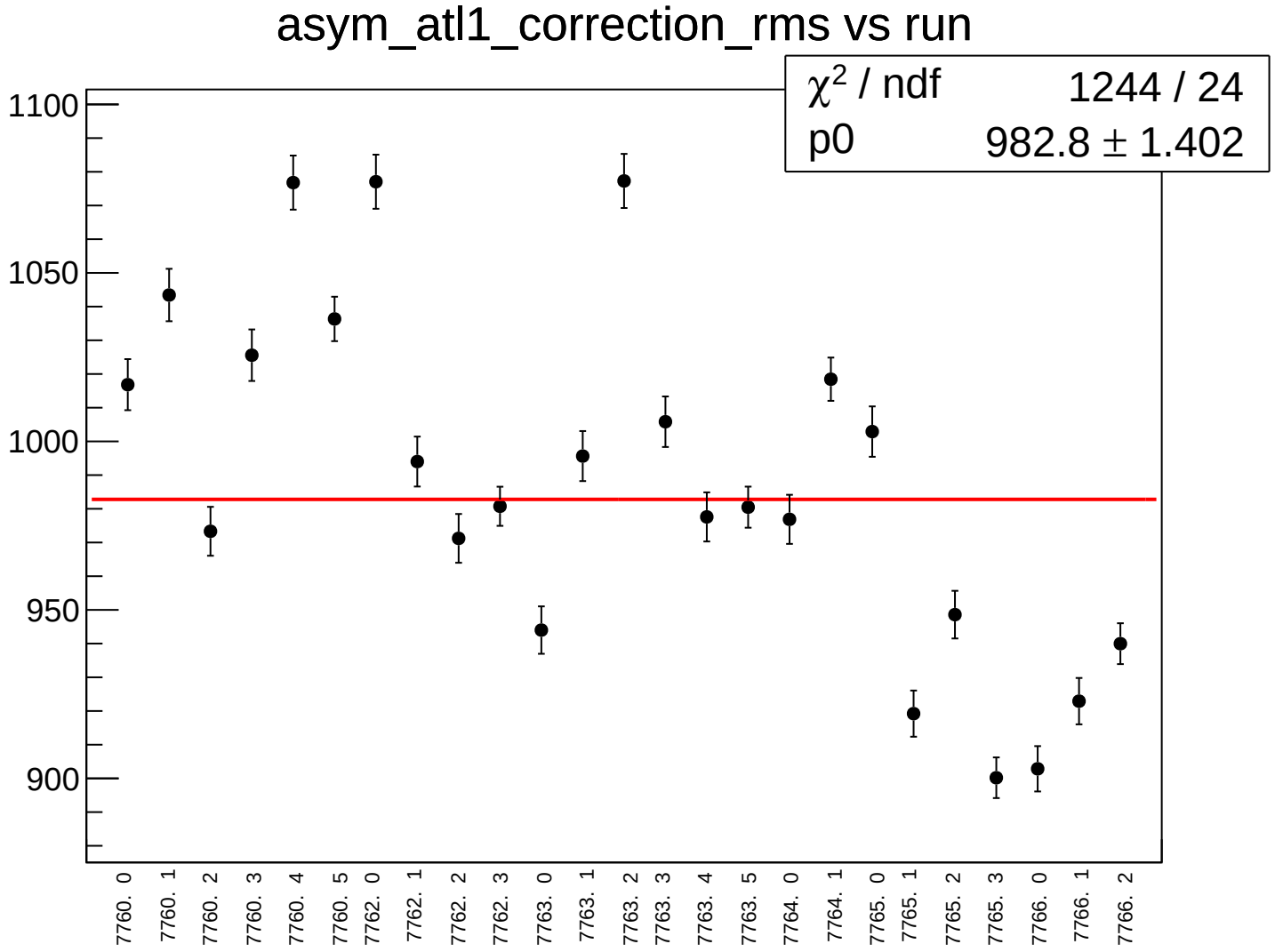
asym_atl1_correction_rms vs run
χ² / ndf 1244 / 24
p0 982.8 ± 1.402
1100
1050
1000
950
900
7760. 0
7760. 1
7760. 2
7760. 3
7760. 4
7760. 5
7762. 0
7762. 1
7762. 2
7762. 3
7763. 0
7763. 1
7763. 2
7763. 3
7763. 4
7763. 5
7764. 0
7764. 1
7765. 0
7765. 1
7765. 2
7765. 3
7766. 0
7766. 1
7766. 2

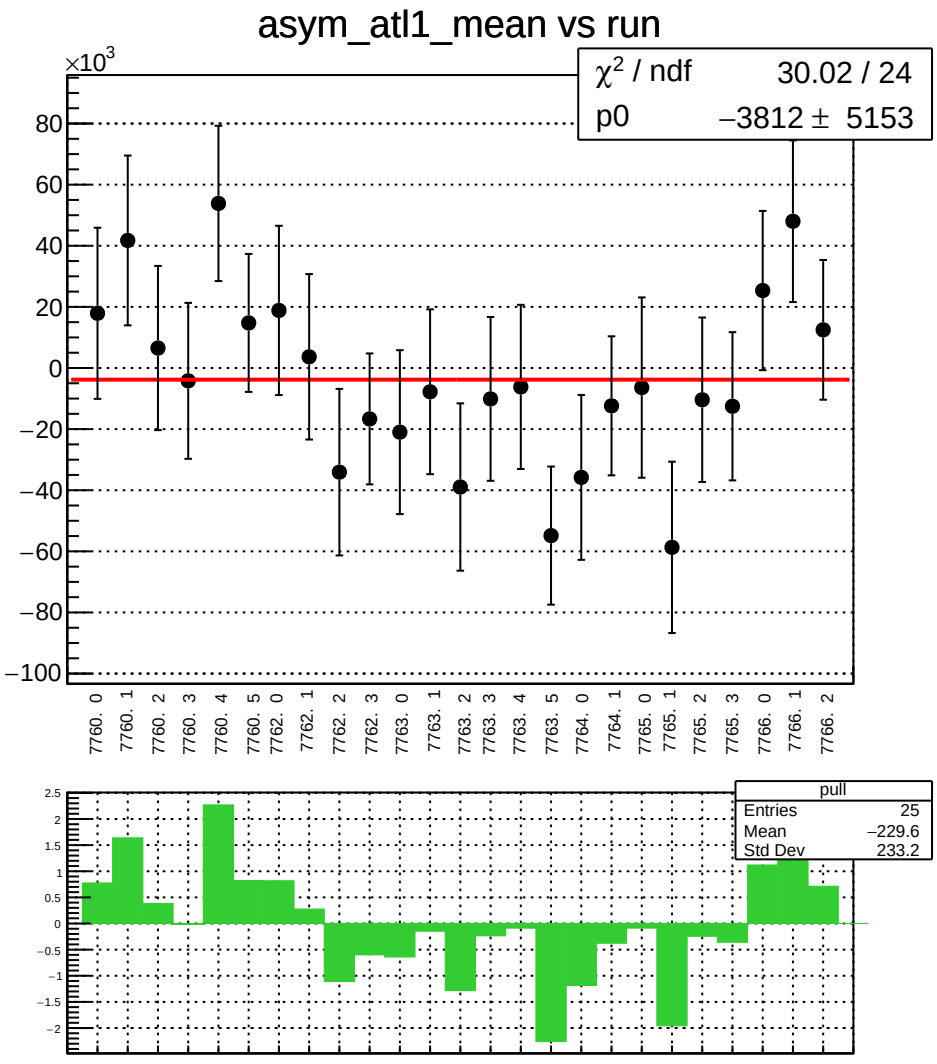
asym_atl1_mean vs run
×10^3
χ^2 / ndf 30.02 / 24
p0 −3812 ± 5153
80
60
40
20
0
−20
−40
−60
−80
−100
7760. 0
7760. 1
7760. 2
7760. 3
7760. 4
7760. 5
7762. 0
7762. 1
7762. 2
7762. 3
7763. 0
7763. 1
7763. 2
7763. 3
7763. 4
7763. 5
7764. 0
7764. 1
7765. 0
7765. 1
7765. 2
7765. 3
7766. 0
7766. 1
7766. 2
pull
Entries 25
Mean −229.6
Std Dev 233.2
2.5
2
1.5
1
0.5
0
−0.5
−1
−1.5
−2

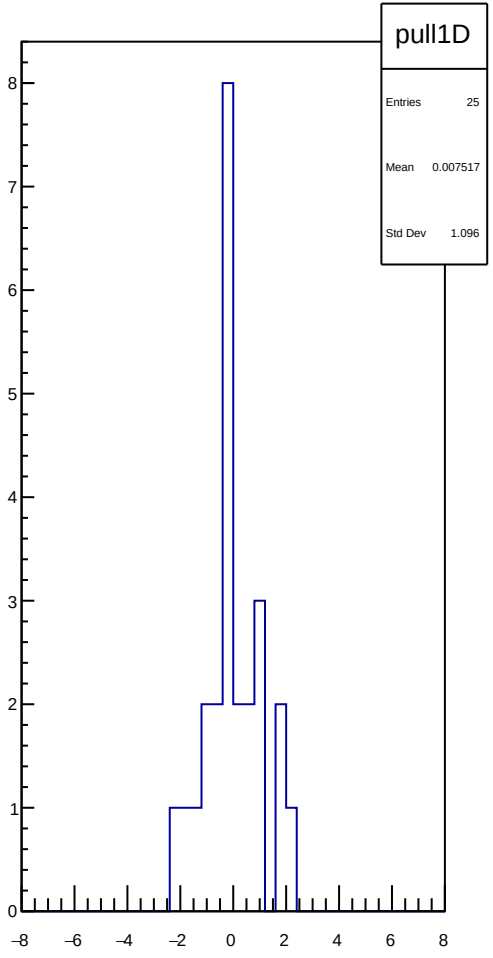
pull1D
Entries 25
Mean 0.007517
Std Dev 1.096
8
7
6
5
4
3
2
1
0
−8
−6
−4
−2
0
2
4
6
8

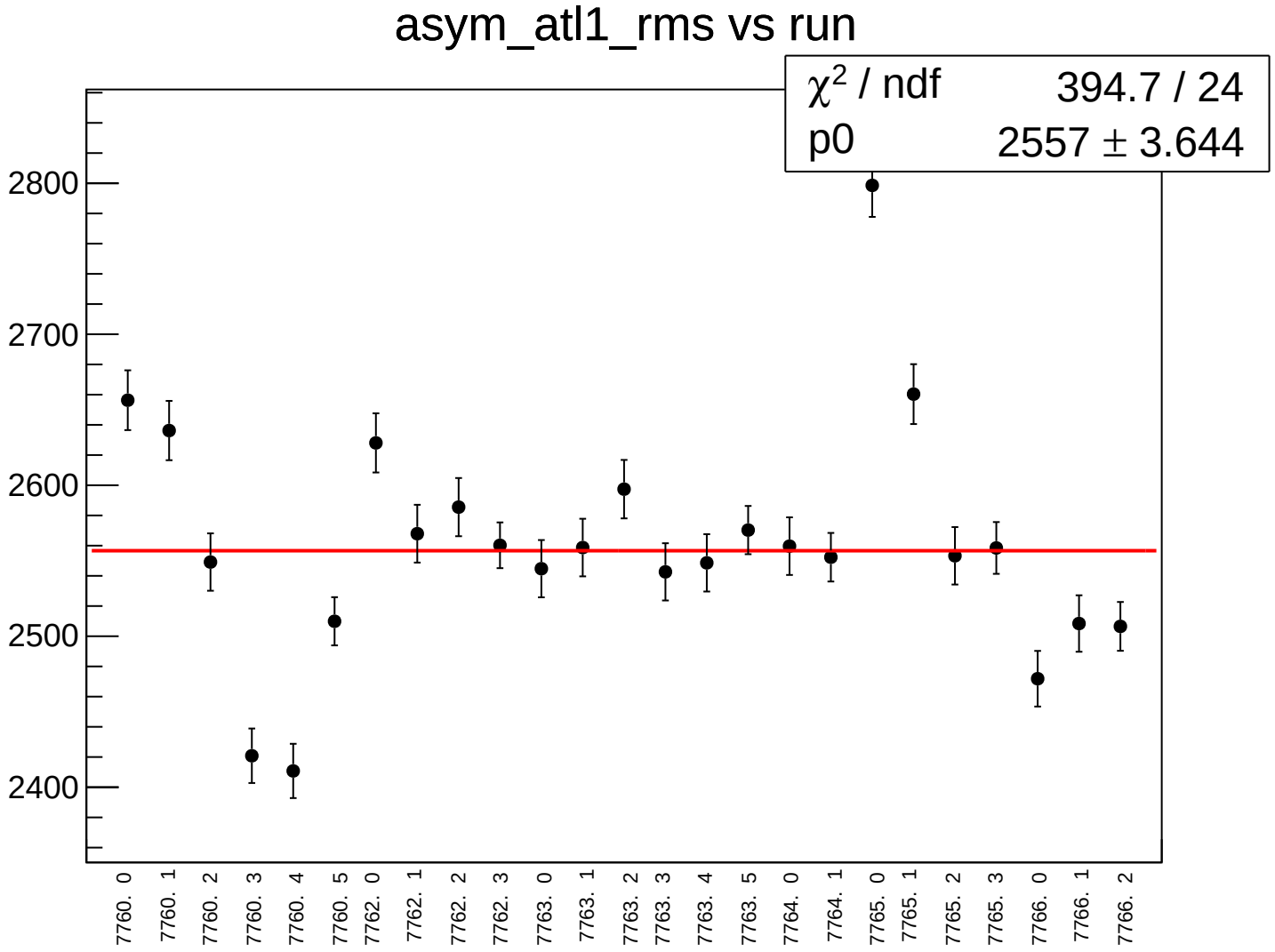
asym_atl1_rms vs run
χ2 / ndf 394.7 / 24
p0 2557 ± 3.644
2800
2700
2600
2500
2400
7760. 0
7760. 1
7760. 2
7760. 3
7760. 4
7760. 5
7762. 0
7762. 1
7762. 2
7762. 3
7763. 0
7763. 1
7763. 2
7763. 3
7763. 4
7763. 5
7764. 0
7764. 1
7765. 0
7765. 1
7765. 2
7765. 3
7766. 0
7766. 1
7766. 2

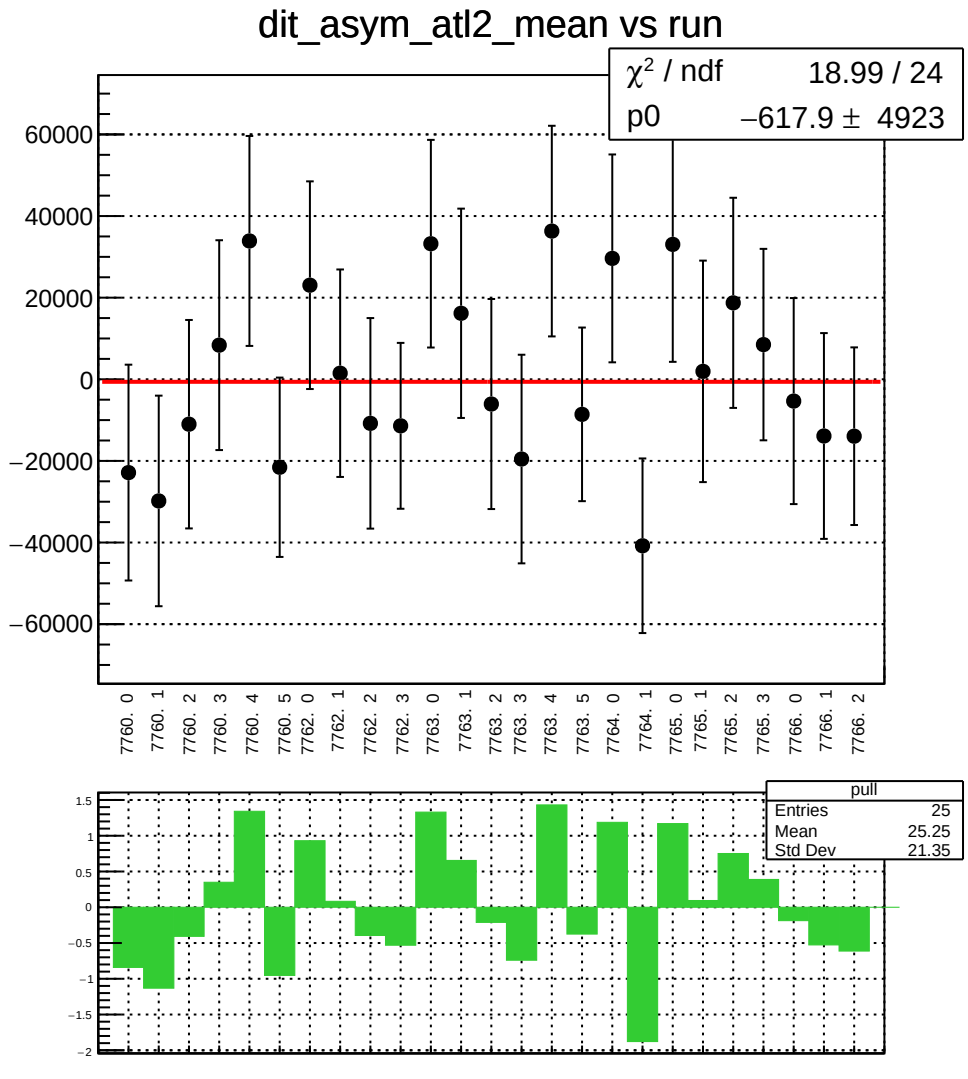
dit_asym_atl2_mean vs run
χ² / ndf 18.99 / 24
p0 −617.9 ± 4923
60000
40000
20000
0
−20000
−40000
−60000
7760. 0
7760. 1
7760. 2
7760. 3
7760. 4
7760. 5
7762. 0
7762. 1
7762. 2
7762. 3
7763. 0
7763. 1
7763. 2
7763. 3
7763. 4
7763. 5
7764. 0
7764. 1
7765. 0
7765. 1
7765. 2
7765. 3
7766. 0
7766. 1
7766. 2
pull
Entries 25
Mean 25.25
Std Dev 21.35
1.5
1
0.5
0
−0.5
−1
−1.5
−2

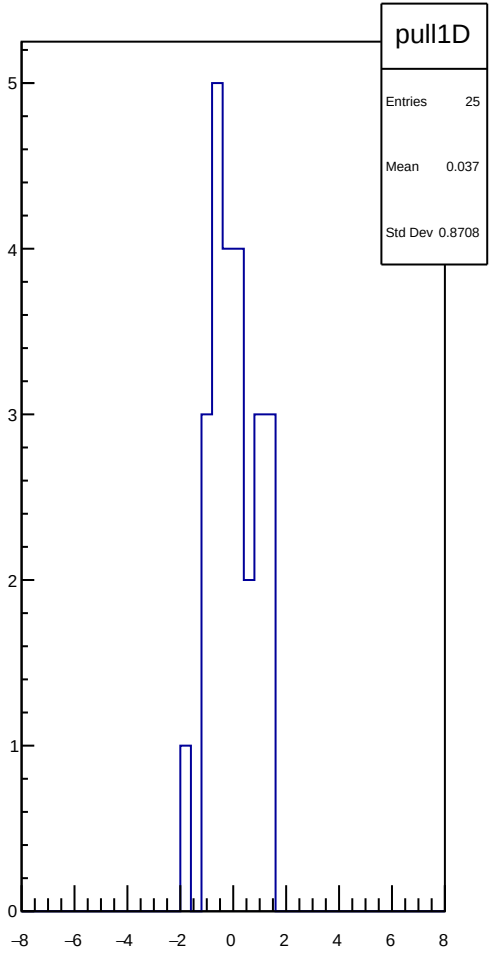
pull1D
Entries 25
Mean 0.037
Std Dev 0.8708
5
4
3
2
1
0
−8
−6
−4
−2
0
2
4
6
8

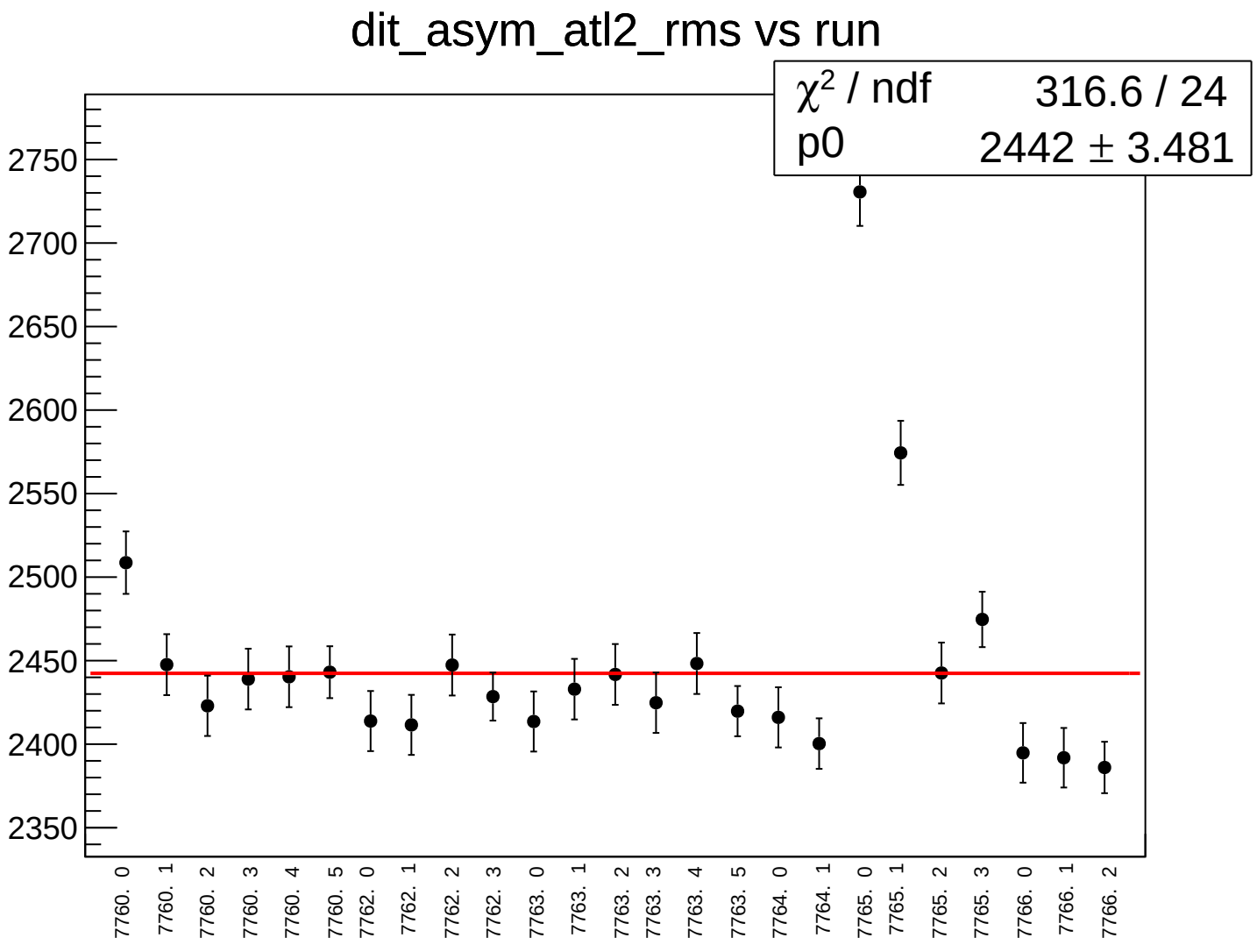
dit_asym_atl2_rms vs run
χ² / ndf 316.6 / 24
p0 2442 ± 3.481
2750
2700
2650
2600
2550
2500
2450
2400
2350
7760. 0
7760. 1
7760. 2
7760. 3
7760. 4
7760. 5
7762. 0
7762. 1
7762. 2
7762. 3
7763. 0
7763. 1
7763. 2
7763. 3
7763. 4
7763. 5
7764. 0
7764. 1
7765. 0
7765. 1
7765. 2
7765. 3
7766. 0
7766. 1
7766. 2

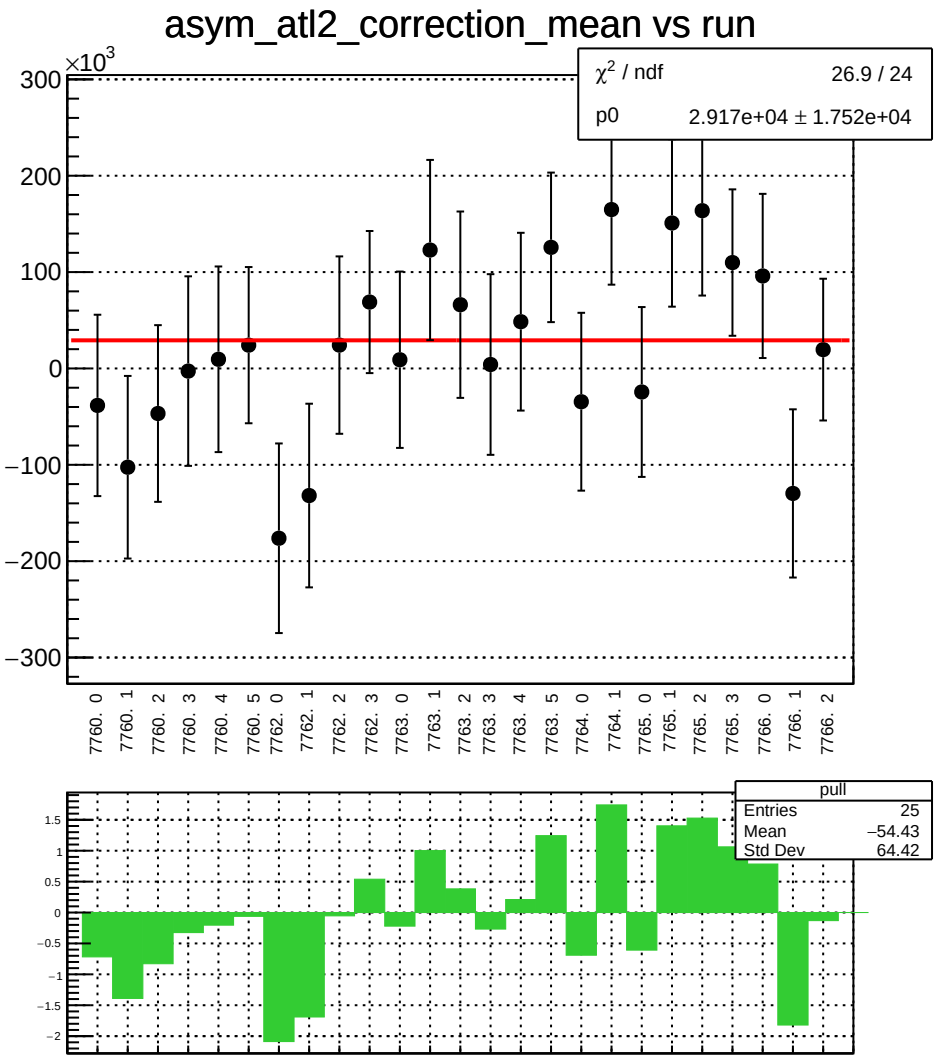
asym_atl2_correction_mean vs run
×10^3
χ^2 / ndf 26.9 / 24
p0 2.917e+04 ± 1.752e+04
300
200
100
0
−100
−200
−300
7760. 0
7760. 1
7760. 2
7760. 3
7760. 4
7760. 5
7762. 0
7762. 1
7762. 2
7762. 3
7763. 0
7763. 1
7763. 2
7763. 3
7763. 4
7763. 5
7764. 0
7764. 1
7765. 0
7765. 1
7765. 2
7765. 3
7766. 0
7766. 1
7766. 2
pull
Entries 25
Mean −54.43
Std Dev 64.42
1.5
1
0.5
0
−0.5
−1
−1.5
−2

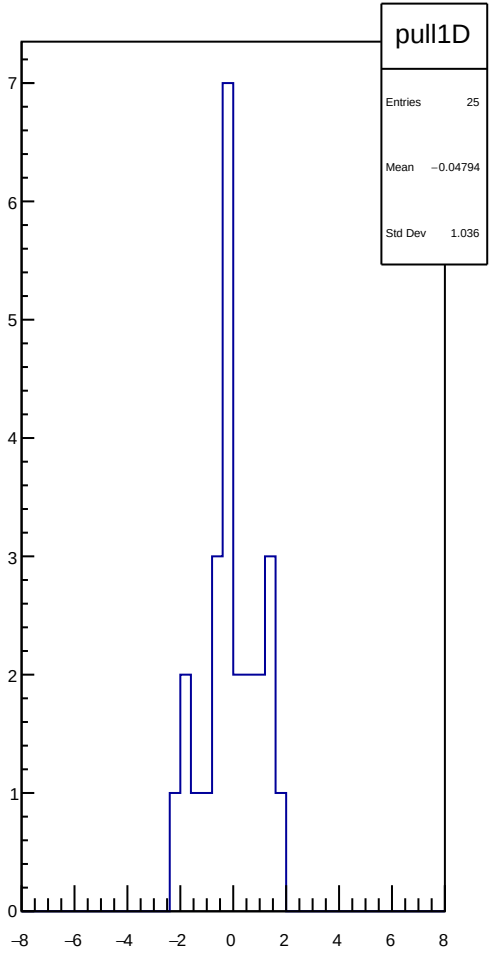
pull1D
Entries 25
Mean −0.04794
Std Dev 1.036
7
6
5
4
3
2
1
0
−8
−6
−4
−2
0
2
4
6
8

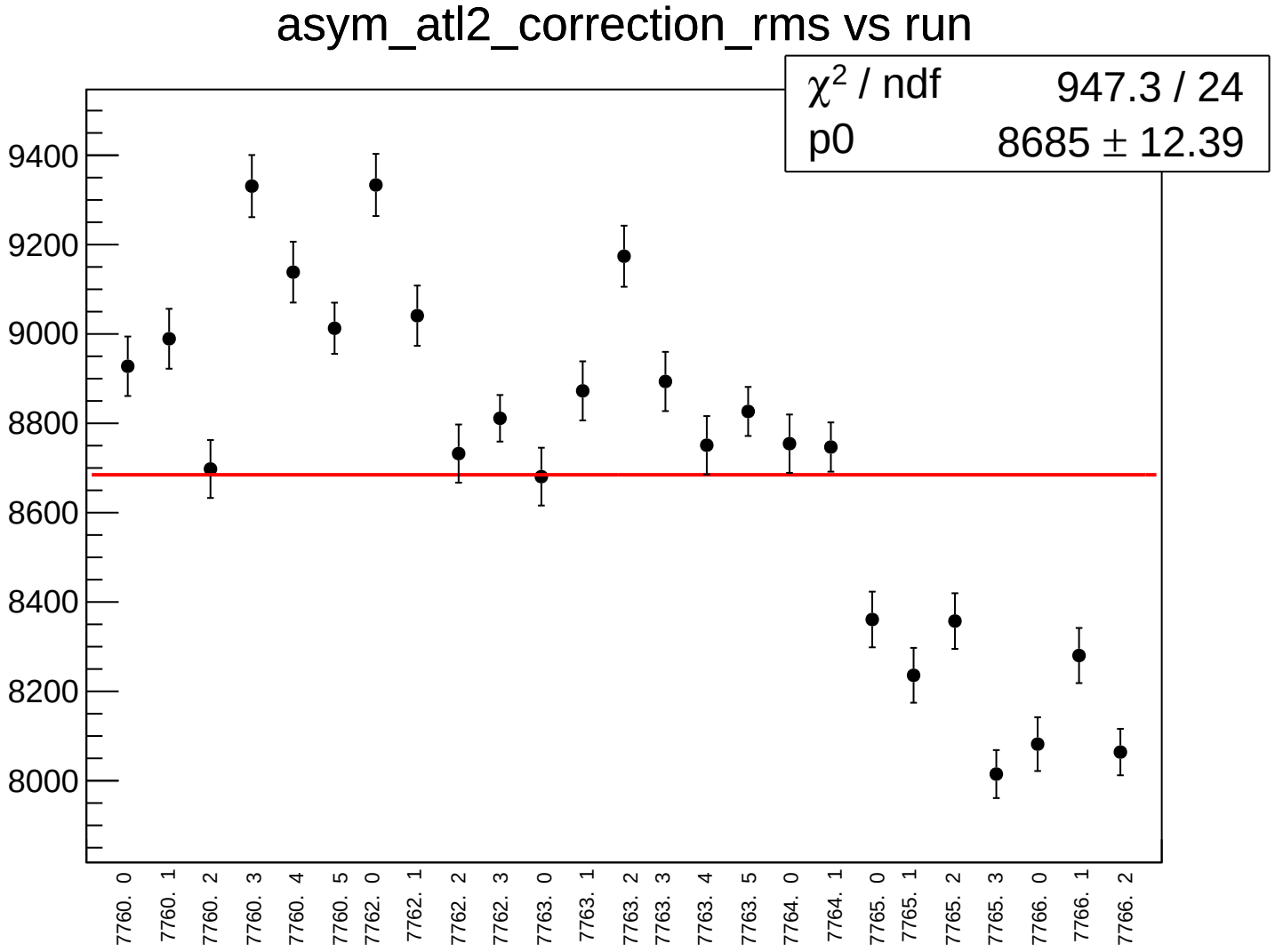
asym_atl2_correction_rms vs run
χ² / ndf 947.3 / 24
p0 8685 ± 12.39
9400
9200
9000
8800
8600
8400
8200
8000
7760. 0
7760. 1
7760. 2
7760. 3
7760. 4
7760. 5
7762. 0
7762. 1
7762. 2
7762. 3
7763. 0
7763. 1
7763. 2
7763. 3
7763. 4
7763. 5
7764. 0
7764. 1
7765. 0
7765. 1
7765. 2
7765. 3
7766. 0
7766. 1
7766. 2

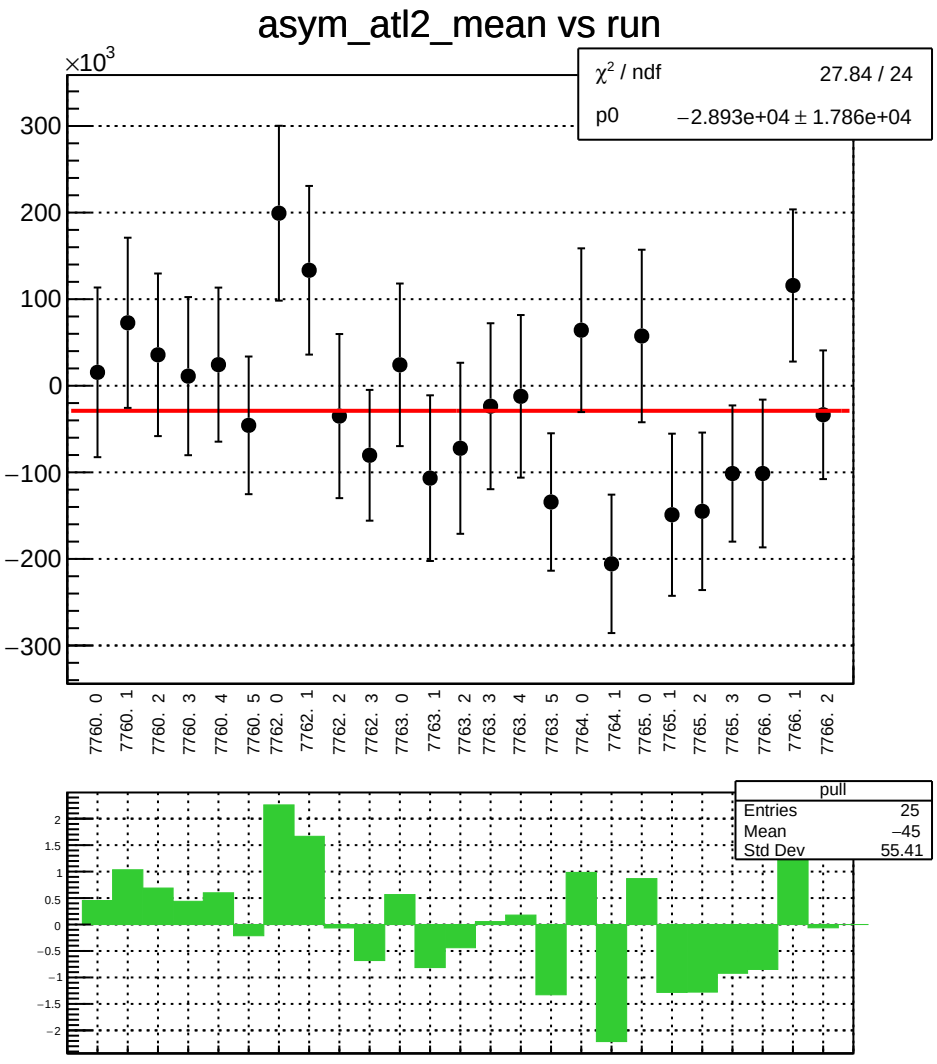
asym_atl2_mean vs run
×10^3
χ² / ndf 27.84 / 24
p0 −2.893e+04 ± 1.786e+04
300
200
100
0
−100
−200
−300
7760. 0
7760. 1
7760. 2
7760. 3
7760. 4
7760. 5
7762. 0
7762. 1
7762. 2
7762. 3
7763. 0
7763. 1
7763. 2
7763. 3
7763. 4
7763. 5
7764. 0
7764. 1
7765. 0
7765. 1
7765. 2
7765. 3
7766. 0
7766. 1
7766. 2
pull
Entries 25
Mean −45
Std Dev 55.41
2
1.5
1
0.5
0
−0.5
−1
−1.5
−2

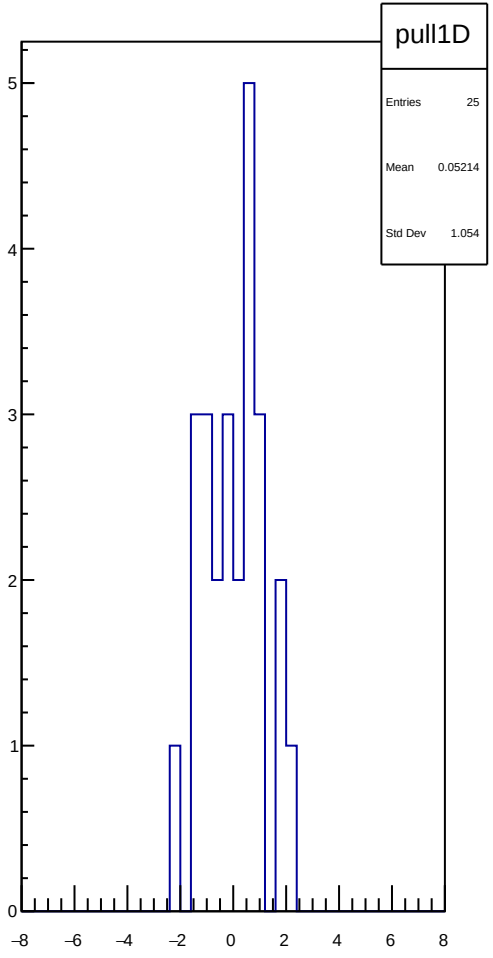
pull1D
Entries 25
Mean 0.05214
Std Dev 1.054
5
4
3
2
1
0
−8
−6
−4
−2
0
2
4
6
8

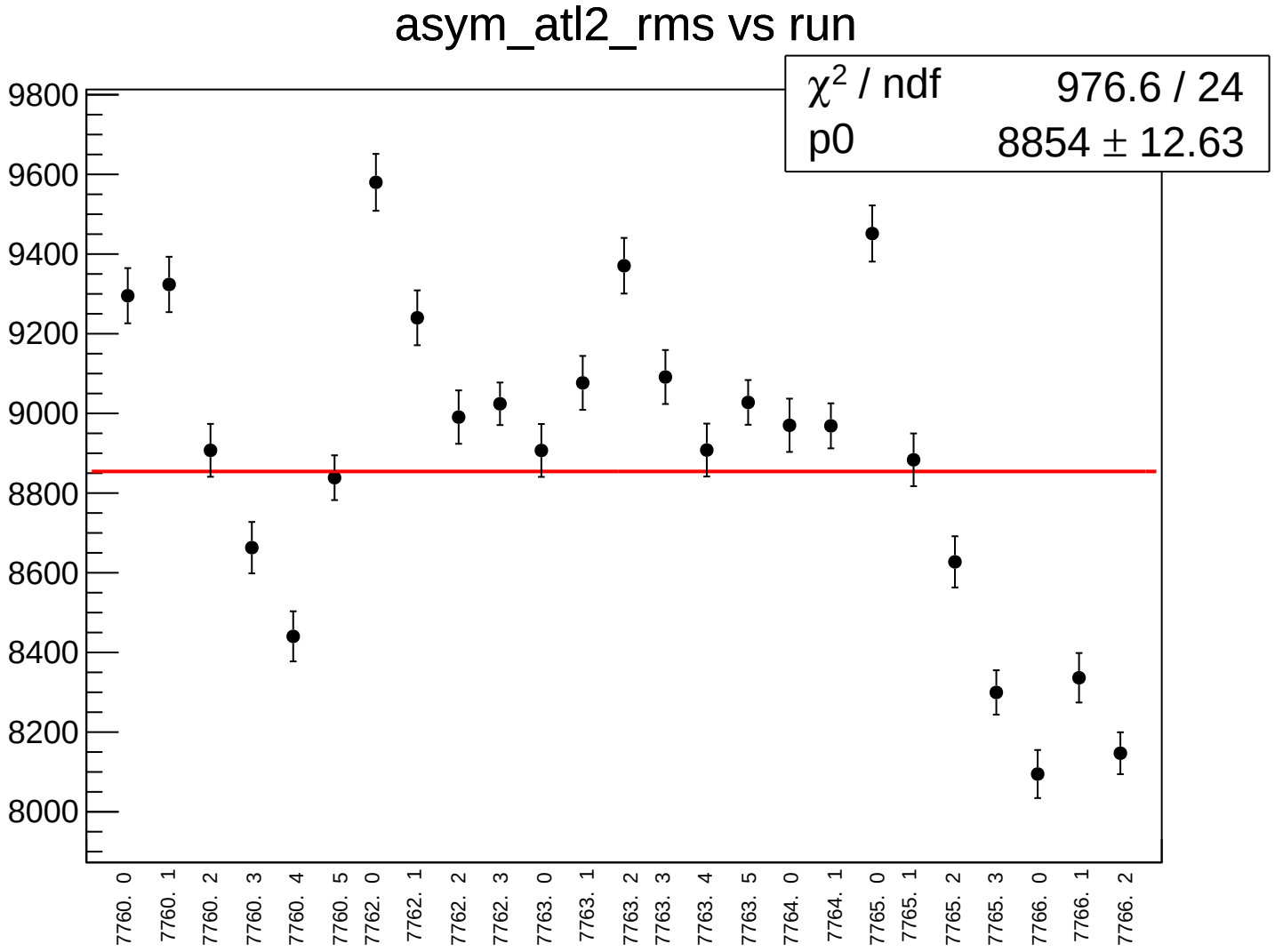
asym_atl2_rms vs run
χ^2 / ndf 976.6 / 24
p0 8854 ± 12.63
9800
9600
9400
9200
9000
8800
8600
8400
8200
8000
7760. 0
7760. 1
7760. 2
7760. 3
7760. 4
7760. 5
7762. 0
7762. 1
7762. 2
7762. 3
7763. 0
7763. 1
7763. 2
7763. 3
7763. 4
7763. 5
7764. 0
7764. 1
7765. 0
7765. 1
7765. 2
7765. 3
7766. 0
7766. 1
7766. 2

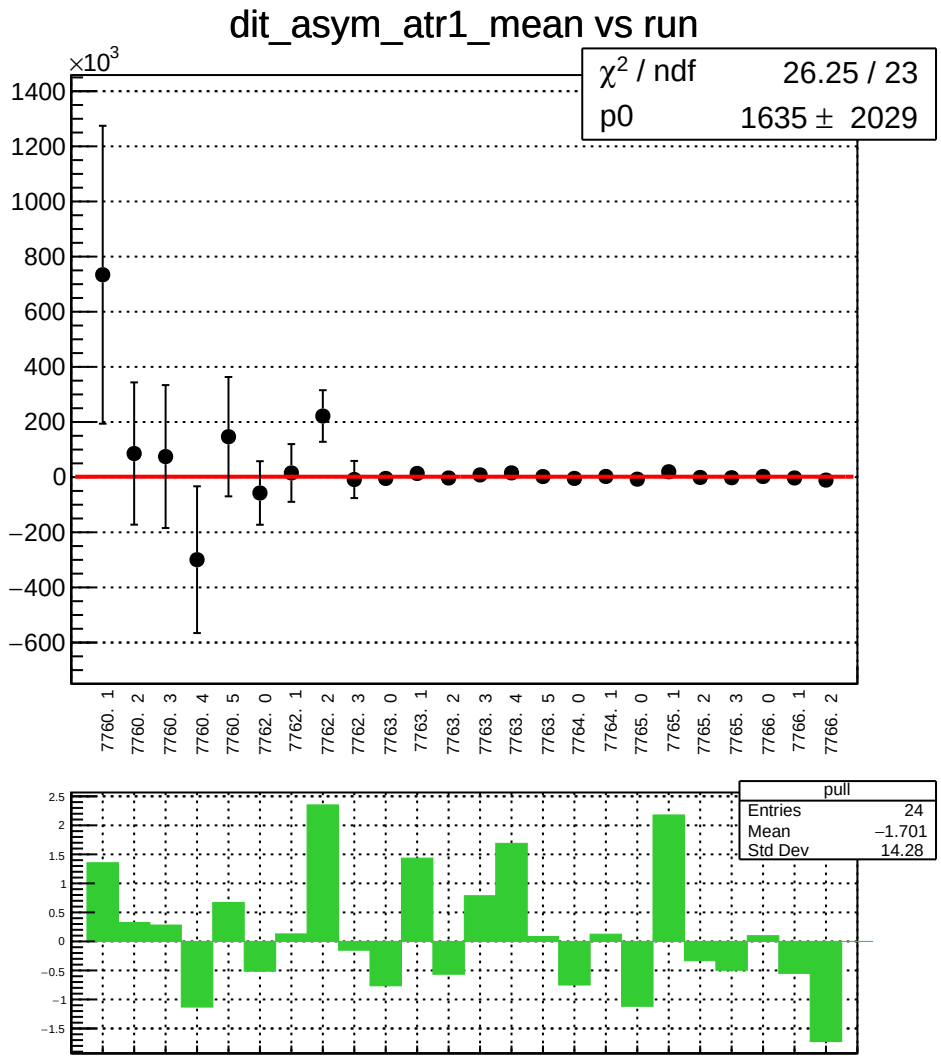
dit_asym_atr1_mean vs run
×10^3
χ^2 / ndf 26.25 / 23
p0 1635 ± 2029
1400
1200
1000
800
600
400
200
0
−200
−400
−600
7760. 1
7760. 2
7760. 3
7760. 4
7760. 5
7762. 0
7762. 1
7762. 2
7762. 3
7763. 0
7763. 1
7763. 2
7763. 3
7763. 4
7763. 5
7764. 0
7764. 1
7765. 0
7765. 1
7765. 2
7765. 3
7766. 0
7766. 1
7766. 2
pull
Entries 24
Mean −1.701
Std Dev 14.28
2.5
2
1.5
1
0.5
0
−0.5
−1
−1.5

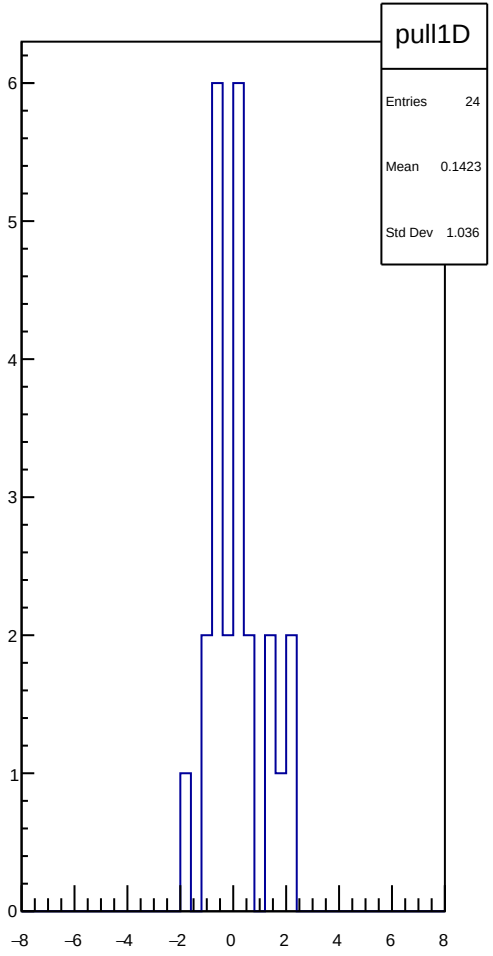
pull1D
Entries 24
Mean 0.1423
Std Dev 1.036
6
5
4
3
2
1
0
−8
−6
−4
−2
0
2
4
6
8

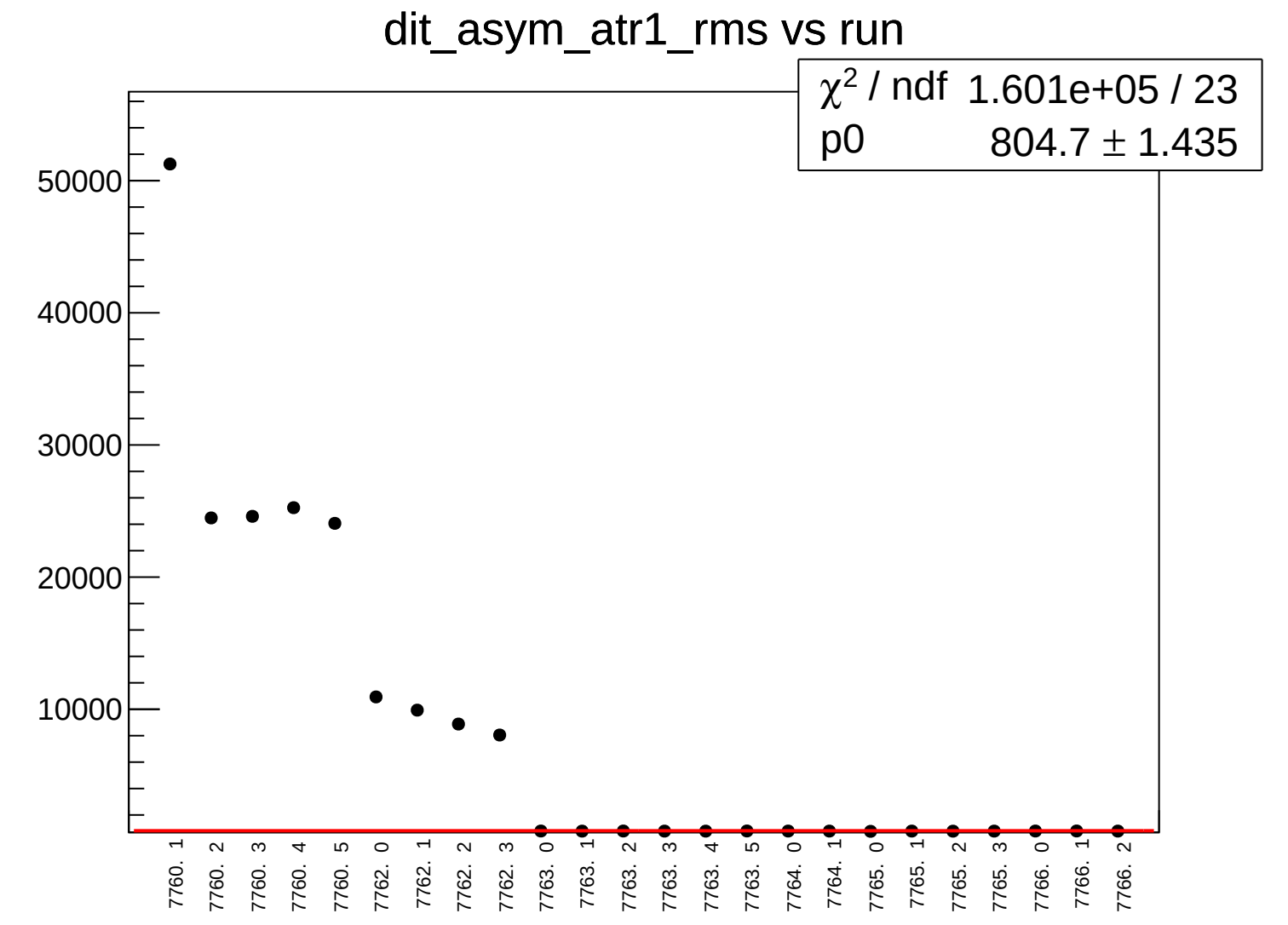
dit_asym_atr1_rms vs run
χ2 / ndf 1.601e+05 / 23
p0 804.7 ± 1.435
50000
40000
30000
20000
10000
7760. 1
7760. 2
7760. 3
7760. 4
7760. 5
7762. 0
7762. 1
7762. 2
7762. 3
7763. 0
7763. 1
7763. 2
7763. 3
7763. 4
7763. 5
7764. 0
7764. 1
7765. 0
7765. 1
7765. 2
7765. 3
7766. 0
7766. 1
7766. 2

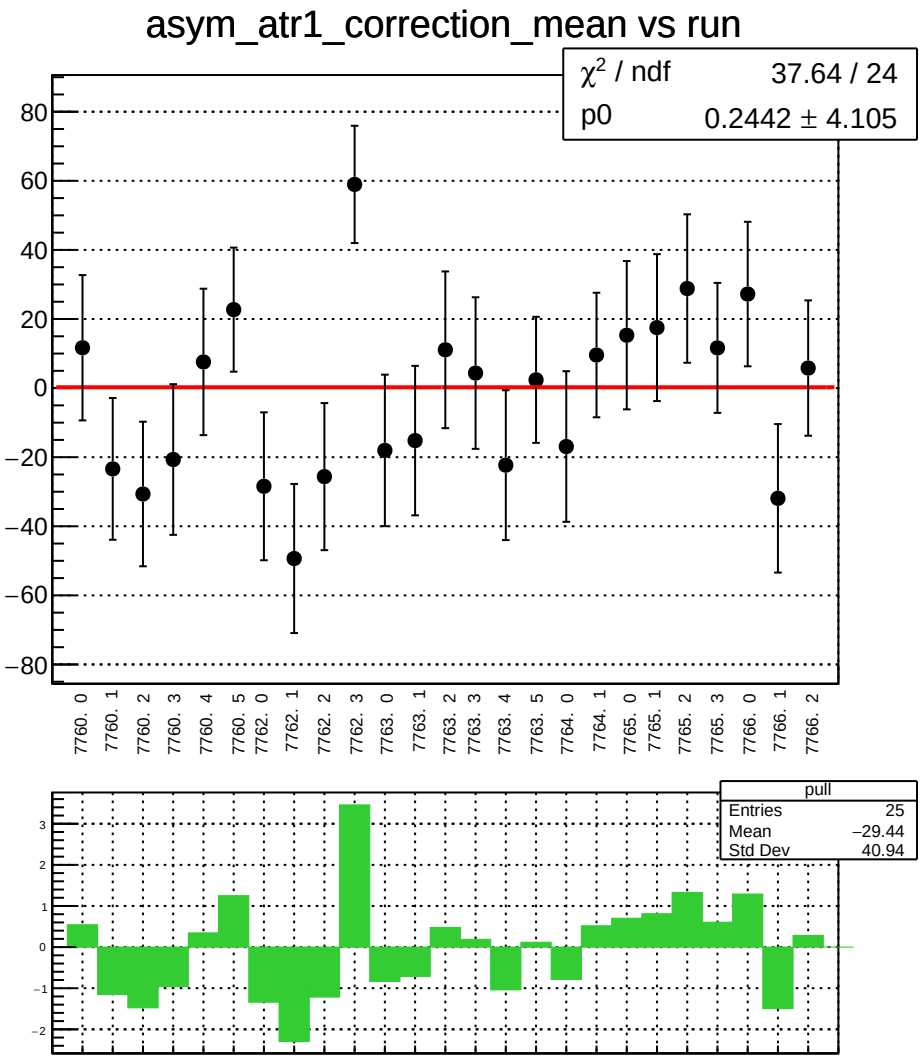
asym_atr1_correction_mean vs run
χ² / ndf 37.64 / 24
p0 0.2442 ± 4.105
80
60
40
20
0
−20
−40
−60
−80
7760. 0
7760. 1
7760. 2
7760. 3
7760. 4
7760. 5
7762. 0
7762. 1
7762. 2
7762. 3
7763. 0
7763. 1
7763. 2
7763. 3
7763. 4
7763. 5
7764. 0
7764. 1
7765. 0
7765. 1
7765. 2
7765. 3
7766. 0
7766. 1
7766. 2
pull
Entries 25
Mean −29.44
Std Dev 40.94
3
2
1
0
−1
−2

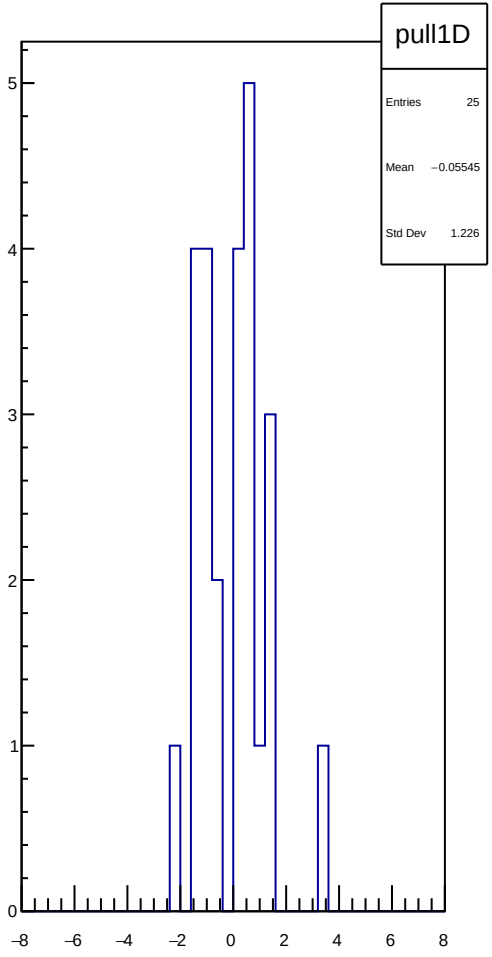
pull1D
Entries 25
Mean −0.05545
Std Dev 1.226
5
4
3
2
1
0
−8
−6
−4
−2
0
2
4
6
8

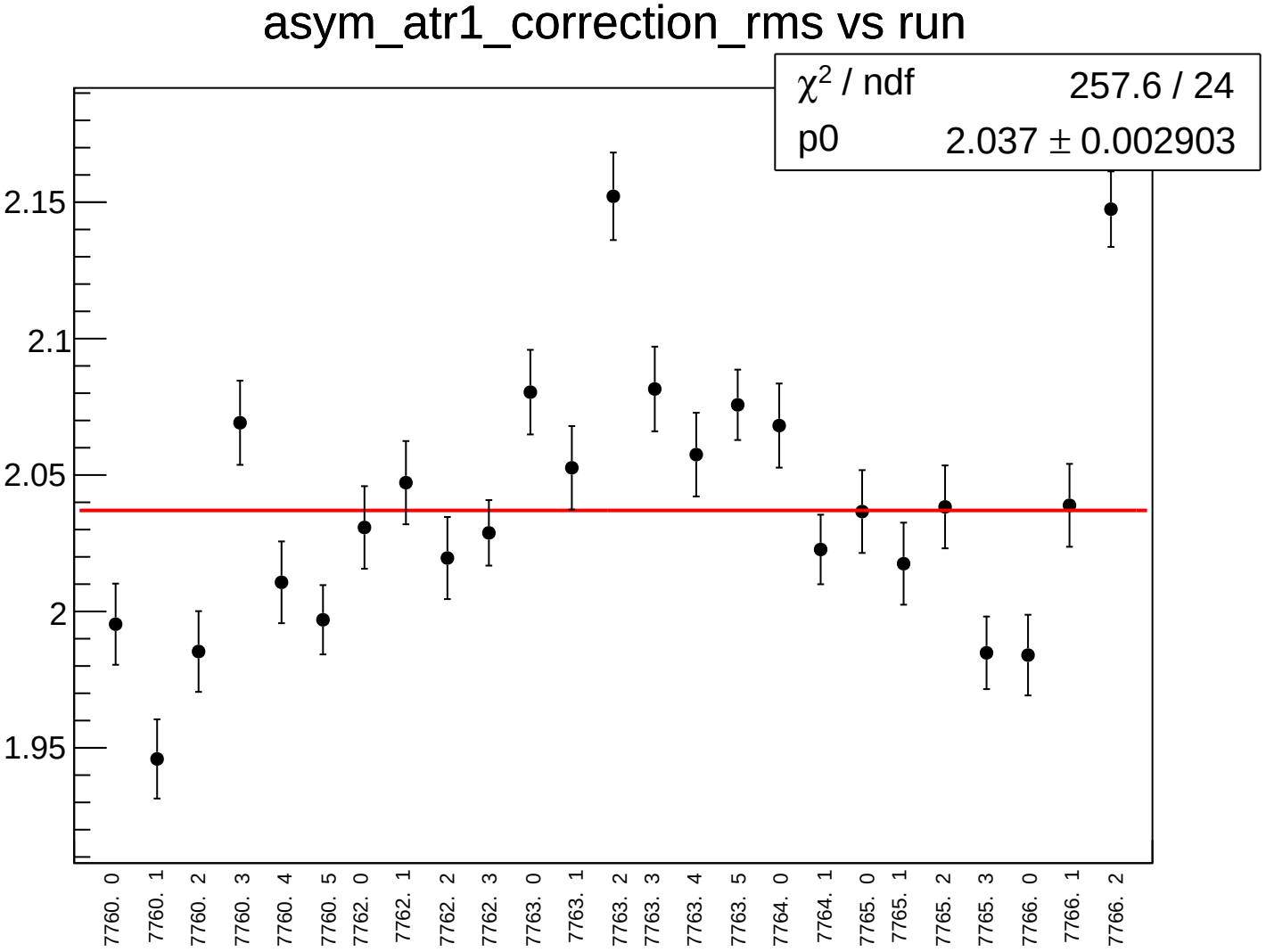
asym_atr1_correction_rms vs run
χ2 / ndf 257.6 / 24
p0 2.037 ± 0.002903
2.15
2.1
2.05
2
1.95
7760. 0
7760. 1
7760. 2
7760. 3
7760. 4
7760. 5
7762. 0
7762. 1
7762. 2
7762. 3
7763. 0
7763. 1
7763. 2
7763. 3
7763. 4
7763. 5
7764. 0
7764. 1
7765. 0
7765. 1
7765. 2
7765. 3
7766. 0
7766. 1
7766. 2

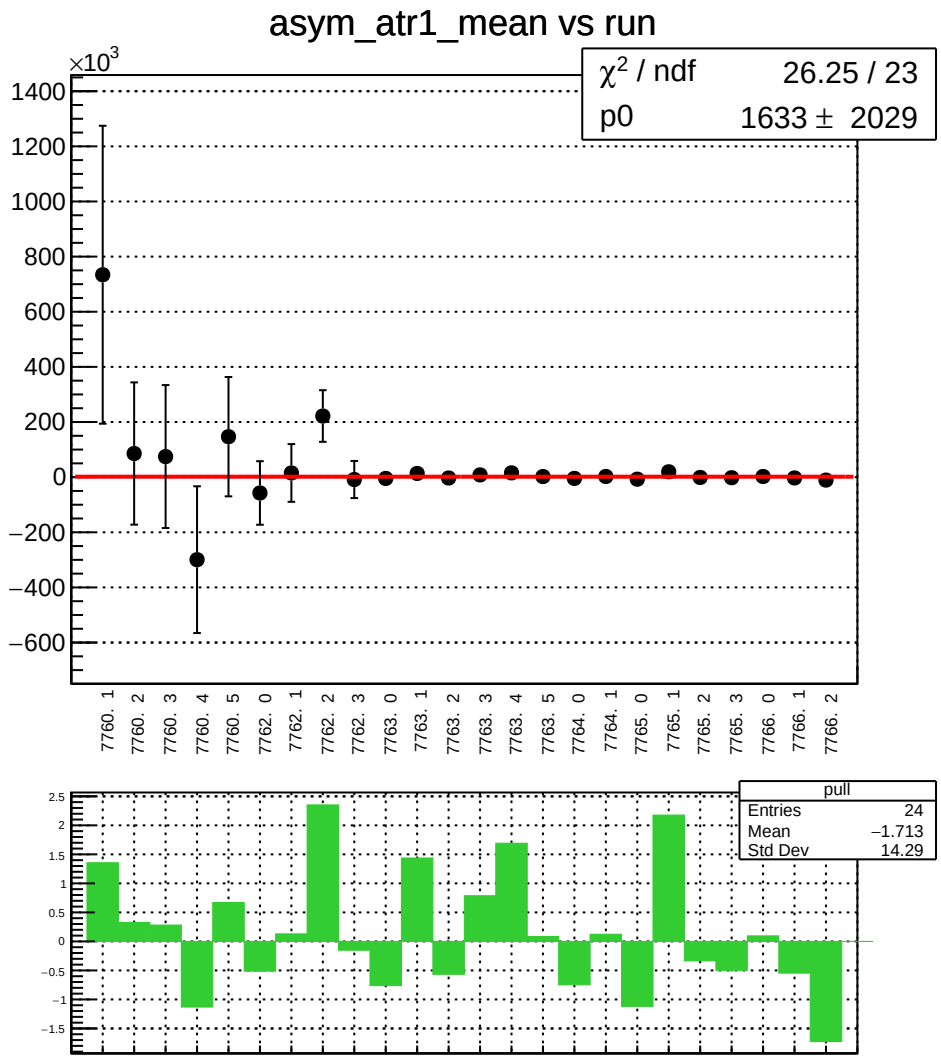
asym_atr1_mean vs run
×10^3
χ^2 / ndf 26.25 / 23
p0 1633 ± 2029
1400
1200
1000
800
600
400
200
0
−200
−400
−600
7760. 1
7760. 2
7760. 3
7760. 4
7760. 5
7762. 0
7762. 1
7762. 2
7762. 3
7763. 0
7763. 1
7763. 2
7763. 3
7763. 4
7763. 5
7764. 0
7764. 1
7765. 0
7765. 1
7765. 2
7765. 3
7766. 0
7766. 1
7766. 2
pull
Entries 24
Mean −1.713
Std Dev 14.29
2.5
2
1.5
1
0.5
0
−0.5
−1
−1.5

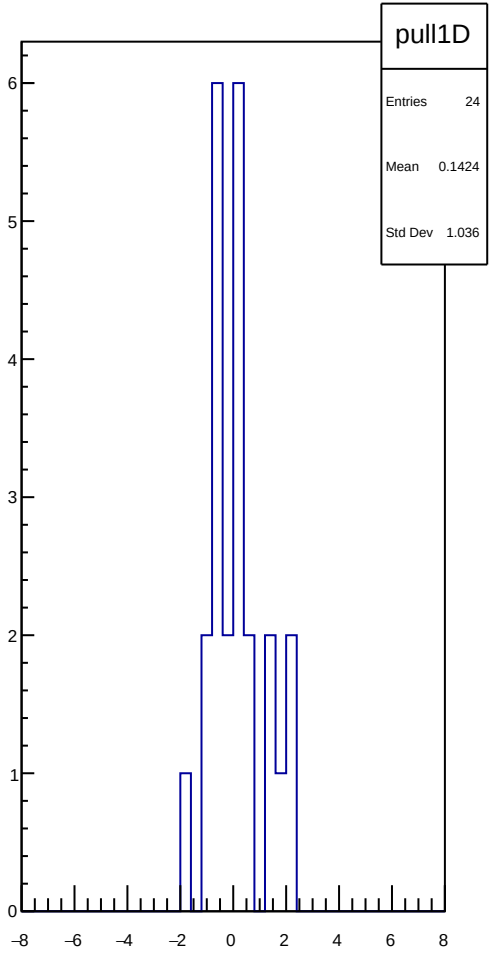
pull1D
Entries 24
Mean 0.1424
Std Dev 1.036
6
5
4
3
2
1
0
−8
−6
−4
−2
0
2
4
6
8

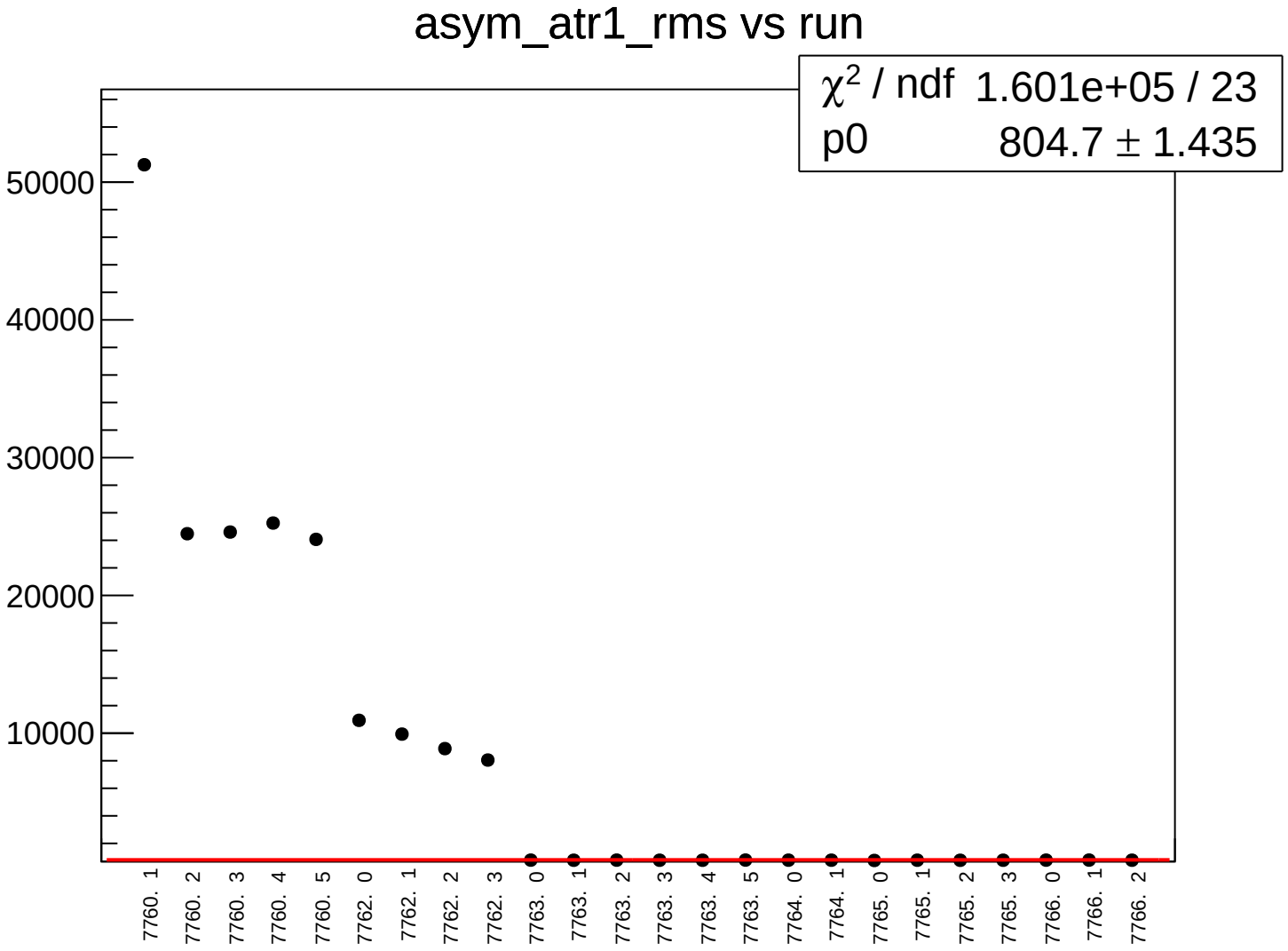
asym_atr1_rms vs run
χ2 / ndf 1.601e+05 / 23
p0 804.7 ± 1.435
50000
40000
30000
20000
10000
7760. 1
7760. 2
7760. 3
7760. 4
7760. 5
7762. 0
7762. 1
7762. 2
7762. 3
7763. 0
7763. 1
7763. 2
7763. 3
7763. 4
7763. 5
7764. 0
7764. 1
7765. 0
7765. 1
7765. 2
7765. 3
7766. 0
7766. 1
7766. 2

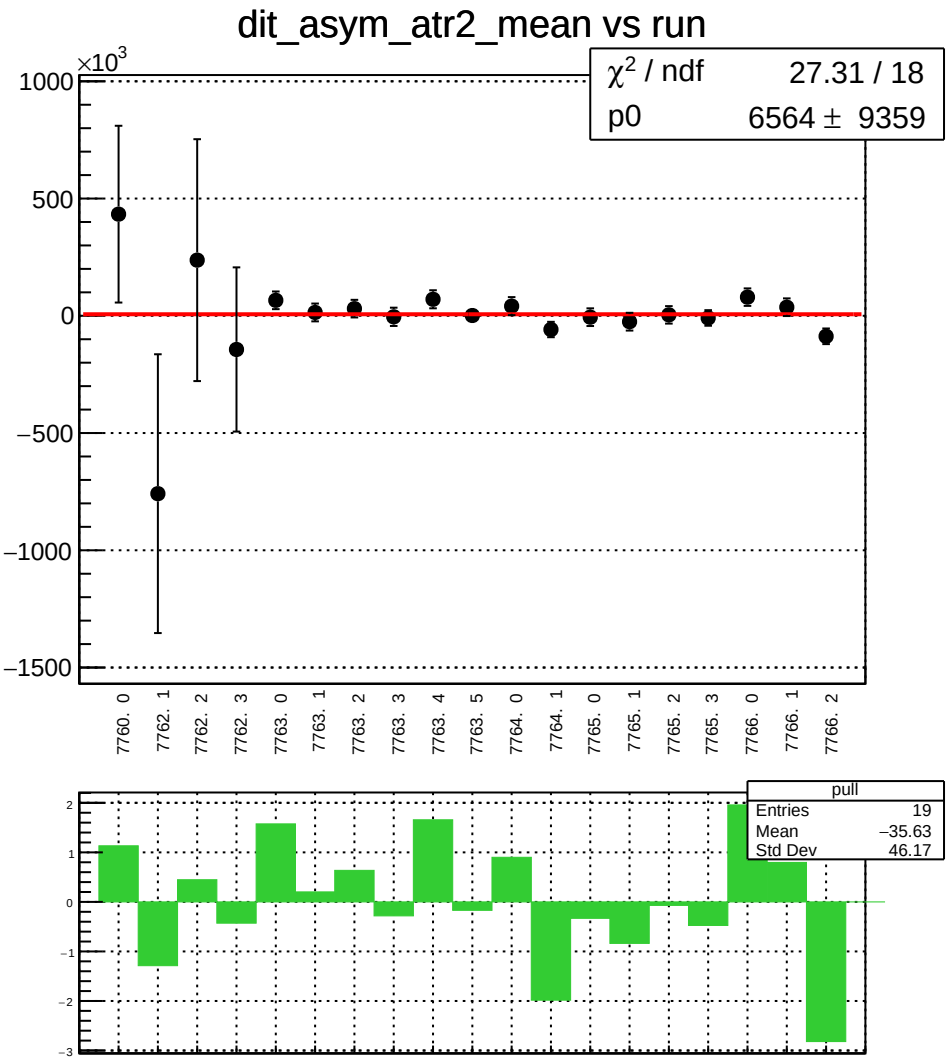
dit_asym_atr2_mean vs run
×10^3
χ² / ndf 27.31 / 18
p0 6564 ± 9359
1000
500
0
−500
−1000
−1500
7760. 0
7762. 1
7762. 2
7762. 3
7763. 0
7763. 1
7763. 2
7763. 3
7763. 4
7763. 5
7764. 0
7764. 1
7765. 0
7765. 1
7765. 2
7765. 3
7766. 0
7766. 1
7766. 2
pull
Entries 19
Mean −35.63
Std Dev 46.17

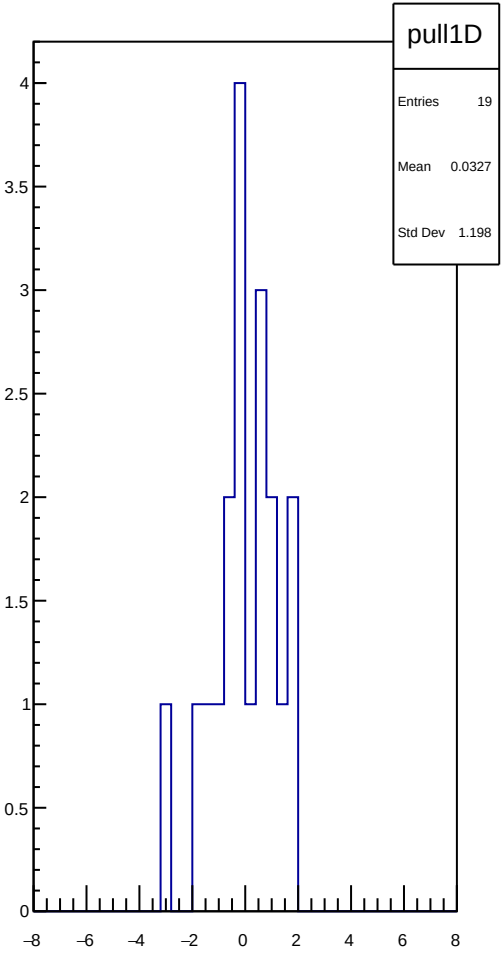
pull1D
Entries 19
Mean 0.0327
Std Dev 1.198

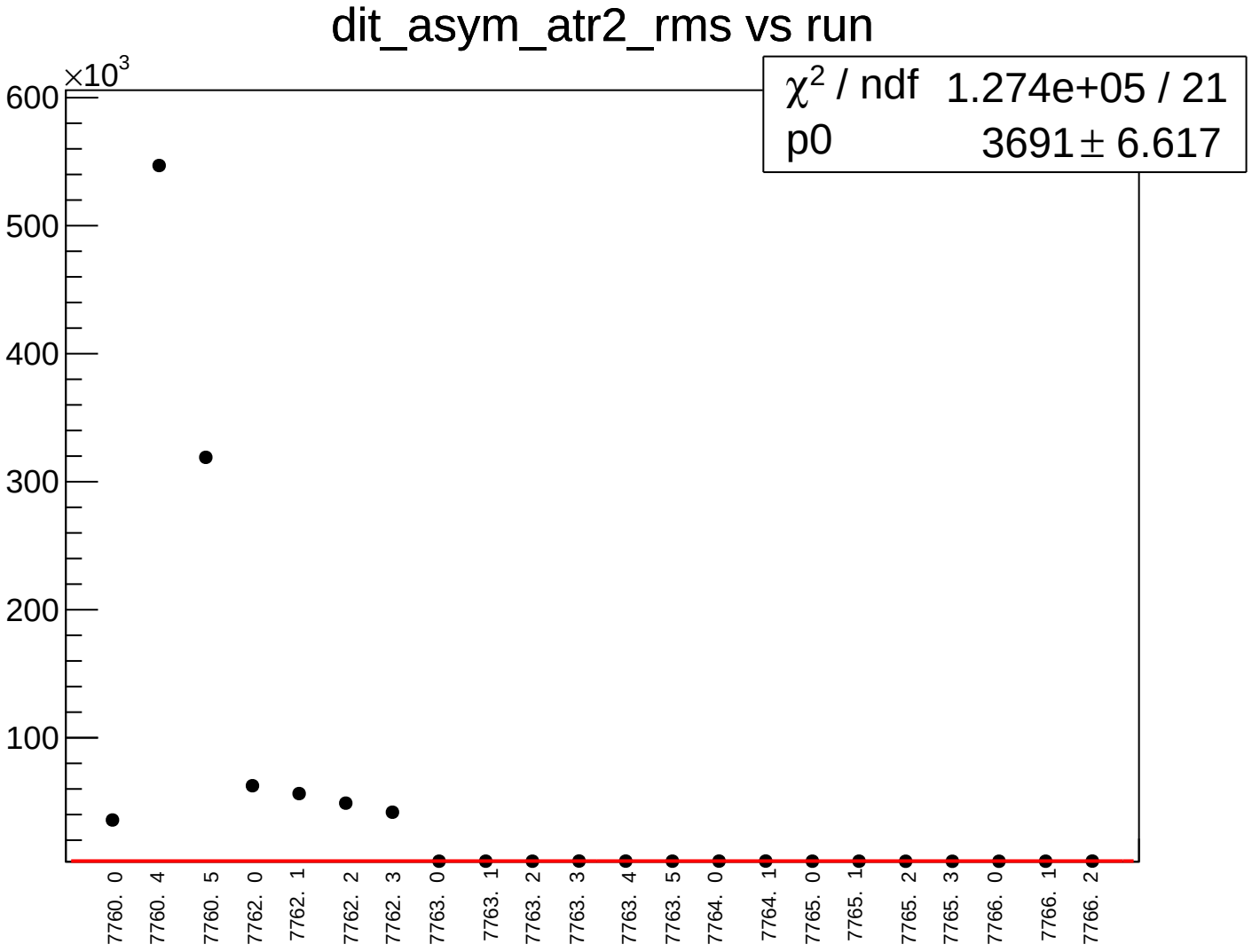
dit_asym_atr2_rms vs run
×10^3
600
500
400
300
200
100
χ² / ndf 1.274e+05 / 21
p0 3691 ± 6.617
7760. 0
7760. 4
7760. 5
7762. 0
7762. 1
7762. 2
7762. 3
7763. 0
7763. 1
7763. 2
7763. 3
7763. 4
7763. 5
7764. 0
7764. 1
7765. 0
7765. 1
7765. 2
7765. 3
7766. 0
7766. 1
7766. 2

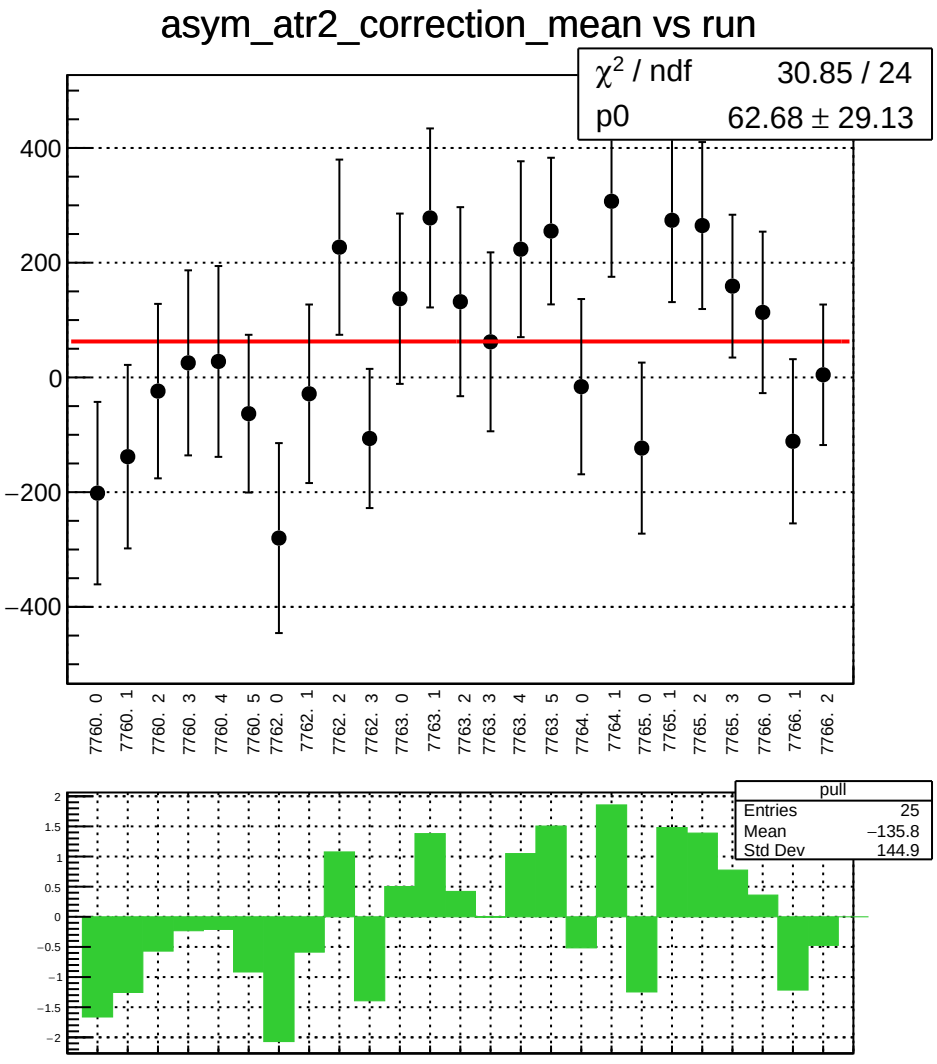
asym_atr2_correction_mean vs run
χ^2 / ndf 30.85 / 24
p0 62.68 ± 29.13
400
200
0
−200
−400
7760. 0
7760. 1
7760. 2
7760. 3
7760. 4
7760. 5
7762. 0
7762. 1
7762. 2
7762. 3
7763. 0
7763. 1
7763. 2
7763. 3
7763. 4
7763. 5
7764. 0
7764. 1
7765. 0
7765. 1
7765. 2
7765. 3
7766. 0
7766. 1
7766. 2
pull
Entries 25
Mean −135.8
Std Dev 144.9
2
1.5
1
0.5
0
−0.5
−1
−1.5
−2

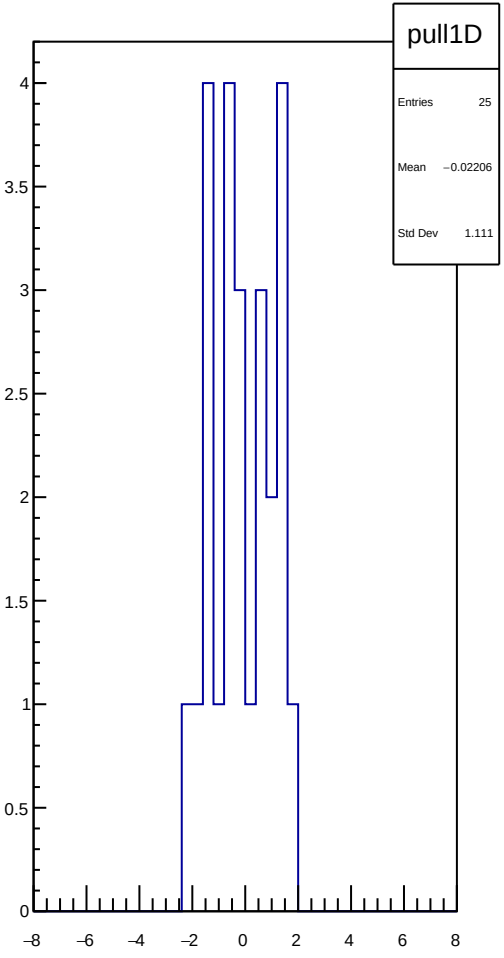
pull1D
Entries 25
Mean −0.02206
Std Dev 1.111
4
3.5
3
2.5
2
1.5
1
0.5
0
−8
−6
−4
−2
0
2
4
6
8

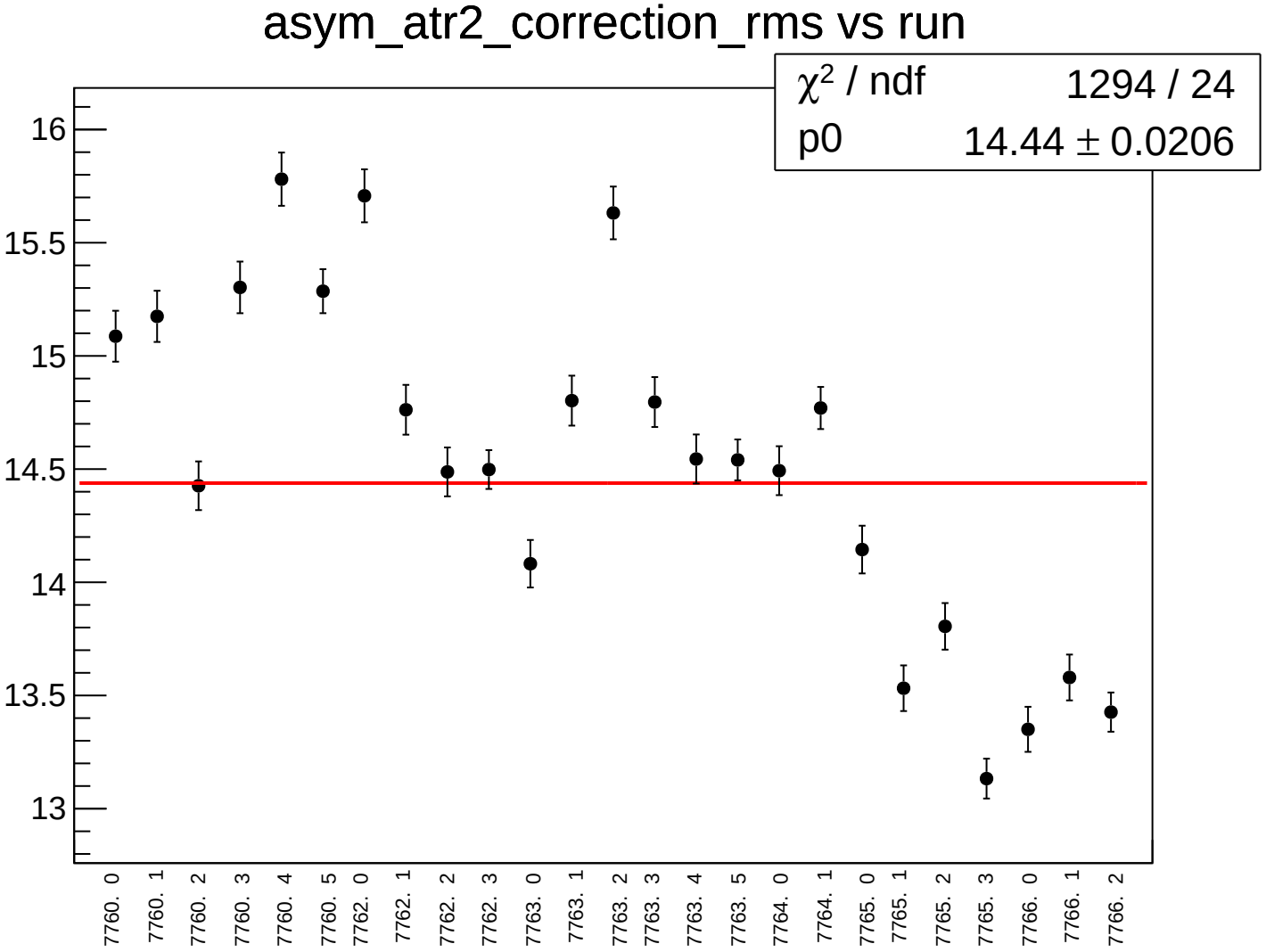
asym_atr2_correction_rms vs run
χ² / ndf 1294 / 24
p0 14.44 ± 0.0206
16
15.5
15
14.5
14
13.5
13
7760. 0
7760. 1
7760. 2
7760. 3
7760. 4
7760. 5
7762. 0
7762. 1
7762. 2
7762. 3
7763. 0
7763. 1
7763. 2
7763. 3
7763. 4
7763. 5
7764. 0
7764. 1
7765. 0
7765. 1
7765. 2
7765. 3
7766. 0
7766. 1
7766. 2

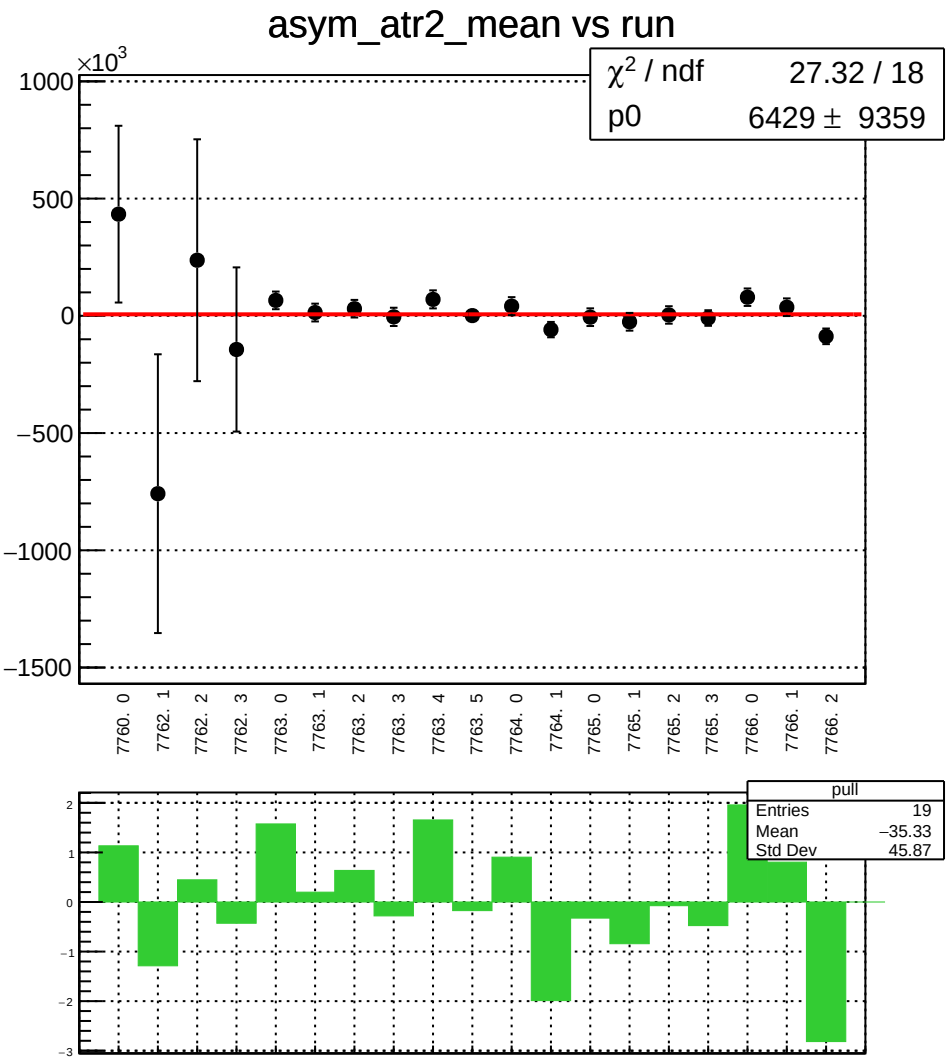
asym_atr2_mean vs run
×10^3
χ² / ndf 27.32 / 18
p0 6429 ± 9359
1000
500
0
−500
−1000
−1500
7760. 0
7762. 1
7762. 2
7762. 3
7763. 0
7763. 1
7763. 2
7763. 3
7763. 4
7763. 5
7764. 0
7764. 1
7765. 0
7765. 1
7765. 2
7765. 3
7766. 0
7766. 1
7766. 2
pull
Entries 19
Mean −35.33
Std Dev 45.87
2
1
0
−1
−2
−3

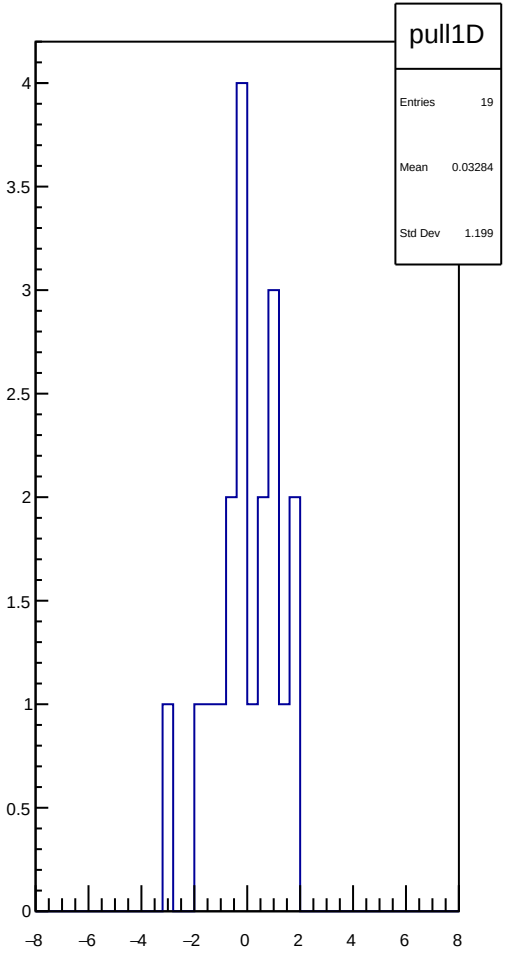
pull1D
Entries 19
Mean 0.03284
Std Dev 1.199
4
3.5
3
2.5
2
1.5
1
0.5
0
−8
−6
−4
−2
0
2
4
6
8

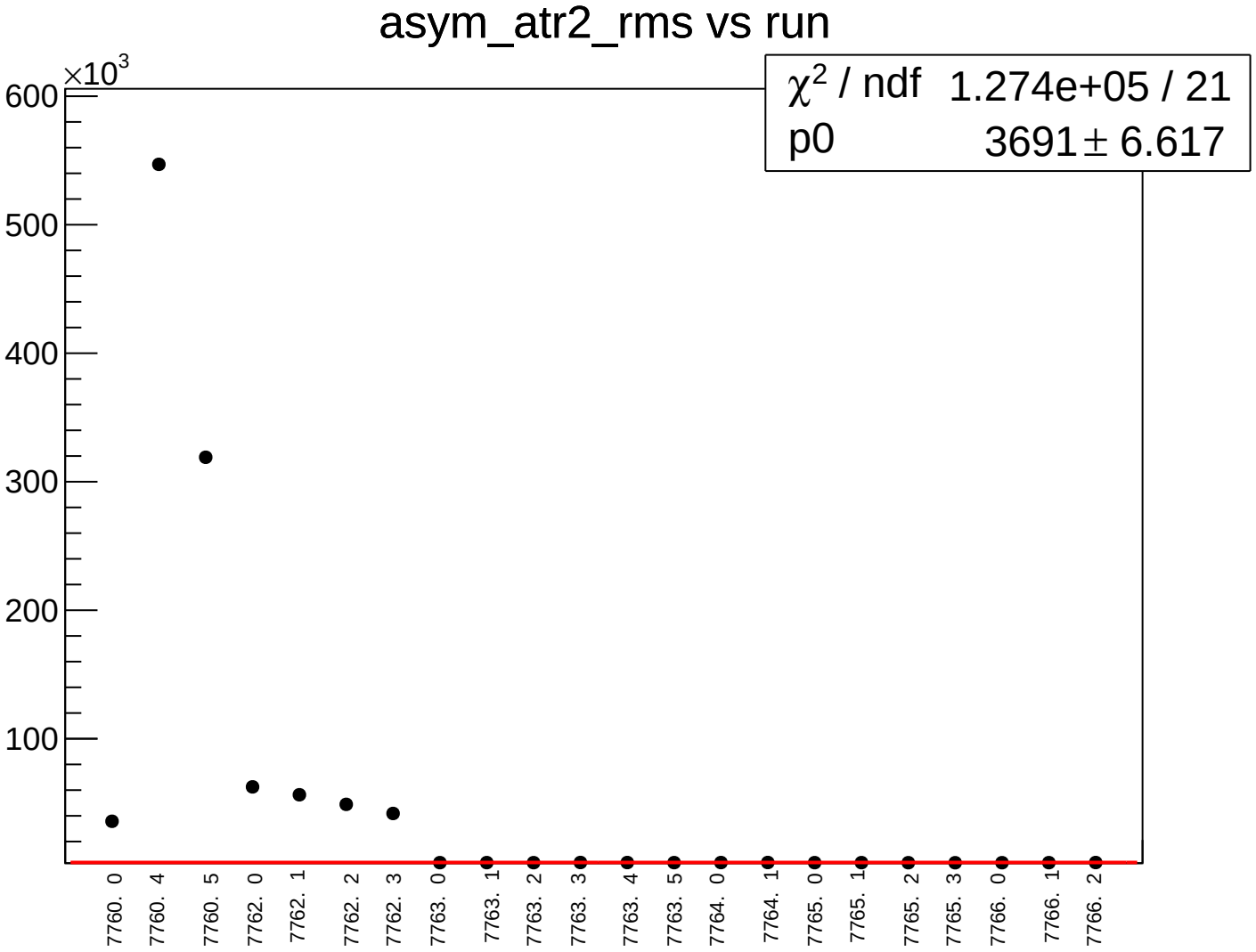
asym_atr2_rms vs run
×10^3
600
500
400
300
200
100
χ^2 / ndf 1.274e+05 / 21
p0 3691 ± 6.617
7760. 0
7760. 4
7760. 5
7762. 0
7762. 1
7762. 2
7762. 3
7763. 0
7763. 1
7763. 2
7763. 3
7763. 4
7763. 5
7764. 0
7764. 1
7765. 0
7765. 1
7765. 2
7765. 3
7766. 0
7766. 1
7766. 2

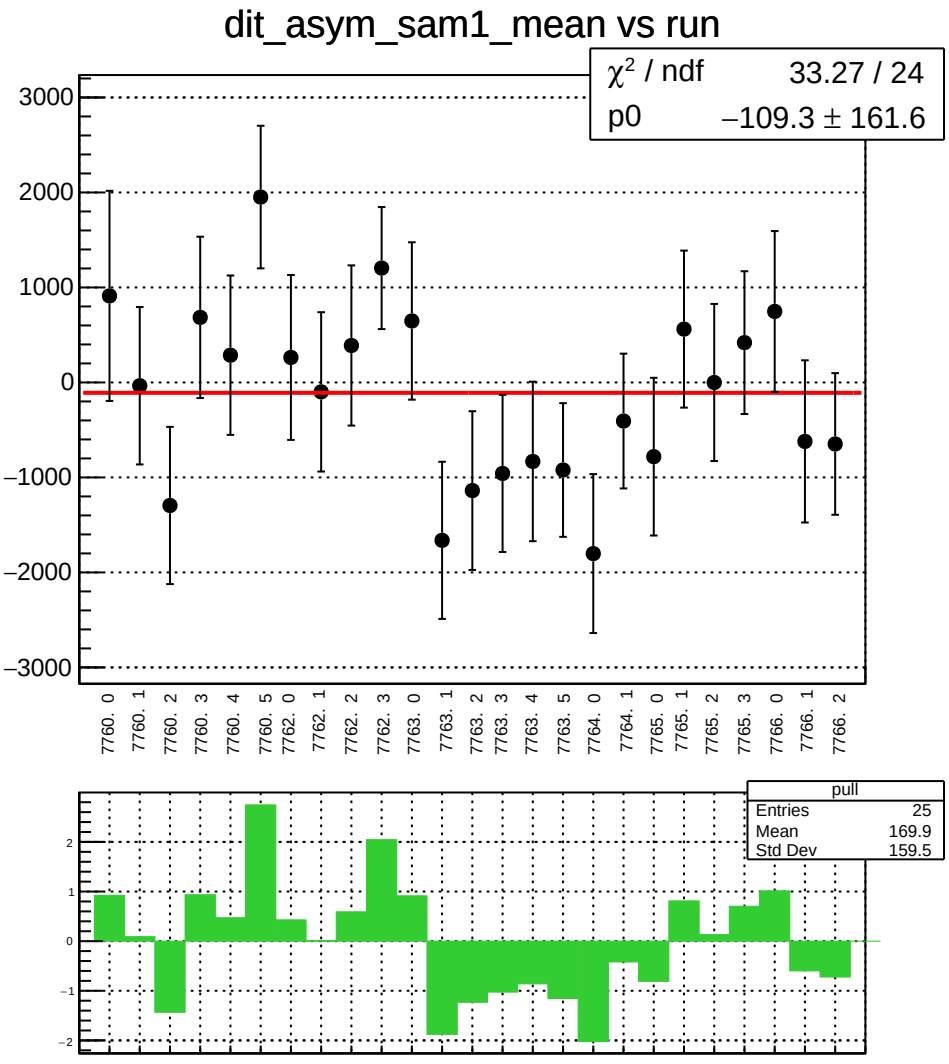
dit_asym_sam1_mean vs run
χ² / ndf 33.27 / 24
p0 −109.3 ± 161.6
3000
2000
1000
0
−1000
−2000
−3000
7760. 0
7760. 1
7760. 2
7760. 3
7760. 4
7760. 5
7762. 0
7762. 1
7762. 2
7762. 3
7763. 0
7763. 1
7763. 2
7763. 3
7763. 4
7763. 5
7764. 0
7764. 1
7765. 0
7765. 1
7765. 2
7765. 3
7766. 0
7766. 1
7766. 2
pull
Entries 25
Mean 169.9
Std Dev 159.5
2
1
0
−1
−2

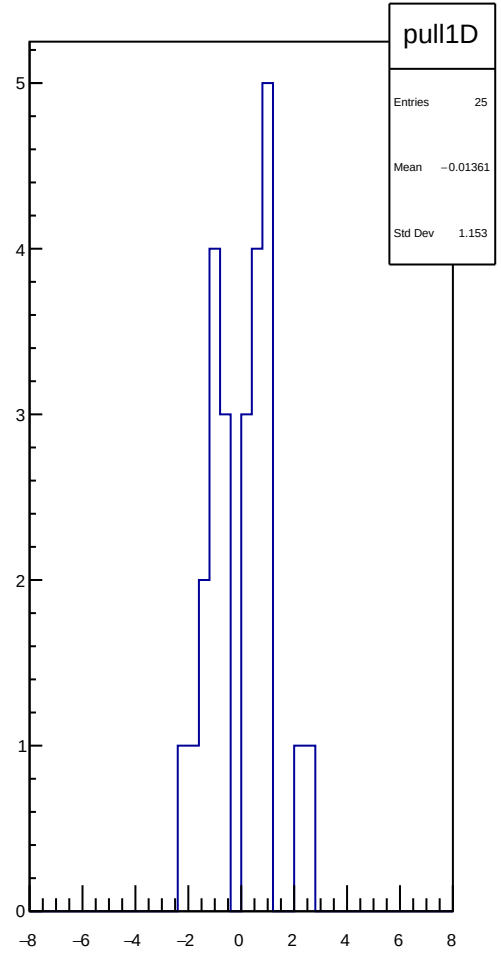
pull1D
Entries 25
Mean −0.01361
Std Dev 1.153
5
4
3
2
1
0
−8
−6
−4
−2
0
2
4
6
8

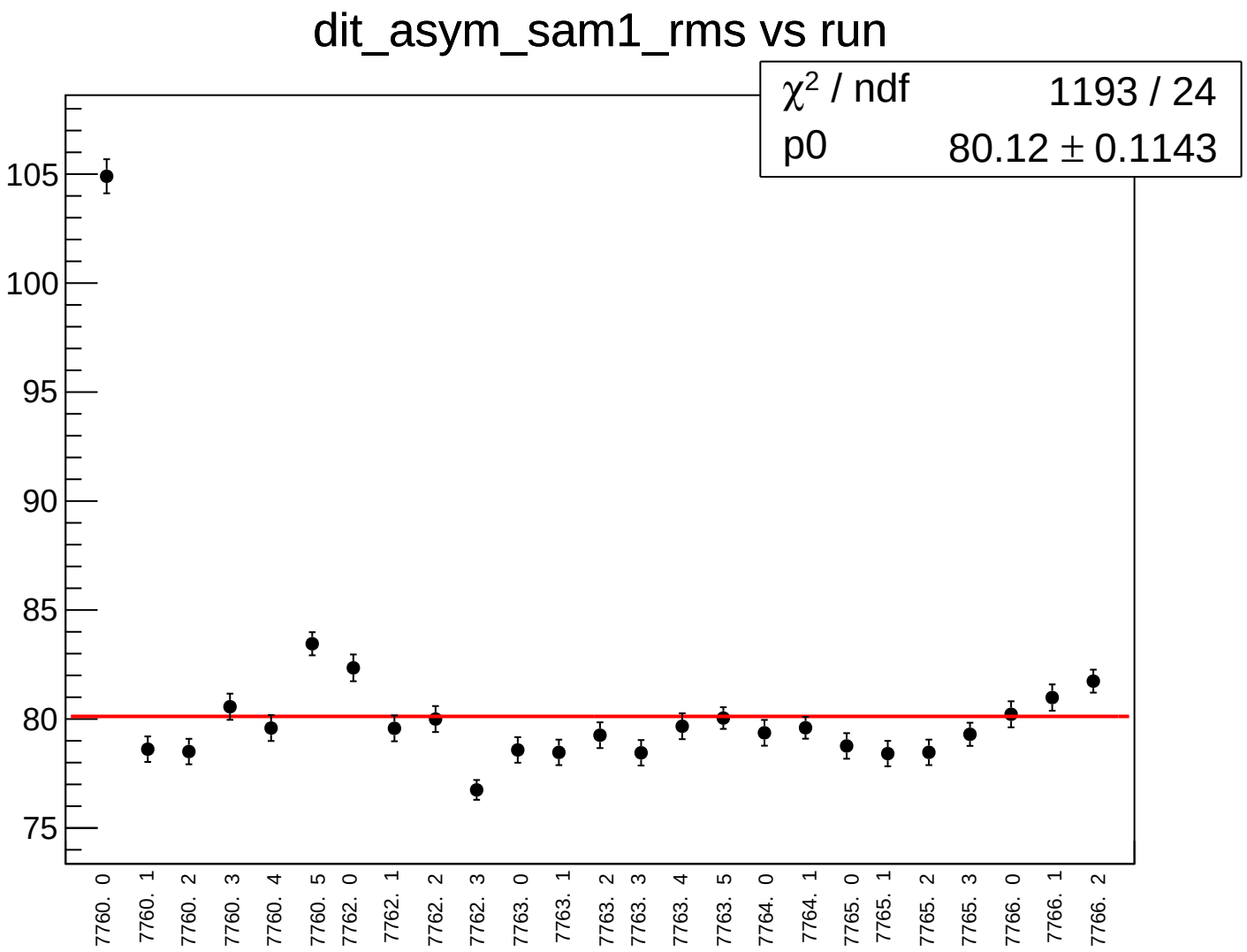
dit_asym_sam1_rms vs run
χ² / ndf 1193 / 24
p0 80.12 ± 0.1143
105
100
95
90
85
80
75
7760. 0
7760. 1
7760. 2
7760. 3
7760. 4
7760. 5
7762. 0
7762. 1
7762. 2
7762. 3
7763. 0
7763. 1
7763. 2
7763. 3
7763. 4
7763. 5
7764. 0
7764. 1
7765. 0
7765. 1
7765. 2
7765. 3
7766. 0
7766. 1
7766. 2

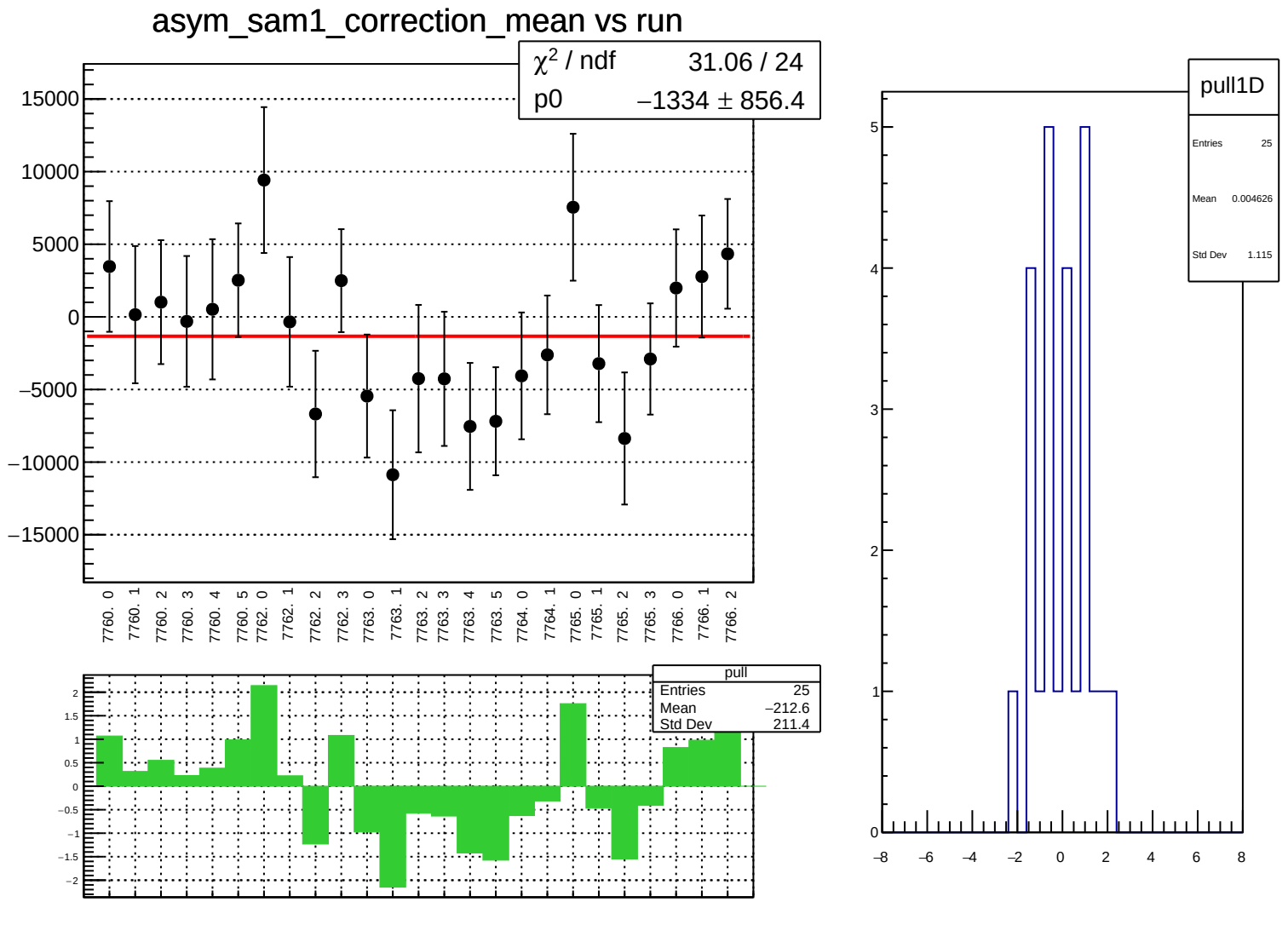
asym_sam1_correction_mean vs run
χ² / ndf 31.06 / 24
p0 −1334 ± 856.4
15000
10000
5000
0
−5000
−10000
−15000
7760. 0
7760. 1
7760. 2
7760. 3
7760. 4
7760. 5
7762. 0
7762. 1
7762. 2
7762. 3
7763. 0
7763. 1
7763. 2
7763. 3
7763. 4
7763. 5
7764. 0
7764. 1
7765. 0
7765. 1
7765. 2
7765. 3
7766. 0
7766. 1
7766. 2
pull
Entries 25
Mean −212.6
Std Dev 211.4
2
1.5
1
0.5
0
−0.5
−1
−1.5
−2
pull1D
Entries 25
Mean 0.004626
Std Dev 1.115
5
4
3
2
1
0
−8
−6
−4
−2
0
2
4
6
8

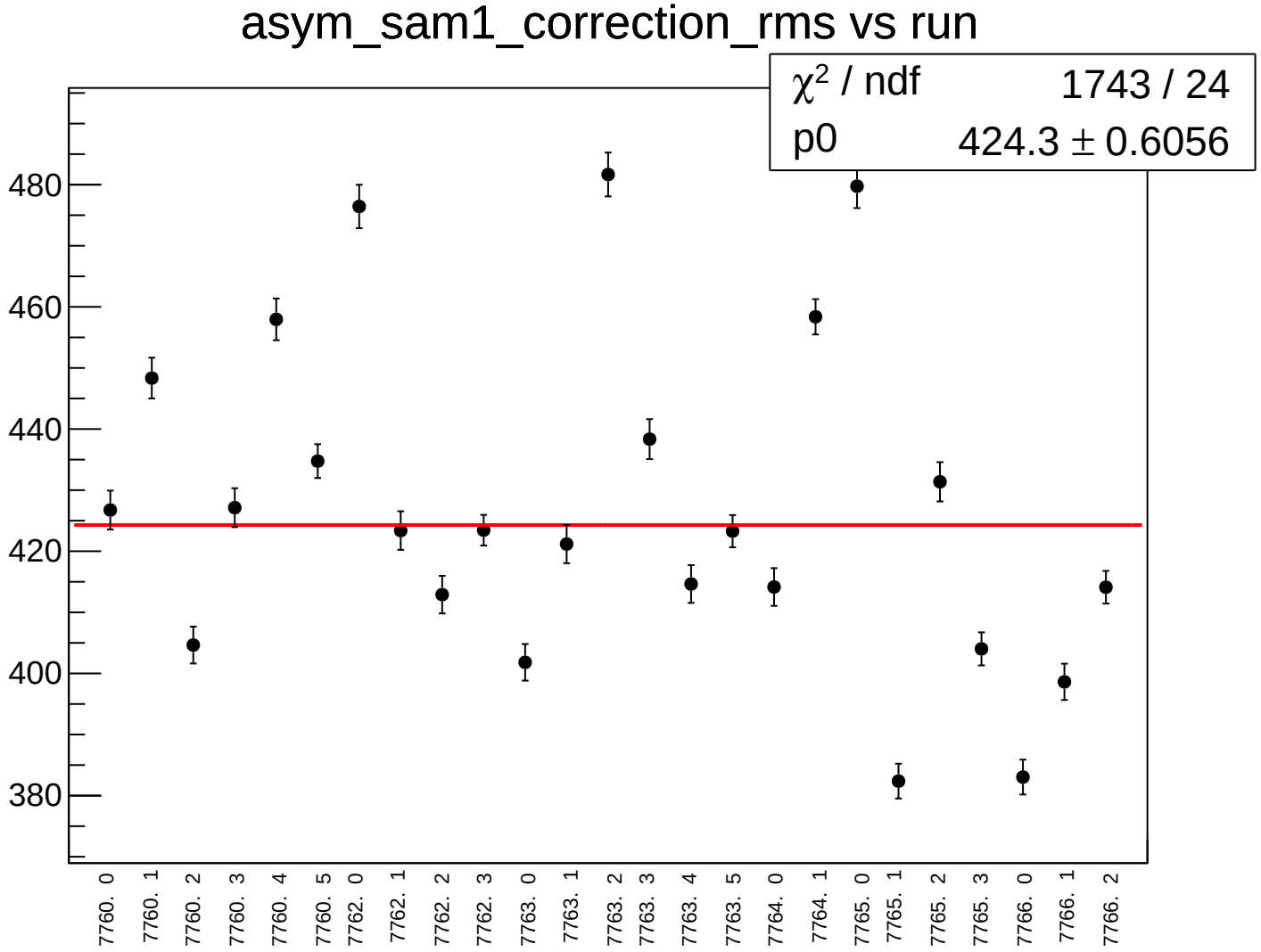
asym_sam1_correction_rms vs run
χ² / ndf 1743 / 24
p0 424.3 ± 0.6056
480
460
440
420
400
380
7760. 0
7760. 1
7760. 2
7760. 3
7760. 4
7760. 5
7762. 0
7762. 1
7762. 2
7762. 3
7763. 0
7763. 1
7763. 2
7763. 3
7763. 4
7763. 5
7764. 0
7764. 1
7765. 0
7765. 1
7765. 2
7765. 3
7766. 0
7766. 1
7766. 2

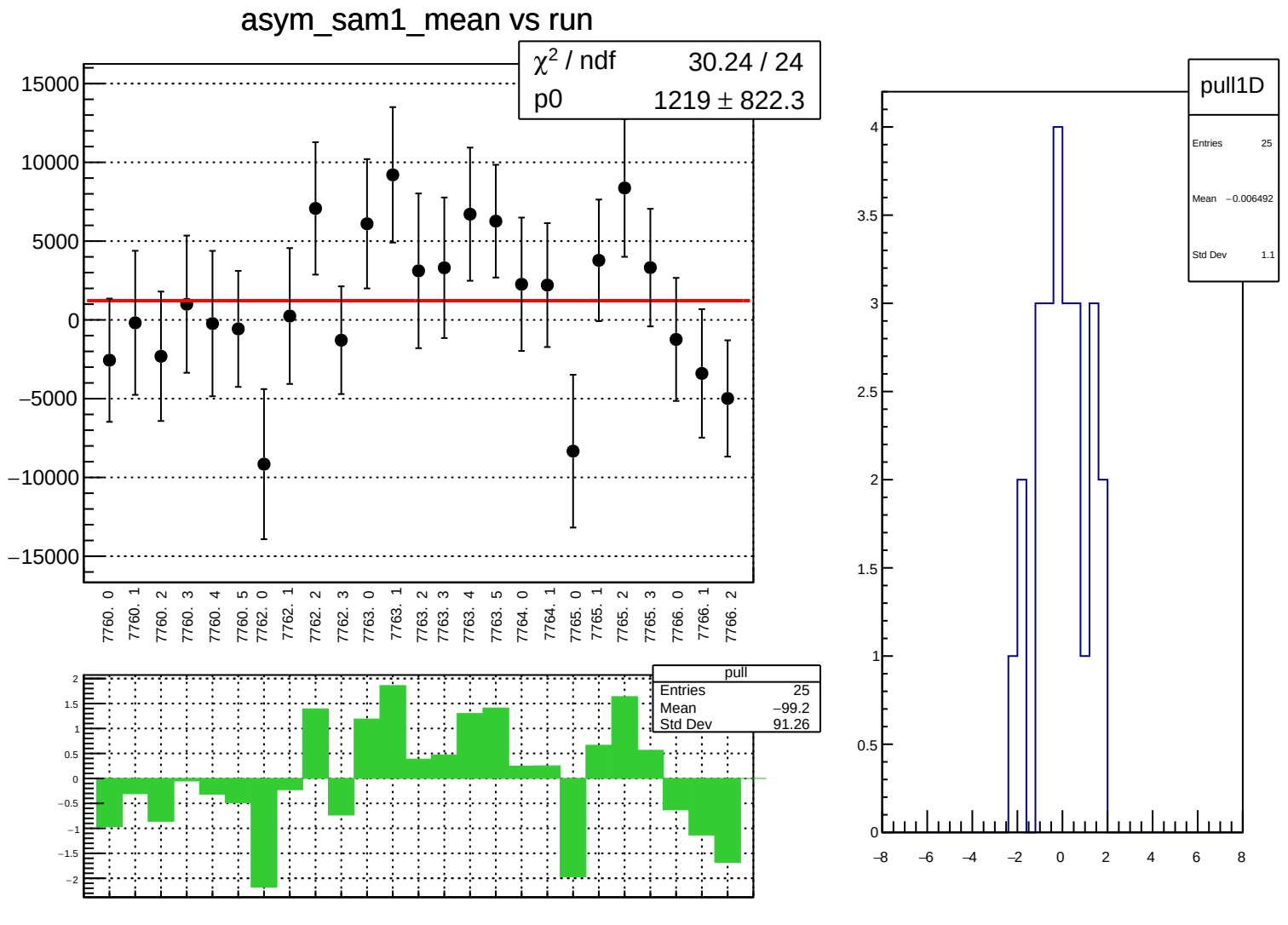
asym_sam1_mean vs run
χ² / ndf 30.24 / 24
p0 1219 ± 822.3
15000
10000
5000
0
−5000
−10000
−15000
7760. 0
7760. 1
7760. 2
7760. 3
7760. 4
7760. 5
7762. 0
7762. 1
7762. 2
7762. 3
7763. 0
7763. 1
7763. 2
7763. 3
7763. 4
7763. 5
7764. 0
7764. 1
7765. 0
7765. 1
7765. 2
7765. 3
7766. 0
7766. 1
7766. 2
pull
Entries 25
Mean −99.2
Std Dev 91.26
pull1D
Entries 25
Mean −0.006492
Std Dev 1.1

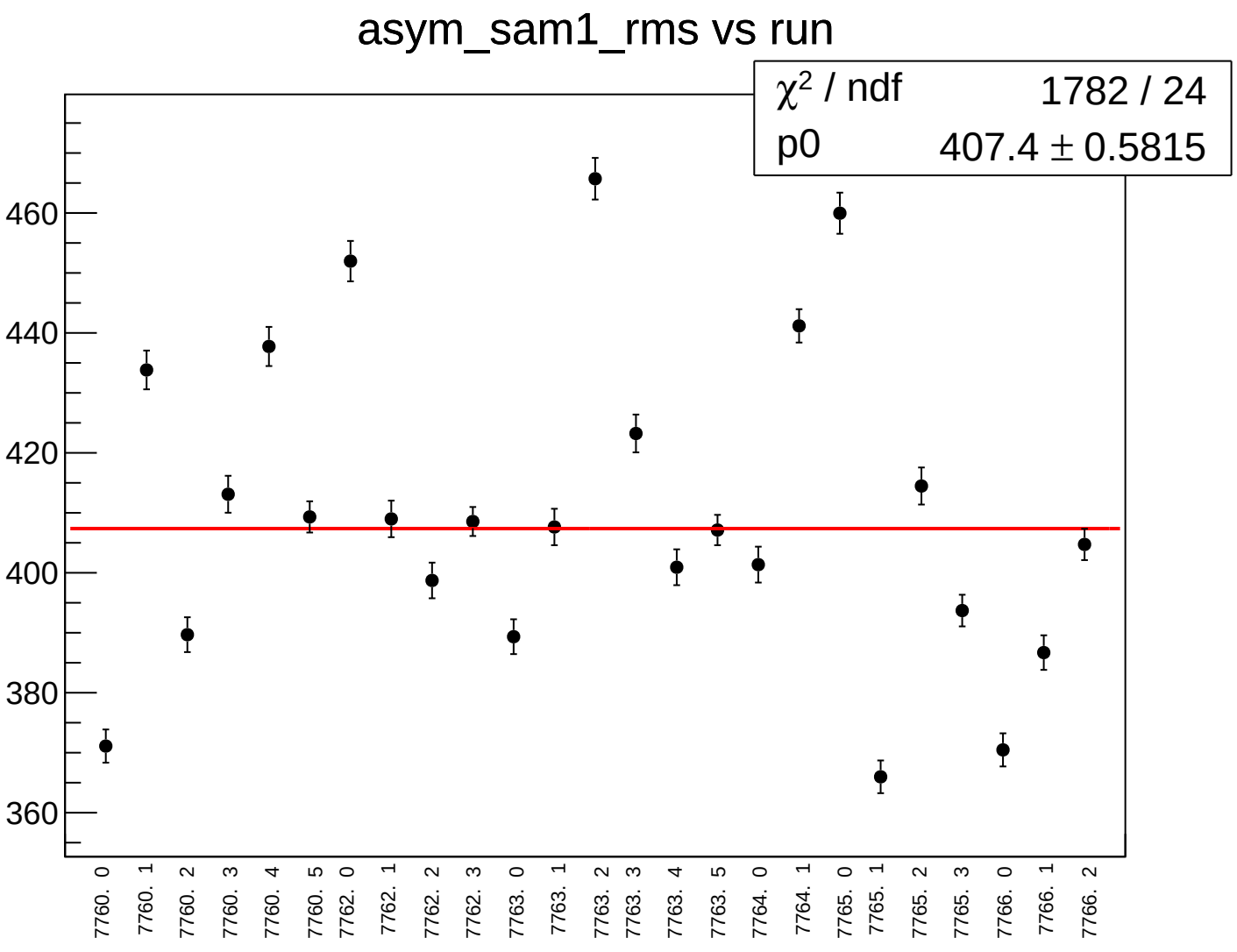
asym_sam1_rms vs run
χ² / ndf 1782 / 24
p0 407.4 ± 0.5815
460
440
420
400
380
360
7760. 0
7760. 1
7760. 2
7760. 3
7760. 4
7760. 5
7762. 0
7762. 1
7762. 2
7762. 3
7763. 0
7763. 1
7763. 2
7763. 3
7763. 4
7763. 5
7764. 0
7764. 1
7765. 0
7765. 1
7765. 2
7765. 3
7766. 0
7766. 1
7766. 2

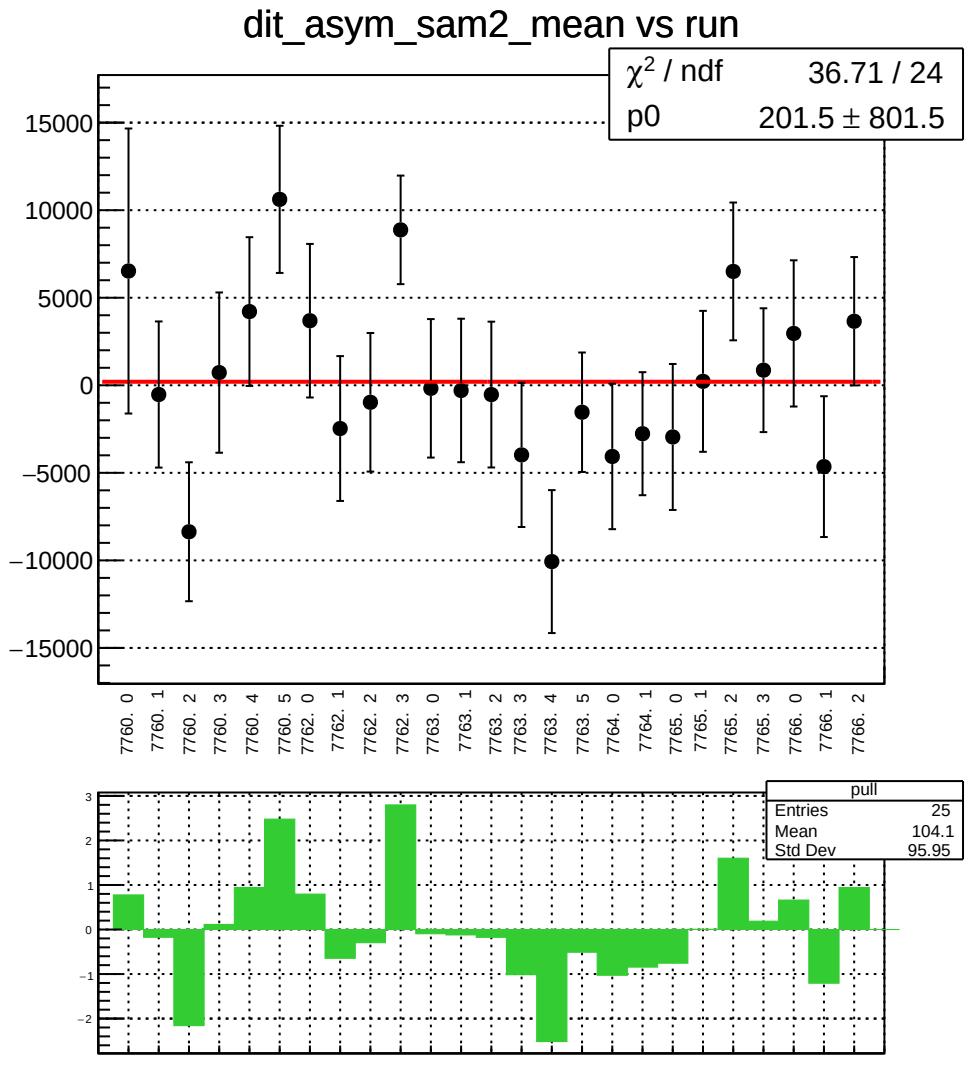
dit_asym_sam2_mean vs run
χ² / ndf 36.71 / 24
p0 201.5 ± 801.5
15000
10000
5000
0
−5000
−10000
−15000
7760. 0
7760. 1
7760. 2
7760. 3
7760. 4
7760. 5
7762. 0
7762. 1
7762. 2
7762. 3
7763. 0
7763. 1
7763. 2
7763. 3
7763. 4
7763. 5
7764. 0
7764. 1
7765. 0
7765. 1
7765. 2
7765. 3
7766. 0
7766. 1
7766. 2
pull
Entries 25
Mean 104.1
Std Dev 95.95
3
2
1
0
−1
−2

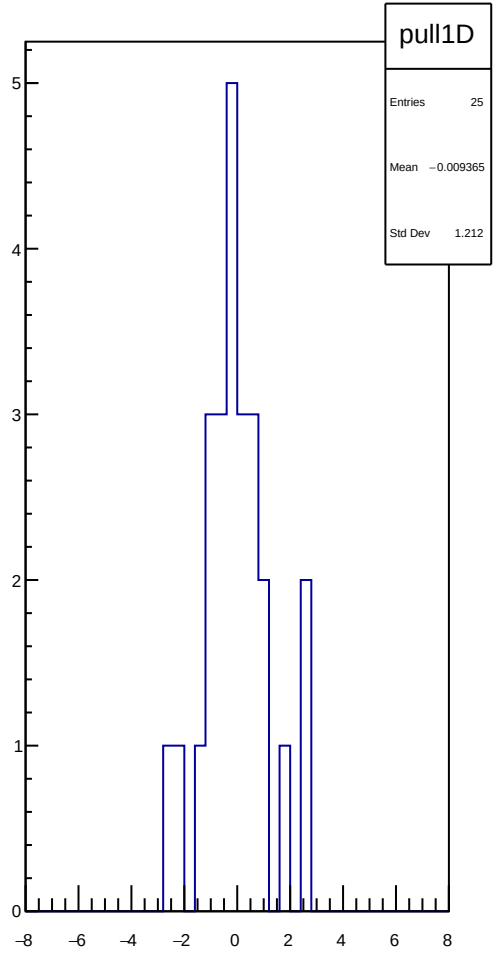
pull1D
Entries 25
Mean −0.009365
Std Dev 1.212
5
4
3
2
1
0
−8
−6
−4
−2
0
2
4
6
8

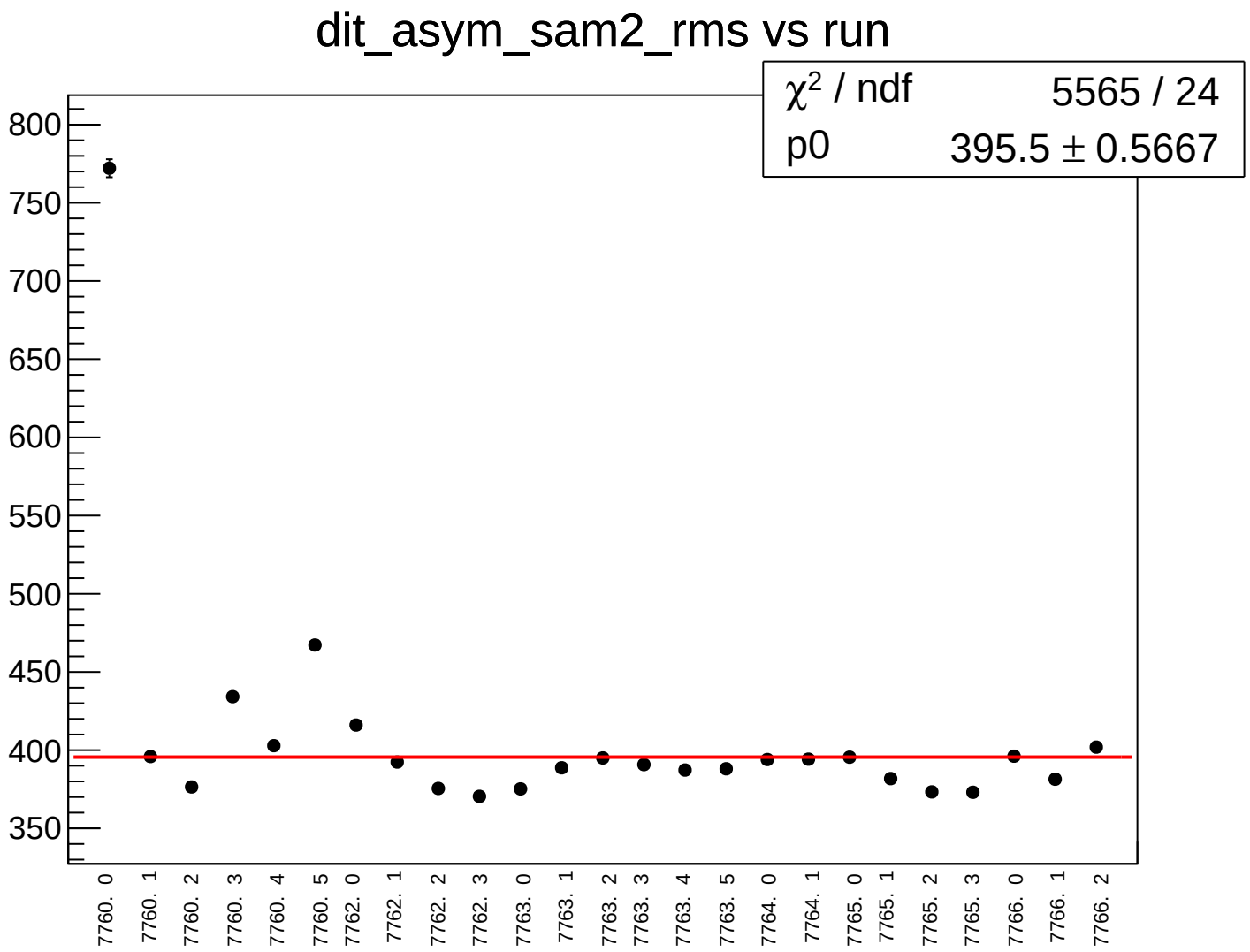
dit_asym_sam2_rms vs run
χ² / ndf 5565 / 24
p0 395.5 ± 0.5667
800
750
700
650
600
550
500
450
400
350
7760. 0
7760. 1
7760. 2
7760. 3
7760. 4
7760. 5
7762. 0
7762. 1
7762. 2
7762. 3
7763. 0
7763. 1
7763. 2
7763. 3
7763. 4
7763. 5
7764. 0
7764. 1
7765. 0
7765. 1
7765. 2
7765. 3
7766. 0
7766. 1
7766. 2

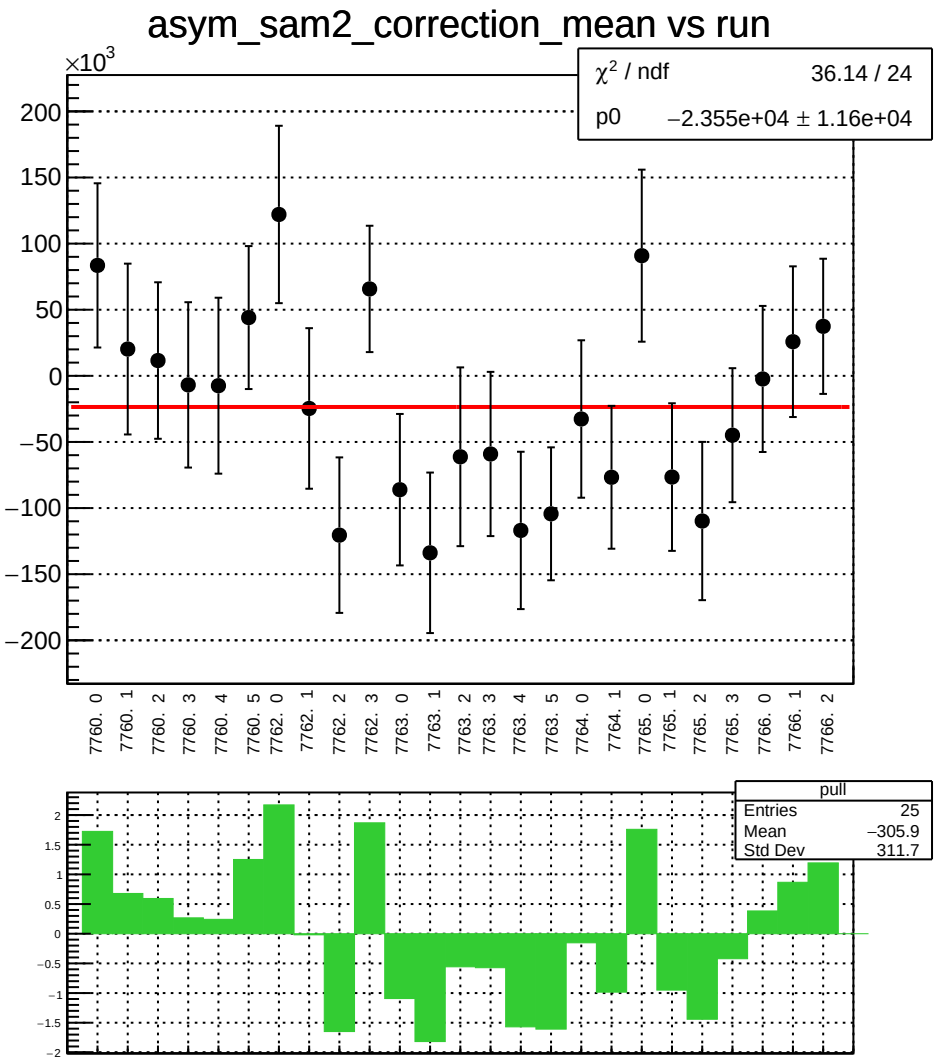
asym_sam2_correction_mean vs run
×10^3
χ² / ndf 36.14 / 24
p0 −2.355e+04 ± 1.16e+04
200
150
100
50
0
−50
−100
−150
−200
7760. 0
7760. 1
7760. 2
7760. 3
7760. 4
7760. 5
7762. 0
7762. 1
7762. 2
7762. 3
7763. 0
7763. 1
7763. 2
7763. 3
7763. 4
7763. 5
7764. 0
7764. 1
7765. 0
7765. 1
7765. 2
7765. 3
7766. 0
7766. 1
7766. 2
pull
Entries 25
Mean −305.9
Std Dev 311.7
2
1.5
1
0.5
0
−0.5
−1
−1.5
−2

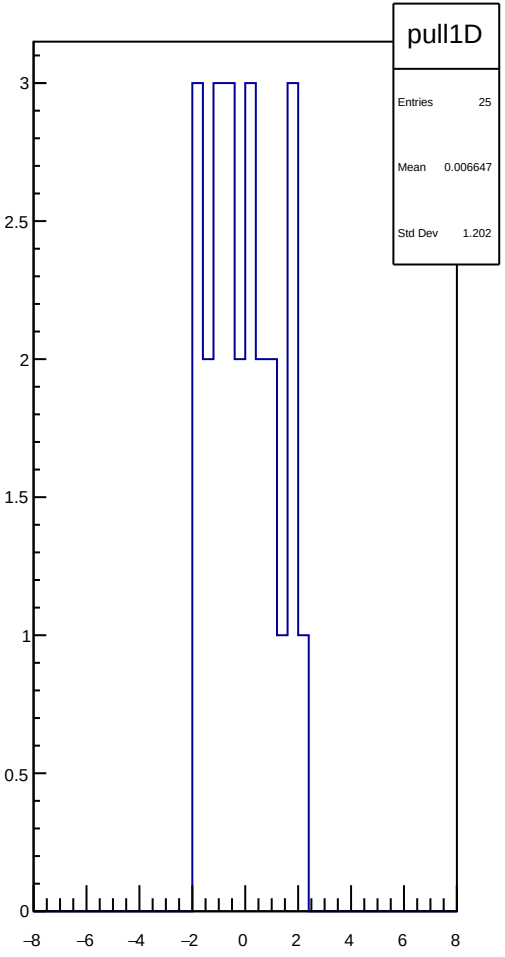
pull1D
Entries 25
Mean 0.006647
Std Dev 1.202
3
2.5
2
1.5
1
0.5
0
−8
−6
−4
−2
0
2
4
6
8

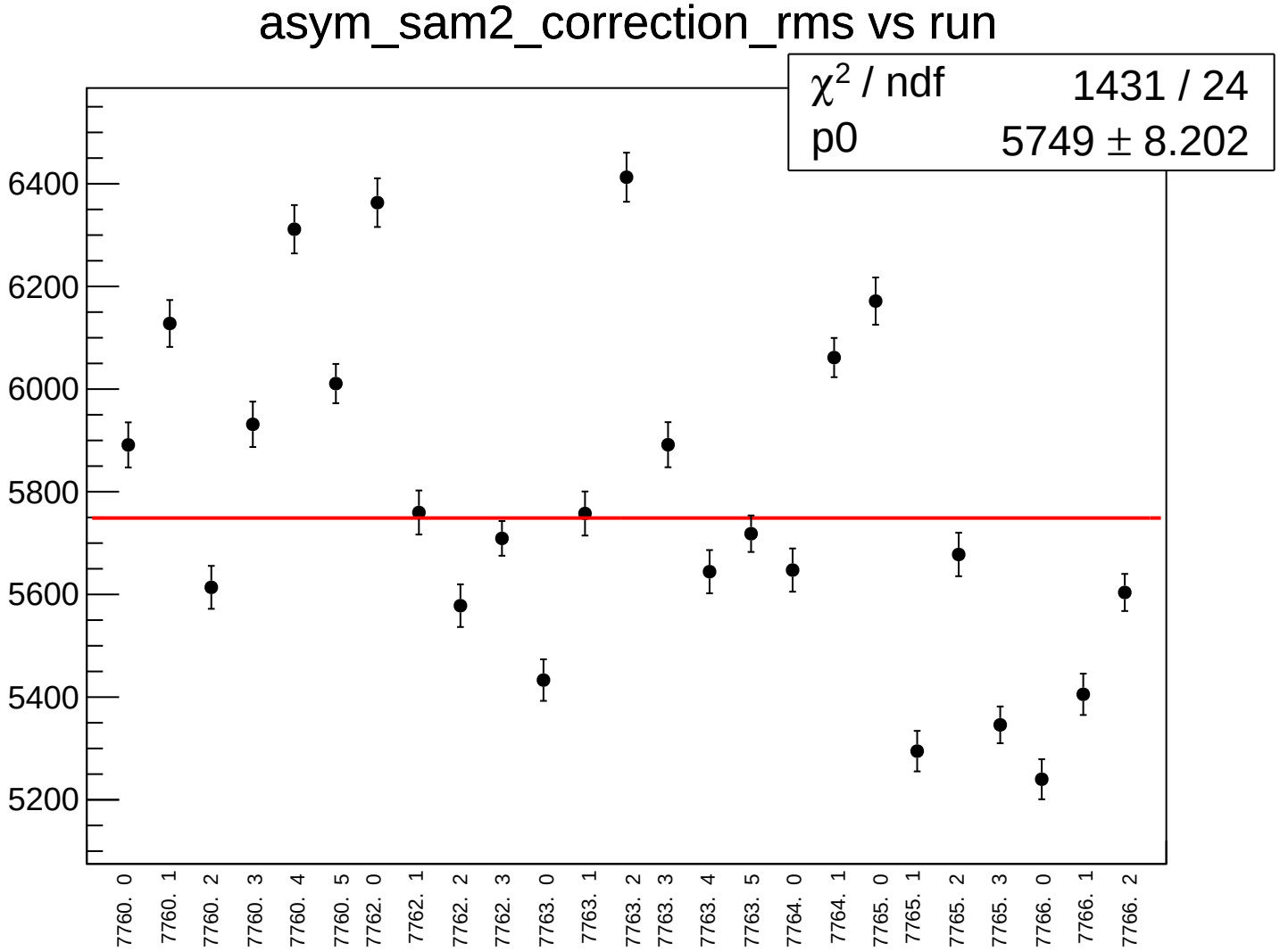
asym_sam2_correction_rms vs run
χ² / ndf 1431 / 24
p0 5749 ± 8.202
6400
6200
6000
5800
5600
5400
5200
7760. 0
7760. 1
7760. 2
7760. 3
7760. 4
7760. 5
7762. 0
7762. 1
7762. 2
7762. 3
7763. 0
7763. 1
7763. 2
7763. 3
7763. 4
7763. 5
7764. 0
7764. 1
7765. 0
7765. 1
7765. 2
7765. 3
7766. 0
7766. 1
7766. 2

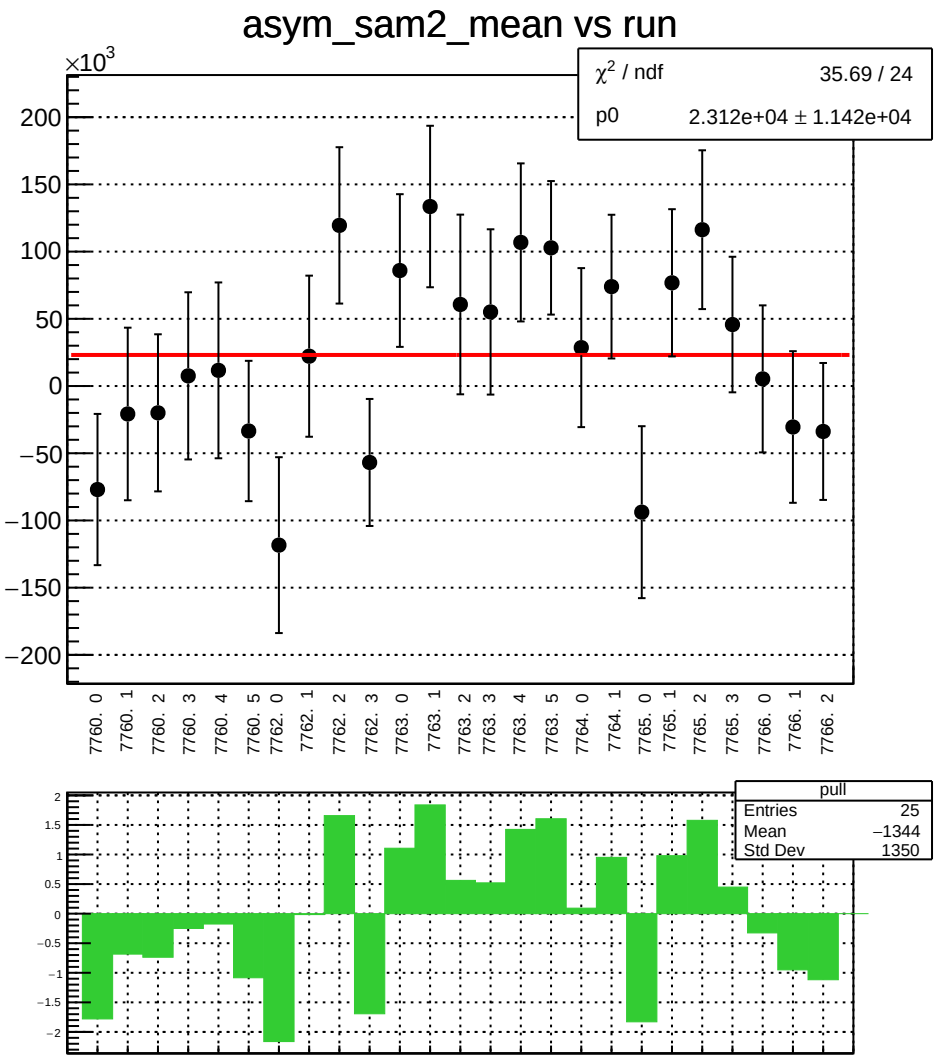
asym_sam2_mean vs run
×10^3
χ² / ndf 35.69 / 24
p0 2.312e+04 ± 1.142e+04
200
150
100
50
0
−50
−100
−150
−200
7760. 0
7760. 1
7760. 2
7760. 3
7760. 4
7760. 5
7762. 0
7762. 1
7762. 2
7762. 3
7763. 0
7763. 1
7763. 2
7763. 3
7763. 4
7763. 5
7764. 0
7764. 1
7765. 0
7765. 1
7765. 2
7765. 3
7766. 0
7766. 1
7766. 2
pull
Entries 25
Mean −1344
Std Dev 1350
2
1.5
1
0.5
0
−0.5
−1
−1.5
−2

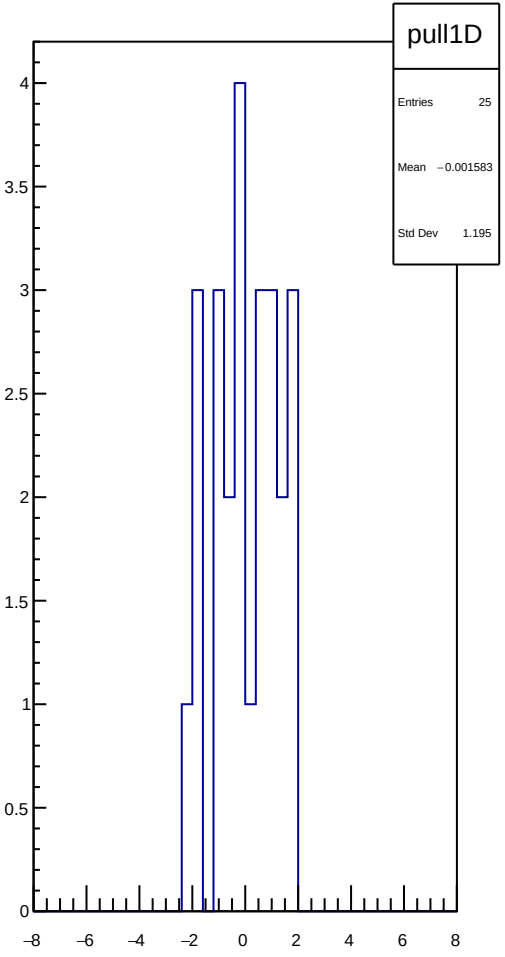
pull1D
Entries 25
Mean −0.001583
Std Dev 1.195
4
3.5
3
2.5
2
1.5
1
0.5
0
−8
−6
−4
−2
0
2
4
6
8

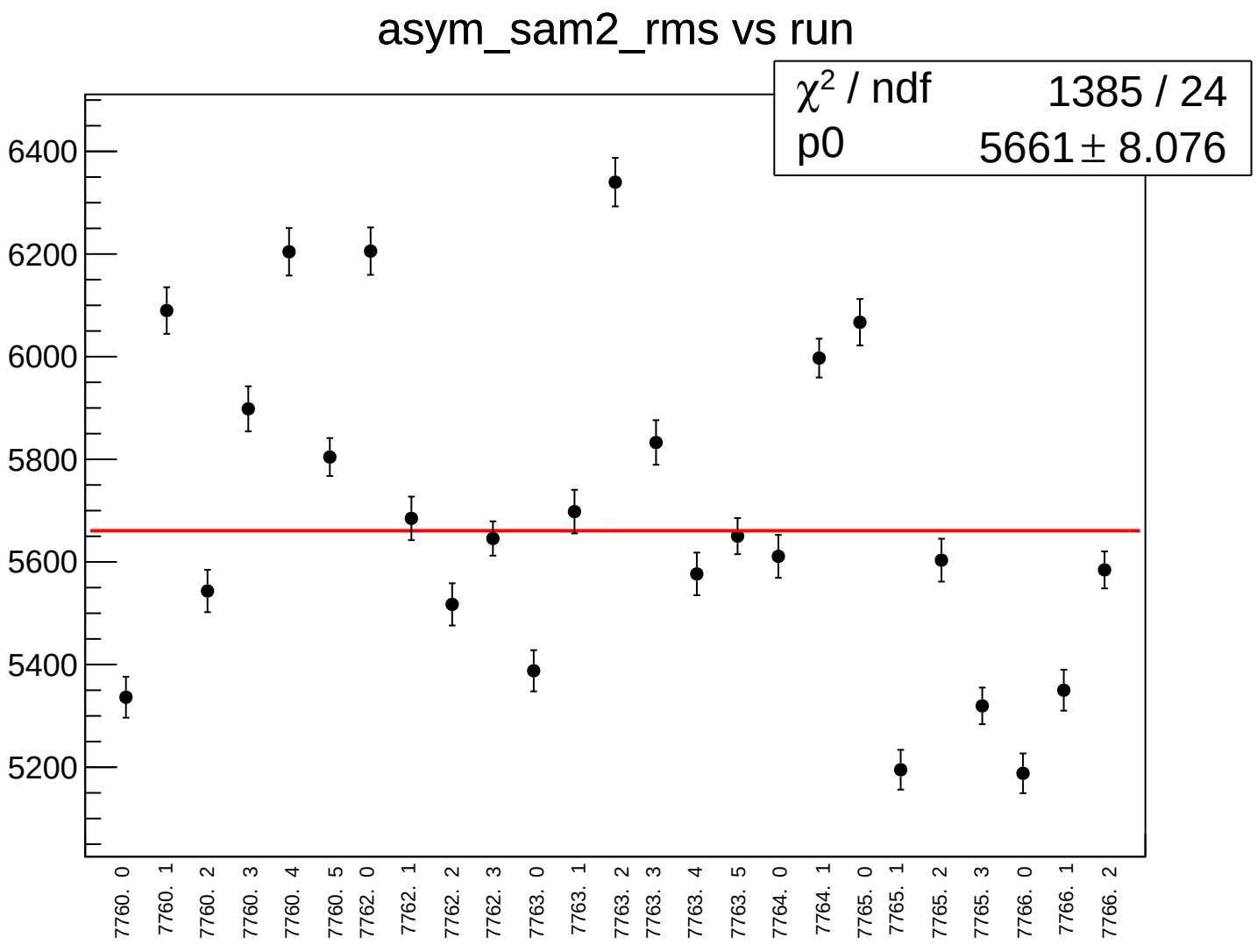
asym_sam2_rms vs run
χ2 / ndf 1385 / 24
p0 5661 ± 8.076
6400
6200
6000
5800
5600
5400
5200
7760. 0
7760. 1
7760. 2
7760. 3
7760. 4
7760. 5
7762. 0
7762. 1
7762. 2
7762. 3
7763. 0
7763. 1
7763. 2
7763. 3
7763. 4
7763. 5
7764. 0
7764. 1
7765. 0
7765. 1
7765. 2
7765. 3
7766. 0
7766. 1
7766. 2

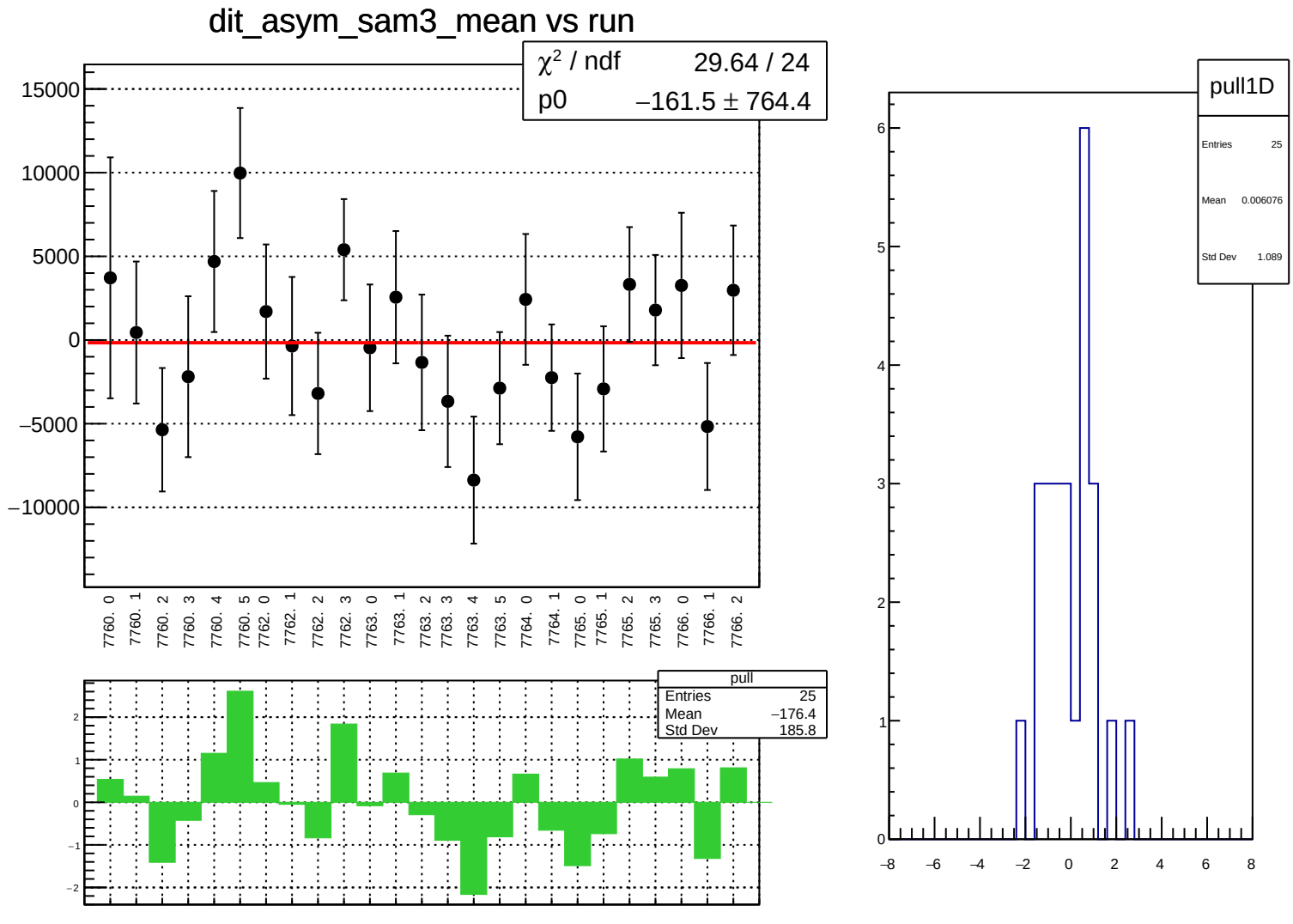
dit_asym_sam3_mean vs run
χ² / ndf 29.64 / 24
p0 −161.5 ± 764.4
15000
10000
5000
0
−5000
−10000
7760. 0
7760. 1
7760. 2
7760. 3
7760. 4
7760. 5
7762. 0
7762. 1
7762. 2
7762. 3
7763. 0
7763. 1
7763. 2
7763. 3
7763. 4
7763. 5
7764. 0
7764. 1
7765. 0
7765. 1
7765. 2
7765. 3
7766. 0
7766. 1
7766. 2
pull
Entries 25
Mean −176.4
Std Dev 185.8
2
1
0
−1
−2
pull1D
Entries 25
Mean 0.006076
Std Dev 1.089
6
5
4
3
2
1
0
−8
−6
−4
−2
0
2
4
6
8

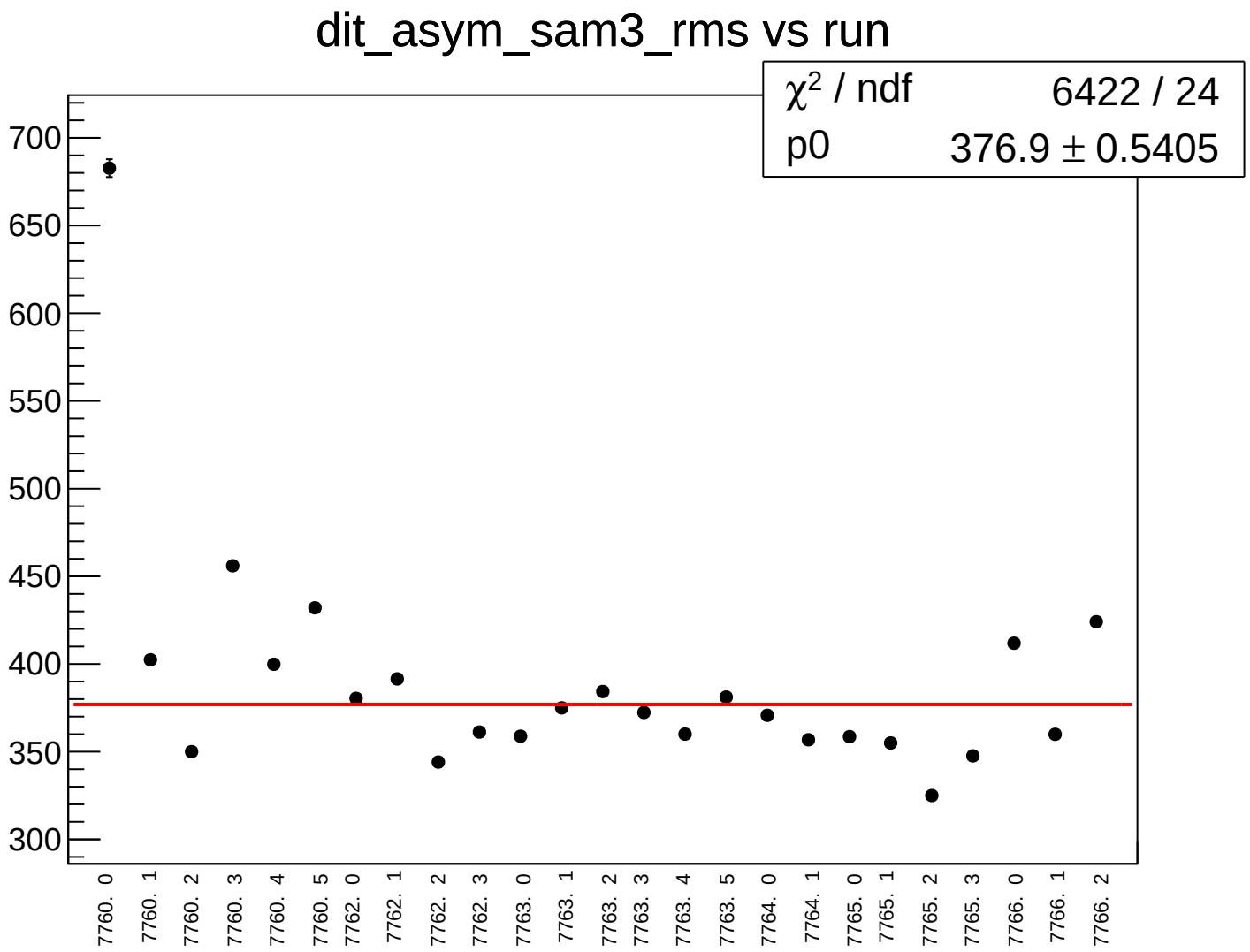
dit_asym_sam3_rms vs run
χ² / ndf 6422 / 24
p0 376.9 ± 0.5405
700
650
600
550
500
450
400
350
300
7760. 0
7760. 1
7760. 2
7760. 3
7760. 4
7760. 5
7762. 0
7762. 1
7762. 2
7762. 3
7763. 0
7763. 1
7763. 2
7763. 3
7763. 4
7763. 5
7764. 0
7764. 1
7765. 0
7765. 1
7765. 2
7765. 3
7766. 0
7766. 1
7766. 2

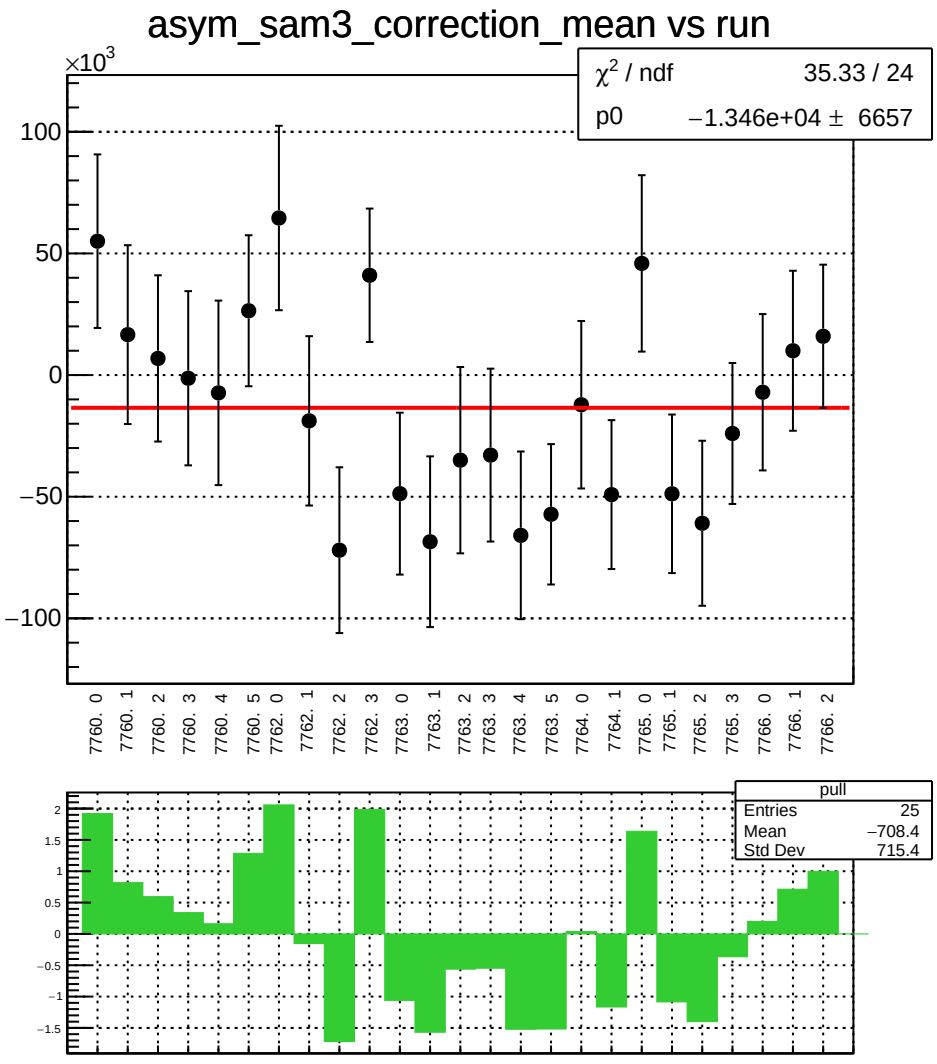
asym_sam3_correction_mean vs run
×10^3
χ² / ndf 35.33 / 24
p0 −1.346e+04 ± 6657
100
50
0
−50
−100
7760. 0
7760. 1
7760. 2
7760. 3
7760. 4
7760. 5
7762. 0
7762. 1
7762. 2
7762. 3
7763. 0
7763. 1
7763. 2
7763. 3
7763. 4
7763. 5
7764. 0
7764. 1
7765. 0
7765. 1
7765. 2
7765. 3
7766. 0
7766. 1
7766. 2
pull
Entries 25
Mean −708.4
Std Dev 715.4
2
1.5
1
0.5
0
−0.5
−1
−1.5

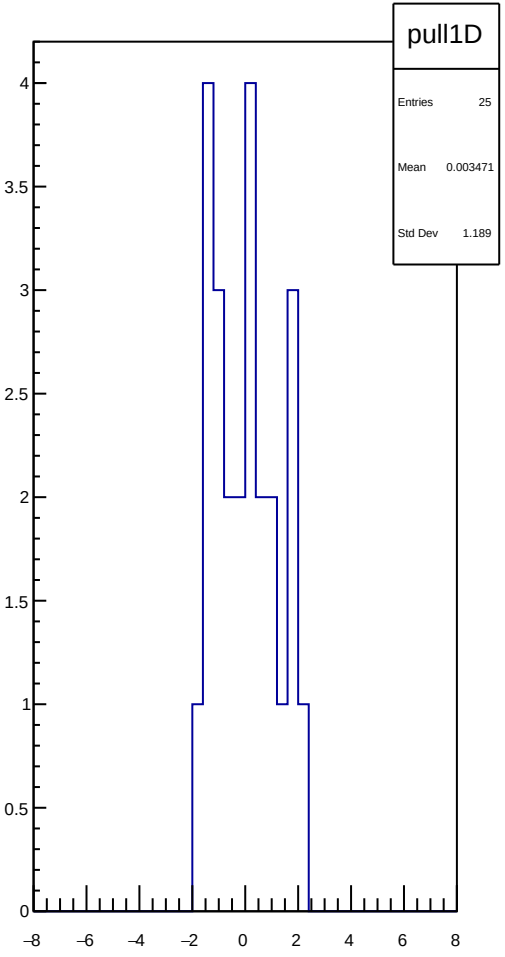
pull1D
Entries 25
Mean 0.003471
Std Dev 1.189
4
3.5
3
2.5
2
1.5
1
0.5
0
−8
−6
−4
−2
0
2
4
6
8

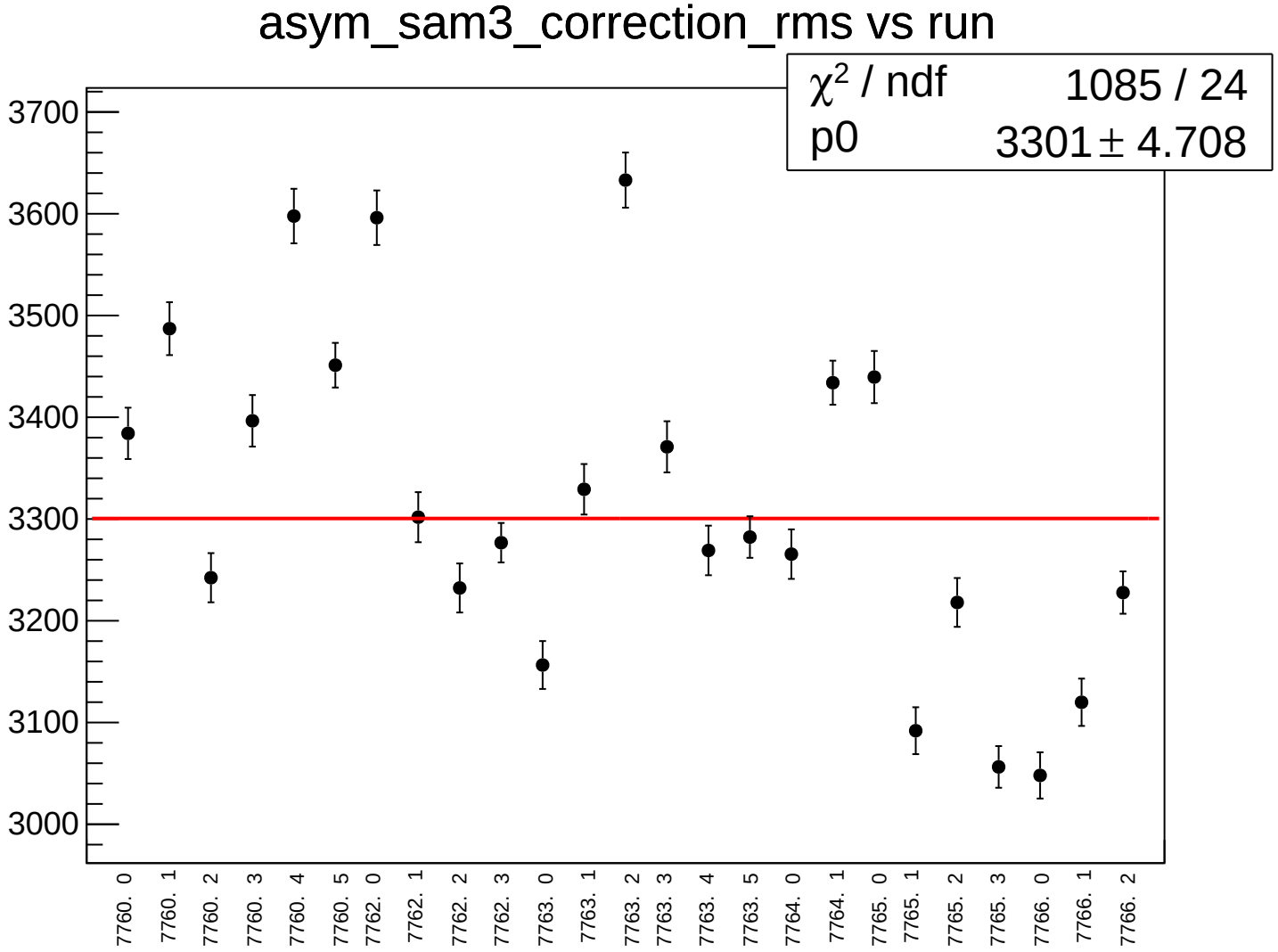
asym_sam3_correction_rms vs run
χ² / ndf 1085 / 24
p0 3301 ± 4.708
3700
3600
3500
3400
3300
3200
3100
3000
7760. 0
7760. 1
7760. 2
7760. 3
7760. 4
7760. 5
7762. 0
7762. 1
7762. 2
7762. 3
7763. 0
7763. 1
7763. 2
7763. 3
7763. 4
7763. 5
7764. 0
7764. 1
7765. 0
7765. 1
7765. 2
7765. 3
7766. 0
7766. 1
7766. 2

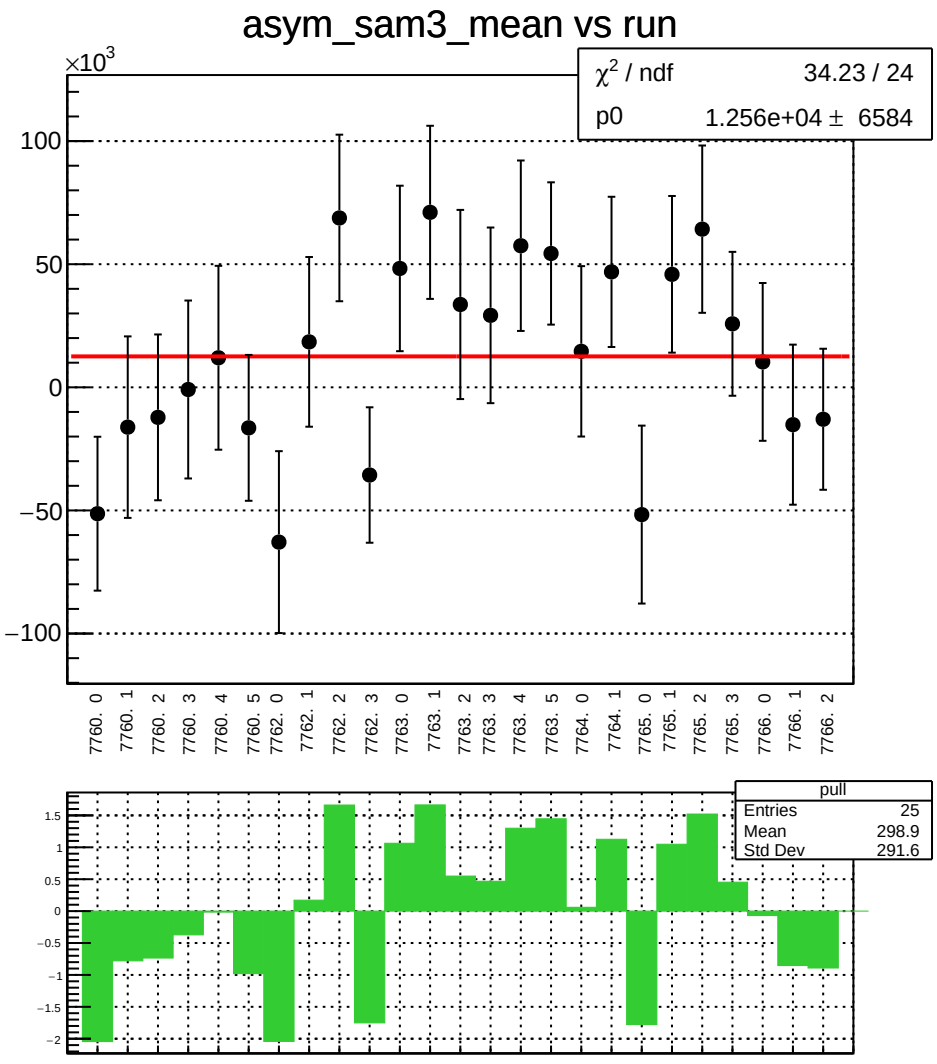
asym_sam3_mean vs run
×10^3
χ² / ndf 34.23 / 24
p0 1.256e+04 ± 6584
100
50
0
−50
−100
7760. 0
7760. 1
7760. 2
7760. 3
7760. 4
7760. 5
7762. 0
7762. 1
7762. 2
7762. 3
7763. 0
7763. 1
7763. 2
7763. 3
7763. 4
7763. 5
7764. 0
7764. 1
7765. 0
7765. 1
7765. 2
7765. 3
7766. 0
7766. 1
7766. 2
pull
Entries 25
Mean 298.9
Std Dev 291.6
1.5
1
0.5
0
−0.5
−1
−1.5
−2

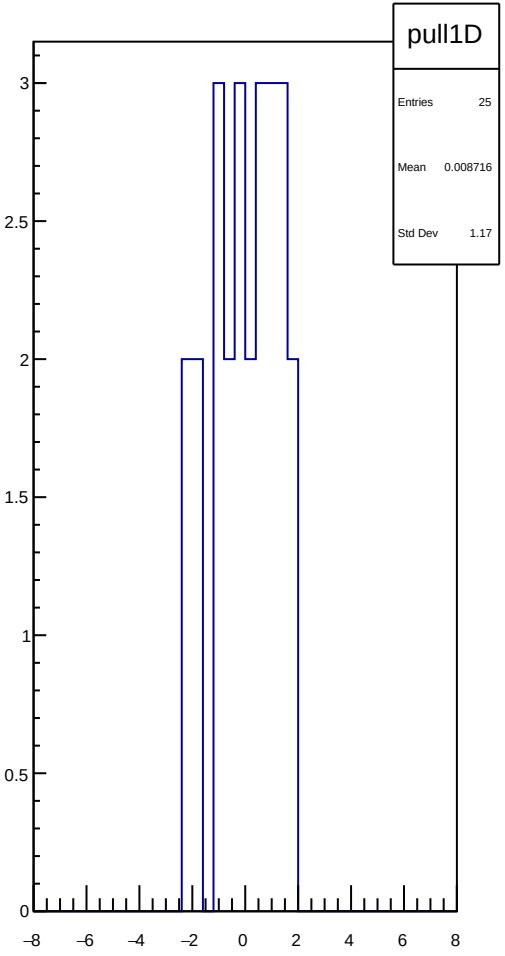
pull1D
Entries 25
Mean 0.008716
Std Dev 1.17
3
2.5
2
1.5
1
0.5
0
−8
−6
−4
−2
0
2
4
6
8

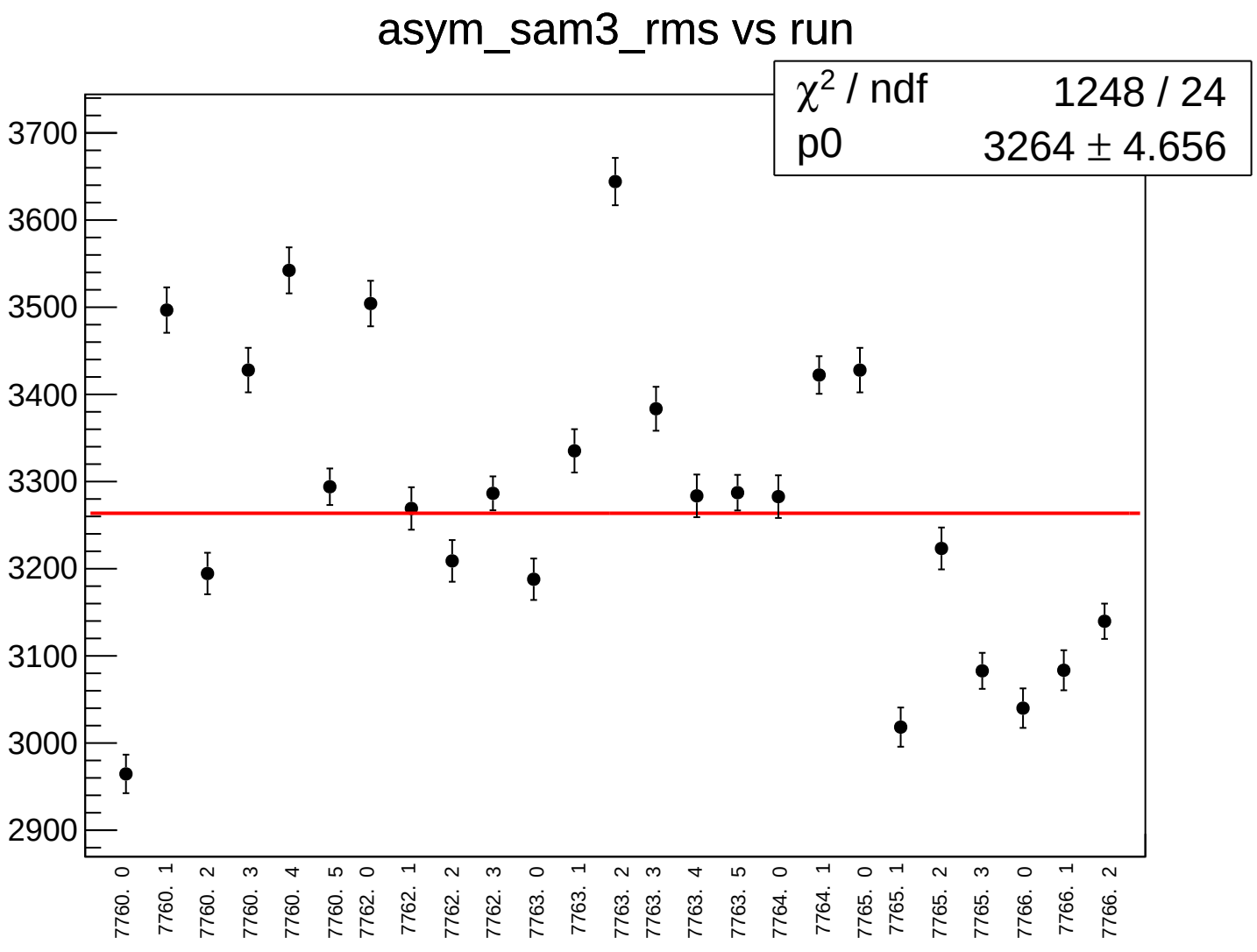
asym_sam3_rms vs run
χ2 / ndf 1248 / 24
p0 3264 ± 4.656
3700
3600
3500
3400
3300
3200
3100
3000
2900
7760. 0
7760. 1
7760. 2
7760. 3
7760. 4
7760. 5
7762. 0
7762. 1
7762. 2
7762. 3
7763. 0
7763. 1
7763. 2
7763. 3
7763. 4
7763. 5
7764. 0
7764. 1
7765. 0
7765. 1
7765. 2
7765. 3
7766. 0
7766. 1
7766. 2

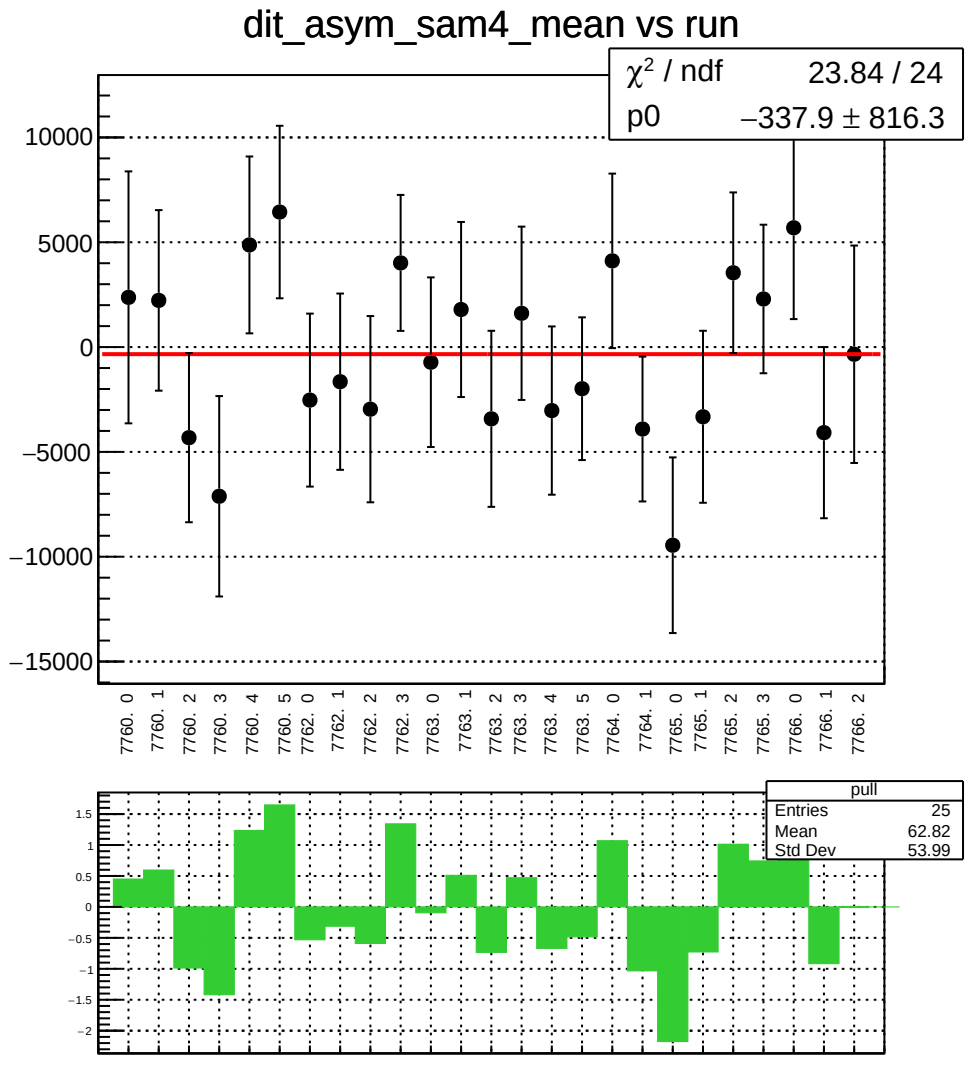
dit_asym_sam4_mean vs run
χ² / ndf 23.84 / 24
p0 −337.9 ± 816.3
10000
5000
0
−5000
−10000
−15000
7760. 0
7760. 1
7760. 2
7760. 3
7760. 4
7760. 5
7762. 0
7762. 1
7762. 2
7762. 3
7763. 0
7763. 1
7763. 2
7763. 3
7763. 4
7763. 5
7764. 0
7764. 1
7765. 0
7765. 1
7765. 2
7765. 3
7766. 0
7766. 1
7766. 2
pull
Entries 25
Mean 62.82
Std Dev 53.99
1.5
1
0.5
0
−0.5
−1
−1.5
−2

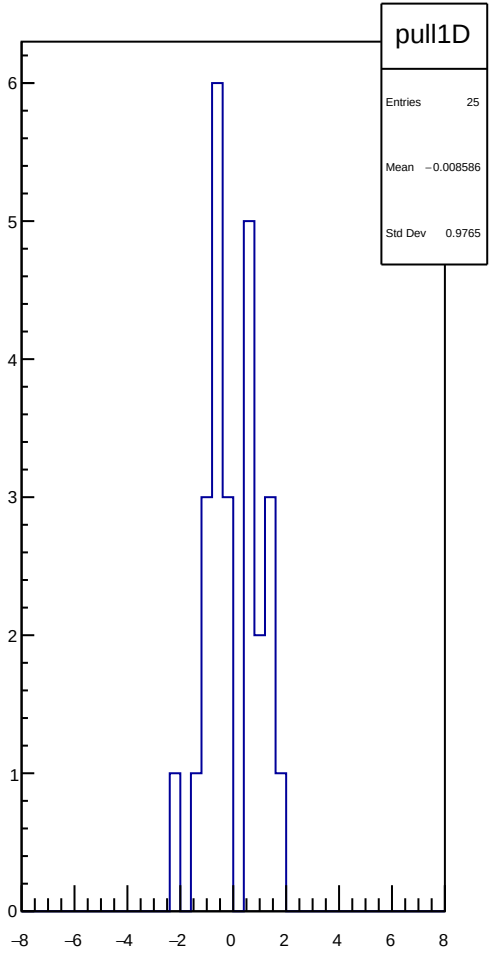
pull1D
Entries 25
Mean −0.008586
Std Dev 0.9765
6
5
4
3
2
1
0
−8
−6
−4
−2
0
2
4
6
8

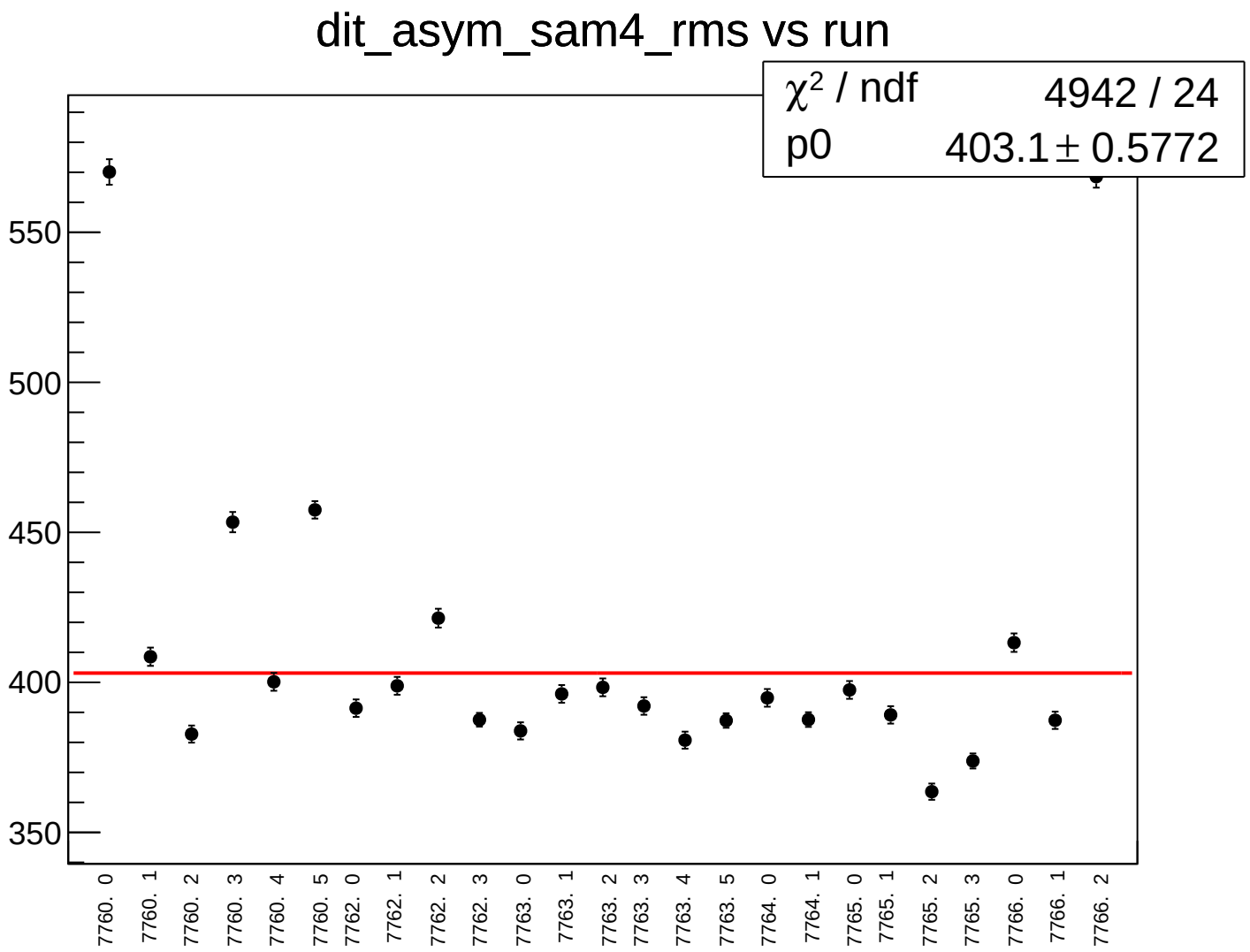
dit_asym_sam4_rms vs run
χ² / ndf 4942 / 24
p0 403.1 ± 0.5772
550
500
450
400
350
7760. 0
7760. 1
7760. 2
7760. 3
7760. 4
7760. 5
7762. 0
7762. 1
7762. 2
7762. 3
7763. 0
7763. 1
7763. 2
7763. 3
7763. 4
7763. 5
7764. 0
7764. 1
7765. 0
7765. 1
7765. 2
7765. 3
7766. 0
7766. 1
7766. 2

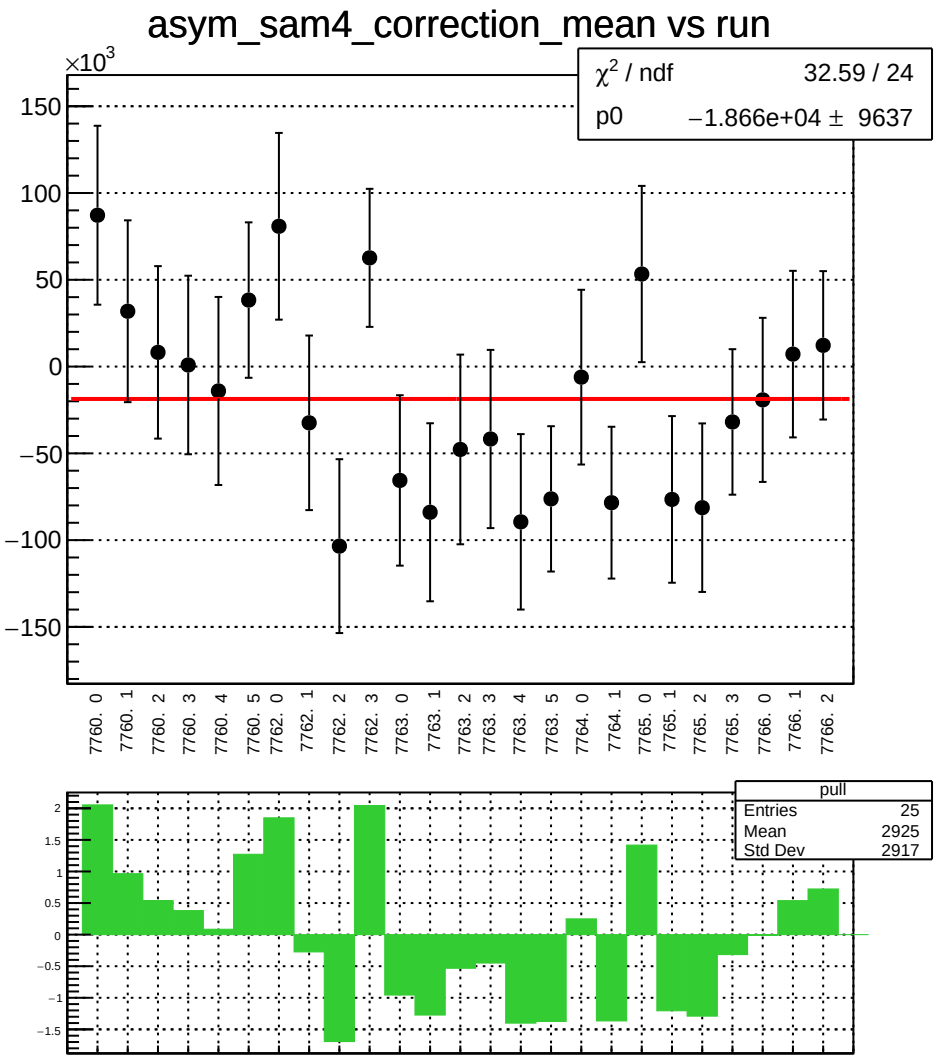
asym_sam4_correction_mean vs run
×10^3
χ² / ndf 32.59 / 24
p0 −1.866e+04 ± 9637
150
100
50
0
−50
−100
−150
7760. 0
7760. 1
7760. 2
7760. 3
7760. 4
7760. 5
7762. 0
7762. 1
7762. 2
7762. 3
7763. 0
7763. 1
7763. 2
7763. 3
7763. 4
7763. 5
7764. 0
7764. 1
7765. 0
7765. 1
7765. 2
7765. 3
7766. 0
7766. 1
7766. 2
pull
Entries 25
Mean 2925
Std Dev 2917
2
1.5
1
0.5
0
−0.5
−1
−1.5

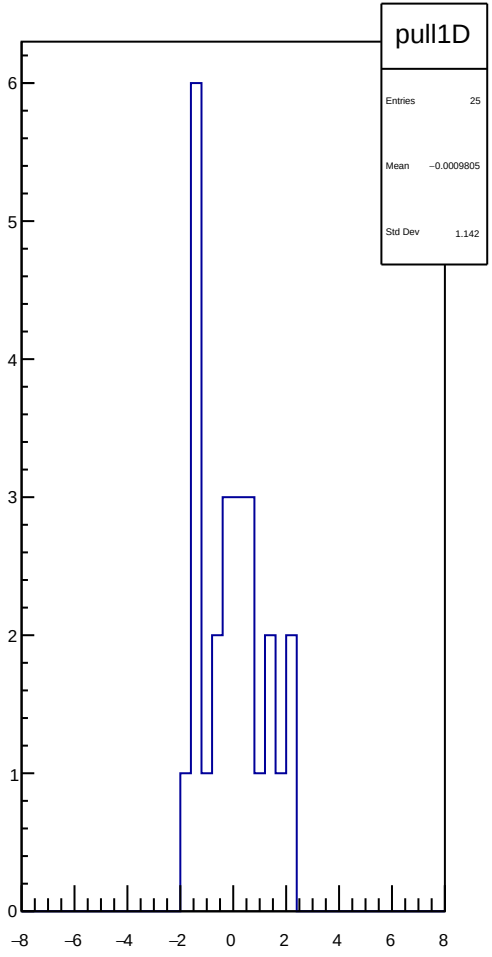
pull1D
Entries 25
Mean −0.0009805
Std Dev 1.142
6
5
4
3
2
1
0
−8
−6
−4
−2
0
2
4
6
8

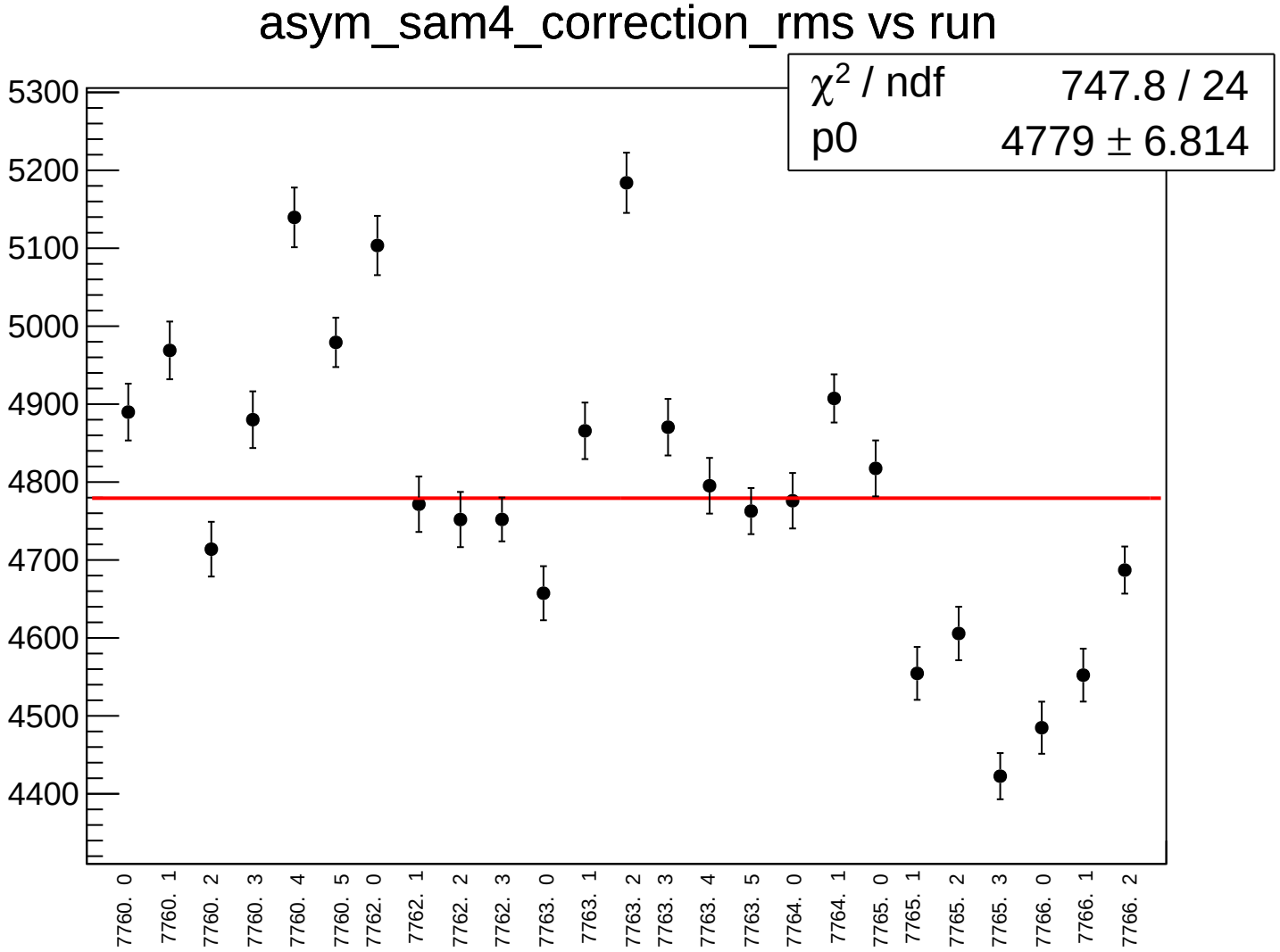
asym_sam4_correction_rms vs run
χ2 / ndf 747.8 / 24
p0 4779 ± 6.814
5300
5200
5100
5000
4900
4800
4700
4600
4500
4400
7760. 0
7760. 1
7760. 2
7760. 3
7760. 4
7760. 5
7762. 0
7762. 1
7762. 2
7762. 3
7763. 0
7763. 1
7763. 2
7763. 3
7763. 4
7763. 5
7764. 0
7764. 1
7765. 0
7765. 1
7765. 2
7765. 3
7766. 0
7766. 1
7766. 2

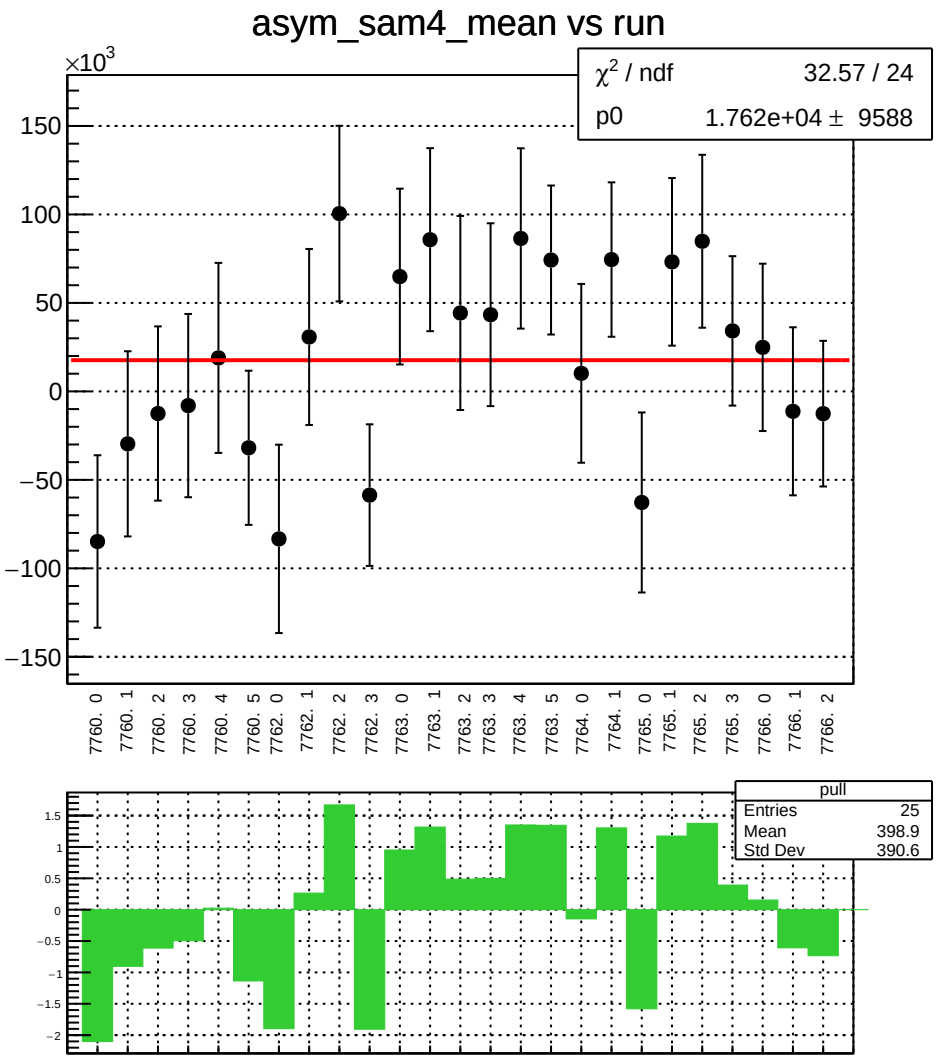
asym_sam4_mean vs run
×10^3
χ² / ndf 32.57 / 24
p0 1.762e+04 ± 9588
150
100
50
0
−50
−100
−150
7760. 0
7760. 1
7760. 2
7760. 3
7760. 4
7760. 5
7762. 0
7762. 1
7762. 2
7762. 3
7763. 0
7763. 1
7763. 2
7763. 3
7763. 4
7763. 5
7764. 0
7764. 1
7765. 0
7765. 1
7765. 2
7765. 3
7766. 0
7766. 1
7766. 2
pull
Entries 25
Mean 398.9
Std Dev 390.6
1.5
1
0.5
0
−0.5
−1
−1.5
−2

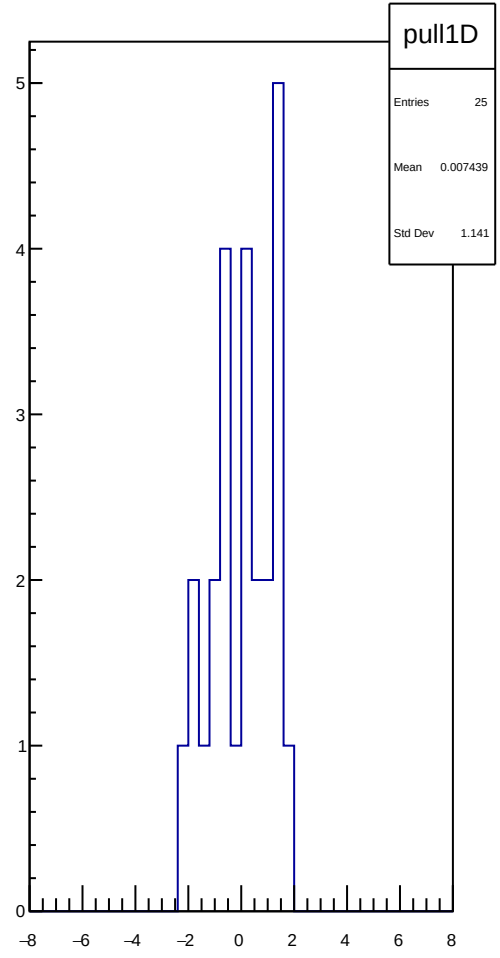
pull1D
Entries 25
Mean 0.007439
Std Dev 1.141
5
4
3
2
1
0
−8
−6
−4
−2
0
2
4
6
8

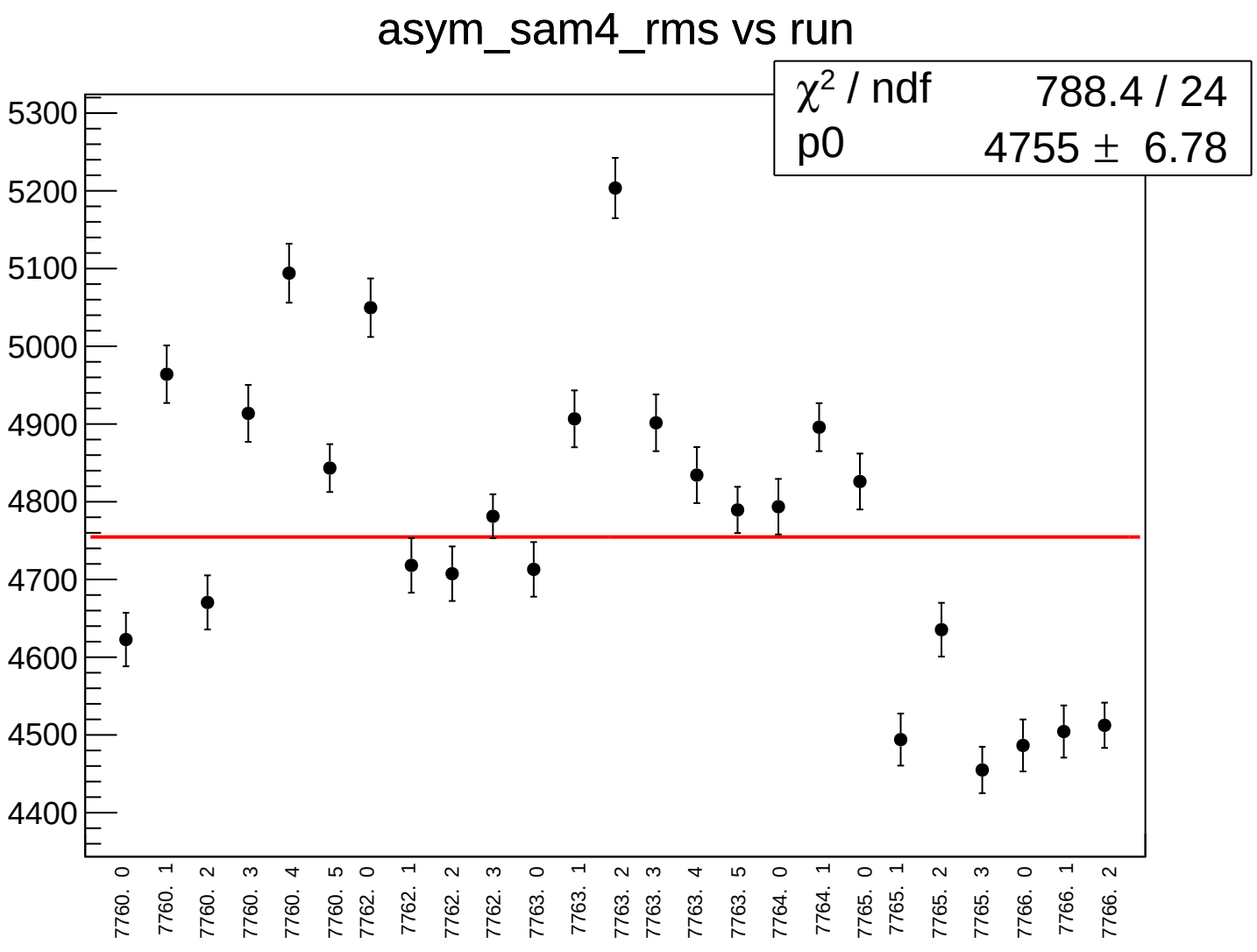
asym_sam4_rms vs run
χ² / ndf 788.4 / 24
p0 4755 ± 6.78
5300
5200
5100
5000
4900
4800
4700
4600
4500
4400
7760. 0
7760. 1
7760. 2
7760. 3
7760. 4
7760. 5
7762. 0
7762. 1
7762. 2
7762. 3
7763. 0
7763. 1
7763. 2
7763. 3
7763. 4
7763. 5
7764. 0
7764. 1
7765. 0
7765. 1
7765. 2
7765. 3
7766. 0
7766. 1
7766. 2

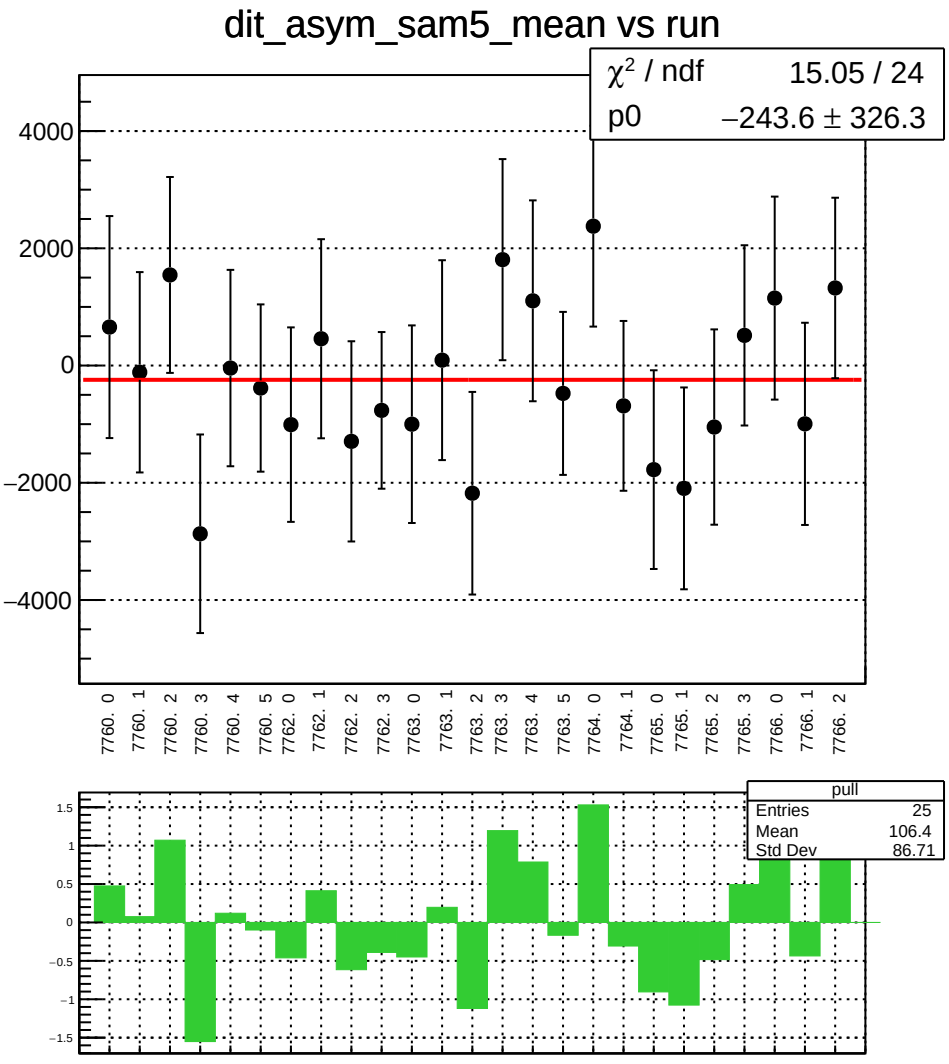
dit_asym_sam5_mean vs run
χ² / ndf 15.05 / 24
p0 −243.6 ± 326.3
4000
2000
0
−2000
−4000
7760. 0
7760. 1
7760. 2
7760. 3
7760. 4
7760. 5
7762. 0
7762. 1
7762. 2
7762. 3
7763. 0
7763. 1
7763. 2
7763. 3
7763. 4
7763. 5
7764. 0
7764. 1
7765. 0
7765. 1
7765. 2
7765. 3
7766. 0
7766. 1
7766. 2
pull
Entries 25
Mean 106.4
Std Dev 86.71
1.5
1
0.5
0
−0.5
−1
−1.5

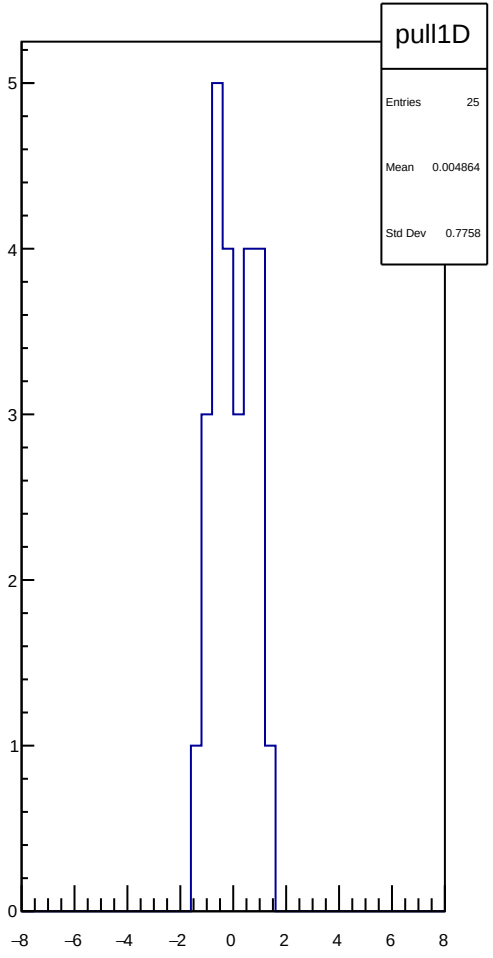
pull1D
Entries 25
Mean 0.004864
Std Dev 0.7758
5
4
3
2
1
0
−8
−6
−4
−2
0
2
4
6
8

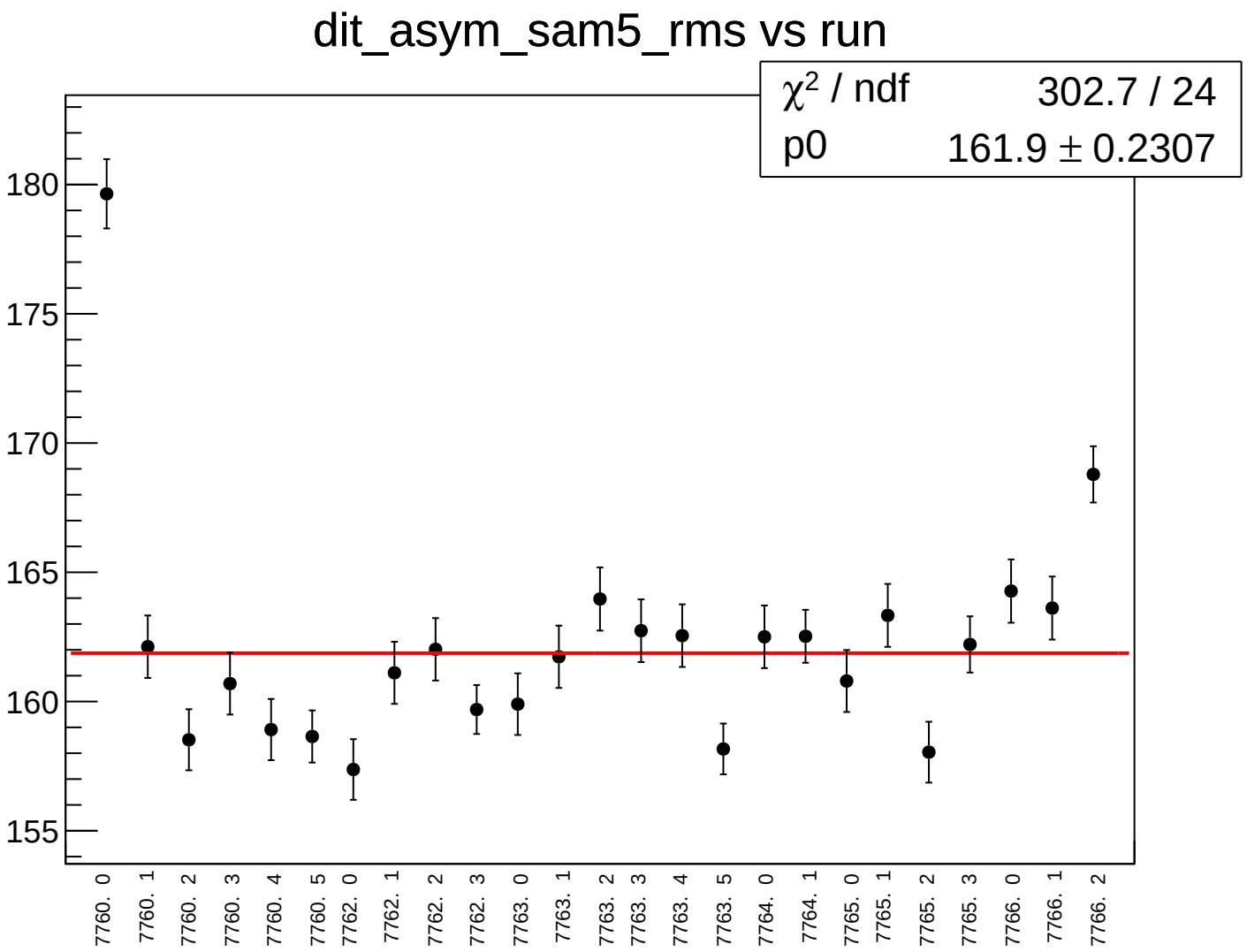
dit_asym_sam5_rms vs run
χ² / ndf 302.7 / 24
p0 161.9 ± 0.2307
180
175
170
165
160
155
7760. 0
7760. 1
7760. 2
7760. 3
7760. 4
7760. 5
7762. 0
7762. 1
7762. 2
7762. 3
7763. 0
7763. 1
7763. 2
7763. 3
7763. 4
7763. 5
7764. 0
7764. 1
7765. 0
7765. 1
7765. 2
7765. 3
7766. 0
7766. 1
7766. 2

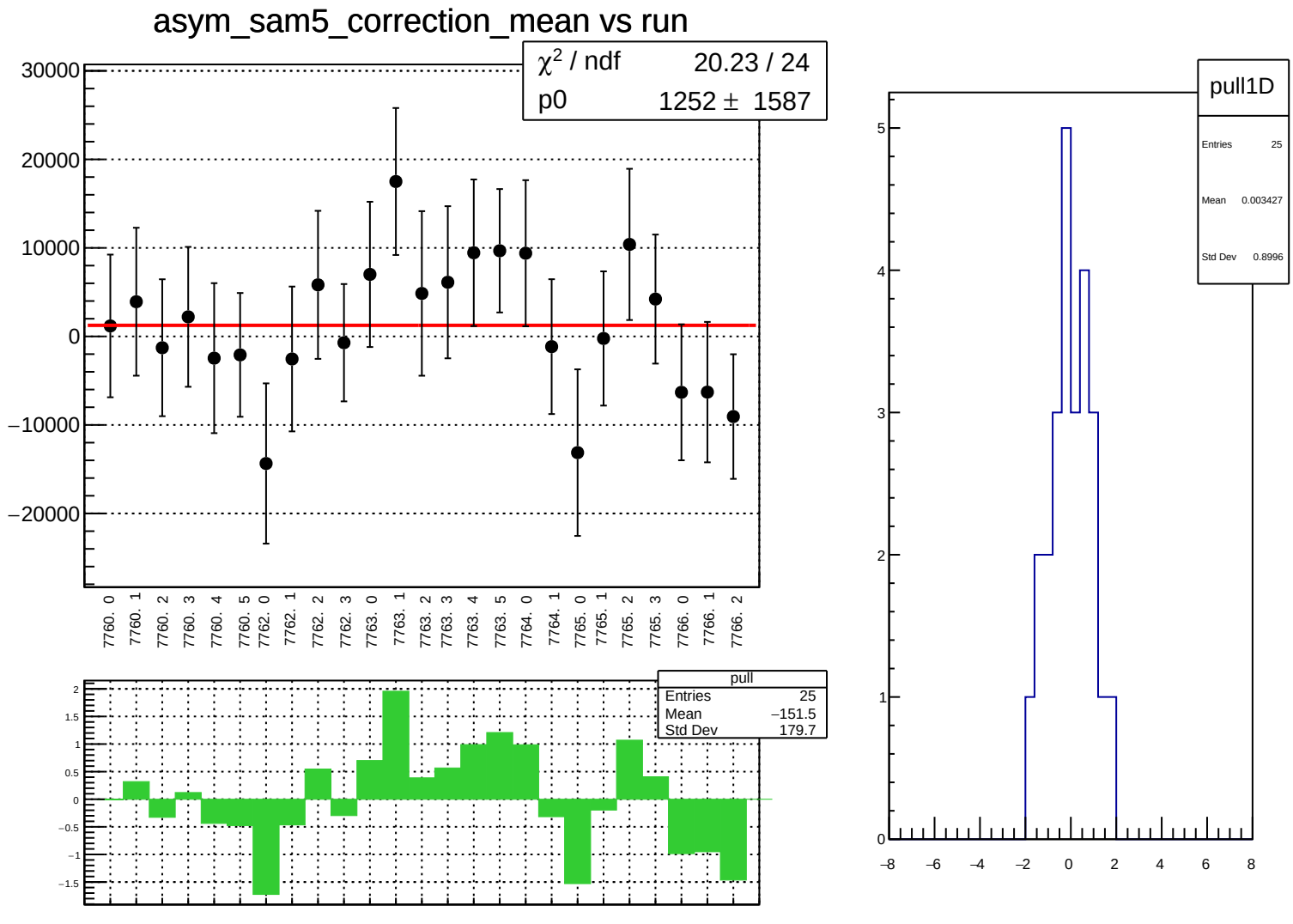
asym_sam5_correction_mean vs run
χ² / ndf 20.23 / 24
p0 1252 ± 1587
30000
20000
10000
0
−10000
−20000
7760. 0
7760. 1
7760. 2
7760. 3
7760. 4
7760. 5
7762. 0
7762. 1
7762. 2
7762. 3
7763. 0
7763. 1
7763. 2
7763. 3
7763. 4
7763. 5
7764. 0
7764. 1
7765. 0
7765. 1
7765. 2
7765. 3
7766. 0
7766. 1
7766. 2
pull
Entries 25
Mean −151.5
Std Dev 179.7
2
1.5
1
0.5
0
−0.5
−1
−1.5
pull1D
Entries 25
Mean 0.003427
Std Dev 0.8996
5
4
3
2
1
0
−8
−6
−4
−2
0
2
4
6
8

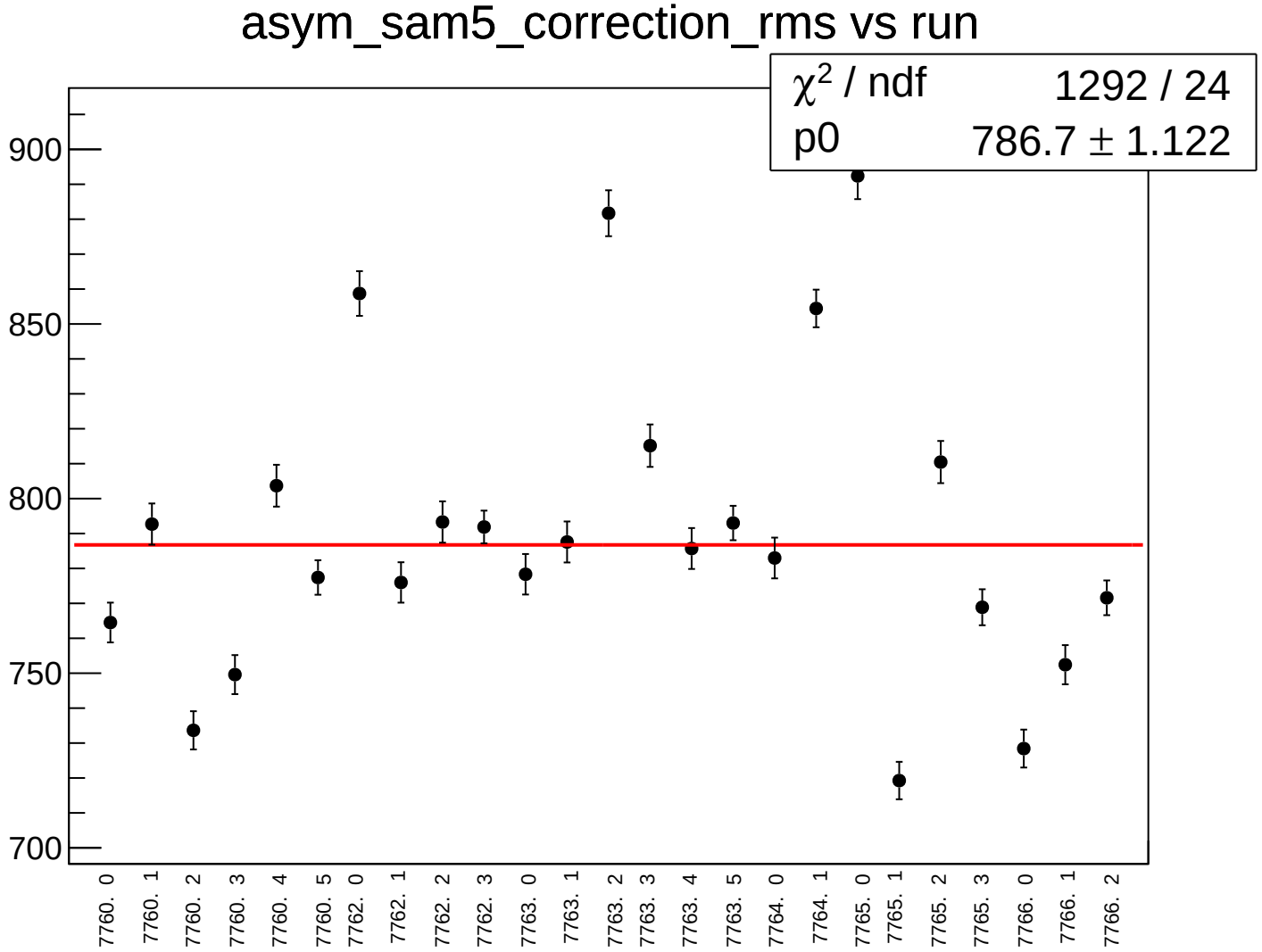
asym_sam5_correction_rms vs run
χ² / ndf 1292 / 24
p0 786.7 ± 1.122
900
850
800
750
700
7760. 0
7760. 1
7760. 2
7760. 3
7760. 4
7760. 5
7762. 0
7762. 1
7762. 2
7762. 3
7763. 0
7763. 1
7763. 2
7763. 3
7763. 4
7763. 5
7764. 0
7764. 1
7765. 0
7765. 1
7765. 2
7765. 3
7766. 0
7766. 1
7766. 2

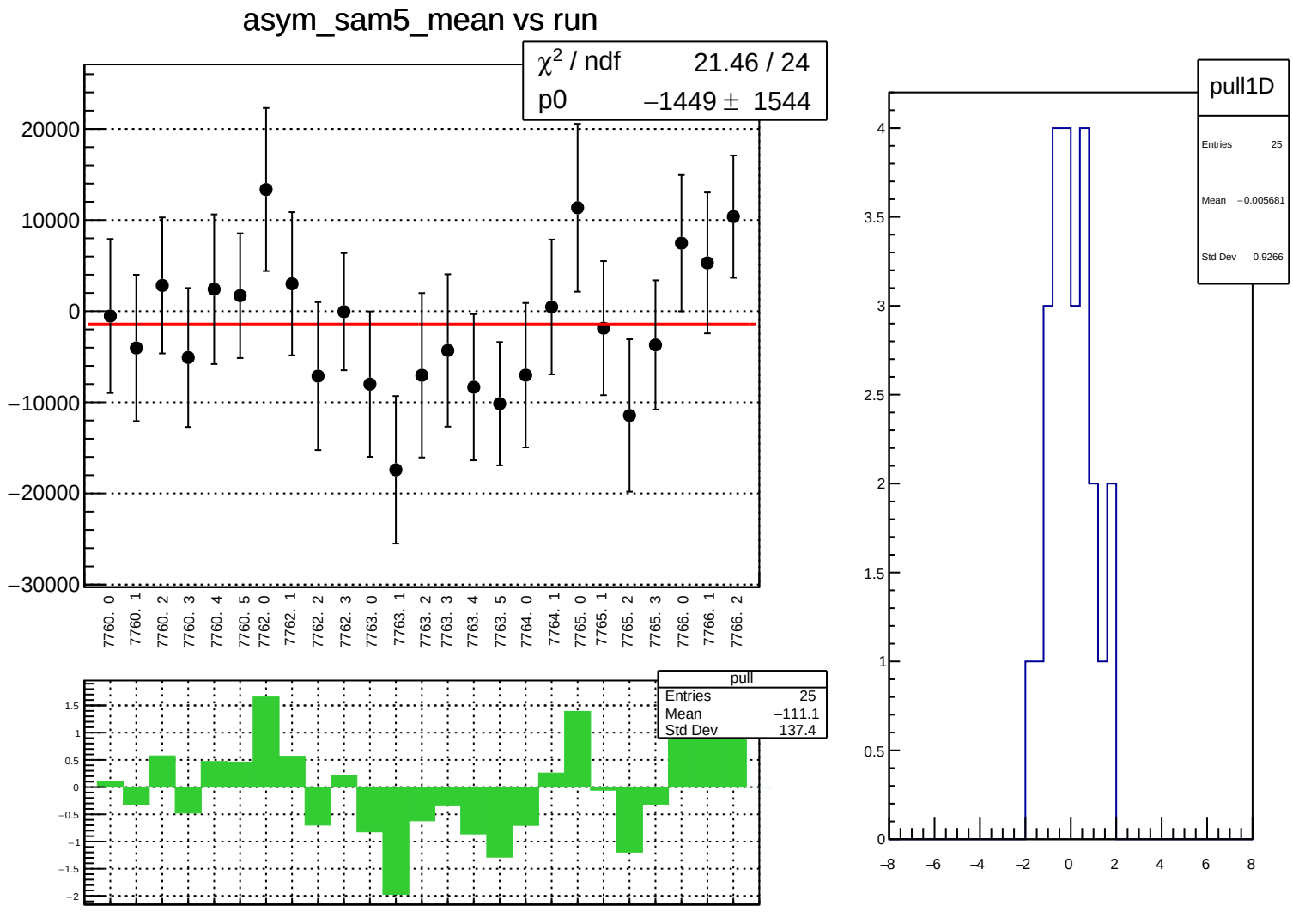
asym_sam5_mean vs run
χ² / ndf 21.46 / 24
p0 −1449 ± 1544
20000
10000
0
−10000
−20000
−30000
7760. 0
7760. 1
7760. 2
7760. 3
7760. 4
7760. 5
7762. 0
7762. 1
7762. 2
7762. 3
7763. 0
7763. 1
7763. 2
7763. 3
7763. 4
7763. 5
7764. 0
7764. 1
7765. 0
7765. 1
7765. 2
7765. 3
7766. 0
7766. 1
7766. 2
pull
Entries 25
Mean −111.1
Std Dev 137.4
1.5
1
0.5
0
−0.5
−1
−1.5
−2
pull1D
Entries 25
Mean −0.005681
Std Dev 0.9266
4
3.5
3
2.5
2
1.5
1
0.5
0
−8
−6
−4
−2
0
2
4
6
8

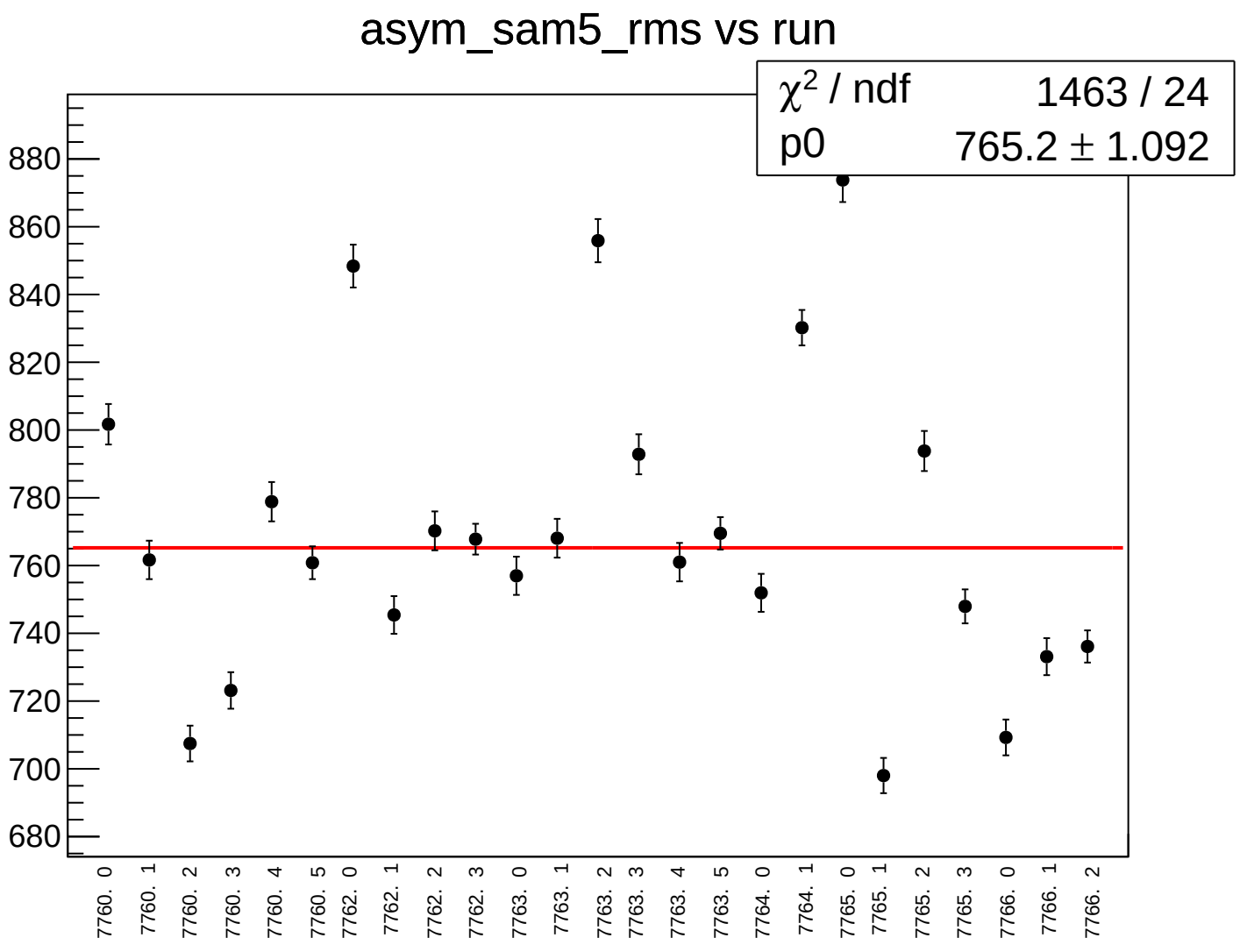
asym_sam5_rms vs run
χ2 / ndf 1463 / 24
p0 765.2 ± 1.092
880
860
840
820
800
780
760
740
720
700
680
7760. 0
7760. 1
7760. 2
7760. 3
7760. 4
7760. 5
7762. 0
7762. 1
7762. 2
7762. 3
7763. 0
7763. 1
7763. 2
7763. 3
7763. 4
7763. 5
7764. 0
7764. 1
7765. 0
7765. 1
7765. 2
7765. 3
7766. 0
7766. 1
7766. 2

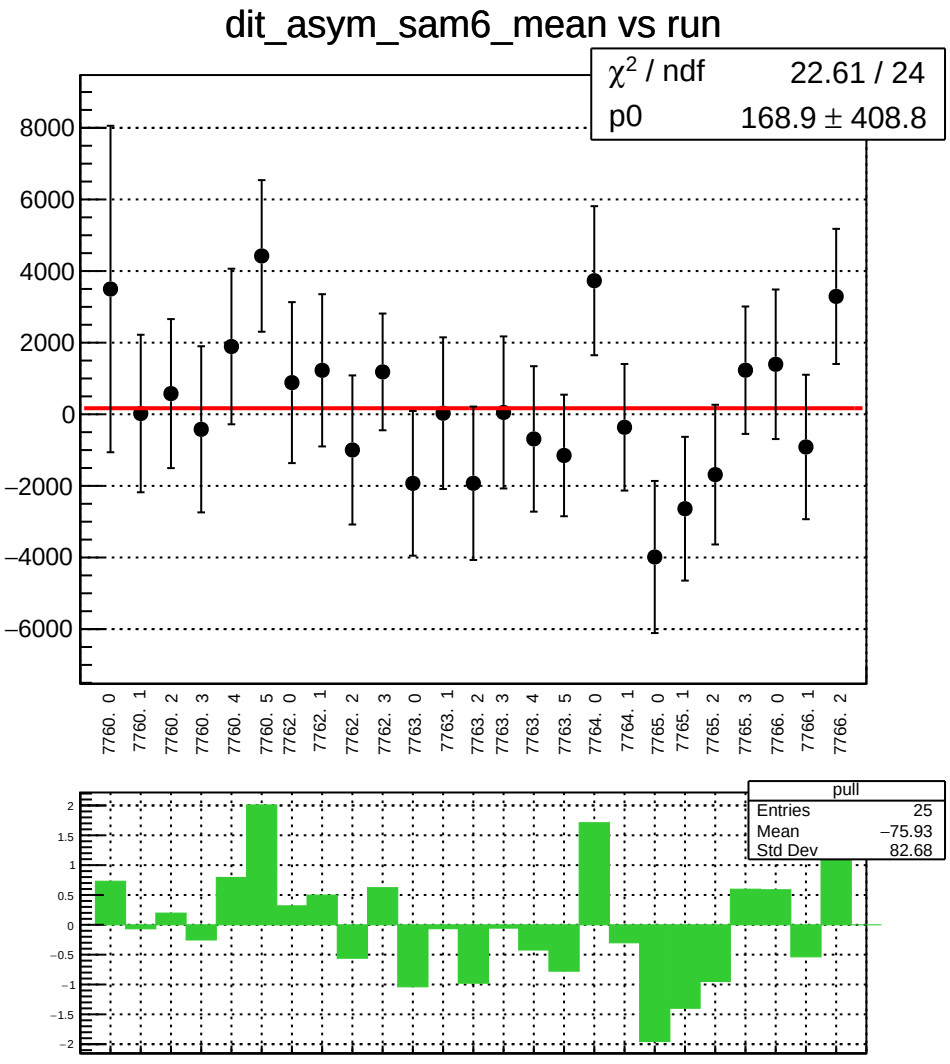
dit_asym_sam6_mean vs run
χ² / ndf 22.61 / 24
p0 168.9 ± 408.8
8000
6000
4000
2000
0
−2000
−4000
−6000
7760. 0
7760. 1
7760. 2
7760. 3
7760. 4
7760. 5
7762. 0
7762. 1
7762. 2
7762. 3
7763. 0
7763. 1
7763. 2
7763. 3
7763. 4
7763. 5
7764. 0
7764. 1
7765. 0
7765. 1
7765. 2
7765. 3
7766. 0
7766. 1
7766. 2
pull
Entries 25
Mean −75.93
Std Dev 82.68
2
1.5
1
0.5
0
−0.5
−1
−1.5
−2

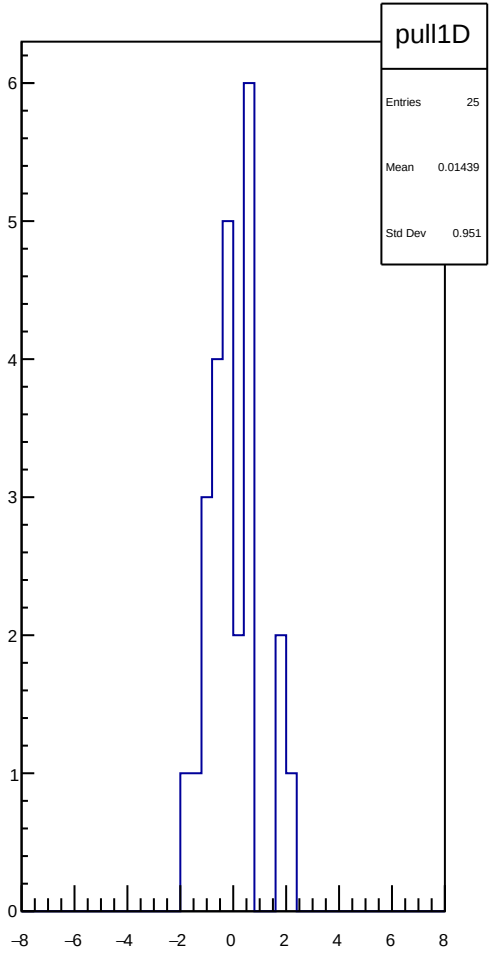
pull1D
Entries 25
Mean 0.01439
Std Dev 0.951
6
5
4
3
2
1
0
−8
−6
−4
−2
0
2
4
6
8

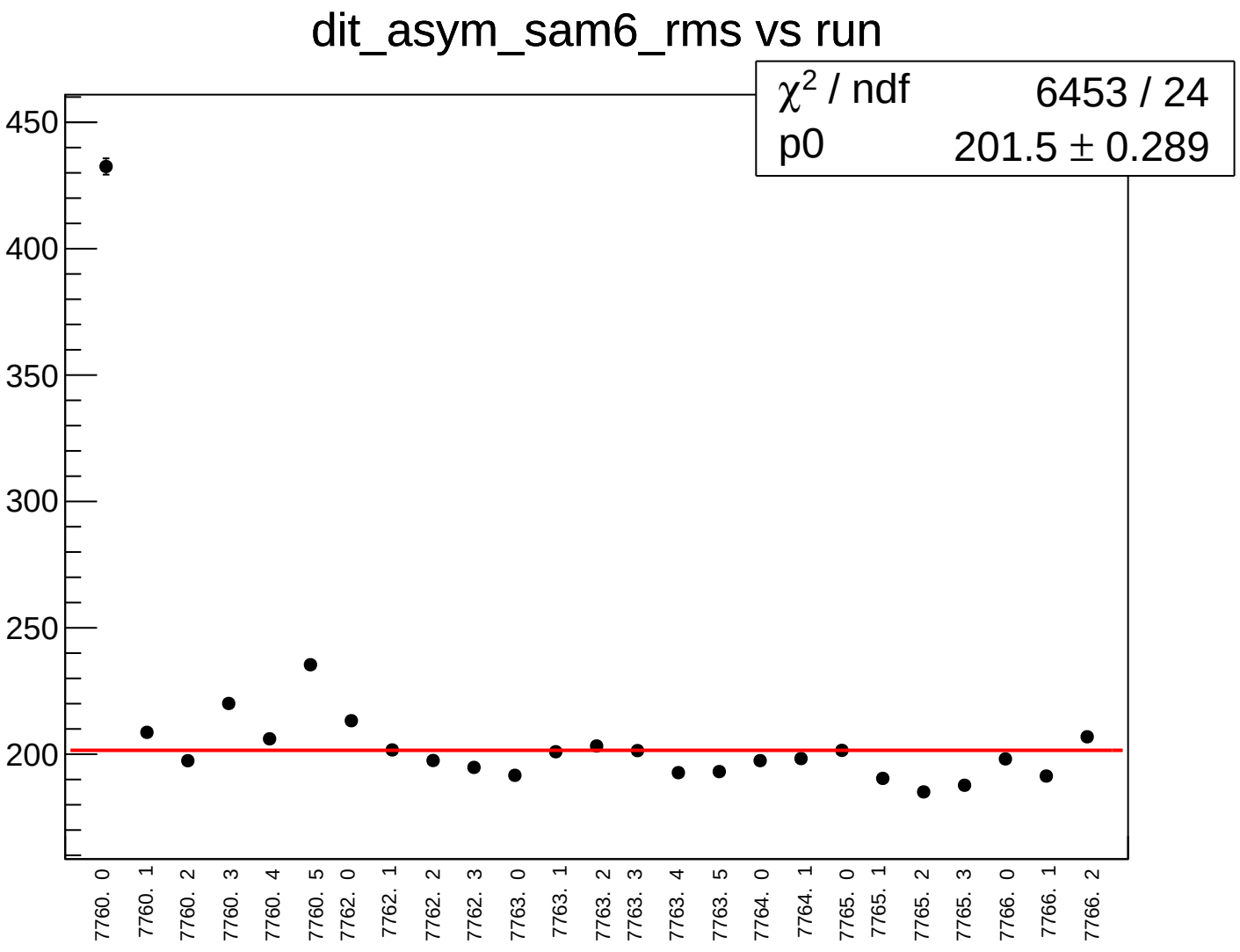
dit_asym_sam6_rms vs run
χ² / ndf 6453 / 24
p0 201.5 ± 0.289
450
400
350
300
250
200
7760. 0
7760. 1
7760. 2
7760. 3
7760. 4
7760. 5
7762. 0
7762. 1
7762. 2
7762. 3
7763. 0
7763. 1
7763. 2
7763. 3
7763. 4
7763. 5
7764. 0
7764. 1
7765. 0
7765. 1
7765. 2
7765. 3
7766. 0
7766. 1
7766. 2

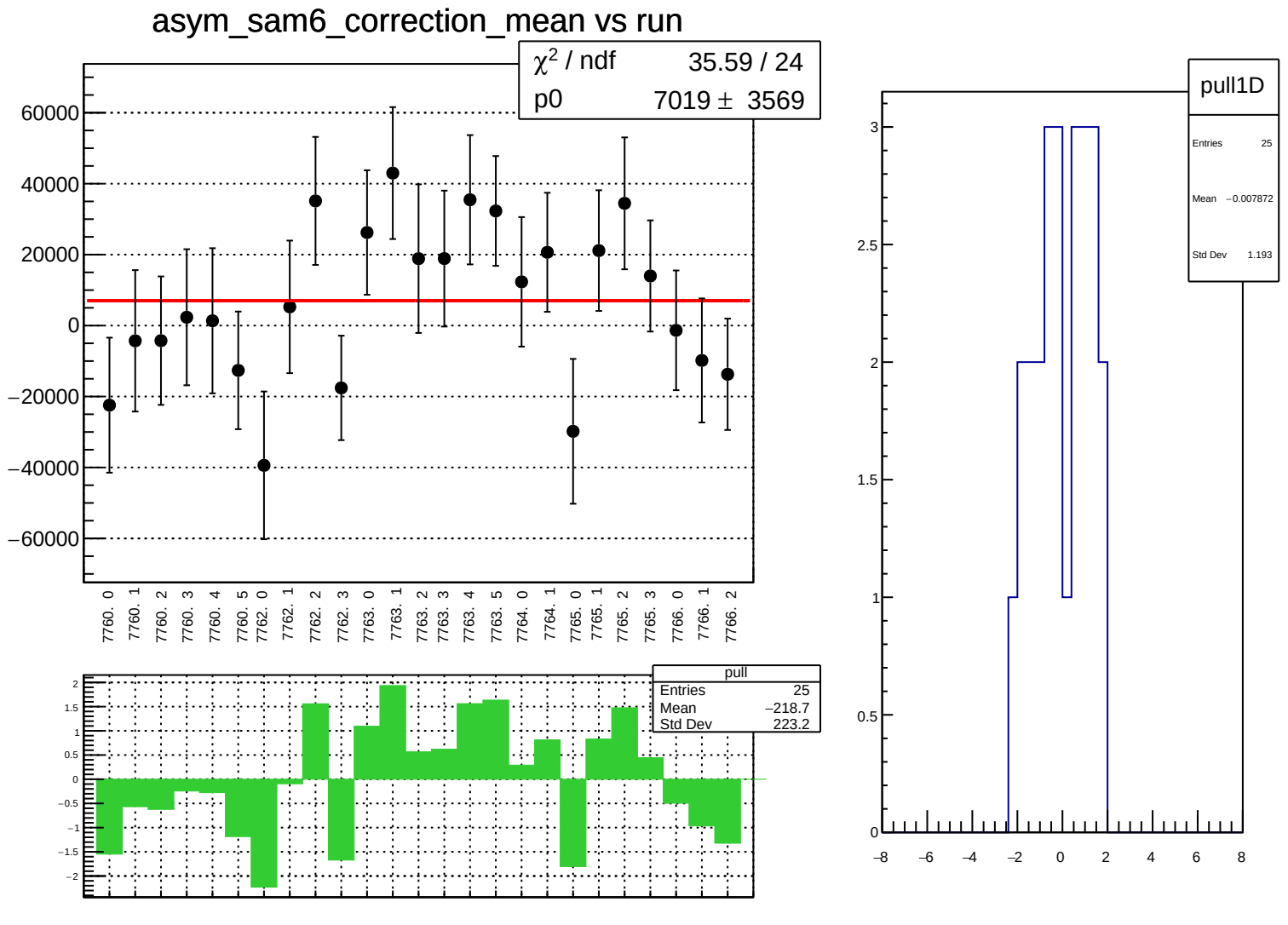
asym_sam6_correction_mean vs run
χ² / ndf 35.59 / 24
p0 7019 ± 3569
60000
40000
20000
0
−20000
−40000
−60000
7760. 0
7760. 1
7760. 2
7760. 3
7760. 4
7760. 5
7762. 0
7762. 1
7762. 2
7762. 3
7763. 0
7763. 1
7763. 2
7763. 3
7763. 4
7763. 5
7764. 0
7764. 1
7765. 0
7765. 1
7765. 2
7765. 3
7766. 0
7766. 1
7766. 2
pull
Entries 25
Mean −218.7
Std Dev 223.2
2
1.5
1
0.5
0
−0.5
−1
−1.5
−2
pull1D
Entries 25
Mean −0.007872
Std Dev 1.193
3
2.5
2
1.5
1
0.5
0
−8
−6
−4
−2
0
2
4
6
8

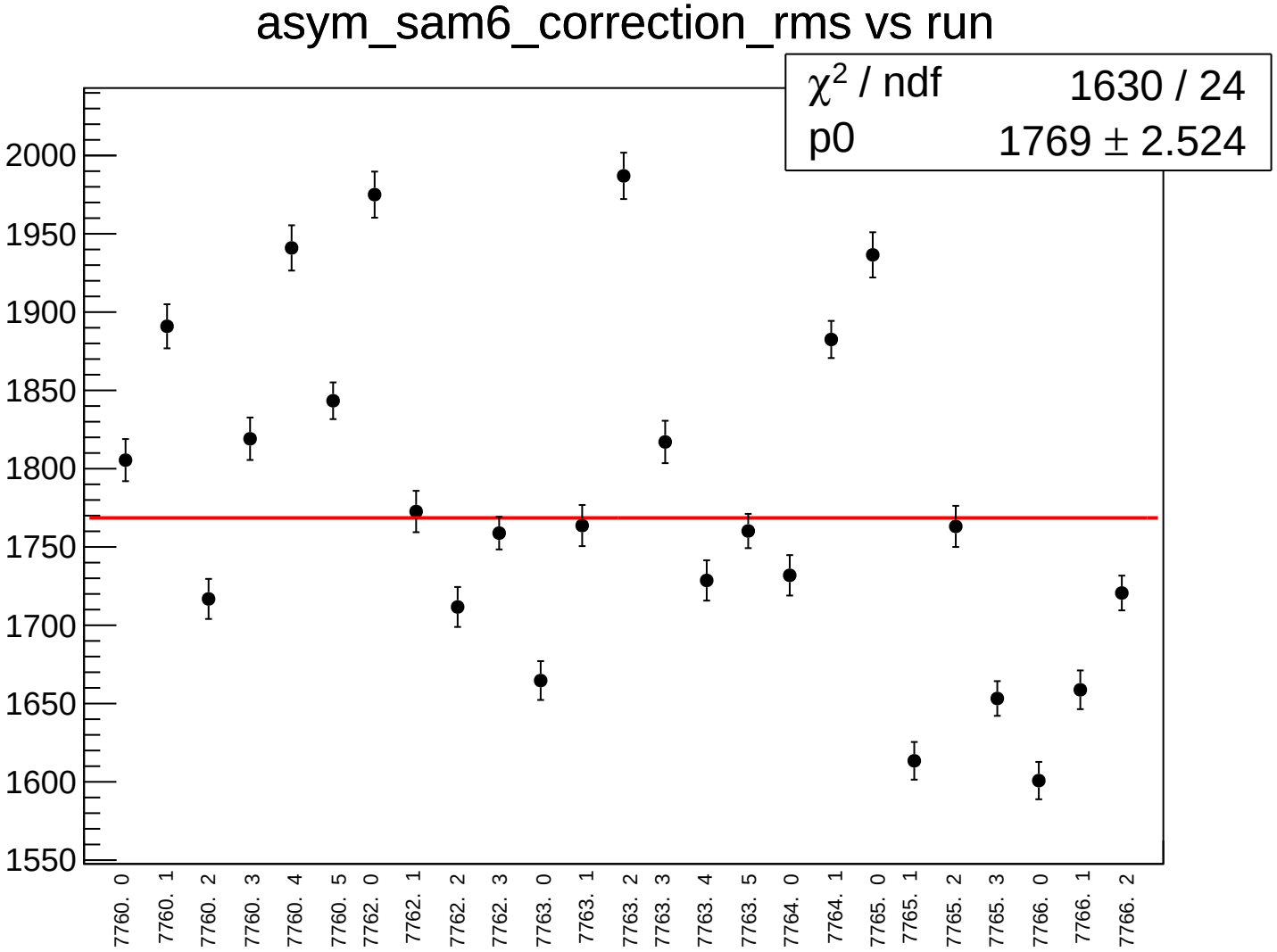
asym_sam6_correction_rms vs run
χ2 / ndf 1630 / 24
p0 1769 ± 2.524
2000
1950
1900
1850
1800
1750
1700
1650
1600
1550
7760. 0
7760. 1
7760. 2
7760. 3
7760. 4
7760. 5
7762. 0
7762. 1
7762. 2
7762. 3
7763. 0
7763. 1
7763. 2
7763. 3
7763. 4
7763. 5
7764. 0
7764. 1
7765. 0
7765. 1
7765. 2
7765. 3
7766. 0
7766. 1
7766. 2

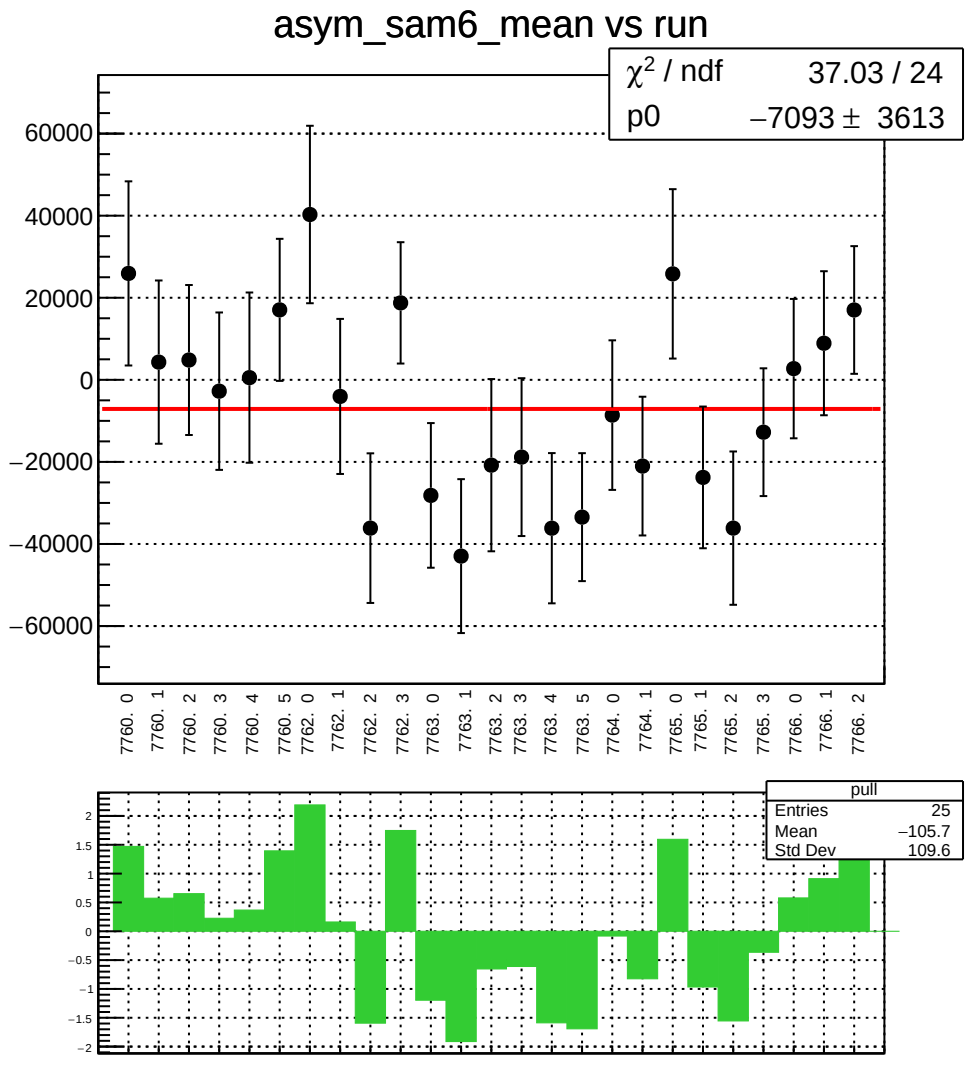
asym_sam6_mean vs run
χ² / ndf 37.03 / 24
p0 −7093 ± 3613
60000
40000
20000
0
−20000
−40000
−60000
7760. 0
7760. 1
7760. 2
7760. 3
7760. 4
7760. 5
7762. 0
7762. 1
7762. 2
7762. 3
7763. 0
7763. 1
7763. 2
7763. 3
7763. 4
7763. 5
7764. 0
7764. 1
7765. 0
7765. 1
7765. 2
7765. 3
7766. 0
7766. 1
7766. 2
pull
Entries 25
Mean −105.7
Std Dev 109.6

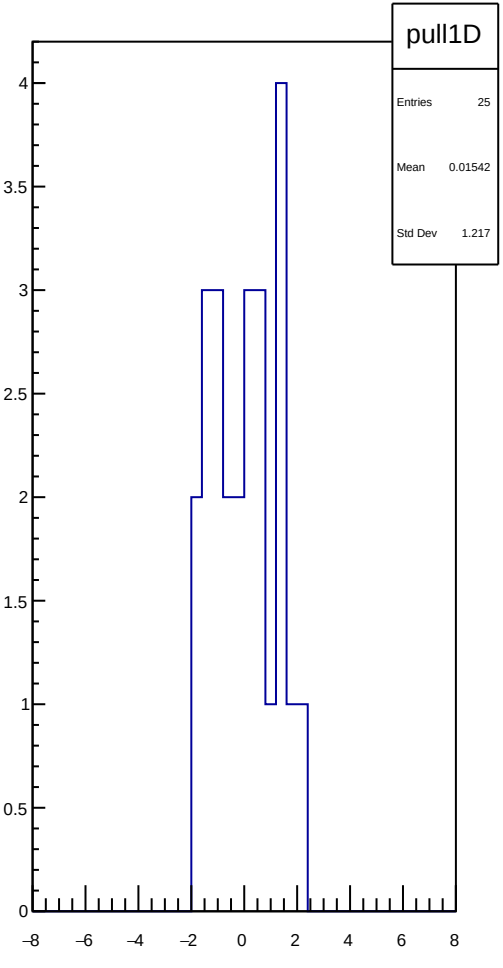
pull1D
Entries 25
Mean 0.01542
Std Dev 1.217

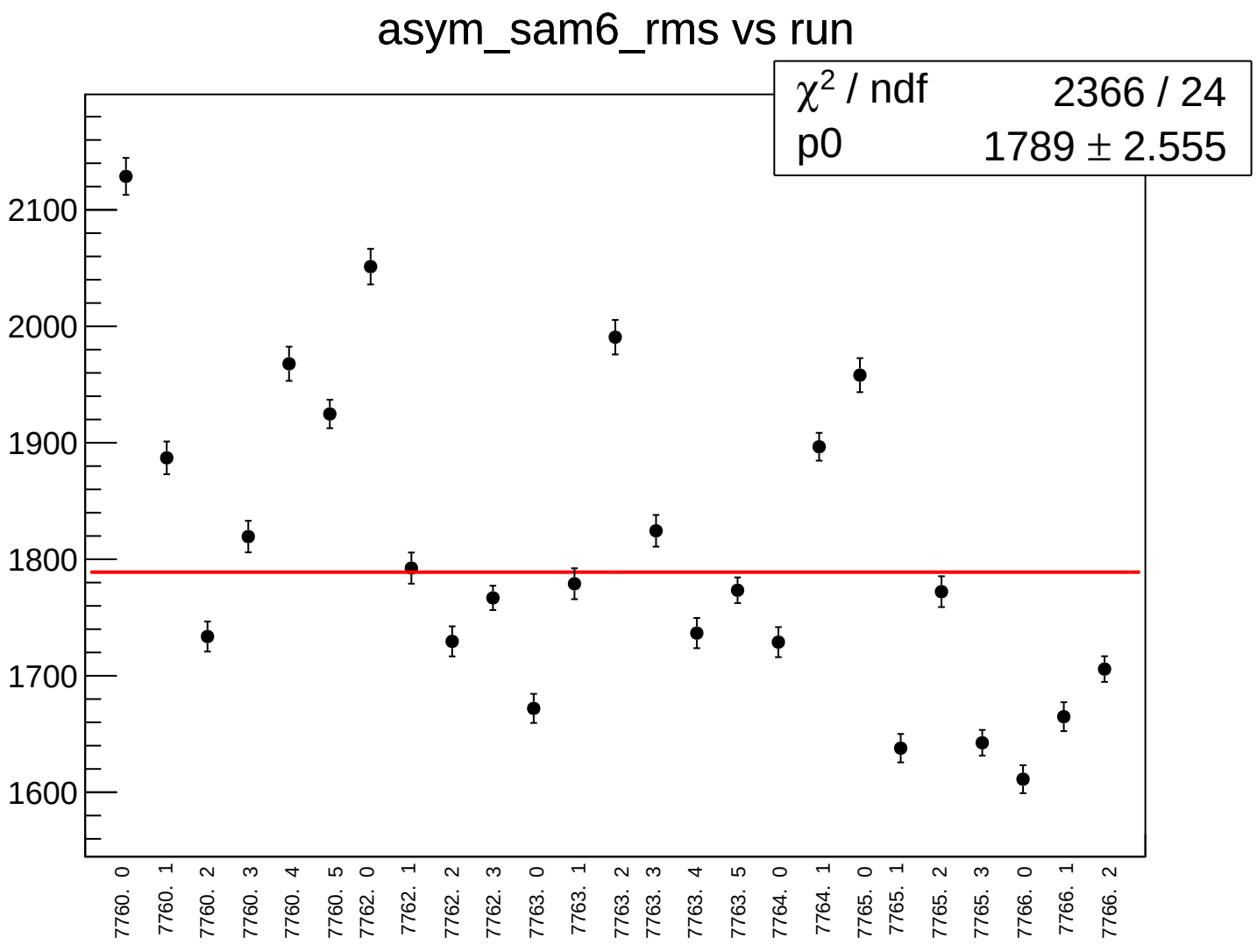
asym_sam6_rms vs run
χ² / ndf 2366 / 24
p0 1789 ± 2.555
2100
2000
1900
1800
1700
1600
7760. 0
7760. 1
7760. 2
7760. 3
7760. 4
7760. 5
7762. 0
7762. 1
7762. 2
7762. 3
7763. 0
7763. 1
7763. 2
7763. 3
7763. 4
7763. 5
7764. 0
7764. 1
7765. 0
7765. 1
7765. 2
7765. 3
7766. 0
7766. 1
7766. 2

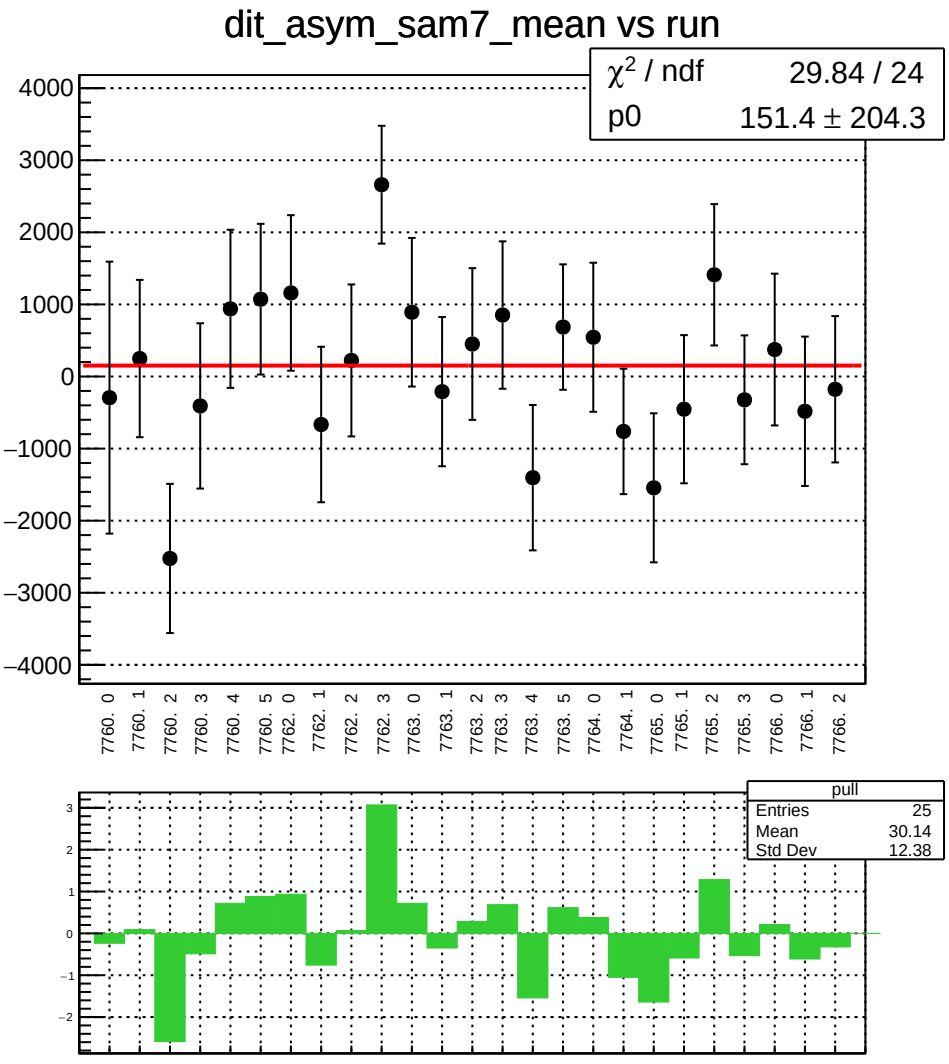
dit_asym_sam7_mean vs run
χ² / ndf 29.84 / 24
p0 151.4 ± 204.3
4000
3000
2000
1000
0
−1000
−2000
−3000
−4000
7760. 0
7760. 1
7760. 2
7760. 3
7760. 4
7760. 5
7762. 0
7762. 1
7762. 2
7762. 3
7763. 0
7763. 1
7763. 2
7763. 3
7763. 4
7763. 5
7764. 0
7764. 1
7765. 0
7765. 1
7765. 2
7765. 3
7766. 0
7766. 1
7766. 2
pull
Entries 25
Mean 30.14
Std Dev 12.38
3
2
1
0
−1
−2

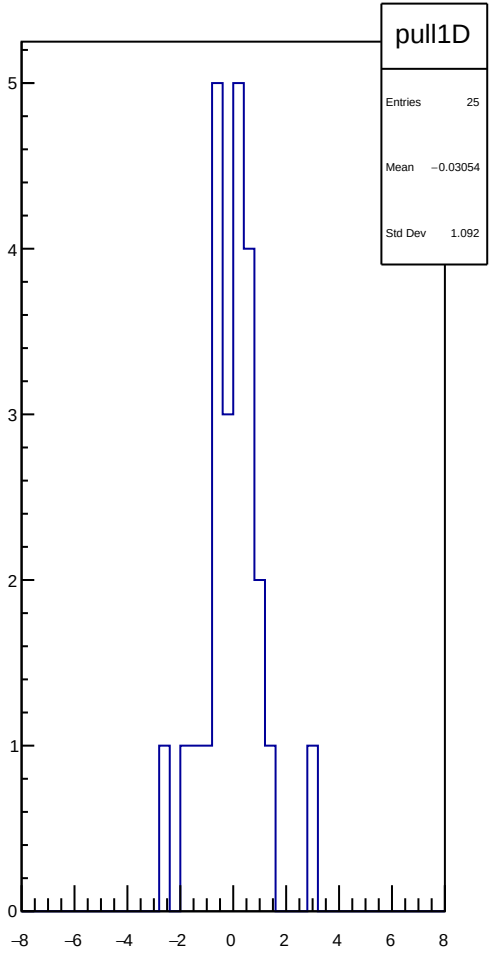
pull1D
Entries 25
Mean −0.03054
Std Dev 1.092
5
4
3
2
1
0
−8
−6
−4
−2
0
2
4
6
8

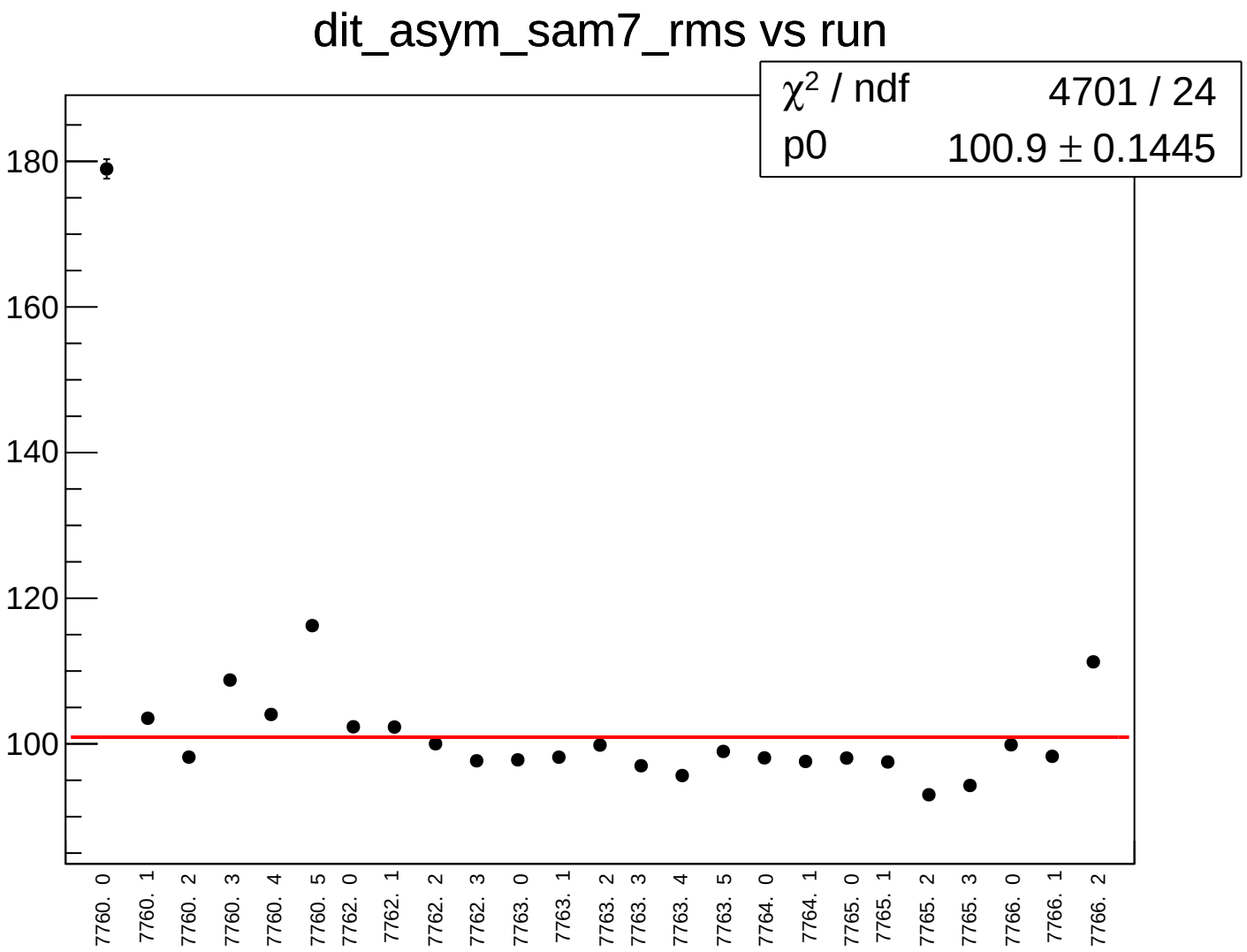
dit_asym_sam7_rms vs run
χ² / ndf 4701 / 24
p0 100.9 ± 0.1445
180
160
140
120
100
7760. 0
7760. 1
7760. 2
7760. 3
7760. 4
7760. 5
7762. 0
7762. 1
7762. 2
7762. 3
7763. 0
7763. 1
7763. 2
7763. 3
7763. 4
7763. 5
7764. 0
7764. 1
7765. 0
7765. 1
7765. 2
7765. 3
7766. 0
7766. 1
7766. 2

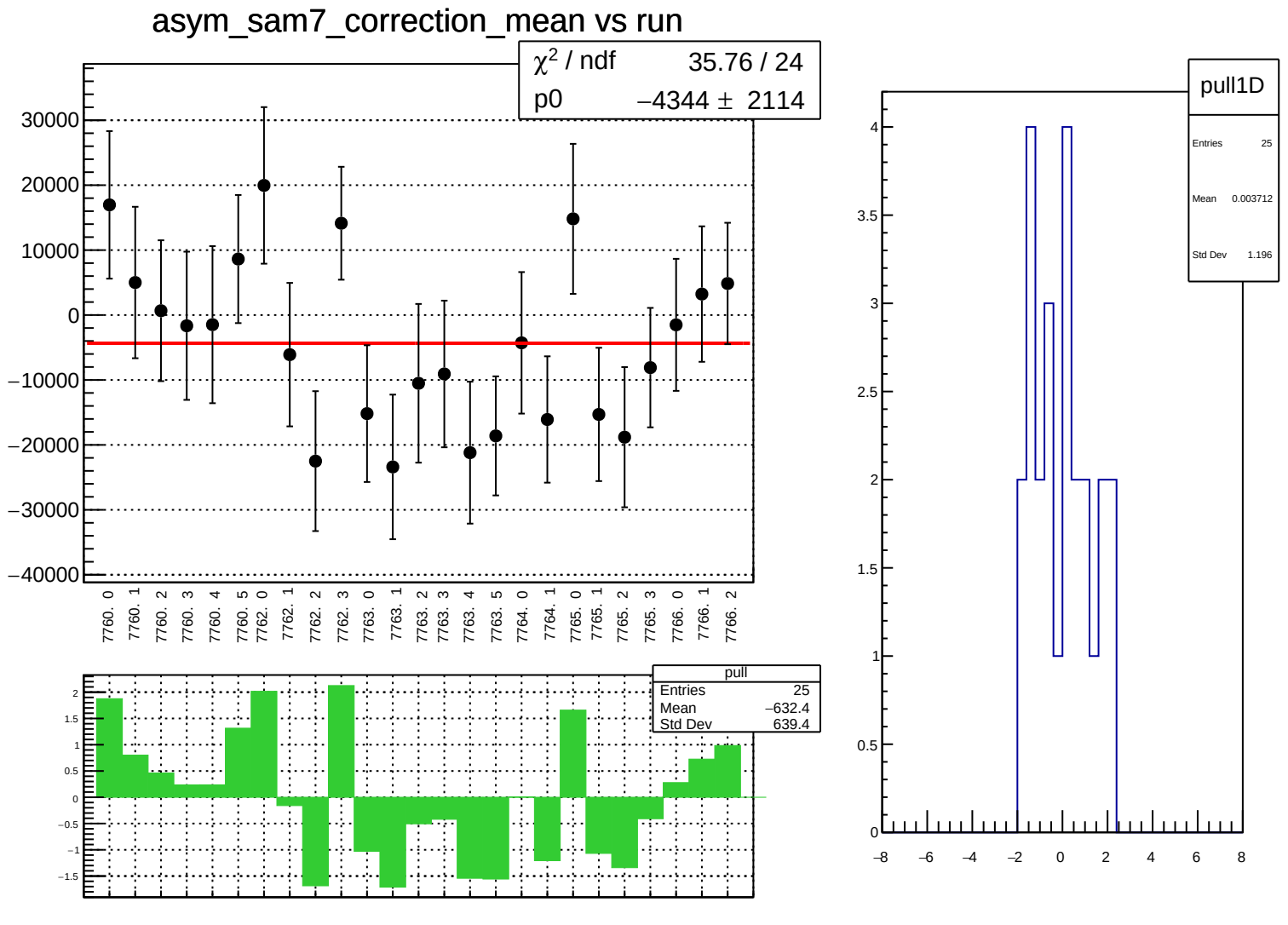
asym_sam7_correction_mean vs run
χ² / ndf 35.76 / 24
p0 −4344 ± 2114
30000
20000
10000
0
−10000
−20000
−30000
−40000
7760. 0
7760. 1
7760. 2
7760. 3
7760. 4
7760. 5
7762. 0
7762. 1
7762. 2
7762. 3
7763. 0
7763. 1
7763. 2
7763. 3
7763. 4
7763. 5
7764. 0
7764. 1
7765. 0
7765. 1
7765. 2
7765. 3
7766. 0
7766. 1
7766. 2
pull
Entries 25
Mean −632.4
Std Dev 639.4
pull1D
Entries 25
Mean 0.003712
Std Dev 1.196

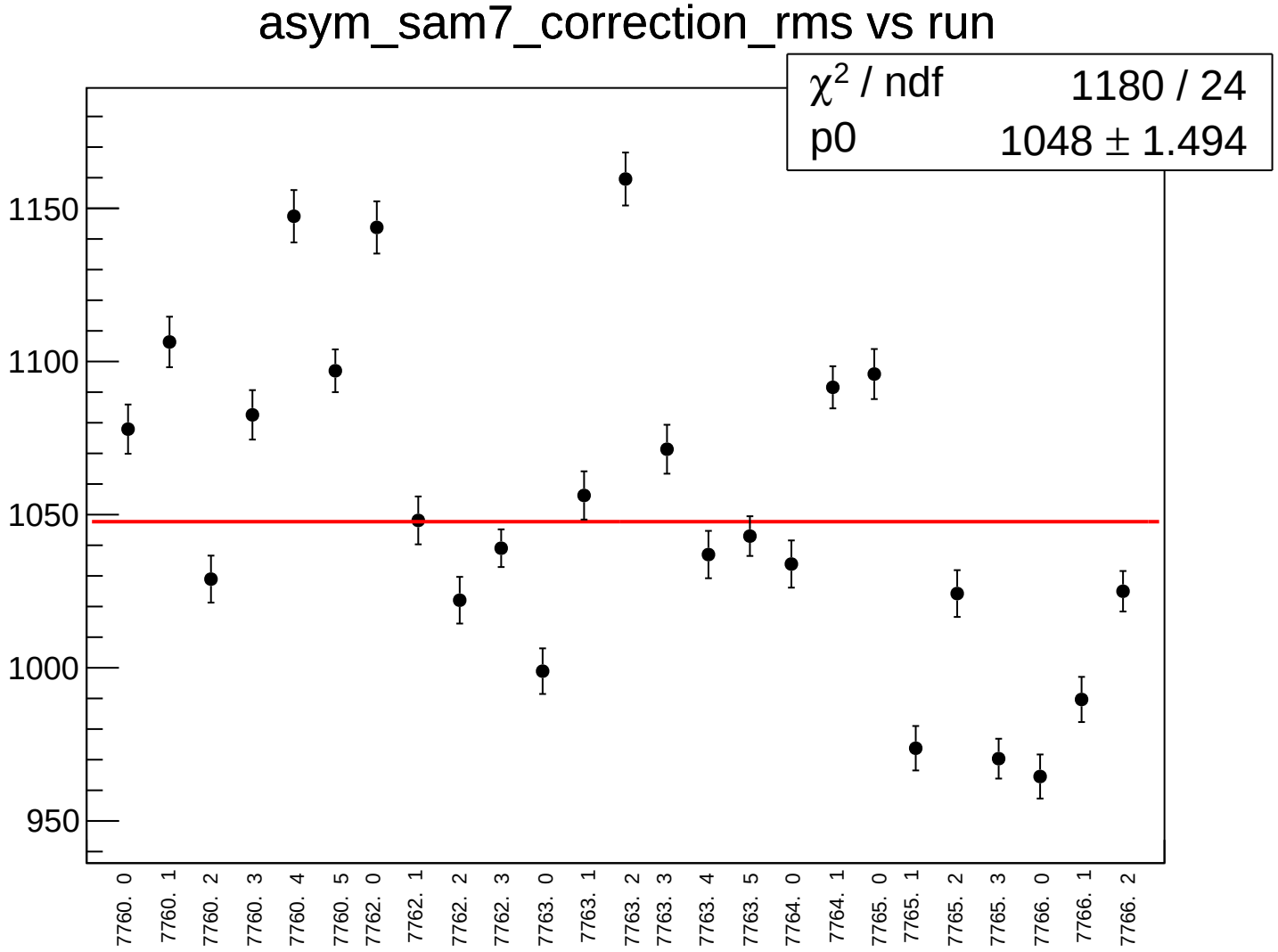
asym_sam7_correction_rms vs run
χ2 / ndf 1180 / 24
p0 1048 ± 1.494
1150
1100
1050
1000
950
7760. 0
7760. 1
7760. 2
7760. 3
7760. 4
7760. 5
7762. 0
7762. 1
7762. 2
7762. 3
7763. 0
7763. 1
7763. 2
7763. 3
7763. 4
7763. 5
7764. 0
7764. 1
7765. 0
7765. 1
7765. 2
7765. 3
7766. 0
7766. 1
7766. 2

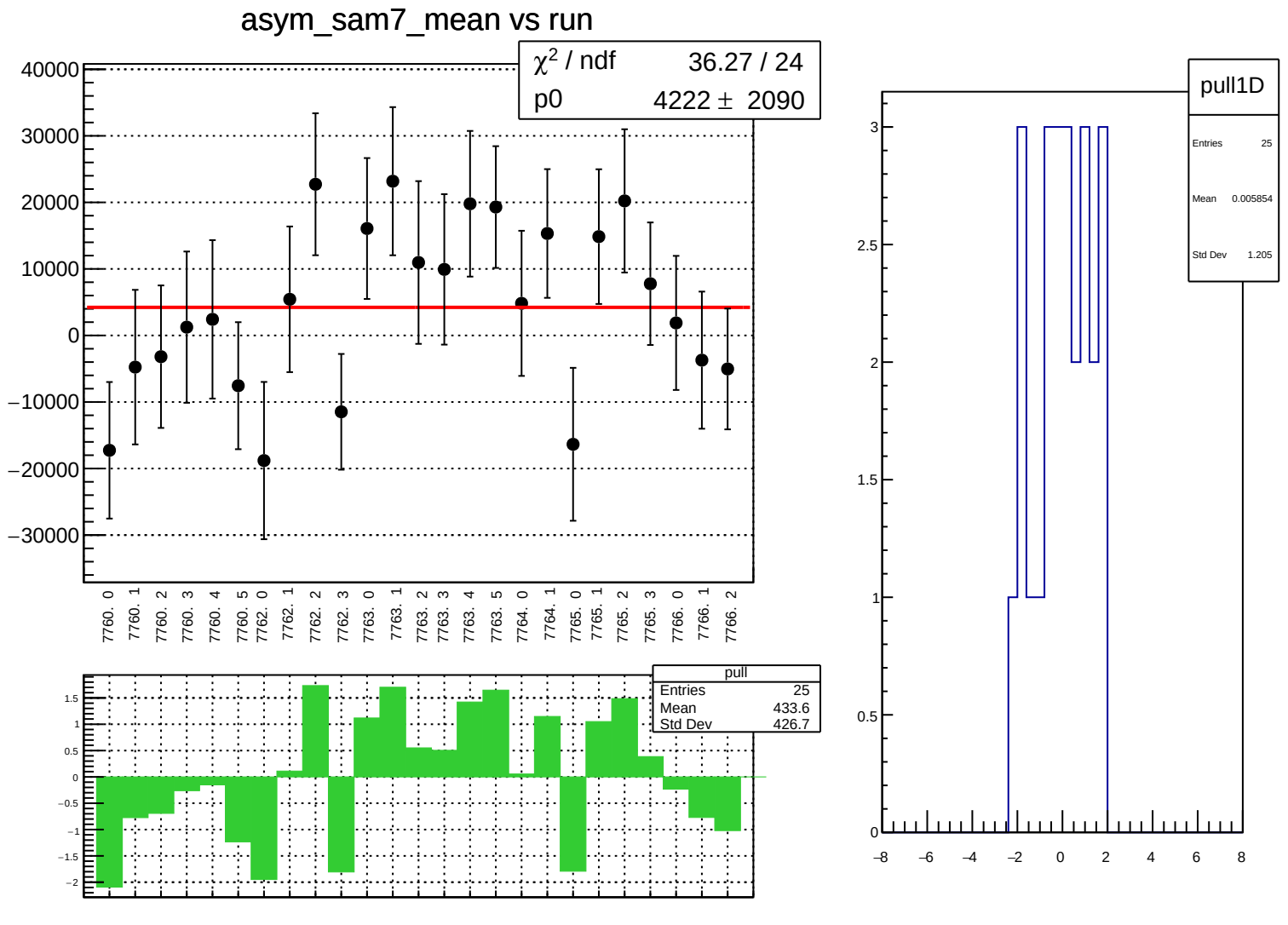
asym_sam7_mean vs run
χ² / ndf 36.27 / 24
p0 4222 ± 2090
40000
30000
20000
10000
0
−10000
−20000
−30000
7760. 0
7760. 1
7760. 2
7760. 3
7760. 4
7760. 5
7762. 0
7762. 1
7762. 2
7762. 3
7763. 0
7763. 1
7763. 2
7763. 3
7763. 4
7763. 5
7764. 0
7764. 1
7765. 0
7765. 1
7765. 2
7765. 3
7766. 0
7766. 1
7766. 2
pull
Entries 25
Mean 433.6
Std Dev 426.7
1.5
1
0.5
0
−0.5
−1
−1.5
−2
pull1D
Entries 25
Mean 0.005854
Std Dev 1.205
3
2.5
2
1.5
1
0.5
0
−8
−6
−4
−2
0
2
4
6
8

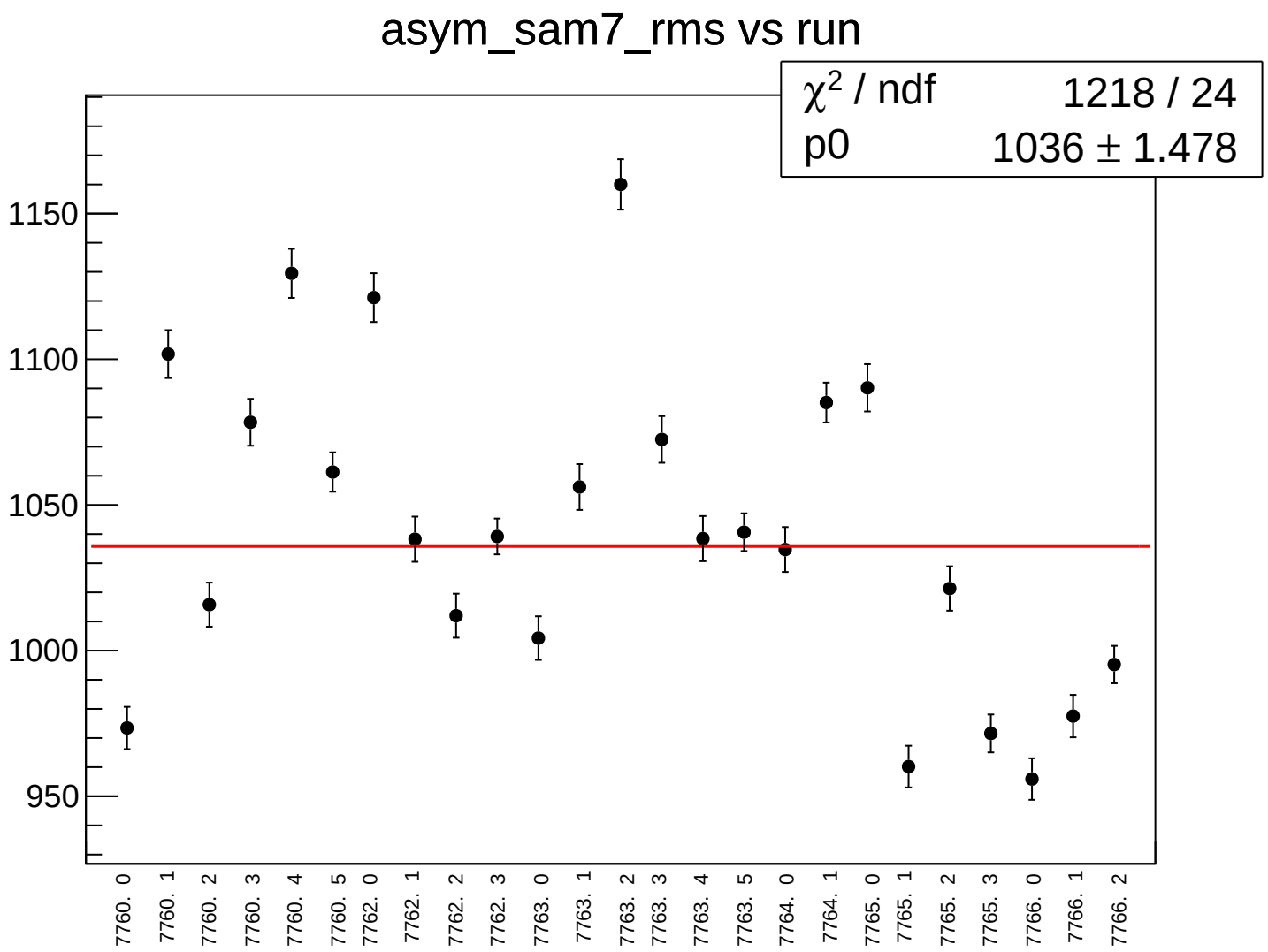
asym_sam7_rms vs run
χ2 / ndf 1218 / 24
p0 1036 ± 1.478
1150
1100
1050
1000
950
7760. 0
7760. 1
7760. 2
7760. 3
7760. 4
7760. 5
7762. 0
7762. 1
7762. 2
7762. 3
7763. 0
7763. 1
7763. 2
7763. 3
7763. 4
7763. 5
7764. 0
7764. 1
7765. 0
7765. 1
7765. 2
7765. 3
7766. 0
7766. 1
7766. 2

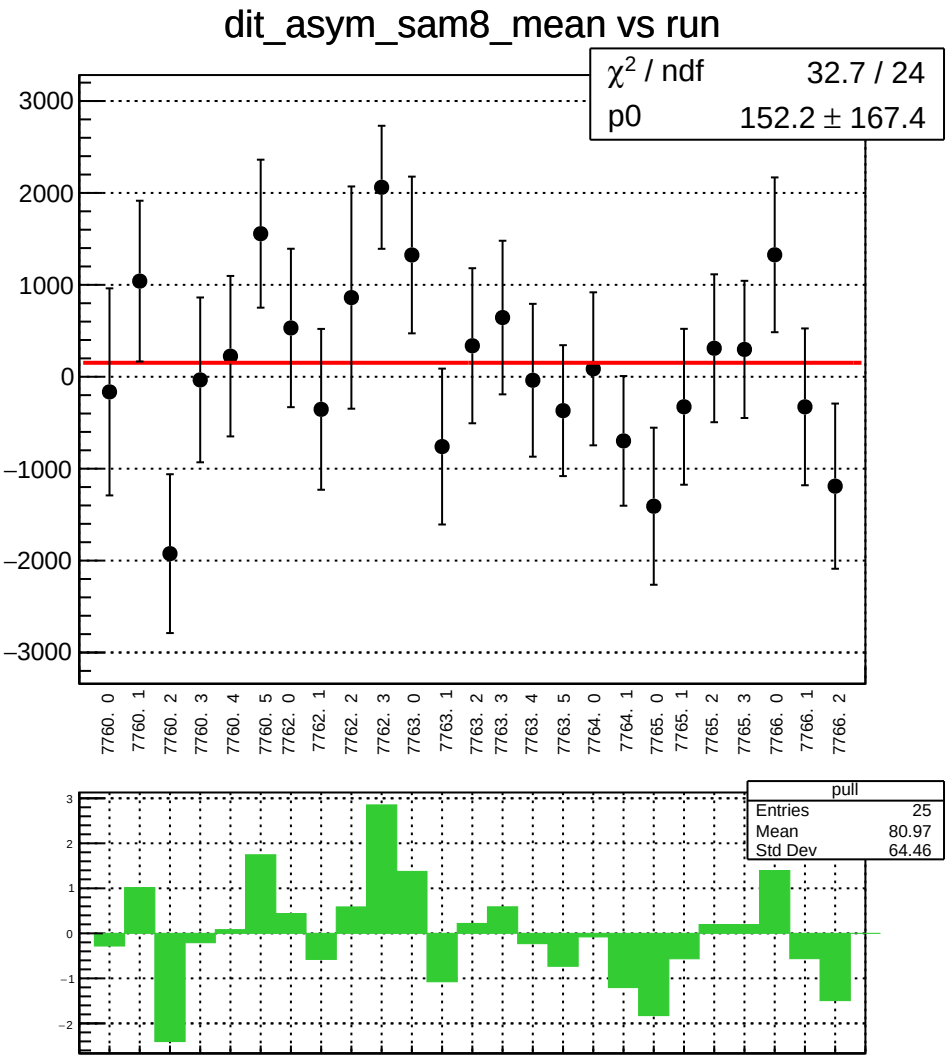
dit_asym_sam8_mean vs run
χ² / ndf 32.7 / 24
p0 152.2 ± 167.4
3000
2000
1000
0
−1000
−2000
−3000
7760. 0
7760. 1
7760. 2
7760. 3
7760. 4
7760. 5
7762. 0
7762. 1
7762. 2
7762. 3
7763. 0
7763. 1
7763. 2
7763. 3
7763. 4
7763. 5
7764. 0
7764. 1
7765. 0
7765. 1
7765. 2
7765. 3
7766. 0
7766. 1
7766. 2
pull
Entries 25
Mean 80.97
Std Dev 64.46

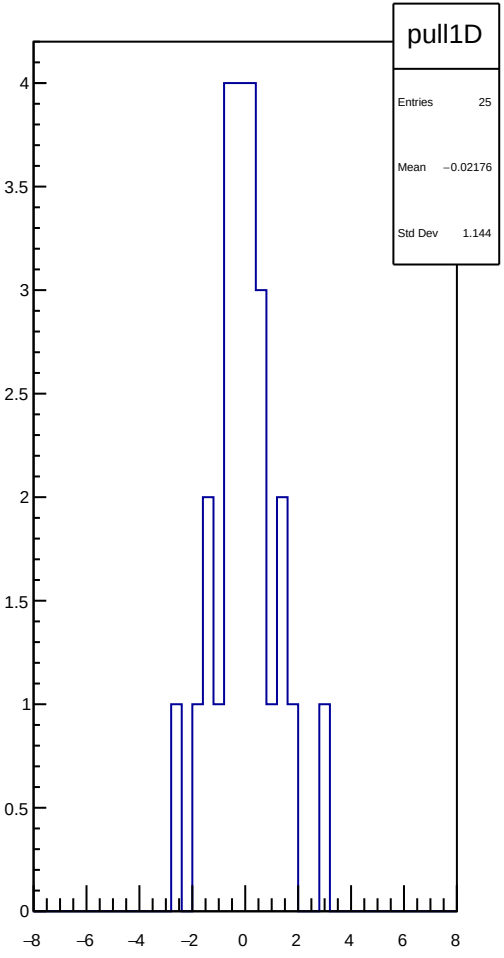
pull1D
Entries 25
Mean −0.02176
Std Dev 1.144
4
3.5
3
2.5
2
1.5
1
0.5
0
−8
−6
−4
−2
0
2
4
6
8

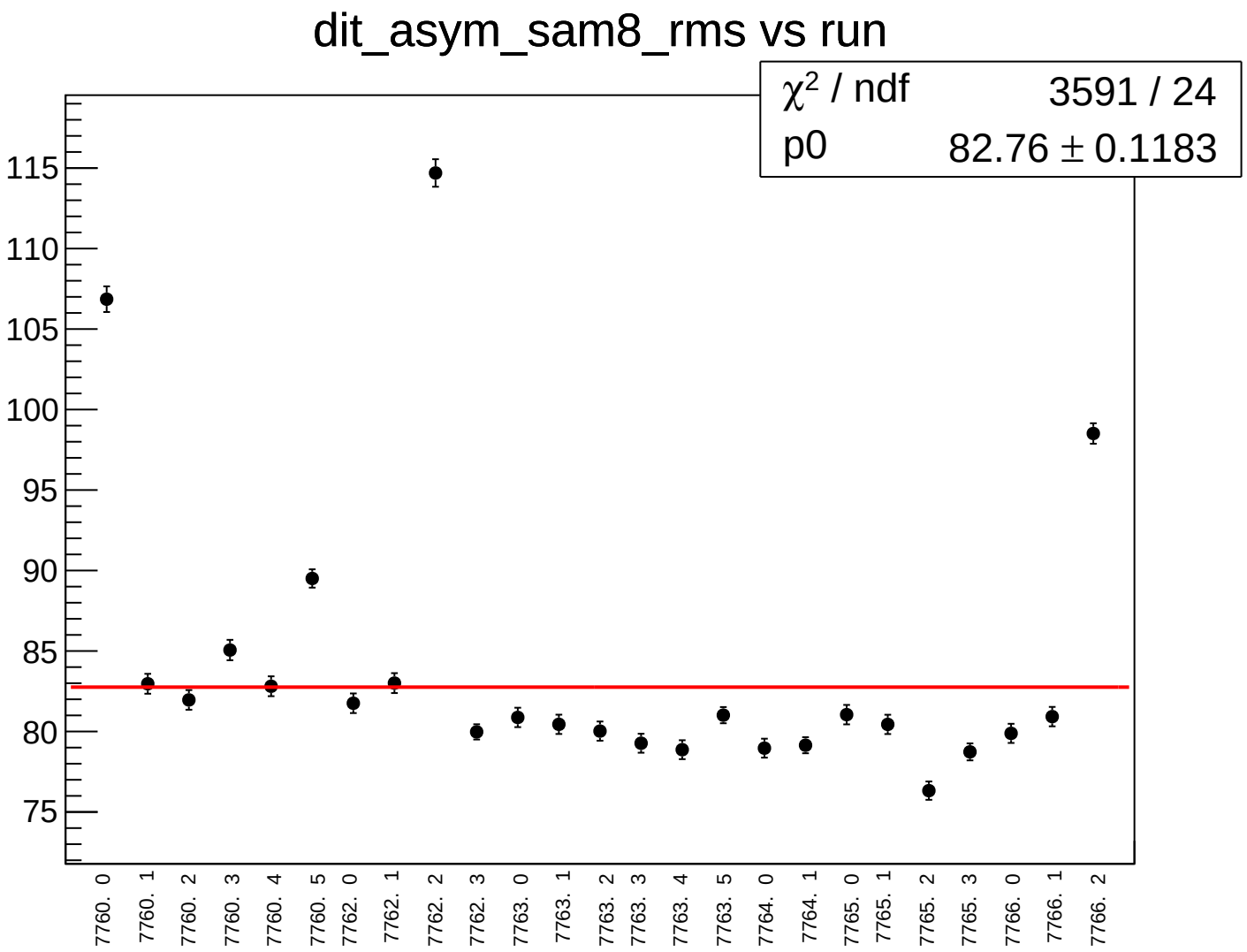
dit_asym_sam8_rms vs run
χ² / ndf 3591 / 24
p0 82.76 ± 0.1183
115
110
105
100
95
90
85
80
75
7760. 0
7760. 1
7760. 2
7760. 3
7760. 4
7760. 5
7762. 0
7762. 1
7762. 2
7762. 3
7763. 0
7763. 1
7763. 2
7763. 3
7763. 4
7763. 5
7764. 0
7764. 1
7765. 0
7765. 1
7765. 2
7765. 3
7766. 0
7766. 1
7766. 2

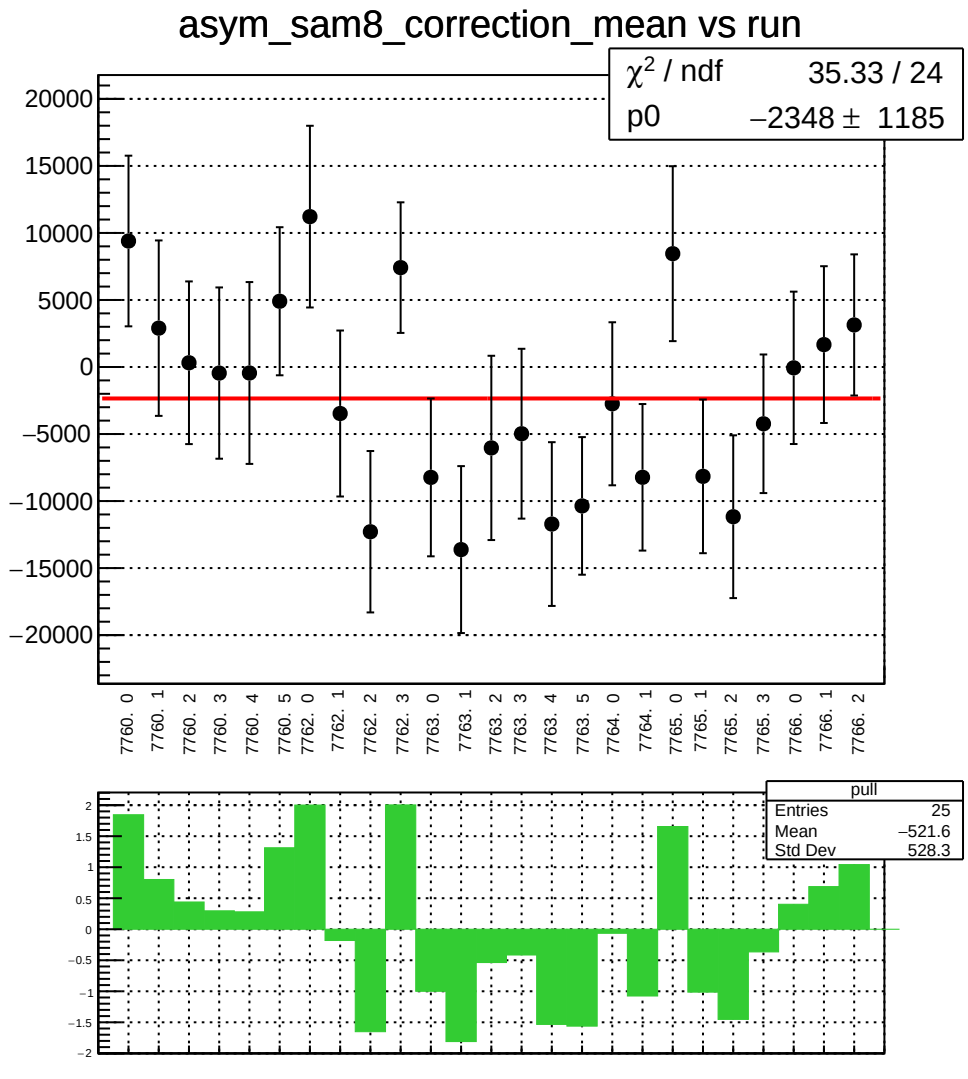
asym_sam8_correction_mean vs run
χ² / ndf 35.33 / 24
p0 −2348 ± 1185
20000
15000
10000
5000
0
−5000
−10000
−15000
−20000
7760. 0
7760. 1
7760. 2
7760. 3
7760. 4
7760. 5
7762. 0
7762. 1
7762. 2
7762. 3
7763. 0
7763. 1
7763. 2
7763. 3
7763. 4
7763. 5
7764. 0
7764. 1
7765. 0
7765. 1
7765. 2
7765. 3
7766. 0
7766. 1
7766. 2
pull
Entries 25
Mean −521.6
Std Dev 528.3
2
1.5
1
0.5
0
−0.5
−1
−1.5
−2

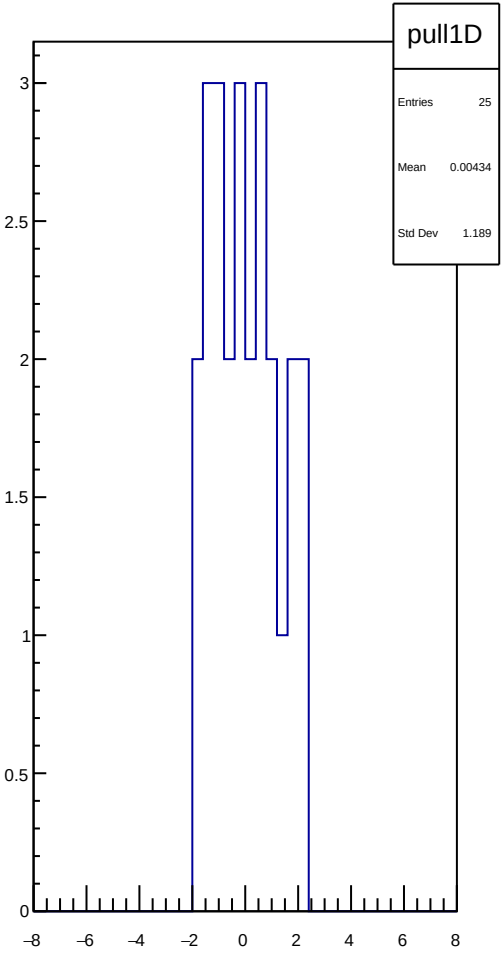
pull1D
Entries 25
Mean 0.00434
Std Dev 1.189
3
2.5
2
1.5
1
0.5
0
−8
−6
−4
−2
0
2
4
6
8

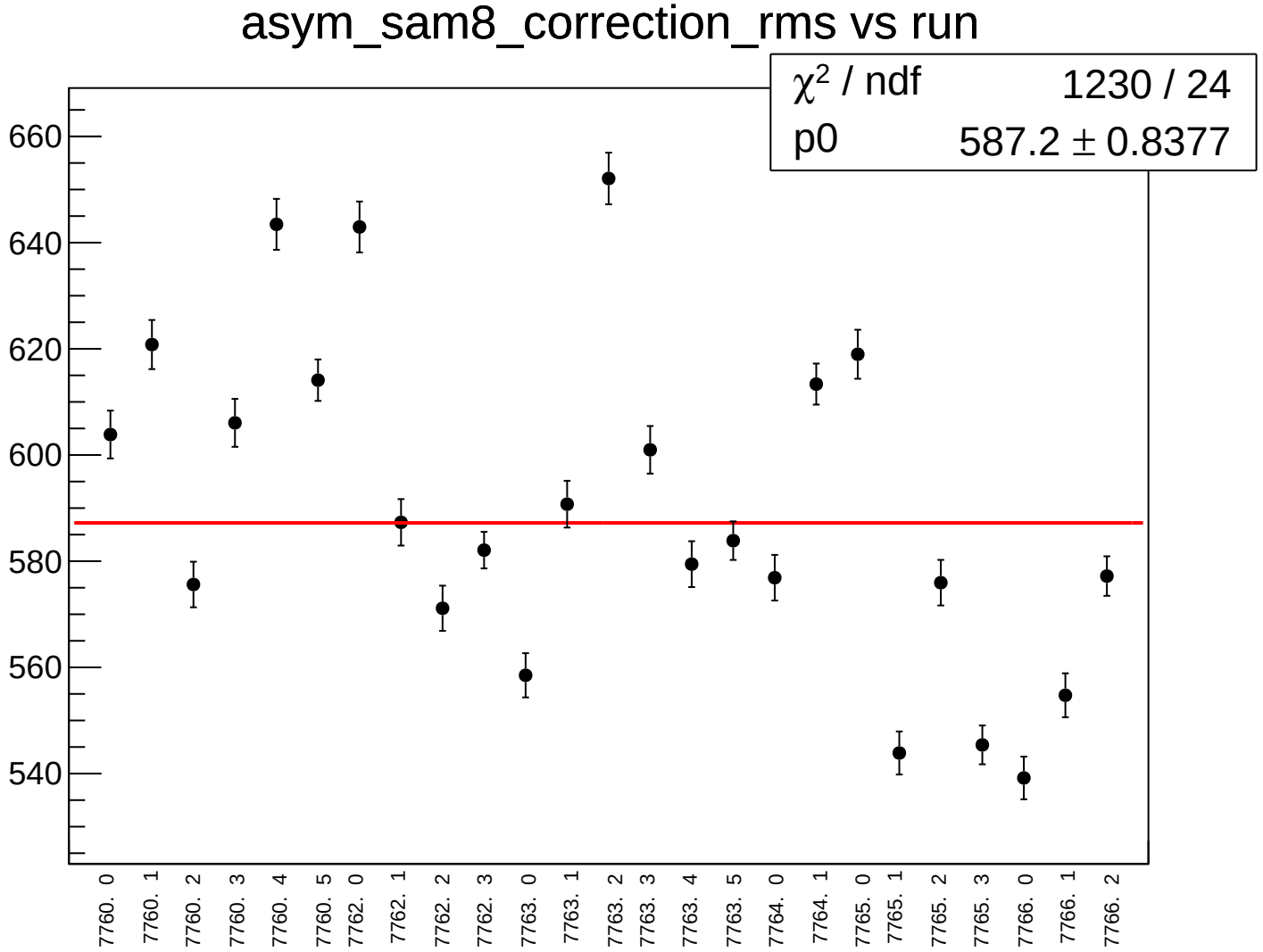
asym_sam8_correction_rms vs run
χ² / ndf 1230 / 24
p0 587.2 ± 0.8377
660
640
620
600
580
560
540
7760. 0
7760. 1
7760. 2
7760. 3
7760. 4
7760. 5
7762. 0
7762. 1
7762. 2
7762. 3
7763. 0
7763. 1
7763. 2
7763. 3
7763. 4
7763. 5
7764. 0
7764. 1
7765. 0
7765. 1
7765. 2
7765. 3
7766. 0
7766. 1
7766. 2

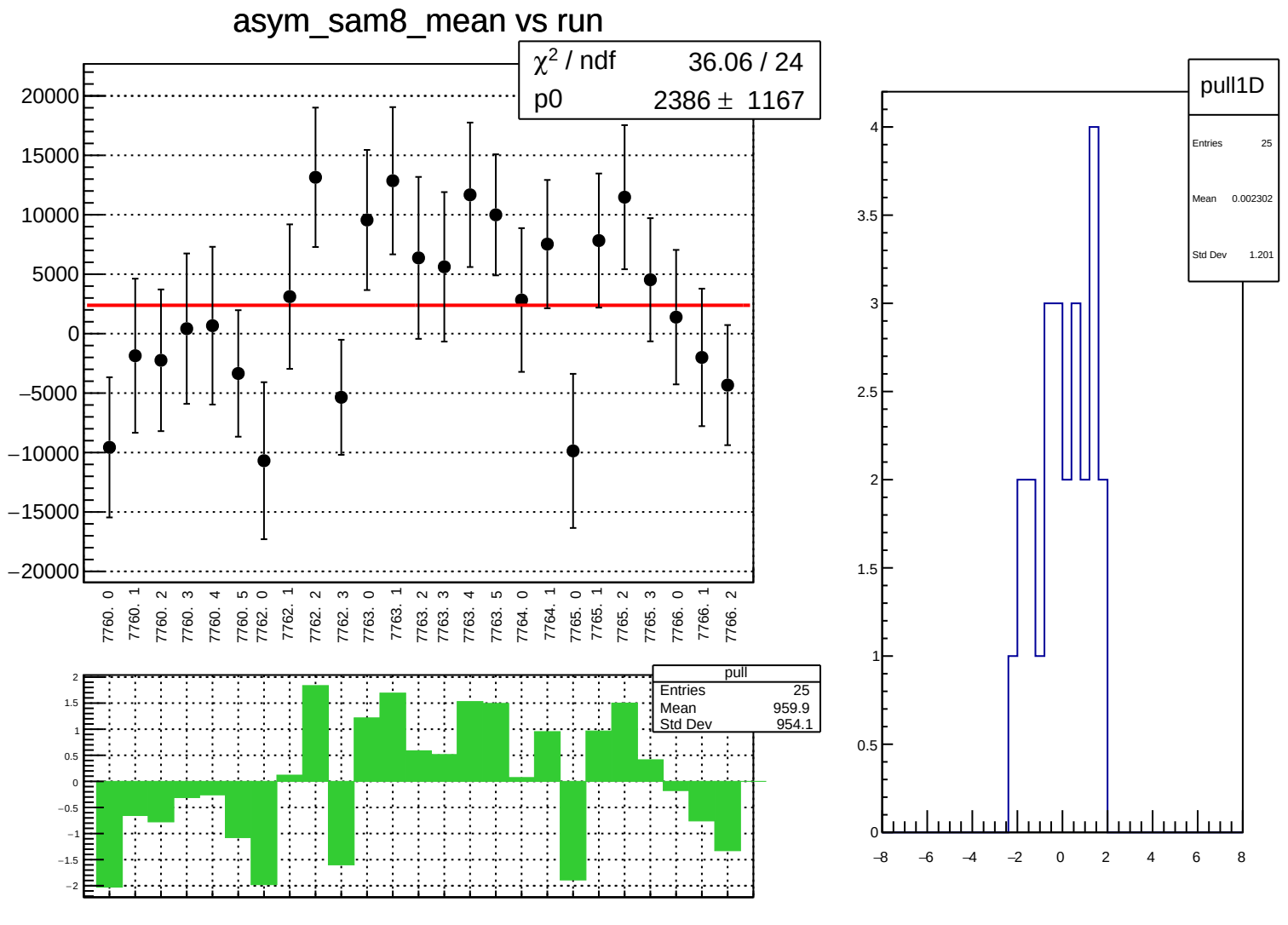
asym_sam8_mean vs run
χ² / ndf 36.06 / 24
p0 2386 ± 1167
20000
15000
10000
5000
0
−5000
−10000
−15000
−20000
7760. 0
7760. 1
7760. 2
7760. 3
7760. 4
7760. 5
7762. 0
7762. 1
7762. 2
7762. 3
7763. 0
7763. 1
7763. 2
7763. 3
7763. 4
7763. 5
7764. 0
7764. 1
7765. 0
7765. 1
7765. 2
7765. 3
7766. 0
7766. 1
7766. 2
pull
Entries 25
Mean 959.9
Std Dev 954.1
2
1.5
1
0.5
0
−0.5
−1
−1.5
−2
pull1D
Entries 25
Mean 0.002302
Std Dev 1.201
4
3.5
3
2.5
2
1.5
1
0.5
0
−8
−6
−4
−2
0
2
4
6
8

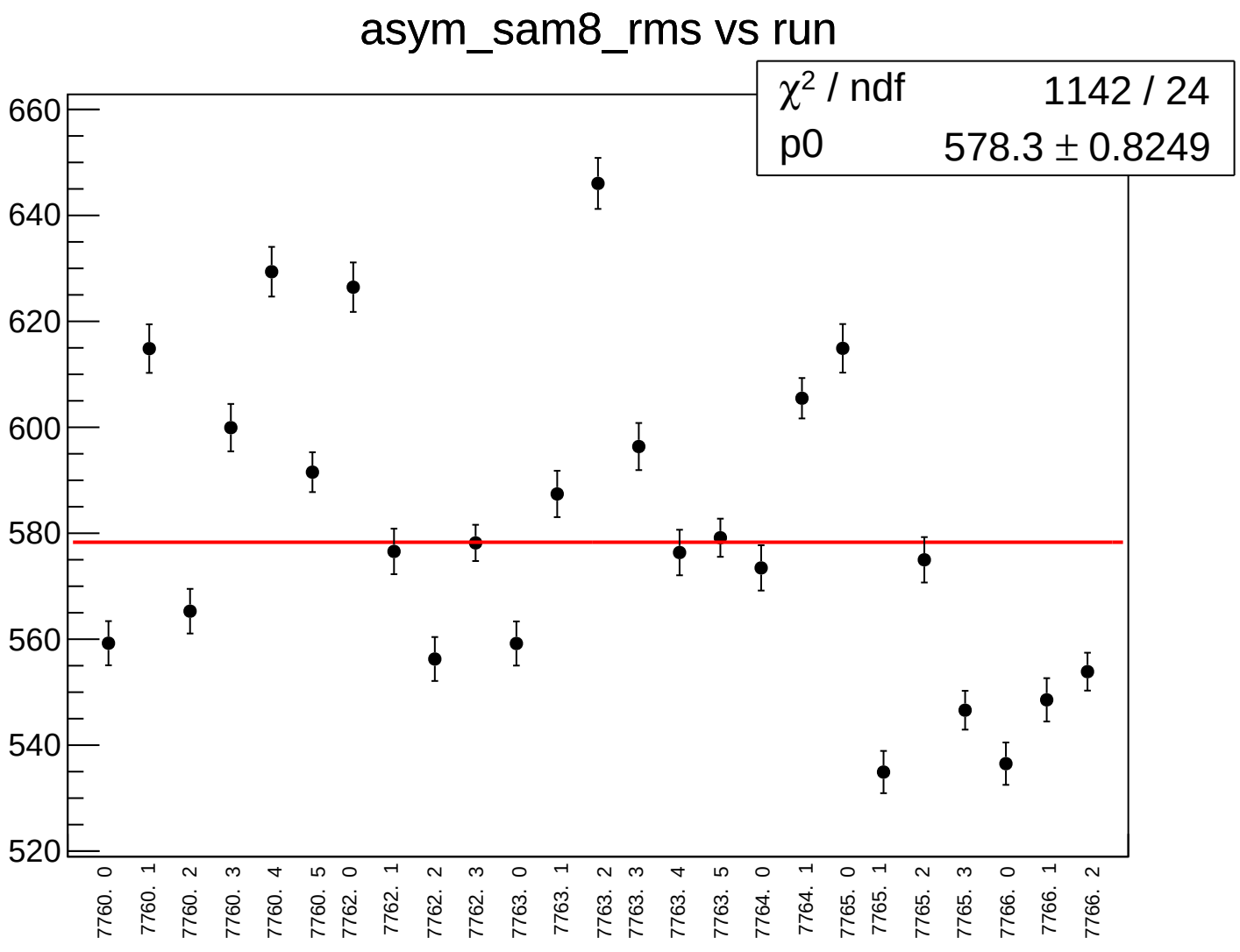
asym_sam8_rms vs run
χ² / ndf 1142 / 24
p0 578.3 ± 0.8249
660
640
620
600
580
560
540
520
7760. 0
7760. 1
7760. 2
7760. 3
7760. 4
7760. 5
7762. 0
7762. 1
7762. 2
7762. 3
7763. 0
7763. 1
7763. 2
7763. 3
7763. 4
7763. 5
7764. 0
7764. 1
7765. 0
7765. 1
7765. 2
7765. 3
7766. 0
7766. 1
7766. 2

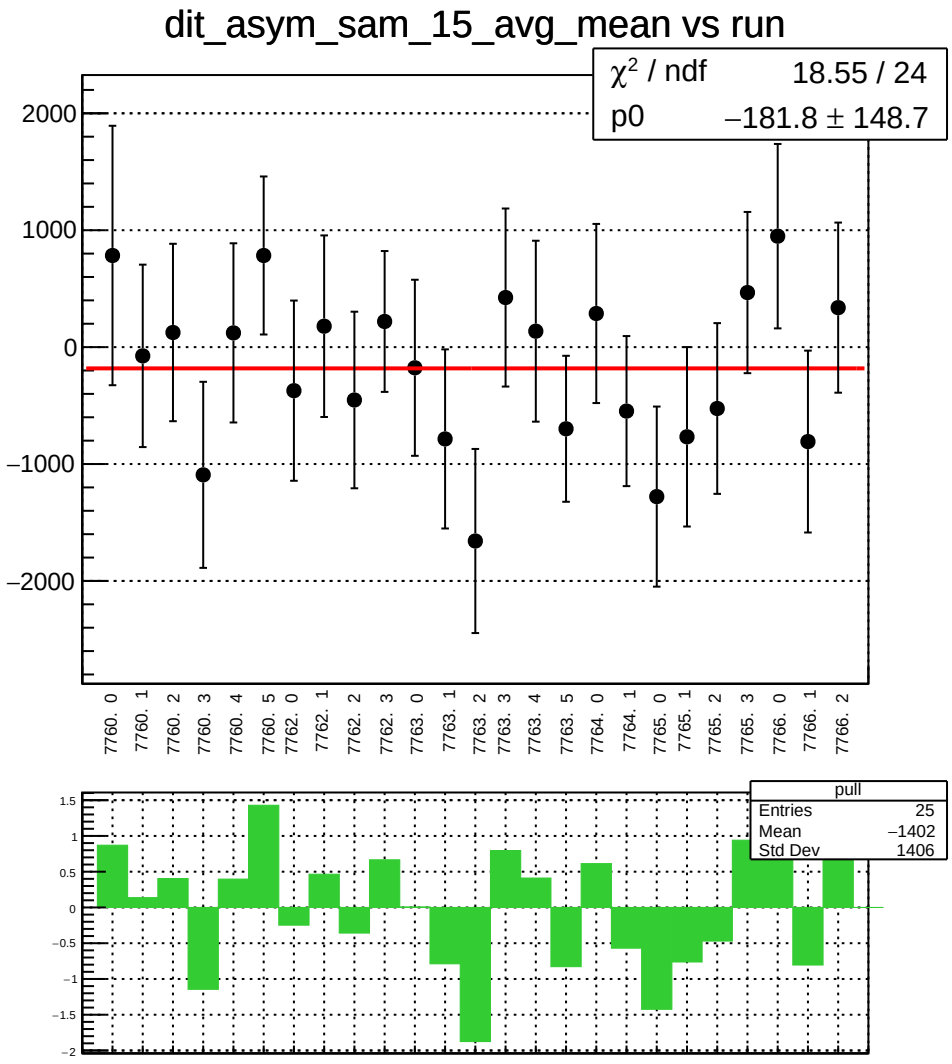
dit_asym_sam_15_avg_mean vs run
χ² / ndf 18.55 / 24
p0 −181.8 ± 148.7
2000
1000
0
−1000
−2000
7760. 0
7760. 1
7760. 2
7760. 3
7760. 4
7760. 5
7762. 0
7762. 1
7762. 2
7762. 3
7763. 0
7763. 1
7763. 2
7763. 3
7763. 4
7763. 5
7764. 0
7764. 1
7765. 0
7765. 1
7765. 2
7765. 3
7766. 0
7766. 1
7766. 2
pull
Entries 25
Mean −1402
Std Dev 1406
1.5
1
0.5
0
−0.5
−1
−1.5
−2

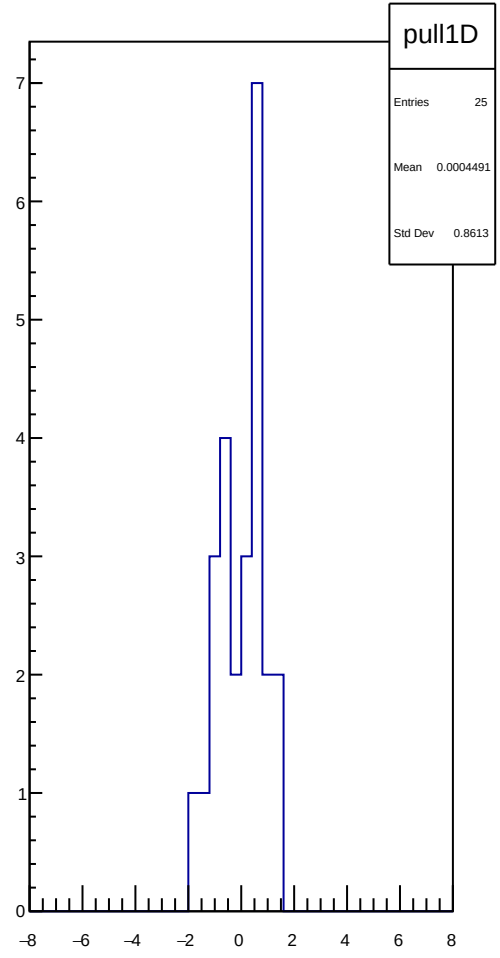
pull1D
Entries 25
Mean 0.0004491
Std Dev 0.8613
7
6
5
4
3
2
1
0
−8
−6
−4
−2
0
2
4
6
8

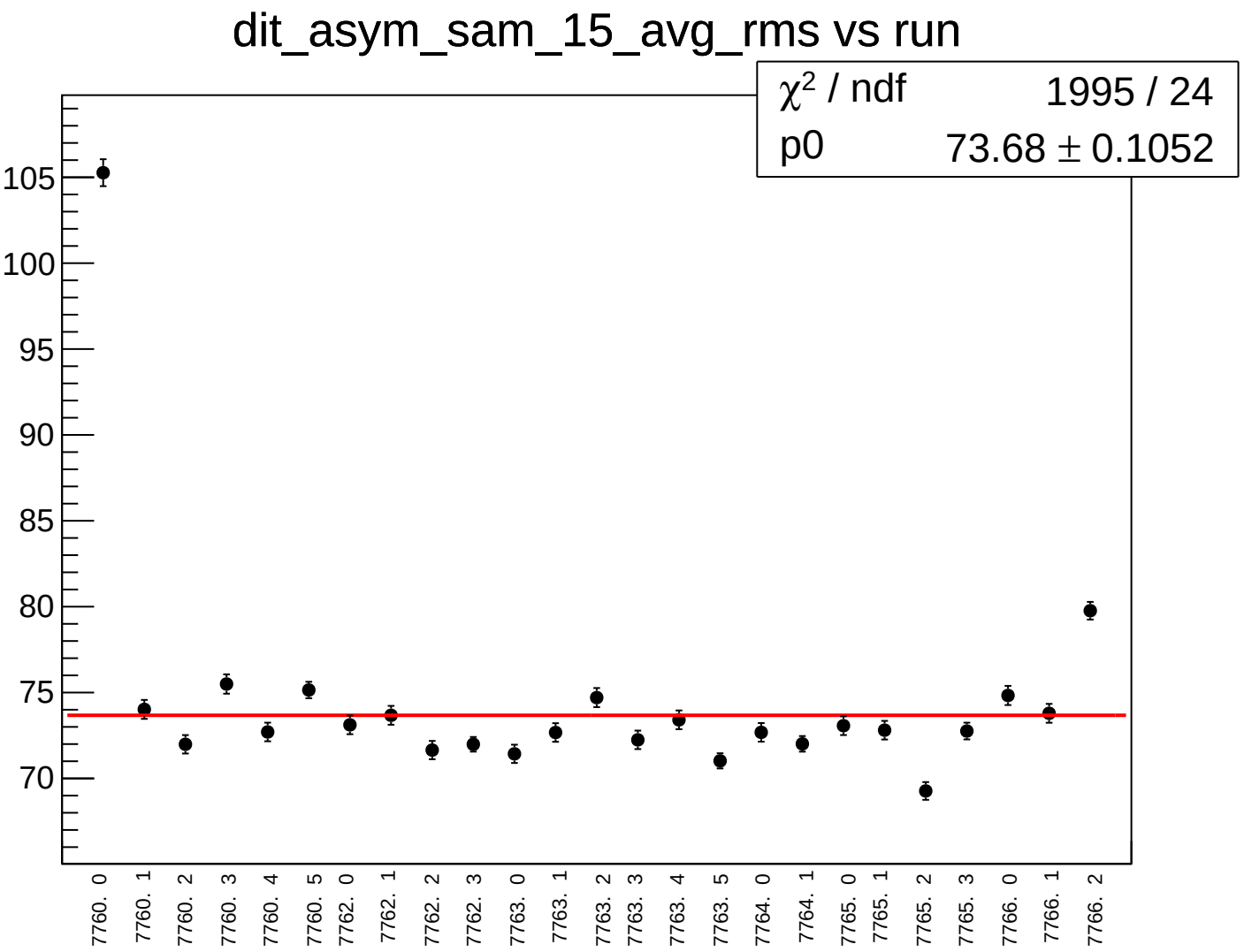
dit_asym_sam_15_avg_rms vs run
χ2 / ndf 1995 / 24
p0 73.68 ± 0.1052
105
100
95
90
85
80
75
70
7760. 0
7760. 1
7760. 2
7760. 3
7760. 4
7760. 5
7762. 0
7762. 1
7762. 2
7762. 3
7763. 0
7763. 1
7763. 2
7763. 3
7763. 4
7763. 5
7764. 0
7764. 1
7765. 0
7765. 1
7765. 2
7765. 3
7766. 0
7766. 1
7766. 2

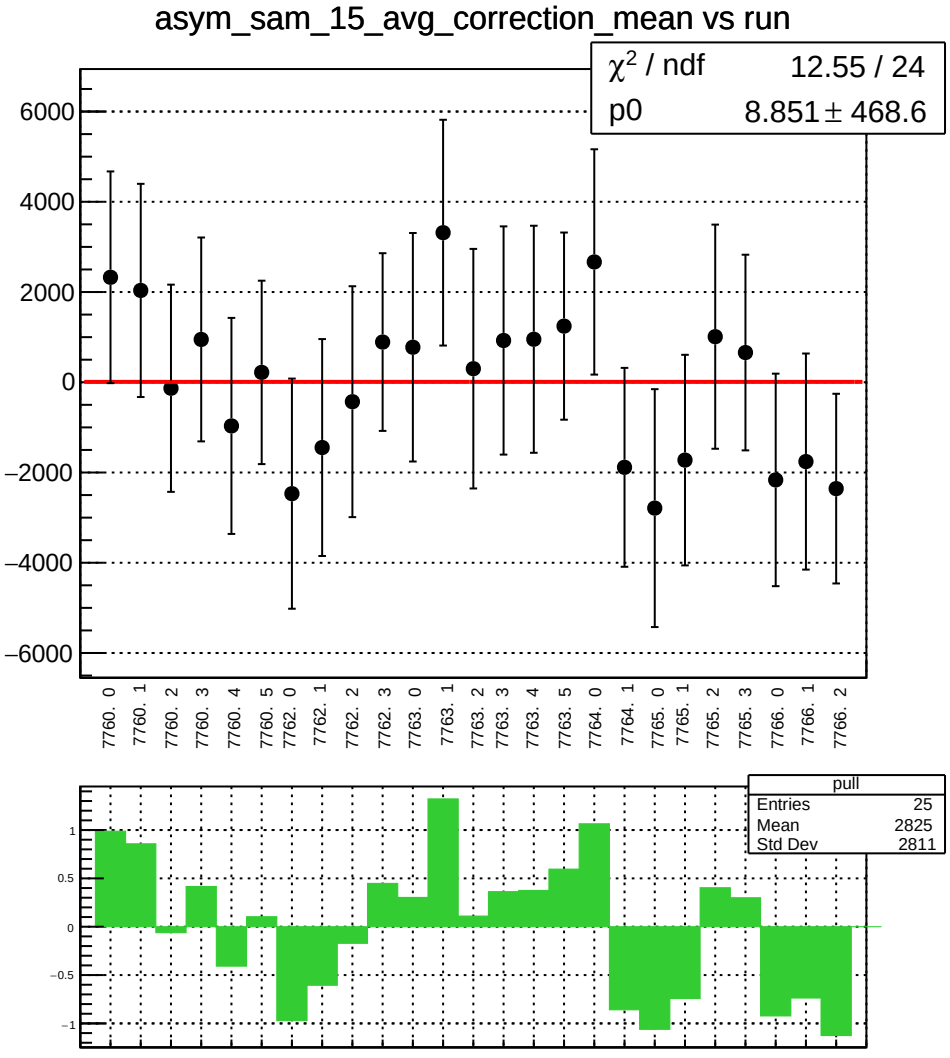
asym_sam_15_avg_correction_mean vs run
χ² / ndf 12.55 / 24
p0 8.851 ± 468.6
6000
4000
2000
0
−2000
−4000
−6000
7760. 0
7760. 1
7760. 2
7760. 3
7760. 4
7760. 5
7762. 0
7762. 1
7762. 2
7762. 3
7763. 0
7763. 1
7763. 2
7763. 3
7763. 4
7763. 5
7764. 0
7764. 1
7765. 0
7765. 1
7765. 2
7765. 3
7766. 0
7766. 1
7766. 2
pull
Entries 25
Mean 2825
Std Dev 2811
1
0.5
0
−0.5
−1

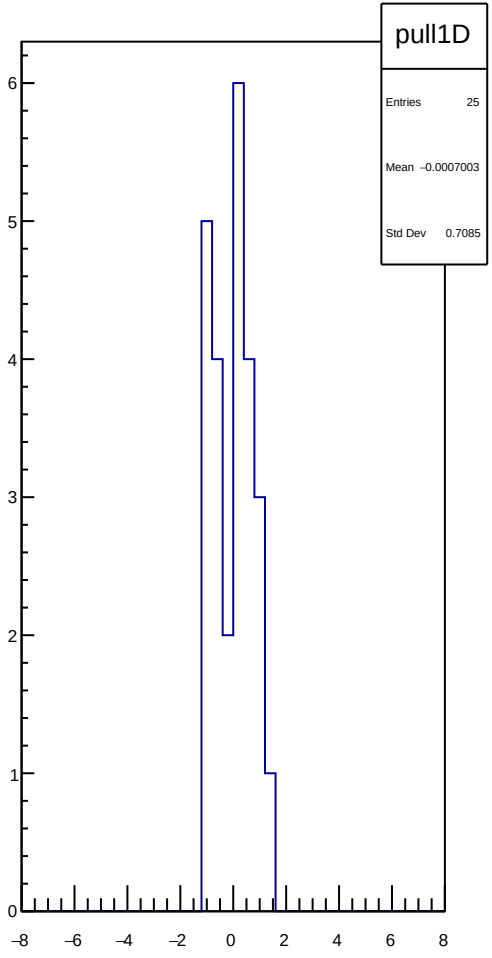
pull1D
Entries 25
Mean −0.0007003
Std Dev 0.7085
6
5
4
3
2
1
0
−8
−6
−4
−2
0
2
4
6
8

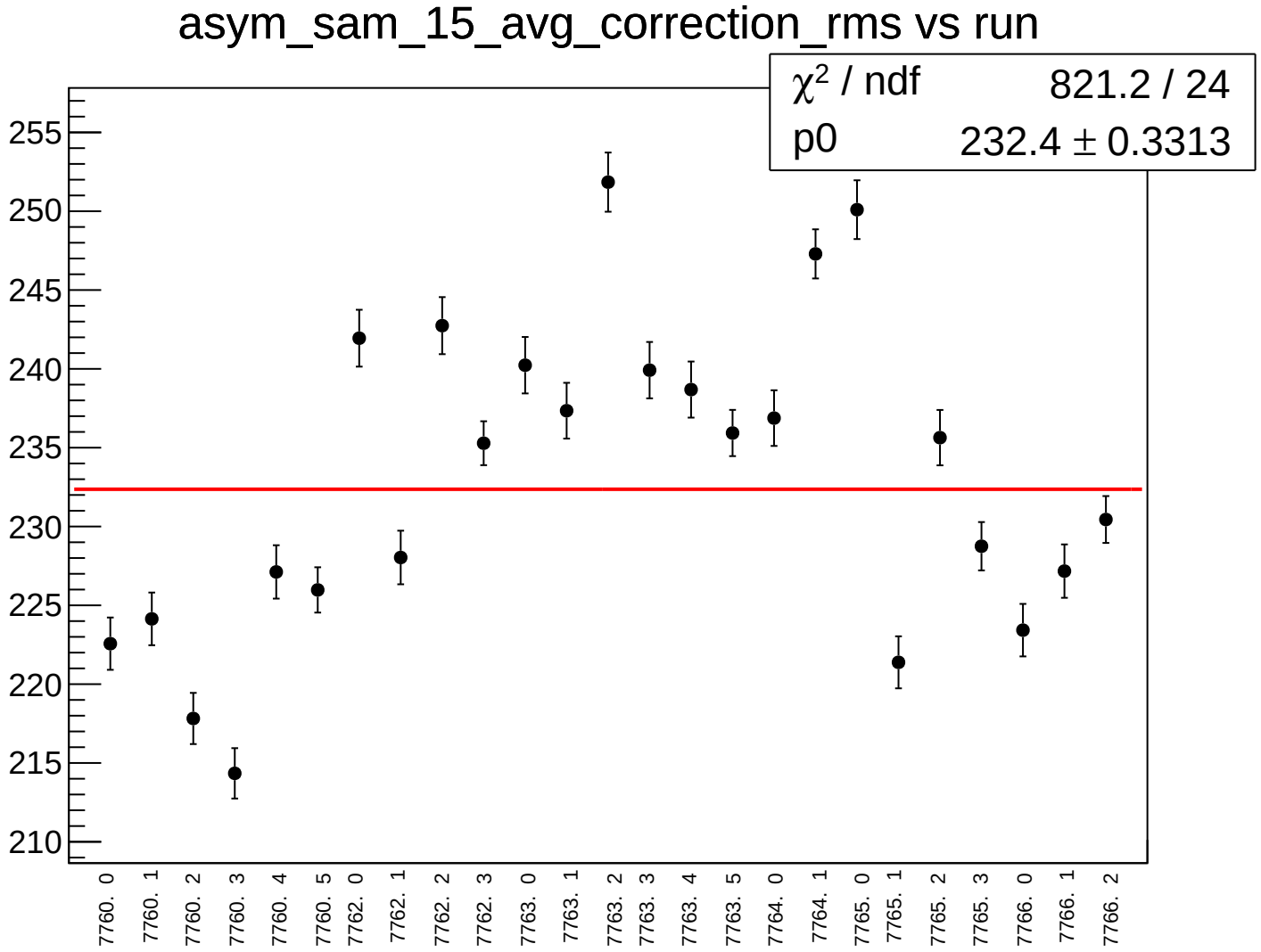
asym_sam_15_avg_correction_rms vs run
χ² / ndf 821.2 / 24
p0 232.4 ± 0.3313
255
250
245
240
235
230
225
220
215
210
7760. 0
7760. 1
7760. 2
7760. 3
7760. 4
7760. 5
7762. 0
7762. 1
7762. 2
7762. 3
7763. 0
7763. 1
7763. 2
7763. 3
7763. 4
7763. 5
7764. 0
7764. 1
7765. 0
7765. 1
7765. 2
7765. 3
7766. 0
7766. 1
7766. 2

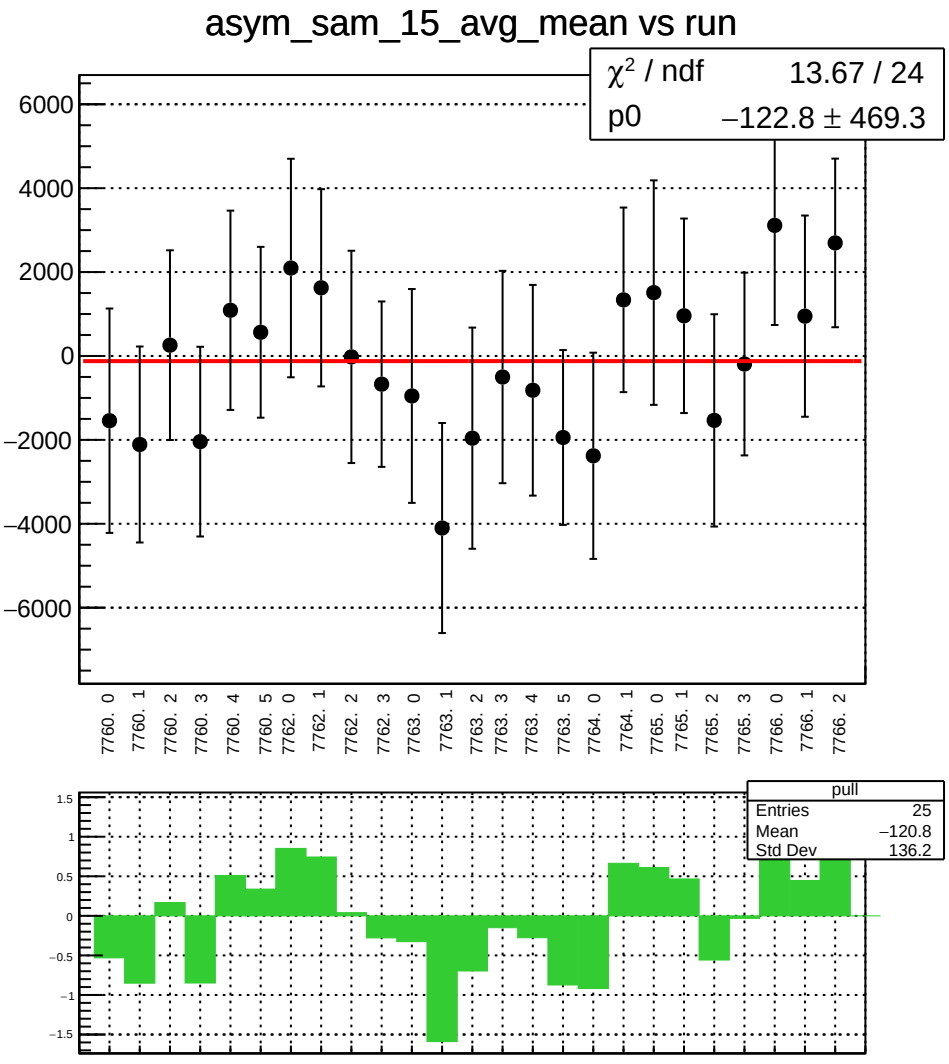
asym_sam_15_avg_mean vs run
χ² / ndf 13.67 / 24
p0 −122.8 ± 469.3
6000
4000
2000
0
−2000
−4000
−6000
7760. 0
7760. 1
7760. 2
7760. 3
7760. 4
7760. 5
7762. 0
7762. 1
7762. 2
7762. 3
7763. 0
7763. 1
7763. 2
7763. 3
7763. 4
7763. 5
7764. 0
7764. 1
7765. 0
7765. 1
7765. 2
7765. 3
7766. 0
7766. 1
7766. 2
pull
Entries 25
Mean −120.8
Std Dev 136.2
1.5
1
0.5
0
−0.5
−1
−1.5

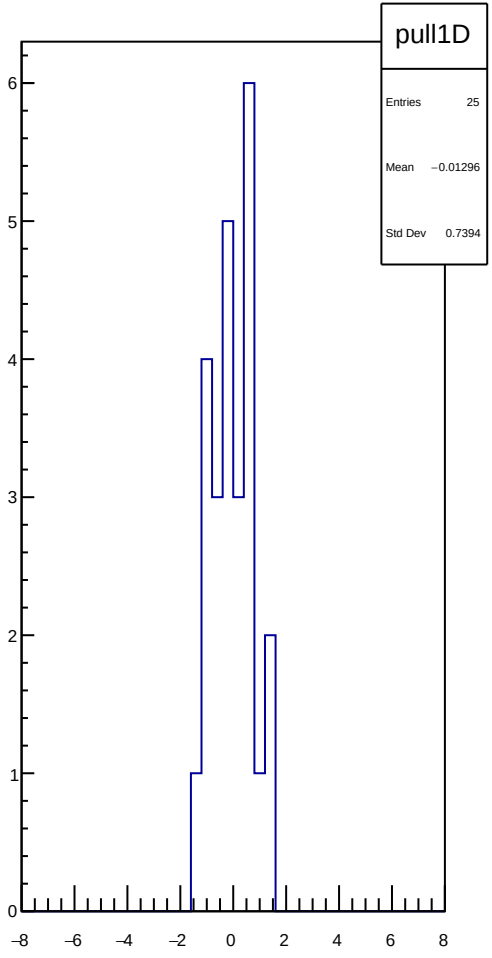
pull1D
Entries 25
Mean −0.01296
Std Dev 0.7394
6
5
4
3
2
1
0
−8
−6
−4
−2
0
2
4
6
8

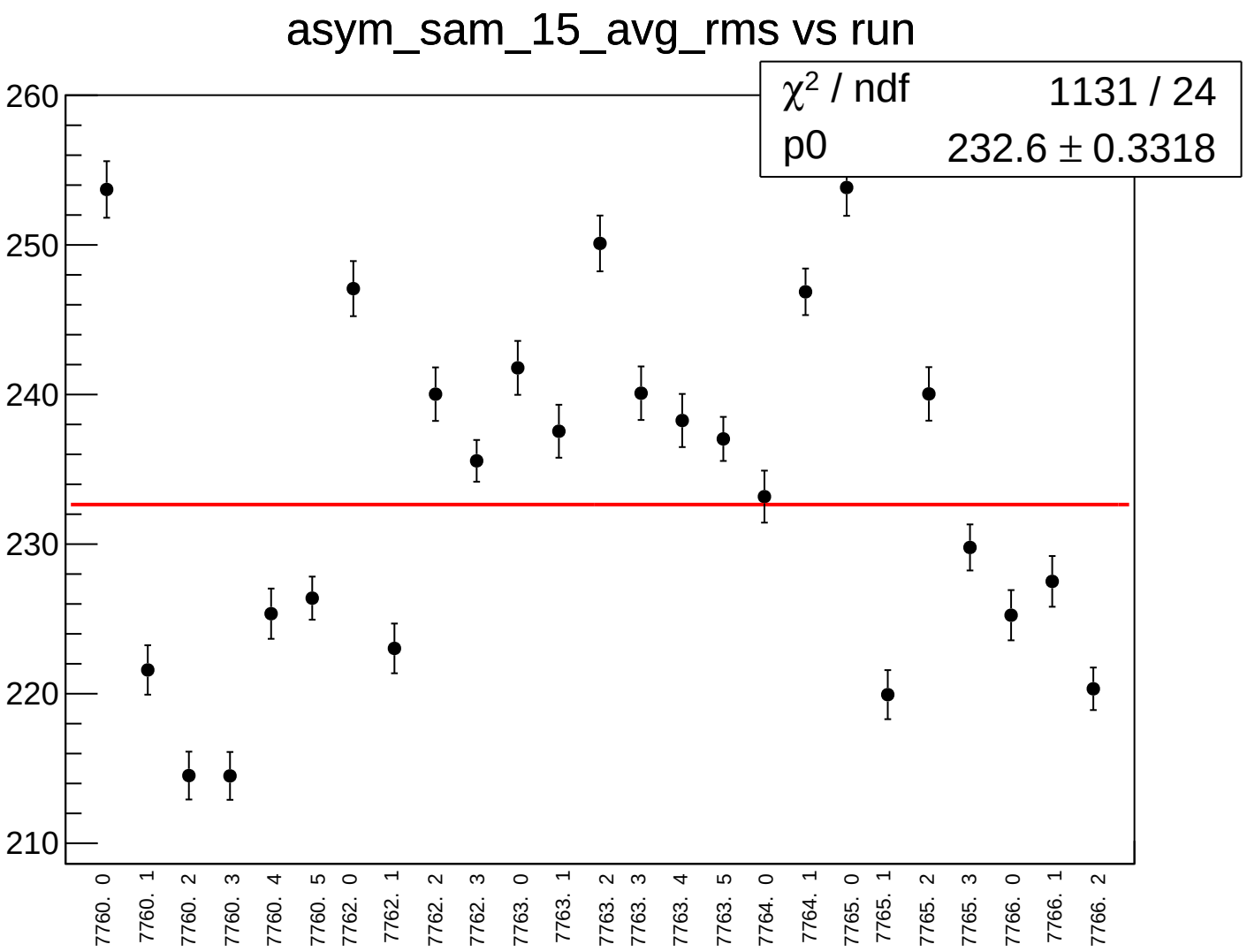
asym_sam_15_avg_rms vs run
χ² / ndf 1131 / 24
p0 232.6 ± 0.3318
260
250
240
230
220
210
7760. 0
7760. 1
7760. 2
7760. 3
7760. 4
7760. 5
7762. 0
7762. 1
7762. 2
7762. 3
7763. 0
7763. 1
7763. 2
7763. 3
7763. 4
7763. 5
7764. 0
7764. 1
7765. 0
7765. 1
7765. 2
7765. 3
7766. 0
7766. 1
7766. 2

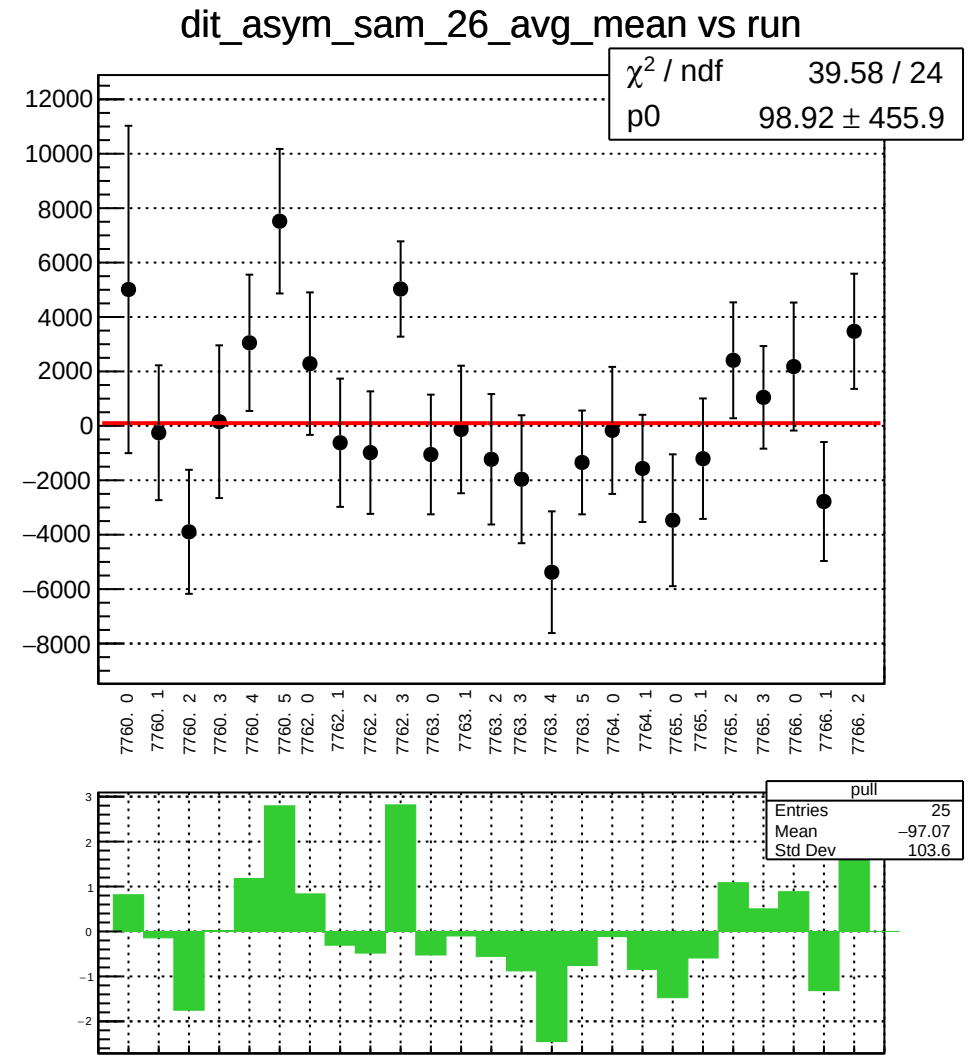
dit_asym_sam_26_avg_mean vs run
χ2 / ndf 39.58 / 24
p0 98.92 ± 455.9
12000
10000
8000
6000
4000
2000
0
−2000
−4000
−6000
−8000
7760. 0
7760. 1
7760. 2
7760. 3
7760. 4
7760. 5
7762. 0
7762. 1
7762. 2
7762. 3
7763. 0
7763. 1
7763. 2
7763. 3
7763. 4
7763. 5
7764. 0
7764. 1
7765. 0
7765. 1
7765. 2
7765. 3
7766. 0
7766. 1
7766. 2
pull
Entries 25
Mean −97.07
Std Dev 103.6
3
2
1
0
−1
−2

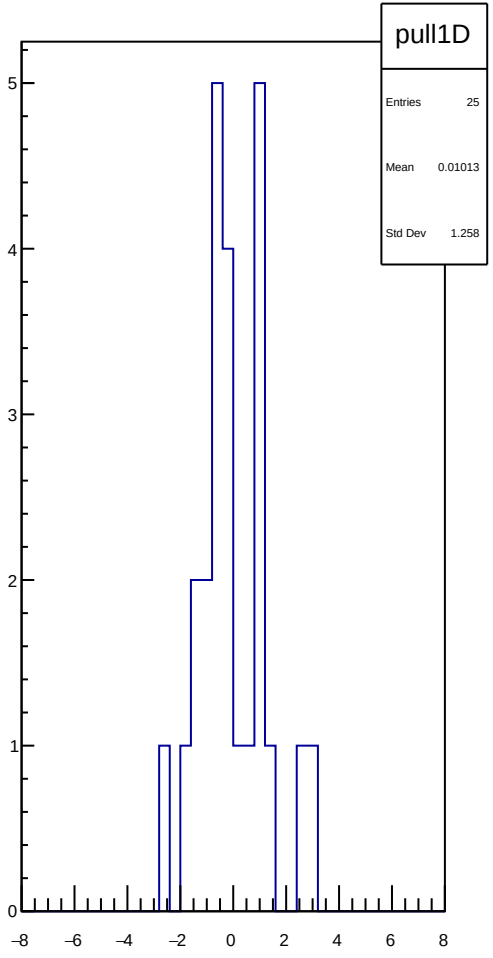
pull1D
Entries 25
Mean 0.01013
Std Dev 1.258
5
4
3
2
1
0
−8
−6
−4
−2
0
2
4
6
8

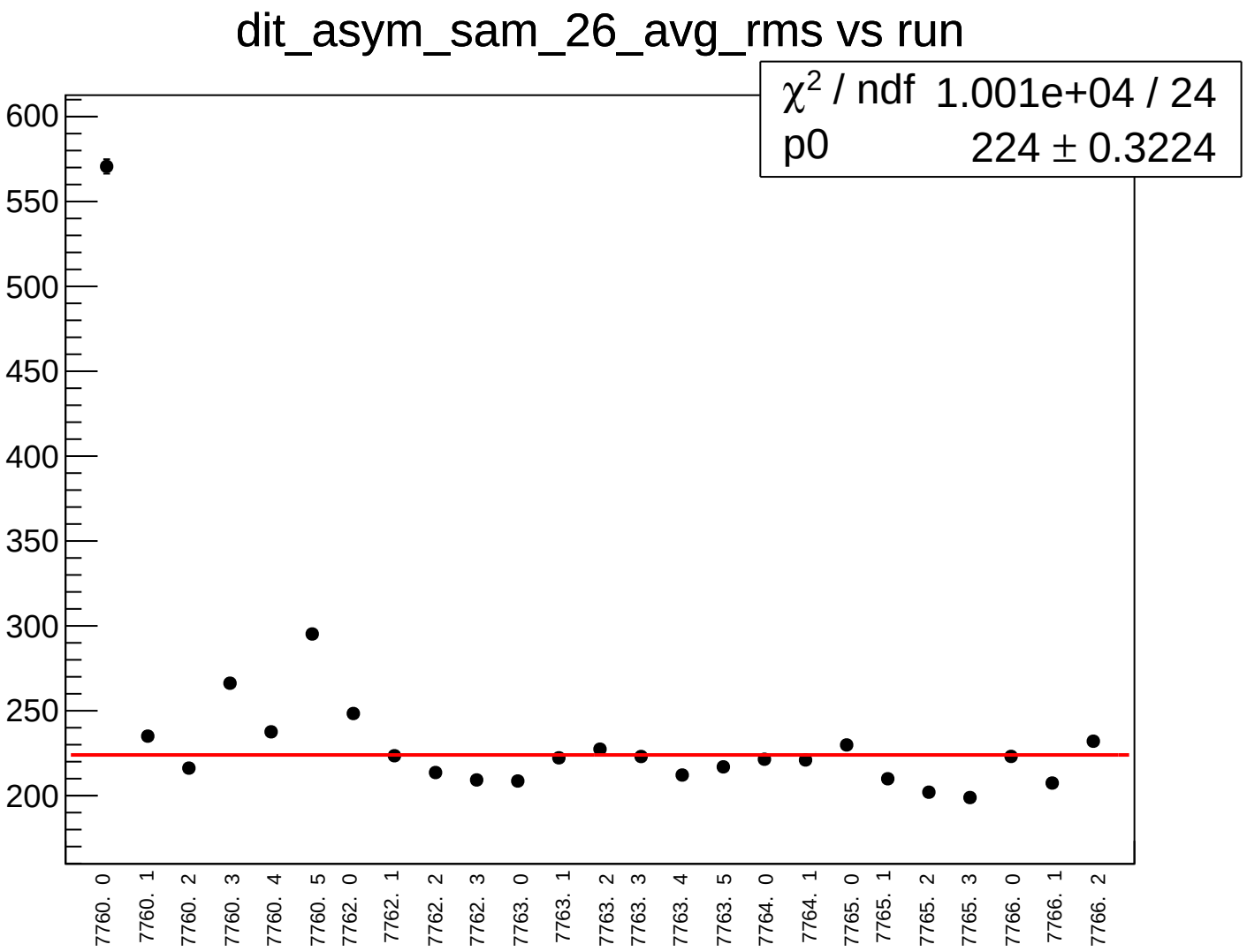
dit_asym_sam_26_avg_rms vs run
χ2 / ndf 1.001e+04 / 24
p0 224 ± 0.3224
600
550
500
450
400
350
300
250
200
7760. 0
7760. 1
7760. 2
7760. 3
7760. 4
7760. 5
7762. 0
7762. 1
7762. 2
7762. 3
7763. 0
7763. 1
7763. 2
7763. 3
7763. 4
7763. 5
7764. 0
7764. 1
7765. 0
7765. 1
7765. 2
7765. 3
7766. 0
7766. 1
7766. 2

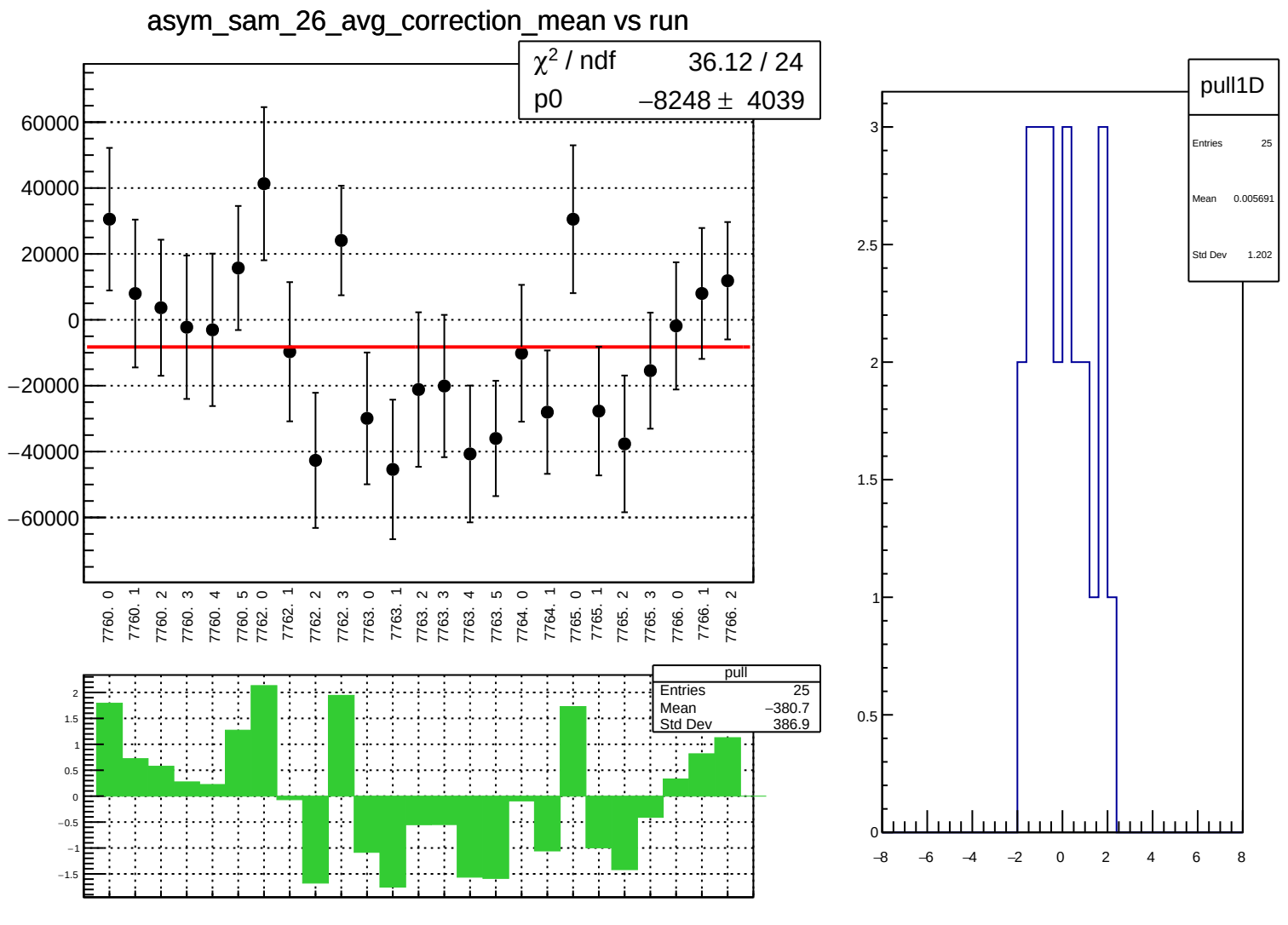
asym_sam_26_avg_correction_mean vs run
χ² / ndf 36.12 / 24
p0 −8248 ± 4039
60000
40000
20000
0
−20000
−40000
−60000
7760. 0
7760. 1
7760. 2
7760. 3
7760. 4
7760. 5
7762. 0
7762. 1
7762. 2
7762. 3
7763. 0
7763. 1
7763. 2
7763. 3
7763. 4
7763. 5
7764. 0
7764. 1
7765. 0
7765. 1
7765. 2
7765. 3
7766. 0
7766. 1
7766. 2
pull
Entries 25
Mean −380.7
Std Dev 386.9
pull1D
Entries 25
Mean 0.005691
Std Dev 1.202

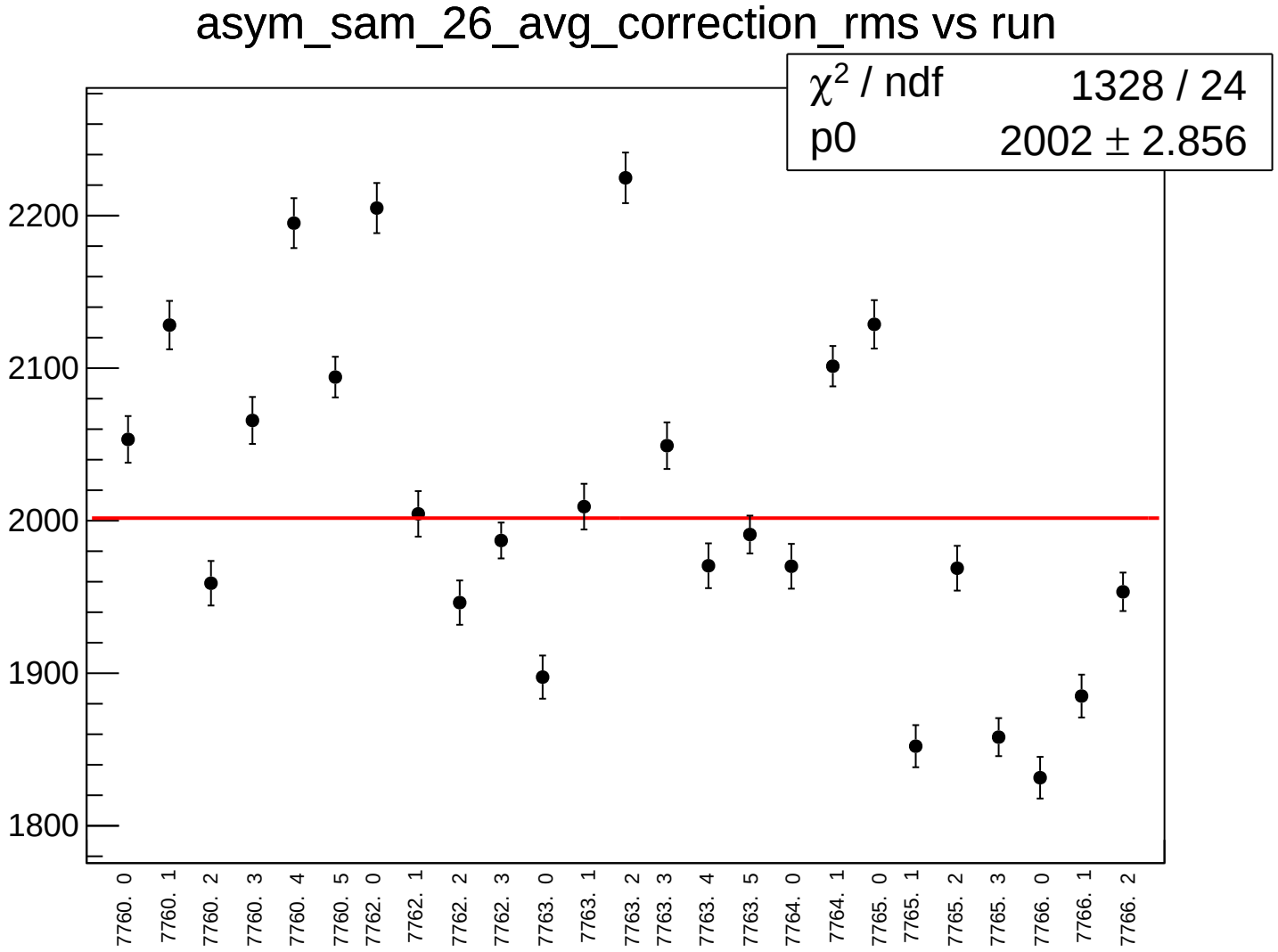
asym_sam_26_avg_correction_rms vs run
χ2 / ndf 1328 / 24
p0 2002 ± 2.856
2200
2100
2000
1900
1800
7760. 0
7760. 1
7760. 2
7760. 3
7760. 4
7760. 5
7762. 0
7762. 1
7762. 2
7762. 3
7763. 0
7763. 1
7763. 2
7763. 3
7763. 4
7763. 5
7764. 0
7764. 1
7765. 0
7765. 1
7765. 2
7765. 3
7766. 0
7766. 1
7766. 2

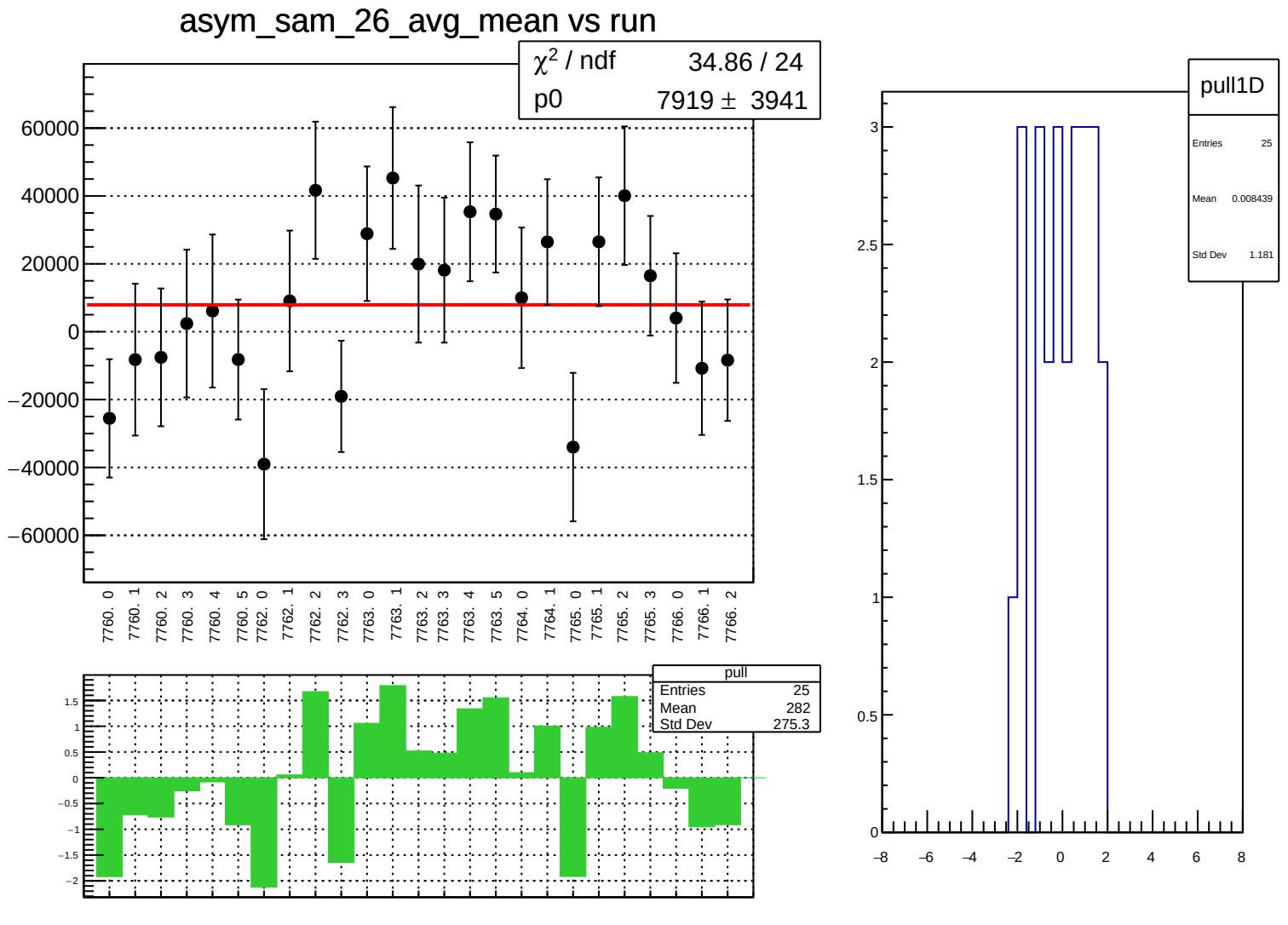
asym_sam_26_avg_mean vs run
χ² / ndf 34.86 / 24
p0 7919 ± 3941
60000
40000
20000
0
−20000
−40000
−60000
7760. 0
7760. 1
7760. 2
7760. 3
7760. 4
7760. 5
7762. 0
7762. 1
7762. 2
7762. 3
7763. 0
7763. 1
7763. 2
7763. 3
7763. 4
7763. 5
7764. 0
7764. 1
7765. 0
7765. 1
7765. 2
7765. 3
7766. 0
7766. 1
7766. 2
pull
Entries 25
Mean 282
Std Dev 275.3
1.5
1
0.5
0
−0.5
−1
−1.5
−2
pull1D
Entries 25
Mean 0.008439
Std Dev 1.181
3
2.5
2
1.5
1
0.5
0
−8
−6
−4
−2
0
2
4
6
8

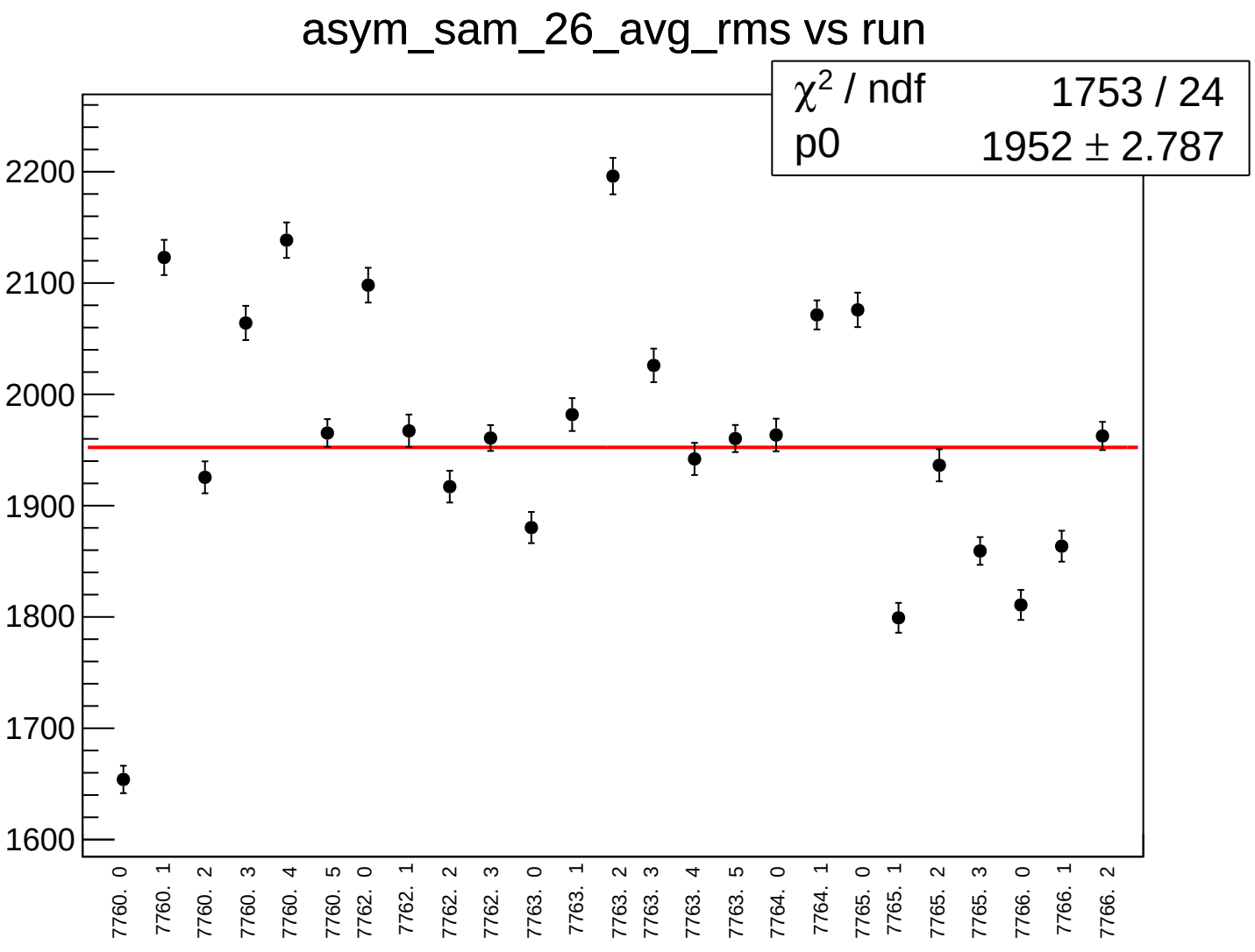
asym_sam_26_avg_rms vs run
χ² / ndf 1753 / 24
p0 1952 ± 2.787
2200
2100
2000
1900
1800
1700
1600
7760. 0
7760. 1
7760. 2
7760. 3
7760. 4
7760. 5
7762. 0
7762. 1
7762. 2
7762. 3
7763. 0
7763. 1
7763. 2
7763. 3
7763. 4
7763. 5
7764. 0
7764. 1
7765. 0
7765. 1
7765. 2
7765. 3
7766. 0
7766. 1
7766. 2

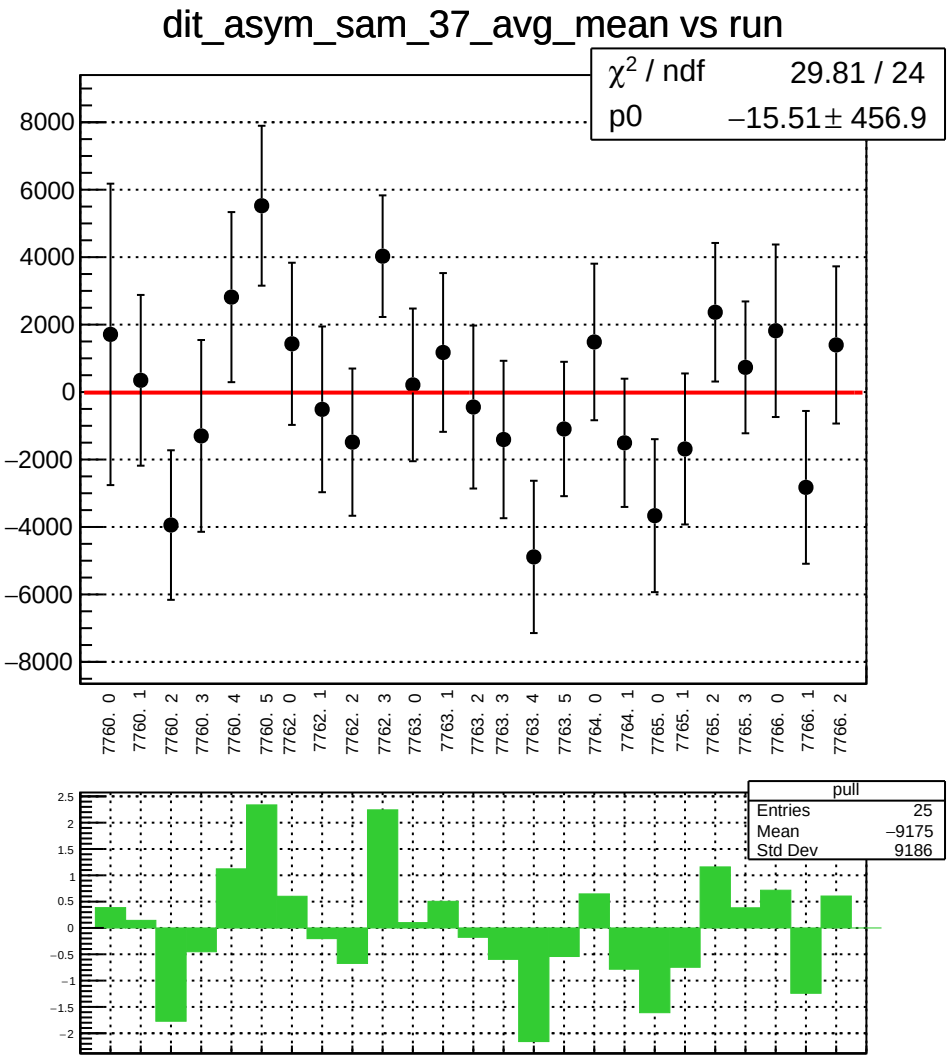
dit_asym_sam_37_avg_mean vs run
χ² / ndf 29.81 / 24
p0 −15.51 ± 456.9
8000
6000
4000
2000
0
−2000
−4000
−6000
−8000
7760. 0
7760. 1
7760. 2
7760. 3
7760. 4
7760. 5
7762. 0
7762. 1
7762. 2
7762. 3
7763. 0
7763. 1
7763. 2
7763. 3
7763. 4
7763. 5
7764. 0
7764. 1
7765. 0
7765. 1
7765. 2
7765. 3
7766. 0
7766. 1
7766. 2
pull
Entries 25
Mean −9175
Std Dev 9186
2.5
2
1.5
1
0.5
0
−0.5
−1
−1.5
−2

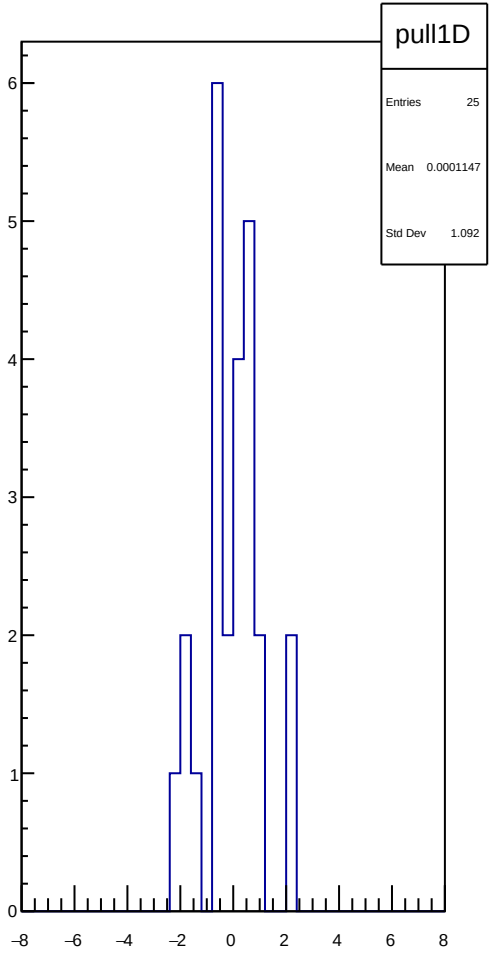
pull1D
Entries 25
Mean 0.0001147
Std Dev 1.092
6
5
4
3
2
1
0
−8
−6
−4
−2
0
2
4
6
8

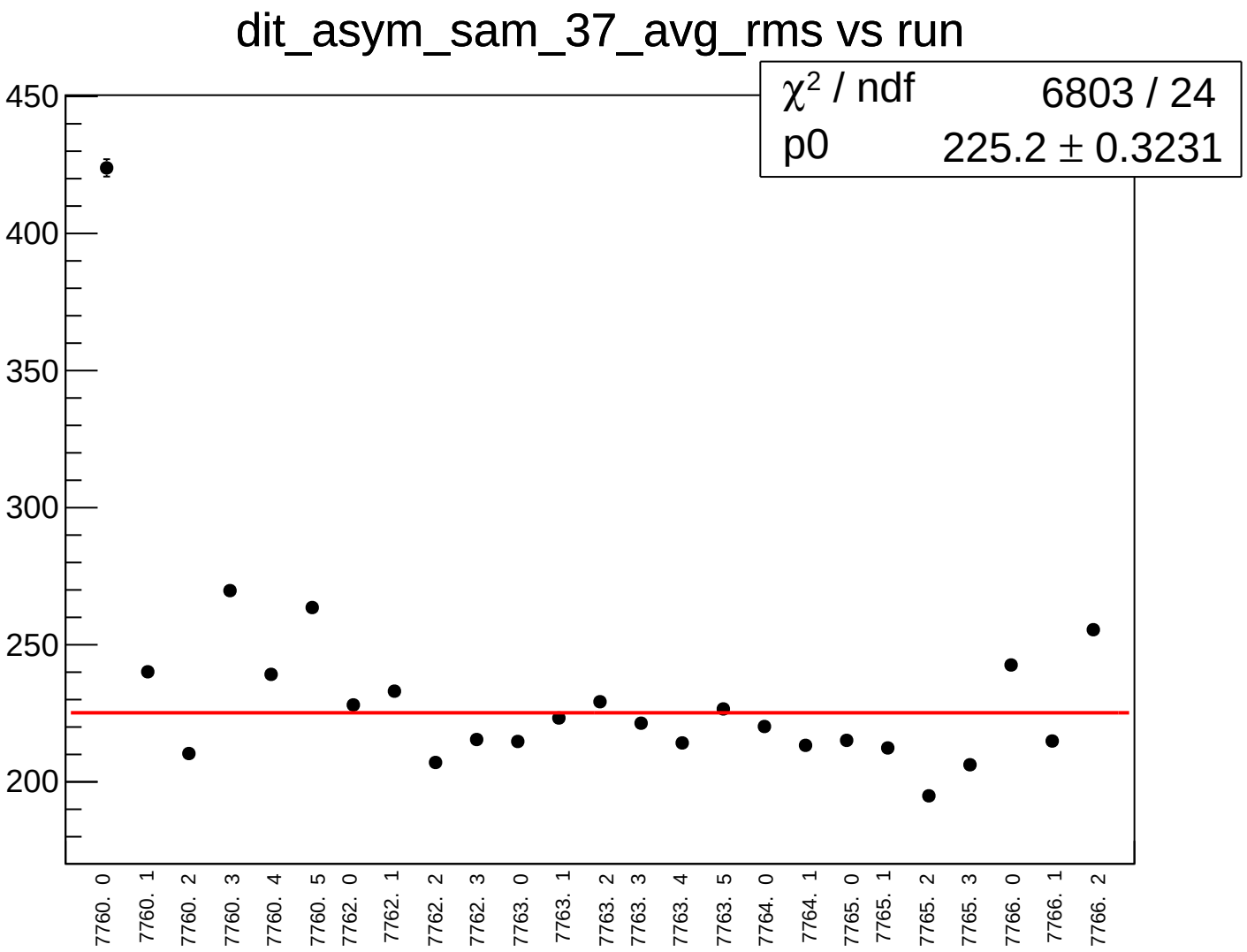
dit_asym_sam_37_avg_rms vs run
χ² / ndf 6803 / 24
p0 225.2 ± 0.3231
450
400
350
300
250
200
7760. 0
7760. 1
7760. 2
7760. 3
7760. 4
7760. 5
7762. 0
7762. 1
7762. 2
7762. 3
7763. 0
7763. 1
7763. 2
7763. 3
7763. 4
7763. 5
7764. 0
7764. 1
7765. 0
7765. 1
7765. 2
7765. 3
7766. 0
7766. 1
7766. 2

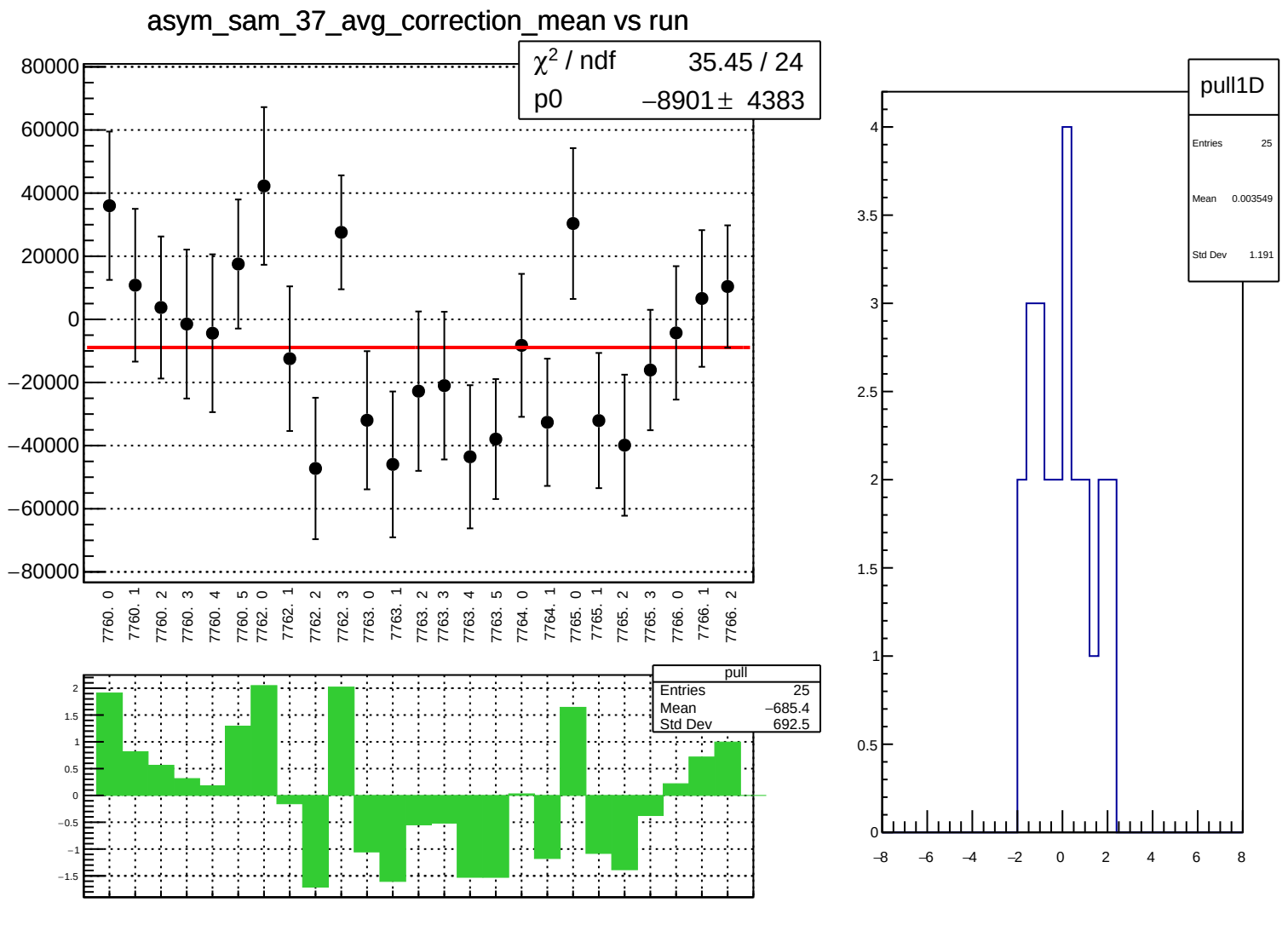
asym_sam_37_avg_correction_mean vs run
χ² / ndf 35.45 / 24
p0 −8901 ± 4383
80000
60000
40000
20000
0
−20000
−40000
−60000
−80000
7760. 0
7760. 1
7760. 2
7760. 3
7760. 4
7760. 5
7762. 0
7762. 1
7762. 2
7762. 3
7763. 0
7763. 1
7763. 2
7763. 3
7763. 4
7763. 5
7764. 0
7764. 1
7765. 0
7765. 1
7765. 2
7765. 3
7766. 0
7766. 1
7766. 2
pull
Entries 25
Mean −685.4
Std Dev 692.5
2
1.5
1
0.5
0
−0.5
−1
−1.5
pull1D
Entries 25
Mean 0.003549
Std Dev 1.191
4
3.5
3
2.5
2
1.5
1
0.5
0
−8
−6
−4
−2
0
2
4
6
8

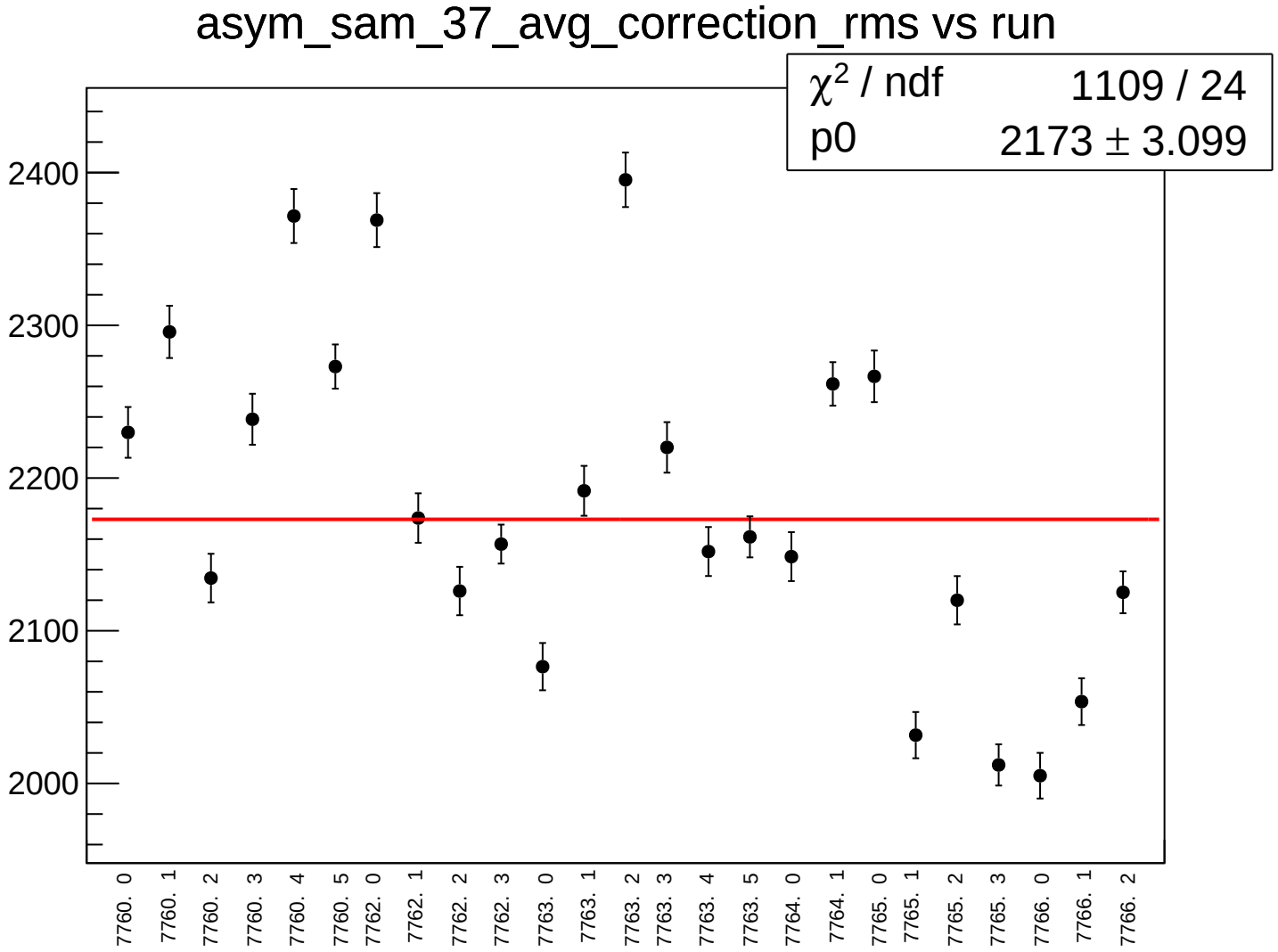
asym_sam_37_avg_correction_rms vs run
χ² / ndf 1109 / 24
p0 2173 ± 3.099
2400
2300
2200
2100
2000
7760. 0
7760. 1
7760. 2
7760. 3
7760. 4
7760. 5
7762. 0
7762. 1
7762. 2
7762. 3
7763. 0
7763. 1
7763. 2
7763. 3
7763. 4
7763. 5
7764. 0
7764. 1
7765. 0
7765. 1
7765. 2
7765. 3
7766. 0
7766. 1
7766. 2

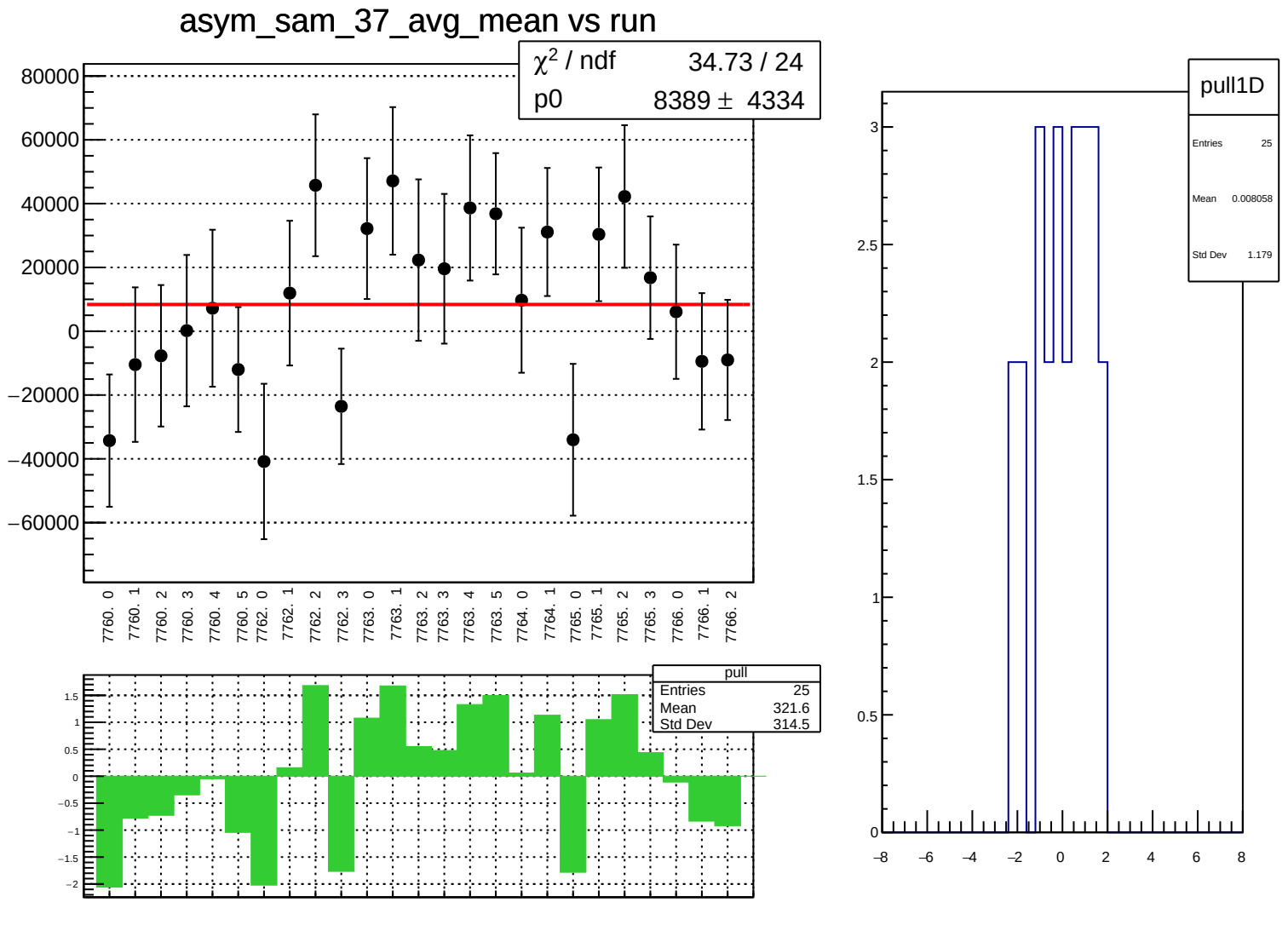
asym_sam_37_avg_mean vs run
χ² / ndf 34.73 / 24
p0 8389 ± 4334
80000
60000
40000
20000
0
−20000
−40000
−60000
7760. 0
7760. 1
7760. 2
7760. 3
7760. 4
7760. 5
7762. 0
7762. 1
7762. 2
7762. 3
7763. 0
7763. 1
7763. 2
7763. 3
7763. 4
7763. 5
7764. 0
7764. 1
7765. 0
7765. 1
7765. 2
7765. 3
7766. 0
7766. 1
7766. 2
pull
Entries 25
Mean 321.6
Std Dev 314.5
1.5
1
0.5
0
−0.5
−1
−1.5
−2
pull1D
Entries 25
Mean 0.008058
Std Dev 1.179
3
2.5
2
1.5
1
0.5
0
−8
−6
−4
−2
0
2
4
6
8

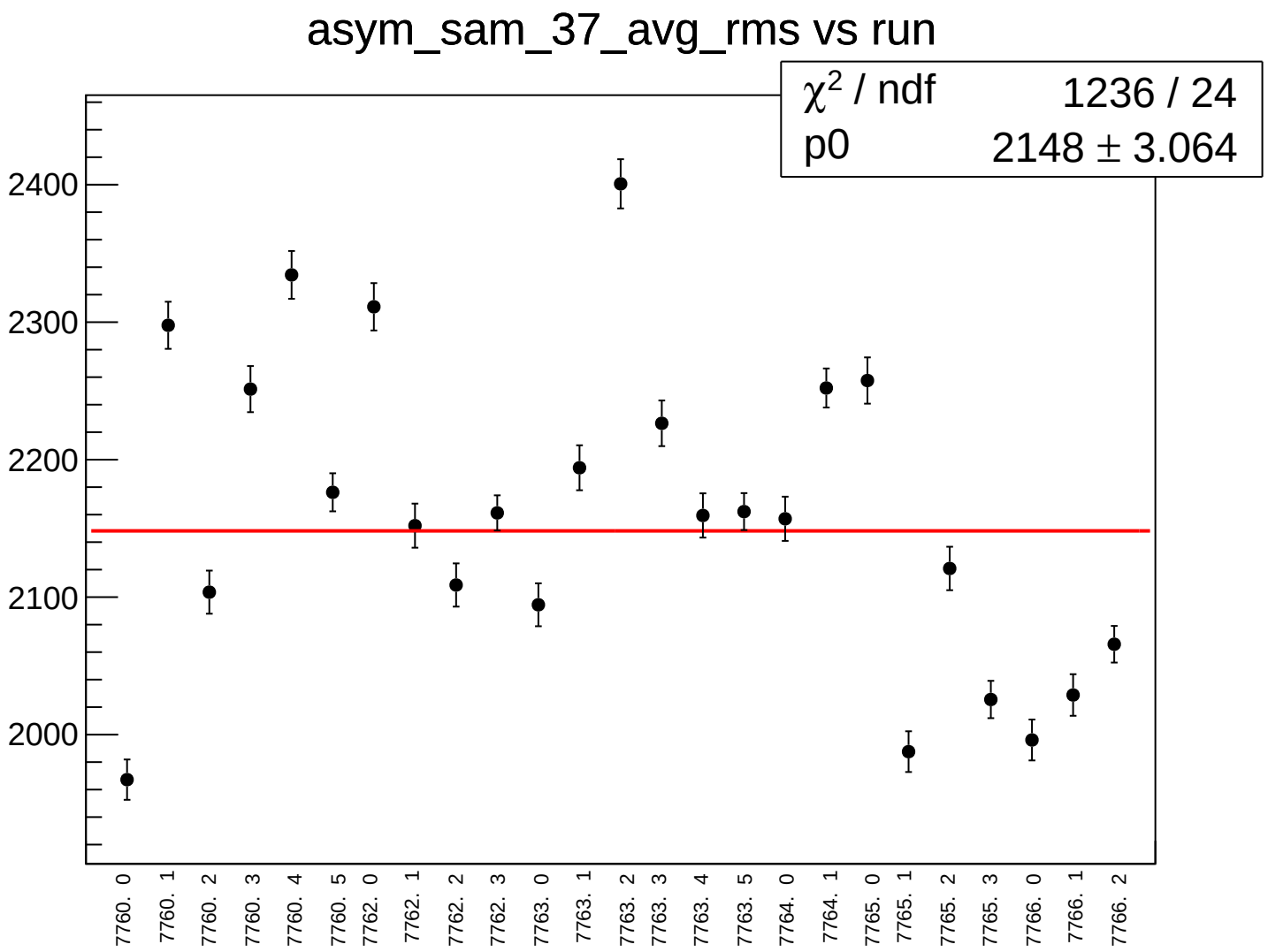
asym_sam_37_avg_rms vs run
χ^2 / ndf 1236 / 24
p0 2148 ± 3.064
2400
2300
2200
2100
2000
7760. 0
7760. 1
7760. 2
7760. 3
7760. 4
7760. 5
7762. 0
7762. 1
7762. 2
7762. 3
7763. 0
7763. 1
7763. 2
7763. 3
7763. 4
7763. 5
7764. 0
7764. 1
7765. 0
7765. 1
7765. 2
7765. 3
7766. 0
7766. 1
7766. 2

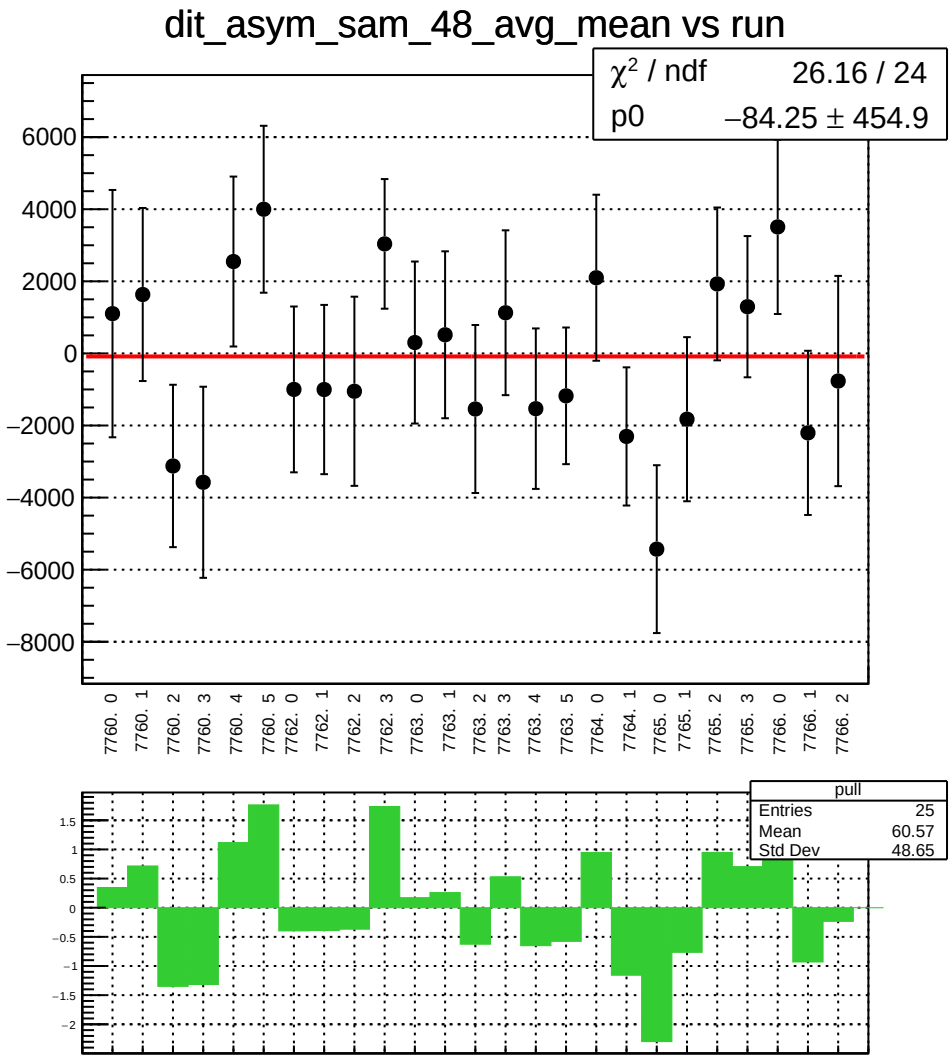
dit_asym_sam_48_avg_mean vs run
χ² / ndf 26.16 / 24
p0 −84.25 ± 454.9
6000
4000
2000
0
−2000
−4000
−6000
−8000
7760. 0
7760. 1
7760. 2
7760. 3
7760. 4
7760. 5
7762. 0
7762. 1
7762. 2
7762. 3
7763. 0
7763. 1
7763. 2
7763. 3
7763. 4
7763. 5
7764. 0
7764. 1
7765. 0
7765. 1
7765. 2
7765. 3
7766. 0
7766. 1
7766. 2
pull
Entries 25
Mean 60.57
Std Dev 48.65
1.5
1
0.5
0
−0.5
−1
−1.5
−2

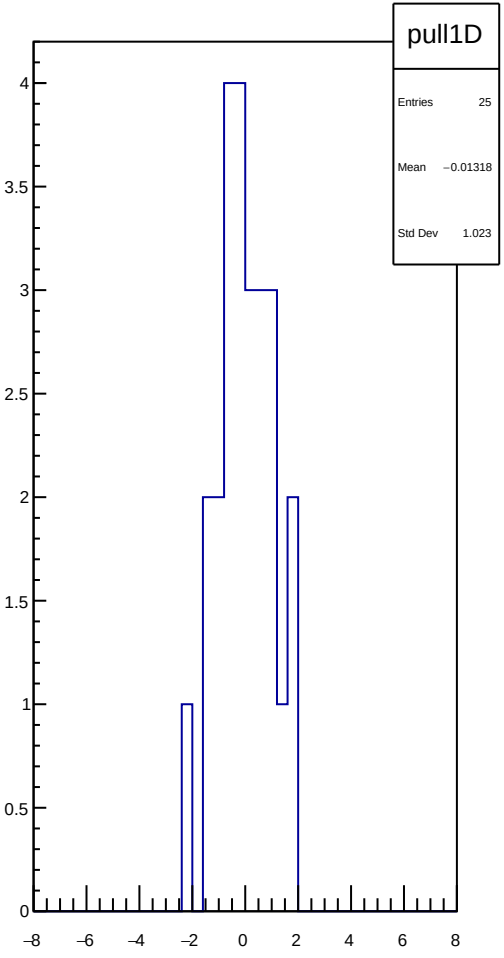
pull1D
Entries 25
Mean −0.01318
Std Dev 1.023
4
3.5
3
2.5
2
1.5
1
0.5
0
−8
−6
−4
−2
0
2
4
6
8

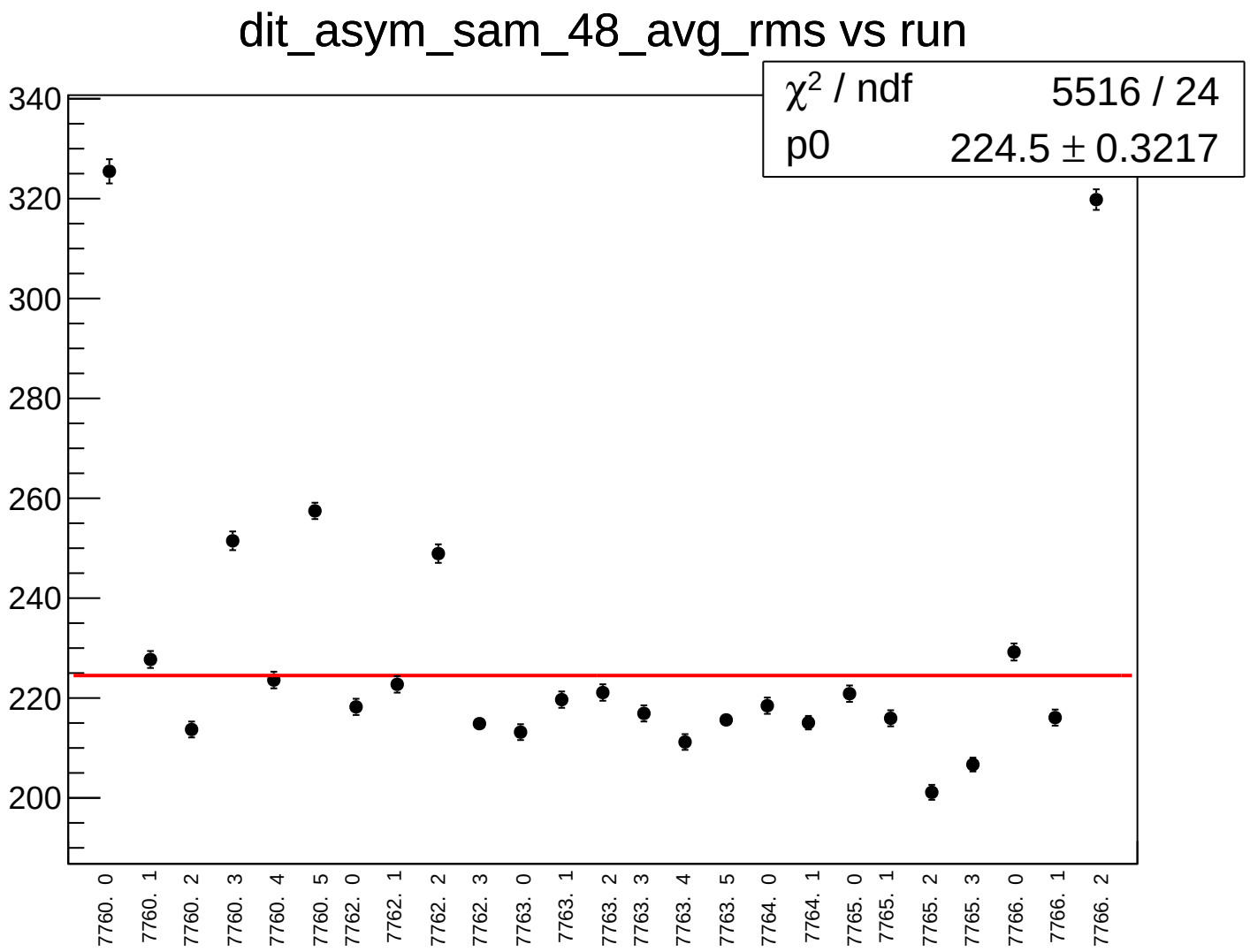
dit_asym_sam_48_avg_rms vs run
χ2 / ndf 5516 / 24
p0 224.5 ± 0.3217
340
320
300
280
260
240
220
200
7760. 0
7760. 1
7760. 2
7760. 3
7760. 4
7760. 5
7762. 0
7762. 1
7762. 2
7762. 3
7763. 0
7763. 1
7763. 2
7763. 3
7763. 4
7763. 5
7764. 0
7764. 1
7765. 0
7765. 1
7765. 2
7765. 3
7766. 0
7766. 1
7766. 2

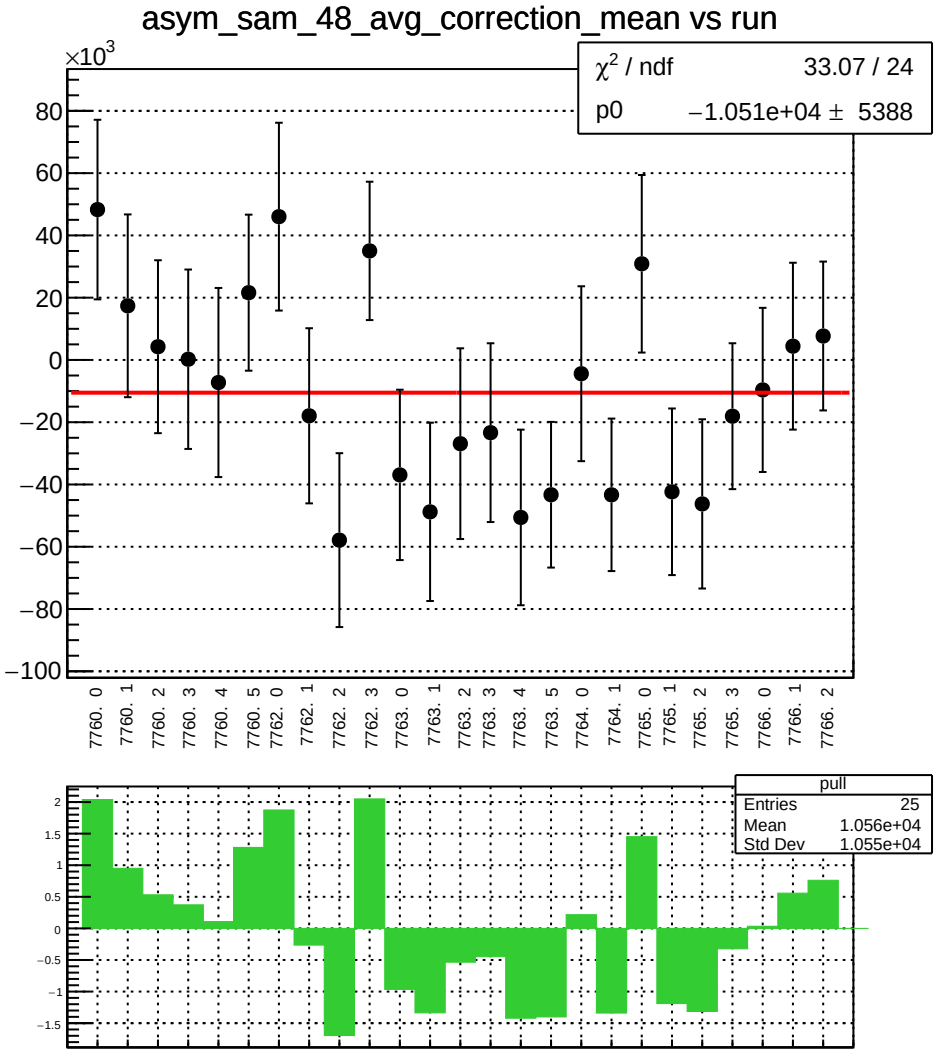
asym_sam_48_avg_correction_mean vs run
×10^3
χ² / ndf 33.07 / 24
p0 −1.051e+04 ± 5388
80
60
40
20
0
−20
−40
−60
−80
−100
7760. 0
7760. 1
7760. 2
7760. 3
7760. 4
7760. 5
7762. 0
7762. 1
7762. 2
7762. 3
7763. 0
7763. 1
7763. 2
7763. 3
7763. 4
7763. 5
7764. 0
7764. 1
7765. 0
7765. 1
7765. 2
7765. 3
7766. 0
7766. 1
7766. 2
pull
Entries 25
Mean 1.056e+04
Std Dev 1.055e+04
2
1.5
1
0.5
0
−0.5
−1
−1.5

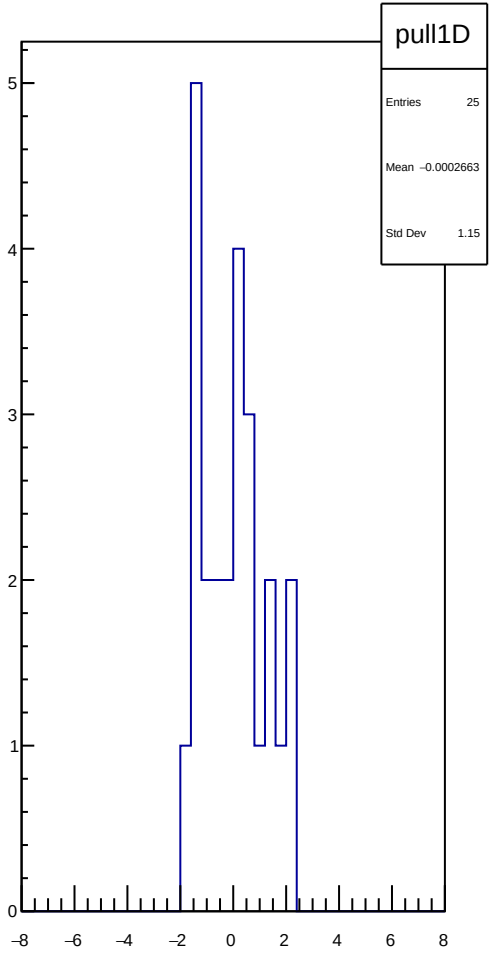
pull1D
Entries 25
Mean −0.0002663
Std Dev 1.15
5
4
3
2
1
0
−8
−6
−4
−2
0
2
4
6
8

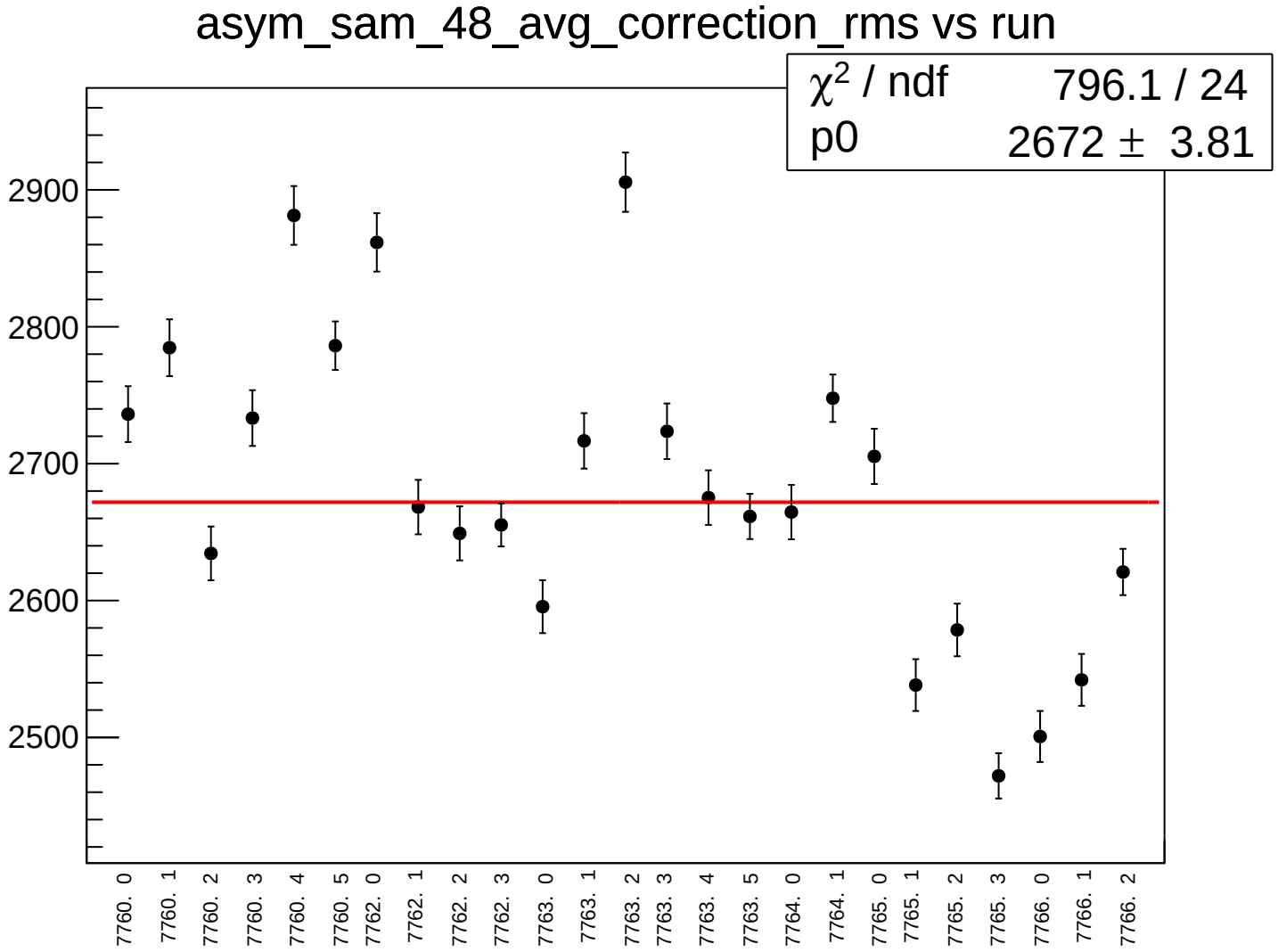
asym_sam_48_avg_correction_rms vs run
χ2 / ndf 796.1 / 24
p0 2672 ± 3.81
2900
2800
2700
2600
2500
7760. 0
7760. 1
7760. 2
7760. 3
7760. 4
7760. 5
7762. 0
7762. 1
7762. 2
7762. 3
7763. 0
7763. 1
7763. 2
7763. 3
7763. 4
7763. 5
7764. 0
7764. 1
7765. 0
7765. 1
7765. 2
7765. 3
7766. 0
7766. 1
7766. 2

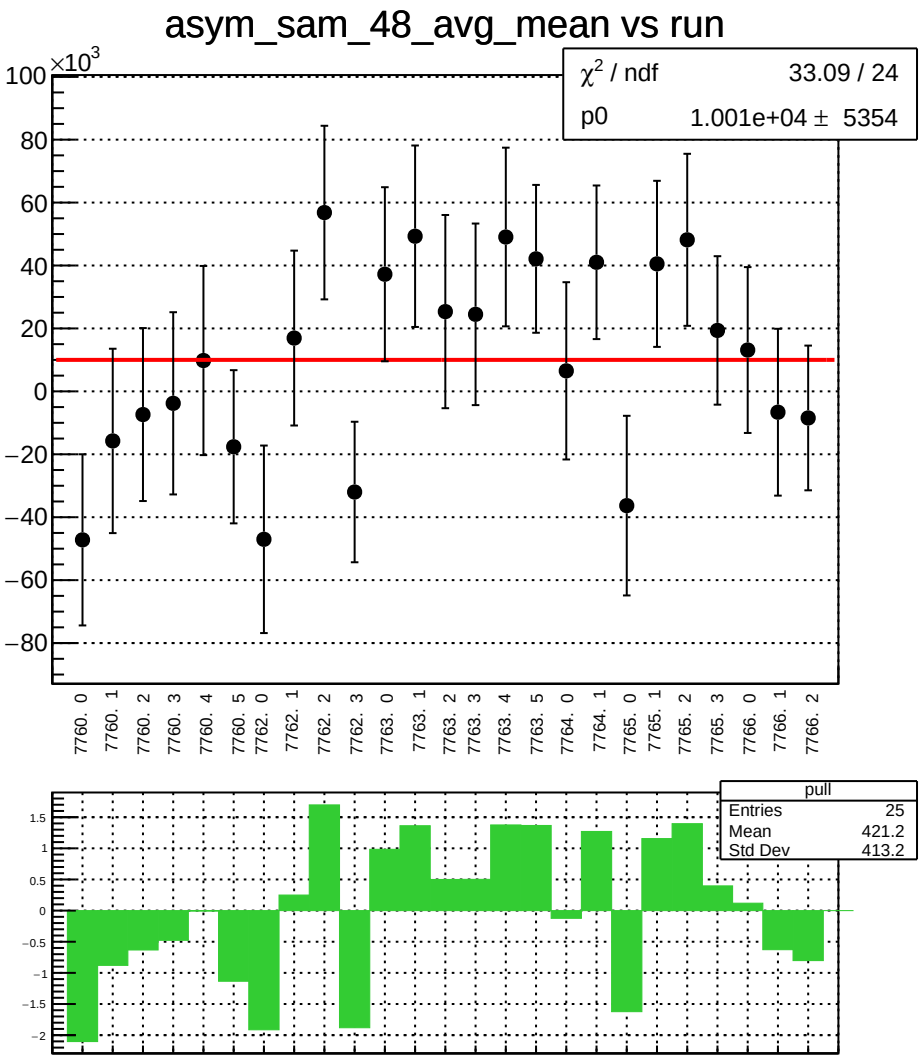
asym_sam_48_avg_mean vs run
×10^3
χ^2 / ndf 33.09 / 24
p0 1.001e+04 ± 5354
100
80
60
40
20
0
−20
−40
−60
−80
7760. 0
7760. 1
7760. 2
7760. 3
7760. 4
7760. 5
7762. 0
7762. 1
7762. 2
7762. 3
7763. 0
7763. 1
7763. 2
7763. 3
7763. 4
7763. 5
7764. 0
7764. 1
7765. 0
7765. 1
7765. 2
7765. 3
7766. 0
7766. 1
7766. 2
pull
Entries 25
Mean 421.2
Std Dev 413.2
1.5
1
0.5
0
−0.5
−1
−1.5
−2

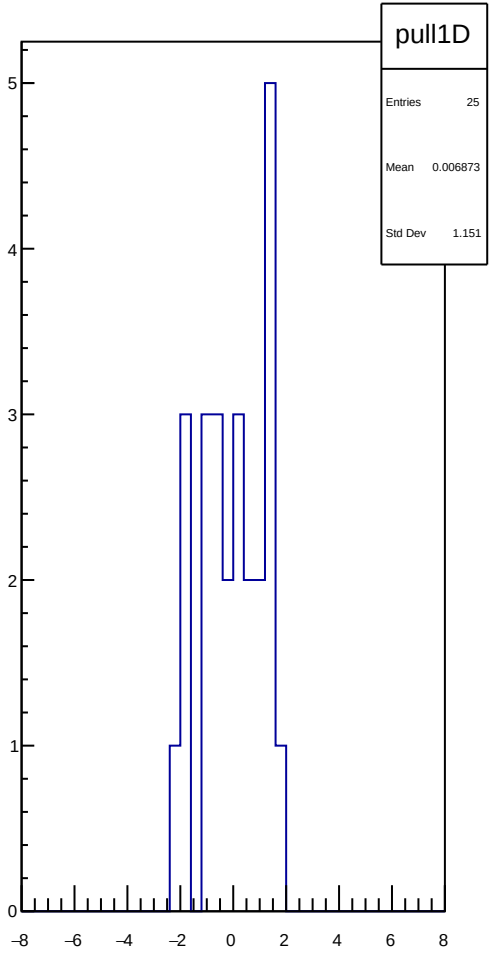
pull1D
Entries 25
Mean 0.006873
Std Dev 1.151
5
4
3
2
1
0
−8
−6
−4
−2
0
2
4
6
8

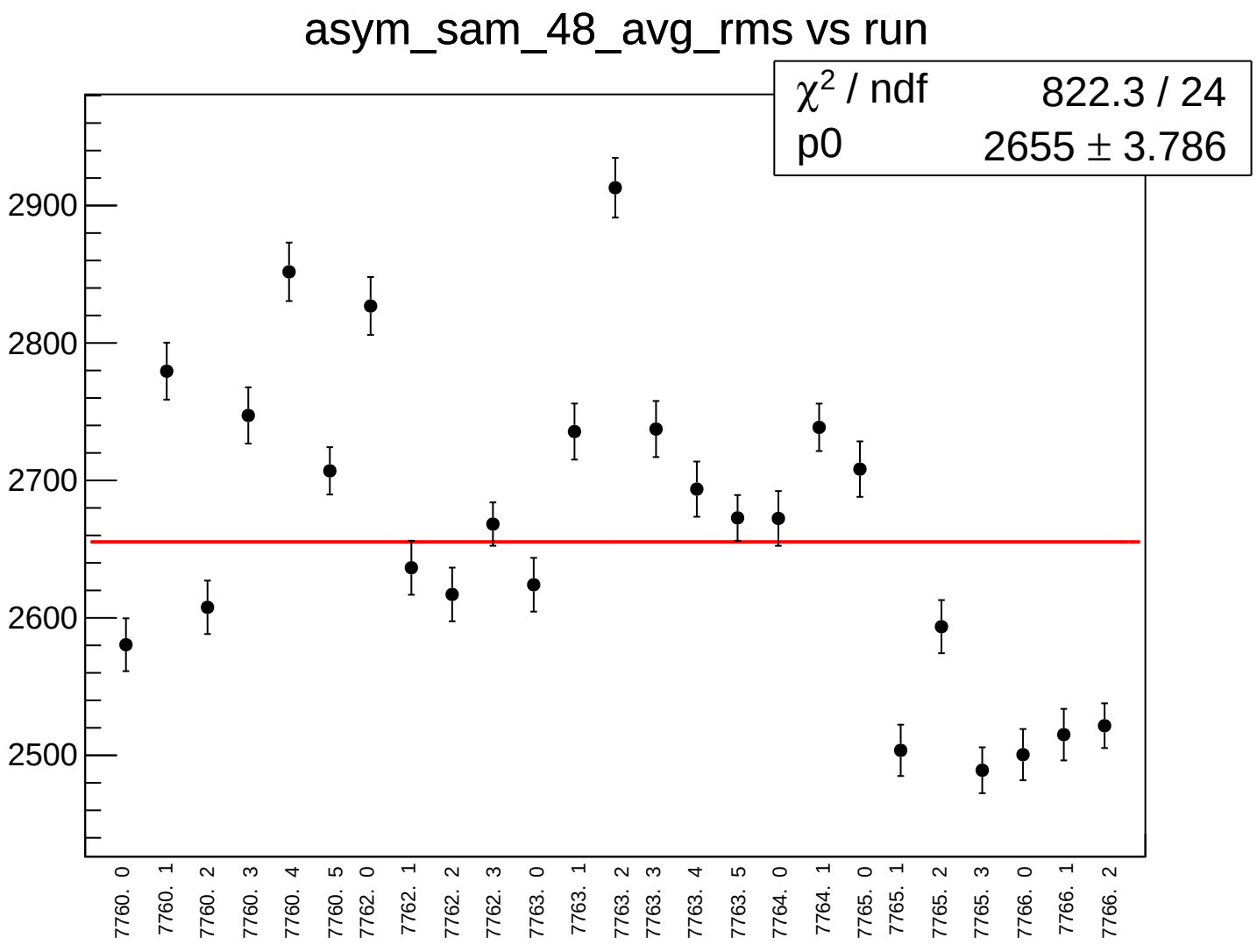
asym_sam_48_avg_rms vs run
χ² / ndf 822.3 / 24
p0 2655 ± 3.786
2900
2800
2700
2600
2500
7760. 0
7760. 1
7760. 2
7760. 3
7760. 4
7760. 5
7762. 0
7762. 1
7762. 2
7762. 3
7763. 0
7763. 1
7763. 2
7763. 3
7763. 4
7763. 5
7764. 0
7764. 1
7765. 0
7765. 1
7765. 2
7765. 3
7766. 0
7766. 1
7766. 2

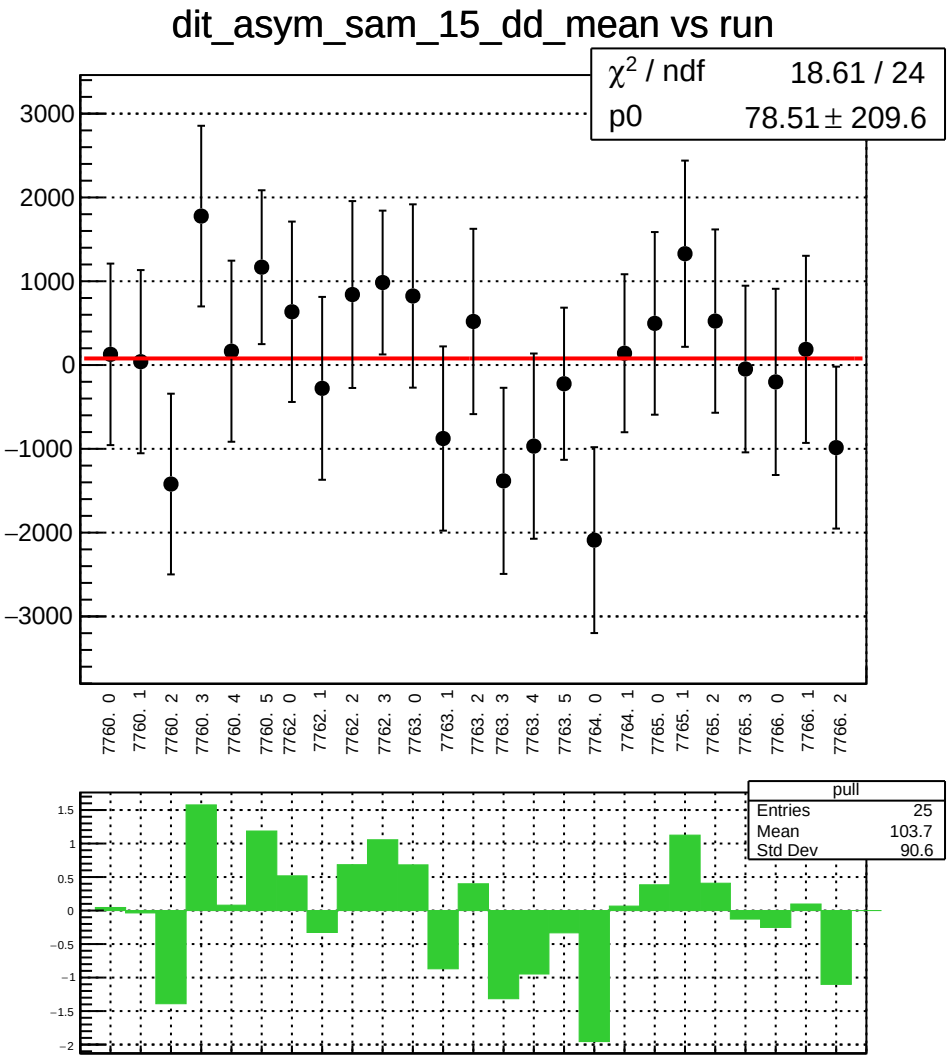
dit_asym_sam_15_dd_mean vs run
χ^2 / ndf 18.61 / 24
p0 78.51 ± 209.6
3000
2000
1000
0
−1000
−2000
−3000
7760. 0
7760. 1
7760. 2
7760. 3
7760. 4
7760. 5
7762. 0
7762. 1
7762. 2
7762. 3
7763. 0
7763. 1
7763. 2
7763. 3
7763. 4
7763. 5
7764. 0
7764. 1
7765. 0
7765. 1
7765. 2
7765. 3
7766. 0
7766. 1
7766. 2
pull
Entries 25
Mean 103.7
Std Dev 90.6
1.5
1
0.5
0
−0.5
−1
−1.5
−2

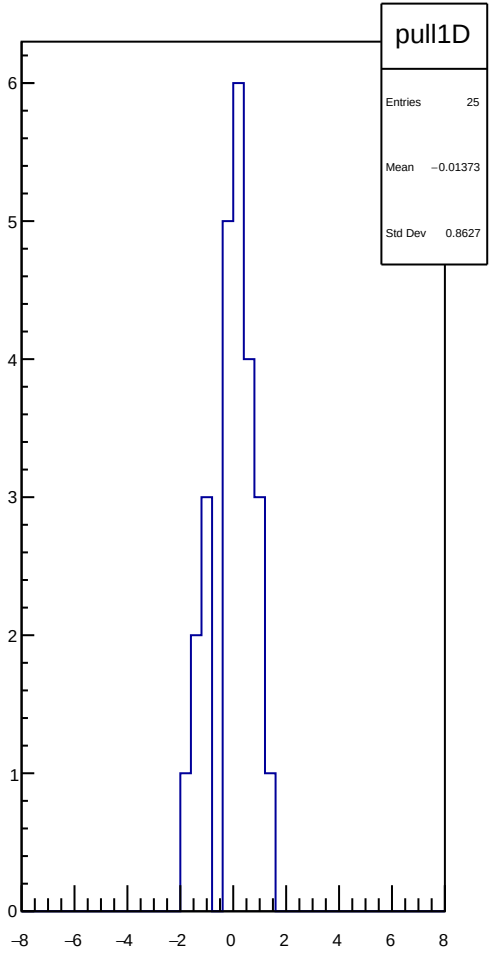
pull1D
Entries 25
Mean −0.01373
Std Dev 0.8627
6
5
4
3
2
1
0
−8
−6
−4
−2
0
2
4
6
8

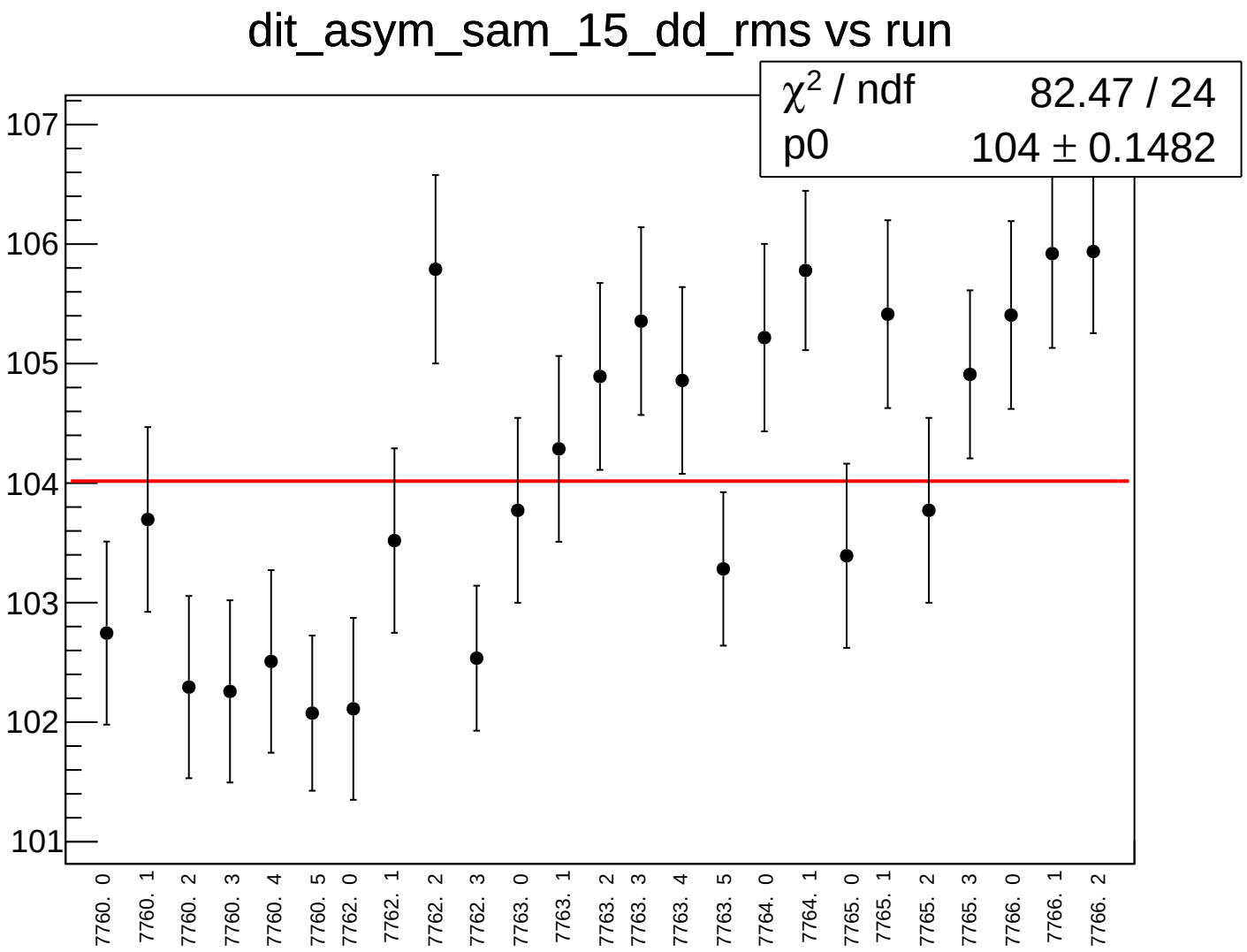
dit_asym_sam_15_dd_rms vs run
χ2 / ndf 82.47 / 24
p0 104 ± 0.1482
107
106
105
104
103
102
101
7760. 0
7760. 1
7760. 2
7760. 3
7760. 4
7760. 5
7762. 0
7762. 1
7762. 2
7762. 3
7763. 0
7763. 1
7763. 2
7763. 3
7763. 4
7763. 5
7764. 0
7764. 1
7765. 0
7765. 1
7765. 2
7765. 3
7766. 0
7766. 1
7766. 2

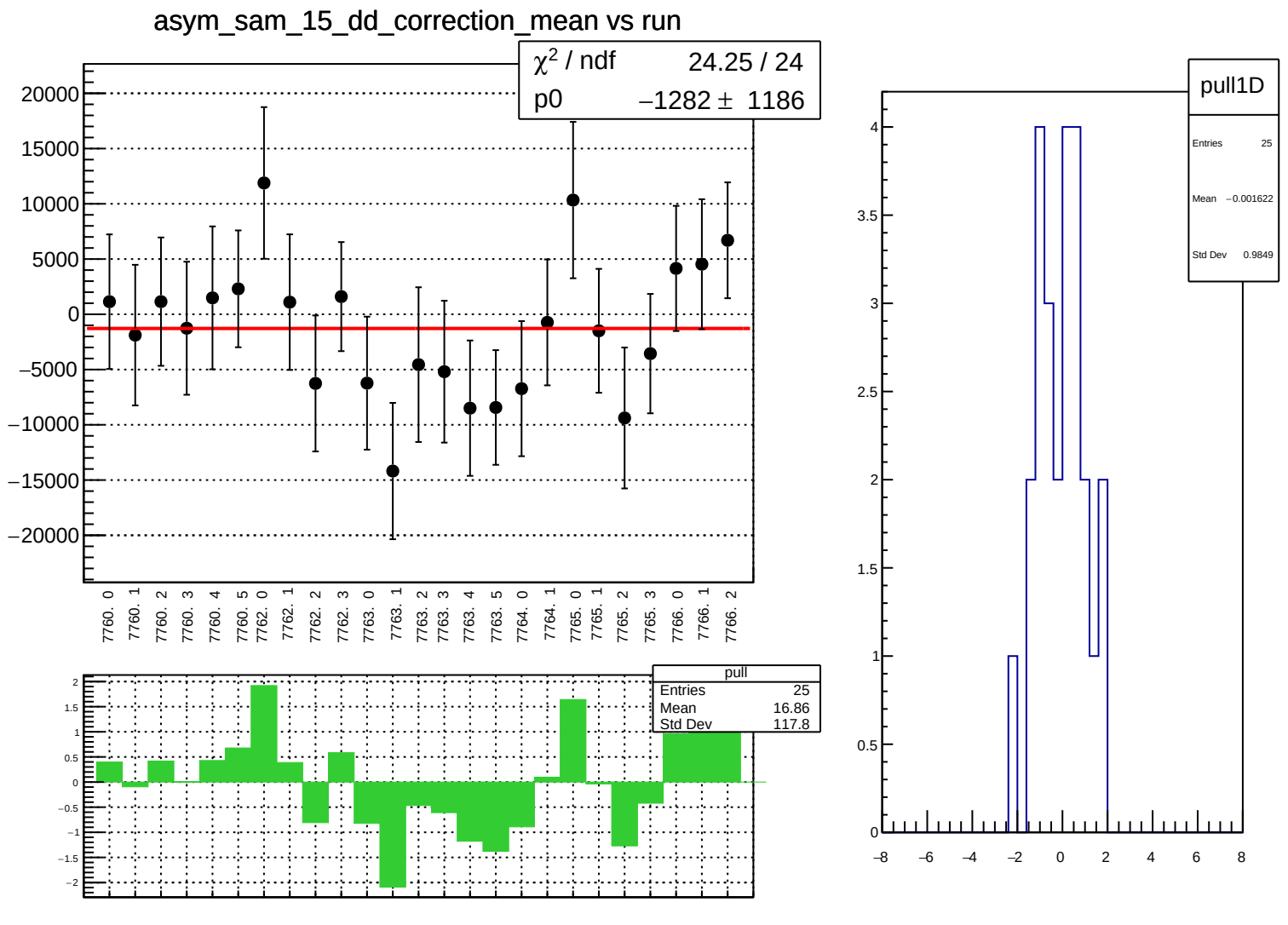
asym_sam_15_dd_correction_mean vs run
χ² / ndf 24.25 / 24
p0 −1282 ± 1186
20000
15000
10000
5000
0
−5000
−10000
−15000
−20000
7760. 0
7760. 1
7760. 2
7760. 3
7760. 4
7760. 5
7762. 0
7762. 1
7762. 2
7762. 3
7763. 0
7763. 1
7763. 2
7763. 3
7763. 4
7763. 5
7764. 0
7764. 1
7765. 0
7765. 1
7765. 2
7765. 3
7766. 0
7766. 1
7766. 2
pull
Entries 25
Mean 16.86
Std Dev 117.8
2
1.5
1
0.5
0
−0.5
−1
−1.5
−2
pull1D
Entries 25
Mean −0.001622
Std Dev 0.9849
4
3.5
3
2.5
2
1.5
1
0.5
0
−8
−6
−4
−2
0
2
4
6
8

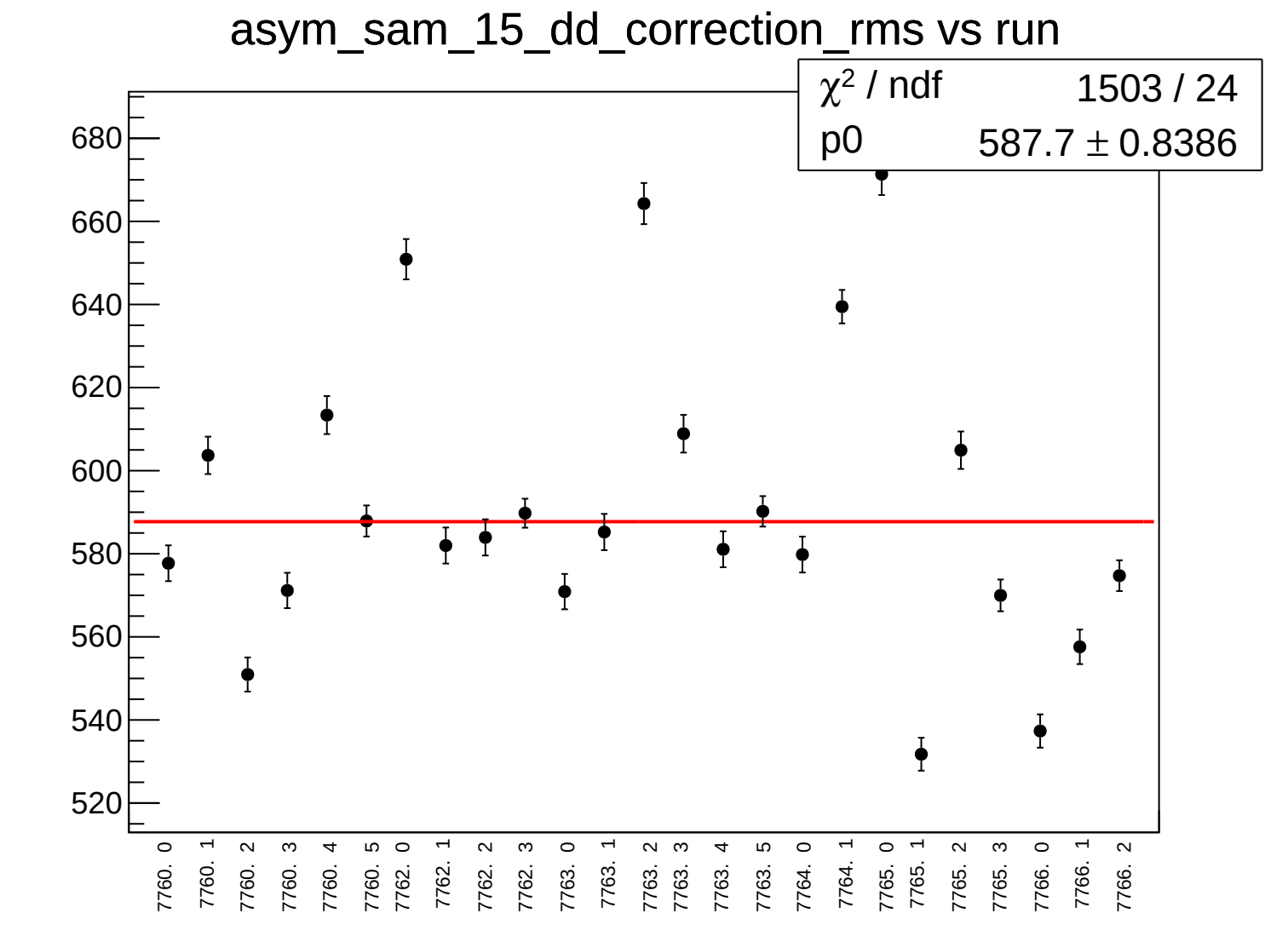
asym_sam_15_dd_correction_rms vs run
χ² / ndf 1503 / 24
p0 587.7 ± 0.8386
680
660
640
620
600
580
560
540
520
7760. 0
7760. 1
7760. 2
7760. 3
7760. 4
7760. 5
7762. 0
7762. 1
7762. 2
7762. 3
7763. 0
7763. 1
7763. 2
7763. 3
7763. 4
7763. 5
7764. 0
7764. 1
7765. 0
7765. 1
7765. 2
7765. 3
7766. 0
7766. 1
7766. 2

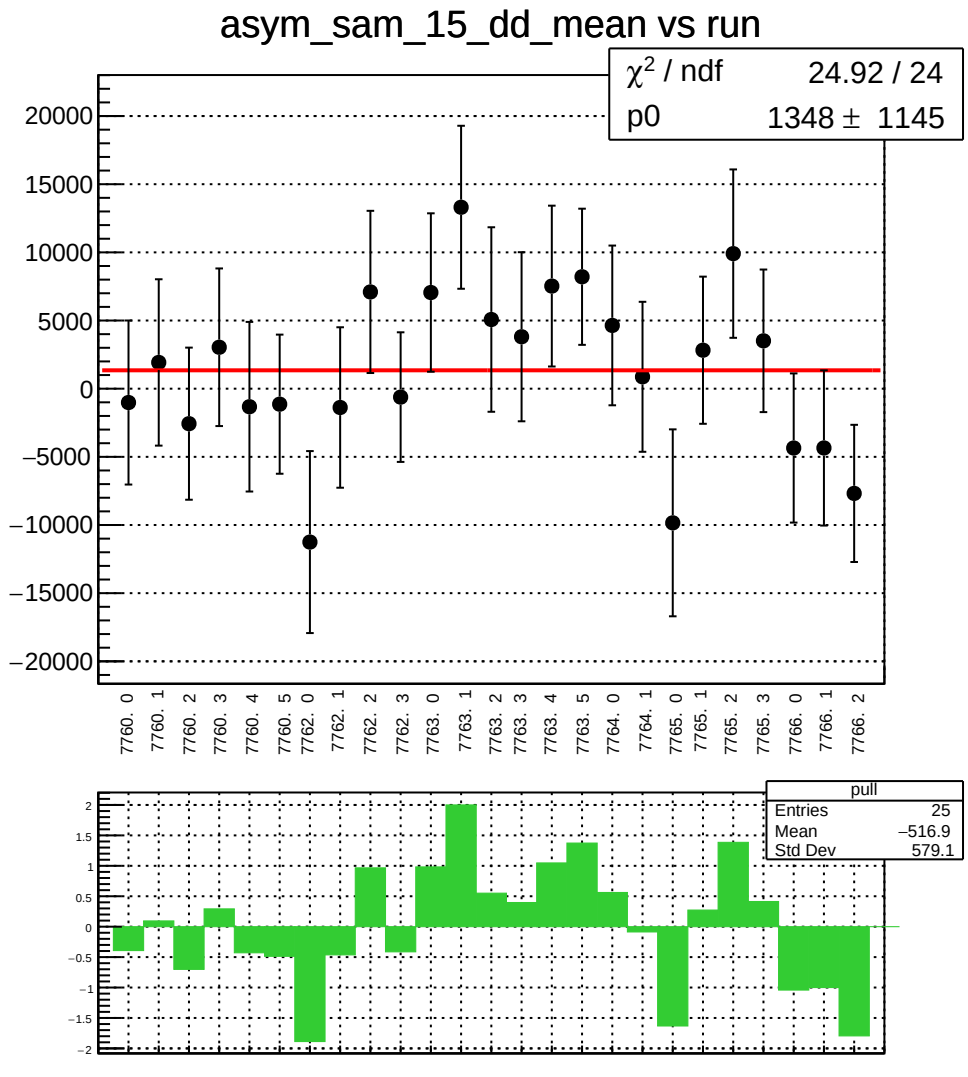
asym_sam_15_dd_mean vs run
χ2 / ndf 24.92 / 24
p0 1348 ± 1145
20000
15000
10000
5000
0
−5000
−10000
−15000
−20000
7760. 0
7760. 1
7760. 2
7760. 3
7760. 4
7760. 5
7762. 0
7762. 1
7762. 2
7762. 3
7763. 0
7763. 1
7763. 2
7763. 3
7763. 4
7763. 5
7764. 0
7764. 1
7765. 0
7765. 1
7765. 2
7765. 3
7766. 0
7766. 1
7766. 2
pull
Entries 25
Mean −516.9
Std Dev 579.1
2
1.5
1
0.5
0
−0.5
−1
−1.5
−2

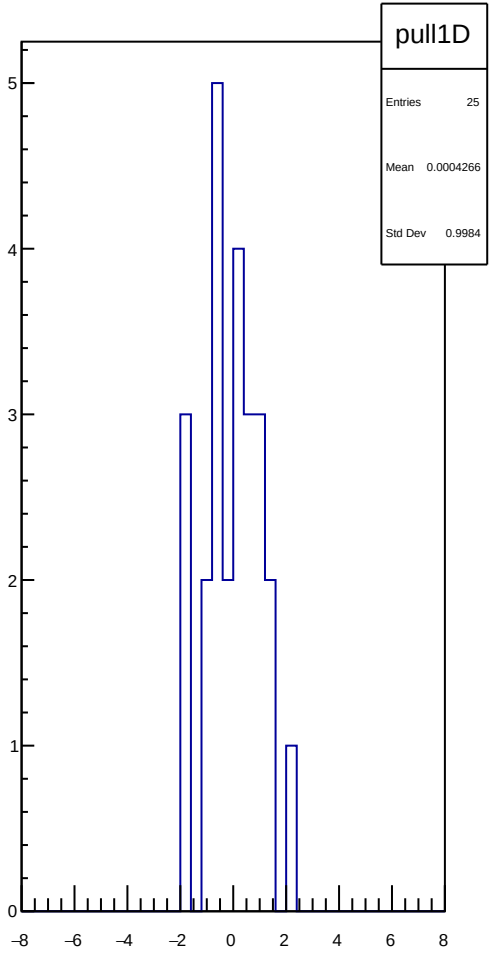
pull1D
Entries 25
Mean 0.0004266
Std Dev 0.9984
5
4
3
2
1
0
−8
−6
−4
−2
0
2
4
6
8

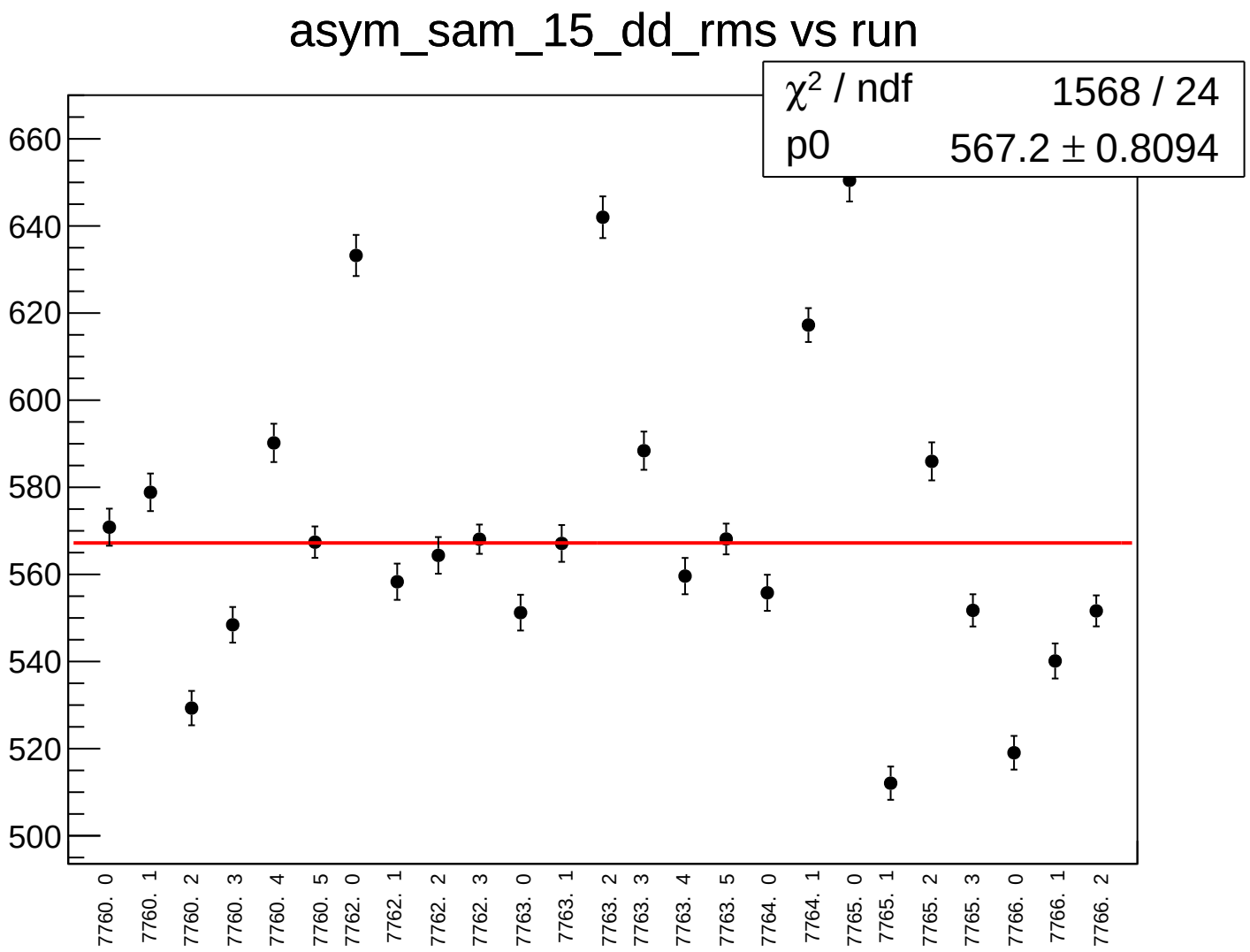
asym_sam_15_dd_rms vs run
χ² / ndf 1568 / 24
p0 567.2 ± 0.8094
660
640
620
600
580
560
540
520
500
7760. 0
7760. 1
7760. 2
7760. 3
7760. 4
7760. 5
7762. 0
7762. 1
7762. 2
7762. 3
7763. 0
7763. 1
7763. 2
7763. 3
7763. 4
7763. 5
7764. 0
7764. 1
7765. 0
7765. 1
7765. 2
7765. 3
7766. 0
7766. 1
7766. 2

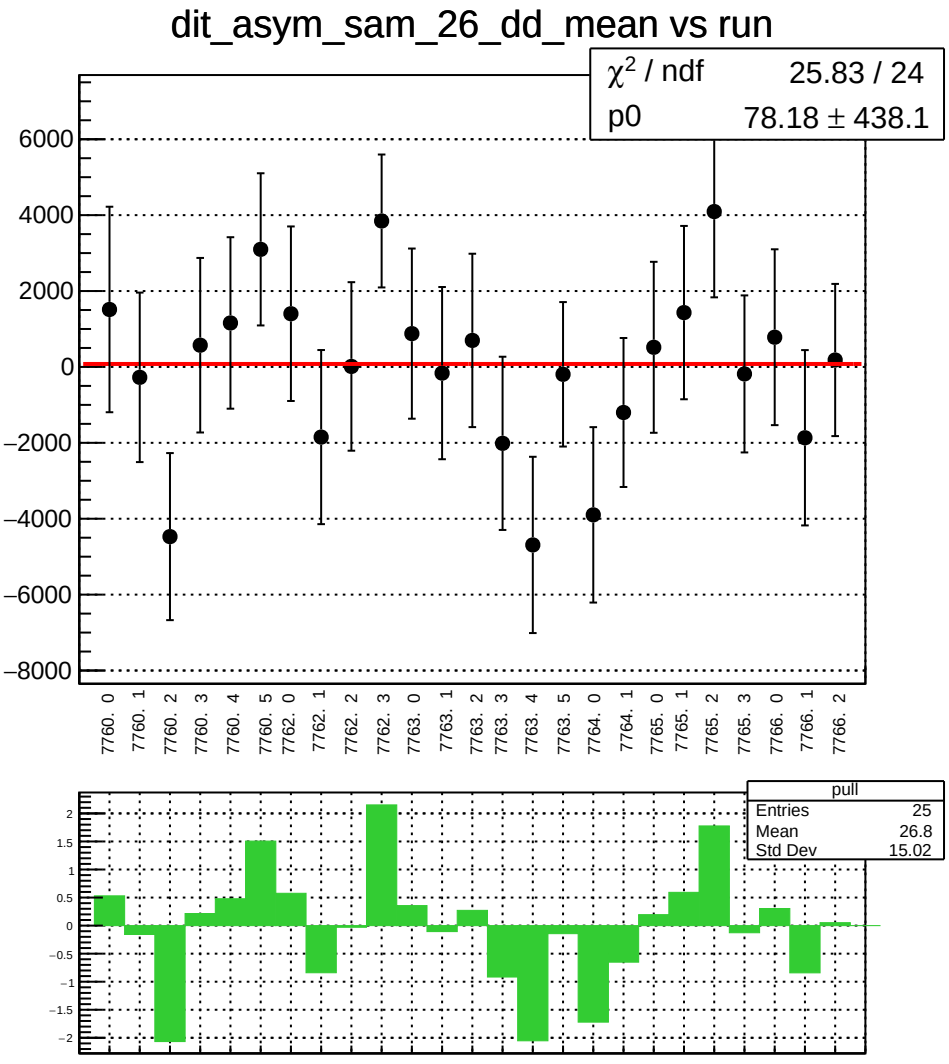
dit_asym_sam_26_dd_mean vs run
χ2 / ndf 25.83 / 24
p0 78.18 ± 438.1
6000
4000
2000
0
−2000
−4000
−6000
−8000
7760. 0
7760. 1
7760. 2
7760. 3
7760. 4
7760. 5
7762. 0
7762. 1
7762. 2
7762. 3
7763. 0
7763. 1
7763. 2
7763. 3
7763. 4
7763. 5
7764. 0
7764. 1
7765. 0
7765. 1
7765. 2
7765. 3
7766. 0
7766. 1
7766. 2
pull
Entries 25
Mean 26.8
Std Dev 15.02
2
1.5
1
0.5
0
−0.5
−1
−1.5
−2

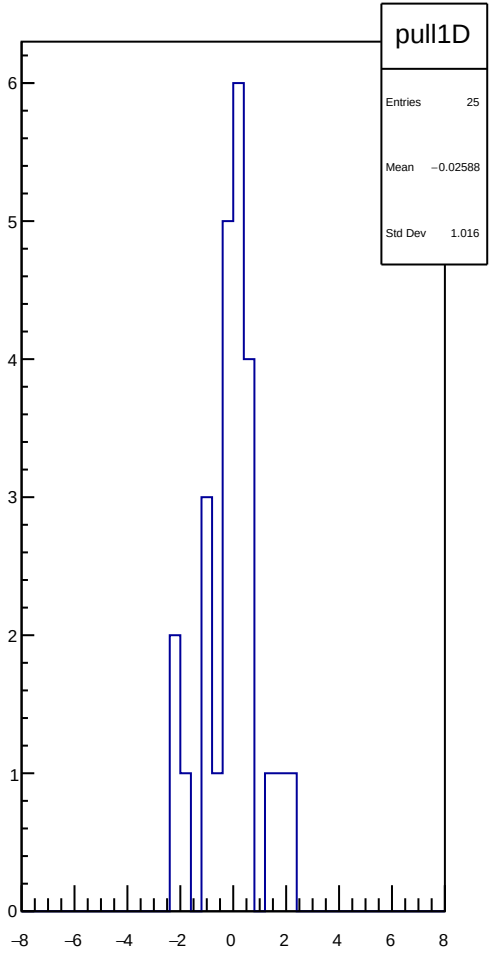
pull1D
Entries 25
Mean −0.02588
Std Dev 1.016
6
5
4
3
2
1
0
−8
−6
−4
−2
0
2
4
6
8

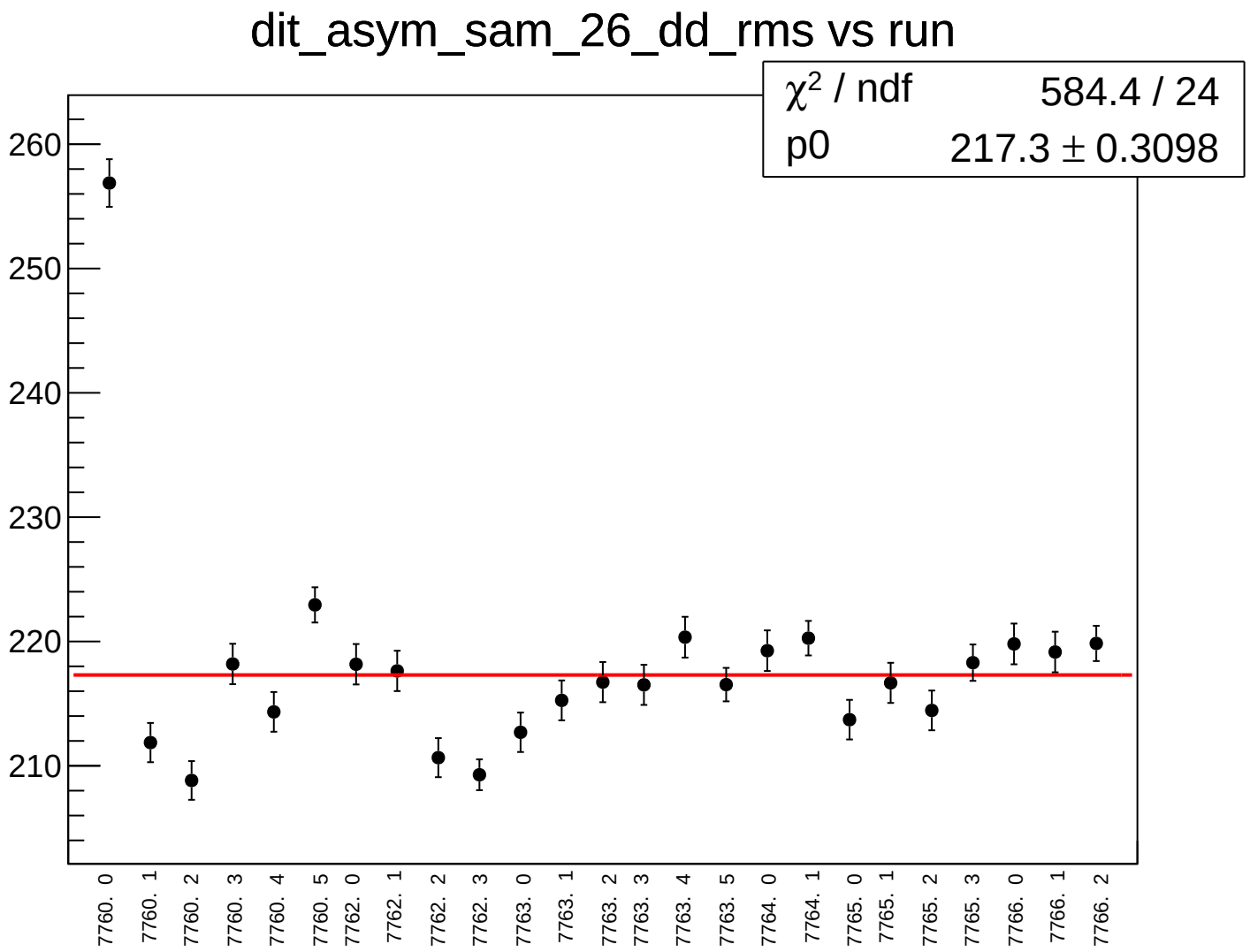
dit_asym_sam_26_dd_rms vs run
χ² / ndf 584.4 / 24
p0 217.3 ± 0.3098
260
250
240
230
220
210
7760. 0
7760. 1
7760. 2
7760. 3
7760. 4
7760. 5
7762. 0
7762. 1
7762. 2
7762. 3
7763. 0
7763. 1
7763. 2
7763. 3
7763. 4
7763. 5
7764. 0
7764. 1
7765. 0
7765. 1
7765. 2
7765. 3
7766. 0
7766. 1
7766. 2

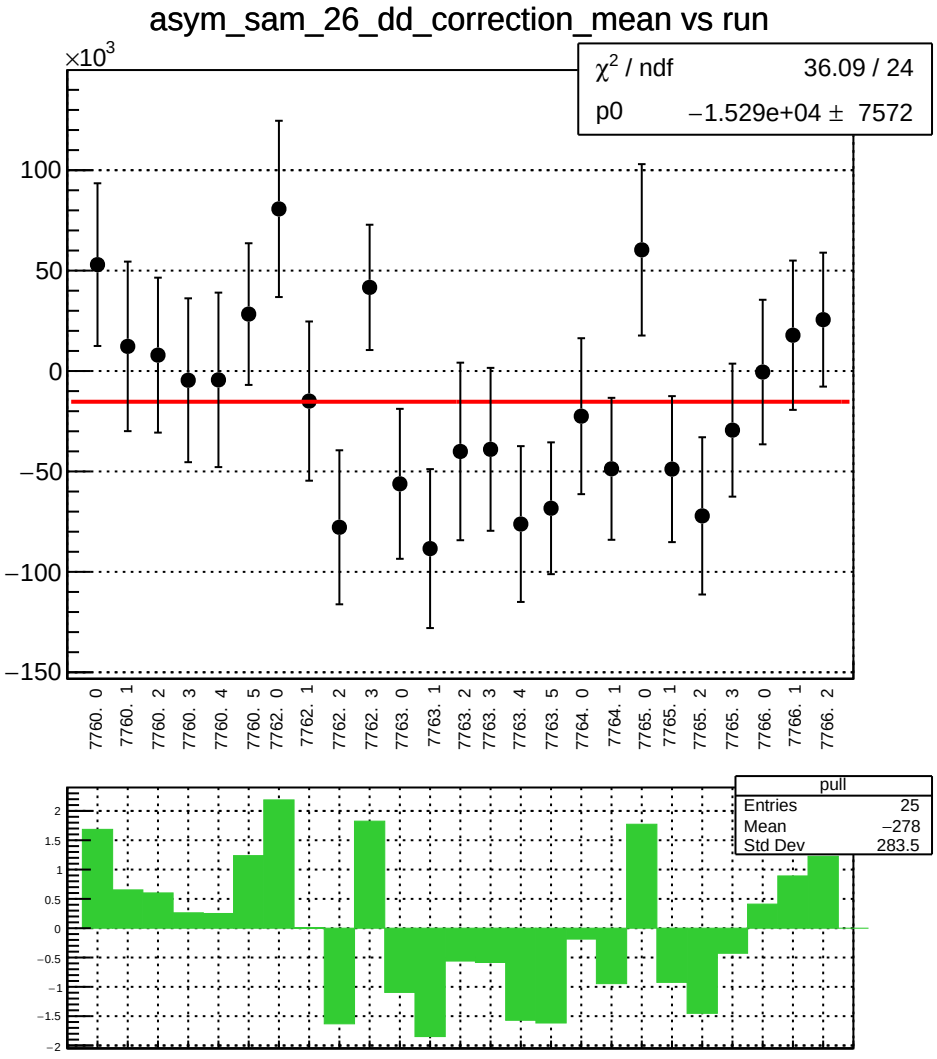
asym_sam_26_dd_correction_mean vs run
×10^3
χ² / ndf 36.09 / 24
p0 −1.529e+04 ± 7572
100
50
0
−50
−100
−150
7760. 0
7760. 1
7760. 2
7760. 3
7760. 4
7760. 5
7762. 0
7762. 1
7762. 2
7762. 3
7763. 0
7763. 1
7763. 2
7763. 3
7763. 4
7763. 5
7764. 0
7764. 1
7765. 0
7765. 1
7765. 2
7765. 3
7766. 0
7766. 1
7766. 2
pull
Entries 25
Mean −278
Std Dev 283.5
2
1.5
1
0.5
0
−0.5
−1
−1.5
−2

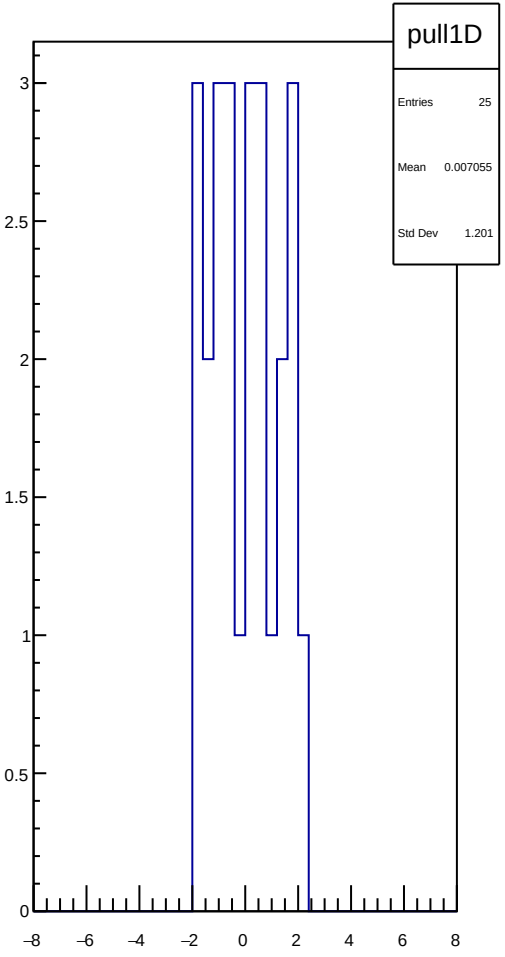
pull1D
Entries 25
Mean 0.007055
Std Dev 1.201
3
2.5
2
1.5
1
0.5
0
−8
−6
−4
−2
0
2
4
6
8

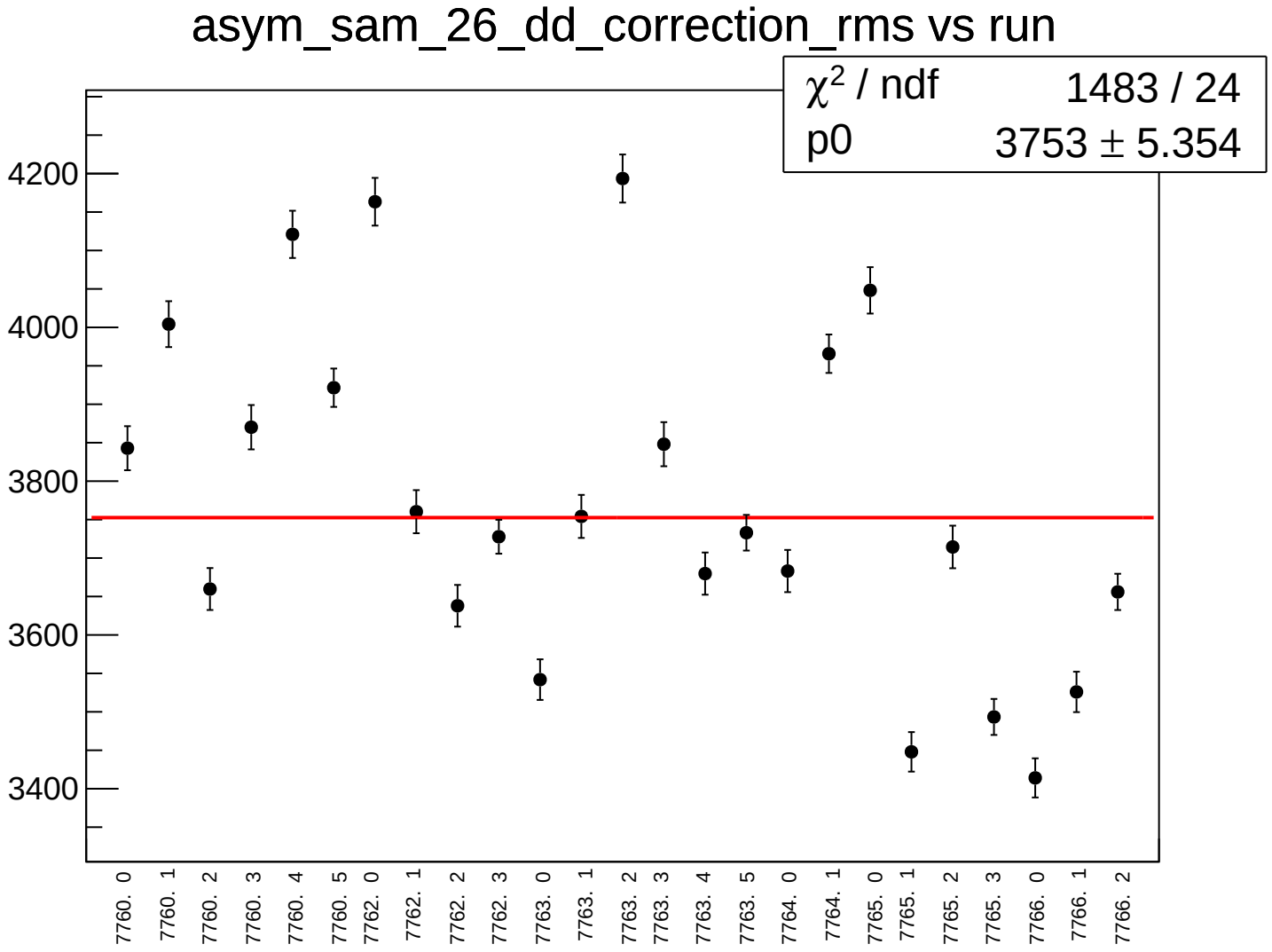
asym_sam_26_dd_correction_rms vs run
χ² / ndf 1483 / 24
p0 3753 ± 5.354
4200
4000
3800
3600
3400
7760. 0
7760. 1
7760. 2
7760. 3
7760. 4
7760. 5
7762. 0
7762. 1
7762. 2
7762. 3
7763. 0
7763. 1
7763. 2
7763. 3
7763. 4
7763. 5
7764. 0
7764. 1
7765. 0
7765. 1
7765. 2
7765. 3
7766. 0
7766. 1
7766. 2

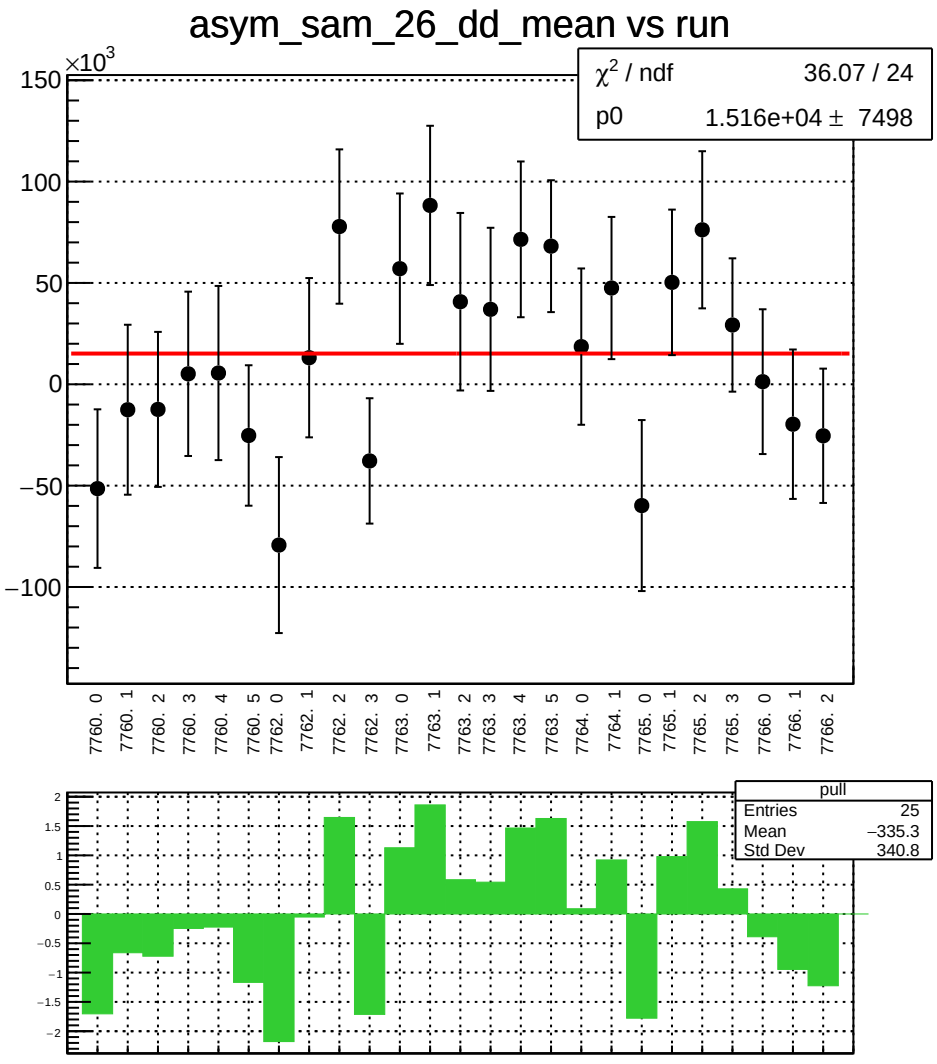
asym_sam_26_dd_mean vs run
×10^3
χ^2 / ndf 36.07 / 24
p0 1.516e+04 ± 7498
150
100
50
0
−50
−100
7760. 0
7760. 1
7760. 2
7760. 3
7760. 4
7760. 5
7762. 0
7762. 1
7762. 2
7762. 3
7763. 0
7763. 1
7763. 2
7763. 3
7763. 4
7763. 5
7764. 0
7764. 1
7765. 0
7765. 1
7765. 2
7765. 3
7766. 0
7766. 1
7766. 2
pull
Entries 25
Mean −335.3
Std Dev 340.8
2
1.5
1
0.5
0
−0.5
−1
−1.5
−2

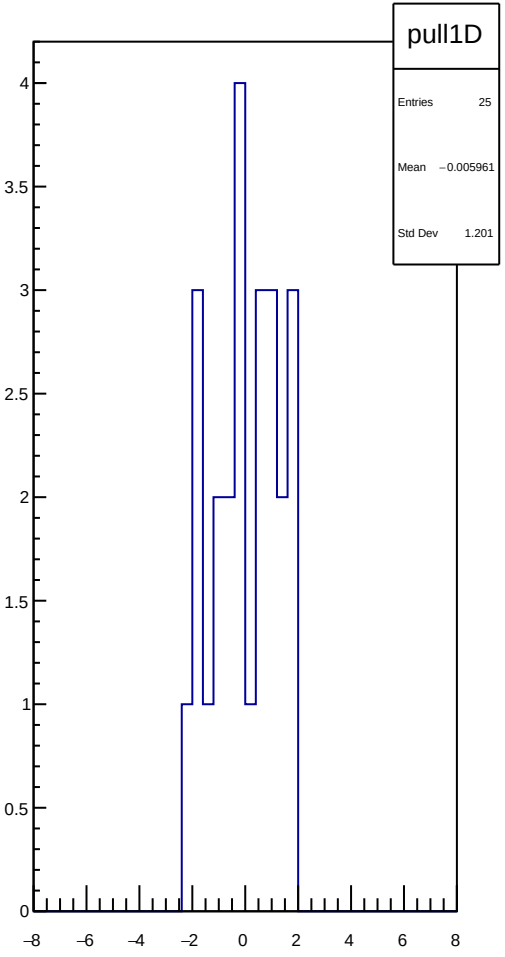
pull1D
Entries 25
Mean −0.005961
Std Dev 1.201
4
3.5
3
2.5
2
1.5
1
0.5
0
−8
−6
−4
−2
0
2
4
6
8

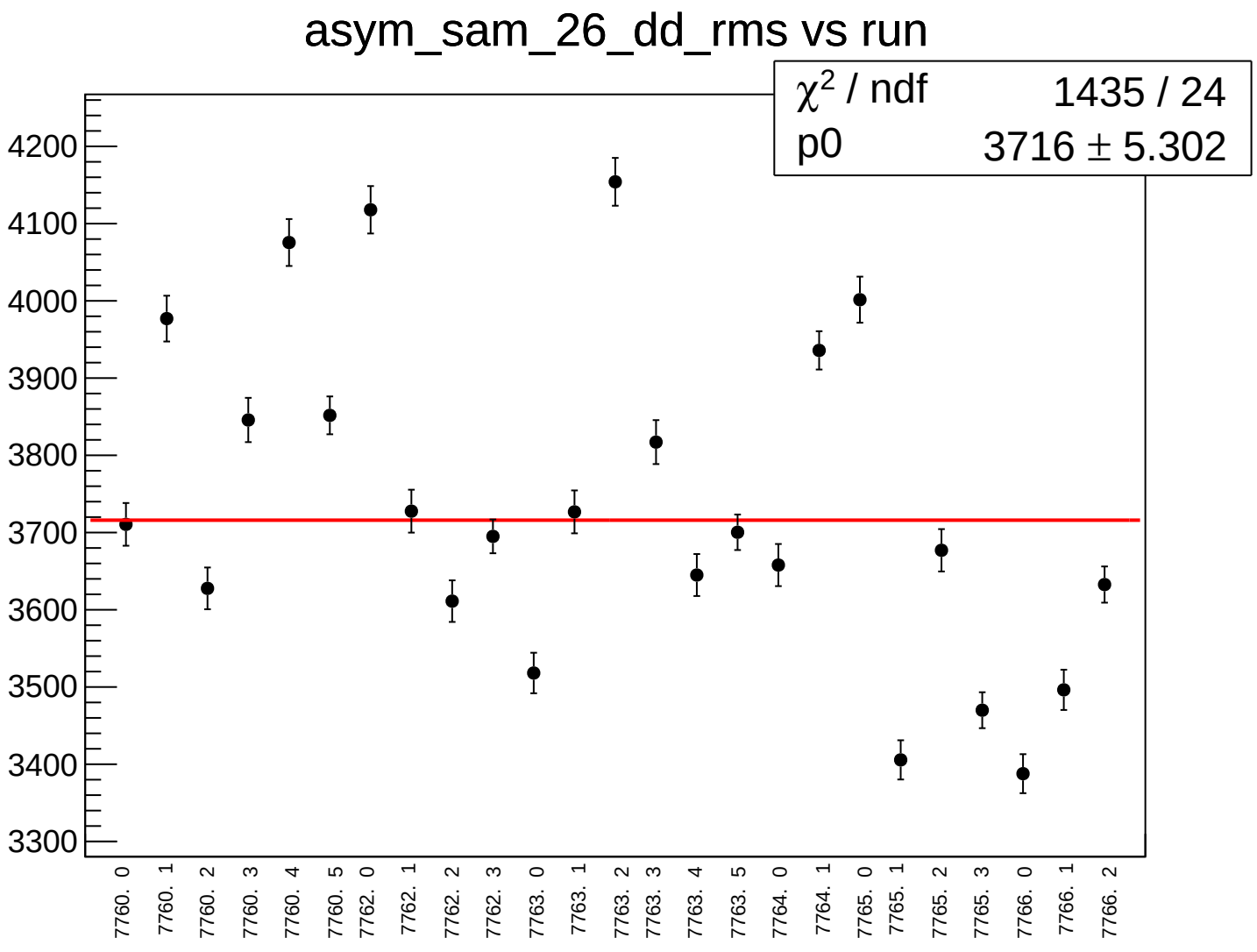
asym_sam_26_dd_rms vs run
χ2 / ndf 1435 / 24
p0 3716 ± 5.302
4200
4100
4000
3900
3800
3700
3600
3500
3400
3300
7760. 0
7760. 1
7760. 2
7760. 3
7760. 4
7760. 5
7762. 0
7762. 1
7762. 2
7762. 3
7763. 0
7763. 1
7763. 2
7763. 3
7763. 4
7763. 5
7764. 0
7764. 1
7765. 0
7765. 1
7765. 2
7765. 3
7766. 0
7766. 1
7766. 2

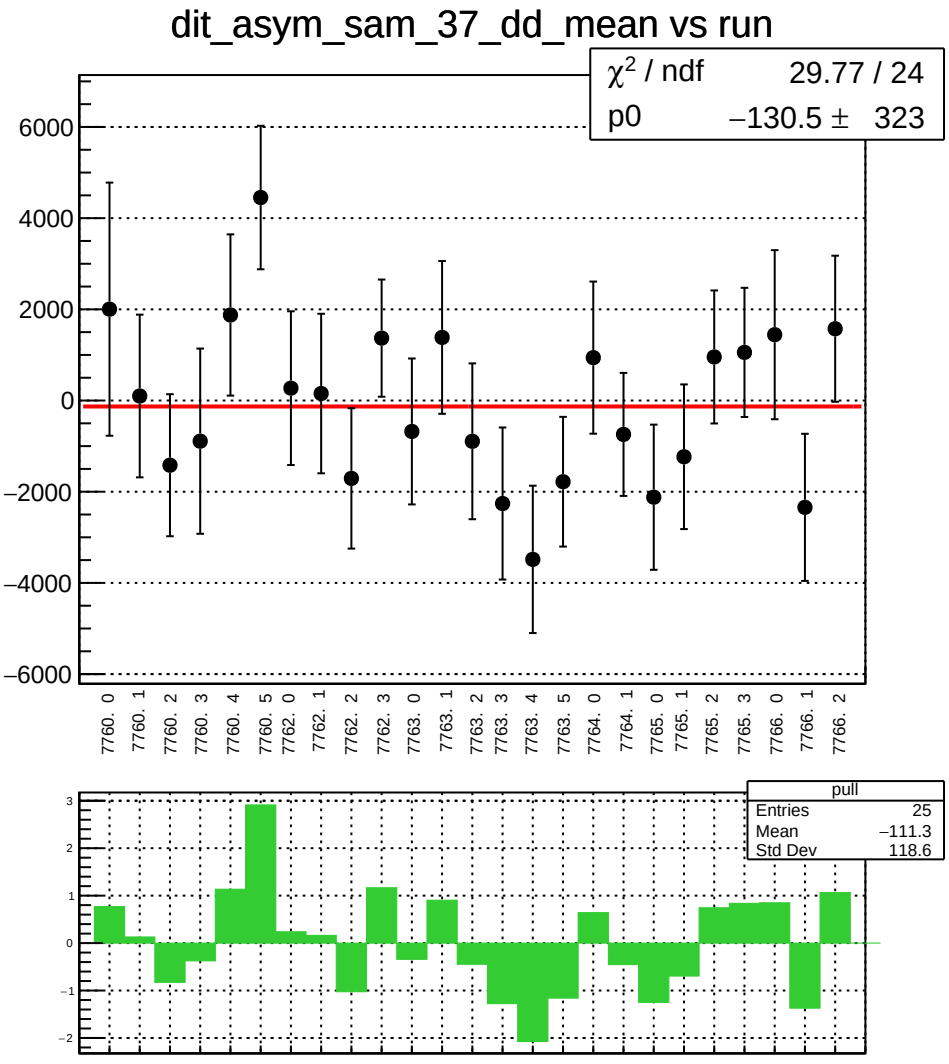
dit_asym_sam_37_dd_mean vs run
χ² / ndf 29.77 / 24
p0 −130.5 ± 323
6000
4000
2000
0
−2000
−4000
−6000
7760. 0
7760. 1
7760. 2
7760. 3
7760. 4
7760. 5
7762. 0
7762. 1
7762. 2
7762. 3
7763. 0
7763. 1
7763. 2
7763. 3
7763. 4
7763. 5
7764. 0
7764. 1
7765. 0
7765. 1
7765. 2
7765. 3
7766. 0
7766. 1
7766. 2
pull
Entries 25
Mean −111.3
Std Dev 118.6
3
2
1
0
−1
−2

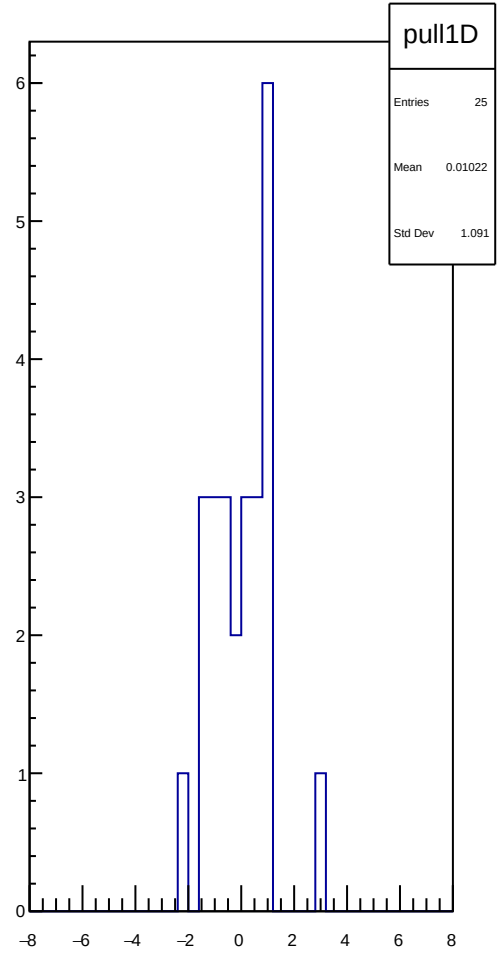
pull1D
Entries 25
Mean 0.01022
Std Dev 1.091
6
5
4
3
2
1
0
−8
−6
−4
−2
0
2
4
6
8

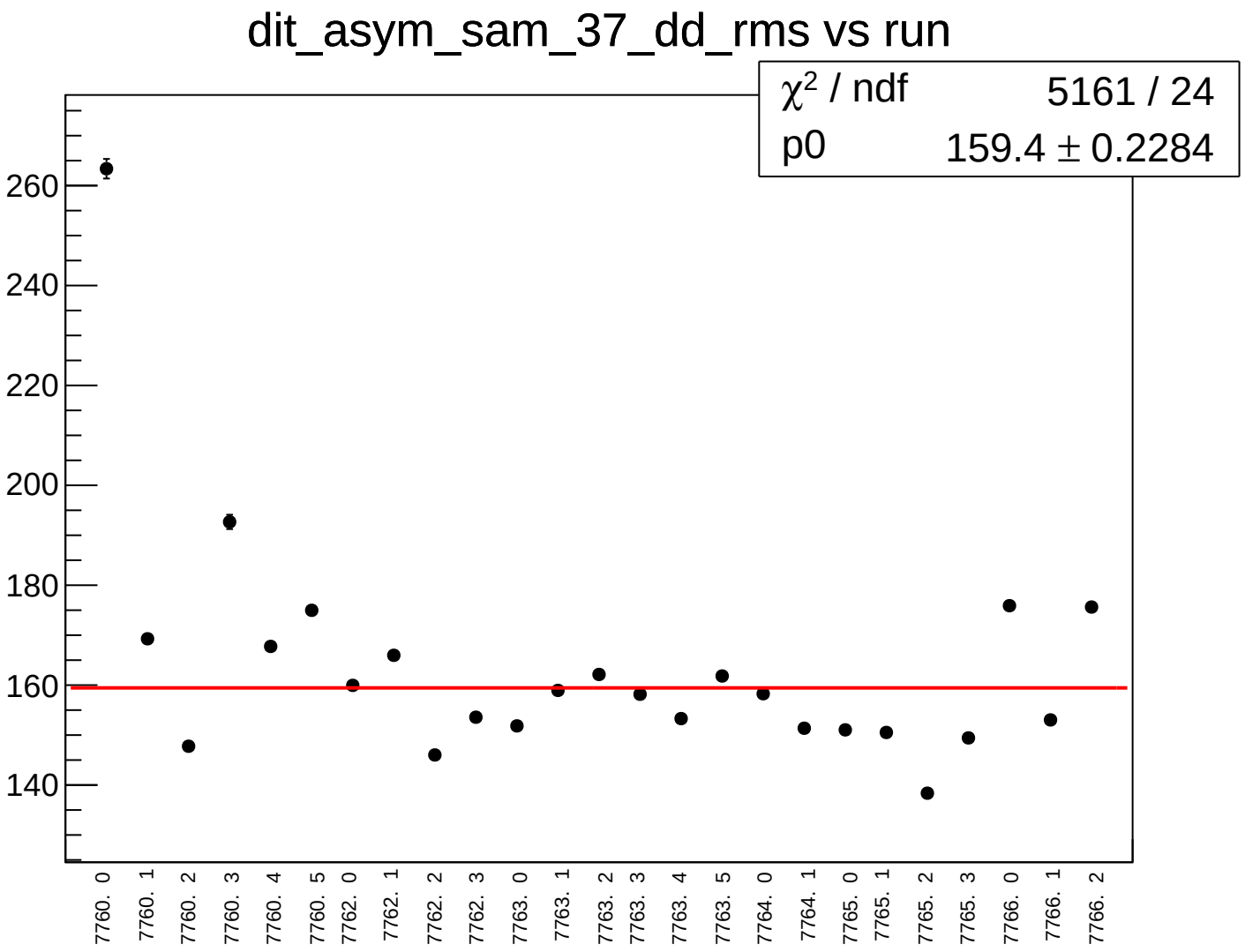
dit_asym_sam_37_dd_rms vs run
χ² / ndf 5161 / 24
p0 159.4 ± 0.2284
260
240
220
200
180
160
140
7760. 0
7760. 1
7760. 2
7760. 3
7760. 4
7760. 5
7762. 0
7762. 1
7762. 2
7762. 3
7763. 0
7763. 1
7763. 2
7763. 3
7763. 4
7763. 5
7764. 0
7764. 1
7765. 0
7765. 1
7765. 2
7765. 3
7766. 0
7766. 1
7766. 2

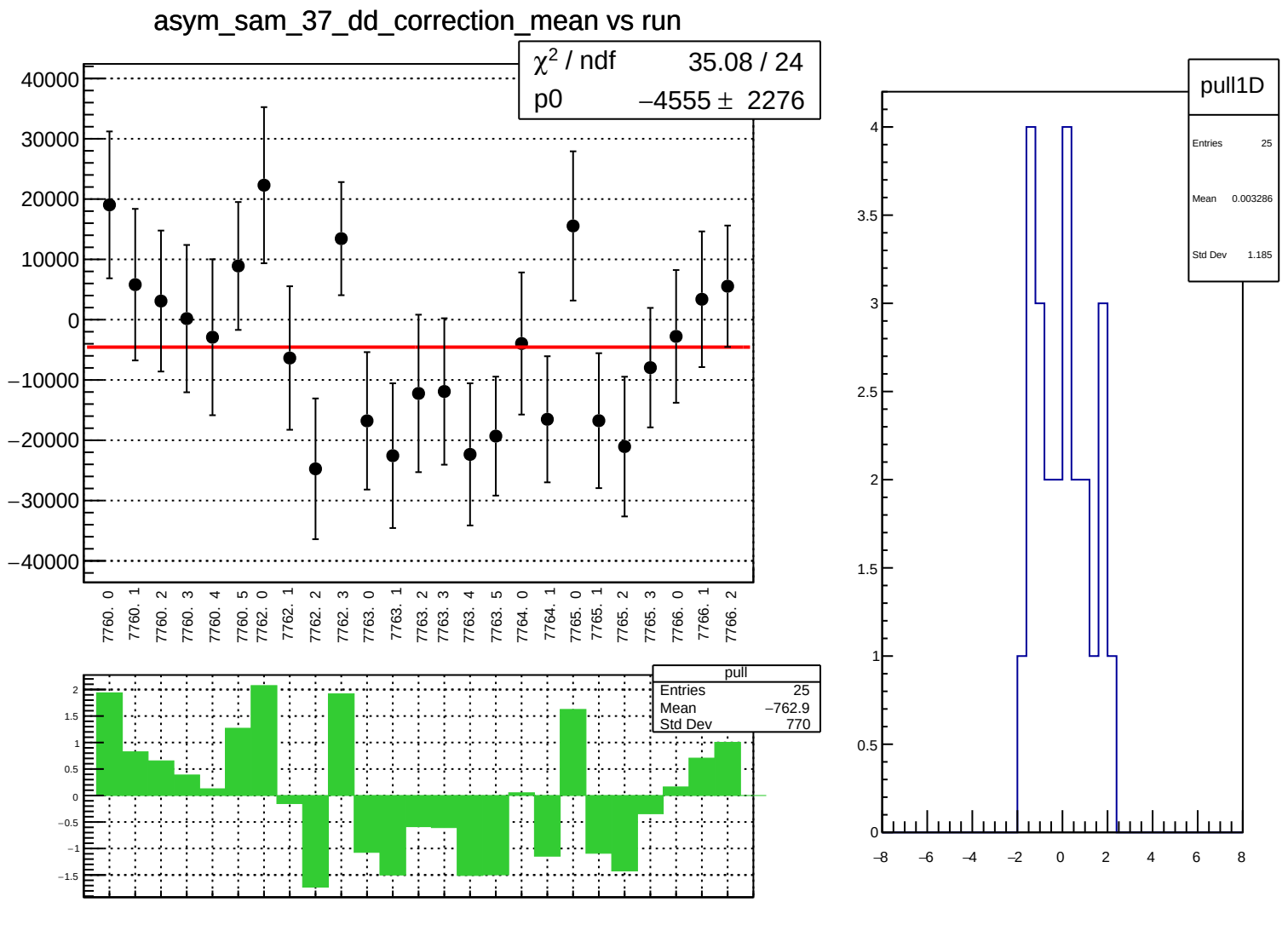
asym_sam_37_dd_correction_mean vs run
χ² / ndf 35.08 / 24
p0 −4555 ± 2276
40000
30000
20000
10000
0
−10000
−20000
−30000
−40000
7760. 0
7760. 1
7760. 2
7760. 3
7760. 4
7760. 5
7762. 0
7762. 1
7762. 2
7762. 3
7763. 0
7763. 1
7763. 2
7763. 3
7763. 4
7763. 5
7764. 0
7764. 1
7765. 0
7765. 1
7765. 2
7765. 3
7766. 0
7766. 1
7766. 2
pull
Entries 25
Mean −762.9
Std Dev 770
2
1.5
1
0.5
0
−0.5
−1
−1.5
pull1D
Entries 25
Mean 0.003286
Std Dev 1.185
4
3.5
3
2.5
2
1.5
1
0.5
0
−8
−6
−4
−2
0
2
4
6
8

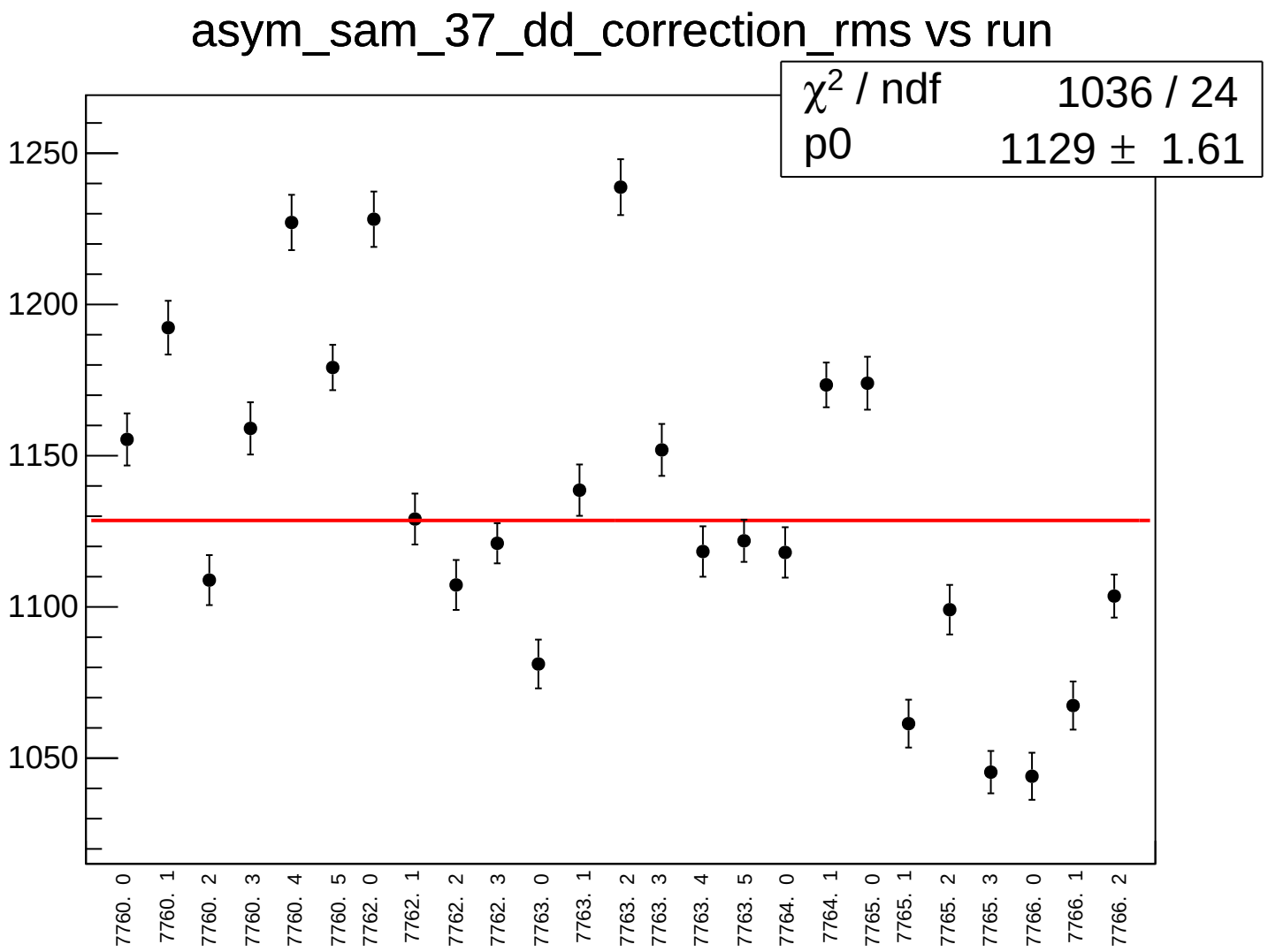
asym_sam_37_dd_correction_rms vs run
χ2 / ndf 1036 / 24
p0 1129 ± 1.61
1250
1200
1150
1100
1050
7760. 0
7760. 1
7760. 2
7760. 3
7760. 4
7760. 5
7762. 0
7762. 1
7762. 2
7762. 3
7763. 0
7763. 1
7763. 2
7763. 3
7763. 4
7763. 5
7764. 0
7764. 1
7765. 0
7765. 1
7765. 2
7765. 3
7766. 0
7766. 1
7766. 2

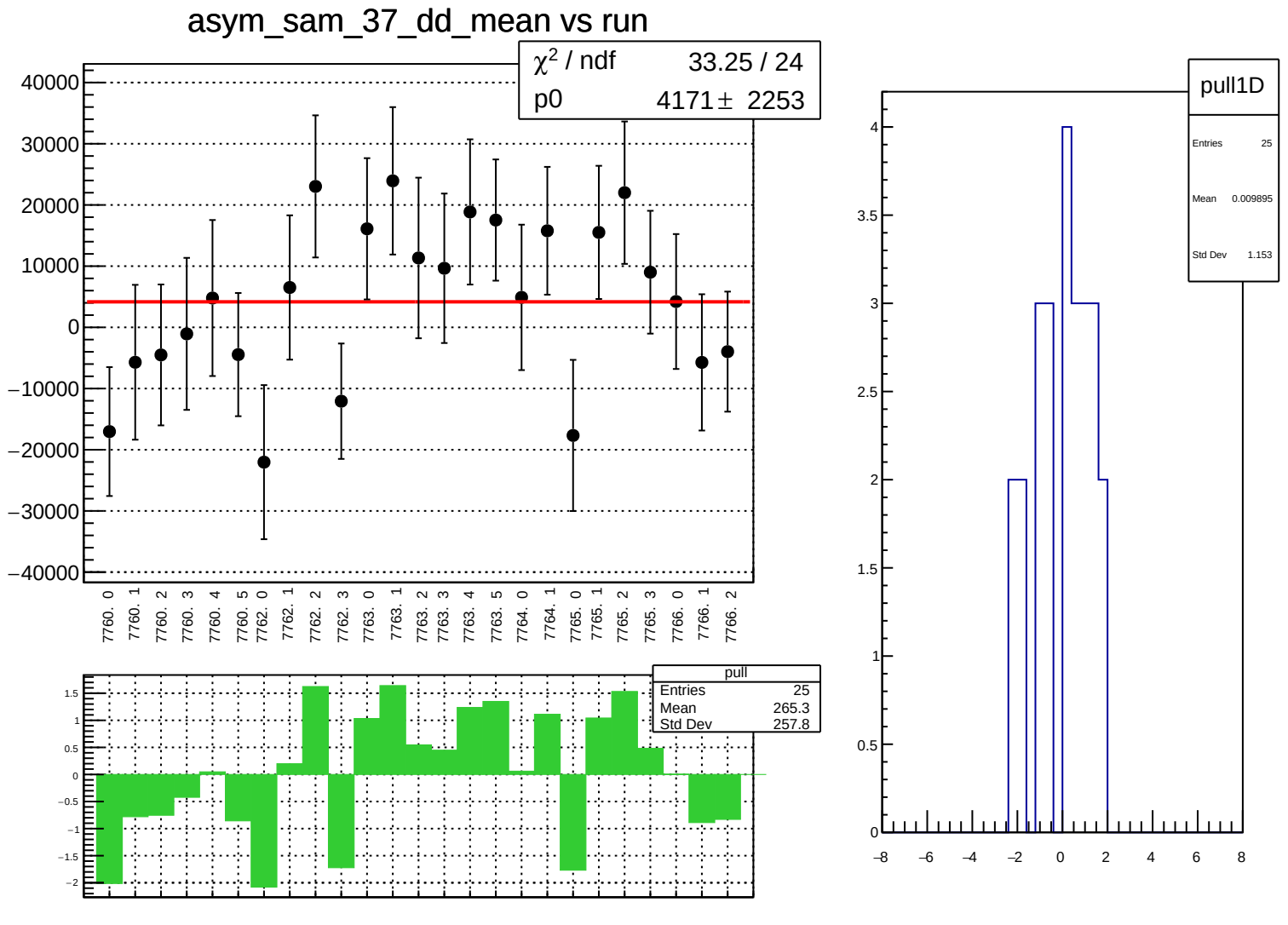
asym_sam_37_dd_mean vs run
χ² / ndf 33.25 / 24
p0 4171 ± 2253
40000
30000
20000
10000
0
−10000
−20000
−30000
−40000
7760. 0
7760. 1
7760. 2
7760. 3
7760. 4
7760. 5
7762. 0
7762. 1
7762. 2
7762. 3
7763. 0
7763. 1
7763. 2
7763. 3
7763. 4
7763. 5
7764. 0
7764. 1
7765. 0
7765. 1
7765. 2
7765. 3
7766. 0
7766. 1
7766. 2
pull
Entries 25
Mean 265.3
Std Dev 257.8
1.5
1
0.5
0
−0.5
−1
−1.5
−2
pull1D
Entries 25
Mean 0.009895
Std Dev 1.153
4
3.5
3
2.5
2
1.5
1
0.5
0
−8
−6
−4
−2
0
2
4
6
8

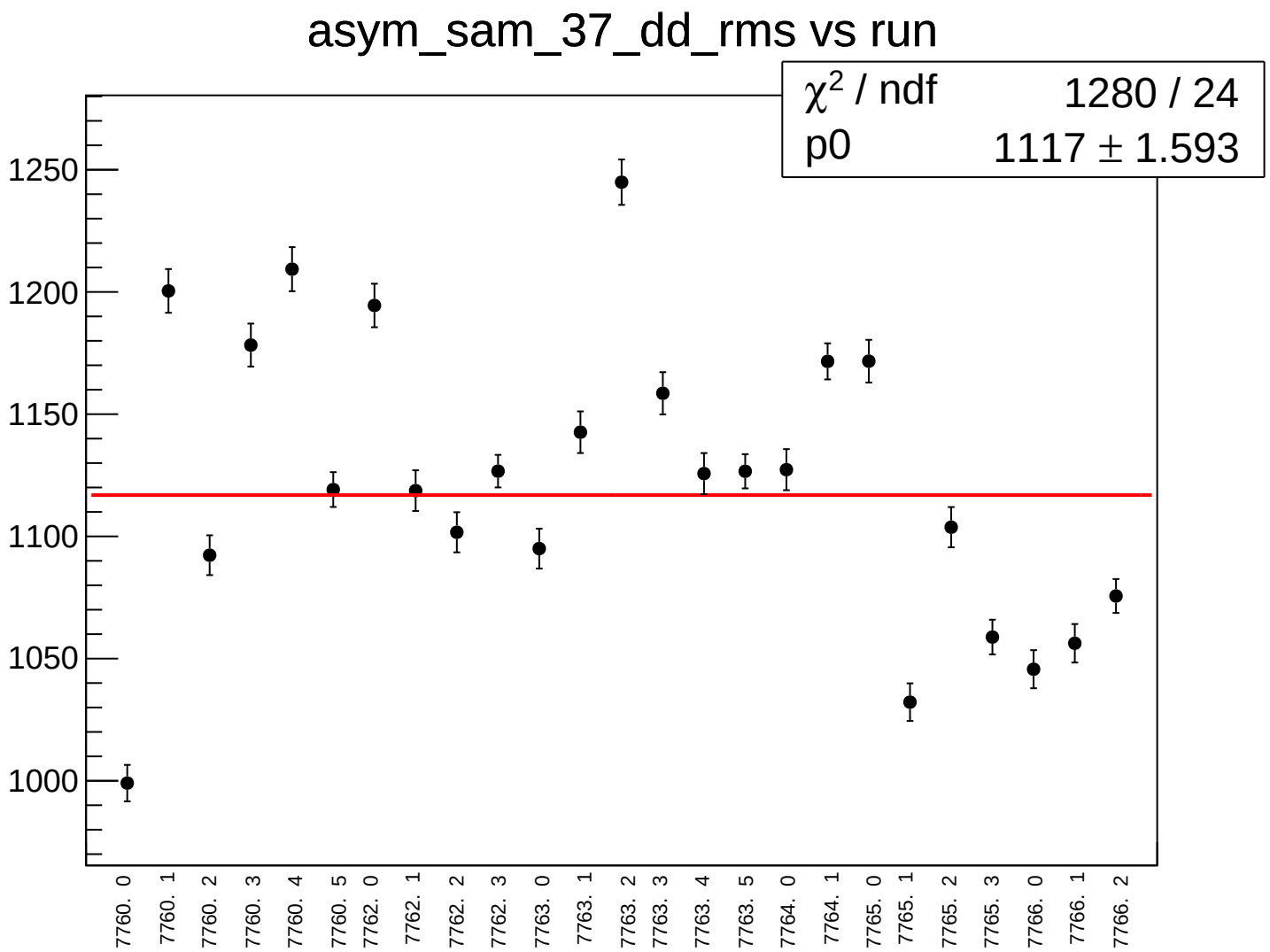
asym_sam_37_dd_rms vs run
χ2 / ndf 1280 / 24
p0 1117 ± 1.593
1250
1200
1150
1100
1050
1000
7760. 0
7760. 1
7760. 2
7760. 3
7760. 4
7760. 5
7762. 0
7762. 1
7762. 2
7762. 3
7763. 0
7763. 1
7763. 2
7763. 3
7763. 4
7763. 5
7764. 0
7764. 1
7765. 0
7765. 1
7765. 2
7765. 3
7766. 0
7766. 1
7766. 2

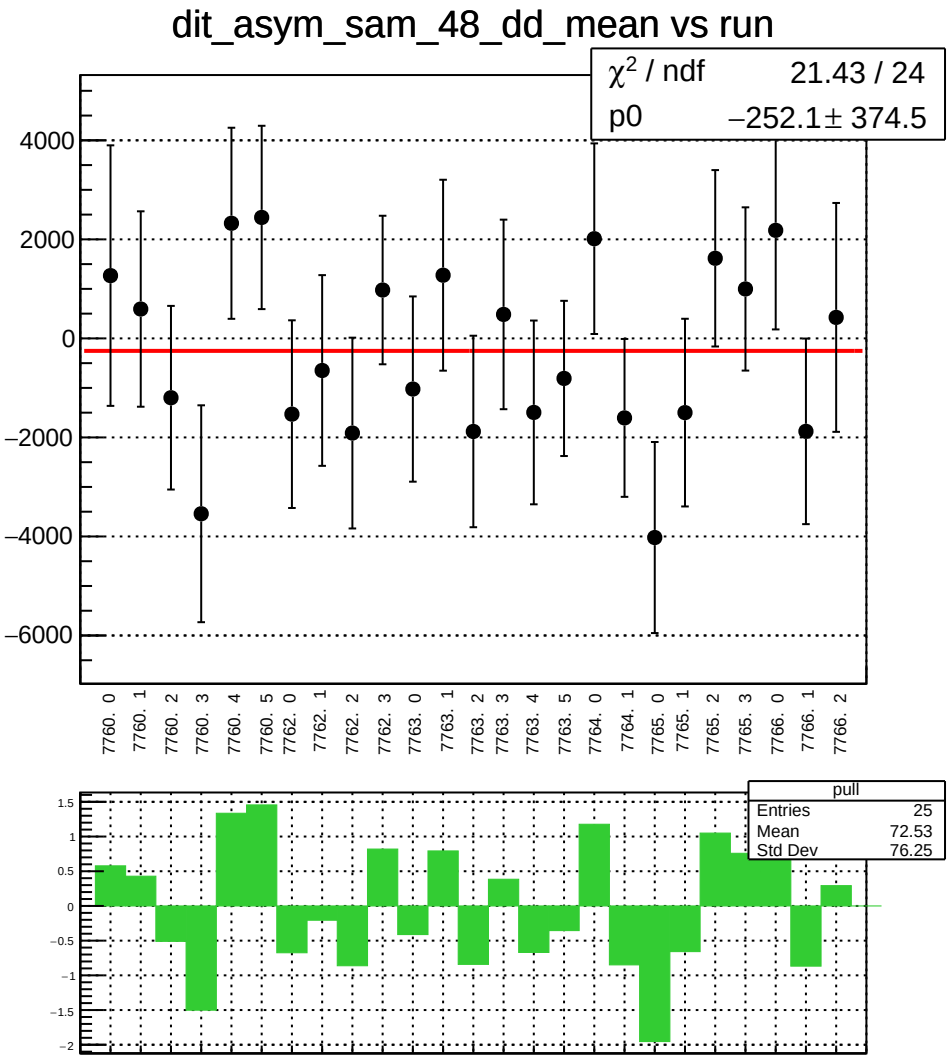
dit_asym_sam_48_dd_mean vs run
χ2 / ndf 21.43 / 24
p0 −252.1 ± 374.5
4000
2000
0
−2000
−4000
−6000
7760. 0
7760. 1
7760. 2
7760. 3
7760. 4
7760. 5
7762. 0
7762. 1
7762. 2
7762. 3
7763. 0
7763. 1
7763. 2
7763. 3
7763. 4
7763. 5
7764. 0
7764. 1
7765. 0
7765. 1
7765. 2
7765. 3
7766. 0
7766. 1
7766. 2
pull
Entries 25
Mean 72.53
Std Dev 76.25
1.5
1
0.5
0
−0.5
−1
−1.5
−2

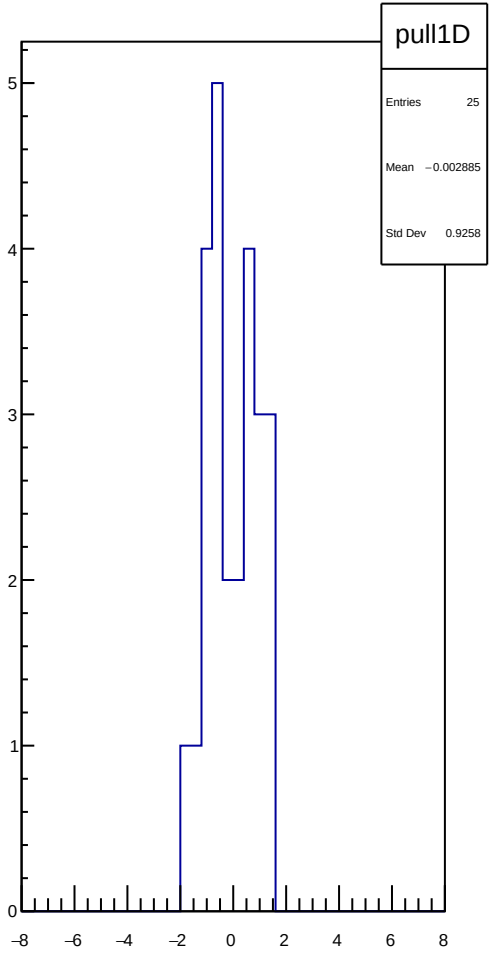
pull1D
Entries 25
Mean −0.002885
Std Dev 0.9258
5
4
3
2
1
0
−8
−6
−4
−2
0
2
4
6
8

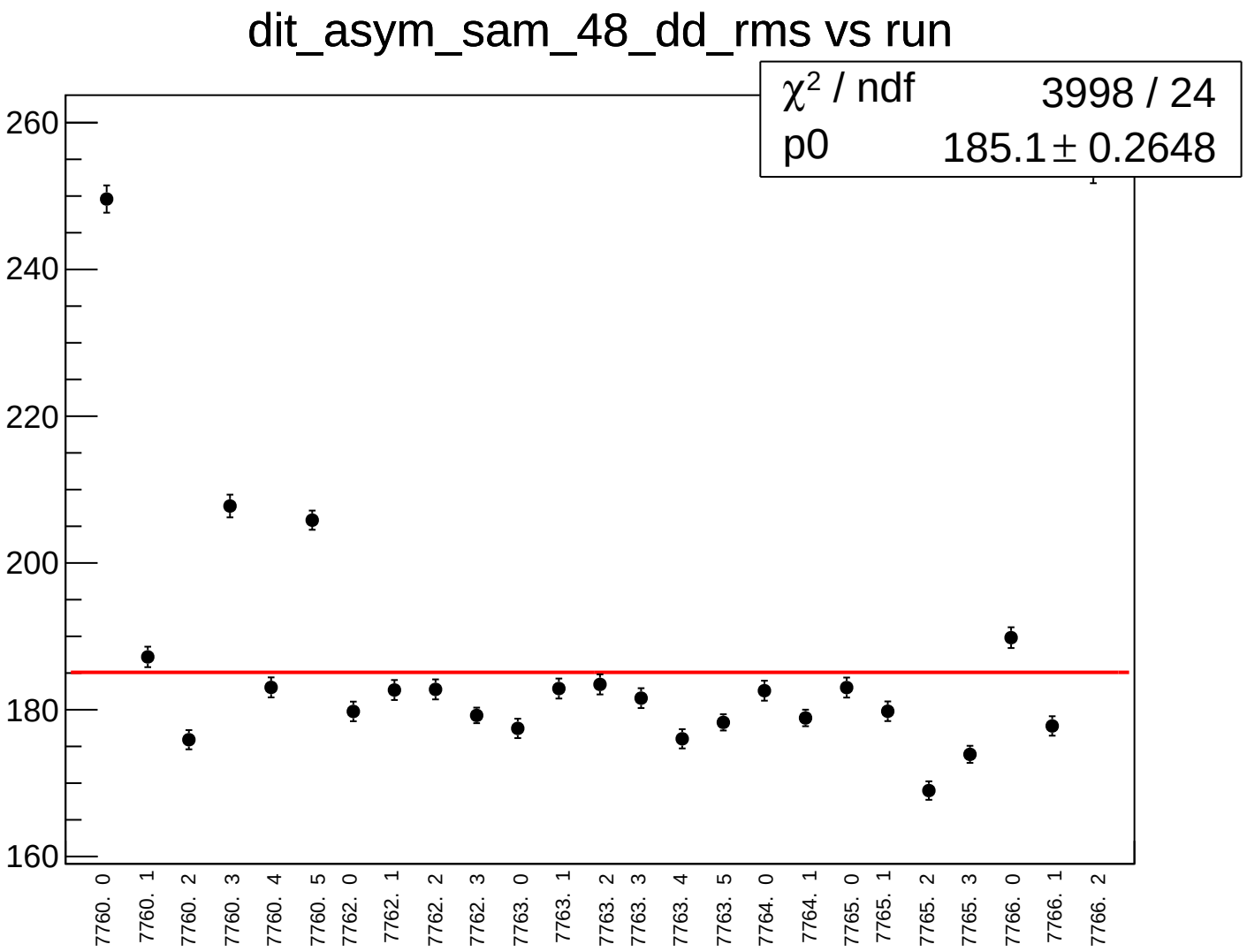
dit_asym_sam_48_dd_rms vs run
χ² / ndf 3998 / 24
p0 185.1 ± 0.2648
260
240
220
200
180
160
7760. 0
7760. 1
7760. 2
7760. 3
7760. 4
7760. 5
7762. 0
7762. 1
7762. 2
7762. 3
7763. 0
7763. 1
7763. 2
7763. 3
7763. 4
7763. 5
7764. 0
7764. 1
7765. 0
7765. 1
7765. 2
7765. 3
7766. 0
7766. 1
7766. 2

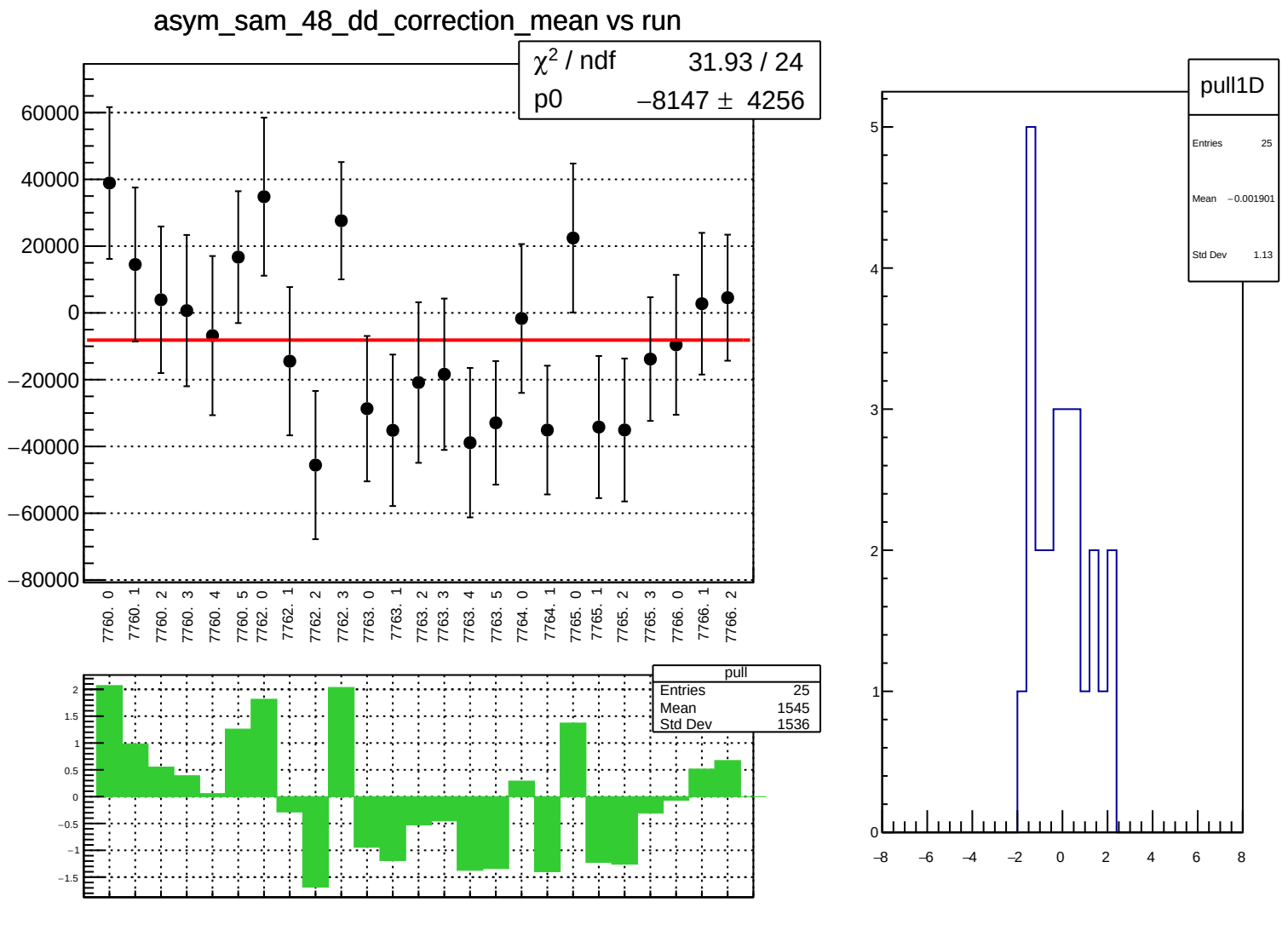
asym_sam_48_dd_correction_mean vs run
χ² / ndf 31.93 / 24
p0 −8147 ± 4256
60000
40000
20000
0
−20000
−40000
−60000
−80000
7760. 0
7760. 1
7760. 2
7760. 3
7760. 4
7760. 5
7762. 0
7762. 1
7762. 2
7762. 3
7763. 0
7763. 1
7763. 2
7763. 3
7763. 4
7763. 5
7764. 0
7764. 1
7765. 0
7765. 1
7765. 2
7765. 3
7766. 0
7766. 1
7766. 2
pull
Entries 25
Mean 1545
Std Dev 1536
2
1.5
1
0.5
0
−0.5
−1
−1.5
pull1D
Entries 25
Mean −0.001901
Std Dev 1.13
5
4
3
2
1
0
−8
−6
−4
−2
0
2
4
6
8

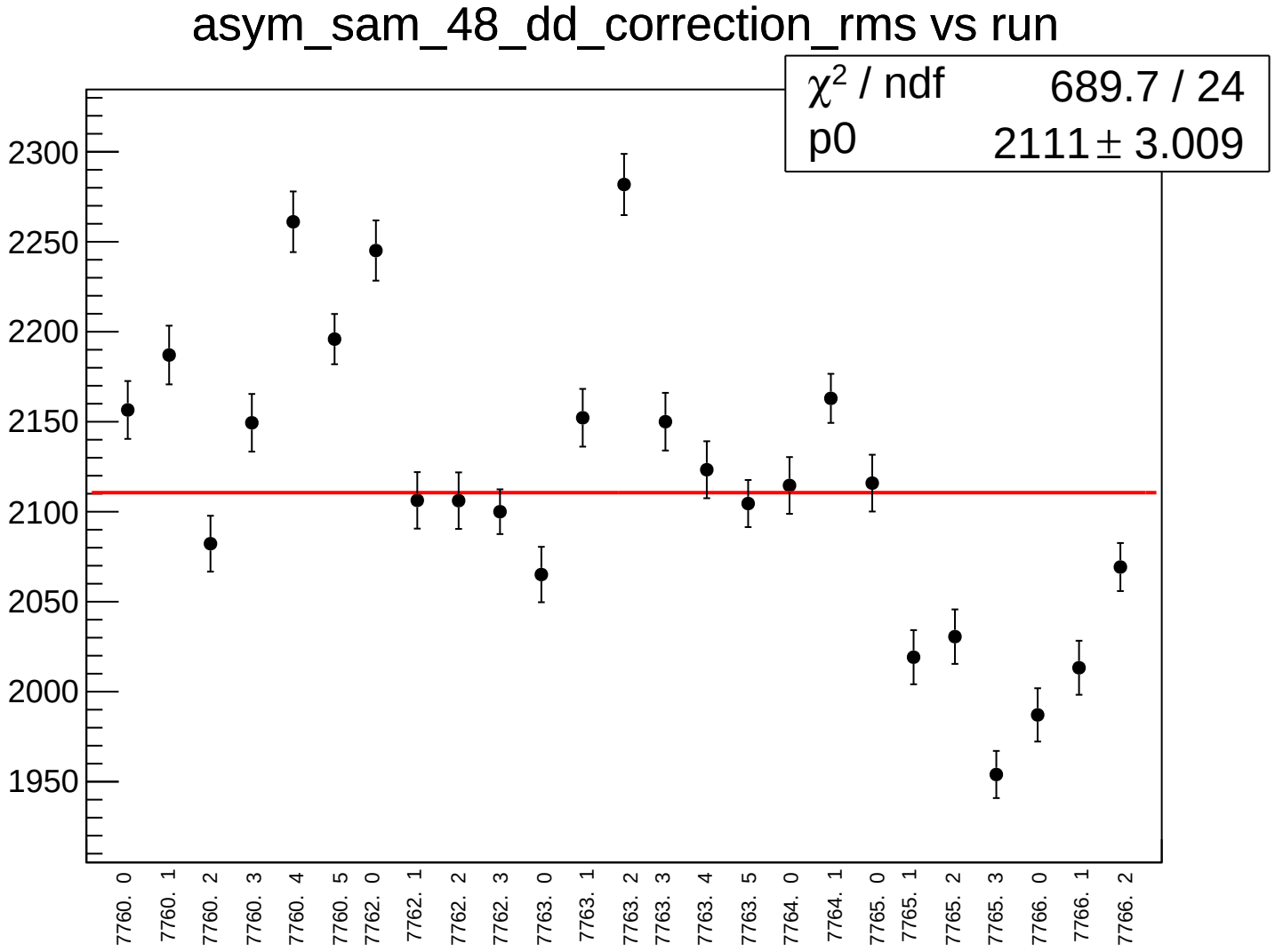
asym_sam_48_dd_correction_rms vs run
χ² / ndf 689.7 / 24
p0 2111 ± 3.009
2300
2250
2200
2150
2100
2050
2000
1950
7760. 0
7760. 1
7760. 2
7760. 3
7760. 4
7760. 5
7762. 0
7762. 1
7762. 2
7762. 3
7763. 0
7763. 1
7763. 2
7763. 3
7763. 4
7763. 5
7764. 0
7764. 1
7765. 0
7765. 1
7765. 2
7765. 3
7766. 0
7766. 1
7766. 2

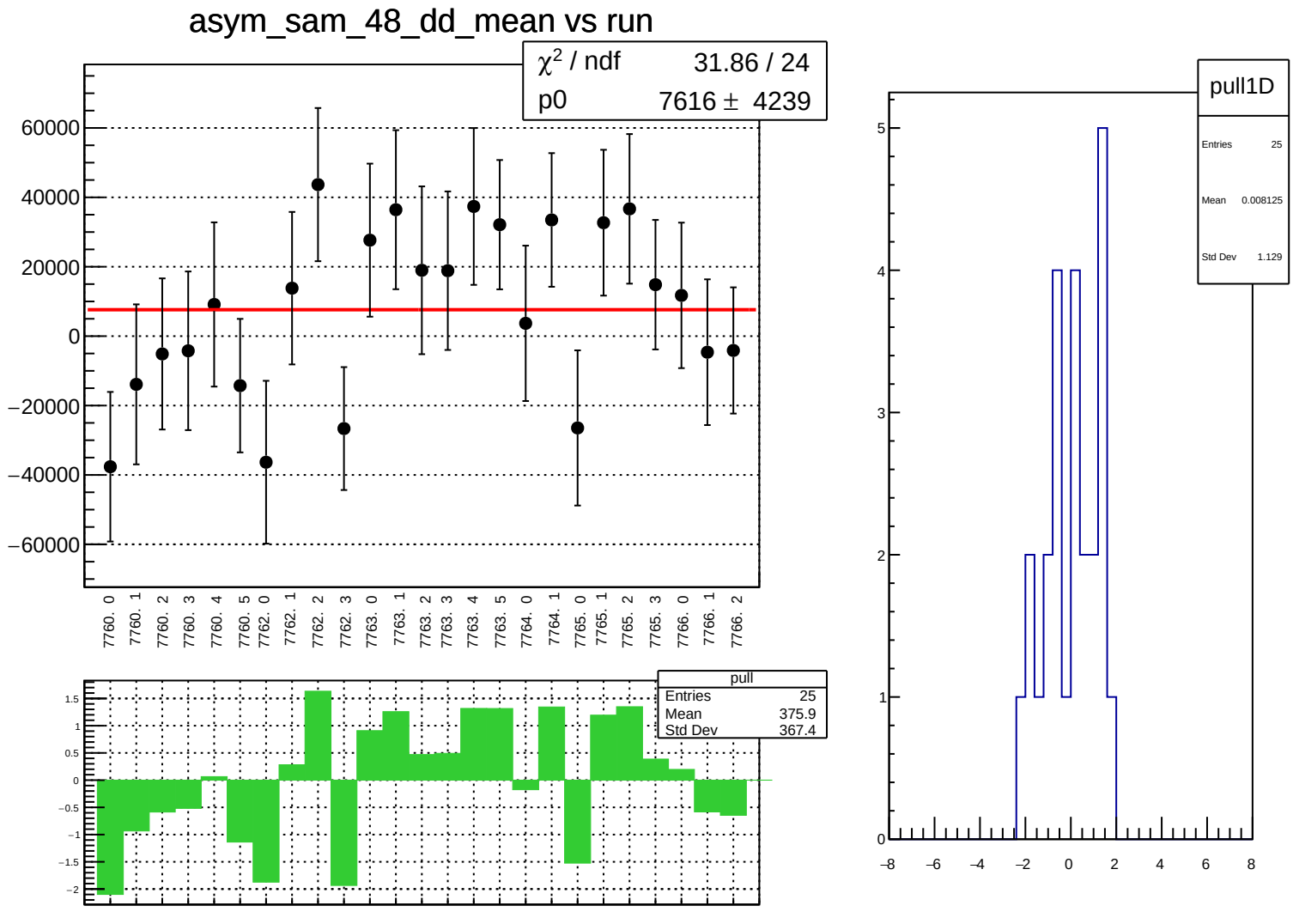
asym_sam_48_dd_mean vs run
χ² / ndf 31.86 / 24
p0 7616 ± 4239
60000
40000
20000
0
−20000
−40000
−60000
7760. 0
7760. 1
7760. 2
7760. 3
7760. 4
7760. 5
7762. 0
7762. 1
7762. 2
7762. 3
7763. 0
7763. 1
7763. 2
7763. 3
7763. 4
7763. 5
7764. 0
7764. 1
7765. 0
7765. 1
7765. 2
7765. 3
7766. 0
7766. 1
7766. 2
pull
Entries 25
Mean 375.9
Std Dev 367.4
1.5
1
0.5
0
−0.5
−1
−1.5
−2
pull1D
Entries 25
Mean 0.008125
Std Dev 1.129
5
4
3
2
1
0
−8
−6
−4
−2
0
2
4
6
8

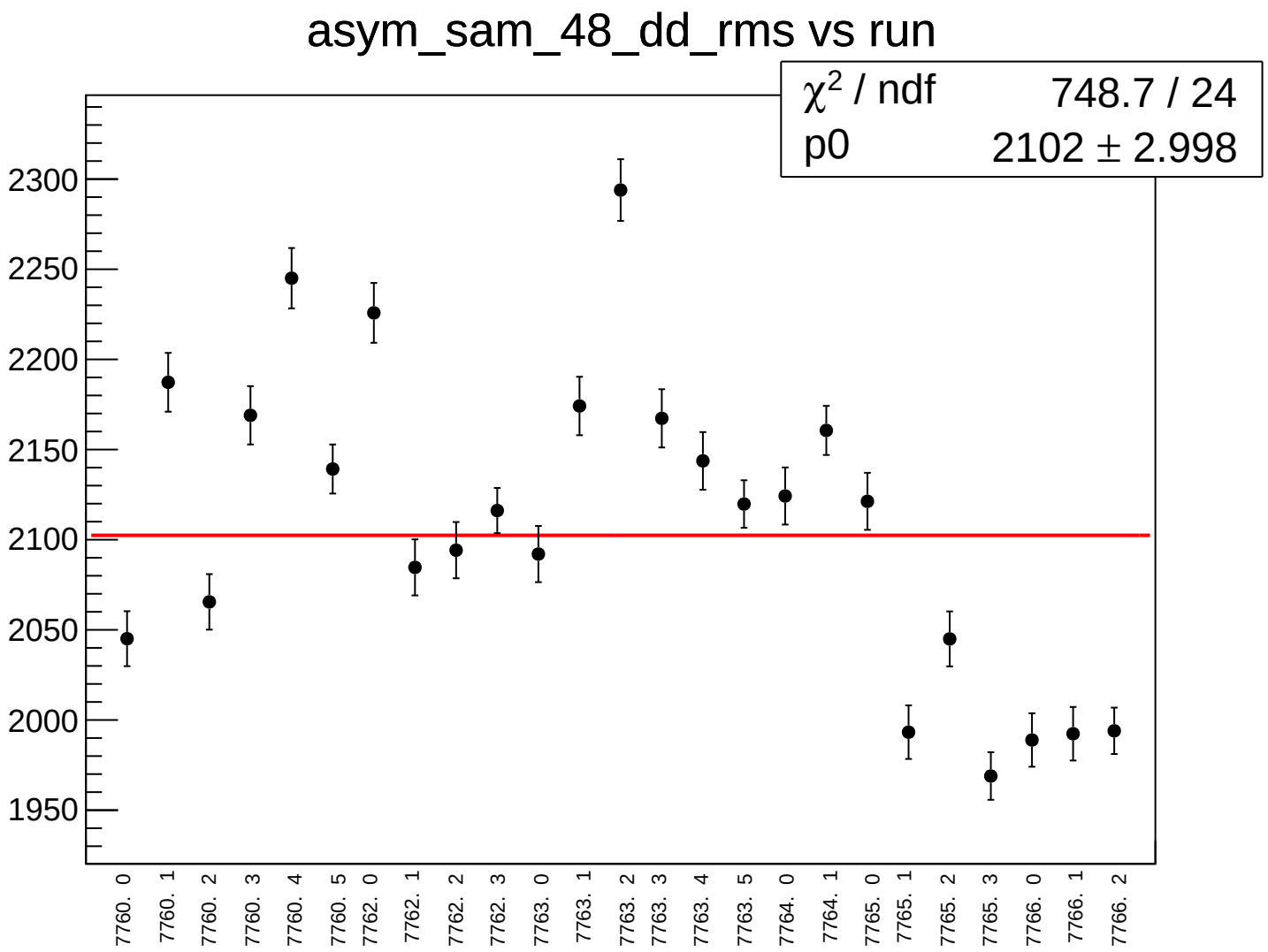
asym_sam_48_dd_rms vs run
χ2 / ndf 748.7 / 24
p0 2102 ± 2.998
2300
2250
2200
2150
2100
2050
2000
1950
7760. 0
7760. 1
7760. 2
7760. 3
7760. 4
7760. 5
7762. 0
7762. 1
7762. 2
7762. 3
7763. 0
7763. 1
7763. 2
7763. 3
7763. 4
7763. 5
7764. 0
7764. 1
7765. 0
7765. 1
7765. 2
7765. 3
7766. 0
7766. 1
7766. 2

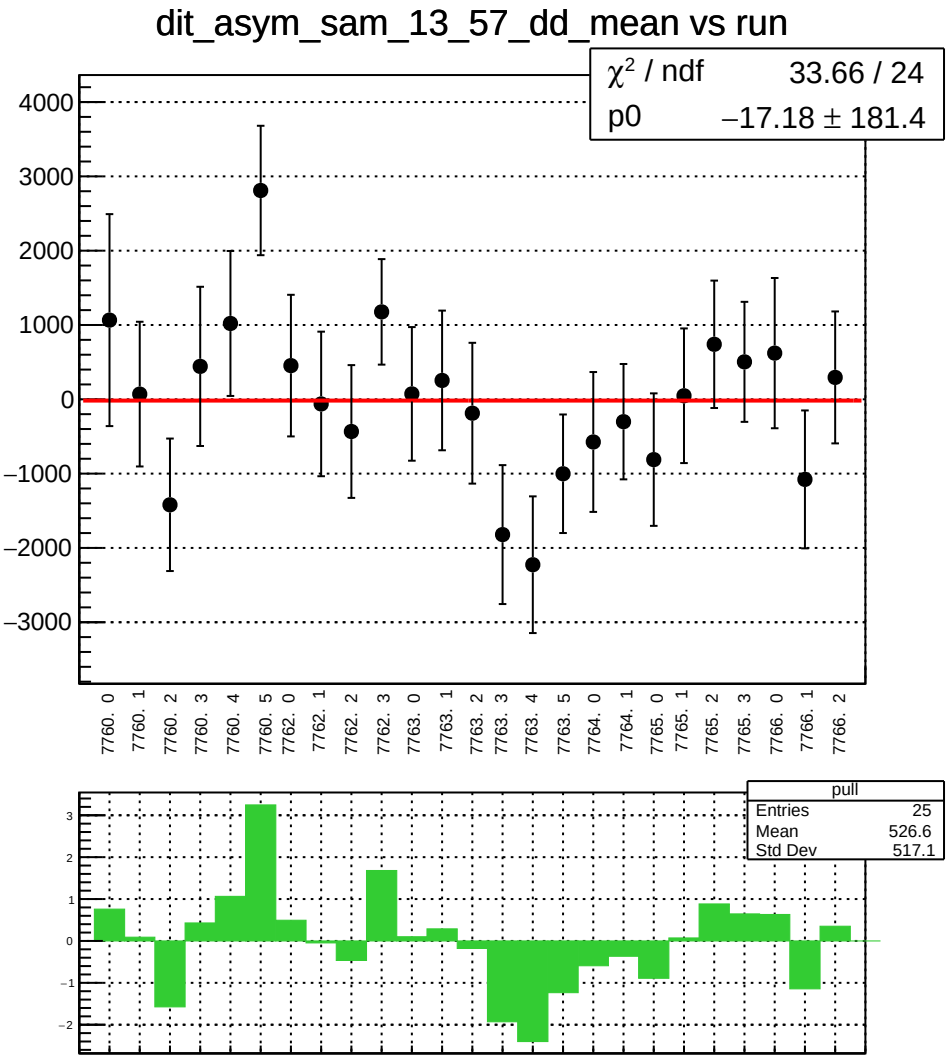
dit_asym_sam_13_57_dd_mean vs run
χ² / ndf 33.66 / 24
p0 −17.18 ± 181.4
4000
3000
2000
1000
0
−1000
−2000
−3000
7760. 0
7760. 1
7760. 2
7760. 3
7760. 4
7760. 5
7762. 0
7762. 1
7762. 2
7762. 3
7763. 0
7763. 1
7763. 2
7763. 3
7763. 4
7763. 5
7764. 0
7764. 1
7765. 0
7765. 1
7765. 2
7765. 3
7766. 0
7766. 1
7766. 2
pull
Entries 25
Mean 526.6
Std Dev 517.1
3
2
1
0
−1
−2

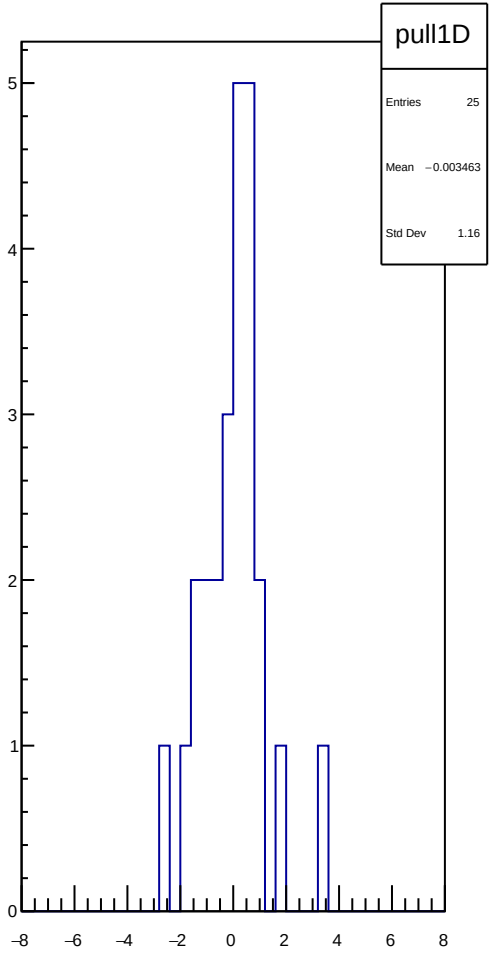
pull1D
Entries 25
Mean −0.003463
Std Dev 1.16
5
4
3
2
1
0
−8
−6
−4
−2
0
2
4
6
8

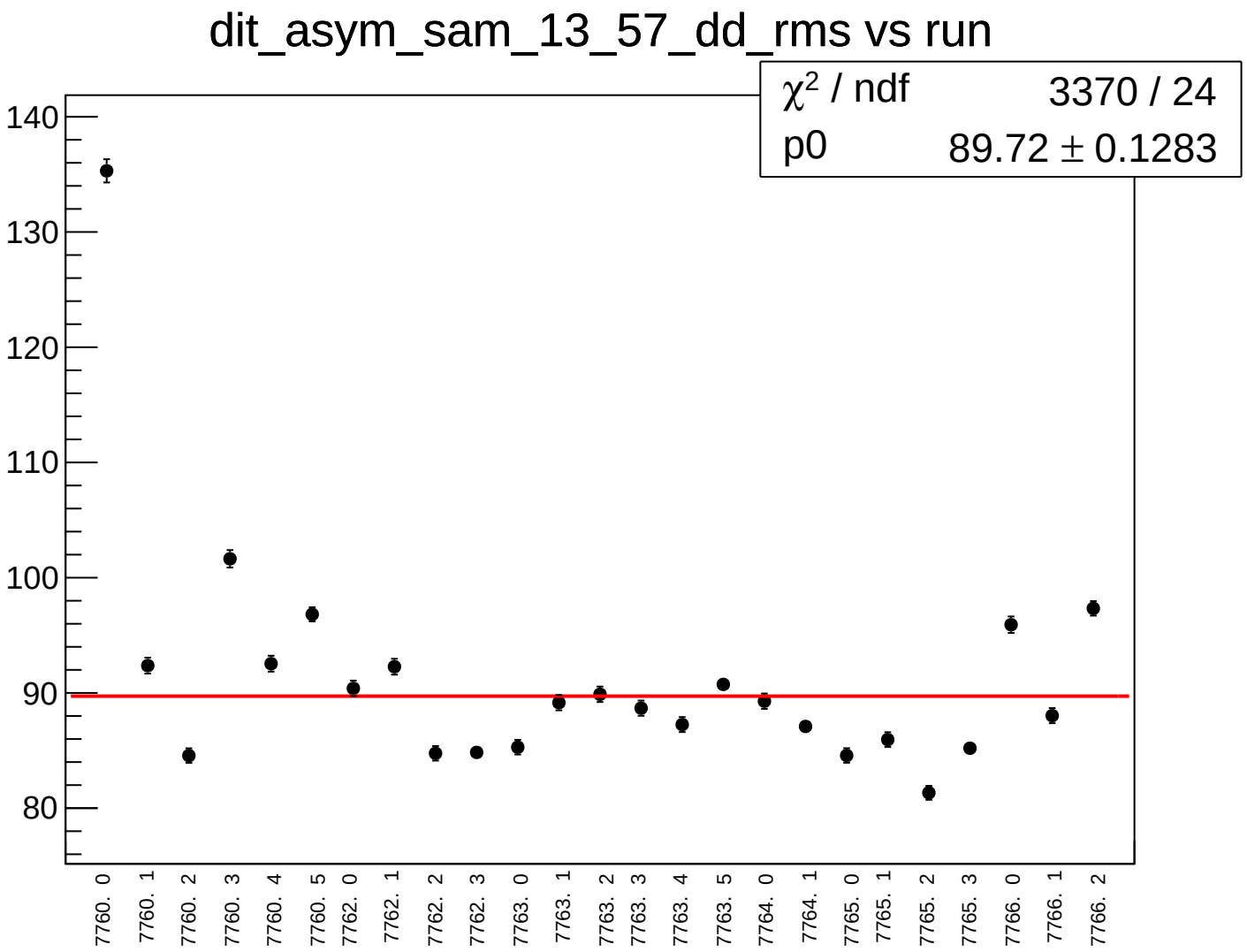
dit_asym_sam_13_57_dd_rms vs run
χ² / ndf 3370 / 24
p0 89.72 ± 0.1283
140
130
120
110
100
90
80
7760. 0
7760. 1
7760. 2
7760. 3
7760. 4
7760. 5
7762. 0
7762. 1
7762. 2
7762. 3
7763. 0
7763. 1
7763. 2
7763. 3
7763. 4
7763. 5
7764. 0
7764. 1
7765. 0
7765. 1
7765. 2
7765. 3
7766. 0
7766. 1
7766. 2

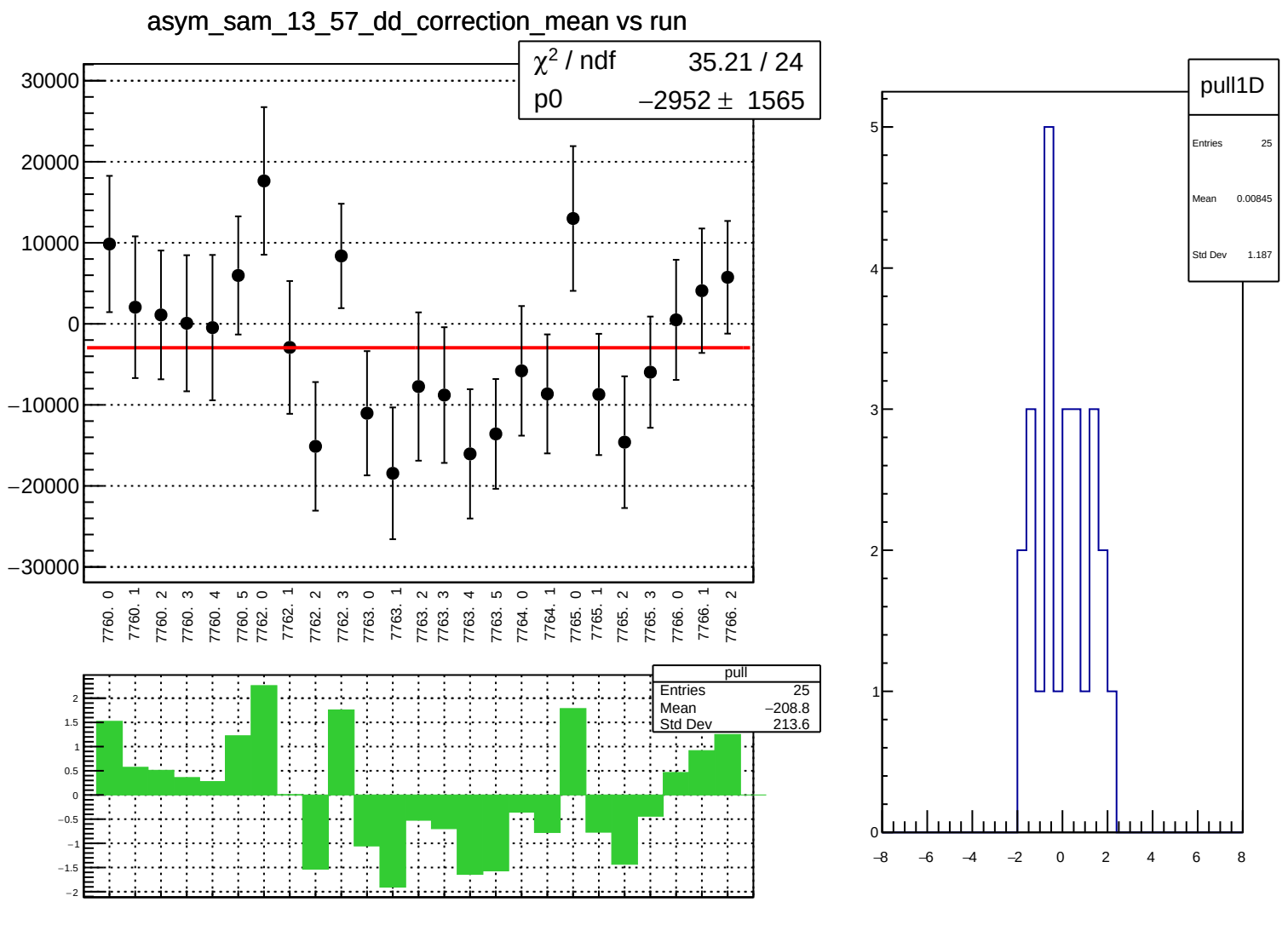
asym_sam_13_57_dd_correction_mean vs run
χ² / ndf 35.21 / 24
p0 −2952 ± 1565
30000
20000
10000
0
−10000
−20000
−30000
7760. 0
7760. 1
7760. 2
7760. 3
7760. 4
7760. 5
7762. 0
7762. 1
7762. 2
7762. 3
7763. 0
7763. 1
7763. 2
7763. 3
7763. 4
7763. 5
7764. 0
7764. 1
7765. 0
7765. 1
7765. 2
7765. 3
7766. 0
7766. 1
7766. 2
pull
Entries 25
Mean −208.8
Std Dev 213.6
2
1.5
1
0.5
0
−0.5
−1
−1.5
−2
pull1D
Entries 25
Mean 0.00845
Std Dev 1.187
5
4
3
2
1
0
−8
−6
−4
−2
0
2
4
6
8

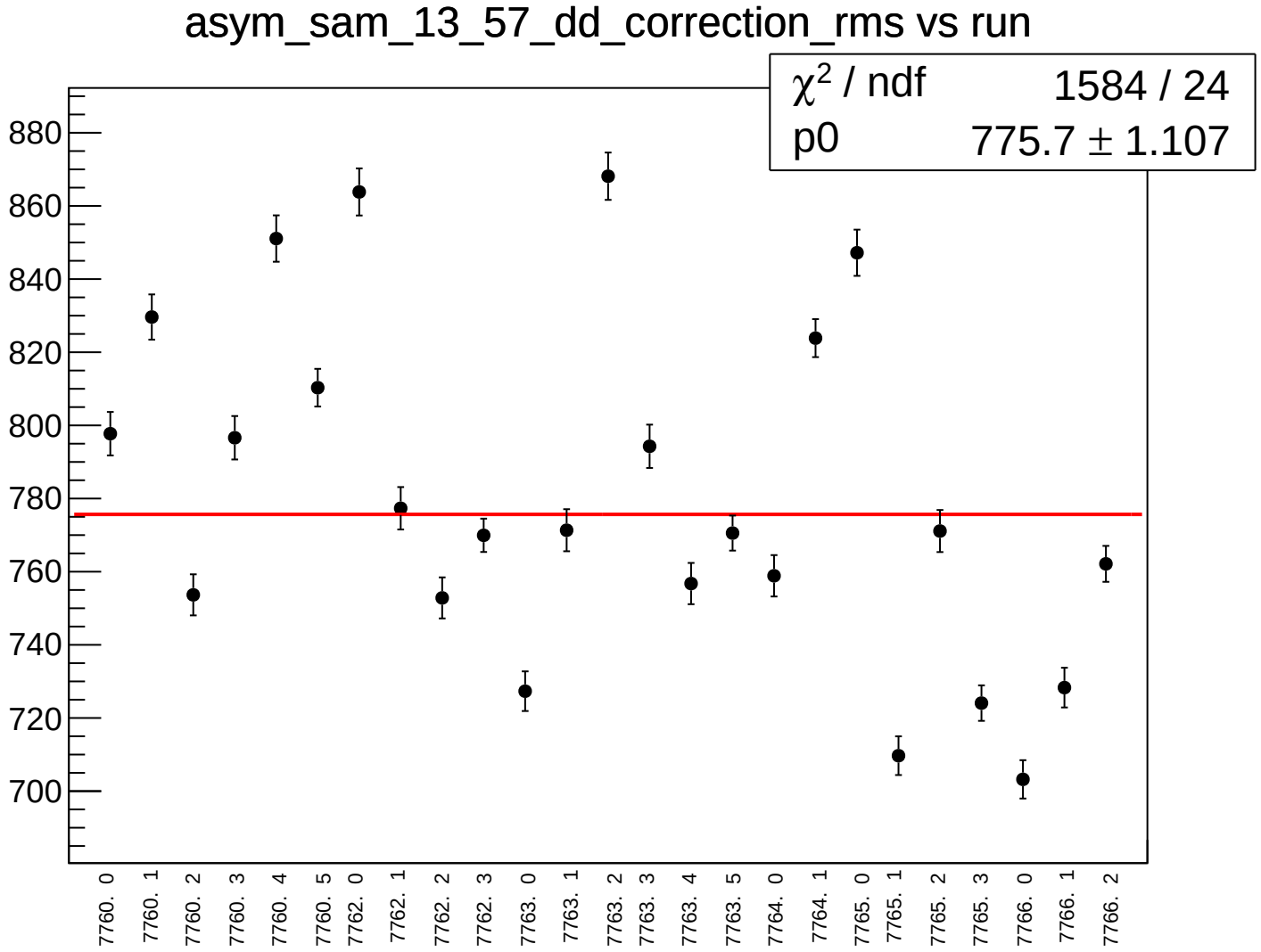
asym_sam_13_57_dd_correction_rms vs run
χ² / ndf 1584 / 24
p0 775.7 ± 1.107
880
860
840
820
800
780
760
740
720
700
7760. 0
7760. 1
7760. 2
7760. 3
7760. 4
7760. 5
7762. 0
7762. 1
7762. 2
7762. 3
7763. 0
7763. 1
7763. 2
7763. 3
7763. 4
7763. 5
7764. 0
7764. 1
7765. 0
7765. 1
7765. 2
7765. 3
7766. 0
7766. 1
7766. 2

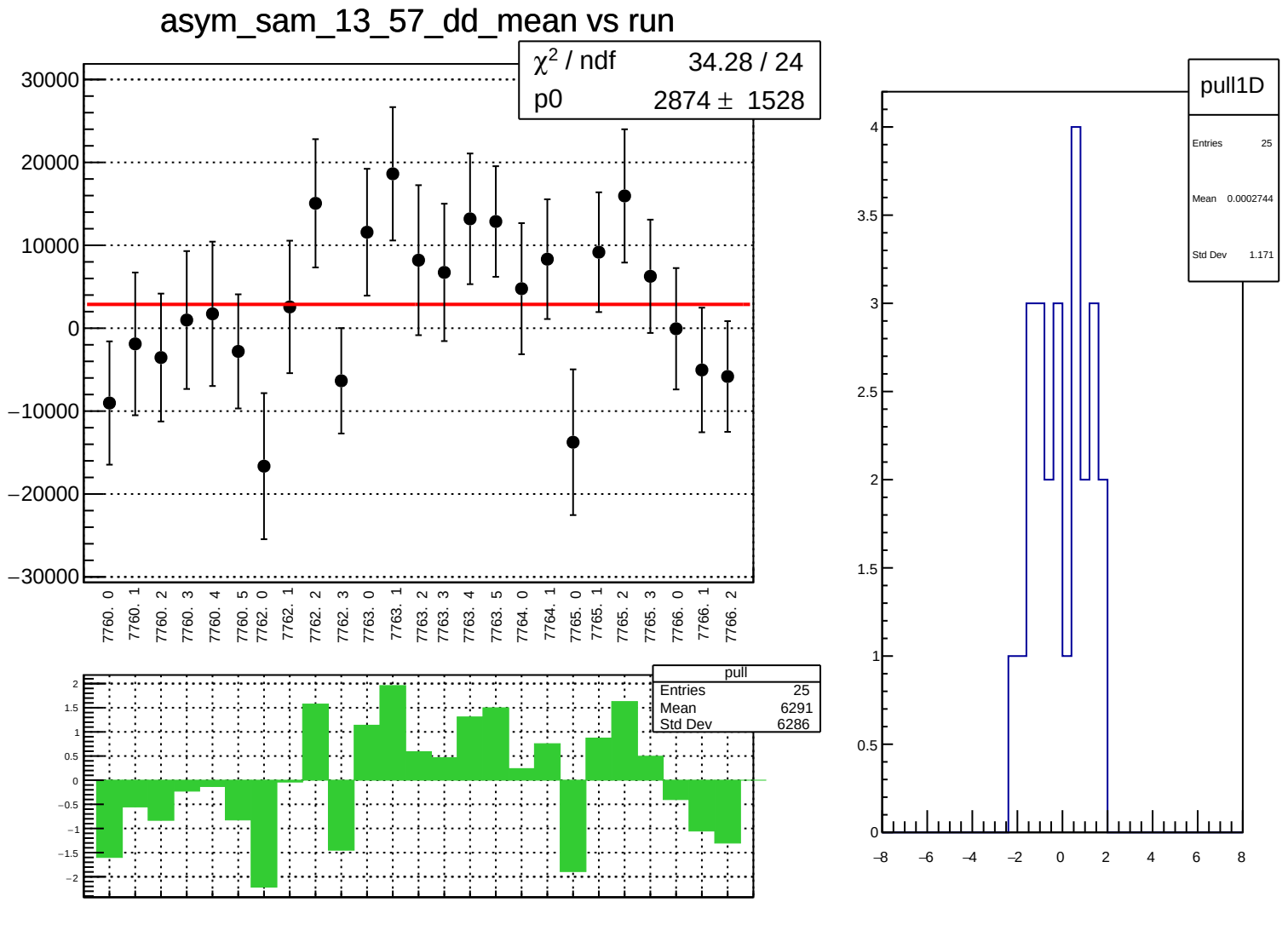
asym_sam_13_57_dd_mean vs run
χ² / ndf 34.28 / 24
p0 2874 ± 1528
30000
20000
10000
0
−10000
−20000
−30000
7760. 0
7760. 1
7760. 2
7760. 3
7760. 4
7760. 5
7762. 0
7762. 1
7762. 2
7762. 3
7763. 0
7763. 1
7763. 2
7763. 3
7763. 4
7763. 5
7764. 0
7764. 1
7765. 0
7765. 1
7765. 2
7765. 3
7766. 0
7766. 1
7766. 2
pull
Entries 25
Mean 6291
Std Dev 6286
pull1D
Entries 25
Mean 0.0002744
Std Dev 1.171

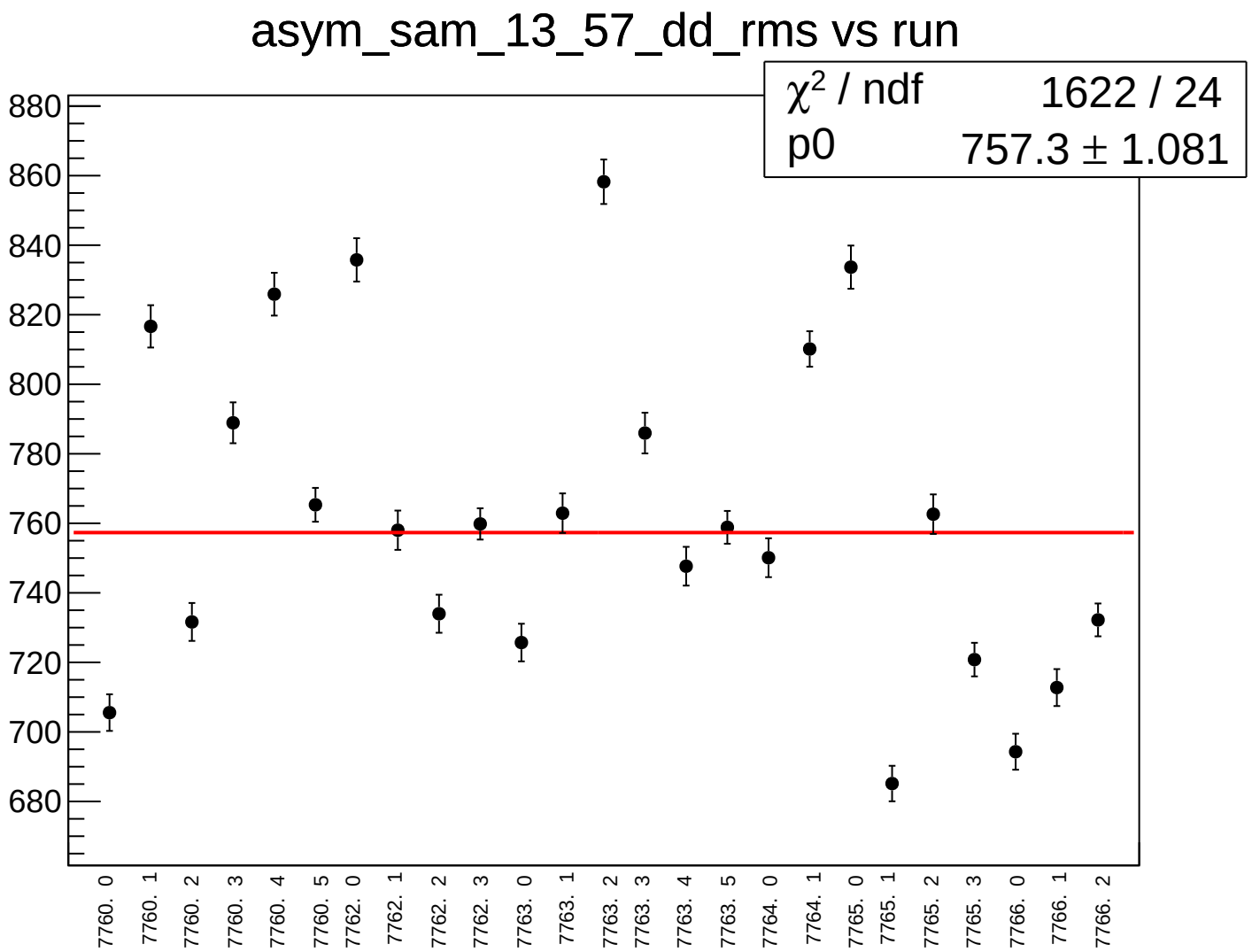
asym_sam_13_57_dd_rms vs run
χ² / ndf 1622 / 24
p0 757.3 ± 1.081
880
860
840
820
800
780
760
740
720
700
680
7760. 0
7760. 1
7760. 2
7760. 3
7760. 4
7760. 5
7762. 0
7762. 1
7762. 2
7762. 3
7763. 0
7763. 1
7763. 2
7763. 3
7763. 4
7763. 5
7764. 0
7764. 1
7765. 0
7765. 1
7765. 2
7765. 3
7766. 0
7766. 1
7766. 2

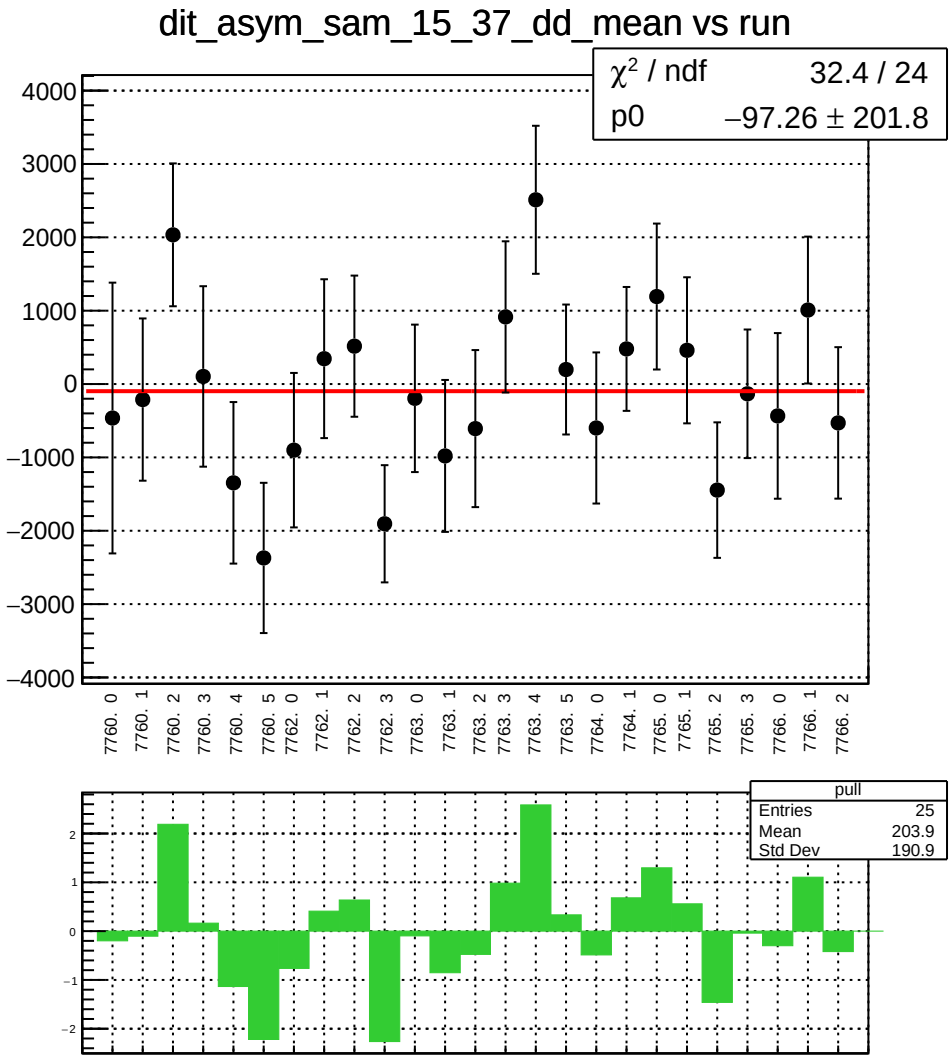
dit_asym_sam_15_37_dd_mean vs run
χ² / ndf 32.4 / 24
p0 −97.26 ± 201.8
4000
3000
2000
1000
0
−1000
−2000
−3000
−4000
7760. 0
7760. 1
7760. 2
7760. 3
7760. 4
7760. 5
7762. 0
7762. 1
7762. 2
7762. 3
7763. 0
7763. 1
7763. 2
7763. 3
7763. 4
7763. 5
7764. 0
7764. 1
7765. 0
7765. 1
7765. 2
7765. 3
7766. 0
7766. 1
7766. 2
pull
Entries 25
Mean 203.9
Std Dev 190.9
2
1
0
−1
−2

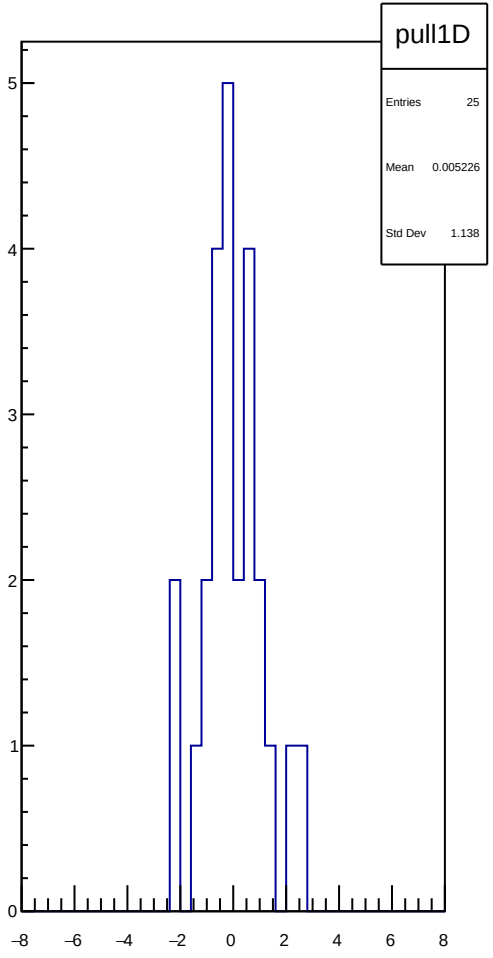
pull1D
Entries 25
Mean 0.005226
Std Dev 1.138
5
4
3
2
1
0
−8
−6
−4
−2
0
2
4
6
8

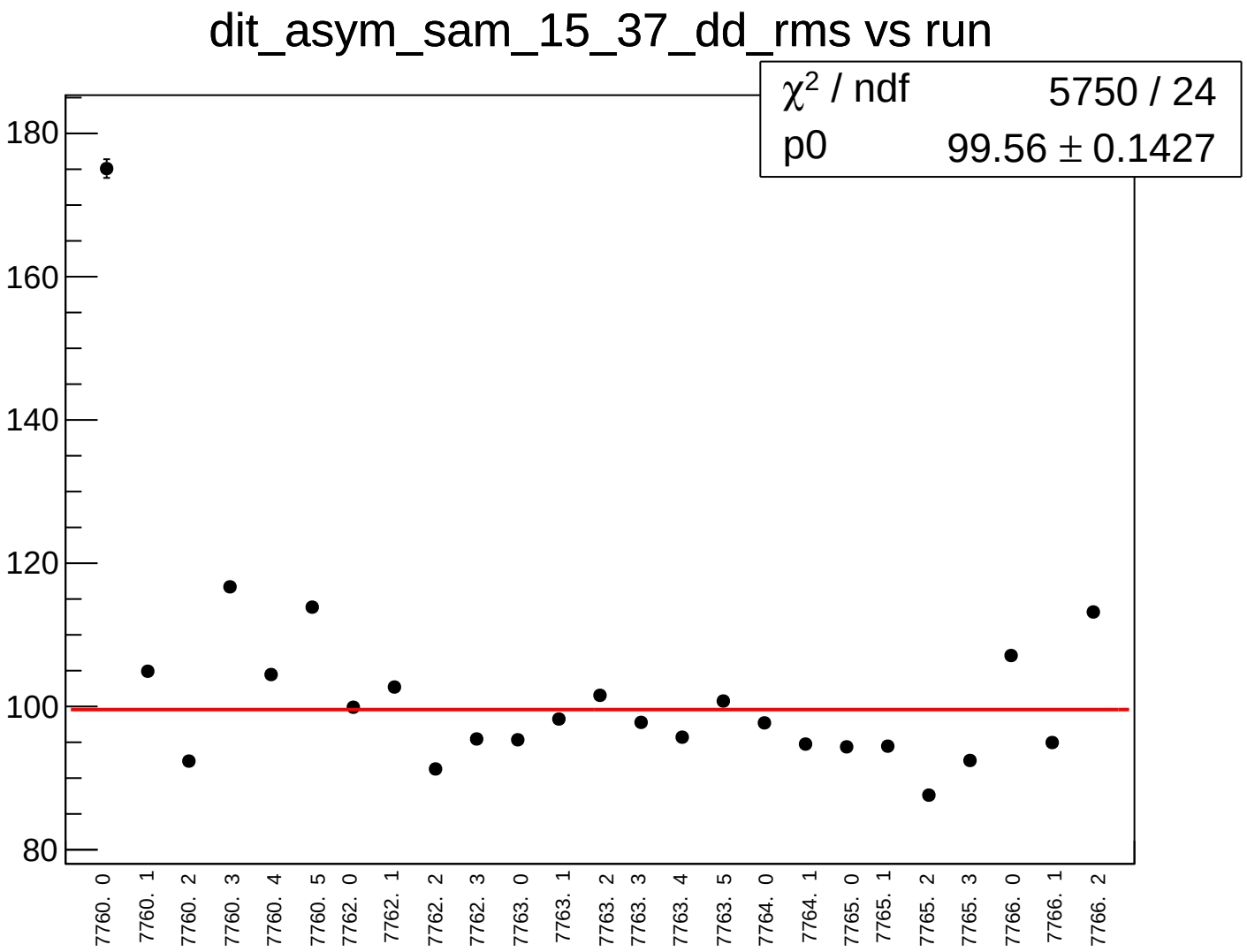
dit_asym_sam_15_37_dd_rms vs run
χ2 / ndf 5750 / 24
p0 99.56 ± 0.1427
180
160
140
120
100
80
7760. 0
7760. 1
7760. 2
7760. 3
7760. 4
7760. 5
7762. 0
7762. 1
7762. 2
7762. 3
7763. 0
7763. 1
7763. 2
7763. 3
7763. 4
7763. 5
7764. 0
7764. 1
7765. 0
7765. 1
7765. 2
7765. 3
7766. 0
7766. 1
7766. 2

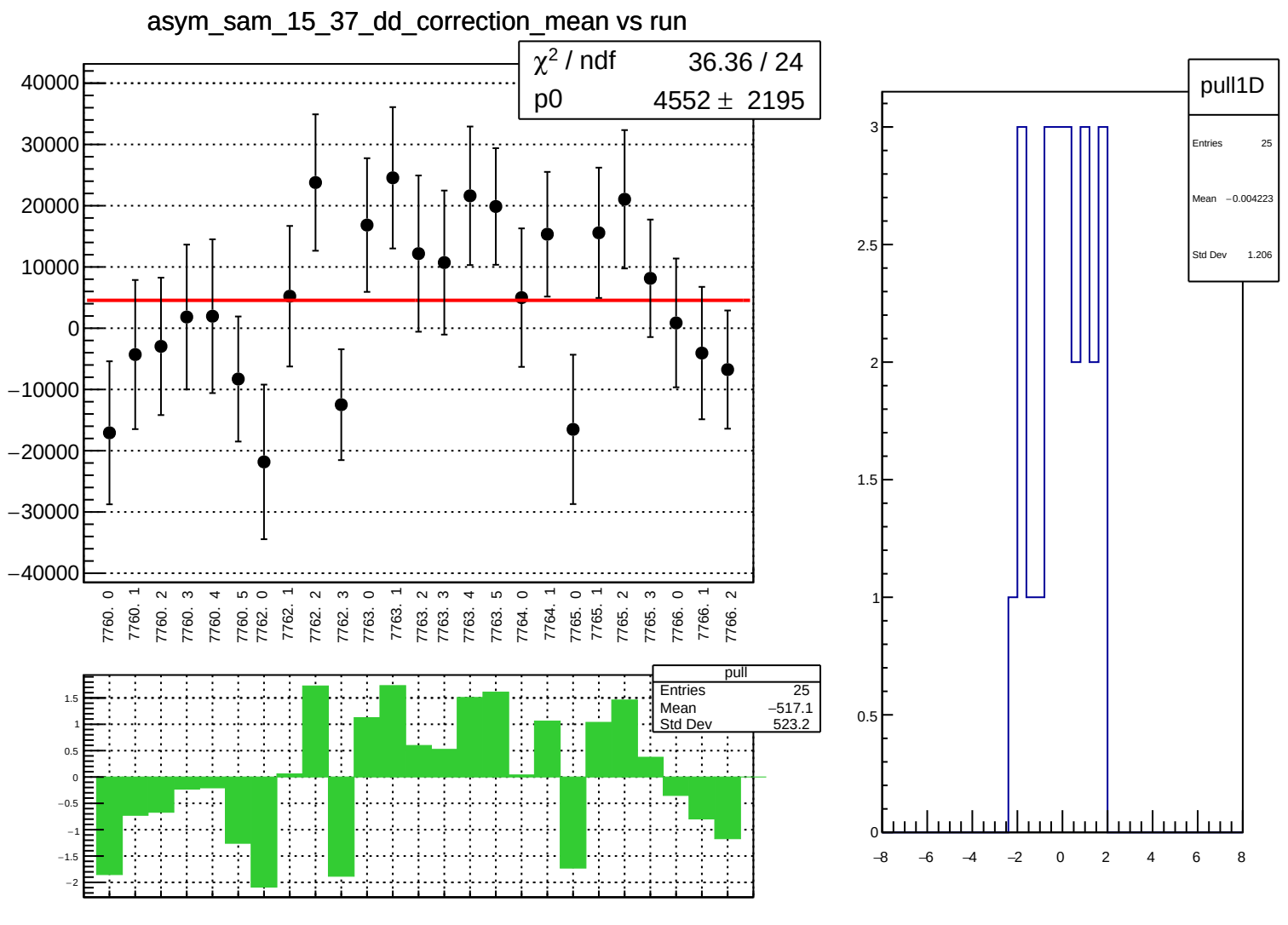
asym_sam_15_37_dd_correction_mean vs run
χ² / ndf 36.36 / 24
p0 4552 ± 2195
40000
30000
20000
10000
0
−10000
−20000
−30000
−40000
7760. 0
7760. 1
7760. 2
7760. 3
7760. 4
7760. 5
7762. 0
7762. 1
7762. 2
7762. 3
7763. 0
7763. 1
7763. 2
7763. 3
7763. 4
7763. 5
7764. 0
7764. 1
7765. 0
7765. 1
7765. 2
7765. 3
7766. 0
7766. 1
7766. 2
pull
Entries 25
Mean −517.1
Std Dev 523.2
1.5
1
0.5
0
−0.5
−1
−1.5
−2
pull1D
Entries 25
Mean −0.004223
Std Dev 1.206
3
2.5
2
1.5
1
0.5
0
−8
−6
−4
−2
0
2
4
6
8

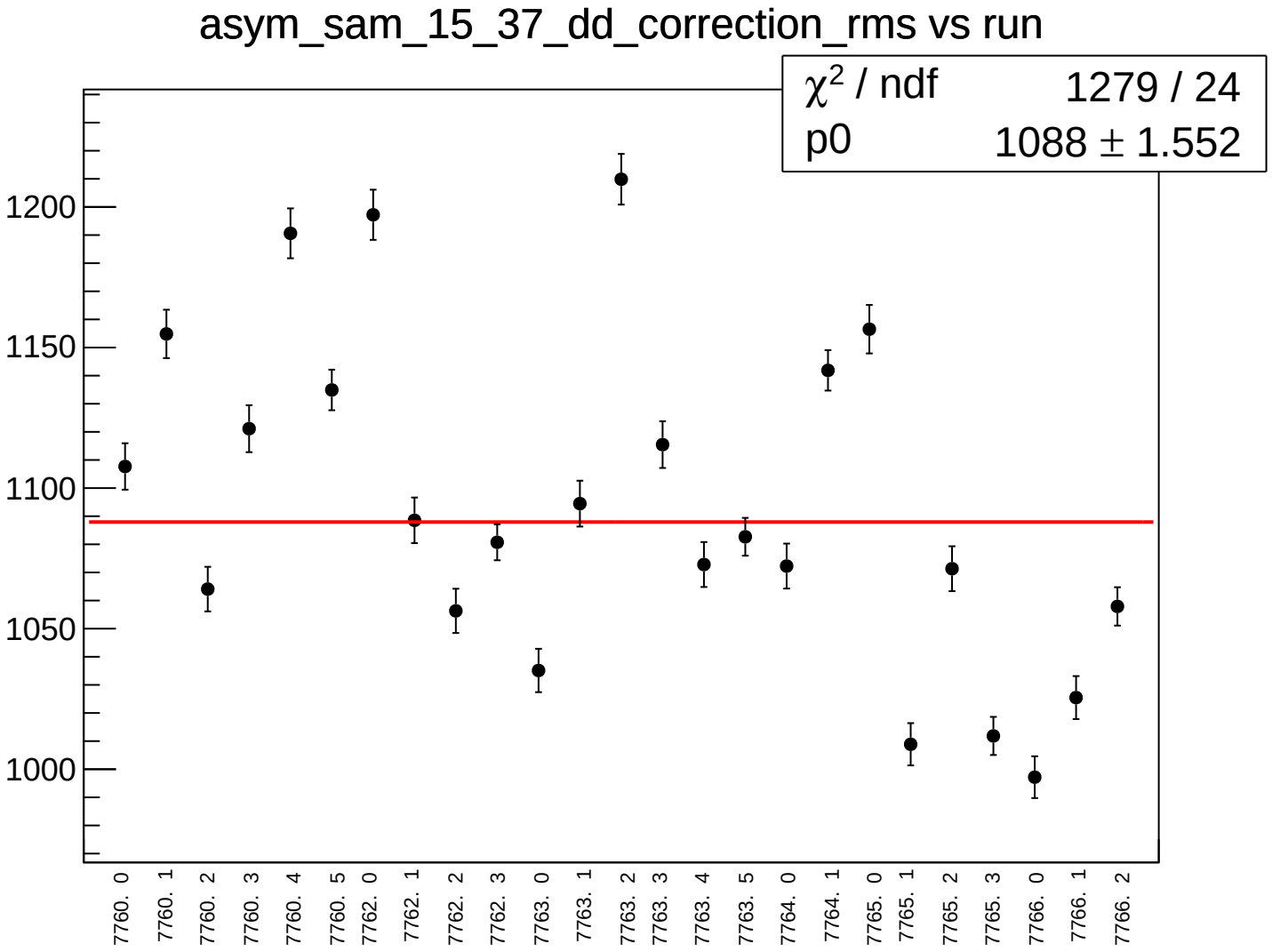
asym_sam_15_37_dd_correction_rms vs run
χ² / ndf 1279 / 24
p0 1088 ± 1.552
1200
1150
1100
1050
1000
7760. 0
7760. 1
7760. 2
7760. 3
7760. 4
7760. 5
7762. 0
7762. 1
7762. 2
7762. 3
7763. 0
7763. 1
7763. 2
7763. 3
7763. 4
7763. 5
7764. 0
7764. 1
7765. 0
7765. 1
7765. 2
7765. 3
7766. 0
7766. 1
7766. 2

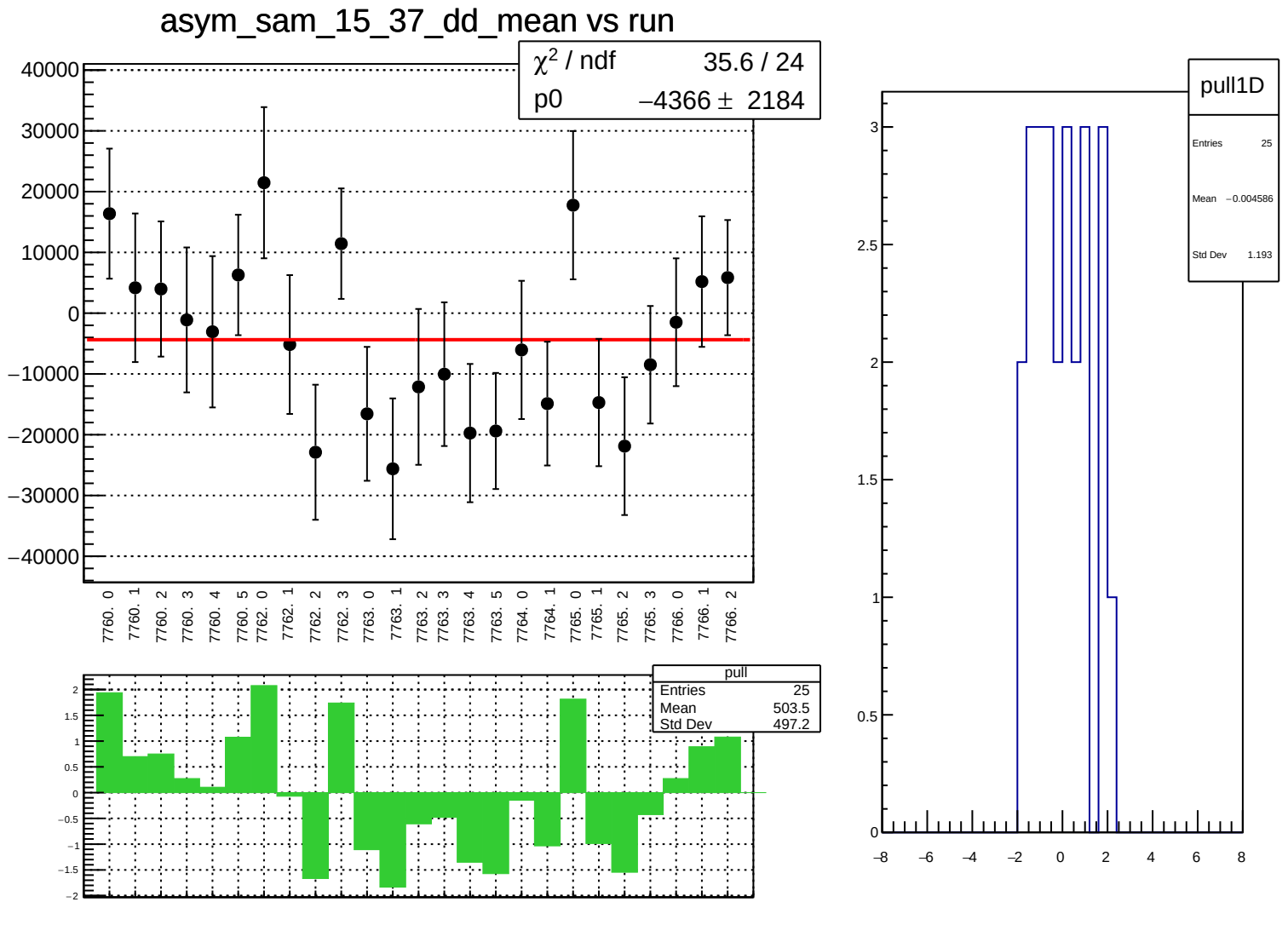
asym_sam_15_37_dd_mean vs run
χ² / ndf 35.6 / 24
p0 −4366 ± 2184
40000
30000
20000
10000
0
−10000
−20000
−30000
−40000
7760. 0
7760. 1
7760. 2
7760. 3
7760. 4
7760. 5
7762. 0
7762. 1
7762. 2
7762. 3
7763. 0
7763. 1
7763. 2
7763. 3
7763. 4
7763. 5
7764. 0
7764. 1
7765. 0
7765. 1
7765. 2
7765. 3
7766. 0
7766. 1
7766. 2
pull
Entries 25
Mean 503.5
Std Dev 497.2
2
1.5
1
0.5
0
−0.5
−1
−1.5
−2
pull1D
Entries 25
Mean −0.004586
Std Dev 1.193
3
2.5
2
1.5
1
0.5
0
−8
−6
−4
−2
0
2
4
6
8

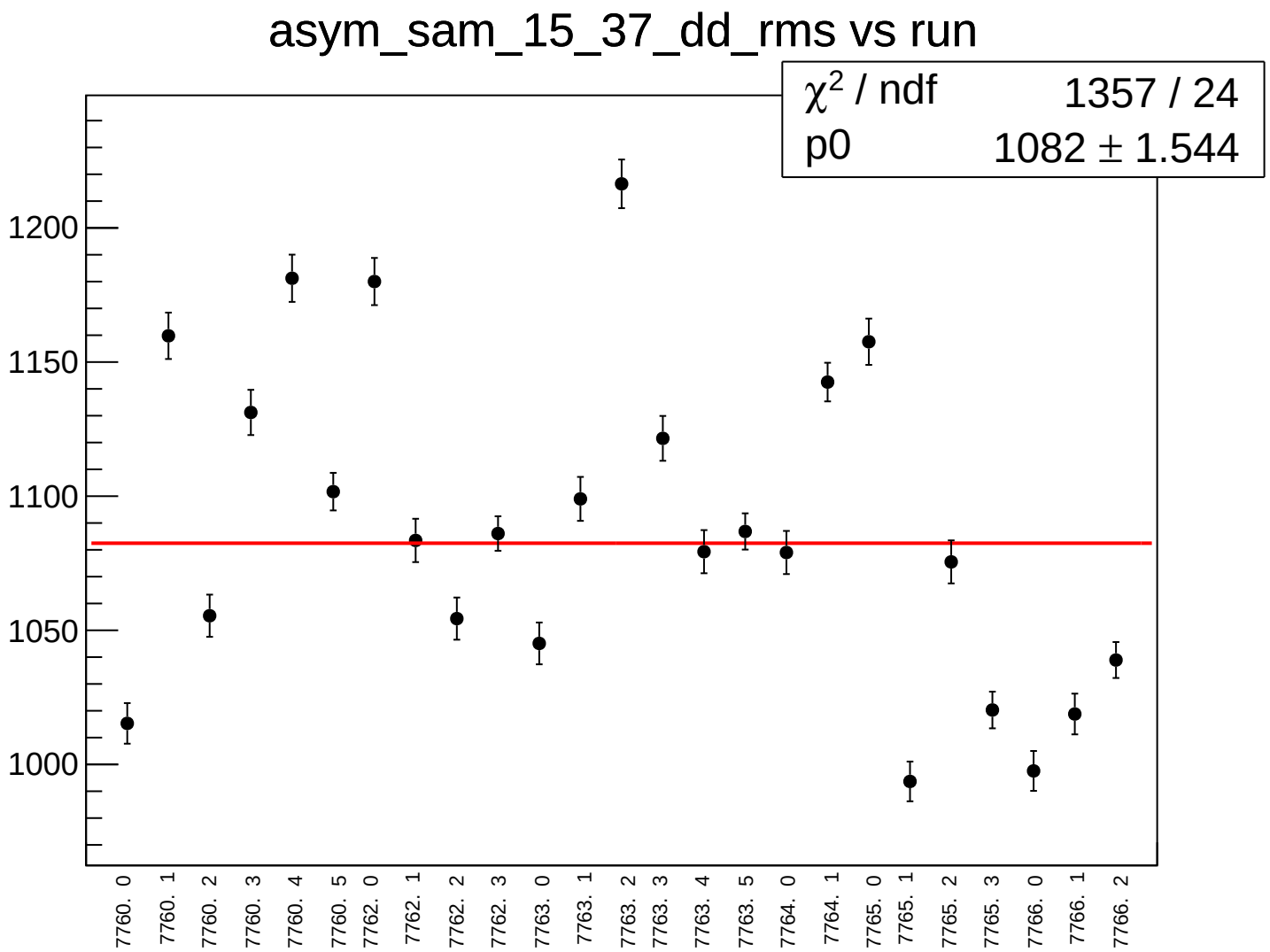
asym_sam_15_37_dd_rms vs run
χ2 / ndf 1357 / 24
p0 1082 ± 1.544
1200
1150
1100
1050
1000
7760. 0
7760. 1
7760. 2
7760. 3
7760. 4
7760. 5
7762. 0
7762. 1
7762. 2
7762. 3
7763. 0
7763. 1
7763. 2
7763. 3
7763. 4
7763. 5
7764. 0
7764. 1
7765. 0
7765. 1
7765. 2
7765. 3
7766. 0
7766. 1
7766. 2

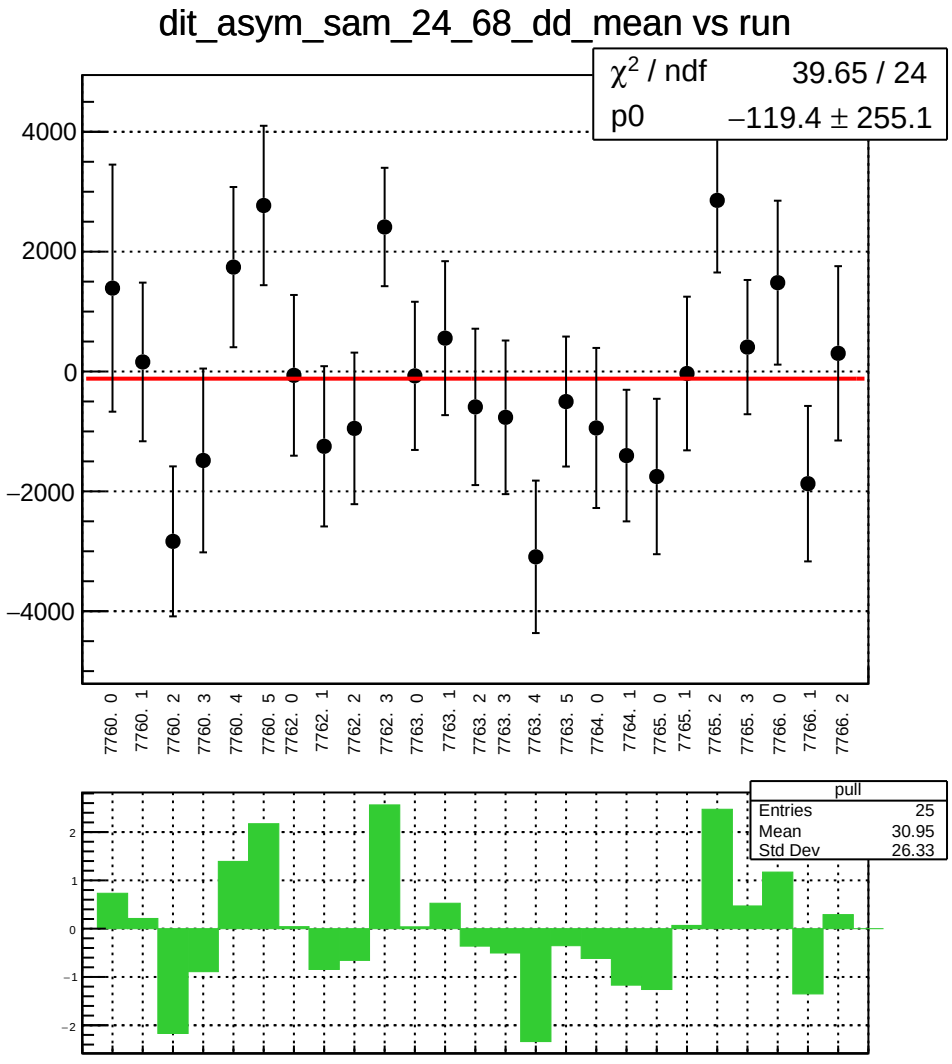
dit_asym_sam_24_68_dd_mean vs run
χ² / ndf 39.65 / 24
p0 −119.4 ± 255.1
4000
2000
0
−2000
−4000
7760. 0
7760. 1
7760. 2
7760. 3
7760. 4
7760. 5
7762. 0
7762. 1
7762. 2
7762. 3
7763. 0
7763. 1
7763. 2
7763. 3
7763. 4
7763. 5
7764. 0
7764. 1
7765. 0
7765. 1
7765. 2
7765. 3
7766. 0
7766. 1
7766. 2
pull
Entries 25
Mean 30.95
Std Dev 26.33
2
1
0
−1
−2

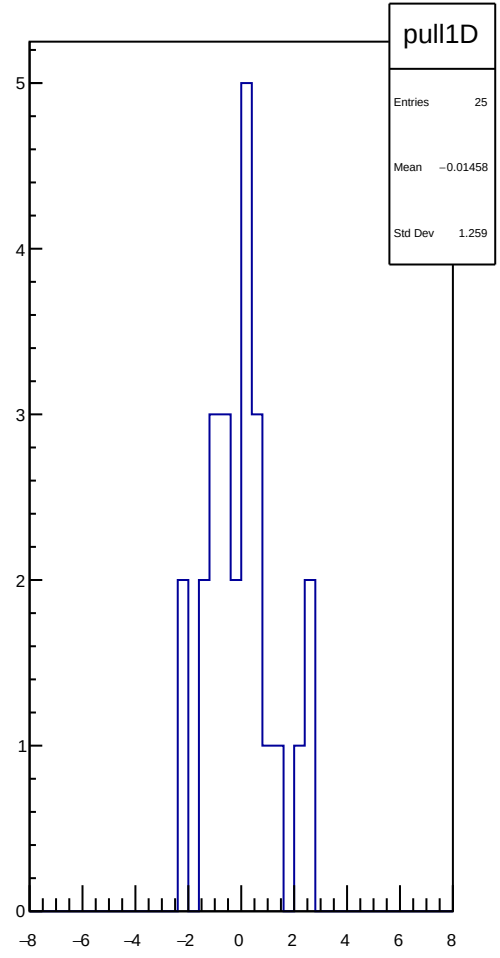
pull1D
Entries 25
Mean −0.01458
Std Dev 1.259
5
4
3
2
1
0
−8
−6
−4
−2
0
2
4
6
8

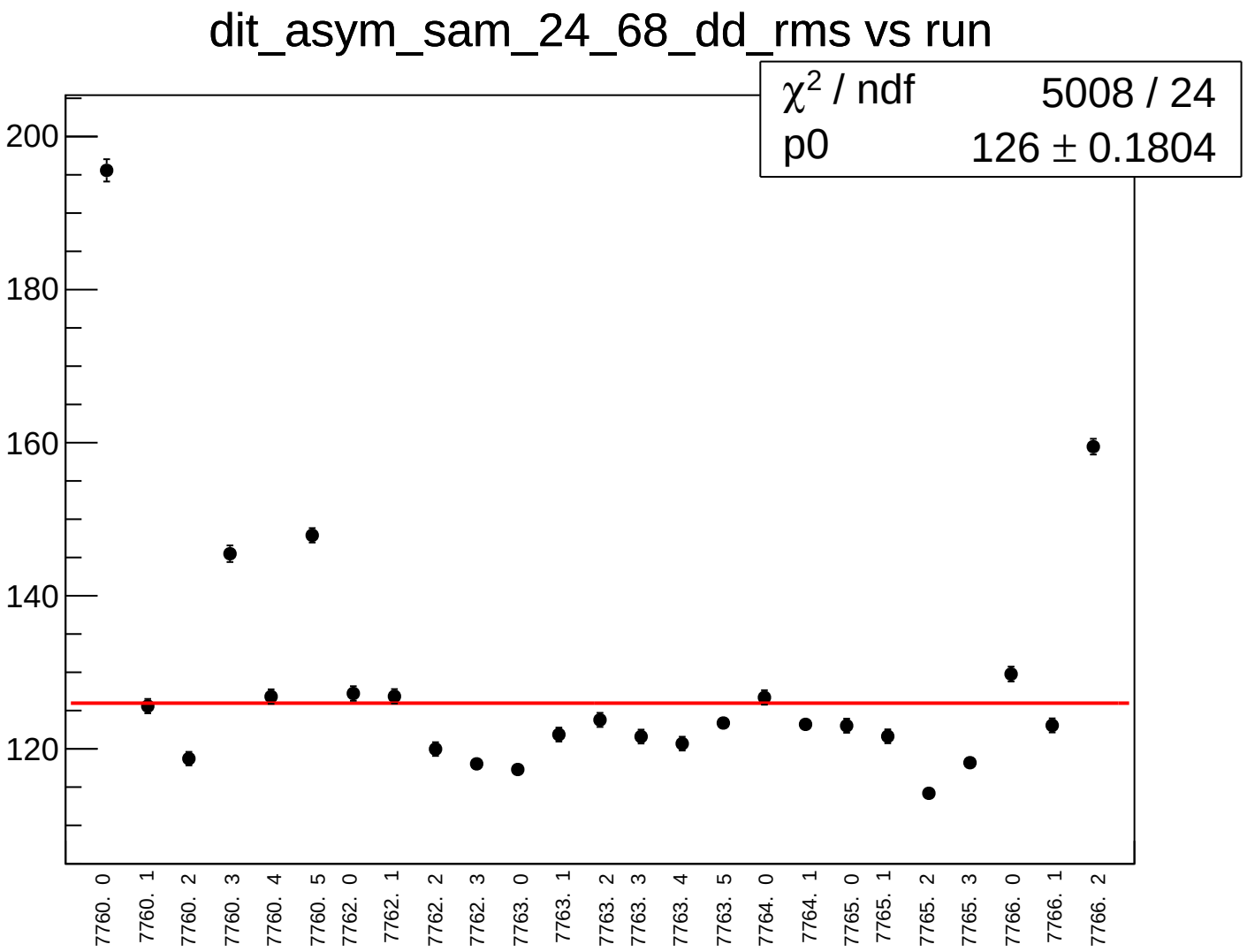
dit_asym_sam_24_68_dd_rms vs run
χ2 / ndf 5008 / 24
p0 126 ± 0.1804
200
180
160
140
120
7760. 0
7760. 1
7760. 2
7760. 3
7760. 4
7760. 5
7762. 0
7762. 1
7762. 2
7762. 3
7763. 0
7763. 1
7763. 2
7763. 3
7763. 4
7763. 5
7764. 0
7764. 1
7765. 0
7765. 1
7765. 2
7765. 3
7766. 0
7766. 1
7766. 2

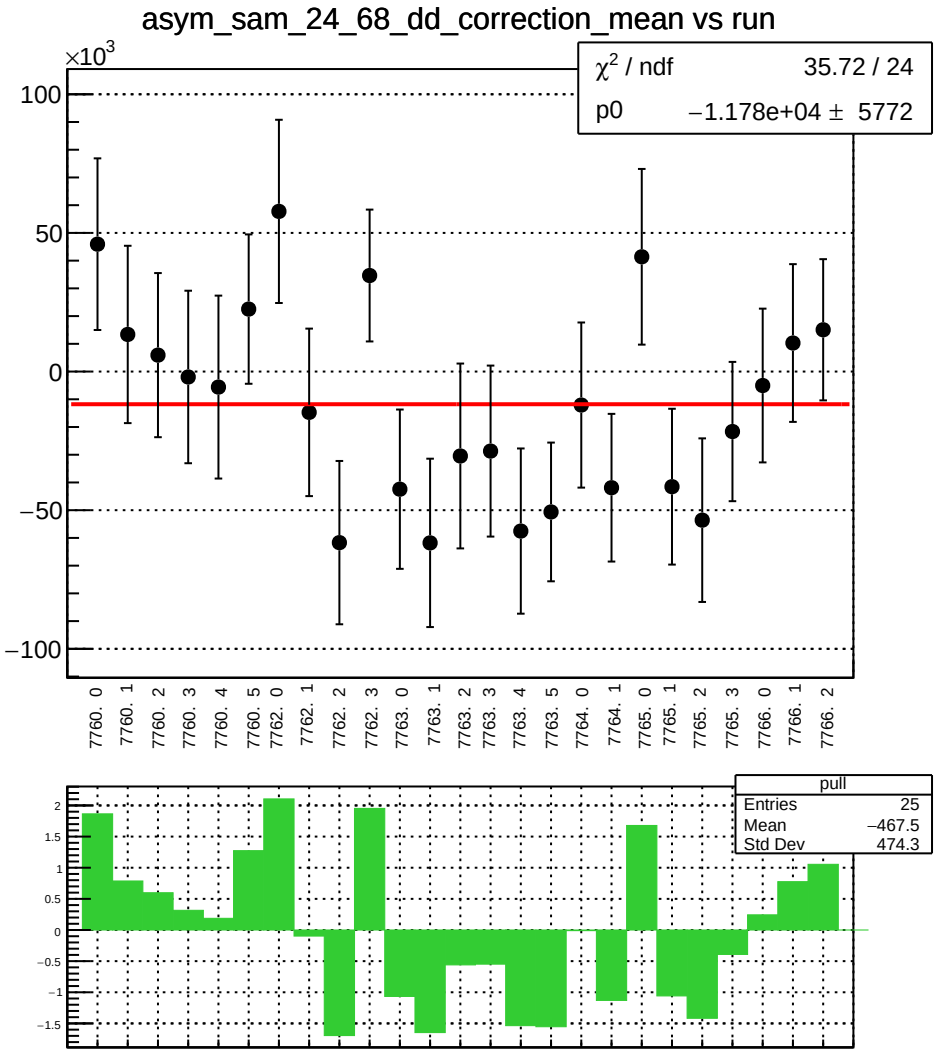
asym_sam_24_68_dd_correction_mean vs run
×10^3
χ² / ndf 35.72 / 24
p0 −1.178e+04 ± 5772
100
50
0
−50
−100
7760. 0
7760. 1
7760. 2
7760. 3
7760. 4
7760. 5
7762. 0
7762. 1
7762. 2
7762. 3
7763. 0
7763. 1
7763. 2
7763. 3
7763. 4
7763. 5
7764. 0
7764. 1
7765. 0
7765. 1
7765. 2
7765. 3
7766. 0
7766. 1
7766. 2
pull
Entries 25
Mean −467.5
Std Dev 474.3

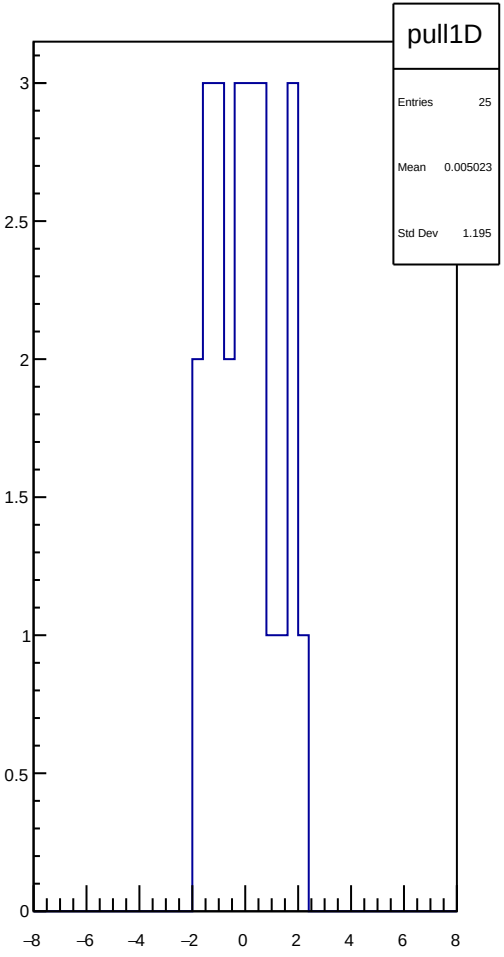
pull1D
Entries 25
Mean 0.005023
Std Dev 1.195

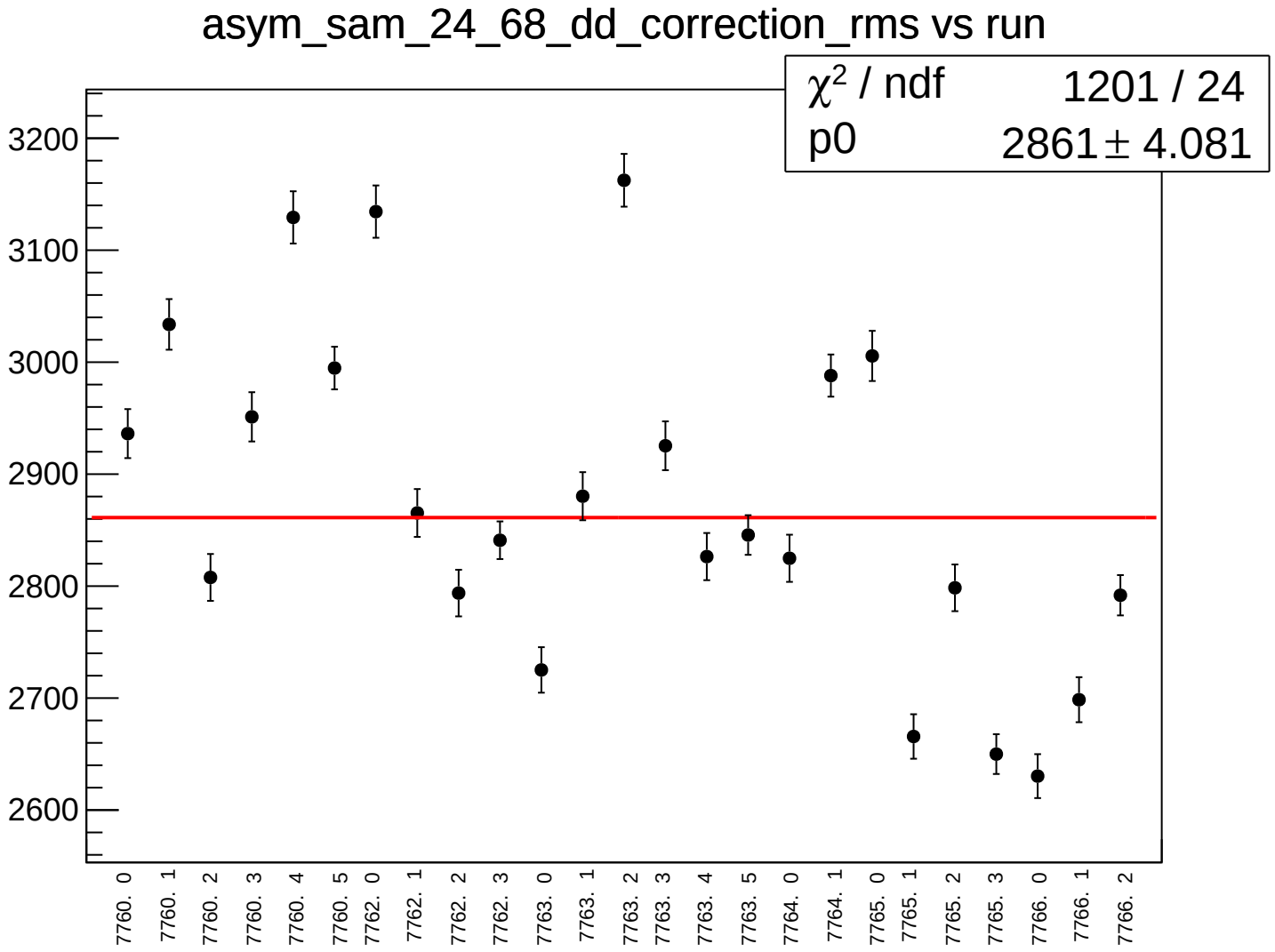
asym_sam_24_68_dd_correction_rms vs run
χ² / ndf 1201 / 24
p0 2861 ± 4.081
3200
3100
3000
2900
2800
2700
2600
7760. 0
7760. 1
7760. 2
7760. 3
7760. 4
7760. 5
7762. 0
7762. 1
7762. 2
7762. 3
7763. 0
7763. 1
7763. 2
7763. 3
7763. 4
7763. 5
7764. 0
7764. 1
7765. 0
7765. 1
7765. 2
7765. 3
7766. 0
7766. 1
7766. 2

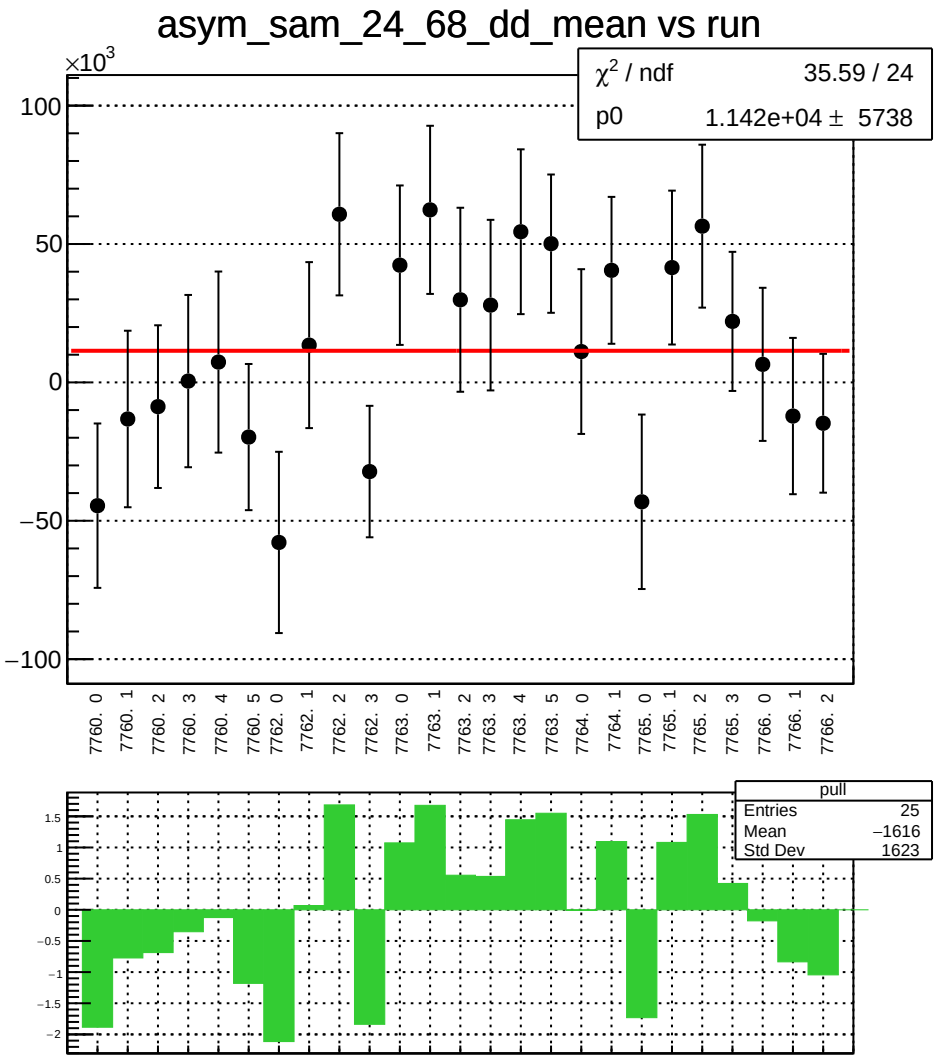
asym_sam_24_68_dd_mean vs run
×10^3
χ² / ndf 35.59 / 24
p0 1.142e+04 ± 5738
100
50
0
−50
−100
7760. 0
7760. 1
7760. 2
7760. 3
7760. 4
7760. 5
7762. 0
7762. 1
7762. 2
7762. 3
7763. 0
7763. 1
7763. 2
7763. 3
7763. 4
7763. 5
7764. 0
7764. 1
7765. 0
7765. 1
7765. 2
7765. 3
7766. 0
7766. 1
7766. 2
pull
Entries 25
Mean −1616
Std Dev 1623
1.5
1
0.5
0
−0.5
−1
−1.5
−2

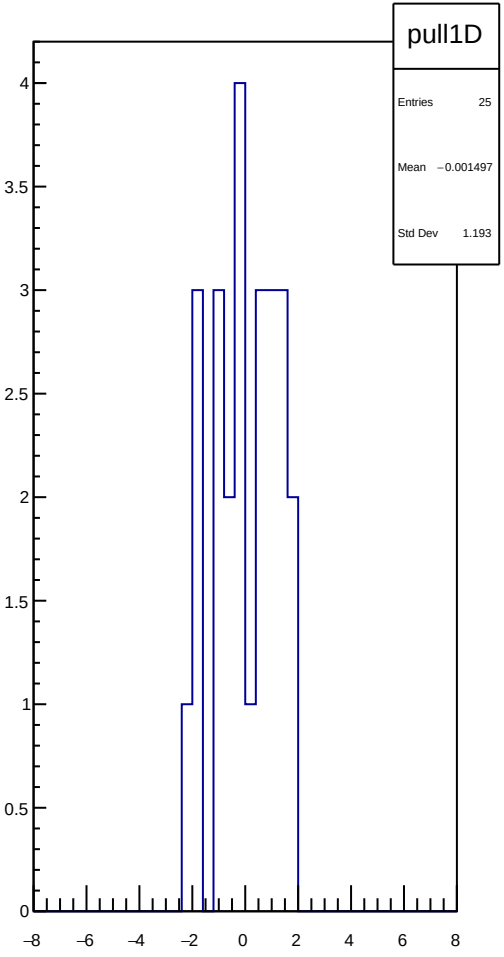
pull1D
Entries 25
Mean −0.001497
Std Dev 1.193
4
3.5
3
2.5
2
1.5
1
0.5
0
−8
−6
−4
−2
0
2
4
6
8

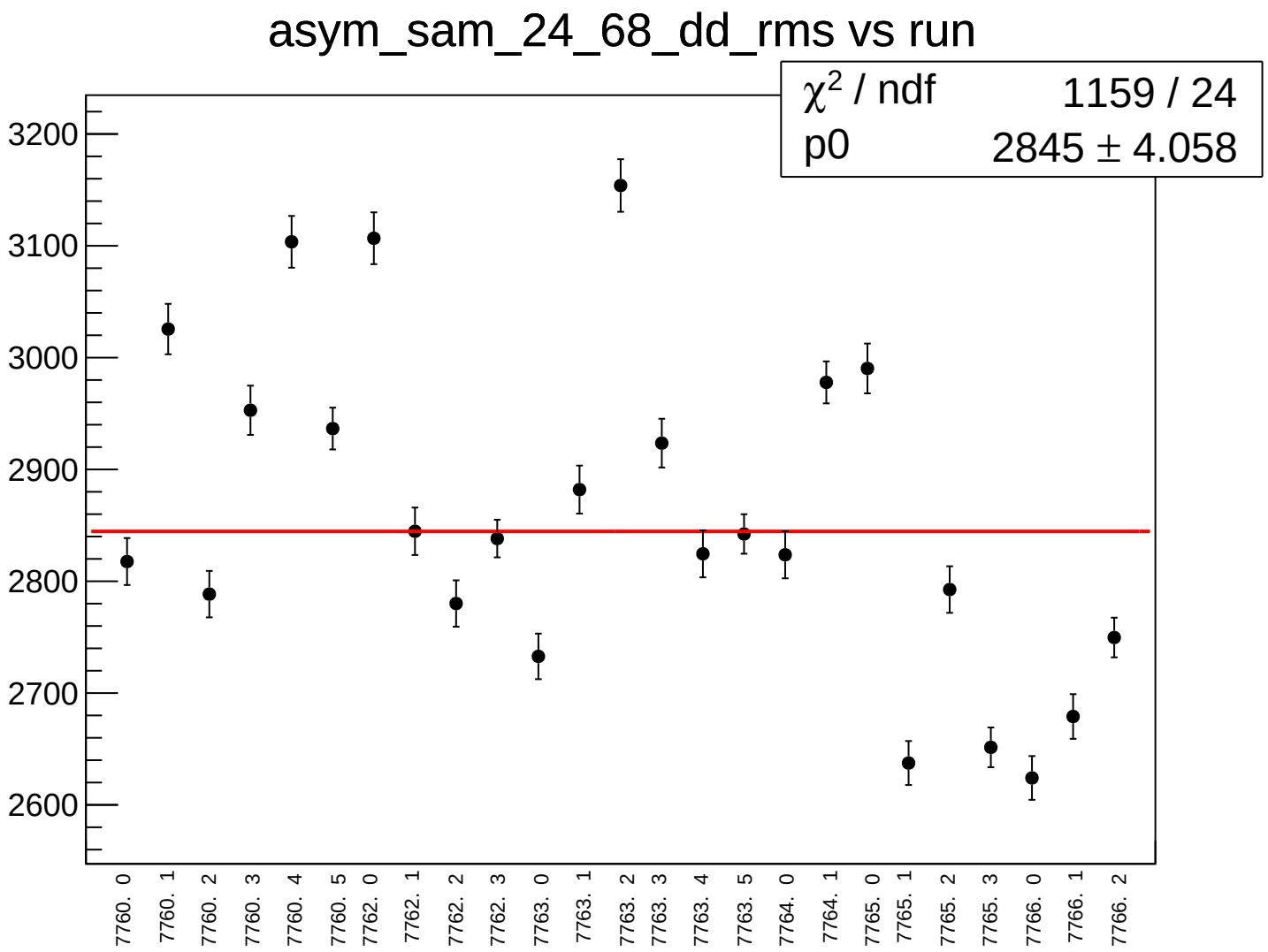
asym_sam_24_68_dd_rms vs run
χ2 / ndf 1159 / 24
p0 2845 ± 4.058
3200
3100
3000
2900
2800
2700
2600
7760. 0
7760. 1
7760. 2
7760. 3
7760. 4
7760. 5
7762. 0
7762. 1
7762. 2
7762. 3
7763. 0
7763. 1
7763. 2
7763. 3
7763. 4
7763. 5
7764. 0
7764. 1
7765. 0
7765. 1
7765. 2
7765. 3
7766. 0
7766. 1
7766. 2

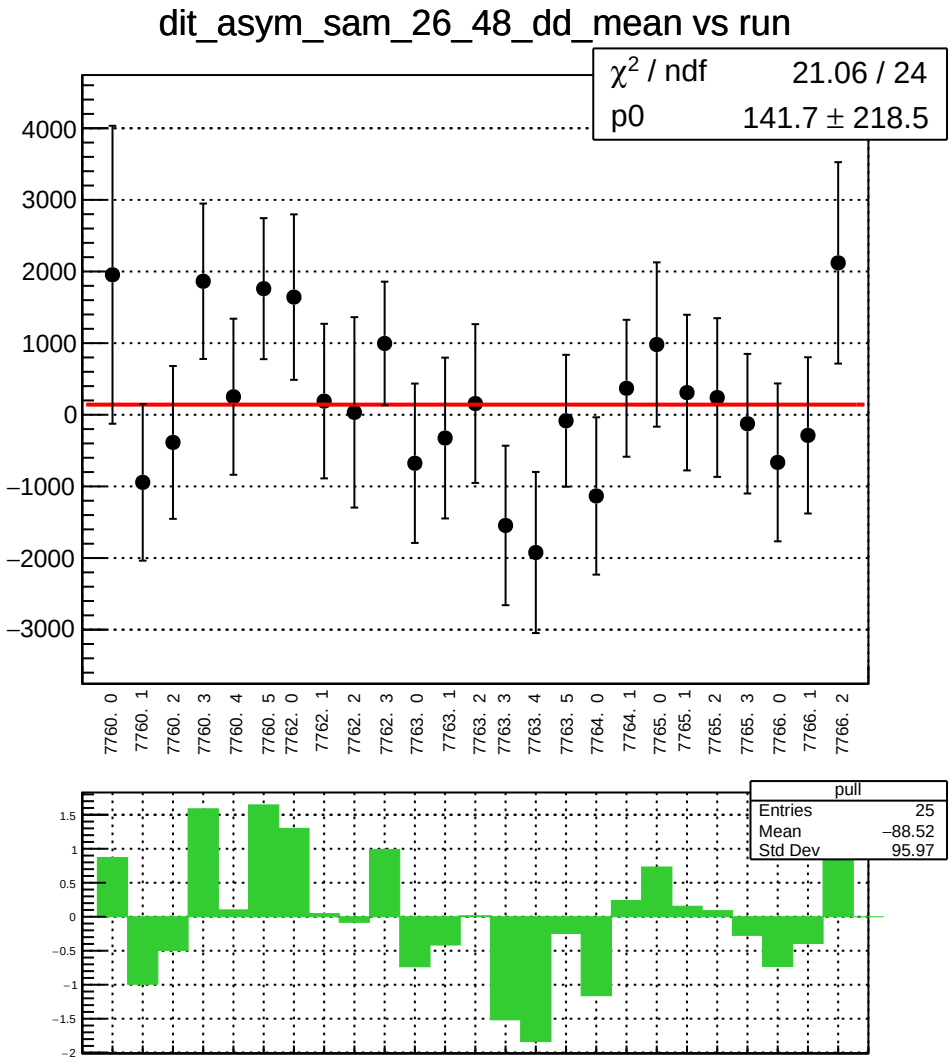
dit_asym_sam_26_48_dd_mean vs run
χ² / ndf 21.06 / 24
p0 141.7 ± 218.5
4000
3000
2000
1000
0
−1000
−2000
−3000
7760. 0
7760. 1
7760. 2
7760. 3
7760. 4
7760. 5
7762. 0
7762. 1
7762. 2
7762. 3
7763. 0
7763. 1
7763. 2
7763. 3
7763. 4
7763. 5
7764. 0
7764. 1
7765. 0
7765. 1
7765. 2
7765. 3
7766. 0
7766. 1
7766. 2
pull
Entries 25
Mean −88.52
Std Dev 95.97
1.5
1
0.5
0
−0.5
−1
−1.5
−2

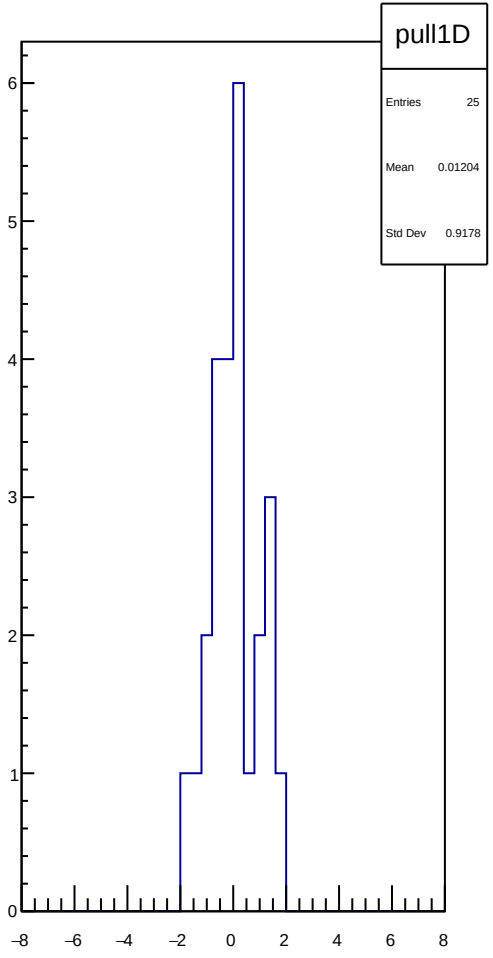
pull1D
Entries 25
Mean 0.01204
Std Dev 0.9178
6
5
4
3
2
1
0
−8
−6
−4
−2
0
2
4
6
8

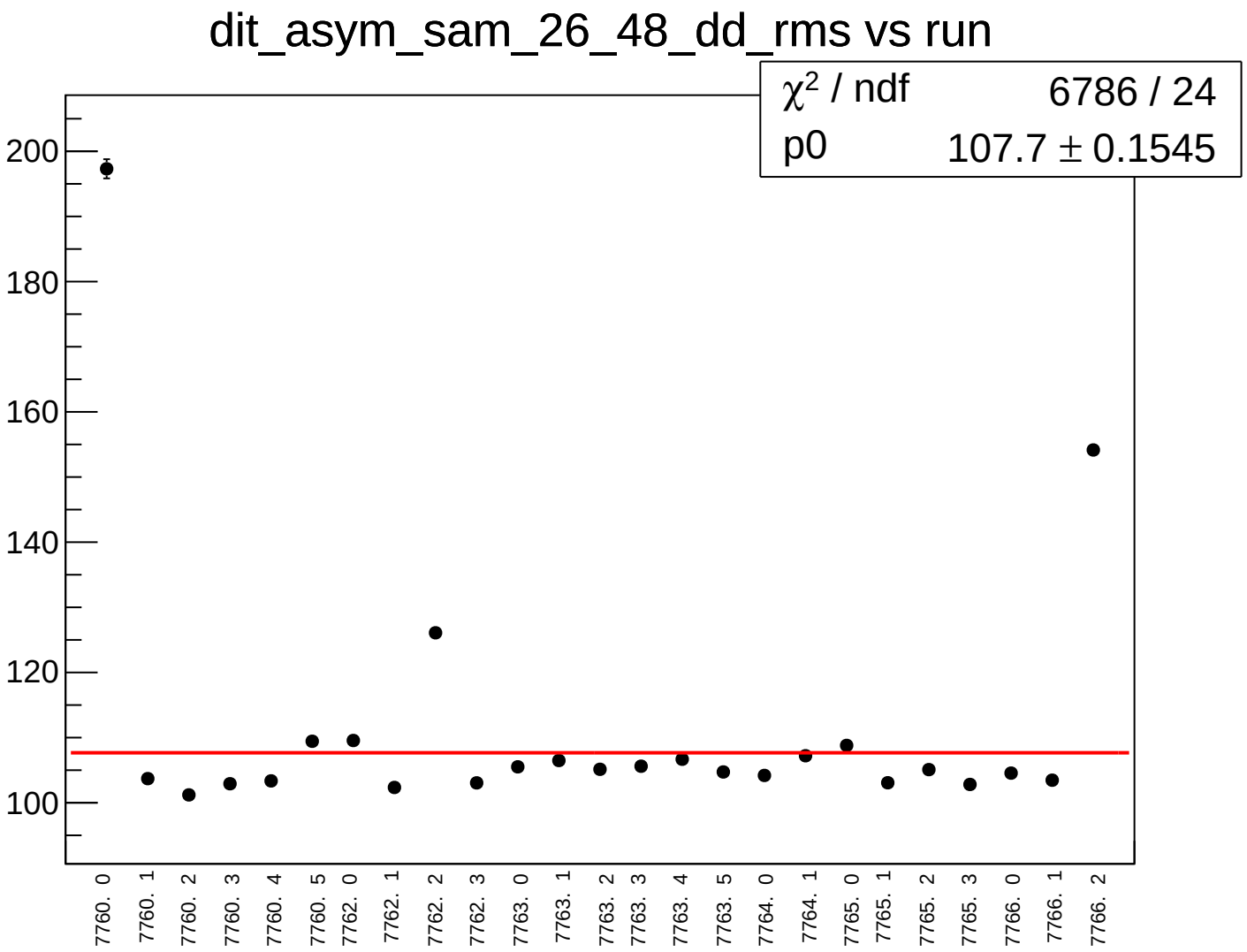
dit_asym_sam_26_48_dd_rms vs run
χ2 / ndf 6786 / 24
p0 107.7 ± 0.1545
200
180
160
140
120
100
7760. 0
7760. 1
7760. 2
7760. 3
7760. 4
7760. 5
7762. 0
7762. 1
7762. 2
7762. 3
7763. 0
7763. 1
7763. 2
7763. 3
7763. 4
7763. 5
7764. 0
7764. 1
7765. 0
7765. 1
7765. 2
7765. 3
7766. 0
7766. 1
7766. 2

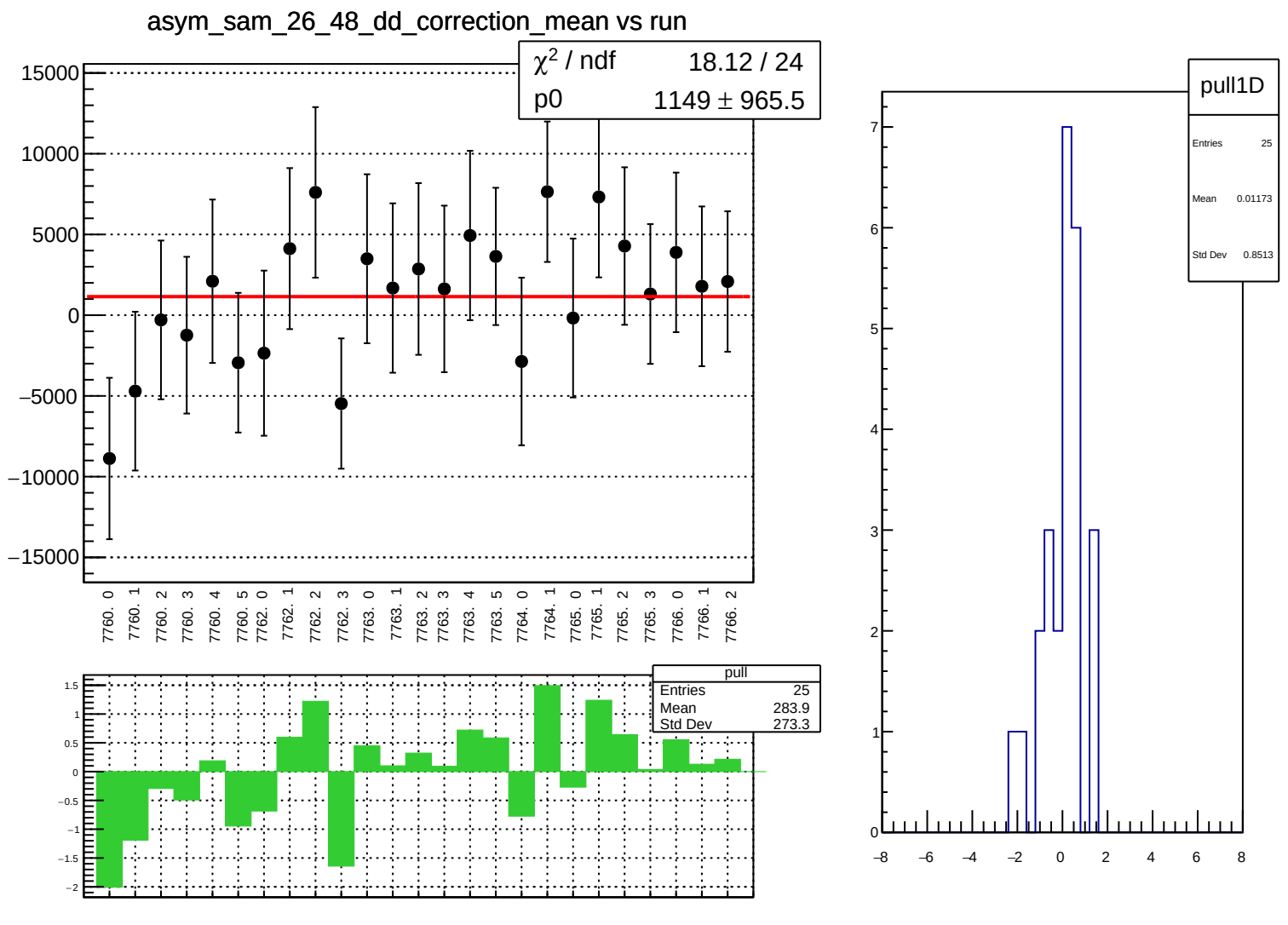
asym_sam_26_48_dd_correction_mean vs run
χ² / ndf 18.12 / 24
p0 1149 ± 965.5
15000
10000
5000
0
−5000
−10000
−15000
7760. 0
7760. 1
7760. 2
7760. 3
7760. 4
7760. 5
7762. 0
7762. 1
7762. 2
7762. 3
7763. 0
7763. 1
7763. 2
7763. 3
7763. 4
7763. 5
7764. 0
7764. 1
7765. 0
7765. 1
7765. 2
7765. 3
7766. 0
7766. 1
7766. 2
pull
Entries 25
Mean 283.9
Std Dev 273.3
1.5
1
0.5
0
−0.5
−1
−1.5
−2
pull1D
Entries 25
Mean 0.01173
Std Dev 0.8513
7
6
5
4
3
2
1
0
−8
−6
−4
−2
0
2
4
6
8

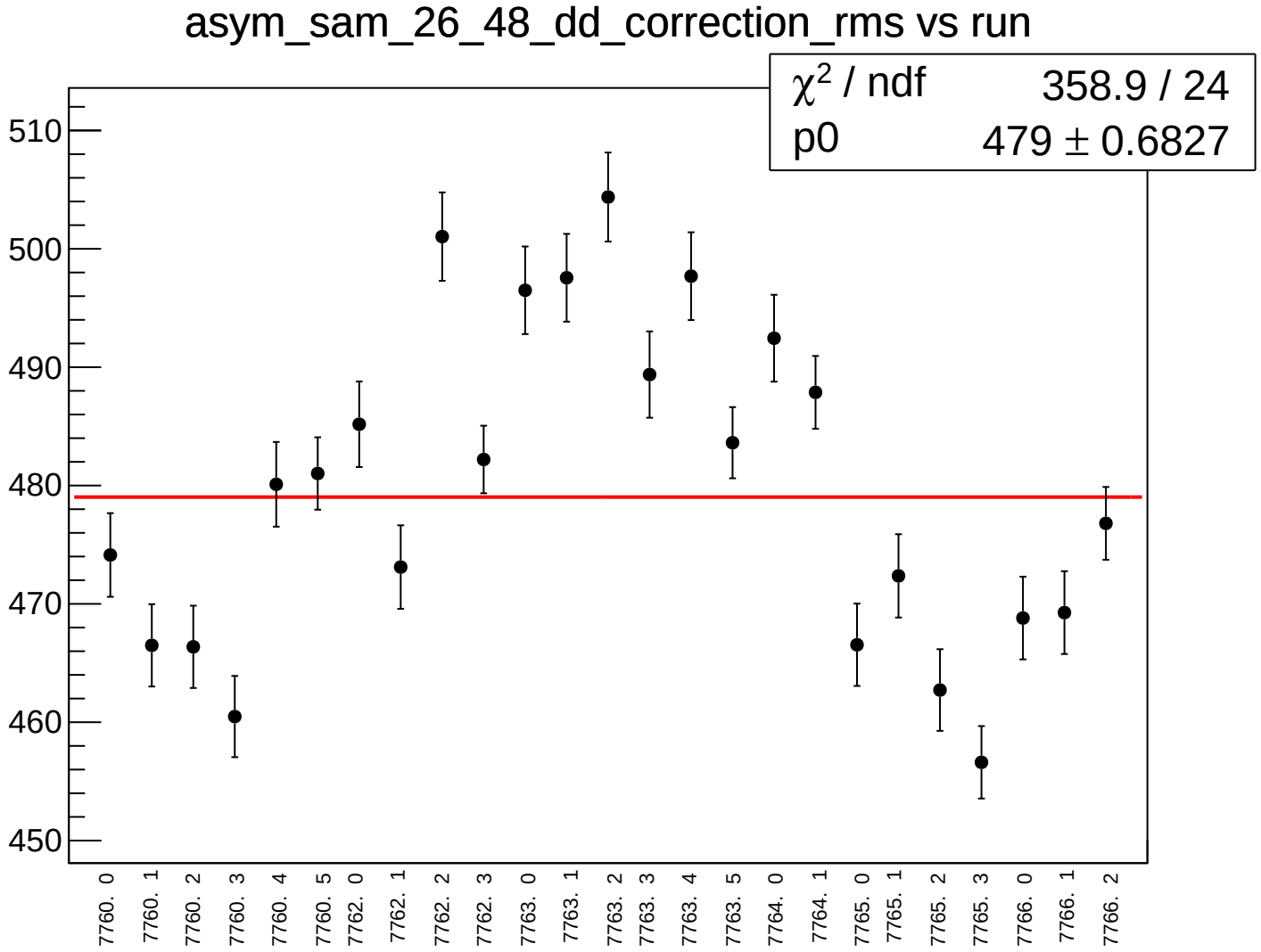
asym_sam_26_48_dd_correction_rms vs run
χ² / ndf 358.9 / 24
p0 479 ± 0.6827
510
500
490
480
470
460
450
7760. 0
7760. 1
7760. 2
7760. 3
7760. 4
7760. 5
7762. 0
7762. 1
7762. 2
7762. 3
7763. 0
7763. 1
7763. 2
7763. 3
7763. 4
7763. 5
7764. 0
7764. 1
7765. 0
7765. 1
7765. 2
7765. 3
7766. 0
7766. 1
7766. 2

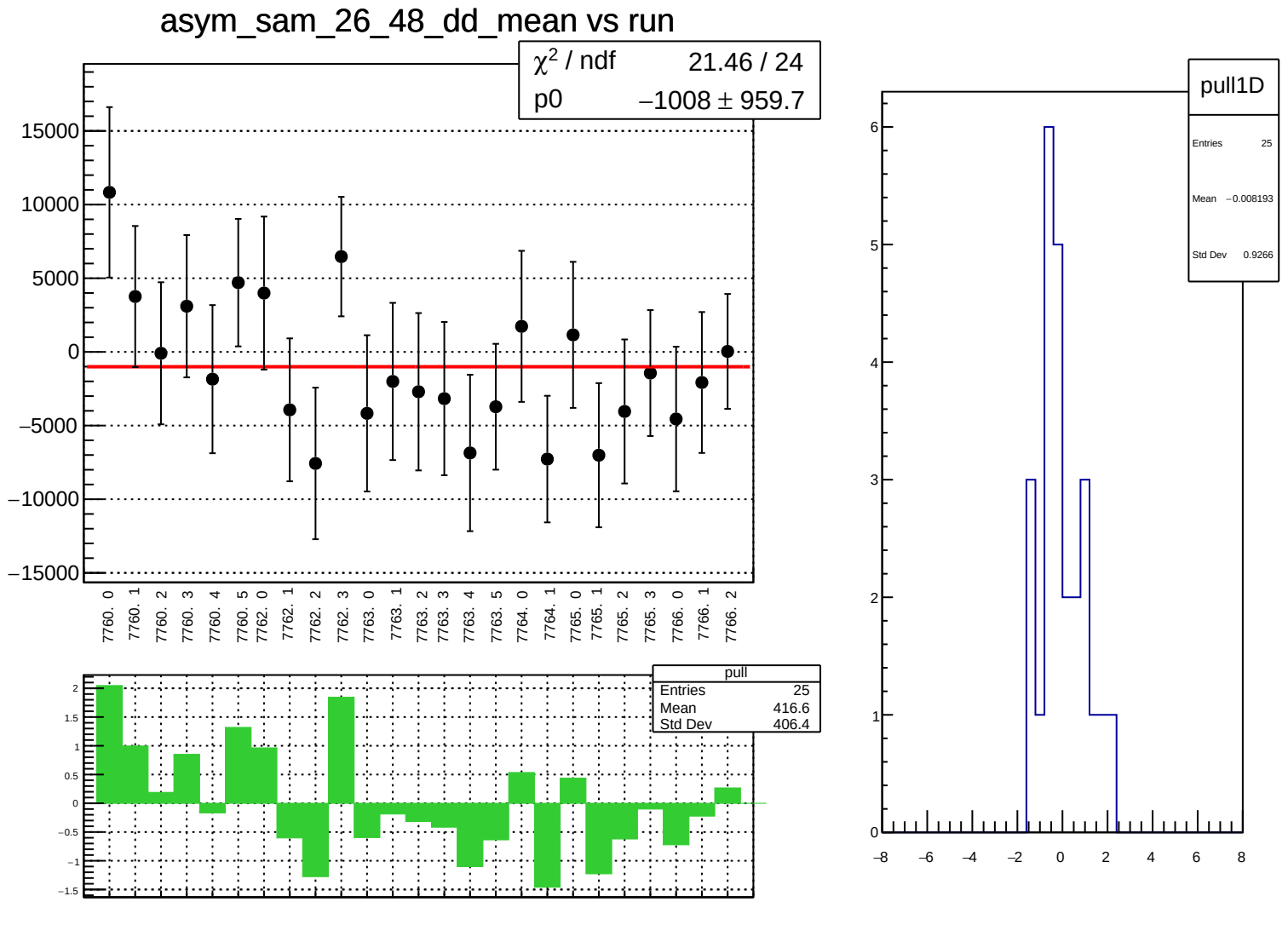
asym_sam_26_48_dd_mean vs run
χ² / ndf 21.46 / 24
p0 −1008 ± 959.7
15000
10000
5000
0
−5000
−10000
−15000
7760. 0
7760. 1
7760. 2
7760. 3
7760. 4
7760. 5
7762. 0
7762. 1
7762. 2
7762. 3
7763. 0
7763. 1
7763. 2
7763. 3
7763. 4
7763. 5
7764. 0
7764. 1
7765. 0
7765. 1
7765. 2
7765. 3
7766. 0
7766. 1
7766. 2
pull
Entries 25
Mean 416.6
Std Dev 406.4
2
1.5
1
0.5
0
−0.5
−1
−1.5
pull1D
Entries 25
Mean −0.008193
Std Dev 0.9266
6
5
4
3
2
1
0
−8
−6
−4
−2
0
2
4
6
8

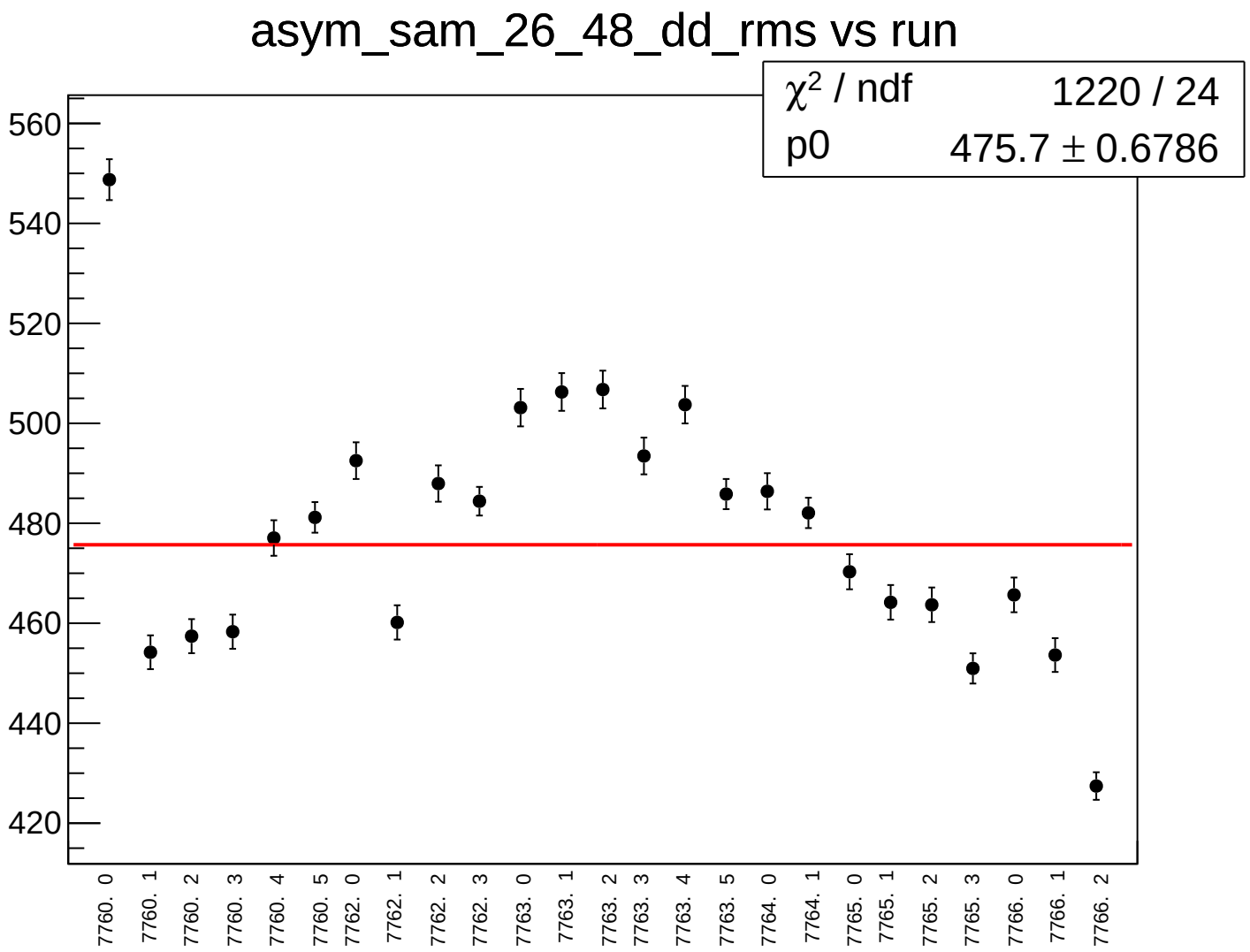
asym_sam_26_48_dd_rms vs run
χ² / ndf 1220 / 24
p0 475.7 ± 0.6786
560
540
520
500
480
460
440
420
7760. 0
7760. 1
7760. 2
7760. 3
7760. 4
7760. 5
7762. 0
7762. 1
7762. 2
7762. 3
7763. 0
7763. 1
7763. 2
7763. 3
7763. 4
7763. 5
7764. 0
7764. 1
7765. 0
7765. 1
7765. 2
7765. 3
7766. 0
7766. 1
7766. 2

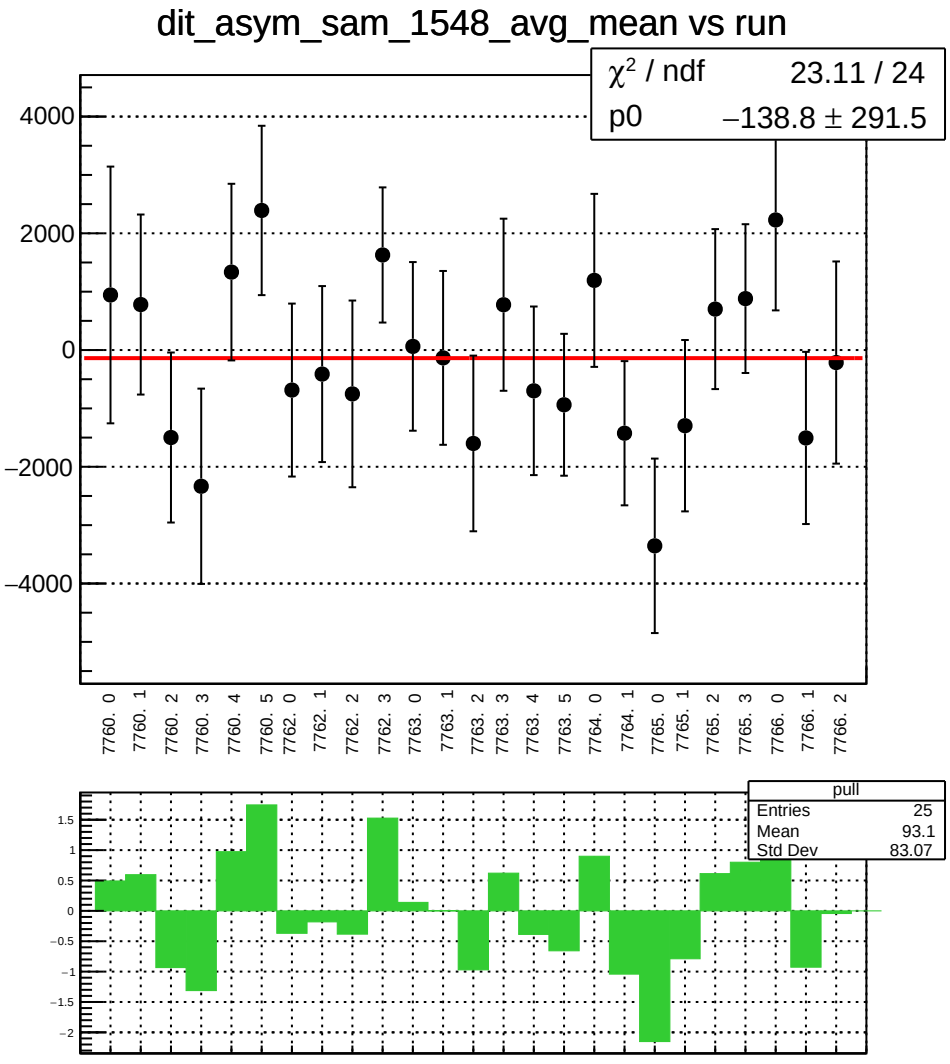
dit_asym_sam_1548_avg_mean vs run
χ² / ndf 23.11 / 24
p0 −138.8 ± 291.5
4000
2000
0
−2000
−4000
7760. 0
7760. 1
7760. 2
7760. 3
7760. 4
7760. 5
7762. 0
7762. 1
7762. 2
7762. 3
7763. 0
7763. 1
7763. 2
7763. 3
7763. 4
7763. 5
7764. 0
7764. 1
7765. 0
7765. 1
7765. 2
7765. 3
7766. 0
7766. 1
7766. 2
pull
Entries 25
Mean 93.1
Std Dev 83.07
1.5
1
0.5
0
−0.5
−1
−1.5
−2

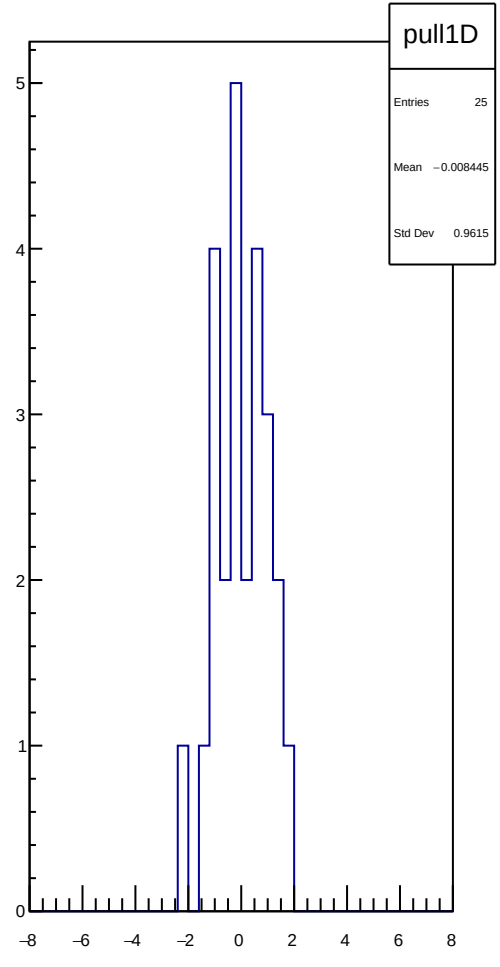
pull1D
Entries 25
Mean −0.008445
Std Dev 0.9615
5
4
3
2
1
0
−8
−6
−4
−2
0
2
4
6
8

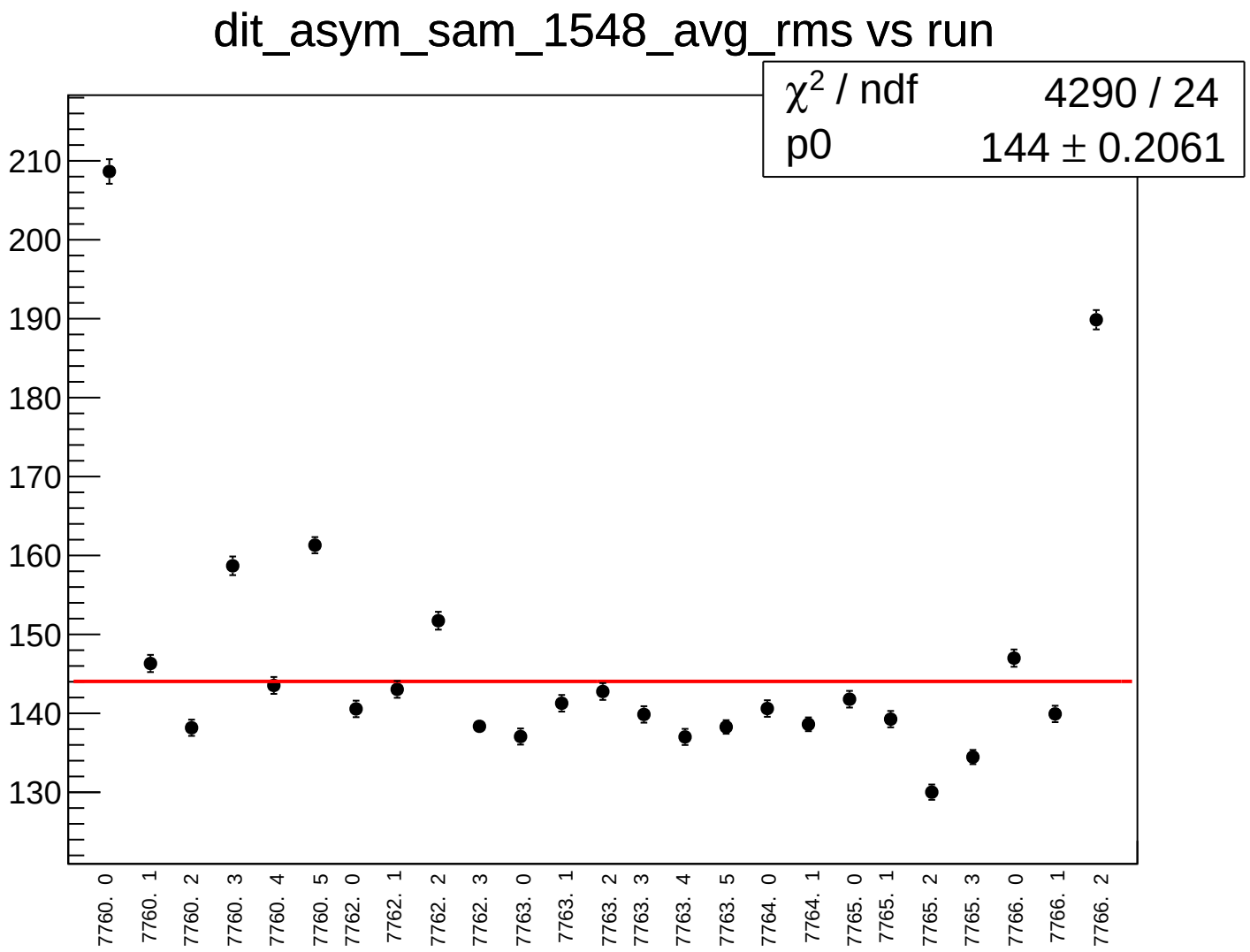
dit_asym_sam_1548_avg_rms vs run
χ2 / ndf 4290 / 24
p0 144 ± 0.2061
210
200
190
180
170
160
150
140
130
7760. 0
7760. 1
7760. 2
7760. 3
7760. 4
7760. 5
7762. 0
7762. 1
7762. 2
7762. 3
7763. 0
7763. 1
7763. 2
7763. 3
7763. 4
7763. 5
7764. 0
7764. 1
7765. 0
7765. 1
7765. 2
7765. 3
7766. 0
7766. 1
7766. 2

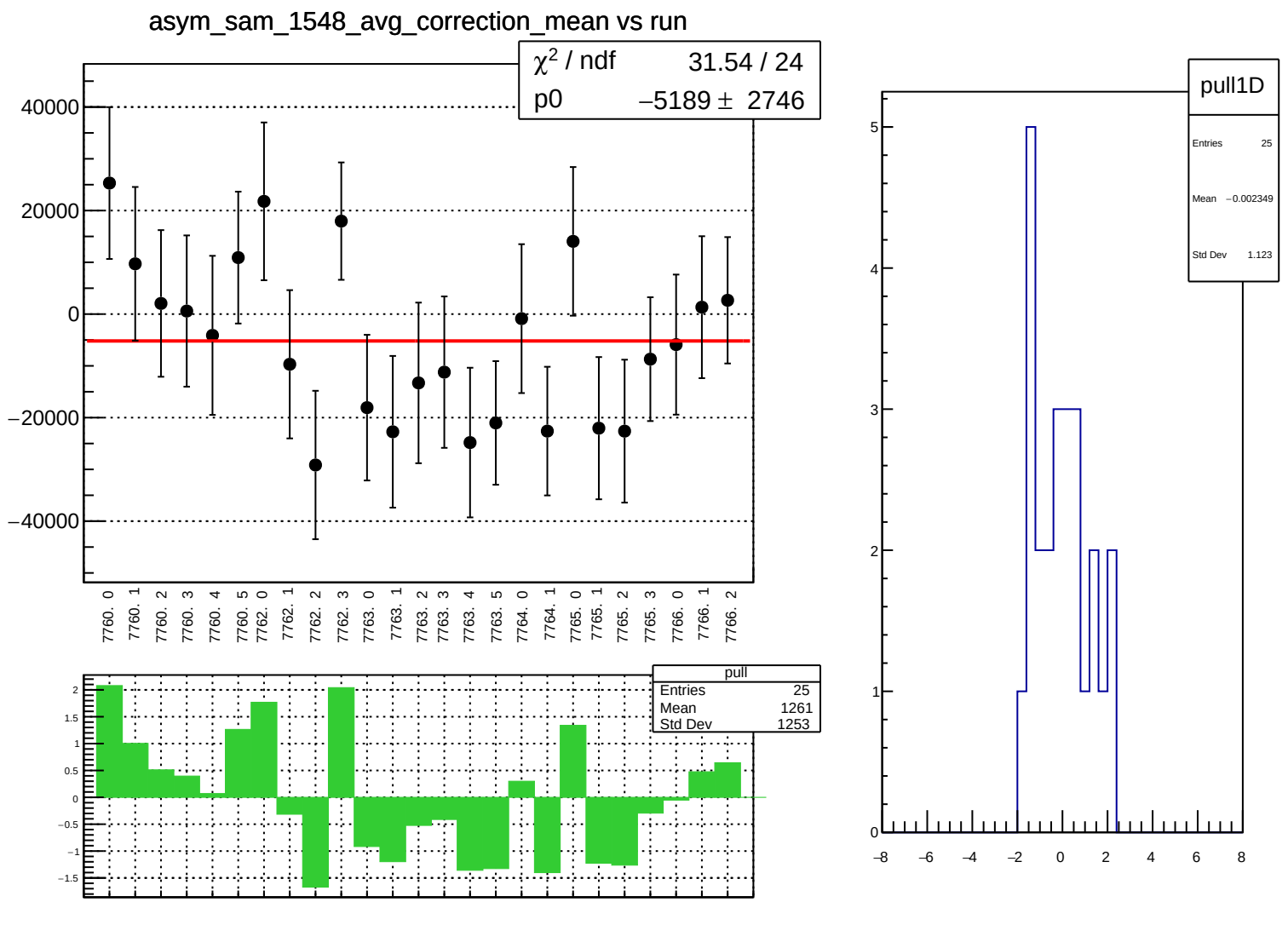
asym_sam_1548_avg_correction_mean vs run
χ² / ndf 31.54 / 24
p0 −5189 ± 2746
40000
20000
0
−20000
−40000
7760. 0
7760. 1
7760. 2
7760. 3
7760. 4
7760. 5
7762. 0
7762. 1
7762. 2
7762. 3
7763. 0
7763. 1
7763. 2
7763. 3
7763. 4
7763. 5
7764. 0
7764. 1
7765. 0
7765. 1
7765. 2
7765. 3
7766. 0
7766. 1
7766. 2
pull
Entries 25
Mean 1261
Std Dev 1253
2
1.5
1
0.5
0
−0.5
−1
−1.5
pull1D
Entries 25
Mean −0.002349
Std Dev 1.123
5
4
3
2
1
0
−8
−6
−4
−2
0
2
4
6
8

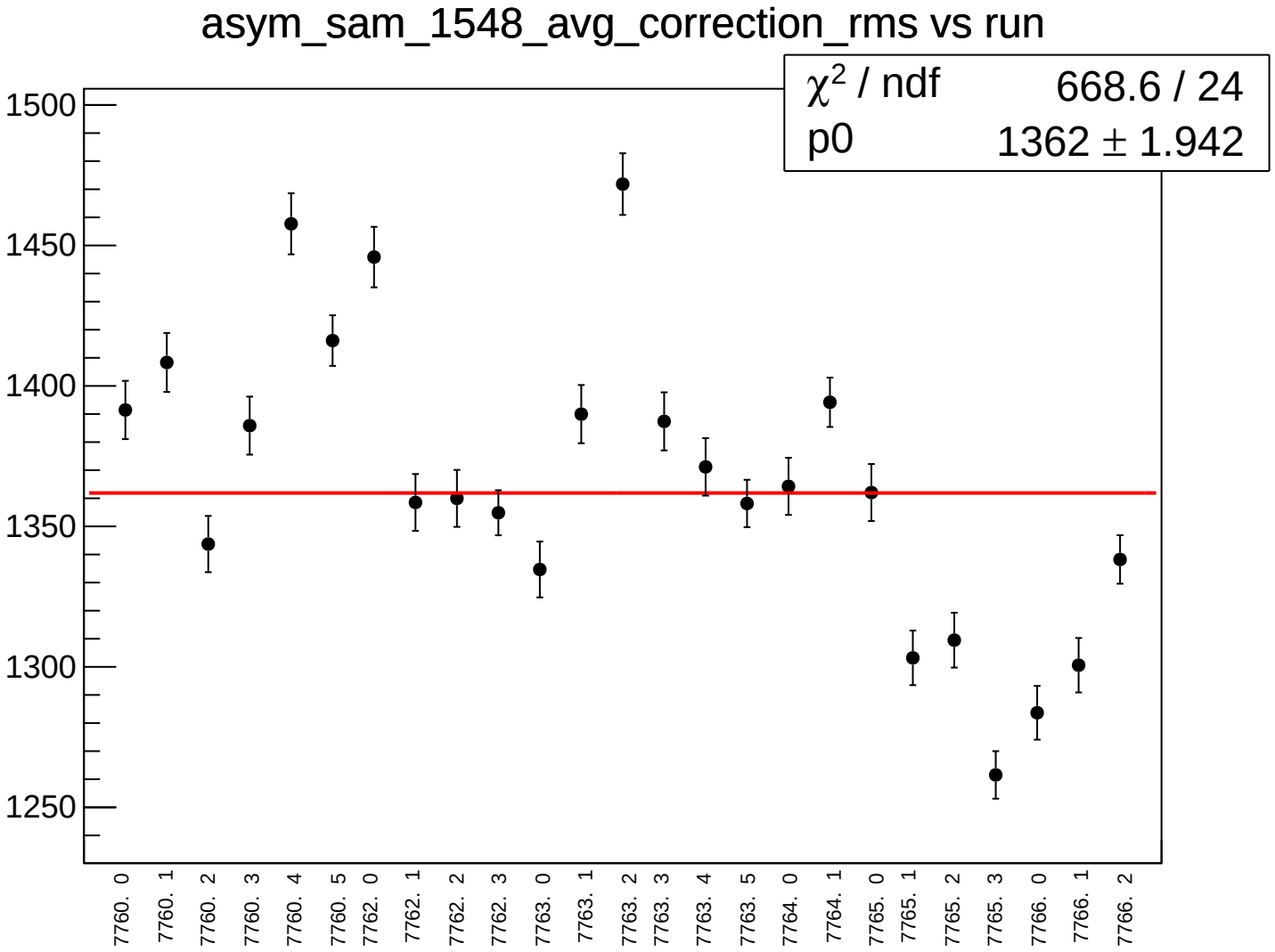
asym_sam_1548_avg_correction_rms vs run
χ² / ndf 668.6 / 24
p0 1362 ± 1.942
1500
1450
1400
1350
1300
1250
7760. 0
7760. 1
7760. 2
7760. 3
7760. 4
7760. 5
7762. 0
7762. 1
7762. 2
7762. 3
7763. 0
7763. 1
7763. 2
7763. 3
7763. 4
7763. 5
7764. 0
7764. 1
7765. 0
7765. 1
7765. 2
7765. 3
7766. 0
7766. 1
7766. 2

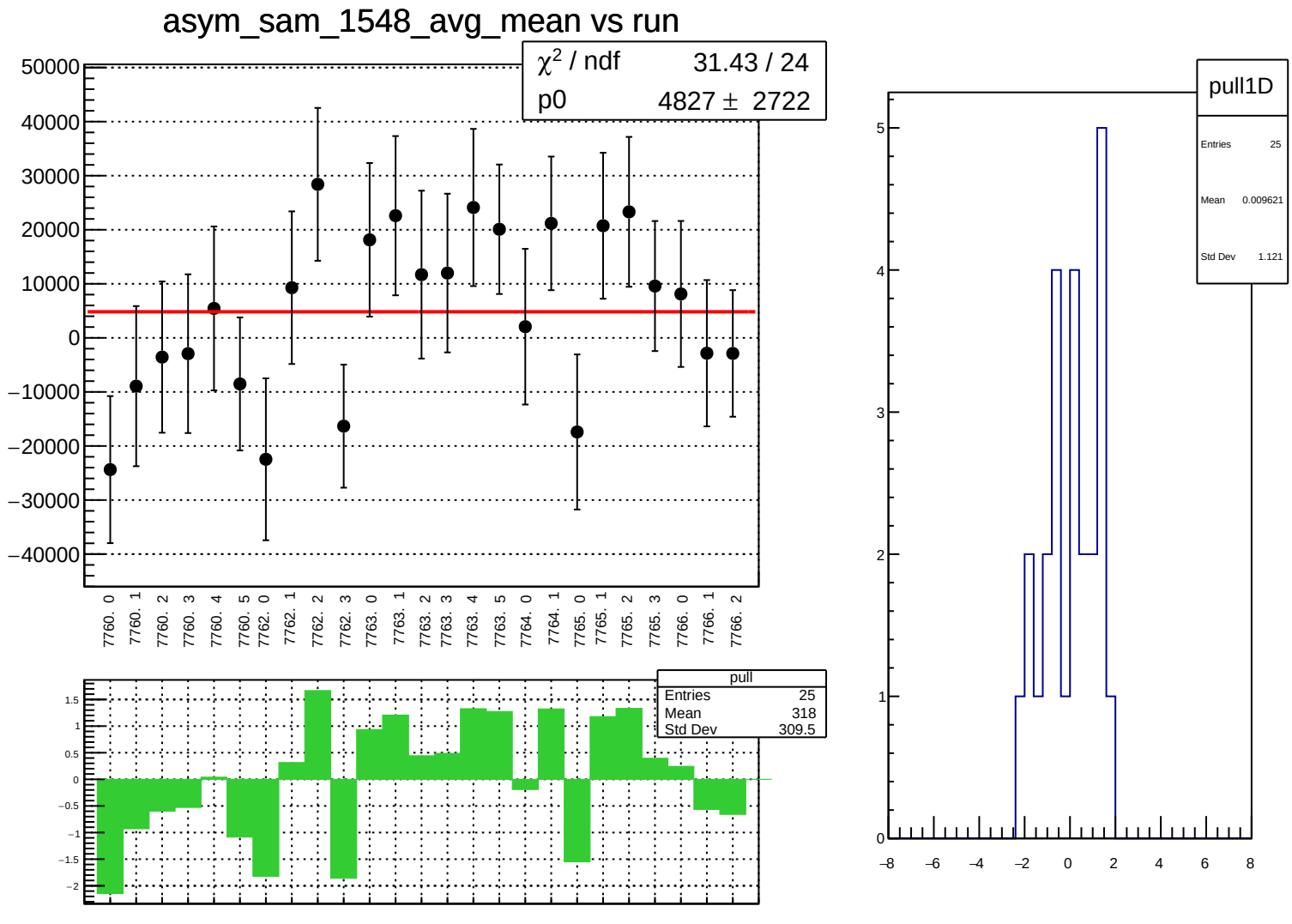
asym_sam_1548_avg_mean vs run
χ² / ndf 31.43 / 24
p0 4827 ± 2722
50000
40000
30000
20000
10000
0
−10000
−20000
−30000
−40000
7760. 0
7760. 1
7760. 2
7760. 3
7760. 4
7760. 5
7762. 0
7762. 1
7762. 2
7762. 3
7763. 0
7763. 1
7763. 2
7763. 3
7763. 4
7763. 5
7764. 0
7764. 1
7765. 0
7765. 1
7765. 2
7765. 3
7766. 0
7766. 1
7766. 2
pull
Entries 25
Mean 318
Std Dev 309.5
1.5
1
0.5
0
−0.5
−1
−1.5
−2
pull1D
Entries 25
Mean 0.009621
Std Dev 1.121
5
4
3
2
1
0
−8
−6
−4
−2
0
2
4
6
8

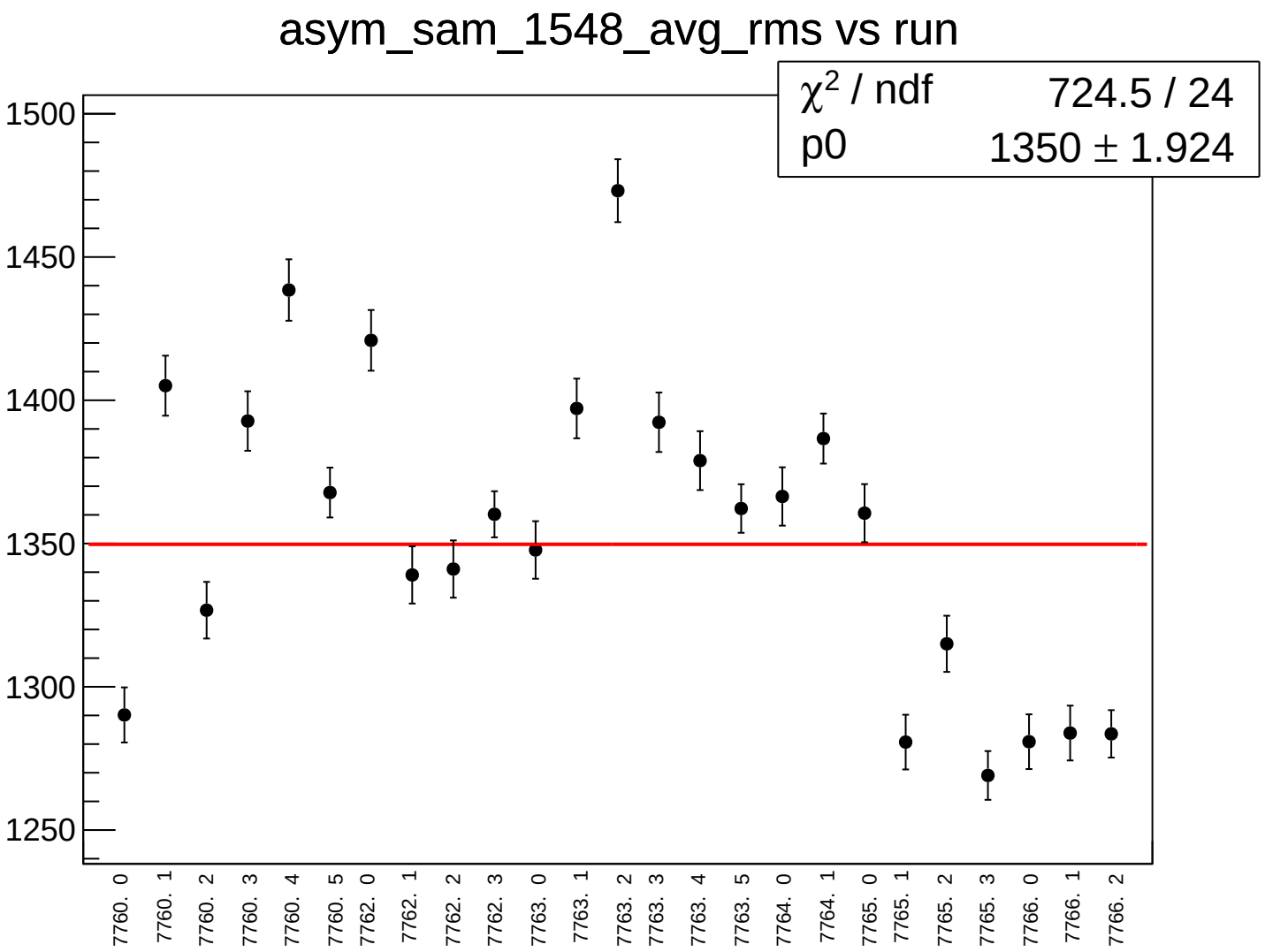
asym_sam_1548_avg_rms vs run
χ2 / ndf 724.5 / 24
p0 1350 ± 1.924
1500
1450
1400
1350
1300
1250
7760. 0
7760. 1
7760. 2
7760. 3
7760. 4
7760. 5
7762. 0
7762. 1
7762. 2
7762. 3
7763. 0
7763. 1
7763. 2
7763. 3
7763. 4
7763. 5
7764. 0
7764. 1
7765. 0
7765. 1
7765. 2
7765. 3
7766. 0
7766. 1
7766. 2

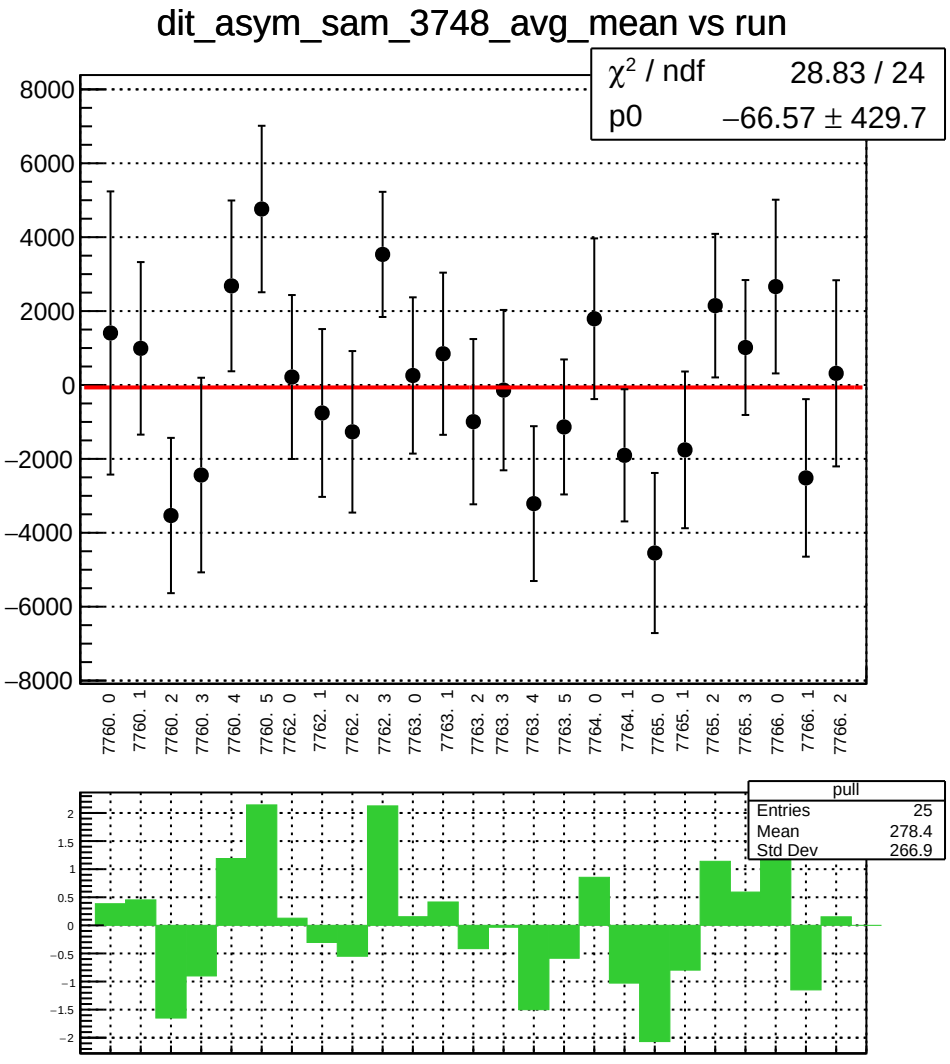
dit_asym_sam_3748_avg_mean vs run
χ² / ndf 28.83 / 24
p0 −66.57 ± 429.7
8000
6000
4000
2000
0
−2000
−4000
−6000
−8000
7760. 0
7760. 1
7760. 2
7760. 3
7760. 4
7760. 5
7762. 0
7762. 1
7762. 2
7762. 3
7763. 0
7763. 1
7763. 2
7763. 3
7763. 4
7763. 5
7764. 0
7764. 1
7765. 0
7765. 1
7765. 2
7765. 3
7766. 0
7766. 1
7766. 2
pull
Entries 25
Mean 278.4
Std Dev 266.9
2
1.5
1
0.5
0
−0.5
−1
−1.5
−2

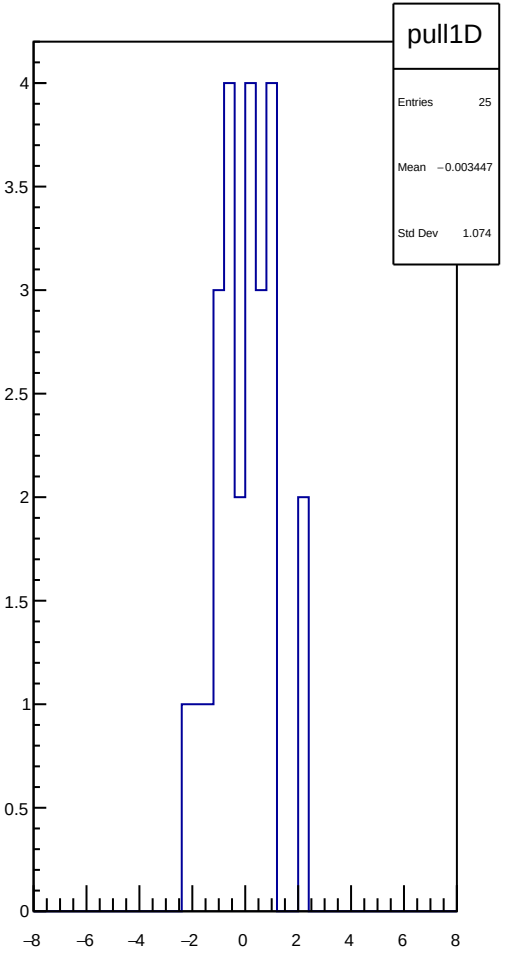
pull1D
Entries 25
Mean −0.003447
Std Dev 1.074
4
3.5
3
2.5
2
1.5
1
0.5
0
−8
−6
−4
−2
0
2
4
6
8

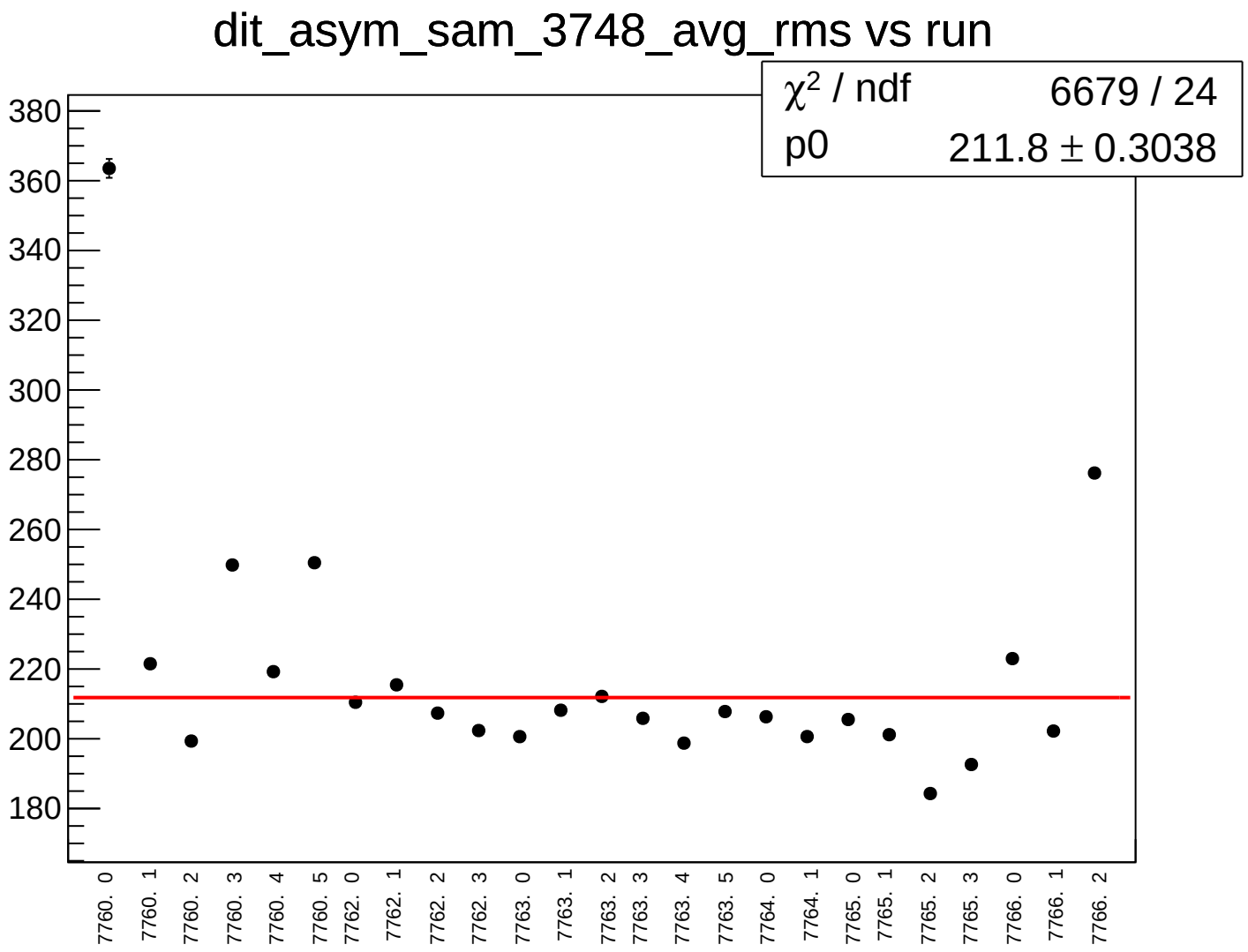
dit_asym_sam_3748_avg_rms vs run
χ2 / ndf 6679 / 24
p0 211.8 ± 0.3038
380
360
340
320
300
280
260
240
220
200
180
7760. 0
7760. 1
7760. 2
7760. 3
7760. 4
7760. 5
7762. 0
7762. 1
7762. 2
7762. 3
7763. 0
7763. 1
7763. 2
7763. 3
7763. 4
7763. 5
7764. 0
7764. 1
7765. 0
7765. 1
7765. 2
7765. 3
7766. 0
7766. 1
7766. 2

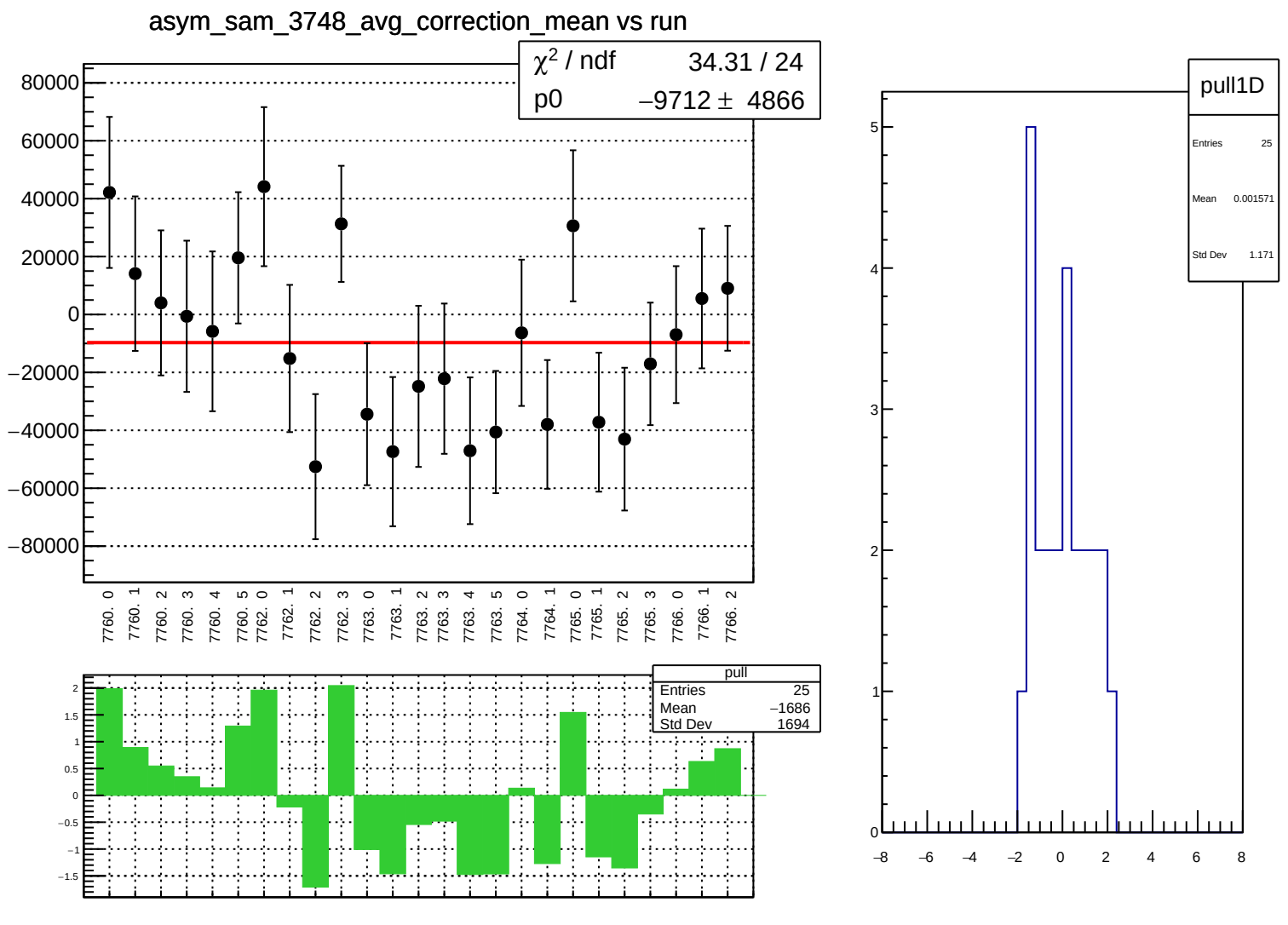
asym_sam_3748_avg_correction_mean vs run
χ² / ndf 34.31 / 24
p0 −9712 ± 4866
80000
60000
40000
20000
0
−20000
−40000
−60000
−80000
7760. 0
7760. 1
7760. 2
7760. 3
7760. 4
7760. 5
7762. 0
7762. 1
7762. 2
7762. 3
7763. 0
7763. 1
7763. 2
7763. 3
7763. 4
7763. 5
7764. 0
7764. 1
7765. 0
7765. 1
7765. 2
7765. 3
7766. 0
7766. 1
7766. 2
pull
Entries 25
Mean −1686
Std Dev 1694
2
1.5
1
0.5
0
−0.5
−1
−1.5
pull1D
Entries 25
Mean 0.001571
Std Dev 1.171
5
4
3
2
1
0
−8
−6
−4
−2
0
2
4
6
8

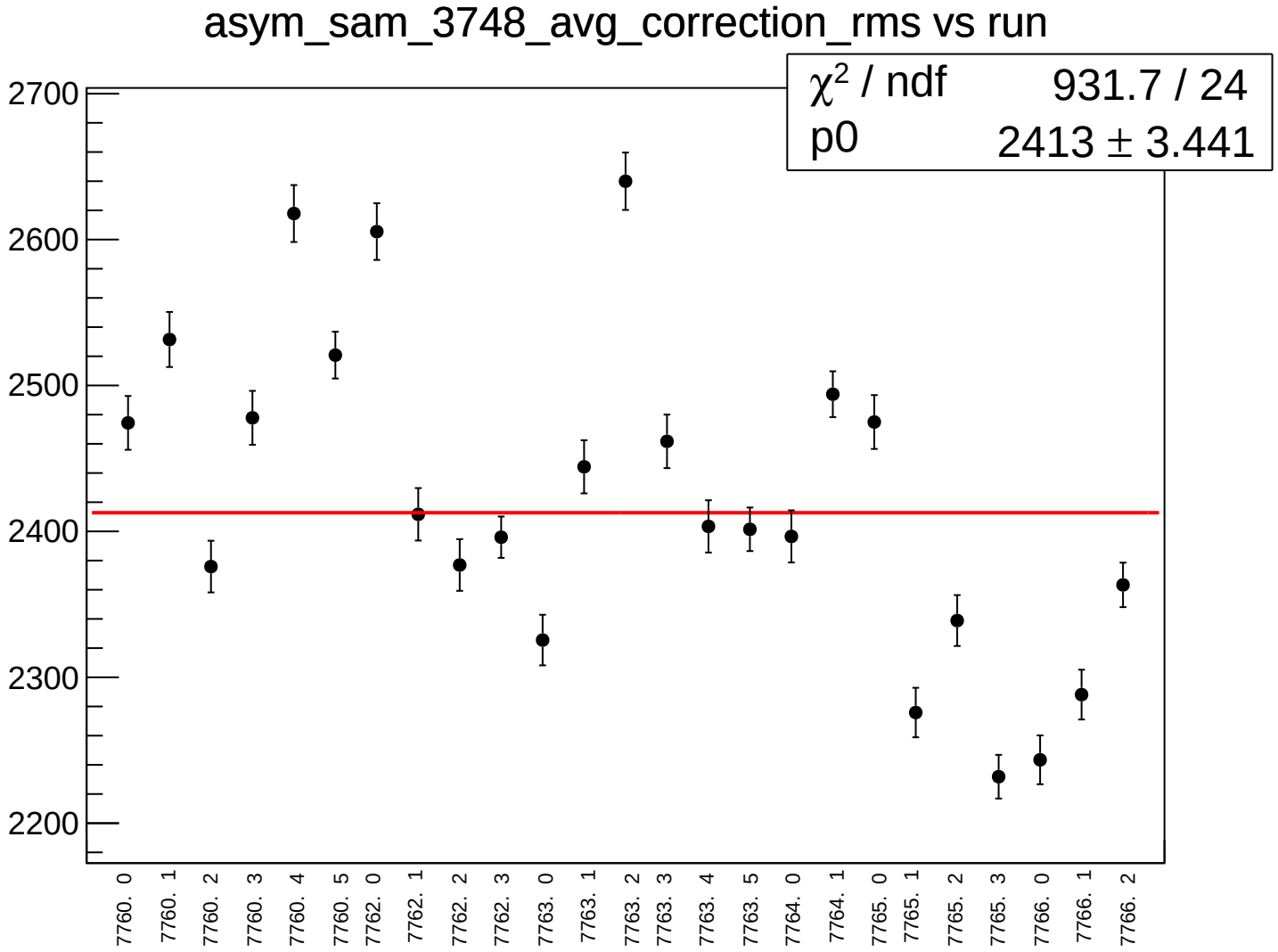
asym_sam_3748_avg_correction_rms vs run
χ² / ndf 931.7 / 24
p0 2413 ± 3.441
2700
2600
2500
2400
2300
2200
7760. 0
7760. 1
7760. 2
7760. 3
7760. 4
7760. 5
7762. 0
7762. 1
7762. 2
7762. 3
7763. 0
7763. 1
7763. 2
7763. 3
7763. 4
7763. 5
7764. 0
7764. 1
7765. 0
7765. 1
7765. 2
7765. 3
7766. 0
7766. 1
7766. 2

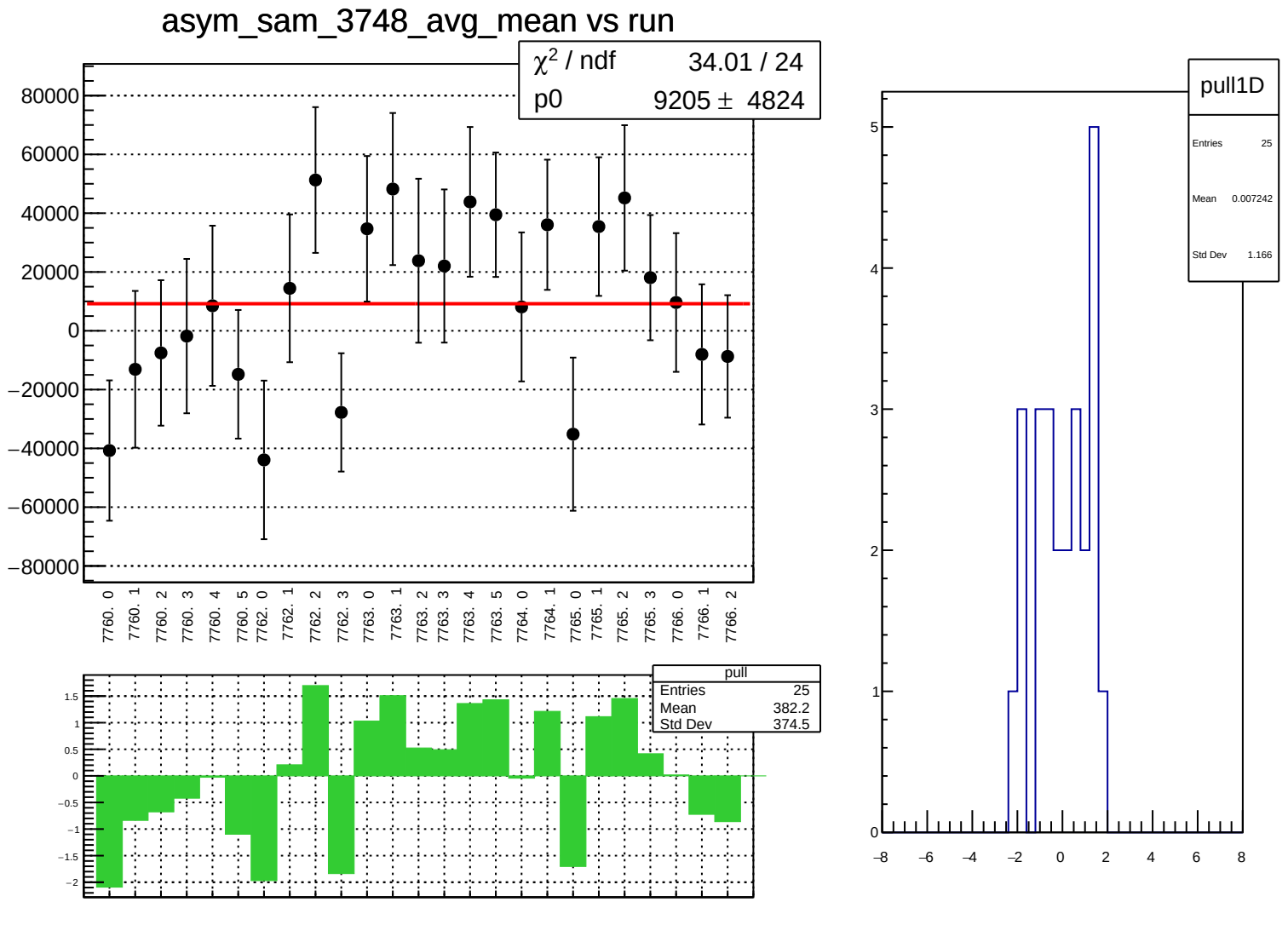
asym_sam_3748_avg_mean vs run
χ² / ndf 34.01 / 24
p0 9205 ± 4824
80000
60000
40000
20000
0
−20000
−40000
−60000
−80000
7760. 0
7760. 1
7760. 2
7760. 3
7760. 4
7760. 5
7762. 0
7762. 1
7762. 2
7762. 3
7763. 0
7763. 1
7763. 2
7763. 3
7763. 4
7763. 5
7764. 0
7764. 1
7765. 0
7765. 1
7765. 2
7765. 3
7766. 0
7766. 1
7766. 2
pull
Entries 25
Mean 382.2
Std Dev 374.5
1.5
1
0.5
0
−0.5
−1
−1.5
−2
pull1D
Entries 25
Mean 0.007242
Std Dev 1.166
5
4
3
2
1
0
−8
−6
−4
−2
0
2
4
6
8

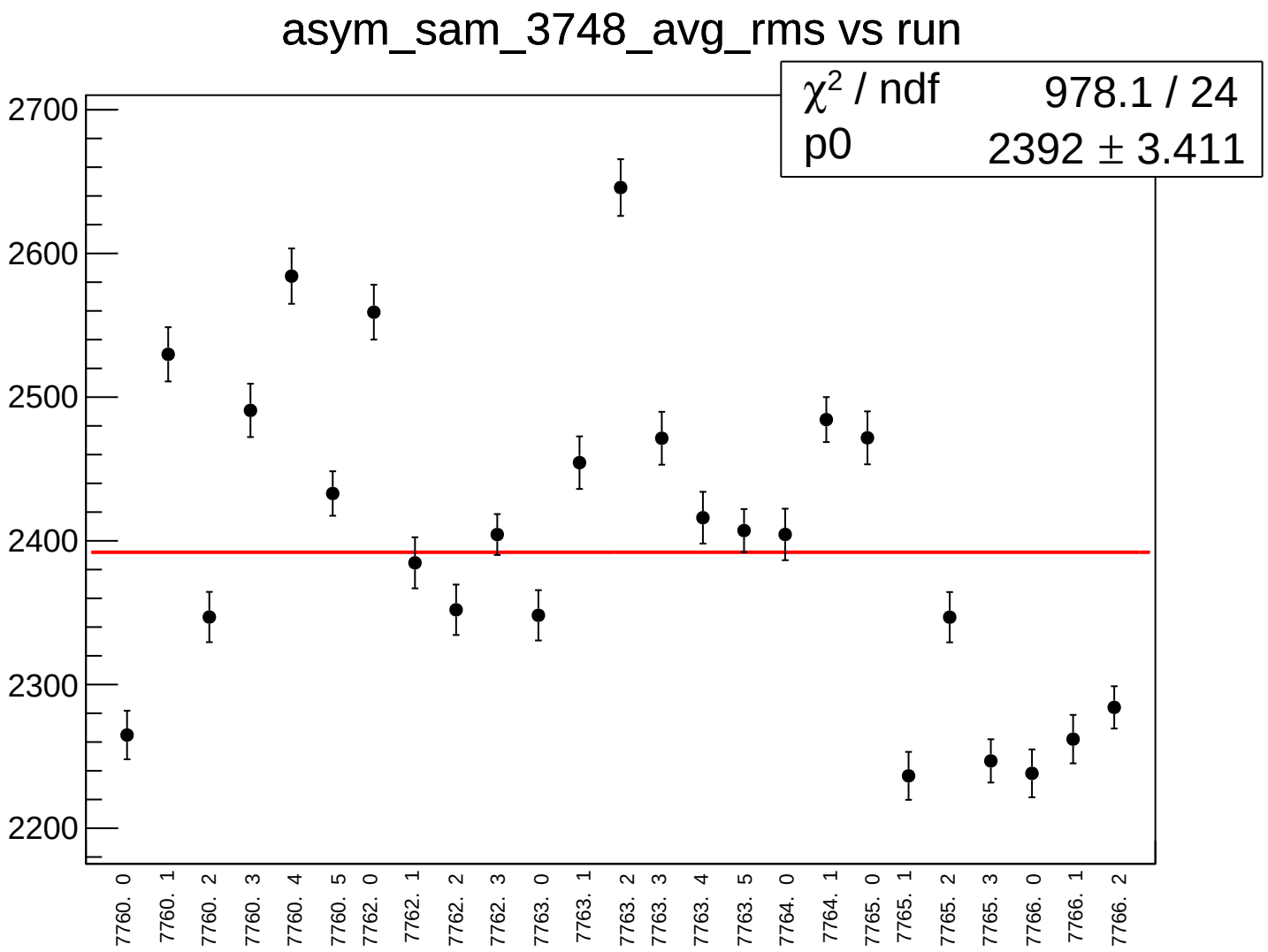
asym_sam_3748_avg_rms vs run
χ² / ndf 978.1 / 24
p0 2392 ± 3.411
2700
2600
2500
2400
2300
2200
7760. 0
7760. 1
7760. 2
7760. 3
7760. 4
7760. 5
7762. 0
7762. 1
7762. 2
7762. 3
7763. 0
7763. 1
7763. 2
7763. 3
7763. 4
7763. 5
7764. 0
7764. 1
7765. 0
7765. 1
7765. 2
7765. 3
7766. 0
7766. 1
7766. 2

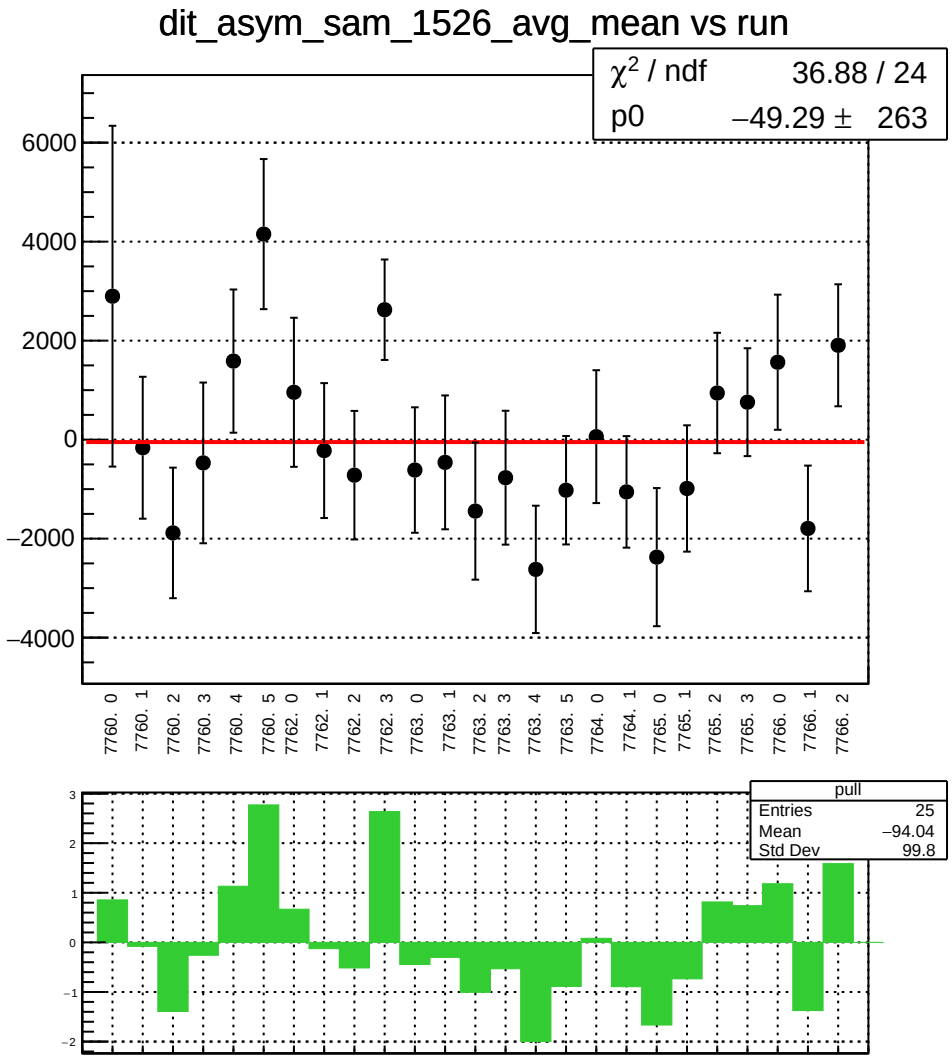
dit_asym_sam_1526_avg_mean vs run
χ² / ndf 36.88 / 24
p0 −49.29 ± 263
6000
4000
2000
0
−2000
−4000
7760. 0
7760. 1
7760. 2
7760. 3
7760. 4
7760. 5
7762. 0
7762. 1
7762. 2
7762. 3
7763. 0
7763. 1
7763. 2
7763. 3
7763. 4
7763. 5
7764. 0
7764. 1
7765. 0
7765. 1
7765. 2
7765. 3
7766. 0
7766. 1
7766. 2
pull
Entries 25
Mean −94.04
Std Dev 99.8

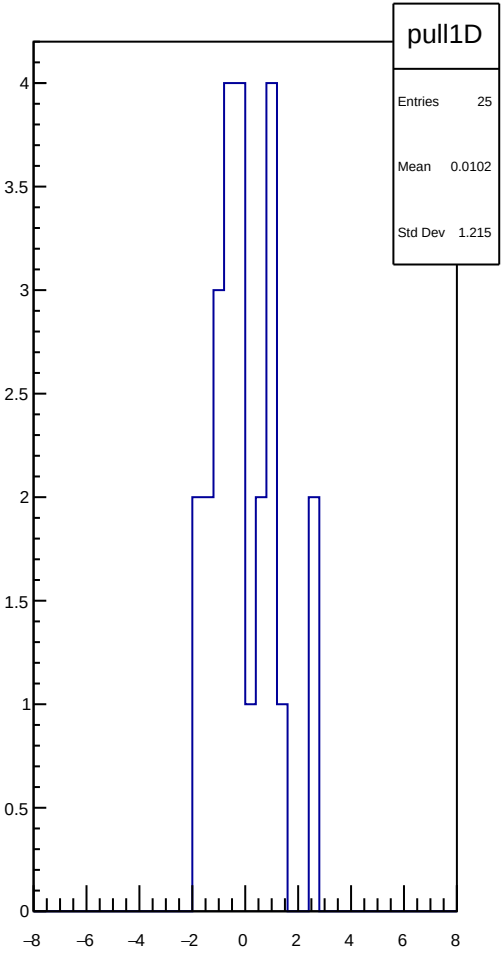
pull1D
Entries 25
Mean 0.0102
Std Dev 1.215

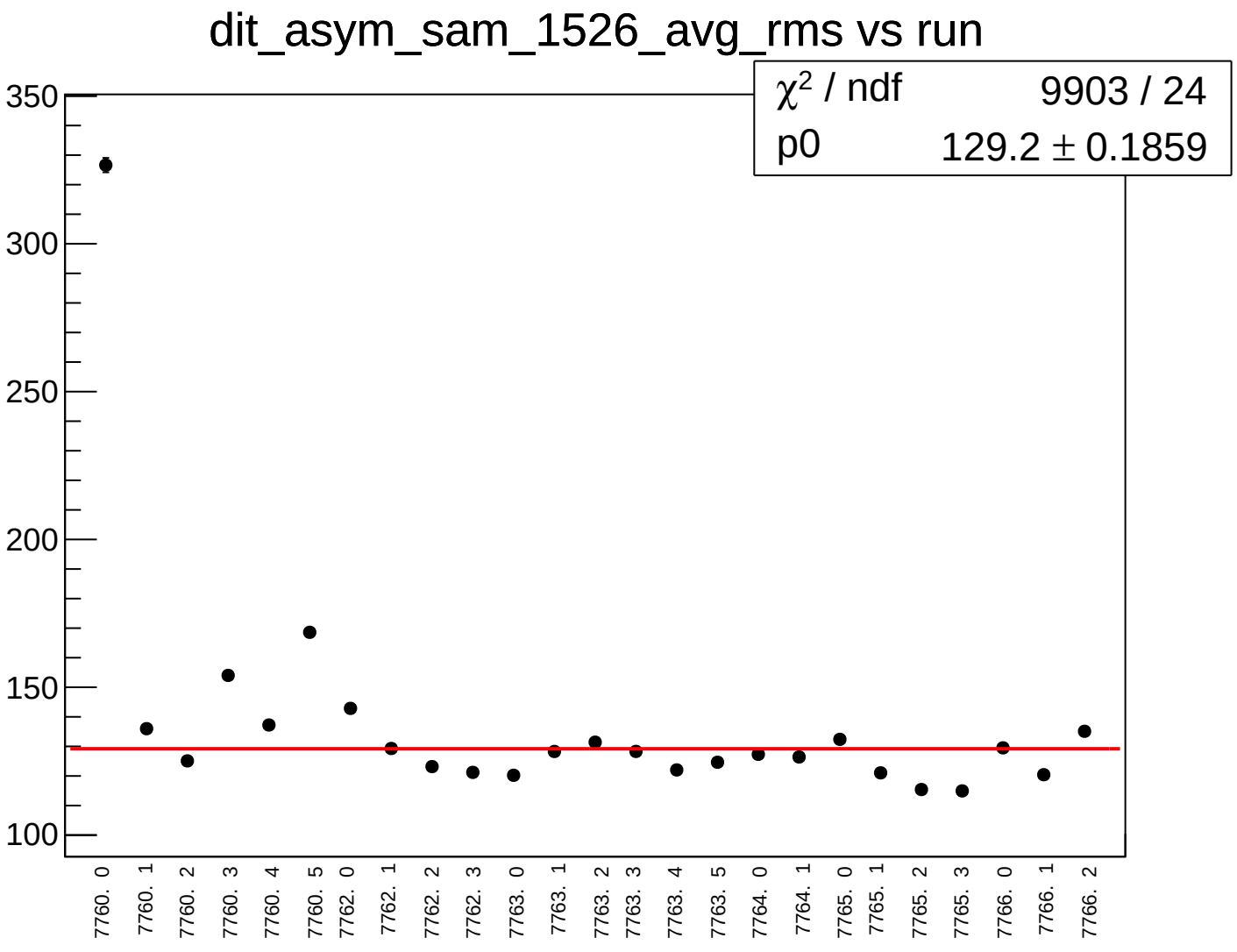
dit_asym_sam_1526_avg_rms vs run
χ2 / ndf 9903 / 24
p0 129.2 ± 0.1859
350
300
250
200
150
100
7760. 0
7760. 1
7760. 2
7760. 3
7760. 4
7760. 5
7762. 0
7762. 1
7762. 2
7762. 3
7763. 0
7763. 1
7763. 2
7763. 3
7763. 4
7763. 5
7764. 0
7764. 1
7765. 0
7765. 1
7765. 2
7765. 3
7766. 0
7766. 1
7766. 2

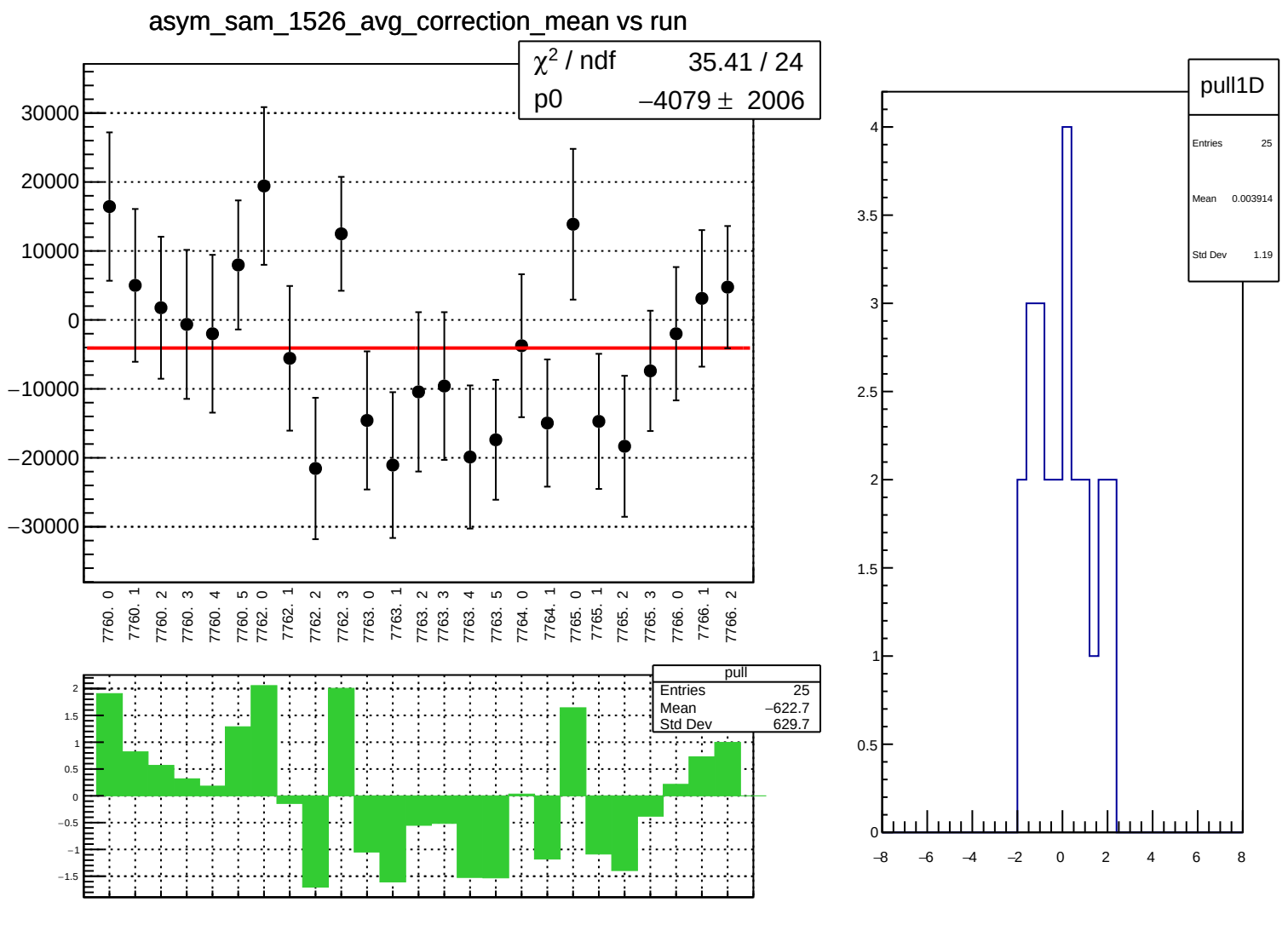
asym_sam_1526_avg_correction_mean vs run
χ² / ndf 35.41 / 24
p0 −4079 ± 2006
30000
20000
10000
0
−10000
−20000
−30000
7760. 0
7760. 1
7760. 2
7760. 3
7760. 4
7760. 5
7762. 0
7762. 1
7762. 2
7762. 3
7763. 0
7763. 1
7763. 2
7763. 3
7763. 4
7763. 5
7764. 0
7764. 1
7765. 0
7765. 1
7765. 2
7765. 3
7766. 0
7766. 1
7766. 2
pull
Entries 25
Mean −622.7
Std Dev 629.7
2
1.5
1
0.5
0
−0.5
−1
−1.5
pull1D
Entries 25
Mean 0.003914
Std Dev 1.19
4
3.5
3
2.5
2
1.5
1
0.5
0
−8
−6
−4
−2
0
2
4
6
8

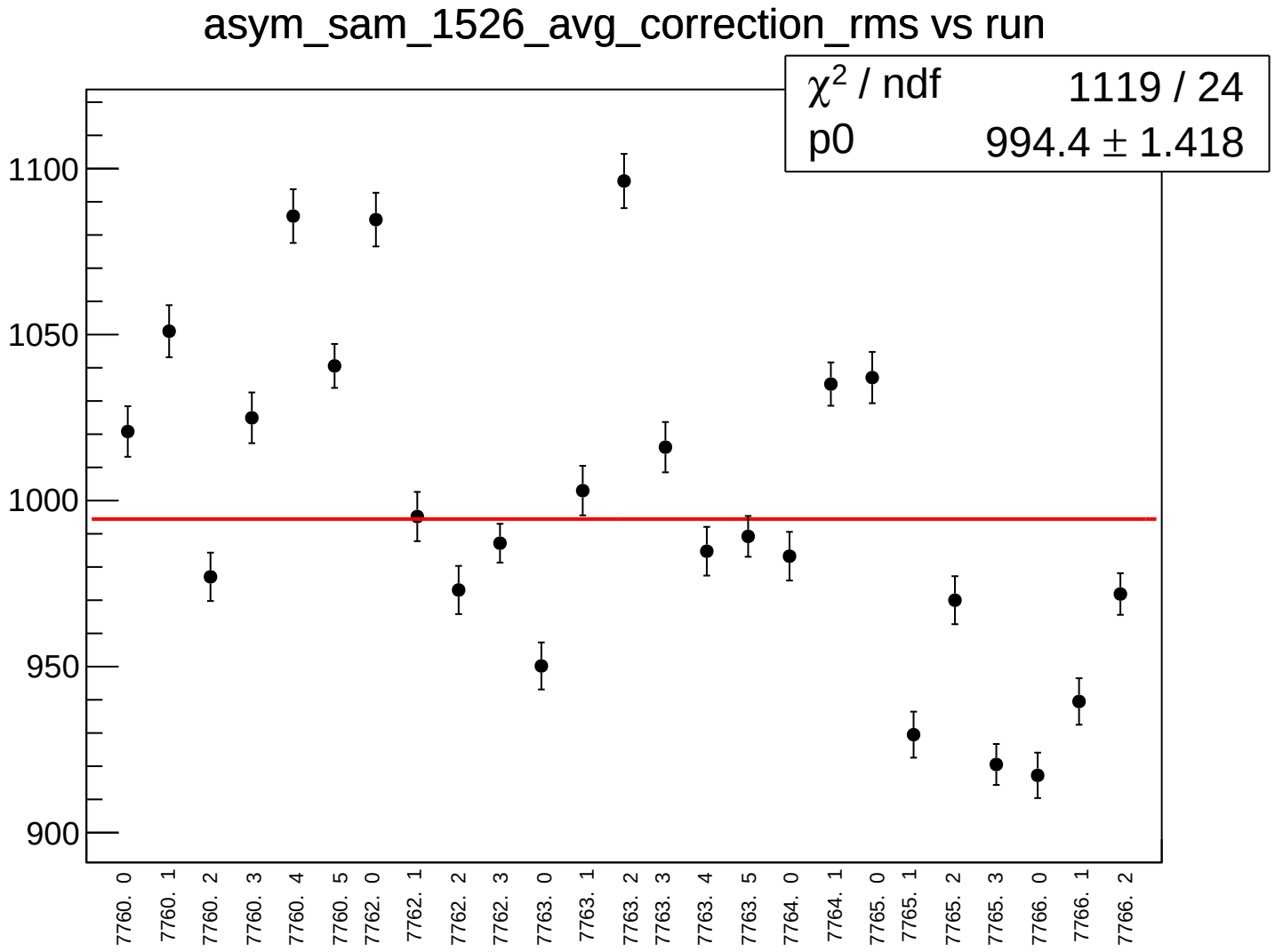
asym_sam_1526_avg_correction_rms vs run
χ² / ndf 1119 / 24
p0 994.4 ± 1.418
1100
1050
1000
950
900
7760. 0
7760. 1
7760. 2
7760. 3
7760. 4
7760. 5
7762. 0
7762. 1
7762. 2
7762. 3
7763. 0
7763. 1
7763. 2
7763. 3
7763. 4
7763. 5
7764. 0
7764. 1
7765. 0
7765. 1
7765. 2
7765. 3
7766. 0
7766. 1
7766. 2

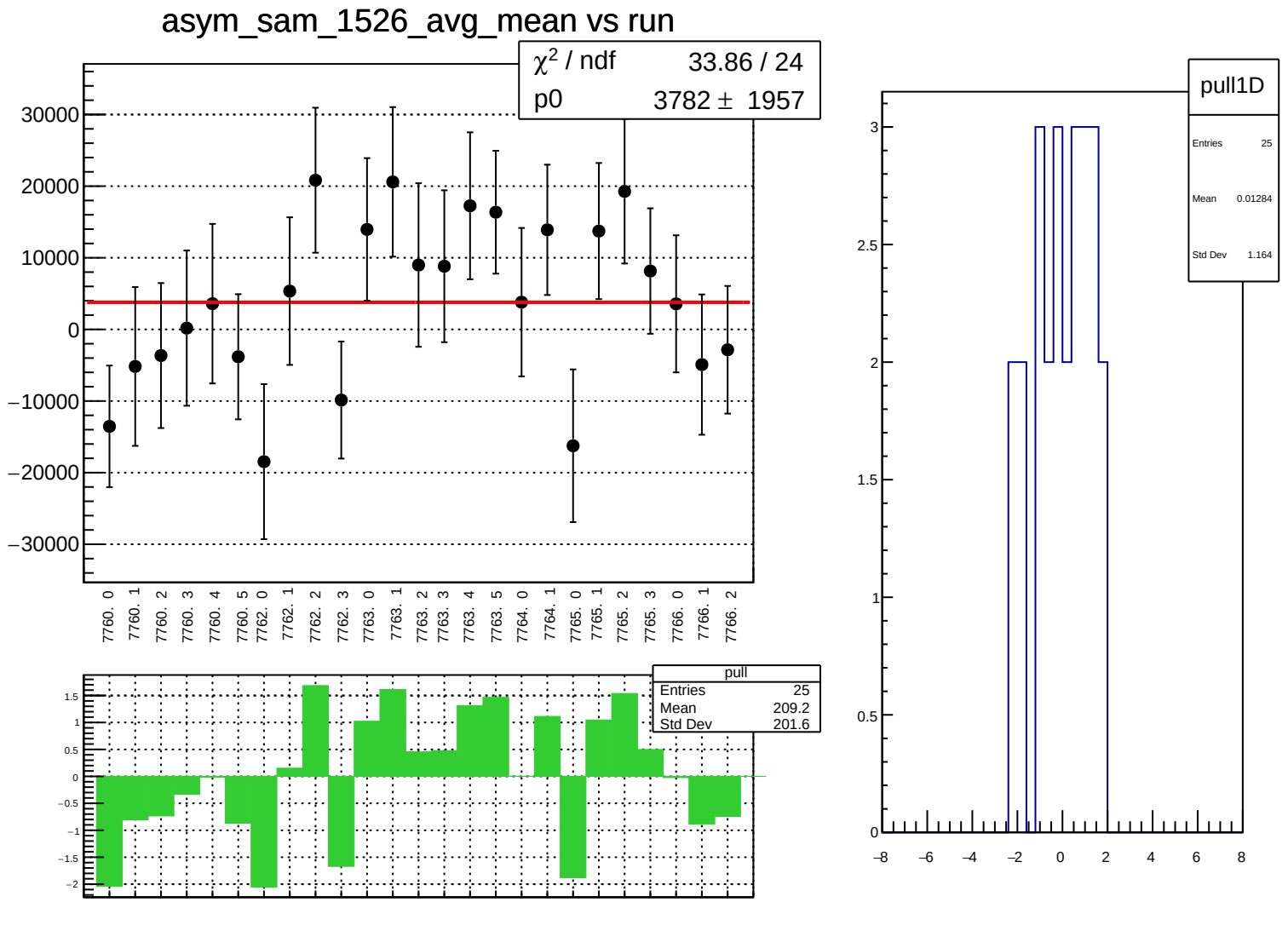
asym_sam_1526_avg_mean vs run
χ² / ndf 33.86 / 24
p0 3782 ± 1957
30000
20000
10000
0
−10000
−20000
−30000
7760. 0
7760. 1
7760. 2
7760. 3
7760. 4
7760. 5
7762. 0
7762. 1
7762. 2
7762. 3
7763. 0
7763. 1
7763. 2
7763. 3
7763. 4
7763. 5
7764. 0
7764. 1
7765. 0
7765. 1
7765. 2
7765. 3
7766. 0
7766. 1
7766. 2
pull
Entries 25
Mean 209.2
Std Dev 201.6
1.5
1
0.5
0
−0.5
−1
−1.5
−2
pull1D
Entries 25
Mean 0.01284
Std Dev 1.164
3
2.5
2
1.5
1
0.5
0
−8
−6
−4
−2
0
2
4
6
8

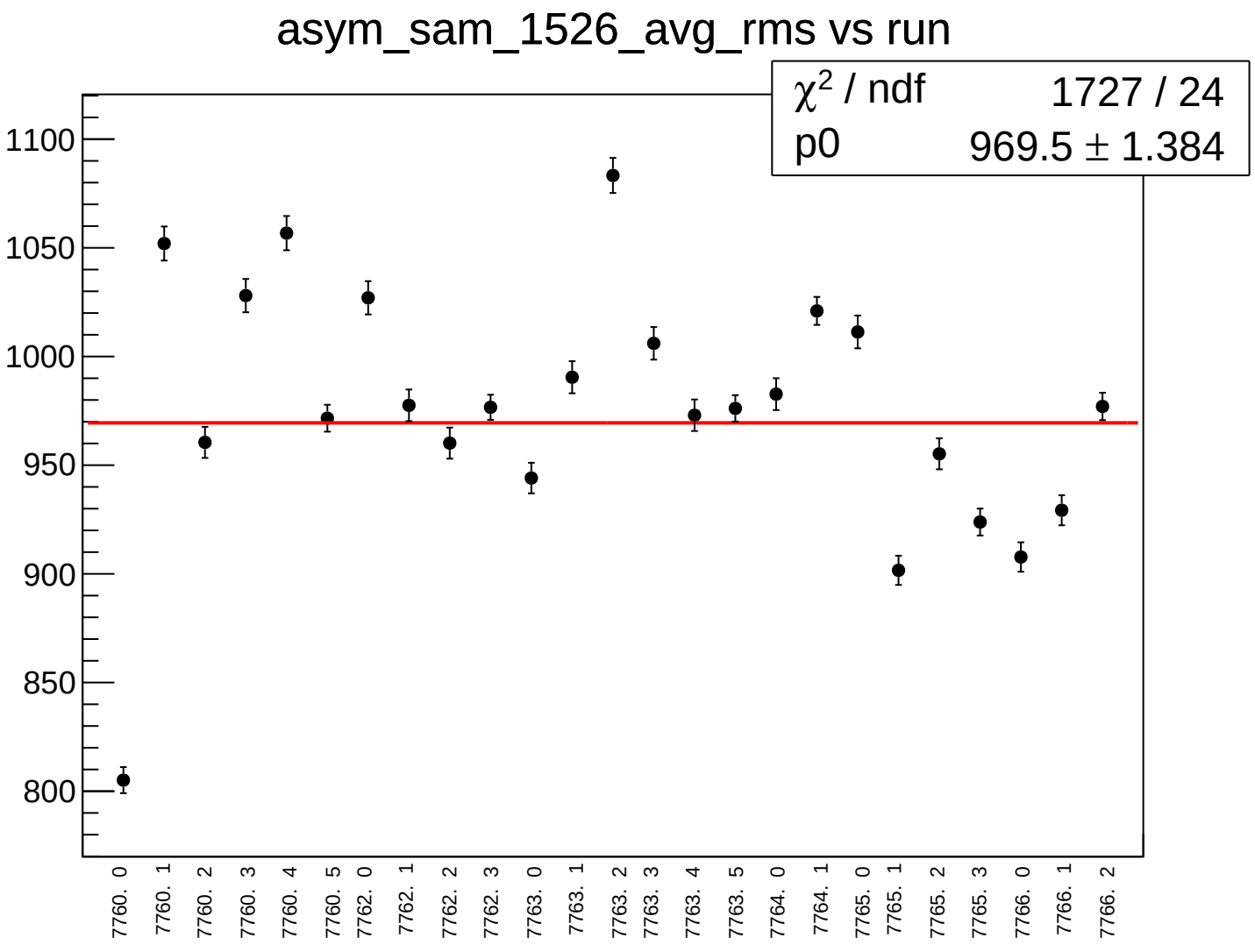
asym_sam_1526_avg_rms vs run
χ² / ndf 1727 / 24
p0 969.5 ± 1.384
1100
1050
1000
950
900
850
800
7760. 0
7760. 1
7760. 2
7760. 3
7760. 4
7760. 5
7762. 0
7762. 1
7762. 2
7762. 3
7763. 0
7763. 1
7763. 2
7763. 3
7763. 4
7763. 5
7764. 0
7764. 1
7765. 0
7765. 1
7765. 2
7765. 3
7766. 0
7766. 1
7766. 2

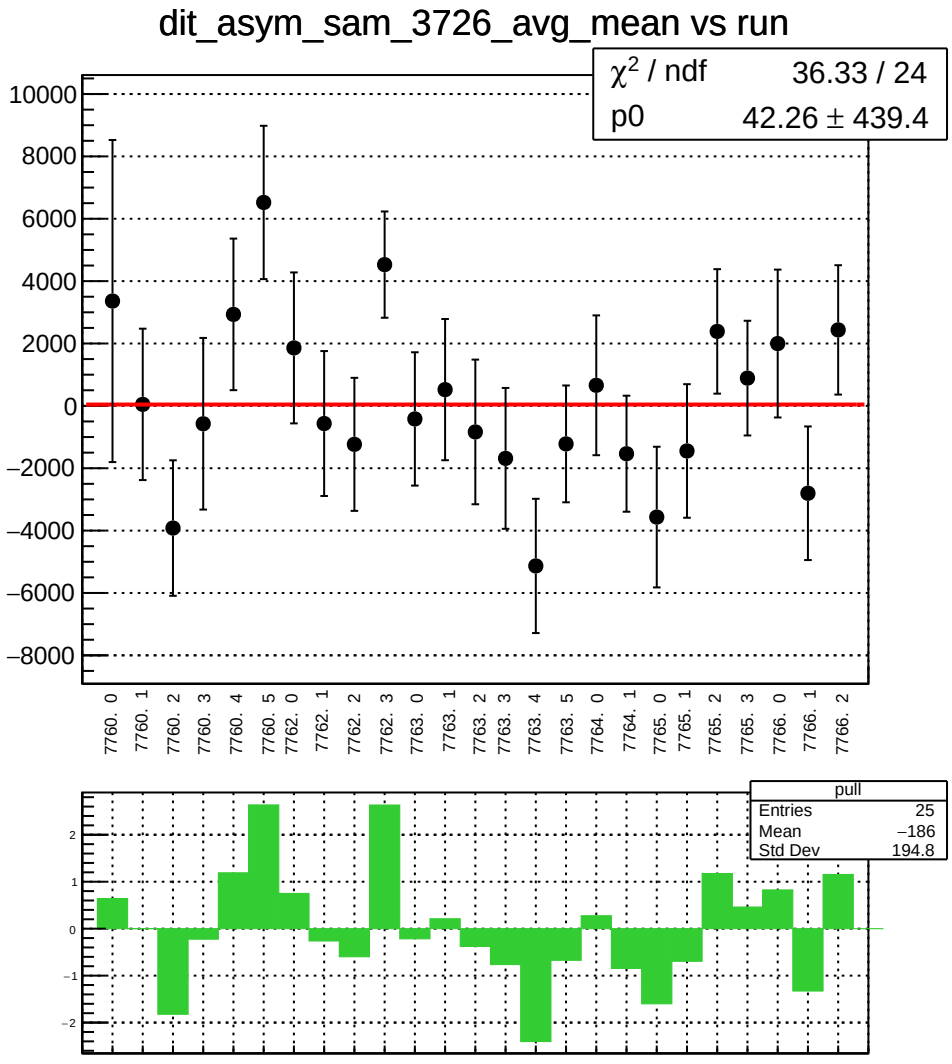
dit_asym_sam_3726_avg_mean vs run
χ² / ndf 36.33 / 24
p0 42.26 ± 439.4
10000
8000
6000
4000
2000
0
−2000
−4000
−6000
−8000
7760. 0
7760. 1
7760. 2
7760. 3
7760. 4
7760. 5
7762. 0
7762. 1
7762. 2
7762. 3
7763. 0
7763. 1
7763. 2
7763. 3
7763. 4
7763. 5
7764. 0
7764. 1
7765. 0
7765. 1
7765. 2
7765. 3
7766. 0
7766. 1
7766. 2
pull
Entries 25
Mean −186
Std Dev 194.8
2
1
0
−1
−2

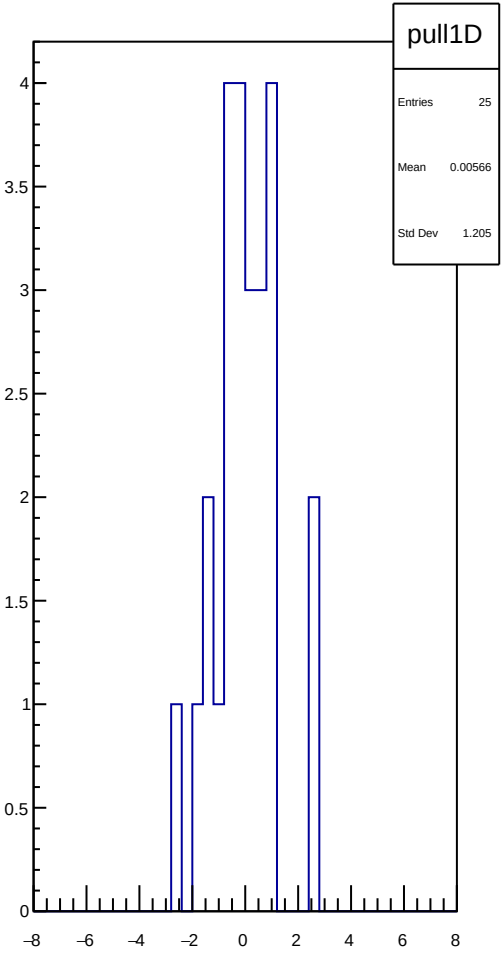
pull1D
Entries 25
Mean 0.00566
Std Dev 1.205
4
3.5
3
2.5
2
1.5
1
0.5
0
−8
−6
−4
−2
0
2
4
6
8

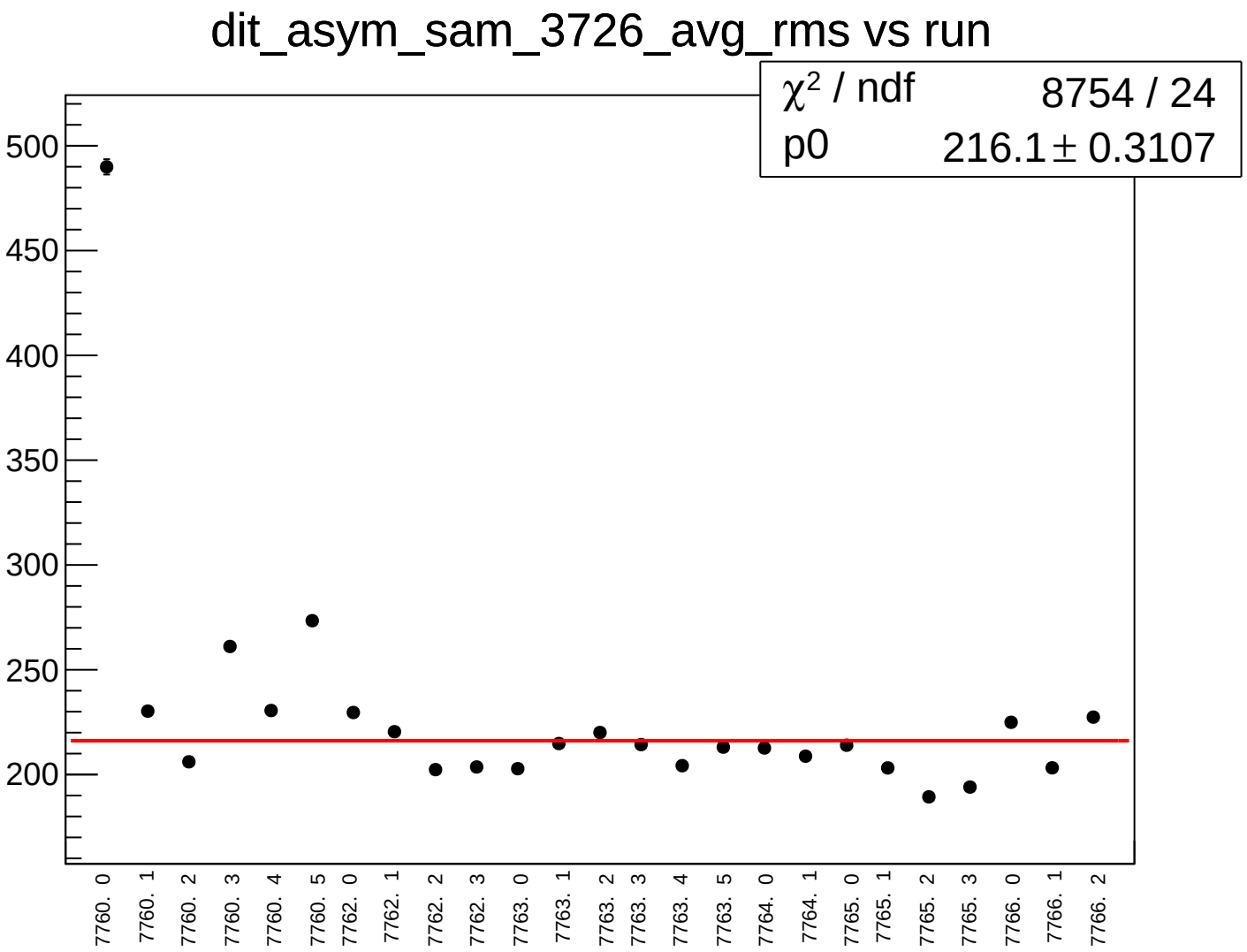
dit_asym_sam_3726_avg_rms vs run
χ² / ndf 8754 / 24
p0 216.1 ± 0.3107
500
450
400
350
300
250
200
7760. 0
7760. 1
7760. 2
7760. 3
7760. 4
7760. 5
7762. 0
7762. 1
7762. 2
7762. 3
7763. 0
7763. 1
7763. 2
7763. 3
7763. 4
7763. 5
7764. 0
7764. 1
7765. 0
7765. 1
7765. 2
7765. 3
7766. 0
7766. 1
7766. 2

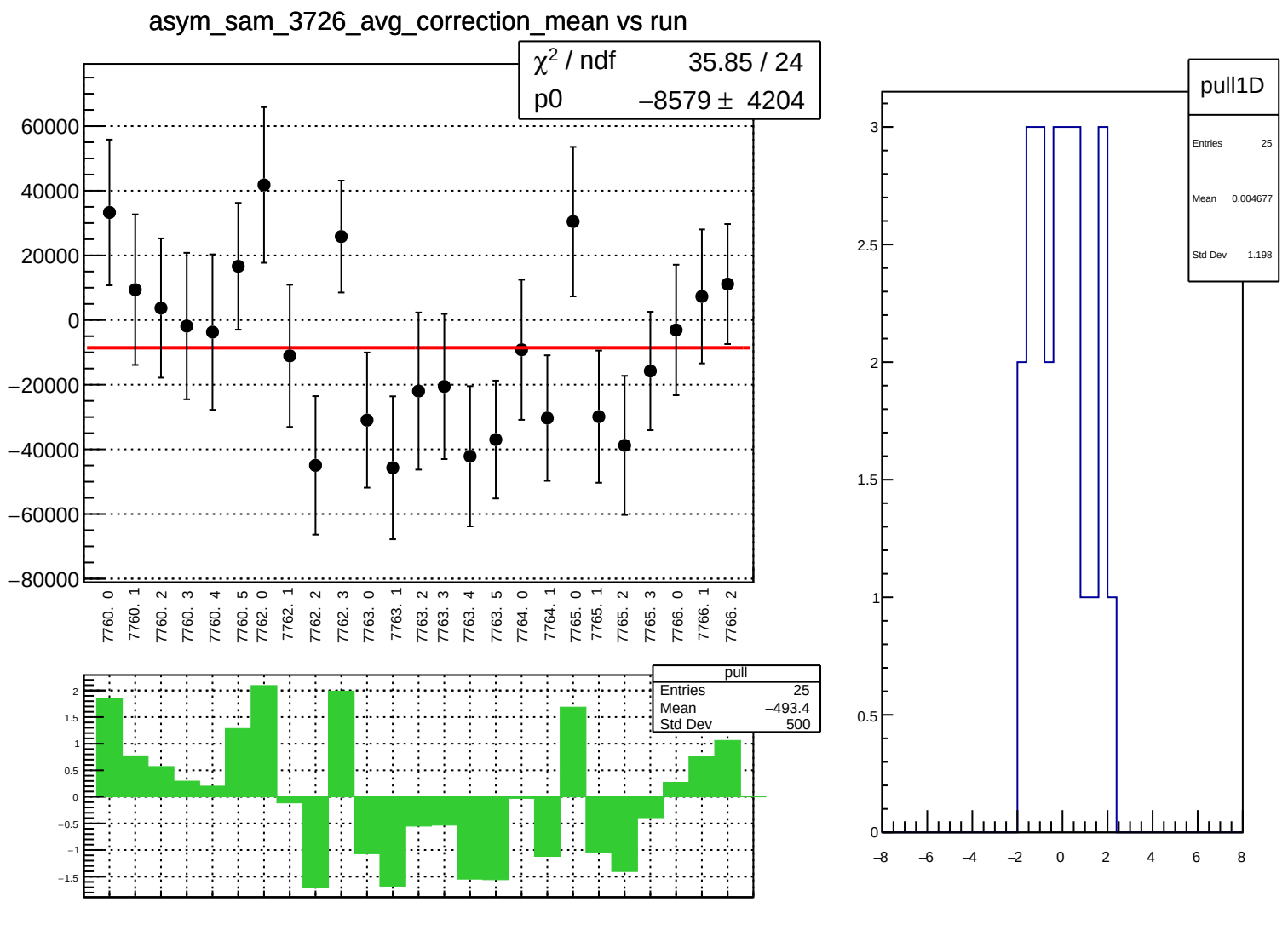
asym_sam_3726_avg_correction_mean vs run
χ² / ndf 35.85 / 24
p0 −8579 ± 4204
60000
40000
20000
0
−20000
−40000
−60000
−80000
7760. 0
7760. 1
7760. 2
7760. 3
7760. 4
7760. 5
7762. 0
7762. 1
7762. 2
7762. 3
7763. 0
7763. 1
7763. 2
7763. 3
7763. 4
7763. 5
7764. 0
7764. 1
7765. 0
7765. 1
7765. 2
7765. 3
7766. 0
7766. 1
7766. 2
pull
Entries 25
Mean −493.4
Std Dev 500
2
1.5
1
0.5
0
−0.5
−1
−1.5
pull1D
Entries 25
Mean 0.004677
Std Dev 1.198
3
2.5
2
1.5
1
0.5
0
−8
−6
−4
−2
0
2
4
6
8

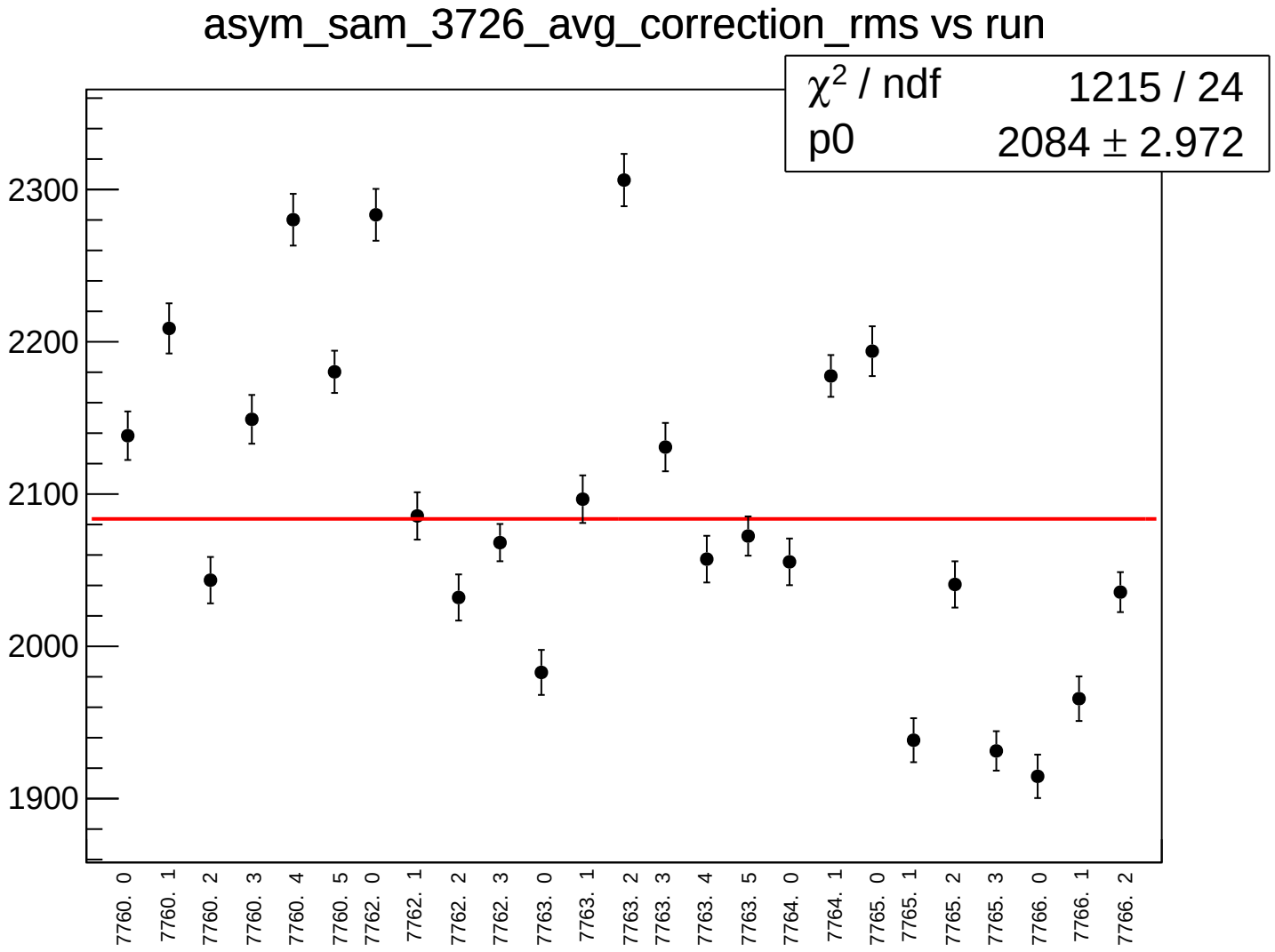
asym_sam_3726_avg_correction_rms vs run
χ² / ndf 1215 / 24
p0 2084 ± 2.972
2300
2200
2100
2000
1900
7760. 0
7760. 1
7760. 2
7760. 3
7760. 4
7760. 5
7762. 0
7762. 1
7762. 2
7762. 3
7763. 0
7763. 1
7763. 2
7763. 3
7763. 4
7763. 5
7764. 0
7764. 1
7765. 0
7765. 1
7765. 2
7765. 3
7766. 0
7766. 1
7766. 2

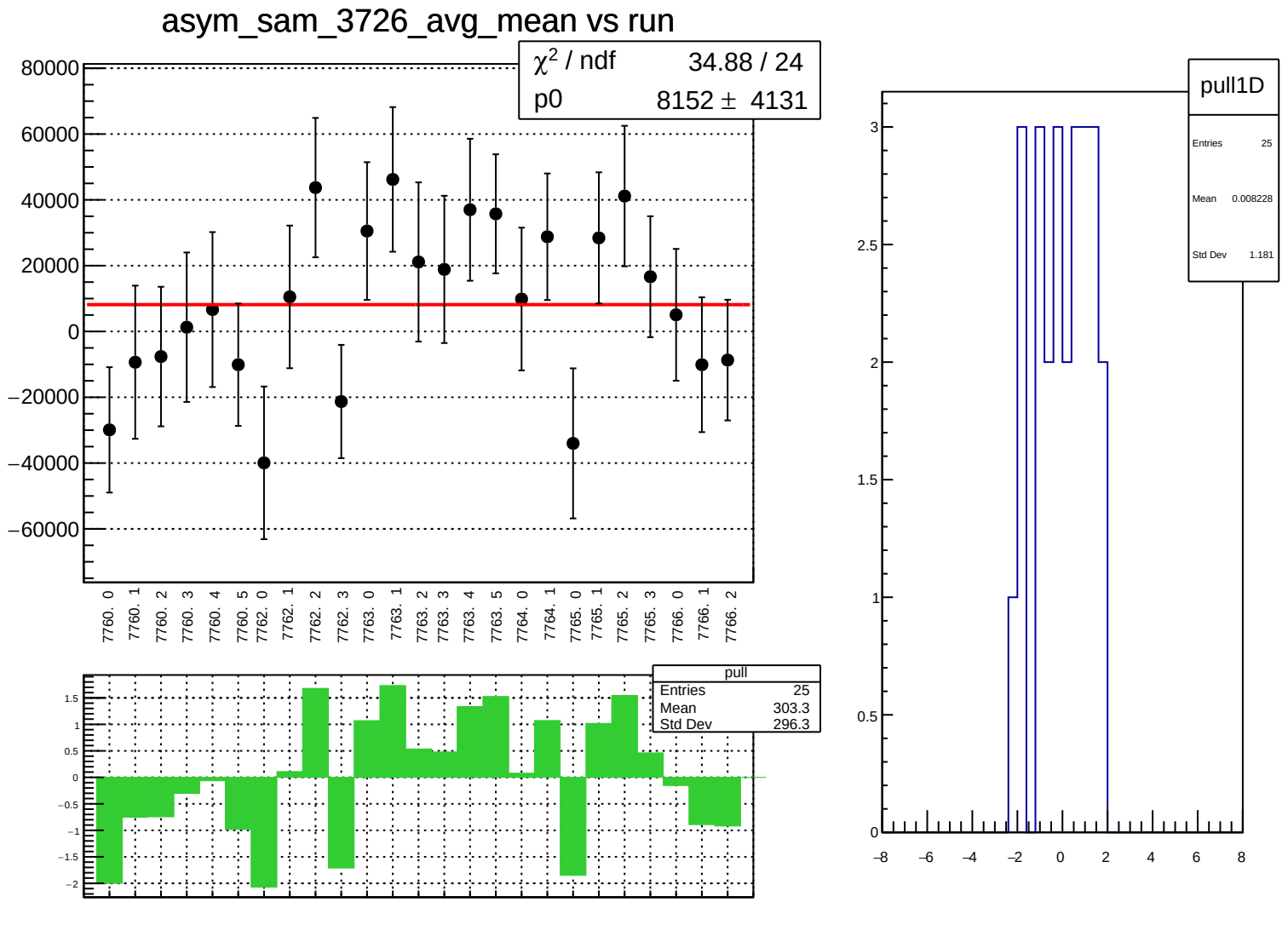
asym_sam_3726_avg_mean vs run
χ² / ndf 34.88 / 24
p0 8152 ± 4131
80000
60000
40000
20000
0
−20000
−40000
−60000
7760. 0
7760. 1
7760. 2
7760. 3
7760. 4
7760. 5
7762. 0
7762. 1
7762. 2
7762. 3
7763. 0
7763. 1
7763. 2
7763. 3
7763. 4
7763. 5
7764. 0
7764. 1
7765. 0
7765. 1
7765. 2
7765. 3
7766. 0
7766. 1
7766. 2
pull
Entries 25
Mean 303.3
Std Dev 296.3
1.5
1
0.5
0
−0.5
−1
−1.5
−2
pull1D
Entries 25
Mean 0.008228
Std Dev 1.181
3
2.5
2
1.5
1
0.5
0
−8
−6
−4
−2
0
2
4
6
8

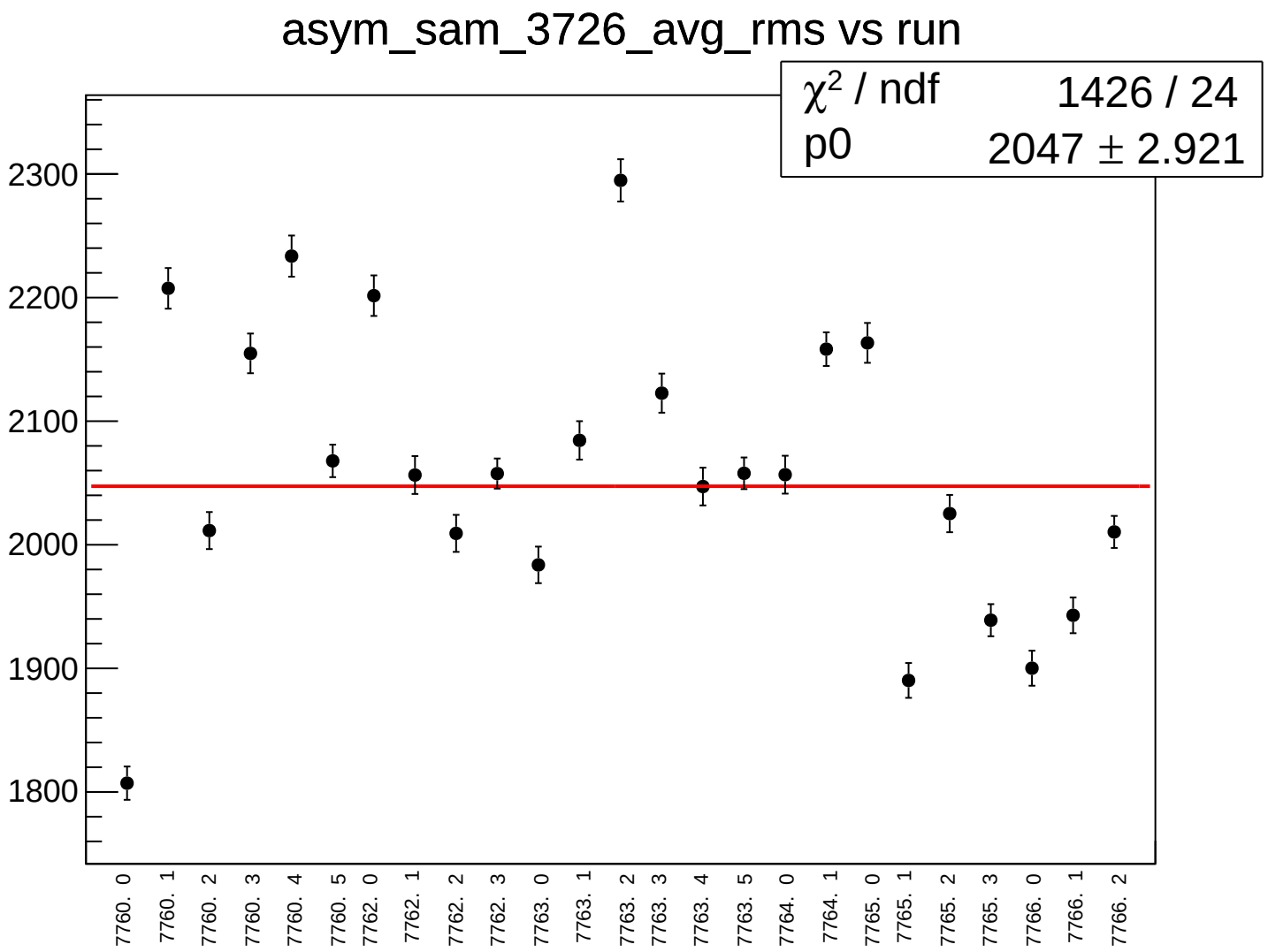
asym_sam_3726_avg_rms vs run
χ² / ndf 1426 / 24
p0 2047 ± 2.921
2300
2200
2100
2000
1900
1800
7760. 0
7760. 1
7760. 2
7760. 3
7760. 4
7760. 5
7762. 0
7762. 1
7762. 2
7762. 3
7763. 0
7763. 1
7763. 2
7763. 3
7763. 4
7763. 5
7764. 0
7764. 1
7765. 0
7765. 1
7765. 2
7765. 3
7766. 0
7766. 1
7766. 2

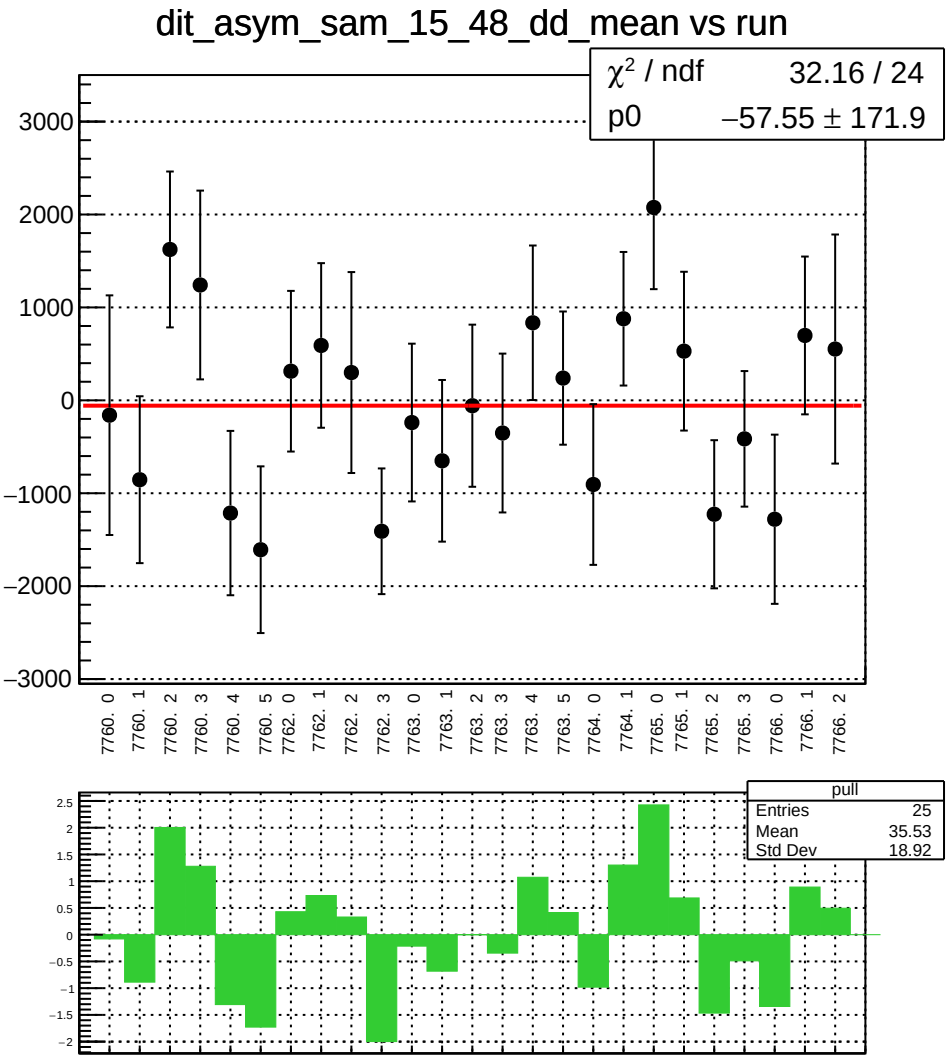
dit_asym_sam_15_48_dd_mean vs run
χ² / ndf 32.16 / 24
p0 −57.55 ± 171.9
3000
2000
1000
0
−1000
−2000
−3000
7760. 0
7760. 1
7760. 2
7760. 3
7760. 4
7760. 5
7762. 0
7762. 1
7762. 2
7762. 3
7763. 0
7763. 1
7763. 2
7763. 3
7763. 4
7763. 5
7764. 0
7764. 1
7765. 0
7765. 1
7765. 2
7765. 3
7766. 0
7766. 1
7766. 2
pull
Entries 25
Mean 35.53
Std Dev 18.92
2.5
2
1.5
1
0.5
0
−0.5
−1
−1.5
−2

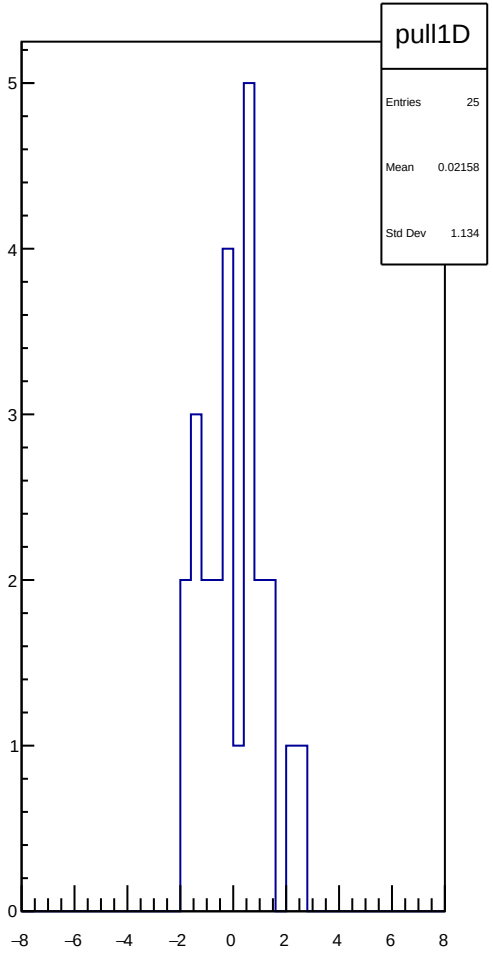
pull1D
Entries 25
Mean 0.02158
Std Dev 1.134
5
4
3
2
1
0
−8
−6
−4
−2
0
2
4
6
8

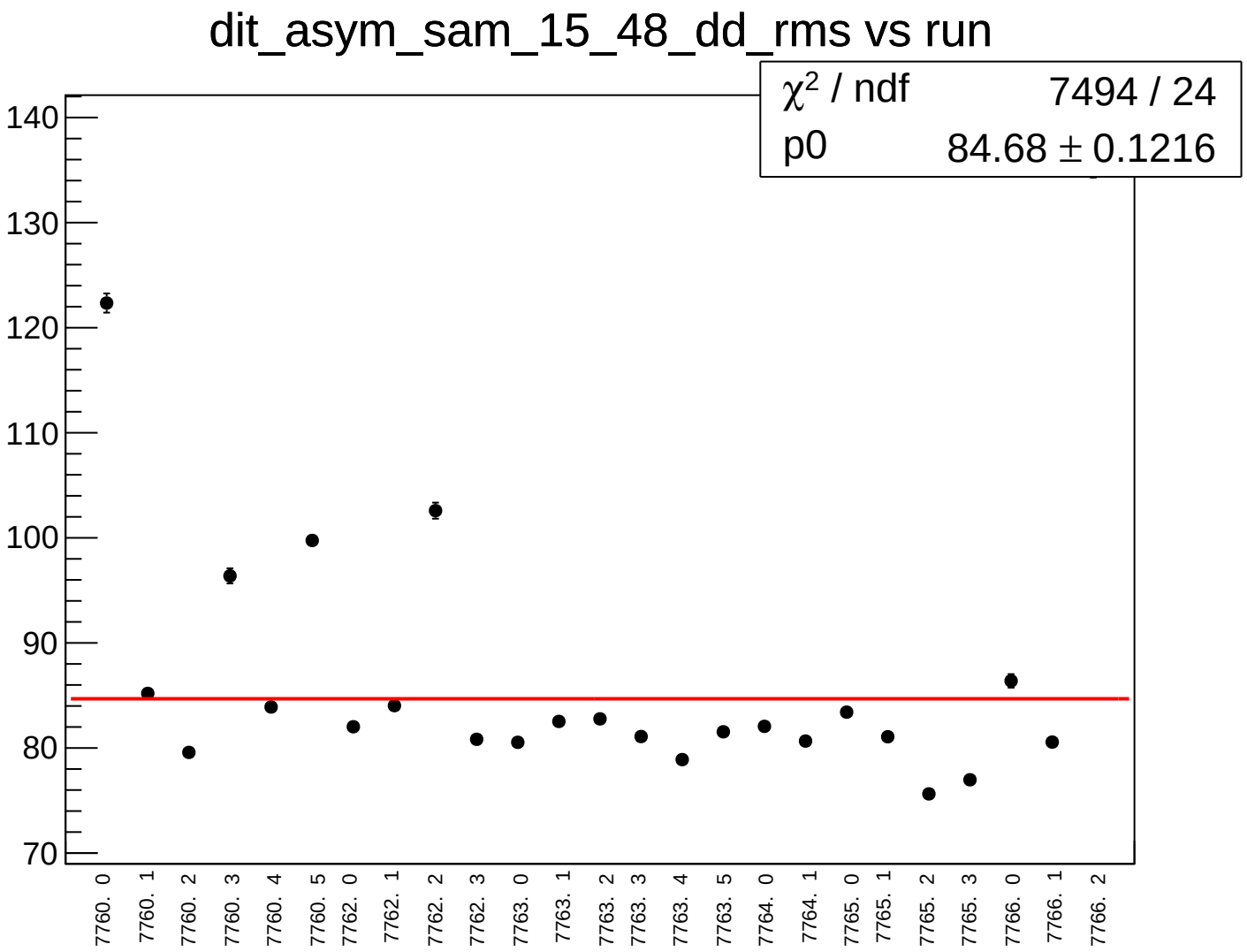
dit_asym_sam_15_48_dd_rms vs run
χ2 / ndf 7494 / 24
p0 84.68 ± 0.1216
140
130
120
110
100
90
80
70
7760. 0
7760. 1
7760. 2
7760. 3
7760. 4
7760. 5
7762. 0
7762. 1
7762. 2
7762. 3
7763. 0
7763. 1
7763. 2
7763. 3
7763. 4
7763. 5
7764. 0
7764. 1
7765. 0
7765. 1
7765. 2
7765. 3
7766. 0
7766. 1
7766. 2

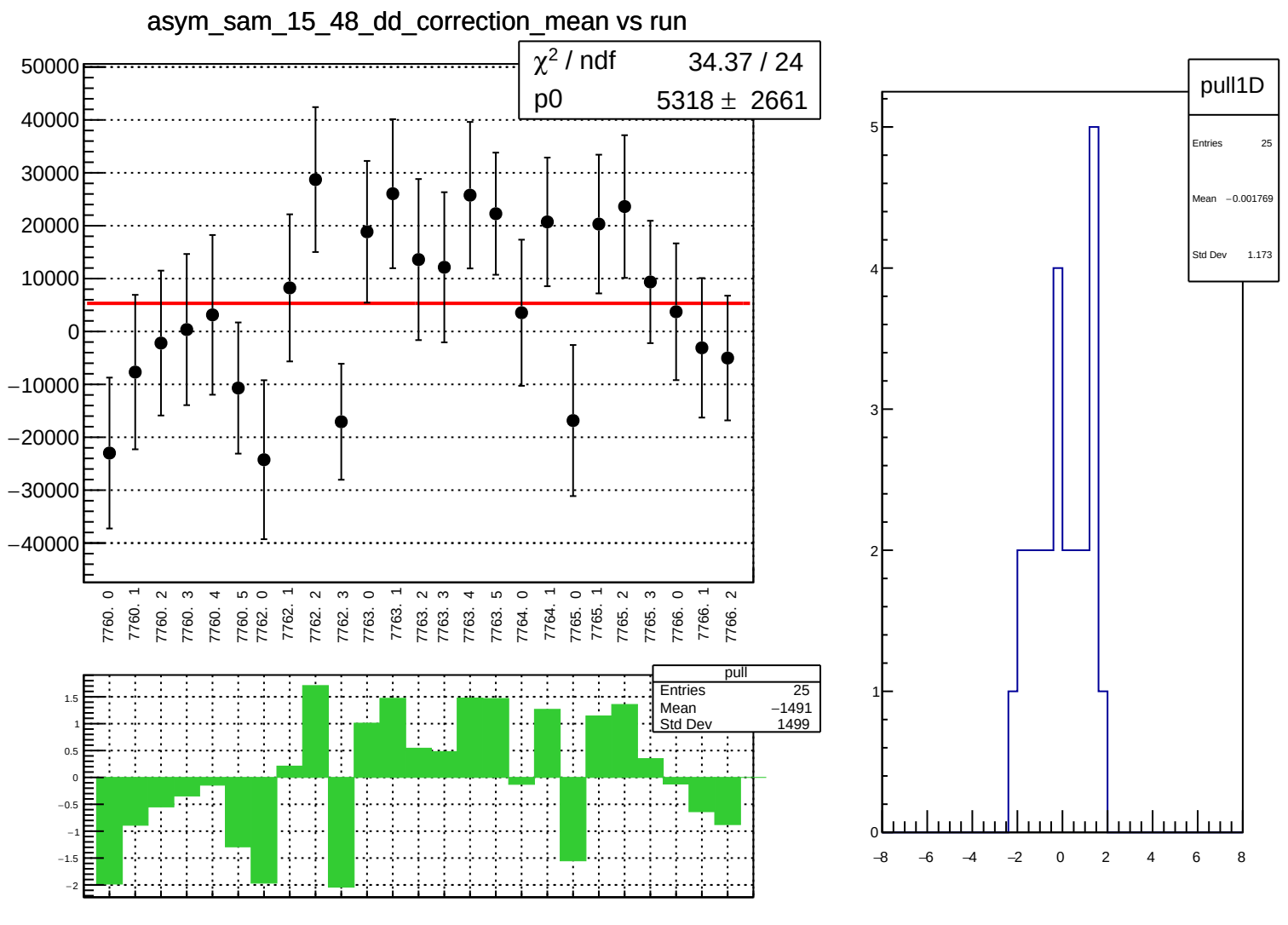
asym_sam_15_48_dd_correction_mean vs run
χ² / ndf 34.37 / 24
p0 5318 ± 2661
50000
40000
30000
20000
10000
0
−10000
−20000
−30000
−40000
7760. 0
7760. 1
7760. 2
7760. 3
7760. 4
7760. 5
7762. 0
7762. 1
7762. 2
7762. 3
7763. 0
7763. 1
7763. 2
7763. 3
7763. 4
7763. 5
7764. 0
7764. 1
7765. 0
7765. 1
7765. 2
7765. 3
7766. 0
7766. 1
7766. 2
pull
Entries 25
Mean −1491
Std Dev 1499
1.5
1
0.5
0
−0.5
−1
−1.5
−2
pull1D
Entries 25
Mean −0.001769
Std Dev 1.173
5
4
3
2
1
0
−8
−6
−4
−2
0
2
4
6
8

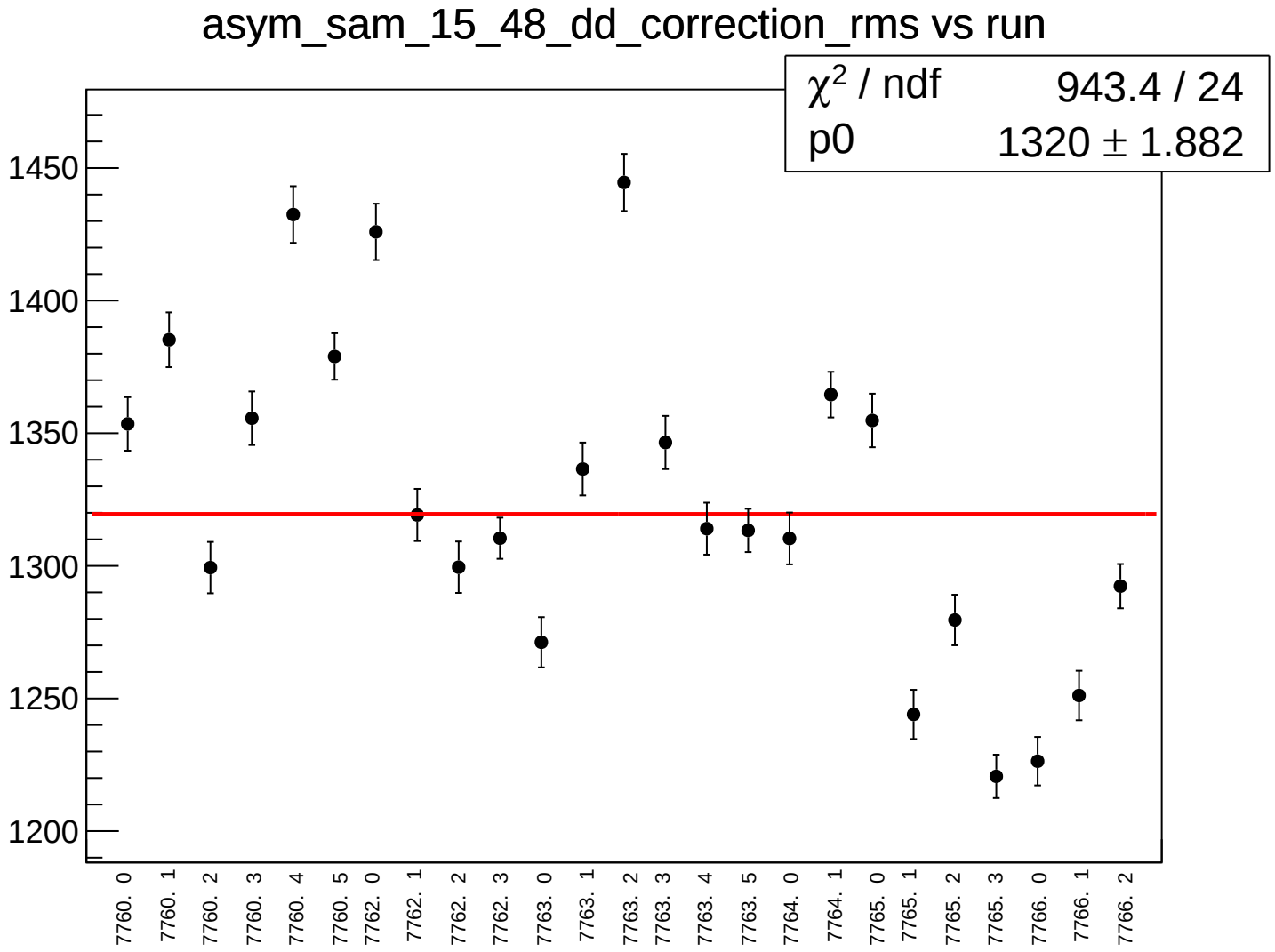
asym_sam_15_48_dd_correction_rms vs run
χ² / ndf 943.4 / 24
p0 1320 ± 1.882
1450
1400
1350
1300
1250
1200
7760. 0
7760. 1
7760. 2
7760. 3
7760. 4
7760. 5
7762. 0
7762. 1
7762. 2
7762. 3
7763. 0
7763. 1
7763. 2
7763. 3
7763. 4
7763. 5
7764. 0
7764. 1
7765. 0
7765. 1
7765. 2
7765. 3
7766. 0
7766. 1
7766. 2

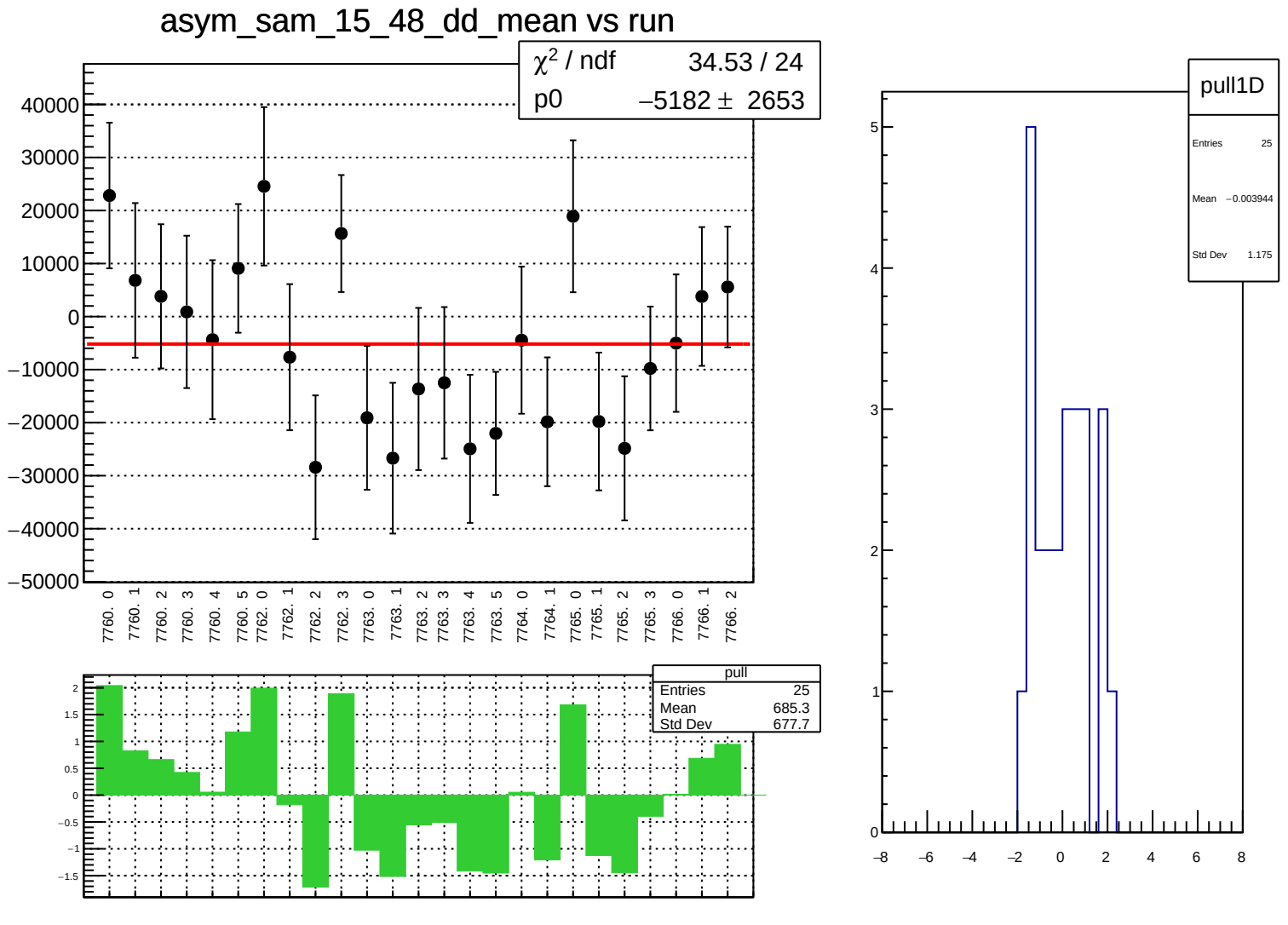
asym_sam_15_48_dd_mean vs run
χ² / ndf 34.53 / 24
p0 −5182 ± 2653
40000
30000
20000
10000
0
−10000
−20000
−30000
−40000
−50000
7760. 0
7760. 1
7760. 2
7760. 3
7760. 4
7760. 5
7762. 0
7762. 1
7762. 2
7762. 3
7763. 0
7763. 1
7763. 2
7763. 3
7763. 4
7763. 5
7764. 0
7764. 1
7765. 0
7765. 1
7765. 2
7765. 3
7766. 0
7766. 1
7766. 2
pull
Entries 25
Mean 685.3
Std Dev 677.7
2
1.5
1
0.5
0
−0.5
−1
−1.5
pull1D
Entries 25
Mean −0.003944
Std Dev 1.175
5
4
3
2
1
0
−8
−6
−4
−2
0
2
4
6
8

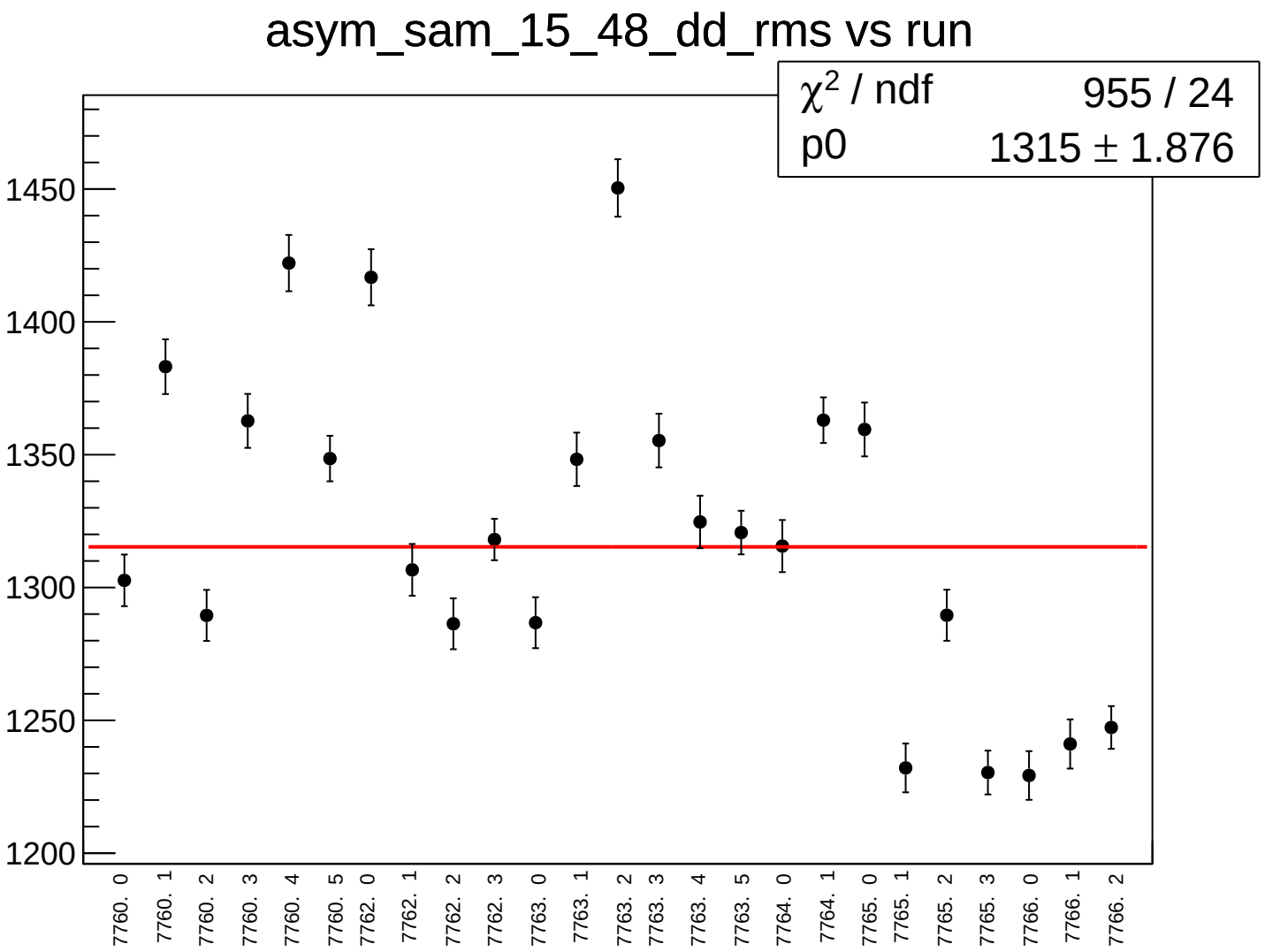
asym_sam_15_48_dd_rms vs run
χ2 / ndf 955 / 24
p0 1315 ± 1.876
1450
1400
1350
1300
1250
1200
7760. 0
7760. 1
7760. 2
7760. 3
7760. 4
7760. 5
7762. 0
7762. 1
7762. 2
7762. 3
7763. 0
7763. 1
7763. 2
7763. 3
7763. 4
7763. 5
7764. 0
7764. 1
7765. 0
7765. 1
7765. 2
7765. 3
7766. 0
7766. 1
7766. 2

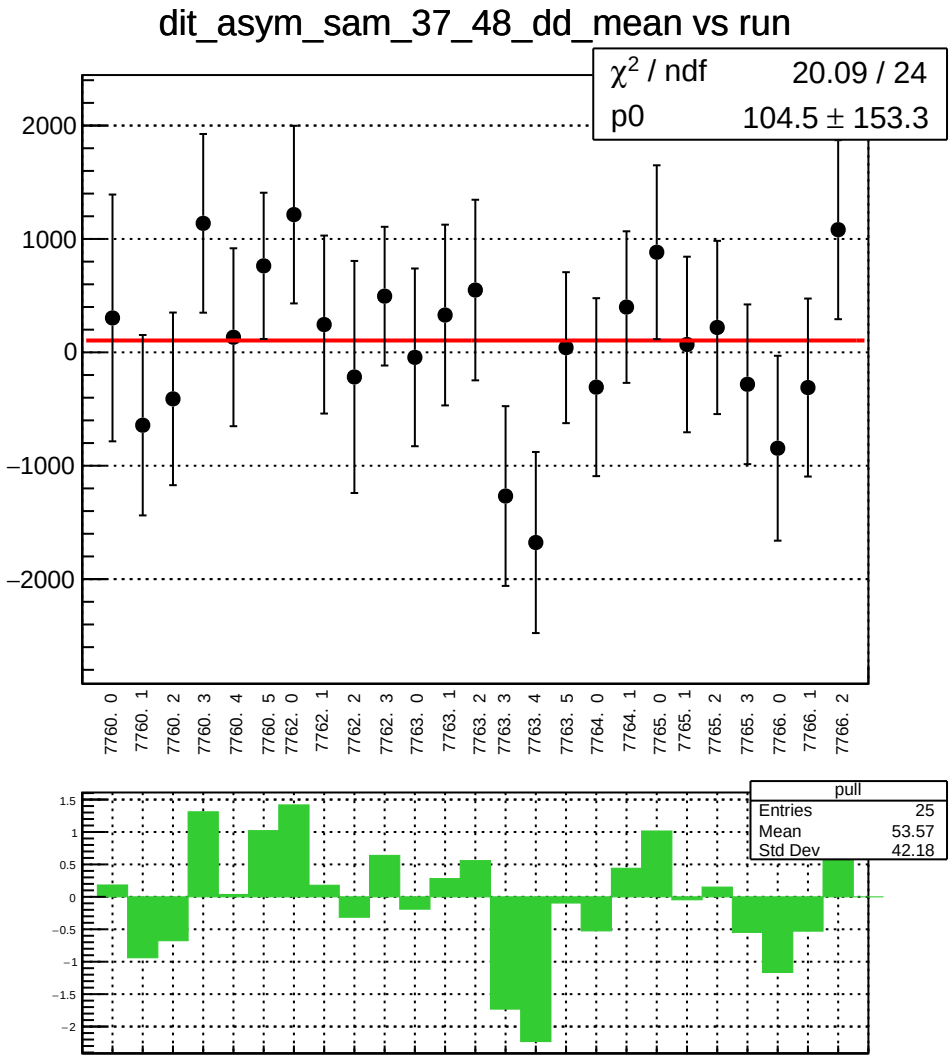
dit_asym_sam_37_48_dd_mean vs run
χ² / ndf 20.09 / 24
p0 104.5 ± 153.3
2000
1000
0
−1000
−2000
7760. 0
7760. 1
7760. 2
7760. 3
7760. 4
7760. 5
7762. 0
7762. 1
7762. 2
7762. 3
7763. 0
7763. 1
7763. 2
7763. 3
7763. 4
7763. 5
7764. 0
7764. 1
7765. 0
7765. 1
7765. 2
7765. 3
7766. 0
7766. 1
7766. 2
pull
Entries 25
Mean 53.57
Std Dev 42.18
1.5
1
0.5
0
−0.5
−1
−1.5
−2

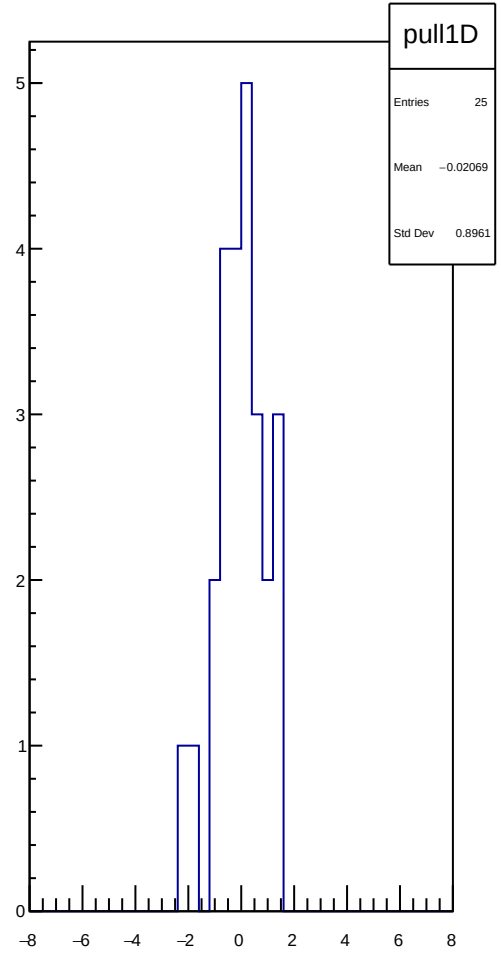
pull1D
Entries 25
Mean −0.02069
Std Dev 0.8961
5
4
3
2
1
0
−8
−6
−4
−2
0
2
4
6
8

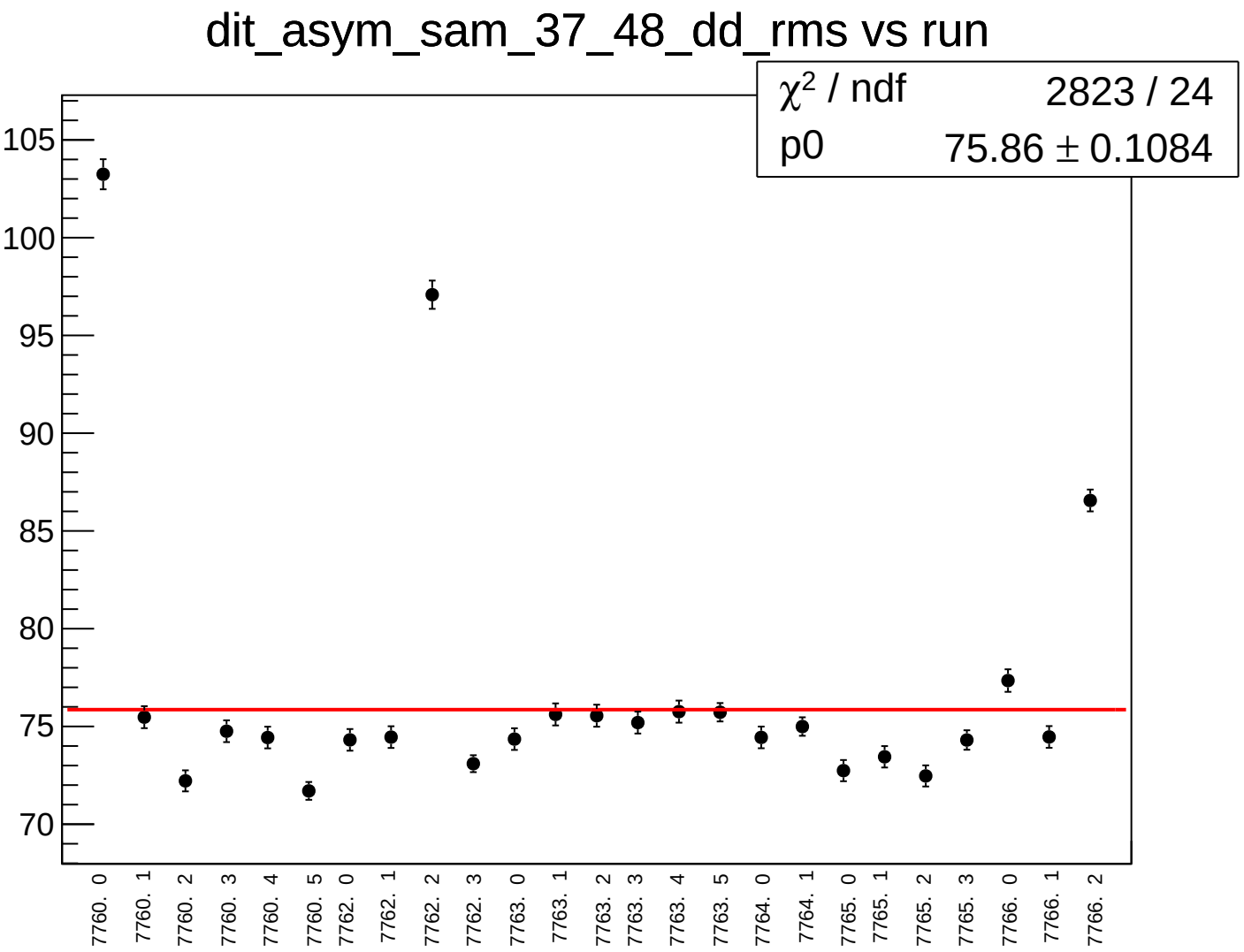
dit_asym_sam_37_48_dd_rms vs run
χ2 / ndf 2823 / 24
p0 75.86 ± 0.1084
105
100
95
90
85
80
75
70
7760. 0
7760. 1
7760. 2
7760. 3
7760. 4
7760. 5
7762. 0
7762. 1
7762. 2
7762. 3
7763. 0
7763. 1
7763. 2
7763. 3
7763. 4
7763. 5
7764. 0
7764. 1
7765. 0
7765. 1
7765. 2
7765. 3
7766. 0
7766. 1
7766. 2

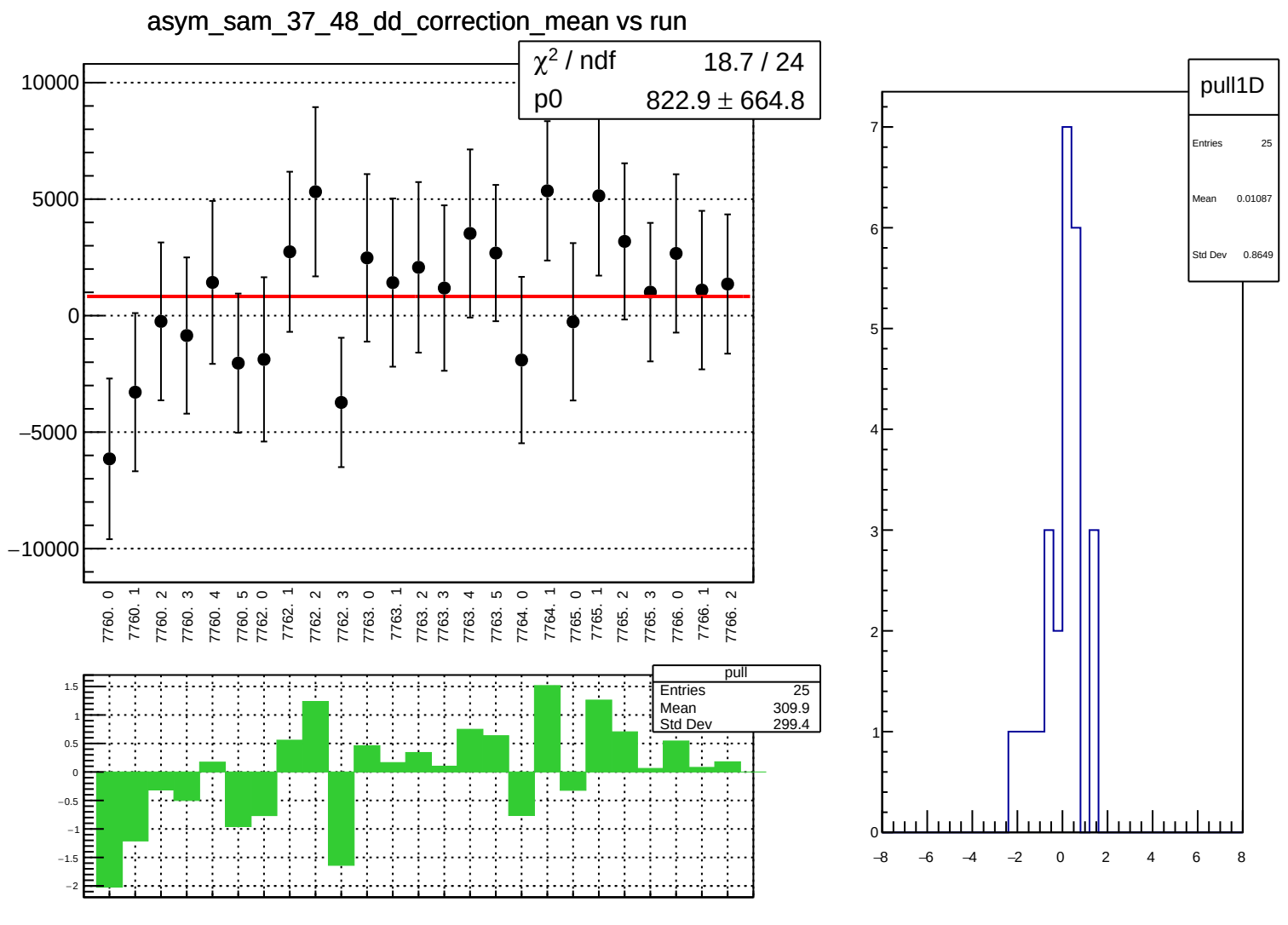
asym_sam_37_48_dd_correction_mean vs run
χ² / ndf 18.7 / 24
p0 822.9 ± 664.8
10000
5000
0
−5000
−10000
7760. 0
7760. 1
7760. 2
7760. 3
7760. 4
7760. 5
7762. 0
7762. 1
7762. 2
7762. 3
7763. 0
7763. 1
7763. 2
7763. 3
7763. 4
7763. 5
7764. 0
7764. 1
7765. 0
7765. 1
7765. 2
7765. 3
7766. 0
7766. 1
7766. 2
pull
Entries 25
Mean 309.9
Std Dev 299.4
1.5
1
0.5
0
−0.5
−1
−1.5
−2
pull1D
Entries 25
Mean 0.01087
Std Dev 0.8649
7
6
5
4
3
2
1
0
−8
−6
−4
−2
0
2
4
6
8

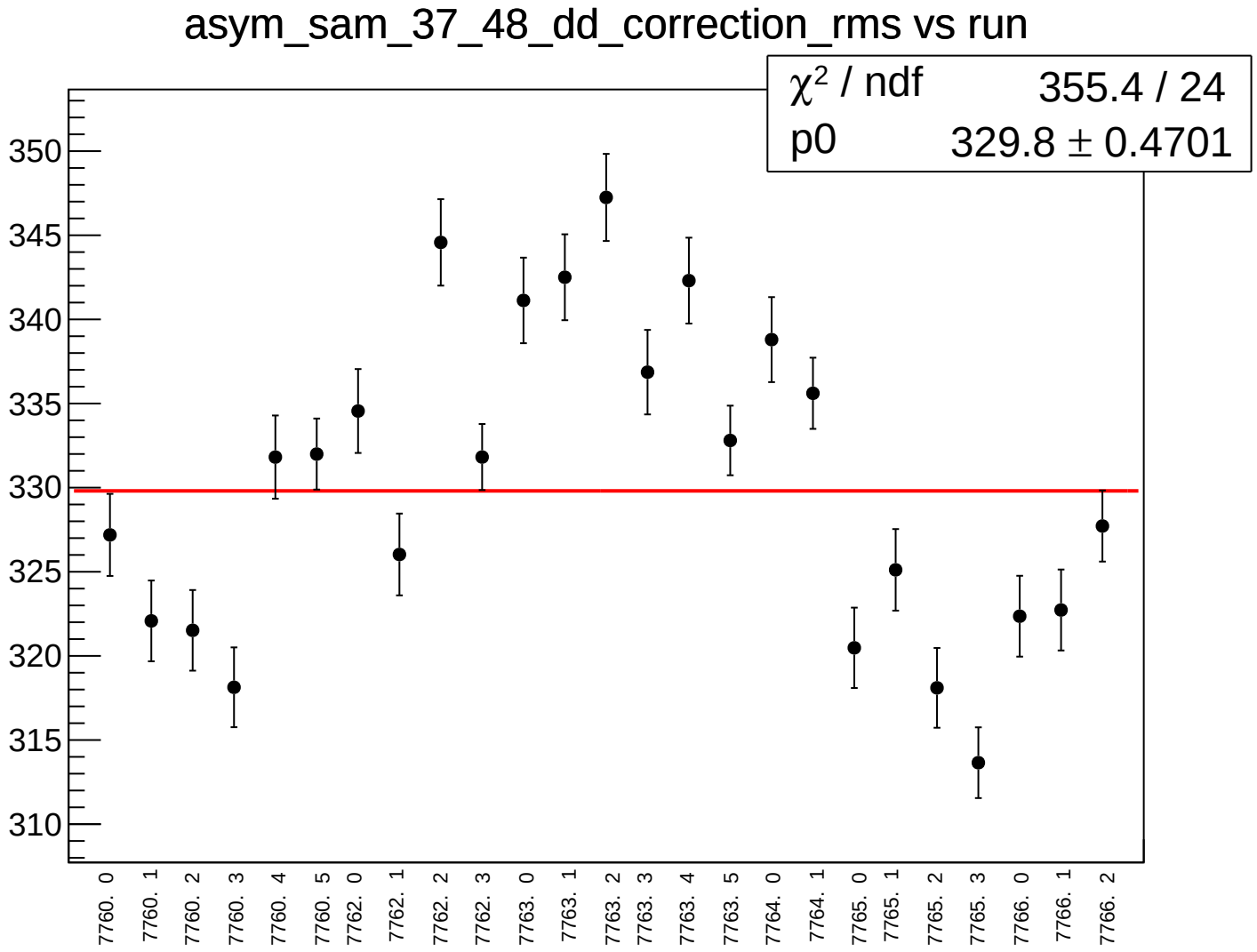
asym_sam_37_48_dd_correction_rms vs run
χ² / ndf 355.4 / 24
p0 329.8 ± 0.4701
350
345
340
335
330
325
320
315
310
7760. 0
7760. 1
7760. 2
7760. 3
7760. 4
7760. 5
7762. 0
7762. 1
7762. 2
7762. 3
7763. 0
7763. 1
7763. 2
7763. 3
7763. 4
7763. 5
7764. 0
7764. 1
7765. 0
7765. 1
7765. 2
7765. 3
7766. 0
7766. 1
7766. 2

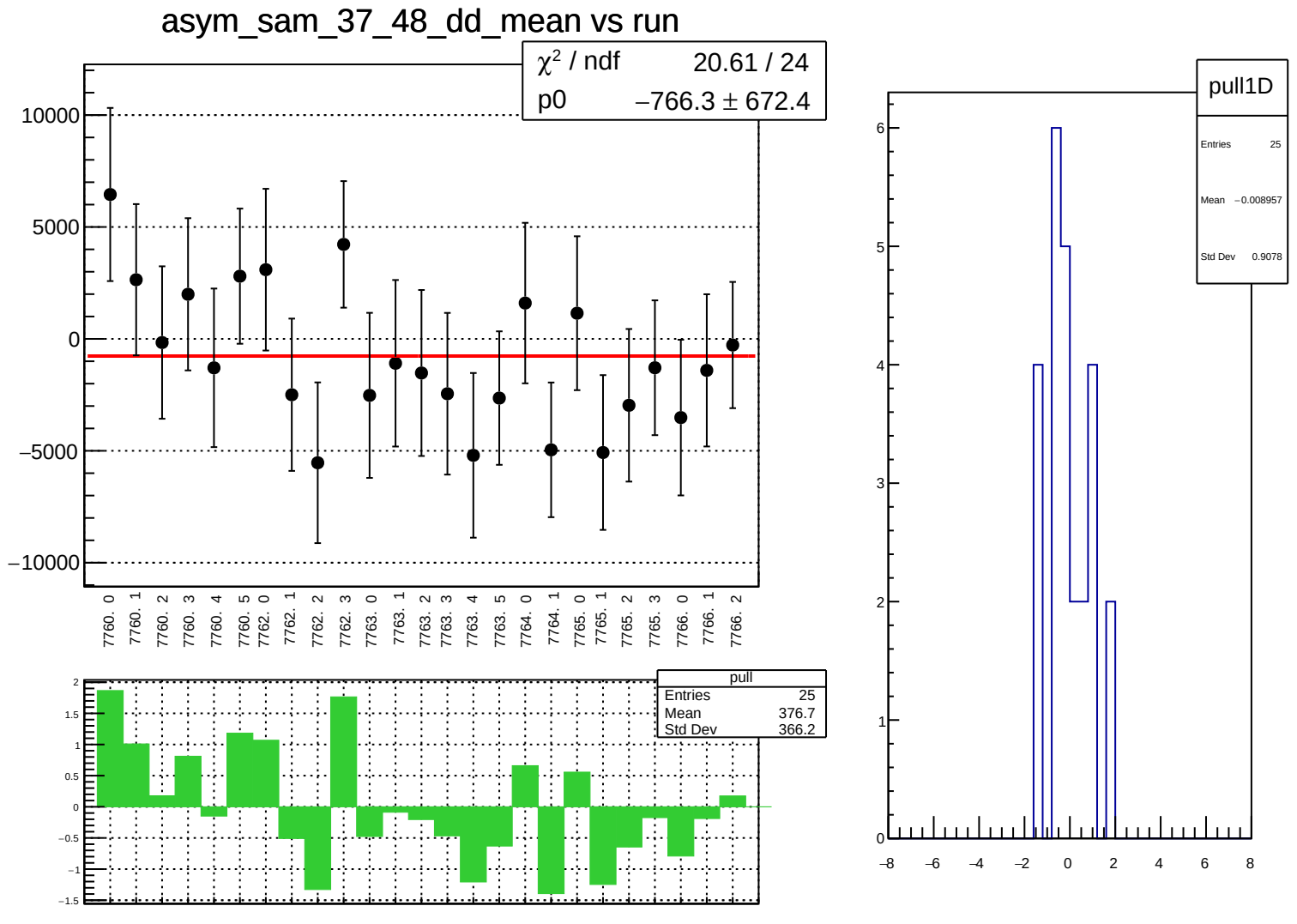
asym_sam_37_48_dd_mean vs run
χ² / ndf 20.61 / 24
p0 −766.3 ± 672.4
10000
5000
0
−5000
−10000
7760. 0
7760. 1
7760. 2
7760. 3
7760. 4
7760. 5
7762. 0
7762. 1
7762. 2
7762. 3
7763. 0
7763. 1
7763. 2
7763. 3
7763. 4
7763. 5
7764. 0
7764. 1
7765. 0
7765. 1
7765. 2
7765. 3
7766. 0
7766. 1
7766. 2
pull
Entries 25
Mean 376.7
Std Dev 366.2
2
1.5
1
0.5
0
−0.5
−1
−1.5
pull1D
Entries 25
Mean −0.008957
Std Dev 0.9078
6
5
4
3
2
1
0
−8
−6
−4
−2
0
2
4
6
8

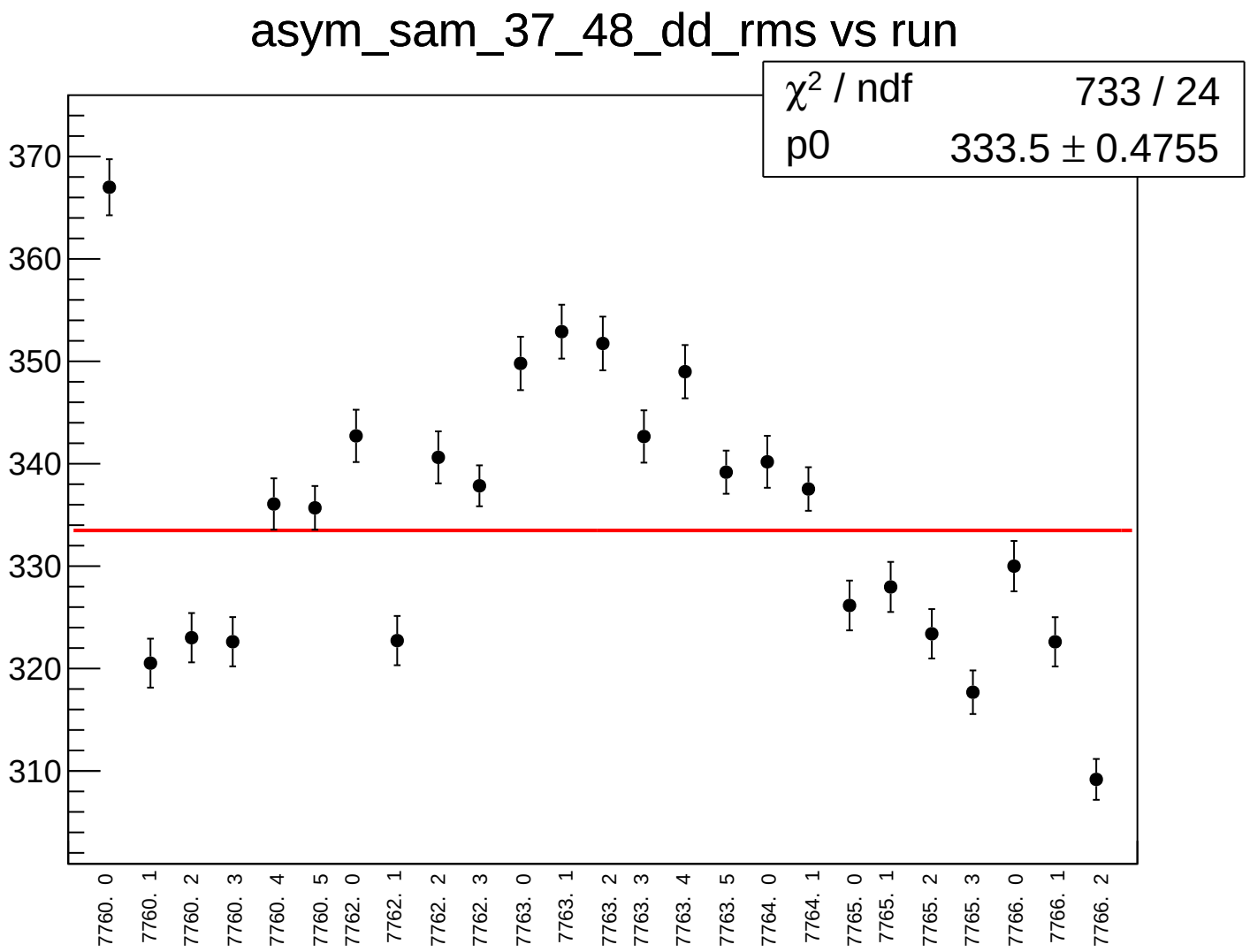
asym_sam_37_48_dd_rms vs run
χ^2 / ndf 733 / 24
p0 333.5 ± 0.4755
370
360
350
340
330
320
310
7760. 0
7760. 1
7760. 2
7760. 3
7760. 4
7760. 5
7762. 0
7762. 1
7762. 2
7762. 3
7763. 0
7763. 1
7763. 2
7763. 3
7763. 4
7763. 5
7764. 0
7764. 1
7765. 0
7765. 1
7765. 2
7765. 3
7766. 0
7766. 1
7766. 2

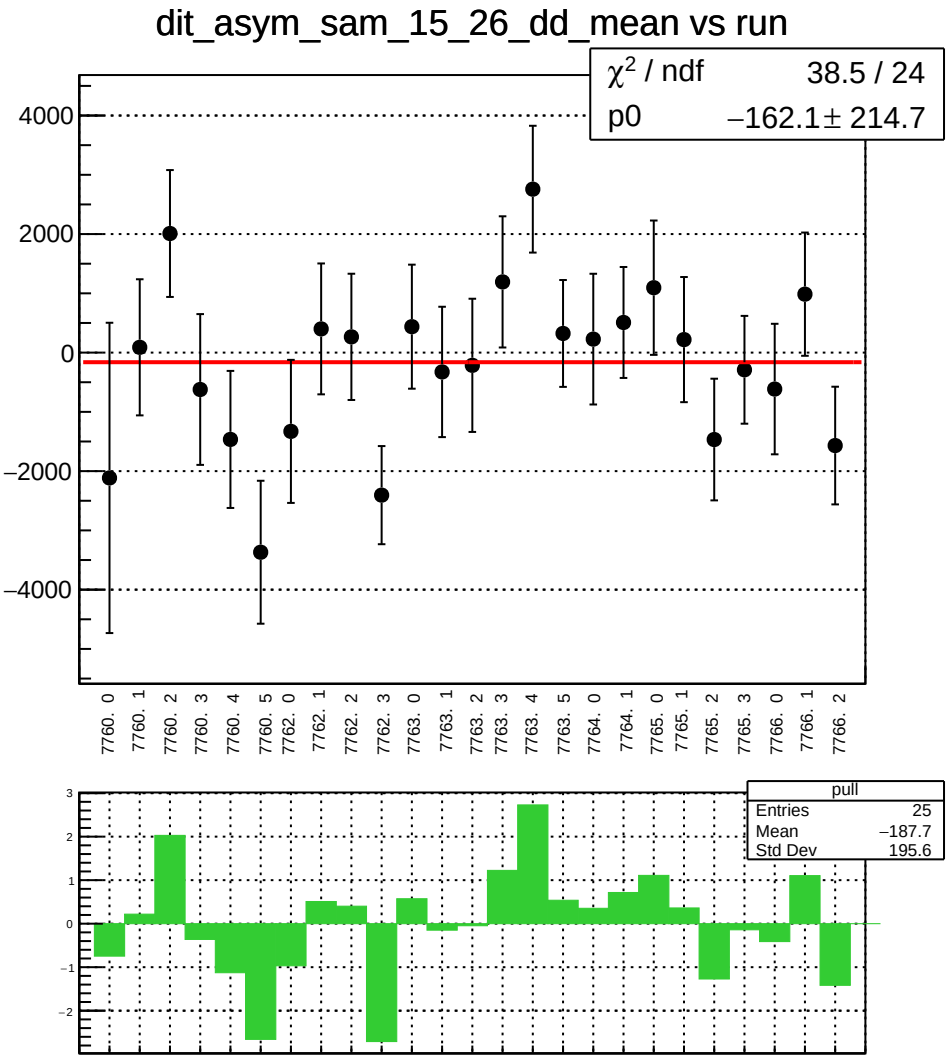
dit_asym_sam_15_26_dd_mean vs run
χ2 / ndf 38.5 / 24
p0 −162.1± 214.7
4000
2000
0
−2000
−4000
7760. 0
7760. 1
7760. 2
7760. 3
7760. 4
7760. 5
7762. 0
7762. 1
7762. 2
7762. 3
7763. 0
7763. 1
7763. 2
7763. 3
7763. 4
7763. 5
7764. 0
7764. 1
7765. 0
7765. 1
7765. 2
7765. 3
7766. 0
7766. 1
7766. 2
pull
Entries 25
Mean −187.7
Std Dev 195.6

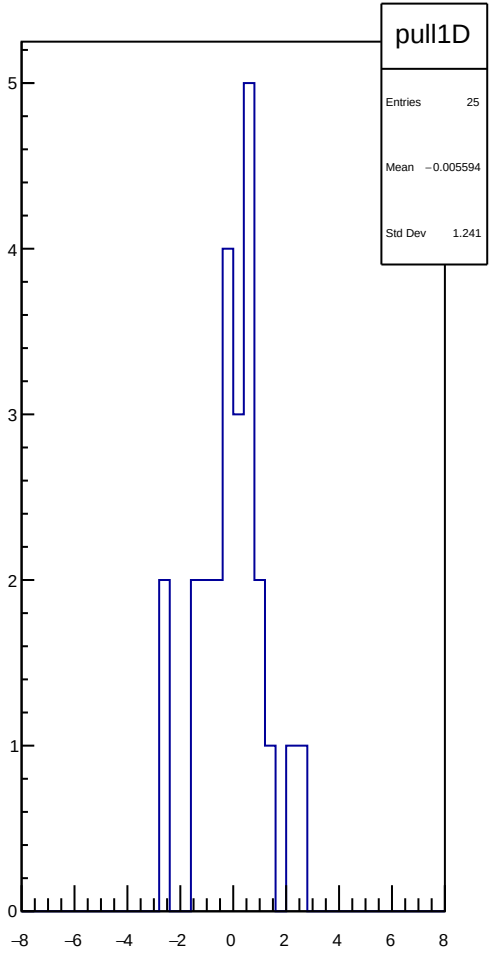
pull1D
Entries 25
Mean −0.005594
Std Dev 1.241

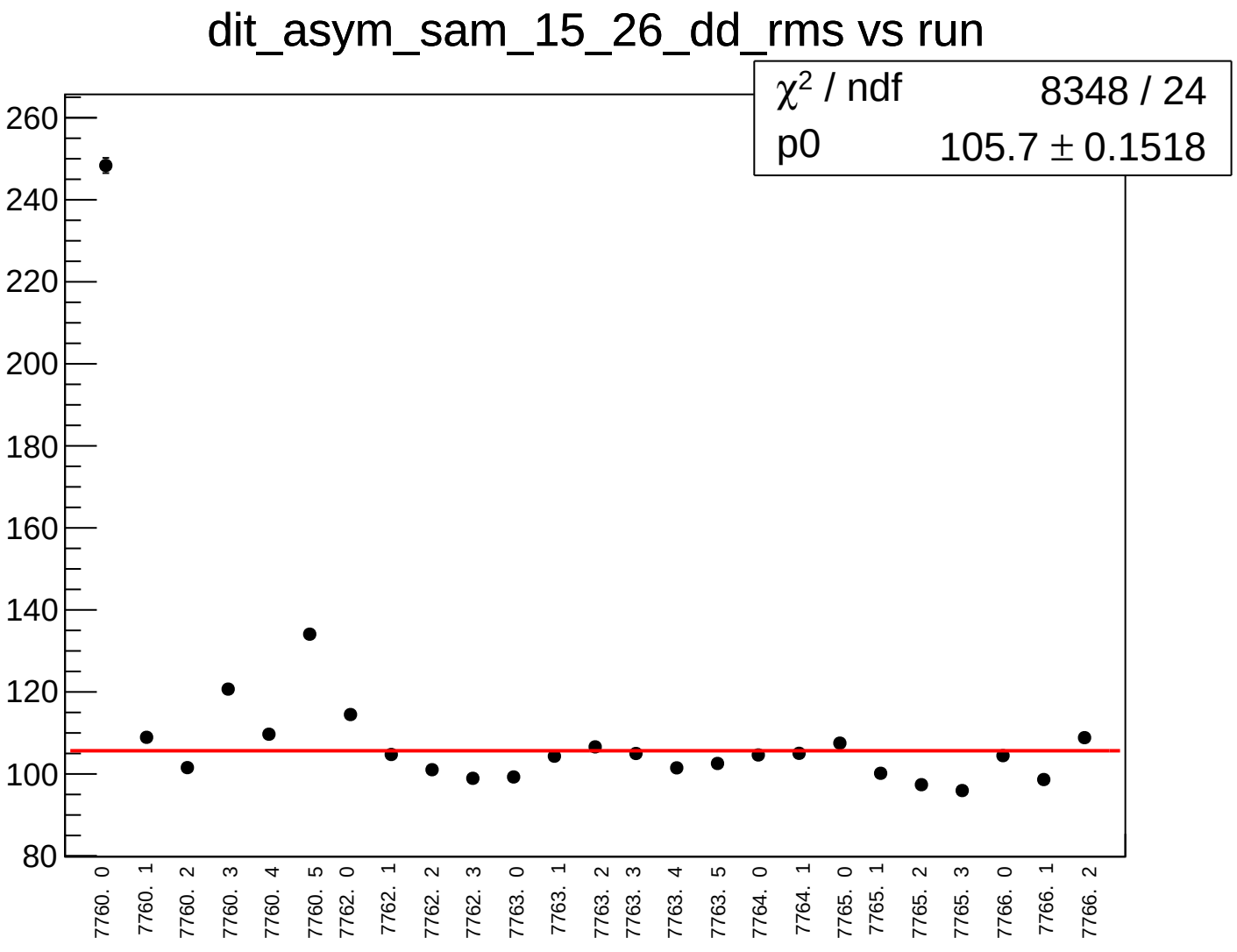
dit_asym_sam_15_26_dd_rms vs run
χ2 / ndf 8348 / 24
p0 105.7 ± 0.1518
260
240
220
200
180
160
140
120
100
80
7760. 0
7760. 1
7760. 2
7760. 3
7760. 4
7760. 5
7762. 0
7762. 1
7762. 2
7762. 3
7763. 0
7763. 1
7763. 2
7763. 3
7763. 4
7763. 5
7764. 0
7764. 1
7765. 0
7765. 1
7765. 2
7765. 3
7766. 0
7766. 1
7766. 2

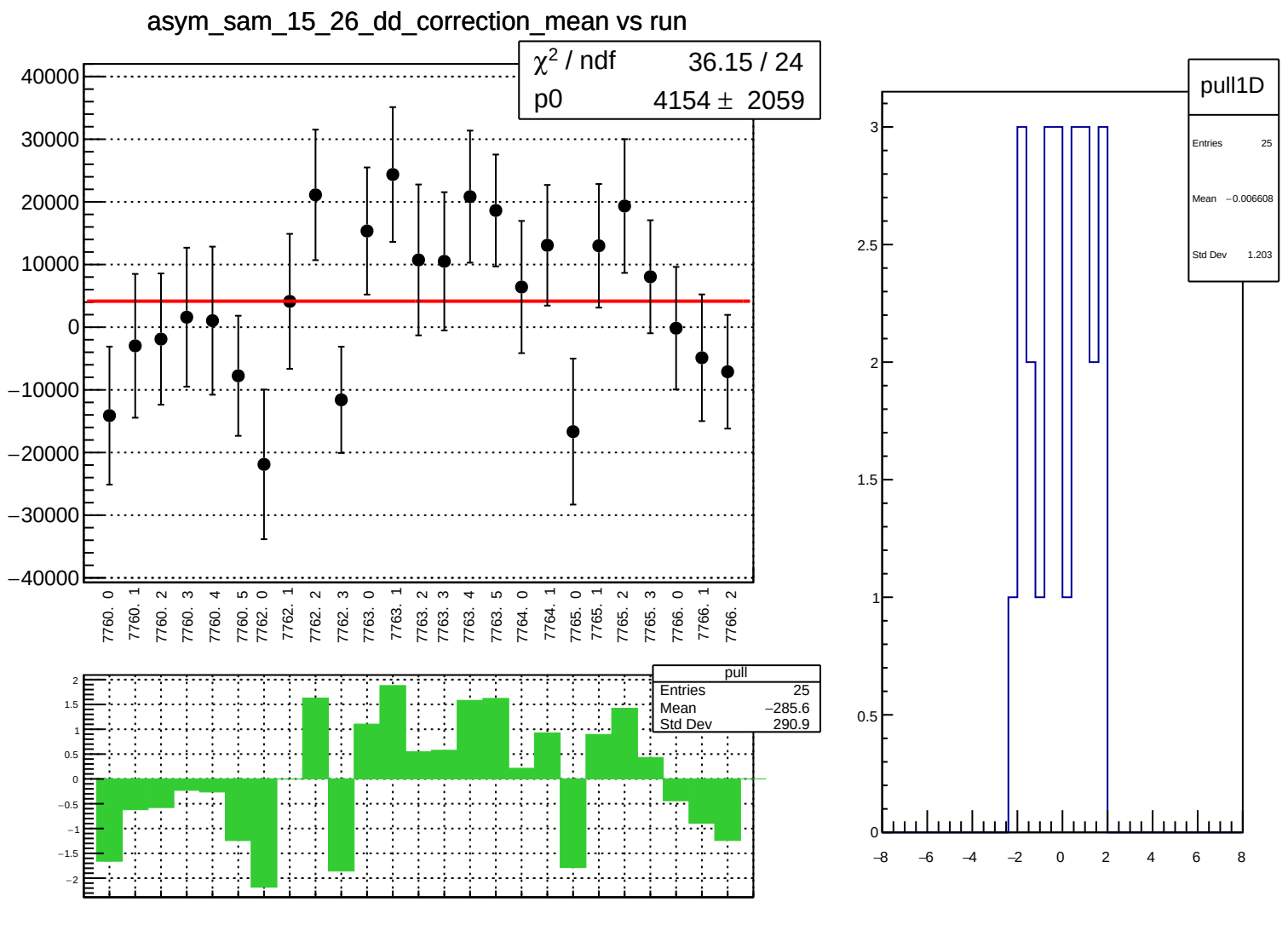
asym_sam_15_26_dd_correction_mean vs run
χ² / ndf 36.15 / 24
p0 4154 ± 2059
40000
30000
20000
10000
0
−10000
−20000
−30000
−40000
7760. 0
7760. 1
7760. 2
7760. 3
7760. 4
7760. 5
7762. 0
7762. 1
7762. 2
7762. 3
7763. 0
7763. 1
7763. 2
7763. 3
7763. 4
7763. 5
7764. 0
7764. 1
7765. 0
7765. 1
7765. 2
7765. 3
7766. 0
7766. 1
7766. 2
pull
Entries 25
Mean −285.6
Std Dev 290.9
2
1.5
1
0.5
0
−0.5
−1
−1.5
−2
pull1D
Entries 25
Mean −0.006608
Std Dev 1.203
3
2.5
2
1.5
1
0.5
0
−8
−6
−4
−2
0
2
4
6
8

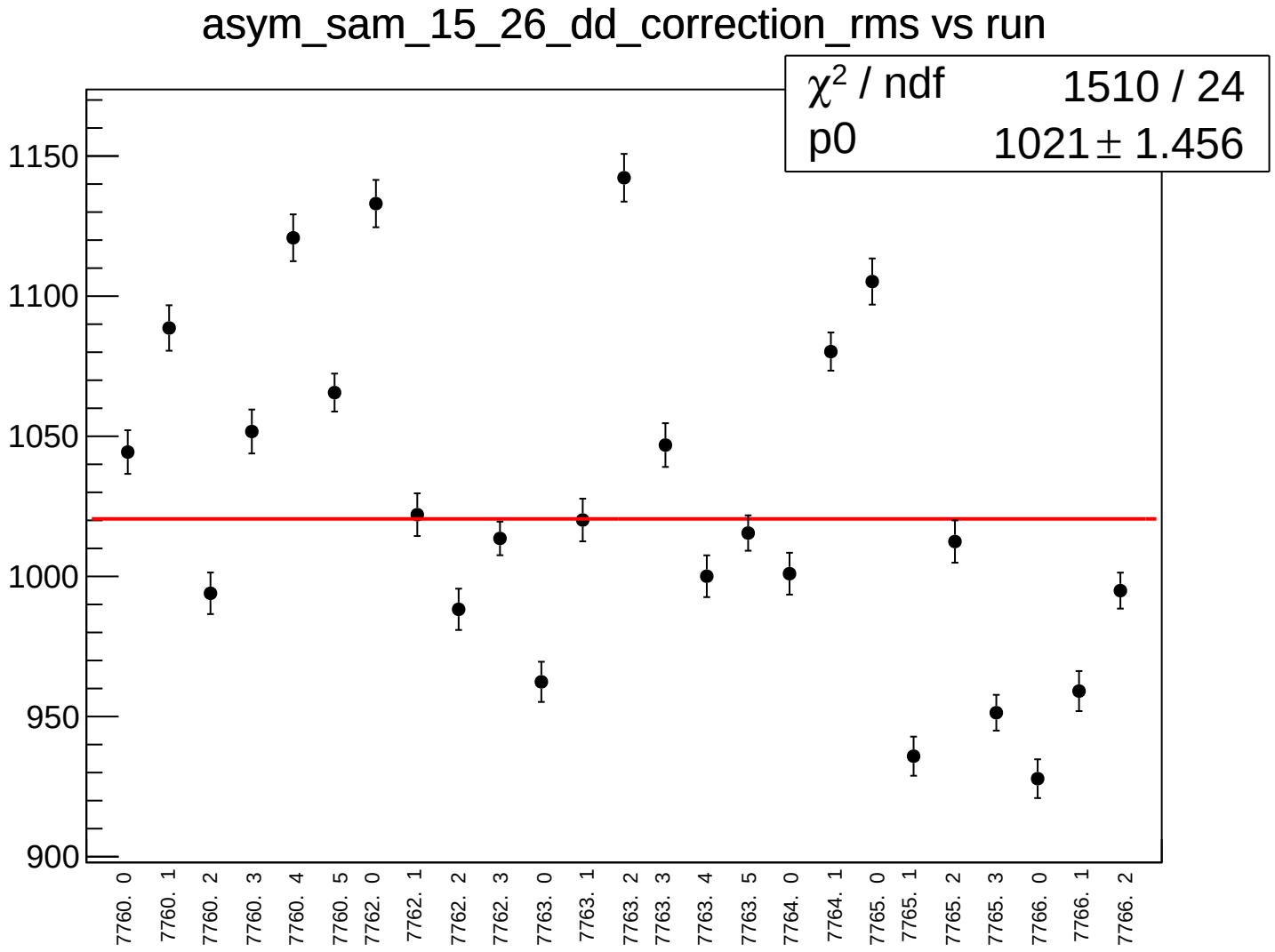
asym_sam_15_26_dd_correction_rms vs run
χ² / ndf 1510 / 24
p0 1021 ± 1.456
1150
1100
1050
1000
950
900
7760. 0
7760. 1
7760. 2
7760. 3
7760. 4
7760. 5
7762. 0
7762. 1
7762. 2
7762. 3
7763. 0
7763. 1
7763. 2
7763. 3
7763. 4
7763. 5
7764. 0
7764. 1
7765. 0
7765. 1
7765. 2
7765. 3
7766. 0
7766. 1
7766. 2

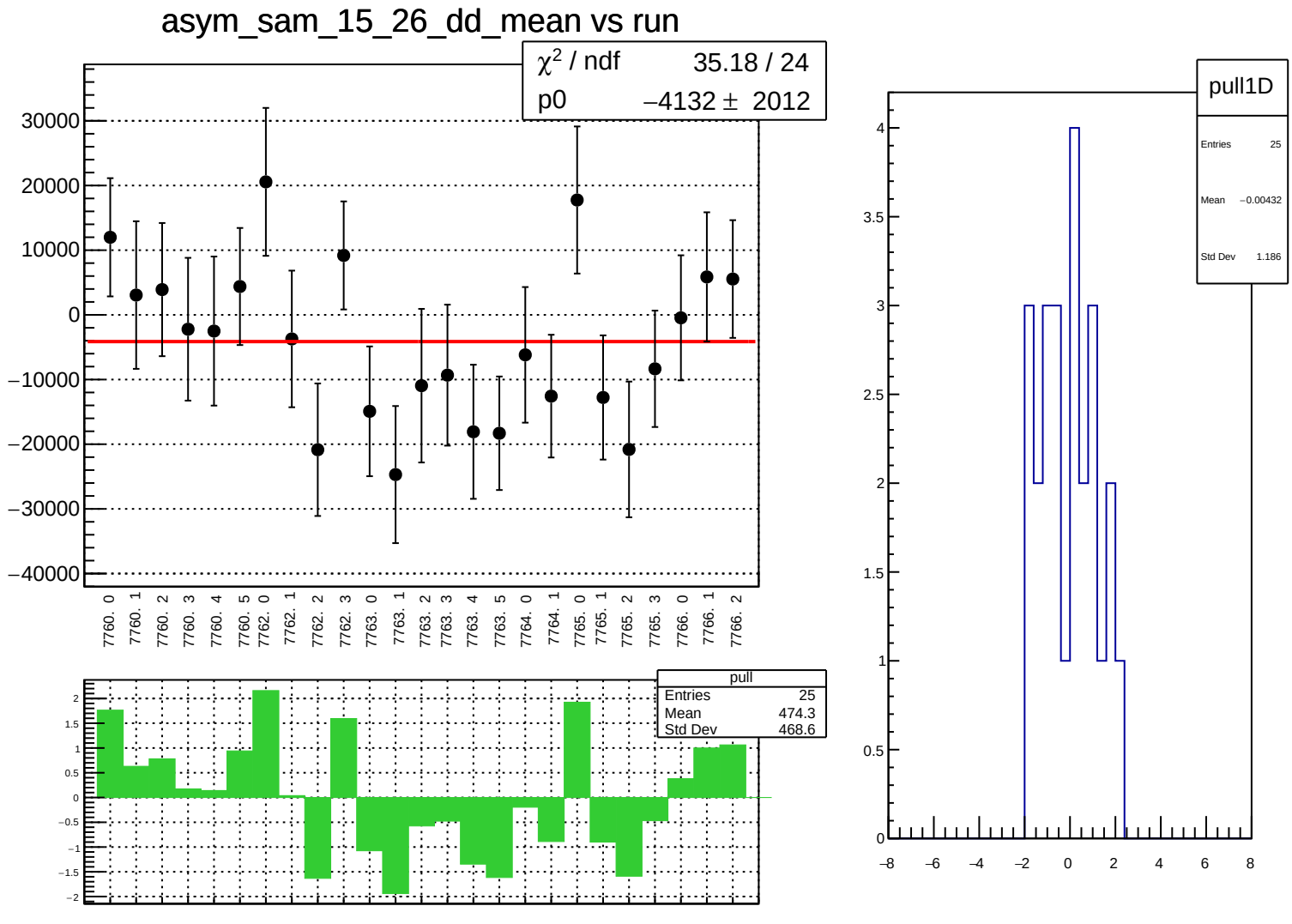
asym_sam_15_26_dd_mean vs run
χ2 / ndf 35.18 / 24
p0 −4132 ± 2012
30000
20000
10000
0
−10000
−20000
−30000
−40000
7760. 0
7760. 1
7760. 2
7760. 3
7760. 4
7760. 5
7762. 0
7762. 1
7762. 2
7762. 3
7763. 0
7763. 1
7763. 2
7763. 3
7763. 4
7763. 5
7764. 0
7764. 1
7765. 0
7765. 1
7765. 2
7765. 3
7766. 0
7766. 1
7766. 2
pull
Entries 25
Mean 474.3
Std Dev 468.6
pull1D
Entries 25
Mean −0.00432
Std Dev 1.186

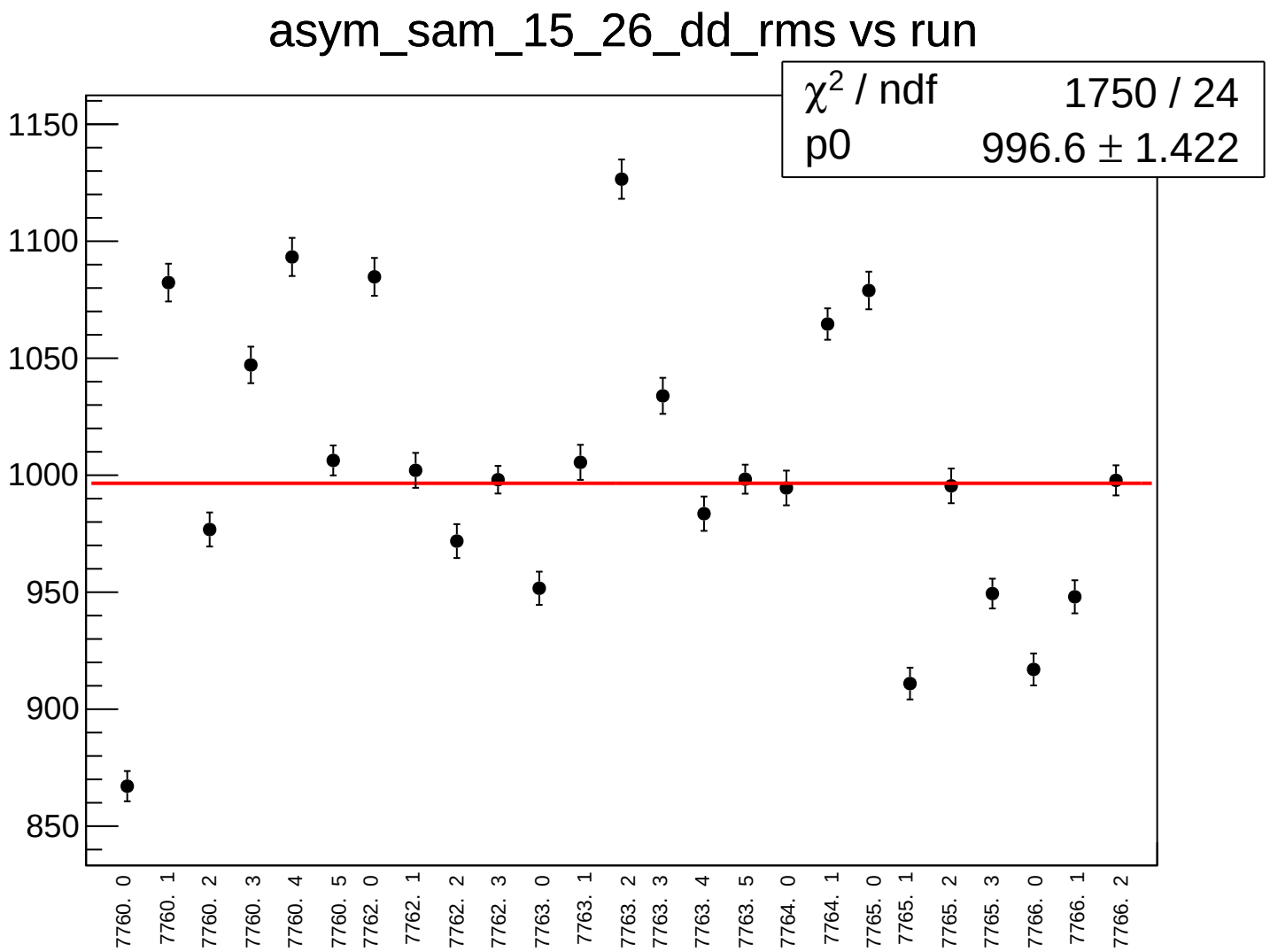
asym_sam_15_26_dd_rms vs run
χ² / ndf 1750 / 24
p0 996.6 ± 1.422
1150
1100
1050
1000
950
900
850
7760. 0
7760. 1
7760. 2
7760. 3
7760. 4
7760. 5
7762. 0
7762. 1
7762. 2
7762. 3
7763. 0
7763. 1
7763. 2
7763. 3
7763. 4
7763. 5
7764. 0
7764. 1
7765. 0
7765. 1
7765. 2
7765. 3
7766. 0
7766. 1
7766. 2

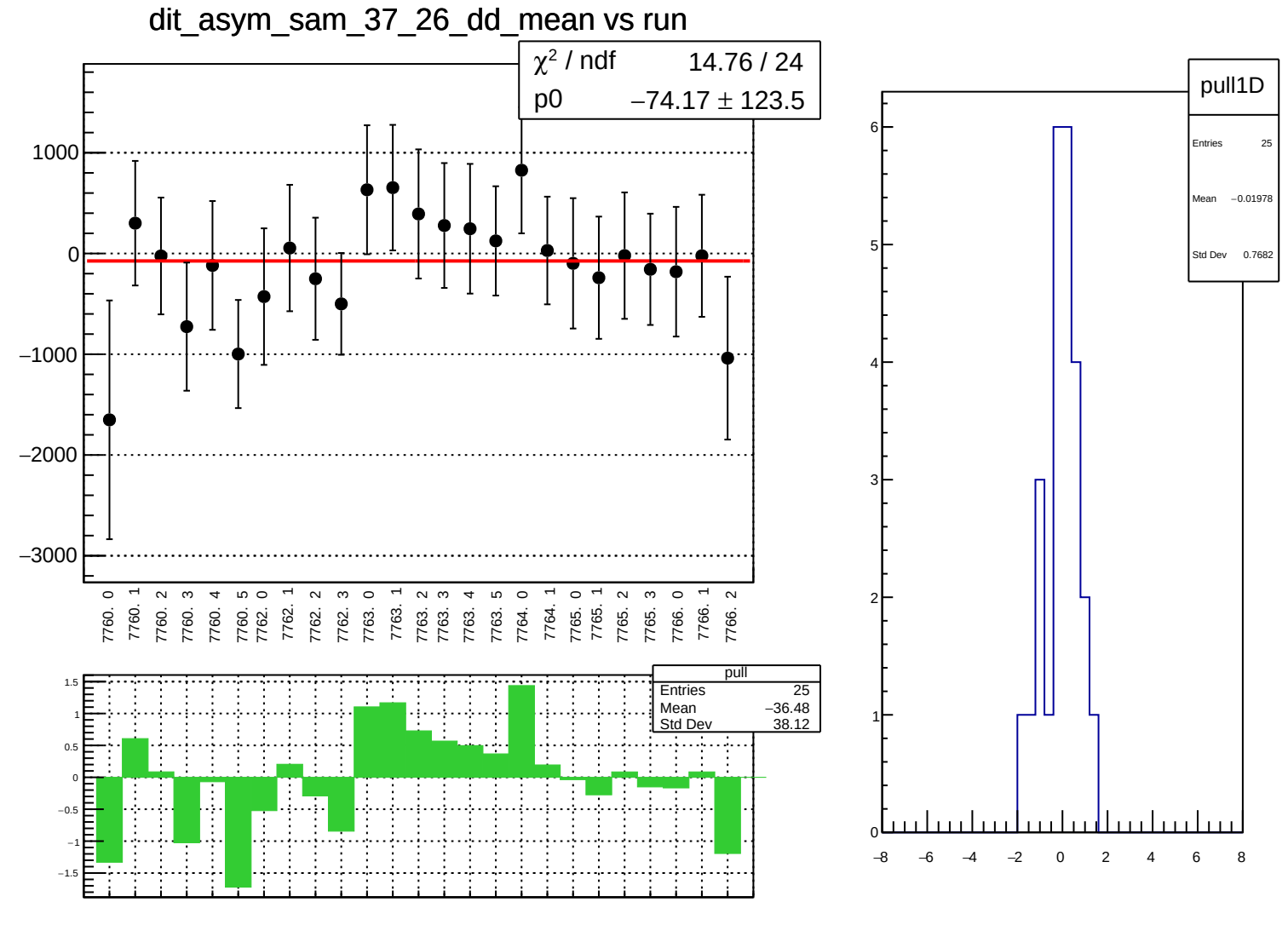
dit_asym_sam_37_26_dd_mean vs run
χ² / ndf 14.76 / 24
p0 −74.17 ± 123.5
1000
0
−1000
−2000
−3000
7760. 0
7760. 1
7760. 2
7760. 3
7760. 4
7760. 5
7762. 0
7762. 1
7762. 2
7762. 3
7763. 0
7763. 1
7763. 2
7763. 3
7763. 4
7763. 5
7764. 0
7764. 1
7765. 0
7765. 1
7765. 2
7765. 3
7766. 0
7766. 1
7766. 2
pull
Entries 25
Mean −36.48
Std Dev 38.12
1.5
1
0.5
0
−0.5
−1
−1.5
pull1D
Entries 25
Mean −0.01978
Std Dev 0.7682
6
5
4
3
2
1
0
−8
−6
−4
−2
0
2
4
6
8

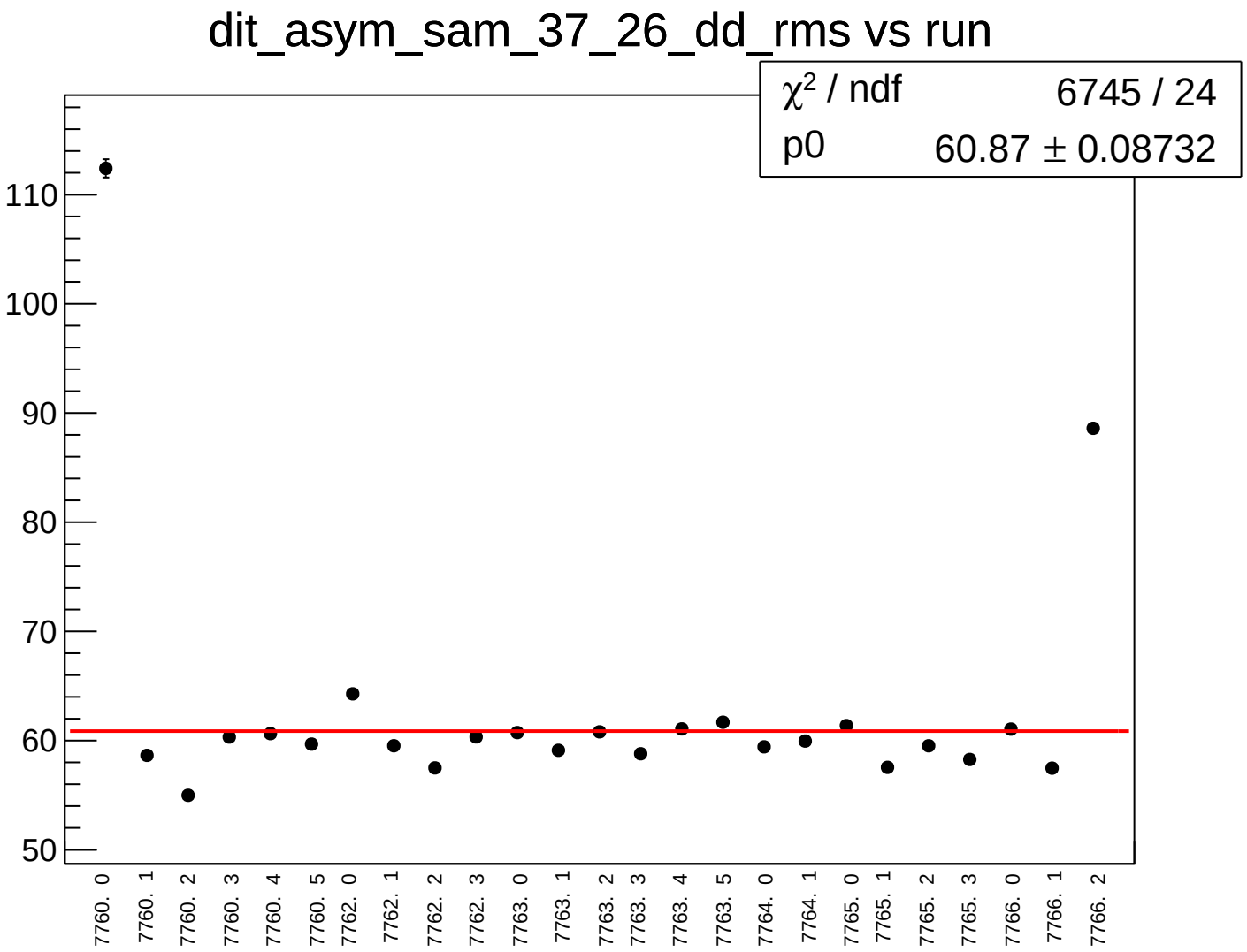
dit_asym_sam_37_26_dd_rms vs run
χ2 / ndf 6745 / 24
p0 60.87 ± 0.08732
110
100
90
80
70
60
50
7760. 0
7760. 1
7760. 2
7760. 3
7760. 4
7760. 5
7762. 0
7762. 1
7762. 2
7762. 3
7763. 0
7763. 1
7763. 2
7763. 3
7763. 4
7763. 5
7764. 0
7764. 1
7765. 0
7765. 1
7765. 2
7765. 3
7766. 0
7766. 1
7766. 2

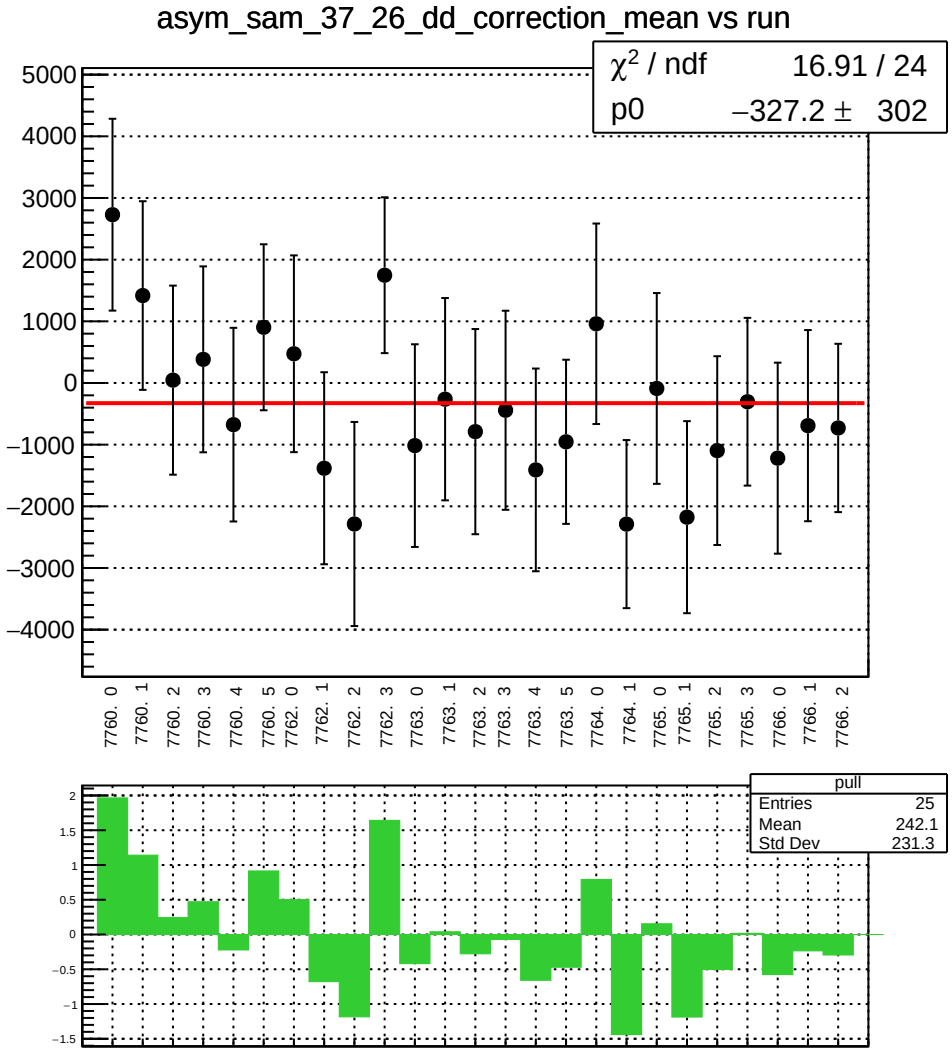
asym_sam_37_26_dd_correction_mean vs run
χ² / ndf 16.91 / 24
p0 −327.2 ± 302
5000
4000
3000
2000
1000
0
−1000
−2000
−3000
−4000
7760. 0
7760. 1
7760. 2
7760. 3
7760. 4
7760. 5
7762. 0
7762. 1
7762. 2
7762. 3
7763. 0
7763. 1
7763. 2
7763. 3
7763. 4
7763. 5
7764. 0
7764. 1
7765. 0
7765. 1
7765. 2
7765. 3
7766. 0
7766. 1
7766. 2
pull
Entries 25
Mean 242.1
Std Dev 231.3
2
1.5
1
0.5
0
−0.5
−1
−1.5

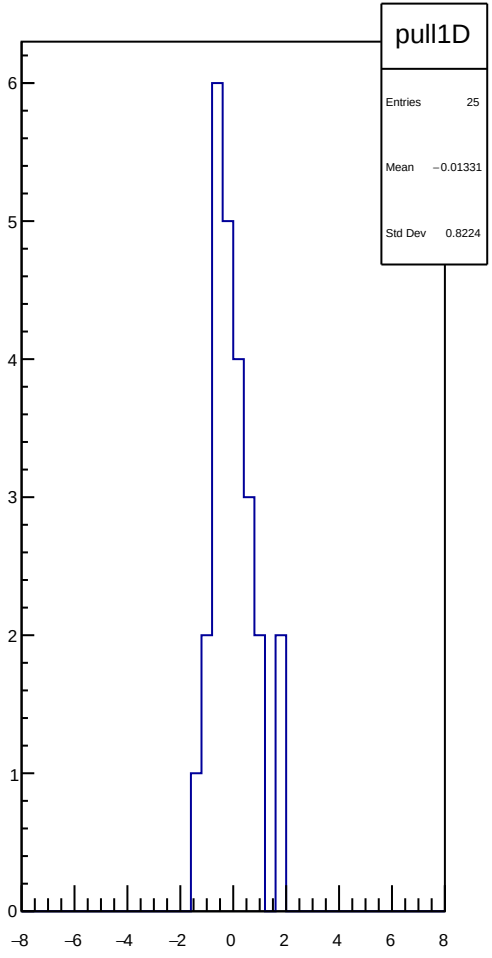
pull1D
Entries 25
Mean −0.01331
Std Dev 0.8224
6
5
4
3
2
1
0
−8
−6
−4
−2
0
2
4
6
8

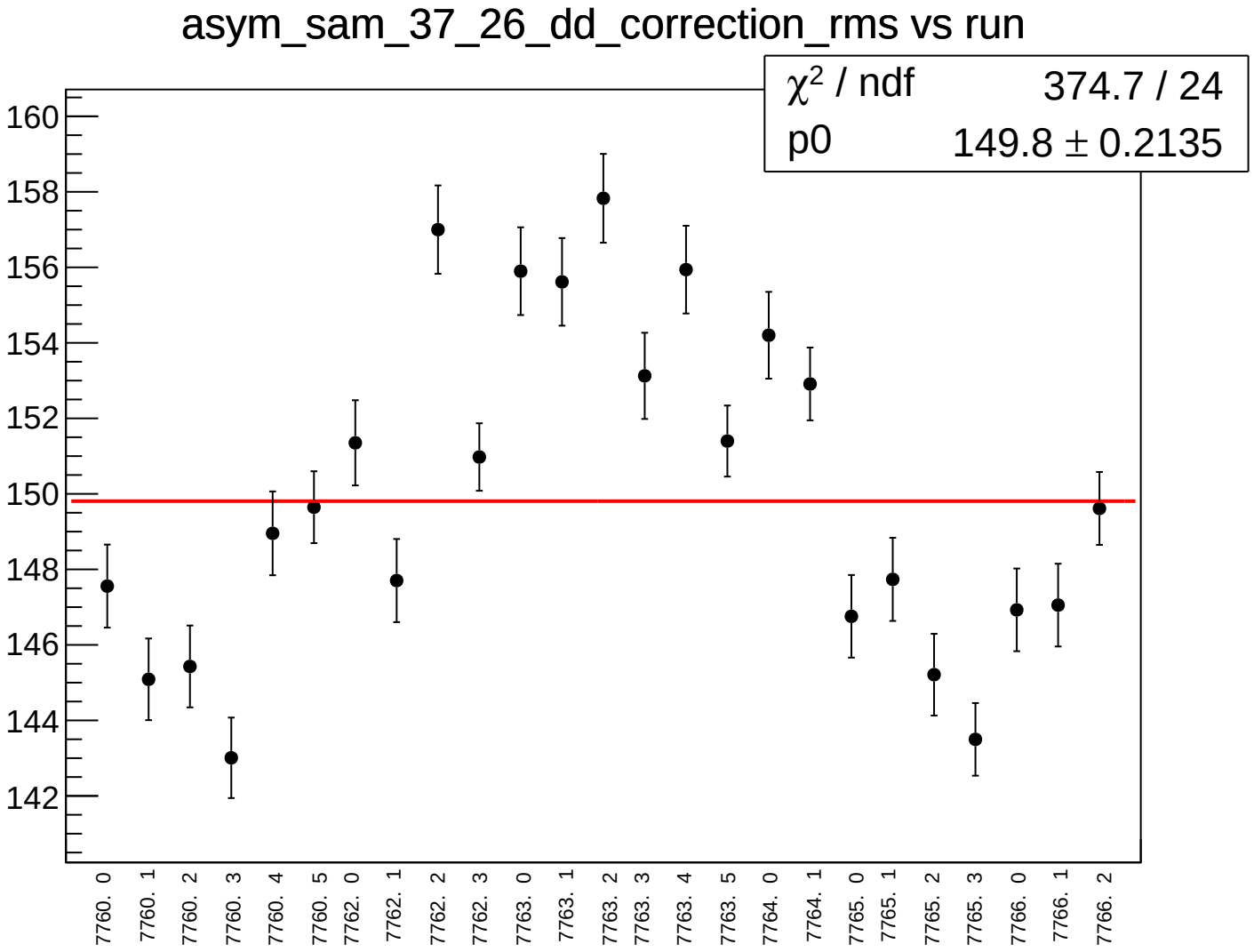
asym_sam_37_26_dd_correction_rms vs run
χ² / ndf 374.7 / 24
p0 149.8 ± 0.2135
160
158
156
154
152
150
148
146
144
142
7760. 0
7760. 1
7760. 2
7760. 3
7760. 4
7760. 5
7762. 0
7762. 1
7762. 2
7762. 3
7763. 0
7763. 1
7763. 2
7763. 3
7763. 4
7763. 5
7764. 0
7764. 1
7765. 0
7765. 1
7765. 2
7765. 3
7766. 0
7766. 1
7766. 2

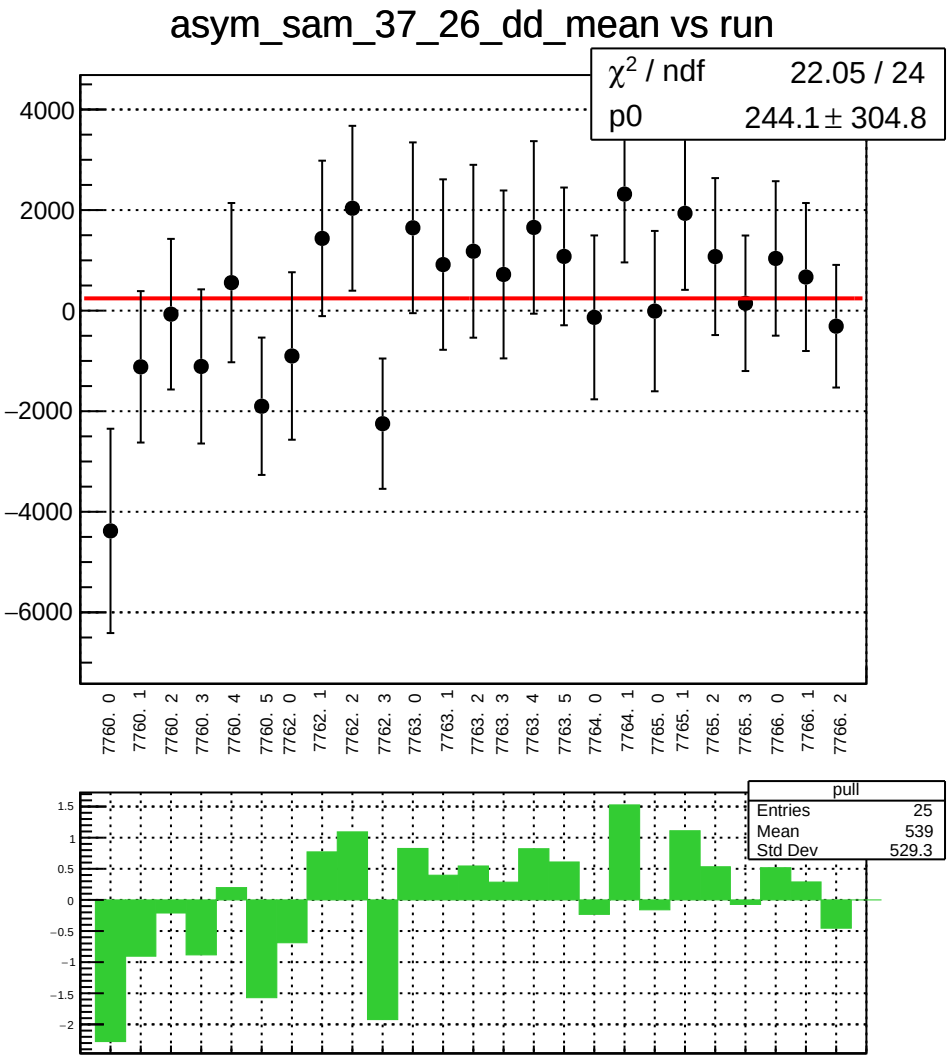
asym_sam_37_26_dd_mean vs run
χ² / ndf 22.05 / 24
p0 244.1 ± 304.8
4000
2000
0
−2000
−4000
−6000
7760. 0
7760. 1
7760. 2
7760. 3
7760. 4
7760. 5
7762. 0
7762. 1
7762. 2
7762. 3
7763. 0
7763. 1
7763. 2
7763. 3
7763. 4
7763. 5
7764. 0
7764. 1
7765. 0
7765. 1
7765. 2
7765. 3
7766. 0
7766. 1
7766. 2
pull
Entries 25
Mean 539
Std Dev 529.3
1.5
1
0.5
0
−0.5
−1
−1.5
−2

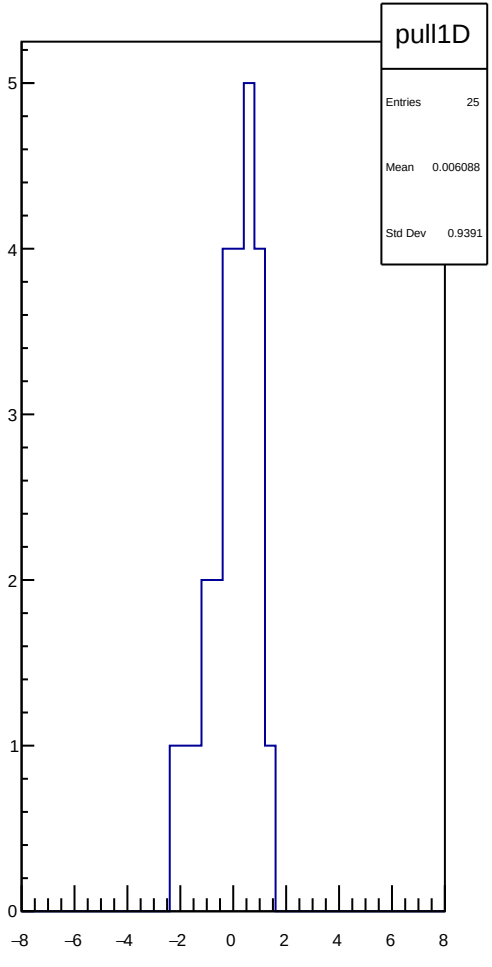
pull1D
Entries 25
Mean 0.006088
Std Dev 0.9391
5
4
3
2
1
0
−8
−6
−4
−2
0
2
4
6
8

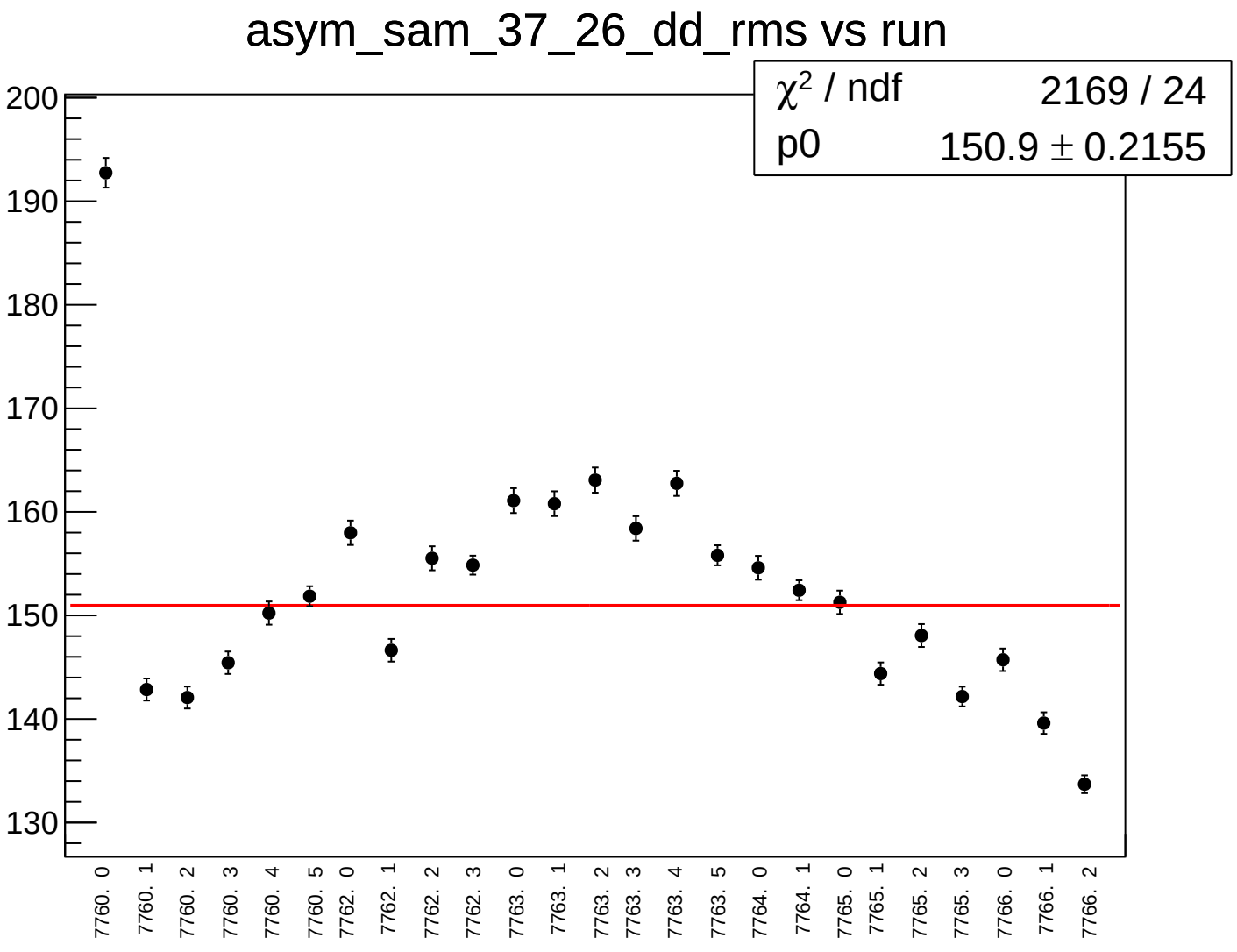
asym_sam_37_26_dd_rms vs run
χ2 / ndf 2169 / 24
p0 150.9 ± 0.2155
200
190
180
170
160
150
140
130
7760. 0
7760. 1
7760. 2
7760. 3
7760. 4
7760. 5
7762. 0
7762. 1
7762. 2
7762. 3
7763. 0
7763. 1
7763. 2
7763. 3
7763. 4
7763. 5
7764. 0
7764. 1
7765. 0
7765. 1
7765. 2
7765. 3
7766. 0
7766. 1
7766. 2

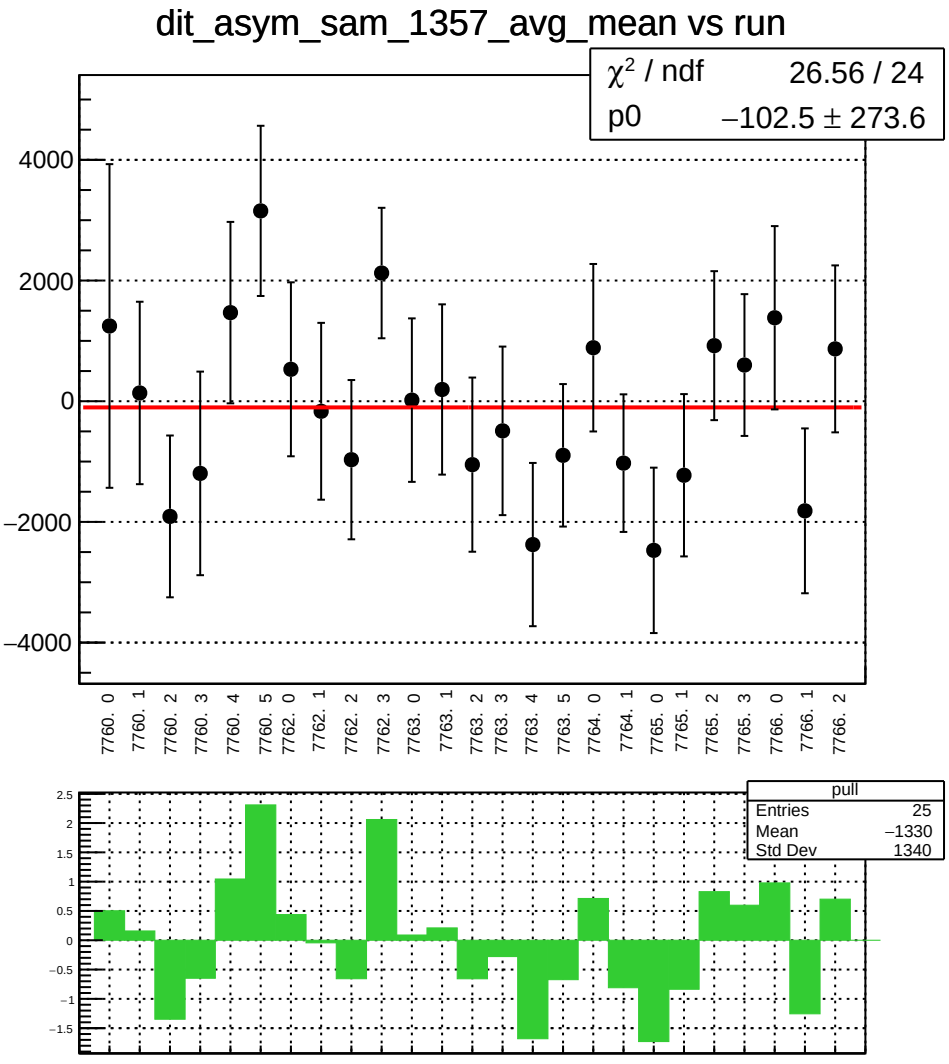
dit_asym_sam_1357_avg_mean vs run
χ² / ndf 26.56 / 24
p0 −102.5 ± 273.6
4000
2000
0
−2000
−4000
7760. 0
7760. 1
7760. 2
7760. 3
7760. 4
7760. 5
7762. 0
7762. 1
7762. 2
7762. 3
7763. 0
7763. 1
7763. 2
7763. 3
7763. 4
7763. 5
7764. 0
7764. 1
7765. 0
7765. 1
7765. 2
7765. 3
7766. 0
7766. 1
7766. 2
pull
Entries 25
Mean −1330
Std Dev 1340
2.5
2
1.5
1
0.5
0
−0.5
−1
−1.5

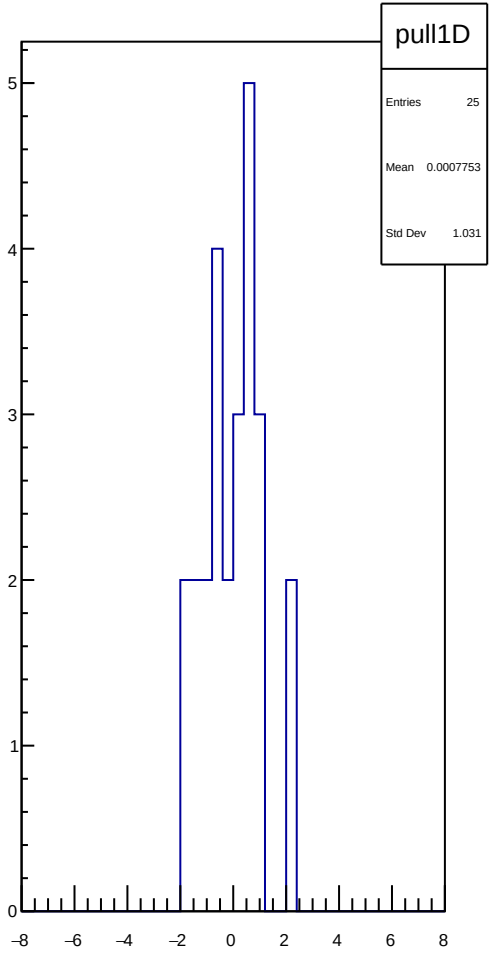
pull1D
Entries 25
Mean 0.0007753
Std Dev 1.031
5
4
3
2
1
0
−8
−6
−4
−2
0
2
4
6
8

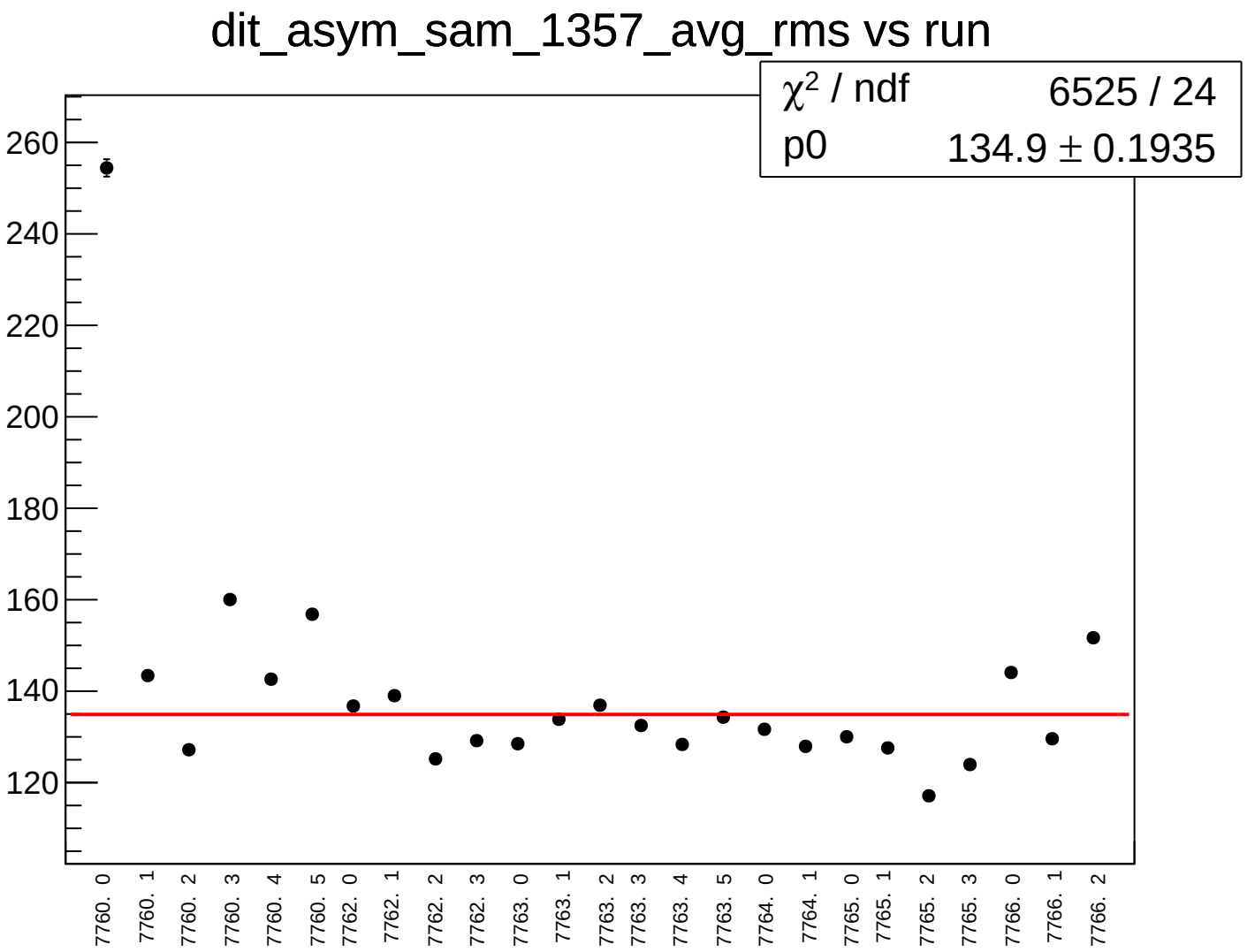
dit_asym_sam_1357_avg_rms vs run
χ2 / ndf 6525 / 24
p0 134.9 ± 0.1935
260
240
220
200
180
160
140
120
7760. 0
7760. 1
7760. 2
7760. 3
7760. 4
7760. 5
7762. 0
7762. 1
7762. 2
7762. 3
7763. 0
7763. 1
7763. 2
7763. 3
7763. 4
7763. 5
7764. 0
7764. 1
7765. 0
7765. 1
7765. 2
7765. 3
7766. 0
7766. 1
7766. 2

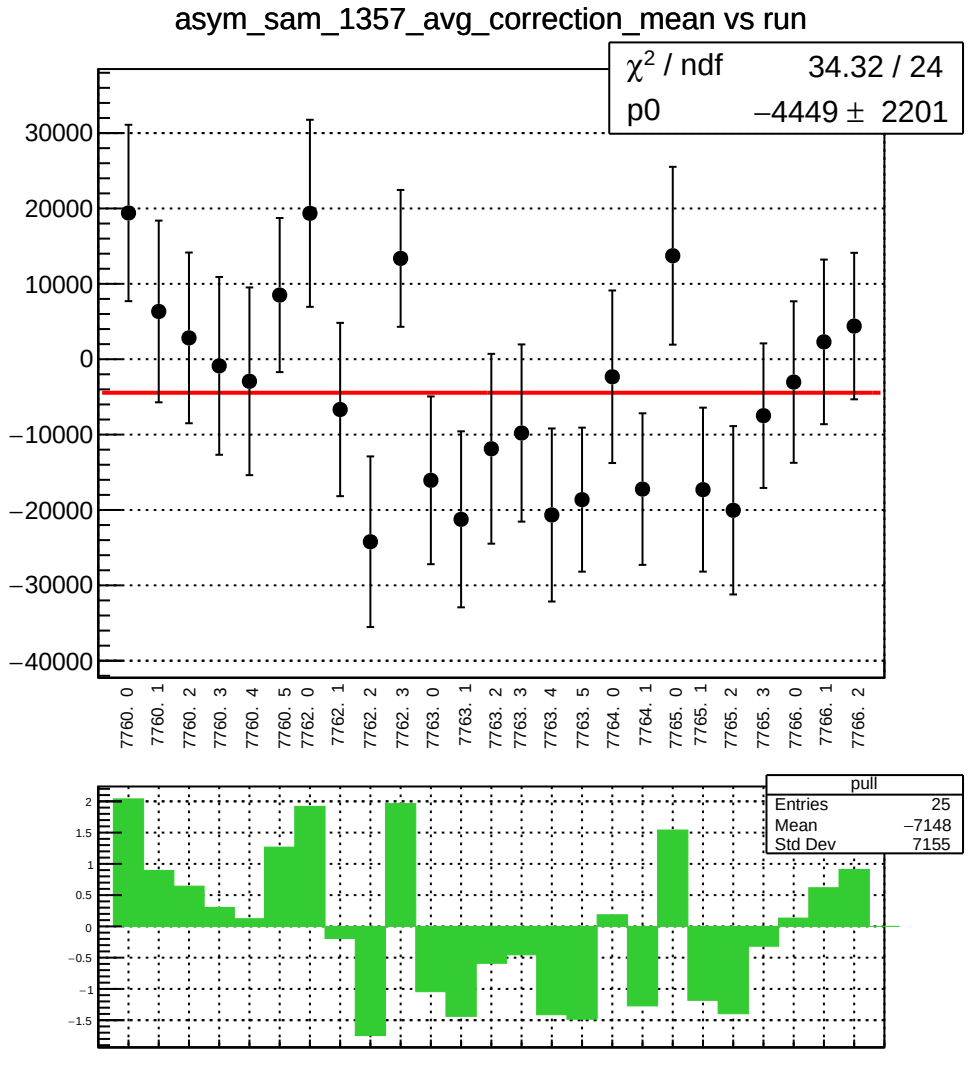
asym_sam_1357_avg_correction_mean vs run
χ² / ndf 34.32 / 24
p0 −4449 ± 2201
30000
20000
10000
0
−10000
−20000
−30000
−40000
7760. 0
7760. 1
7760. 2
7760. 3
7760. 4
7760. 5
7762. 0
7762. 1
7762. 2
7762. 3
7763. 0
7763. 1
7763. 2
7763. 3
7763. 4
7763. 5
7764. 0
7764. 1
7765. 0
7765. 1
7765. 2
7765. 3
7766. 0
7766. 1
7766. 2
pull
Entries 25
Mean −7148
Std Dev 7155
2
1.5
1
0.5
0
−0.5
−1
−1.5

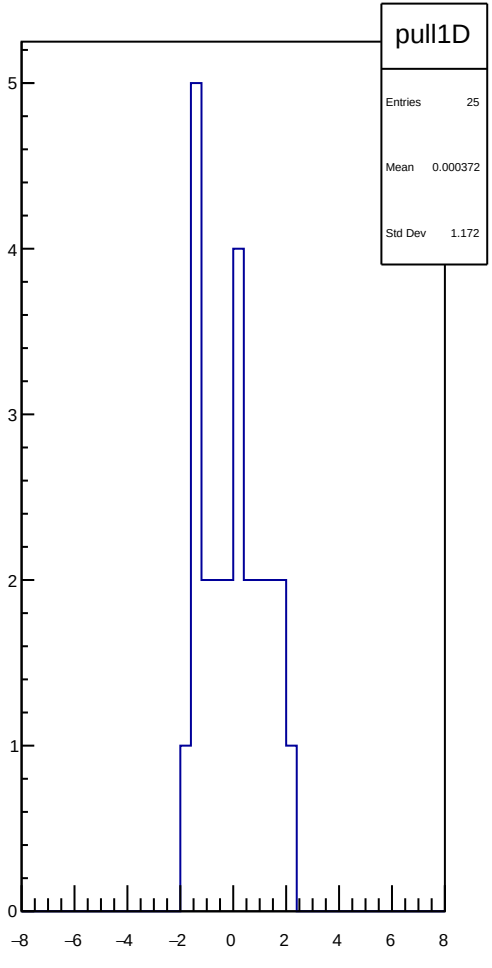
pull1D
Entries 25
Mean 0.000372
Std Dev 1.172
5
4
3
2
1
0
−8
−6
−4
−2
0
2
4
6
8

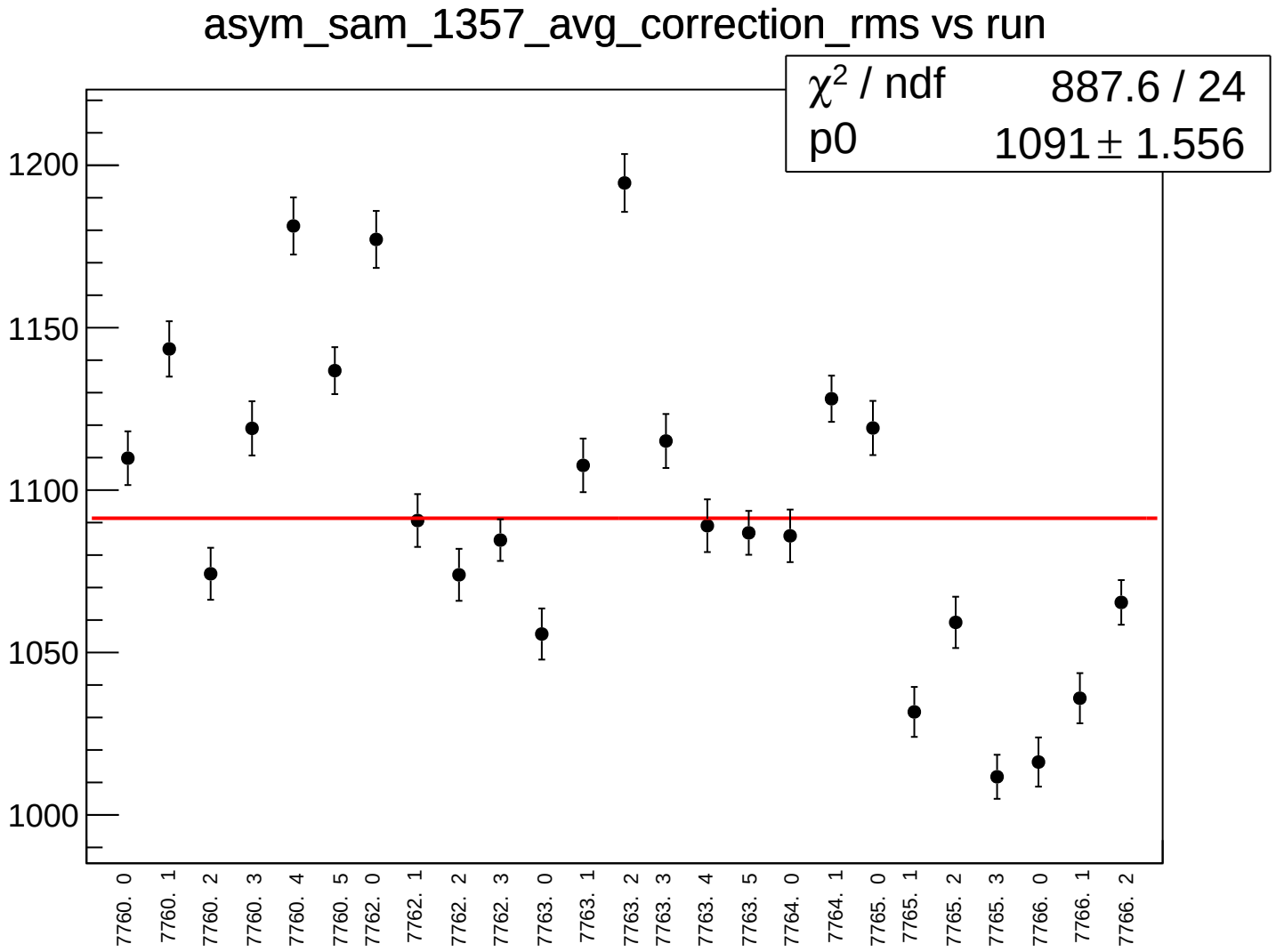
asym_sam_1357_avg_correction_rms vs run
χ² / ndf 887.6 / 24
p0 1091 ± 1.556
1200
1150
1100
1050
1000
7760. 0
7760. 1
7760. 2
7760. 3
7760. 4
7760. 5
7762. 0
7762. 1
7762. 2
7762. 3
7763. 0
7763. 1
7763. 2
7763. 3
7763. 4
7763. 5
7764. 0
7764. 1
7765. 0
7765. 1
7765. 2
7765. 3
7766. 0
7766. 1
7766. 2

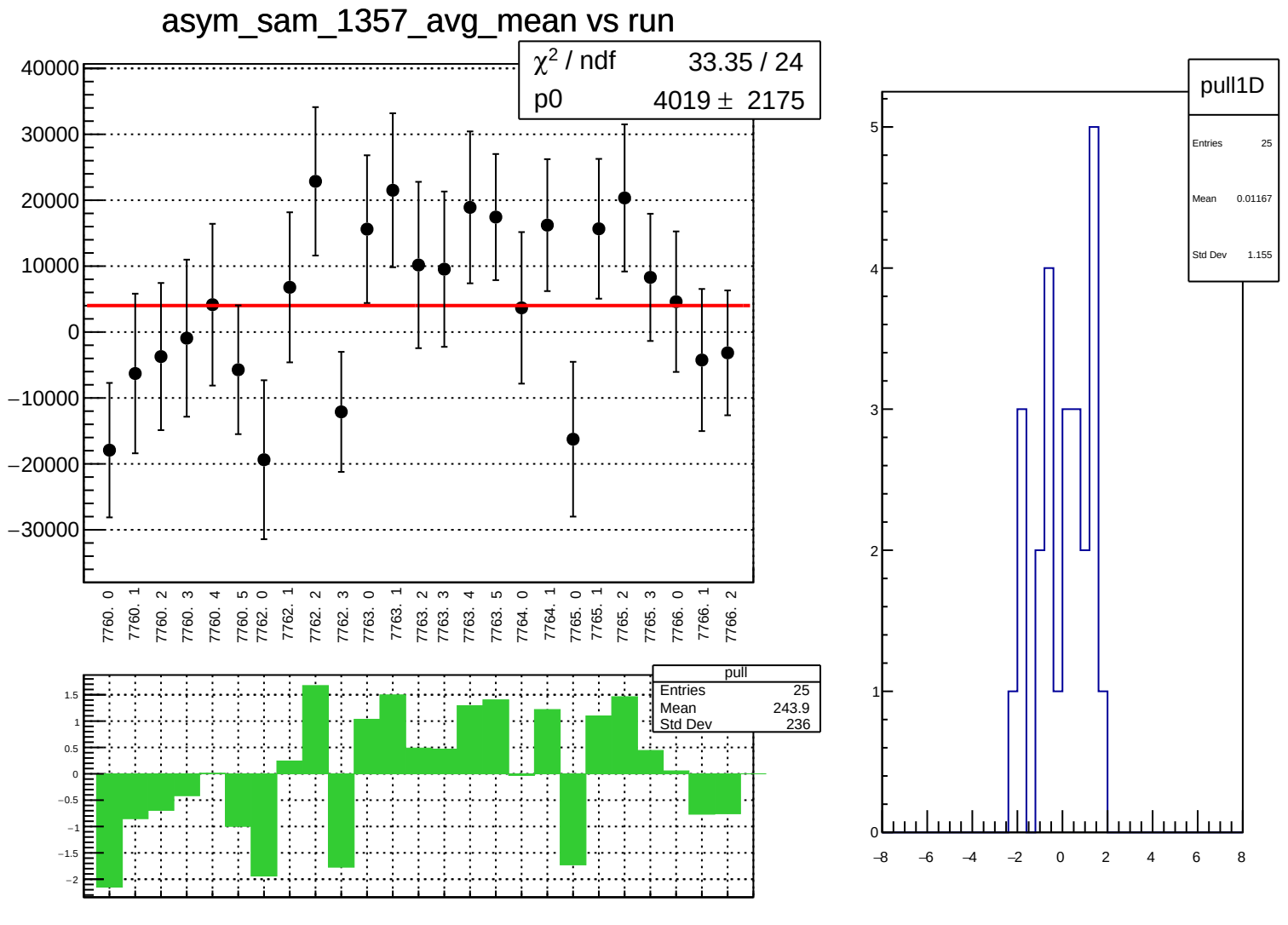
asym_sam_1357_avg_mean vs run
χ² / ndf 33.35 / 24
p0 4019 ± 2175
40000
30000
20000
10000
0
−10000
−20000
−30000
7760. 0
7760. 1
7760. 2
7760. 3
7760. 4
7760. 5
7762. 0
7762. 1
7762. 2
7762. 3
7763. 0
7763. 1
7763. 2
7763. 3
7763. 4
7763. 5
7764. 0
7764. 1
7765. 0
7765. 1
7765. 2
7765. 3
7766. 0
7766. 1
7766. 2
pull
Entries 25
Mean 243.9
Std Dev 236
1.5
1
0.5
0
−0.5
−1
−1.5
−2
pull1D
Entries 25
Mean 0.01167
Std Dev 1.155
5
4
3
2
1
0
−8
−6
−4
−2
0
2
4
6
8

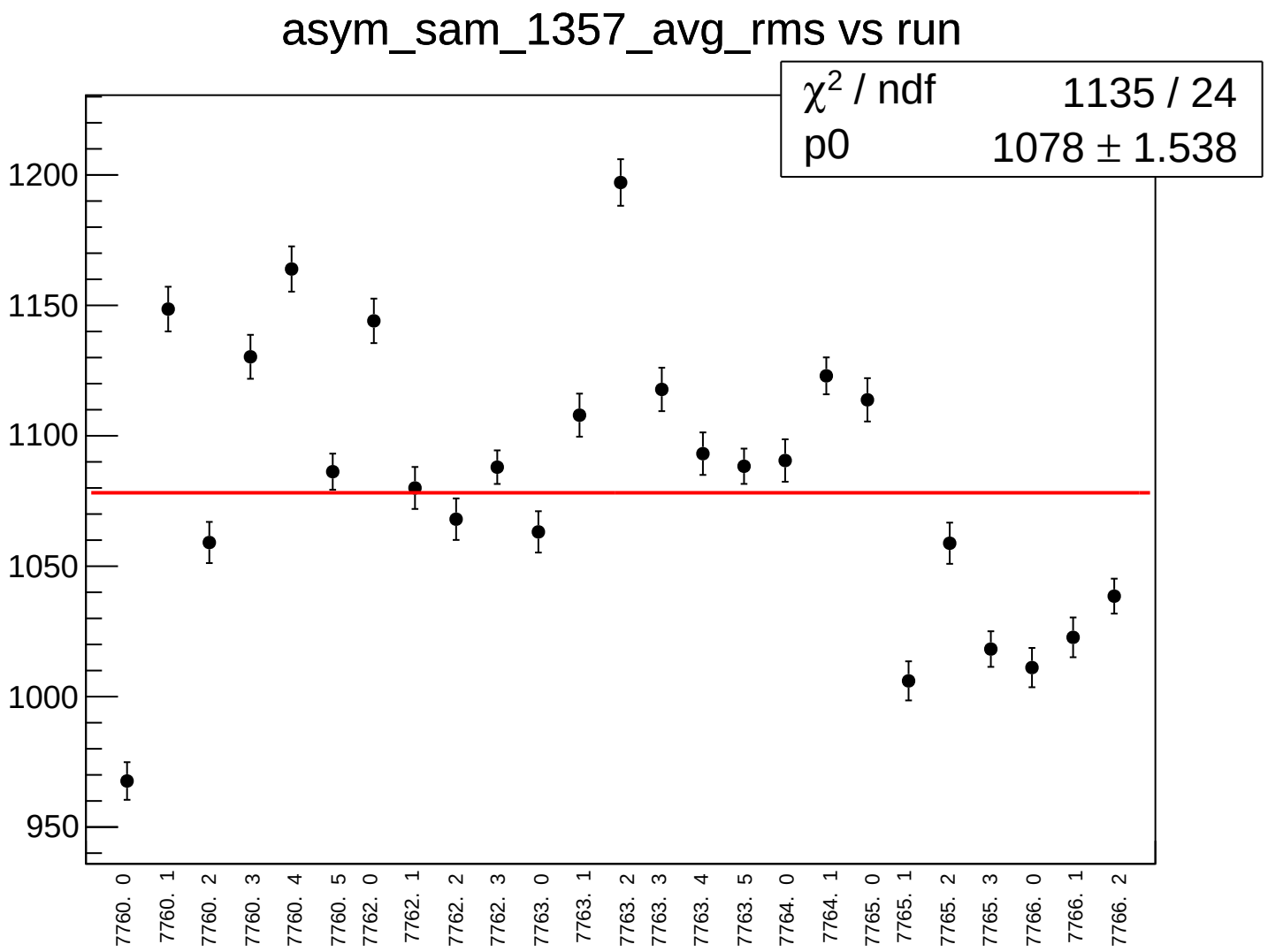
asym_sam_1357_avg_rms vs run
χ² / ndf 1135 / 24
p0 1078 ± 1.538
1200
1150
1100
1050
1000
950
7760. 0
7760. 1
7760. 2
7760. 3
7760. 4
7760. 5
7762. 0
7762. 1
7762. 2
7762. 3
7763. 0
7763. 1
7763. 2
7763. 3
7763. 4
7763. 5
7764. 0
7764. 1
7765. 0
7765. 1
7765. 2
7765. 3
7766. 0
7766. 1
7766. 2

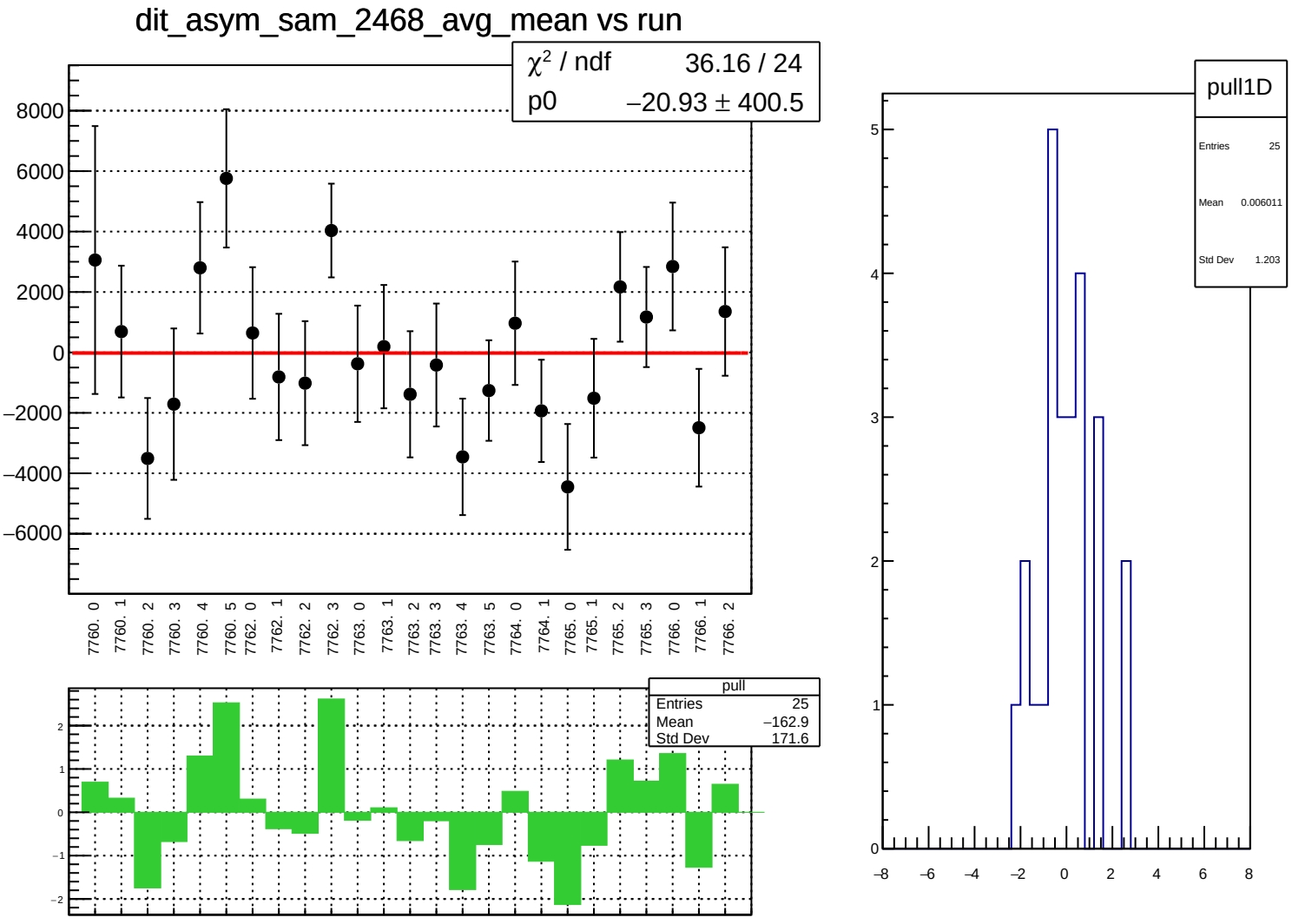
dit_asym_sam_2468_avg_mean vs run
χ² / ndf 36.16 / 24
p0 −20.93 ± 400.5
8000
6000
4000
2000
0
−2000
−4000
−6000
7760. 0
7760. 1
7760. 2
7760. 3
7760. 4
7760. 5
7762. 0
7762. 1
7762. 2
7762. 3
7763. 0
7763. 1
7763. 2
7763. 3
7763. 4
7763. 5
7764. 0
7764. 1
7765. 0
7765. 1
7765. 2
7765. 3
7766. 0
7766. 1
7766. 2
pull
Entries 25
Mean −162.9
Std Dev 171.6
2
1
0
−1
−2
pull1D
Entries 25
Mean 0.006011
Std Dev 1.203
5
4
3
2
1
0
−8
−6
−4
−2
0
2
4
6
8

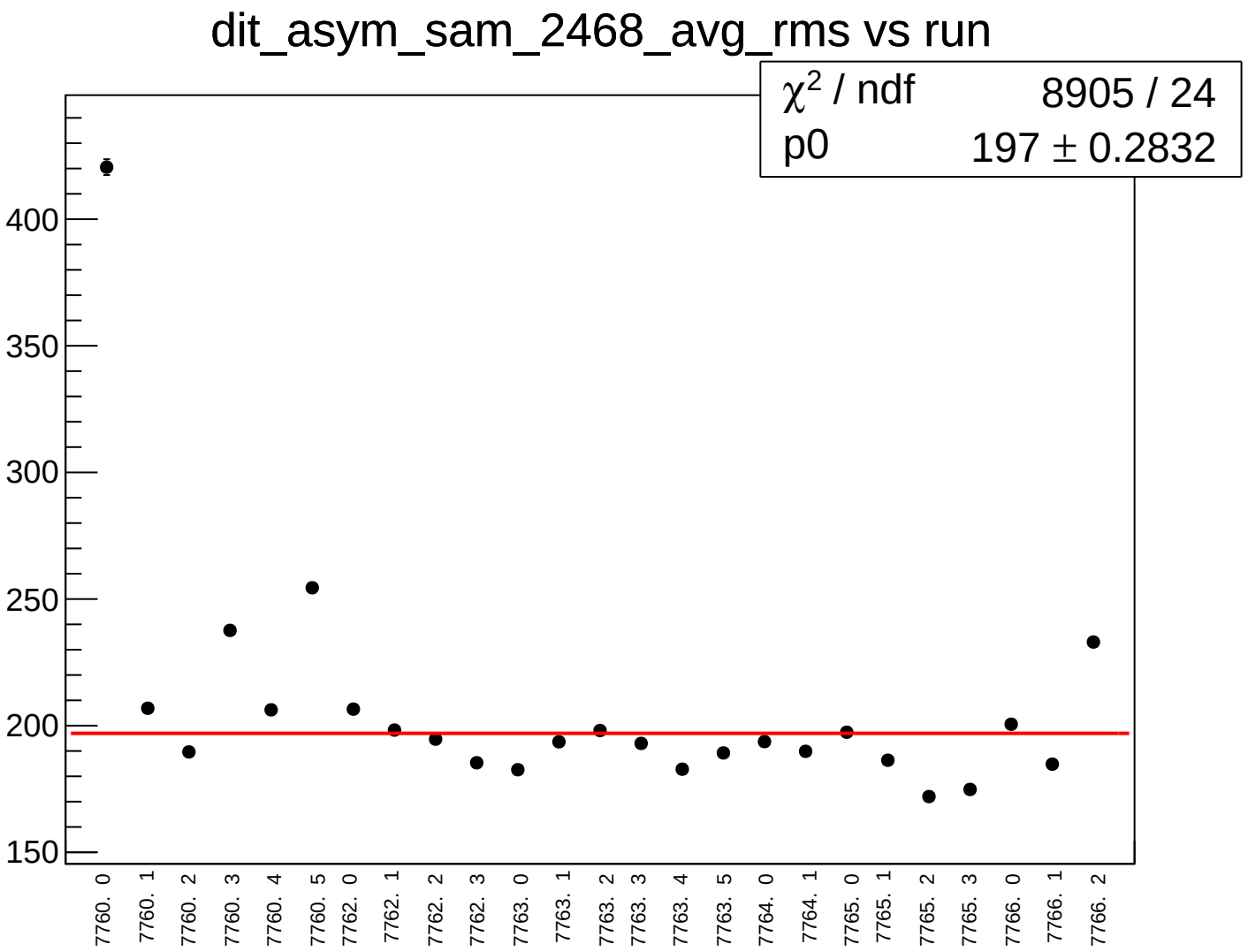
dit_asym_sam_2468_avg_rms vs run
χ2 / ndf 8905 / 24
p0 197 ± 0.2832
400
350
300
250
200
150
7760. 0
7760. 1
7760. 2
7760. 3
7760. 4
7760. 5
7762. 0
7762. 1
7762. 2
7762. 3
7763. 0
7763. 1
7763. 2
7763. 3
7763. 4
7763. 5
7764. 0
7764. 1
7765. 0
7765. 1
7765. 2
7765. 3
7766. 0
7766. 1
7766. 2

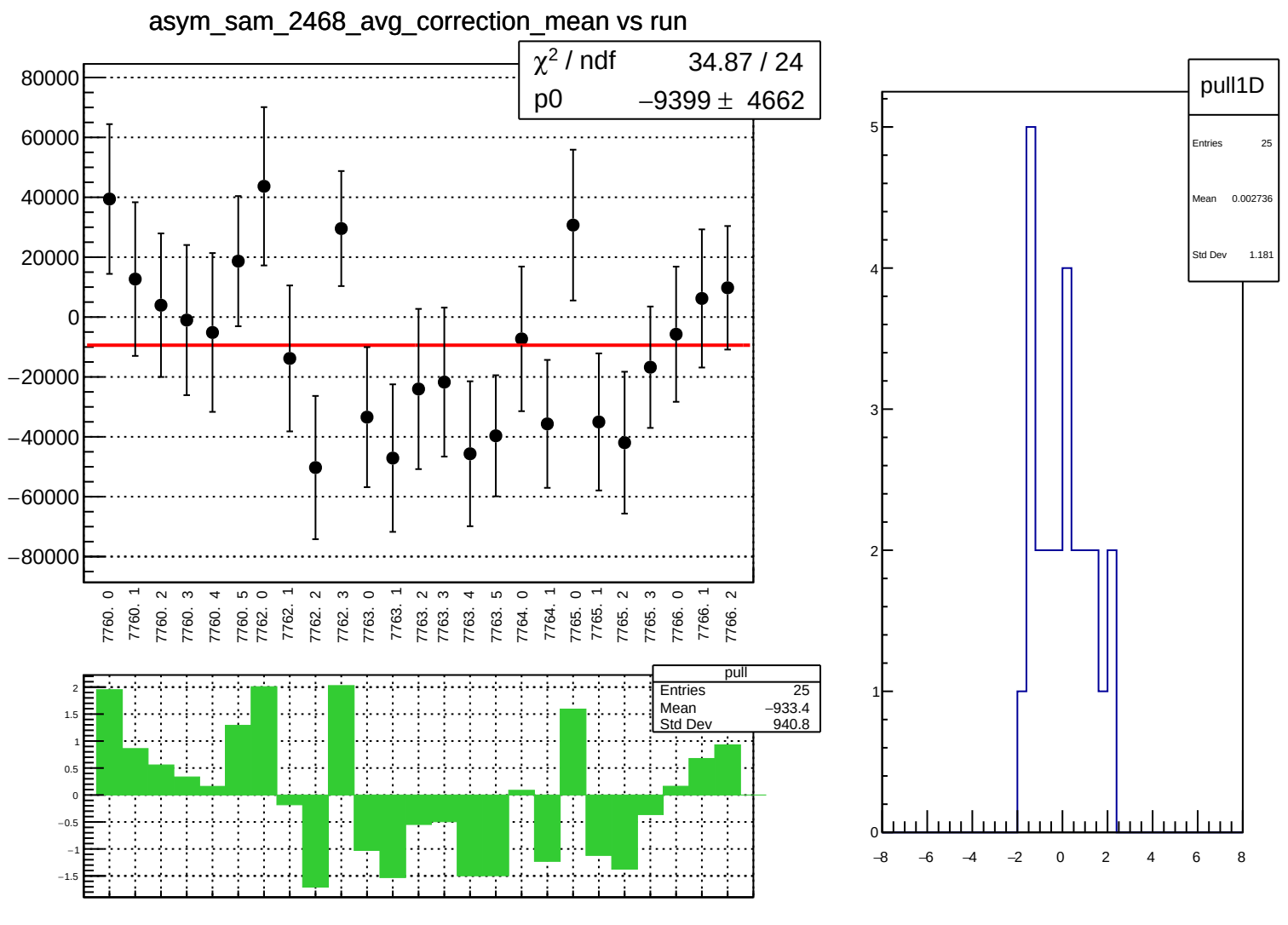
asym_sam_2468_avg_correction_mean vs run
χ² / ndf 34.87 / 24
p0 −9399 ± 4662
80000
60000
40000
20000
0
−20000
−40000
−60000
−80000
7760. 0
7760. 1
7760. 2
7760. 3
7760. 4
7760. 5
7762. 0
7762. 1
7762. 2
7762. 3
7763. 0
7763. 1
7763. 2
7763. 3
7763. 4
7763. 5
7764. 0
7764. 1
7765. 0
7765. 1
7765. 2
7765. 3
7766. 0
7766. 1
7766. 2
pull
Entries 25
Mean −933.4
Std Dev 940.8
2
1.5
1
0.5
0
−0.5
−1
−1.5
pull1D
Entries 25
Mean 0.002736
Std Dev 1.181
5
4
3
2
1
0
−8
−6
−4
−2
0
2
4
6
8

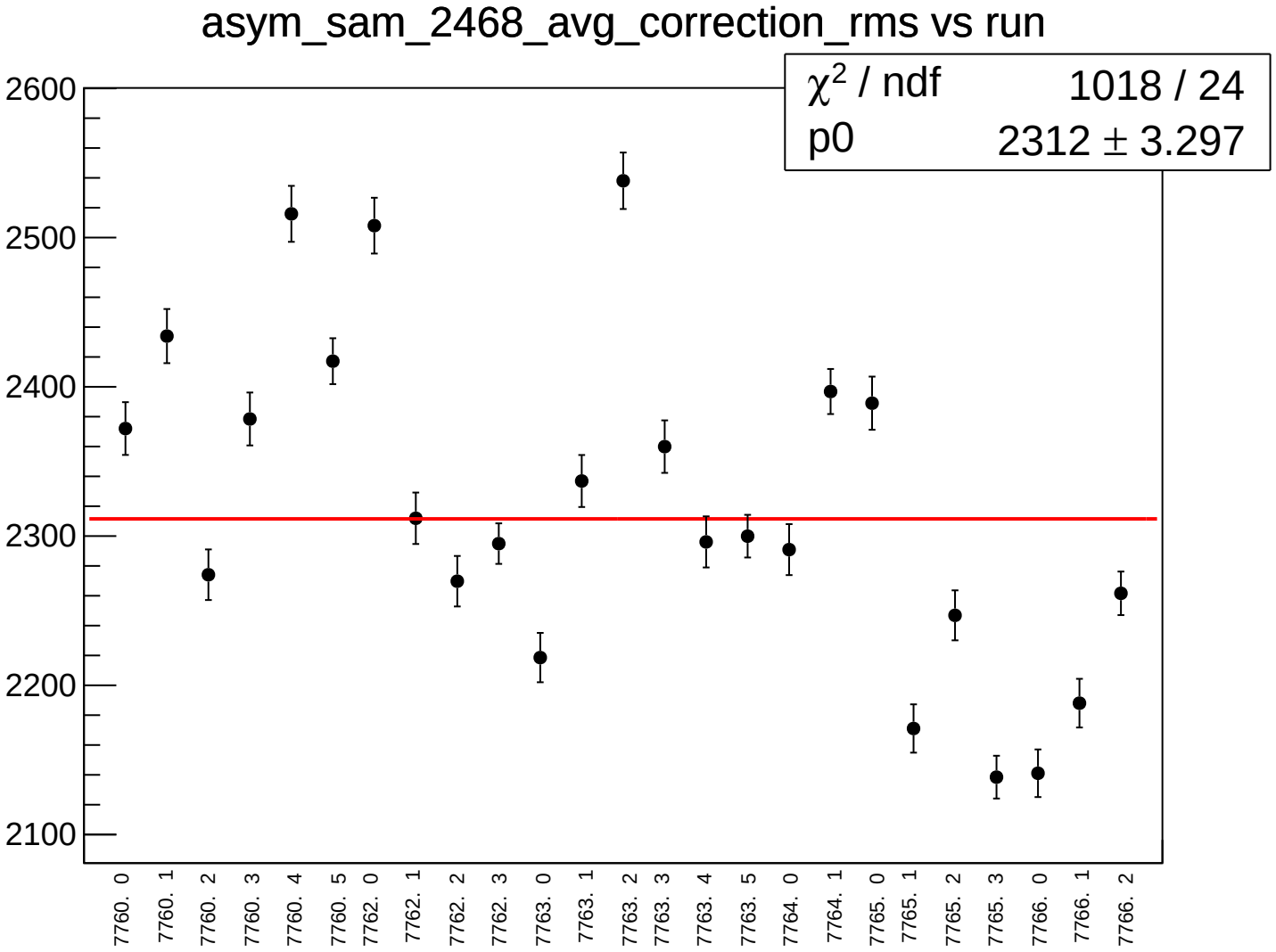
asym_sam_2468_avg_correction_rms vs run
χ^2 / ndf 1018 / 24
p0 2312 ± 3.297
2600
2500
2400
2300
2200
2100
7760. 0
7760. 1
7760. 2
7760. 3
7760. 4
7760. 5
7762. 0
7762. 1
7762. 2
7762. 3
7763. 0
7763. 1
7763. 2
7763. 3
7763. 4
7763. 5
7764. 0
7764. 1
7765. 0
7765. 1
7765. 2
7765. 3
7766. 0
7766. 1
7766. 2

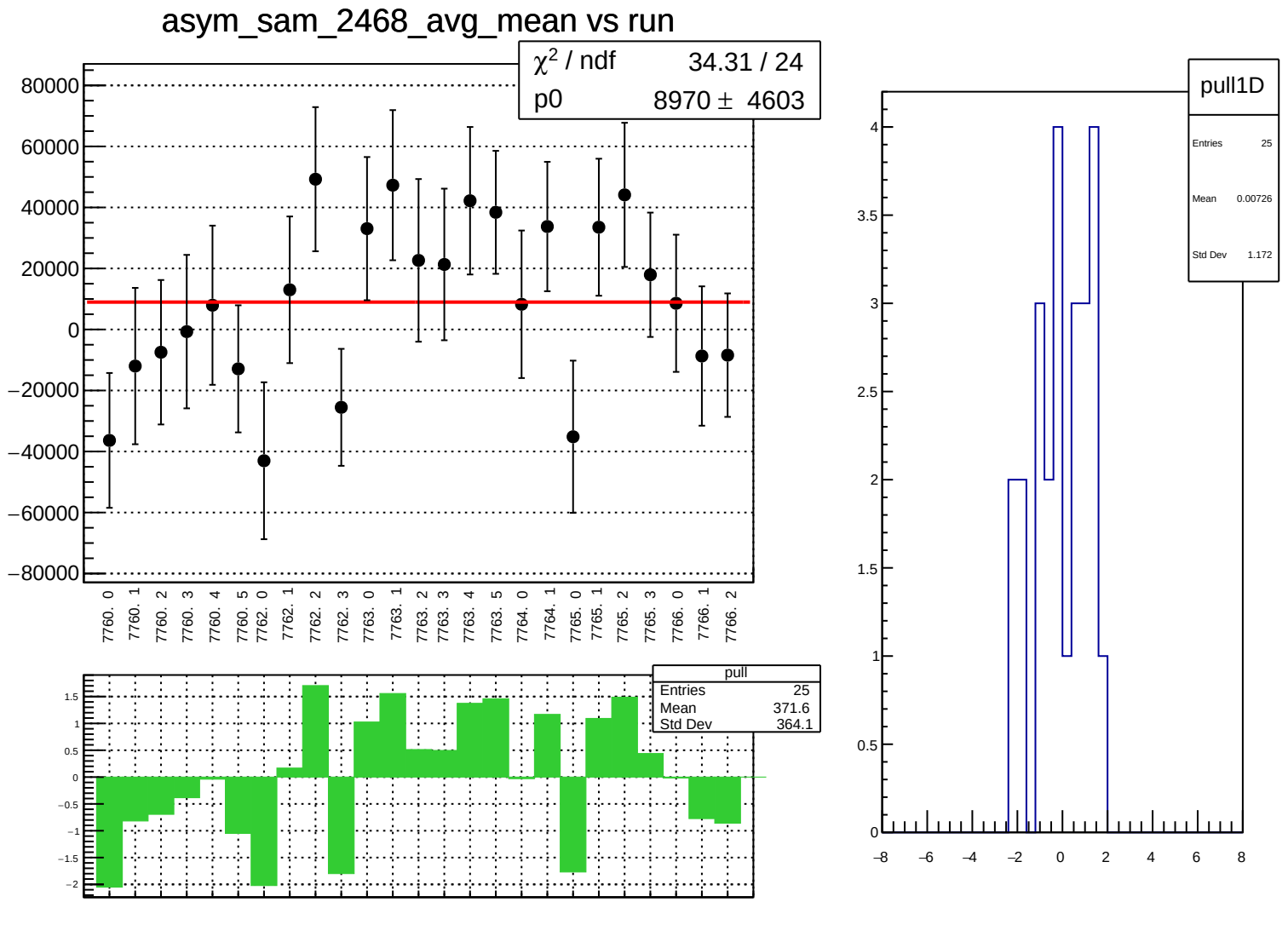
asym_sam_2468_avg_mean vs run
χ² / ndf 34.31 / 24
p0 8970 ± 4603
80000
60000
40000
20000
0
−20000
−40000
−60000
−80000
7760. 0
7760. 1
7760. 2
7760. 3
7760. 4
7760. 5
7762. 0
7762. 1
7762. 2
7762. 3
7763. 0
7763. 1
7763. 2
7763. 3
7763. 4
7763. 5
7764. 0
7764. 1
7765. 0
7765. 1
7765. 2
7765. 3
7766. 0
7766. 1
7766. 2
pull
Entries 25
Mean 371.6
Std Dev 364.1
1.5
1
0.5
0
−0.5
−1
−1.5
−2
pull1D
Entries 25
Mean 0.00726
Std Dev 1.172
4
3.5
3
2.5
2
1.5
1
0.5
0
−8
−6
−4
−2
0
2
4
6
8

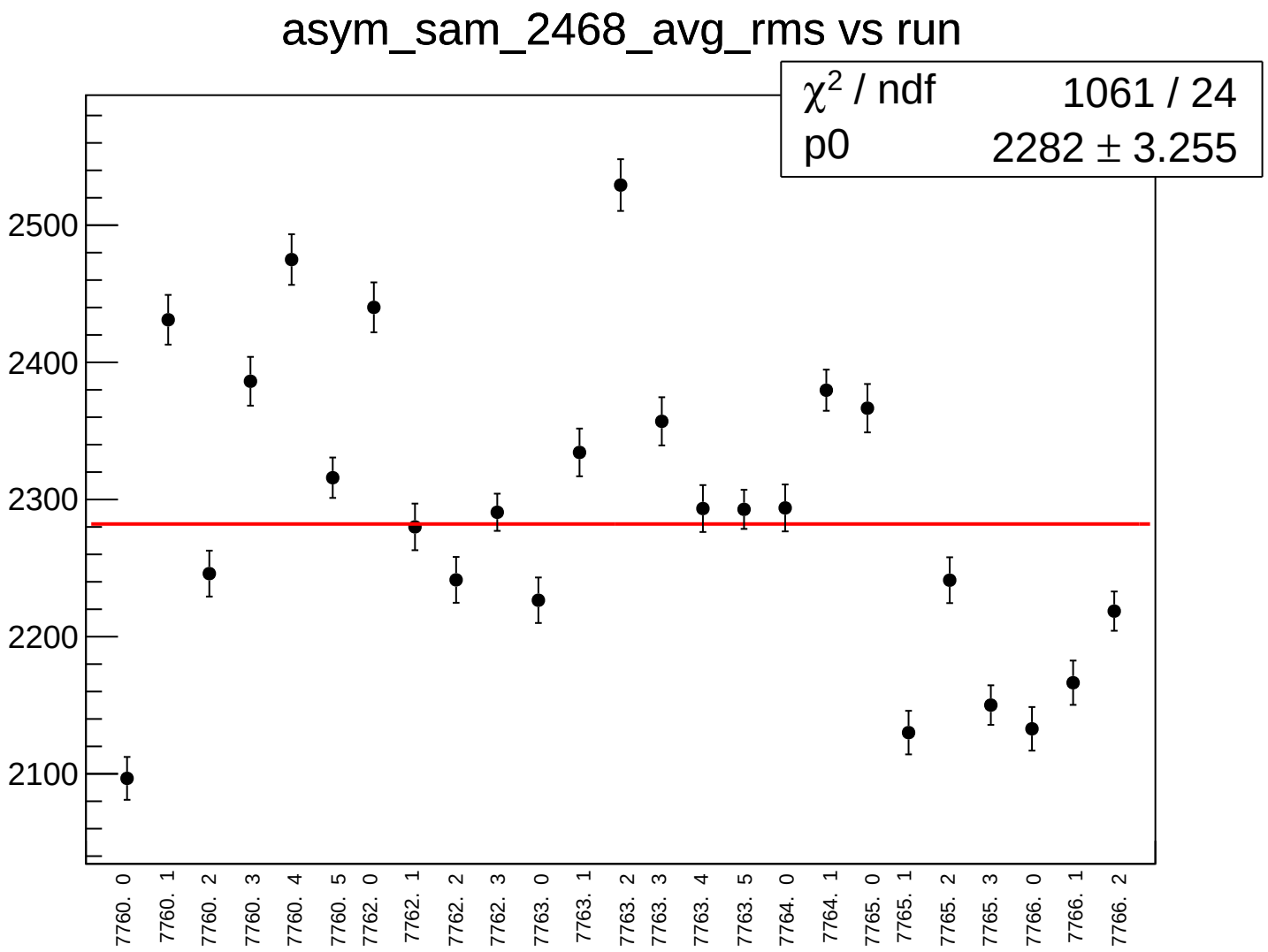
asym_sam_2468_avg_rms vs run
χ² / ndf 1061 / 24
p0 2282 ± 3.255
2500
2400
2300
2200
2100
7760. 0
7760. 1
7760. 2
7760. 3
7760. 4
7760. 5
7762. 0
7762. 1
7762. 2
7762. 3
7763. 0
7763. 1
7763. 2
7763. 3
7763. 4
7763. 5
7764. 0
7764. 1
7765. 0
7765. 1
7765. 2
7765. 3
7766. 0
7766. 1
7766. 2

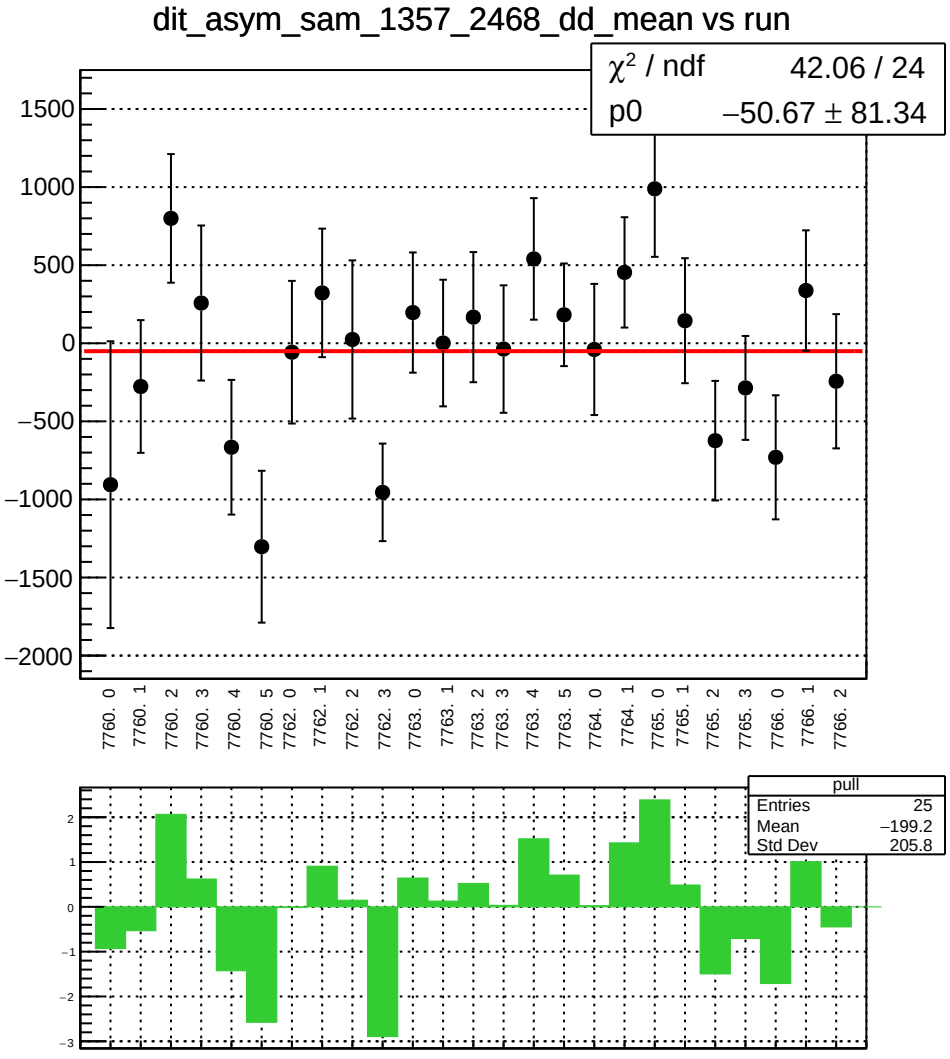
dit_asym_sam_1357_2468_dd_mean vs run
χ² / ndf 42.06 / 24
p0 −50.67 ± 81.34
1500
1000
500
0
−500
−1000
−1500
−2000
7760. 0
7760. 1
7760. 2
7760. 3
7760. 4
7760. 5
7762. 0
7762. 1
7762. 2
7762. 3
7763. 0
7763. 1
7763. 2
7763. 3
7763. 4
7763. 5
7764. 0
7764. 1
7765. 0
7765. 1
7765. 2
7765. 3
7766. 0
7766. 1
7766. 2
pull
Entries 25
Mean −199.2
Std Dev 205.8
2
1
0
−1
−2
−3

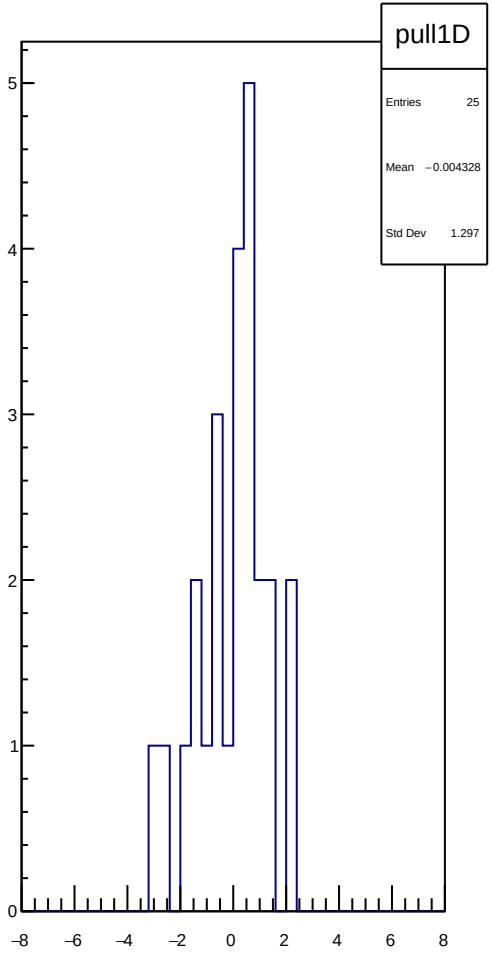
pull1D
Entries 25
Mean −0.004328
Std Dev 1.297
5
4
3
2
1
0
−8
−6
−4
−2
0
2
4
6
8

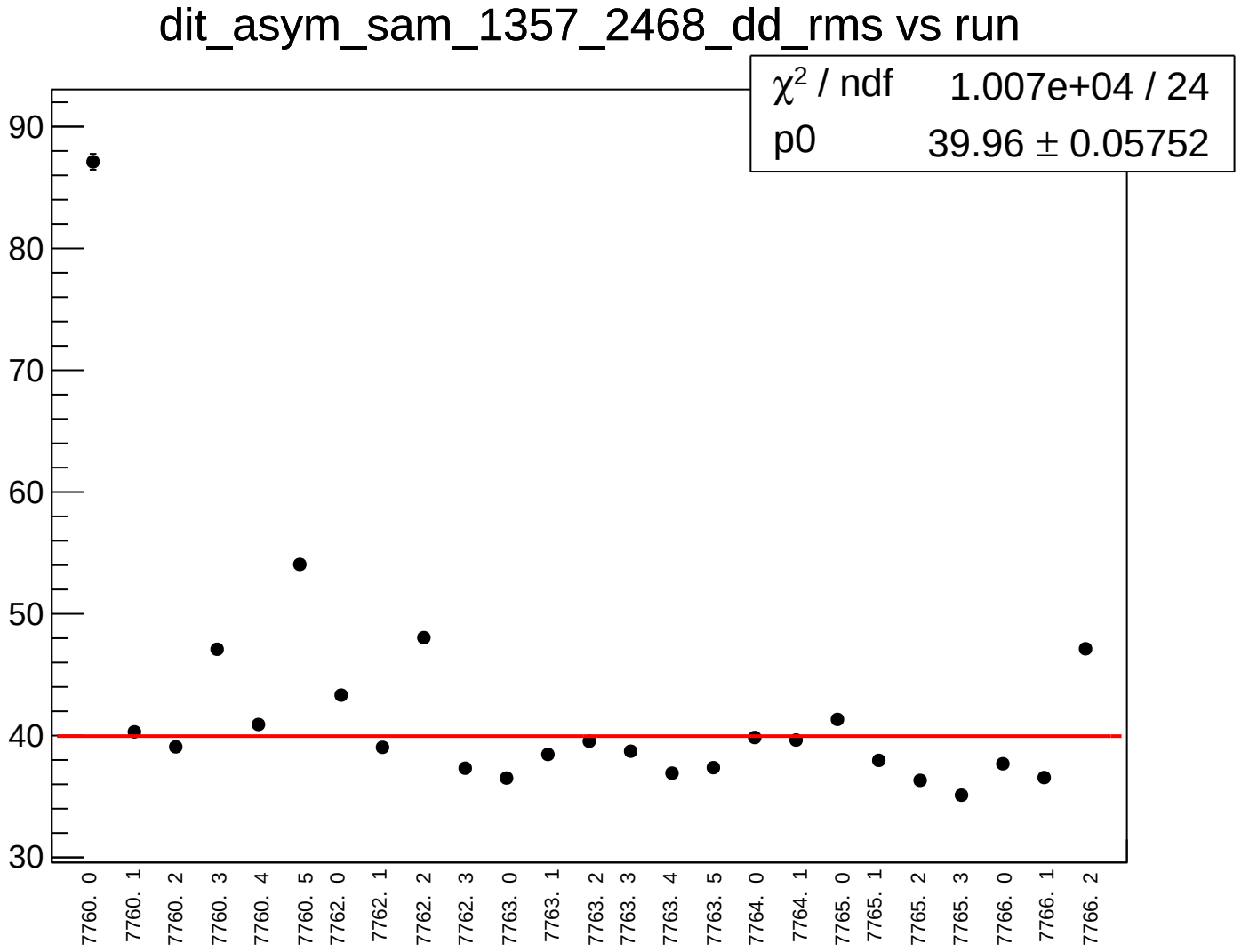
dit_asym_sam_1357_2468_dd_rms vs run
χ2 / ndf 1.007e+04 / 24
p0 39.96 ± 0.05752
90
80
70
60
50
40
30
7760. 0
7760. 1
7760. 2
7760. 3
7760. 4
7760. 5
7762. 0
7762. 1
7762. 2
7762. 3
7763. 0
7763. 1
7763. 2
7763. 3
7763. 4
7763. 5
7764. 0
7764. 1
7765. 0
7765. 1
7765. 2
7765. 3
7766. 0
7766. 1
7766. 2

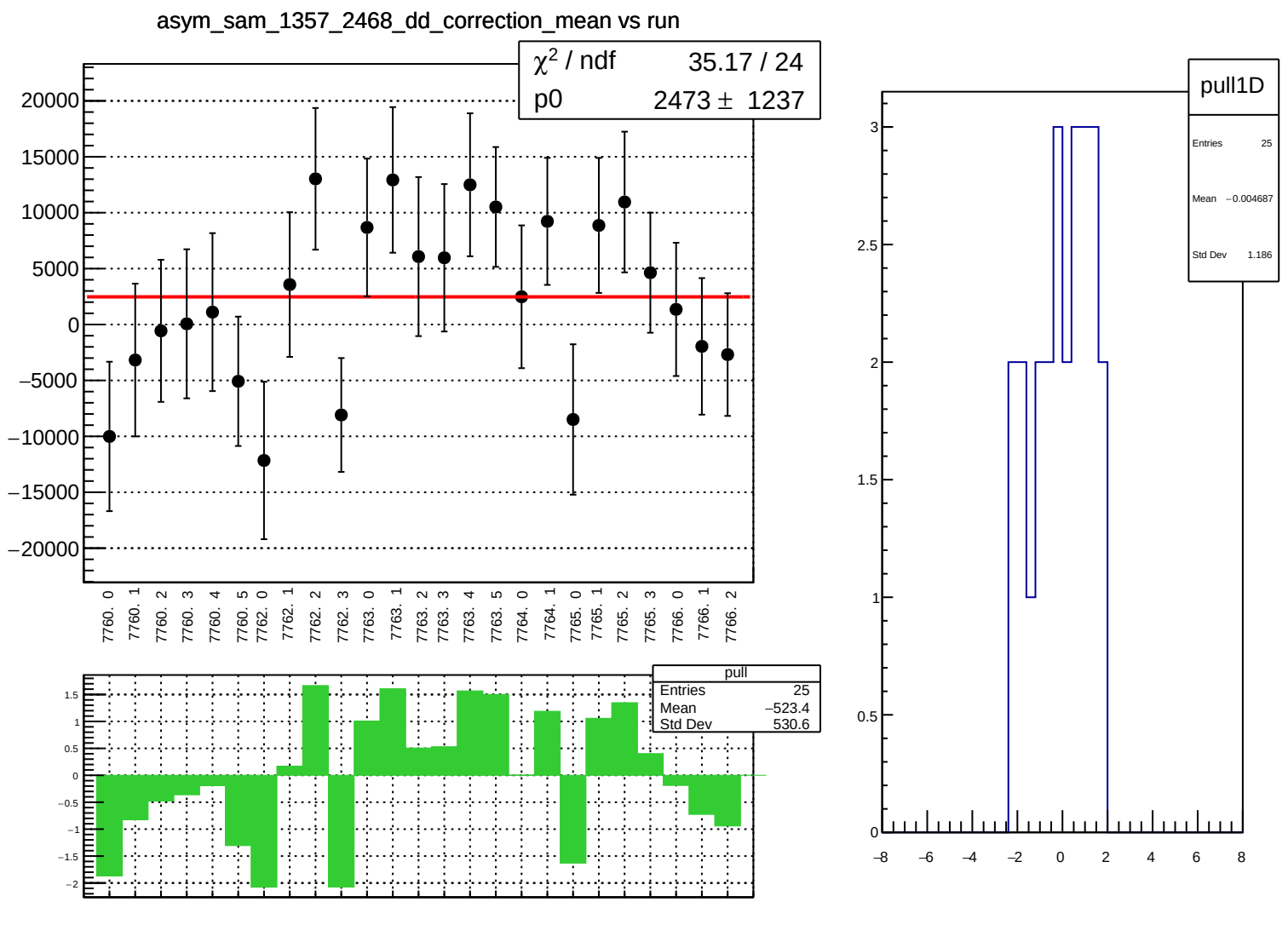
asym_sam_1357_2468_dd_correction_mean vs run
χ² / ndf 35.17 / 24
p0 2473 ± 1237
20000
15000
10000
5000
0
−5000
−10000
−15000
−20000
7760. 0
7760. 1
7760. 2
7760. 3
7760. 4
7760. 5
7762. 0
7762. 1
7762. 2
7762. 3
7763. 0
7763. 1
7763. 2
7763. 3
7763. 4
7763. 5
7764. 0
7764. 1
7765. 0
7765. 1
7765. 2
7765. 3
7766. 0
7766. 1
7766. 2
pull
Entries 25
Mean −523.4
Std Dev 530.6
1.5
1
0.5
0
−0.5
−1
−1.5
−2
pull1D
Entries 25
Mean −0.004687
Std Dev 1.186
3
2.5
2
1.5
1
0.5
0
−8
−6
−4
−2
0
2
4
6
8

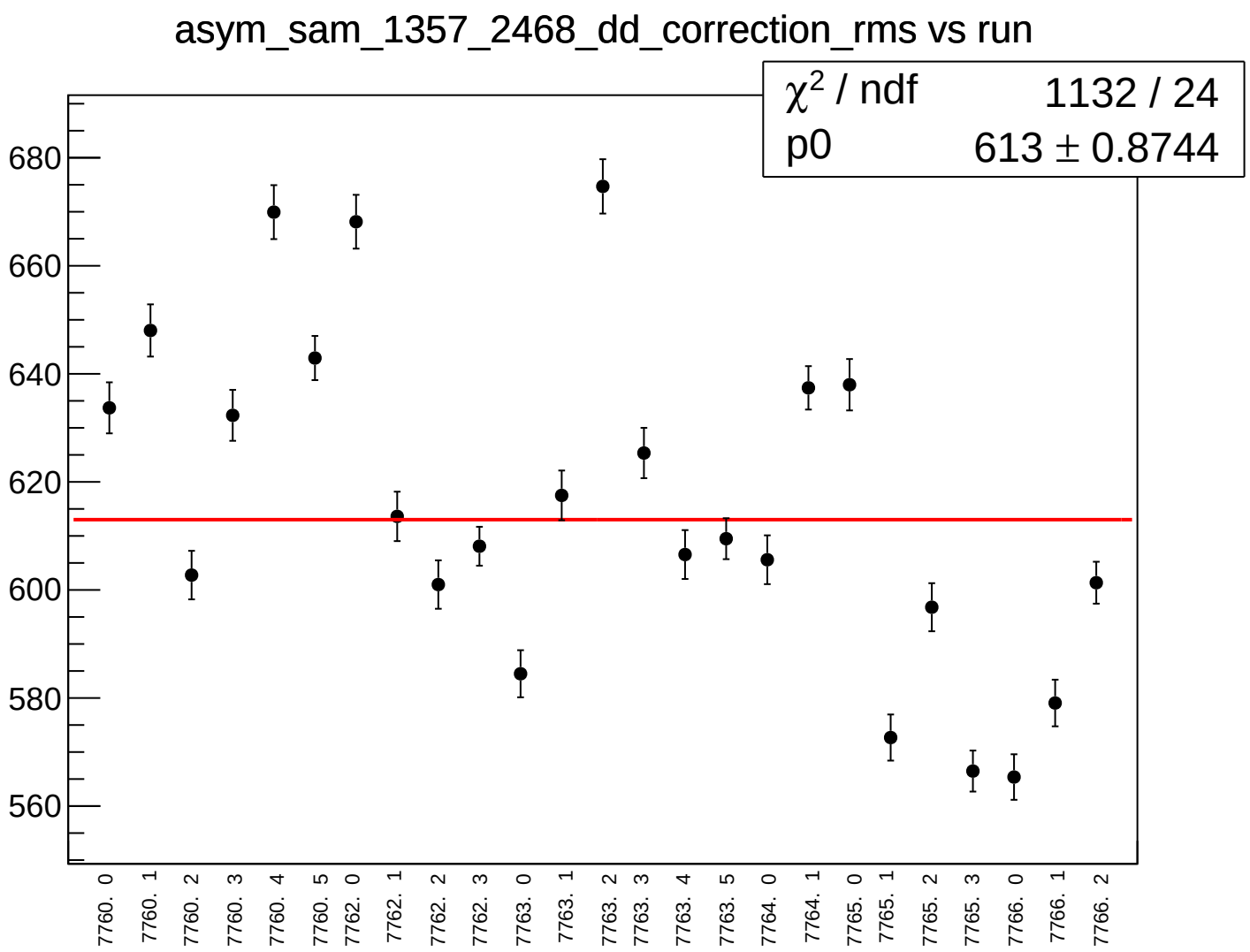
asym_sam_1357_2468_dd_correction_rms vs run
χ2 / ndf 1132 / 24
p0 613 ± 0.8744
680
660
640
620
600
580
560
7760. 0
7760. 1
7760. 2
7760. 3
7760. 4
7760. 5
7762. 0
7762. 1
7762. 2
7762. 3
7763. 0
7763. 1
7763. 2
7763. 3
7763. 4
7763. 5
7764. 0
7764. 1
7765. 0
7765. 1
7765. 2
7765. 3
7766. 0
7766. 1
7766. 2

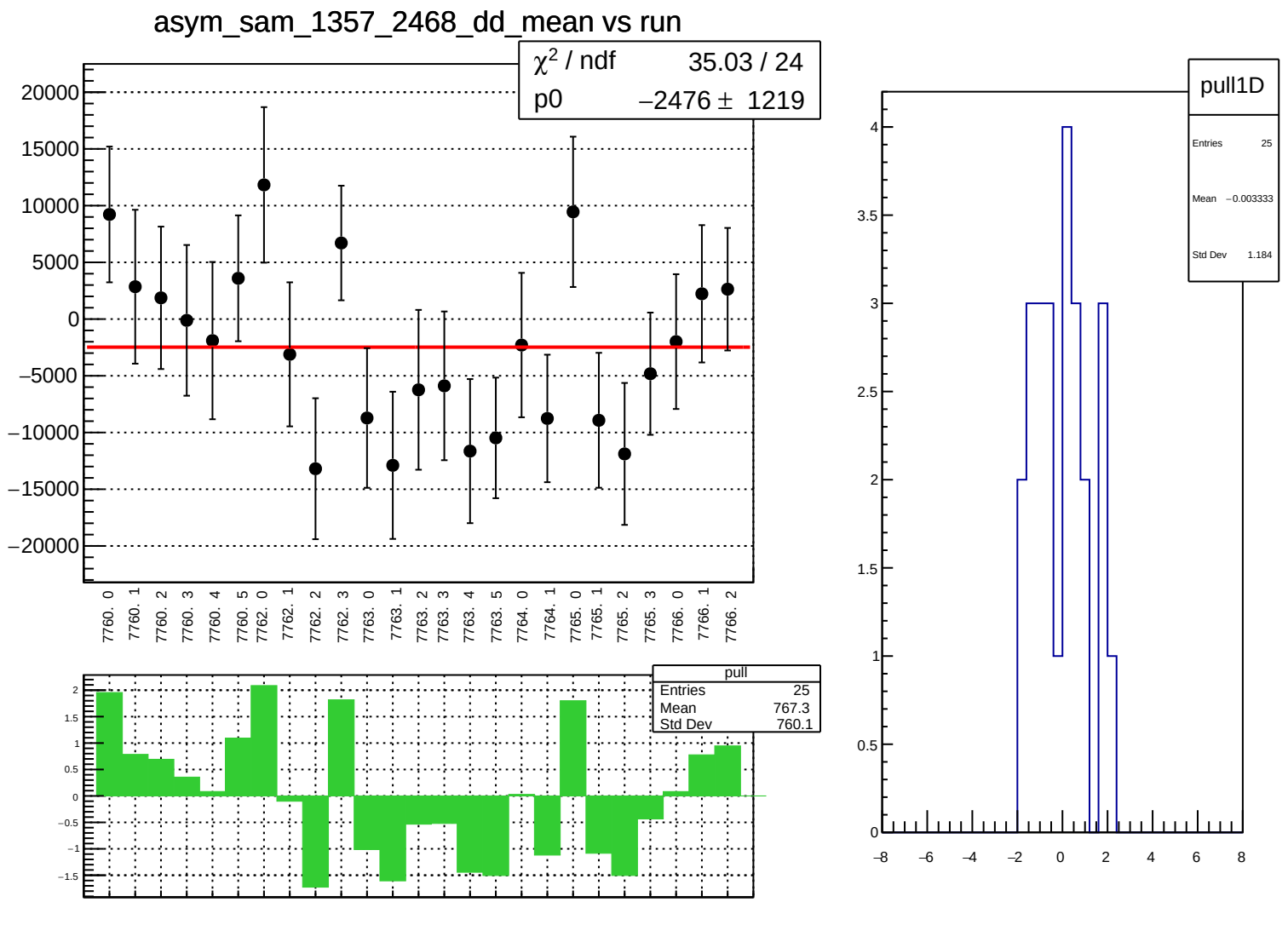
asym_sam_1357_2468_dd_mean vs run
χ² / ndf 35.03 / 24
p0 −2476 ± 1219
20000
15000
10000
5000
0
−5000
−10000
−15000
−20000
7760. 0
7760. 1
7760. 2
7760. 3
7760. 4
7760. 5
7762. 0
7762. 1
7762. 2
7762. 3
7763. 0
7763. 1
7763. 2
7763. 3
7763. 4
7763. 5
7764. 0
7764. 1
7765. 0
7765. 1
7765. 2
7765. 3
7766. 0
7766. 1
7766. 2
pull
Entries 25
Mean 767.3
Std Dev 760.1
2
1.5
1
0.5
0
−0.5
−1
−1.5
pull1D
Entries 25
Mean −0.003333
Std Dev 1.184
4
3.5
3
2.5
2
1.5
1
0.5
0
−8
−6
−4
−2
0
2
4
6
8

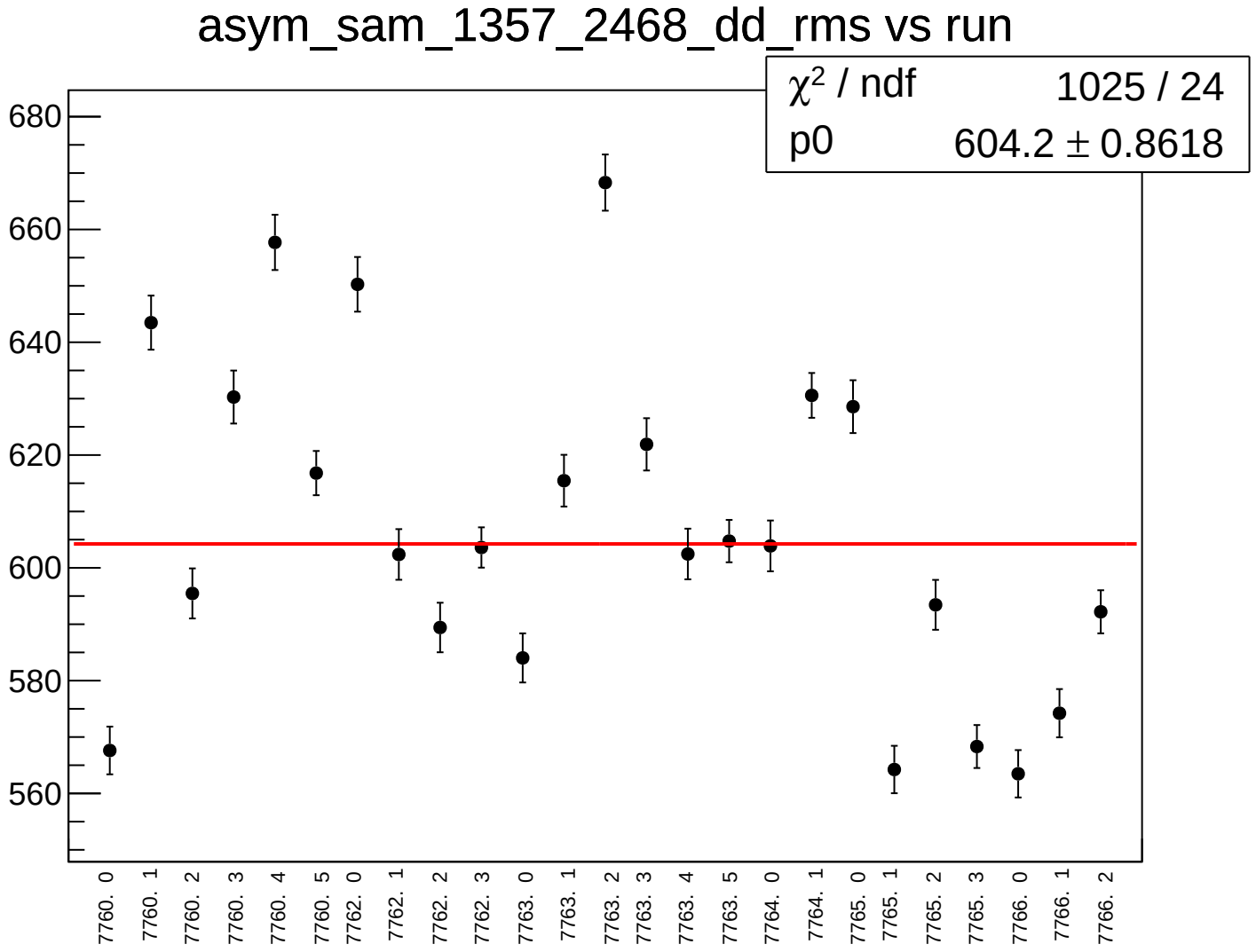
asym_sam_1357_2468_dd_rms vs run
χ² / ndf 1025 / 24
p0 604.2 ± 0.8618
680
660
640
620
600
580
560
7760. 0
7760. 1
7760. 2
7760. 3
7760. 4
7760. 5
7762. 0
7762. 1
7762. 2
7762. 3
7763. 0
7763. 1
7763. 2
7763. 3
7763. 4
7763. 5
7764. 0
7764. 1
7765. 0
7765. 1
7765. 2
7765. 3
7766. 0
7766. 1
7766. 2

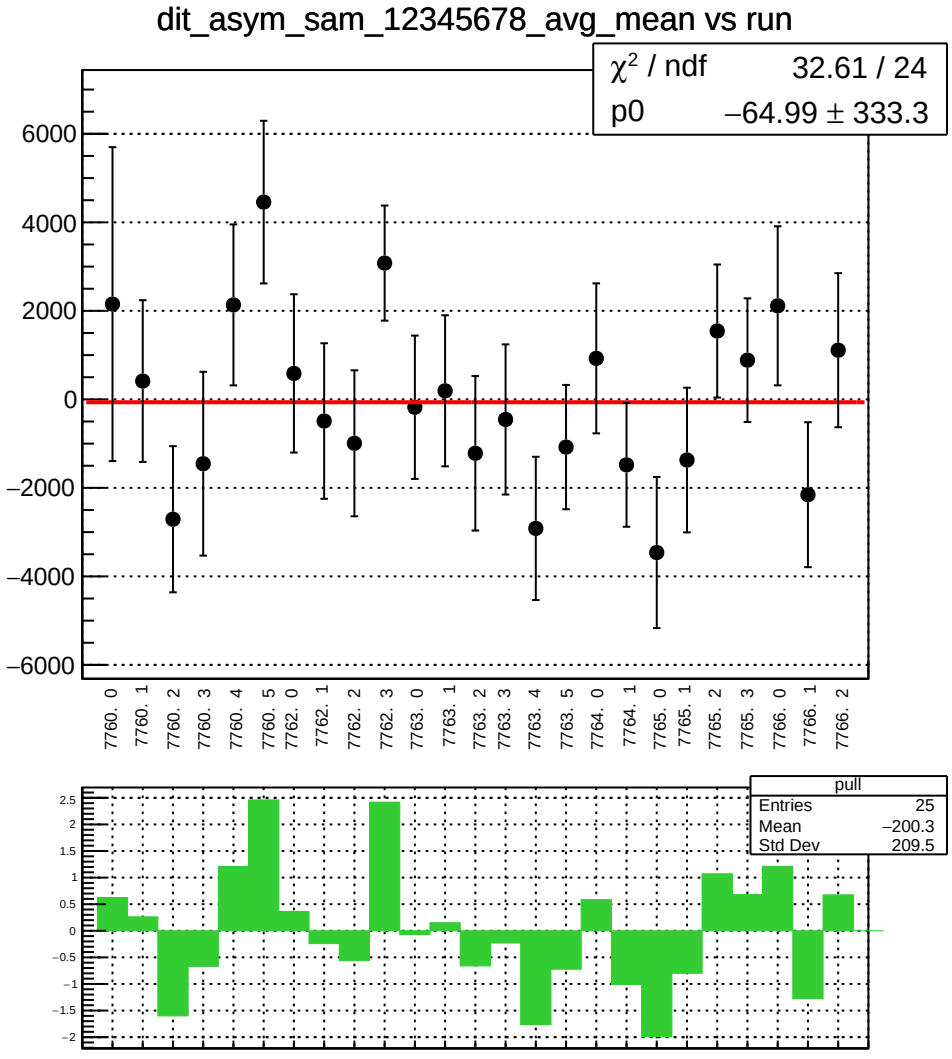
dit_asym_sam_12345678_avg_mean vs run
χ² / ndf 32.61 / 24
p0 −64.99 ± 333.3
6000
4000
2000
0
−2000
−4000
−6000
7760. 0
7760. 1
7760. 2
7760. 3
7760. 4
7760. 5
7762. 0
7762. 1
7762. 2
7762. 3
7763. 0
7763. 1
7763. 2
7763. 3
7763. 4
7763. 5
7764. 0
7764. 1
7765. 0
7765. 1
7765. 2
7765. 3
7766. 0
7766. 1
7766. 2
pull
Entries 25
Mean −200.3
Std Dev 209.5
2.5
2
1.5
1
0.5
0
−0.5
−1
−1.5
−2

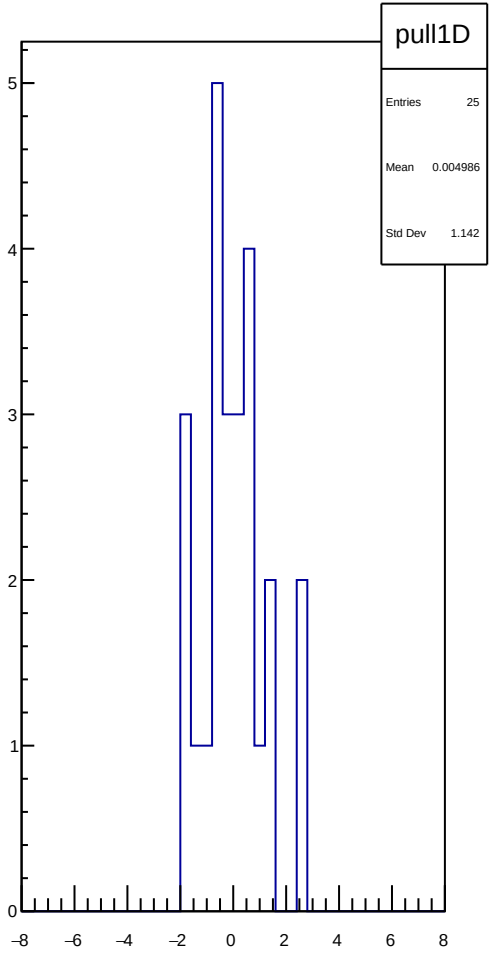
pull1D
Entries 25
Mean 0.004986
Std Dev 1.142
5
4
3
2
1
0
−8
−6
−4
−2
0
2
4
6
8

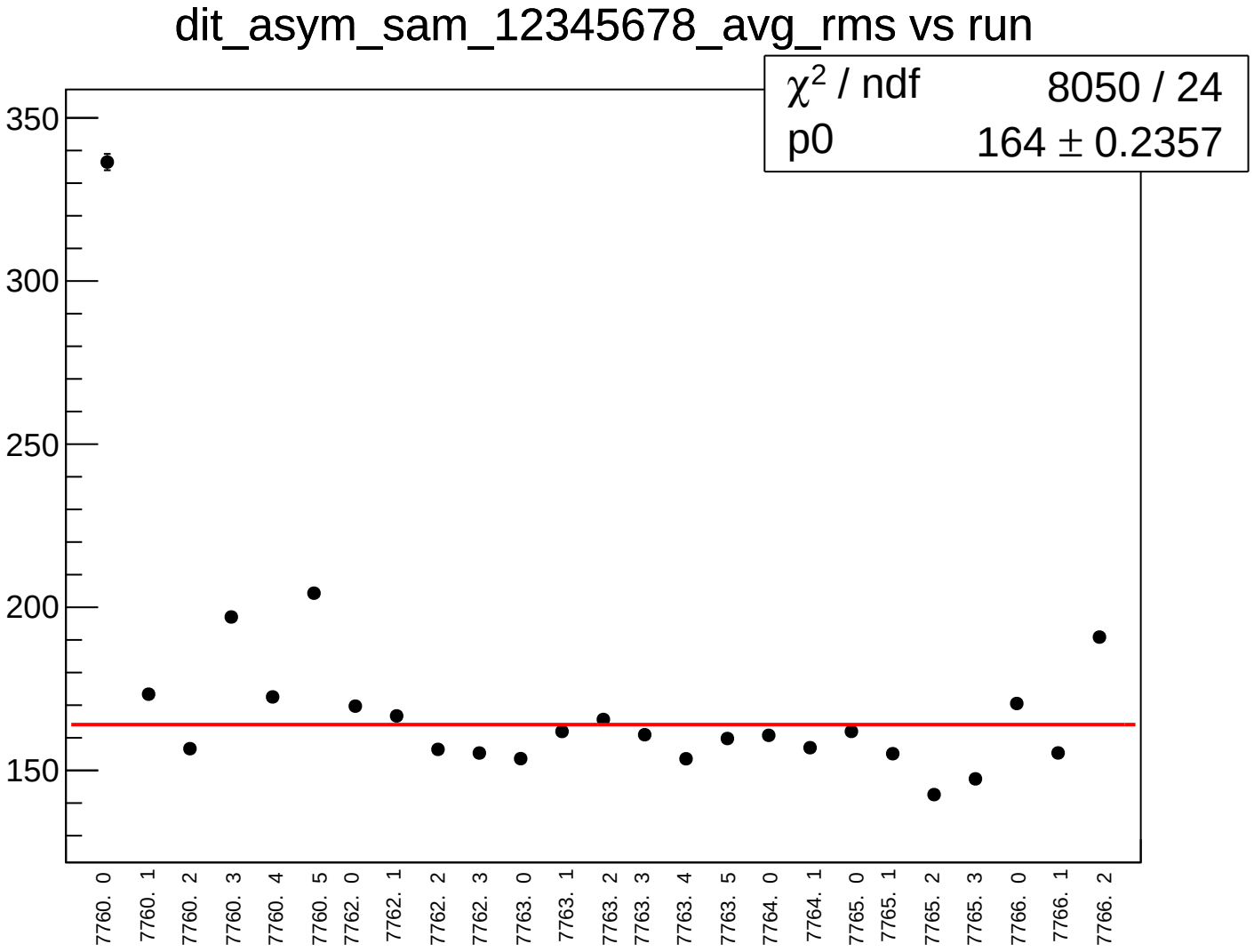
dit_asym_sam_12345678_avg_rms vs run
χ2 / ndf 8050 / 24
p0 164 ± 0.2357
350
300
250
200
150
7760. 0
7760. 1
7760. 2
7760. 3
7760. 4
7760. 5
7762. 0
7762. 1
7762. 2
7762. 3
7763. 0
7763. 1
7763. 2
7763. 3
7763. 4
7763. 5
7764. 0
7764. 1
7765. 0
7765. 1
7765. 2
7765. 3
7766. 0
7766. 1
7766. 2

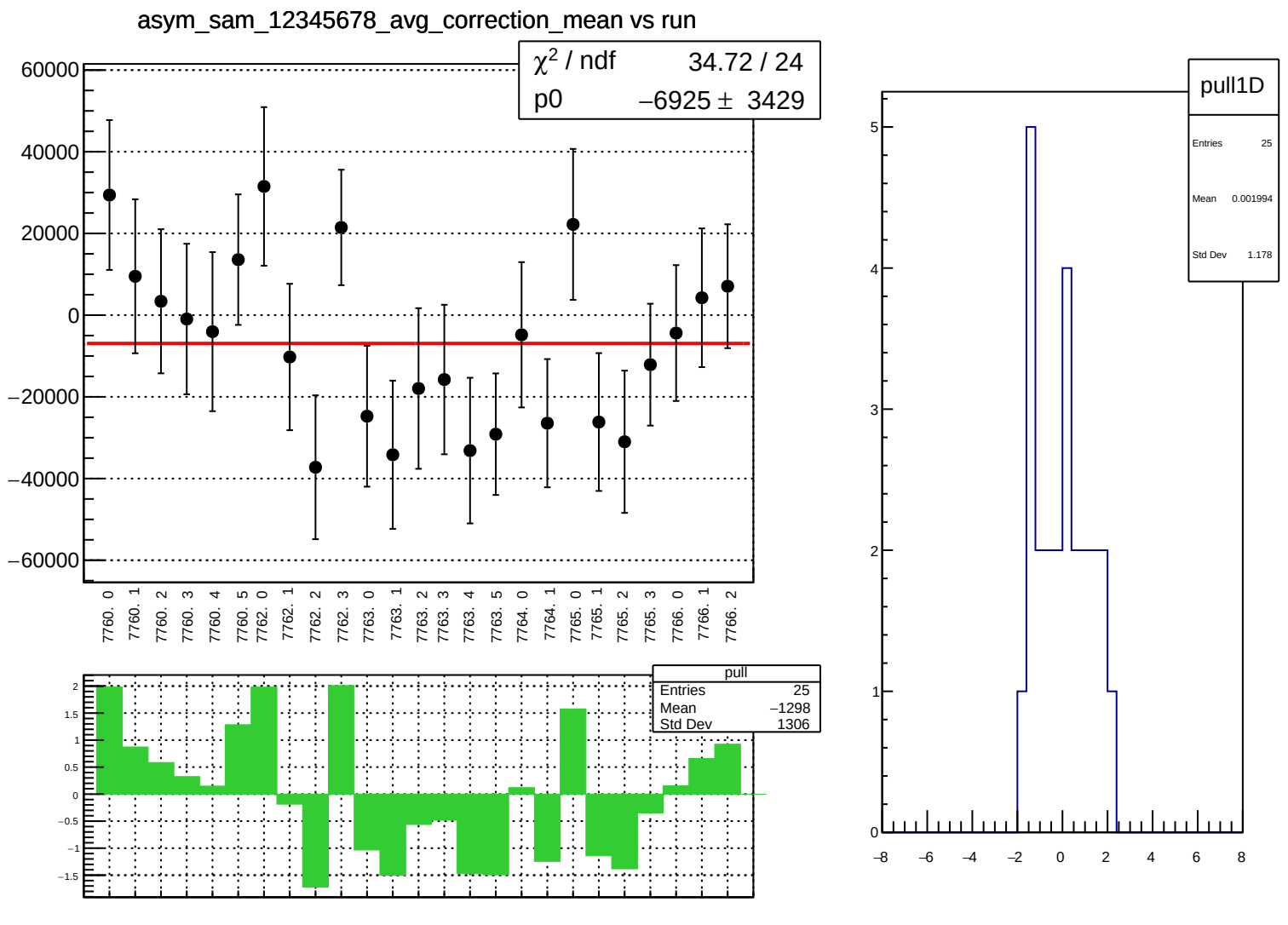
asym_sam_12345678_avg_correction_mean vs run
χ² / ndf 34.72 / 24
p0 −6925 ± 3429
60000
40000
20000
0
−20000
−40000
−60000
7760. 0
7760. 1
7760. 2
7760. 3
7760. 4
7760. 5
7762. 0
7762. 1
7762. 2
7762. 3
7763. 0
7763. 1
7763. 2
7763. 3
7763. 4
7763. 5
7764. 0
7764. 1
7765. 0
7765. 1
7765. 2
7765. 3
7766. 0
7766. 1
7766. 2
pull
Entries 25
Mean −1298
Std Dev 1306
2
1.5
1
0.5
0
−0.5
−1
−1.5
pull1D
Entries 25
Mean 0.001994
Std Dev 1.178
5
4
3
2
1
0
−8
−6
−4
−2
0
2
4
6
8

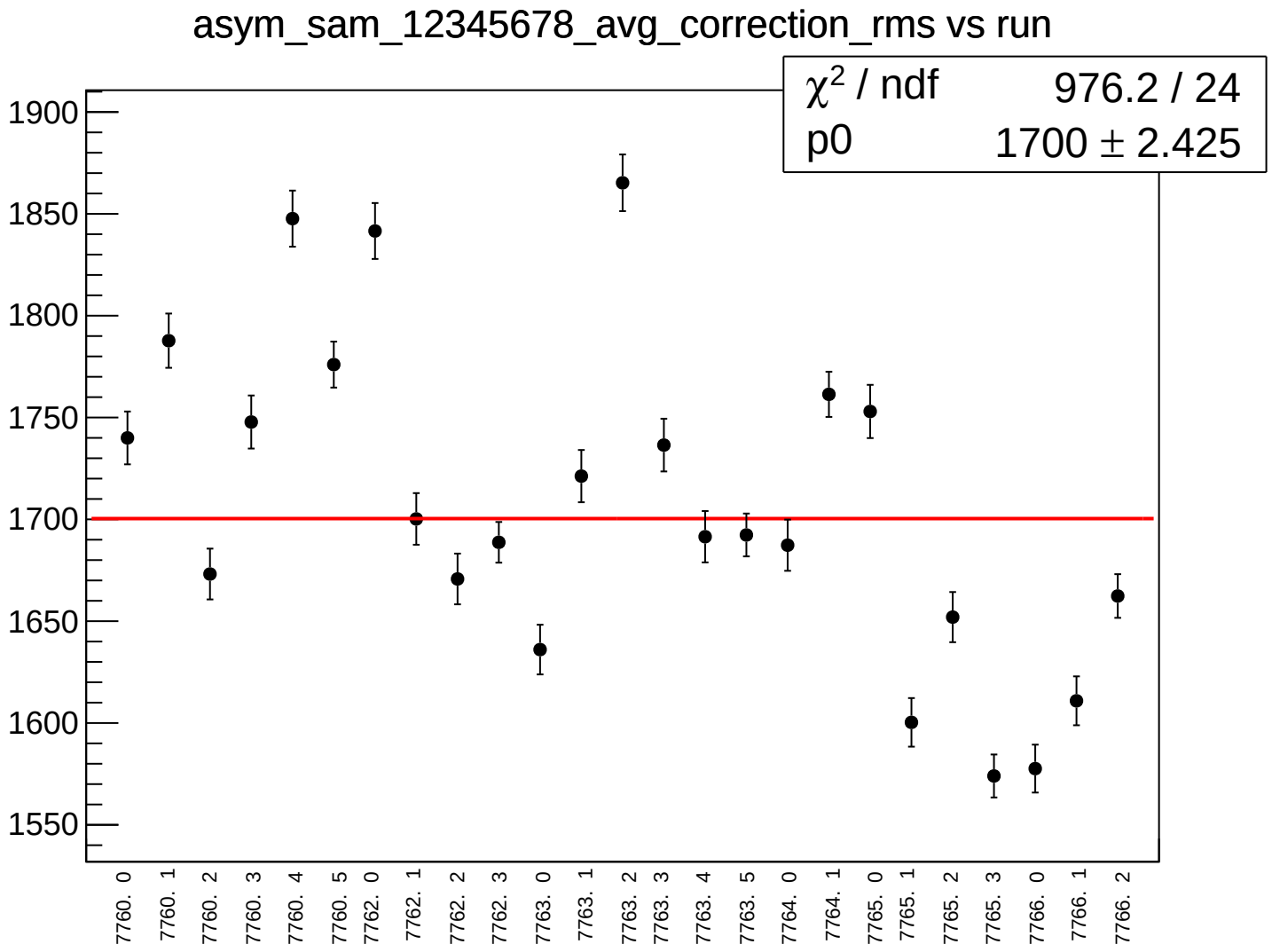
asym_sam_12345678_avg_correction_rms vs run
χ2 / ndf 976.2 / 24
p0 1700 ± 2.425
1900
1850
1800
1750
1700
1650
1600
1550
7760. 0
7760. 1
7760. 2
7760. 3
7760. 4
7760. 5
7762. 0
7762. 1
7762. 2
7762. 3
7763. 0
7763. 1
7763. 2
7763. 3
7763. 4
7763. 5
7764. 0
7764. 1
7765. 0
7765. 1
7765. 2
7765. 3
7766. 0
7766. 1
7766. 2

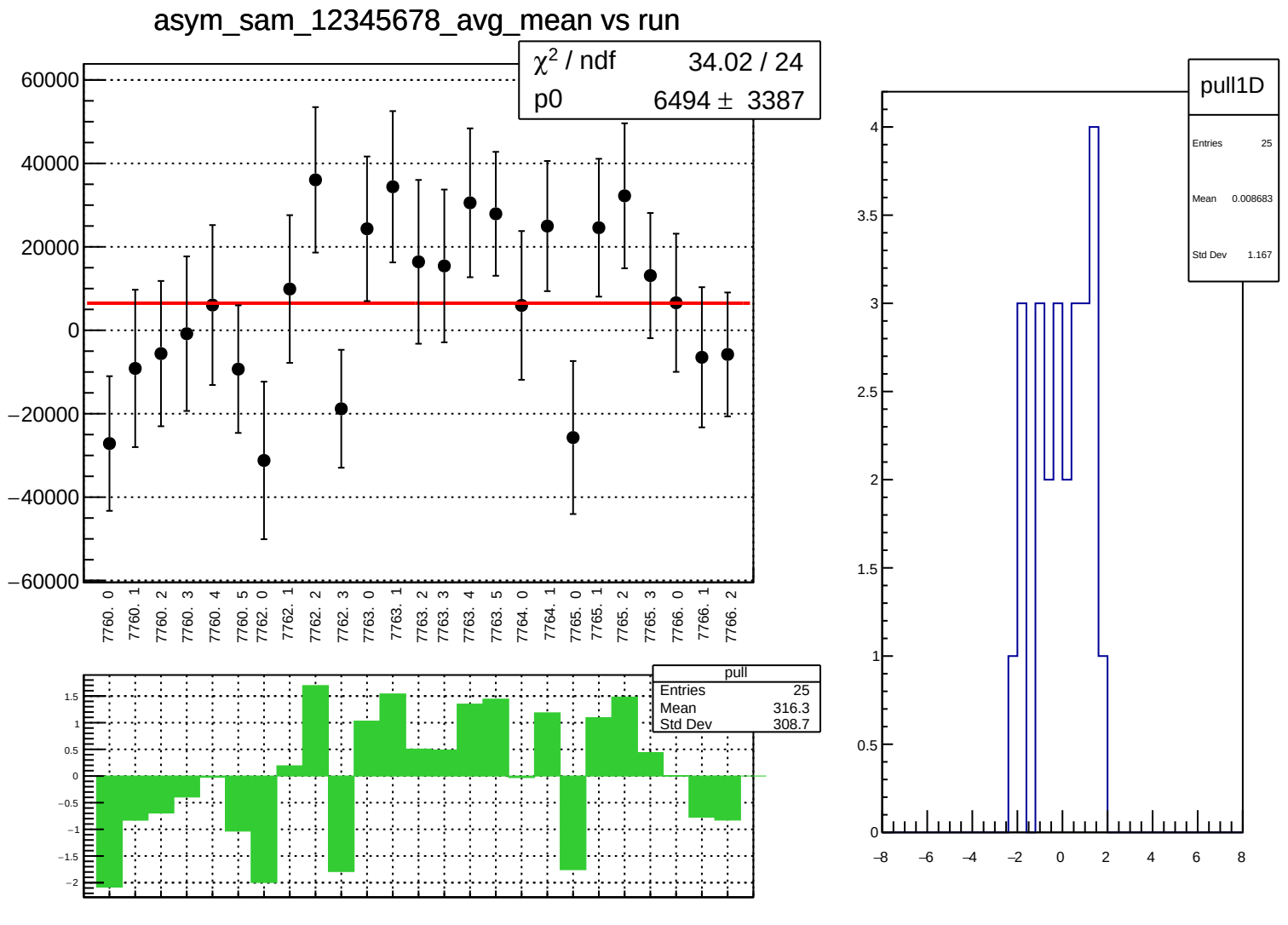
asym_sam_12345678_avg_mean vs run
χ² / ndf 34.02 / 24
p0 6494 ± 3387
60000
40000
20000
0
−20000
−40000
−60000
7760. 0
7760. 1
7760. 2
7760. 3
7760. 4
7760. 5
7762. 0
7762. 1
7762. 2
7762. 3
7763. 0
7763. 1
7763. 2
7763. 3
7763. 4
7763. 5
7764. 0
7764. 1
7765. 0
7765. 1
7765. 2
7765. 3
7766. 0
7766. 1
7766. 2
pull
Entries 25
Mean 316.3
Std Dev 308.7
1.5
1
0.5
0
−0.5
−1
−1.5
−2
pull1D
Entries 25
Mean 0.008683
Std Dev 1.167
4
3.5
3
2.5
2
1.5
1
0.5
0
−8
−6
−4
−2
0
2
4
6
8

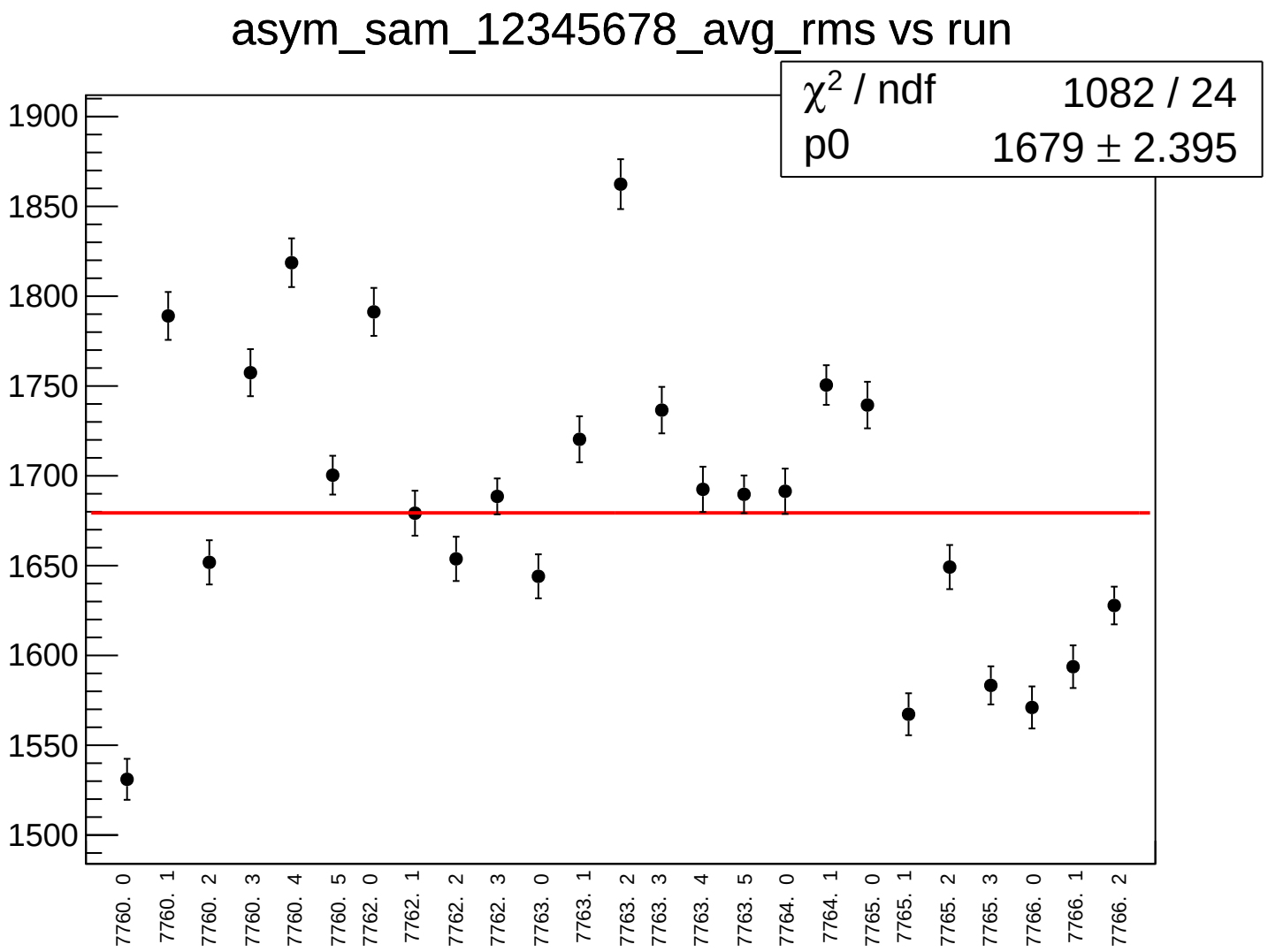
asym_sam_12345678_avg_rms vs run
χ2 / ndf 1082 / 24
p0 1679 ± 2.395
1900
1850
1800
1750
1700
1650
1600
1550
1500
7760. 0
7760. 1
7760. 2
7760. 3
7760. 4
7760. 5
7762. 0
7762. 1
7762. 2
7762. 3
7763. 0
7763. 1
7763. 2
7763. 3
7763. 4
7763. 5
7764. 0
7764. 1
7765. 0
7765. 1
7765. 2
7765. 3
7766. 0
7766. 1
7766. 2

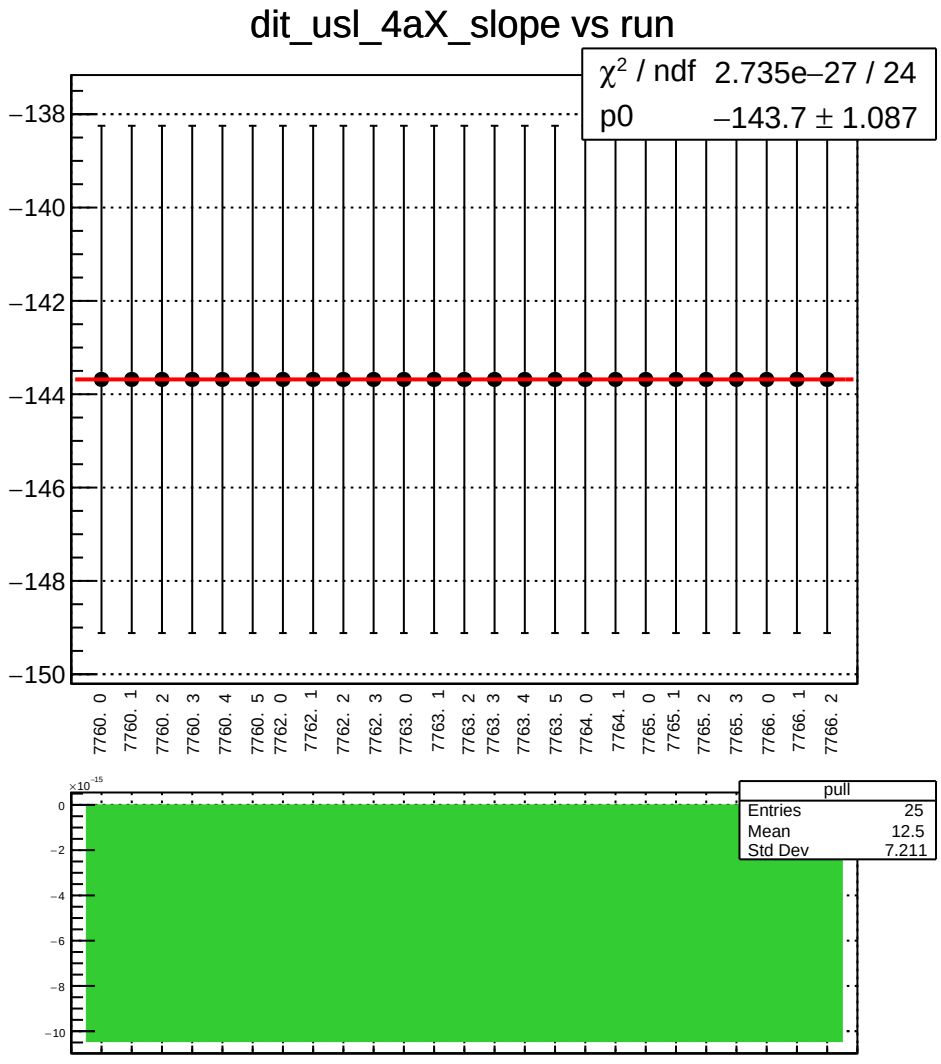
dit_usl_4aX_slope vs run
χ² / ndf 2.735e−27 / 24
p0 −143.7 ± 1.087
−138
−140
−142
−144
−146
−148
−150
7760. 0
7760. 1
7760. 2
7760. 3
7760. 4
7760. 5
7762. 0
7762. 1
7762. 2
7762. 3
7763. 0
7763. 1
7763. 2
7763. 3
7763. 4
7763. 5
7764. 0
7764. 1
7765. 0
7765. 1
7765. 2
7765. 3
7766. 0
7766. 1
7766. 2
×10⁻¹⁵
0
−2
−4
−6
−8
−10
pull
Entries 25
Mean 12.5
Std Dev 7.211

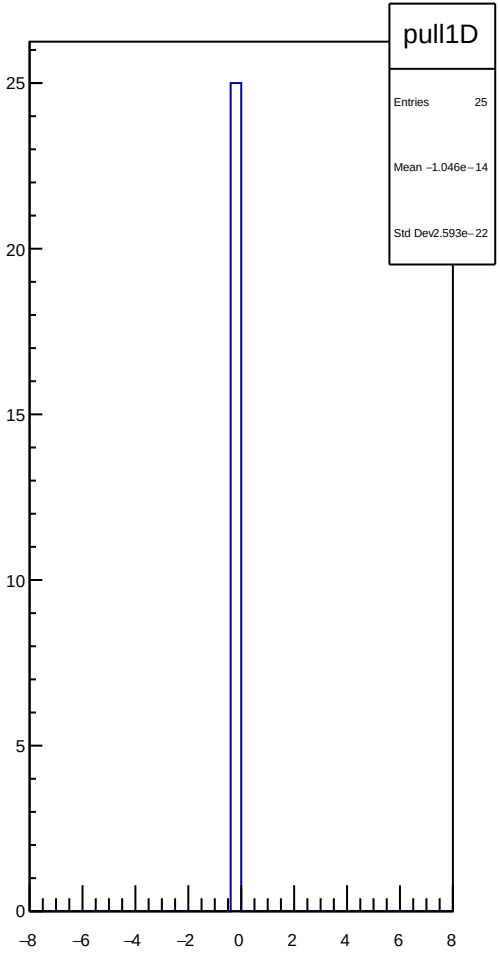
pull1D
Entries 25
Mean −1.046e−14
Std Dev 2.593e−22
25
20
15
10
5
0
−8
−6
−4
−2
0
2
4
6
8

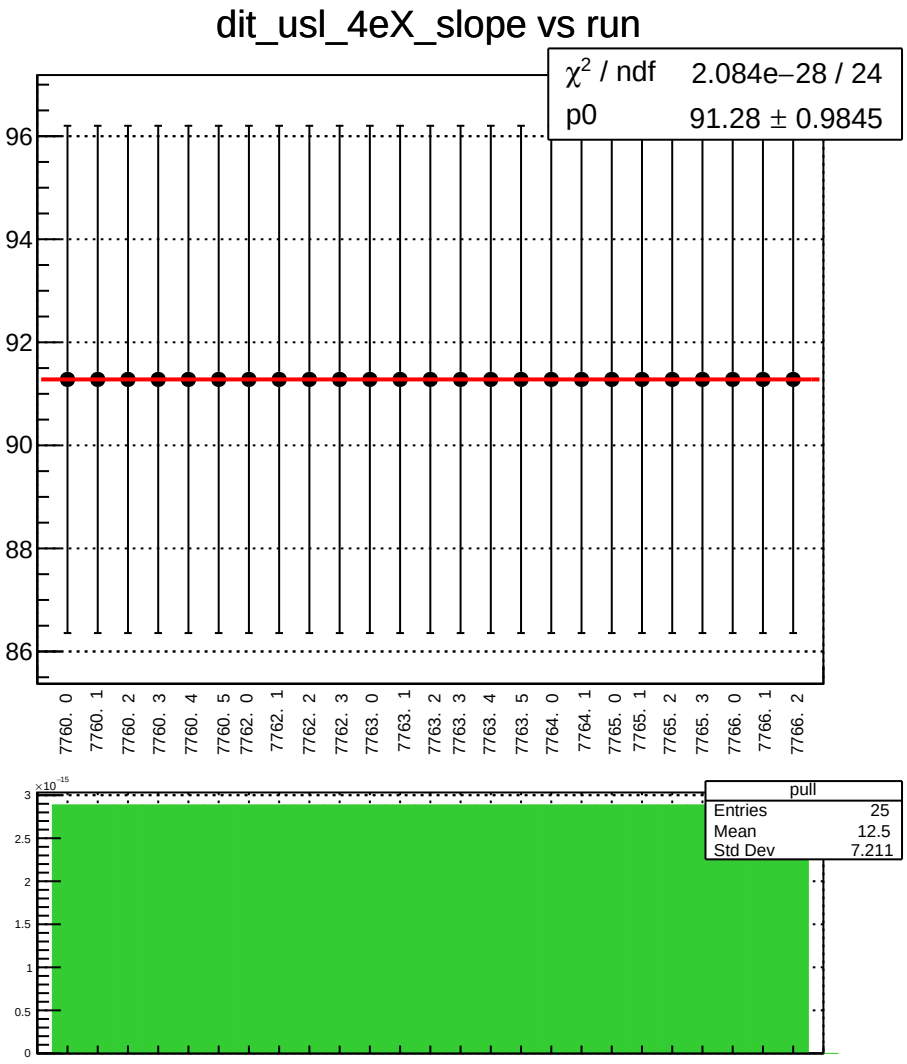
dit_usl_4eX_slope vs run
χ² / ndf 2.084e−28 / 24
p0 91.28 ± 0.9845
96
94
92
90
88
86
7760. 0
7760. 1
7760. 2
7760. 3
7760. 4
7760. 5
7762. 0
7762. 1
7762. 2
7762. 3
7763. 0
7763. 1
7763. 2
7763. 3
7763. 4
7763. 5
7764. 0
7764. 1
7765. 0
7765. 1
7765. 2
7765. 3
7766. 0
7766. 1
7766. 2
×10⁻¹⁵
3
2.5
2
1.5
1
0.5
0
pull
Entries 25
Mean 12.5
Std Dev 7.211

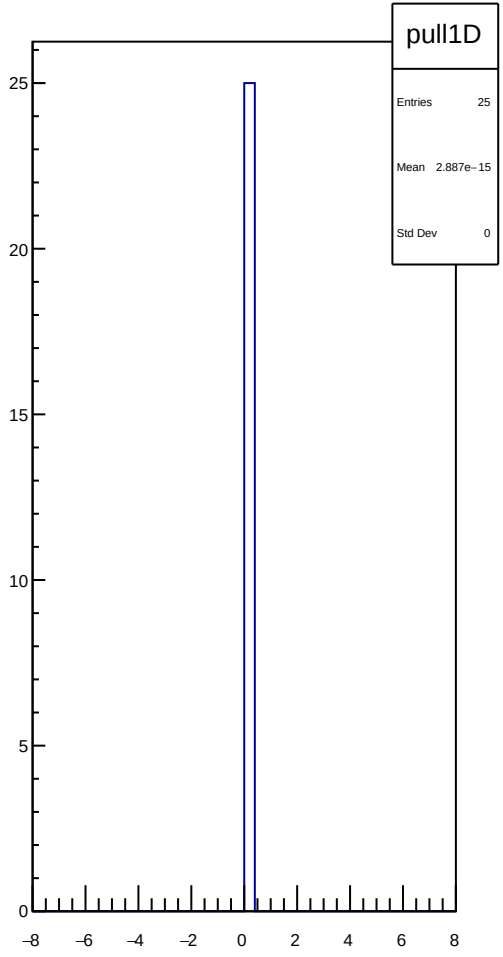
pull1D
Entries 25
Mean 2.887e−15
Std Dev 0
25
20
15
10
5
0
−8
−6
−4
−2
0
2
4
6
8

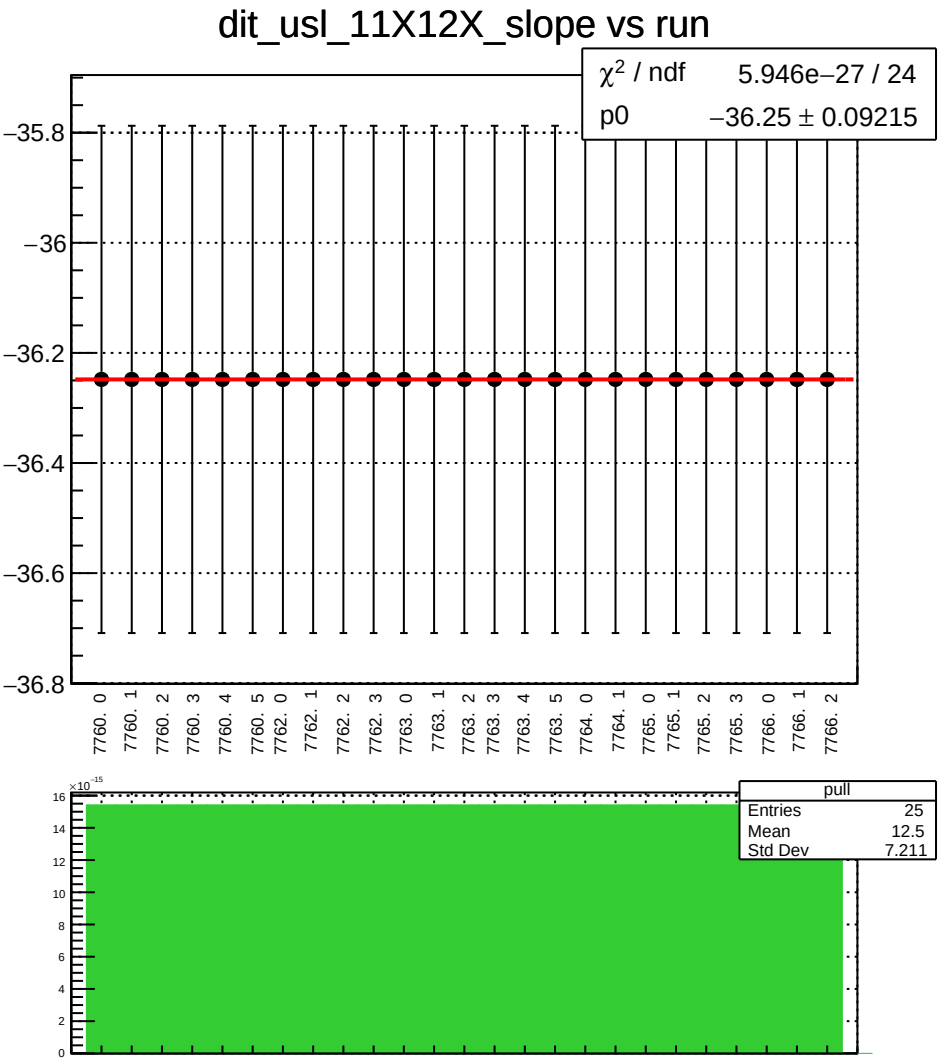
dit_usl_11X12X_slope vs run
χ^2 / ndf 5.946e−27 / 24
p0 −36.25 ± 0.09215
−35.8
−36
−36.2
−36.4
−36.6
−36.8
7760. 0
7760. 1
7760. 2
7760. 3
7760. 4
7760. 5
7762. 0
7762. 1
7762. 2
7762. 3
7763. 0
7763. 1
7763. 2
7763. 3
7763. 4
7763. 5
7764. 0
7764. 1
7765. 0
7765. 1
7765. 2
7765. 3
7766. 0
7766. 1
7766. 2
pull
Entries 25
Mean 12.5
Std Dev 7.211
×10^-15
16
14
12
10
8
6
4
2
0

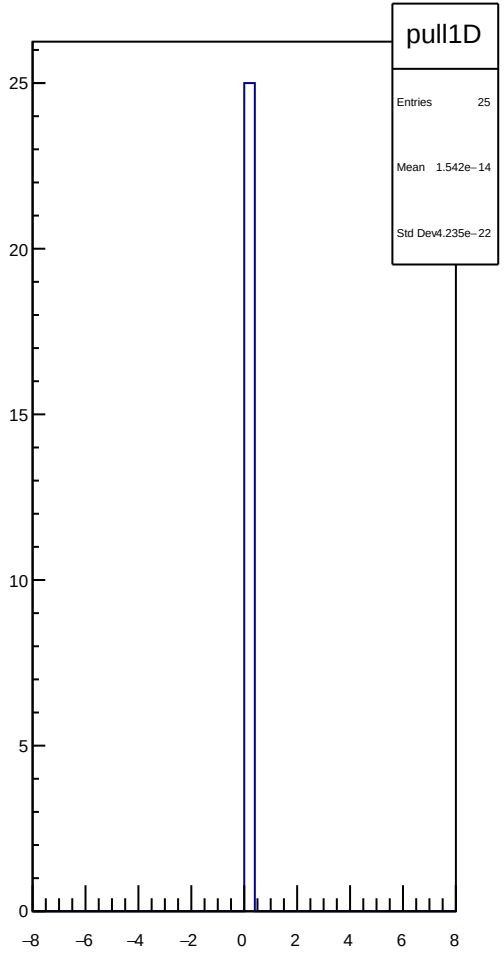
pull1D
Entries 25
Mean 1.542e−14
Std Dev 4.235e−22
25
20
15
10
5
0
−8
−6
−4
−2
0
2
4
6
8

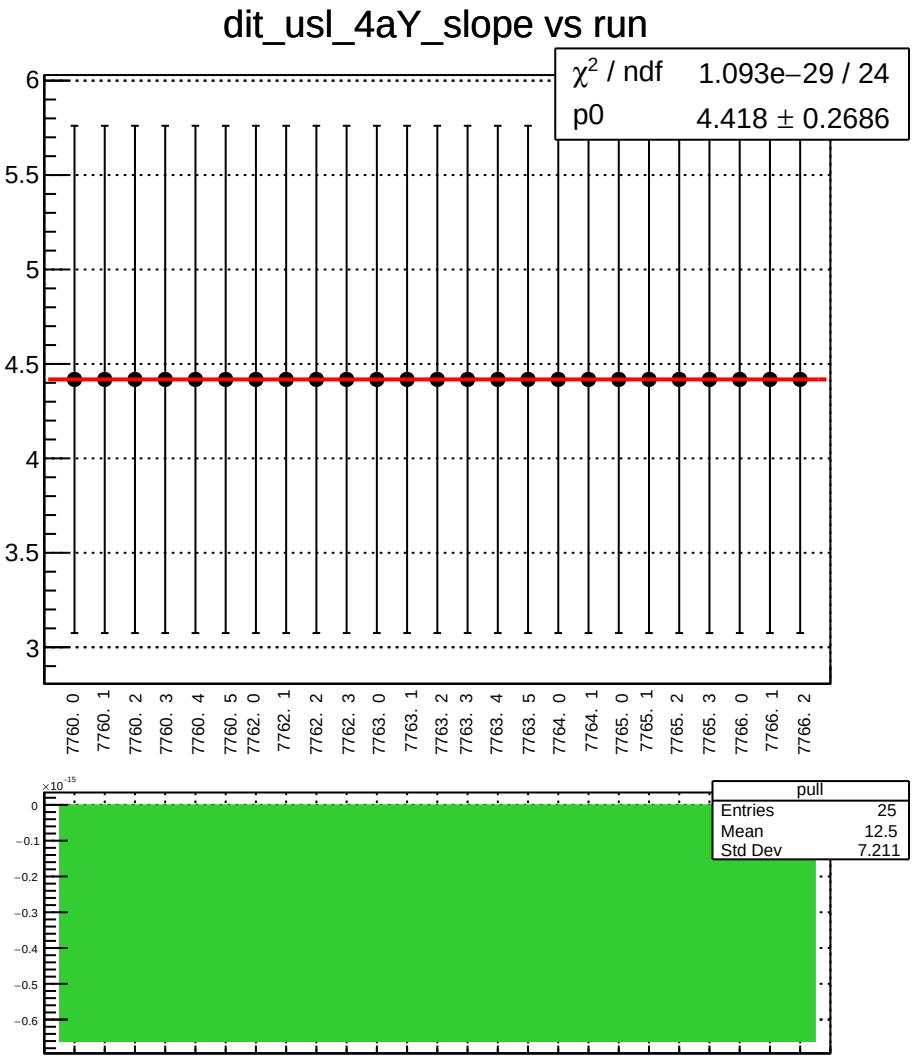
dit_usl_4aY_slope vs run
χ² / ndf 1.093e−29 / 24
p0 4.418 ± 0.2686
6
5.5
5
4.5
4
3.5
3
7760. 0
7760. 1
7760. 2
7760. 3
7760. 4
7760. 5
7762. 0
7762. 1
7762. 2
7762. 3
7763. 0
7763. 1
7763. 2
7763. 3
7763. 4
7763. 5
7764. 0
7764. 1
7765. 0
7765. 1
7765. 2
7765. 3
7766. 0
7766. 1
7766. 2
×10⁻¹⁵
0
−0.1
−0.2
−0.3
−0.4
−0.5
−0.6
pull
Entries 25
Mean 12.5
Std Dev 7.211

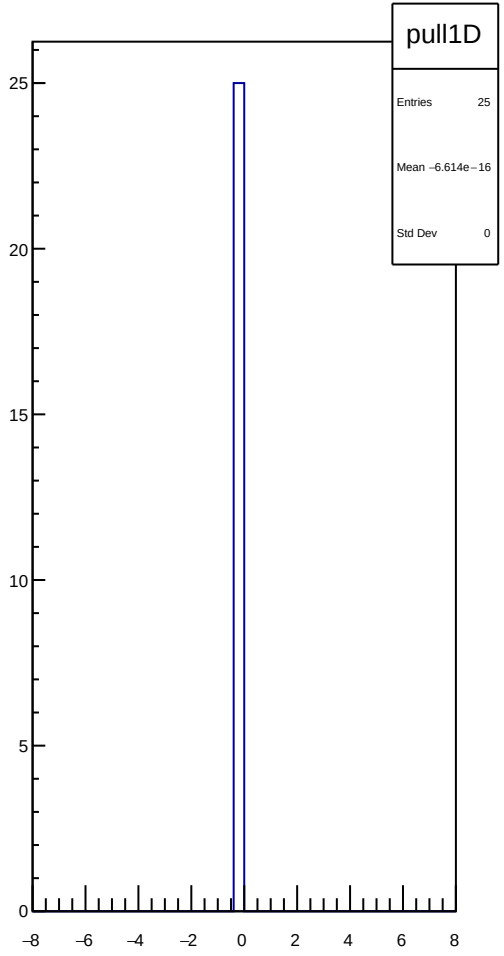
pull1D
Entries 25
Mean −6.614e−16
Std Dev 0
25
20
15
10
5
0
−8
−6
−4
−2
0
2
4
6
8

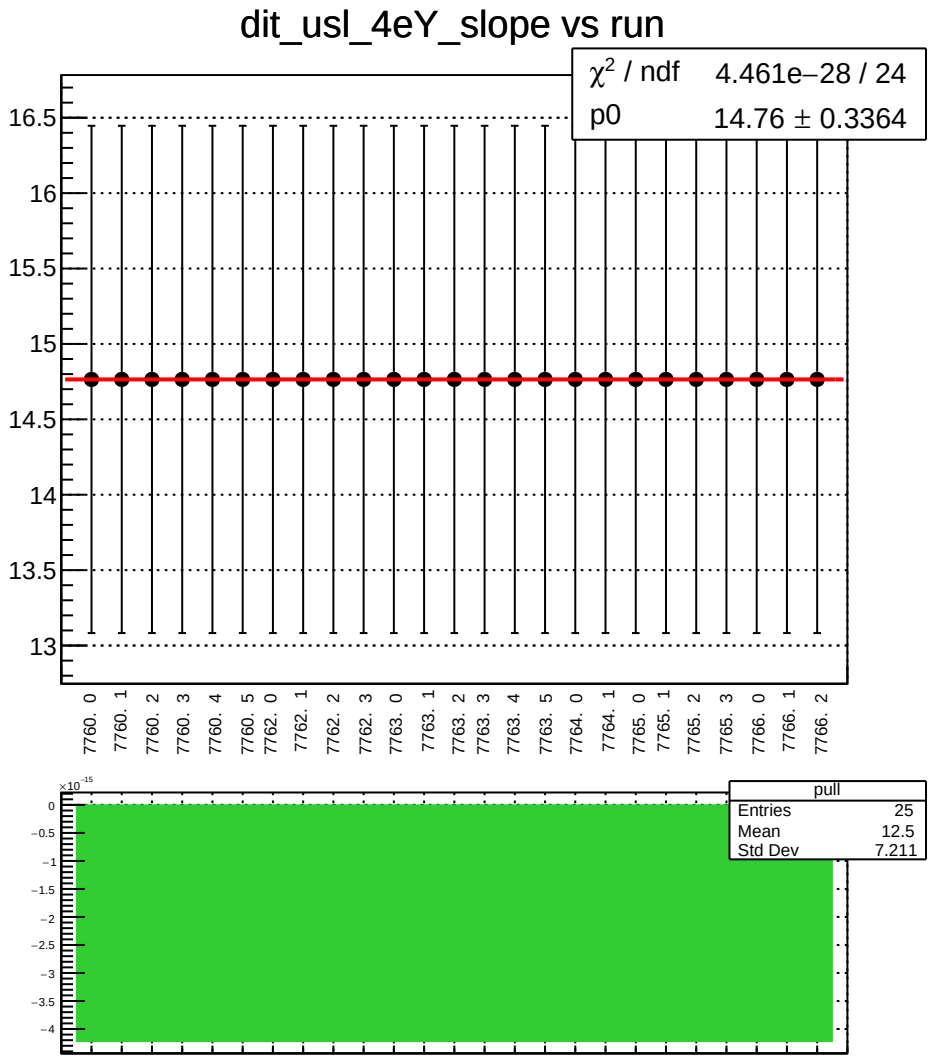
dit_usl_4eY_slope vs run
χ² / ndf 4.461e−28 / 24
p0 14.76 ± 0.3364
16.5
16
15.5
15
14.5
14
13.5
13
7760. 0
7760. 1
7760. 2
7760. 3
7760. 4
7760. 5
7762. 0
7762. 1
7762. 2
7762. 3
7763. 0
7763. 1
7763. 2
7763. 3
7763. 4
7763. 5
7764. 0
7764. 1
7765. 0
7765. 1
7765. 2
7765. 3
7766. 0
7766. 1
7766. 2
×10⁻¹⁵
0
−0.5
−1
−1.5
−2
−2.5
−3
−3.5
−4
pull
Entries 25
Mean 12.5
Std Dev 7.211

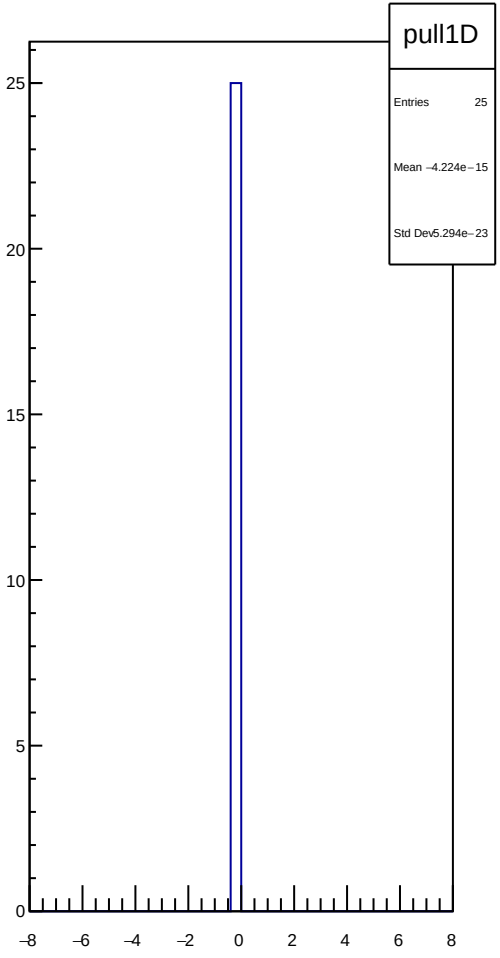
pull1D
Entries 25
Mean −4.224e−15
Std Dev 5.294e−23
25
20
15
10
5
0
−8
−6
−4
−2
0
2
4
6
8

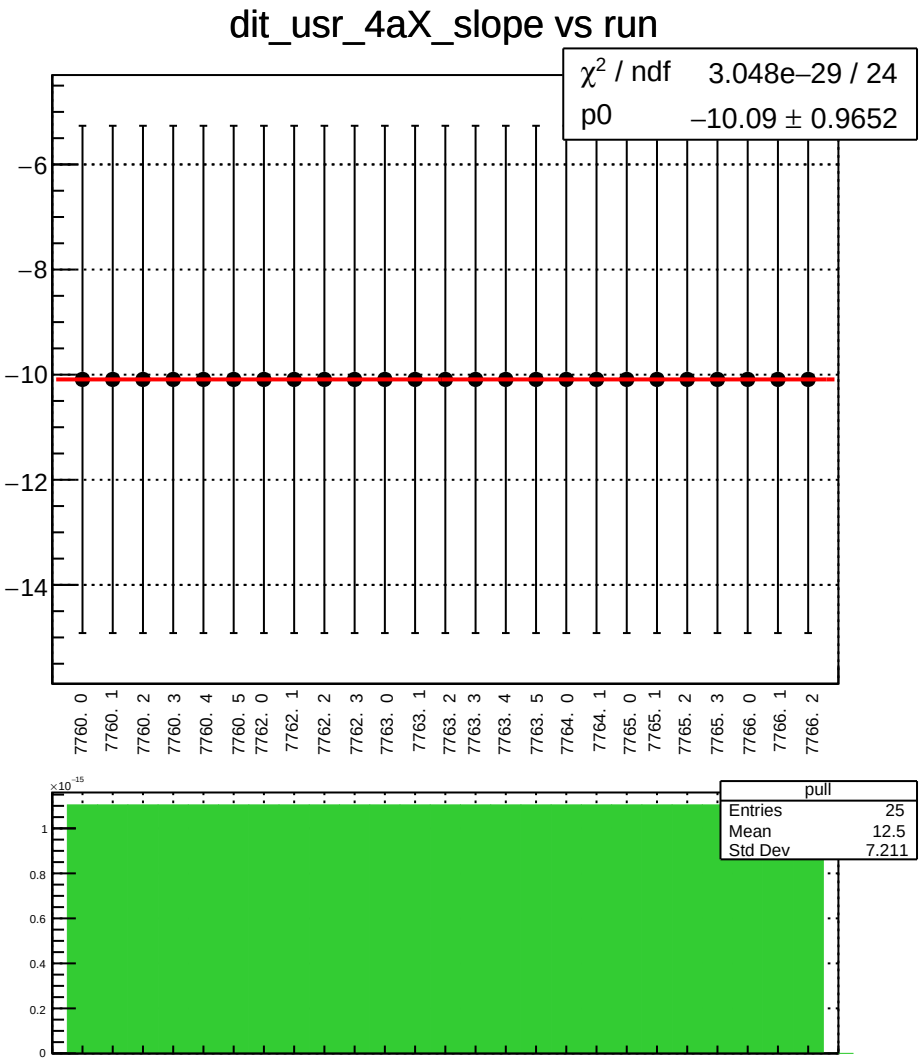
dit_usr_4aX_slope vs run
χ² / ndf 3.048e−29 / 24
p0 −10.09 ± 0.9652
−6
−8
−10
−12
−14
7760. 0
7760. 1
7760. 2
7760. 3
7760. 4
7760. 5
7762. 0
7762. 1
7762. 2
7762. 3
7763. 0
7763. 1
7763. 2
7763. 3
7763. 4
7763. 5
7764. 0
7764. 1
7765. 0
7765. 1
7765. 2
7765. 3
7766. 0
7766. 1
7766. 2
×10⁻¹⁵
1
0.8
0.6
0.4
0.2
0
pull
Entries 25
Mean 12.5
Std Dev 7.211

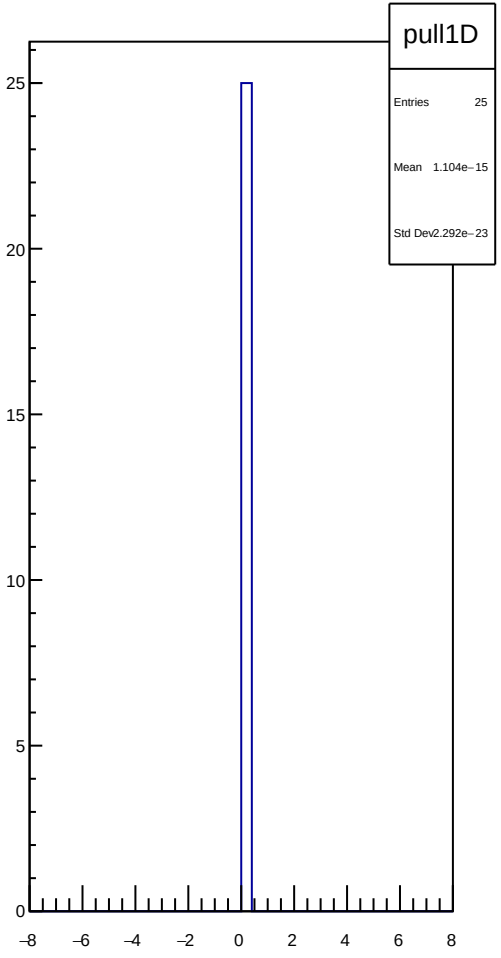
pull1D
Entries 25
Mean 1.104e−15
Std Dev 2.292e−23
25
20
15
10
5
0
−8
−6
−4
−2
0
2
4
6
8

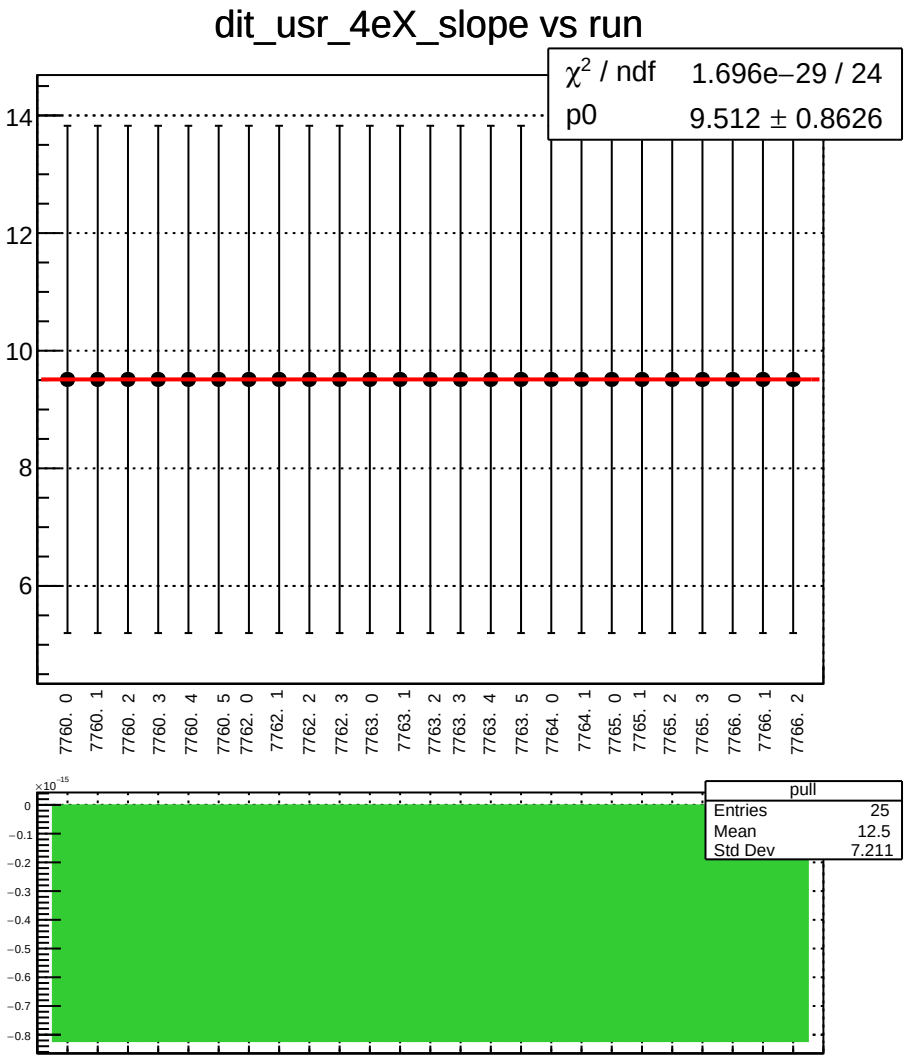
dit_usr_4eX_slope vs run
χ² / ndf 1.696e−29 / 24
p0 9.512 ± 0.8626
14
12
10
8
6
7760. 0
7760. 1
7760. 2
7760. 3
7760. 4
7760. 5
7762. 0
7762. 1
7762. 2
7762. 3
7763. 0
7763. 1
7763. 2
7763. 3
7763. 4
7763. 5
7764. 0
7764. 1
7765. 0
7765. 1
7765. 2
7765. 3
7766. 0
7766. 1
7766. 2
×10⁻¹⁵
0
−0.1
−0.2
−0.3
−0.4
−0.5
−0.6
−0.7
−0.8
pull
Entries 25
Mean 12.5
Std Dev 7.211

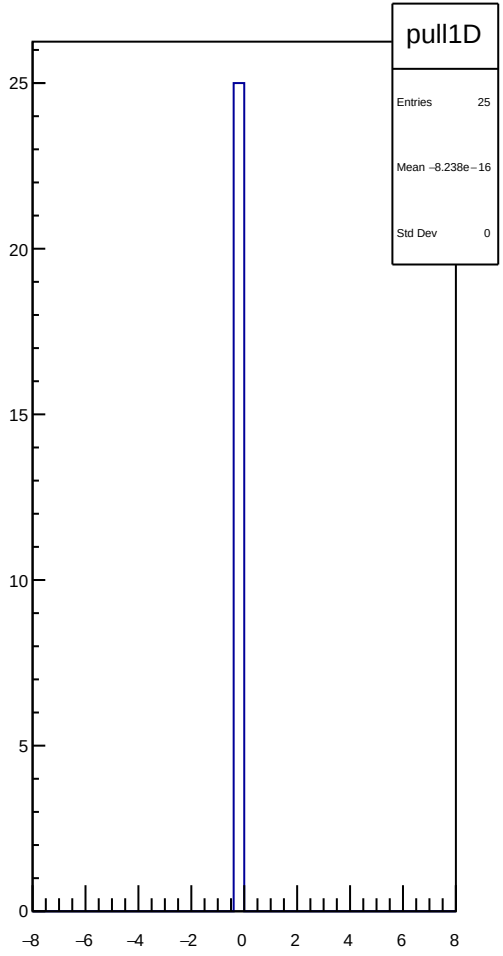
pull1D
Entries 25
Mean −8.238e−16
Std Dev 0
25
20
15
10
5
0
−8
−6
−4
−2
0
2
4
6
8

dit_usr_11X12X_slope vs run

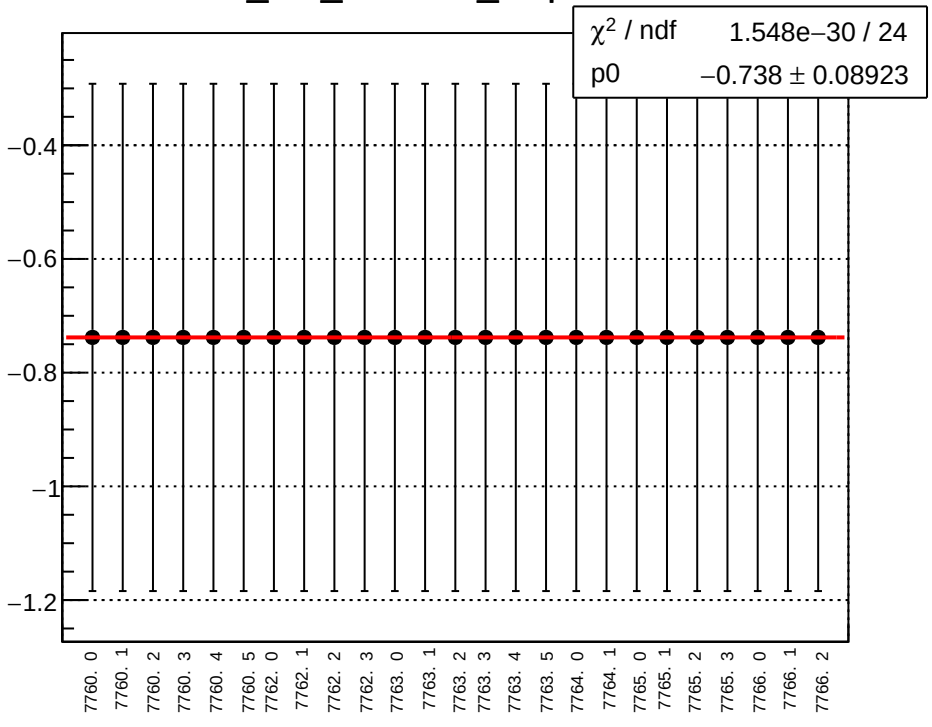

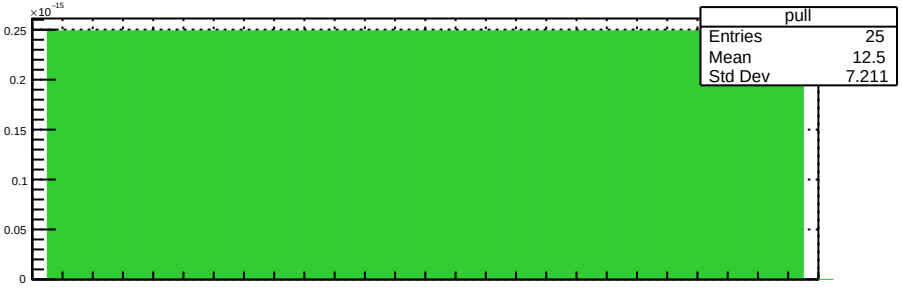

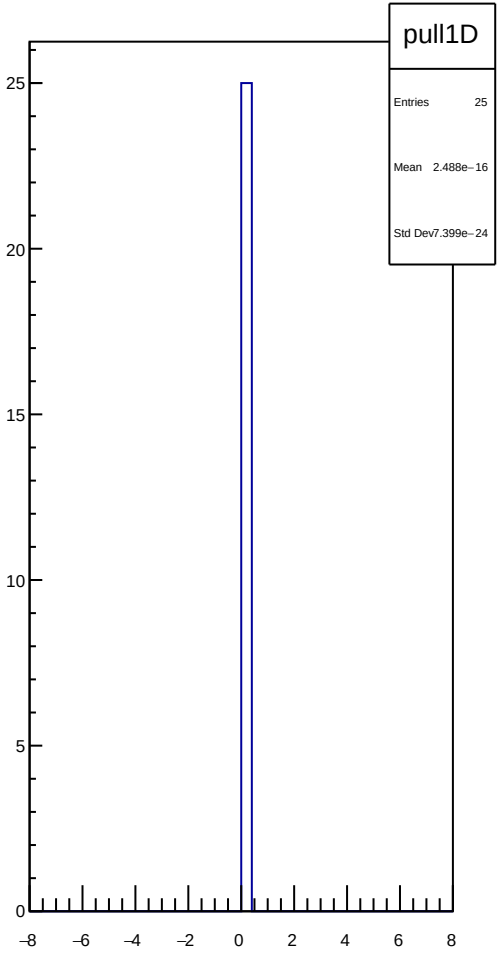

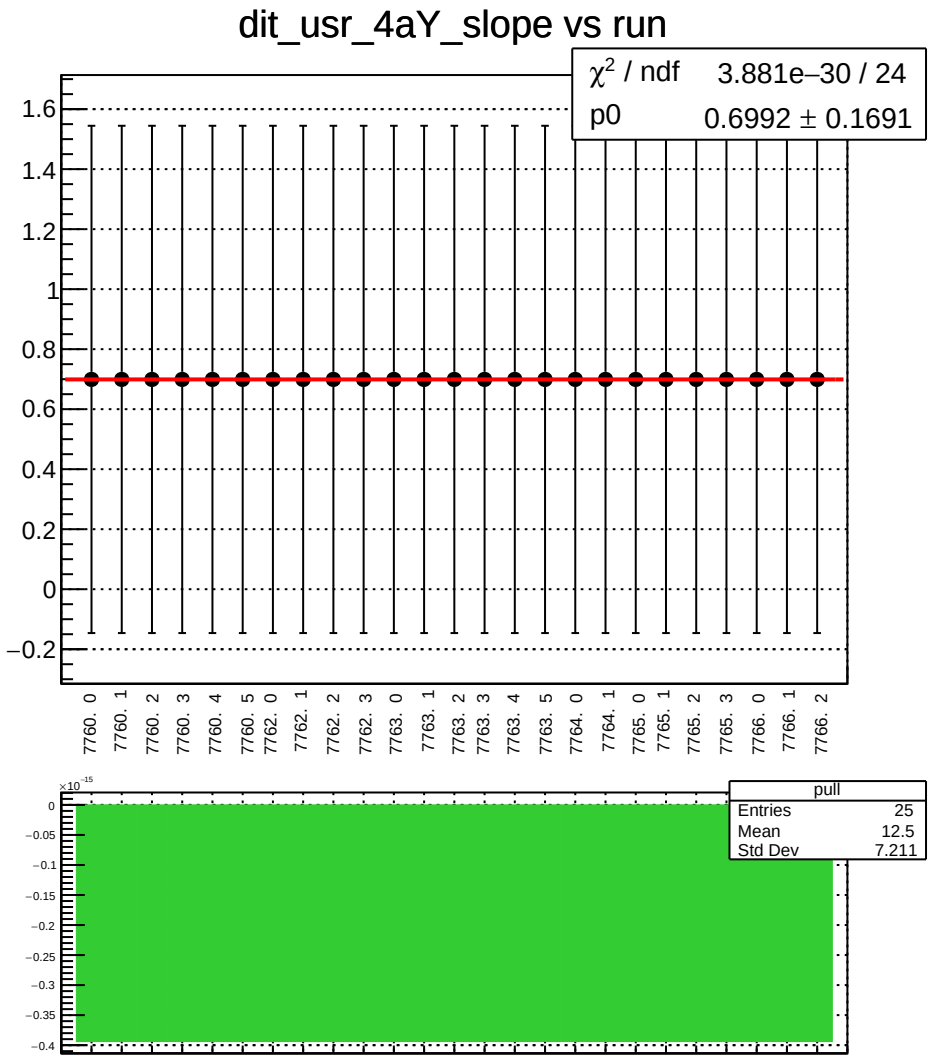
dit_usr_4aY_slope vs run
χ² / ndf 3.881e−30 / 24
p0 0.6992 ± 0.1691
1.6
1.4
1.2
1
0.8
0.6
0.4
0.2
0
−0.2
7760. 0
7760. 1
7760. 2
7760. 3
7760. 4
7760. 5
7762. 0
7762. 1
7762. 2
7762. 3
7763. 0
7763. 1
7763. 2
7763. 3
7763. 4
7763. 5
7764. 0
7764. 1
7765. 0
7765. 1
7765. 2
7765. 3
7766. 0
7766. 1
7766. 2
×10⁻¹⁵
0
−0.05
−0.1
−0.15
−0.2
−0.25
−0.3
−0.35
−0.4
pull
Entries 25
Mean 12.5
Std Dev 7.211

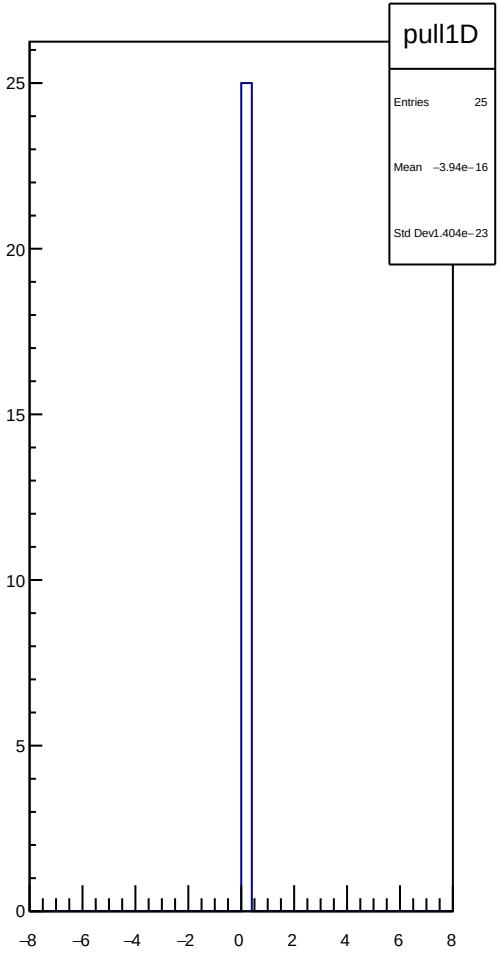
pull1D
Entries 25
Mean −3.94e−16
Std Dev 1.404e−23
25
20
15
10
5
0
−8
−6
−4
−2
0
2
4
6
8

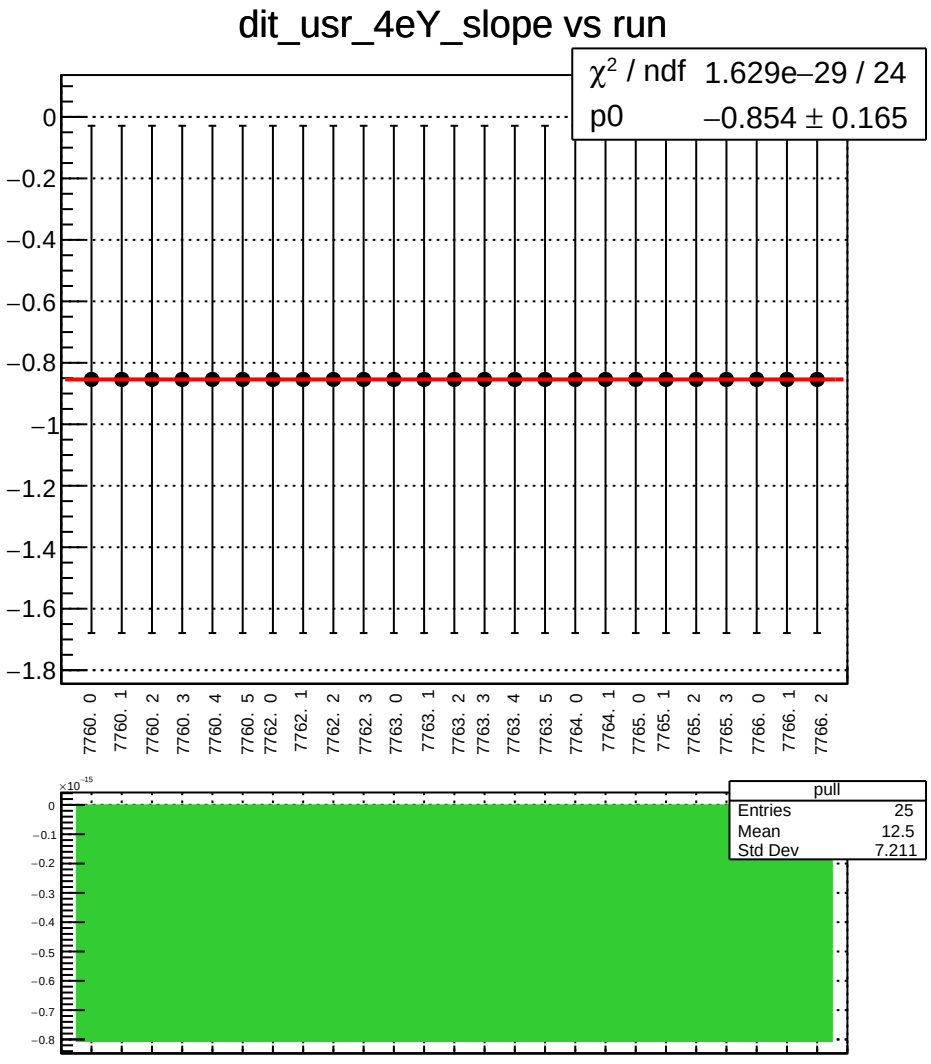
dit_usr_4eY_slope vs run
χ² / ndf 1.629e−29 / 24
p0 −0.854 ± 0.165
0
−0.2
−0.4
−0.6
−0.8
−1
−1.2
−1.4
−1.6
−1.8
7760. 0
7760. 1
7760. 2
7760. 3
7760. 4
7760. 5
7762. 0
7762. 1
7762. 2
7762. 3
7763. 0
7763. 1
7763. 2
7763. 3
7763. 4
7763. 5
7764. 0
7764. 1
7765. 0
7765. 1
7765. 2
7765. 3
7766. 0
7766. 1
7766. 2
×10⁻¹⁵
0
−0.1
−0.2
−0.3
−0.4
−0.5
−0.6
−0.7
−0.8
pull
Entries 25
Mean 12.5
Std Dev 7.211

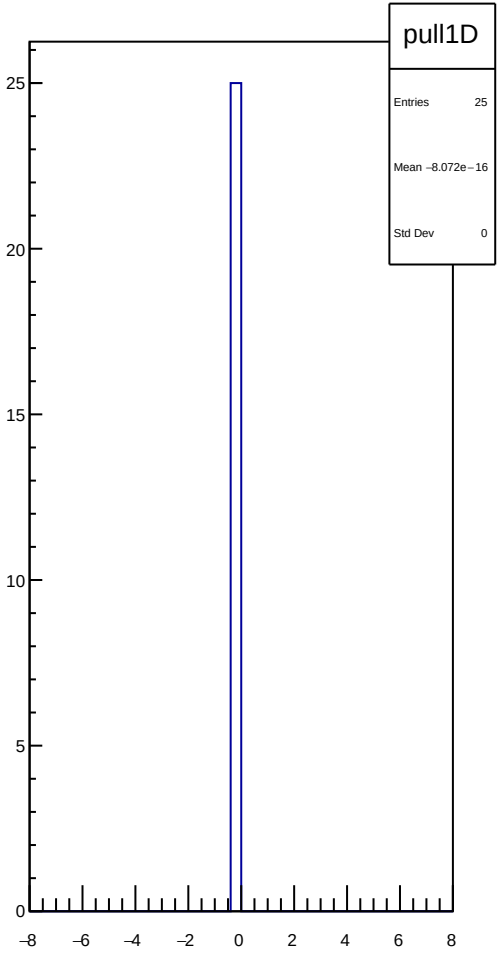
pull1D
Entries 25
Mean −8.072e−16
Std Dev 0
25
20
15
10
5
0
−8
−6
−4
−2
0
2
4
6
8

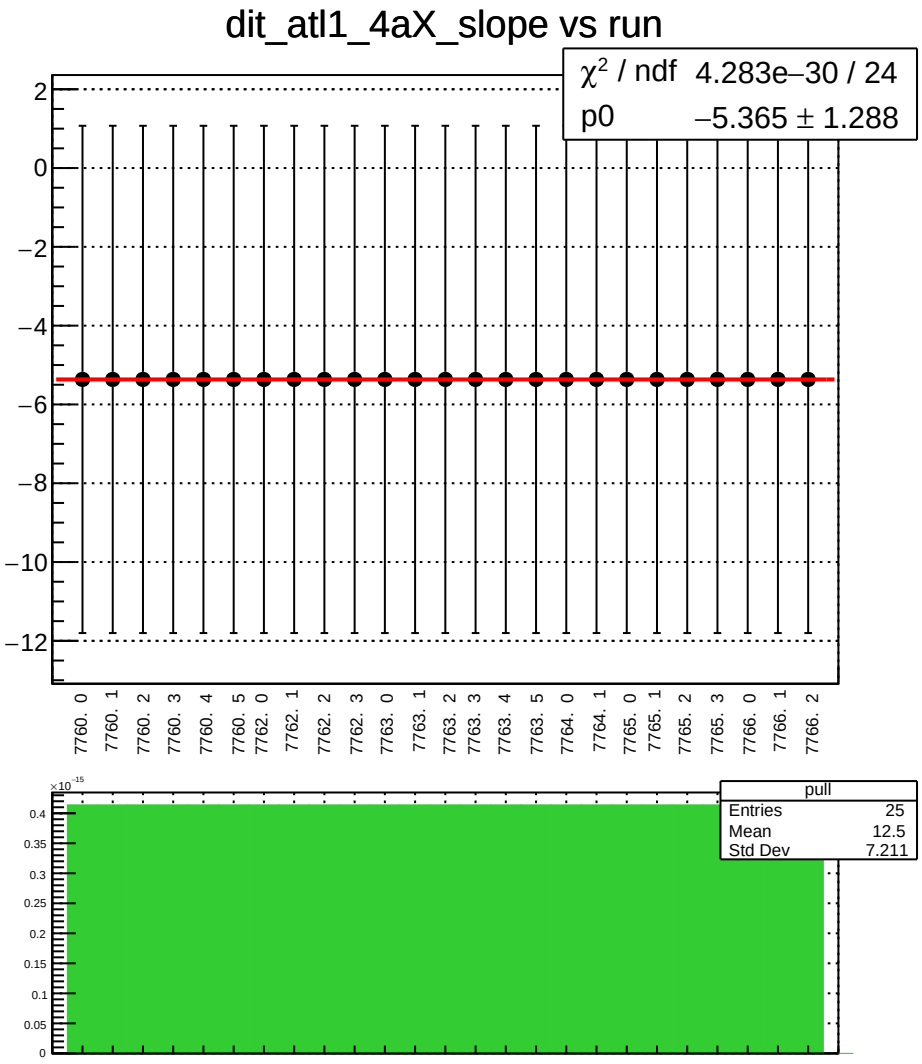
dit_atl1_4aX_slope vs run
χ² / ndf 4.283e−30 / 24
p0 −5.365 ± 1.288
2
0
−2
−4
−6
−8
−10
−12
7760. 0
7760. 1
7760. 2
7760. 3
7760. 4
7760. 5
7762. 0
7762. 1
7762. 2
7762. 3
7763. 0
7763. 1
7763. 2
7763. 3
7763. 4
7763. 5
7764. 0
7764. 1
7765. 0
7765. 1
7765. 2
7765. 3
7766. 0
7766. 1
7766. 2
×10⁻¹⁵
0.4
0.35
0.3
0.25
0.2
0.15
0.1
0.05
0
pull
Entries 25
Mean 12.5
Std Dev 7.211

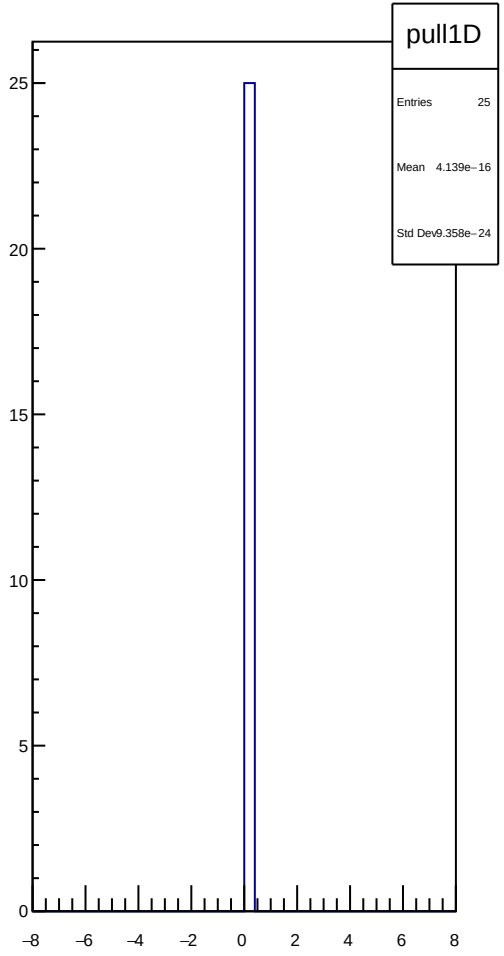
pull1D
Entries 25
Mean 4.139e−16
Std Dev 9.358e−24
25
20
15
10
5
0
−8
−6
−4
−2
0
2
4
6
8

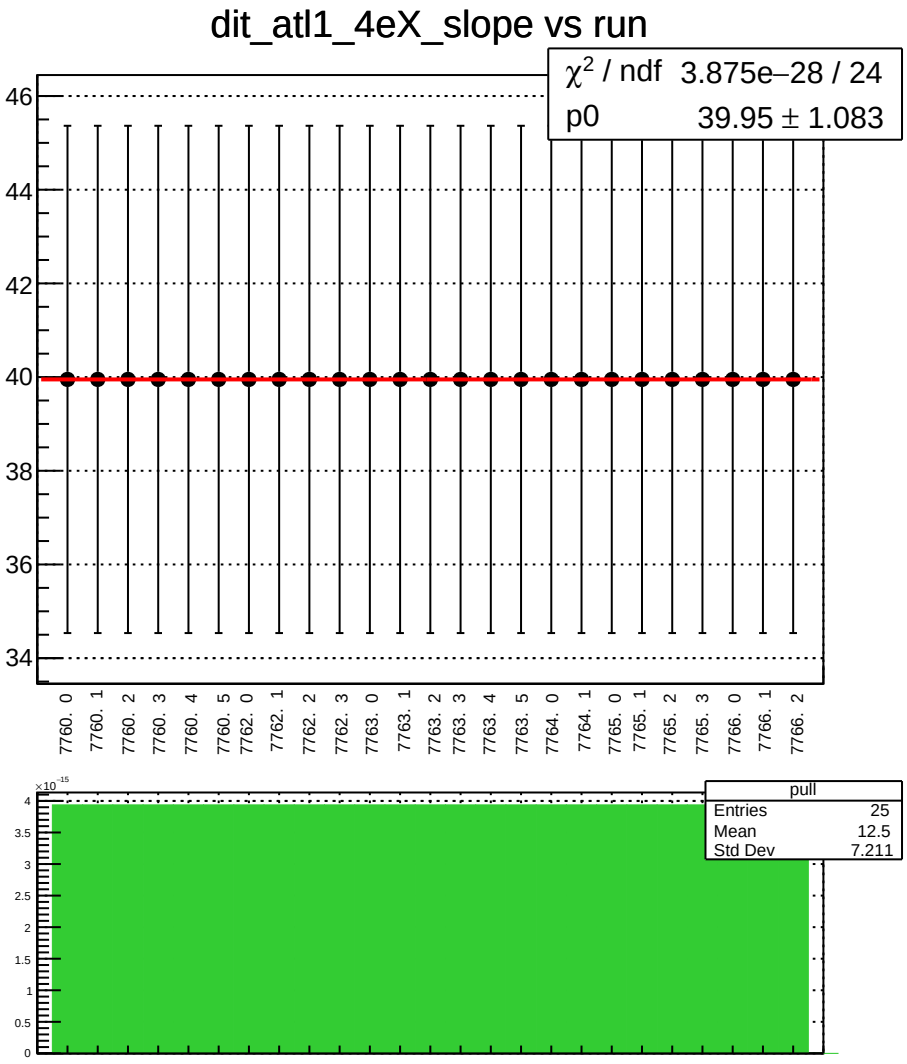
dit_atl1_4eX_slope vs run
χ2 / ndf 3.875e−28 / 24
p0 39.95 ± 1.083
46
44
42
40
38
36
34
7760. 0
7760. 1
7760. 2
7760. 3
7760. 4
7760. 5
7762. 0
7762. 1
7762. 2
7762. 3
7763. 0
7763. 1
7763. 2
7763. 3
7763. 4
7763. 5
7764. 0
7764. 1
7765. 0
7765. 1
7765. 2
7765. 3
7766. 0
7766. 1
7766. 2
×10−15
4
3.5
3
2.5
2
1.5
1
0.5
0
pull
Entries 25
Mean 12.5
Std Dev 7.211

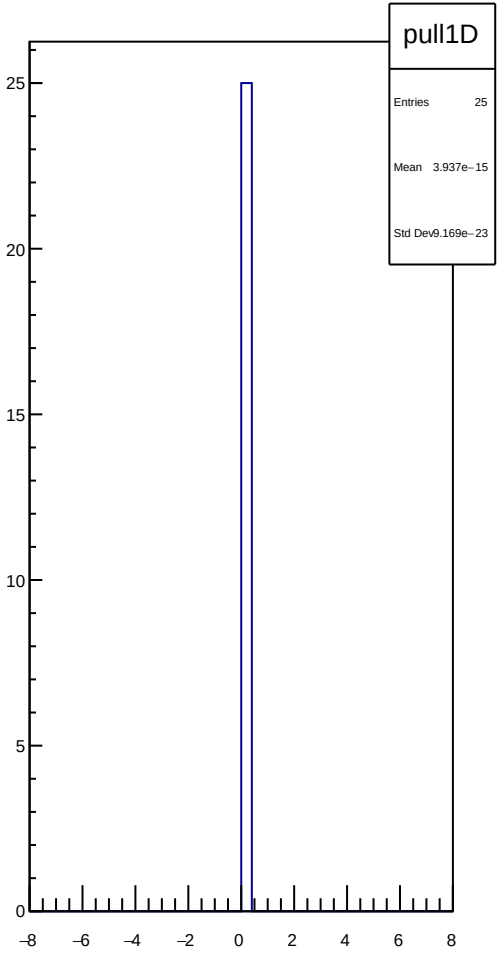
pull1D
Entries 25
Mean 3.937e−15
Std Dev 9.169e−23
25
20
15
10
5
0
−8
−6
−4
−2
0
2
4
6
8

dit_atl1_11X12X_slope vs run

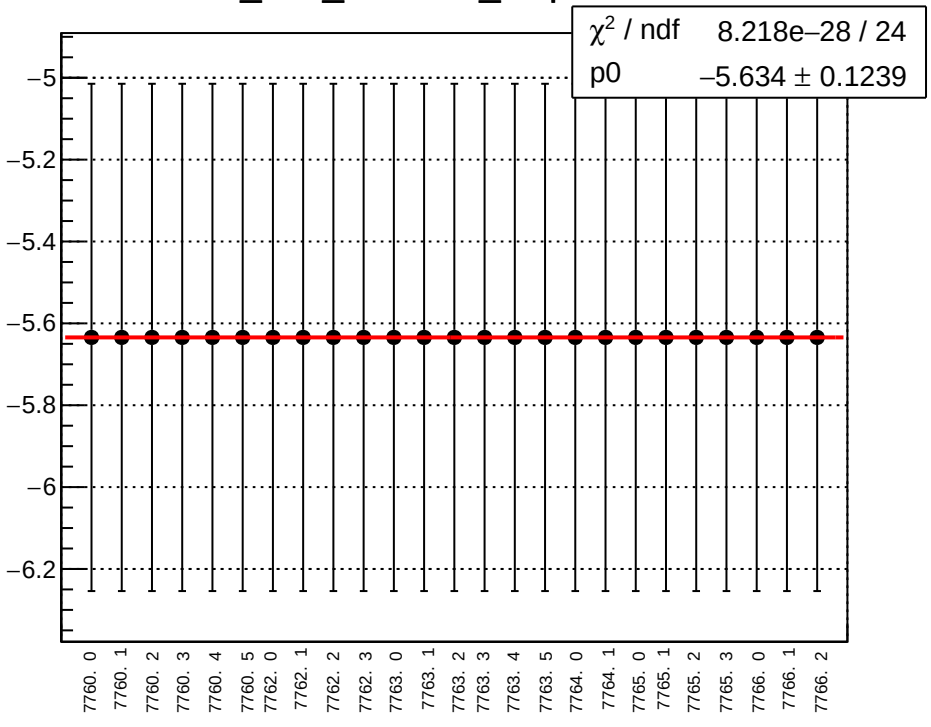

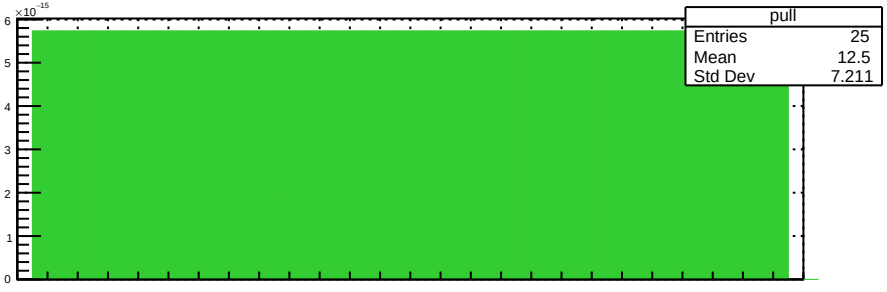

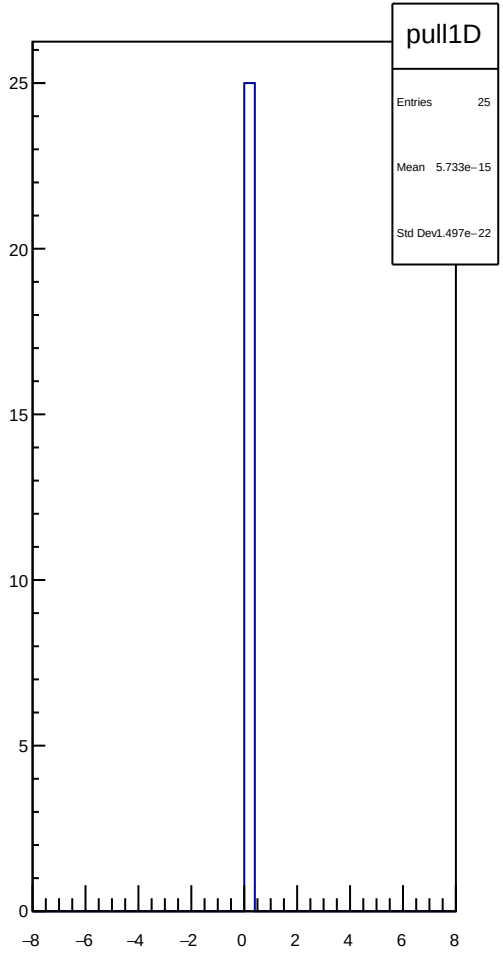

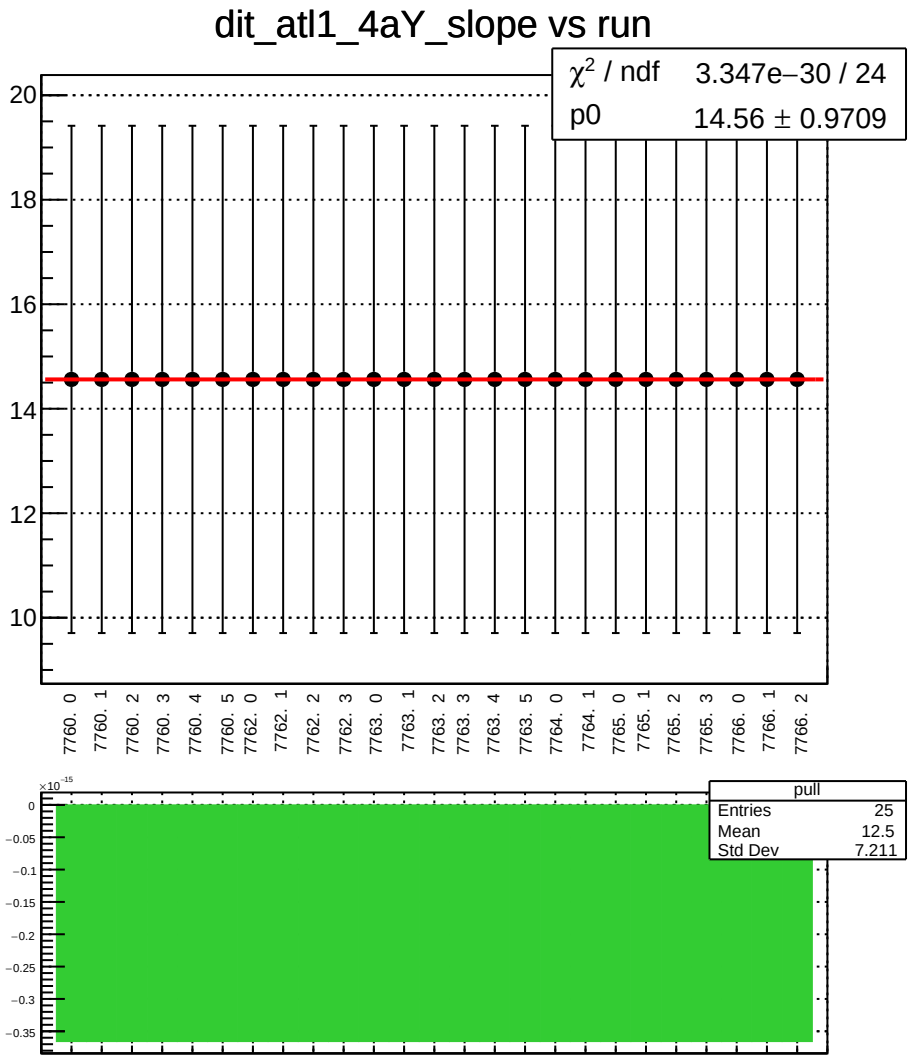
dit_atl1_4aY_slope vs run
χ² / ndf 3.347e−30 / 24
p0 14.56 ± 0.9709
20
18
16
14
12
10
7760. 0
7760. 1
7760. 2
7760. 3
7760. 4
7760. 5
7762. 0
7762. 1
7762. 2
7762. 3
7763. 0
7763. 1
7763. 2
7763. 3
7763. 4
7763. 5
7764. 0
7764. 1
7765. 0
7765. 1
7765. 2
7765. 3
7766. 0
7766. 1
7766. 2
×10⁻¹⁵
0
−0.05
−0.1
−0.15
−0.2
−0.25
−0.3
−0.35
pull
Entries 25
Mean 12.5
Std Dev 7.211

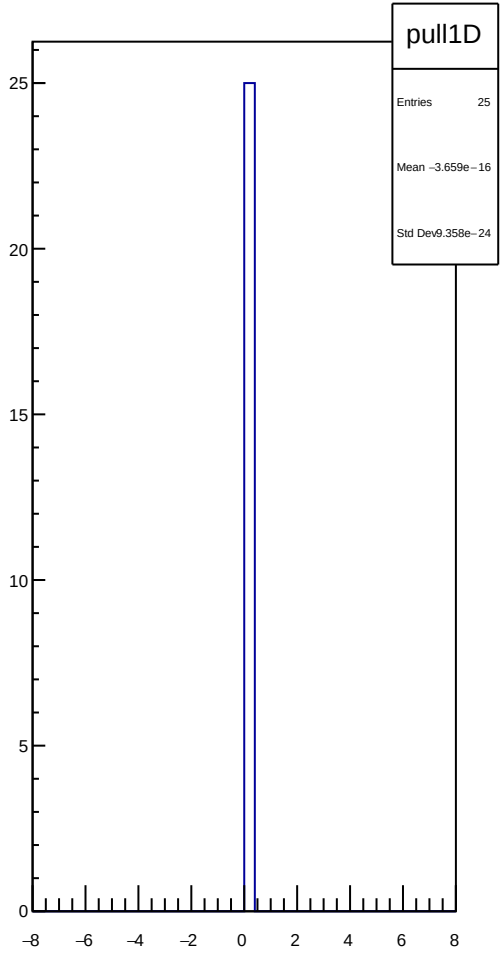
pull1D
Entries 25
Mean −3.659e−16
Std Dev 9.358e−24
25
20
15
10
5
0
−8
−6
−4
−2
0
2
4
6
8

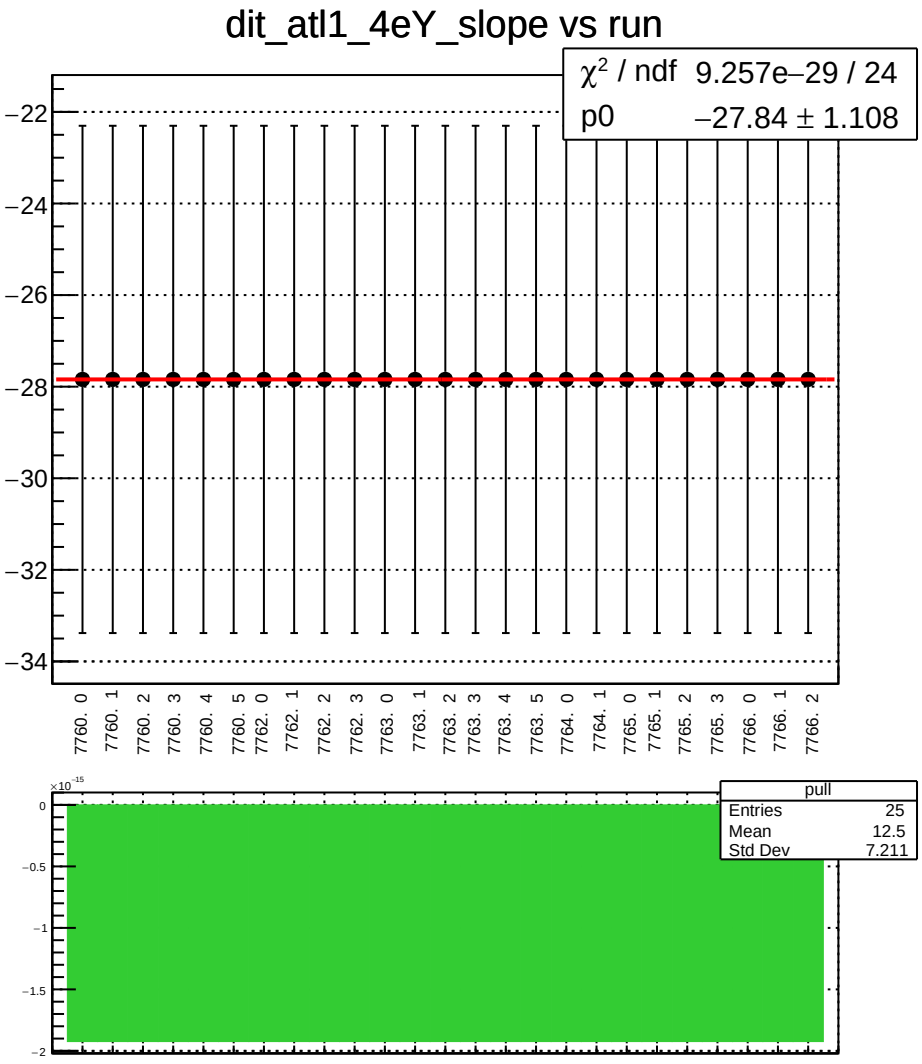
dit_atl1_4eY_slope vs run
χ^2 / ndf 9.257e−29 / 24
p0 −27.84 ± 1.108
−22
−24
−26
−28
−30
−32
−34
7760. 0
7760. 1
7760. 2
7760. 3
7760. 4
7760. 5
7762. 0
7762. 1
7762. 2
7762. 3
7763. 0
7763. 1
7763. 2
7763. 3
7763. 4
7763. 5
7764. 0
7764. 1
7765. 0
7765. 1
7765. 2
7765. 3
7766. 0
7766. 1
7766. 2
×10^-15
0
−0.5
−1
−1.5
−2
pull
Entries 25
Mean 12.5
Std Dev 7.211

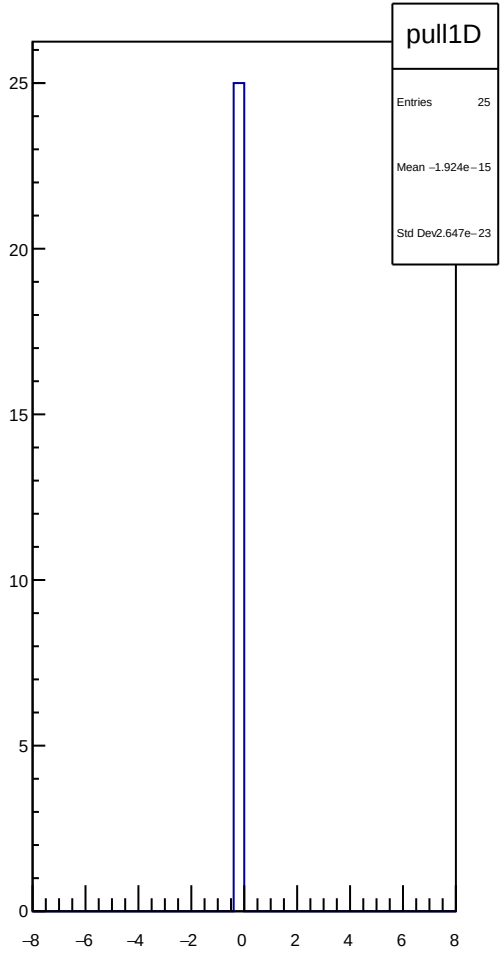
pull1D
Entries 25
Mean −1.924e−15
Std Dev 2.647e−23
25
20
15
10
5
0
−8
−6
−4
−2
0
2
4
6
8

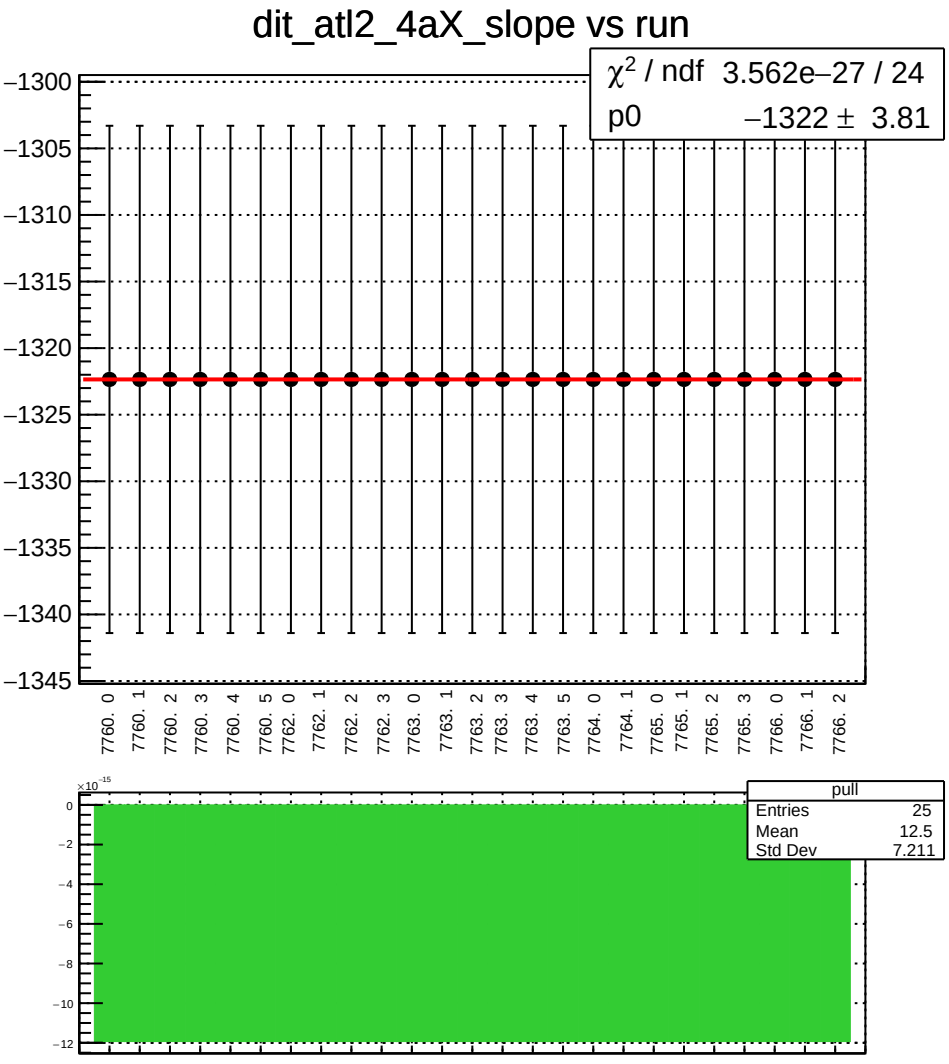
dit_atl2_4aX_slope vs run
χ² / ndf 3.562e−27 / 24
p0 −1322 ± 3.81
−1300
−1305
−1310
−1315
−1320
−1325
−1330
−1335
−1340
−1345
7760. 0
7760. 1
7760. 2
7760. 3
7760. 4
7760. 5
7762. 0
7762. 1
7762. 2
7762. 3
7763. 0
7763. 1
7763. 2
7763. 3
7763. 4
7763. 5
7764. 0
7764. 1
7765. 0
7765. 1
7765. 2
7765. 3
7766. 0
7766. 1
7766. 2
×10⁻¹⁵
0
−2
−4
−6
−8
−10
−12
pull
Entries 25
Mean 12.5
Std Dev 7.211

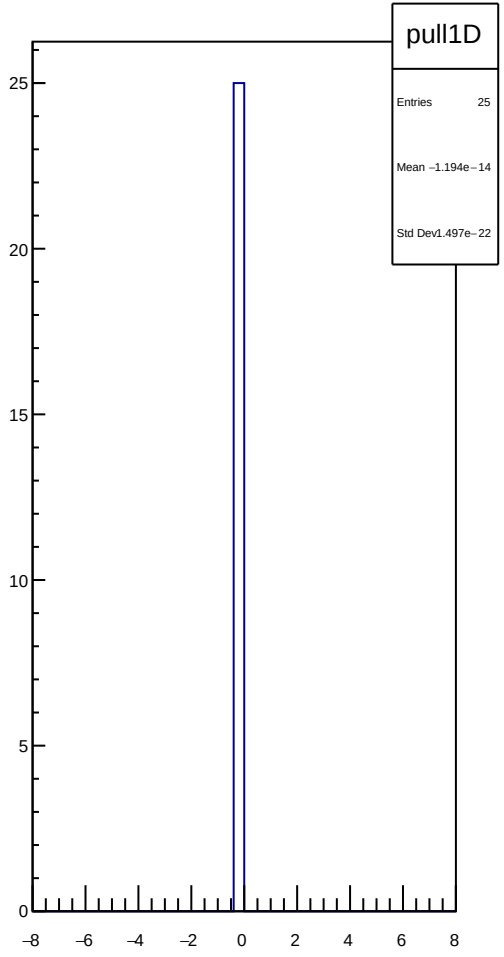
pull1D
Entries 25
Mean −1.194e−14
Std Dev1.497e−22
25
20
15
10
5
0
−8
−6
−4
−2
0
2
4
6
8

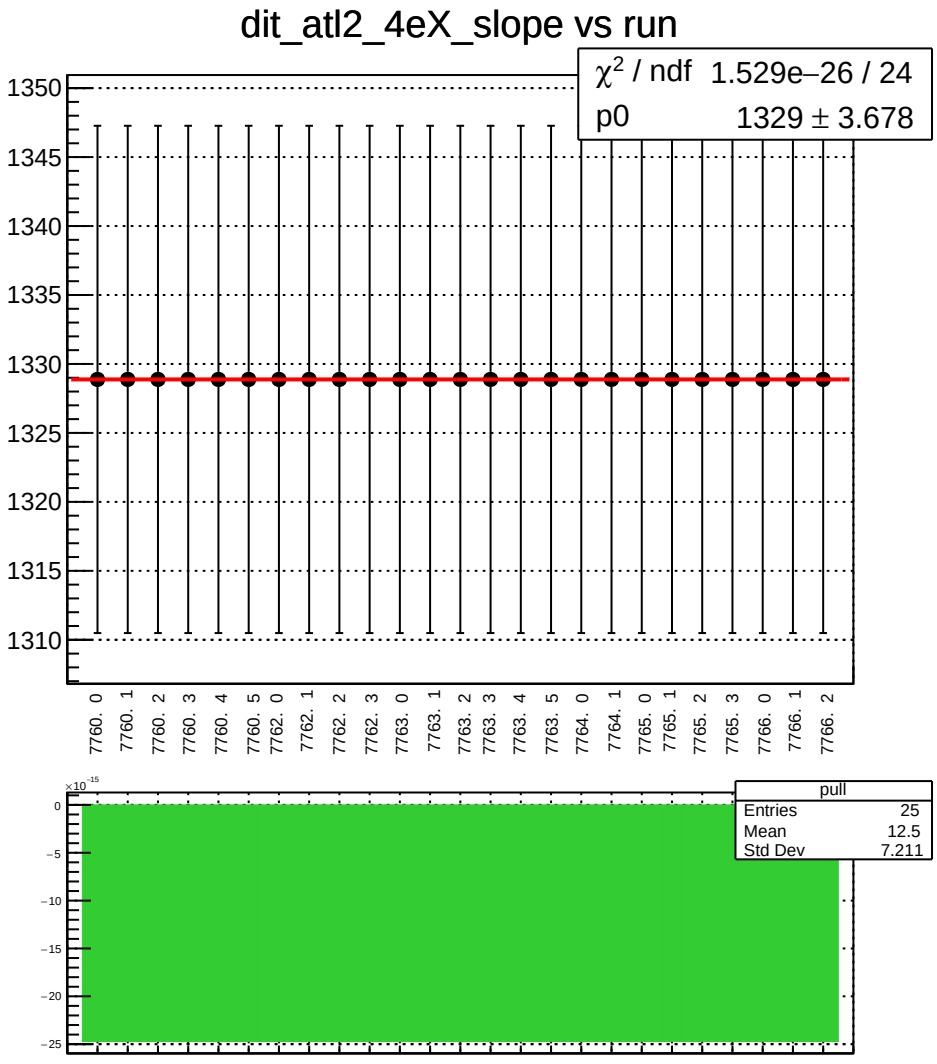
dit_atl2_4eX_slope vs run
χ² / ndf 1.529e−26 / 24
p0 1329 ± 3.678
1350
1345
1340
1335
1330
1325
1320
1315
1310
7760. 0
7760. 1
7760. 2
7760. 3
7760. 4
7760. 5
7762. 0
7762. 1
7762. 2
7762. 3
7763. 0
7763. 1
7763. 2
7763. 3
7763. 4
7763. 5
7764. 0
7764. 1
7765. 0
7765. 1
7765. 2
7765. 3
7766. 0
7766. 1
7766. 2
×10⁻¹⁵
0
−5
−10
−15
−20
−25
pull
Entries 25
Mean 12.5
Std Dev 7.211

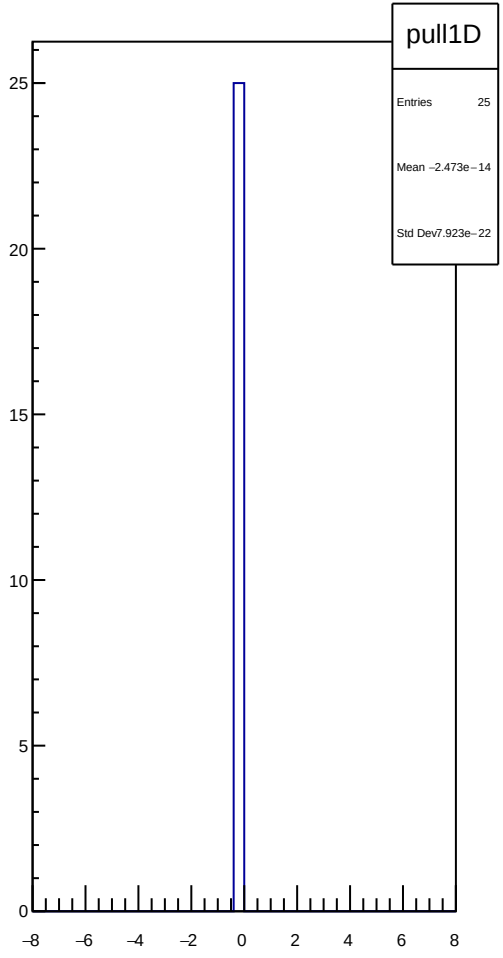
pull1D
Entries 25
Mean −2.473e−14
Std Dev7.923e−22
25
20
15
10
5
0
−8
−6
−4
−2
0
2
4
6
8

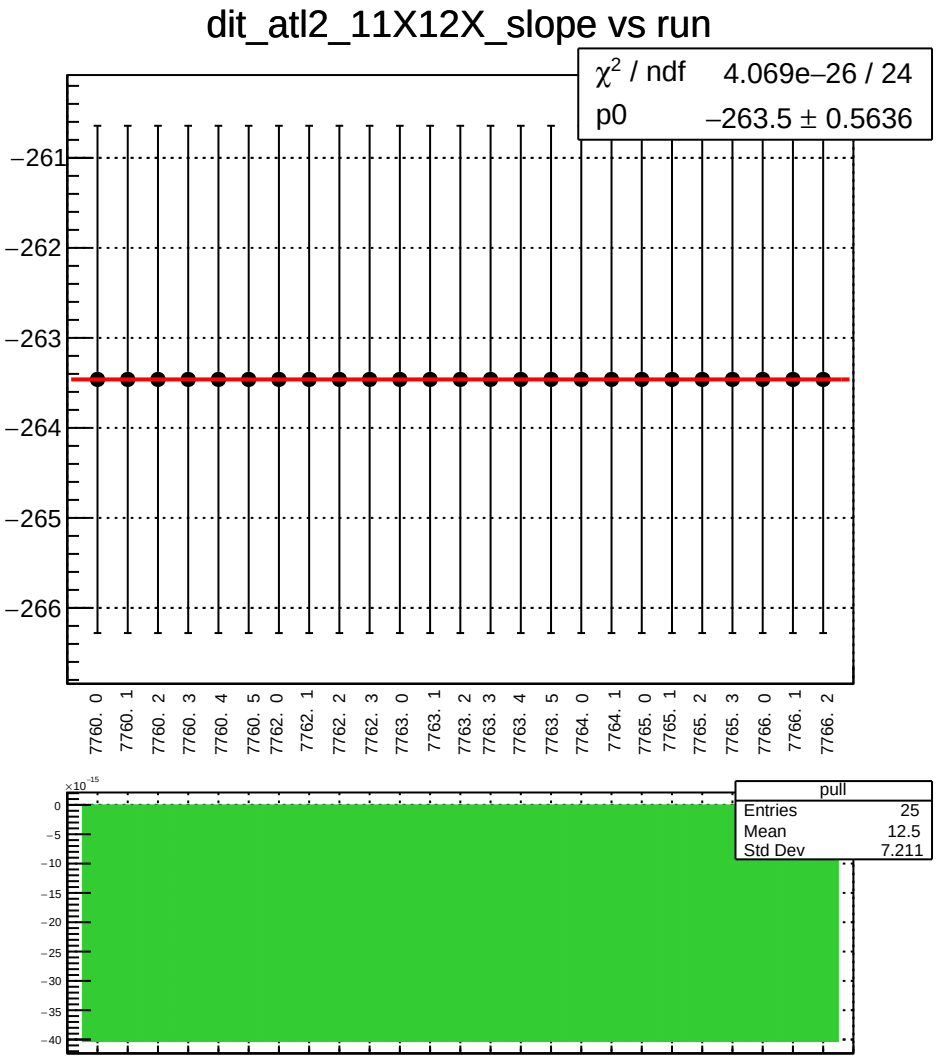
dit_atl2_11X12X_slope vs run
χ² / ndf 4.069e−26 / 24
p0 −263.5 ± 0.5636
−261
−262
−263
−264
−265
−266
7760. 0
7760. 1
7760. 2
7760. 3
7760. 4
7760. 5
7762. 0
7762. 1
7762. 2
7762. 3
7763. 0
7763. 1
7763. 2
7763. 3
7763. 4
7763. 5
7764. 0
7764. 1
7765. 0
7765. 1
7765. 2
7765. 3
7766. 0
7766. 1
7766. 2
×10⁻¹⁵
0
−5
−10
−15
−20
−25
−30
−35
−40
pull
Entries 25
Mean 12.5
Std Dev 7.211

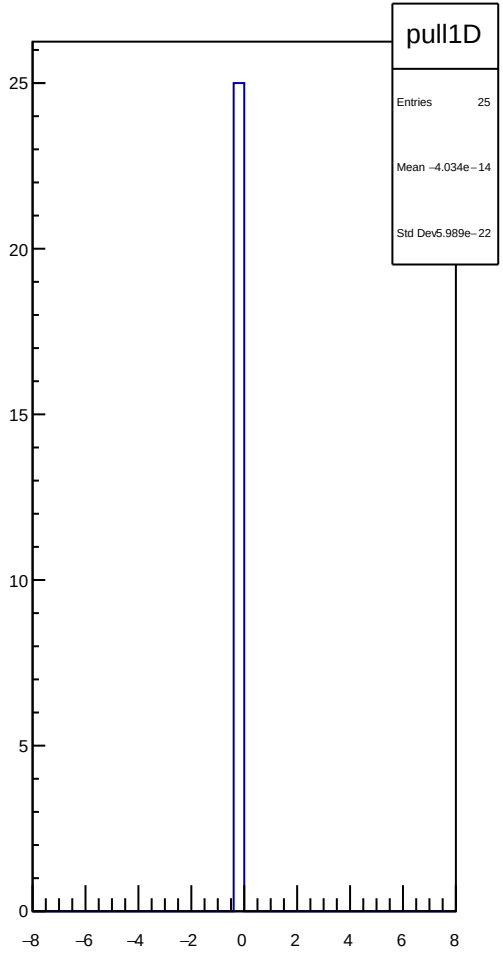
pull1D
Entries 25
Mean −4.034e−14
Std Dev 5.989e−22
25
20
15
10
5
0
−8
−6
−4
−2
0
2
4
6
8

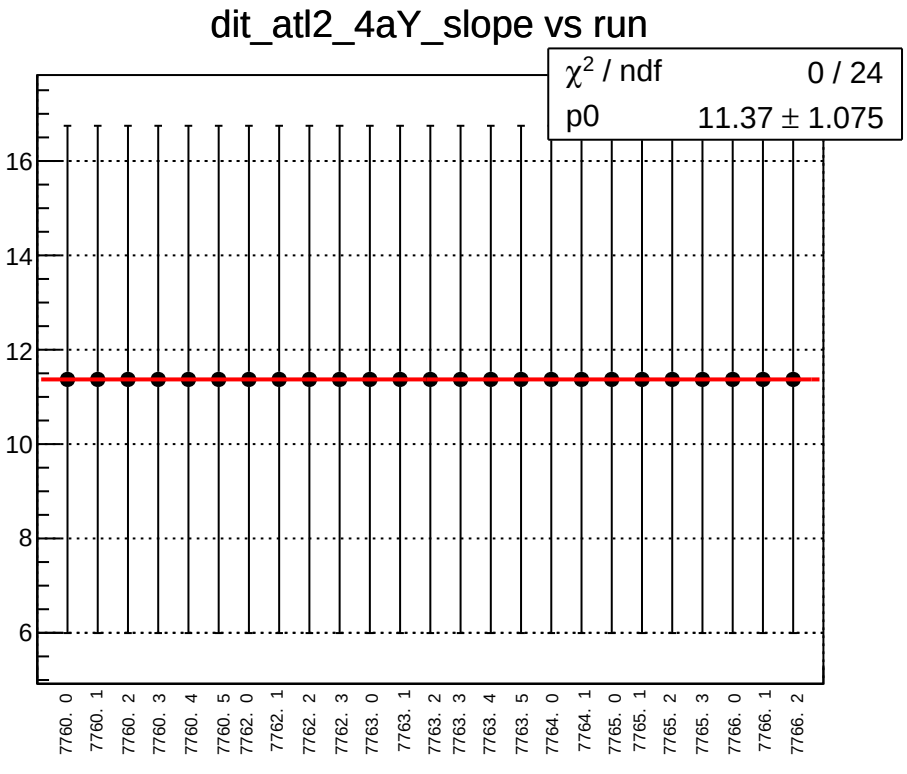
dit_atl2_4aY_slope vs run
χ2 / ndf 0 / 24
p0 11.37 ± 1.075
16
14
12
10
8
6
7760. 0
7760. 1
7760. 2
7760. 3
7760. 4
7760. 5
7762. 0
7762. 1
7762. 2
7762. 3
7763. 0
7763. 1
7763. 2
7763. 3
7763. 4
7763. 5
7764. 0
7764. 1
7765. 0
7765. 1
7765. 2
7765. 3
7766. 0
7766. 1
7766. 2

pull
Entries 25
Mean 0
Std Dev 0
1
0.8
0.6
0.4
0.2
0

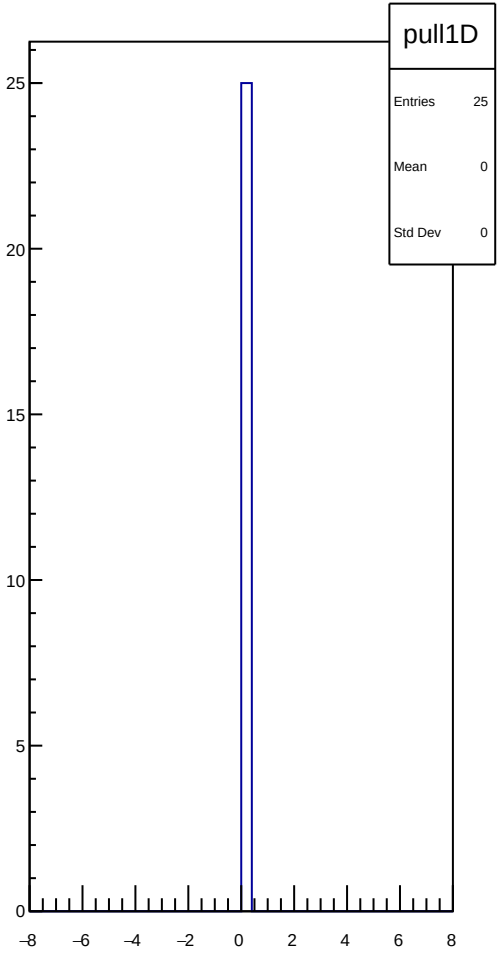
pull1D
Entries 25
Mean 0
Std Dev 0
25
20
15
10
5
0
−8
−6
−4
−2
0
2
4
6
8

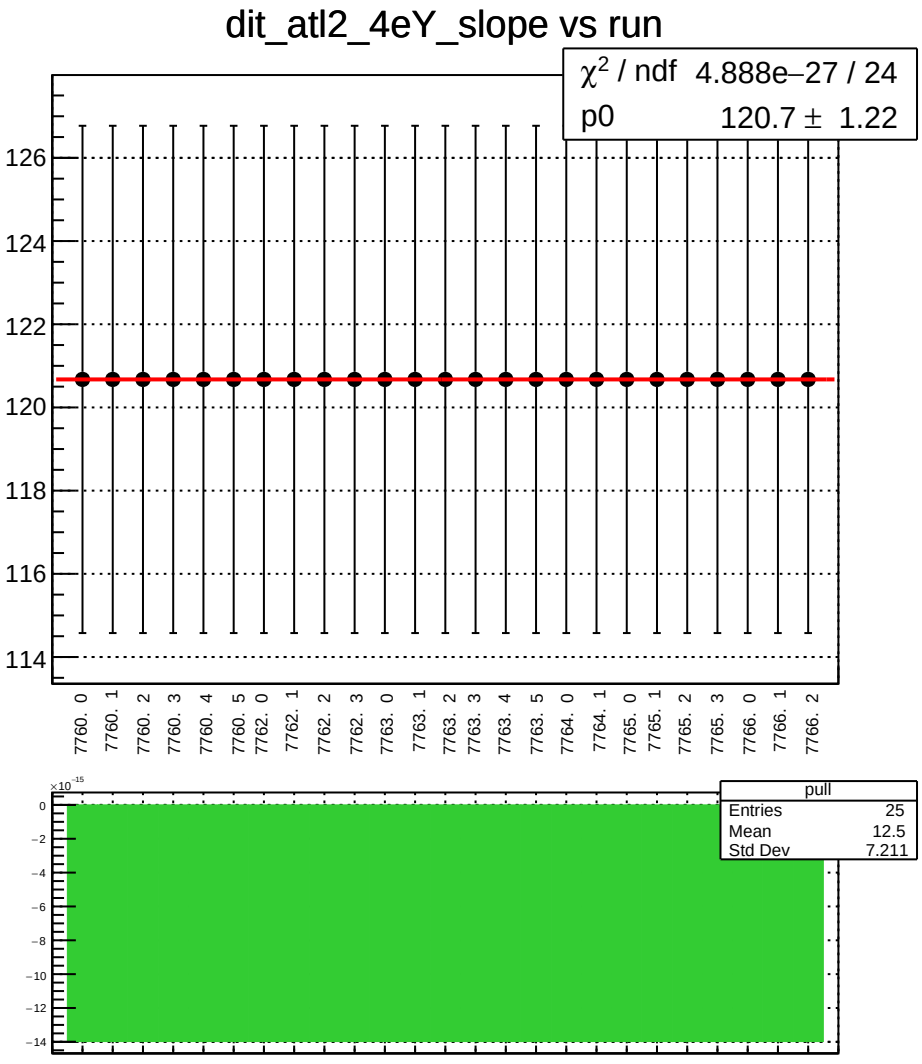
dit_atl2_4eY_slope vs run
χ2 / ndf 4.888e−27 / 24
p0 120.7 ± 1.22
126
124
122
120
118
116
114
7760. 0
7760. 1
7760. 2
7760. 3
7760. 4
7760. 5
7762. 0
7762. 1
7762. 2
7762. 3
7763. 0
7763. 1
7763. 2
7763. 3
7763. 4
7763. 5
7764. 0
7764. 1
7765. 0
7765. 1
7765. 2
7765. 3
7766. 0
7766. 1
7766. 2
×10−15
0
−2
−4
−6
−8
−10
−12
−14
pull
Entries 25
Mean 12.5
Std Dev 7.211

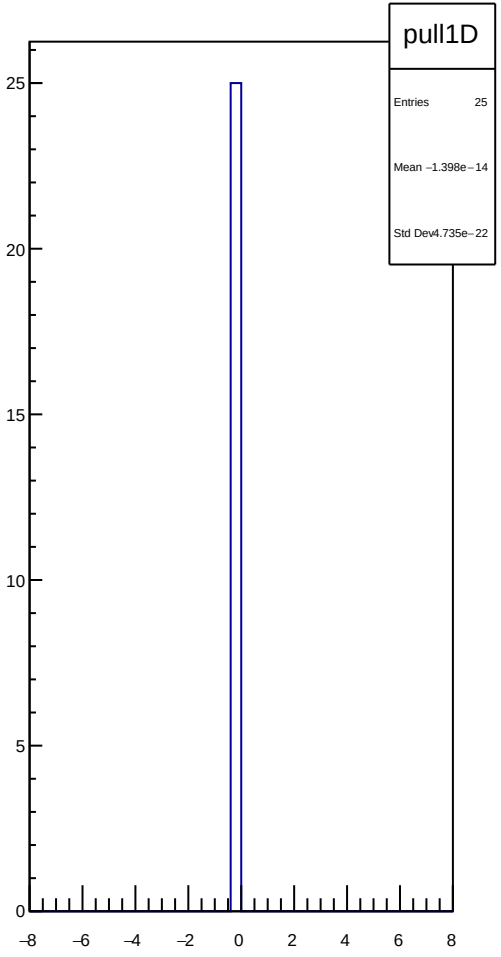
pull1D
Entries 25
Mean −1.398e−14
Std Dev4.735e−22
25
20
15
10
5
0
−8
−6
−4
−2
0
2
4
6
8

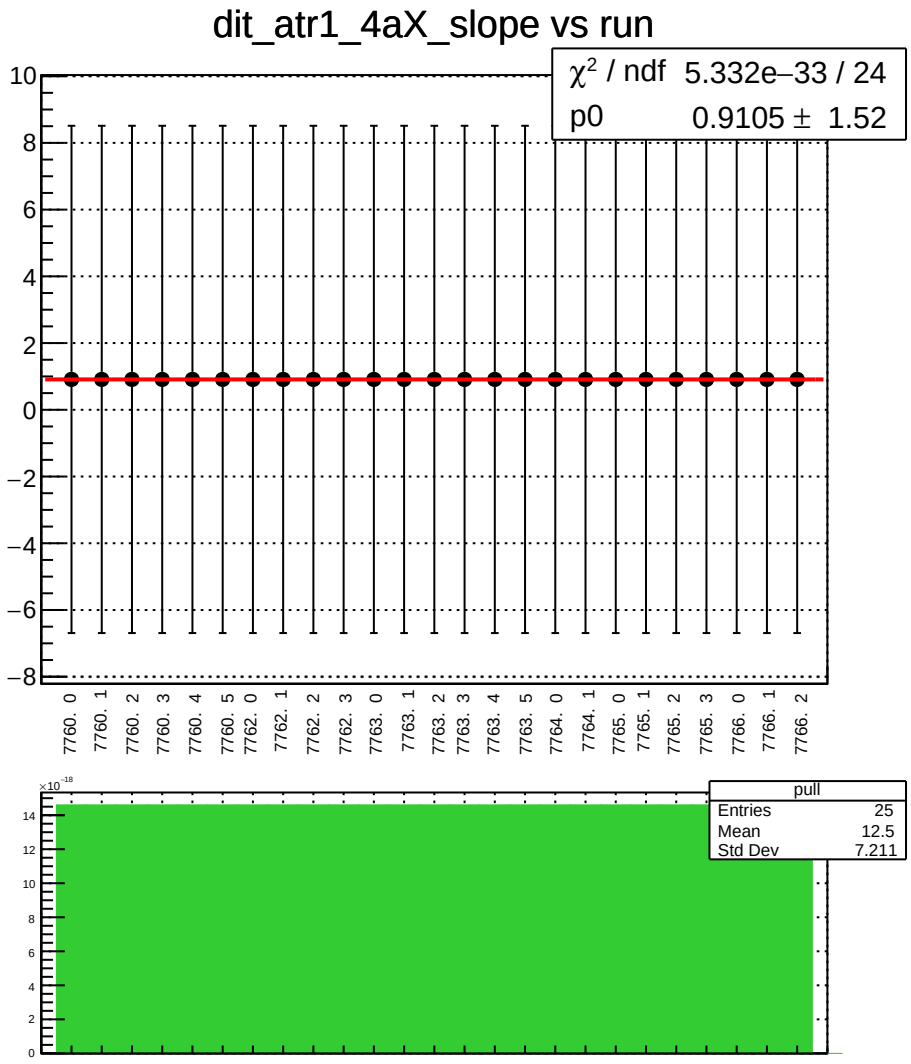
dit_atr1_4aX_slope vs run
χ² / ndf 5.332e−33 / 24
p0 0.9105 ± 1.52
10
8
6
4
2
0
−2
−4
−6
−8
7760. 0
7760. 1
7760. 2
7760. 3
7760. 4
7760. 5
7762. 0
7762. 1
7762. 2
7762. 3
7763. 0
7763. 1
7763. 2
7763. 3
7763. 4
7763. 5
7764. 0
7764. 1
7765. 0
7765. 1
7765. 2
7765. 3
7766. 0
7766. 1
7766. 2
×10⁻¹⁸
14
12
10
8
6
4
2
0
pull
Entries 25
Mean 12.5
Std Dev 7.211

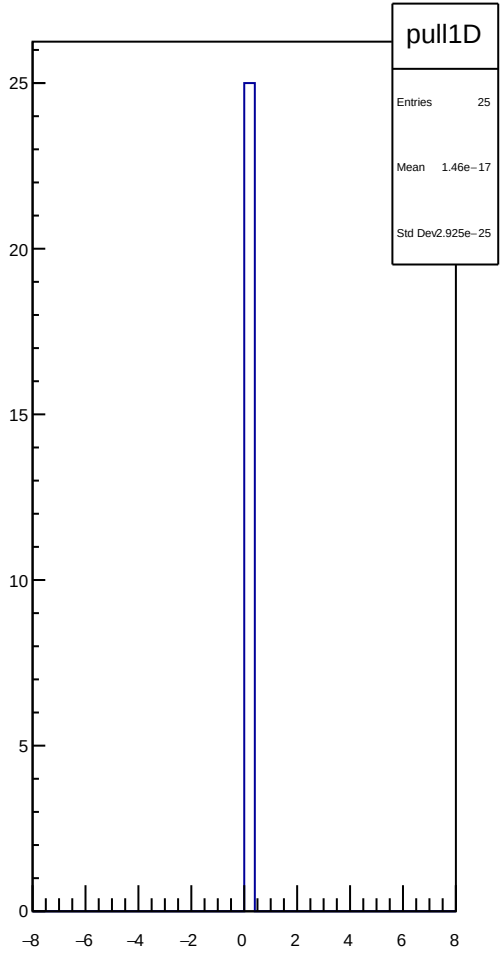
pull1D
Entries 25
Mean 1.46e−17
Std Dev 2.925e−25
25
20
15
10
5
0
−8
−6
−4
−2
0
2
4
6
8

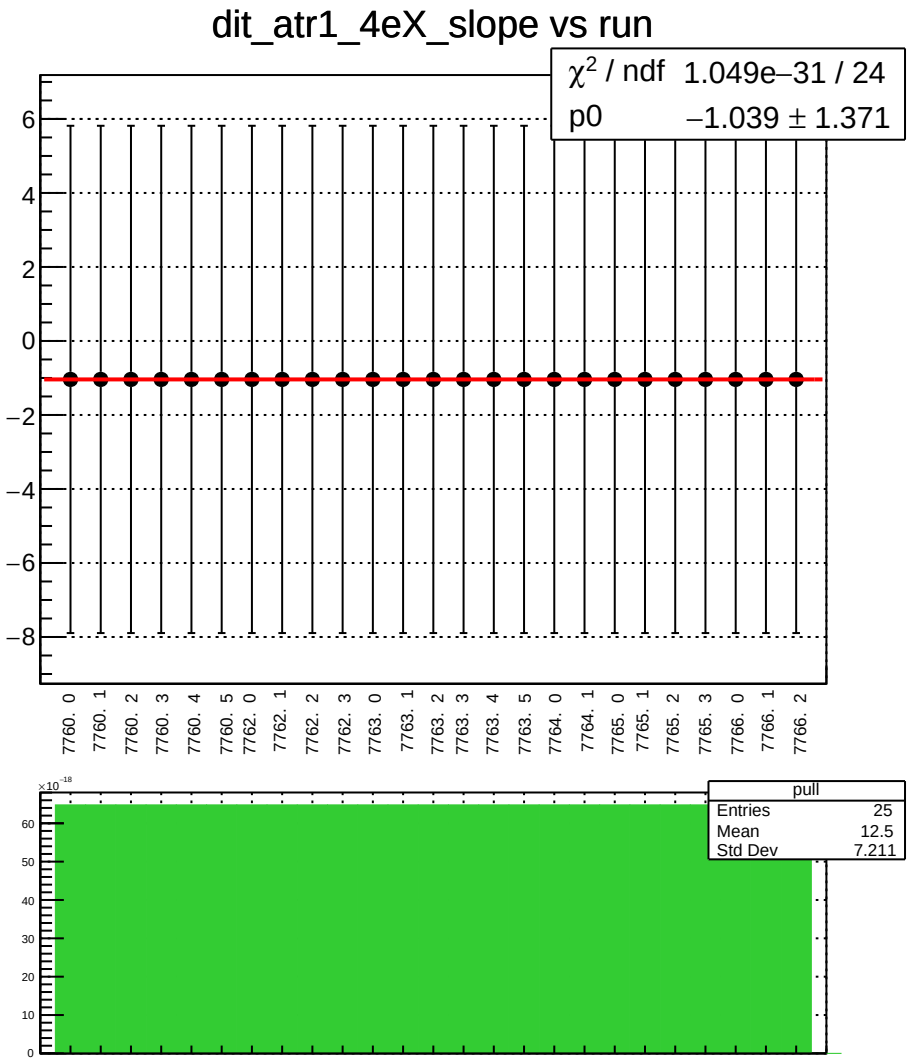
dit_atr1_4eX_slope vs run
χ2 / ndf 1.049e−31 / 24
p0 −1.039 ± 1.371
6
4
2
0
−2
−4
−6
−8
7760. 0
7760. 1
7760. 2
7760. 3
7760. 4
7760. 5
7762. 0
7762. 1
7762. 2
7762. 3
7763. 0
7763. 1
7763. 2
7763. 3
7763. 4
7763. 5
7764. 0
7764. 1
7765. 0
7765. 1
7765. 2
7765. 3
7766. 0
7766. 1
7766. 2
×10−18
60
50
40
30
20
10
0
pull
Entries 25
Mean 12.5
Std Dev 7.211

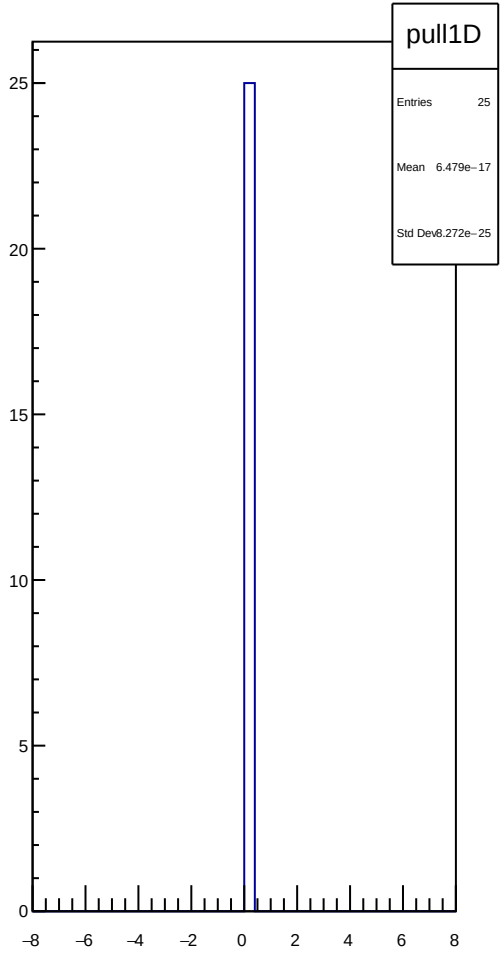
pull1D
Entries 25
Mean 6.479e−17
Std Dev 8.272e−25
25
20
15
10
5
0
−8
−6
−4
−2
0
2
4
6
8

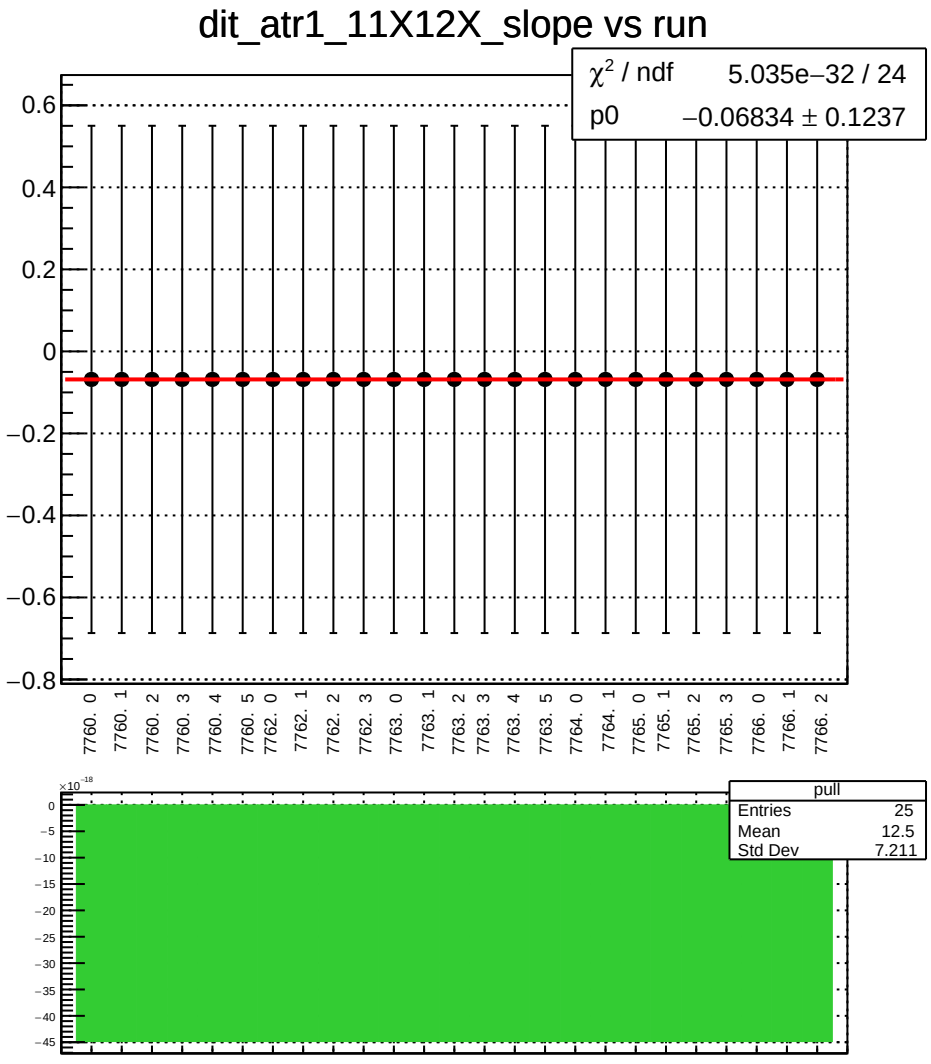
dit_atr1_11X12X_slope vs run
χ^2 / ndf 5.035e−32 / 24
p0 −0.06834 ± 0.1237
0.6
0.4
0.2
0
−0.2
−0.4
−0.6
−0.8
7760. 0
7760. 1
7760. 2
7760. 3
7760. 4
7760. 5
7762. 0
7762. 1
7762. 2
7762. 3
7763. 0
7763. 1
7763. 2
7763. 3
7763. 4
7763. 5
7764. 0
7764. 1
7765. 0
7765. 1
7765. 2
7765. 3
7766. 0
7766. 1
7766. 2
×10^-18
0
−5
−10
−15
−20
−25
−30
−35
−40
−45
pull
Entries 25
Mean 12.5
Std Dev 7.211

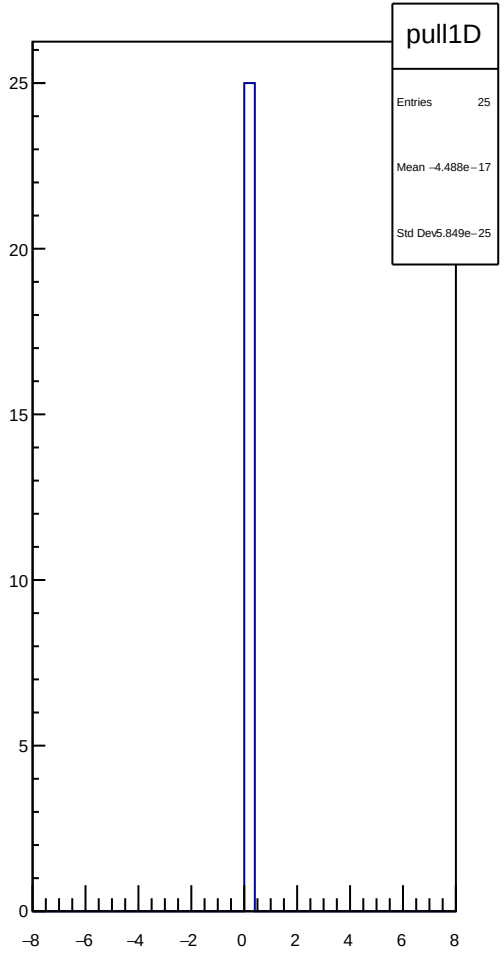
pull1D
Entries 25
Mean −4.488e−17
Std Dev 5.849e−25
25
20
15
10
5
0
−8
−6
−4
−2
0
2
4
6
8

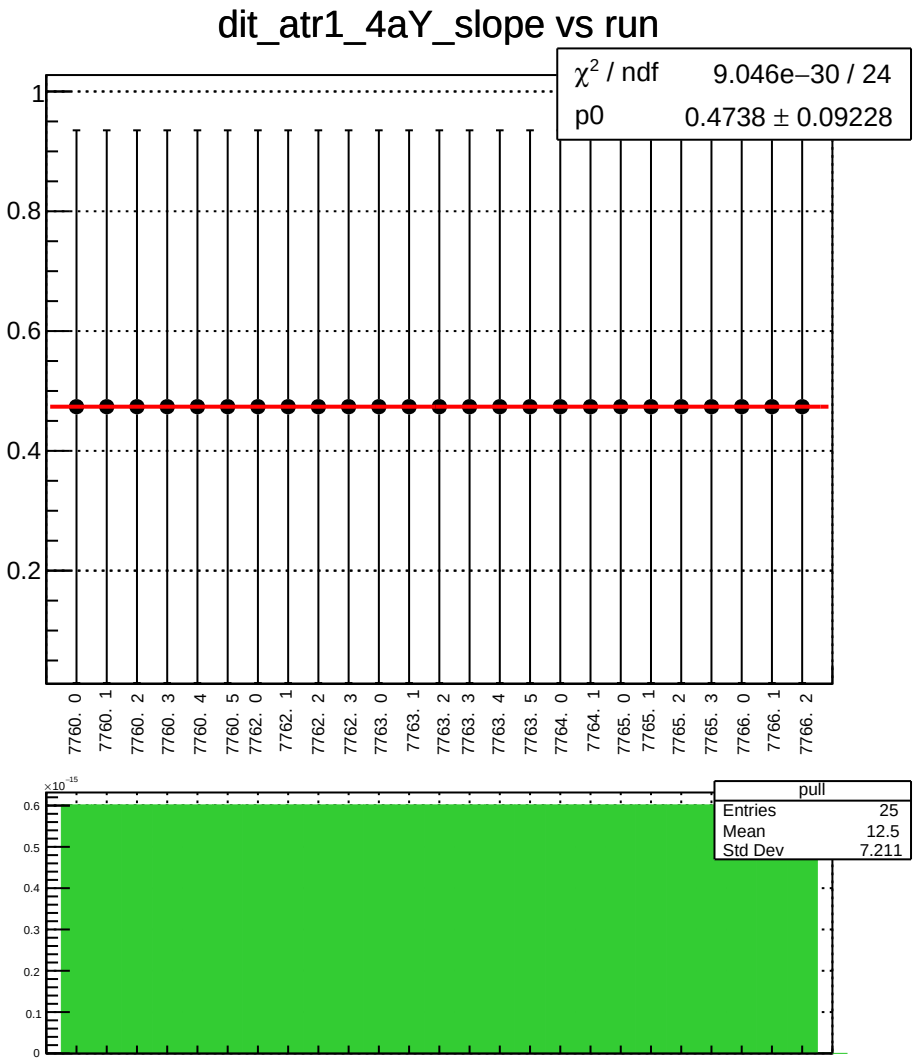
dit_atr1_4aY_slope vs run
χ² / ndf 9.046e−30 / 24
p0 0.4738 ± 0.09228
1
0.8
0.6
0.4
0.2
7760. 0
7760. 1
7760. 2
7760. 3
7760. 4
7760. 5
7762. 0
7762. 1
7762. 2
7762. 3
7763. 0
7763. 1
7763. 2
7763. 3
7763. 4
7763. 5
7764. 0
7764. 1
7765. 0
7765. 1
7765. 2
7765. 3
7766. 0
7766. 1
7766. 2
×10⁻¹⁵
0.6
0.5
0.4
0.3
0.2
0.1
0
pull
Entries 25
Mean 12.5
Std Dev 7.211

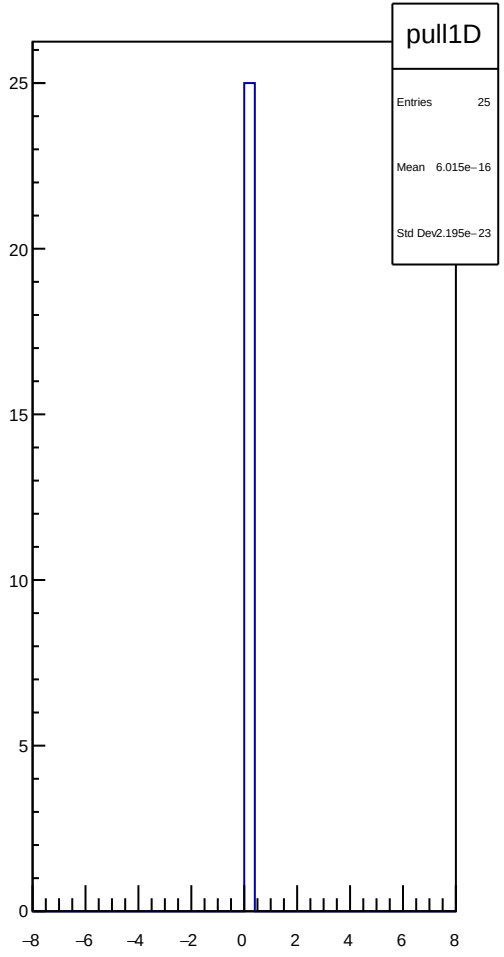
pull1D
Entries 25
Mean 6.015e−16
Std Dev 2.195e−23
25
20
15
10
5
0
−8
−6
−4
−2
0
2
4
6
8

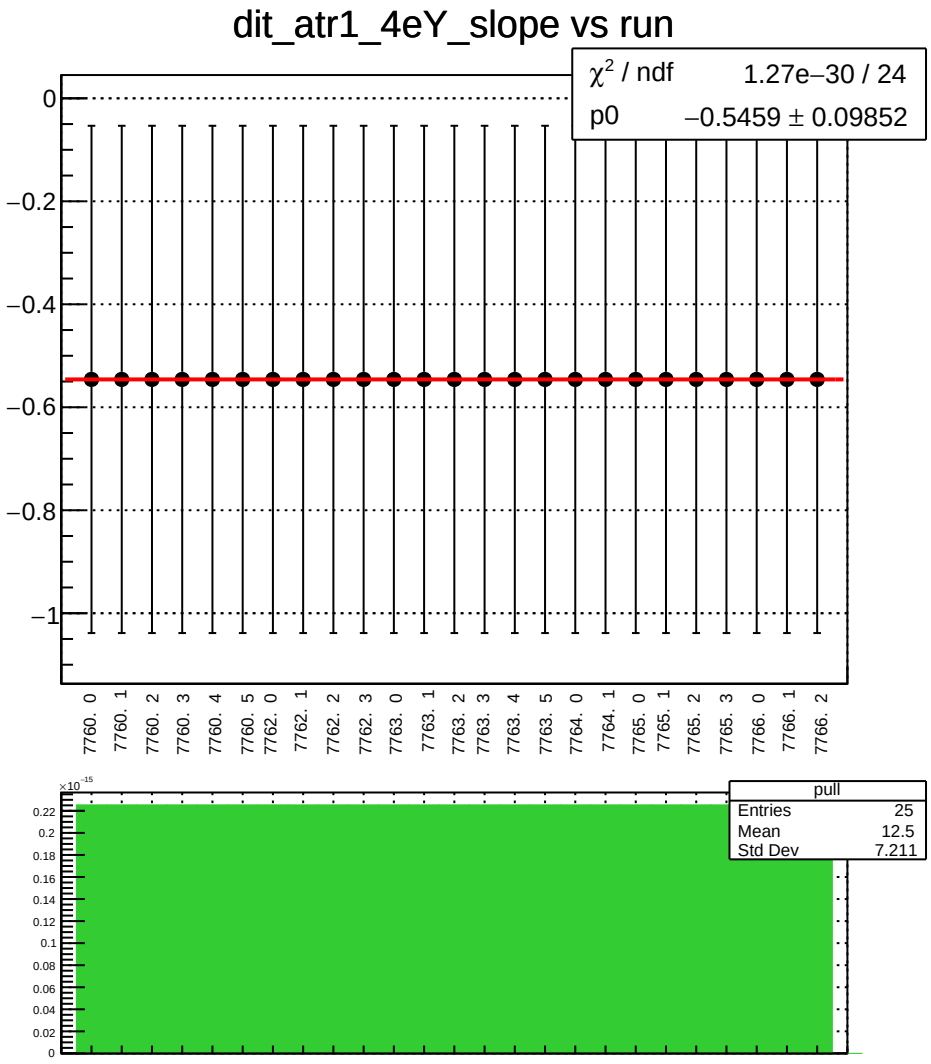
dit_atr1_4eY_slope vs run
χ^2 / ndf 1.27e−30 / 24
p0 −0.5459 ± 0.09852
0
−0.2
−0.4
−0.6
−0.8
−1
7760. 0
7760. 1
7760. 2
7760. 3
7760. 4
7760. 5
7762. 0
7762. 1
7762. 2
7762. 3
7763. 0
7763. 1
7763. 2
7763. 3
7763. 4
7763. 5
7764. 0
7764. 1
7765. 0
7765. 1
7765. 2
7765. 3
7766. 0
7766. 1
7766. 2
×10^-15
0.22
0.2
0.18
0.16
0.14
0.12
0.1
0.08
0.06
0.04
0.02
0
pull
Entries 25
Mean 12.5
Std Dev 7.211

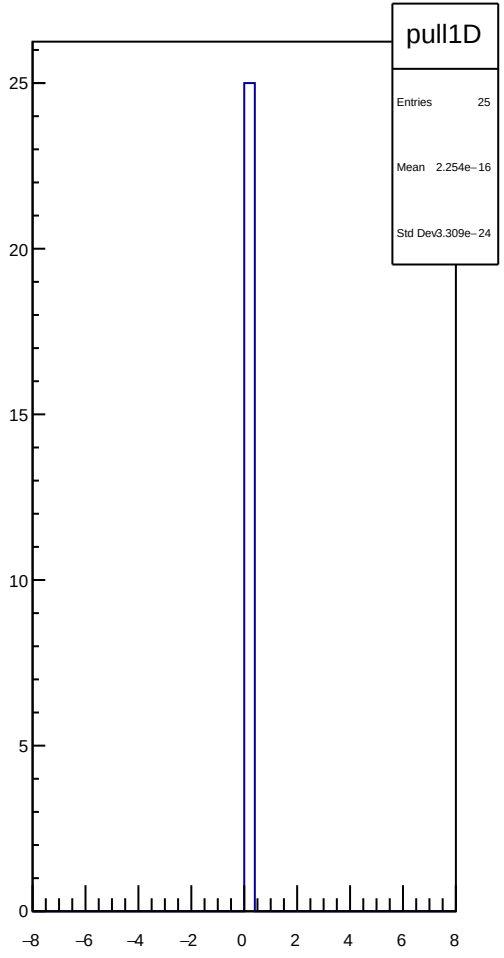
pull1D
Entries 25
Mean 2.254e−16
Std Dev 3.309e−24
25
20
15
10
5
0
−8
−6
−4
−2
0
2
4
6
8

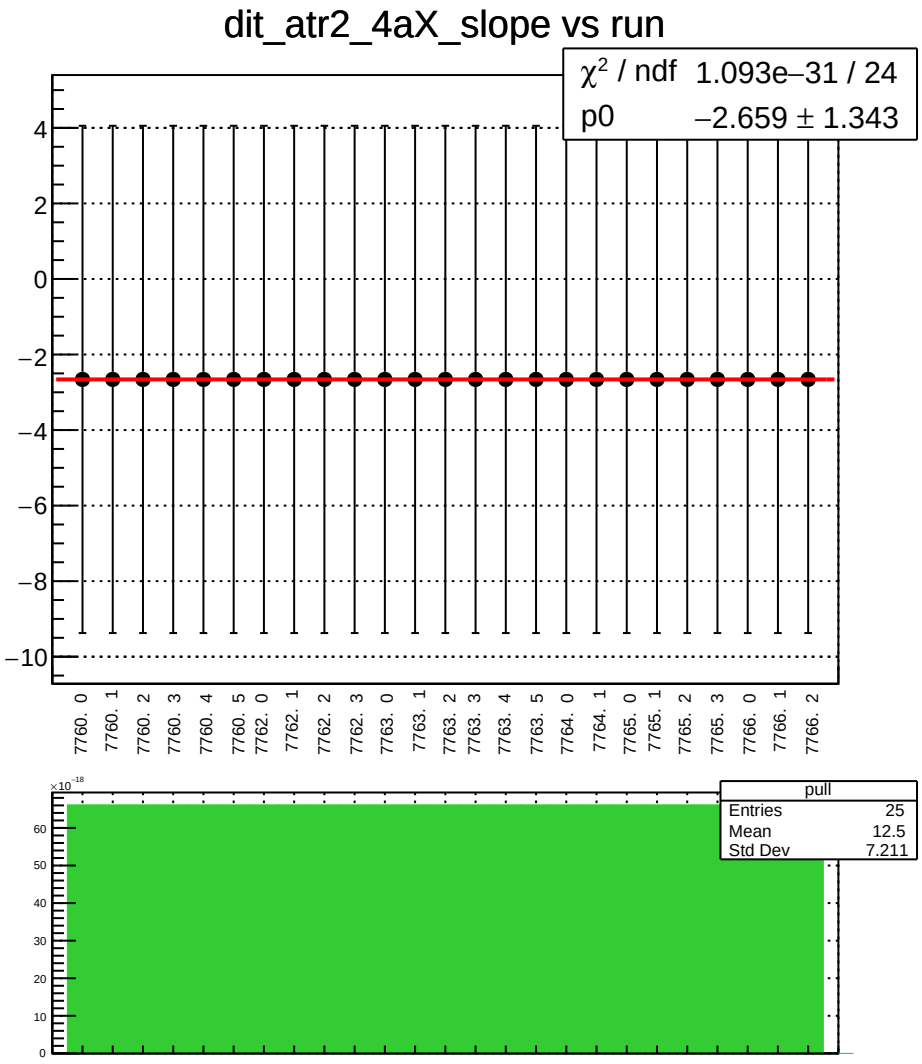
dit_atr2_4aX_slope vs run
χ² / ndf 1.093e−31 / 24
p0 −2.659 ± 1.343
4
2
0
−2
−4
−6
−8
−10
7760. 0
7760. 1
7760. 2
7760. 3
7760. 4
7760. 5
7762. 0
7762. 1
7762. 2
7762. 3
7763. 0
7763. 1
7763. 2
7763. 3
7763. 4
7763. 5
7764. 0
7764. 1
7765. 0
7765. 1
7765. 2
7765. 3
7766. 0
7766. 1
7766. 2
×10⁻¹⁸
60
50
40
30
20
10
0
pull
Entries 25
Mean 12.5
Std Dev 7.211

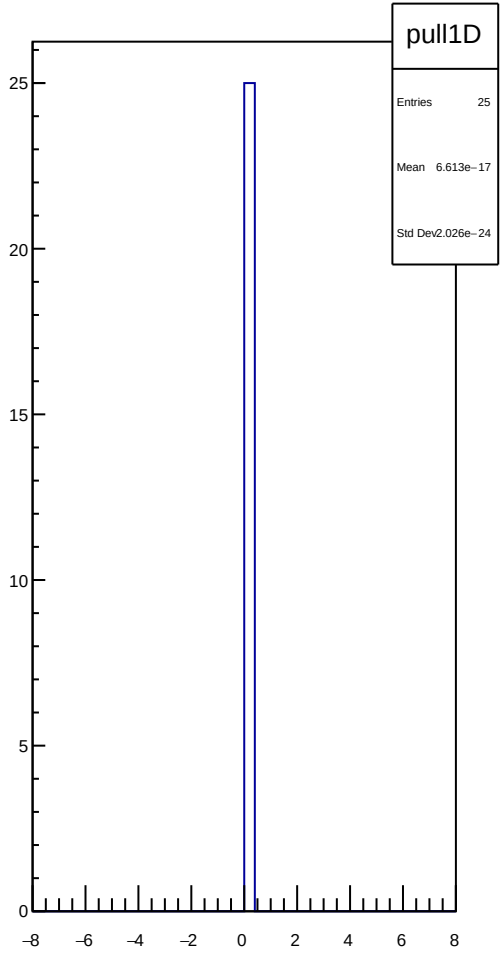
pull1D
Entries 25
Mean 6.613e−17
Std Dev 2.026e−24
25
20
15
10
5
0
−8
−6
−4
−2
0
2
4
6
8

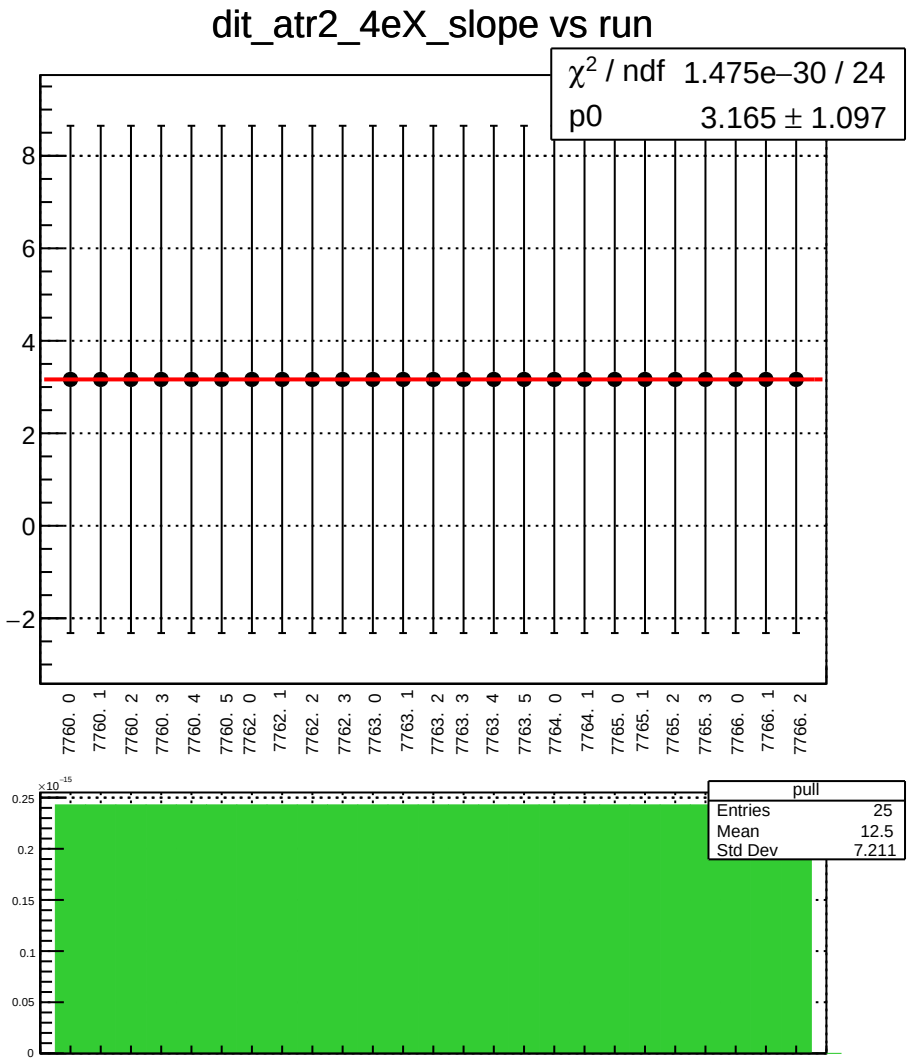
dit_atr2_4eX_slope vs run
χ^2 / ndf 1.475e−30 / 24
p0 3.165 ± 1.097
8
6
4
2
0
−2
7760. 0
7760. 1
7760. 2
7760. 3
7760. 4
7760. 5
7762. 0
7762. 1
7762. 2
7762. 3
7763. 0
7763. 1
7763. 2
7763. 3
7763. 4
7763. 5
7764. 0
7764. 1
7765. 0
7765. 1
7765. 2
7765. 3
7766. 0
7766. 1
7766. 2
pull
Entries 25
Mean 12.5
Std Dev 7.211
×10^-15
0.25
0.2
0.15
0.1
0.05
0

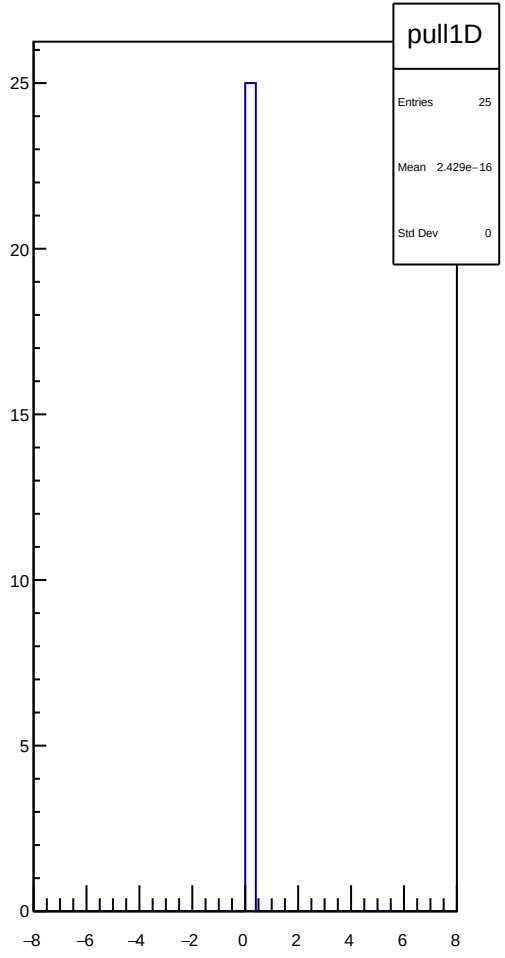
pull1D
Entries 25
Mean 2.429e−16
Std Dev 0
25
20
15
10
5
0
−8
−6
−4
−2
0
2
4
6
8

dit_atr2_11X12X_slope vs run

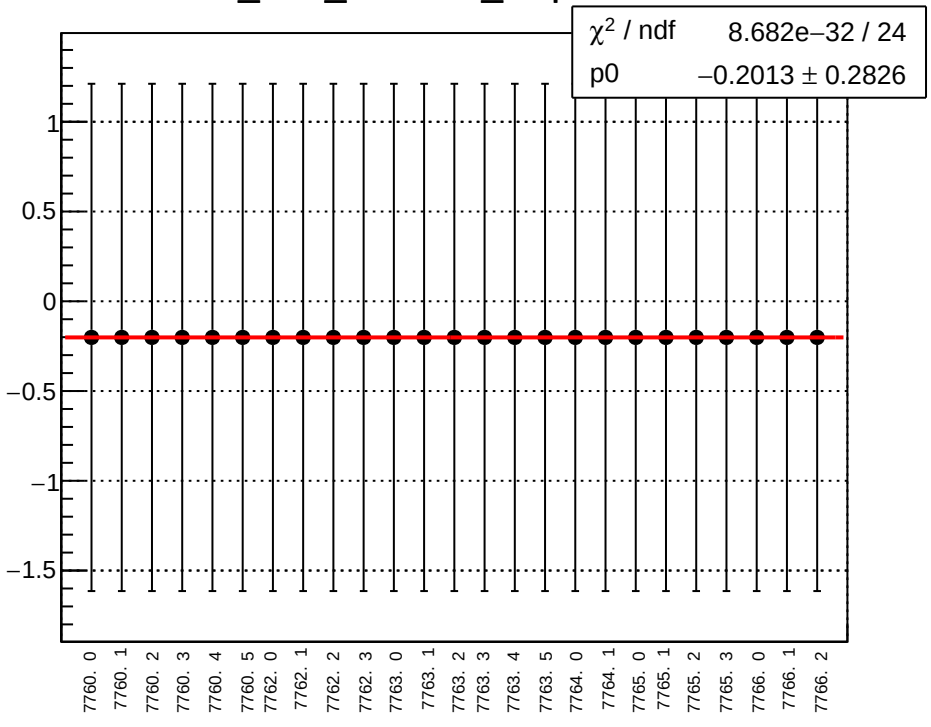

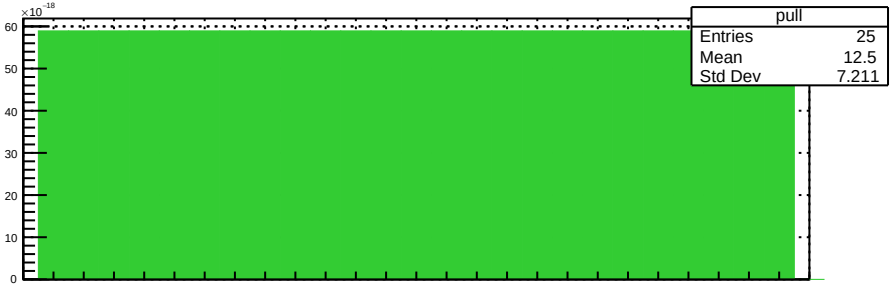

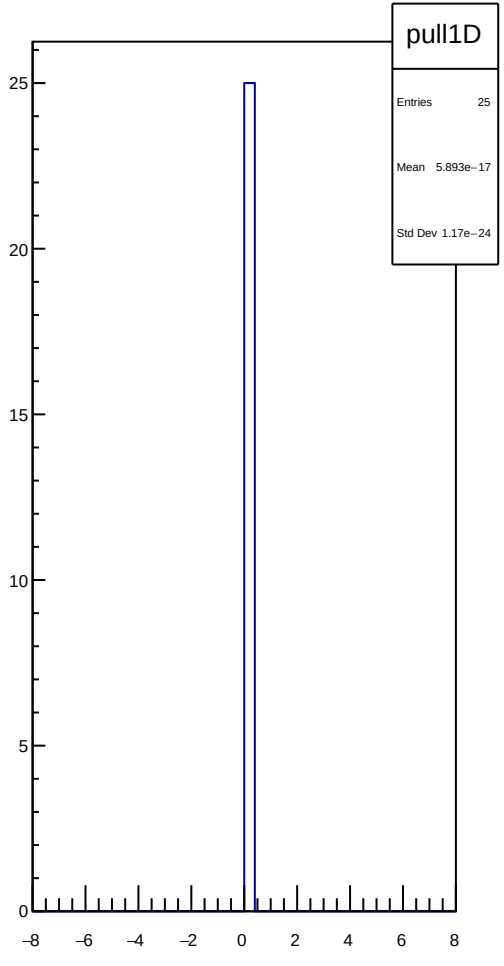

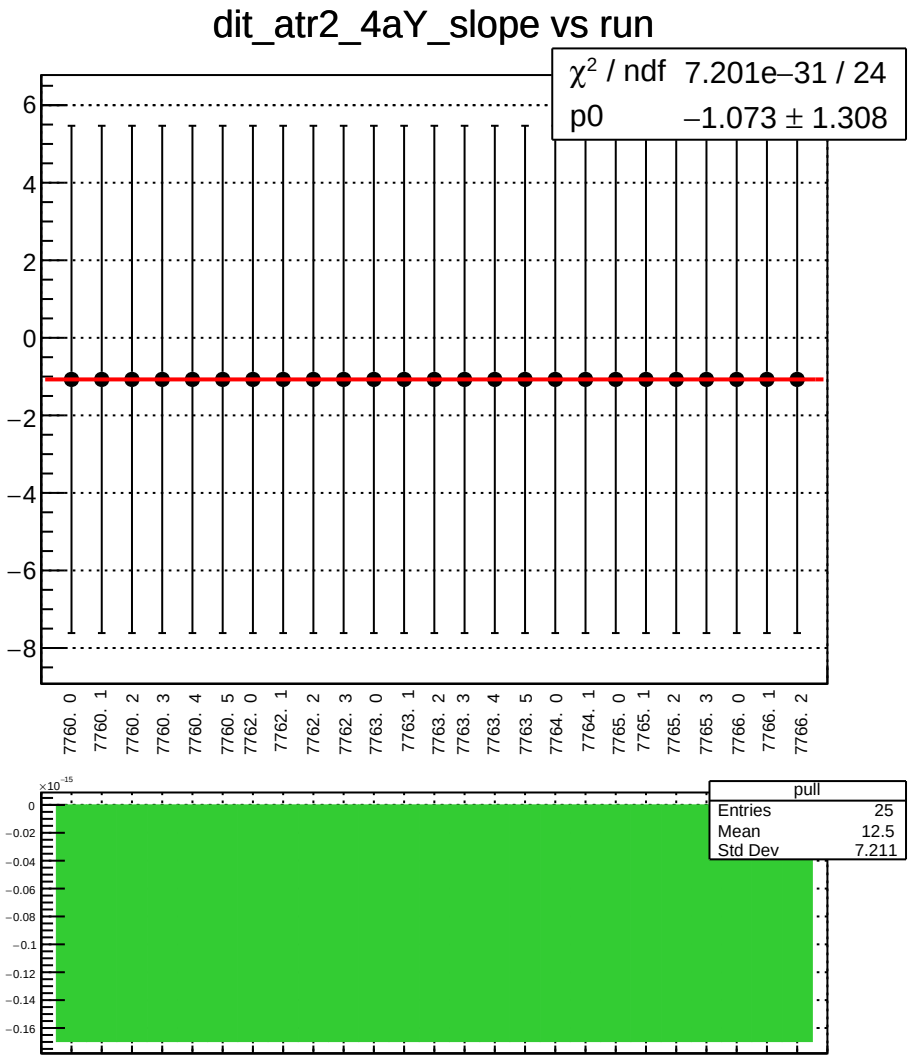
dit_atr2_4aY_slope vs run
χ² / ndf 7.201e−31 / 24
p0 −1.073 ± 1.308
6
4
2
0
−2
−4
−6
−8
7760. 0
7760. 1
7760. 2
7760. 3
7760. 4
7760. 5
7762. 0
7762. 1
7762. 2
7762. 3
7763. 0
7763. 1
7763. 2
7763. 3
7763. 4
7763. 5
7764. 0
7764. 1
7765. 0
7765. 1
7765. 2
7765. 3
7766. 0
7766. 1
7766. 2
×10⁻¹⁵
0
−0.02
−0.04
−0.06
−0.08
−0.1
−0.12
−0.14
−0.16
pull
Entries 25
Mean 12.5
Std Dev 7.211

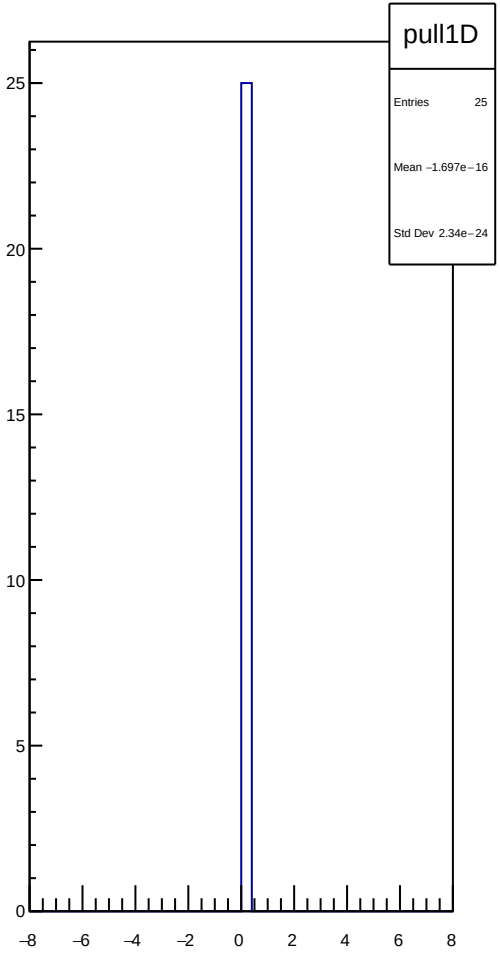
pull1D
Entries 25
Mean −1.697e−16
Std Dev 2.34e−24
25
20
15
10
5
0
−8
−6
−4
−2
0
2
4
6
8

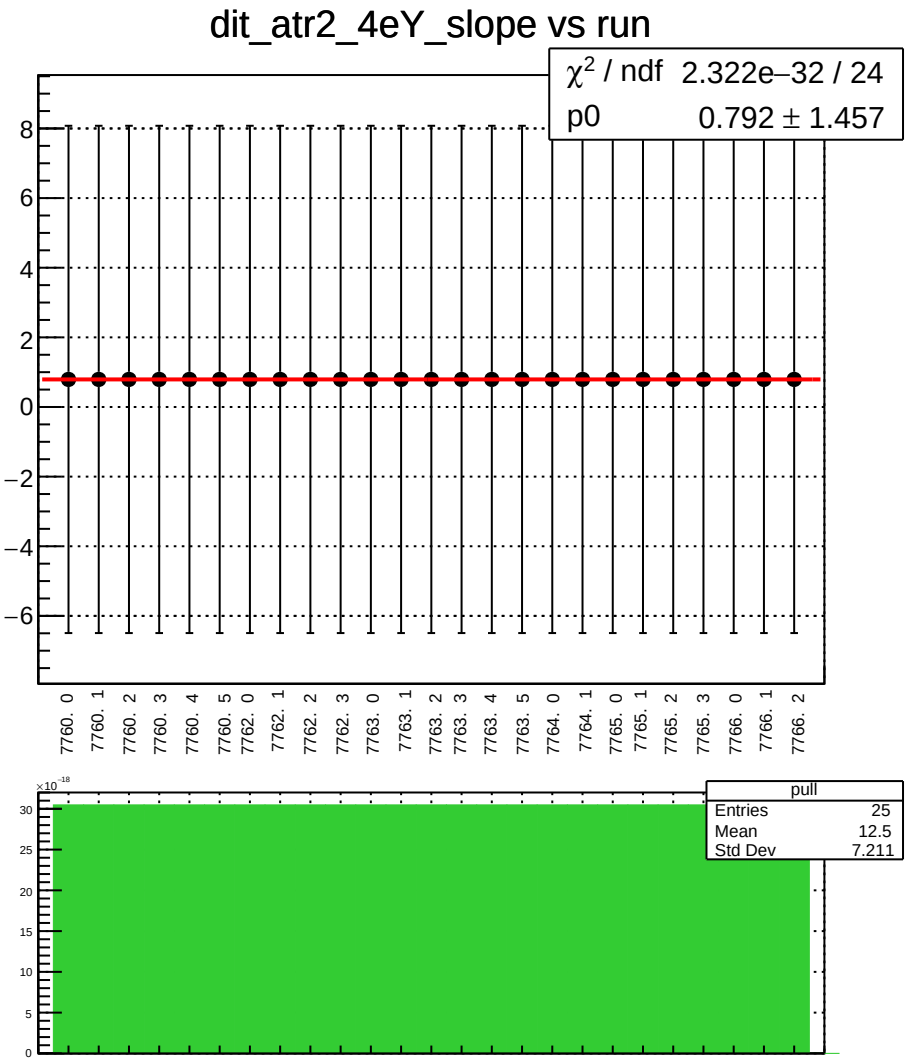
dit_atr2_4eY_slope vs run
χ^2 / ndf 2.322e−32 / 24
p0 0.792 ± 1.457
8
6
4
2
0
−2
−4
−6
7760. 0
7760. 1
7760. 2
7760. 3
7760. 4
7760. 5
7762. 0
7762. 1
7762. 2
7762. 3
7763. 0
7763. 1
7763. 2
7763. 3
7763. 4
7763. 5
7764. 0
7764. 1
7765. 0
7765. 1
7765. 2
7765. 3
7766. 0
7766. 1
7766. 2
×10^-18
30
25
20
15
10
5
0
pull
Entries 25
Mean 12.5
Std Dev 7.211

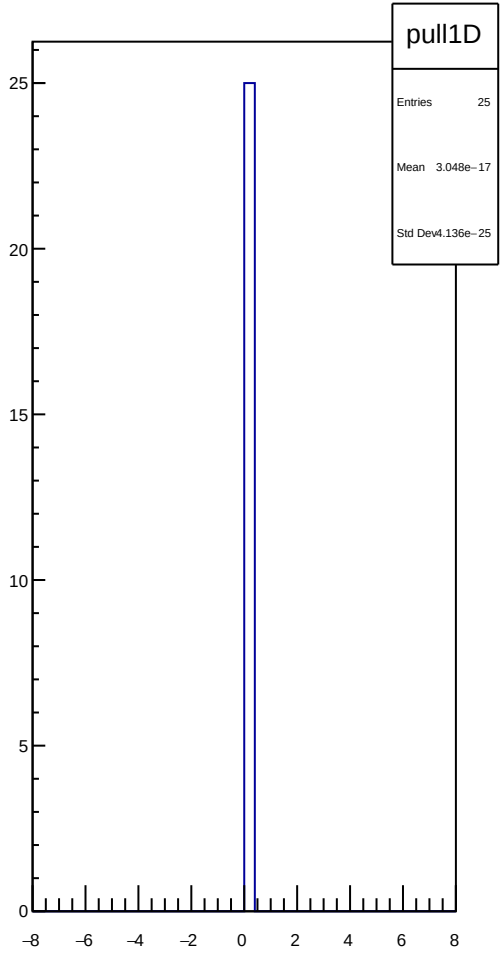
pull1D
Entries 25
Mean 3.048e−17
Std Dev4.136e−25
25
20
15
10
5
0
−8
−6
−4
−2
0
2
4
6
8

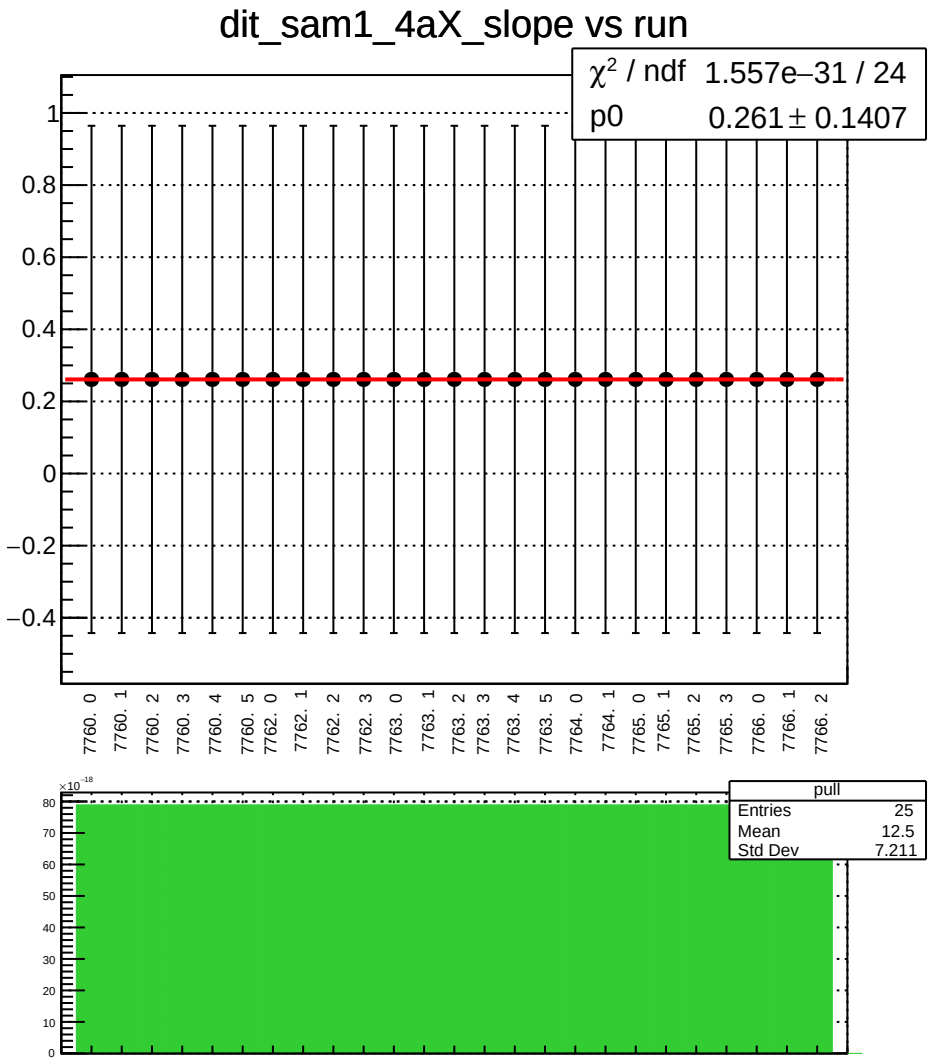
dit_sam1_4aX_slope vs run
χ² / ndf 1.557e−31 / 24
p0 0.261 ± 0.1407
1
0.8
0.6
0.4
0.2
0
−0.2
−0.4
7760. 0
7760. 1
7760. 2
7760. 3
7760. 4
7760. 5
7762. 0
7762. 1
7762. 2
7762. 3
7763. 0
7763. 1
7763. 2
7763. 3
7763. 4
7763. 5
7764. 0
7764. 1
7765. 0
7765. 1
7765. 2
7765. 3
7766. 0
7766. 1
7766. 2
×10⁻¹⁸
80
70
60
50
40
30
20
10
0
pull
Entries 25
Mean 12.5
Std Dev 7.211

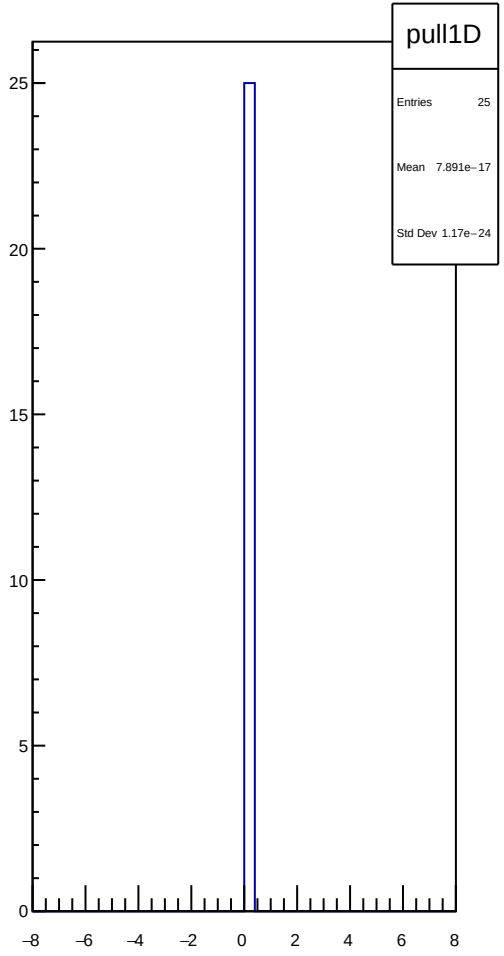
pull1D
Entries 25
Mean 7.891e−17
Std Dev 1.17e−24
25
20
15
10
5
0
−8
−6
−4
−2
0
2
4
6
8

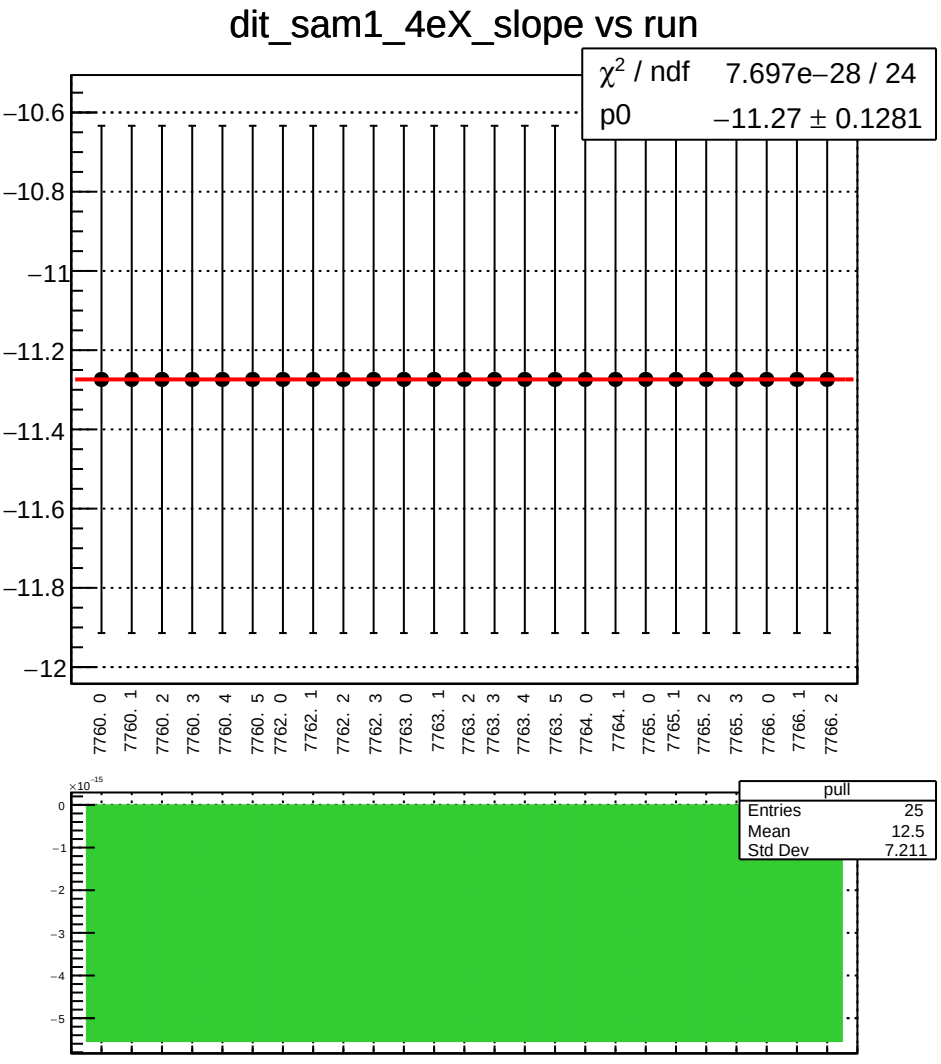
dit_sam1_4eX_slope vs run
χ^2 / ndf 7.697e−28 / 24
p0 −11.27 ± 0.1281
−10.6
−10.8
−11
−11.2
−11.4
−11.6
−11.8
−12
7760. 0
7760. 1
7760. 2
7760. 3
7760. 4
7760. 5
7762. 0
7762. 1
7762. 2
7762. 3
7763. 0
7763. 1
7763. 2
7763. 3
7763. 4
7763. 5
7764. 0
7764. 1
7765. 0
7765. 1
7765. 2
7765. 3
7766. 0
7766. 1
7766. 2
×10^−15
0
−1
−2
−3
−4
−5
pull
Entries 25
Mean 12.5
Std Dev 7.211

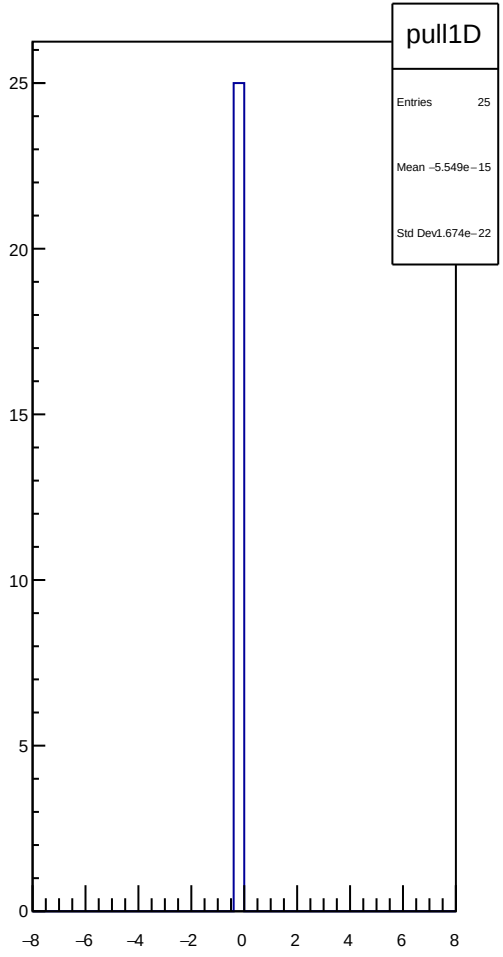
pull1D
Entries 25
Mean −5.549e−15
Std Dev1.674e−22
25
20
15
10
5
0
−8
−6
−4
−2
0
2
4
6
8

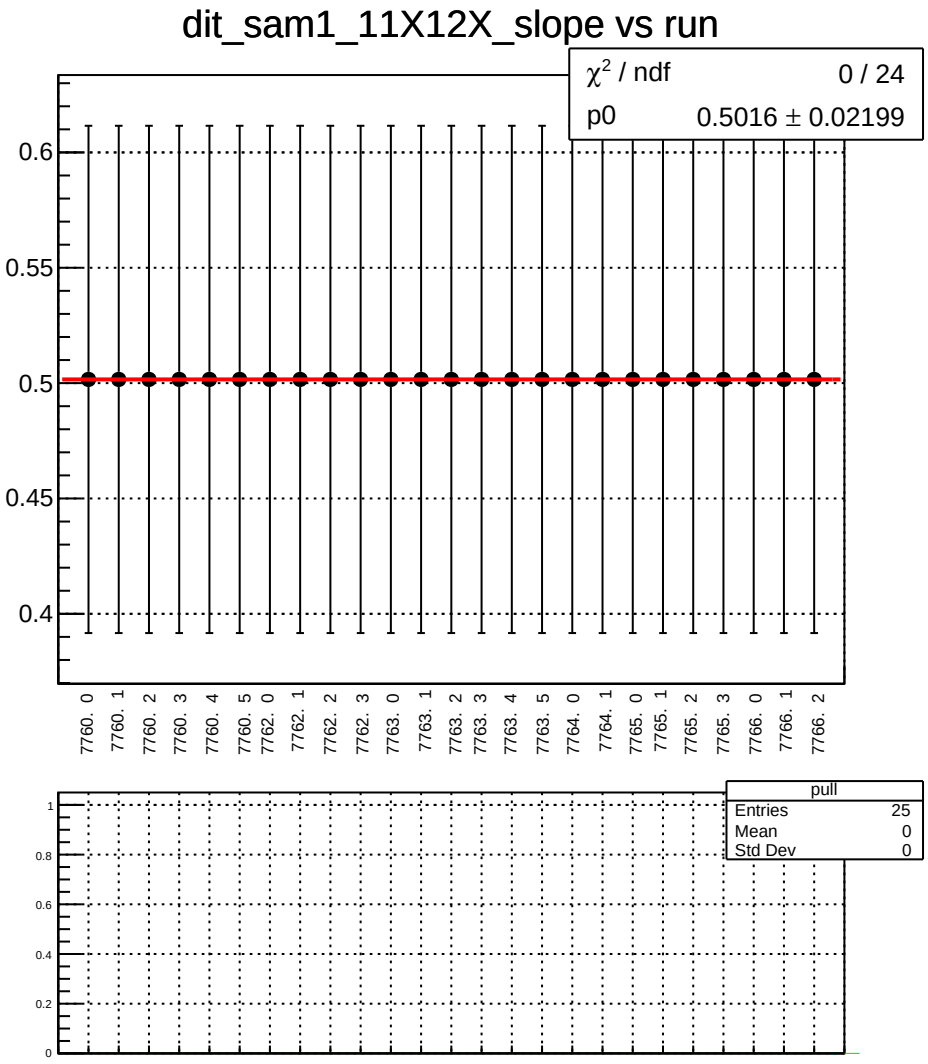
dit_sam1_11X12X_slope vs run
χ² / ndf 0 / 24
p0 0.5016 ± 0.02199
0.6
0.55
0.5
0.45
0.4
7760. 0
7760. 1
7760. 2
7760. 3
7760. 4
7760. 5
7762. 0
7762. 1
7762. 2
7762. 3
7763. 0
7763. 1
7763. 2
7763. 3
7763. 4
7763. 5
7764. 0
7764. 1
7765. 0
7765. 1
7765. 2
7765. 3
7766. 0
7766. 1
7766. 2
pull
Entries 25
Mean 0
Std Dev 0
1
0.8
0.6
0.4
0.2
0

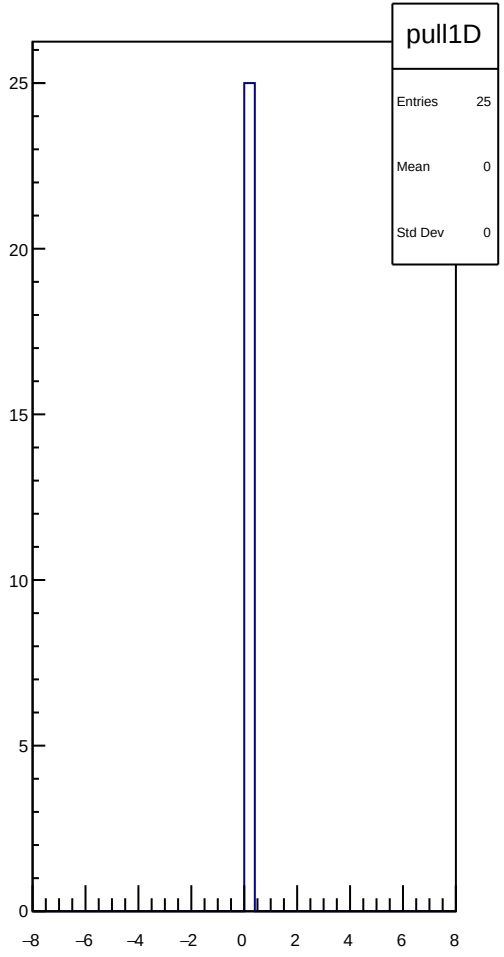
pull1D
Entries 25
Mean 0
Std Dev 0
25
20
15
10
5
0
−8
−6
−4
−2
0
2
4
6
8

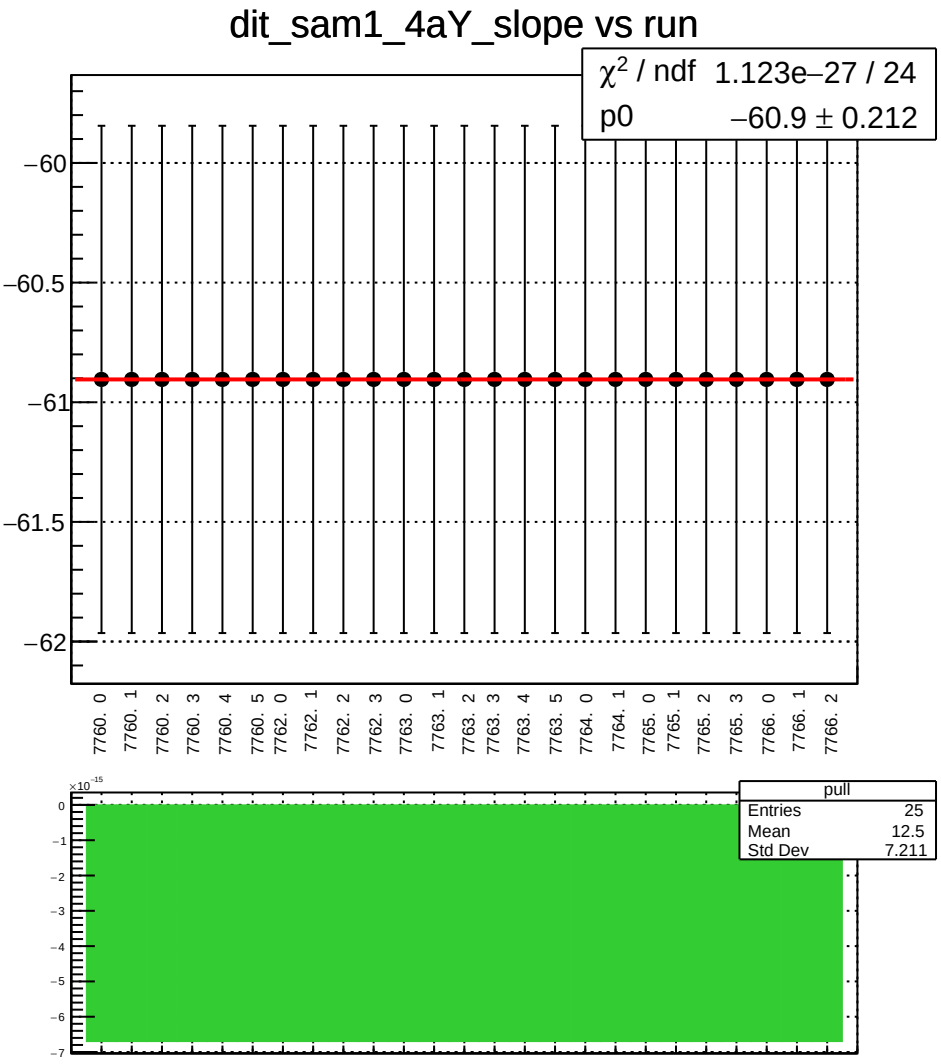
dit_sam1_4aY_slope vs run
χ² / ndf 1.123e−27 / 24
p0 −60.9 ± 0.212
−60
−60.5
−61
−61.5
−62
7760. 0
7760. 1
7760. 2
7760. 3
7760. 4
7760. 5
7762. 0
7762. 1
7762. 2
7762. 3
7763. 0
7763. 1
7763. 2
7763. 3
7763. 4
7763. 5
7764. 0
7764. 1
7765. 0
7765. 1
7765. 2
7765. 3
7766. 0
7766. 1
7766. 2
×10⁻¹⁵
0
−1
−2
−3
−4
−5
−6
−7
pull
Entries 25
Mean 12.5
Std Dev 7.211

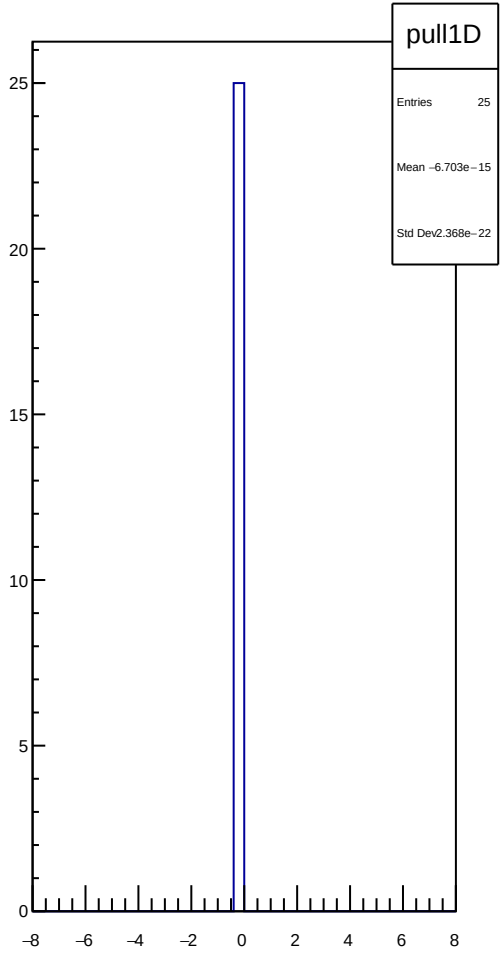
pull1D
Entries 25
Mean −6.703e−15
Std Dev 2.368e−22
25
20
15
10
5
0
−8
−6
−4
−2
0
2
4
6
8

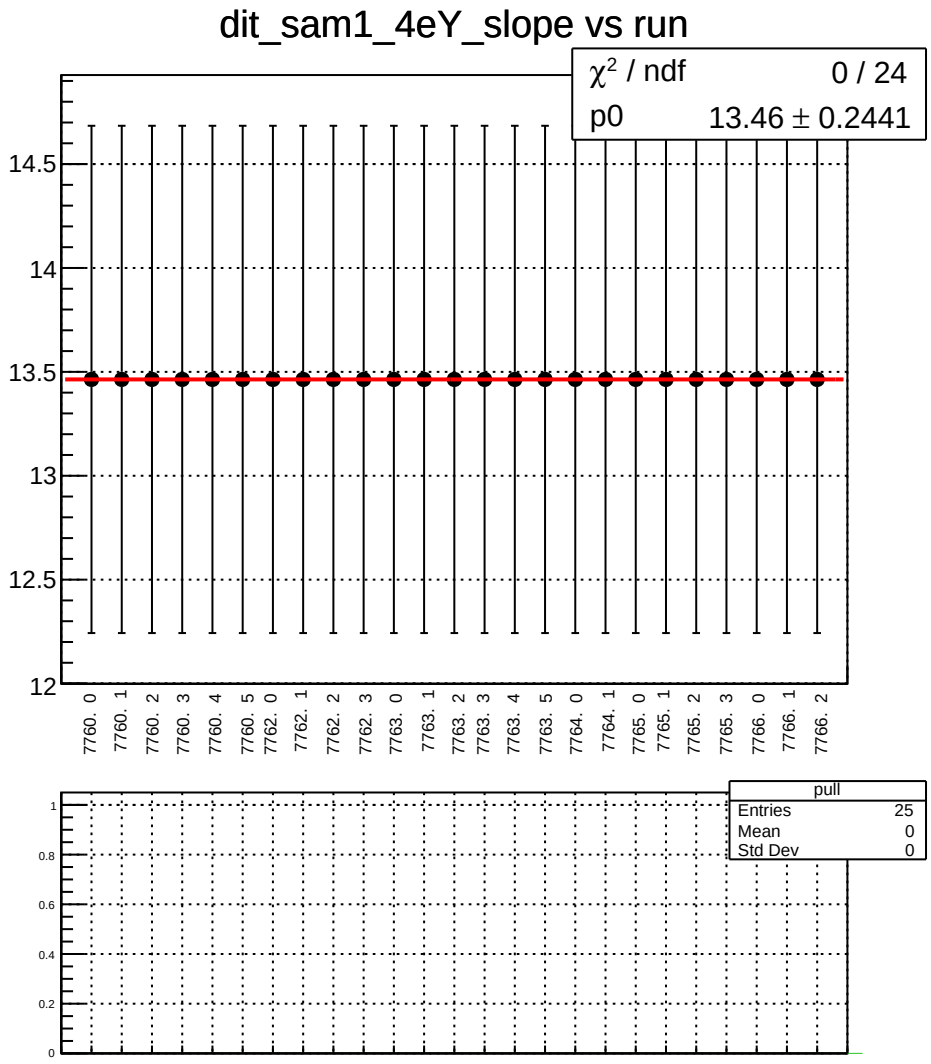
dit_sam1_4eY_slope vs run
χ² / ndf 0 / 24
p0 13.46 ± 0.2441
14.5
14
13.5
13
12.5
12
7760. 0
7760. 1
7760. 2
7760. 3
7760. 4
7760. 5
7762. 0
7762. 1
7762. 2
7762. 3
7763. 0
7763. 1
7763. 2
7763. 3
7763. 4
7763. 5
7764. 0
7764. 1
7765. 0
7765. 1
7765. 2
7765. 3
7766. 0
7766. 1
7766. 2
pull
Entries 25
Mean 0
Std Dev 0
1
0.8
0.6
0.4
0.2
0

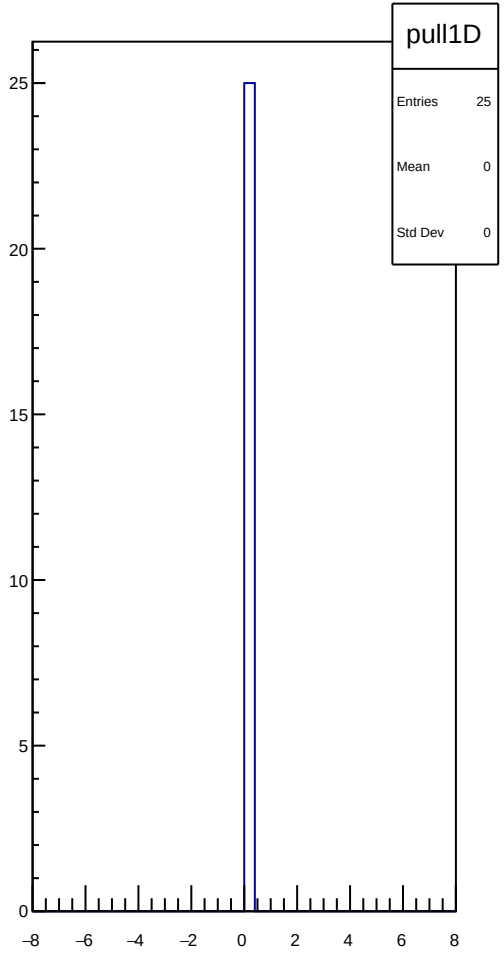
pull1D
Entries 25
Mean 0
Std Dev 0
25
20
15
10
5
0
−8
−6
−4
−2
0
2
4
6
8

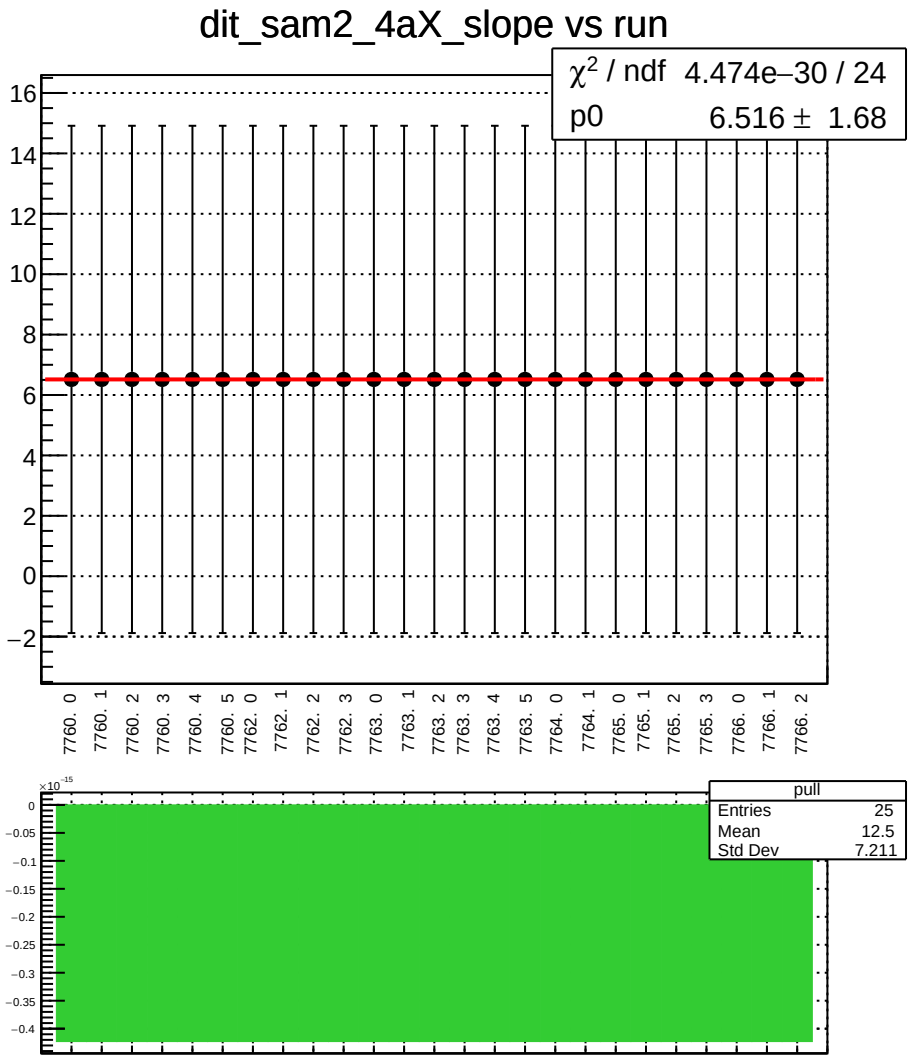
dit_sam2_4aX_slope vs run
χ² / ndf 4.474e−30 / 24
p0 6.516 ± 1.68
16
14
12
10
8
6
4
2
0
−2
7760. 0
7760. 1
7760. 2
7760. 3
7760. 4
7760. 5
7762. 0
7762. 1
7762. 2
7762. 3
7763. 0
7763. 1
7763. 2
7763. 3
7763. 4
7763. 5
7764. 0
7764. 1
7765. 0
7765. 1
7765. 2
7765. 3
7766. 0
7766. 1
7766. 2
×10⁻¹⁵
0
−0.05
−0.1
−0.15
−0.2
−0.25
−0.3
−0.35
−0.4
pull
Entries 25
Mean 12.5
Std Dev 7.211

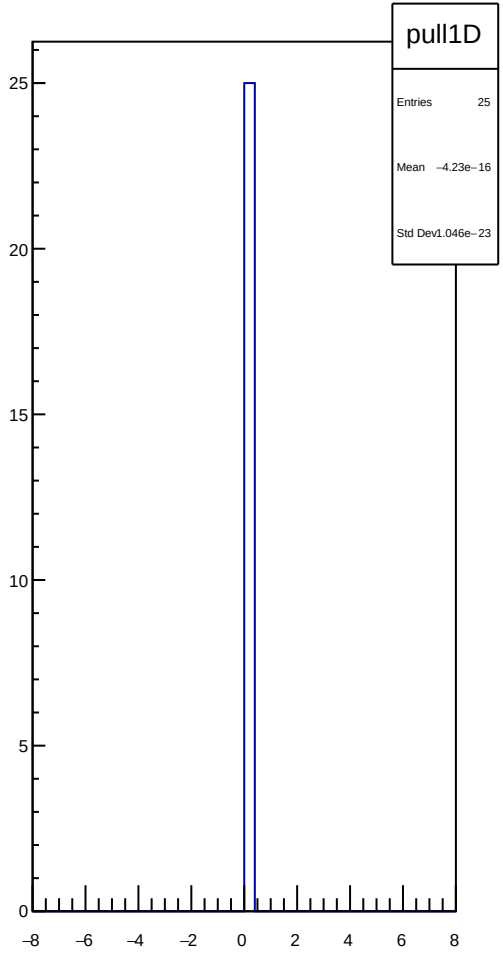
pull1D
Entries 25
Mean −4.23e−16
Std Dev1.046e−23
25
20
15
10
5
0
−8
−6
−4
−2
0
2
4
6
8

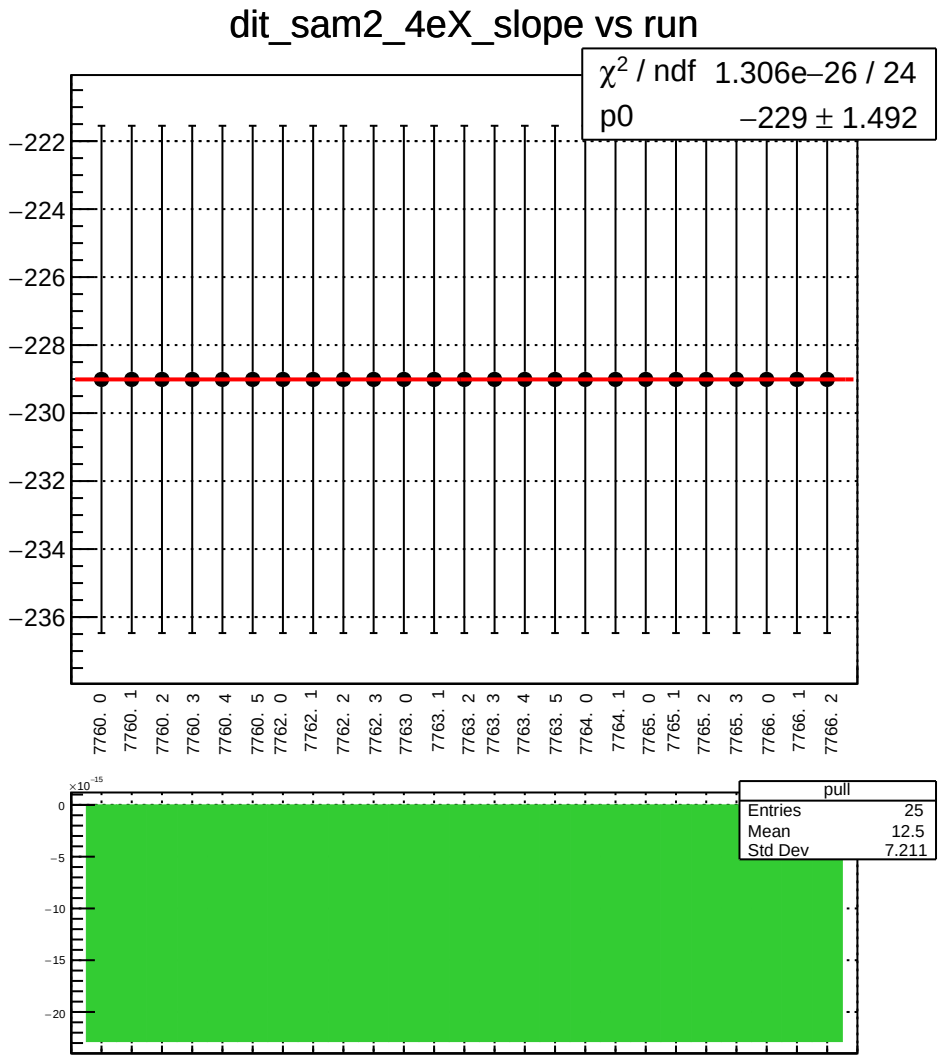
dit_sam2_4eX_slope vs run
χ^2 / ndf 1.306e−26 / 24
p0 −229 ± 1.492
−222
−224
−226
−228
−230
−232
−234
−236
7760. 0
7760. 1
7760. 2
7760. 3
7760. 4
7760. 5
7762. 0
7762. 1
7762. 2
7762. 3
7763. 0
7763. 1
7763. 2
7763. 3
7763. 4
7763. 5
7764. 0
7764. 1
7765. 0
7765. 1
7765. 2
7765. 3
7766. 0
7766. 1
7766. 2
×10^-15
0
−5
−10
−15
−20
pull
Entries 25
Mean 12.5
Std Dev 7.211

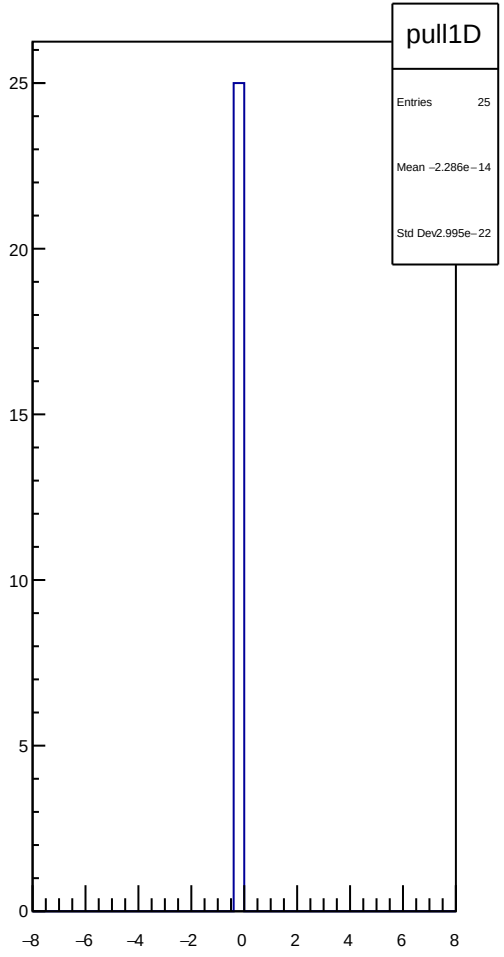
pull1D
Entries 25
Mean −2.286e−14
Std Dev 2.995e−22
25
20
15
10
5
0
−8
−6
−4
−2
0
2
4
6
8

dit_sam2_11X12X_slope vs run

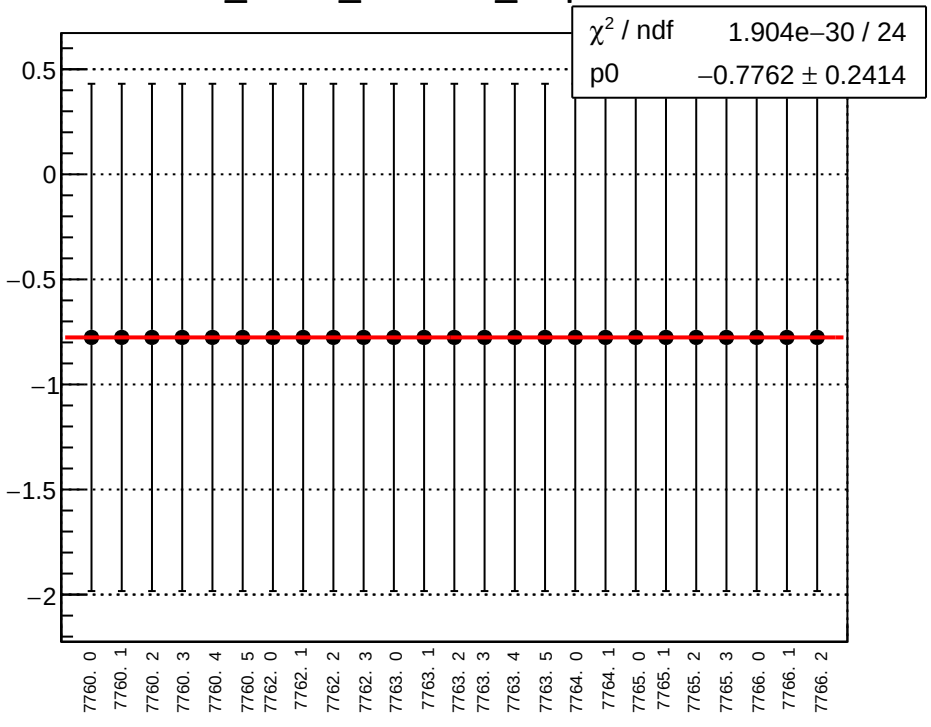

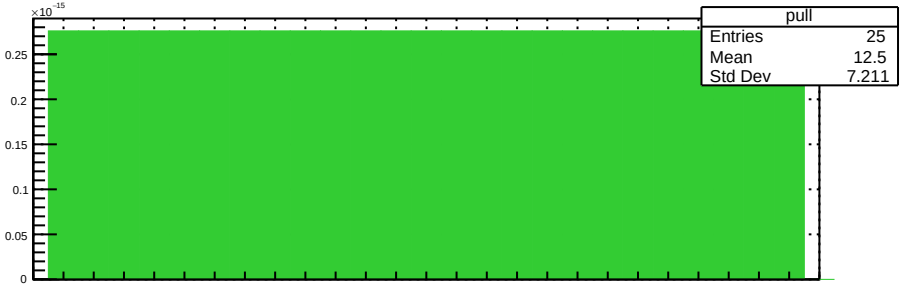

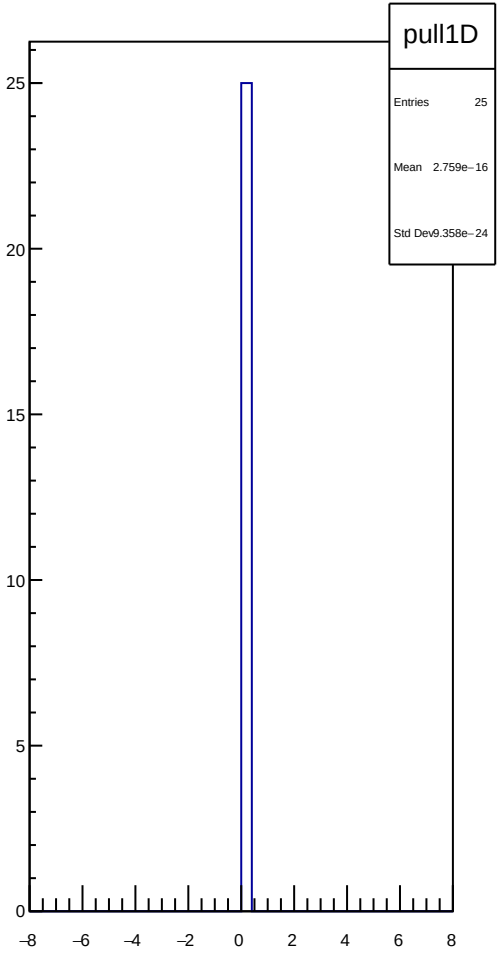

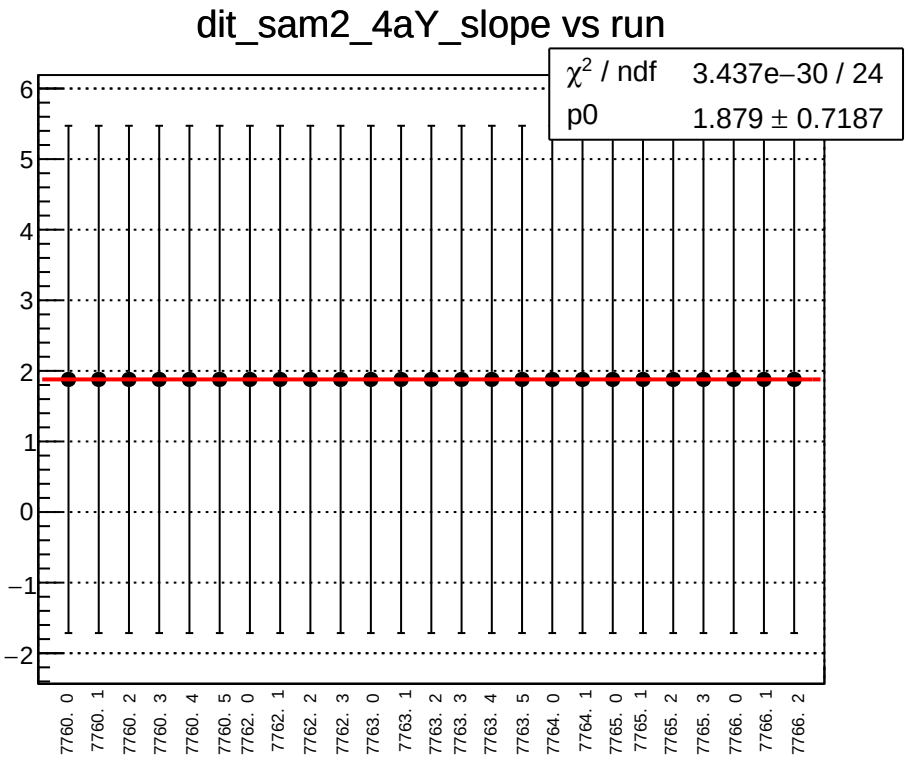
dit_sam2_4aY_slope vs run
χ² / ndf 3.437e−30 / 24
p0 1.879 ± 0.7187
6
5
4
3
2
1
0
−1
−2
7760. 0
7760. 1
7760. 2
7760. 3
7760. 4
7760. 5
7762. 0
7762. 1
7762. 2
7762. 3
7763. 0
7763. 1
7763. 2
7763. 3
7763. 4
7763. 5
7764. 0
7764. 1
7765. 0
7765. 1
7765. 2
7765. 3
7766. 0
7766. 1
7766. 2

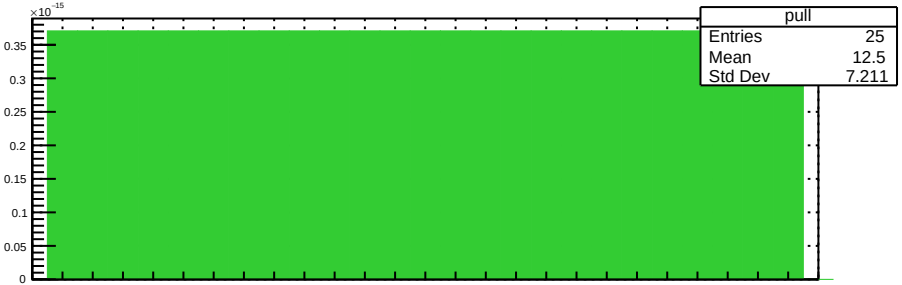
×10⁻¹⁵
0.35
0.3
0.25
0.2
0.15
0.1
0.05
0
pull
Entries 25
Mean 12.5
Std Dev 7.211

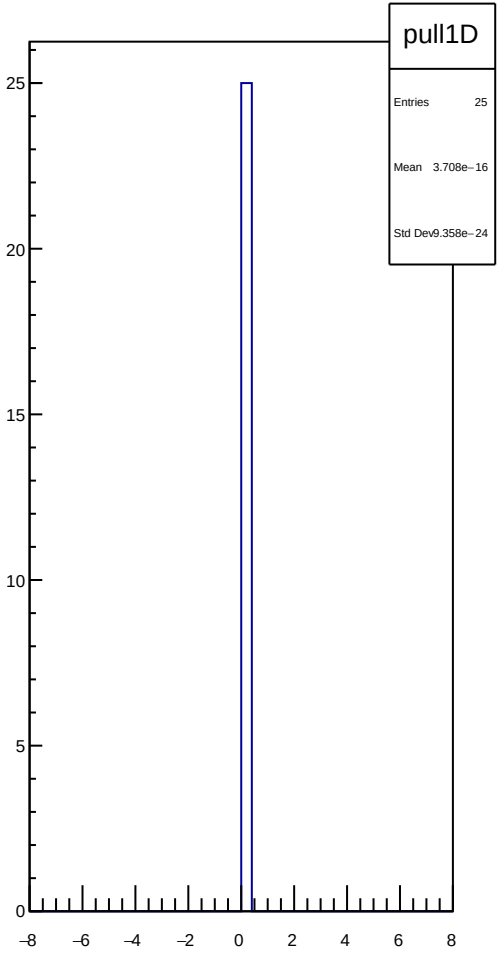
pull1D
Entries 25
Mean 3.708e−16
Std Dev 9.358e−24
25
20
15
10
5
0
−8
−6
−4
−2
0
2
4
6
8

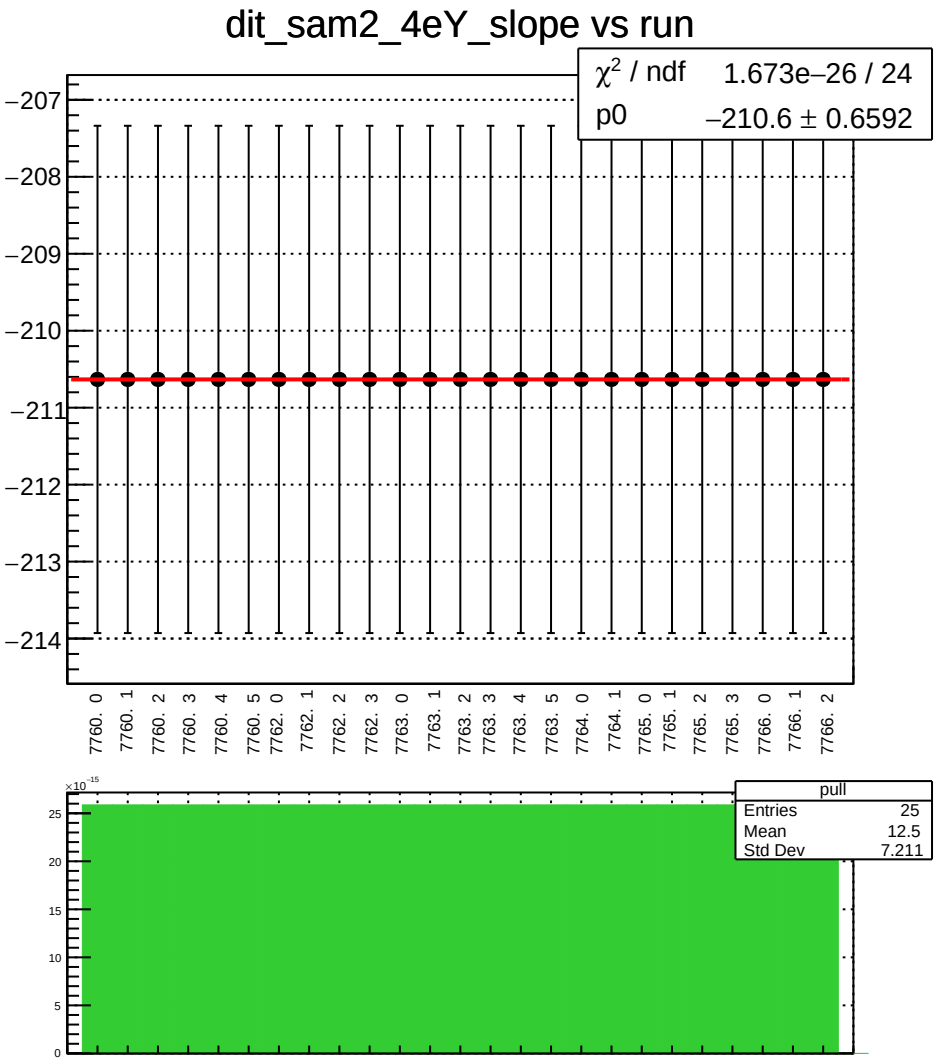
dit_sam2_4eY_slope vs run
χ² / ndf 1.673e−26 / 24
p0 −210.6 ± 0.6592
−207
−208
−209
−210
−211
−212
−213
−214
7760. 0
7760. 1
7760. 2
7760. 3
7760. 4
7760. 5
7762. 0
7762. 1
7762. 2
7762. 3
7763. 0
7763. 1
7763. 2
7763. 3
7763. 4
7763. 5
7764. 0
7764. 1
7765. 0
7765. 1
7765. 2
7765. 3
7766. 0
7766. 1
7766. 2
×10⁻¹⁵
pull
Entries 25
Mean 12.5
Std Dev 7.211

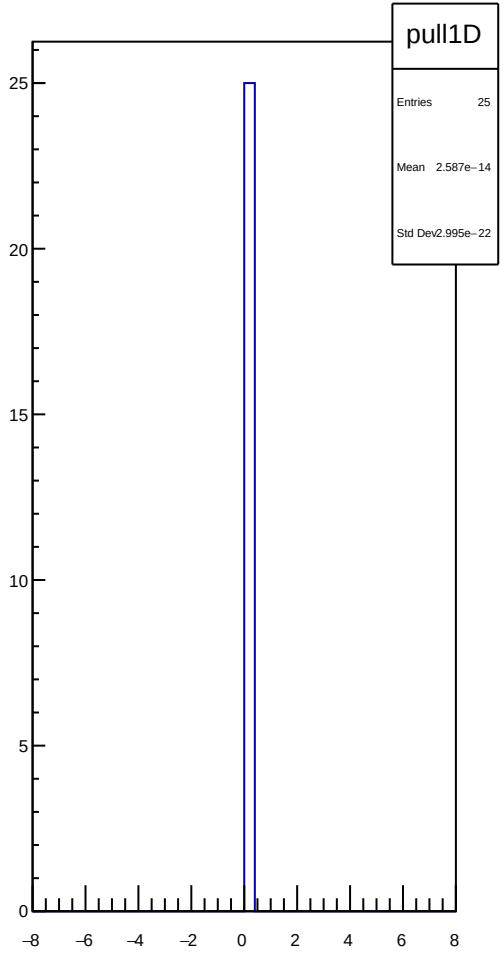
pull1D
Entries 25
Mean 2.587e−14
Std Dev 2.995e−22
25
20
15
10
5
0
−8
−6
−4
−2
0
2
4
6
8

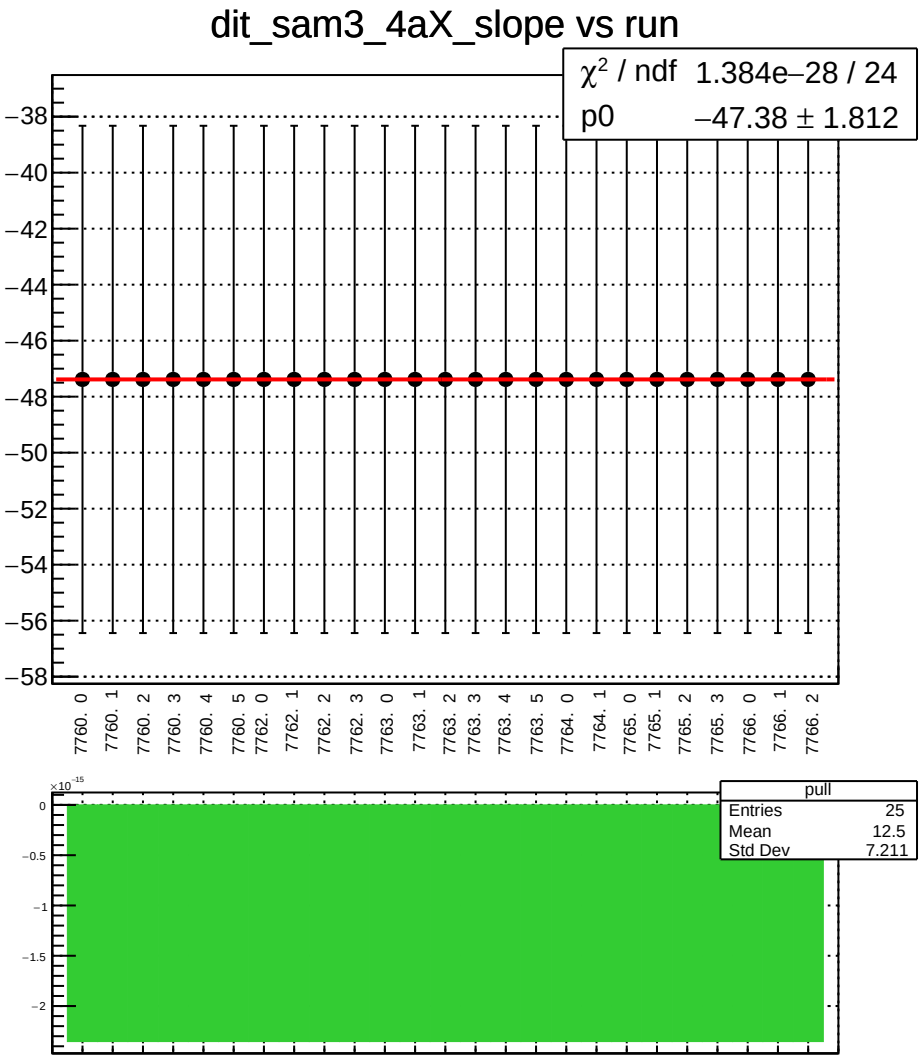
dit_sam3_4aX_slope vs run
χ² / ndf 1.384e−28 / 24
p0 −47.38 ± 1.812
−38
−40
−42
−44
−46
−48
−50
−52
−54
−56
−58
7760. 0
7760. 1
7760. 2
7760. 3
7760. 4
7760. 5
7762. 0
7762. 1
7762. 2
7762. 3
7763. 0
7763. 1
7763. 2
7763. 3
7763. 4
7763. 5
7764. 0
7764. 1
7765. 0
7765. 1
7765. 2
7765. 3
7766. 0
7766. 1
7766. 2
×10⁻¹⁵
0
−0.5
−1
−1.5
−2
pull
Entries 25
Mean 12.5
Std Dev 7.211

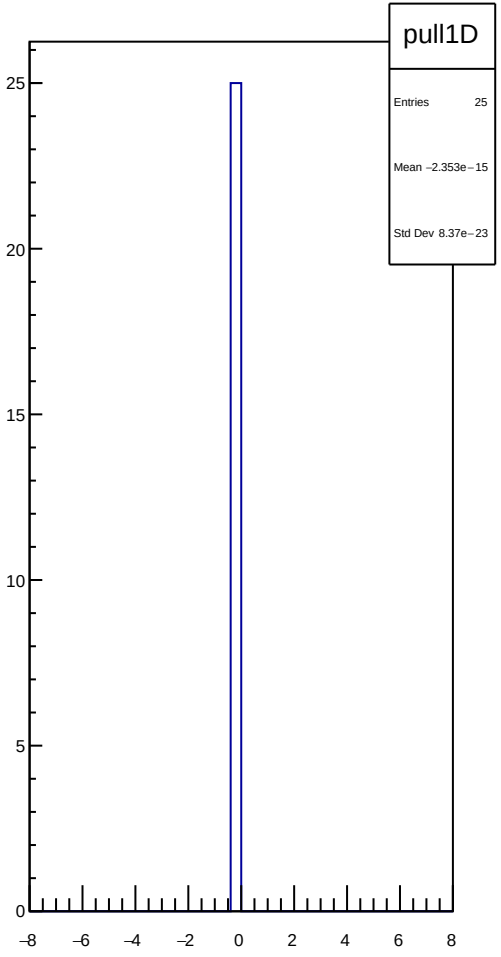
pull1D
Entries 25
Mean −2.353e−15
Std Dev 8.37e−23
25
20
15
10
5
0
−8
−6
−4
−2
0
2
4
6
8

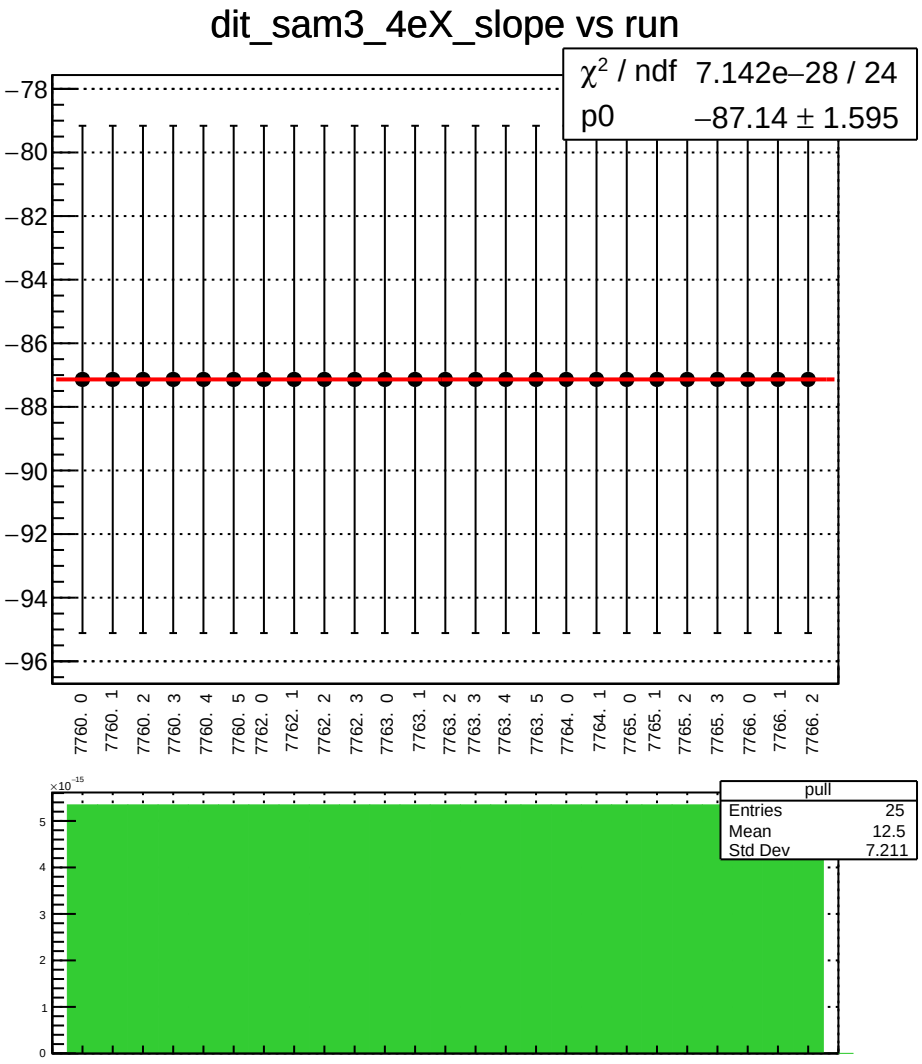
dit_sam3_4eX_slope vs run
χ² / ndf 7.142e−28 / 24
p0 −87.14 ± 1.595
−78
−80
−82
−84
−86
−88
−90
−92
−94
−96
7760. 0
7760. 1
7760. 2
7760. 3
7760. 4
7760. 5
7762. 0
7762. 1
7762. 2
7762. 3
7763. 0
7763. 1
7763. 2
7763. 3
7763. 4
7763. 5
7764. 0
7764. 1
7765. 0
7765. 1
7765. 2
7765. 3
7766. 0
7766. 1
7766. 2
pull
Entries 25
Mean 12.5
Std Dev 7.211
×10⁻¹⁵
5
4
3
2
1
0

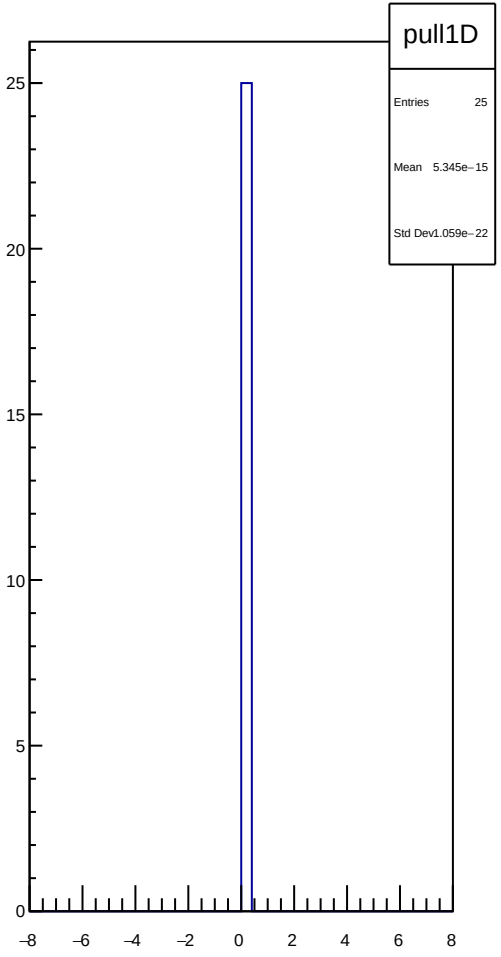
pull1D
Entries 25
Mean 5.345e−15
Std Dev 1.059e−22
25
20
15
10
5
0
−8
−6
−4
−2
0
2
4
6
8

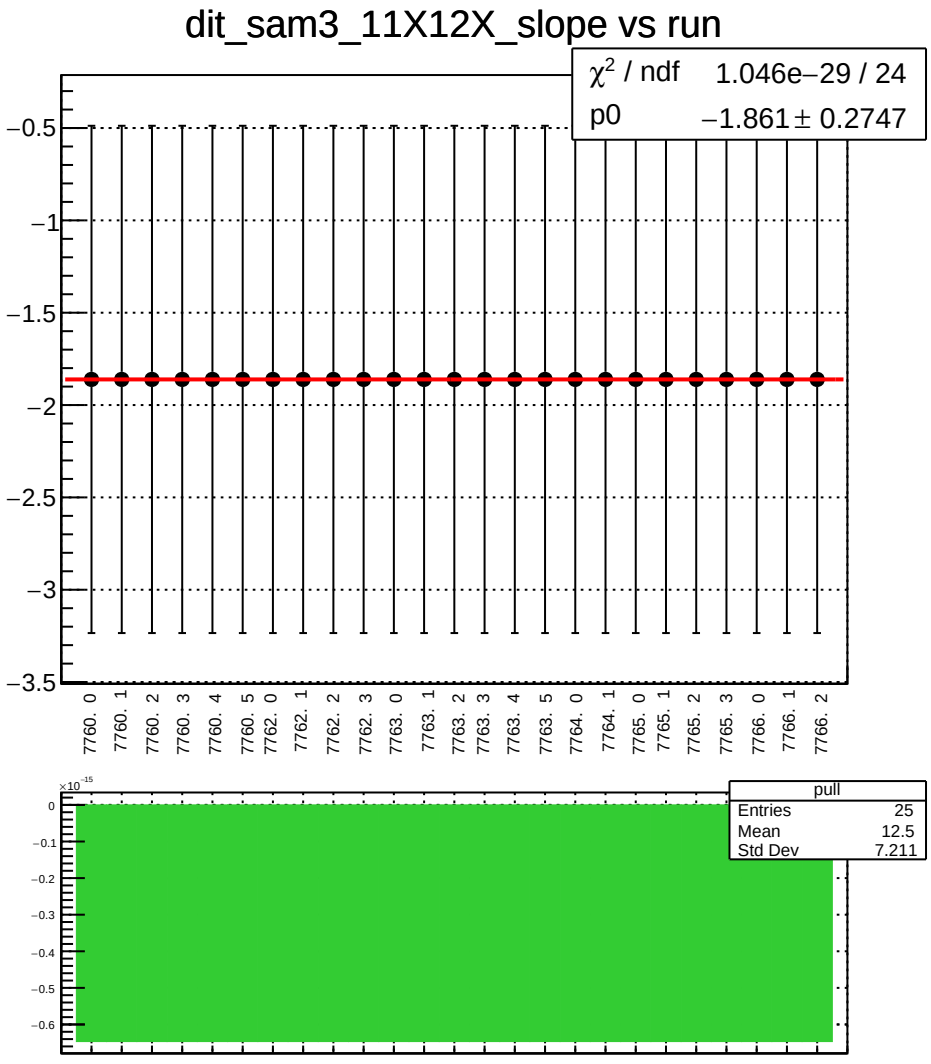
dit_sam3_11X12X_slope vs run
χ^2 / ndf 1.046e−29 / 24
p0 −1.861 ± 0.2747
−0.5
−1
−1.5
−2
−2.5
−3
−3.5
7760. 0
7760. 1
7760. 2
7760. 3
7760. 4
7760. 5
7762. 0
7762. 1
7762. 2
7762. 3
7763. 0
7763. 1
7763. 2
7763. 3
7763. 4
7763. 5
7764. 0
7764. 1
7765. 0
7765. 1
7765. 2
7765. 3
7766. 0
7766. 1
7766. 2
×10^-15
0
−0.1
−0.2
−0.3
−0.4
−0.5
−0.6
pull
Entries 25
Mean 12.5
Std Dev 7.211

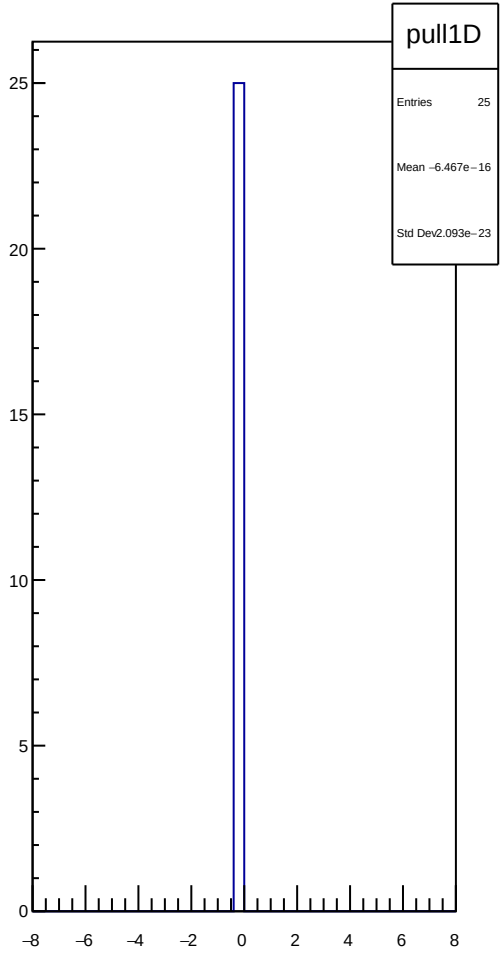
pull1D
Entries 25
Mean −6.467e−16
Std Dev2.093e−23
25
20
15
10
5
0
−8
−6
−4
−2
0
2
4
6
8

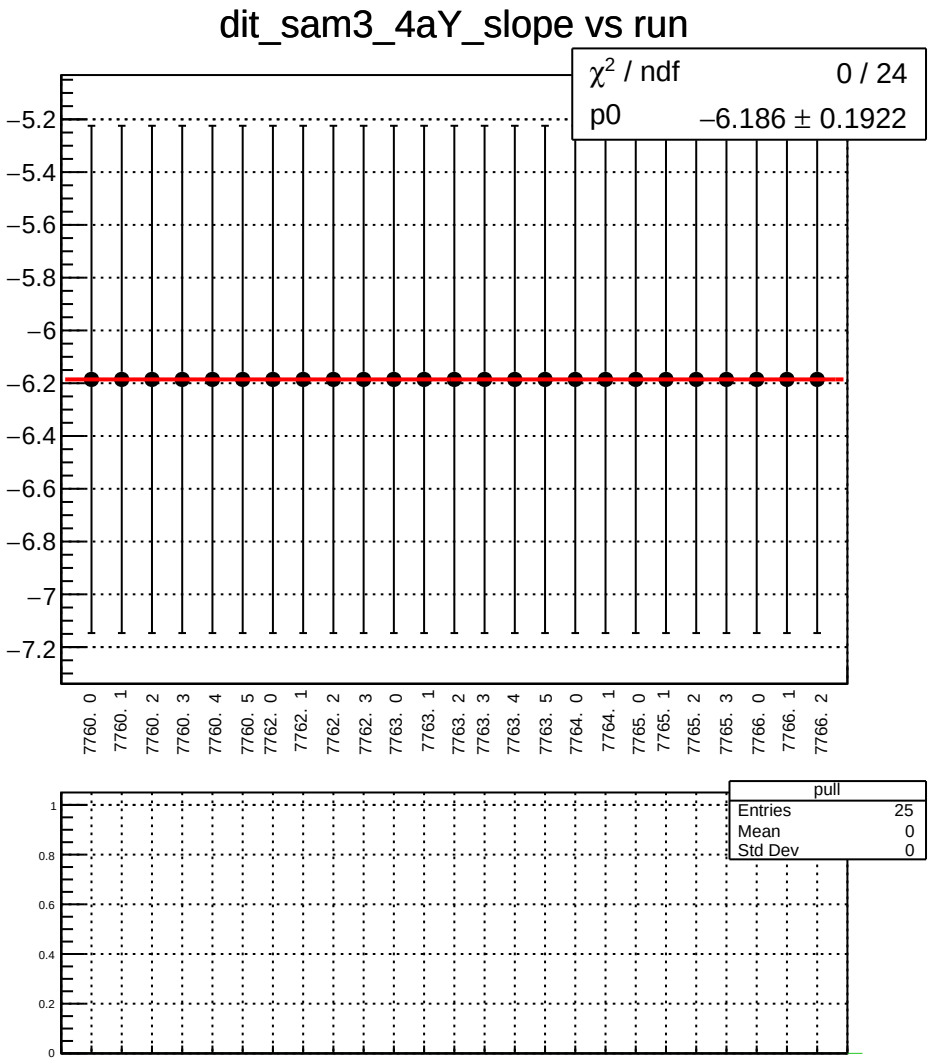
dit_sam3_4aY_slope vs run
χ² / ndf 0 / 24
p0 −6.186 ± 0.1922
−5.2
−5.4
−5.6
−5.8
−6
−6.2
−6.4
−6.6
−6.8
−7
−7.2
7760. 0
7760. 1
7760. 2
7760. 3
7760. 4
7760. 5
7762. 0
7762. 1
7762. 2
7762. 3
7763. 0
7763. 1
7763. 2
7763. 3
7763. 4
7763. 5
7764. 0
7764. 1
7765. 0
7765. 1
7765. 2
7765. 3
7766. 0
7766. 1
7766. 2
pull
Entries 25
Mean 0
Std Dev 0
1
0.8
0.6
0.4
0.2
0

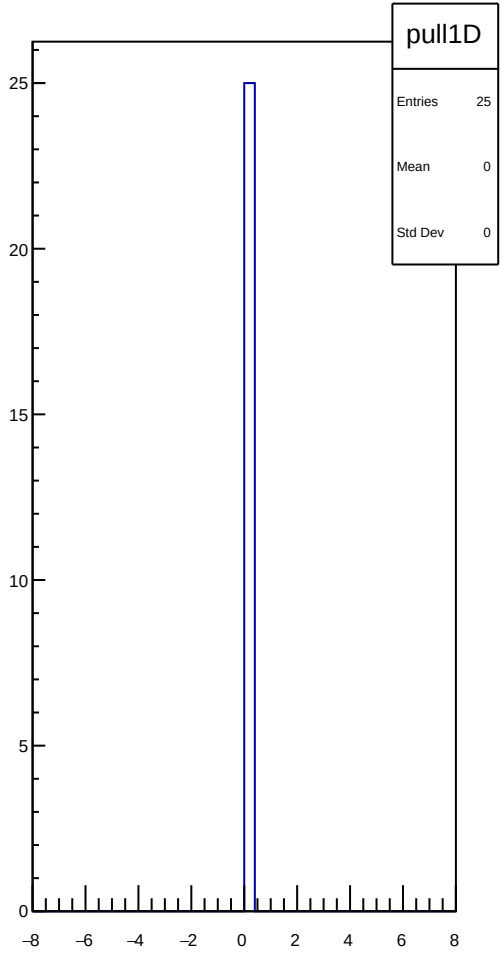
pull1D
Entries 25
Mean 0
Std Dev 0
25
20
15
10
5
0
−8
−6
−4
−2
0
2
4
6
8

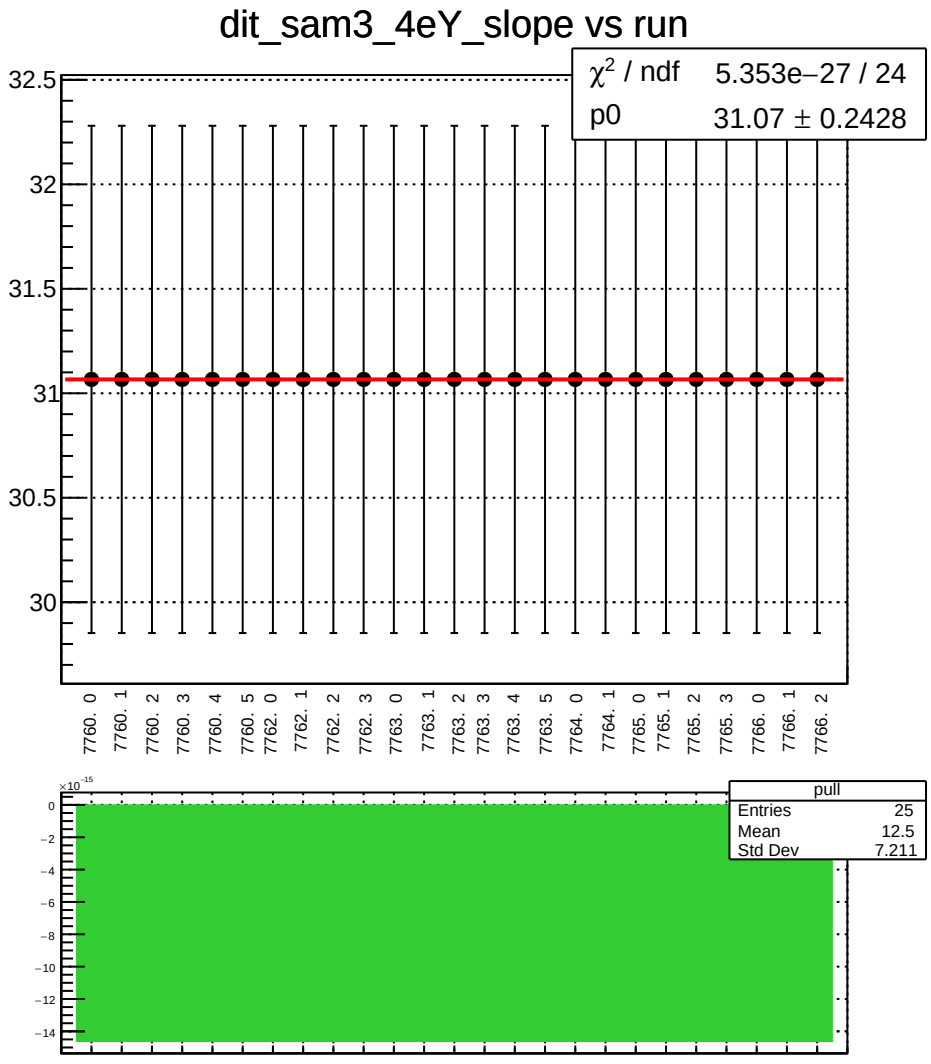
dit_sam3_4eY_slope vs run
χ² / ndf 5.353e−27 / 24
p0 31.07 ± 0.2428
32.5
32
31.5
31
30.5
30
7760. 0
7760. 1
7760. 2
7760. 3
7760. 4
7760. 5
7762. 0
7762. 1
7762. 2
7762. 3
7763. 0
7763. 1
7763. 2
7763. 3
7763. 4
7763. 5
7764. 0
7764. 1
7765. 0
7765. 1
7765. 2
7765. 3
7766. 0
7766. 1
7766. 2
×10⁻¹⁵
0
−2
−4
−6
−8
−10
−12
−14
pull
Entries 25
Mean 12.5
Std Dev 7.211

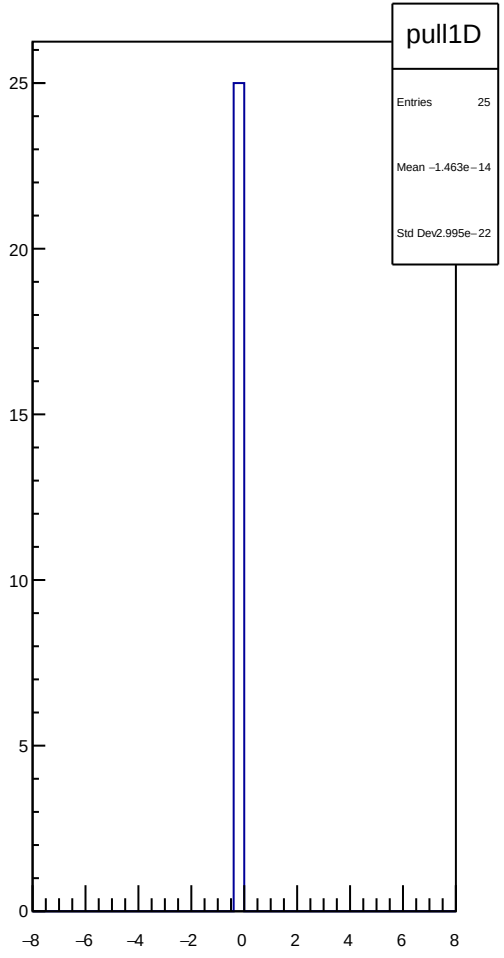
pull1D
Entries 25
Mean −1.463e−14
Std Dev 2.995e−22
25
20
15
10
5
0
−8
−6
−4
−2
0
2
4
6
8

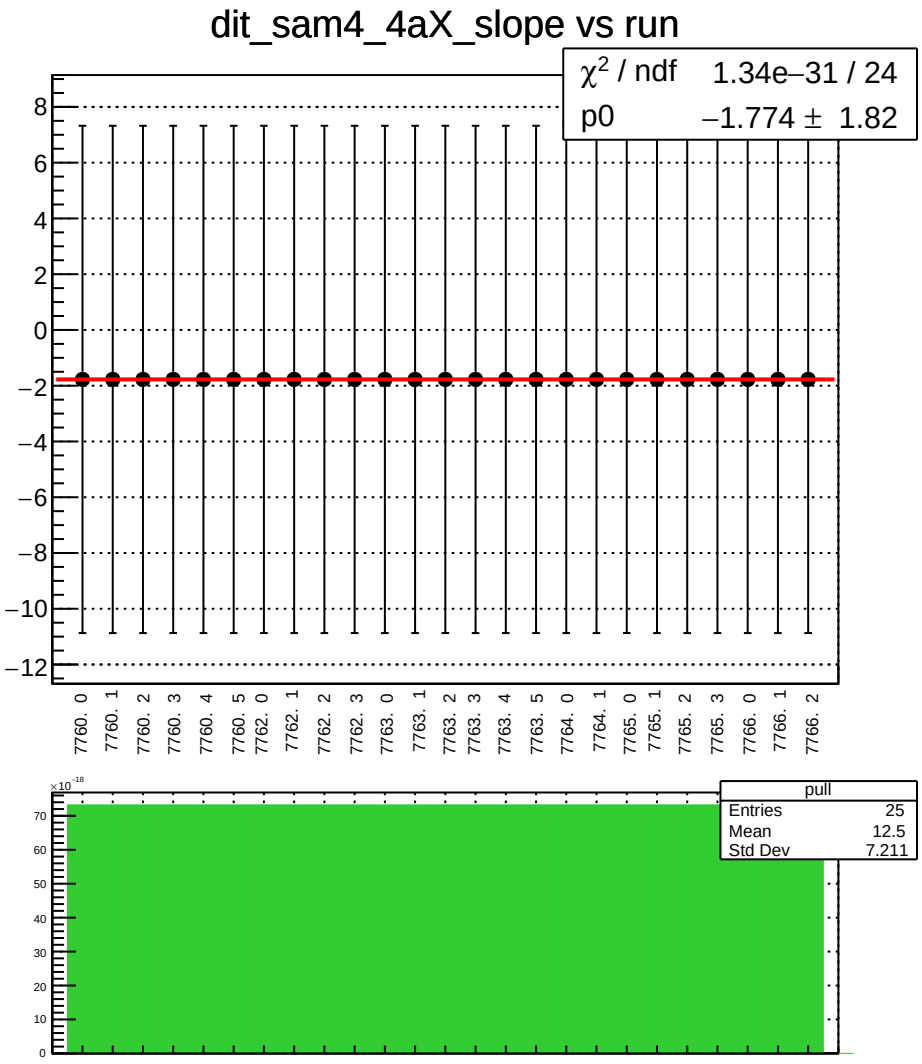
dit_sam4_4aX_slope vs run
χ2 / ndf 1.34e−31 / 24
p0 −1.774 ± 1.82
8
6
4
2
0
−2
−4
−6
−8
−10
−12
7760. 0
7760. 1
7760. 2
7760. 3
7760. 4
7760. 5
7762. 0
7762. 1
7762. 2
7762. 3
7763. 0
7763. 1
7763. 2
7763. 3
7763. 4
7763. 5
7764. 0
7764. 1
7765. 0
7765. 1
7765. 2
7765. 3
7766. 0
7766. 1
7766. 2
×10-18
70
60
50
40
30
20
10
0
pull
Entries 25
Mean 12.5
Std Dev 7.211

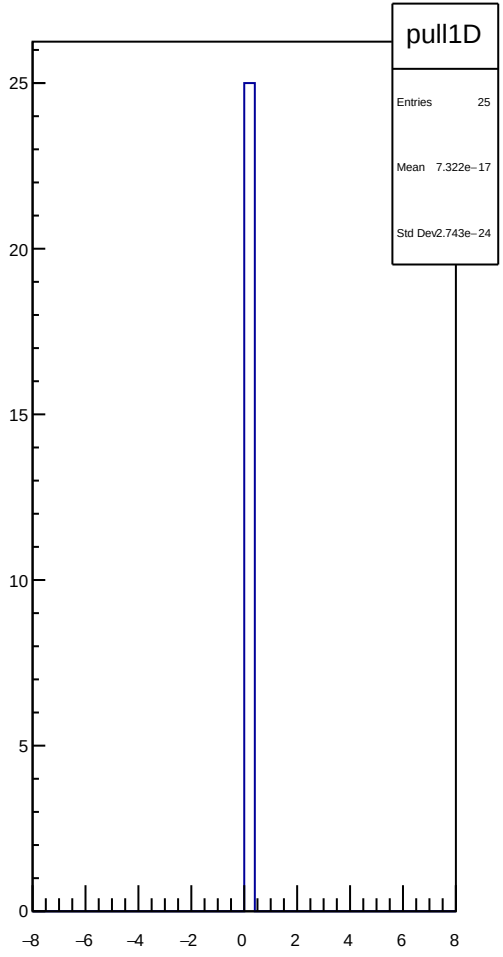
pull1D
Entries 25
Mean 7.322e−17
Std Dev2.743e−24
25
20
15
10
5
0
−8
−6
−4
−2
0
2
4
6
8

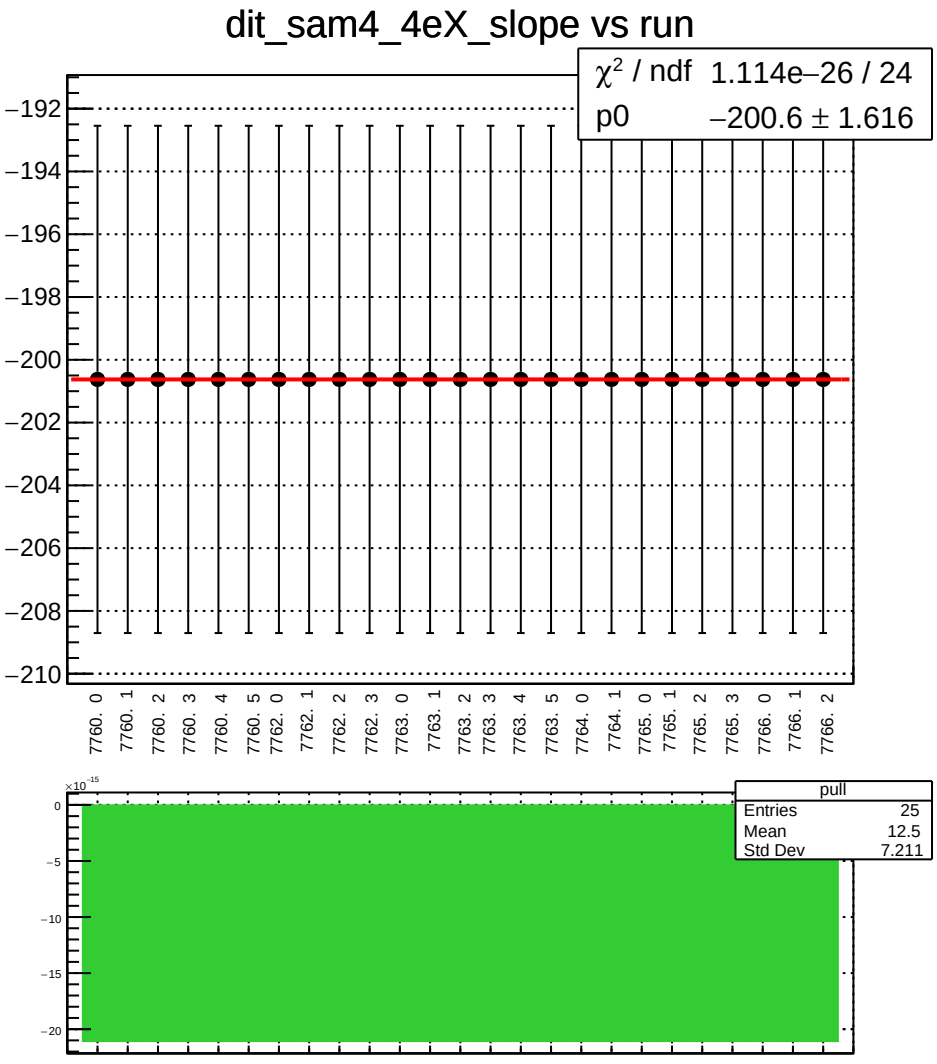
dit_sam4_4eX_slope vs run
χ² / ndf 1.114e−26 / 24
p0 −200.6 ± 1.616
−192
−194
−196
−198
−200
−202
−204
−206
−208
−210
7760. 0
7760. 1
7760. 2
7760. 3
7760. 4
7760. 5
7762. 0
7762. 1
7762. 2
7762. 3
7763. 0
7763. 1
7763. 2
7763. 3
7763. 4
7763. 5
7764. 0
7764. 1
7765. 0
7765. 1
7765. 2
7765. 3
7766. 0
7766. 1
7766. 2
×10⁻¹⁵
0
−5
−10
−15
−20
pull
Entries 25
Mean 12.5
Std Dev 7.211


pull1D
Entries 25
Mean −2.11e−14
Std Dev 2.995e−22
25
20
15
10
5
0
−8
−6
−4
−2
0
2
4
6
8

dit_sam4_11X12X_slope vs run

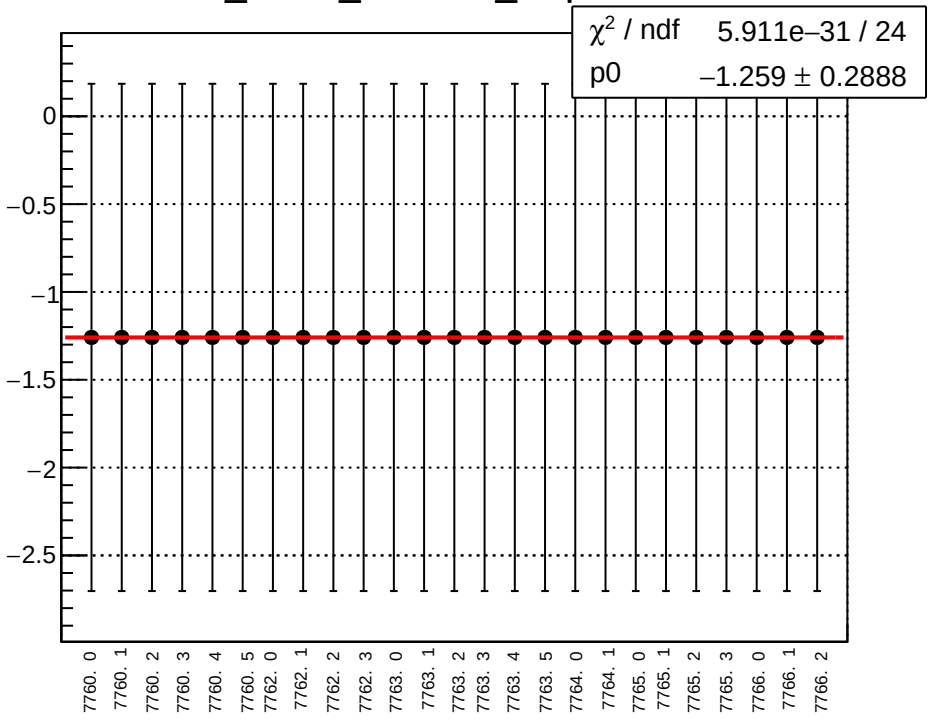

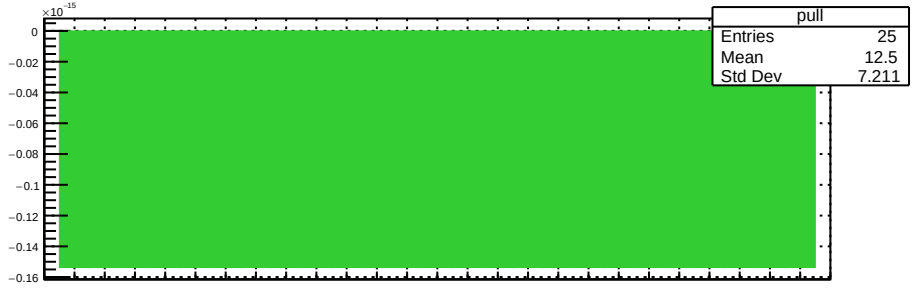

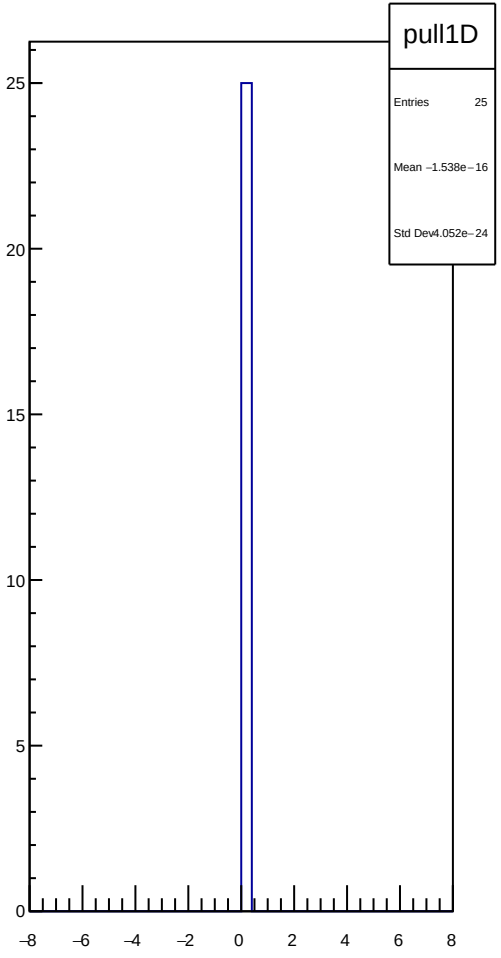

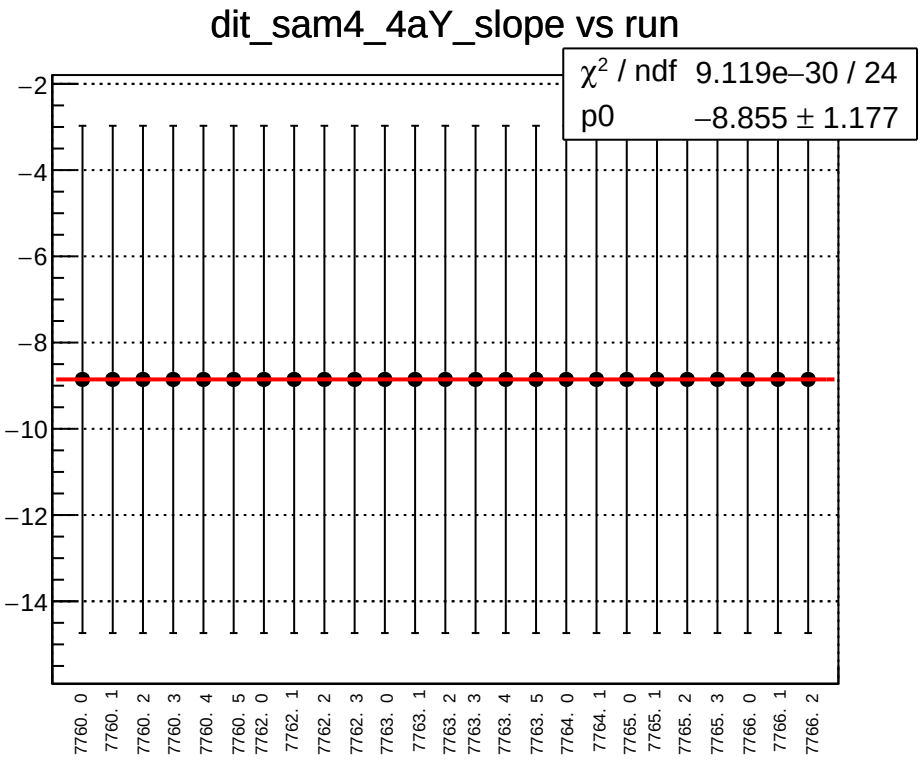
dit_sam4_4aY_slope vs run
χ² / ndf 9.119e−30 / 24
p0 −8.855 ± 1.177
−2
−4
−6
−8
−10
−12
−14
7760. 0
7760. 1
7760. 2
7760. 3
7760. 4
7760. 5
7762. 0
7762. 1
7762. 2
7762. 3
7763. 0
7763. 1
7763. 2
7763. 3
7763. 4
7763. 5
7764. 0
7764. 1
7765. 0
7765. 1
7765. 2
7765. 3
7766. 0
7766. 1
7766. 2

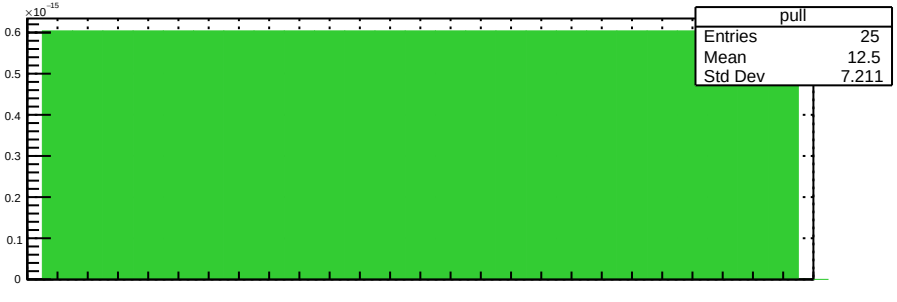
×10⁻¹⁵
0.6
0.5
0.4
0.3
0.2
0.1
0
pull
Entries 25
Mean 12.5
Std Dev 7.211

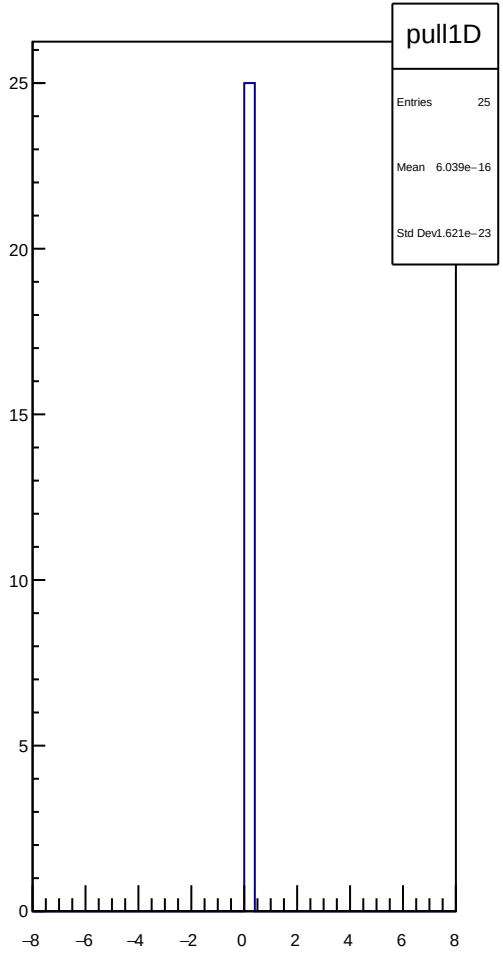
pull1D
Entries 25
Mean 6.039e−16
Std Dev1.621e−23
25
20
15
10
5
0
−8
−6
−4
−2
0
2
4
6
8

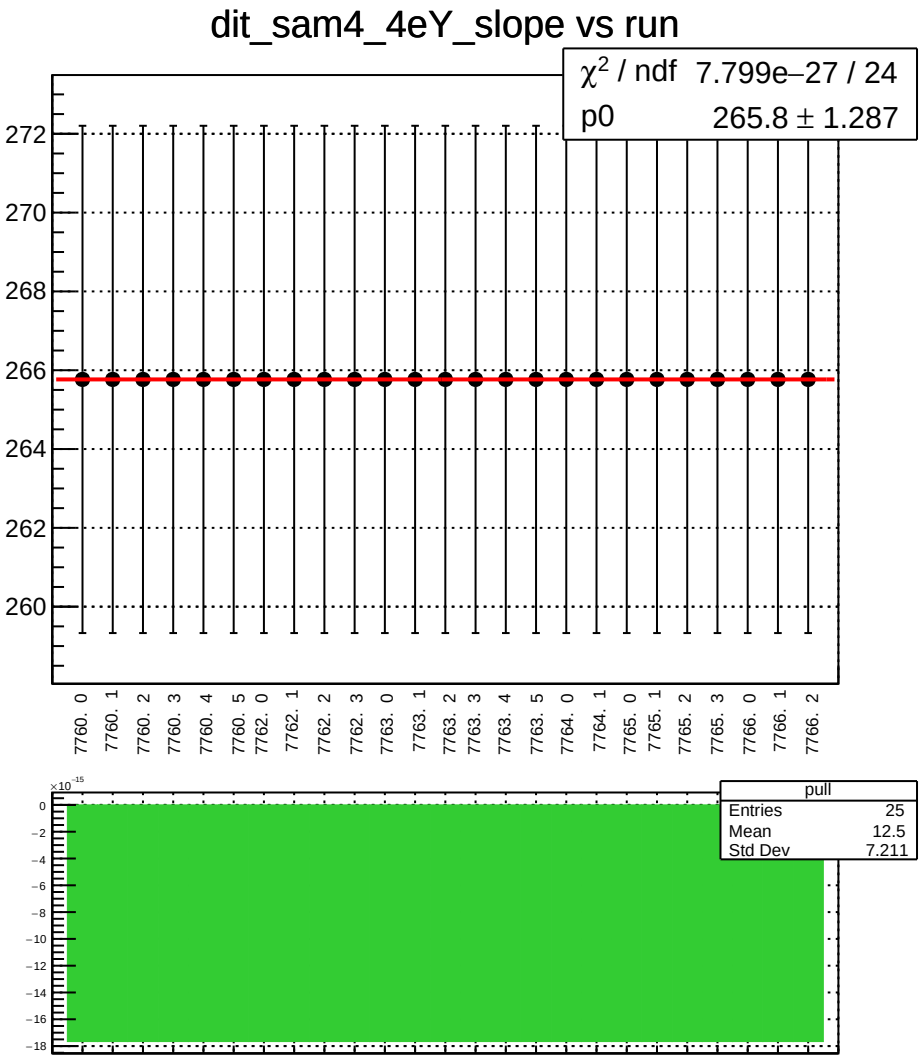
dit_sam4_4eY_slope vs run
χ2 / ndf 7.799e−27 / 24
p0 265.8 ± 1.287
272
270
268
266
264
262
260
7760. 0
7760. 1
7760. 2
7760. 3
7760. 4
7760. 5
7762. 0
7762. 1
7762. 2
7762. 3
7763. 0
7763. 1
7763. 2
7763. 3
7763. 4
7763. 5
7764. 0
7764. 1
7765. 0
7765. 1
7765. 2
7765. 3
7766. 0
7766. 1
7766. 2
×10-15
0
−2
−4
−6
−8
−10
−12
−14
−16
−18
pull
Entries 25
Mean 12.5
Std Dev 7.211

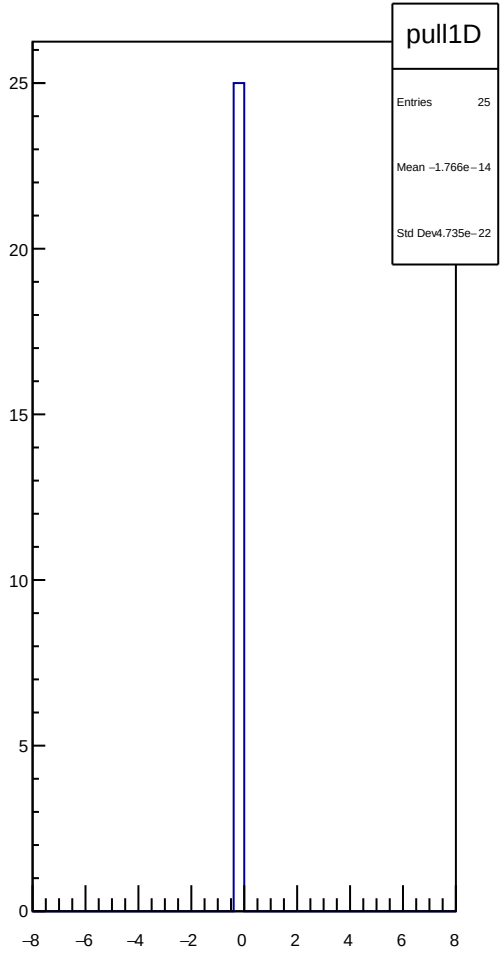
pull1D
Entries 25
Mean −1.766e−14
Std Dev4.735e−22
25
20
15
10
5
0
−8
−6
−4
−2
0
2
4
6
8

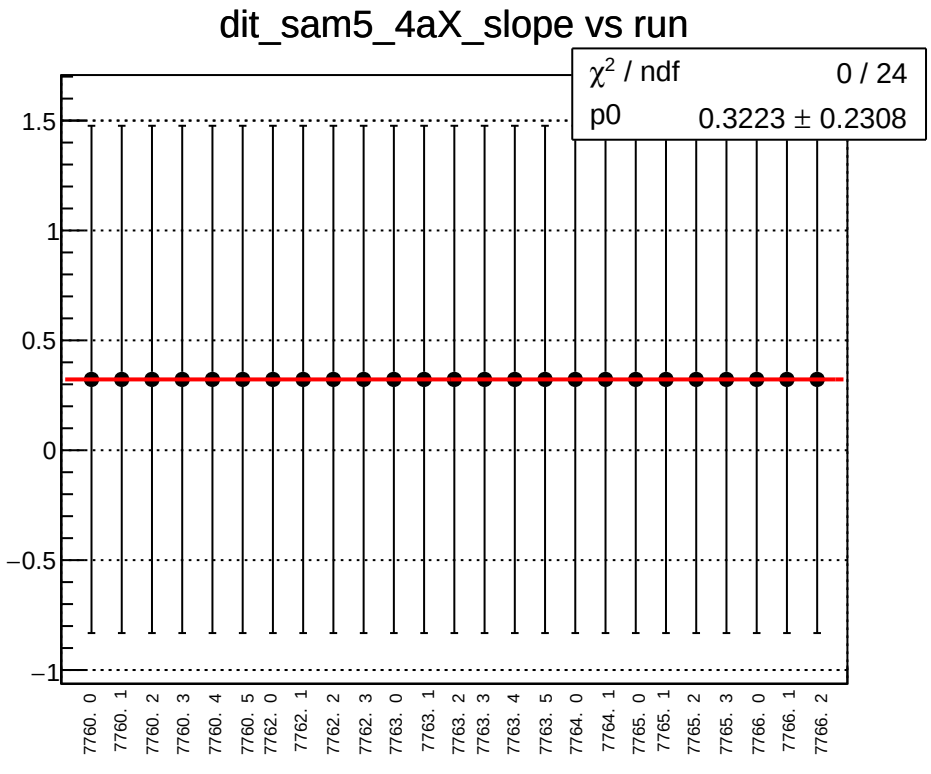
dit_sam5_4aX_slope vs run
χ² / ndf 0 / 24
p0 0.3223 ± 0.2308
1.5
1
0.5
0
−0.5
−1
7760. 0
7760. 1
7760. 2
7760. 3
7760. 4
7760. 5
7762. 0
7762. 1
7762. 2
7762. 3
7763. 0
7763. 1
7763. 2
7763. 3
7763. 4
7763. 5
7764. 0
7764. 1
7765. 0
7765. 1
7765. 2
7765. 3
7766. 0
7766. 1
7766. 2


pull
Entries 25
Mean 0
Std Dev 0
1
0.8
0.6
0.4
0.2
0

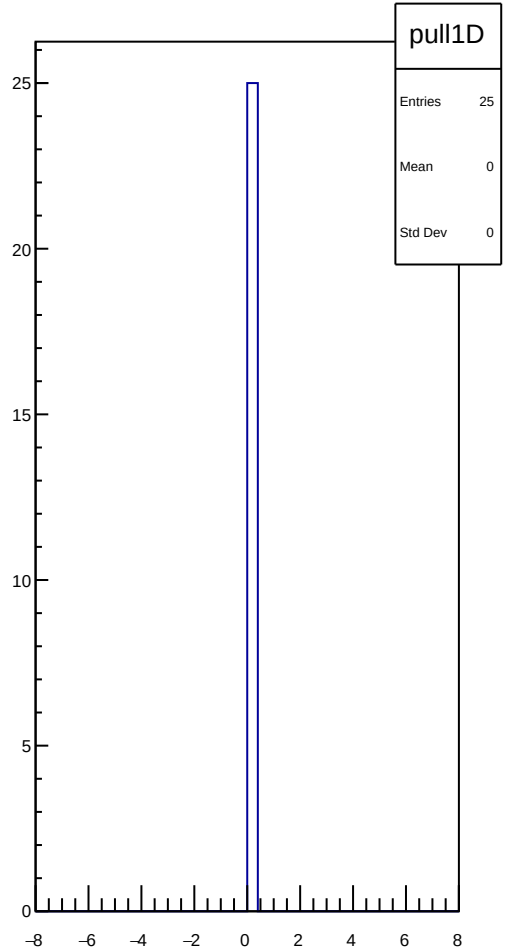
pull1D
Entries 25
Mean 0
Std Dev 0
25
20
15
10
5
0
−8
−6
−4
−2
0
2
4
6
8

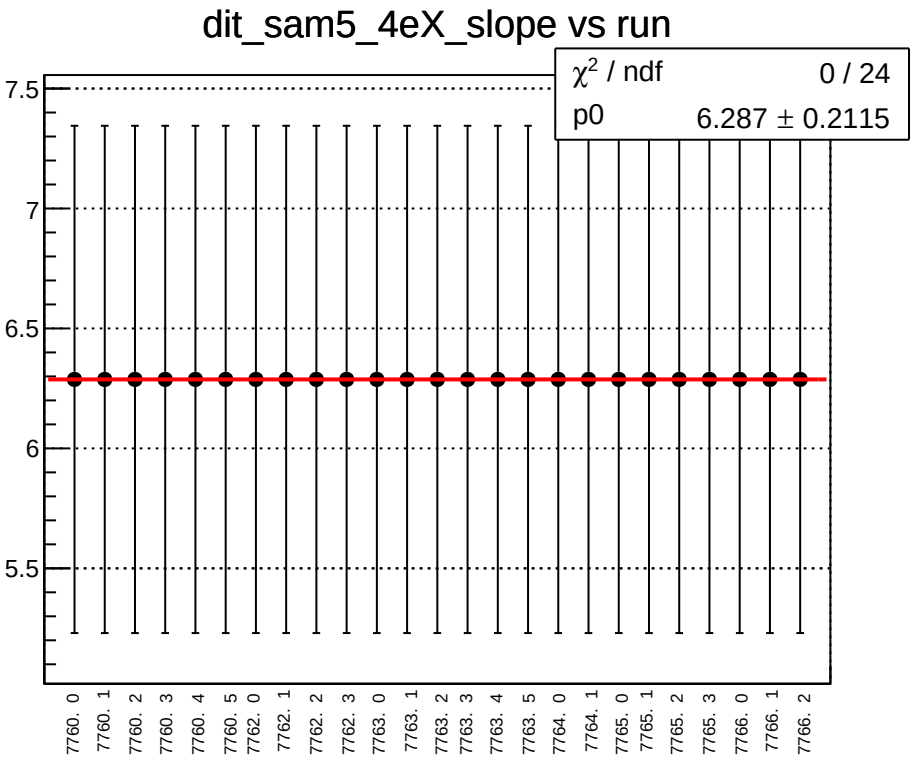
dit_sam5_4eX_slope vs run
χ² / ndf 0 / 24
p0 6.287 ± 0.2115
7.5
7
6.5
6
5.5
7760. 0
7760. 1
7760. 2
7760. 3
7760. 4
7760. 5
7762. 0
7762. 1
7762. 2
7762. 3
7763. 0
7763. 1
7763. 2
7763. 3
7763. 4
7763. 5
7764. 0
7764. 1
7765. 0
7765. 1
7765. 2
7765. 3
7766. 0
7766. 1
7766. 2

pull
Entries 25
Mean 0
Std Dev 0
1
0.8
0.6
0.4
0.2
0

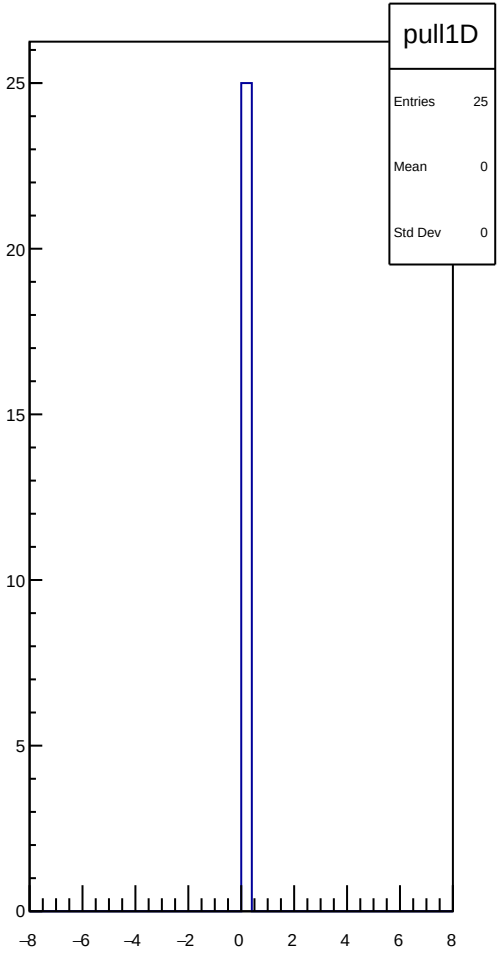
pull1D
Entries 25
Mean 0
Std Dev 0
25
20
15
10
5
0
−8
−6
−4
−2
0
2
4
6
8

dit_sam5_11X12X_slope vs run

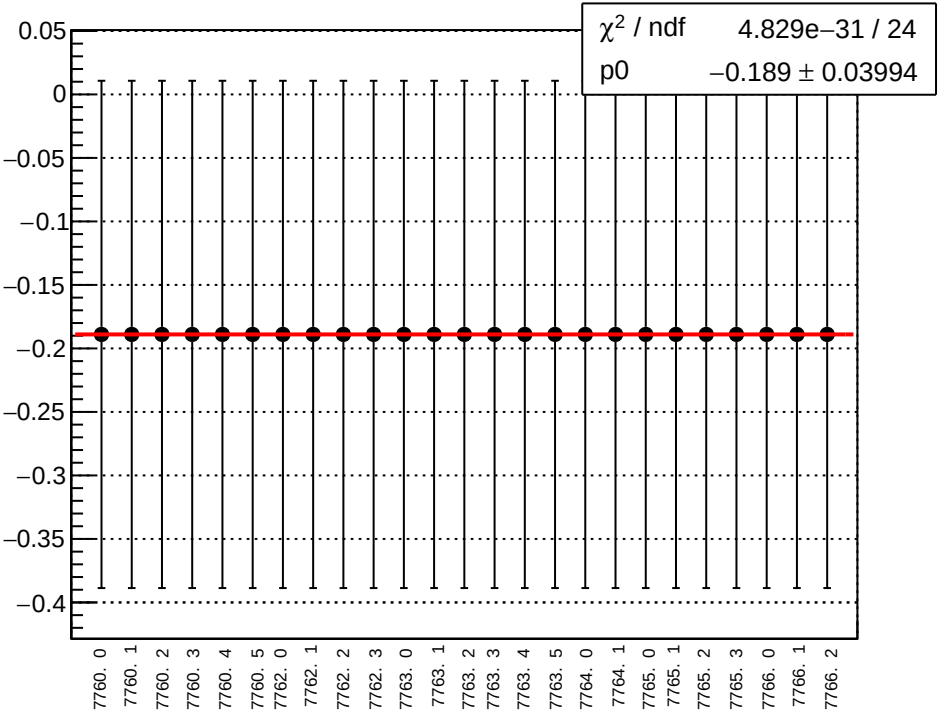

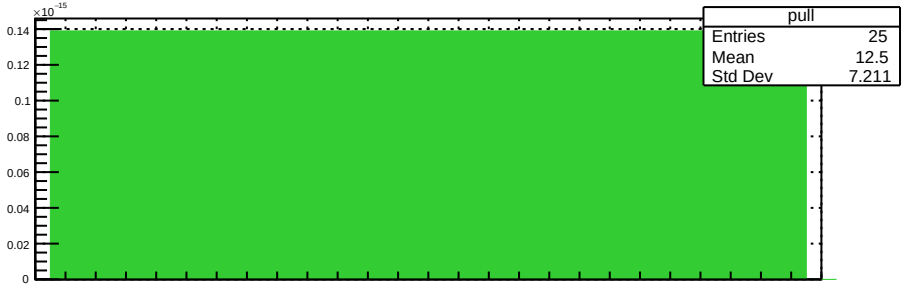

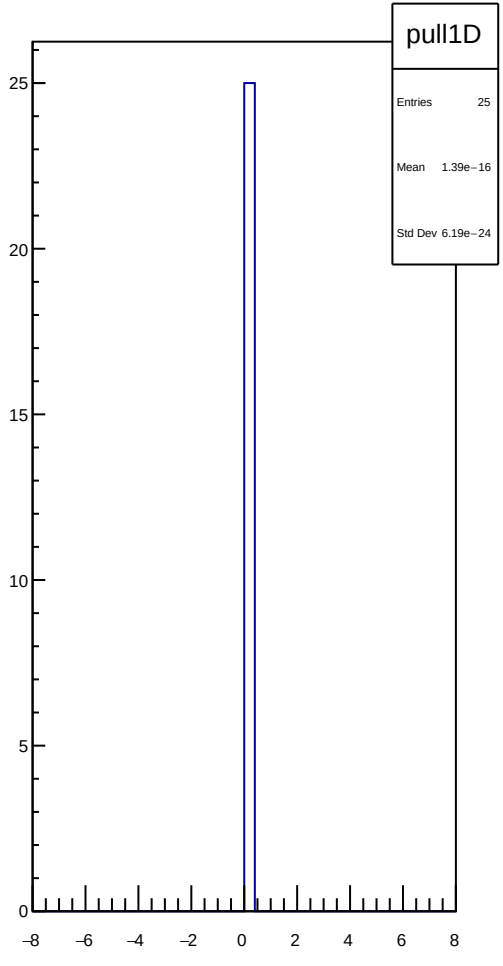

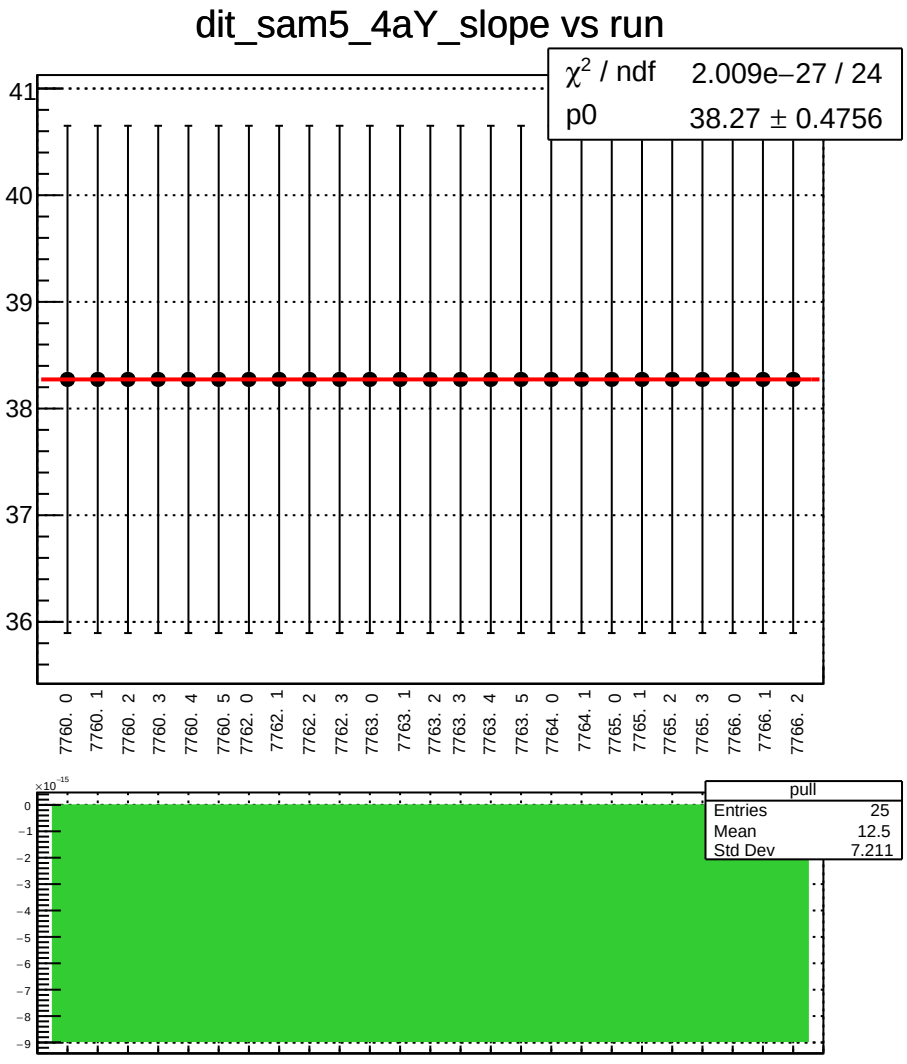
dit_sam5_4aY_slope vs run
χ^2 / ndf 2.009e−27 / 24
p0 38.27 ± 0.4756
41
40
39
38
37
36
7760. 0
7760. 1
7760. 2
7760. 3
7760. 4
7760. 5
7762. 0
7762. 1
7762. 2
7762. 3
7763. 0
7763. 1
7763. 2
7763. 3
7763. 4
7763. 5
7764. 0
7764. 1
7765. 0
7765. 1
7765. 2
7765. 3
7766. 0
7766. 1
7766. 2
×10^-15
0
−1
−2
−3
−4
−5
−6
−7
−8
−9
pull
Entries 25
Mean 12.5
Std Dev 7.211

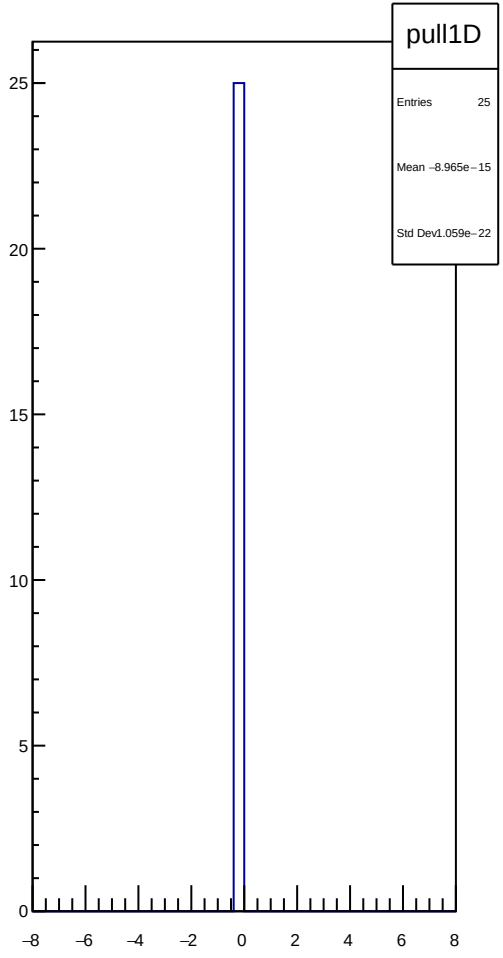
pull1D
Entries 25
Mean −8.965e−15
Std Dev1.059e−22
25
20
15
10
5
0
−8
−6
−4
−2
0
2
4
6
8

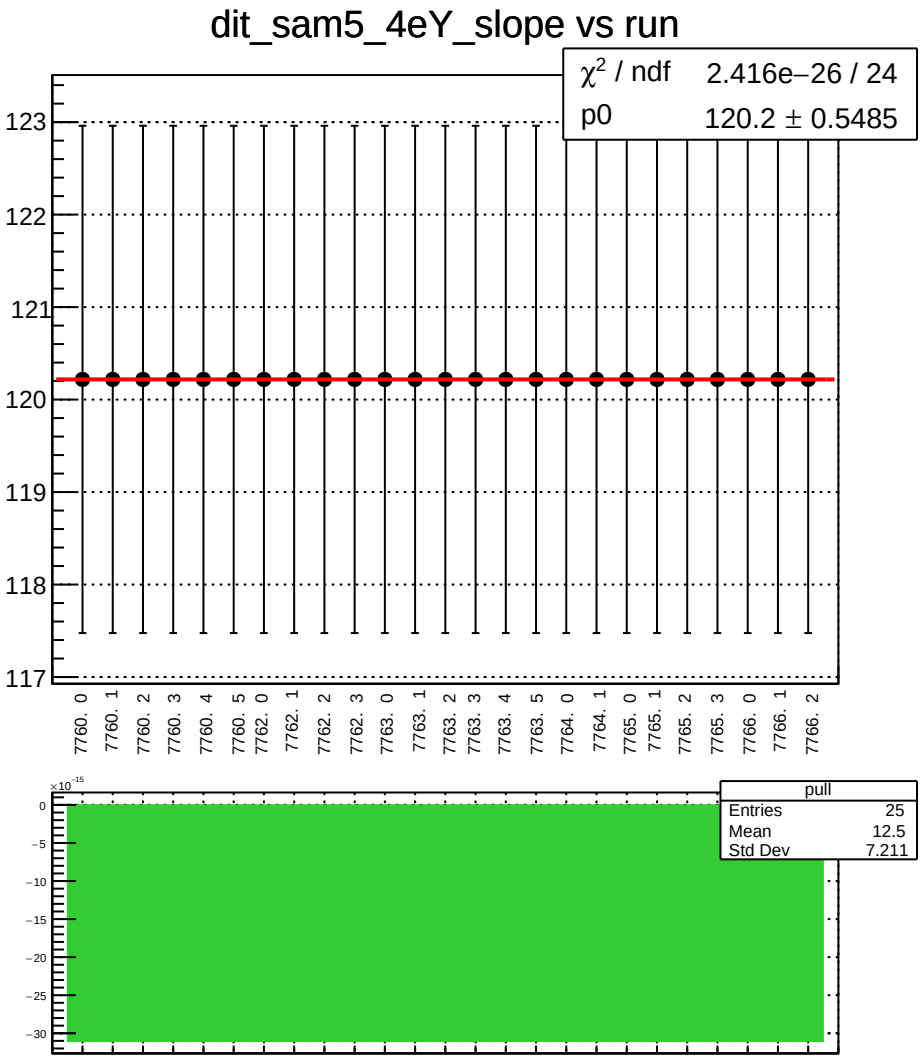
dit_sam5_4eY_slope vs run
χ2 / ndf 2.416e−26 / 24
p0 120.2 ± 0.5485
123
122
121
120
119
118
117
7760. 0
7760. 1
7760. 2
7760. 3
7760. 4
7760. 5
7762. 0
7762. 1
7762. 2
7762. 3
7763. 0
7763. 1
7763. 2
7763. 3
7763. 4
7763. 5
7764. 0
7764. 1
7765. 0
7765. 1
7765. 2
7765. 3
7766. 0
7766. 1
7766. 2
×10−15
0
−5
−10
−15
−20
−25
−30
pull
Entries 25
Mean 12.5
Std Dev 7.211

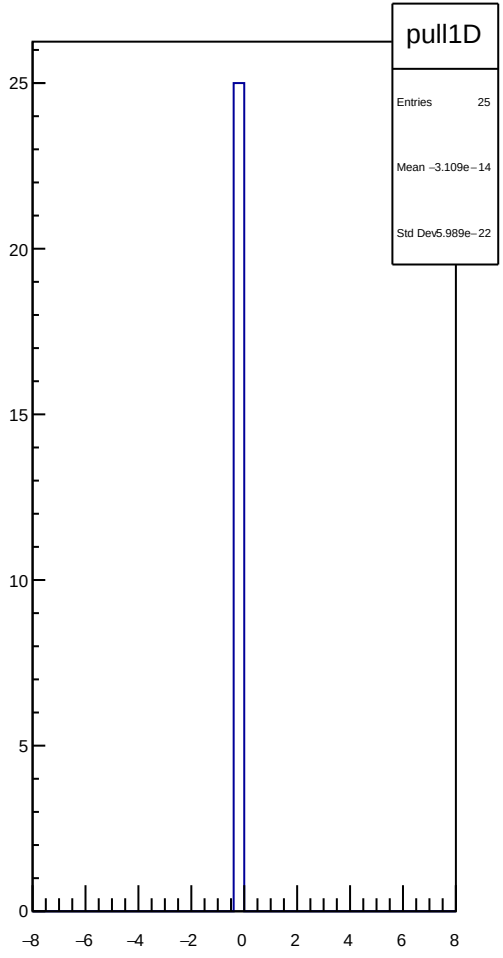
pull1D
Entries 25
Mean −3.109e−14
Std Dev 5.989e−22
25
20
15
10
5
0
−8
−6
−4
−2
0
2
4
6
8

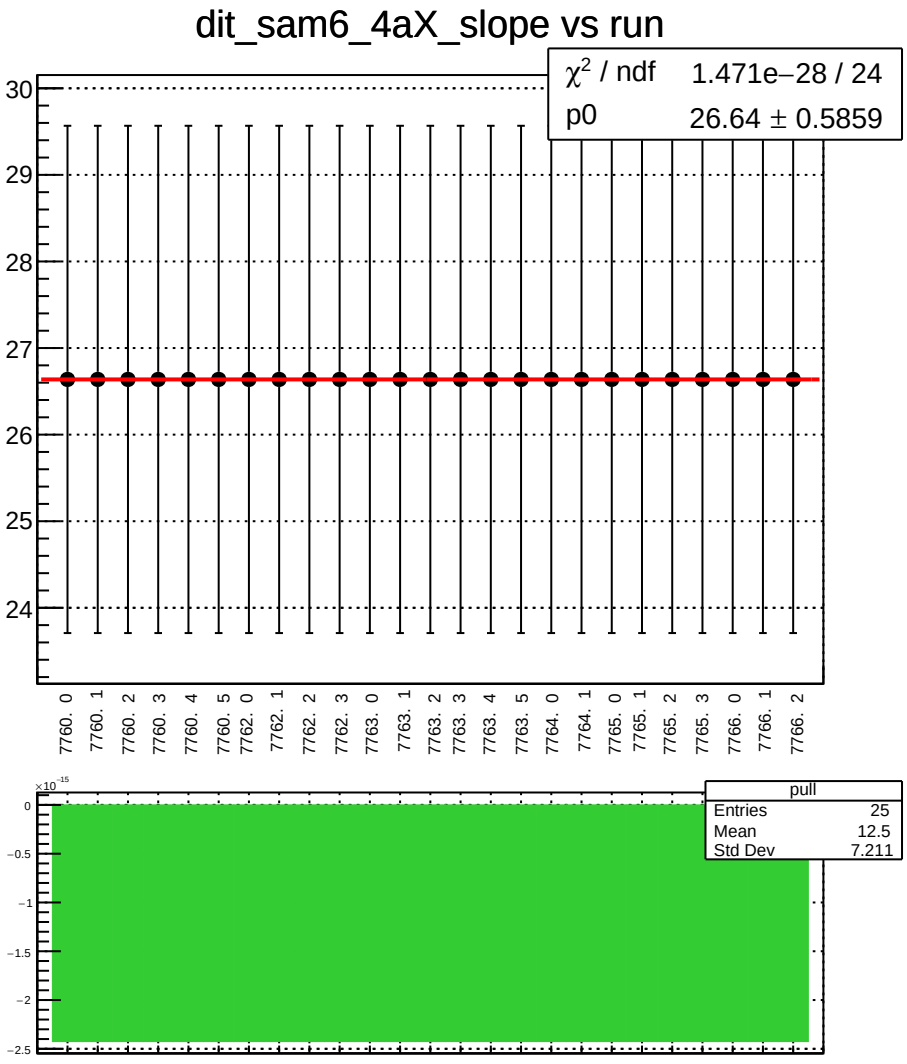
dit_sam6_4aX_slope vs run
χ² / ndf 1.471e−28 / 24
p0 26.64 ± 0.5859
30
29
28
27
26
25
24
7760. 0
7760. 1
7760. 2
7760. 3
7760. 4
7760. 5
7762. 0
7762. 1
7762. 2
7762. 3
7763. 0
7763. 1
7763. 2
7763. 3
7763. 4
7763. 5
7764. 0
7764. 1
7765. 0
7765. 1
7765. 2
7765. 3
7766. 0
7766. 1
7766. 2
×10⁻¹⁵
0
−0.5
−1
−1.5
−2
−2.5
pull
Entries 25
Mean 12.5
Std Dev 7.211

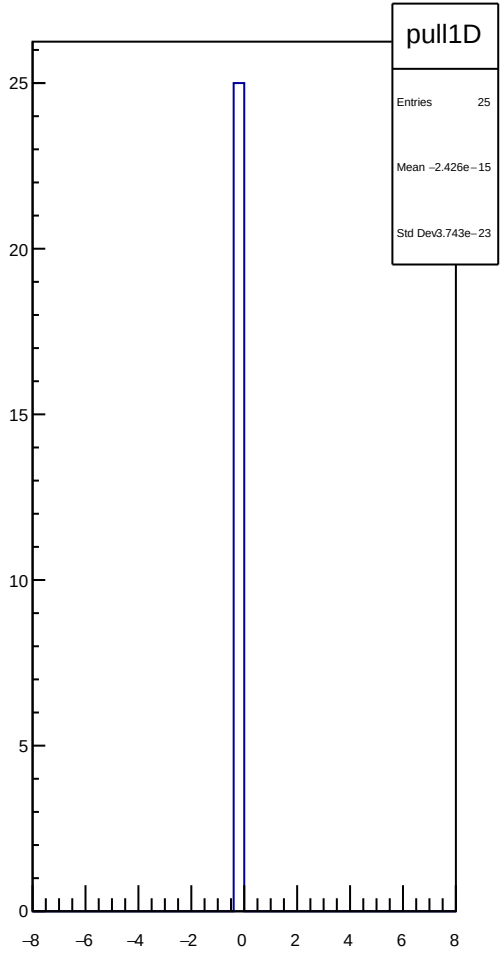
pull1D
Entries 25
Mean −2.426e−15
Std Dev 3.743e−23
25
20
15
10
5
0
−8
−6
−4
−2
0
2
4
6
8

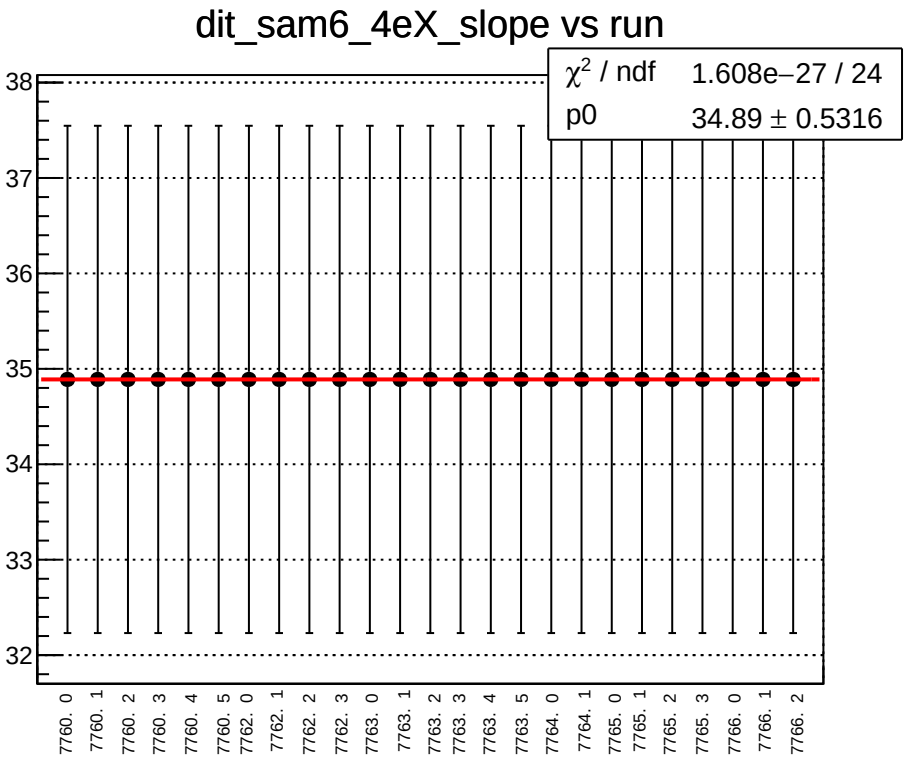
dit_sam6_4eX_slope vs run
χ^2 / ndf 1.608e−27 / 24
p0 34.89 ± 0.5316
38
37
36
35
34
33
32
7760. 0
7760. 1
7760. 2
7760. 3
7760. 4
7760. 5
7762. 0
7762. 1
7762. 2
7762. 3
7763. 0
7763. 1
7763. 2
7763. 3
7763. 4
7763. 5
7764. 0
7764. 1
7765. 0
7765. 1
7765. 2
7765. 3
7766. 0
7766. 1
7766. 2

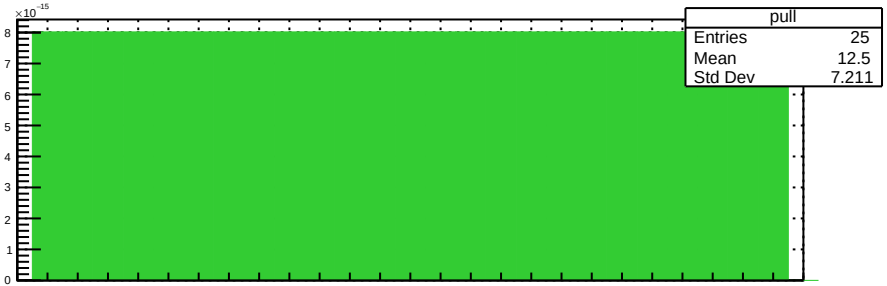
×10^-15
pull
Entries 25
Mean 12.5
Std Dev 7.211
8
7
6
5
4
3
2
1
0

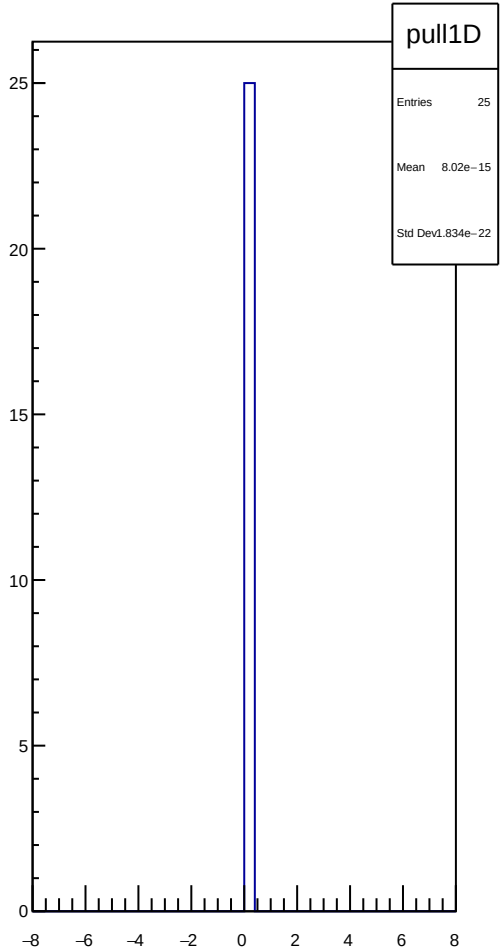
pull1D
Entries 25
Mean 8.02e−15
Std Dev 1.834e−22
25
20
15
10
5
0
−8
−6
−4
−2
0
2
4
6
8

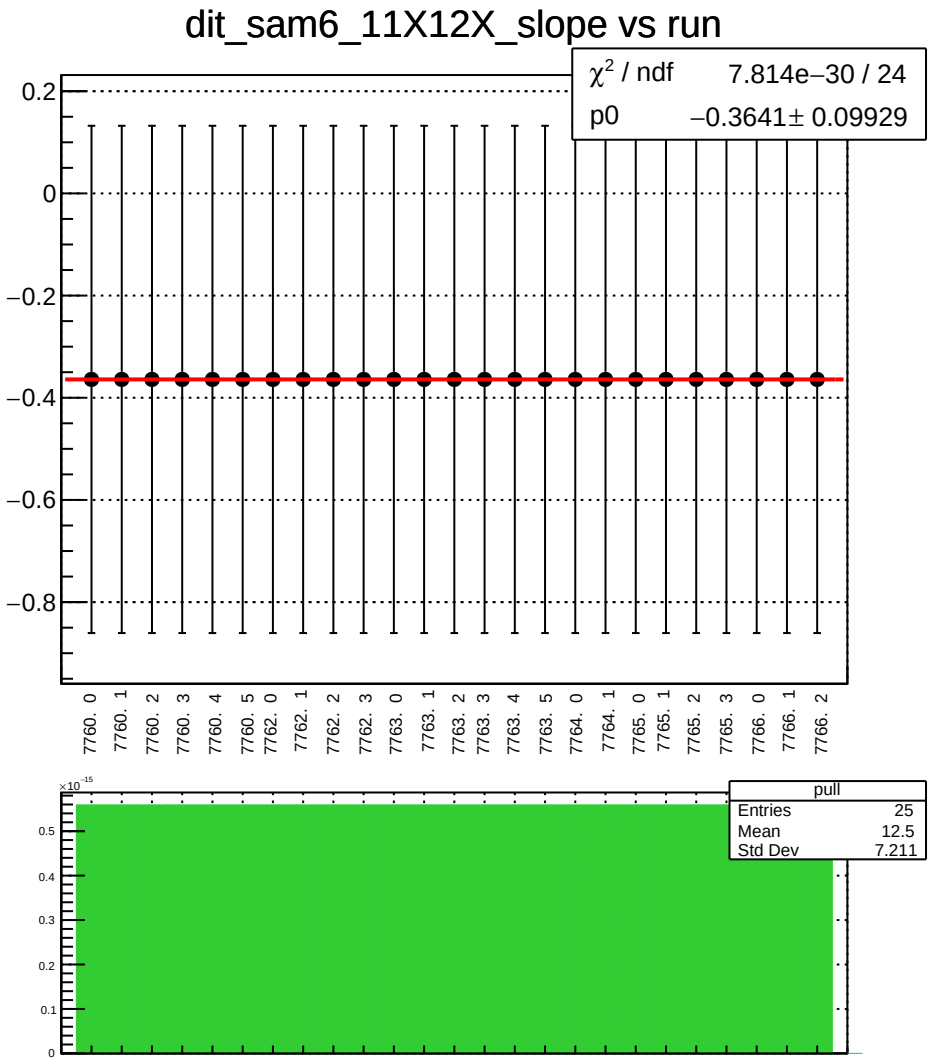
dit_sam6_11X12X_slope vs run
χ² / ndf 7.814e−30 / 24
p0 −0.3641 ± 0.09929
0.2
0
−0.2
−0.4
−0.6
−0.8
7760. 0
7760. 1
7760. 2
7760. 3
7760. 4
7760. 5
7762. 0
7762. 1
7762. 2
7762. 3
7763. 0
7763. 1
7763. 2
7763. 3
7763. 4
7763. 5
7764. 0
7764. 1
7765. 0
7765. 1
7765. 2
7765. 3
7766. 0
7766. 1
7766. 2
×10⁻¹⁵
0.5
0.4
0.3
0.2
0.1
0
pull
Entries 25
Mean 12.5
Std Dev 7.211

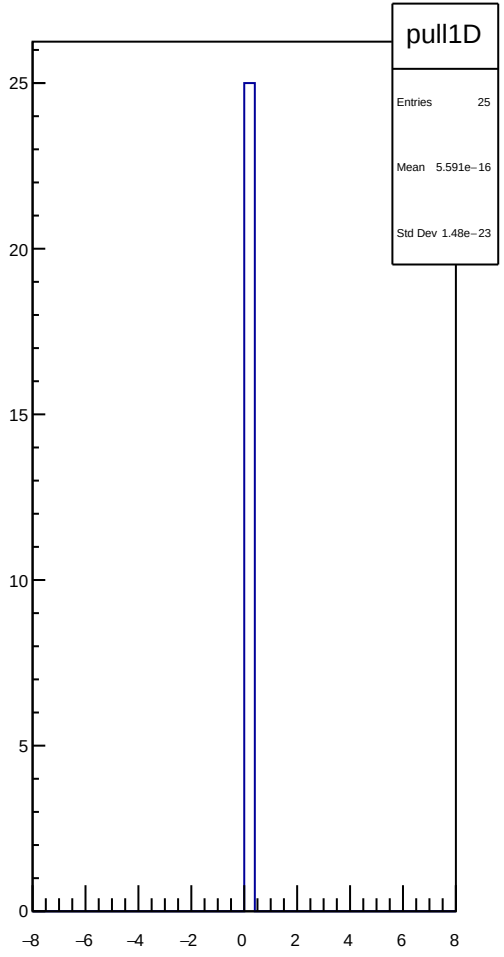
pull1D
Entries 25
Mean 5.591e−16
Std Dev 1.48e−23
25
20
15
10
5
0
−8
−6
−4
−2
0
2
4
6
8

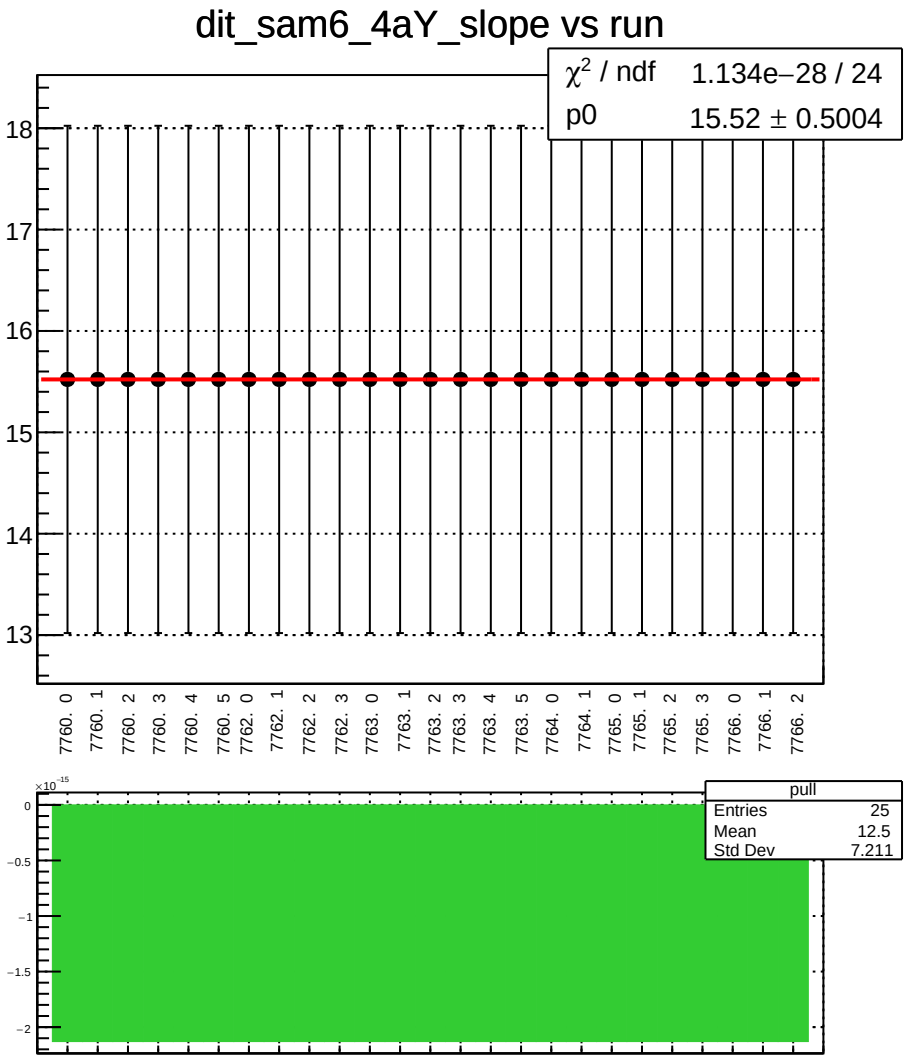
dit_sam6_4aY_slope vs run
χ² / ndf 1.134e−28 / 24
p0 15.52 ± 0.5004
18
17
16
15
14
13
7760. 0
7760. 1
7760. 2
7760. 3
7760. 4
7760. 5
7762. 0
7762. 1
7762. 2
7762. 3
7763. 0
7763. 1
7763. 2
7763. 3
7763. 4
7763. 5
7764. 0
7764. 1
7765. 0
7765. 1
7765. 2
7765. 3
7766. 0
7766. 1
7766. 2
×10⁻¹⁵
0
−0.5
−1
−1.5
−2
pull
Entries 25
Mean 12.5
Std Dev 7.211

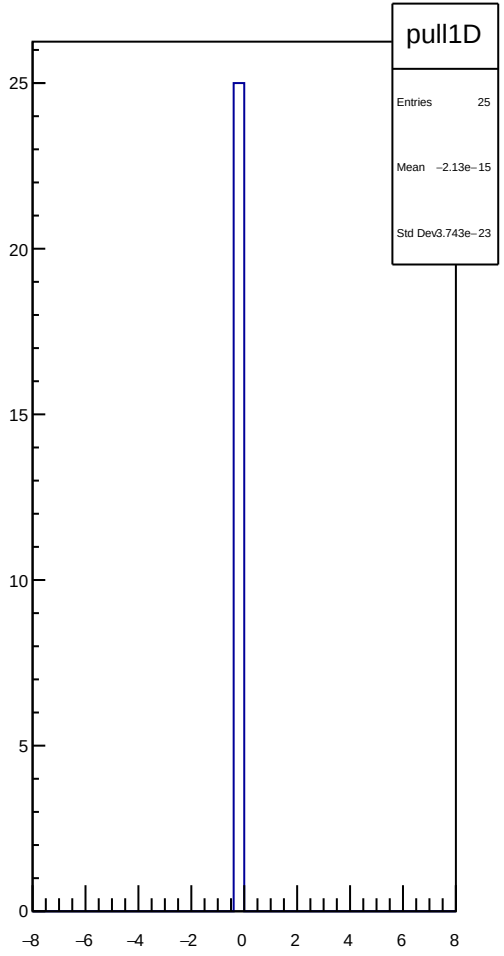
pull1D
Entries 25
Mean −2.13e−15
Std Dev 3.743e−23
25
20
15
10
5
0
−8
−6
−4
−2
0
2
4
6
8

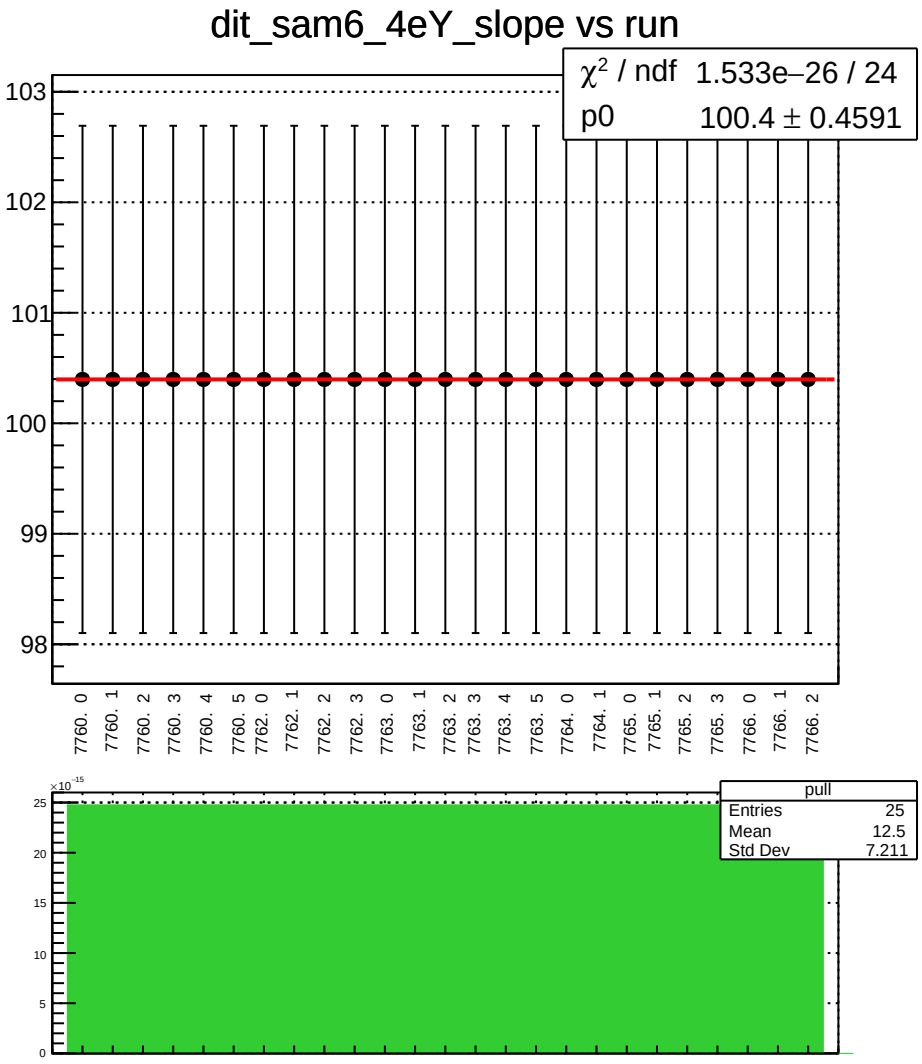
dit_sam6_4eY_slope vs run
χ² / ndf 1.533e−26 / 24
p0 100.4 ± 0.4591
103
102
101
100
99
98
7760. 0
7760. 1
7760. 2
7760. 3
7760. 4
7760. 5
7762. 0
7762. 1
7762. 2
7762. 3
7763. 0
7763. 1
7763. 2
7763. 3
7763. 4
7763. 5
7764. 0
7764. 1
7765. 0
7765. 1
7765. 2
7765. 3
7766. 0
7766. 1
7766. 2
×10⁻¹⁵
pull
Entries 25
Mean 12.5
Std Dev 7.211

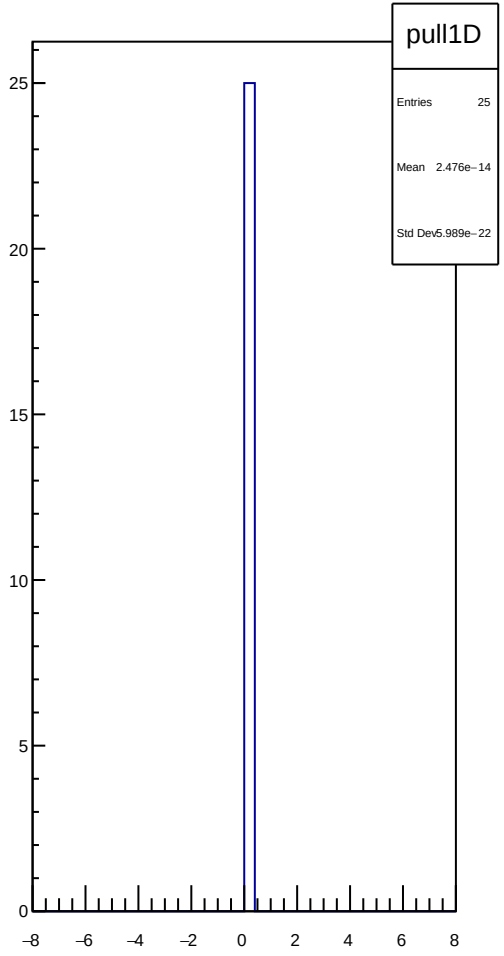
pull1D
Entries 25
Mean 2.476e−14
Std Dev 5.989e−22
25
20
15
10
5
0
−8
−6
−4
−2
0
2
4
6
8

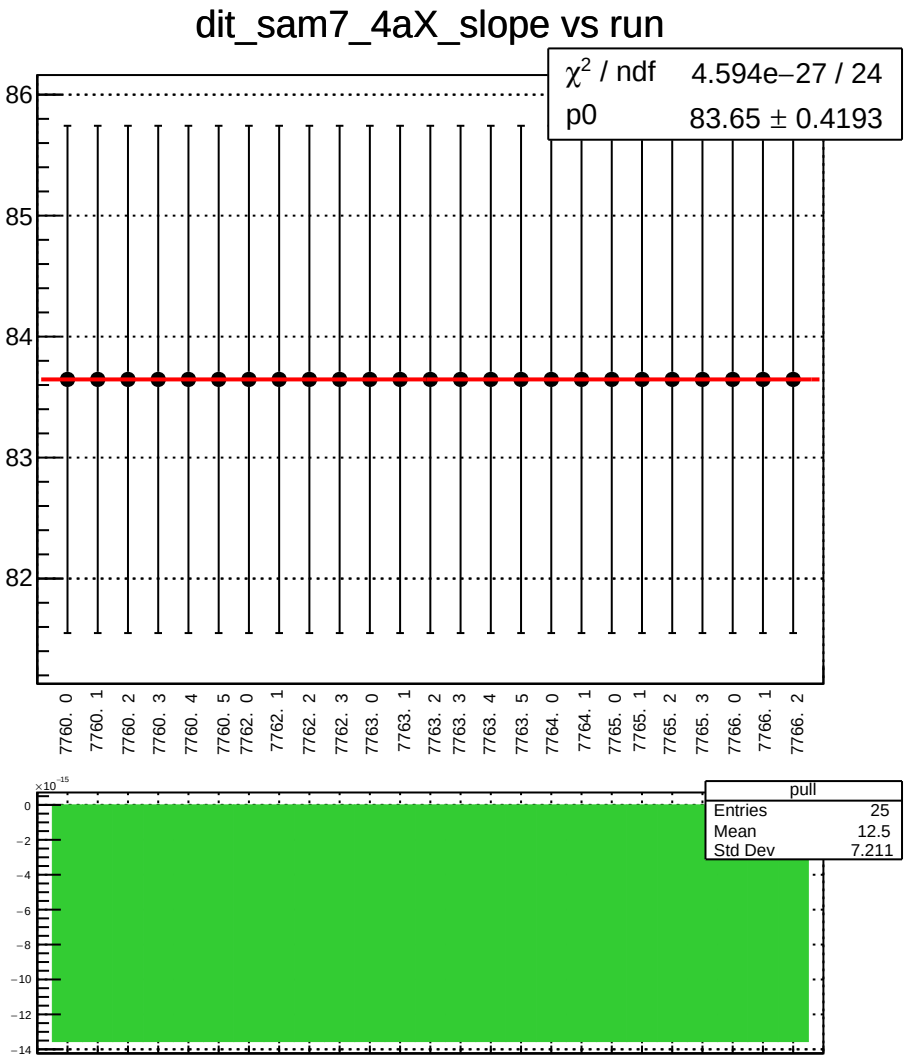
dit_sam7_4aX_slope vs run
χ² / ndf 4.594e−27 / 24
p0 83.65 ± 0.4193
86
85
84
83
82
7760. 0
7760. 1
7760. 2
7760. 3
7760. 4
7760. 5
7762. 0
7762. 1
7762. 2
7762. 3
7763. 0
7763. 1
7763. 2
7763. 3
7763. 4
7763. 5
7764. 0
7764. 1
7765. 0
7765. 1
7765. 2
7765. 3
7766. 0
7766. 1
7766. 2
×10⁻¹⁵
0
−2
−4
−6
−8
−10
−12
−14
pull
Entries 25
Mean 12.5
Std Dev 7.211

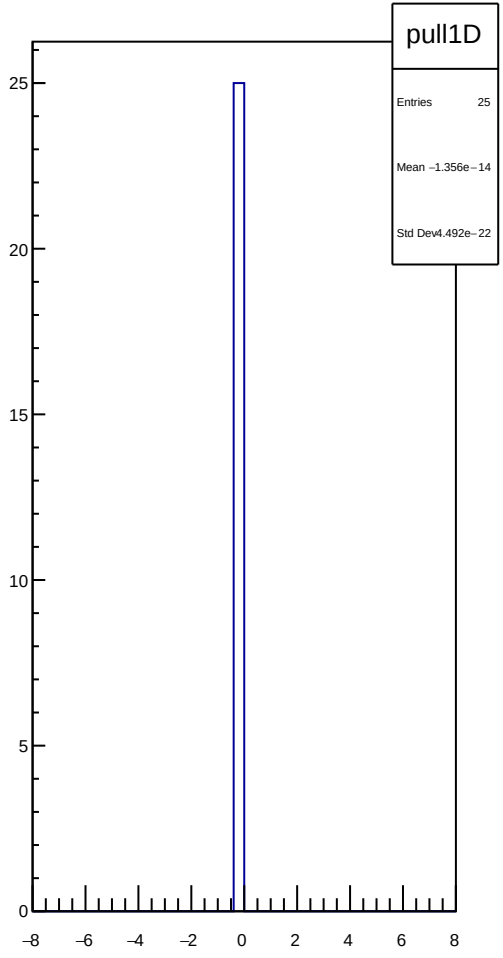
pull1D
Entries 25
Mean −1.356e−14
Std Dev4.492e−22
25
20
15
10
5
0
−8
−6
−4
−2
0
2
4
6
8

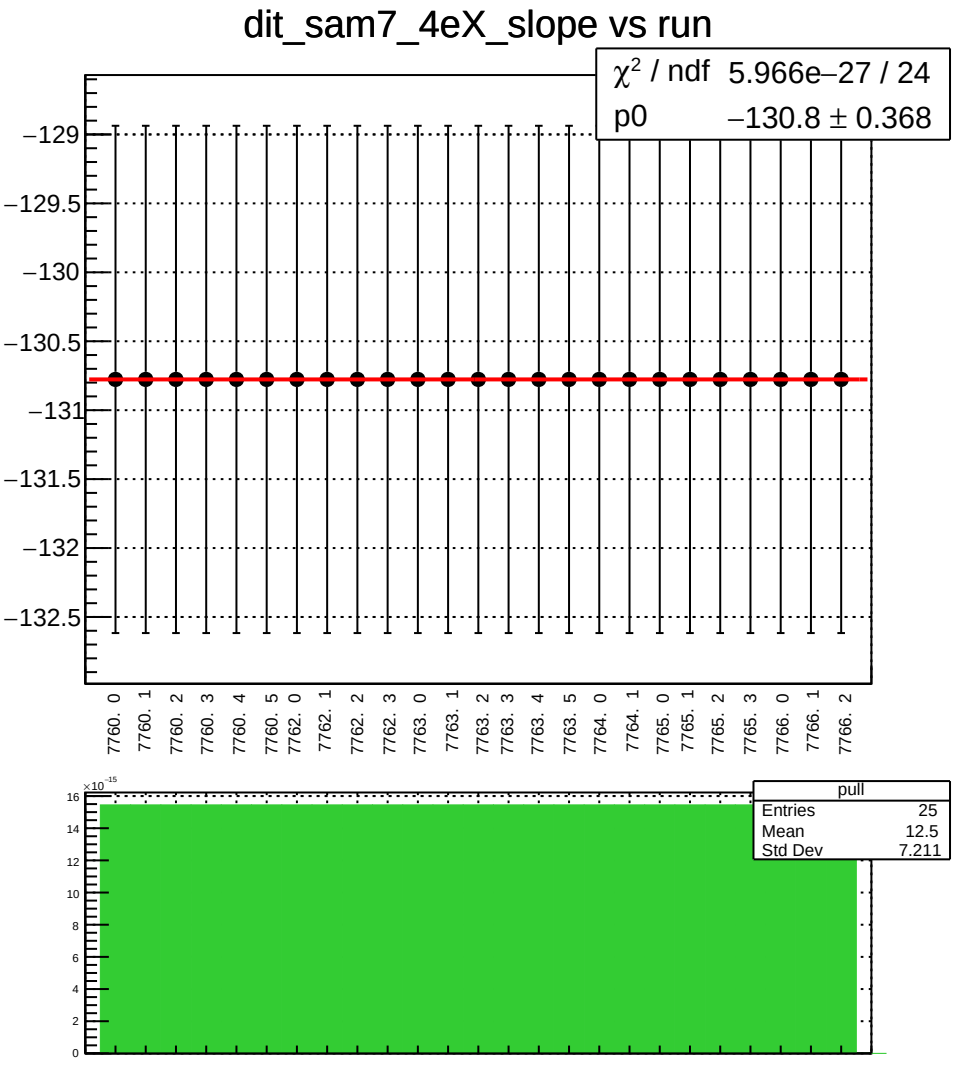
dit_sam7_4eX_slope vs run
χ² / ndf 5.966e−27 / 24
p0 −130.8 ± 0.368
−129
−129.5
−130
−130.5
−131
−131.5
−132
−132.5
7760. 0
7760. 1
7760. 2
7760. 3
7760. 4
7760. 5
7762. 0
7762. 1
7762. 2
7762. 3
7763. 0
7763. 1
7763. 2
7763. 3
7763. 4
7763. 5
7764. 0
7764. 1
7765. 0
7765. 1
7765. 2
7765. 3
7766. 0
7766. 1
7766. 2
pull
Entries 25
Mean 12.5
Std Dev 7.211
×10⁻¹⁵
16
14
12
10
8
6
4
2
0

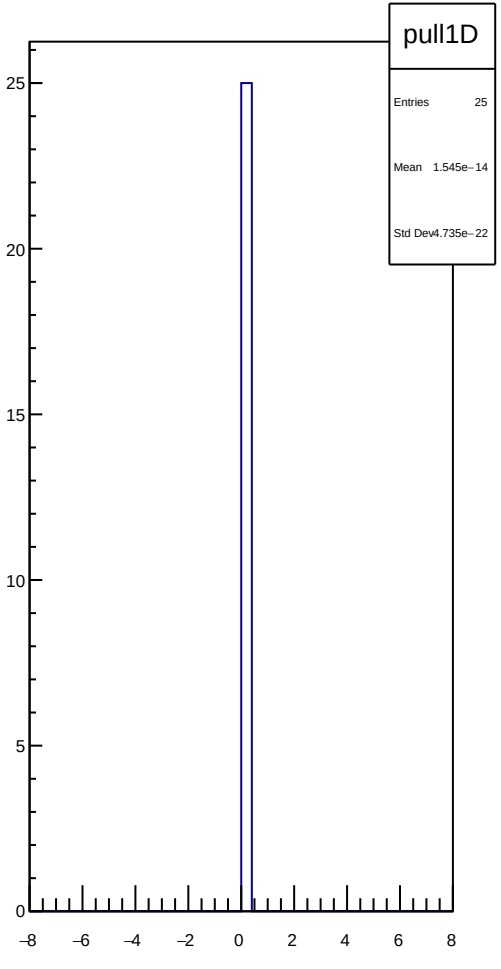
pull1D
Entries 25
Mean 1.545e−14
Std Dev 4.735e−22
25
20
15
10
5
0
−8
−6
−4
−2
0
2
4
6
8

dit_sam7_11X12X_slope vs run

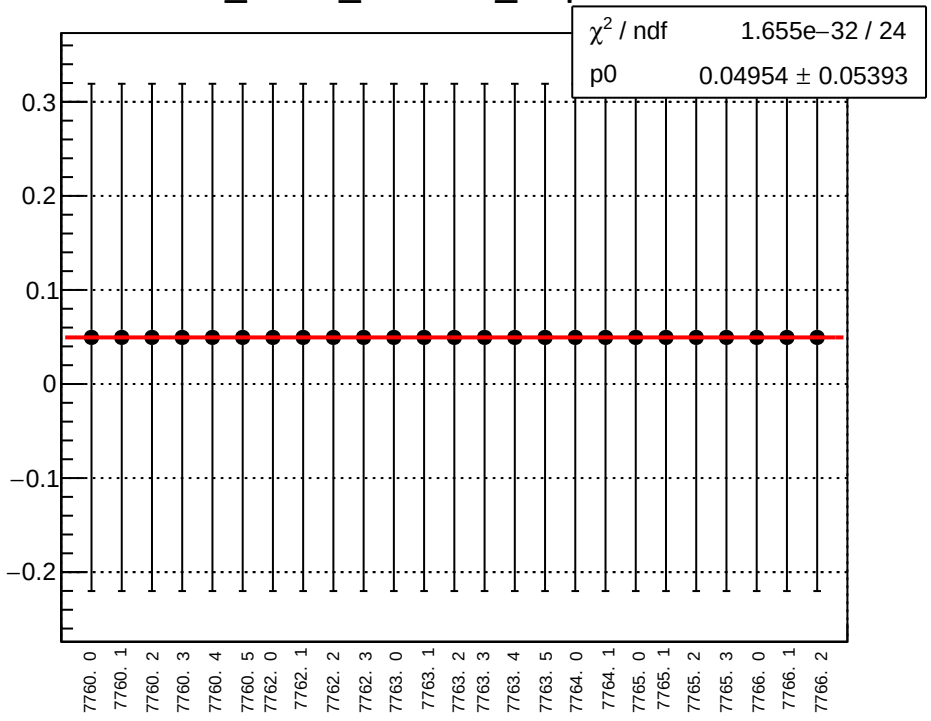



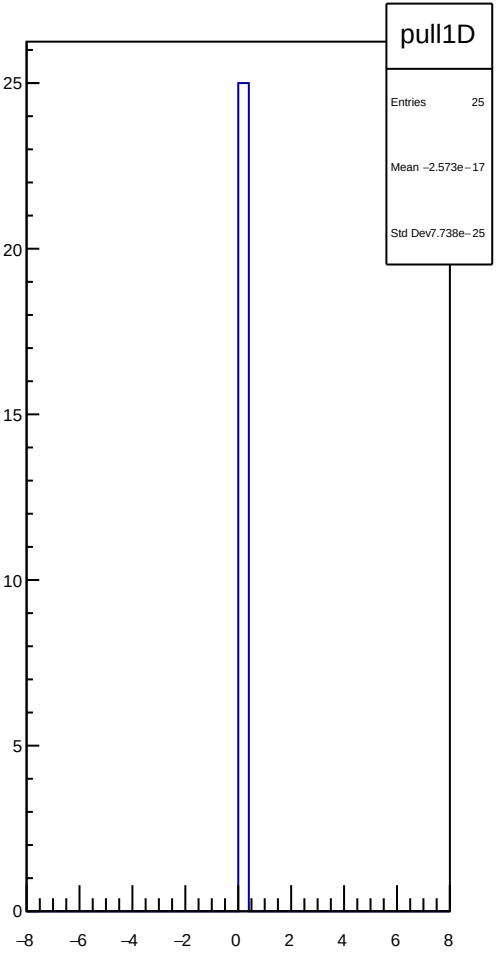

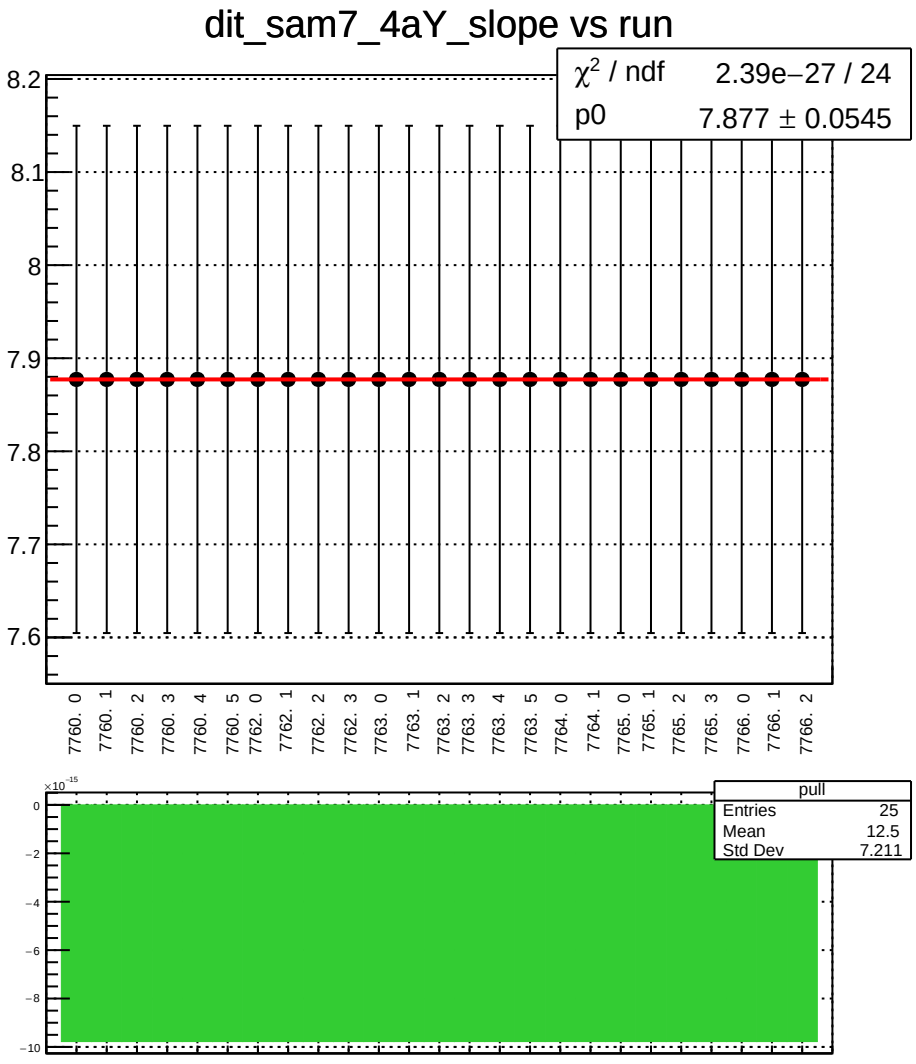
dit_sam7_4aY_slope vs run
χ² / ndf 2.39e−27 / 24
p0 7.877 ± 0.0545
8.2
8.1
8
7.9
7.8
7.7
7.6
7760. 0
7760. 1
7760. 2
7760. 3
7760. 4
7760. 5
7762. 0
7762. 1
7762. 2
7762. 3
7763. 0
7763. 1
7763. 2
7763. 3
7763. 4
7763. 5
7764. 0
7764. 1
7765. 0
7765. 1
7765. 2
7765. 3
7766. 0
7766. 1
7766. 2
×10⁻¹⁵
0
−2
−4
−6
−8
−10
pull
Entries 25
Mean 12.5
Std Dev 7.211

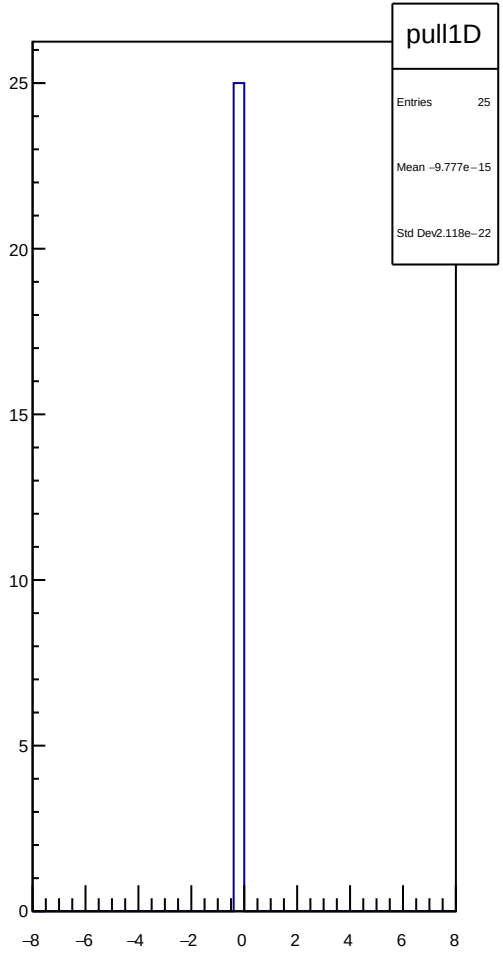
pull1D
Entries 25
Mean −9.777e−15
Std Dev 2.118e−22
25
20
15
10
5
0
−8
−6
−4
−2
0
2
4
6
8

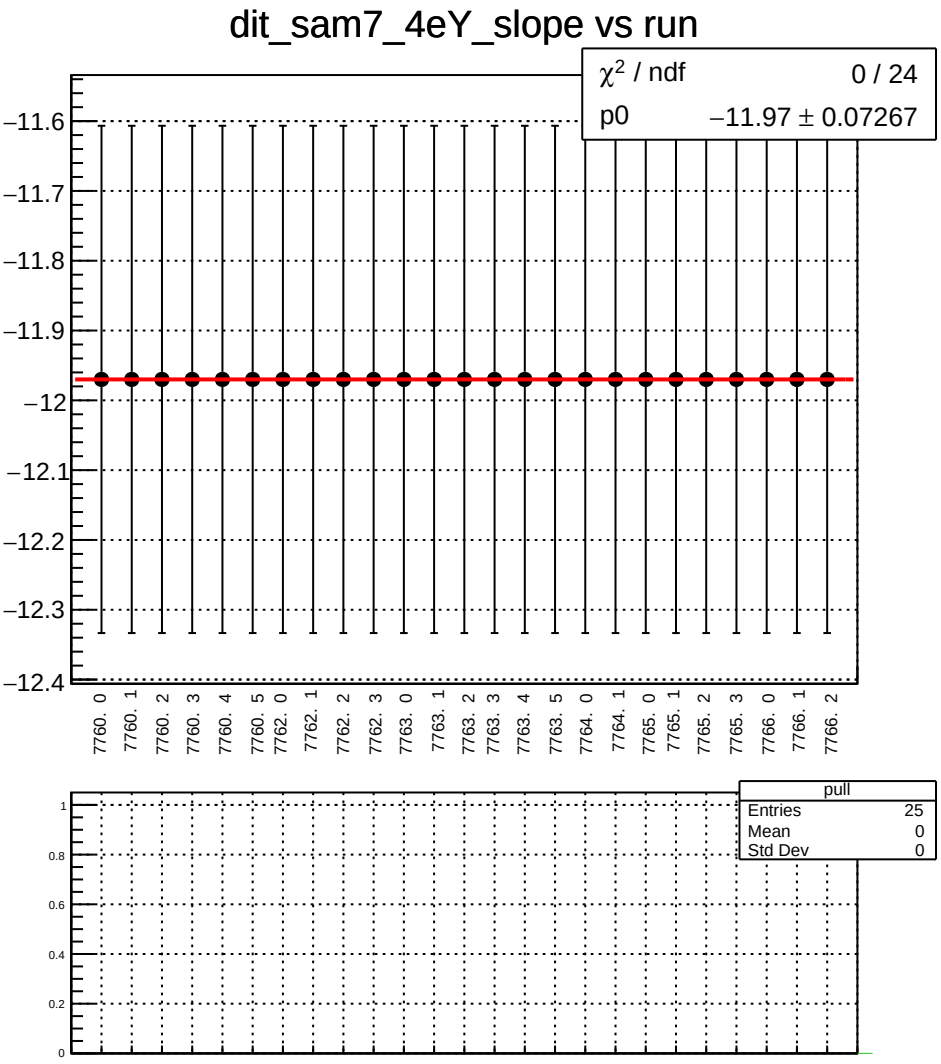
dit_sam7_4eY_slope vs run
χ² / ndf 0 / 24
p0 −11.97 ± 0.07267
−11.6
−11.7
−11.8
−11.9
−12
−12.1
−12.2
−12.3
−12.4
7760. 0
7760. 1
7760. 2
7760. 3
7760. 4
7760. 5
7762. 0
7762. 1
7762. 2
7762. 3
7763. 0
7763. 1
7763. 2
7763. 3
7763. 4
7763. 5
7764. 0
7764. 1
7765. 0
7765. 1
7765. 2
7765. 3
7766. 0
7766. 1
7766. 2
pull
Entries 25
Mean 0
Std Dev 0
1
0.8
0.6
0.4
0.2
0

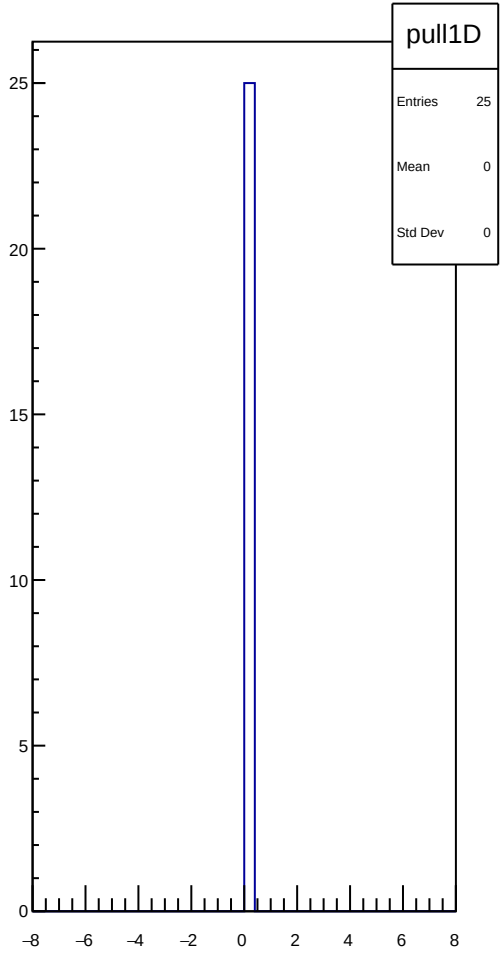
pull1D
Entries 25
Mean 0
Std Dev 0
25
20
15
10
5
0
−8
−6
−4
−2
0
2
4
6
8

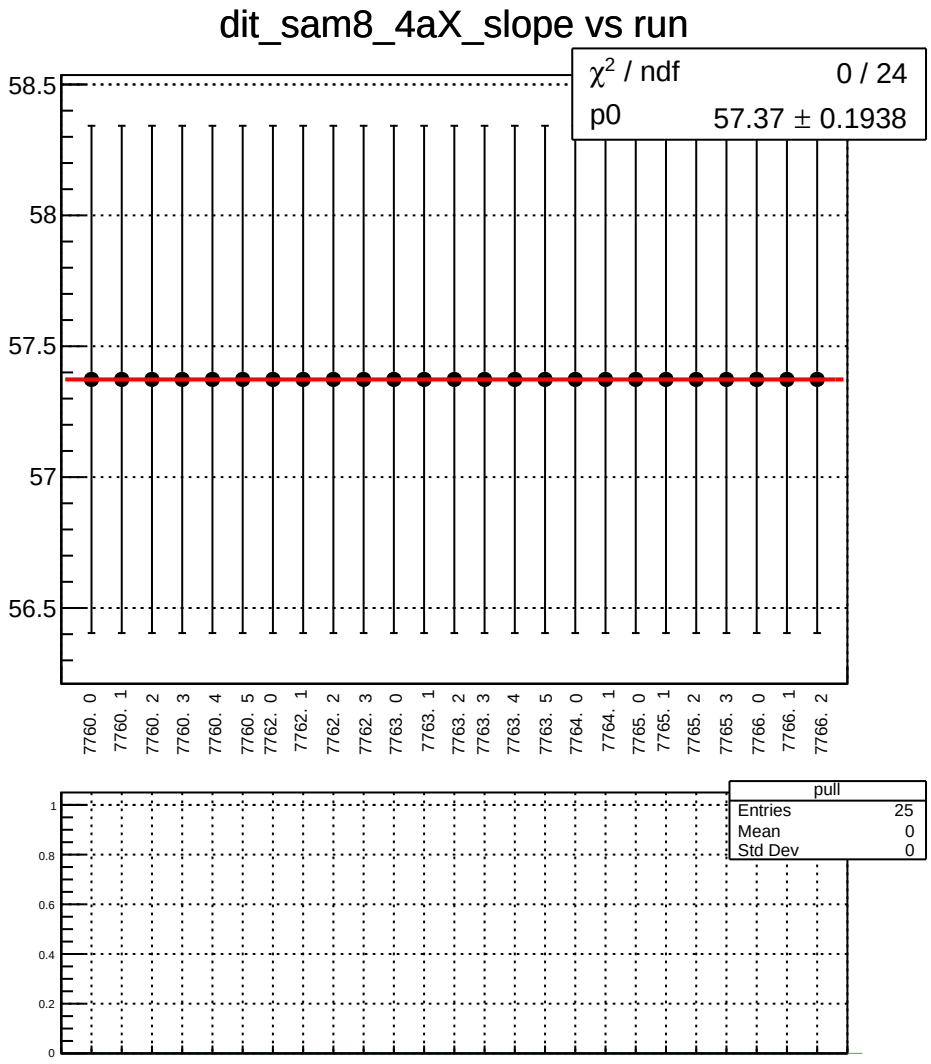
dit_sam8_4aX_slope vs run
χ² / ndf 0 / 24
p0 57.37 ± 0.1938
58.5
58
57.5
57
56.5
7760. 0
7760. 1
7760. 2
7760. 3
7760. 4
7760. 5
7762. 0
7762. 1
7762. 2
7762. 3
7763. 0
7763. 1
7763. 2
7763. 3
7763. 4
7763. 5
7764. 0
7764. 1
7765. 0
7765. 1
7765. 2
7765. 3
7766. 0
7766. 1
7766. 2
pull
Entries 25
Mean 0
Std Dev 0
1
0.8
0.6
0.4
0.2
0

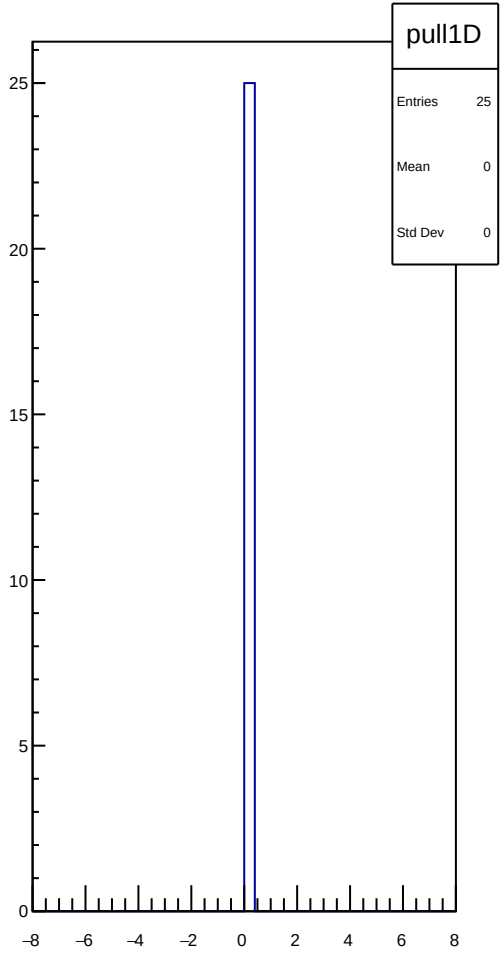
pull1D
Entries 25
Mean 0
Std Dev 0
25
20
15
10
5
0
−8
−6
−4
−2
0
2
4
6
8

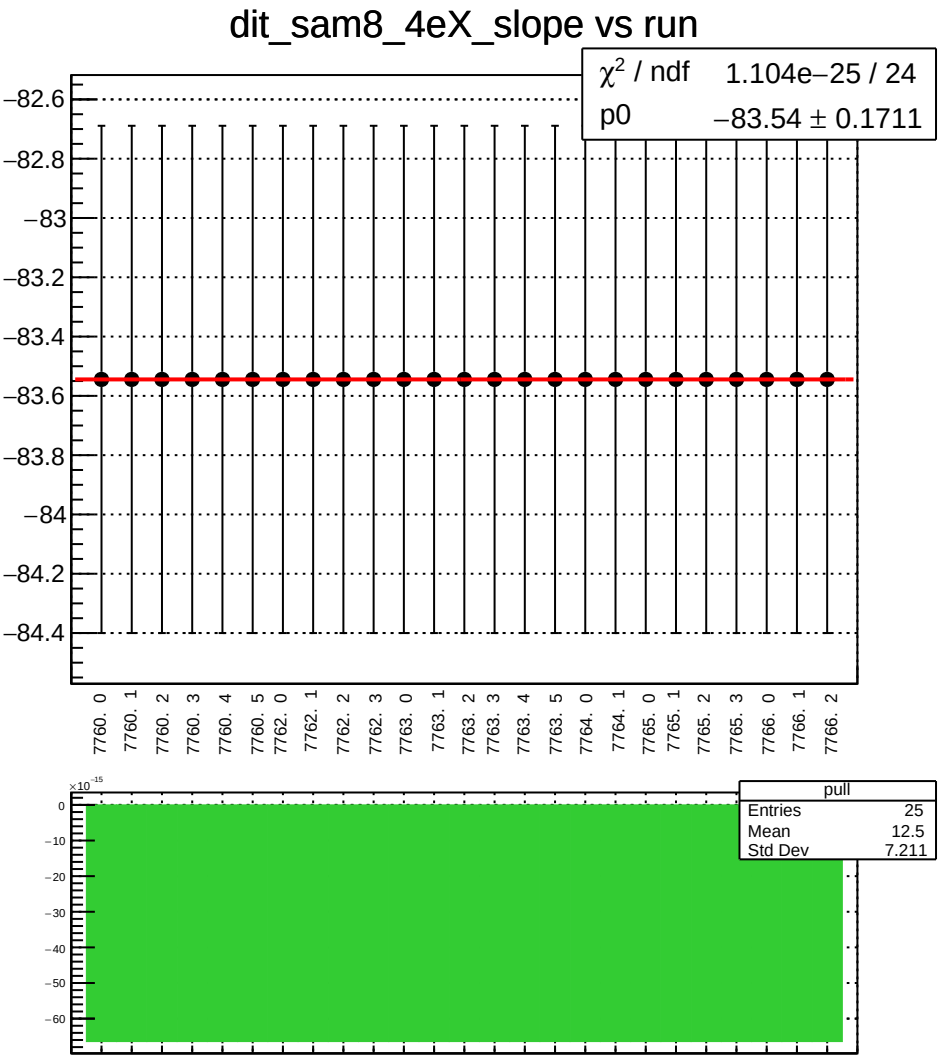
dit_sam8_4eX_slope vs run
χ² / ndf 1.104e−25 / 24
p0 −83.54 ± 0.1711
−82.6
−82.8
−83
−83.2
−83.4
−83.6
−83.8
−84
−84.2
−84.4
7760. 0
7760. 1
7760. 2
7760. 3
7760. 4
7760. 5
7762. 0
7762. 1
7762. 2
7762. 3
7763. 0
7763. 1
7763. 2
7763. 3
7763. 4
7763. 5
7764. 0
7764. 1
7765. 0
7765. 1
7765. 2
7765. 3
7766. 0
7766. 1
7766. 2
×10⁻¹⁵
0
−10
−20
−30
−40
−50
−60
pull
Entries 25
Mean 12.5
Std Dev 7.211

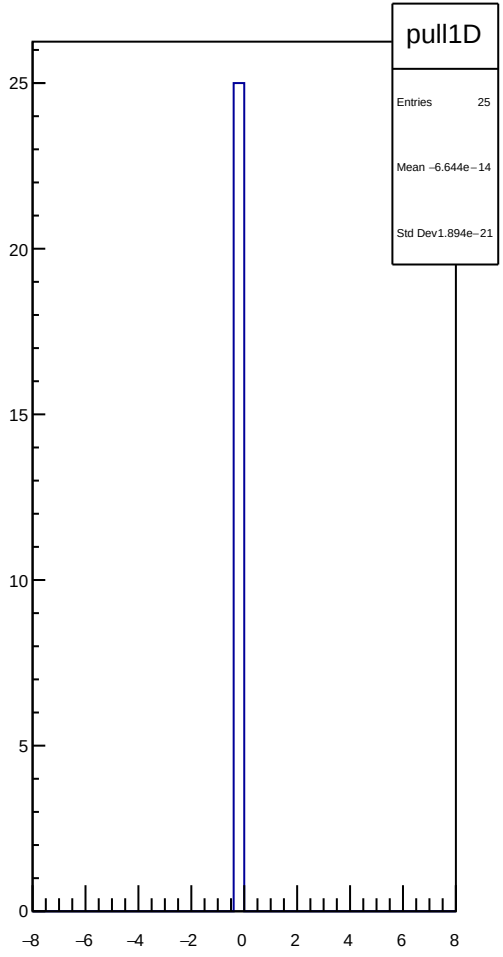
pull1D
Entries 25
Mean −6.644e−14
Std Dev1.894e−21
25
20
15
10
5
0
−8
−6
−4
−2
0
2
4
6
8

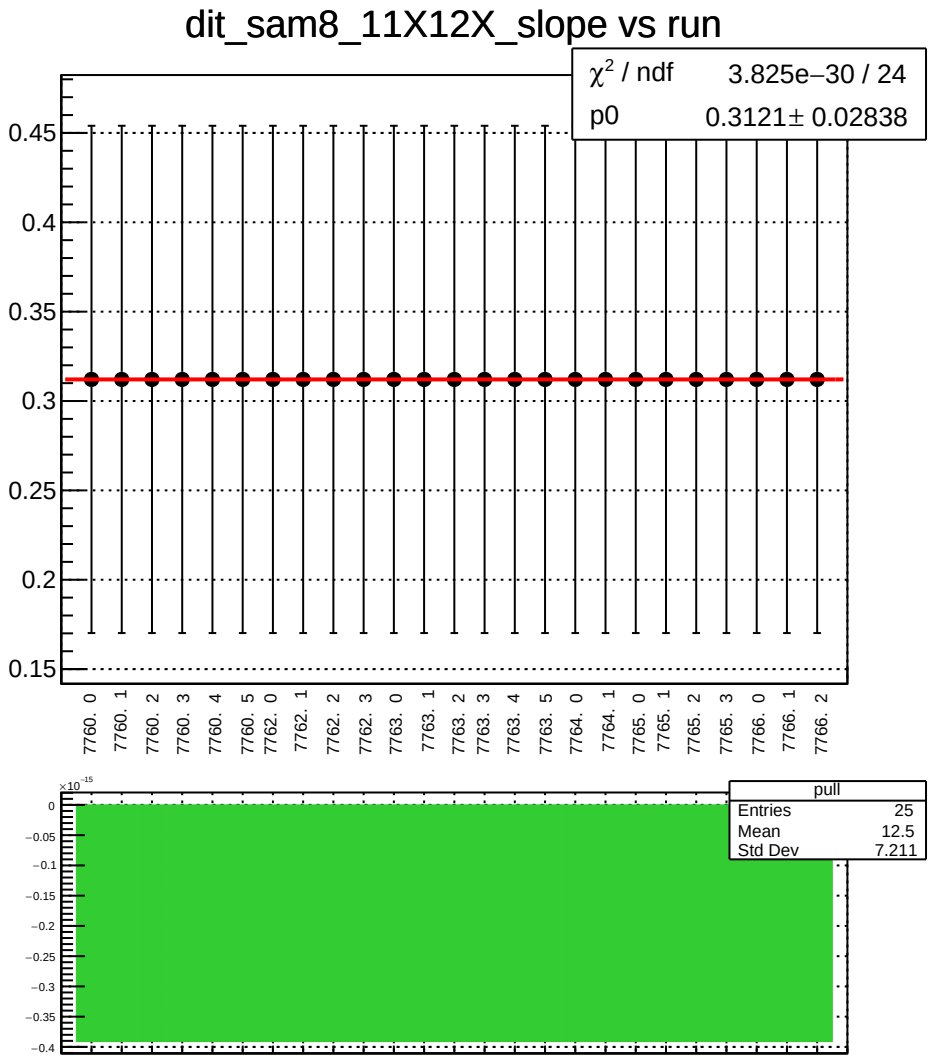
dit_sam8_11X12X_slope vs run
χ² / ndf 3.825e−30 / 24
p0 0.3121± 0.02838
0.45
0.4
0.35
0.3
0.25
0.2
0.15
7760. 0
7760. 1
7760. 2
7760. 3
7760. 4
7760. 5
7762. 0
7762. 1
7762. 2
7762. 3
7763. 0
7763. 1
7763. 2
7763. 3
7763. 4
7763. 5
7764. 0
7764. 1
7765. 0
7765. 1
7765. 2
7765. 3
7766. 0
7766. 1
7766. 2
×10⁻¹⁵
0
−0.05
−0.1
−0.15
−0.2
−0.25
−0.3
−0.35
−0.4
pull
Entries 25
Mean 12.5
Std Dev 7.211

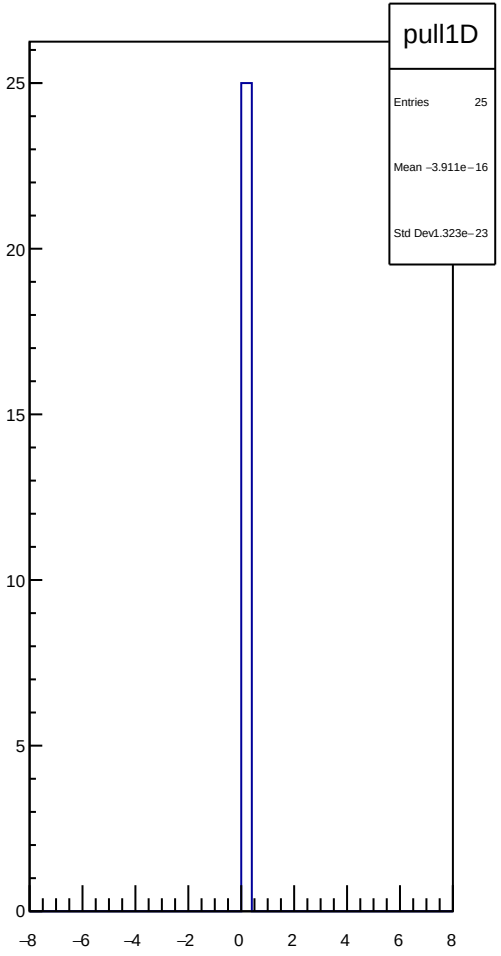
pull1D
Entries 25
Mean −3.911e−16
Std Dev1.323e−23
25
20
15
10
5
0
−8
−6
−4
−2
0
2
4
6
8

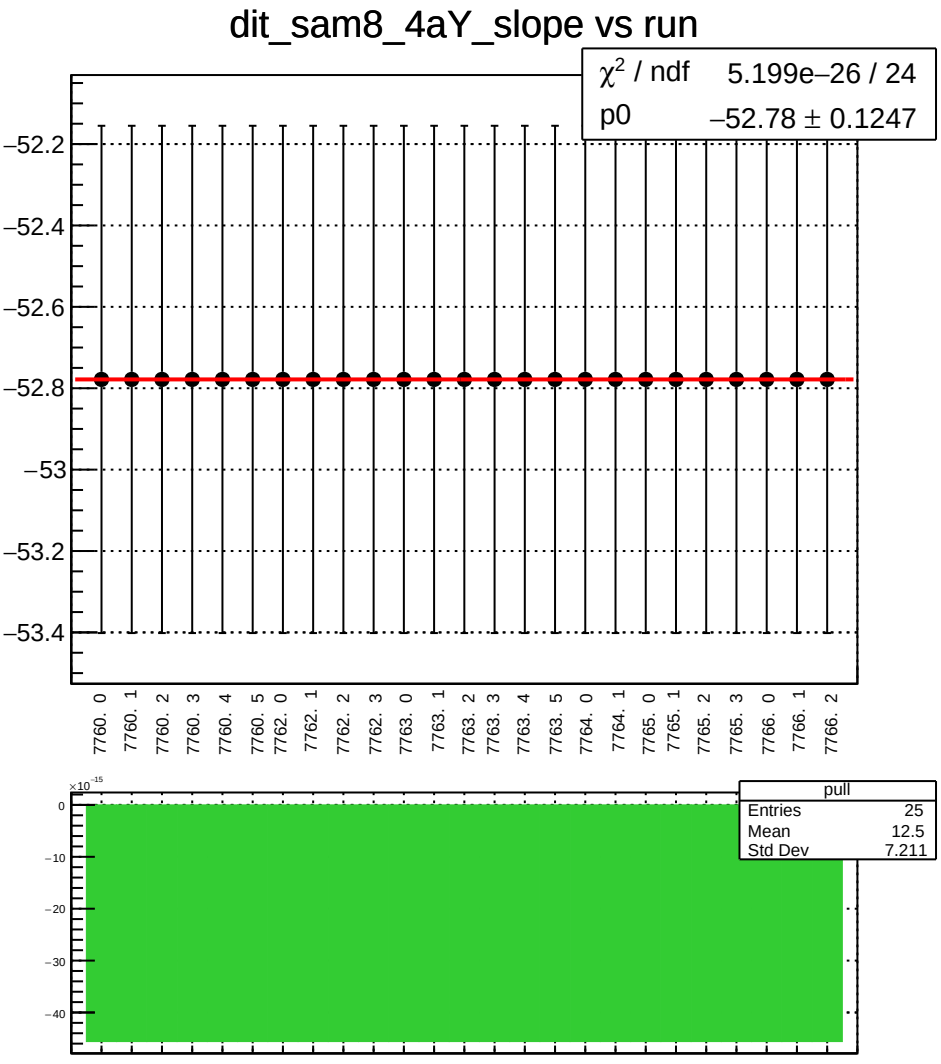
dit_sam8_4aY_slope vs run
χ2 / ndf 5.199e−26 / 24
p0 −52.78 ± 0.1247
−52.2
−52.4
−52.6
−52.8
−53
−53.2
−53.4
7760. 0
7760. 1
7760. 2
7760. 3
7760. 4
7760. 5
7762. 0
7762. 1
7762. 2
7762. 3
7763. 0
7763. 1
7763. 2
7763. 3
7763. 4
7763. 5
7764. 0
7764. 1
7765. 0
7765. 1
7765. 2
7765. 3
7766. 0
7766. 1
7766. 2
×10−15
0
−10
−20
−30
−40
pull
Entries 25
Mean 12.5
Std Dev 7.211

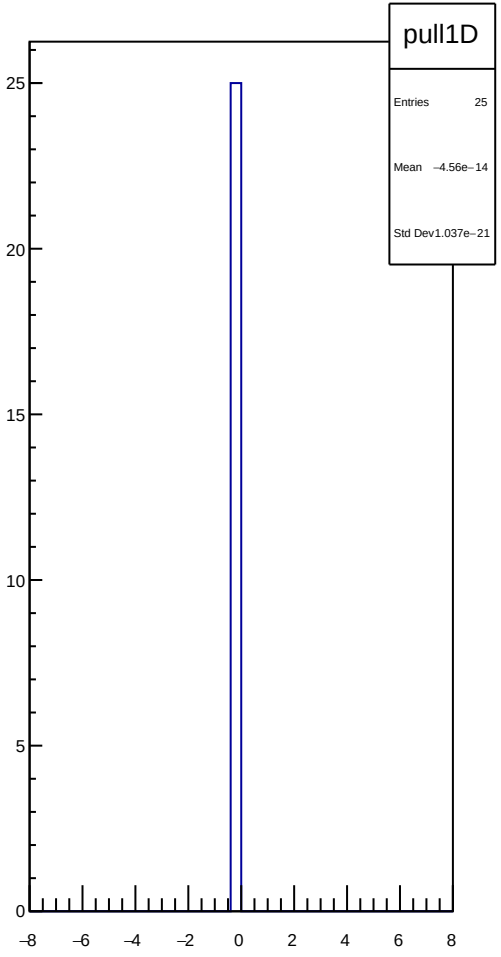
pull1D
Entries 25
Mean −4.56e−14
Std Dev1.037e−21
25
20
15
10
5
0
−8
−6
−4
−2
0
2
4
6
8

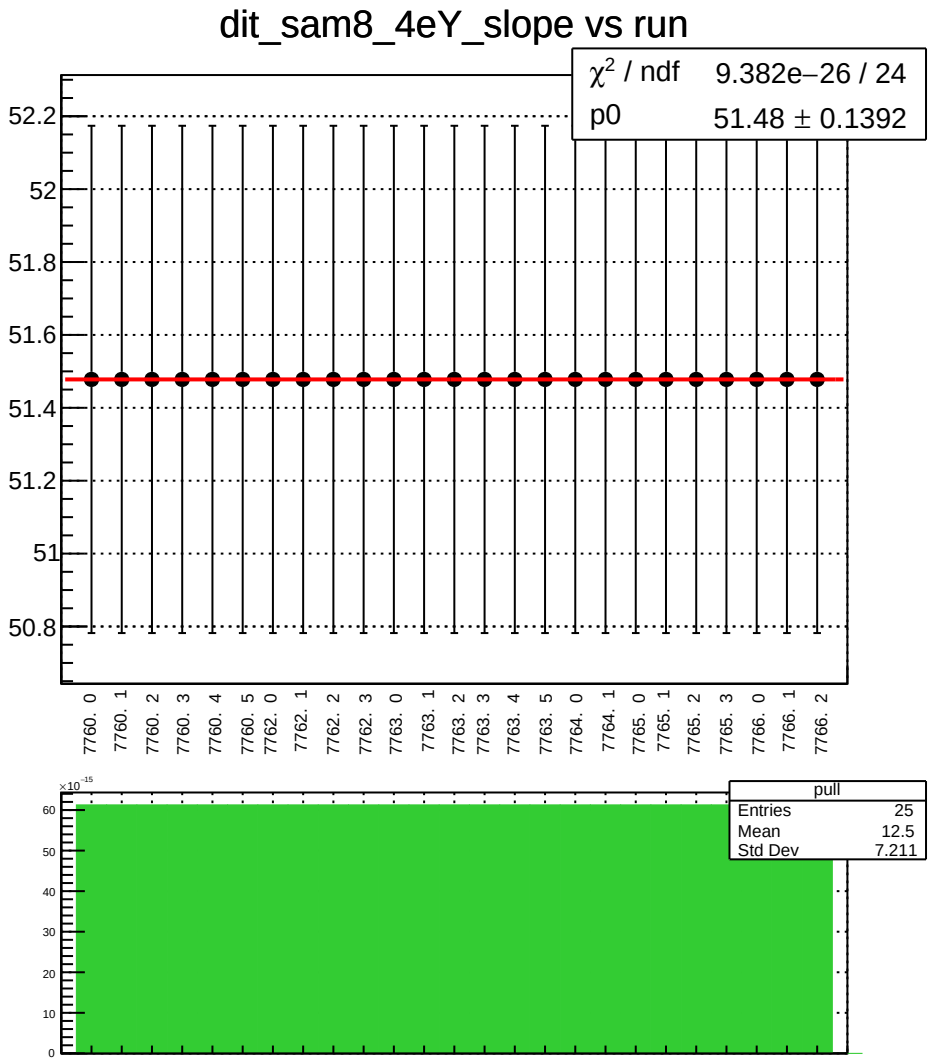
dit_sam8_4eY_slope vs run
χ² / ndf 9.382e−26 / 24
p0 51.48 ± 0.1392
52.2
52
51.8
51.6
51.4
51.2
51
50.8
7760. 0
7760. 1
7760. 2
7760. 3
7760. 4
7760. 5
7762. 0
7762. 1
7762. 2
7762. 3
7763. 0
7763. 1
7763. 2
7763. 3
7763. 4
7763. 5
7764. 0
7764. 1
7765. 0
7765. 1
7765. 2
7765. 3
7766. 0
7766. 1
7766. 2
×10⁻¹⁵
60
50
40
30
20
10
0
pull
Entries 25
Mean 12.5
Std Dev 7.211

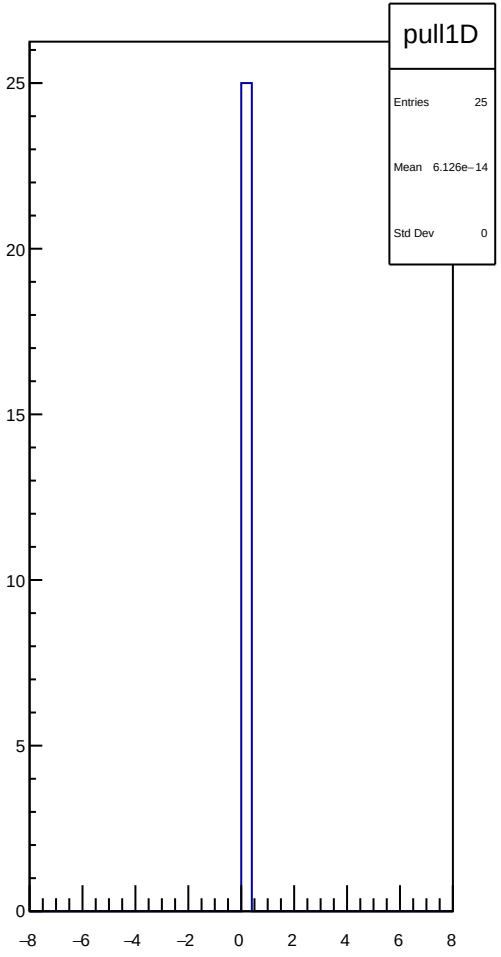
pull1D
Entries 25
Mean 6.126e−14
Std Dev 0
25
20
15
10
5
0
−8
−6
−4
−2
0
2
4
6
8


pull
Entries 0
Mean 0
Std Dev 0
1
0.8
0.6
0.4
0.2
0
0
1

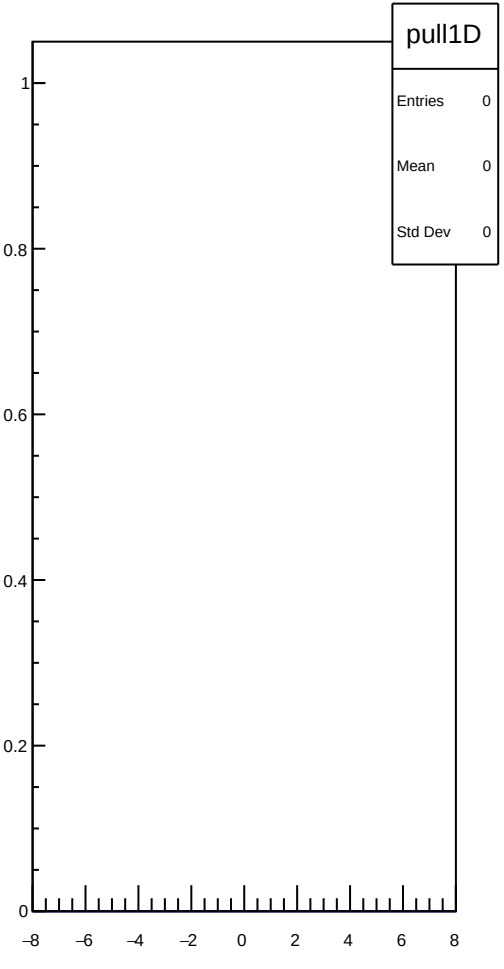
pull1D
Entries 0
Mean 0
Std Dev 0
1
0.8
0.6
0.4
0.2
0
−8
−6
−4
−2
0
2
4
6
8


pull
Entries 0
Mean 0
Std Dev 0
1
0.8
0.6
0.4
0.2
0
0
1

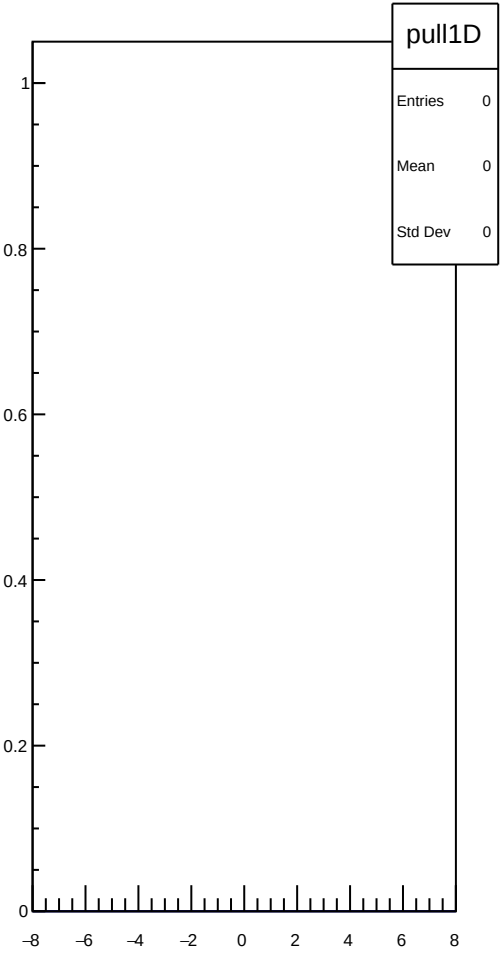
pull1D
Entries 0
Mean 0
Std Dev 0
1
0.8
0.6
0.4
0.2
0
−8
−6
−4
−2
0
2
4
6
8


pull
Entries 0
Mean 0
Std Dev 0
1
0.8
0.6
0.4
0.2
0
0
1

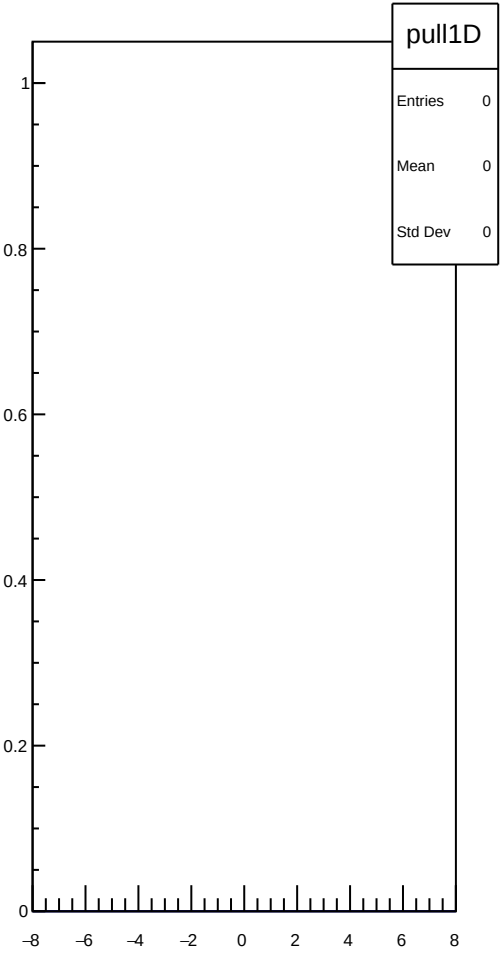
pull1D
Entries 0
Mean 0
Std Dev 0
1
0.8
0.6
0.4
0.2
0
−8
−6
−4
−2
0
2
4
6
8


pull
Entries 0
Mean 0
Std Dev 0
1
0.8
0.6
0.4
0.2
0
0
1

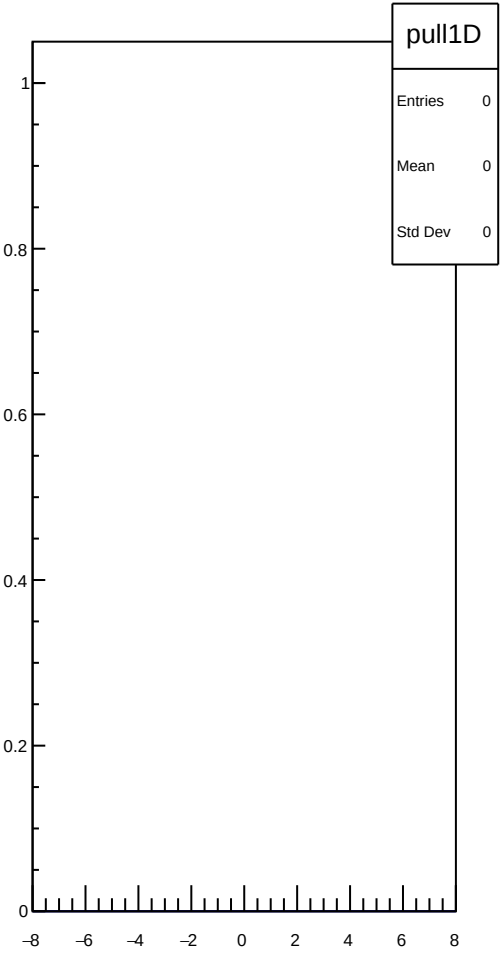
pull1D
Entries 0
Mean 0
Std Dev 0
1
0.8
0.6
0.4
0.2
0
−8
−6
−4
−2
0
2
4
6
8


pull
Entries 0
Mean 0
Std Dev 0
1
0.8
0.6
0.4
0.2
0
0
1

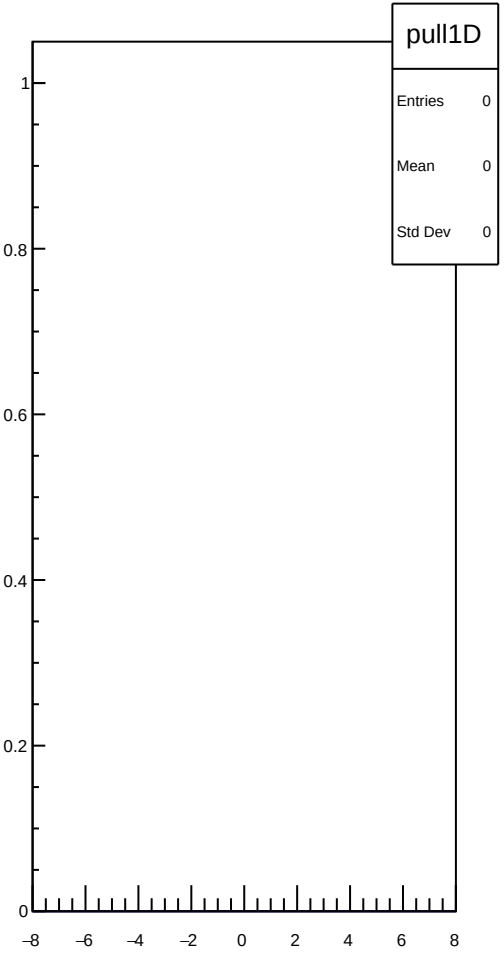
pull1D
Entries 0
Mean 0
Std Dev 0
1
0.8
0.6
0.4
0.2
0
−8
−6
−4
−2
0
2
4
6
8


pull
Entries 0
Mean 0
Std Dev 0
1
0.8
0.6
0.4
0.2
0
0
1

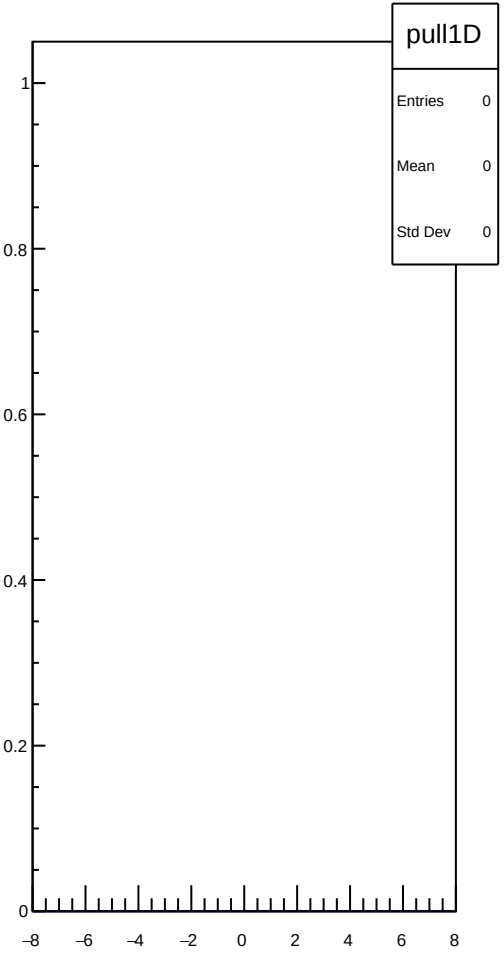
pull1D
Entries 0
Mean 0
Std Dev 0
1
0.8
0.6
0.4
0.2
0
−8
−6
−4
−2
0
2
4
6
8


pull
Entries 0
Mean 0
Std Dev 0
1
0.8
0.6
0.4
0.2
0
0
1

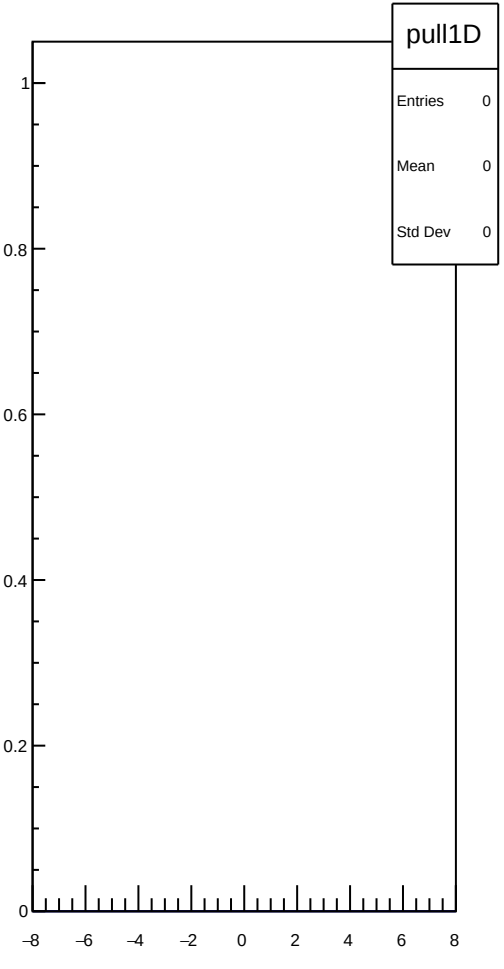
pull1D
Entries 0
Mean 0
Std Dev 0
1
0.8
0.6
0.4
0.2
0
−8
−6
−4
−2
0
2
4
6
8


pull
Entries 0
Mean 0
Std Dev 0
1
0.8
0.6
0.4
0.2
0
0
1

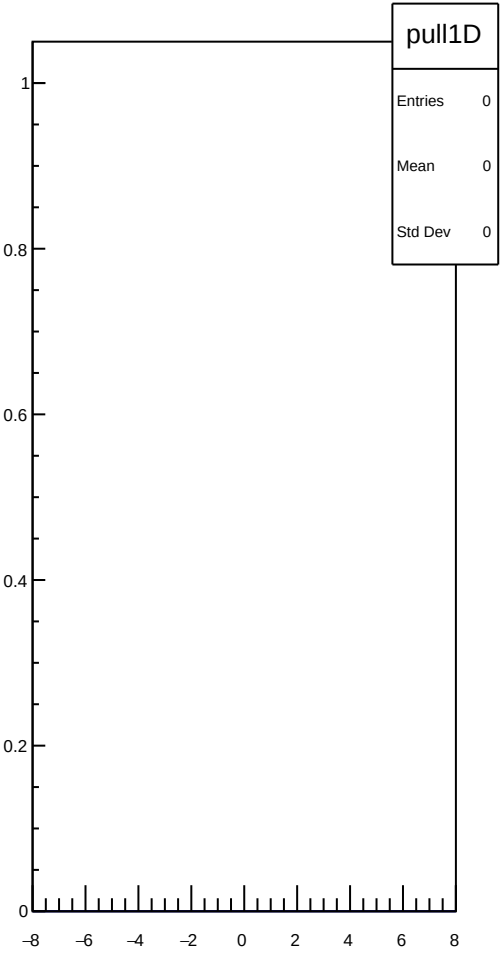
pull1D
Entries 0
Mean 0
Std Dev 0
1
0.8
0.6
0.4
0.2
0
−8
−6
−4
−2
0
2
4
6
8


pull
Entries 0
Mean 0
Std Dev 0
1
0.8
0.6
0.4
0.2
0
0
1

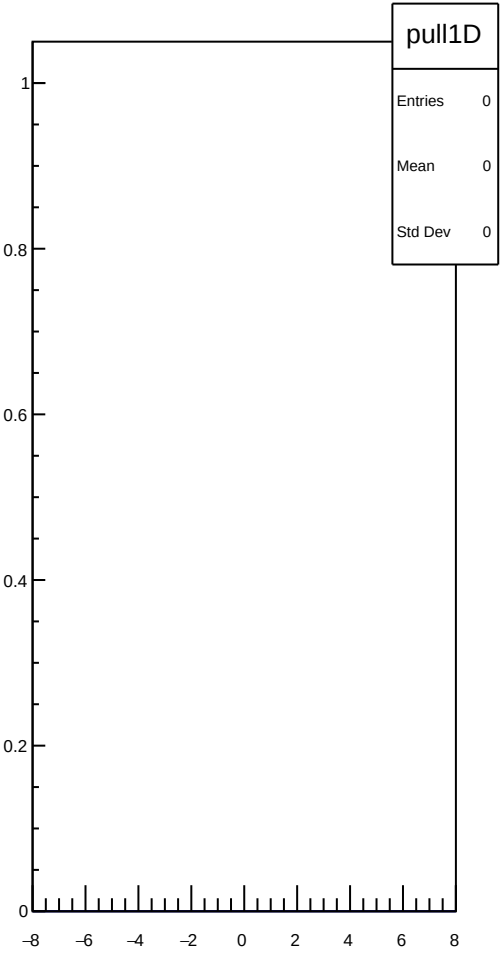
pull1D
Entries 0
Mean 0
Std Dev 0
1
0.8
0.6
0.4
0.2
0
−8
−6
−4
−2
0
2
4
6
8


pull
Entries 0
Mean 0
Std Dev 0
1
0.8
0.6
0.4
0.2
0
0
1

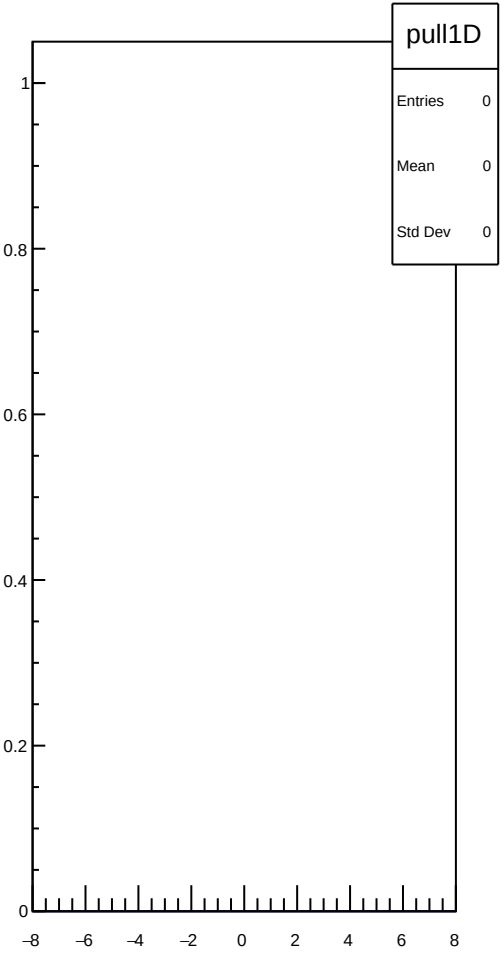
pull1D
Entries 0
Mean 0
Std Dev 0
1
0.8
0.6
0.4
0.2
0
−8
−6
−4
−2
0
2
4
6
8


pull
Entries 0
Mean 0
Std Dev 0
1
0.8
0.6
0.4
0.2
0
0
1

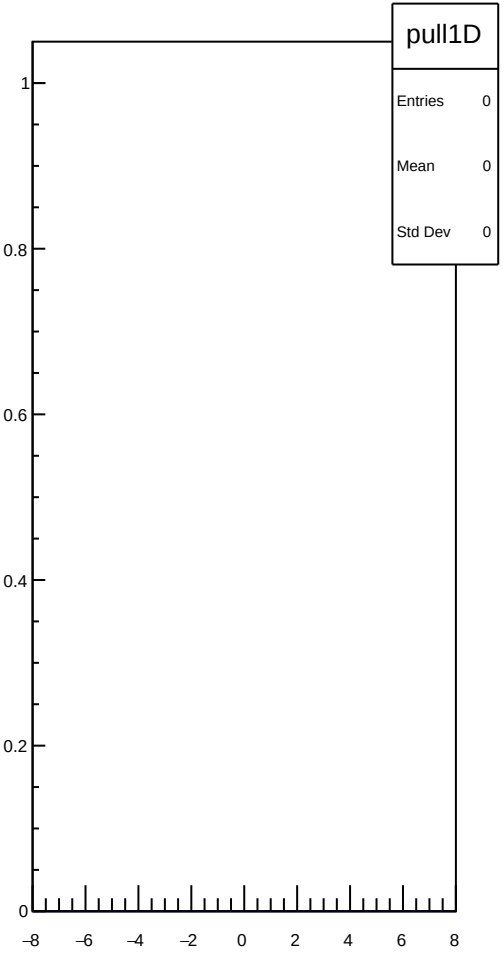
pull1D
Entries 0
Mean 0
Std Dev 0
1
0.8
0.6
0.4
0.2
0
−8
−6
−4
−2
0
2
4
6
8


pull
Entries 0
Mean 0
Std Dev 0
1
0.8
0.6
0.4
0.2
0
0
1

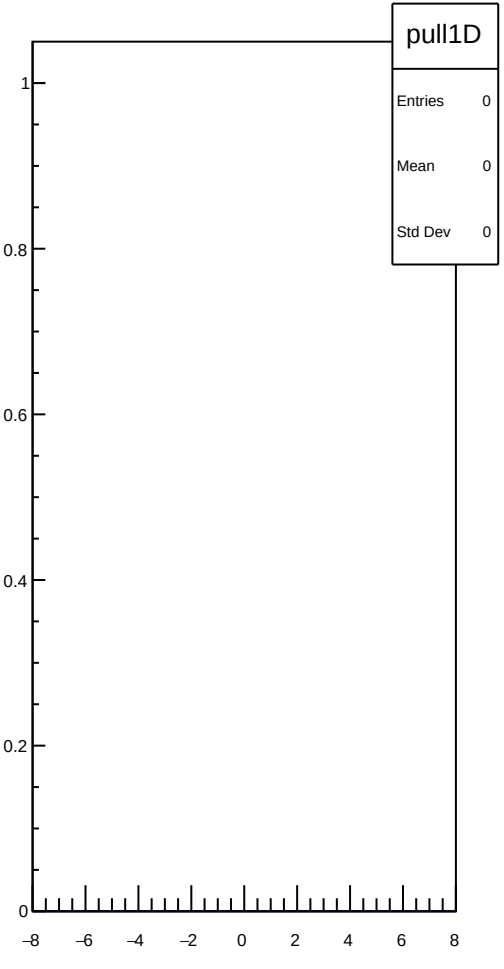
pull1D
Entries 0
Mean 0
Std Dev 0
1
0.8
0.6
0.4
0.2
0
−8
−6
−4
−2
0
2
4
6
8


pull
Entries 0
Mean 0
Std Dev 0
1
0.8
0.6
0.4
0.2
0
0
1

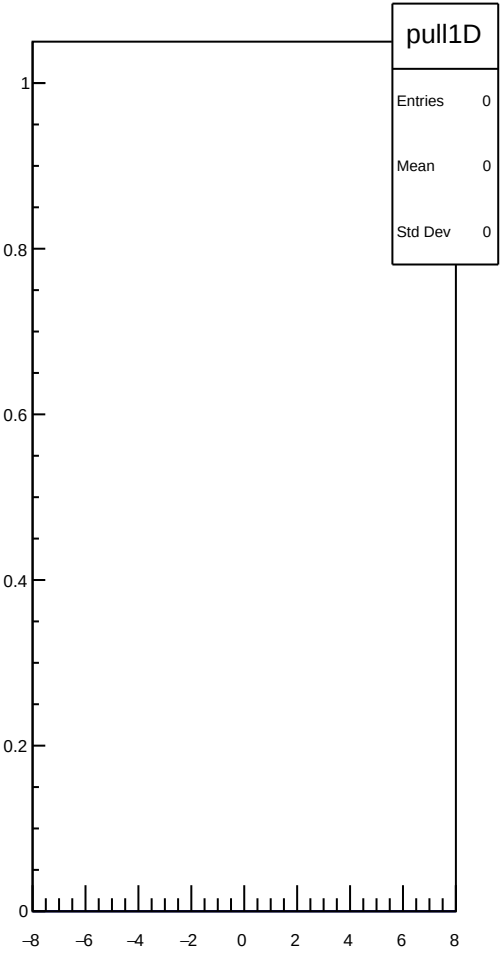
pull1D
Entries 0
Mean 0
Std Dev 0
1
0.8
0.6
0.4
0.2
0
−8
−6
−4
−2
0
2
4
6
8


pull
Entries 0
Mean 0
Std Dev 0
1
0.8
0.6
0.4
0.2
0
0
1

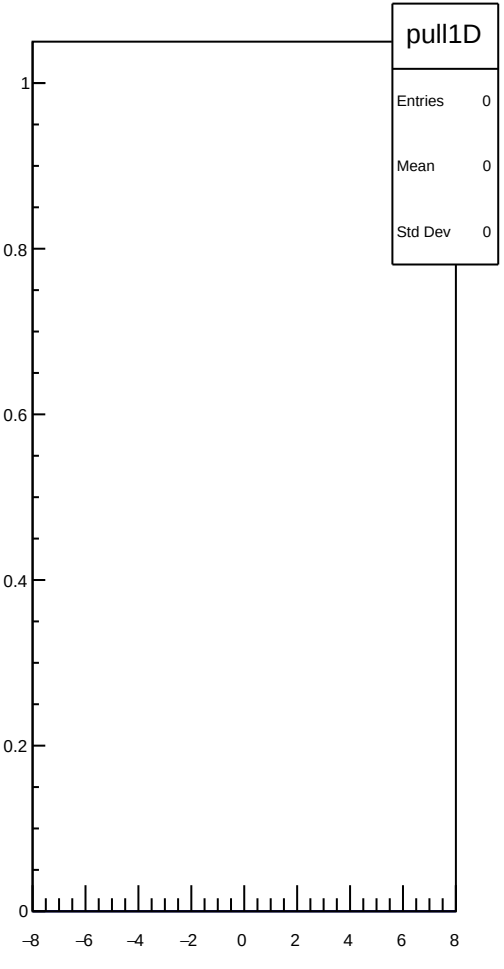
pull1D
Entries 0
Mean 0
Std Dev 0
1
0.8
0.6
0.4
0.2
0
−8
−6
−4
−2
0
2
4
6
8


pull
Entries 0
Mean 0
Std Dev 0
1
0.8
0.6
0.4
0.2
0
0
1

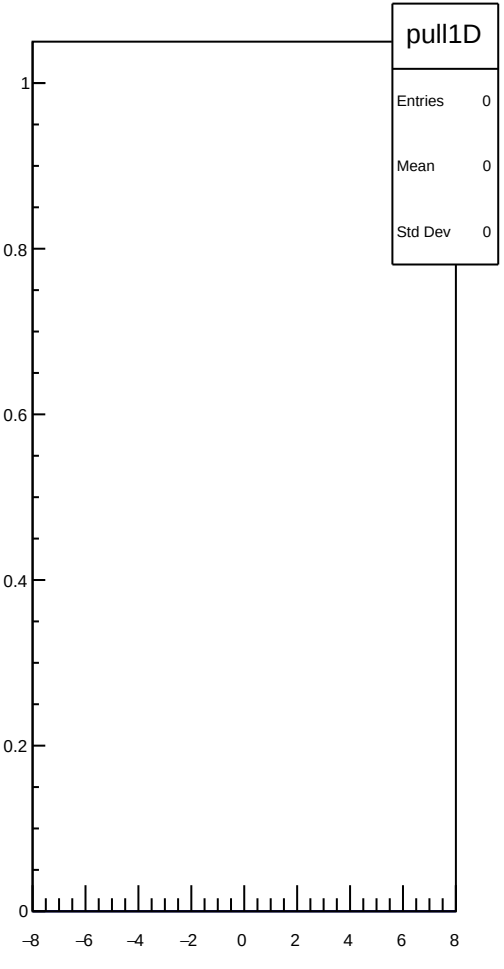
pull1D
Entries 0
Mean 0
Std Dev 0
1
0.8
0.6
0.4
0.2
0
−8
−6
−4
−2
0
2
4
6
8


pull
Entries 0
Mean 0
Std Dev 0
1
0.8
0.6
0.4
0.2
0
0
1

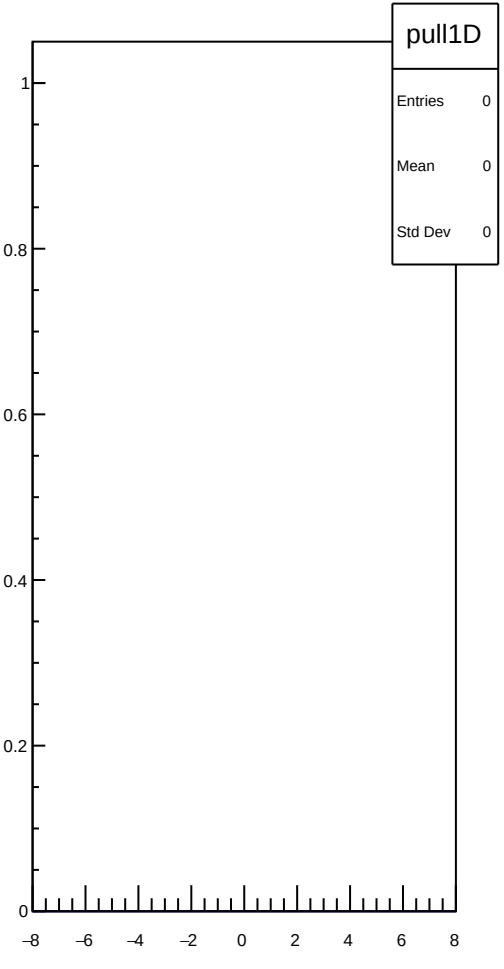
pull1D
Entries 0
Mean 0
Std Dev 0
1
0.8
0.6
0.4
0.2
0
−8
−6
−4
−2
0
2
4
6
8


pull
Entries 0
Mean 0
Std Dev 0
1
0.8
0.6
0.4
0.2
0
0
1

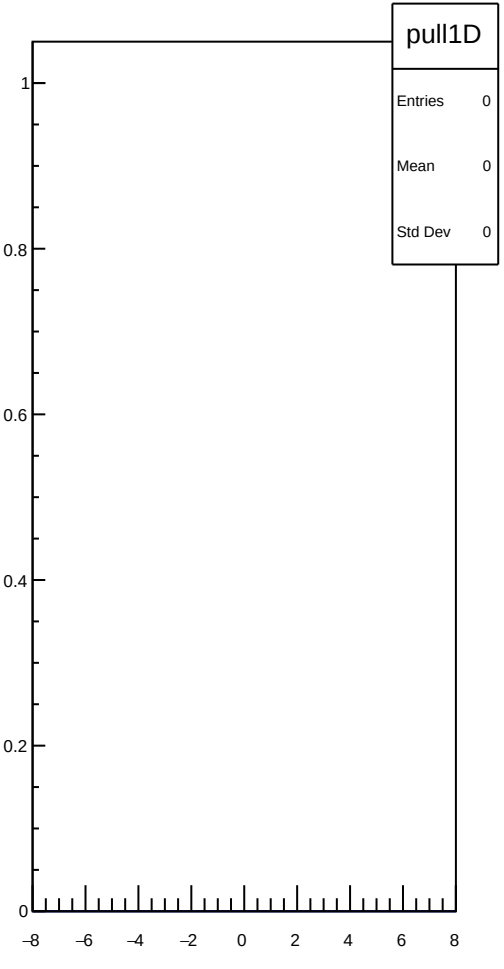
pull1D
Entries 0
Mean 0
Std Dev 0
1
0.8
0.6
0.4
0.2
0
−8
−6
−4
−2
0
2
4
6
8


pull
Entries 0
Mean 0
Std Dev 0
1
0.8
0.6
0.4
0.2
0
0
1

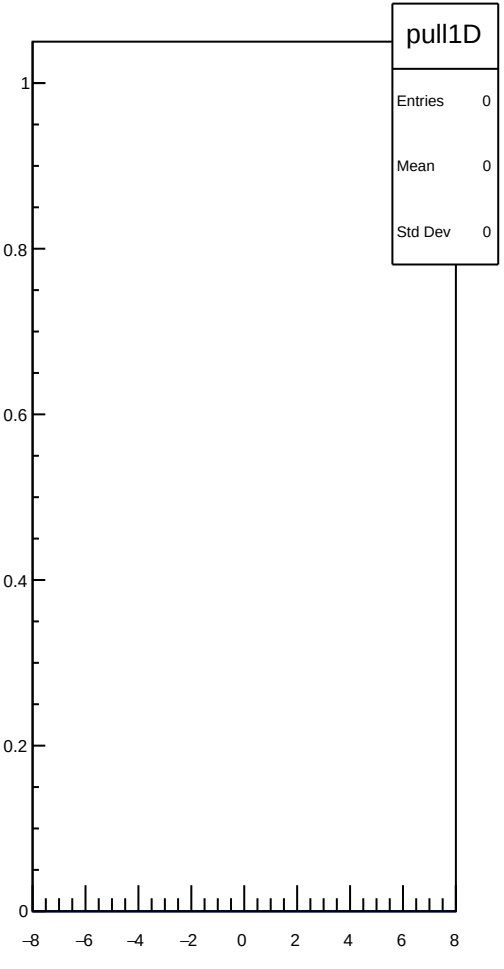
pull1D
Entries 0
Mean 0
Std Dev 0
1
0.8
0.6
0.4
0.2
0
−8
−6
−4
−2
0
2
4
6
8


pull
Entries 0
Mean 0
Std Dev 0
1
0.8
0.6
0.4
0.2
0
0
1

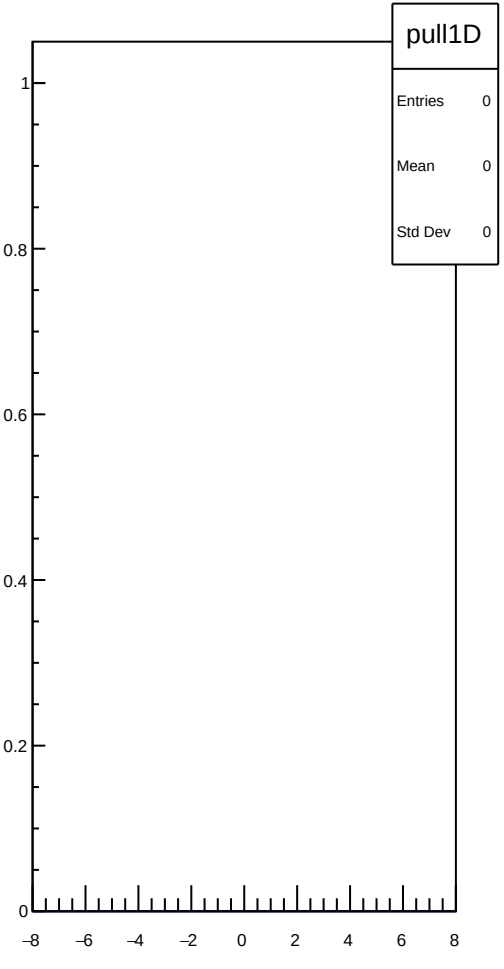
pull1D
Entries 0
Mean 0
Std Dev 0
1
0.8
0.6
0.4
0.2
0
−8
−6
−4
−2
0
2
4
6
8


pull
Entries 0
Mean 0
Std Dev 0
1
0.8
0.6
0.4
0.2
0
0
1

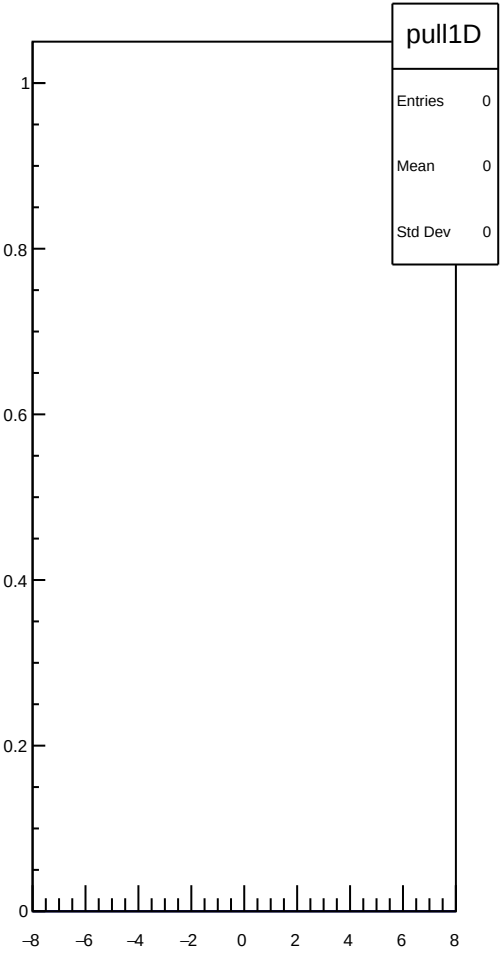
pull1D
Entries 0
Mean 0
Std Dev 0
1
0.8
0.6
0.4
0.2
0
−8
−6
−4
−2
0
2
4
6
8


pull
Entries 0
Mean 0
Std Dev 0
1
0.8
0.6
0.4
0.2
0
0
1

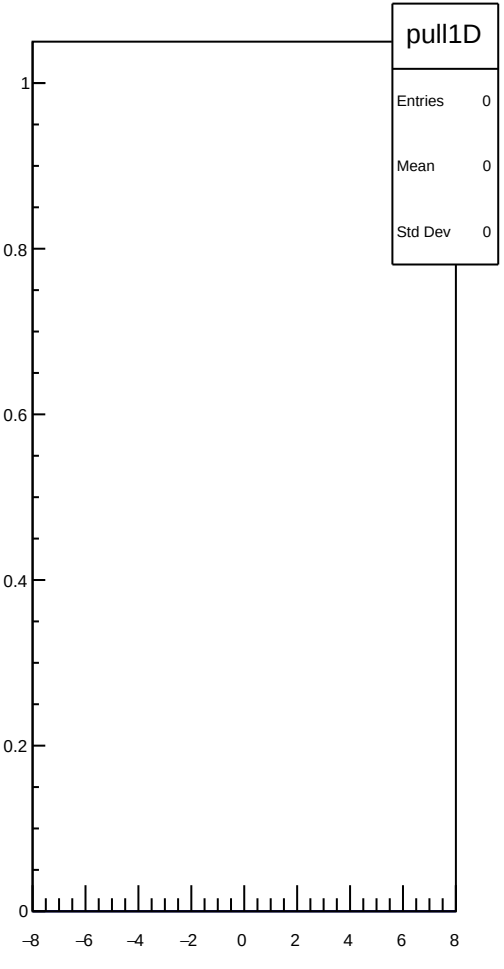
pull1D
Entries 0
Mean 0
Std Dev 0
1
0.8
0.6
0.4
0.2
0
−8
−6
−4
−2
0
2
4
6
8


pull
Entries 0
Mean 0
Std Dev 0
1
0.8
0.6
0.4
0.2
0
0
1

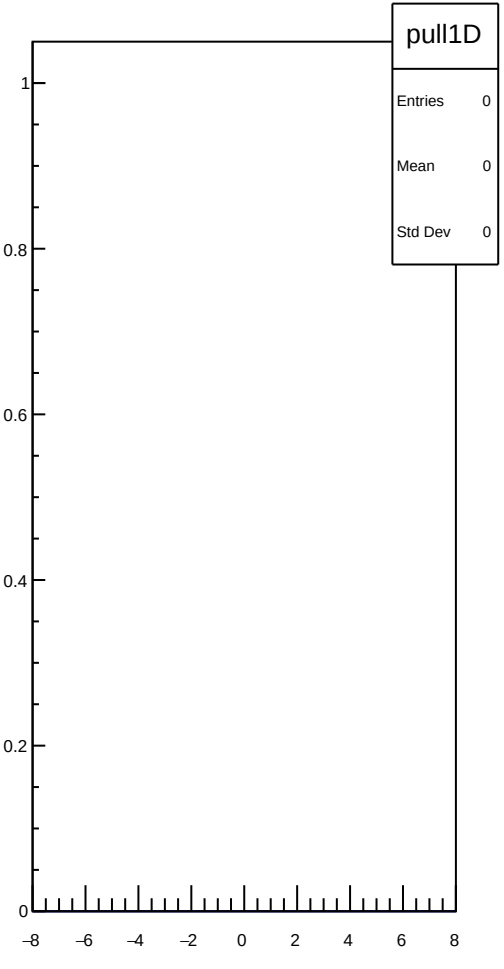
pull1D
Entries 0
Mean 0
Std Dev 0
1
0.8
0.6
0.4
0.2
0
−8
−6
−4
−2
0
2
4
6
8


pull
Entries 0
Mean 0
Std Dev 0
1
0.8
0.6
0.4
0.2
0
0
1

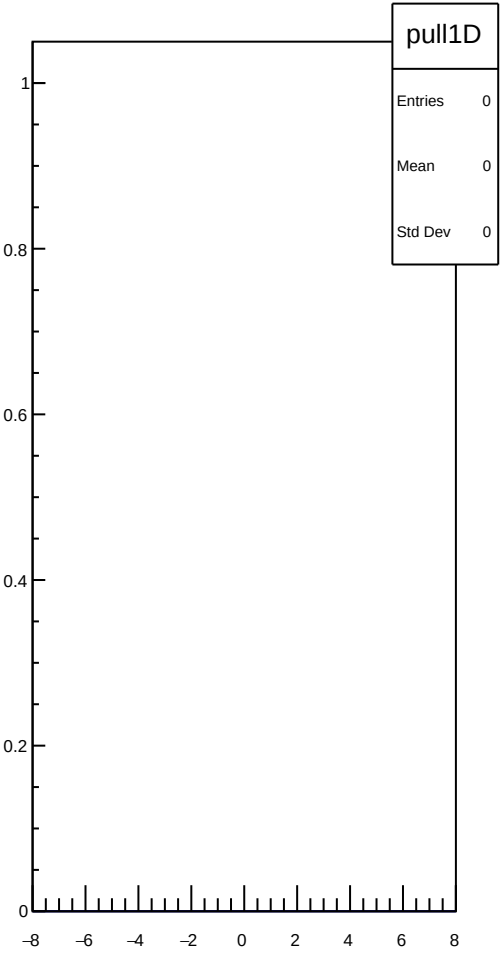
pull1D
Entries 0
Mean 0
Std Dev 0
1
0.8
0.6
0.4
0.2
0
−8
−6
−4
−2
0
2
4
6
8


pull
Entries 0
Mean 0
Std Dev 0
1
0.8
0.6
0.4
0.2
0
0
1

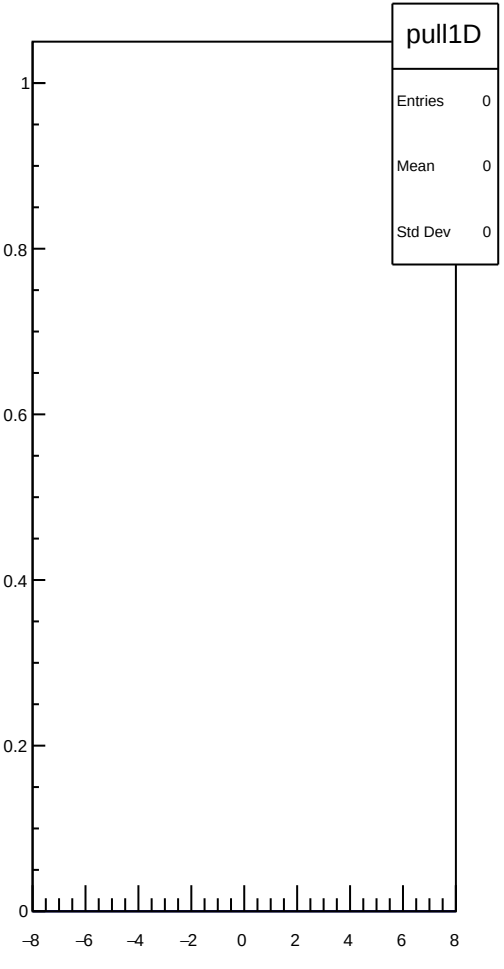
pull1D
Entries 0
Mean 0
Std Dev 0
1
0.8
0.6
0.4
0.2
0
−8
−6
−4
−2
0
2
4
6
8


pull
Entries 0
Mean 0
Std Dev 0
1
0.8
0.6
0.4
0.2
0
0
1

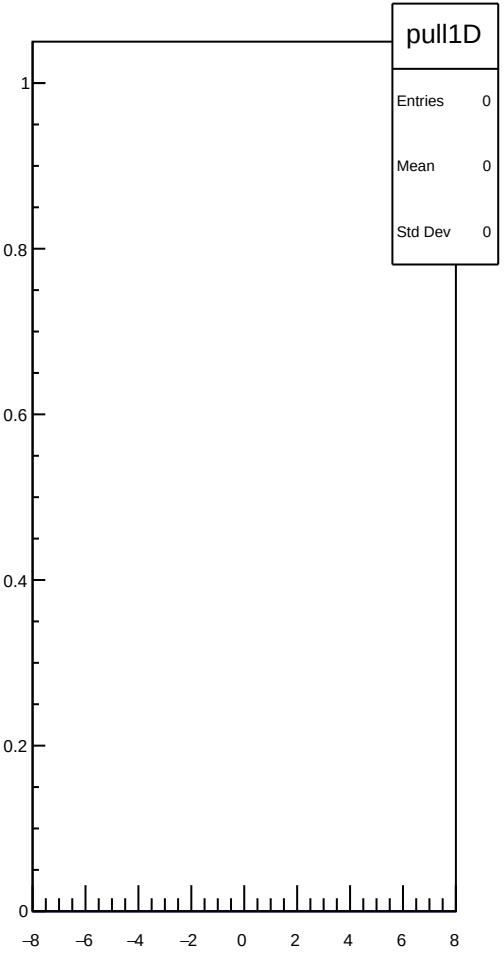
pull1D
Entries 0
Mean 0
Std Dev 0
1
0.8
0.6
0.4
0.2
0
−8
−6
−4
−2
0
2
4
6
8


pull
Entries 0
Mean 0
Std Dev 0
1
0.8
0.6
0.4
0.2
0
0
1

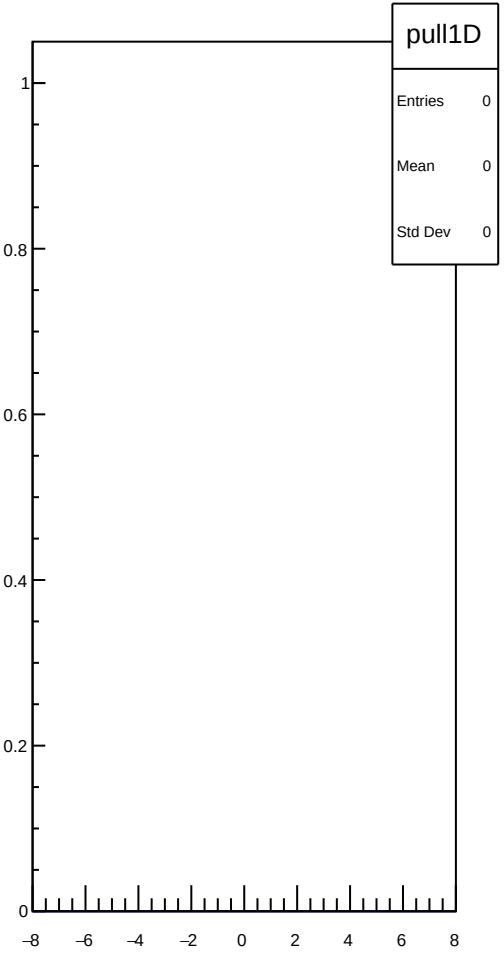
pull1D
Entries 0
Mean 0
Std Dev 0
1
0.8
0.6
0.4
0.2
0
−8
−6
−4
−2
0
2
4
6
8


pull
Entries 0
Mean 0
Std Dev 0
1
0.8
0.6
0.4
0.2
0
0
1

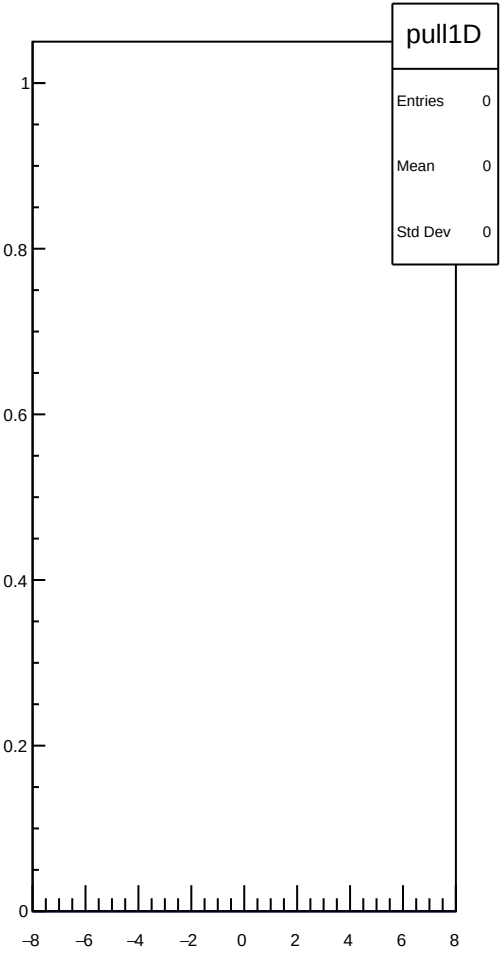
pull1D
Entries 0
Mean 0
Std Dev 0
1
0.8
0.6
0.4
0.2
0
−8
−6
−4
−2
0
2
4
6
8


pull
Entries 0
Mean 0
Std Dev 0
1
0.8
0.6
0.4
0.2
0
0
1

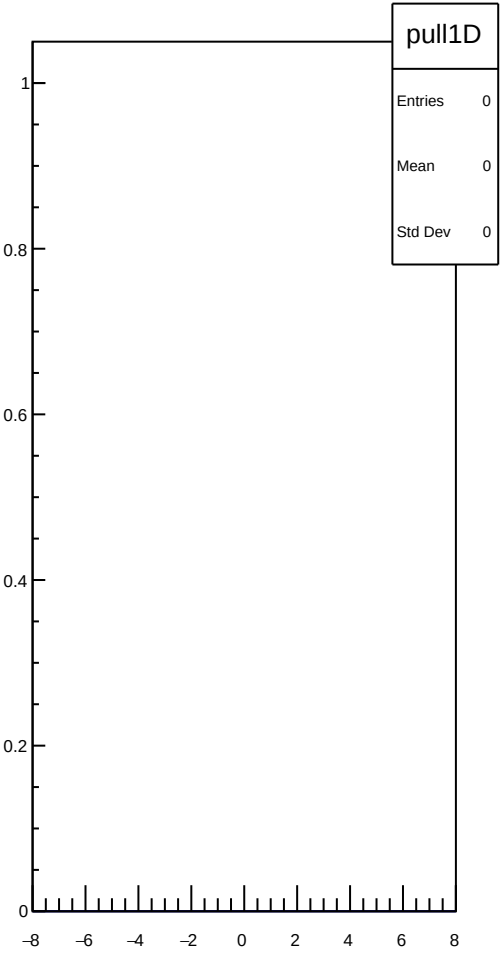
pull1D
Entries 0
Mean 0
Std Dev 0
1
0.8
0.6
0.4
0.2
0
−8
−6
−4
−2
0
2
4
6
8


pull
Entries 0
Mean 0
Std Dev 0
1
0.8
0.6
0.4
0.2
0
0
1

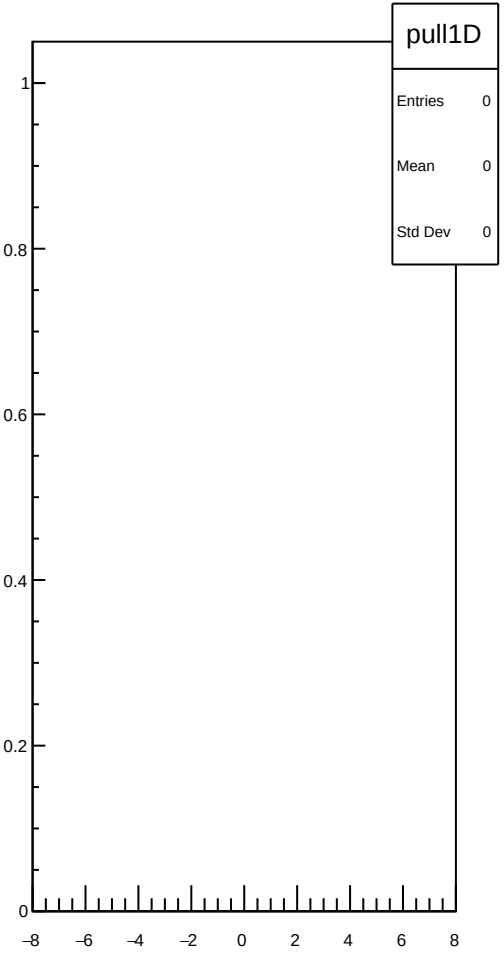
pull1D
Entries 0
Mean 0
Std Dev 0
1
0.8
0.6
0.4
0.2
0
−8
−6
−4
−2
0
2
4
6
8


pull
Entries 0
Mean 0
Std Dev 0
1
0.8
0.6
0.4
0.2
0
0
1

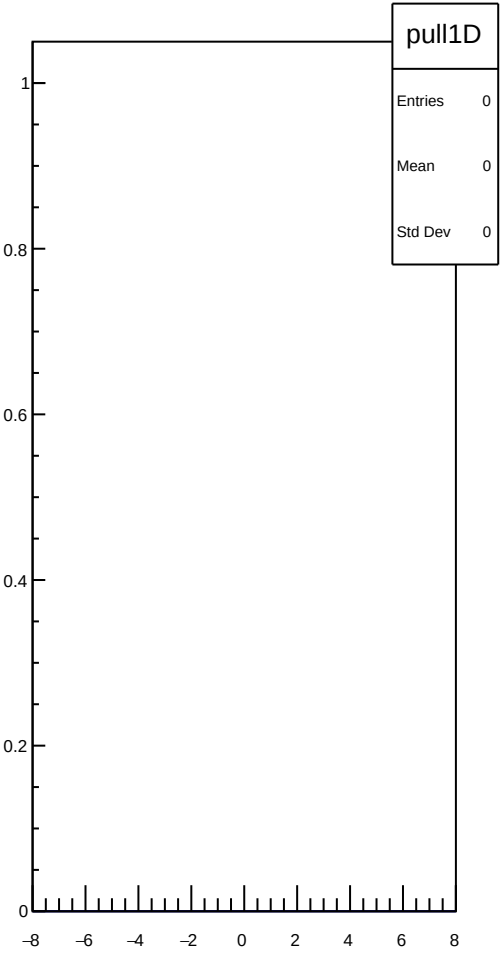
pull1D
Entries 0
Mean 0
Std Dev 0
1
0.8
0.6
0.4
0.2
0
−8
−6
−4
−2
0
2
4
6
8


pull
Entries 0
Mean 0
Std Dev 0
1
0.8
0.6
0.4
0.2
0
0
1

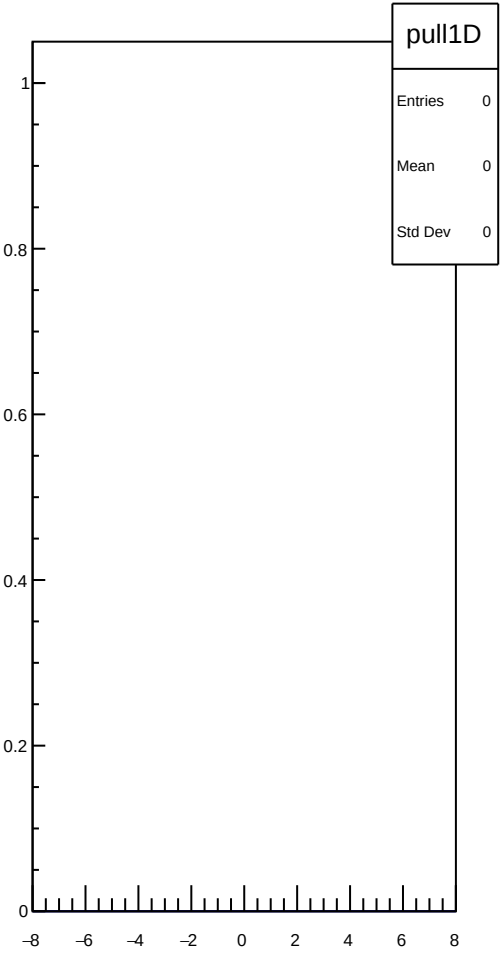
pull1D
Entries 0
Mean 0
Std Dev 0
1
0.8
0.6
0.4
0.2
0
−8
−6
−4
−2
0
2
4
6
8


pull
Entries 0
Mean 0
Std Dev 0
1
0.8
0.6
0.4
0.2
0
0
1

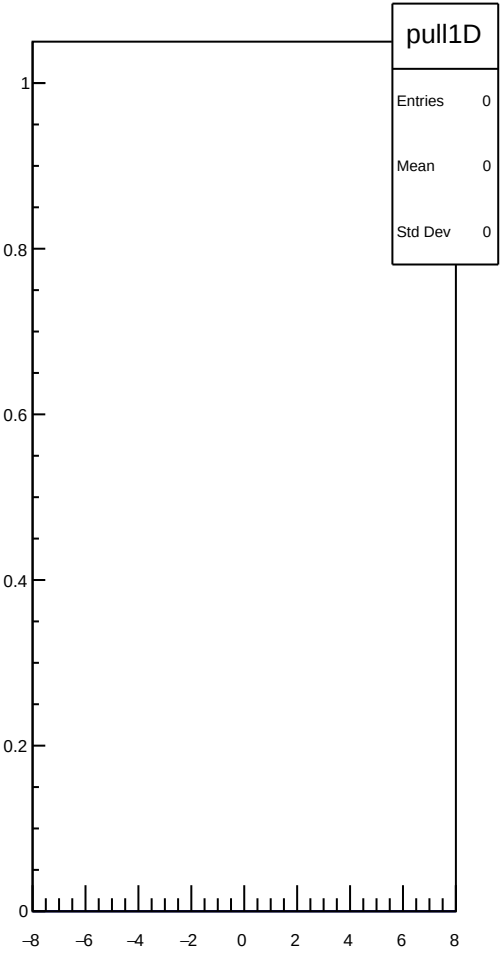
pull1D
Entries 0
Mean 0
Std Dev 0
1
0.8
0.6
0.4
0.2
0
−8
−6
−4
−2
0
2
4
6
8


pull
Entries 0
Mean 0
Std Dev 0
1
0.8
0.6
0.4
0.2
0
0
1

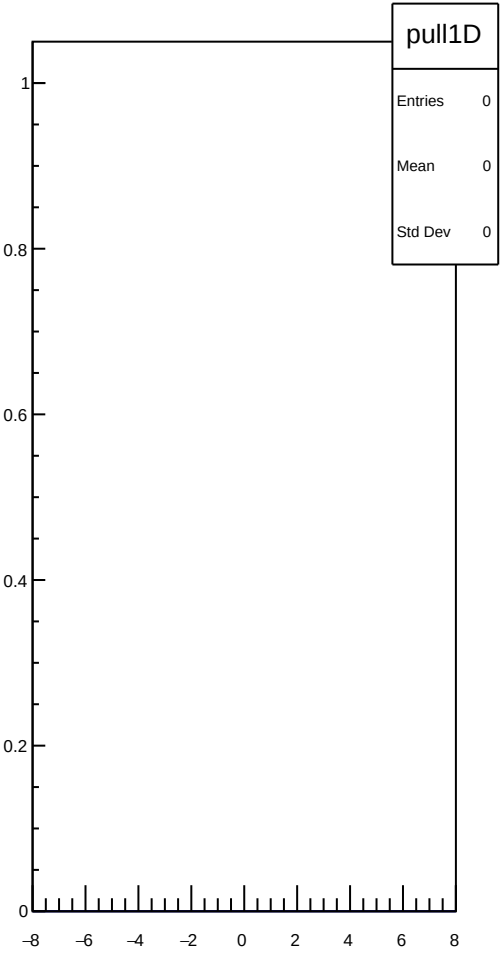
pull1D
Entries 0
Mean 0
Std Dev 0
1
0.8
0.6
0.4
0.2
0
−8
−6
−4
−2
0
2
4
6
8


pull
Entries 0
Mean 0
Std Dev 0
1
0.8
0.6
0.4
0.2
0
0
1

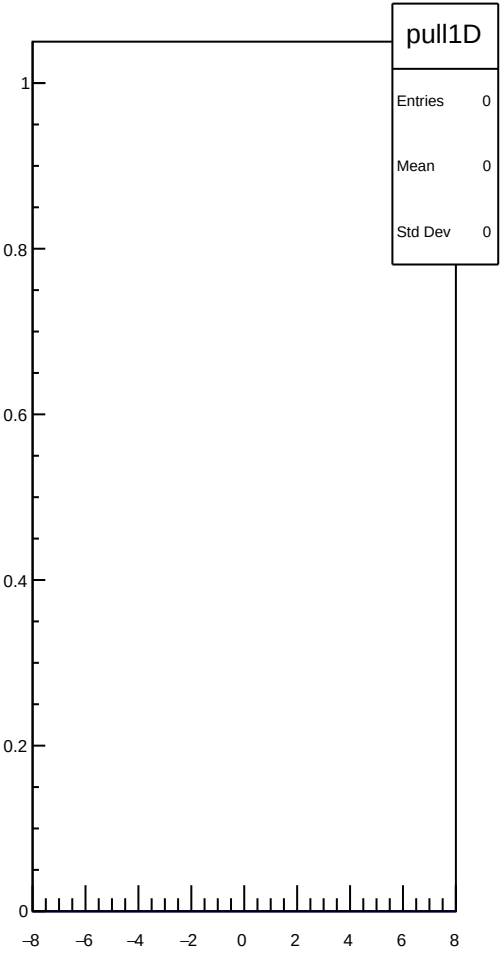
pull1D
Entries 0
Mean 0
Std Dev 0
1
0.8
0.6
0.4
0.2
0
−8
−6
−4
−2
0
2
4
6
8


pull
Entries 0
Mean 0
Std Dev 0
1
0.8
0.6
0.4
0.2
0
0
1

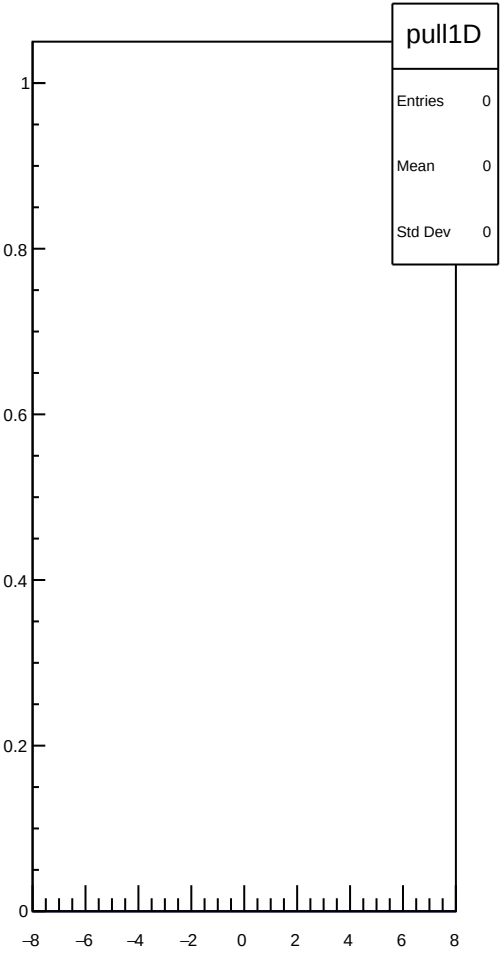
pull1D
Entries 0
Mean 0
Std Dev 0
1
0.8
0.6
0.4
0.2
0
−8
−6
−4
−2
0
2
4
6
8


pull
Entries 0
Mean 0
Std Dev 0
1
0.8
0.6
0.4
0.2
0
0
1

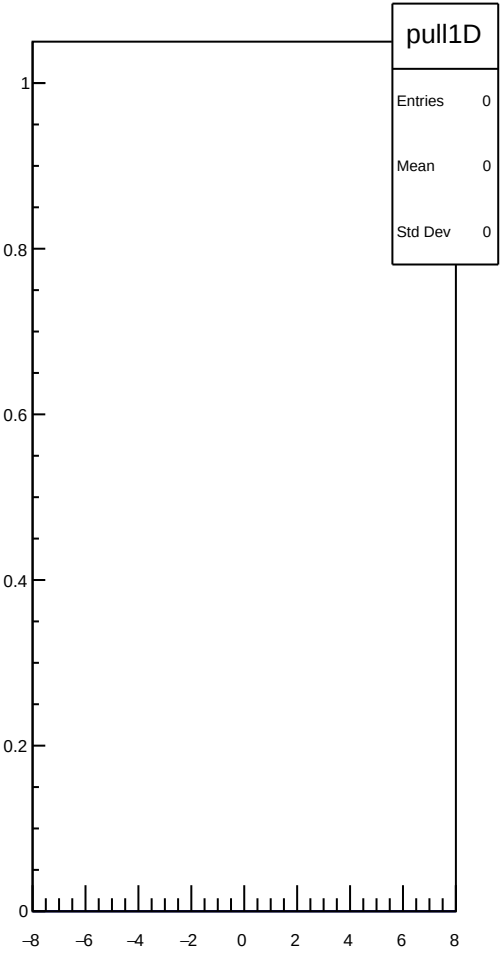
pull1D
Entries 0
Mean 0
Std Dev 0
1
0.8
0.6
0.4
0.2
0
−8
−6
−4
−2
0
2
4
6
8


pull
Entries 0
Mean 0
Std Dev 0
1
0.8
0.6
0.4
0.2
0
0
1

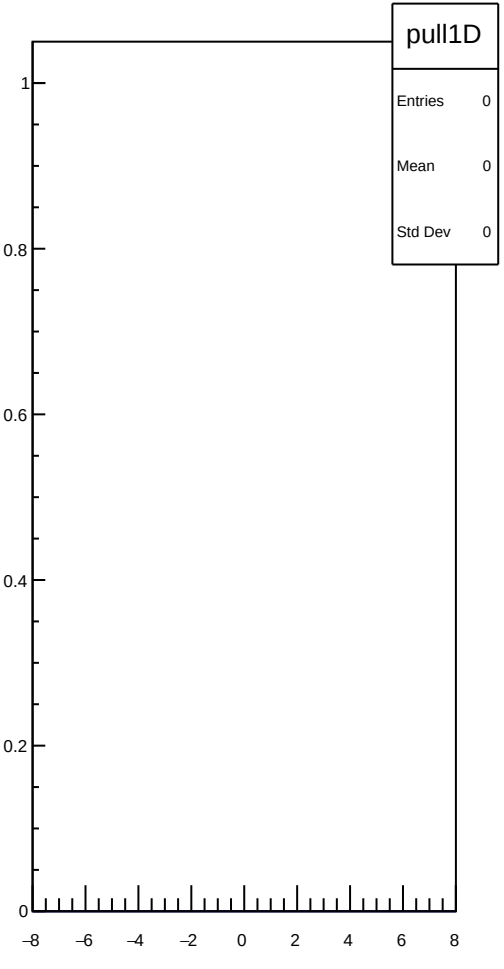
pull1D
Entries 0
Mean 0
Std Dev 0
1
0.8
0.6
0.4
0.2
0
−8
−6
−4
−2
0
2
4
6
8


pull
Entries 0
Mean 0
Std Dev 0
1
0.8
0.6
0.4
0.2
0
0
1

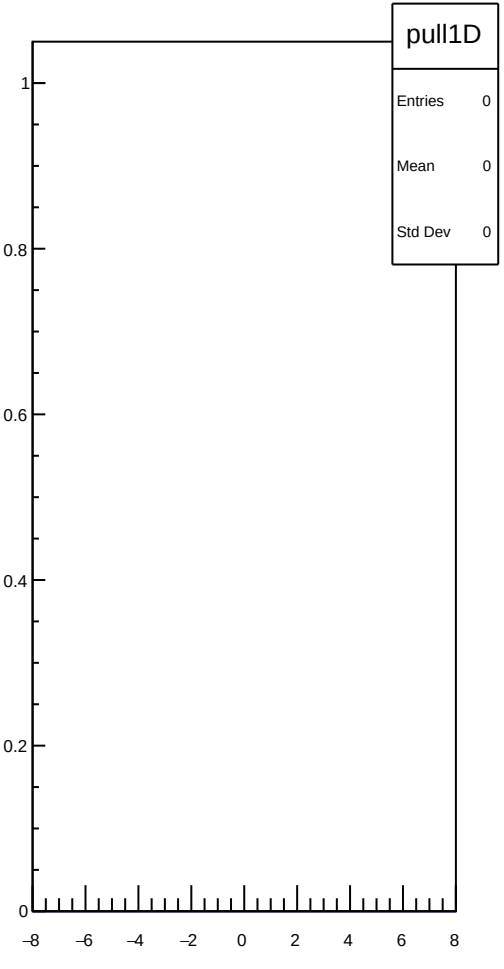
pull1D
Entries 0
Mean 0
Std Dev 0
1
0.8
0.6
0.4
0.2
0
−8
−6
−4
−2
0
2
4
6
8


pull
Entries 0
Mean 0
Std Dev 0
1
0.8
0.6
0.4
0.2
0
0
1

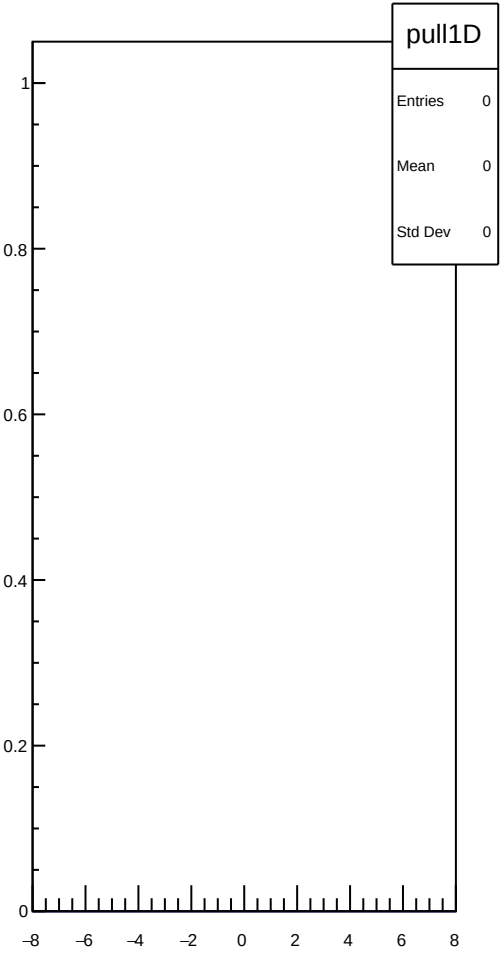
pull1D
Entries 0
Mean 0
Std Dev 0
1
0.8
0.6
0.4
0.2
0
−8
−6
−4
−2
0
2
4
6
8


pull
Entries 0
Mean 0
Std Dev 0
1
0.8
0.6
0.4
0.2
0
0
1

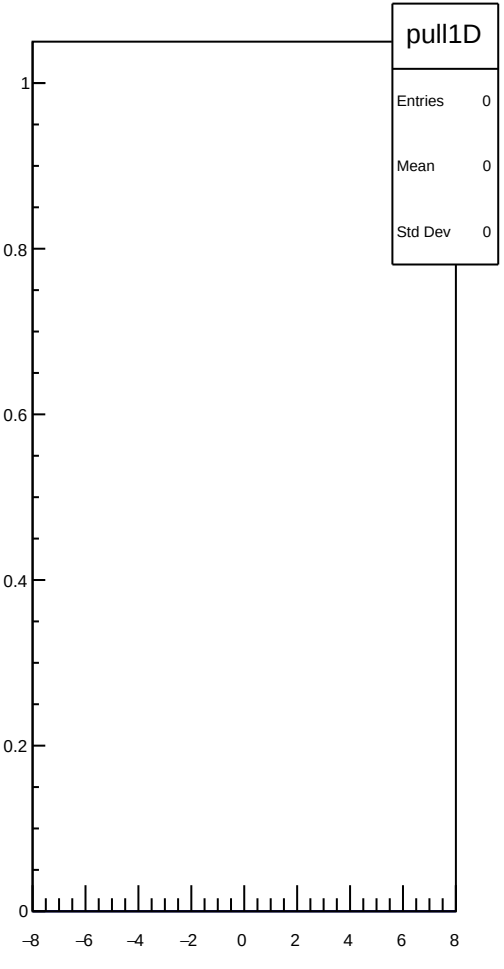
pull1D
Entries 0
Mean 0
Std Dev 0
1
0.8
0.6
0.4
0.2
0
−8
−6
−4
−2
0
2
4
6
8


pull
Entries 0
Mean 0
Std Dev 0
1
0.8
0.6
0.4
0.2
0
0
1

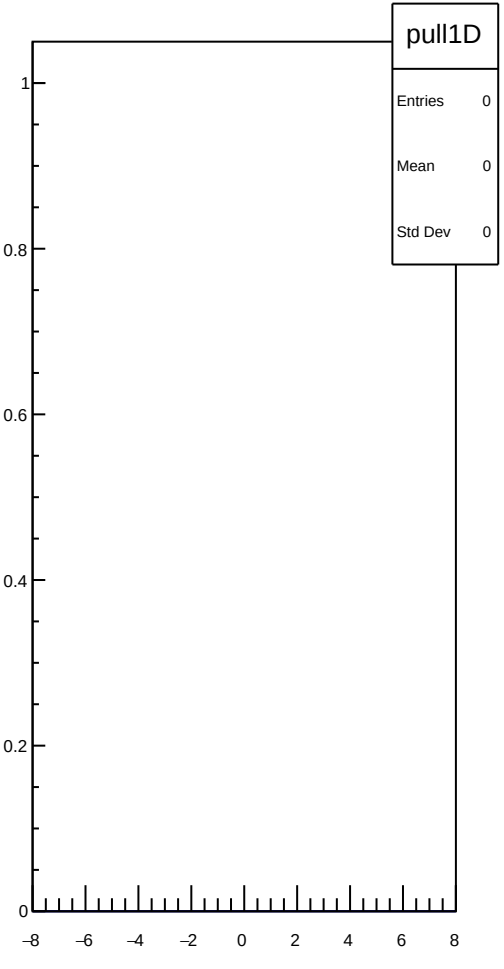
pull1D
Entries 0
Mean 0
Std Dev 0
1
0.8
0.6
0.4
0.2
0
−8
−6
−4
−2
0
2
4
6
8


pull
Entries 0
Mean 0
Std Dev 0
1
0.8
0.6
0.4
0.2
0
0
1

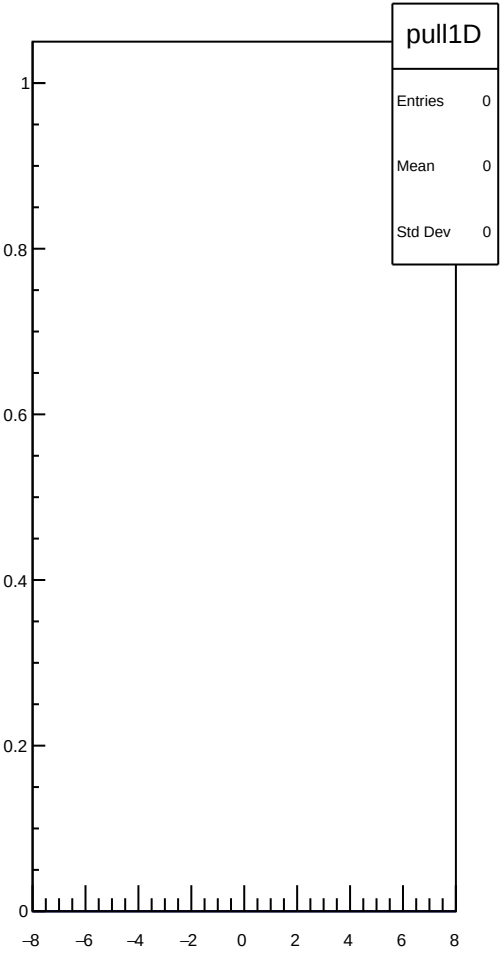
pull1D
Entries 0
Mean 0
Std Dev 0
1
0.8
0.6
0.4
0.2
0
−8
−6
−4
−2
0
2
4
6
8


pull
Entries 0
Mean 0
Std Dev 0
1
0.8
0.6
0.4
0.2
0
0
1

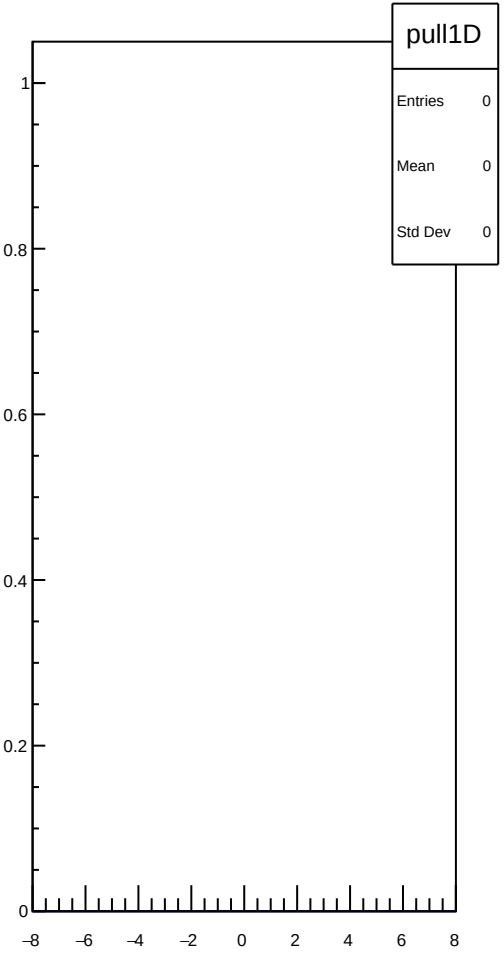
pull1D
Entries 0
Mean 0
Std Dev 0
1
0.8
0.6
0.4
0.2
0
−8
−6
−4
−2
0
2
4
6
8


pull
Entries 0
Mean 0
Std Dev 0
1
0.8
0.6
0.4
0.2
0
0
1

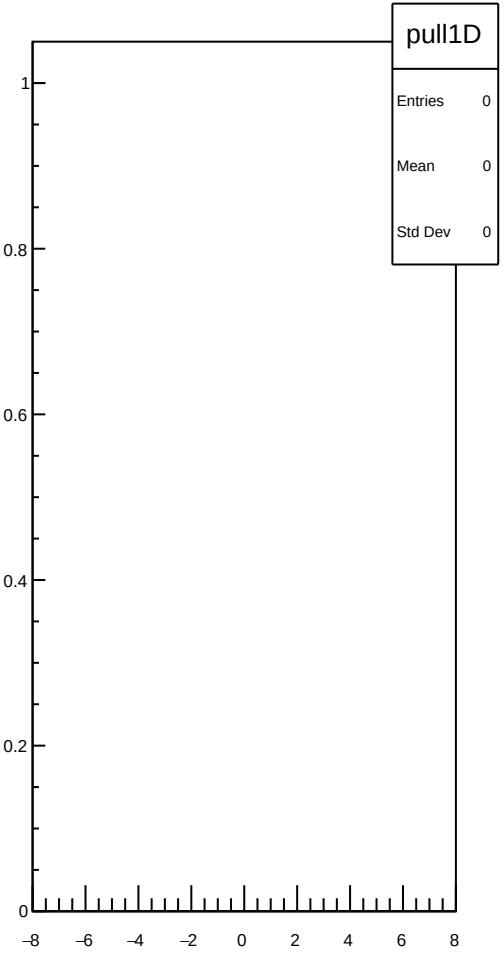
pull1D
Entries 0
Mean 0
Std Dev 0
1
0.8
0.6
0.4
0.2
0
−8
−6
−4
−2
0
2
4
6
8


pull
Entries 0
Mean 0
Std Dev 0
1
0.8
0.6
0.4
0.2
0
0
1

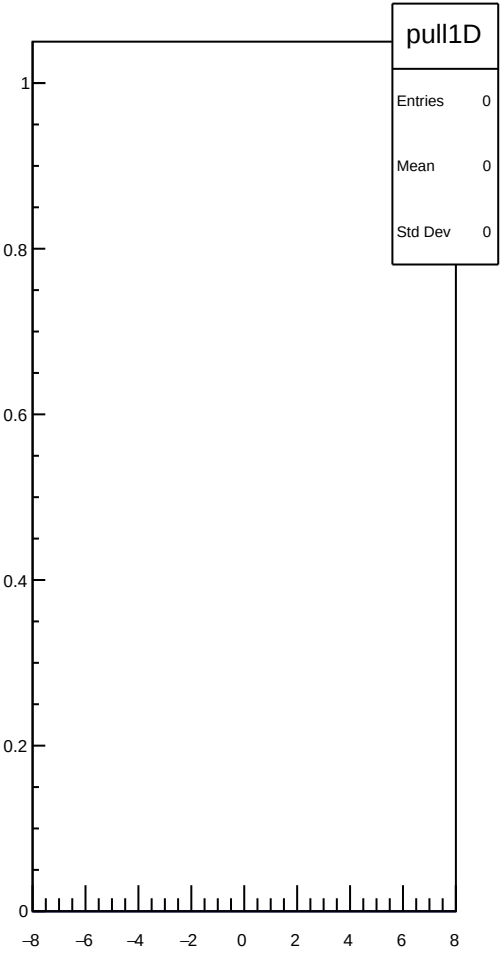
pull1D
Entries 0
Mean 0
Std Dev 0
1
0.8
0.6
0.4
0.2
0
−8
−6
−4
−2
0
2
4
6
8


pull
Entries 0
Mean 0
Std Dev 0
1
0.8
0.6
0.4
0.2
0
0
1

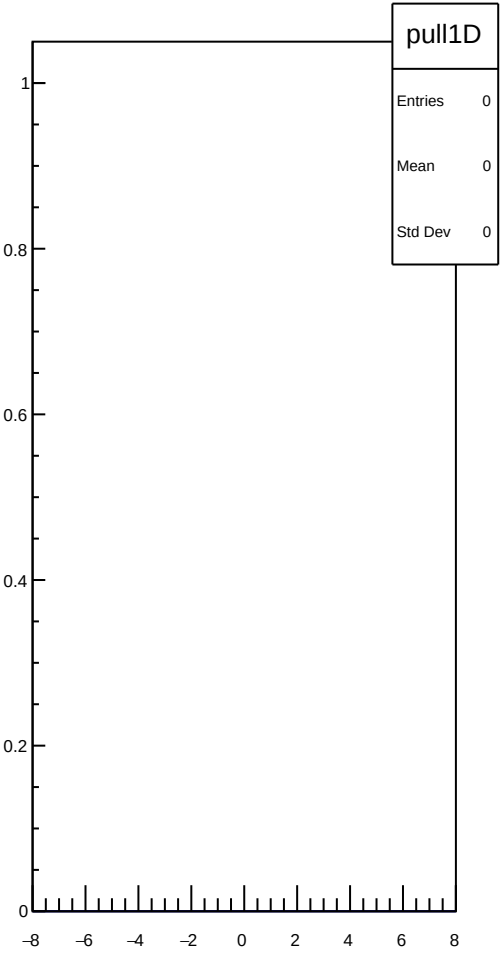
pull1D
Entries 0
Mean 0
Std Dev 0
1
0.8
0.6
0.4
0.2
0
−8
−6
−4
−2
0
2
4
6
8


pull
Entries 0
Mean 0
Std Dev 0
1
0.8
0.6
0.4
0.2
0
0
1

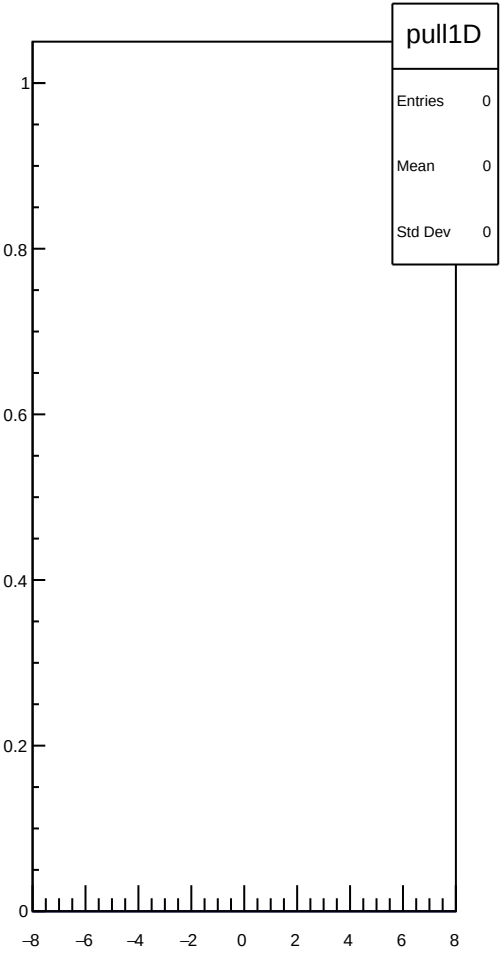
pull1D
Entries 0
Mean 0
Std Dev 0
1
0.8
0.6
0.4
0.2
0
−8
−6
−4
−2
0
2
4
6
8


pull
Entries 0
Mean 0
Std Dev 0
1
0.8
0.6
0.4
0.2
0
0
1

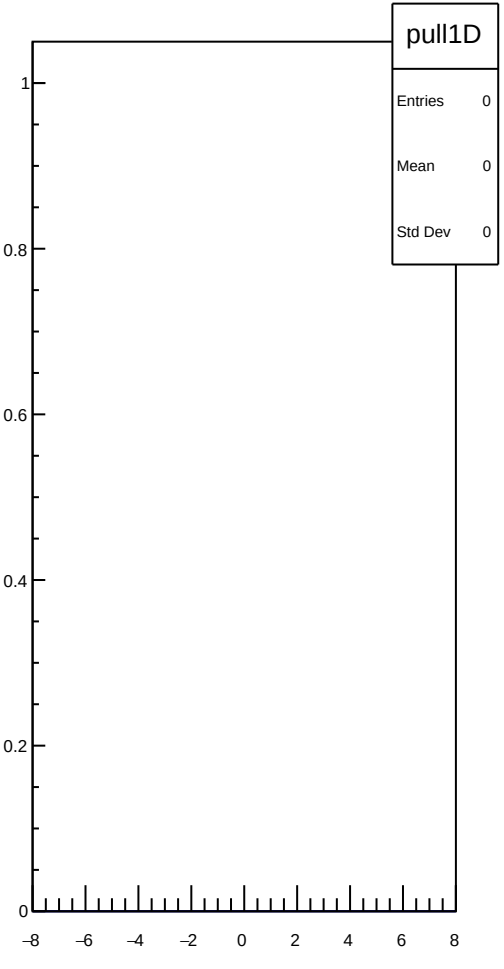
pull1D
Entries 0
Mean 0
Std Dev 0
1
0.8
0.6
0.4
0.2
0
−8
−6
−4
−2
0
2
4
6
8


pull
Entries 0
Mean 0
Std Dev 0
1
0.8
0.6
0.4
0.2
0
0
1

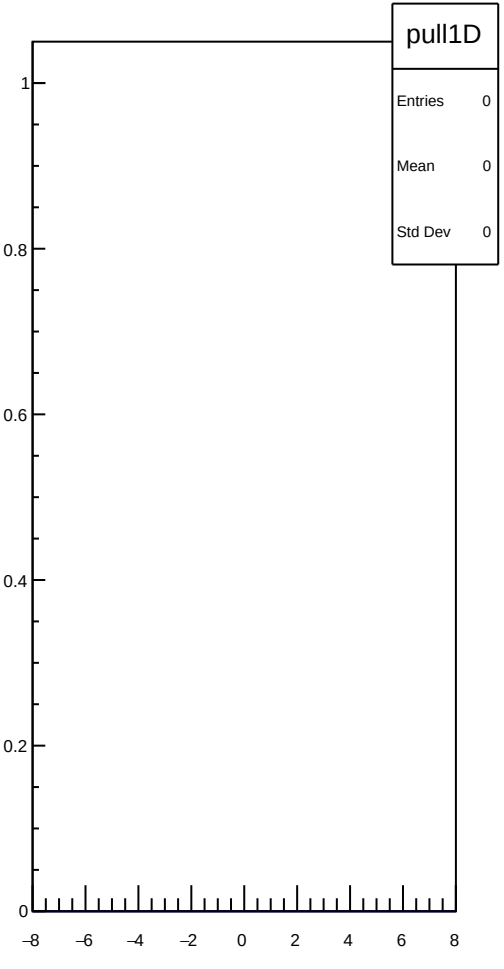
pull1D
Entries 0
Mean 0
Std Dev 0
1
0.8
0.6
0.4
0.2
0
−8
−6
−4
−2
0
2
4
6
8


pull
Entries 0
Mean 0
Std Dev 0
1
0.8
0.6
0.4
0.2
0
0
1

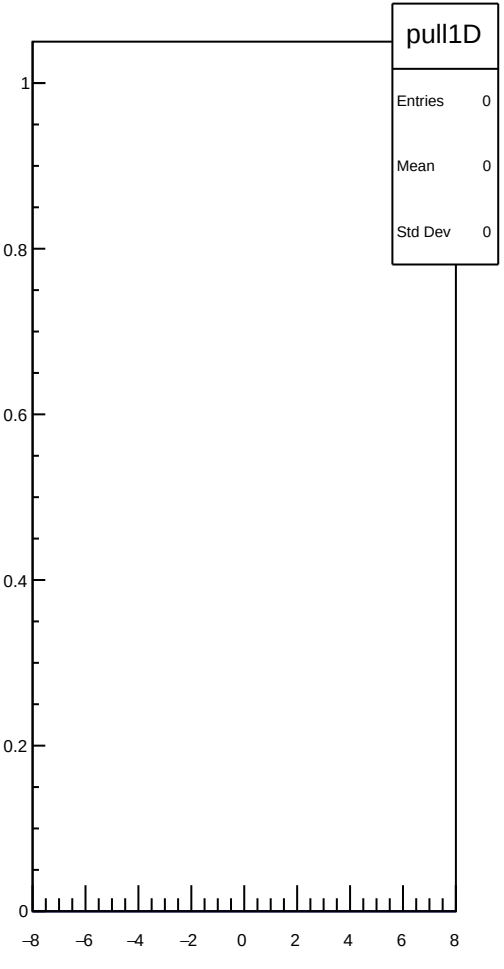
pull1D
Entries 0
Mean 0
Std Dev 0
1
0.8
0.6
0.4
0.2
0
−8
−6
−4
−2
0
2
4
6
8


pull
Entries 0
Mean 0
Std Dev 0
1
0.8
0.6
0.4
0.2
0
0
1

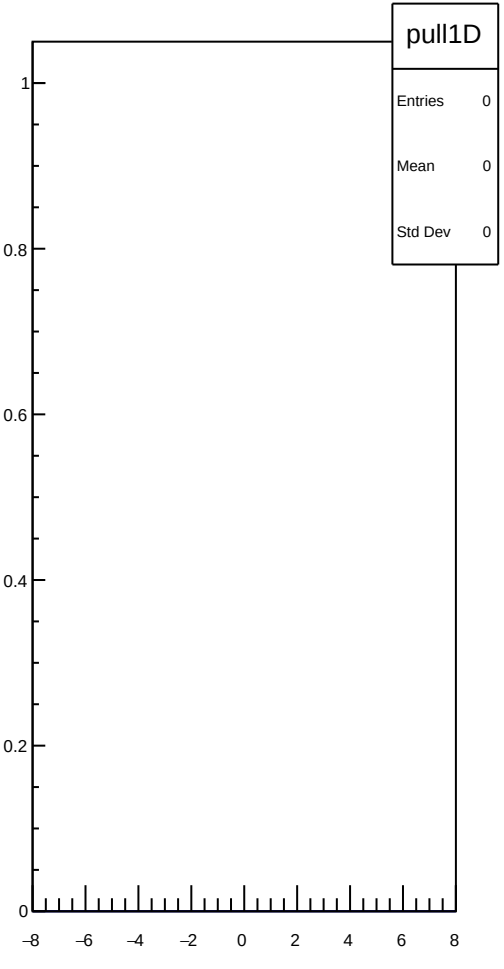
pull1D
Entries 0
Mean 0
Std Dev 0
1
0.8
0.6
0.4
0.2
0
−8
−6
−4
−2
0
2
4
6
8


pull
Entries 0
Mean 0
Std Dev 0
1
0.8
0.6
0.4
0.2
0
0
1

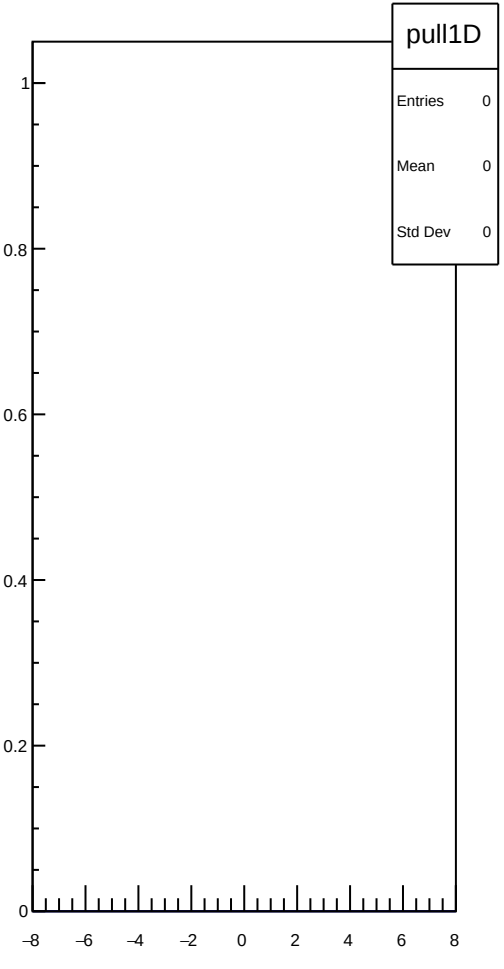
pull1D
Entries 0
Mean 0
Std Dev 0
1
0.8
0.6
0.4
0.2
0
−8
−6
−4
−2
0
2
4
6
8


pull
Entries 0
Mean 0
Std Dev 0
1
0.8
0.6
0.4
0.2
0
0
1

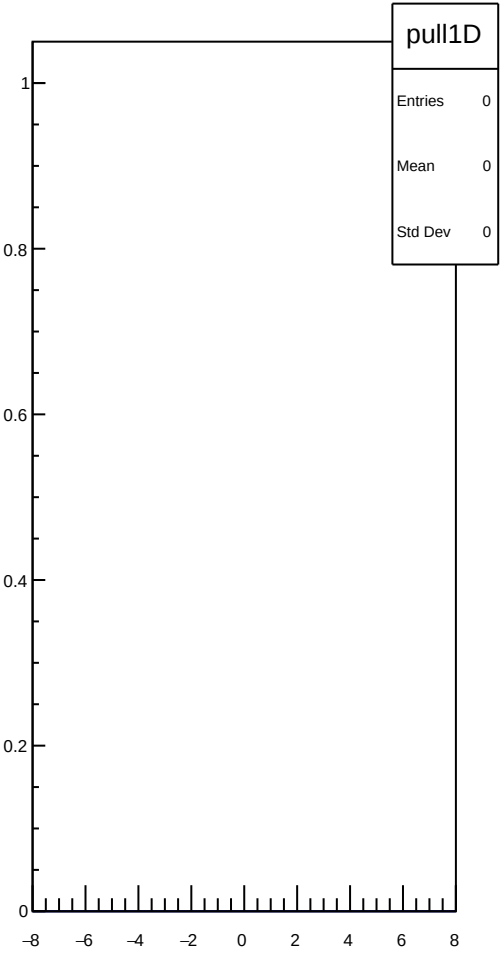
pull1D
Entries 0
Mean 0
Std Dev 0
1
0.8
0.6
0.4
0.2
0
−8
−6
−4
−2
0
2
4
6
8


pull
Entries 0
Mean 0
Std Dev 0
1
0.8
0.6
0.4
0.2
0
0
1

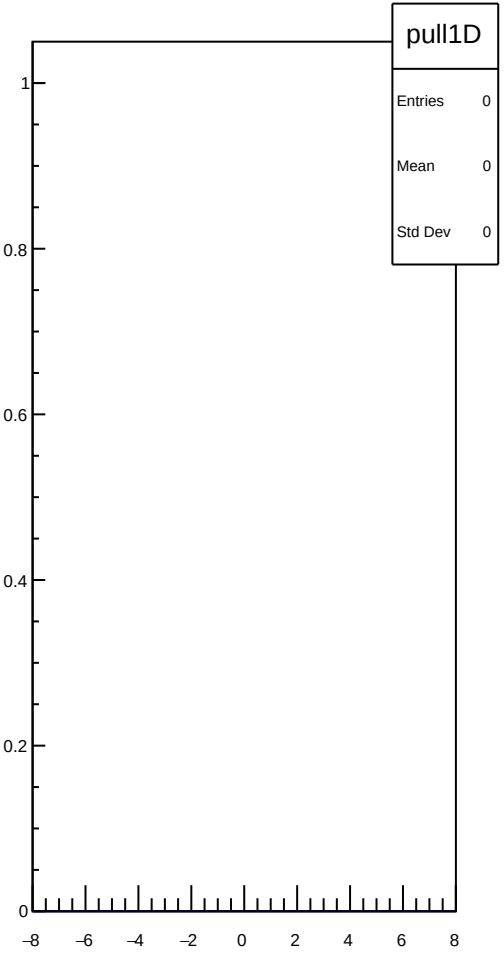
pull1D
Entries 0
Mean 0
Std Dev 0
1
0.8
0.6
0.4
0.2
0
−8
−6
−4
−2
0
2
4
6
8


pull
Entries 0
Mean 0
Std Dev 0
1
0.8
0.6
0.4
0.2
0
0
1

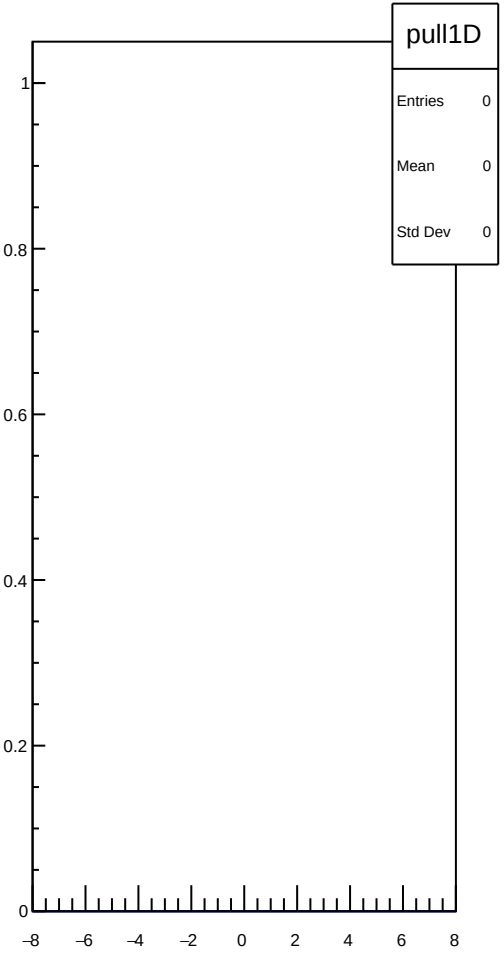
pull1D
Entries 0
Mean 0
Std Dev 0
1
0.8
0.6
0.4
0.2
0
−8
−6
−4
−2
0
2
4
6
8


pull
Entries 0
Mean 0
Std Dev 0
1
0.8
0.6
0.4
0.2
0
0
1

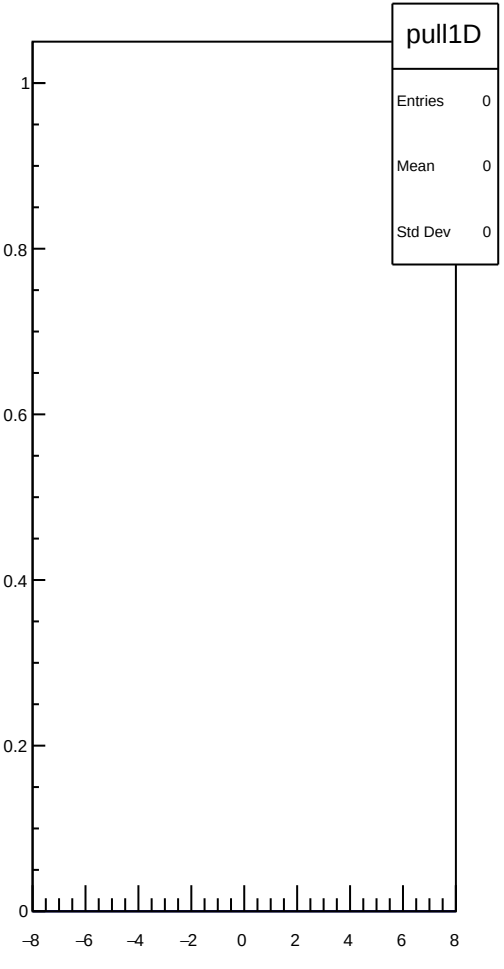
pull1D
Entries 0
Mean 0
Std Dev 0
1
0.8
0.6
0.4
0.2
0
−8
−6
−4
−2
0
2
4
6
8


pull
Entries 0
Mean 0
Std Dev 0
1
0.8
0.6
0.4
0.2
0
0
1

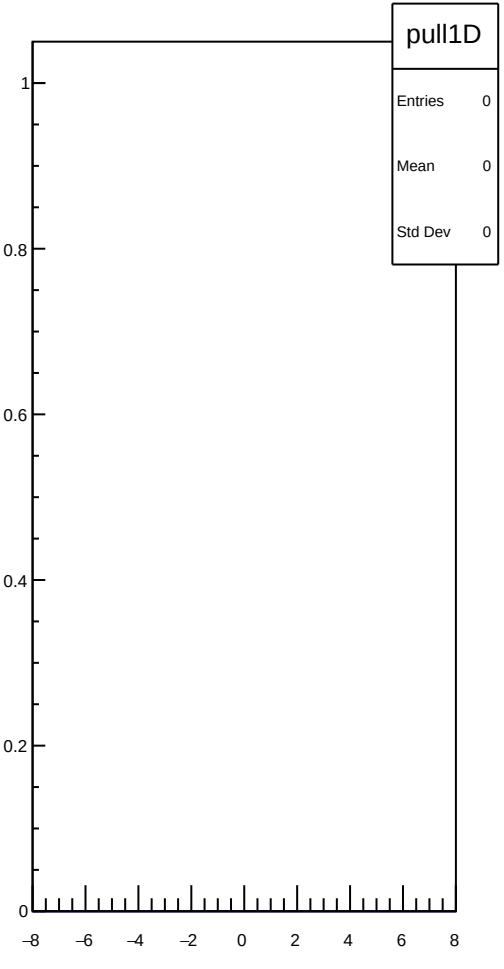
pull1D
Entries 0
Mean 0
Std Dev 0
1
0.8
0.6
0.4
0.2
0
−8
−6
−4
−2
0
2
4
6
8


pull
Entries 0
Mean 0
Std Dev 0
1
0.8
0.6
0.4
0.2
0
0
1

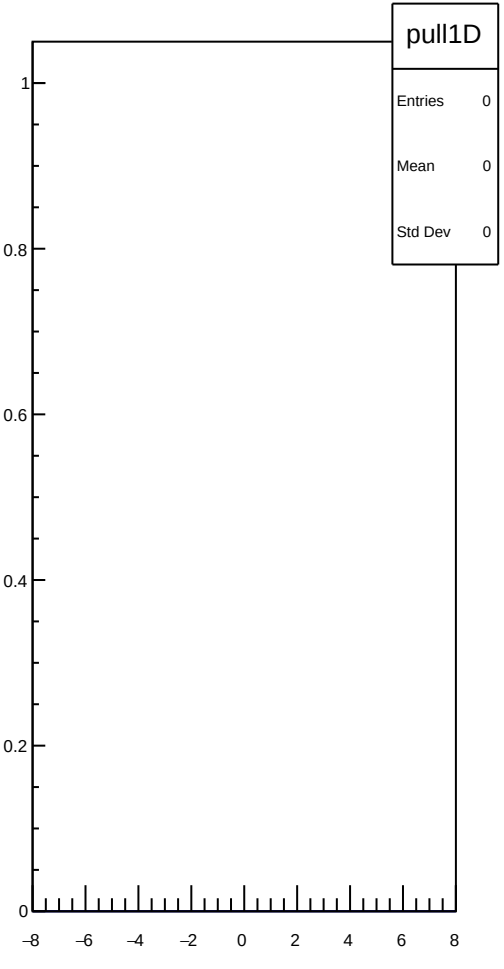
pull1D
Entries 0
Mean 0
Std Dev 0
1
0.8
0.6
0.4
0.2
0
−8
−6
−4
−2
0
2
4
6
8


pull
Entries 0
Mean 0
Std Dev 0
1
0.8
0.6
0.4
0.2
0
0
1

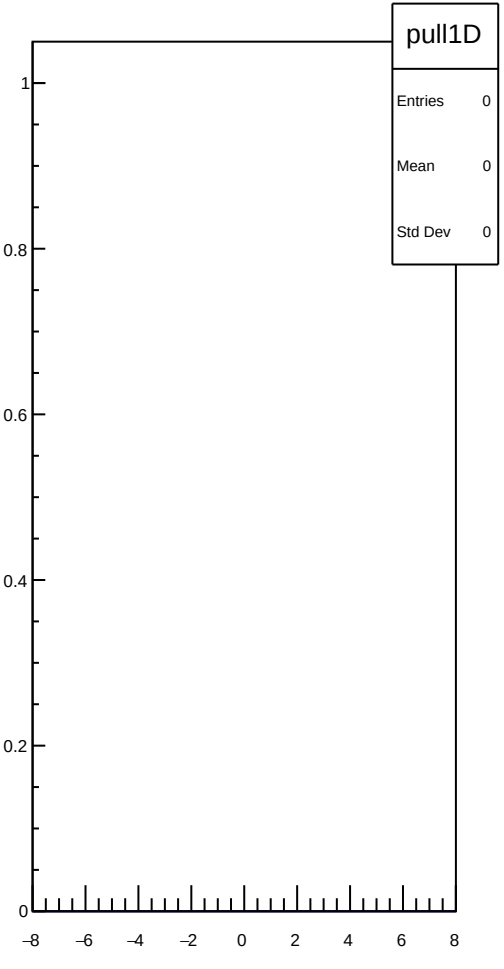
pull1D
Entries 0
Mean 0
Std Dev 0
1
0.8
0.6
0.4
0.2
0
−8
−6
−4
−2
0
2
4
6
8


pull
Entries 0
Mean 0
Std Dev 0
1
0.8
0.6
0.4
0.2
0
0
1

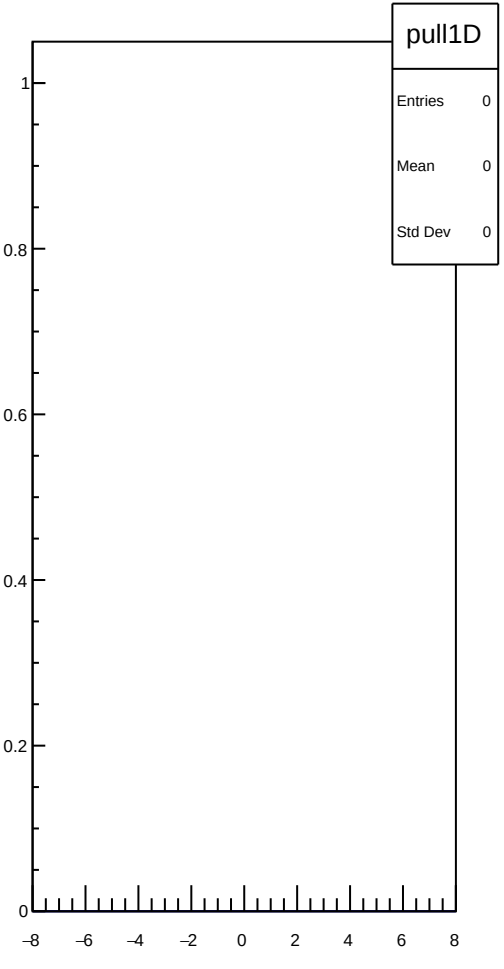
pull1D
Entries 0
Mean 0
Std Dev 0
1
0.8
0.6
0.4
0.2
0
−8
−6
−4
−2
0
2
4
6
8


pull
Entries 0
Mean 0
Std Dev 0
1
0.8
0.6
0.4
0.2
0
0
1

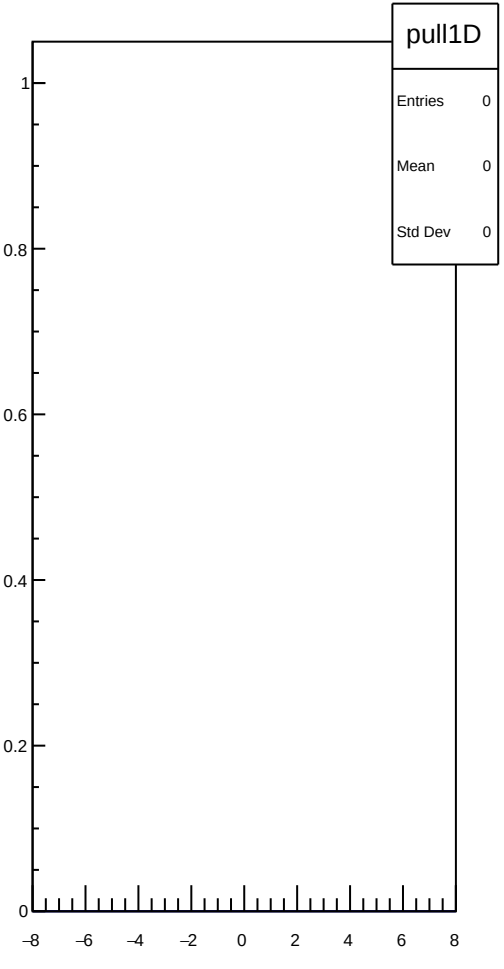
pull1D
Entries 0
Mean 0
Std Dev 0
1
0.8
0.6
0.4
0.2
0
−8
−6
−4
−2
0
2
4
6
8


pull
Entries 0
Mean 0
Std Dev 0
1
0.8
0.6
0.4
0.2
0
0
1

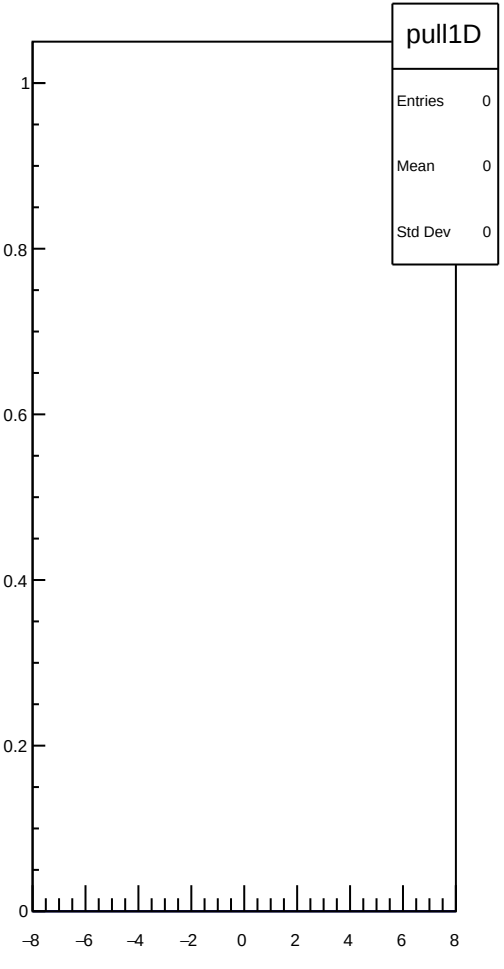
pull1D
Entries 0
Mean 0
Std Dev 0
1
0.8
0.6
0.4
0.2
0
−8
−6
−4
−2
0
2
4
6
8


pull
Entries 0
Mean 0
Std Dev 0
1
0.8
0.6
0.4
0.2
0
0
1

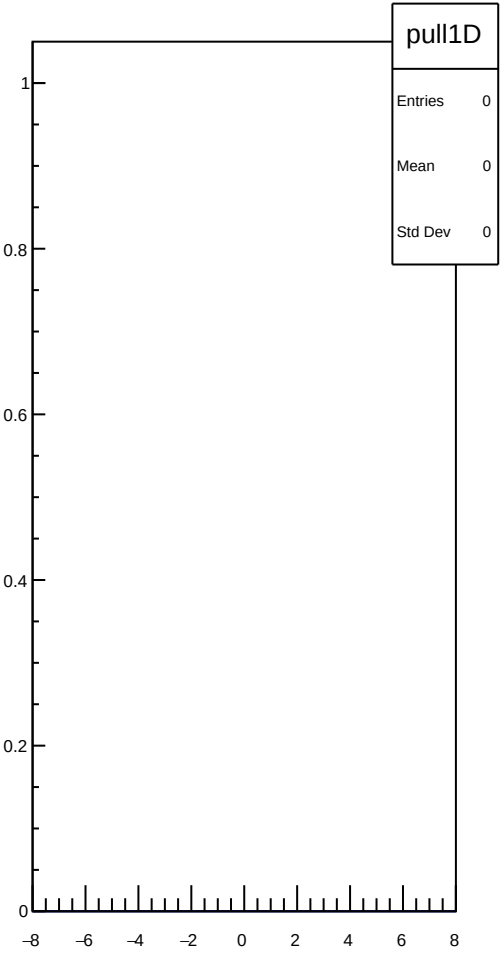
pull1D
Entries 0
Mean 0
Std Dev 0
1
0.8
0.6
0.4
0.2
0
−8
−6
−4
−2
0
2
4
6
8


pull
Entries 0
Mean 0
Std Dev 0
1
0.8
0.6
0.4
0.2
0
0
1

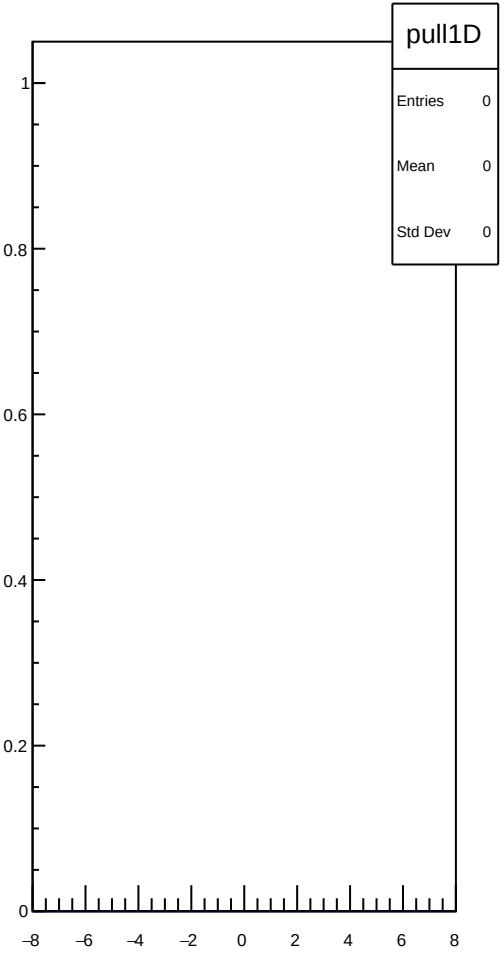
pull1D
Entries 0
Mean 0
Std Dev 0
1
0.8
0.6
0.4
0.2
0
−8
−6
−4
−2
0
2
4
6
8


pull
Entries 0
Mean 0
Std Dev 0
1
0.8
0.6
0.4
0.2
0
0
1

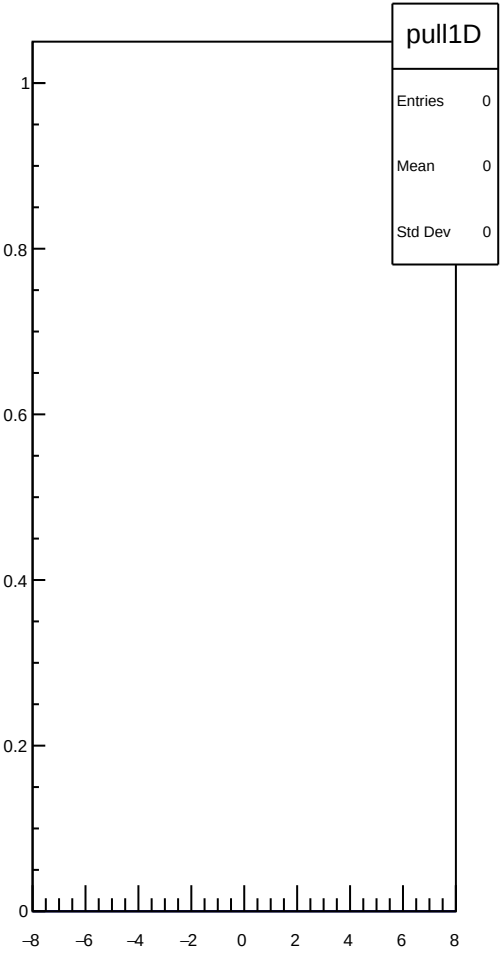
pull1D
Entries 0
Mean 0
Std Dev 0
1
0.8
0.6
0.4
0.2
0
−8
−6
−4
−2
0
2
4
6
8


pull
Entries 0
Mean 0
Std Dev 0
1
0.8
0.6
0.4
0.2
0
0
1

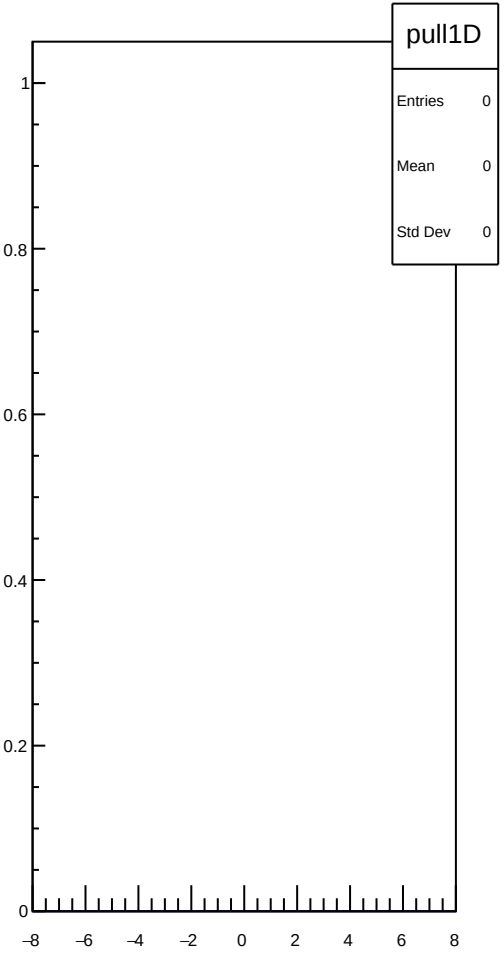
pull1D
Entries 0
Mean 0
Std Dev 0
1
0.8
0.6
0.4
0.2
0
−8
−6
−4
−2
0
2
4
6
8


pull
Entries 0
Mean 0
Std Dev 0
1
0.8
0.6
0.4
0.2
0
0
1

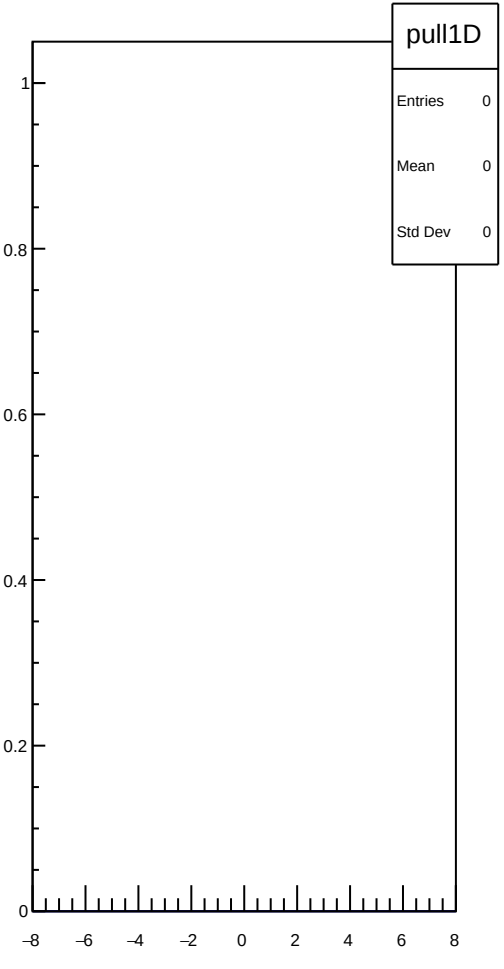
pull1D
Entries 0
Mean 0
Std Dev 0
1
0.8
0.6
0.4
0.2
0
−8
−6
−4
−2
0
2
4
6
8


pull
Entries 0
Mean 0
Std Dev 0
1
0.8
0.6
0.4
0.2
0
0
1

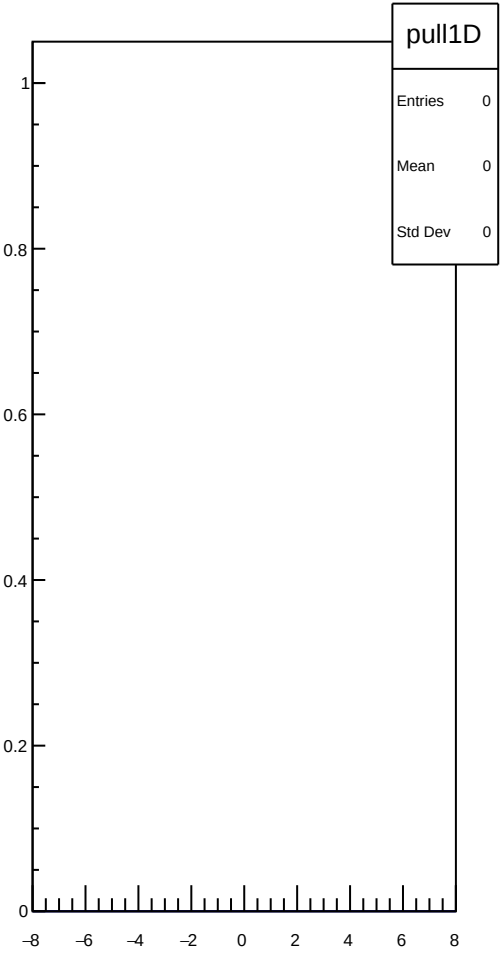
pull1D
Entries 0
Mean 0
Std Dev 0
1
0.8
0.6
0.4
0.2
0
−8
−6
−4
−2
0
2
4
6
8


pull
Entries 0
Mean 0
Std Dev 0
1
0.8
0.6
0.4
0.2
0
0
1

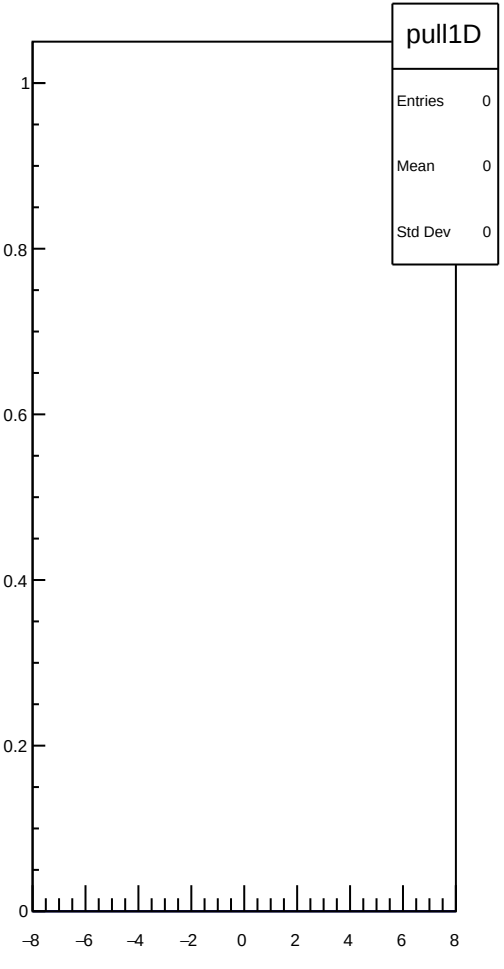
pull1D
Entries 0
Mean 0
Std Dev 0
1
0.8
0.6
0.4
0.2
0
−8
−6
−4
−2
0
2
4
6
8


pull
Entries 0
Mean 0
Std Dev 0
1
0.8
0.6
0.4
0.2
0
0
1

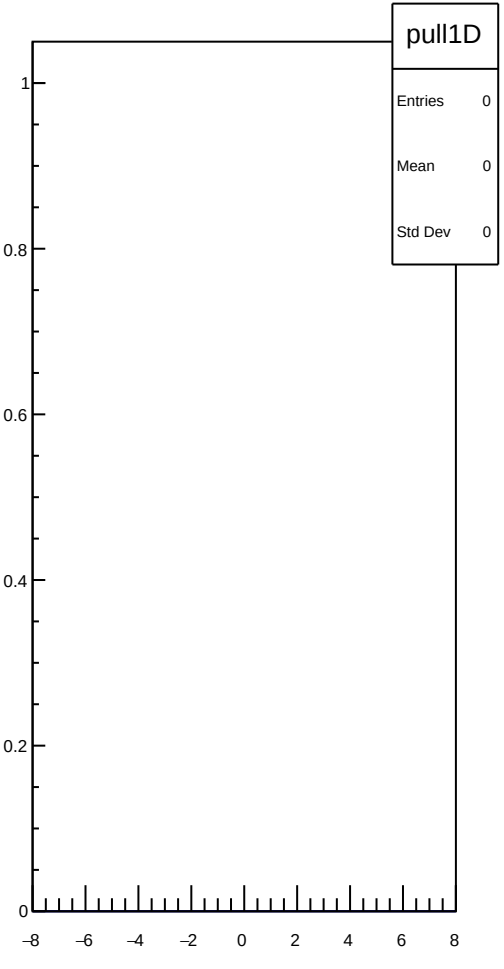
pull1D
Entries 0
Mean 0
Std Dev 0
1
0.8
0.6
0.4
0.2
0
−8
−6
−4
−2
0
2
4
6
8


pull
Entries 0
Mean 0
Std Dev 0
1
0.8
0.6
0.4
0.2
0
0
1

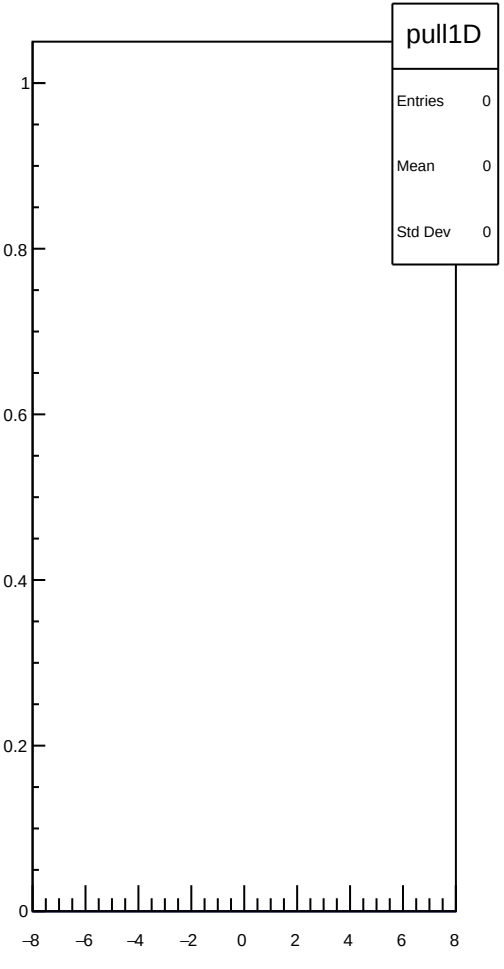
pull1D
Entries 0
Mean 0
Std Dev 0
1
0.8
0.6
0.4
0.2
0
−8
−6
−4
−2
0
2
4
6
8


pull
Entries 0
Mean 0
Std Dev 0
1
0.8
0.6
0.4
0.2
0
0
1

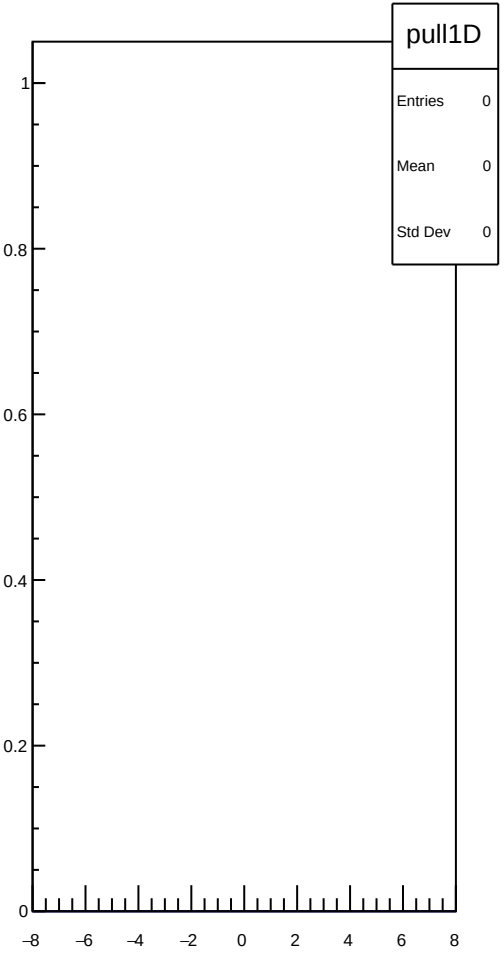
pull1D
Entries 0
Mean 0
Std Dev 0
1
0.8
0.6
0.4
0.2
0
−8
−6
−4
−2
0
2
4
6
8


pull
Entries 0
Mean 0
Std Dev 0
1
0.8
0.6
0.4
0.2
0
0
1

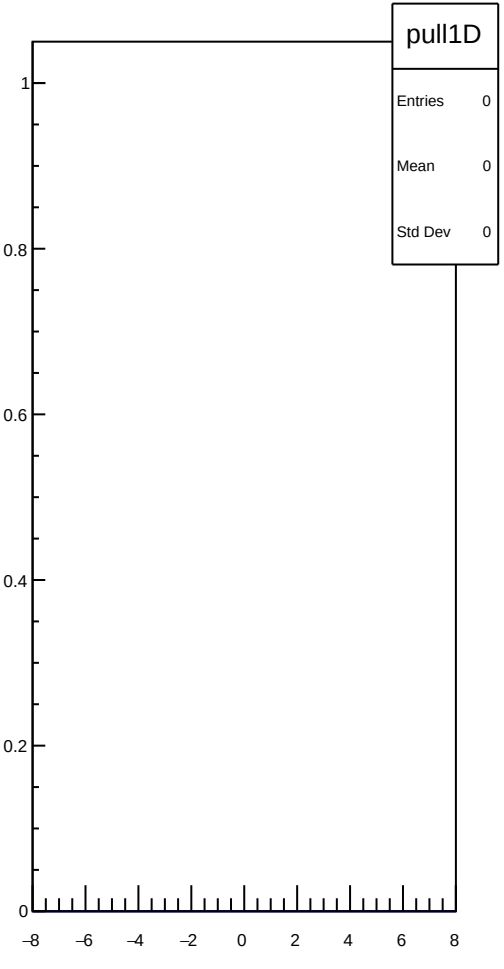
pull1D
Entries 0
Mean 0
Std Dev 0
1
0.8
0.6
0.4
0.2
0
−8
−6
−4
−2
0
2
4
6
8


pull
Entries 0
Mean 0
Std Dev 0
1
0.8
0.6
0.4
0.2
0
0
1

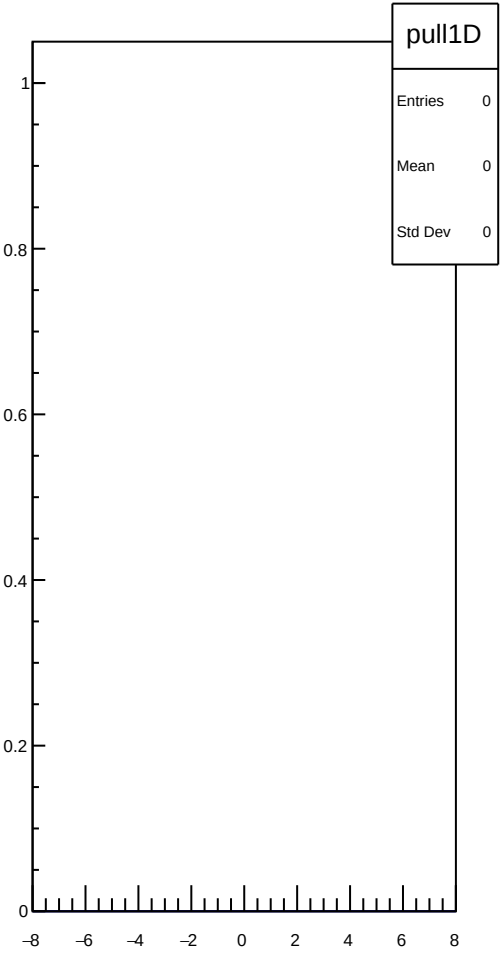
pull1D
Entries 0
Mean 0
Std Dev 0
1
0.8
0.6
0.4
0.2
0
−8
−6
−4
−2
0
2
4
6
8


pull
Entries 0
Mean 0
Std Dev 0
1
0.8
0.6
0.4
0.2
0
0
1

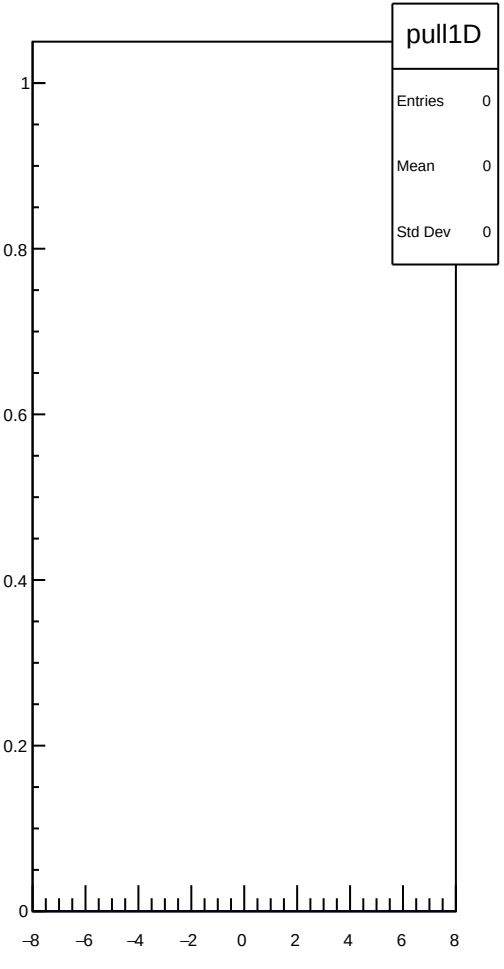
pull1D
Entries 0
Mean 0
Std Dev 0
1
0.8
0.6
0.4
0.2
0
−8
−6
−4
−2
0
2
4
6
8


pull
Entries 0
Mean 0
Std Dev 0
1
0.8
0.6
0.4
0.2
0
0
1

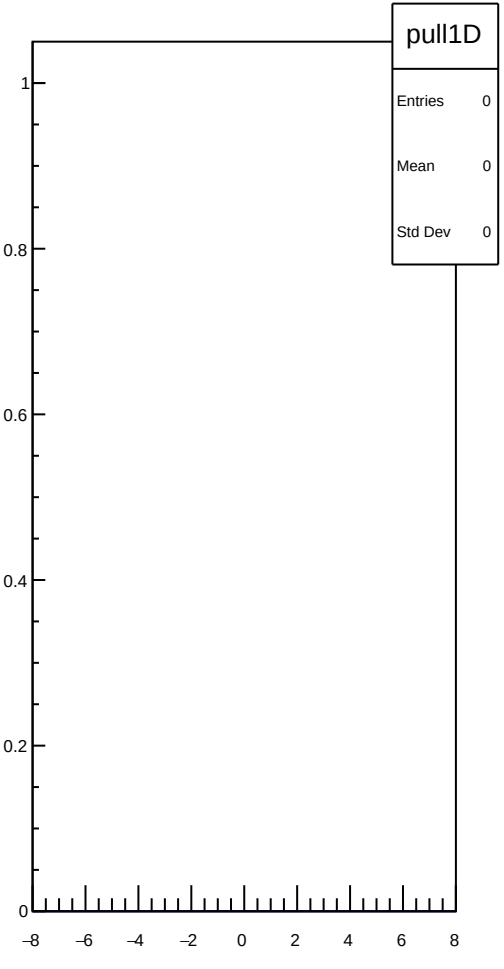
pull1D
Entries 0
Mean 0
Std Dev 0
1
0.8
0.6
0.4
0.2
0
−8
−6
−4
−2
0
2
4
6
8


pull
Entries 0
Mean 0
Std Dev 0
1
0.8
0.6
0.4
0.2
0
0
1

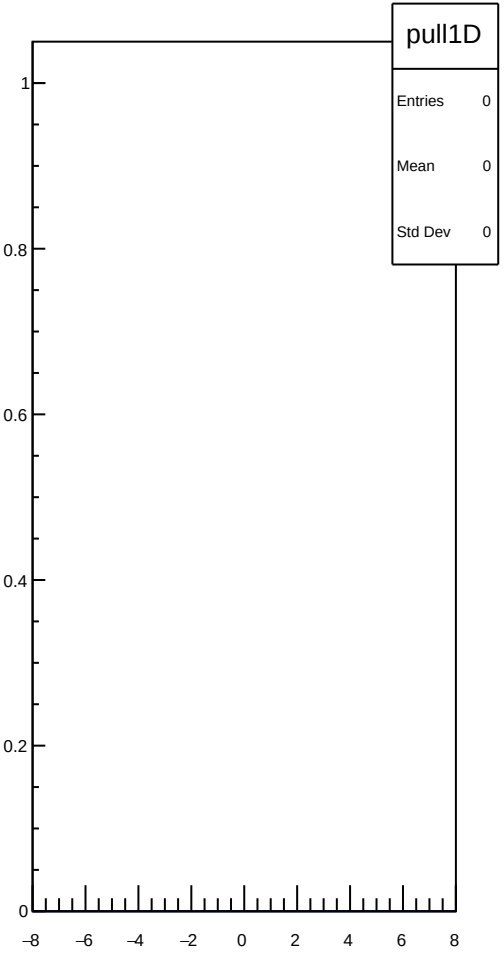
pull1D
Entries 0
Mean 0
Std Dev 0
1
0.8
0.6
0.4
0.2
0
−8
−6
−4
−2
0
2
4
6
8


pull
Entries 0
Mean 0
Std Dev 0
1
0.8
0.6
0.4
0.2
0
0
1

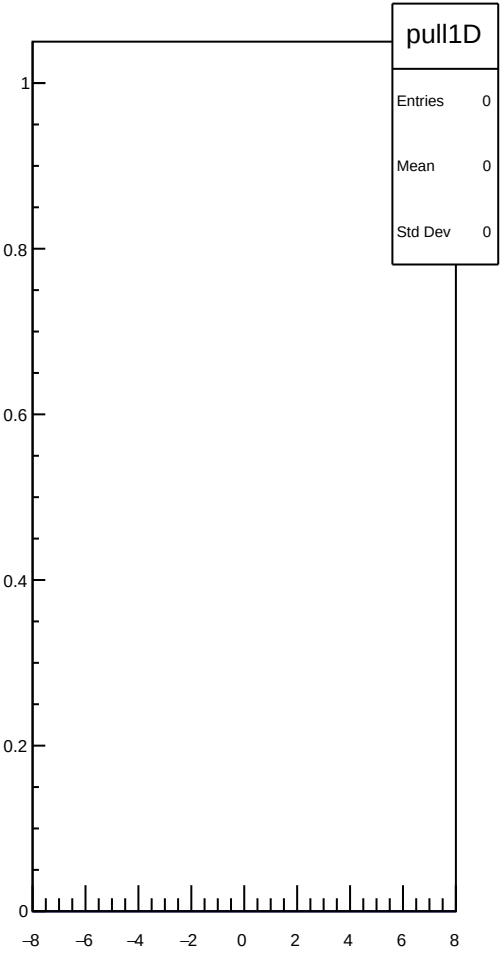
pull1D
Entries 0
Mean 0
Std Dev 0
1
0.8
0.6
0.4
0.2
0
−8
−6
−4
−2
0
2
4
6
8


pull
Entries 0
Mean 0
Std Dev 0
1
0.8
0.6
0.4
0.2
0
0
1

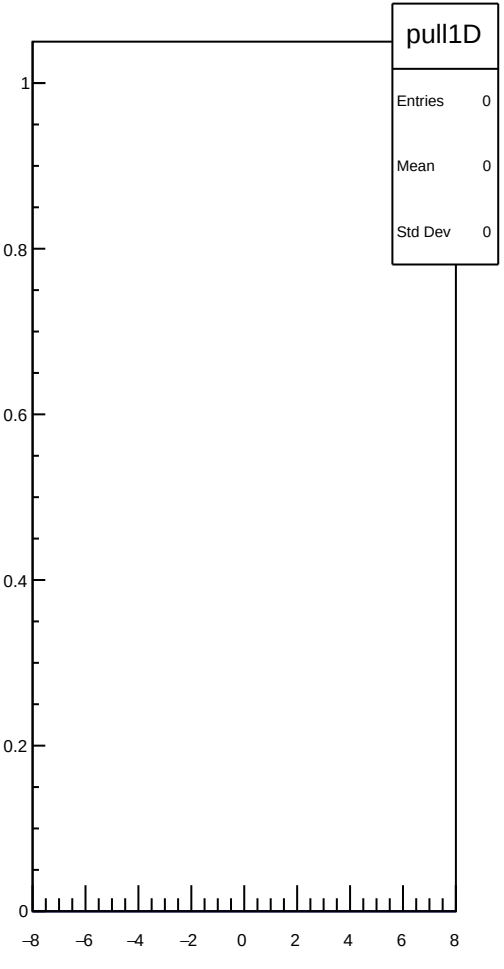
pull1D
Entries 0
Mean 0
Std Dev 0
1
0.8
0.6
0.4
0.2
0
−8
−6
−4
−2
0
2
4
6
8


pull
Entries 0
Mean 0
Std Dev 0
1
0.8
0.6
0.4
0.2
0
0
1

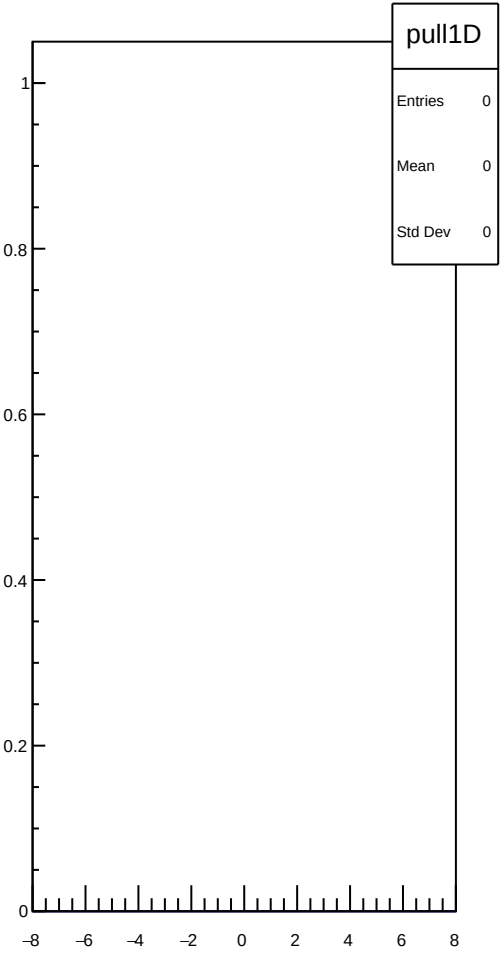
pull1D
Entries 0
Mean 0
Std Dev 0
1
0.8
0.6
0.4
0.2
0
−8
−6
−4
−2
0
2
4
6
8


pull
Entries 0
Mean 0
Std Dev 0
1
0.8
0.6
0.4
0.2
0
0
1

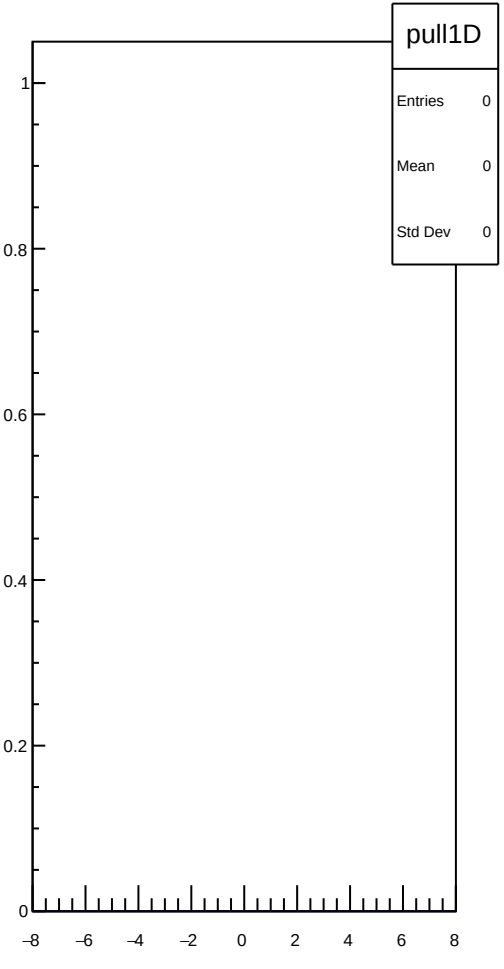
pull1D
Entries 0
Mean 0
Std Dev 0
1
0.8
0.6
0.4
0.2
0
−8
−6
−4
−2
0
2
4
6
8


pull
Entries 0
Mean 0
Std Dev 0
1
0.8
0.6
0.4
0.2
0
0
1

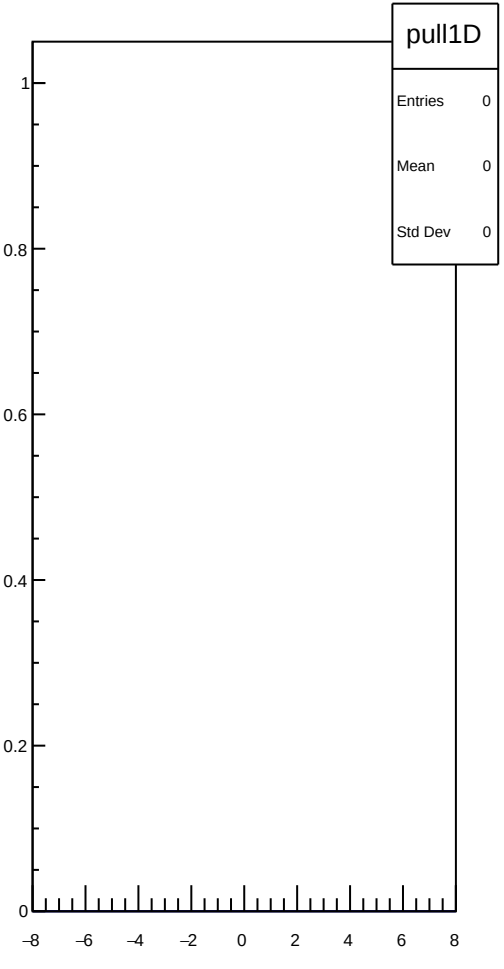
pull1D
Entries 0
Mean 0
Std Dev 0
1
0.8
0.6
0.4
0.2
0
−8
−6
−4
−2
0
2
4
6
8


pull
Entries 0
Mean 0
Std Dev 0
1
0.8
0.6
0.4
0.2
0
0
1

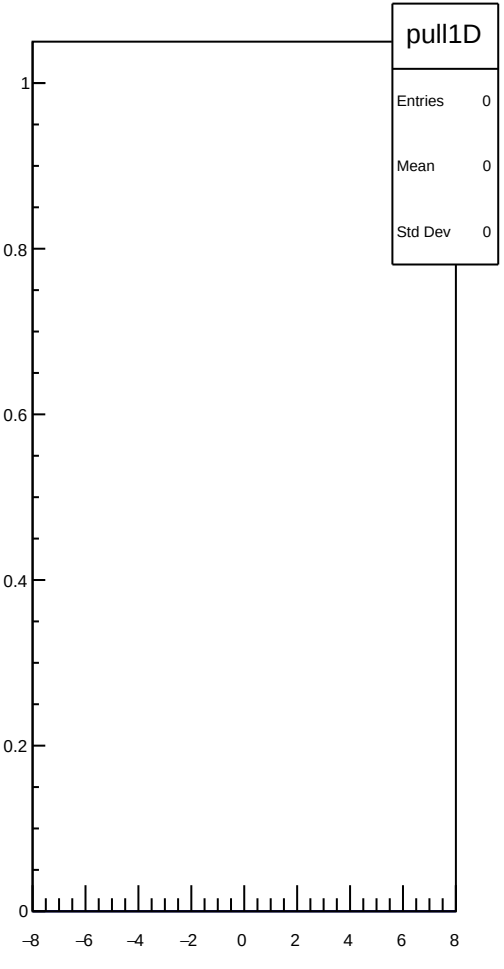
pull1D
Entries 0
Mean 0
Std Dev 0
1
0.8
0.6
0.4
0.2
0
−8
−6
−4
−2
0
2
4
6
8


pull
Entries 0
Mean 0
Std Dev 0
1
0.8
0.6
0.4
0.2
0
0
1

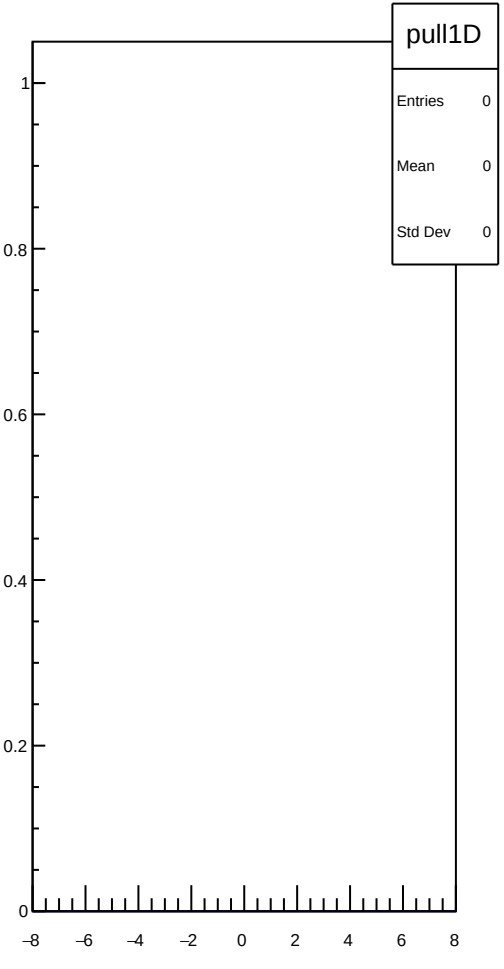
pull1D
Entries 0
Mean 0
Std Dev 0
1
0.8
0.6
0.4
0.2
0
−8
−6
−4
−2
0
2
4
6
8


pull
Entries 0
Mean 0
Std Dev 0
1
0.8
0.6
0.4
0.2
0
0
1

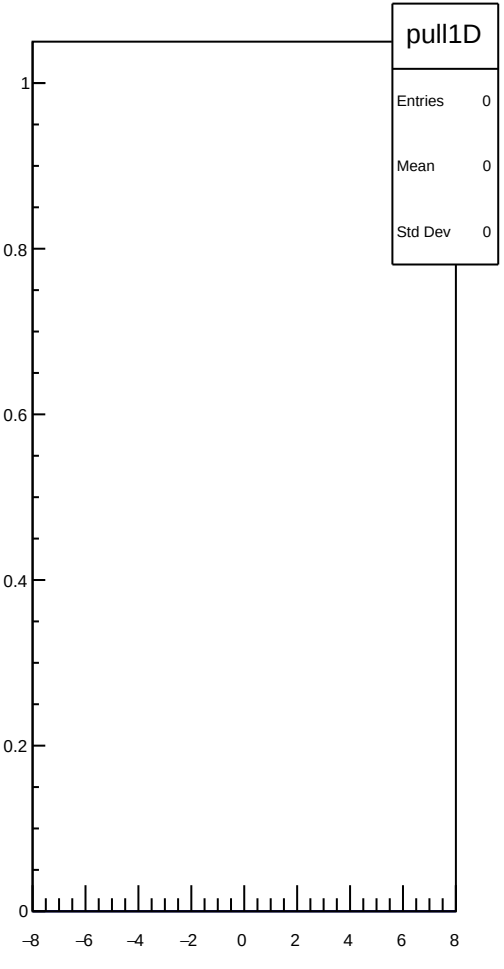
pull1D
Entries 0
Mean 0
Std Dev 0
1
0.8
0.6
0.4
0.2
0
−8
−6
−4
−2
0
2
4
6
8


pull
Entries 0
Mean 0
Std Dev 0
1
0.8
0.6
0.4
0.2
0
0
1

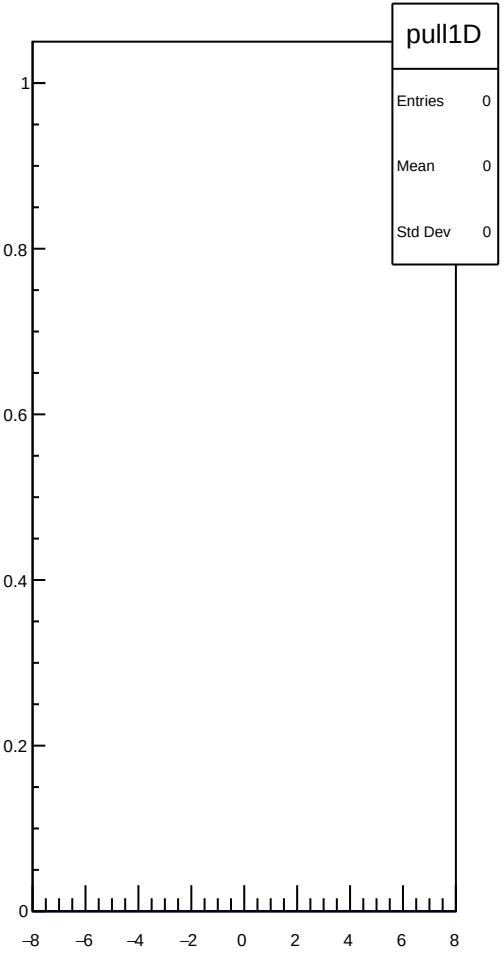
pull1D
Entries 0
Mean 0
Std Dev 0
1
0.8
0.6
0.4
0.2
0
−8
−6
−4
−2
0
2
4
6
8


pull
Entries 0
Mean 0
Std Dev 0
1
0.8
0.6
0.4
0.2
0
0
1

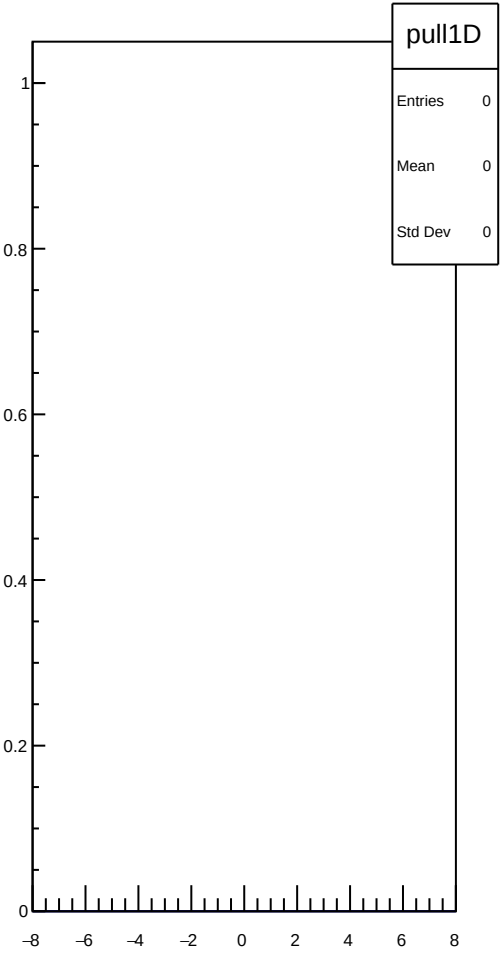
pull1D
Entries 0
Mean 0
Std Dev 0
1
0.8
0.6
0.4
0.2
0
−8
−6
−4
−2
0
2
4
6
8


pull
Entries 0
Mean 0
Std Dev 0
1
0.8
0.6
0.4
0.2
0
0
1

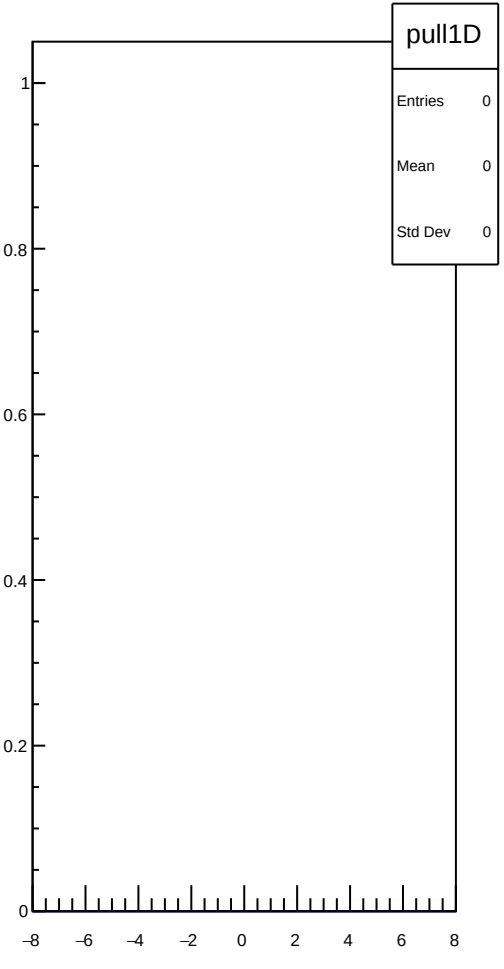
pull1D
Entries 0
Mean 0
Std Dev 0
1
0.8
0.6
0.4
0.2
0
−8
−6
−4
−2
0
2
4
6
8


pull
Entries 0
Mean 0
Std Dev 0
1
0.8
0.6
0.4
0.2
0
0
1

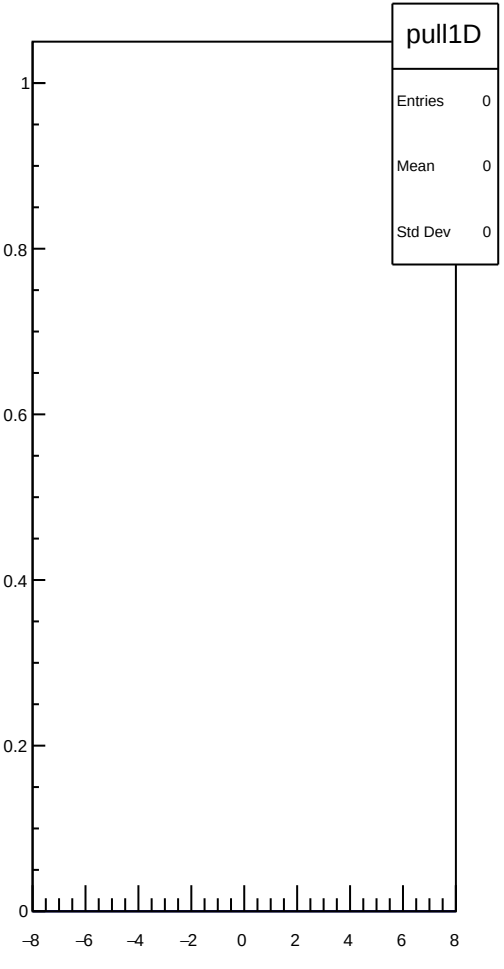
pull1D
Entries 0
Mean 0
Std Dev 0
1
0.8
0.6
0.4
0.2
0
−8
−6
−4
−2
0
2
4
6
8


pull
Entries 0
Mean 0
Std Dev 0
1
0.8
0.6
0.4
0.2
0
0
1

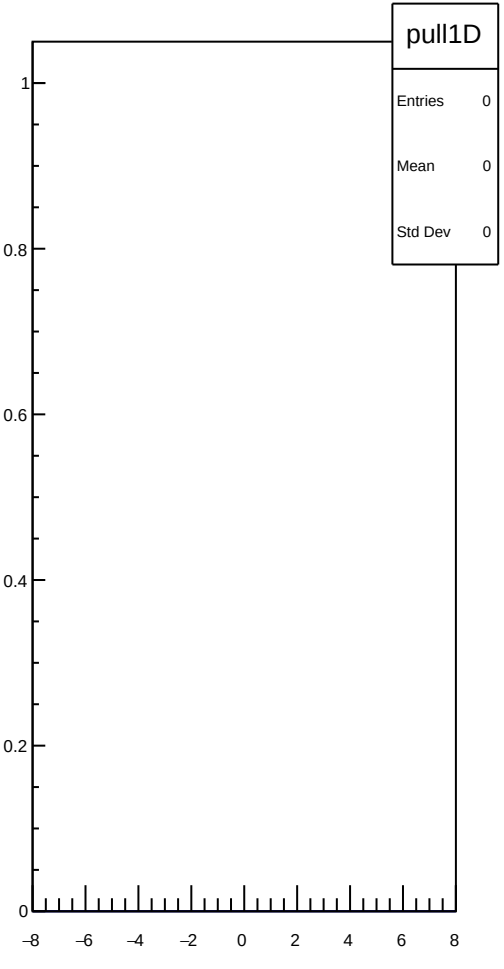
pull1D
Entries 0
Mean 0
Std Dev 0
1
0.8
0.6
0.4
0.2
0
−8
−6
−4
−2
0
2
4
6
8


pull
Entries 0
Mean 0
Std Dev 0
1
0.8
0.6
0.4
0.2
0
0
1

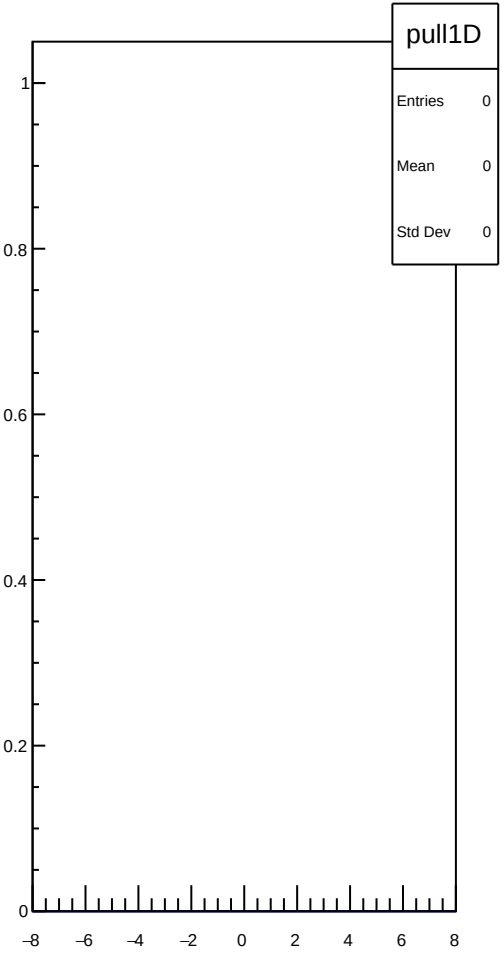
pull1D
Entries 0
Mean 0
Std Dev 0
1
0.8
0.6
0.4
0.2
0
−8
−6
−4
−2
0
2
4
6
8


pull
Entries 0
Mean 0
Std Dev 0
1
0.8
0.6
0.4
0.2
0
0
1

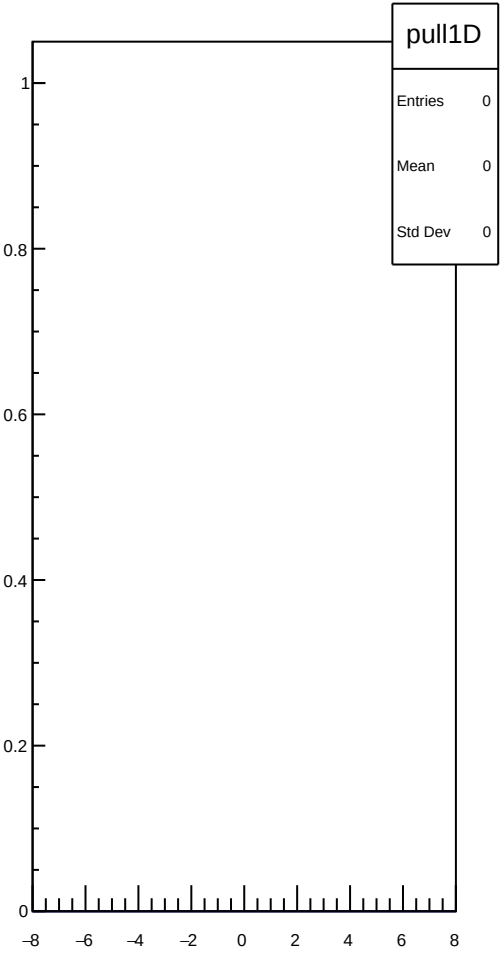
pull1D
Entries 0
Mean 0
Std Dev 0
1
0.8
0.6
0.4
0.2
0
−8
−6
−4
−2
0
2
4
6
8


pull
Entries 0
Mean 0
Std Dev 0
1
0.8
0.6
0.4
0.2
0
0
1

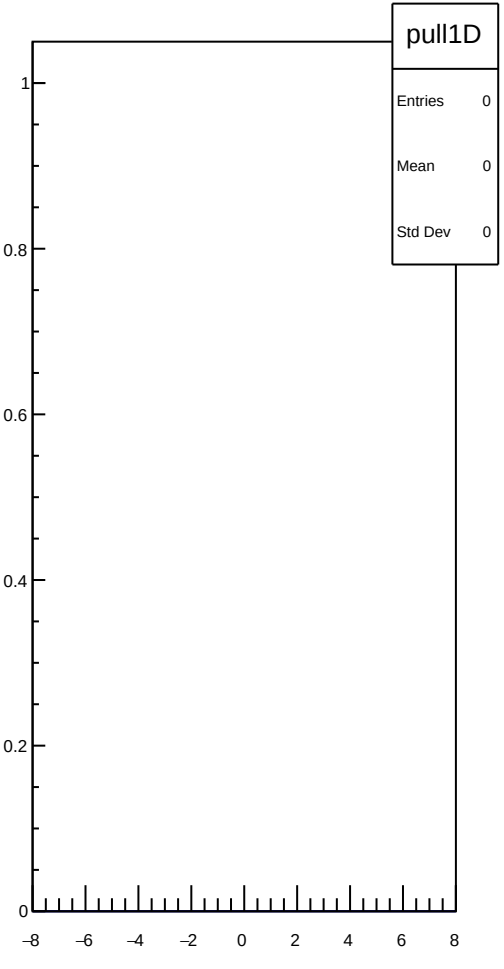
pull1D
Entries 0
Mean 0
Std Dev 0
1
0.8
0.6
0.4
0.2
0
−8
−6
−4
−2
0
2
4
6
8


pull
Entries 0
Mean 0
Std Dev 0
1
0.8
0.6
0.4
0.2
0
0
1

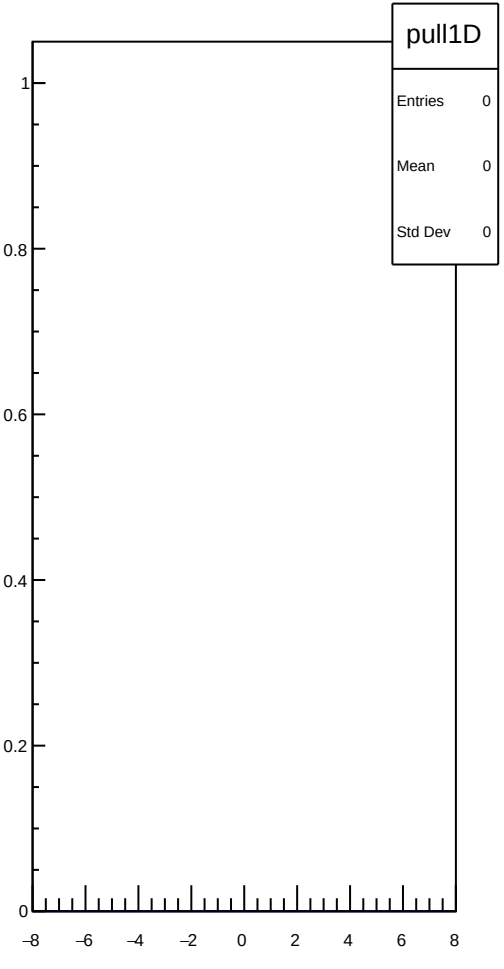
pull1D
Entries 0
Mean 0
Std Dev 0
1
0.8
0.6
0.4
0.2
0
−8
−6
−4
−2
0
2
4
6
8


pull
Entries 0
Mean 0
Std Dev 0
1
0.8
0.6
0.4
0.2
0
0
1

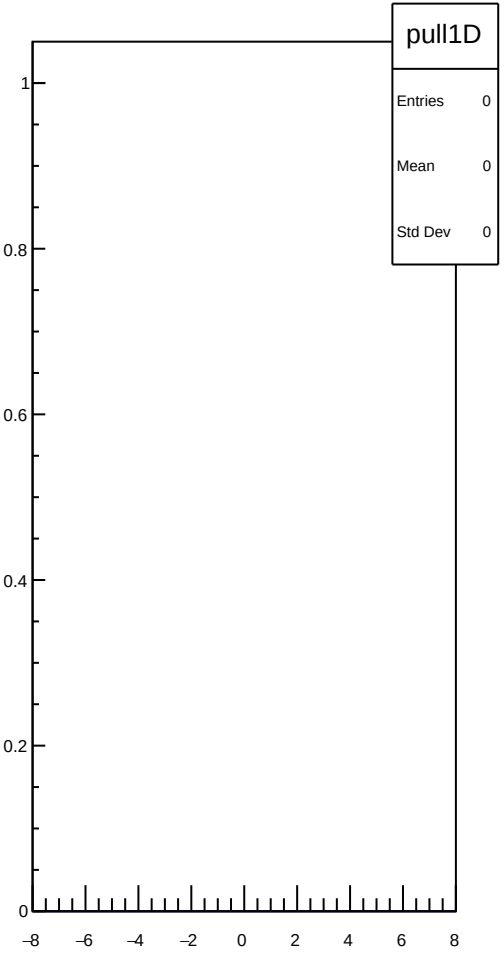
pull1D
Entries 0
Mean 0
Std Dev 0
1
0.8
0.6
0.4
0.2
0
−8
−6
−4
−2
0
2
4
6
8


pull
Entries 0
Mean 0
Std Dev 0
1
0.8
0.6
0.4
0.2
0
0
1

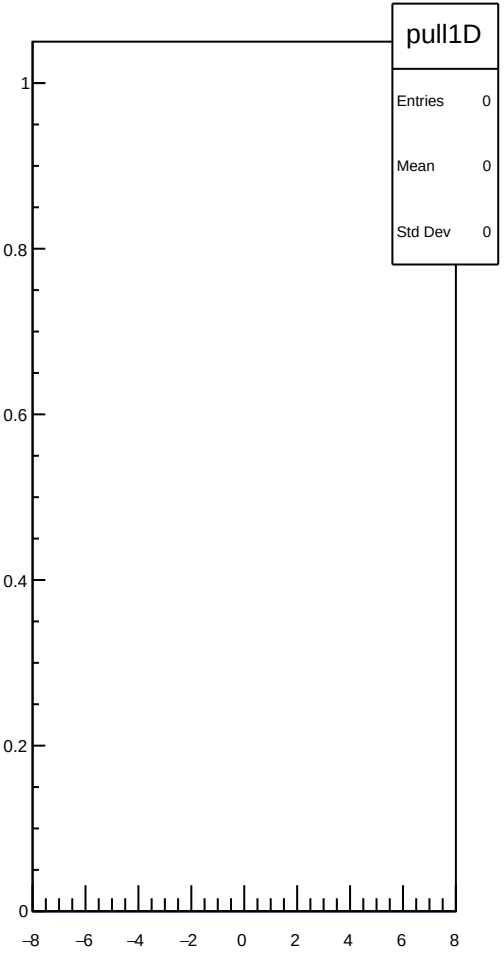
pull1D
Entries 0
Mean 0
Std Dev 0
1
0.8
0.6
0.4
0.2
0
−8
−6
−4
−2
0
2
4
6
8


pull
Entries 0
Mean 0
Std Dev 0
1
0.8
0.6
0.4
0.2
0
0
1

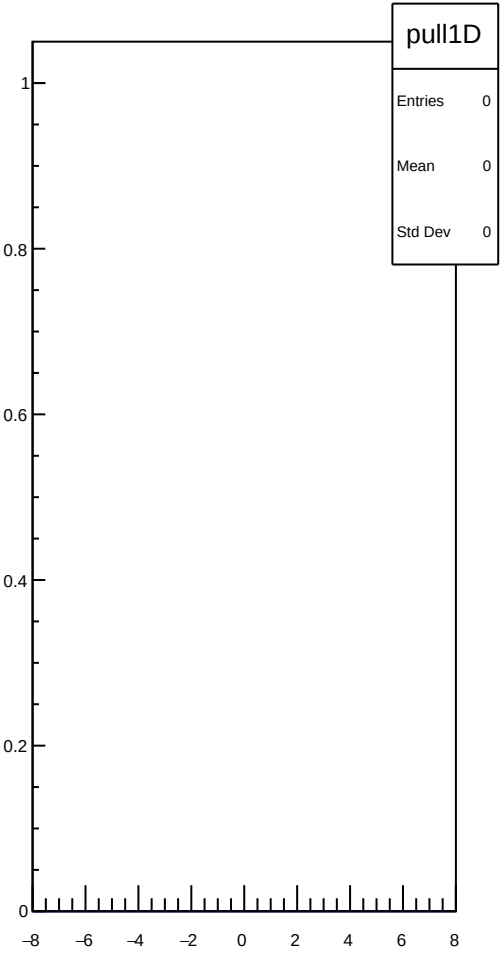
pull1D
Entries 0
Mean 0
Std Dev 0
1
0.8
0.6
0.4
0.2
0
−8
−6
−4
−2
0
2
4
6
8


pull
Entries 0
Mean 0
Std Dev 0
1
0.8
0.6
0.4
0.2
0
0
1

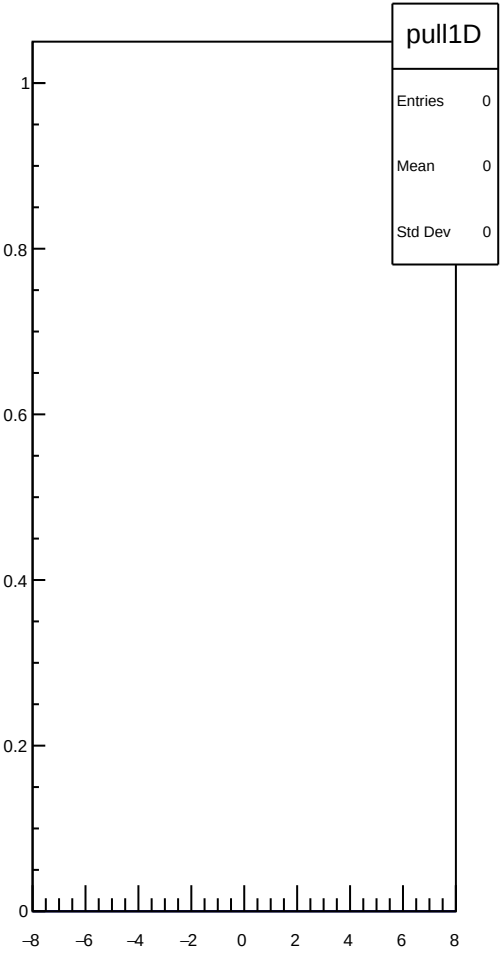
pull1D
Entries 0
Mean 0
Std Dev 0
1
0.8
0.6
0.4
0.2
0
−8
−6
−4
−2
0
2
4
6
8


pull
Entries 0
Mean 0
Std Dev 0
1
0.8
0.6
0.4
0.2
0
0
1

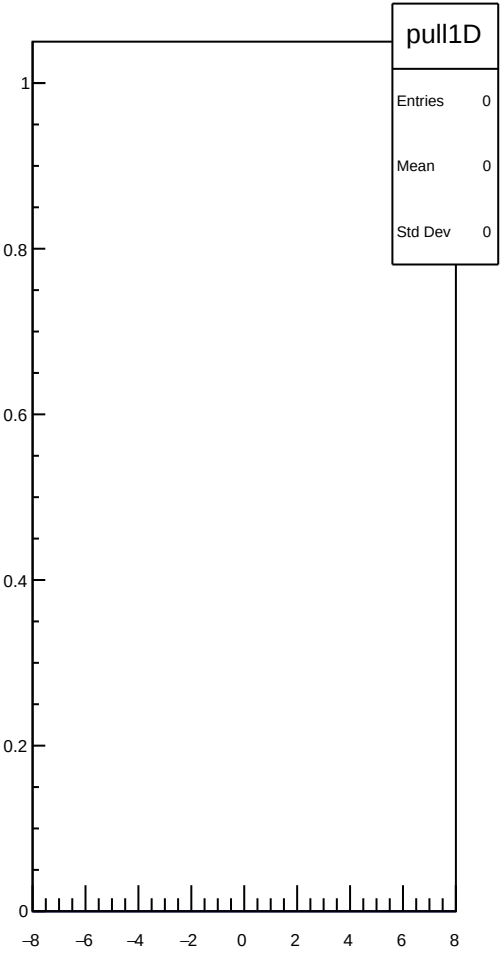
pull1D
Entries 0
Mean 0
Std Dev 0
1
0.8
0.6
0.4
0.2
0
−8
−6
−4
−2
0
2
4
6
8


pull
Entries 0
Mean 0
Std Dev 0
1
0.8
0.6
0.4
0.2
0
0
1

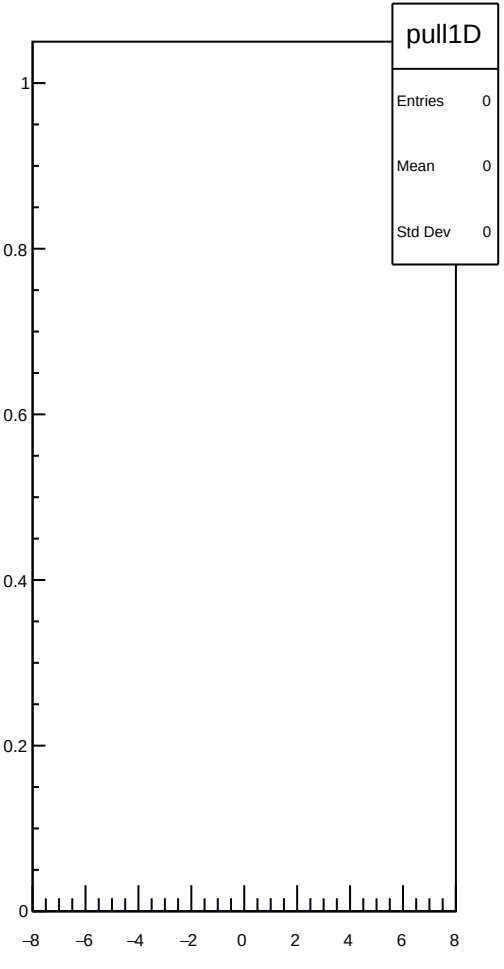
pull1D
Entries 0
Mean 0
Std Dev 0
1
0.8
0.6
0.4
0.2
0
−8
−6
−4
−2
0
2
4
6
8


pull
Entries 0
Mean 0
Std Dev 0
1
0.8
0.6
0.4
0.2
0
0
1

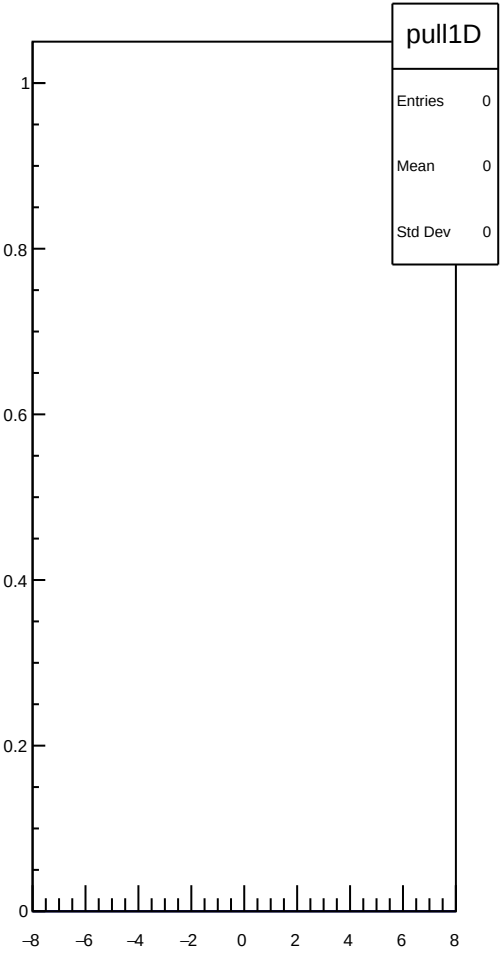
pull1D
Entries 0
Mean 0
Std Dev 0
1
0.8
0.6
0.4
0.2
0
−8
−6
−4
−2
0
2
4
6
8


pull
Entries 0
Mean 0
Std Dev 0
1
0.8
0.6
0.4
0.2
0
0
1

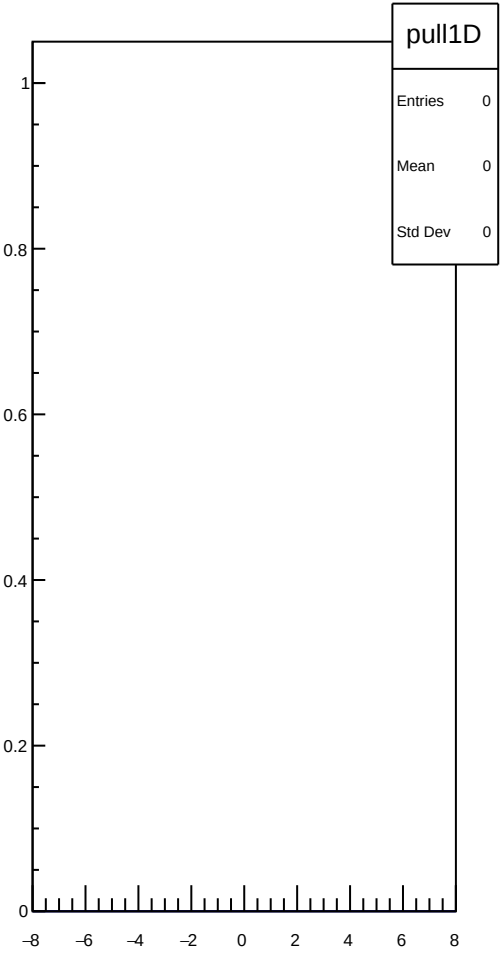
pull1D
Entries 0
Mean 0
Std Dev 0
1
0.8
0.6
0.4
0.2
0
−8
−6
−4
−2
0
2
4
6
8


pull
Entries 0
Mean 0
Std Dev 0
1
0.8
0.6
0.4
0.2
0
0
1

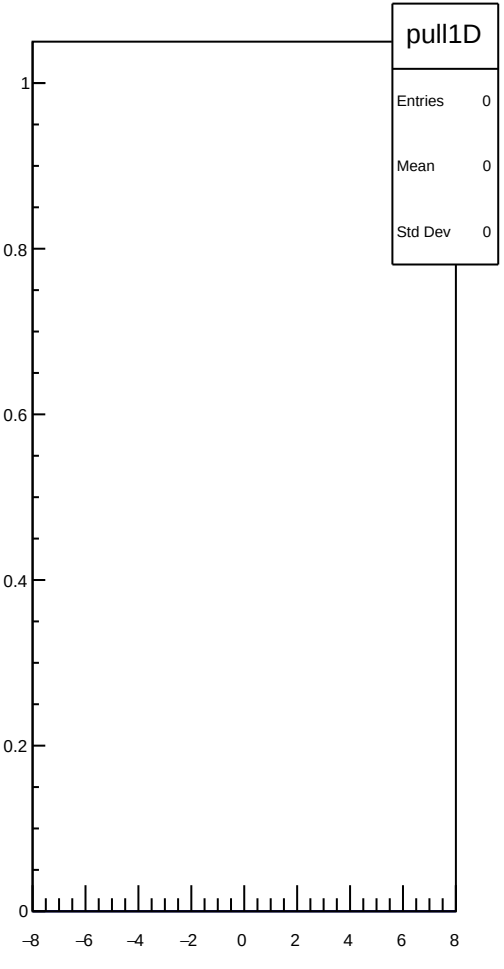
pull1D
Entries 0
Mean 0
Std Dev 0
1
0.8
0.6
0.4
0.2
0
−8
−6
−4
−2
0
2
4
6
8


pull
Entries 0
Mean 0
Std Dev 0
1
0.8
0.6
0.4
0.2
0
0
1

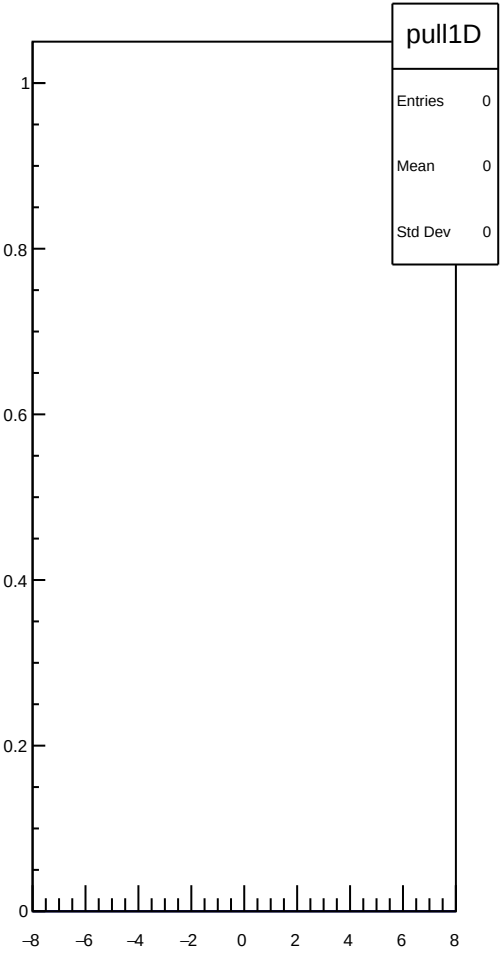
pull1D
Entries 0
Mean 0
Std Dev 0
1
0.8
0.6
0.4
0.2
0
−8
−6
−4
−2
0
2
4
6
8


pull
Entries 0
Mean 0
Std Dev 0
1
0.8
0.6
0.4
0.2
0
0
1

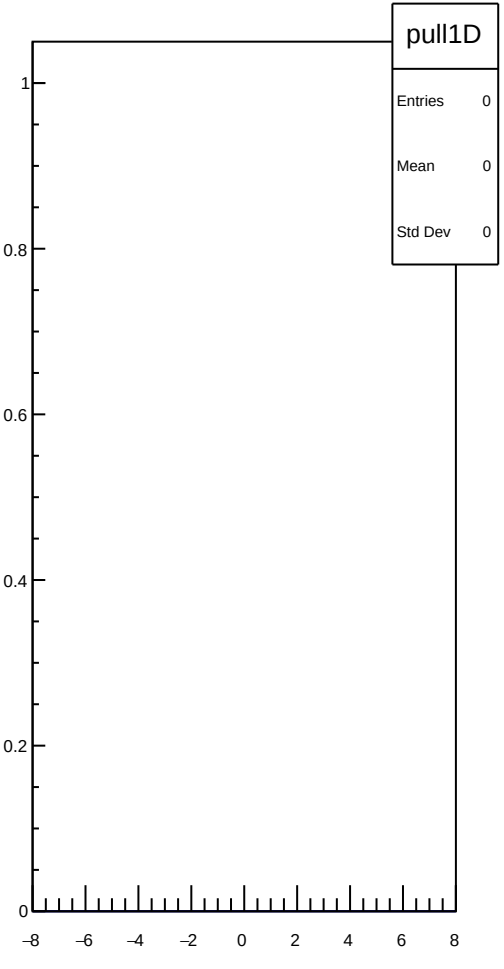
pull1D
Entries 0
Mean 0
Std Dev 0
1
0.8
0.6
0.4
0.2
0
−8
−6
−4
−2
0
2
4
6
8


pull
Entries 0
Mean 0
Std Dev 0
1
0.8
0.6
0.4
0.2
0
0
1

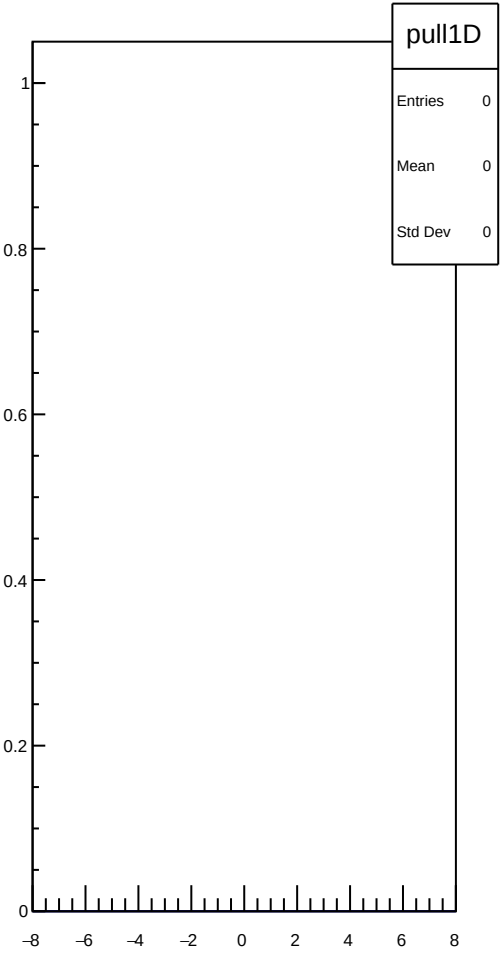
pull1D
Entries 0
Mean 0
Std Dev 0
1
0.8
0.6
0.4
0.2
0
−8
−6
−4
−2
0
2
4
6
8


pull
Entries 0
Mean 0
Std Dev 0
1
0.8
0.6
0.4
0.2
0
0
1

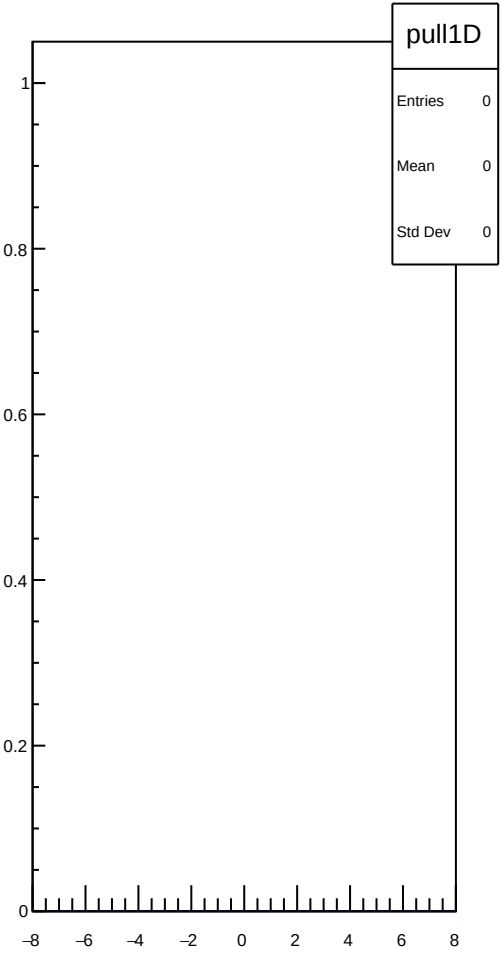
pull1D
Entries 0
Mean 0
Std Dev 0
1
0.8
0.6
0.4
0.2
0
−8
−6
−4
−2
0
2
4
6
8


pull
Entries 0
Mean 0
Std Dev 0
1
0.8
0.6
0.4
0.2
0
0
1

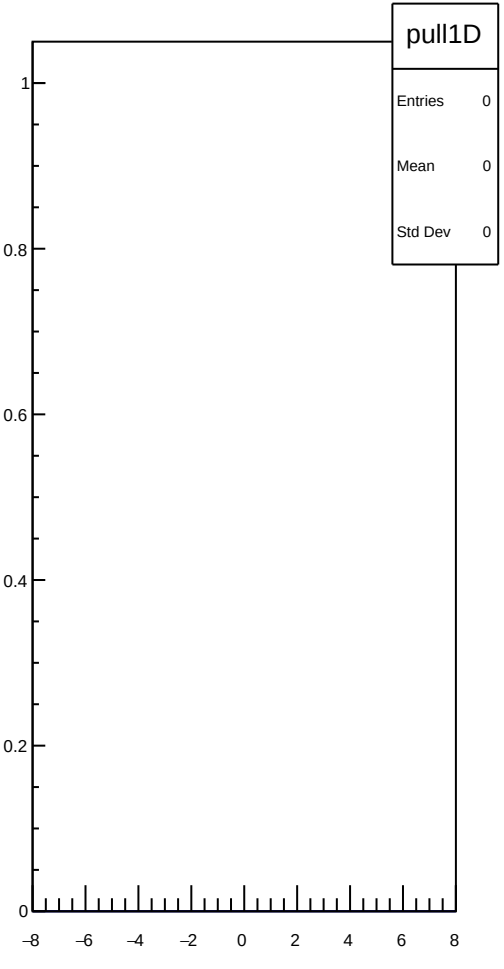
pull1D
Entries 0
Mean 0
Std Dev 0
1
0.8
0.6
0.4
0.2
0
−8
−6
−4
−2
0
2
4
6
8


pull
Entries 0
Mean 0
Std Dev 0
1
0.8
0.6
0.4
0.2
0
0
1

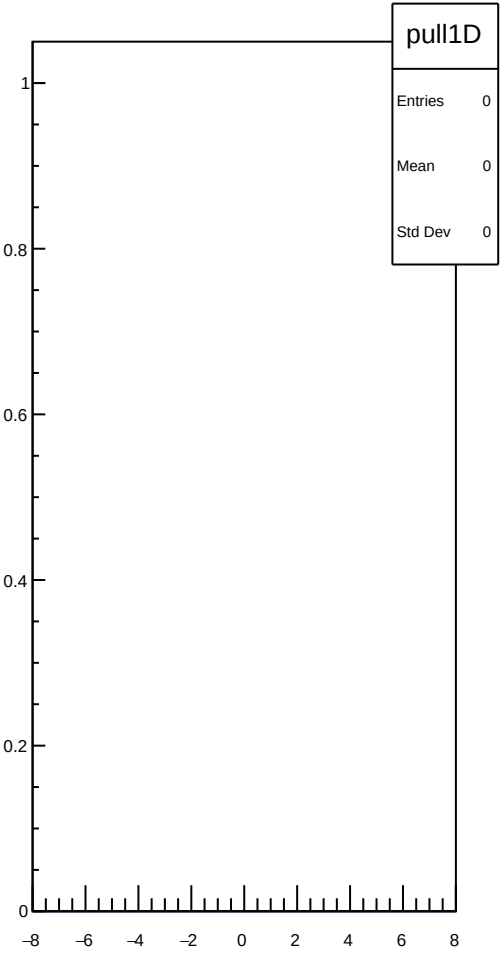
pull1D
Entries 0
Mean 0
Std Dev 0
1
0.8
0.6
0.4
0.2
0
−8
−6
−4
−2
0
2
4
6
8


pull
Entries 0
Mean 0
Std Dev 0
1
0.8
0.6
0.4
0.2
0
0
1

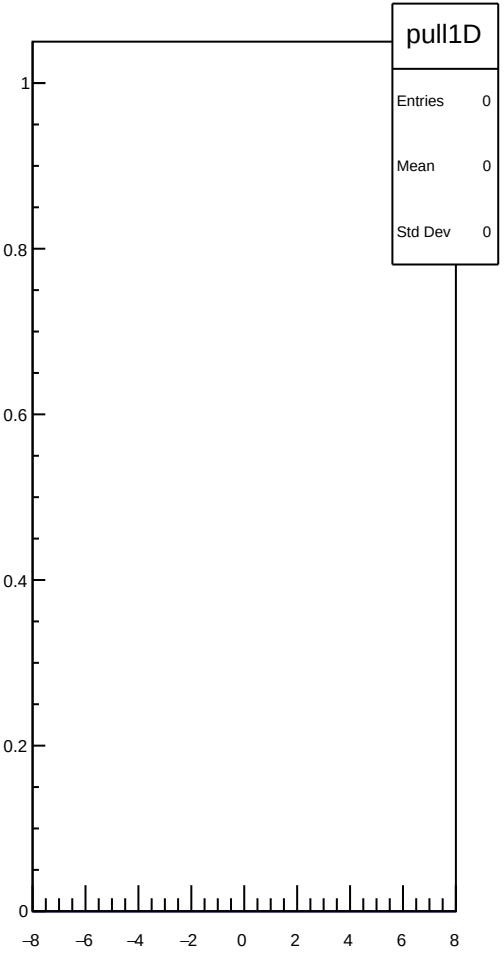
pull1D
Entries 0
Mean 0
Std Dev 0
1
0.8
0.6
0.4
0.2
0
−8
−6
−4
−2
0
2
4
6
8


pull
Entries 0
Mean 0
Std Dev 0
1
0.8
0.6
0.4
0.2
0
0
1

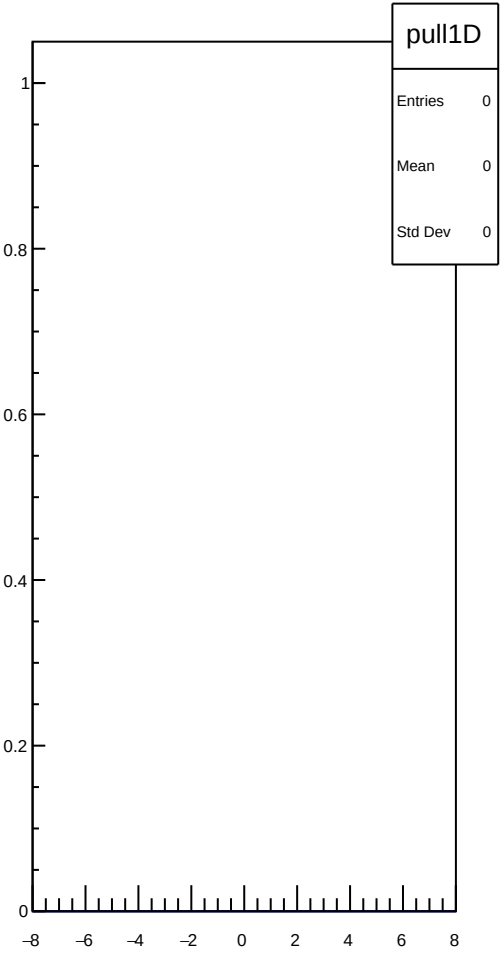
pull1D
Entries 0
Mean 0
Std Dev 0
1
0.8
0.6
0.4
0.2
0
−8
−6
−4
−2
0
2
4
6
8


pull
Entries 0
Mean 0
Std Dev 0
1
0.8
0.6
0.4
0.2
0
0
1

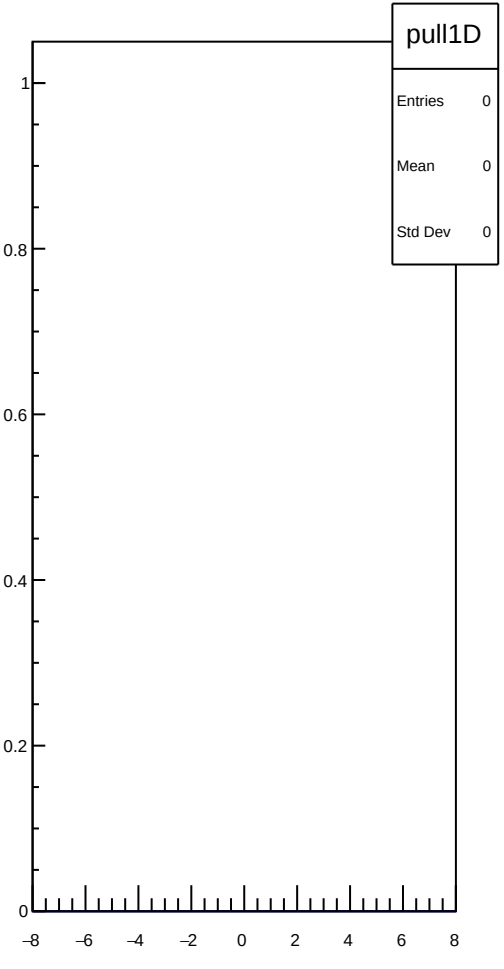
pull1D
Entries 0
Mean 0
Std Dev 0
1
0.8
0.6
0.4
0.2
0
−8
−6
−4
−2
0
2
4
6
8


pull
Entries 0
Mean 0
Std Dev 0
1
0.8
0.6
0.4
0.2
0
0
1

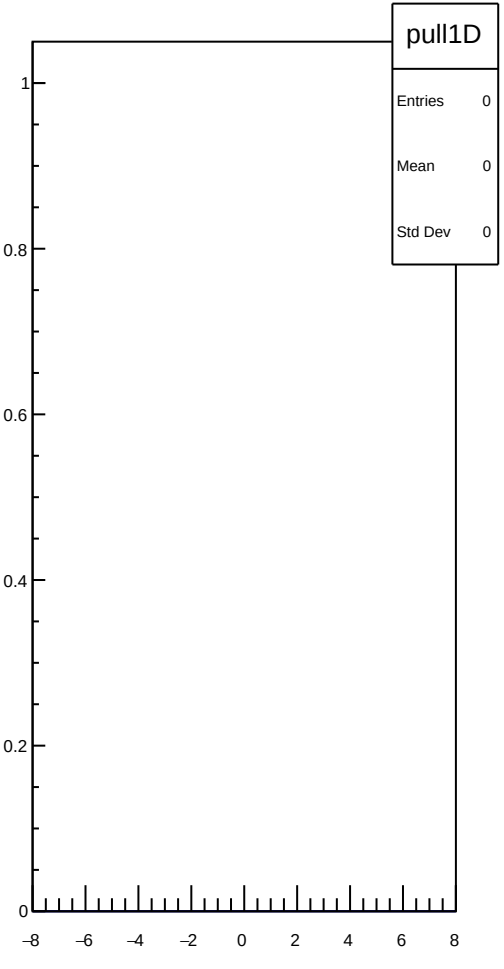
pull1D
Entries 0
Mean 0
Std Dev 0
1
0.8
0.6
0.4
0.2
0
−8
−6
−4
−2
0
2
4
6
8


pull
Entries 0
Mean 0
Std Dev 0
1
0.8
0.6
0.4
0.2
0
0
1

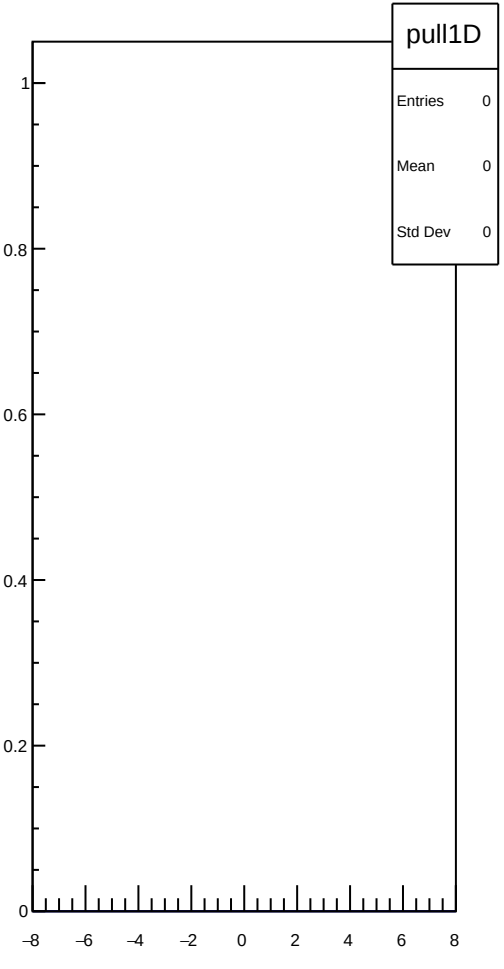
pull1D
Entries 0
Mean 0
Std Dev 0
1
0.8
0.6
0.4
0.2
0
−8
−6
−4
−2
0
2
4
6
8


pull
Entries 0
Mean 0
Std Dev 0
1
0.8
0.6
0.4
0.2
0
0
1

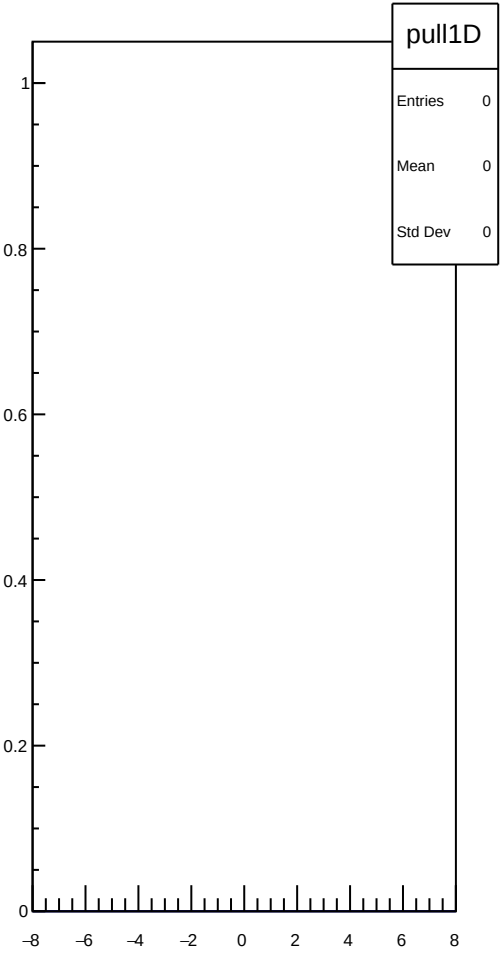
pull1D
Entries 0
Mean 0
Std Dev 0
1
0.8
0.6
0.4
0.2
0
−8
−6
−4
−2
0
2
4
6
8


pull
Entries 0
Mean 0
Std Dev 0
1
0.8
0.6
0.4
0.2
0
0
1

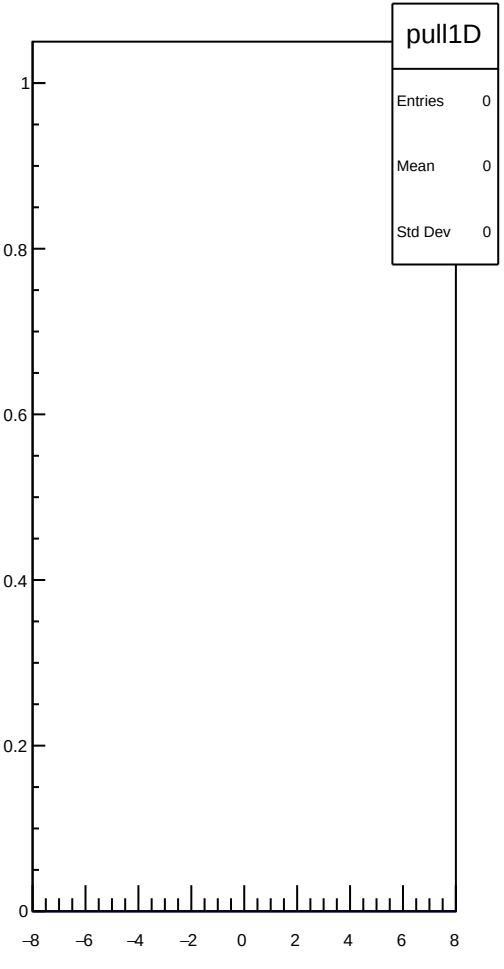
pull1D
Entries 0
Mean 0
Std Dev 0
1
0.8
0.6
0.4
0.2
0
−8
−6
−4
−2
0
2
4
6
8


pull
Entries 0
Mean 0
Std Dev 0
1
0.8
0.6
0.4
0.2
0
0
1

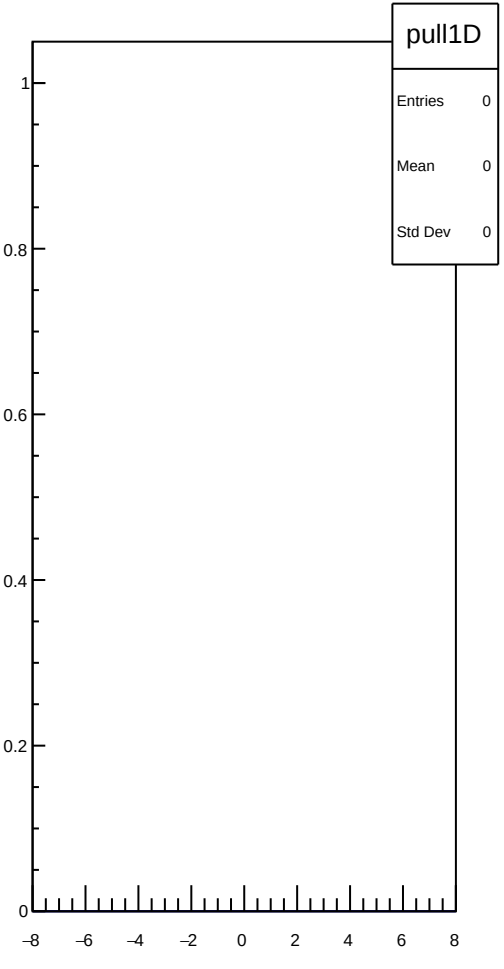
pull1D
Entries 0
Mean 0
Std Dev 0
1
0.8
0.6
0.4
0.2
0
−8
−6
−4
−2
0
2
4
6
8


pull
Entries 0
Mean 0
Std Dev 0
1
0.8
0.6
0.4
0.2
0
0
1

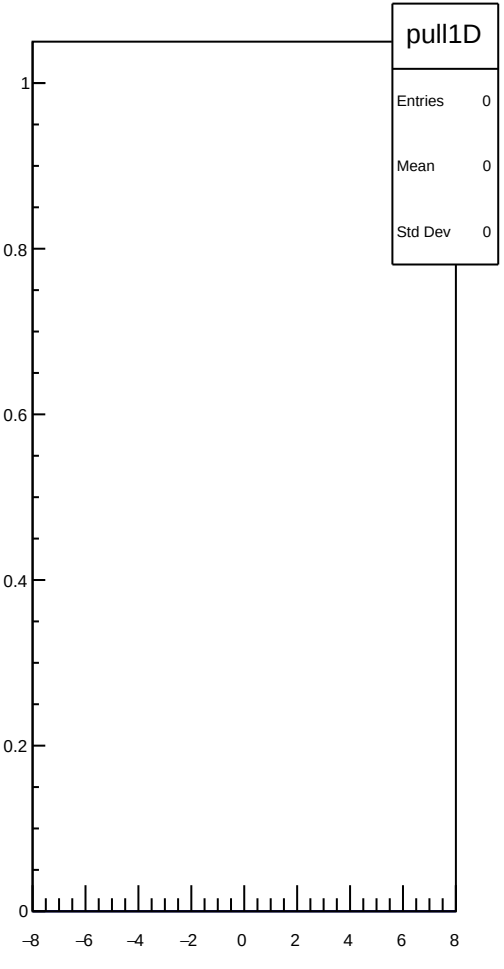
pull1D
Entries 0
Mean 0
Std Dev 0
1
0.8
0.6
0.4
0.2
0
−8
−6
−4
−2
0
2
4
6
8


pull
Entries 0
Mean 0
Std Dev 0
1
0.8
0.6
0.4
0.2
0
0
1

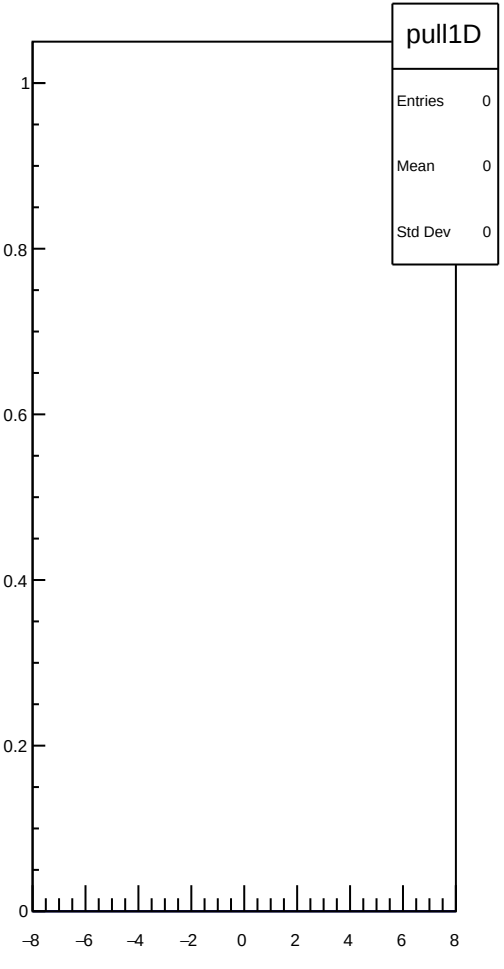
pull1D
Entries 0
Mean 0
Std Dev 0
1
0.8
0.6
0.4
0.2
0
−8
−6
−4
−2
0
2
4
6
8


pull
Entries 0
Mean 0
Std Dev 0
1
0.8
0.6
0.4
0.2
0
0
1

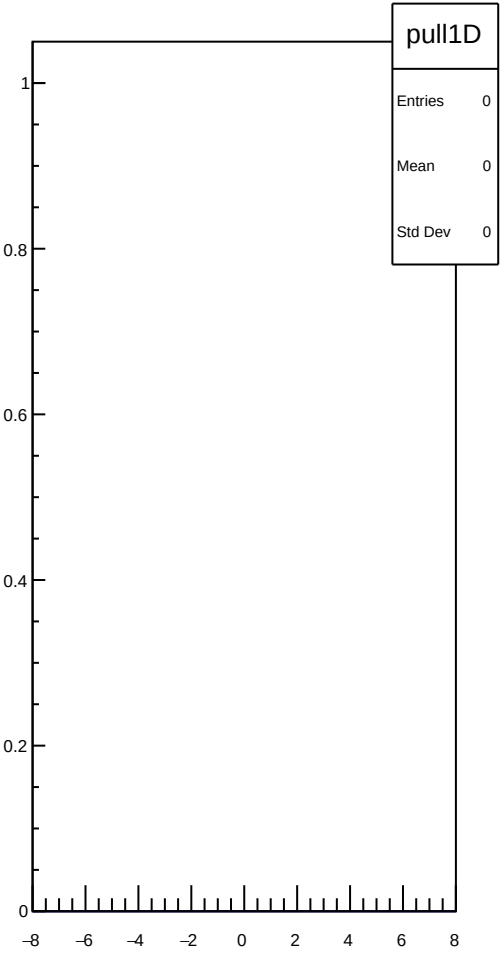
pull1D
Entries 0
Mean 0
Std Dev 0
1
0.8
0.6
0.4
0.2
0
−8
−6
−4
−2
0
2
4
6
8


pull
Entries 0
Mean 0
Std Dev 0
1
0.8
0.6
0.4
0.2
0
0
1

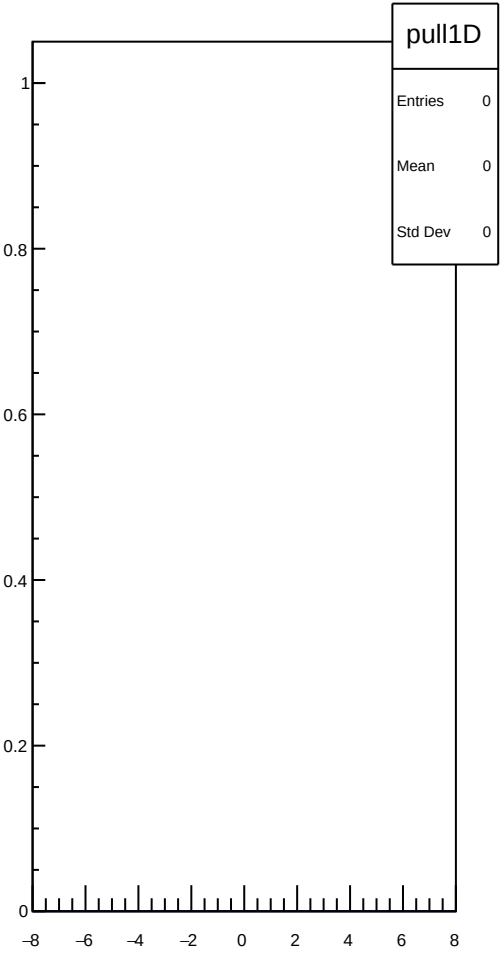
pull1D
Entries 0
Mean 0
Std Dev 0
1
0.8
0.6
0.4
0.2
0
−8
−6
−4
−2
0
2
4
6
8


pull
Entries 0
Mean 0
Std Dev 0
1
0.8
0.6
0.4
0.2
0
0
1

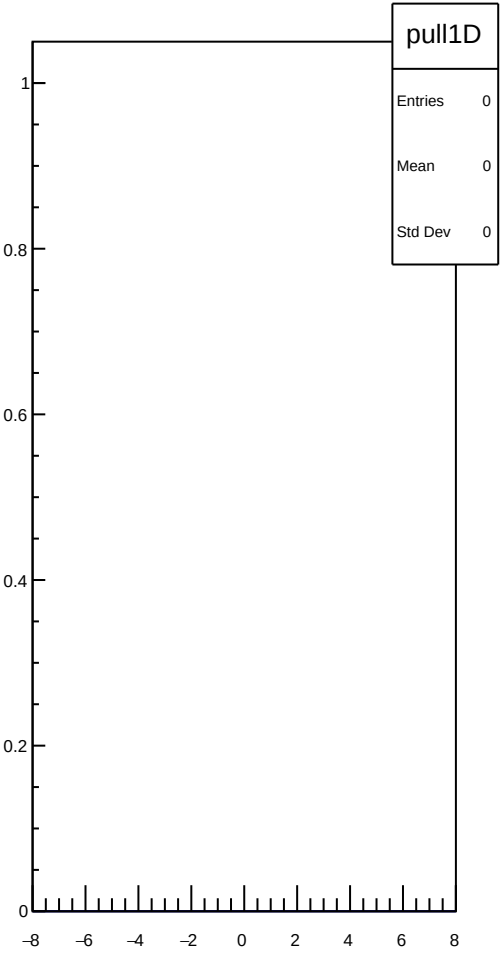
pull1D
Entries 0
Mean 0
Std Dev 0
1
0.8
0.6
0.4
0.2
0
−8
−6
−4
−2
0
2
4
6
8


pull
Entries 0
Mean 0
Std Dev 0
1
0.8
0.6
0.4
0.2
0
0
1

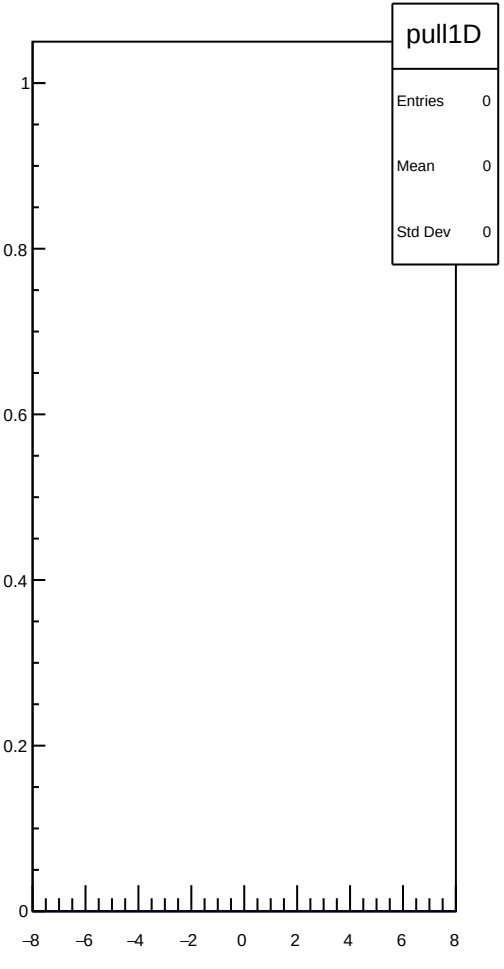
pull1D
Entries 0
Mean 0
Std Dev 0
1
0.8
0.6
0.4
0.2
0
−8
−6
−4
−2
0
2
4
6
8


pull
Entries 0
Mean 0
Std Dev 0
1
0.8
0.6
0.4
0.2
0
0
1

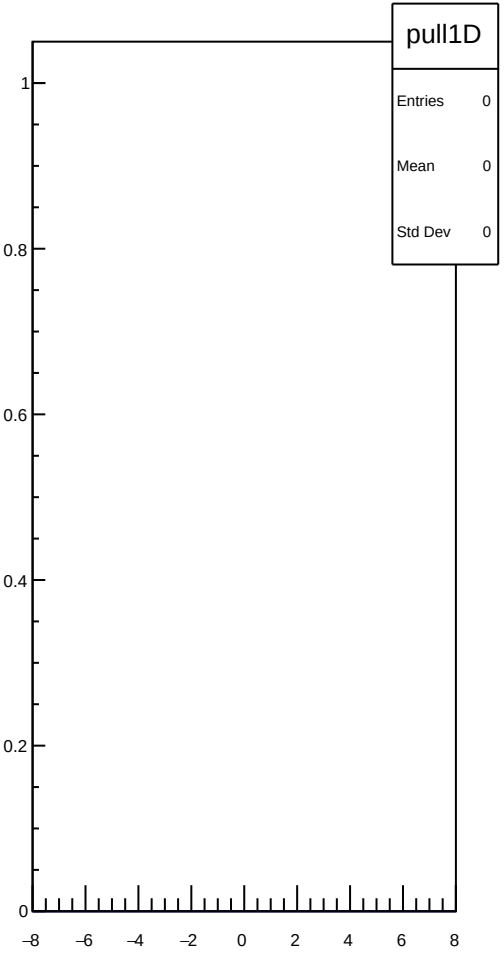
pull1D
Entries 0
Mean 0
Std Dev 0
1
0.8
0.6
0.4
0.2
0
−8
−6
−4
−2
0
2
4
6
8


pull
Entries 0
Mean 0
Std Dev 0
1
0.8
0.6
0.4
0.2
0
0
1

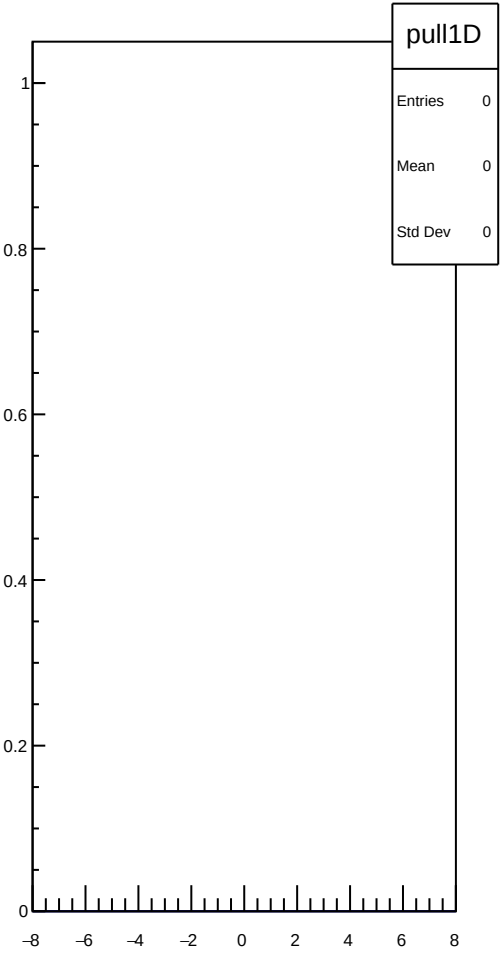
pull1D
Entries 0
Mean 0
Std Dev 0
1
0.8
0.6
0.4
0.2
0
−8
−6
−4
−2
0
2
4
6
8


pull
Entries 0
Mean 0
Std Dev 0
1
0.8
0.6
0.4
0.2
0
0
1

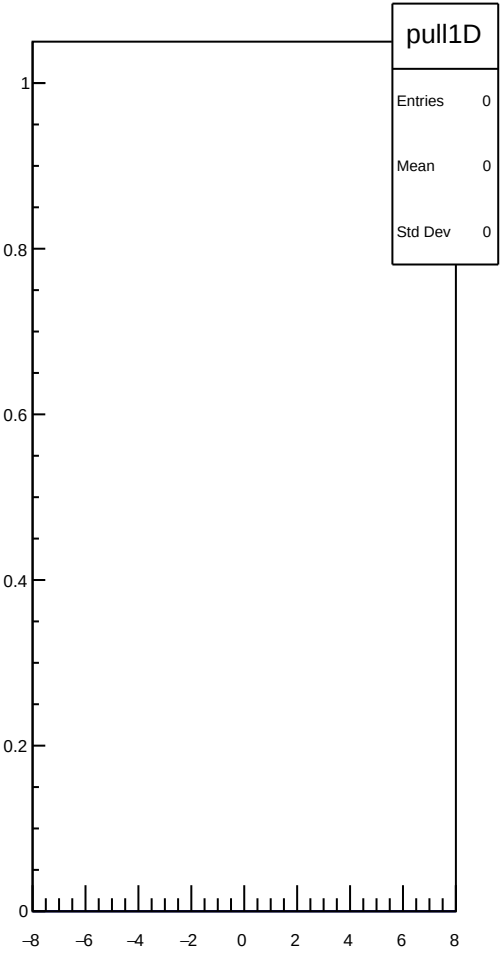
pull1D
Entries 0
Mean 0
Std Dev 0
1
0.8
0.6
0.4
0.2
0
−8
−6
−4
−2
0
2
4
6
8


pull
Entries 0
Mean 0
Std Dev 0
1
0.8
0.6
0.4
0.2
0
0
1

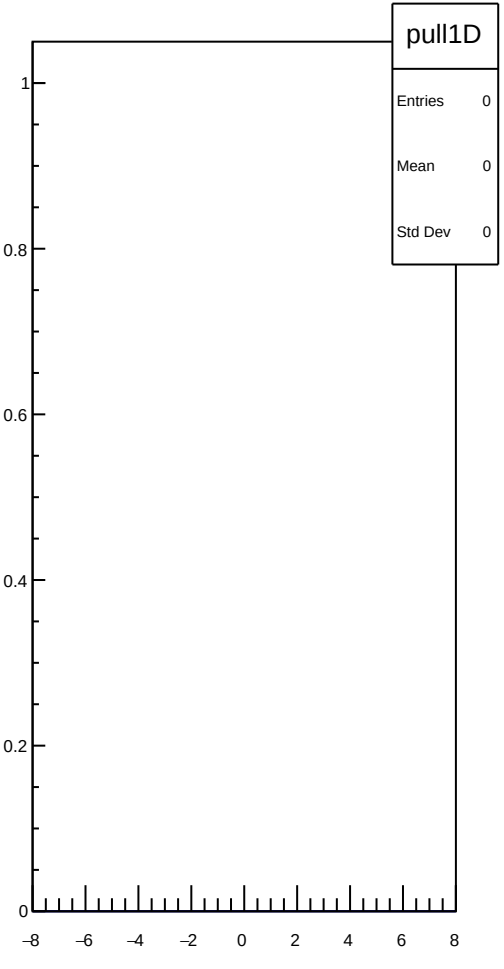
pull1D
Entries 0
Mean 0
Std Dev 0
1
0.8
0.6
0.4
0.2
0
−8
−6
−4
−2
0
2
4
6
8


pull
Entries 0
Mean 0
Std Dev 0
1
0.8
0.6
0.4
0.2
0
0
1

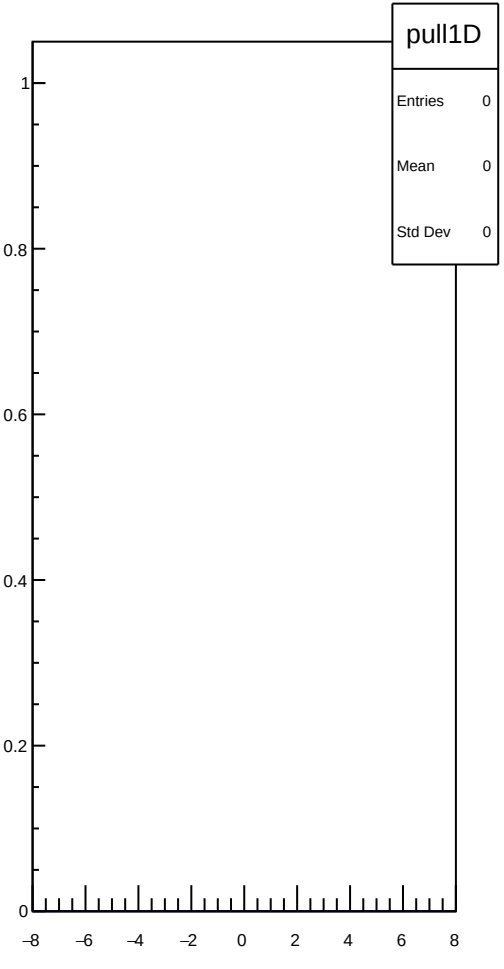
pull1D
Entries 0
Mean 0
Std Dev 0
1
0.8
0.6
0.4
0.2
0
−8
−6
−4
−2
0
2
4
6
8


pull
Entries 0
Mean 0
Std Dev 0
1
0.8
0.6
0.4
0.2
0
0
1

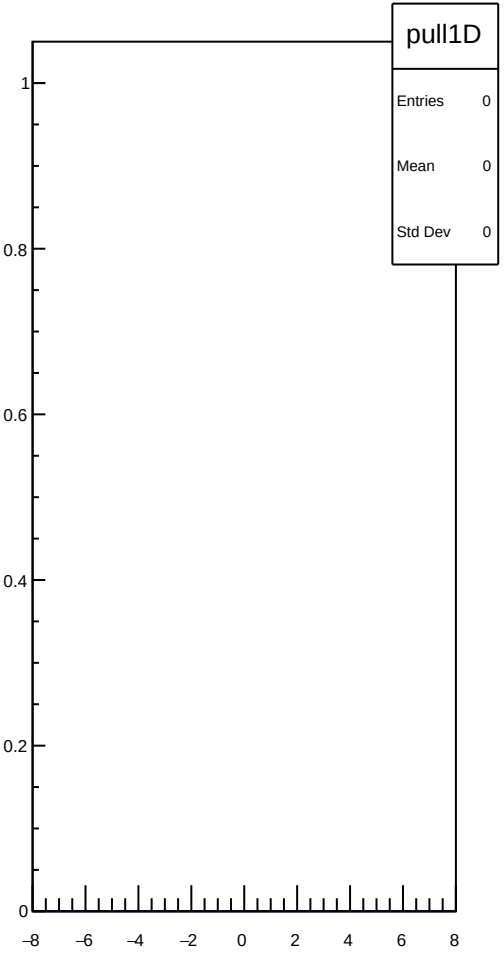
pull1D
Entries 0
Mean 0
Std Dev 0
1
0.8
0.6
0.4
0.2
0
−8
−6
−4
−2
0
2
4
6
8


pull
Entries 0
Mean 0
Std Dev 0
1
0.8
0.6
0.4
0.2
0
0
1

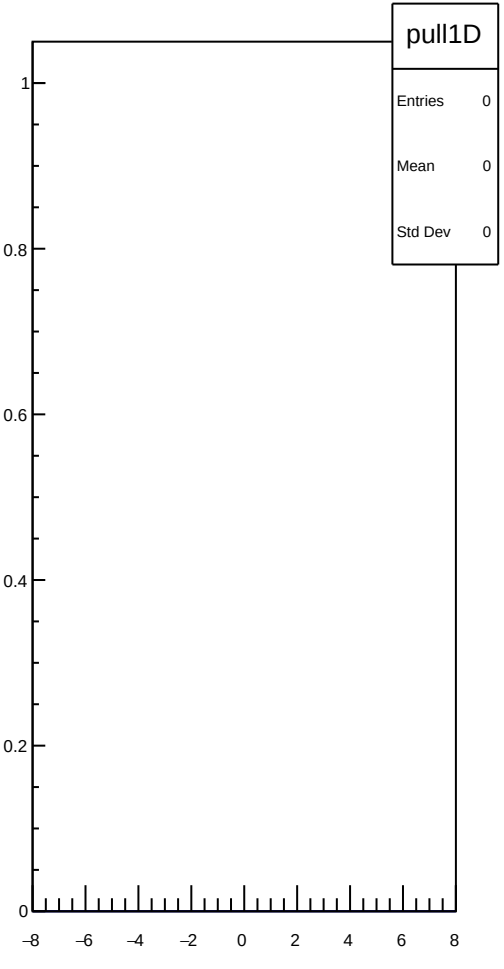
pull1D
Entries 0
Mean 0
Std Dev 0
1
0.8
0.6
0.4
0.2
0
−8
−6
−4
−2
0
2
4
6
8


pull
Entries 0
Mean 0
Std Dev 0
1
0.8
0.6
0.4
0.2
0
0
1

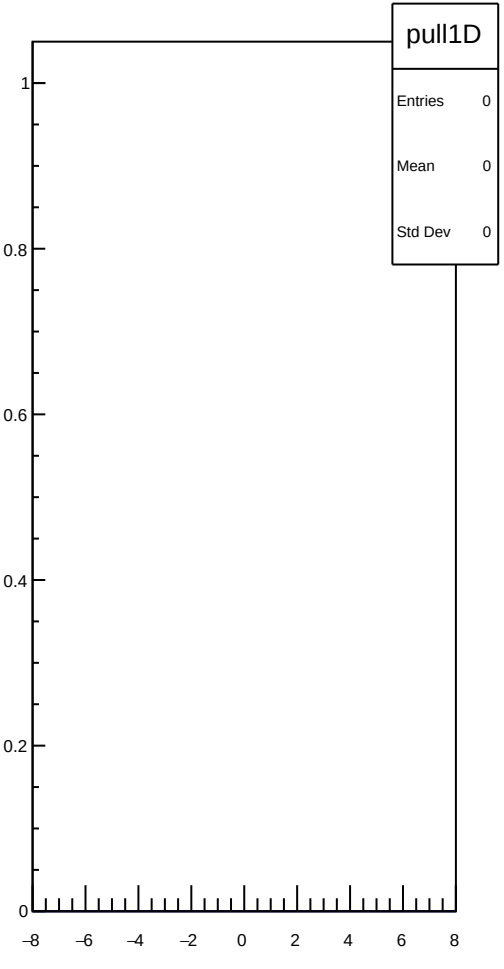
pull1D
Entries 0
Mean 0
Std Dev 0
1
0.8
0.6
0.4
0.2
0
−8
−6
−4
−2
0
2
4
6
8


pull
Entries 0
Mean 0
Std Dev 0
1
0.8
0.6
0.4
0.2
0
0
1

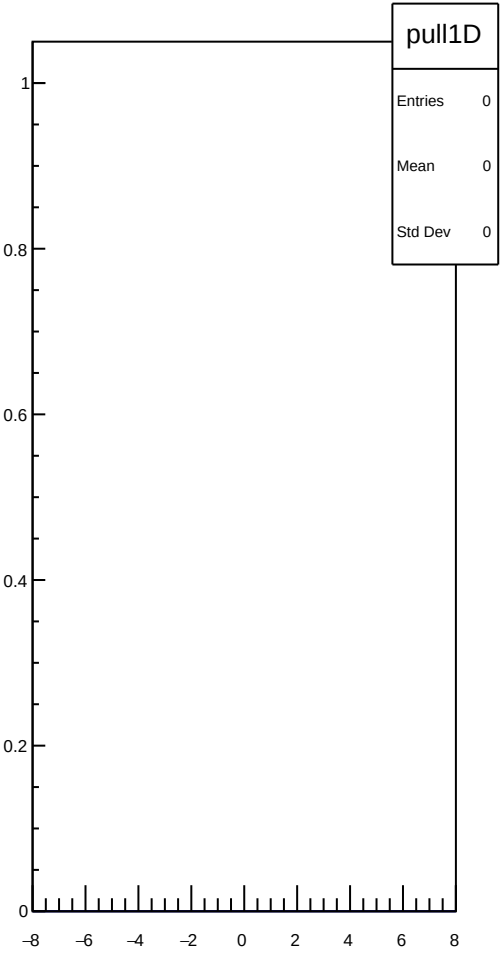
pull1D
Entries 0
Mean 0
Std Dev 0
1
0.8
0.6
0.4
0.2
0
−8
−6
−4
−2
0
2
4
6
8


pull
Entries 0
Mean 0
Std Dev 0
1
0.8
0.6
0.4
0.2
0
0
1

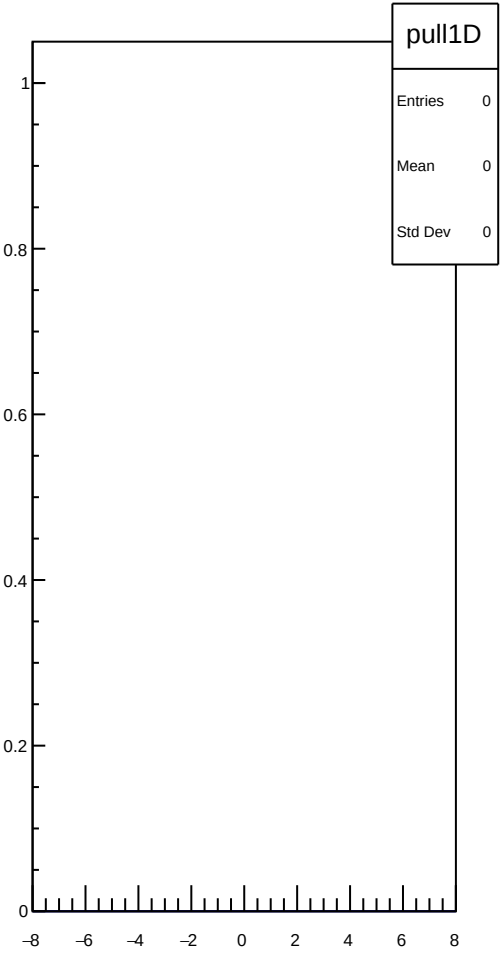
pull1D
Entries 0
Mean 0
Std Dev 0
1
0.8
0.6
0.4
0.2
0
−8
−6
−4
−2
0
2
4
6
8


pull
Entries 0
Mean 0
Std Dev 0
1
0.8
0.6
0.4
0.2
0
0
1

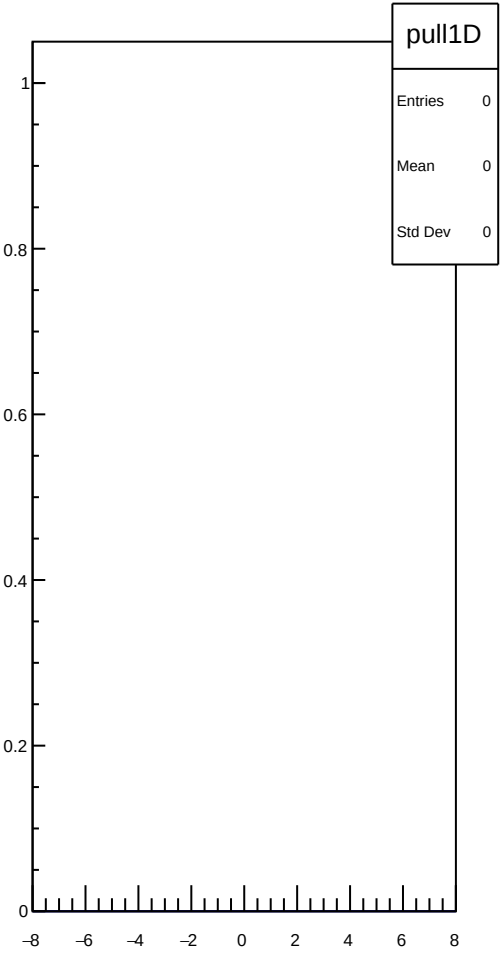
pull1D
Entries 0
Mean 0
Std Dev 0
1
0.8
0.6
0.4
0.2
0
−8
−6
−4
−2
0
2
4
6
8


pull
Entries 0
Mean 0
Std Dev 0
1
0.8
0.6
0.4
0.2
0
0
1

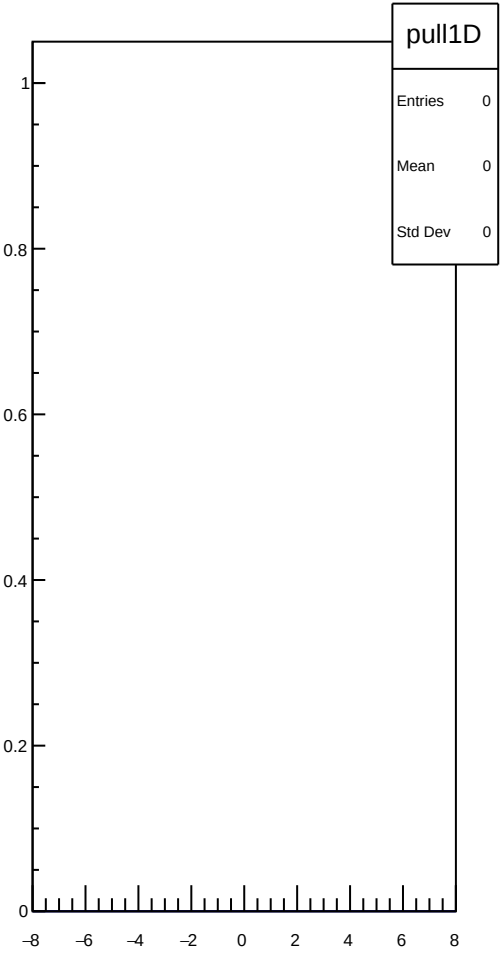
pull1D
Entries 0
Mean 0
Std Dev 0
1
0.8
0.6
0.4
0.2
0
−8
−6
−4
−2
0
2
4
6
8


pull
Entries 0
Mean 0
Std Dev 0
1
0.8
0.6
0.4
0.2
0
0
1

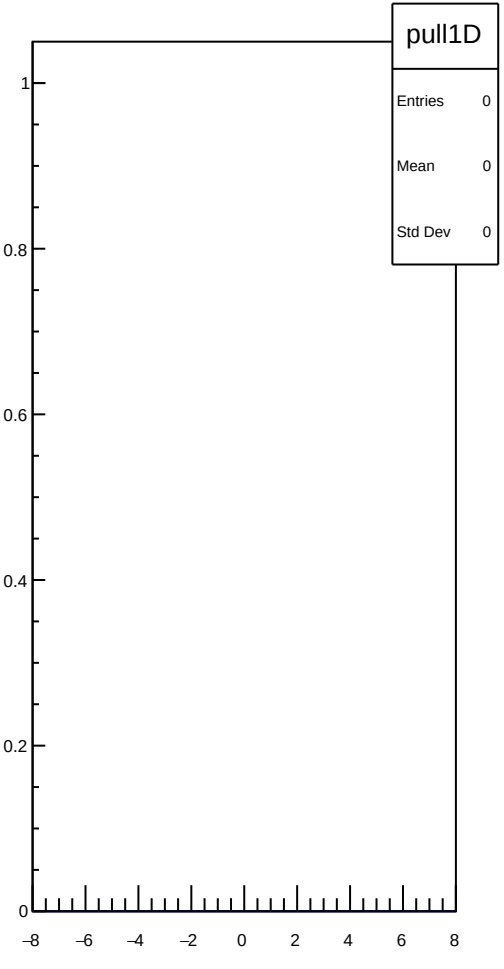
pull1D
Entries 0
Mean 0
Std Dev 0
1
0.8
0.6
0.4
0.2
0
−8
−6
−4
−2
0
2
4
6
8


pull
Entries 0
Mean 0
Std Dev 0
1
0.8
0.6
0.4
0.2
0
0
1

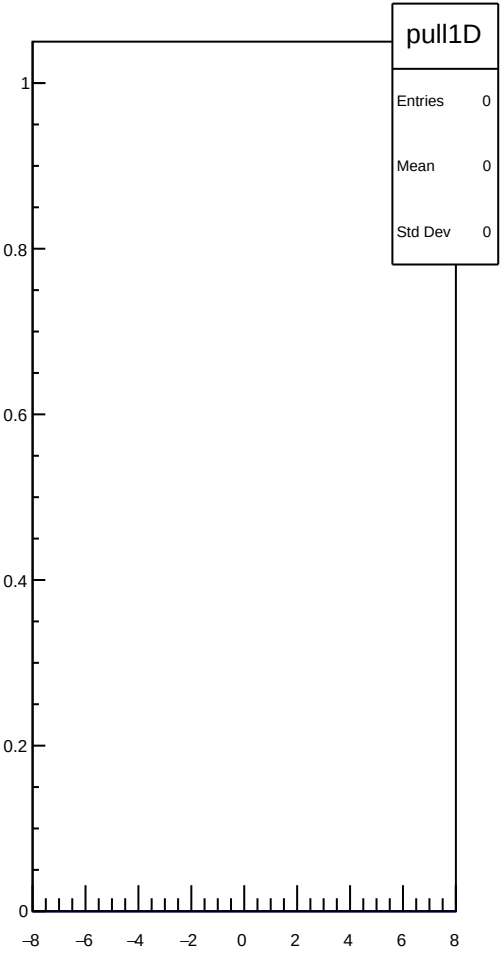
pull1D
Entries 0
Mean 0
Std Dev 0
1
0.8
0.6
0.4
0.2
0
−8
−6
−4
−2
0
2
4
6
8


pull
Entries 0
Mean 0
Std Dev 0
1
0.8
0.6
0.4
0.2
0
0
1

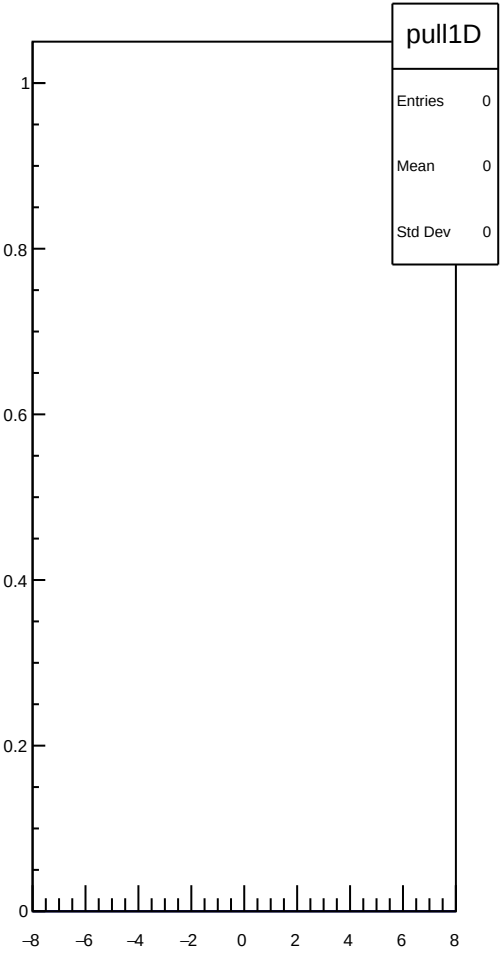
pull1D
Entries 0
Mean 0
Std Dev 0
1
0.8
0.6
0.4
0.2
0
−8
−6
−4
−2
0
2
4
6
8


pull
Entries 0
Mean 0
Std Dev 0
1
0.8
0.6
0.4
0.2
0
0
1

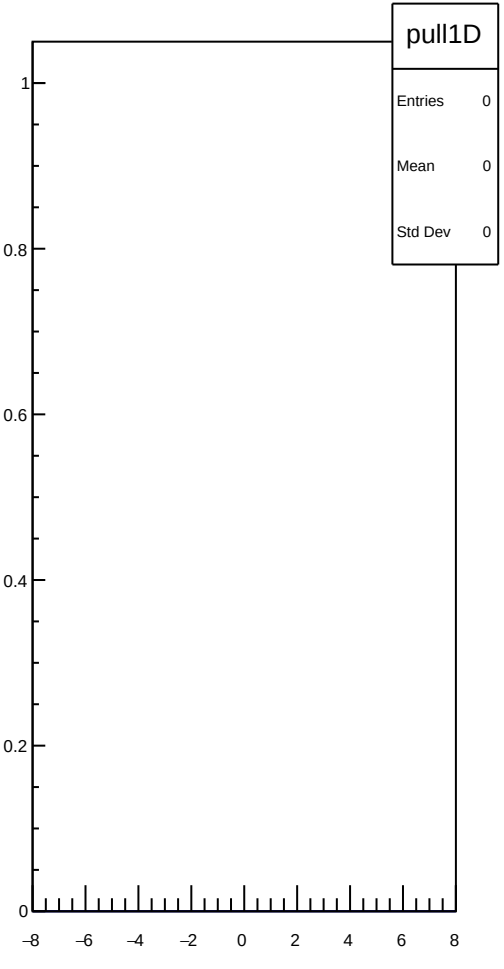
pull1D
Entries 0
Mean 0
Std Dev 0
1
0.8
0.6
0.4
0.2
0
−8
−6
−4
−2
0
2
4
6
8


pull
Entries 0
Mean 0
Std Dev 0
1
0.8
0.6
0.4
0.2
0
0
1

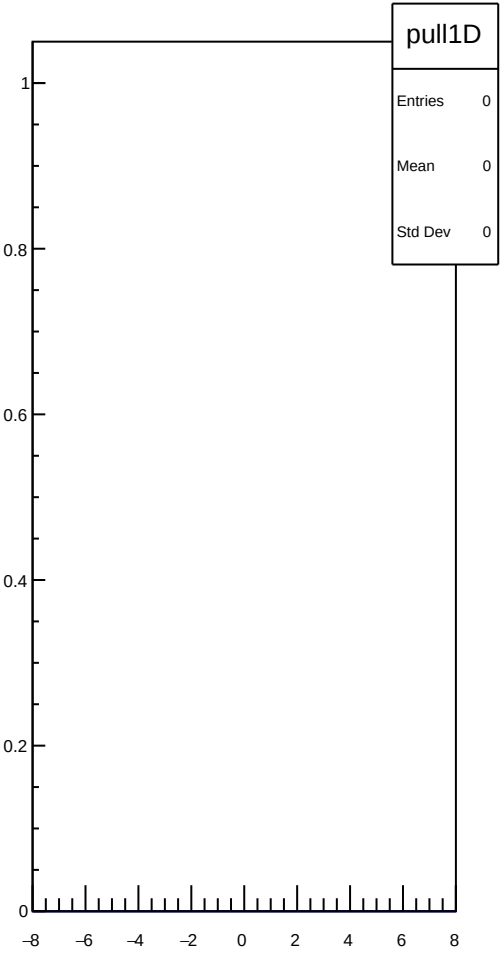
pull1D
Entries 0
Mean 0
Std Dev 0
1
0.8
0.6
0.4
0.2
0
−8
−6
−4
−2
0
2
4
6
8


pull
Entries 0
Mean 0
Std Dev 0
1
0.8
0.6
0.4
0.2
0
0
1

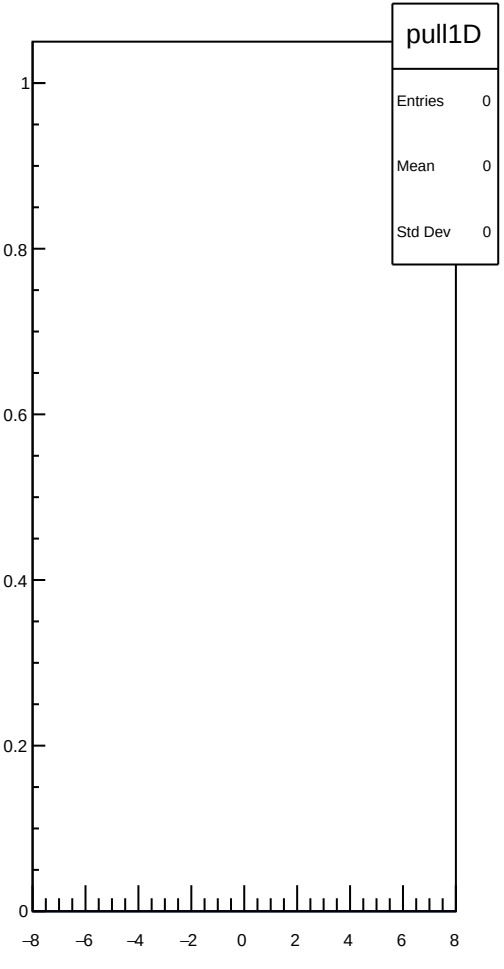
pull1D
Entries 0
Mean 0
Std Dev 0
1
0.8
0.6
0.4
0.2
0
−8
−6
−4
−2
0
2
4
6
8


pull
Entries 0
Mean 0
Std Dev 0
1
0.8
0.6
0.4
0.2
0
0
1

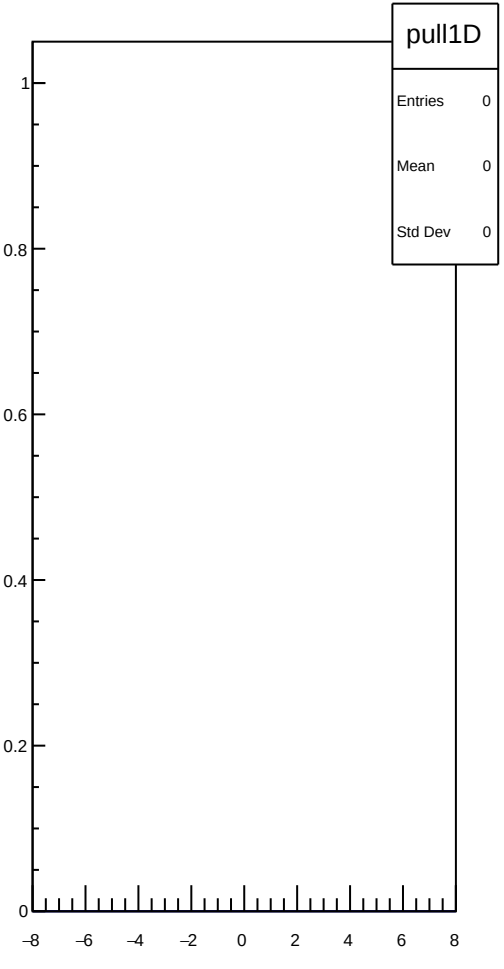
pull1D
Entries 0
Mean 0
Std Dev 0
1
0.8
0.6
0.4
0.2
0
−8
−6
−4
−2
0
2
4
6
8


pull
Entries 0
Mean 0
Std Dev 0
1
0.8
0.6
0.4
0.2
0
0
1

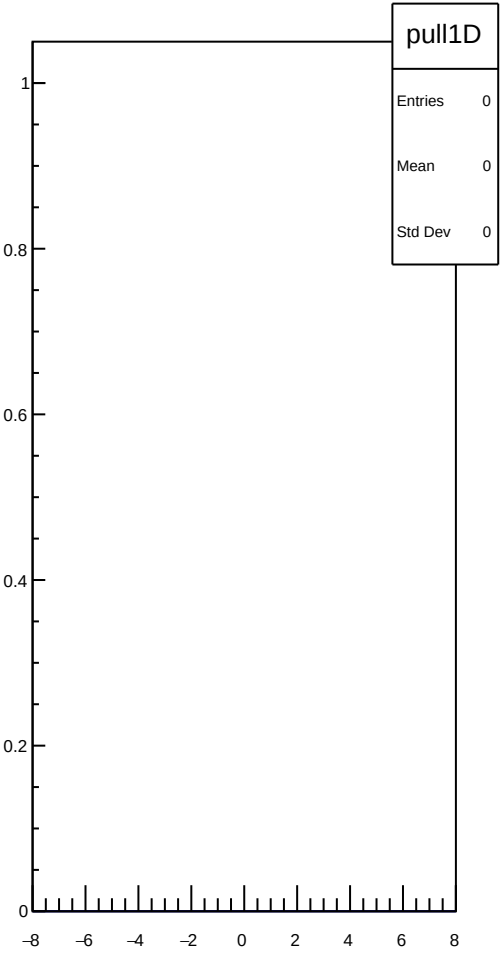
pull1D
Entries 0
Mean 0
Std Dev 0
1
0.8
0.6
0.4
0.2
0
−8
−6
−4
−2
0
2
4
6
8


pull
Entries 0
Mean 0
Std Dev 0
1
0.8
0.6
0.4
0.2
0
0
1

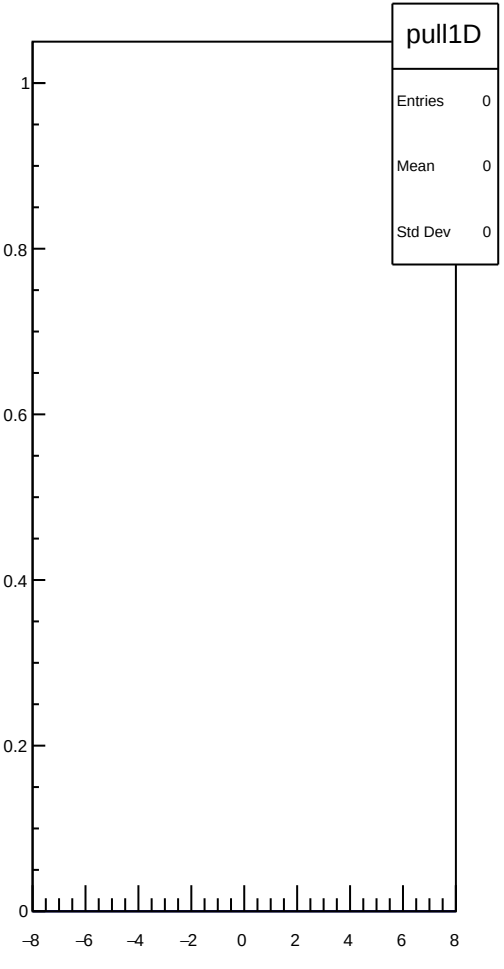
pull1D
Entries 0
Mean 0
Std Dev 0
1
0.8
0.6
0.4
0.2
0
−8
−6
−4
−2
0
2
4
6
8


pull
Entries 0
Mean 0
Std Dev 0
1
0.8
0.6
0.4
0.2
0
0
1

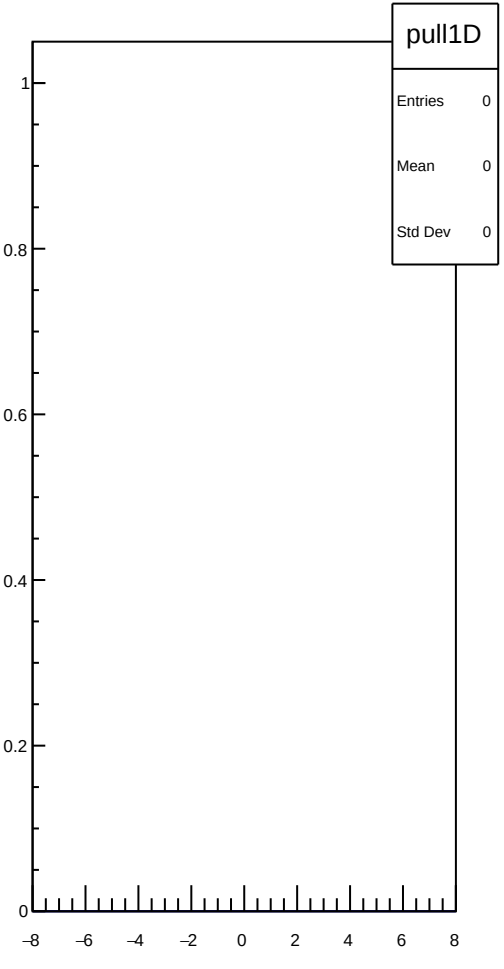
pull1D
Entries 0
Mean 0
Std Dev 0
1
0.8
0.6
0.4
0.2
0
−8
−6
−4
−2
0
2
4
6
8


pull
Entries 0
Mean 0
Std Dev 0
1
0.8
0.6
0.4
0.2
0
0
1

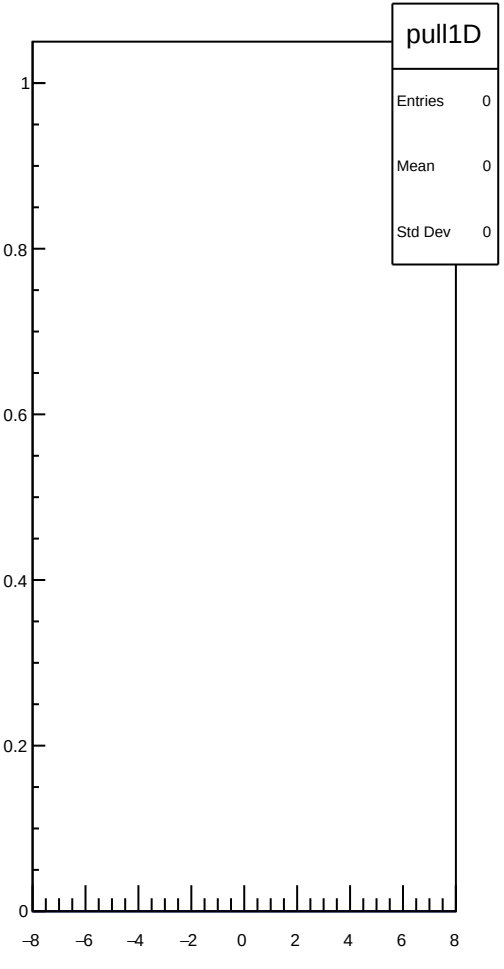
pull1D
Entries 0
Mean 0
Std Dev 0
1
0.8
0.6
0.4
0.2
0
−8
−6
−4
−2
0
2
4
6
8


pull
Entries 0
Mean 0
Std Dev 0
1
0.8
0.6
0.4
0.2
0
0
1

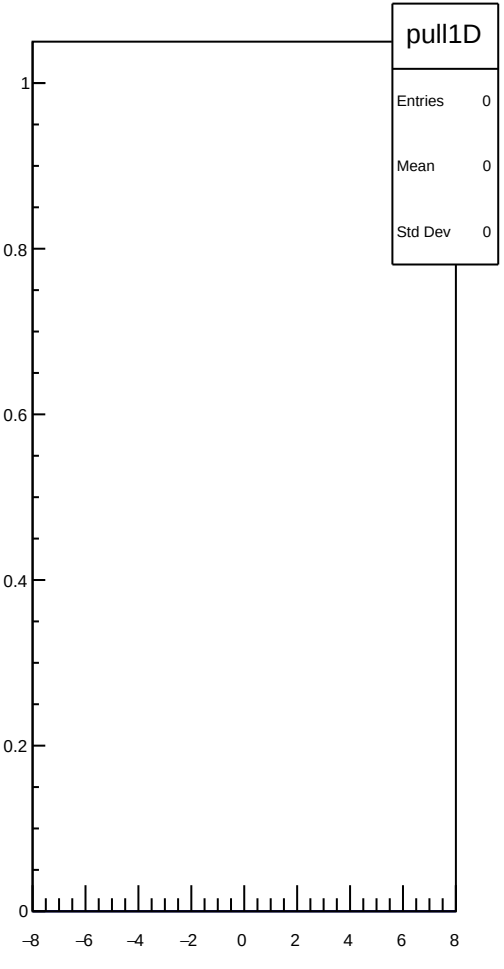
pull1D
Entries 0
Mean 0
Std Dev 0
1
0.8
0.6
0.4
0.2
0
−8
−6
−4
−2
0
2
4
6
8


pull
Entries 0
Mean 0
Std Dev 0
1
0.8
0.6
0.4
0.2
0
0
1

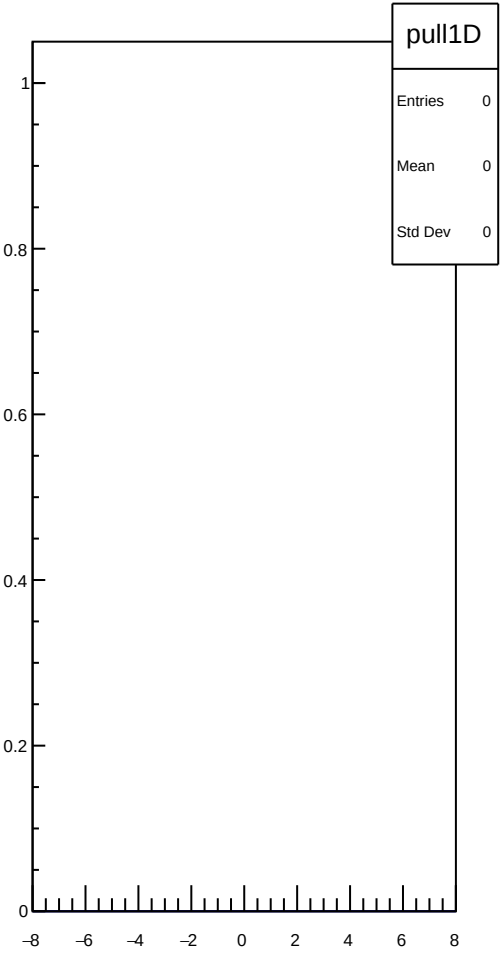
pull1D
Entries 0
Mean 0
Std Dev 0
1
0.8
0.6
0.4
0.2
0
−8
−6
−4
−2
0
2
4
6
8


pull
Entries 0
Mean 0
Std Dev 0
1
0.8
0.6
0.4
0.2
0
0
1

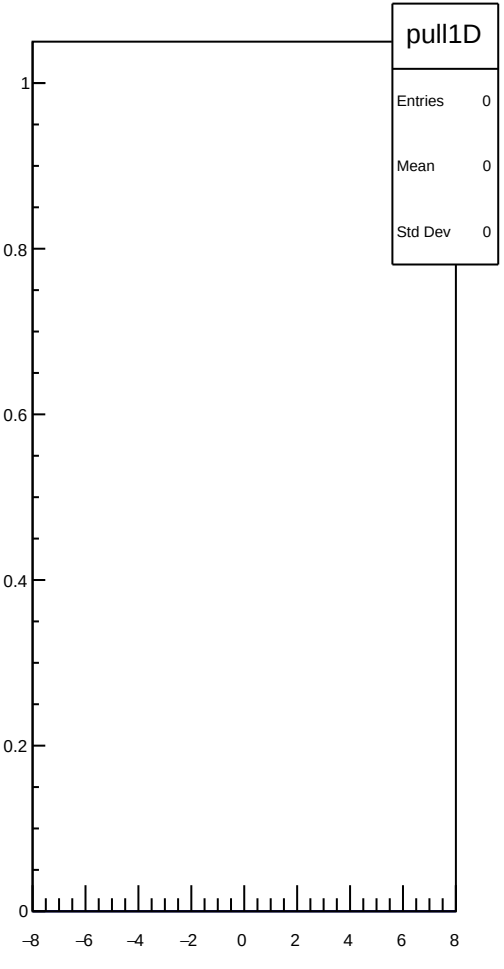
pull1D
Entries 0
Mean 0
Std Dev 0
1
0.8
0.6
0.4
0.2
0
−8
−6
−4
−2
0
2
4
6
8


pull
Entries 0
Mean 0
Std Dev 0
1
0.8
0.6
0.4
0.2
0
0
1

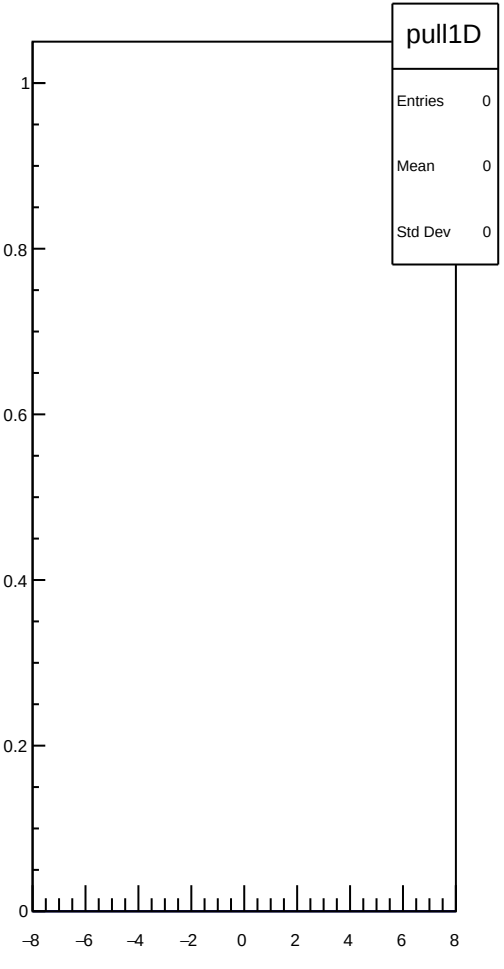
pull1D
Entries 0
Mean 0
Std Dev 0
1
0.8
0.6
0.4
0.2
0
−8
−6
−4
−2
0
2
4
6
8


pull
Entries 0
Mean 0
Std Dev 0
1
0.8
0.6
0.4
0.2
0
0
1

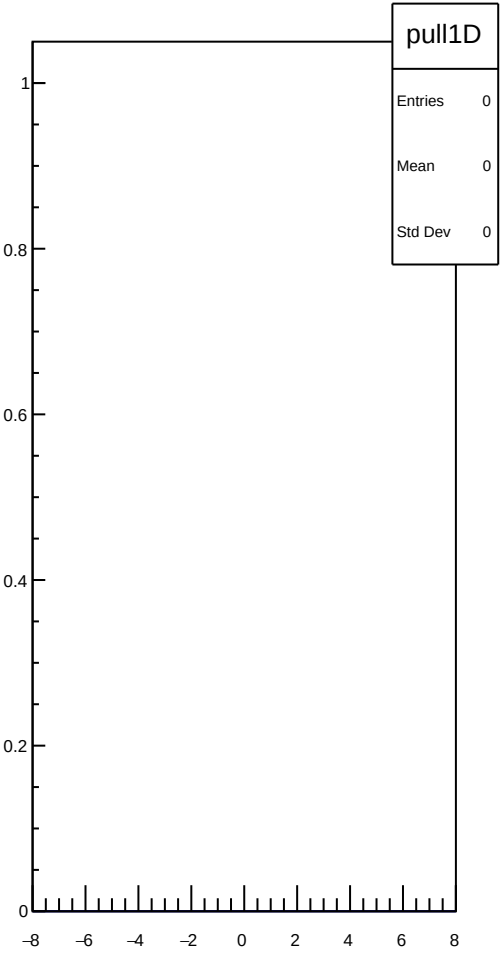
pull1D
Entries 0
Mean 0
Std Dev 0
1
0.8
0.6
0.4
0.2
0
−8
−6
−4
−2
0
2
4
6
8


pull
Entries 0
Mean 0
Std Dev 0
1
0.8
0.6
0.4
0.2
0
0
1

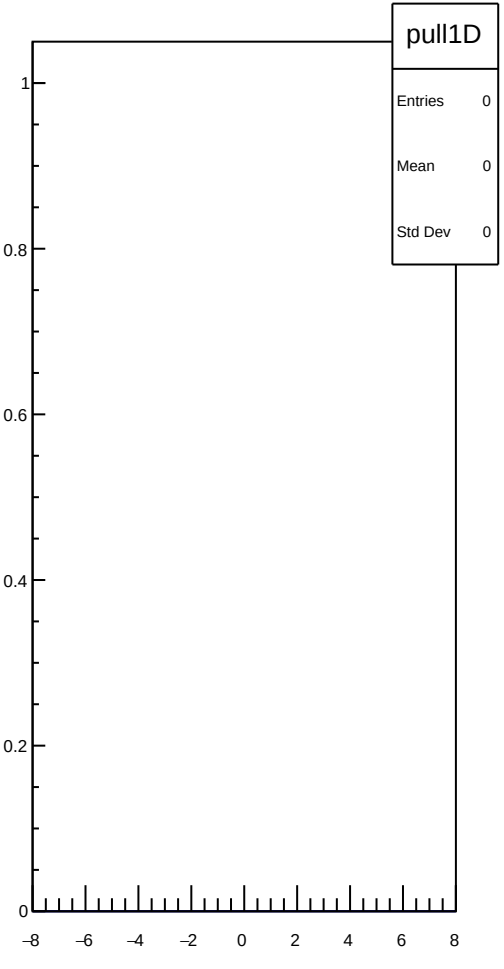
pull1D
Entries 0
Mean 0
Std Dev 0
1
0.8
0.6
0.4
0.2
0
−8
−6
−4
−2
0
2
4
6
8


pull
Entries 0
Mean 0
Std Dev 0
1
0.8
0.6
0.4
0.2
0
0
1

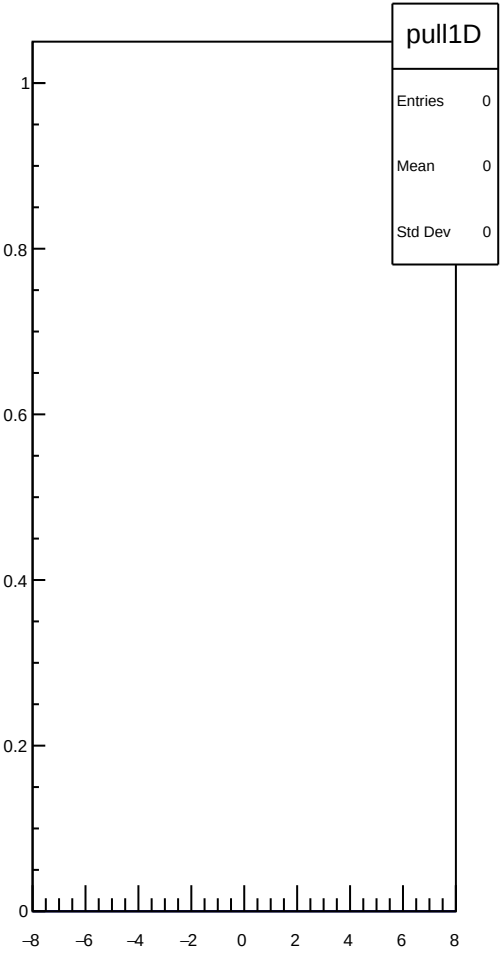
pull1D
Entries 0
Mean 0
Std Dev 0
1
0.8
0.6
0.4
0.2
0
−8
−6
−4
−2
0
2
4
6
8


pull
Entries 0
Mean 0
Std Dev 0
1
0.8
0.6
0.4
0.2
0
0
1

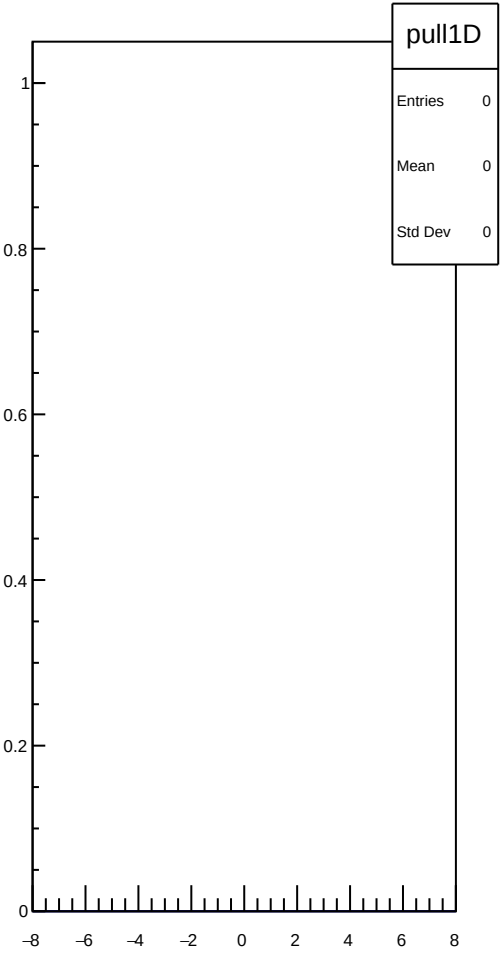
pull1D
Entries 0
Mean 0
Std Dev 0
1
0.8
0.6
0.4
0.2
0
−8
−6
−4
−2
0
2
4
6
8


pull
Entries 0
Mean 0
Std Dev 0
1
0.8
0.6
0.4
0.2
0
0
1

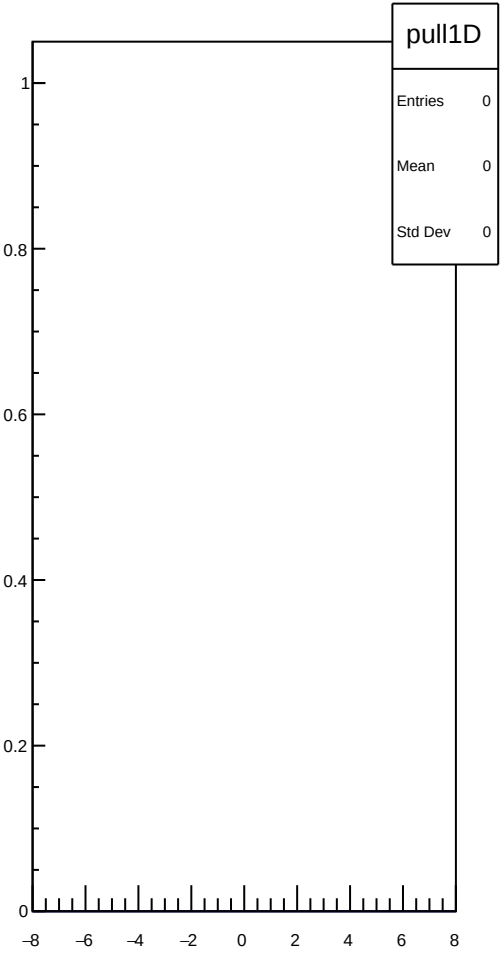
pull1D
Entries 0
Mean 0
Std Dev 0
1
0.8
0.6
0.4
0.2
0
−8
−6
−4
−2
0
2
4
6
8


pull
Entries 0
Mean 0
Std Dev 0
1
0.8
0.6
0.4
0.2
0
0
1

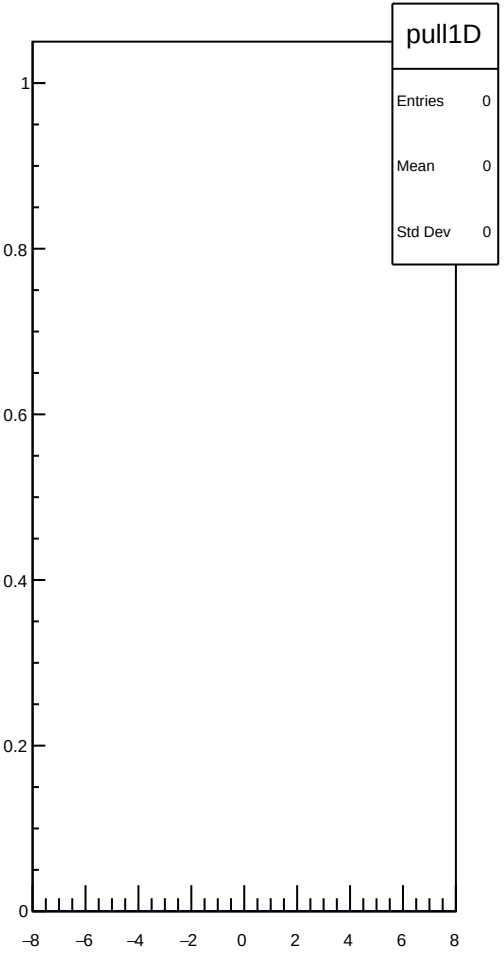
pull1D
Entries 0
Mean 0
Std Dev 0
1
0.8
0.6
0.4
0.2
0
−8
−6
−4
−2
0
2
4
6
8


pull
Entries 0
Mean 0
Std Dev 0
1
0.8
0.6
0.4
0.2
0
0
1

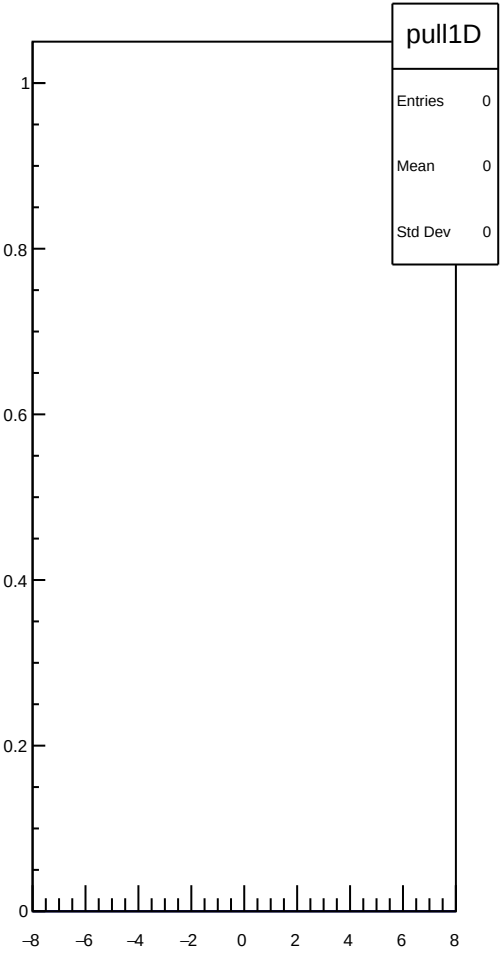
pull1D
Entries 0
Mean 0
Std Dev 0
1
0.8
0.6
0.4
0.2
0
−8
−6
−4
−2
0
2
4
6
8


pull
Entries 0
Mean 0
Std Dev 0
1
0.8
0.6
0.4
0.2
0
0
1

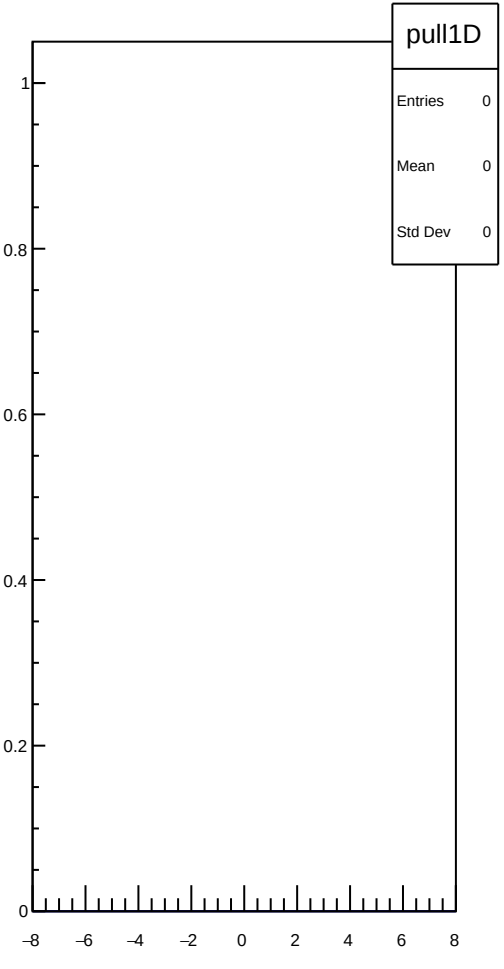
pull1D
Entries 0
Mean 0
Std Dev 0
1
0.8
0.6
0.4
0.2
0
−8
−6
−4
−2
0
2
4
6
8


pull
Entries 0
Mean 0
Std Dev 0
1
0.8
0.6
0.4
0.2
0
0
1

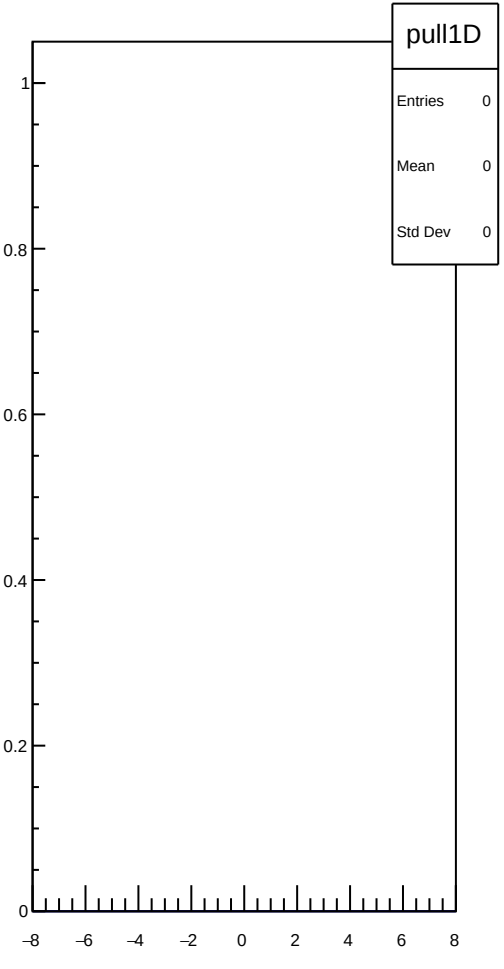
pull1D
Entries 0
Mean 0
Std Dev 0
1
0.8
0.6
0.4
0.2
0
−8
−6
−4
−2
0
2
4
6
8


pull
Entries 0
Mean 0
Std Dev 0
1
0.8
0.6
0.4
0.2
0
0
1

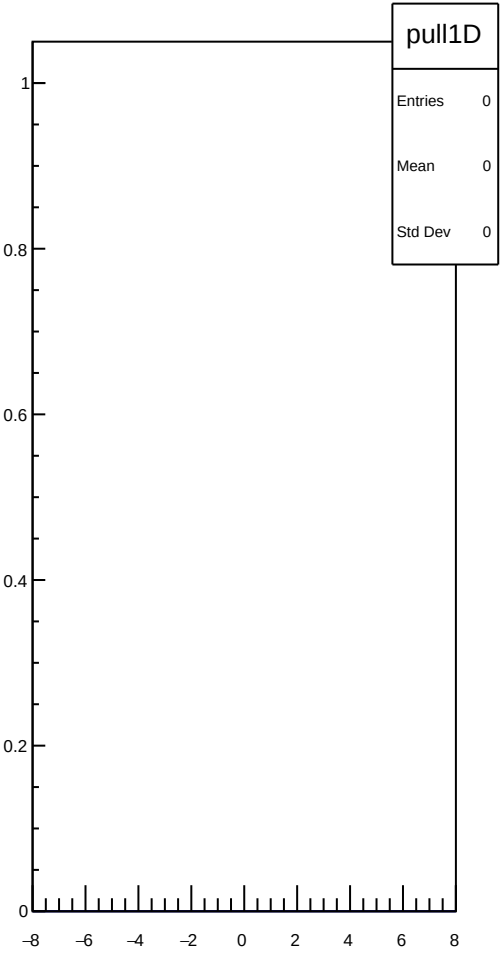
pull1D
Entries 0
Mean 0
Std Dev 0
1
0.8
0.6
0.4
0.2
0
−8
−6
−4
−2
0
2
4
6
8


pull
Entries 0
Mean 0
Std Dev 0
1
0.8
0.6
0.4
0.2
0
0
1

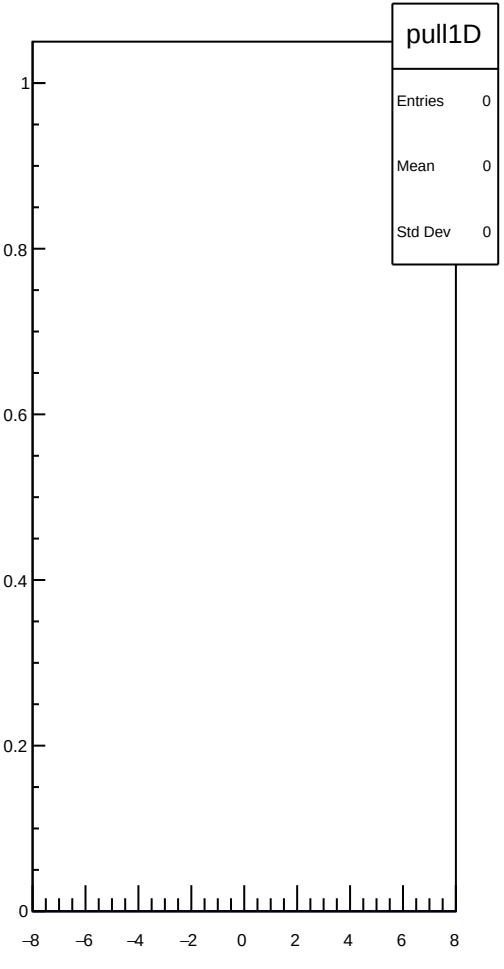
pull1D
Entries 0
Mean 0
Std Dev 0
1
0.8
0.6
0.4
0.2
0
−8
−6
−4
−2
0
2
4
6
8


pull
Entries 0
Mean 0
Std Dev 0
1
0.8
0.6
0.4
0.2
0
0
1

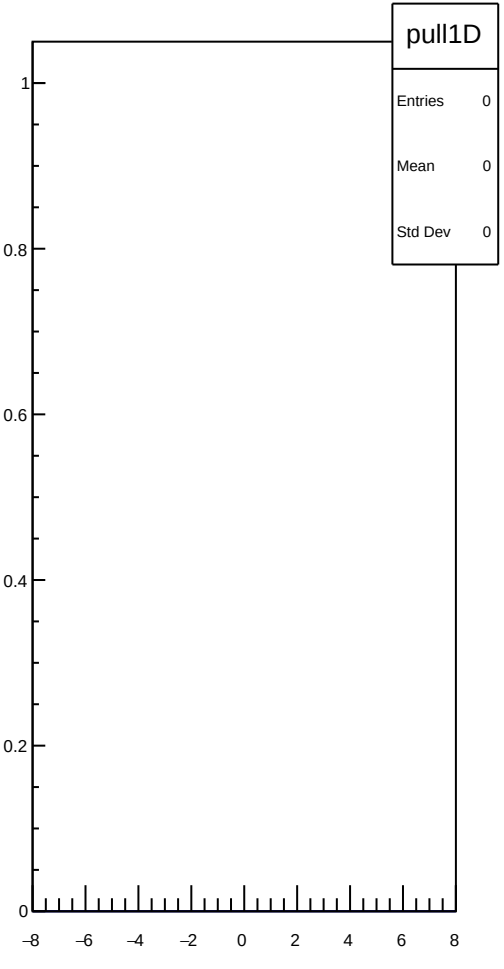
pull1D
Entries 0
Mean 0
Std Dev 0
1
0.8
0.6
0.4
0.2
0
−8
−6
−4
−2
0
2
4
6
8


pull
Entries 0
Mean 0
Std Dev 0
1
0.8
0.6
0.4
0.2
0
0
1

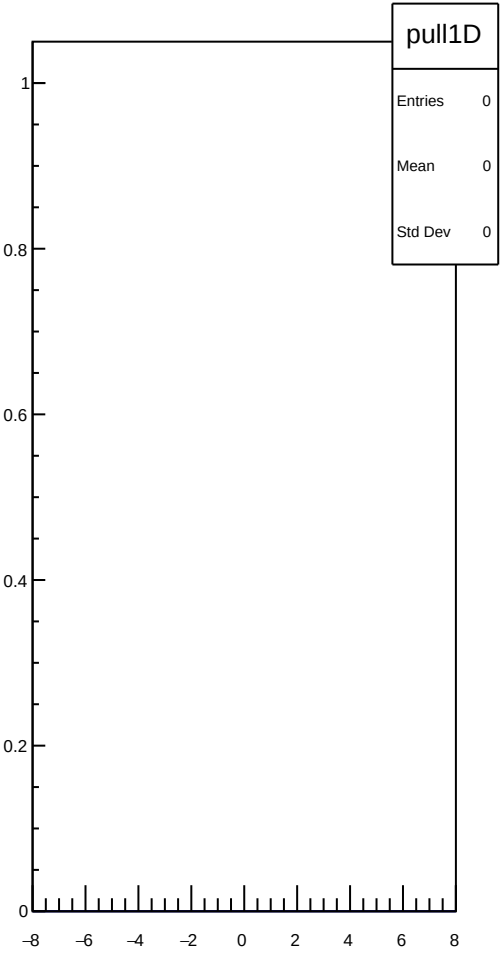
pull1D
Entries 0
Mean 0
Std Dev 0
1
0.8
0.6
0.4
0.2
0
−8
−6
−4
−2
0
2
4
6
8


pull
Entries 0
Mean 0
Std Dev 0
1
0.8
0.6
0.4
0.2
0
0
1

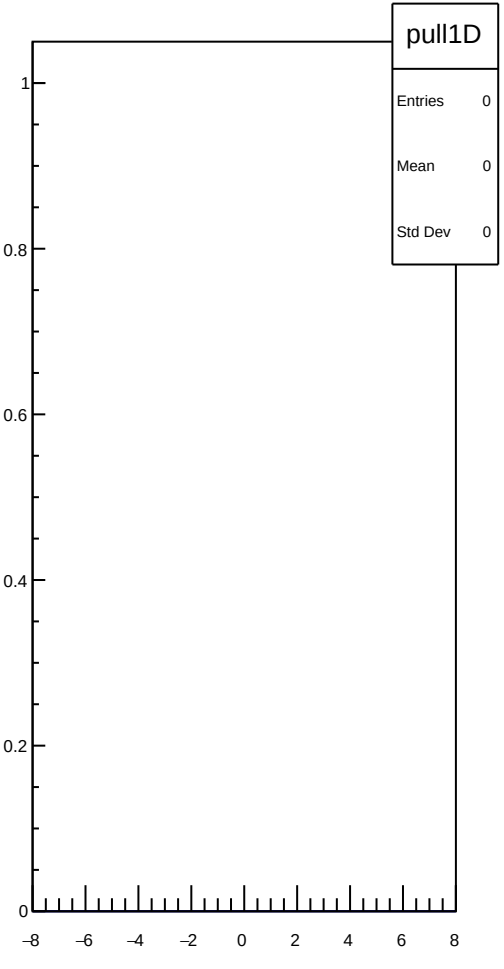
pull1D
Entries 0
Mean 0
Std Dev 0
1
0.8
0.6
0.4
0.2
0
−8
−6
−4
−2
0
2
4
6
8


pull
Entries 0
Mean 0
Std Dev 0
1
0.8
0.6
0.4
0.2
0
0
1

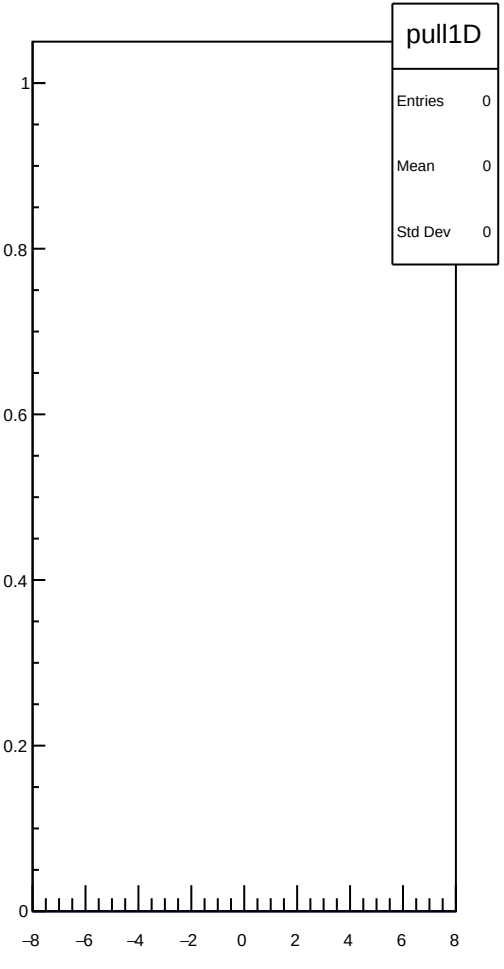
pull1D
Entries 0
Mean 0
Std Dev 0
1
0.8
0.6
0.4
0.2
0
−8
−6
−4
−2
0
2
4
6
8


pull
Entries 0
Mean 0
Std Dev 0
1
0.8
0.6
0.4
0.2
0
0
1

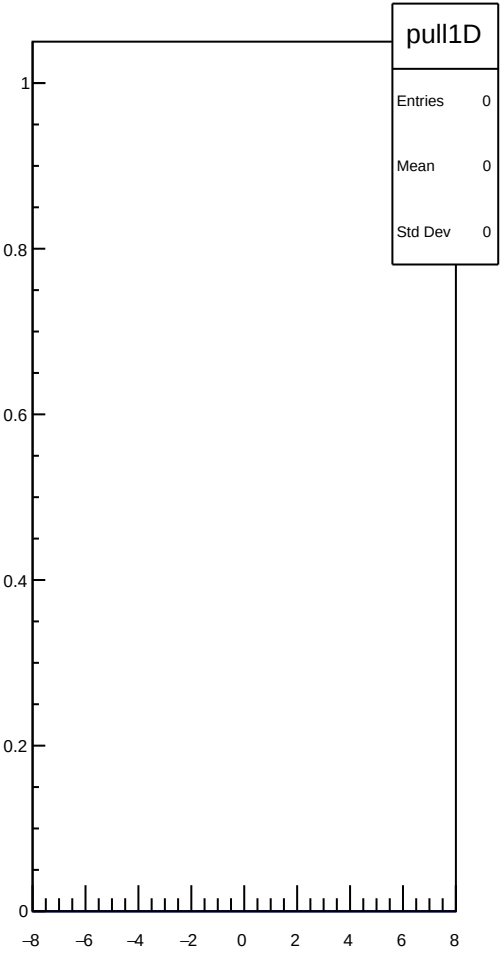
pull1D
Entries 0
Mean 0
Std Dev 0
1
0.8
0.6
0.4
0.2
0
−8
−6
−4
−2
0
2
4
6
8


pull
Entries 0
Mean 0
Std Dev 0
1
0.8
0.6
0.4
0.2
0
0
1

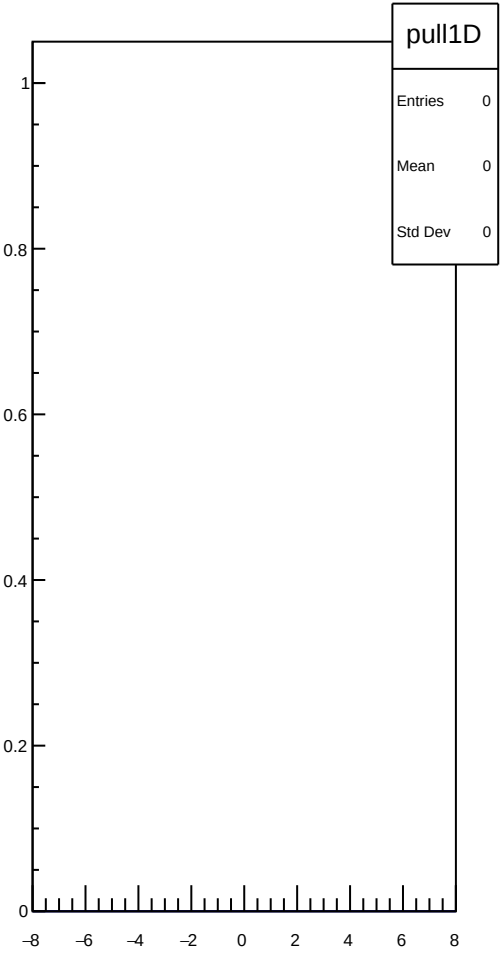
pull1D
Entries 0
Mean 0
Std Dev 0
1
0.8
0.6
0.4
0.2
0
−8
−6
−4
−2
0
2
4
6
8


pull
Entries 0
Mean 0
Std Dev 0
1
0.8
0.6
0.4
0.2
0
0
1

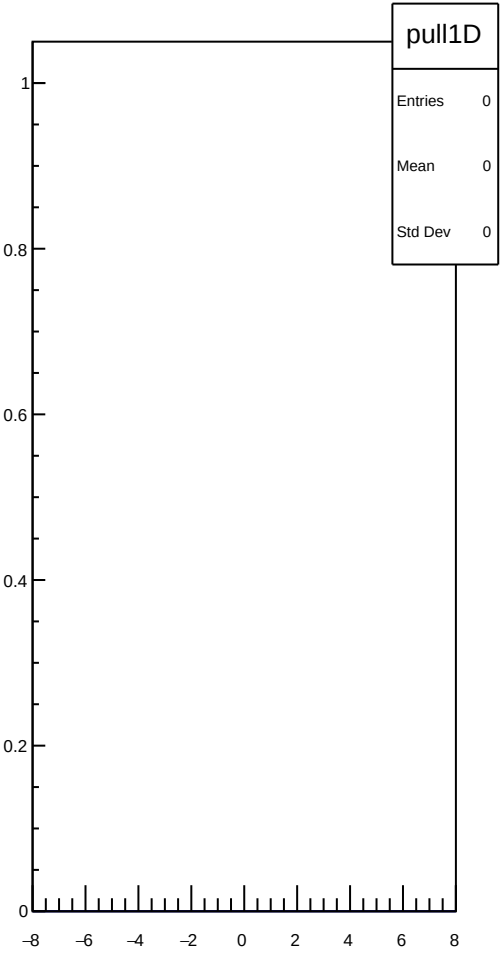
pull1D
Entries 0
Mean 0
Std Dev 0
1
0.8
0.6
0.4
0.2
0
−8
−6
−4
−2
0
2
4
6
8


pull
Entries 0
Mean 0
Std Dev 0
1
0.8
0.6
0.4
0.2
0
0
1

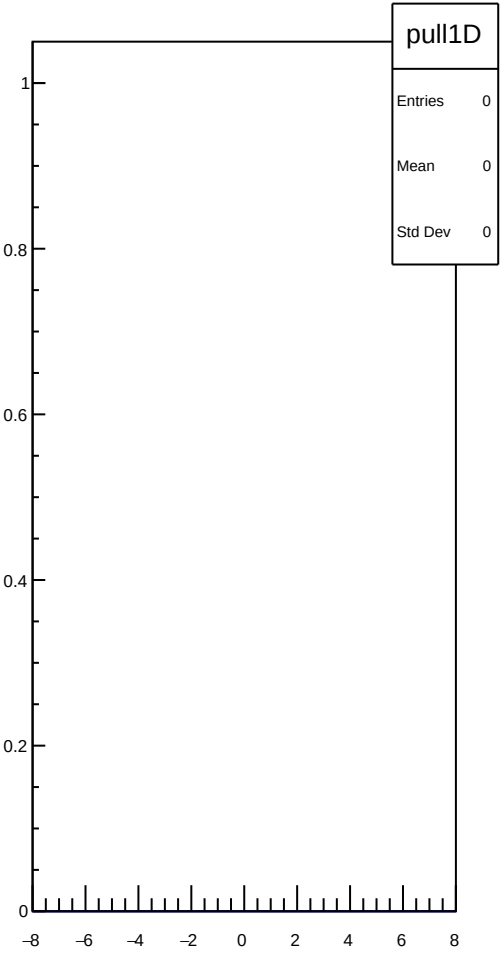
pull1D
Entries 0
Mean 0
Std Dev 0
1
0.8
0.6
0.4
0.2
0
−8
−6
−4
−2
0
2
4
6
8


pull
Entries 0
Mean 0
Std Dev 0
1
0.8
0.6
0.4
0.2
0
0
1

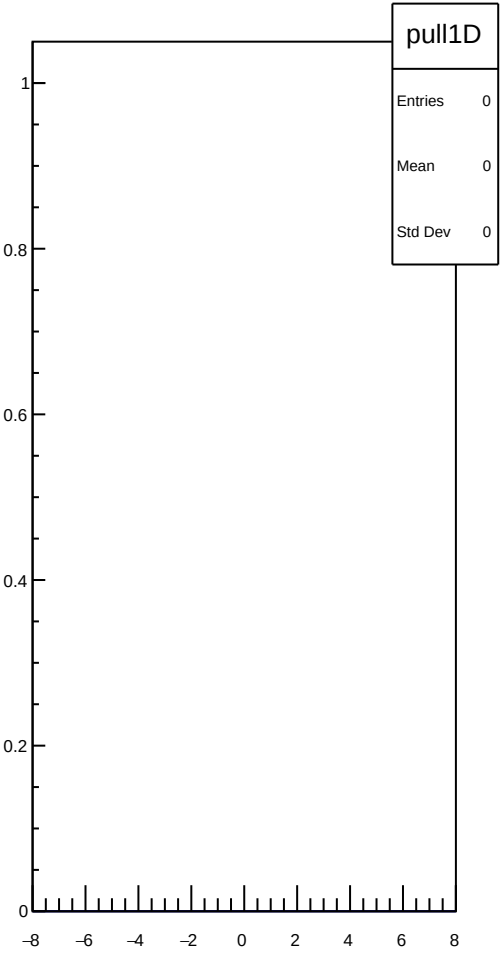
pull1D
Entries 0
Mean 0
Std Dev 0
1
0.8
0.6
0.4
0.2
0
−8
−6
−4
−2
0
2
4
6
8


pull
Entries 0
Mean 0
Std Dev 0
1
0.8
0.6
0.4
0.2
0
0
1

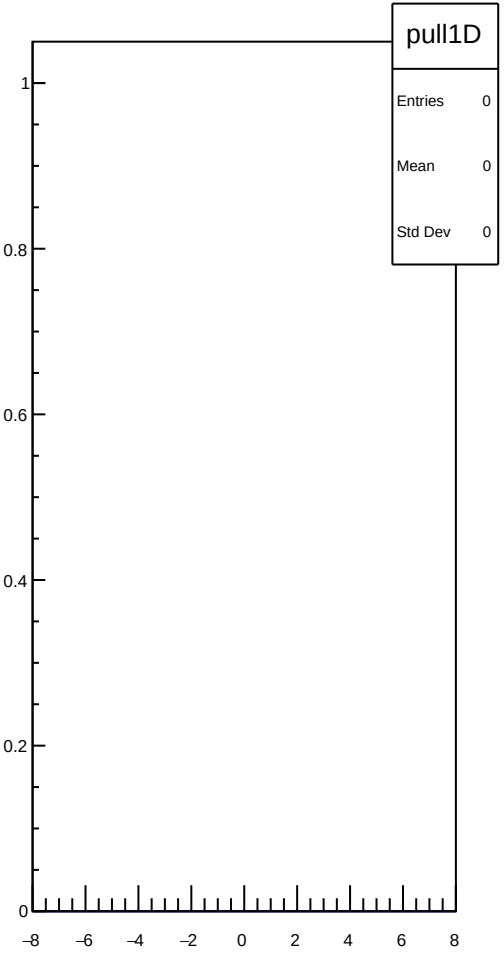
pull1D
Entries 0
Mean 0
Std Dev 0
1
0.8
0.6
0.4
0.2
0
−8
−6
−4
−2
0
2
4
6
8


pull
Entries 0
Mean 0
Std Dev 0
1
0.8
0.6
0.4
0.2
0
0
1

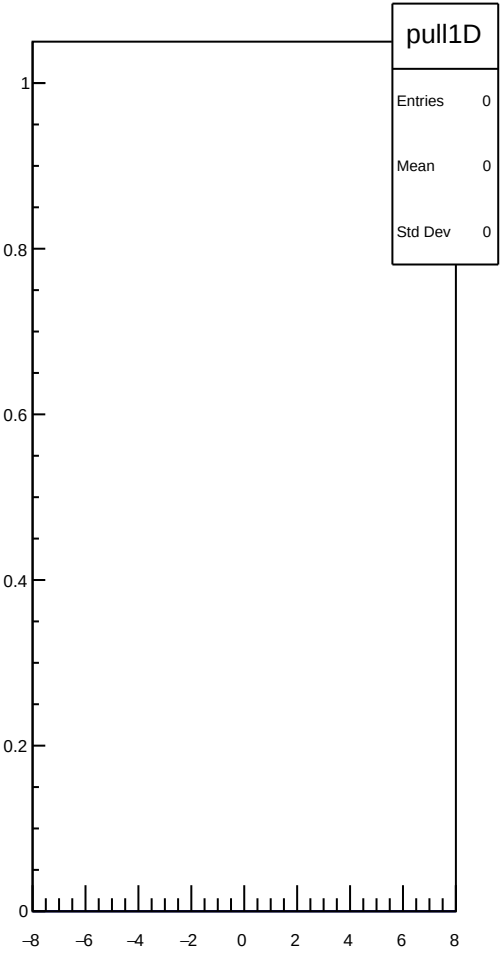
pull1D
Entries 0
Mean 0
Std Dev 0
1
0.8
0.6
0.4
0.2
0
−8
−6
−4
−2
0
2
4
6
8


pull
Entries 0
Mean 0
Std Dev 0
1
0.8
0.6
0.4
0.2
0
0
1

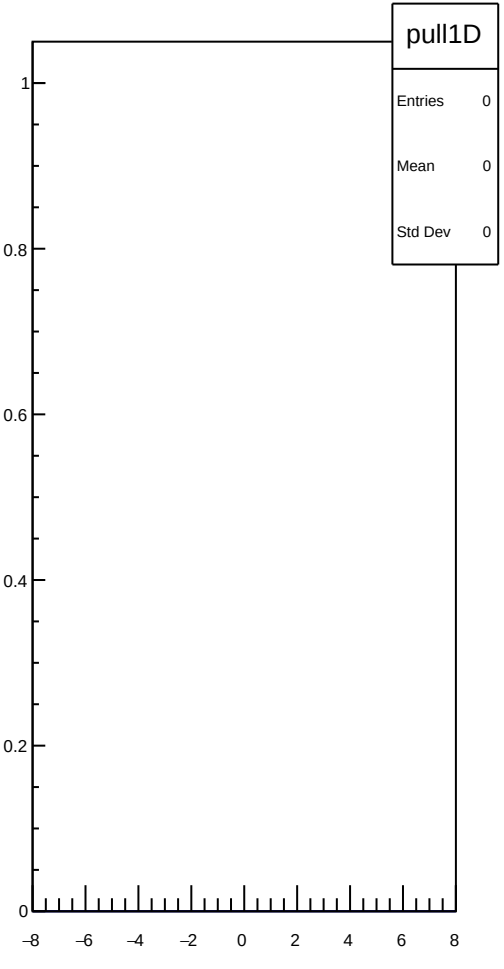
pull1D
Entries 0
Mean 0
Std Dev 0
1
0.8
0.6
0.4
0.2
0
−8
−6
−4
−2
0
2
4
6
8


pull
Entries 0
Mean 0
Std Dev 0
1
0.8
0.6
0.4
0.2
0
0
1

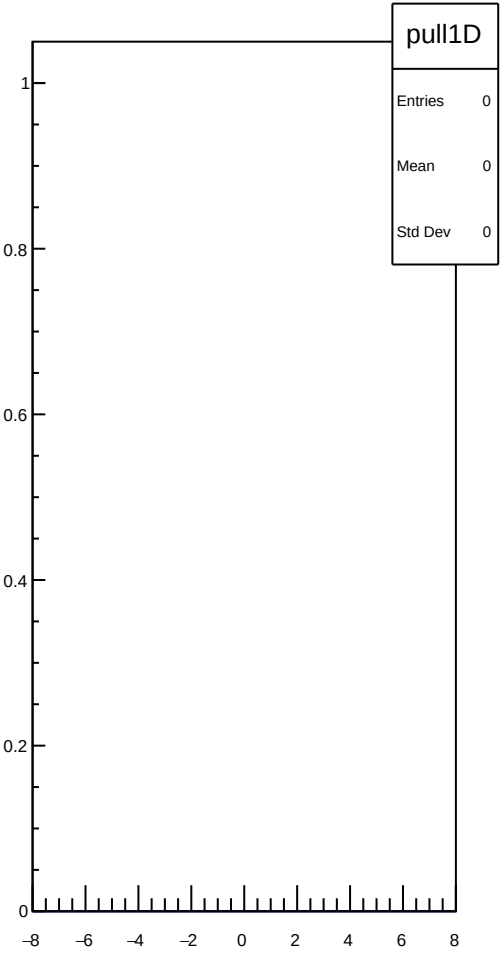
pull1D
Entries 0
Mean 0
Std Dev 0
1
0.8
0.6
0.4
0.2
0
−8
−6
−4
−2
0
2
4
6
8


pull
Entries 0
Mean 0
Std Dev 0
1
0.8
0.6
0.4
0.2
0
0
1

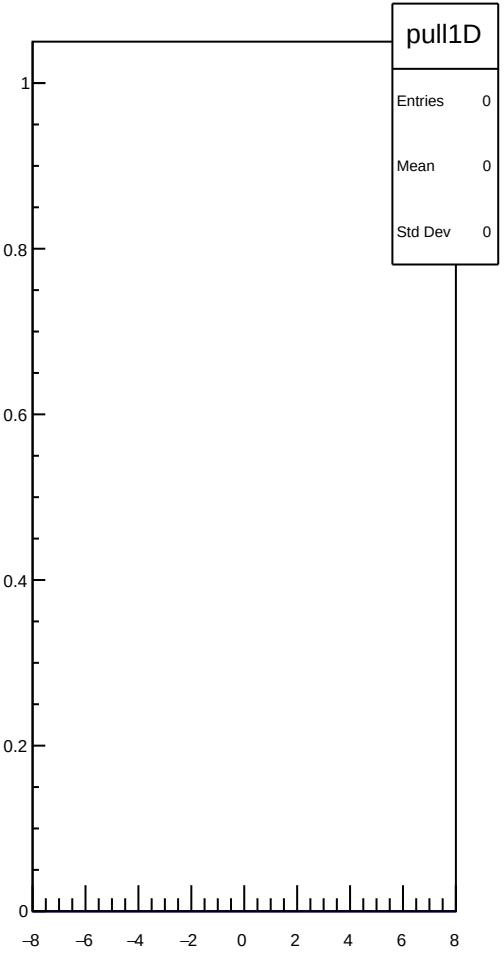
pull1D
Entries 0
Mean 0
Std Dev 0
1
0.8
0.6
0.4
0.2
0
−8
−6
−4
−2
0
2
4
6
8


pull
Entries 0
Mean 0
Std Dev 0
1
0.8
0.6
0.4
0.2
0
0
1

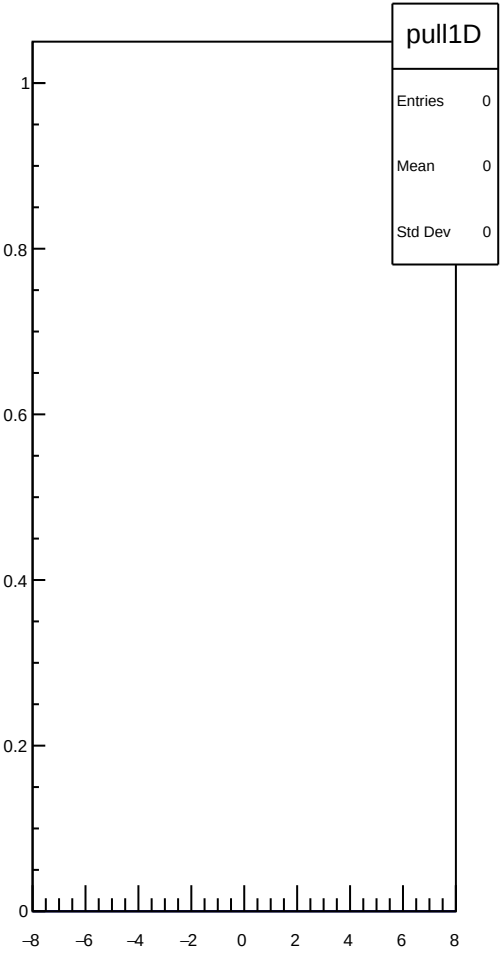
pull1D
Entries 0
Mean 0
Std Dev 0
1
0.8
0.6
0.4
0.2
0
−8
−6
−4
−2
0
2
4
6
8


pull
Entries 0
Mean 0
Std Dev 0
1
0.8
0.6
0.4
0.2
0
0
1

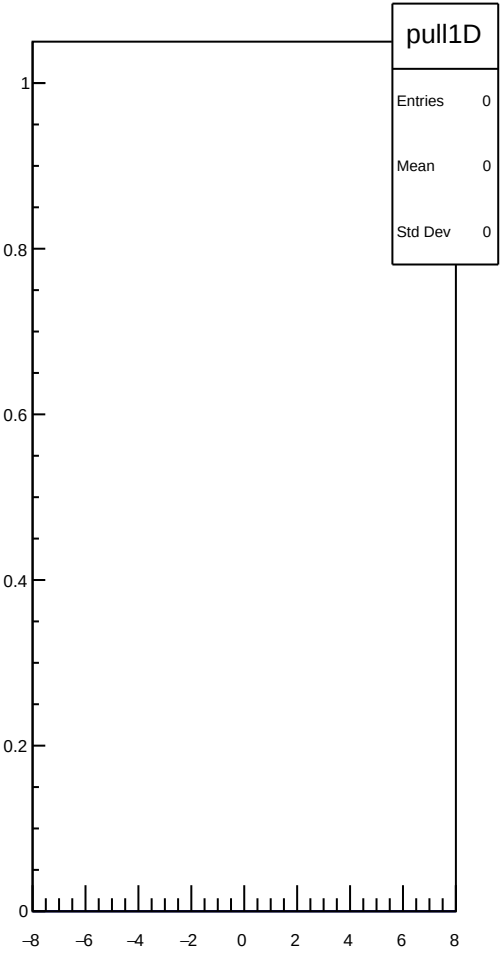
pull1D
Entries 0
Mean 0
Std Dev 0
1
0.8
0.6
0.4
0.2
0
−8
−6
−4
−2
0
2
4
6
8


pull
Entries 0
Mean 0
Std Dev 0
1
0.8
0.6
0.4
0.2
0
0
1

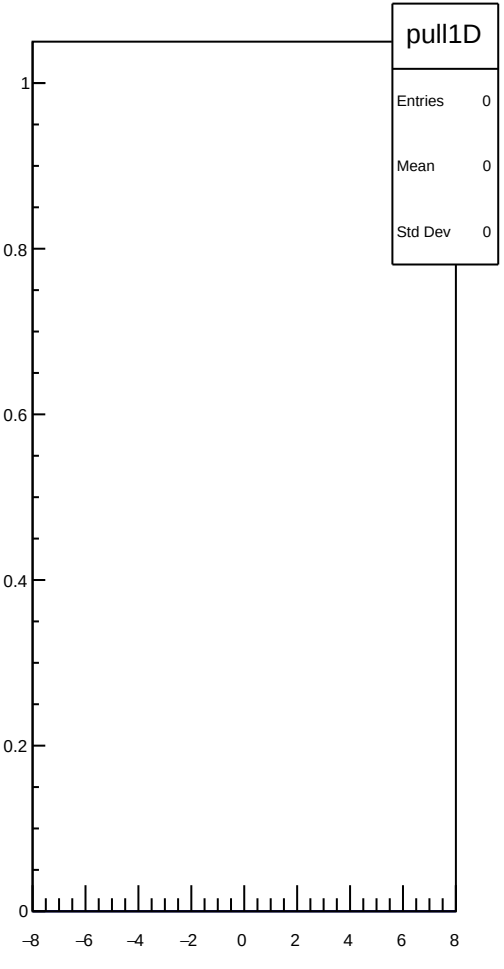
pull1D
Entries 0
Mean 0
Std Dev 0
1
0.8
0.6
0.4
0.2
0
−8
−6
−4
−2
0
2
4
6
8


pull
Entries 0
Mean 0
Std Dev 0
1
0.8
0.6
0.4
0.2
0
0
1

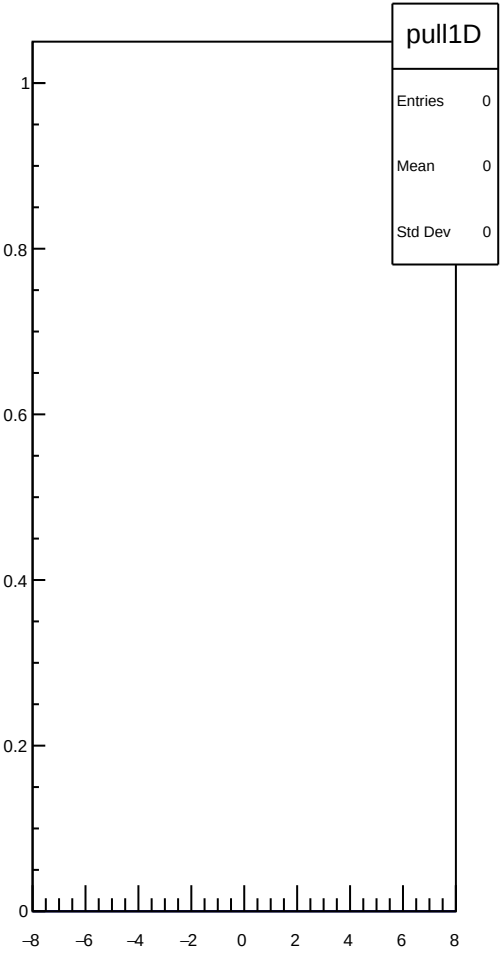
pull1D
Entries 0
Mean 0
Std Dev 0
1
0.8
0.6
0.4
0.2
0
−8
−6
−4
−2
0
2
4
6
8


pull
Entries 0
Mean 0
Std Dev 0
1
0.8
0.6
0.4
0.2
0
0
1

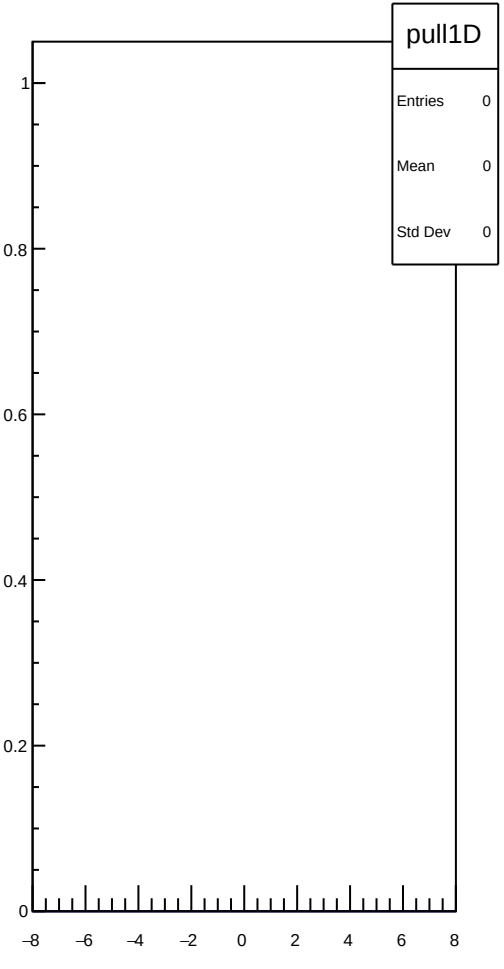
pull1D
Entries 0
Mean 0
Std Dev 0
1
0.8
0.6
0.4
0.2
0
−8
−6
−4
−2
0
2
4
6
8


pull
Entries 0
Mean 0
Std Dev 0
1
0.8
0.6
0.4
0.2
0
0
1

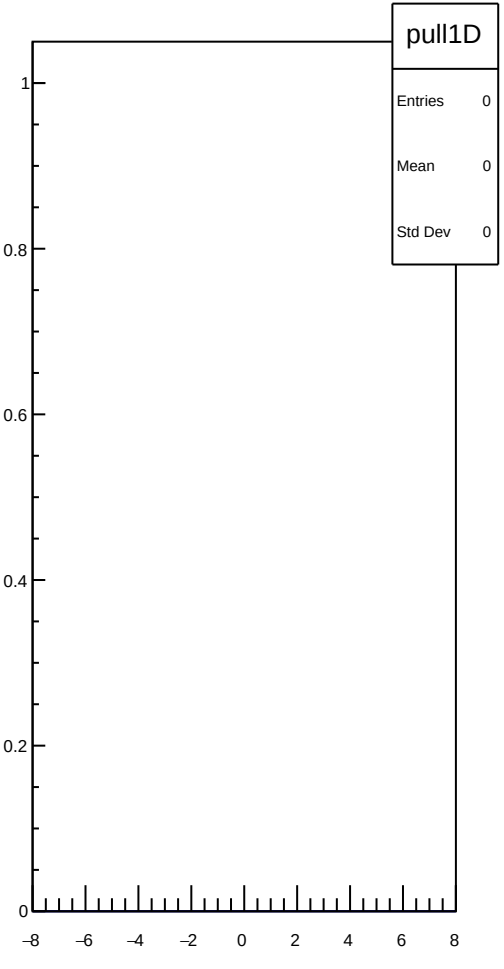
pull1D
Entries 0
Mean 0
Std Dev 0
1
0.8
0.6
0.4
0.2
0
−8
−6
−4
−2
0
2
4
6
8


pull
Entries 0
Mean 0
Std Dev 0
1
0.8
0.6
0.4
0.2
0
0
1

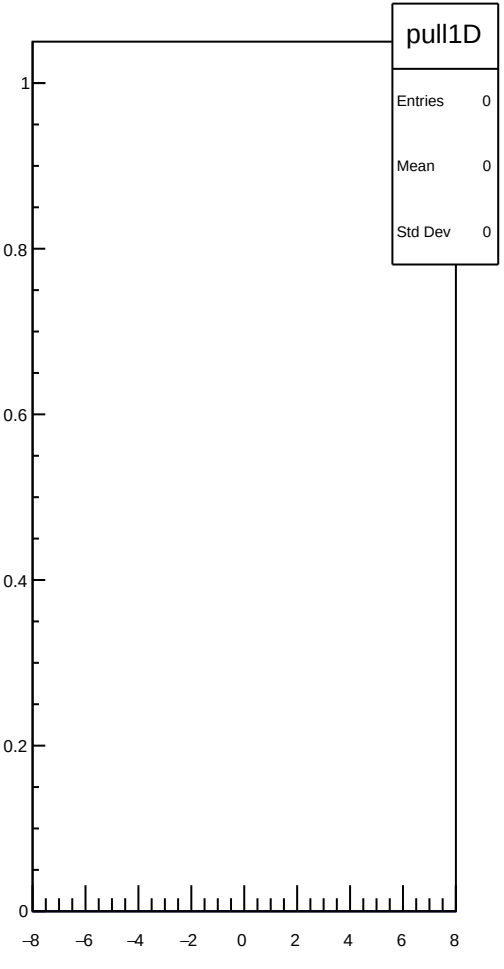
pull1D
Entries 0
Mean 0
Std Dev 0
1
0.8
0.6
0.4
0.2
0
−8
−6
−4
−2
0
2
4
6
8


pull
Entries 0
Mean 0
Std Dev 0
1
0.8
0.6
0.4
0.2
0
0
1

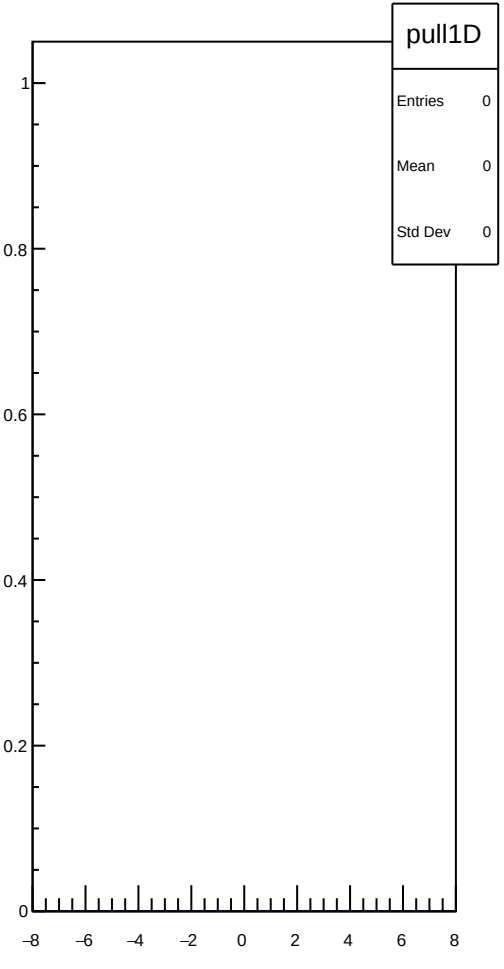
pull1D
Entries 0
Mean 0
Std Dev 0
1
0.8
0.6
0.4
0.2
0
−8
−6
−4
−2
0
2
4
6
8


pull
Entries 0
Mean 0
Std Dev 0
1
0.8
0.6
0.4
0.2
0
0
1

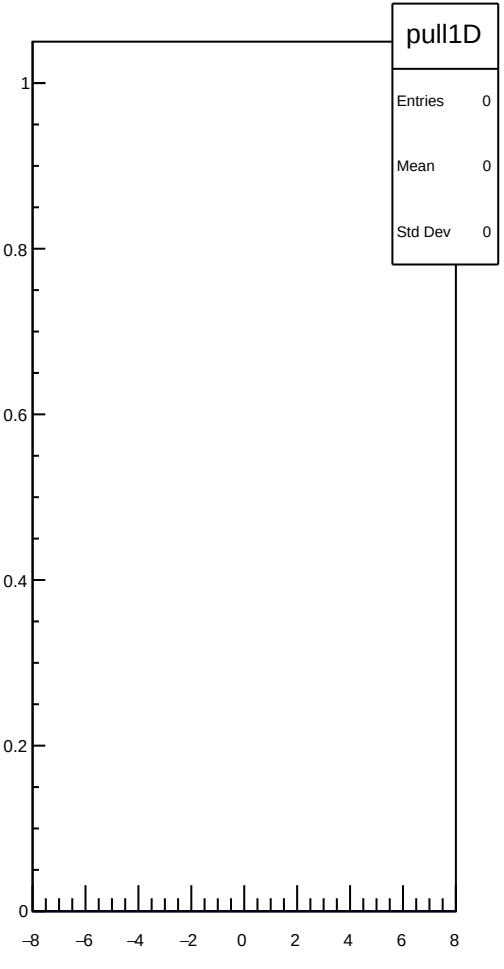
pull1D
Entries 0
Mean 0
Std Dev 0
1
0.8
0.6
0.4
0.2
0
−8
−6
−4
−2
0
2
4
6
8


pull
Entries 0
Mean 0
Std Dev 0
1
0.8
0.6
0.4
0.2
0
0
1

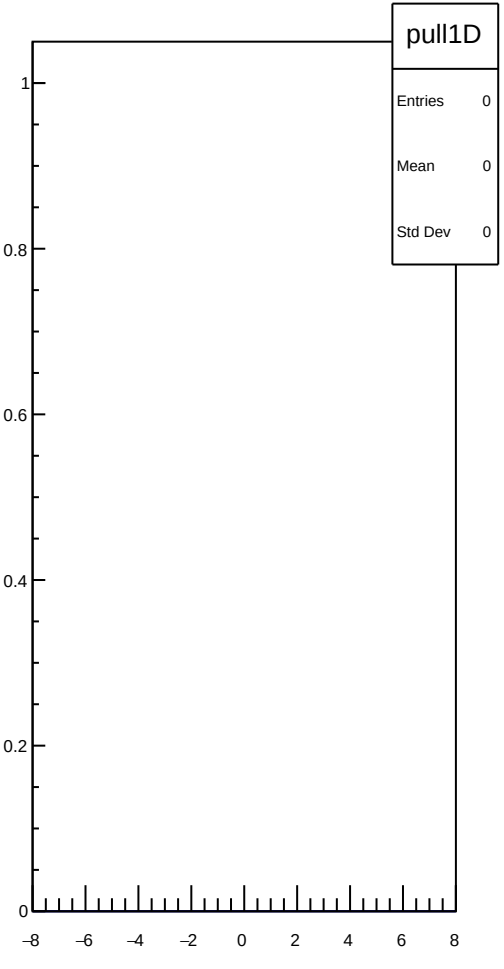
pull1D
Entries 0
Mean 0
Std Dev 0
1
0.8
0.6
0.4
0.2
0
−8
−6
−4
−2
0
2
4
6
8


pull
Entries 0
Mean 0
Std Dev 0
1
0.8
0.6
0.4
0.2
0
0
1

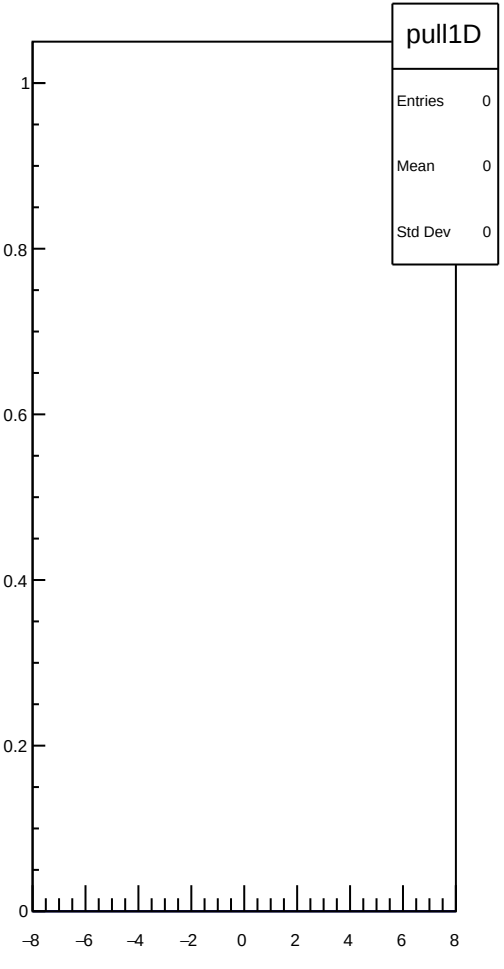
pull1D
Entries 0
Mean 0
Std Dev 0
1
0.8
0.6
0.4
0.2
0
−8
−6
−4
−2
0
2
4
6
8


pull
Entries 0
Mean 0
Std Dev 0
1
0.8
0.6
0.4
0.2
0
0
1

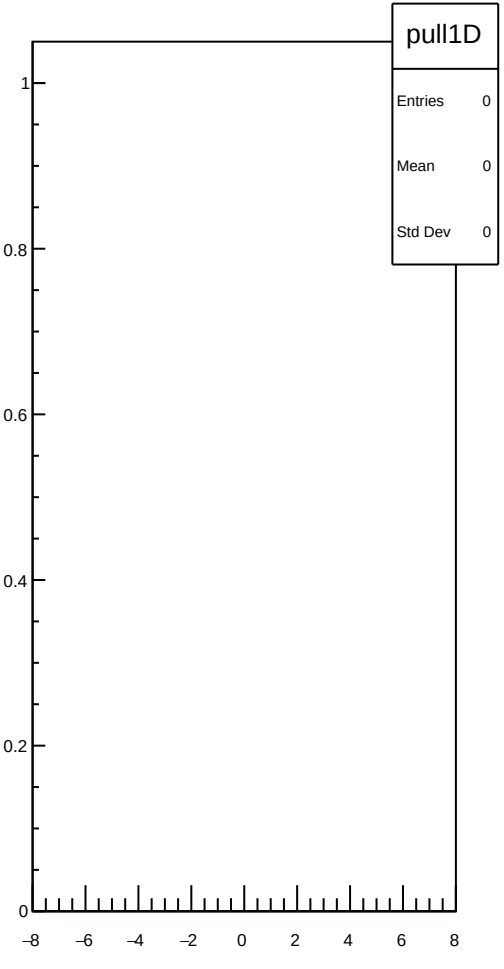
pull1D
Entries 0
Mean 0
Std Dev 0
1
0.8
0.6
0.4
0.2
0
−8
−6
−4
−2
0
2
4
6
8


pull
Entries 0
Mean 0
Std Dev 0
1
0.8
0.6
0.4
0.2
0
0
1

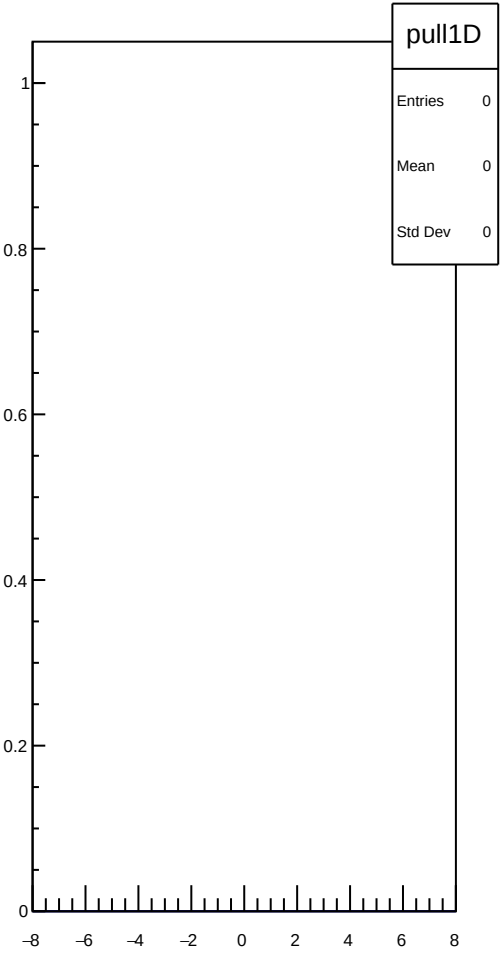
pull1D
Entries 0
Mean 0
Std Dev 0
1
0.8
0.6
0.4
0.2
0
−8
−6
−4
−2
0
2
4
6
8


pull
Entries 0
Mean 0
Std Dev 0
1
0.8
0.6
0.4
0.2
0
0
1

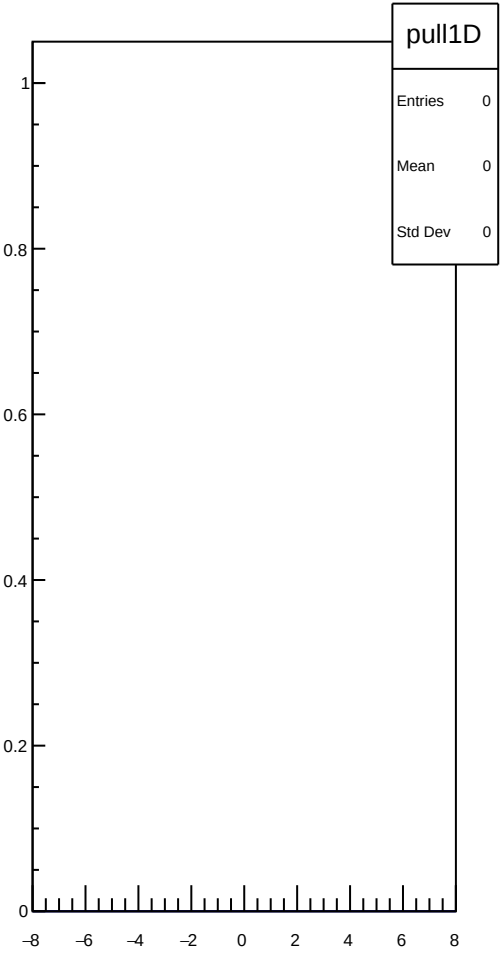
pull1D
Entries 0
Mean 0
Std Dev 0
1
0.8
0.6
0.4
0.2
0
−8
−6
−4
−2
0
2
4
6
8


pull
Entries 0
Mean 0
Std Dev 0
1
0.8
0.6
0.4
0.2
0
0
1

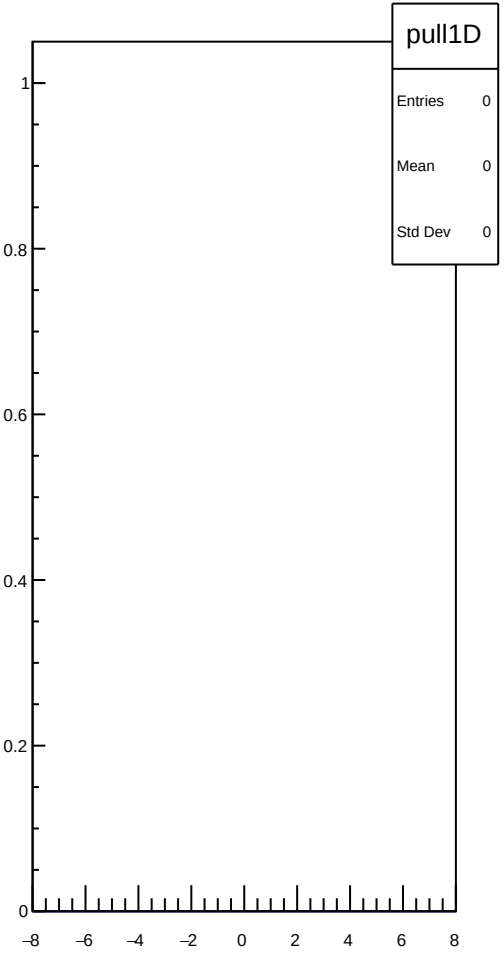
pull1D
Entries 0
Mean 0
Std Dev 0
1
0.8
0.6
0.4
0.2
0
−8
−6
−4
−2
0
2
4
6
8


pull
Entries 0
Mean 0
Std Dev 0
1
0.8
0.6
0.4
0.2
0
0
1

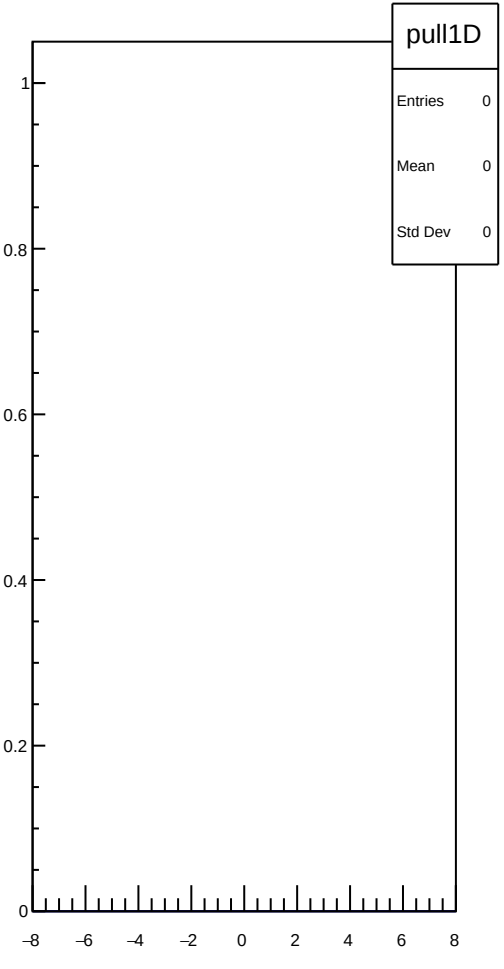
pull1D
Entries 0
Mean 0
Std Dev 0
1
0.8
0.6
0.4
0.2
0
−8
−6
−4
−2
0
2
4
6
8


pull
Entries 0
Mean 0
Std Dev 0
1
0.8
0.6
0.4
0.2
0
0
1

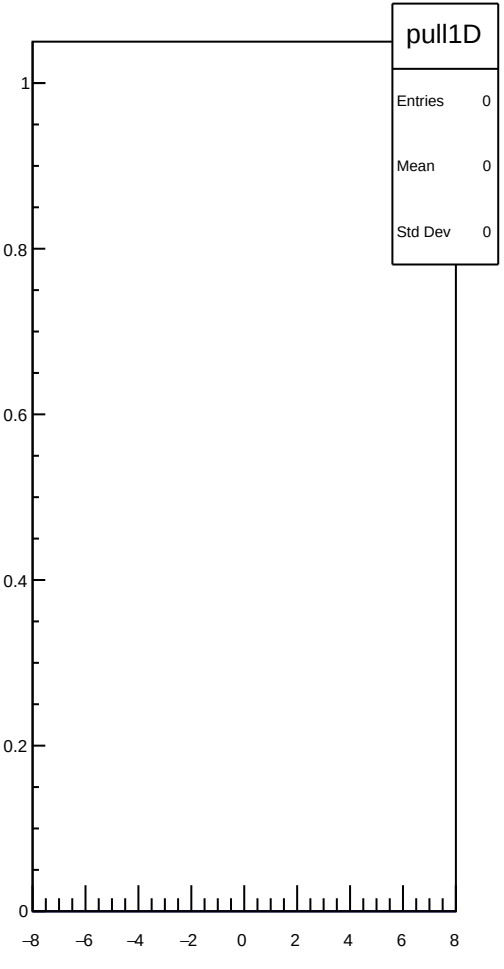
pull1D
Entries 0
Mean 0
Std Dev 0
1
0.8
0.6
0.4
0.2
0
−8
−6
−4
−2
0
2
4
6
8


pull
Entries 0
Mean 0
Std Dev 0
1
0.8
0.6
0.4
0.2
0
0
1

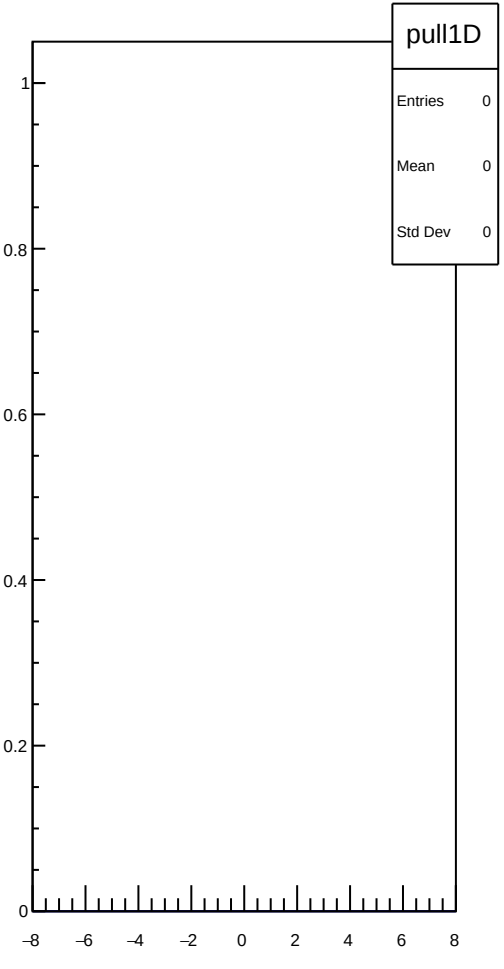
pull1D
Entries 0
Mean 0
Std Dev 0
1
0.8
0.6
0.4
0.2
0
−8
−6
−4
−2
0
2
4
6
8


pull
Entries 0
Mean 0
Std Dev 0
1
0.8
0.6
0.4
0.2
0
0
1

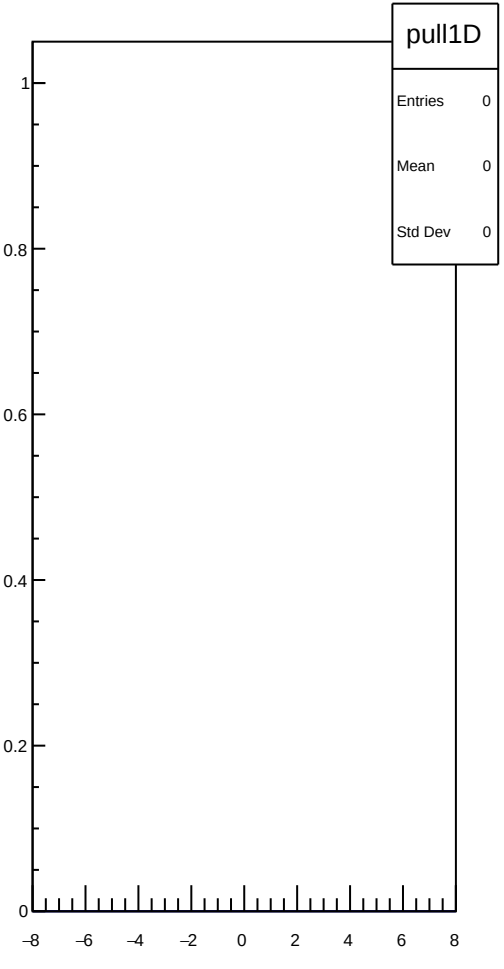
pull1D
Entries 0
Mean 0
Std Dev 0
1
0.8
0.6
0.4
0.2
0
−8
−6
−4
−2
0
2
4
6
8


pull
Entries 0
Mean 0
Std Dev 0
1
0.8
0.6
0.4
0.2
0
0
1

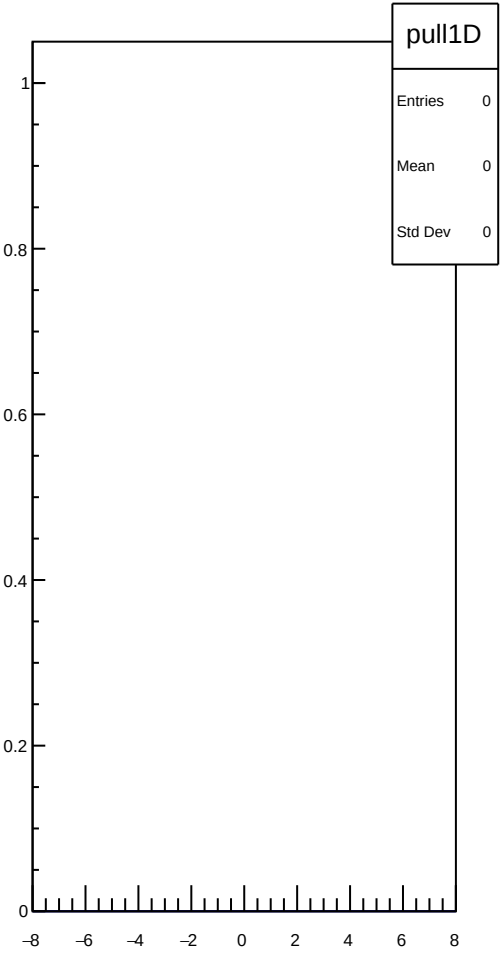
pull1D
Entries 0
Mean 0
Std Dev 0
1
0.8
0.6
0.4
0.2
0
−8
−6
−4
−2
0
2
4
6
8


pull
Entries 0
Mean 0
Std Dev 0
1
0.8
0.6
0.4
0.2
0
0
1

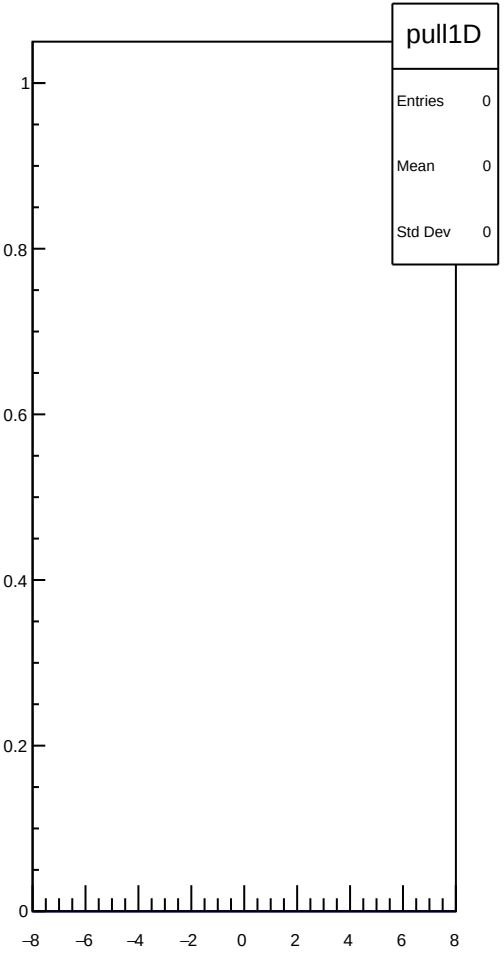
pull1D
Entries 0
Mean 0
Std Dev 0
1
0.8
0.6
0.4
0.2
0
−8
−6
−4
−2
0
2
4
6
8


pull
Entries 0
Mean 0
Std Dev 0
1
0.8
0.6
0.4
0.2
0
0
1

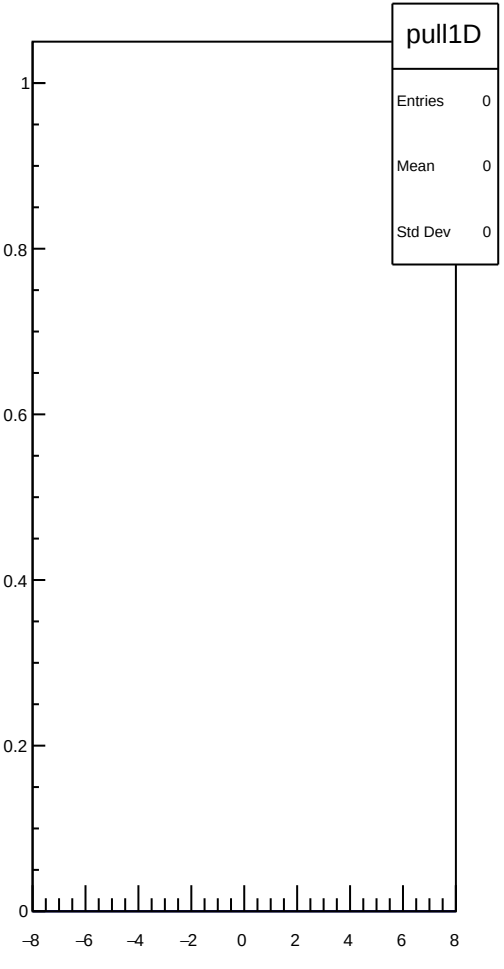
pull1D
Entries 0
Mean 0
Std Dev 0
1
0.8
0.6
0.4
0.2
0
−8
−6
−4
−2
0
2
4
6
8


pull
Entries 0
Mean 0
Std Dev 0
1
0.8
0.6
0.4
0.2
0
0
1

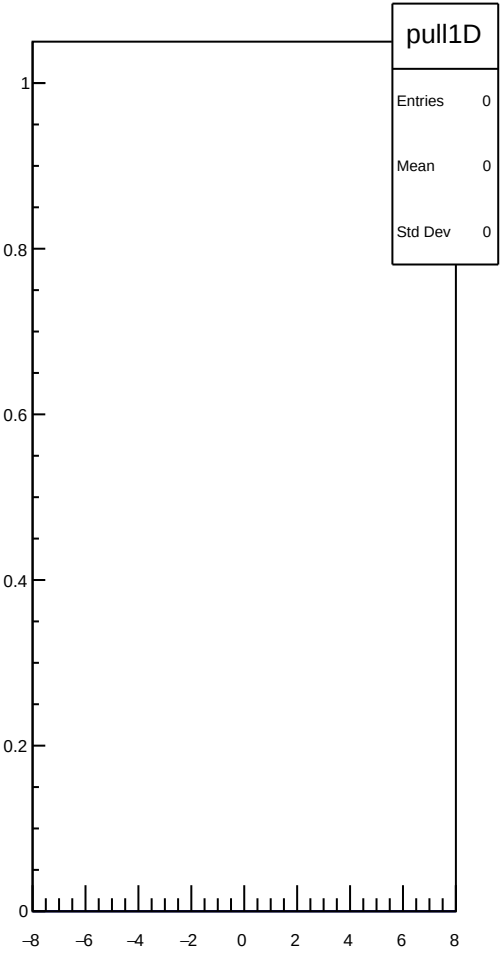
pull1D
Entries 0
Mean 0
Std Dev 0
1
0.8
0.6
0.4
0.2
0
−8
−6
−4
−2
0
2
4
6
8


pull
Entries 0
Mean 0
Std Dev 0
1
0.8
0.6
0.4
0.2
0
0
1

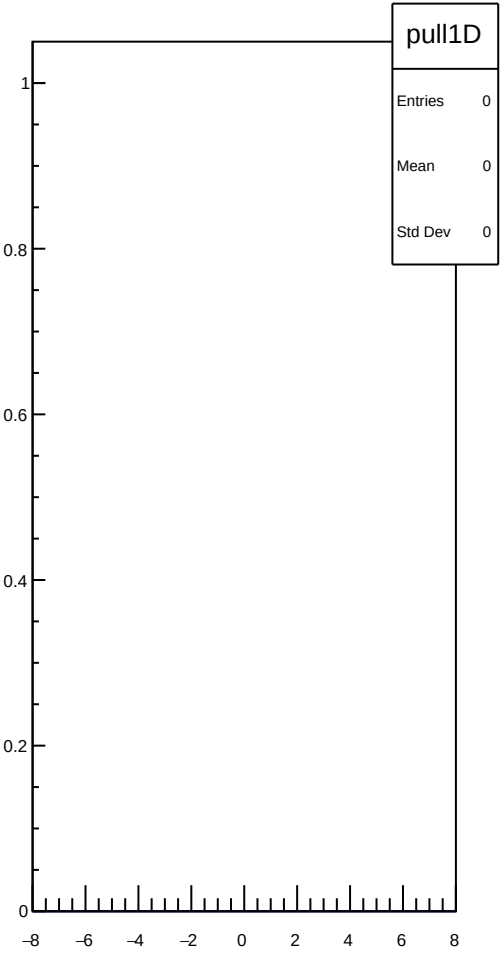
pull1D
Entries 0
Mean 0
Std Dev 0
1
0.8
0.6
0.4
0.2
0
−8
−6
−4
−2
0
2
4
6
8


pull
Entries 0
Mean 0
Std Dev 0
1
0.8
0.6
0.4
0.2
0
0
1

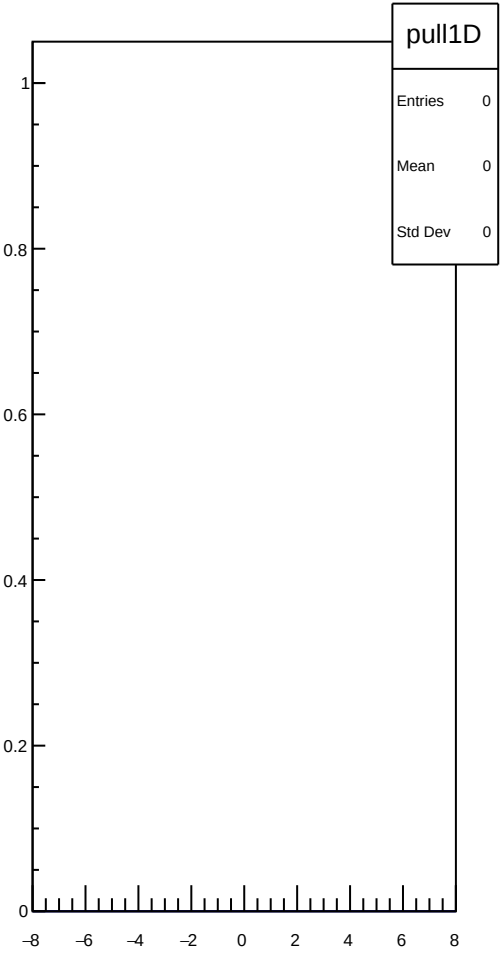
pull1D
Entries 0
Mean 0
Std Dev 0
1
0.8
0.6
0.4
0.2
0
−8
−6
−4
−2
0
2
4
6
8


pull
Entries 0
Mean 0
Std Dev 0
1
0.8
0.6
0.4
0.2
0
0
1

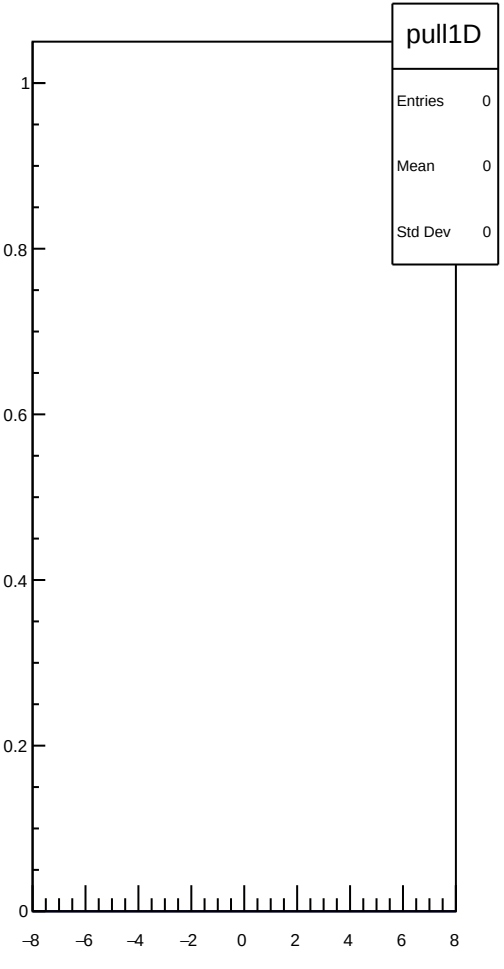
pull1D
Entries 0
Mean 0
Std Dev 0
1
0.8
0.6
0.4
0.2
0
−8
−6
−4
−2
0
2
4
6
8


pull
Entries 0
Mean 0
Std Dev 0
1
0.8
0.6
0.4
0.2
0
0
1

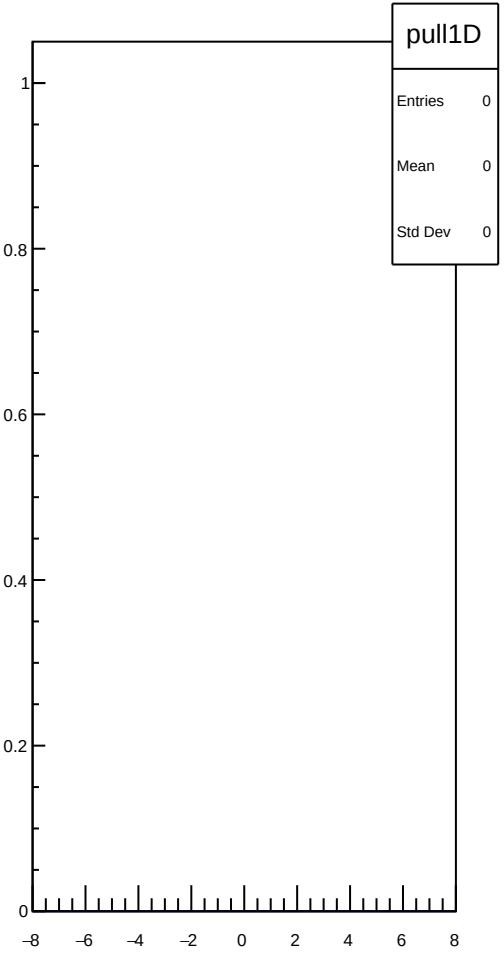
pull1D
Entries 0
Mean 0
Std Dev 0
1
0.8
0.6
0.4
0.2
0
−8
−6
−4
−2
0
2
4
6
8


pull
Entries 0
Mean 0
Std Dev 0
1
0.8
0.6
0.4
0.2
0
0
1

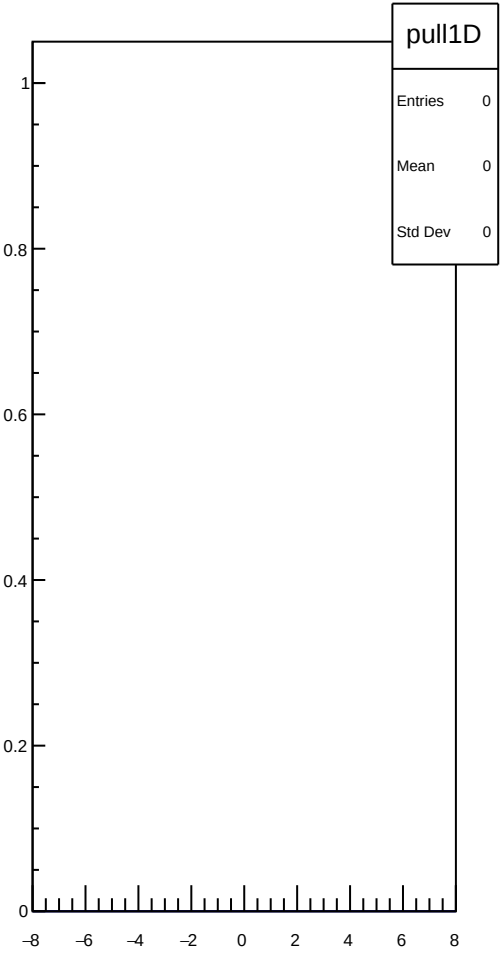
pull1D
Entries 0
Mean 0
Std Dev 0
1
0.8
0.6
0.4
0.2
0
−8
−6
−4
−2
0
2
4
6
8


pull
Entries 0
Mean 0
Std Dev 0
1
0.8
0.6
0.4
0.2
0
0
1

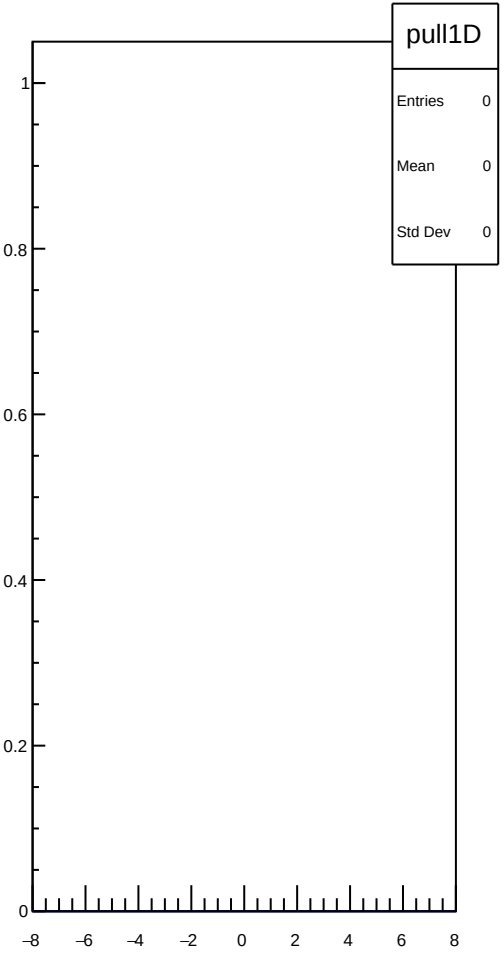
pull1D
Entries 0
Mean 0
Std Dev 0
1
0.8
0.6
0.4
0.2
0
−8
−6
−4
−2
0
2
4
6
8


pull
Entries 0
Mean 0
Std Dev 0
1
0.8
0.6
0.4
0.2
0
0
1

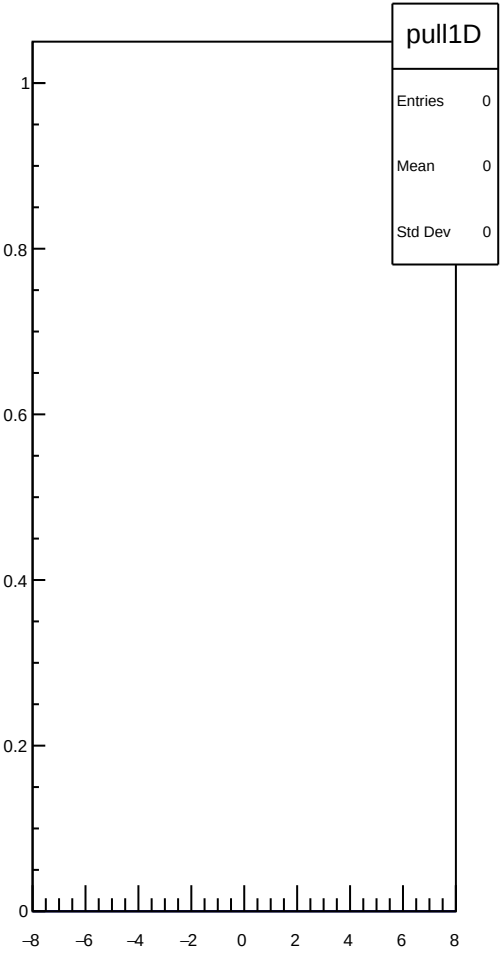
pull1D
Entries 0
Mean 0
Std Dev 0
1
0.8
0.6
0.4
0.2
0
−8
−6
−4
−2
0
2
4
6
8


pull
Entries 0
Mean 0
Std Dev 0
1
0.8
0.6
0.4
0.2
0
0
1

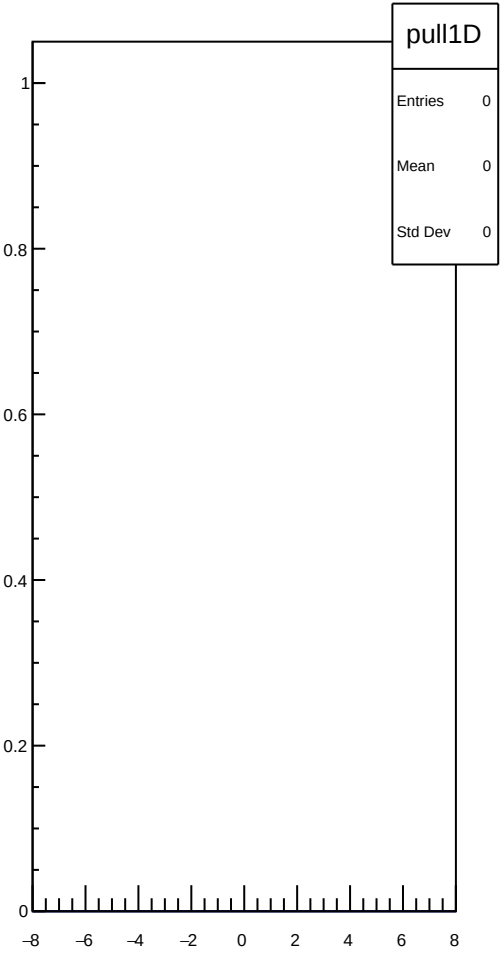
pull1D
Entries 0
Mean 0
Std Dev 0
1
0.8
0.6
0.4
0.2
0
−8
−6
−4
−2
0
2
4
6
8


pull
Entries 0
Mean 0
Std Dev 0
1
0.8
0.6
0.4
0.2
0
0
1

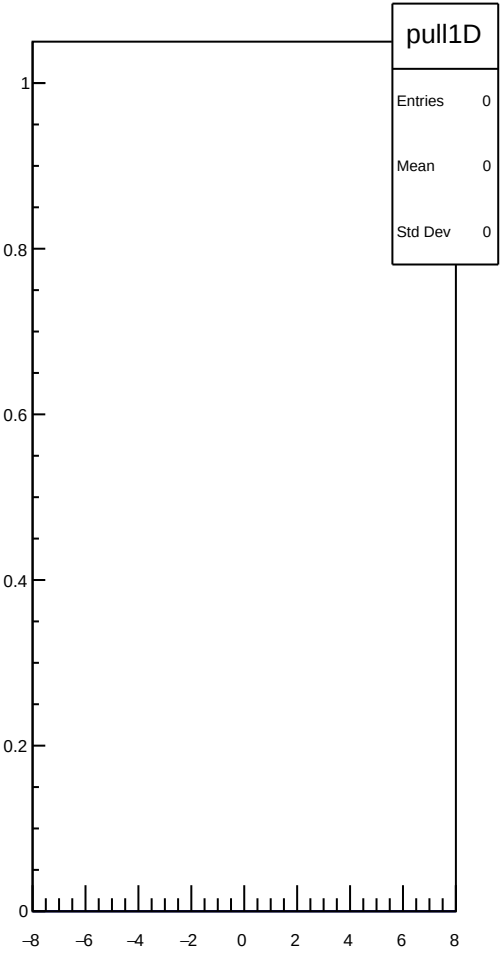
pull1D
Entries 0
Mean 0
Std Dev 0
1
0.8
0.6
0.4
0.2
0
−8
−6
−4
−2
0
2
4
6
8


pull
Entries 0
Mean 0
Std Dev 0
1
0.8
0.6
0.4
0.2
0
0
1

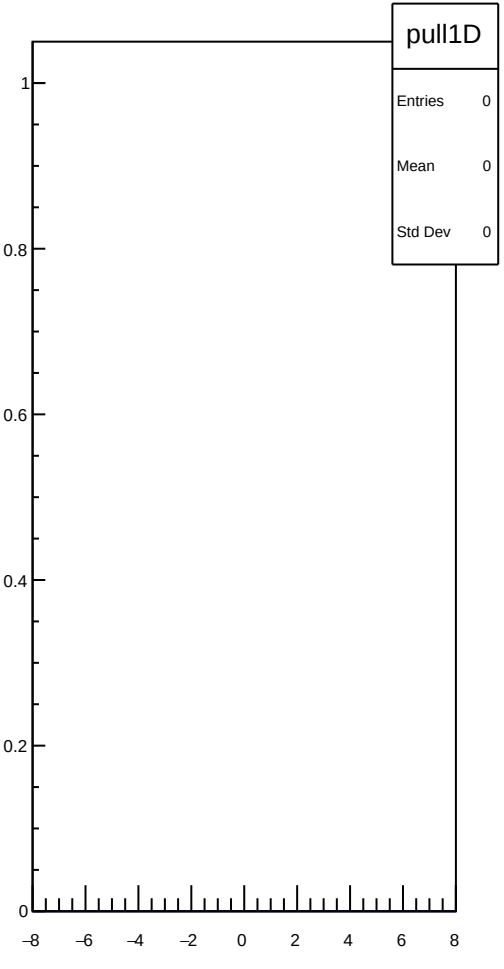
pull1D
Entries 0
Mean 0
Std Dev 0
1
0.8
0.6
0.4
0.2
0
−8
−6
−4
−2
0
2
4
6
8


pull
Entries 0
Mean 0
Std Dev 0
1
0.8
0.6
0.4
0.2
0
0
1

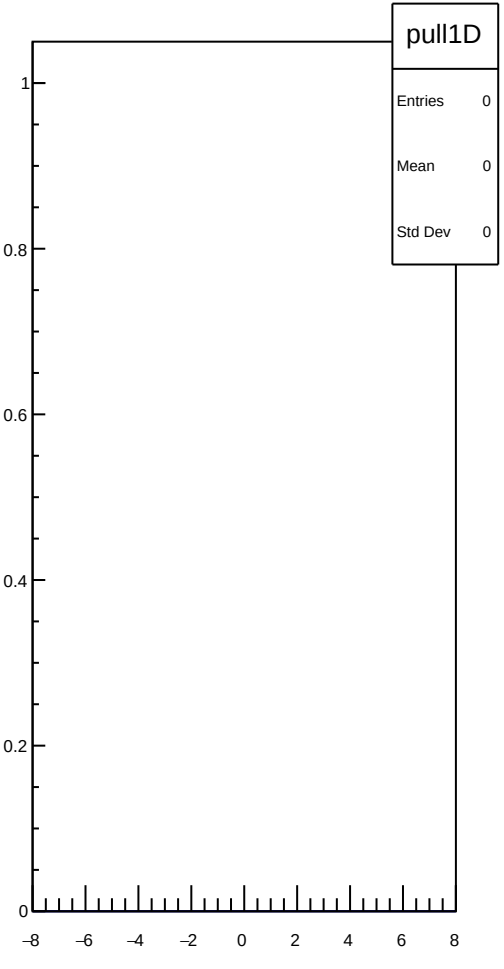
pull1D
Entries 0
Mean 0
Std Dev 0
1
0.8
0.6
0.4
0.2
0
−8
−6
−4
−2
0
2
4
6
8


pull
Entries 0
Mean 0
Std Dev 0
1
0.8
0.6
0.4
0.2
0
0
1

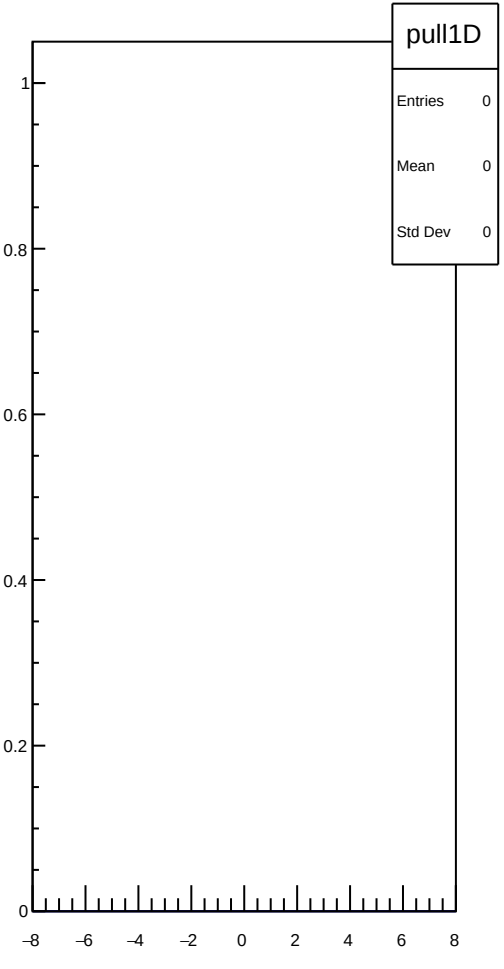
pull1D
Entries 0
Mean 0
Std Dev 0
1
0.8
0.6
0.4
0.2
0
−8
−6
−4
−2
0
2
4
6
8


pull
Entries 0
Mean 0
Std Dev 0
1
0.8
0.6
0.4
0.2
0
0
1

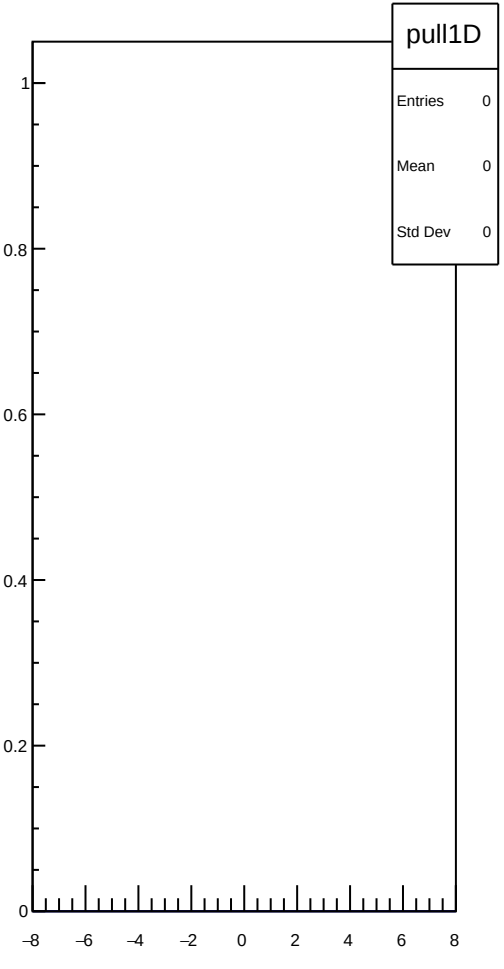
pull1D
Entries 0
Mean 0
Std Dev 0
1
0.8
0.6
0.4
0.2
0
−8
−6
−4
−2
0
2
4
6
8


pull
Entries 0
Mean 0
Std Dev 0
1
0.8
0.6
0.4
0.2
0
0
1

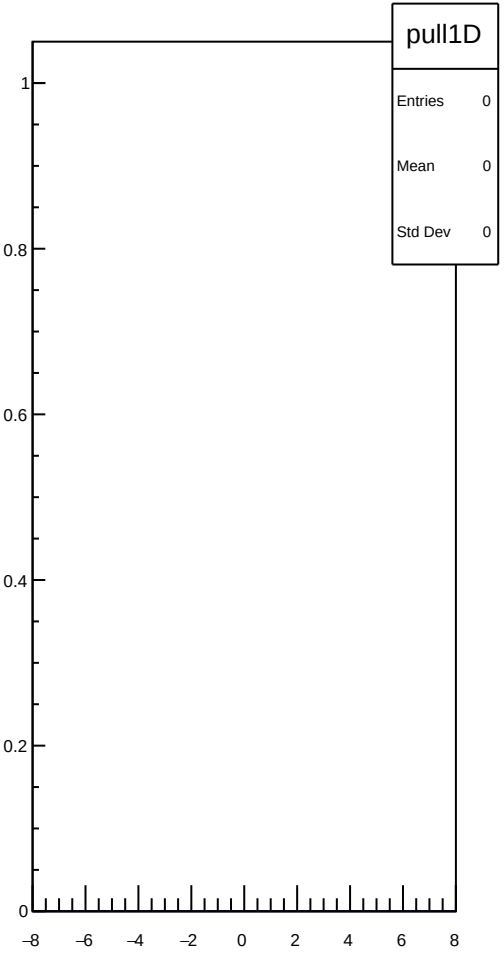
pull1D
Entries 0
Mean 0
Std Dev 0
1
0.8
0.6
0.4
0.2
0
−8
−6
−4
−2
0
2
4
6
8


pull
Entries 0
Mean 0
Std Dev 0
1
0.8
0.6
0.4
0.2
0
0
1

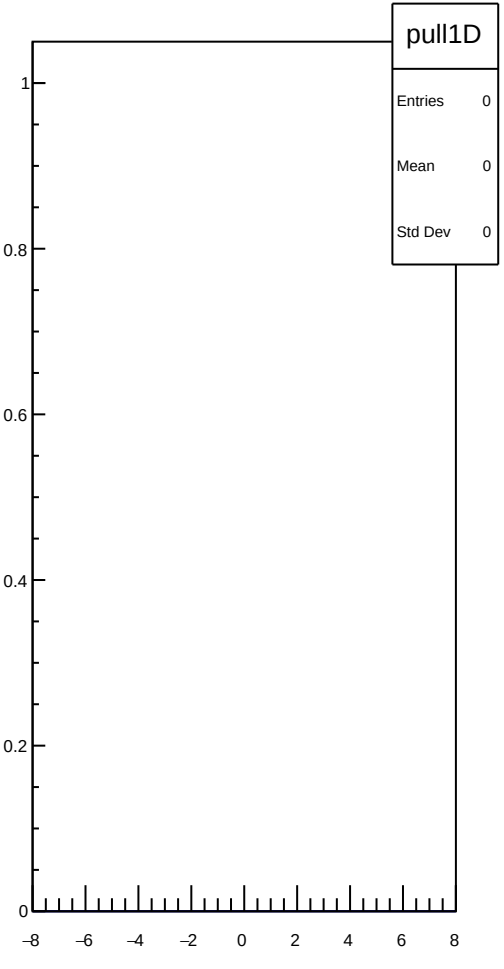
pull1D
Entries 0
Mean 0
Std Dev 0
1
0.8
0.6
0.4
0.2
0
−8
−6
−4
−2
0
2
4
6
8


pull
Entries 0
Mean 0
Std Dev 0
1
0.8
0.6
0.4
0.2
0
0
1

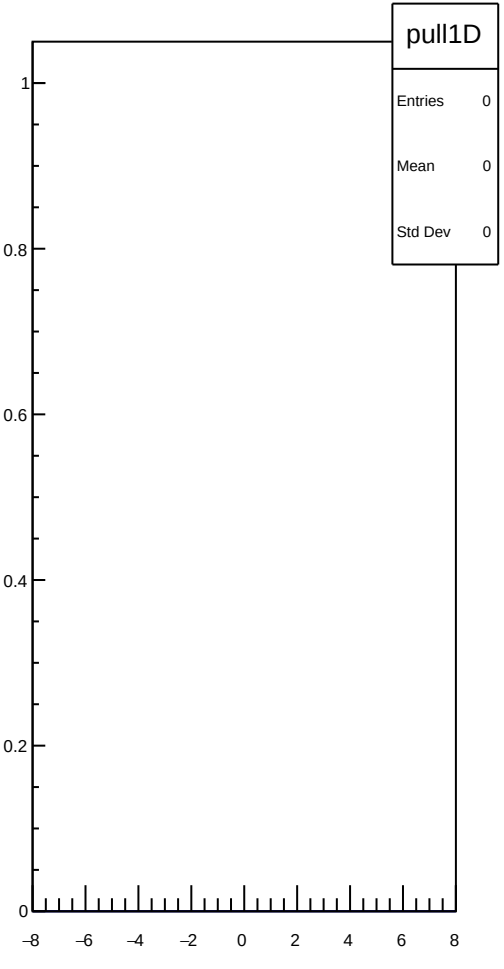
pull1D
Entries 0
Mean 0
Std Dev 0
1
0.8
0.6
0.4
0.2
0
−8
−6
−4
−2
0
2
4
6
8


pull
Entries 0
Mean 0
Std Dev 0
1
0.8
0.6
0.4
0.2
0
0
1

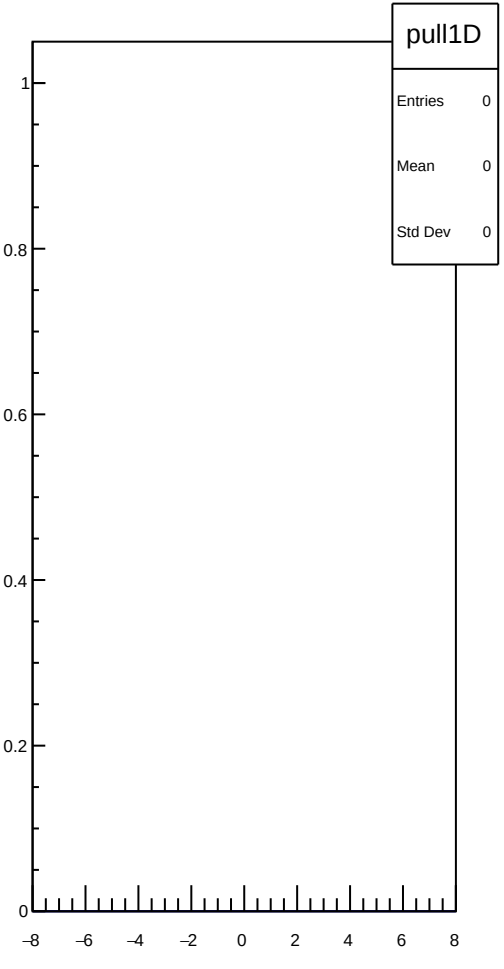
pull1D
Entries 0
Mean 0
Std Dev 0
1
0.8
0.6
0.4
0.2
0
−8
−6
−4
−2
0
2
4
6
8


pull
Entries 0
Mean 0
Std Dev 0
1
0.8
0.6
0.4
0.2
0
0
1

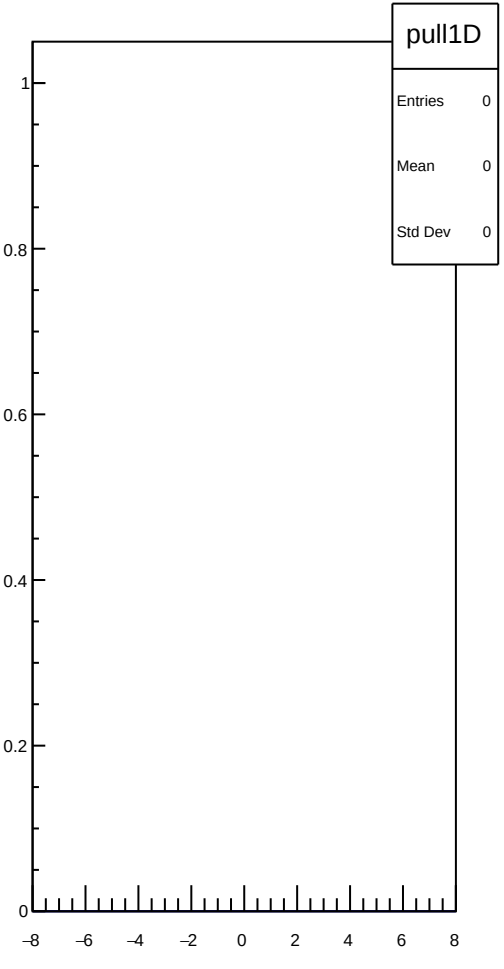
pull1D
Entries 0
Mean 0
Std Dev 0
1
0.8
0.6
0.4
0.2
0
−8
−6
−4
−2
0
2
4
6
8


pull
Entries 0
Mean 0
Std Dev 0
1
0.8
0.6
0.4
0.2
0
0
1

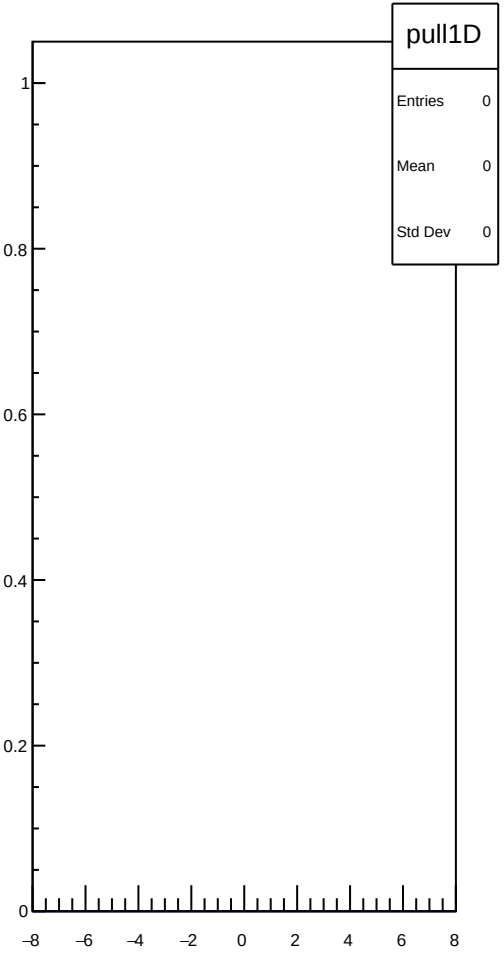
pull1D
Entries 0
Mean 0
Std Dev 0
1
0.8
0.6
0.4
0.2
0
−8
−6
−4
−2
0
2
4
6
8


pull
Entries 0
Mean 0
Std Dev 0
1
0.8
0.6
0.4
0.2
0
0
1

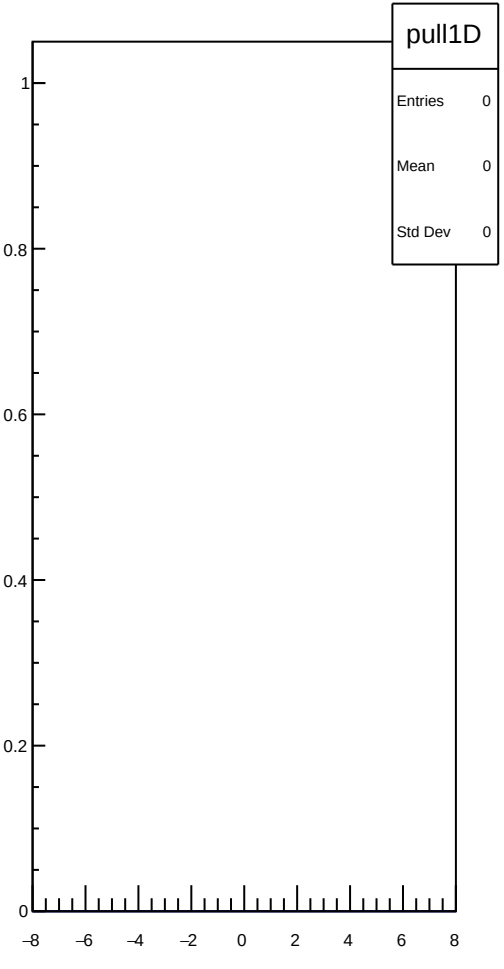
pull1D
Entries 0
Mean 0
Std Dev 0
1
0.8
0.6
0.4
0.2
0
−8
−6
−4
−2
0
2
4
6
8


pull
Entries 0
Mean 0
Std Dev 0
1
0.8
0.6
0.4
0.2
0
0
1

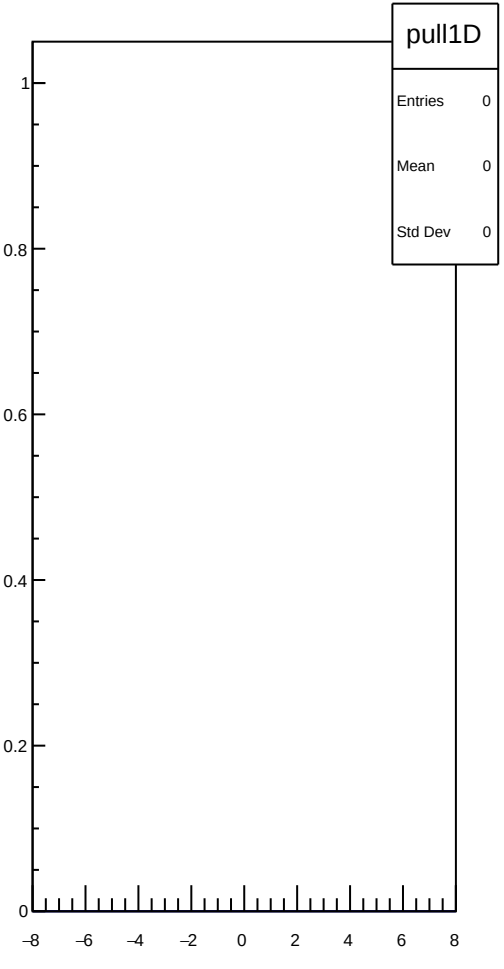
pull1D
Entries 0
Mean 0
Std Dev 0
1
0.8
0.6
0.4
0.2
0
−8
−6
−4
−2
0
2
4
6
8


pull
Entries 0
Mean 0
Std Dev 0
1
0.8
0.6
0.4
0.2
0
0
1

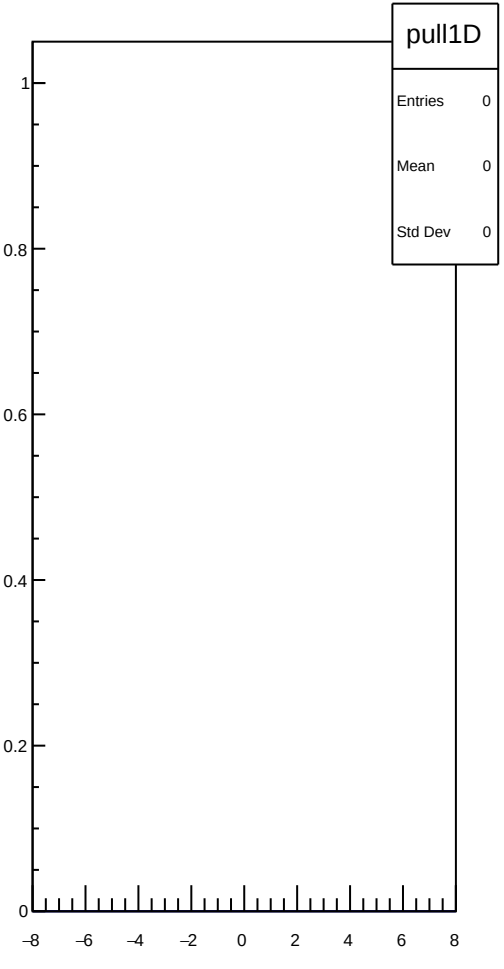
pull1D
Entries 0
Mean 0
Std Dev 0
1
0.8
0.6
0.4
0.2
0
−8
−6
−4
−2
0
2
4
6
8


pull
Entries 0
Mean 0
Std Dev 0
1
0.8
0.6
0.4
0.2
0
0
1

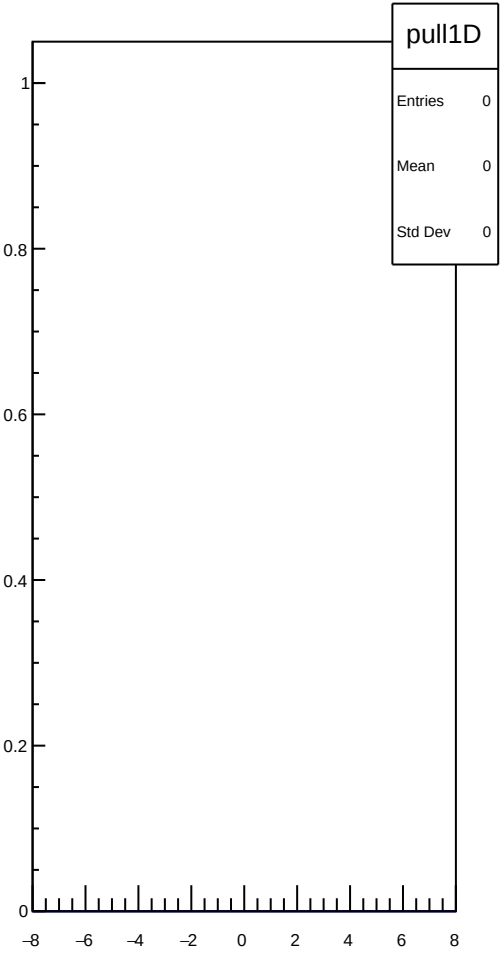
pull1D
Entries 0
Mean 0
Std Dev 0
1
0.8
0.6
0.4
0.2
0
−8
−6
−4
−2
0
2
4
6
8


pull
Entries 0
Mean 0
Std Dev 0
1
0.8
0.6
0.4
0.2
0
0
1

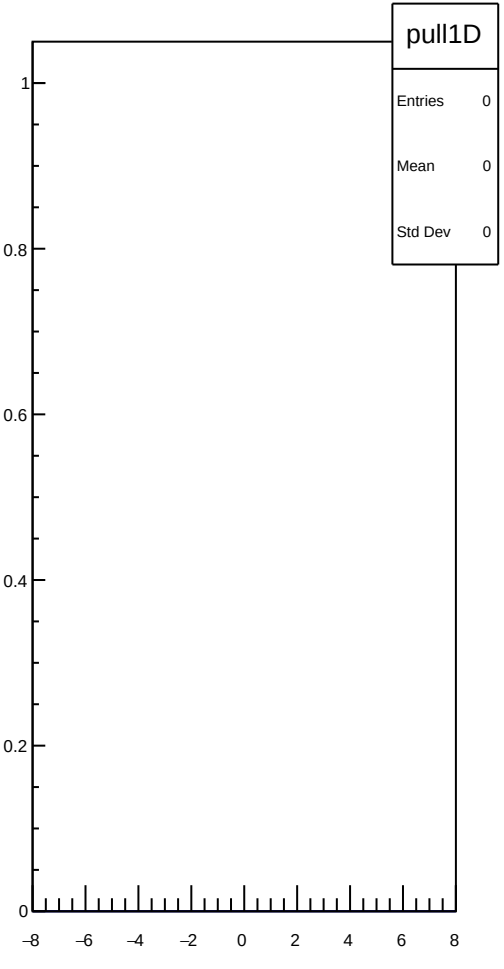
pull1D
Entries 0
Mean 0
Std Dev 0
1
0.8
0.6
0.4
0.2
0
−8
−6
−4
−2
0
2
4
6
8


pull
Entries 0
Mean 0
Std Dev 0
1
0.8
0.6
0.4
0.2
0
0
1

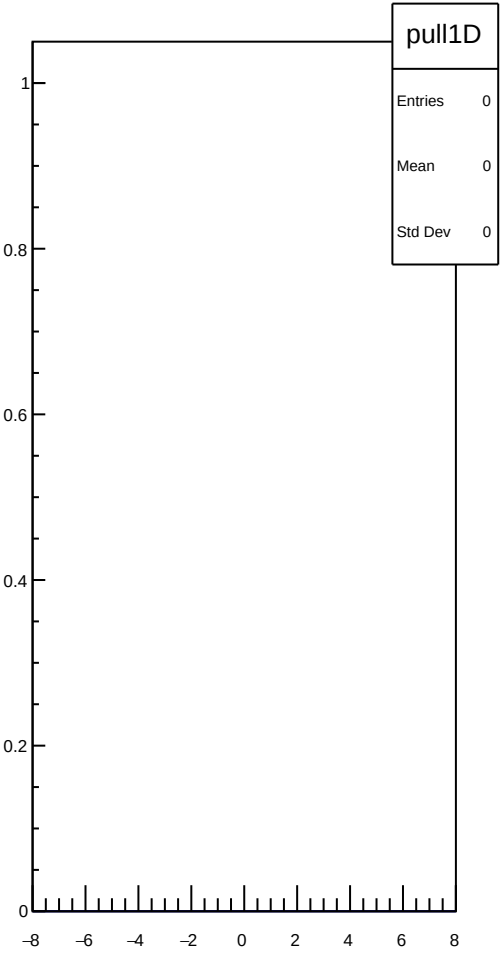
pull1D
Entries 0
Mean 0
Std Dev 0
1
0.8
0.6
0.4
0.2
0
−8
−6
−4
−2
0
2
4
6
8


pull
Entries 0
Mean 0
Std Dev 0
1
0.8
0.6
0.4
0.2
0
0
1

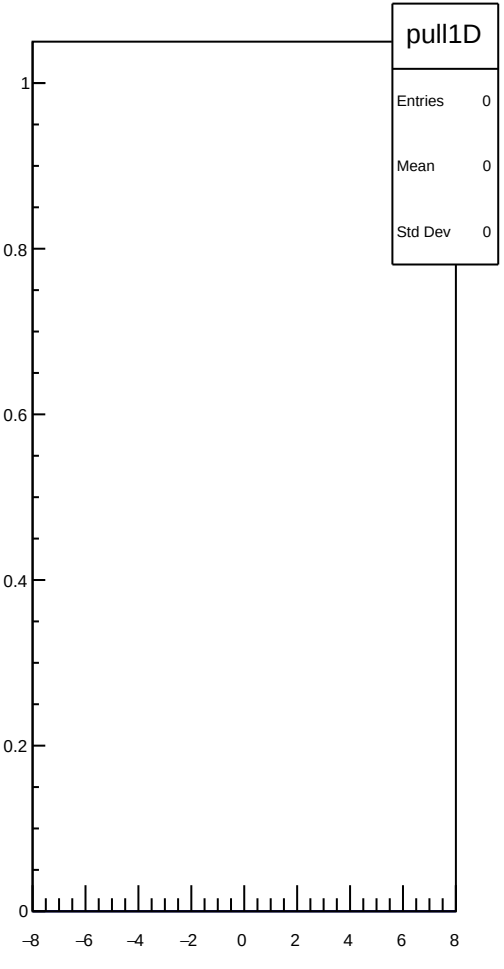
pull1D
Entries 0
Mean 0
Std Dev 0
1
0.8
0.6
0.4
0.2
0
−8
−6
−4
−2
0
2
4
6
8


pull
Entries 0
Mean 0
Std Dev 0
1
0.8
0.6
0.4
0.2
0
0
1

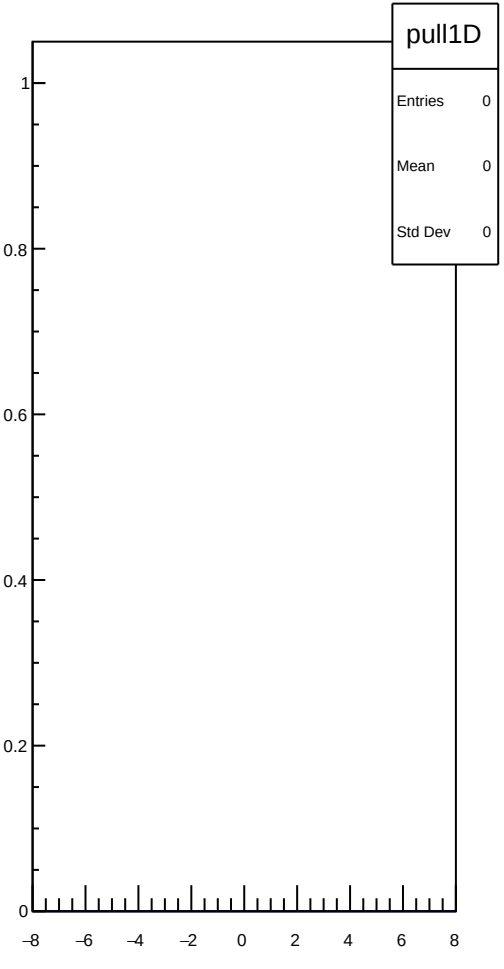
pull1D
Entries 0
Mean 0
Std Dev 0
1
0.8
0.6
0.4
0.2
0
−8
−6
−4
−2
0
2
4
6
8


pull
Entries 0
Mean 0
Std Dev 0
1
0.8
0.6
0.4
0.2
0
0
1

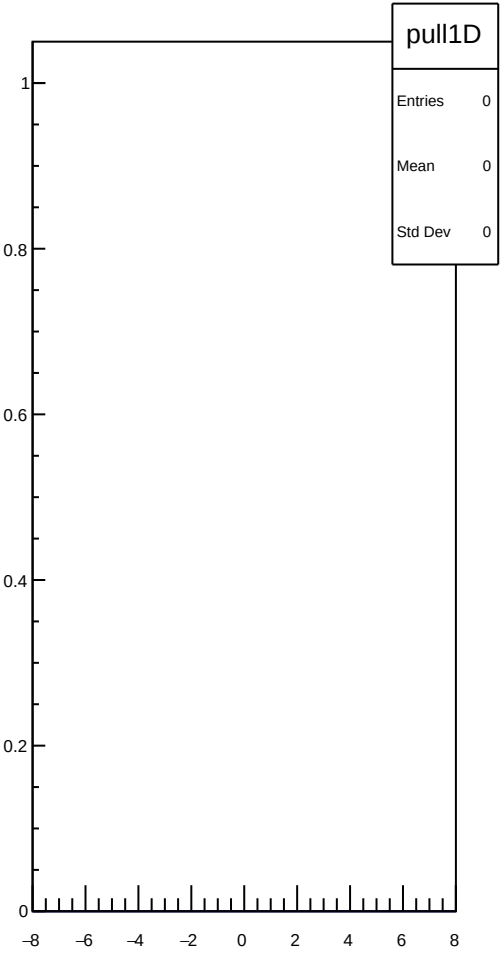
pull1D
Entries 0
Mean 0
Std Dev 0
1
0.8
0.6
0.4
0.2
0
−8
−6
−4
−2
0
2
4
6
8


pull
Entries 0
Mean 0
Std Dev 0
1
0.8
0.6
0.4
0.2
0
0
1

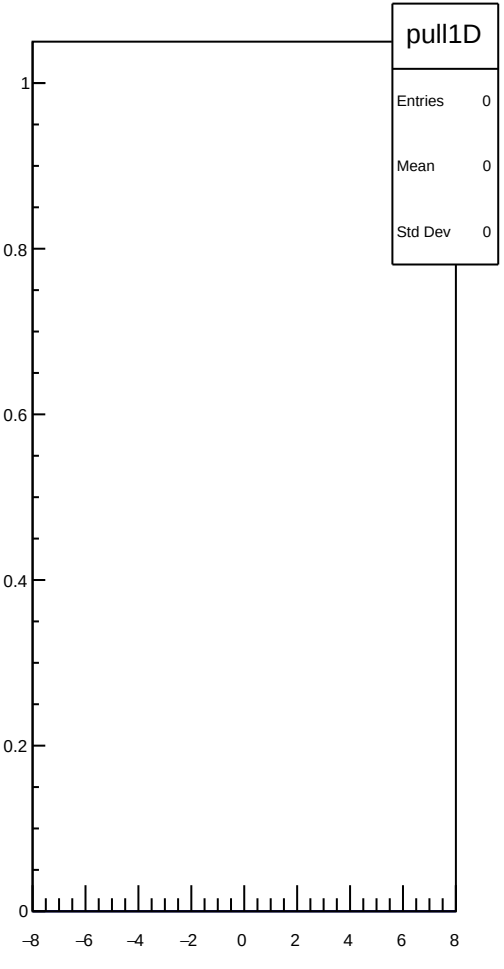
pull1D
Entries 0
Mean 0
Std Dev 0
1
0.8
0.6
0.4
0.2
0
−8
−6
−4
−2
0
2
4
6
8


pull
Entries 0
Mean 0
Std Dev 0
1
0.8
0.6
0.4
0.2
0
0
1

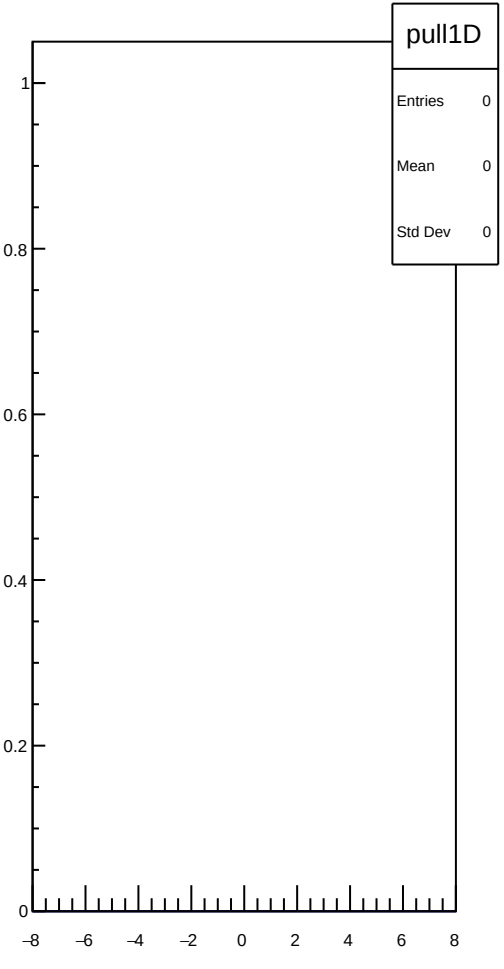
pull1D
Entries 0
Mean 0
Std Dev 0
1
0.8
0.6
0.4
0.2
0
−8
−6
−4
−2
0
2
4
6
8


pull
Entries 0
Mean 0
Std Dev 0
1
0.8
0.6
0.4
0.2
0
0
1

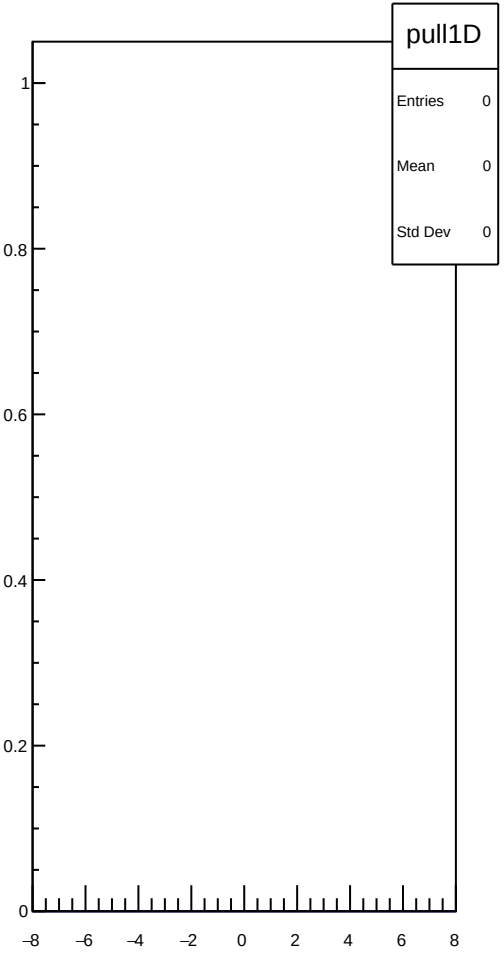
pull1D
Entries 0
Mean 0
Std Dev 0
1
0.8
0.6
0.4
0.2
0
−8
−6
−4
−2
0
2
4
6
8


pull
Entries 0
Mean 0
Std Dev 0
1
0.8
0.6
0.4
0.2
0
0
1

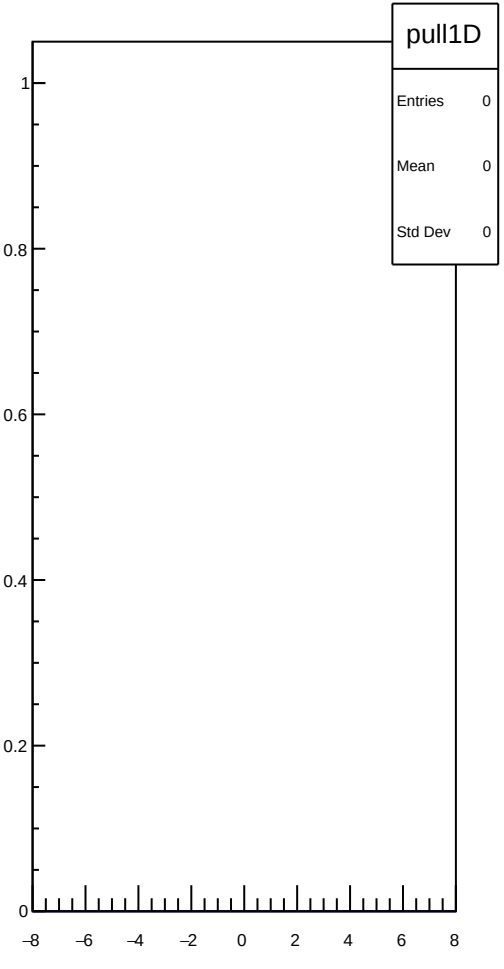
pull1D
Entries 0
Mean 0
Std Dev 0
1
0.8
0.6
0.4
0.2
0
−8
−6
−4
−2
0
2
4
6
8


pull
Entries 0
Mean 0
Std Dev 0
1
0.8
0.6
0.4
0.2
0
0
1

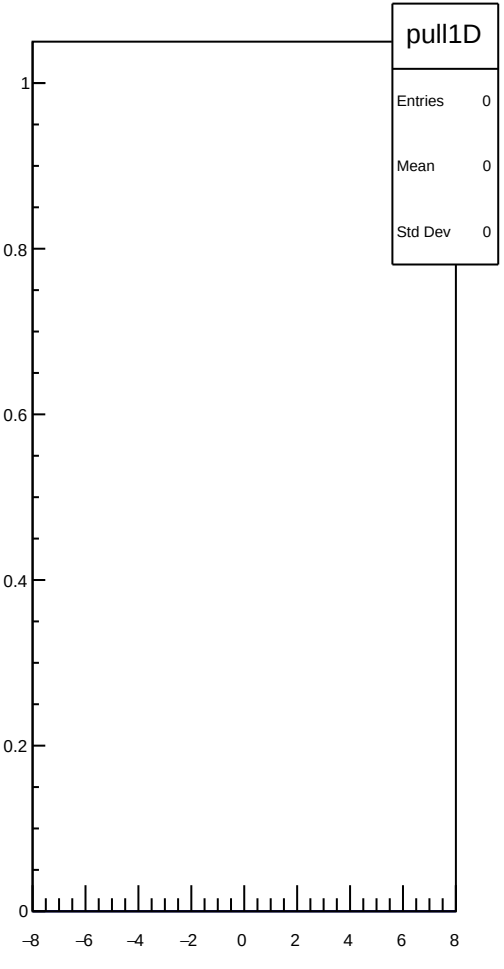
pull1D
Entries 0
Mean 0
Std Dev 0
1
0.8
0.6
0.4
0.2
0
−8
−6
−4
−2
0
2
4
6
8


pull
Entries 0
Mean 0
Std Dev 0
1
0.8
0.6
0.4
0.2
0
0
1

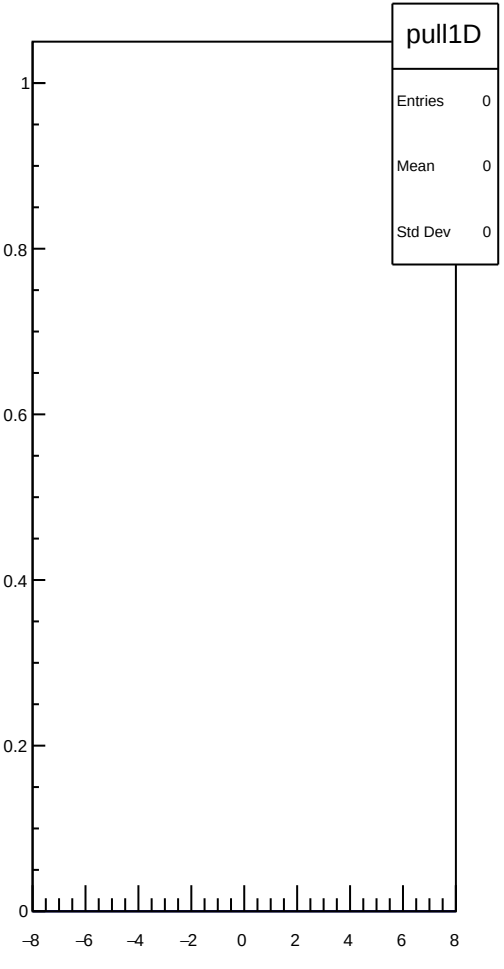
pull1D
Entries 0
Mean 0
Std Dev 0
1
0.8
0.6
0.4
0.2
0
−8
−6
−4
−2
0
2
4
6
8


pull
Entries 0
Mean 0
Std Dev 0
1
0.8
0.6
0.4
0.2
0
0
1

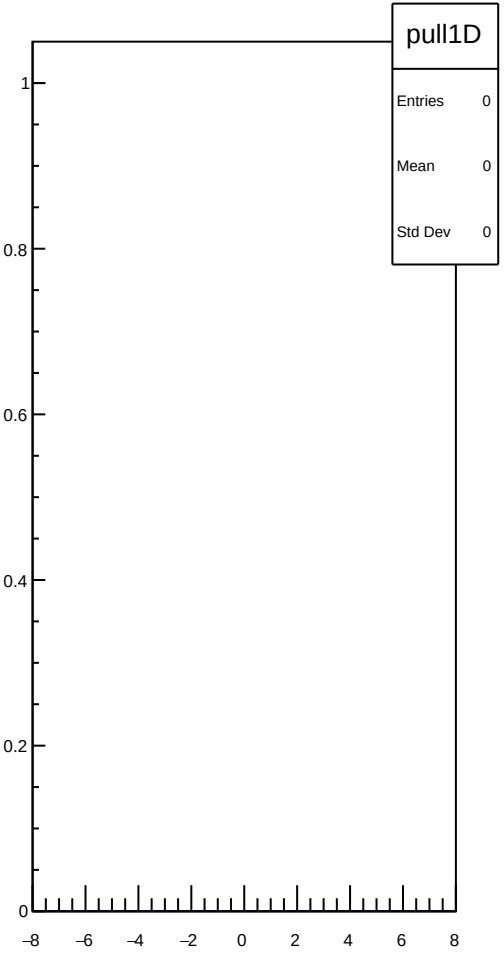
pull1D
Entries 0
Mean 0
Std Dev 0
1
0.8
0.6
0.4
0.2
0
−8
−6
−4
−2
0
2
4
6
8


pull
Entries 0
Mean 0
Std Dev 0
1
0.8
0.6
0.4
0.2
0
0
1

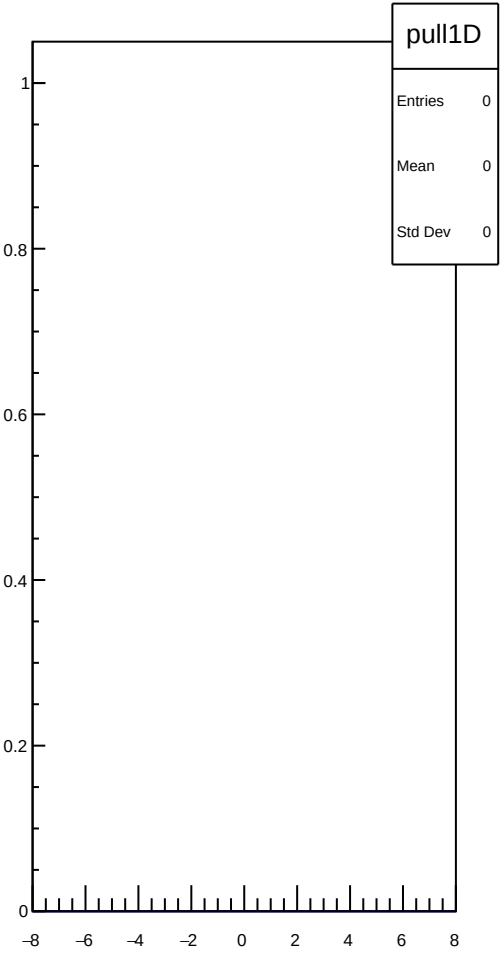
pull1D
Entries 0
Mean 0
Std Dev 0
1
0.8
0.6
0.4
0.2
0
−8
−6
−4
−2
0
2
4
6
8


pull
Entries 0
Mean 0
Std Dev 0
1
0.8
0.6
0.4
0.2
0
0
1

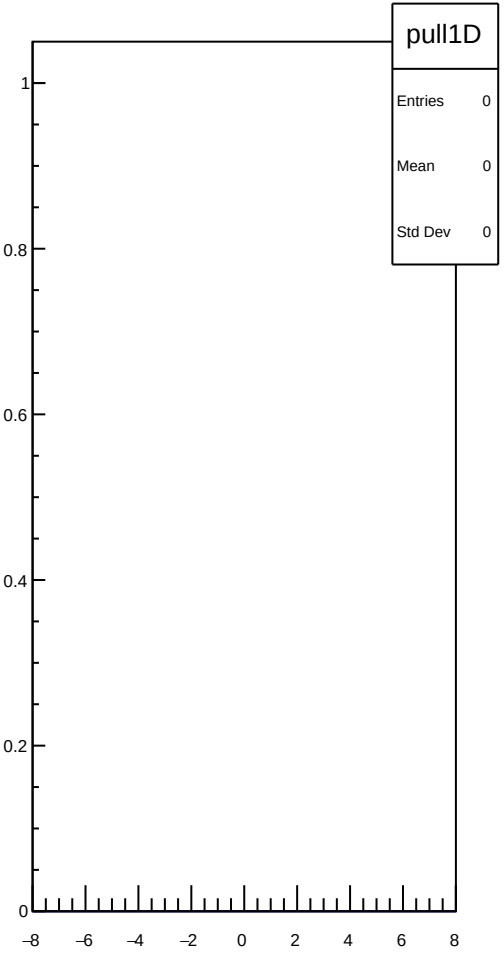
pull1D
Entries 0
Mean 0
Std Dev 0
1
0.8
0.6
0.4
0.2
0
−8
−6
−4
−2
0
2
4
6
8


pull
Entries 0
Mean 0
Std Dev 0
1
0.8
0.6
0.4
0.2
0
0
1

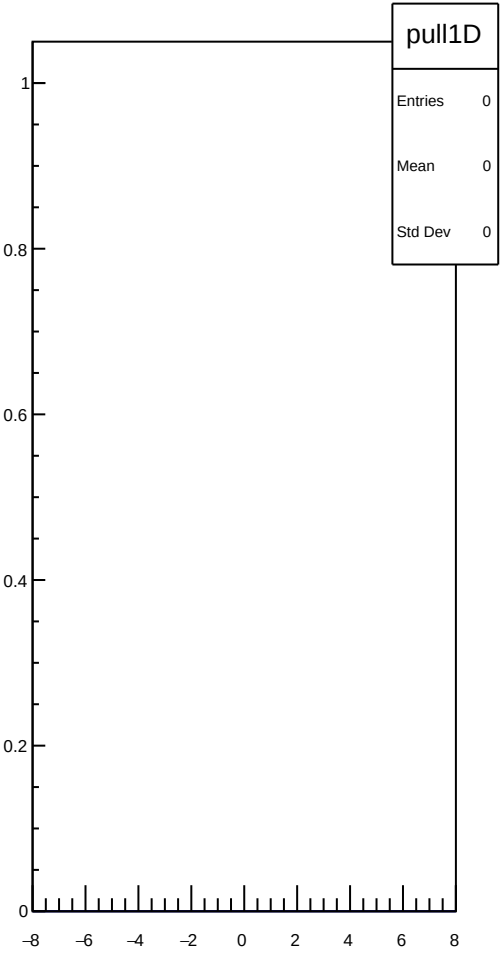
pull1D
Entries 0
Mean 0
Std Dev 0
1
0.8
0.6
0.4
0.2
0
−8
−6
−4
−2
0
2
4
6
8


pull
Entries 0
Mean 0
Std Dev 0
1
0.8
0.6
0.4
0.2
0
0
1

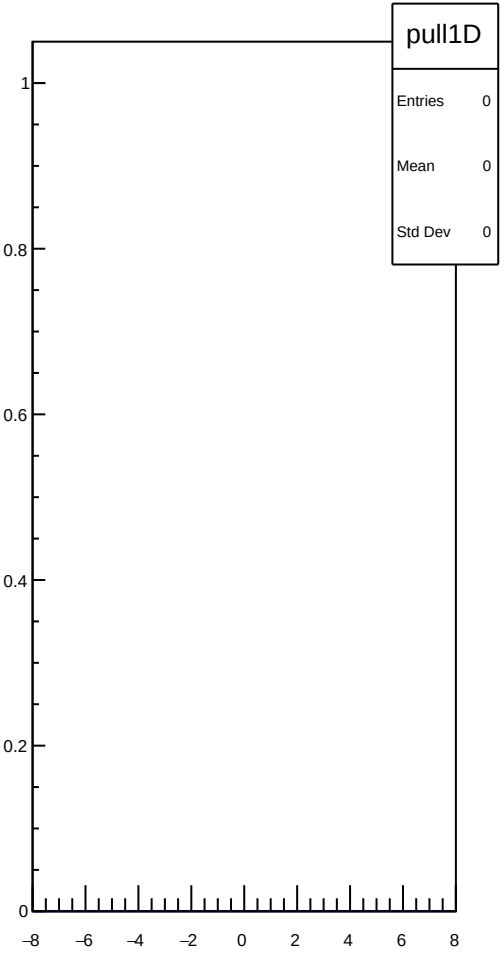
pull1D
Entries 0
Mean 0
Std Dev 0
1
0.8
0.6
0.4
0.2
0
−8
−6
−4
−2
0
2
4
6
8


pull
Entries 0
Mean 0
Std Dev 0
1
0.8
0.6
0.4
0.2
0
0
1

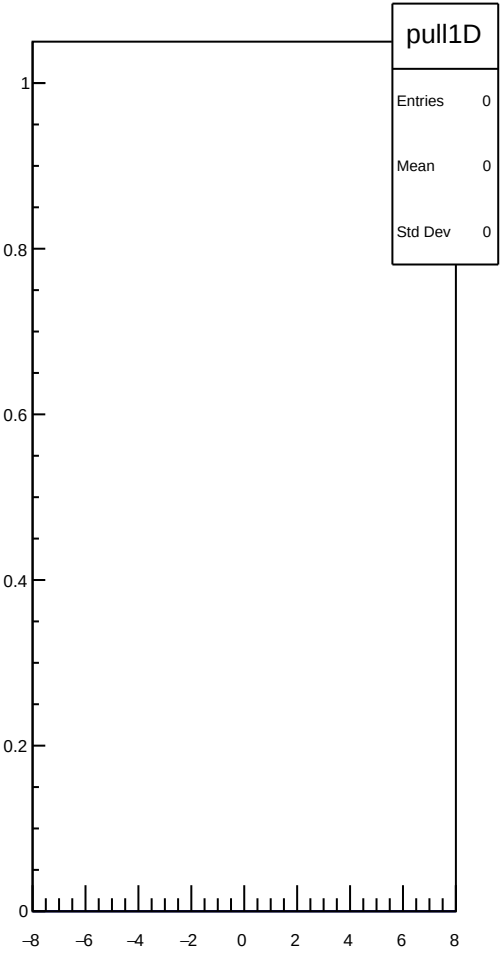
pull1D
Entries 0
Mean 0
Std Dev 0
1
0.8
0.6
0.4
0.2
0
−8
−6
−4
−2
0
2
4
6
8


pull
Entries 0
Mean 0
Std Dev 0
1
0.8
0.6
0.4
0.2
0
0
1

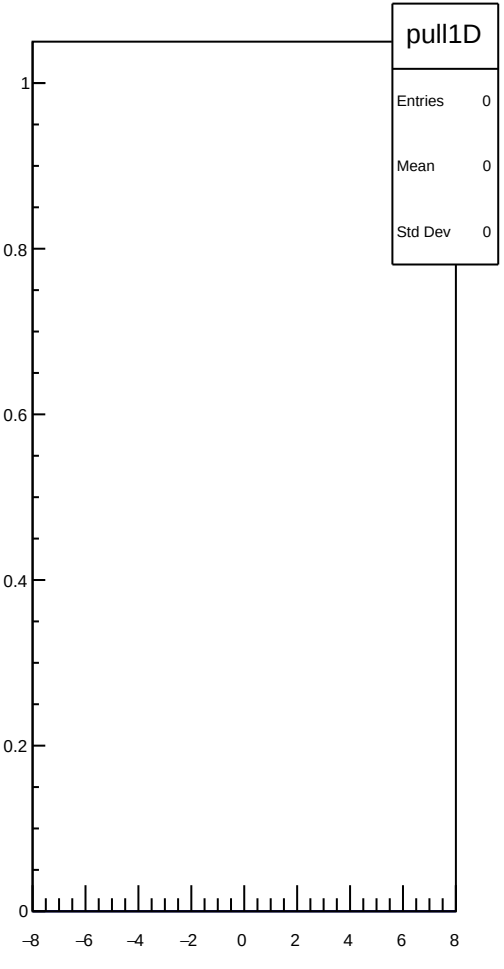
pull1D
Entries 0
Mean 0
Std Dev 0
1
0.8
0.6
0.4
0.2
0
−8
−6
−4
−2
0
2
4
6
8


pull
Entries 0
Mean 0
Std Dev 0
1
0.8
0.6
0.4
0.2
0
0
1

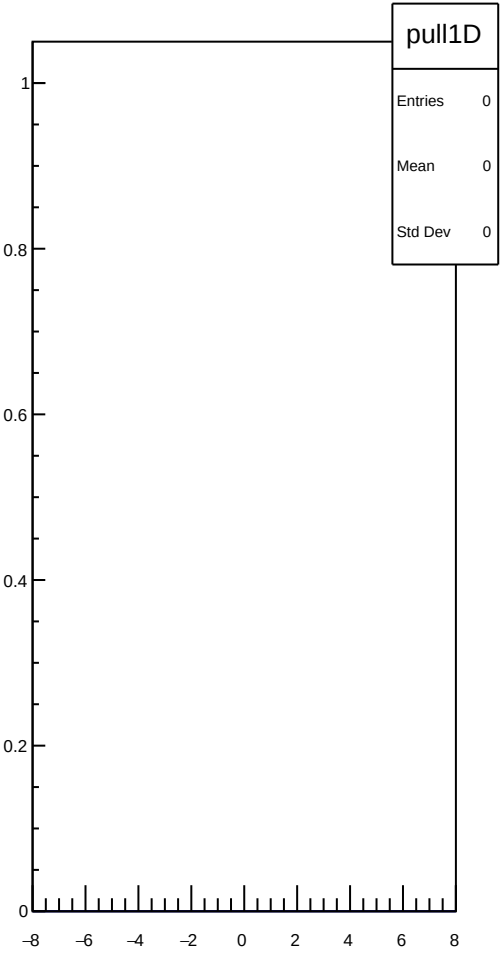
pull1D
Entries 0
Mean 0
Std Dev 0
1
0.8
0.6
0.4
0.2
0
−8
−6
−4
−2
0
2
4
6
8


pull
Entries 0
Mean 0
Std Dev 0
1
0.8
0.6
0.4
0.2
0
0
1

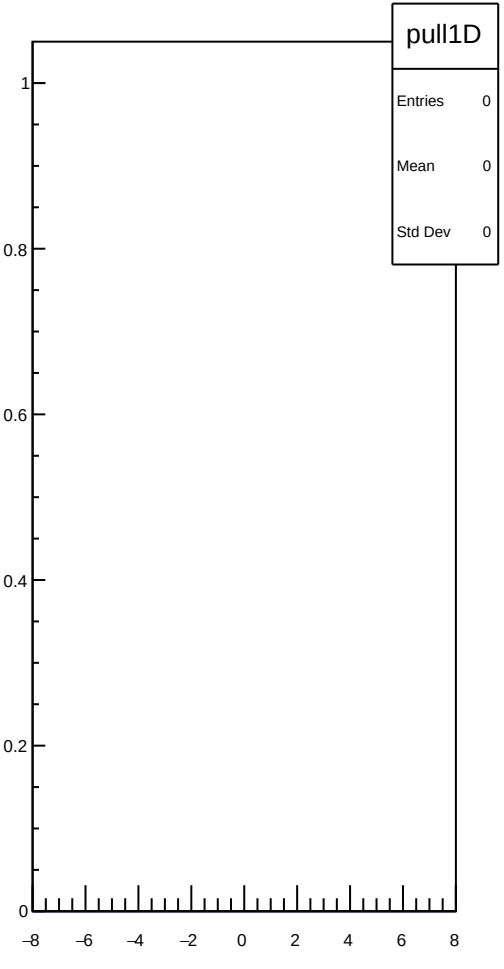
pull1D
Entries 0
Mean 0
Std Dev 0
1
0.8
0.6
0.4
0.2
0
−8
−6
−4
−2
0
2
4
6
8


pull
Entries 0
Mean 0
Std Dev 0
1
0.8
0.6
0.4
0.2
0
0
1

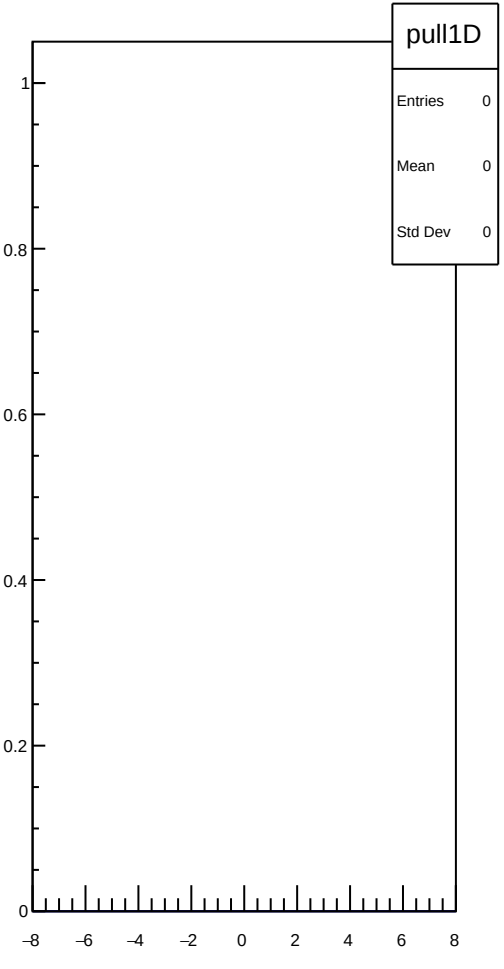
pull1D
Entries 0
Mean 0
Std Dev 0
1
0.8
0.6
0.4
0.2
0
−8
−6
−4
−2
0
2
4
6
8


pull
Entries 0
Mean 0
Std Dev 0
1
0.8
0.6
0.4
0.2
0
0
1

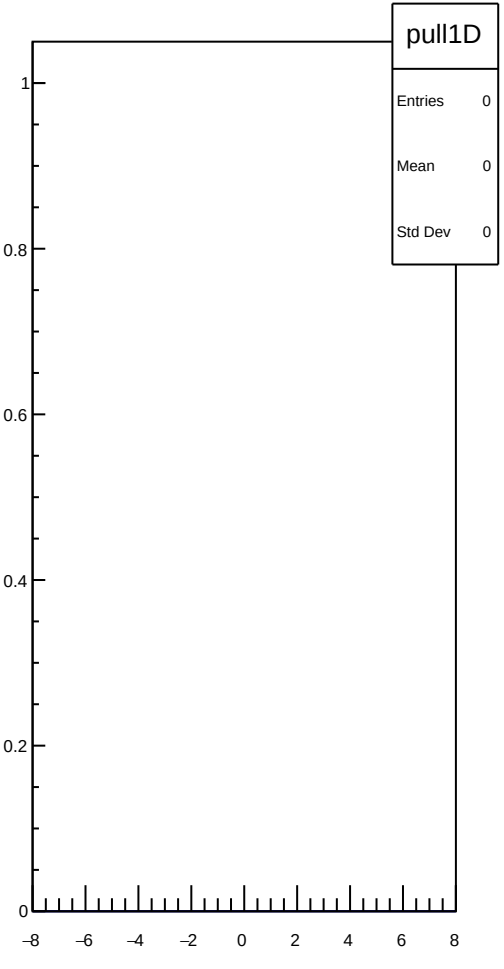
pull1D
Entries 0
Mean 0
Std Dev 0
1
0.8
0.6
0.4
0.2
0
−8
−6
−4
−2
0
2
4
6
8


pull
Entries 0
Mean 0
Std Dev 0
1
0.8
0.6
0.4
0.2
0
0
1

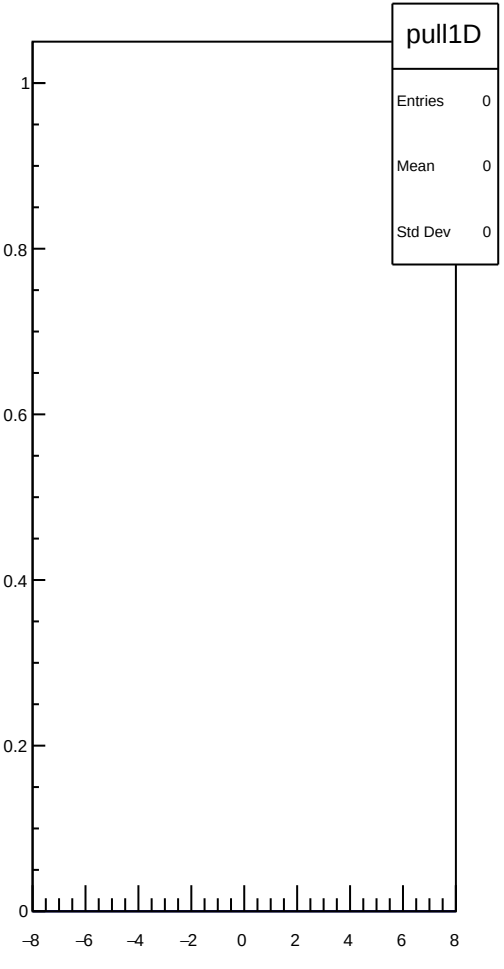
pull1D
Entries 0
Mean 0
Std Dev 0
1
0.8
0.6
0.4
0.2
0
−8
−6
−4
−2
0
2
4
6
8


pull
Entries 0
Mean 0
Std Dev 0
1
0.8
0.6
0.4
0.2
0
0
1

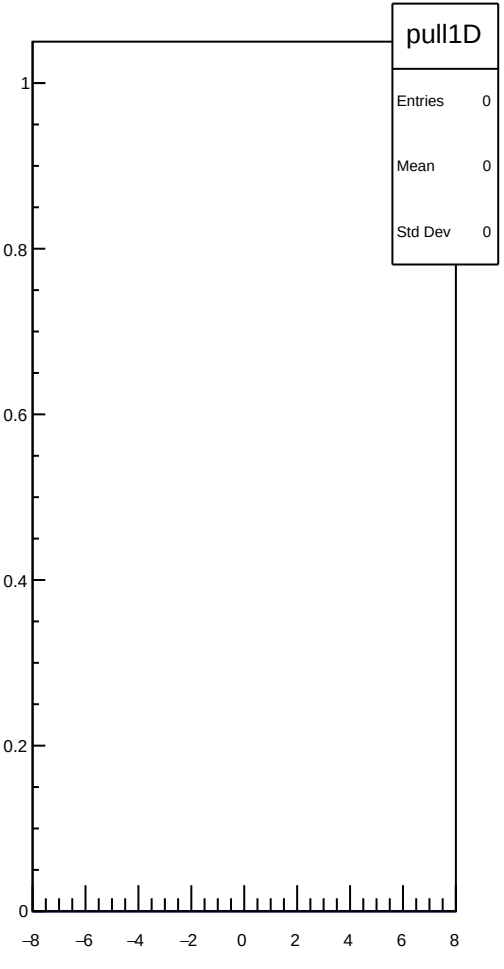
pull1D
Entries 0
Mean 0
Std Dev 0
1
0.8
0.6
0.4
0.2
0
−8
−6
−4
−2
0
2
4
6
8


pull
Entries 0
Mean 0
Std Dev 0
1
0.8
0.6
0.4
0.2
0
0
1

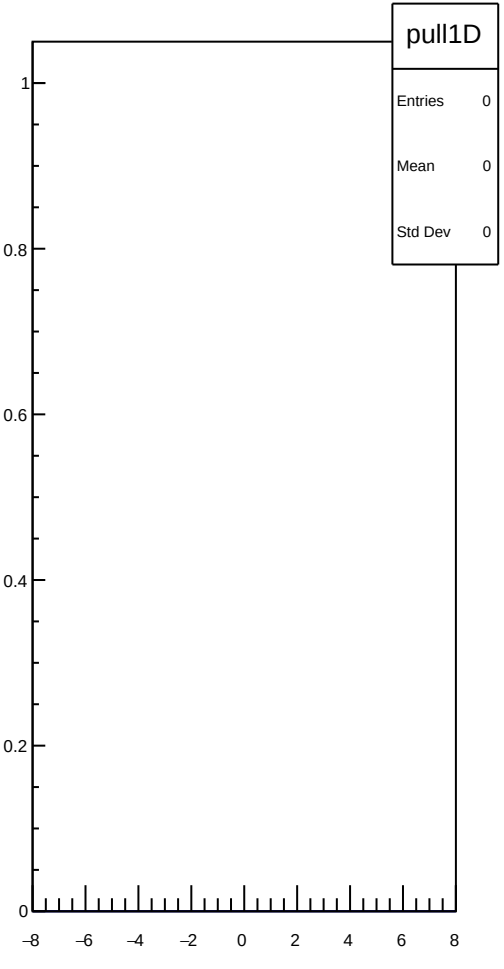
pull1D
Entries 0
Mean 0
Std Dev 0
1
0.8
0.6
0.4
0.2
0
−8
−6
−4
−2
0
2
4
6
8


pull
Entries 0
Mean 0
Std Dev 0
1
0.8
0.6
0.4
0.2
0
0
1

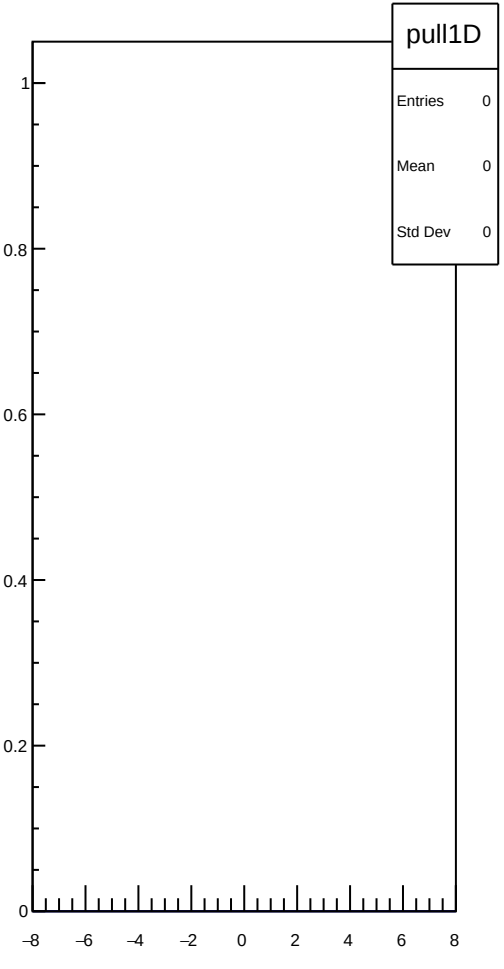
pull1D
Entries 0
Mean 0
Std Dev 0
1
0.8
0.6
0.4
0.2
0
−8
−6
−4
−2
0
2
4
6
8


pull
Entries 0
Mean 0
Std Dev 0
1
0.8
0.6
0.4
0.2
0
0
1

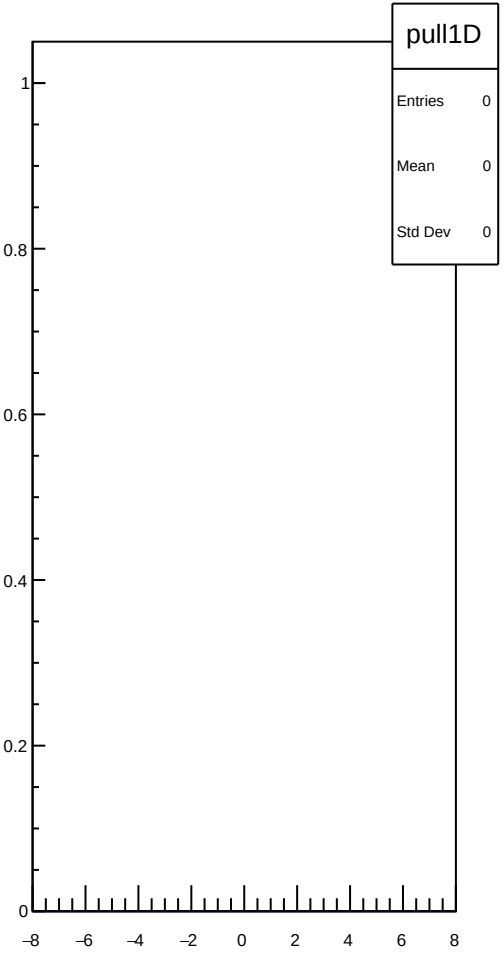
pull1D
Entries 0
Mean 0
Std Dev 0
1
0.8
0.6
0.4
0.2
0
−8
−6
−4
−2
0
2
4
6
8


pull
Entries 0
Mean 0
Std Dev 0
1
0.8
0.6
0.4
0.2
0
0
1

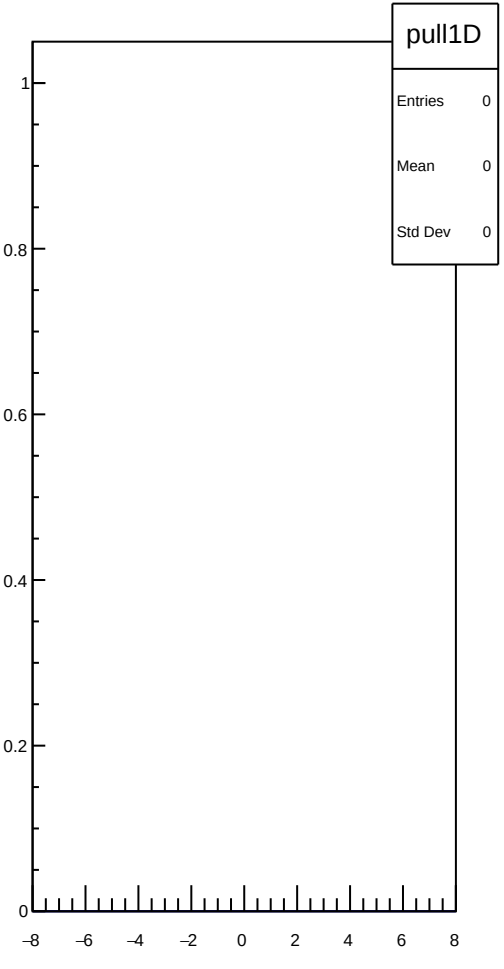
pull1D
Entries 0
Mean 0
Std Dev 0
1
0.8
0.6
0.4
0.2
0
−8
−6
−4
−2
0
2
4
6
8


pull
Entries 0
Mean 0
Std Dev 0
1
0.8
0.6
0.4
0.2
0
0
1

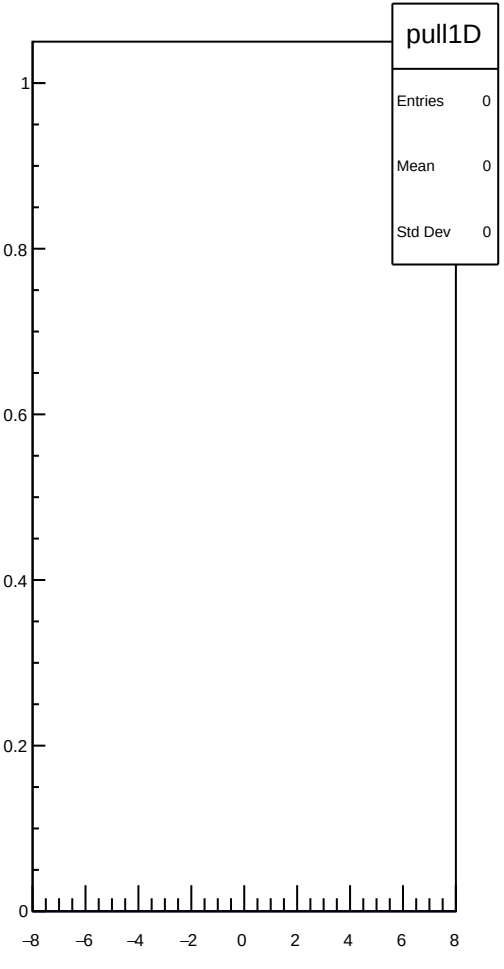
pull1D
Entries 0
Mean 0
Std Dev 0
1
0.8
0.6
0.4
0.2
0
−8
−6
−4
−2
0
2
4
6
8


pull
Entries 0
Mean 0
Std Dev 0
1
0.8
0.6
0.4
0.2
0
0
1

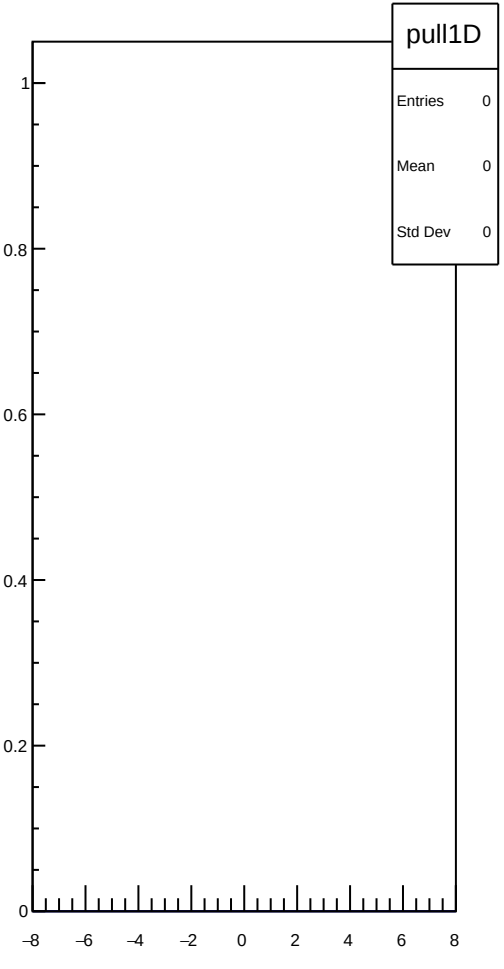
pull1D
Entries 0
Mean 0
Std Dev 0
1
0.8
0.6
0.4
0.2
0
−8
−6
−4
−2
0
2
4
6
8


pull
Entries 0
Mean 0
Std Dev 0
1
0.8
0.6
0.4
0.2
0
0
1

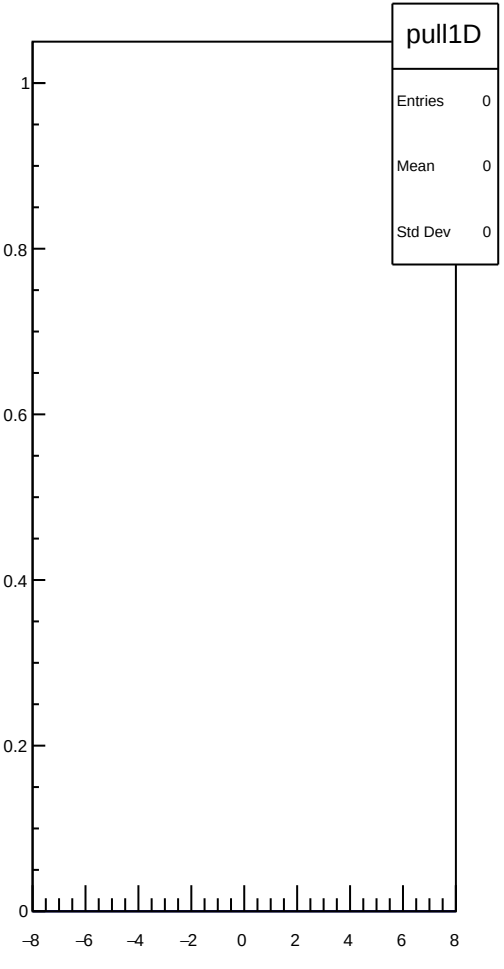
pull1D
Entries 0
Mean 0
Std Dev 0
1
0.8
0.6
0.4
0.2
0
−8
−6
−4
−2
0
2
4
6
8


pull
Entries 0
Mean 0
Std Dev 0
1
0.8
0.6
0.4
0.2
0
0
1

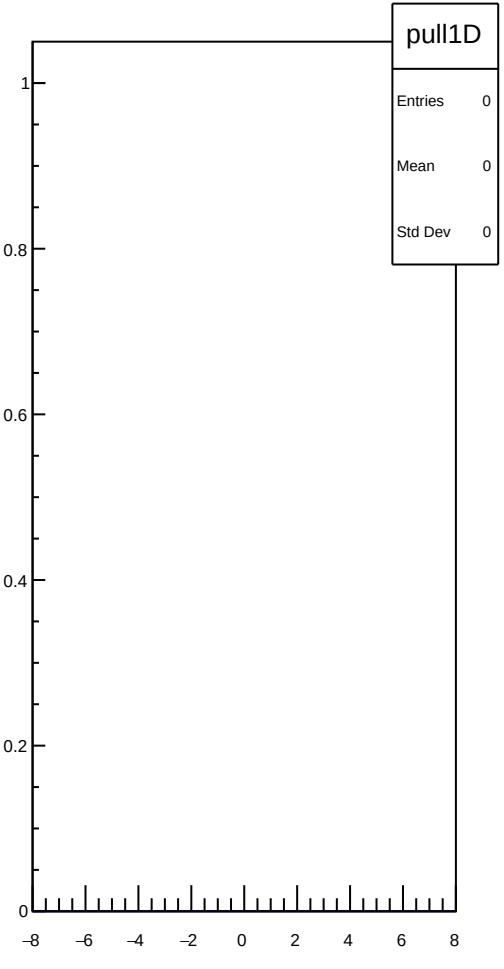
pull1D
Entries 0
Mean 0
Std Dev 0
1
0.8
0.6
0.4
0.2
0
−8
−6
−4
−2
0
2
4
6
8


pull
Entries 0
Mean 0
Std Dev 0
1
0.8
0.6
0.4
0.2
0
0
1

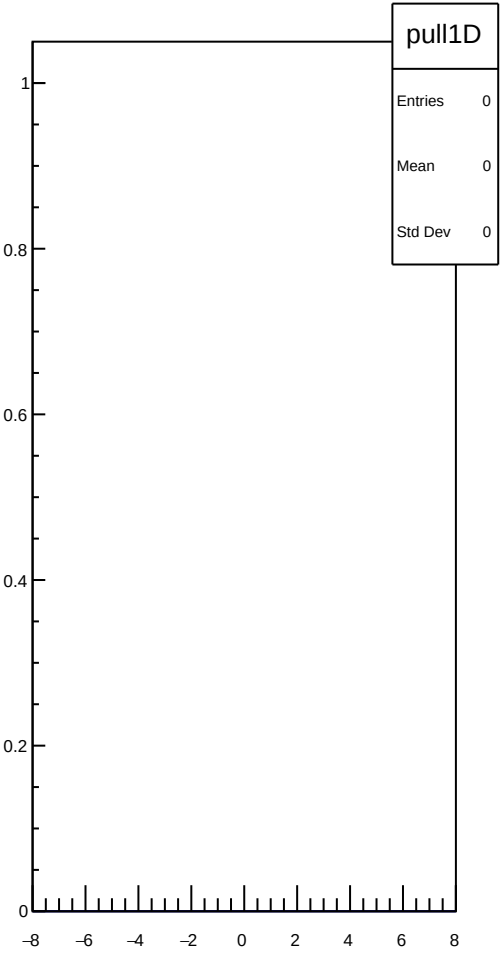
pull1D
Entries 0
Mean 0
Std Dev 0
1
0.8
0.6
0.4
0.2
0
−8
−6
−4
−2
0
2
4
6
8


pull
Entries 0
Mean 0
Std Dev 0
1
0.8
0.6
0.4
0.2
0
0
1

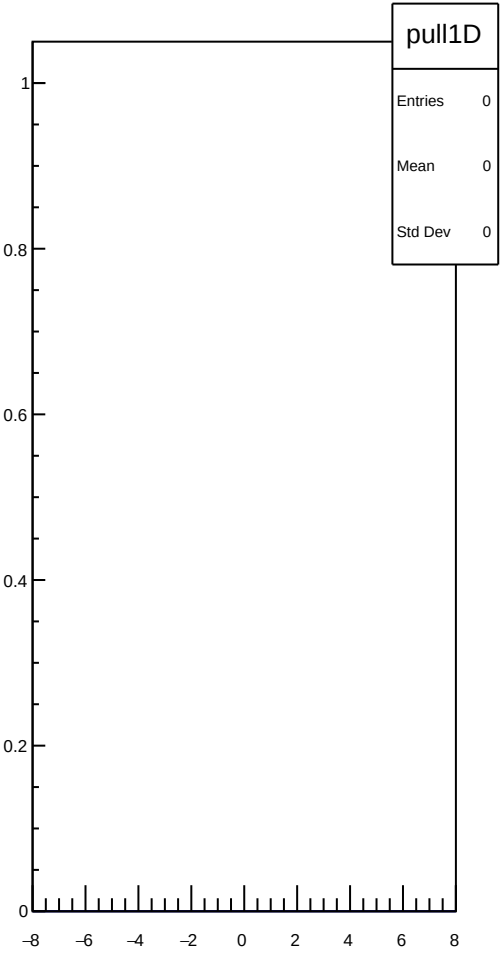
pull1D
Entries 0
Mean 0
Std Dev 0
1
0.8
0.6
0.4
0.2
0
−8
−6
−4
−2
0
2
4
6
8


pull
Entries 0
Mean 0
Std Dev 0
1
0.8
0.6
0.4
0.2
0
0
1

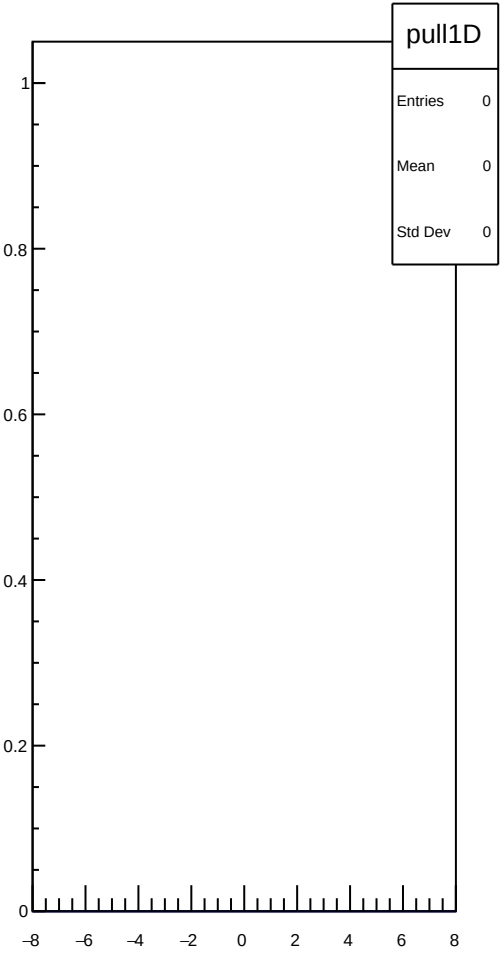
pull1D
Entries 0
Mean 0
Std Dev 0
1
0.8
0.6
0.4
0.2
0
−8
−6
−4
−2
0
2
4
6
8


pull
Entries 0
Mean 0
Std Dev 0
1
0.8
0.6
0.4
0.2
0
0
1

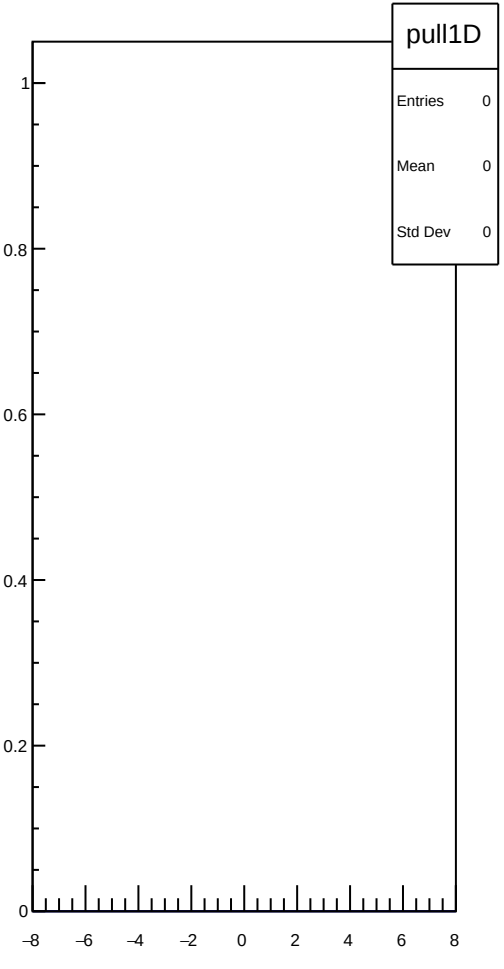
pull1D
Entries 0
Mean 0
Std Dev 0
1
0.8
0.6
0.4
0.2
0
−8
−6
−4
−2
0
2
4
6
8


pull
Entries 0
Mean 0
Std Dev 0
1
0.8
0.6
0.4
0.2
0
0
1

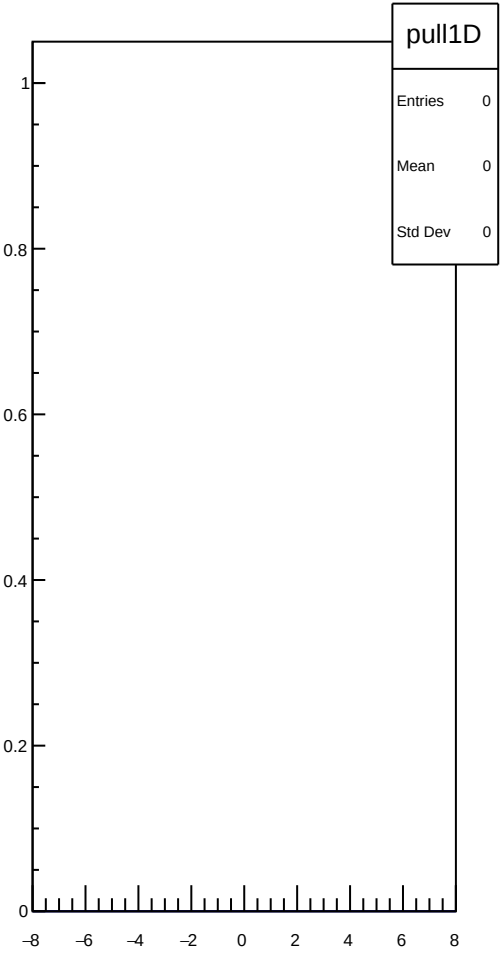
pull1D
Entries 0
Mean 0
Std Dev 0
1
0.8
0.6
0.4
0.2
0
−8
−6
−4
−2
0
2
4
6
8


pull
Entries 0
Mean 0
Std Dev 0
1
0.8
0.6
0.4
0.2
0
0
1

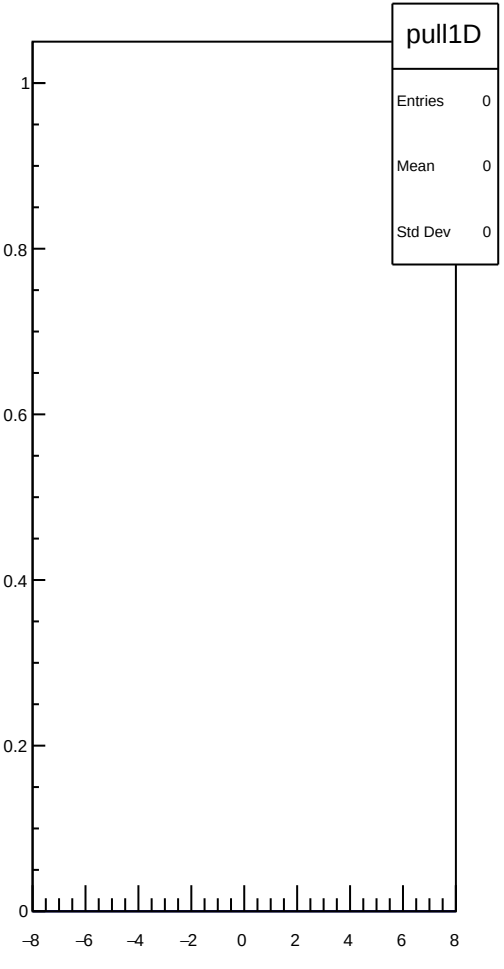
pull1D
Entries 0
Mean 0
Std Dev 0
1
0.8
0.6
0.4
0.2
0
−8
−6
−4
−2
0
2
4
6
8


pull
Entries 0
Mean 0
Std Dev 0
1
0.8
0.6
0.4
0.2
0
0
1

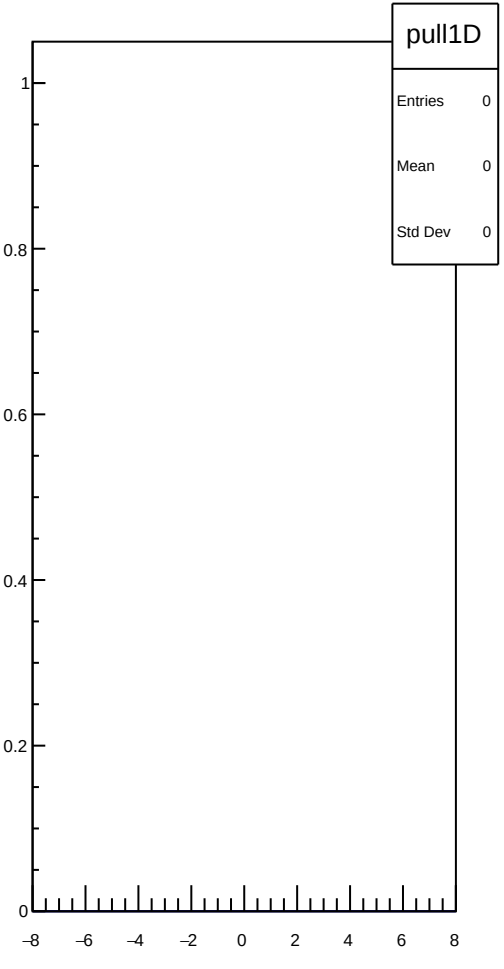
pull1D
Entries 0
Mean 0
Std Dev 0
1
0.8
0.6
0.4
0.2
0
−8
−6
−4
−2
0
2
4
6
8


pull
Entries 0
Mean 0
Std Dev 0
1
0.8
0.6
0.4
0.2
0
0
1

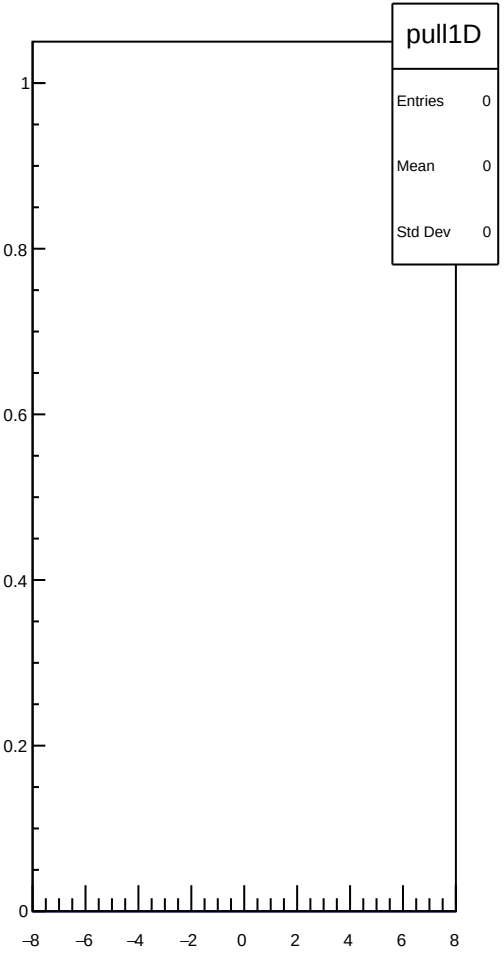
pull1D
Entries 0
Mean 0
Std Dev 0
1
0.8
0.6
0.4
0.2
0
−8
−6
−4
−2
0
2
4
6
8


pull
Entries 0
Mean 0
Std Dev 0
1
0.8
0.6
0.4
0.2
0
0
1

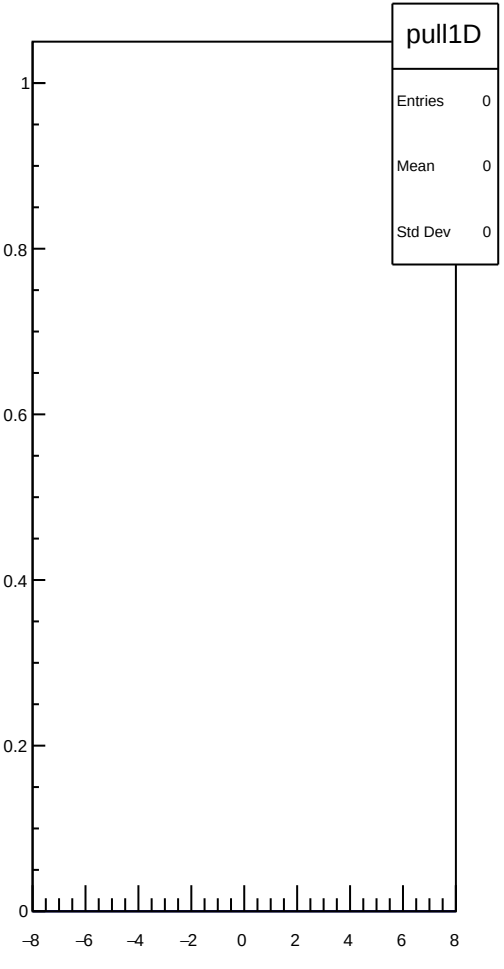
pull1D
Entries 0
Mean 0
Std Dev 0
1
0.8
0.6
0.4
0.2
0
−8
−6
−4
−2
0
2
4
6
8


pull
Entries 0
Mean 0
Std Dev 0
1
0.8
0.6
0.4
0.2
0
0
1

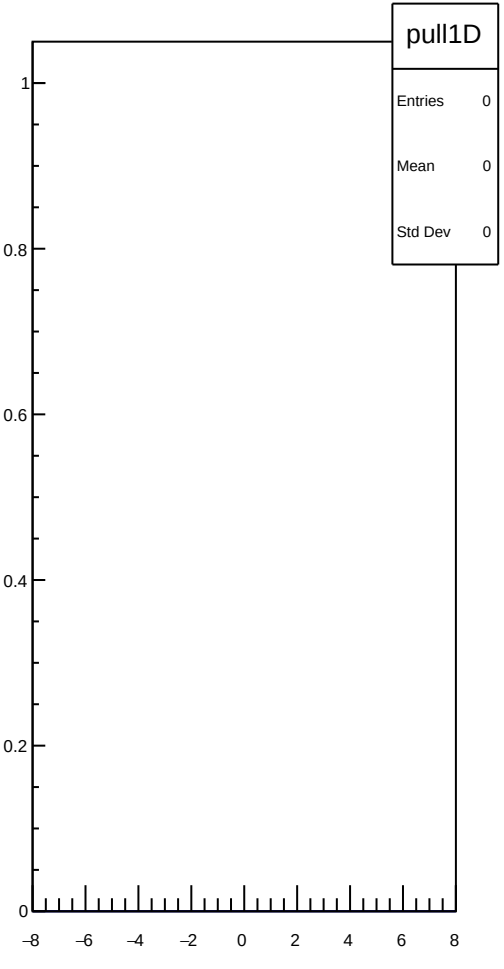
pull1D
Entries 0
Mean 0
Std Dev 0
1
0.8
0.6
0.4
0.2
0
−8
−6
−4
−2
0
2
4
6
8


pull
Entries 0
Mean 0
Std Dev 0
1
0.8
0.6
0.4
0.2
0
0
1

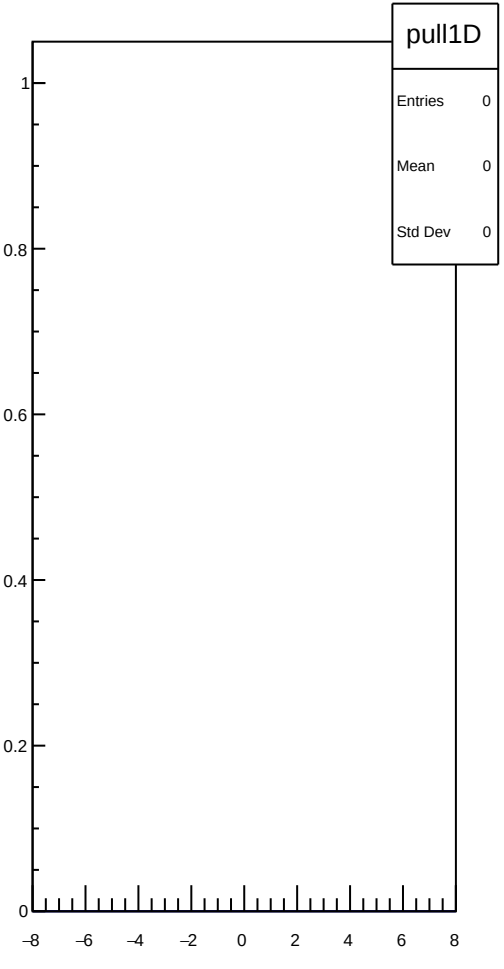
pull1D
Entries 0
Mean 0
Std Dev 0
1
0.8
0.6
0.4
0.2
0
−8
−6
−4
−2
0
2
4
6
8


pull
Entries 0
Mean 0
Std Dev 0
1
0.8
0.6
0.4
0.2
0
0
1

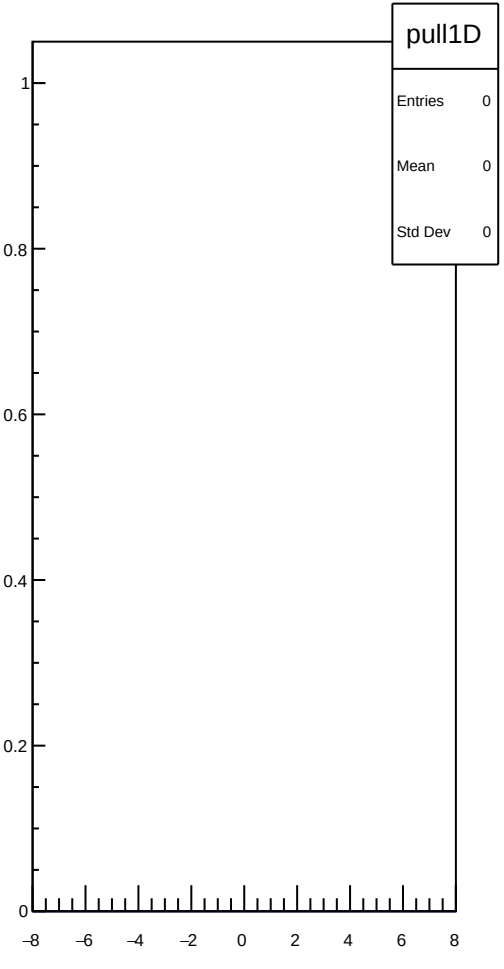
pull1D
Entries 0
Mean 0
Std Dev 0
1
0.8
0.6
0.4
0.2
0
−8
−6
−4
−2
0
2
4
6
8


pull
Entries 0
Mean 0
Std Dev 0
1
0.8
0.6
0.4
0.2
0
0
1

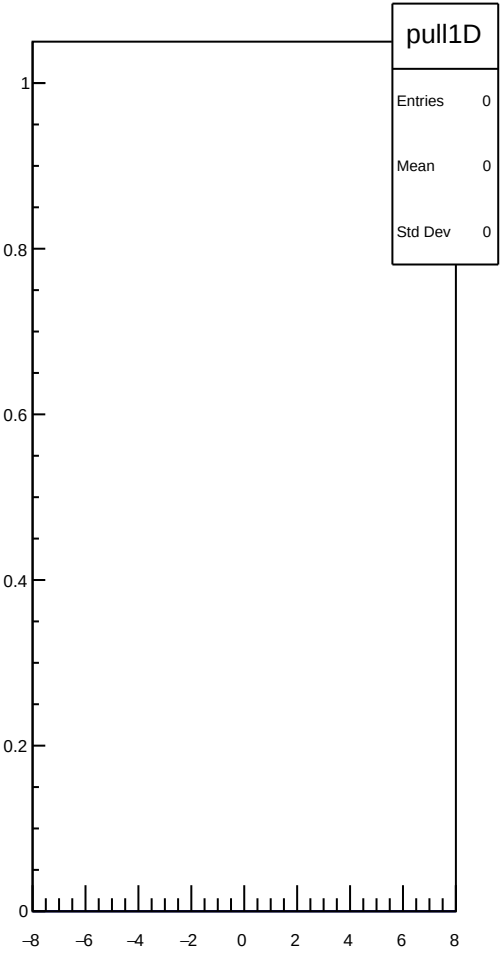
pull1D
Entries 0
Mean 0
Std Dev 0
1
0.8
0.6
0.4
0.2
0
−8
−6
−4
−2
0
2
4
6
8


pull
Entries 0
Mean 0
Std Dev 0
1
0.8
0.6
0.4
0.2
0
0
1

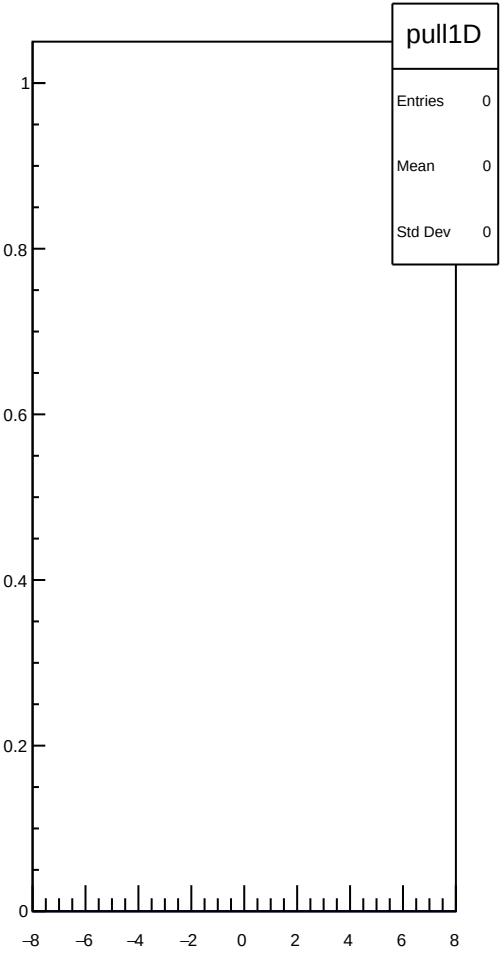
pull1D
Entries 0
Mean 0
Std Dev 0
1
0.8
0.6
0.4
0.2
0
−8
−6
−4
−2
0
2
4
6
8


pull
Entries 0
Mean 0
Std Dev 0
1
0.8
0.6
0.4
0.2
0
0
1

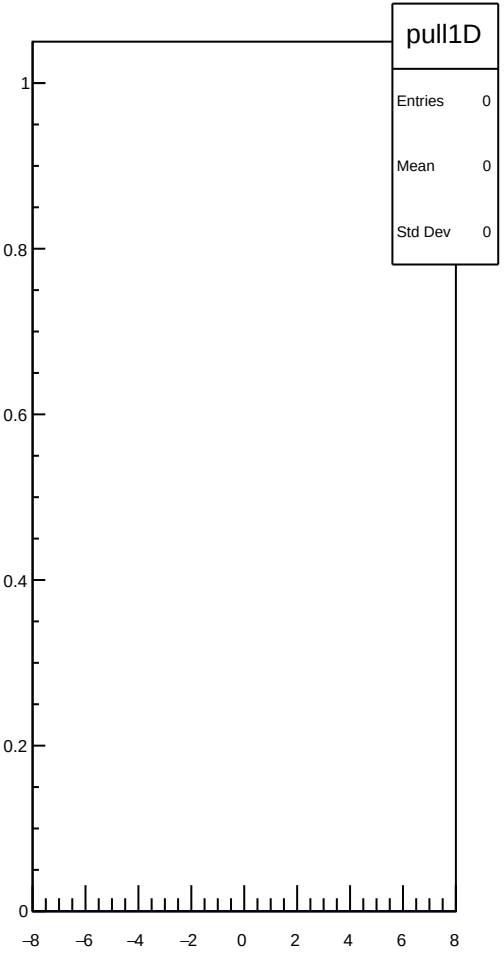
pull1D
Entries 0
Mean 0
Std Dev 0
1
0.8
0.6
0.4
0.2
0
−8
−6
−4
−2
0
2
4
6
8


pull
Entries 0
Mean 0
Std Dev 0
1
0.8
0.6
0.4
0.2
0
0
1

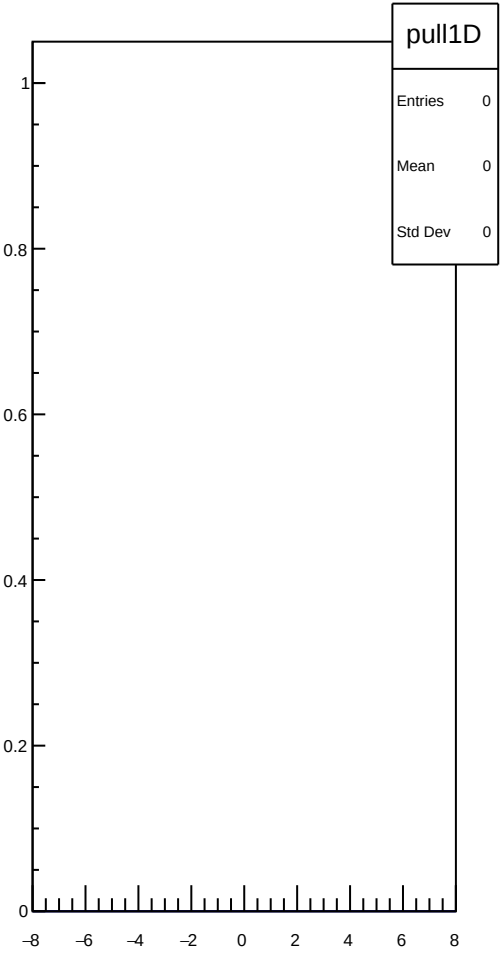
pull1D
Entries 0
Mean 0
Std Dev 0
1
0.8
0.6
0.4
0.2
0
−8
−6
−4
−2
0
2
4
6
8


pull
Entries 0
Mean 0
Std Dev 0
1
0.8
0.6
0.4
0.2
0
0
1

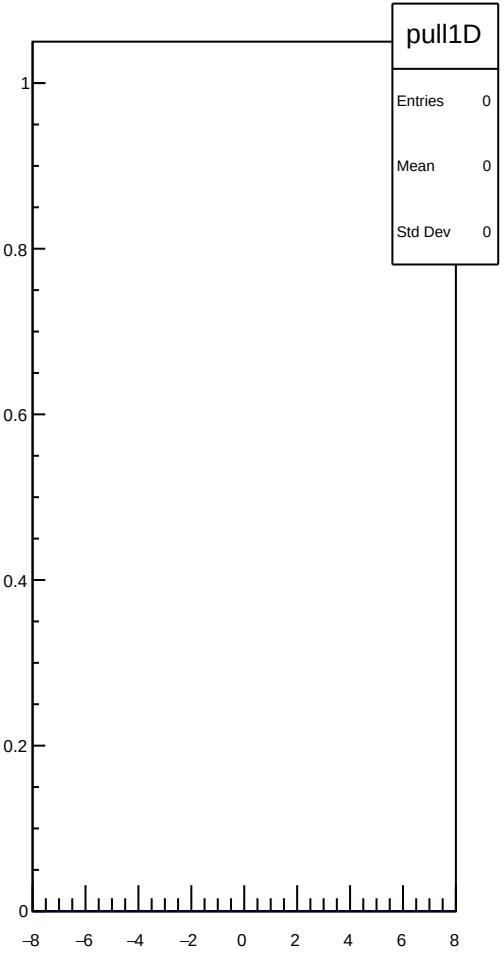
pull1D
Entries 0
Mean 0
Std Dev 0
1
0.8
0.6
0.4
0.2
0
−8
−6
−4
−2
0
2
4
6
8


pull
Entries 0
Mean 0
Std Dev 0
1
0.8
0.6
0.4
0.2
0
0
1

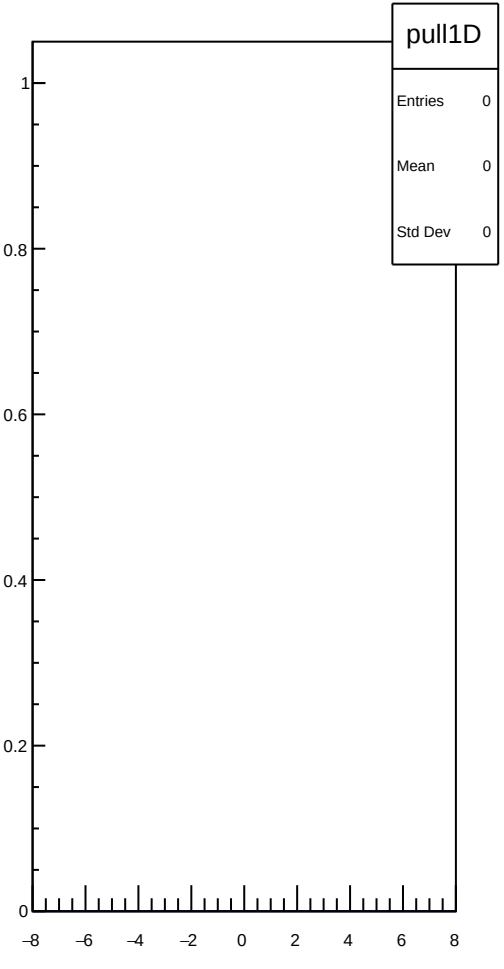
pull1D
Entries 0
Mean 0
Std Dev 0
1
0.8
0.6
0.4
0.2
0
−8
−6
−4
−2
0
2
4
6
8


pull
Entries 0
Mean 0
Std Dev 0
1
0.8
0.6
0.4
0.2
0
0
1

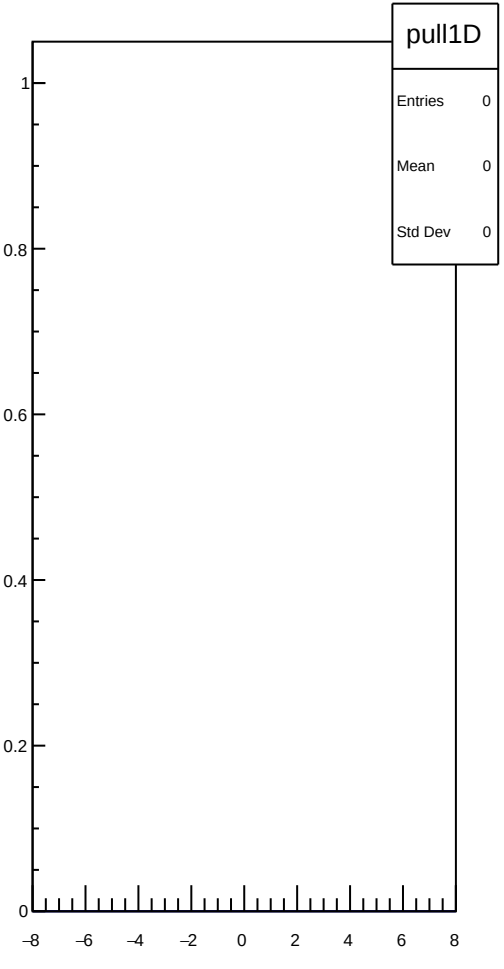
pull1D
Entries 0
Mean 0
Std Dev 0
1
0.8
0.6
0.4
0.2
0
−8
−6
−4
−2
0
2
4
6
8


pull
Entries 0
Mean 0
Std Dev 0
1
0.8
0.6
0.4
0.2
0
0
1

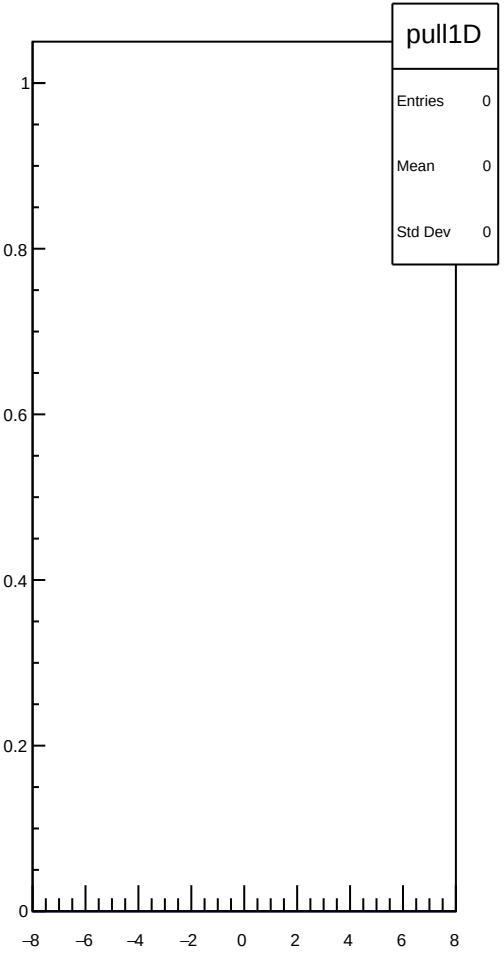
pull1D
Entries 0
Mean 0
Std Dev 0
1
0.8
0.6
0.4
0.2
0
−8
−6
−4
−2
0
2
4
6
8


pull
Entries 0
Mean 0
Std Dev 0
1
0.8
0.6
0.4
0.2
0
0
1

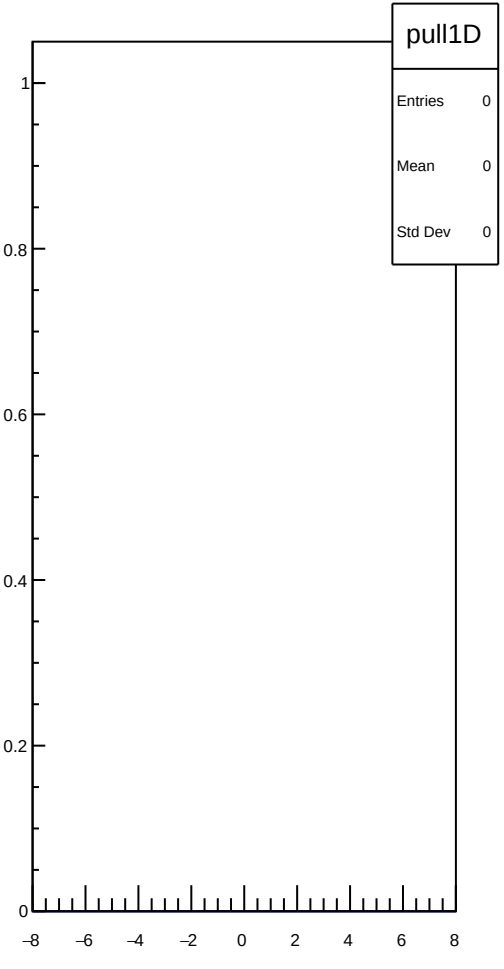
pull1D
Entries 0
Mean 0
Std Dev 0
1
0.8
0.6
0.4
0.2
0
−8
−6
−4
−2
0
2
4
6
8


pull
Entries 0
Mean 0
Std Dev 0
1
0.8
0.6
0.4
0.2
0
0
1

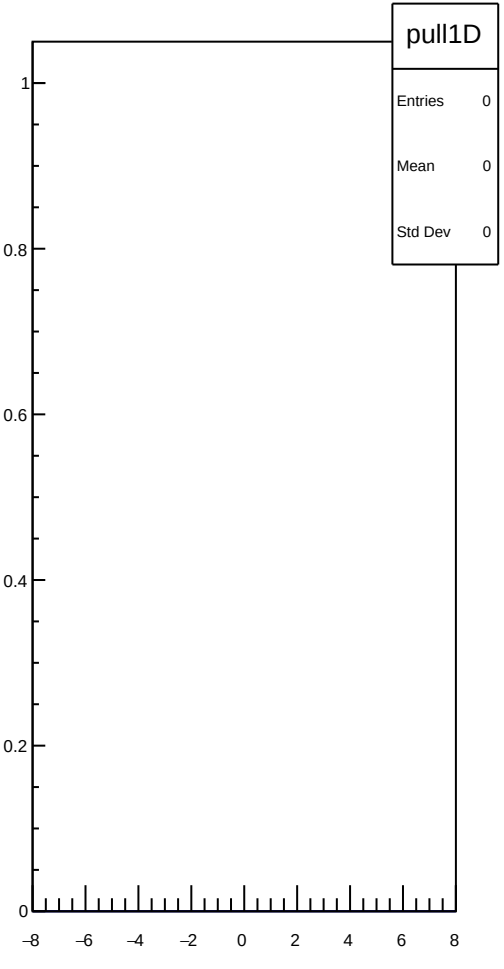
pull1D
Entries 0
Mean 0
Std Dev 0
1
0.8
0.6
0.4
0.2
0
−8
−6
−4
−2
0
2
4
6
8


pull
Entries 0
Mean 0
Std Dev 0
1
0.8
0.6
0.4
0.2
0
0
1

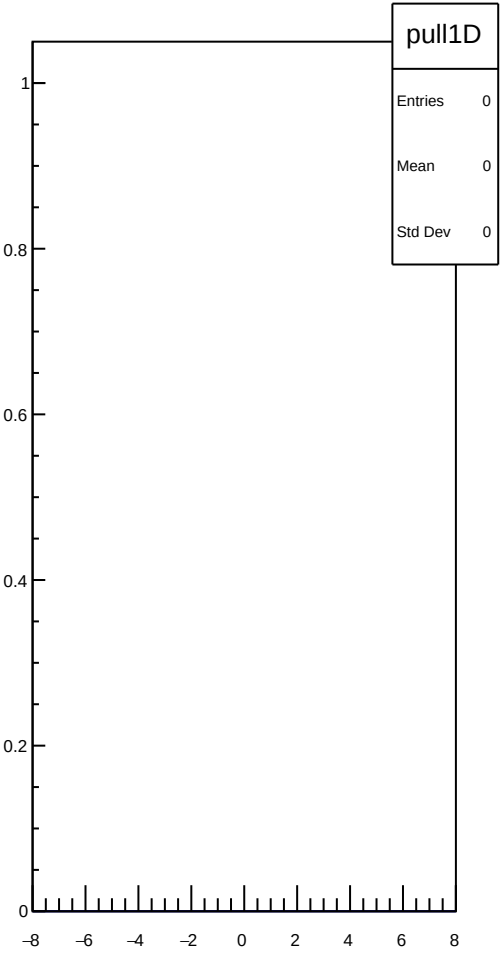
pull1D
Entries 0
Mean 0
Std Dev 0
1
0.8
0.6
0.4
0.2
0
−8
−6
−4
−2
0
2
4
6
8


pull
Entries 0
Mean 0
Std Dev 0
1
0.8
0.6
0.4
0.2
0
0
1

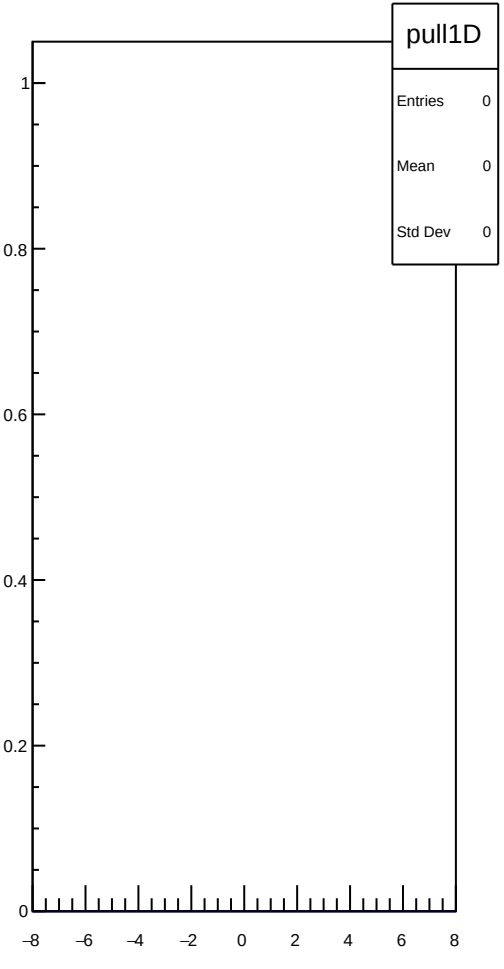
pull1D
Entries 0
Mean 0
Std Dev 0
1
0.8
0.6
0.4
0.2
0
−8
−6
−4
−2
0
2
4
6
8


pull
Entries 0
Mean 0
Std Dev 0
1
0.8
0.6
0.4
0.2
0
0
1

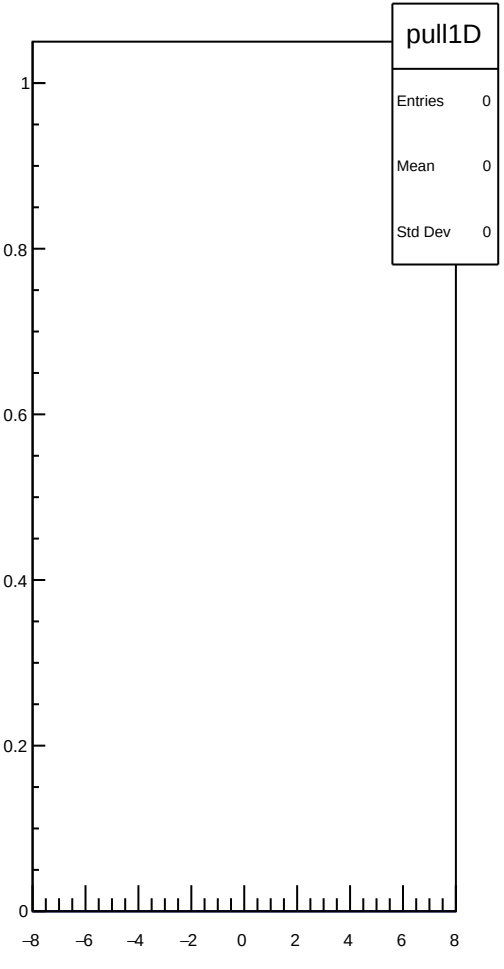
pull1D
Entries 0
Mean 0
Std Dev 0
1
0.8
0.6
0.4
0.2
0
−8
−6
−4
−2
0
2
4
6
8


pull
Entries 0
Mean 0
Std Dev 0
1
0.8
0.6
0.4
0.2
0
0
1

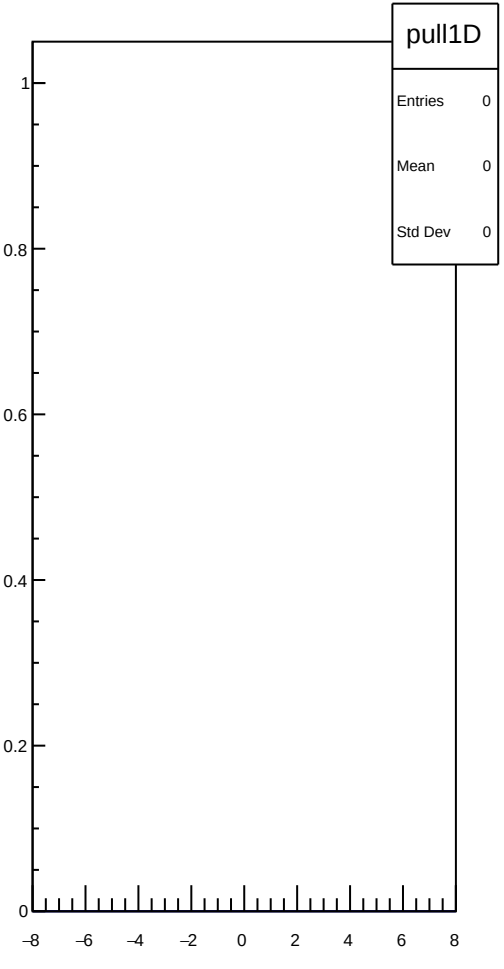
pull1D
Entries 0
Mean 0
Std Dev 0
1
0.8
0.6
0.4
0.2
0
−8
−6
−4
−2
0
2
4
6
8


pull
Entries 0
Mean 0
Std Dev 0
1
0.8
0.6
0.4
0.2
0
0
1

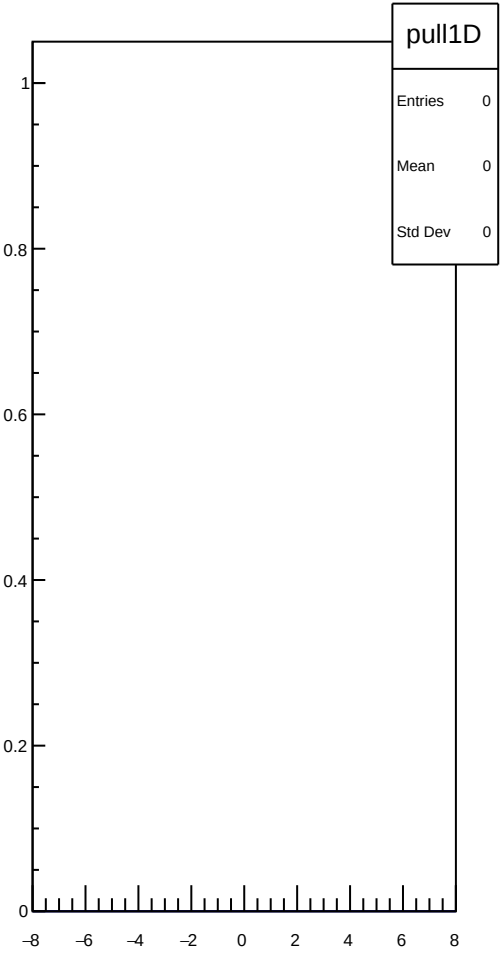
pull1D
Entries 0
Mean 0
Std Dev 0
1
0.8
0.6
0.4
0.2
0
−8
−6
−4
−2
0
2
4
6
8


pull
Entries 0
Mean 0
Std Dev 0
1
0.8
0.6
0.4
0.2
0
0
1

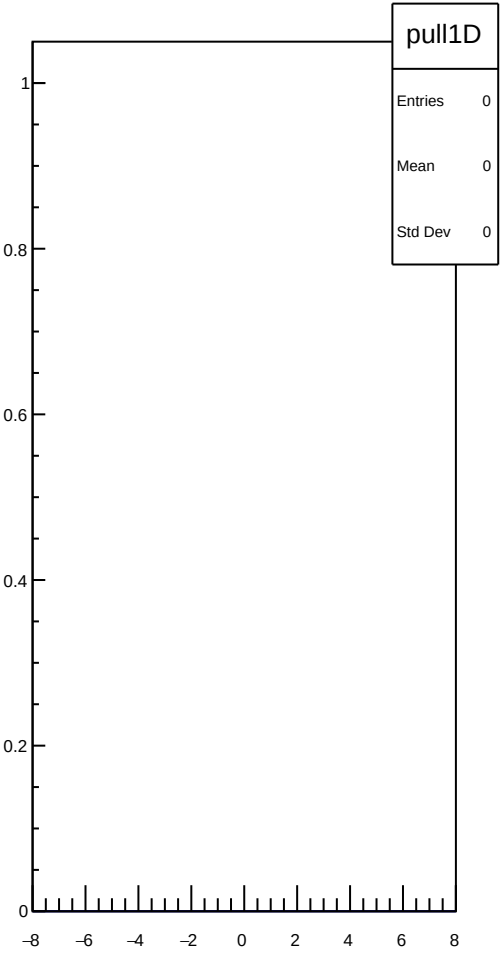
pull1D
Entries 0
Mean 0
Std Dev 0
1
0.8
0.6
0.4
0.2
0
−8
−6
−4
−2
0
2
4
6
8


pull
Entries 0
Mean 0
Std Dev 0
1
0.8
0.6
0.4
0.2
0
0
1

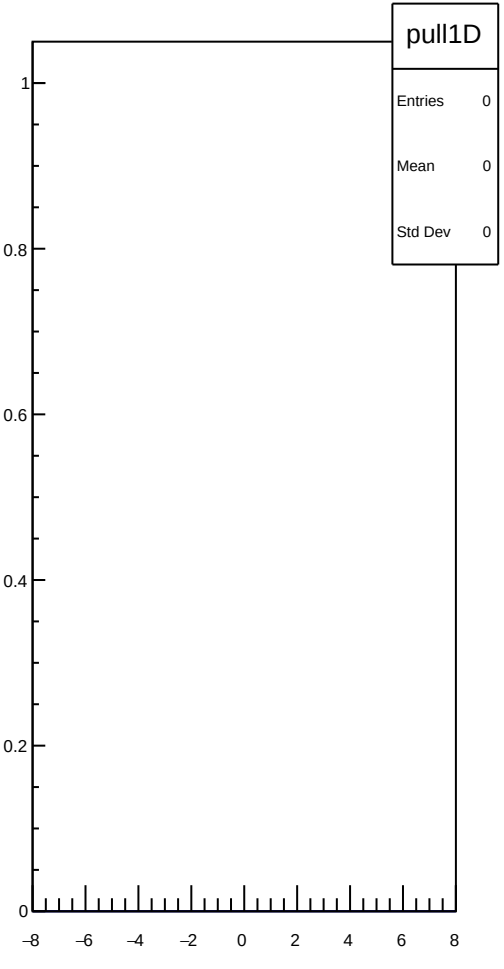
pull1D
Entries 0
Mean 0
Std Dev 0
1
0.8
0.6
0.4
0.2
0
−8
−6
−4
−2
0
2
4
6
8


pull
Entries 0
Mean 0
Std Dev 0
1
0.8
0.6
0.4
0.2
0
0
1

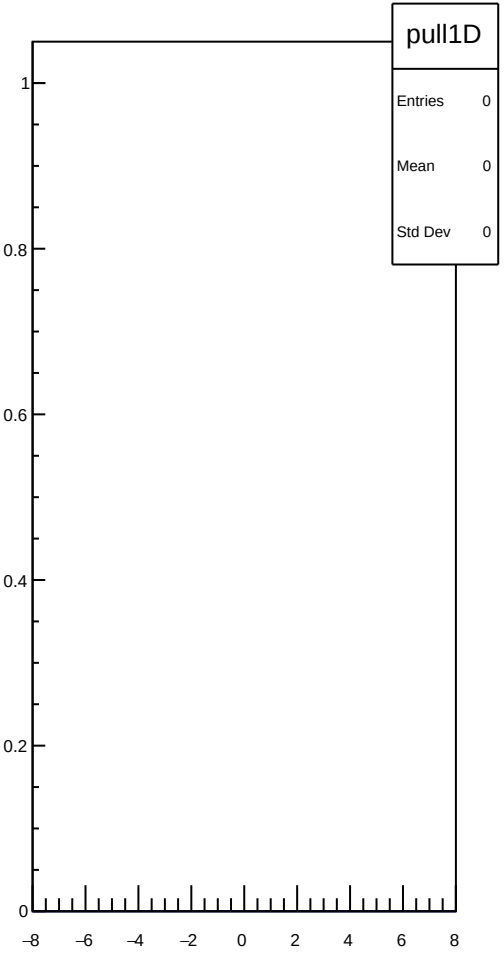
pull1D
Entries 0
Mean 0
Std Dev 0
1
0.8
0.6
0.4
0.2
0
−8
−6
−4
−2
0
2
4
6
8


pull
Entries 0
Mean 0
Std Dev 0
1
0.8
0.6
0.4
0.2
0
0
1

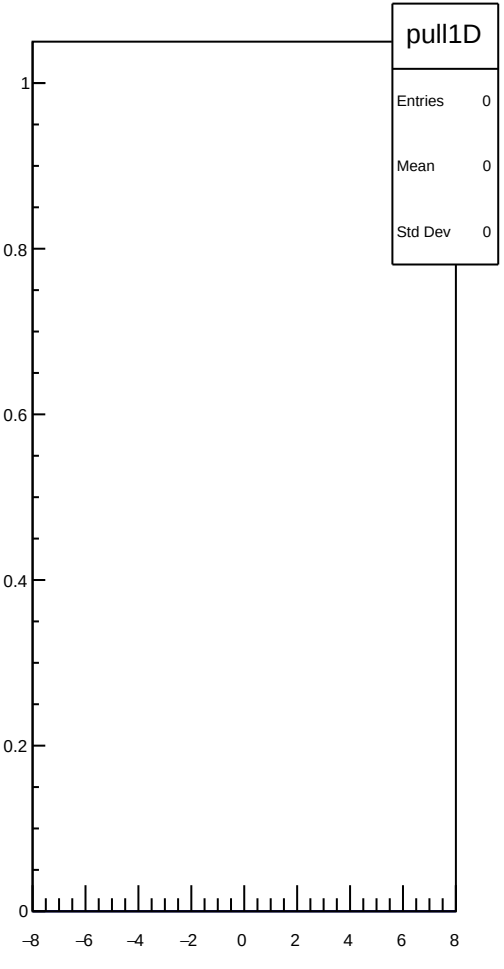
pull1D
Entries 0
Mean 0
Std Dev 0
1
0.8
0.6
0.4
0.2
0
−8
−6
−4
−2
0
2
4
6
8


pull
Entries 0
Mean 0
Std Dev 0
1
0.8
0.6
0.4
0.2
0
0
1

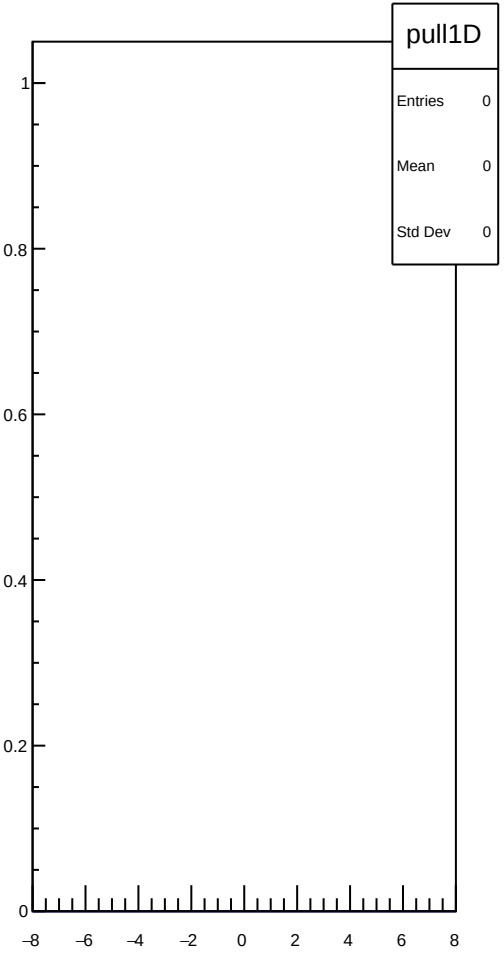
pull1D
Entries 0
Mean 0
Std Dev 0
1
0.8
0.6
0.4
0.2
0
−8
−6
−4
−2
0
2
4
6
8


pull
Entries 0
Mean 0
Std Dev 0
1
0.8
0.6
0.4
0.2
0
0
1

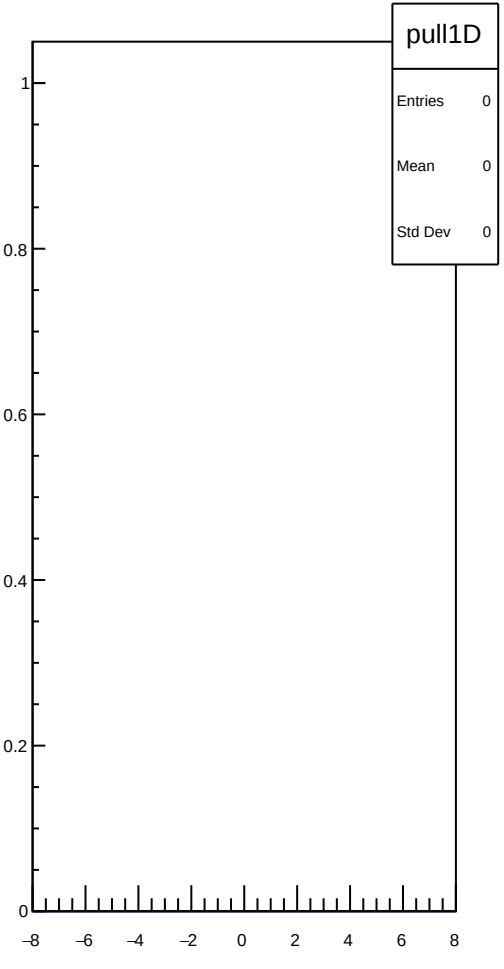
pull1D
Entries 0
Mean 0
Std Dev 0
1
0.8
0.6
0.4
0.2
0
−8
−6
−4
−2
0
2
4
6
8


pull
Entries 0
Mean 0
Std Dev 0
1
0.8
0.6
0.4
0.2
0
0
1

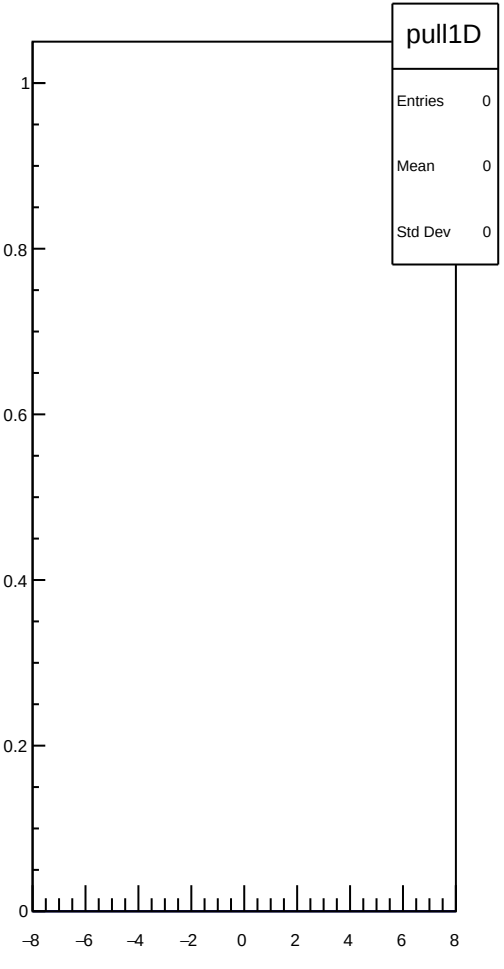
pull1D
Entries 0
Mean 0
Std Dev 0
1
0.8
0.6
0.4
0.2
0
−8
−6
−4
−2
0
2
4
6
8


pull
Entries 0
Mean 0
Std Dev 0
1
0.8
0.6
0.4
0.2
0
0
1

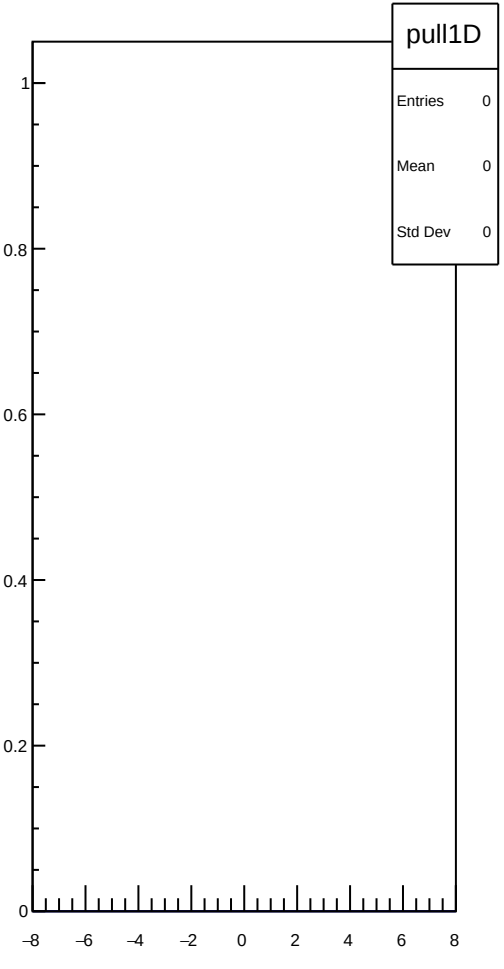
pull1D
Entries 0
Mean 0
Std Dev 0
1
0.8
0.6
0.4
0.2
0
−8
−6
−4
−2
0
2
4
6
8


pull
Entries 0
Mean 0
Std Dev 0
1
0.8
0.6
0.4
0.2
0
0
1

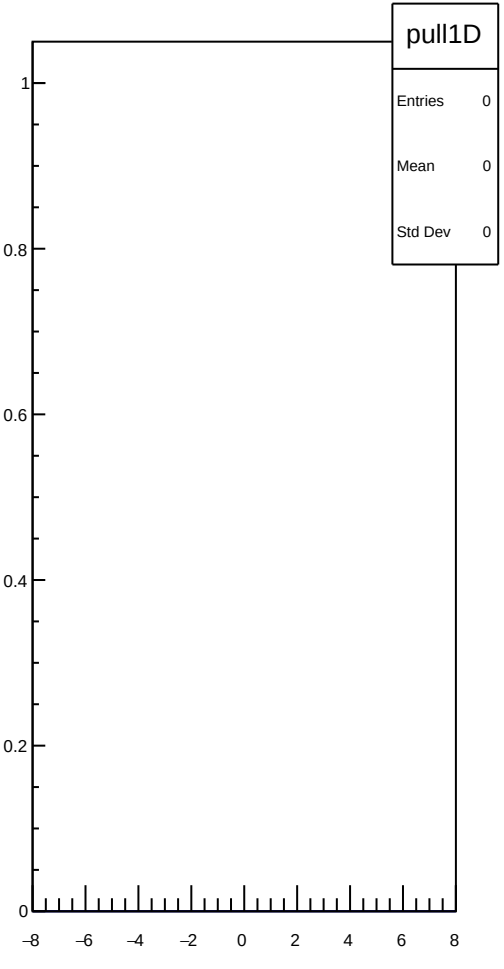
pull1D
Entries 0
Mean 0
Std Dev 0
1
0.8
0.6
0.4
0.2
0
−8
−6
−4
−2
0
2
4
6
8


pull
Entries 0
Mean 0
Std Dev 0
1
0.8
0.6
0.4
0.2
0
0
1

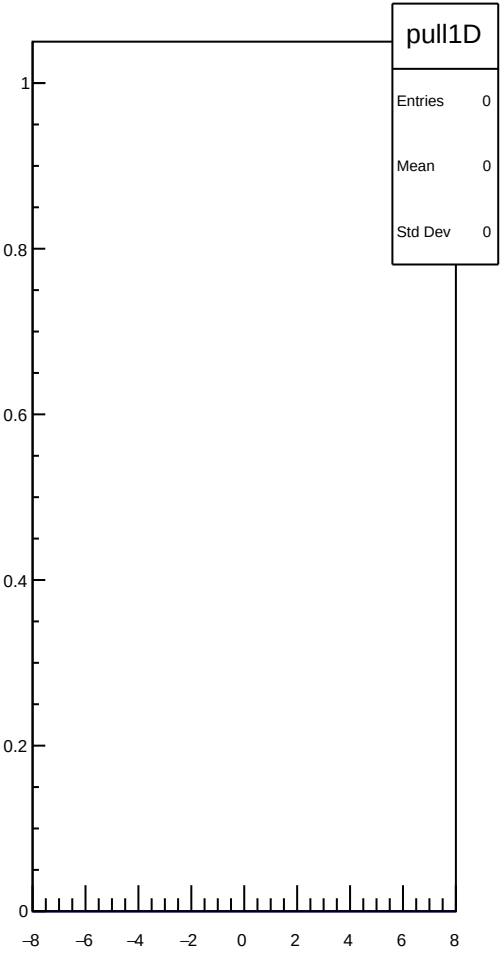
pull1D
Entries 0
Mean 0
Std Dev 0
1
0.8
0.6
0.4
0.2
0
−8
−6
−4
−2
0
2
4
6
8


pull
Entries 0
Mean 0
Std Dev 0
1
0.8
0.6
0.4
0.2
0
0
1

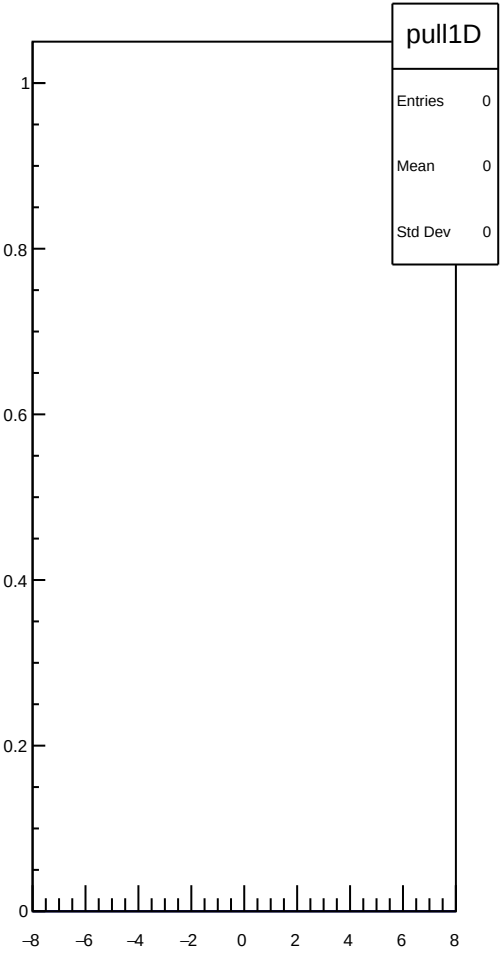
pull1D
Entries 0
Mean 0
Std Dev 0
1
0.8
0.6
0.4
0.2
0
−8
−6
−4
−2
0
2
4
6
8


pull
Entries 0
Mean 0
Std Dev 0
1
0.8
0.6
0.4
0.2
0
0
1

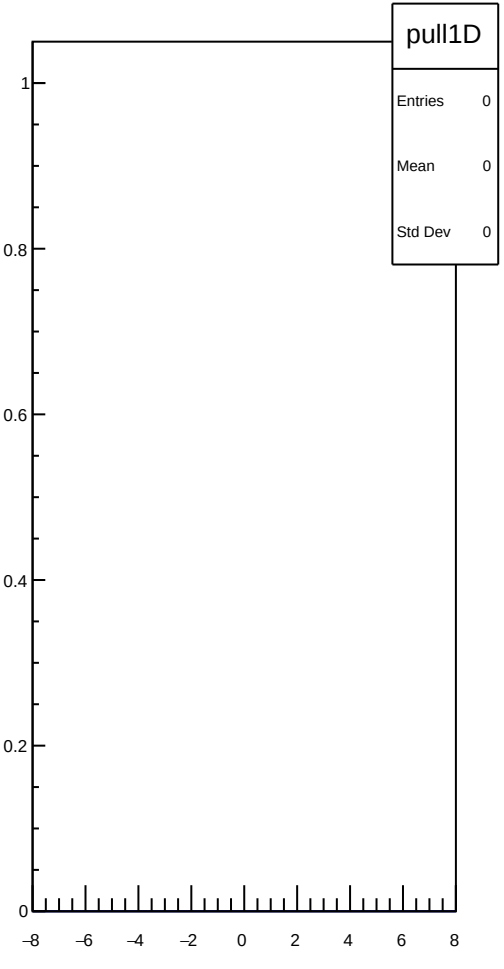
pull1D
Entries 0
Mean 0
Std Dev 0
1
0.8
0.6
0.4
0.2
0
−8
−6
−4
−2
0
2
4
6
8

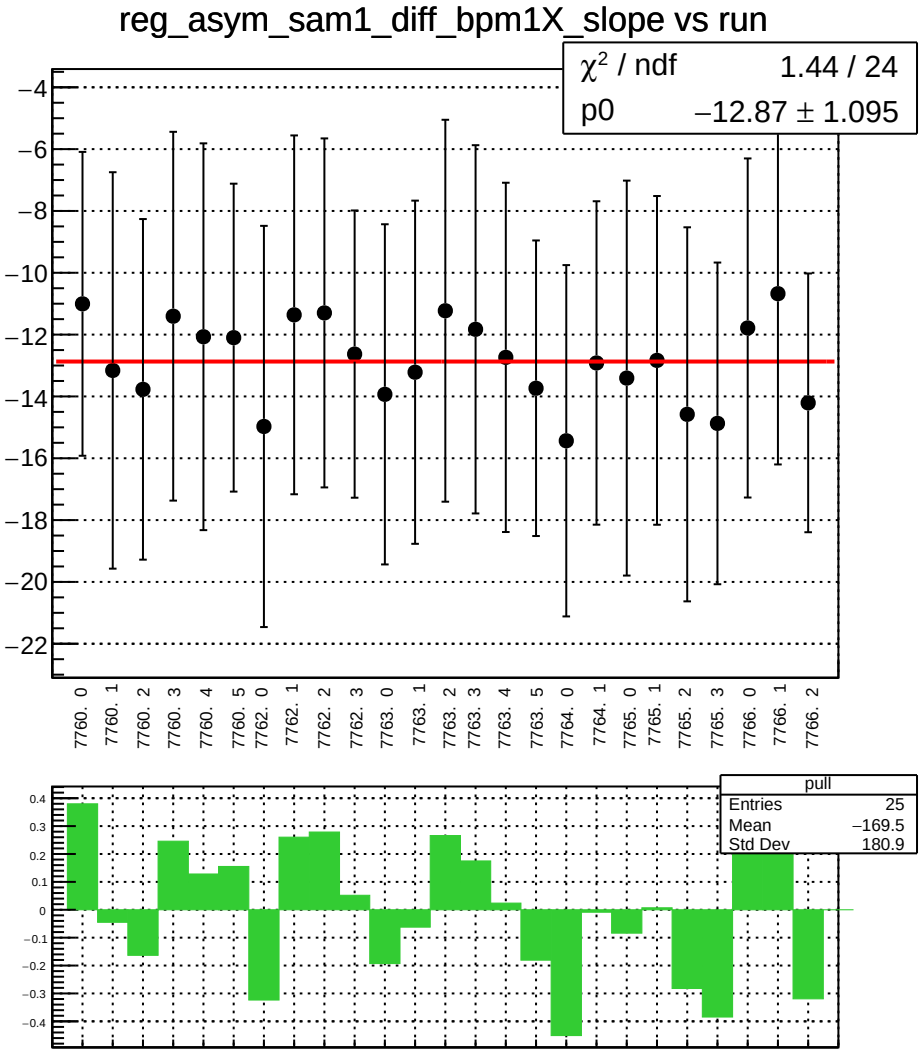
reg_asym_sam1_diff_bpm1X_slope vs run
χ² / ndf 1.44 / 24
p0 −12.87 ± 1.095
−4
−6
−8
−10
−12
−14
−16
−18
−20
−22
7760. 0
7760. 1
7760. 2
7760. 3
7760. 4
7760. 5
7762. 0
7762. 1
7762. 2
7762. 3
7763. 0
7763. 1
7763. 2
7763. 3
7763. 4
7763. 5
7764. 0
7764. 1
7765. 0
7765. 1
7765. 2
7765. 3
7766. 0
7766. 1
7766. 2
pull
Entries 25
Mean −169.5
Std Dev 180.9
0.4
0.3
0.2
0.1
0
−0.1
−0.2
−0.3
−0.4

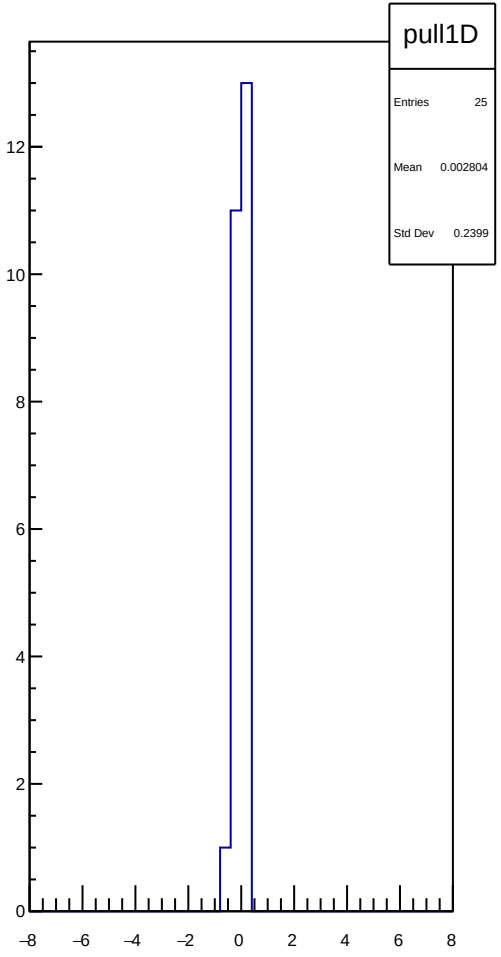
pull1D
Entries 25
Mean 0.002804
Std Dev 0.2399
12
10
8
6
4
2
0
−8
−6
−4
−2
0
2
4
6
8

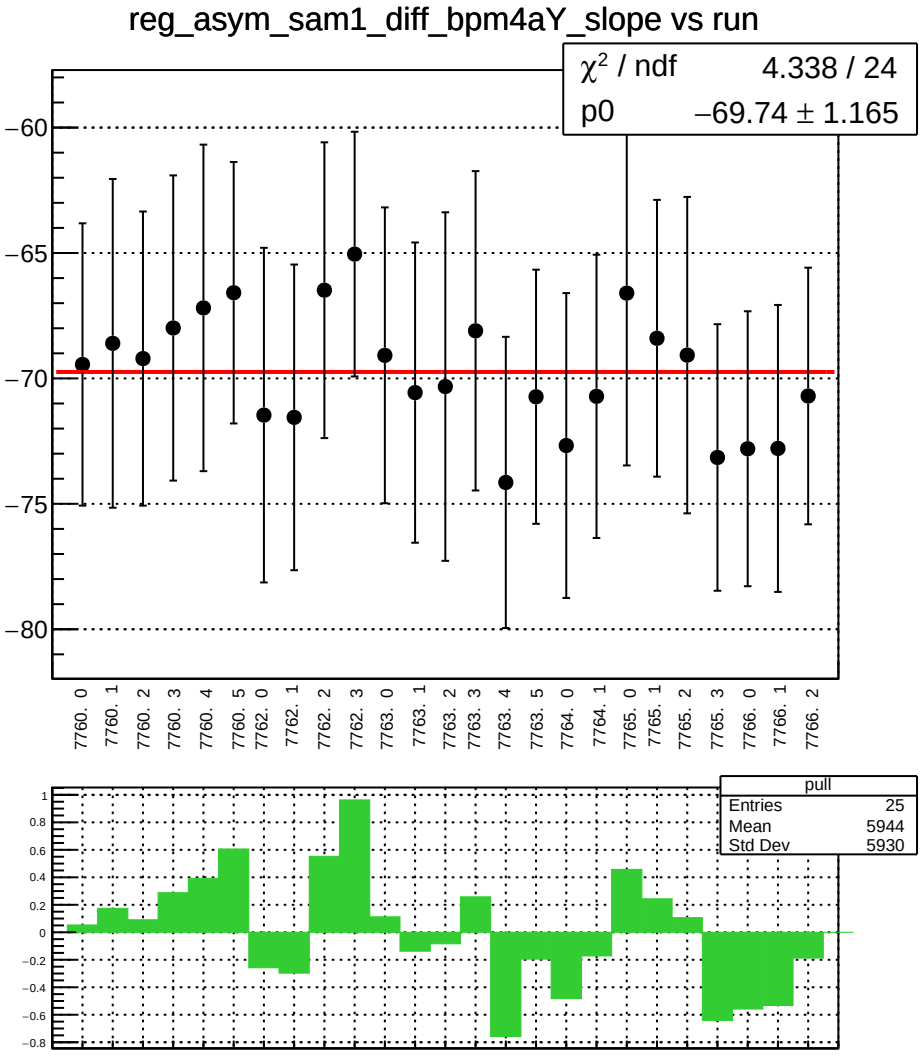
reg_asym_sam1_diff_bpm4aY_slope vs run
χ² / ndf 4.338 / 24
p0 −69.74 ± 1.165
−60
−65
−70
−75
−80
7760. 0
7760. 1
7760. 2
7760. 3
7760. 4
7760. 5
7762. 0
7762. 1
7762. 2
7762. 3
7763. 0
7763. 1
7763. 2
7763. 3
7763. 4
7763. 5
7764. 0
7764. 1
7765. 0
7765. 1
7765. 2
7765. 3
7766. 0
7766. 1
7766. 2
pull
Entries 25
Mean 5944
Std Dev 5930
1
0.8
0.6
0.4
0.2
0
−0.2
−0.4
−0.6
−0.8

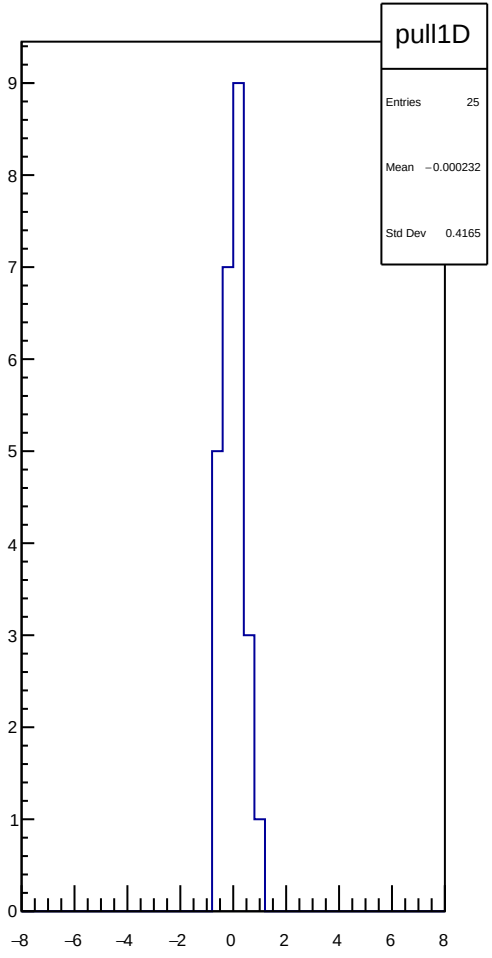
pull1D
Entries 25
Mean −0.000232
Std Dev 0.4165
9
8
7
6
5
4
3
2
1
0
−8
−6
−4
−2
0
2
4
6
8

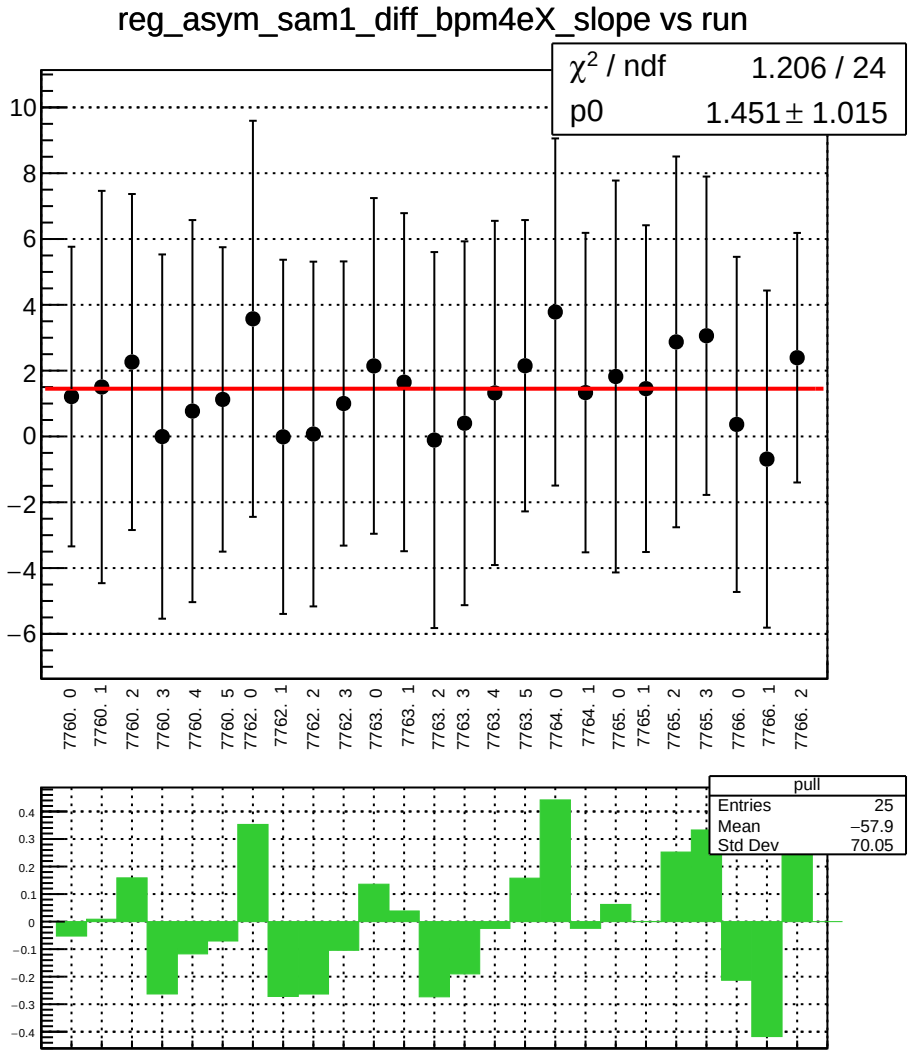
reg_asym_sam1_diff_bpm4eX_slope vs run
χ² / ndf 1.206 / 24
p0 1.451 ± 1.015
7760. 0
7760. 1
7760. 2
7760. 3
7760. 4
7760. 5
7762. 0
7762. 1
7762. 2
7762. 3
7763. 0
7763. 1
7763. 2
7763. 3
7763. 4
7763. 5
7764. 0
7764. 1
7765. 0
7765. 1
7765. 2
7765. 3
7766. 0
7766. 1
7766. 2
pull
Entries 25
Mean −57.9
Std Dev 70.05

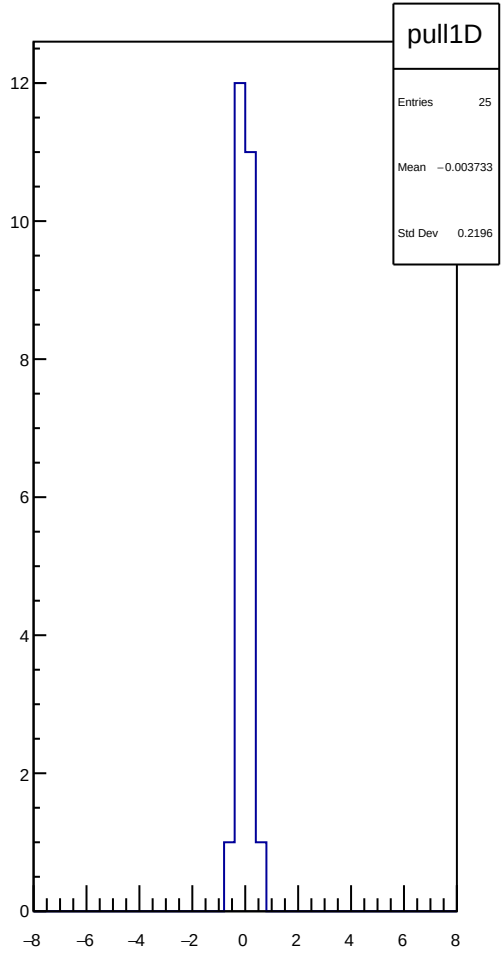
pull1D
Entries 25
Mean −0.003733
Std Dev 0.2196

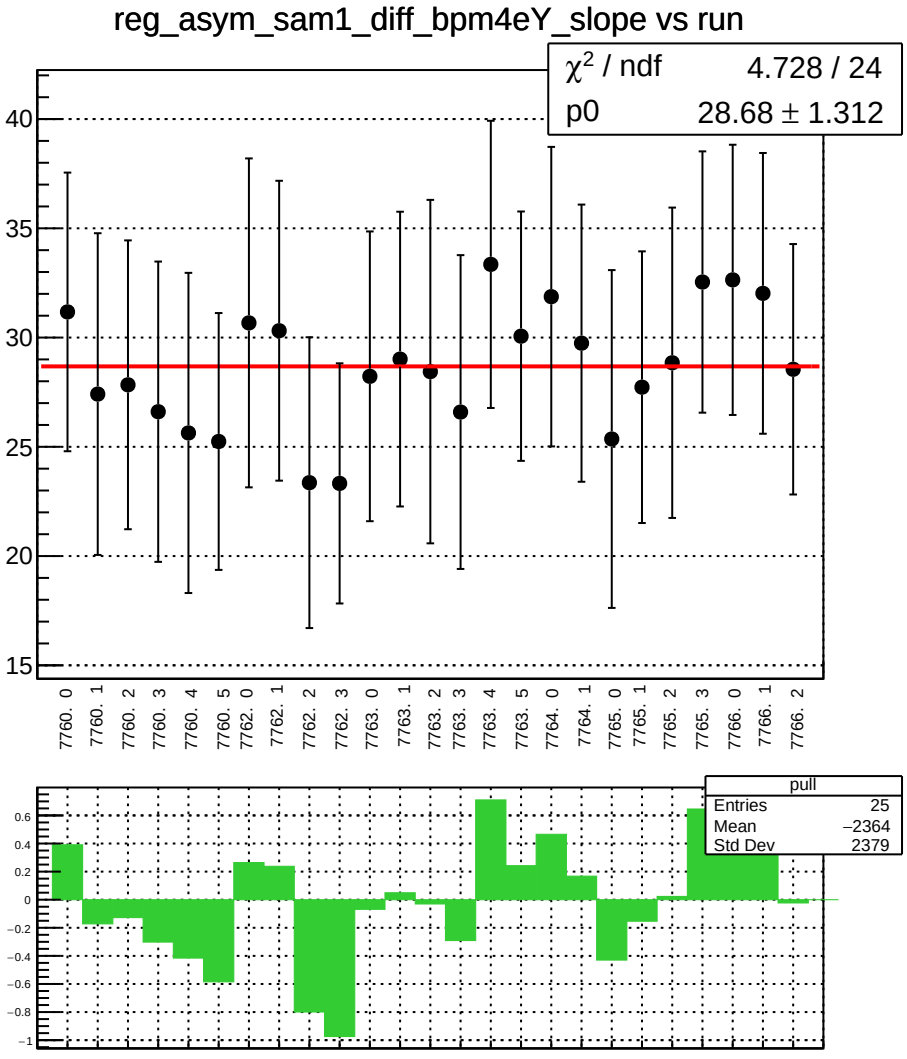
reg_asym_sam1_diff_bpm4eY_slope vs run
χ² / ndf 4.728 / 24
p0 28.68 ± 1.312
40
35
30
25
20
15
7760. 0
7760. 1
7760. 2
7760. 3
7760. 4
7760. 5
7762. 0
7762. 1
7762. 2
7762. 3
7763. 0
7763. 1
7763. 2
7763. 3
7763. 4
7763. 5
7764. 0
7764. 1
7765. 0
7765. 1
7765. 2
7765. 3
7766. 0
7766. 1
7766. 2
pull
Entries 25
Mean −2364
Std Dev 2379
0.6
0.4
0.2
0
−0.2
−0.4
−0.6
−0.8
−1

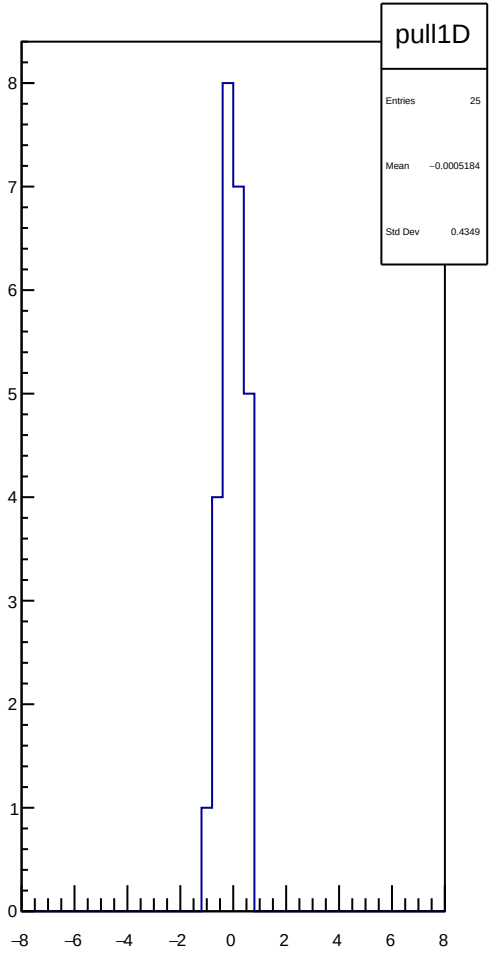
pull1D
Entries 25
Mean −0.0005184
Std Dev 0.4349
8
7
6
5
4
3
2
1
0
−8
−6
−4
−2
0
2
4
6
8

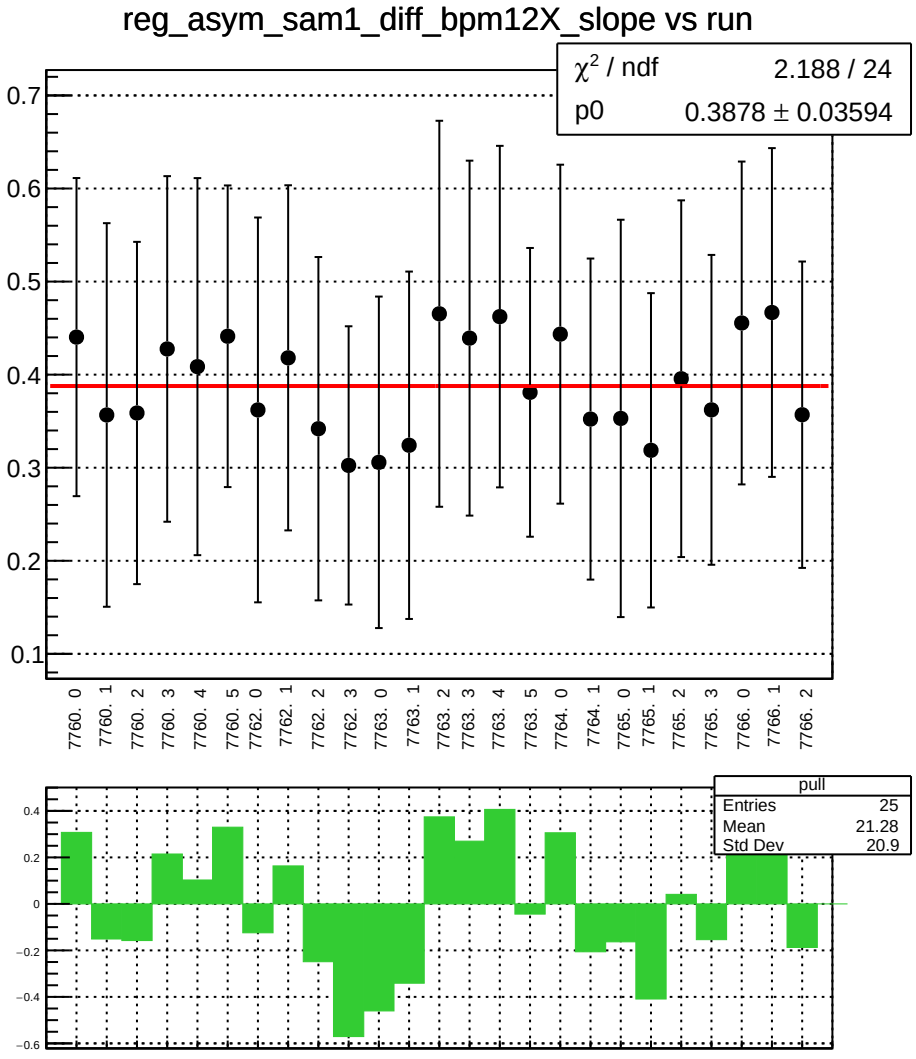
reg_asym_sam1_diff_bpm12X_slope vs run
χ^2 / ndf 2.188 / 24
p0 0.3878 ± 0.03594
0.7
0.6
0.5
0.4
0.3
0.2
0.1
7760. 0
7760. 1
7760. 2
7760. 3
7760. 4
7760. 5
7762. 0
7762. 1
7762. 2
7762. 3
7763. 0
7763. 1
7763. 2
7763. 3
7763. 4
7763. 5
7764. 0
7764. 1
7765. 0
7765. 1
7765. 2
7765. 3
7766. 0
7766. 1
7766. 2
pull
Entries 25
Mean 21.28
Std Dev 20.9
0.4
0.2
0
−0.2
−0.4
−0.6

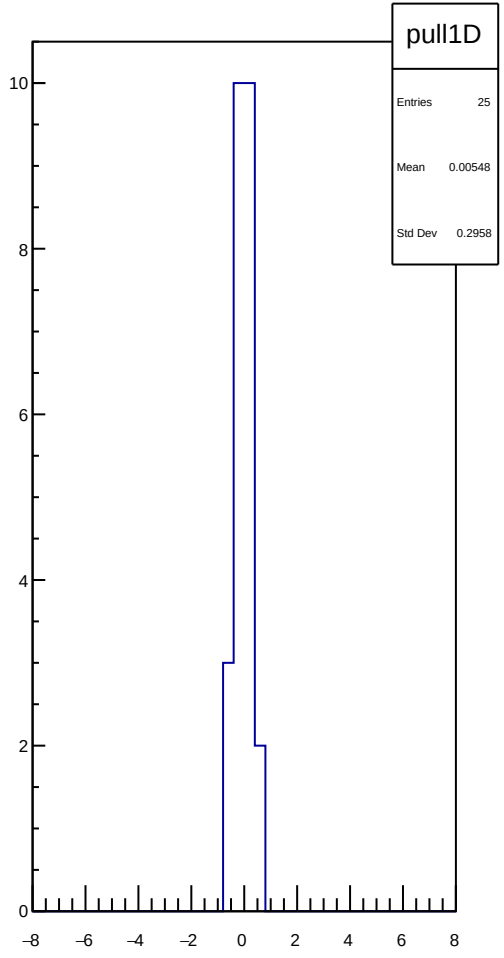
pull1D
Entries 25
Mean 0.00548
Std Dev 0.2958
10
8
6
4
2
0
−8
−6
−4
−2
0
2
4
6
8

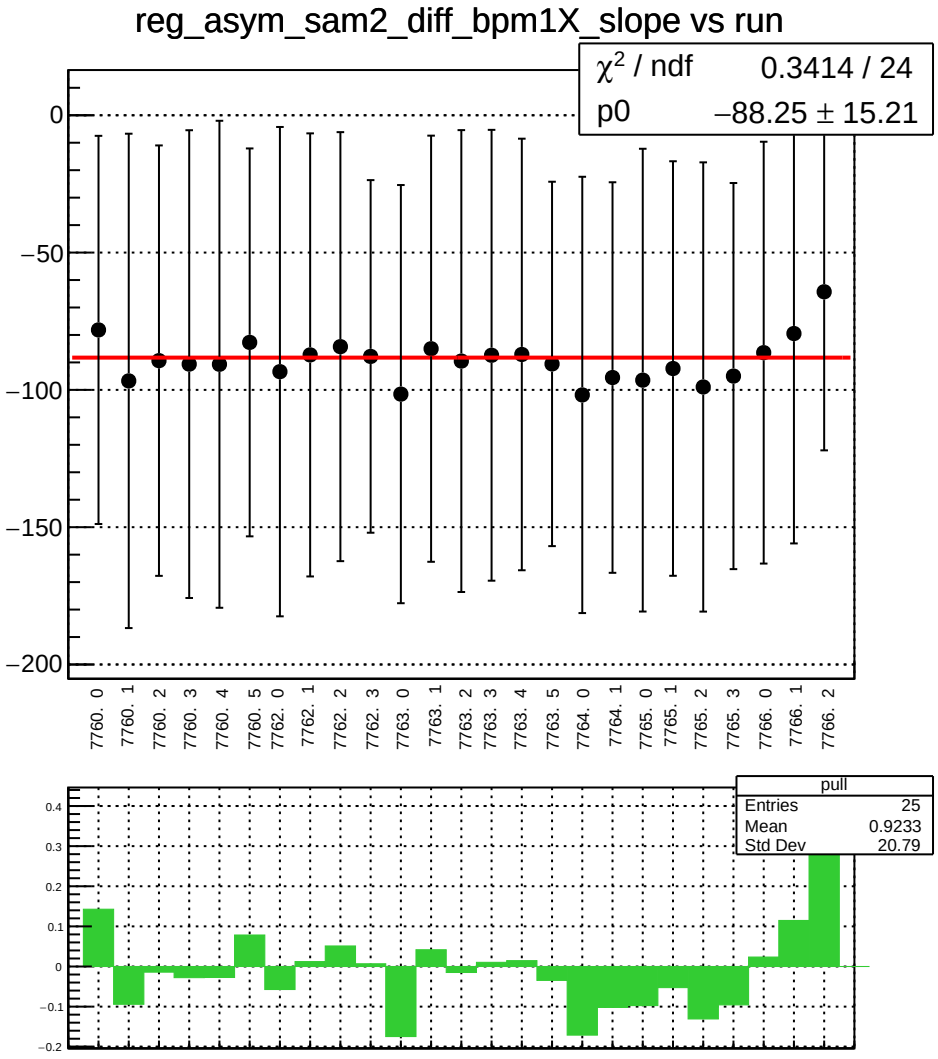
reg_asym_sam2_diff_bpm1X_slope vs run
χ² / ndf 0.3414 / 24
p0 −88.25 ± 15.21
0
−50
−100
−150
−200
7760. 0
7760. 1
7760. 2
7760. 3
7760. 4
7760. 5
7762. 0
7762. 1
7762. 2
7762. 3
7763. 0
7763. 1
7763. 2
7763. 3
7763. 4
7763. 5
7764. 0
7764. 1
7765. 0
7765. 1
7765. 2
7765. 3
7766. 0
7766. 1
7766. 2
pull
Entries 25
Mean 0.9233
Std Dev 20.79
0.4
0.3
0.2
0.1
0
−0.1
−0.2

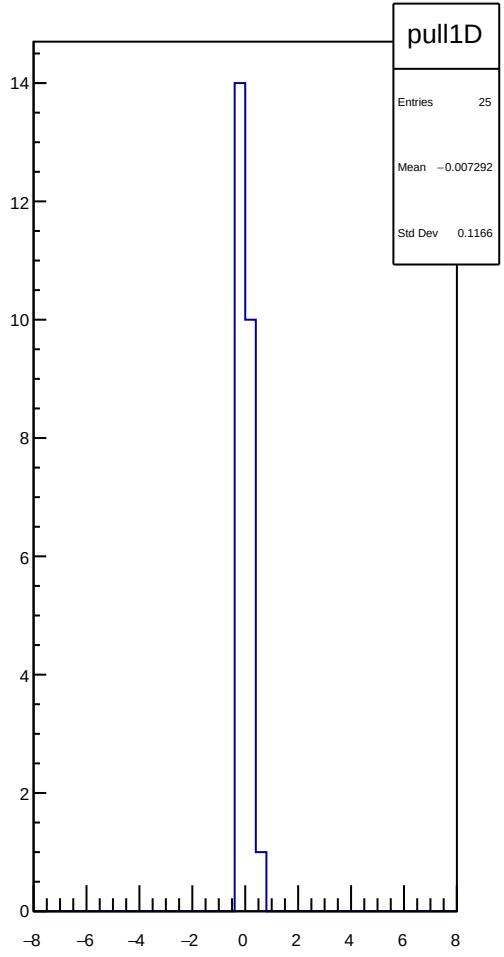
pull1D
Entries 25
Mean −0.007292
Std Dev 0.1166
14
12
10
8
6
4
2
0
−8
−6
−4
−2
0
2
4
6
8

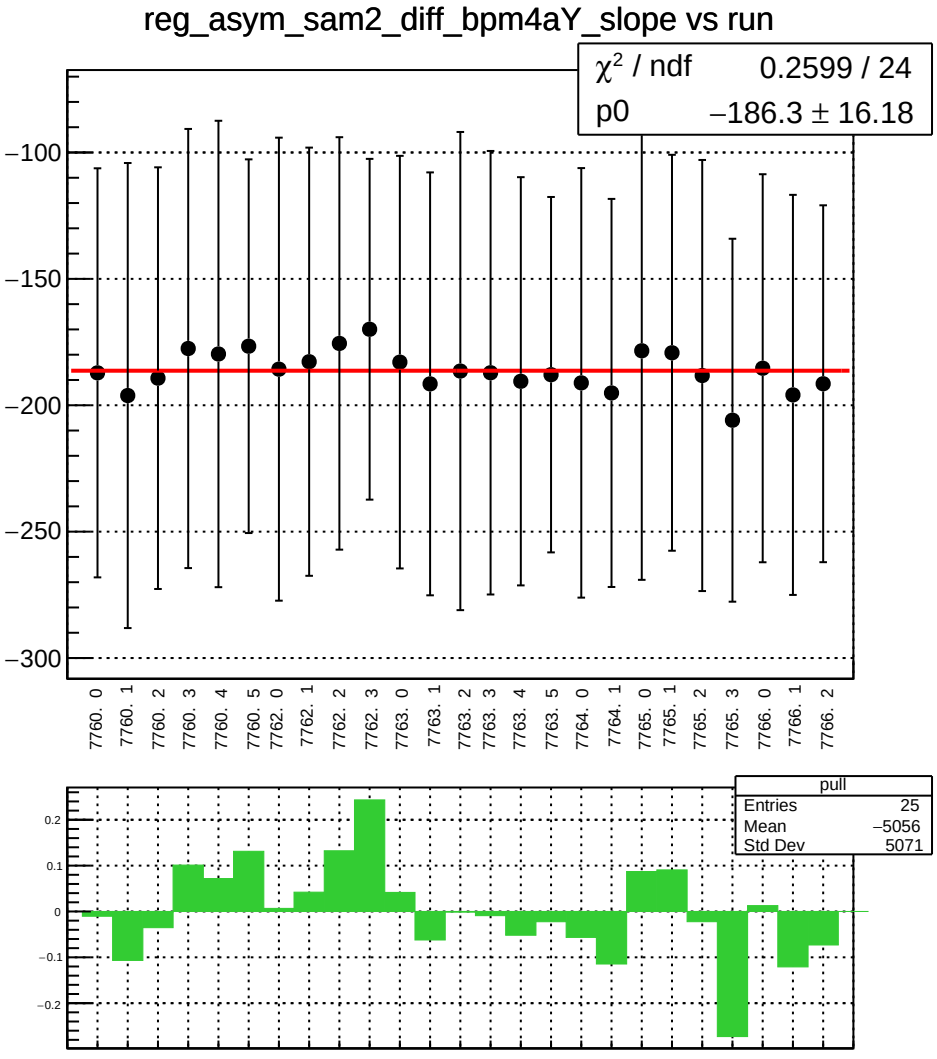
reg_asym_sam2_diff_bpm4aY_slope vs run
χ² / ndf 0.2599 / 24
p0 −186.3 ± 16.18
−100
−150
−200
−250
−300
7760. 0
7760. 1
7760. 2
7760. 3
7760. 4
7760. 5
7762. 0
7762. 1
7762. 2
7762. 3
7763. 0
7763. 1
7763. 2
7763. 3
7763. 4
7763. 5
7764. 0
7764. 1
7765. 0
7765. 1
7765. 2
7765. 3
7766. 0
7766. 1
7766. 2
pull
Entries 25
Mean −5056
Std Dev 5071
0.2
0.1
0
−0.1
−0.2

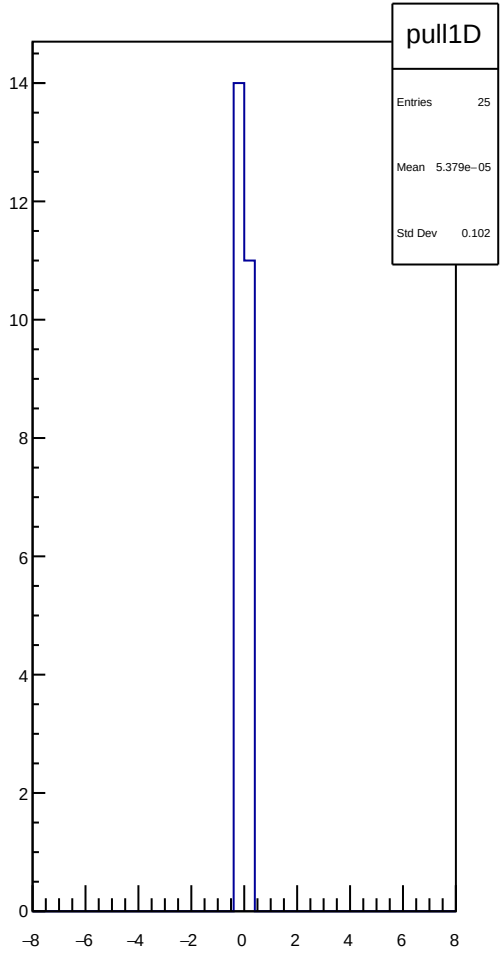
pull1D
Entries 25
Mean 5.379e−05
Std Dev 0.102
14
12
10
8
6
4
2
0
−8
−6
−4
−2
0
2
4
6
8

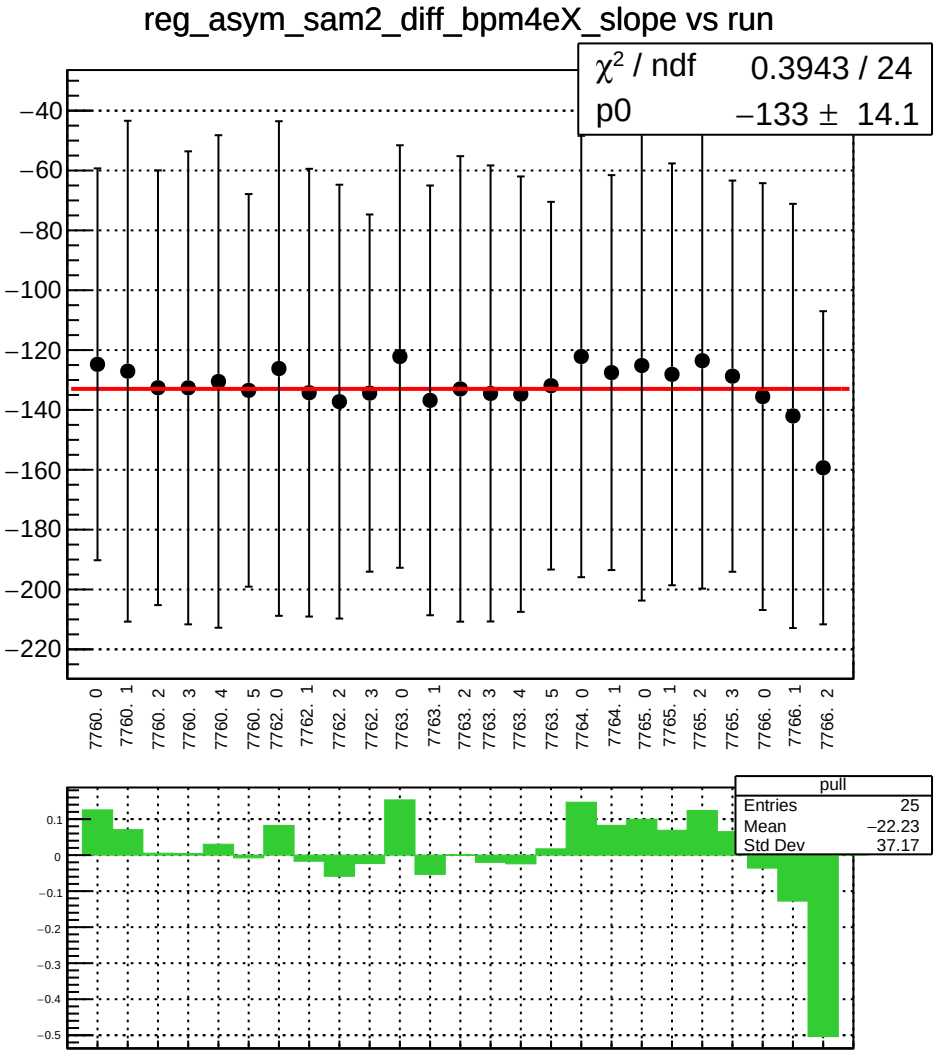
reg_asym_sam2_diff_bpm4eX_slope vs run
χ² / ndf 0.3943 / 24
p0 −133 ± 14.1
−40
−60
−80
−100
−120
−140
−160
−180
−200
−220
7760. 0
7760. 1
7760. 2
7760. 3
7760. 4
7760. 5
7762. 0
7762. 1
7762. 2
7762. 3
7763. 0
7763. 1
7763. 2
7763. 3
7763. 4
7763. 5
7764. 0
7764. 1
7765. 0
7765. 1
7765. 2
7765. 3
7766. 0
7766. 1
7766. 2
pull
Entries 25
Mean −22.23
Std Dev 37.17
0.1
0
−0.1
−0.2
−0.3
−0.4
−0.5

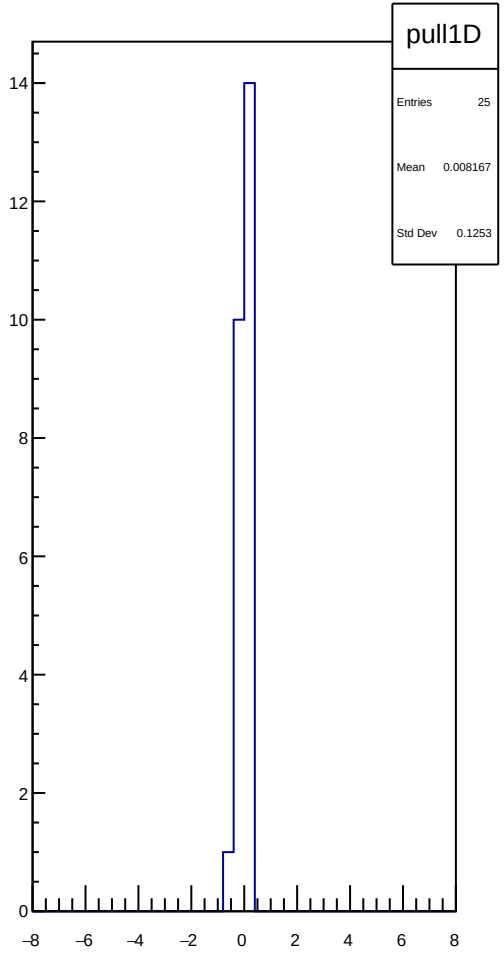
pull1D
Entries 25
Mean 0.008167
Std Dev 0.1253
14
12
10
8
6
4
2
0
−8
−6
−4
−2
0
2
4
6
8

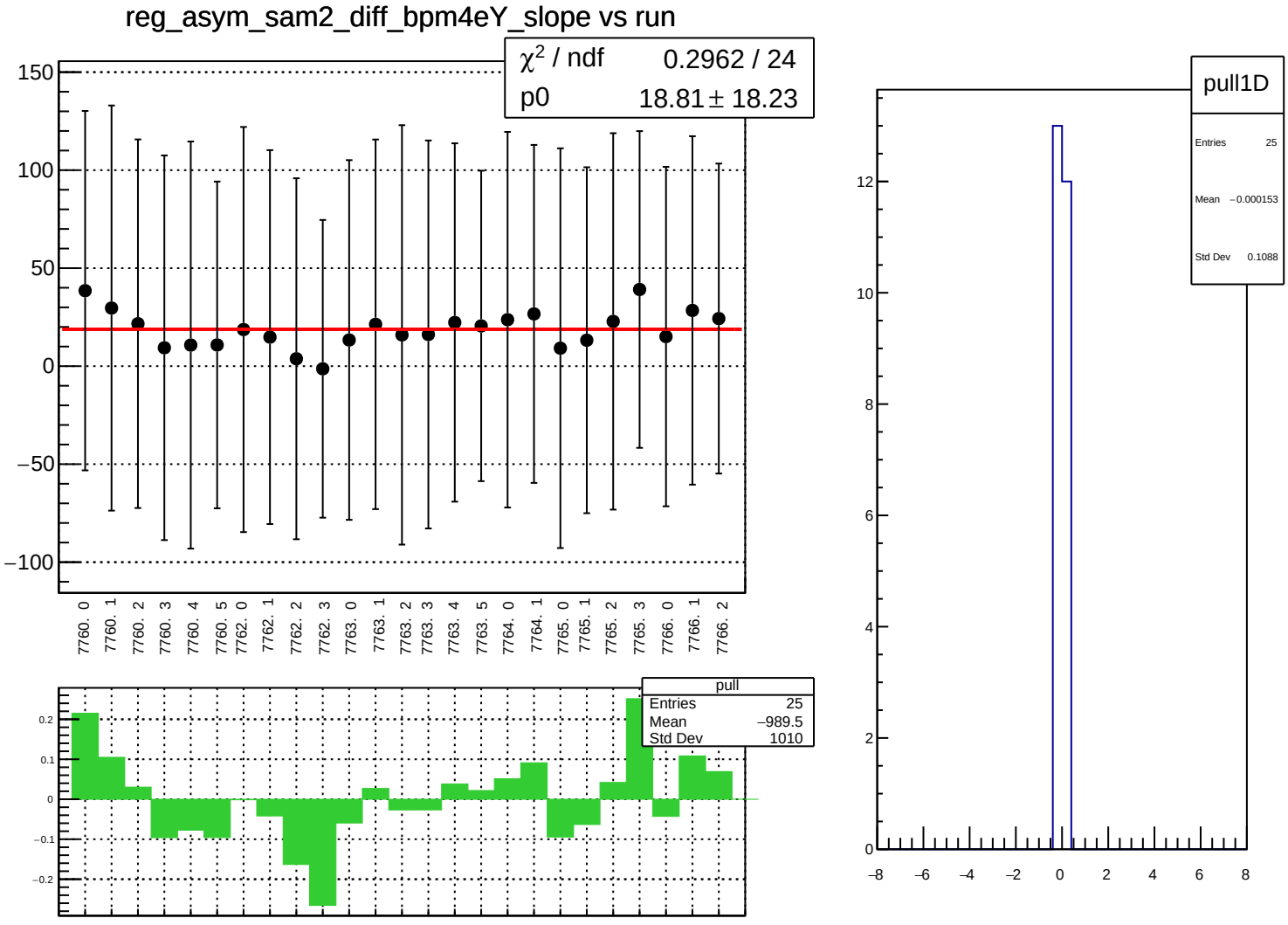
reg_asym_sam2_diff_bpm4eY_slope vs run
χ2 / ndf 0.2962 / 24
p0 18.81 ± 18.23
150
100
50
0
−50
−100
7760. 0
7760. 1
7760. 2
7760. 3
7760. 4
7760. 5
7762. 0
7762. 1
7762. 2
7762. 3
7763. 0
7763. 1
7763. 2
7763. 3
7763. 4
7763. 5
7764. 0
7764. 1
7765. 0
7765. 1
7765. 2
7765. 3
7766. 0
7766. 1
7766. 2
pull
Entries 25
Mean −989.5
Std Dev 1010
0.2
0.1
0
−0.1
−0.2
pull1D
Entries 25
Mean −0.000153
Std Dev 0.1088
12
10
8
6
4
2
0
−8
−6
−4
−2
0
2
4
6
8

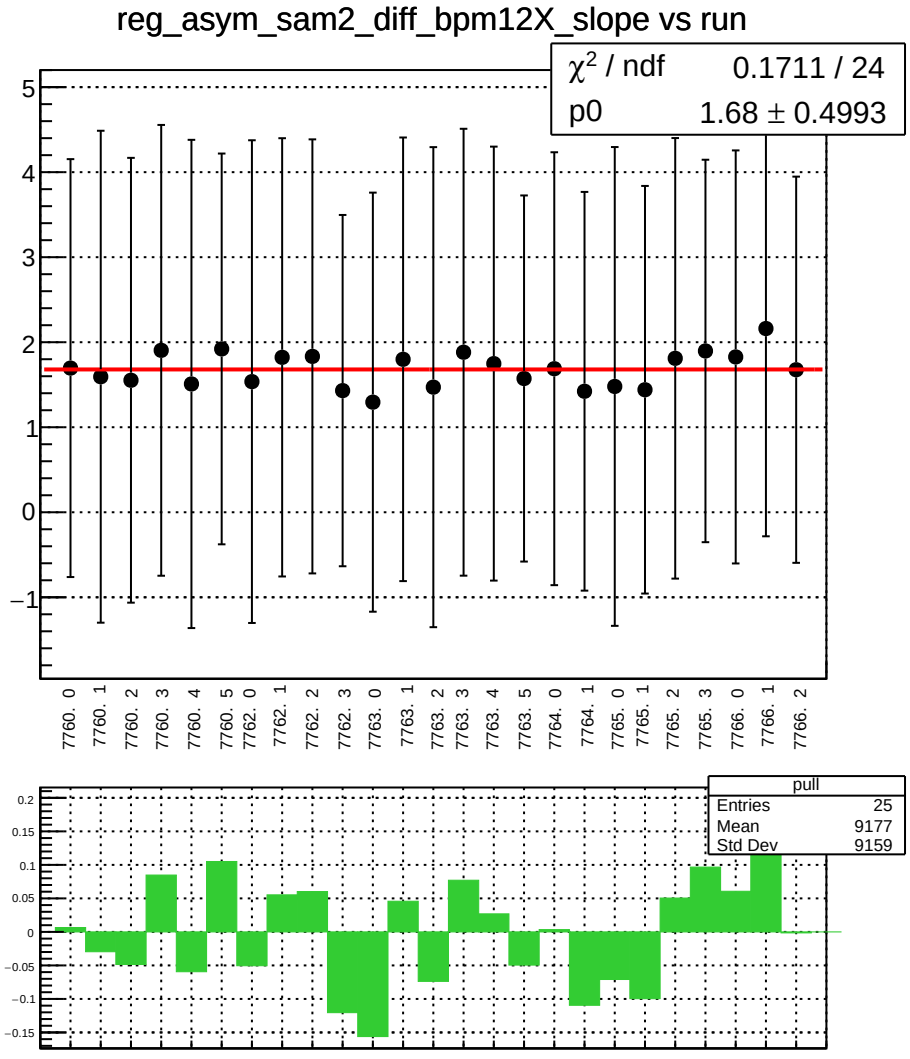
reg_asym_sam2_diff_bpm12X_slope vs run
χ2 / ndf 0.1711 / 24
p0 1.68 ± 0.4993
5
4
3
2
1
0
−1
7760. 0
7760. 1
7760. 2
7760. 3
7760. 4
7760. 5
7762. 0
7762. 1
7762. 2
7762. 3
7763. 0
7763. 1
7763. 2
7763. 3
7763. 4
7763. 5
7764. 0
7764. 1
7765. 0
7765. 1
7765. 2
7765. 3
7766. 0
7766. 1
7766. 2
pull
Entries 25
Mean 9177
Std Dev 9159
0.2
0.15
0.1
0.05
0
−0.05
−0.1
−0.15

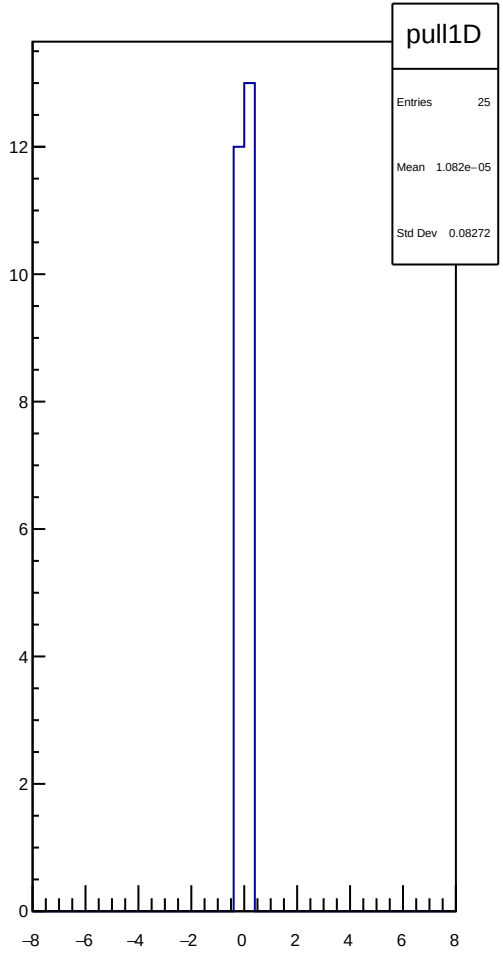
pull1D
Entries 25
Mean 1.082e−05
Std Dev 0.08272
12
10
8
6
4
2
0
−8
−6
−4
−2
0
2
4
6
8

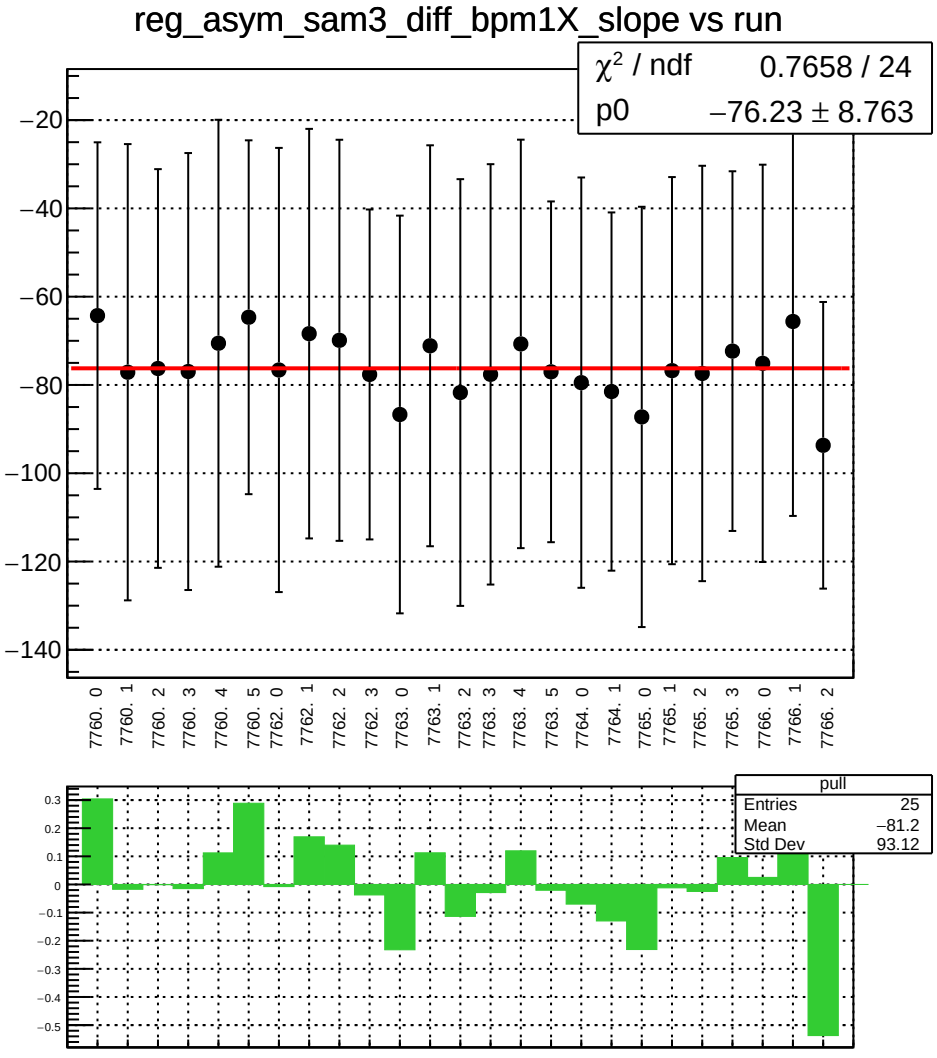
reg_asym_sam3_diff_bpm1X_slope vs run
χ^2 / ndf 0.7658 / 24
p0 −76.23 ± 8.763
−20
−40
−60
−80
−100
−120
−140
7760. 0
7760. 1
7760. 2
7760. 3
7760. 4
7760. 5
7762. 0
7762. 1
7762. 2
7762. 3
7763. 0
7763. 1
7763. 2
7763. 3
7763. 4
7763. 5
7764. 0
7764. 1
7765. 0
7765. 1
7765. 2
7765. 3
7766. 0
7766. 1
7766. 2
pull
Entries 25
Mean −81.2
Std Dev 93.12
0.3
0.2
0.1
0
−0.1
−0.2
−0.3
−0.4
−0.5

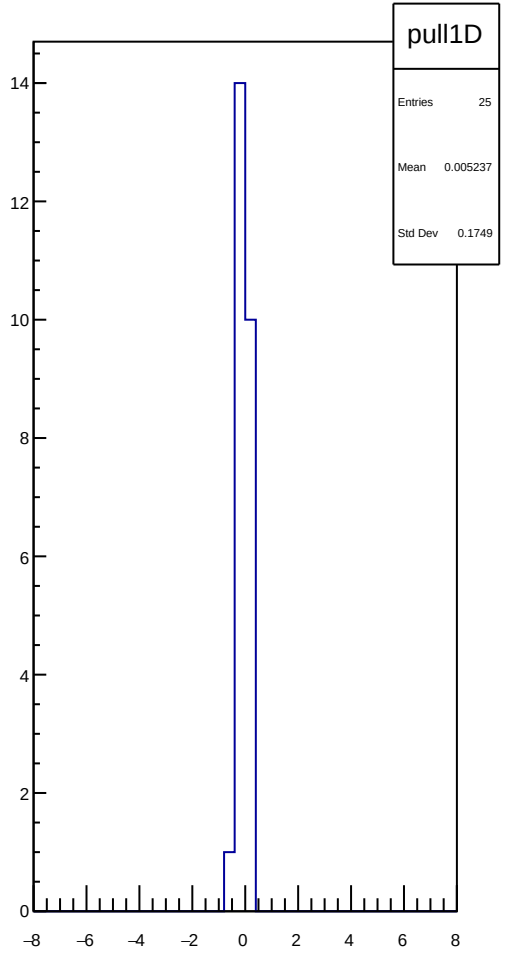
pull1D
Entries 25
Mean 0.005237
Std Dev 0.1749
14
12
10
8
6
4
2
0
−8
−6
−4
−2
0
2
4
6
8

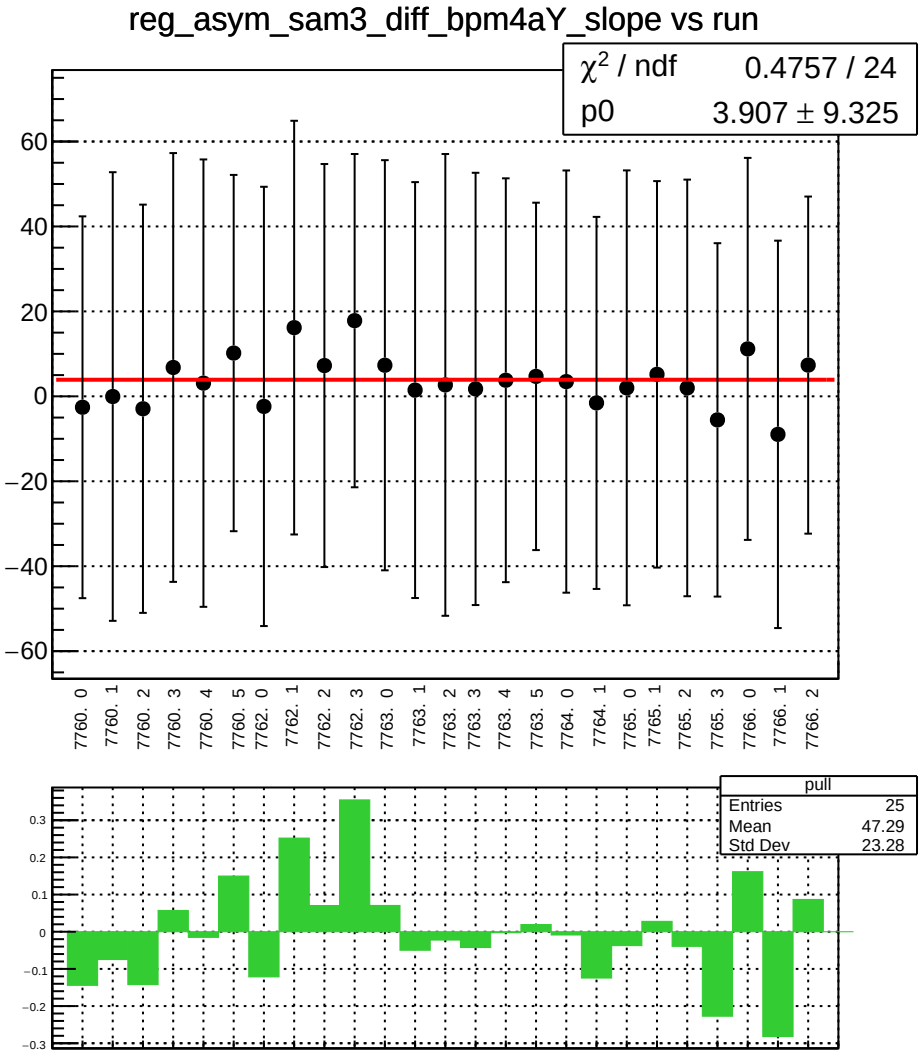
reg_asym_sam3_diff_bpm4aY_slope vs run
χ2 / ndf 0.4757 / 24
p0 3.907 ± 9.325
60
40
20
0
−20
−40
−60
7760. 0
7760. 1
7760. 2
7760. 3
7760. 4
7760. 5
7762. 0
7762. 1
7762. 2
7762. 3
7763. 0
7763. 1
7763. 2
7763. 3
7763. 4
7763. 5
7764. 0
7764. 1
7765. 0
7765. 1
7765. 2
7765. 3
7766. 0
7766. 1
7766. 2
pull
Entries 25
Mean 47.29
Std Dev 23.28
0.3
0.2
0.1
0
−0.1
−0.2
−0.3

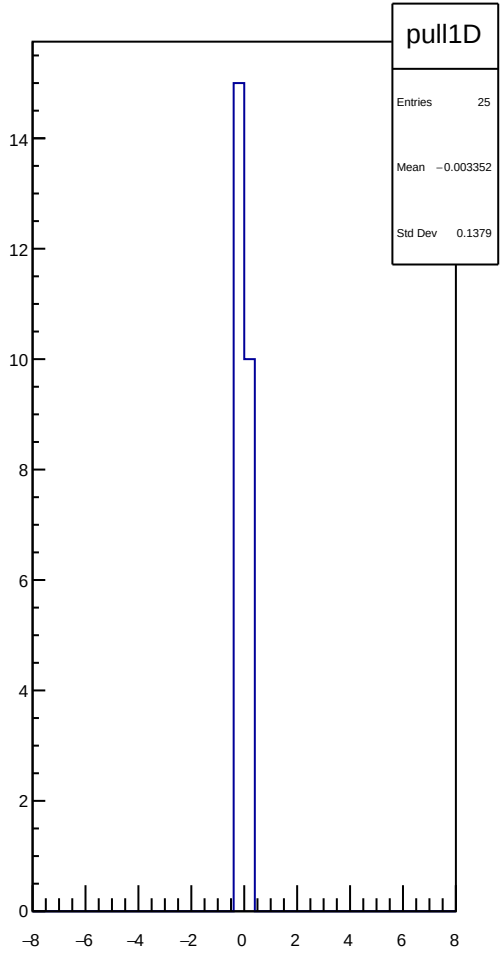
pull1D
Entries 25
Mean −0.003352
Std Dev 0.1379
14
12
10
8
6
4
2
0
−8
−6
−4
−2
0
2
4
6
8

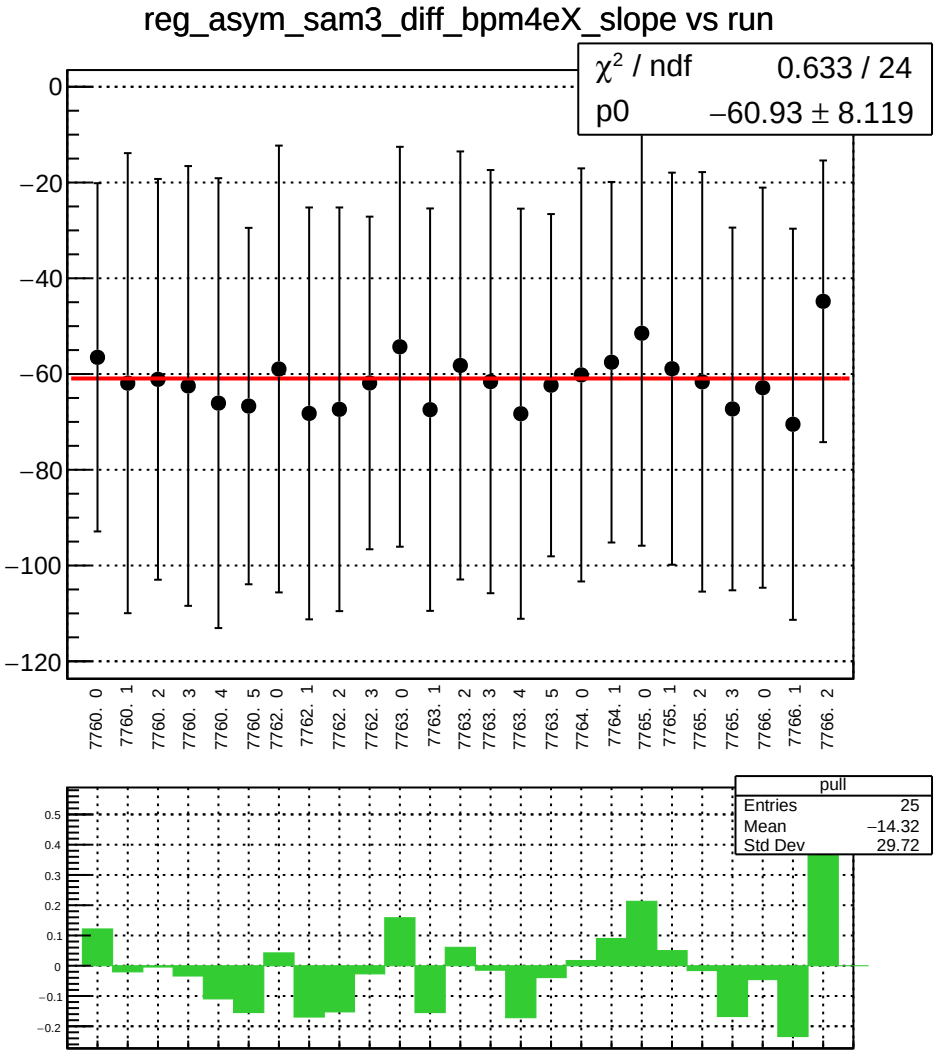
reg_asym_sam3_diff_bpm4eX_slope vs run
χ² / ndf 0.633 / 24
p0 −60.93 ± 8.119
0
−20
−40
−60
−80
−100
−120
7760. 0
7760. 1
7760. 2
7760. 3
7760. 4
7760. 5
7762. 0
7762. 1
7762. 2
7762. 3
7763. 0
7763. 1
7763. 2
7763. 3
7763. 4
7763. 5
7764. 0
7764. 1
7765. 0
7765. 1
7765. 2
7765. 3
7766. 0
7766. 1
7766. 2
pull
Entries 25
Mean −14.32
Std Dev 29.72
0.5
0.4
0.3
0.2
0.1
0
−0.1
−0.2

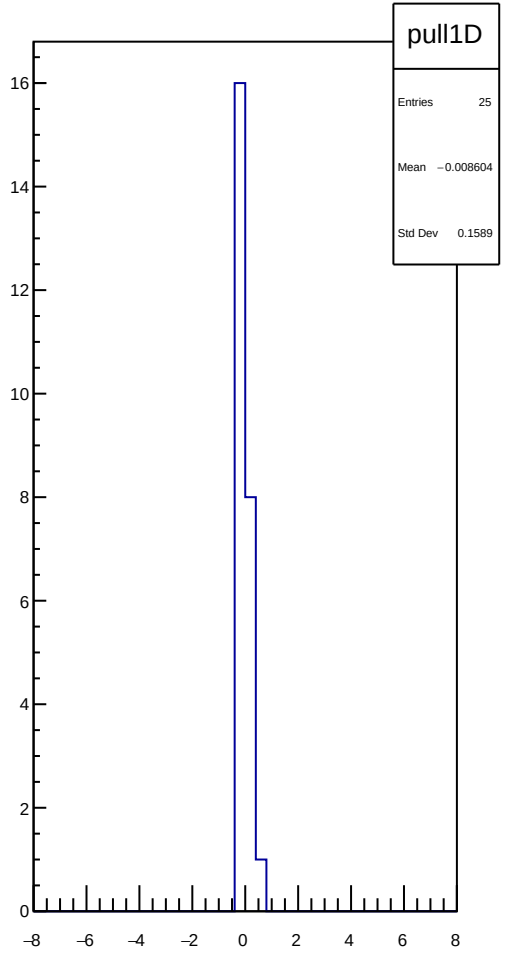
pull1D
Entries 25
Mean −0.008604
Std Dev 0.1589
16
14
12
10
8
6
4
2
0
−8
−6
−4
−2
0
2
4
6
8

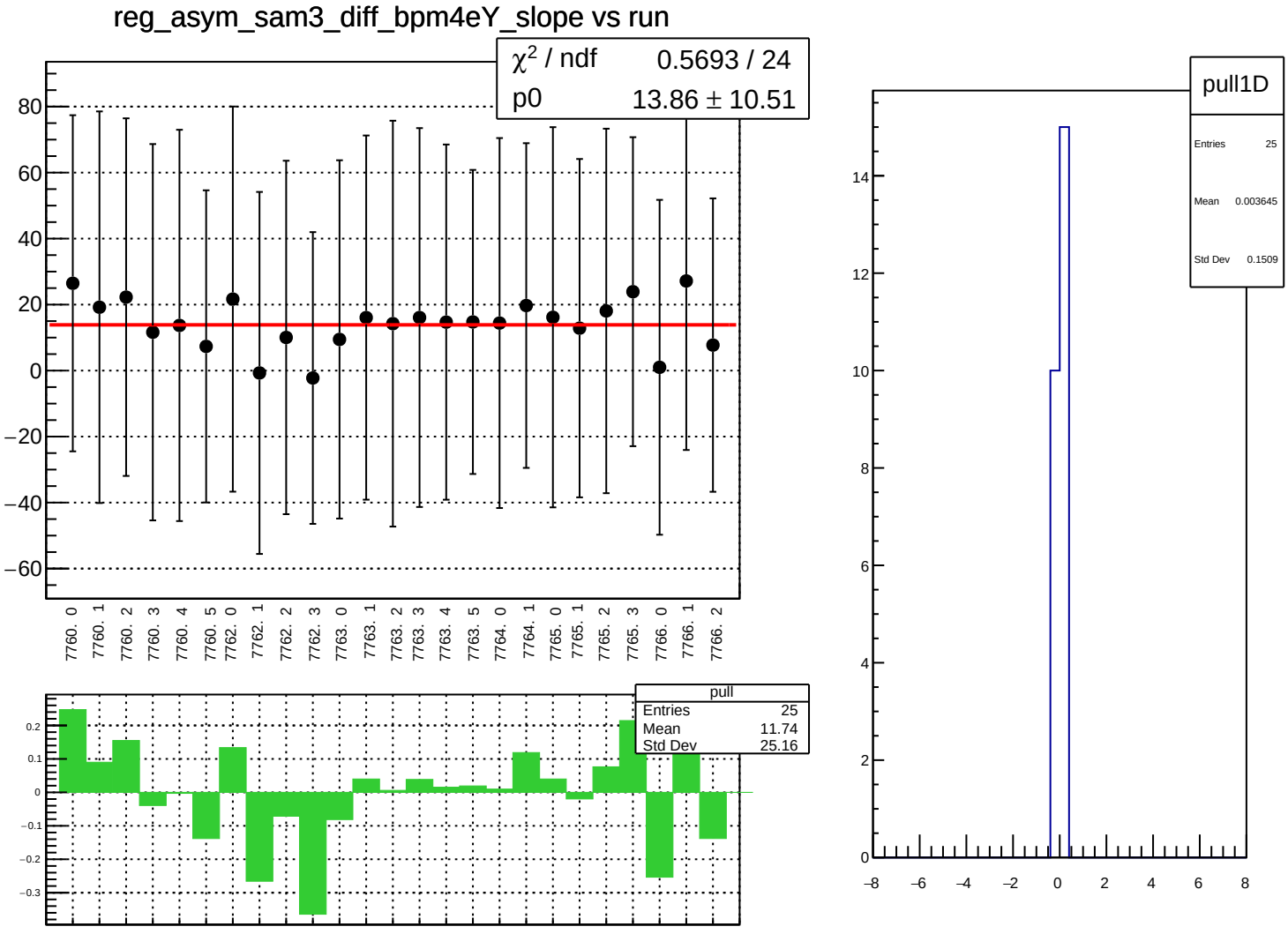
reg_asym_sam3_diff_bpm4eY_slope vs run
χ2 / ndf 0.5693 / 24
p0 13.86 ± 10.51
80
60
40
20
0
−20
−40
−60
7760. 0
7760. 1
7760. 2
7760. 3
7760. 4
7760. 5
7762. 0
7762. 1
7762. 2
7762. 3
7763. 0
7763. 1
7763. 2
7763. 3
7763. 4
7763. 5
7764. 0
7764. 1
7765. 0
7765. 1
7765. 2
7765. 3
7766. 0
7766. 1
7766. 2
pull
Entries 25
Mean 11.74
Std Dev 25.16
0.2
0.1
0
−0.1
−0.2
−0.3
pull1D
Entries 25
Mean 0.003645
Std Dev 0.1509
14
12
10
8
6
4
2
0
−8
−6
−4
−2
0
2
4
6
8

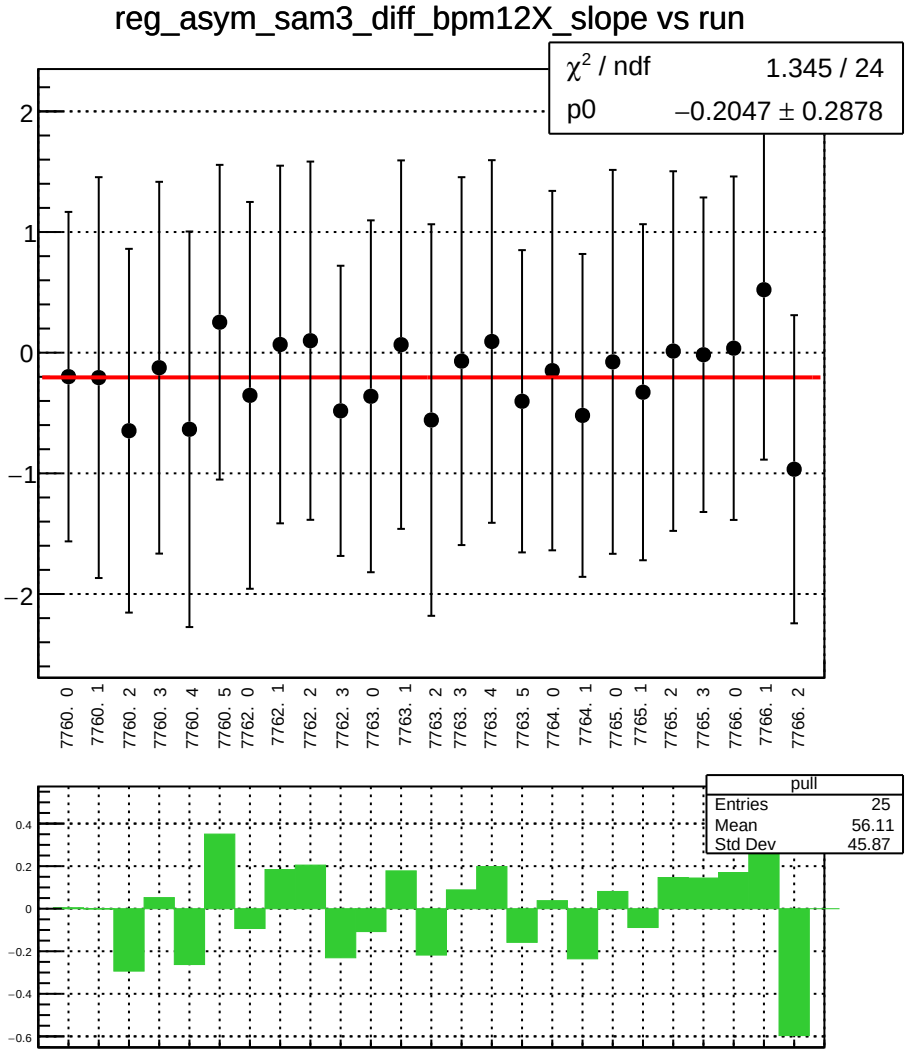
reg_asym_sam3_diff_bpm12X_slope vs run
χ^2 / ndf 1.345 / 24
p0 −0.2047 ± 0.2878
2
1
0
−1
−2
7760. 0
7760. 1
7760. 2
7760. 3
7760. 4
7760. 5
7762. 0
7762. 1
7762. 2
7762. 3
7763. 0
7763. 1
7763. 2
7763. 3
7763. 4
7763. 5
7764. 0
7764. 1
7765. 0
7765. 1
7765. 2
7765. 3
7766. 0
7766. 1
7766. 2
pull
Entries 25
Mean 56.11
Std Dev 45.87
0.4
0.2
0
−0.2
−0.4
−0.6

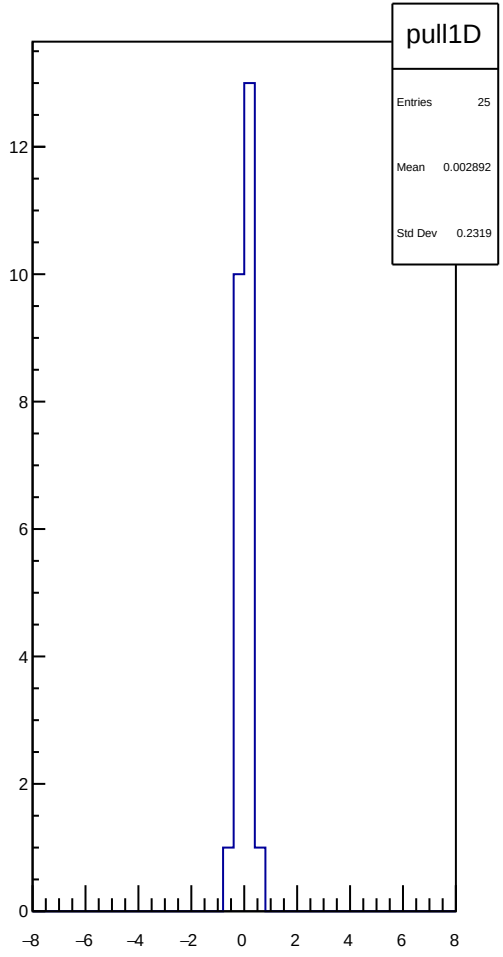
pull1D
Entries 25
Mean 0.002892
Std Dev 0.2319
12
10
8
6
4
2
0
−8
−6
−4
−2
0
2
4
6
8

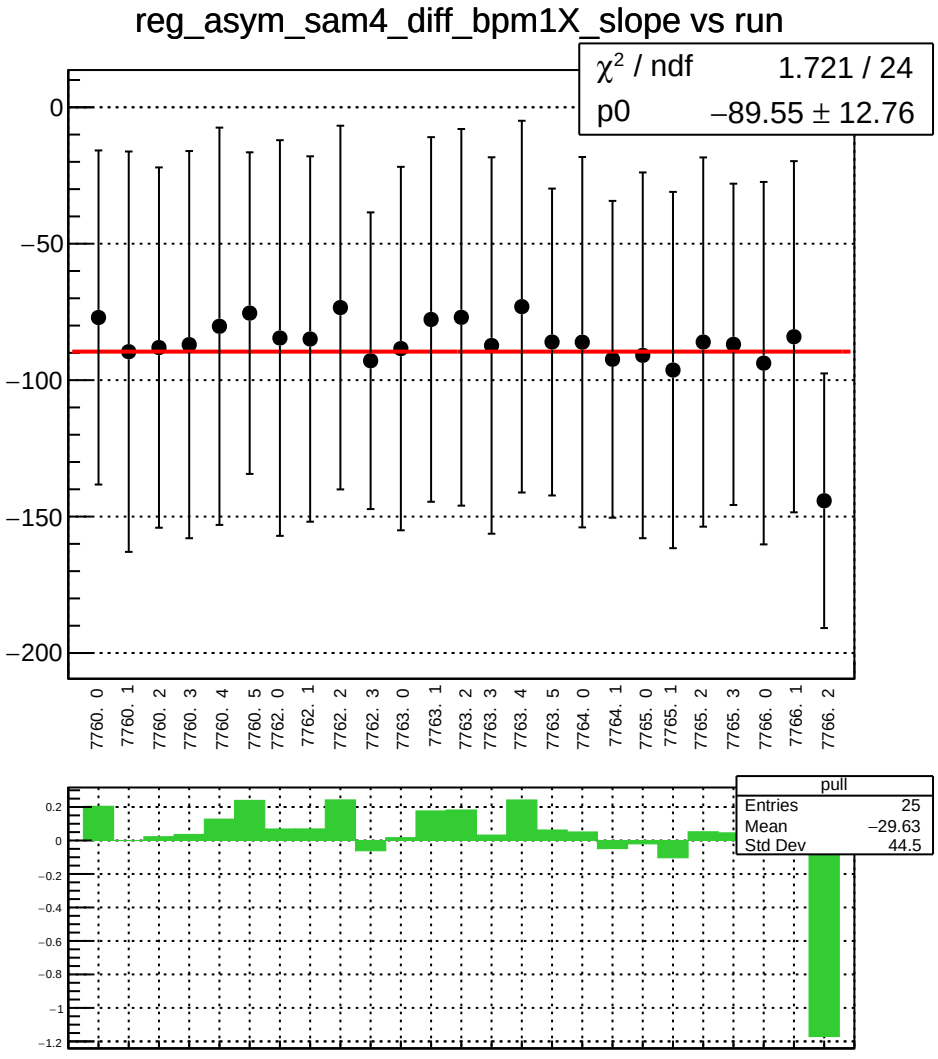
reg_asym_sam4_diff_bpm1X_slope vs run
χ² / ndf 1.721 / 24
p0 −89.55 ± 12.76
0
−50
−100
−150
−200
7760. 0
7760. 1
7760. 2
7760. 3
7760. 4
7760. 5
7762. 0
7762. 1
7762. 2
7762. 3
7763. 0
7763. 1
7763. 2
7763. 3
7763. 4
7763. 5
7764. 0
7764. 1
7765. 0
7765. 1
7765. 2
7765. 3
7766. 0
7766. 1
7766. 2
pull
Entries 25
Mean −29.63
Std Dev 44.5
0.2
0
−0.2
−0.4
−0.6
−0.8
−1
−1.2

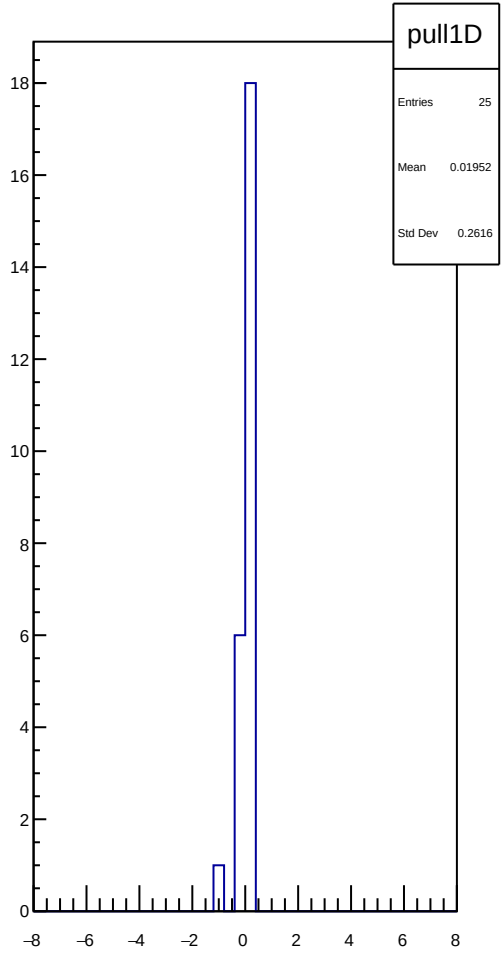
pull1D
Entries 25
Mean 0.01952
Std Dev 0.2616
18
16
14
12
10
8
6
4
2
0
−8
−6
−4
−2
0
2
4
6
8

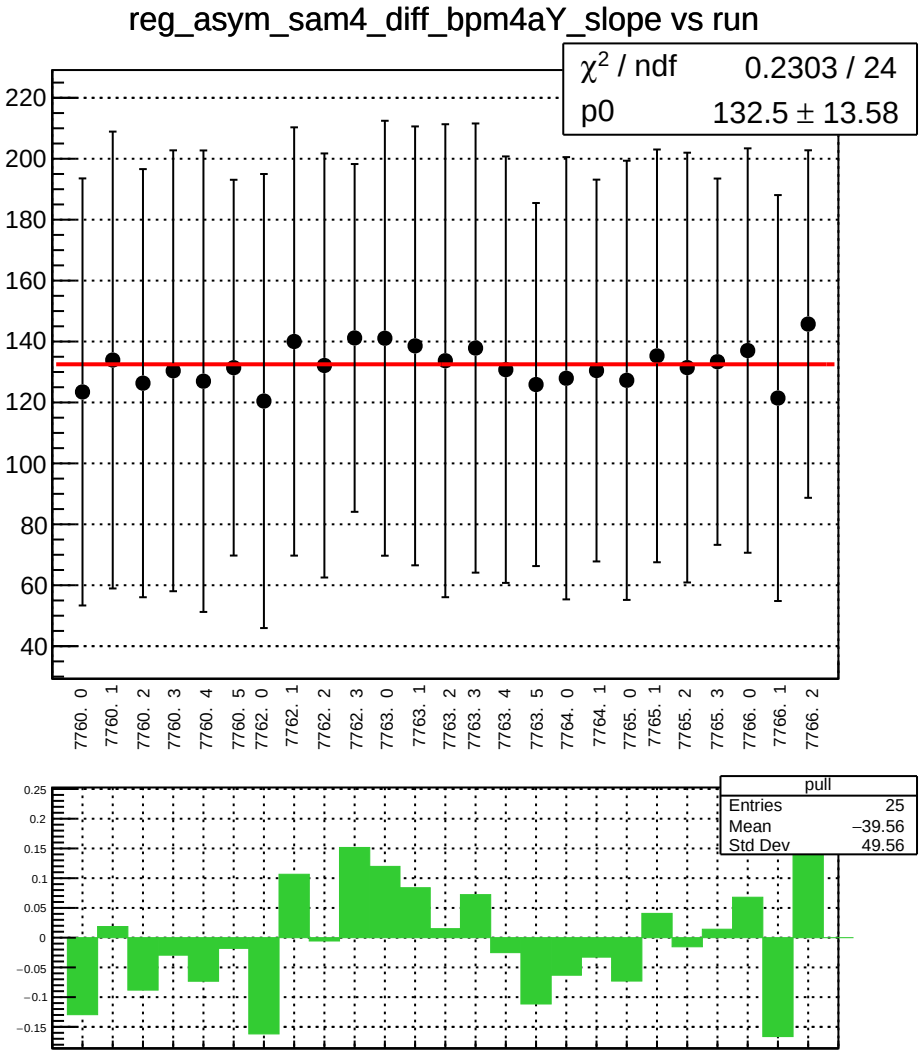
reg_asym_sam4_diff_bpm4aY_slope vs run
χ^2 / ndf 0.2303 / 24
p0 132.5 ± 13.58
220
200
180
160
140
120
100
80
60
40
7760. 0
7760. 1
7760. 2
7760. 3
7760. 4
7760. 5
7762. 0
7762. 1
7762. 2
7762. 3
7763. 0
7763. 1
7763. 2
7763. 3
7763. 4
7763. 5
7764. 0
7764. 1
7765. 0
7765. 1
7765. 2
7765. 3
7766. 0
7766. 1
7766. 2
pull
Entries 25
Mean −39.56
Std Dev 49.56
0.25
0.2
0.15
0.1
0.05
0
−0.05
−0.1
−0.15

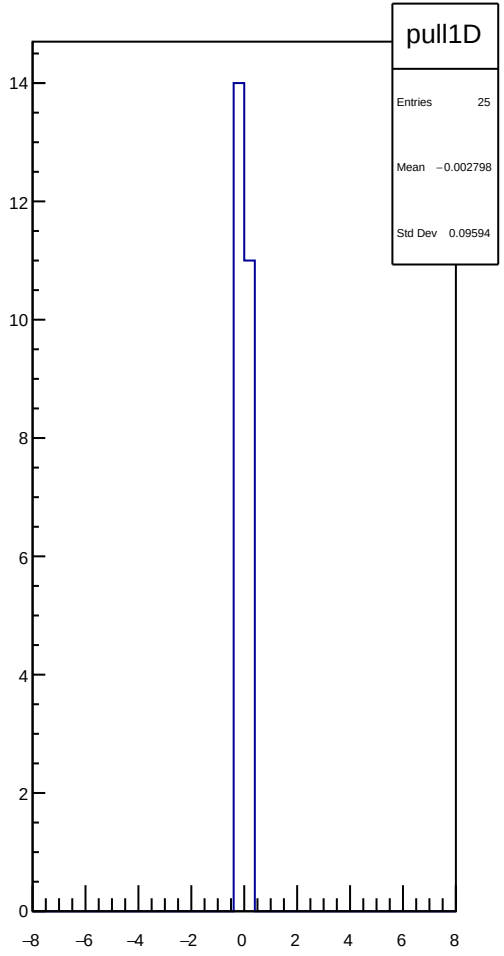
pull1D
Entries 25
Mean −0.002798
Std Dev 0.09594
14
12
10
8
6
4
2
0
−8
−6
−4
−2
0
2
4
6
8

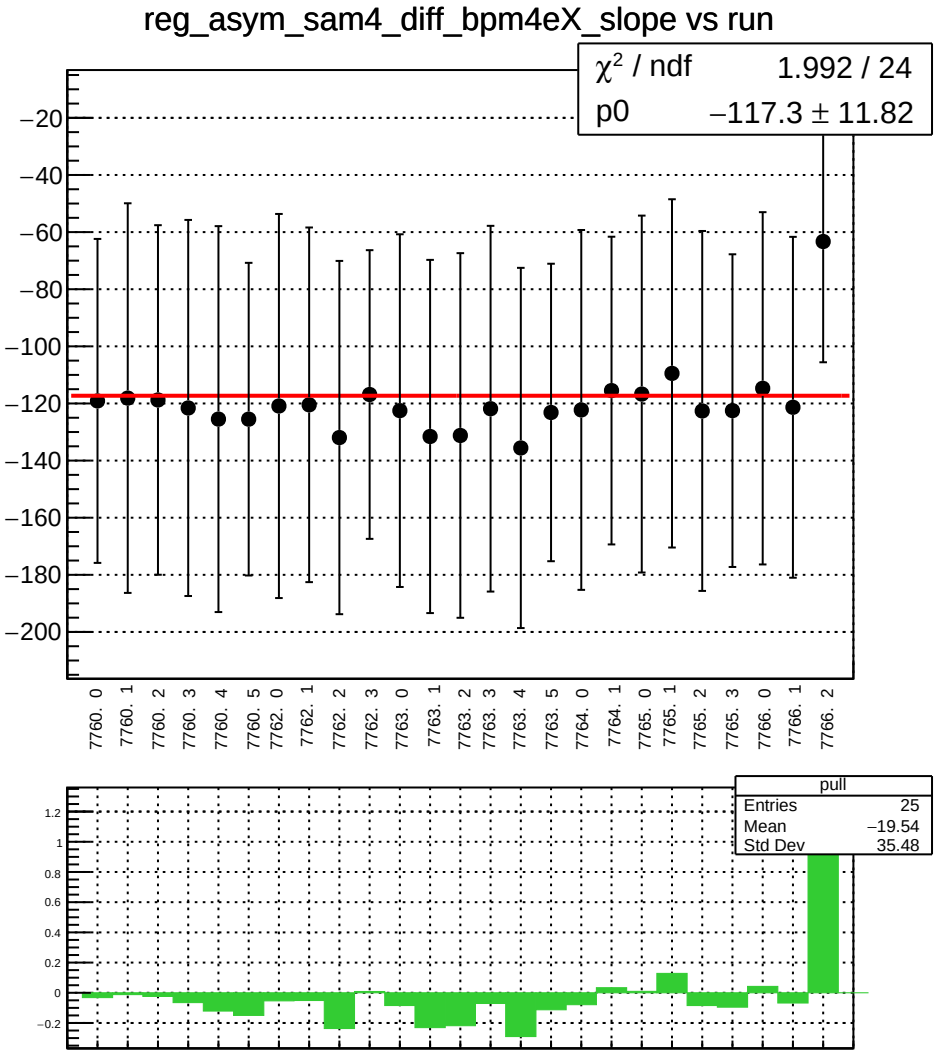
reg_asym_sam4_diff_bpm4eX_slope vs run
χ² / ndf 1.992 / 24
p0 −117.3 ± 11.82
−20
−40
−60
−80
−100
−120
−140
−160
−180
−200
7760. 0
7760. 1
7760. 2
7760. 3
7760. 4
7760. 5
7762. 0
7762. 1
7762. 2
7762. 3
7763. 0
7763. 1
7763. 2
7763. 3
7763. 4
7763. 5
7764. 0
7764. 1
7765. 0
7765. 1
7765. 2
7765. 3
7766. 0
7766. 1
7766. 2
pull
Entries 25
Mean −19.54
Std Dev 35.48
1.2
1
0.8
0.6
0.4
0.2
0
−0.2

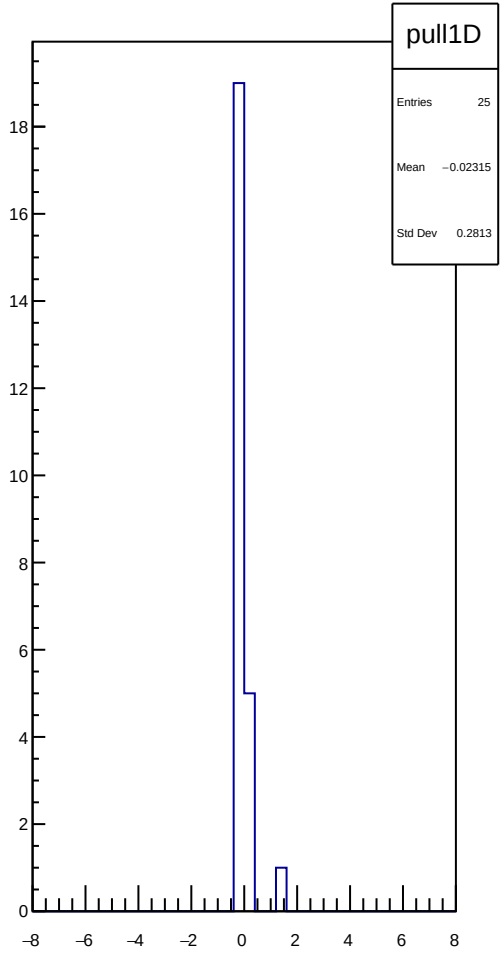
pull1D
Entries 25
Mean −0.02315
Std Dev 0.2813
18
16
14
12
10
8
6
4
2
0
−8
−6
−4
−2
0
2
4
6
8

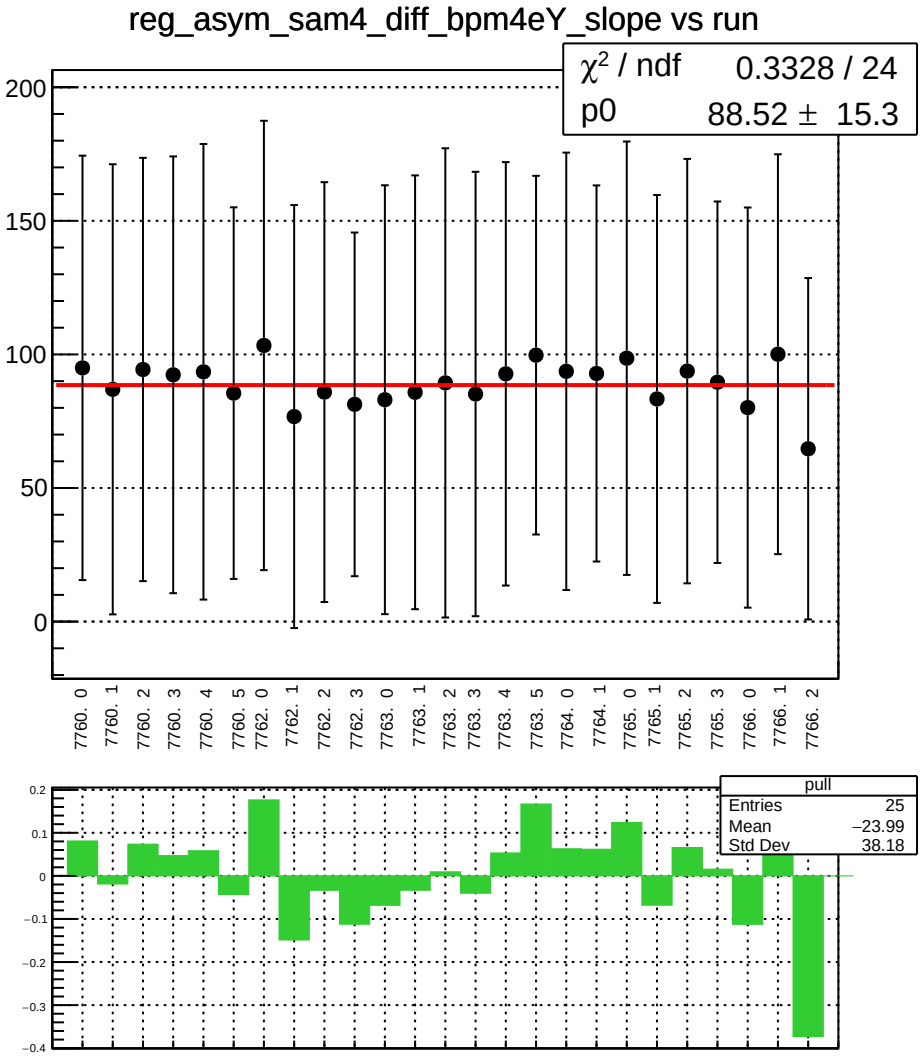
reg_asym_sam4_diff_bpm4eY_slope vs run
χ² / ndf 0.3328 / 24
p0 88.52 ± 15.3
200
150
100
50
0
7760. 0
7760. 1
7760. 2
7760. 3
7760. 4
7760. 5
7762. 0
7762. 1
7762. 2
7762. 3
7763. 0
7763. 1
7763. 2
7763. 3
7763. 4
7763. 5
7764. 0
7764. 1
7765. 0
7765. 1
7765. 2
7765. 3
7766. 0
7766. 1
7766. 2
pull
Entries 25
Mean −23.99
Std Dev 38.18
0.2
0.1
0
−0.1
−0.2
−0.3
−0.4

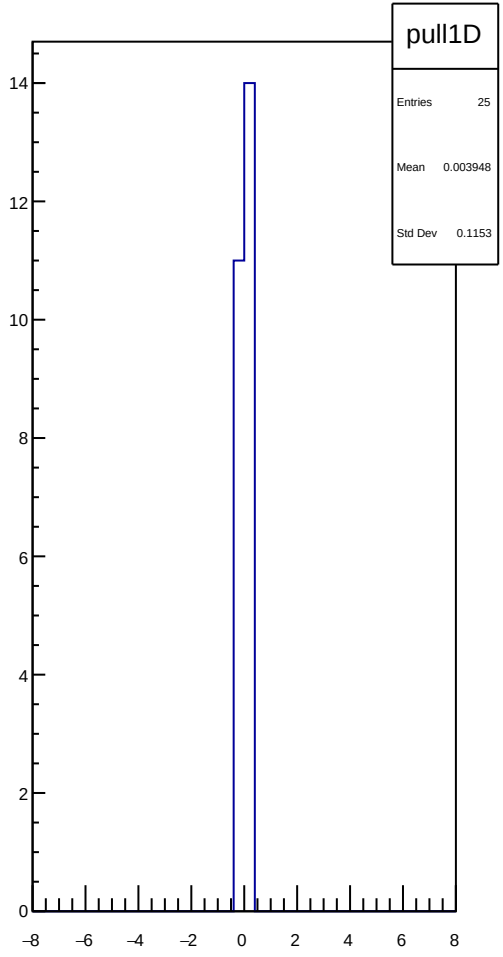
pull1D
Entries 25
Mean 0.003948
Std Dev 0.1153
14
12
10
8
6
4
2
0
−8
−6
−4
−2
0
2
4
6
8

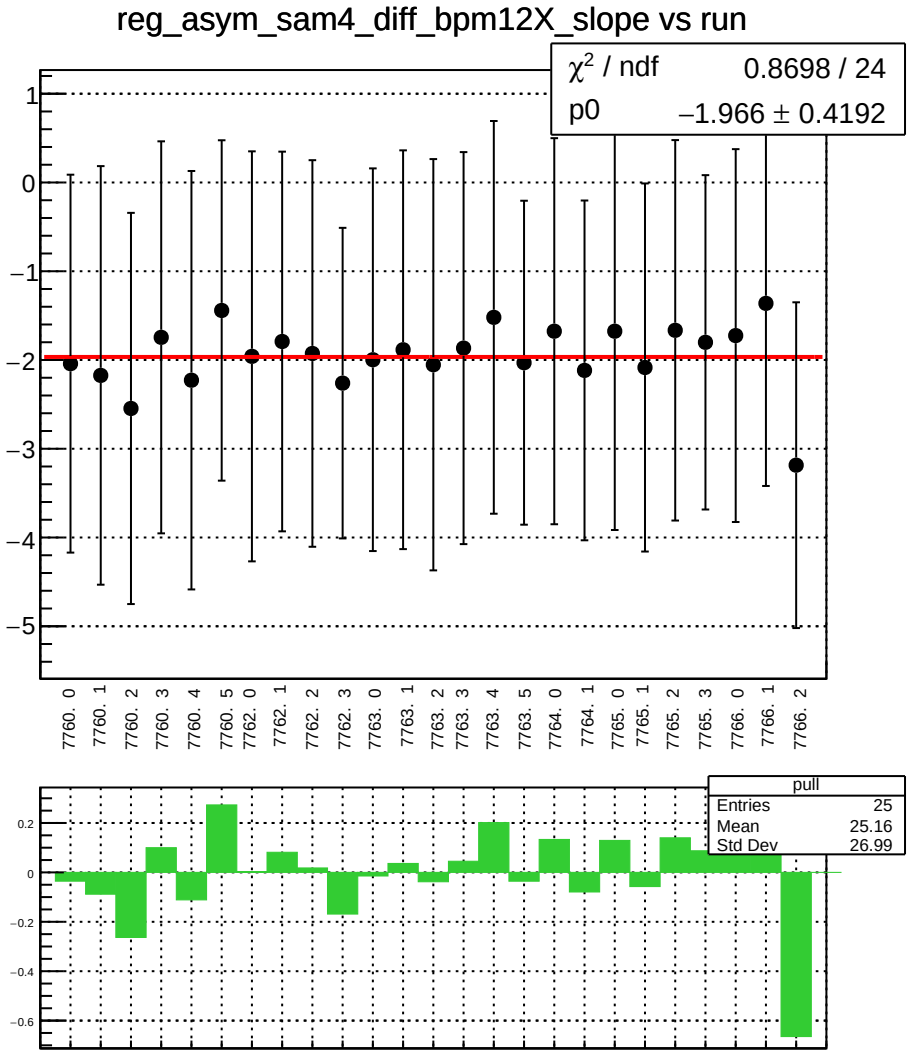
reg_asym_sam4_diff_bpm12X_slope vs run
χ² / ndf 0.8698 / 24
p0 −1.966 ± 0.4192
1
0
−1
−2
−3
−4
−5
7760. 0
7760. 1
7760. 2
7760. 3
7760. 4
7760. 5
7762. 0
7762. 1
7762. 2
7762. 3
7763. 0
7763. 1
7763. 2
7763. 3
7763. 4
7763. 5
7764. 0
7764. 1
7765. 0
7765. 1
7765. 2
7765. 3
7766. 0
7766. 1
7766. 2
pull
Entries 25
Mean 25.16
Std Dev 26.99
0.2
0
−0.2
−0.4
−0.6

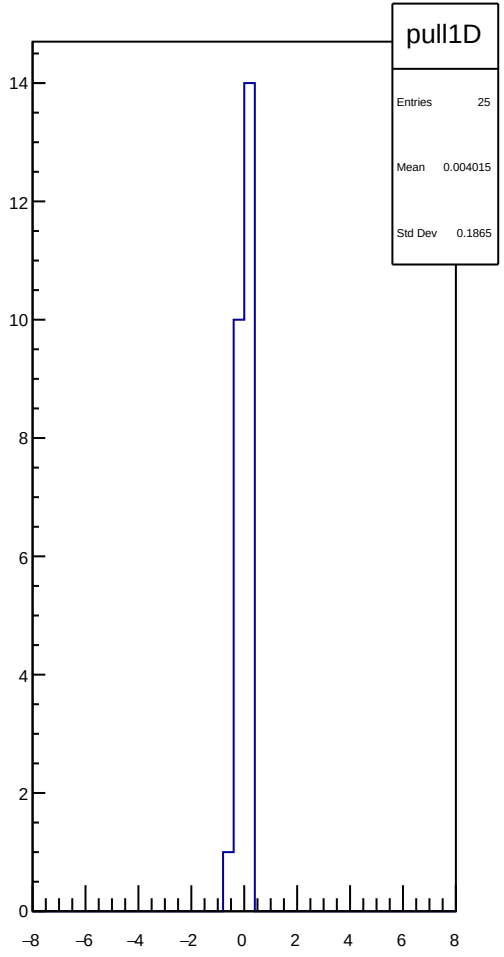
pull1D
Entries 25
Mean 0.004015
Std Dev 0.1865
14
12
10
8
6
4
2
0
−8
−6
−4
−2
0
2
4
6
8

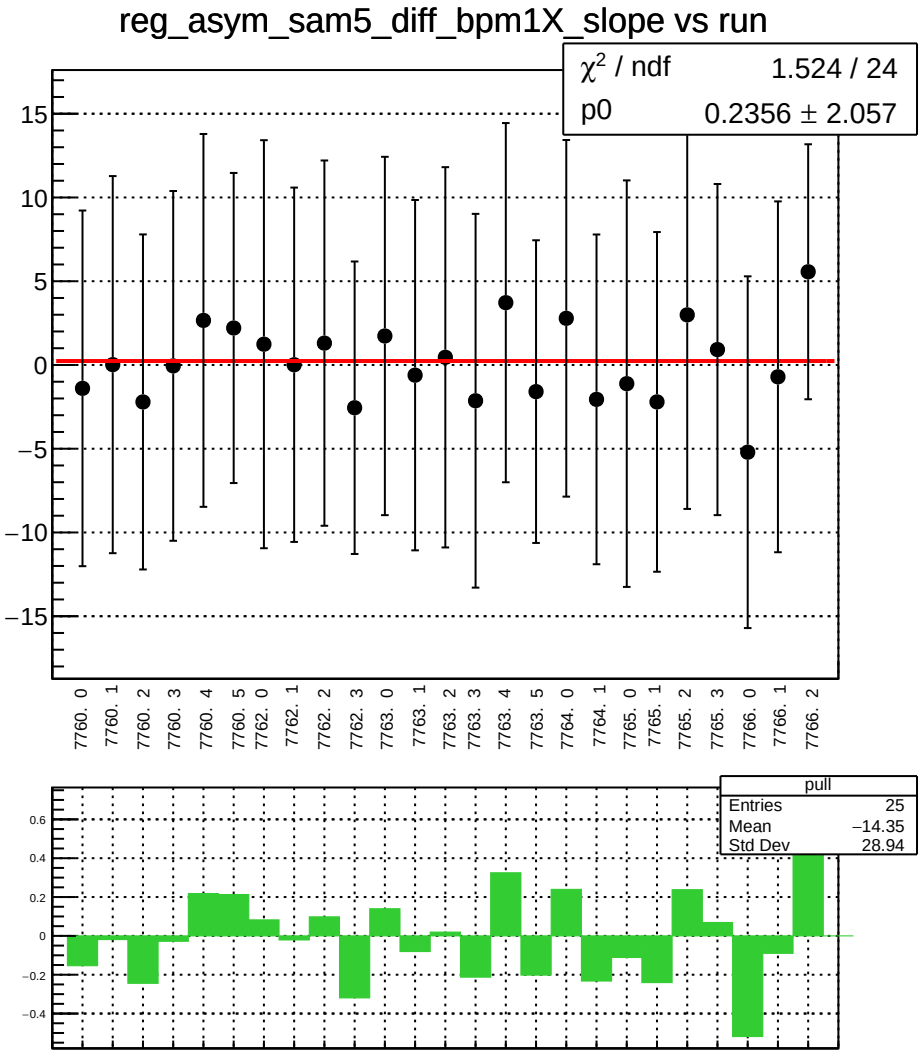
reg_asym_sam5_diff_bpm1X_slope vs run
χ² / ndf 1.524 / 24
p0 0.2356 ± 2.057
15
10
5
0
−5
−10
−15
7760. 0
7760. 1
7760. 2
7760. 3
7760. 4
7760. 5
7762. 0
7762. 1
7762. 2
7762. 3
7763. 0
7763. 1
7763. 2
7763. 3
7763. 4
7763. 5
7764. 0
7764. 1
7765. 0
7765. 1
7765. 2
7765. 3
7766. 0
7766. 1
7766. 2
pull
Entries 25
Mean −14.35
Std Dev 28.94
0.6
0.4
0.2
0
−0.2
−0.4

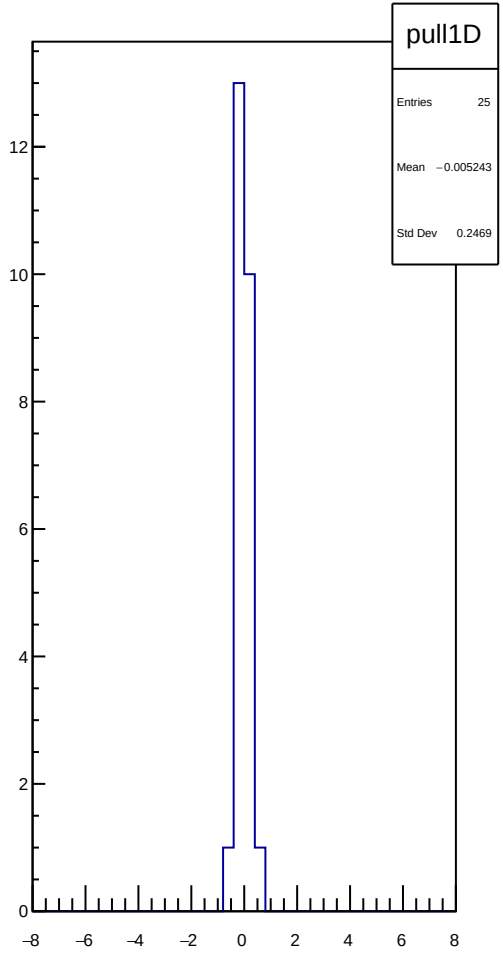
pull1D
Entries 25
Mean −0.005243
Std Dev 0.2469
12
10
8
6
4
2
0
−8
−6
−4
−2
0
2
4
6
8

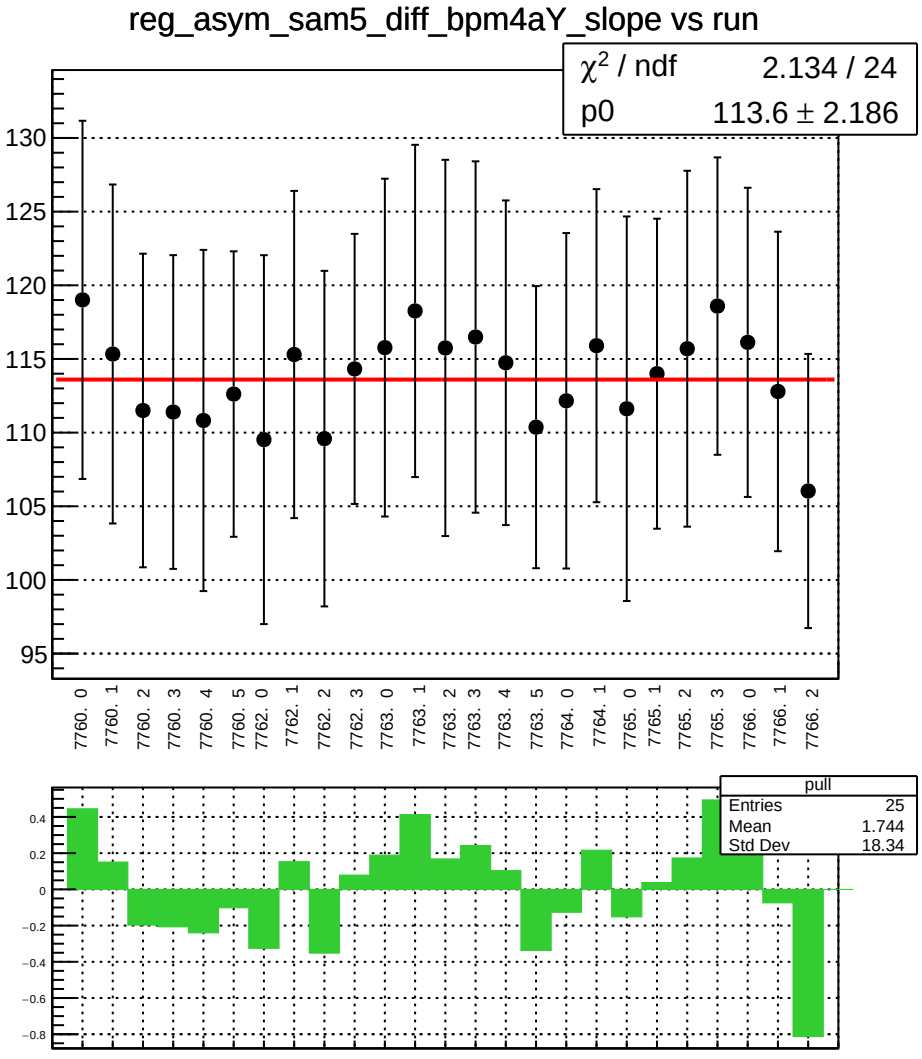
reg_asym_sam5_diff_bpm4aY_slope vs run
χ2 / ndf 2.134 / 24
p0 113.6 ± 2.186
130
125
120
115
110
105
100
95
7760. 0
7760. 1
7760. 2
7760. 3
7760. 4
7760. 5
7762. 0
7762. 1
7762. 2
7762. 3
7763. 0
7763. 1
7763. 2
7763. 3
7763. 4
7763. 5
7764. 0
7764. 1
7765. 0
7765. 1
7765. 2
7765. 3
7766. 0
7766. 1
7766. 2
pull
Entries 25
Mean 1.744
Std Dev 18.34
0.4
0.2
0
−0.2
−0.4
−0.6
−0.8

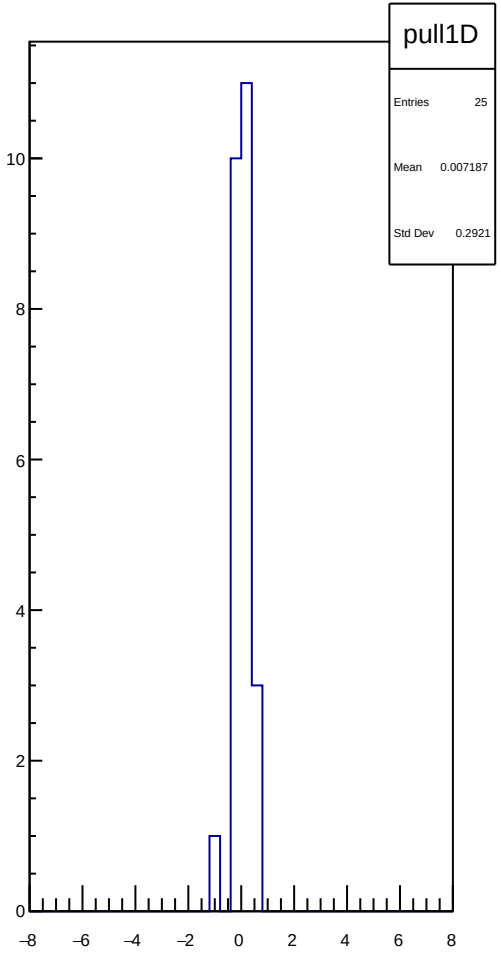
pull1D
Entries 25
Mean 0.007187
Std Dev 0.2921
10
8
6
4
2
0
−8
−6
−4
−2
0
2
4
6
8

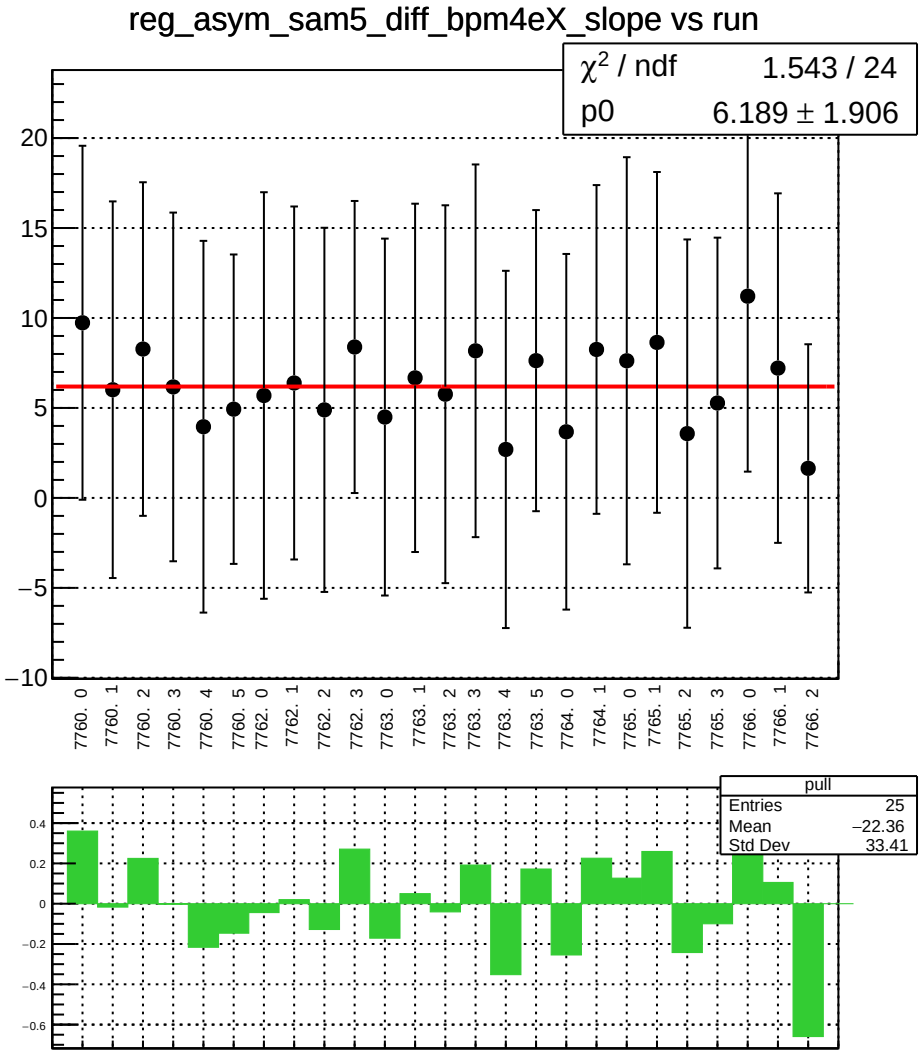
reg_asym_sam5_diff_bpm4eX_slope vs run
χ2 / ndf 1.543 / 24
p0 6.189 ± 1.906
20
15
10
5
0
−5
−10
7760. 0
7760. 1
7760. 2
7760. 3
7760. 4
7760. 5
7762. 0
7762. 1
7762. 2
7762. 3
7763. 0
7763. 1
7763. 2
7763. 3
7763. 4
7763. 5
7764. 0
7764. 1
7765. 0
7765. 1
7765. 2
7765. 3
7766. 0
7766. 1
7766. 2
pull
Entries 25
Mean −22.36
Std Dev 33.41
0.4
0.2
0
−0.2
−0.4
−0.6

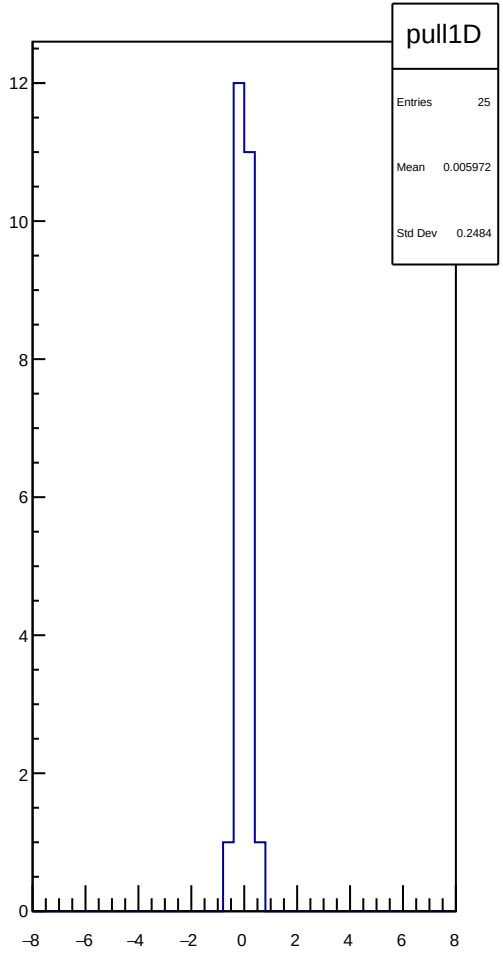
pull1D
Entries 25
Mean 0.005972
Std Dev 0.2484
12
10
8
6
4
2
0
−8
−6
−4
−2
0
2
4
6
8

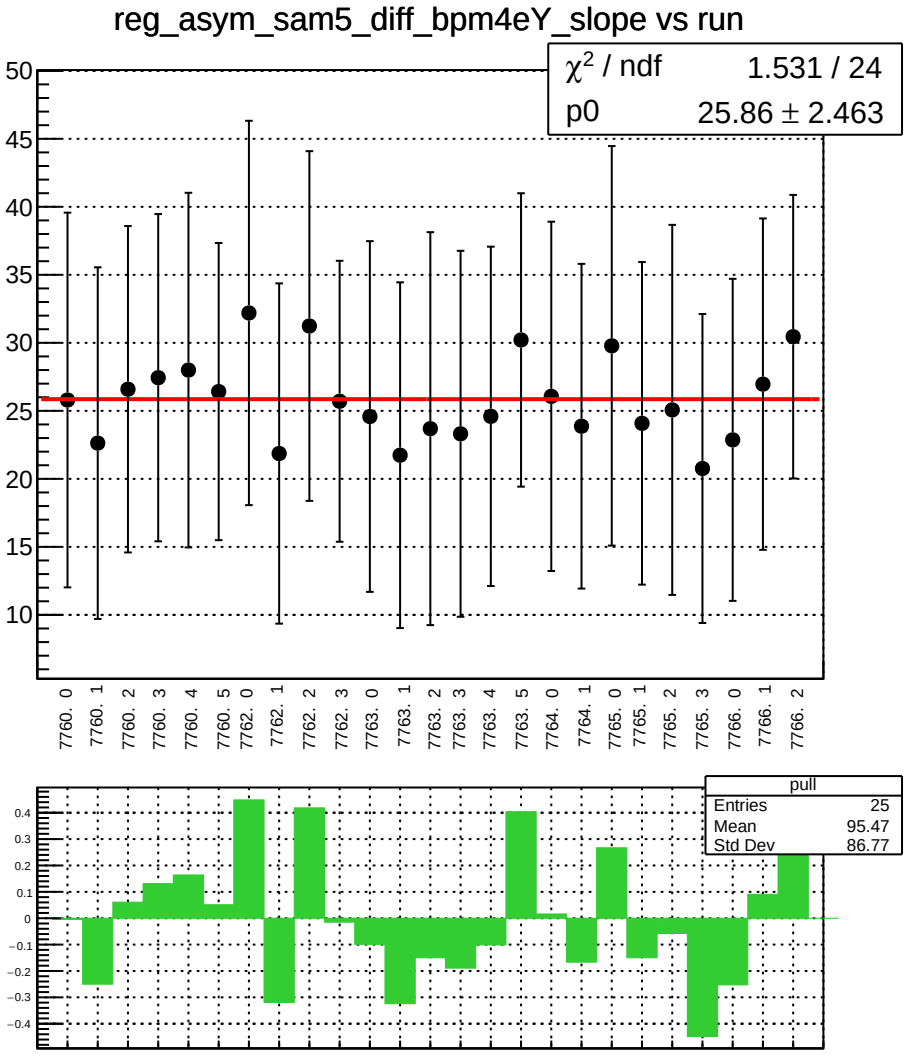
reg_asym_sam5_diff_bpm4eY_slope vs run
χ² / ndf 1.531 / 24
p0 25.86 ± 2.463
7760. 0
7760. 1
7760. 2
7760. 3
7760. 4
7760. 5
7762. 0
7762. 1
7762. 2
7762. 3
7763. 0
7763. 1
7763. 2
7763. 3
7763. 4
7763. 5
7764. 0
7764. 1
7765. 0
7765. 1
7765. 2
7765. 3
7766. 0
7766. 1
7766. 2
pull
Entries 25
Mean 95.47
Std Dev 86.77

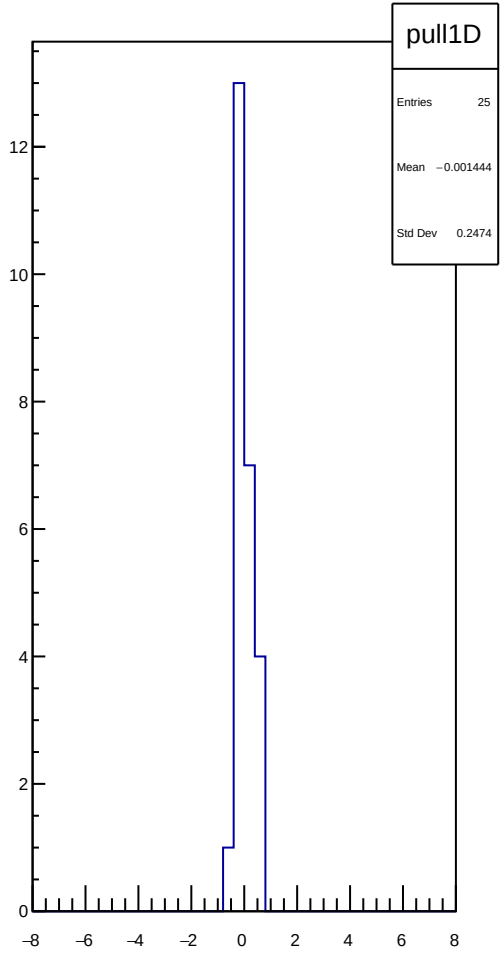
pull1D
Entries 25
Mean −0.001444
Std Dev 0.2474

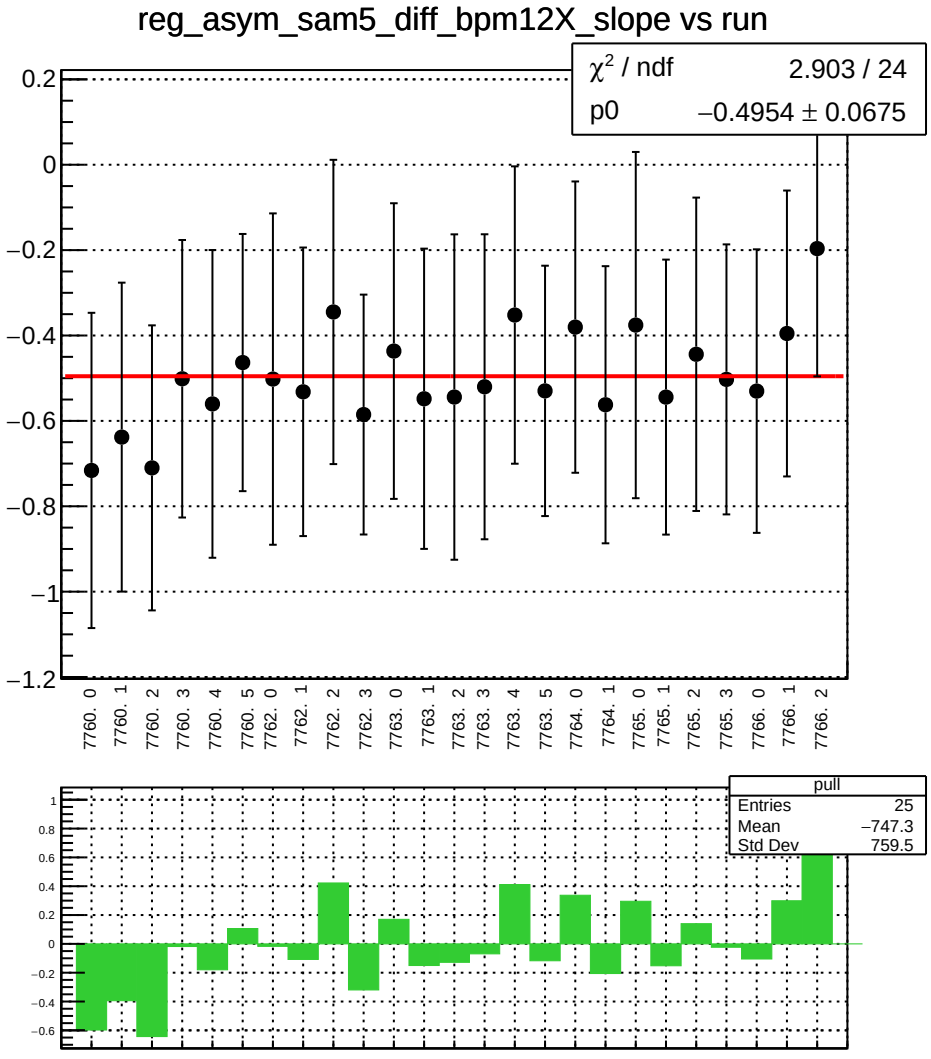
reg_asym_sam5_diff_bpm12X_slope vs run
χ² / ndf 2.903 / 24
p0 −0.4954 ± 0.0675
0.2
0
−0.2
−0.4
−0.6
−0.8
−1
−1.2
7760. 0
7760. 1
7760. 2
7760. 3
7760. 4
7760. 5
7762. 0
7762. 1
7762. 2
7762. 3
7763. 0
7763. 1
7763. 2
7763. 3
7763. 4
7763. 5
7764. 0
7764. 1
7765. 0
7765. 1
7765. 2
7765. 3
7766. 0
7766. 1
7766. 2
pull
Entries 25
Mean −747.3
Std Dev 759.5
1
0.8
0.6
0.4
0.2
0
−0.2
−0.4
−0.6

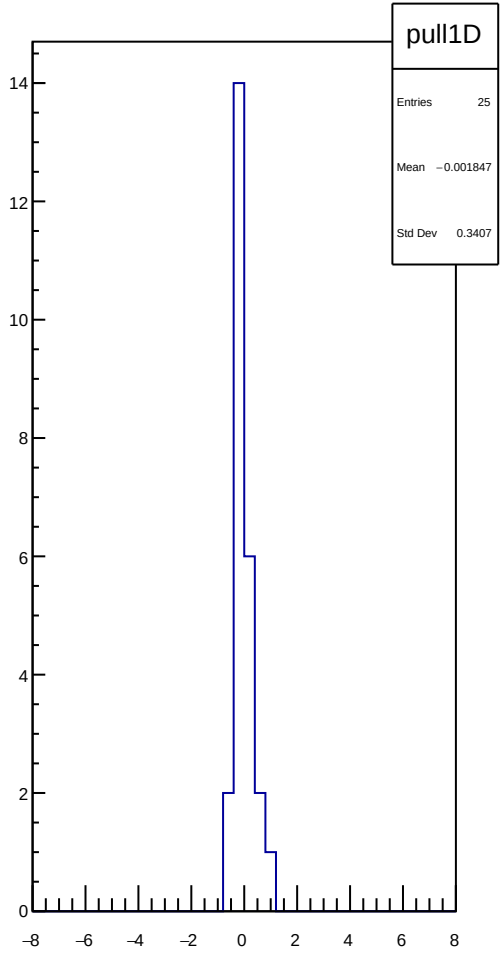
pull1D
Entries 25
Mean −0.001847
Std Dev 0.3407
14
12
10
8
6
4
2
0
−8
−6
−4
−2
0
2
4
6
8

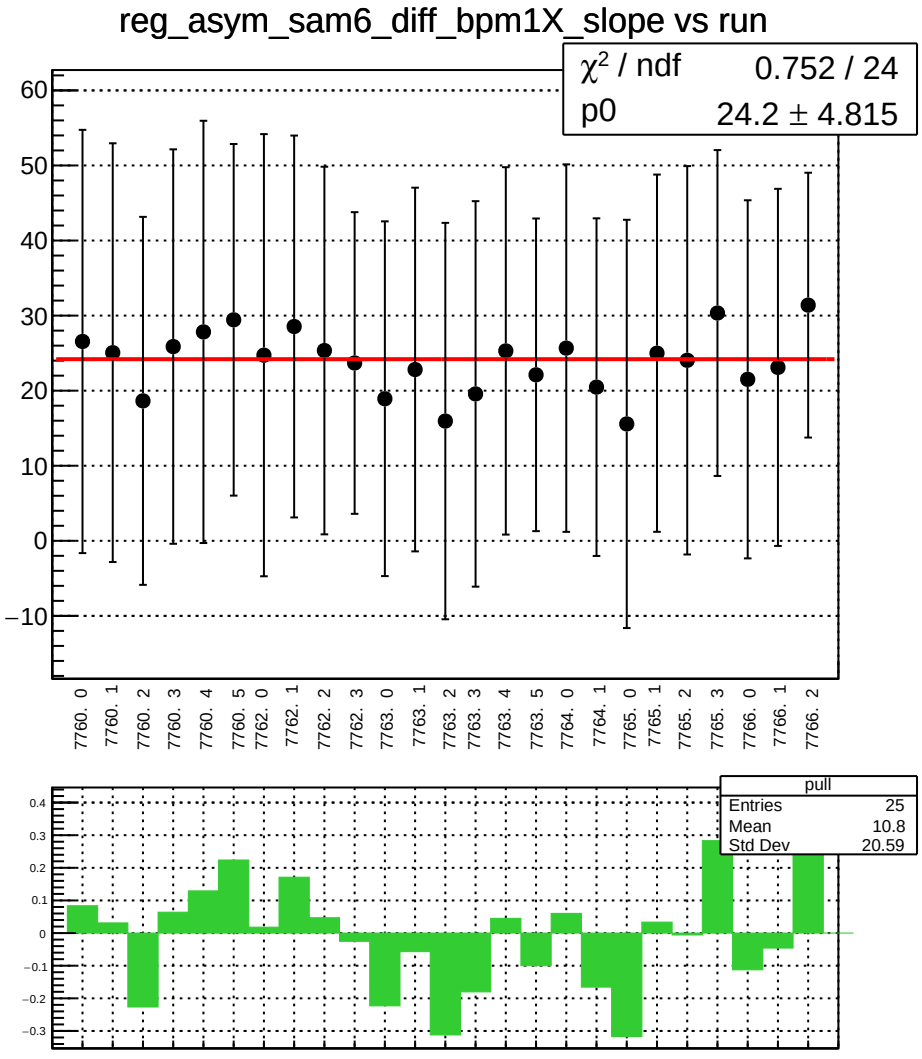
reg_asym_sam6_diff_bpm1X_slope vs run
χ² / ndf 0.752 / 24
p0 24.2 ± 4.815
60
50
40
30
20
10
0
−10
7760. 0
7760. 1
7760. 2
7760. 3
7760. 4
7760. 5
7762. 0
7762. 1
7762. 2
7762. 3
7763. 0
7763. 1
7763. 2
7763. 3
7763. 4
7763. 5
7764. 0
7764. 1
7765. 0
7765. 1
7765. 2
7765. 3
7766. 0
7766. 1
7766. 2
pull
Entries 25
Mean 10.8
Std Dev 20.59
0.4
0.3
0.2
0.1
0
−0.1
−0.2
−0.3

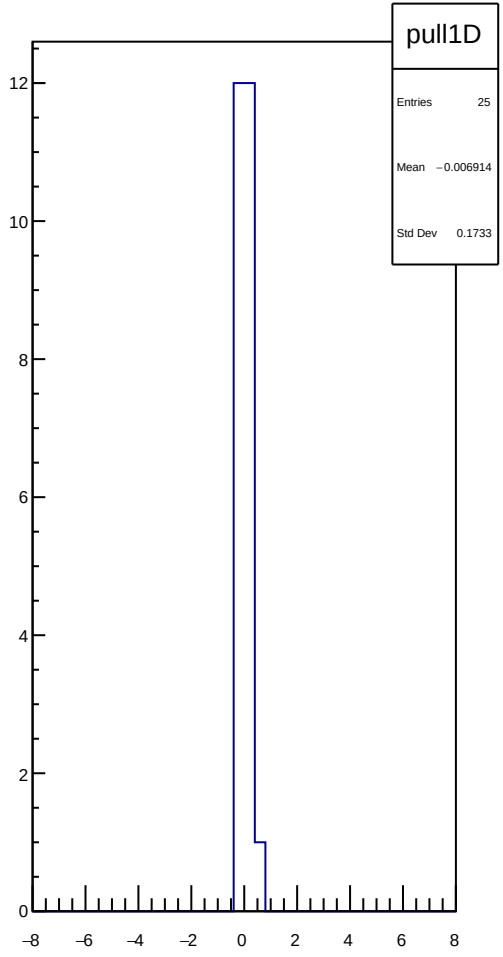
pull1D
Entries 25
Mean −0.006914
Std Dev 0.1733
12
10
8
6
4
2
0
−8
−6
−4
−2
0
2
4
6
8

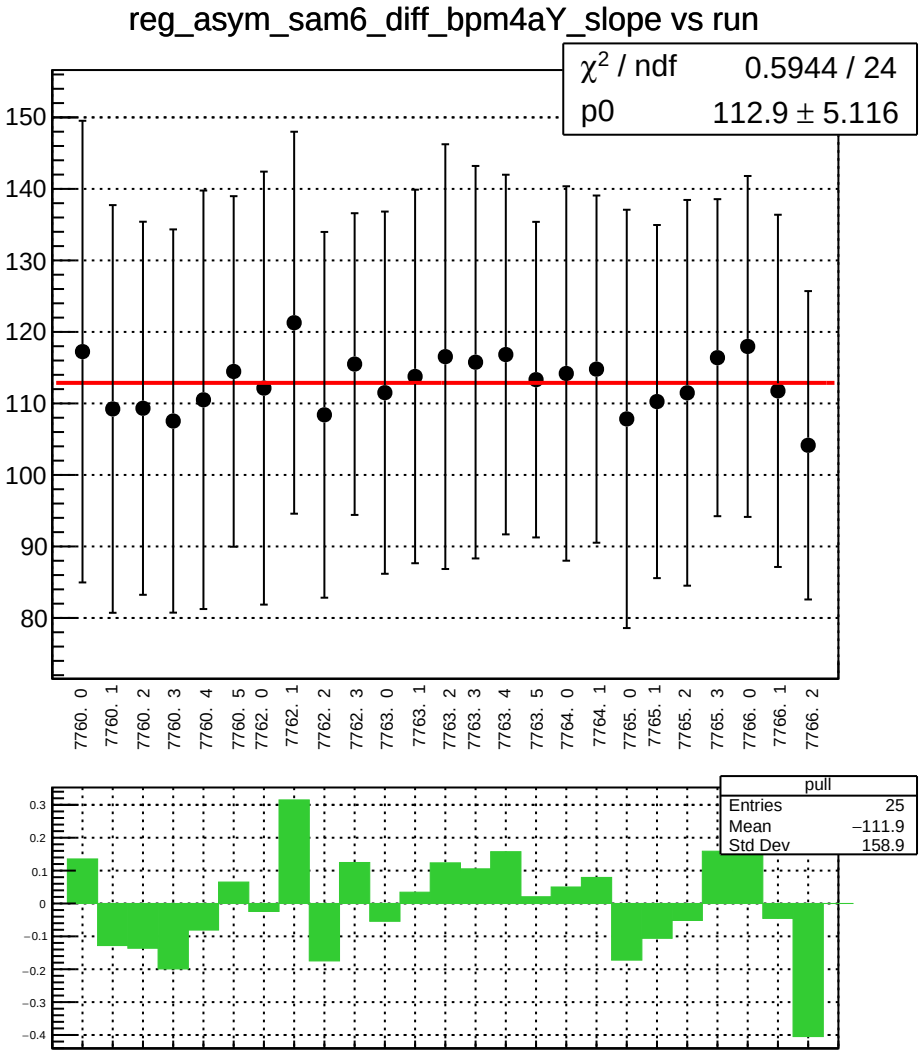
reg_asym_sam6_diff_bpm4aY_slope vs run
χ2 / ndf 0.5944 / 24
p0 112.9 ± 5.116
150
140
130
120
110
100
90
80
7760. 0
7760. 1
7760. 2
7760. 3
7760. 4
7760. 5
7762. 0
7762. 1
7762. 2
7762. 3
7763. 0
7763. 1
7763. 2
7763. 3
7763. 4
7763. 5
7764. 0
7764. 1
7765. 0
7765. 1
7765. 2
7765. 3
7766. 0
7766. 1
7766. 2
pull
Entries 25
Mean −111.9
Std Dev 158.9
0.3
0.2
0.1
0
−0.1
−0.2
−0.3
−0.4

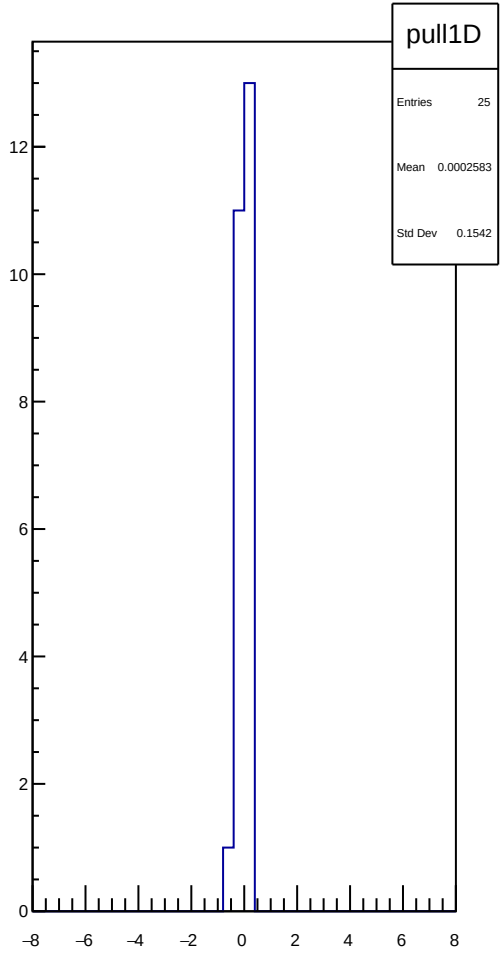
pull1D
Entries 25
Mean 0.0002583
Std Dev 0.1542
12
10
8
6
4
2
0
−8
−6
−4
−2
0
2
4
6
8

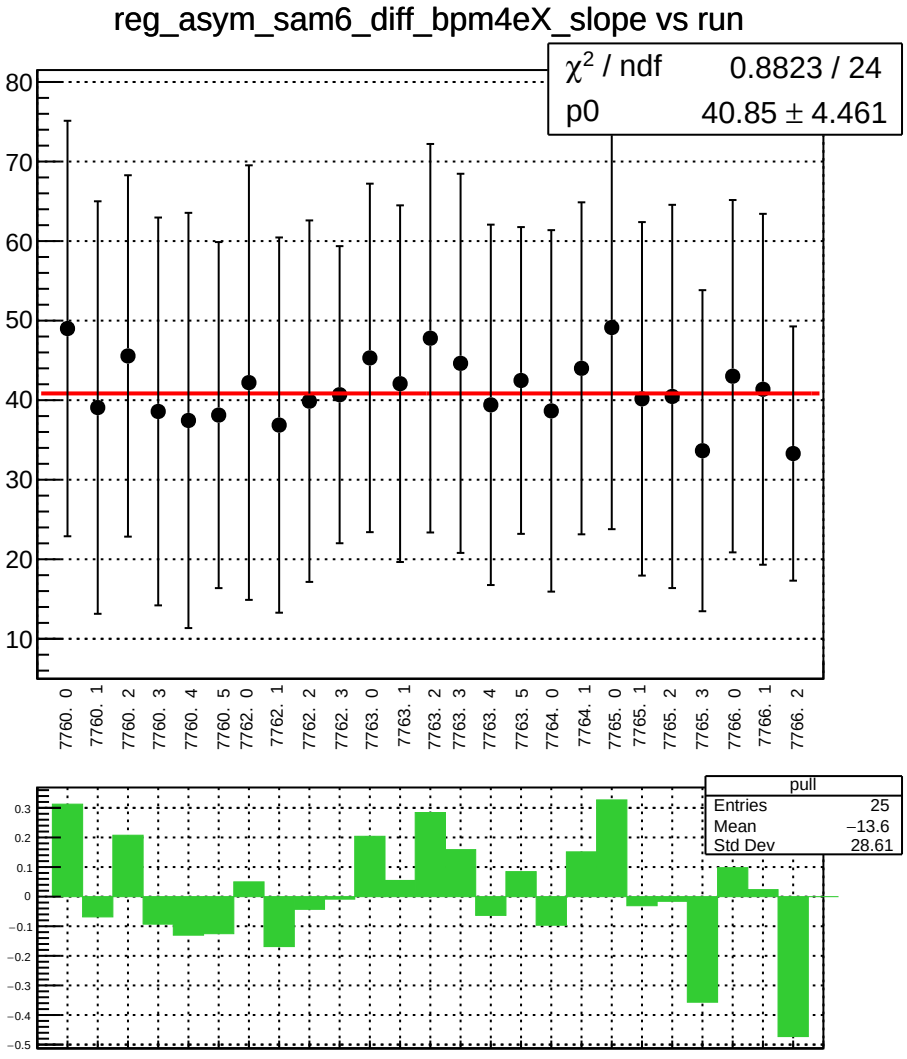
reg_asym_sam6_diff_bpm4eX_slope vs run
χ2 / ndf 0.8823 / 24
p0 40.85 ± 4.461
80
70
60
50
40
30
20
10
7760. 0
7760. 1
7760. 2
7760. 3
7760. 4
7760. 5
7762. 0
7762. 1
7762. 2
7762. 3
7763. 0
7763. 1
7763. 2
7763. 3
7763. 4
7763. 5
7764. 0
7764. 1
7765. 0
7765. 1
7765. 2
7765. 3
7766. 0
7766. 1
7766. 2
pull
Entries 25
Mean −13.6
Std Dev 28.61
0.3
0.2
0.1
0
−0.1
−0.2
−0.3
−0.4
−0.5

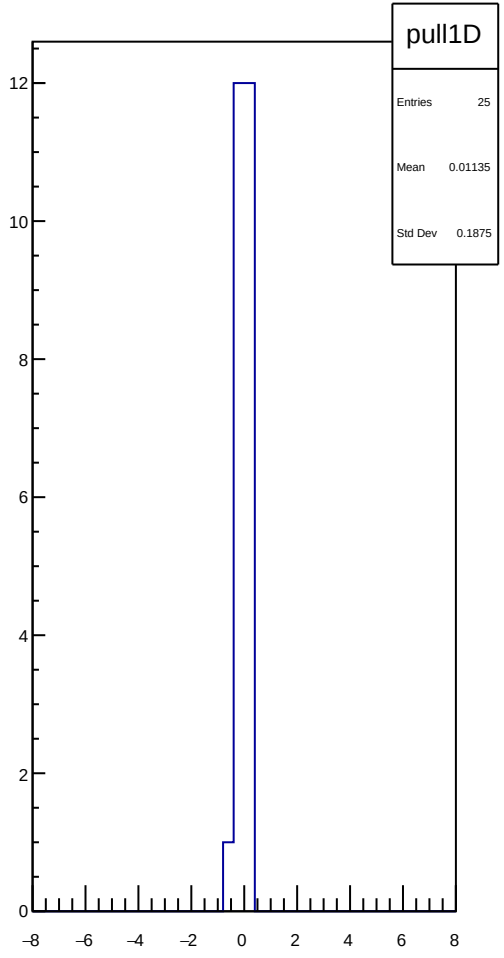
pull1D
Entries 25
Mean 0.01135
Std Dev 0.1875
12
10
8
6
4
2
0
−8
−6
−4
−2
0
2
4
6
8

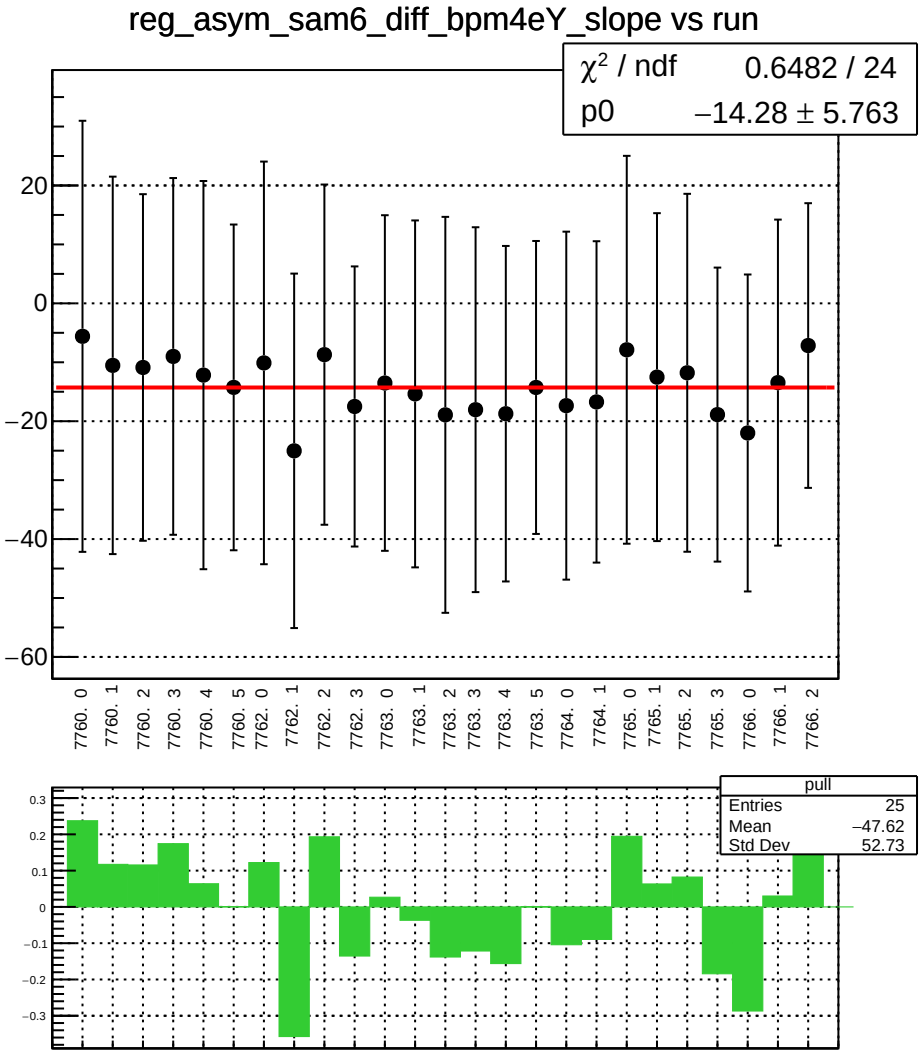
reg_asym_sam6_diff_bpm4eY_slope vs run
χ² / ndf 0.6482 / 24
p0 −14.28 ± 5.763
20
0
−20
−40
−60
7760. 0
7760. 1
7760. 2
7760. 3
7760. 4
7760. 5
7762. 0
7762. 1
7762. 2
7762. 3
7763. 0
7763. 1
7763. 2
7763. 3
7763. 4
7763. 5
7764. 0
7764. 1
7765. 0
7765. 1
7765. 2
7765. 3
7766. 0
7766. 1
7766. 2
pull
Entries 25
Mean −47.62
Std Dev 52.73
0.3
0.2
0.1
0
−0.1
−0.2
−0.3

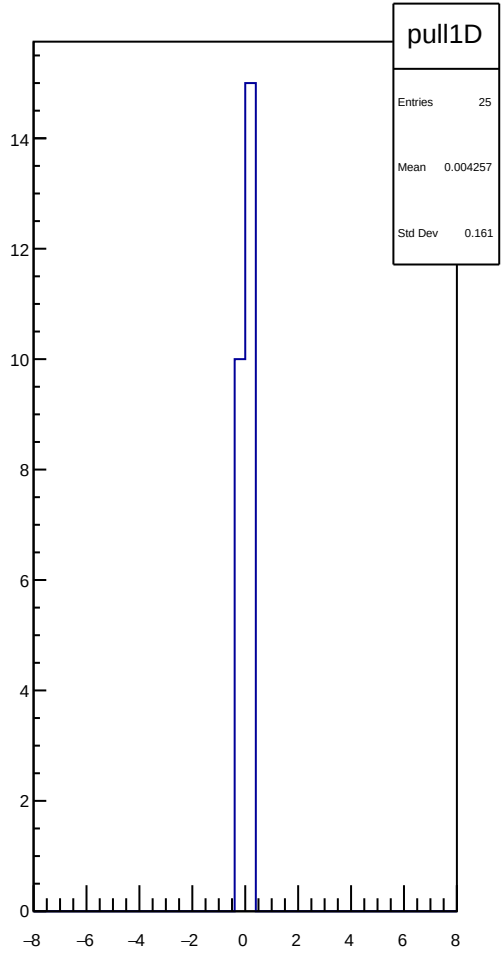
pull1D
Entries 25
Mean 0.004257
Std Dev 0.161
14
12
10
8
6
4
2
0
−8
−6
−4
−2
0
2
4
6
8

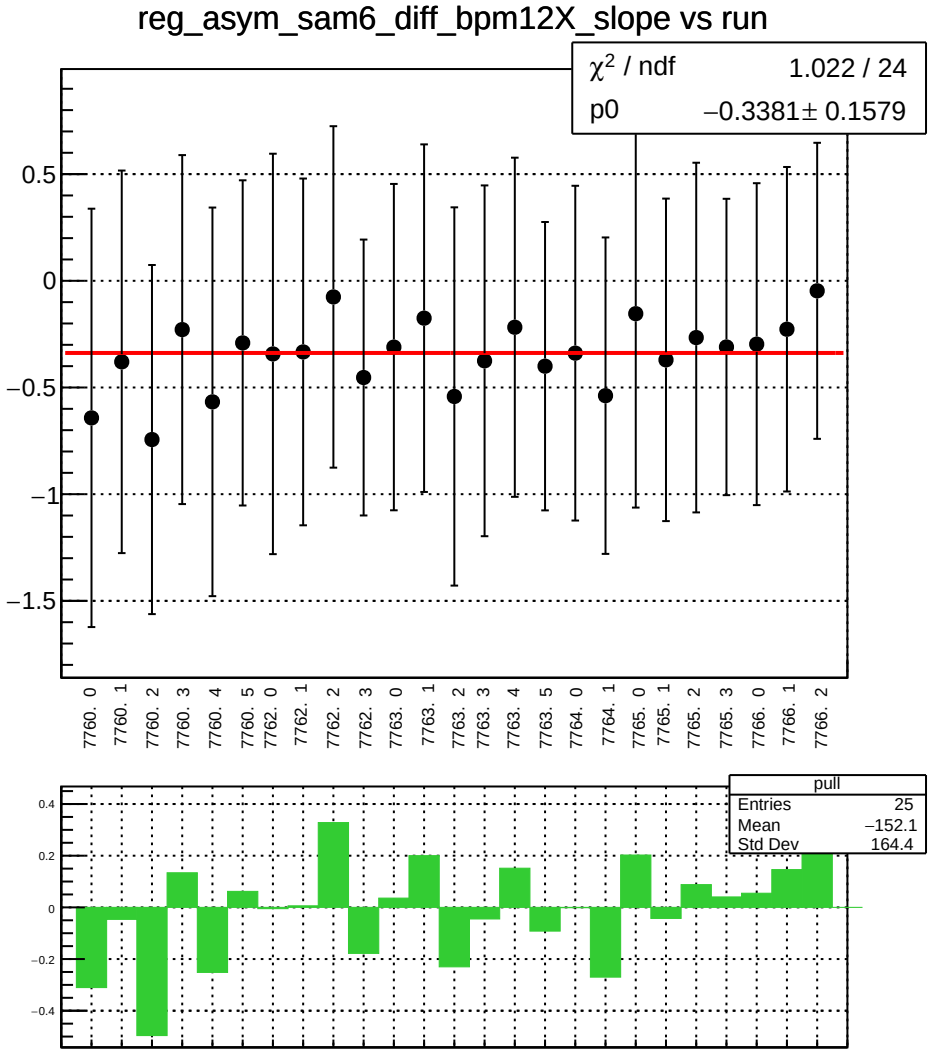
reg_asym_sam6_diff_bpm12X_slope vs run
χ² / ndf 1.022 / 24
p0 −0.3381 ± 0.1579
0.5
0
−0.5
−1
−1.5
7760. 0
7760. 1
7760. 2
7760. 3
7760. 4
7760. 5
7762. 0
7762. 1
7762. 2
7762. 3
7763. 0
7763. 1
7763. 2
7763. 3
7763. 4
7763. 5
7764. 0
7764. 1
7765. 0
7765. 1
7765. 2
7765. 3
7766. 0
7766. 1
7766. 2
pull
Entries 25
Mean −152.1
Std Dev 164.4
0.4
0.2
0
−0.2
−0.4

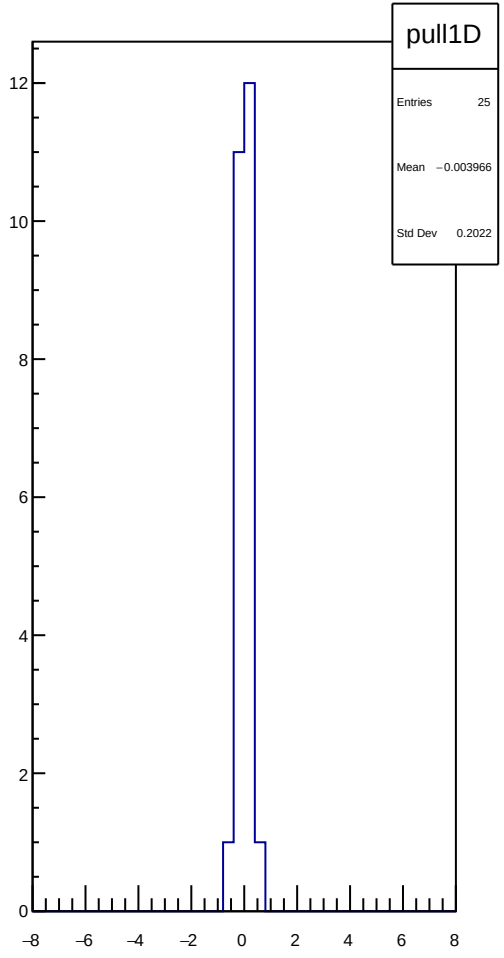
pull1D
Entries 25
Mean −0.003966
Std Dev 0.2022
12
10
8
6
4
2
0
−8
−6
−4
−2
0
2
4
6
8

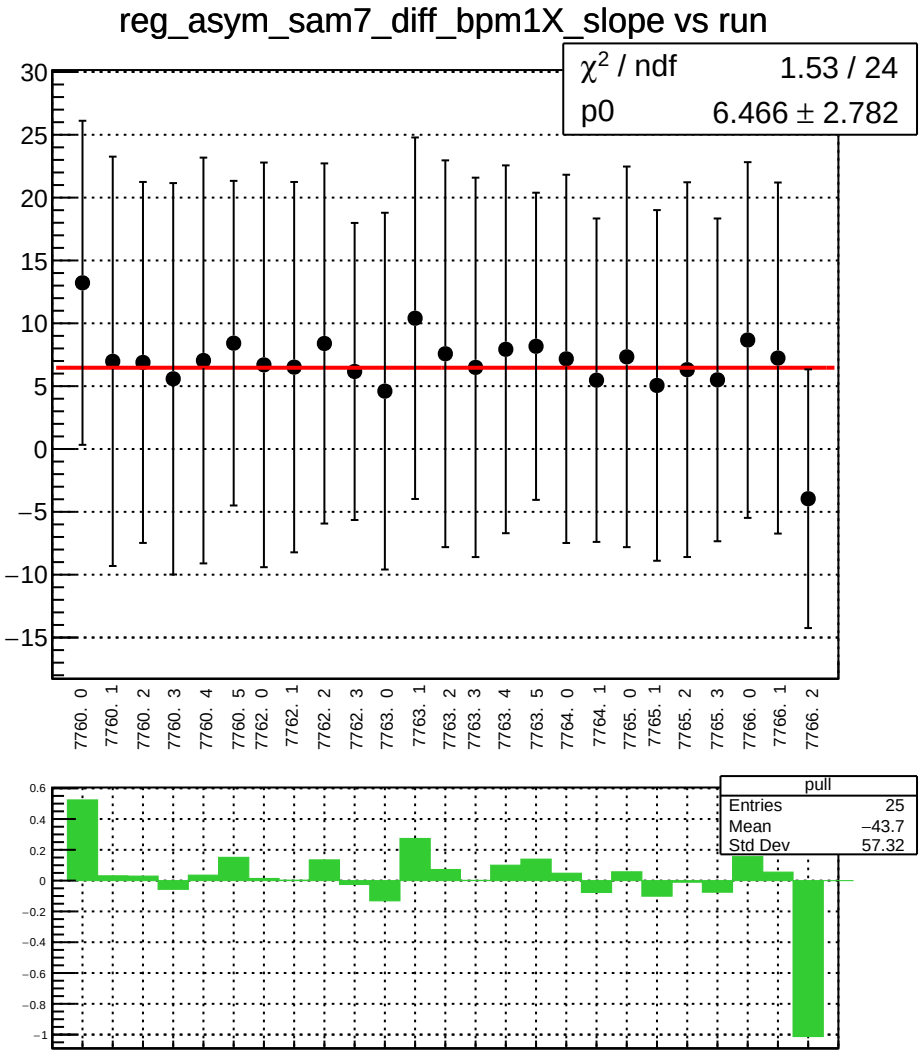
reg_asym_sam7_diff_bpm1X_slope vs run
χ² / ndf 1.53 / 24
p0 6.466 ± 2.782
7760. 0
7760. 1
7760. 2
7760. 3
7760. 4
7760. 5
7762. 0
7762. 1
7762. 2
7762. 3
7763. 0
7763. 1
7763. 2
7763. 3
7763. 4
7763. 5
7764. 0
7764. 1
7765. 0
7765. 1
7765. 2
7765. 3
7766. 0
7766. 1
7766. 2
pull
Entries 25
Mean −43.7
Std Dev 57.32

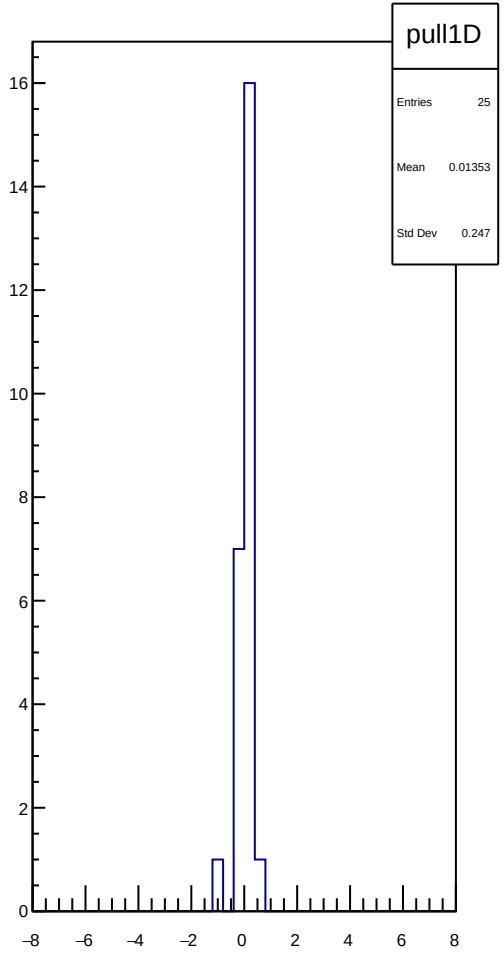
pull1D
Entries 25
Mean 0.01353
Std Dev 0.247

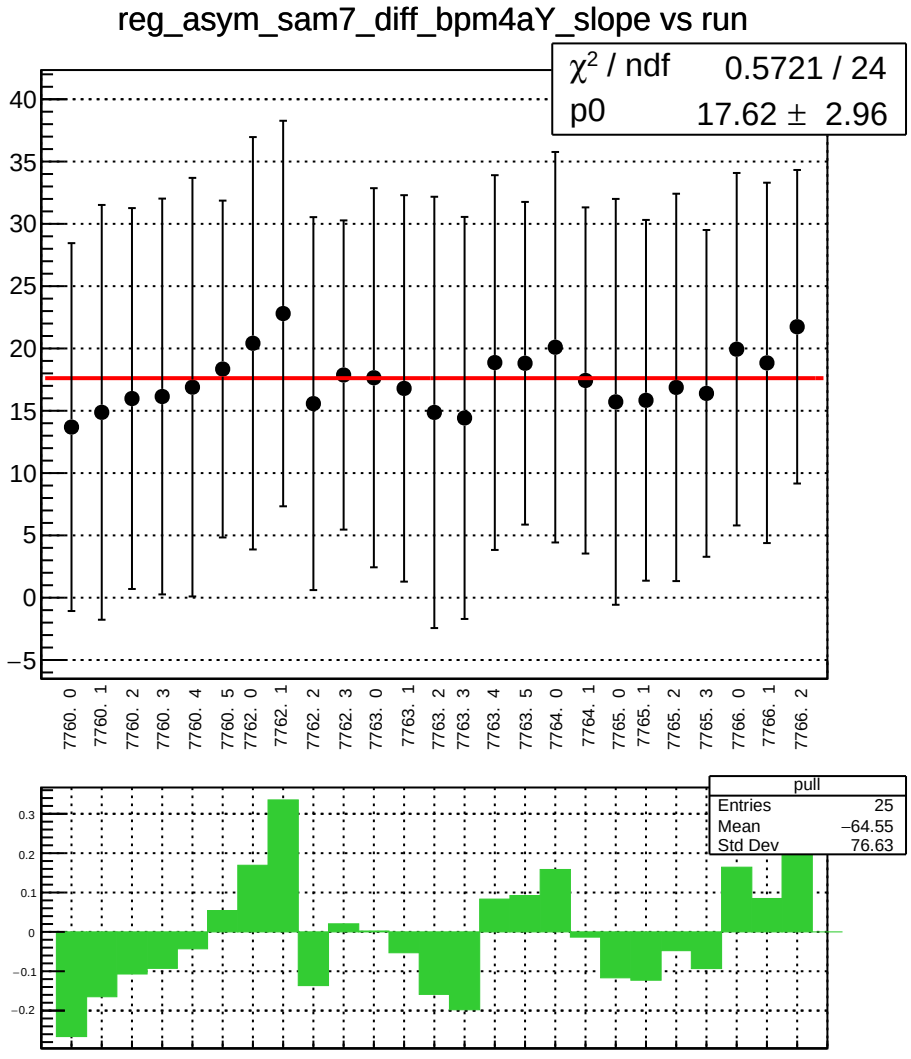
reg_asym_sam7_diff_bpm4aY_slope vs run
χ² / ndf 0.5721 / 24
p0 17.62 ± 2.96
40
35
30
25
20
15
10
5
0
−5
7760. 0
7760. 1
7760. 2
7760. 3
7760. 4
7760. 5
7762. 0
7762. 1
7762. 2
7762. 3
7763. 0
7763. 1
7763. 2
7763. 3
7763. 4
7763. 5
7764. 0
7764. 1
7765. 0
7765. 1
7765. 2
7765. 3
7766. 0
7766. 1
7766. 2
pull
Entries 25
Mean −64.55
Std Dev 76.63
0.3
0.2
0.1
0
−0.1
−0.2

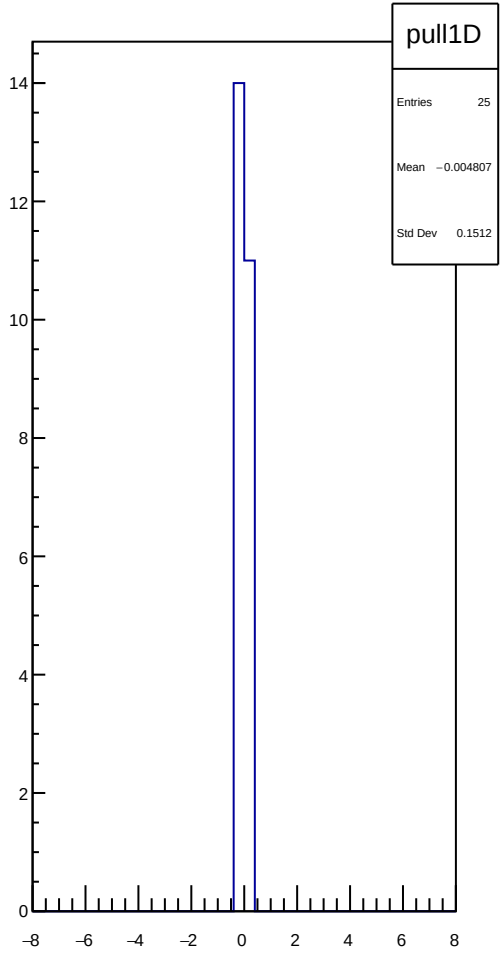
pull1D
Entries 25
Mean −0.004807
Std Dev 0.1512
14
12
10
8
6
4
2
0
−8
−6
−4
−2
0
2
4
6
8

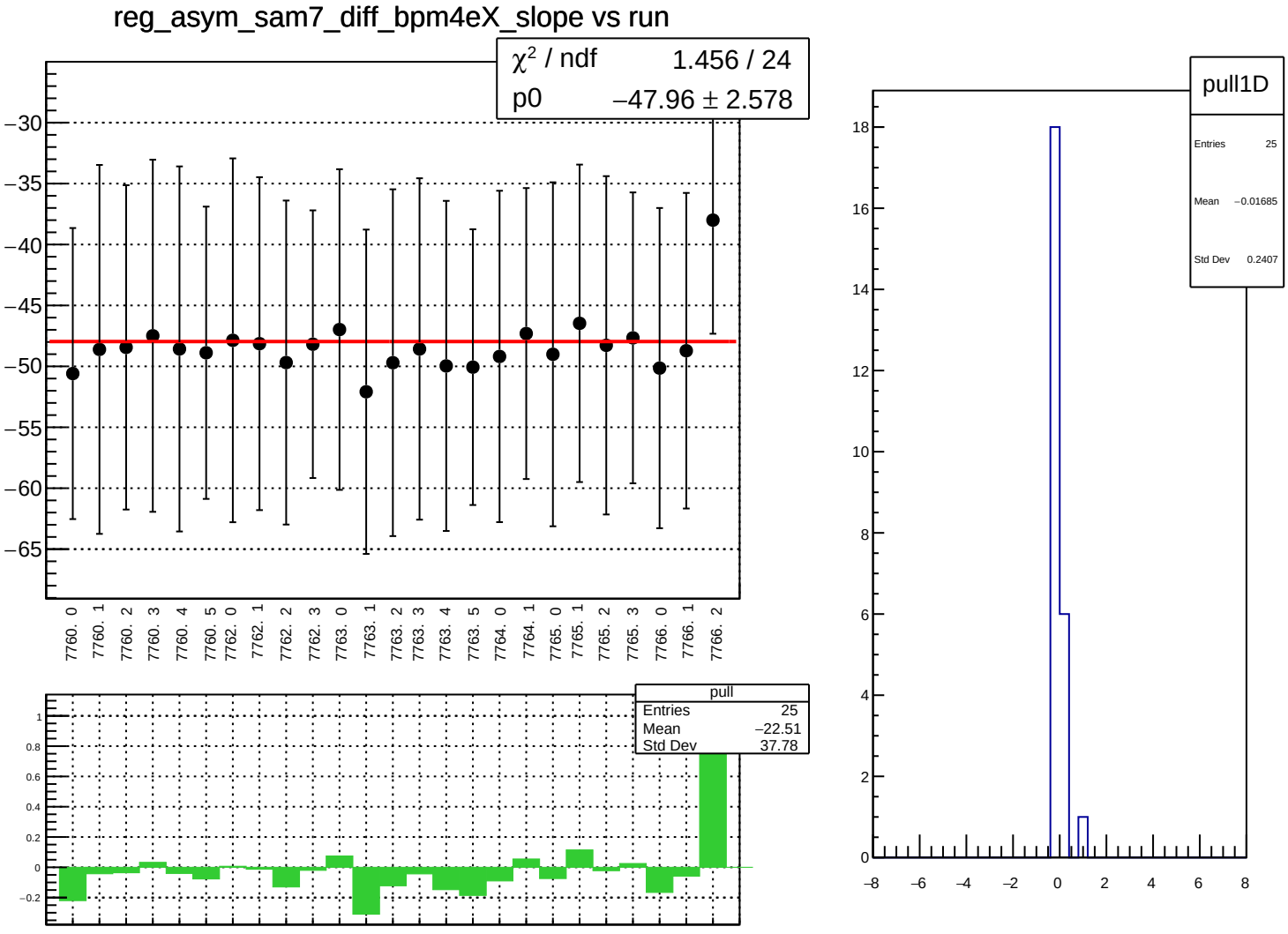
reg_asym_sam7_diff_bpm4eX_slope vs run
χ² / ndf 1.456 / 24
p0 −47.96 ± 2.578
−30
−35
−40
−45
−50
−55
−60
−65
7760. 0
7760. 1
7760. 2
7760. 3
7760. 4
7760. 5
7762. 0
7762. 1
7762. 2
7762. 3
7763. 0
7763. 1
7763. 2
7763. 3
7763. 4
7763. 5
7764. 0
7764. 1
7765. 0
7765. 1
7765. 2
7765. 3
7766. 0
7766. 1
7766. 2
pull
Entries 25
Mean −22.51
Std Dev 37.78
1
0.8
0.6
0.4
0.2
0
−0.2
pull1D
Entries 25
Mean −0.01685
Std Dev 0.2407
18
16
14
12
10
8
6
4
2
0
−8
−6
−4
−2
0
2
4
6
8

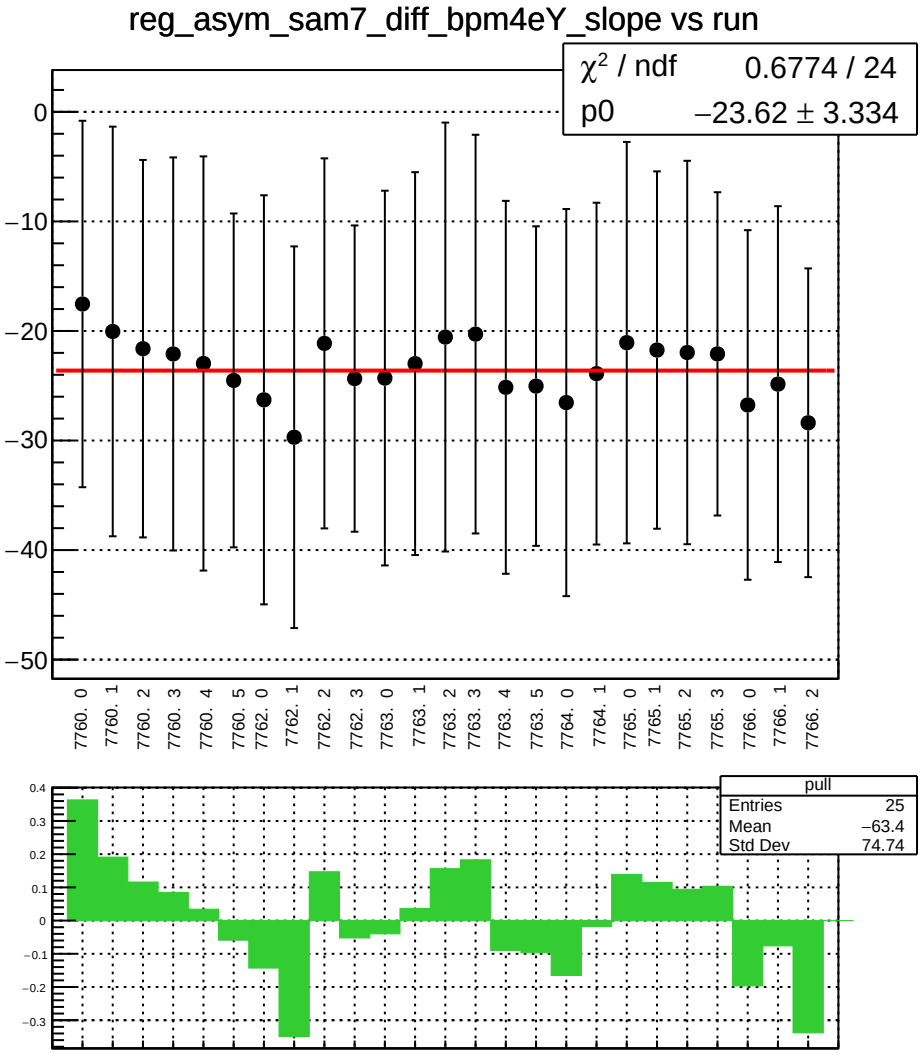
reg_asym_sam7_diff_bpm4eY_slope vs run
χ² / ndf 0.6774 / 24
p0 −23.62 ± 3.334
0
−10
−20
−30
−40
−50
7760. 0
7760. 1
7760. 2
7760. 3
7760. 4
7760. 5
7762. 0
7762. 1
7762. 2
7762. 3
7763. 0
7763. 1
7763. 2
7763. 3
7763. 4
7763. 5
7764. 0
7764. 1
7765. 0
7765. 1
7765. 2
7765. 3
7766. 0
7766. 1
7766. 2
pull
Entries 25
Mean −63.4
Std Dev 74.74
0.4
0.3
0.2
0.1
0
−0.1
−0.2
−0.3

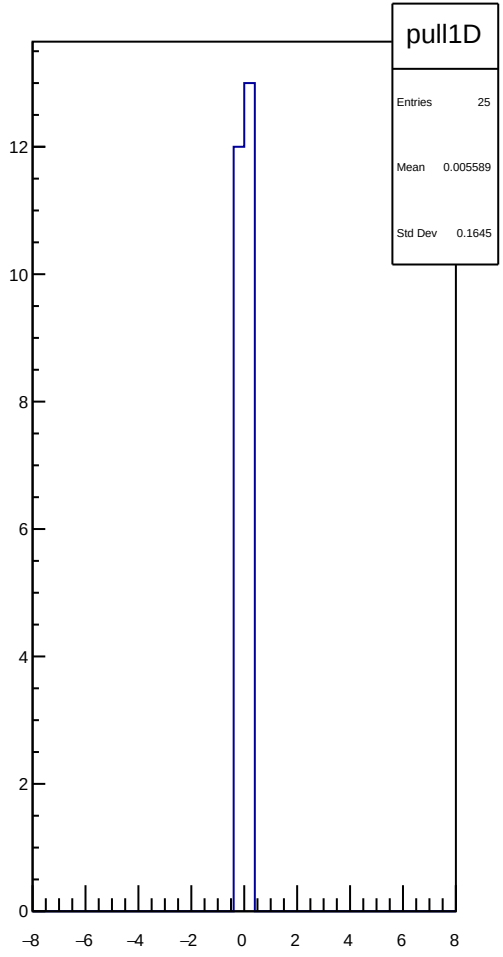
pull1D
Entries 25
Mean 0.005589
Std Dev 0.1645
12
10
8
6
4
2
0
−8
−6
−4
−2
0
2
4
6
8

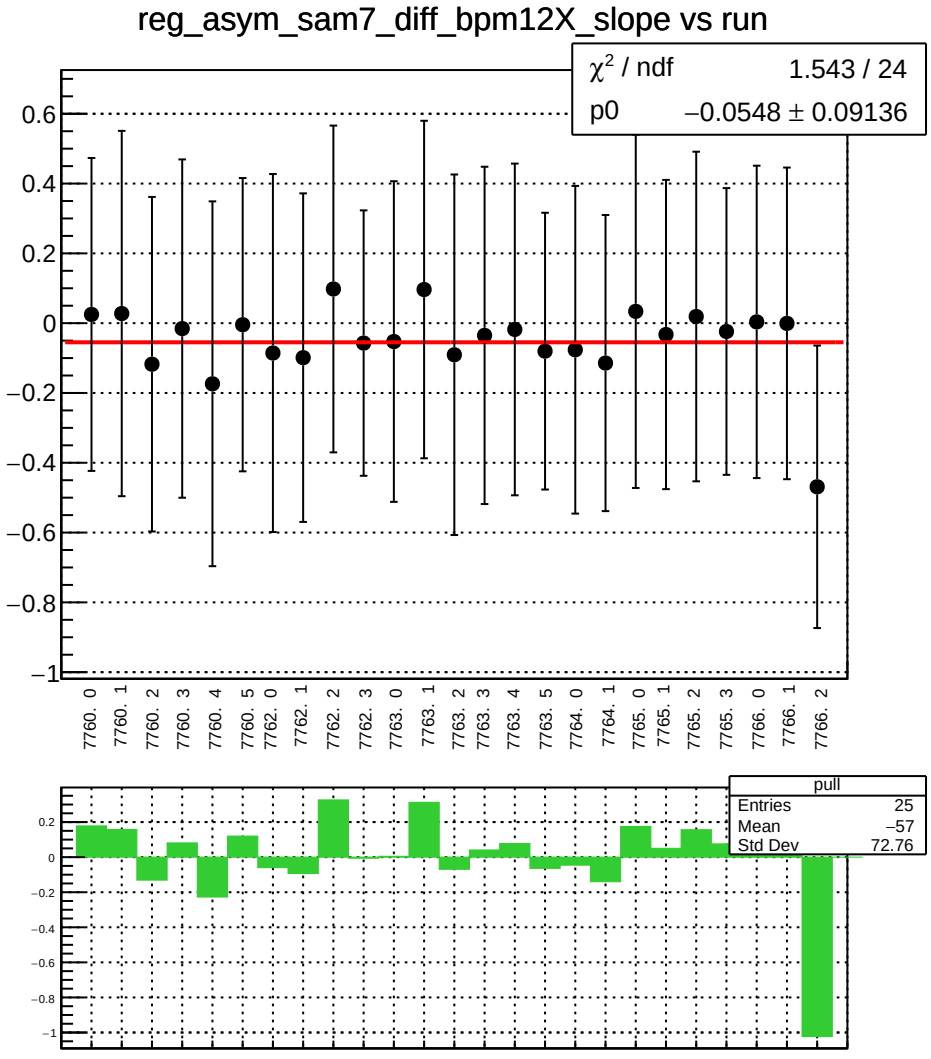
reg_asym_sam7_diff_bpm12X_slope vs run
χ^2 / ndf 1.543 / 24
p0 −0.0548 ± 0.09136
0.6
0.4
0.2
0
−0.2
−0.4
−0.6
−0.8
−1
7760. 0
7760. 1
7760. 2
7760. 3
7760. 4
7760. 5
7762. 0
7762. 1
7762. 2
7762. 3
7763. 0
7763. 1
7763. 2
7763. 3
7763. 4
7763. 5
7764. 0
7764. 1
7765. 0
7765. 1
7765. 2
7765. 3
7766. 0
7766. 1
7766. 2
pull
Entries 25
Mean −57
Std Dev 72.76

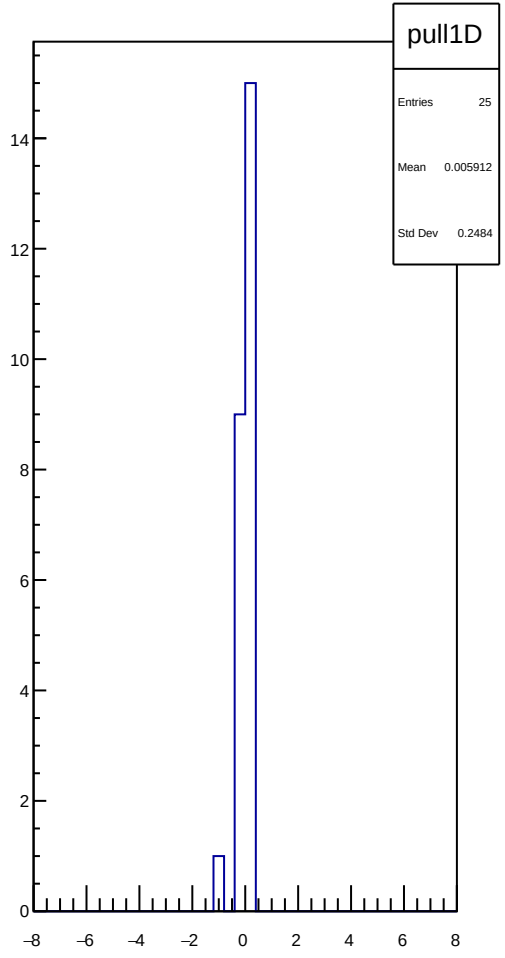
pull1D
Entries 25
Mean 0.005912
Std Dev 0.2484
14
12
10
8
6
4
2
0
−8
−6
−4
−2
0
2
4
6
8

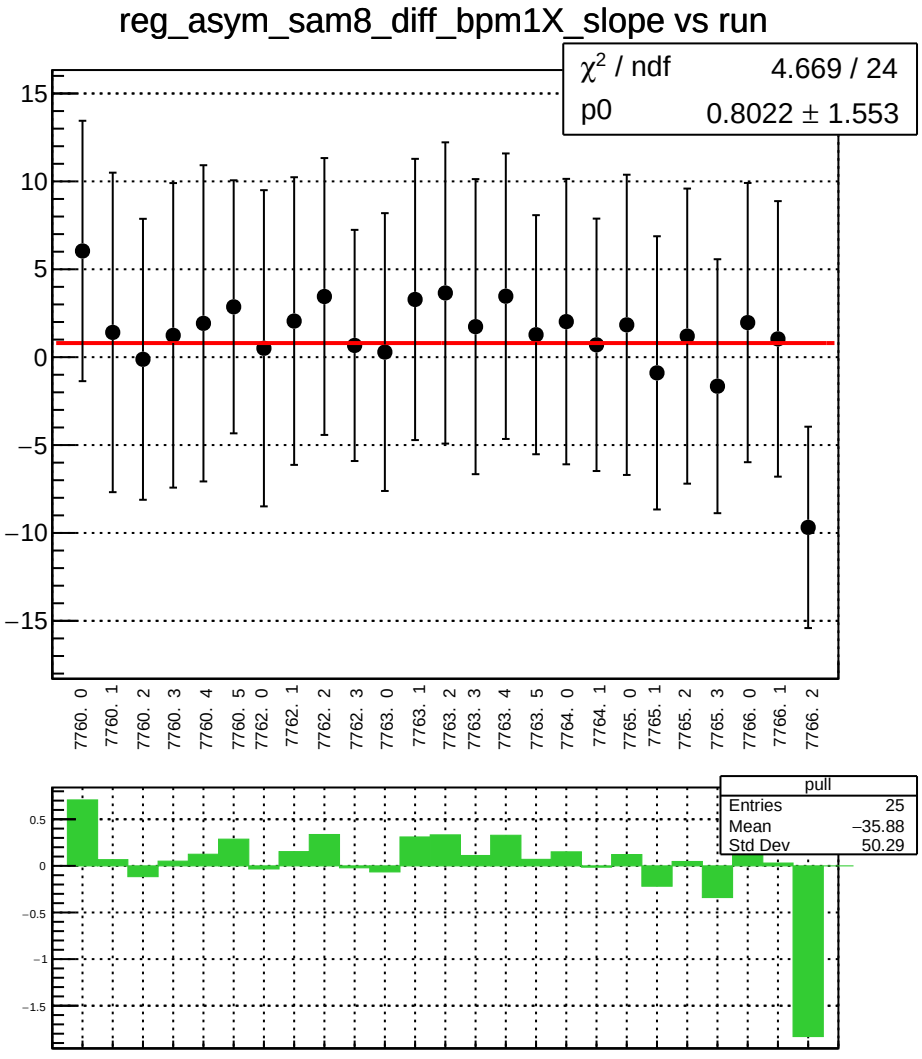
reg_asym_sam8_diff_bpm1X_slope vs run
χ² / ndf 4.669 / 24
p0 0.8022 ± 1.553
15
10
5
0
−5
−10
−15
7760. 0
7760. 1
7760. 2
7760. 3
7760. 4
7760. 5
7762. 0
7762. 1
7762. 2
7762. 3
7763. 0
7763. 1
7763. 2
7763. 3
7763. 4
7763. 5
7764. 0
7764. 1
7765. 0
7765. 1
7765. 2
7765. 3
7766. 0
7766. 1
7766. 2
pull
Entries 25
Mean −35.88
Std Dev 50.29
0.5
0
−0.5
−1
−1.5

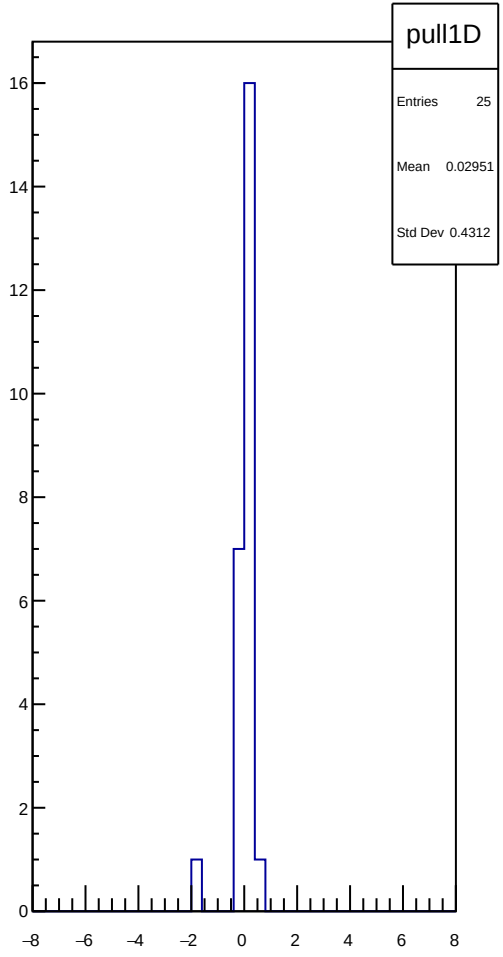
pull1D
Entries 25
Mean 0.02951
Std Dev 0.4312
16
14
12
10
8
6
4
2
0
−8
−6
−4
−2
0
2
4
6
8

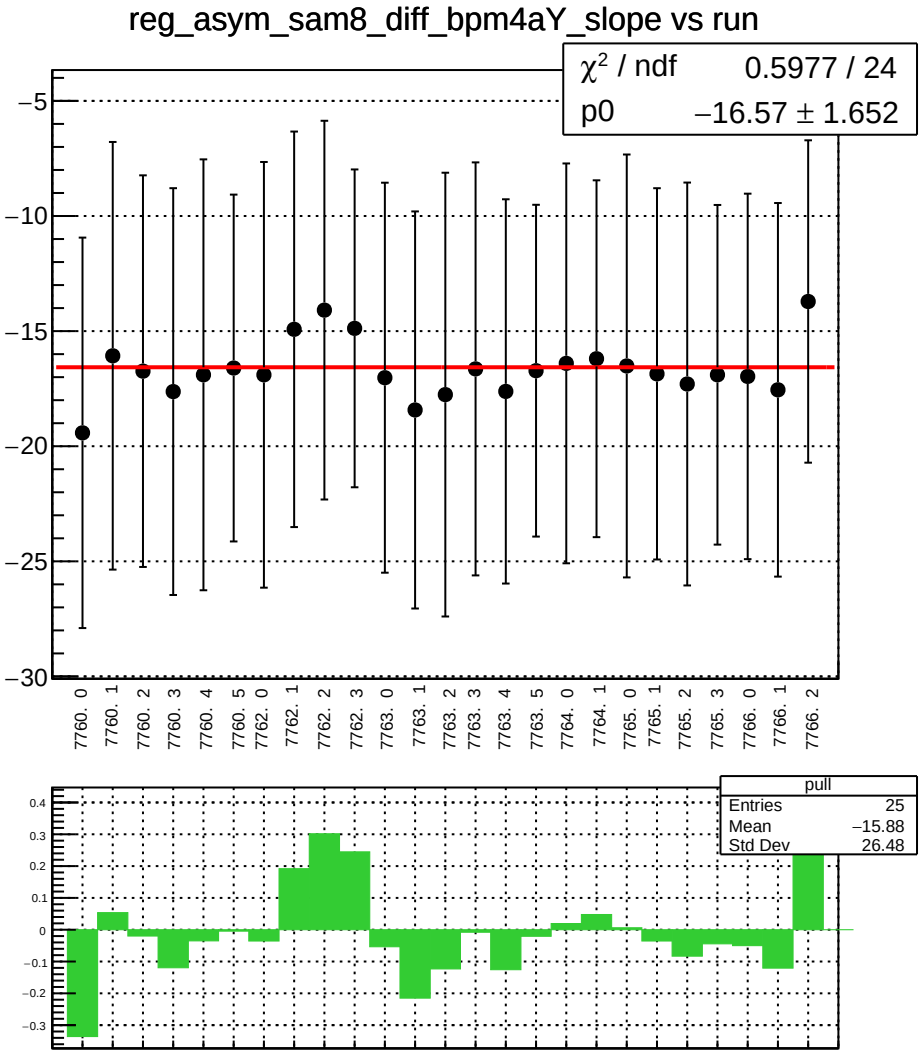
reg_asym_sam8_diff_bpm4aY_slope vs run
χ^2 / ndf 0.5977 / 24
p0 −16.57 ± 1.652
−5
−10
−15
−20
−25
−30
7760. 0
7760. 1
7760. 2
7760. 3
7760. 4
7760. 5
7762. 0
7762. 1
7762. 2
7762. 3
7763. 0
7763. 1
7763. 2
7763. 3
7763. 4
7763. 5
7764. 0
7764. 1
7765. 0
7765. 1
7765. 2
7765. 3
7766. 0
7766. 1
7766. 2
pull
Entries 25
Mean −15.88
Std Dev 26.48
0.4
0.3
0.2
0.1
0
−0.1
−0.2
−0.3

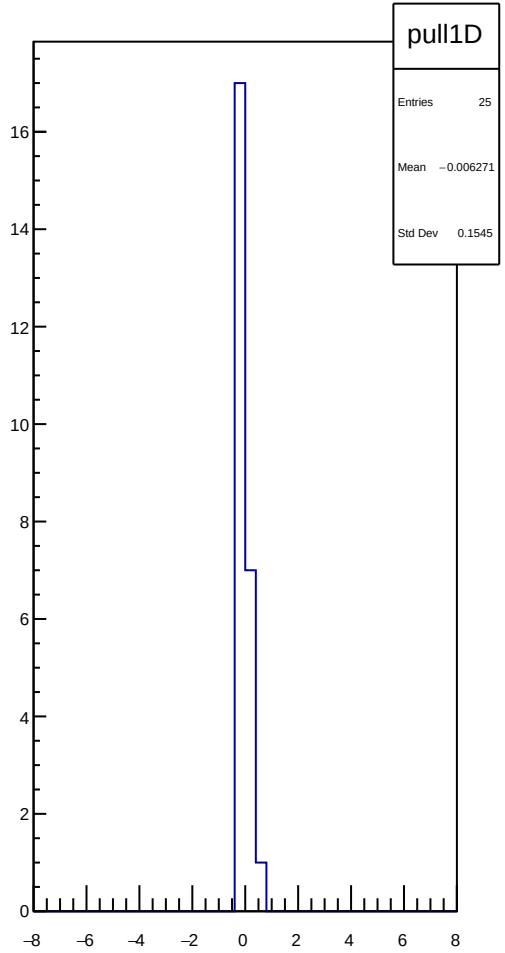
pull1D
Entries 25
Mean −0.006271
Std Dev 0.1545
16
14
12
10
8
6
4
2
0
−8
−6
−4
−2
0
2
4
6
8

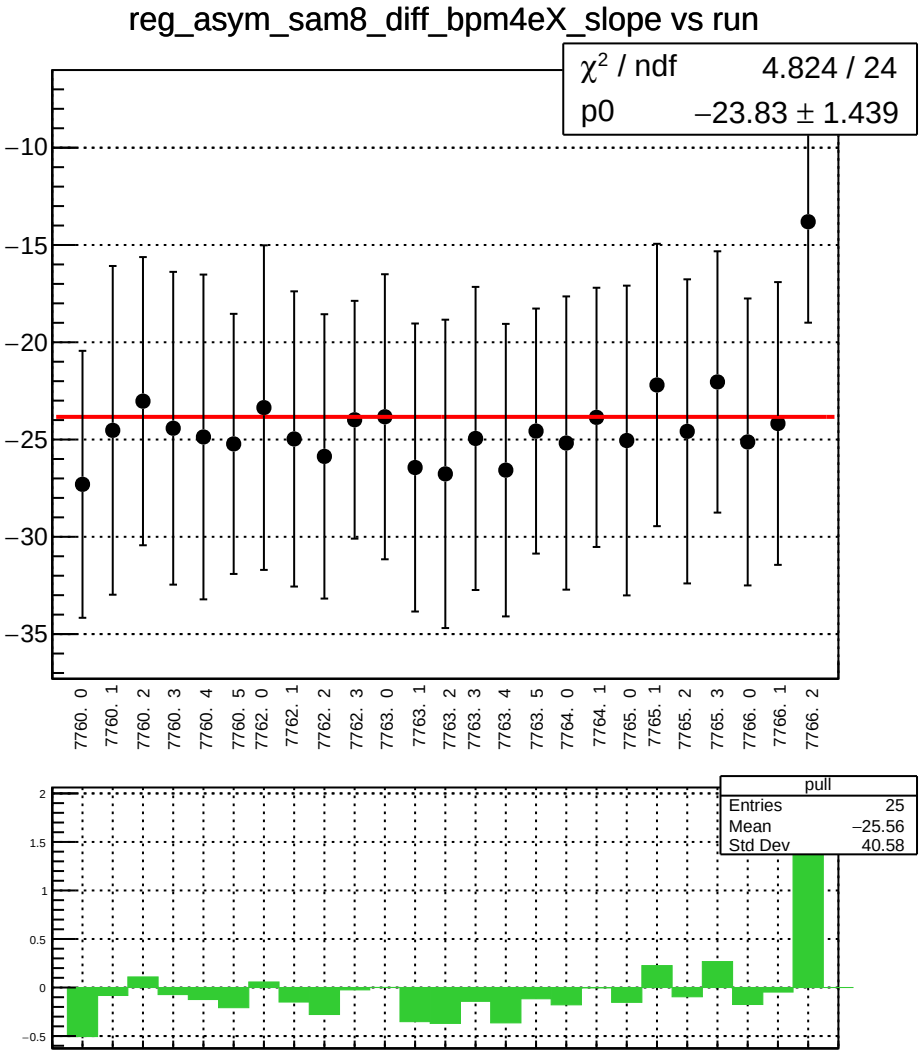
reg_asym_sam8_diff_bpm4eX_slope vs run
χ² / ndf 4.824 / 24
p0 −23.83 ± 1.439
−10
−15
−20
−25
−30
−35
7760. 0
7760. 1
7760. 2
7760. 3
7760. 4
7760. 5
7762. 0
7762. 1
7762. 2
7762. 3
7763. 0
7763. 1
7763. 2
7763. 3
7763. 4
7763. 5
7764. 0
7764. 1
7765. 0
7765. 1
7765. 2
7765. 3
7766. 0
7766. 1
7766. 2
pull
Entries 25
Mean −25.56
Std Dev 40.58
2
1.5
1
0.5
0
−0.5

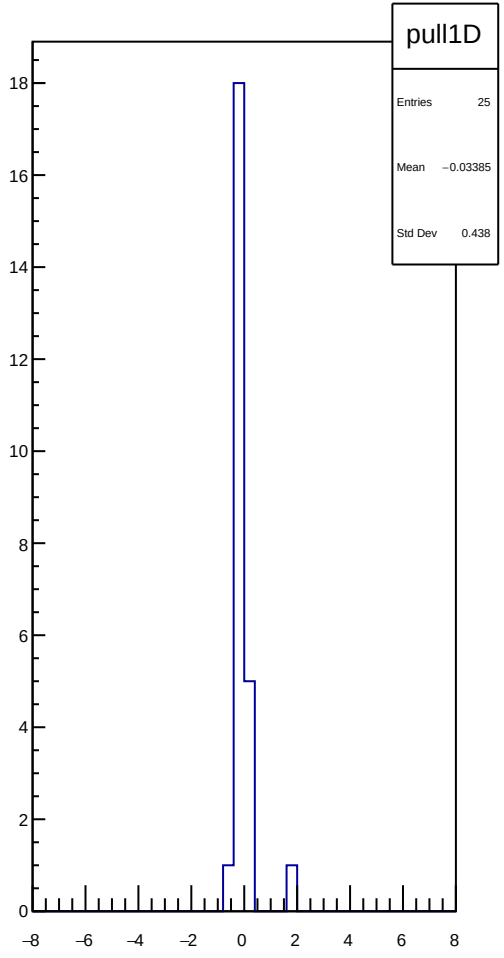
pull1D
Entries 25
Mean −0.03385
Std Dev 0.438
18
16
14
12
10
8
6
4
2
0
−8
−6
−4
−2
0
2
4
6
8

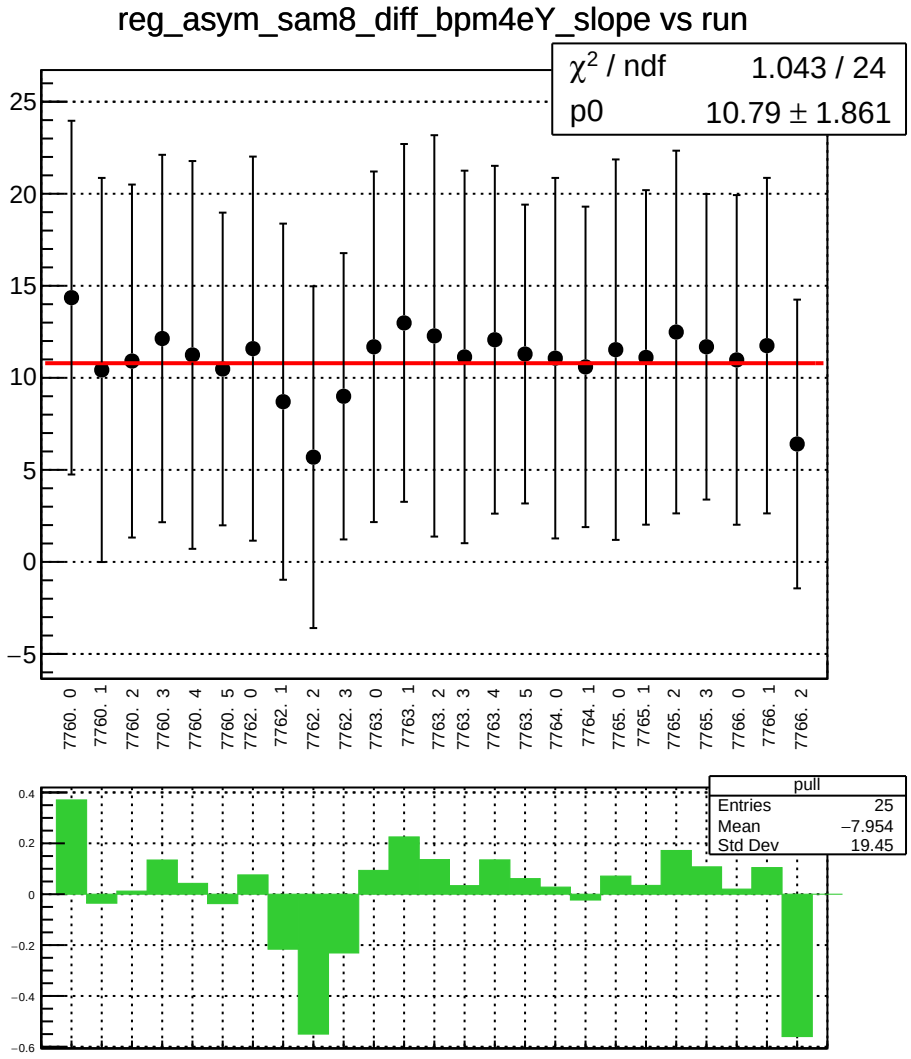
reg_asym_sam8_diff_bpm4eY_slope vs run
χ2 / ndf 1.043 / 24
p0 10.79 ± 1.861
25
20
15
10
5
0
−5
7760. 0
7760. 1
7760. 2
7760. 3
7760. 4
7760. 5
7762. 0
7762. 1
7762. 2
7762. 3
7763. 0
7763. 1
7763. 2
7763. 3
7763. 4
7763. 5
7764. 0
7764. 1
7765. 0
7765. 1
7765. 2
7765. 3
7766. 0
7766. 1
7766. 2
pull
Entries 25
Mean −7.954
Std Dev 19.45
0.4
0.2
0
−0.2
−0.4
−0.6

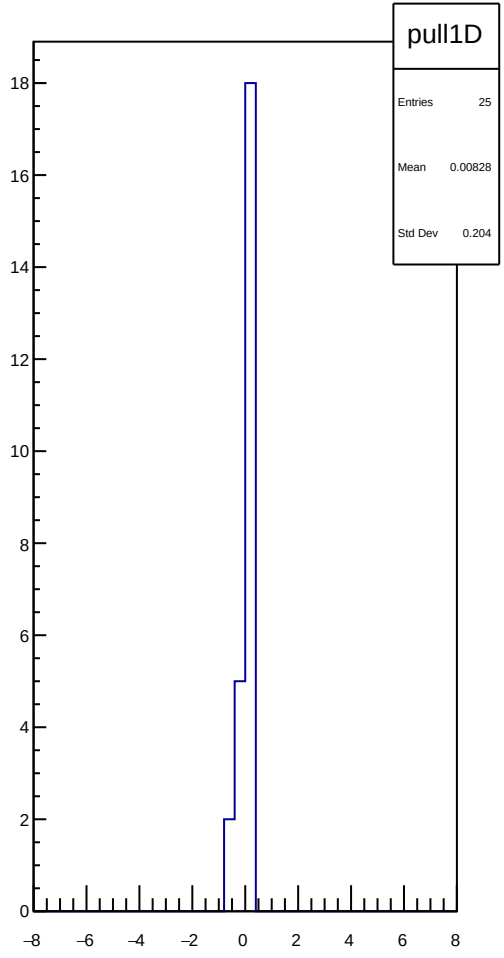
pull1D
Entries 25
Mean 0.00828
Std Dev 0.204
18
16
14
12
10
8
6
4
2
0
−8
−6
−4
−2
0
2
4
6
8

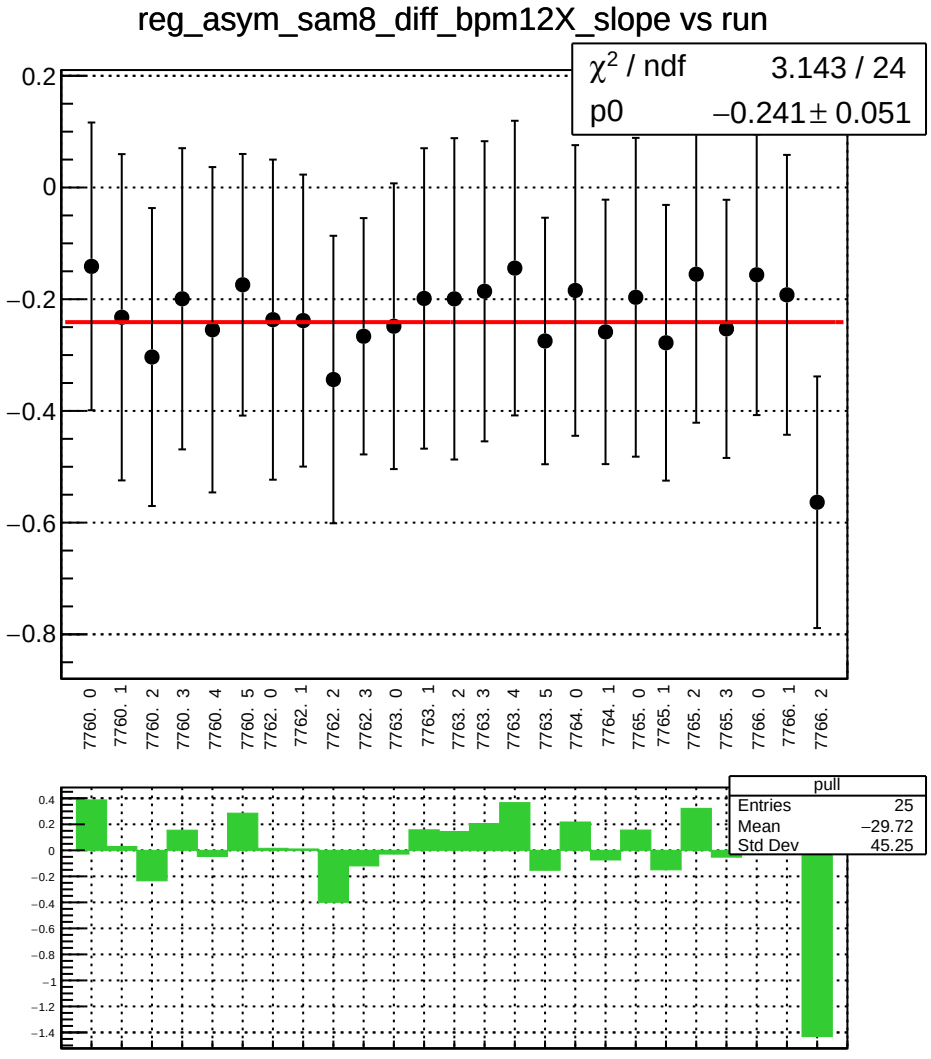
reg_asym_sam8_diff_bpm12X_slope vs run
χ² / ndf 3.143 / 24
p0 −0.241 ± 0.051
0.2
0
−0.2
−0.4
−0.6
−0.8
7760. 0
7760. 1
7760. 2
7760. 3
7760. 4
7760. 5
7762. 0
7762. 1
7762. 2
7762. 3
7763. 0
7763. 1
7763. 2
7763. 3
7763. 4
7763. 5
7764. 0
7764. 1
7765. 0
7765. 1
7765. 2
7765. 3
7766. 0
7766. 1
7766. 2
pull
Entries 25
Mean −29.72
Std Dev 45.25
0.4
0.2
0
−0.2
−0.4
−0.6
−0.8
−1
−1.2
−1.4

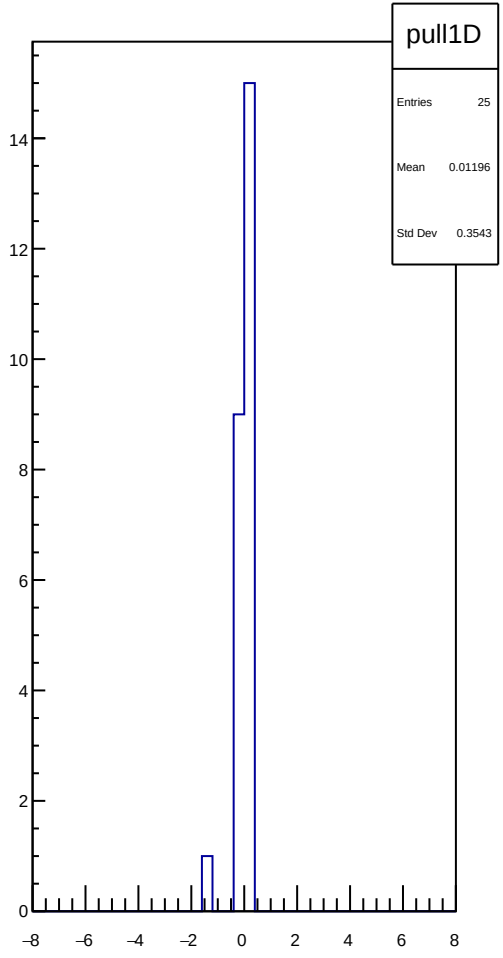
pull1D
Entries 25
Mean 0.01196
Std Dev 0.3543
14
12
10
8
6
4
2
0
−8
−6
−4
−2
0
2
4
6
8

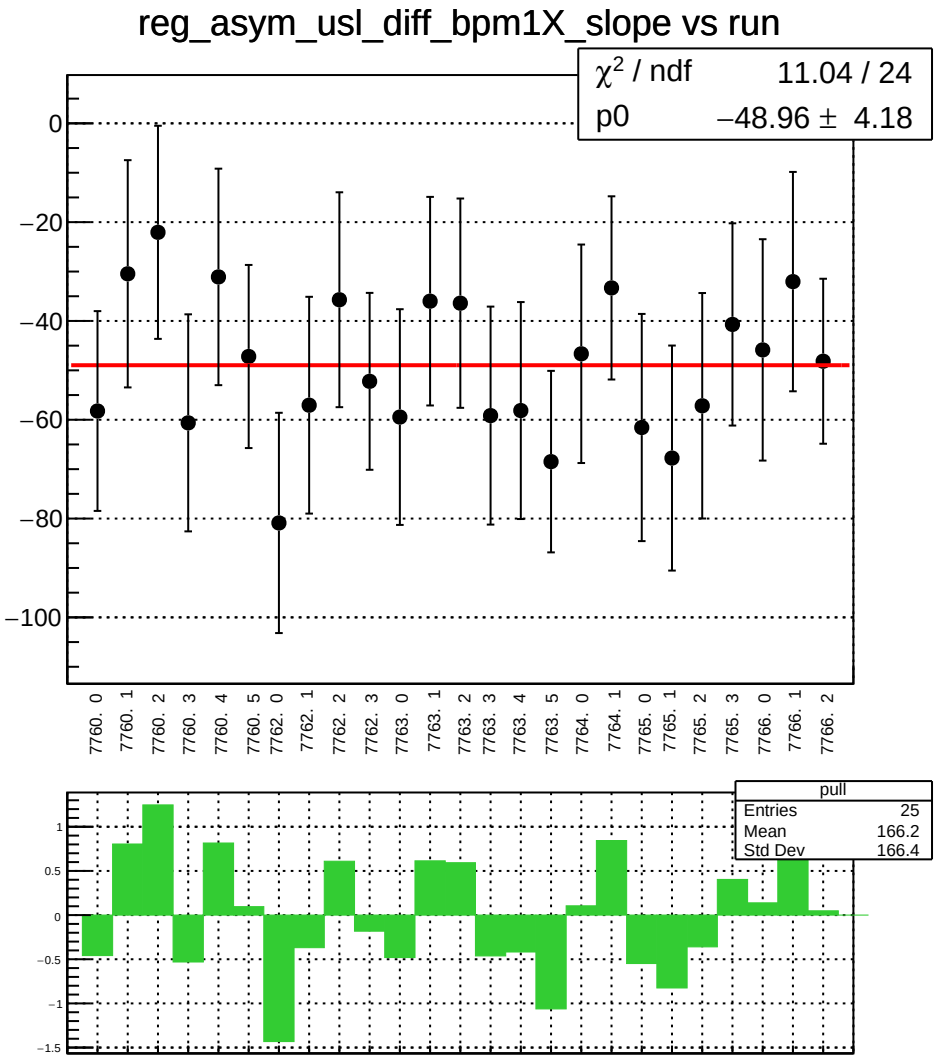
reg_asym_usl_diff_bpm1X_slope vs run
χ2 / ndf 11.04 / 24
p0 −48.96 ± 4.18
0
−20
−40
−60
−80
−100
7760. 0
7760. 1
7760. 2
7760. 3
7760. 4
7760. 5
7762. 0
7762. 1
7762. 2
7762. 3
7763. 0
7763. 1
7763. 2
7763. 3
7763. 4
7763. 5
7764. 0
7764. 1
7765. 0
7765. 1
7765. 2
7765. 3
7766. 0
7766. 1
7766. 2
pull
Entries 25
Mean 166.2
Std Dev 166.4
1
0.5
0
−0.5
−1
−1.5

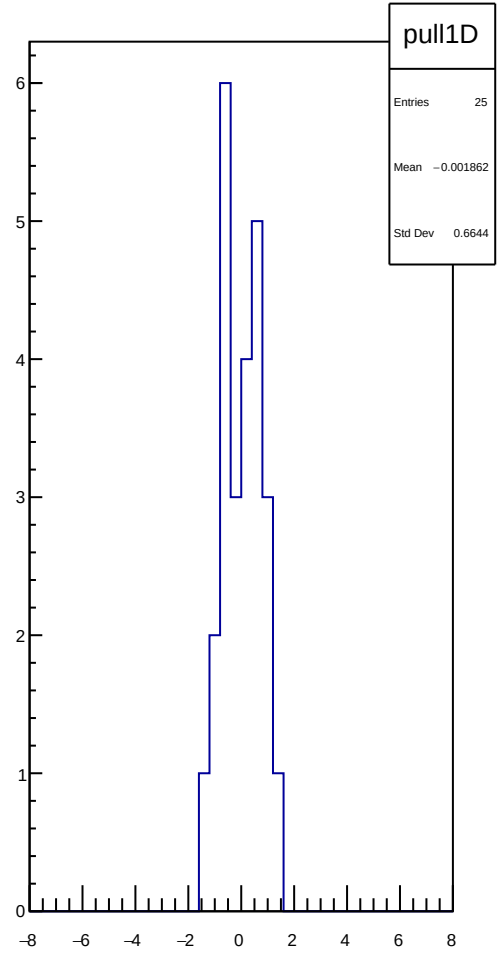
pull1D
Entries 25
Mean −0.001862
Std Dev 0.6644
6
5
4
3
2
1
0
−8
−6
−4
−2
0
2
4
6
8

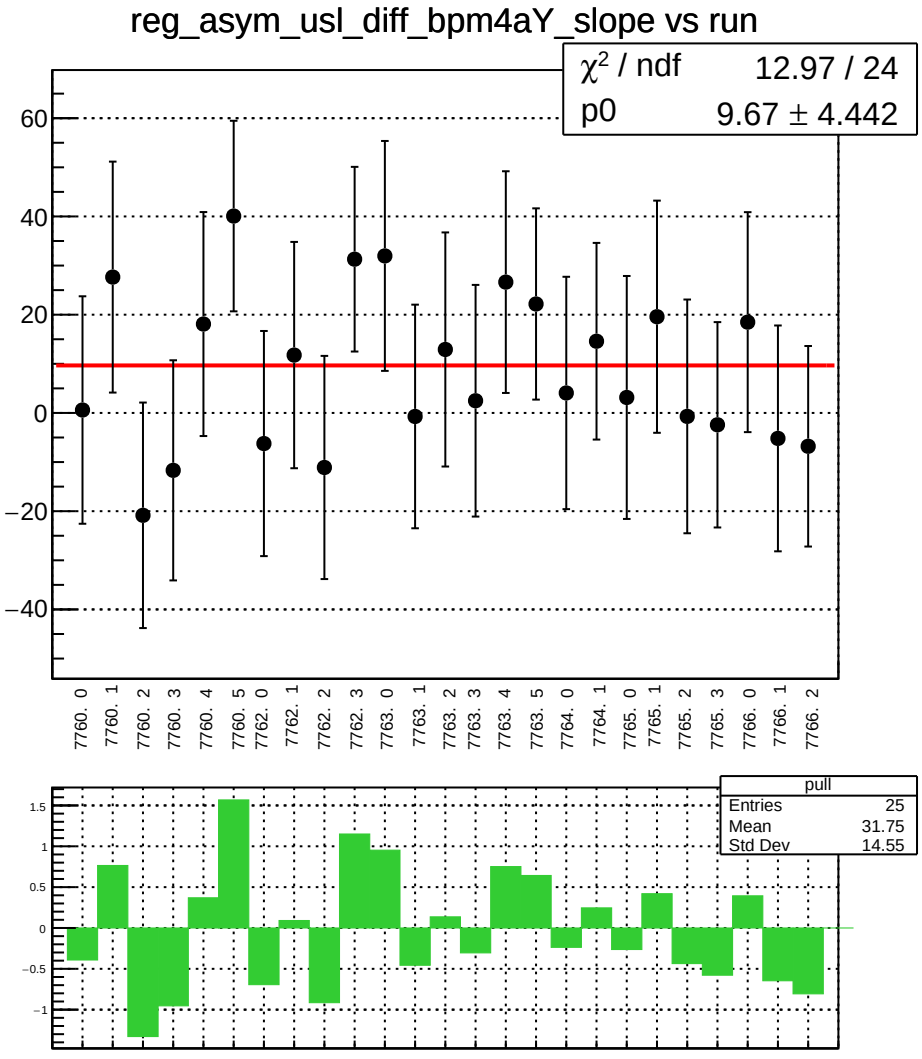
reg_asym_usl_diff_bpm4aY_slope vs run
χ² / ndf 12.97 / 24
p0 9.67 ± 4.442
60
40
20
0
−20
−40
7760. 0
7760. 1
7760. 2
7760. 3
7760. 4
7760. 5
7762. 0
7762. 1
7762. 2
7762. 3
7763. 0
7763. 1
7763. 2
7763. 3
7763. 4
7763. 5
7764. 0
7764. 1
7765. 0
7765. 1
7765. 2
7765. 3
7766. 0
7766. 1
7766. 2
pull
Entries 25
Mean 31.75
Std Dev 14.55
1.5
1
0.5
0
−0.5
−1

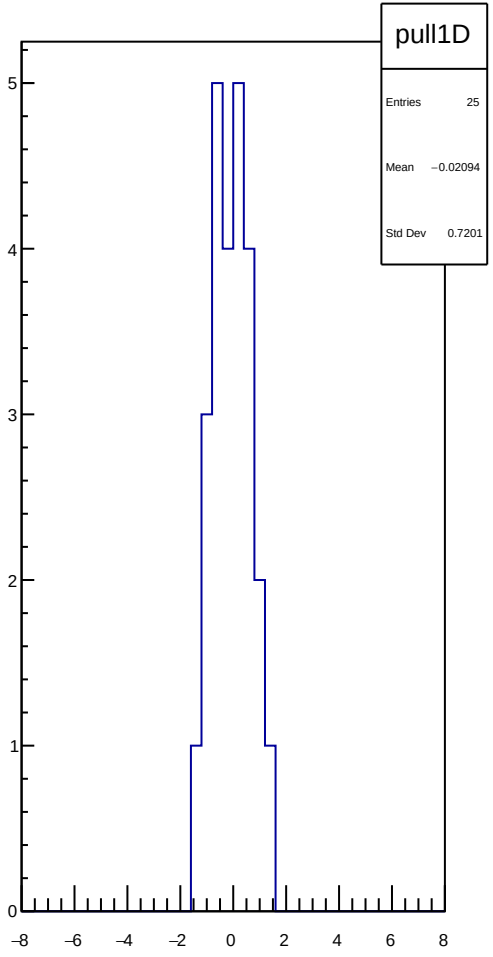
pull1D
Entries 25
Mean −0.02094
Std Dev 0.7201
5
4
3
2
1
0
−8
−6
−4
−2
0
2
4
6
8

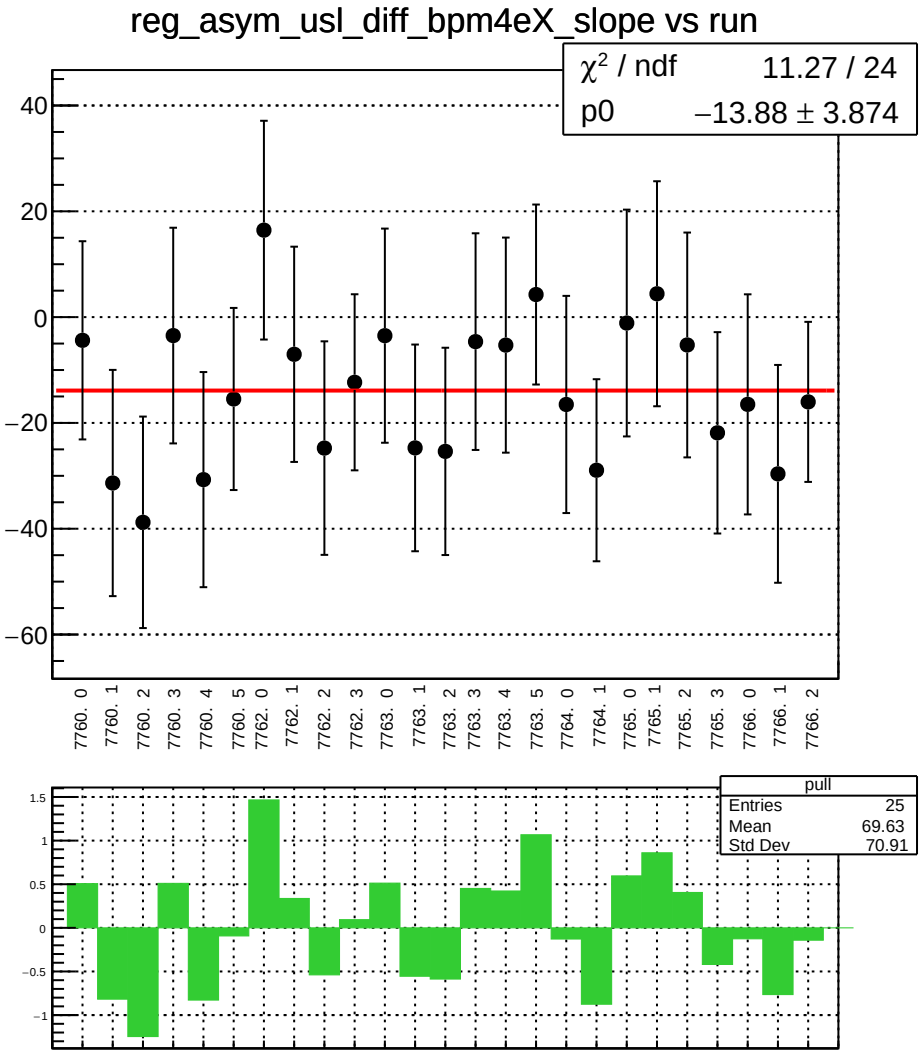
reg_asym_usl_diff_bpm4eX_slope vs run
χ² / ndf 11.27 / 24
p0 −13.88 ± 3.874
40
20
0
−20
−40
−60
7760. 0
7760. 1
7760. 2
7760. 3
7760. 4
7760. 5
7762. 0
7762. 1
7762. 2
7762. 3
7763. 0
7763. 1
7763. 2
7763. 3
7763. 4
7763. 5
7764. 0
7764. 1
7765. 0
7765. 1
7765. 2
7765. 3
7766. 0
7766. 1
7766. 2
pull
Entries 25
Mean 69.63
Std Dev 70.91
1.5
1
0.5
0
−0.5
−1

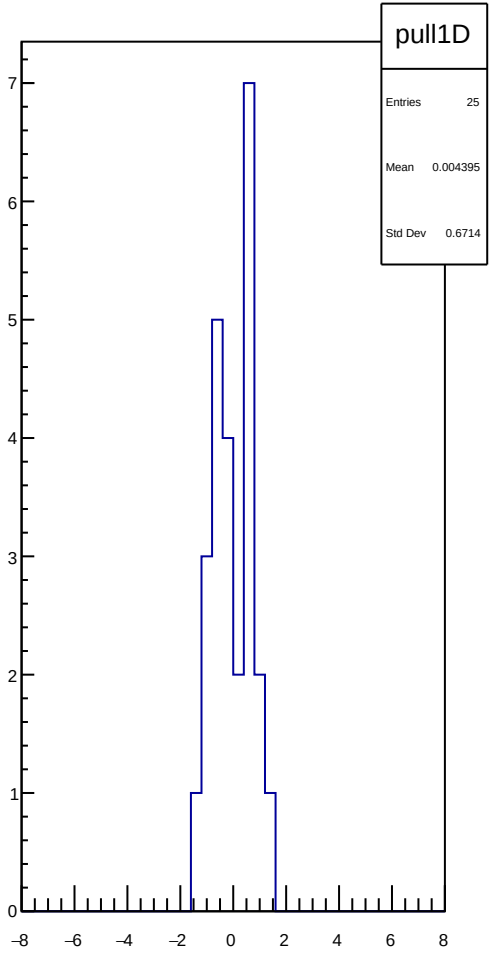
pull1D
Entries 25
Mean 0.004395
Std Dev 0.6714
7
6
5
4
3
2
1
0
−8
−6
−4
−2
0
2
4
6
8

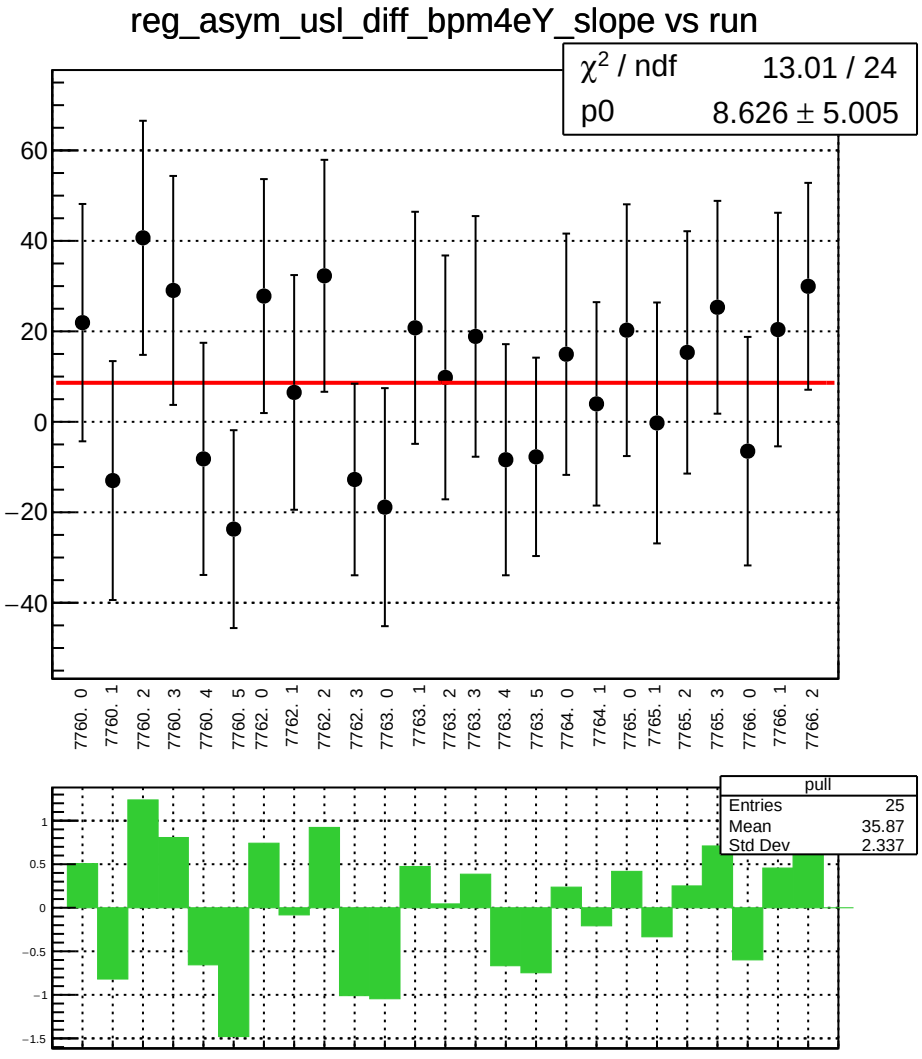
reg_asym_usl_diff_bpm4eY_slope vs run
χ2 / ndf 13.01 / 24
p0 8.626 ± 5.005
60
40
20
0
−20
−40
7760. 0
7760. 1
7760. 2
7760. 3
7760. 4
7760. 5
7762. 0
7762. 1
7762. 2
7762. 3
7763. 0
7763. 1
7763. 2
7763. 3
7763. 4
7763. 5
7764. 0
7764. 1
7765. 0
7765. 1
7765. 2
7765. 3
7766. 0
7766. 1
7766. 2
pull
Entries 25
Mean 35.87
Std Dev 2.337
1
0.5
0
−0.5
−1
−1.5

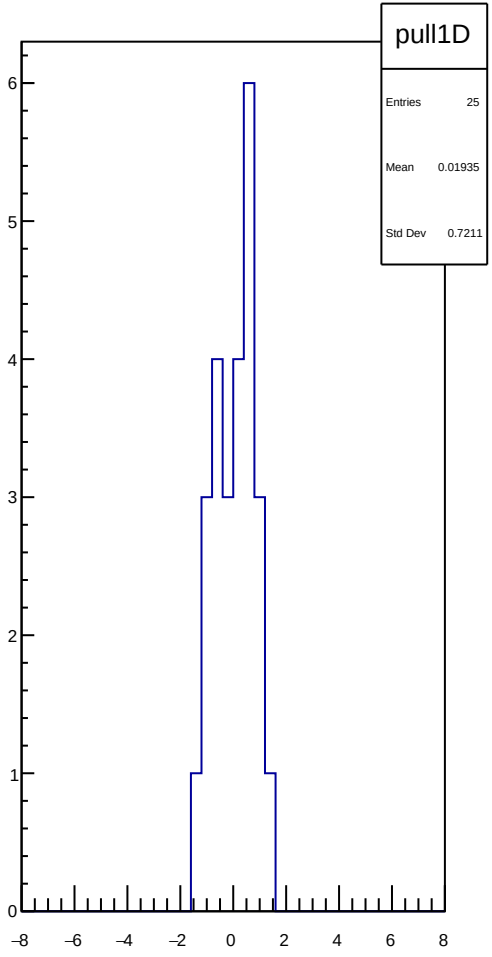
pull1D
Entries 25
Mean 0.01935
Std Dev 0.7211
6
5
4
3
2
1
0
−8
−6
−4
−2
0
2
4
6
8

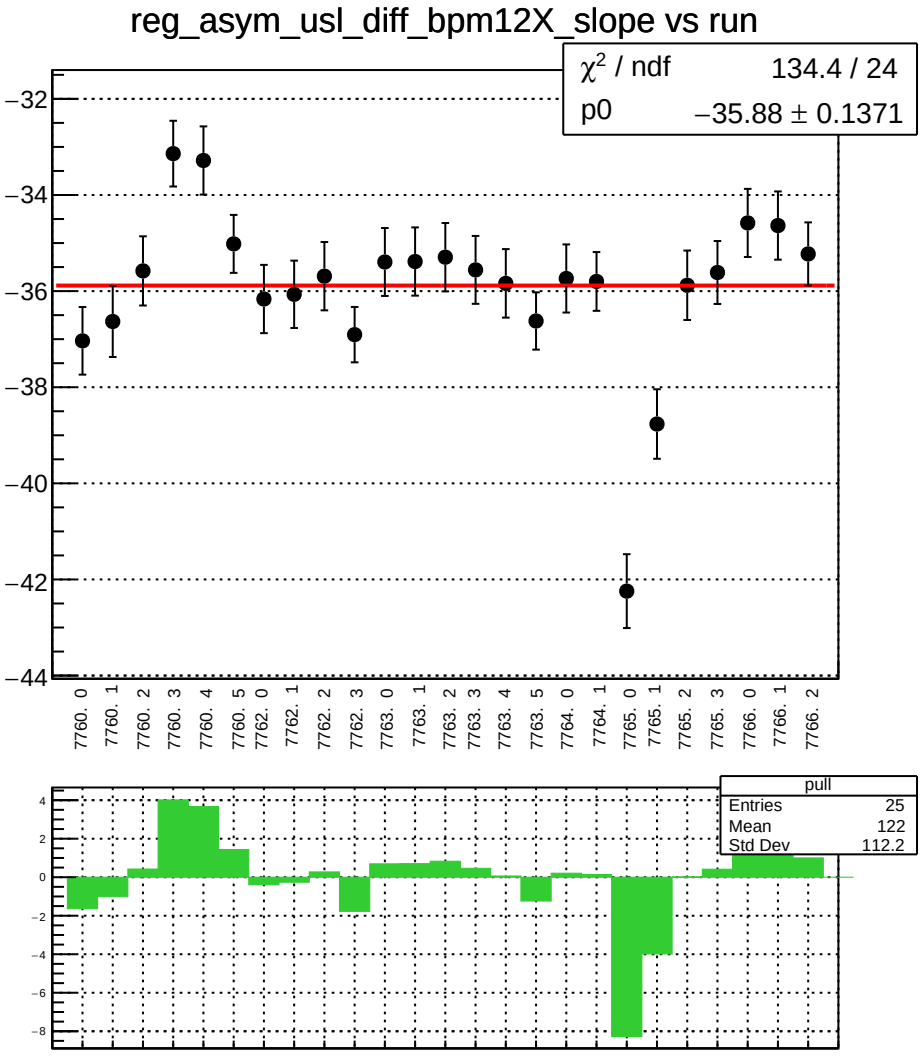
reg_asym_usl_diff_bpm12X_slope vs run
χ² / ndf 134.4 / 24
p0 −35.88 ± 0.1371
−32
−34
−36
−38
−40
−42
−44
7760. 0
7760. 1
7760. 2
7760. 3
7760. 4
7760. 5
7762. 0
7762. 1
7762. 2
7762. 3
7763. 0
7763. 1
7763. 2
7763. 3
7763. 4
7763. 5
7764. 0
7764. 1
7765. 0
7765. 1
7765. 2
7765. 3
7766. 0
7766. 1
7766. 2
pull
Entries 25
Mean 122
Std Dev 112.2
4
2
0
−2
−4
−6
−8

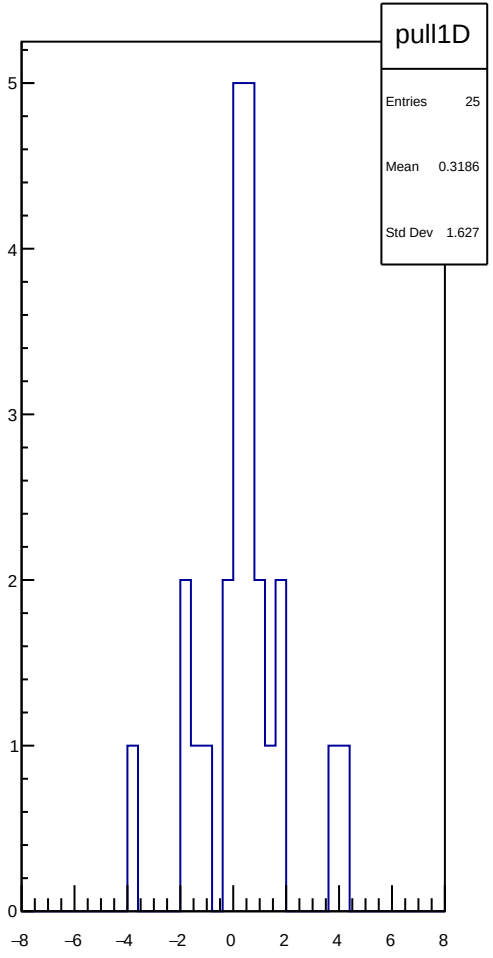
pull1D
Entries 25
Mean 0.3186
Std Dev 1.627
5
4
3
2
1
0
−8
−6
−4
−2
0
2
4
6
8

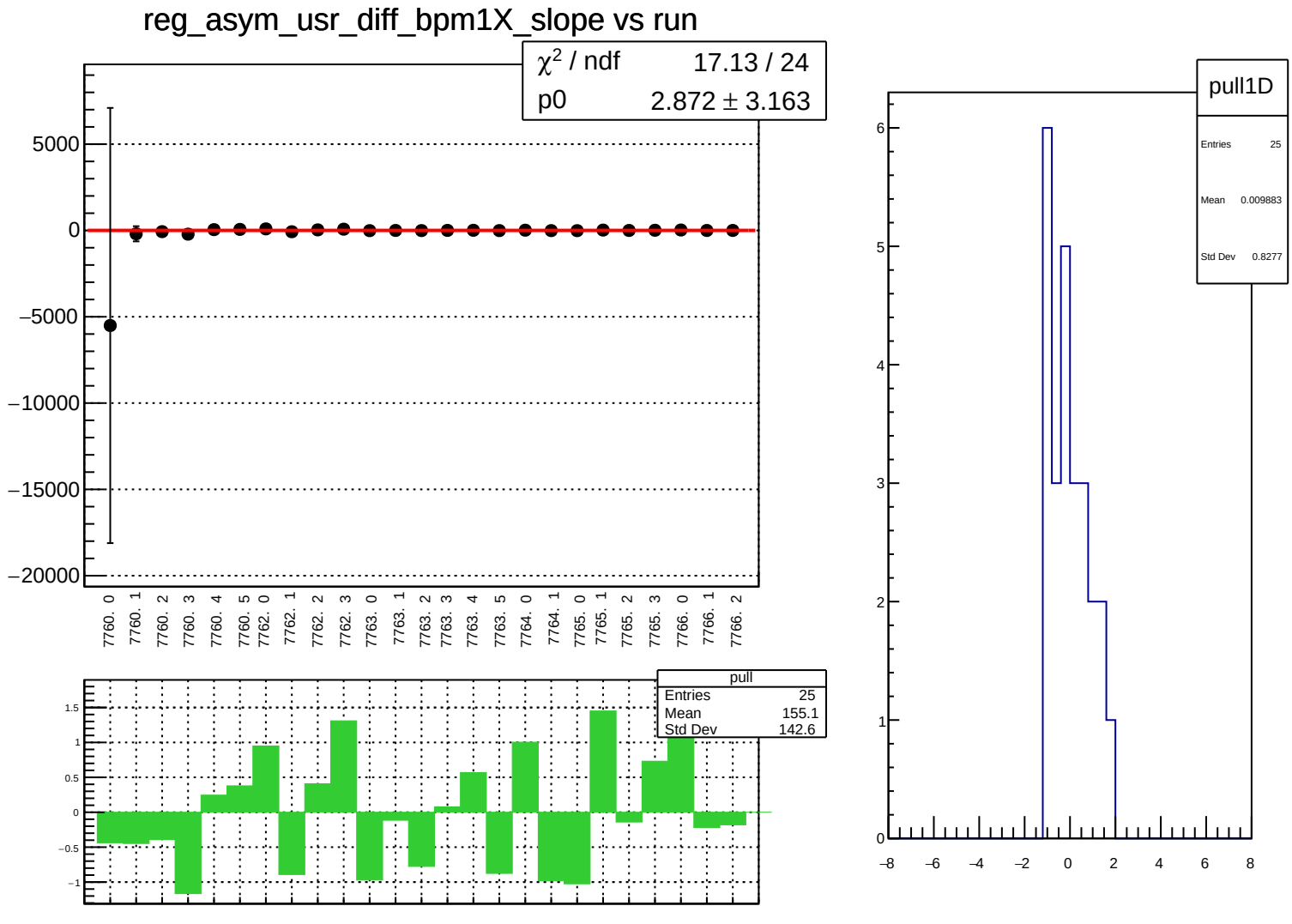
reg_asym_usr_diff_bpm1X_slope vs run
χ² / ndf 17.13 / 24
p0 2.872 ± 3.163
5000
0
−5000
−10000
−15000
−20000
7760. 0
7760. 1
7760. 2
7760. 3
7760. 4
7760. 5
7762. 0
7762. 1
7762. 2
7762. 3
7763. 0
7763. 1
7763. 2
7763. 3
7763. 4
7763. 5
7764. 0
7764. 1
7765. 0
7765. 1
7765. 2
7765. 3
7766. 0
7766. 1
7766. 2
pull
Entries 25
Mean 155.1
Std Dev 142.6
1.5
1
0.5
0
−0.5
−1
pull1D
Entries 25
Mean 0.009883
Std Dev 0.8277
6
5
4
3
2
1
0
−8
−6
−4
−2
0
2
4
6
8

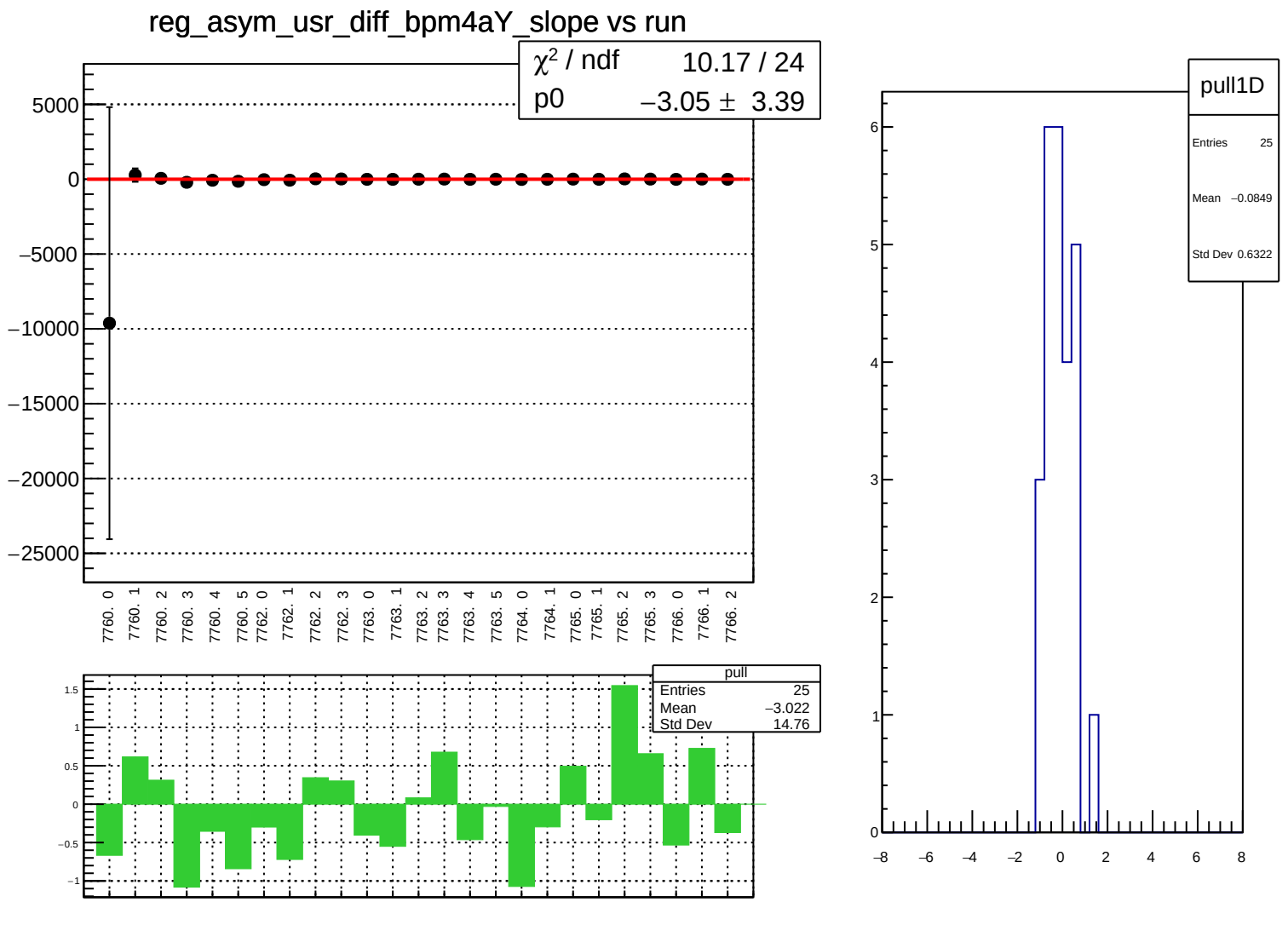
reg_asym_usr_diff_bpm4aY_slope vs run
χ² / ndf 10.17 / 24
p0 −3.05 ± 3.39
5000
0
−5000
−10000
−15000
−20000
−25000
7760. 0
7760. 1
7760. 2
7760. 3
7760. 4
7760. 5
7762. 0
7762. 1
7762. 2
7762. 3
7763. 0
7763. 1
7763. 2
7763. 3
7763. 4
7763. 5
7764. 0
7764. 1
7765. 0
7765. 1
7765. 2
7765. 3
7766. 0
7766. 1
7766. 2
pull
Entries 25
Mean −3.022
Std Dev 14.76
1.5
1
0.5
0
−0.5
−1
pull1D
Entries 25
Mean −0.0849
Std Dev 0.6322
6
5
4
3
2
1
0
−8
−6
−4
−2
0
2
4
6
8

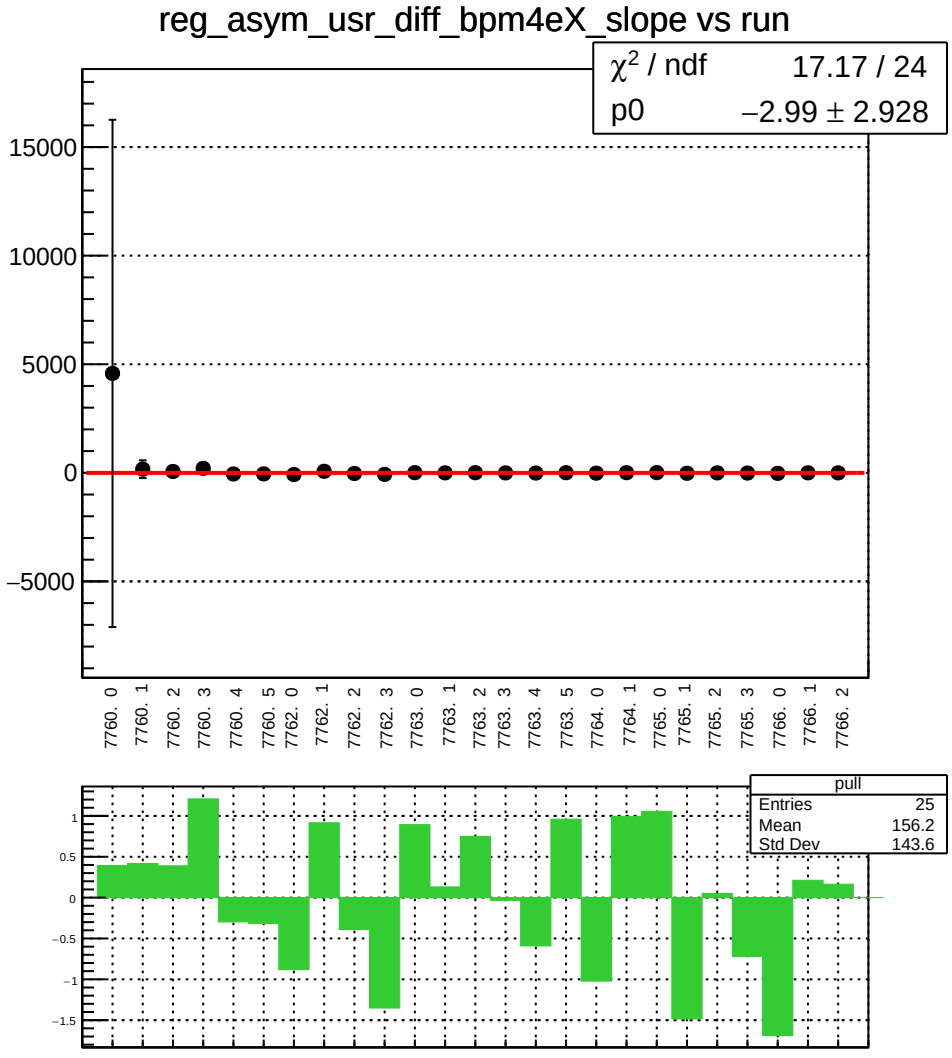
reg_asym_usr_diff_bpm4eX_slope vs run
χ2 / ndf 17.17 / 24
p0 −2.99 ± 2.928
15000
10000
5000
0
−5000
7760. 0
7760. 1
7760. 2
7760. 3
7760. 4
7760. 5
7762. 0
7762. 1
7762. 2
7762. 3
7763. 0
7763. 1
7763. 2
7763. 3
7763. 4
7763. 5
7764. 0
7764. 1
7765. 0
7765. 1
7765. 2
7765. 3
7766. 0
7766. 1
7766. 2
pull
Entries 25
Mean 156.2
Std Dev 143.6
1
0.5
0
−0.5
−1
−1.5

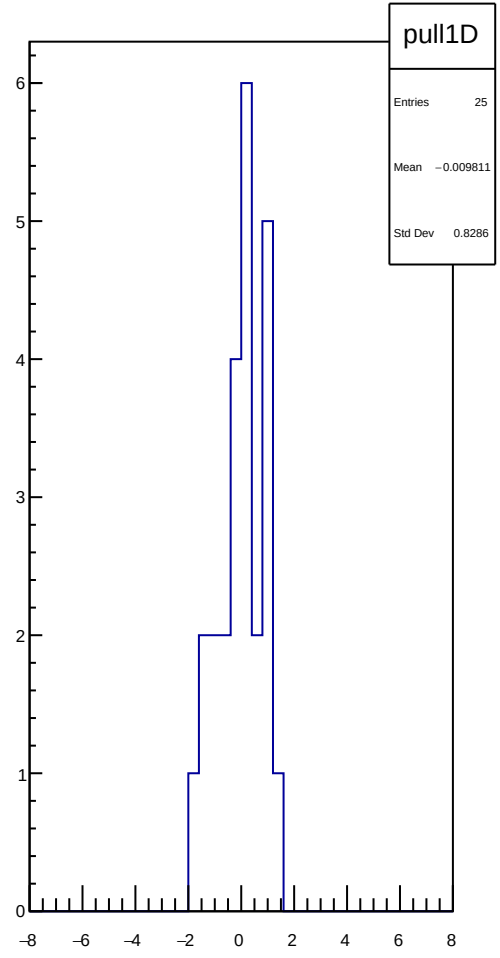
pull1D
Entries 25
Mean −0.009811
Std Dev 0.8286
6
5
4
3
2
1
0
−8
−6
−4
−2
0
2
4
6
8

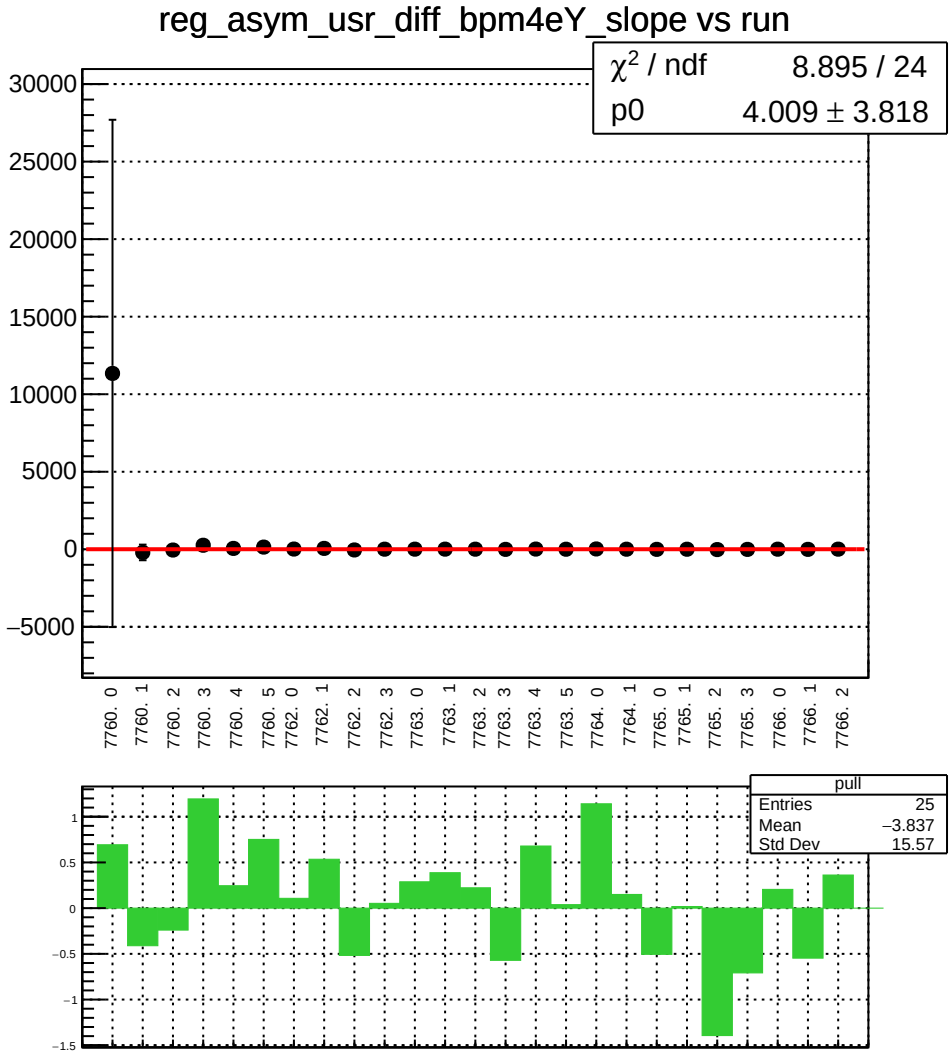
reg_asym_usr_diff_bpm4eY_slope vs run
χ2 / ndf 8.895 / 24
p0 4.009 ± 3.818
30000
25000
20000
15000
10000
5000
0
−5000
7760. 0
7760. 1
7760. 2
7760. 3
7760. 4
7760. 5
7762. 0
7762. 1
7762. 2
7762. 3
7763. 0
7763. 1
7763. 2
7763. 3
7763. 4
7763. 5
7764. 0
7764. 1
7765. 0
7765. 1
7765. 2
7765. 3
7766. 0
7766. 1
7766. 2
pull
Entries 25
Mean −3.837
Std Dev 15.57
1
0.5
0
−0.5
−1
−1.5

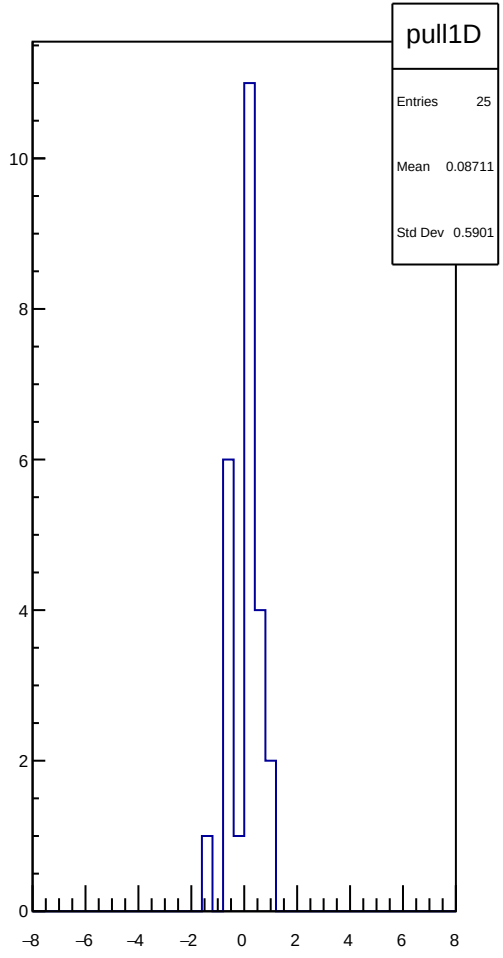
pull1D
Entries 25
Mean 0.08711
Std Dev 0.5901
10
8
6
4
2
0
−8
−6
−4
−2
0
2
4
6
8

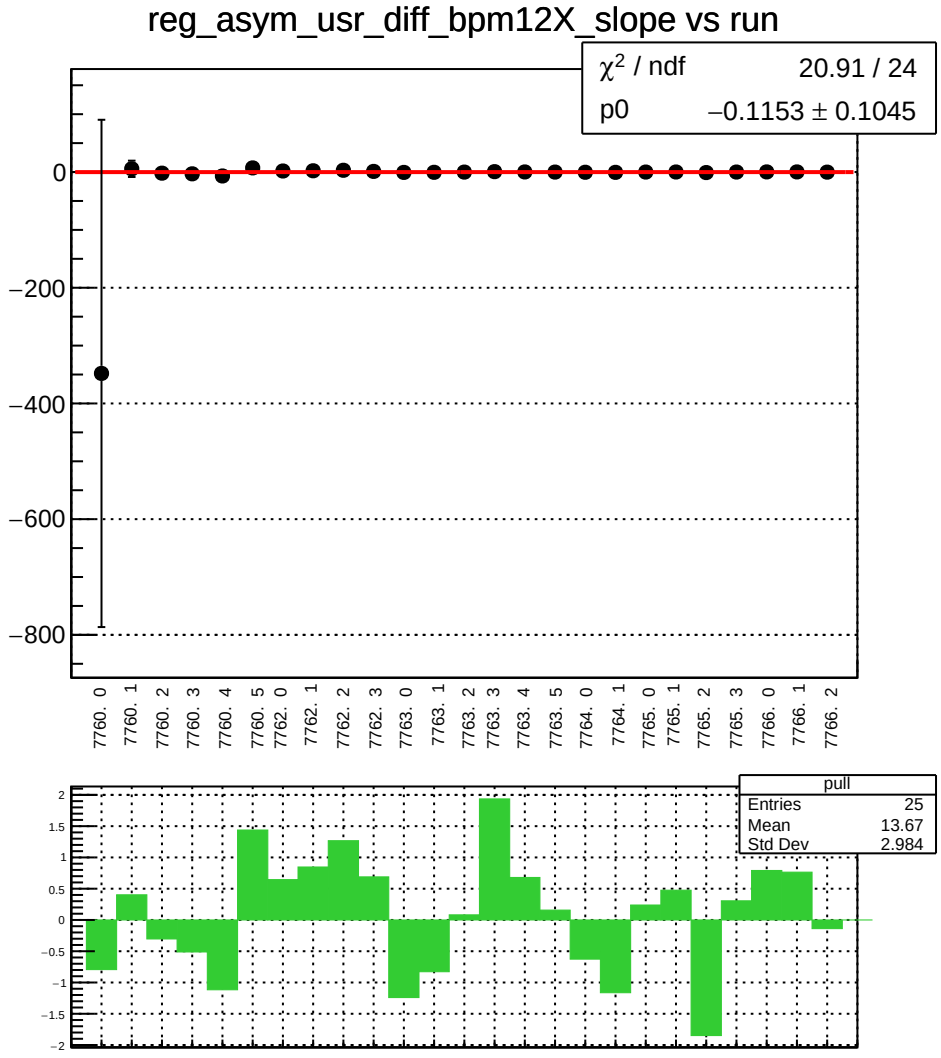
reg_asym_usr_diff_bpm12X_slope vs run
χ² / ndf 20.91 / 24
p0 −0.1153 ± 0.1045
0
−200
−400
−600
−800
7760. 0
7760. 1
7760. 2
7760. 3
7760. 4
7760. 5
7762. 0
7762. 1
7762. 2
7762. 3
7763. 0
7763. 1
7763. 2
7763. 3
7763. 4
7763. 5
7764. 0
7764. 1
7765. 0
7765. 1
7765. 2
7765. 3
7766. 0
7766. 1
7766. 2
pull
Entries 25
Mean 13.67
Std Dev 2.984
2
1.5
1
0.5
0
−0.5
−1
−1.5
−2

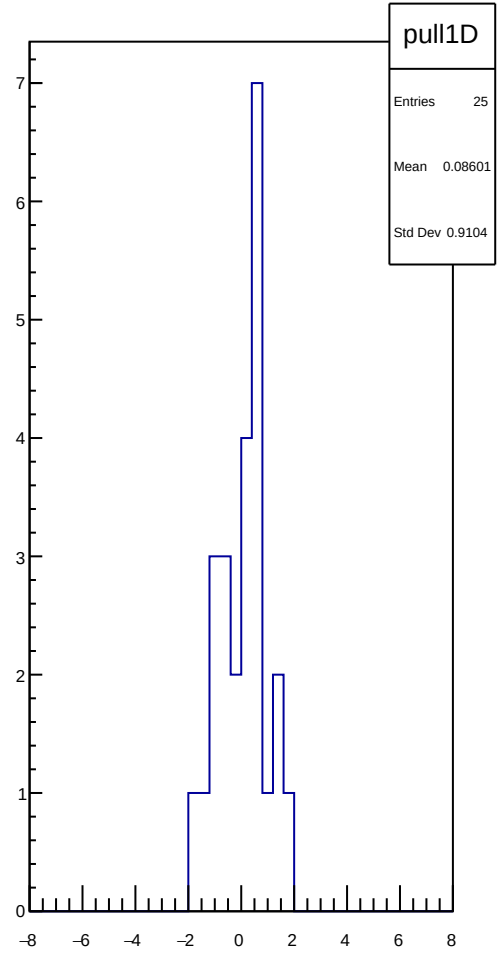
pull1D
Entries 25
Mean 0.08601
Std Dev 0.9104
7
6
5
4
3
2
1
0
−8
−6
−4
−2
0
2
4
6
8

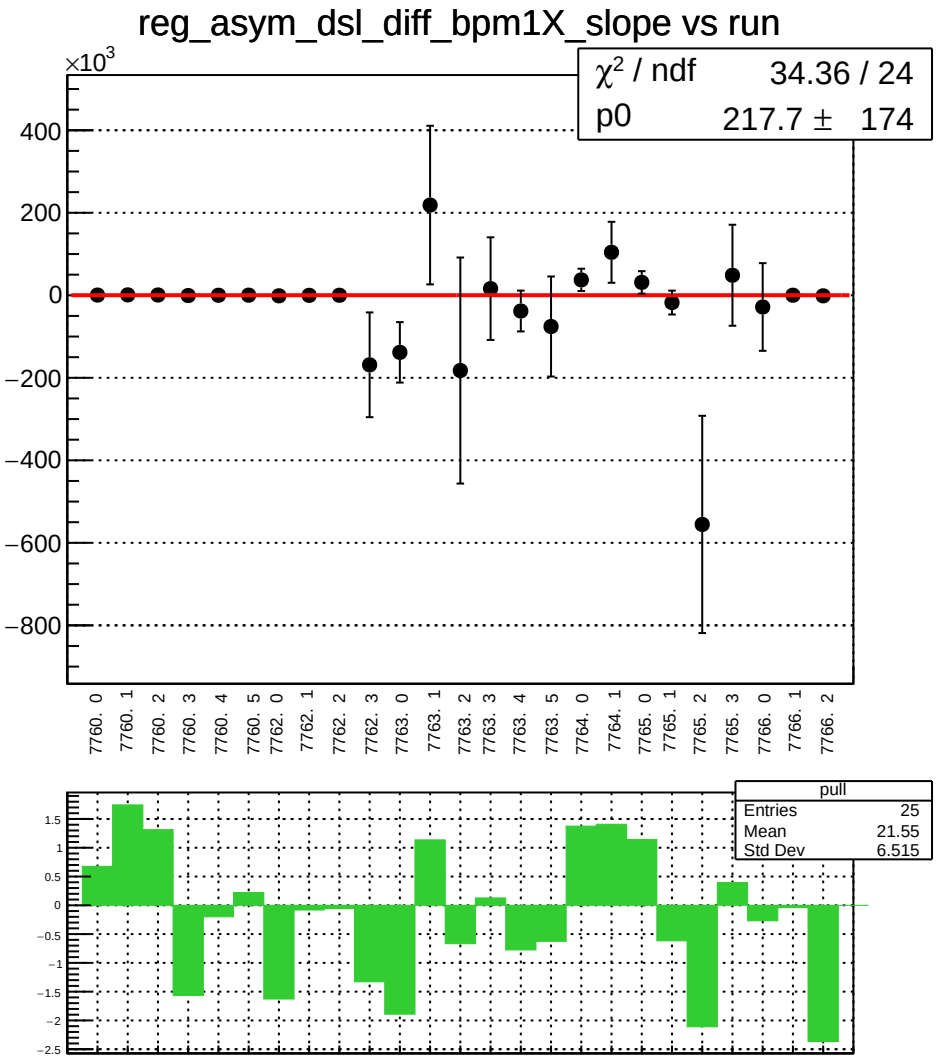
reg_asym_dsl_diff_bpm1X_slope vs run
×10^3
χ^2 / ndf 34.36 / 24
p0 217.7 ± 174
400
200
0
−200
−400
−600
−800
7760. 0
7760. 1
7760. 2
7760. 3
7760. 4
7760. 5
7762. 0
7762. 1
7762. 2
7762. 3
7763. 0
7763. 1
7763. 2
7763. 3
7763. 4
7763. 5
7764. 0
7764. 1
7765. 0
7765. 1
7765. 2
7765. 3
7766. 0
7766. 1
7766. 2
pull
Entries 25
Mean 21.55
Std Dev 6.515
1.5
1
0.5
0
−0.5
−1
−1.5
−2
−2.5

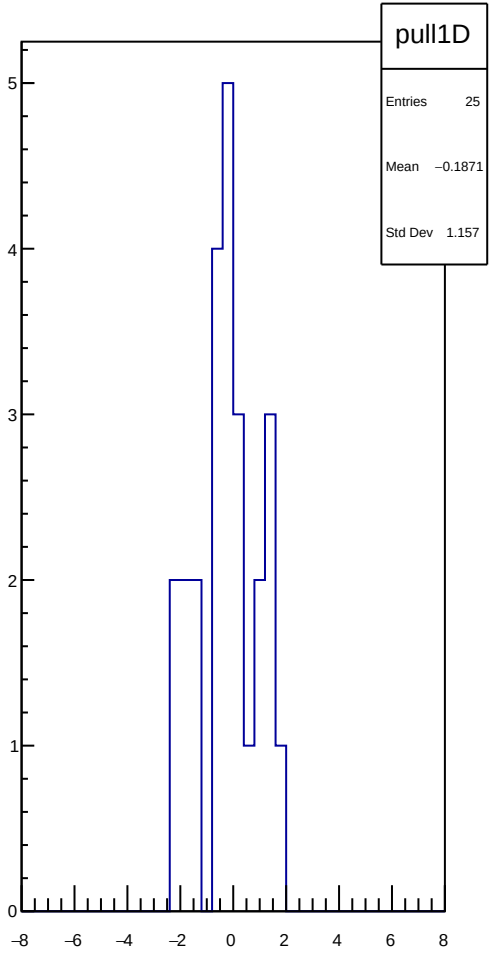
pull1D
Entries 25
Mean −0.1871
Std Dev 1.157
5
4
3
2
1
0
−8
−6
−4
−2
0
2
4
6
8

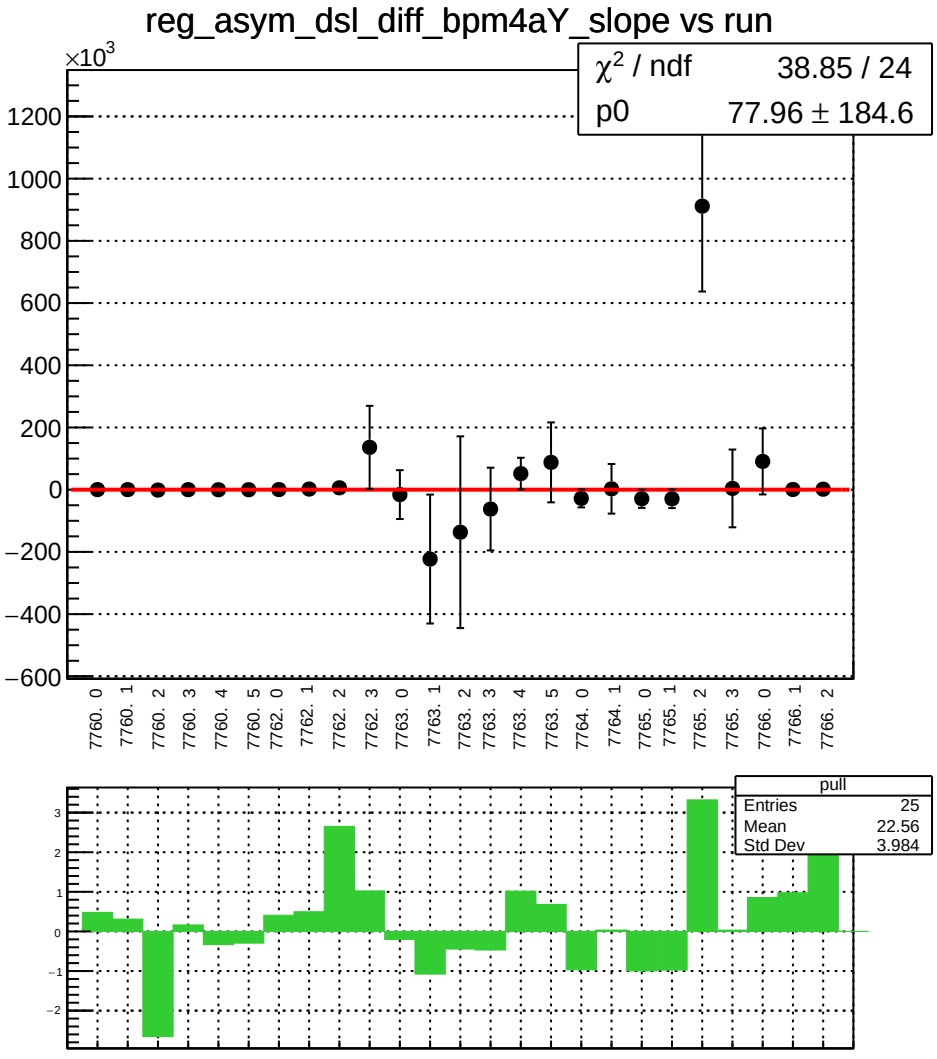
reg_asym_dsl_diff_bpm4aY_slope vs run
×10^3
χ^2 / ndf 38.85 / 24
p0 77.96 ± 184.6
1200
1000
800
600
400
200
0
−200
−400
−600
7760. 0
7760. 1
7760. 2
7760. 3
7760. 4
7760. 5
7762. 0
7762. 1
7762. 2
7762. 3
7763. 0
7763. 1
7763. 2
7763. 3
7763. 4
7763. 5
7764. 0
7764. 1
7765. 0
7765. 1
7765. 2
7765. 3
7766. 0
7766. 1
7766. 2
pull
Entries 25
Mean 22.56
Std Dev 3.984
3
2
1
0
−1
−2

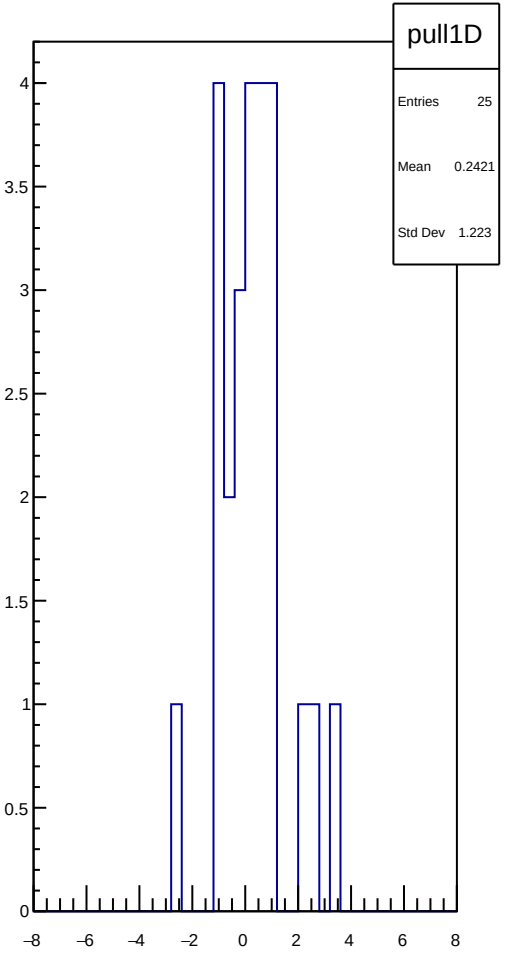
pull1D
Entries 25
Mean 0.2421
Std Dev 1.223
4
3.5
3
2.5
2
1.5
1
0.5
0
−8
−6
−4
−2
0
2
4
6
8

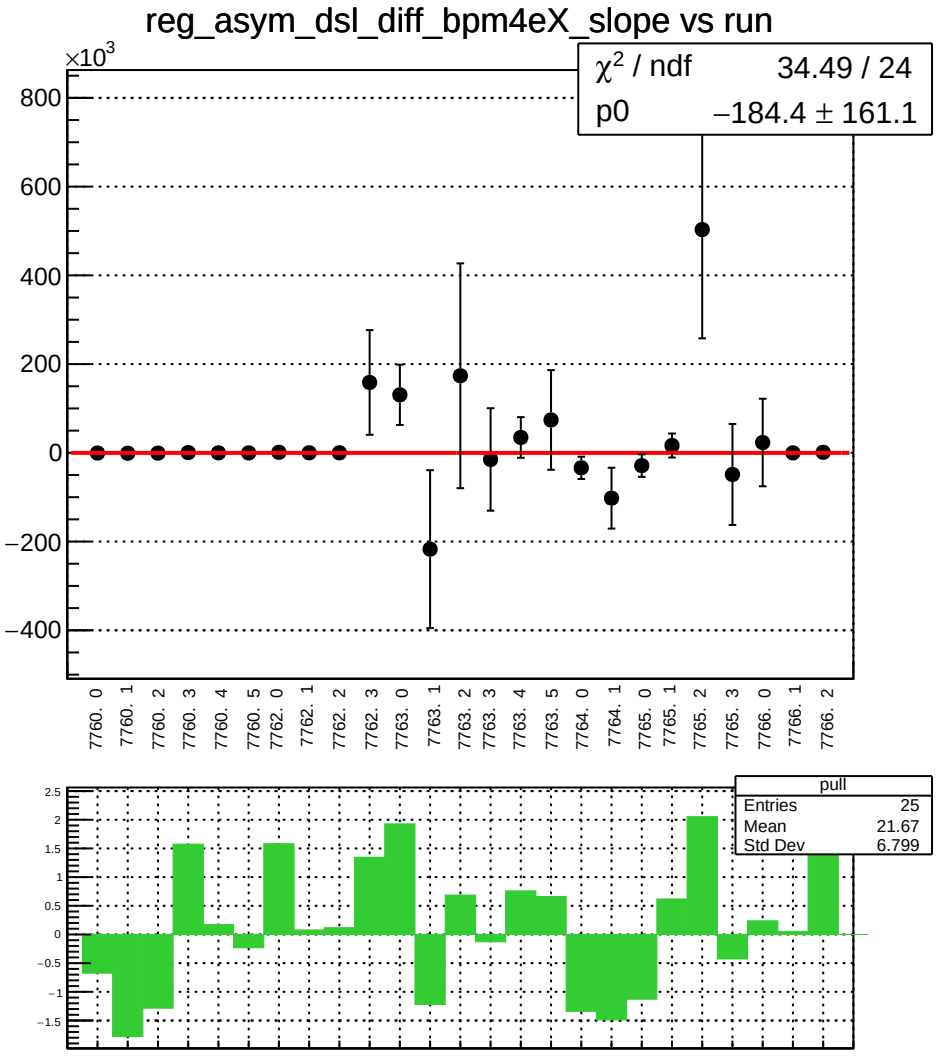
reg_asym_dsl_diff_bpm4eX_slope vs run
×10^3
χ^2 / ndf 34.49 / 24
p0 −184.4 ± 161.1
800
600
400
200
0
−200
−400
7760. 0
7760. 1
7760. 2
7760. 3
7760. 4
7760. 5
7762. 0
7762. 1
7762. 2
7762. 3
7763. 0
7763. 1
7763. 2
7763. 3
7763. 4
7763. 5
7764. 0
7764. 1
7765. 0
7765. 1
7765. 2
7765. 3
7766. 0
7766. 1
7766. 2
pull
Entries 25
Mean 21.67
Std Dev 6.799
2.5
2
1.5
1
0.5
0
−0.5
−1
−1.5

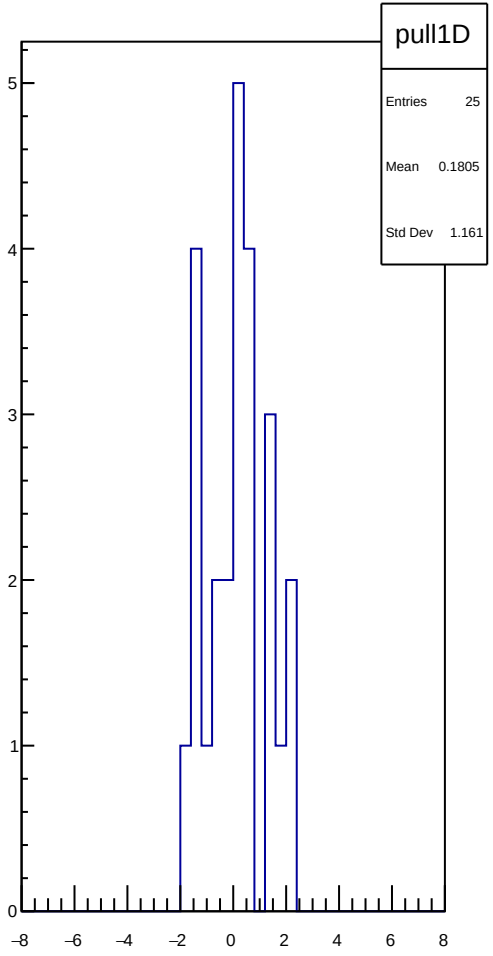
pull1D
Entries 25
Mean 0.1805
Std Dev 1.161
5
4
3
2
1
0
−8
−6
−4
−2
0
2
4
6
8

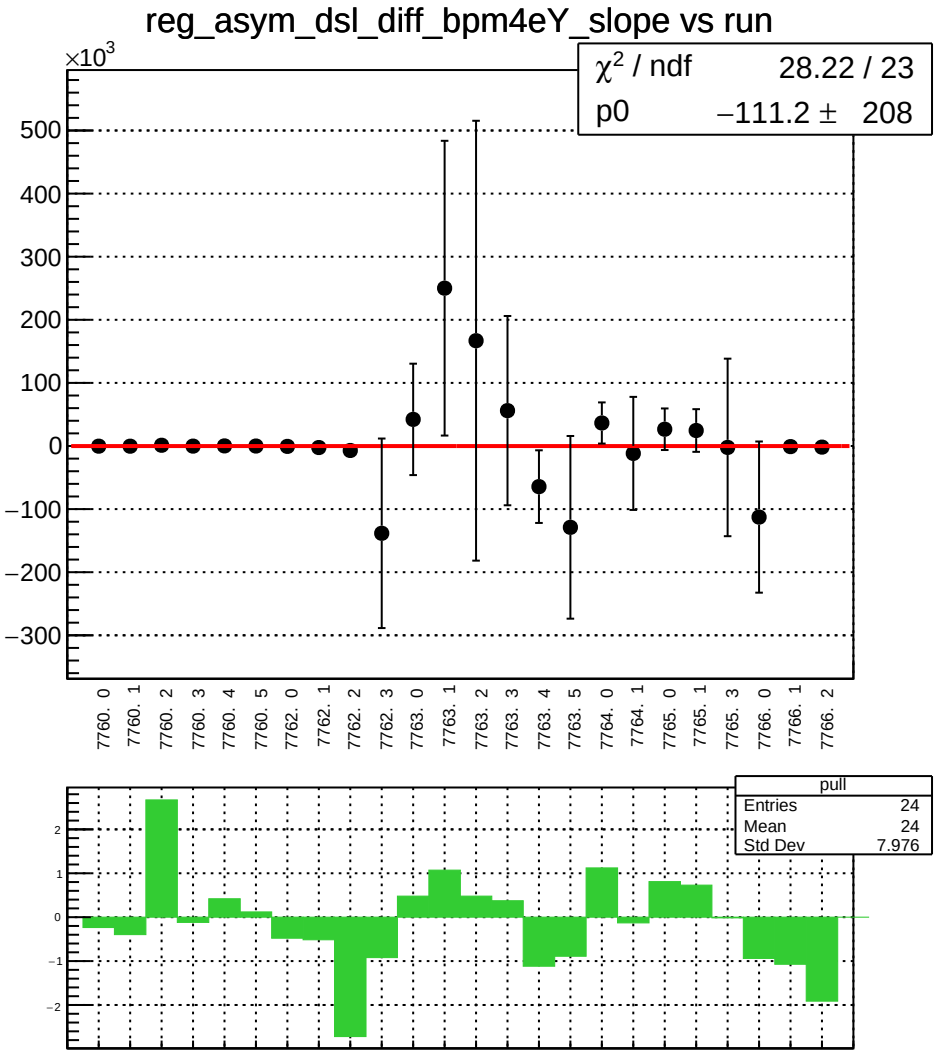
reg_asym_dsl_diff_bpm4eY_slope vs run
×10^3
χ² / ndf 28.22 / 23
p0 −111.2 ± 208
500
400
300
200
100
0
−100
−200
−300
7760. 0
7760. 1
7760. 2
7760. 3
7760. 4
7760. 5
7762. 0
7762. 1
7762. 2
7762. 3
7763. 0
7763. 1
7763. 2
7763. 3
7763. 4
7763. 5
7764. 0
7764. 1
7765. 0
7765. 1
7765. 3
7766. 0
7766. 1
7766. 2
pull
Entries 24
Mean 24
Std Dev 7.976
2
1
0
−1
−2

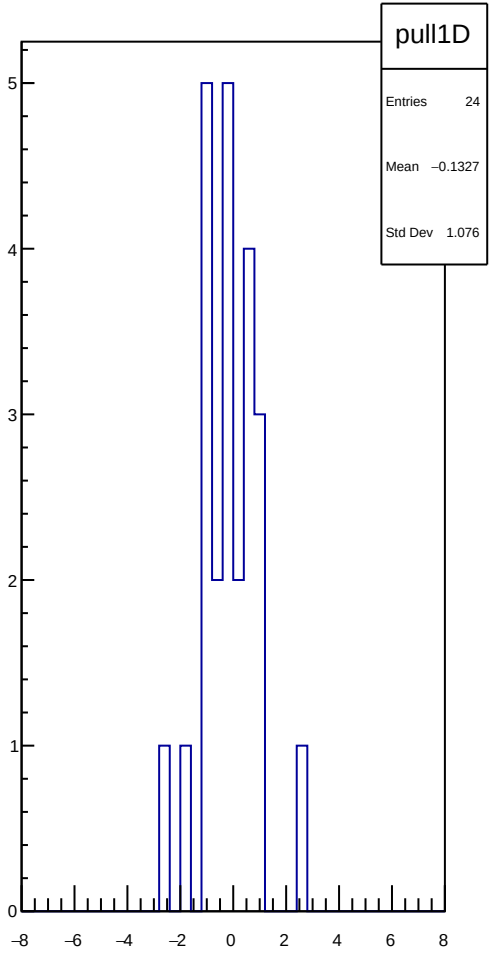
pull1D
Entries 24
Mean −0.1327
Std Dev 1.076
5
4
3
2
1
0
−8
−6
−4
−2
0
2
4
6
8

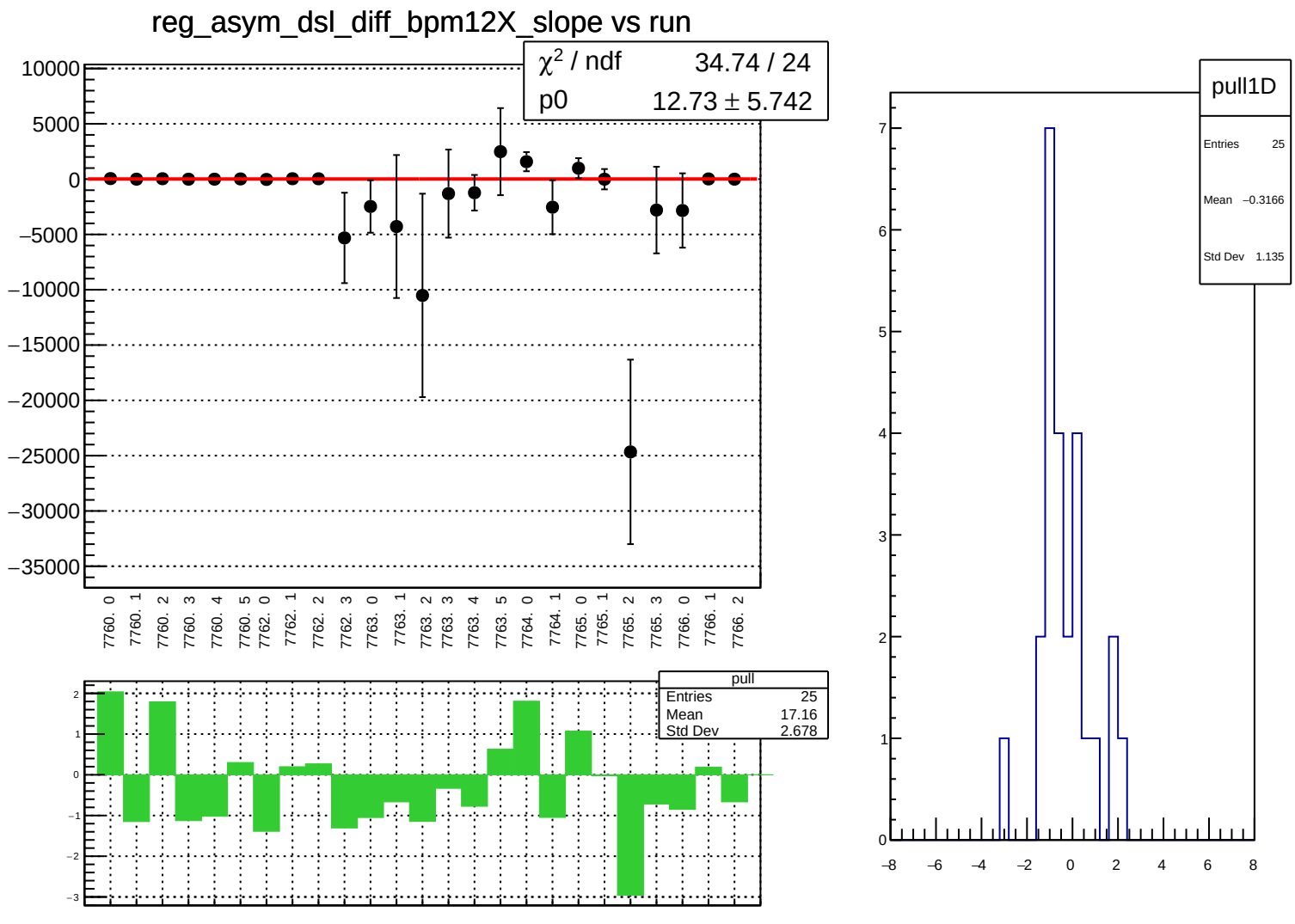
reg_asym_dsl_diff_bpm12X_slope vs run
χ² / ndf 34.74 / 24
p0 12.73 ± 5.742
10000
5000
0
−5000
−10000
−15000
−20000
−25000
−30000
−35000
7760. 0
7760. 1
7760. 2
7760. 3
7760. 4
7760. 5
7762. 0
7762. 1
7762. 2
7762. 3
7763. 0
7763. 1
7763. 2
7763. 3
7763. 4
7763. 5
7764. 0
7764. 1
7765. 0
7765. 1
7765. 2
7765. 3
7766. 0
7766. 1
7766. 2
pull
Entries 25
Mean 17.16
Std Dev 2.678
pull1D
Entries 25
Mean −0.3166
Std Dev 1.135

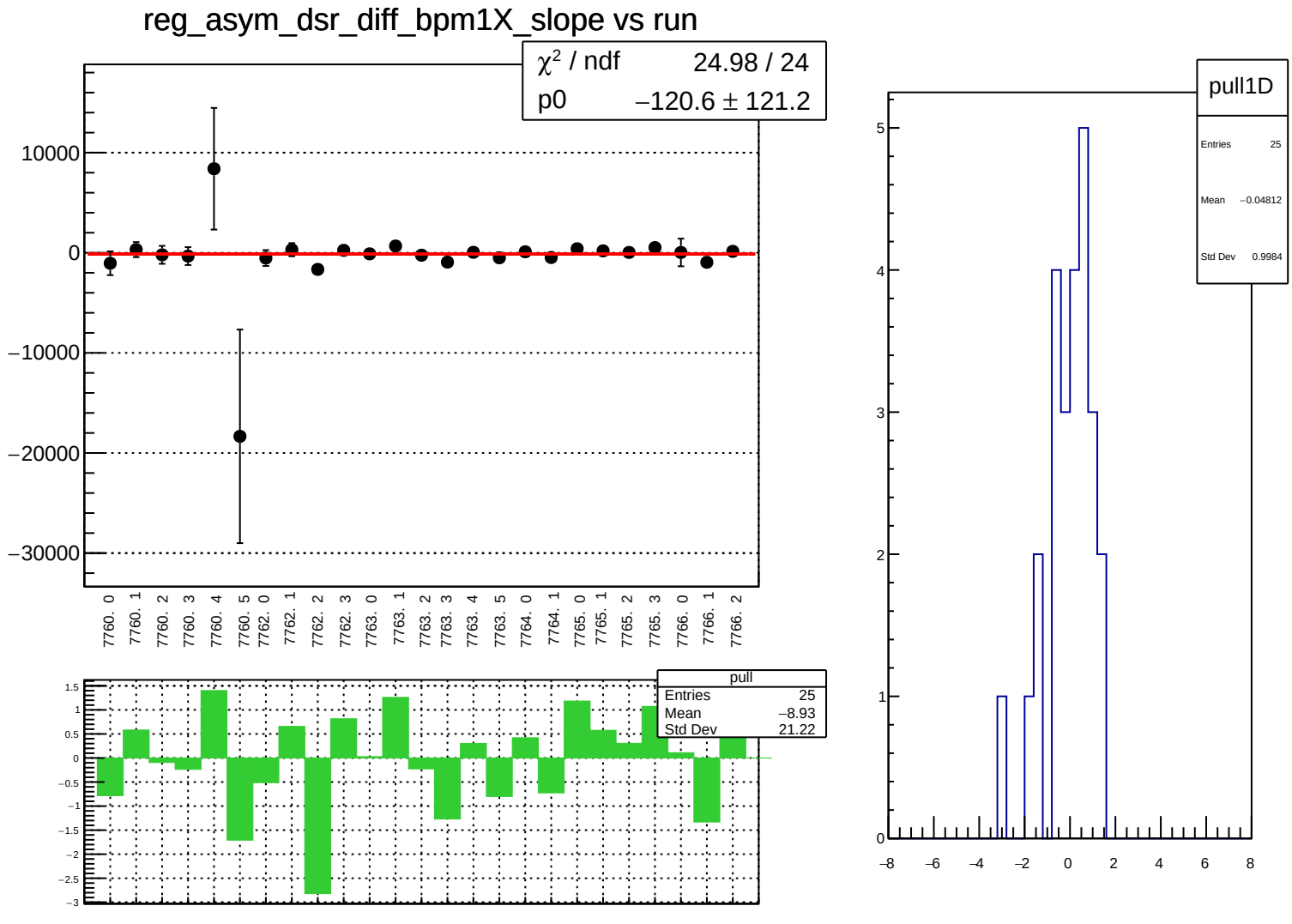
reg_asym_dsr_diff_bpm1X_slope vs run
χ² / ndf 24.98 / 24
p0 −120.6 ± 121.2
10000
0
−10000
−20000
−30000
7760. 0
7760. 1
7760. 2
7760. 3
7760. 4
7760. 5
7762. 0
7762. 1
7762. 2
7762. 3
7763. 0
7763. 1
7763. 2
7763. 3
7763. 4
7763. 5
7764. 0
7764. 1
7765. 0
7765. 1
7765. 2
7765. 3
7766. 0
7766. 1
7766. 2
pull
Entries 25
Mean −8.93
Std Dev 21.22
1.5
1
0.5
0
−0.5
−1
−1.5
−2
−2.5
−3
pull1D
Entries 25
Mean −0.04812
Std Dev 0.9984
5
4
3
2
1
0
−8
−6
−4
−2
0
2
4
6
8

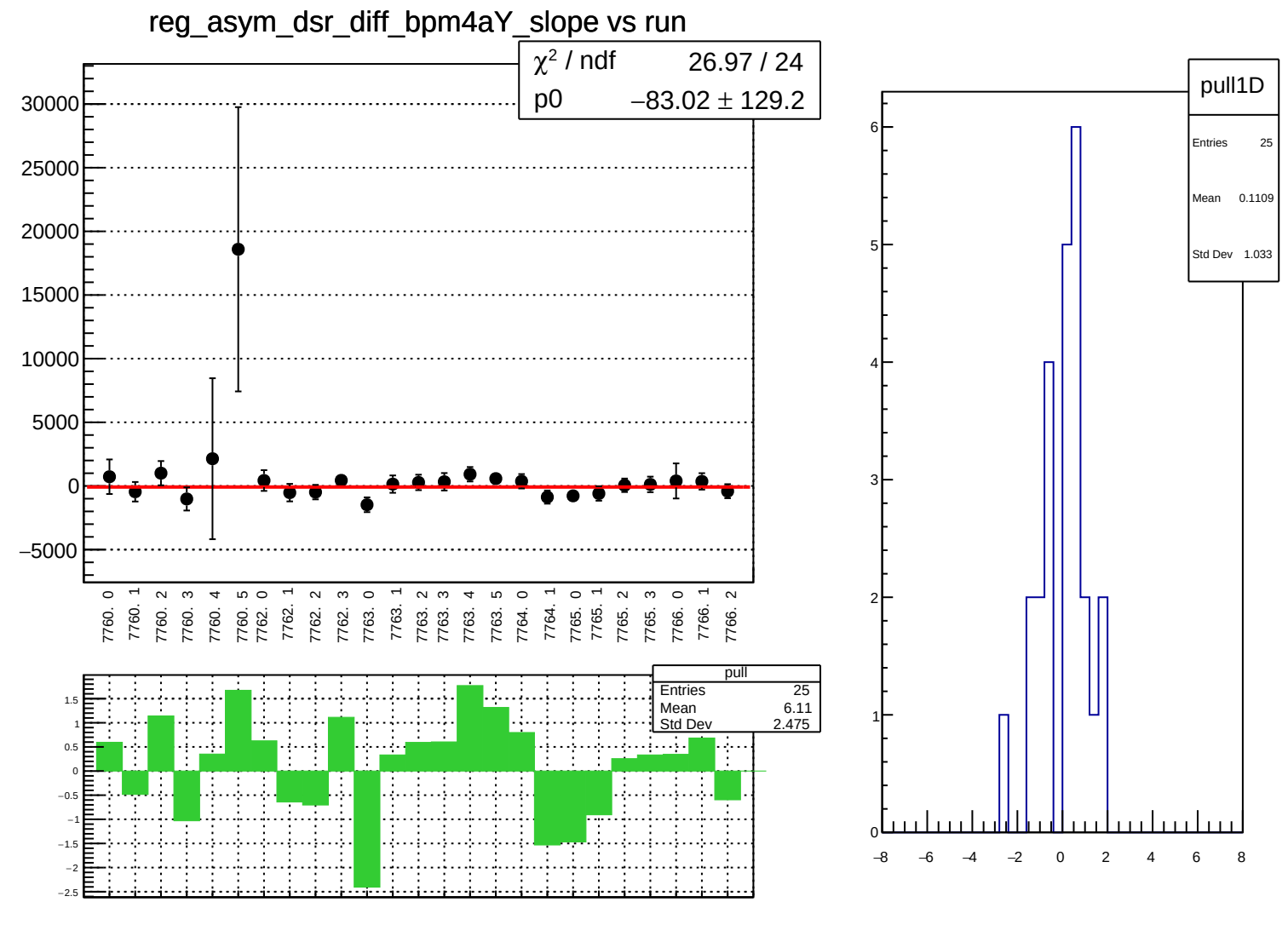
reg_asym_dsr_diff_bpm4aY_slope vs run
χ² / ndf 26.97 / 24
p0 −83.02 ± 129.2
30000
25000
20000
15000
10000
5000
0
−5000
7760. 0
7760. 1
7760. 2
7760. 3
7760. 4
7760. 5
7762. 0
7762. 1
7762. 2
7762. 3
7763. 0
7763. 1
7763. 2
7763. 3
7763. 4
7763. 5
7764. 0
7764. 1
7765. 0
7765. 1
7765. 2
7765. 3
7766. 0
7766. 1
7766. 2
pull
Entries 25
Mean 6.11
Std Dev 2.475
1.5
1
0.5
0
−0.5
−1
−1.5
−2
−2.5
pull1D
Entries 25
Mean 0.1109
Std Dev 1.033
6
5
4
3
2
1
0
−8
−6
−4
−2
0
2
4
6
8

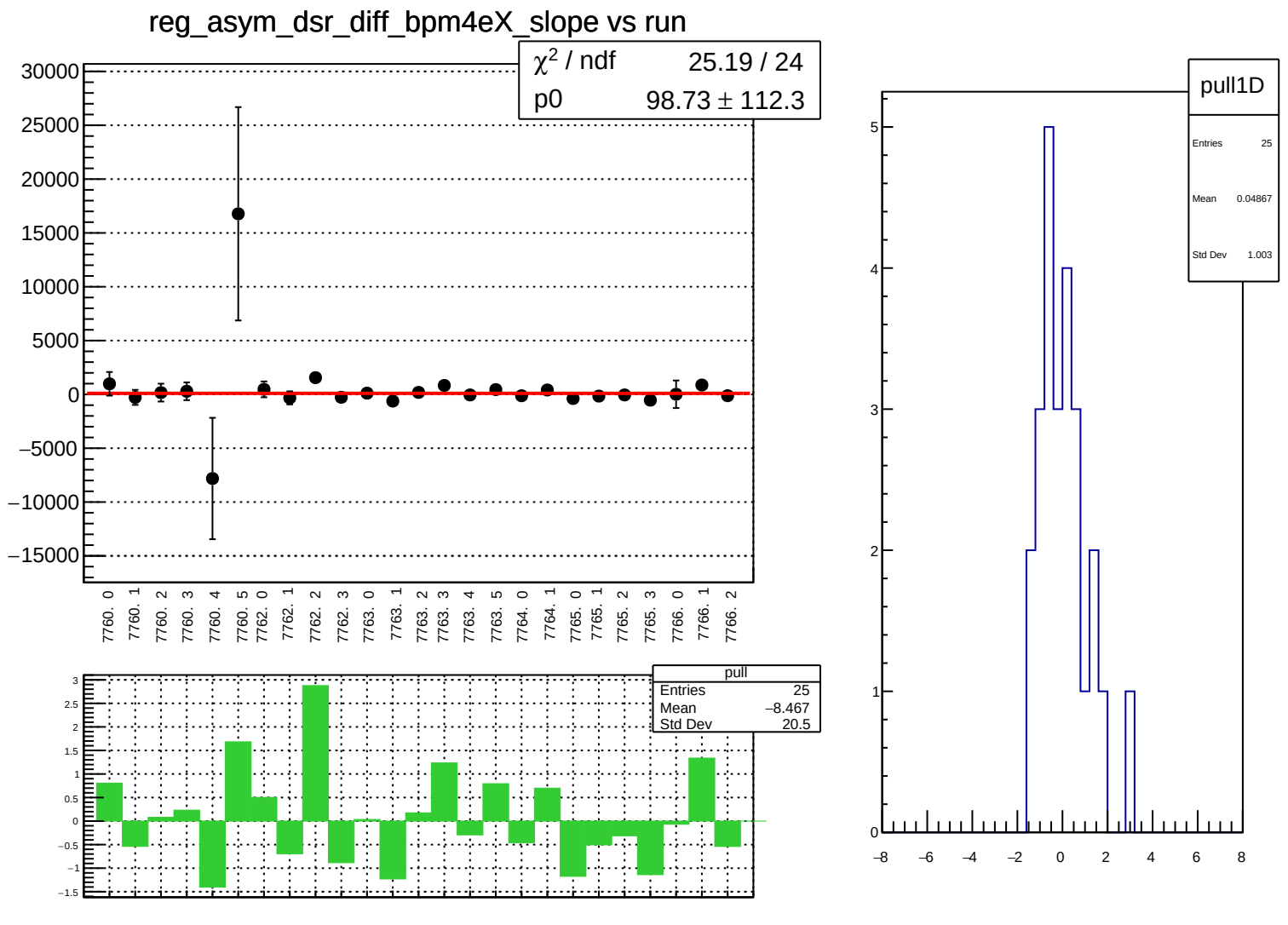
reg_asym_dsr_diff_bpm4eX_slope vs run
χ² / ndf 25.19 / 24
p0 98.73 ± 112.3
30000
25000
20000
15000
10000
5000
0
−5000
−10000
−15000
7760. 0
7760. 1
7760. 2
7760. 3
7760. 4
7760. 5
7762. 0
7762. 1
7762. 2
7762. 3
7763. 0
7763. 1
7763. 2
7763. 3
7763. 4
7763. 5
7764. 0
7764. 1
7765. 0
7765. 1
7765. 2
7765. 3
7766. 0
7766. 1
7766. 2
pull
Entries 25
Mean −8.467
Std Dev 20.5
pull1D
Entries 25
Mean 0.04867
Std Dev 1.003

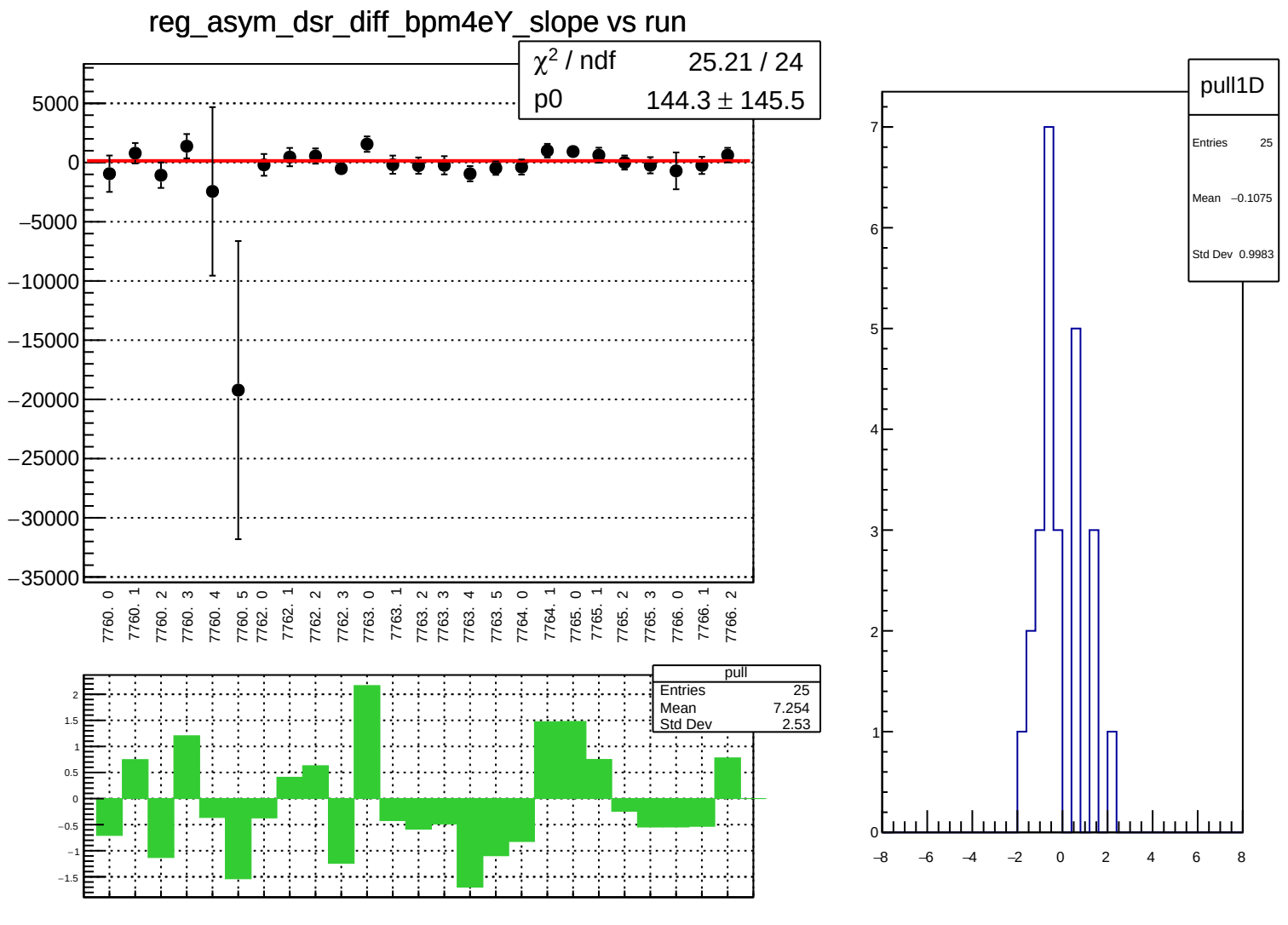
reg_asym_dsr_diff_bpm4eY_slope vs run
χ² / ndf 25.21 / 24
p0 144.3 ± 145.5
5000
0
−5000
−10000
−15000
−20000
−25000
−30000
−35000
7760. 0
7760. 1
7760. 2
7760. 3
7760. 4
7760. 5
7762. 0
7762. 1
7762. 2
7762. 3
7763. 0
7763. 1
7763. 2
7763. 3
7763. 4
7763. 5
7764. 0
7764. 1
7765. 0
7765. 1
7765. 2
7765. 3
7766. 0
7766. 1
7766. 2
pull
Entries 25
Mean 7.254
Std Dev 2.53
2
1.5
1
0.5
0
−0.5
−1
−1.5
pull1D
Entries 25
Mean −0.1075
Std Dev 0.9983
7
6
5
4
3
2
1
0
−8
−6
−4
−2
0
2
4
6
8

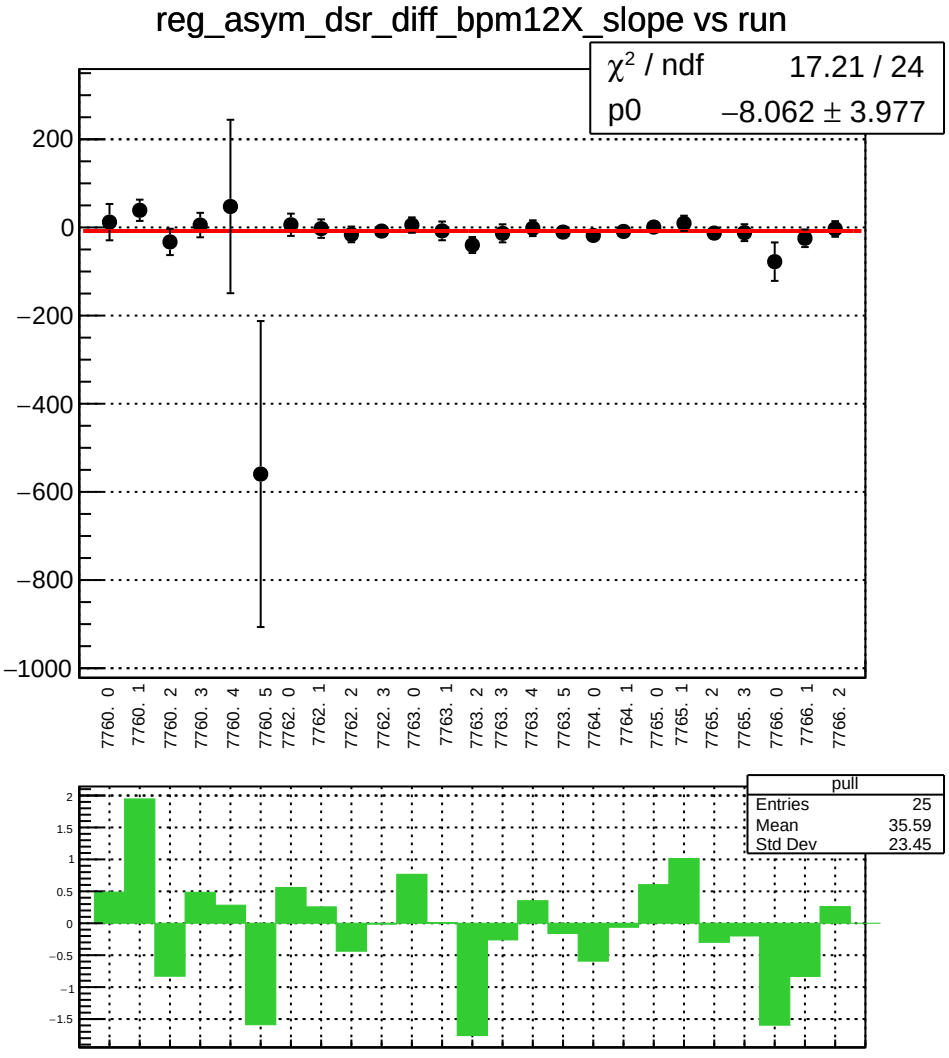
reg_asym_dsr_diff_bpm12X_slope vs run
χ² / ndf 17.21 / 24
p0 −8.062 ± 3.977
200
0
−200
−400
−600
−800
−1000
7760. 0
7760. 1
7760. 2
7760. 3
7760. 4
7760. 5
7762. 0
7762. 1
7762. 2
7762. 3
7763. 0
7763. 1
7763. 2
7763. 3
7763. 4
7763. 5
7764. 0
7764. 1
7765. 0
7765. 1
7765. 2
7765. 3
7766. 0
7766. 1
7766. 2
pull
Entries 25
Mean 35.59
Std Dev 23.45
2
1.5
1
0.5
0
−0.5
−1
−1.5

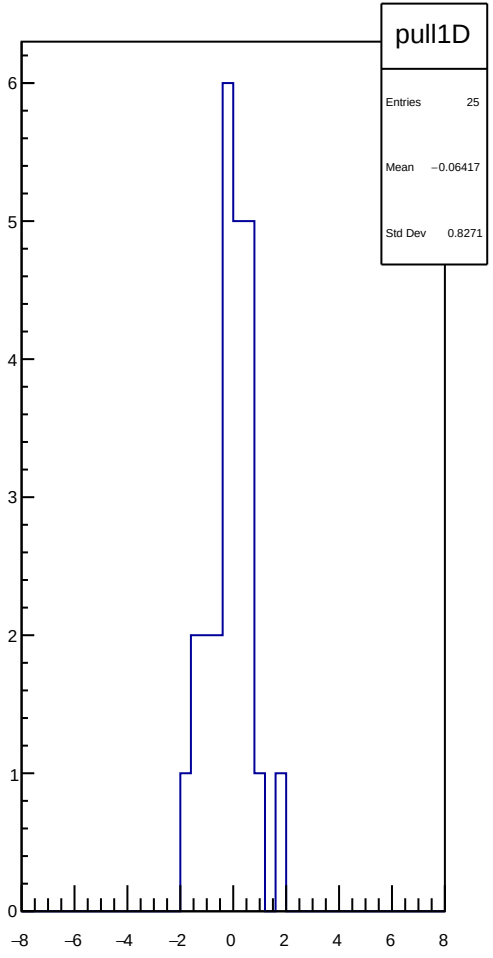
pull1D
Entries 25
Mean −0.06417
Std Dev 0.8271
6
5
4
3
2
1
0
−8
−6
−4
−2
0
2
4
6
8

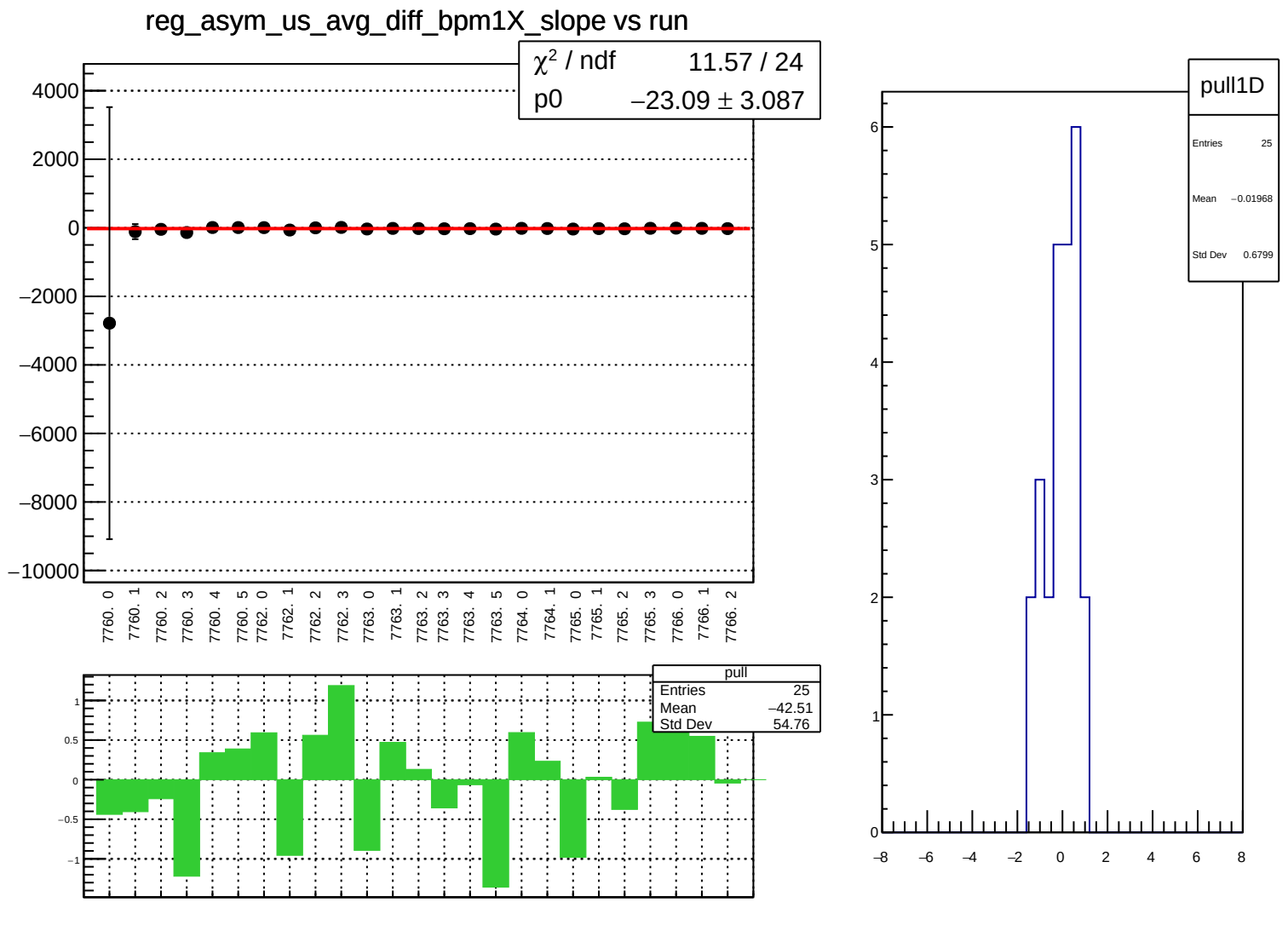
reg_asym_us_avg_diff_bpm1X_slope vs run
χ² / ndf 11.57 / 24
p0 −23.09 ± 3.087
4000
2000
0
−2000
−4000
−6000
−8000
−10000
7760. 0
7760. 1
7760. 2
7760. 3
7760. 4
7760. 5
7762. 0
7762. 1
7762. 2
7762. 3
7763. 0
7763. 1
7763. 2
7763. 3
7763. 4
7763. 5
7764. 0
7764. 1
7765. 0
7765. 1
7765. 2
7765. 3
7766. 0
7766. 1
7766. 2
pull
Entries 25
Mean −42.51
Std Dev 54.76
1
0.5
0
−0.5
−1
pull1D
Entries 25
Mean −0.01968
Std Dev 0.6799
6
5
4
3
2
1
0
−8
−6
−4
−2
0
2
4
6
8

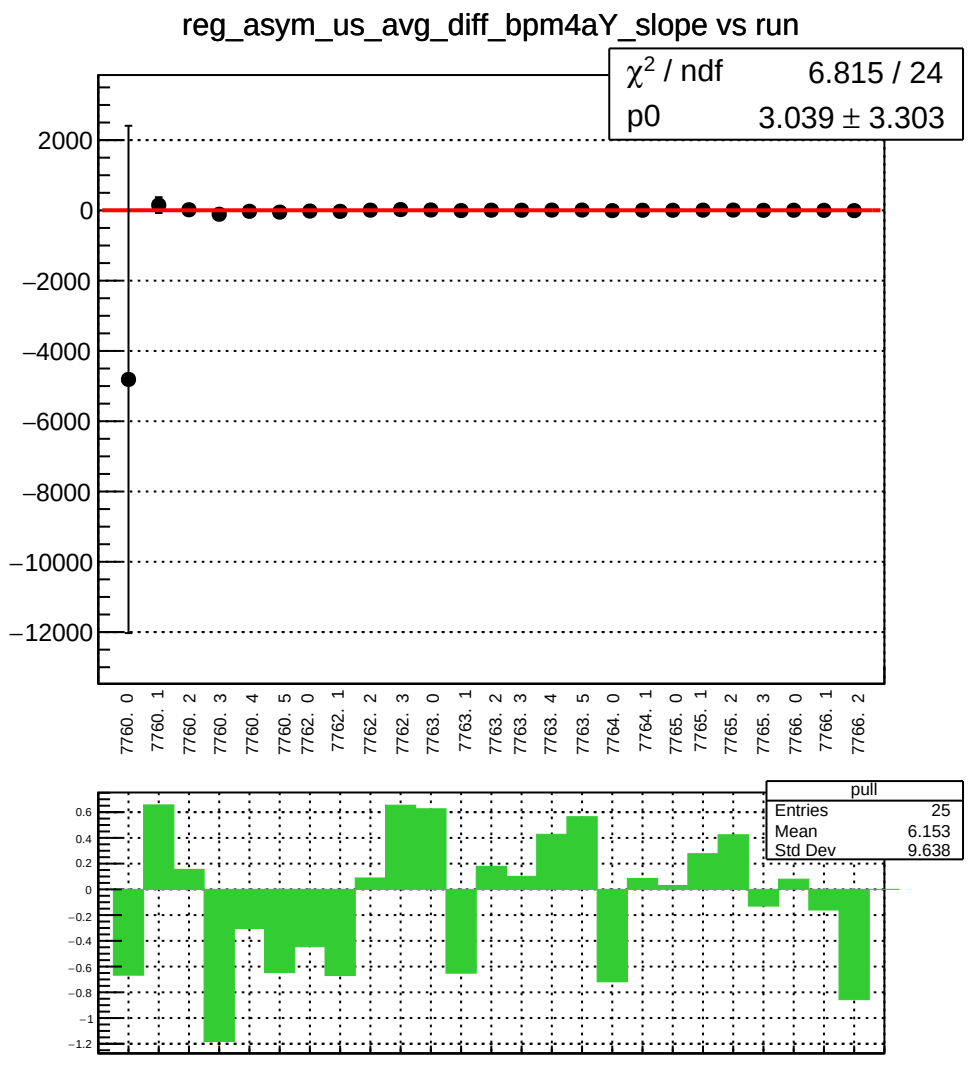
reg_asym_us_avg_diff_bpm4aY_slope vs run
χ² / ndf 6.815 / 24
p0 3.039 ± 3.303
2000
0
−2000
−4000
−6000
−8000
−10000
−12000
7760. 0
7760. 1
7760. 2
7760. 3
7760. 4
7760. 5
7762. 0
7762. 1
7762. 2
7762. 3
7763. 0
7763. 1
7763. 2
7763. 3
7763. 4
7763. 5
7764. 0
7764. 1
7765. 0
7765. 1
7765. 2
7765. 3
7766. 0
7766. 1
7766. 2
pull
Entries 25
Mean 6.153
Std Dev 9.638
0.6
0.4
0.2
0
−0.2
−0.4
−0.6
−0.8
−1
−1.2

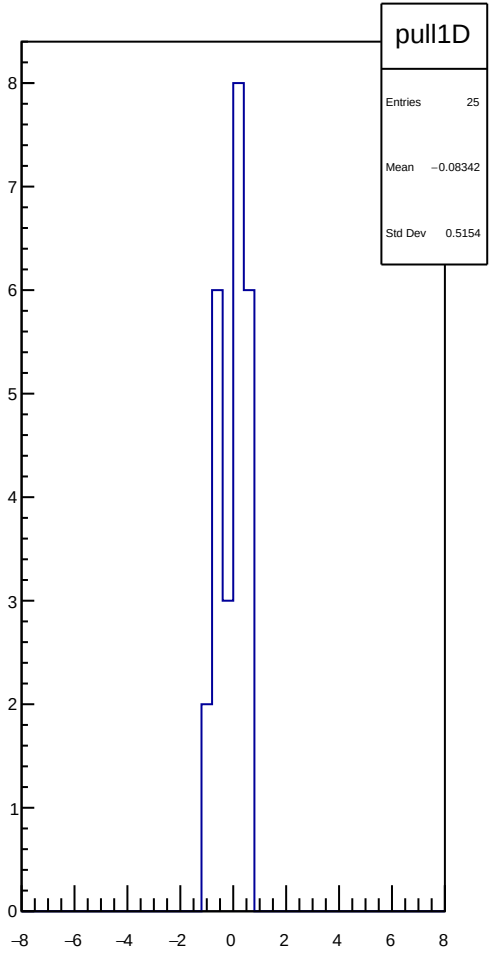
pull1D
Entries 25
Mean −0.08342
Std Dev 0.5154
8
7
6
5
4
3
2
1
0
−8
−6
−4
−2
0
2
4
6
8

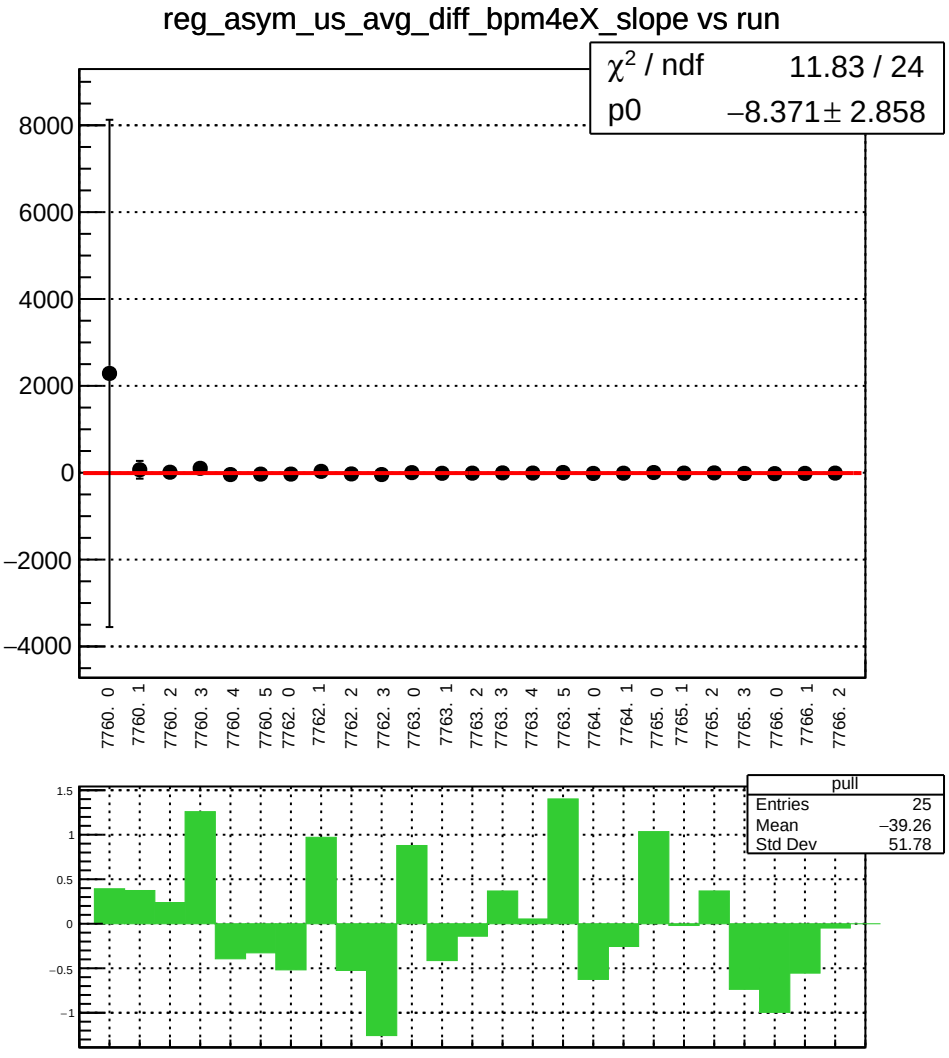
reg_asym_us_avg_diff_bpm4eX_slope vs run
χ2 / ndf 11.83 / 24
p0 −8.371 ± 2.858
8000
6000
4000
2000
0
−2000
−4000
7760. 0
7760. 1
7760. 2
7760. 3
7760. 4
7760. 5
7762. 0
7762. 1
7762. 2
7762. 3
7763. 0
7763. 1
7763. 2
7763. 3
7763. 4
7763. 5
7764. 0
7764. 1
7765. 0
7765. 1
7765. 2
7765. 3
7766. 0
7766. 1
7766. 2
pull
Entries 25
Mean −39.26
Std Dev 51.78
1.5
1
0.5
0
−0.5
−1

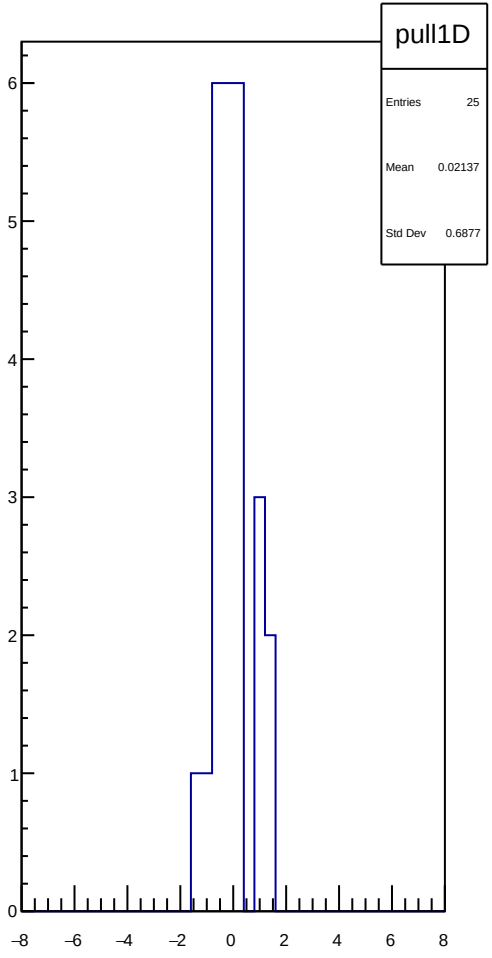
pull1D
Entries 25
Mean 0.02137
Std Dev 0.6877
6
5
4
3
2
1
0
−8
−6
−4
−2
0
2
4
6
8

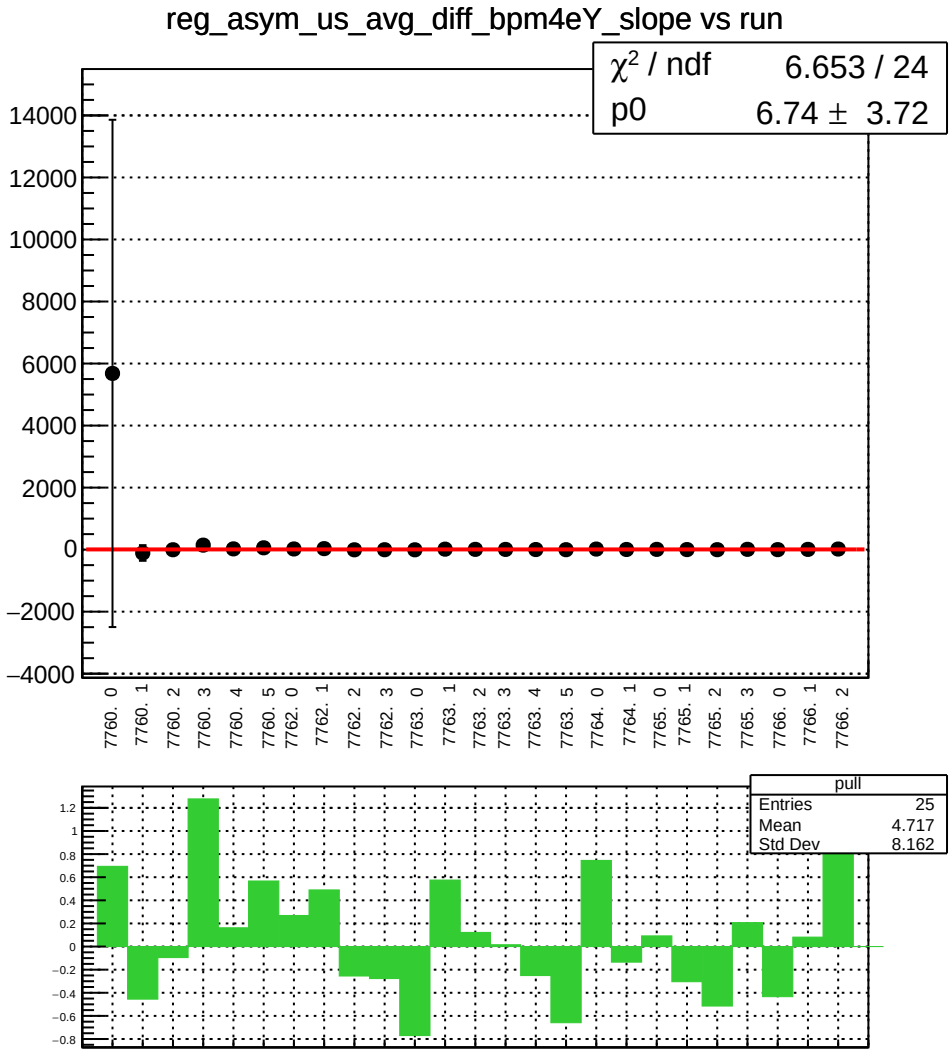
reg_asym_us_avg_diff_bpm4eY_slope vs run
χ2 / ndf 6.653 / 24
p0 6.74 ± 3.72
14000
12000
10000
8000
6000
4000
2000
0
−2000
−4000
7760. 0
7760. 1
7760. 2
7760. 3
7760. 4
7760. 5
7762. 0
7762. 1
7762. 2
7762. 3
7763. 0
7763. 1
7763. 2
7763. 3
7763. 4
7763. 5
7764. 0
7764. 1
7765. 0
7765. 1
7765. 2
7765. 3
7766. 0
7766. 1
7766. 2
pull
Entries 25
Mean 4.717
Std Dev 8.162

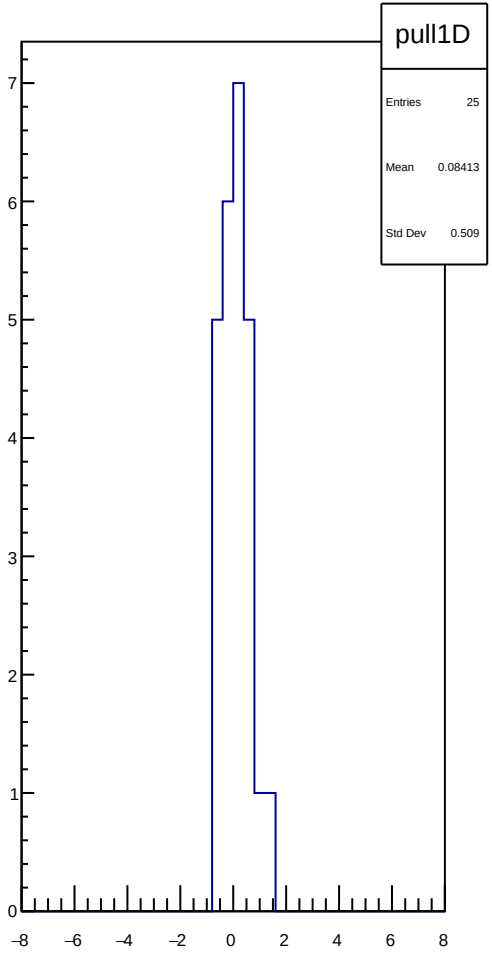
pull1D
Entries 25
Mean 0.08413
Std Dev 0.509

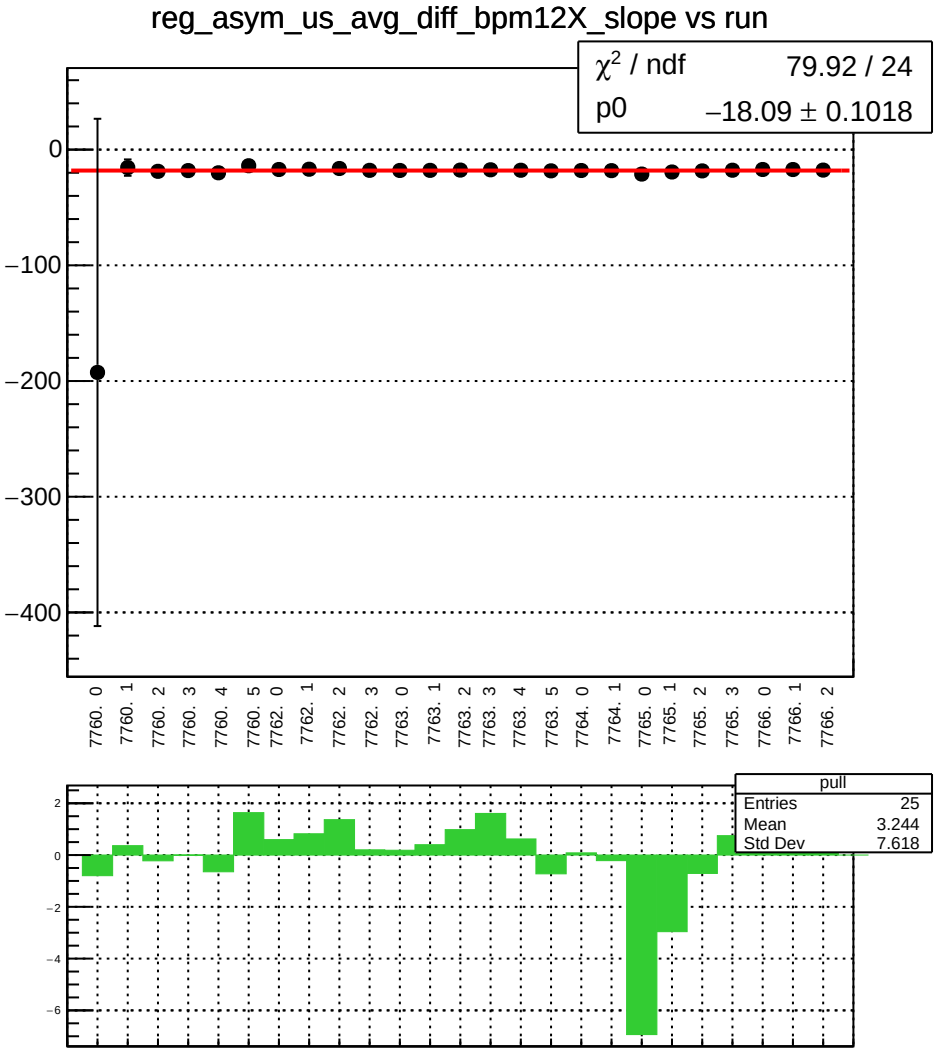
reg_asym_us_avg_diff_bpm12X_slope vs run
χ² / ndf 79.92 / 24
p0 −18.09 ± 0.1018
0
−100
−200
−300
−400
7760. 0
7760. 1
7760. 2
7760. 3
7760. 4
7760. 5
7762. 0
7762. 1
7762. 2
7762. 3
7763. 0
7763. 1
7763. 2
7763. 3
7763. 4
7763. 5
7764. 0
7764. 1
7765. 0
7765. 1
7765. 2
7765. 3
7766. 0
7766. 1
7766. 2
pull
Entries 25
Mean 3.244
Std Dev 7.618
2
0
−2
−4
−6

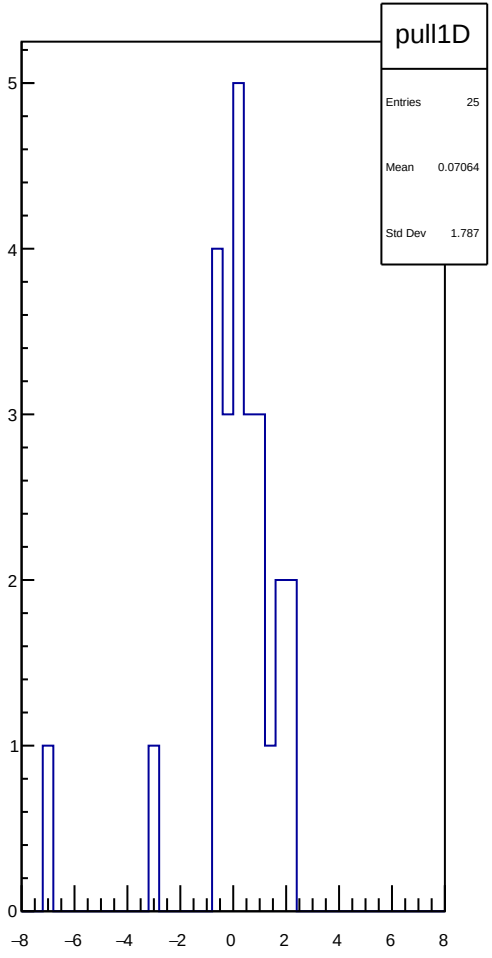
pull1D
Entries 25
Mean 0.07064
Std Dev 1.787
5
4
3
2
1
0
−8
−6
−4
−2
0
2
4
6
8

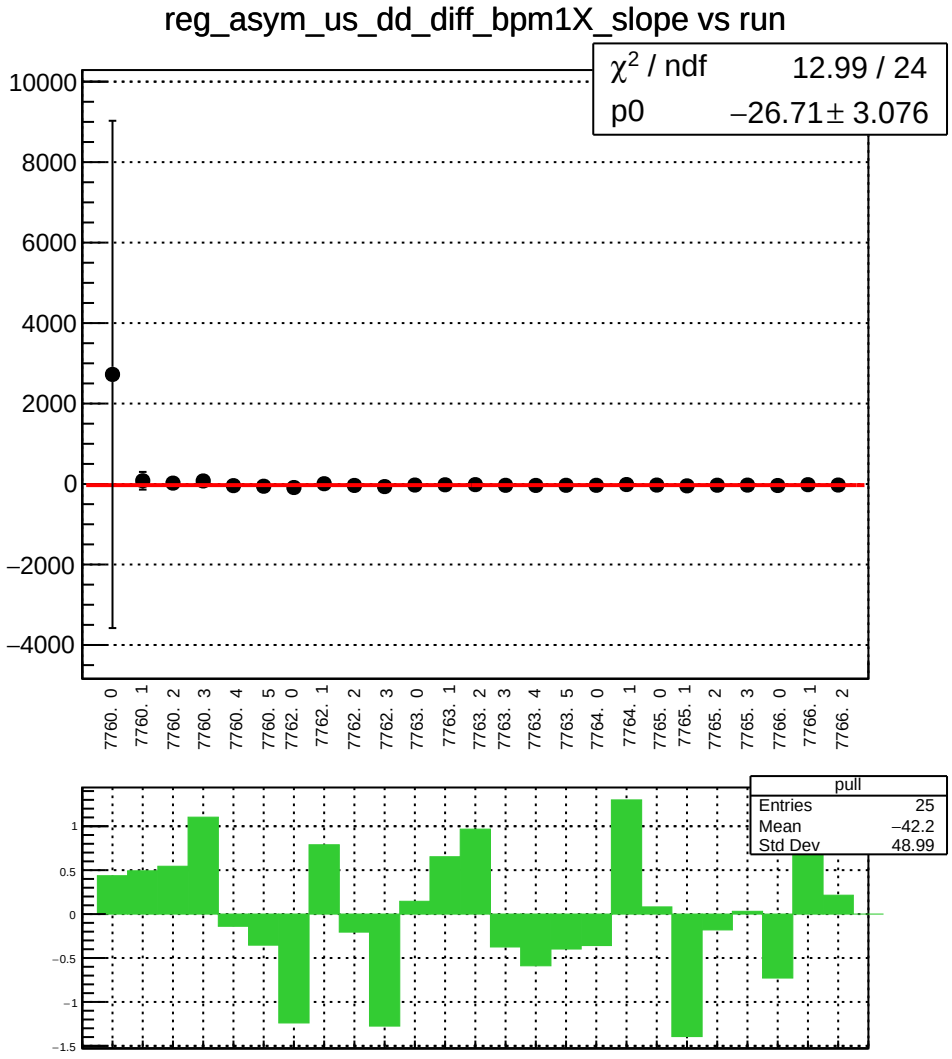
reg_asym_us_dd_diff_bpm1X_slope vs run
χ² / ndf 12.99 / 24
p0 −26.71 ± 3.076
10000
8000
6000
4000
2000
0
−2000
−4000
7760. 0
7760. 1
7760. 2
7760. 3
7760. 4
7760. 5
7762. 0
7762. 1
7762. 2
7762. 3
7763. 0
7763. 1
7763. 2
7763. 3
7763. 4
7763. 5
7764. 0
7764. 1
7765. 0
7765. 1
7765. 2
7765. 3
7766. 0
7766. 1
7766. 2
pull
Entries 25
Mean −42.2
Std Dev 48.99
1
0.5
0
−0.5
−1
−1.5

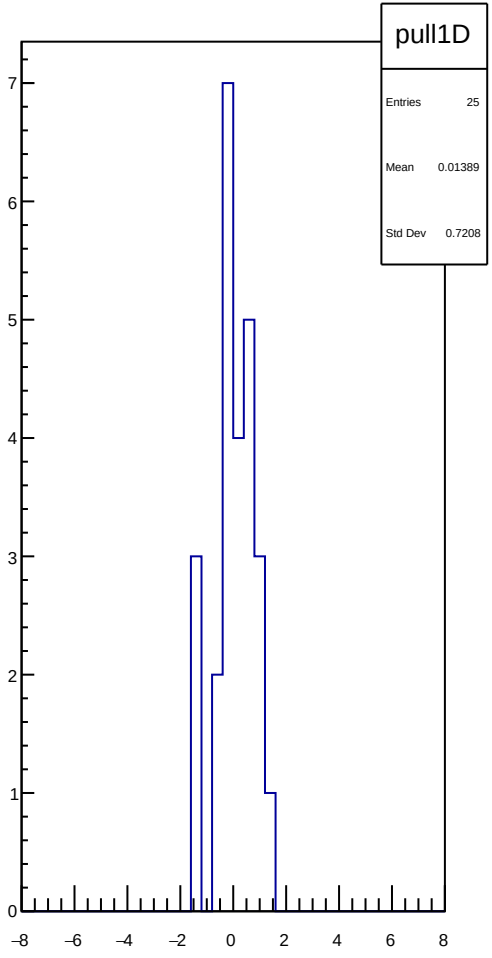
pull1D
Entries 25
Mean 0.01389
Std Dev 0.7208
7
6
5
4
3
2
1
0
−8
−6
−4
−2
0
2
4
6
8

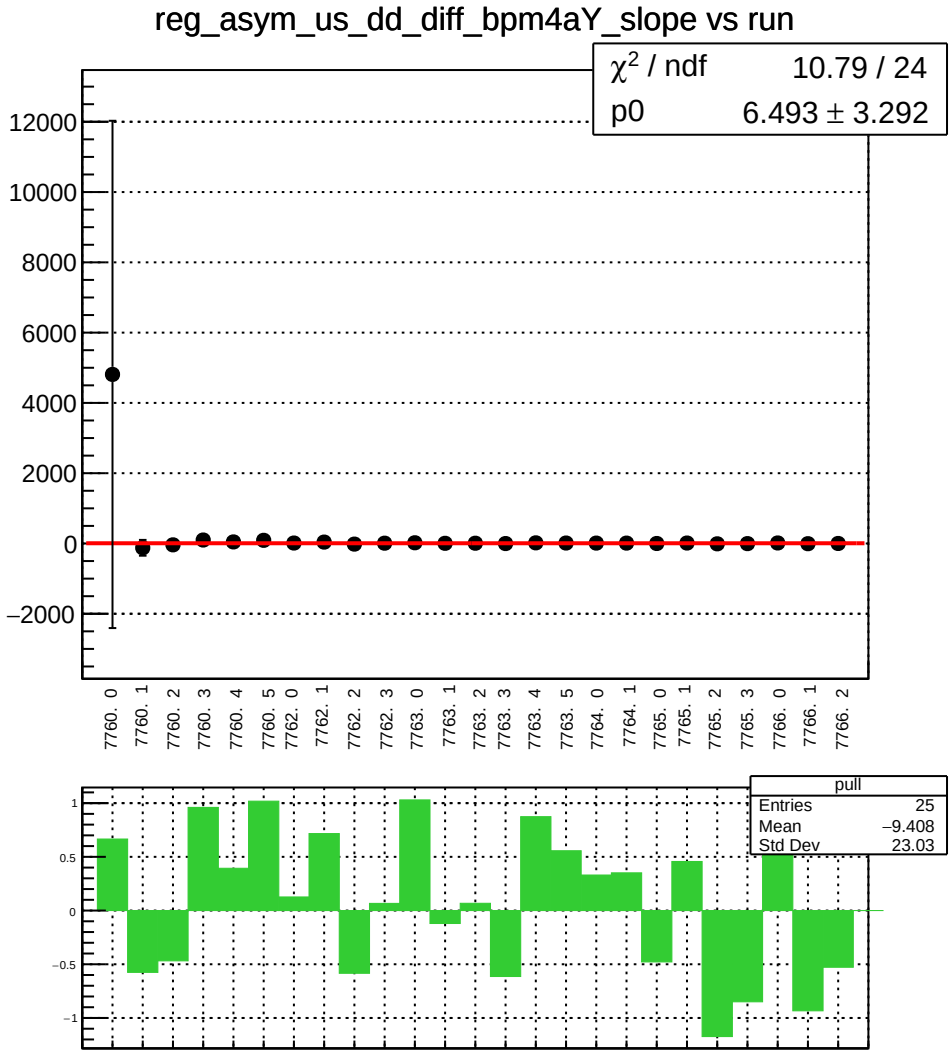
reg_asym_us_dd_diff_bpm4aY_slope vs run
χ2 / ndf 10.79 / 24
p0 6.493 ± 3.292
12000
10000
8000
6000
4000
2000
0
−2000
7760. 0
7760. 1
7760. 2
7760. 3
7760. 4
7760. 5
7762. 0
7762. 1
7762. 2
7762. 3
7763. 0
7763. 1
7763. 2
7763. 3
7763. 4
7763. 5
7764. 0
7764. 1
7765. 0
7765. 1
7765. 2
7765. 3
7766. 0
7766. 1
7766. 2
pull
Entries 25
Mean −9.408
Std Dev 23.03
1
0.5
0
−0.5
−1

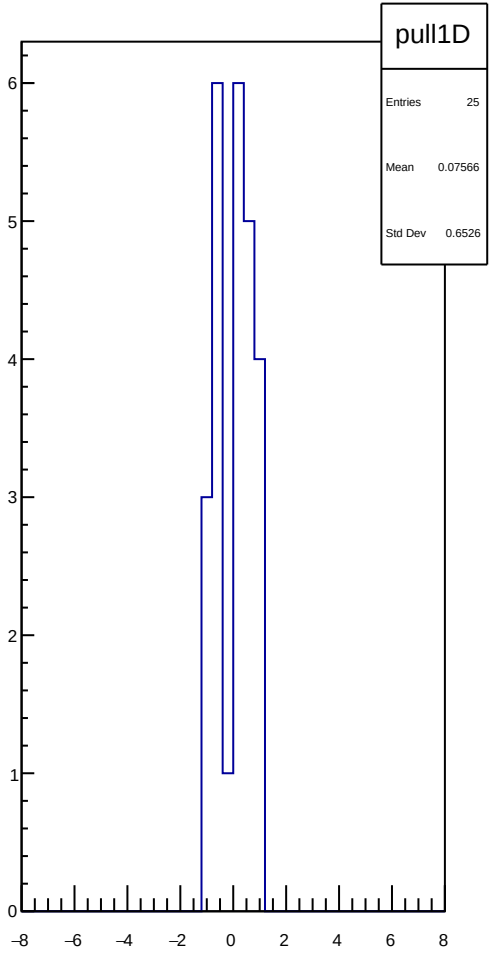
pull1D
Entries 25
Mean 0.07566
Std Dev 0.6526
6
5
4
3
2
1
0
−8
−6
−4
−2
0
2
4
6
8

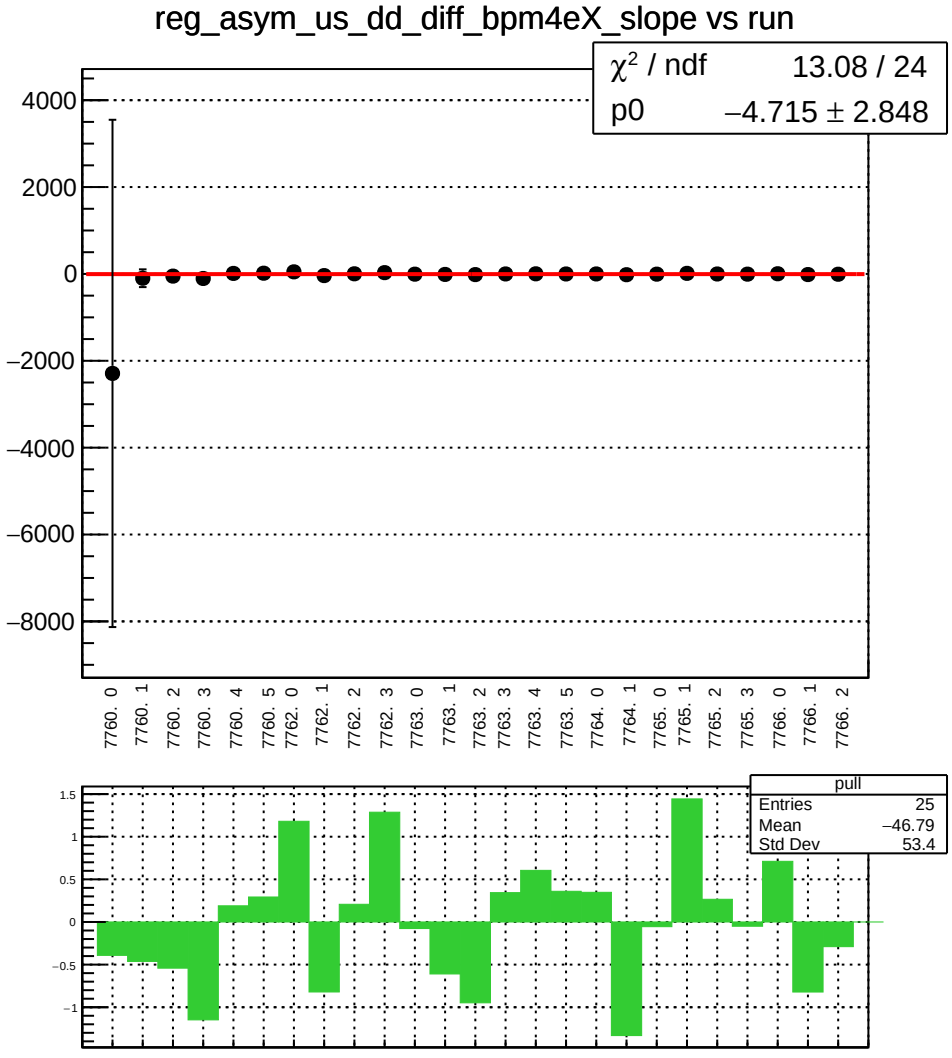
reg_asym_us_dd_diff_bpm4eX_slope vs run
χ² / ndf 13.08 / 24
p0 −4.715 ± 2.848
4000
2000
0
−2000
−4000
−6000
−8000
7760. 0
7760. 1
7760. 2
7760. 3
7760. 4
7760. 5
7762. 0
7762. 1
7762. 2
7762. 3
7763. 0
7763. 1
7763. 2
7763. 3
7763. 4
7763. 5
7764. 0
7764. 1
7765. 0
7765. 1
7765. 2
7765. 3
7766. 0
7766. 1
7766. 2
pull
Entries 25
Mean −46.79
Std Dev 53.4
1.5
1
0.5
0
−0.5
−1

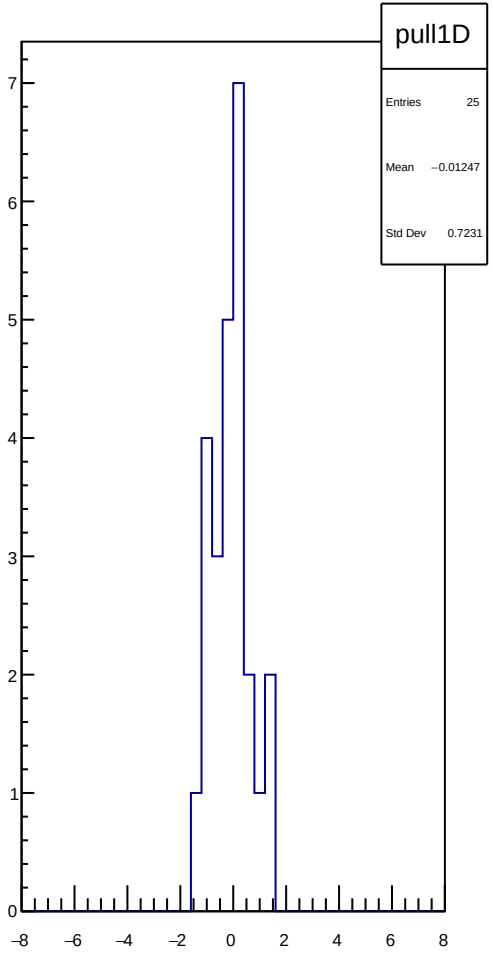
pull1D
Entries 25
Mean −0.01247
Std Dev 0.7231
7
6
5
4
3
2
1
0
−8
−6
−4
−2
0
2
4
6
8

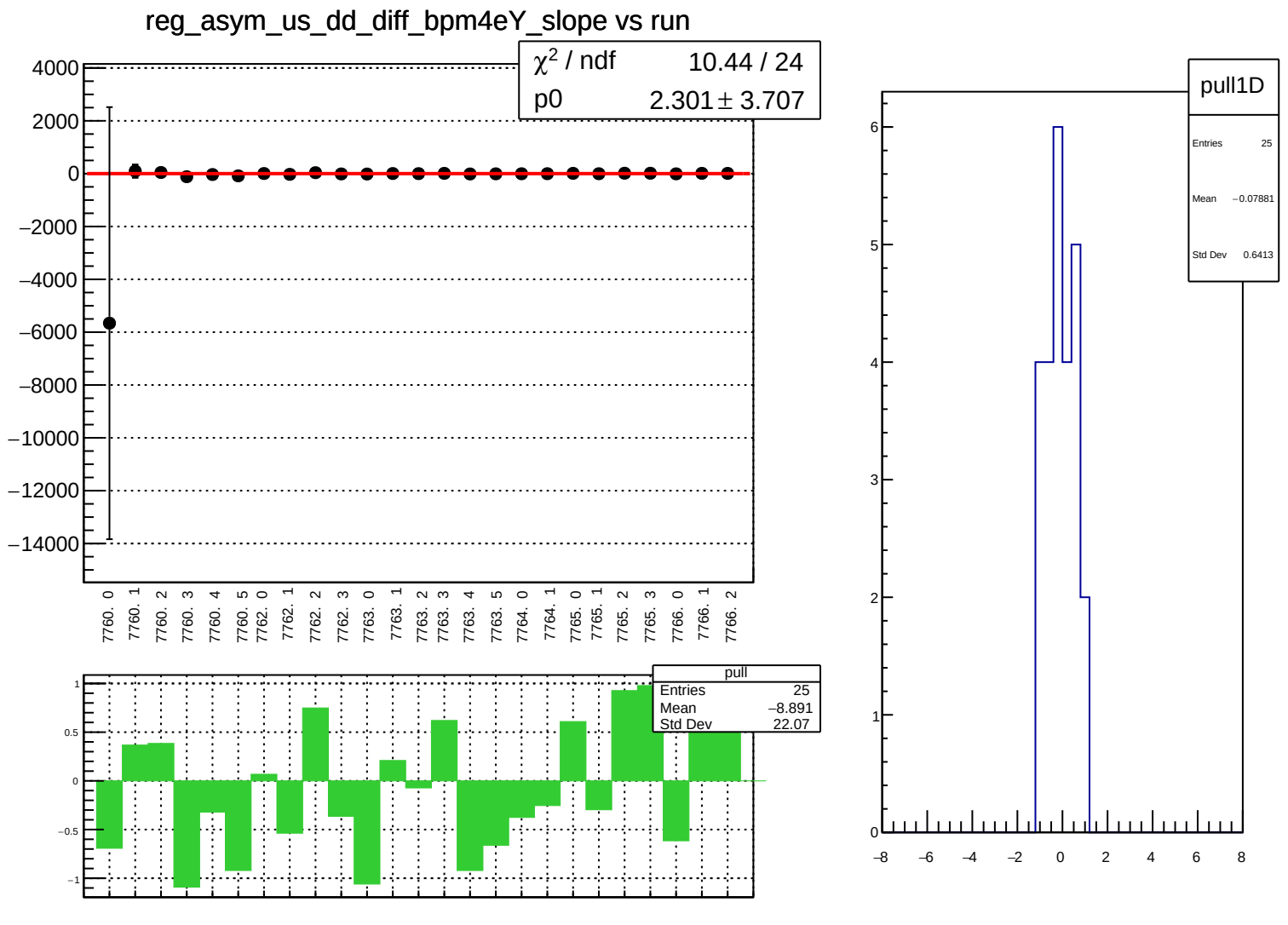
reg_asym_us_dd_diff_bpm4eY_slope vs run
χ2 / ndf 10.44 / 24
p0 2.301 ± 3.707
4000
2000
0
−2000
−4000
−6000
−8000
−10000
−12000
−14000
7760. 0
7760. 1
7760. 2
7760. 3
7760. 4
7760. 5
7762. 0
7762. 1
7762. 2
7762. 3
7763. 0
7763. 1
7763. 2
7763. 3
7763. 4
7763. 5
7764. 0
7764. 1
7765. 0
7765. 1
7765. 2
7765. 3
7766. 0
7766. 1
7766. 2
pull
Entries 25
Mean −8.891
Std Dev 22.07
1
0.5
0
−0.5
−1
pull1D
Entries 25
Mean −0.07881
Std Dev 0.6413
6
5
4
3
2
1
0
−8
−6
−4
−2
0
2
4
6
8

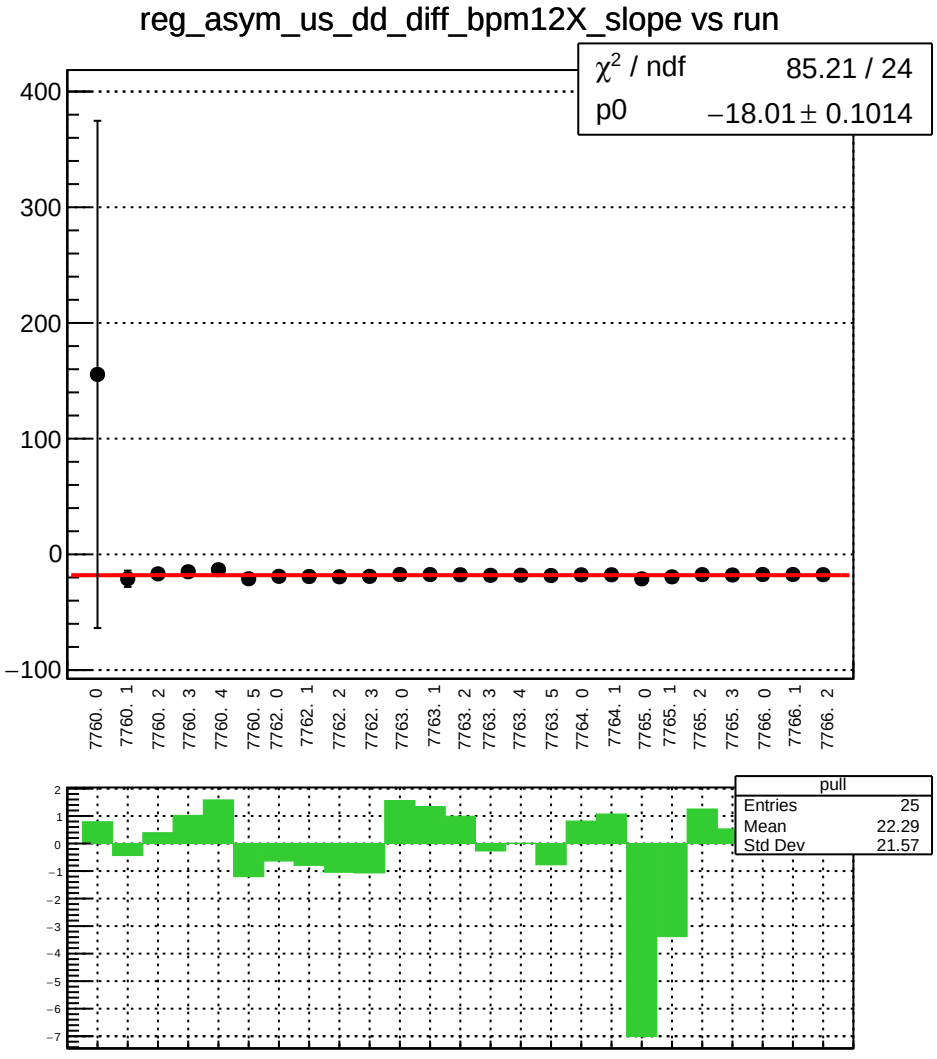
reg_asym_us_dd_diff_bpm12X_slope vs run
χ² / ndf 85.21 / 24
p0 −18.01 ± 0.1014
400
300
200
100
0
−100
7760. 0
7760. 1
7760. 2
7760. 3
7760. 4
7760. 5
7762. 0
7762. 1
7762. 2
7762. 3
7763. 0
7763. 1
7763. 2
7763. 3
7763. 4
7763. 5
7764. 0
7764. 1
7765. 0
7765. 1
7765. 2
7765. 3
7766. 0
7766. 1
7766. 2
pull
Entries 25
Mean 22.29
Std Dev 21.57

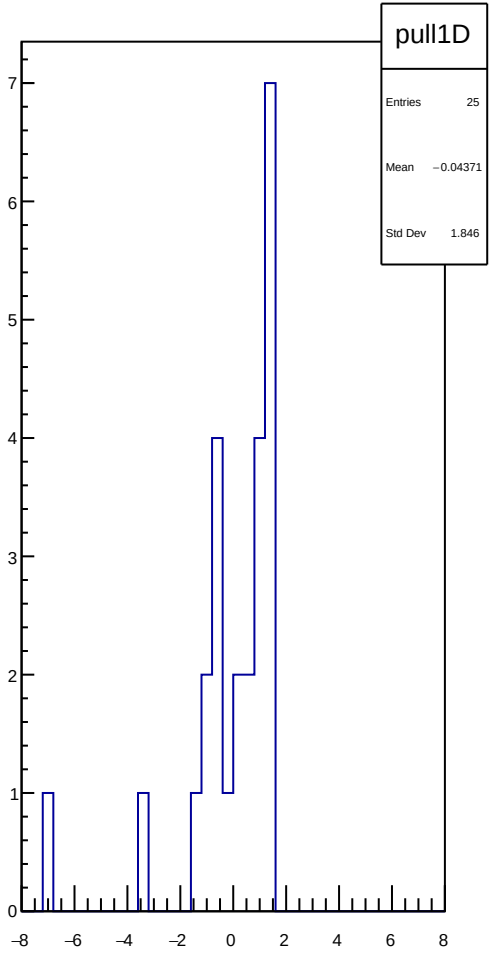
pull1D
Entries 25
Mean −0.04371
Std Dev 1.846

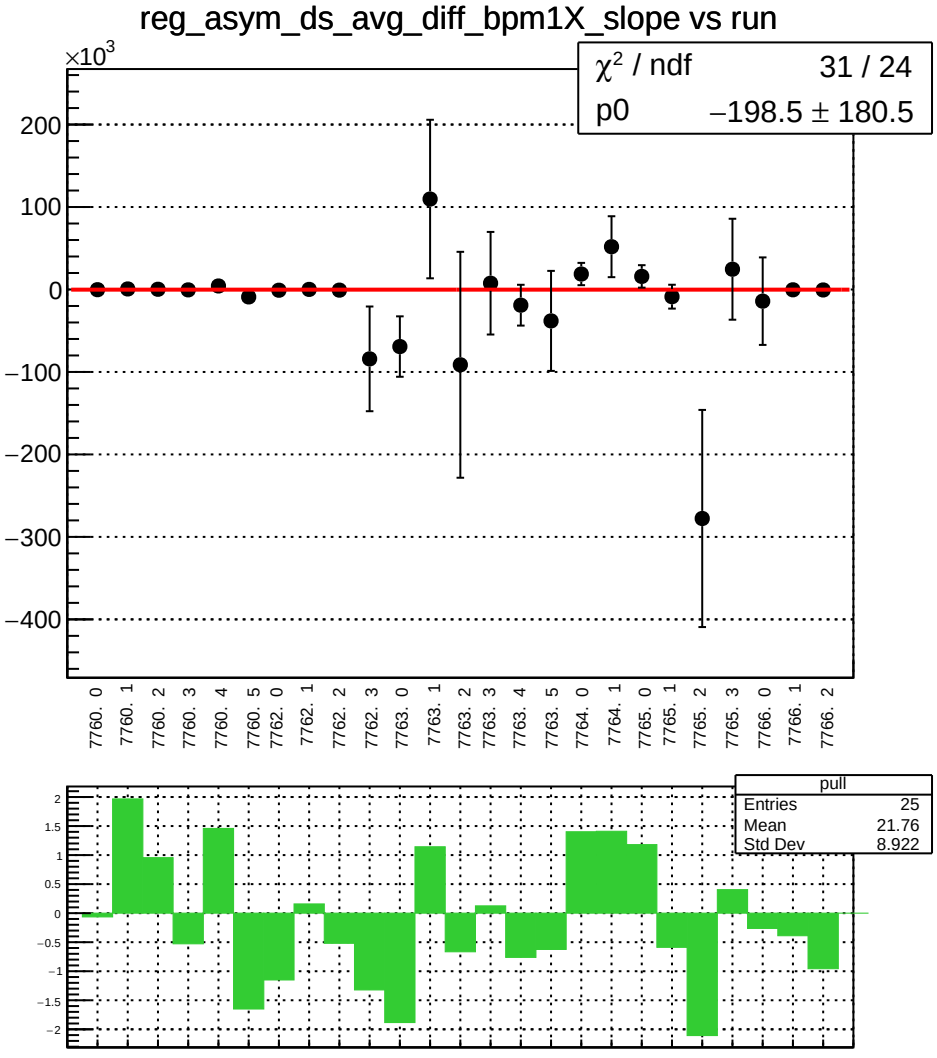
reg_asym_ds_avg_diff_bpm1X_slope vs run
×10^3
χ² / ndf 31 / 24
p0 −198.5 ± 180.5
200
100
0
−100
−200
−300
−400
7760. 0
7760. 1
7760. 2
7760. 3
7760. 4
7760. 5
7762. 0
7762. 1
7762. 2
7762. 3
7763. 0
7763. 1
7763. 2
7763. 3
7763. 4
7763. 5
7764. 0
7764. 1
7765. 0
7765. 1
7765. 2
7765. 3
7766. 0
7766. 1
7766. 2
pull
Entries 25
Mean 21.76
Std Dev 8.922
2
1.5
1
0.5
0
−0.5
−1
−1.5
−2

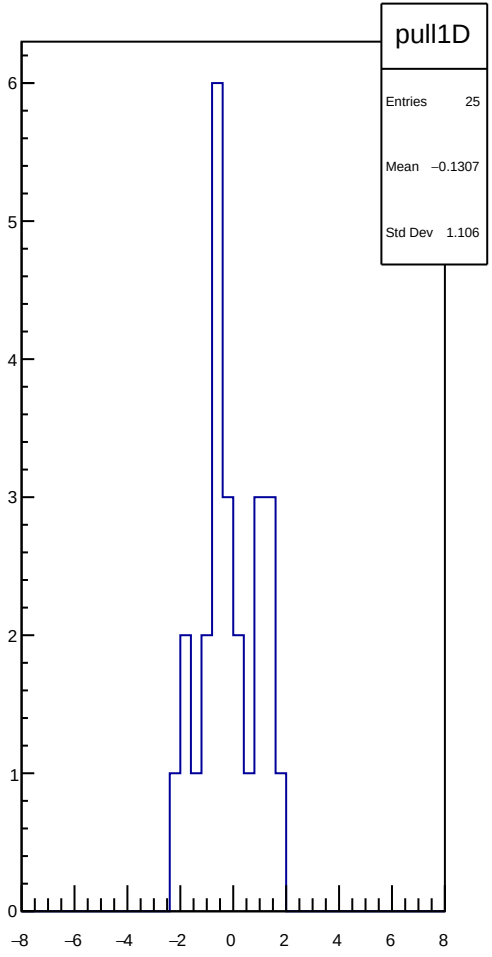
pull1D
Entries 25
Mean −0.1307
Std Dev 1.106
6
5
4
3
2
1
0
−8
−6
−4
−2
0
2
4
6
8

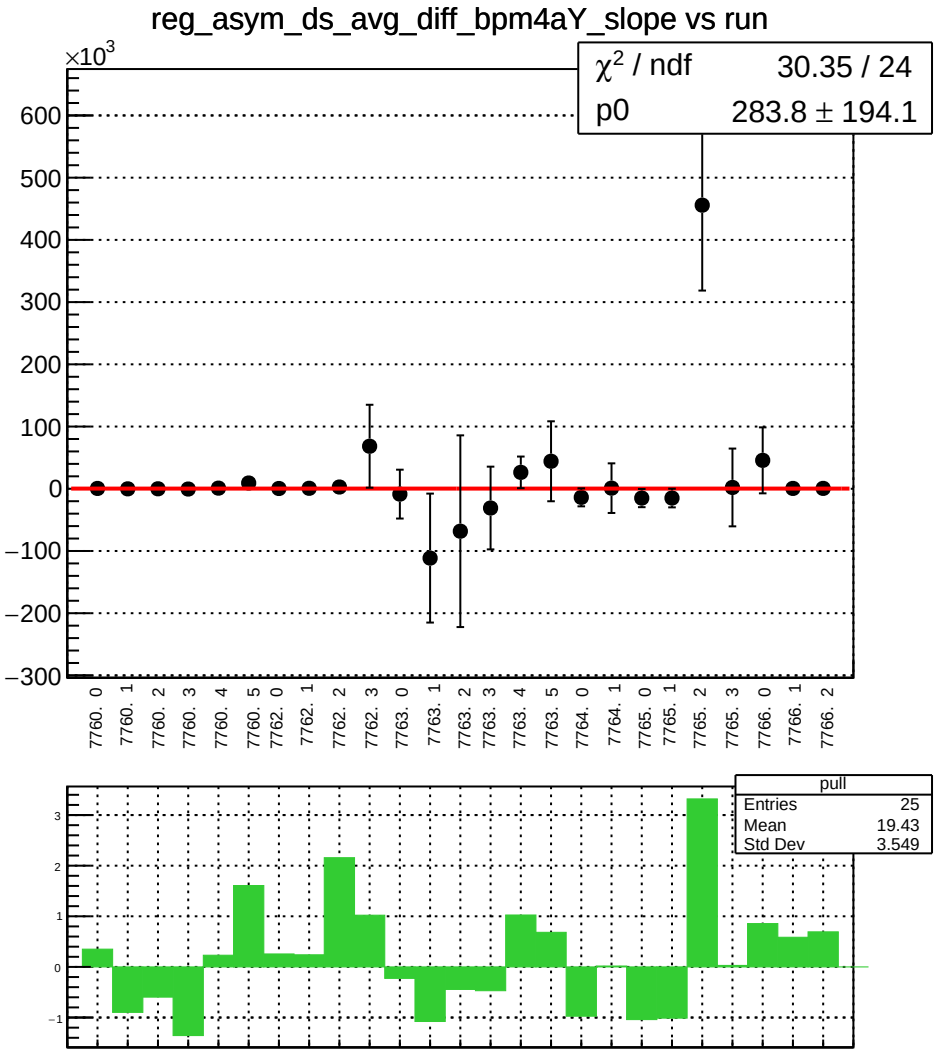
reg_asym_ds_avg_diff_bpm4aY_slope vs run
×10^3
χ^2 / ndf 30.35 / 24
p0 283.8 ± 194.1
600
500
400
300
200
100
0
−100
−200
−300
7760. 0
7760. 1
7760. 2
7760. 3
7760. 4
7760. 5
7762. 0
7762. 1
7762. 2
7762. 3
7763. 0
7763. 1
7763. 2
7763. 3
7763. 4
7763. 5
7764. 0
7764. 1
7765. 0
7765. 1
7765. 2
7765. 3
7766. 0
7766. 1
7766. 2
pull
Entries 25
Mean 19.43
Std Dev 3.549
3
2
1
0
−1

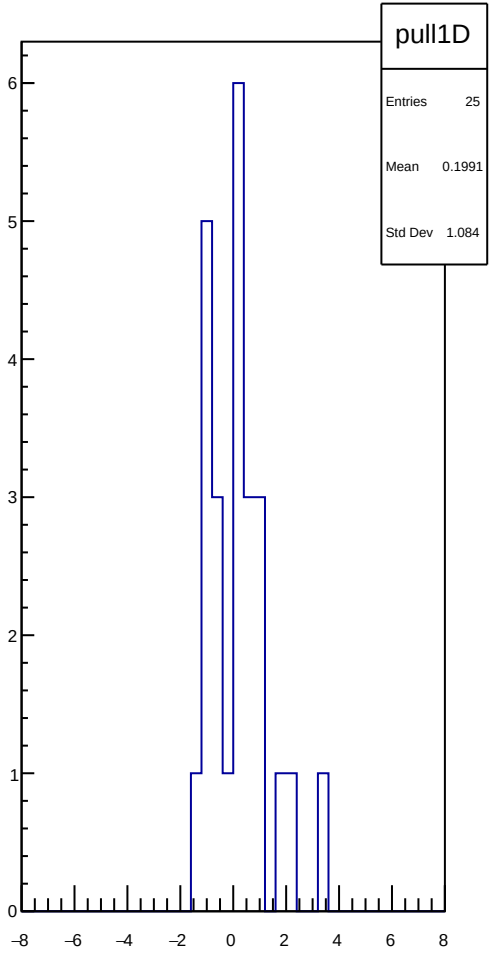
pull1D
Entries 25
Mean 0.1991
Std Dev 1.084
6
5
4
3
2
1
0
−8
−6
−4
−2
0
2
4
6
8

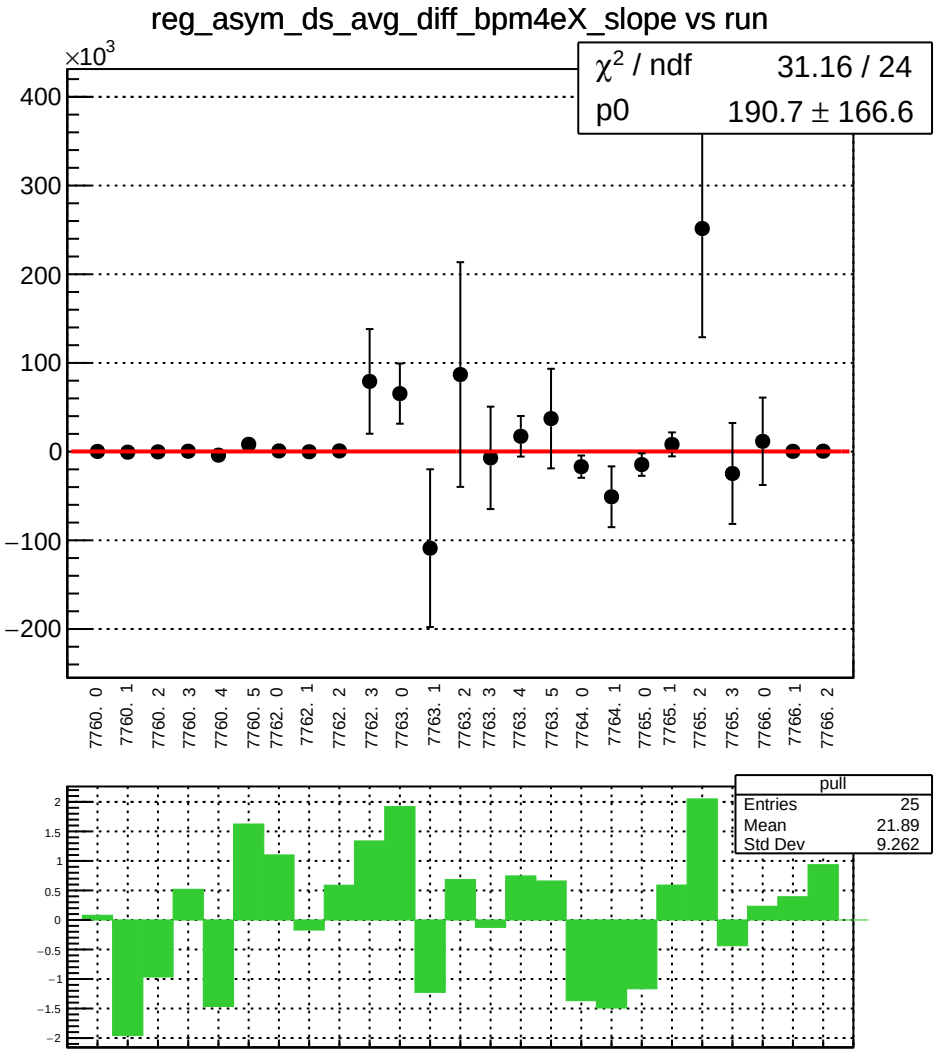
reg_asym_ds_avg_diff_bpm4eX_slope vs run
×10^3
χ^2 / ndf 31.16 / 24
p0 190.7 ± 166.6
400
300
200
100
0
−100
−200
7760. 0
7760. 1
7760. 2
7760. 3
7760. 4
7760. 5
7762. 0
7762. 1
7762. 2
7762. 3
7763. 0
7763. 1
7763. 2
7763. 3
7763. 4
7763. 5
7764. 0
7764. 1
7765. 0
7765. 1
7765. 2
7765. 3
7766. 0
7766. 1
7766. 2
pull
Entries 25
Mean 21.89
Std Dev 9.262
2
1.5
1
0.5
0
−0.5
−1
−1.5
−2

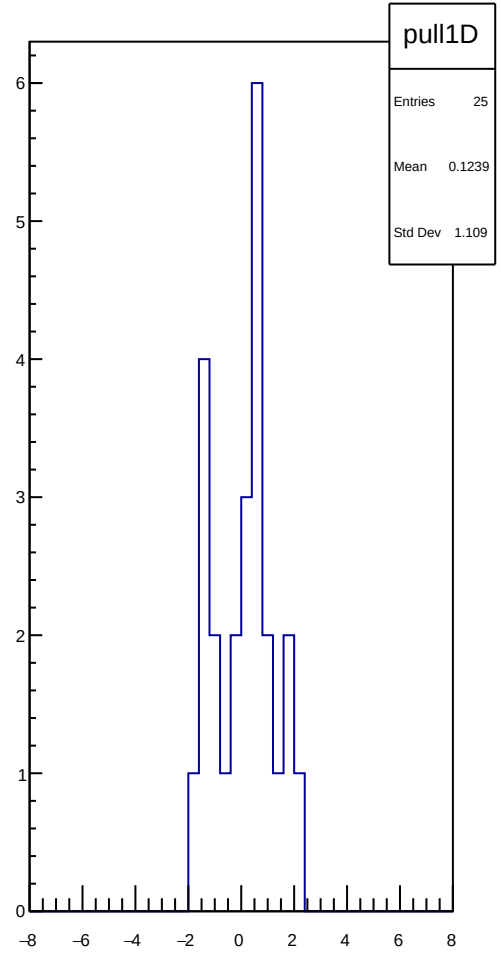
pull1D
Entries 25
Mean 0.1239
Std Dev 1.109
6
5
4
3
2
1
0
−8
−6
−4
−2
0
2
4
6
8

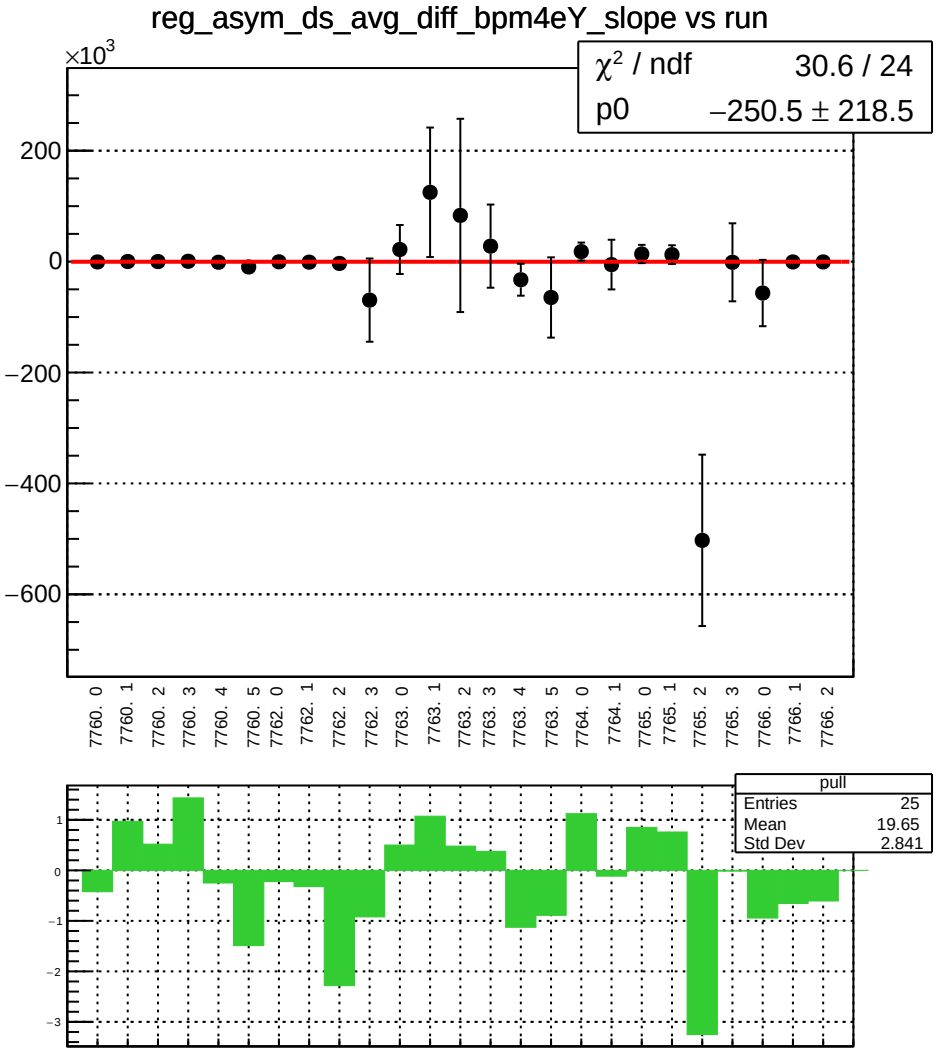
reg_asym_ds_avg_diff_bpm4eY_slope vs run
×10^3
χ² / ndf 30.6 / 24
p0 −250.5 ± 218.5
200
0
−200
−400
−600
7760. 0
7760. 1
7760. 2
7760. 3
7760. 4
7760. 5
7762. 0
7762. 1
7762. 2
7762. 3
7763. 0
7763. 1
7763. 2
7763. 3
7763. 4
7763. 5
7764. 0
7764. 1
7765. 0
7765. 1
7765. 2
7765. 3
7766. 0
7766. 1
7766. 2
pull
Entries 25
Mean 19.65
Std Dev 2.841
1
0
−1
−2
−3

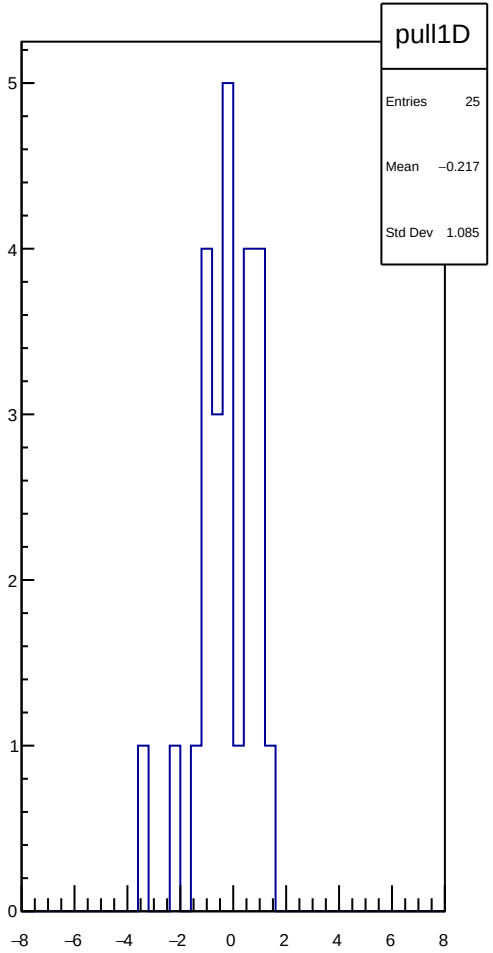
pull1D
Entries 25
Mean −0.217
Std Dev 1.085
5
4
3
2
1
0
−8
−6
−4
−2
0
2
4
6
8

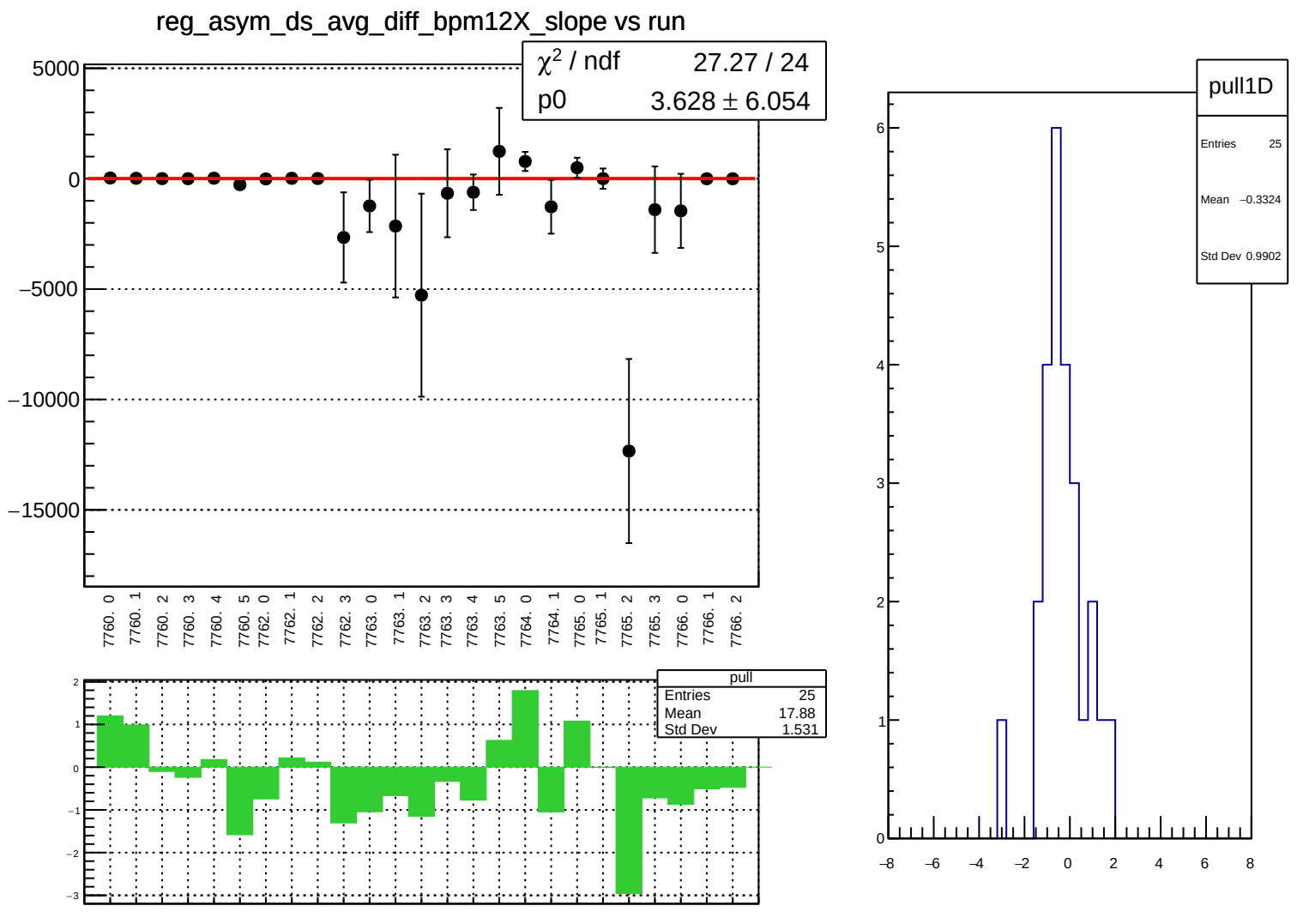
reg_asym_ds_avg_diff_bpm12X_slope vs run
χ² / ndf 27.27 / 24
p0 3.628 ± 6.054
5000
0
−5000
−10000
−15000
7760. 0
7760. 1
7760. 2
7760. 3
7760. 4
7760. 5
7762. 0
7762. 1
7762. 2
7762. 3
7763. 0
7763. 1
7763. 2
7763. 3
7763. 4
7763. 5
7764. 0
7764. 1
7765. 0
7765. 1
7765. 2
7765. 3
7766. 0
7766. 1
7766. 2
pull
Entries 25
Mean 17.88
Std Dev 1.531
pull1D
Entries 25
Mean −0.3324
Std Dev 0.9902

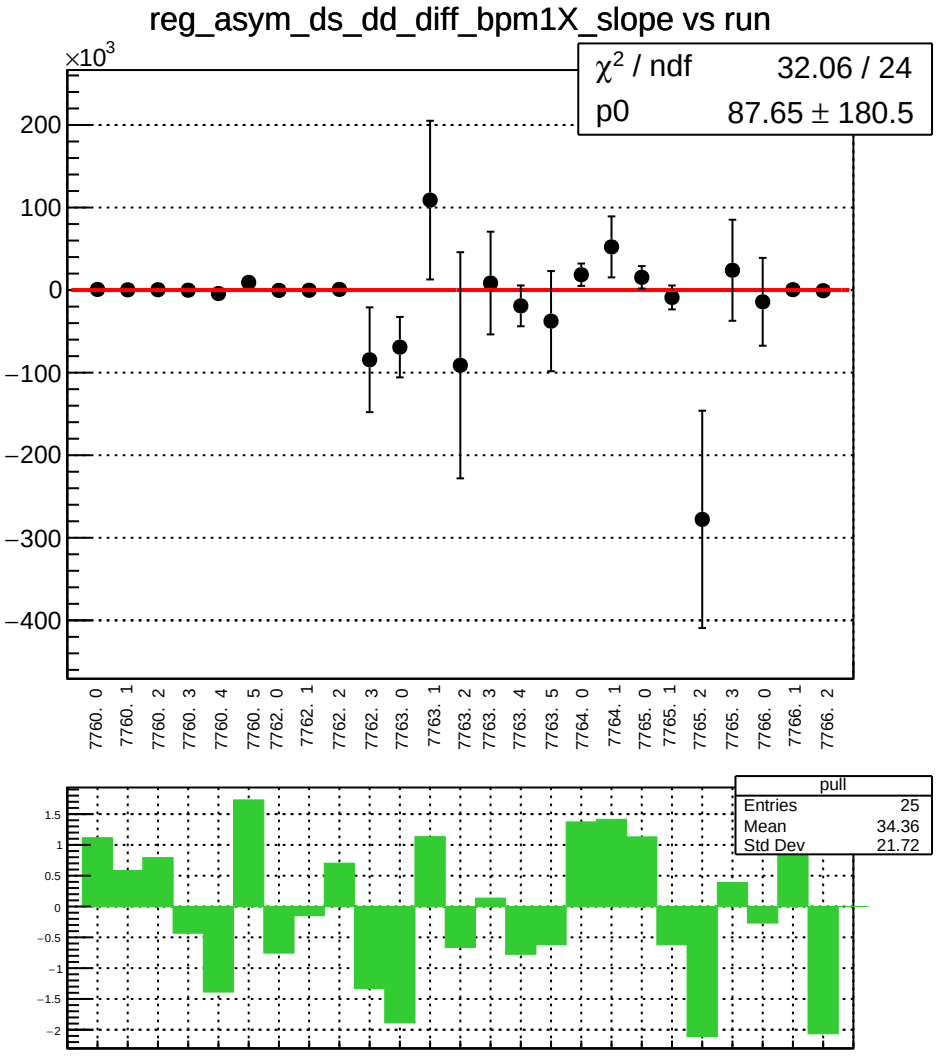
reg_asym_ds_dd_diff_bpm1X_slope vs run
×10^3
χ² / ndf 32.06 / 24
p0 87.65 ± 180.5
200
100
0
−100
−200
−300
−400
7760. 0
7760. 1
7760. 2
7760. 3
7760. 4
7760. 5
7762. 0
7762. 1
7762. 2
7762. 3
7763. 0
7763. 1
7763. 2
7763. 3
7763. 4
7763. 5
7764. 0
7764. 1
7765. 0
7765. 1
7765. 2
7765. 3
7766. 0
7766. 1
7766. 2
pull
Entries 25
Mean 34.36
Std Dev 21.72
1.5
1
0.5
0
−0.5
−1
−1.5
−2

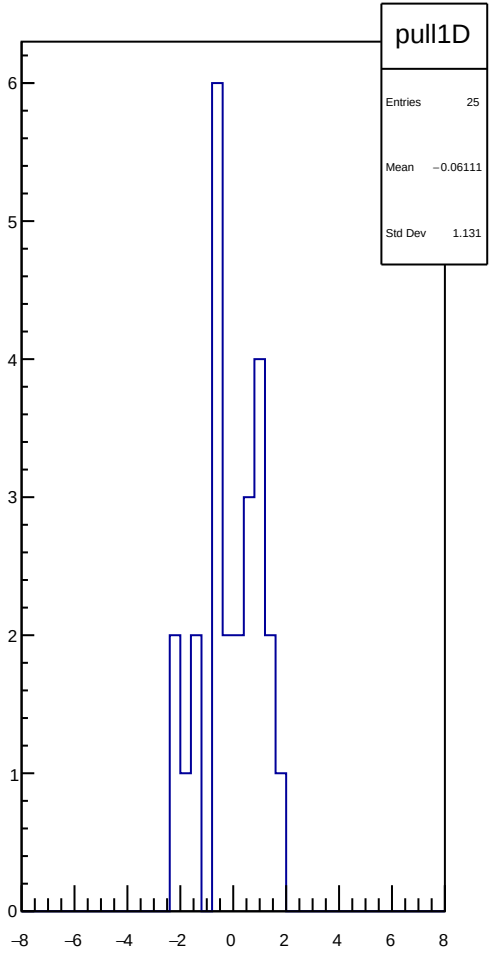
pull1D
Entries 25
Mean −0.06111
Std Dev 1.131
6
5
4
3
2
1
0
−8
−6
−4
−2
0
2
4
6
8

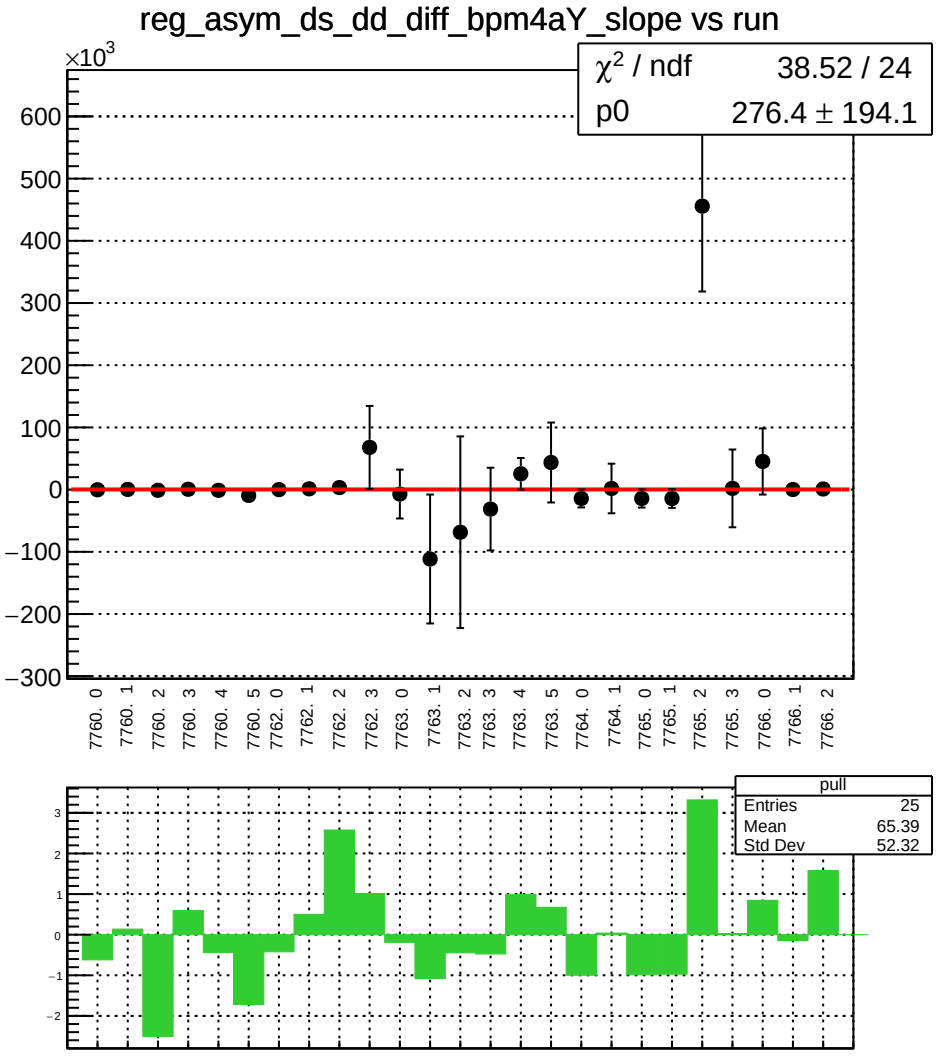
reg_asym_ds_dd_diff_bpm4aY_slope vs run
×10^3
χ^2 / ndf 38.52 / 24
p0 276.4 ± 194.1
600
500
400
300
200
100
0
−100
−200
−300
7760. 0
7760. 1
7760. 2
7760. 3
7760. 4
7760. 5
7762. 0
7762. 1
7762. 2
7762. 3
7763. 0
7763. 1
7763. 2
7763. 3
7763. 4
7763. 5
7764. 0
7764. 1
7765. 0
7765. 1
7765. 2
7765. 3
7766. 0
7766. 1
7766. 2
pull
Entries 25
Mean 65.39
Std Dev 52.32
3
2
1
0
−1
−2

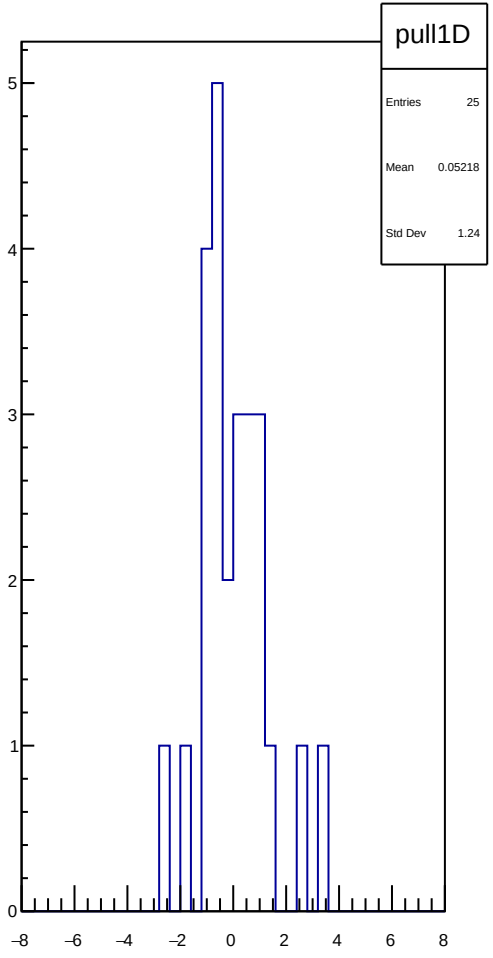
pull1D
Entries 25
Mean 0.05218
Std Dev 1.24
5
4
3
2
1
0
−8
−6
−4
−2
0
2
4
6
8

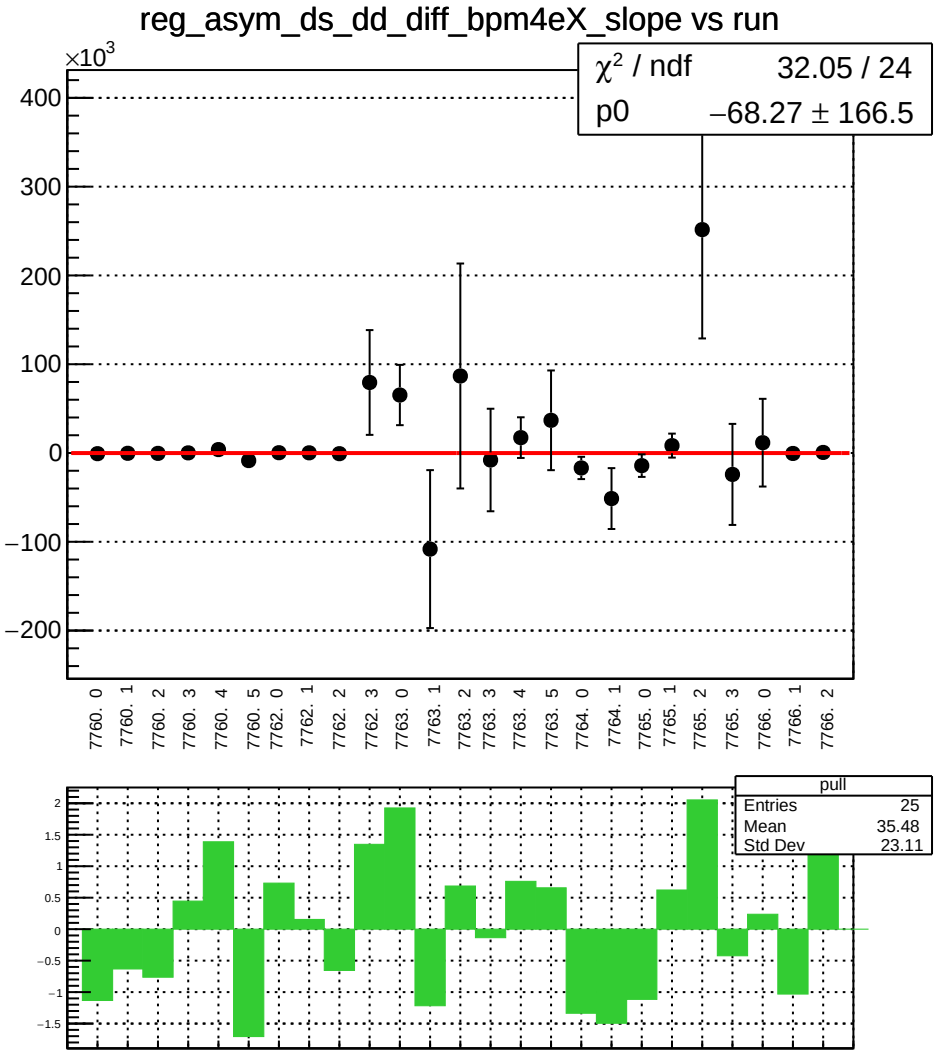
reg_asym_ds_dd_diff_bpm4eX_slope vs run
×10^3
χ² / ndf 32.05 / 24
p0 −68.27 ± 166.5
400
300
200
100
0
−100
−200
7760. 0
7760. 1
7760. 2
7760. 3
7760. 4
7760. 5
7762. 0
7762. 1
7762. 2
7762. 3
7763. 0
7763. 1
7763. 2
7763. 3
7763. 4
7763. 5
7764. 0
7764. 1
7765. 0
7765. 1
7765. 2
7765. 3
7766. 0
7766. 1
7766. 2
pull
Entries 25
Mean 35.48
Std Dev 23.11
2
1.5
1
0.5
0
−0.5
−1
−1.5

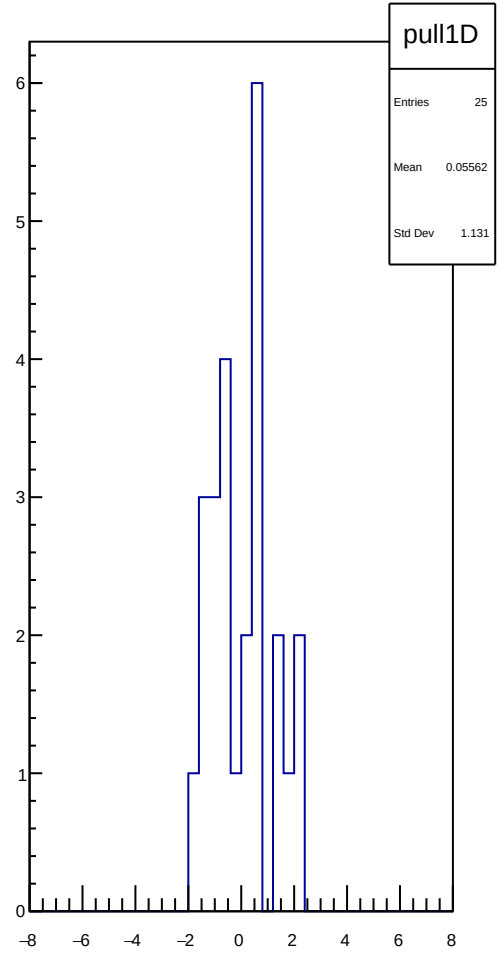
pull1D
Entries 25
Mean 0.05562
Std Dev 1.131
6
5
4
3
2
1
0
−8
−6
−4
−2
0
2
4
6
8

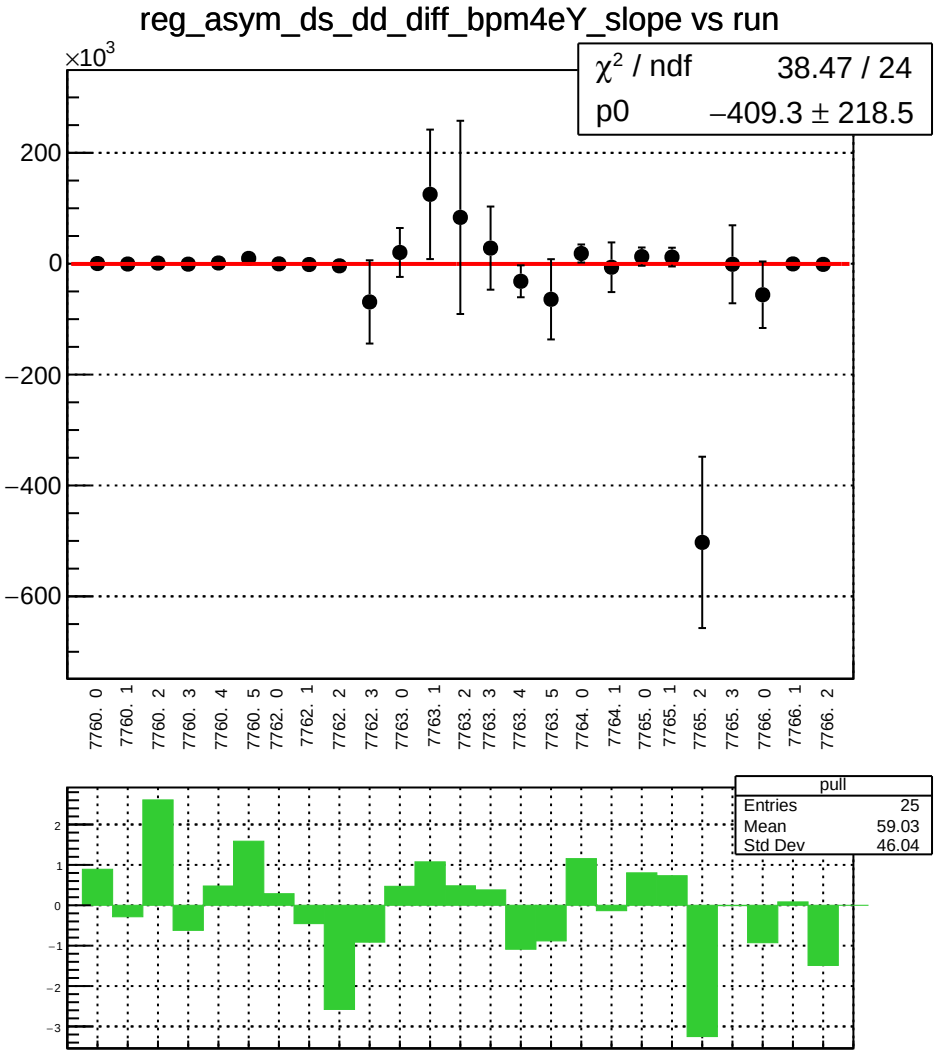
reg_asym_ds_dd_diff_bpm4eY_slope vs run
×10^3
χ² / ndf 38.47 / 24
p0 −409.3 ± 218.5
200
0
−200
−400
−600
7760. 0
7760. 1
7760. 2
7760. 3
7760. 4
7760. 5
7762. 0
7762. 1
7762. 2
7762. 3
7763. 0
7763. 1
7763. 2
7763. 3
7763. 4
7763. 5
7764. 0
7764. 1
7765. 0
7765. 1
7765. 2
7765. 3
7766. 0
7766. 1
7766. 2
pull
Entries 25
Mean 59.03
Std Dev 46.04
2
1
0
−1
−2
−3

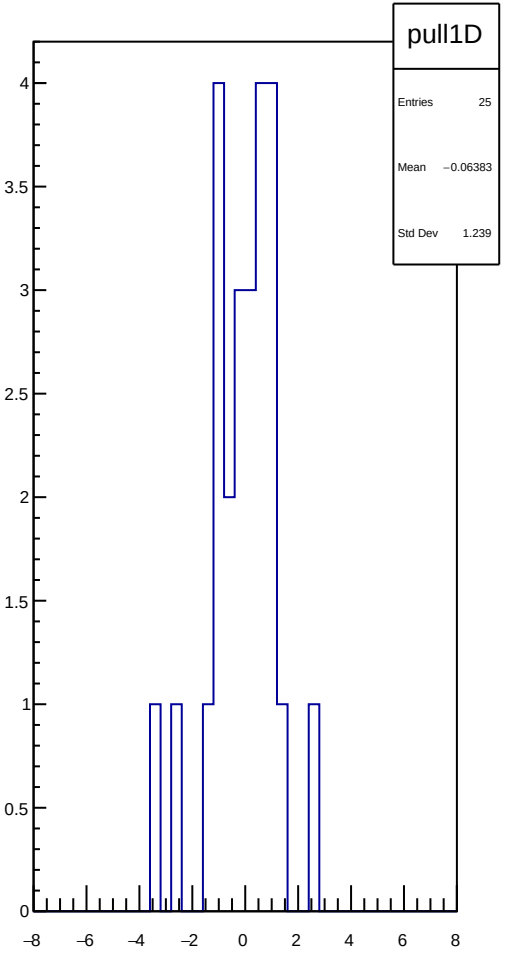
pull1D
Entries 25
Mean −0.06383
Std Dev 1.239
4
3.5
3
2.5
2
1.5
1
0.5
0
−8
−6
−4
−2
0
2
4
6
8

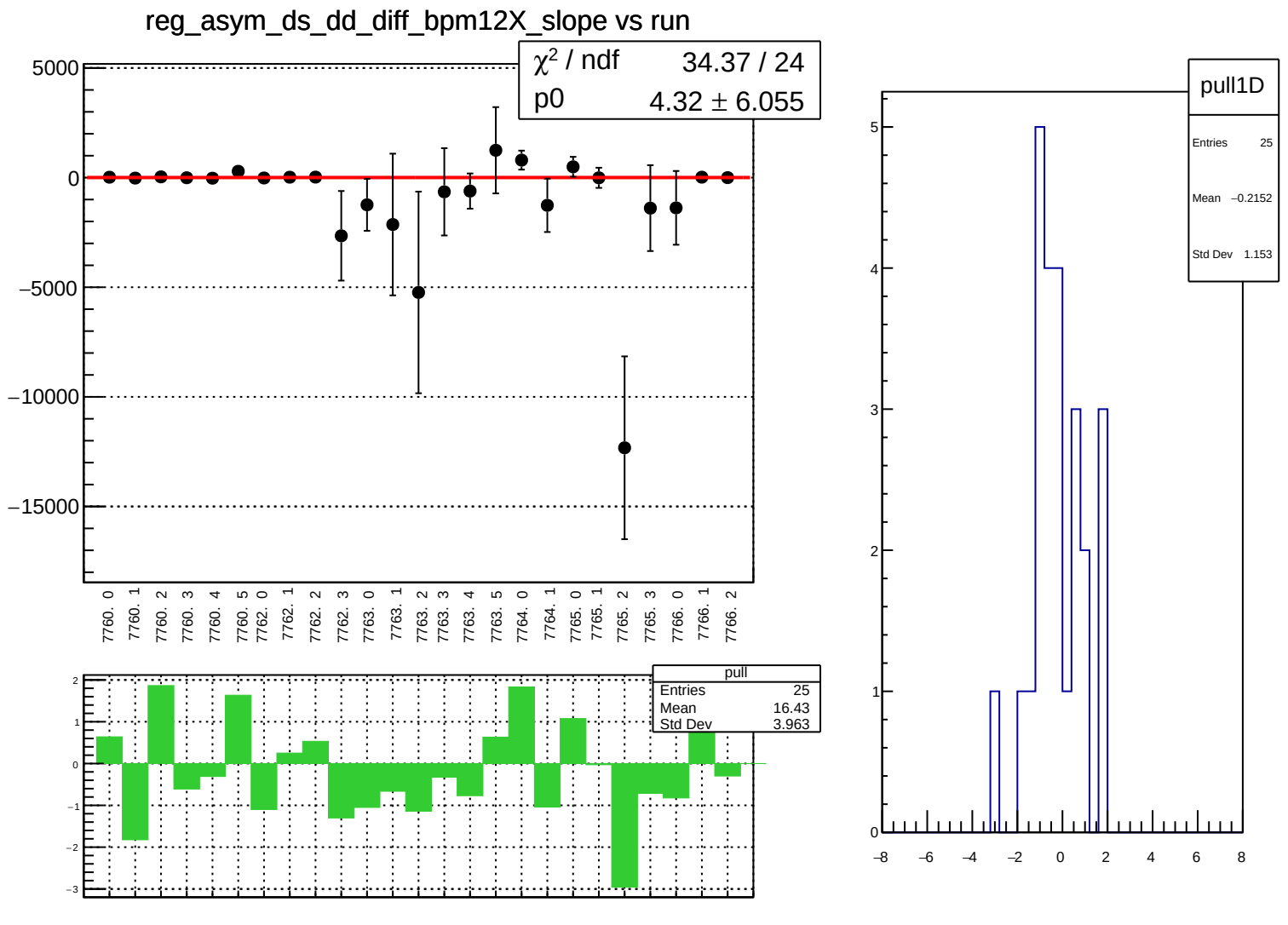
reg_asym_ds_dd_diff_bpm12X_slope vs run
χ² / ndf 34.37 / 24
p0 4.32 ± 6.055
5000
0
−5000
−10000
−15000
7760. 0
7760. 1
7760. 2
7760. 3
7760. 4
7760. 5
7762. 0
7762. 1
7762. 2
7762. 3
7763. 0
7763. 1
7763. 2
7763. 3
7763. 4
7763. 5
7764. 0
7764. 1
7765. 0
7765. 1
7765. 2
7765. 3
7766. 0
7766. 1
7766. 2
pull
Entries 25
Mean 16.43
Std Dev 3.963
pull1D
Entries 25
Mean −0.2152
Std Dev 1.153

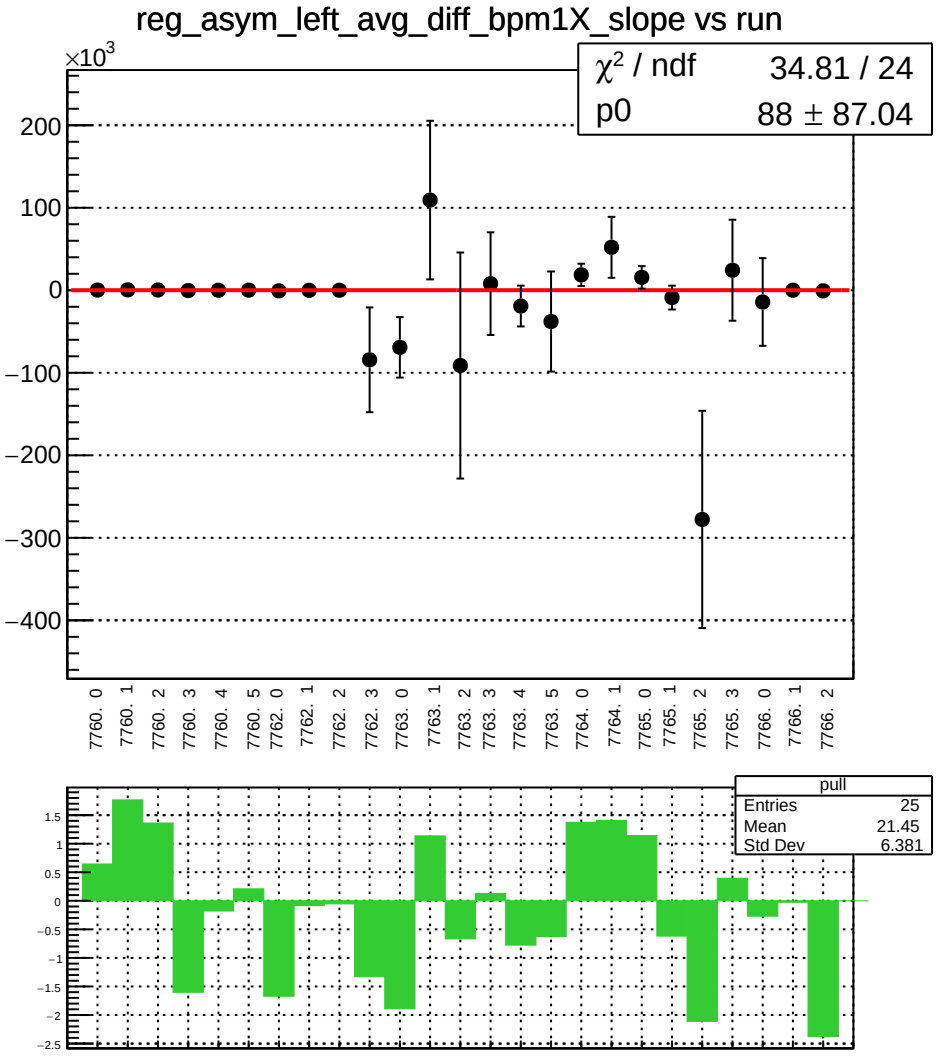
reg_asym_left_avg_diff_bpm1X_slope vs run
×10^3
χ^2 / ndf 34.81 / 24
p0 88 ± 87.04
200
100
0
−100
−200
−300
−400
7760. 0
7760. 1
7760. 2
7760. 3
7760. 4
7760. 5
7762. 0
7762. 1
7762. 2
7762. 3
7763. 0
7763. 1
7763. 2
7763. 3
7763. 4
7763. 5
7764. 0
7764. 1
7765. 0
7765. 1
7765. 2
7765. 3
7766. 0
7766. 1
7766. 2
pull
Entries 25
Mean 21.45
Std Dev 6.381
1.5
1
0.5
0
−0.5
−1
−1.5
−2
−2.5

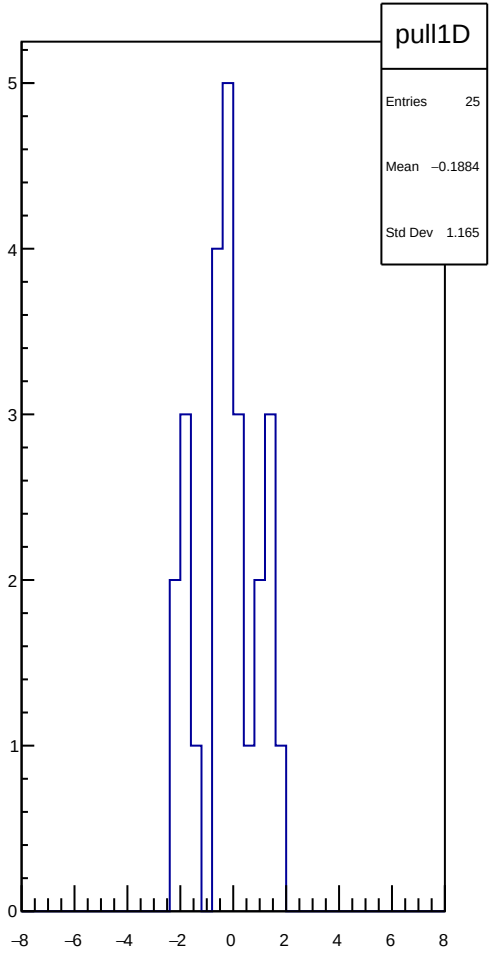
pull1D
Entries 25
Mean −0.1884
Std Dev 1.165
5
4
3
2
1
0
−8
−6
−4
−2
0
2
4
6
8

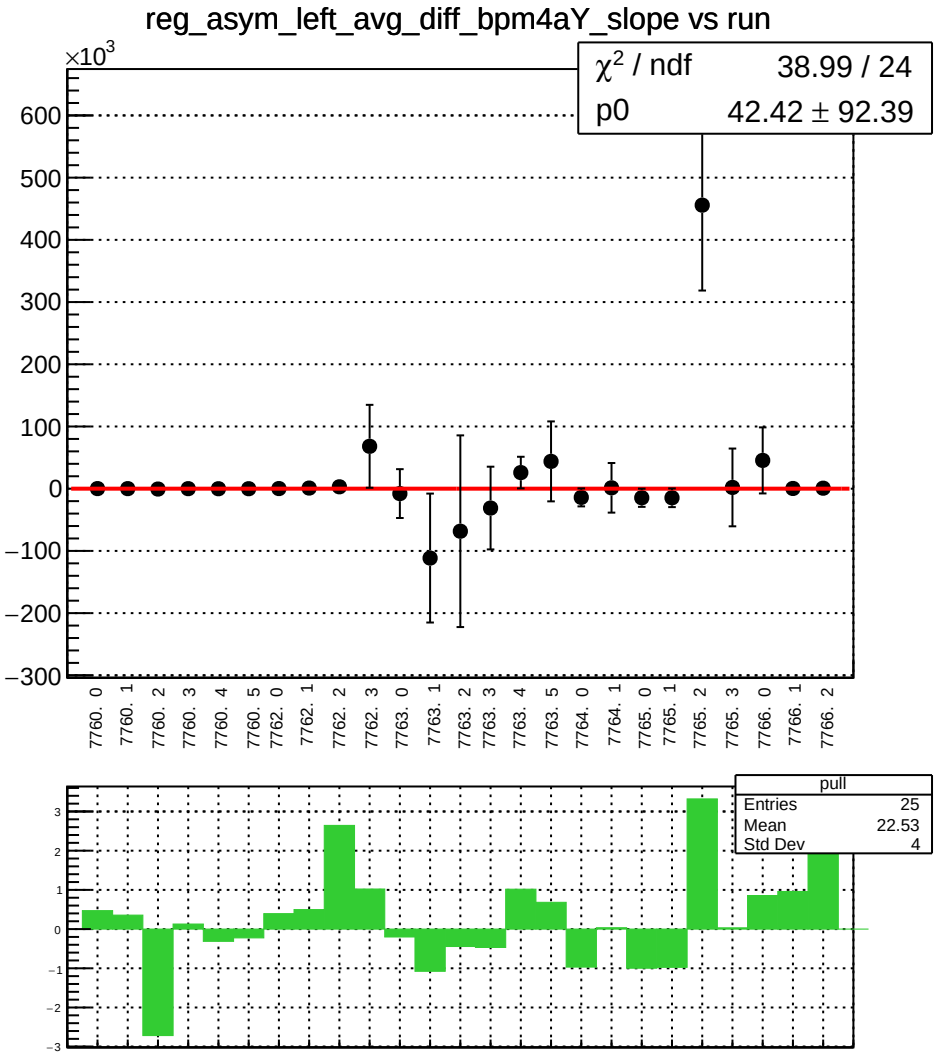
reg_asym_left_avg_diff_bpm4aY_slope vs run
×10^3
χ^2 / ndf 38.99 / 24
p0 42.42 ± 92.39
600
500
400
300
200
100
0
−100
−200
−300
7760. 0
7760. 1
7760. 2
7760. 3
7760. 4
7760. 5
7762. 0
7762. 1
7762. 2
7762. 3
7763. 0
7763. 1
7763. 2
7763. 3
7763. 4
7763. 5
7764. 0
7764. 1
7765. 0
7765. 1
7765. 2
7765. 3
7766. 0
7766. 1
7766. 2
pull
Entries 25
Mean 22.53
Std Dev 4
3
2
1
0
−1
−2
−3

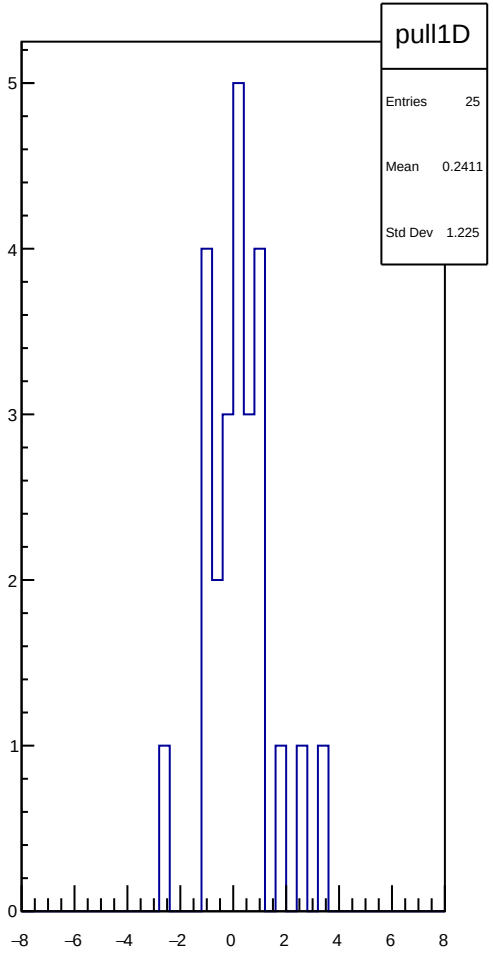
pull1D
Entries 25
Mean 0.2411
Std Dev 1.225
5
4
3
2
1
0
−8
−6
−4
−2
0
2
4
6
8

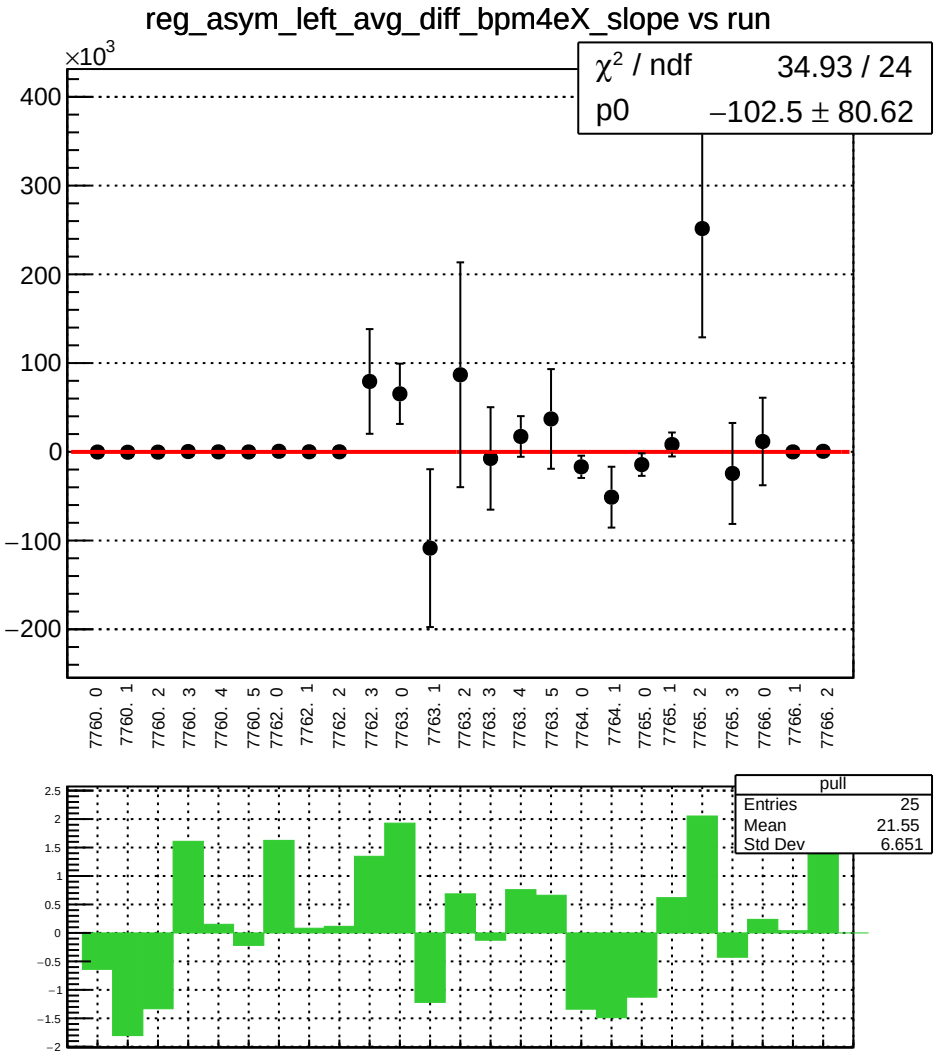
reg_asym_left_avg_diff_bpm4eX_slope vs run
×10^3
χ² / ndf 34.93 / 24
p0 −102.5 ± 80.62
400
300
200
100
0
−100
−200
7760. 0
7760. 1
7760. 2
7760. 3
7760. 4
7760. 5
7762. 0
7762. 1
7762. 2
7762. 3
7763. 0
7763. 1
7763. 2
7763. 3
7763. 4
7763. 5
7764. 0
7764. 1
7765. 0
7765. 1
7765. 2
7765. 3
7766. 0
7766. 1
7766. 2
pull
Entries 25
Mean 21.55
Std Dev 6.651
2.5
2
1.5
1
0.5
0
−0.5
−1
−1.5
−2

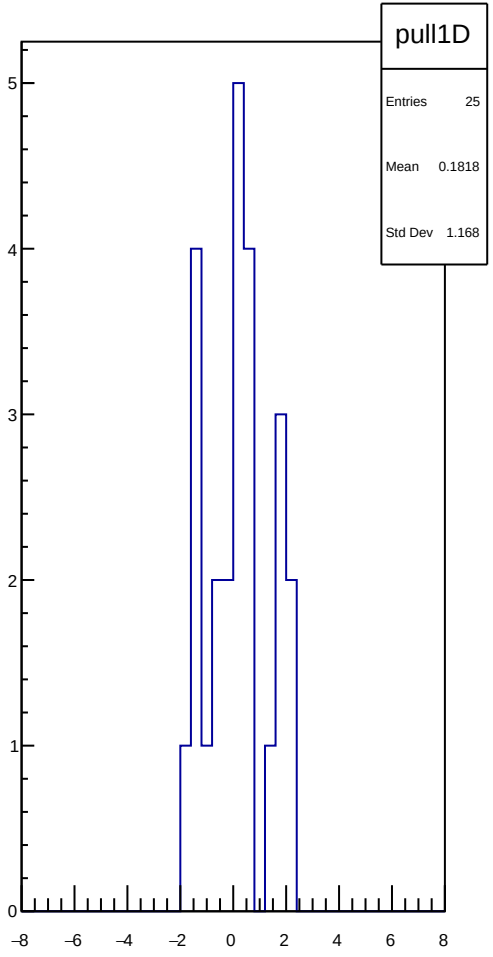
pull1D
Entries 25
Mean 0.1818
Std Dev 1.168
5
4
3
2
1
0
−8
−6
−4
−2
0
2
4
6
8

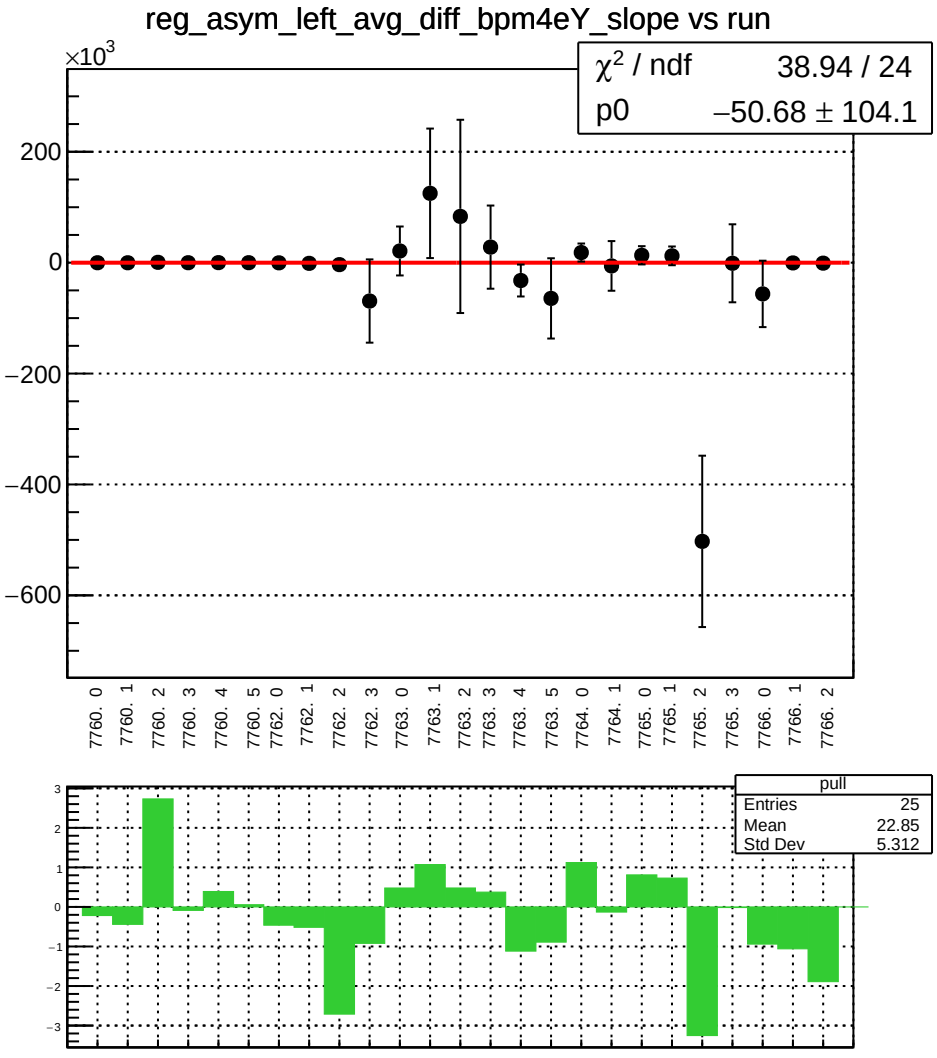
reg_asym_left_avg_diff_bpm4eY_slope vs run
×10^3
χ^2 / ndf 38.94 / 24
p0 −50.68 ± 104.1
200
0
−200
−400
−600
7760. 0
7760. 1
7760. 2
7760. 3
7760. 4
7760. 5
7762. 0
7762. 1
7762. 2
7762. 3
7763. 0
7763. 1
7763. 2
7763. 3
7763. 4
7763. 5
7764. 0
7764. 1
7765. 0
7765. 1
7765. 2
7765. 3
7766. 0
7766. 1
7766. 2
pull
Entries 25
Mean 22.85
Std Dev 5.312

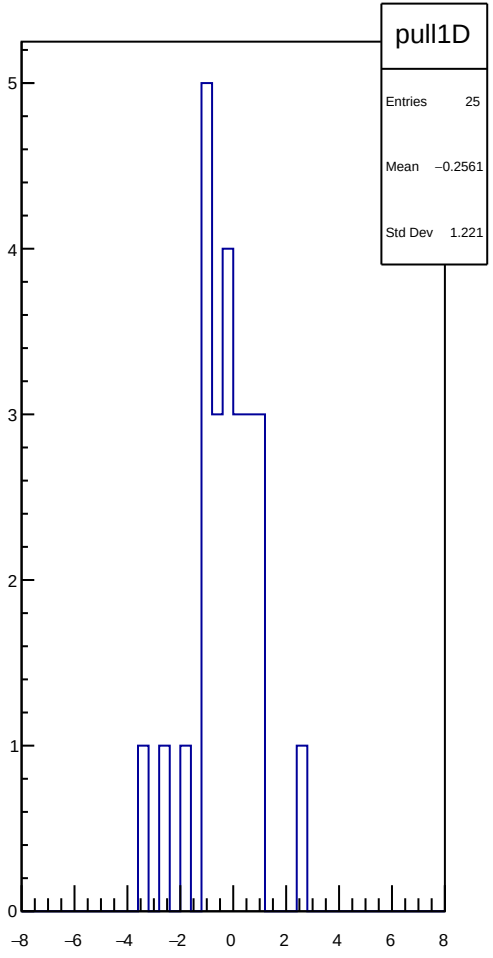
pull1D
Entries 25
Mean −0.2561
Std Dev 1.221

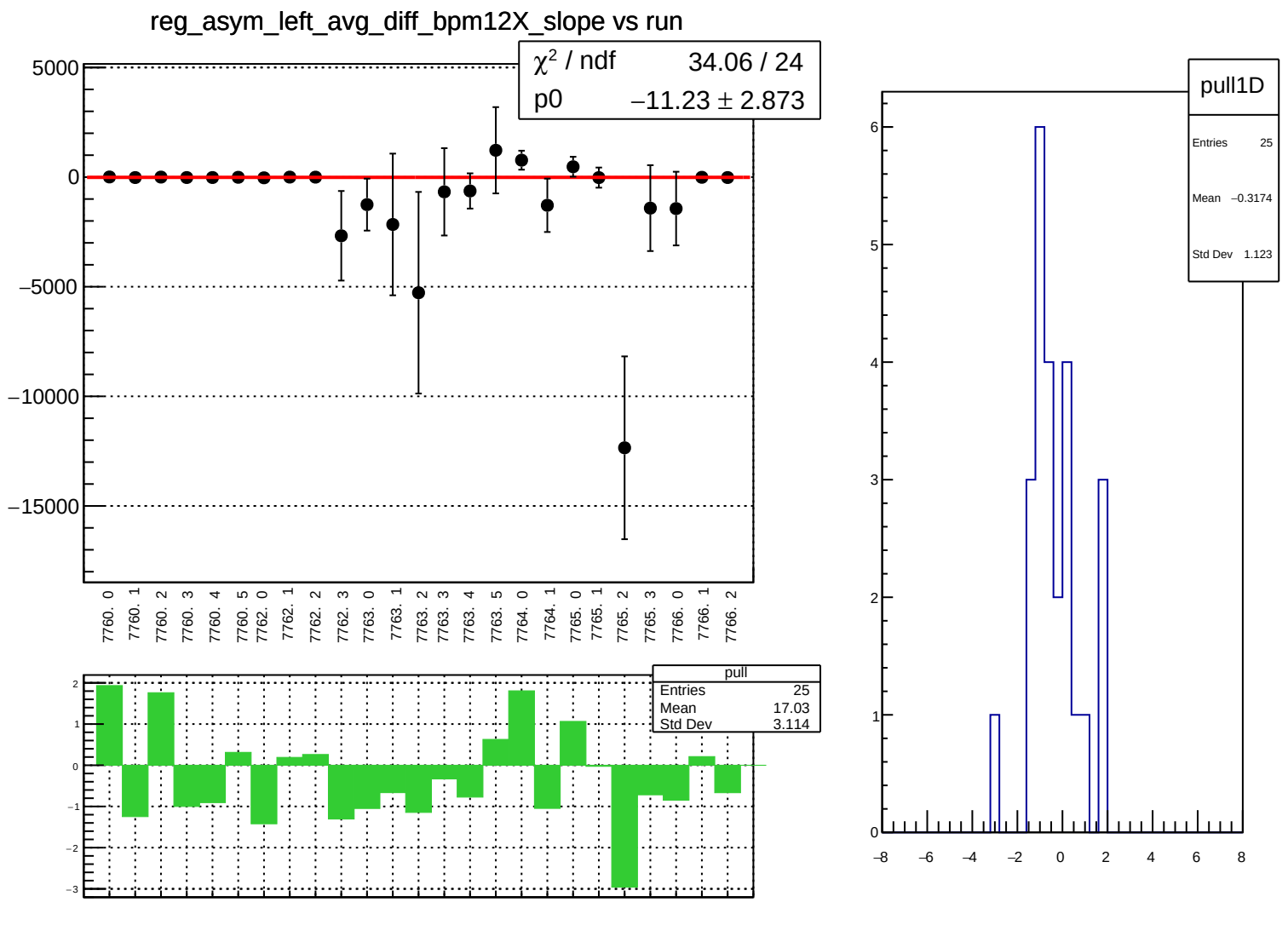
reg_asym_left_avg_diff_bpm12X_slope vs run
χ² / ndf 34.06 / 24
p0 −11.23 ± 2.873
5000
0
−5000
−10000
−15000
7760. 0
7760. 1
7760. 2
7760. 3
7760. 4
7760. 5
7762. 0
7762. 1
7762. 2
7762. 3
7763. 0
7763. 1
7763. 2
7763. 3
7763. 4
7763. 5
7764. 0
7764. 1
7765. 0
7765. 1
7765. 2
7765. 3
7766. 0
7766. 1
7766. 2
pull
Entries 25
Mean 17.03
Std Dev 3.114
pull1D
Entries 25
Mean −0.3174
Std Dev 1.123

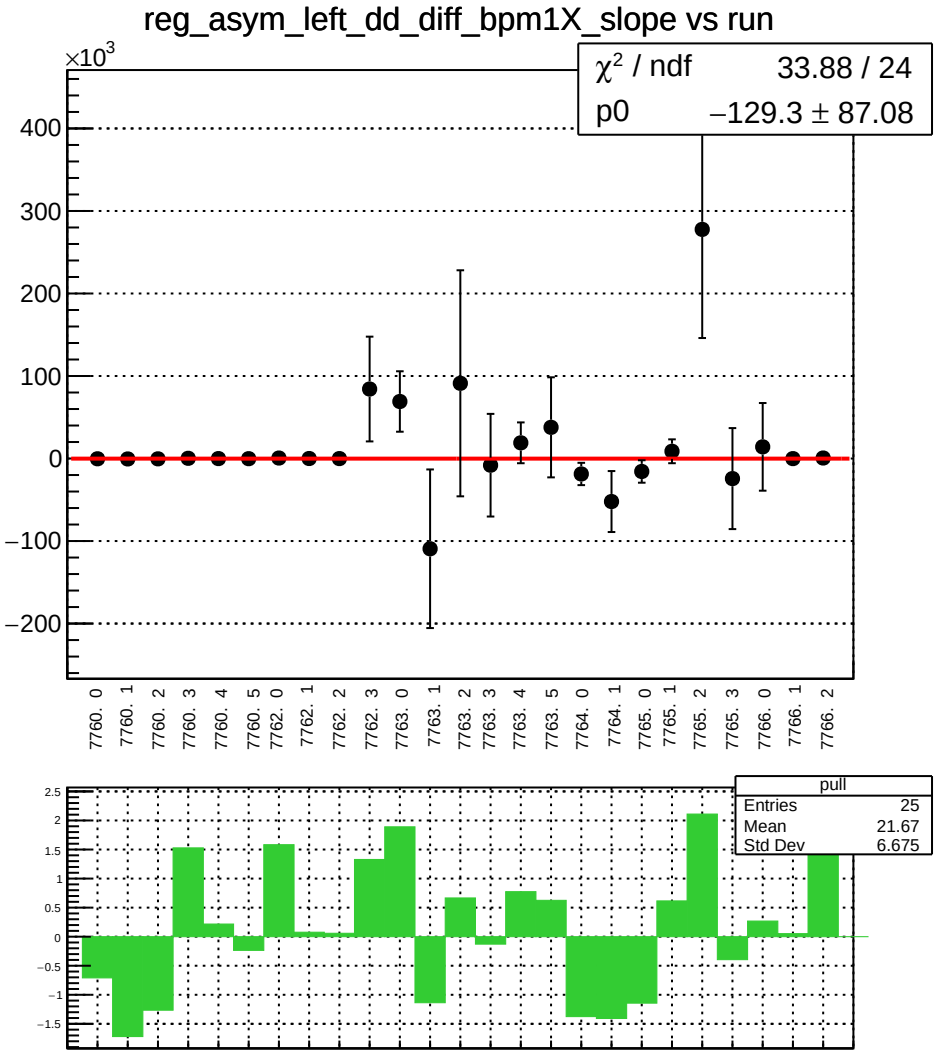
reg_asym_left_dd_diff_bpm1X_slope vs run
×10^3
χ² / ndf 33.88 / 24
p0 −129.3 ± 87.08
400
300
200
100
0
−100
−200
7760. 0
7760. 1
7760. 2
7760. 3
7760. 4
7760. 5
7762. 0
7762. 1
7762. 2
7762. 3
7763. 0
7763. 1
7763. 2
7763. 3
7763. 4
7763. 5
7764. 0
7764. 1
7765. 0
7765. 1
7765. 2
7765. 3
7766. 0
7766. 1
7766. 2
pull
Entries 25
Mean 21.67
Std Dev 6.675
2.5
2
1.5
1
0.5
0
−0.5
−1
−1.5

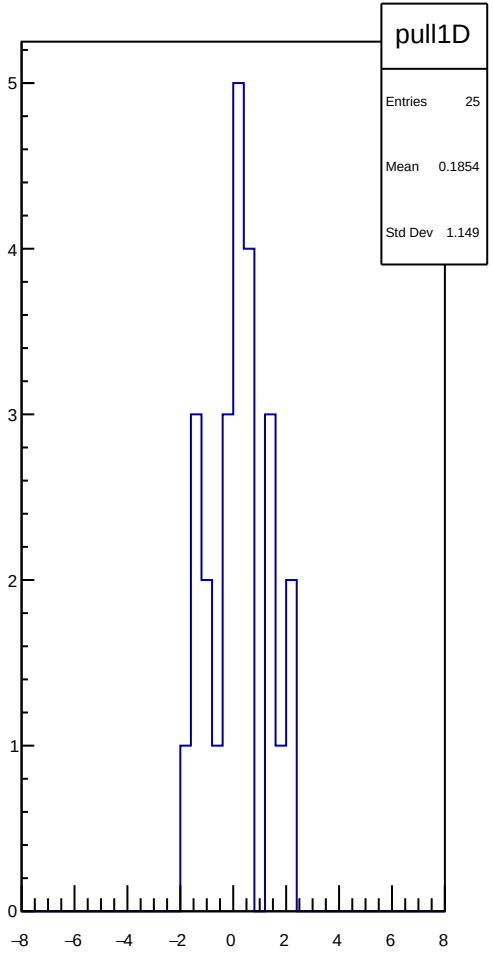
pull1D
Entries 25
Mean 0.1854
Std Dev 1.149
5
4
3
2
1
0
−8
−6
−4
−2
0
2
4
6
8

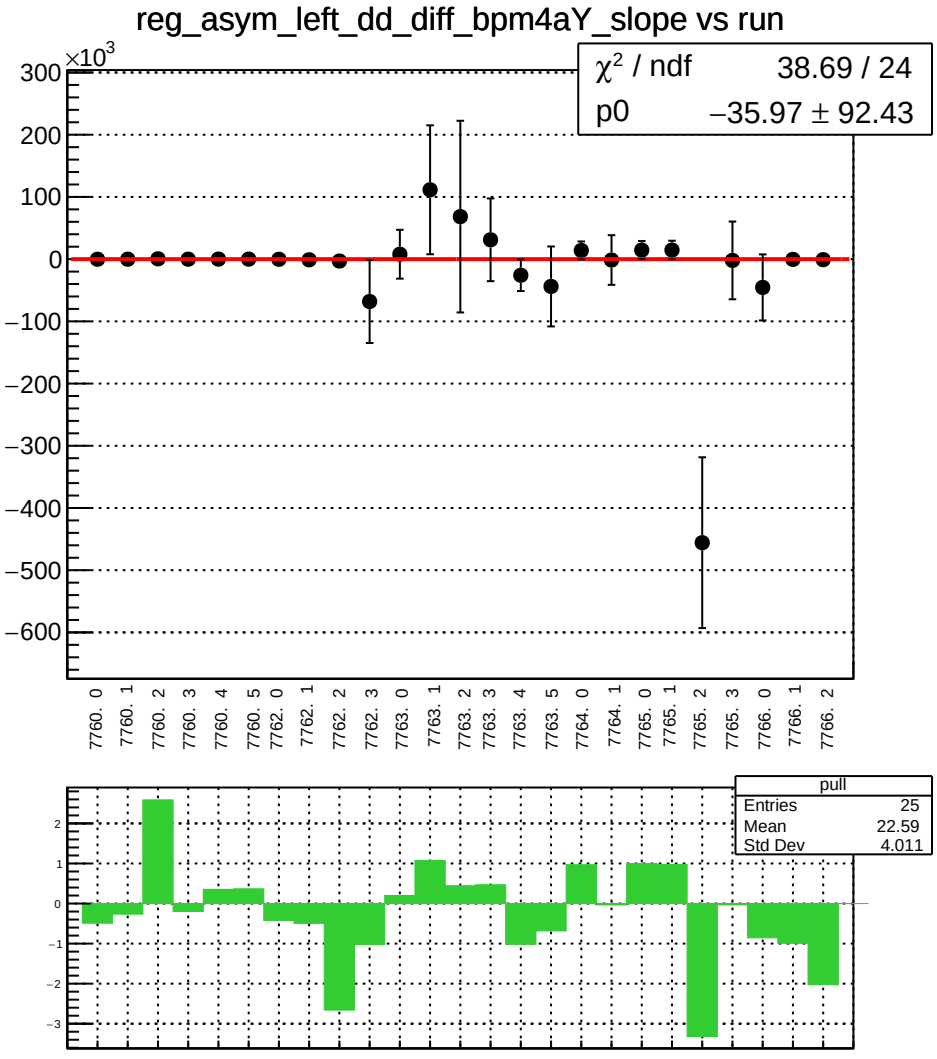
reg_asym_left_dd_diff_bpm4aY_slope vs run
×10^3
χ² / ndf 38.69 / 24
p0 −35.97 ± 92.43
300
200
100
0
−100
−200
−300
−400
−500
−600
7760. 0
7760. 1
7760. 2
7760. 3
7760. 4
7760. 5
7762. 0
7762. 1
7762. 2
7762. 3
7763. 0
7763. 1
7763. 2
7763. 3
7763. 4
7763. 5
7764. 0
7764. 1
7765. 0
7765. 1
7765. 2
7765. 3
7766. 0
7766. 1
7766. 2
pull
Entries 25
Mean 22.59
Std Dev 4.011
2
1
0
−1
−2
−3

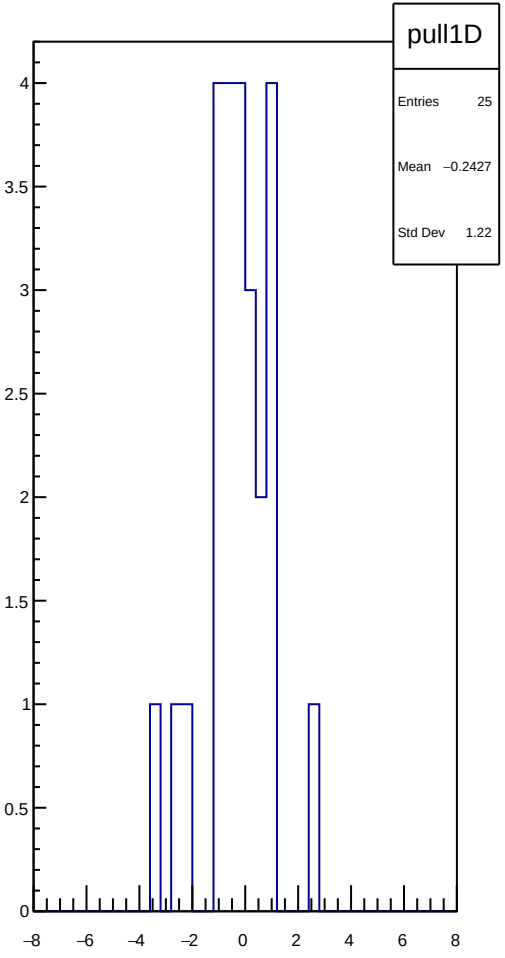
pull1D
Entries 25
Mean −0.2427
Std Dev 1.22
4
3.5
3
2.5
2
1.5
1
0.5
0
−8
−6
−4
−2
0
2
4
6
8

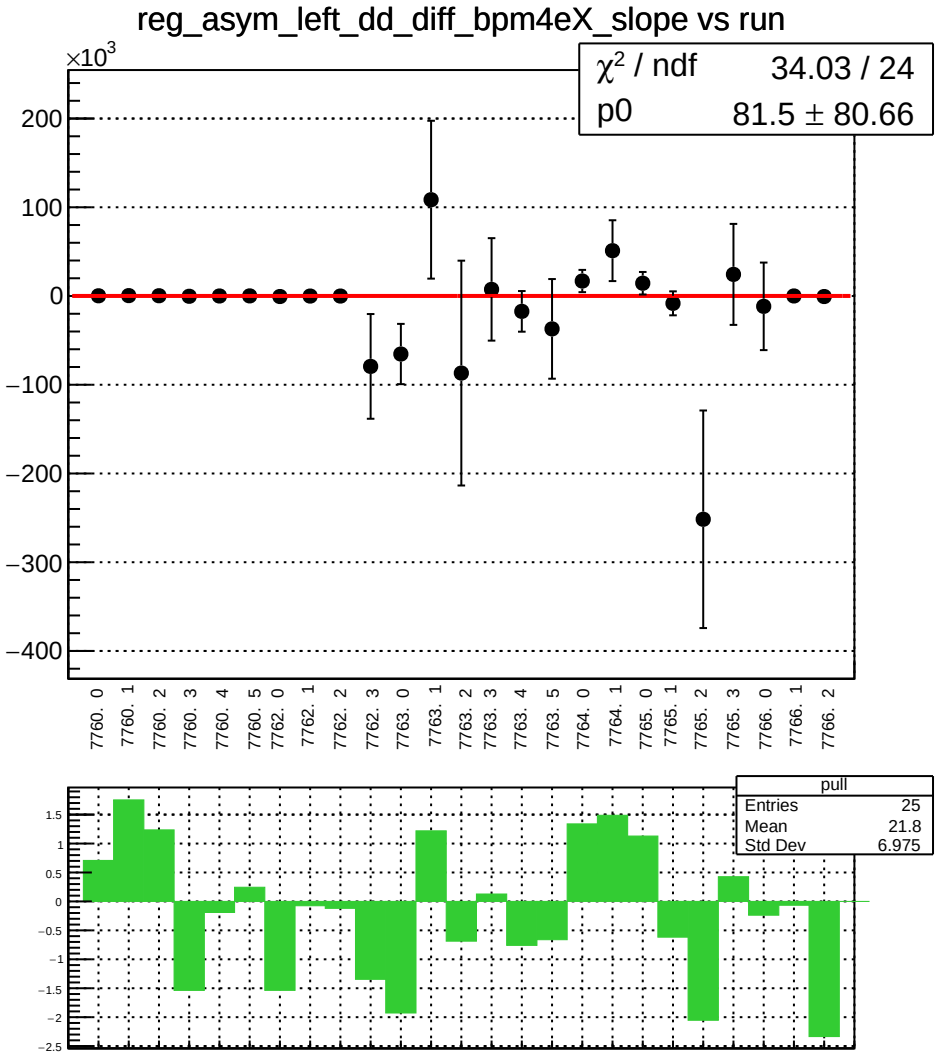
reg_asym_left_dd_diff_bpm4eX_slope vs run
×10^3
χ² / ndf 34.03 / 24
p0 81.5 ± 80.66
200
100
0
−100
−200
−300
−400
7760. 0
7760. 1
7760. 2
7760. 3
7760. 4
7760. 5
7762. 0
7762. 1
7762. 2
7762. 3
7763. 0
7763. 1
7763. 2
7763. 3
7763. 4
7763. 5
7764. 0
7764. 1
7765. 0
7765. 1
7765. 2
7765. 3
7766. 0
7766. 1
7766. 2
pull
Entries 25
Mean 21.8
Std Dev 6.975
1.5
1
0.5
0
−0.5
−1
−1.5
−2
−2.5

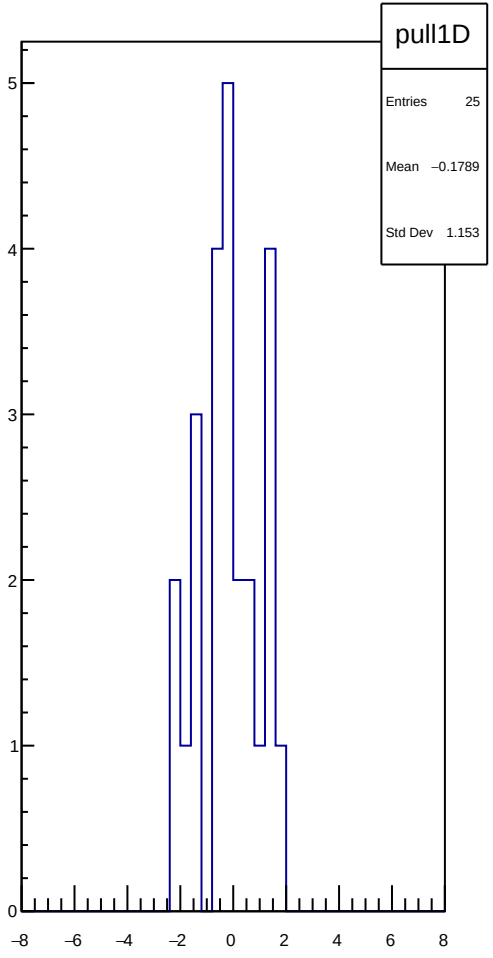
pull1D
Entries 25
Mean −0.1789
Std Dev 1.153
5
4
3
2
1
0
−8
−6
−4
−2
0
2
4
6
8

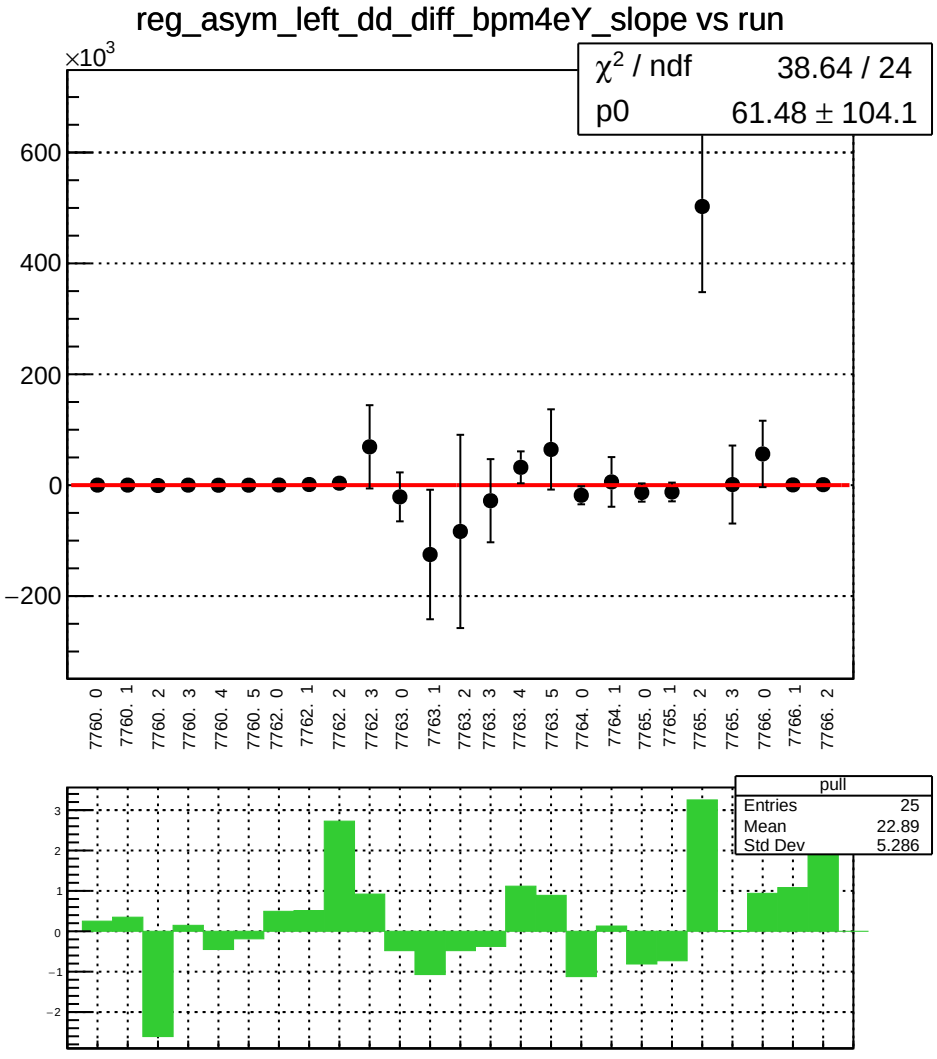
reg_asym_left_dd_diff_bpm4eY_slope vs run
×10^3
χ^2 / ndf 38.64 / 24
p0 61.48 ± 104.1
600
400
200
0
−200
7760. 0
7760. 1
7760. 2
7760. 3
7760. 4
7760. 5
7762. 0
7762. 1
7762. 2
7762. 3
7763. 0
7763. 1
7763. 2
7763. 3
7763. 4
7763. 5
7764. 0
7764. 1
7765. 0
7765. 1
7765. 2
7765. 3
7766. 0
7766. 1
7766. 2
pull
Entries 25
Mean 22.89
Std Dev 5.286
3
2
1
0
−1
−2

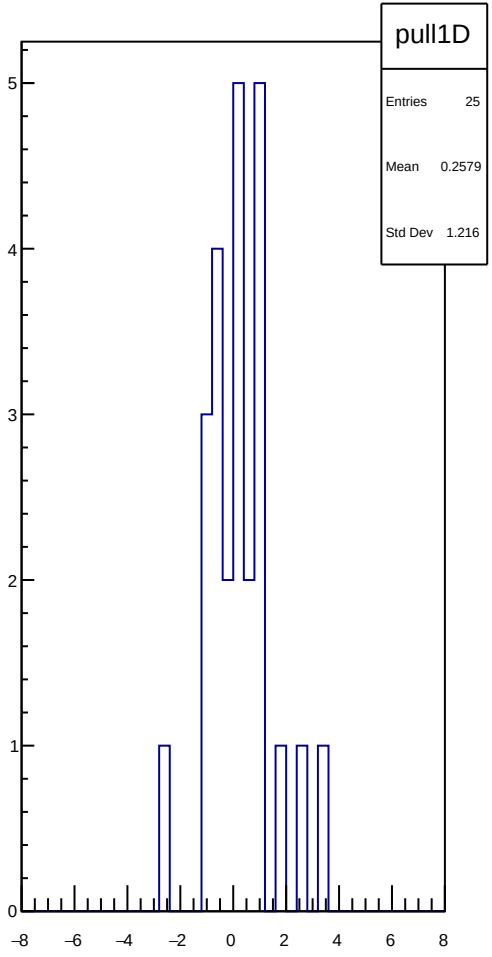
pull1D
Entries 25
Mean 0.2579
Std Dev 1.216
5
4
3
2
1
0
−8
−6
−4
−2
0
2
4
6
8

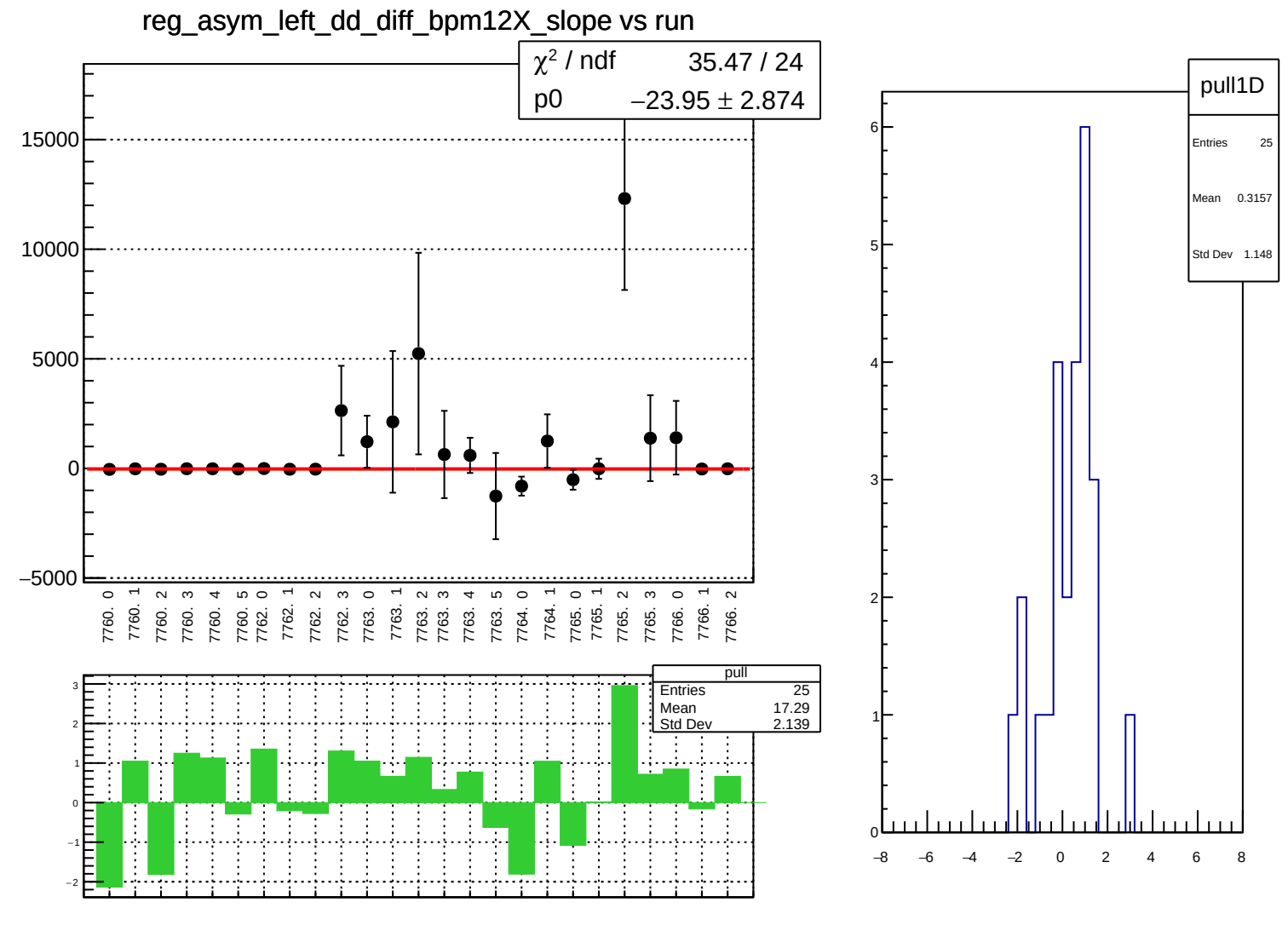
reg_asym_left_dd_diff_bpm12X_slope vs run
χ² / ndf 35.47 / 24
p0 −23.95 ± 2.874
15000
10000
5000
0
−5000
7760. 0
7760. 1
7760. 2
7760. 3
7760. 4
7760. 5
7762. 0
7762. 1
7762. 2
7762. 3
7763. 0
7763. 1
7763. 2
7763. 3
7763. 4
7763. 5
7764. 0
7764. 1
7765. 0
7765. 1
7765. 2
7765. 3
7766. 0
7766. 1
7766. 2
pull
Entries 25
Mean 17.29
Std Dev 2.139
pull1D
Entries 25
Mean 0.3157
Std Dev 1.148

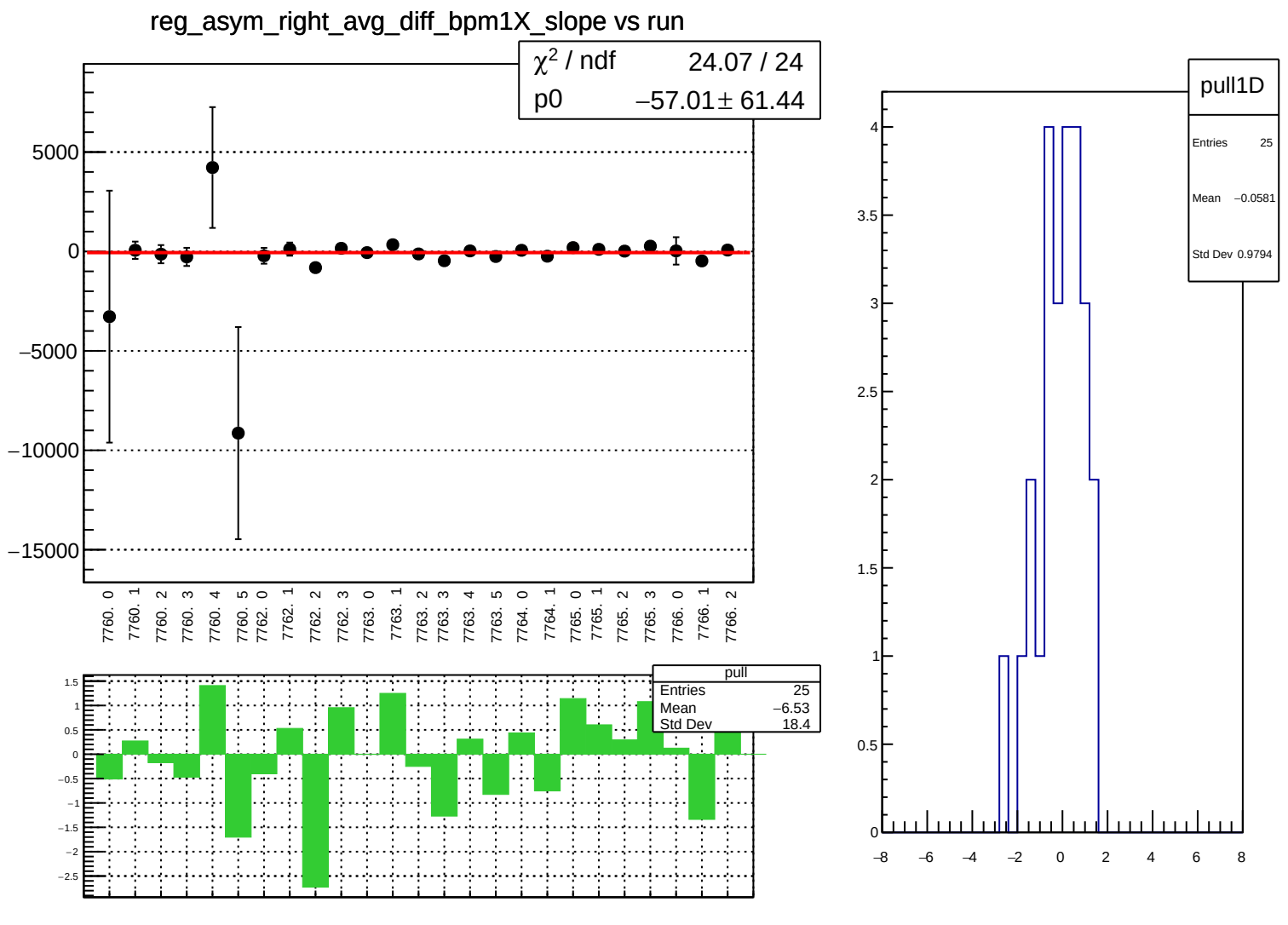
reg_asym_right_avg_diff_bpm1X_slope vs run
χ2 / ndf 24.07 / 24
p0 −57.01 ± 61.44
5000
0
−5000
−10000
−15000
7760. 0
7760. 1
7760. 2
7760. 3
7760. 4
7760. 5
7762. 0
7762. 1
7762. 2
7762. 3
7763. 0
7763. 1
7763. 2
7763. 3
7763. 4
7763. 5
7764. 0
7764. 1
7765. 0
7765. 1
7765. 2
7765. 3
7766. 0
7766. 1
7766. 2
pull
Entries 25
Mean −6.53
Std Dev 18.4
pull1D
Entries 25
Mean −0.0581
Std Dev 0.9794

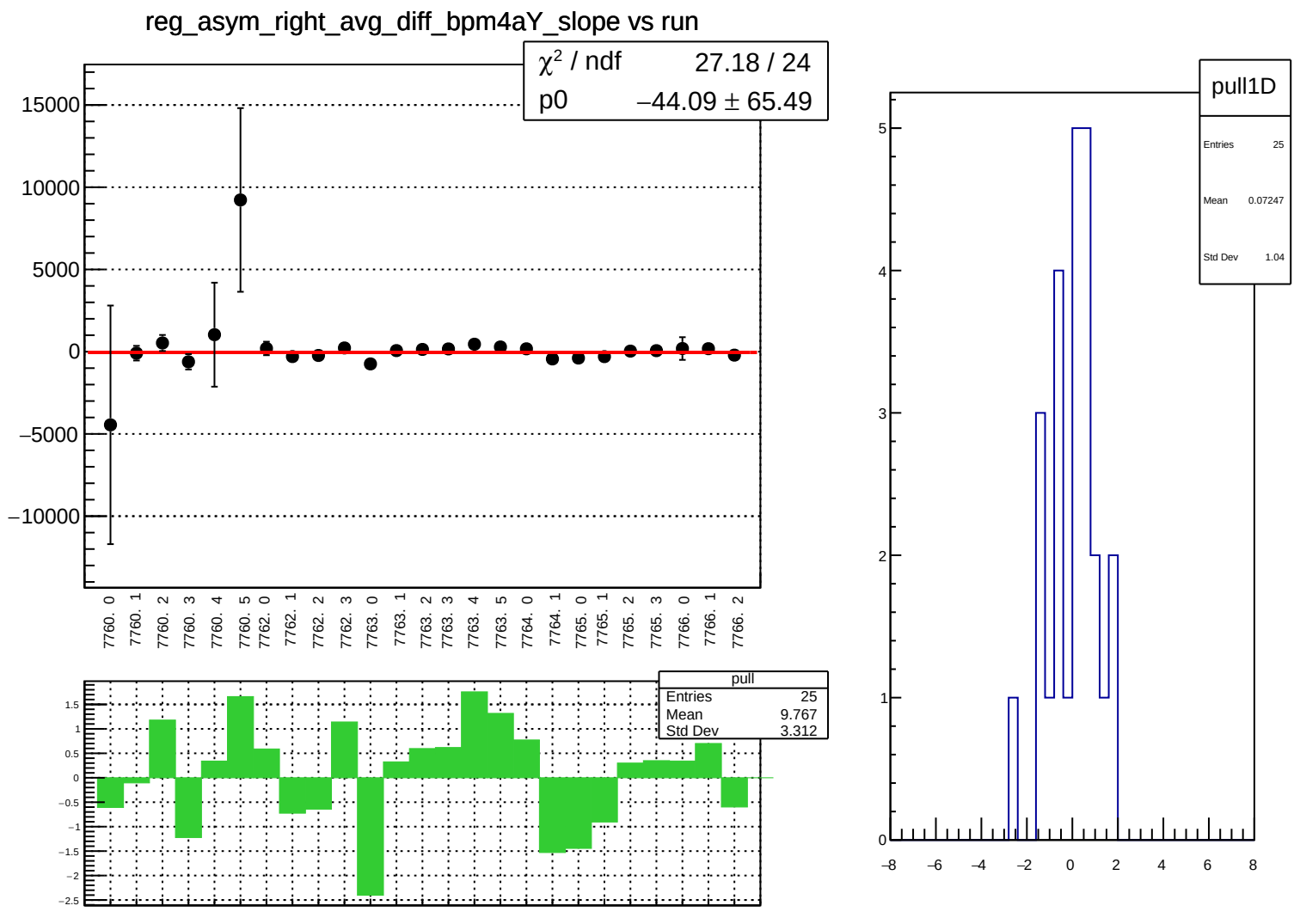
reg_asym_right_avg_diff_bpm4aY_slope vs run
χ² / ndf 27.18 / 24
p0 −44.09 ± 65.49
15000
10000
5000
0
−5000
−10000
7760. 0
7760. 1
7760. 2
7760. 3
7760. 4
7760. 5
7762. 0
7762. 1
7762. 2
7762. 3
7763. 0
7763. 1
7763. 2
7763. 3
7763. 4
7763. 5
7764. 0
7764. 1
7765. 0
7765. 1
7765. 2
7765. 3
7766. 0
7766. 1
7766. 2
pull
Entries 25
Mean 9.767
Std Dev 3.312
1.5
1
0.5
0
−0.5
−1
−1.5
−2
−2.5
pull1D
Entries 25
Mean 0.07247
Std Dev 1.04
5
4
3
2
1
0
−8
−6
−4
−2
0
2
4
6
8

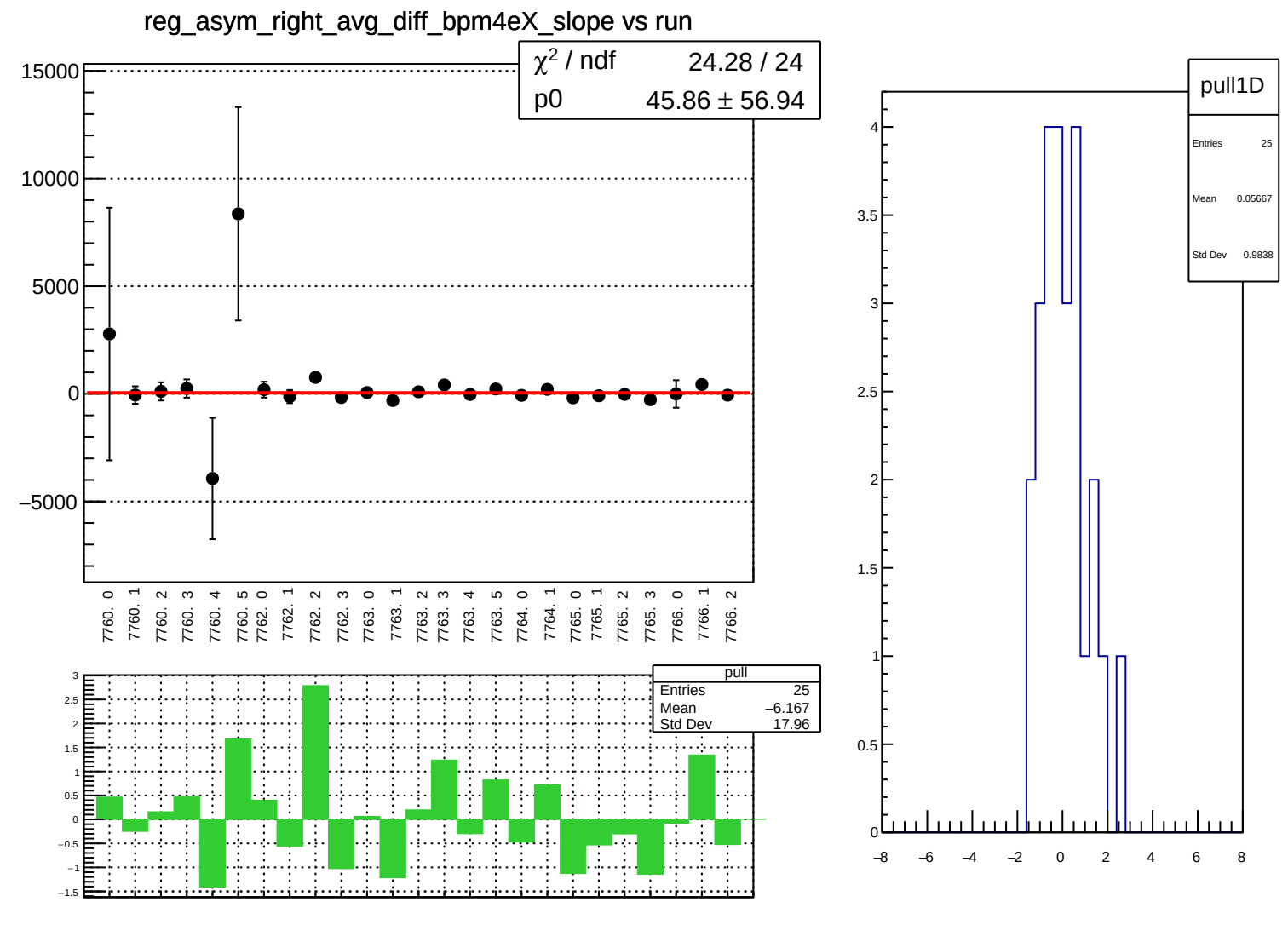
reg_asym_right_avg_diff_bpm4eX_slope vs run
χ² / ndf 24.28 / 24
p0 45.86 ± 56.94
15000
10000
5000
0
−5000
7760. 0
7760. 1
7760. 2
7760. 3
7760. 4
7760. 5
7762. 0
7762. 1
7762. 2
7762. 3
7763. 0
7763. 1
7763. 2
7763. 3
7763. 4
7763. 5
7764. 0
7764. 1
7765. 0
7765. 1
7765. 2
7765. 3
7766. 0
7766. 1
7766. 2
pull
Entries 25
Mean −6.167
Std Dev 17.96
pull1D
Entries 25
Mean 0.05667
Std Dev 0.9838

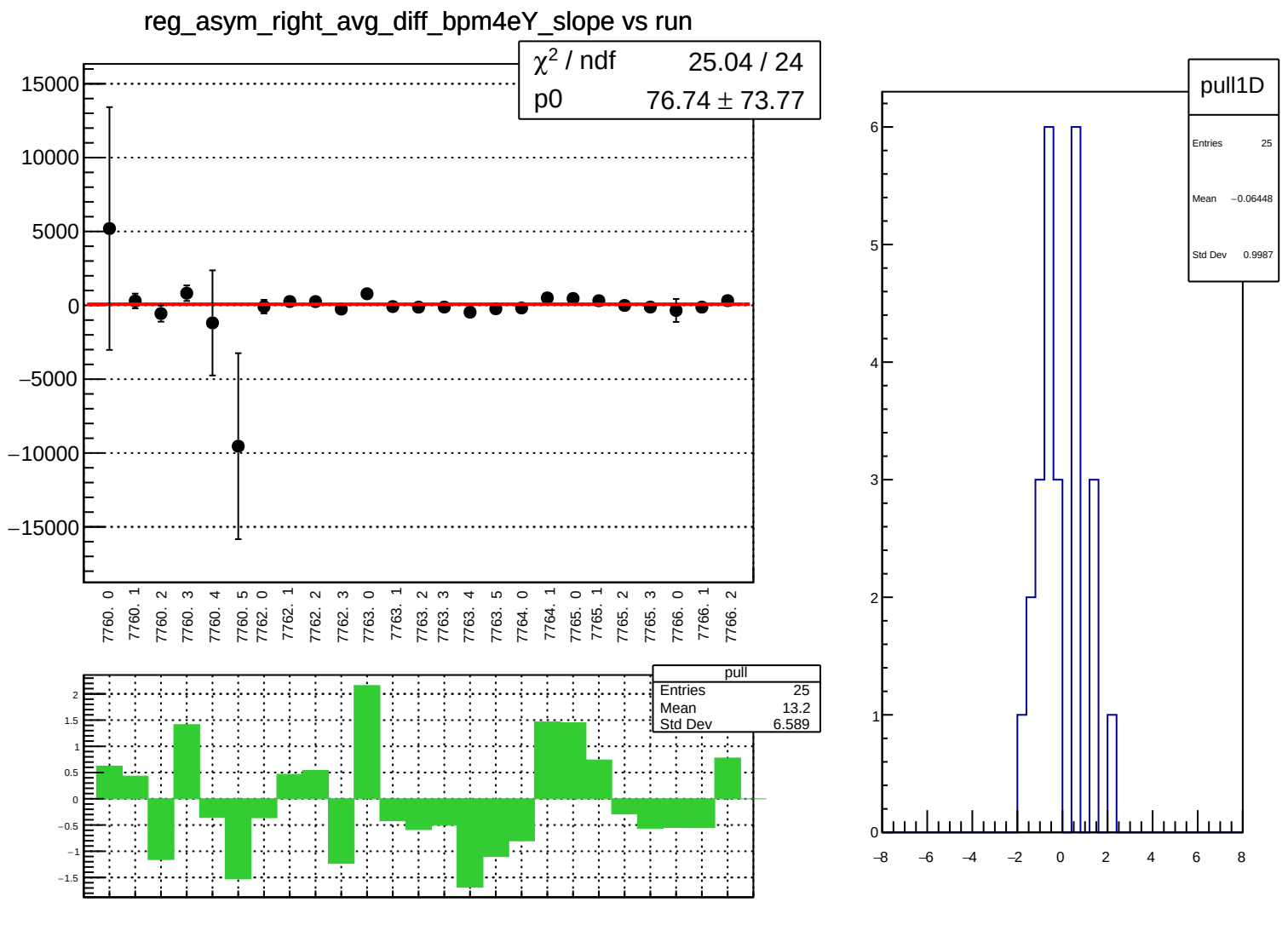
reg_asym_right_avg_diff_bpm4eY_slope vs run
χ² / ndf 25.04 / 24
p0 76.74 ± 73.77
15000
10000
5000
0
−5000
−10000
−15000
7760. 0
7760. 1
7760. 2
7760. 3
7760. 4
7760. 5
7762. 0
7762. 1
7762. 2
7762. 3
7763. 0
7763. 1
7763. 2
7763. 3
7763. 4
7763. 5
7764. 0
7764. 1
7765. 0
7765. 1
7765. 2
7765. 3
7766. 0
7766. 1
7766. 2
pull
Entries 25
Mean 13.2
Std Dev 6.589
pull1D
Entries 25
Mean −0.06448
Std Dev 0.9987

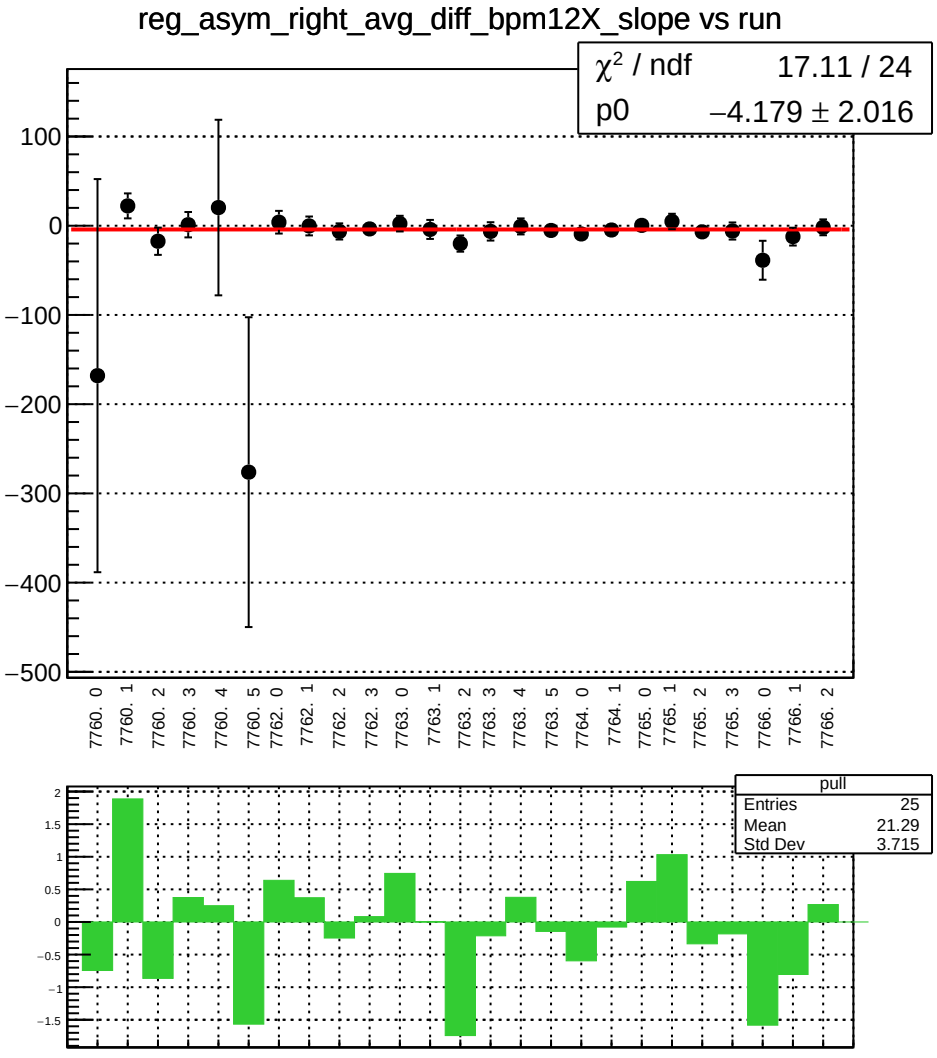
reg_asym_right_avg_diff_bpm12X_slope vs run
χ² / ndf 17.11 / 24
p0 −4.179 ± 2.016
100
0
−100
−200
−300
−400
−500
7760. 0
7760. 1
7760. 2
7760. 3
7760. 4
7760. 5
7762. 0
7762. 1
7762. 2
7762. 3
7763. 0
7763. 1
7763. 2
7763. 3
7763. 4
7763. 5
7764. 0
7764. 1
7765. 0
7765. 1
7765. 2
7765. 3
7766. 0
7766. 1
7766. 2
pull
Entries 25
Mean 21.29
Std Dev 3.715
2
1.5
1
0.5
0
−0.5
−1
−1.5

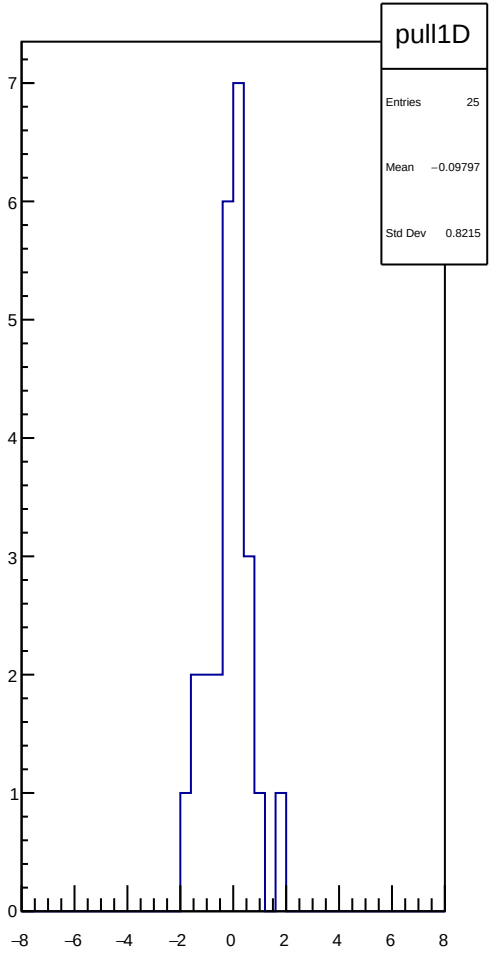
pull1D
Entries 25
Mean −0.09797
Std Dev 0.8215
7
6
5
4
3
2
1
0
−8
−6
−4
−2
0
2
4
6
8

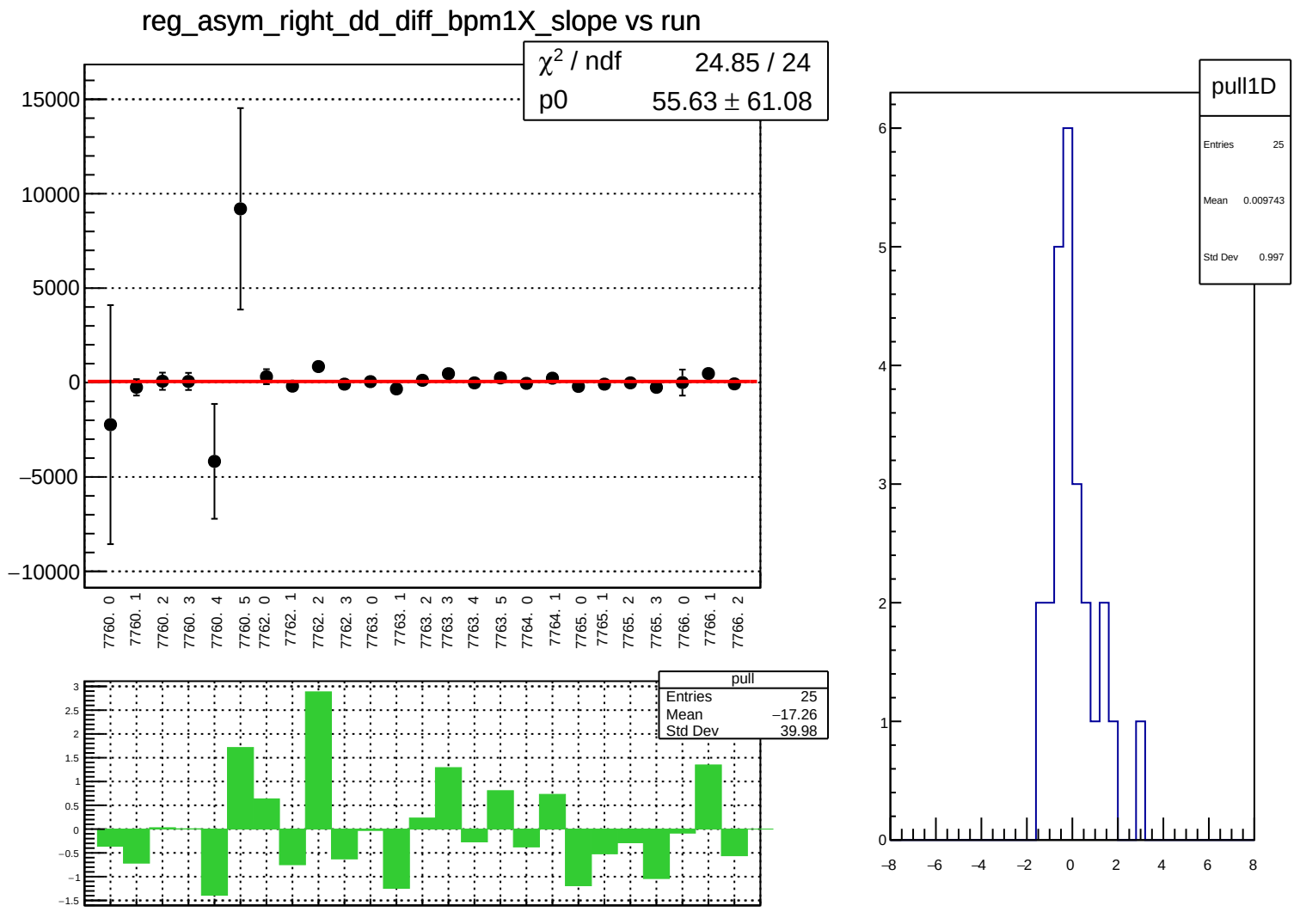
reg_asym_right_dd_diff_bpm1X_slope vs run
χ² / ndf 24.85 / 24
p0 55.63 ± 61.08
15000
10000
5000
0
−5000
−10000
7760. 0
7760. 1
7760. 2
7760. 3
7760. 4
7760. 5
7762. 0
7762. 1
7762. 2
7762. 3
7763. 0
7763. 1
7763. 2
7763. 3
7763. 4
7763. 5
7764. 0
7764. 1
7765. 0
7765. 1
7765. 2
7765. 3
7766. 0
7766. 1
7766. 2
pull
Entries 25
Mean −17.26
Std Dev 39.98
pull1D
Entries 25
Mean 0.009743
Std Dev 0.997

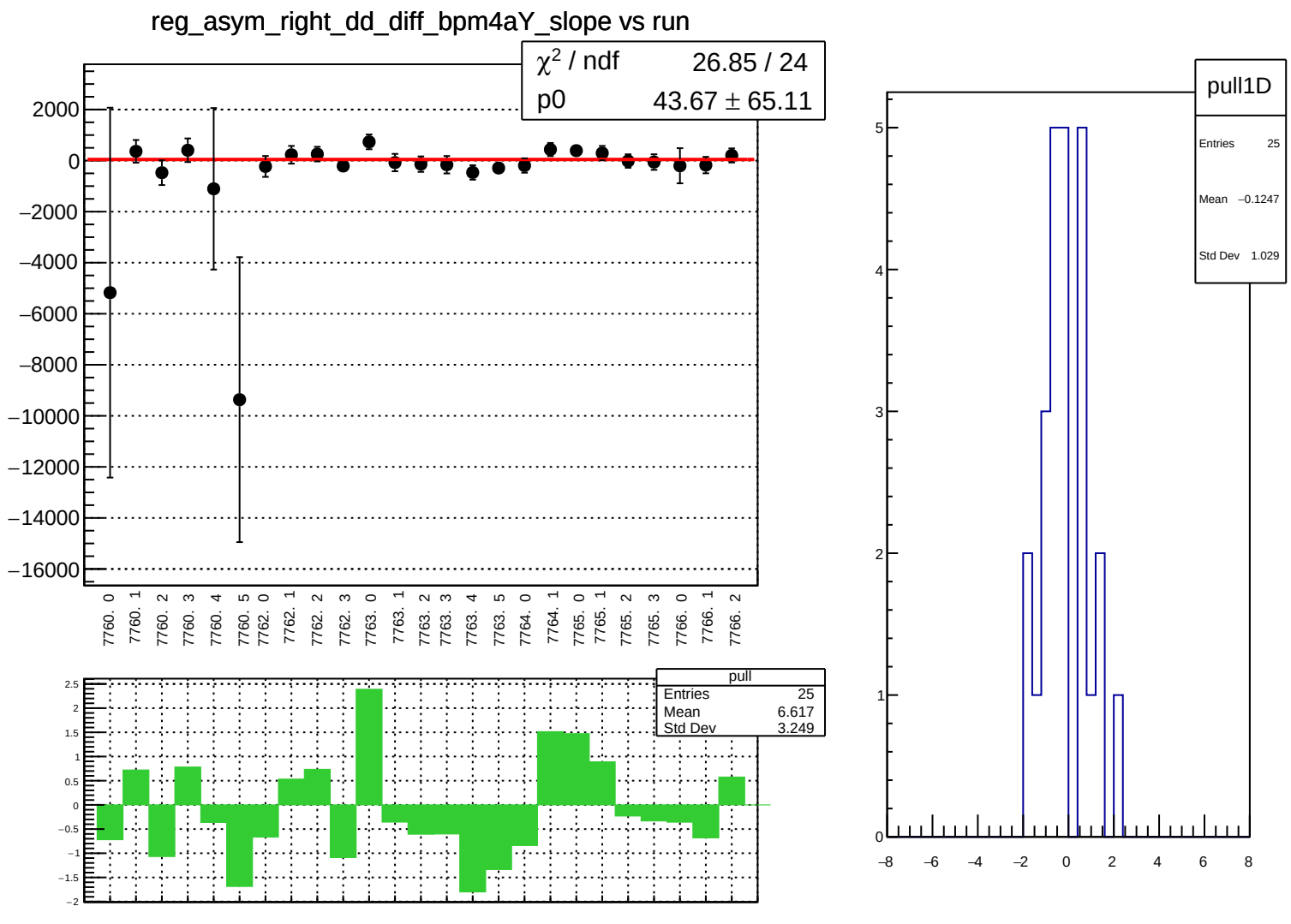
reg_asym_right_dd_diff_bpm4aY_slope vs run
χ2 / ndf 26.85 / 24
p0 43.67 ± 65.11
2000
0
−2000
−4000
−6000
−8000
−10000
−12000
−14000
−16000
7760. 0
7760. 1
7760. 2
7760. 3
7760. 4
7760. 5
7762. 0
7762. 1
7762. 2
7762. 3
7763. 0
7763. 1
7763. 2
7763. 3
7763. 4
7763. 5
7764. 0
7764. 1
7765. 0
7765. 1
7765. 2
7765. 3
7766. 0
7766. 1
7766. 2
pull
Entries 25
Mean 6.617
Std Dev 3.249
2.5
2
1.5
1
0.5
0
−0.5
−1
−1.5
−2
pull1D
Entries 25
Mean −0.1247
Std Dev 1.029
5
4
3
2
1
0
−8
−6
−4
−2
0
2
4
6
8

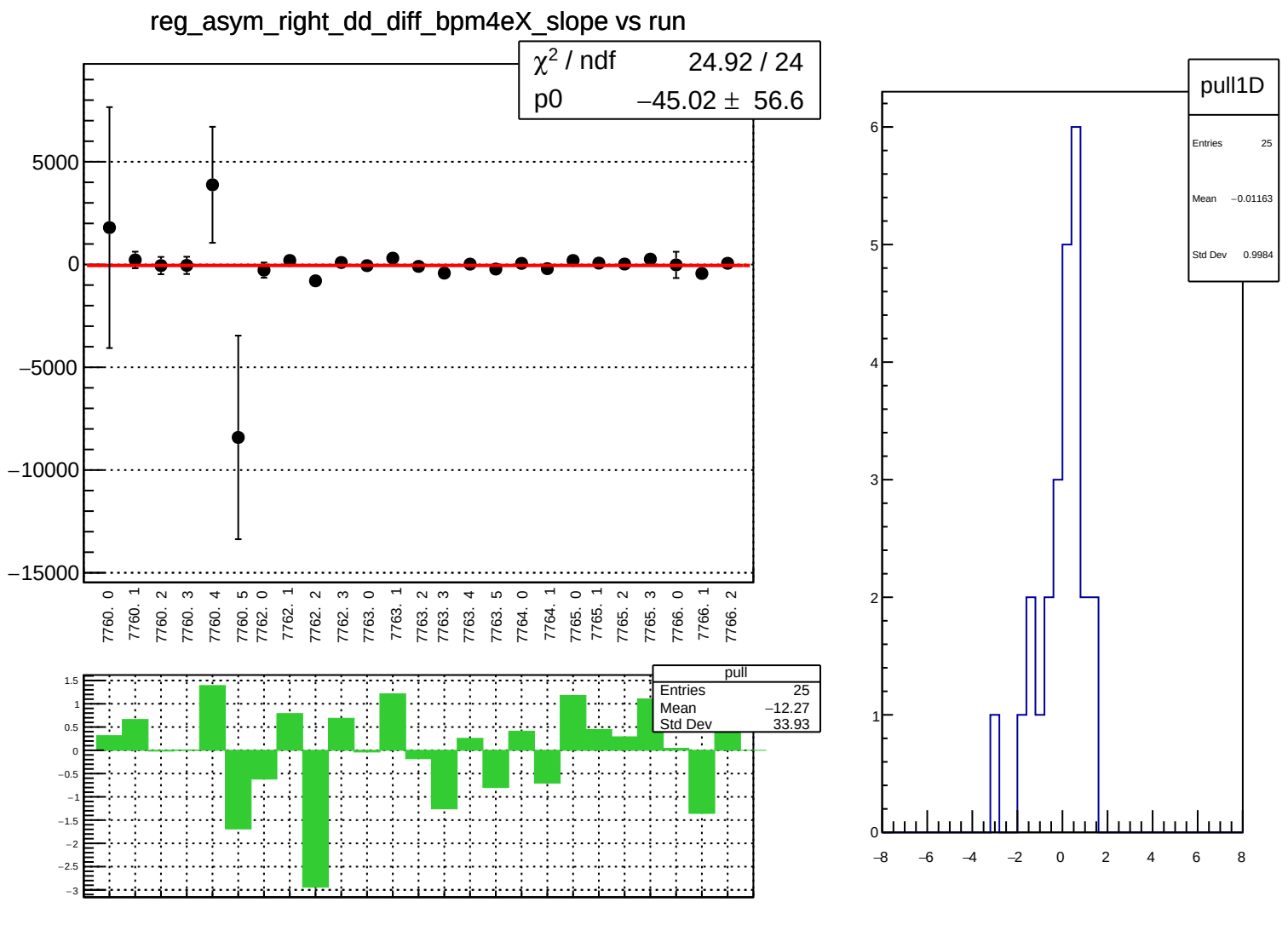
reg_asym_right_dd_diff_bpm4eX_slope vs run
χ2 / ndf 24.92 / 24
p0 −45.02 ± 56.6
5000
0
−5000
−10000
−15000
7760. 0
7760. 1
7760. 2
7760. 3
7760. 4
7760. 5
7762. 0
7762. 1
7762. 2
7762. 3
7763. 0
7763. 1
7763. 2
7763. 3
7763. 4
7763. 5
7764. 0
7764. 1
7765. 0
7765. 1
7765. 2
7765. 3
7766. 0
7766. 1
7766. 2
pull
Entries 25
Mean −12.27
Std Dev 33.93
pull1D
Entries 25
Mean −0.01163
Std Dev 0.9984

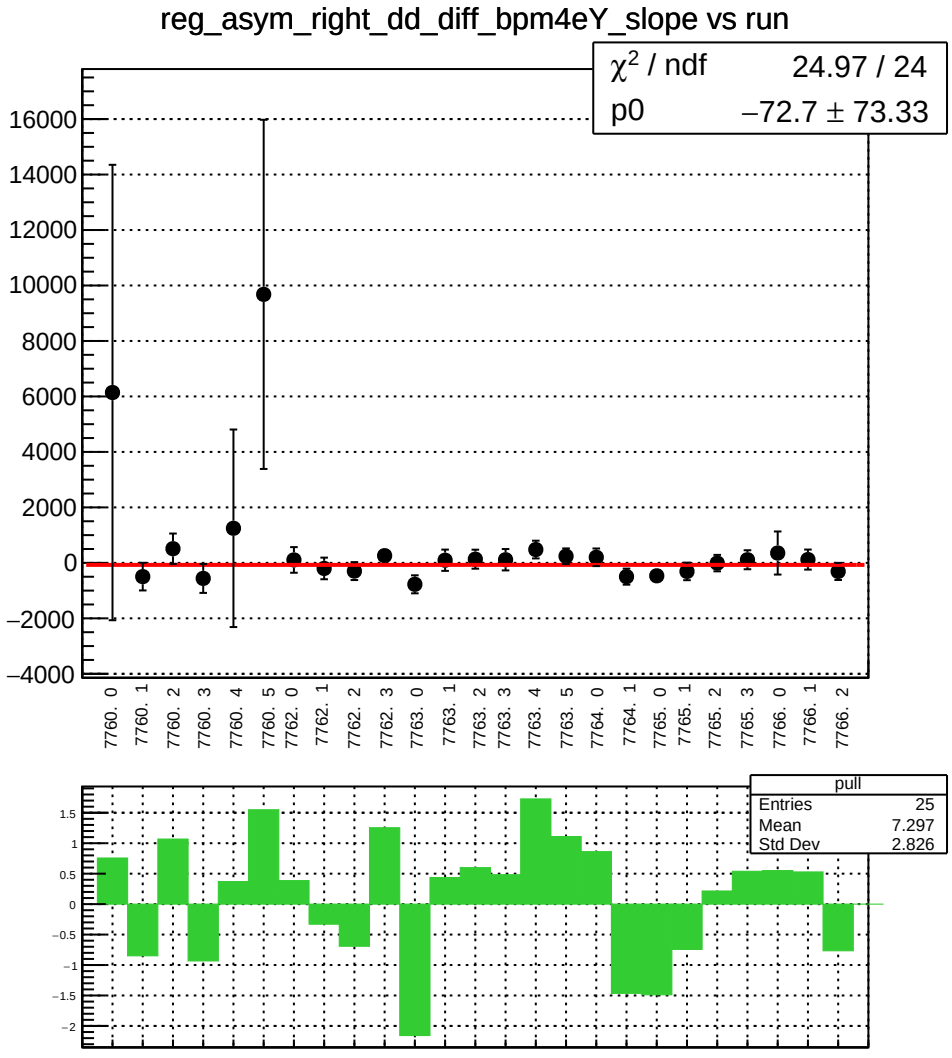
reg_asym_right_dd_diff_bpm4eY_slope vs run
χ^2 / ndf 24.97 / 24
p0 −72.7 ± 73.33
16000
14000
12000
10000
8000
6000
4000
2000
0
−2000
−4000
7760. 0
7760. 1
7760. 2
7760. 3
7760. 4
7760. 5
7762. 0
7762. 1
7762. 2
7762. 3
7763. 0
7763. 1
7763. 2
7763. 3
7763. 4
7763. 5
7764. 0
7764. 1
7765. 0
7765. 1
7765. 2
7765. 3
7766. 0
7766. 1
7766. 2
pull
Entries 25
Mean 7.297
Std Dev 2.826
1.5
1
0.5
0
−0.5
−1
−1.5
−2

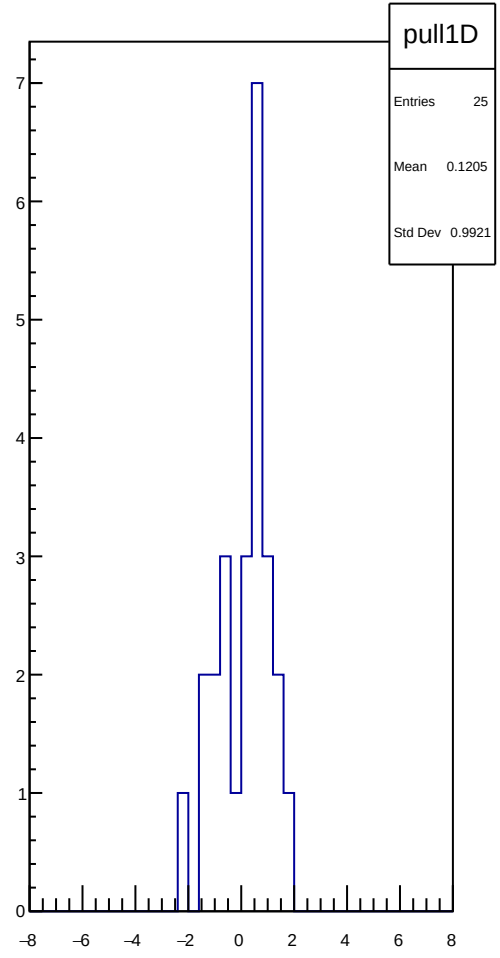
pull1D
Entries 25
Mean 0.1205
Std Dev 0.9921
7
6
5
4
3
2
1
0
−8
−6
−4
−2
0
2
4
6
8

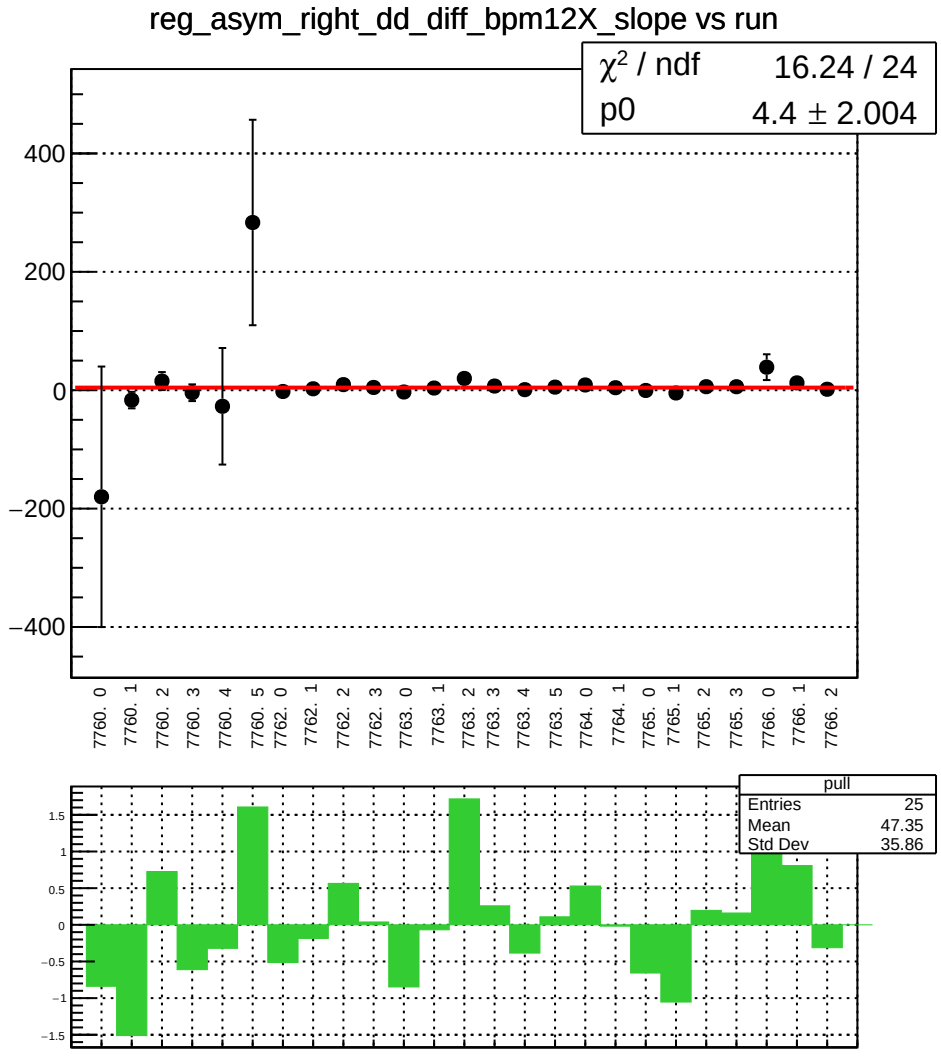
reg_asym_right_dd_diff_bpm12X_slope vs run
χ² / ndf 16.24 / 24
p0 4.4 ± 2.004
400
200
0
−200
−400
7760. 0
7760. 1
7760. 2
7760. 3
7760. 4
7760. 5
7762. 0
7762. 1
7762. 2
7762. 3
7763. 0
7763. 1
7763. 2
7763. 3
7763. 4
7763. 5
7764. 0
7764. 1
7765. 0
7765. 1
7765. 2
7765. 3
7766. 0
7766. 1
7766. 2
pull
Entries 25
Mean 47.35
Std Dev 35.86
1.5
1
0.5
0
−0.5
−1
−1.5

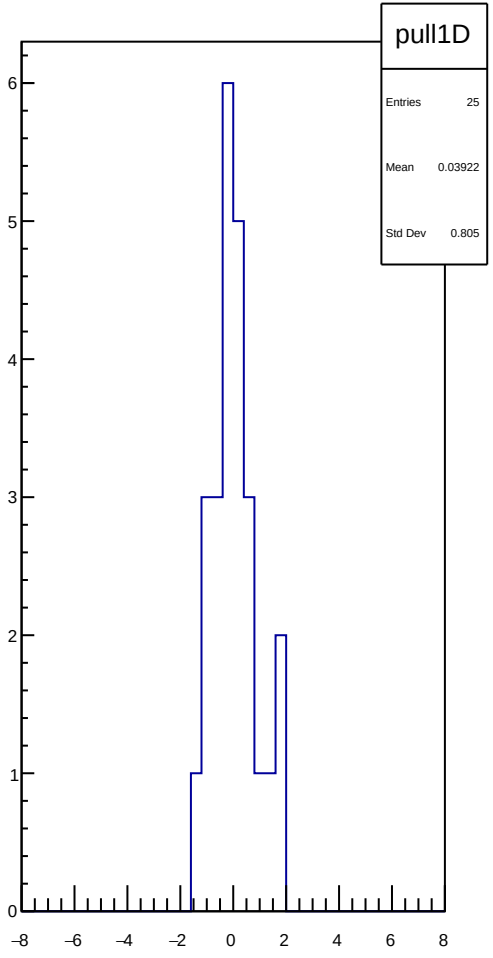
pull1D
Entries 25
Mean 0.03922
Std Dev 0.805
6
5
4
3
2
1
0
−8
−6
−4
−2
0
2
4
6
8

reg_asym_sam_15_avg_diff_bpm1X_slope vs run

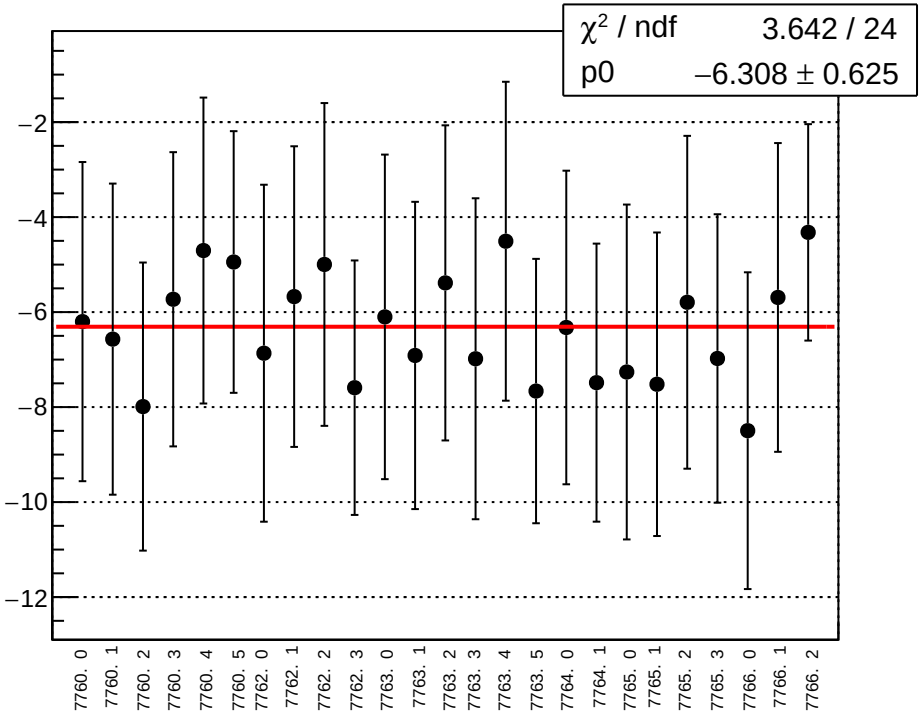

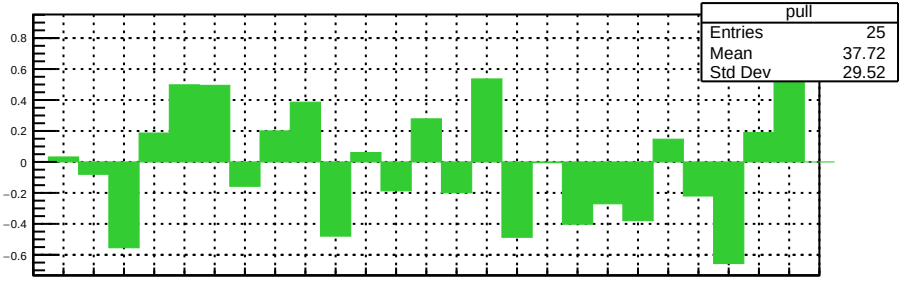

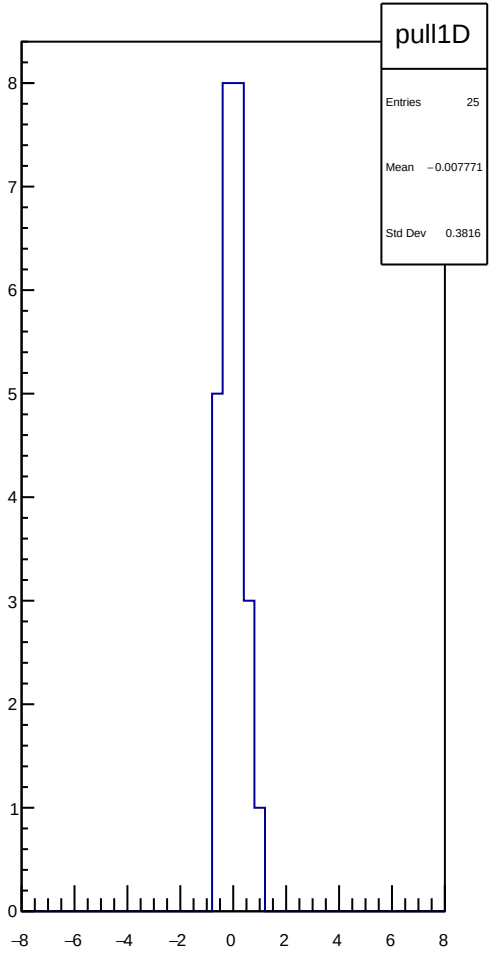

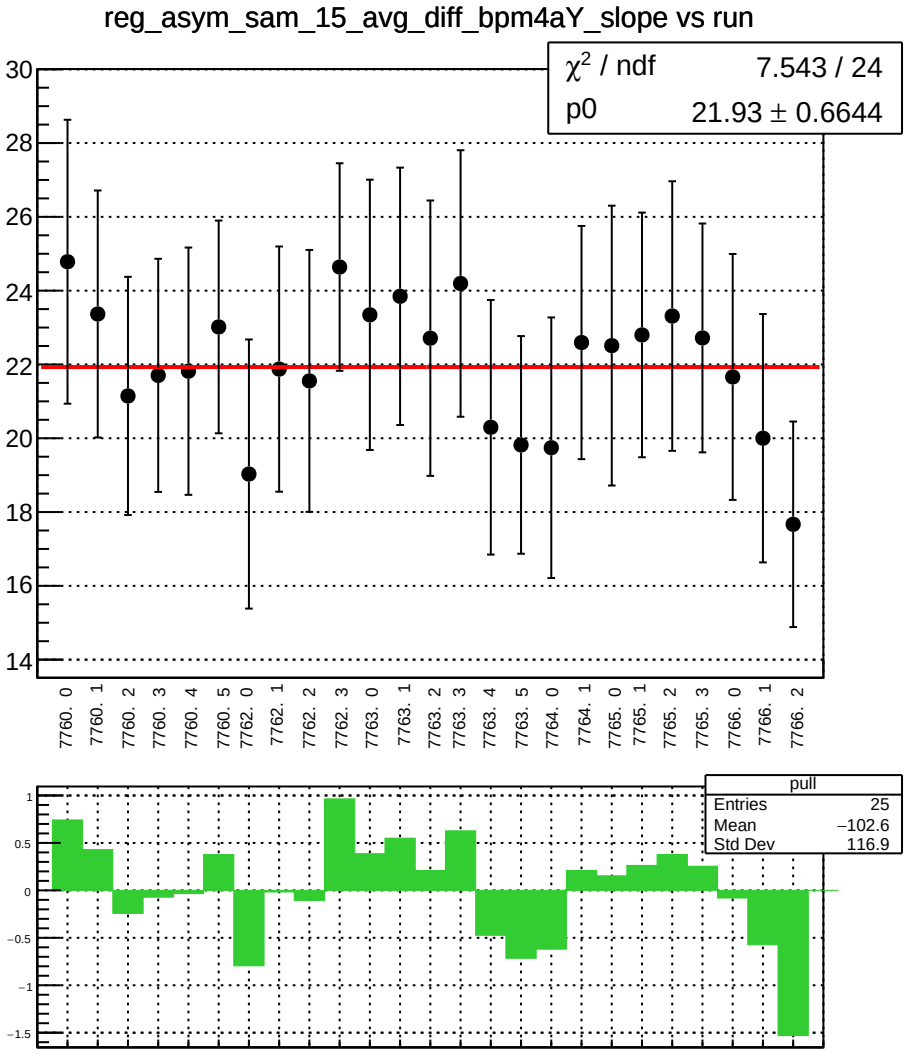
reg_asym_sam_15_avg_diff_bpm4aY_slope vs run
χ² / ndf 7.543 / 24
p0 21.93 ± 0.6644
30
28
26
24
22
20
18
16
14
7760. 0
7760. 1
7760. 2
7760. 3
7760. 4
7760. 5
7762. 0
7762. 1
7762. 2
7762. 3
7763. 0
7763. 1
7763. 2
7763. 3
7763. 4
7763. 5
7764. 0
7764. 1
7765. 0
7765. 1
7765. 2
7765. 3
7766. 0
7766. 1
7766. 2
pull
Entries 25
Mean −102.6
Std Dev 116.9
1
0.5
0
−0.5
−1
−1.5

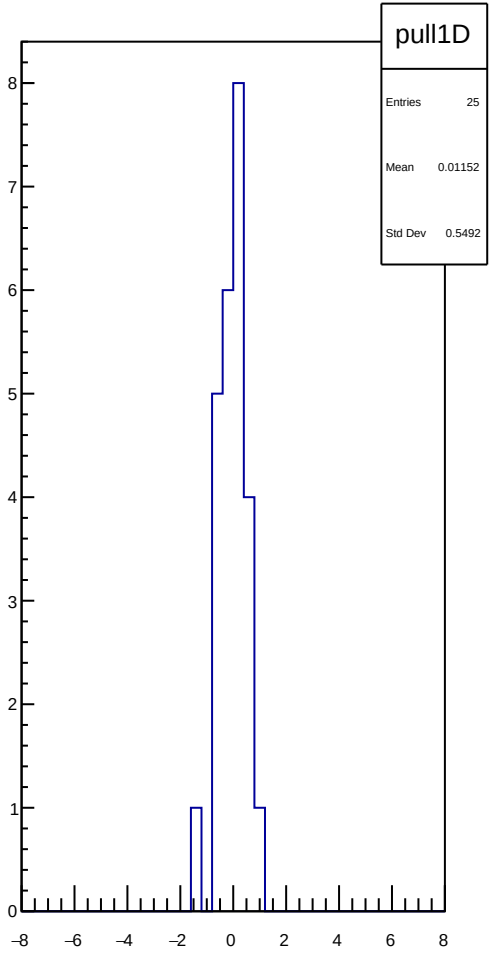
pull1D
Entries 25
Mean 0.01152
Std Dev 0.5492
8
7
6
5
4
3
2
1
0
−8
−6
−4
−2
0
2
4
6
8

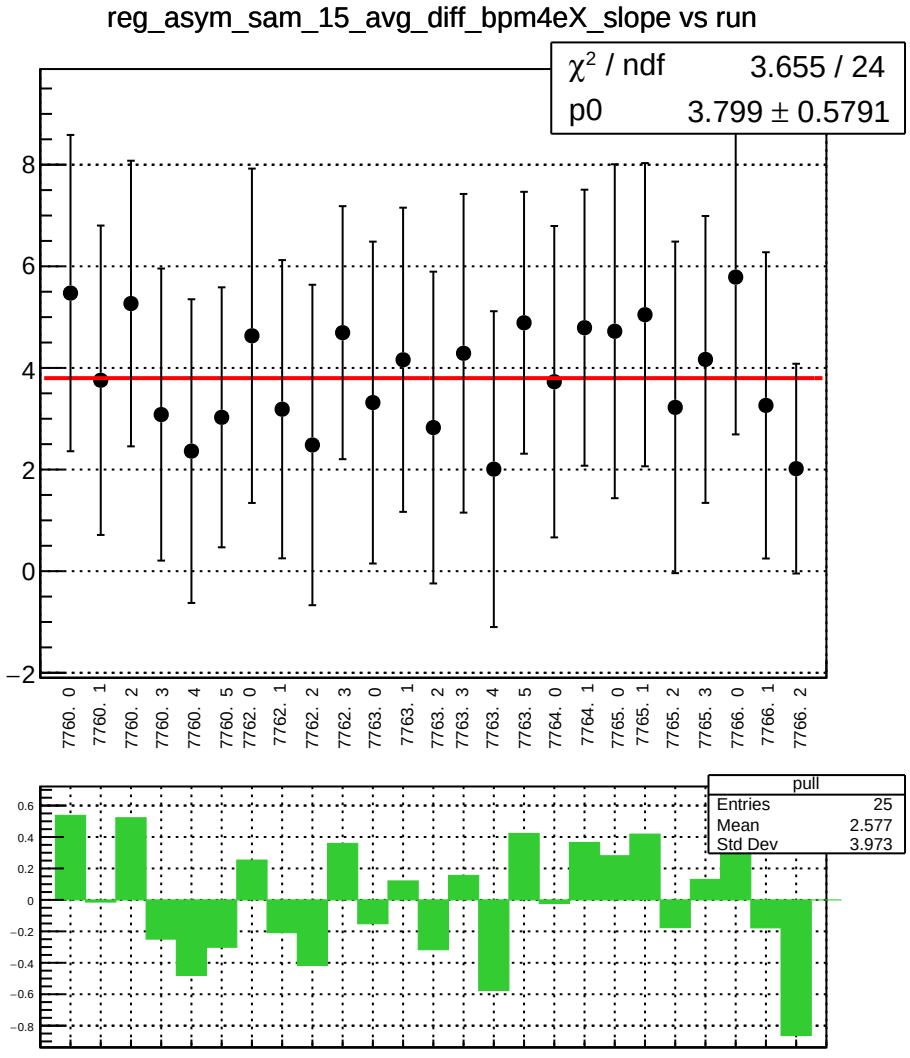
reg_asym_sam_15_avg_diff_bpm4eX_slope vs run
χ² / ndf 3.655 / 24
p0 3.799 ± 0.5791
8
6
4
2
0
−2
7760. 0
7760. 1
7760. 2
7760. 3
7760. 4
7760. 5
7762. 0
7762. 1
7762. 2
7762. 3
7763. 0
7763. 1
7763. 2
7763. 3
7763. 4
7763. 5
7764. 0
7764. 1
7765. 0
7765. 1
7765. 2
7765. 3
7766. 0
7766. 1
7766. 2
pull
Entries 25
Mean 2.577
Std Dev 3.973
0.6
0.4
0.2
0
−0.2
−0.4
−0.6
−0.8

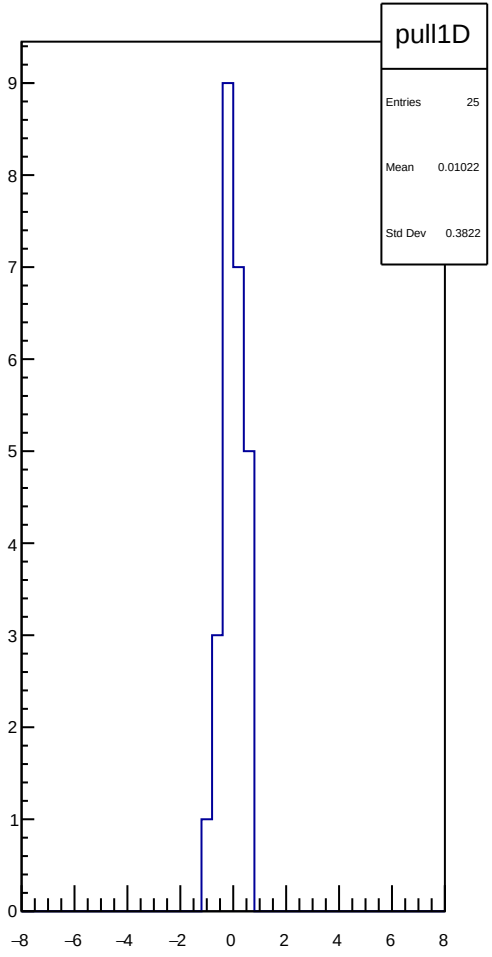
pull1D
Entries 25
Mean 0.01022
Std Dev 0.3822
9
8
7
6
5
4
3
2
1
0
−8
−6
−4
−2
0
2
4
6
8

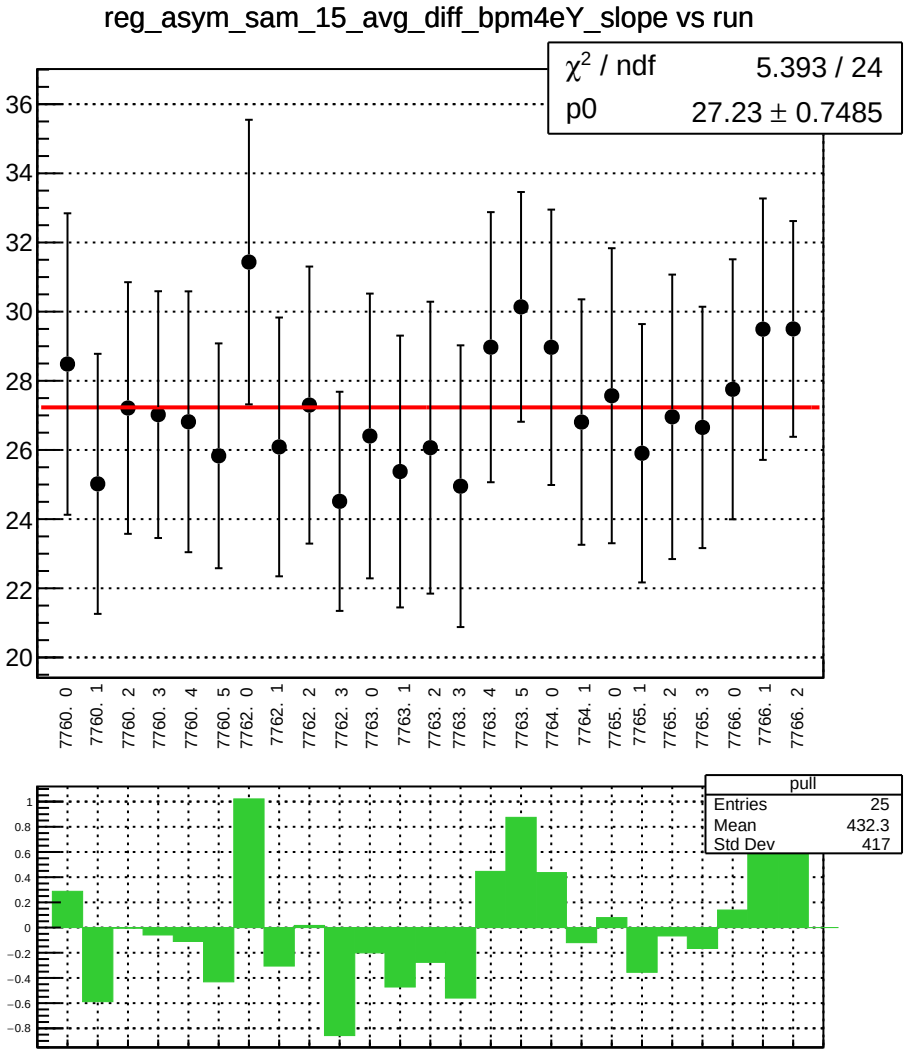
reg_asym_sam_15_avg_diff_bpm4eY_slope vs run
χ² / ndf 5.393 / 24
p0 27.23 ± 0.7485
36
34
32
30
28
26
24
22
20
7760. 0
7760. 1
7760. 2
7760. 3
7760. 4
7760. 5
7762. 0
7762. 1
7762. 2
7762. 3
7763. 0
7763. 1
7763. 2
7763. 3
7763. 4
7763. 5
7764. 0
7764. 1
7765. 0
7765. 1
7765. 2
7765. 3
7766. 0
7766. 1
7766. 2
pull
Entries 25
Mean 432.3
Std Dev 417
1
0.8
0.6
0.4
0.2
0
−0.2
−0.4
−0.6
−0.8

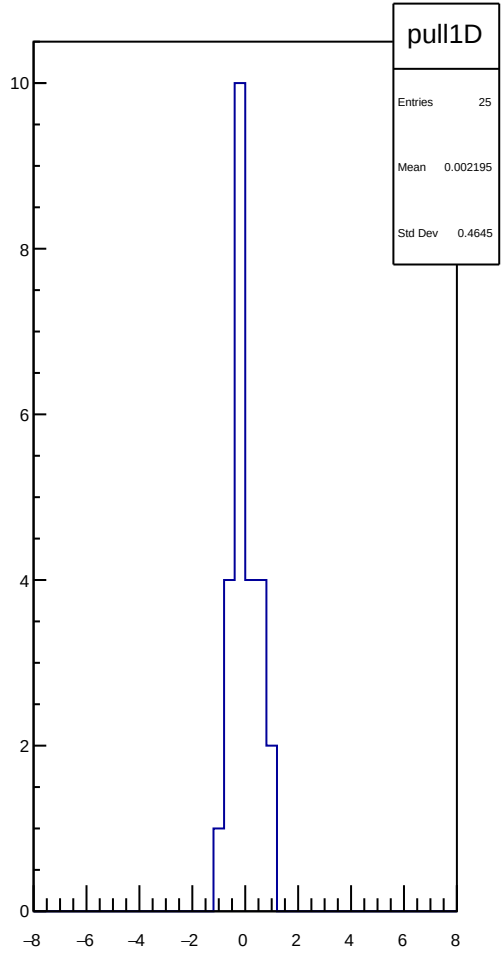
pull1D
Entries 25
Mean 0.002195
Std Dev 0.4645
10
8
6
4
2
0
−8
−6
−4
−2
0
2
4
6
8

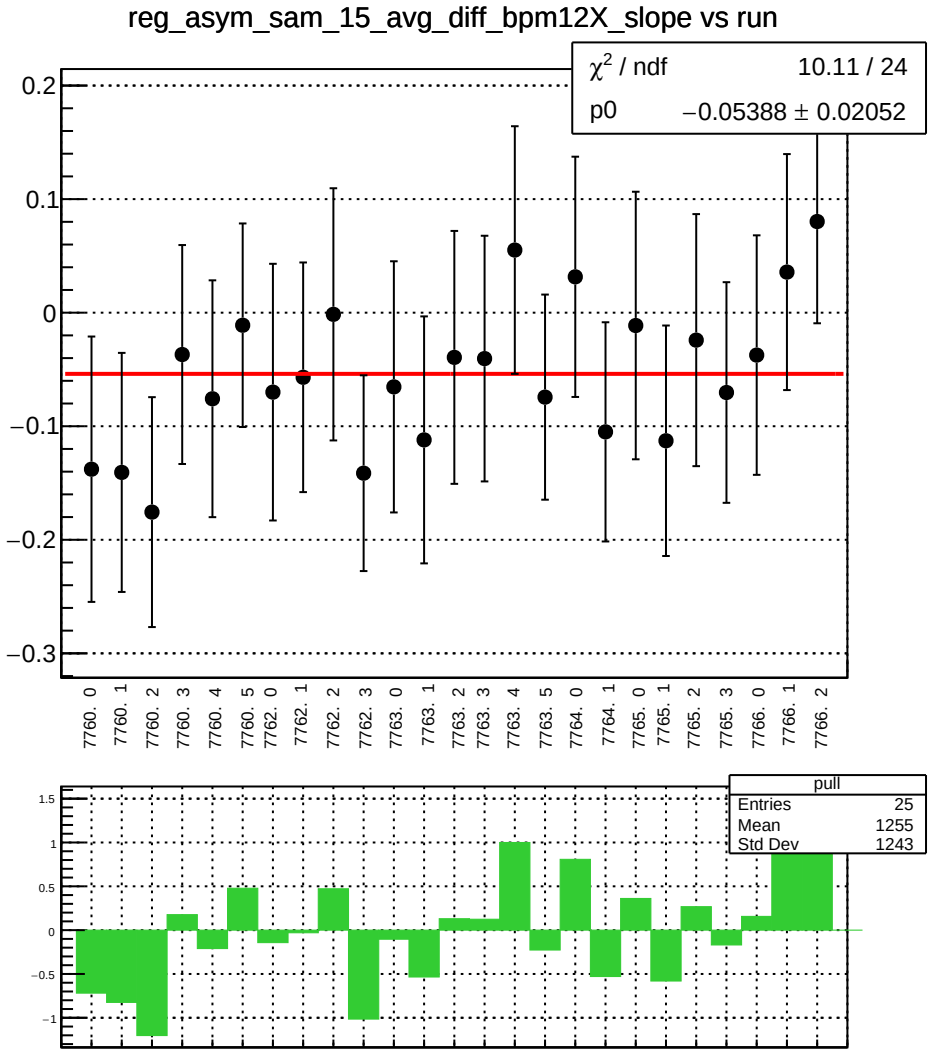
reg_asym_sam_15_avg_diff_bpm12X_slope vs run
χ² / ndf 10.11 / 24
p0 −0.05388 ± 0.02052
0.2
0.1
0
−0.1
−0.2
−0.3
7760. 0
7760. 1
7760. 2
7760. 3
7760. 4
7760. 5
7762. 0
7762. 1
7762. 2
7762. 3
7763. 0
7763. 1
7763. 2
7763. 3
7763. 4
7763. 5
7764. 0
7764. 1
7765. 0
7765. 1
7765. 2
7765. 3
7766. 0
7766. 1
7766. 2
pull
Entries 25
Mean 1255
Std Dev 1243
1.5
1
0.5
0
−0.5
−1

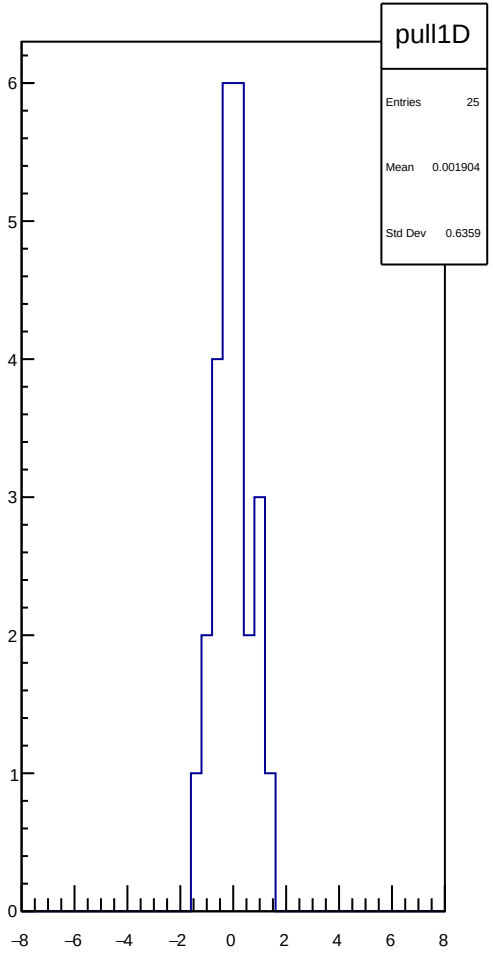
pull1D
Entries 25
Mean 0.001904
Std Dev 0.6359
6
5
4
3
2
1
0
−8
−6
−4
−2
0
2
4
6
8

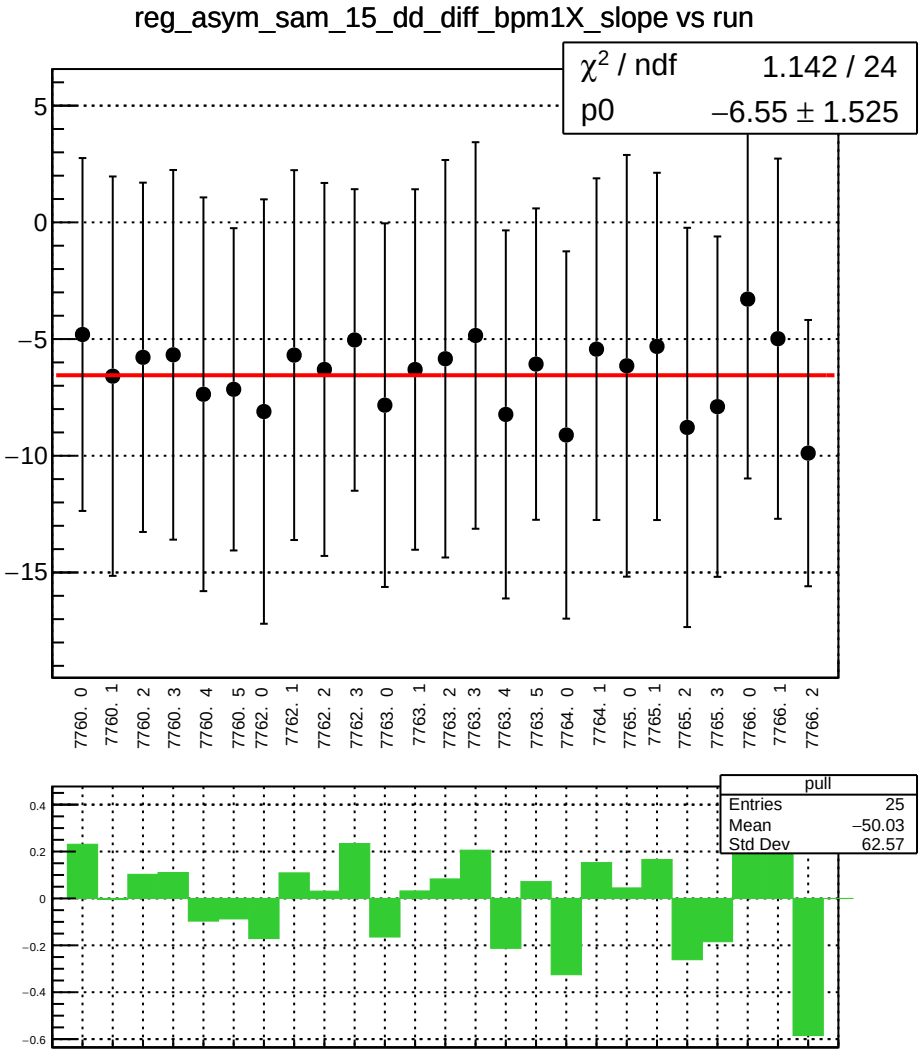
reg_asym_sam_15_dd_diff_bpm1X_slope vs run
χ² / ndf 1.142 / 24
p0 −6.55 ± 1.525
5
0
−5
−10
−15
7760. 0
7760. 1
7760. 2
7760. 3
7760. 4
7760. 5
7762. 0
7762. 1
7762. 2
7762. 3
7763. 0
7763. 1
7763. 2
7763. 3
7763. 4
7763. 5
7764. 0
7764. 1
7765. 0
7765. 1
7765. 2
7765. 3
7766. 0
7766. 1
7766. 2
pull
Entries 25
Mean −50.03
Std Dev 62.57
0.4
0.2
0
−0.2
−0.4
−0.6

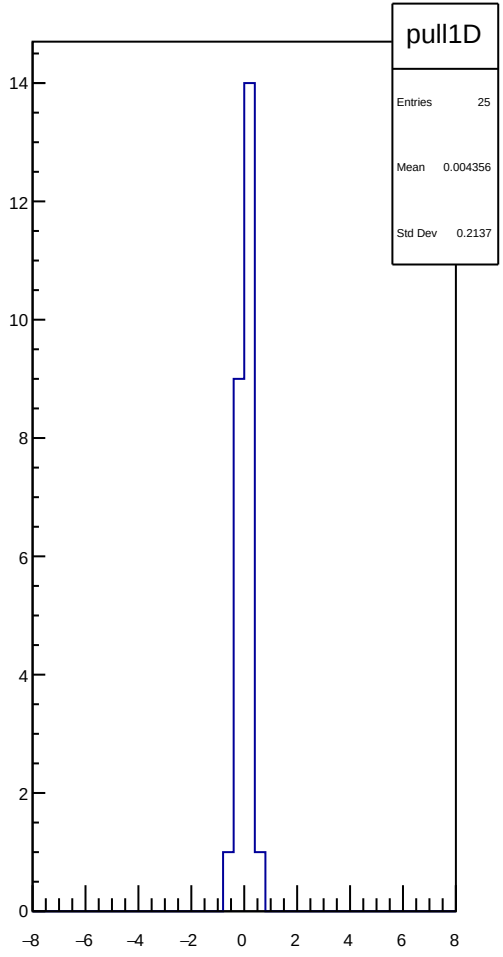
pull1D
Entries 25
Mean 0.004356
Std Dev 0.2137
14
12
10
8
6
4
2
0
−8
−6
−4
−2
0
2
4
6
8

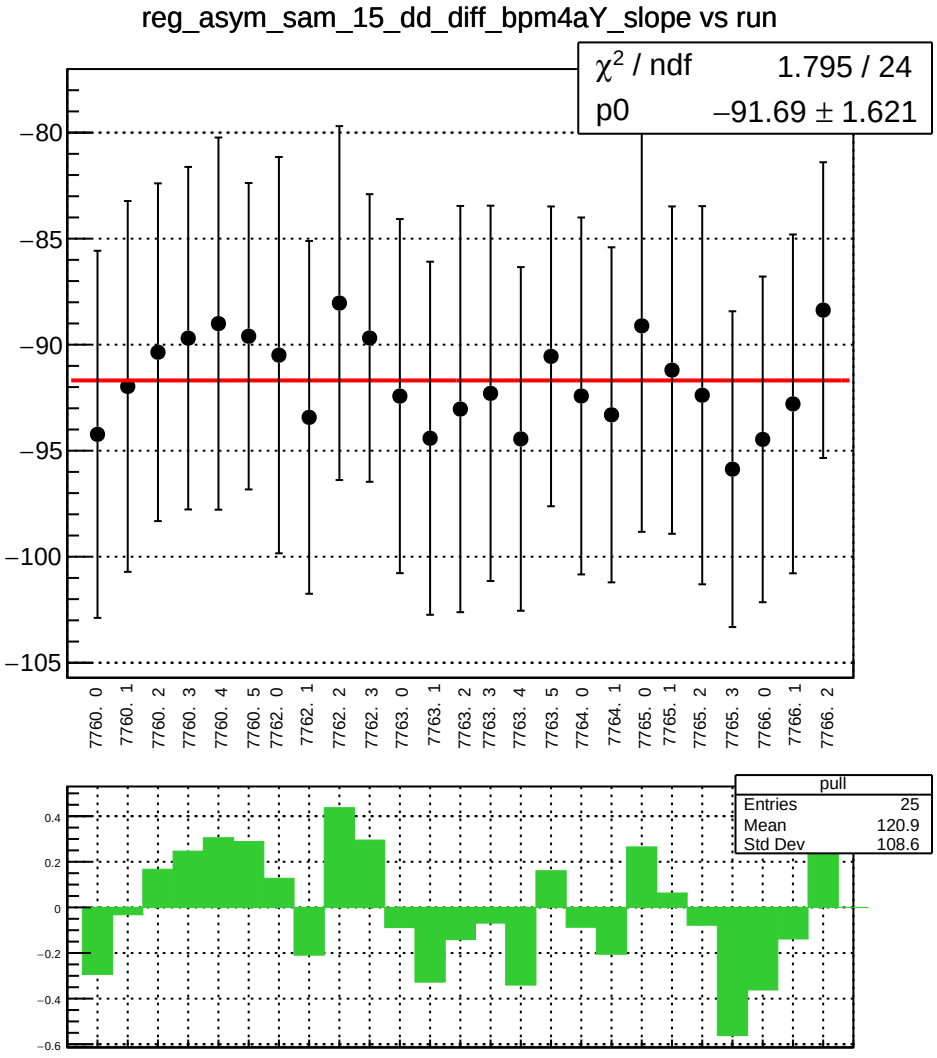
reg_asym_sam_15_dd_diff_bpm4aY_slope vs run
χ² / ndf 1.795 / 24
p0 −91.69 ± 1.621
−80
−85
−90
−95
−100
−105
7760. 0
7760. 1
7760. 2
7760. 3
7760. 4
7760. 5
7762. 0
7762. 1
7762. 2
7762. 3
7763. 0
7763. 1
7763. 2
7763. 3
7763. 4
7763. 5
7764. 0
7764. 1
7765. 0
7765. 1
7765. 2
7765. 3
7766. 0
7766. 1
7766. 2
pull
Entries 25
Mean 120.9
Std Dev 108.6
0.4
0.2
0
−0.2
−0.4
−0.6

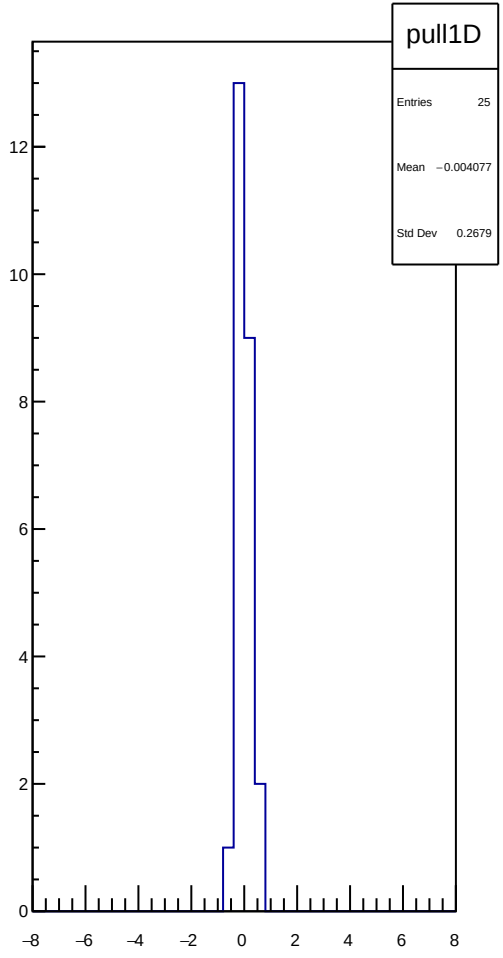
pull1D
Entries 25
Mean −0.004077
Std Dev 0.2679
12
10
8
6
4
2
0
−8
−6
−4
−2
0
2
4
6
8

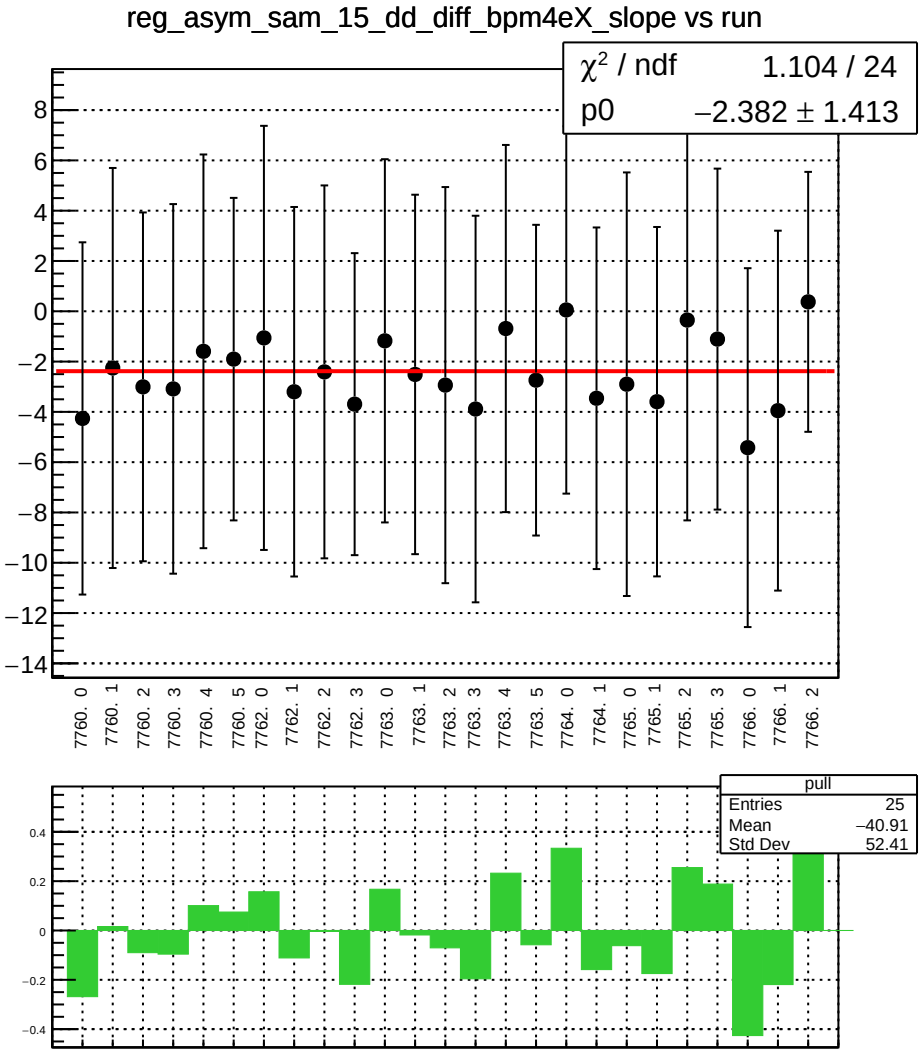
reg_asym_sam_15_dd_diff_bpm4eX_slope vs run
χ² / ndf 1.104 / 24
p0 −2.382 ± 1.413
8
6
4
2
0
−2
−4
−6
−8
−10
−12
−14
7760. 0
7760. 1
7760. 2
7760. 3
7760. 4
7760. 5
7762. 0
7762. 1
7762. 2
7762. 3
7763. 0
7763. 1
7763. 2
7763. 3
7763. 4
7763. 5
7764. 0
7764. 1
7765. 0
7765. 1
7765. 2
7765. 3
7766. 0
7766. 1
7766. 2
pull
Entries 25
Mean −40.91
Std Dev 52.41
0.4
0.2
0
−0.2
−0.4

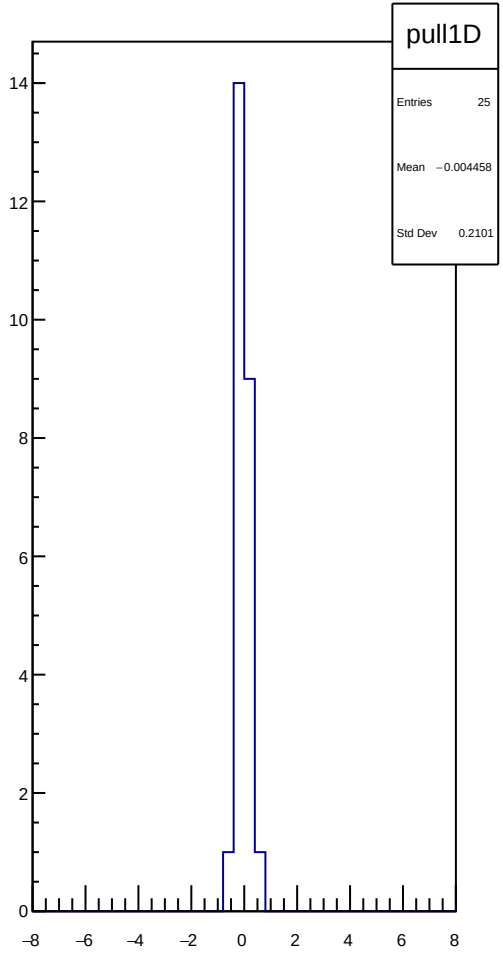
pull1D
Entries 25
Mean −0.004458
Std Dev 0.2101
14
12
10
8
6
4
2
0
−8
−6
−4
−2
0
2
4
6
8

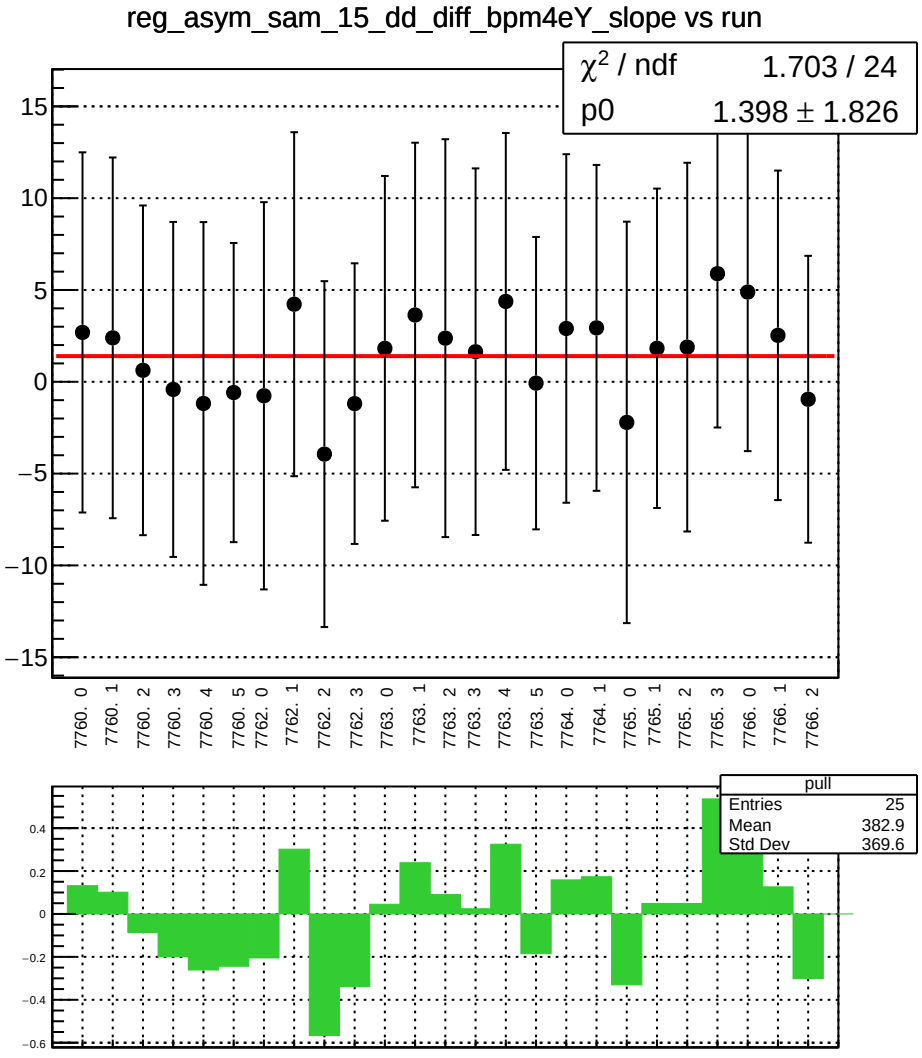
reg_asym_sam_15_dd_diff_bpm4eY_slope vs run
χ² / ndf 1.703 / 24
p0 1.398 ± 1.826
15
10
5
0
−5
−10
−15
7760. 0
7760. 1
7760. 2
7760. 3
7760. 4
7760. 5
7762. 0
7762. 1
7762. 2
7762. 3
7763. 0
7763. 1
7763. 2
7763. 3
7763. 4
7763. 5
7764. 0
7764. 1
7765. 0
7765. 1
7765. 2
7765. 3
7766. 0
7766. 1
7766. 2
pull
Entries 25
Mean 382.9
Std Dev 369.6
0.4
0.2
0
−0.2
−0.4
−0.6

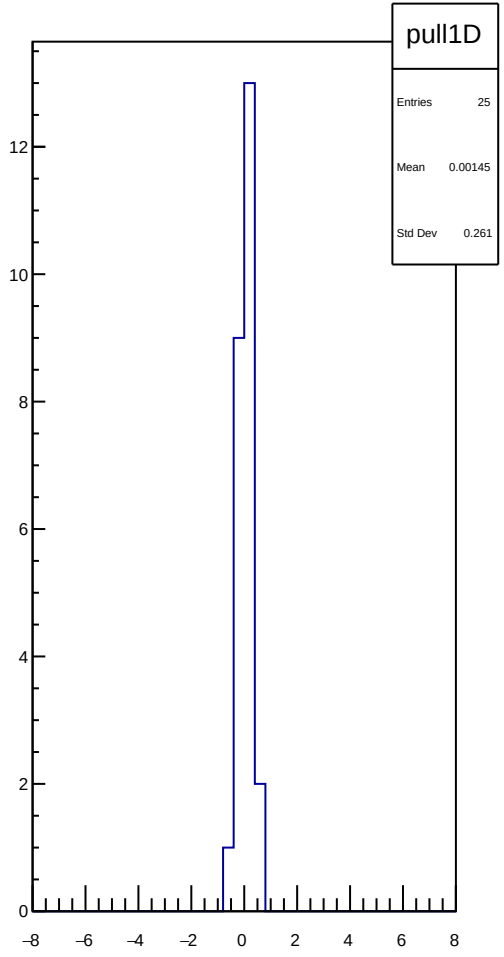
pull1D
Entries 25
Mean 0.00145
Std Dev 0.261
12
10
8
6
4
2
0
−8
−6
−4
−2
0
2
4
6
8

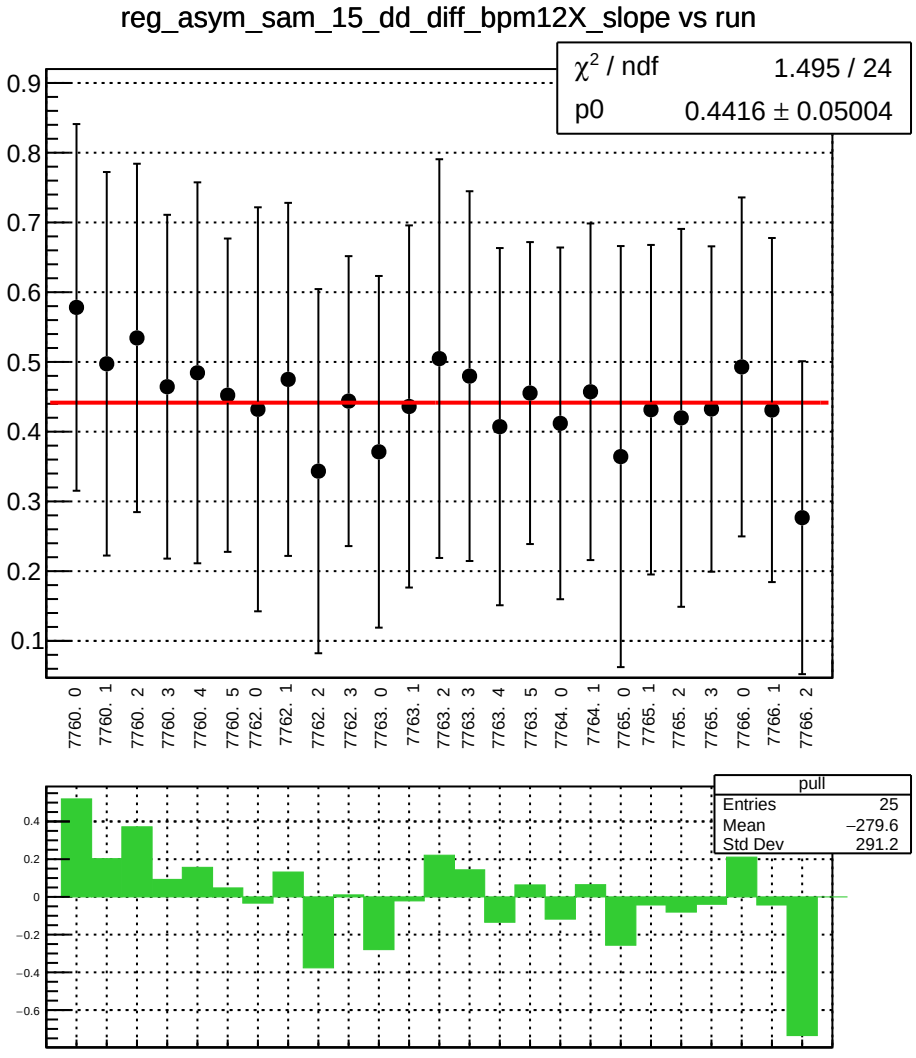
reg_asym_sam_15_dd_diff_bpm12X_slope vs run
χ^2 / ndf 1.495 / 24
p0 0.4416 ± 0.05004
0.9
0.8
0.7
0.6
0.5
0.4
0.3
0.2
0.1
7760. 0
7760. 1
7760. 2
7760. 3
7760. 4
7760. 5
7762. 0
7762. 1
7762. 2
7762. 3
7763. 0
7763. 1
7763. 2
7763. 3
7763. 4
7763. 5
7764. 0
7764. 1
7765. 0
7765. 1
7765. 2
7765. 3
7766. 0
7766. 1
7766. 2
pull
Entries 25
Mean −279.6
Std Dev 291.2
0.4
0.2
0
−0.2
−0.4
−0.6

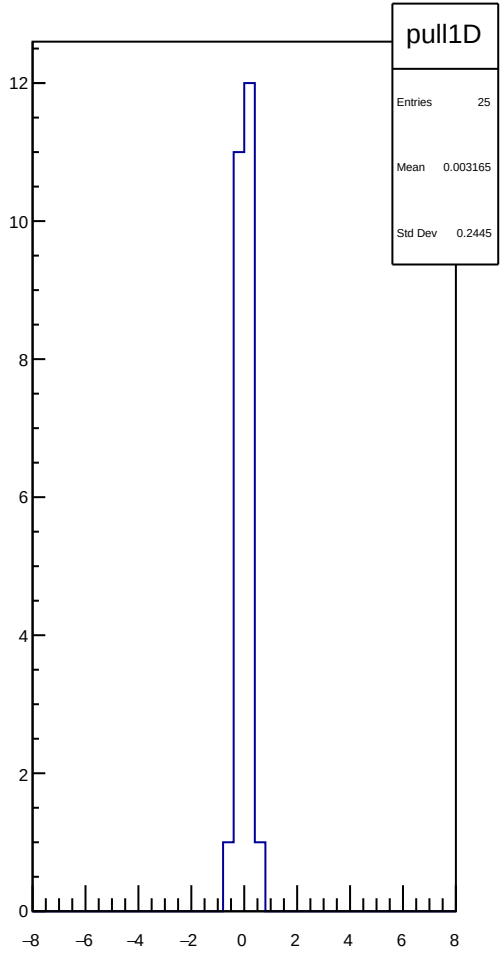
pull1D
Entries 25
Mean 0.003165
Std Dev 0.2445
12
10
8
6
4
2
0
−8
−6
−4
−2
0
2
4
6
8

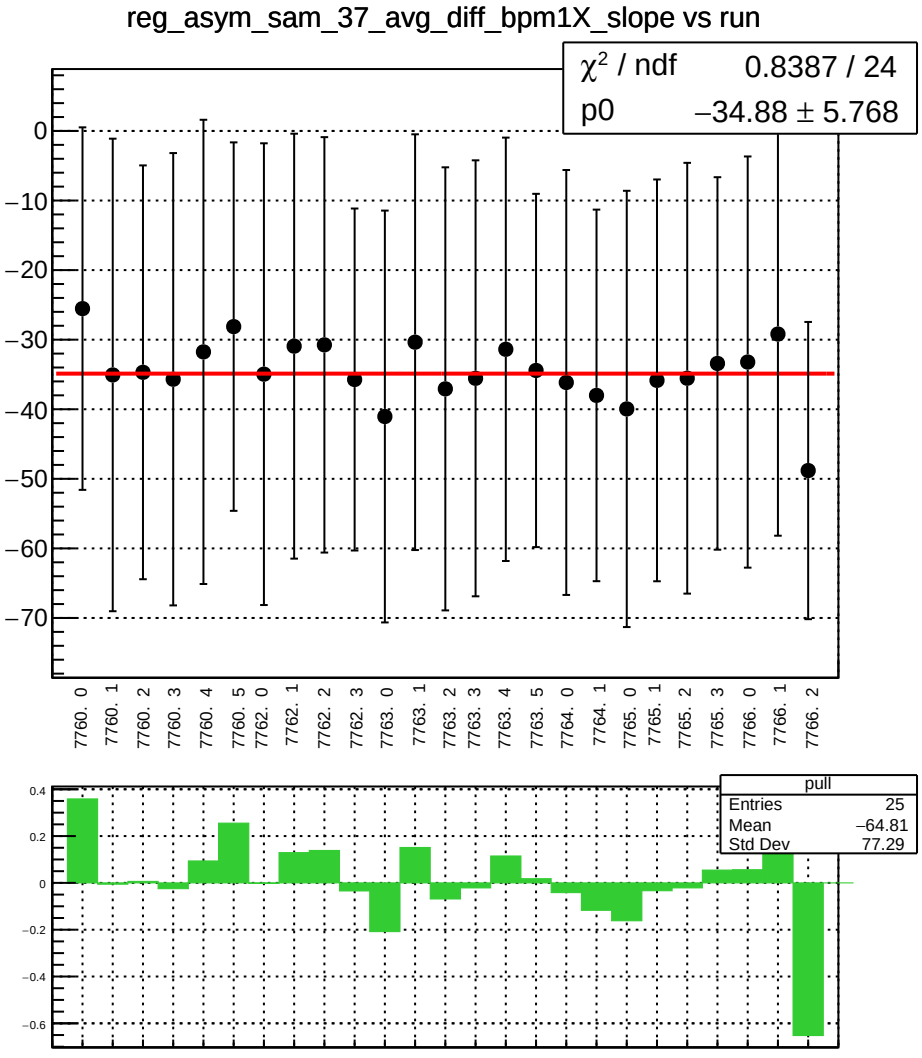
reg_asym_sam_37_avg_diff_bpm1X_slope vs run
χ² / ndf 0.8387 / 24
p0 −34.88 ± 5.768
0
−10
−20
−30
−40
−50
−60
−70
7760. 0
7760. 1
7760. 2
7760. 3
7760. 4
7760. 5
7762. 0
7762. 1
7762. 2
7762. 3
7763. 0
7763. 1
7763. 2
7763. 3
7763. 4
7763. 5
7764. 0
7764. 1
7765. 0
7765. 1
7765. 2
7765. 3
7766. 0
7766. 1
7766. 2
pull
Entries 25
Mean −64.81
Std Dev 77.29
0.4
0.2
0
−0.2
−0.4
−0.6

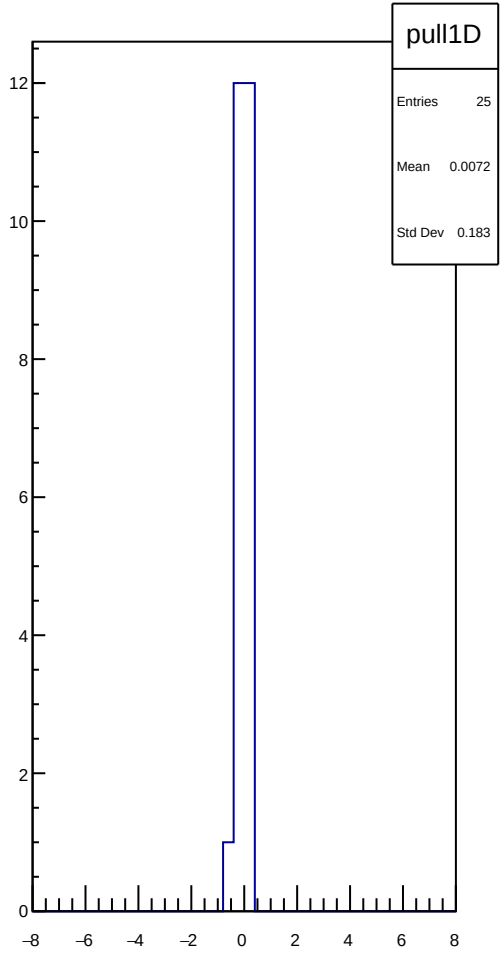
pull1D
Entries 25
Mean 0.0072
Std Dev 0.183
12
10
8
6
4
2
0
−8
−6
−4
−2
0
2
4
6
8

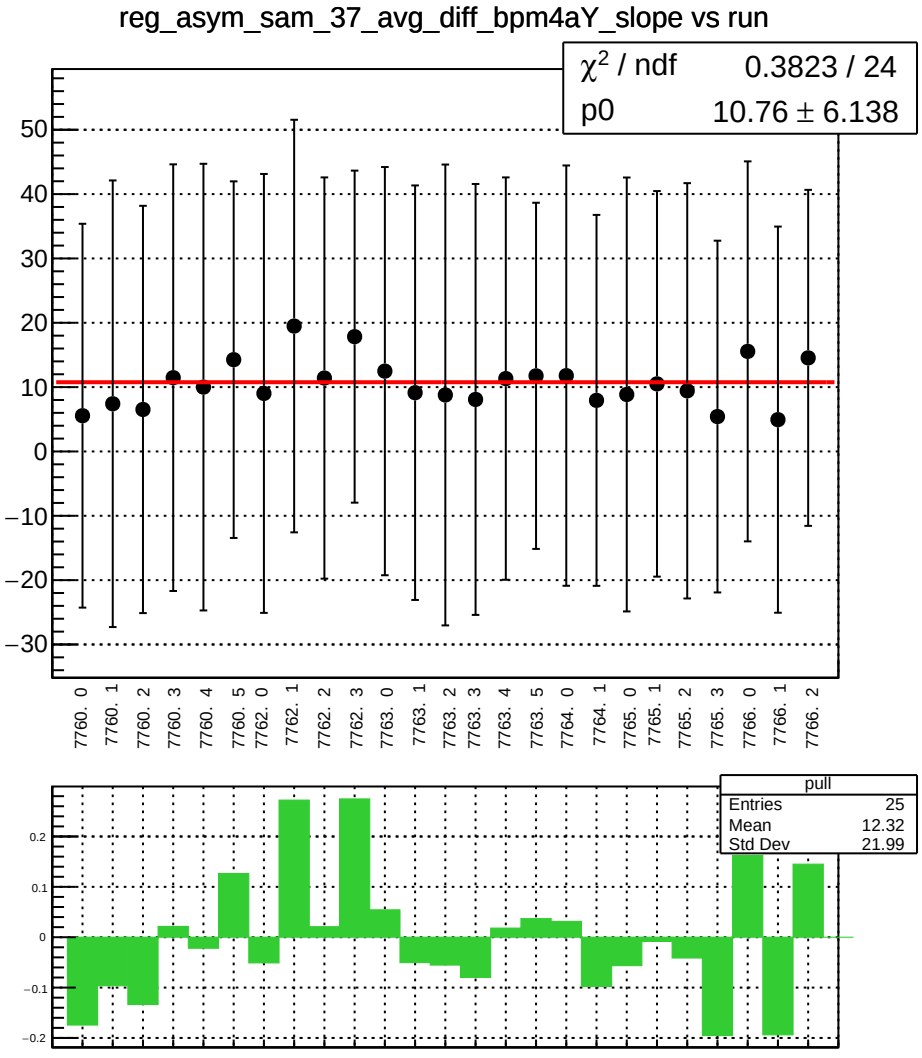
reg_asym_sam_37_avg_diff_bpm4aY_slope vs run
χ² / ndf 0.3823 / 24
p0 10.76 ± 6.138
50
40
30
20
10
0
−10
−20
−30
7760. 0
7760. 1
7760. 2
7760. 3
7760. 4
7760. 5
7762. 0
7762. 1
7762. 2
7762. 3
7763. 0
7763. 1
7763. 2
7763. 3
7763. 4
7763. 5
7764. 0
7764. 1
7765. 0
7765. 1
7765. 2
7765. 3
7766. 0
7766. 1
7766. 2
pull
Entries 25
Mean 12.32
Std Dev 21.99
0.2
0.1
0
−0.1
−0.2

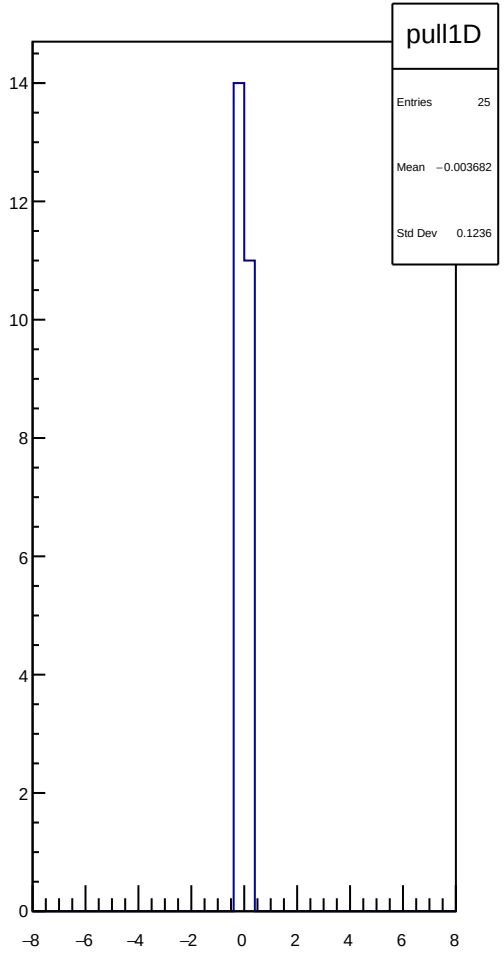
pull1D
Entries 25
Mean −0.003682
Std Dev 0.1236
14
12
10
8
6
4
2
0
−8
−6
−4
−2
0
2
4
6
8

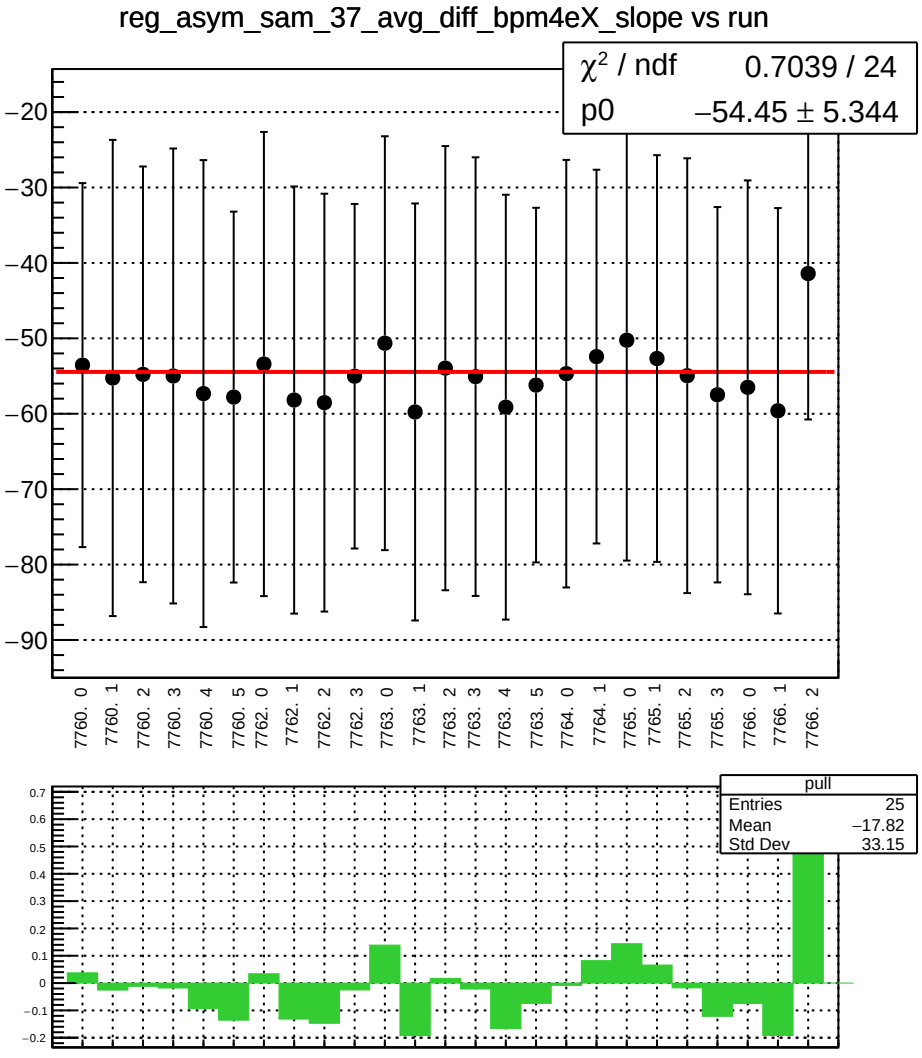
reg_asym_sam_37_avg_diff_bpm4eX_slope vs run
χ² / ndf 0.7039 / 24
p0 −54.45 ± 5.344
−20
−30
−40
−50
−60
−70
−80
−90
7760. 0
7760. 1
7760. 2
7760. 3
7760. 4
7760. 5
7762. 0
7762. 1
7762. 2
7762. 3
7763. 0
7763. 1
7763. 2
7763. 3
7763. 4
7763. 5
7764. 0
7764. 1
7765. 0
7765. 1
7765. 2
7765. 3
7766. 0
7766. 1
7766. 2
pull
Entries 25
Mean −17.82
Std Dev 33.15
0.7
0.6
0.5
0.4
0.3
0.2
0.1
0
−0.1
−0.2

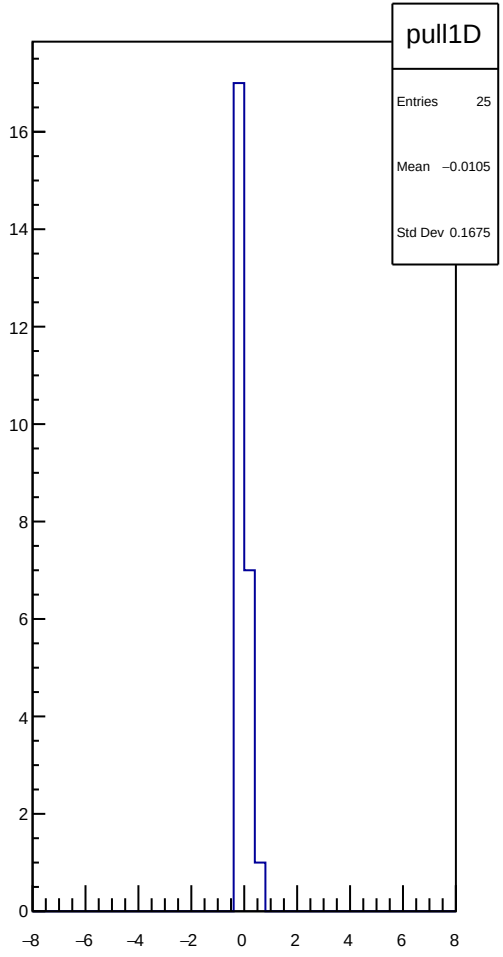
pull1D
Entries 25
Mean −0.0105
Std Dev 0.1675
16
14
12
10
8
6
4
2
0
−8
−6
−4
−2
0
2
4
6
8

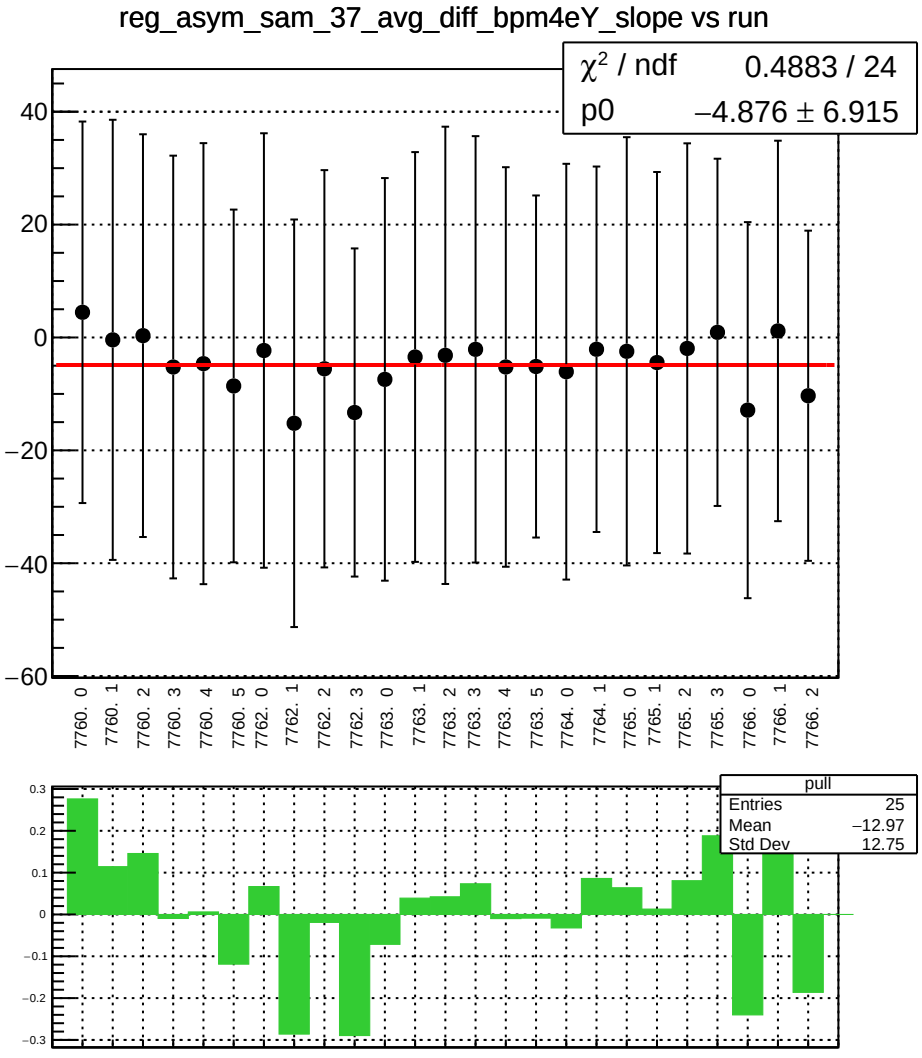
reg_asym_sam_37_avg_diff_bpm4eY_slope vs run
χ² / ndf 0.4883 / 24
p0 −4.876 ± 6.915
40
20
0
−20
−40
−60
7760. 0
7760. 1
7760. 2
7760. 3
7760. 4
7760. 5
7762. 0
7762. 1
7762. 2
7762. 3
7763. 0
7763. 1
7763. 2
7763. 3
7763. 4
7763. 5
7764. 0
7764. 1
7765. 0
7765. 1
7765. 2
7765. 3
7766. 0
7766. 1
7766. 2
pull
Entries 25
Mean −12.97
Std Dev 12.75
0.3
0.2
0.1
0
−0.1
−0.2
−0.3

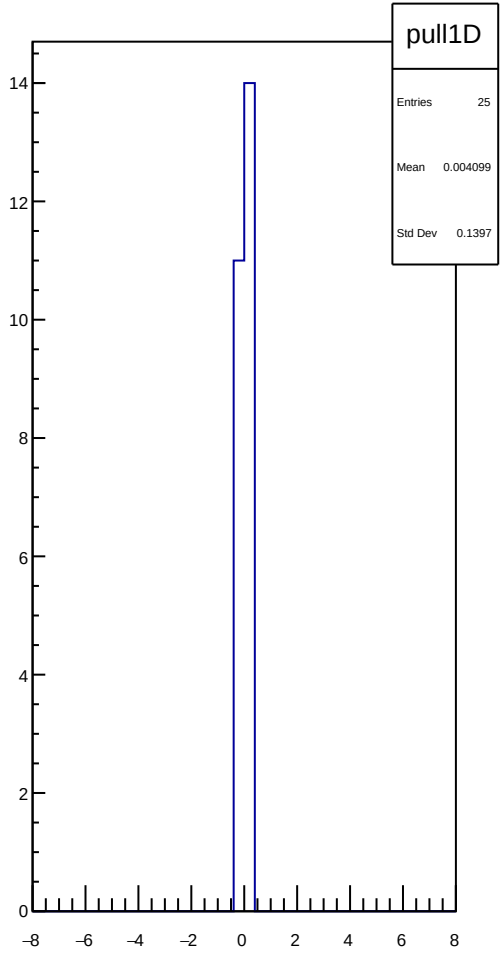
pull1D
Entries 25
Mean 0.004099
Std Dev 0.1397
14
12
10
8
6
4
2
0
−8
−6
−4
−2
0
2
4
6
8

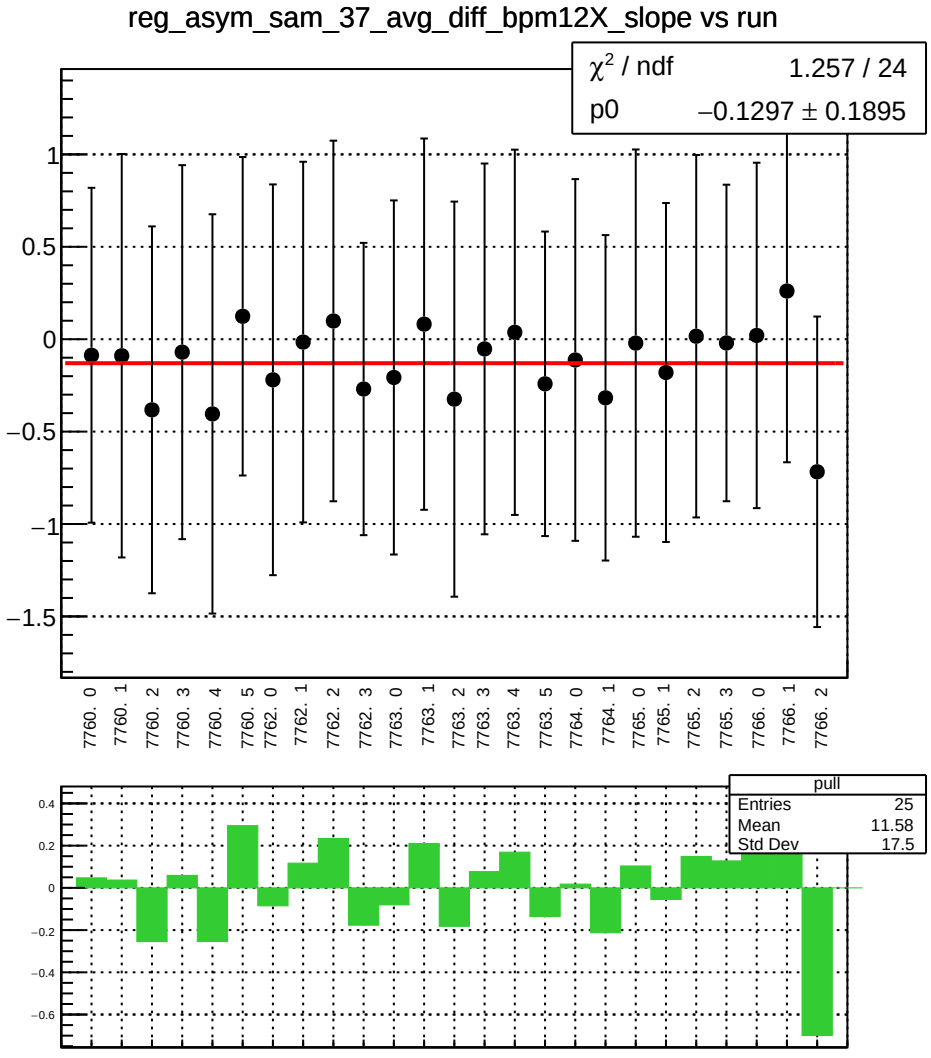
reg_asym_sam_37_avg_diff_bpm12X_slope vs run
χ² / ndf 1.257 / 24
p0 −0.1297 ± 0.1895
1
0.5
0
−0.5
−1
−1.5
7760. 0
7760. 1
7760. 2
7760. 3
7760. 4
7760. 5
7762. 0
7762. 1
7762. 2
7762. 3
7763. 0
7763. 1
7763. 2
7763. 3
7763. 4
7763. 5
7764. 0
7764. 1
7765. 0
7765. 1
7765. 2
7765. 3
7766. 0
7766. 1
7766. 2
pull
Entries 25
Mean 11.58
Std Dev 17.5
0.4
0.2
0
−0.2
−0.4
−0.6

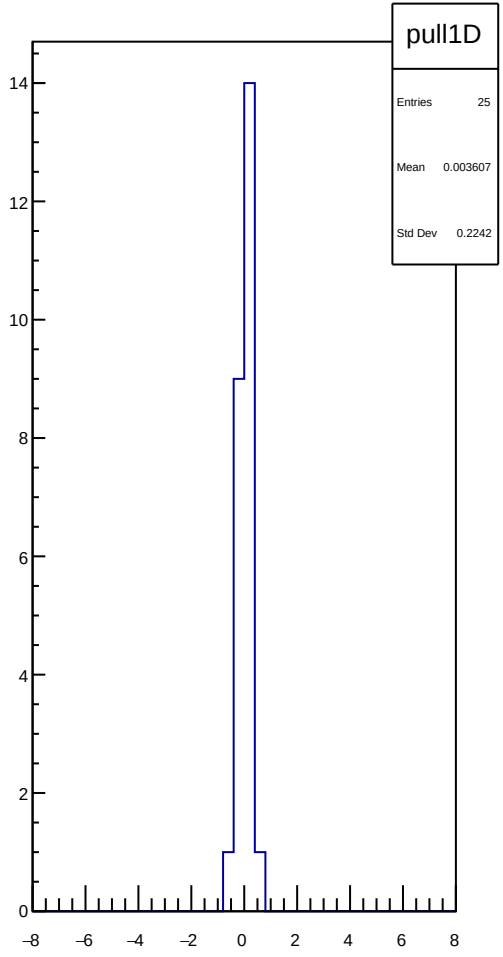
pull1D
Entries 25
Mean 0.003607
Std Dev 0.2242
14
12
10
8
6
4
2
0
−8
−6
−4
−2
0
2
4
6
8

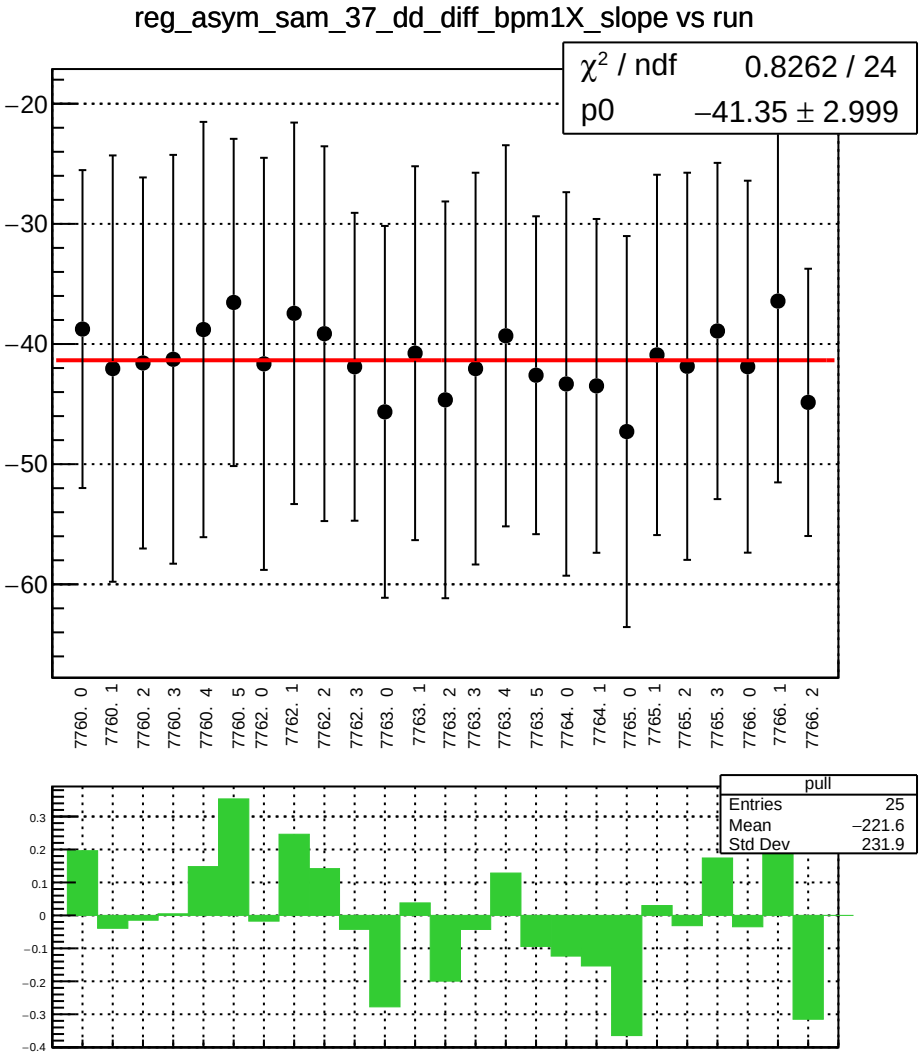
reg_asym_sam_37_dd_diff_bpm1X_slope vs run
χ² / ndf 0.8262 / 24
p0 −41.35 ± 2.999
−20
−30
−40
−50
−60
7760. 0
7760. 1
7760. 2
7760. 3
7760. 4
7760. 5
7762. 0
7762. 1
7762. 2
7762. 3
7763. 0
7763. 1
7763. 2
7763. 3
7763. 4
7763. 5
7764. 0
7764. 1
7765. 0
7765. 1
7765. 2
7765. 3
7766. 0
7766. 1
7766. 2
pull
Entries 25
Mean −221.6
Std Dev 231.9
0.3
0.2
0.1
0
−0.1
−0.2
−0.3
−0.4

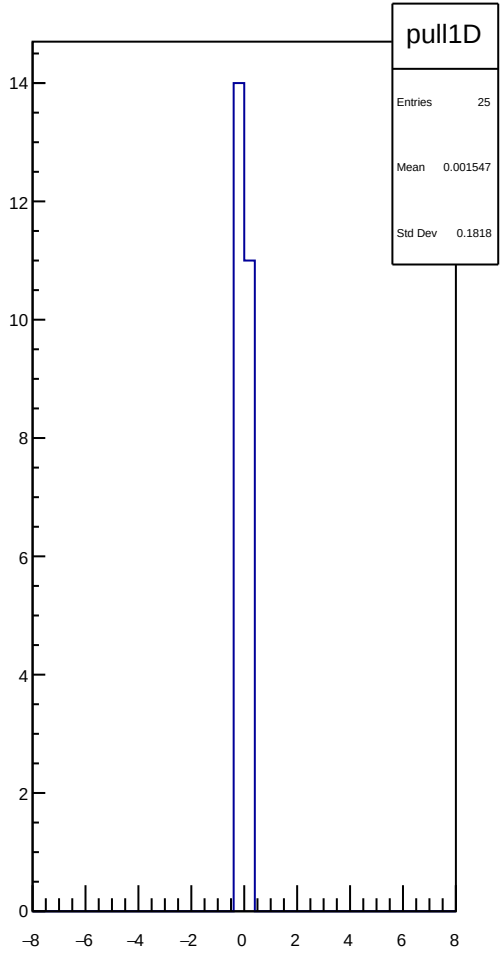
pull1D
Entries 25
Mean 0.001547
Std Dev 0.1818
14
12
10
8
6
4
2
0
−8
−6
−4
−2
0
2
4
6
8

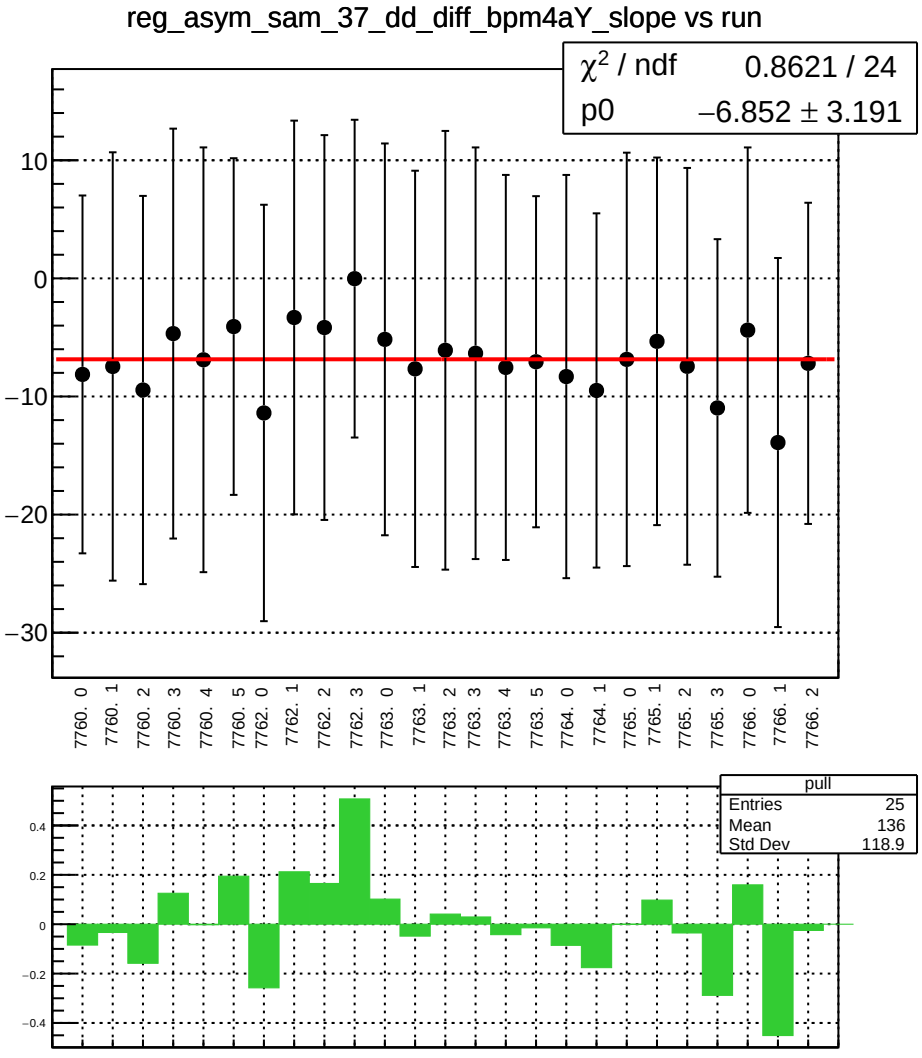
reg_asym_sam_37_dd_diff_bpm4aY_slope vs run
χ² / ndf 0.8621 / 24
p0 −6.852 ± 3.191
10
0
−10
−20
−30
7760. 0
7760. 1
7760. 2
7760. 3
7760. 4
7760. 5
7762. 0
7762. 1
7762. 2
7762. 3
7763. 0
7763. 1
7763. 2
7763. 3
7763. 4
7763. 5
7764. 0
7764. 1
7765. 0
7765. 1
7765. 2
7765. 3
7766. 0
7766. 1
7766. 2
pull
Entries 25
Mean 136
Std Dev 118.9
0.4
0.2
0
−0.2
−0.4

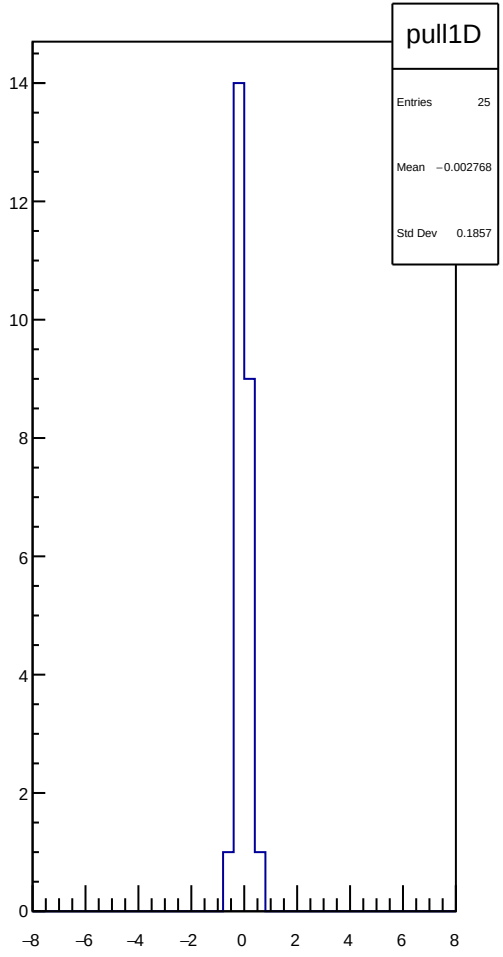
pull1D
Entries 25
Mean −0.002768
Std Dev 0.1857
14
12
10
8
6
4
2
0
−8
−6
−4
−2
0
2
4
6
8

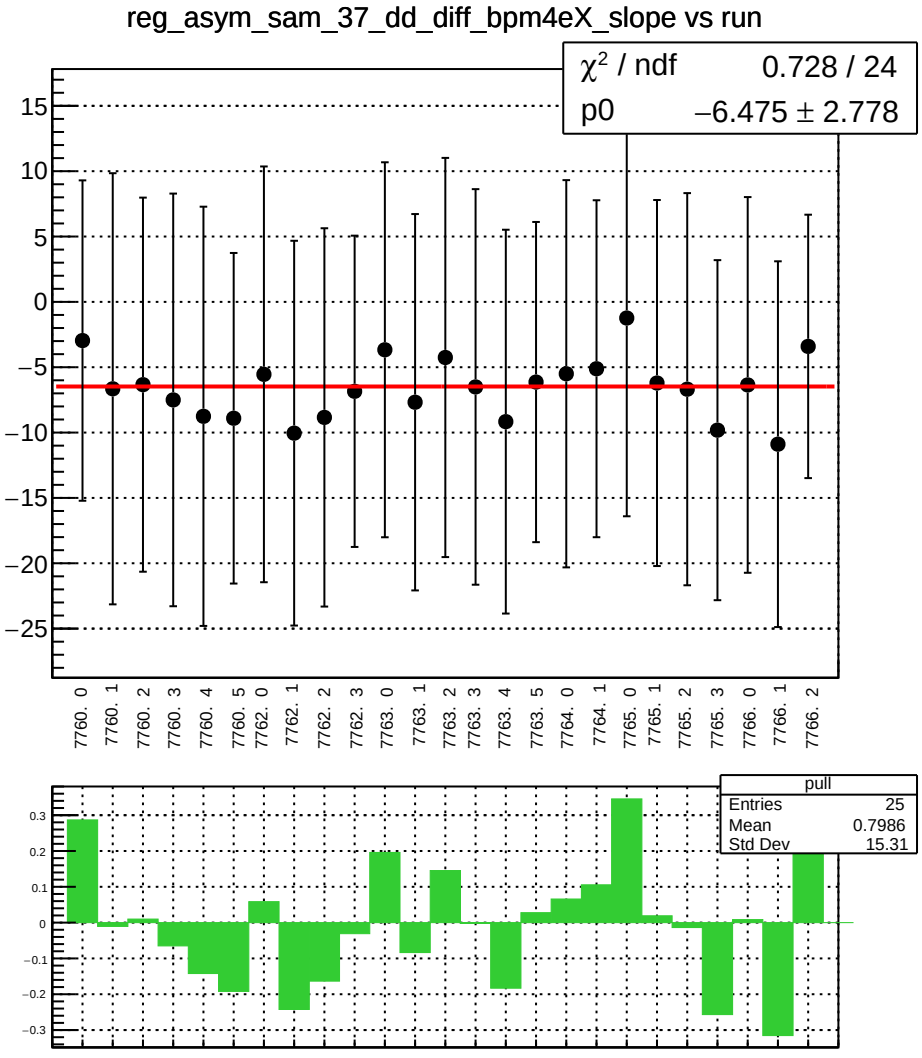
reg_asym_sam_37_dd_diff_bpm4eX_slope vs run
χ² / ndf 0.728 / 24
p0 −6.475 ± 2.778
15
10
5
0
−5
−10
−15
−20
−25
7760. 0
7760. 1
7760. 2
7760. 3
7760. 4
7760. 5
7762. 0
7762. 1
7762. 2
7762. 3
7763. 0
7763. 1
7763. 2
7763. 3
7763. 4
7763. 5
7764. 0
7764. 1
7765. 0
7765. 1
7765. 2
7765. 3
7766. 0
7766. 1
7766. 2
pull
Entries 25
Mean 0.7986
Std Dev 15.31
0.3
0.2
0.1
0
−0.1
−0.2
−0.3

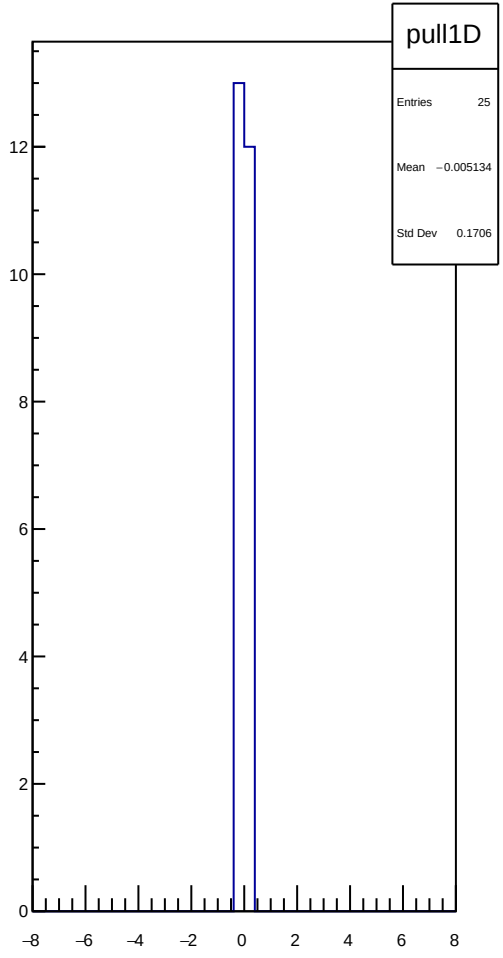
pull1D
Entries 25
Mean −0.005134
Std Dev 0.1706
12
10
8
6
4
2
0
−8
−6
−4
−2
0
2
4
6
8

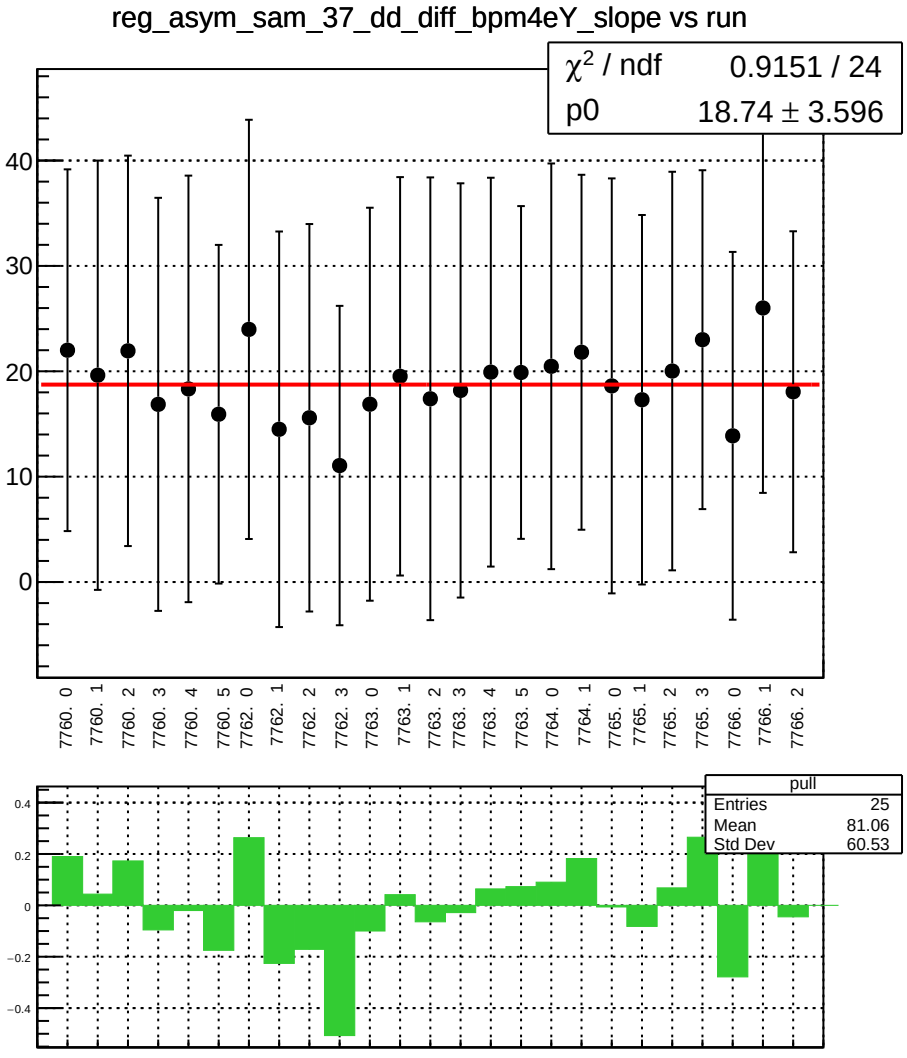
reg_asym_sam_37_dd_diff_bpm4eY_slope vs run
χ2 / ndf 0.9151 / 24
p0 18.74 ± 3.596
40
30
20
10
0
7760. 0
7760. 1
7760. 2
7760. 3
7760. 4
7760. 5
7762. 0
7762. 1
7762. 2
7762. 3
7763. 0
7763. 1
7763. 2
7763. 3
7763. 4
7763. 5
7764. 0
7764. 1
7765. 0
7765. 1
7765. 2
7765. 3
7766. 0
7766. 1
7766. 2
pull
Entries 25
Mean 81.06
Std Dev 60.53
0.4
0.2
0
−0.2
−0.4

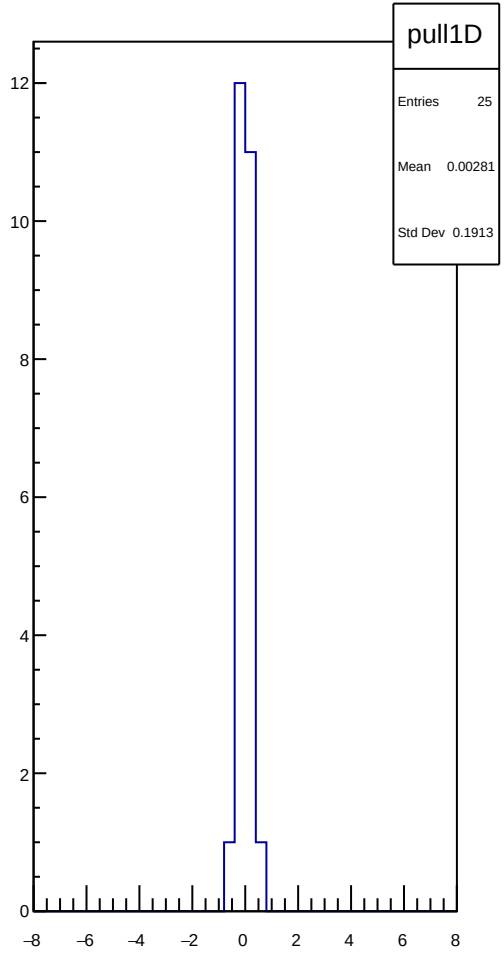
pull1D
Entries 25
Mean 0.00281
Std Dev 0.1913
12
10
8
6
4
2
0
−8
−6
−4
−2
0
2
4
6
8

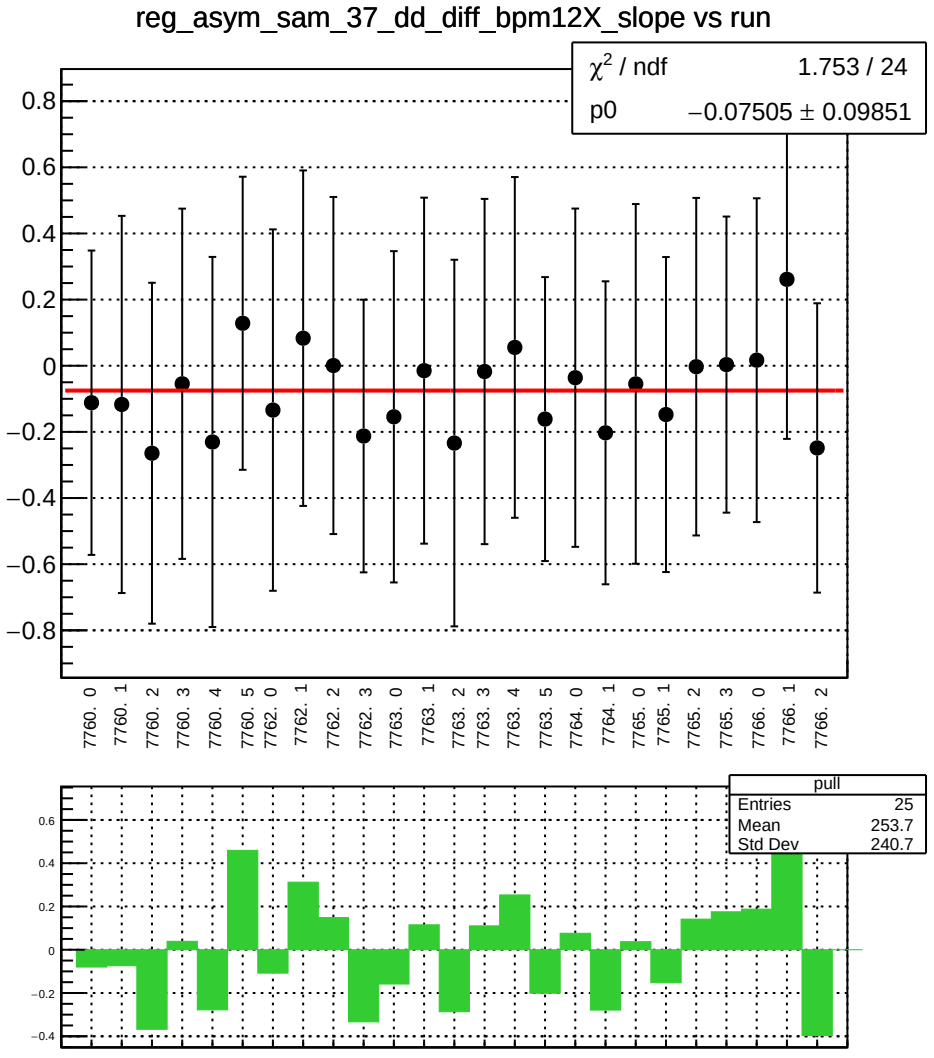
reg_asym_sam_37_dd_diff_bpm12X_slope vs run
χ² / ndf 1.753 / 24
p0 −0.07505 ± 0.09851
0.8
0.6
0.4
0.2
0
−0.2
−0.4
−0.6
−0.8
7760. 0
7760. 1
7760. 2
7760. 3
7760. 4
7760. 5
7762. 0
7762. 1
7762. 2
7762. 3
7763. 0
7763. 1
7763. 2
7763. 3
7763. 4
7763. 5
7764. 0
7764. 1
7765. 0
7765. 1
7765. 2
7765. 3
7766. 0
7766. 1
7766. 2
pull
Entries 25
Mean 253.7
Std Dev 240.7
0.6
0.4
0.2
0
−0.2
−0.4

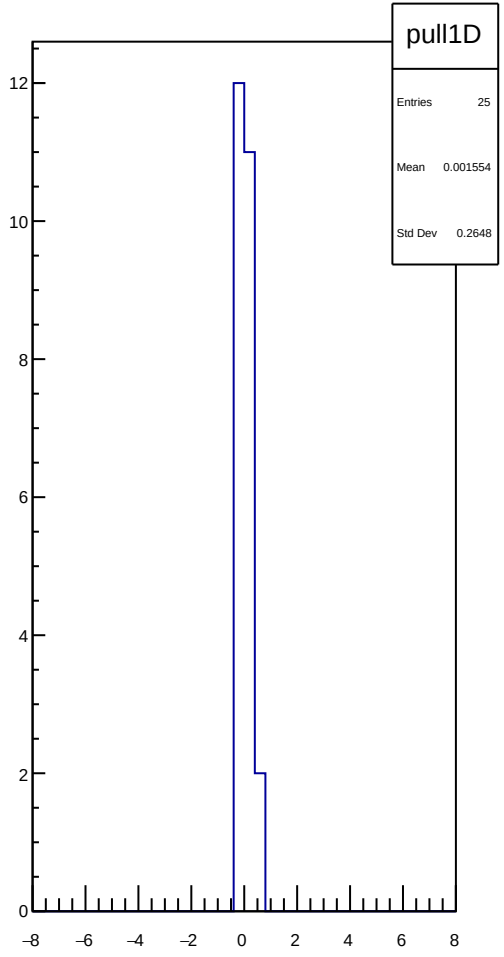
pull1D
Entries 25
Mean 0.001554
Std Dev 0.2648
12
10
8
6
4
2
0
−8
−6
−4
−2
0
2
4
6
8

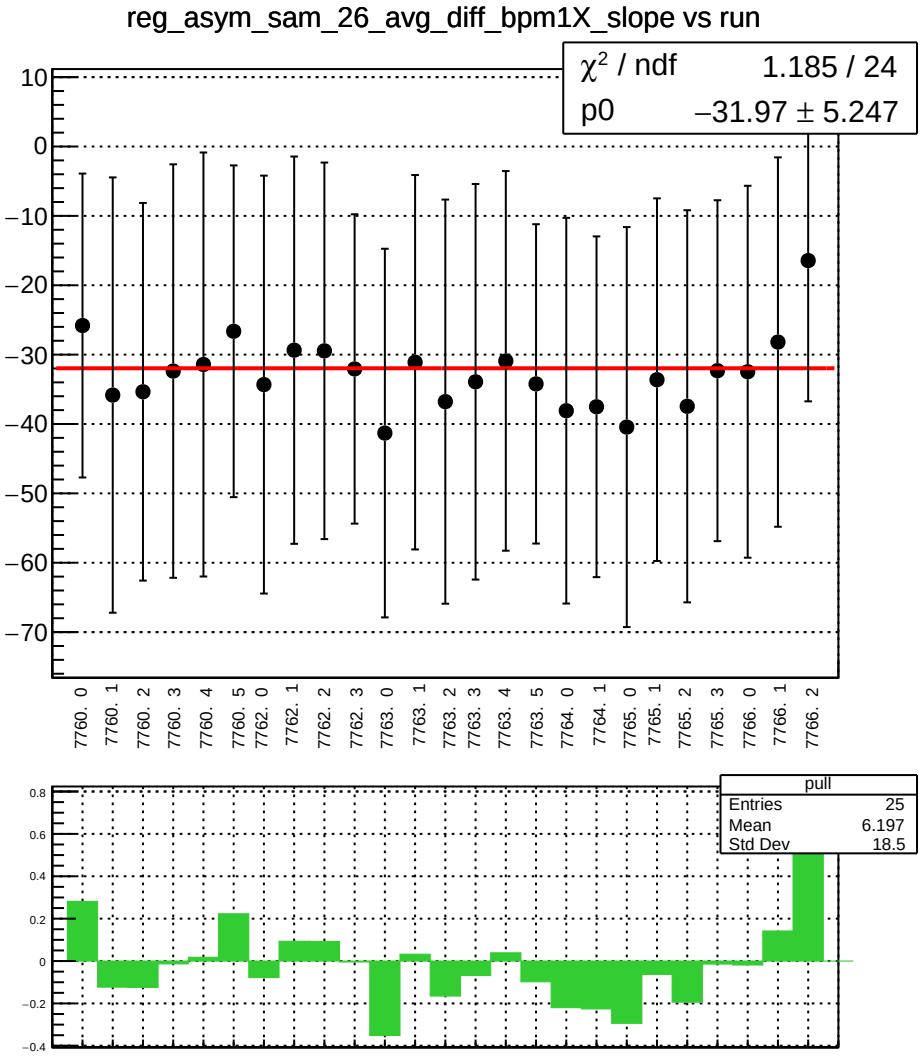
reg_asym_sam_26_avg_diff_bpm1X_slope vs run
χ² / ndf 1.185 / 24
p0 −31.97 ± 5.247
10
0
−10
−20
−30
−40
−50
−60
−70
7760. 0
7760. 1
7760. 2
7760. 3
7760. 4
7760. 5
7762. 0
7762. 1
7762. 2
7762. 3
7763. 0
7763. 1
7763. 2
7763. 3
7763. 4
7763. 5
7764. 0
7764. 1
7765. 0
7765. 1
7765. 2
7765. 3
7766. 0
7766. 1
7766. 2
pull
Entries 25
Mean 6.197
Std Dev 18.5
0.8
0.6
0.4
0.2
0
−0.2
−0.4

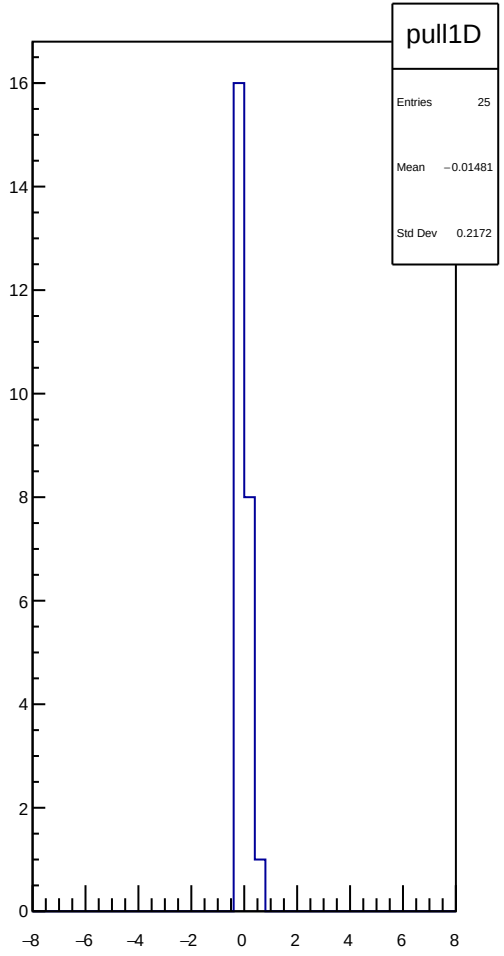
pull1D
Entries 25
Mean −0.01481
Std Dev 0.2172
16
14
12
10
8
6
4
2
0
−8
−6
−4
−2
0
2
4
6
8

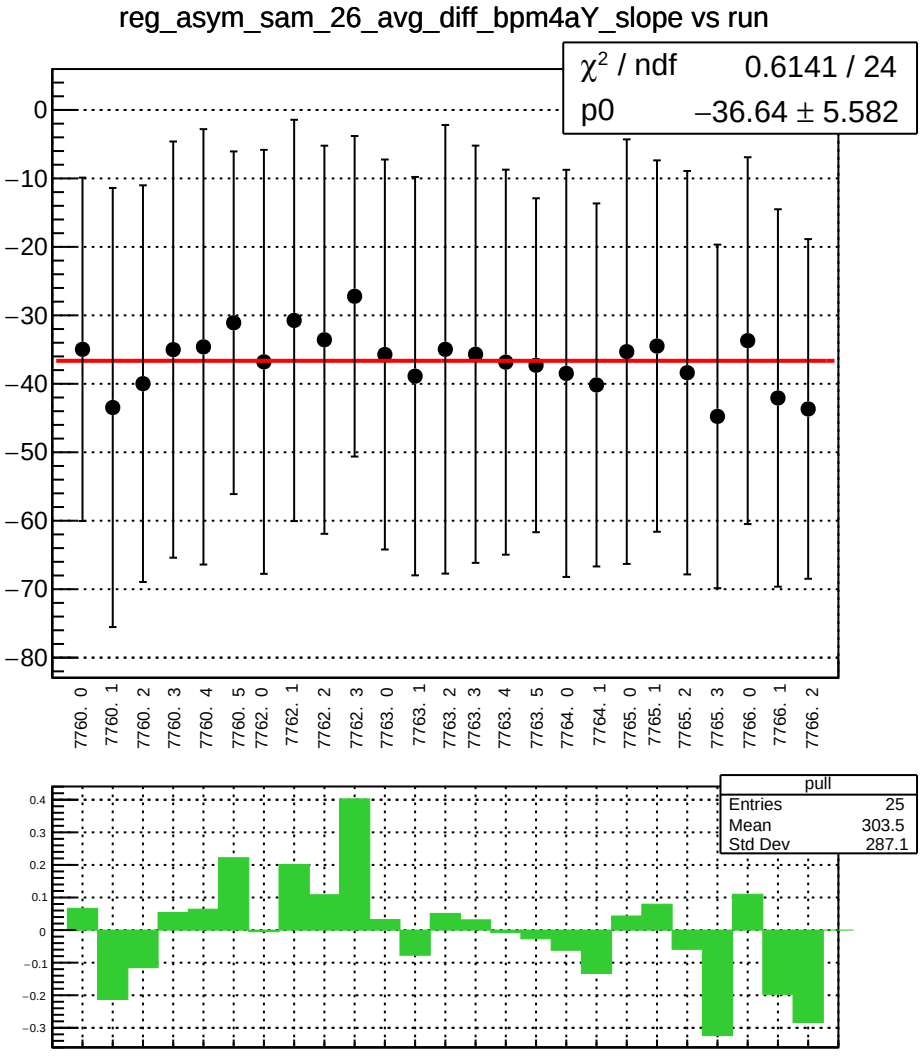
reg_asym_sam_26_avg_diff_bpm4aY_slope vs run
χ² / ndf 0.6141 / 24
p0 −36.64 ± 5.582
0
−10
−20
−30
−40
−50
−60
−70
−80
7760. 0
7760. 1
7760. 2
7760. 3
7760. 4
7760. 5
7762. 0
7762. 1
7762. 2
7762. 3
7763. 0
7763. 1
7763. 2
7763. 3
7763. 4
7763. 5
7764. 0
7764. 1
7765. 0
7765. 1
7765. 2
7765. 3
7766. 0
7766. 1
7766. 2
pull
Entries 25
Mean 303.5
Std Dev 287.1
0.4
0.3
0.2
0.1
0
−0.1
−0.2
−0.3

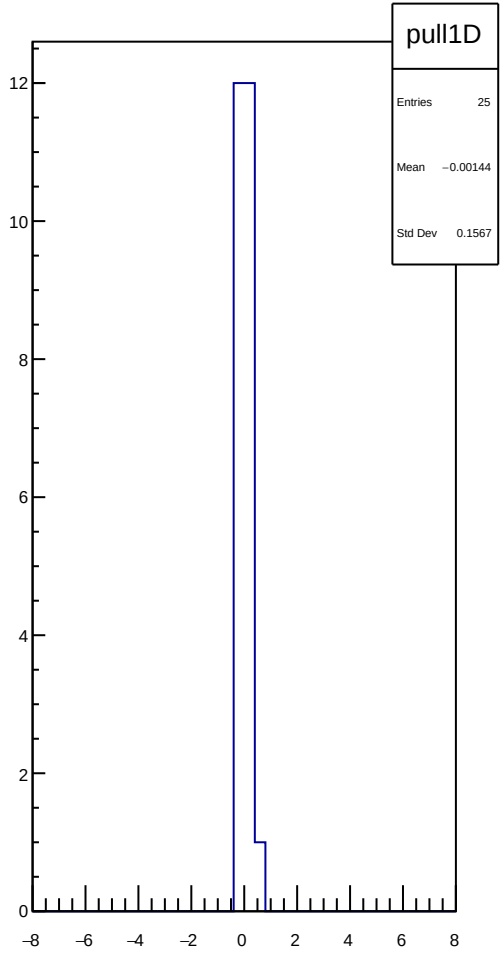
pull1D
Entries 25
Mean −0.00144
Std Dev 0.1567
12
10
8
6
4
2
0
−8
−6
−4
−2
0
2
4
6
8

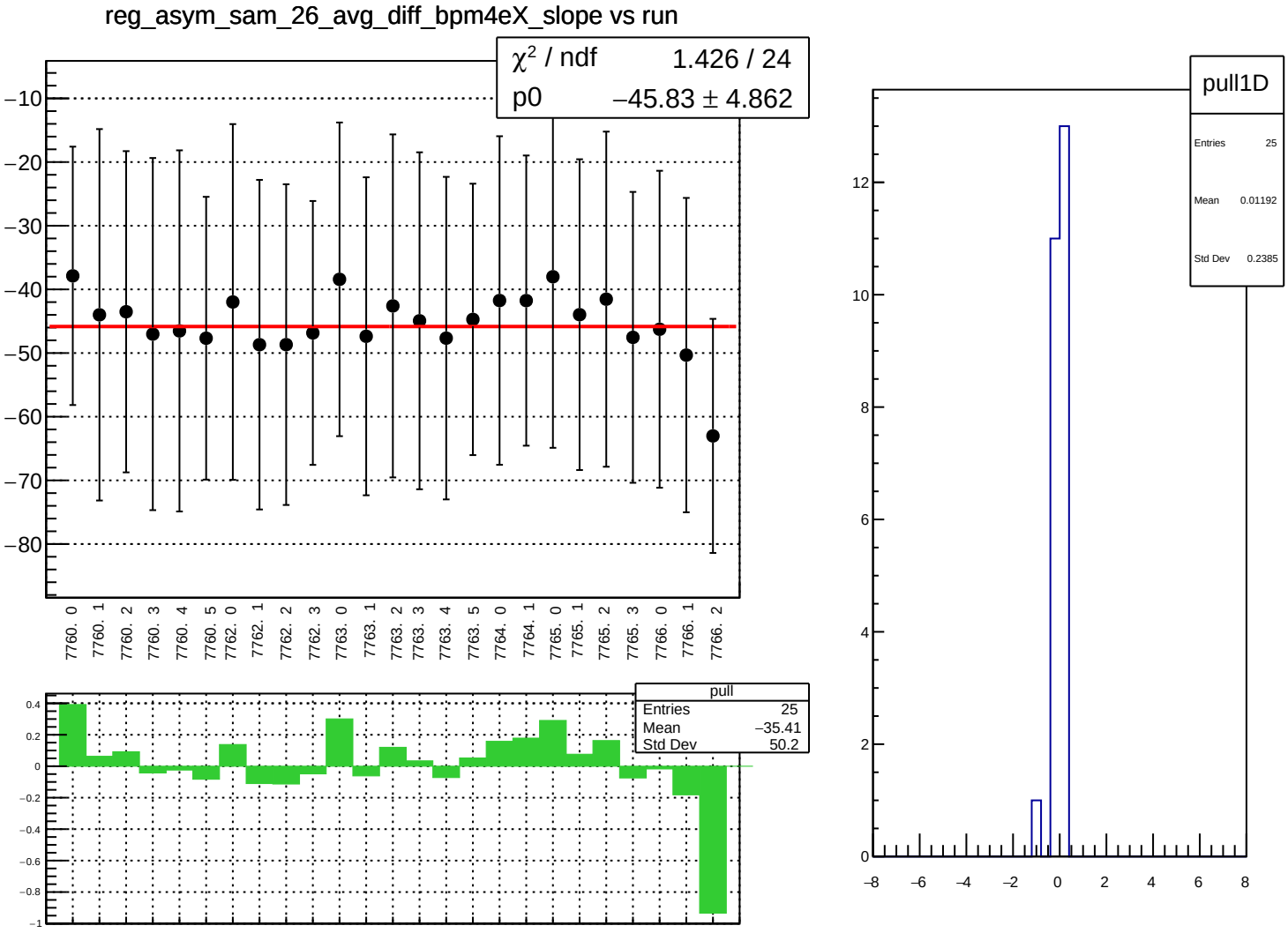
reg_asym_sam_26_avg_diff_bpm4eX_slope vs run
χ² / ndf 1.426 / 24
p0 −45.83 ± 4.862
−10
−20
−30
−40
−50
−60
−70
−80
7760. 0
7760. 1
7760. 2
7760. 3
7760. 4
7760. 5
7762. 0
7762. 1
7762. 2
7762. 3
7763. 0
7763. 1
7763. 2
7763. 3
7763. 4
7763. 5
7764. 0
7764. 1
7765. 0
7765. 1
7765. 2
7765. 3
7766. 0
7766. 1
7766. 2
pull
Entries 25
Mean −35.41
Std Dev 50.2
0.4
0.2
0
−0.2
−0.4
−0.6
−0.8
−1
pull1D
Entries 25
Mean 0.01192
Std Dev 0.2385
12
10
8
6
4
2
0
−8
−6
−4
−2
0
2
4
6
8

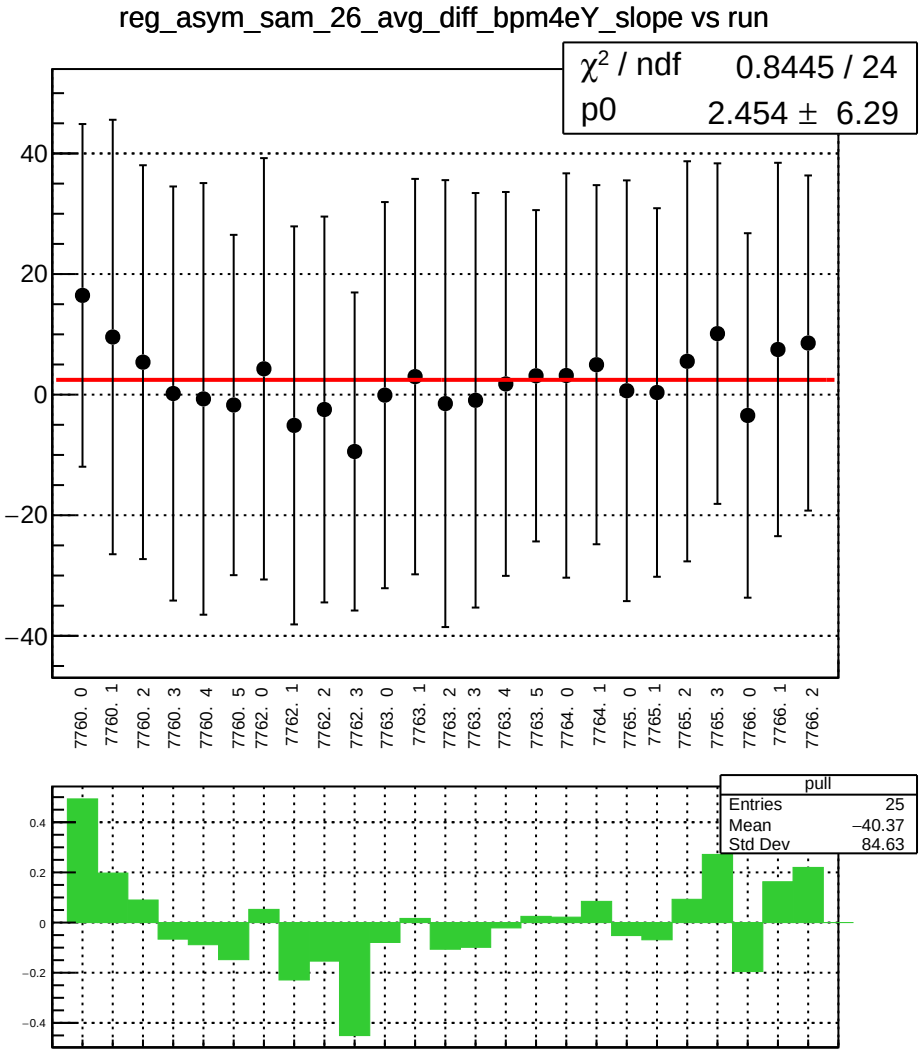
reg_asym_sam_26_avg_diff_bpm4eY_slope vs run
χ² / ndf 0.8445 / 24
p0 2.454 ± 6.29
40
20
0
−20
−40
7760. 0
7760. 1
7760. 2
7760. 3
7760. 4
7760. 5
7762. 0
7762. 1
7762. 2
7762. 3
7763. 0
7763. 1
7763. 2
7763. 3
7763. 4
7763. 5
7764. 0
7764. 1
7765. 0
7765. 1
7765. 2
7765. 3
7766. 0
7766. 1
7766. 2
pull
Entries 25
Mean −40.37
Std Dev 84.63
0.4
0.2
0
−0.2
−0.4

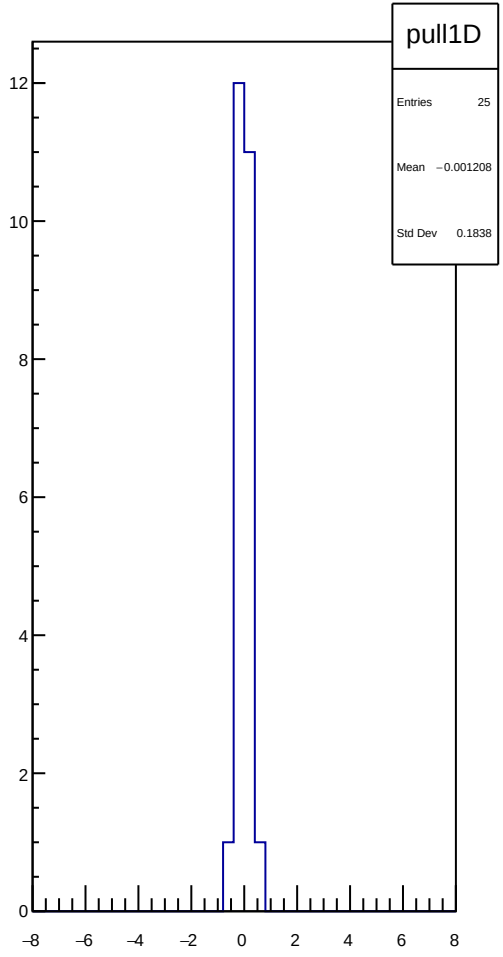
pull1D
Entries 25
Mean −0.001208
Std Dev 0.1838
12
10
8
6
4
2
0
−8
−6
−4
−2
0
2
4
6
8

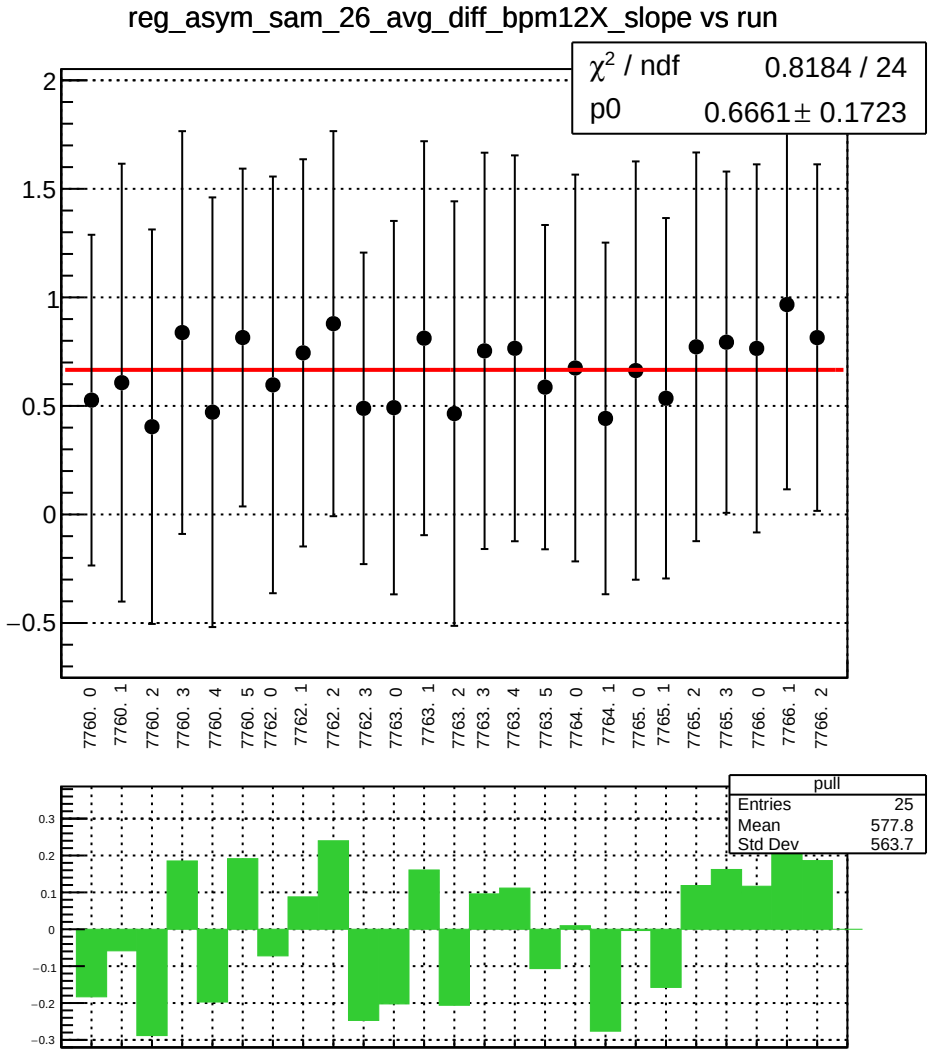
reg_asym_sam_26_avg_diff_bpm12X_slope vs run
χ² / ndf 0.8184 / 24
p0 0.6661 ± 0.1723
7760. 0
7760. 1
7760. 2
7760. 3
7760. 4
7760. 5
7762. 0
7762. 1
7762. 2
7762. 3
7763. 0
7763. 1
7763. 2
7763. 3
7763. 4
7763. 5
7764. 0
7764. 1
7765. 0
7765. 1
7765. 2
7765. 3
7766. 0
7766. 1
7766. 2
pull
Entries 25
Mean 577.8
Std Dev 563.7

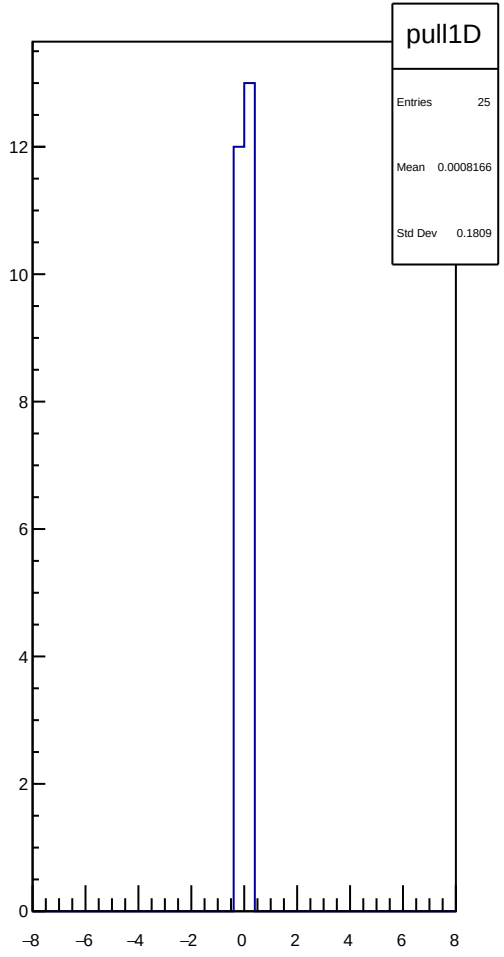
pull1D
Entries 25
Mean 0.0008166
Std Dev 0.1809

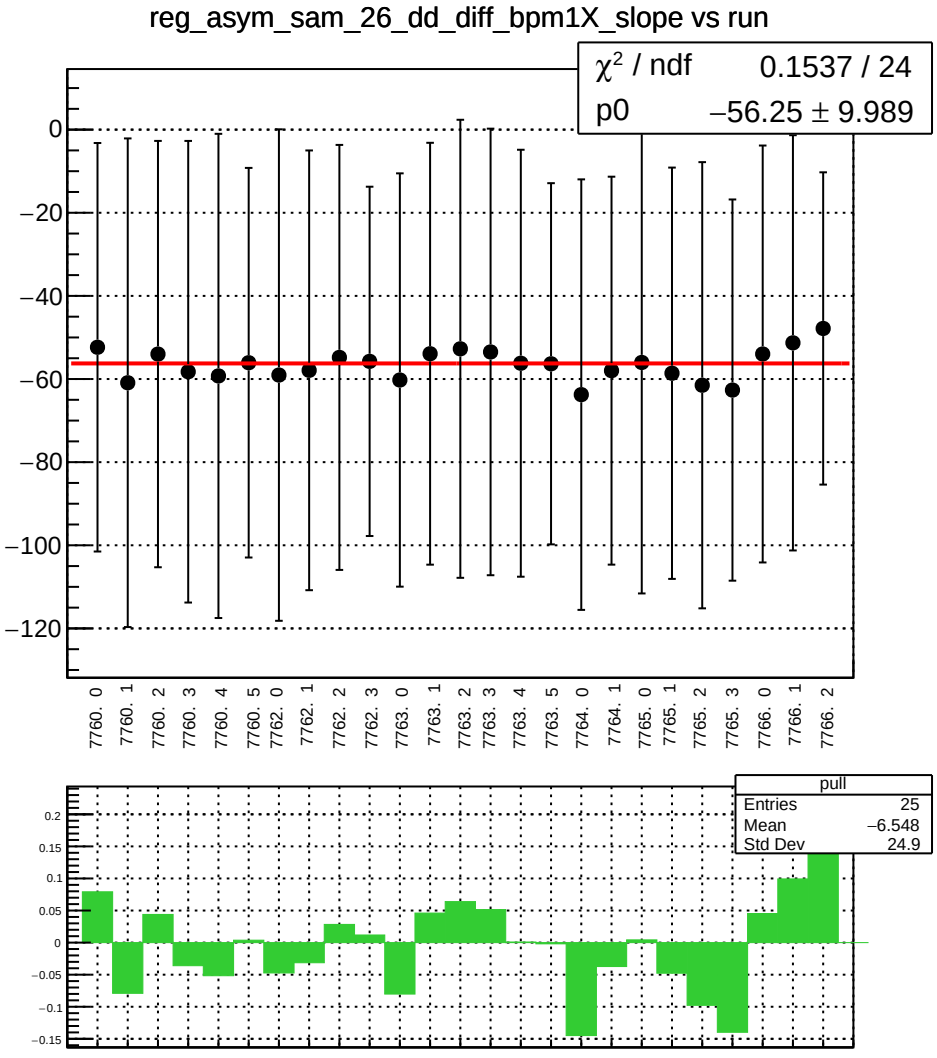
reg_asym_sam_26_dd_diff_bpm1X_slope vs run
χ² / ndf 0.1537 / 24
p0 −56.25 ± 9.989
0
−20
−40
−60
−80
−100
−120
7760. 0
7760. 1
7760. 2
7760. 3
7760. 4
7760. 5
7762. 0
7762. 1
7762. 2
7762. 3
7763. 0
7763. 1
7763. 2
7763. 3
7763. 4
7763. 5
7764. 0
7764. 1
7765. 0
7765. 1
7765. 2
7765. 3
7766. 0
7766. 1
7766. 2
pull
Entries 25
Mean −6.548
Std Dev 24.9
0.2
0.15
0.1
0.05
0
−0.05
−0.1
−0.15

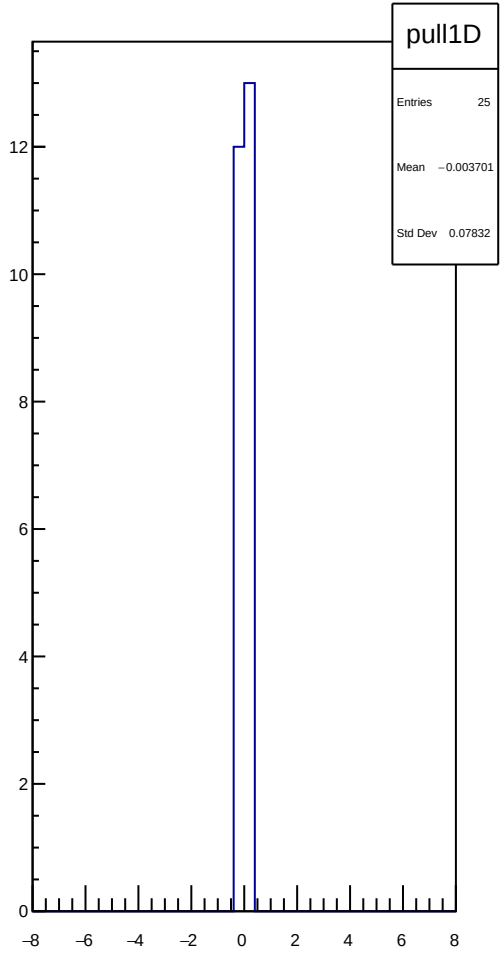
pull1D
Entries 25
Mean −0.003701
Std Dev 0.07832
12
10
8
6
4
2
0
−8
−6
−4
−2
0
2
4
6
8

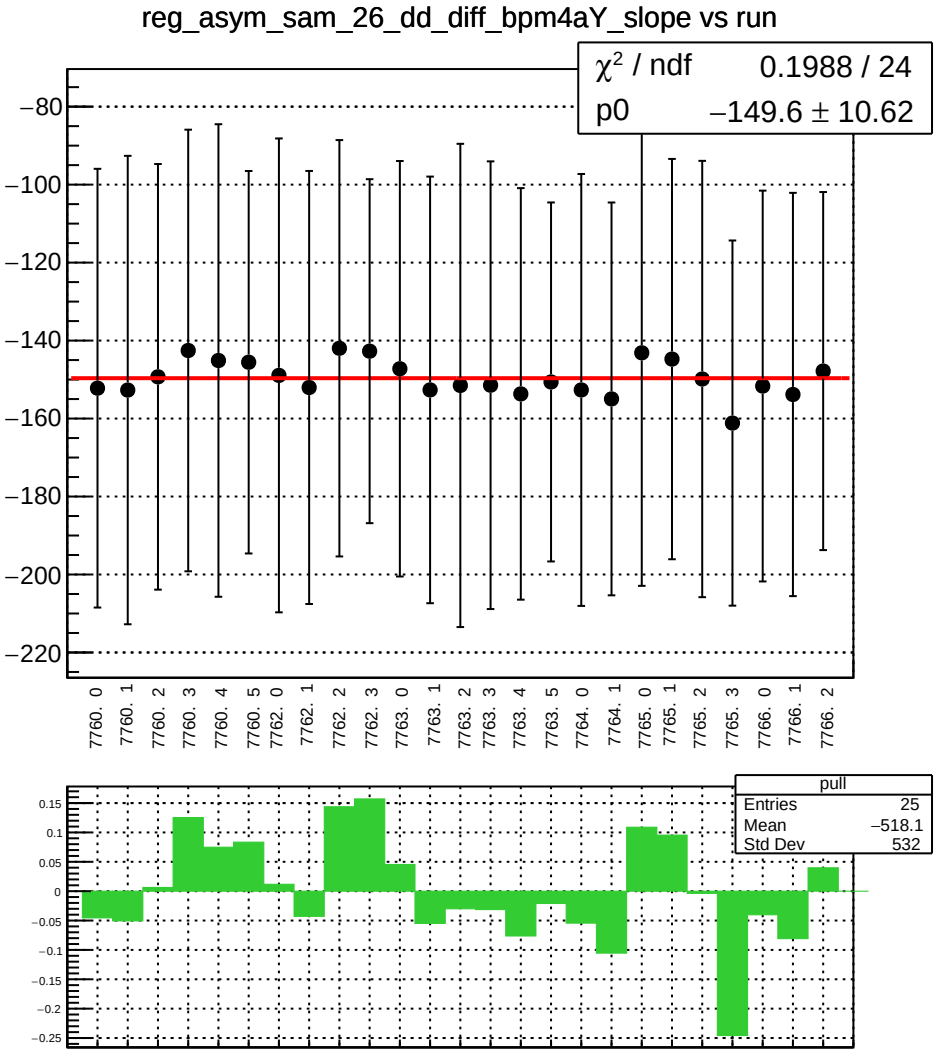
reg_asym_sam_26_dd_diff_bpm4aY_slope vs run
χ² / ndf 0.1988 / 24
p0 −149.6 ± 10.62
−80
−100
−120
−140
−160
−180
−200
−220
7760. 0
7760. 1
7760. 2
7760. 3
7760. 4
7760. 5
7762. 0
7762. 1
7762. 2
7762. 3
7763. 0
7763. 1
7763. 2
7763. 3
7763. 4
7763. 5
7764. 0
7764. 1
7765. 0
7765. 1
7765. 2
7765. 3
7766. 0
7766. 1
7766. 2
pull
Entries 25
Mean −518.1
Std Dev 532
0.15
0.1
0.05
0
−0.05
−0.1
−0.15
−0.2
−0.25

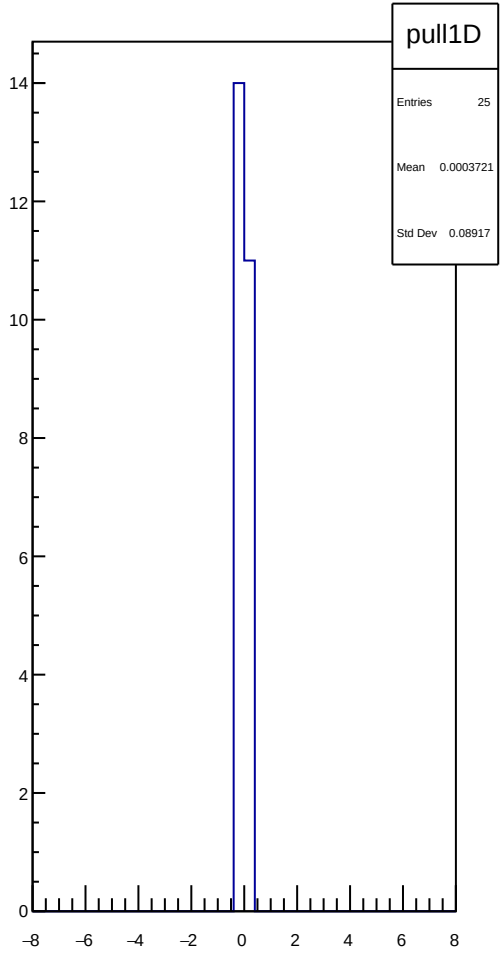
pull1D
Entries 25
Mean 0.0003721
Std Dev 0.08917
14
12
10
8
6
4
2
0
−8
−6
−4
−2
0
2
4
6
8

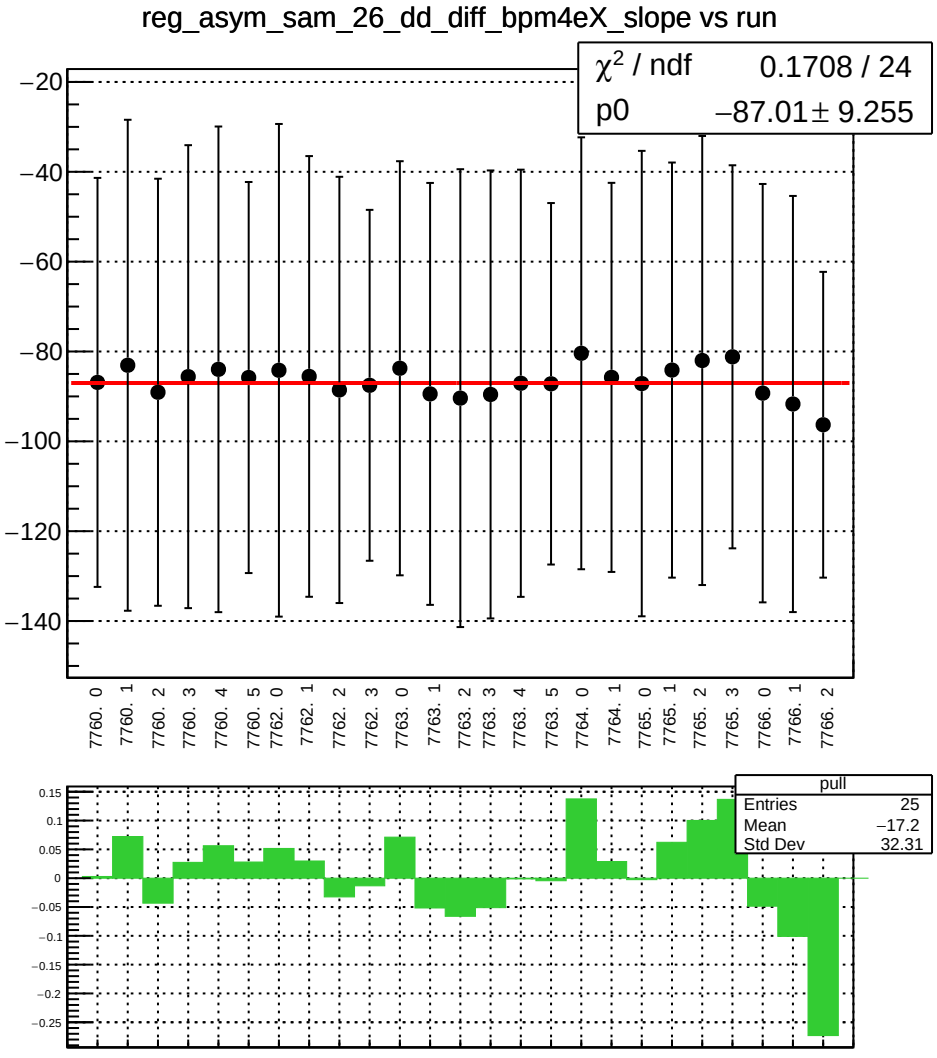
reg_asym_sam_26_dd_diff_bpm4eX_slope vs run
χ² / ndf 0.1708 / 24
p0 −87.01 ± 9.255
−20
−40
−60
−80
−100
−120
−140
7760. 0
7760. 1
7760. 2
7760. 3
7760. 4
7760. 5
7762. 0
7762. 1
7762. 2
7762. 3
7763. 0
7763. 1
7763. 2
7763. 3
7763. 4
7763. 5
7764. 0
7764. 1
7765. 0
7765. 1
7765. 2
7765. 3
7766. 0
7766. 1
7766. 2
pull
Entries 25
Mean −17.2
Std Dev 32.31
0.15
0.1
0.05
0
−0.05
−0.1
−0.15
−0.2
−0.25

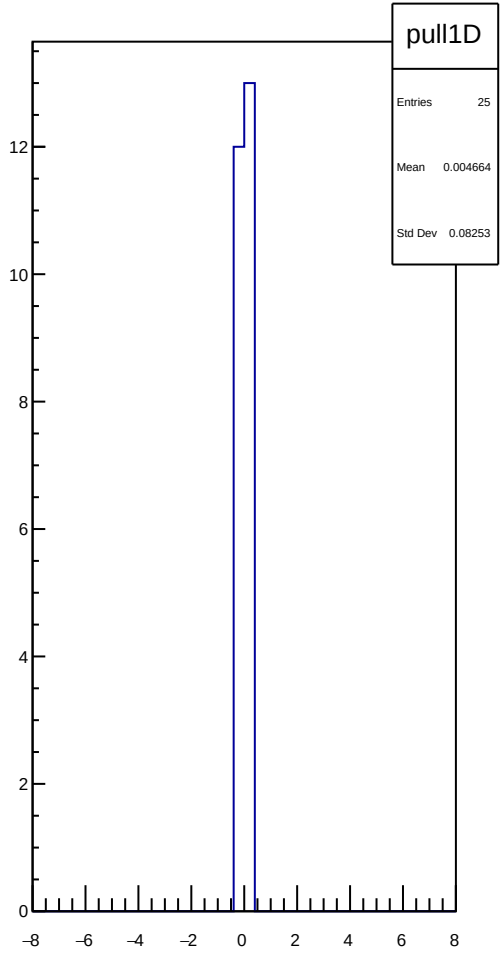
pull1D
Entries 25
Mean 0.004664
Std Dev 0.08253
12
10
8
6
4
2
0
−8
−6
−4
−2
0
2
4
6
8

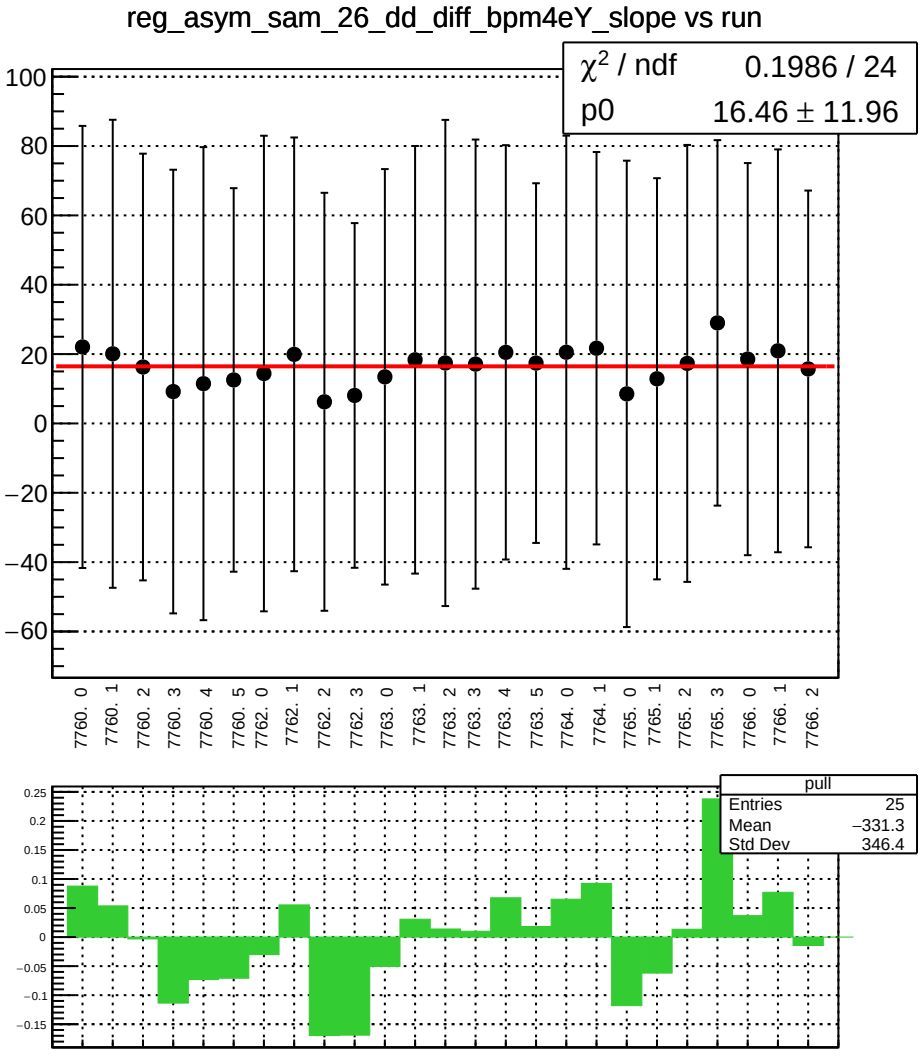
reg_asym_sam_26_dd_diff_bpm4eY_slope vs run
χ² / ndf 0.1986 / 24
p0 16.46 ± 11.96
100
80
60
40
20
0
−20
−40
−60
7760. 0
7760. 1
7760. 2
7760. 3
7760. 4
7760. 5
7762. 0
7762. 1
7762. 2
7762. 3
7763. 0
7763. 1
7763. 2
7763. 3
7763. 4
7763. 5
7764. 0
7764. 1
7765. 0
7765. 1
7765. 2
7765. 3
7766. 0
7766. 1
7766. 2
pull
Entries 25
Mean −331.3
Std Dev 346.4
0.25
0.2
0.15
0.1
0.05
0
−0.05
−0.1
−0.15

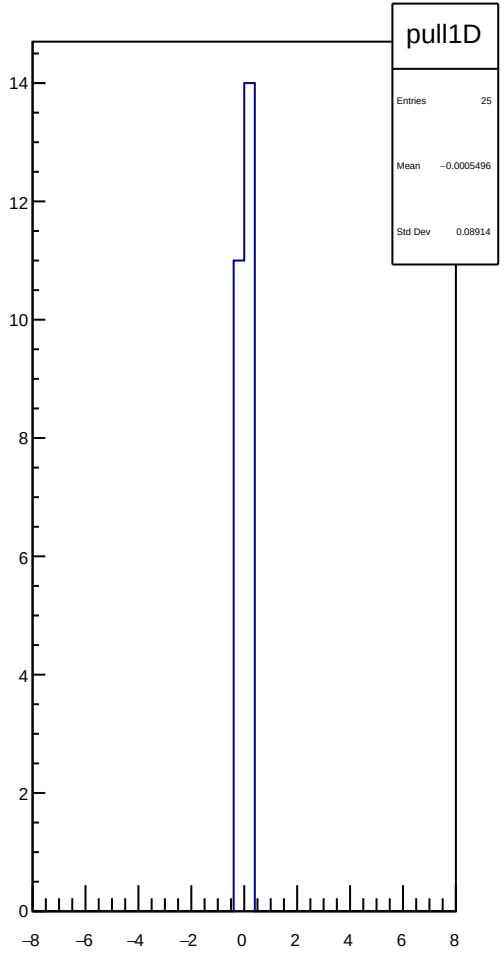
pull1D
Entries 25
Mean −0.0005496
Std Dev 0.08914
14
12
10
8
6
4
2
0
−8
−6
−4
−2
0
2
4
6
8

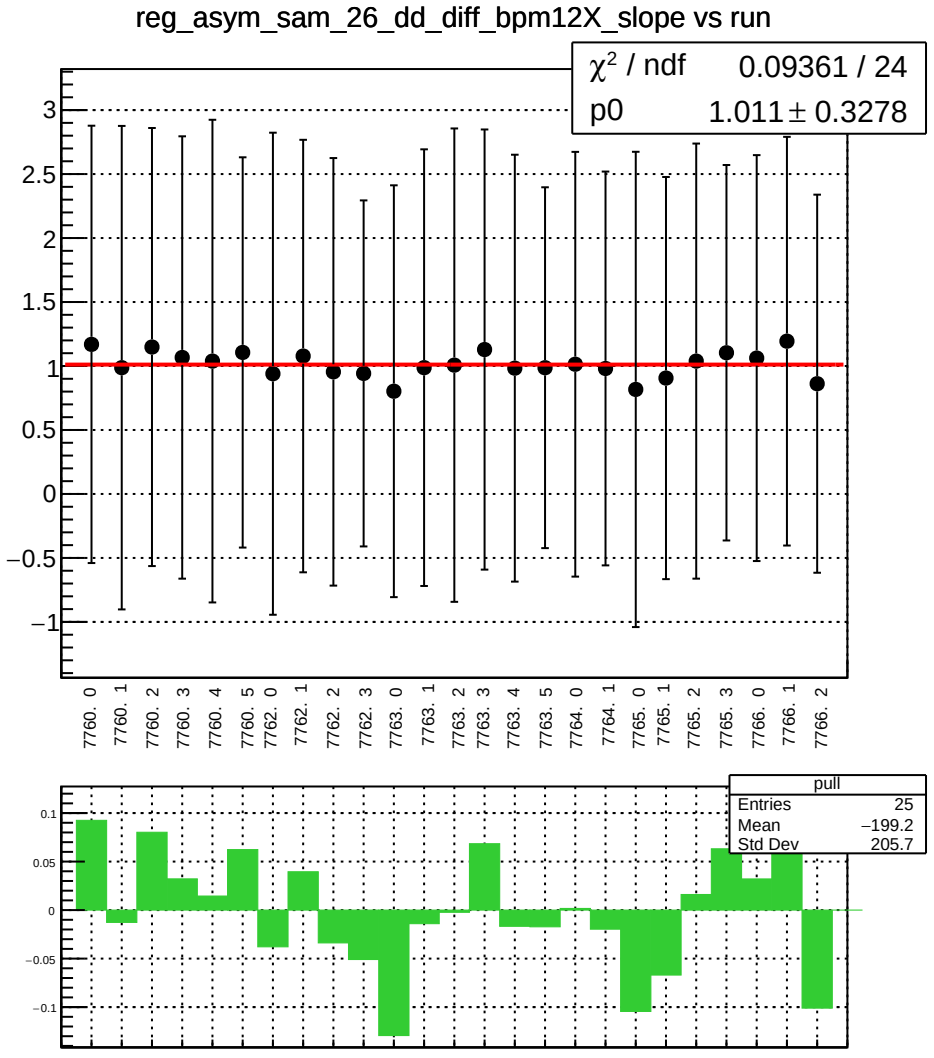
reg_asym_sam_26_dd_diff_bpm12X_slope vs run
χ² / ndf 0.09361 / 24
p0 1.011 ± 0.3278
3
2.5
2
1.5
1
0.5
0
−0.5
−1
7760. 0
7760. 1
7760. 2
7760. 3
7760. 4
7760. 5
7762. 0
7762. 1
7762. 2
7762. 3
7763. 0
7763. 1
7763. 2
7763. 3
7763. 4
7763. 5
7764. 0
7764. 1
7765. 0
7765. 1
7765. 2
7765. 3
7766. 0
7766. 1
7766. 2
pull
Entries 25
Mean −199.2
Std Dev 205.7
0.1
0.05
0
−0.05
−0.1

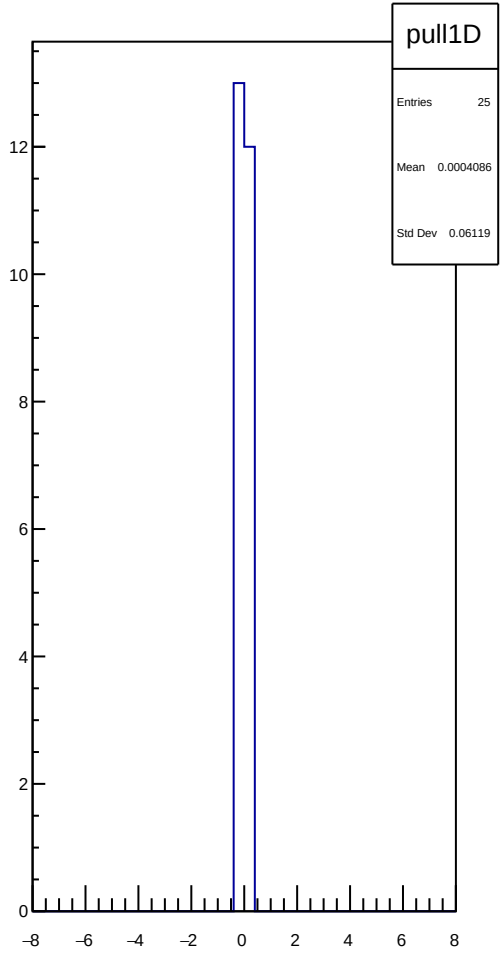
pull1D
Entries 25
Mean 0.0004086
Std Dev 0.06119
12
10
8
6
4
2
0
−8
−6
−4
−2
0
2
4
6
8

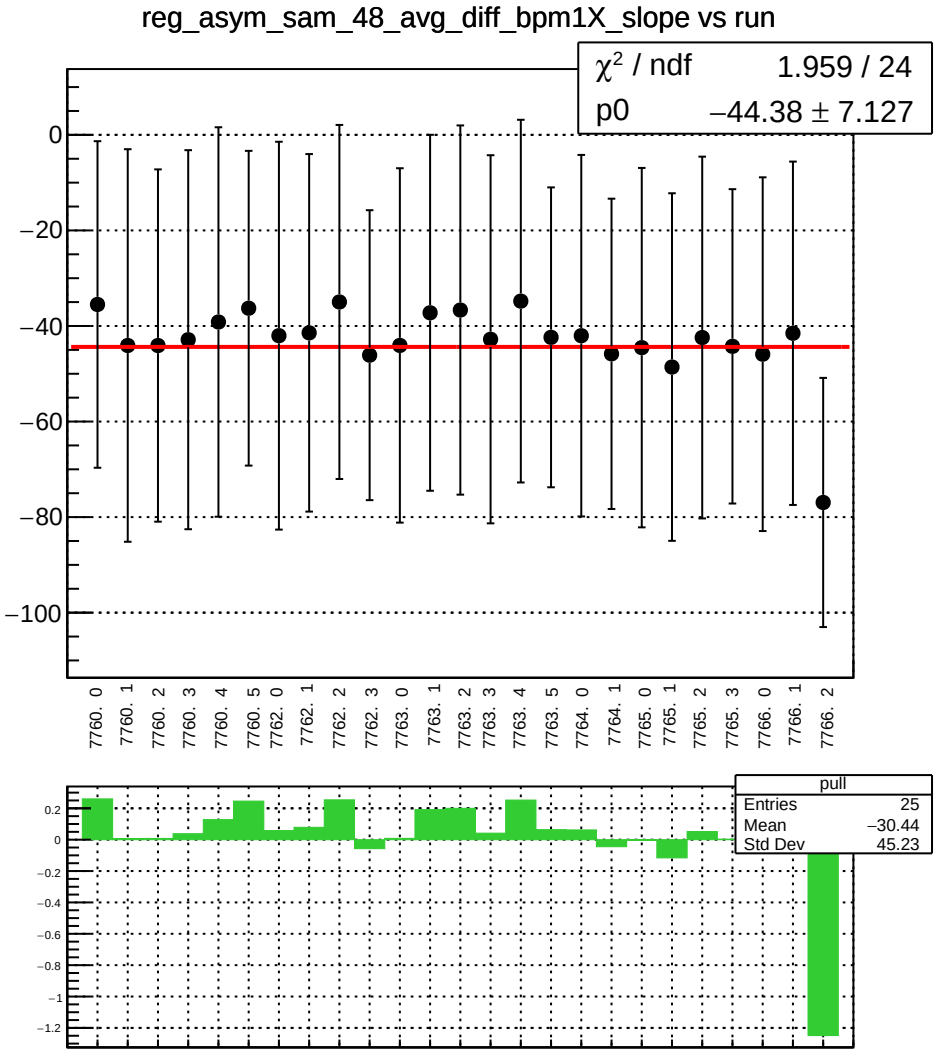
reg_asym_sam_48_avg_diff_bpm1X_slope vs run
χ² / ndf 1.959 / 24
p0 −44.38 ± 7.127
0
−20
−40
−60
−80
−100
7760. 0
7760. 1
7760. 2
7760. 3
7760. 4
7760. 5
7762. 0
7762. 1
7762. 2
7762. 3
7763. 0
7763. 1
7763. 2
7763. 3
7763. 4
7763. 5
7764. 0
7764. 1
7765. 0
7765. 1
7765. 2
7765. 3
7766. 0
7766. 1
7766. 2
pull
Entries 25
Mean −30.44
Std Dev 45.23
0.2
0
−0.2
−0.4
−0.6
−0.8
−1
−1.2

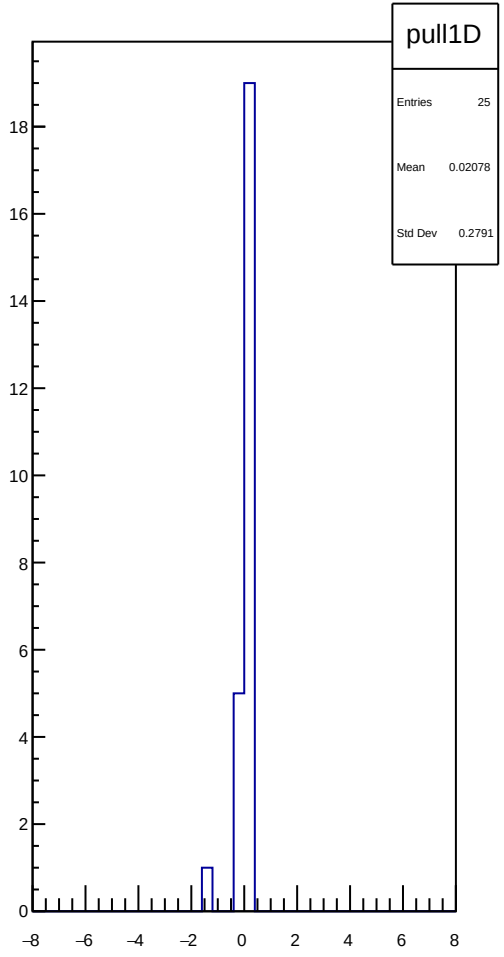
pull1D
Entries 25
Mean 0.02078
Std Dev 0.2791
18
16
14
12
10
8
6
4
2
0
−8
−6
−4
−2
0
2
4
6
8

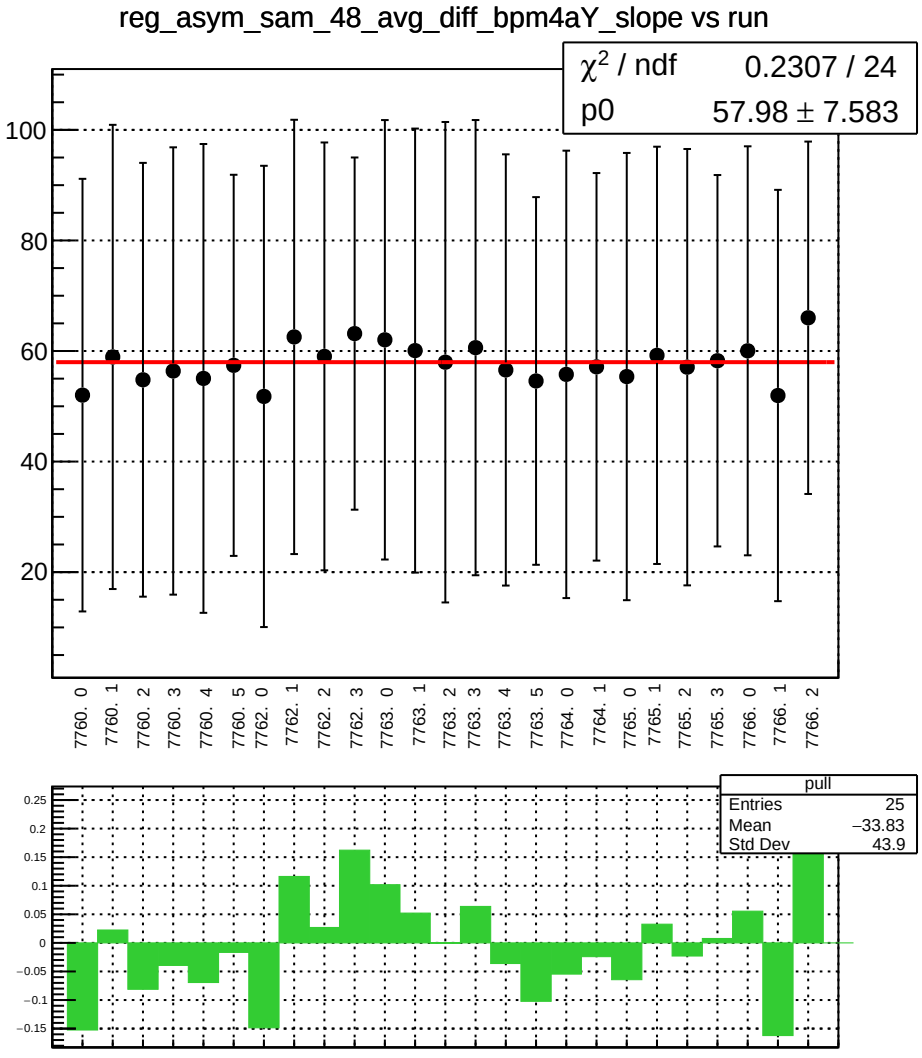
reg_asym_sam_48_avg_diff_bpm4aY_slope vs run
χ² / ndf 0.2307 / 24
p0 57.98 ± 7.583
100
80
60
40
20
7760. 0
7760. 1
7760. 2
7760. 3
7760. 4
7760. 5
7762. 0
7762. 1
7762. 2
7762. 3
7763. 0
7763. 1
7763. 2
7763. 3
7763. 4
7763. 5
7764. 0
7764. 1
7765. 0
7765. 1
7765. 2
7765. 3
7766. 0
7766. 1
7766. 2
pull
Entries 25
Mean −33.83
Std Dev 43.9
0.25
0.2
0.15
0.1
0.05
0
−0.05
−0.1
−0.15

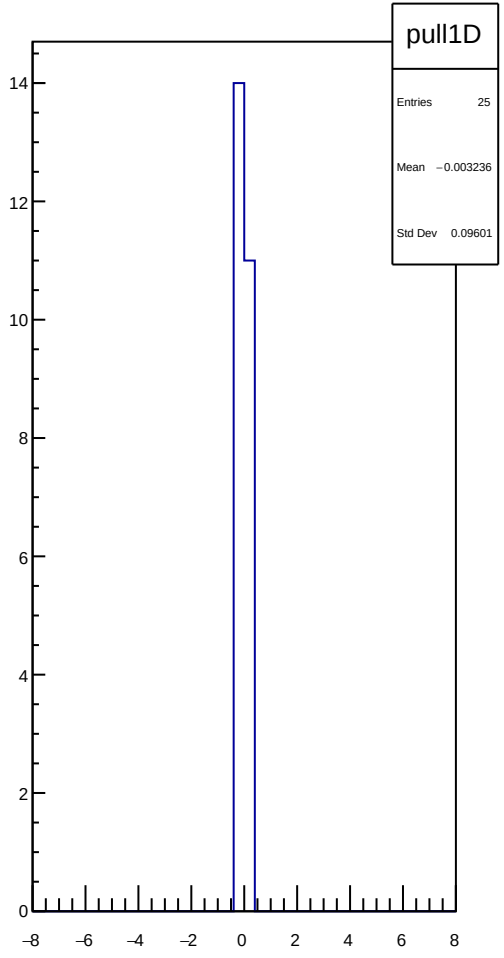
pull1D
Entries 25
Mean −0.003236
Std Dev 0.09601
14
12
10
8
6
4
2
0
−8
−6
−4
−2
0
2
4
6
8

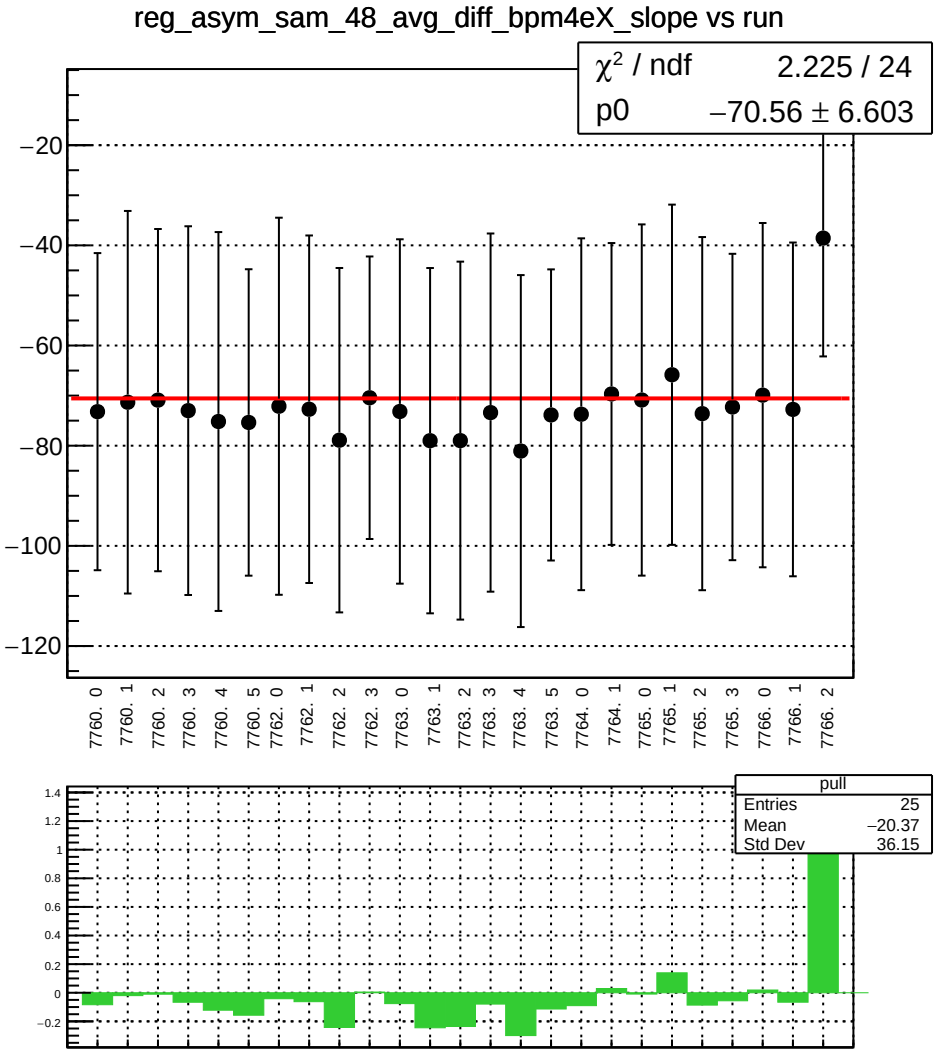
reg_asym_sam_48_avg_diff_bpm4eX_slope vs run
χ² / ndf 2.225 / 24
p0 −70.56 ± 6.603
−20
−40
−60
−80
−100
−120
7760. 0
7760. 1
7760. 2
7760. 3
7760. 4
7760. 5
7762. 0
7762. 1
7762. 2
7762. 3
7763. 0
7763. 1
7763. 2
7763. 3
7763. 4
7763. 5
7764. 0
7764. 1
7765. 0
7765. 1
7765. 2
7765. 3
7766. 0
7766. 1
7766. 2
pull
Entries 25
Mean −20.37
Std Dev 36.15
1.4
1.2
1
0.8
0.6
0.4
0.2
0
−0.2

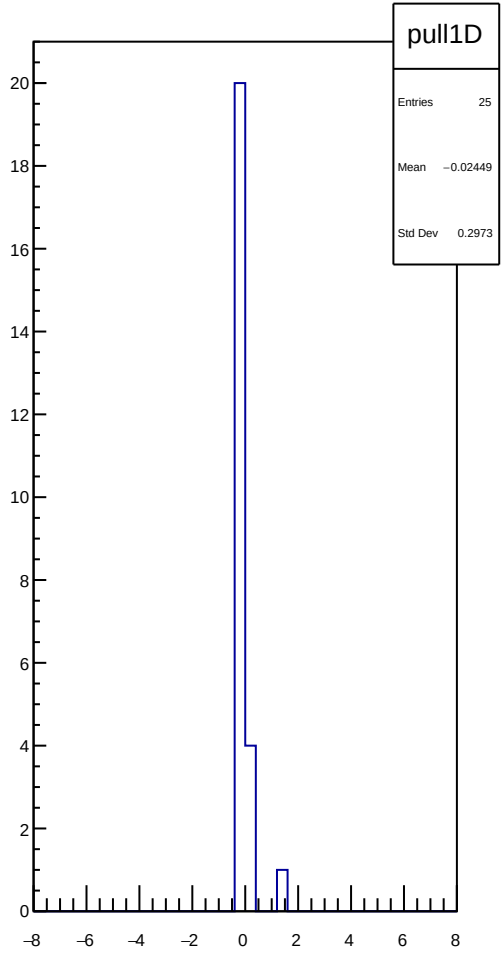
pull1D
Entries 25
Mean −0.02449
Std Dev 0.2973
20
18
16
14
12
10
8
6
4
2
0
−8
−6
−4
−2
0
2
4
6
8

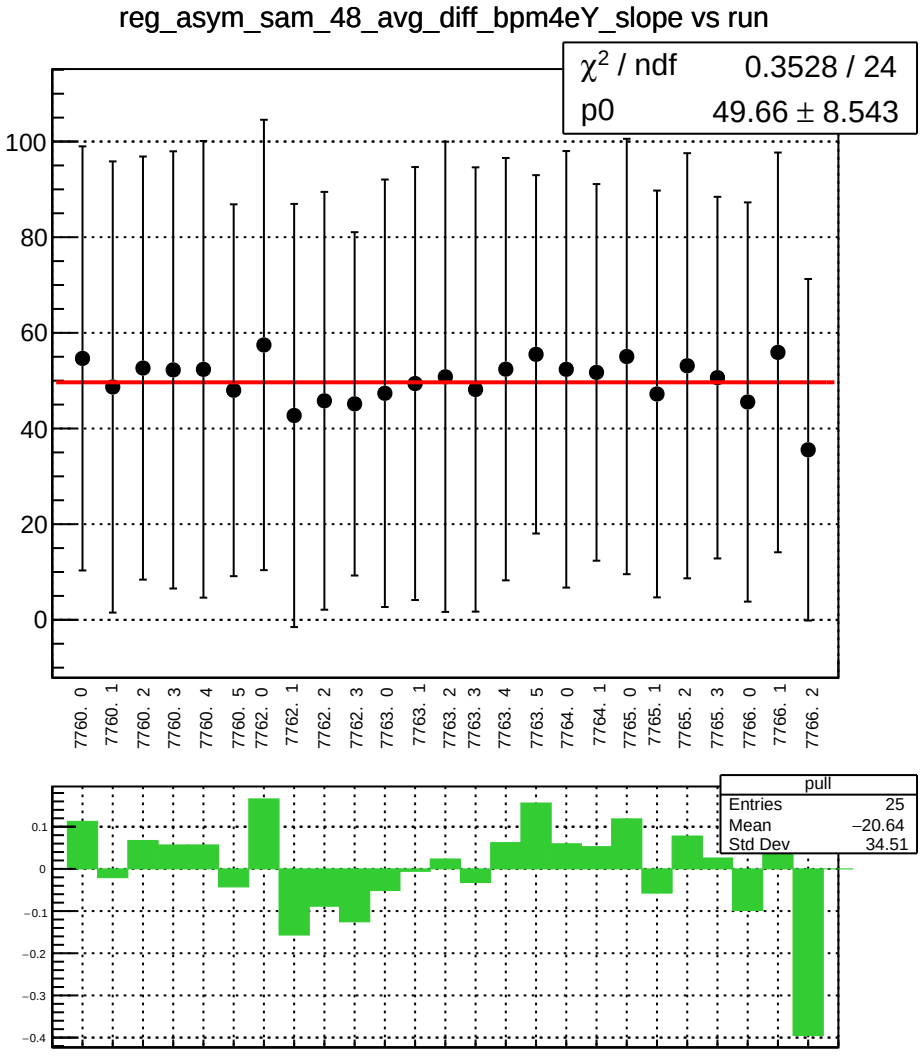
reg_asym_sam_48_avg_diff_bpm4eY_slope vs run
χ2 / ndf 0.3528 / 24
p0 49.66 ± 8.543
100
80
60
40
20
0
7760. 0
7760. 1
7760. 2
7760. 3
7760. 4
7760. 5
7762. 0
7762. 1
7762. 2
7762. 3
7763. 0
7763. 1
7763. 2
7763. 3
7763. 4
7763. 5
7764. 0
7764. 1
7765. 0
7765. 1
7765. 2
7765. 3
7766. 0
7766. 1
7766. 2
pull
Entries 25
Mean −20.64
Std Dev 34.51
0.1
0
−0.1
−0.2
−0.3
−0.4

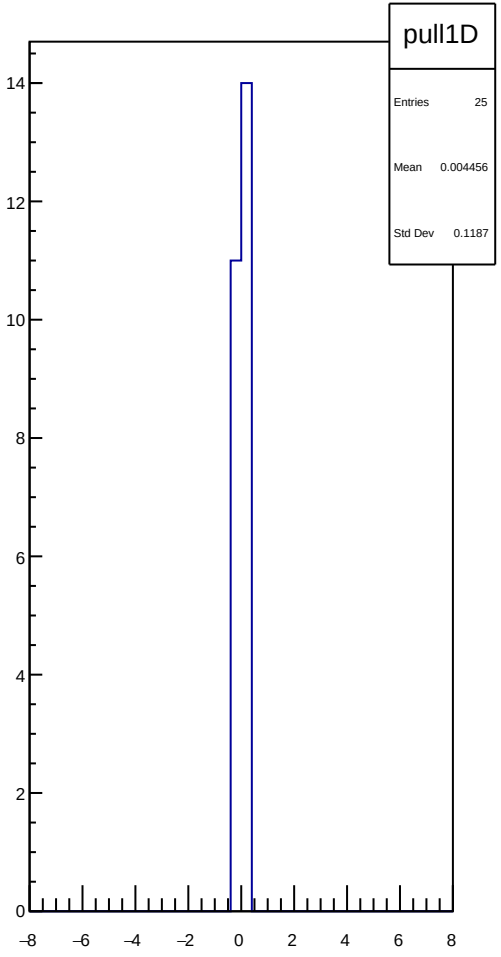
pull1D
Entries 25
Mean 0.004456
Std Dev 0.1187
14
12
10
8
6
4
2
0
−8
−6
−4
−2
0
2
4
6
8

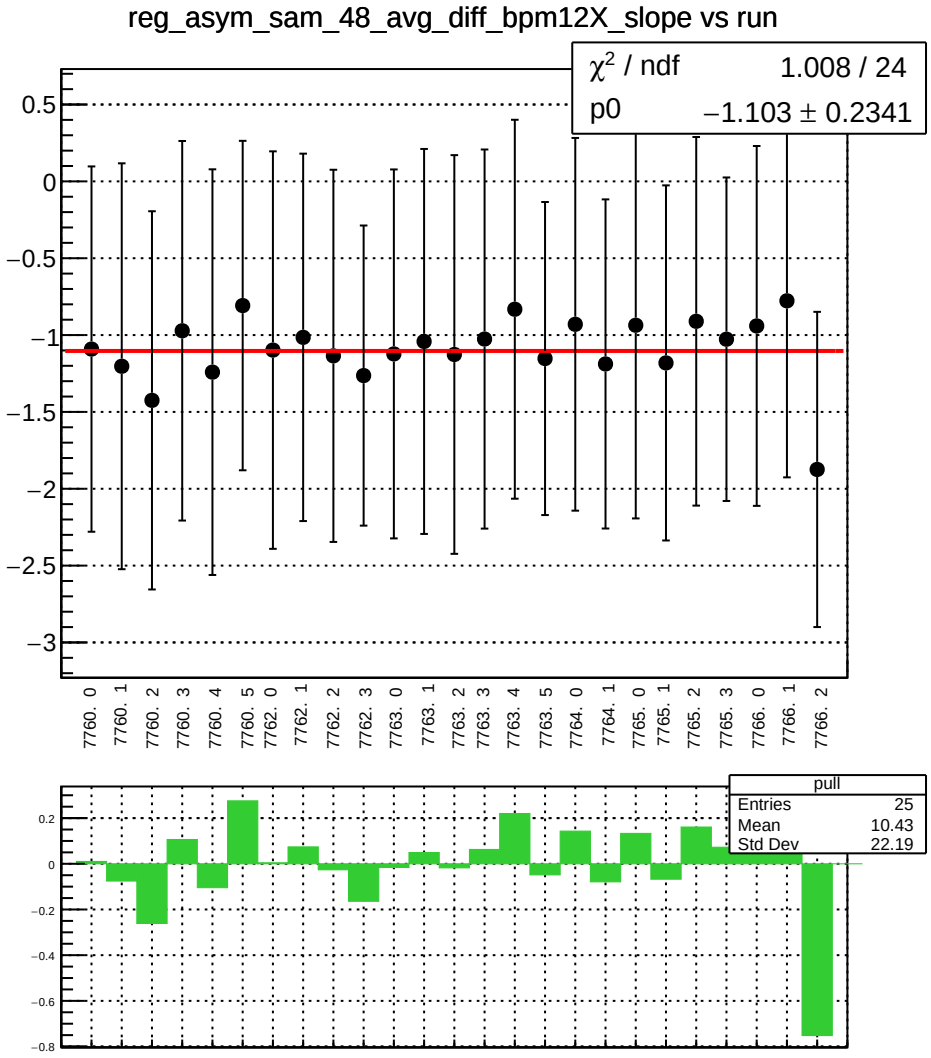
reg_asym_sam_48_avg_diff_bpm12X_slope vs run
χ² / ndf 1.008 / 24
p0 −1.103 ± 0.2341
0.5
0
−0.5
−1
−1.5
−2
−2.5
−3
7760. 0
7760. 1
7760. 2
7760. 3
7760. 4
7760. 5
7762. 0
7762. 1
7762. 2
7762. 3
7763. 0
7763. 1
7763. 2
7763. 3
7763. 4
7763. 5
7764. 0
7764. 1
7765. 0
7765. 1
7765. 2
7765. 3
7766. 0
7766. 1
7766. 2
pull
Entries 25
Mean 10.43
Std Dev 22.19
0.2
0
−0.2
−0.4
−0.6
−0.8

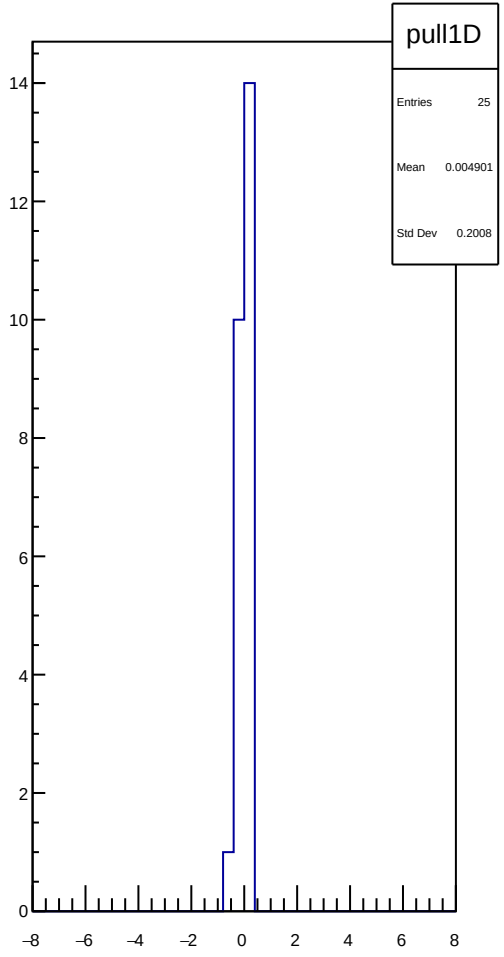
pull1D
Entries 25
Mean 0.004901
Std Dev 0.2008
14
12
10
8
6
4
2
0
−8
−6
−4
−2
0
2
4
6
8

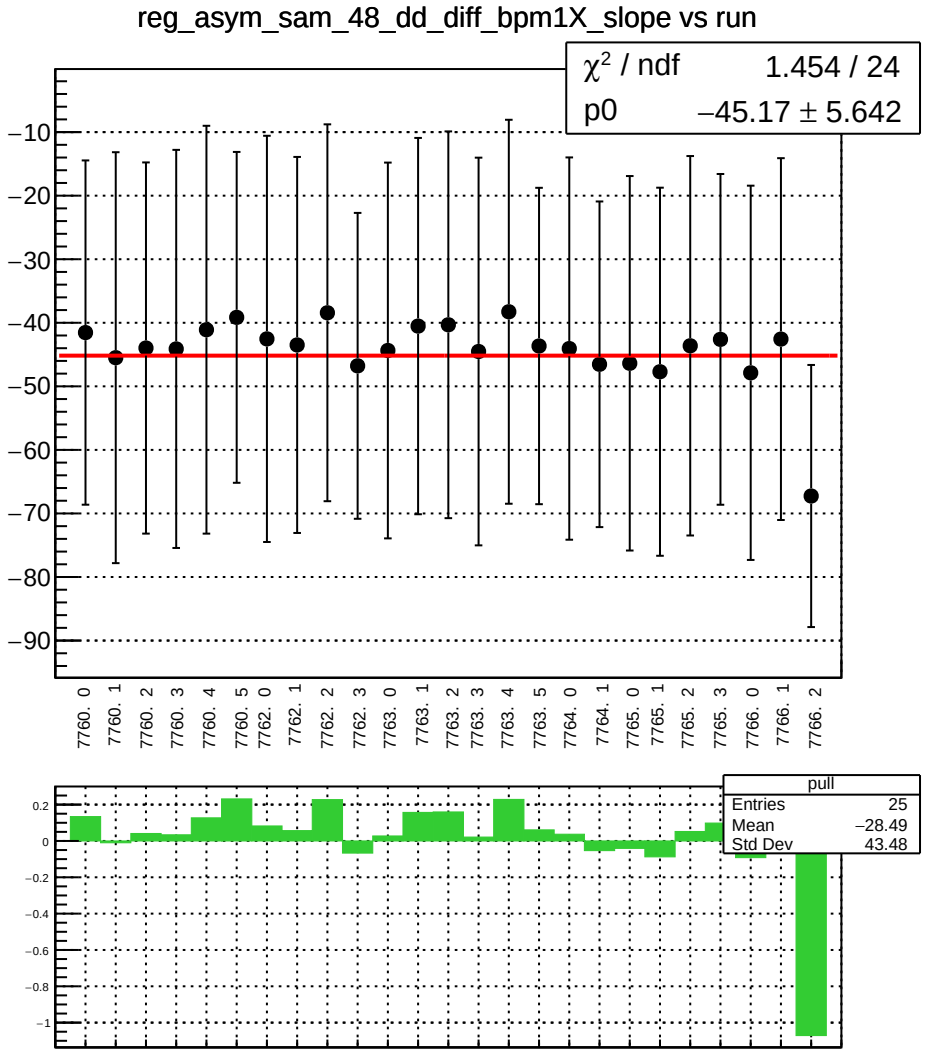
reg_asym_sam_48_dd_diff_bpm1X_slope vs run
χ² / ndf 1.454 / 24
p0 −45.17 ± 5.642
−10
−20
−30
−40
−50
−60
−70
−80
−90
7760. 0
7760. 1
7760. 2
7760. 3
7760. 4
7760. 5
7762. 0
7762. 1
7762. 2
7762. 3
7763. 0
7763. 1
7763. 2
7763. 3
7763. 4
7763. 5
7764. 0
7764. 1
7765. 0
7765. 1
7765. 2
7765. 3
7766. 0
7766. 1
7766. 2
pull
Entries 25
Mean −28.49
Std Dev 43.48
0.2
0
−0.2
−0.4
−0.6
−0.8
−1

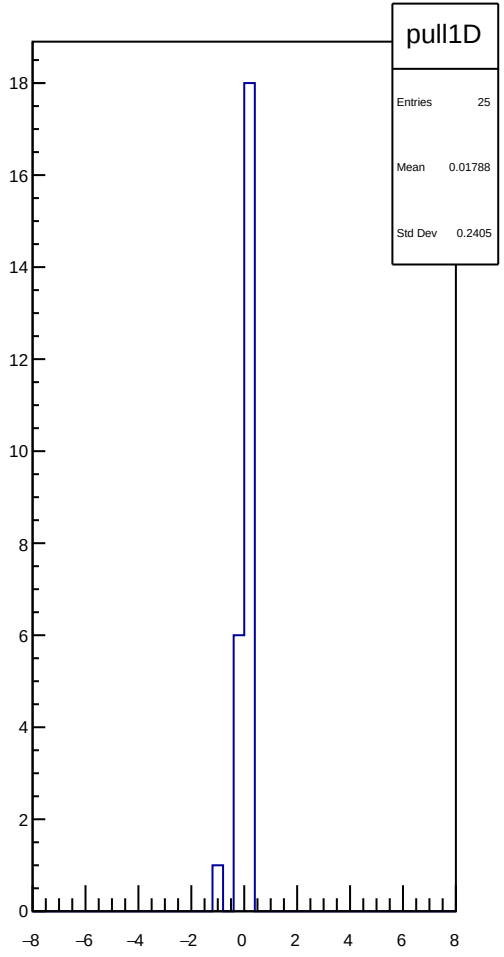
pull1D
Entries 25
Mean 0.01788
Std Dev 0.2405
18
16
14
12
10
8
6
4
2
0
−8
−6
−4
−2
0
2
4
6
8

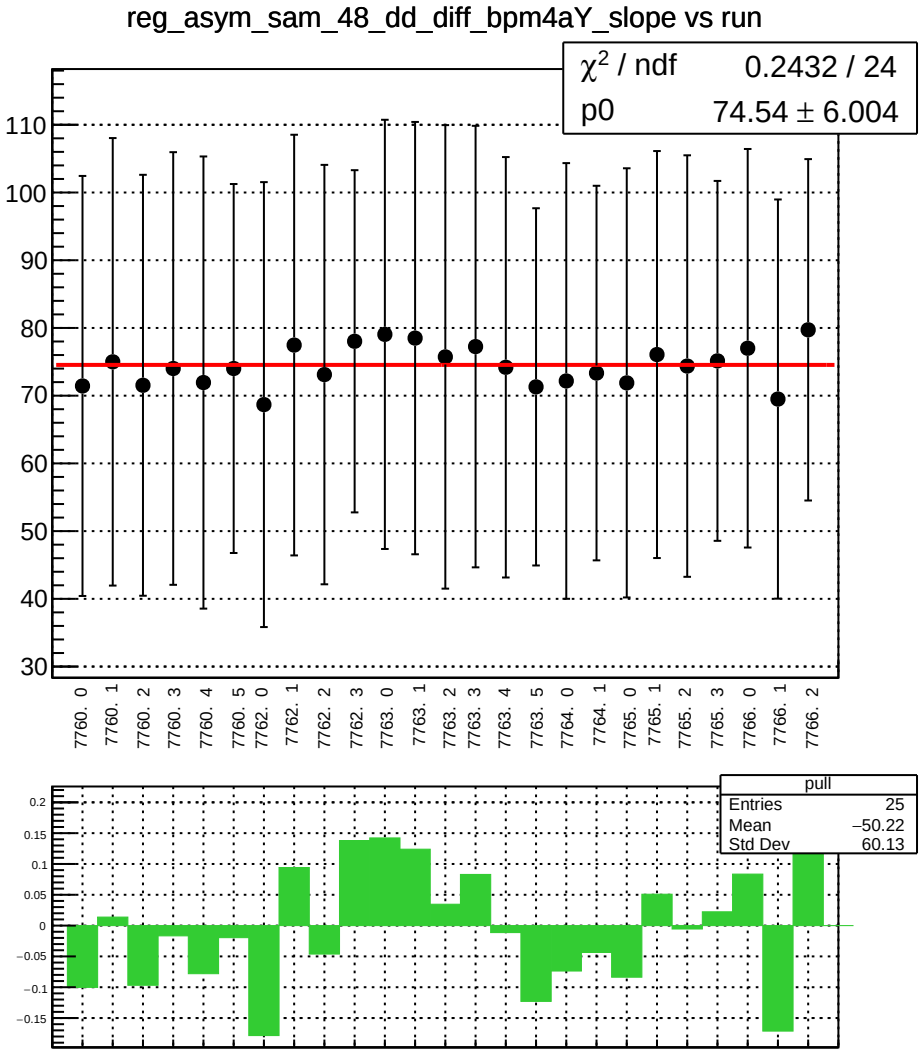
reg_asym_sam_48_dd_diff_bpm4aY_slope vs run
χ2 / ndf 0.2432 / 24
p0 74.54 ± 6.004
110
100
90
80
70
60
50
40
30
7760. 0
7760. 1
7760. 2
7760. 3
7760. 4
7760. 5
7762. 0
7762. 1
7762. 2
7762. 3
7763. 0
7763. 1
7763. 2
7763. 3
7763. 4
7763. 5
7764. 0
7764. 1
7765. 0
7765. 1
7765. 2
7765. 3
7766. 0
7766. 1
7766. 2
pull
Entries 25
Mean −50.22
Std Dev 60.13
0.2
0.15
0.1
0.05
0
−0.05
−0.1
−0.15

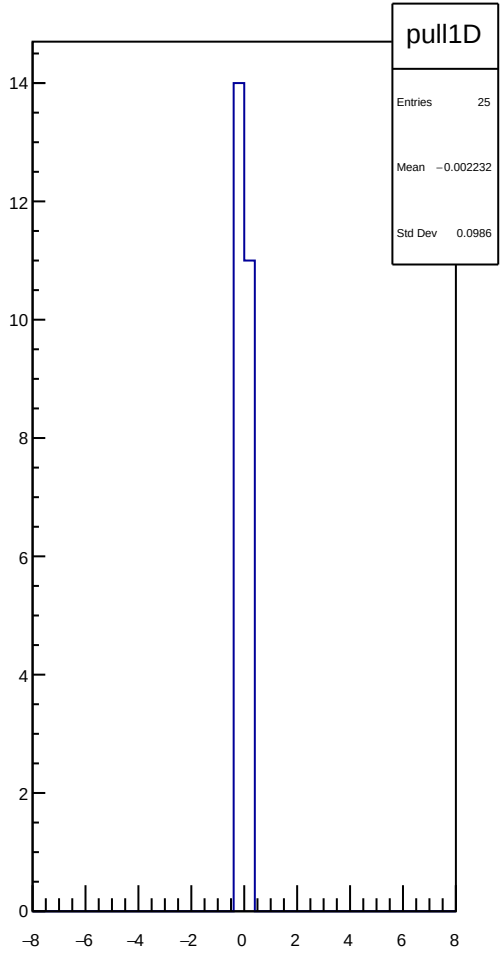
pull1D
Entries 25
Mean −0.002232
Std Dev 0.0986
14
12
10
8
6
4
2
0
−8
−6
−4
−2
0
2
4
6
8

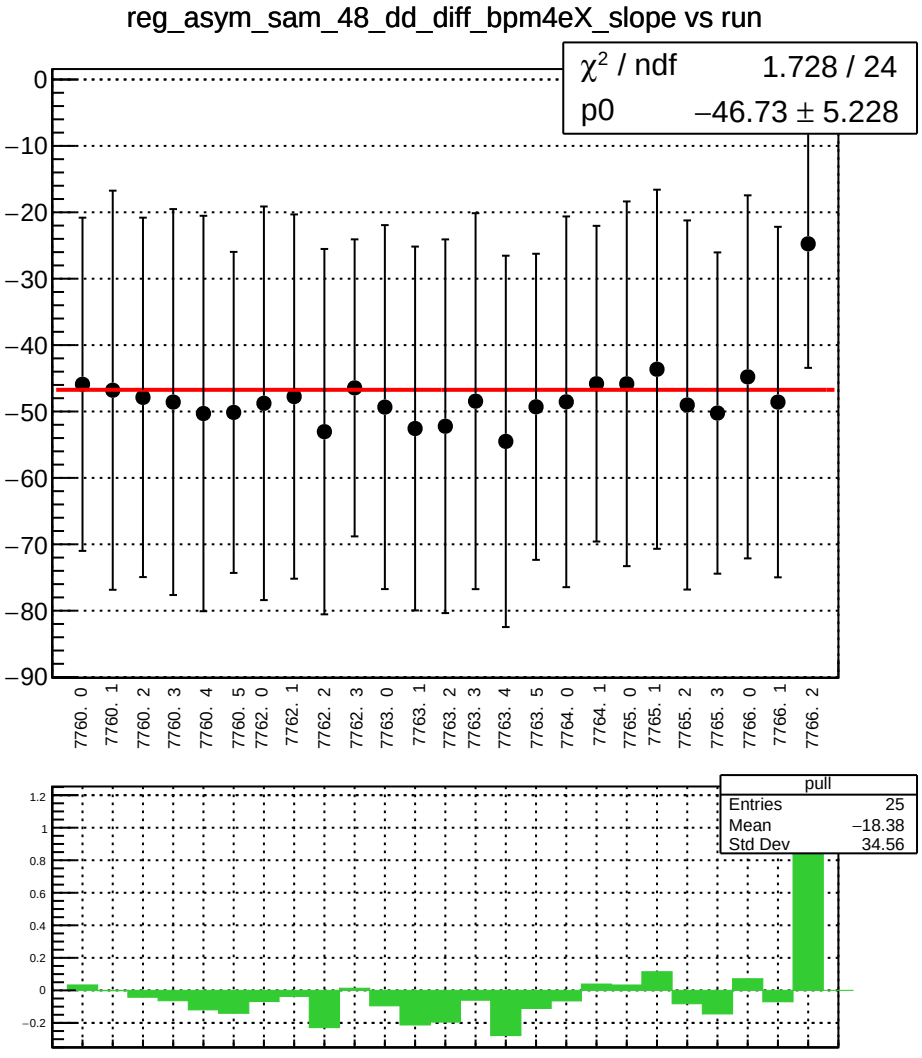
reg_asym_sam_48_dd_diff_bpm4eX_slope vs run
χ² / ndf 1.728 / 24
p0 −46.73 ± 5.228
0
−10
−20
−30
−40
−50
−60
−70
−80
−90
7760. 0
7760. 1
7760. 2
7760. 3
7760. 4
7760. 5
7762. 0
7762. 1
7762. 2
7762. 3
7763. 0
7763. 1
7763. 2
7763. 3
7763. 4
7763. 5
7764. 0
7764. 1
7765. 0
7765. 1
7765. 2
7765. 3
7766. 0
7766. 1
7766. 2
pull
Entries 25
Mean −18.38
Std Dev 34.56
1.2
1
0.8
0.6
0.4
0.2
0
−0.2

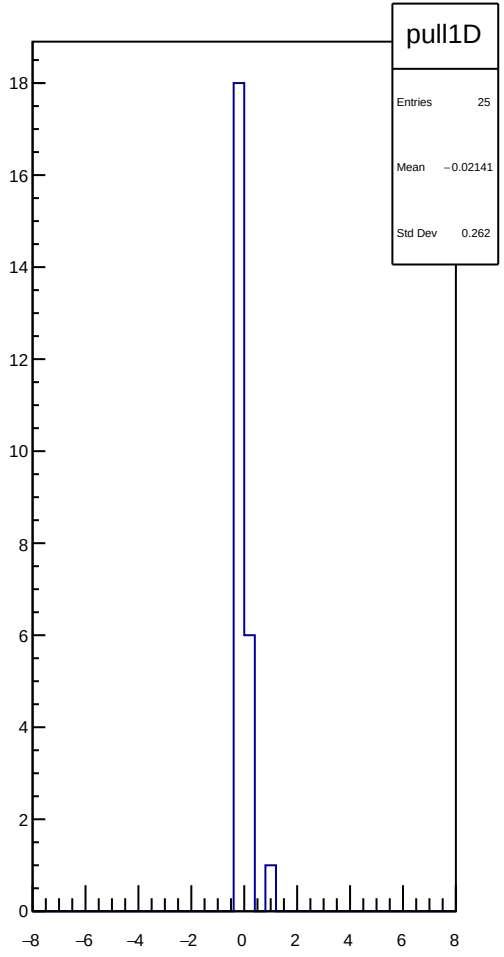
pull1D
Entries 25
Mean −0.02141
Std Dev 0.262
18
16
14
12
10
8
6
4
2
0
−8
−6
−4
−2
0
2
4
6
8

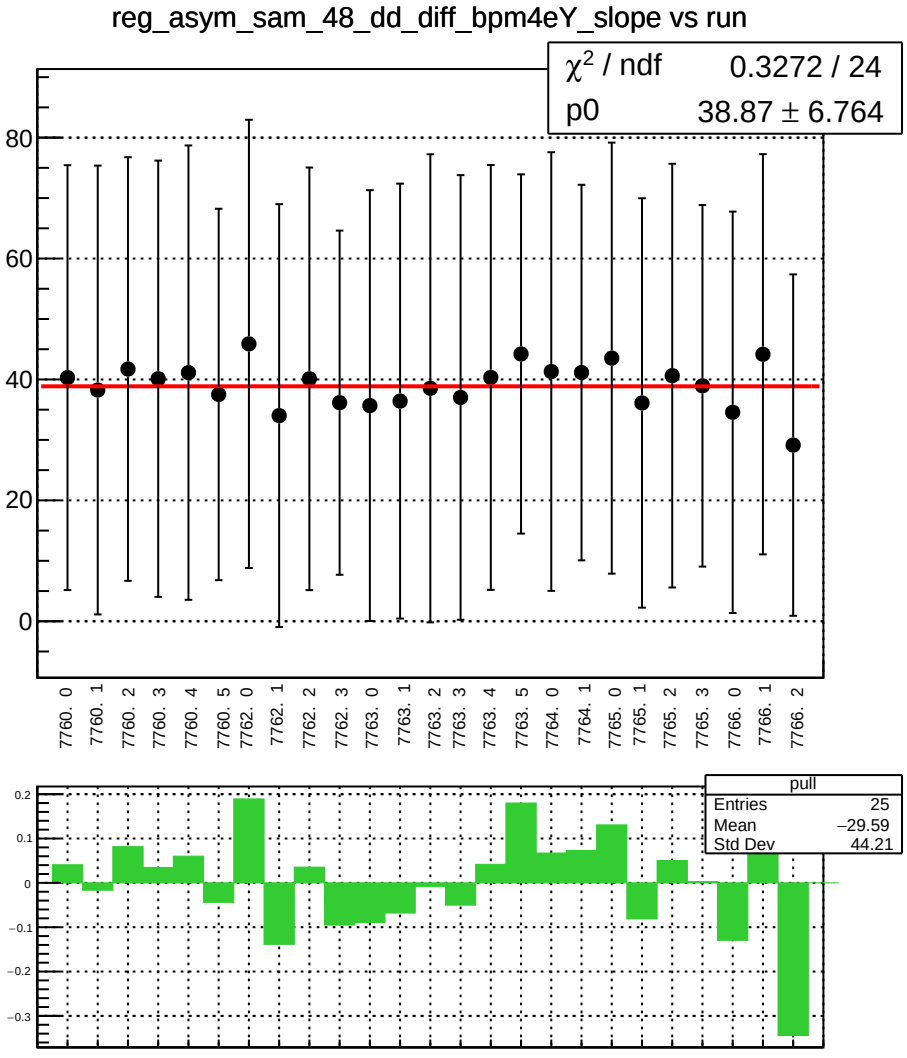
reg_asym_sam_48_dd_diff_bpm4eY_slope vs run
χ2 / ndf 0.3272 / 24
p0 38.87 ± 6.764
80
60
40
20
0
7760. 0
7760. 1
7760. 2
7760. 3
7760. 4
7760. 5
7762. 0
7762. 1
7762. 2
7762. 3
7763. 0
7763. 1
7763. 2
7763. 3
7763. 4
7763. 5
7764. 0
7764. 1
7765. 0
7765. 1
7765. 2
7765. 3
7766. 0
7766. 1
7766. 2
pull
Entries 25
Mean −29.59
Std Dev 44.21
0.2
0.1
0
−0.1
−0.2
−0.3

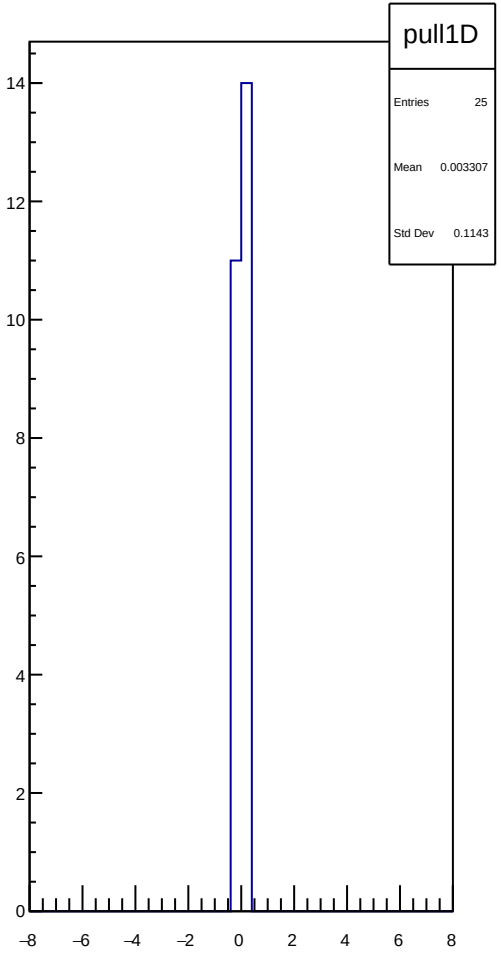
pull1D
Entries 25
Mean 0.003307
Std Dev 0.1143
14
12
10
8
6
4
2
0
−8
−6
−4
−2
0
2
4
6
8

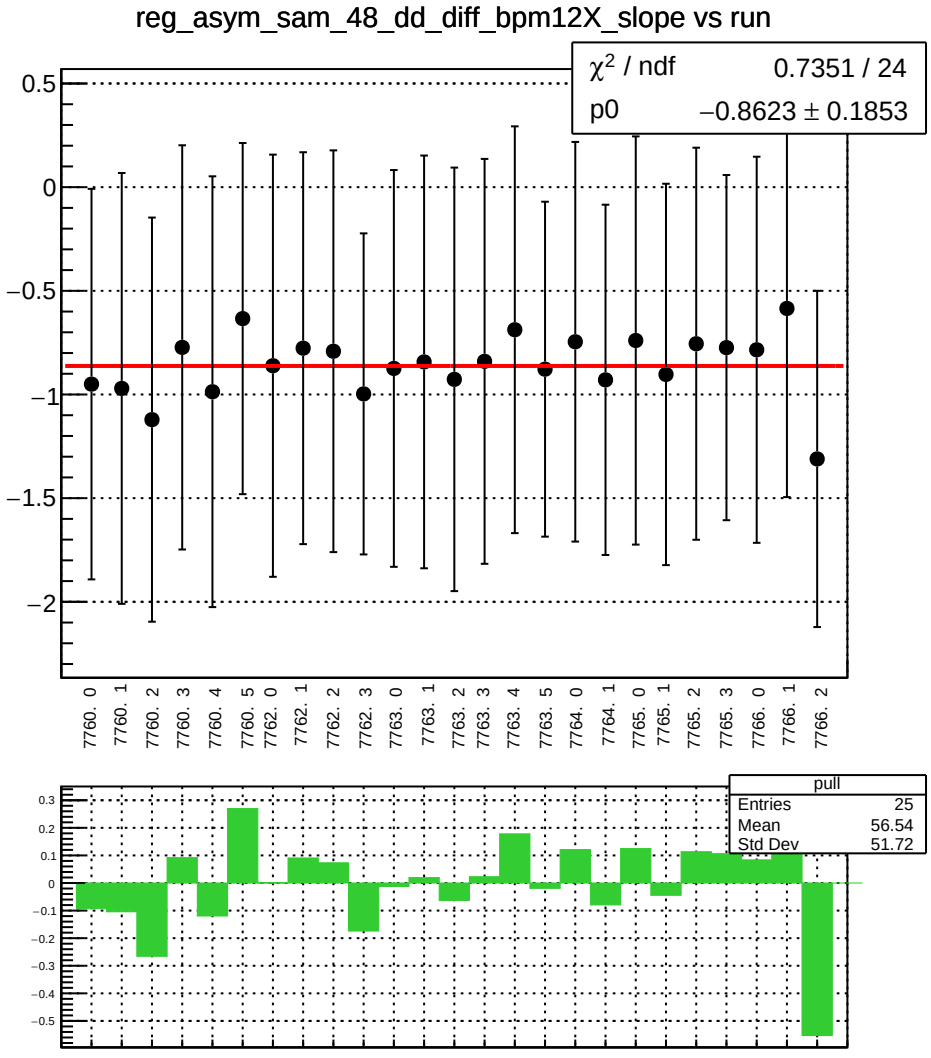
reg_asym_sam_48_dd_diff_bpm12X_slope vs run
χ^2 / ndf 0.7351 / 24
p0 −0.8623 ± 0.1853
0.5
0
−0.5
−1
−1.5
−2
7760. 0
7760. 1
7760. 2
7760. 3
7760. 4
7760. 5
7762. 0
7762. 1
7762. 2
7762. 3
7763. 0
7763. 1
7763. 2
7763. 3
7763. 4
7763. 5
7764. 0
7764. 1
7765. 0
7765. 1
7765. 2
7765. 3
7766. 0
7766. 1
7766. 2
pull
Entries 25
Mean 56.54
Std Dev 51.72
0.3
0.2
0.1
0
−0.1
−0.2
−0.3
−0.4
−0.5

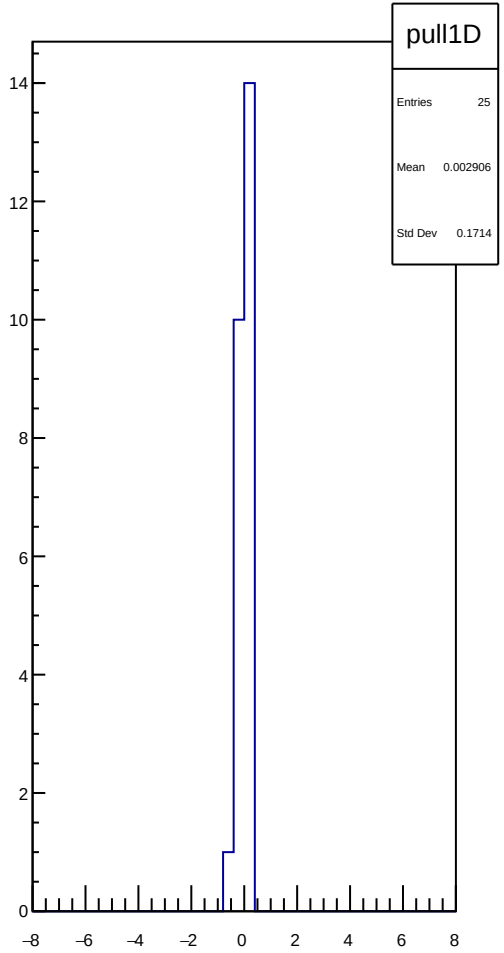
pull1D
Entries 25
Mean 0.002906
Std Dev 0.1714
14
12
10
8
6
4
2
0
−8
−6
−4
−2
0
2
4
6
8

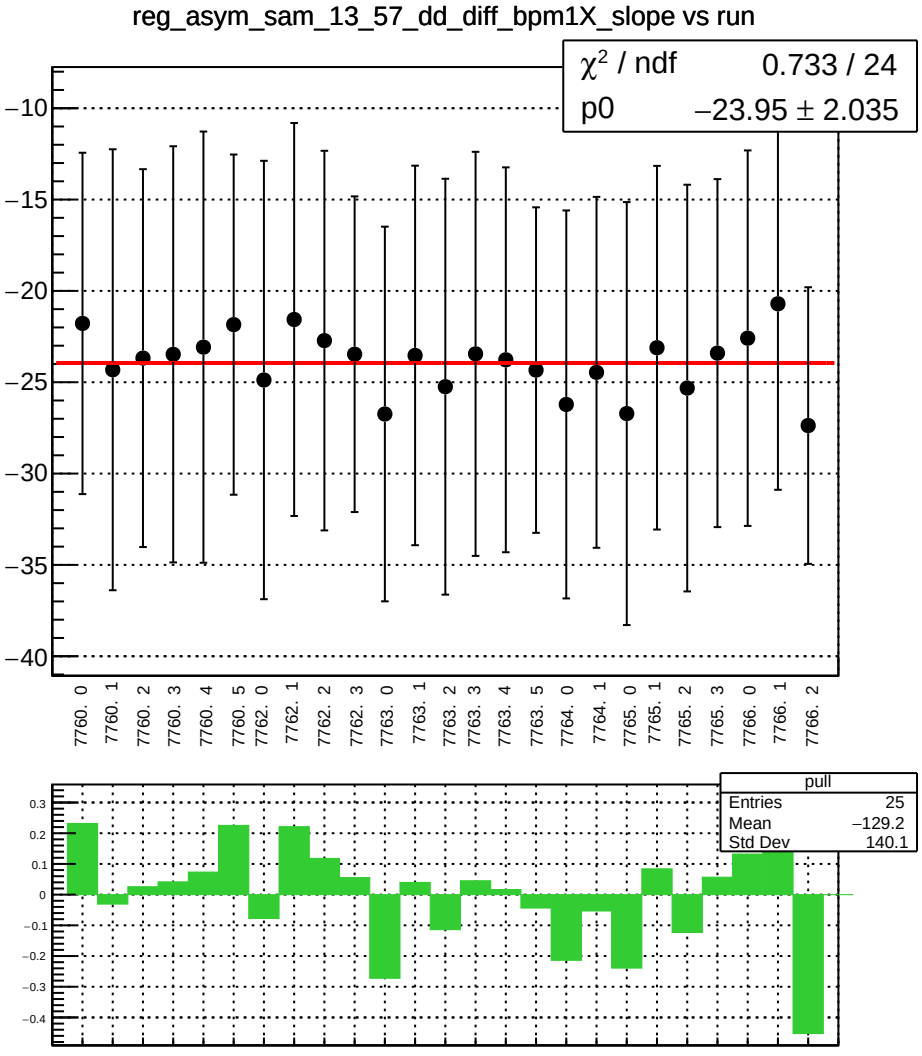
reg_asym_sam_13_57_dd_diff_bpm1X_slope vs run
χ² / ndf 0.733 / 24
p0 −23.95 ± 2.035
−10
−15
−20
−25
−30
−35
−40
7760. 0
7760. 1
7760. 2
7760. 3
7760. 4
7760. 5
7762. 0
7762. 1
7762. 2
7762. 3
7763. 0
7763. 1
7763. 2
7763. 3
7763. 4
7763. 5
7764. 0
7764. 1
7765. 0
7765. 1
7765. 2
7765. 3
7766. 0
7766. 1
7766. 2
pull
Entries 25
Mean −129.2
Std Dev 140.1
0.3
0.2
0.1
0
−0.1
−0.2
−0.3
−0.4

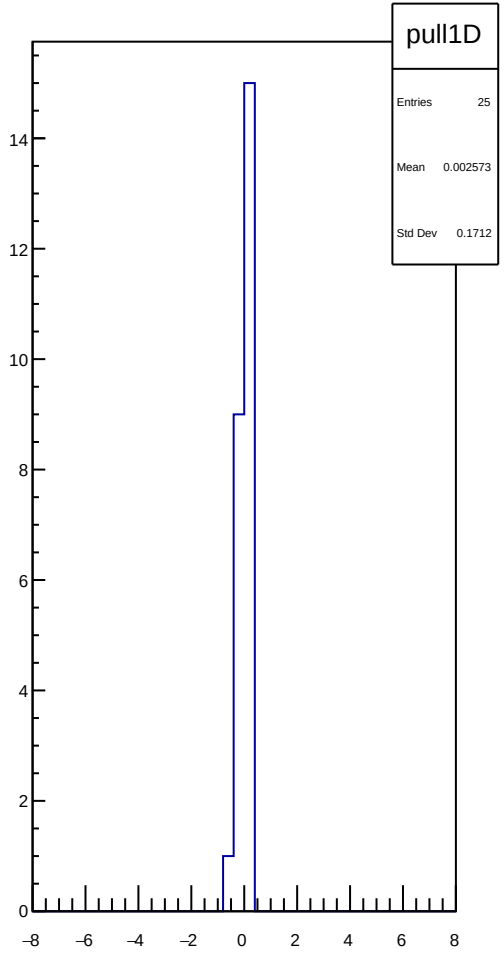
pull1D
Entries 25
Mean 0.002573
Std Dev 0.1712
14
12
10
8
6
4
2
0
−8
−6
−4
−2
0
2
4
6
8

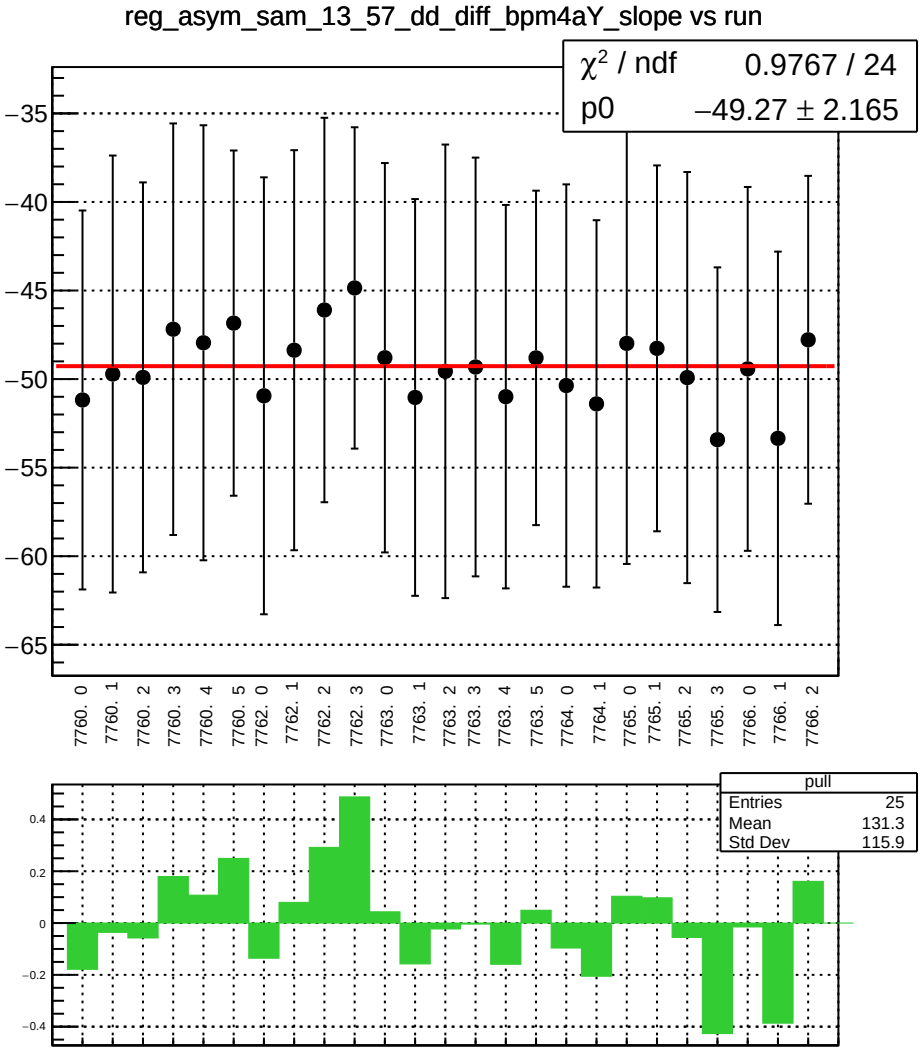
reg_asym_sam_13_57_dd_diff_bpm4aY_slope vs run
χ² / ndf 0.9767 / 24
p0 −49.27 ± 2.165
−35
−40
−45
−50
−55
−60
−65
7760. 0
7760. 1
7760. 2
7760. 3
7760. 4
7760. 5
7762. 0
7762. 1
7762. 2
7762. 3
7763. 0
7763. 1
7763. 2
7763. 3
7763. 4
7763. 5
7764. 0
7764. 1
7765. 0
7765. 1
7765. 2
7765. 3
7766. 0
7766. 1
7766. 2
pull
Entries 25
Mean 131.3
Std Dev 115.9
0.4
0.2
0
−0.2
−0.4

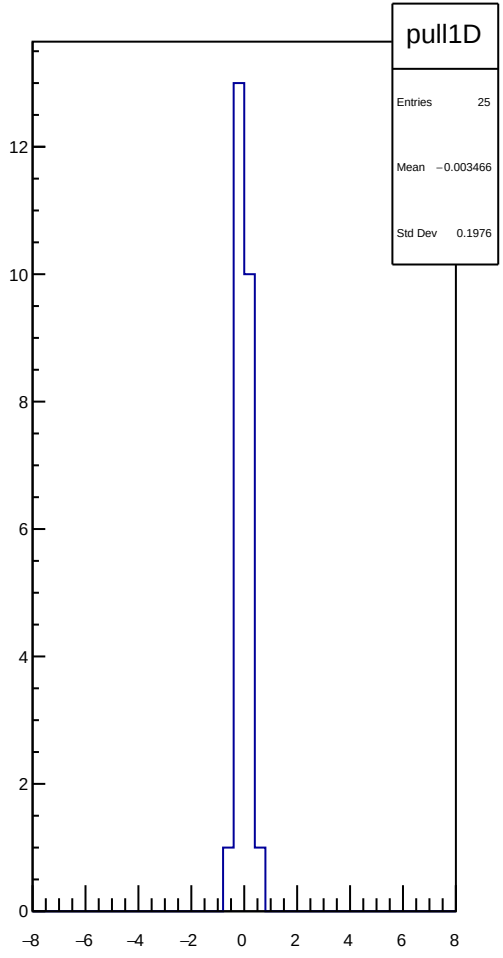
pull1D
Entries 25
Mean −0.003466
Std Dev 0.1976
12
10
8
6
4
2
0
−8
−6
−4
−2
0
2
4
6
8

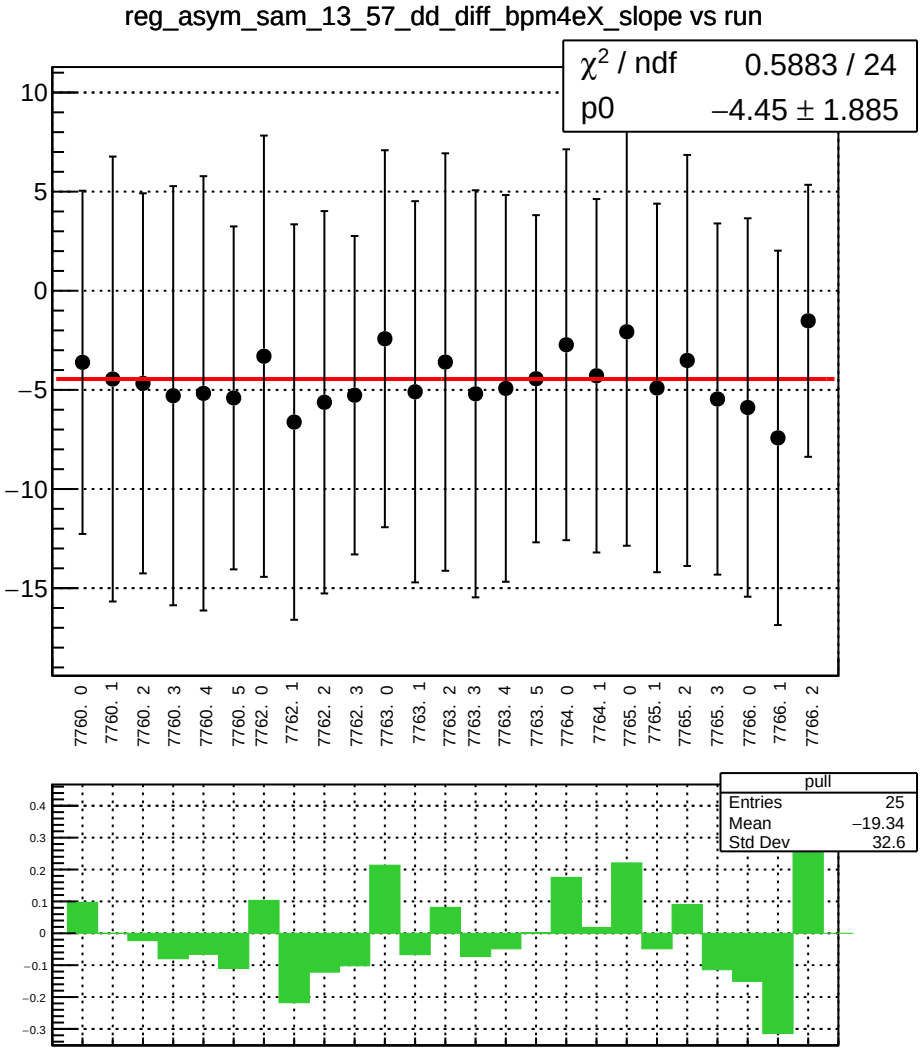
reg_asym_sam_13_57_dd_diff_bpm4eX_slope vs run
χ² / ndf 0.5883 / 24
p0 −4.45 ± 1.885
10
5
0
−5
−10
−15
7760. 0
7760. 1
7760. 2
7760. 3
7760. 4
7760. 5
7762. 0
7762. 1
7762. 2
7762. 3
7763. 0
7763. 1
7763. 2
7763. 3
7763. 4
7763. 5
7764. 0
7764. 1
7765. 0
7765. 1
7765. 2
7765. 3
7766. 0
7766. 1
7766. 2
pull
Entries 25
Mean −19.34
Std Dev 32.6
0.4
0.3
0.2
0.1
0
−0.1
−0.2
−0.3

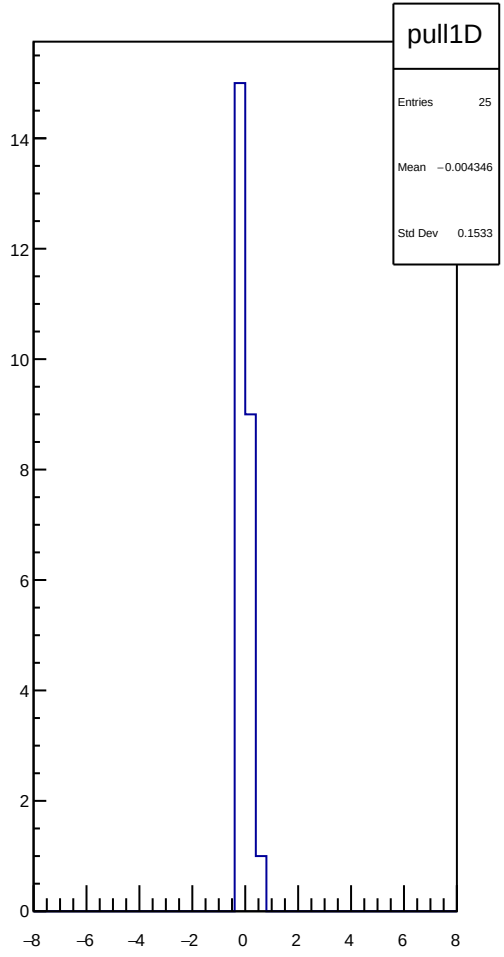
pull1D
Entries 25
Mean −0.004346
Std Dev 0.1533
14
12
10
8
6
4
2
0
−8
−6
−4
−2
0
2
4
6
8

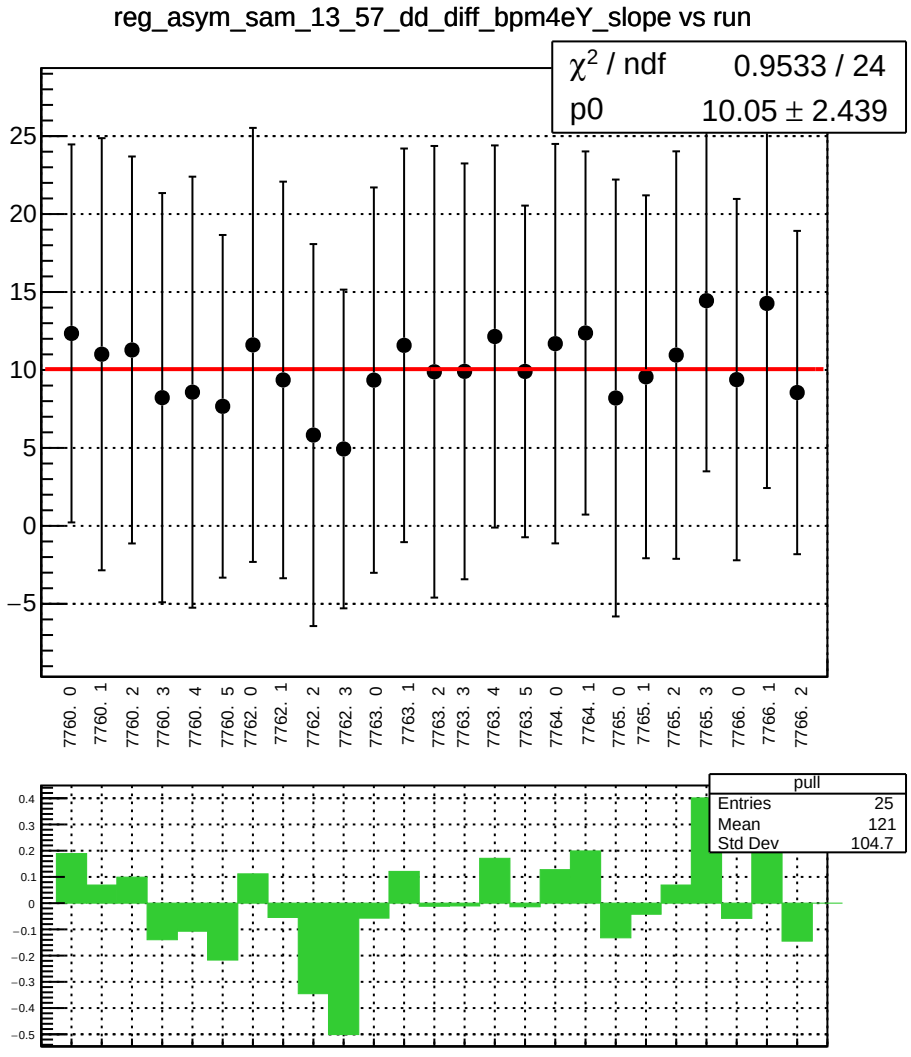
reg_asym_sam_13_57_dd_diff_bpm4eY_slope vs run
χ2 / ndf 0.9533 / 24
p0 10.05 ± 2.439
25
20
15
10
5
0
−5
7760. 0
7760. 1
7760. 2
7760. 3
7760. 4
7760. 5
7762. 0
7762. 1
7762. 2
7762. 3
7763. 0
7763. 1
7763. 2
7763. 3
7763. 4
7763. 5
7764. 0
7764. 1
7765. 0
7765. 1
7765. 2
7765. 3
7766. 0
7766. 1
7766. 2
pull
Entries 25
Mean 121
Std Dev 104.7
0.4
0.3
0.2
0.1
0
−0.1
−0.2
−0.3
−0.4
−0.5

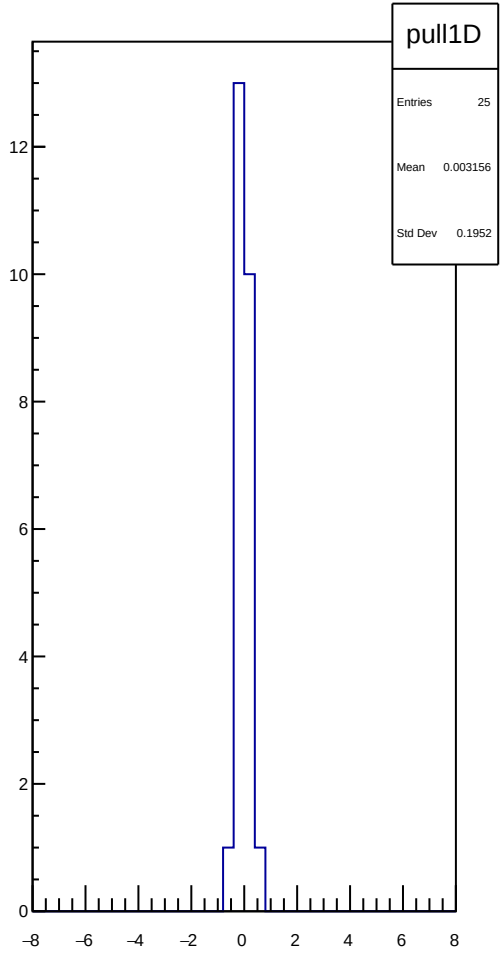
pull1D
Entries 25
Mean 0.003156
Std Dev 0.1952
12
10
8
6
4
2
0
−8
−6
−4
−2
0
2
4
6
8

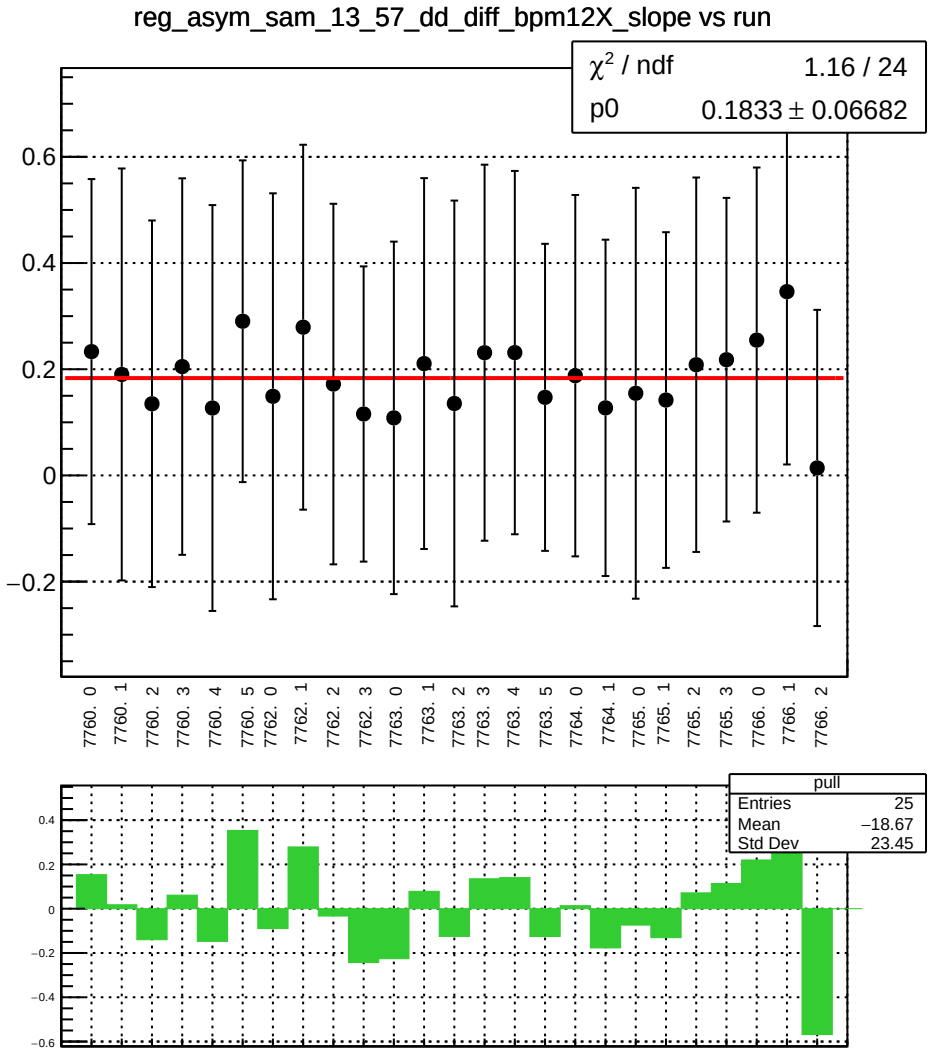
reg_asym_sam_13_57_dd_diff_bpm12X_slope vs run
χ² / ndf 1.16 / 24
p0 0.1833 ± 0.06682
0.6
0.4
0.2
0
−0.2
7760. 0
7760. 1
7760. 2
7760. 3
7760. 4
7760. 5
7762. 0
7762. 1
7762. 2
7762. 3
7763. 0
7763. 1
7763. 2
7763. 3
7763. 4
7763. 5
7764. 0
7764. 1
7765. 0
7765. 1
7765. 2
7765. 3
7766. 0
7766. 1
7766. 2
pull
Entries 25
Mean −18.67
Std Dev 23.45
0.4
0.2
0
−0.2
−0.4
−0.6

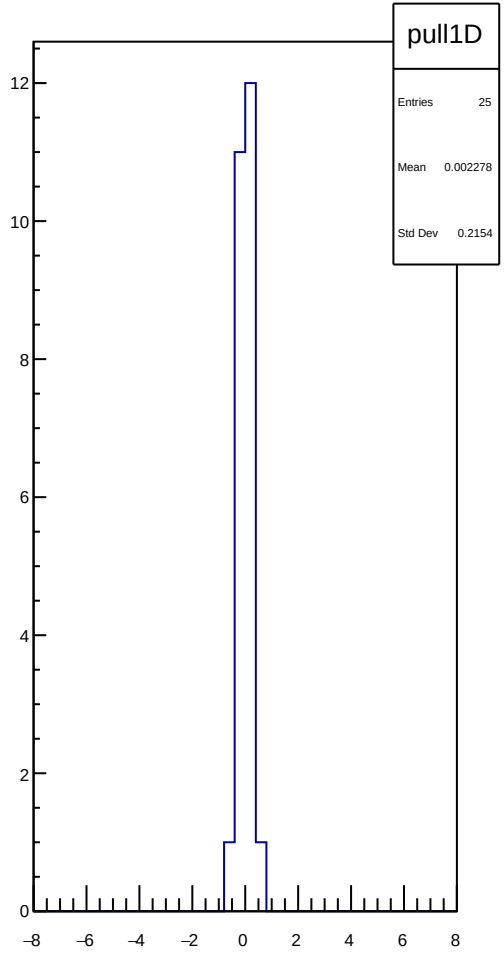
pull1D
Entries 25
Mean 0.002278
Std Dev 0.2154
12
10
8
6
4
2
0
−8
−6
−4
−2
0
2
4
6
8

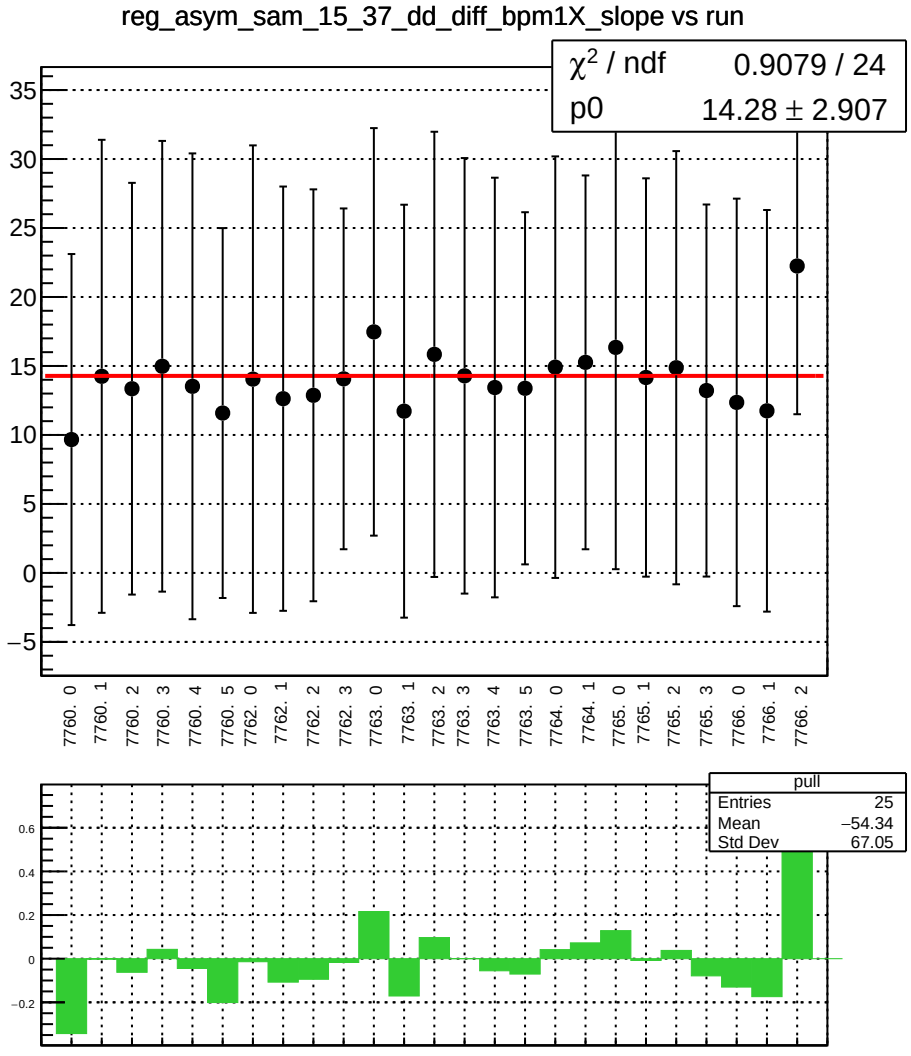
reg_asym_sam_15_37_dd_diff_bpm1X_slope vs run
χ² / ndf 0.9079 / 24
p0 14.28 ± 2.907
7760. 0
7760. 1
7760. 2
7760. 3
7760. 4
7760. 5
7762. 0
7762. 1
7762. 2
7762. 3
7763. 0
7763. 1
7763. 2
7763. 3
7763. 4
7763. 5
7764. 0
7764. 1
7765. 0
7765. 1
7765. 2
7765. 3
7766. 0
7766. 1
7766. 2
pull
Entries 25
Mean −54.34
Std Dev 67.05

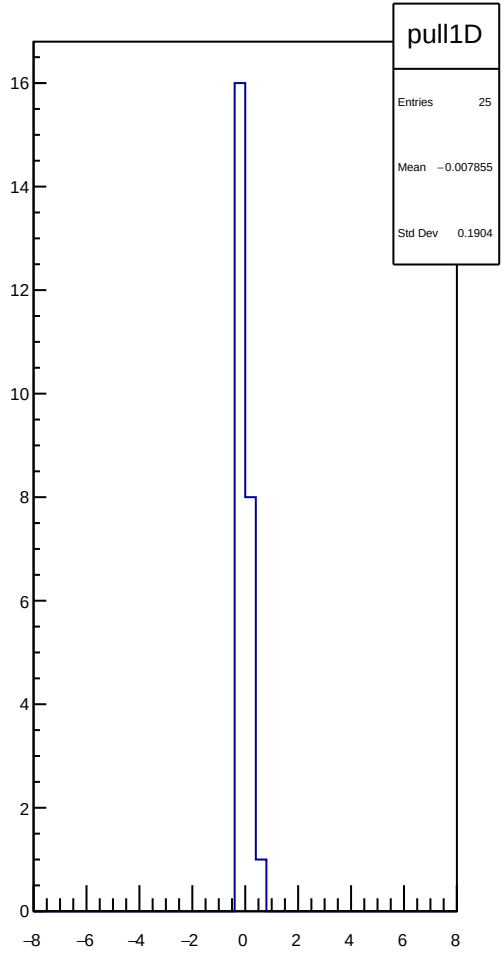
pull1D
Entries 25
Mean −0.007855
Std Dev 0.1904

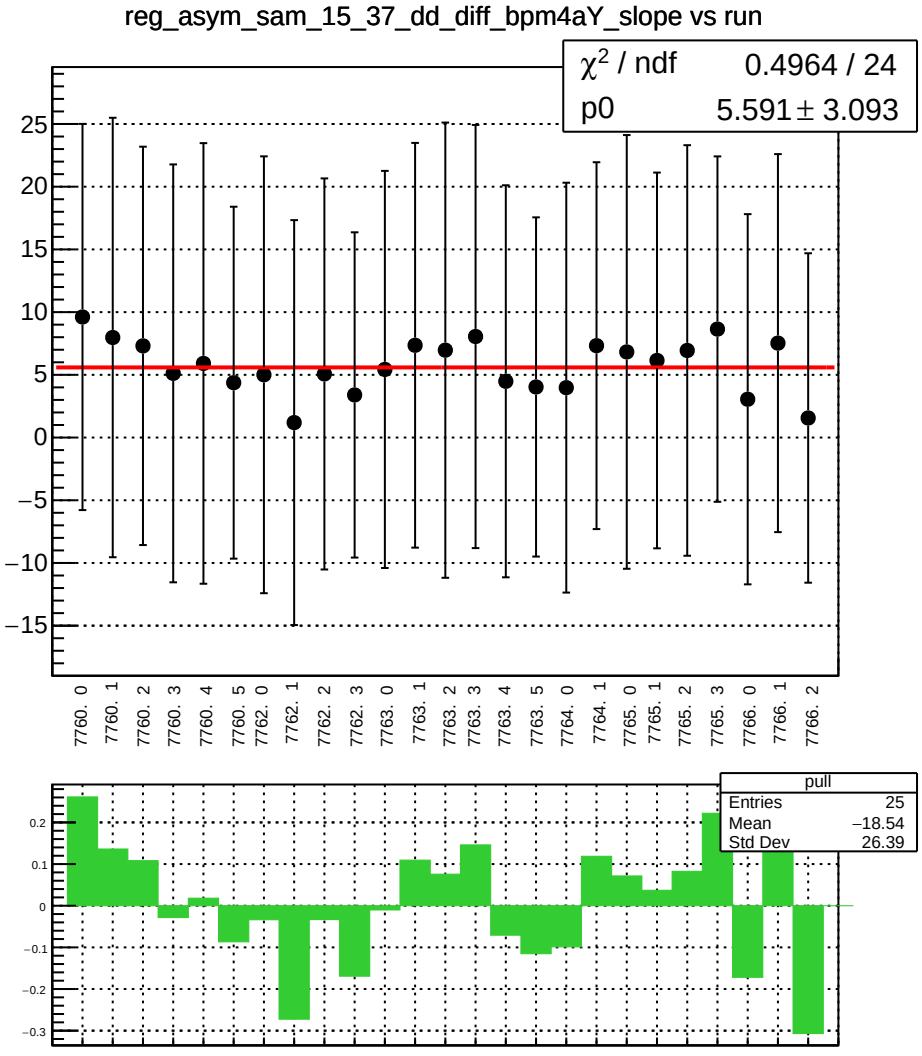
reg_asym_sam_15_37_dd_diff_bpm4aY_slope vs run
χ² / ndf 0.4964 / 24
p0 5.591 ± 3.093
25
20
15
10
5
0
−5
−10
−15
7760. 0
7760. 1
7760. 2
7760. 3
7760. 4
7760. 5
7762. 0
7762. 1
7762. 2
7762. 3
7763. 0
7763. 1
7763. 2
7763. 3
7763. 4
7763. 5
7764. 0
7764. 1
7765. 0
7765. 1
7765. 2
7765. 3
7766. 0
7766. 1
7766. 2
pull
Entries 25
Mean −18.54
Std Dev 26.39
0.2
0.1
0
−0.1
−0.2
−0.3

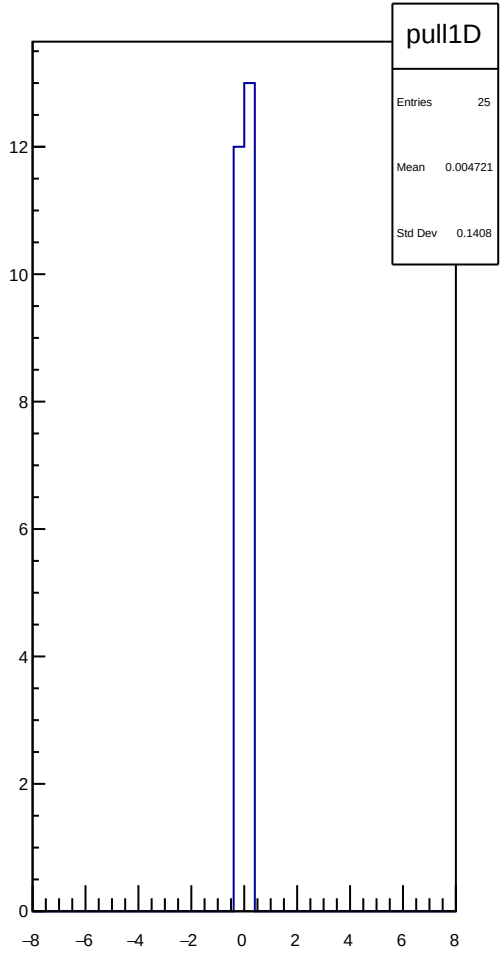
pull1D
Entries 25
Mean 0.004721
Std Dev 0.1408
12
10
8
6
4
2
0
−8
−6
−4
−2
0
2
4
6
8

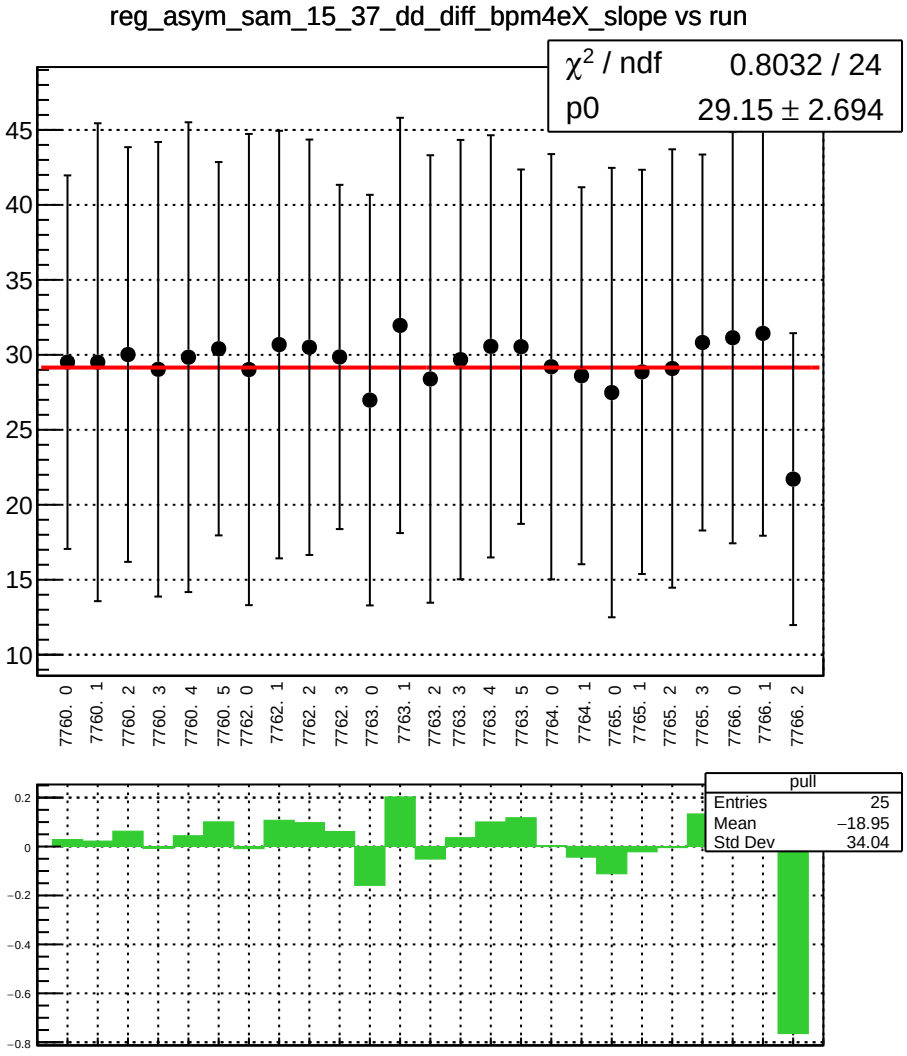
reg_asym_sam_15_37_dd_diff_bpm4eX_slope vs run
χ² / ndf 0.8032 / 24
p0 29.15 ± 2.694
45
40
35
30
25
20
15
10
7760. 0
7760. 1
7760. 2
7760. 3
7760. 4
7760. 5
7762. 0
7762. 1
7762. 2
7762. 3
7763. 0
7763. 1
7763. 2
7763. 3
7763. 4
7763. 5
7764. 0
7764. 1
7765. 0
7765. 1
7765. 2
7765. 3
7766. 0
7766. 1
7766. 2
pull
Entries 25
Mean −18.95
Std Dev 34.04
0.2
0
−0.2
−0.4
−0.6
−0.8

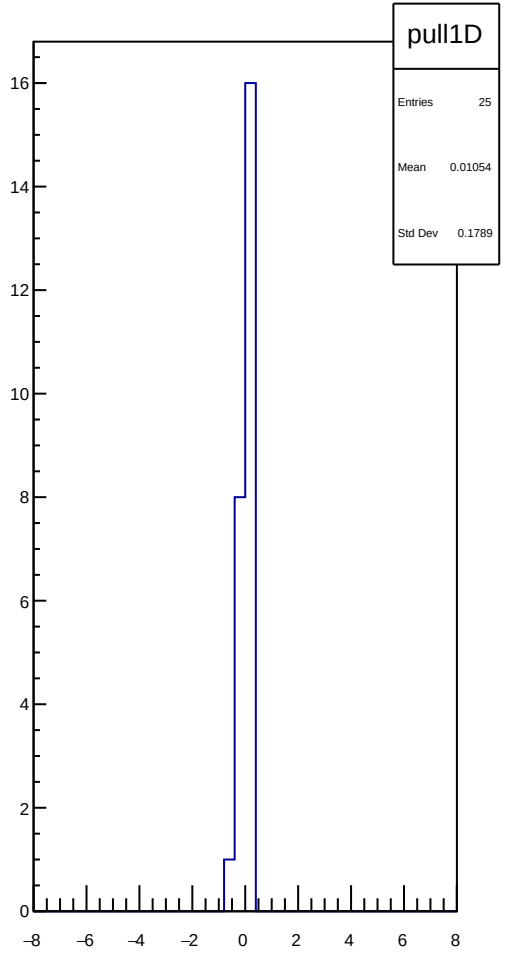
pull1D
Entries 25
Mean 0.01054
Std Dev 0.1789
16
14
12
10
8
6
4
2
0
−8
−6
−4
−2
0
2
4
6
8

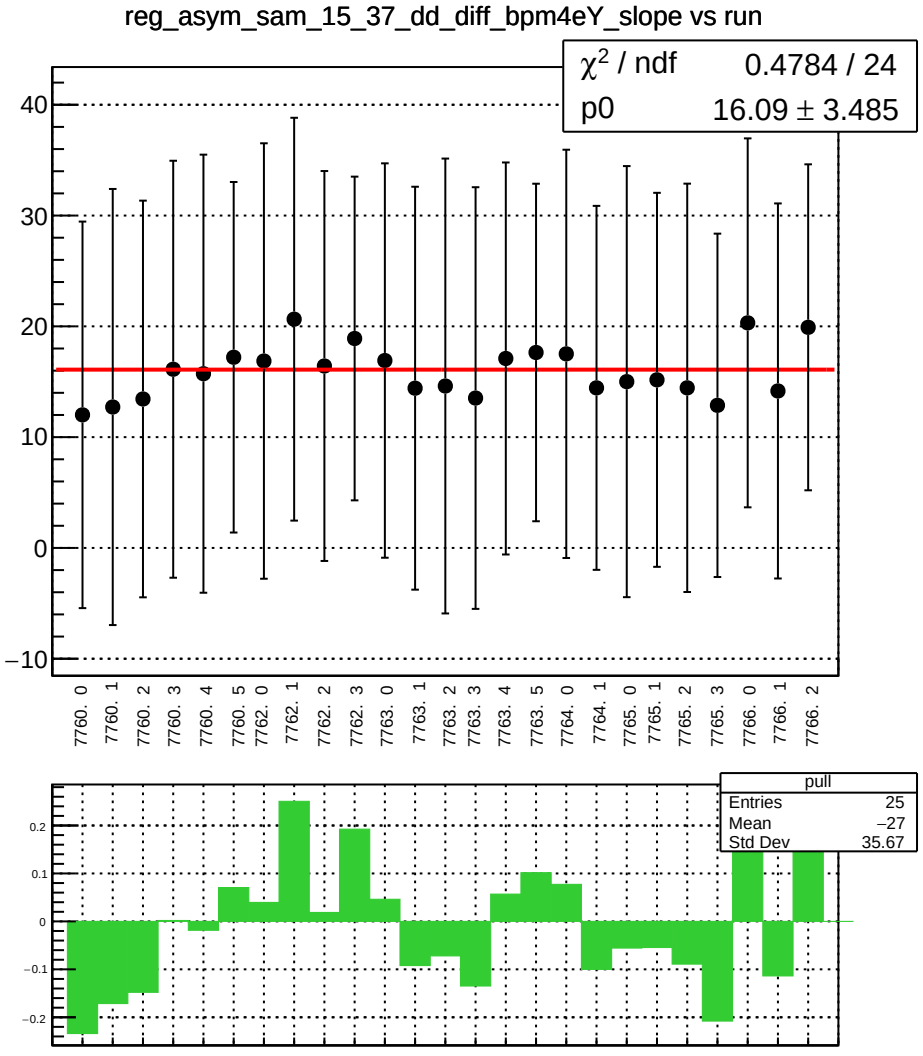
reg_asym_sam_15_37_dd_diff_bpm4eY_slope vs run
χ² / ndf 0.4784 / 24
p0 16.09 ± 3.485
40
30
20
10
0
−10
7760. 0
7760. 1
7760. 2
7760. 3
7760. 4
7760. 5
7762. 0
7762. 1
7762. 2
7762. 3
7763. 0
7763. 1
7763. 2
7763. 3
7763. 4
7763. 5
7764. 0
7764. 1
7765. 0
7765. 1
7765. 2
7765. 3
7766. 0
7766. 1
7766. 2
pull
Entries 25
Mean −27
Std Dev 35.67
0.2
0.1
0
−0.1
−0.2

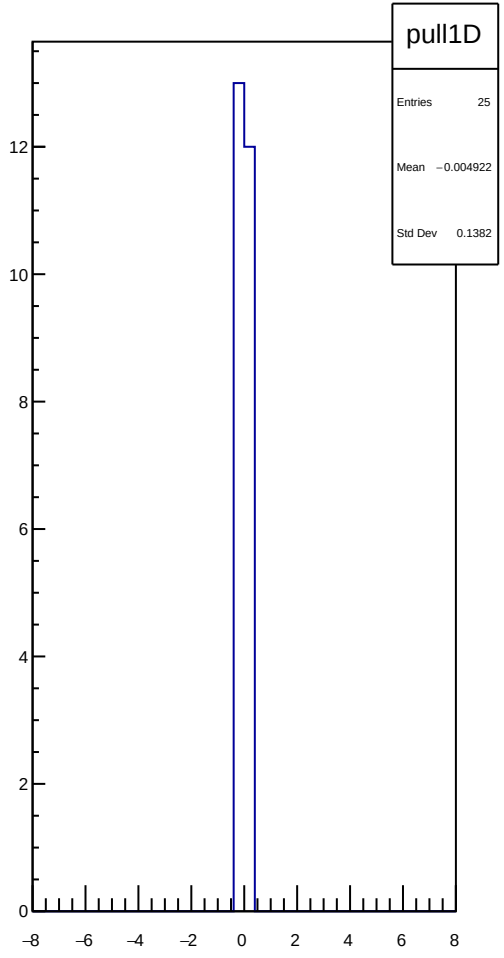
pull1D
Entries 25
Mean −0.004922
Std Dev 0.1382
12
10
8
6
4
2
0
−8
−6
−4
−2
0
2
4
6
8

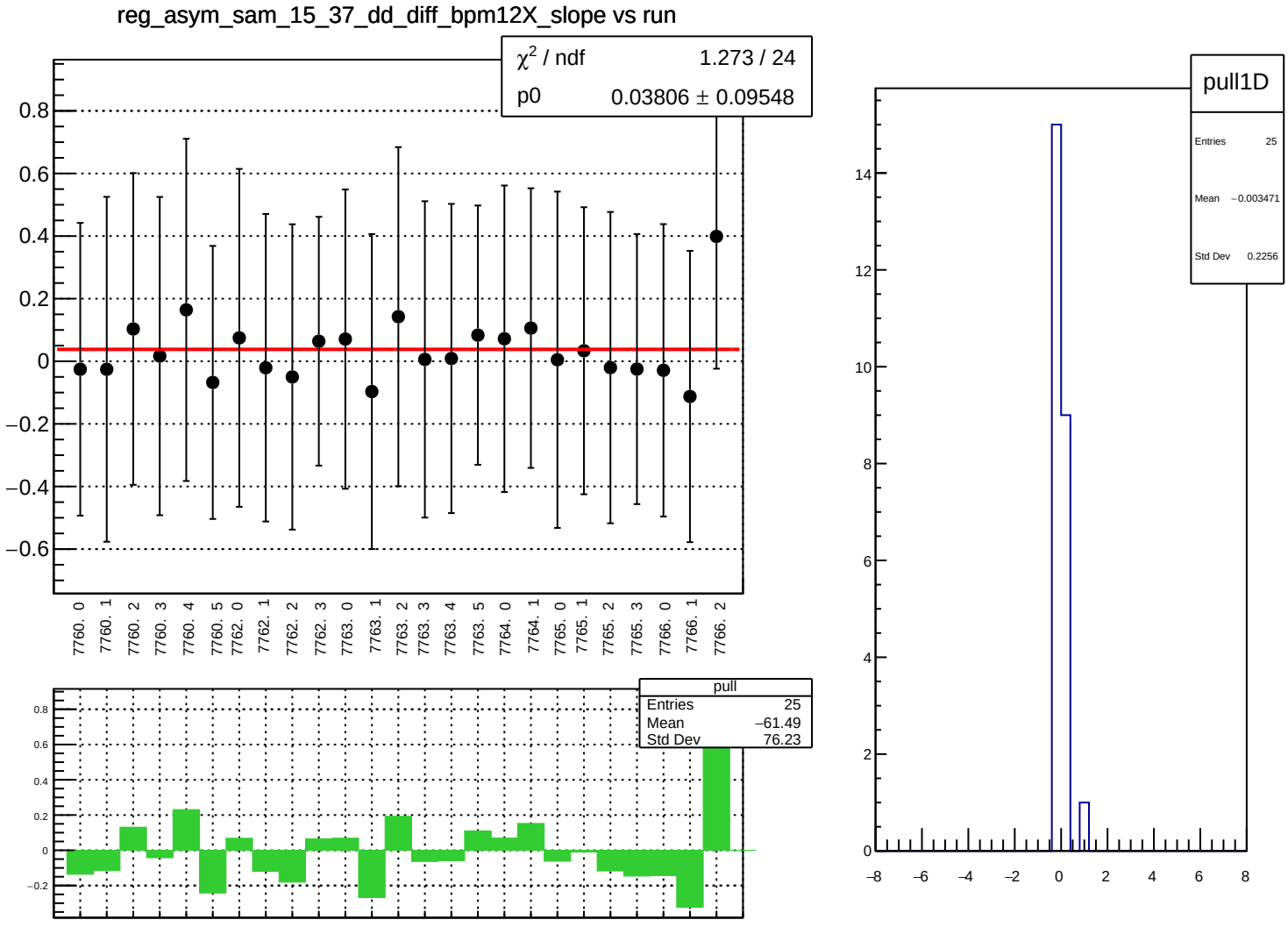
reg_asym_sam_15_37_dd_diff_bpm12X_slope vs run
χ² / ndf 1.273 / 24
p0 0.03806 ± 0.09548
0.8
0.6
0.4
0.2
0
−0.2
−0.4
−0.6
7760. 0
7760. 1
7760. 2
7760. 3
7760. 4
7760. 5
7762. 0
7762. 1
7762. 2
7762. 3
7763. 0
7763. 1
7763. 2
7763. 3
7763. 4
7763. 5
7764. 0
7764. 1
7765. 0
7765. 1
7765. 2
7765. 3
7766. 0
7766. 1
7766. 2
pull
Entries 25
Mean −61.49
Std Dev 76.23
pull1D
Entries 25
Mean −0.003471
Std Dev 0.2256
14
12
10
8
6
4
2
0
−8
−6
−4
−2
0
2
4
6
8

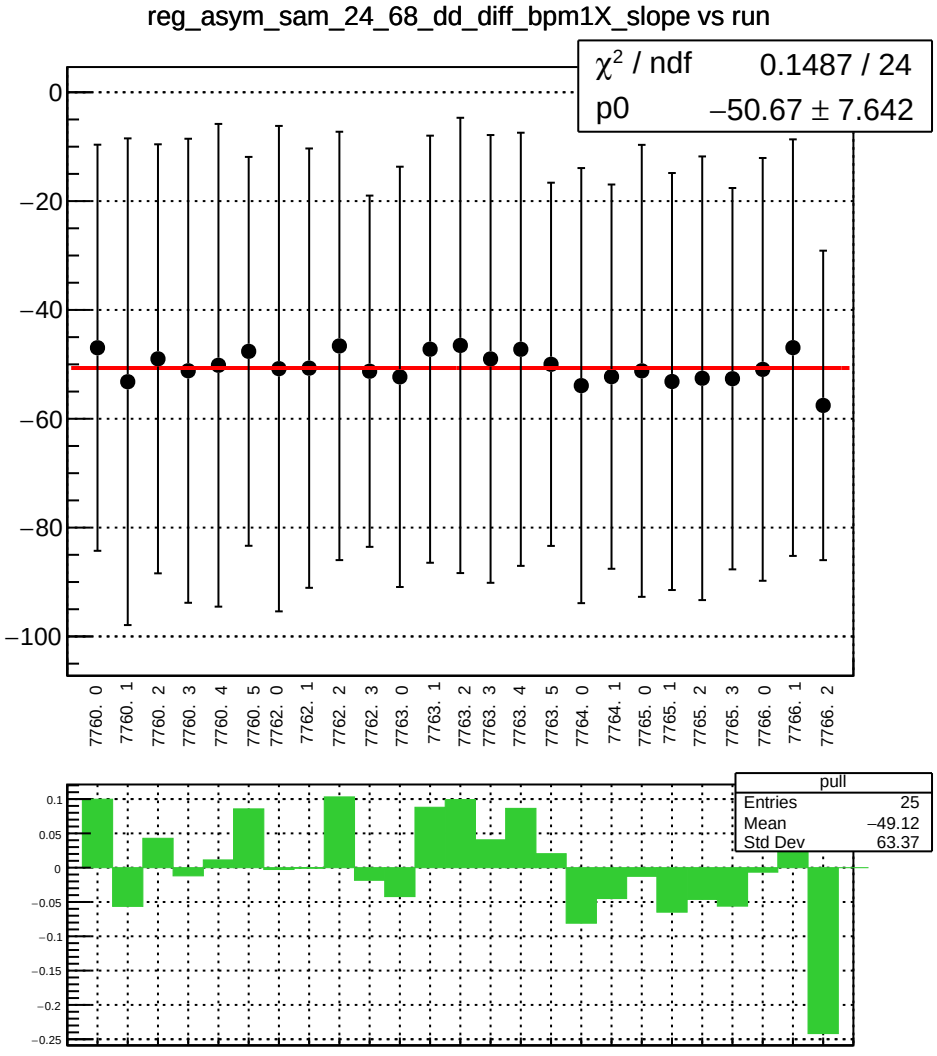
reg_asym_sam_24_68_dd_diff_bpm1X_slope vs run
χ² / ndf 0.1487 / 24
p0 −50.67 ± 7.642
0
−20
−40
−60
−80
−100
7760. 0
7760. 1
7760. 2
7760. 3
7760. 4
7760. 5
7762. 0
7762. 1
7762. 2
7762. 3
7763. 0
7763. 1
7763. 2
7763. 3
7763. 4
7763. 5
7764. 0
7764. 1
7765. 0
7765. 1
7765. 2
7765. 3
7766. 0
7766. 1
7766. 2
pull
Entries 25
Mean −49.12
Std Dev 63.37
0.1
0.05
0
−0.05
−0.1
−0.15
−0.2
−0.25

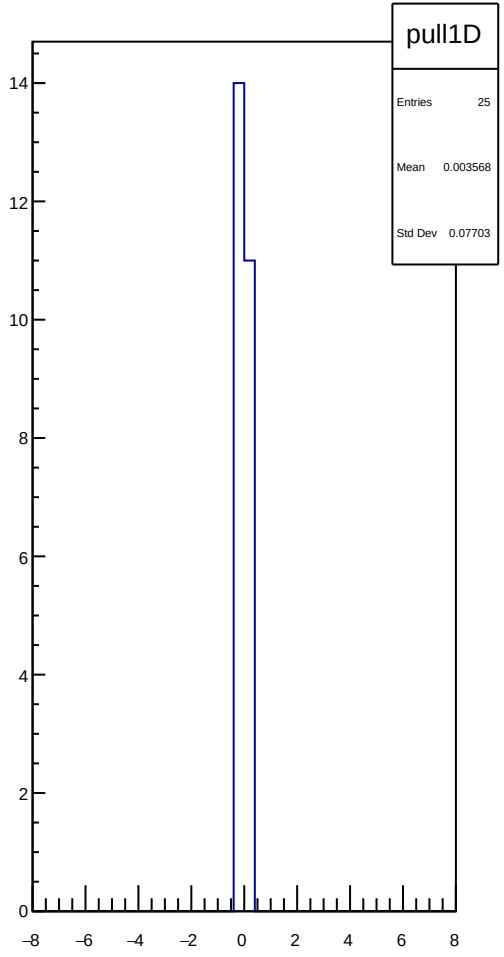
pull1D
Entries 25
Mean 0.003568
Std Dev 0.07703
14
12
10
8
6
4
2
0
−8
−6
−4
−2
0
2
4
6
8

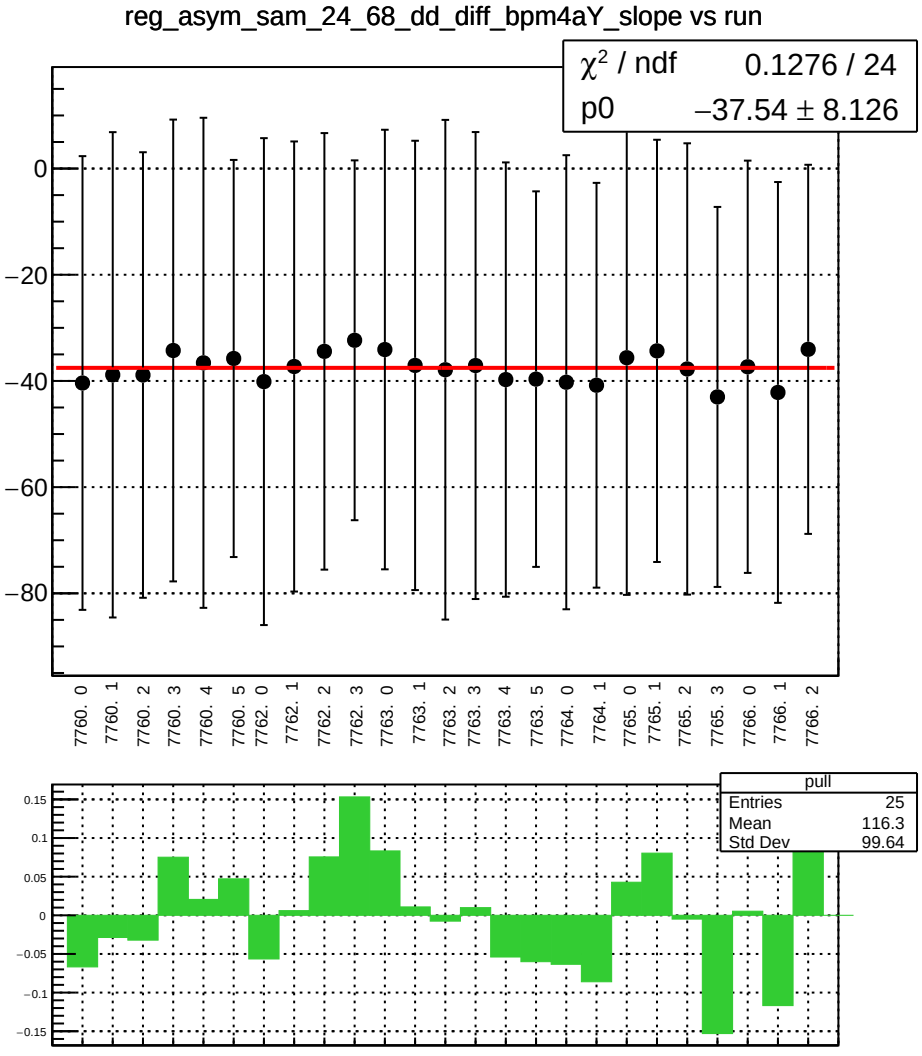
reg_asym_sam_24_68_dd_diff_bpm4aY_slope vs run
χ² / ndf 0.1276 / 24
p0 −37.54 ± 8.126
0
−20
−40
−60
−80
7760. 0
7760. 1
7760. 2
7760. 3
7760. 4
7760. 5
7762. 0
7762. 1
7762. 2
7762. 3
7763. 0
7763. 1
7763. 2
7763. 3
7763. 4
7763. 5
7764. 0
7764. 1
7765. 0
7765. 1
7765. 2
7765. 3
7766. 0
7766. 1
7766. 2
pull
Entries 25
Mean 116.3
Std Dev 99.64
0.15
0.1
0.05
0
−0.05
−0.1
−0.15

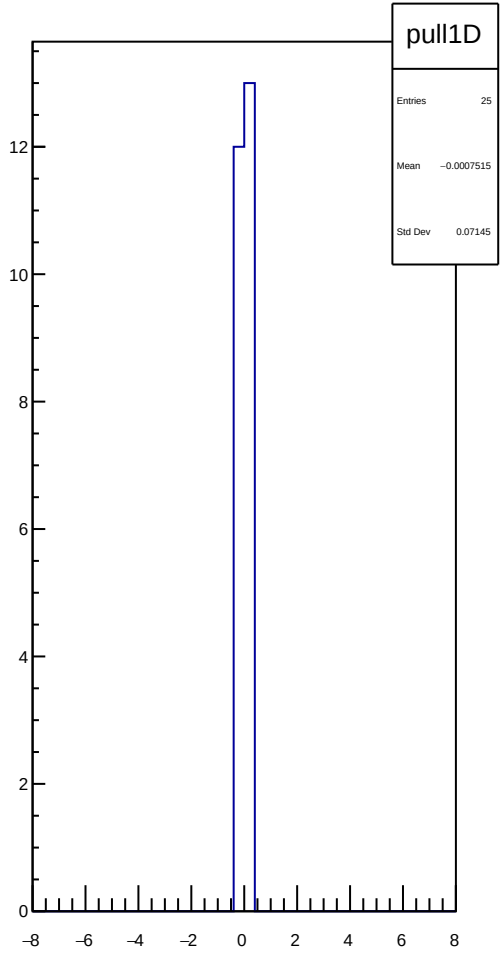
pull1D
Entries 25
Mean −0.0007515
Std Dev 0.07145
12
10
8
6
4
2
0
−8
−6
−4
−2
0
2
4
6
8

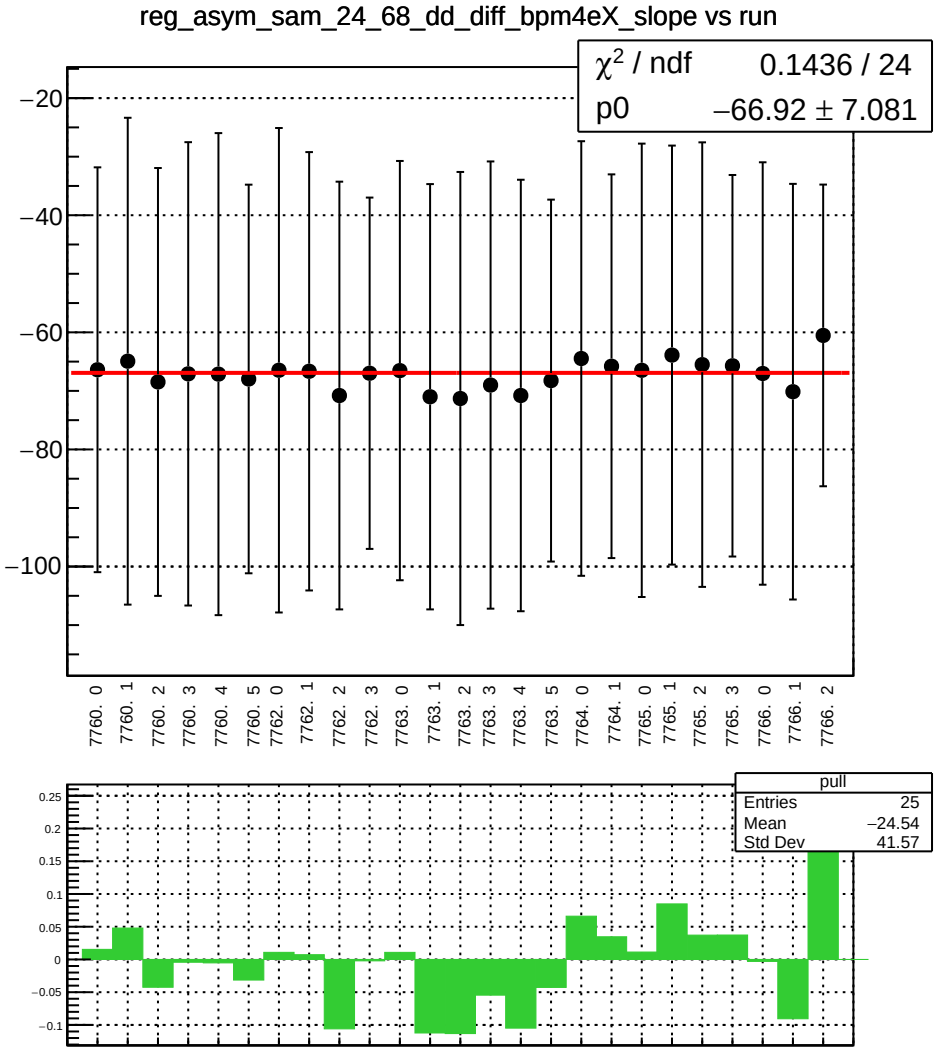
reg_asym_sam_24_68_dd_diff_bpm4eX_slope vs run
χ² / ndf 0.1436 / 24
p0 −66.92 ± 7.081
−20
−40
−60
−80
−100
7760. 0
7760. 1
7760. 2
7760. 3
7760. 4
7760. 5
7762. 0
7762. 1
7762. 2
7762. 3
7763. 0
7763. 1
7763. 2
7763. 3
7763. 4
7763. 5
7764. 0
7764. 1
7765. 0
7765. 1
7765. 2
7765. 3
7766. 0
7766. 1
7766. 2
pull
Entries 25
Mean −24.54
Std Dev 41.57
0.25
0.2
0.15
0.1
0.05
0
−0.05
−0.1

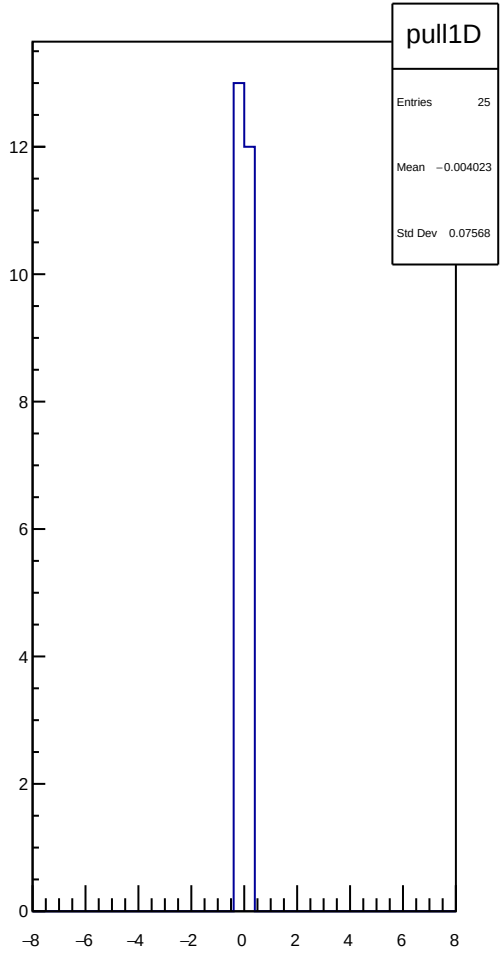
pull1D
Entries 25
Mean −0.004023
Std Dev 0.07568
12
10
8
6
4
2
0
−8
−6
−4
−2
0
2
4
6
8

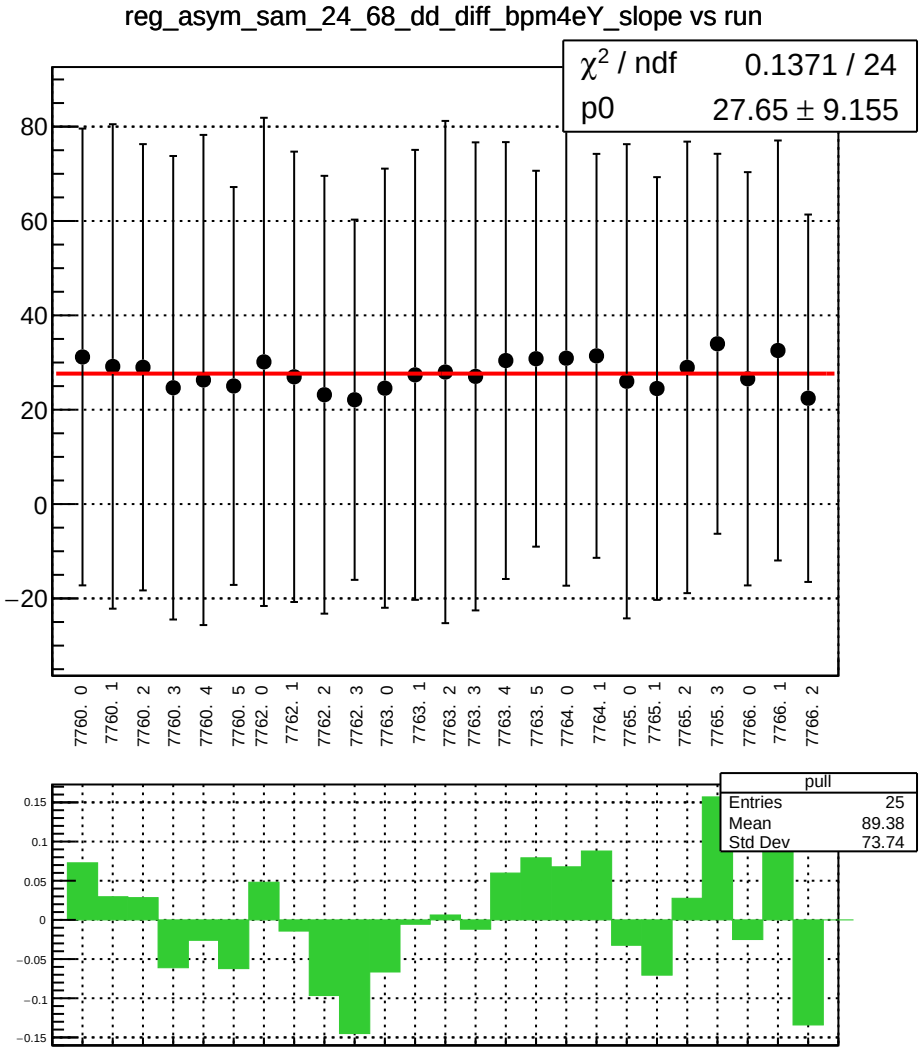
reg_asym_sam_24_68_dd_diff_bpm4eY_slope vs run
χ² / ndf 0.1371 / 24
p0 27.65 ± 9.155
80
60
40
20
0
−20
7760. 0
7760. 1
7760. 2
7760. 3
7760. 4
7760. 5
7762. 0
7762. 1
7762. 2
7762. 3
7763. 0
7763. 1
7763. 2
7763. 3
7763. 4
7763. 5
7764. 0
7764. 1
7765. 0
7765. 1
7765. 2
7765. 3
7766. 0
7766. 1
7766. 2
pull
Entries 25
Mean 89.38
Std Dev 73.74
0.15
0.1
0.05
0
−0.05
−0.1
−0.15

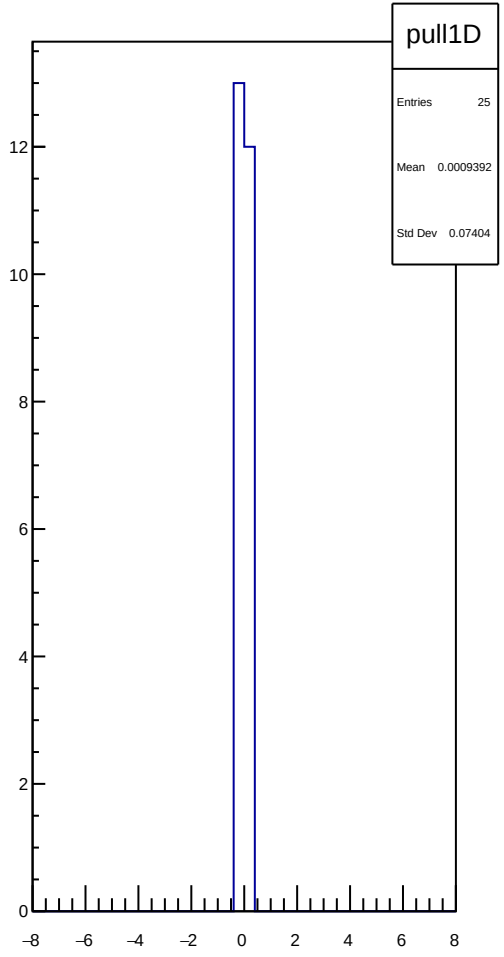
pull1D
Entries 25
Mean 0.0009392
Std Dev 0.07404
12
10
8
6
4
2
0
−8
−6
−4
−2
0
2
4
6
8

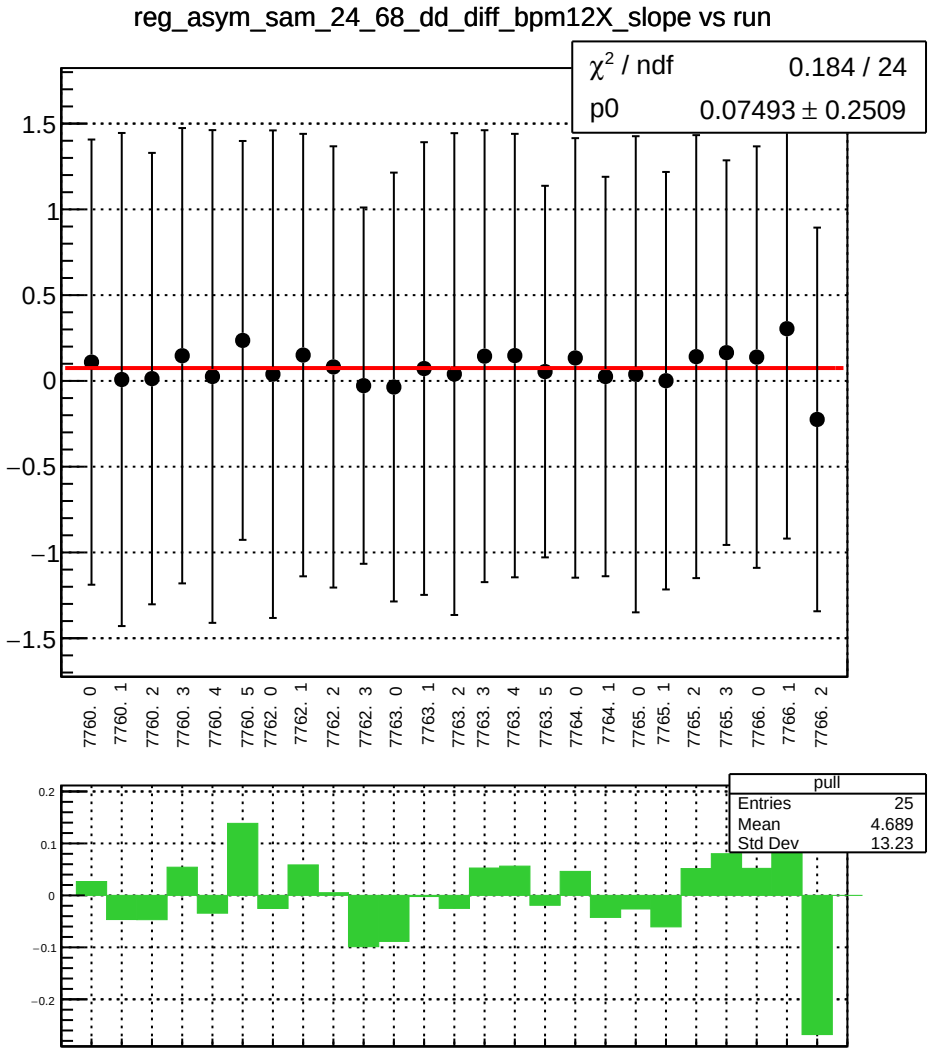
reg_asym_sam_24_68_dd_diff_bpm12X_slope vs run
χ^2 / ndf 0.184 / 24
p0 0.07493 ± 0.2509
1.5
1
0.5
0
−0.5
−1
−1.5
7760. 0
7760. 1
7760. 2
7760. 3
7760. 4
7760. 5
7762. 0
7762. 1
7762. 2
7762. 3
7763. 0
7763. 1
7763. 2
7763. 3
7763. 4
7763. 5
7764. 0
7764. 1
7765. 0
7765. 1
7765. 2
7765. 3
7766. 0
7766. 1
7766. 2
pull
Entries 25
Mean 4.689
Std Dev 13.23
0.2
0.1
0
−0.1
−0.2

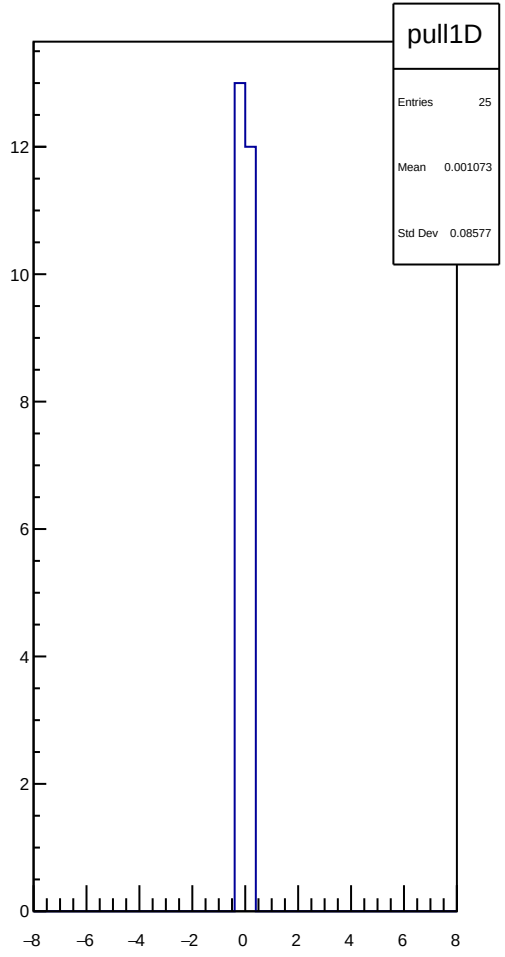
pull1D
Entries 25
Mean 0.001073
Std Dev 0.08577
12
10
8
6
4
2
0
−8
−6
−4
−2
0
2
4
6
8

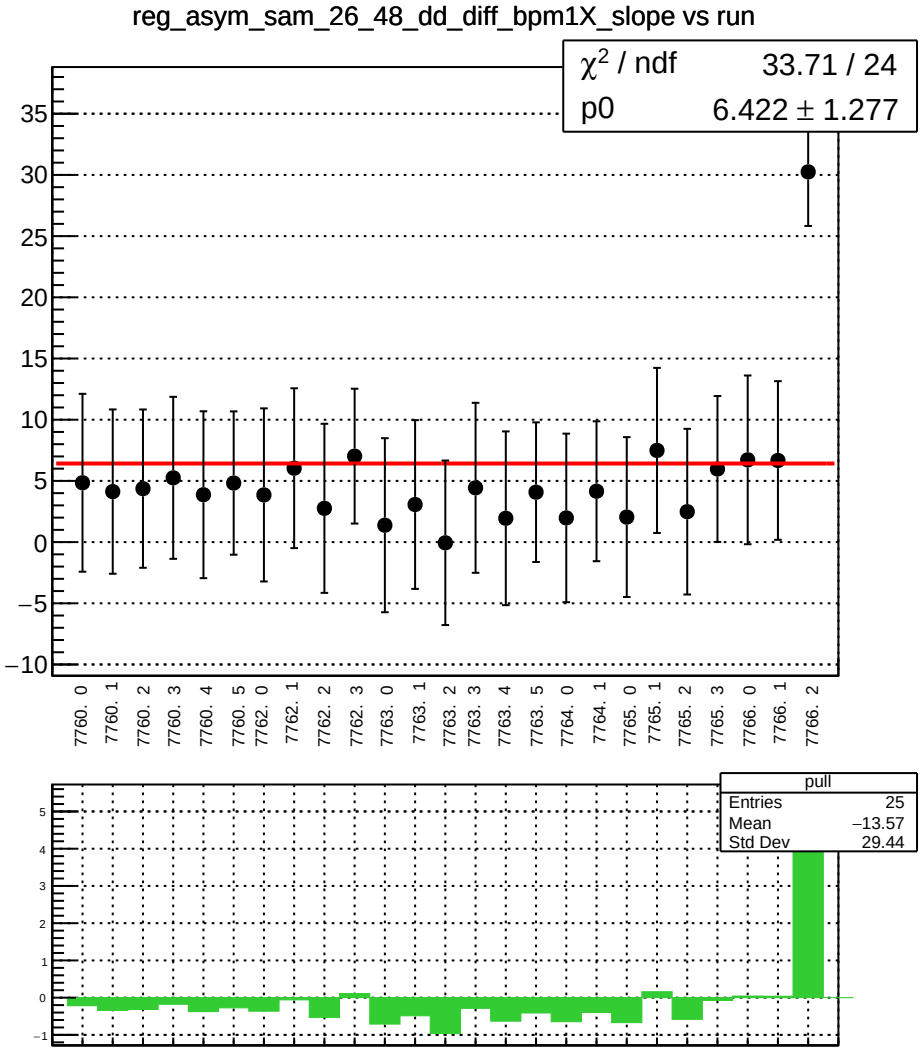
reg_asym_sam_26_48_dd_diff_bpm1X_slope vs run
χ² / ndf 33.71 / 24
p0 6.422 ± 1.277
35
30
25
20
15
10
5
0
−5
−10
7760. 0
7760. 1
7760. 2
7760. 3
7760. 4
7760. 5
7762. 0
7762. 1
7762. 2
7762. 3
7763. 0
7763. 1
7763. 2
7763. 3
7763. 4
7763. 5
7764. 0
7764. 1
7765. 0
7765. 1
7765. 2
7765. 3
7766. 0
7766. 1
7766. 2
pull
Entries 25
Mean −13.57
Std Dev 29.44
5
4
3
2
1
0
−1

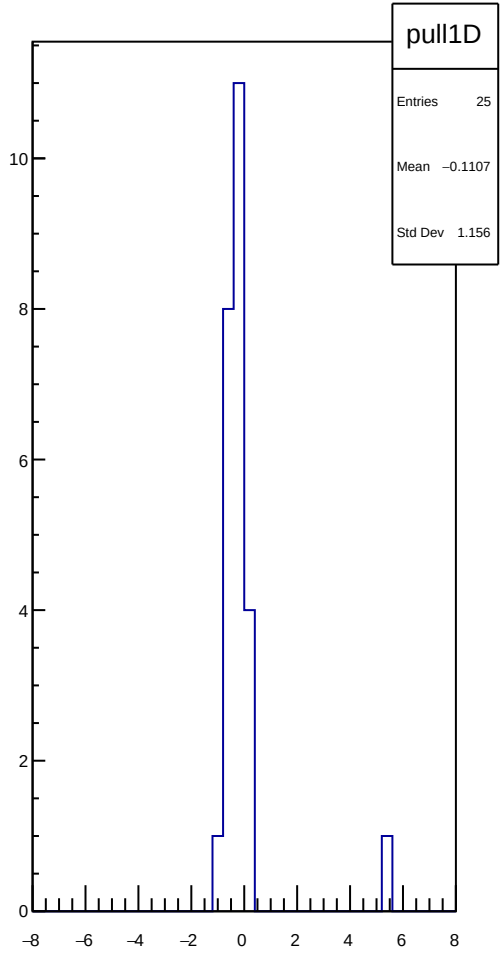
pull1D
Entries 25
Mean −0.1107
Std Dev 1.156
10
8
6
4
2
0
−8
−6
−4
−2
0
2
4
6
8

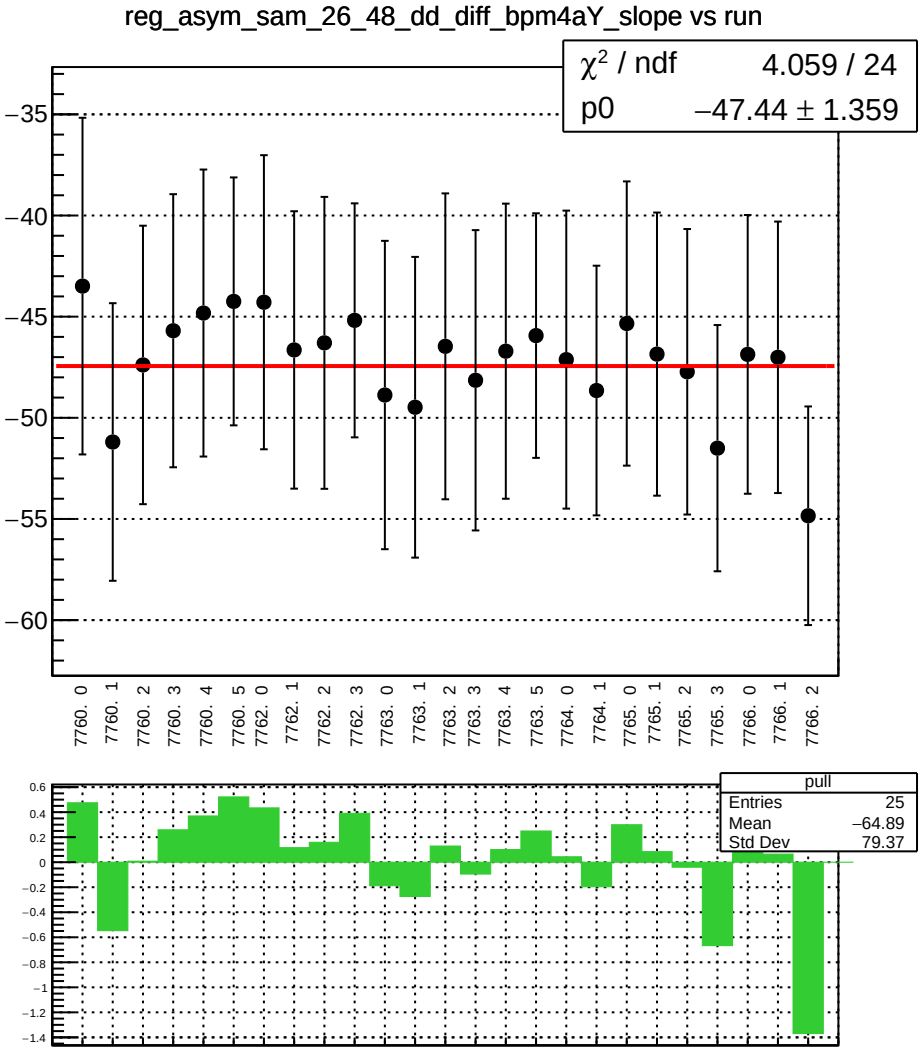
reg_asym_sam_26_48_dd_diff_bpm4aY_slope vs run
χ² / ndf 4.059 / 24
p0 −47.44 ± 1.359
−35
−40
−45
−50
−55
−60
7760. 0
7760. 1
7760. 2
7760. 3
7760. 4
7760. 5
7762. 0
7762. 1
7762. 2
7762. 3
7763. 0
7763. 1
7763. 2
7763. 3
7763. 4
7763. 5
7764. 0
7764. 1
7765. 0
7765. 1
7765. 2
7765. 3
7766. 0
7766. 1
7766. 2
pull
Entries 25
Mean −64.89
Std Dev 79.37
0.6
0.4
0.2
0
−0.2
−0.4
−0.6
−0.8
−1
−1.2
−1.4

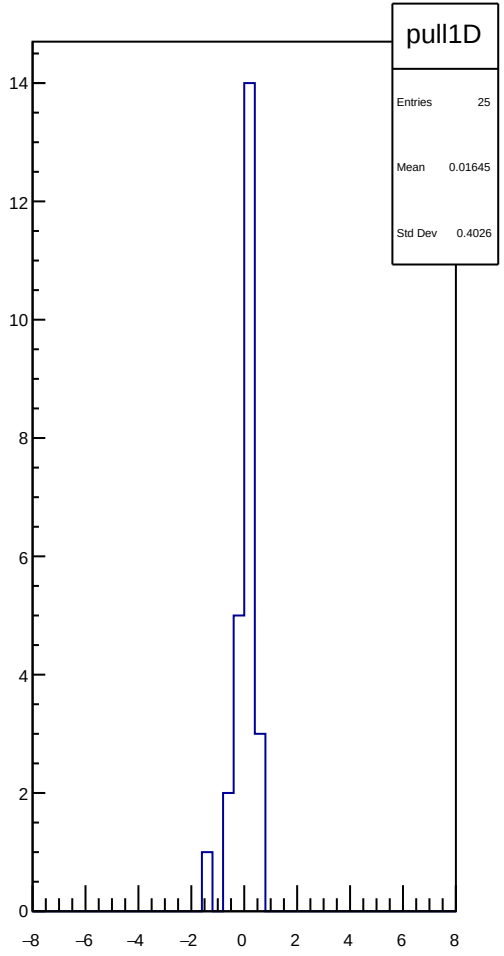
pull1D
Entries 25
Mean 0.01645
Std Dev 0.4026
14
12
10
8
6
4
2
0
−8
−6
−4
−2
0
2
4
6
8

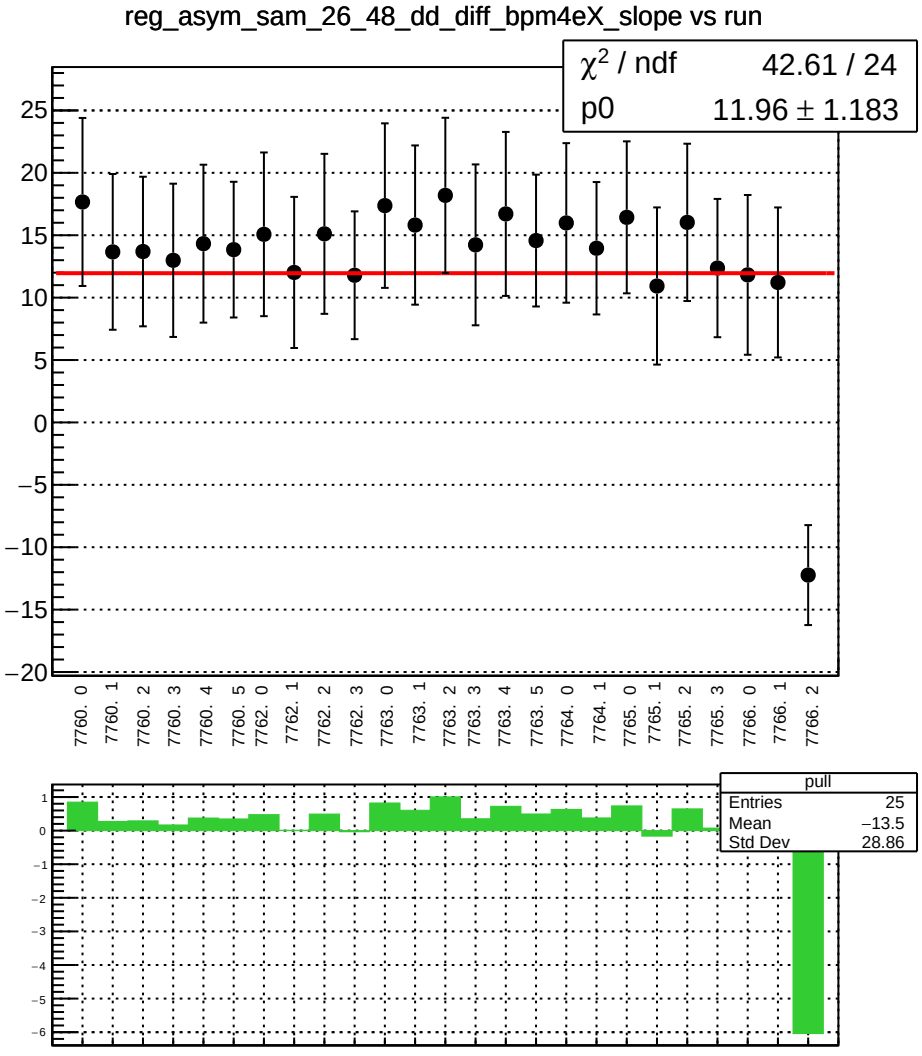
reg_asym_sam_26_48_dd_diff_bpm4eX_slope vs run
χ² / ndf 42.61 / 24
p0 11.96 ± 1.183
7760. 0
7760. 1
7760. 2
7760. 3
7760. 4
7760. 5
7762. 0
7762. 1
7762. 2
7762. 3
7763. 0
7763. 1
7763. 2
7763. 3
7763. 4
7763. 5
7764. 0
7764. 1
7765. 0
7765. 1
7765. 2
7765. 3
7766. 0
7766. 1
7766. 2
pull
Entries 25
Mean −13.5
Std Dev 28.86

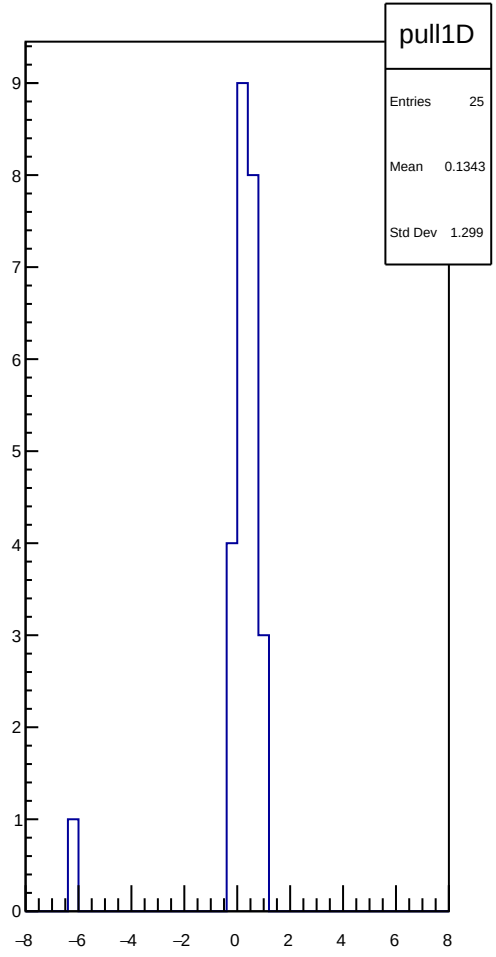
pull1D
Entries 25
Mean 0.1343
Std Dev 1.299

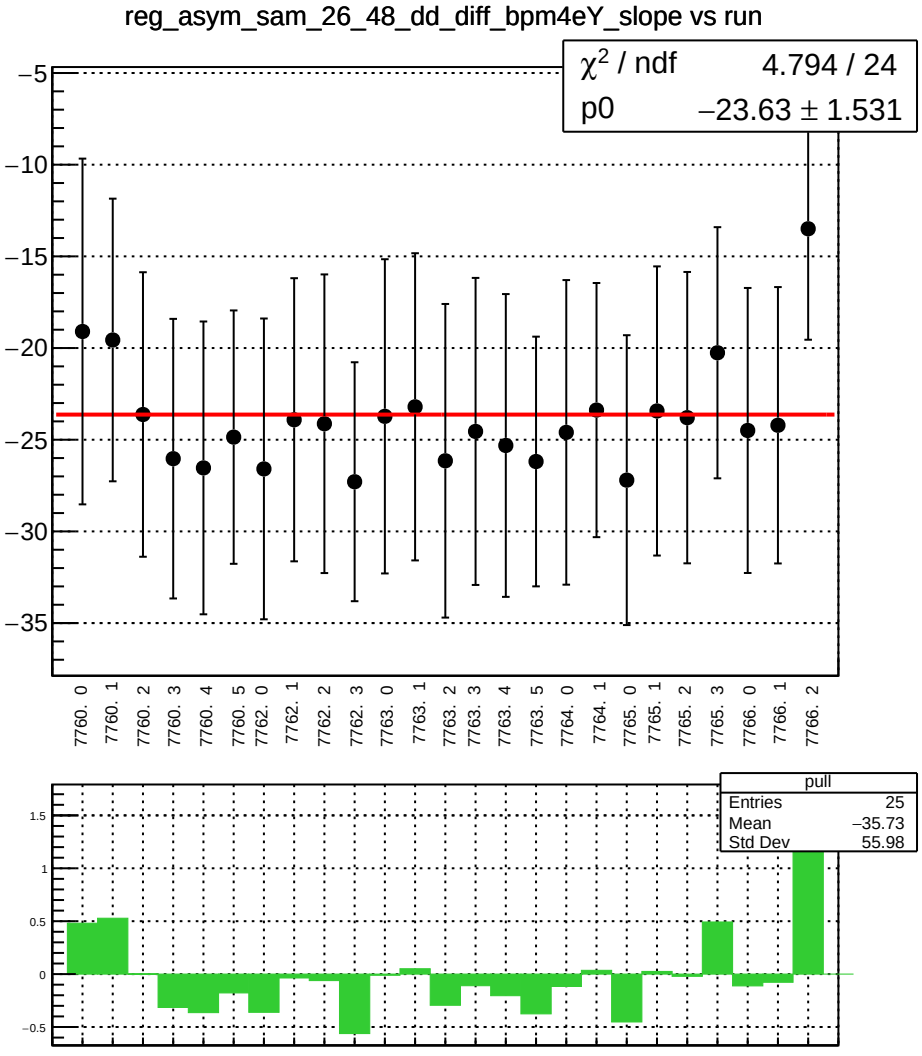
reg_asym_sam_26_48_dd_diff_bpm4eY_slope vs run
χ² / ndf 4.794 / 24
p0 −23.63 ± 1.531
−5
−10
−15
−20
−25
−30
−35
7760. 0
7760. 1
7760. 2
7760. 3
7760. 4
7760. 5
7762. 0
7762. 1
7762. 2
7762. 3
7763. 0
7763. 1
7763. 2
7763. 3
7763. 4
7763. 5
7764. 0
7764. 1
7765. 0
7765. 1
7765. 2
7765. 3
7766. 0
7766. 1
7766. 2
pull
Entries 25
Mean −35.73
Std Dev 55.98
1.5
1
0.5
0
−0.5

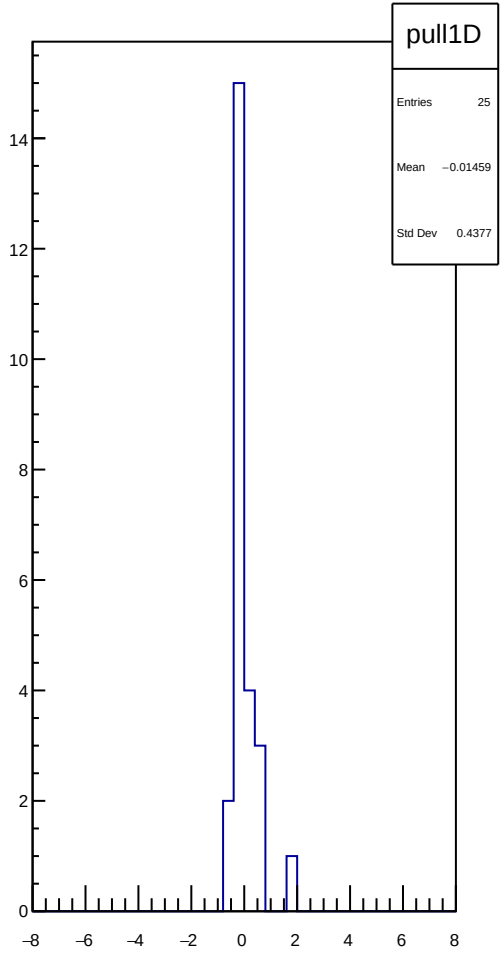
pull1D
Entries 25
Mean −0.01459
Std Dev 0.4377
14
12
10
8
6
4
2
0
−8
−6
−4
−2
0
2
4
6
8

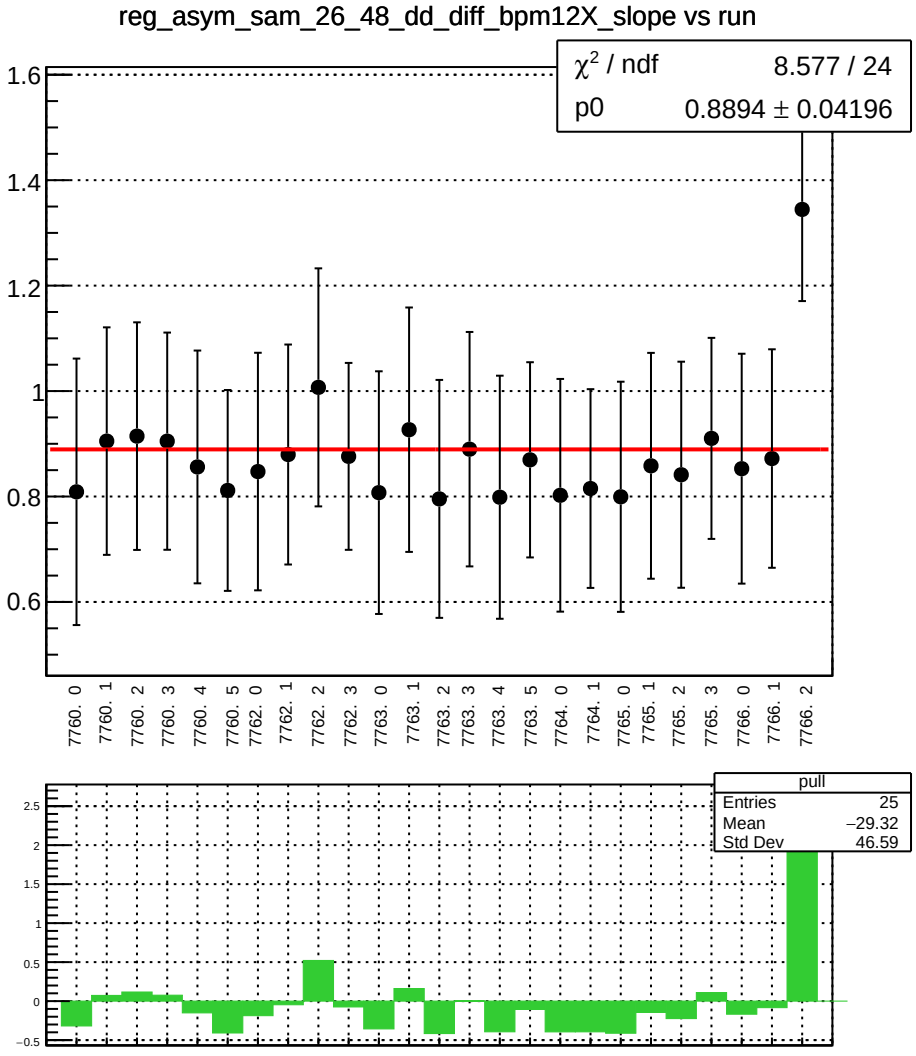
reg_asym_sam_26_48_dd_diff_bpm12X_slope vs run
χ² / ndf 8.577 / 24
p0 0.8894 ± 0.04196
1.6
1.4
1.2
1
0.8
0.6
7760. 0
7760. 1
7760. 2
7760. 3
7760. 4
7760. 5
7762. 0
7762. 1
7762. 2
7762. 3
7763. 0
7763. 1
7763. 2
7763. 3
7763. 4
7763. 5
7764. 0
7764. 1
7765. 0
7765. 1
7765. 2
7765. 3
7766. 0
7766. 1
7766. 2
pull
Entries 25
Mean −29.32
Std Dev 46.59
2.5
2
1.5
1
0.5
0
−0.5

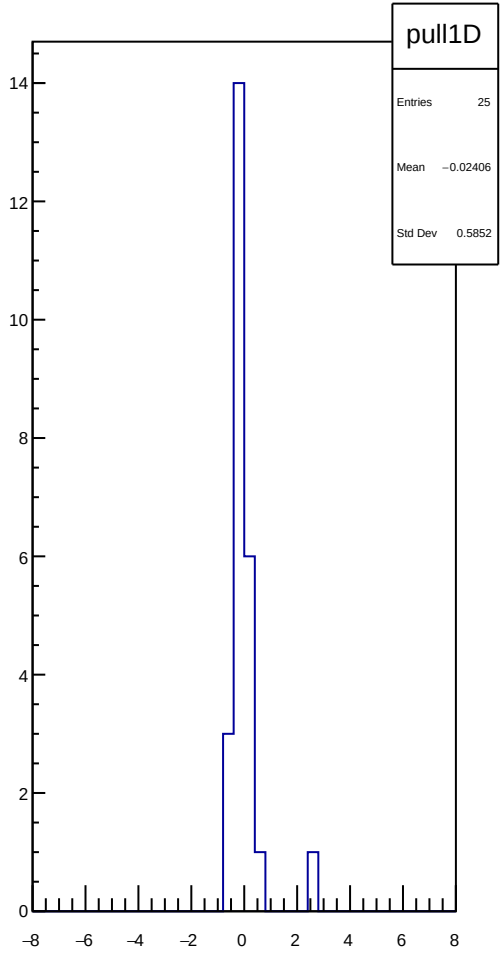
pull1D
Entries 25
Mean −0.02406
Std Dev 0.5852
14
12
10
8
6
4
2
0
−8
−6
−4
−2
0
2
4
6
8

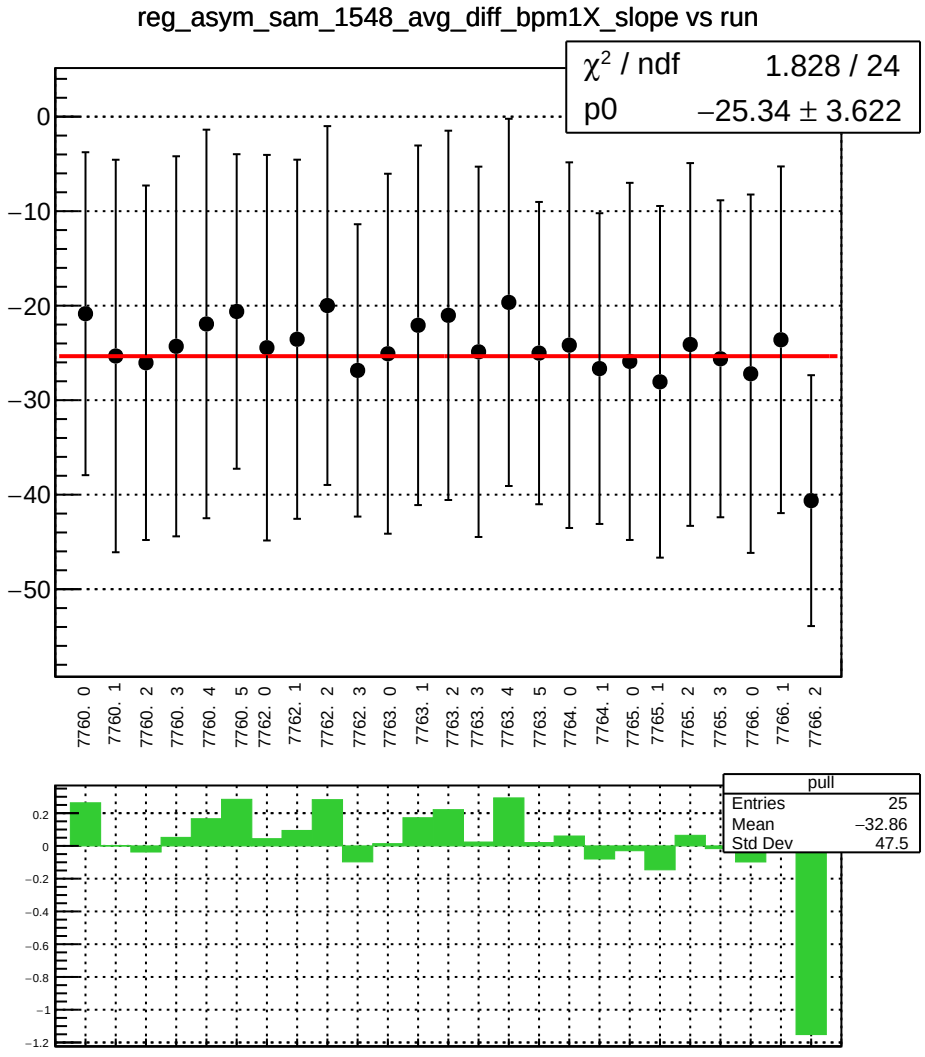
reg_asym_sam_1548_avg_diff_bpm1X_slope vs run
χ² / ndf 1.828 / 24
p0 −25.34 ± 3.622
0
−10
−20
−30
−40
−50
7760. 0
7760. 1
7760. 2
7760. 3
7760. 4
7760. 5
7762. 0
7762. 1
7762. 2
7762. 3
7763. 0
7763. 1
7763. 2
7763. 3
7763. 4
7763. 5
7764. 0
7764. 1
7765. 0
7765. 1
7765. 2
7765. 3
7766. 0
7766. 1
7766. 2
pull
Entries 25
Mean −32.86
Std Dev 47.5
0.2
0
−0.2
−0.4
−0.6
−0.8
−1
−1.2

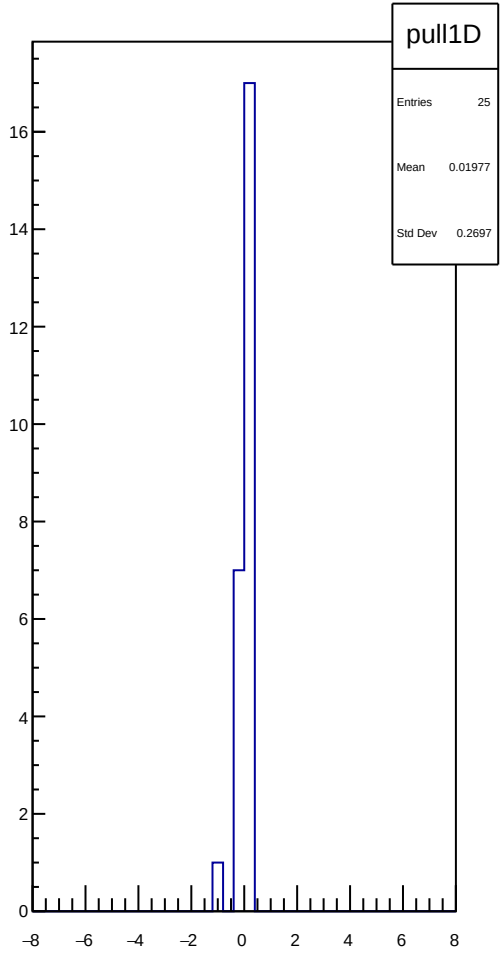
pull1D
Entries 25
Mean 0.01977
Std Dev 0.2697
16
14
12
10
8
6
4
2
0
−8
−6
−4
−2
0
2
4
6
8

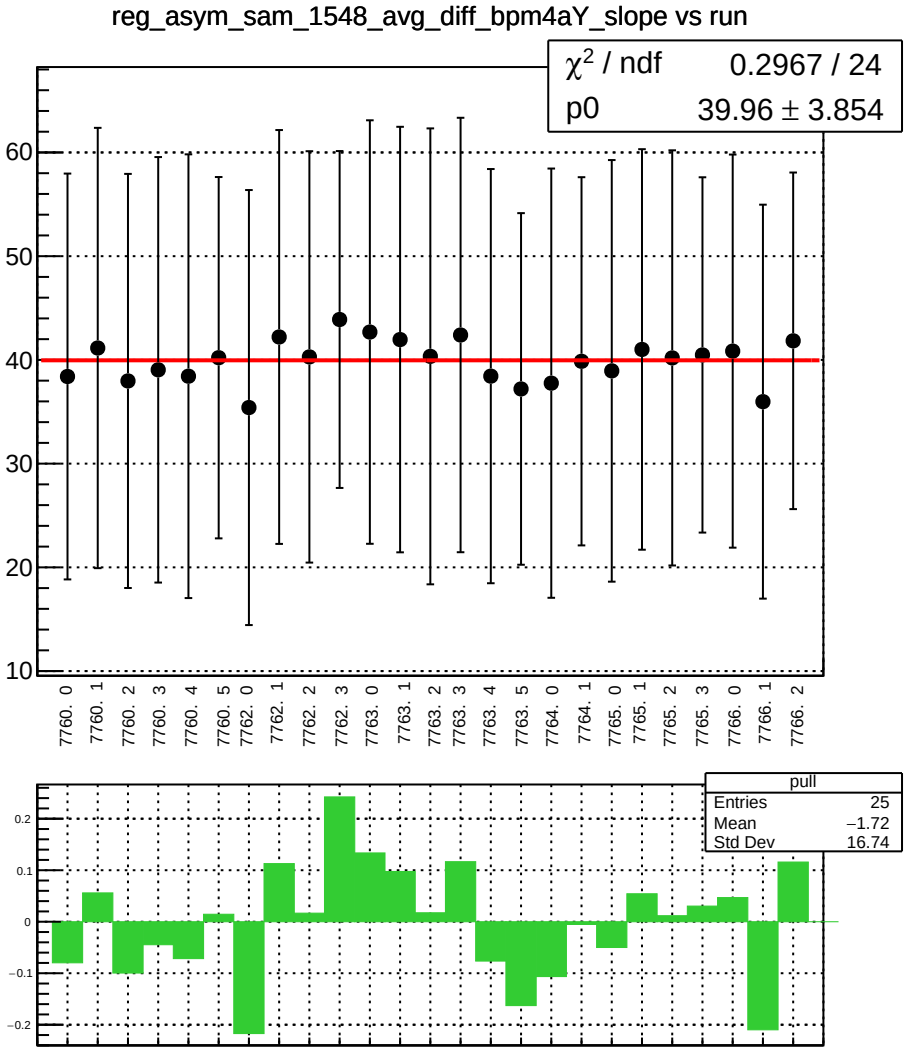
reg_asym_sam_1548_avg_diff_bpm4aY_slope vs run
χ² / ndf 0.2967 / 24
p0 39.96 ± 3.854
60
50
40
30
20
10
7760. 0
7760. 1
7760. 2
7760. 3
7760. 4
7760. 5
7762. 0
7762. 1
7762. 2
7762. 3
7763. 0
7763. 1
7763. 2
7763. 3
7763. 4
7763. 5
7764. 0
7764. 1
7765. 0
7765. 1
7765. 2
7765. 3
7766. 0
7766. 1
7766. 2
pull
Entries 25
Mean −1.72
Std Dev 16.74
0.2
0.1
0
−0.1
−0.2

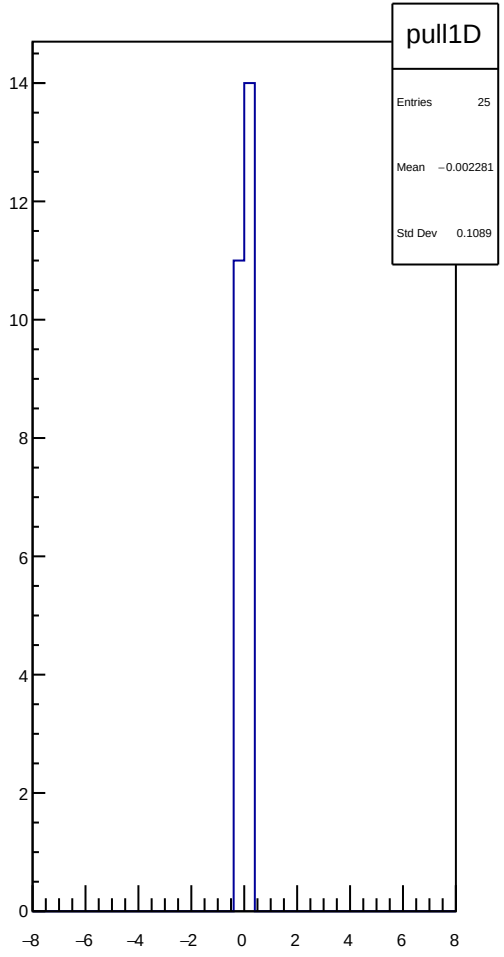
pull1D
Entries 25
Mean −0.002281
Std Dev 0.1089
14
12
10
8
6
4
2
0
−8
−6
−4
−2
0
2
4
6
8

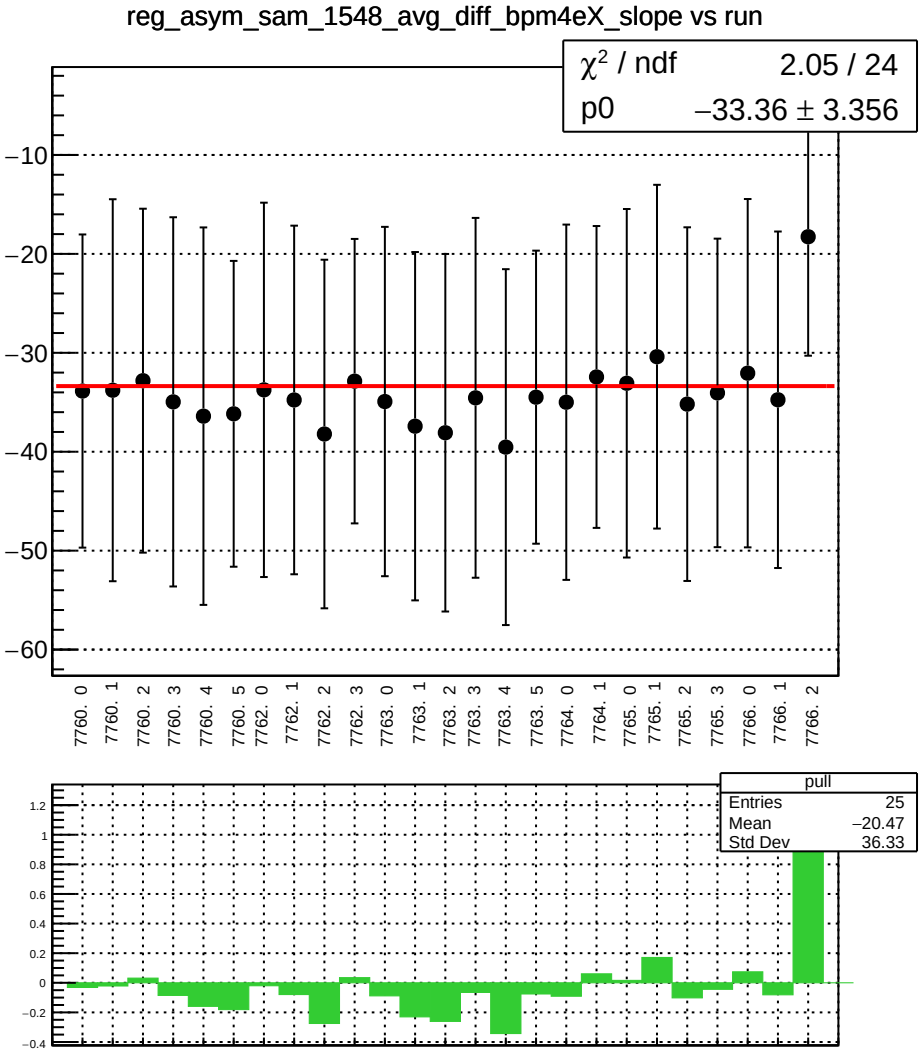
reg_asym_sam_1548_avg_diff_bpm4eX_slope vs run
χ² / ndf 2.05 / 24
p0 −33.36 ± 3.356
−10
−20
−30
−40
−50
−60
7760. 0
7760. 1
7760. 2
7760. 3
7760. 4
7760. 5
7762. 0
7762. 1
7762. 2
7762. 3
7763. 0
7763. 1
7763. 2
7763. 3
7763. 4
7763. 5
7764. 0
7764. 1
7765. 0
7765. 1
7765. 2
7765. 3
7766. 0
7766. 1
7766. 2
pull
Entries 25
Mean −20.47
Std Dev 36.33
1.2
1
0.8
0.6
0.4
0.2
0
−0.2
−0.4

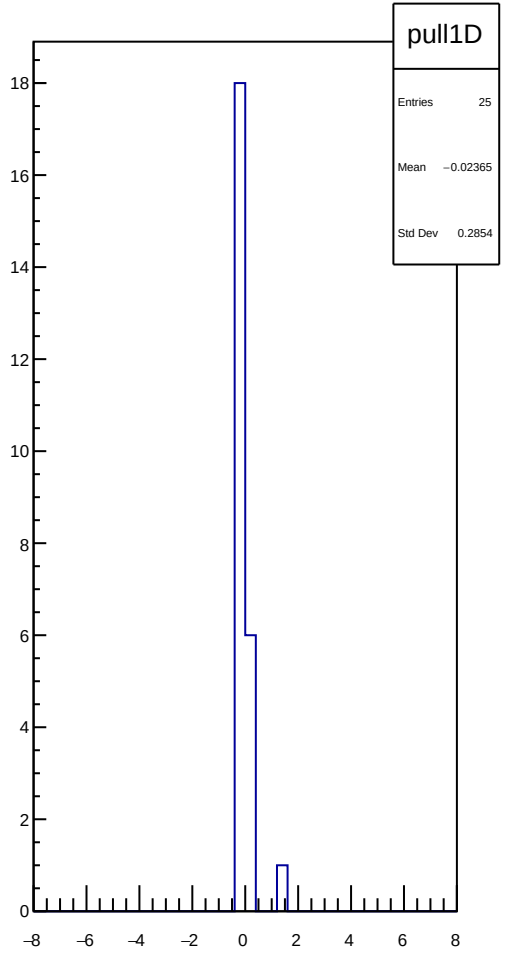
pull1D
Entries 25
Mean −0.02365
Std Dev 0.2854
18
16
14
12
10
8
6
4
2
0
−8
−6
−4
−2
0
2
4
6
8

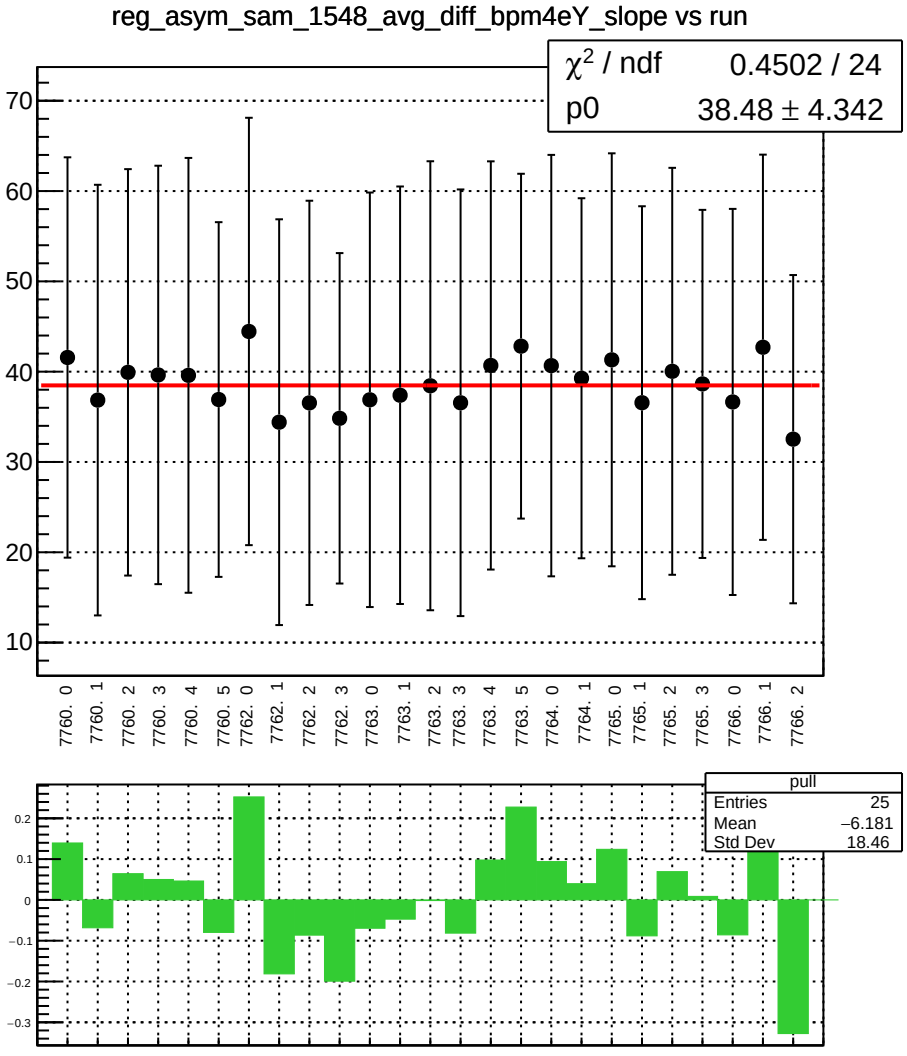
reg_asym_sam_1548_avg_diff_bpm4eY_slope vs run
χ² / ndf 0.4502 / 24
p0 38.48 ± 4.342
70
60
50
40
30
20
10
7760. 0
7760. 1
7760. 2
7760. 3
7760. 4
7760. 5
7762. 0
7762. 1
7762. 2
7762. 3
7763. 0
7763. 1
7763. 2
7763. 3
7763. 4
7763. 5
7764. 0
7764. 1
7765. 0
7765. 1
7765. 2
7765. 3
7766. 0
7766. 1
7766. 2
pull
Entries 25
Mean −6.181
Std Dev 18.46
0.2
0.1
0
−0.1
−0.2
−0.3

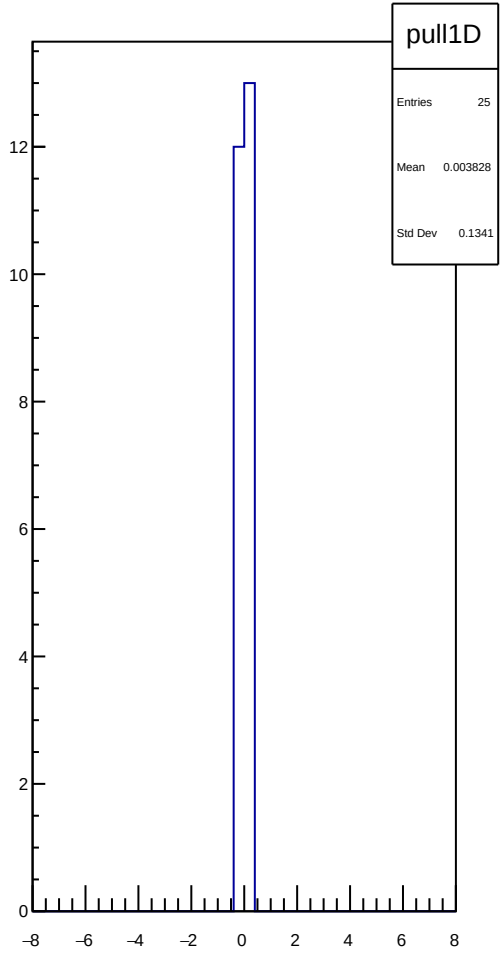
pull1D
Entries 25
Mean 0.003828
Std Dev 0.1341
12
10
8
6
4
2
0
−8
−6
−4
−2
0
2
4
6
8

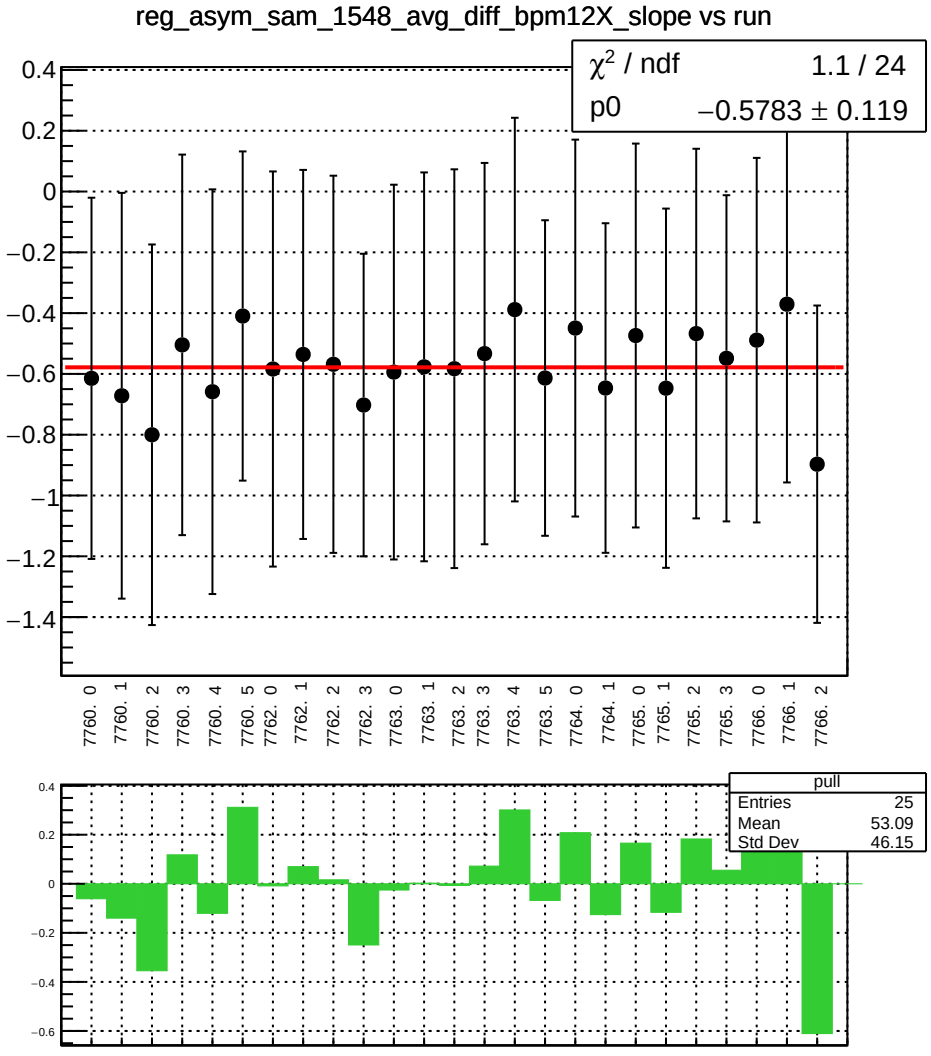
reg_asym_sam_1548_avg_diff_bpm12X_slope vs run
χ² / ndf 1.1 / 24
p0 −0.5783 ± 0.119
0.4
0.2
0
−0.2
−0.4
−0.6
−0.8
−1
−1.2
−1.4
7760. 0
7760. 1
7760. 2
7760. 3
7760. 4
7760. 5
7762. 0
7762. 1
7762. 2
7762. 3
7763. 0
7763. 1
7763. 2
7763. 3
7763. 4
7763. 5
7764. 0
7764. 1
7765. 0
7765. 1
7765. 2
7765. 3
7766. 0
7766. 1
7766. 2
pull
Entries 25
Mean 53.09
Std Dev 46.15
0.4
0.2
0
−0.2
−0.4
−0.6

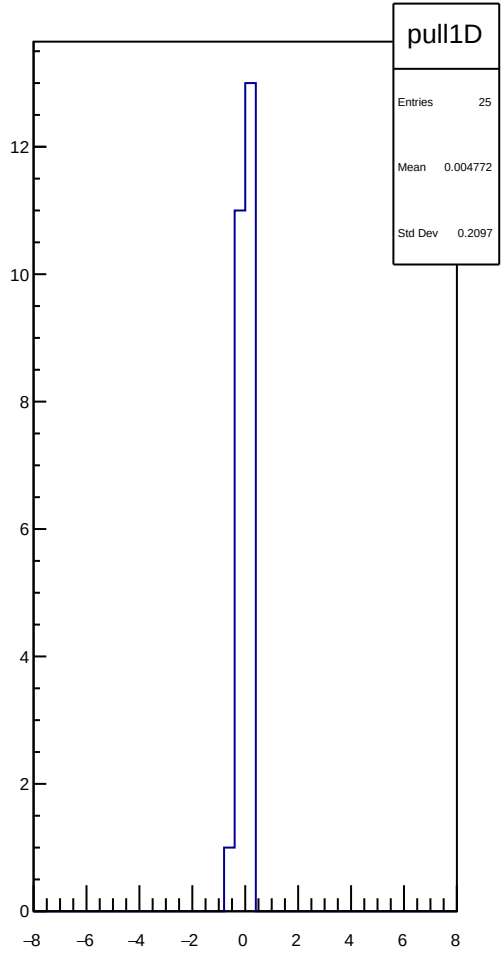
pull1D
Entries 25
Mean 0.004772
Std Dev 0.2097
12
10
8
6
4
2
0
−8
−6
−4
−2
0
2
4
6
8

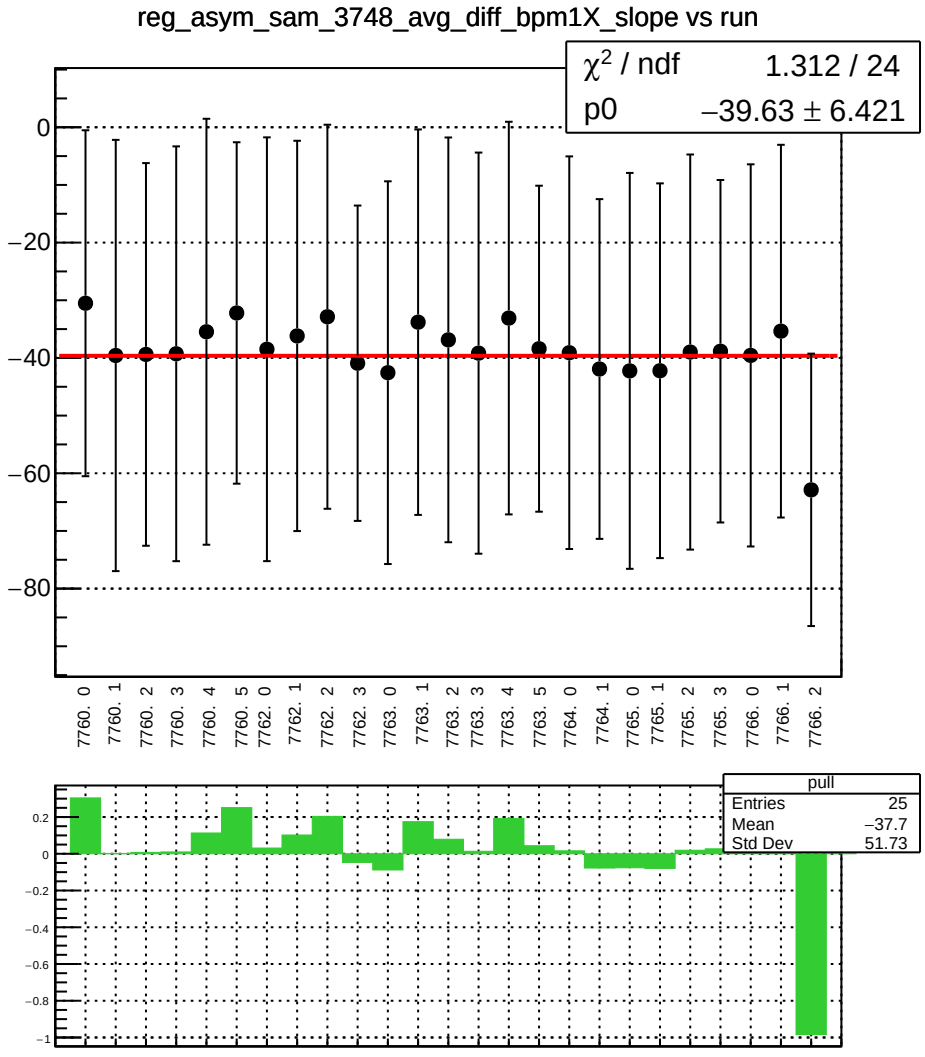
reg_asym_sam_3748_avg_diff_bpm1X_slope vs run
χ² / ndf 1.312 / 24
p0 −39.63 ± 6.421
0
−20
−40
−60
−80
7760. 0
7760. 1
7760. 2
7760. 3
7760. 4
7760. 5
7762. 0
7762. 1
7762. 2
7762. 3
7763. 0
7763. 1
7763. 2
7763. 3
7763. 4
7763. 5
7764. 0
7764. 1
7765. 0
7765. 1
7765. 2
7765. 3
7766. 0
7766. 1
7766. 2
pull
Entries 25
Mean −37.7
Std Dev 51.73
0.2
0
−0.2
−0.4
−0.6
−0.8
−1

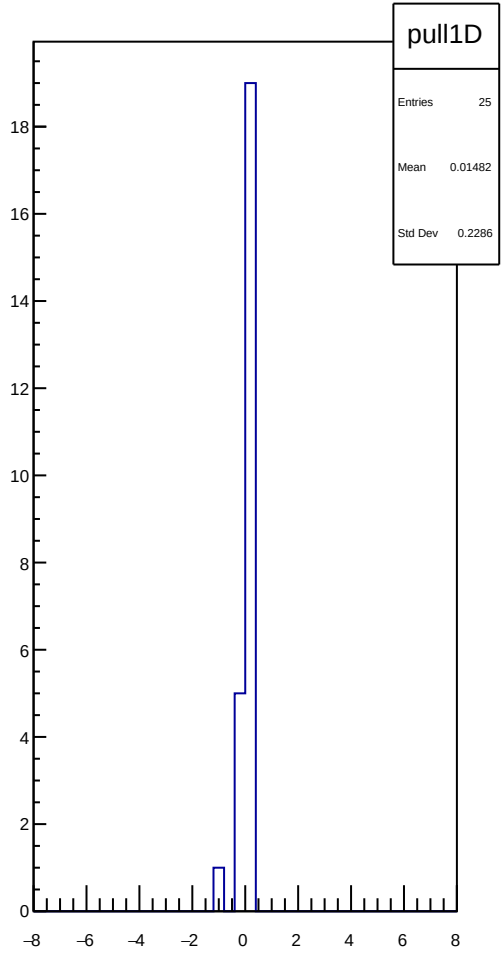
pull1D
Entries 25
Mean 0.01482
Std Dev 0.2286
18
16
14
12
10
8
6
4
2
0
−8
−6
−4
−2
0
2
4
6
8

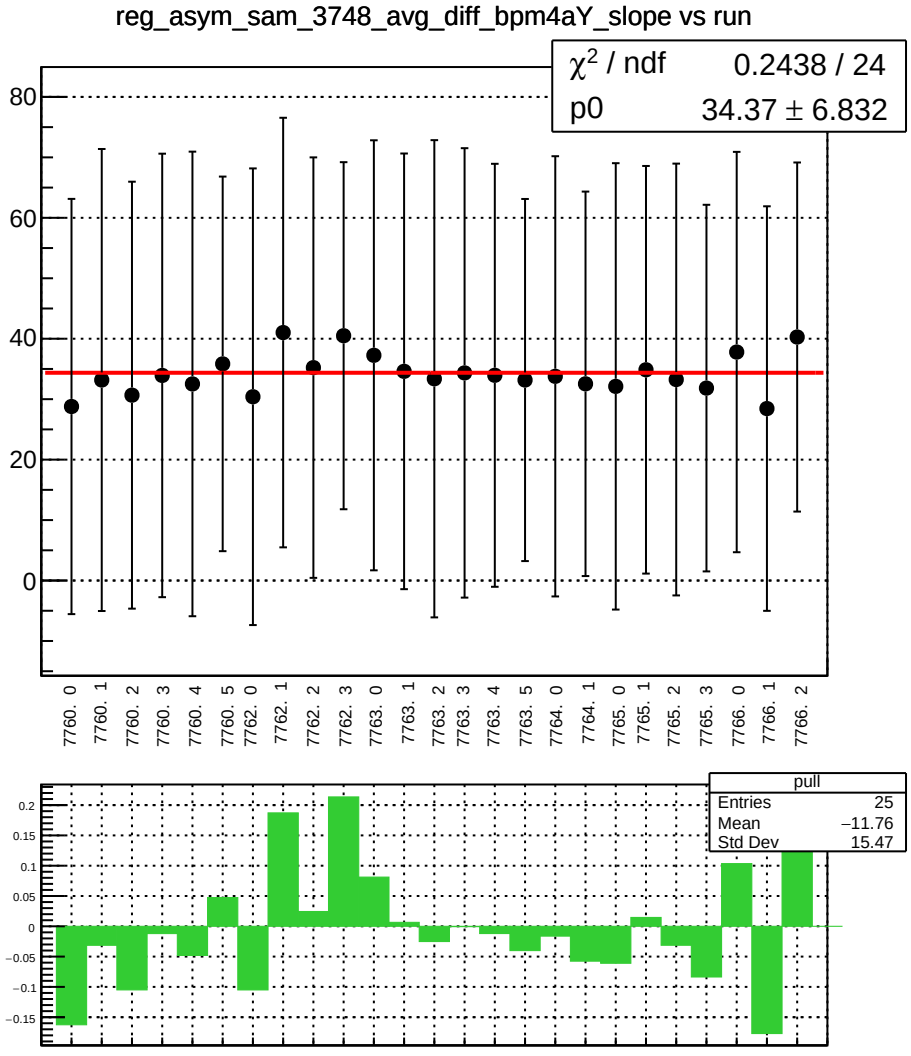
reg_asym_sam_3748_avg_diff_bpm4aY_slope vs run
χ² / ndf 0.2438 / 24
p0 34.37 ± 6.832
80
60
40
20
0
7760. 0
7760. 1
7760. 2
7760. 3
7760. 4
7760. 5
7762. 0
7762. 1
7762. 2
7762. 3
7763. 0
7763. 1
7763. 2
7763. 3
7763. 4
7763. 5
7764. 0
7764. 1
7765. 0
7765. 1
7765. 2
7765. 3
7766. 0
7766. 1
7766. 2
pull
Entries 25
Mean −11.76
Std Dev 15.47
0.2
0.15
0.1
0.05
0
−0.05
−0.1
−0.15

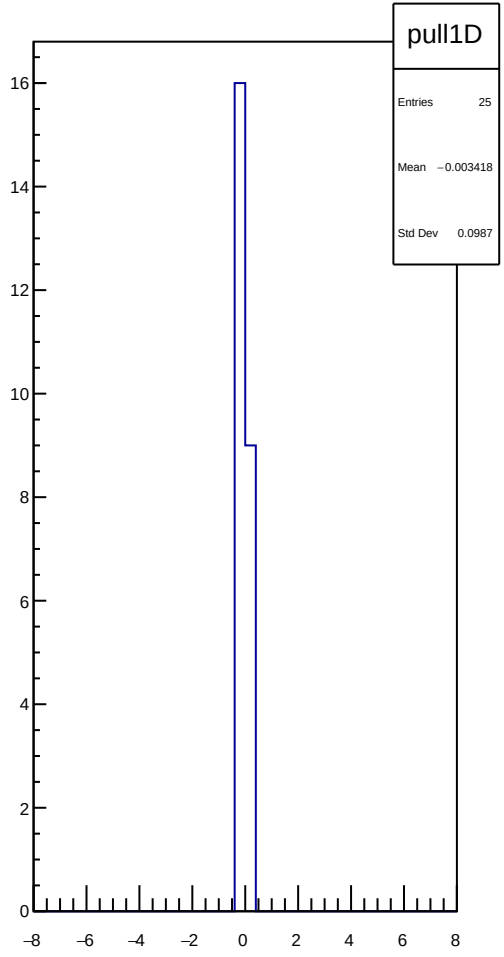
pull1D
Entries 25
Mean −0.003418
Std Dev 0.0987
16
14
12
10
8
6
4
2
0
−8
−6
−4
−2
0
2
4
6
8

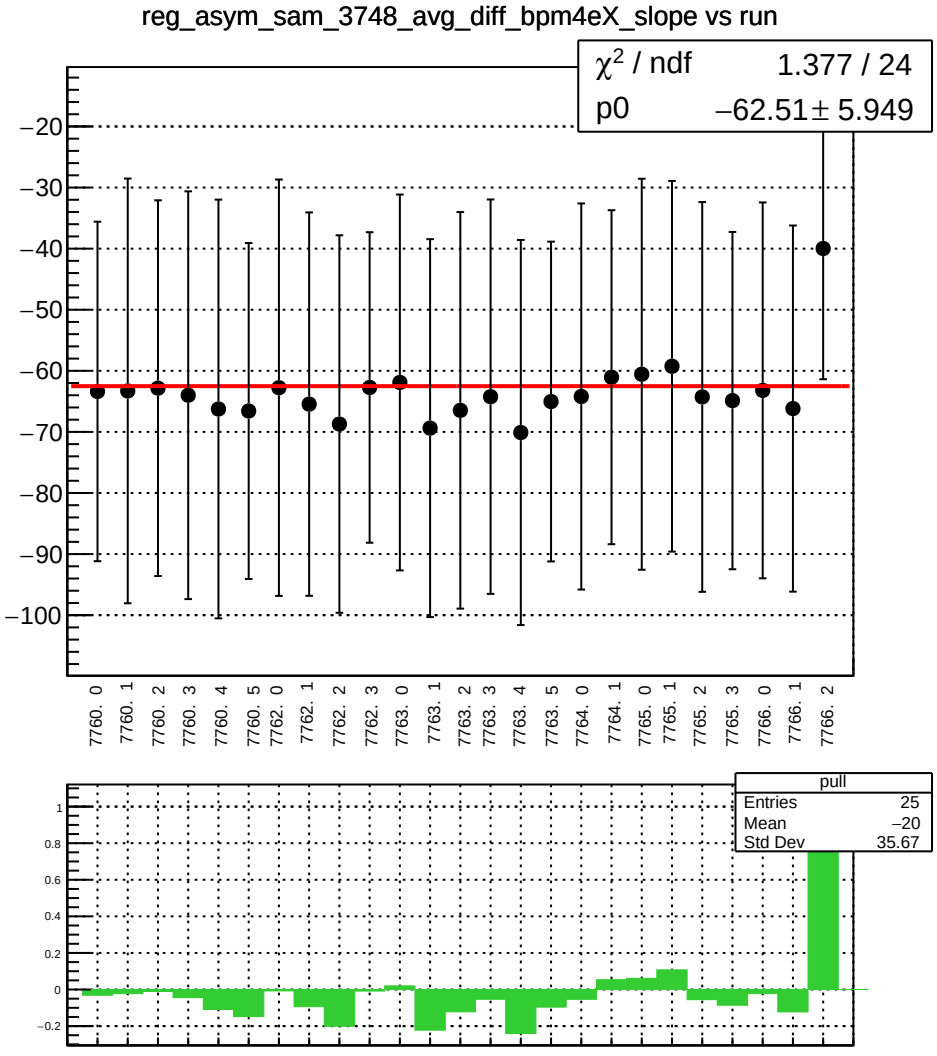
reg_asym_sam_3748_avg_diff_bpm4eX_slope vs run
χ² / ndf 1.377 / 24
p0 −62.51 ± 5.949
−20
−30
−40
−50
−60
−70
−80
−90
−100
7760. 0
7760. 1
7760. 2
7760. 3
7760. 4
7760. 5
7762. 0
7762. 1
7762. 2
7762. 3
7763. 0
7763. 1
7763. 2
7763. 3
7763. 4
7763. 5
7764. 0
7764. 1
7765. 0
7765. 1
7765. 2
7765. 3
7766. 0
7766. 1
7766. 2
pull
Entries 25
Mean −20
Std Dev 35.67
1
0.8
0.6
0.4
0.2
0
−0.2

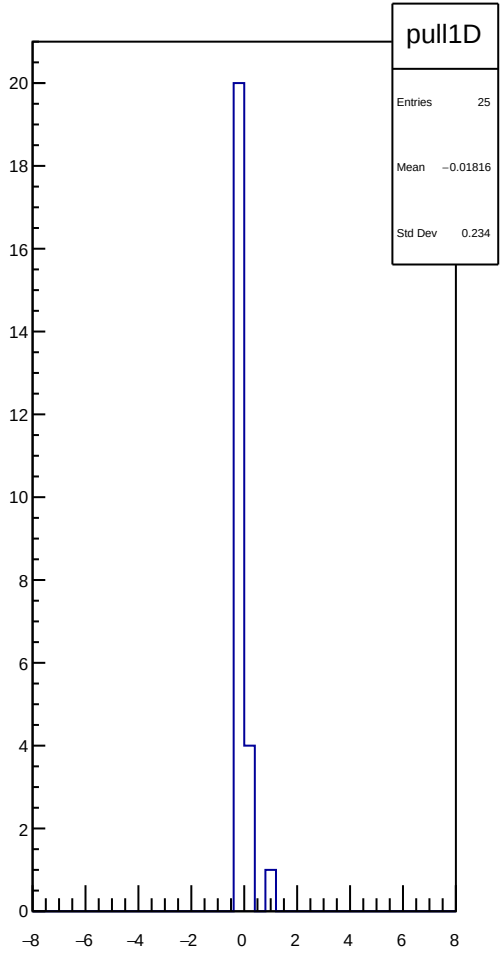
pull1D
Entries 25
Mean −0.01816
Std Dev 0.234
20
18
16
14
12
10
8
6
4
2
0
−8
−6
−4
−2
0
2
4
6
8

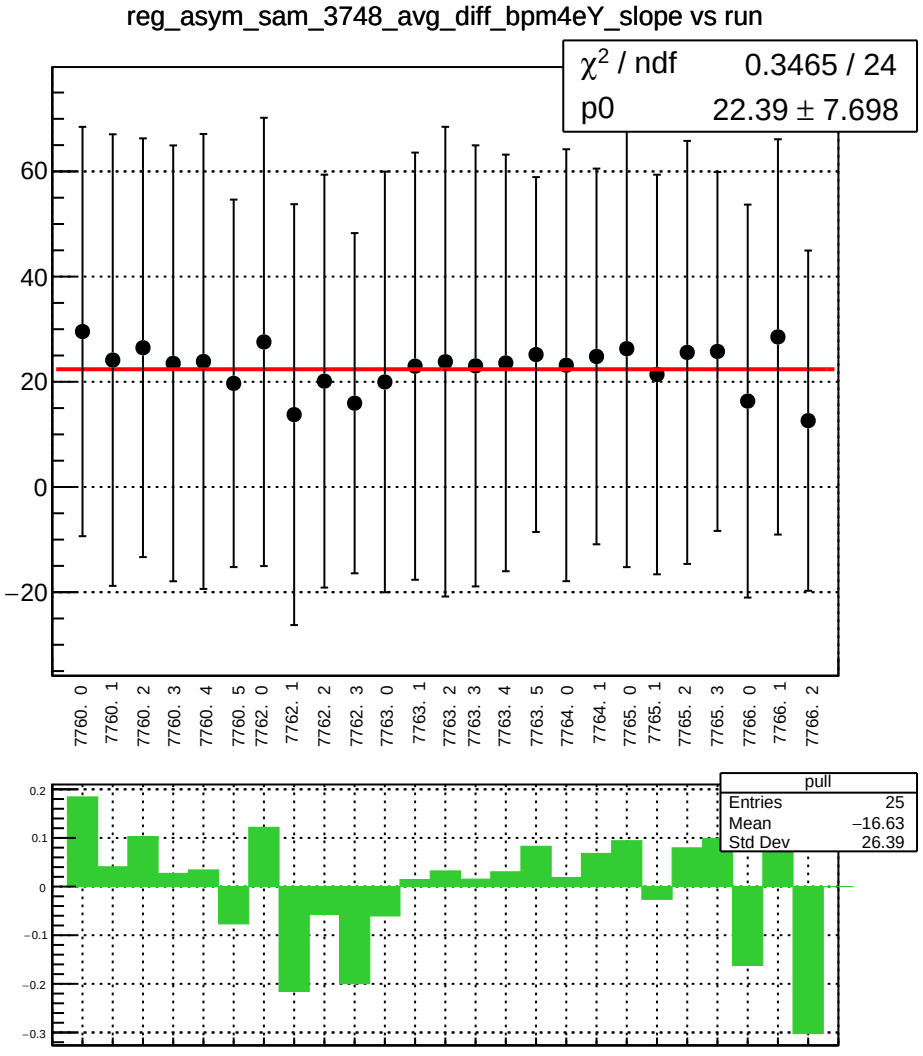
reg_asym_sam_3748_avg_diff_bpm4eY_slope vs run
χ² / ndf 0.3465 / 24
p0 22.39 ± 7.698
60
40
20
0
−20
7760. 0
7760. 1
7760. 2
7760. 3
7760. 4
7760. 5
7762. 0
7762. 1
7762. 2
7762. 3
7763. 0
7763. 1
7763. 2
7763. 3
7763. 4
7763. 5
7764. 0
7764. 1
7765. 0
7765. 1
7765. 2
7765. 3
7766. 0
7766. 1
7766. 2
pull
Entries 25
Mean −16.63
Std Dev 26.39
0.2
0.1
0
−0.1
−0.2
−0.3

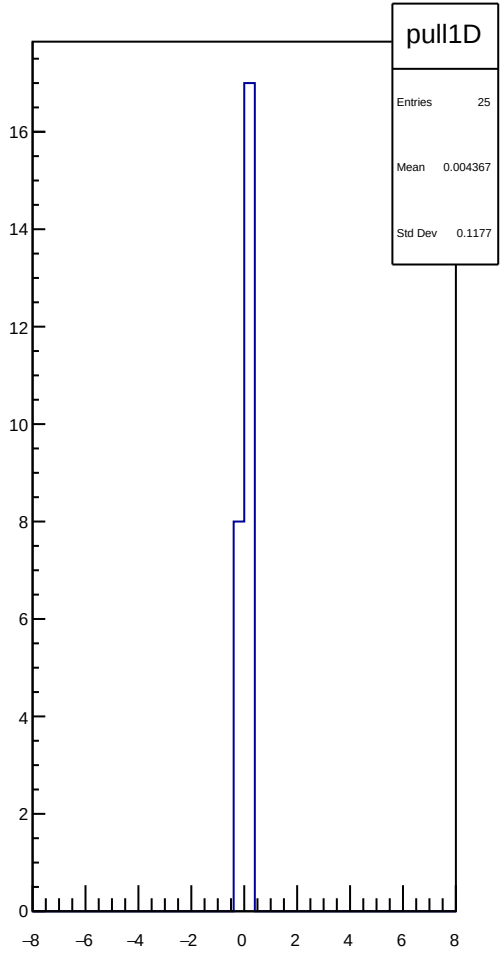
pull1D
Entries 25
Mean 0.004367
Std Dev 0.1177
16
14
12
10
8
6
4
2
0
−8
−6
−4
−2
0
2
4
6
8

reg_asym_sam_3748_avg_diff_bpm12X_slope vs run

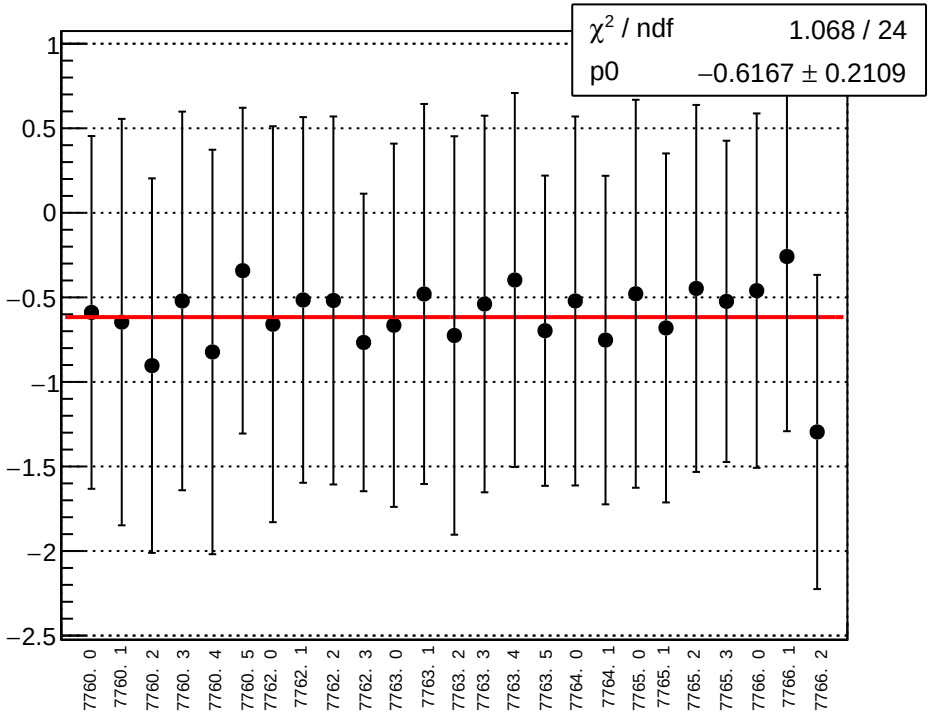

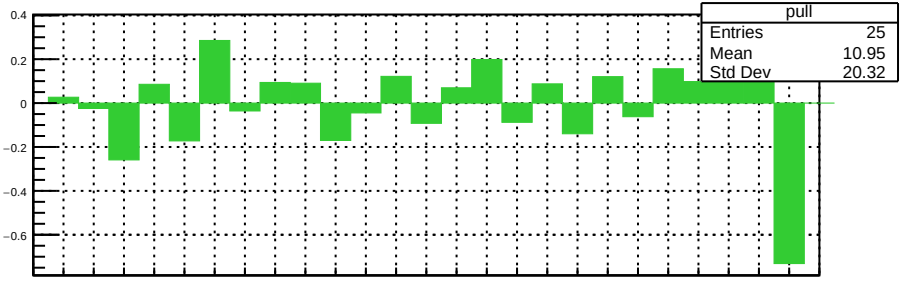

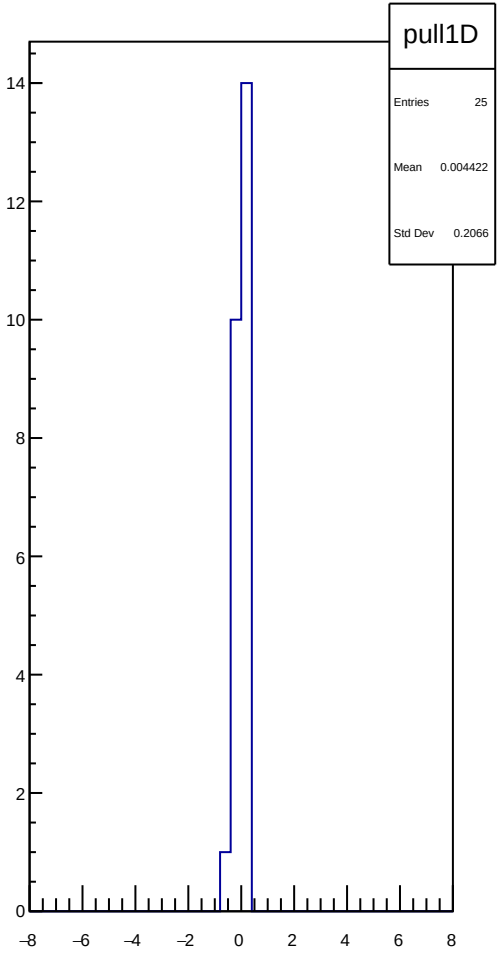

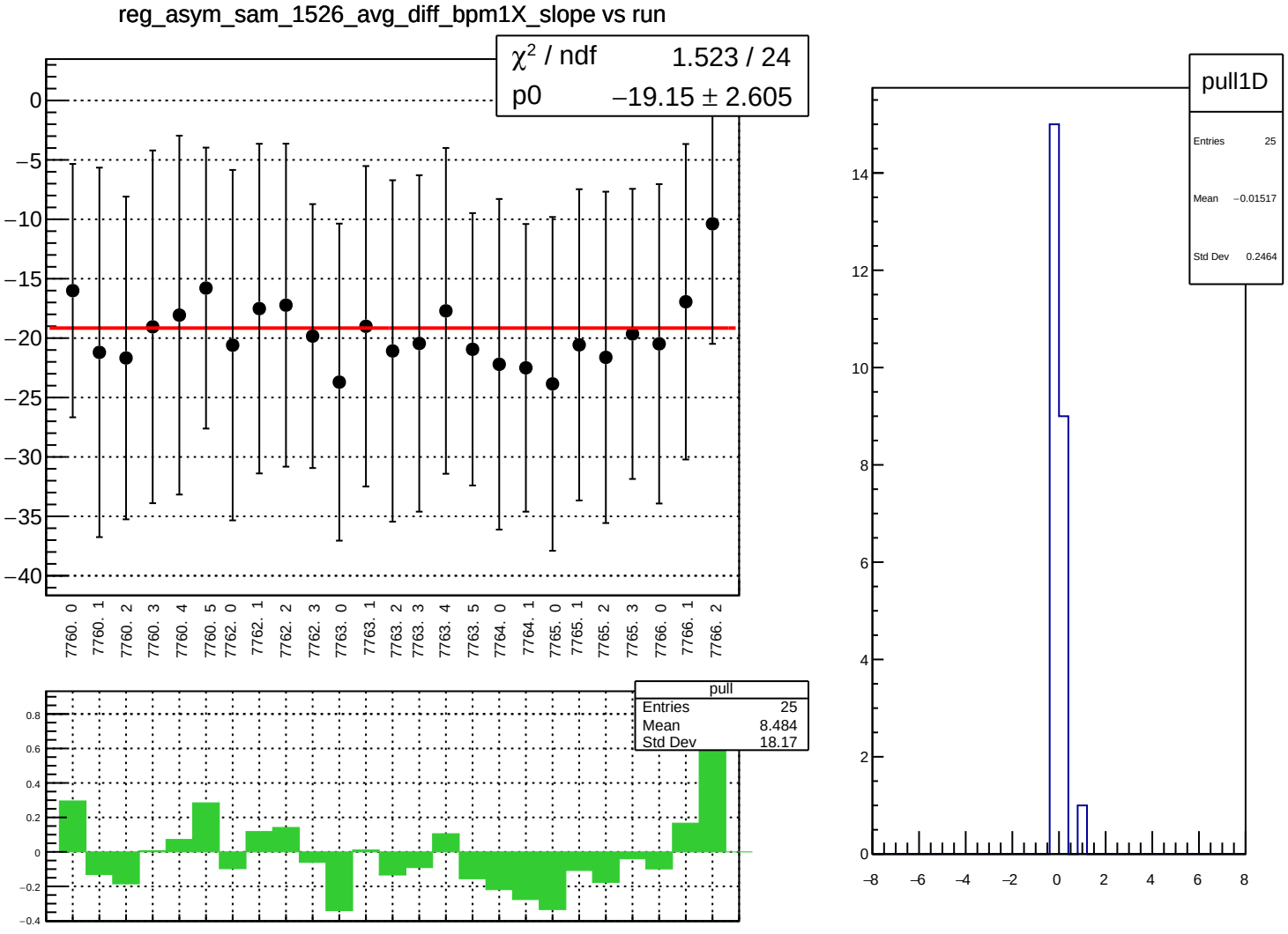
reg_asym_sam_1526_avg_diff_bpm1X_slope vs run
χ² / ndf 1.523 / 24
p0 −19.15 ± 2.605
0
−5
−10
−15
−20
−25
−30
−35
−40
7760. 0
7760. 1
7760. 2
7760. 3
7760. 4
7760. 5
7762. 0
7762. 1
7762. 2
7762. 3
7763. 0
7763. 1
7763. 2
7763. 3
7763. 4
7763. 5
7764. 0
7764. 1
7765. 0
7765. 1
7765. 2
7765. 3
7766. 0
7766. 1
7766. 2
pull
Entries 25
Mean 8.484
Std Dev 18.17
0.8
0.6
0.4
0.2
0
−0.2
−0.4
pull1D
Entries 25
Mean −0.01517
Std Dev 0.2464
14
12
10
8
6
4
2
0
−8
−6
−4
−2
0
2
4
6
8

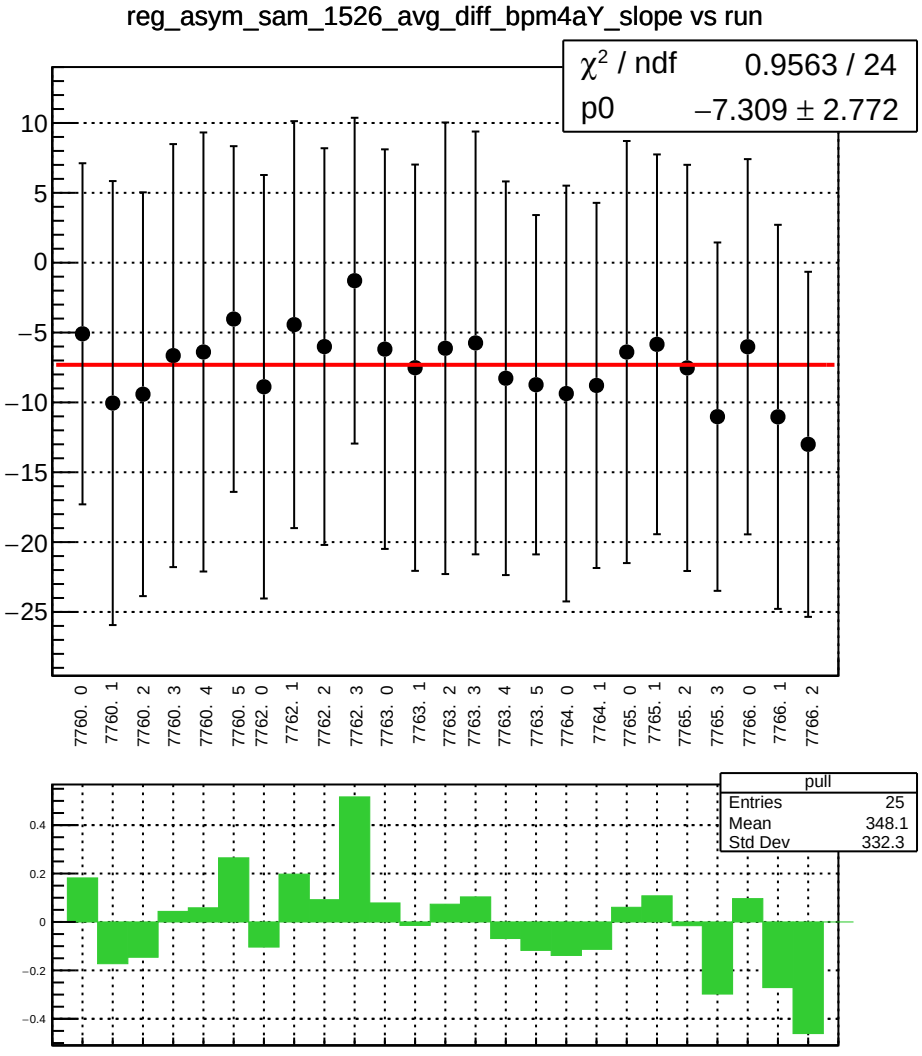
reg_asym_sam_1526_avg_diff_bpm4aY_slope vs run
χ² / ndf 0.9563 / 24
p0 −7.309 ± 2.772
10
5
0
−5
−10
−15
−20
−25
7760. 0
7760. 1
7760. 2
7760. 3
7760. 4
7760. 5
7762. 0
7762. 1
7762. 2
7762. 3
7763. 0
7763. 1
7763. 2
7763. 3
7763. 4
7763. 5
7764. 0
7764. 1
7765. 0
7765. 1
7765. 2
7765. 3
7766. 0
7766. 1
7766. 2
pull
Entries 25
Mean 348.1
Std Dev 332.3
0.4
0.2
0
−0.2
−0.4

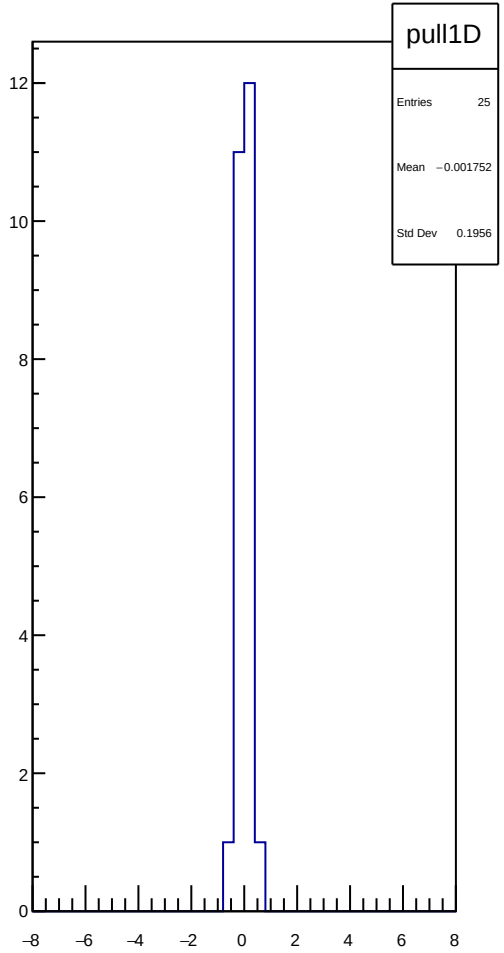
pull1D
Entries 25
Mean −0.001752
Std Dev 0.1956
12
10
8
6
4
2
0
−8
−6
−4
−2
0
2
4
6
8

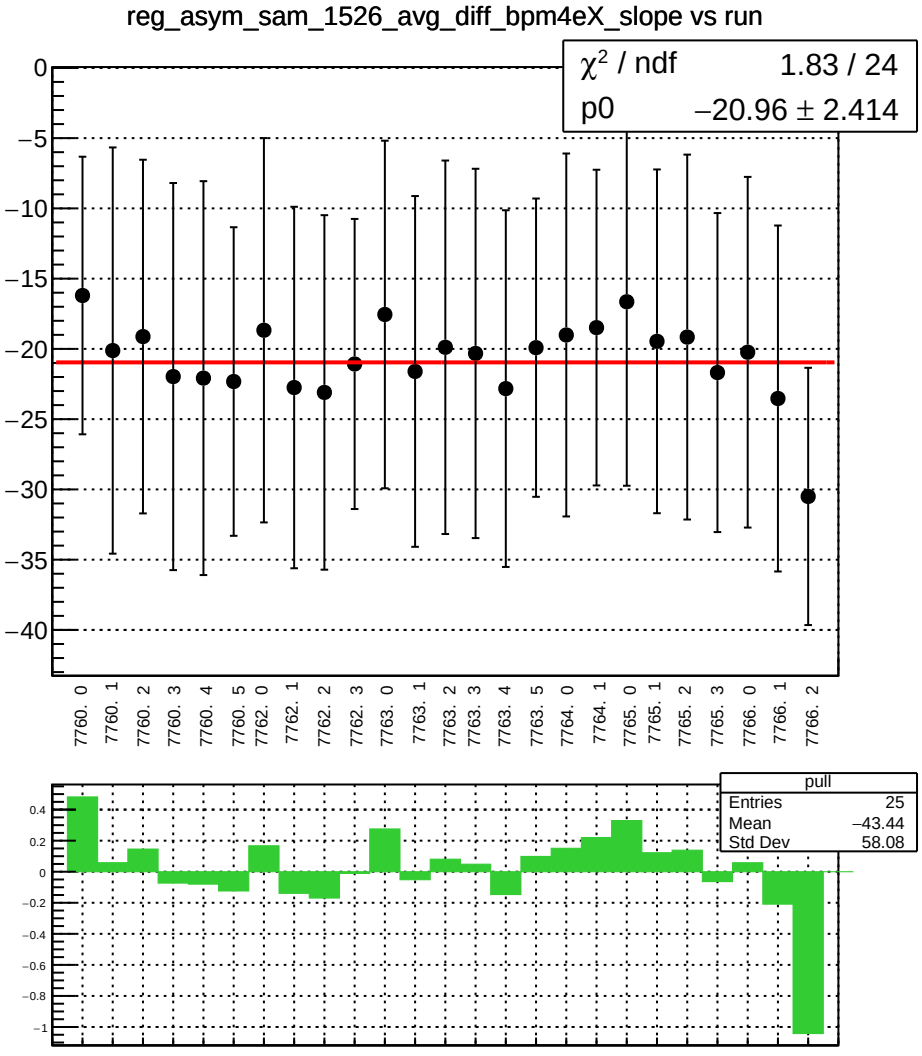
reg_asym_sam_1526_avg_diff_bpm4eX_slope vs run
χ² / ndf 1.83 / 24
p0 −20.96 ± 2.414
0
−5
−10
−15
−20
−25
−30
−35
−40
7760. 0
7760. 1
7760. 2
7760. 3
7760. 4
7760. 5
7762. 0
7762. 1
7762. 2
7762. 3
7763. 0
7763. 1
7763. 2
7763. 3
7763. 4
7763. 5
7764. 0
7764. 1
7765. 0
7765. 1
7765. 2
7765. 3
7766. 0
7766. 1
7766. 2
pull
Entries 25
Mean −43.44
Std Dev 58.08
0.4
0.2
0
−0.2
−0.4
−0.6
−0.8
−1

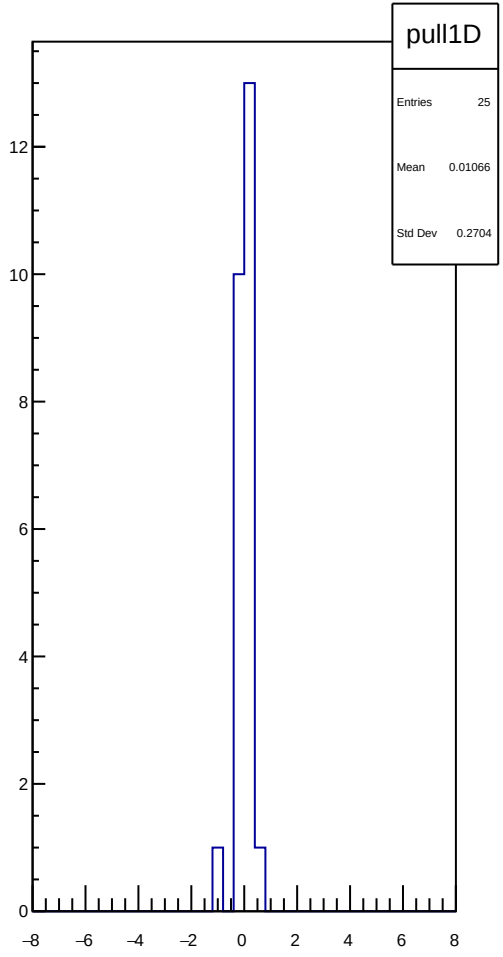
pull1D
Entries 25
Mean 0.01066
Std Dev 0.2704
12
10
8
6
4
2
0
−8
−6
−4
−2
0
2
4
6
8

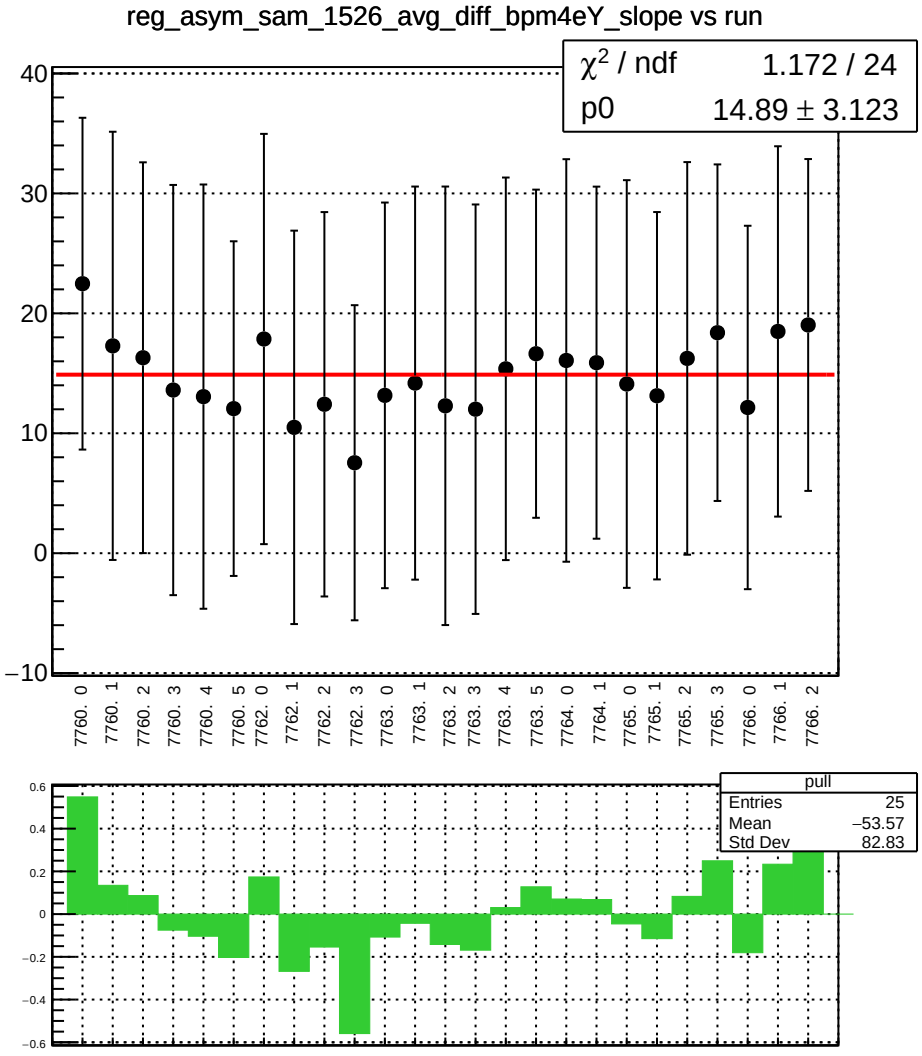
reg_asym_sam_1526_avg_diff_bpm4eY_slope vs run
χ² / ndf 1.172 / 24
p0 14.89 ± 3.123
40
30
20
10
0
−10
7760. 0
7760. 1
7760. 2
7760. 3
7760. 4
7760. 5
7762. 0
7762. 1
7762. 2
7762. 3
7763. 0
7763. 1
7763. 2
7763. 3
7763. 4
7763. 5
7764. 0
7764. 1
7765. 0
7765. 1
7765. 2
7765. 3
7766. 0
7766. 1
7766. 2
pull
Entries 25
Mean −53.57
Std Dev 82.83
0.6
0.4
0.2
0
−0.2
−0.4
−0.6

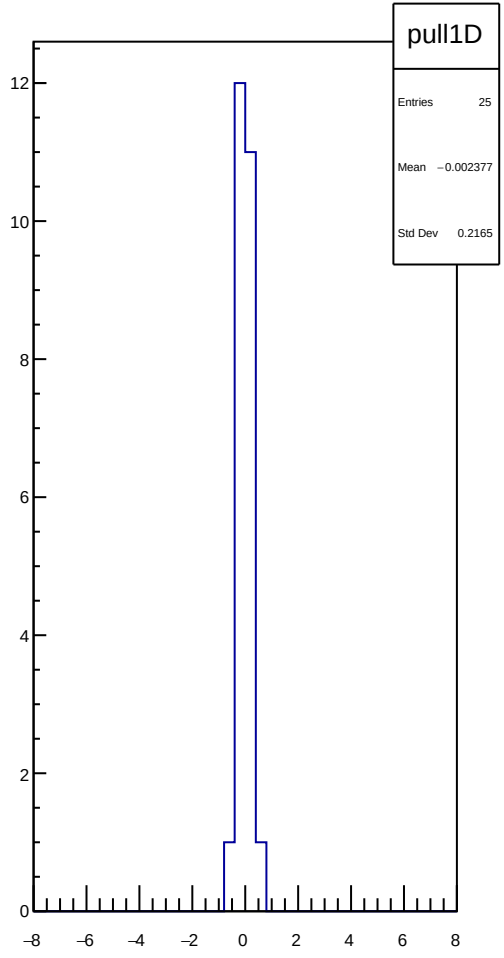
pull1D
Entries 25
Mean −0.002377
Std Dev 0.2165
12
10
8
6
4
2
0
−8
−6
−4
−2
0
2
4
6
8

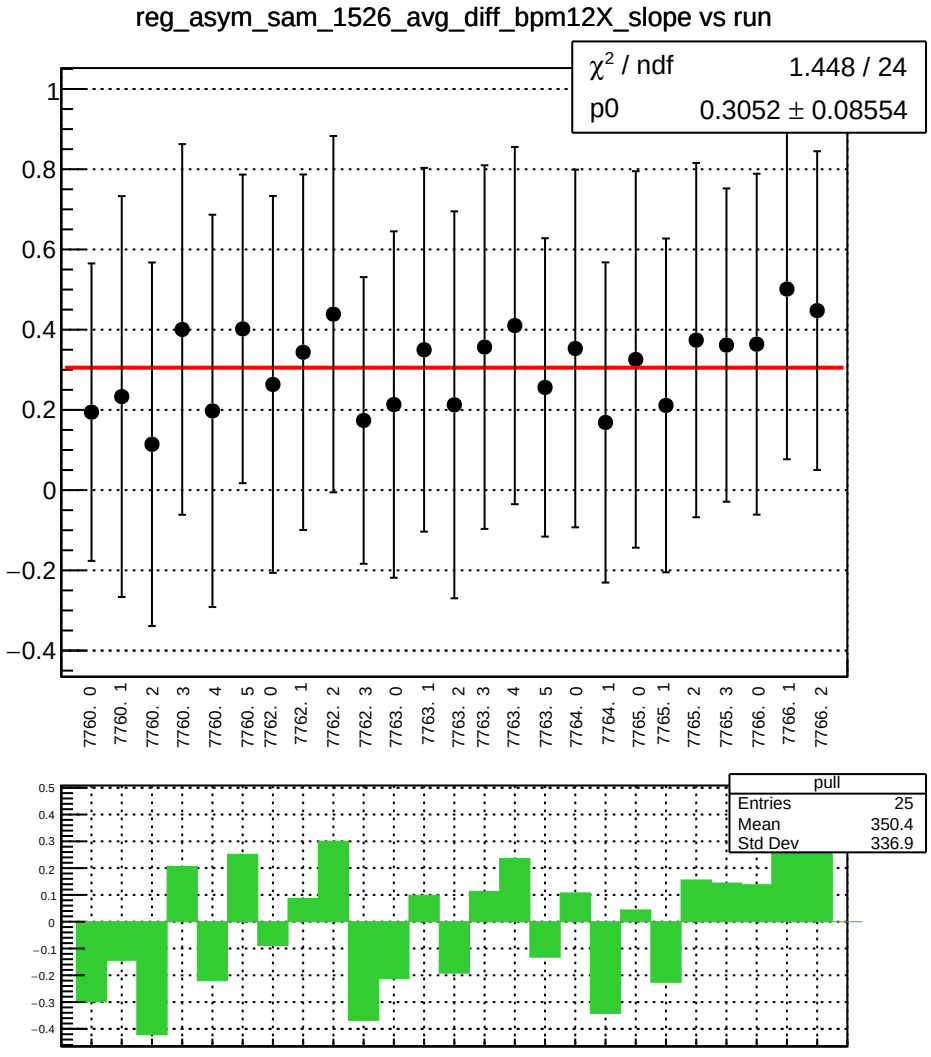
reg_asym_sam_1526_avg_diff_bpm12X_slope vs run
χ² / ndf 1.448 / 24
p0 0.3052 ± 0.08554
1
0.8
0.6
0.4
0.2
0
−0.2
−0.4
7760. 0
7760. 1
7760. 2
7760. 3
7760. 4
7760. 5
7762. 0
7762. 1
7762. 2
7762. 3
7763. 0
7763. 1
7763. 2
7763. 3
7763. 4
7763. 5
7764. 0
7764. 1
7765. 0
7765. 1
7765. 2
7765. 3
7766. 0
7766. 1
7766. 2
pull
Entries 25
Mean 350.4
Std Dev 336.9
0.5
0.4
0.3
0.2
0.1
0
−0.1
−0.2
−0.3
−0.4

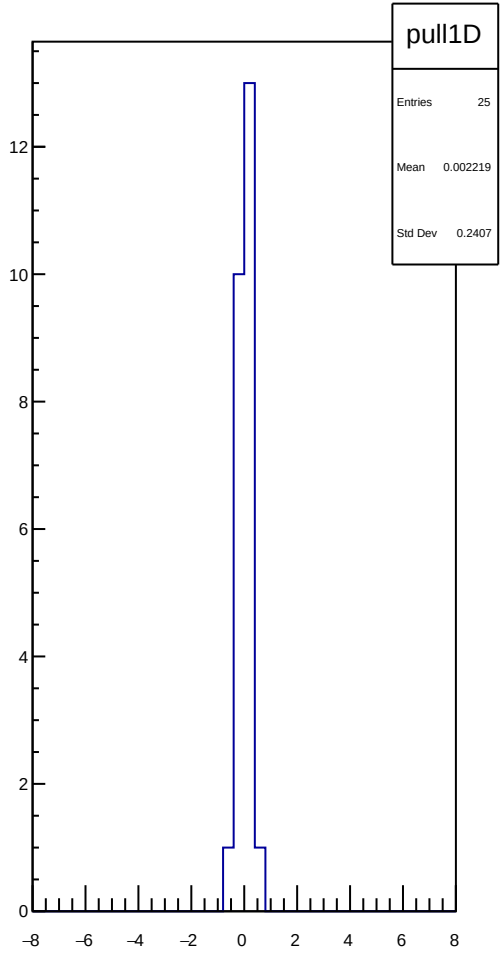
pull1D
Entries 25
Mean 0.002219
Std Dev 0.2407
12
10
8
6
4
2
0
−8
−6
−4
−2
0
2
4
6
8

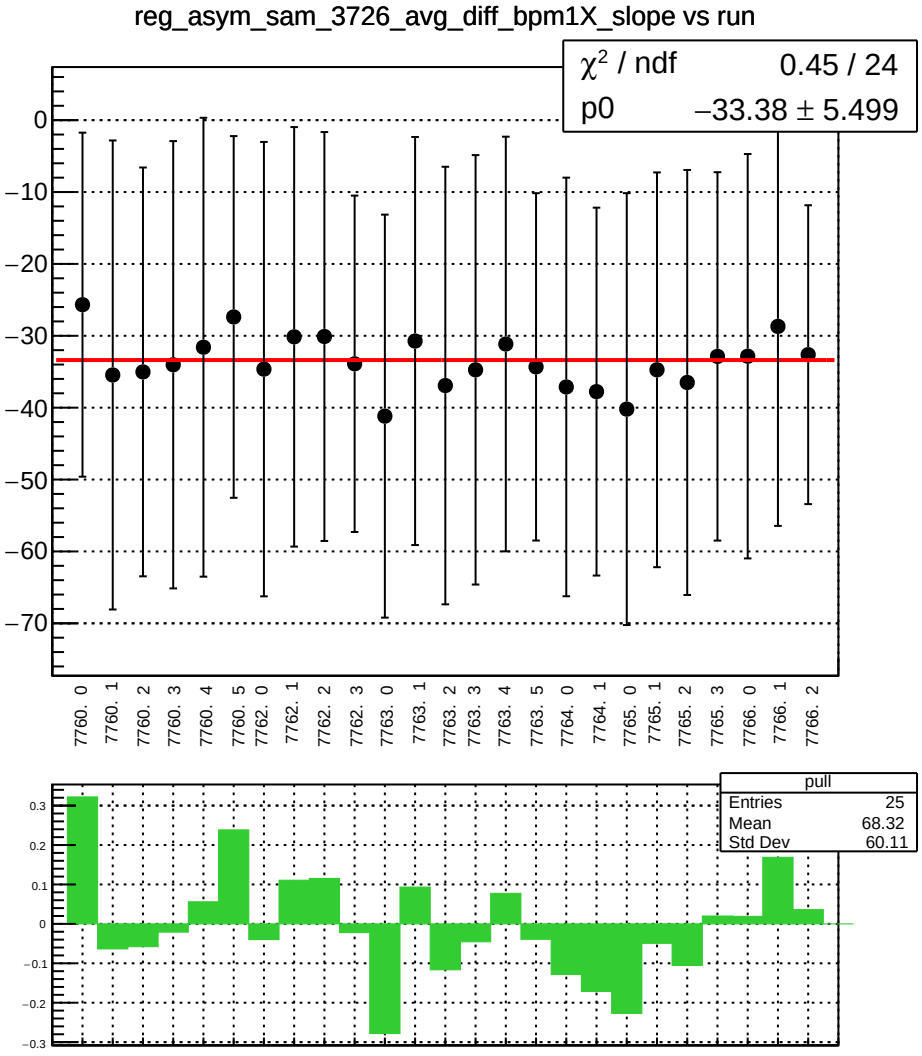
reg_asym_sam_3726_avg_diff_bpm1X_slope vs run
χ² / ndf 0.45 / 24
p0 −33.38 ± 5.499
0
−10
−20
−30
−40
−50
−60
−70
7760. 0
7760. 1
7760. 2
7760. 3
7760. 4
7760. 5
7762. 0
7762. 1
7762. 2
7762. 3
7763. 0
7763. 1
7763. 2
7763. 3
7763. 4
7763. 5
7764. 0
7764. 1
7765. 0
7765. 1
7765. 2
7765. 3
7766. 0
7766. 1
7766. 2
pull
Entries 25
Mean 68.32
Std Dev 60.11
0.3
0.2
0.1
0
−0.1
−0.2
−0.3

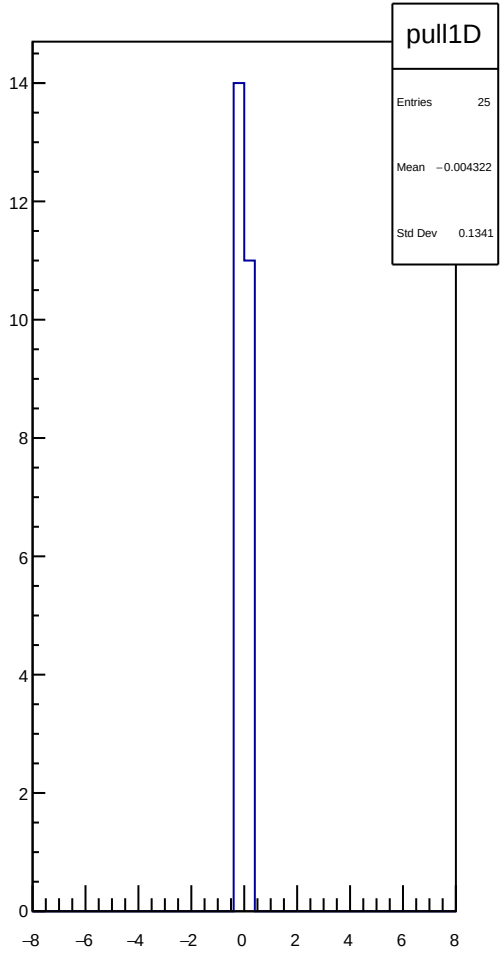
pull1D
Entries 25
Mean −0.004322
Std Dev 0.1341
14
12
10
8
6
4
2
0
−8
−6
−4
−2
0
2
4
6
8

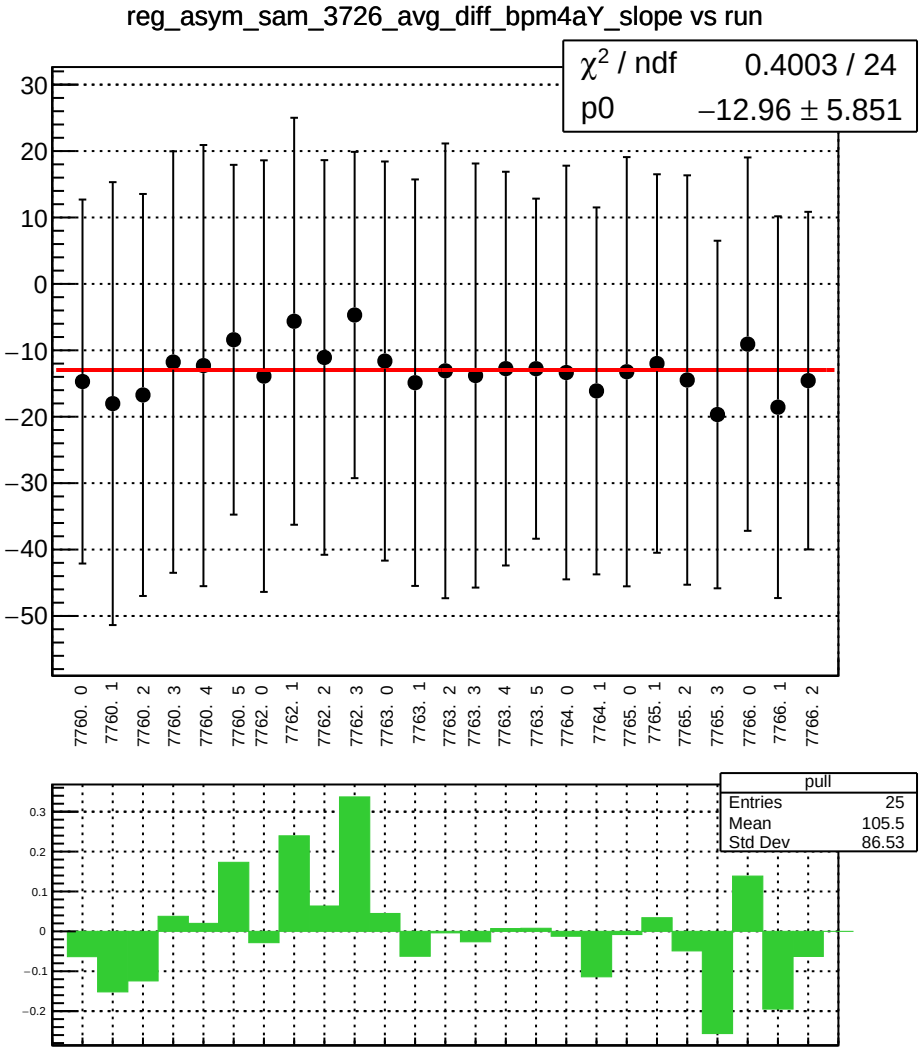
reg_asym_sam_3726_avg_diff_bpm4aY_slope vs run
χ² / ndf 0.4003 / 24
p0 −12.96 ± 5.851
30
20
10
0
−10
−20
−30
−40
−50
7760. 0
7760. 1
7760. 2
7760. 3
7760. 4
7760. 5
7762. 0
7762. 1
7762. 2
7762. 3
7763. 0
7763. 1
7763. 2
7763. 3
7763. 4
7763. 5
7764. 0
7764. 1
7765. 0
7765. 1
7765. 2
7765. 3
7766. 0
7766. 1
7766. 2
pull
Entries 25
Mean 105.5
Std Dev 86.53
0.3
0.2
0.1
0
−0.1
−0.2

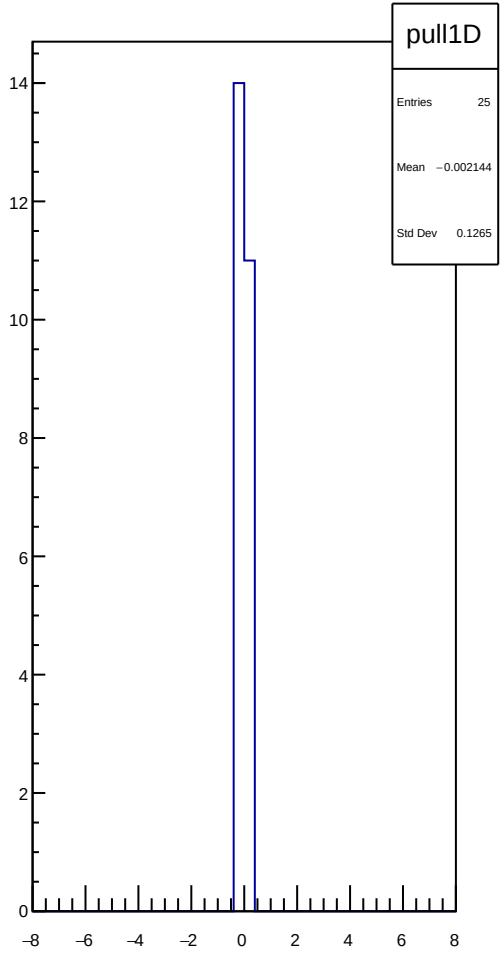
pull1D
Entries 25
Mean −0.002144
Std Dev 0.1265
14
12
10
8
6
4
2
0
−8
−6
−4
−2
0
2
4
6
8

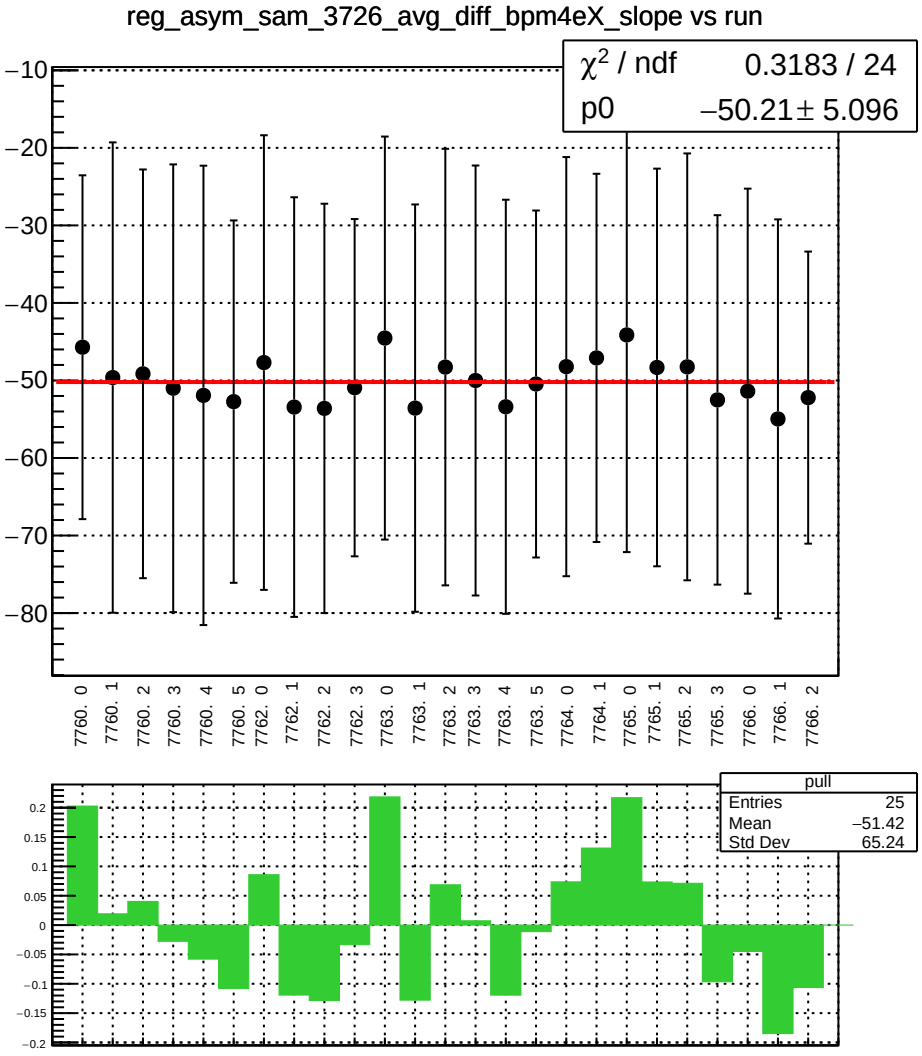
reg_asym_sam_3726_avg_diff_bpm4eX_slope vs run
χ² / ndf 0.3183 / 24
p0 −50.21 ± 5.096
−10
−20
−30
−40
−50
−60
−70
−80
7760. 0
7760. 1
7760. 2
7760. 3
7760. 4
7760. 5
7762. 0
7762. 1
7762. 2
7762. 3
7763. 0
7763. 1
7763. 2
7763. 3
7763. 4
7763. 5
7764. 0
7764. 1
7765. 0
7765. 1
7765. 2
7765. 3
7766. 0
7766. 1
7766. 2
pull
Entries 25
Mean −51.42
Std Dev 65.24
0.2
0.15
0.1
0.05
0
−0.05
−0.1
−0.15
−0.2

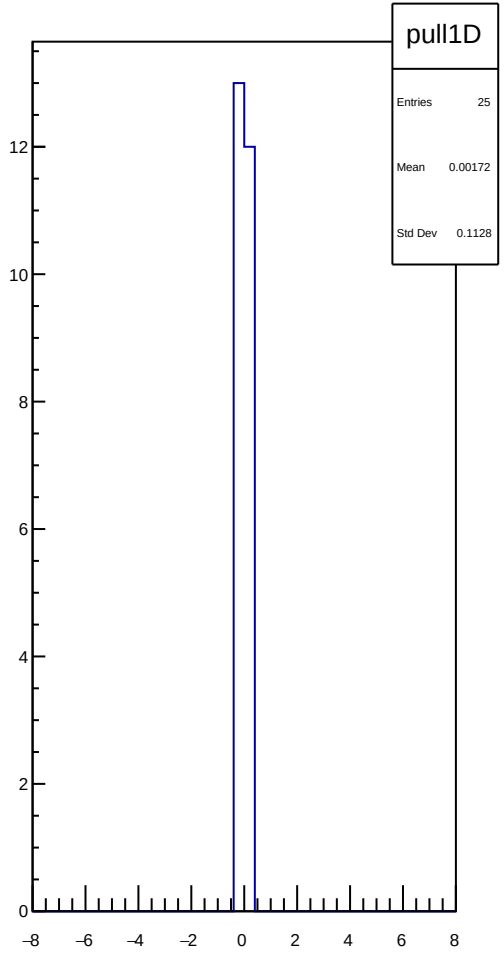
pull1D
Entries 25
Mean 0.00172
Std Dev 0.1128
12
10
8
6
4
2
0
−8
−6
−4
−2
0
2
4
6
8

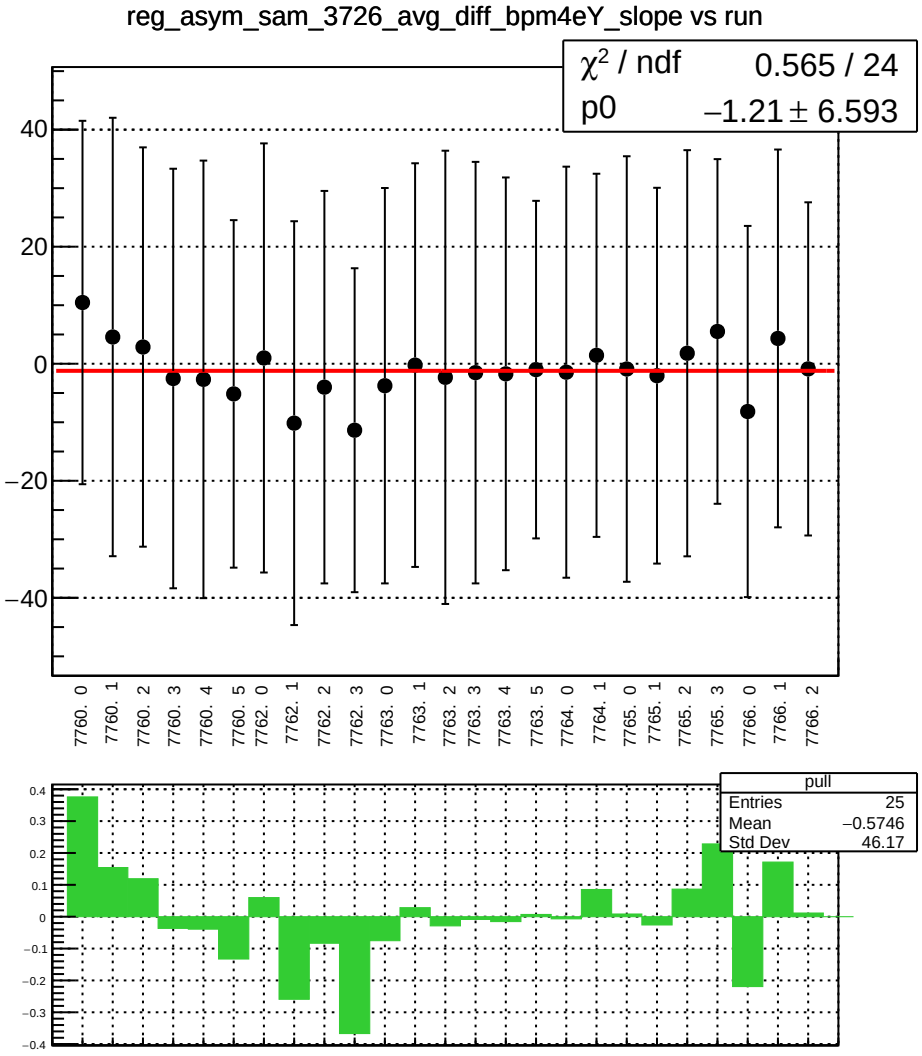
reg_asym_sam_3726_avg_diff_bpm4eY_slope vs run
χ² / ndf 0.565 / 24
p0 −1.21 ± 6.593
40
20
0
−20
−40
7760. 0
7760. 1
7760. 2
7760. 3
7760. 4
7760. 5
7762. 0
7762. 1
7762. 2
7762. 3
7763. 0
7763. 1
7763. 2
7763. 3
7763. 4
7763. 5
7764. 0
7764. 1
7765. 0
7765. 1
7765. 2
7765. 3
7766. 0
7766. 1
7766. 2
pull
Entries 25
Mean −0.5746
Std Dev 46.17
0.4
0.3
0.2
0.1
0
−0.1
−0.2
−0.3
−0.4

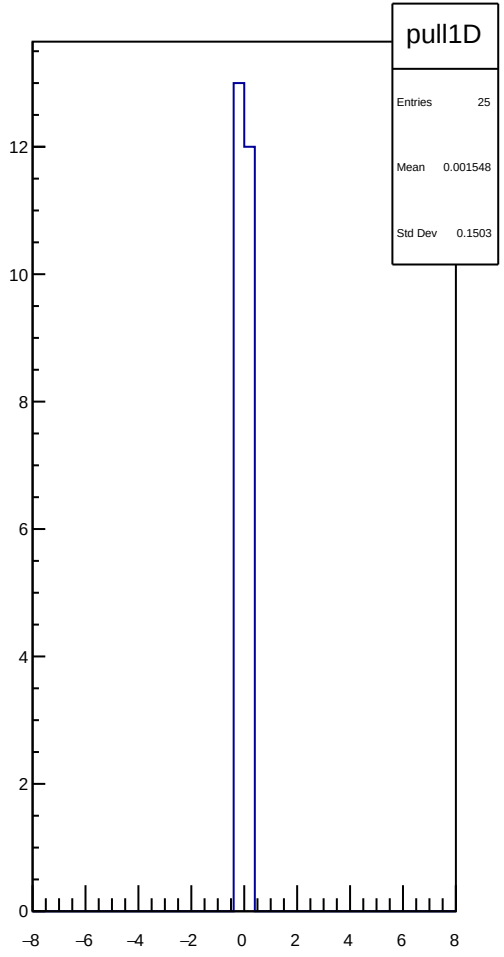
pull1D
Entries 25
Mean 0.001548
Std Dev 0.1503
12
10
8
6
4
2
0
−8
−6
−4
−2
0
2
4
6
8

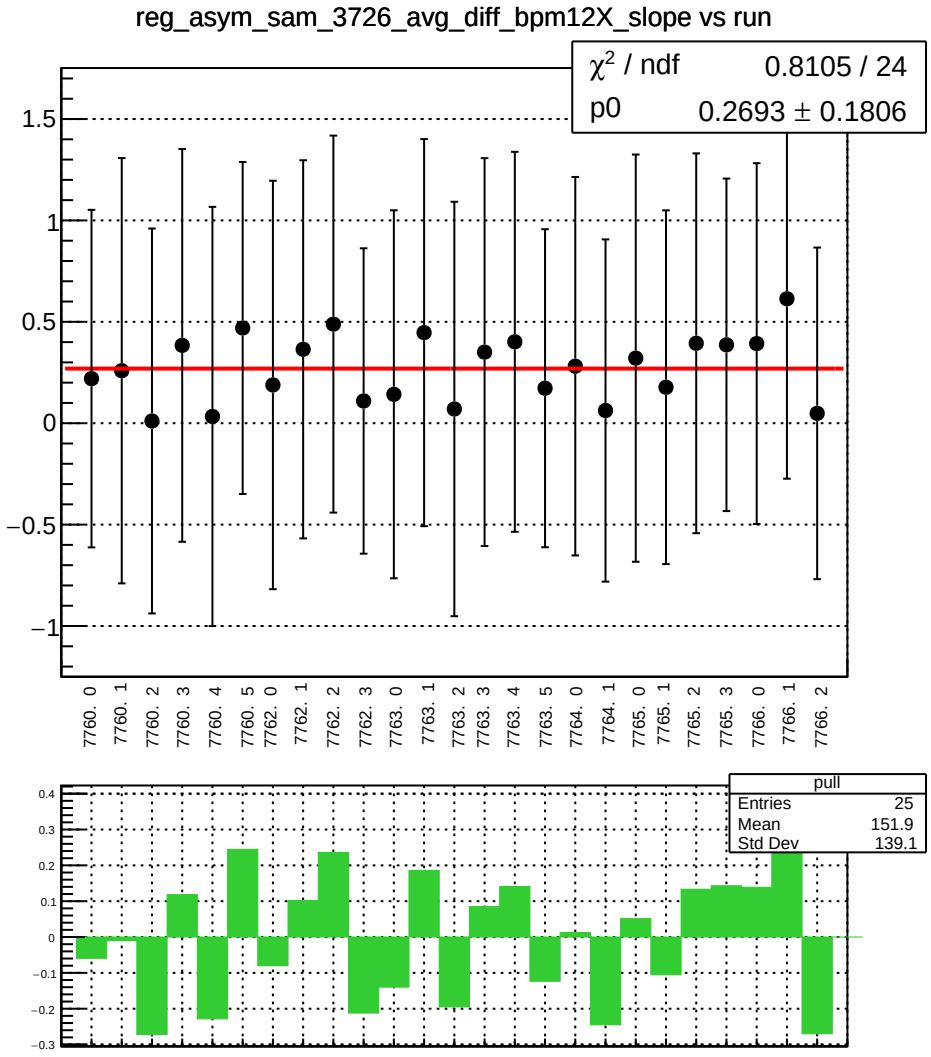
reg_asym_sam_3726_avg_diff_bpm12X_slope vs run
χ² / ndf 0.8105 / 24
p0 0.2693 ± 0.1806
1.5
1
0.5
0
−0.5
−1
7760. 0
7760. 1
7760. 2
7760. 3
7760. 4
7760. 5
7762. 0
7762. 1
7762. 2
7762. 3
7763. 0
7763. 1
7763. 2
7763. 3
7763. 4
7763. 5
7764. 0
7764. 1
7765. 0
7765. 1
7765. 2
7765. 3
7766. 0
7766. 1
7766. 2
pull
Entries 25
Mean 151.9
Std Dev 139.1
0.4
0.3
0.2
0.1
0
−0.1
−0.2
−0.3

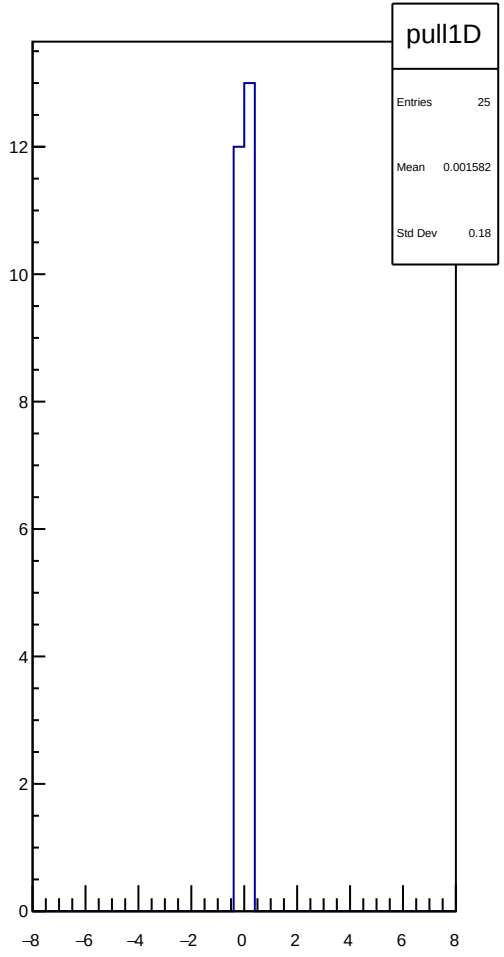
pull1D
Entries 25
Mean 0.001582
Std Dev 0.18
12
10
8
6
4
2
0
−8
−6
−4
−2
0
2
4
6
8

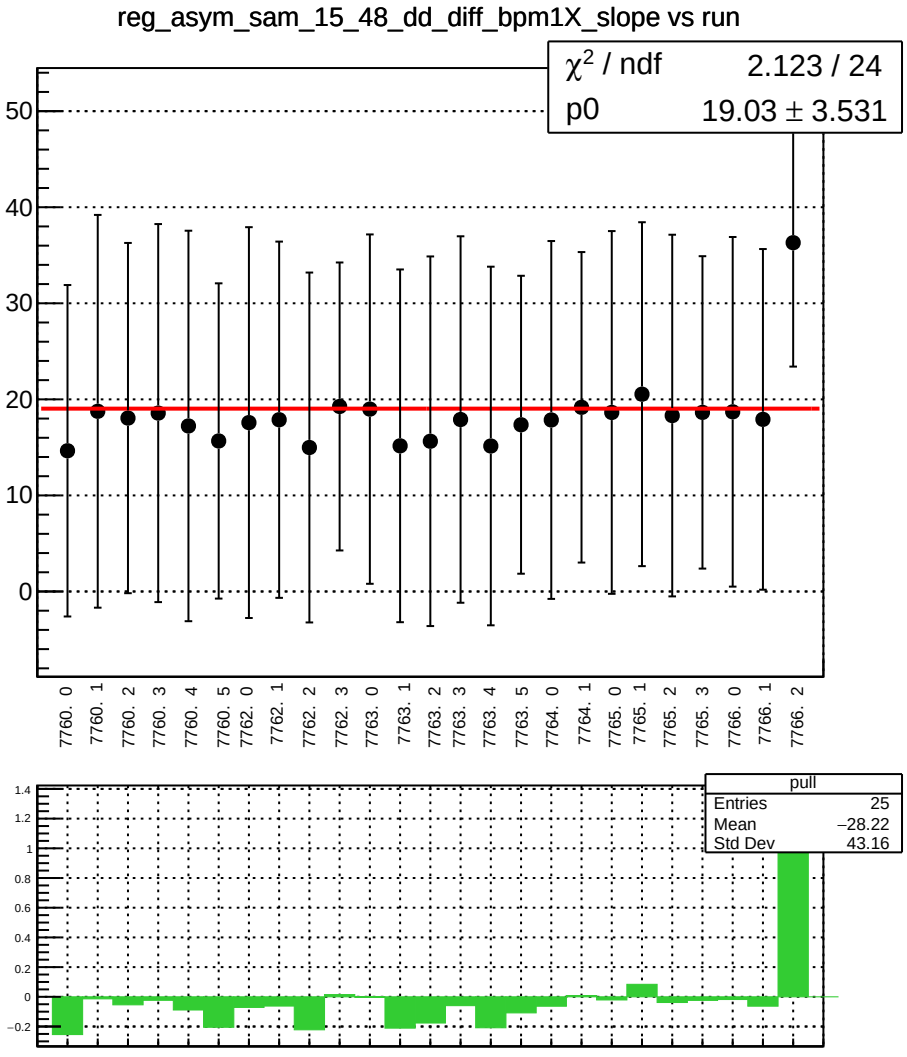
reg_asym_sam_15_48_dd_diff_bpm1X_slope vs run
χ² / ndf 2.123 / 24
p0 19.03 ± 3.531
50
40
30
20
10
0
7760. 0
7760. 1
7760. 2
7760. 3
7760. 4
7760. 5
7762. 0
7762. 1
7762. 2
7762. 3
7763. 0
7763. 1
7763. 2
7763. 3
7763. 4
7763. 5
7764. 0
7764. 1
7765. 0
7765. 1
7765. 2
7765. 3
7766. 0
7766. 1
7766. 2
pull
Entries 25
Mean −28.22
Std Dev 43.16
1.4
1.2
1
0.8
0.6
0.4
0.2
0
−0.2

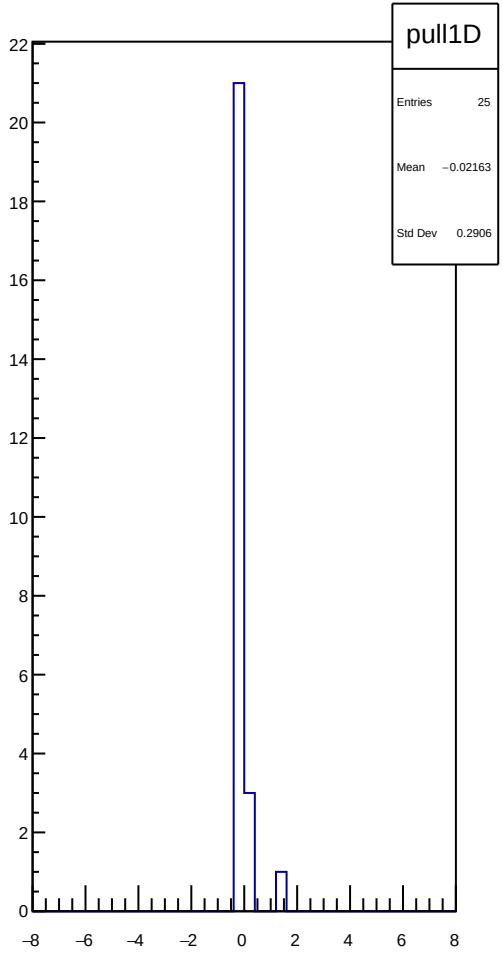
pull1D
Entries 25
Mean −0.02163
Std Dev 0.2906
22
20
18
16
14
12
10
8
6
4
2
0
−8
−6
−4
−2
0
2
4
6
8

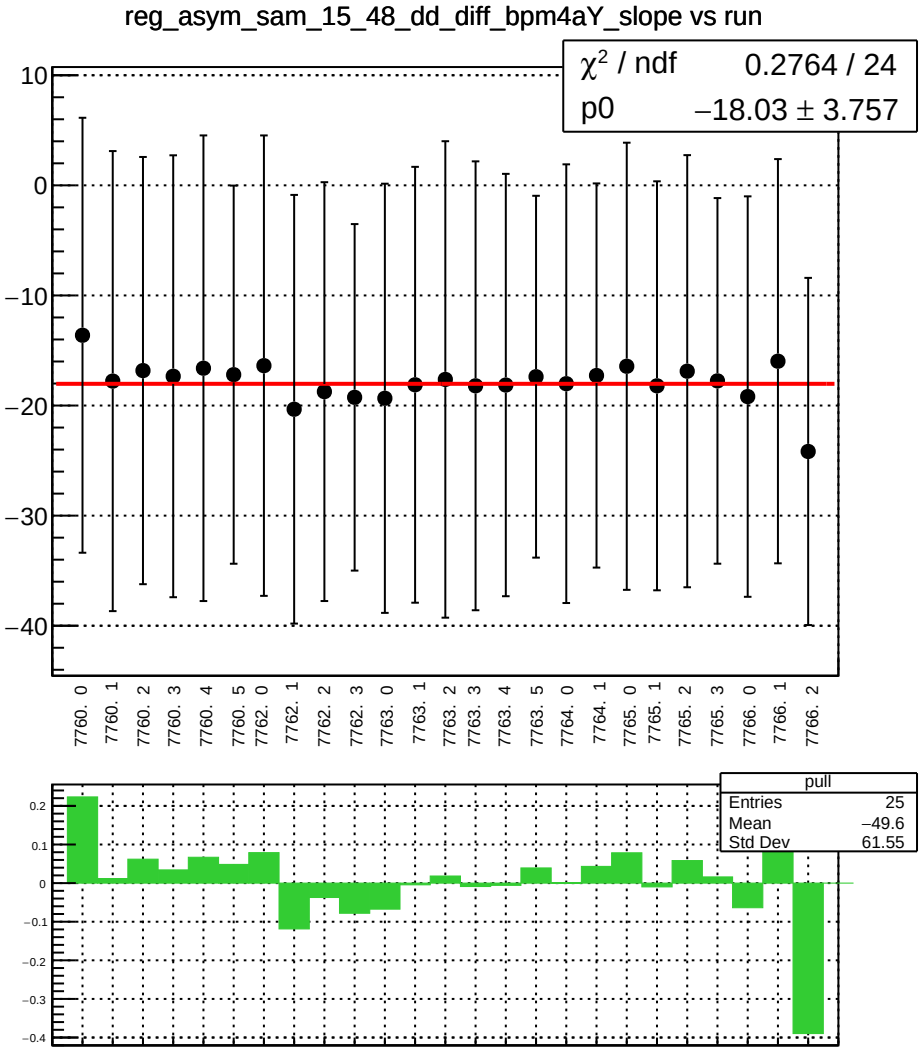
reg_asym_sam_15_48_dd_diff_bpm4aY_slope vs run
χ² / ndf 0.2764 / 24
p0 −18.03 ± 3.757
10
0
−10
−20
−30
−40
7760. 0
7760. 1
7760. 2
7760. 3
7760. 4
7760. 5
7762. 0
7762. 1
7762. 2
7762. 3
7763. 0
7763. 1
7763. 2
7763. 3
7763. 4
7763. 5
7764. 0
7764. 1
7765. 0
7765. 1
7765. 2
7765. 3
7766. 0
7766. 1
7766. 2
pull
Entries 25
Mean −49.6
Std Dev 61.55
0.2
0.1
0
−0.1
−0.2
−0.3
−0.4

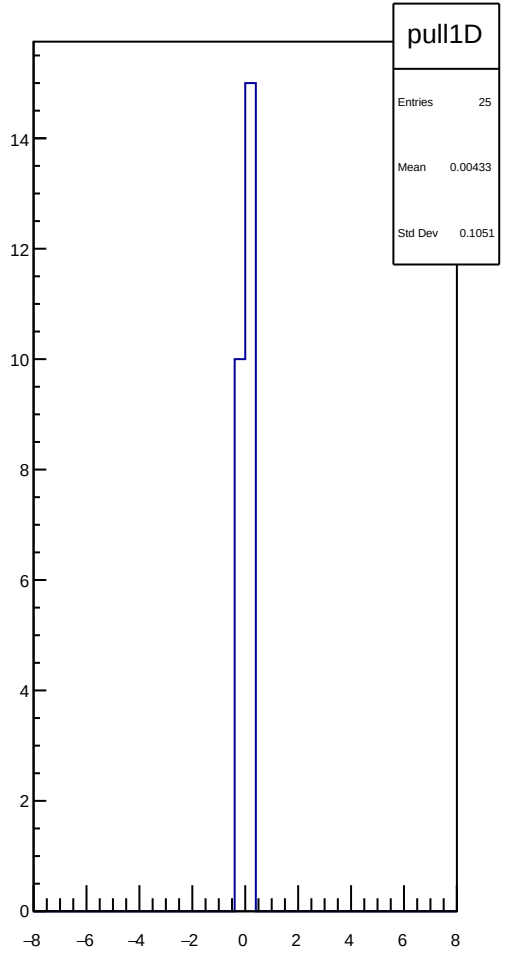
pull1D
Entries 25
Mean 0.00433
Std Dev 0.1051
14
12
10
8
6
4
2
0
−8
−6
−4
−2
0
2
4
6
8

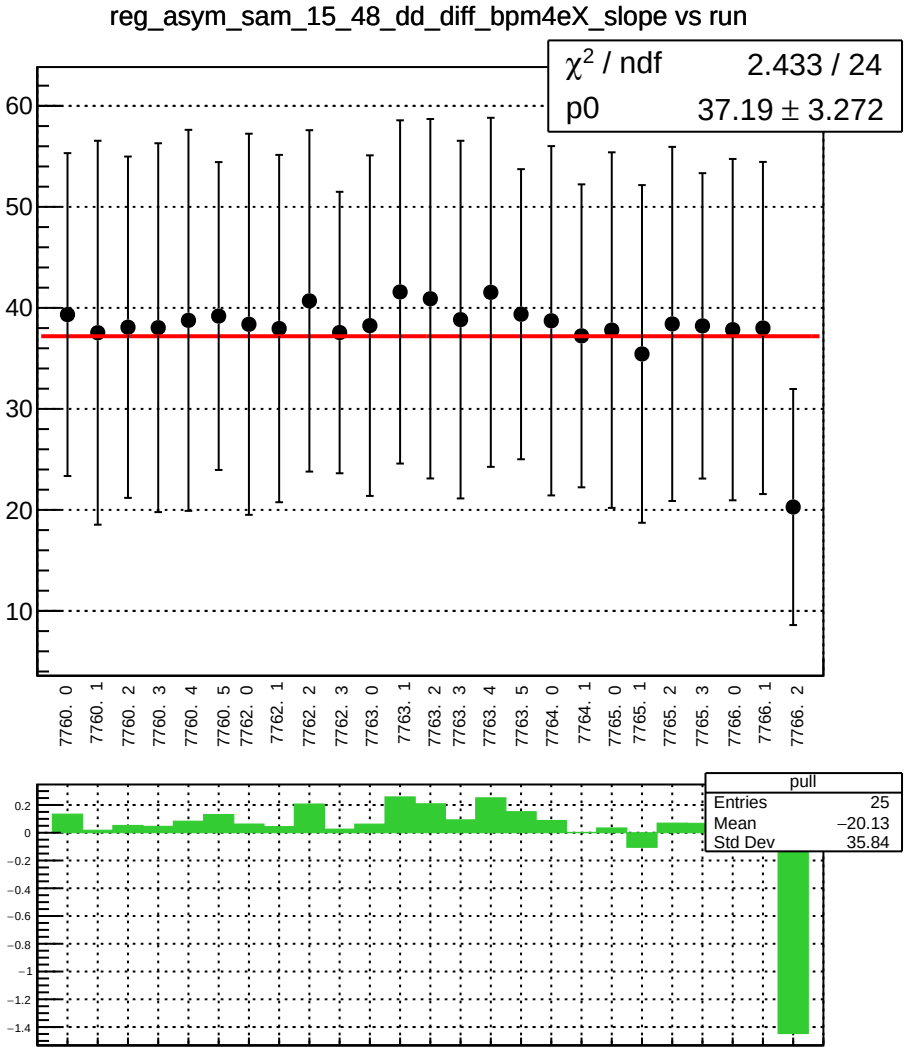
reg_asym_sam_15_48_dd_diff_bpm4eX_slope vs run
χ² / ndf 2.433 / 24
p0 37.19 ± 3.272
60
50
40
30
20
10
7760. 0
7760. 1
7760. 2
7760. 3
7760. 4
7760. 5
7762. 0
7762. 1
7762. 2
7762. 3
7763. 0
7763. 1
7763. 2
7763. 3
7763. 4
7763. 5
7764. 0
7764. 1
7765. 0
7765. 1
7765. 2
7765. 3
7766. 0
7766. 1
7766. 2
pull
Entries 25
Mean −20.13
Std Dev 35.84
0.2
0
−0.2
−0.4
−0.6
−0.8
−1
−1.2
−1.4

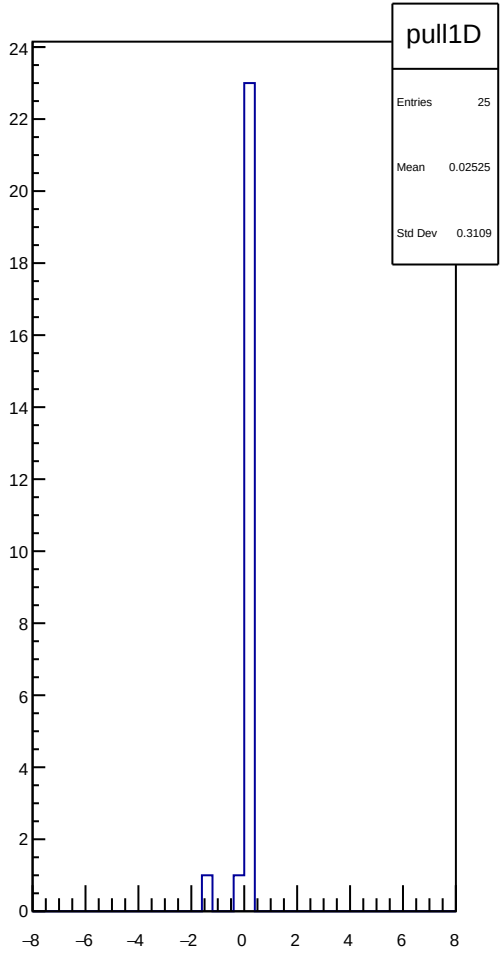
pull1D
Entries 25
Mean 0.02525
Std Dev 0.3109
24
22
20
18
16
14
12
10
8
6
4
2
0
−8
−6
−4
−2
0
2
4
6
8

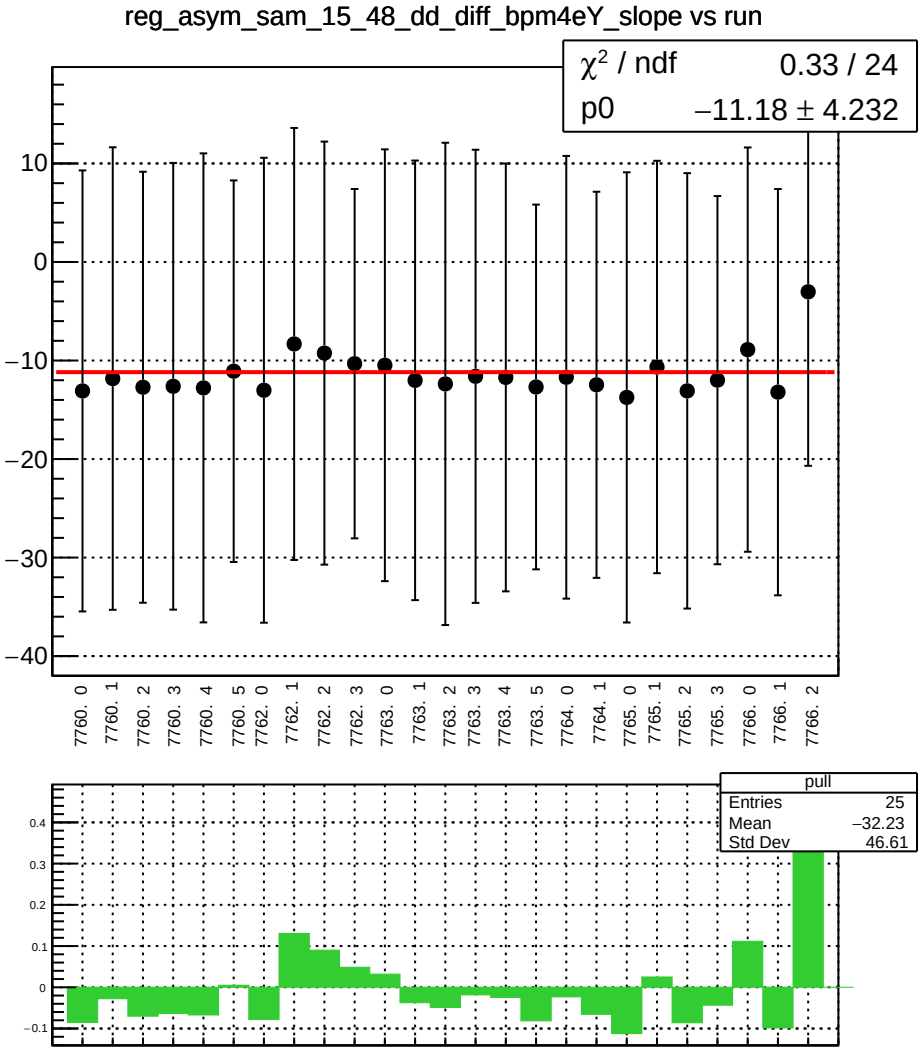
reg_asym_sam_15_48_dd_diff_bpm4eY_slope vs run
χ² / ndf 0.33 / 24
p0 −11.18 ± 4.232
10
0
−10
−20
−30
−40
7760. 0
7760. 1
7760. 2
7760. 3
7760. 4
7760. 5
7762. 0
7762. 1
7762. 2
7762. 3
7763. 0
7763. 1
7763. 2
7763. 3
7763. 4
7763. 5
7764. 0
7764. 1
7765. 0
7765. 1
7765. 2
7765. 3
7766. 0
7766. 1
7766. 2
pull
Entries 25
Mean −32.23
Std Dev 46.61
0.4
0.3
0.2
0.1
0
−0.1

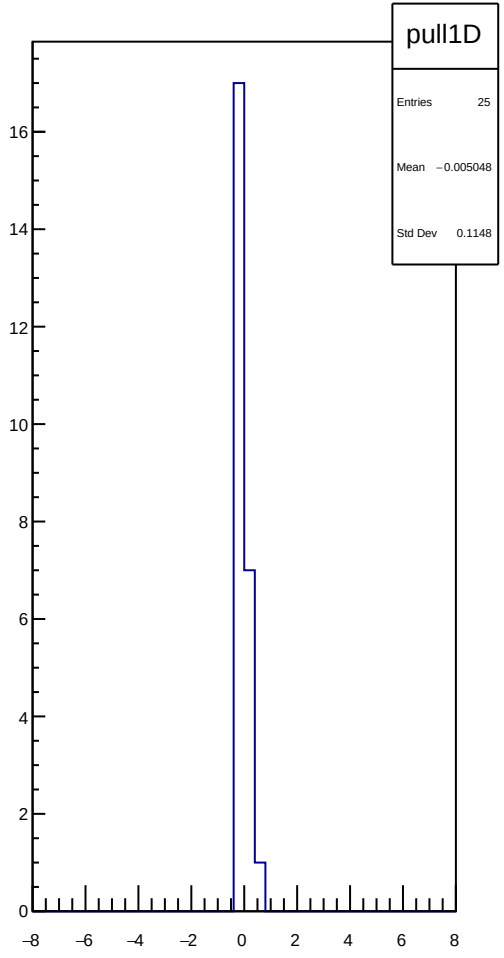
pull1D
Entries 25
Mean −0.005048
Std Dev 0.1148
16
14
12
10
8
6
4
2
0
−8
−6
−4
−2
0
2
4
6
8

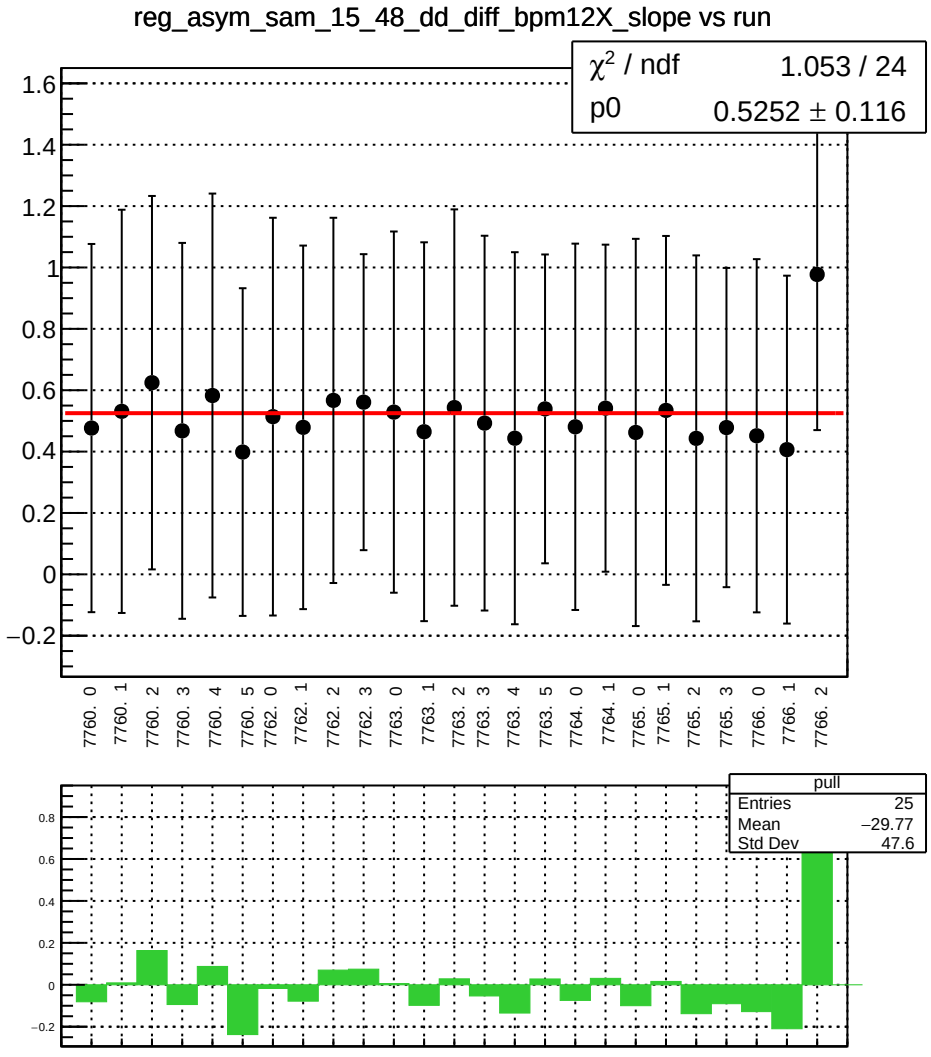
reg_asym_sam_15_48_dd_diff_bpm12X_slope vs run
χ² / ndf 1.053 / 24
p0 0.5252 ± 0.116
1.6
1.4
1.2
1
0.8
0.6
0.4
0.2
0
−0.2
7760. 0
7760. 1
7760. 2
7760. 3
7760. 4
7760. 5
7762. 0
7762. 1
7762. 2
7762. 3
7763. 0
7763. 1
7763. 2
7763. 3
7763. 4
7763. 5
7764. 0
7764. 1
7765. 0
7765. 1
7765. 2
7765. 3
7766. 0
7766. 1
7766. 2
pull
Entries 25
Mean −29.77
Std Dev 47.6
0.8
0.6
0.4
0.2
0
−0.2

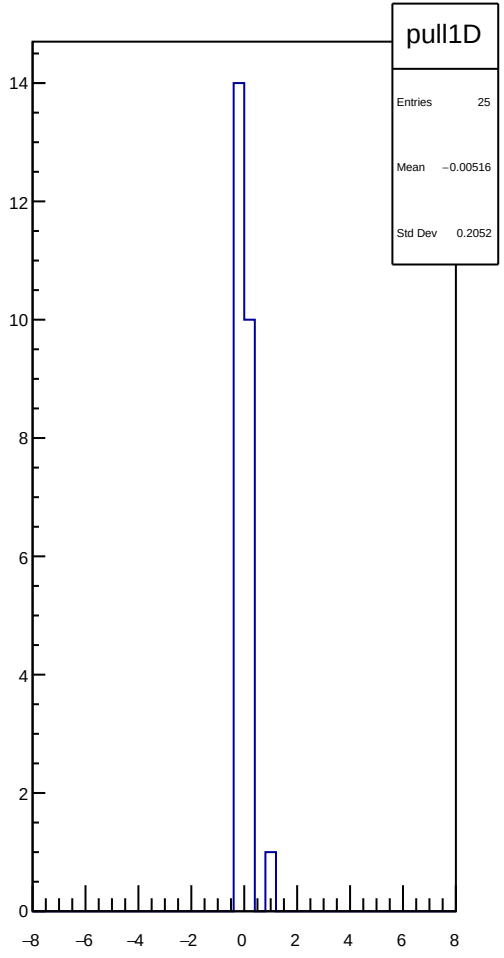
pull1D
Entries 25
Mean −0.00516
Std Dev 0.2052
14
12
10
8
6
4
2
0
−8
−6
−4
−2
0
2
4
6
8

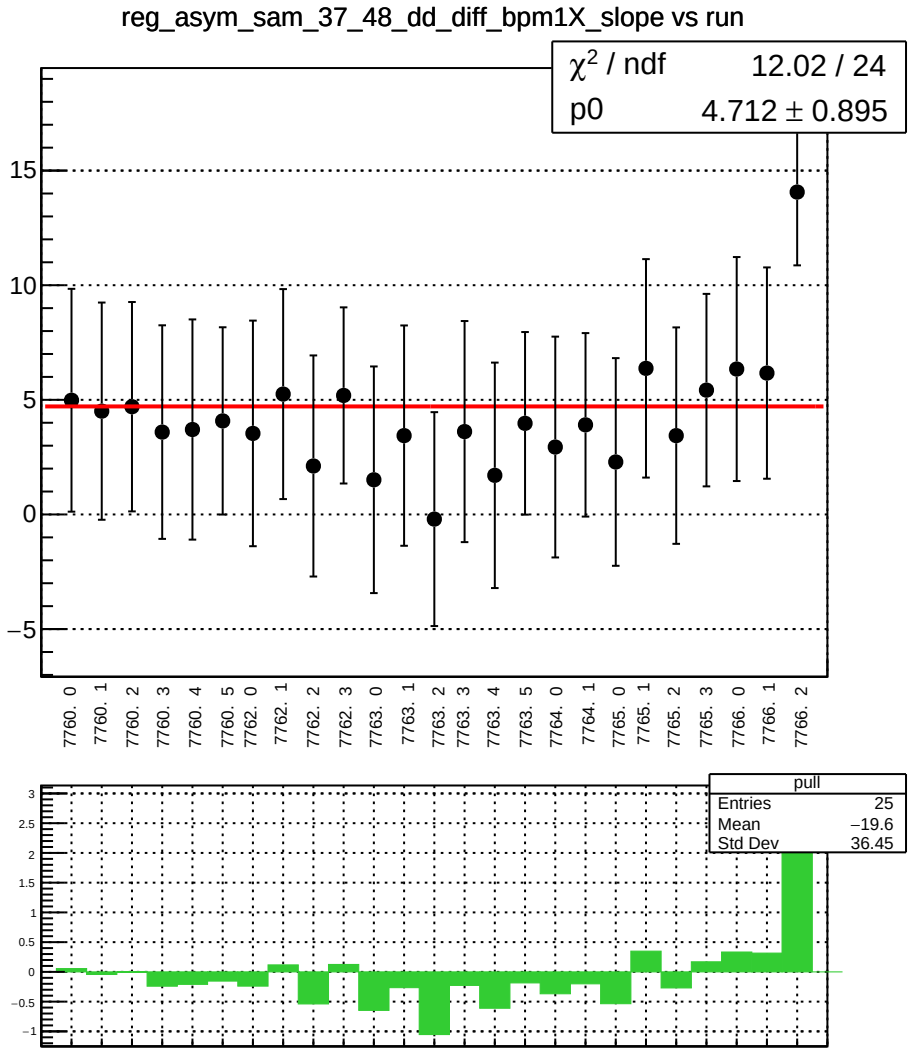
reg_asym_sam_37_48_dd_diff_bpm1X_slope vs run
χ² / ndf 12.02 / 24
p0 4.712 ± 0.895
15
10
5
0
−5
7760. 0
7760. 1
7760. 2
7760. 3
7760. 4
7760. 5
7762. 0
7762. 1
7762. 2
7762. 3
7763. 0
7763. 1
7763. 2
7763. 3
7763. 4
7763. 5
7764. 0
7764. 1
7765. 0
7765. 1
7765. 2
7765. 3
7766. 0
7766. 1
7766. 2
pull
Entries 25
Mean −19.6
Std Dev 36.45
3
2.5
2
1.5
1
0.5
0
−0.5
−1

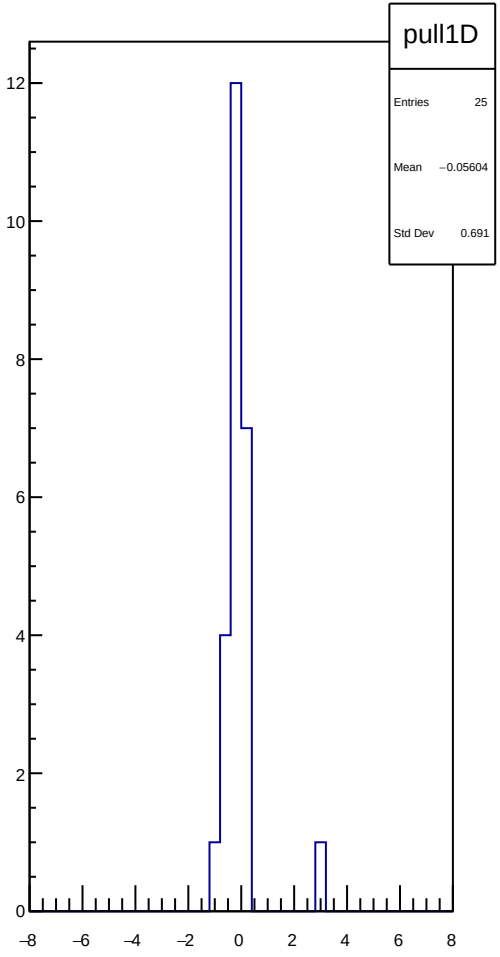
pull1D
Entries 25
Mean −0.05604
Std Dev 0.691
12
10
8
6
4
2
0
−8
−6
−4
−2
0
2
4
6
8

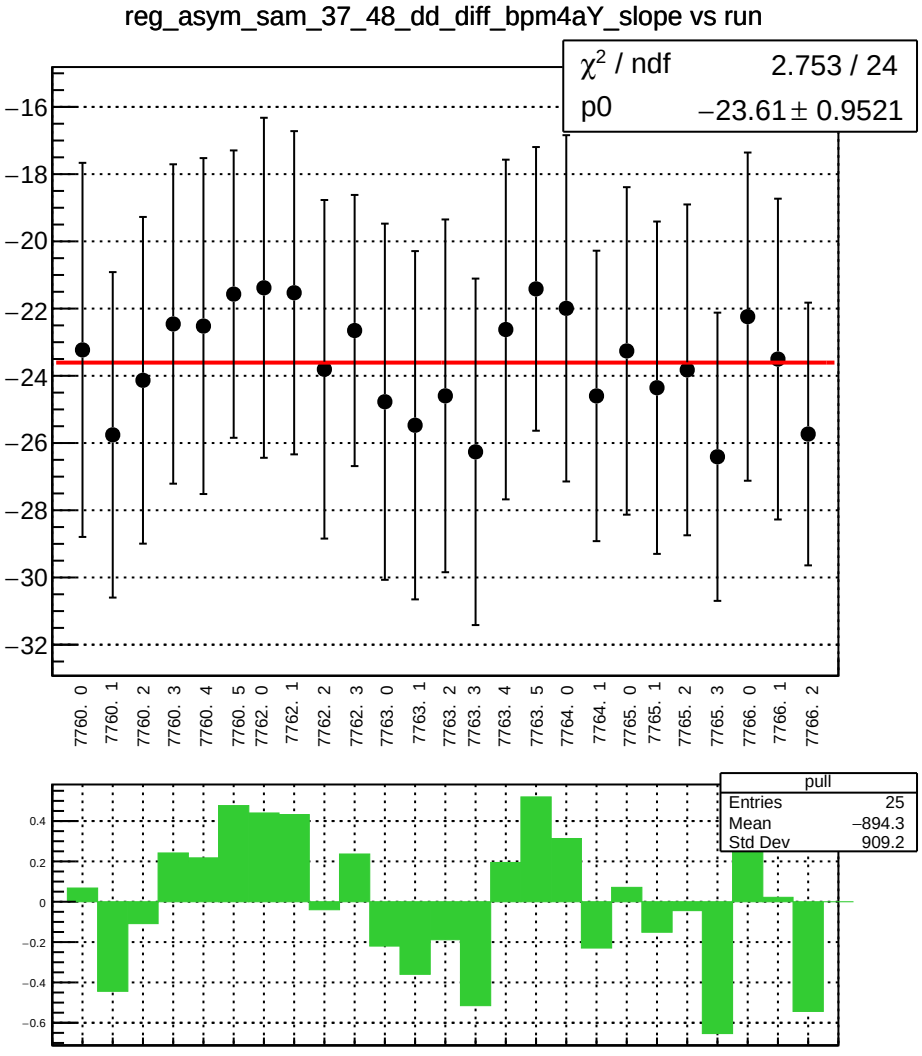
reg_asym_sam_37_48_dd_diff_bpm4aY_slope vs run
χ² / ndf 2.753 / 24
p0 −23.61 ± 0.9521
−16
−18
−20
−22
−24
−26
−28
−30
−32
7760. 0
7760. 1
7760. 2
7760. 3
7760. 4
7760. 5
7762. 0
7762. 1
7762. 2
7762. 3
7763. 0
7763. 1
7763. 2
7763. 3
7763. 4
7763. 5
7764. 0
7764. 1
7765. 0
7765. 1
7765. 2
7765. 3
7766. 0
7766. 1
7766. 2
pull
Entries 25
Mean −894.3
Std Dev 909.2
0.4
0.2
0
−0.2
−0.4
−0.6

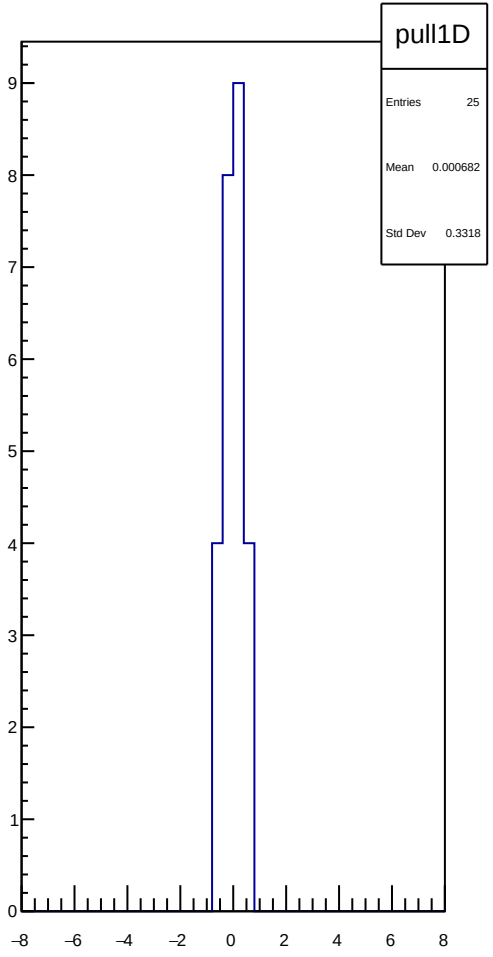
pull1D
Entries 25
Mean 0.000682
Std Dev 0.3318
9
8
7
6
5
4
3
2
1
0
−8
−6
−4
−2
0
2
4
6
8

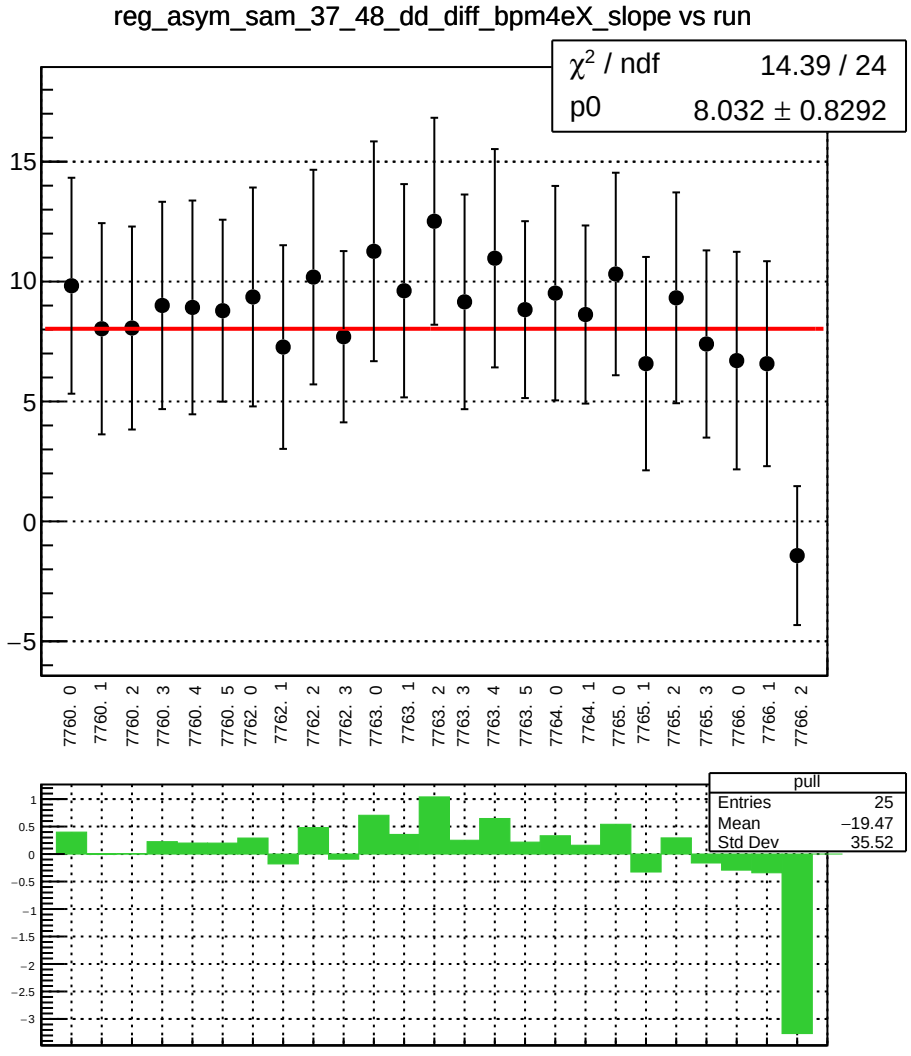
reg_asym_sam_37_48_dd_diff_bpm4eX_slope vs run
χ² / ndf 14.39 / 24
p0 8.032 ± 0.8292
15
10
5
0
−5
7760. 0
7760. 1
7760. 2
7760. 3
7760. 4
7760. 5
7762. 0
7762. 1
7762. 2
7762. 3
7763. 0
7763. 1
7763. 2
7763. 3
7763. 4
7763. 5
7764. 0
7764. 1
7765. 0
7765. 1
7765. 2
7765. 3
7766. 0
7766. 1
7766. 2
pull
Entries 25
Mean −19.47
Std Dev 35.52
1
0.5
0
−0.5
−1
−1.5
−2
−2.5
−3

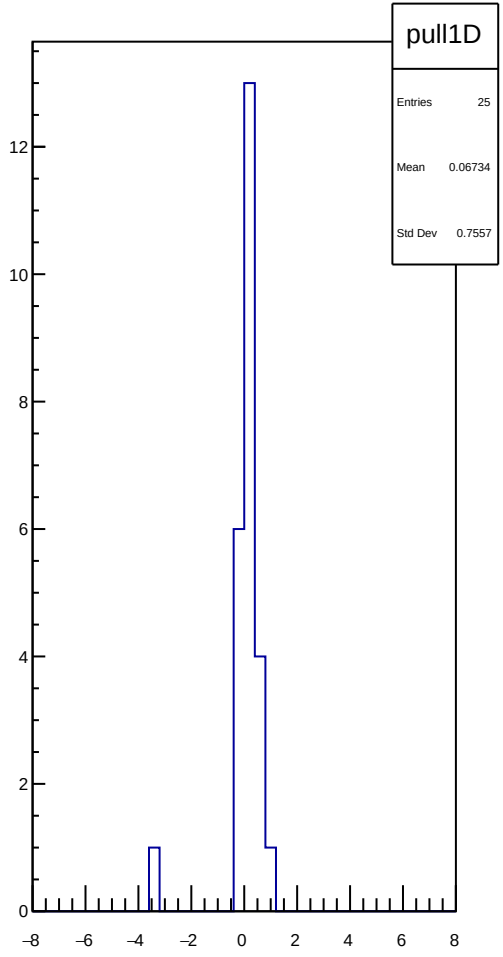
pull1D
Entries 25
Mean 0.06734
Std Dev 0.7557
12
10
8
6
4
2
0
−8
−6
−4
−2
0
2
4
6
8

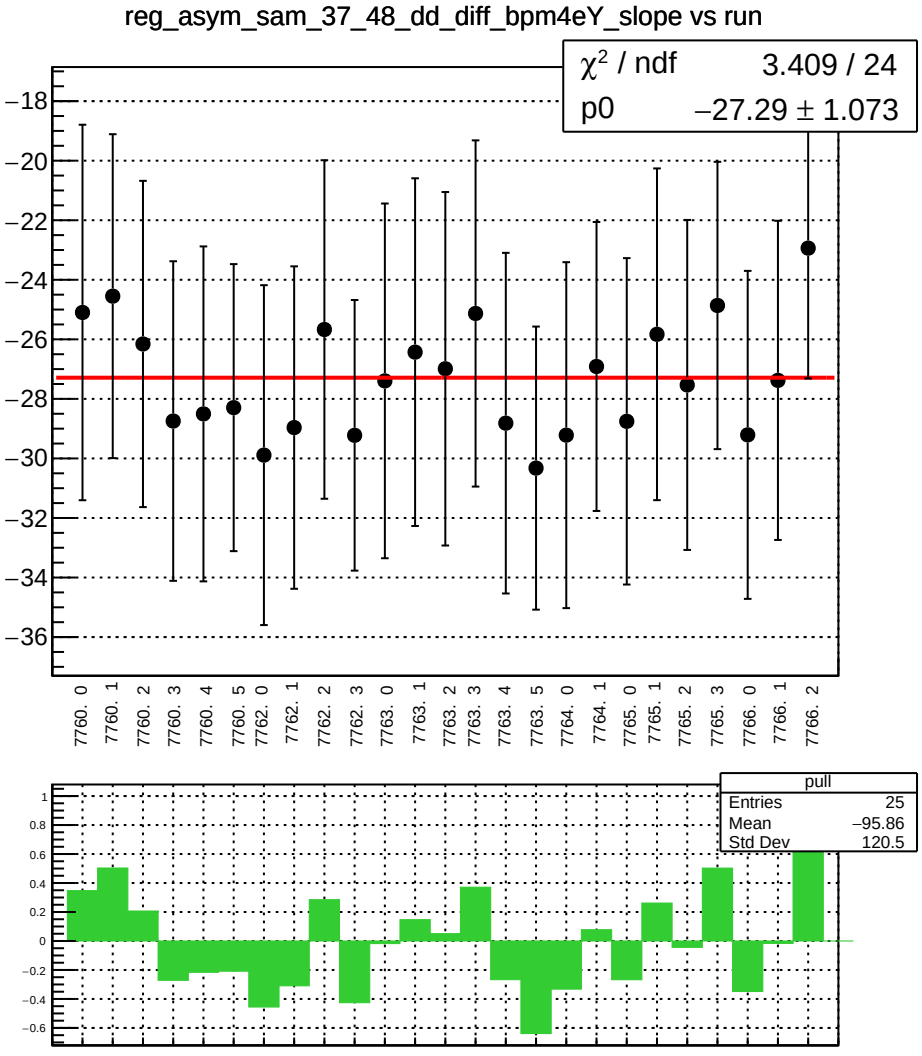
reg_asym_sam_37_48_dd_diff_bpm4eY_slope vs run
χ² / ndf 3.409 / 24
p0 −27.29 ± 1.073
−18
−20
−22
−24
−26
−28
−30
−32
−34
−36
7760. 0
7760. 1
7760. 2
7760. 3
7760. 4
7760. 5
7762. 0
7762. 1
7762. 2
7762. 3
7763. 0
7763. 1
7763. 2
7763. 3
7763. 4
7763. 5
7764. 0
7764. 1
7765. 0
7765. 1
7765. 2
7765. 3
7766. 0
7766. 1
7766. 2
pull
Entries 25
Mean −95.86
Std Dev 120.5
1
0.8
0.6
0.4
0.2
0
−0.2
−0.4
−0.6

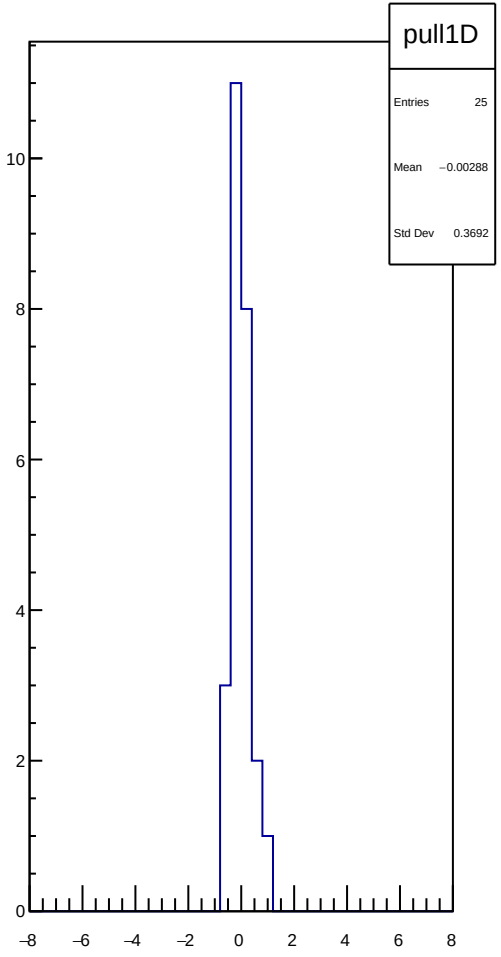
pull1D
Entries 25
Mean −0.00288
Std Dev 0.3692
10
8
6
4
2
0
−8
−6
−4
−2
0
2
4
6
8

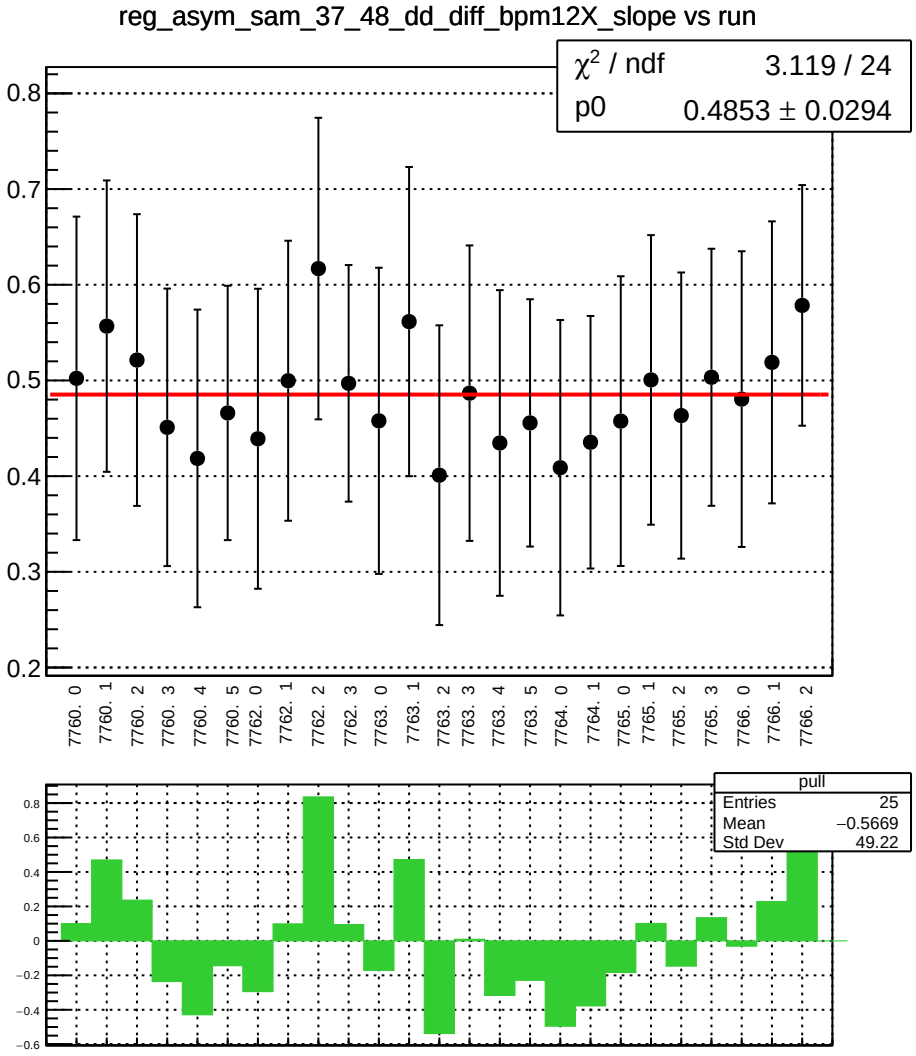
reg_asym_sam_37_48_dd_diff_bpm12X_slope vs run
χ² / ndf 3.119 / 24
p0 0.4853 ± 0.0294
0.8
0.7
0.6
0.5
0.4
0.3
0.2
7760. 0
7760. 1
7760. 2
7760. 3
7760. 4
7760. 5
7762. 0
7762. 1
7762. 2
7762. 3
7763. 0
7763. 1
7763. 2
7763. 3
7763. 4
7763. 5
7764. 0
7764. 1
7765. 0
7765. 1
7765. 2
7765. 3
7766. 0
7766. 1
7766. 2
pull
Entries 25
Mean −0.5669
Std Dev 49.22
0.8
0.6
0.4
0.2
0
−0.2
−0.4
−0.6

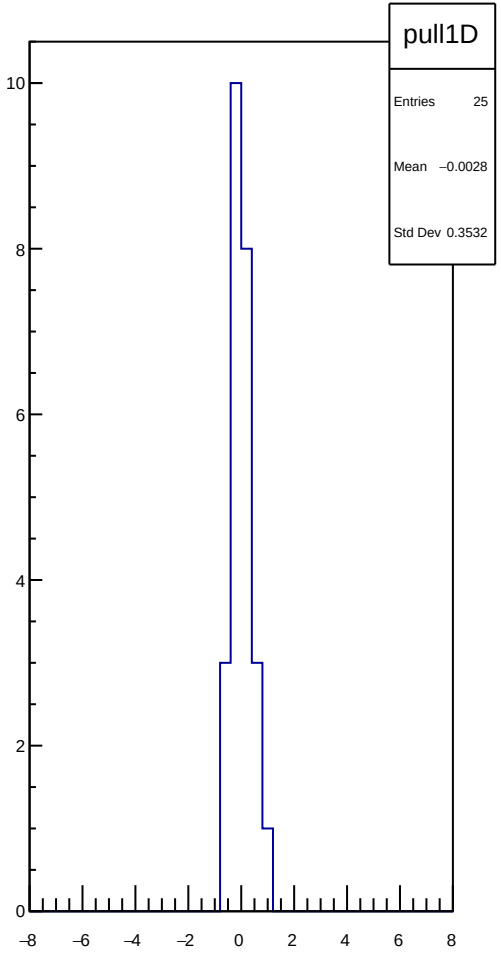
pull1D
Entries 25
Mean −0.0028
Std Dev 0.3532
10
8
6
4
2
0
−8
−6
−4
−2
0
2
4
6
8

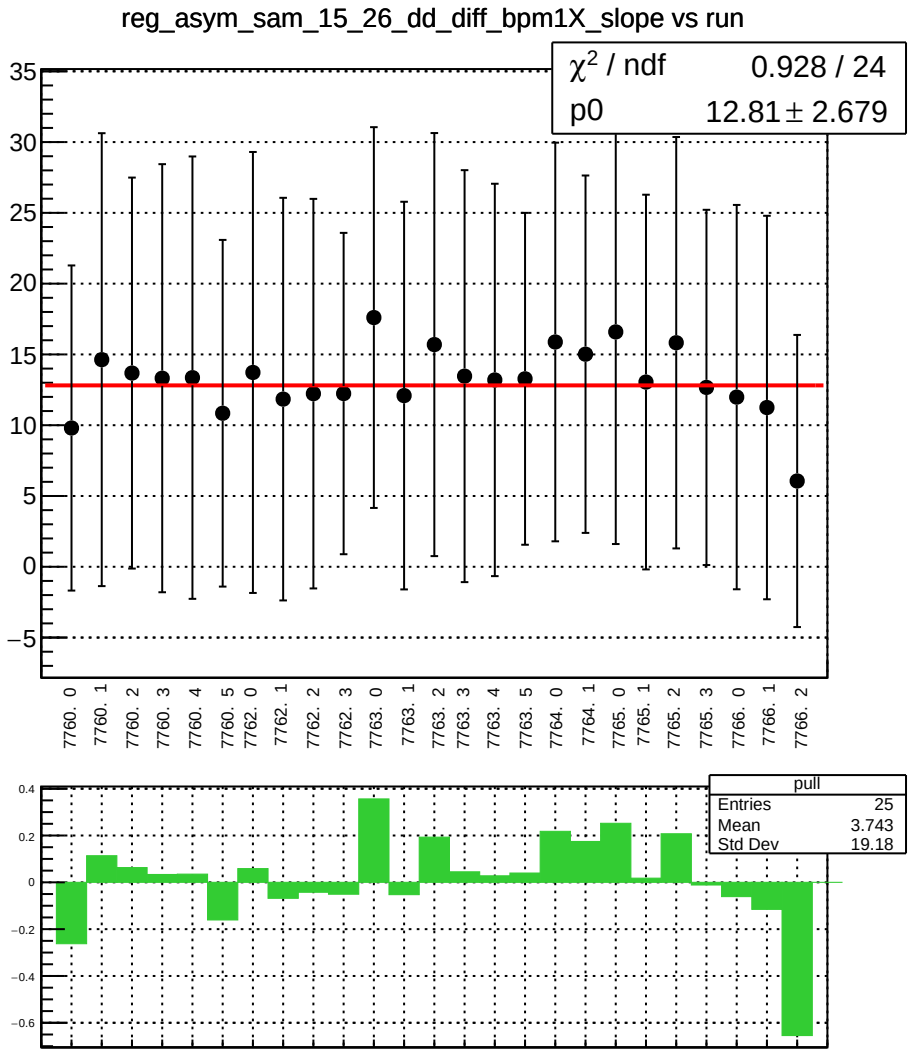
reg_asym_sam_15_26_dd_diff_bpm1X_slope vs run
χ² / ndf 0.928 / 24
p0 12.81 ± 2.679
7760. 0
7760. 1
7760. 2
7760. 3
7760. 4
7760. 5
7762. 0
7762. 1
7762. 2
7762. 3
7763. 0
7763. 1
7763. 2
7763. 3
7763. 4
7763. 5
7764. 0
7764. 1
7765. 0
7765. 1
7765. 2
7765. 3
7766. 0
7766. 1
7766. 2
pull
Entries 25
Mean 3.743
Std Dev 19.18

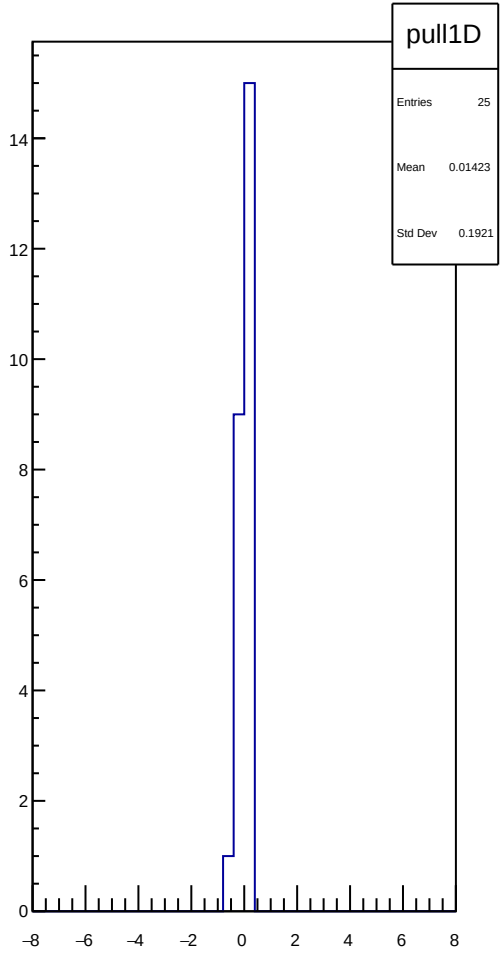
pull1D
Entries 25
Mean 0.01423
Std Dev 0.1921

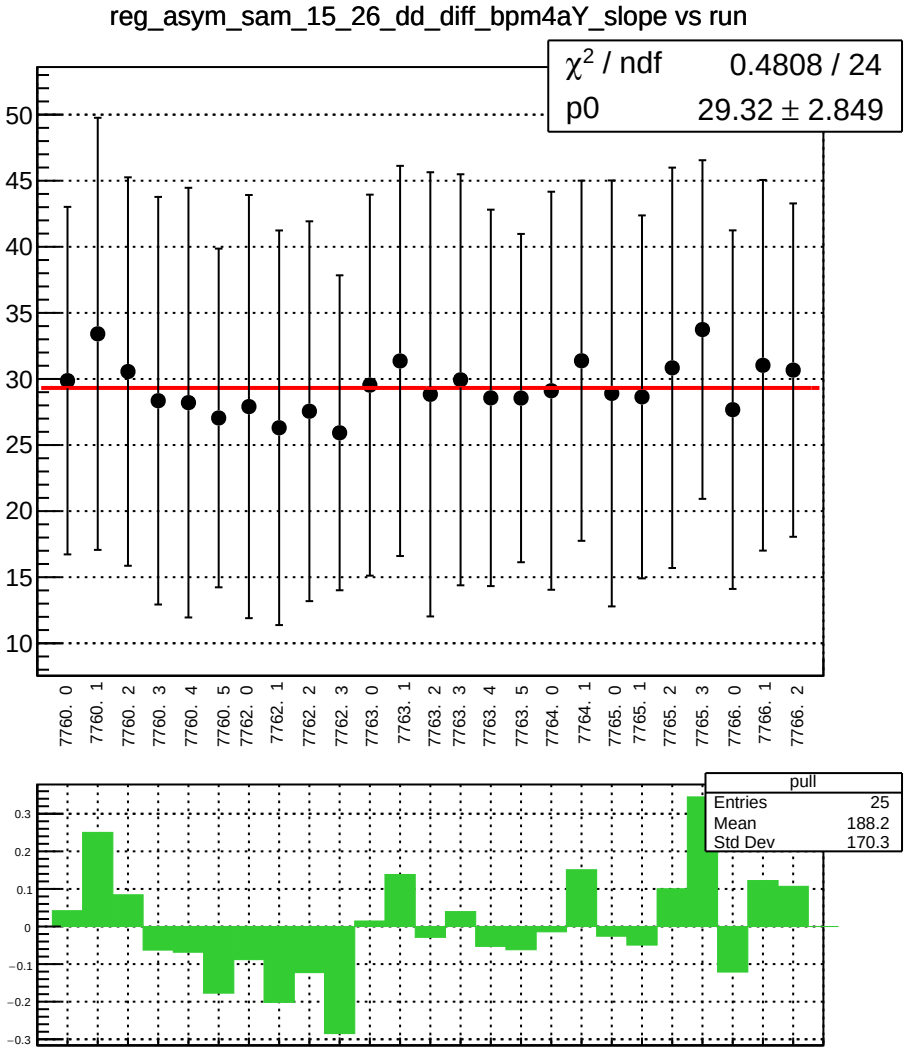
reg_asym_sam_15_26_dd_diff_bpm4aY_slope vs run
χ2 / ndf 0.4808 / 24
p0 29.32 ± 2.849
50
45
40
35
30
25
20
15
10
7760. 0
7760. 1
7760. 2
7760. 3
7760. 4
7760. 5
7762. 0
7762. 1
7762. 2
7762. 3
7763. 0
7763. 1
7763. 2
7763. 3
7763. 4
7763. 5
7764. 0
7764. 1
7765. 0
7765. 1
7765. 2
7765. 3
7766. 0
7766. 1
7766. 2
pull
Entries 25
Mean 188.2
Std Dev 170.3
0.3
0.2
0.1
0
−0.1
−0.2
−0.3

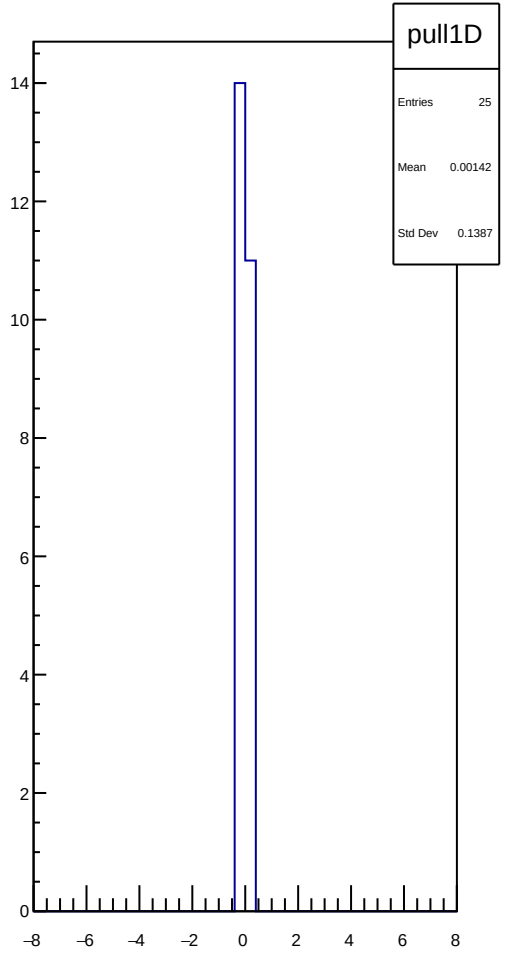
pull1D
Entries 25
Mean 0.00142
Std Dev 0.1387
14
12
10
8
6
4
2
0
−8
−6
−4
−2
0
2
4
6
8

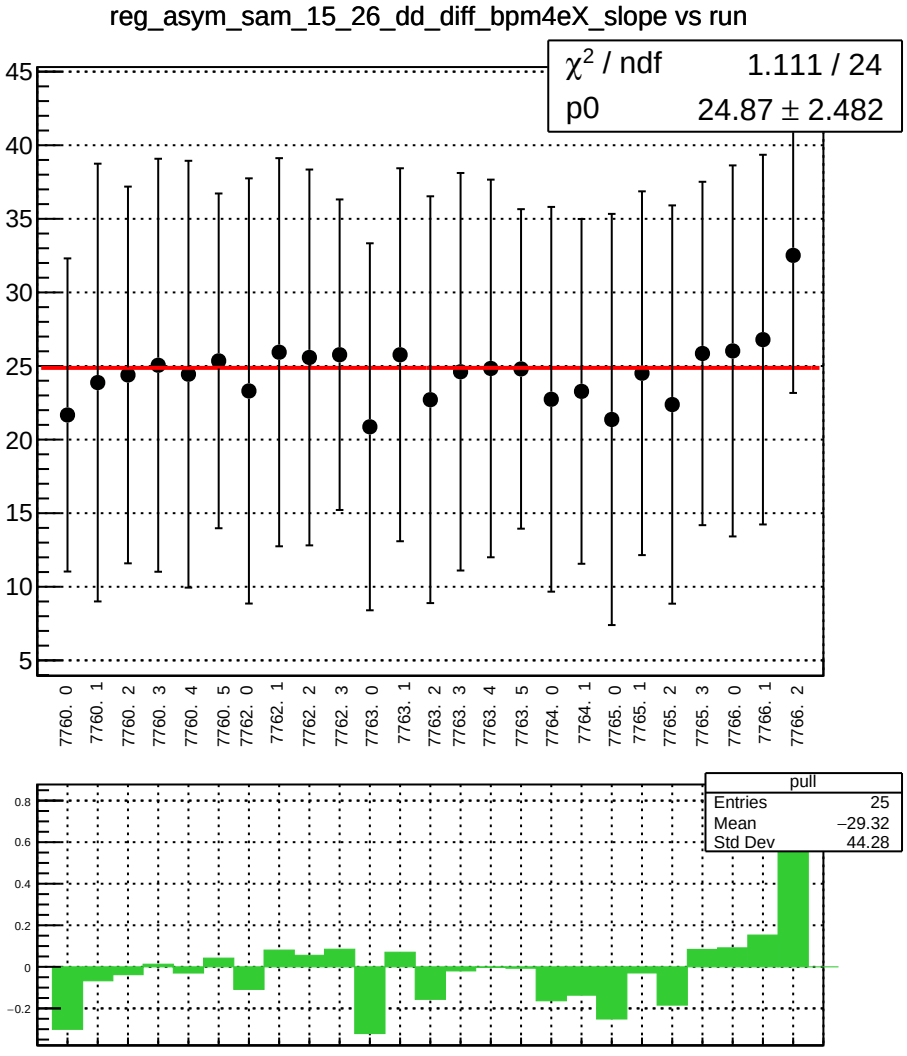
reg_asym_sam_15_26_dd_diff_bpm4eX_slope vs run
χ² / ndf 1.111 / 24
p0 24.87 ± 2.482
45
40
35
30
25
20
15
10
5
7760. 0
7760. 1
7760. 2
7760. 3
7760. 4
7760. 5
7762. 0
7762. 1
7762. 2
7762. 3
7763. 0
7763. 1
7763. 2
7763. 3
7763. 4
7763. 5
7764. 0
7764. 1
7765. 0
7765. 1
7765. 2
7765. 3
7766. 0
7766. 1
7766. 2
pull
Entries 25
Mean −29.32
Std Dev 44.28
0.8
0.6
0.4
0.2
0
−0.2

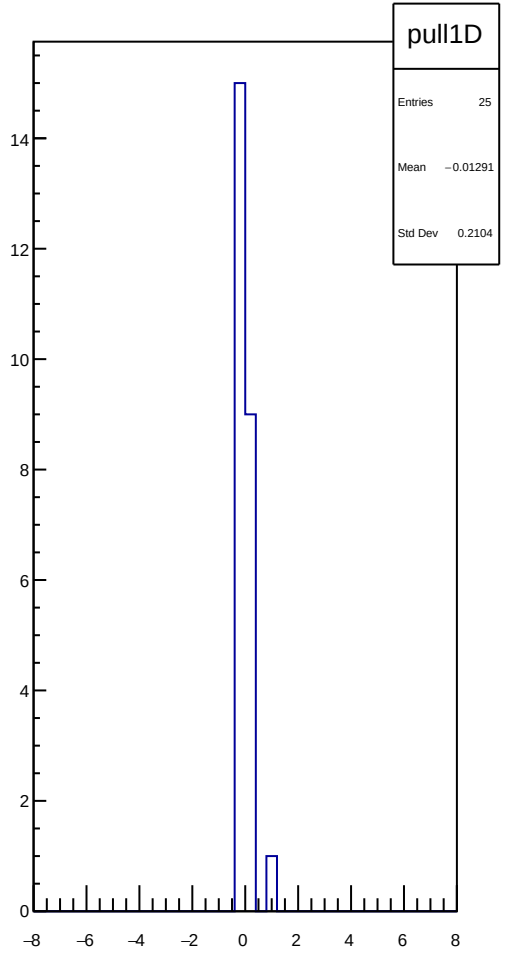
pull1D
Entries 25
Mean −0.01291
Std Dev 0.2104
14
12
10
8
6
4
2
0
−8
−6
−4
−2
0
2
4
6
8

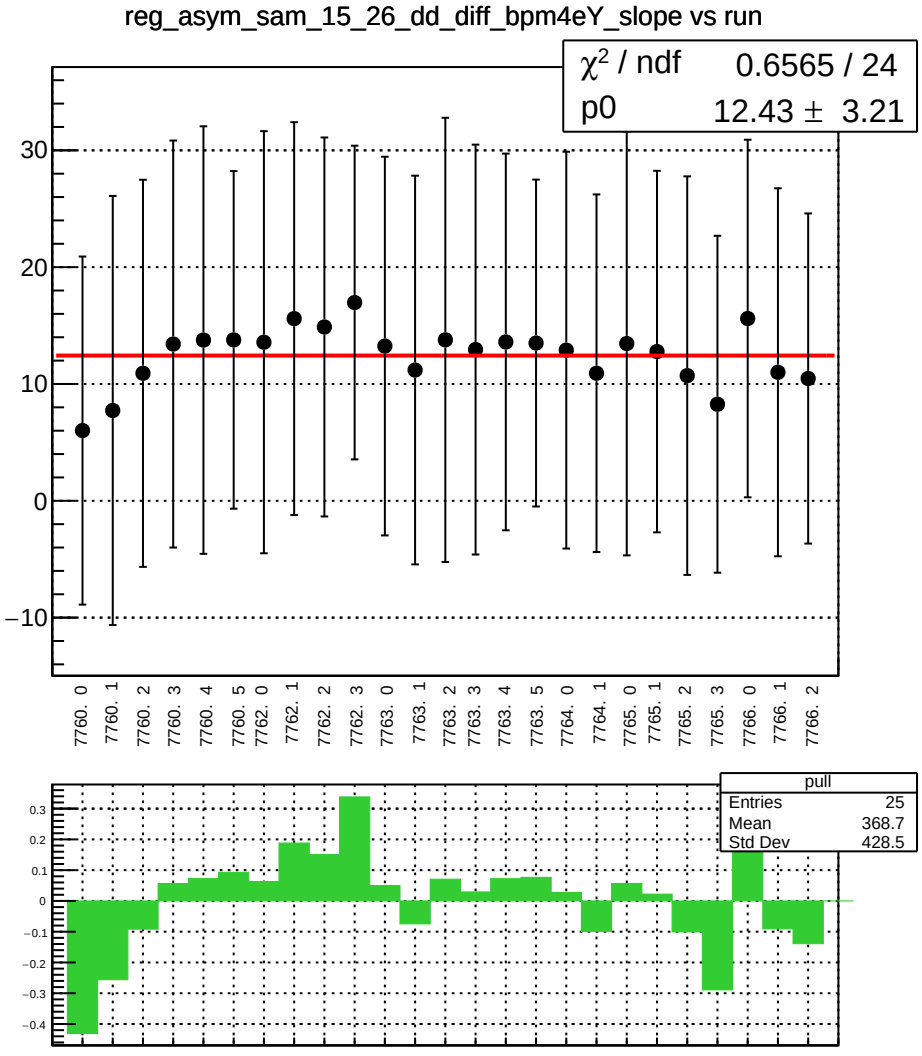
reg_asym_sam_15_26_dd_diff_bpm4eY_slope vs run
χ² / ndf 0.6565 / 24
p0 12.43 ± 3.21
30
20
10
0
−10
7760. 0
7760. 1
7760. 2
7760. 3
7760. 4
7760. 5
7762. 0
7762. 1
7762. 2
7762. 3
7763. 0
7763. 1
7763. 2
7763. 3
7763. 4
7763. 5
7764. 0
7764. 1
7765. 0
7765. 1
7765. 2
7765. 3
7766. 0
7766. 1
7766. 2
pull
Entries 25
Mean 368.7
Std Dev 428.5
0.3
0.2
0.1
0
−0.1
−0.2
−0.3
−0.4

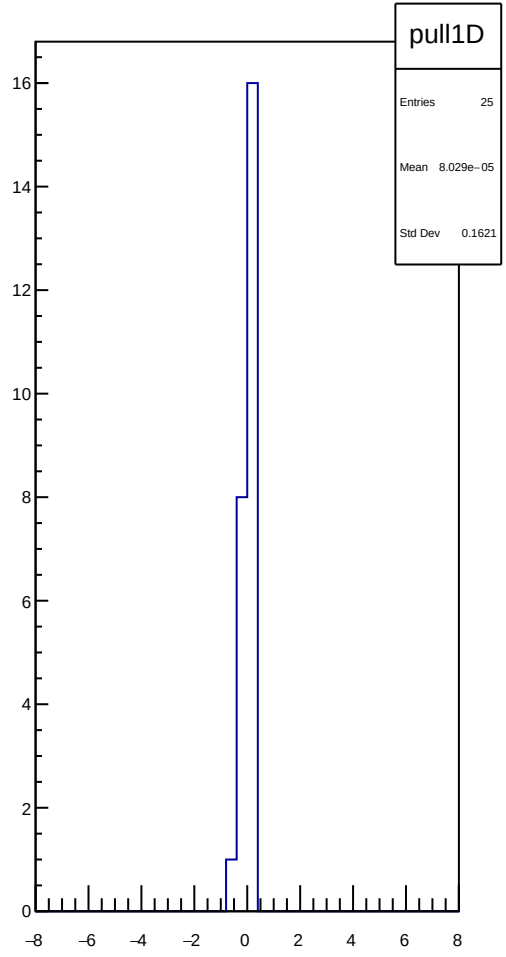
pull1D
Entries 25
Mean 8.029e−05
Std Dev 0.1621
16
14
12
10
8
6
4
2
0
−8
−6
−4
−2
0
2
4
6
8

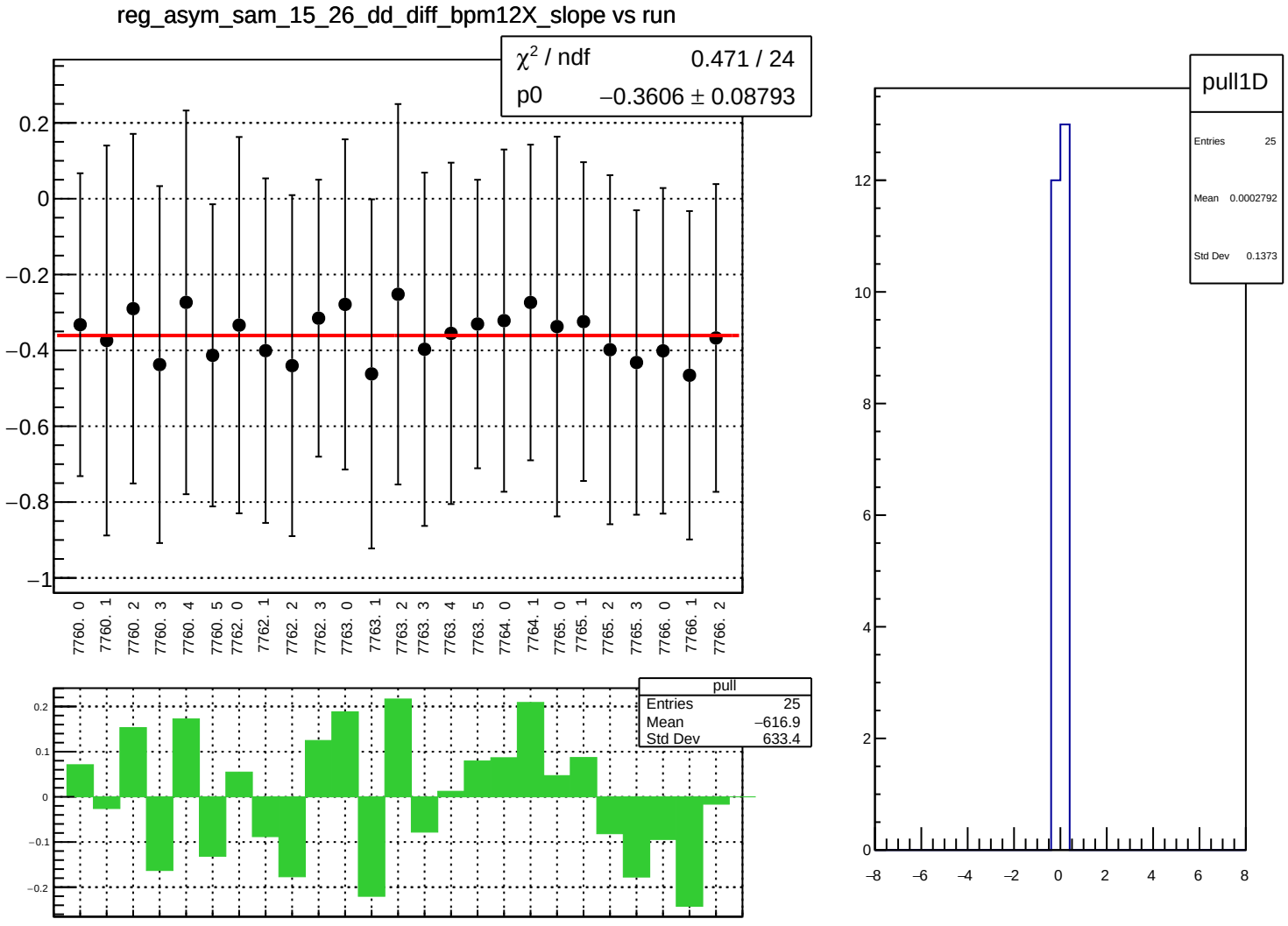
reg_asym_sam_15_26_dd_diff_bpm12X_slope vs run
χ² / ndf 0.471 / 24
p0 −0.3606 ± 0.08793
0.2
0
−0.2
−0.4
−0.6
−0.8
−1
7760. 0
7760. 1
7760. 2
7760. 3
7760. 4
7760. 5
7762. 0
7762. 1
7762. 2
7762. 3
7763. 0
7763. 1
7763. 2
7763. 3
7763. 4
7763. 5
7764. 0
7764. 1
7765. 0
7765. 1
7765. 2
7765. 3
7766. 0
7766. 1
7766. 2
pull
Entries 25
Mean −616.9
Std Dev 633.4
0.2
0.1
0
−0.1
−0.2
pull1D
Entries 25
Mean 0.0002792
Std Dev 0.1373
12
10
8
6
4
2
0
−8
−6
−4
−2
0
2
4
6
8

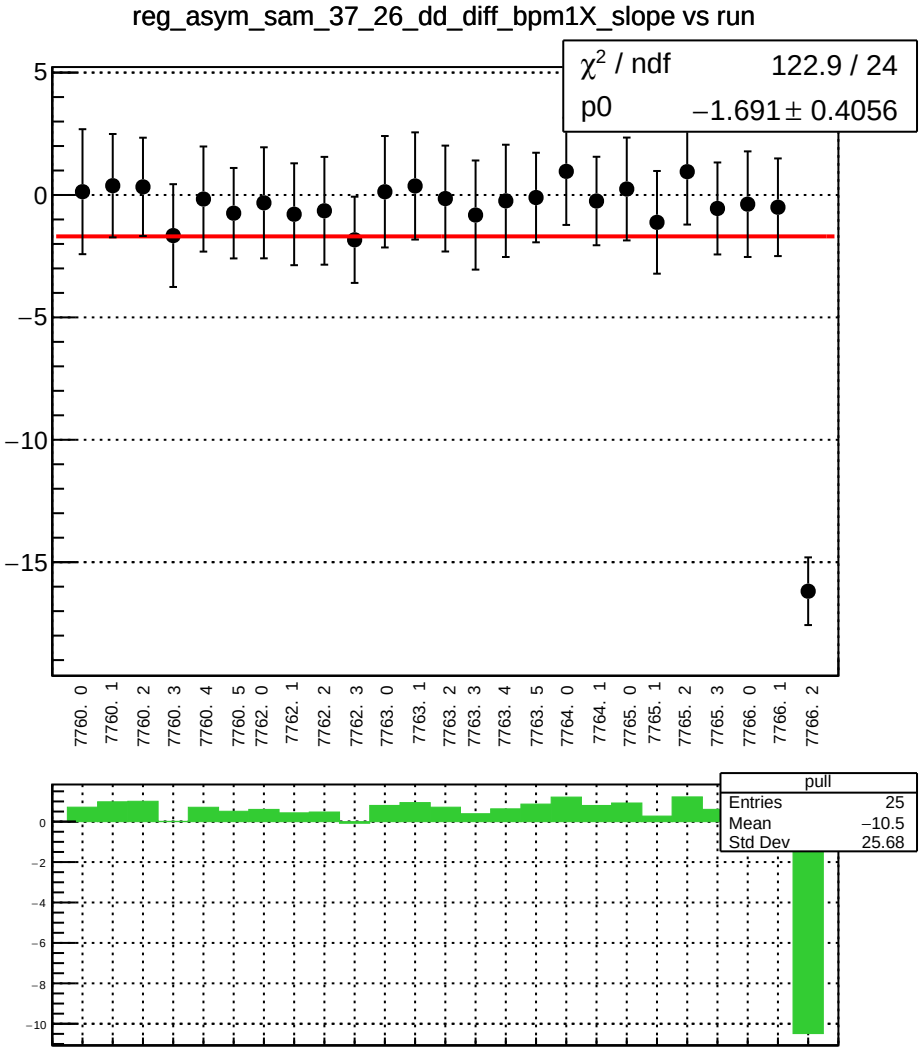
reg_asym_sam_37_26_dd_diff_bpm1X_slope vs run
χ² / ndf 122.9 / 24
p0 −1.691 ± 0.4056
5
0
−5
−10
−15
7760. 0
7760. 1
7760. 2
7760. 3
7760. 4
7760. 5
7762. 0
7762. 1
7762. 2
7762. 3
7763. 0
7763. 1
7763. 2
7763. 3
7763. 4
7763. 5
7764. 0
7764. 1
7765. 0
7765. 1
7765. 2
7765. 3
7766. 0
7766. 1
7766. 2
pull
Entries 25
Mean −10.5
Std Dev 25.68
0
−2
−4
−6
−8
−10

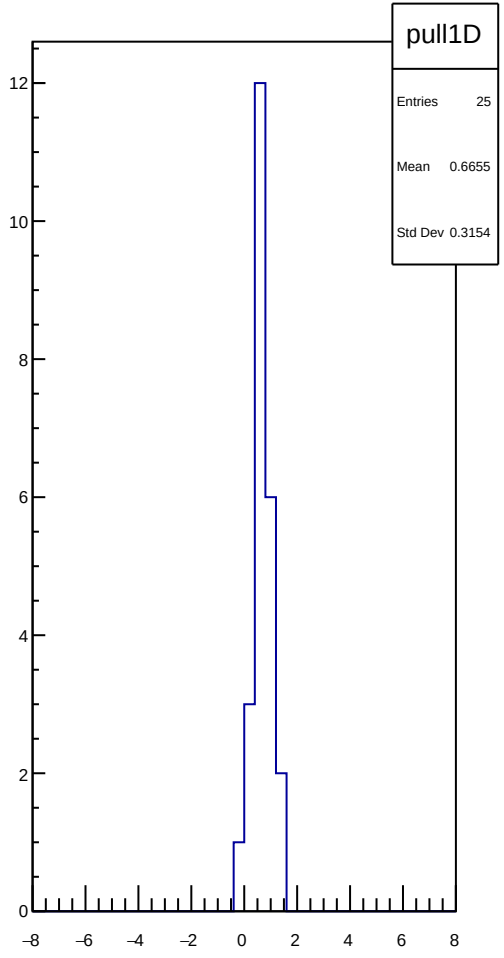
pull1D
Entries 25
Mean 0.6655
Std Dev 0.3154
12
10
8
6
4
2
0
−8
−6
−4
−2
0
2
4
6
8

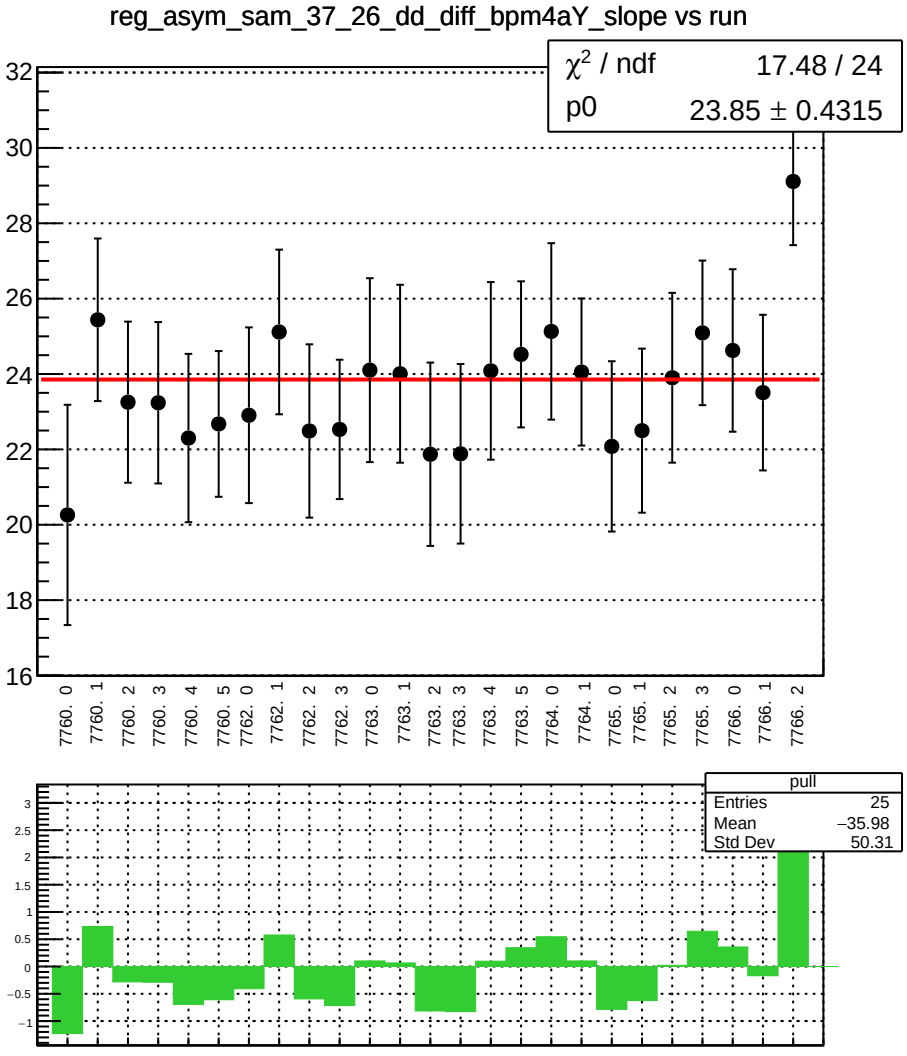
reg_asym_sam_37_26_dd_diff_bpm4aY_slope vs run
χ² / ndf 17.48 / 24
p0 23.85 ± 0.4315
32
30
28
26
24
22
20
18
16
7760. 0
7760. 1
7760. 2
7760. 3
7760. 4
7760. 5
7762. 0
7762. 1
7762. 2
7762. 3
7763. 0
7763. 1
7763. 2
7763. 3
7763. 4
7763. 5
7764. 0
7764. 1
7765. 0
7765. 1
7765. 2
7765. 3
7766. 0
7766. 1
7766. 2
pull
Entries 25
Mean −35.98
Std Dev 50.31
3
2.5
2
1.5
1
0.5
0
−0.5
−1

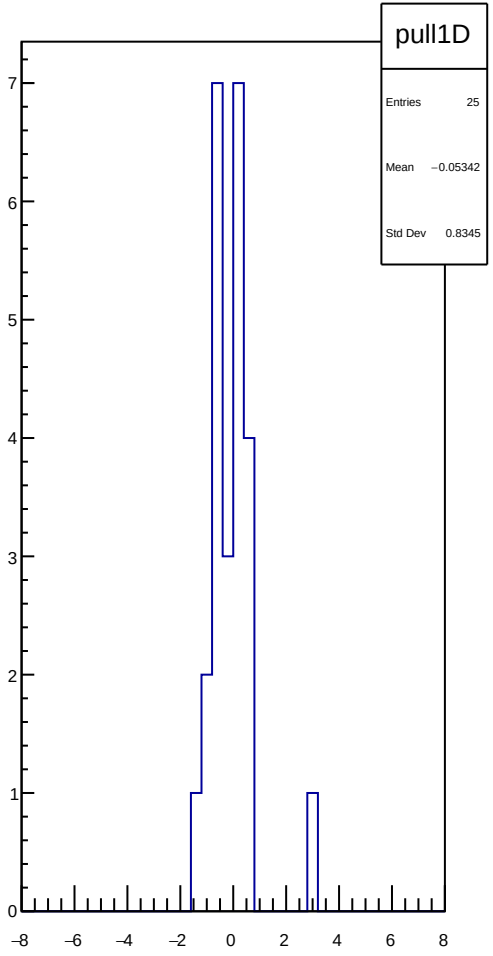
pull1D
Entries 25
Mean −0.05342
Std Dev 0.8345
7
6
5
4
3
2
1
0
−8
−6
−4
−2
0
2
4
6
8

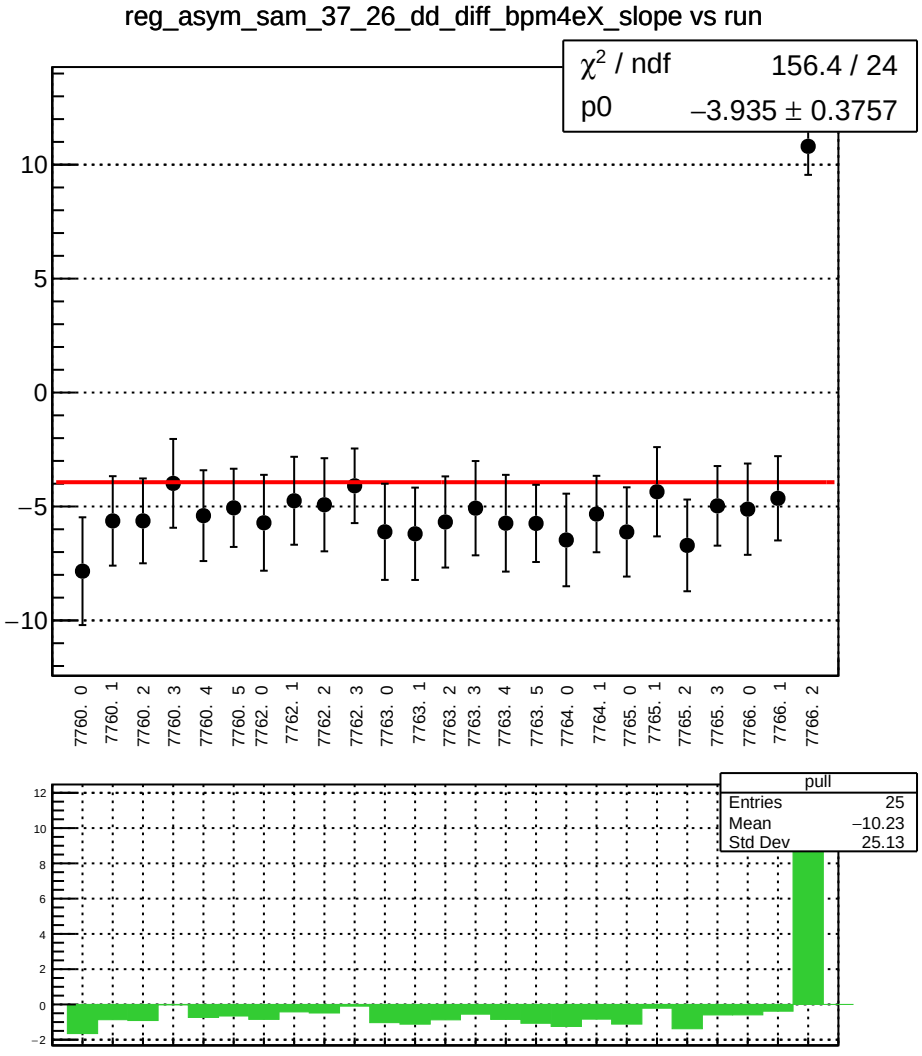
reg_asym_sam_37_26_dd_diff_bpm4eX_slope vs run
χ² / ndf 156.4 / 24
p0 −3.935 ± 0.3757
10
5
0
−5
−10
7760. 0
7760. 1
7760. 2
7760. 3
7760. 4
7760. 5
7762. 0
7762. 1
7762. 2
7762. 3
7763. 0
7763. 1
7763. 2
7763. 3
7763. 4
7763. 5
7764. 0
7764. 1
7765. 0
7765. 1
7765. 2
7765. 3
7766. 0
7766. 1
7766. 2
pull
Entries 25
Mean −10.23
Std Dev 25.13
12
10
8
6
4
2
0
−2

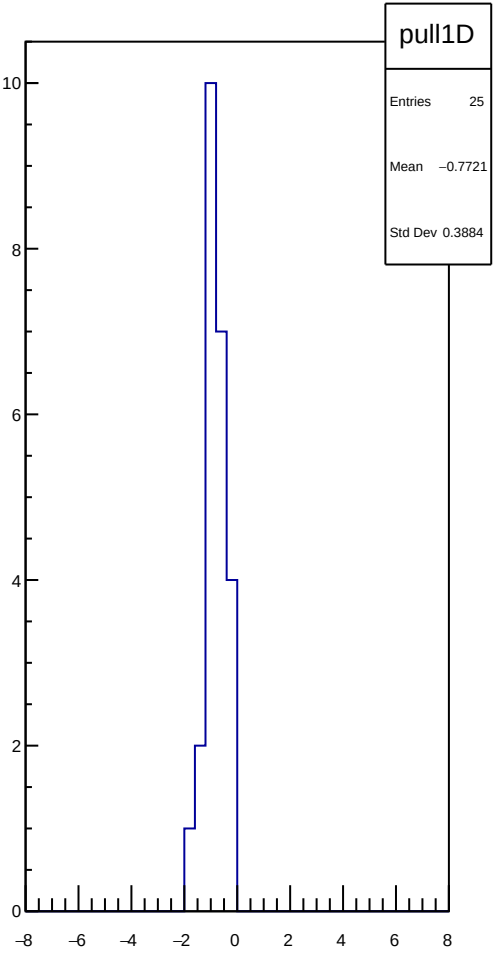
pull1D
Entries 25
Mean −0.7721
Std Dev 0.3884
10
8
6
4
2
0
−8
−6
−4
−2
0
2
4
6
8

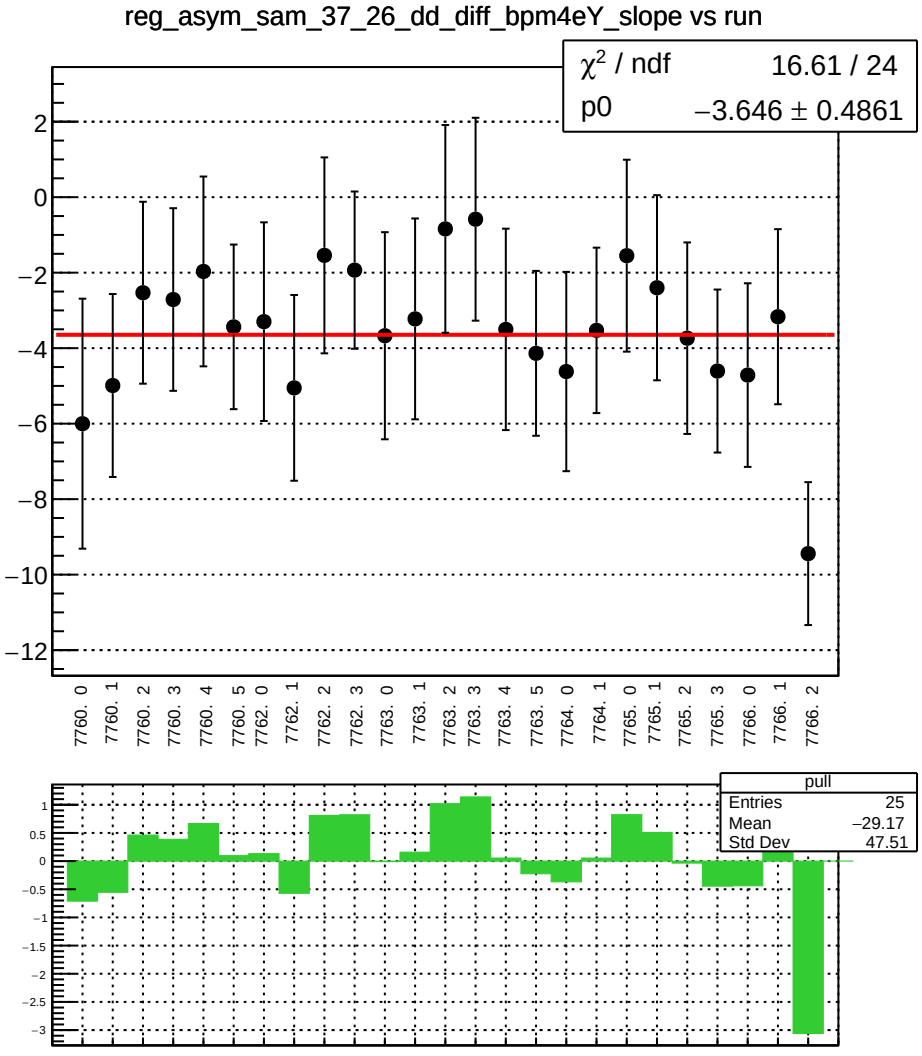
reg_asym_sam_37_26_dd_diff_bpm4eY_slope vs run
χ² / ndf 16.61 / 24
p0 −3.646 ± 0.4861
2
0
−2
−4
−6
−8
−10
−12
7760. 0
7760. 1
7760. 2
7760. 3
7760. 4
7760. 5
7762. 0
7762. 1
7762. 2
7762. 3
7763. 0
7763. 1
7763. 2
7763. 3
7763. 4
7763. 5
7764. 0
7764. 1
7765. 0
7765. 1
7765. 2
7765. 3
7766. 0
7766. 1
7766. 2
pull
Entries 25
Mean −29.17
Std Dev 47.51
1
0.5
0
−0.5
−1
−1.5
−2
−2.5
−3

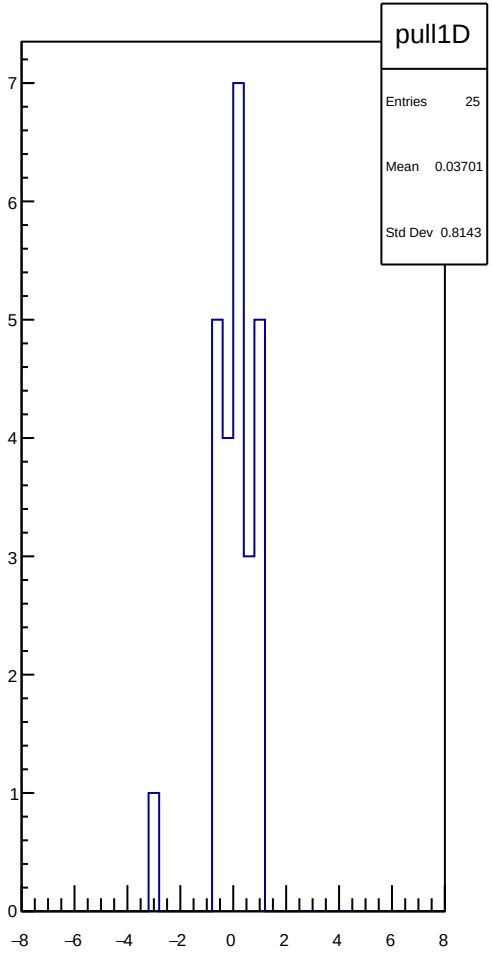
pull1D
Entries 25
Mean 0.03701
Std Dev 0.8143
7
6
5
4
3
2
1
0
−8
−6
−4
−2
0
2
4
6
8

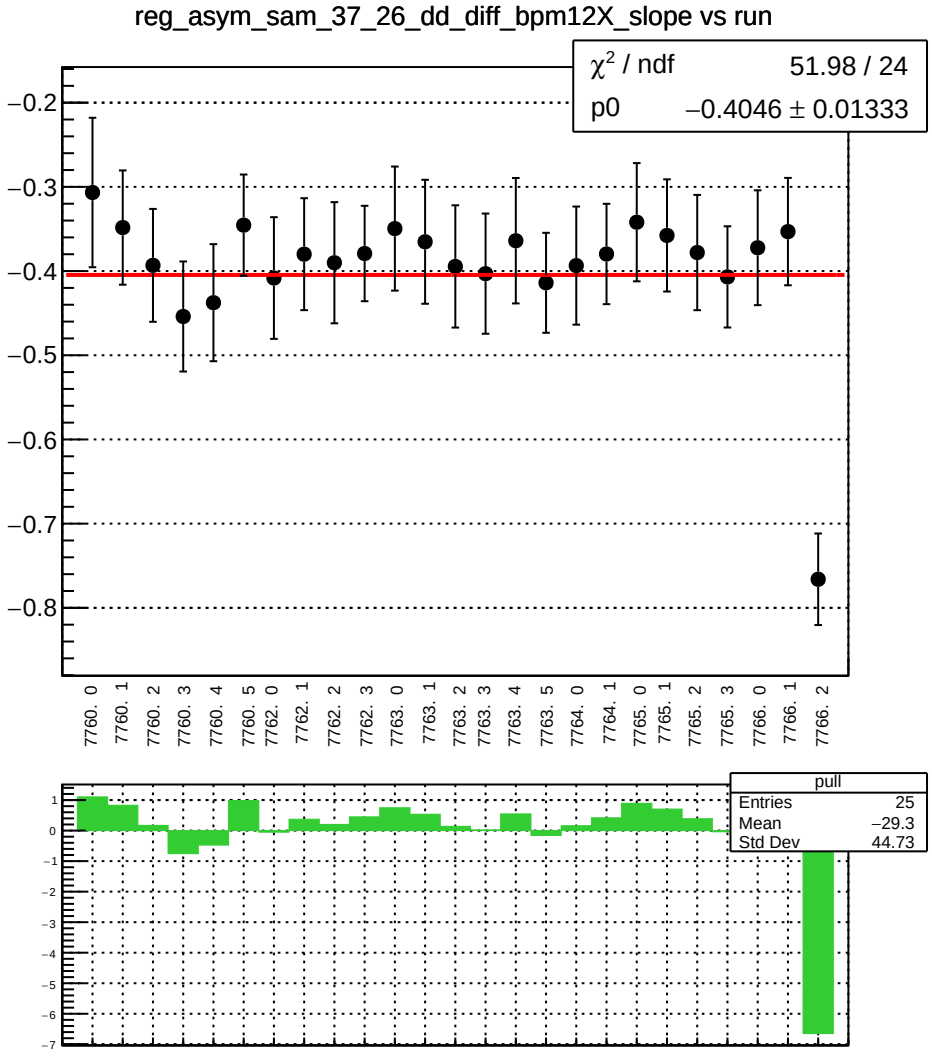
reg_asym_sam_37_26_dd_diff_bpm12X_slope vs run
χ² / ndf 51.98 / 24
p0 −0.4046 ± 0.01333
−0.2
−0.3
−0.4
−0.5
−0.6
−0.7
−0.8
7760. 0
7760. 1
7760. 2
7760. 3
7760. 4
7760. 5
7762. 0
7762. 1
7762. 2
7762. 3
7763. 0
7763. 1
7763. 2
7763. 3
7763. 4
7763. 5
7764. 0
7764. 1
7765. 0
7765. 1
7765. 2
7765. 3
7766. 0
7766. 1
7766. 2
pull
Entries 25
Mean −29.3
Std Dev 44.73

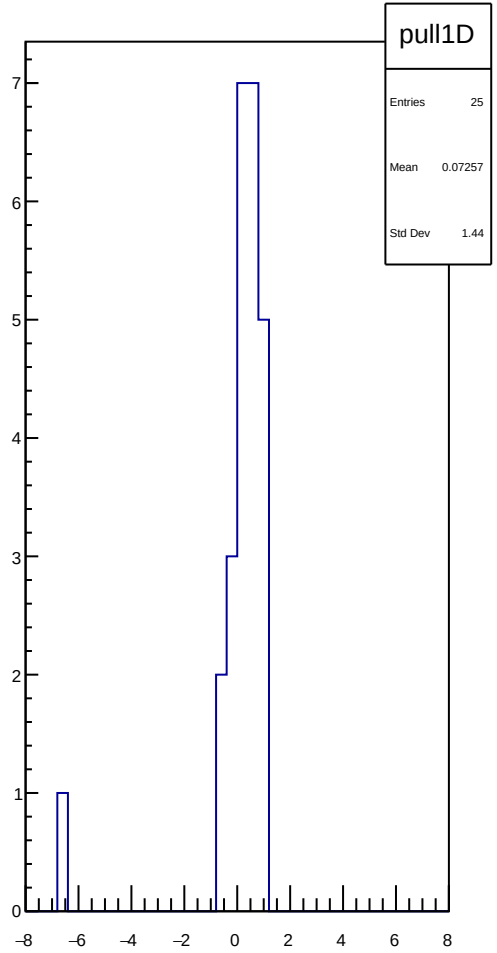
pull1D
Entries 25
Mean 0.07257
Std Dev 1.44

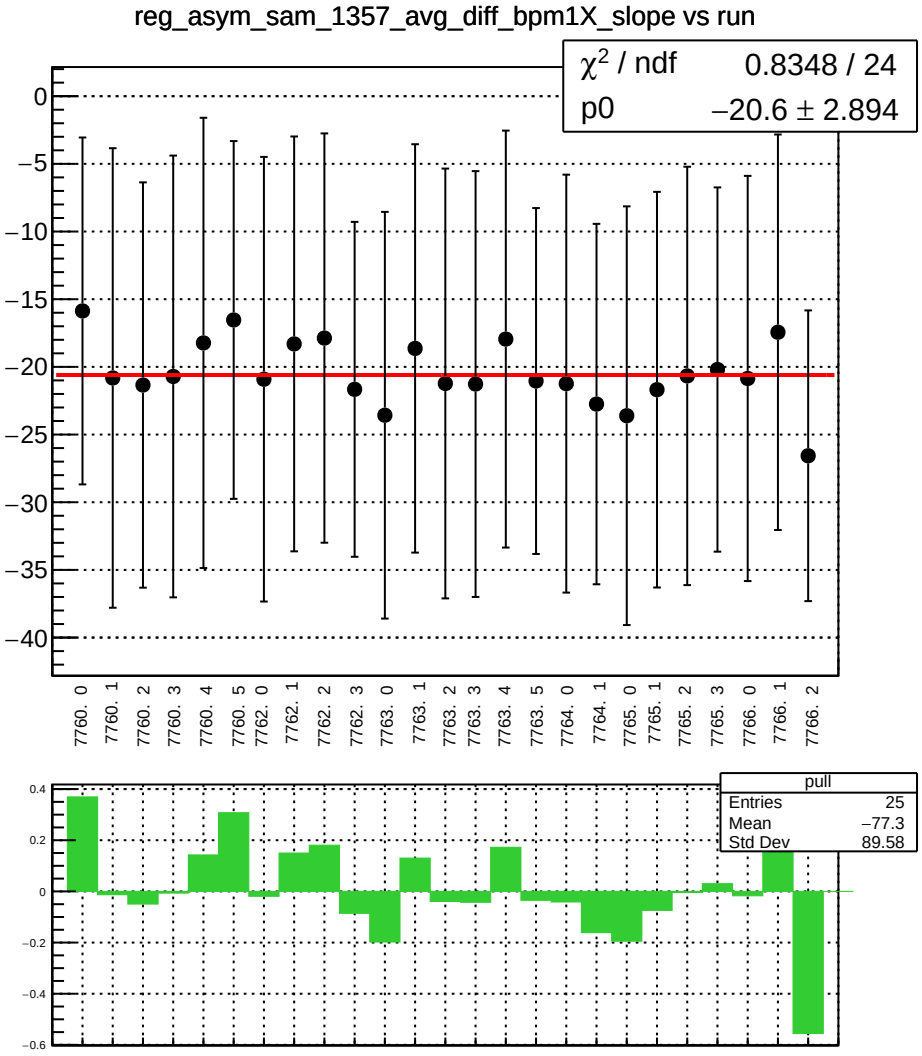
reg_asym_sam_1357_avg_diff_bpm1X_slope vs run
χ² / ndf 0.8348 / 24
p0 −20.6 ± 2.894
0
−5
−10
−15
−20
−25
−30
−35
−40
7760. 0
7760. 1
7760. 2
7760. 3
7760. 4
7760. 5
7762. 0
7762. 1
7762. 2
7762. 3
7763. 0
7763. 1
7763. 2
7763. 3
7763. 4
7763. 5
7764. 0
7764. 1
7765. 0
7765. 1
7765. 2
7765. 3
7766. 0
7766. 1
7766. 2
pull
Entries 25
Mean −77.3
Std Dev 89.58
0.4
0.2
0
−0.2
−0.4
−0.6

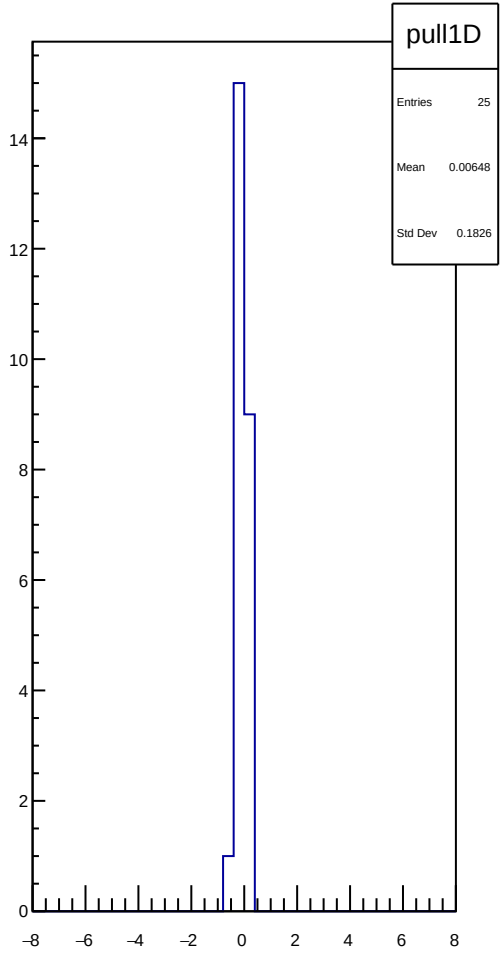
pull1D
Entries 25
Mean 0.00648
Std Dev 0.1826
14
12
10
8
6
4
2
0
−8
−6
−4
−2
0
2
4
6
8

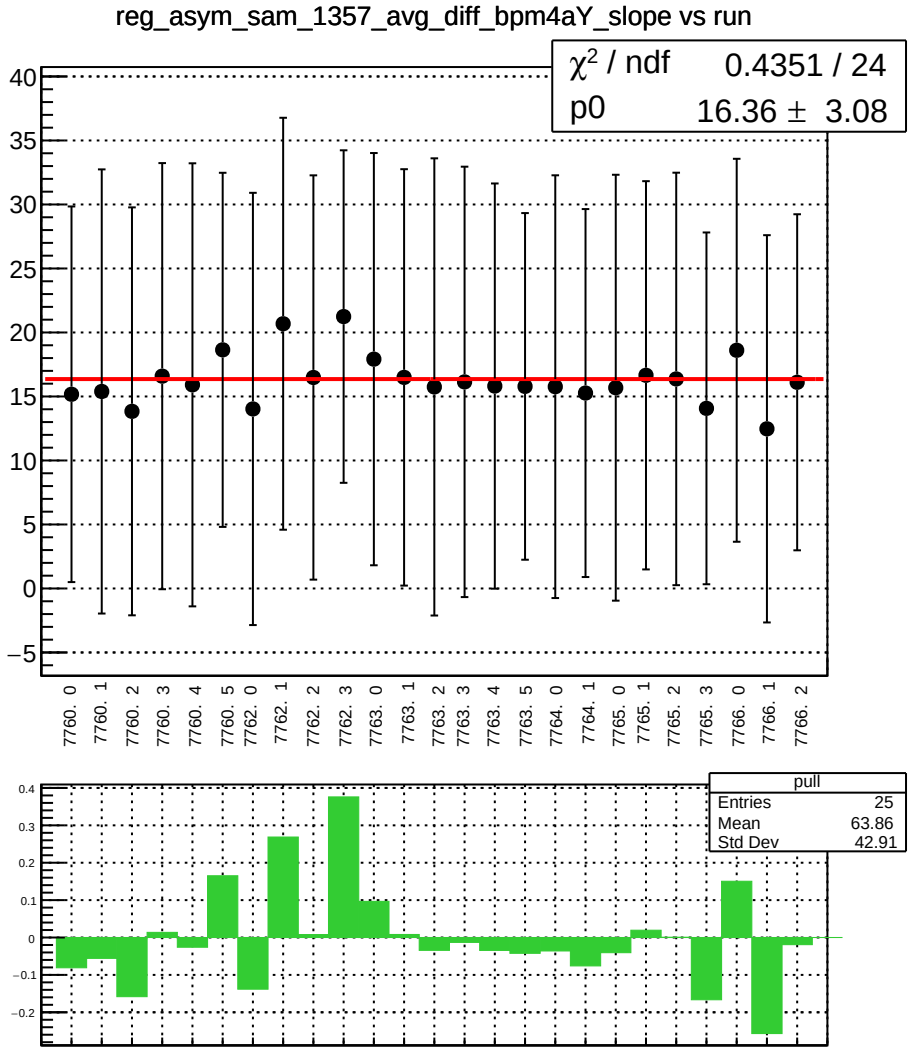
reg_asym_sam_1357_avg_diff_bpm4aY_slope vs run
χ² / ndf 0.4351 / 24
p0 16.36 ± 3.08
40
35
30
25
20
15
10
5
0
−5
7760. 0
7760. 1
7760. 2
7760. 3
7760. 4
7760. 5
7762. 0
7762. 1
7762. 2
7762. 3
7763. 0
7763. 1
7763. 2
7763. 3
7763. 4
7763. 5
7764. 0
7764. 1
7765. 0
7765. 1
7765. 2
7765. 3
7766. 0
7766. 1
7766. 2
pull
Entries 25
Mean 63.86
Std Dev 42.91
0.4
0.3
0.2
0.1
0
−0.1
−0.2

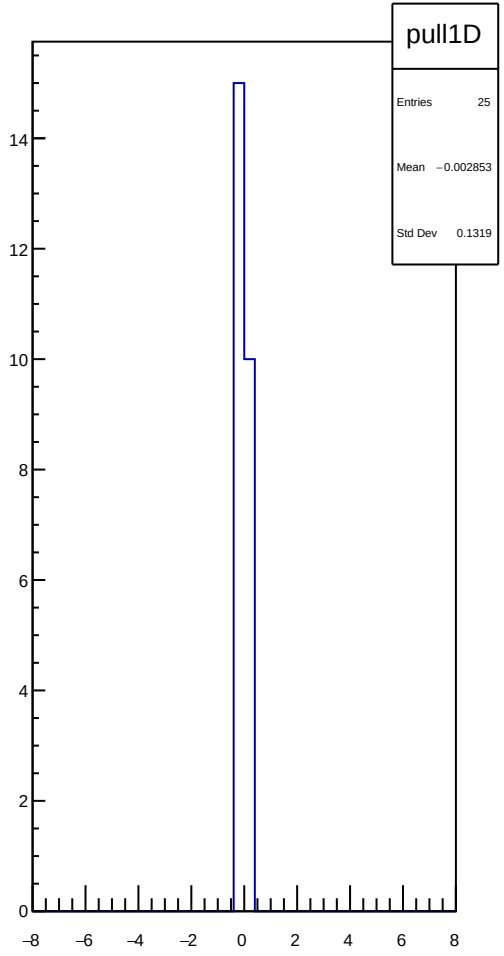
pull1D
Entries 25
Mean −0.002853
Std Dev 0.1319
14
12
10
8
6
4
2
0
−8
−6
−4
−2
0
2
4
6
8

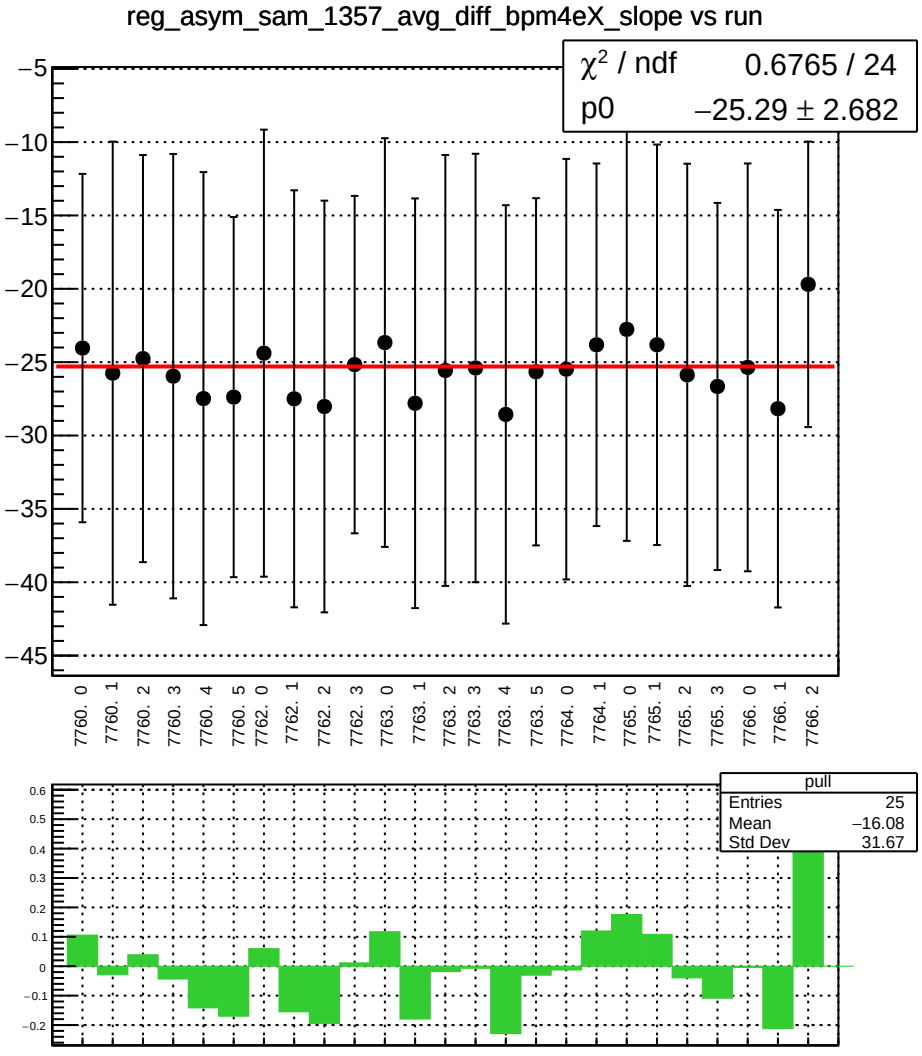
reg_asym_sam_1357_avg_diff_bpm4eX_slope vs run
χ² / ndf 0.6765 / 24
p0 −25.29 ± 2.682
−5
−10
−15
−20
−25
−30
−35
−40
−45
7760. 0
7760. 1
7760. 2
7760. 3
7760. 4
7760. 5
7762. 0
7762. 1
7762. 2
7762. 3
7763. 0
7763. 1
7763. 2
7763. 3
7763. 4
7763. 5
7764. 0
7764. 1
7765. 0
7765. 1
7765. 2
7765. 3
7766. 0
7766. 1
7766. 2
pull
Entries 25
Mean −16.08
Std Dev 31.67
0.6
0.5
0.4
0.3
0.2
0.1
0
−0.1
−0.2

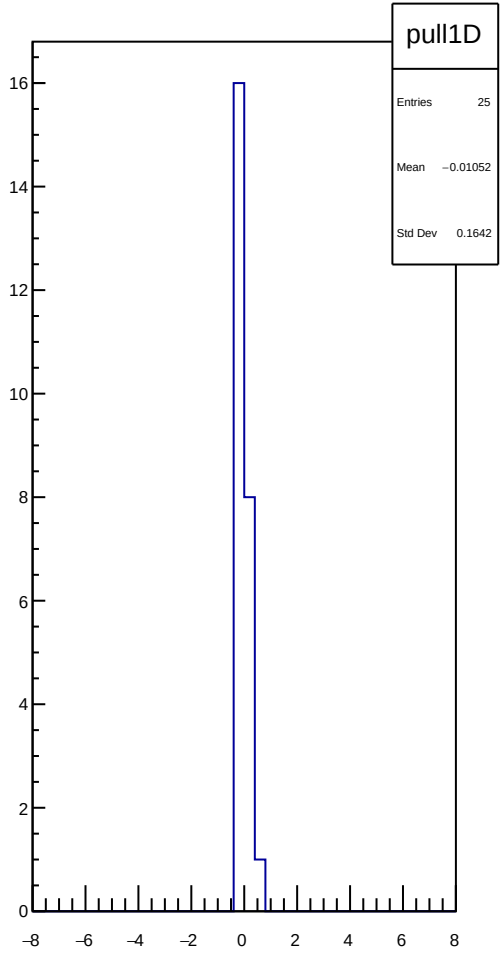
pull1D
Entries 25
Mean −0.01052
Std Dev 0.1642
16
14
12
10
8
6
4
2
0
−8
−6
−4
−2
0
2
4
6
8

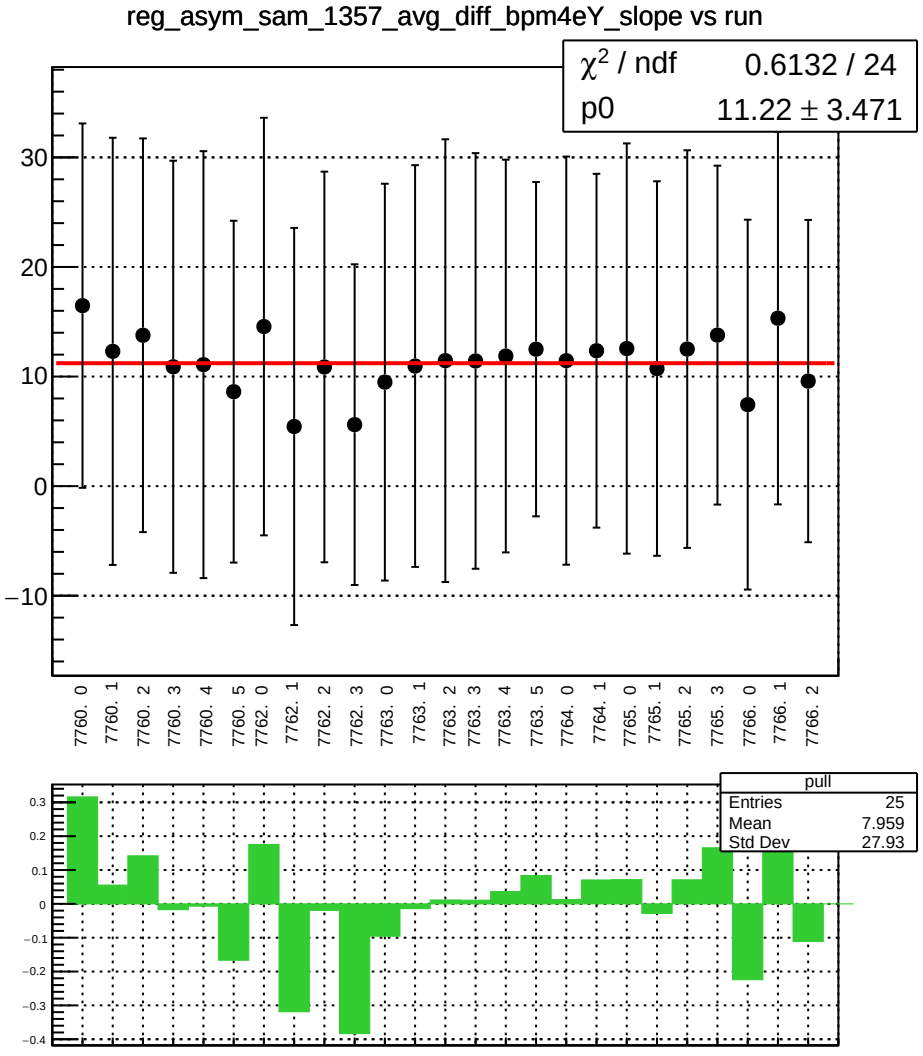
reg_asym_sam_1357_avg_diff_bpm4eY_slope vs run
χ² / ndf 0.6132 / 24
p0 11.22 ± 3.471
30
20
10
0
−10
7760. 0
7760. 1
7760. 2
7760. 3
7760. 4
7760. 5
7762. 0
7762. 1
7762. 2
7762. 3
7763. 0
7763. 1
7763. 2
7763. 3
7763. 4
7763. 5
7764. 0
7764. 1
7765. 0
7765. 1
7765. 2
7765. 3
7766. 0
7766. 1
7766. 2
pull
Entries 25
Mean 7.959
Std Dev 27.93
0.3
0.2
0.1
0
−0.1
−0.2
−0.3
−0.4

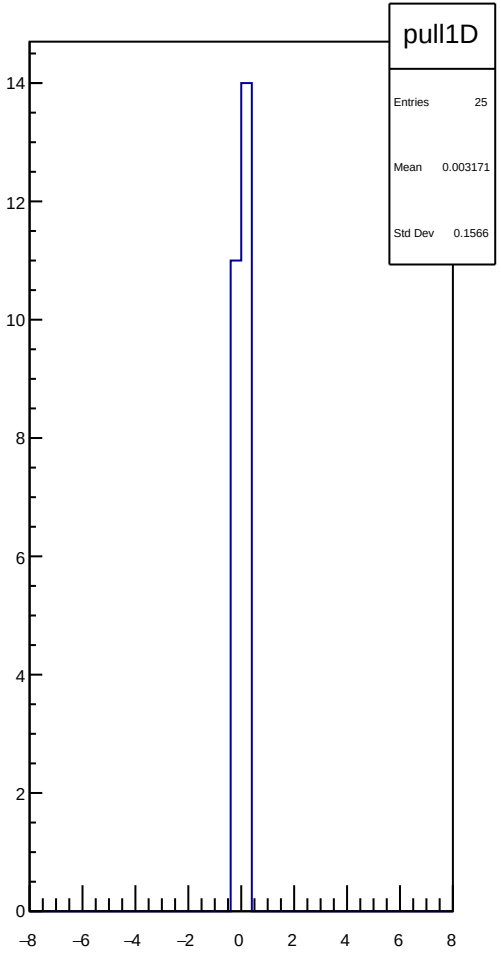
pull1D
Entries 25
Mean 0.003171
Std Dev 0.1566
14
12
10
8
6
4
2
0
−8
−6
−4
−2
0
2
4
6
8

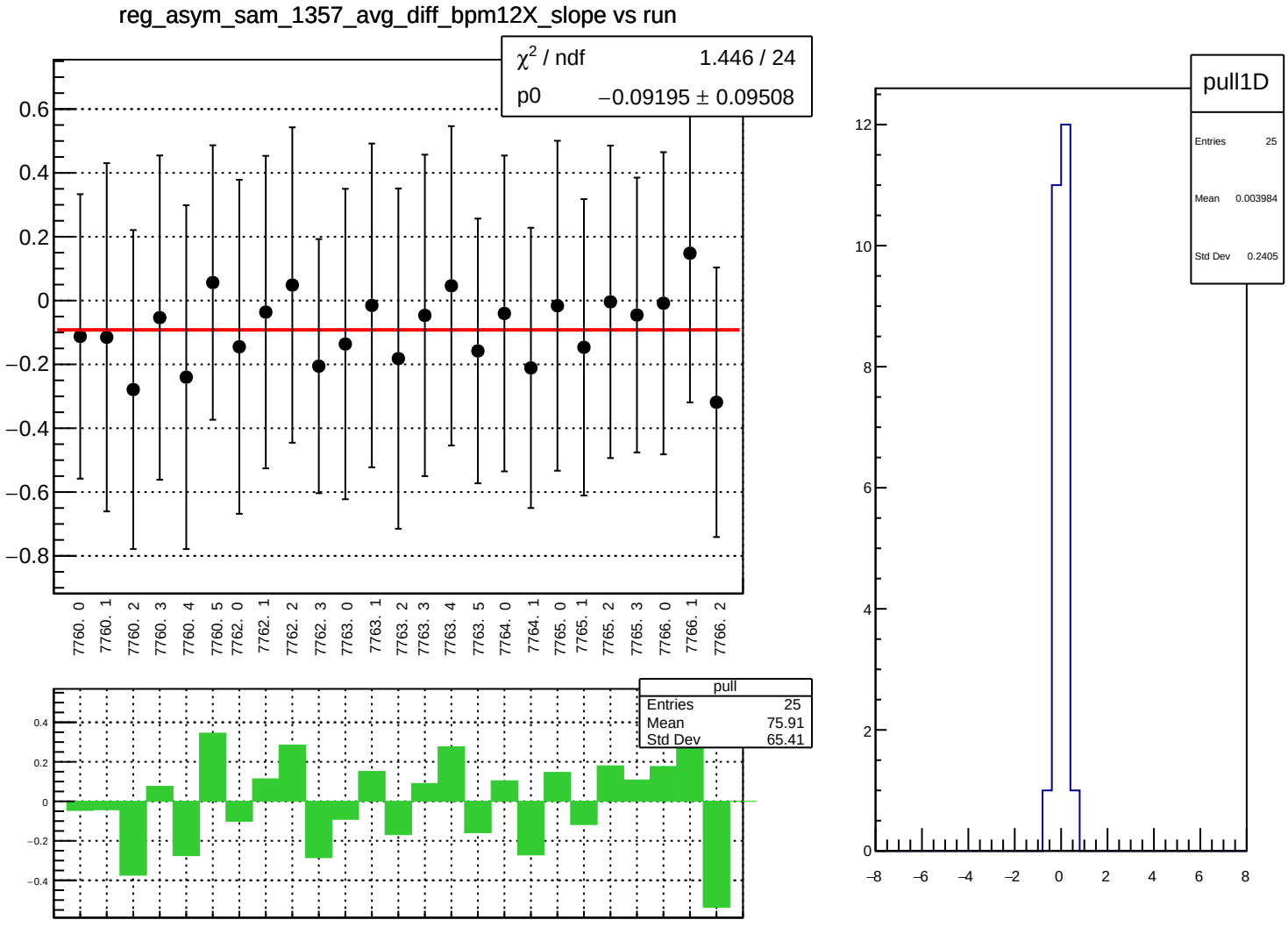
reg_asym_sam_1357_avg_diff_bpm12X_slope vs run
χ² / ndf 1.446 / 24
p0 −0.09195 ± 0.09508
0.6
0.4
0.2
0
−0.2
−0.4
−0.6
−0.8
7760. 0
7760. 1
7760. 2
7760. 3
7760. 4
7760. 5
7762. 0
7762. 1
7762. 2
7762. 3
7763. 0
7763. 1
7763. 2
7763. 3
7763. 4
7763. 5
7764. 0
7764. 1
7765. 0
7765. 1
7765. 2
7765. 3
7766. 0
7766. 1
7766. 2
pull
Entries 25
Mean 75.91
Std Dev 65.41
0.4
0.2
0
−0.2
−0.4
pull1D
Entries 25
Mean 0.003984
Std Dev 0.2405
12
10
8
6
4
2
0
−8
−6
−4
−2
0
2
4
6
8

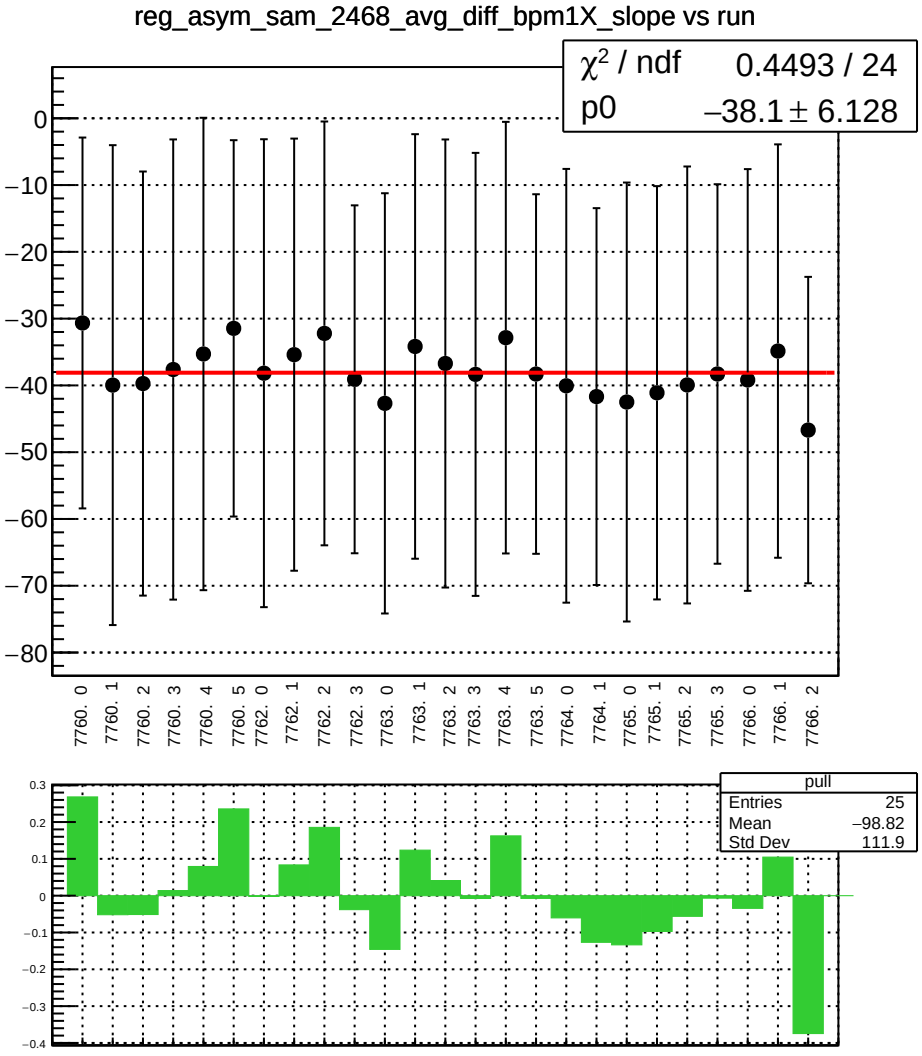
reg_asym_sam_2468_avg_diff_bpm1X_slope vs run
χ² / ndf 0.4493 / 24
p0 −38.1 ± 6.128
0
−10
−20
−30
−40
−50
−60
−70
−80
7760. 0
7760. 1
7760. 2
7760. 3
7760. 4
7760. 5
7762. 0
7762. 1
7762. 2
7762. 3
7763. 0
7763. 1
7763. 2
7763. 3
7763. 4
7763. 5
7764. 0
7764. 1
7765. 0
7765. 1
7765. 2
7765. 3
7766. 0
7766. 1
7766. 2
pull
Entries 25
Mean −98.82
Std Dev 111.9
0.3
0.2
0.1
0
−0.1
−0.2
−0.3
−0.4

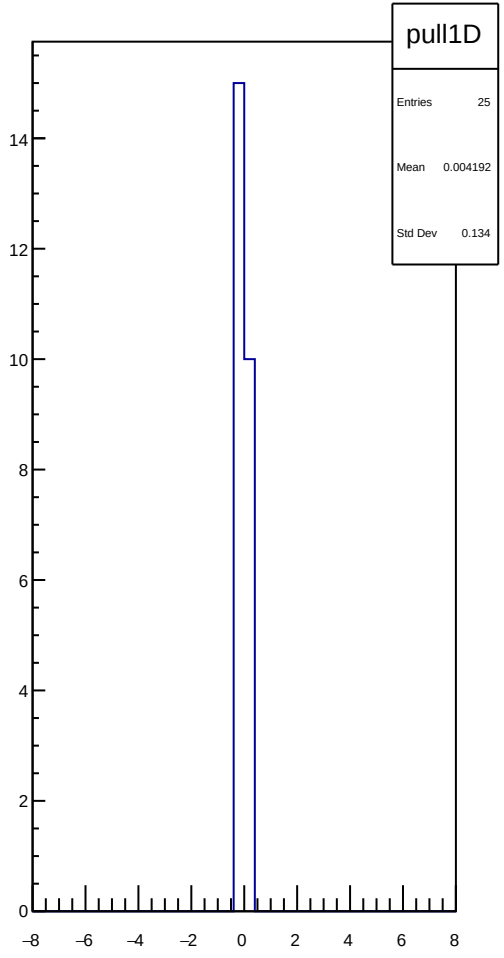
pull1D
Entries 25
Mean 0.004192
Std Dev 0.134
14
12
10
8
6
4
2
0
−8
−6
−4
−2
0
2
4
6
8

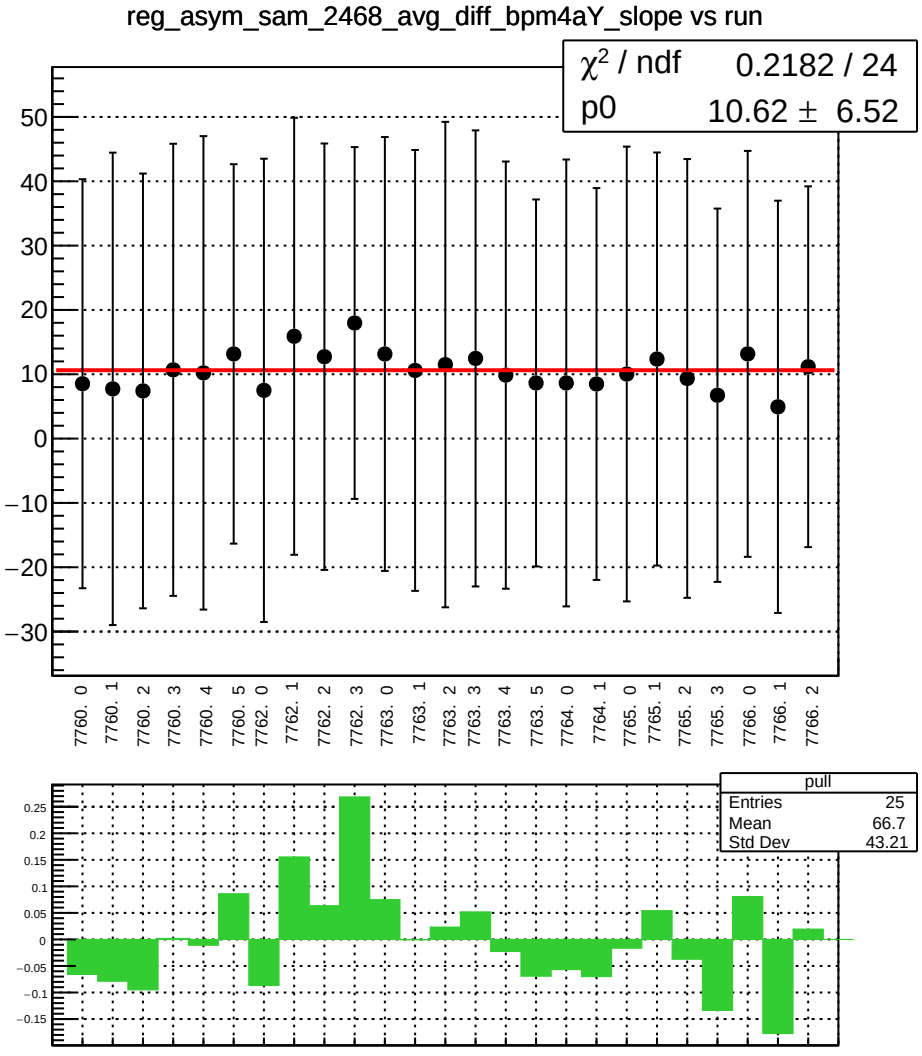
reg_asym_sam_2468_avg_diff_bpm4aY_slope vs run
χ² / ndf 0.2182 / 24
p0 10.62 ± 6.52
50
40
30
20
10
0
−10
−20
−30
7760. 0
7760. 1
7760. 2
7760. 3
7760. 4
7760. 5
7762. 0
7762. 1
7762. 2
7762. 3
7763. 0
7763. 1
7763. 2
7763. 3
7763. 4
7763. 5
7764. 0
7764. 1
7765. 0
7765. 1
7765. 2
7765. 3
7766. 0
7766. 1
7766. 2
pull
Entries 25
Mean 66.7
Std Dev 43.21
0.25
0.2
0.15
0.1
0.05
0
−0.05
−0.1
−0.15

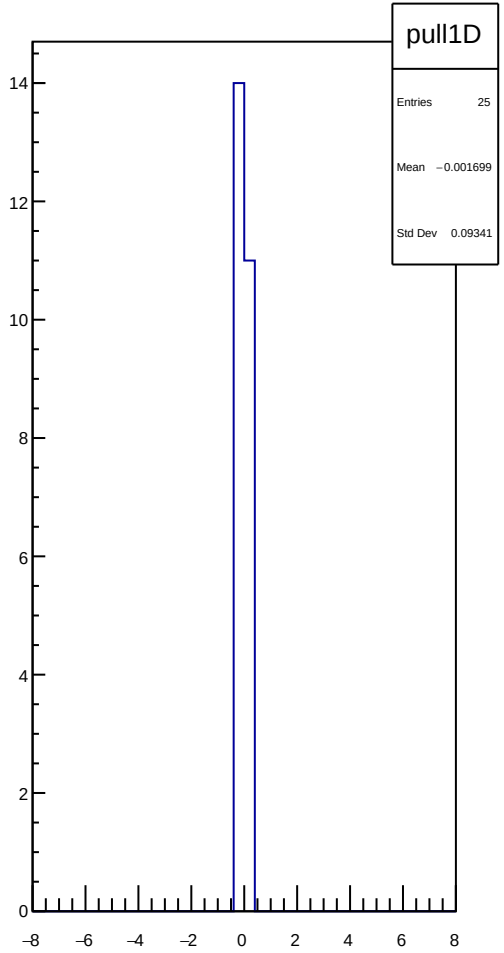
pull1D
Entries 25
Mean −0.001699
Std Dev 0.09341
14
12
10
8
6
4
2
0
−8
−6
−4
−2
0
2
4
6
8

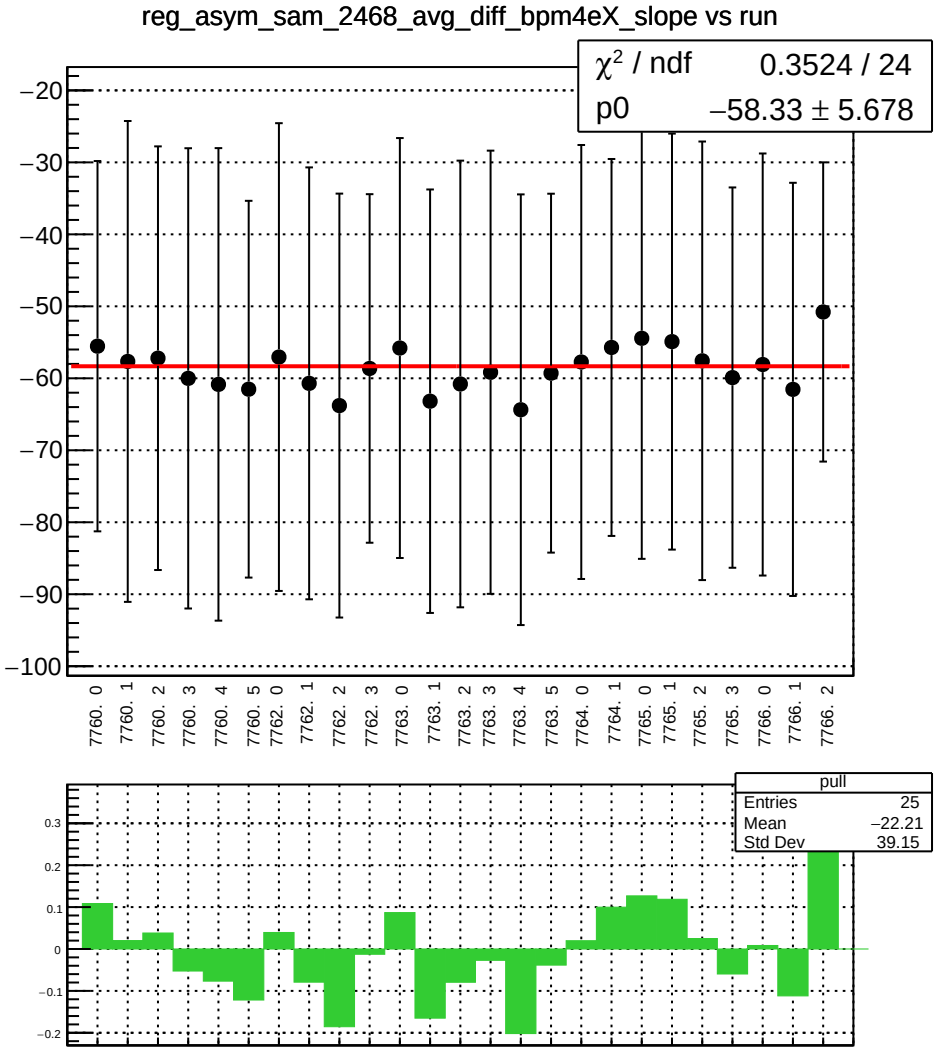
reg_asym_sam_2468_avg_diff_bpm4eX_slope vs run
χ² / ndf 0.3524 / 24
p0 −58.33 ± 5.678
−20
−30
−40
−50
−60
−70
−80
−90
−100
7760. 0
7760. 1
7760. 2
7760. 3
7760. 4
7760. 5
7762. 0
7762. 1
7762. 2
7762. 3
7763. 0
7763. 1
7763. 2
7763. 3
7763. 4
7763. 5
7764. 0
7764. 1
7765. 0
7765. 1
7765. 2
7765. 3
7766. 0
7766. 1
7766. 2
pull
Entries 25
Mean −22.21
Std Dev 39.15
0.3
0.2
0.1
0
−0.1
−0.2

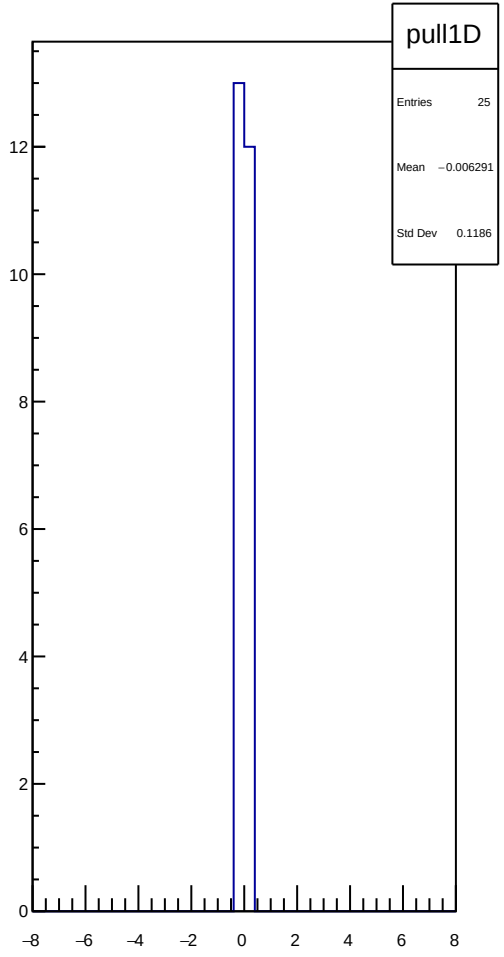
pull1D
Entries 25
Mean −0.006291
Std Dev 0.1186
12
10
8
6
4
2
0
−8
−6
−4
−2
0
2
4
6
8

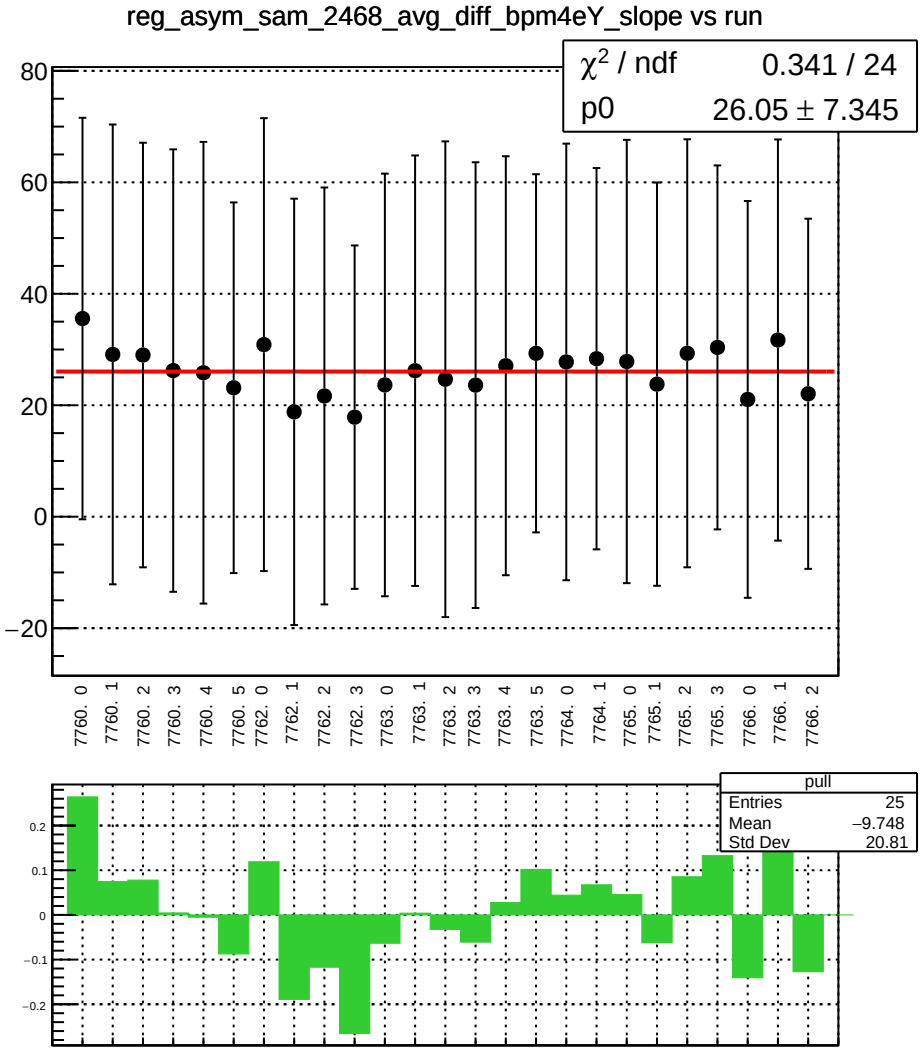
reg_asym_sam_2468_avg_diff_bpm4eY_slope vs run
χ² / ndf 0.341 / 24
p0 26.05 ± 7.345
80
60
40
20
0
−20
7760. 0
7760. 1
7760. 2
7760. 3
7760. 4
7760. 5
7762. 0
7762. 1
7762. 2
7762. 3
7763. 0
7763. 1
7763. 2
7763. 3
7763. 4
7763. 5
7764. 0
7764. 1
7765. 0
7765. 1
7765. 2
7765. 3
7766. 0
7766. 1
7766. 2
pull
Entries 25
Mean −9.748
Std Dev 20.81
0.2
0.1
0
−0.1
−0.2

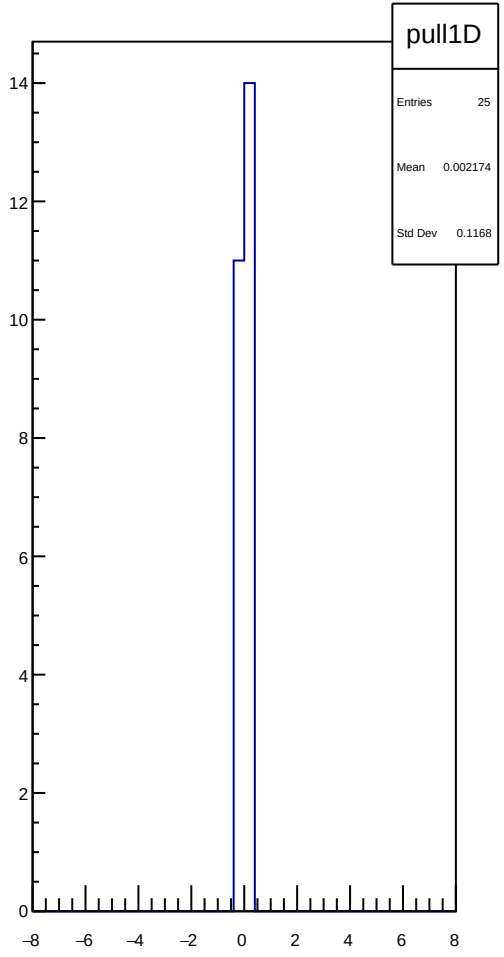
pull1D
Entries 25
Mean 0.002174
Std Dev 0.1168
14
12
10
8
6
4
2
0
−8
−6
−4
−2
0
2
4
6
8

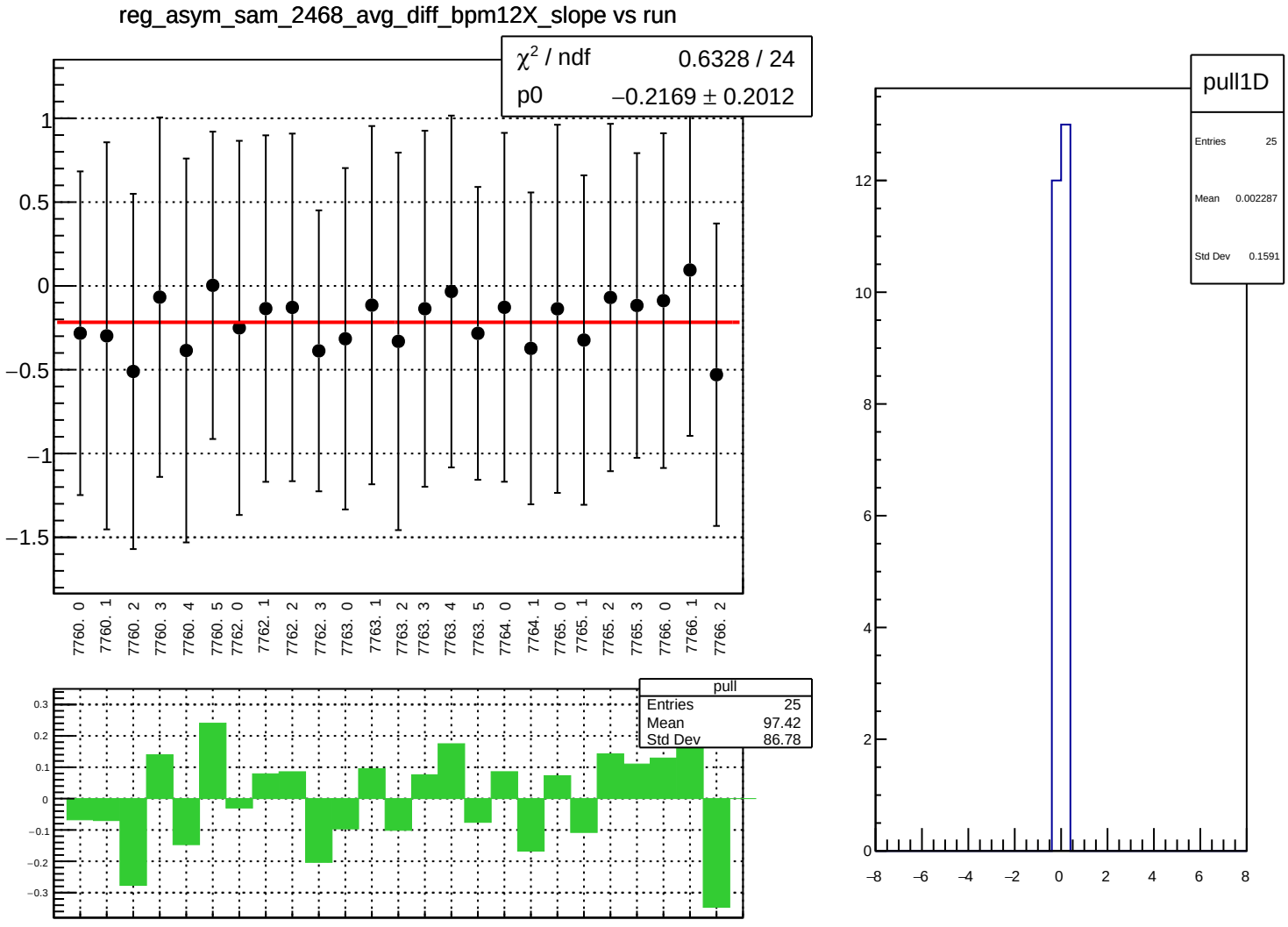
reg_asym_sam_2468_avg_diff_bpm12X_slope vs run
χ² / ndf 0.6328 / 24
p0 −0.2169 ± 0.2012
1
0.5
0
−0.5
−1
−1.5
7760. 0
7760. 1
7760. 2
7760. 3
7760. 4
7760. 5
7762. 0
7762. 1
7762. 2
7762. 3
7763. 0
7763. 1
7763. 2
7763. 3
7763. 4
7763. 5
7764. 0
7764. 1
7765. 0
7765. 1
7765. 2
7765. 3
7766. 0
7766. 1
7766. 2
pull
Entries 25
Mean 97.42
Std Dev 86.78
0.3
0.2
0.1
0
−0.1
−0.2
−0.3
pull1D
Entries 25
Mean 0.002287
Std Dev 0.1591
12
10
8
6
4
2
0
−8
−6
−4
−2
0
2
4
6
8

reg_asym_sam_1357_2468_dd_diff_bpm1X_slope vs run

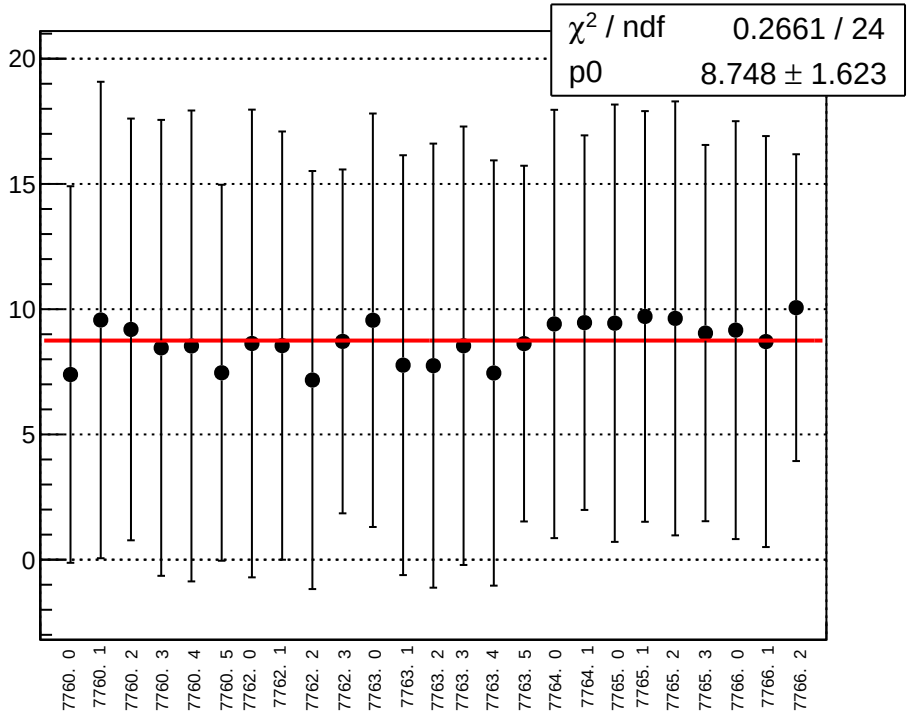

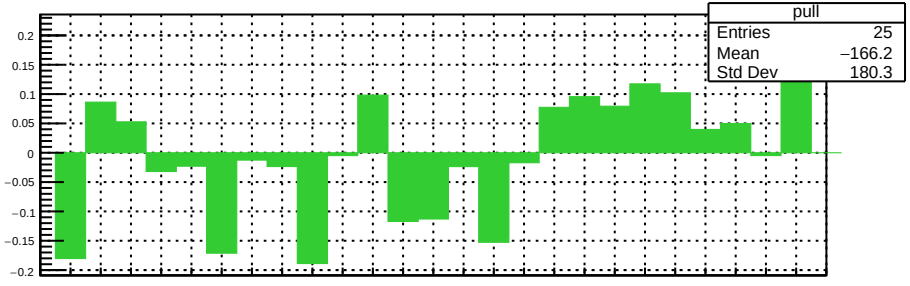

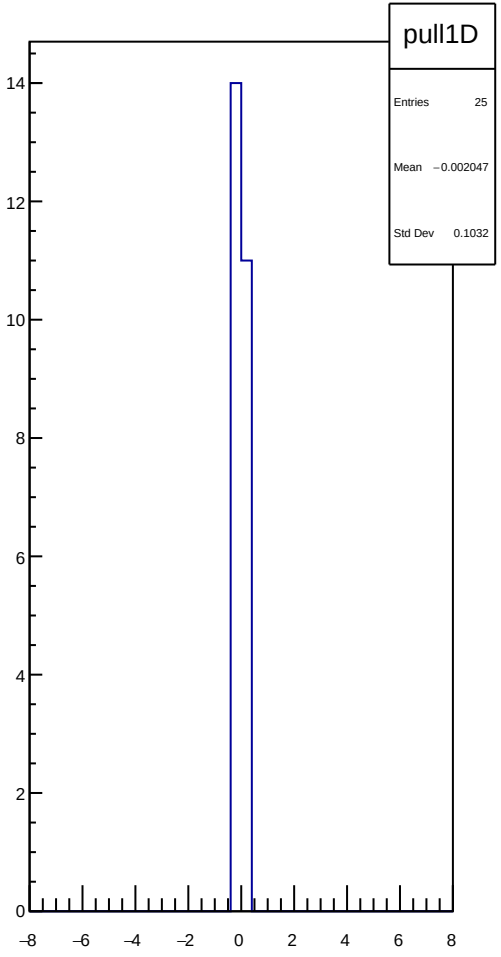

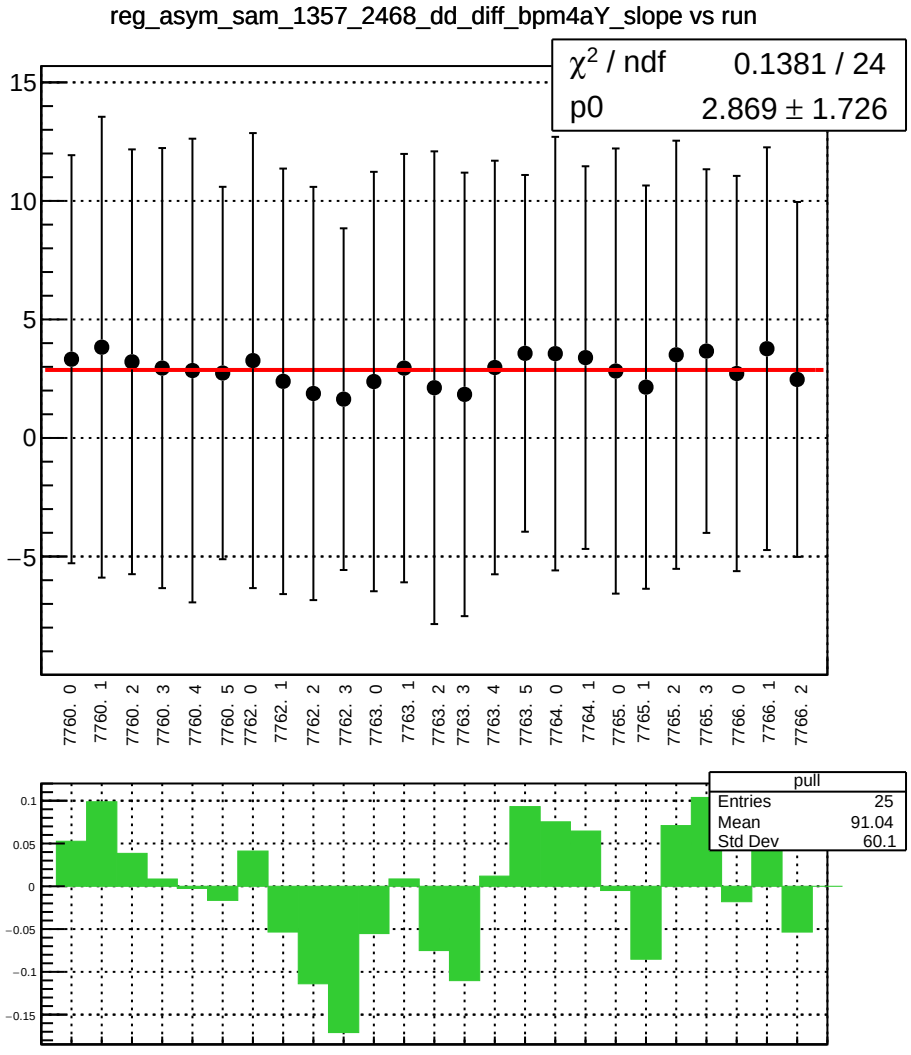
reg_asym_sam_1357_2468_dd_diff_bpm4aY_slope vs run
χ² / ndf 0.1381 / 24
p0 2.869 ± 1.726
15
10
5
0
−5
7760. 0
7760. 1
7760. 2
7760. 3
7760. 4
7760. 5
7762. 0
7762. 1
7762. 2
7762. 3
7763. 0
7763. 1
7763. 2
7763. 3
7763. 4
7763. 5
7764. 0
7764. 1
7765. 0
7765. 1
7765. 2
7765. 3
7766. 0
7766. 1
7766. 2
pull
Entries 25
Mean 91.04
Std Dev 60.1
0.1
0.05
0
−0.05
−0.1
−0.15

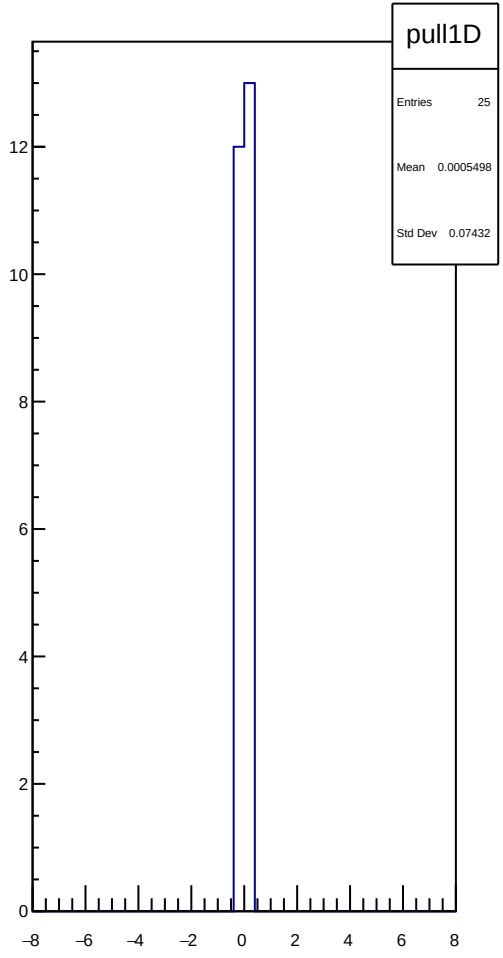
pull1D
Entries 25
Mean 0.0005498
Std Dev 0.07432
12
10
8
6
4
2
0
−8
−6
−4
−2
0
2
4
6
8

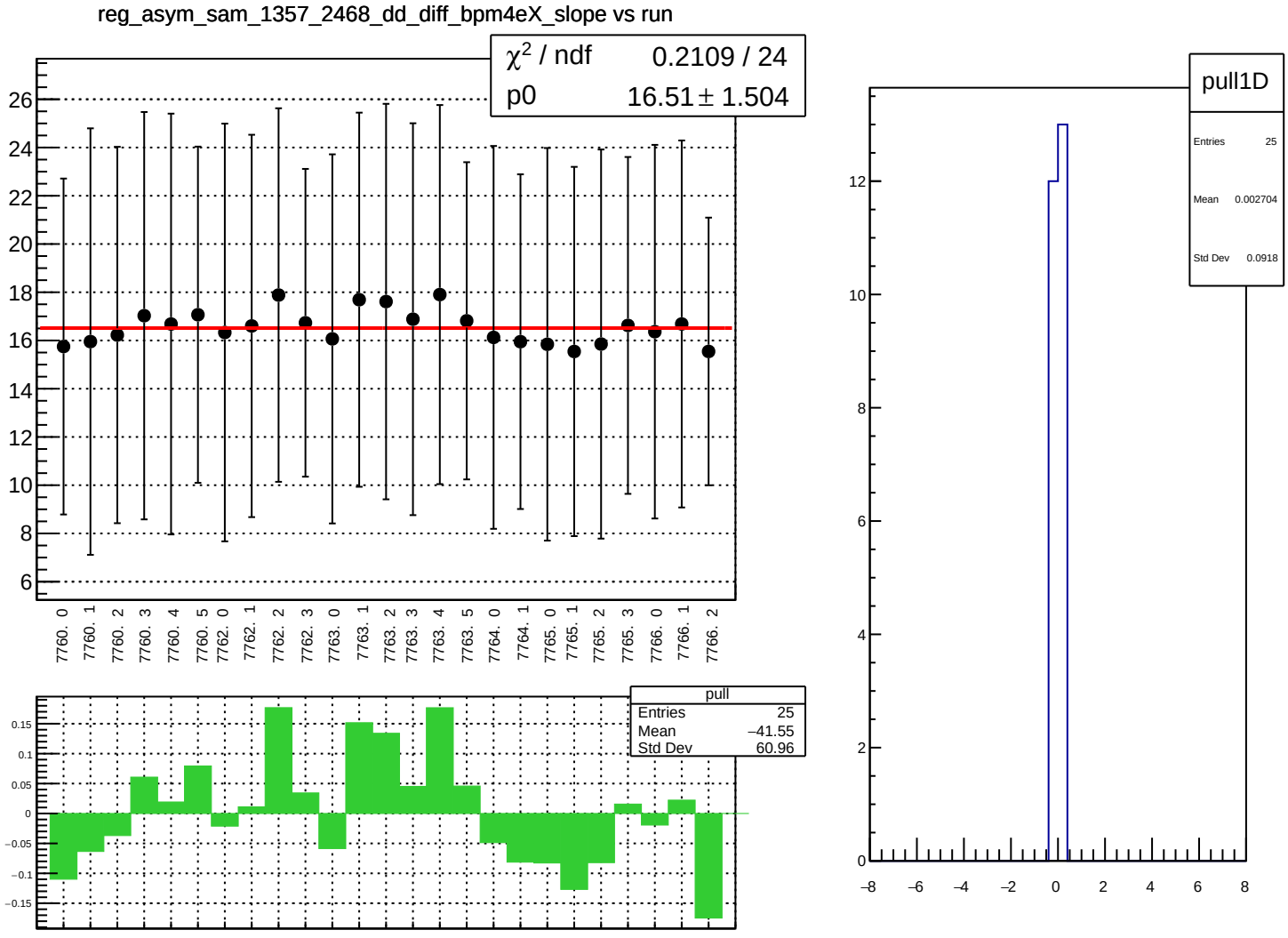
reg_asym_sam_1357_2468_dd_diff_bpm4eX_slope vs run
χ² / ndf 0.2109 / 24
p0 16.51 ± 1.504
7760. 0
7760. 1
7760. 2
7760. 3
7760. 4
7760. 5
7762. 0
7762. 1
7762. 2
7762. 3
7763. 0
7763. 1
7763. 2
7763. 3
7763. 4
7763. 5
7764. 0
7764. 1
7765. 0
7765. 1
7765. 2
7765. 3
7766. 0
7766. 1
7766. 2
pull
Entries 25
Mean −41.55
Std Dev 60.96
pull1D
Entries 25
Mean 0.002704
Std Dev 0.0918

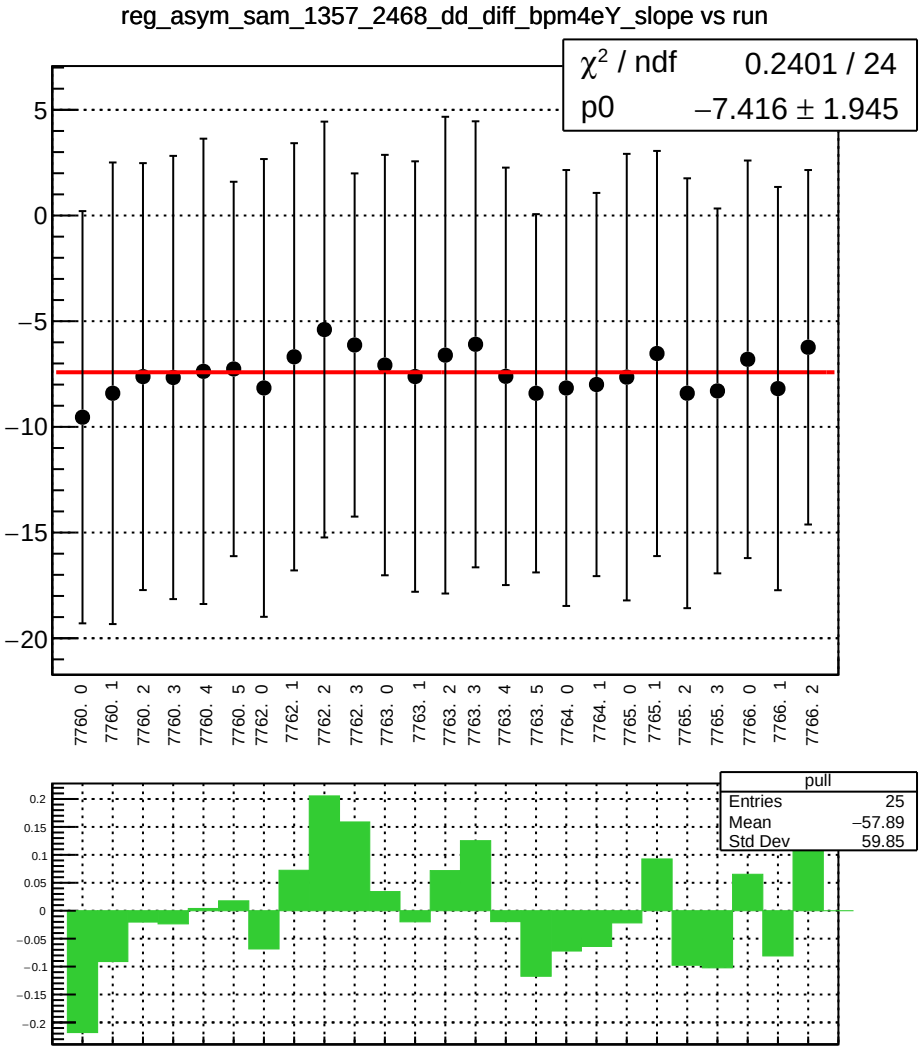
reg_asym_sam_1357_2468_dd_diff_bpm4eY_slope vs run
χ² / ndf 0.2401 / 24
p0 −7.416 ± 1.945
5
0
−5
−10
−15
−20
7760. 0
7760. 1
7760. 2
7760. 3
7760. 4
7760. 5
7762. 0
7762. 1
7762. 2
7762. 3
7763. 0
7763. 1
7763. 2
7763. 3
7763. 4
7763. 5
7764. 0
7764. 1
7765. 0
7765. 1
7765. 2
7765. 3
7766. 0
7766. 1
7766. 2
pull
Entries 25
Mean −57.89
Std Dev 59.85
0.2
0.15
0.1
0.05
0
−0.05
−0.1
−0.15
−0.2

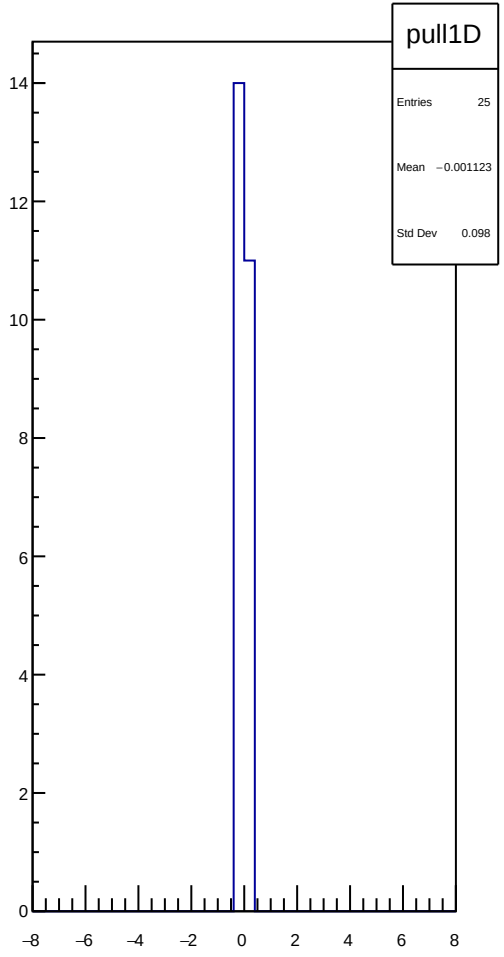
pull1D
Entries 25
Mean −0.001123
Std Dev 0.098
14
12
10
8
6
4
2
0
−8
−6
−4
−2
0
2
4
6
8

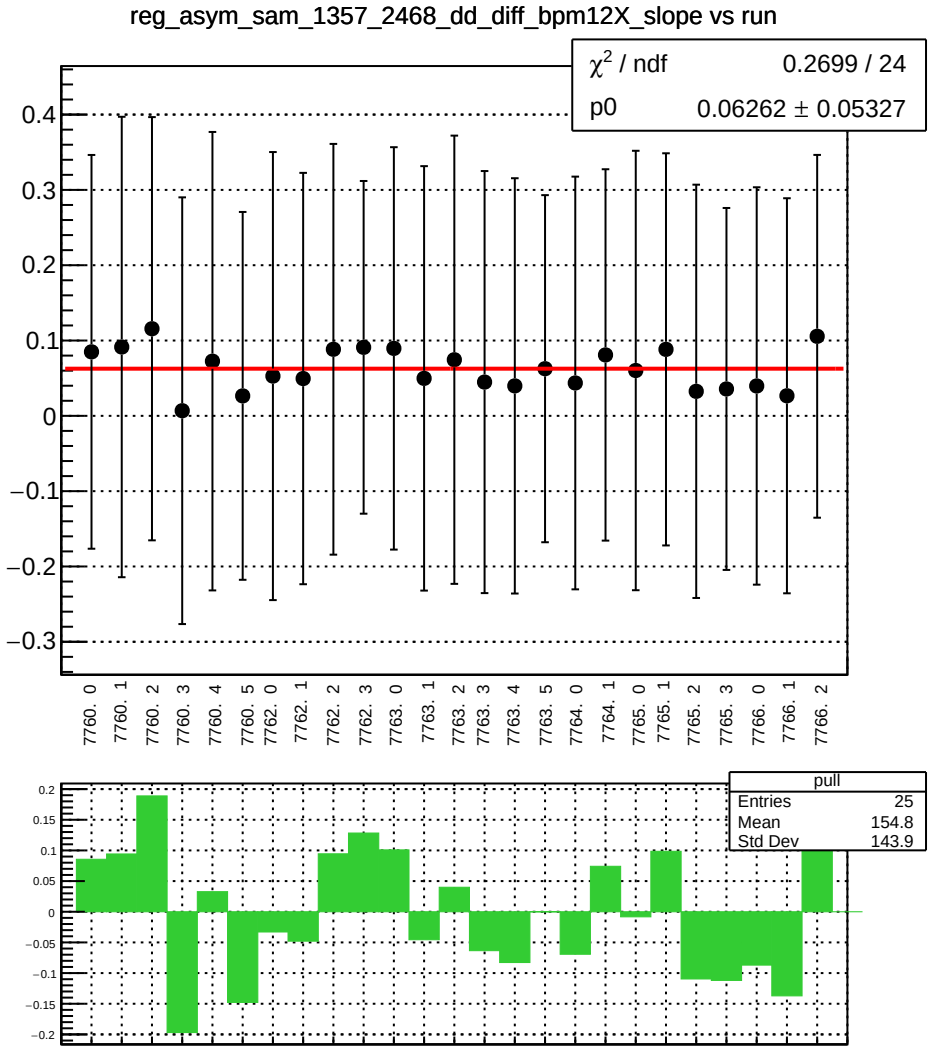
reg_asym_sam_1357_2468_dd_diff_bpm12X_slope vs run
χ² / ndf 0.2699 / 24
p0 0.06262 ± 0.05327
0.4
0.3
0.2
0.1
0
−0.1
−0.2
−0.3
7760. 0
7760. 1
7760. 2
7760. 3
7760. 4
7760. 5
7762. 0
7762. 1
7762. 2
7762. 3
7763. 0
7763. 1
7763. 2
7763. 3
7763. 4
7763. 5
7764. 0
7764. 1
7765. 0
7765. 1
7765. 2
7765. 3
7766. 0
7766. 1
7766. 2
pull
Entries 25
Mean 154.8
Std Dev 143.9
0.2
0.15
0.1
0.05
0
−0.05
−0.1
−0.15
−0.2

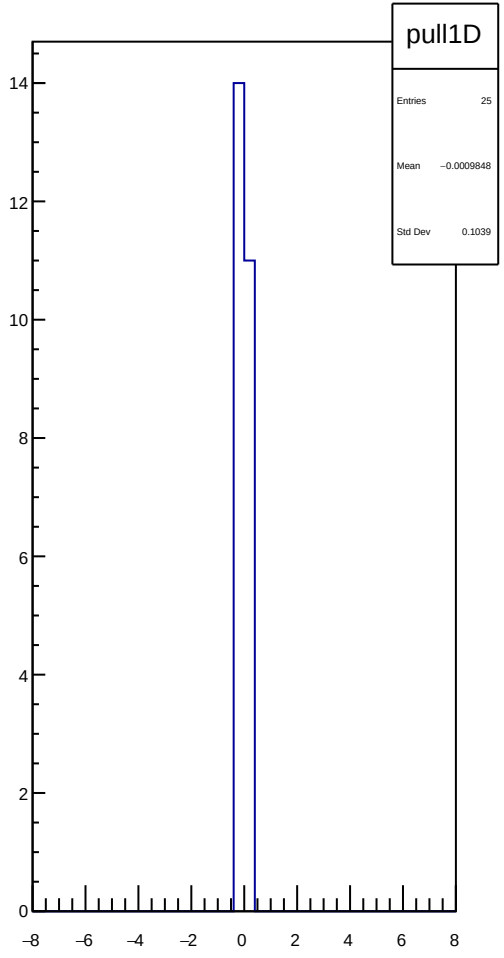
pull1D
Entries 25
Mean −0.0009848
Std Dev 0.1039
14
12
10
8
6
4
2
0
−8
−6
−4
−2
0
2
4
6
8

reg_asym_sam_12345678_avg_diff_bpm1X_slope vs run

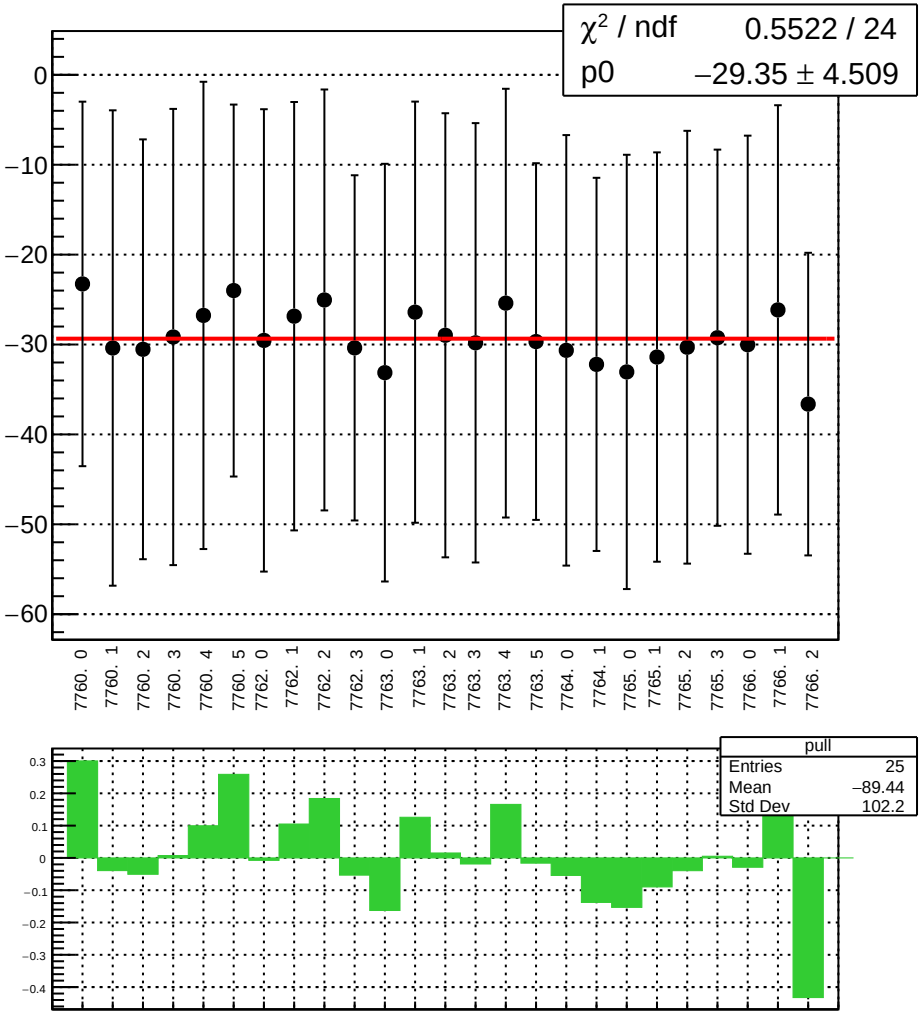

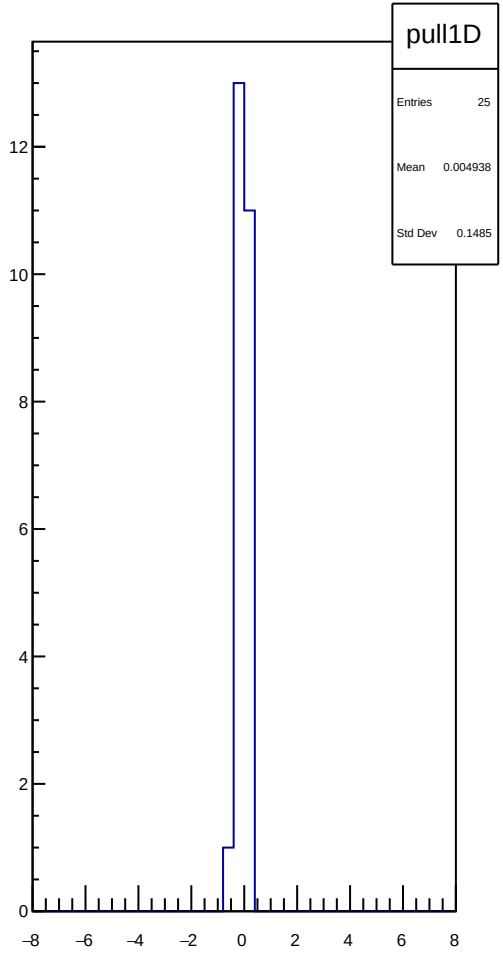

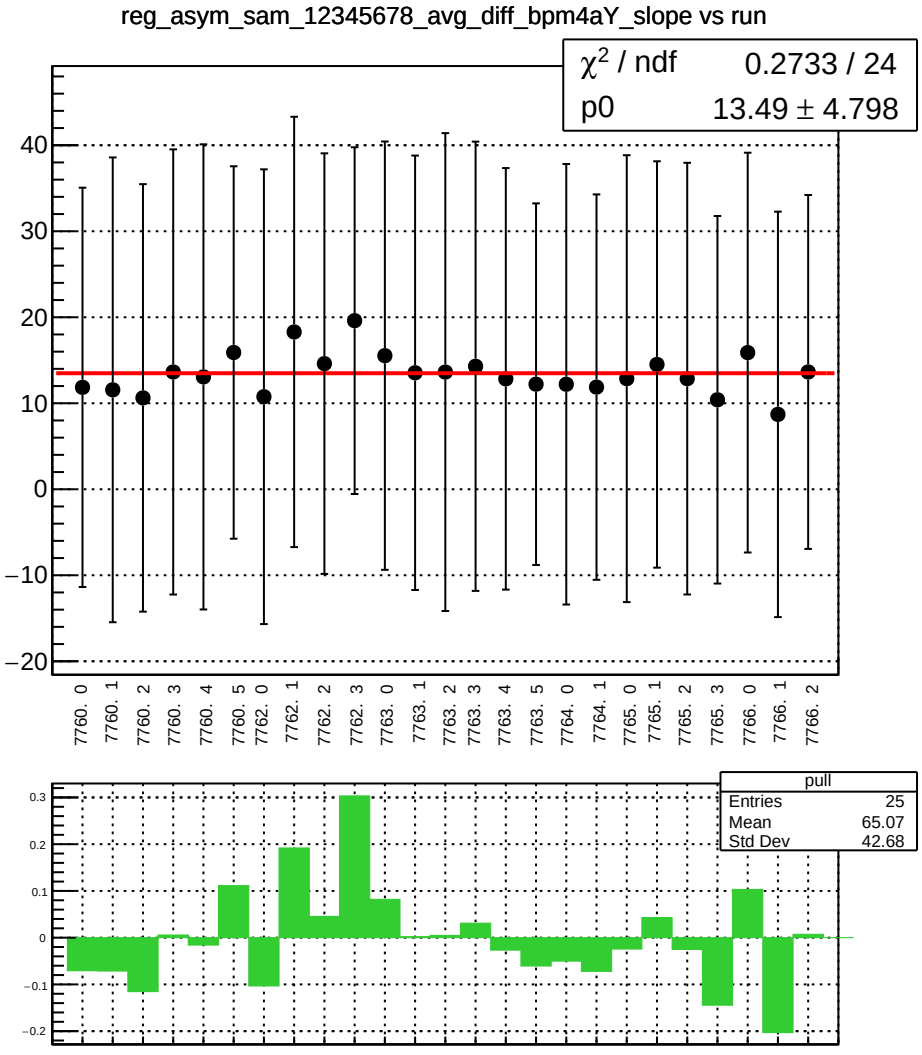
reg_asym_sam_12345678_avg_diff_bpm4aY_slope vs run
χ² / ndf 0.2733 / 24
p0 13.49 ± 4.798
40
30
20
10
0
−10
−20
7760. 0
7760. 1
7760. 2
7760. 3
7760. 4
7760. 5
7762. 0
7762. 1
7762. 2
7762. 3
7763. 0
7763. 1
7763. 2
7763. 3
7763. 4
7763. 5
7764. 0
7764. 1
7765. 0
7765. 1
7765. 2
7765. 3
7766. 0
7766. 1
7766. 2
pull
Entries 25
Mean 65.07
Std Dev 42.68
0.3
0.2
0.1
0
−0.1
−0.2

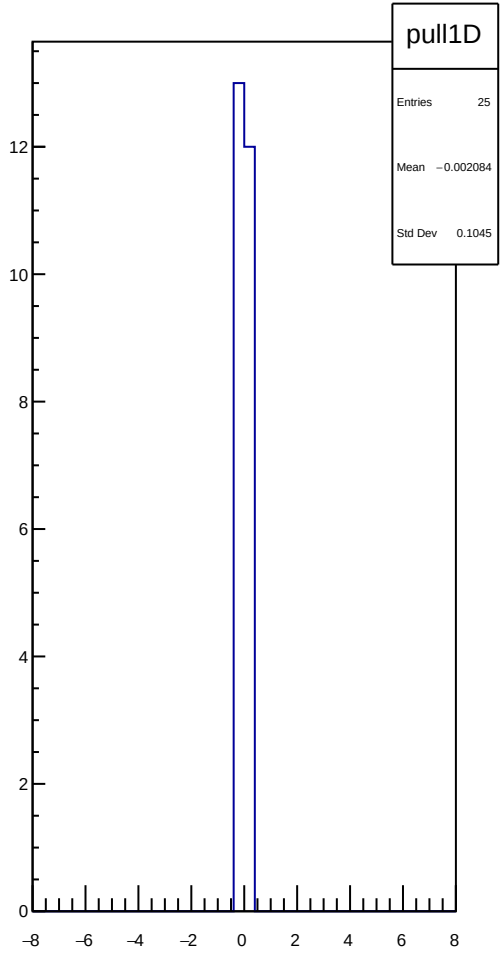
pull1D
Entries 25
Mean −0.002084
Std Dev 0.1045
12
10
8
6
4
2
0
−8
−6
−4
−2
0
2
4
6
8

reg_asym_sam_12345678_avg_diff_bpm4eX_slope vs run

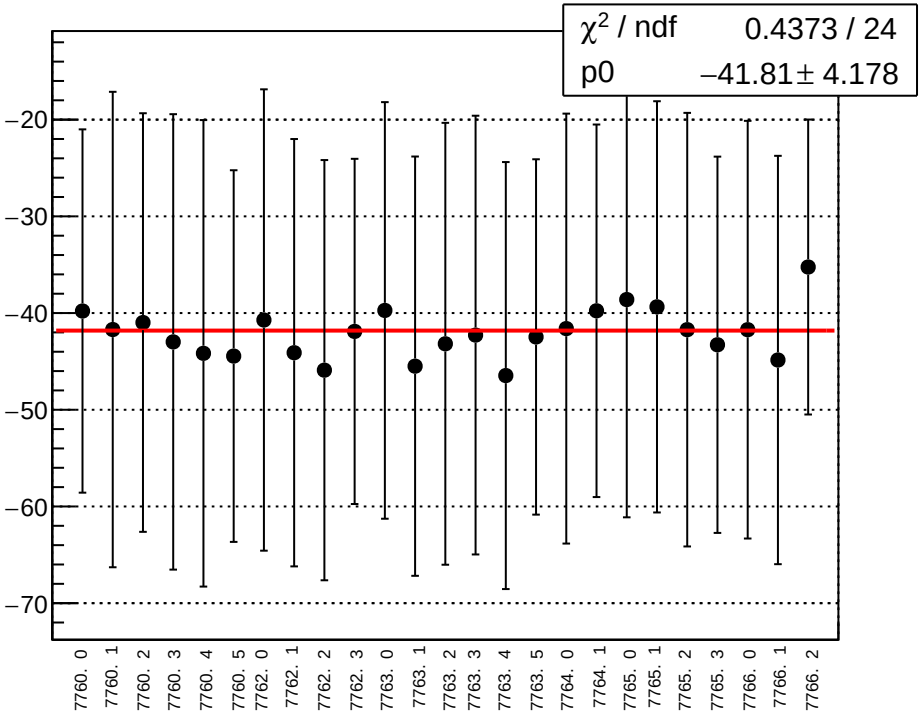

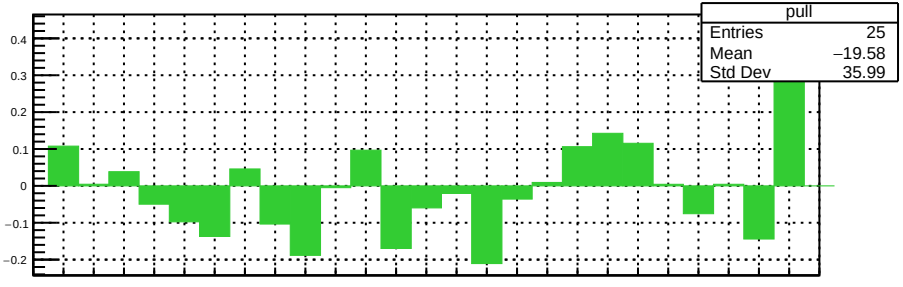

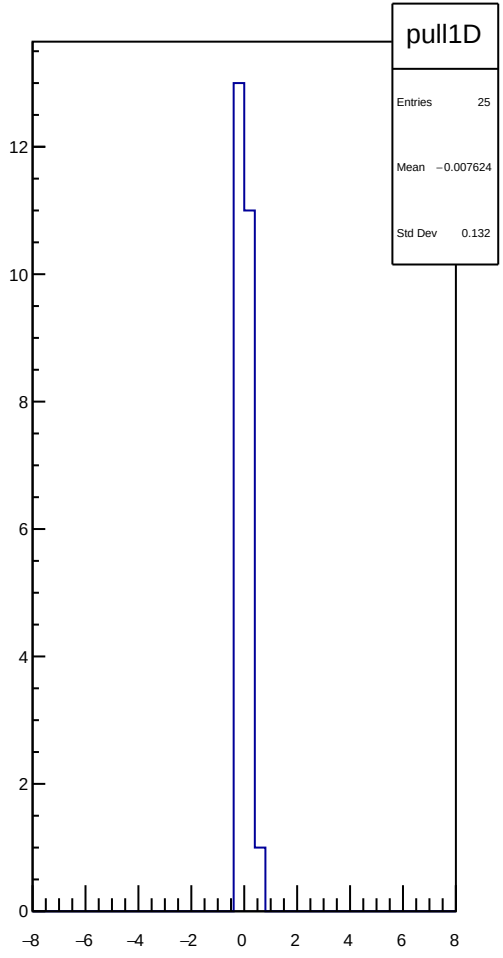

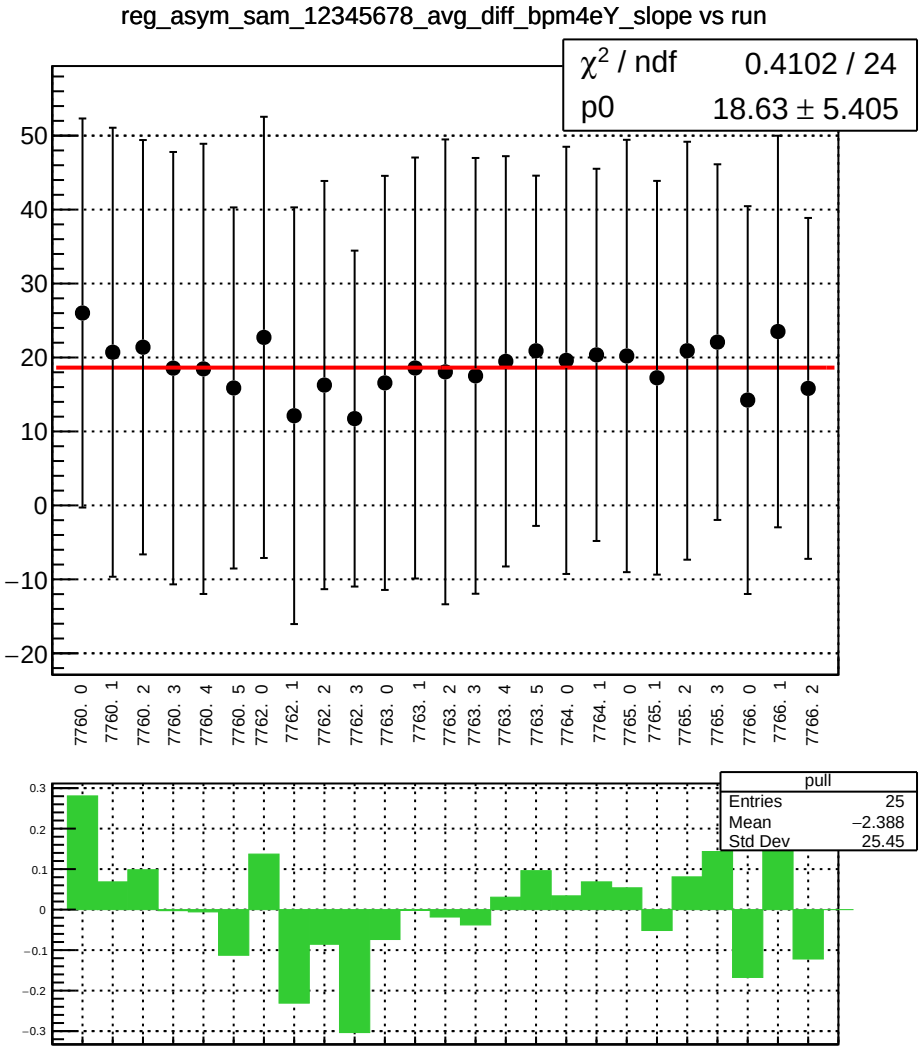
reg_asym_sam_12345678_avg_diff_bpm4eY_slope vs run
χ² / ndf 0.4102 / 24
p0 18.63 ± 5.405
50
40
30
20
10
0
−10
−20
7760. 0
7760. 1
7760. 2
7760. 3
7760. 4
7760. 5
7762. 0
7762. 1
7762. 2
7762. 3
7763. 0
7763. 1
7763. 2
7763. 3
7763. 4
7763. 5
7764. 0
7764. 1
7765. 0
7765. 1
7765. 2
7765. 3
7766. 0
7766. 1
7766. 2
pull
Entries 25
Mean −2.388
Std Dev 25.45
0.3
0.2
0.1
0
−0.1
−0.2
−0.3

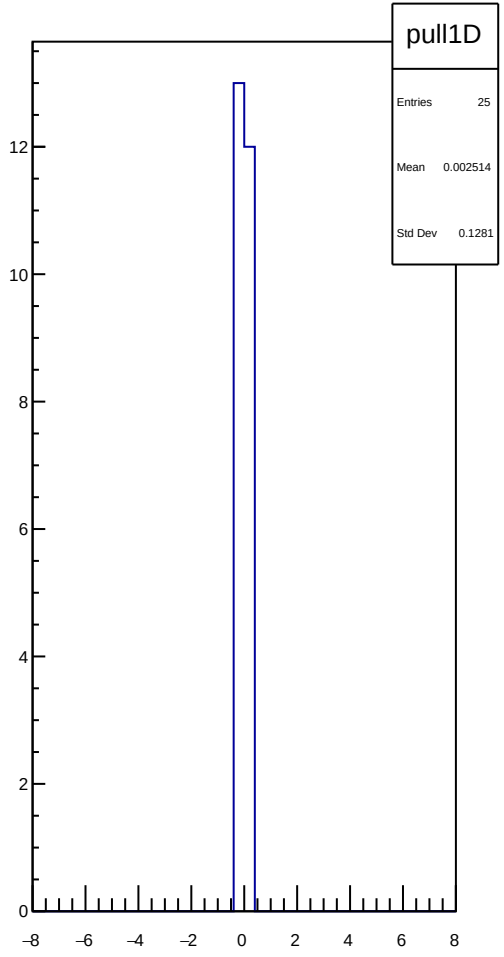
pull1D
Entries 25
Mean 0.002514
Std Dev 0.1281
12
10
8
6
4
2
0
−8
−6
−4
−2
0
2
4
6
8

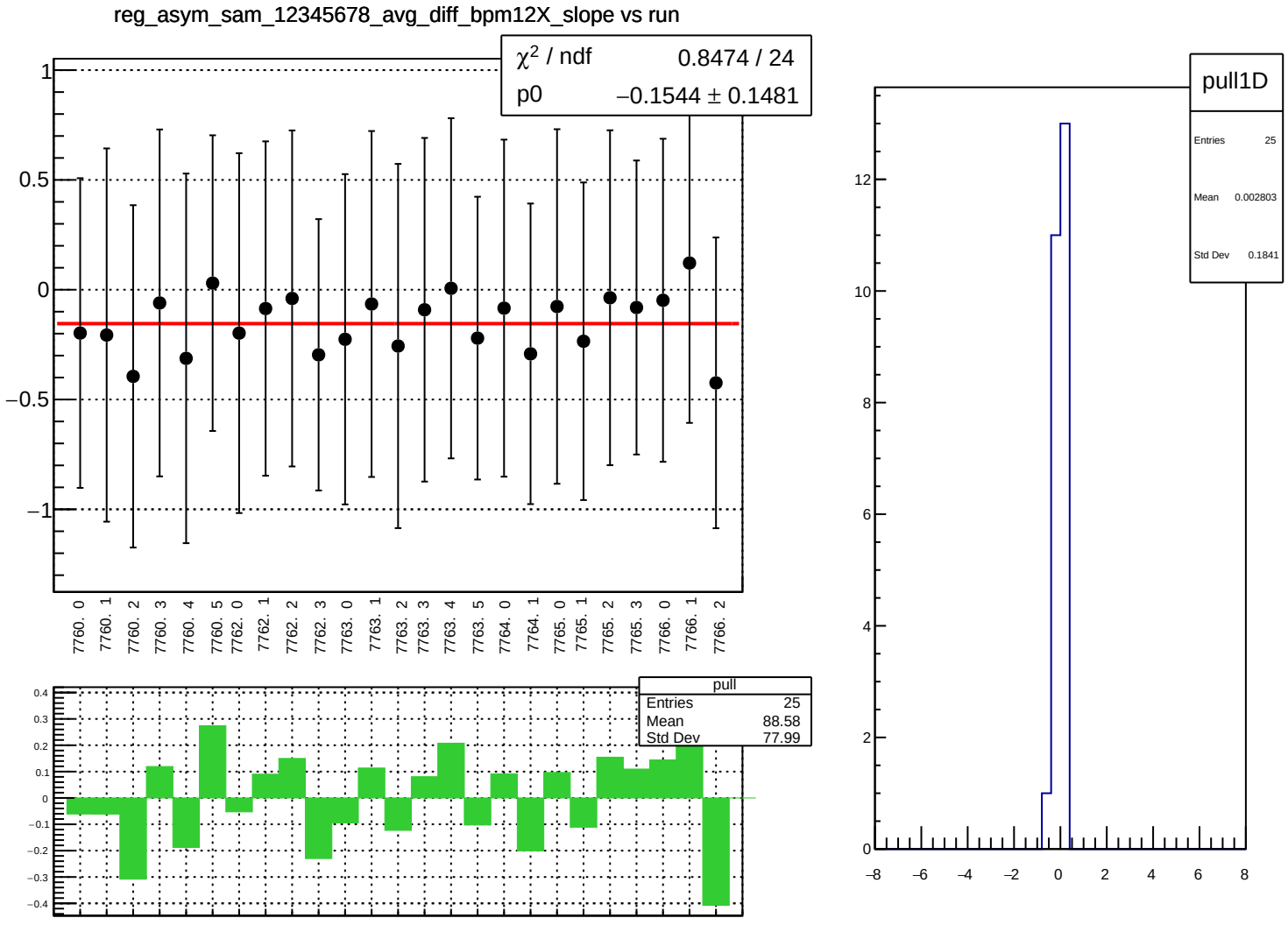
reg_asym_sam_12345678_avg_diff_bpm12X_slope vs run
χ² / ndf 0.8474 / 24
p0 −0.1544 ± 0.1481
1
0.5
0
−0.5
−1
7760. 0
7760. 1
7760. 2
7760. 3
7760. 4
7760. 5
7762. 0
7762. 1
7762. 2
7762. 3
7763. 0
7763. 1
7763. 2
7763. 3
7763. 4
7763. 5
7764. 0
7764. 1
7765. 0
7765. 1
7765. 2
7765. 3
7766. 0
7766. 1
7766. 2
pull
Entries 25
Mean 88.58
Std Dev 77.99
0.4
0.3
0.2
0.1
0
−0.1
−0.2
−0.3
−0.4
pull1D
Entries 25
Mean 0.002803
Std Dev 0.1841
12
10
8
6
4
2
0
−8
−6
−4
−2
0
2
4
6
8

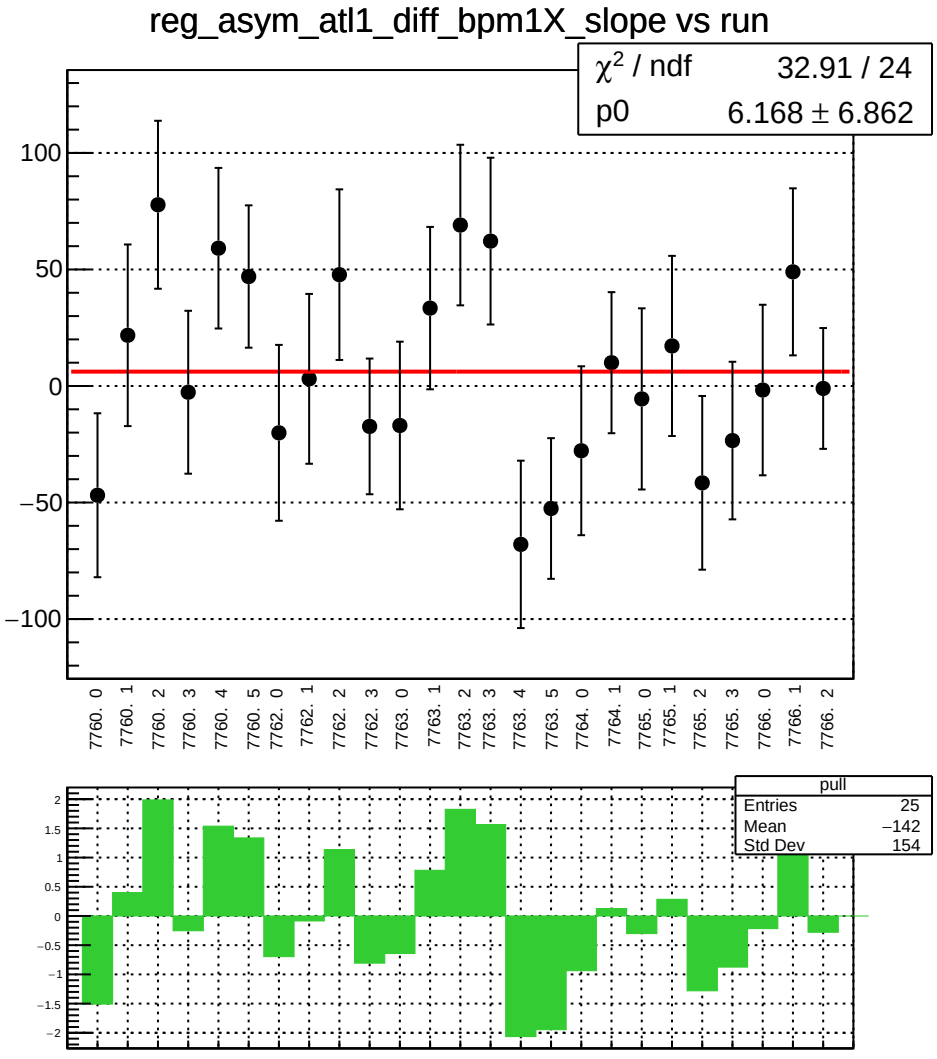
reg_asym_atl1_diff_bpm1X_slope vs run
χ2 / ndf 32.91 / 24
p0 6.168 ± 6.862
100
50
0
−50
−100
7760. 0
7760. 1
7760. 2
7760. 3
7760. 4
7760. 5
7762. 0
7762. 1
7762. 2
7762. 3
7763. 0
7763. 1
7763. 2
7763. 3
7763. 4
7763. 5
7764. 0
7764. 1
7765. 0
7765. 1
7765. 2
7765. 3
7766. 0
7766. 1
7766. 2
pull
Entries 25
Mean −142
Std Dev 154
2
1.5
1
0.5
0
−0.5
−1
−1.5
−2

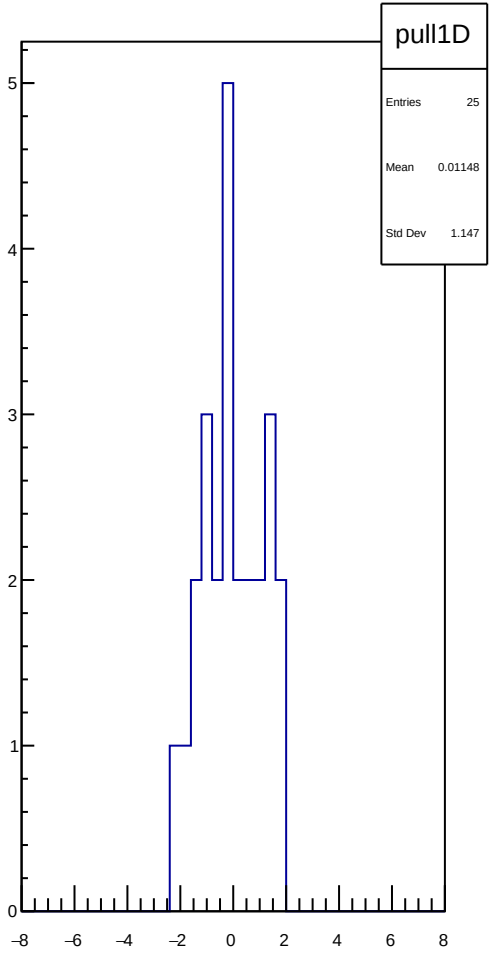
pull1D
Entries 25
Mean 0.01148
Std Dev 1.147
5
4
3
2
1
0
−8
−6
−4
−2
0
2
4
6
8

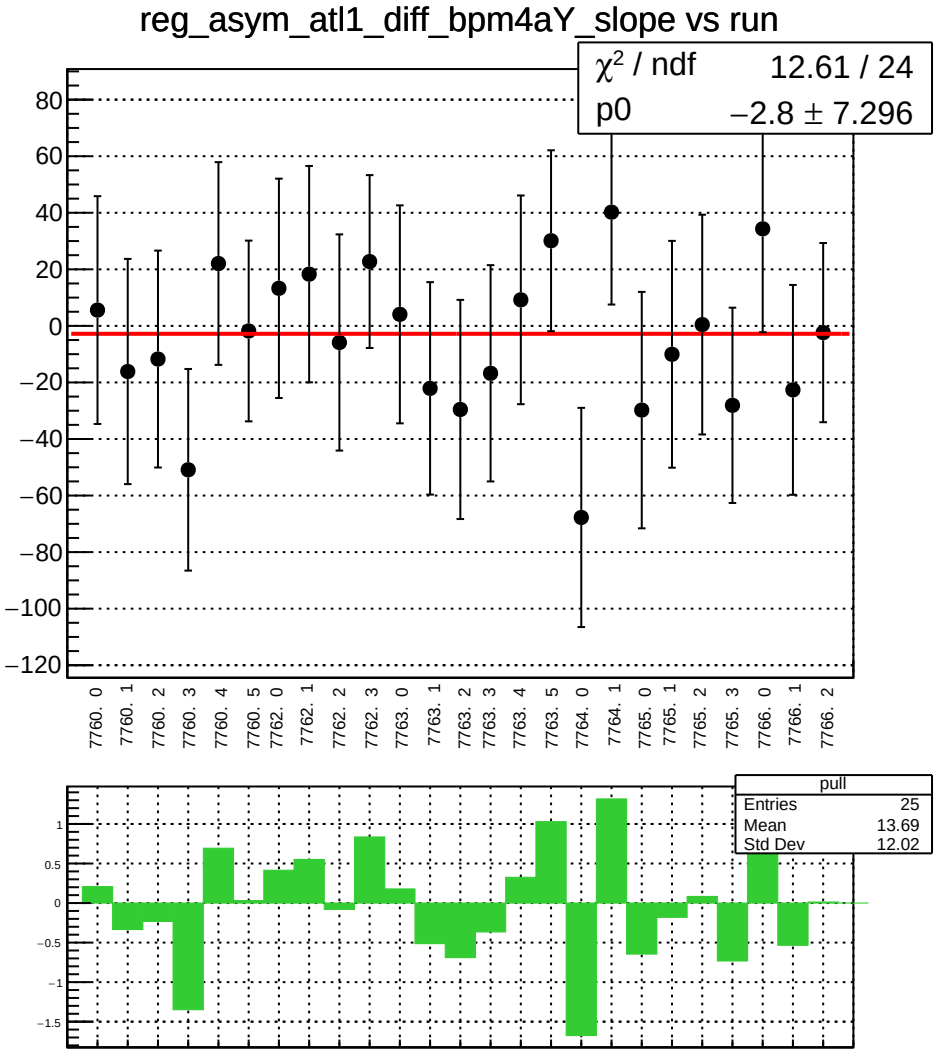
reg_asym_atl1_diff_bpm4aY_slope vs run
χ² / ndf 12.61 / 24
p0 −2.8 ± 7.296
80
60
40
20
0
−20
−40
−60
−80
−100
−120
7760. 0
7760. 1
7760. 2
7760. 3
7760. 4
7760. 5
7762. 0
7762. 1
7762. 2
7762. 3
7763. 0
7763. 1
7763. 2
7763. 3
7763. 4
7763. 5
7764. 0
7764. 1
7765. 0
7765. 1
7765. 2
7765. 3
7766. 0
7766. 1
7766. 2
pull
Entries 25
Mean 13.69
Std Dev 12.02
1
0.5
0
−0.5
−1
−1.5

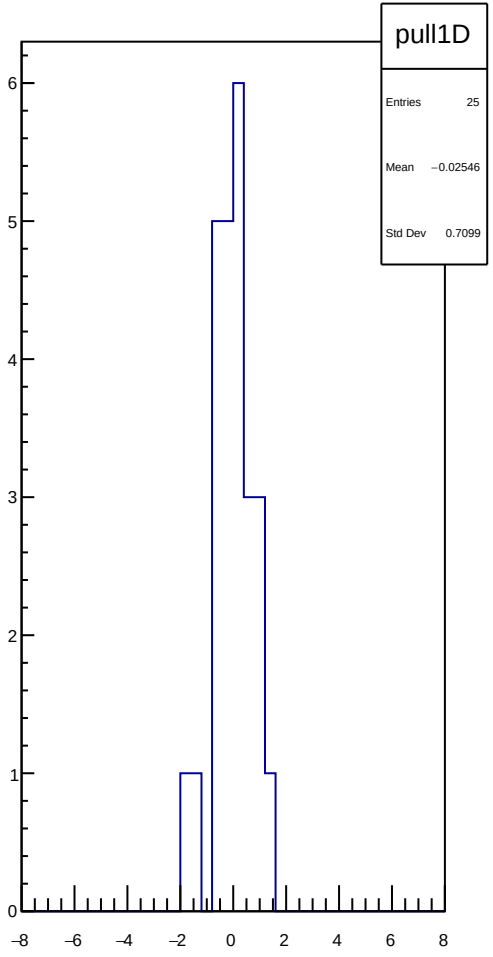
pull1D
Entries 25
Mean −0.02546
Std Dev 0.7099
6
5
4
3
2
1
0
−8
−6
−4
−2
0
2
4
6
8

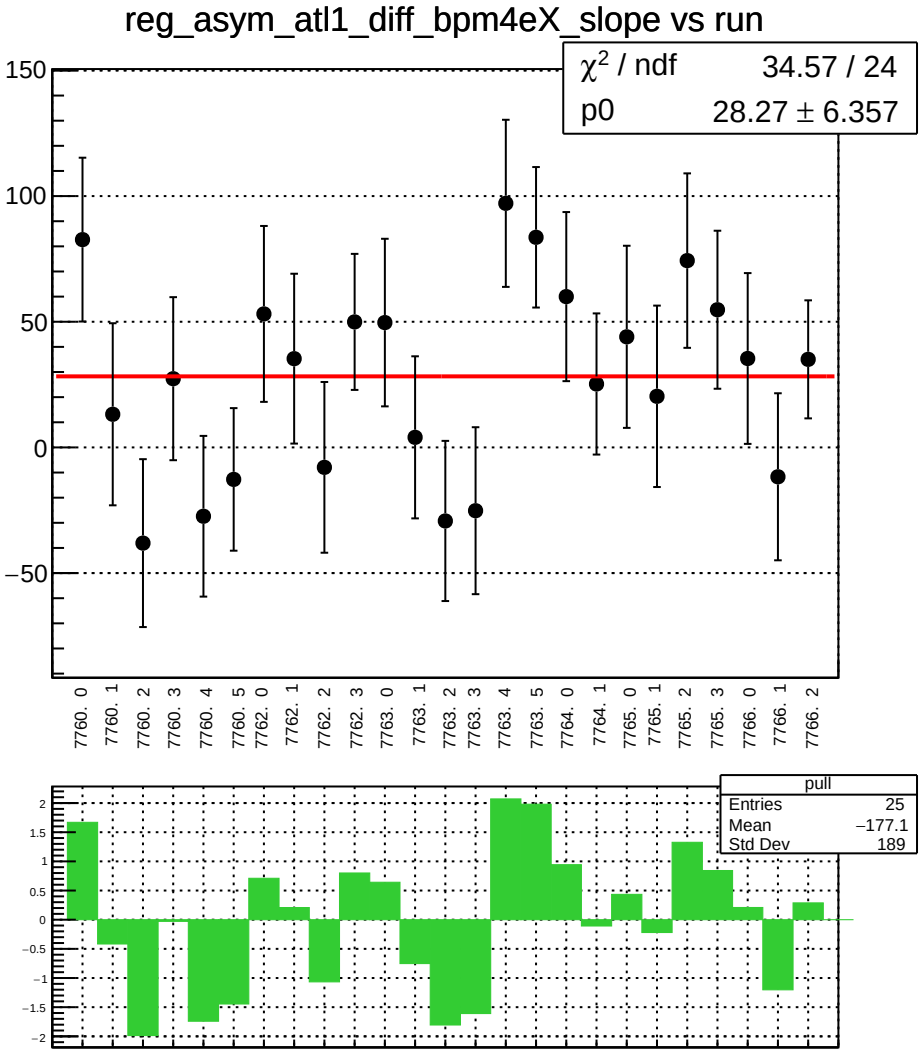
reg_asym_atl1_diff_bpm4eX_slope vs run
χ² / ndf 34.57 / 24
p0 28.27 ± 6.357
150
100
50
0
−50
7760. 0
7760. 1
7760. 2
7760. 3
7760. 4
7760. 5
7762. 0
7762. 1
7762. 2
7762. 3
7763. 0
7763. 1
7763. 2
7763. 3
7763. 4
7763. 5
7764. 0
7764. 1
7765. 0
7765. 1
7765. 2
7765. 3
7766. 0
7766. 1
7766. 2
pull
Entries 25
Mean −177.1
Std Dev 189
2
1.5
1
0.5
0
−0.5
−1
−1.5
−2

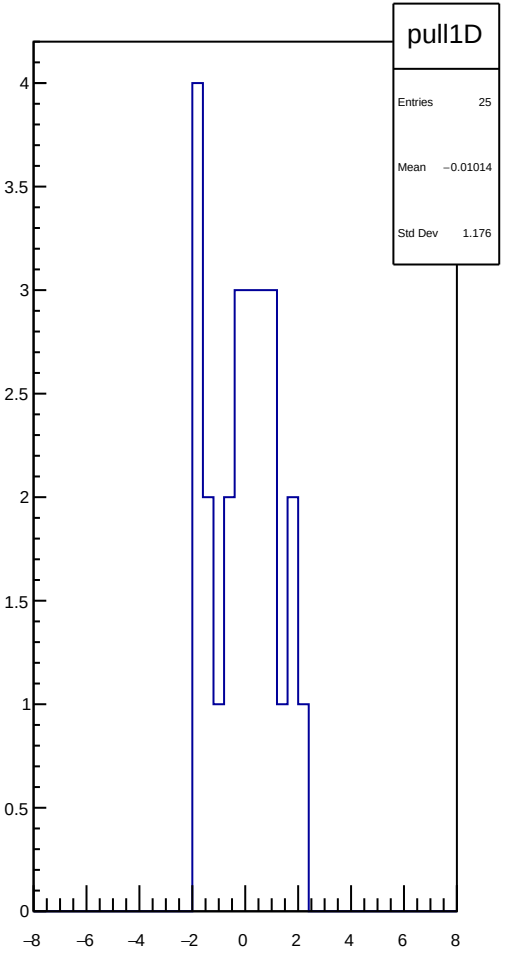
pull1D
Entries 25
Mean −0.01014
Std Dev 1.176
4
3.5
3
2.5
2
1.5
1
0.5
0
−8
−6
−4
−2
0
2
4
6
8

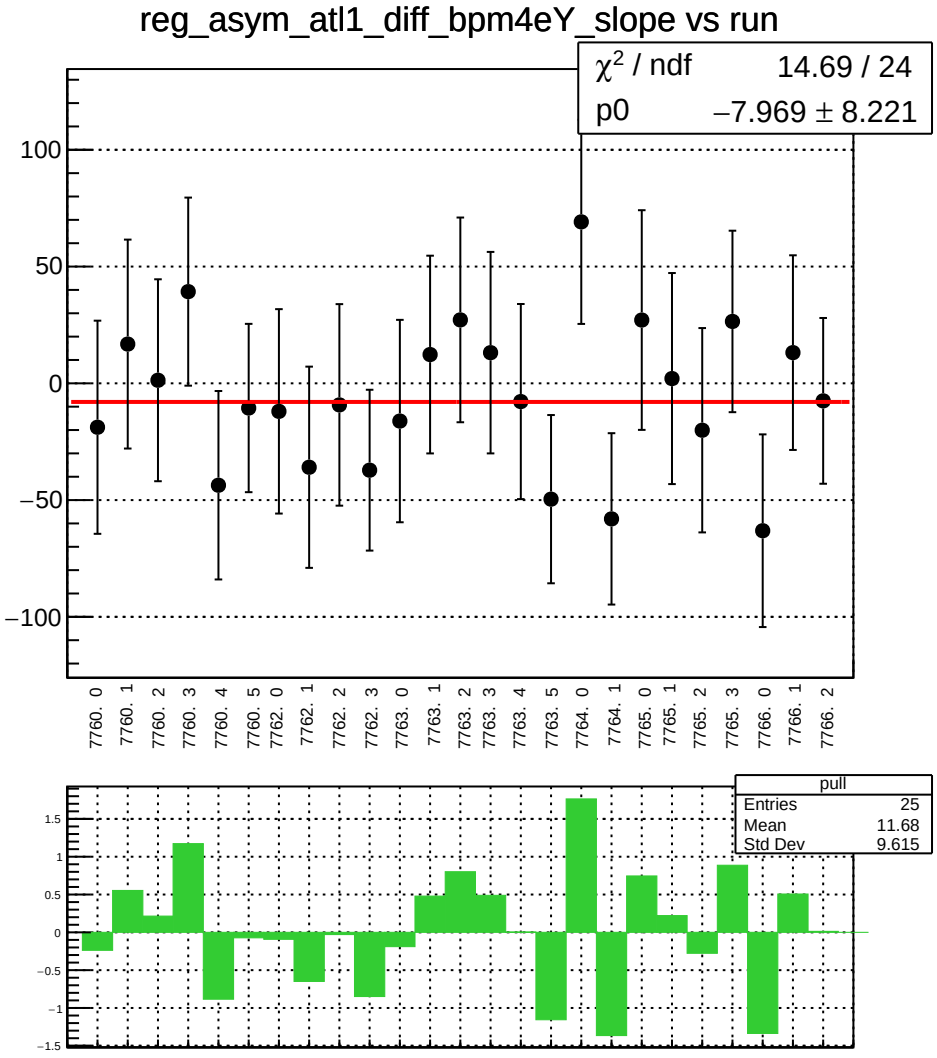
reg_asym_atl1_diff_bpm4eY_slope vs run
χ² / ndf 14.69 / 24
p0 −7.969 ± 8.221
100
50
0
−50
−100
7760. 0
7760. 1
7760. 2
7760. 3
7760. 4
7760. 5
7762. 0
7762. 1
7762. 2
7762. 3
7763. 0
7763. 1
7763. 2
7763. 3
7763. 4
7763. 5
7764. 0
7764. 1
7765. 0
7765. 1
7765. 2
7765. 3
7766. 0
7766. 1
7766. 2
pull
Entries 25
Mean 11.68
Std Dev 9.615
1.5
1
0.5
0
−0.5
−1
−1.5

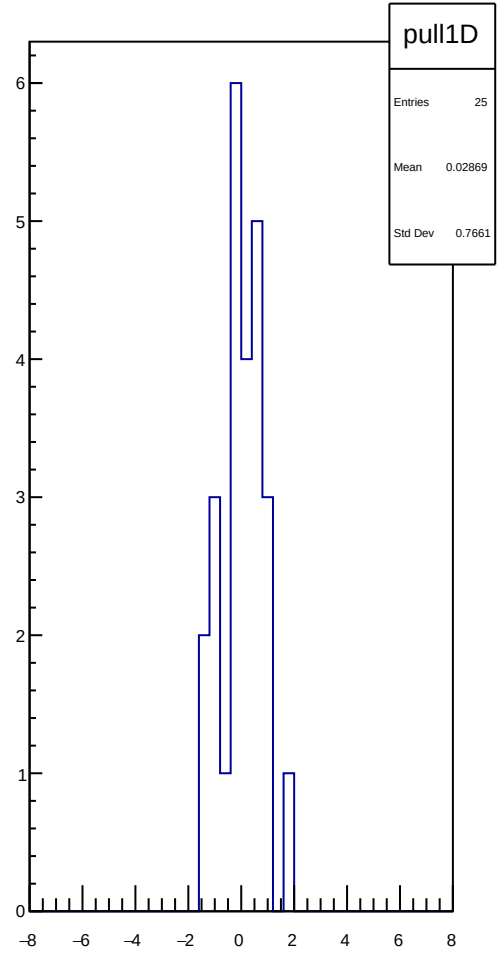
pull1D
Entries 25
Mean 0.02869
Std Dev 0.7661
6
5
4
3
2
1
0
−8
−6
−4
−2
0
2
4
6
8

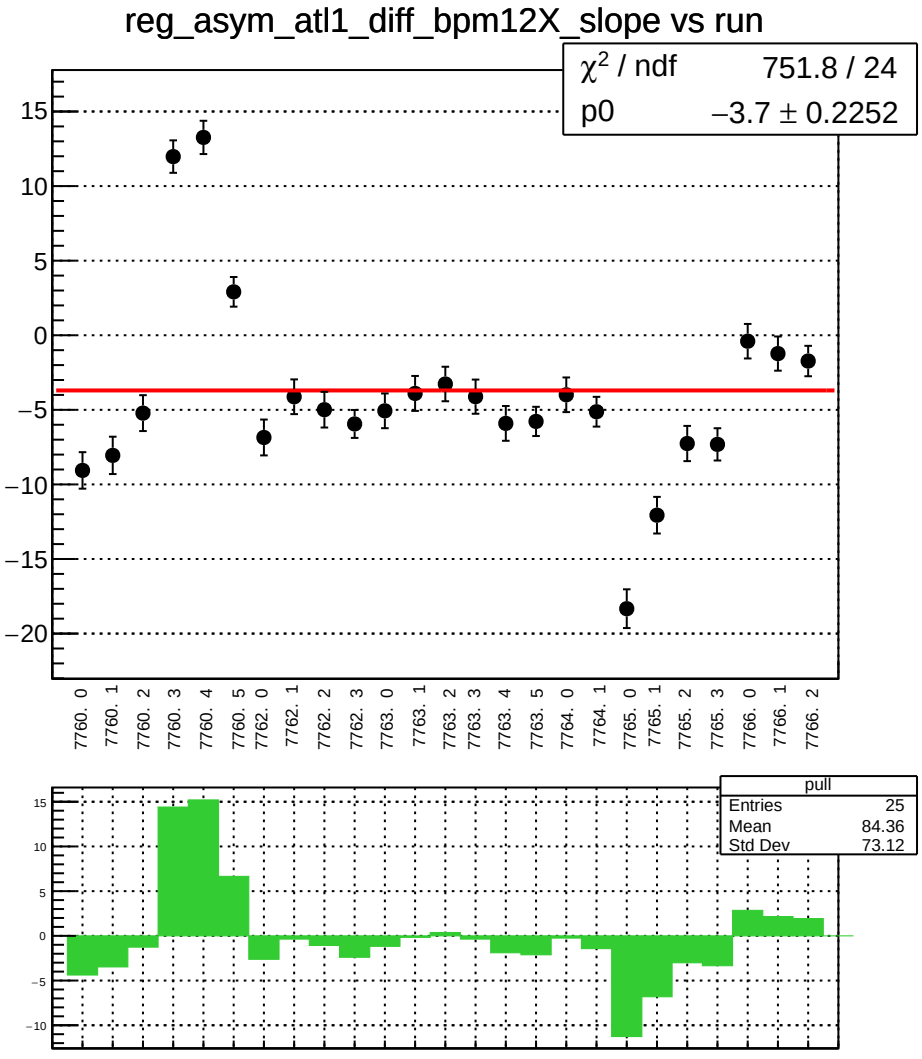
reg_asym_atl1_diff_bpm12X_slope vs run
χ² / ndf 751.8 / 24
p0 −3.7 ± 0.2252
15
10
5
0
−5
−10
−15
−20
7760. 0
7760. 1
7760. 2
7760. 3
7760. 4
7760. 5
7762. 0
7762. 1
7762. 2
7762. 3
7763. 0
7763. 1
7763. 2
7763. 3
7763. 4
7763. 5
7764. 0
7764. 1
7765. 0
7765. 1
7765. 2
7765. 3
7766. 0
7766. 1
7766. 2
pull
Entries 25
Mean 84.36
Std Dev 73.12

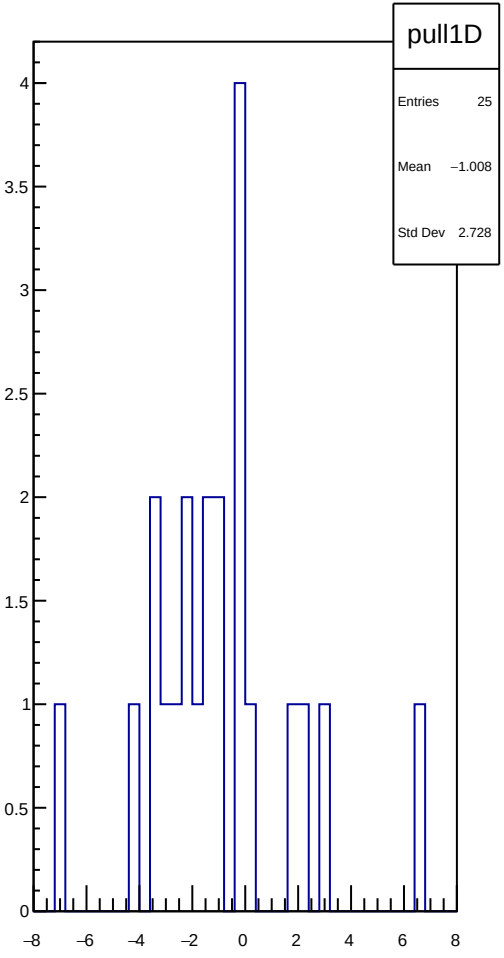
pull1D
Entries 25
Mean −1.008
Std Dev 2.728
4
3.5
3
2.5
2
1.5
1
0.5
0
−8
−6
−4
−2
0
2
4
6
8

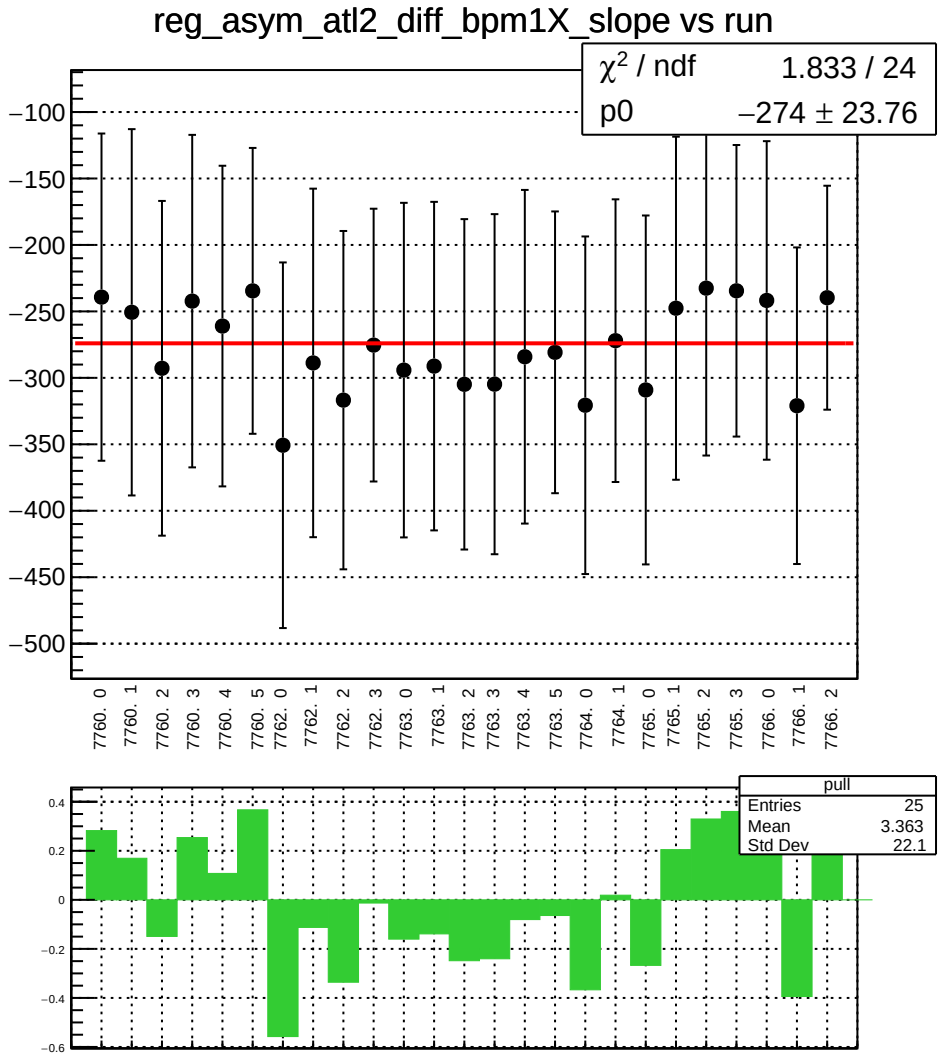
reg_asym_atl2_diff_bpm1X_slope vs run
χ² / ndf 1.833 / 24
p0 −274 ± 23.76
−100
−150
−200
−250
−300
−350
−400
−450
−500
7760. 0
7760. 1
7760. 2
7760. 3
7760. 4
7760. 5
7762. 0
7762. 1
7762. 2
7762. 3
7763. 0
7763. 1
7763. 2
7763. 3
7763. 4
7763. 5
7764. 0
7764. 1
7765. 0
7765. 1
7765. 2
7765. 3
7766. 0
7766. 1
7766. 2
pull
Entries 25
Mean 3.363
Std Dev 22.1
0.4
0.2
0
−0.2
−0.4
−0.6

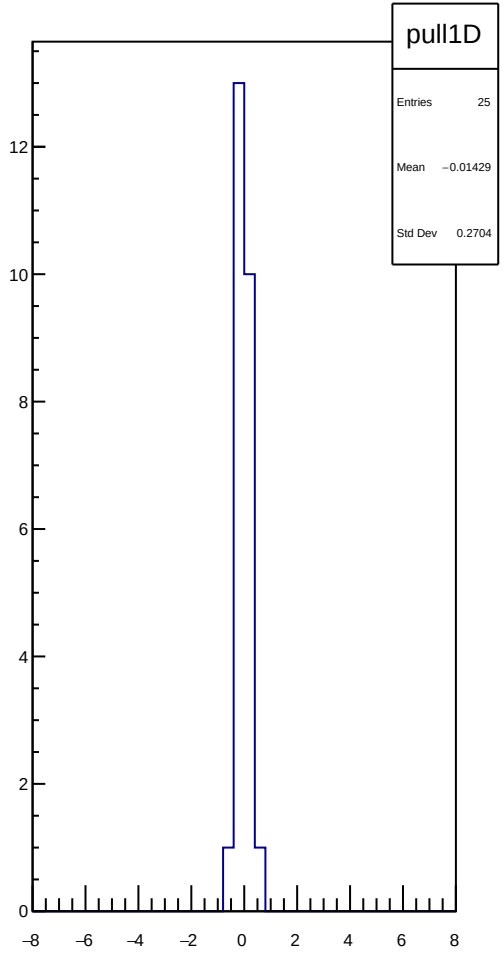
pull1D
Entries 25
Mean −0.01429
Std Dev 0.2704
12
10
8
6
4
2
0
−8
−6
−4
−2
0
2
4
6
8

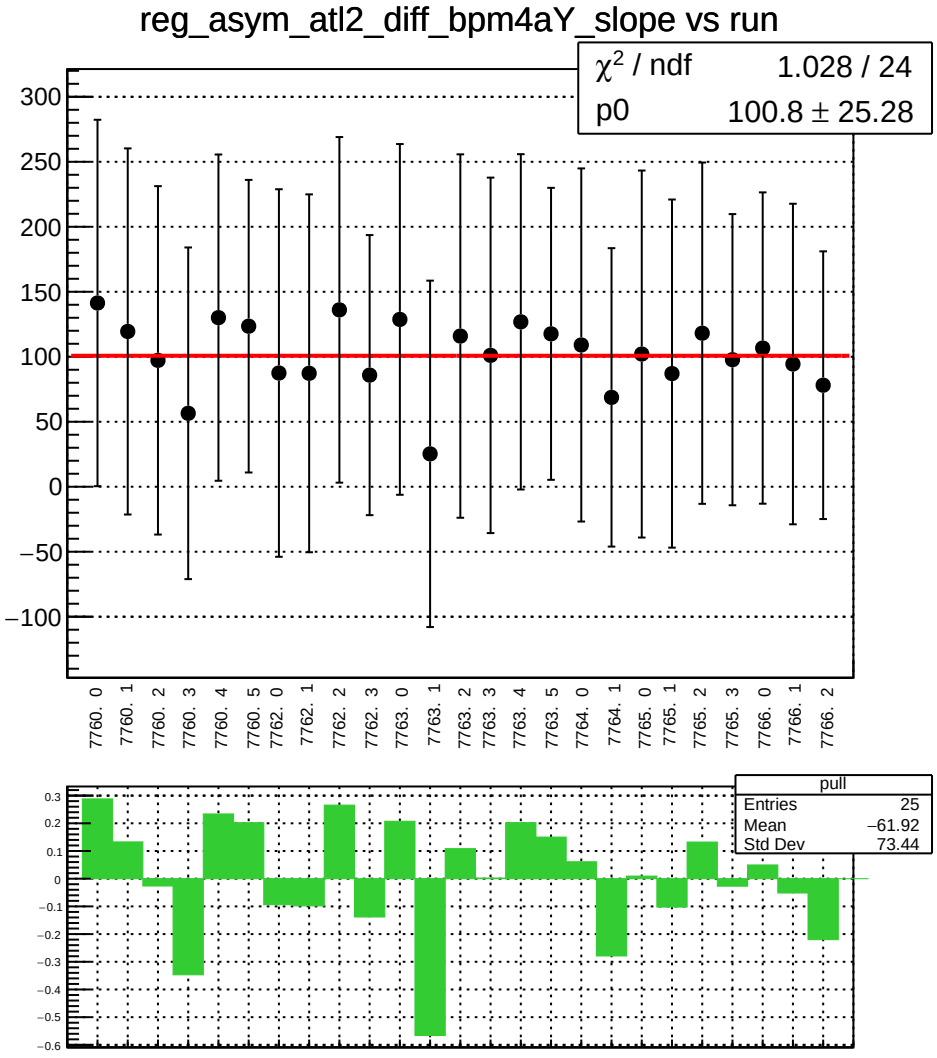
reg_asym_atl2_diff_bpm4aY_slope vs run
χ² / ndf 1.028 / 24
p0 100.8 ± 25.28
300
250
200
150
100
50
0
−50
−100
7760. 0
7760. 1
7760. 2
7760. 3
7760. 4
7760. 5
7762. 0
7762. 1
7762. 2
7762. 3
7763. 0
7763. 1
7763. 2
7763. 3
7763. 4
7763. 5
7764. 0
7764. 1
7765. 0
7765. 1
7765. 2
7765. 3
7766. 0
7766. 1
7766. 2
pull
Entries 25
Mean −61.92
Std Dev 73.44
0.3
0.2
0.1
0
−0.1
−0.2
−0.3
−0.4
−0.5
−0.6

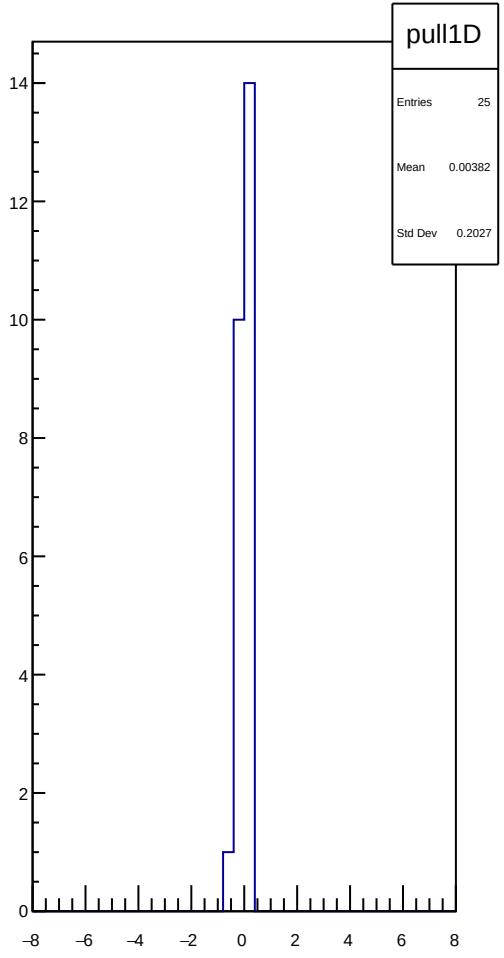
pull1D
Entries 25
Mean 0.00382
Std Dev 0.2027
14
12
10
8
6
4
2
0
−8
−6
−4
−2
0
2
4
6
8

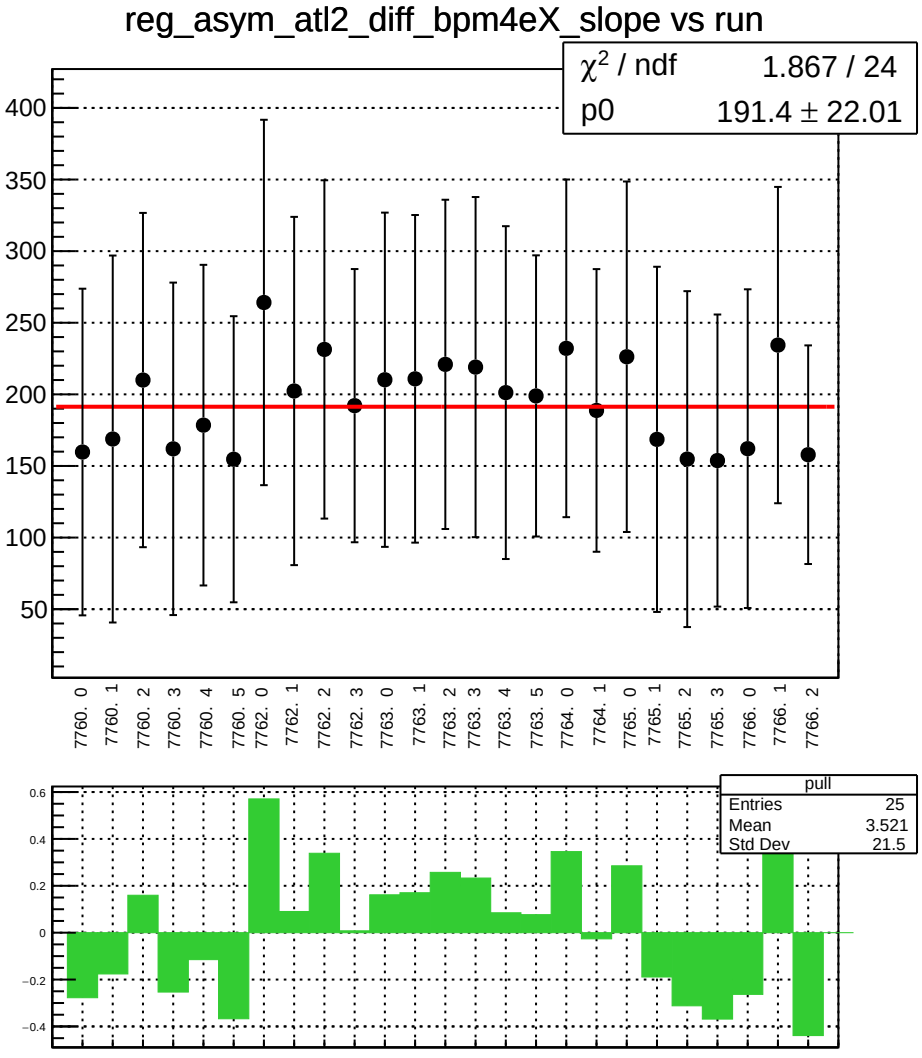
reg_asym_atl2_diff_bpm4eX_slope vs run
χ² / ndf 1.867 / 24
p0 191.4 ± 22.01
400
350
300
250
200
150
100
50
7760. 0
7760. 1
7760. 2
7760. 3
7760. 4
7760. 5
7762. 0
7762. 1
7762. 2
7762. 3
7763. 0
7763. 1
7763. 2
7763. 3
7763. 4
7763. 5
7764. 0
7764. 1
7765. 0
7765. 1
7765. 2
7765. 3
7766. 0
7766. 1
7766. 2
pull
Entries 25
Mean 3.521
Std Dev 21.5
0.6
0.4
0.2
0
−0.2
−0.4

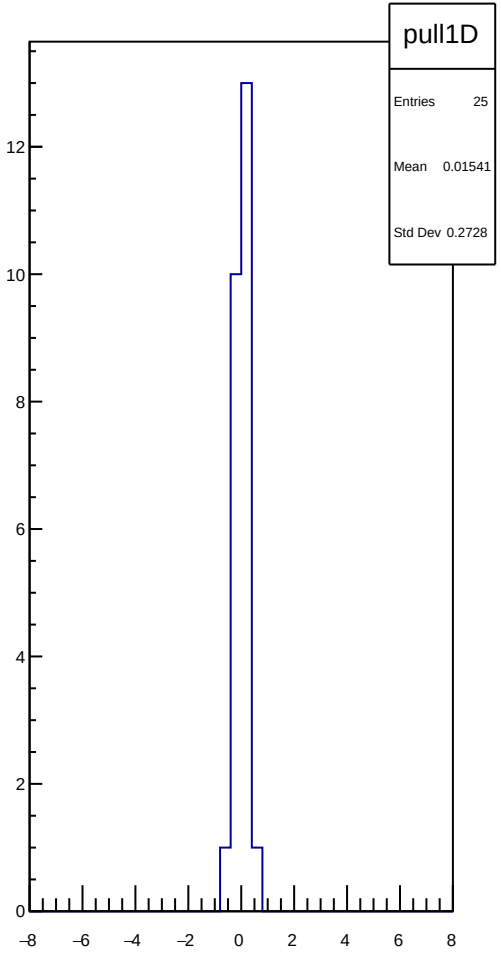
pull1D
Entries 25
Mean 0.01541
Std Dev 0.2728
12
10
8
6
4
2
0
−8
−6
−4
−2
0
2
4
6
8

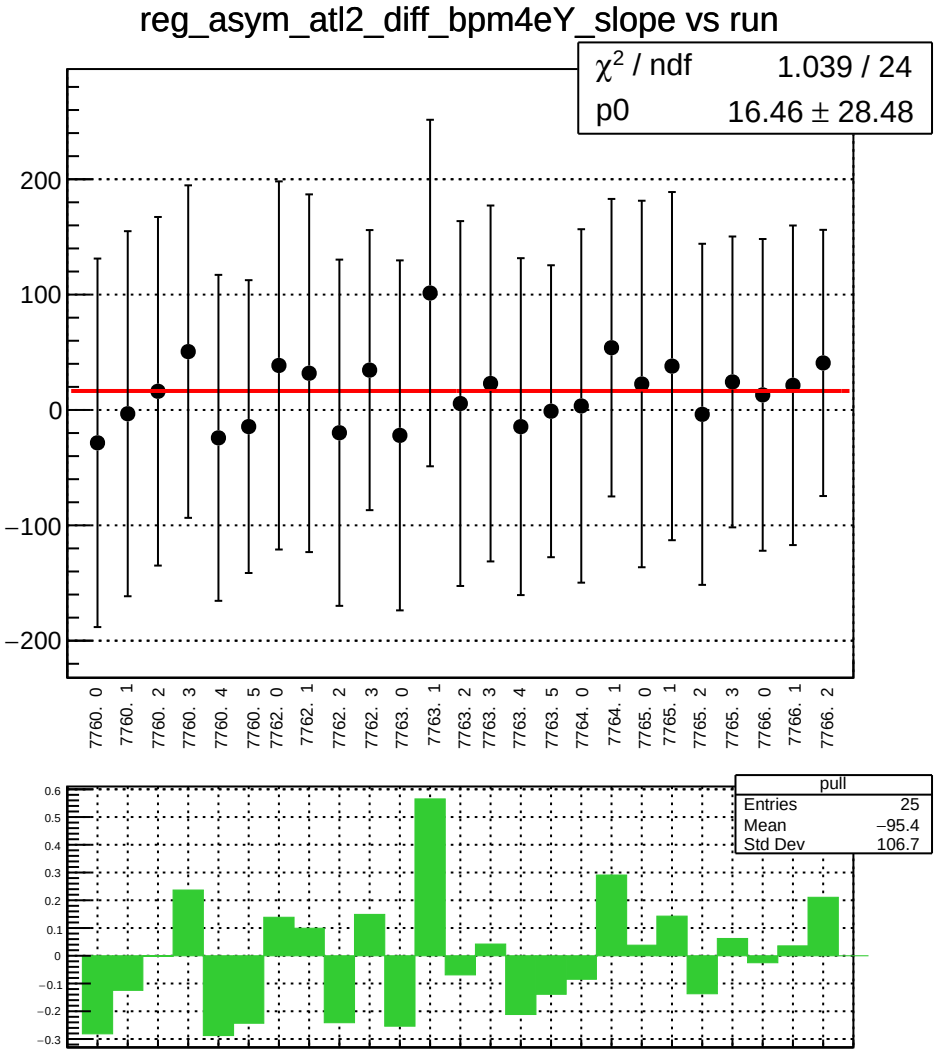
reg_asym_atl2_diff_bpm4eY_slope vs run
χ² / ndf 1.039 / 24
p0 16.46 ± 28.48
200
100
0
−100
−200
7760. 0
7760. 1
7760. 2
7760. 3
7760. 4
7760. 5
7762. 0
7762. 1
7762. 2
7762. 3
7763. 0
7763. 1
7763. 2
7763. 3
7763. 4
7763. 5
7764. 0
7764. 1
7765. 0
7765. 1
7765. 2
7765. 3
7766. 0
7766. 1
7766. 2
pull
Entries 25
Mean −95.4
Std Dev 106.7
0.6
0.5
0.4
0.3
0.2
0.1
0
−0.1
−0.2
−0.3

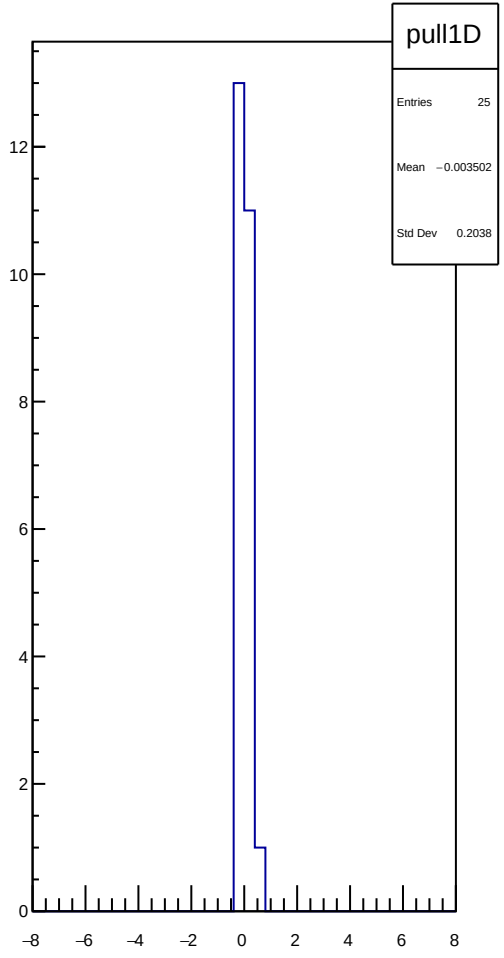
pull1D
Entries 25
Mean −0.003502
Std Dev 0.2038
12
10
8
6
4
2
0
−8
−6
−4
−2
0
2
4
6
8

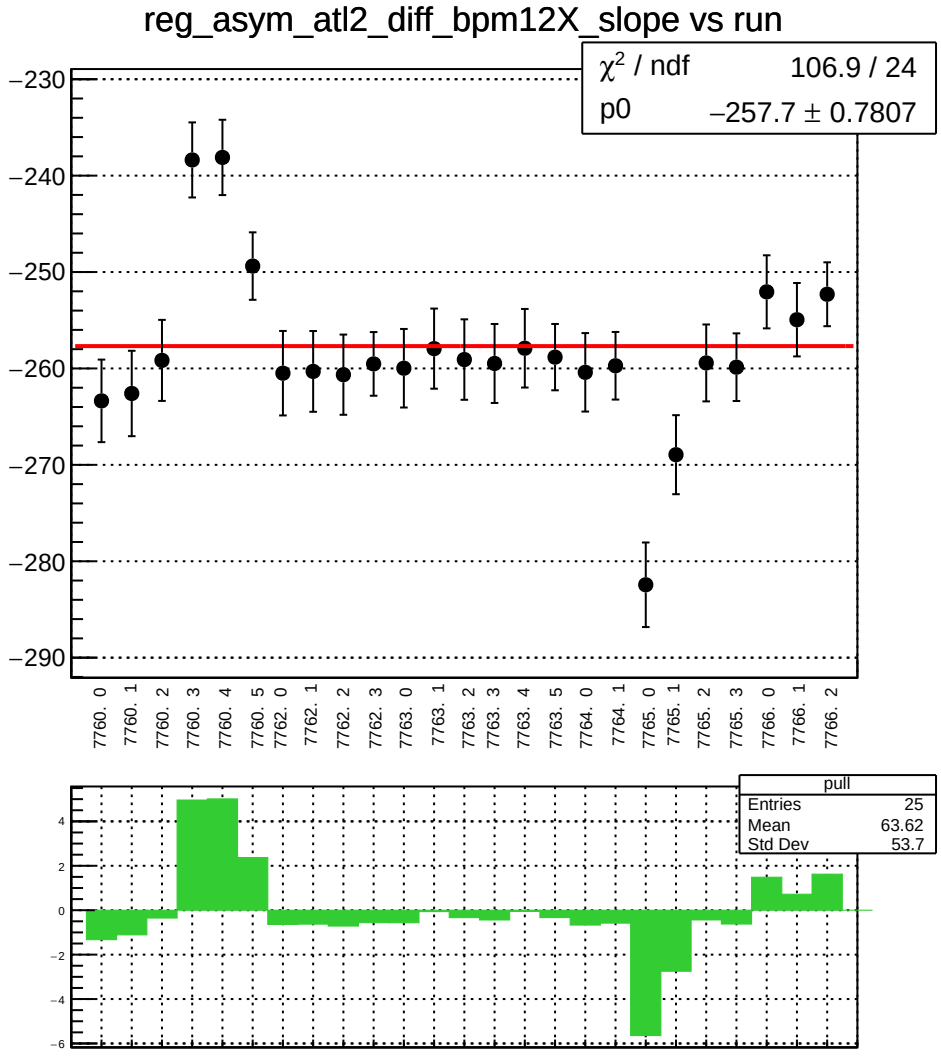
reg_asym_atl2_diff_bpm12X_slope vs run
χ² / ndf 106.9 / 24
p0 −257.7 ± 0.7807
−230
−240
−250
−260
−270
−280
−290
7760. 0
7760. 1
7760. 2
7760. 3
7760. 4
7760. 5
7762. 0
7762. 1
7762. 2
7762. 3
7763. 0
7763. 1
7763. 2
7763. 3
7763. 4
7763. 5
7764. 0
7764. 1
7765. 0
7765. 1
7765. 2
7765. 3
7766. 0
7766. 1
7766. 2
pull
Entries 25
Mean 63.62
Std Dev 53.7
4
2
0
−2
−4
−6

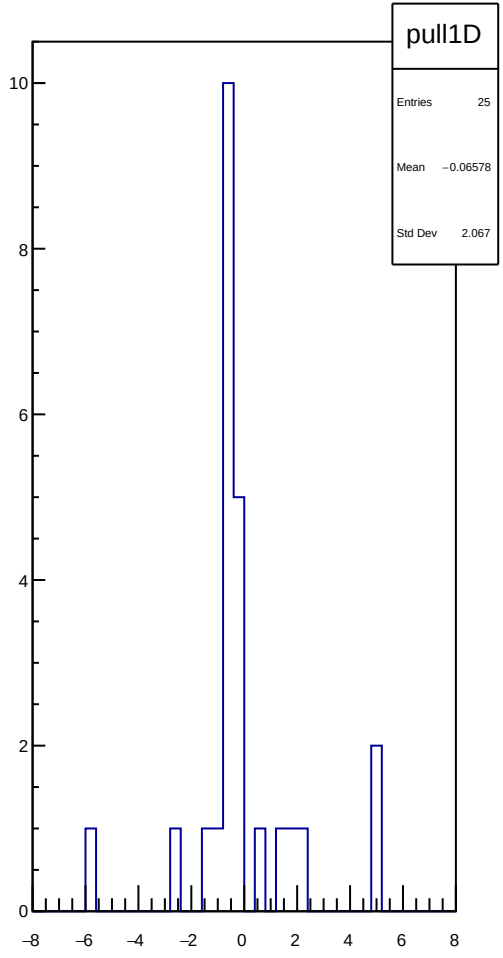
pull1D
Entries 25
Mean −0.06578
Std Dev 2.067
10
8
6
4
2
0
−8
−6
−4
−2
0
2
4
6
8

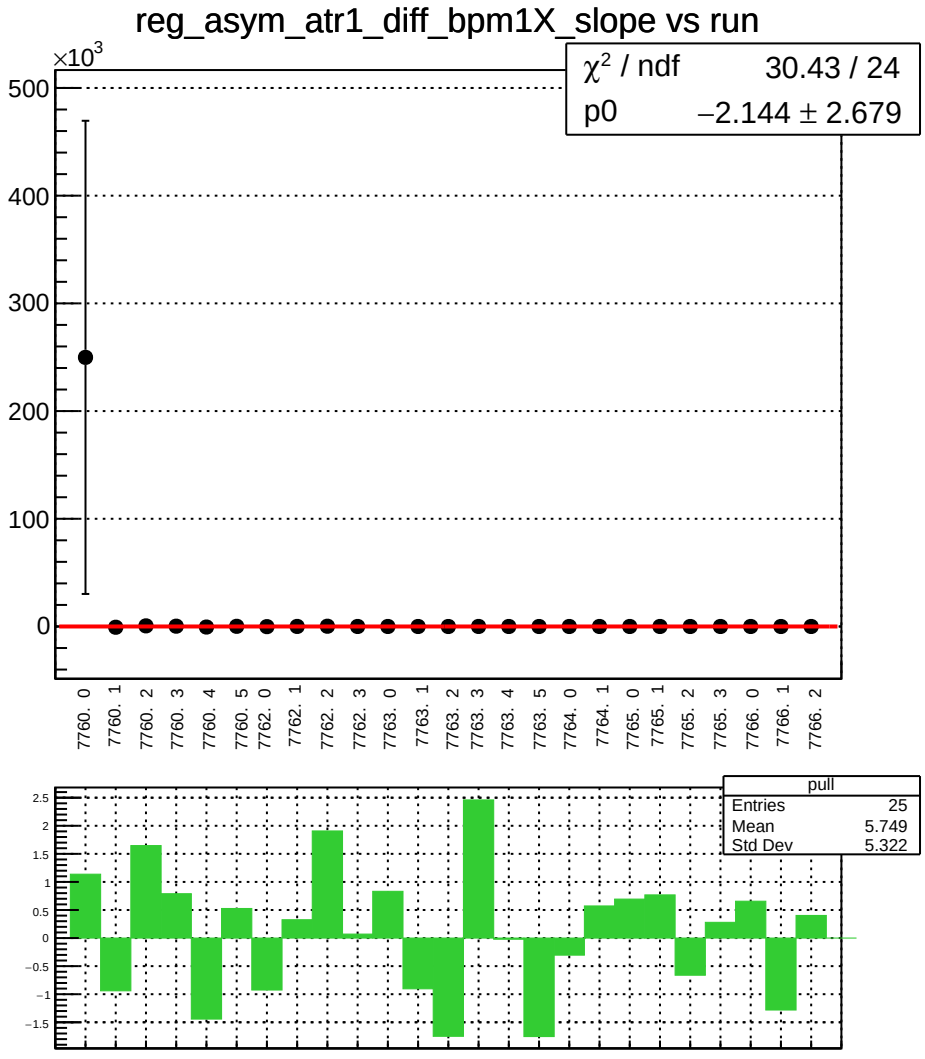
reg_asym_atr1_diff_bpm1X_slope vs run
×10^3
χ² / ndf 30.43 / 24
p0 −2.144 ± 2.679
500
400
300
200
100
0
7760. 0
7760. 1
7760. 2
7760. 3
7760. 4
7760. 5
7762. 0
7762. 1
7762. 2
7762. 3
7763. 0
7763. 1
7763. 2
7763. 3
7763. 4
7763. 5
7764. 0
7764. 1
7765. 0
7765. 1
7765. 2
7765. 3
7766. 0
7766. 1
7766. 2
pull
Entries 25
Mean 5.749
Std Dev 5.322
2.5
2
1.5
1
0.5
0
−0.5
−1
−1.5

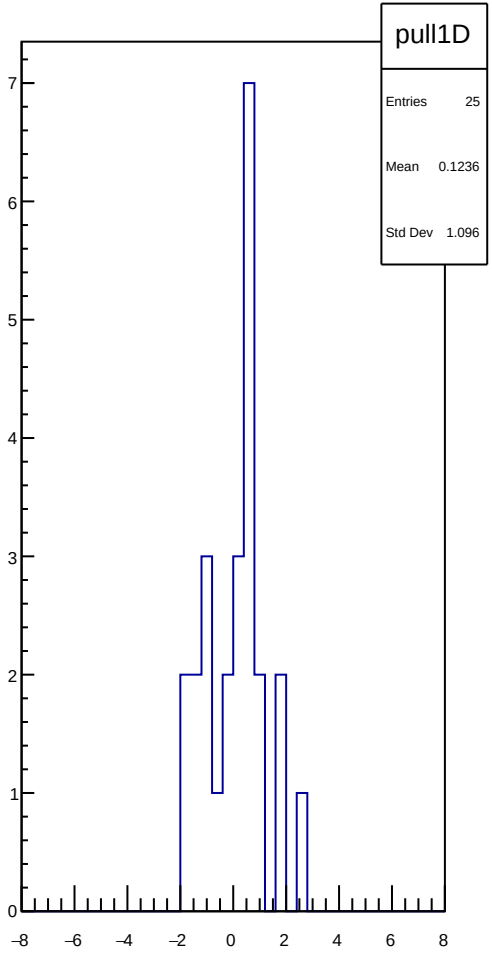
pull1D
Entries 25
Mean 0.1236
Std Dev 1.096
7
6
5
4
3
2
1
0
−8
−6
−4
−2
0
2
4
6
8

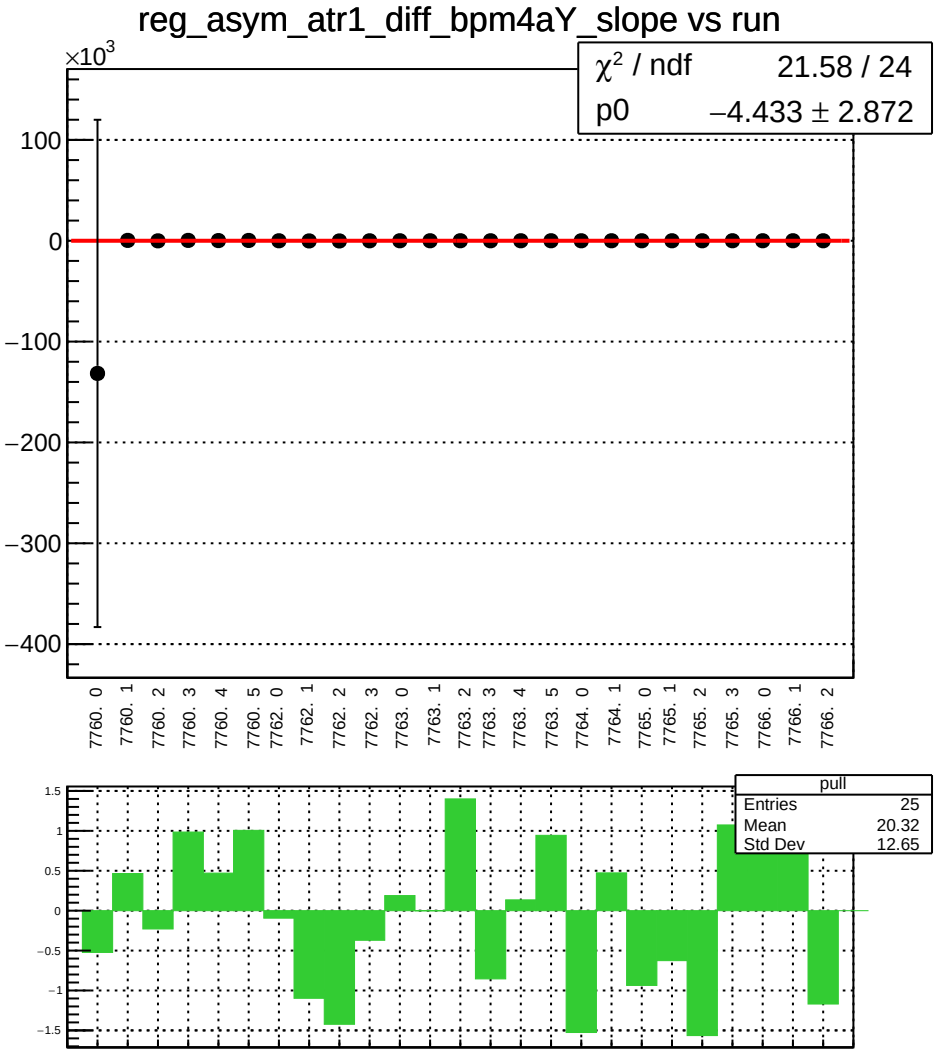
reg_asym_atr1_diff_bpm4aY_slope vs run
×10^3
χ² / ndf 21.58 / 24
p0 −4.433 ± 2.872
100
0
−100
−200
−300
−400
7760. 0
7760. 1
7760. 2
7760. 3
7760. 4
7760. 5
7762. 0
7762. 1
7762. 2
7762. 3
7763. 0
7763. 1
7763. 2
7763. 3
7763. 4
7763. 5
7764. 0
7764. 1
7765. 0
7765. 1
7765. 2
7765. 3
7766. 0
7766. 1
7766. 2
pull
Entries 25
Mean 20.32
Std Dev 12.65
1.5
1
0.5
0
−0.5
−1
−1.5

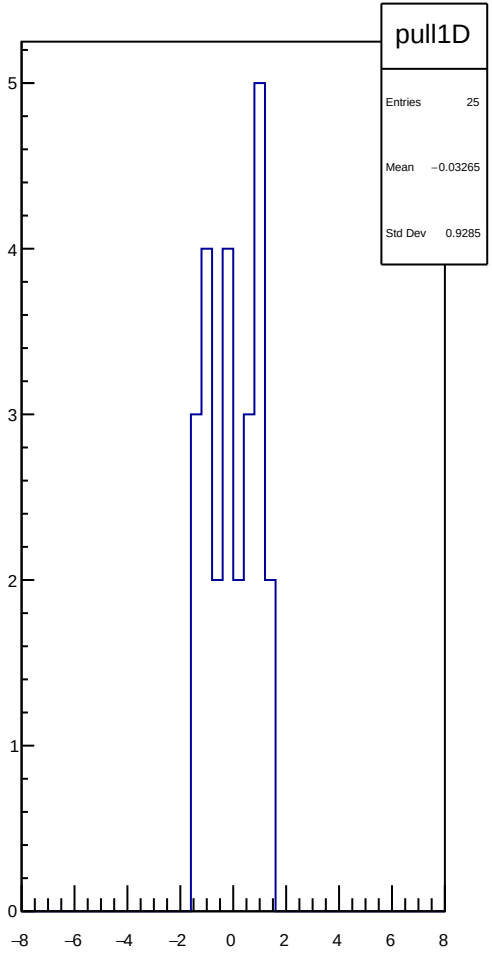
pull1D
Entries 25
Mean −0.03265
Std Dev 0.9285
5
4
3
2
1
0
−8
−6
−4
−2
0
2
4
6
8

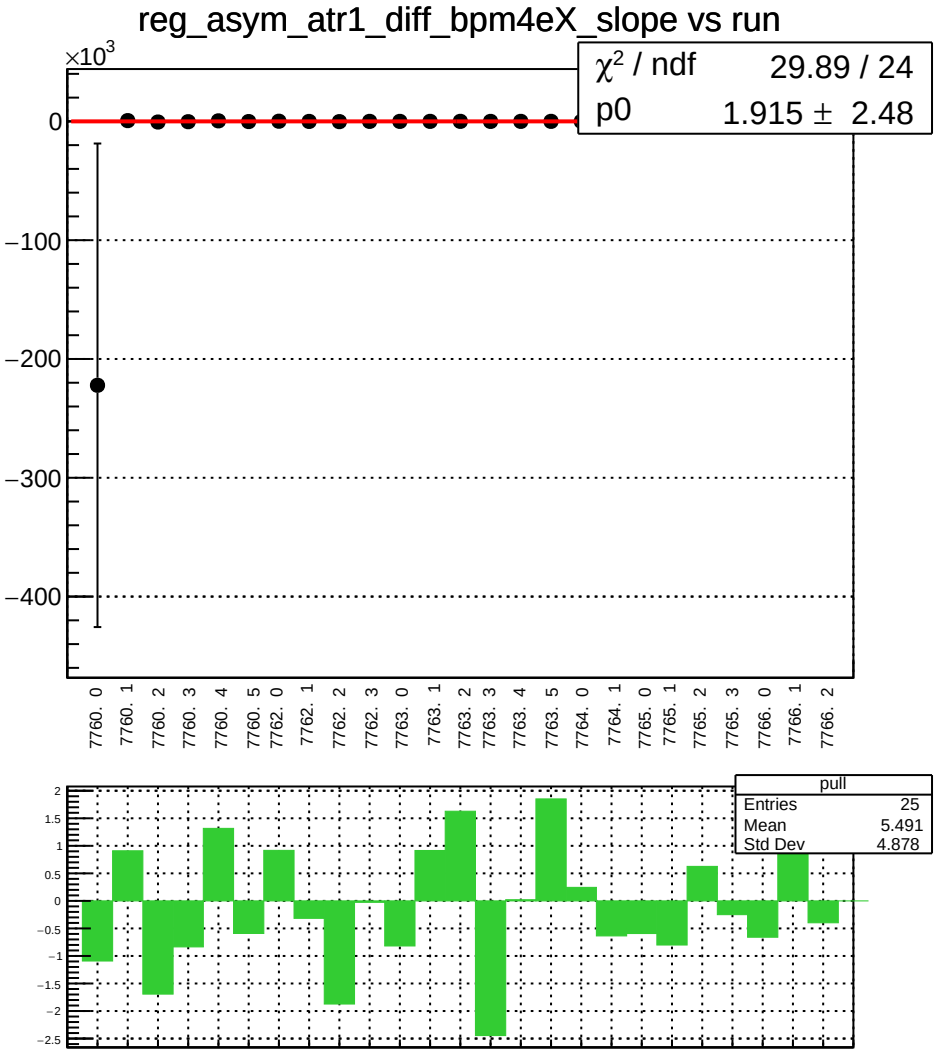
reg_asym_atr1_diff_bpm4eX_slope vs run
×10^3
χ^2 / ndf 29.89 / 24
p0 1.915 ± 2.48
0
−100
−200
−300
−400
7760. 0
7760. 1
7760. 2
7760. 3
7760. 4
7760. 5
7762. 0
7762. 1
7762. 2
7762. 3
7763. 0
7763. 1
7763. 2
7763. 3
7763. 4
7763. 5
7764. 0
7764. 1
7765. 0
7765. 1
7765. 2
7765. 3
7766. 0
7766. 1
7766. 2
pull
Entries 25
Mean 5.491
Std Dev 4.878

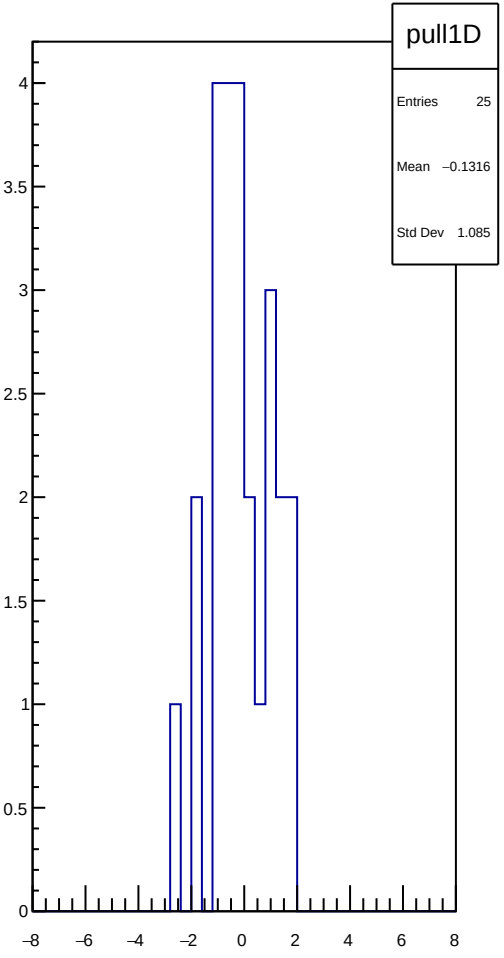
pull1D
Entries 25
Mean −0.1316
Std Dev 1.085

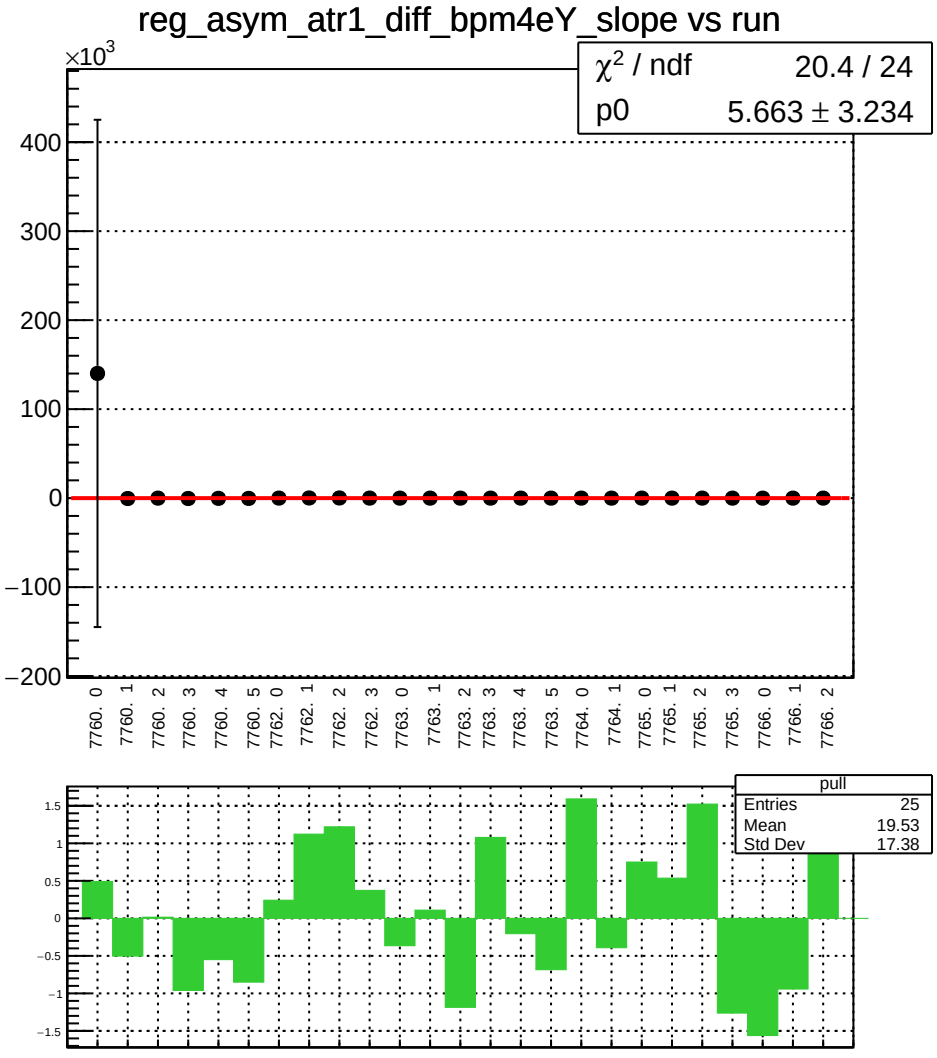
reg_asym_atr1_diff_bpm4eY_slope vs run
×10^3
χ^2 / ndf 20.4 / 24
p0 5.663 ± 3.234
400
300
200
100
0
−100
−200
7760. 0
7760. 1
7760. 2
7760. 3
7760. 4
7760. 5
7762. 0
7762. 1
7762. 2
7762. 3
7763. 0
7763. 1
7763. 2
7763. 3
7763. 4
7763. 5
7764. 0
7764. 1
7765. 0
7765. 1
7765. 2
7765. 3
7766. 0
7766. 1
7766. 2
pull
Entries 25
Mean 19.53
Std Dev 17.38
1.5
1
0.5
0
−0.5
−1
−1.5

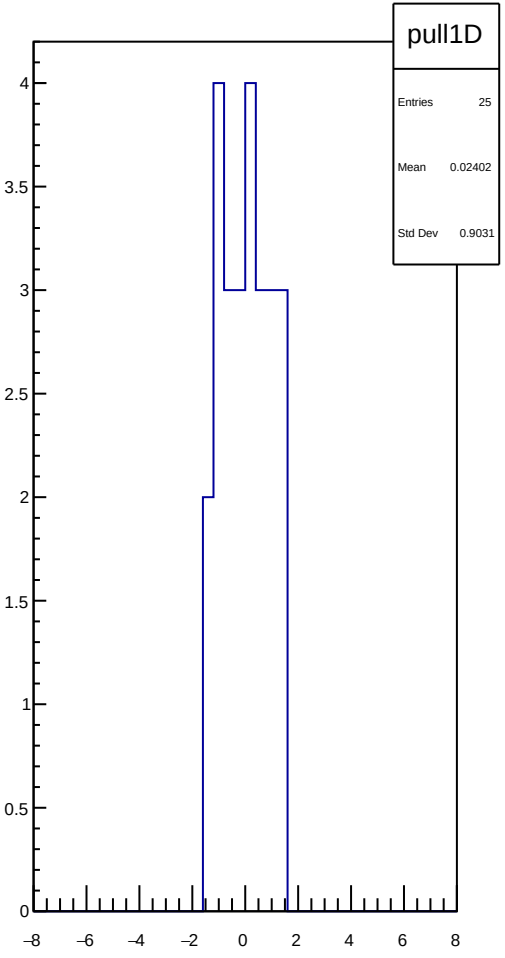
pull1D
Entries 25
Mean 0.02402
Std Dev 0.9031
4
3.5
3
2.5
2
1.5
1
0.5
0
−8
−6
−4
−2
0
2
4
6
8

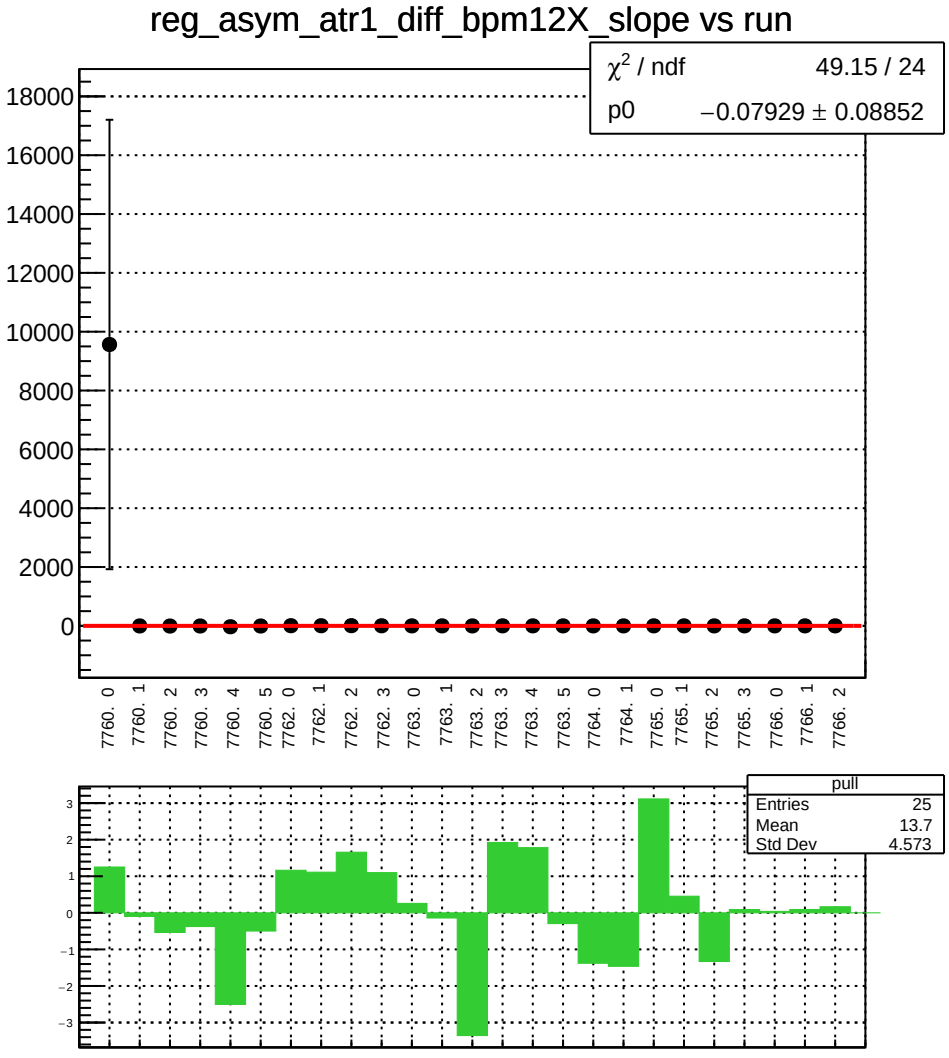
reg_asym_atr1_diff_bpm12X_slope vs run
χ² / ndf 49.15 / 24
p0 −0.07929 ± 0.08852
18000
16000
14000
12000
10000
8000
6000
4000
2000
0
7760. 0
7760. 1
7760. 2
7760. 3
7760. 4
7760. 5
7762. 0
7762. 1
7762. 2
7762. 3
7763. 0
7763. 1
7763. 2
7763. 3
7763. 4
7763. 5
7764. 0
7764. 1
7765. 0
7765. 1
7765. 2
7765. 3
7766. 0
7766. 1
7766. 2
pull
Entries 25
Mean 13.7
Std Dev 4.573

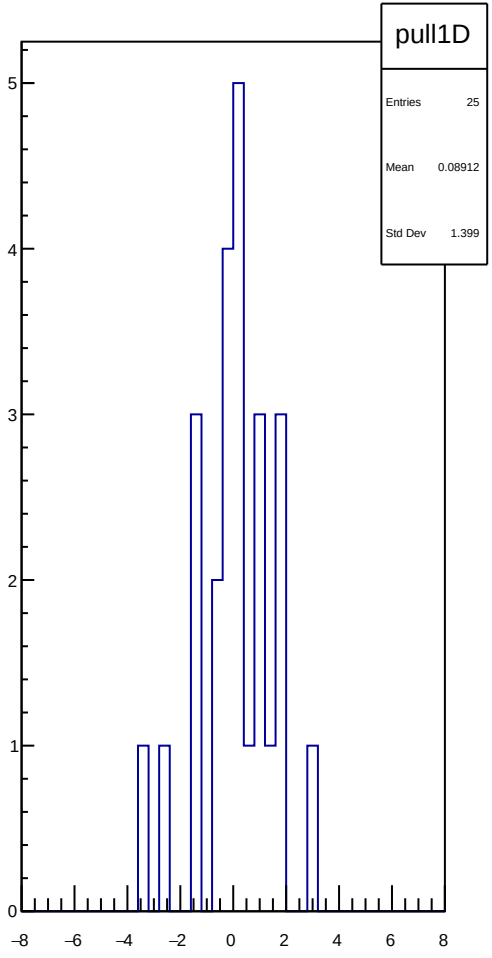
pull1D
Entries 25
Mean 0.08912
Std Dev 1.399

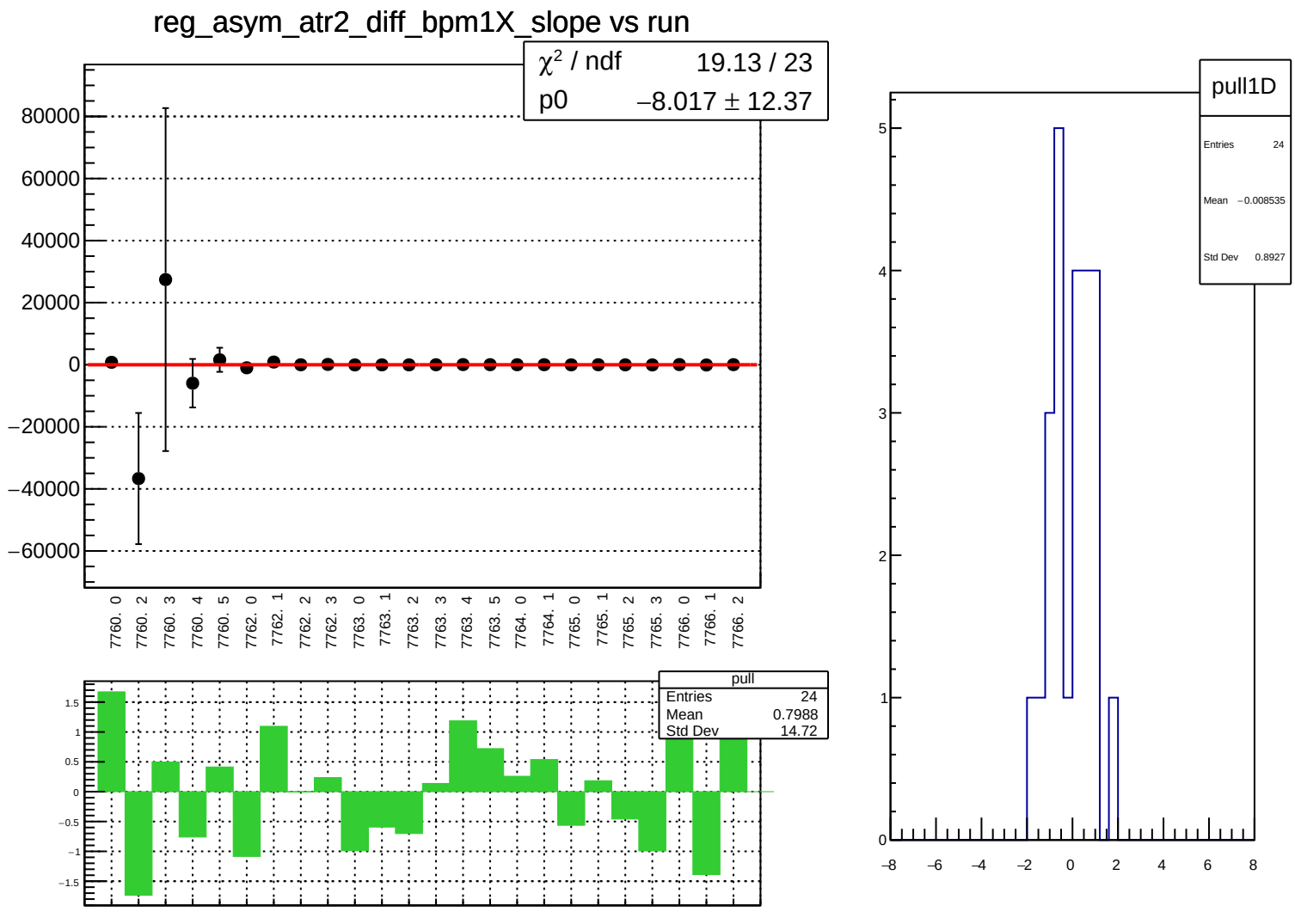
reg_asym_atr2_diff_bpm1X_slope vs run
χ² / ndf 19.13 / 23
p0 −8.017 ± 12.37
80000
60000
40000
20000
0
−20000
−40000
−60000
7760. 0
7760. 2
7760. 3
7760. 4
7760. 5
7762. 0
7762. 1
7762. 2
7762. 3
7763. 0
7763. 1
7763. 2
7763. 3
7763. 4
7763. 5
7764. 0
7764. 1
7765. 0
7765. 1
7765. 2
7765. 3
7766. 0
7766. 1
7766. 2
pull
Entries 24
Mean 0.7988
Std Dev 14.72
1.5
1
0.5
0
−0.5
−1
−1.5
pull1D
Entries 24
Mean −0.008535
Std Dev 0.8927
5
4
3
2
1
0
−8
−6
−4
−2
0
2
4
6
8

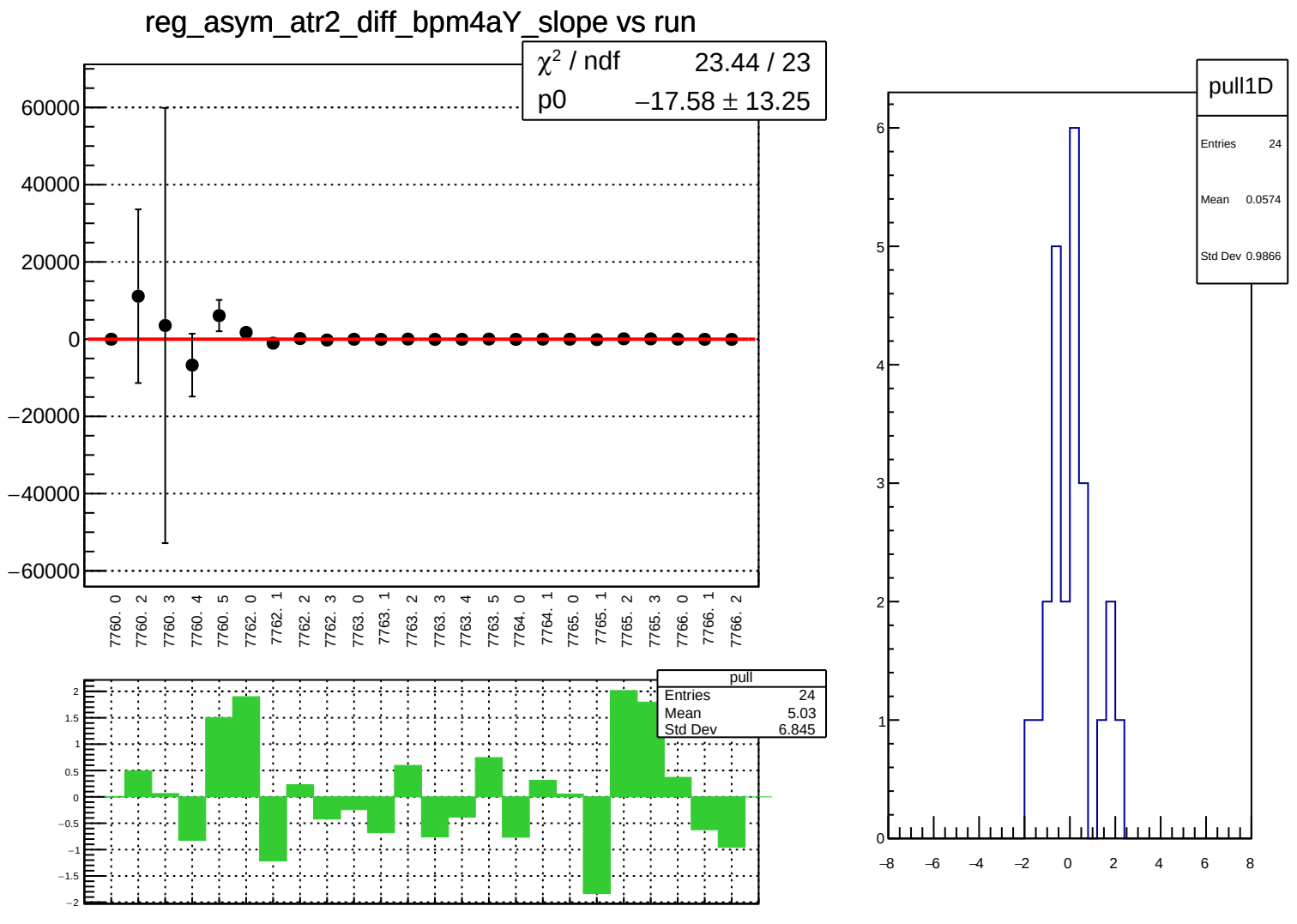
reg_asym_atr2_diff_bpm4aY_slope vs run
χ² / ndf 23.44 / 23
p0 −17.58 ± 13.25
60000
40000
20000
0
−20000
−40000
−60000
7760. 0
7760. 2
7760. 3
7760. 4
7760. 5
7762. 0
7762. 1
7762. 2
7762. 3
7763. 0
7763. 1
7763. 2
7763. 3
7763. 4
7763. 5
7764. 0
7764. 1
7765. 0
7765. 1
7765. 2
7765. 3
7766. 0
7766. 1
7766. 2
pull
Entries 24
Mean 5.03
Std Dev 6.845
2
1.5
1
0.5
0
−0.5
−1
−1.5
−2
pull1D
Entries 24
Mean 0.0574
Std Dev 0.9866
6
5
4
3
2
1
0
−8
−6
−4
−2
0
2
4
6
8

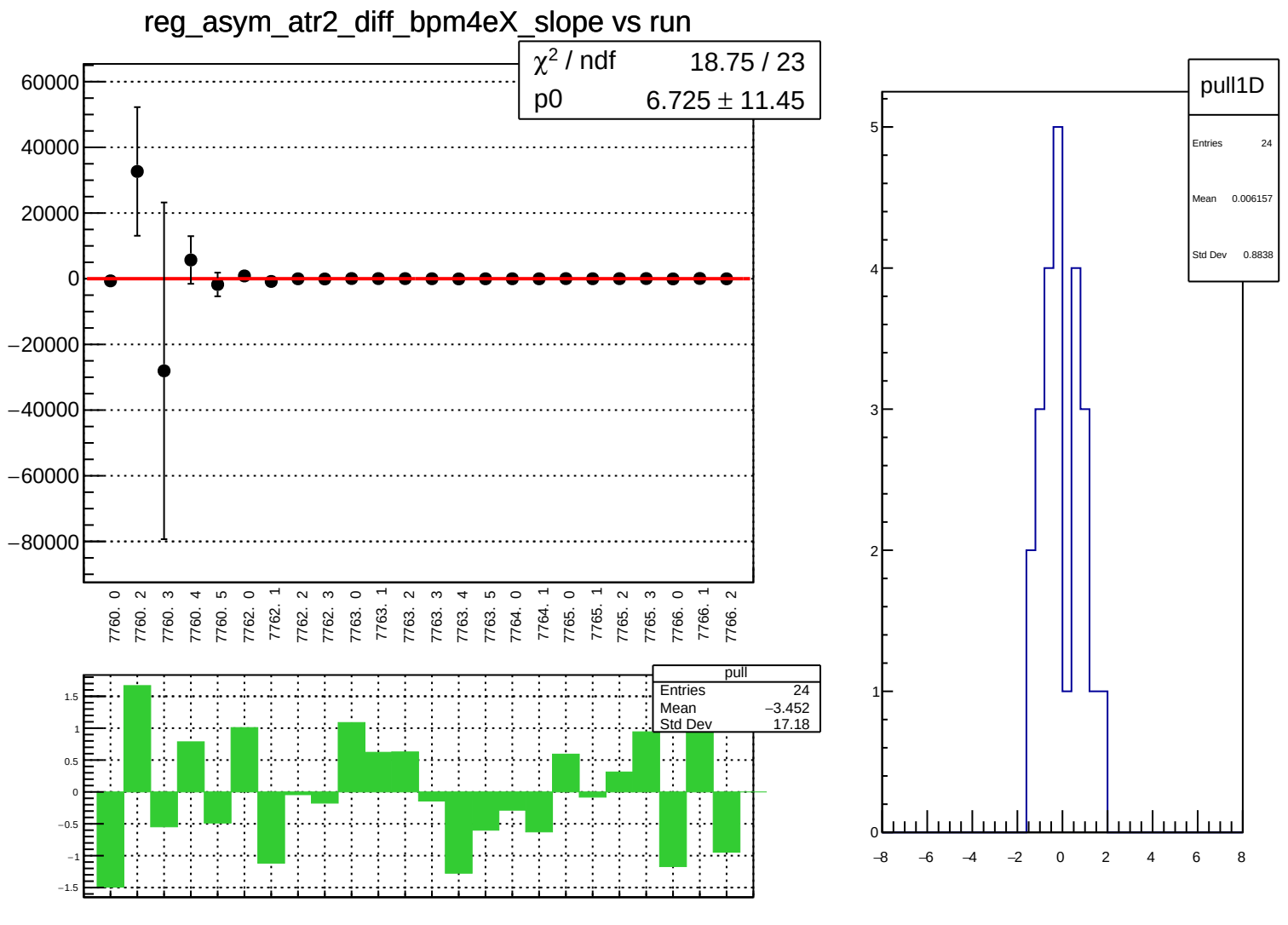
reg_asym_atr2_diff_bpm4eX_slope vs run
χ² / ndf 18.75 / 23
p0 6.725 ± 11.45
60000
40000
20000
0
−20000
−40000
−60000
−80000
7760. 0
7760. 2
7760. 3
7760. 4
7760. 5
7762. 0
7762. 1
7762. 2
7762. 3
7763. 0
7763. 1
7763. 2
7763. 3
7763. 4
7763. 5
7764. 0
7764. 1
7765. 0
7765. 1
7765. 2
7765. 3
7766. 0
7766. 1
7766. 2
pull
Entries 24
Mean −3.452
Std Dev 17.18
1.5
1
0.5
0
−0.5
−1
−1.5
pull1D
Entries 24
Mean 0.006157
Std Dev 0.8838
5
4
3
2
1
0
−8
−6
−4
−2
0
2
4
6
8

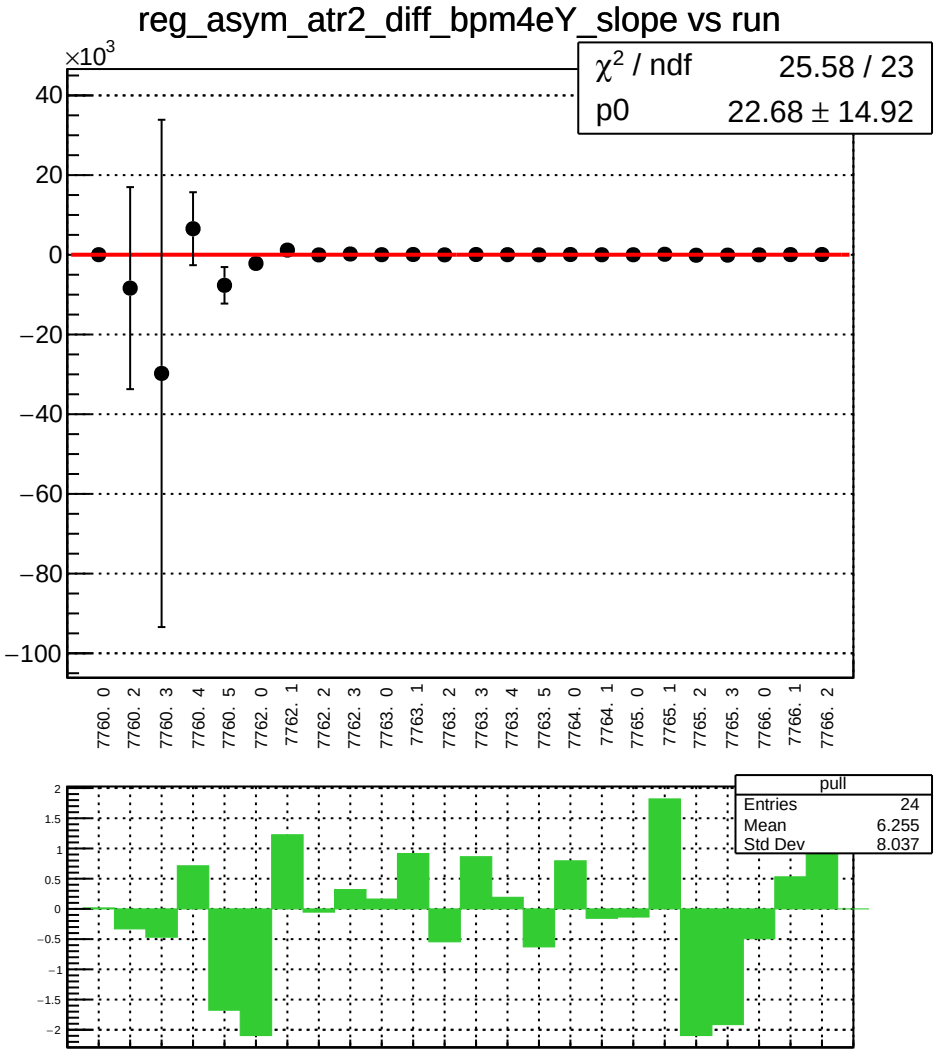
reg_asym_atr2_diff_bpm4eY_slope vs run
×10^3
χ^2 / ndf 25.58 / 23
p0 22.68 ± 14.92
40
20
0
−20
−40
−60
−80
−100
7760. 0
7760. 2
7760. 3
7760. 4
7760. 5
7762. 0
7762. 1
7762. 2
7762. 3
7763. 0
7763. 1
7763. 2
7763. 3
7763. 4
7763. 5
7764. 0
7764. 1
7765. 0
7765. 1
7765. 2
7765. 3
7766. 0
7766. 1
7766. 2
pull
Entries 24
Mean 6.255
Std Dev 8.037
2
1.5
1
0.5
0
−0.5
−1
−1.5
−2

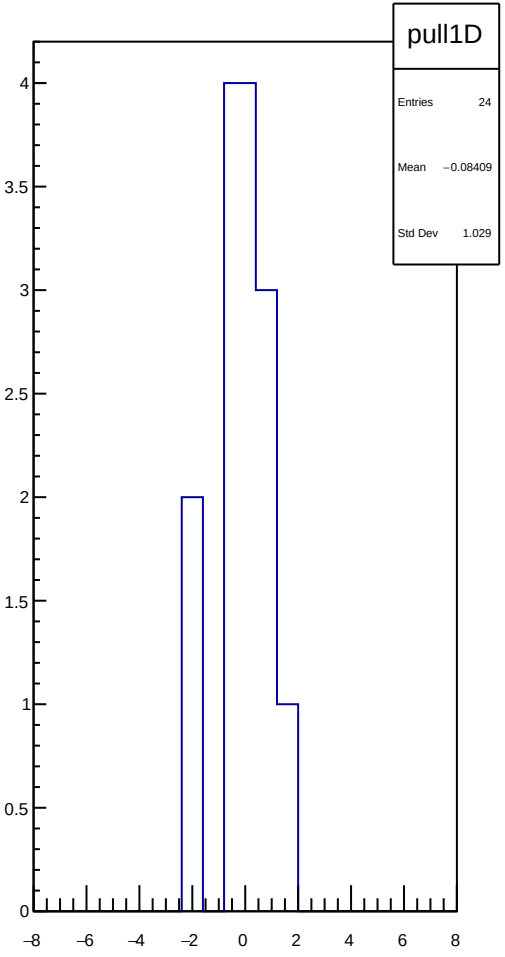
pull1D
Entries 24
Mean −0.08409
Std Dev 1.029
4
3.5
3
2.5
2
1.5
1
0.5
0
−8
−6
−4
−2
0
2
4
6
8

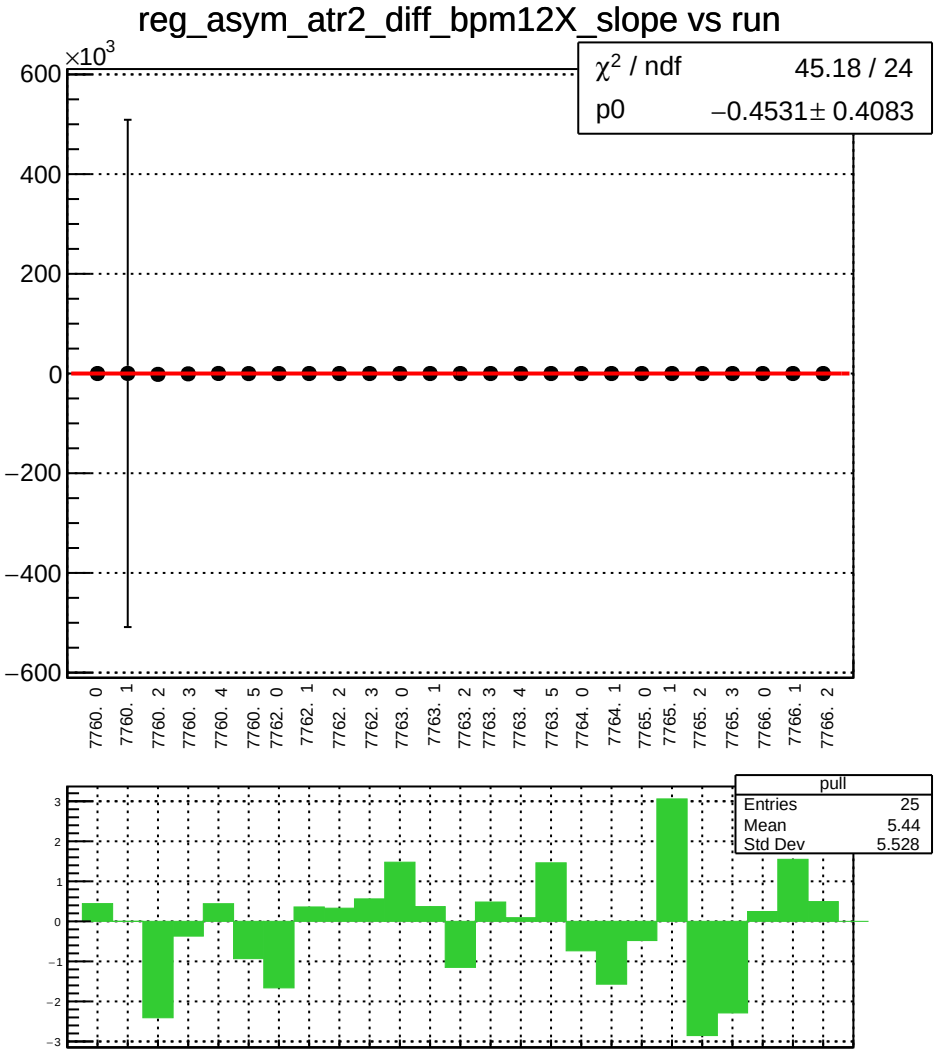
reg_asym_atr2_diff_bpm12X_slope vs run
×10^3
χ² / ndf 45.18 / 24
p0 −0.4531 ± 0.4083
600
400
200
0
−200
−400
−600
7760. 0
7760. 1
7760. 2
7760. 3
7760. 4
7760. 5
7762. 0
7762. 1
7762. 2
7762. 3
7763. 0
7763. 1
7763. 2
7763. 3
7763. 4
7763. 5
7764. 0
7764. 1
7765. 0
7765. 1
7765. 2
7765. 3
7766. 0
7766. 1
7766. 2
pull
Entries 25
Mean 5.44
Std Dev 5.528

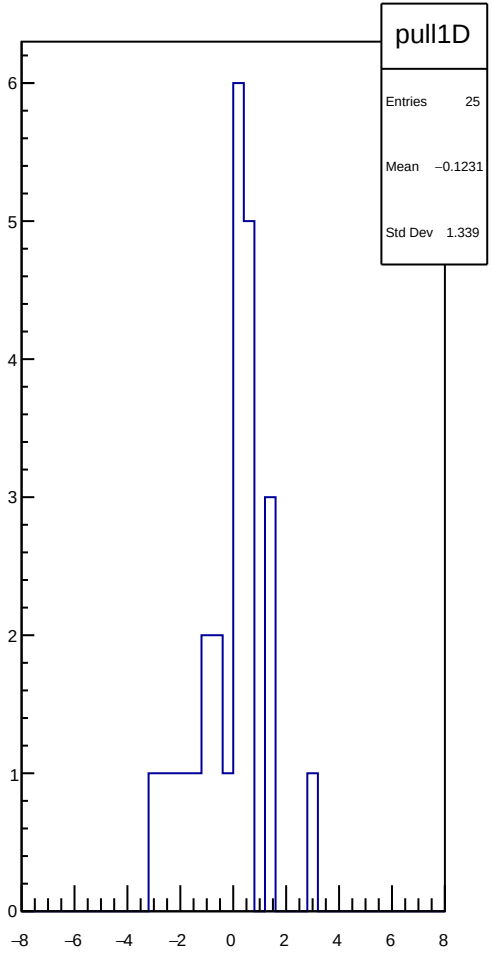
pull1D
Entries 25
Mean −0.1231
Std Dev 1.339

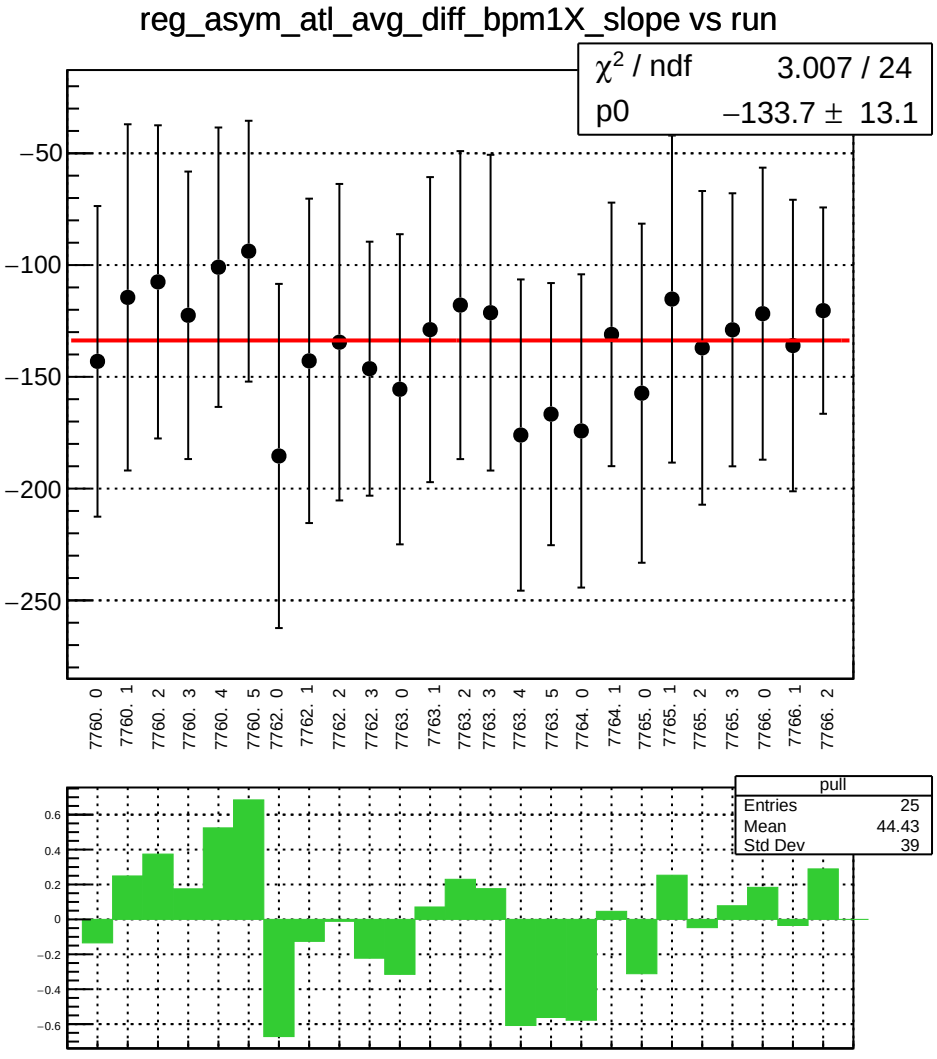
reg_asym_atl_avg_diff_bpm1X_slope vs run
χ^2 / ndf 3.007 / 24
p0 −133.7 ± 13.1
−50
−100
−150
−200
−250
7760. 0
7760. 1
7760. 2
7760. 3
7760. 4
7760. 5
7762. 0
7762. 1
7762. 2
7762. 3
7763. 0
7763. 1
7763. 2
7763. 3
7763. 4
7763. 5
7764. 0
7764. 1
7765. 0
7765. 1
7765. 2
7765. 3
7766. 0
7766. 1
7766. 2
pull
Entries 25
Mean 44.43
Std Dev 39
0.6
0.4
0.2
0
−0.2
−0.4
−0.6

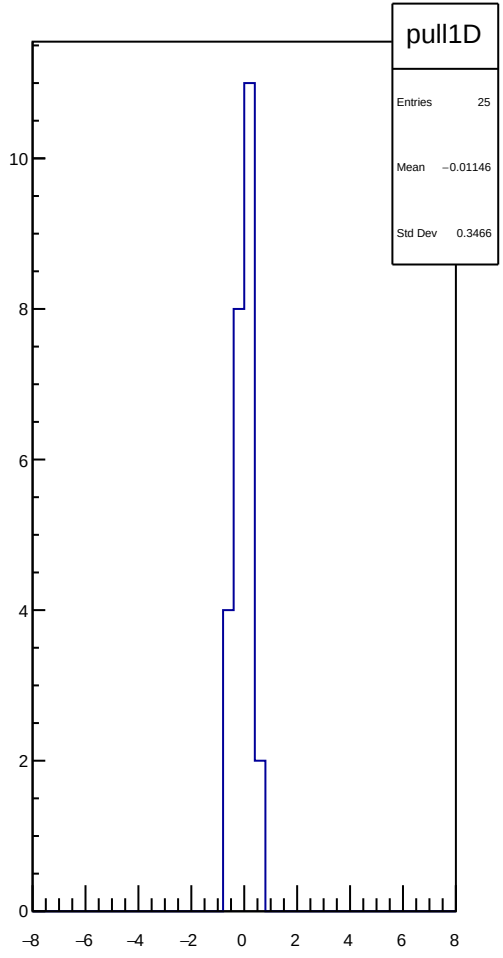
pull1D
Entries 25
Mean −0.01146
Std Dev 0.3466
10
8
6
4
2
0
−8
−6
−4
−2
0
2
4
6
8

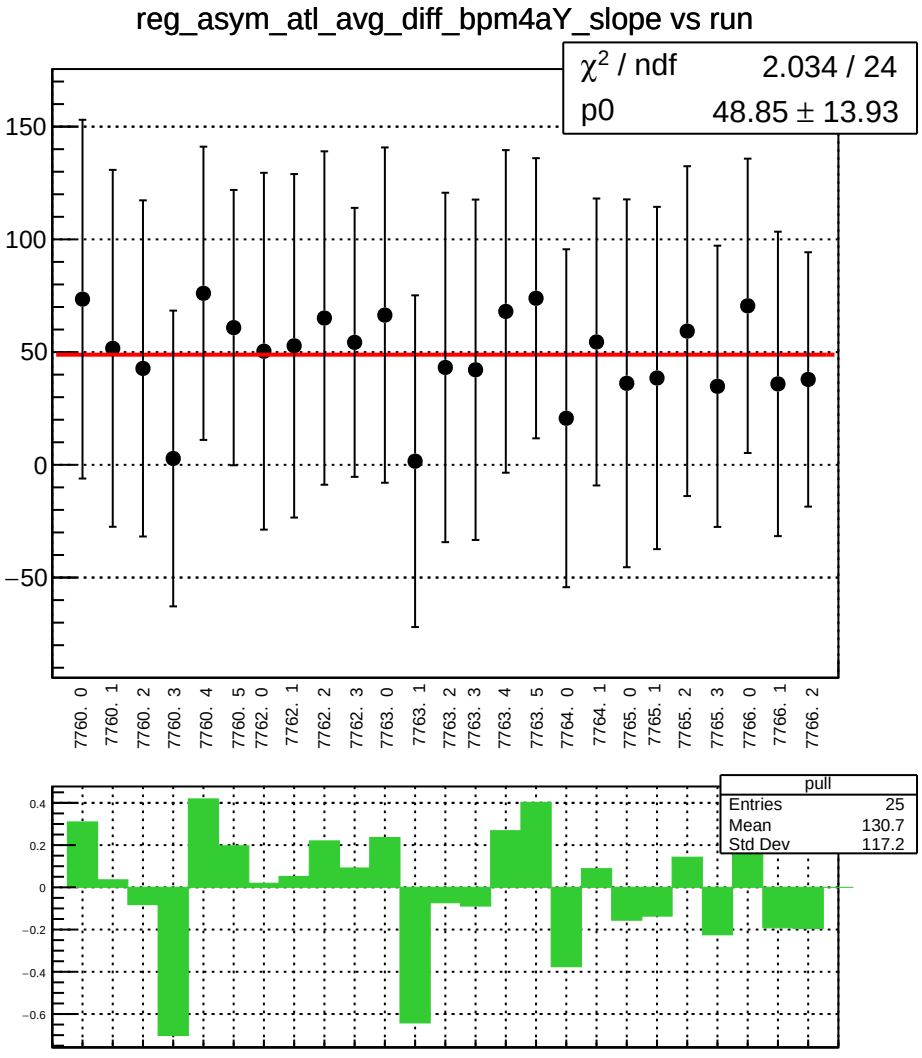
reg_asym_atl_avg_diff_bpm4aY_slope vs run
χ² / ndf 2.034 / 24
p0 48.85 ± 13.93
150
100
50
0
−50
7760. 0
7760. 1
7760. 2
7760. 3
7760. 4
7760. 5
7762. 0
7762. 1
7762. 2
7762. 3
7763. 0
7763. 1
7763. 2
7763. 3
7763. 4
7763. 5
7764. 0
7764. 1
7765. 0
7765. 1
7765. 2
7765. 3
7766. 0
7766. 1
7766. 2
pull
Entries 25
Mean 130.7
Std Dev 117.2
0.4
0.2
0
−0.2
−0.4
−0.6

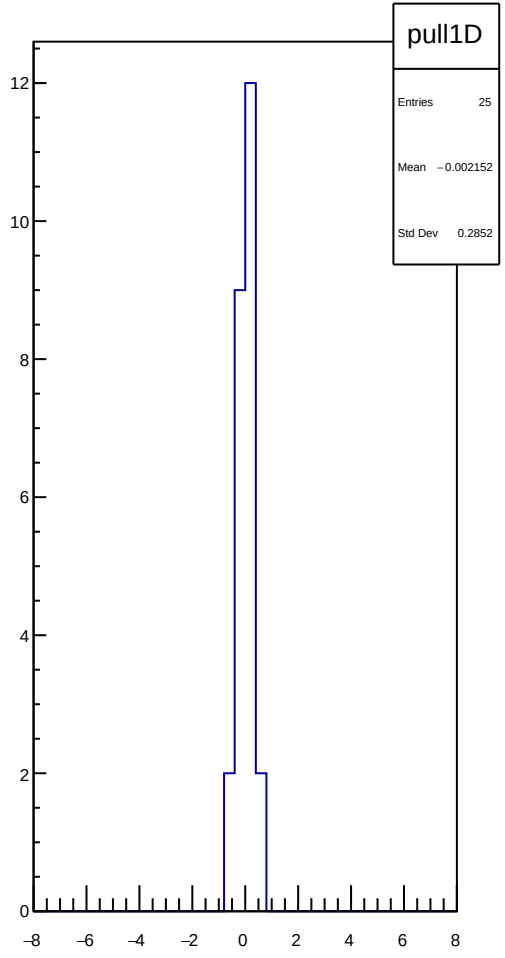
pull1D
Entries 25
Mean −0.002152
Std Dev 0.2852
12
10
8
6
4
2
0
−8
−6
−4
−2
0
2
4
6
8

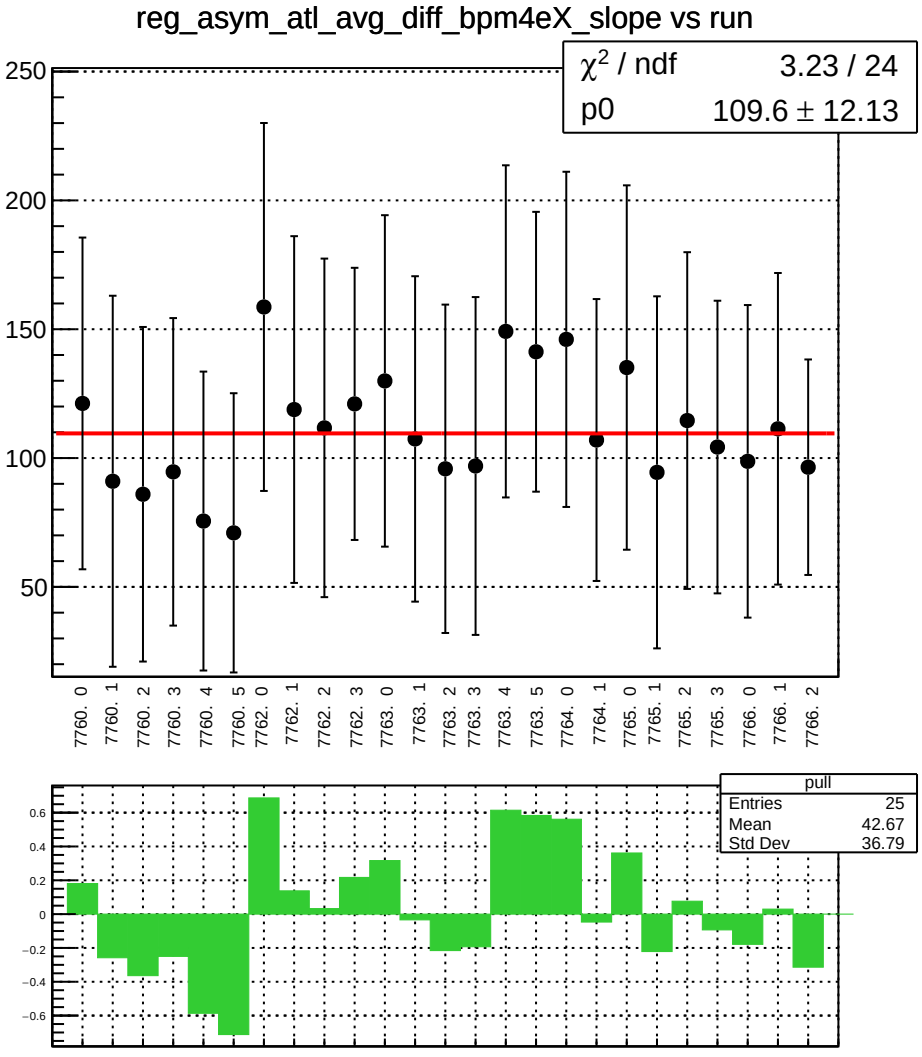
reg_asym_atl_avg_diff_bpm4eX_slope vs run
χ² / ndf 3.23 / 24
p0 109.6 ± 12.13
250
200
150
100
50
7760. 0
7760. 1
7760. 2
7760. 3
7760. 4
7760. 5
7762. 0
7762. 1
7762. 2
7762. 3
7763. 0
7763. 1
7763. 2
7763. 3
7763. 4
7763. 5
7764. 0
7764. 1
7765. 0
7765. 1
7765. 2
7765. 3
7766. 0
7766. 1
7766. 2
pull
Entries 25
Mean 42.67
Std Dev 36.79
0.6
0.4
0.2
0
−0.2
−0.4
−0.6

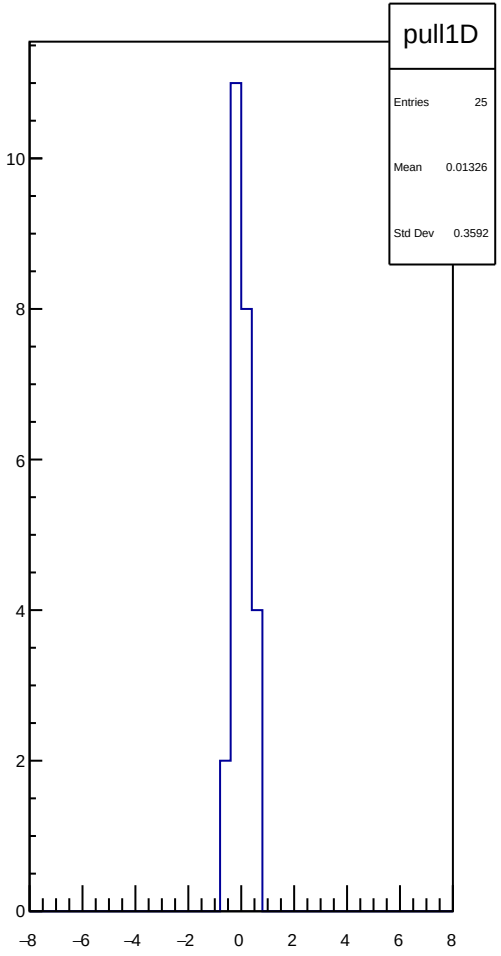
pull1D
Entries 25
Mean 0.01326
Std Dev 0.3592
10
8
6
4
2
0
−8
−6
−4
−2
0
2
4
6
8

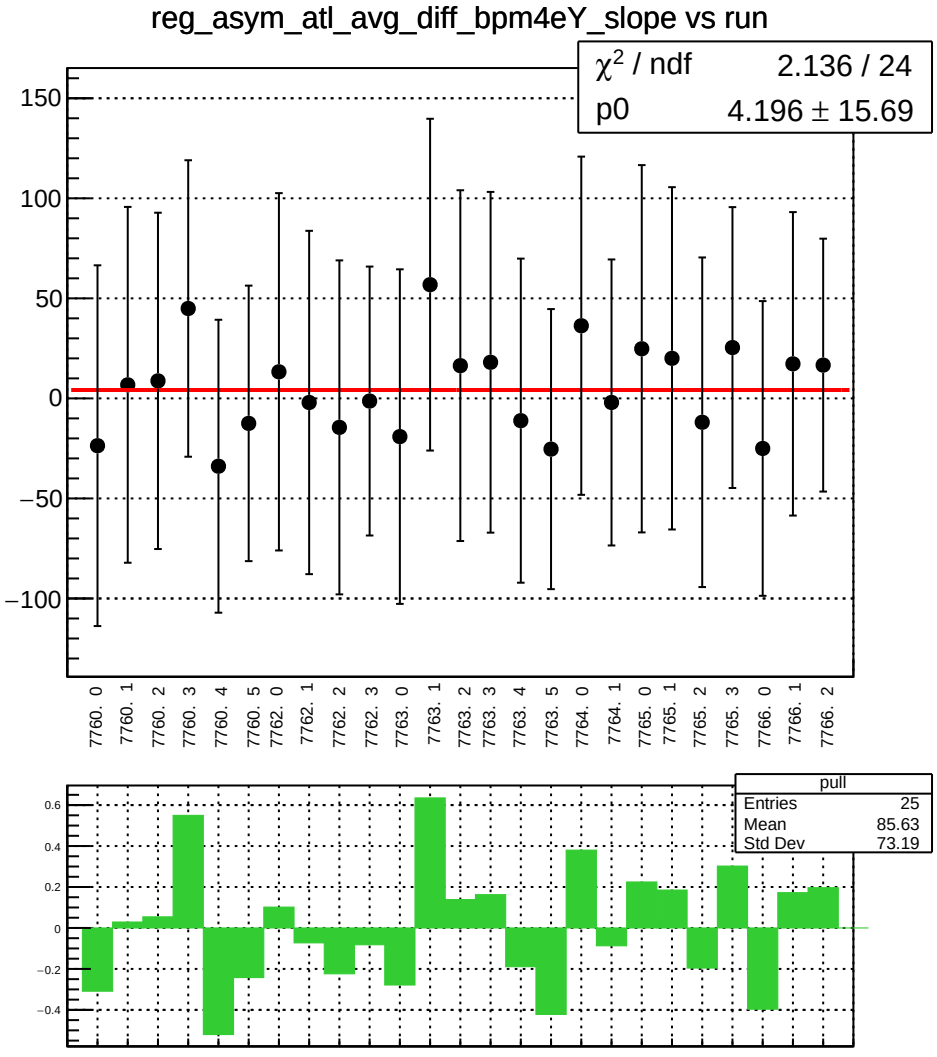
reg_asym_atl_avg_diff_bpm4eY_slope vs run
χ2 / ndf 2.136 / 24
p0 4.196 ± 15.69
150
100
50
0
−50
−100
7760. 0
7760. 1
7760. 2
7760. 3
7760. 4
7760. 5
7762. 0
7762. 1
7762. 2
7762. 3
7763. 0
7763. 1
7763. 2
7763. 3
7763. 4
7763. 5
7764. 0
7764. 1
7765. 0
7765. 1
7765. 2
7765. 3
7766. 0
7766. 1
7766. 2
pull
Entries 25
Mean 85.63
Std Dev 73.19
0.6
0.4
0.2
0
−0.2
−0.4

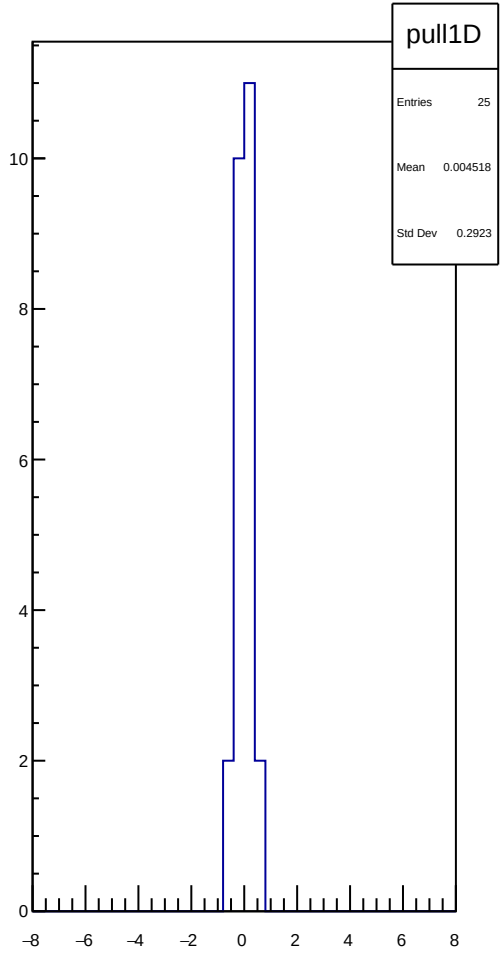
pull1D
Entries 25
Mean 0.004518
Std Dev 0.2923
10
8
6
4
2
0
−8
−6
−4
−2
0
2
4
6
8

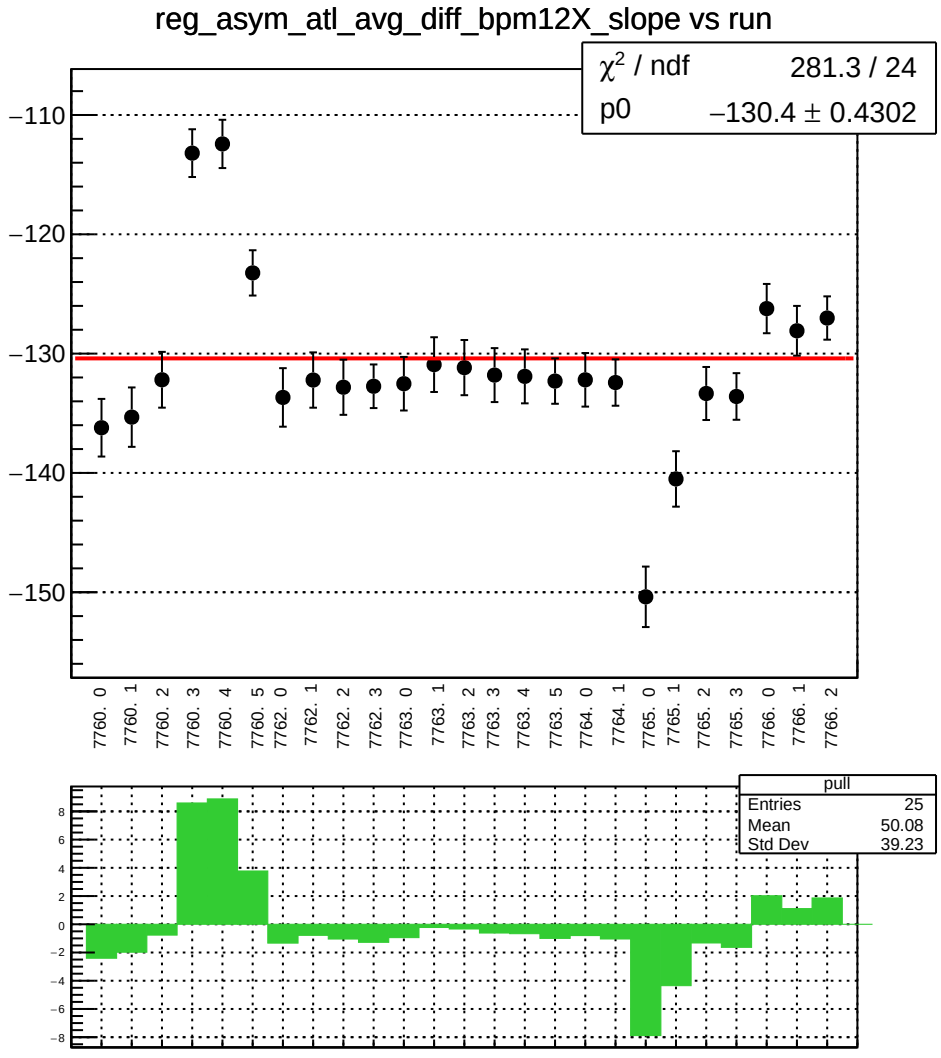
reg_asym_atl_avg_diff_bpm12X_slope vs run
χ² / ndf 281.3 / 24
p0 −130.4 ± 0.4302
−110
−120
−130
−140
−150
7760. 0
7760. 1
7760. 2
7760. 3
7760. 4
7760. 5
7762. 0
7762. 1
7762. 2
7762. 3
7763. 0
7763. 1
7763. 2
7763. 3
7763. 4
7763. 5
7764. 0
7764. 1
7765. 0
7765. 1
7765. 2
7765. 3
7766. 0
7766. 1
7766. 2
pull
Entries 25
Mean 50.08
Std Dev 39.23
8
6
4
2
0
−2
−4
−6
−8

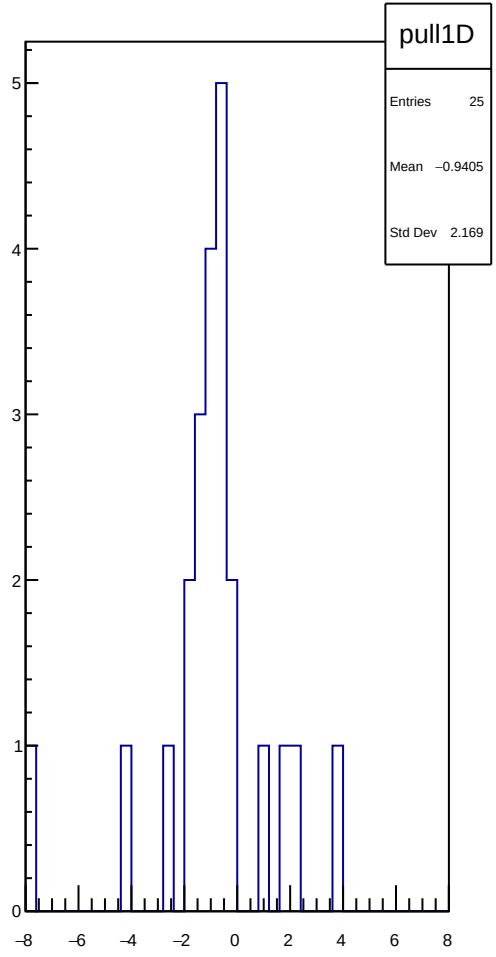
pull1D
Entries 25
Mean −0.9405
Std Dev 2.169
5
4
3
2
1
0
−8
−6
−4
−2
0
2
4
6
8

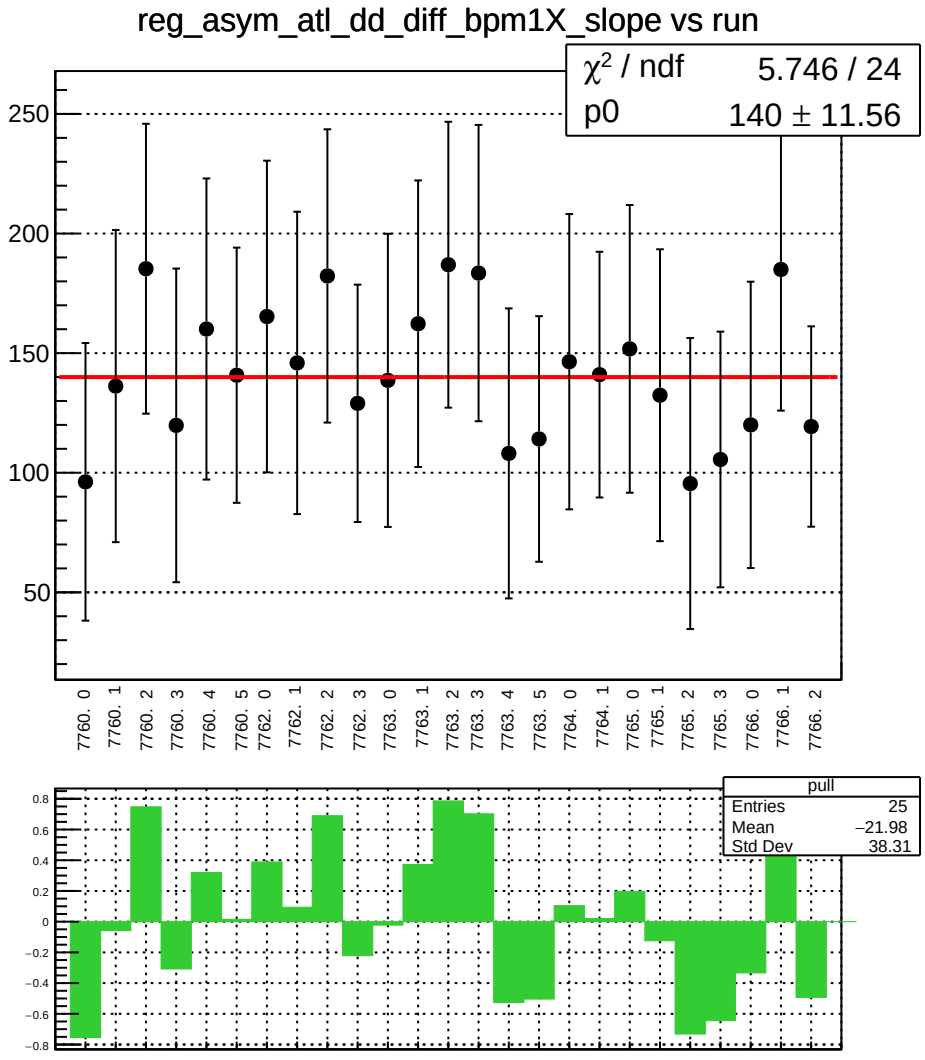
reg_asym_atl_dd_diff_bpm1X_slope vs run
χ² / ndf 5.746 / 24
p0 140 ± 11.56
250
200
150
100
50
7760. 0
7760. 1
7760. 2
7760. 3
7760. 4
7760. 5
7762. 0
7762. 1
7762. 2
7762. 3
7763. 0
7763. 1
7763. 2
7763. 3
7763. 4
7763. 5
7764. 0
7764. 1
7765. 0
7765. 1
7765. 2
7765. 3
7766. 0
7766. 1
7766. 2
pull
Entries 25
Mean −21.98
Std Dev 38.31
0.8
0.6
0.4
0.2
0
−0.2
−0.4
−0.6
−0.8

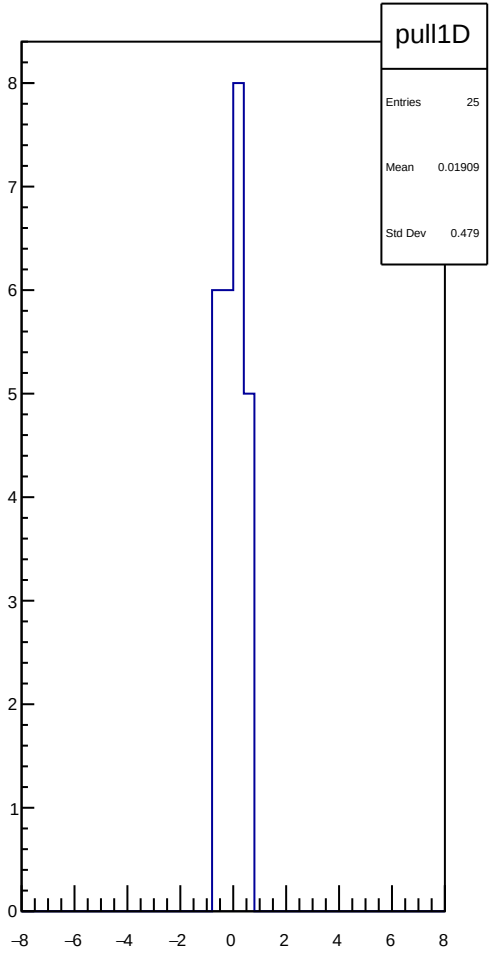
pull1D
Entries 25
Mean 0.01909
Std Dev 0.479
8
7
6
5
4
3
2
1
0
−8
−6
−4
−2
0
2
4
6
8

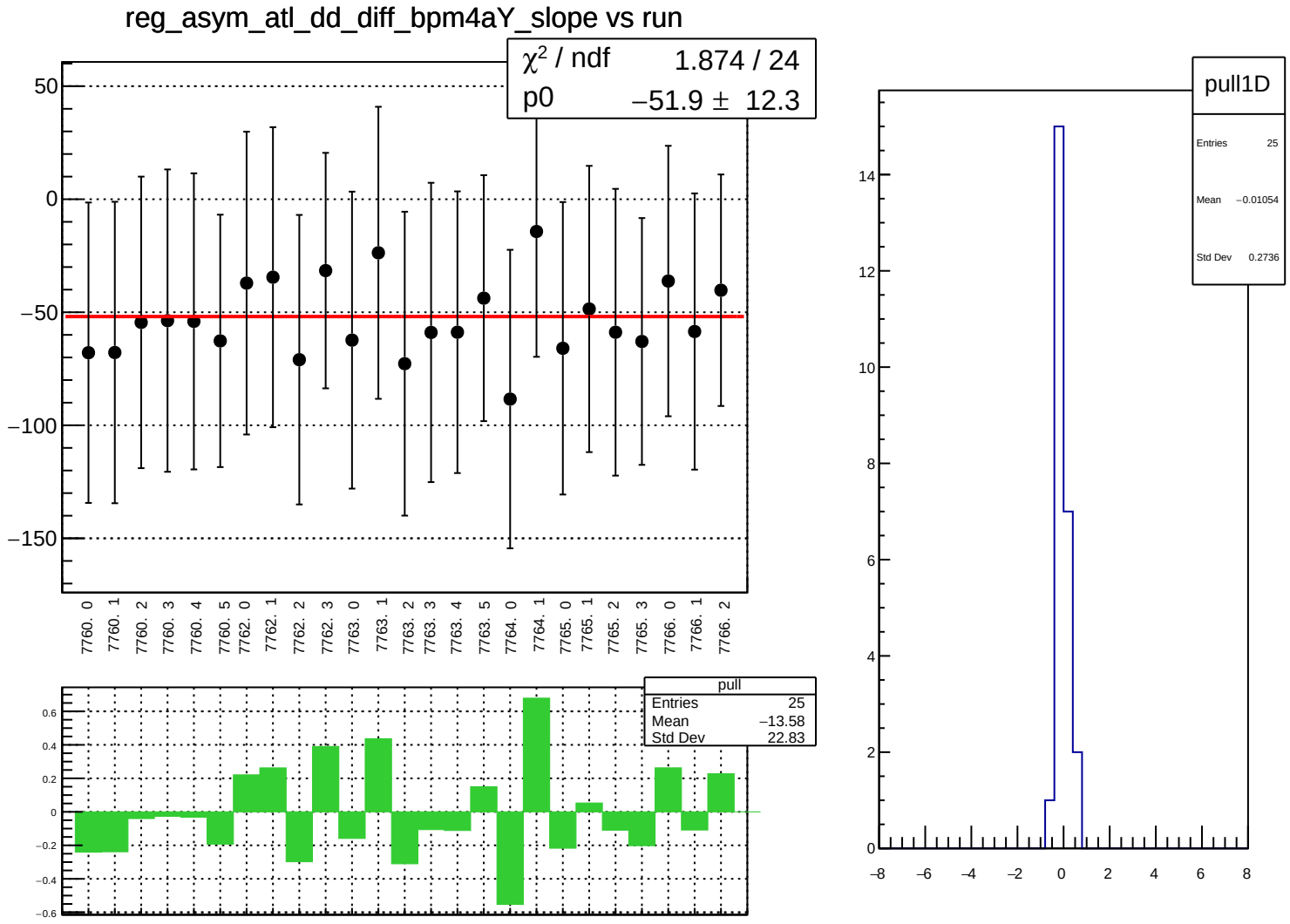
reg_asym_atl_dd_diff_bpm4aY_slope vs run
χ² / ndf 1.874 / 24
p0 −51.9 ± 12.3
50
0
−50
−100
−150
7760. 0
7760. 1
7760. 2
7760. 3
7760. 4
7760. 5
7762. 0
7762. 1
7762. 2
7762. 3
7763. 0
7763. 1
7763. 2
7763. 3
7763. 4
7763. 5
7764. 0
7764. 1
7765. 0
7765. 1
7765. 2
7765. 3
7766. 0
7766. 1
7766. 2
pull
Entries 25
Mean −13.58
Std Dev 22.83
0.6
0.4
0.2
0
−0.2
−0.4
−0.6
pull1D
Entries 25
Mean −0.01054
Std Dev 0.2736
14
12
10
8
6
4
2
0
−8
−6
−4
−2
0
2
4
6
8

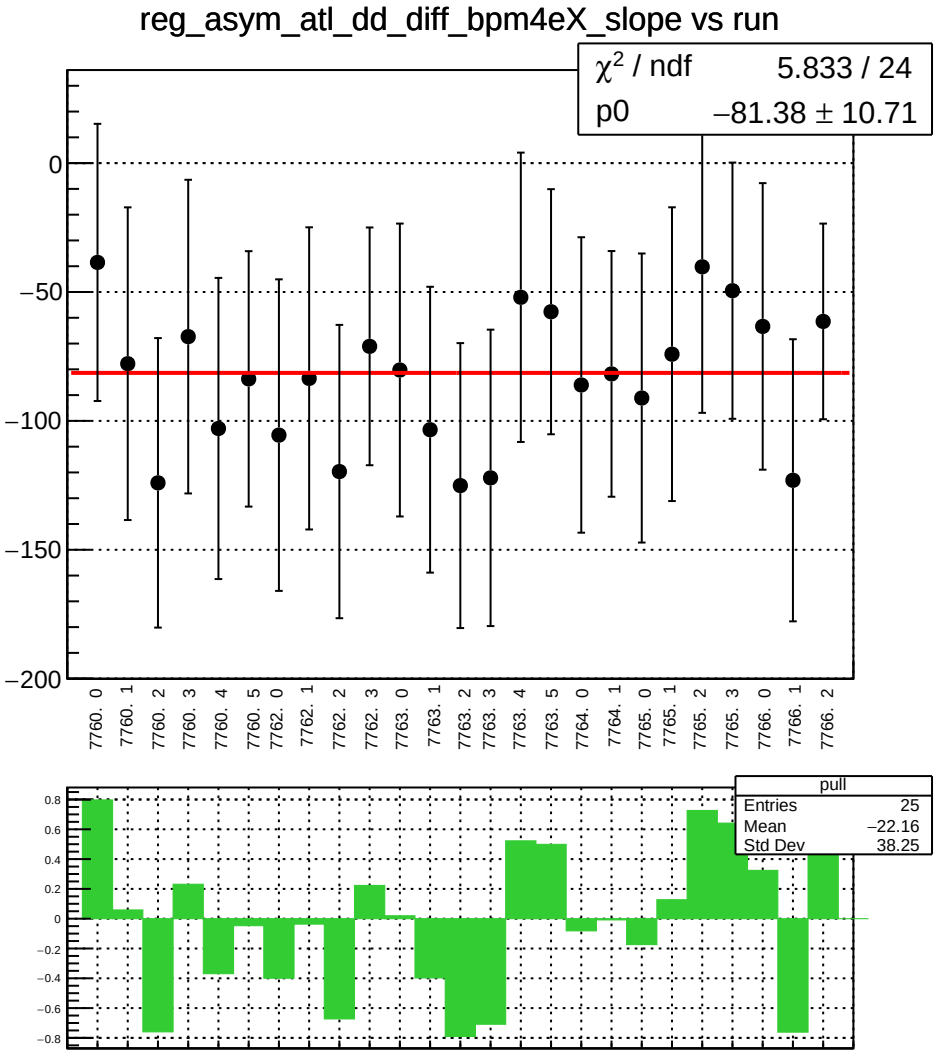
reg_asym_atl_dd_diff_bpm4eX_slope vs run
χ² / ndf 5.833 / 24
p0 −81.38 ± 10.71
0
−50
−100
−150
−200
7760. 0
7760. 1
7760. 2
7760. 3
7760. 4
7760. 5
7762. 0
7762. 1
7762. 2
7762. 3
7763. 0
7763. 1
7763. 2
7763. 3
7763. 4
7763. 5
7764. 0
7764. 1
7765. 0
7765. 1
7765. 2
7765. 3
7766. 0
7766. 1
7766. 2
pull
Entries 25
Mean −22.16
Std Dev 38.25
0.8
0.6
0.4
0.2
0
−0.2
−0.4
−0.6
−0.8

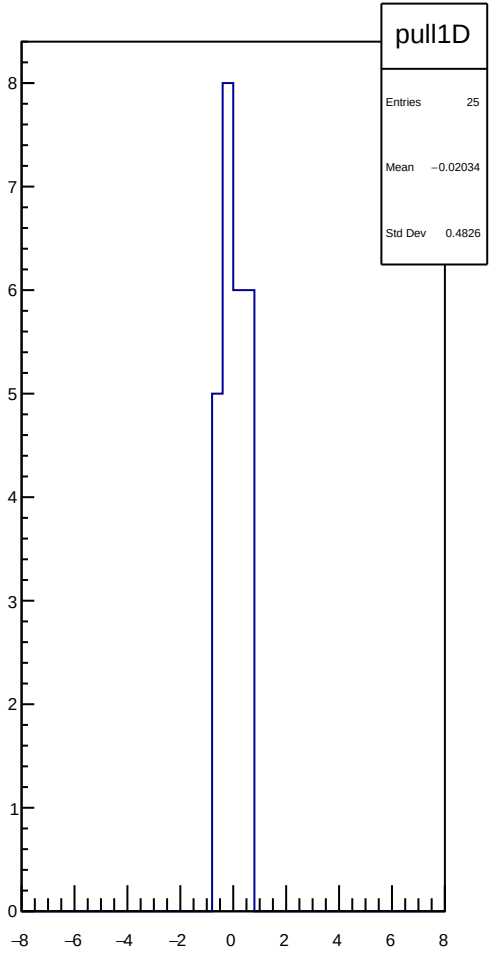
pull1D
Entries 25
Mean −0.02034
Std Dev 0.4826
8
7
6
5
4
3
2
1
0
−8
−6
−4
−2
0
2
4
6
8

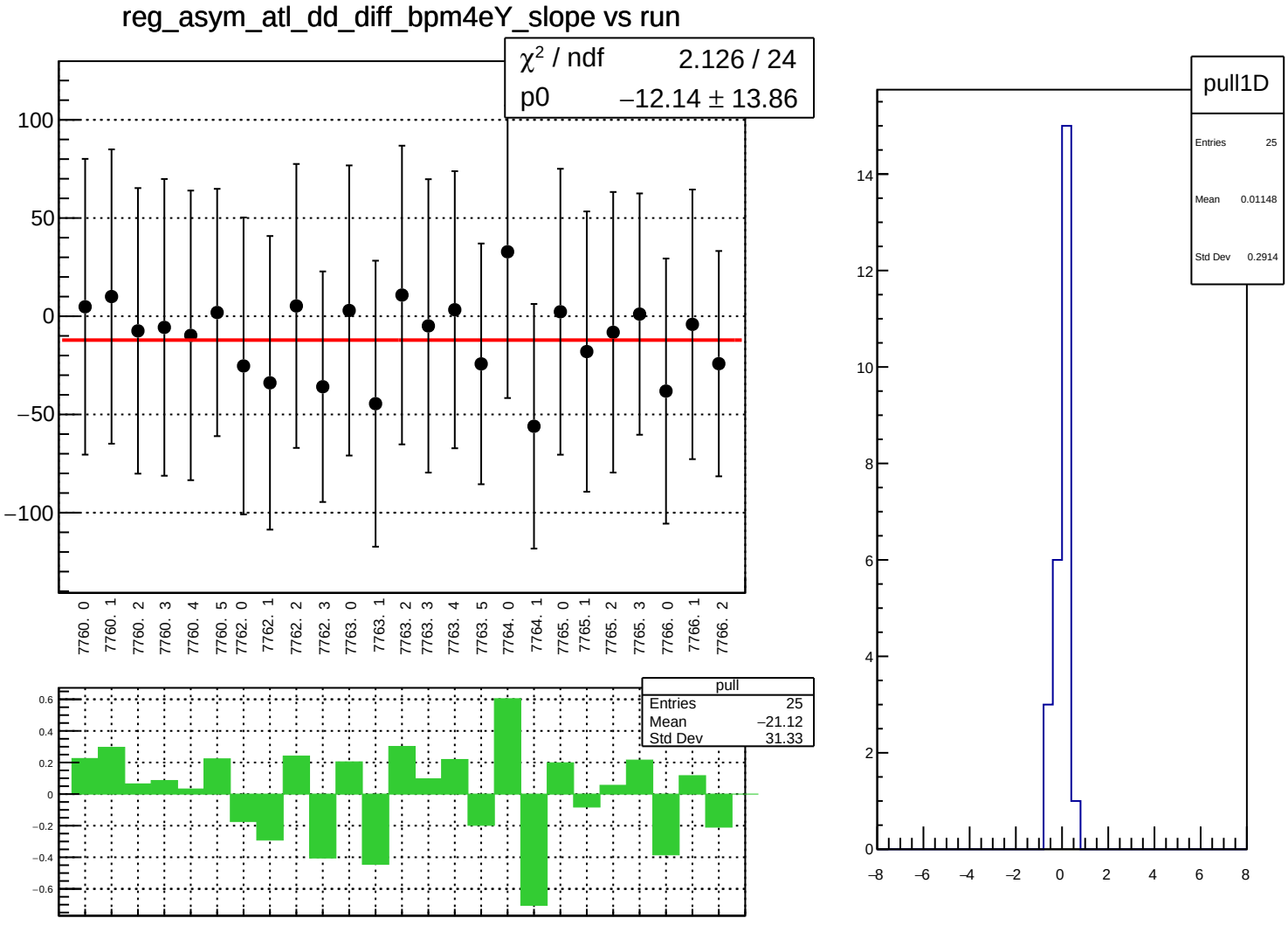
reg_asym_atl_dd_diff_bpm4eY_slope vs run
χ² / ndf 2.126 / 24
p0 −12.14 ± 13.86
100
50
0
−50
−100
7760. 0
7760. 1
7760. 2
7760. 3
7760. 4
7760. 5
7762. 0
7762. 1
7762. 2
7762. 3
7763. 0
7763. 1
7763. 2
7763. 3
7763. 4
7763. 5
7764. 0
7764. 1
7765. 0
7765. 1
7765. 2
7765. 3
7766. 0
7766. 1
7766. 2
pull
Entries 25
Mean −21.12
Std Dev 31.33
0.6
0.4
0.2
0
−0.2
−0.4
−0.6
pull1D
Entries 25
Mean 0.01148
Std Dev 0.2914
14
12
10
8
6
4
2
0
−8
−6
−4
−2
0
2
4
6
8

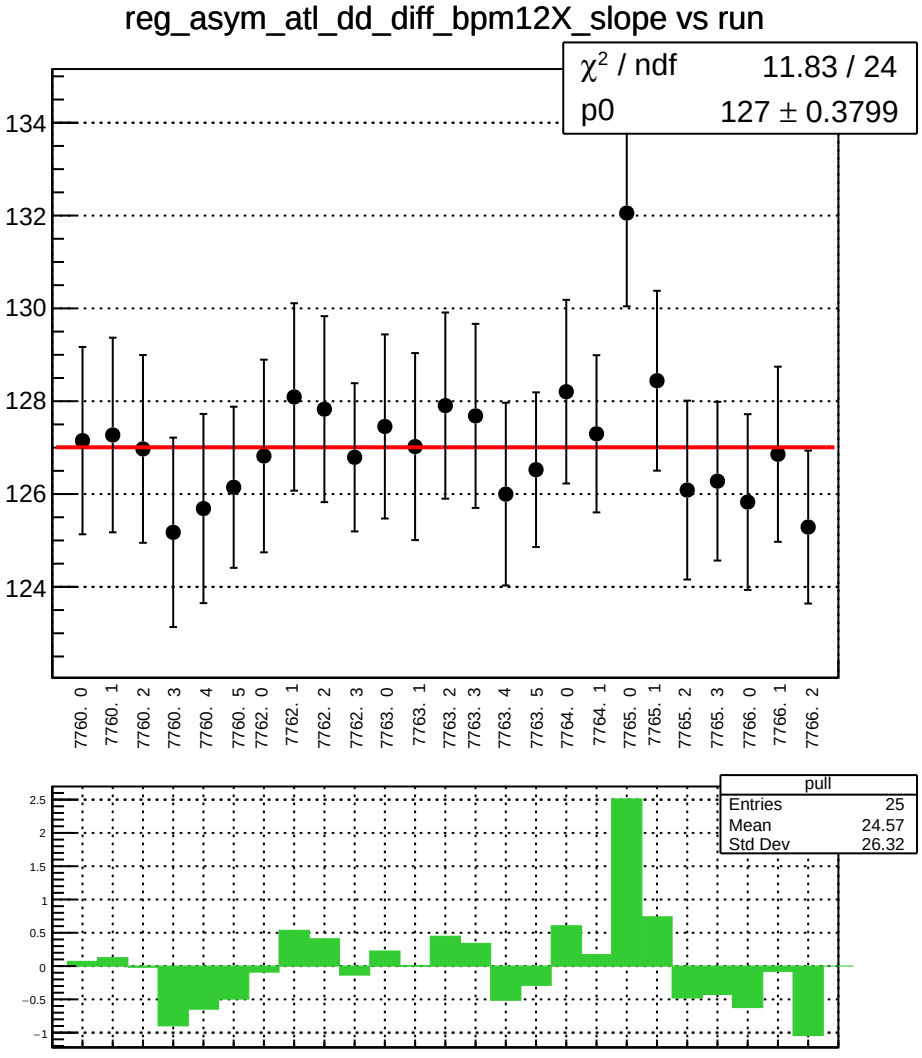
reg_asym_atl_dd_diff_bpm12X_slope vs run
χ² / ndf 11.83 / 24
p0 127 ± 0.3799
134
132
130
128
126
124
7760. 0
7760. 1
7760. 2
7760. 3
7760. 4
7760. 5
7762. 0
7762. 1
7762. 2
7762. 3
7763. 0
7763. 1
7763. 2
7763. 3
7763. 4
7763. 5
7764. 0
7764. 1
7765. 0
7765. 1
7765. 2
7765. 3
7766. 0
7766. 1
7766. 2
pull
Entries 25
Mean 24.57
Std Dev 26.32
2.5
2
1.5
1
0.5
0
−0.5
−1

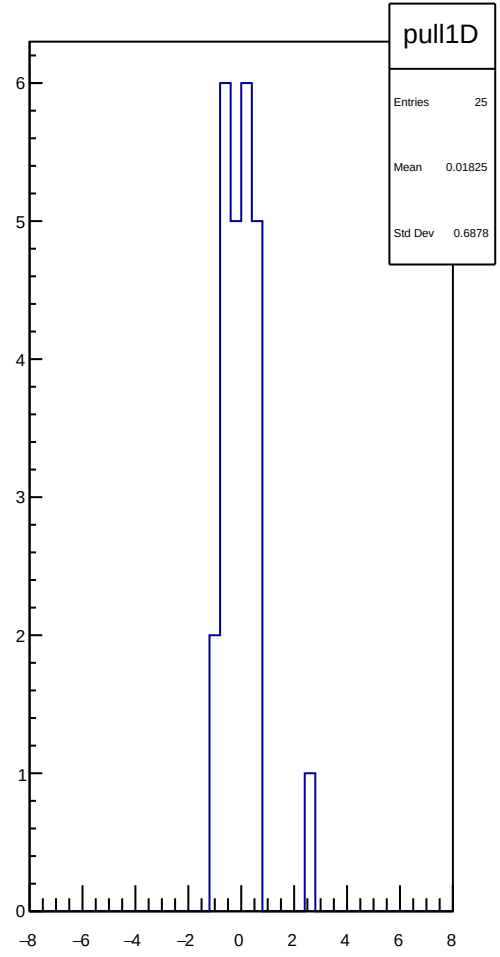
pull1D
Entries 25
Mean 0.01825
Std Dev 0.6878
6
5
4
3
2
1
0
−8
−6
−4
−2
0
2
4
6
8

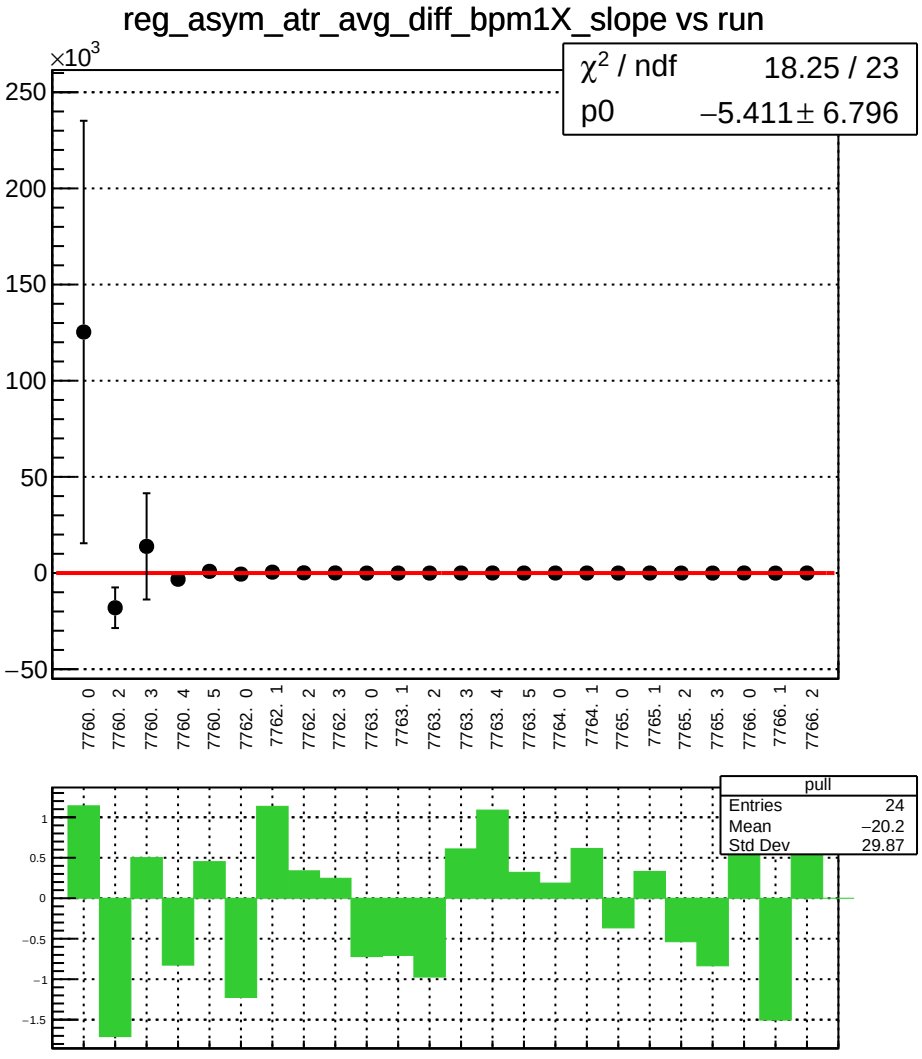
reg_asym_atr_avg_diff_bpm1X_slope vs run
×10^3
χ^2 / ndf 18.25 / 23
p0 −5.411 ± 6.796
250
200
150
100
50
0
−50
7760. 0
7760. 2
7760. 3
7760. 4
7760. 5
7762. 0
7762. 1
7762. 2
7762. 3
7763. 0
7763. 1
7763. 2
7763. 3
7763. 4
7763. 5
7764. 0
7764. 1
7765. 0
7765. 1
7765. 2
7765. 3
7766. 0
7766. 1
7766. 2
pull
Entries 24
Mean −20.2
Std Dev 29.87
1
0.5
0
−0.5
−1
−1.5

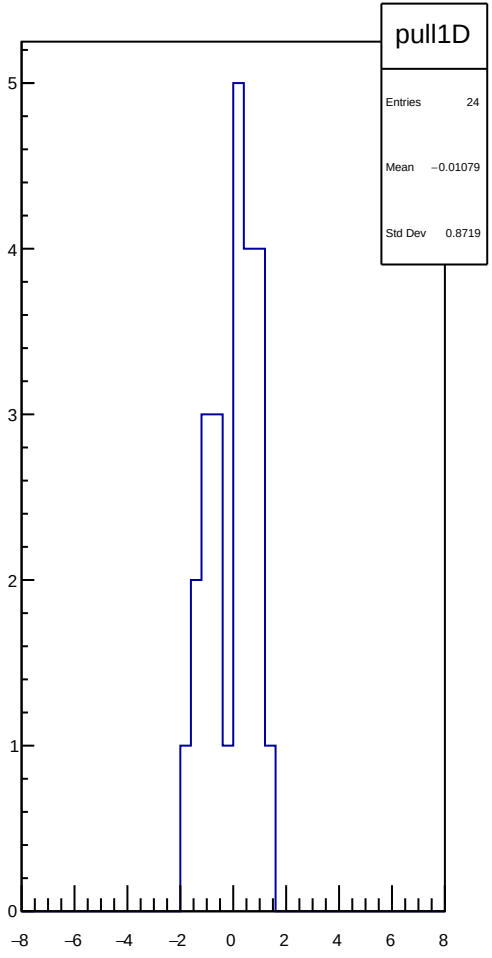
pull1D
Entries 24
Mean −0.01079
Std Dev 0.8719
5
4
3
2
1
0
−8
−6
−4
−2
0
2
4
6
8

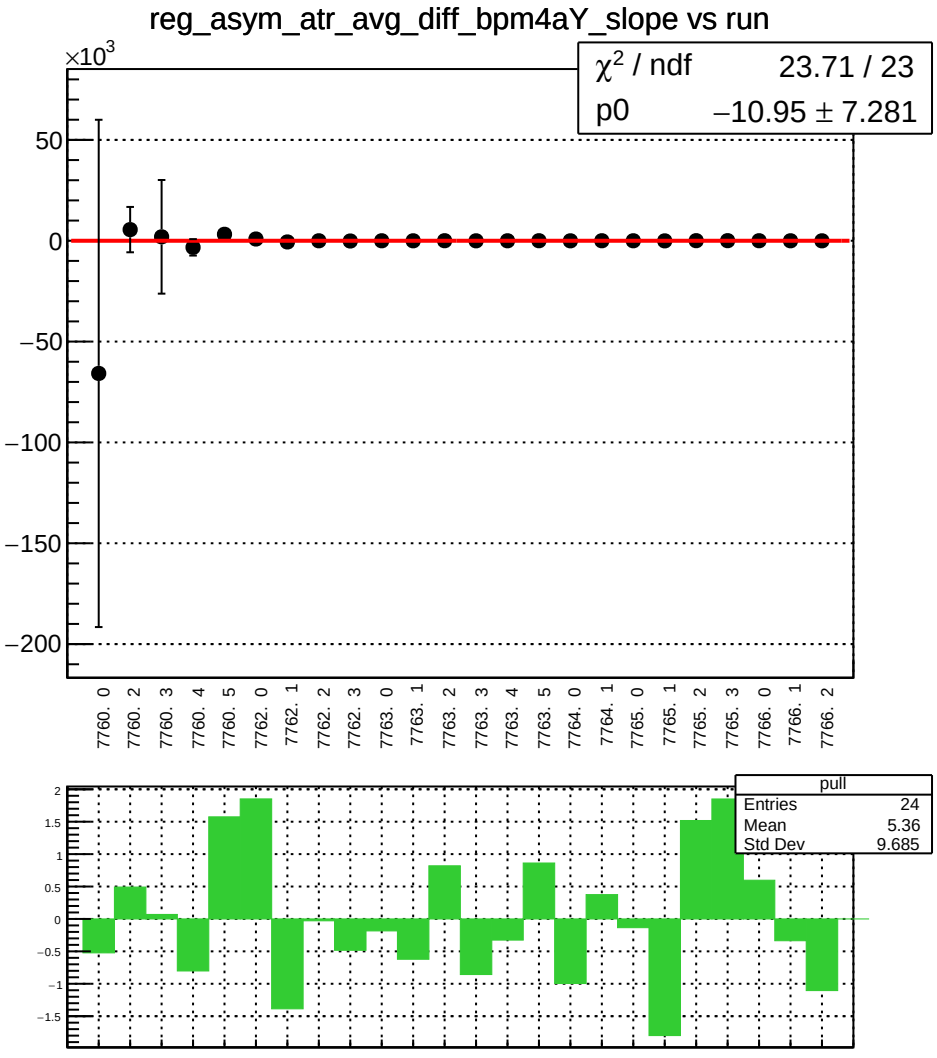
reg_asym_atr_avg_diff_bpm4aY_slope vs run
×10^3
χ^2 / ndf 23.71 / 23
p0 −10.95 ± 7.281
50
0
−50
−100
−150
−200
7760. 0
7760. 2
7760. 3
7760. 4
7760. 5
7762. 0
7762. 1
7762. 2
7762. 3
7763. 0
7763. 1
7763. 2
7763. 3
7763. 4
7763. 5
7764. 0
7764. 1
7765. 0
7765. 1
7765. 2
7765. 3
7766. 0
7766. 1
7766. 2
pull
Entries 24
Mean 5.36
Std Dev 9.685
2
1.5
1
0.5
0
−0.5
−1
−1.5

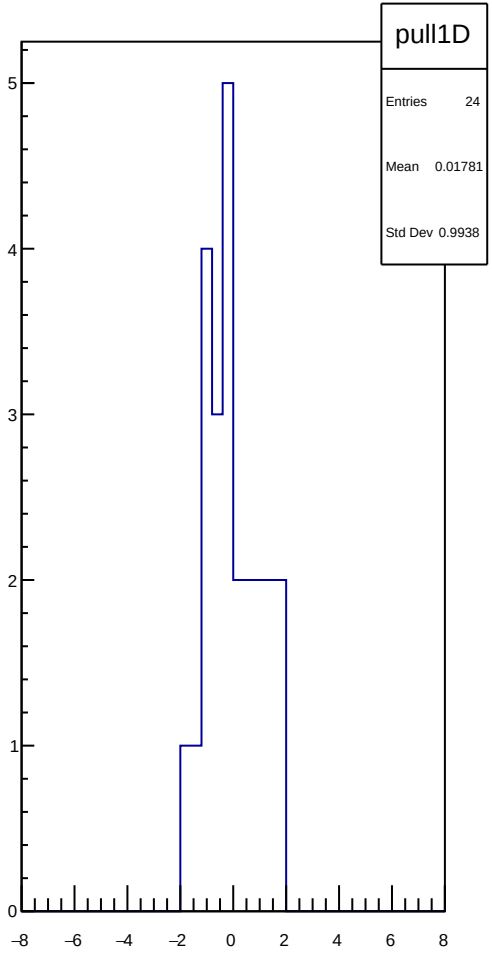
pull1D
Entries 24
Mean 0.01781
Std Dev 0.9938
5
4
3
2
1
0
−8
−6
−4
−2
0
2
4
6
8

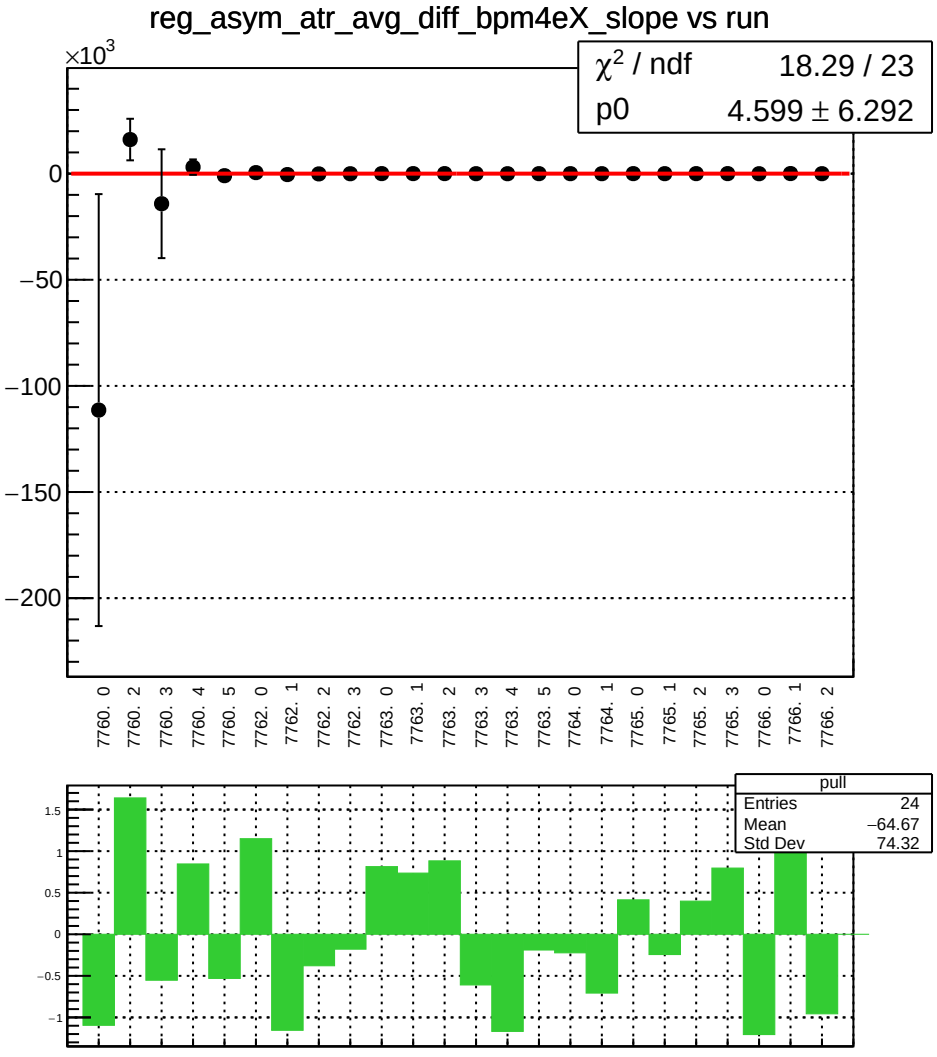
reg_asym_atr_avg_diff_bpm4eX_slope vs run
×10^3
χ^2 / ndf 18.29 / 23
p0 4.599 ± 6.292
0
−50
−100
−150
−200
7760. 0
7760. 2
7760. 3
7760. 4
7760. 5
7762. 0
7762. 1
7762. 2
7762. 3
7763. 0
7763. 1
7763. 2
7763. 3
7763. 4
7763. 5
7764. 0
7764. 1
7765. 0
7765. 1
7765. 2
7765. 3
7766. 0
7766. 1
7766. 2
pull
Entries 24
Mean −64.67
Std Dev 74.32
1.5
1
0.5
0
−0.5
−1

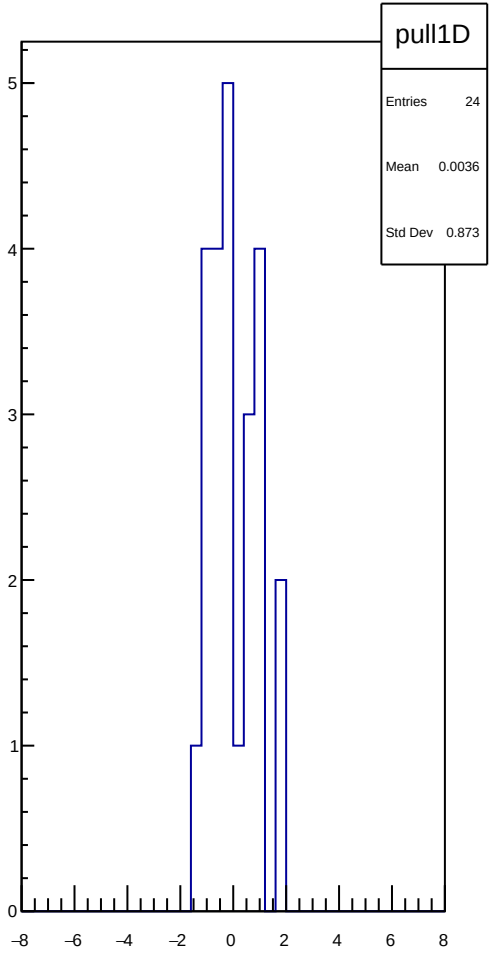
pull1D
Entries 24
Mean 0.0036
Std Dev 0.873
5
4
3
2
1
0
−8
−6
−4
−2
0
2
4
6
8

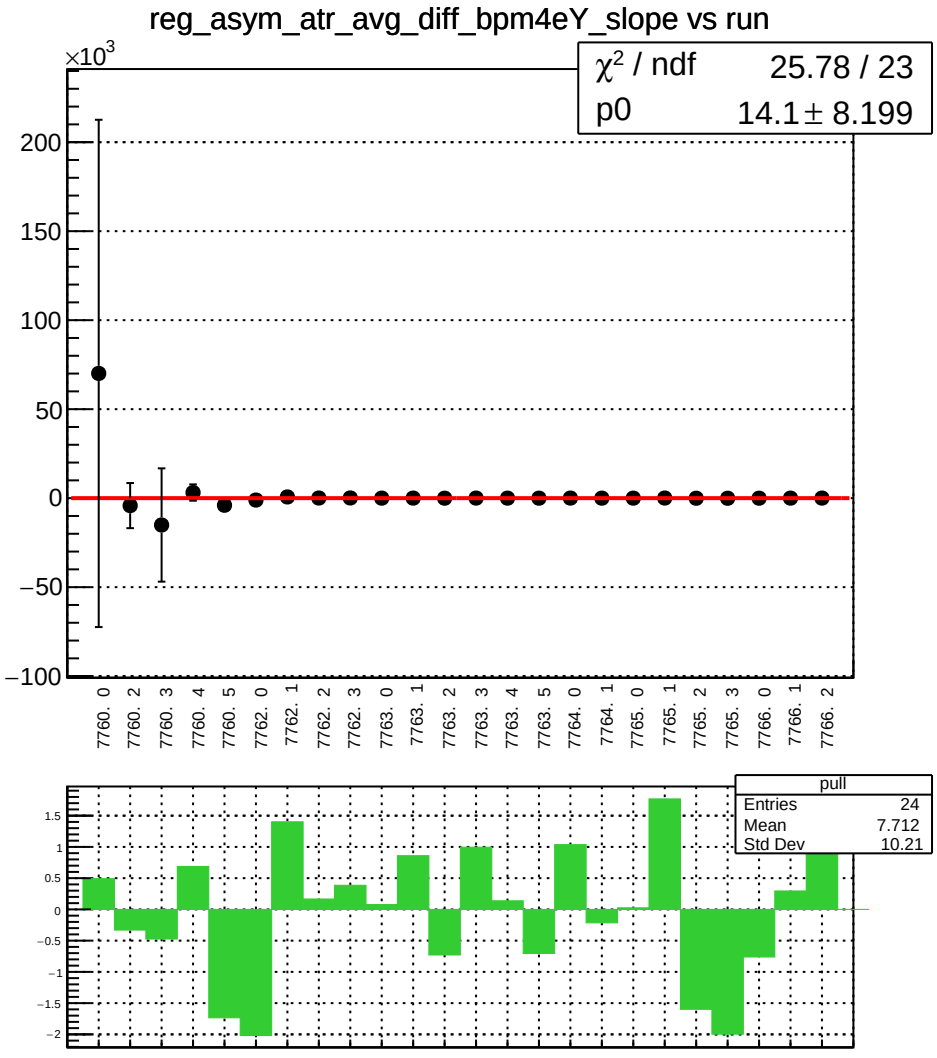
reg_asym_atr_avg_diff_bpm4eY_slope vs run
×10^3
χ² / ndf 25.78 / 23
p0 14.1 ± 8.199
200
150
100
50
0
−50
−100
7760. 0
7760. 2
7760. 3
7760. 4
7760. 5
7762. 0
7762. 1
7762. 2
7762. 3
7763. 0
7763. 1
7763. 2
7763. 3
7763. 4
7763. 5
7764. 0
7764. 1
7765. 0
7765. 1
7765. 2
7765. 3
7766. 0
7766. 1
7766. 2
pull
Entries 24
Mean 7.712
Std Dev 10.21
1.5
1
0.5
0
−0.5
−1
−1.5
−2

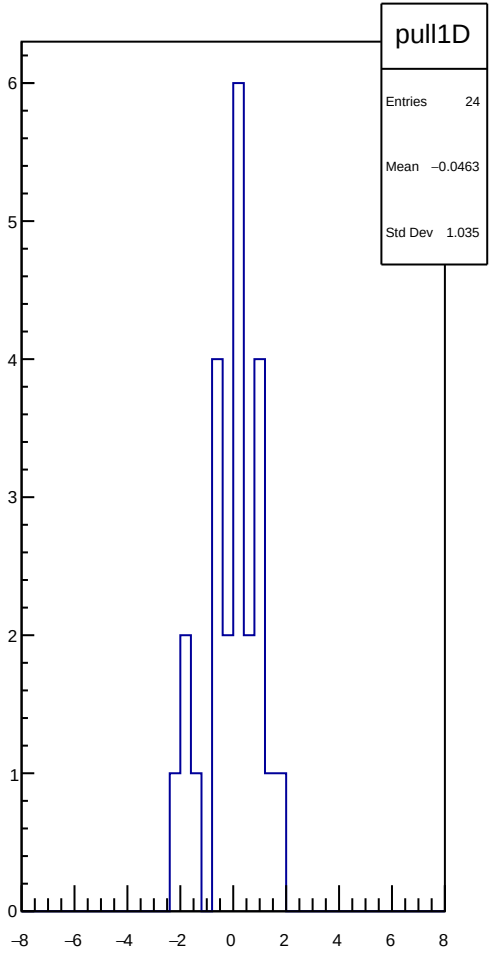
pull1D
Entries 24
Mean −0.0463
Std Dev 1.035
6
5
4
3
2
1
0
−8
−6
−4
−2
0
2
4
6
8

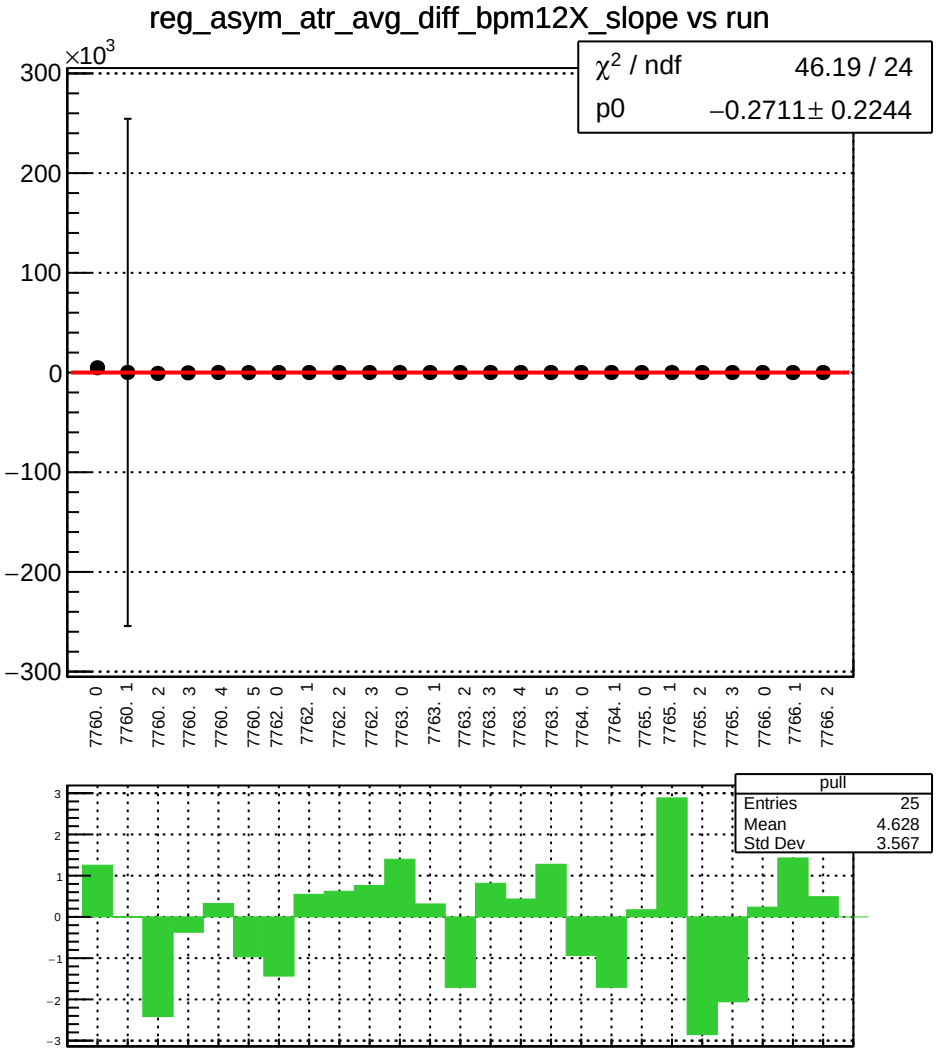
reg_asym_atr_avg_diff_bpm12X_slope vs run
×10^3
χ² / ndf 46.19 / 24
p0 −0.2711± 0.2244
300
200
100
0
−100
−200
−300
7760. 0
7760. 1
7760. 2
7760. 3
7760. 4
7760. 5
7762. 0
7762. 1
7762. 2
7762. 3
7763. 0
7763. 1
7763. 2
7763. 3
7763. 4
7763. 5
7764. 0
7764. 1
7765. 0
7765. 1
7765. 2
7765. 3
7766. 0
7766. 1
7766. 2
pull
Entries 25
Mean 4.628
Std Dev 3.567

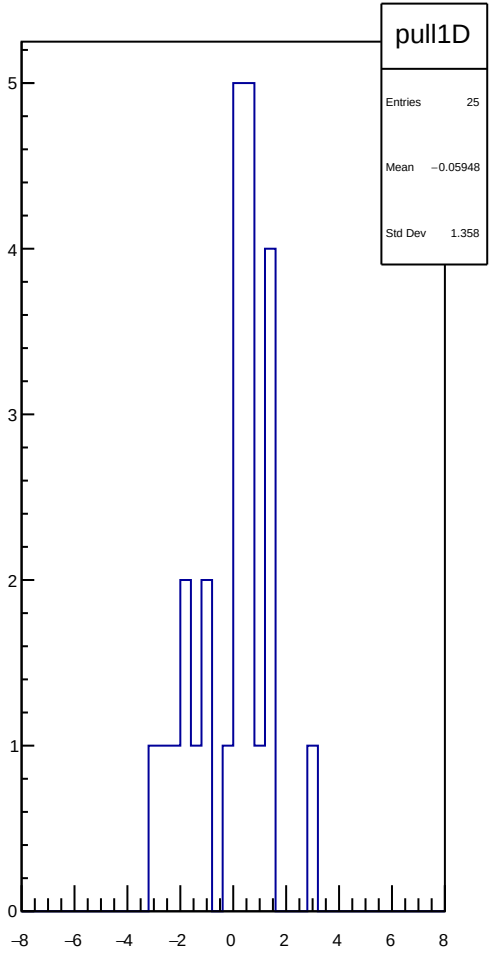
pull1D
Entries 25
Mean −0.05948
Std Dev 1.358

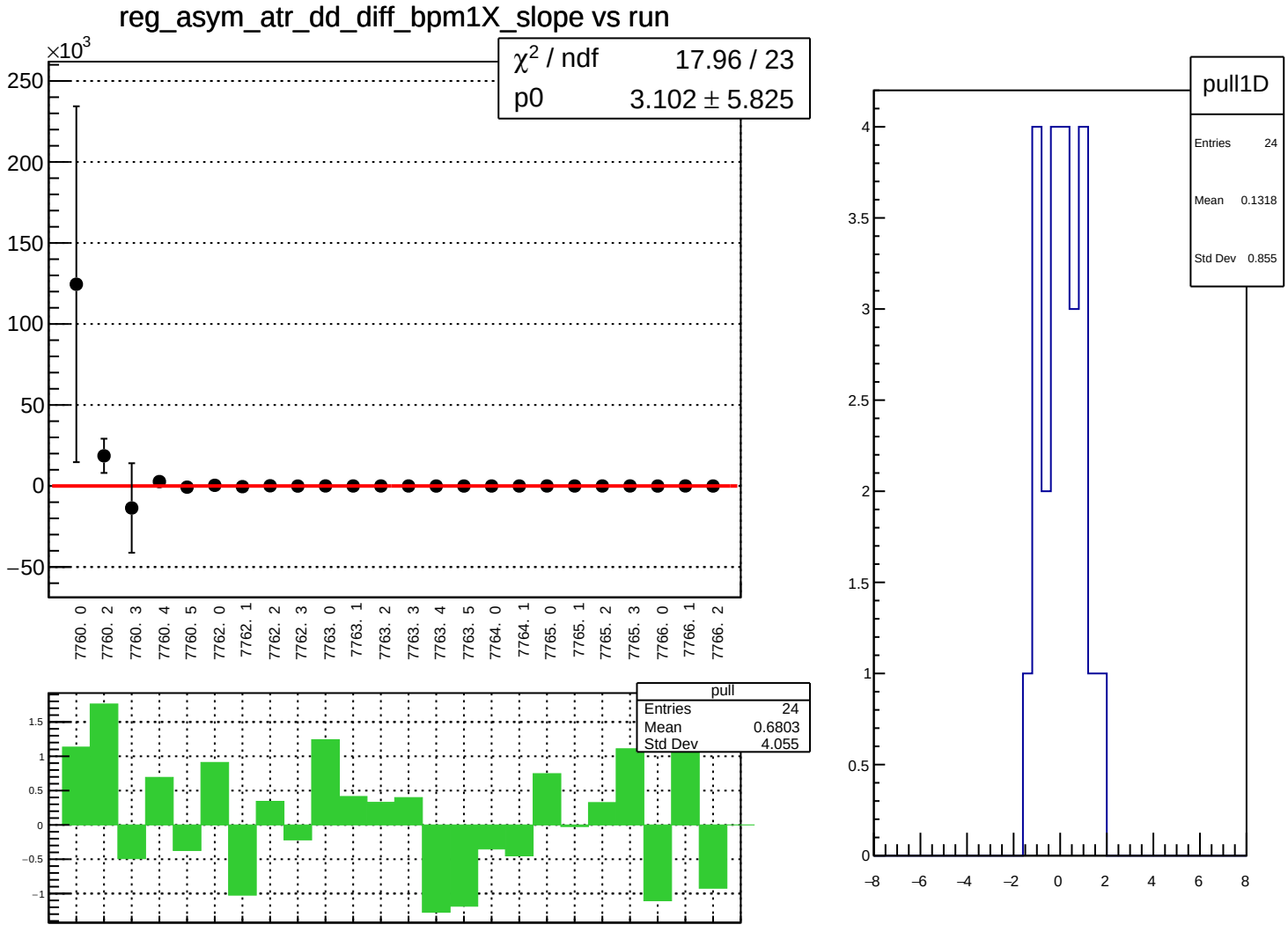
reg_asym_atr_dd_diff_bpm1X_slope vs run
×10^3
χ² / ndf 17.96 / 23
p0 3.102 ± 5.825
250
200
150
100
50
0
−50
7760. 0
7760. 2
7760. 3
7760. 4
7760. 5
7762. 0
7762. 1
7762. 2
7762. 3
7763. 0
7763. 1
7763. 2
7763. 3
7763. 4
7763. 5
7764. 0
7764. 1
7765. 0
7765. 1
7765. 2
7765. 3
7766. 0
7766. 1
7766. 2
pull
Entries 24
Mean 0.6803
Std Dev 4.055
1.5
1
0.5
0
−0.5
−1
pull1D
Entries 24
Mean 0.1318
Std Dev 0.855
4
3.5
3
2.5
2
1.5
1
0.5
0
−8
−6
−4
−2
0
2
4
6
8

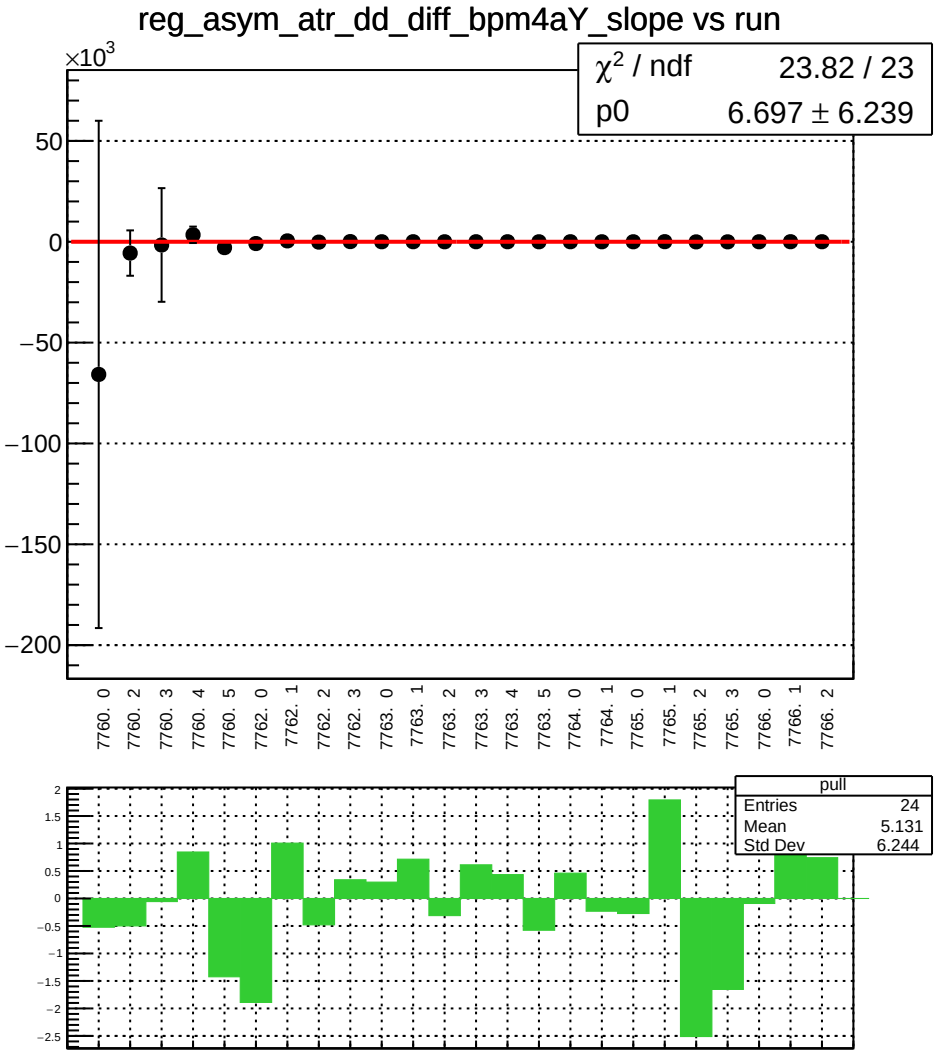
reg_asym_atr_dd_diff_bpm4aY_slope vs run
×10^3
χ^2 / ndf 23.82 / 23
p0 6.697 ± 6.239
50
0
−50
−100
−150
−200
7760. 0
7760. 2
7760. 3
7760. 4
7760. 5
7762. 0
7762. 1
7762. 2
7762. 3
7763. 0
7763. 1
7763. 2
7763. 3
7763. 4
7763. 5
7764. 0
7764. 1
7765. 0
7765. 1
7765. 2
7765. 3
7766. 0
7766. 1
7766. 2
pull
Entries 24
Mean 5.131
Std Dev 6.244
2
1.5
1
0.5
0
−0.5
−1
−1.5
−2
−2.5

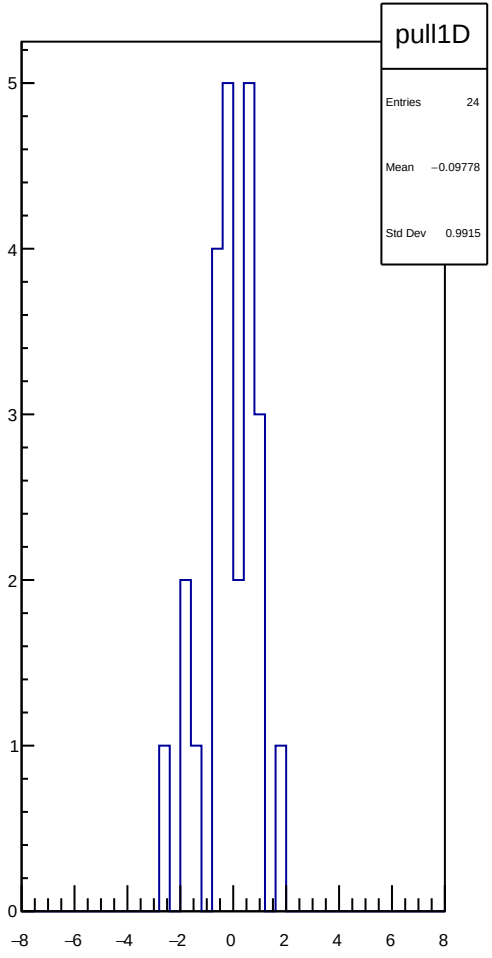
pull1D
Entries 24
Mean −0.09778
Std Dev 0.9915
5
4
3
2
1
0
−8
−6
−4
−2
0
2
4
6
8

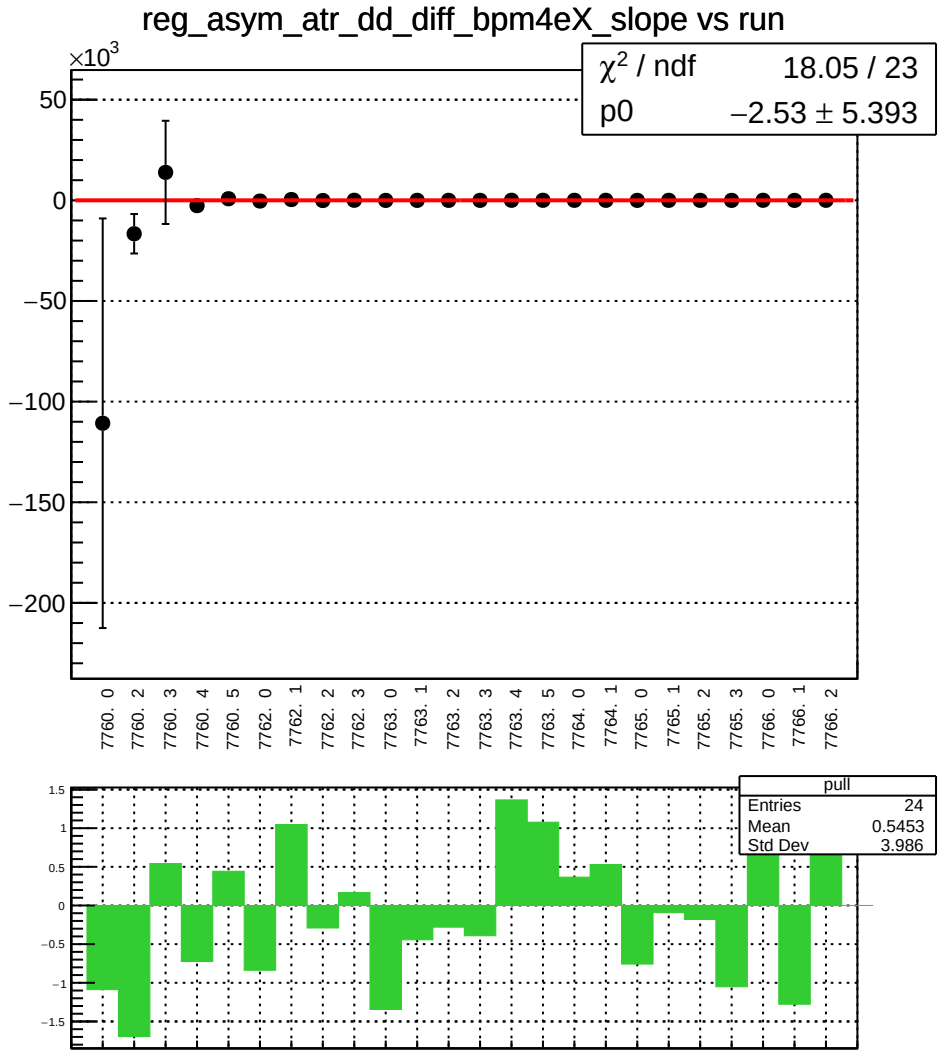
reg_asym_atr_dd_diff_bpm4eX_slope vs run
×10^3
χ^2 / ndf 18.05 / 23
p0 −2.53 ± 5.393
50
0
−50
−100
−150
−200
7760. 0
7760. 2
7760. 3
7760. 4
7760. 5
7762. 0
7762. 1
7762. 2
7762. 3
7763. 0
7763. 1
7763. 2
7763. 3
7763. 4
7763. 5
7764. 0
7764. 1
7765. 0
7765. 1
7765. 2
7765. 3
7766. 0
7766. 1
7766. 2
pull
Entries 24
Mean 0.5453
Std Dev 3.986
1.5
1
0.5
0
−0.5
−1
−1.5

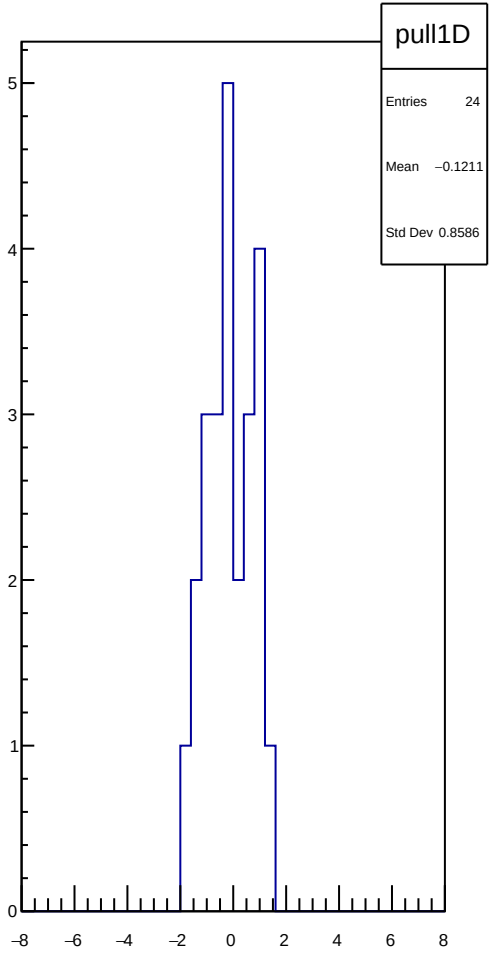
pull1D
Entries 24
Mean −0.1211
Std Dev 0.8586
5
4
3
2
1
0
−8
−6
−4
−2
0
2
4
6
8

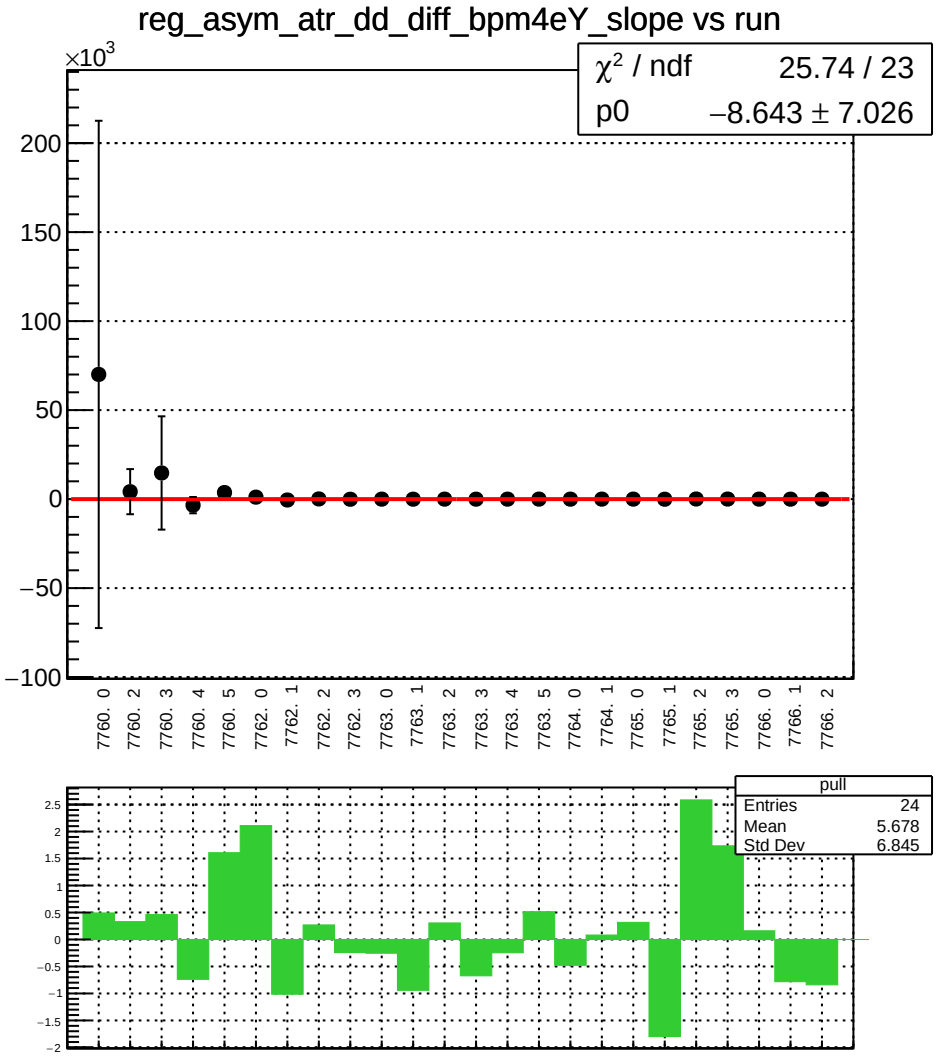
reg_asym_atr_dd_diff_bpm4eY_slope vs run
×10^3
χ² / ndf 25.74 / 23
p0 −8.643 ± 7.026
200
150
100
50
0
−50
−100
7760. 0
7760. 2
7760. 3
7760. 4
7760. 5
7762. 0
7762. 1
7762. 2
7762. 3
7763. 0
7763. 1
7763. 2
7763. 3
7763. 4
7763. 5
7764. 0
7764. 1
7765. 0
7765. 1
7765. 2
7765. 3
7766. 0
7766. 1
7766. 2
pull
Entries 24
Mean 5.678
Std Dev 6.845
2.5
2
1.5
1
0.5
0
−0.5
−1
−1.5
−2

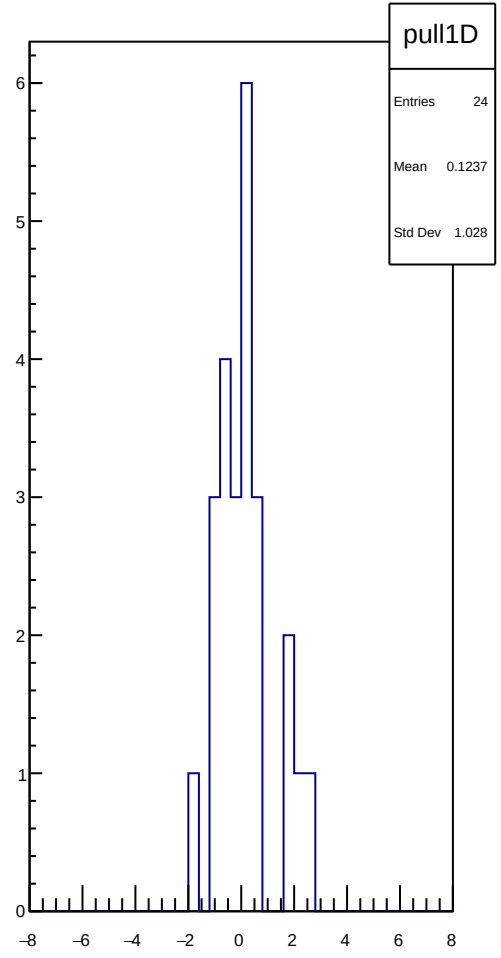
pull1D
Entries 24
Mean 0.1237
Std Dev 1.028
6
5
4
3
2
1
0
−8
−6
−4
−2
0
2
4
6
8

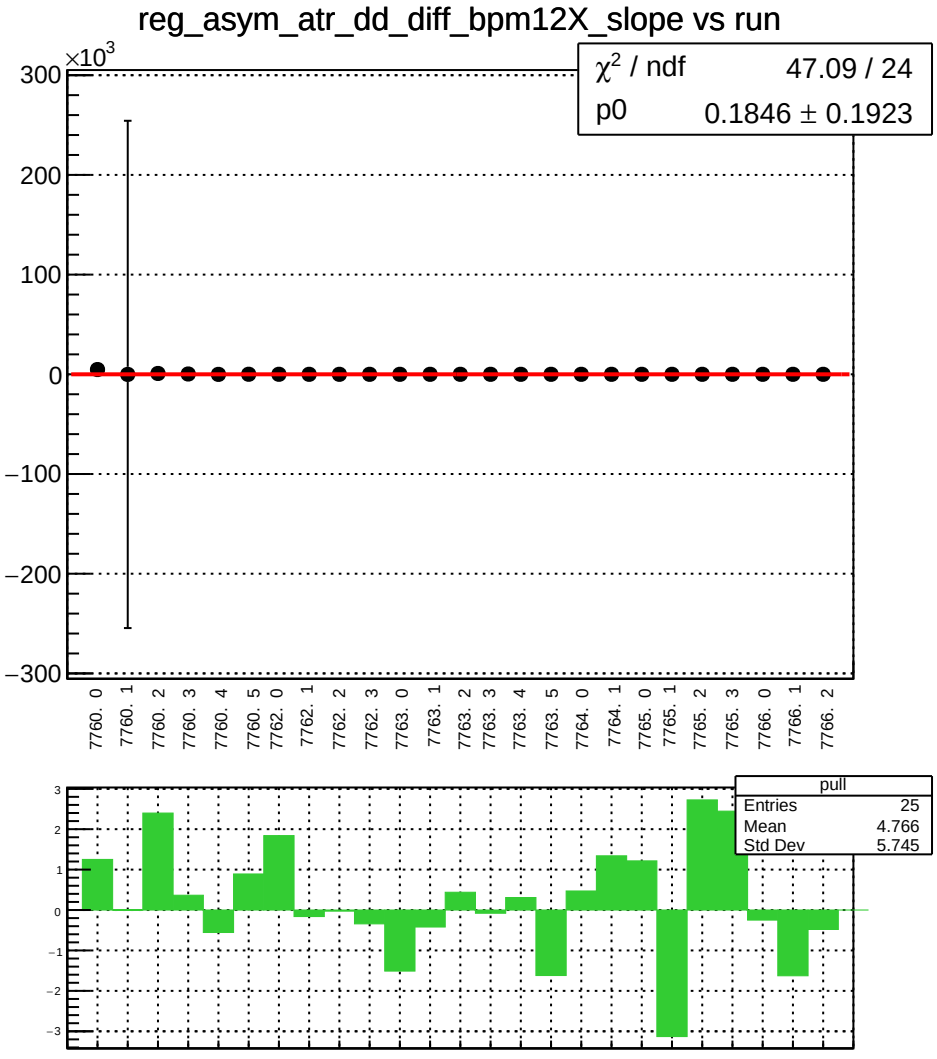
reg_asym_atr_dd_diff_bpm12X_slope vs run
×10^3
χ² / ndf 47.09 / 24
p0 0.1846 ± 0.1923
300
200
100
0
−100
−200
−300
7760. 0
7760. 1
7760. 2
7760. 3
7760. 4
7760. 5
7762. 0
7762. 1
7762. 2
7762. 3
7763. 0
7763. 1
7763. 2
7763. 3
7763. 4
7763. 5
7764. 0
7764. 1
7765. 0
7765. 1
7765. 2
7765. 3
7766. 0
7766. 1
7766. 2
pull
Entries 25
Mean 4.766
Std Dev 5.745

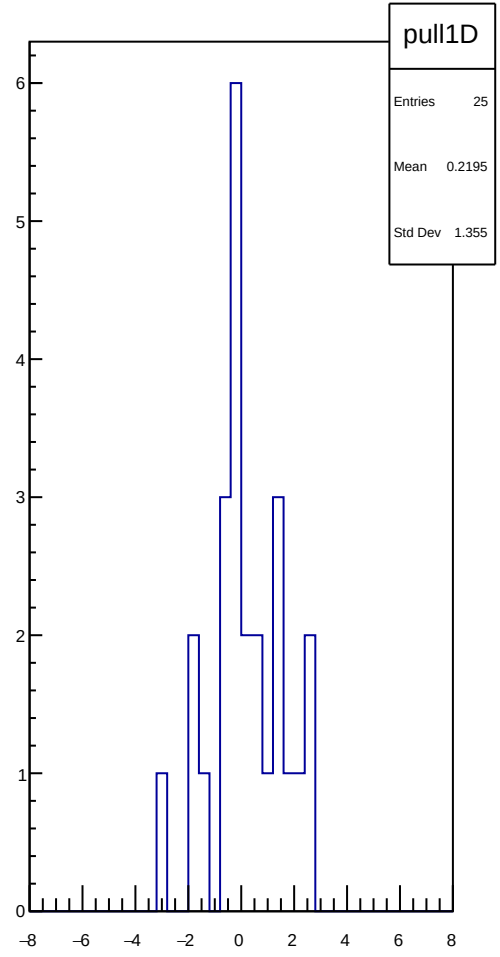
pull1D
Entries 25
Mean 0.2195
Std Dev 1.355

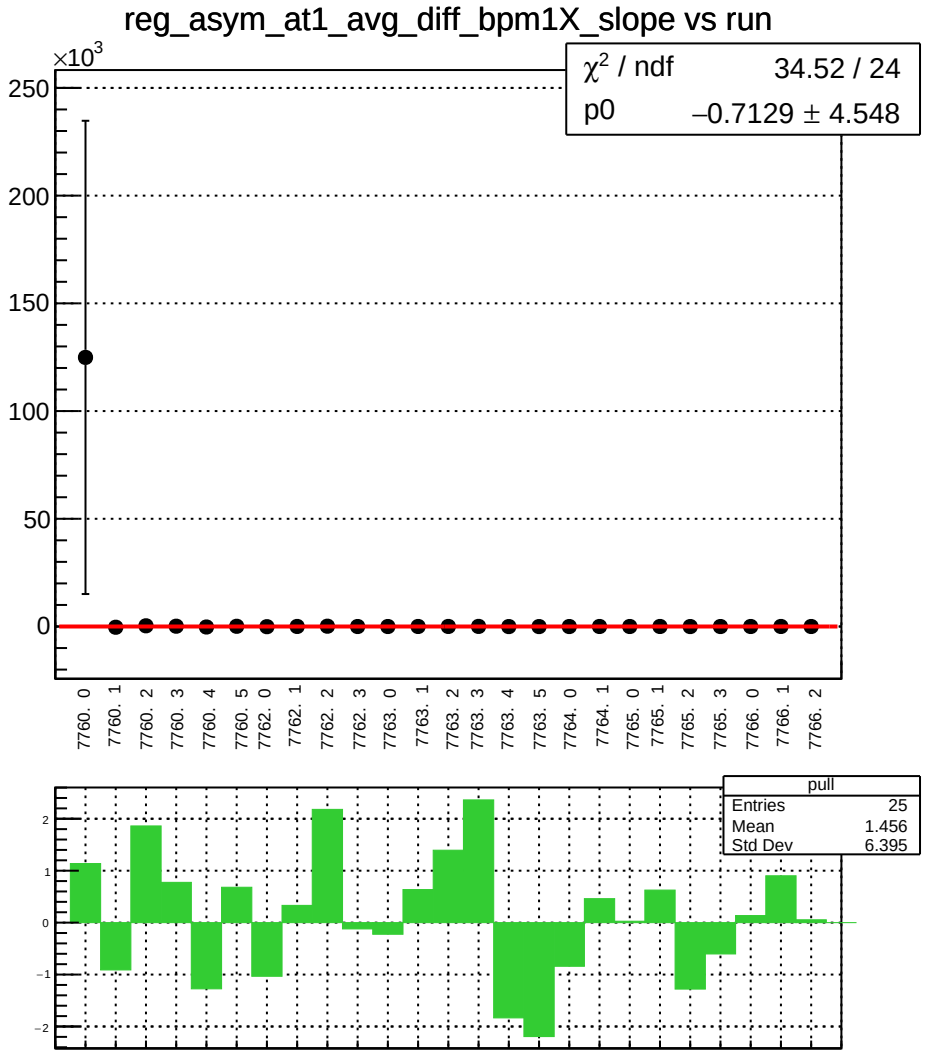
reg_asym_at1_avg_diff_bpm1X_slope vs run
×10^3
χ^2 / ndf 34.52 / 24
p0 −0.7129 ± 4.548
250
200
150
100
50
0
7760. 0
7760. 1
7760. 2
7760. 3
7760. 4
7760. 5
7762. 0
7762. 1
7762. 2
7762. 3
7763. 0
7763. 1
7763. 2
7763. 3
7763. 4
7763. 5
7764. 0
7764. 1
7765. 0
7765. 1
7765. 2
7765. 3
7766. 0
7766. 1
7766. 2
pull
Entries 25
Mean 1.456
Std Dev 6.395
2
1
0
−1
−2

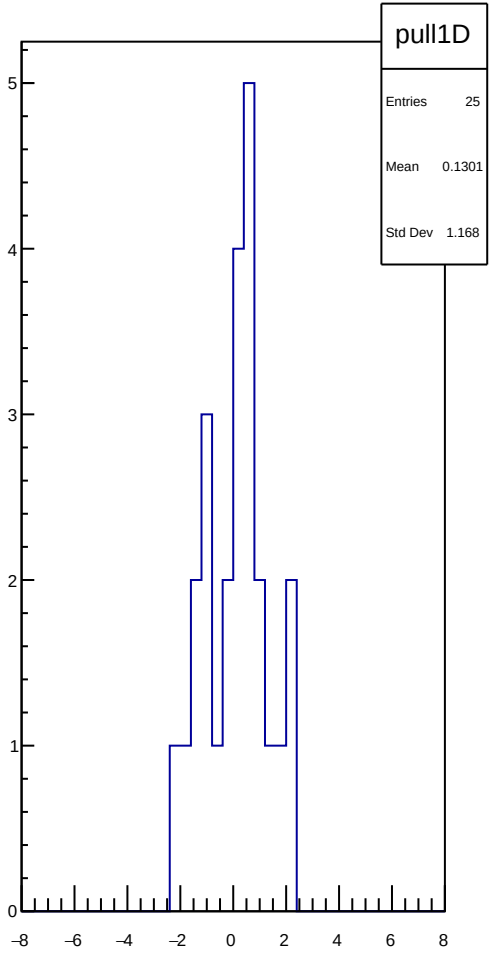
pull1D
Entries 25
Mean 0.1301
Std Dev 1.168
5
4
3
2
1
0
−8
−6
−4
−2
0
2
4
6
8

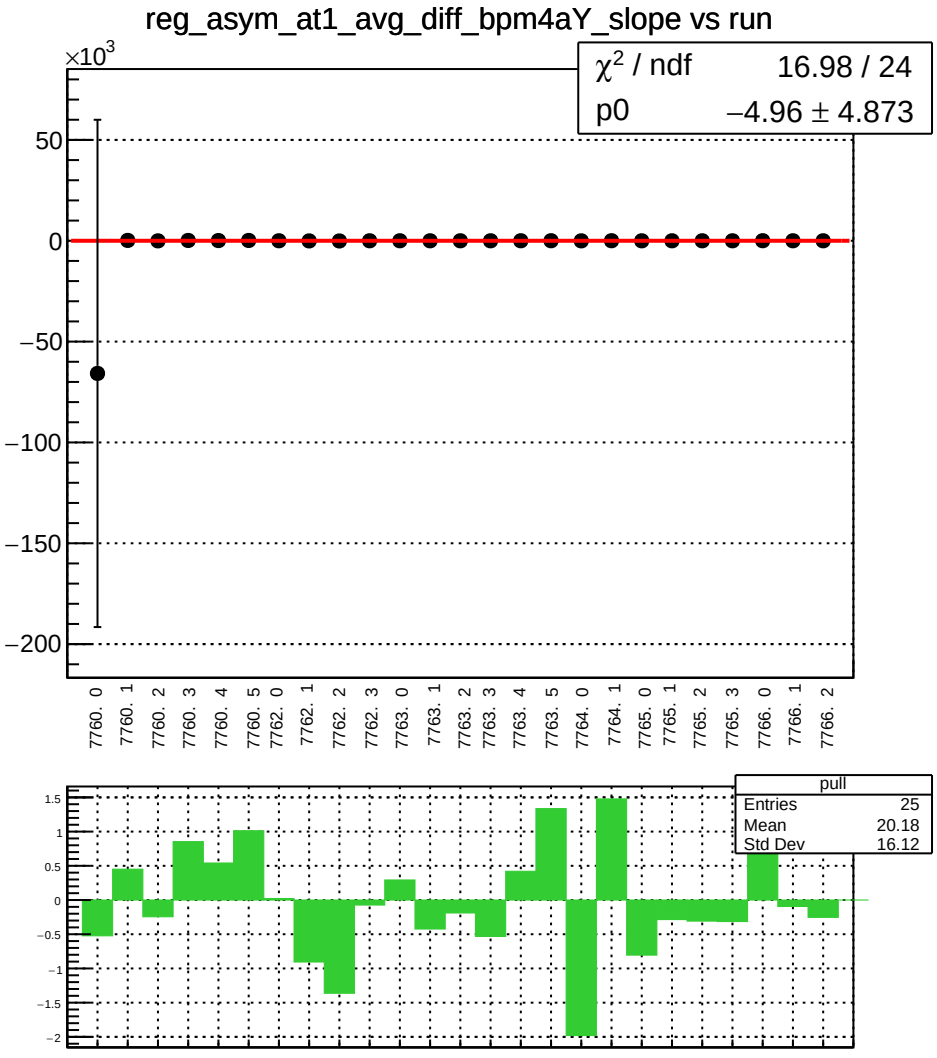
reg_asym_at1_avg_diff_bpm4aY_slope vs run
×10^3
χ^2 / ndf 16.98 / 24
p0 −4.96 ± 4.873
50
0
−50
−100
−150
−200
7760. 0
7760. 1
7760. 2
7760. 3
7760. 4
7760. 5
7762. 0
7762. 1
7762. 2
7762. 3
7763. 0
7763. 1
7763. 2
7763. 3
7763. 4
7763. 5
7764. 0
7764. 1
7765. 0
7765. 1
7765. 2
7765. 3
7766. 0
7766. 1
7766. 2
pull
Entries 25
Mean 20.18
Std Dev 16.12
1.5
1
0.5
0
−0.5
−1
−1.5
−2

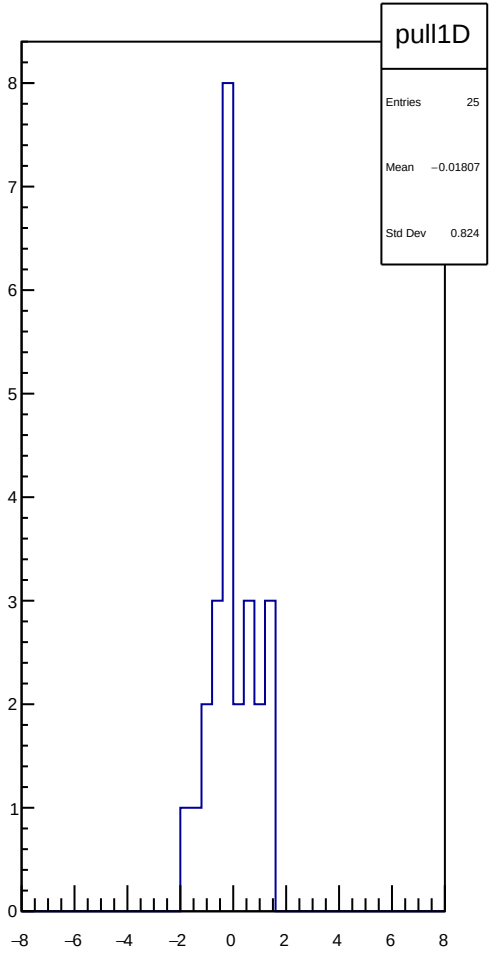
pull1D
Entries 25
Mean −0.01807
Std Dev 0.824
8
7
6
5
4
3
2
1
0
−8
−6
−4
−2
0
2
4
6
8

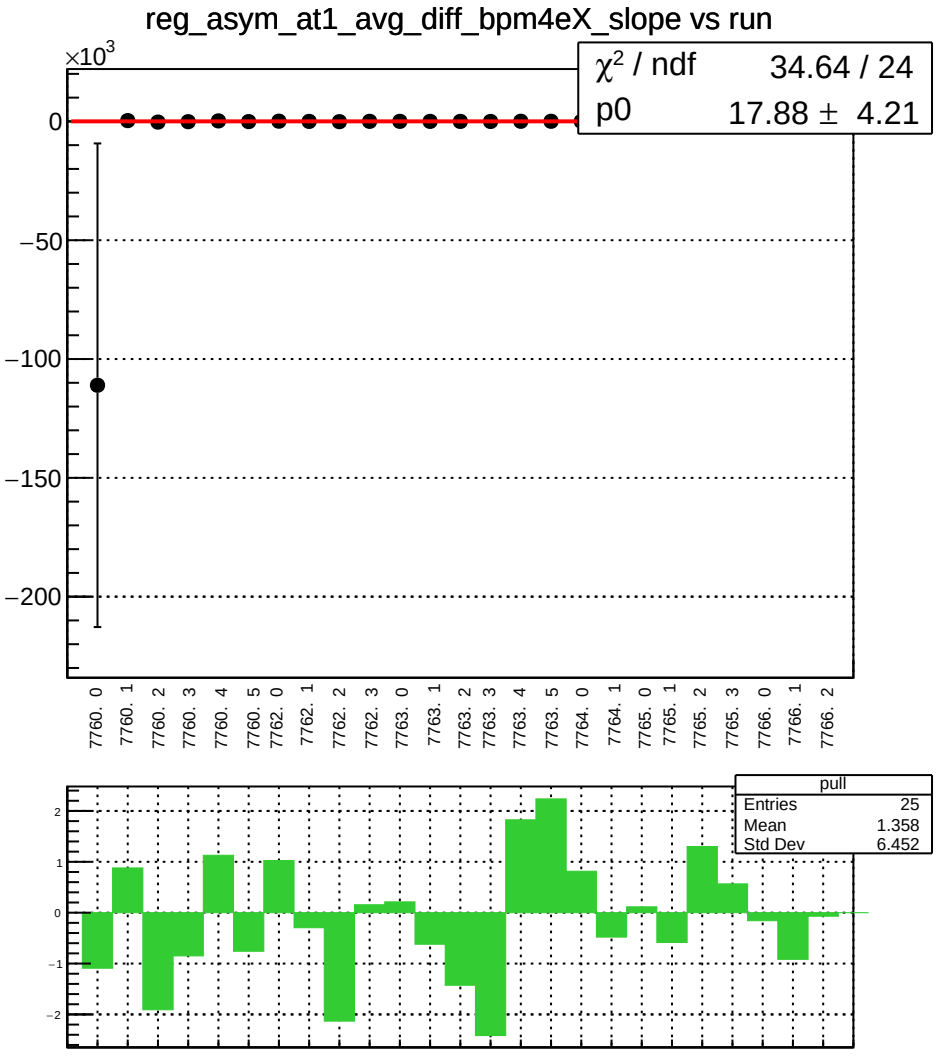
reg_asym_at1_avg_diff_bpm4eX_slope vs run
×10^3
χ^2 / ndf 34.64 / 24
p0 17.88 ± 4.21
0
−50
−100
−150
−200
7760. 0
7760. 1
7760. 2
7760. 3
7760. 4
7760. 5
7762. 0
7762. 1
7762. 2
7762. 3
7763. 0
7763. 1
7763. 2
7763. 3
7763. 4
7763. 5
7764. 0
7764. 1
7765. 0
7765. 1
7765. 2
7765. 3
7766. 0
7766. 1
7766. 2
pull
Entries 25
Mean 1.358
Std Dev 6.452
2
1
0
−1
−2

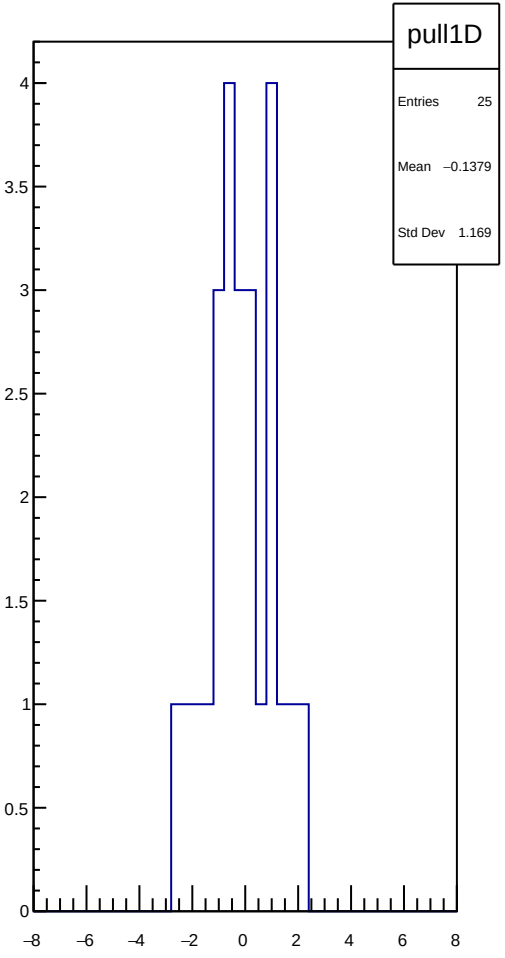
pull1D
Entries 25
Mean −0.1379
Std Dev 1.169
4
3.5
3
2.5
2
1.5
1
0.5
0
−8
−6
−4
−2
0
2
4
6
8

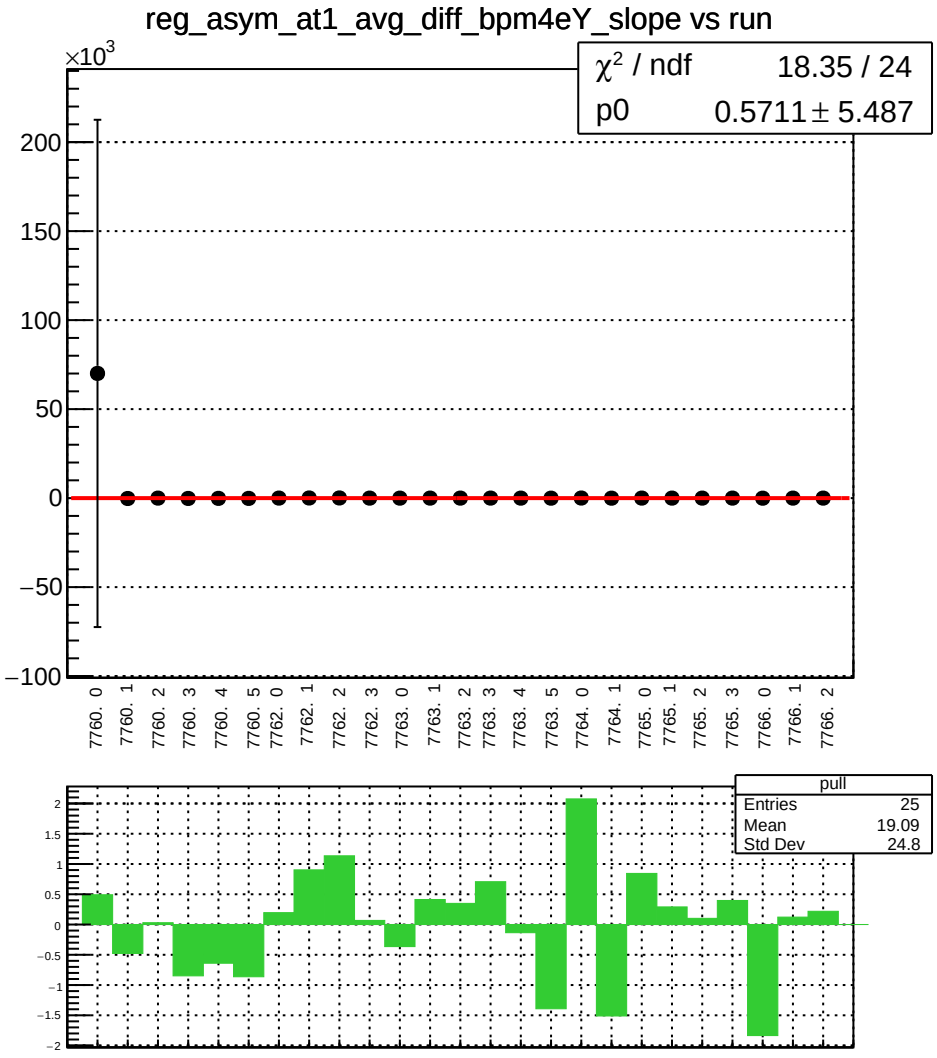
reg_asym_at1_avg_diff_bpm4eY_slope vs run
×10^3
χ² / ndf 18.35 / 24
p0 0.5711 ± 5.487
200
150
100
50
0
−50
−100
7760. 0
7760. 1
7760. 2
7760. 3
7760. 4
7760. 5
7762. 0
7762. 1
7762. 2
7762. 3
7763. 0
7763. 1
7763. 2
7763. 3
7763. 4
7763. 5
7764. 0
7764. 1
7765. 0
7765. 1
7765. 2
7765. 3
7766. 0
7766. 1
7766. 2
pull
Entries 25
Mean 19.09
Std Dev 24.8
2
1.5
1
0.5
0
−0.5
−1
−1.5
−2

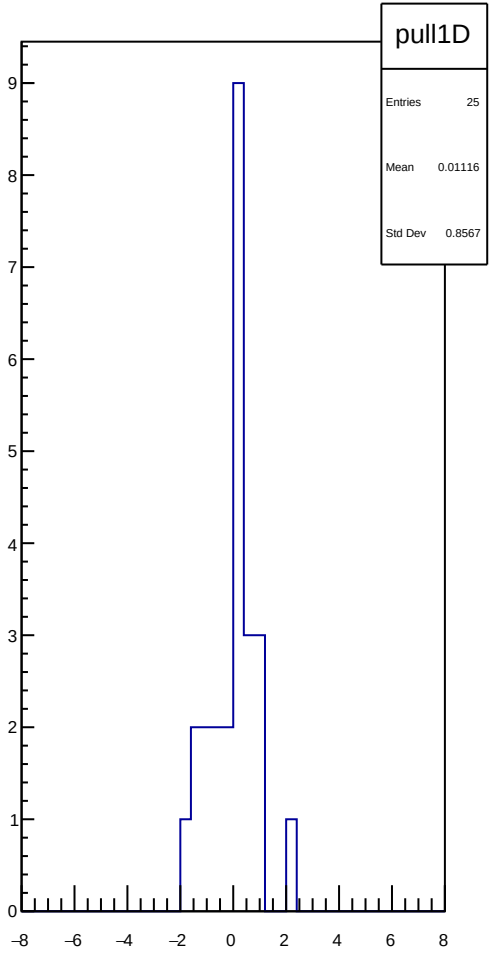
pull1D
Entries 25
Mean 0.01116
Std Dev 0.8567
9
8
7
6
5
4
3
2
1
0
−8
−6
−4
−2
0
2
4
6
8

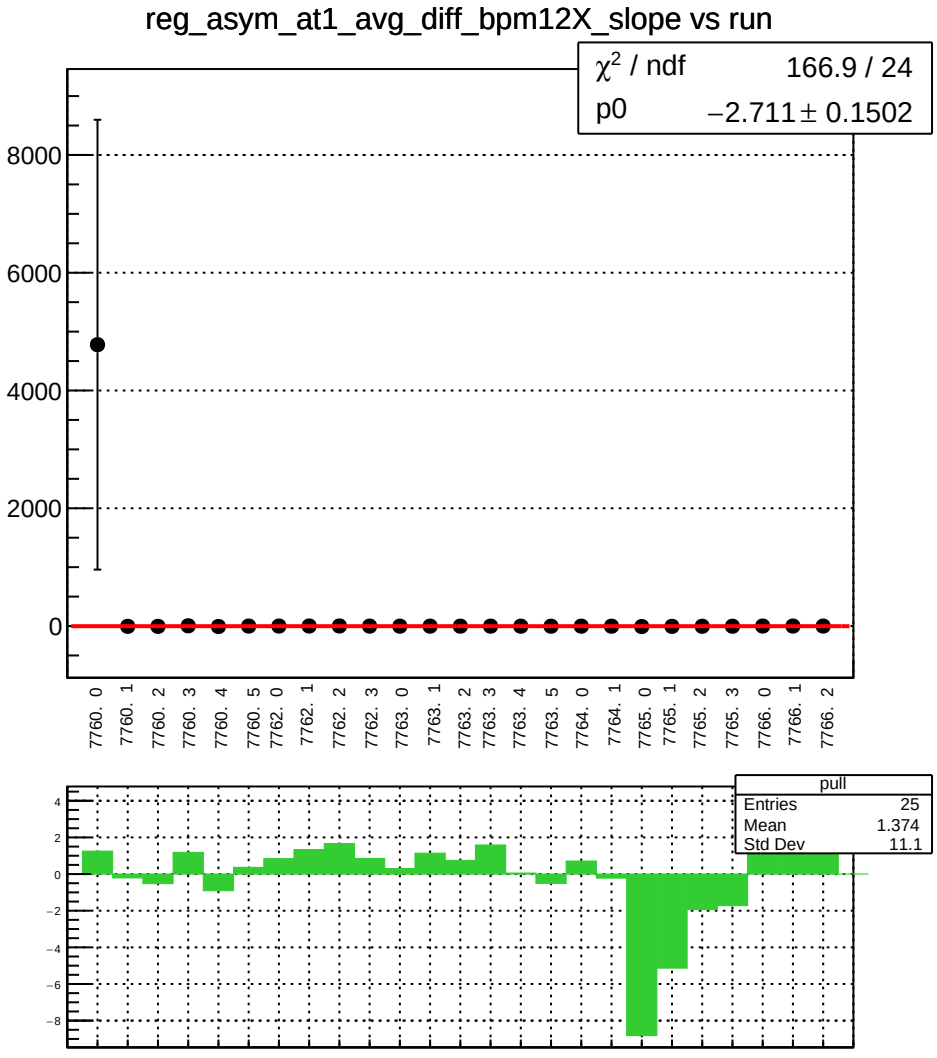
reg_asym_at1_avg_diff_bpm12X_slope vs run
χ² / ndf 166.9 / 24
p0 −2.711 ± 0.1502
8000
6000
4000
2000
0
7760. 0
7760. 1
7760. 2
7760. 3
7760. 4
7760. 5
7762. 0
7762. 1
7762. 2
7762. 3
7763. 0
7763. 1
7763. 2
7763. 3
7763. 4
7763. 5
7764. 0
7764. 1
7765. 0
7765. 1
7765. 2
7765. 3
7766. 0
7766. 1
7766. 2
pull
Entries 25
Mean 1.374
Std Dev 11.1
4
2
0
−2
−4
−6
−8

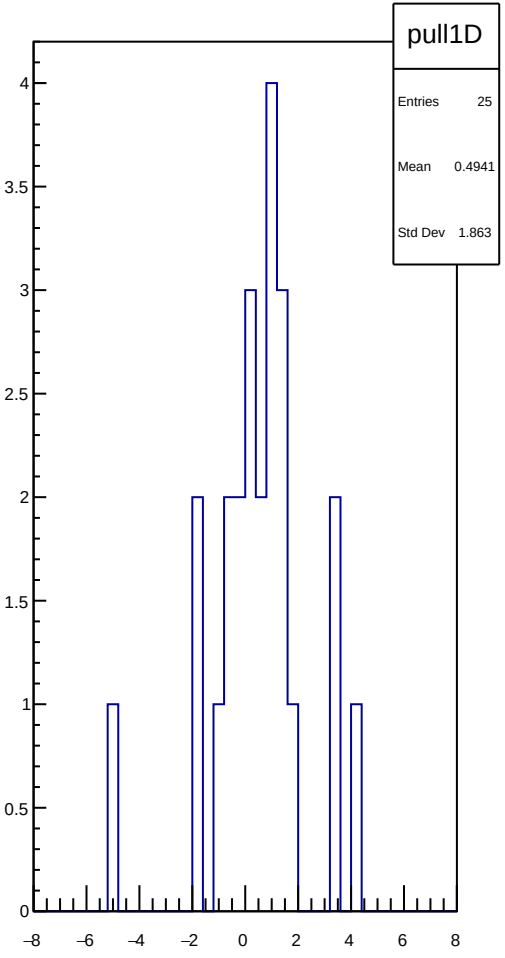
pull1D
Entries 25
Mean 0.4941
Std Dev 1.863
4
3.5
3
2.5
2
1.5
1
0.5
0
−8
−6
−4
−2
0
2
4
6
8

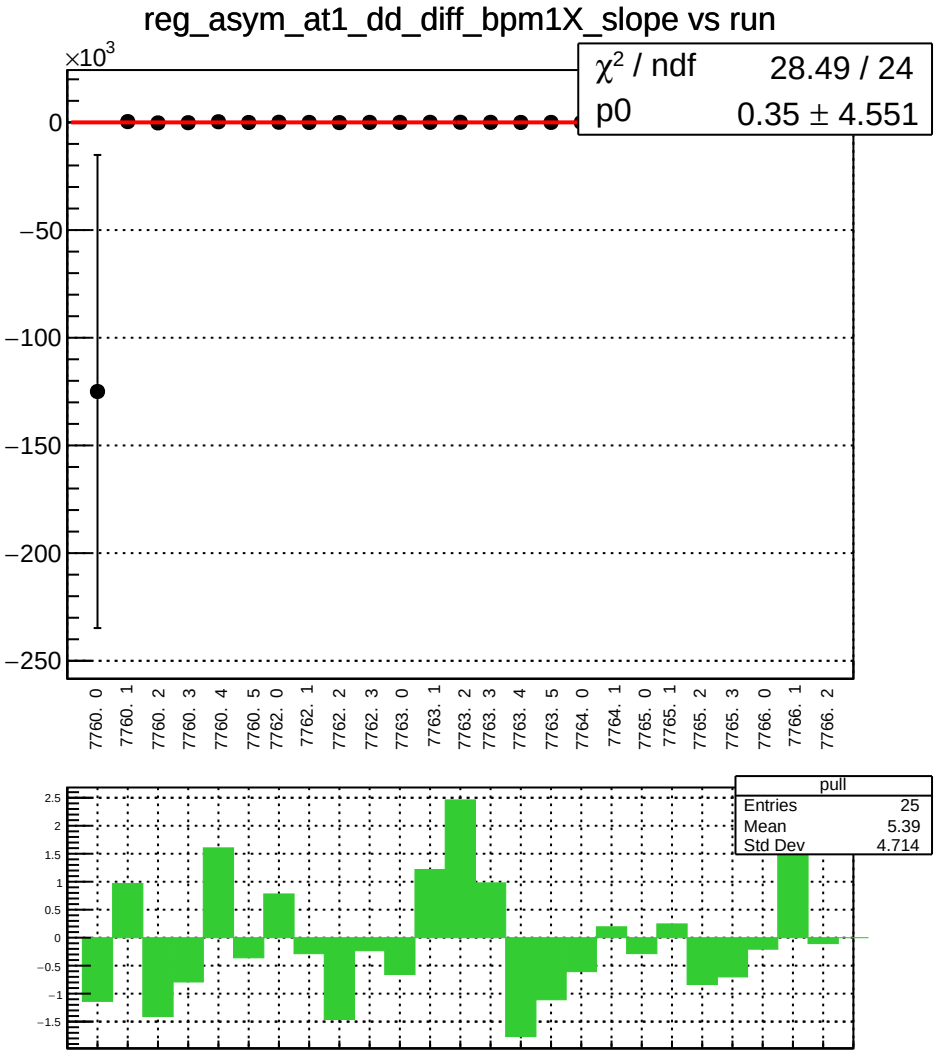
reg_asym_at1_dd_diff_bpm1X_slope vs run
×10^3
χ² / ndf 28.49 / 24
p0 0.35 ± 4.551
0
−50
−100
−150
−200
−250
7760. 0
7760. 1
7760. 2
7760. 3
7760. 4
7760. 5
7762. 0
7762. 1
7762. 2
7762. 3
7763. 0
7763. 1
7763. 2
7763. 3
7763. 4
7763. 5
7764. 0
7764. 1
7765. 0
7765. 1
7765. 2
7765. 3
7766. 0
7766. 1
7766. 2
pull
Entries 25
Mean 5.39
Std Dev 4.714
2.5
2
1.5
1
0.5
0
−0.5
−1
−1.5

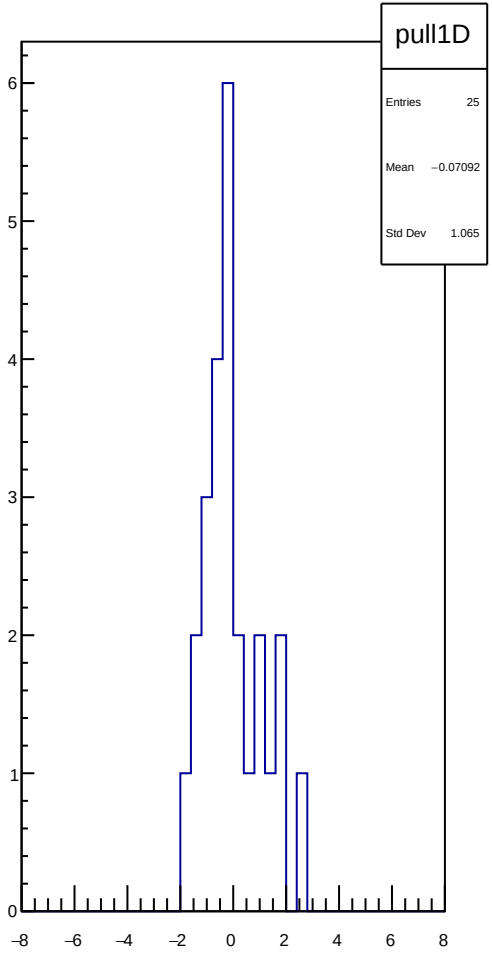
pull1D
Entries 25
Mean −0.07092
Std Dev 1.065
6
5
4
3
2
1
0
−8
−6
−4
−2
0
2
4
6
8

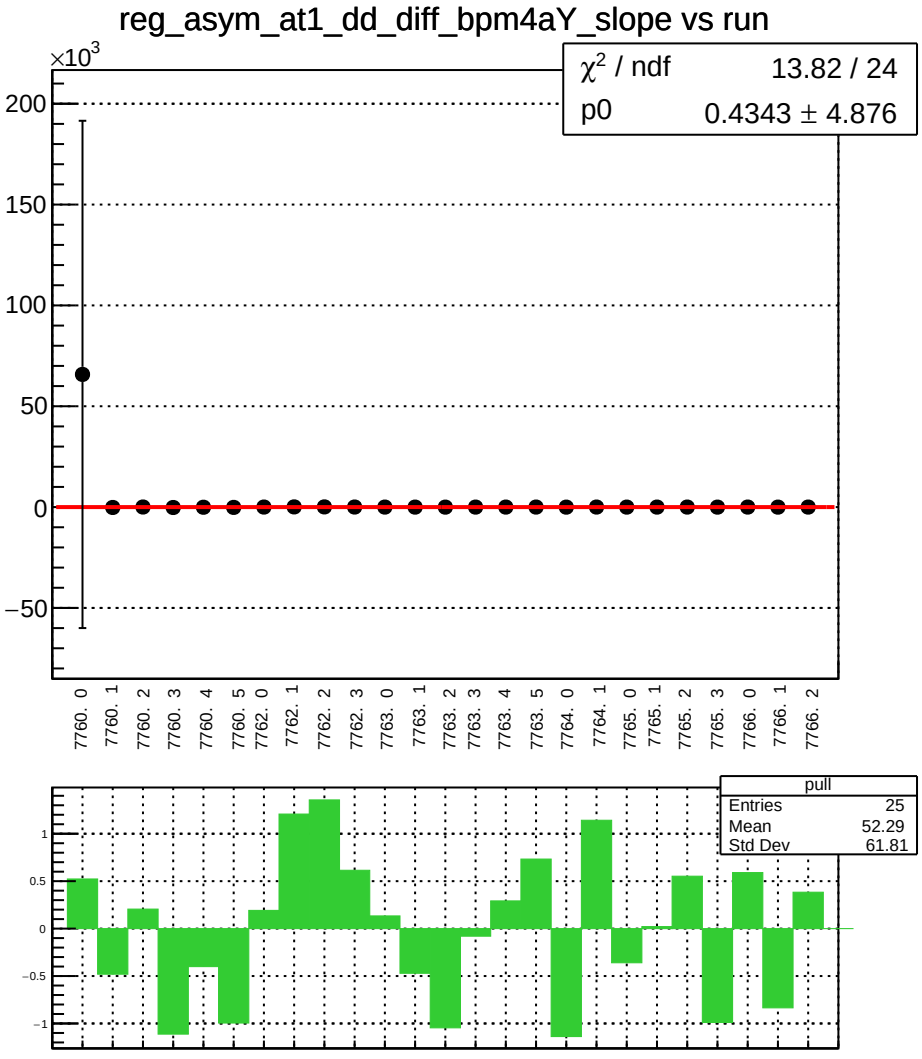
reg_asym_at1_dd_diff_bpm4aY_slope vs run
×10^3
χ^2 / ndf 13.82 / 24
p0 0.4343 ± 4.876
200
150
100
50
0
−50
7760. 0
7760. 1
7760. 2
7760. 3
7760. 4
7760. 5
7762. 0
7762. 1
7762. 2
7762. 3
7763. 0
7763. 1
7763. 2
7763. 3
7763. 4
7763. 5
7764. 0
7764. 1
7765. 0
7765. 1
7765. 2
7765. 3
7766. 0
7766. 1
7766. 2
pull
Entries 25
Mean 52.29
Std Dev 61.81
1
0.5
0
−0.5
−1

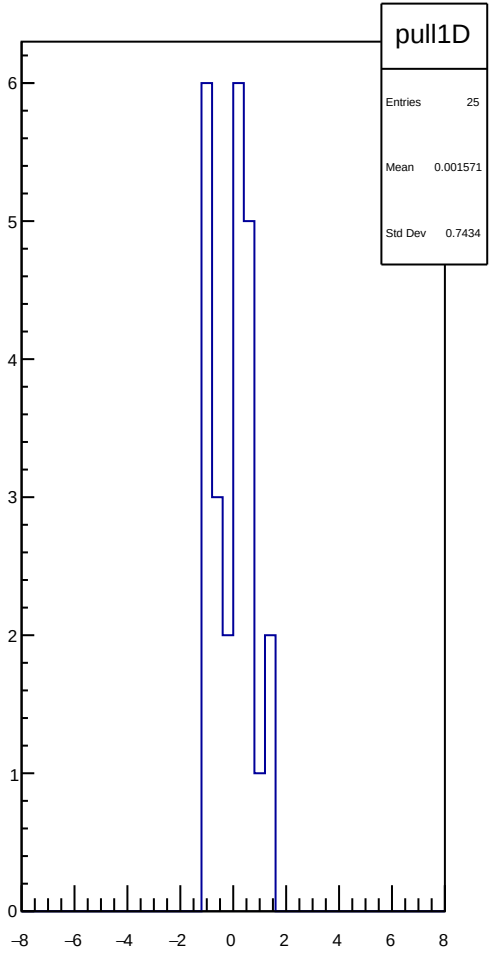
pull1D
Entries 25
Mean 0.001571
Std Dev 0.7434
6
5
4
3
2
1
0
−8
−6
−4
−2
0
2
4
6
8

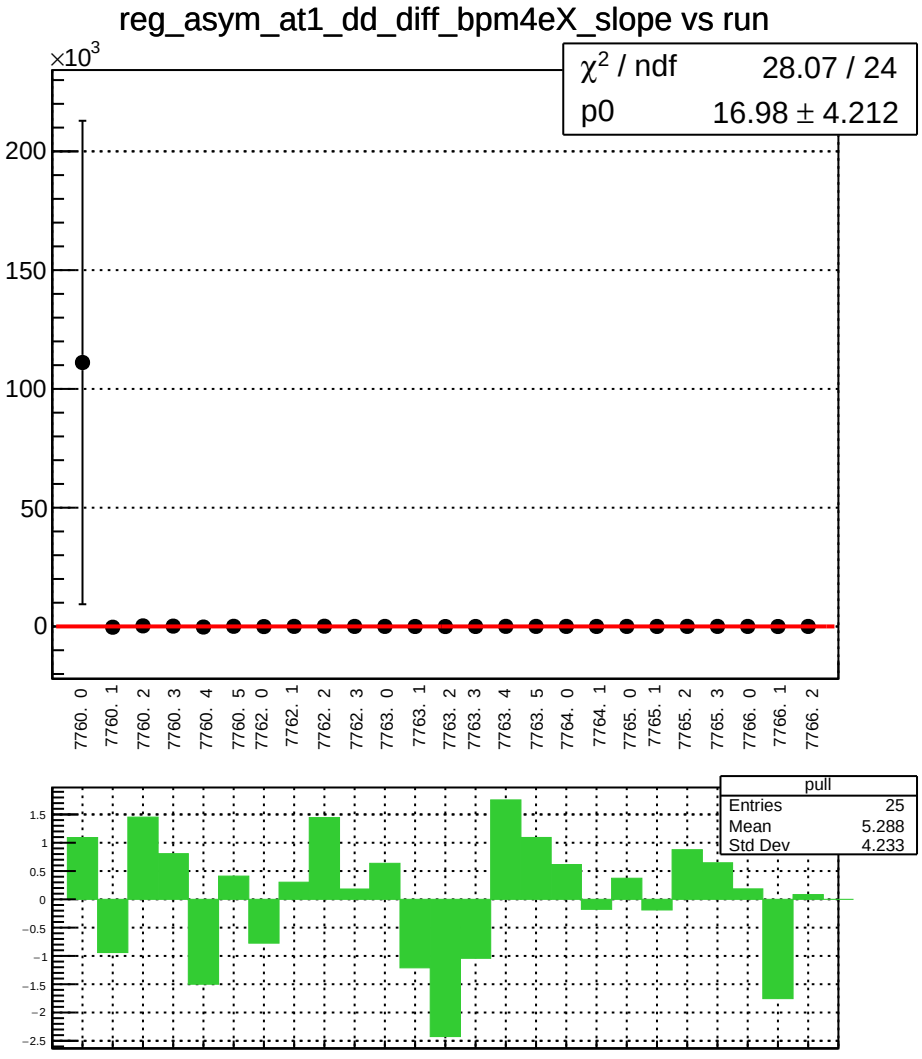
reg_asym_at1_dd_diff_bpm4eX_slope vs run
×10^3
χ^2 / ndf 28.07 / 24
p0 16.98 ± 4.212
200
150
100
50
0
7760. 0
7760. 1
7760. 2
7760. 3
7760. 4
7760. 5
7762. 0
7762. 1
7762. 2
7762. 3
7763. 0
7763. 1
7763. 2
7763. 3
7763. 4
7763. 5
7764. 0
7764. 1
7765. 0
7765. 1
7765. 2
7765. 3
7766. 0
7766. 1
7766. 2
pull
Entries 25
Mean 5.288
Std Dev 4.233
1.5
1
0.5
0
−0.5
−1
−1.5
−2
−2.5

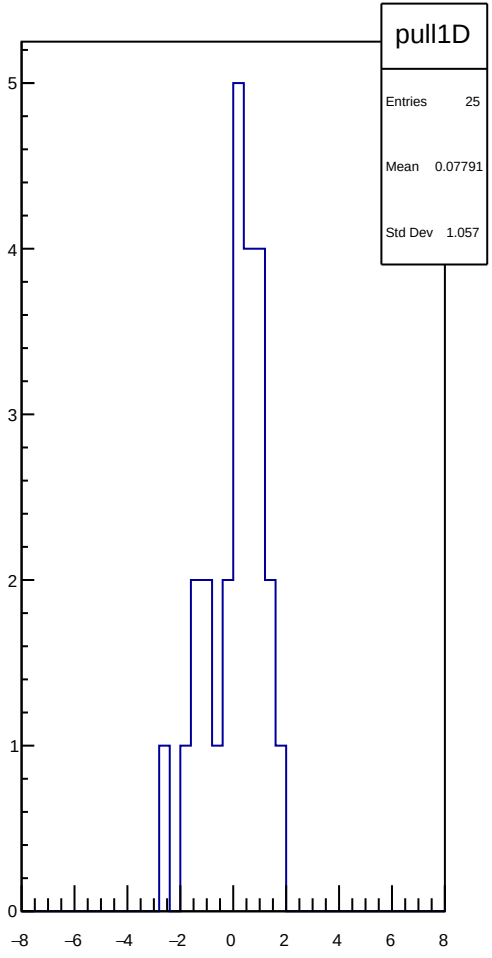
pull1D
Entries 25
Mean 0.07791
Std Dev 1.057
5
4
3
2
1
0
−8
−6
−4
−2
0
2
4
6
8

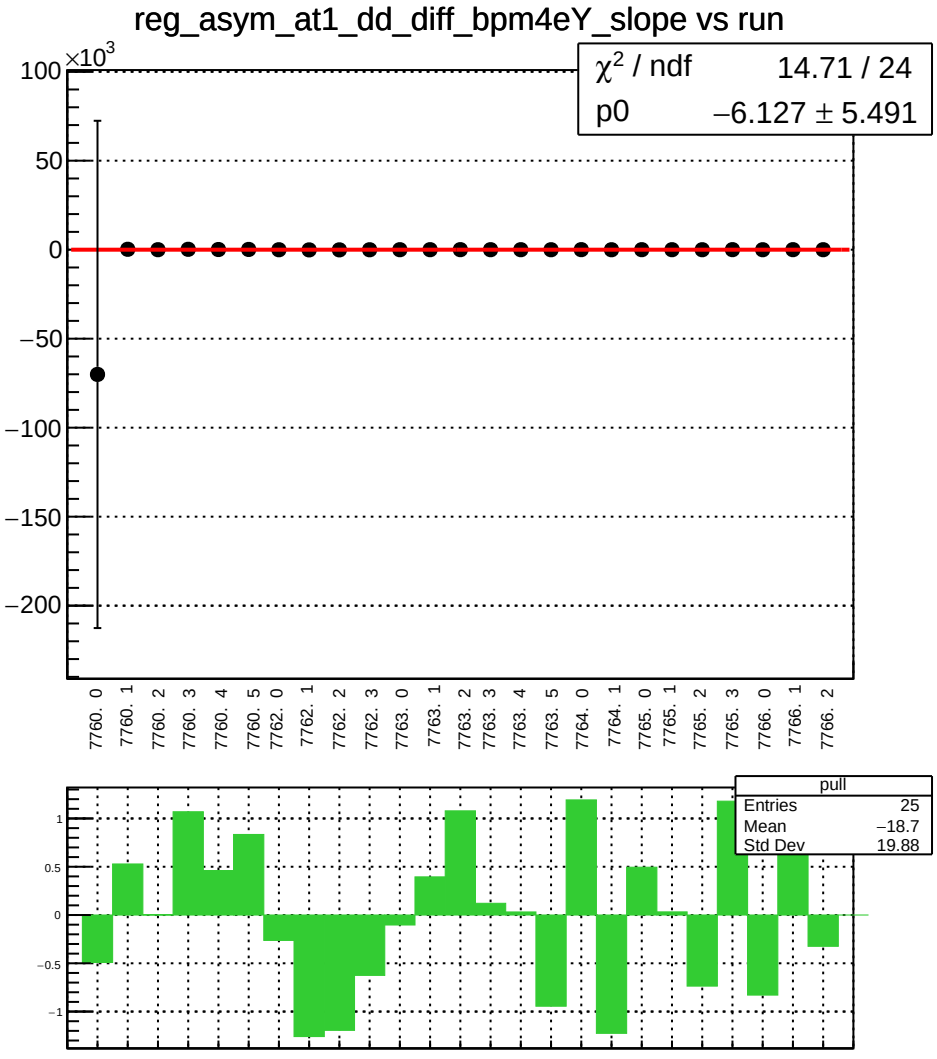
reg_asym_at1_dd_diff_bpm4eY_slope vs run
×10^3
χ^2 / ndf 14.71 / 24
p0 −6.127 ± 5.491
100
50
0
−50
−100
−150
−200
7760. 0
7760. 1
7760. 2
7760. 3
7760. 4
7760. 5
7762. 0
7762. 1
7762. 2
7762. 3
7763. 0
7763. 1
7763. 2
7763. 3
7763. 4
7763. 5
7764. 0
7764. 1
7765. 0
7765. 1
7765. 2
7765. 3
7766. 0
7766. 1
7766. 2
pull
Entries 25
Mean −18.7
Std Dev 19.88
1
0.5
0
−0.5
−1

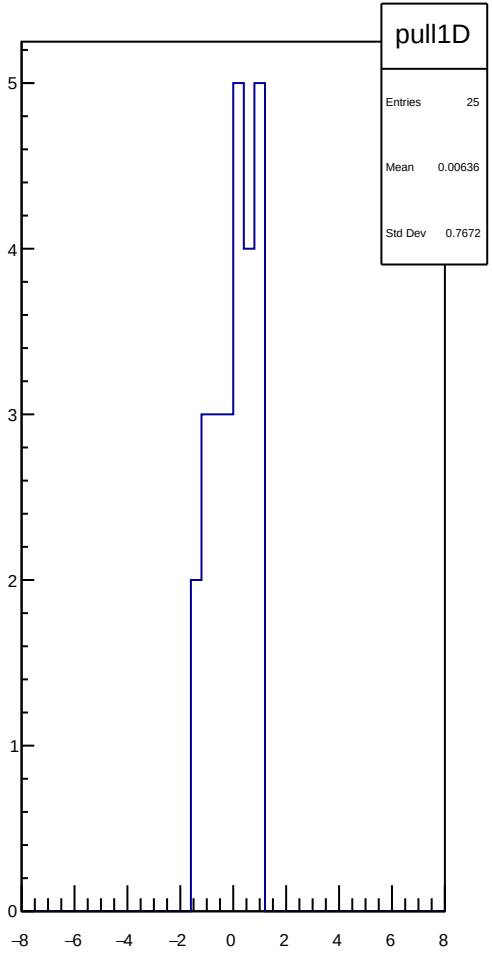
pull1D
Entries 25
Mean 0.00636
Std Dev 0.7672
5
4
3
2
1
0
−8
−6
−4
−2
0
2
4
6
8

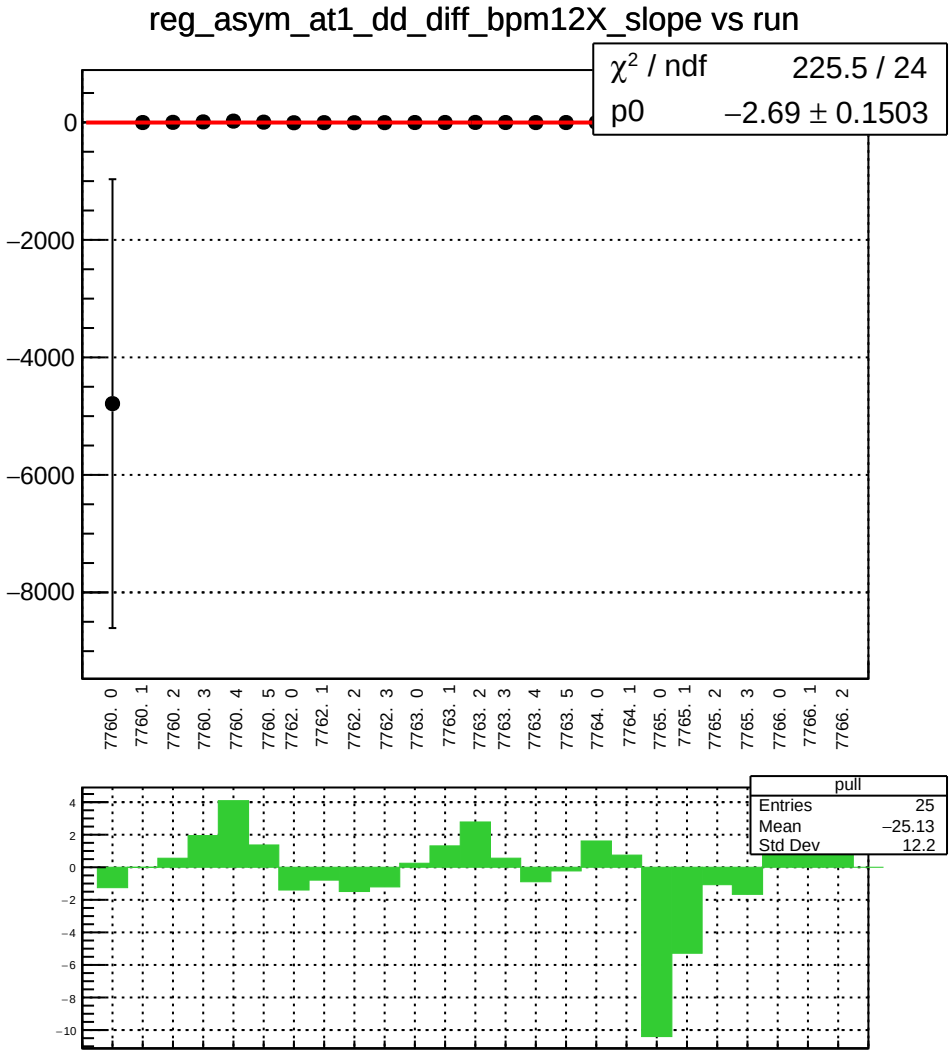
reg_asym_at1_dd_diff_bpm12X_slope vs run
χ² / ndf 225.5 / 24
p0 −2.69 ± 0.1503
0
−2000
−4000
−6000
−8000
7760. 0
7760. 1
7760. 2
7760. 3
7760. 4
7760. 5
7762. 0
7762. 1
7762. 2
7762. 3
7763. 0
7763. 1
7763. 2
7763. 3
7763. 4
7763. 5
7764. 0
7764. 1
7765. 0
7765. 1
7765. 2
7765. 3
7766. 0
7766. 1
7766. 2
pull
Entries 25
Mean −25.13
Std Dev 12.2

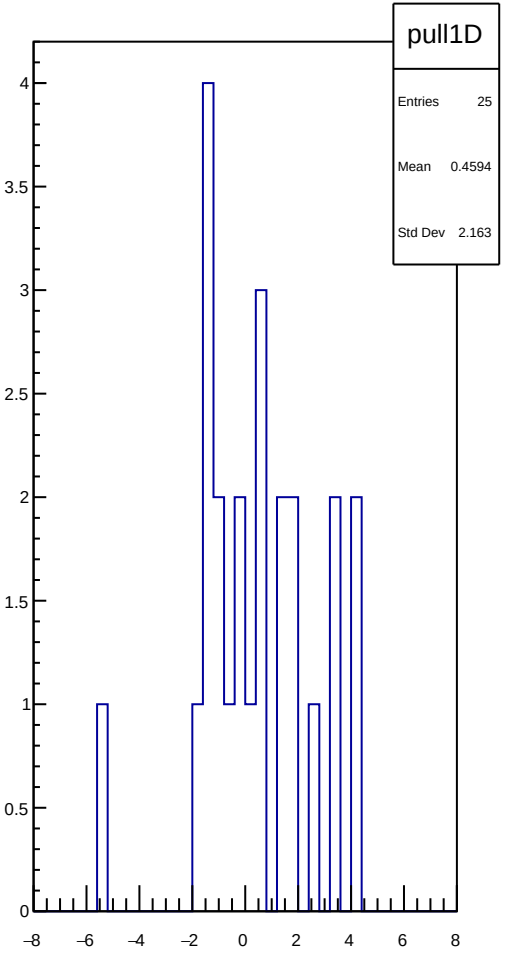
pull1D
Entries 25
Mean 0.4594
Std Dev 2.163

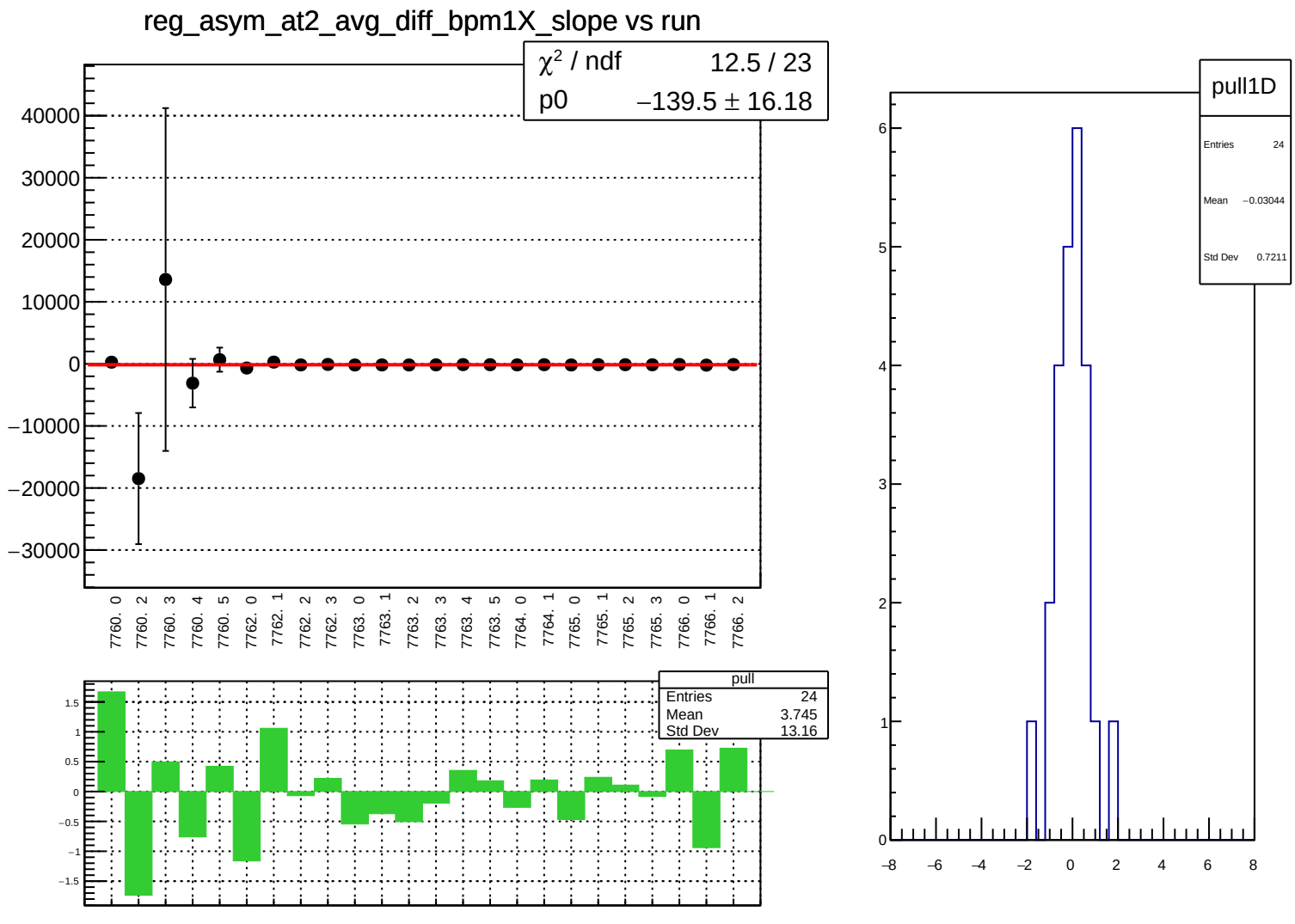
reg_asym_at2_avg_diff_bpm1X_slope vs run
χ² / ndf 12.5 / 23
p0 −139.5 ± 16.18
40000
30000
20000
10000
0
−10000
−20000
−30000
7760. 0
7760. 2
7760. 3
7760. 4
7760. 5
7762. 0
7762. 1
7762. 2
7762. 3
7763. 0
7763. 1
7763. 2
7763. 3
7763. 4
7763. 5
7764. 0
7764. 1
7765. 0
7765. 1
7765. 2
7765. 3
7766. 0
7766. 1
7766. 2
pull
Entries 24
Mean 3.745
Std Dev 13.16
1.5
1
0.5
0
−0.5
−1
−1.5
pull1D
Entries 24
Mean −0.03044
Std Dev 0.7211
6
5
4
3
2
1
0
−8
−6
−4
−2
0
2
4
6
8

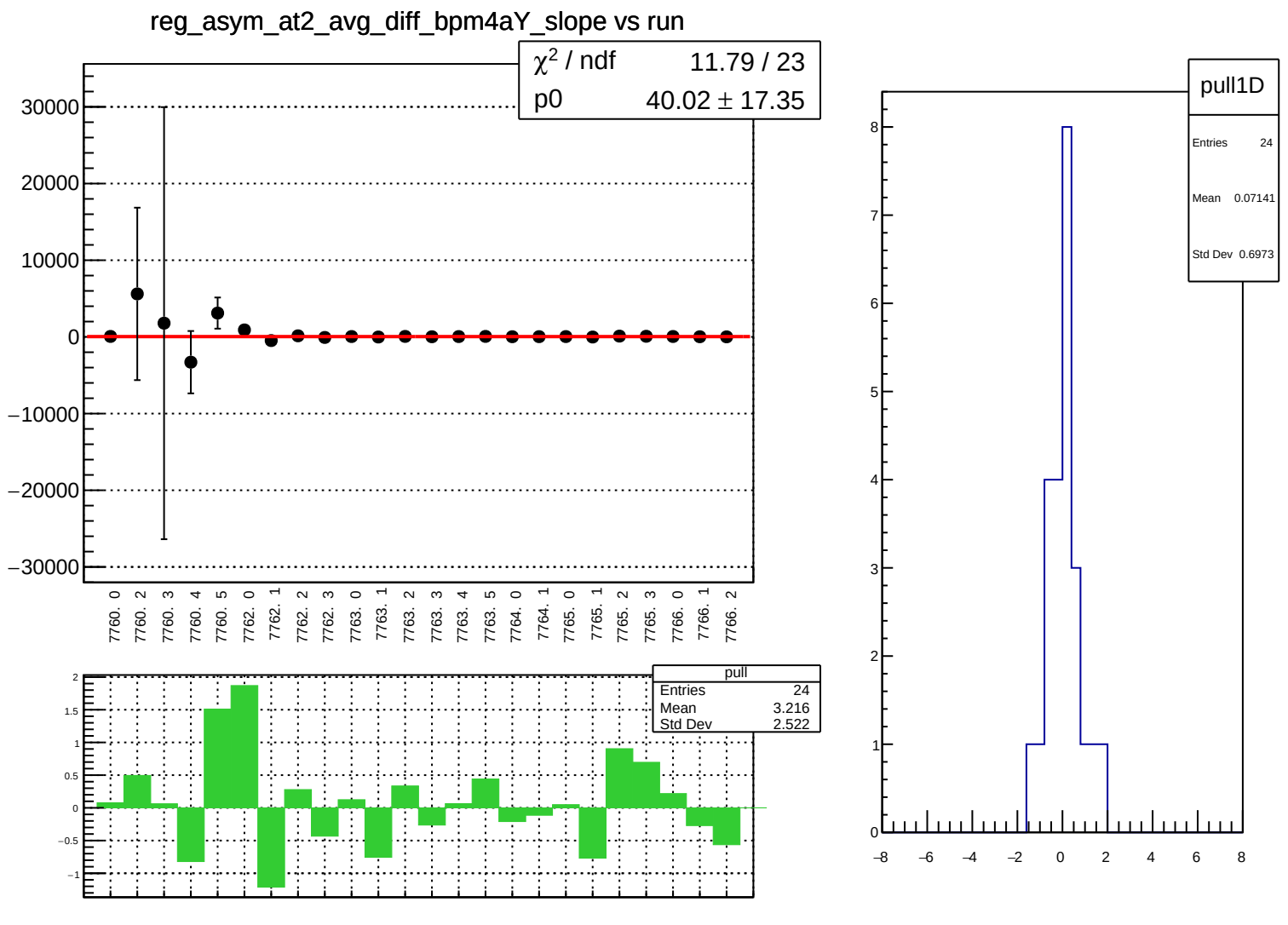
reg_asym_at2_avg_diff_bpm4aY_slope vs run
χ² / ndf 11.79 / 23
p0 40.02 ± 17.35
30000
20000
10000
0
−10000
−20000
−30000
7760. 0
7760. 2
7760. 3
7760. 4
7760. 5
7762. 0
7762. 1
7762. 2
7762. 3
7763. 0
7763. 1
7763. 2
7763. 3
7763. 4
7763. 5
7764. 0
7764. 1
7765. 0
7765. 1
7765. 2
7765. 3
7766. 0
7766. 1
7766. 2
pull
Entries 24
Mean 3.216
Std Dev 2.522
pull1D
Entries 24
Mean 0.07141
Std Dev 0.6973

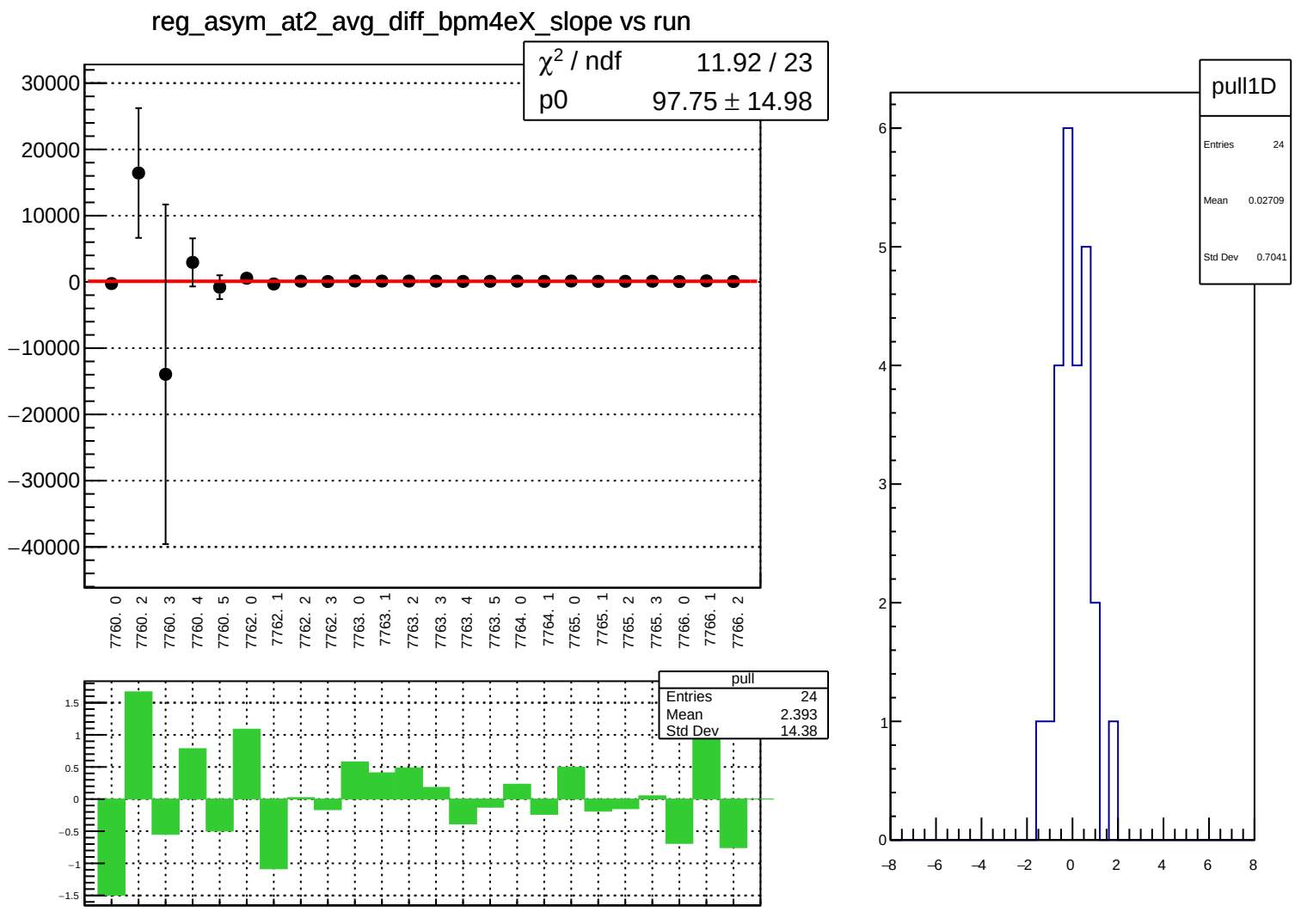
reg_asym_at2_avg_diff_bpm4eX_slope vs run
χ² / ndf 11.92 / 23
p0 97.75 ± 14.98
30000
20000
10000
0
−10000
−20000
−30000
−40000
7760. 0
7760. 2
7760. 3
7760. 4
7760. 5
7762. 0
7762. 1
7762. 2
7762. 3
7763. 0
7763. 1
7763. 2
7763. 3
7763. 4
7763. 5
7764. 0
7764. 1
7765. 0
7765. 1
7765. 2
7765. 3
7766. 0
7766. 1
7766. 2
pull
Entries 24
Mean 2.393
Std Dev 14.38
1.5
1
0.5
0
−0.5
−1
−1.5
pull1D
Entries 24
Mean 0.02709
Std Dev 0.7041
6
5
4
3
2
1
0
−8
−6
−4
−2
0
2
4
6
8

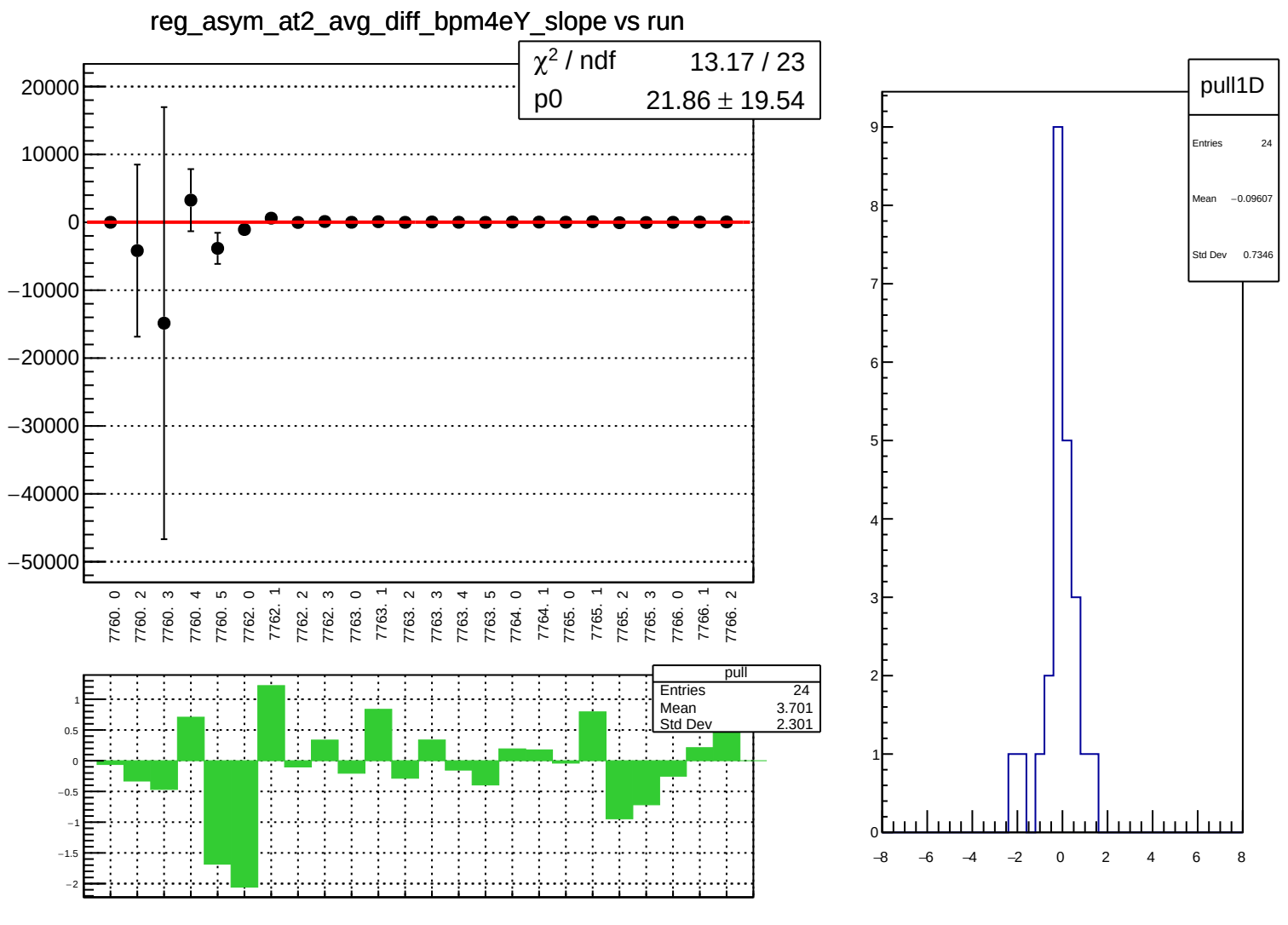
reg_asym_at2_avg_diff_bpm4eY_slope vs run
χ² / ndf 13.17 / 23
p0 21.86 ± 19.54
20000
10000
0
−10000
−20000
−30000
−40000
−50000
7760. 0
7760. 2
7760. 3
7760. 4
7760. 5
7762. 0
7762. 1
7762. 2
7762. 3
7763. 0
7763. 1
7763. 2
7763. 3
7763. 4
7763. 5
7764. 0
7764. 1
7765. 0
7765. 1
7765. 2
7765. 3
7766. 0
7766. 1
7766. 2
pull
Entries 24
Mean 3.701
Std Dev 2.301
1
0.5
0
−0.5
−1
−1.5
−2
pull1D
Entries 24
Mean −0.09607
Std Dev 0.7346
9
8
7
6
5
4
3
2
1
0
−8
−6
−4
−2
0
2
4
6
8

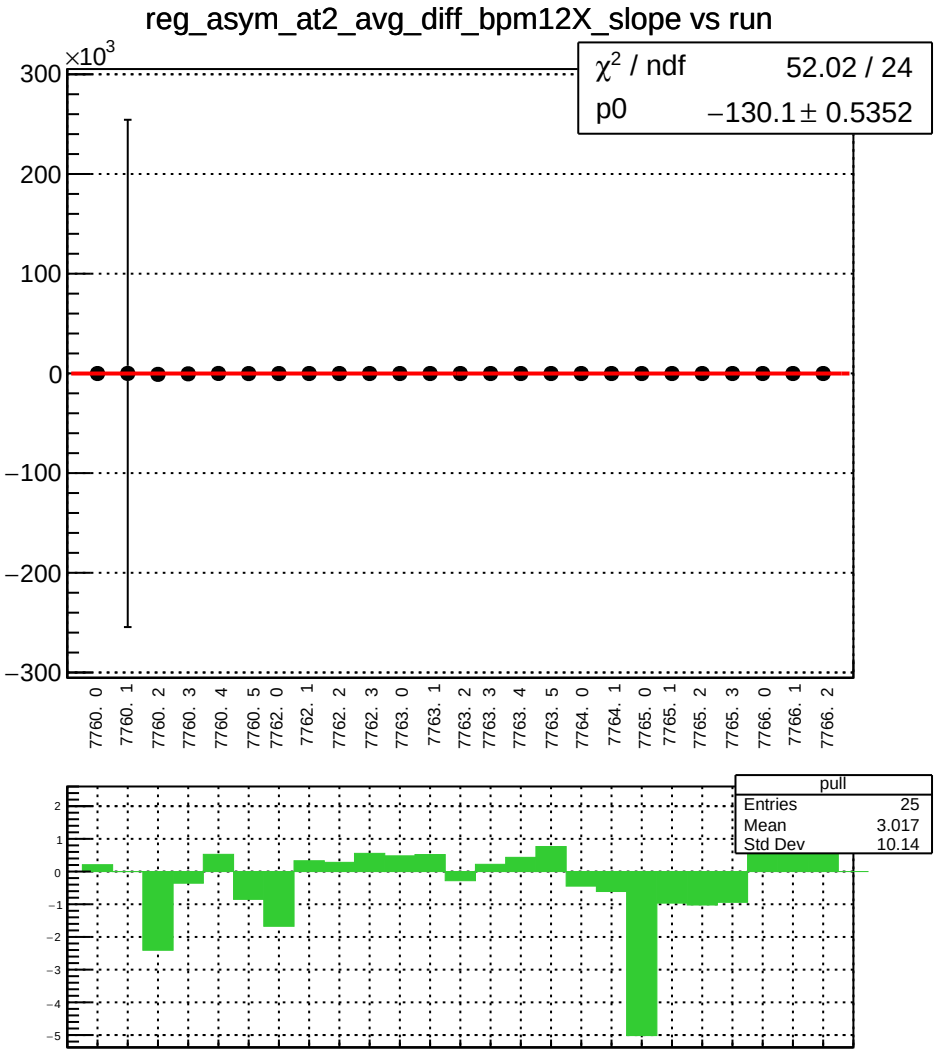
reg_asym_at2_avg_diff_bpm12X_slope vs run
×10^3
χ² / ndf 52.02 / 24
p0 −130.1 ± 0.5352
300
200
100
0
−100
−200
−300
7760. 0
7760. 1
7760. 2
7760. 3
7760. 4
7760. 5
7762. 0
7762. 1
7762. 2
7762. 3
7763. 0
7763. 1
7763. 2
7763. 3
7763. 4
7763. 5
7764. 0
7764. 1
7765. 0
7765. 1
7765. 2
7765. 3
7766. 0
7766. 1
7766. 2
pull
Entries 25
Mean 3.017
Std Dev 10.14

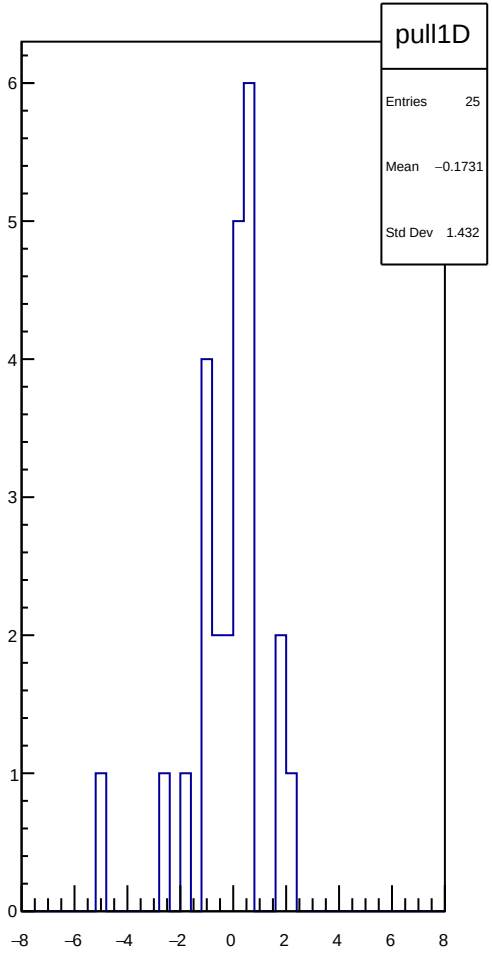
pull1D
Entries 25
Mean −0.1731
Std Dev 1.432

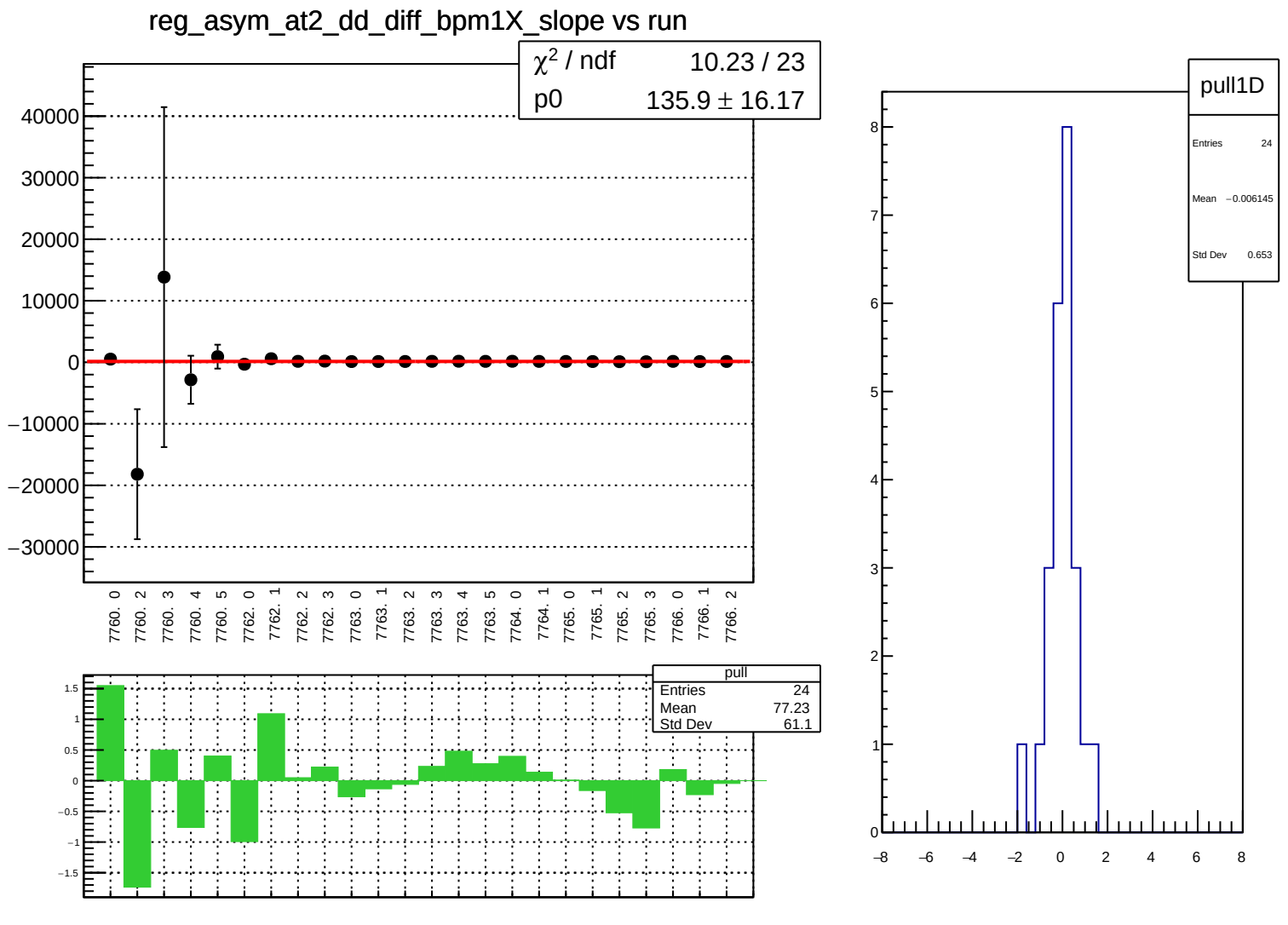
reg_asym_at2_dd_diff_bpm1X_slope vs run
χ2 / ndf 10.23 / 23
p0 135.9 ± 16.17
40000
30000
20000
10000
0
−10000
−20000
−30000
7760. 0
7760. 2
7760. 3
7760. 4
7760. 5
7762. 0
7762. 1
7762. 2
7762. 3
7763. 0
7763. 1
7763. 2
7763. 3
7763. 4
7763. 5
7764. 0
7764. 1
7765. 0
7765. 1
7765. 2
7765. 3
7766. 0
7766. 1
7766. 2
pull
Entries 24
Mean 77.23
Std Dev 61.1
1.5
1
0.5
0
−0.5
−1
−1.5
pull1D
Entries 24
Mean −0.006145
Std Dev 0.653
8
7
6
5
4
3
2
1
0
−8
−6
−4
−2
0
2
4
6
8

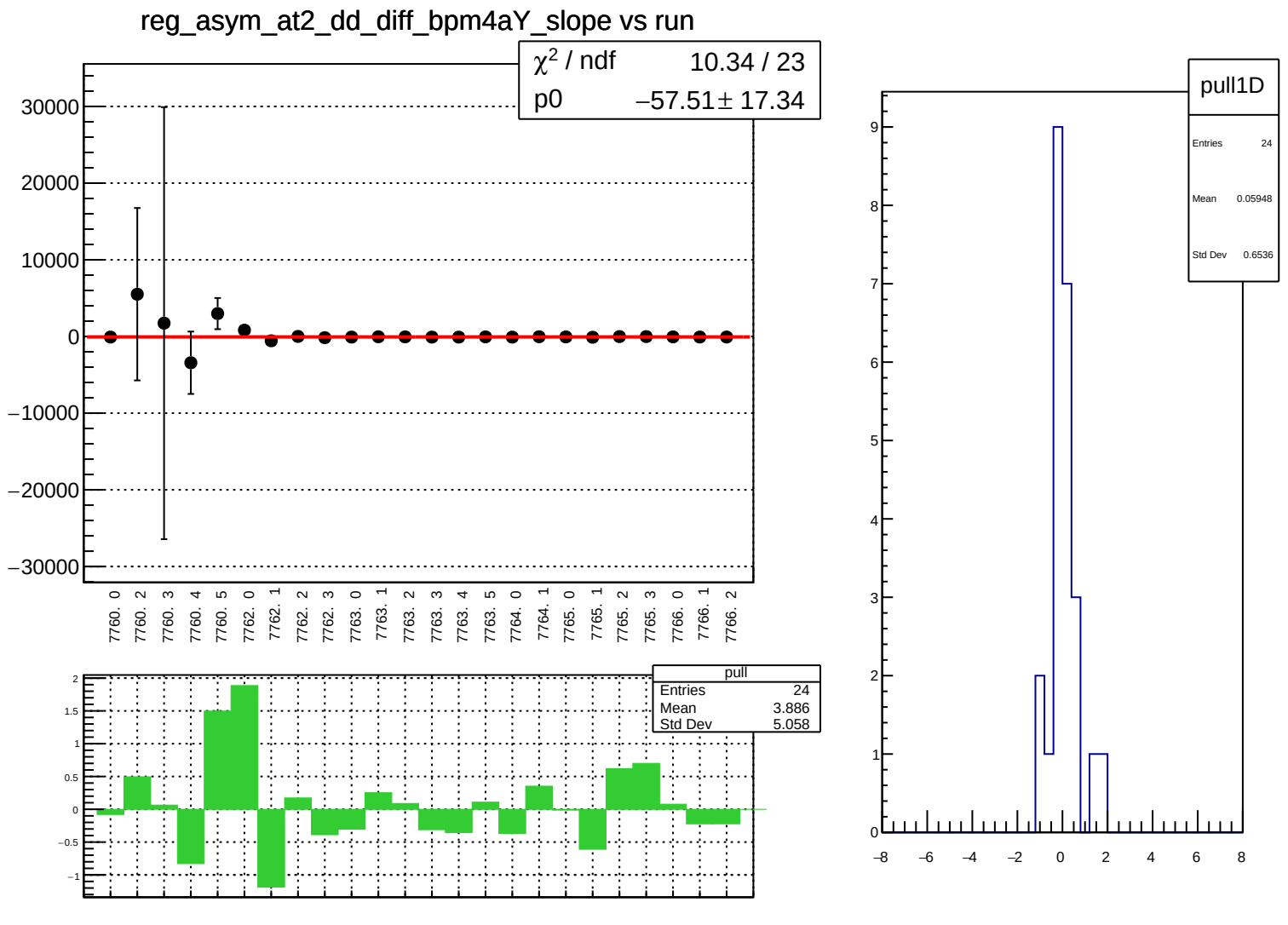
reg_asym_at2_dd_diff_bpm4aY_slope vs run
χ2 / ndf 10.34 / 23
p0 −57.51 ± 17.34
30000
20000
10000
0
−10000
−20000
−30000
7760. 0
7760. 2
7760. 3
7760. 4
7760. 5
7762. 0
7762. 1
7762. 2
7762. 3
7763. 0
7763. 1
7763. 2
7763. 3
7763. 4
7763. 5
7764. 0
7764. 1
7765. 0
7765. 1
7765. 2
7765. 3
7766. 0
7766. 1
7766. 2
pull
Entries 24
Mean 3.886
Std Dev 5.058
2
1.5
1
0.5
0
−0.5
−1
pull1D
Entries 24
Mean 0.05948
Std Dev 0.6536
9
8
7
6
5
4
3
2
1
0
−8
−6
−4
−2
0
2
4
6
8

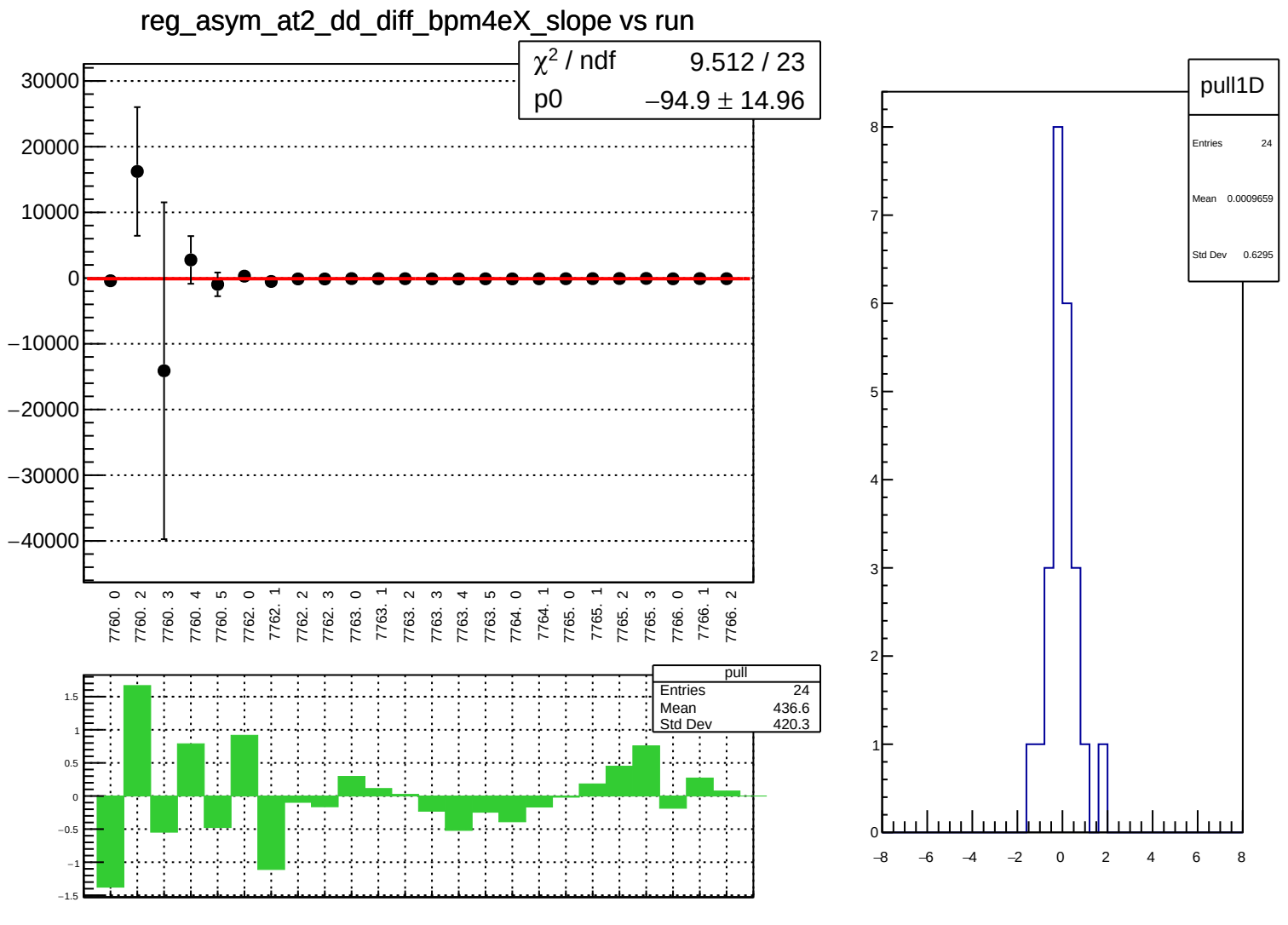
reg_asym_at2_dd_diff_bpm4eX_slope vs run
χ² / ndf 9.512 / 23
p0 −94.9 ± 14.96
30000
20000
10000
0
−10000
−20000
−30000
−40000
7760. 0
7760. 2
7760. 3
7760. 4
7760. 5
7762. 0
7762. 1
7762. 2
7762. 3
7763. 0
7763. 1
7763. 2
7763. 3
7763. 4
7763. 5
7764. 0
7764. 1
7765. 0
7765. 1
7765. 2
7765. 3
7766. 0
7766. 1
7766. 2
pull
Entries 24
Mean 436.6
Std Dev 420.3
1.5
1
0.5
0
−0.5
−1
−1.5
pull1D
Entries 24
Mean 0.0009659
Std Dev 0.6295
8
7
6
5
4
3
2
1
0
−8
−6
−4
−2
0
2
4
6
8

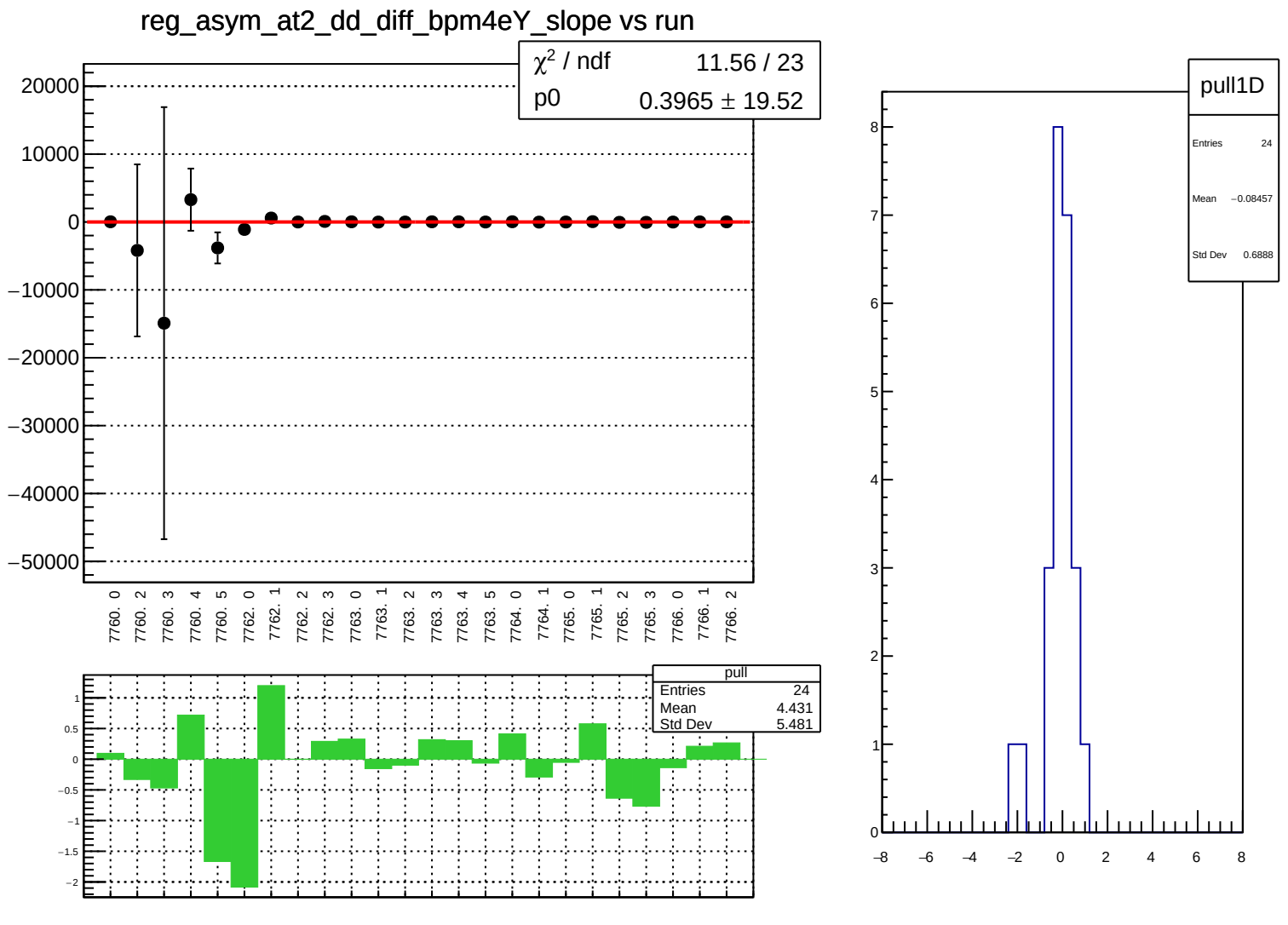
reg_asym_at2_dd_diff_bpm4eY_slope vs run
χ² / ndf 11.56 / 23
p0 0.3965 ± 19.52
20000
10000
0
−10000
−20000
−30000
−40000
−50000
7760. 0
7760. 2
7760. 3
7760. 4
7760. 5
7762. 0
7762. 1
7762. 2
7762. 3
7763. 0
7763. 1
7763. 2
7763. 3
7763. 4
7763. 5
7764. 0
7764. 1
7765. 0
7765. 1
7765. 2
7765. 3
7766. 0
7766. 1
7766. 2
pull
Entries 24
Mean 4.431
Std Dev 5.481
1
0.5
0
−0.5
−1
−1.5
−2
pull1D
Entries 24
Mean −0.08457
Std Dev 0.6888
8
7
6
5
4
3
2
1
0
−8
−6
−4
−2
0
2
4
6
8

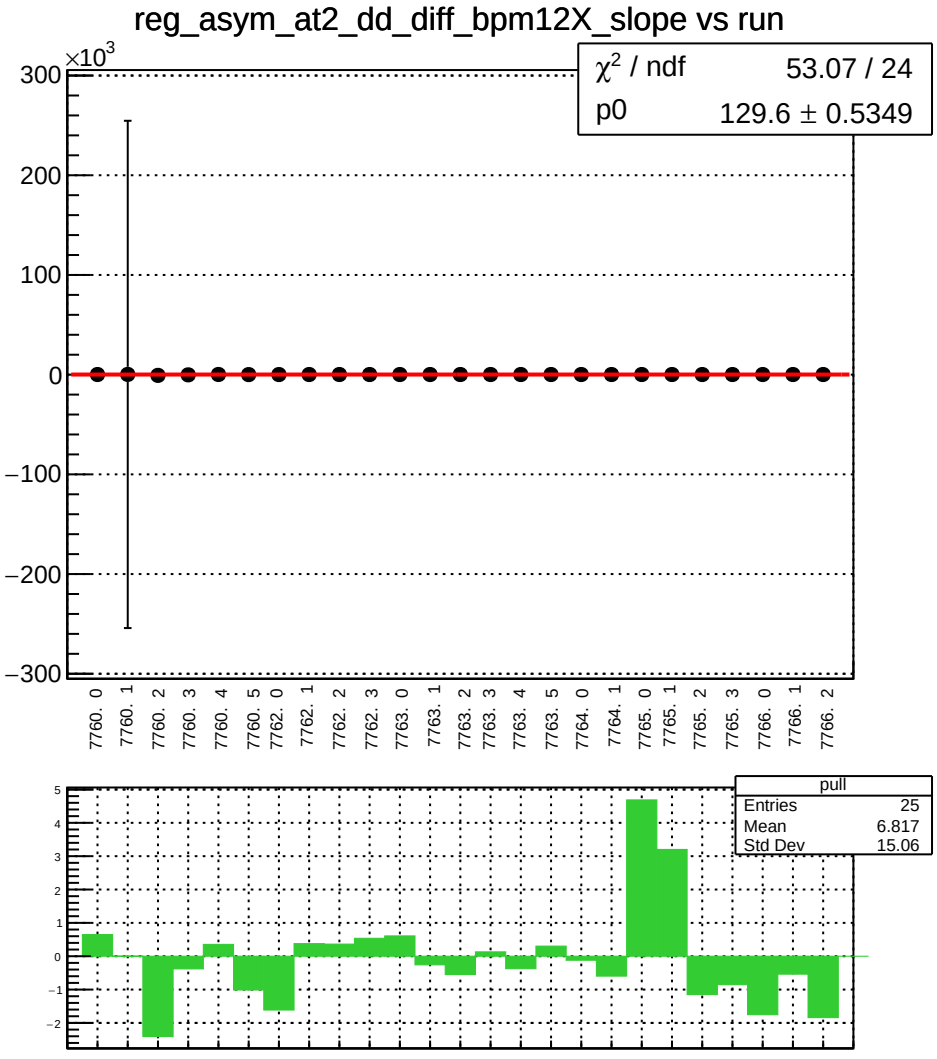
reg_asym_at2_dd_diff_bpm12X_slope vs run
×10^3
χ² / ndf 53.07 / 24
p0 129.6 ± 0.5349
300
200
100
0
−100
−200
−300
7760. 0
7760. 1
7760. 2
7760. 3
7760. 4
7760. 5
7762. 0
7762. 1
7762. 2
7762. 3
7763. 0
7763. 1
7763. 2
7763. 3
7763. 4
7763. 5
7764. 0
7764. 1
7765. 0
7765. 1
7765. 2
7765. 3
7766. 0
7766. 1
7766. 2
pull
Entries 25
Mean 6.817
Std Dev 15.06

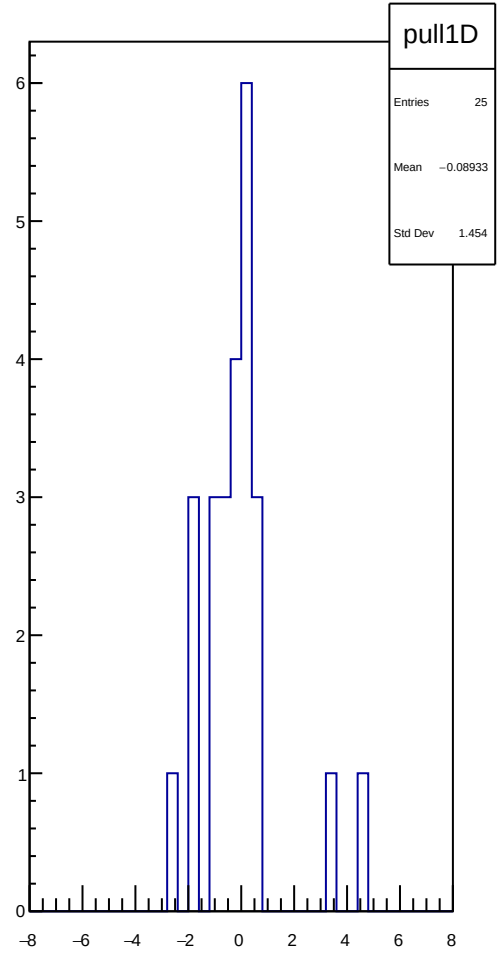
pull1D
Entries 25
Mean −0.08933
Std Dev 1.454
6
5
4
3
2
1
0
−8
−6
−4
−2
0
2
4
6
8

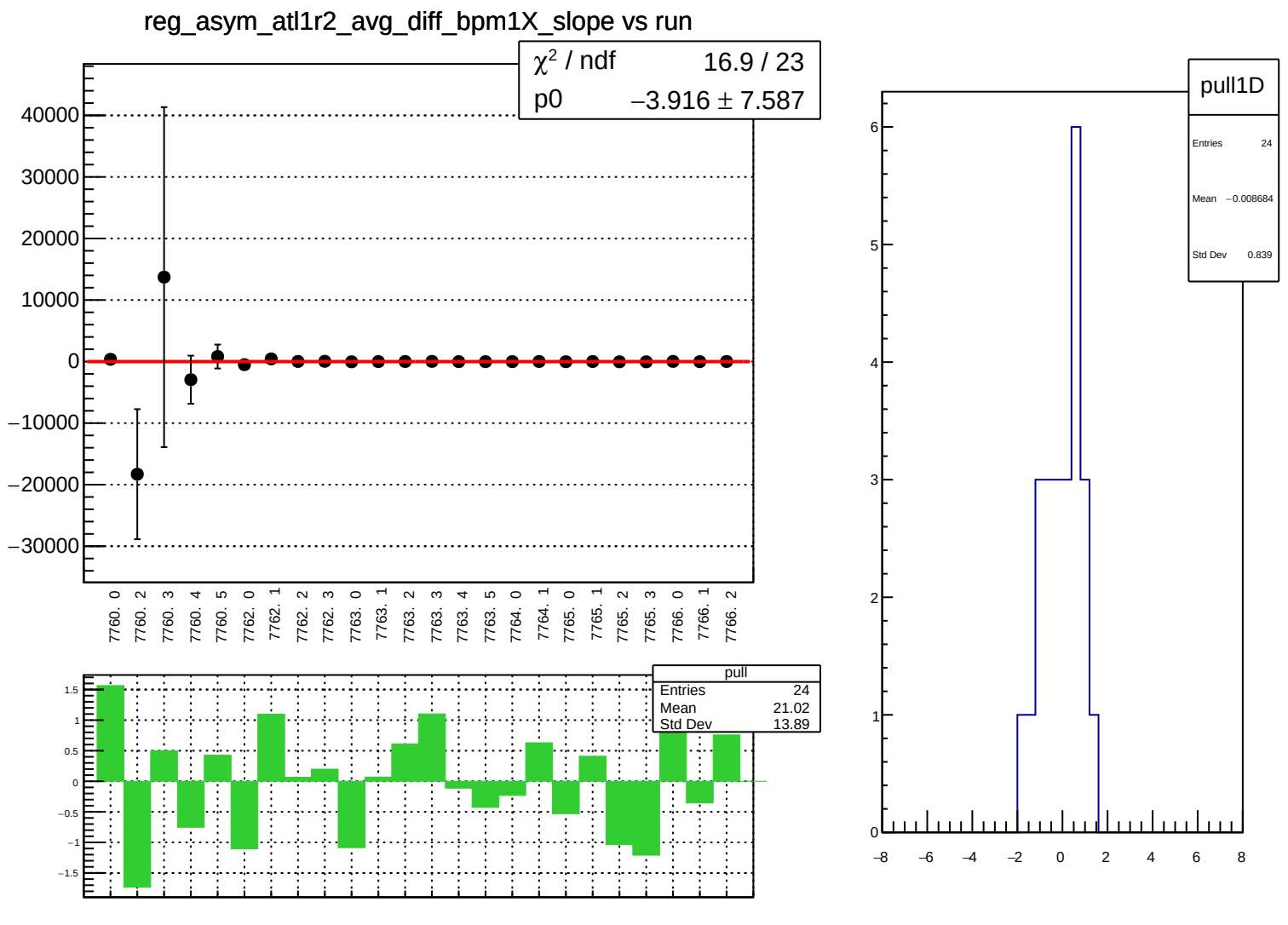
reg_asym_atl1r2_avg_diff_bpm1X_slope vs run
χ² / ndf 16.9 / 23
p0 −3.916 ± 7.587
40000
30000
20000
10000
0
−10000
−20000
−30000
7760. 0
7760. 2
7760. 3
7760. 4
7760. 5
7762. 0
7762. 1
7762. 2
7762. 3
7763. 0
7763. 1
7763. 2
7763. 3
7763. 4
7763. 5
7764. 0
7764. 1
7765. 0
7765. 1
7765. 2
7765. 3
7766. 0
7766. 1
7766. 2
pull
Entries 24
Mean 21.02
Std Dev 13.89
1.5
1
0.5
0
−0.5
−1
−1.5
pull1D
Entries 24
Mean −0.008684
Std Dev 0.839
6
5
4
3
2
1
0
−8
−6
−4
−2
0
2
4
6
8

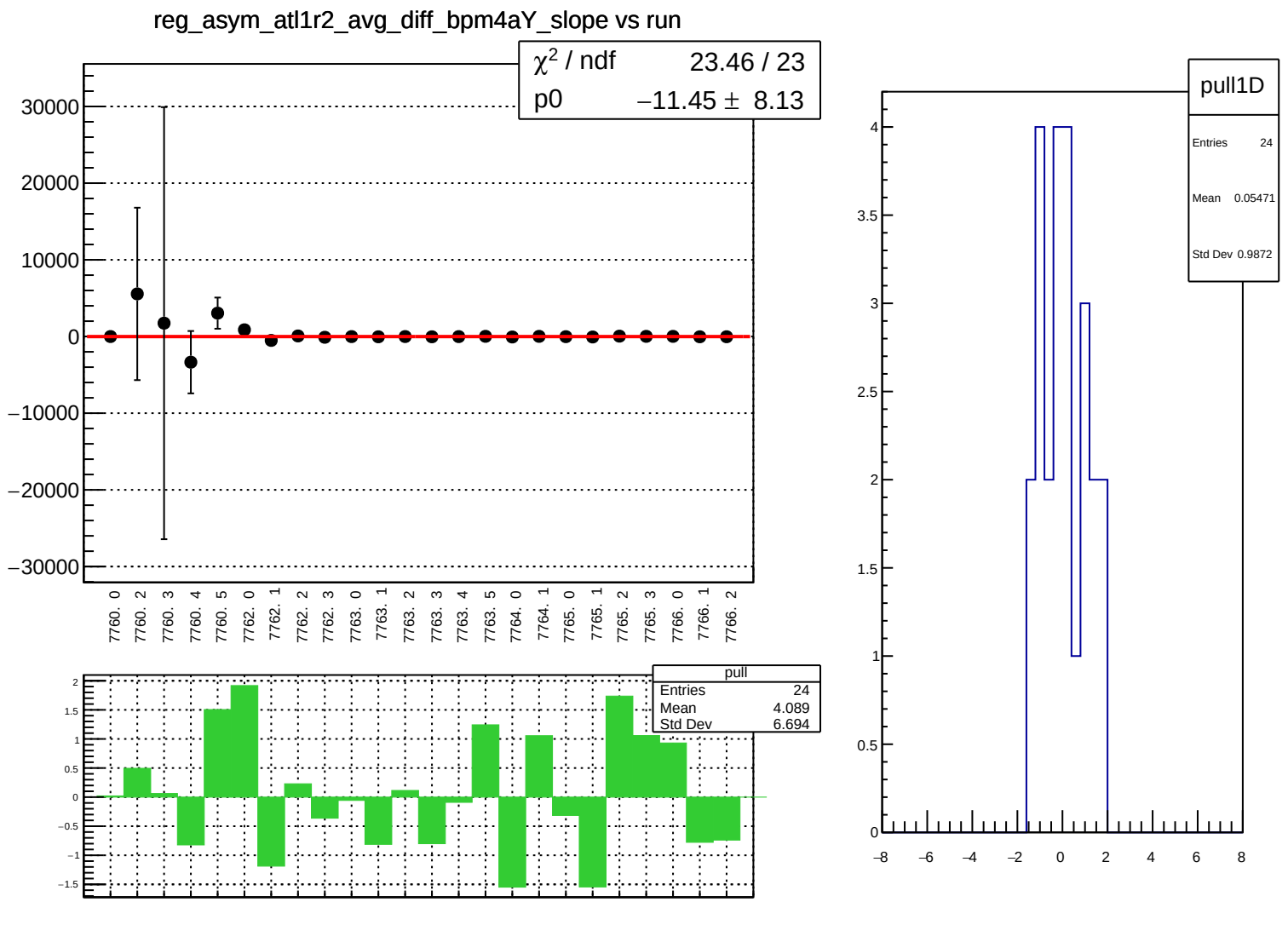
reg_asym_atl1r2_avg_diff_bpm4aY_slope vs run
χ² / ndf 23.46 / 23
p0 −11.45 ± 8.13
30000
20000
10000
0
−10000
−20000
−30000
7760. 0
7760. 2
7760. 3
7760. 4
7760. 5
7762. 0
7762. 1
7762. 2
7762. 3
7763. 0
7763. 1
7763. 2
7763. 3
7763. 4
7763. 5
7764. 0
7764. 1
7765. 0
7765. 1
7765. 2
7765. 3
7766. 0
7766. 1
7766. 2
pull
Entries 24
Mean 4.089
Std Dev 6.694
pull1D
Entries 24
Mean 0.05471
Std Dev 0.9872

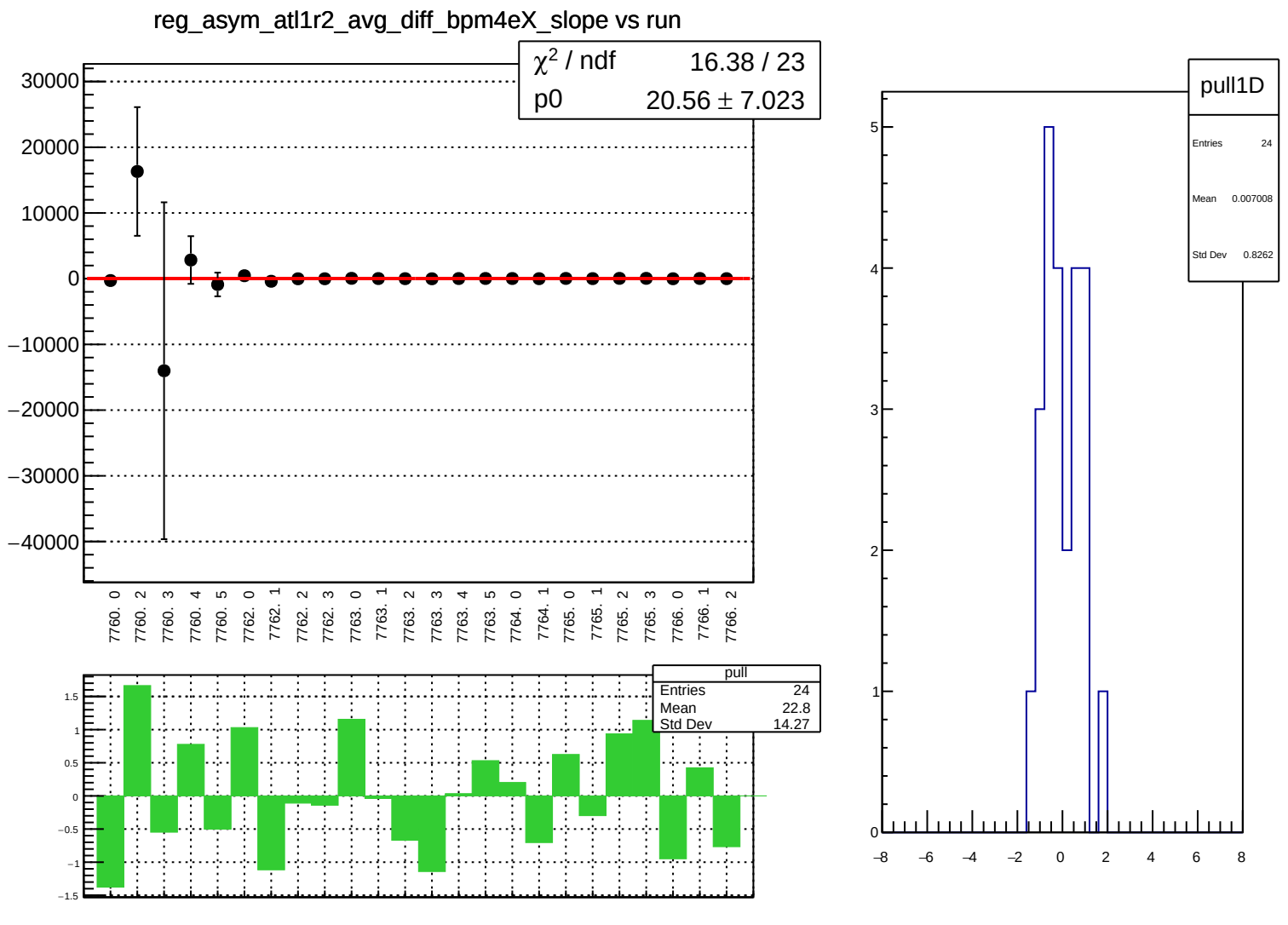
reg_asym_atl1r2_avg_diff_bpm4eX_slope vs run
χ² / ndf 16.38 / 23
p0 20.56 ± 7.023
30000
20000
10000
0
−10000
−20000
−30000
−40000
7760. 0
7760. 2
7760. 3
7760. 4
7760. 5
7762. 0
7762. 1
7762. 2
7762. 3
7763. 0
7763. 1
7763. 2
7763. 3
7763. 4
7763. 5
7764. 0
7764. 1
7765. 0
7765. 1
7765. 2
7765. 3
7766. 0
7766. 1
7766. 2
pull
Entries 24
Mean 22.8
Std Dev 14.27
1.5
1
0.5
0
−0.5
−1
−1.5
pull1D
Entries 24
Mean 0.007008
Std Dev 0.8262
5
4
3
2
1
0
−8
−6
−4
−2
0
2
4
6
8

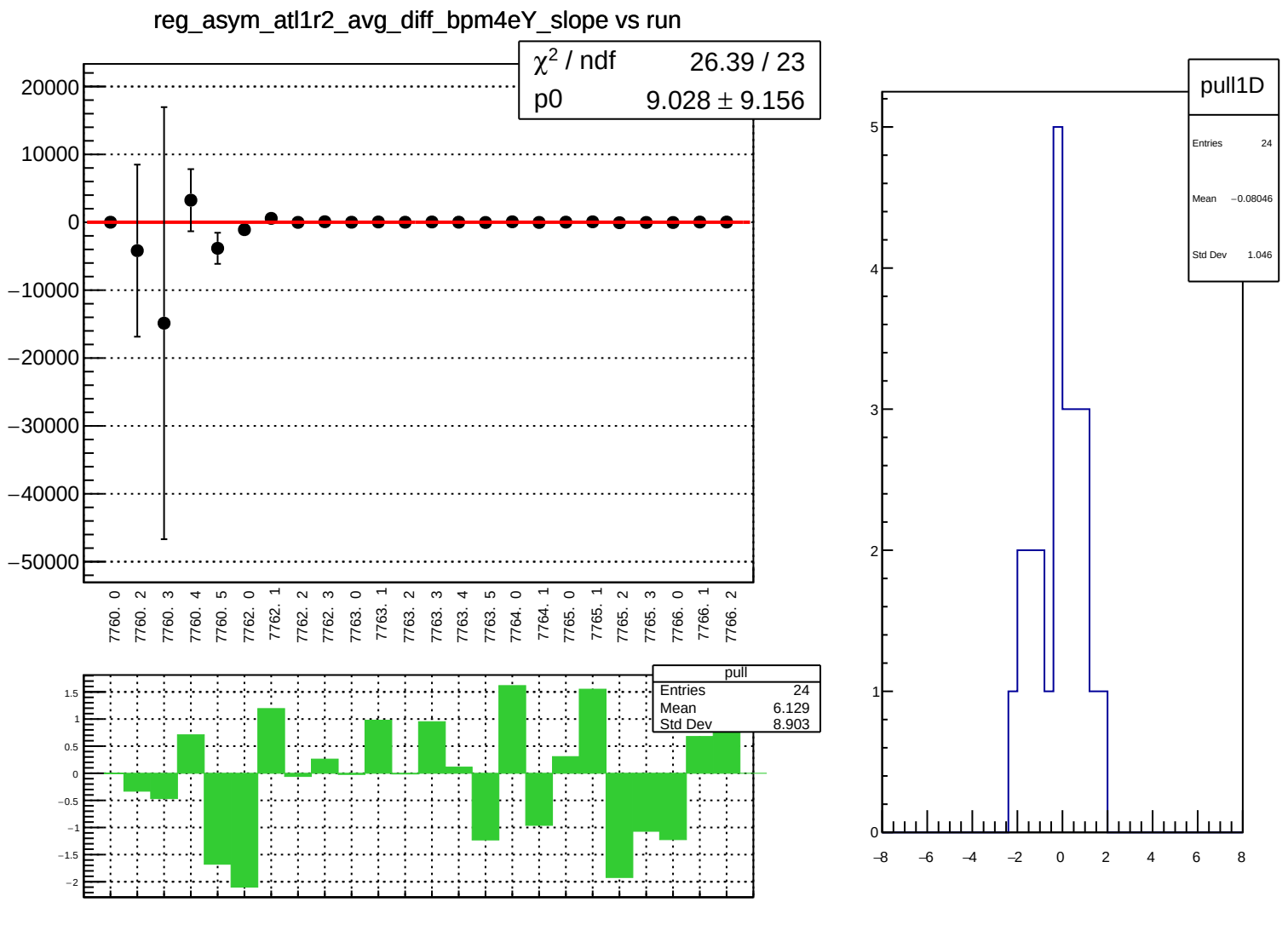
reg_asym_atl1r2_avg_diff_bpm4eY_slope vs run
χ² / ndf 26.39 / 23
p0 9.028 ± 9.156
20000
10000
0
−10000
−20000
−30000
−40000
−50000
7760. 0
7760. 2
7760. 3
7760. 4
7760. 5
7762. 0
7762. 1
7762. 2
7762. 3
7763. 0
7763. 1
7763. 2
7763. 3
7763. 4
7763. 5
7764. 0
7764. 1
7765. 0
7765. 1
7765. 2
7765. 3
7766. 0
7766. 1
7766. 2
pull
Entries 24
Mean 6.129
Std Dev 8.903
1.5
1
0.5
0
−0.5
−1
−1.5
−2
pull1D
Entries 24
Mean −0.08046
Std Dev 1.046
5
4
3
2
1
0
−8
−6
−4
−2
0
2
4
6
8

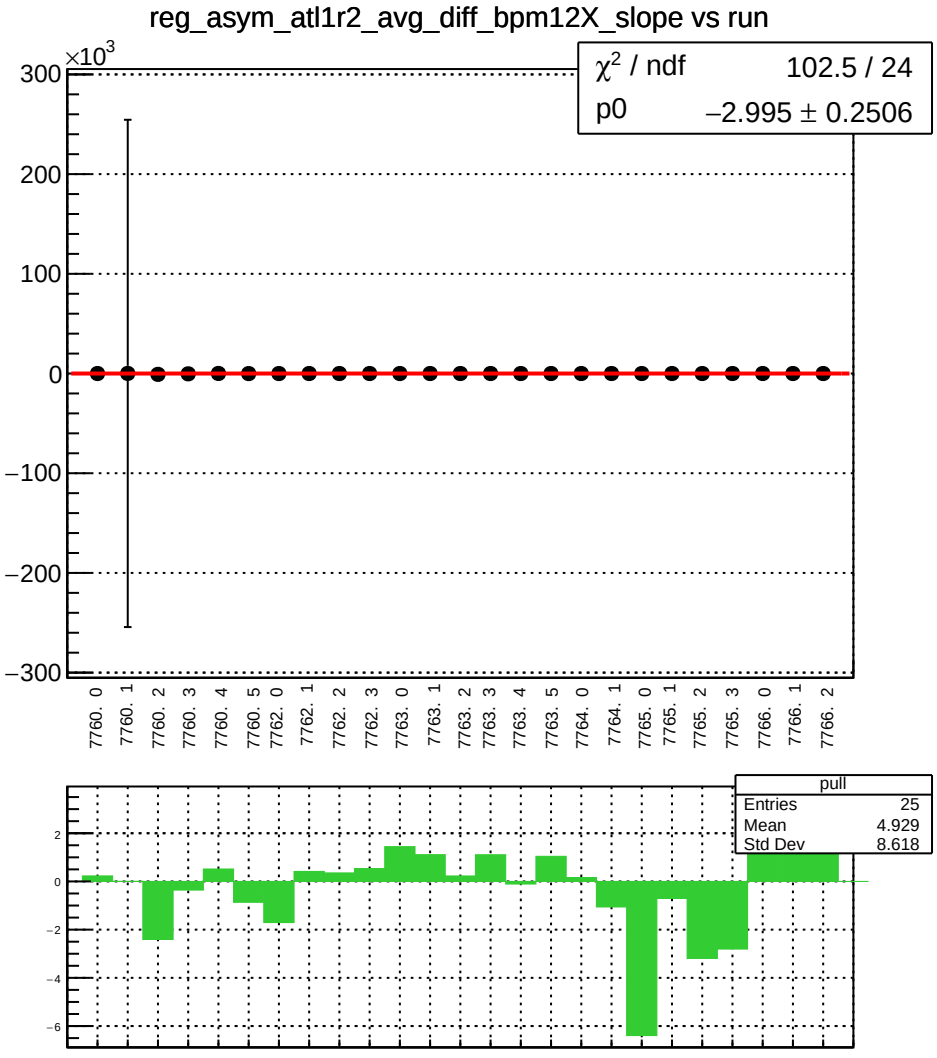
reg_asym_atl1r2_avg_diff_bpm12X_slope vs run
×10^3
χ² / ndf 102.5 / 24
p0 −2.995 ± 0.2506
300
200
100
0
−100
−200
−300
7760. 0
7760. 1
7760. 2
7760. 3
7760. 4
7760. 5
7762. 0
7762. 1
7762. 2
7762. 3
7763. 0
7763. 1
7763. 2
7763. 3
7763. 4
7763. 5
7764. 0
7764. 1
7765. 0
7765. 1
7765. 2
7765. 3
7766. 0
7766. 1
7766. 2
pull
Entries 25
Mean 4.929
Std Dev 8.618
2
0
−2
−4
−6

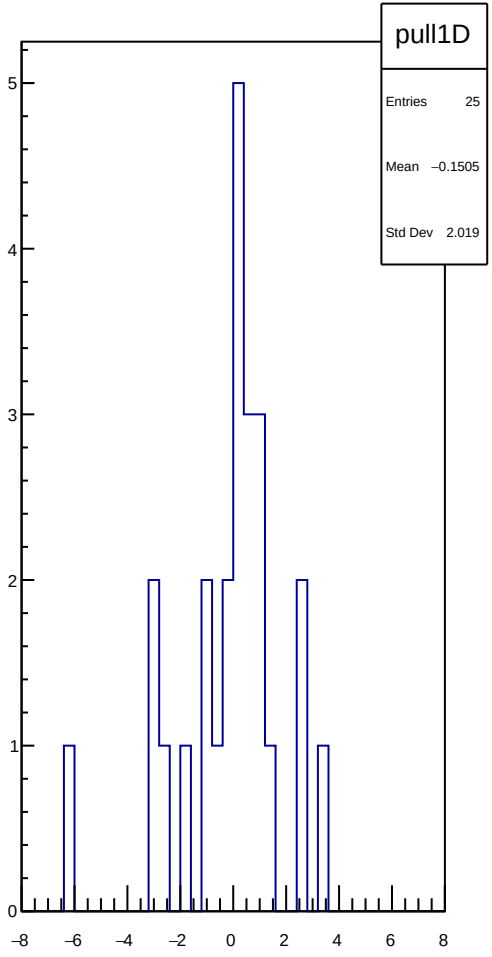
pull1D
Entries 25
Mean −0.1505
Std Dev 2.019
5
4
3
2
1
0
−8
−6
−4
−2
0
2
4
6
8

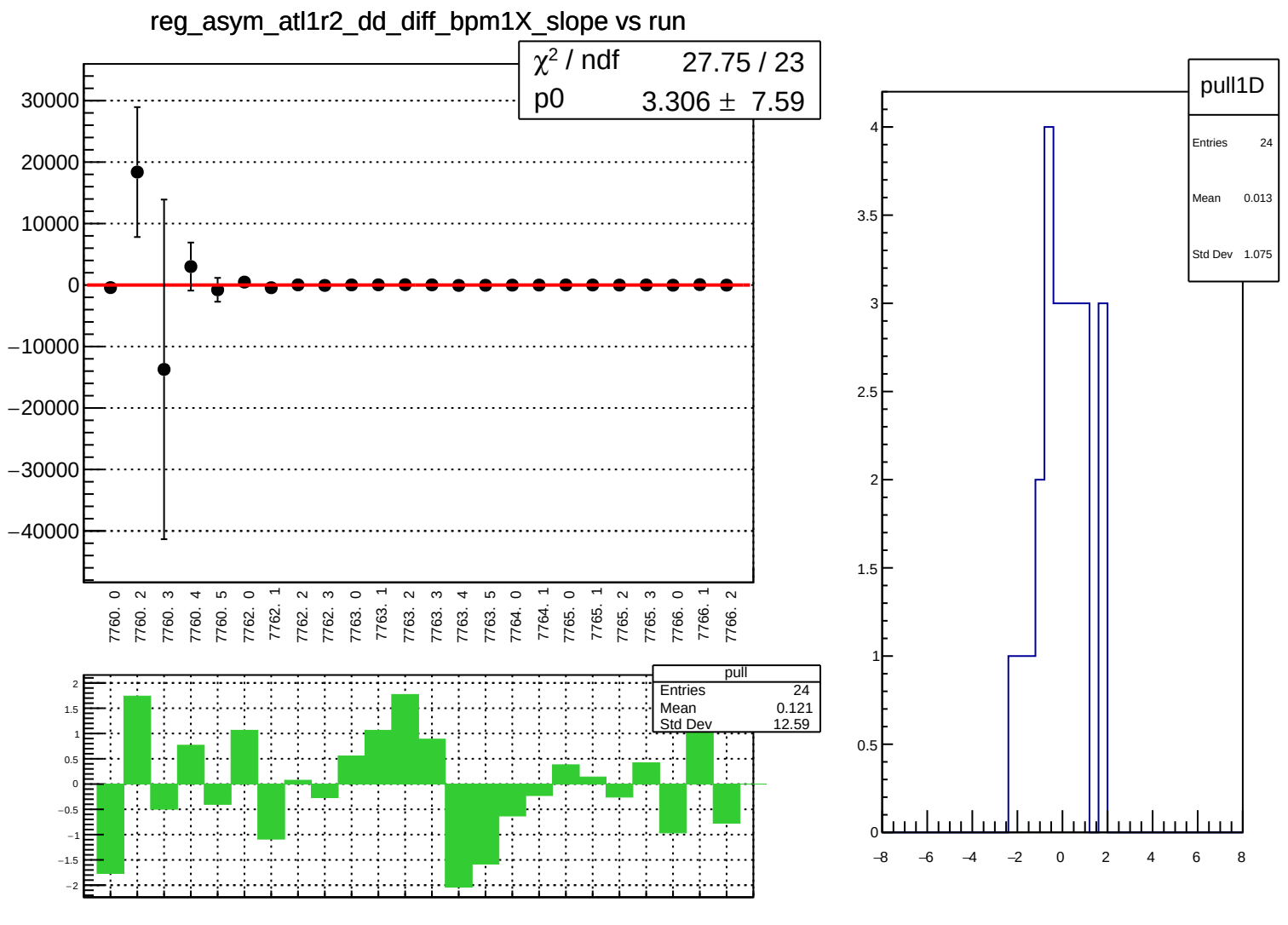
reg_asym_atl1r2_dd_diff_bpm1X_slope vs run
χ² / ndf 27.75 / 23
p0 3.306 ± 7.59
30000
20000
10000
0
−10000
−20000
−30000
−40000
7760. 0
7760. 2
7760. 3
7760. 4
7760. 5
7762. 0
7762. 1
7762. 2
7762. 3
7763. 0
7763. 1
7763. 2
7763. 3
7763. 4
7763. 5
7764. 0
7764. 1
7765. 0
7765. 1
7765. 2
7765. 3
7766. 0
7766. 1
7766. 2
pull
Entries 24
Mean 0.121
Std Dev 12.59
pull1D
Entries 24
Mean 0.013
Std Dev 1.075

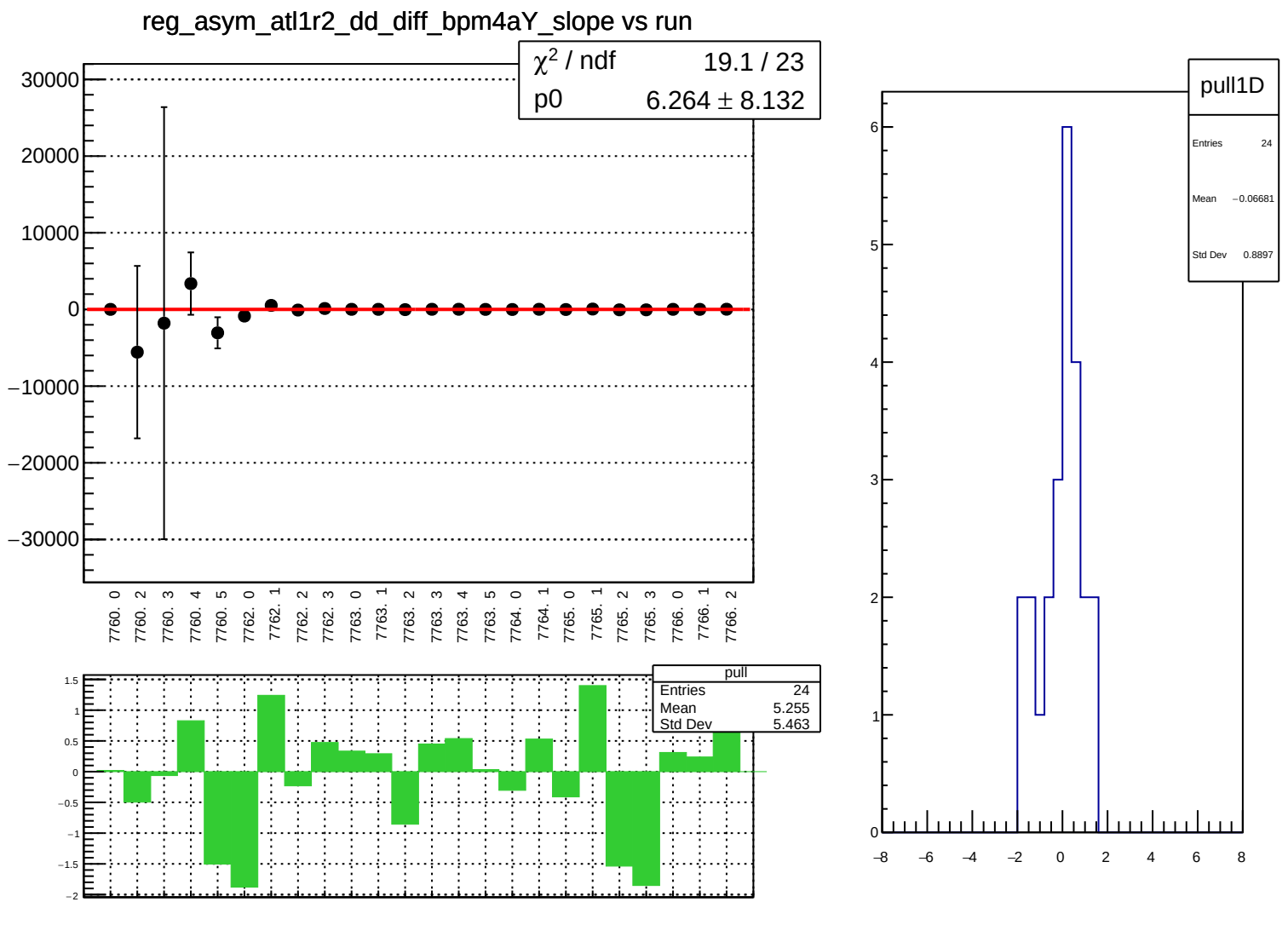
reg_asym_atl1r2_dd_diff_bpm4aY_slope vs run
χ² / ndf 19.1 / 23
p0 6.264 ± 8.132
30000
20000
10000
0
−10000
−20000
−30000
7760. 0
7760. 2
7760. 3
7760. 4
7760. 5
7762. 0
7762. 1
7762. 2
7762. 3
7763. 0
7763. 1
7763. 2
7763. 3
7763. 4
7763. 5
7764. 0
7764. 1
7765. 0
7765. 1
7765. 2
7765. 3
7766. 0
7766. 1
7766. 2
pull
Entries 24
Mean 5.255
Std Dev 5.463
1.5
1
0.5
0
−0.5
−1
−1.5
−2
pull1D
Entries 24
Mean −0.06681
Std Dev 0.8897
6
5
4
3
2
1
0
−8
−6
−4
−2
0
2
4
6
8

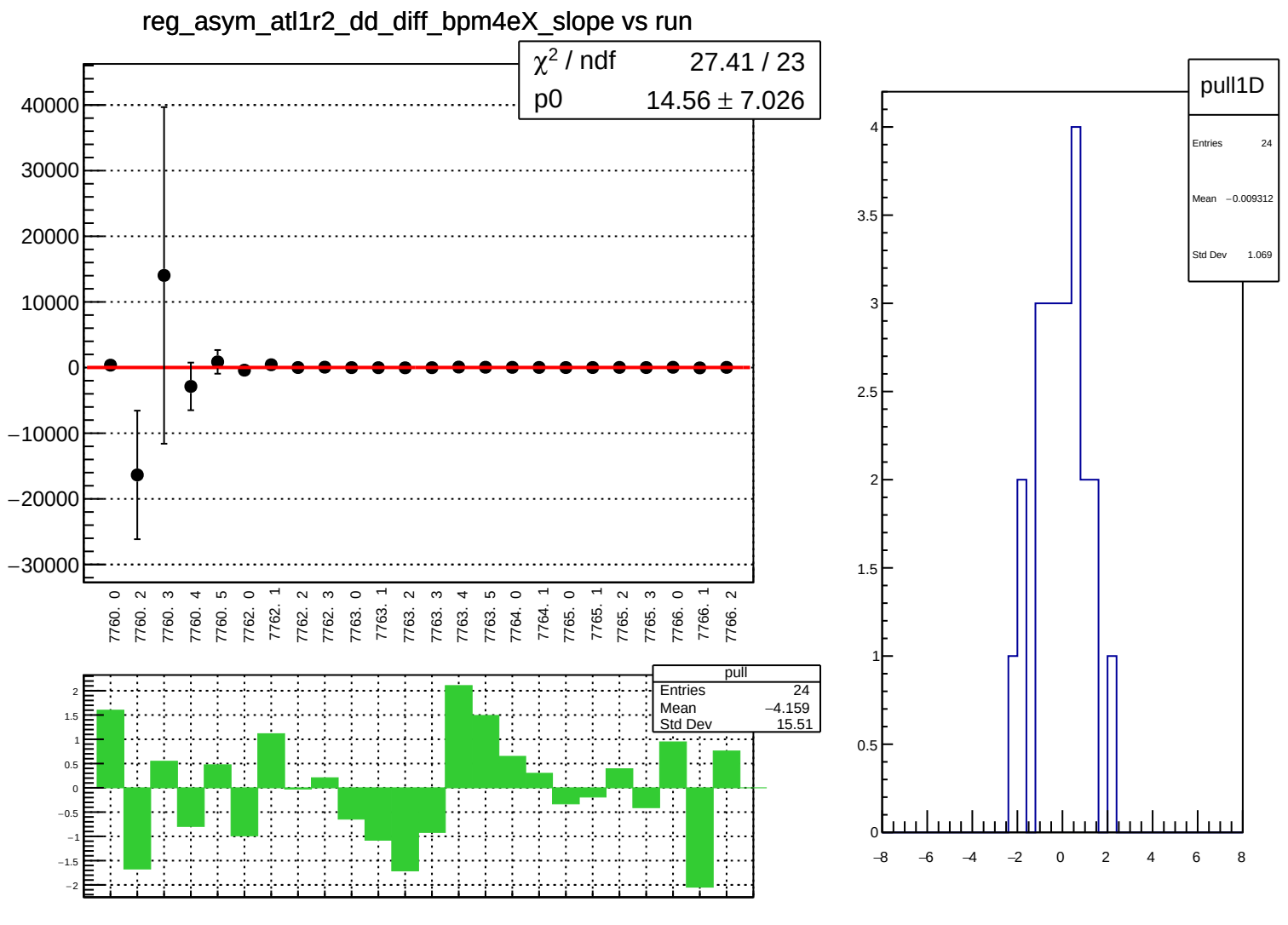
reg_asym_atl1r2_dd_diff_bpm4eX_slope vs run
χ² / ndf 27.41 / 23
p0 14.56 ± 7.026
40000
30000
20000
10000
0
−10000
−20000
−30000
7760. 0
7760. 2
7760. 3
7760. 4
7760. 5
7762. 0
7762. 1
7762. 2
7762. 3
7763. 0
7763. 1
7763. 2
7763. 3
7763. 4
7763. 5
7764. 0
7764. 1
7765. 0
7765. 1
7765. 2
7765. 3
7766. 0
7766. 1
7766. 2
pull
Entries 24
Mean −4.159
Std Dev 15.51
pull1D
Entries 24
Mean −0.009312
Std Dev 1.069

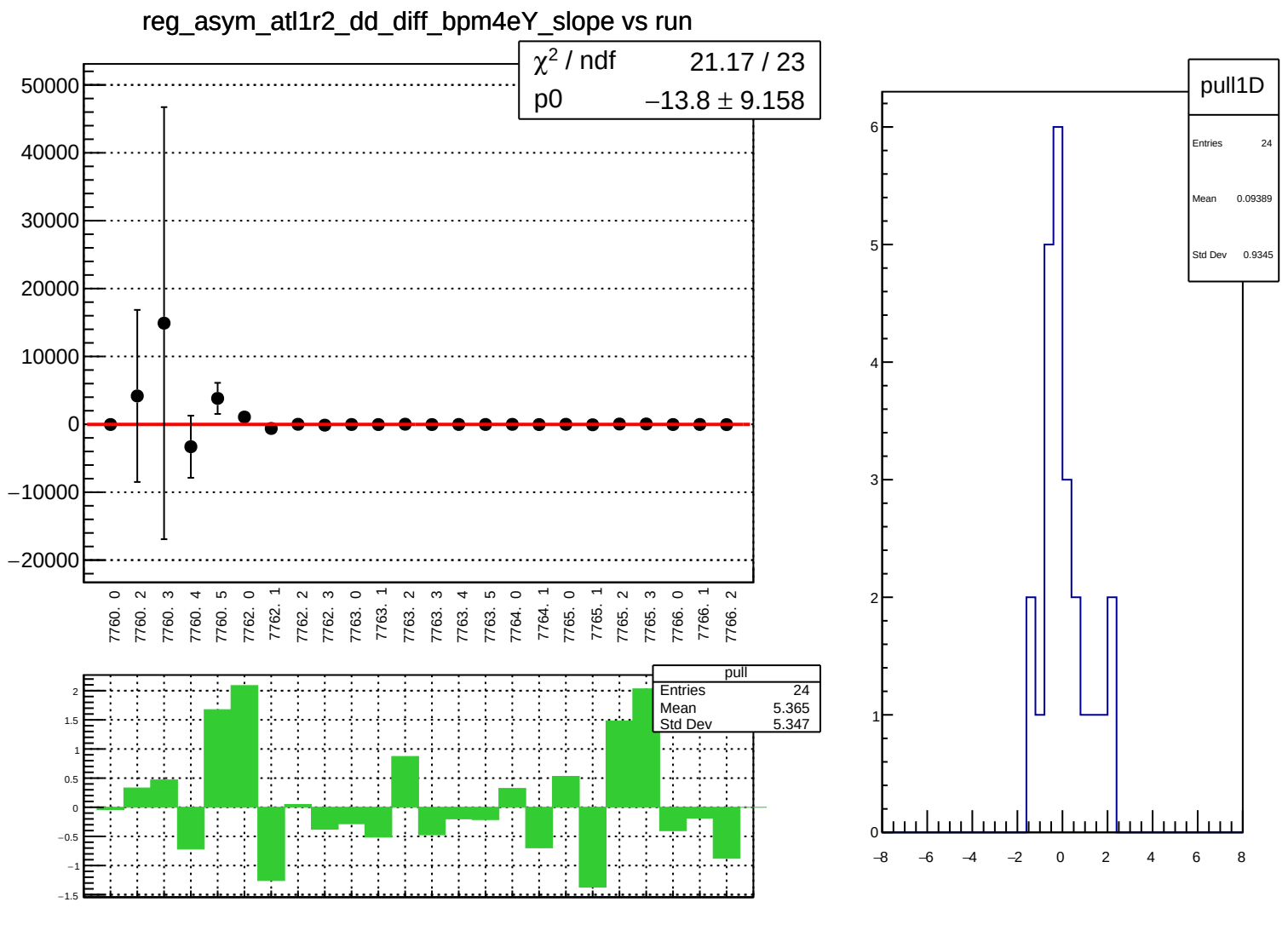
reg_asym_atl1r2_dd_diff_bpm4eY_slope vs run
χ2 / ndf 21.17 / 23
p0 −13.8 ± 9.158
50000
40000
30000
20000
10000
0
−10000
−20000
7760. 0
7760. 2
7760. 3
7760. 4
7760. 5
7762. 0
7762. 1
7762. 2
7762. 3
7763. 0
7763. 1
7763. 2
7763. 3
7763. 4
7763. 5
7764. 0
7764. 1
7765. 0
7765. 1
7765. 2
7765. 3
7766. 0
7766. 1
7766. 2
pull
Entries 24
Mean 5.365
Std Dev 5.347
2
1.5
1
0.5
0
−0.5
−1
−1.5
pull1D
Entries 24
Mean 0.09389
Std Dev 0.9345
6
5
4
3
2
1
0
−8
−6
−4
−2
0
2
4
6
8

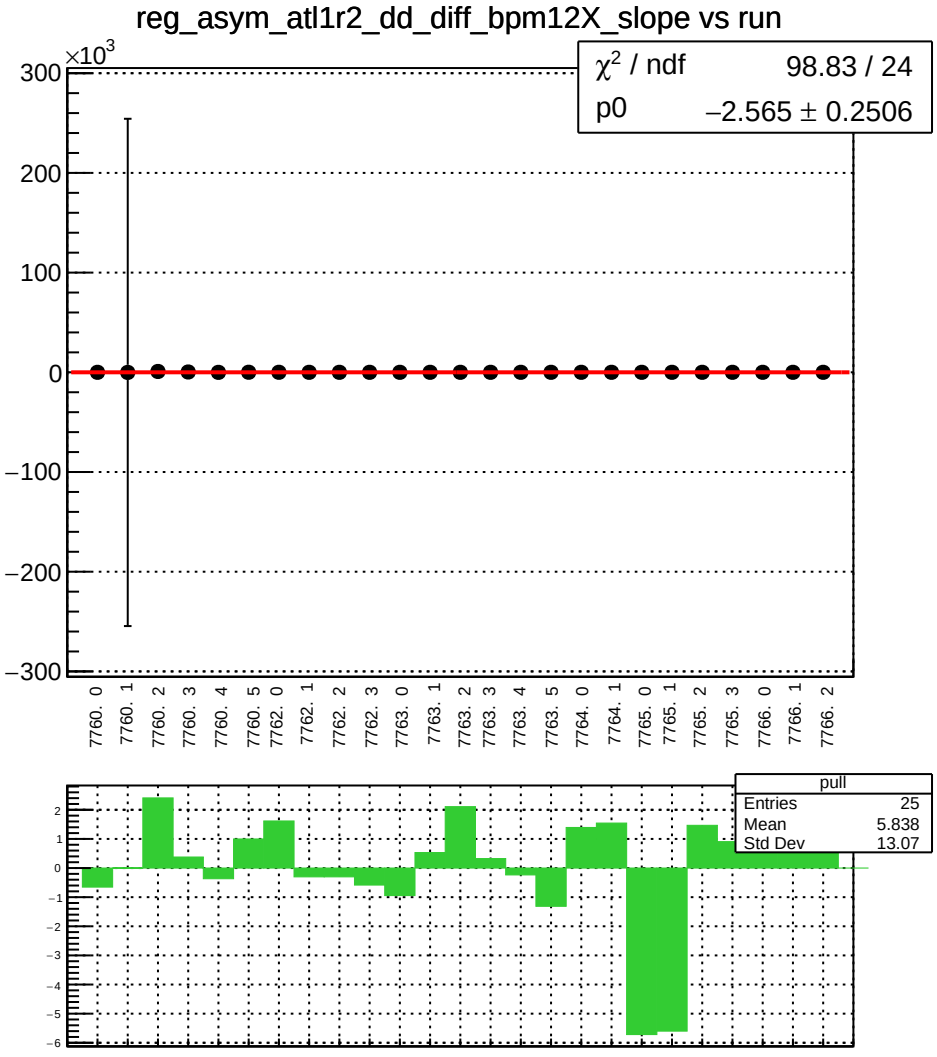
reg_asym_atl1r2_dd_diff_bpm12X_slope vs run
×10^3
χ² / ndf 98.83 / 24
p0 −2.565 ± 0.2506
300
200
100
0
−100
−200
−300
7760. 0
7760. 1
7760. 2
7760. 3
7760. 4
7760. 5
7762. 0
7762. 1
7762. 2
7762. 3
7763. 0
7763. 1
7763. 2
7763. 3
7763. 4
7763. 5
7764. 0
7764. 1
7765. 0
7765. 1
7765. 2
7765. 3
7766. 0
7766. 1
7766. 2
pull
Entries 25
Mean 5.838
Std Dev 13.07

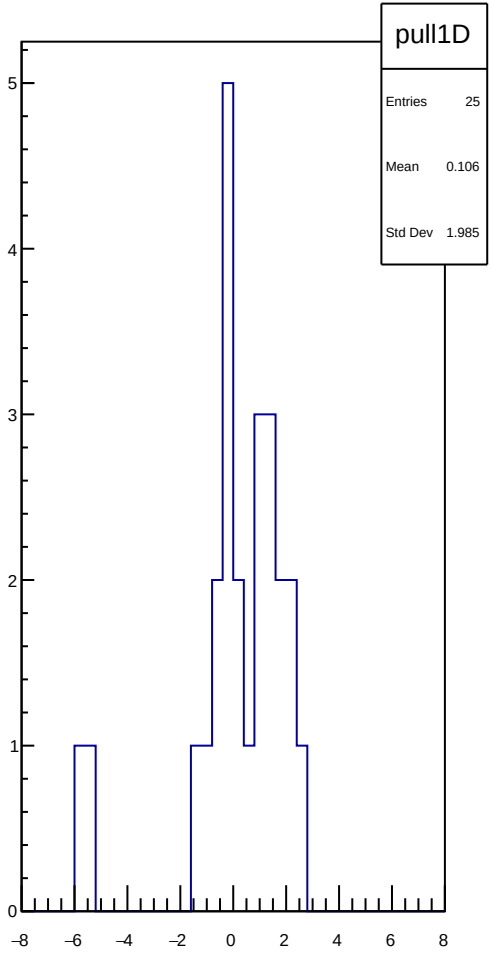
pull1D
Entries 25
Mean 0.106
Std Dev 1.985

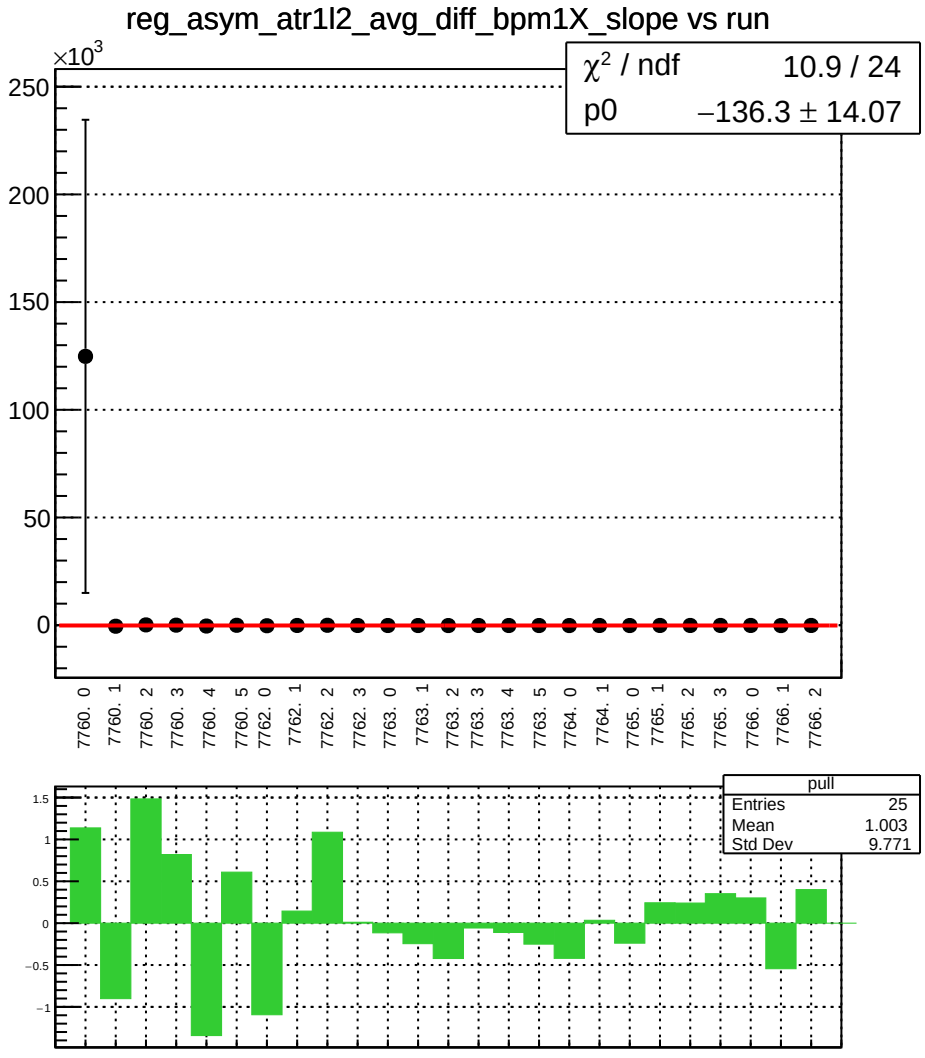
reg_asym_atr1l2_avg_diff_bpm1X_slope vs run
×10^3
χ² / ndf 10.9 / 24
p0 −136.3 ± 14.07
250
200
150
100
50
0
7760. 0
7760. 1
7760. 2
7760. 3
7760. 4
7760. 5
7762. 0
7762. 1
7762. 2
7762. 3
7763. 0
7763. 1
7763. 2
7763. 3
7763. 4
7763. 5
7764. 0
7764. 1
7765. 0
7765. 1
7765. 2
7765. 3
7766. 0
7766. 1
7766. 2
pull
Entries 25
Mean 1.003
Std Dev 9.771
1.5
1
0.5
0
−0.5
−1

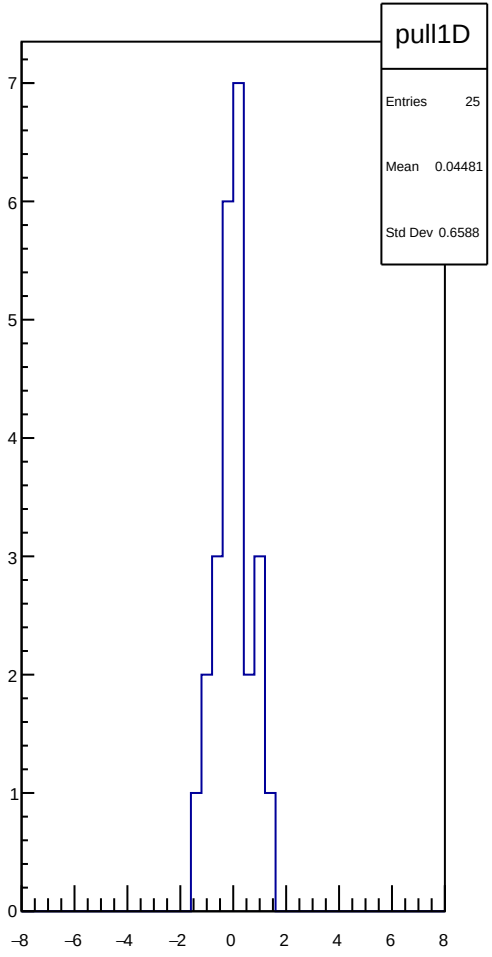
pull1D
Entries 25
Mean 0.04481
Std Dev 0.6588
7
6
5
4
3
2
1
0
−8
−6
−4
−2
0
2
4
6
8

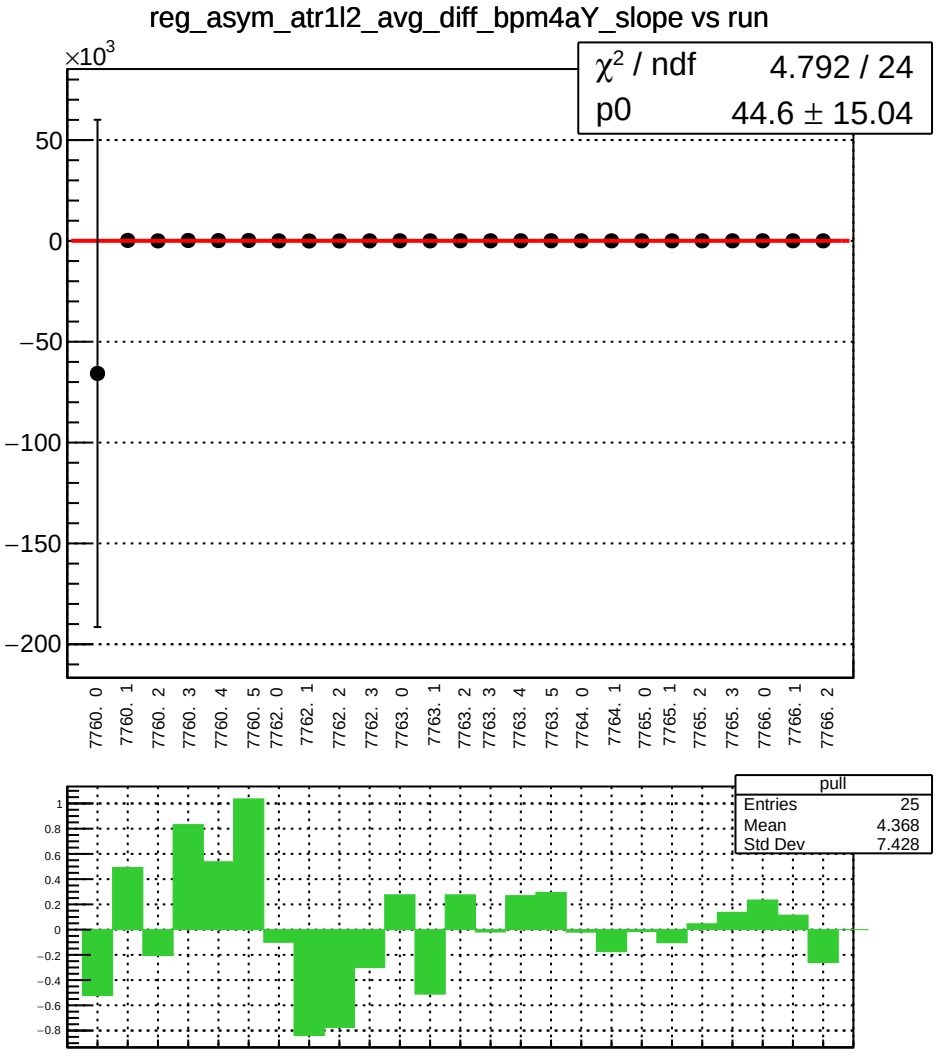
reg_asym_atr1l2_avg_diff_bpm4aY_slope vs run
×10^3
χ² / ndf 4.792 / 24
p0 44.6 ± 15.04
50
0
−50
−100
−150
−200
7760. 0
7760. 1
7760. 2
7760. 3
7760. 4
7760. 5
7762. 0
7762. 1
7762. 2
7762. 3
7763. 0
7763. 1
7763. 2
7763. 3
7763. 4
7763. 5
7764. 0
7764. 1
7765. 0
7765. 1
7765. 2
7765. 3
7766. 0
7766. 1
7766. 2
pull
Entries 25
Mean 4.368
Std Dev 7.428

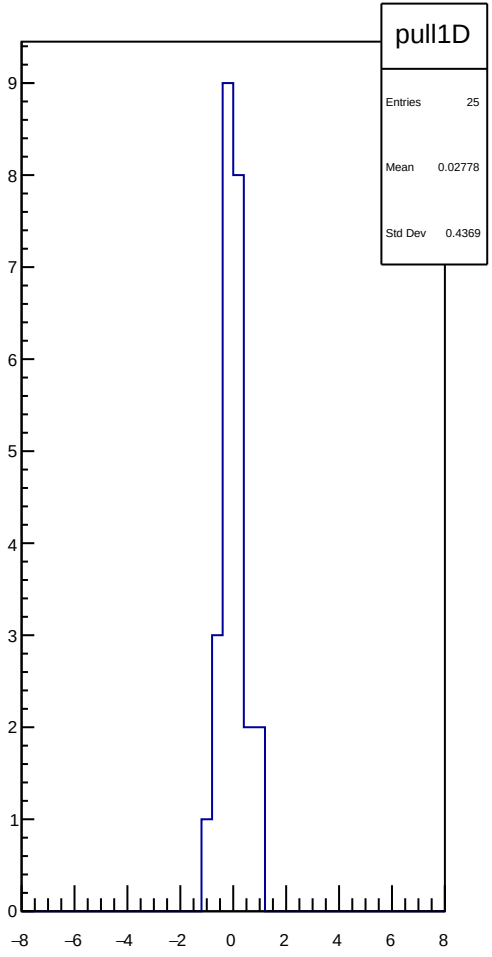
pull1D
Entries 25
Mean 0.02778
Std Dev 0.4369

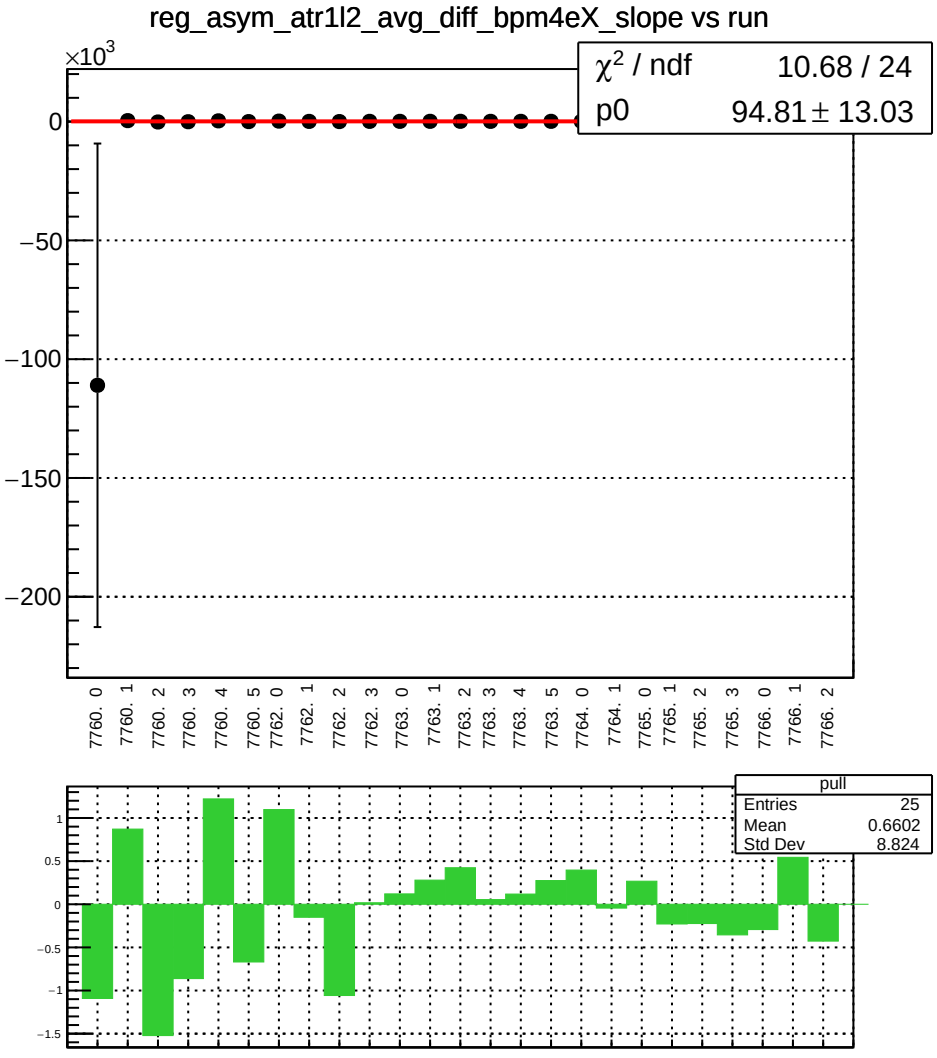
reg_asym_atr1l2_avg_diff_bpm4eX_slope vs run
×10^3
χ² / ndf 10.68 / 24
p0 94.81 ± 13.03
0
−50
−100
−150
−200
7760. 0
7760. 1
7760. 2
7760. 3
7760. 4
7760. 5
7762. 0
7762. 1
7762. 2
7762. 3
7763. 0
7763. 1
7763. 2
7763. 3
7763. 4
7763. 5
7764. 0
7764. 1
7765. 0
7765. 1
7765. 2
7765. 3
7766. 0
7766. 1
7766. 2
pull
Entries 25
Mean 0.6602
Std Dev 8.824
1
0.5
0
−0.5
−1
−1.5

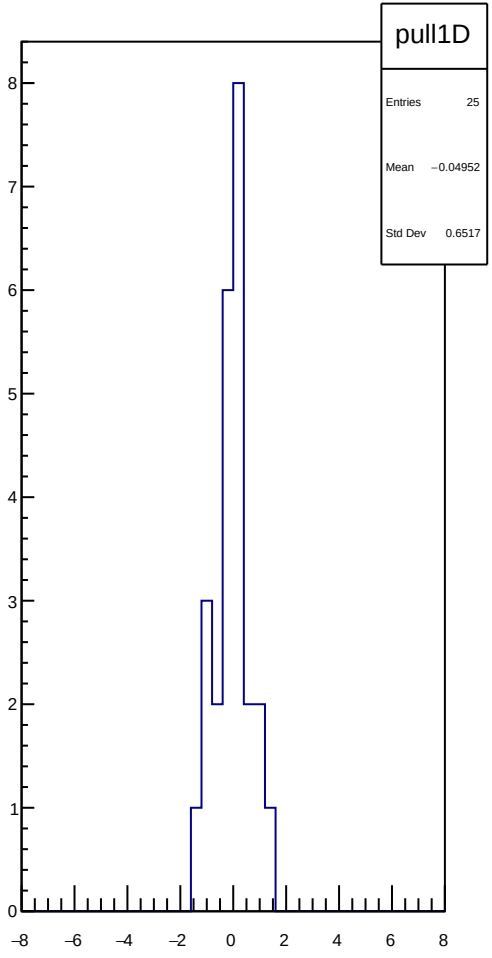
pull1D
Entries 25
Mean −0.04952
Std Dev 0.6517
8
7
6
5
4
3
2
1
0
−8
−6
−4
−2
0
2
4
6
8

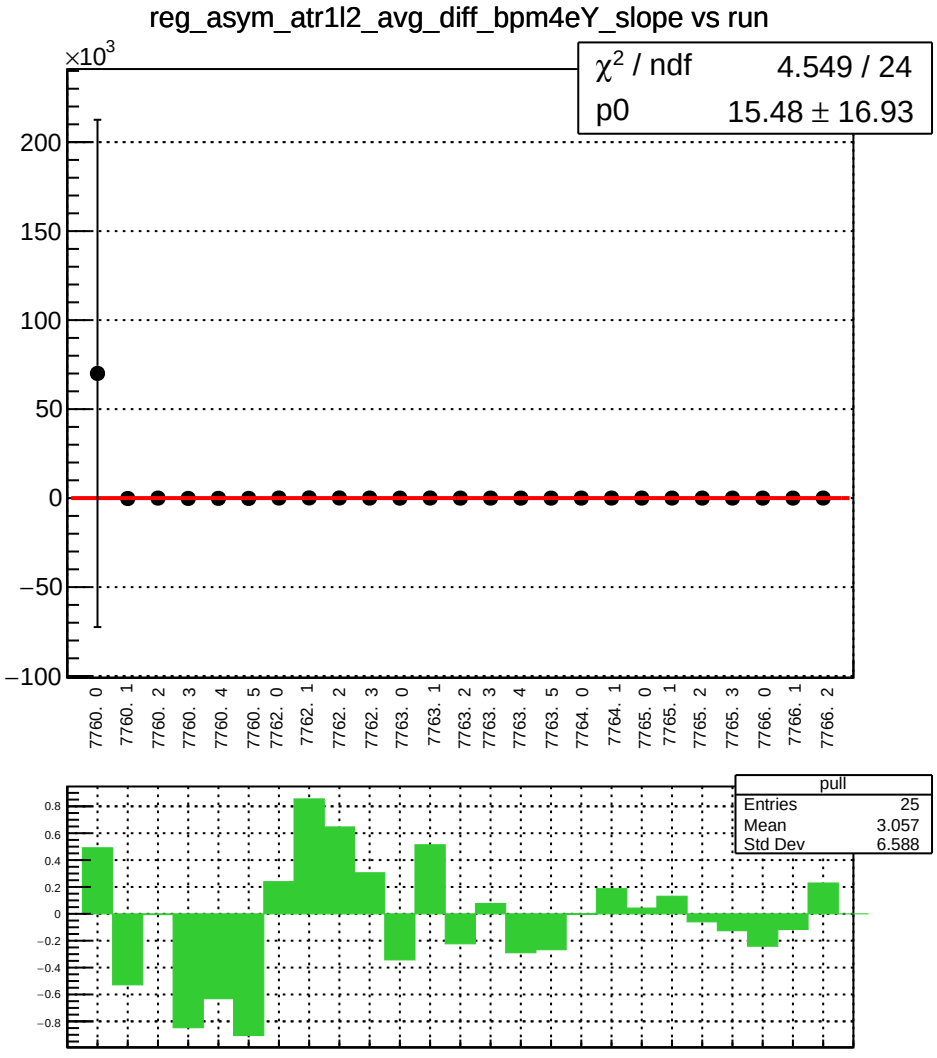
reg_asym_atr1l2_avg_diff_bpm4eY_slope vs run
×10^3
χ² / ndf 4.549 / 24
p0 15.48 ± 16.93
200
150
100
50
0
−50
−100
7760. 0
7760. 1
7760. 2
7760. 3
7760. 4
7760. 5
7762. 0
7762. 1
7762. 2
7762. 3
7763. 0
7763. 1
7763. 2
7763. 3
7763. 4
7763. 5
7764. 0
7764. 1
7765. 0
7765. 1
7765. 2
7765. 3
7766. 0
7766. 1
7766. 2
pull
Entries 25
Mean 3.057
Std Dev 6.588
0.8
0.6
0.4
0.2
0
−0.2
−0.4
−0.6
−0.8

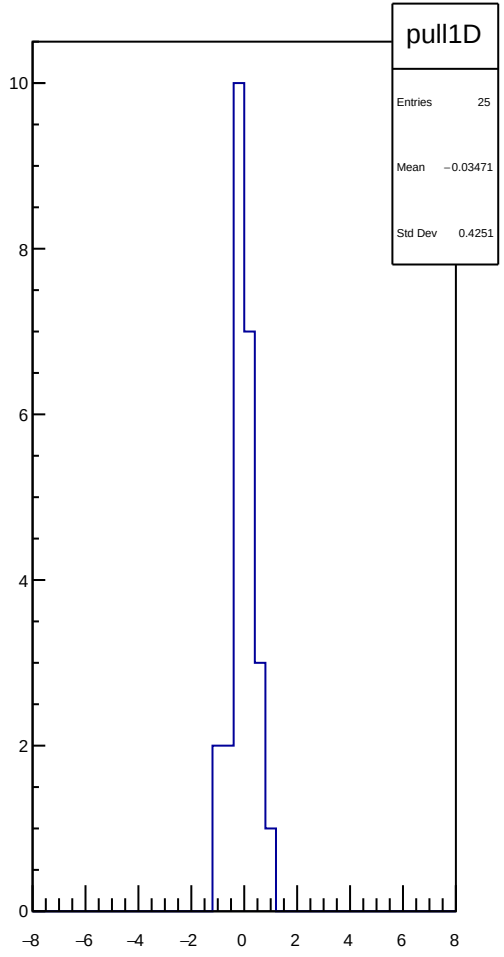
pull1D
Entries 25
Mean −0.03471
Std Dev 0.4251
10
8
6
4
2
0
−8
−6
−4
−2
0
2
4
6
8

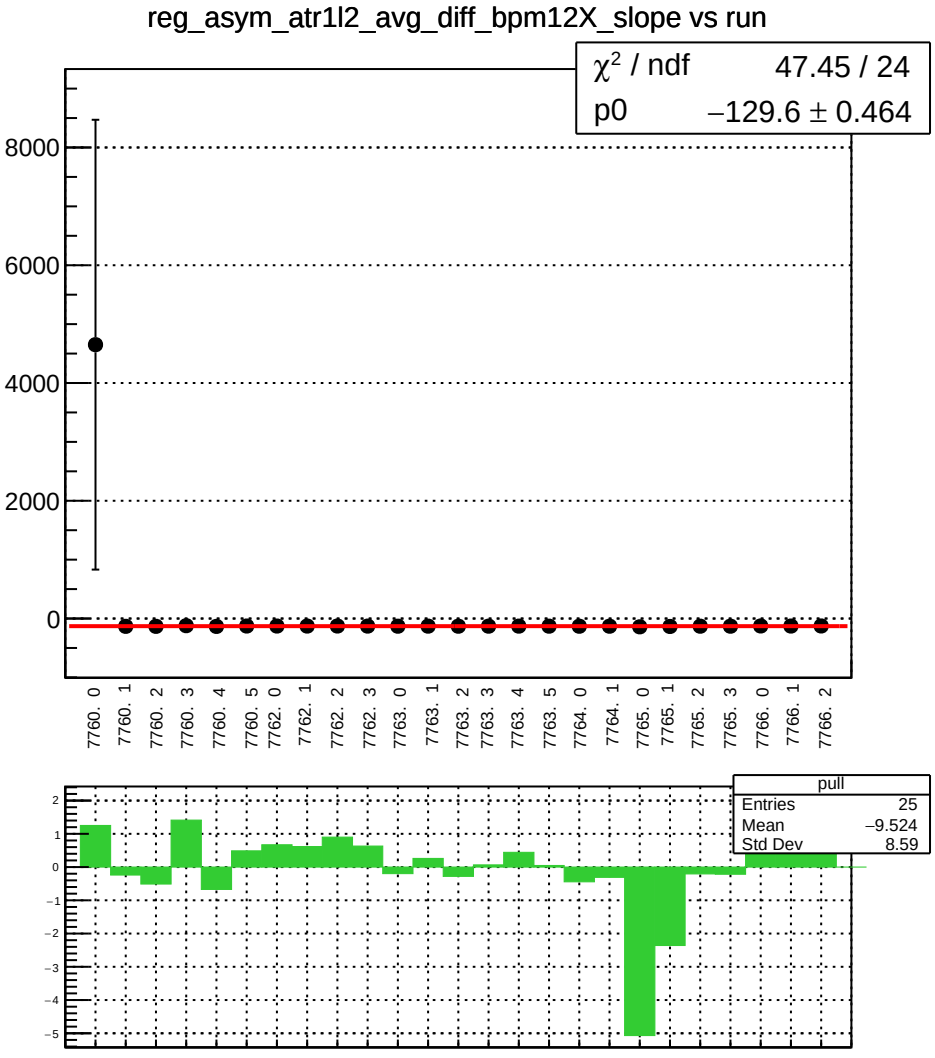
reg_asym_atr1l2_avg_diff_bpm12X_slope vs run
χ² / ndf 47.45 / 24
p0 −129.6 ± 0.464
8000
6000
4000
2000
0
7760. 0
7760. 1
7760. 2
7760. 3
7760. 4
7760. 5
7762. 0
7762. 1
7762. 2
7762. 3
7763. 0
7763. 1
7763. 2
7763. 3
7763. 4
7763. 5
7764. 0
7764. 1
7765. 0
7765. 1
7765. 2
7765. 3
7766. 0
7766. 1
7766. 2
pull
Entries 25
Mean −9.524
Std Dev 8.59
2
1
0
−1
−2
−3
−4
−5

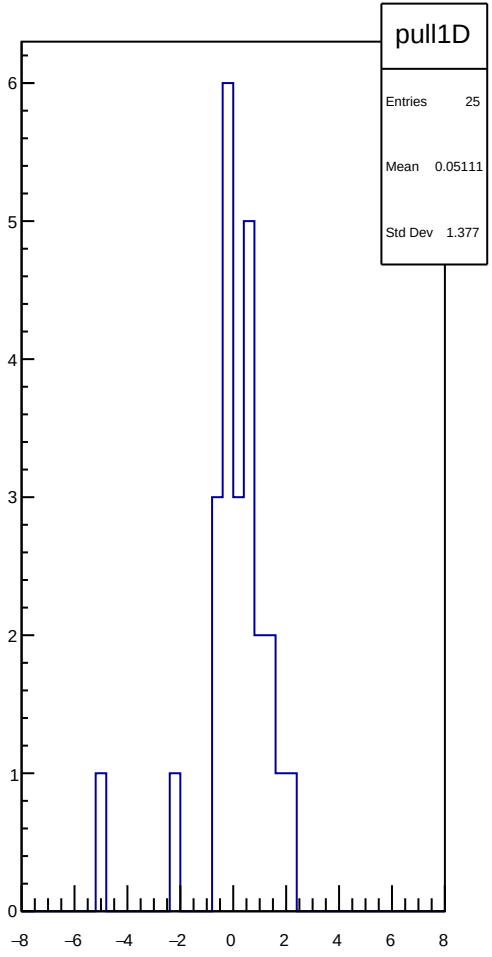
pull1D
Entries 25
Mean 0.05111
Std Dev 1.377
6
5
4
3
2
1
0
−8
−6
−4
−2
0
2
4
6
8

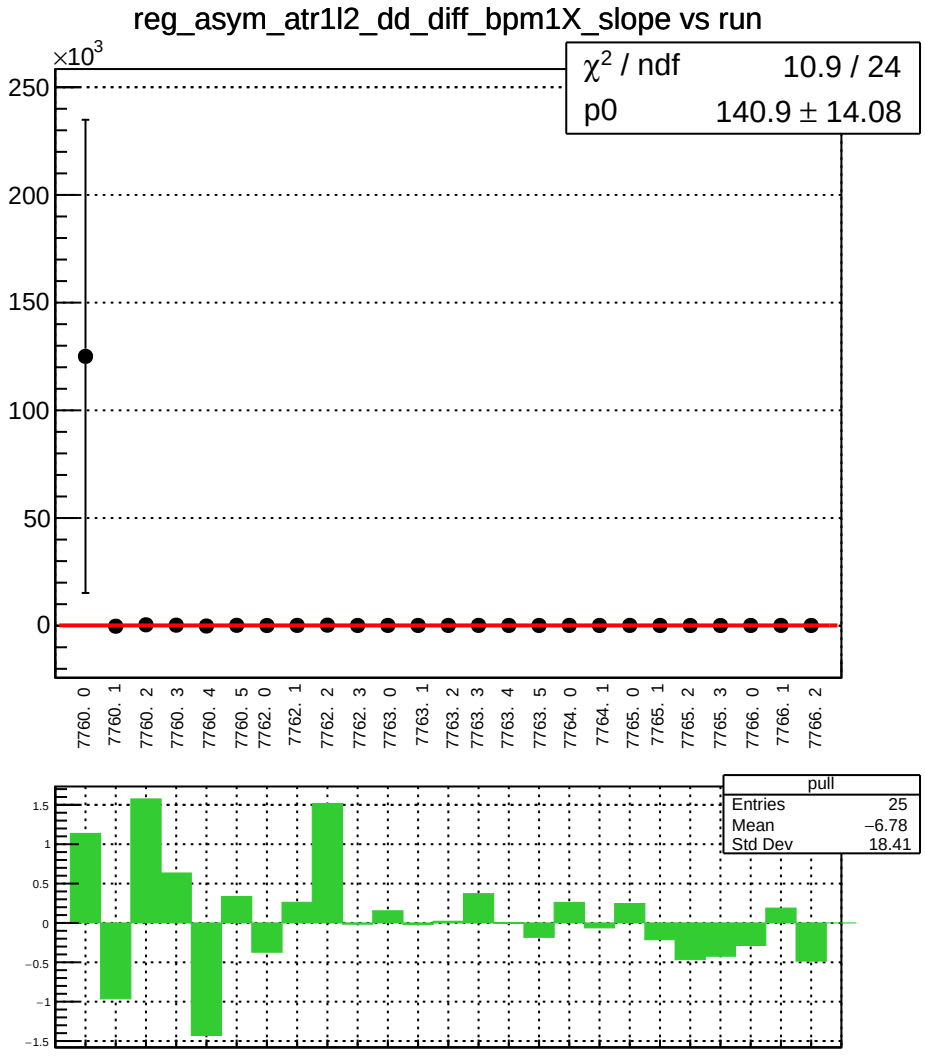
reg_asym_atr1l2_dd_diff_bpm1X_slope vs run
×10^3
χ^2 / ndf 10.9 / 24
p0 140.9 ± 14.08
250
200
150
100
50
0
7760. 0
7760. 1
7760. 2
7760. 3
7760. 4
7760. 5
7762. 0
7762. 1
7762. 2
7762. 3
7763. 0
7763. 1
7763. 2
7763. 3
7763. 4
7763. 5
7764. 0
7764. 1
7765. 0
7765. 1
7765. 2
7765. 3
7766. 0
7766. 1
7766. 2
pull
Entries 25
Mean −6.78
Std Dev 18.41
1.5
1
0.5
0
−0.5
−1
−1.5

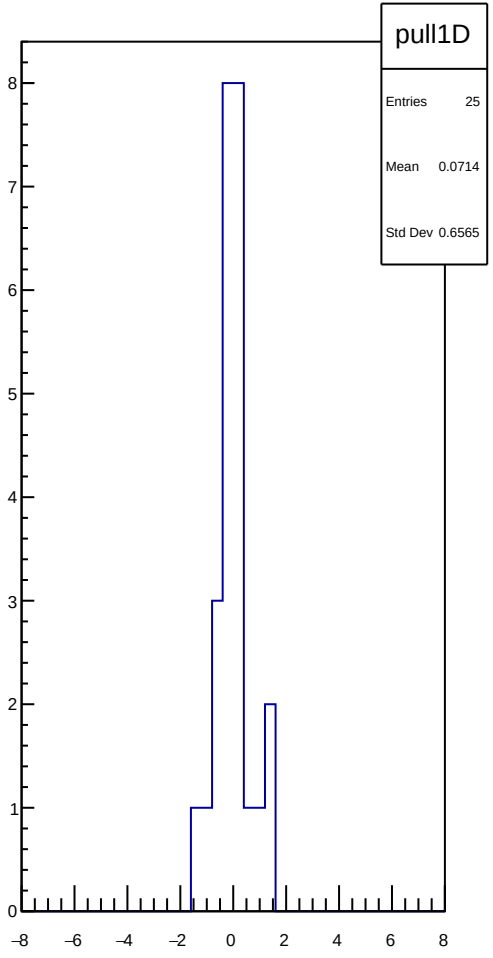
pull1D
Entries 25
Mean 0.0714
Std Dev 0.6565
8
7
6
5
4
3
2
1
0
−8
−6
−4
−2
0
2
4
6
8

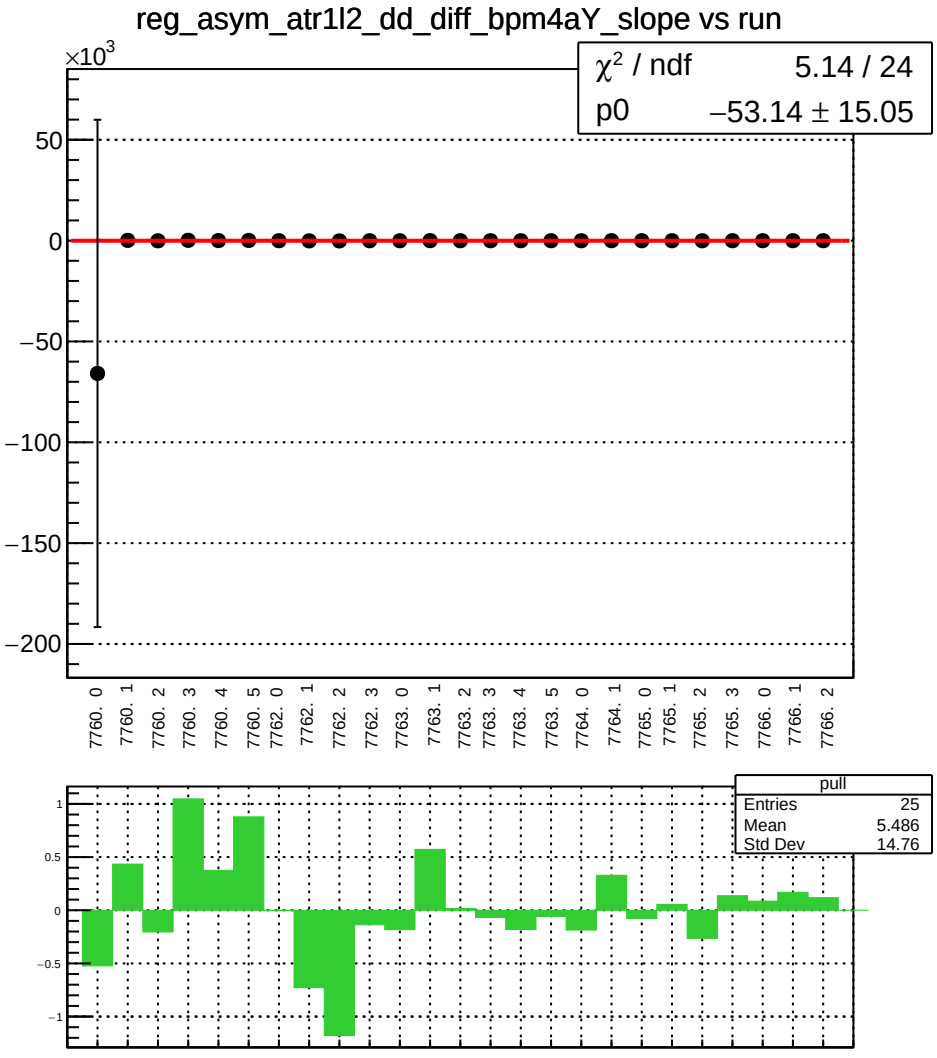
reg_asym_atr1l2_dd_diff_bpm4aY_slope vs run
×10^3
χ² / ndf 5.14 / 24
p0 −53.14 ± 15.05
50
0
−50
−100
−150
−200
7760. 0
7760. 1
7760. 2
7760. 3
7760. 4
7760. 5
7762. 0
7762. 1
7762. 2
7762. 3
7763. 0
7763. 1
7763. 2
7763. 3
7763. 4
7763. 5
7764. 0
7764. 1
7765. 0
7765. 1
7765. 2
7765. 3
7766. 0
7766. 1
7766. 2
pull
Entries 25
Mean 5.486
Std Dev 14.76
1
0.5
0
−0.5
−1

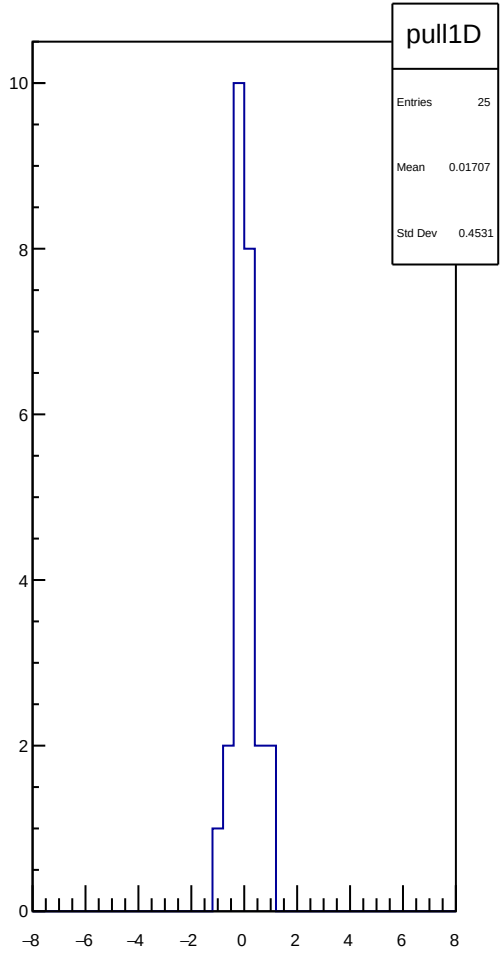
pull1D
Entries 25
Mean 0.01707
Std Dev 0.4531
10
8
6
4
2
0
−8
−6
−4
−2
0
2
4
6
8

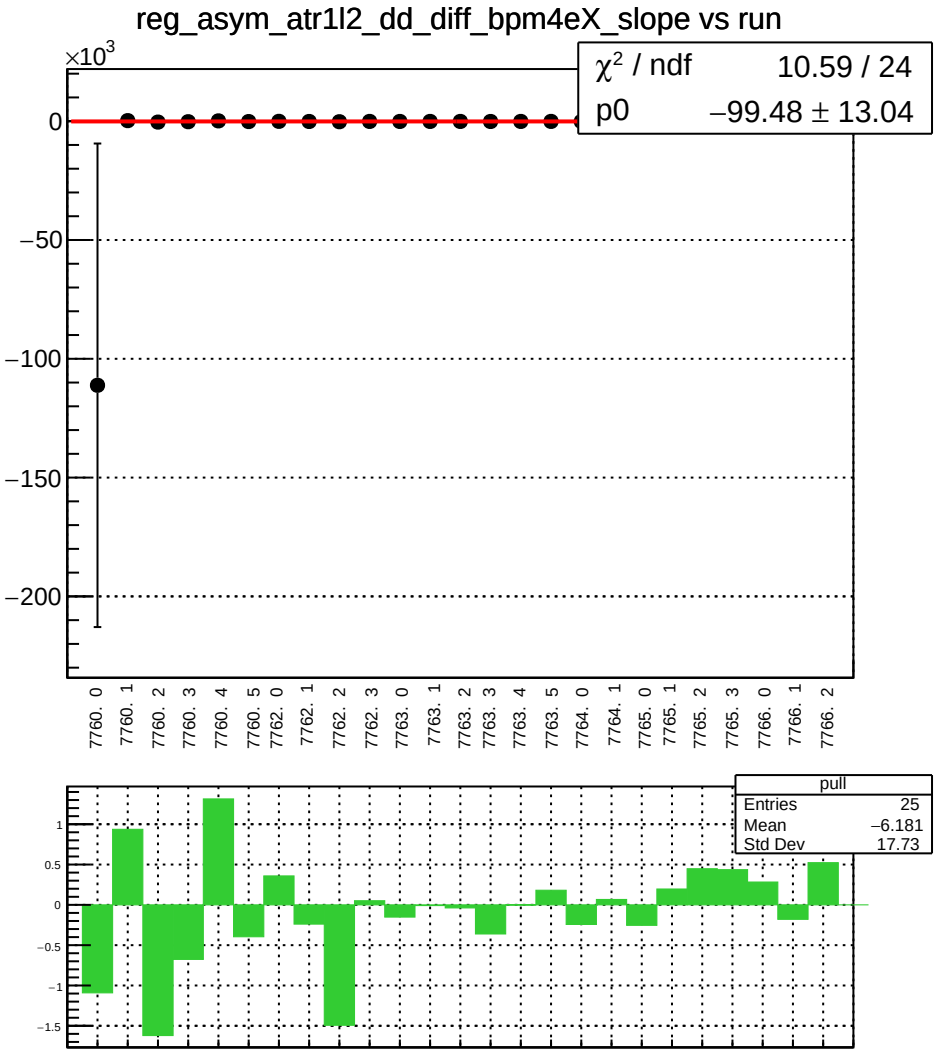
reg_asym_atr1l2_dd_diff_bpm4eX_slope vs run
×10^3
χ² / ndf 10.59 / 24
p0 −99.48 ± 13.04
0
−50
−100
−150
−200
7760. 0
7760. 1
7760. 2
7760. 3
7760. 4
7760. 5
7762. 0
7762. 1
7762. 2
7762. 3
7763. 0
7763. 1
7763. 2
7763. 3
7763. 4
7763. 5
7764. 0
7764. 1
7765. 0
7765. 1
7765. 2
7765. 3
7766. 0
7766. 1
7766. 2
pull
Entries 25
Mean −6.181
Std Dev 17.73
1
0.5
0
−0.5
−1
−1.5

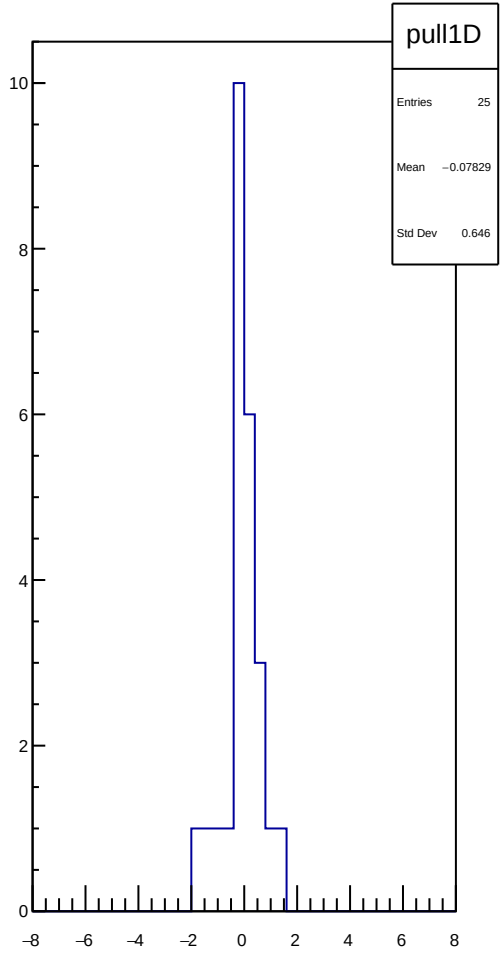
pull1D
Entries 25
Mean −0.07829
Std Dev 0.646
10
8
6
4
2
0
−8
−6
−4
−2
0
2
4
6
8

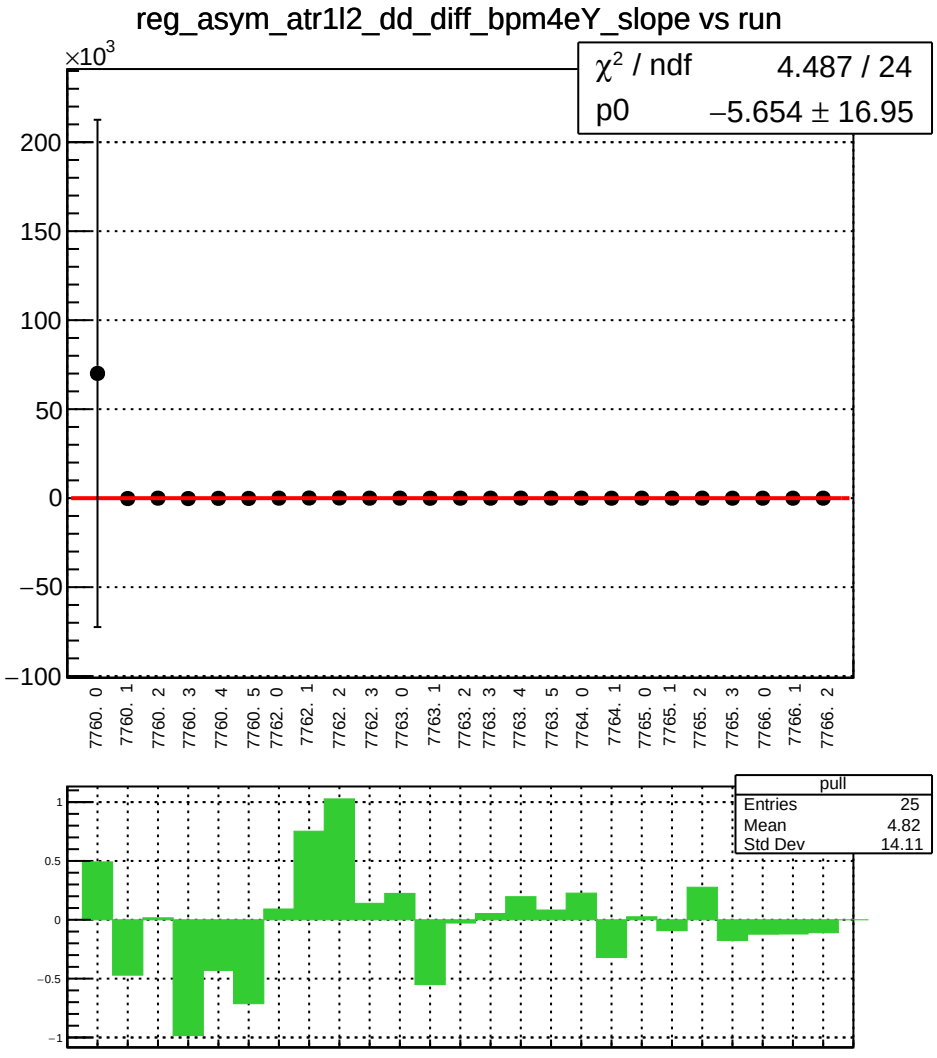
reg_asym_atr1l2_dd_diff_bpm4eY_slope vs run
×10^3
χ² / ndf 4.487 / 24
p0 −5.654 ± 16.95
200
150
100
50
0
−50
−100
7760. 0
7760. 1
7760. 2
7760. 3
7760. 4
7760. 5
7762. 0
7762. 1
7762. 2
7762. 3
7763. 0
7763. 1
7763. 2
7763. 3
7763. 4
7763. 5
7764. 0
7764. 1
7765. 0
7765. 1
7765. 2
7765. 3
7766. 0
7766. 1
7766. 2
pull
Entries 25
Mean 4.82
Std Dev 14.11
1
0.5
0
−0.5
−1

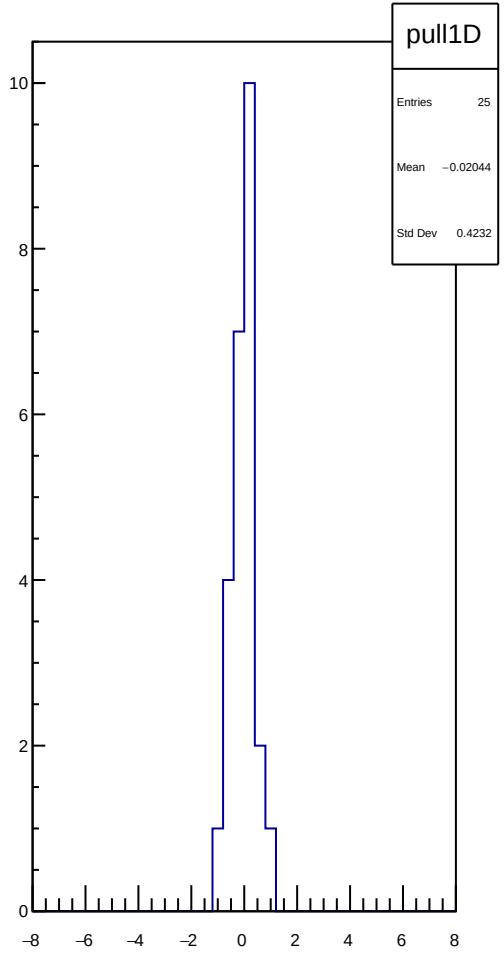
pull1D
Entries 25
Mean −0.02044
Std Dev 0.4232
10
8
6
4
2
0
−8
−6
−4
−2
0
2
4
6
8

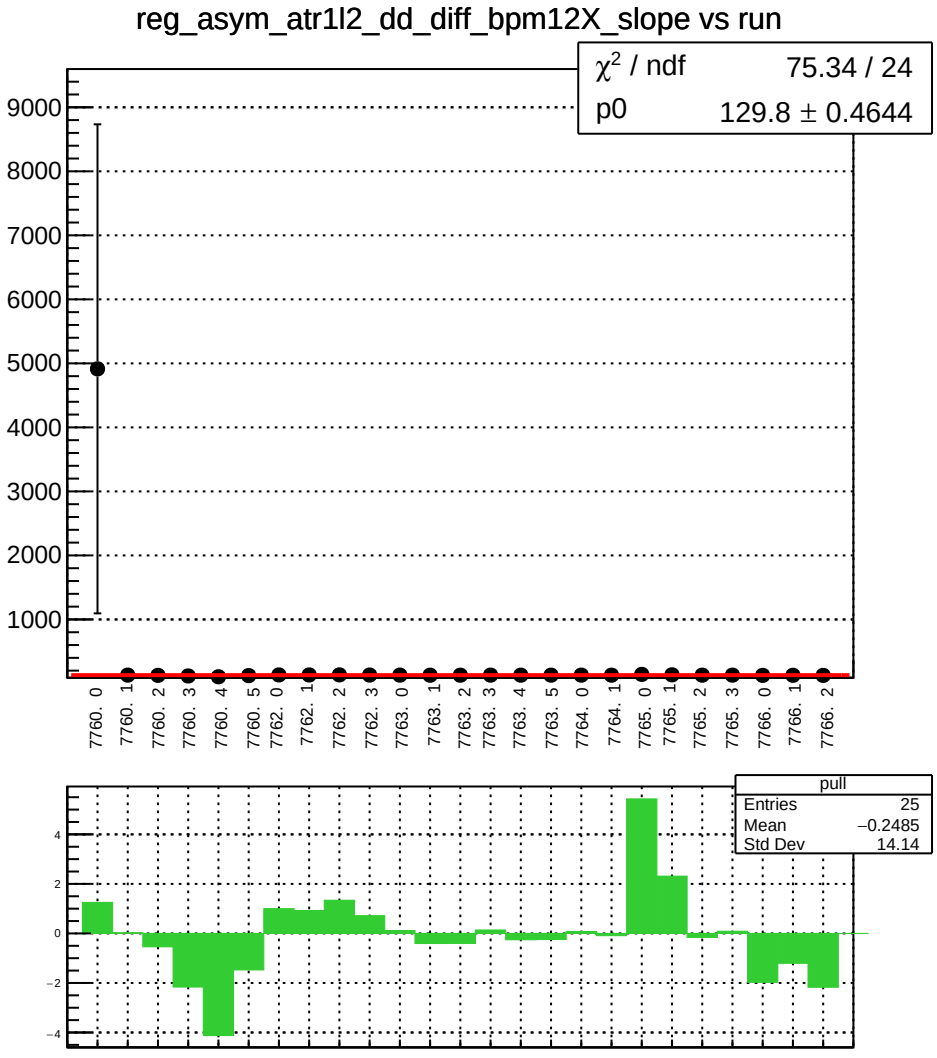
reg_asym_atr1l2_dd_diff_bpm12X_slope vs run
χ² / ndf 75.34 / 24
p0 129.8 ± 0.4644
9000
8000
7000
6000
5000
4000
3000
2000
1000
7760. 0
7760. 1
7760. 2
7760. 3
7760. 4
7760. 5
7762. 0
7762. 1
7762. 2
7762. 3
7763. 0
7763. 1
7763. 2
7763. 3
7763. 4
7763. 5
7764. 0
7764. 1
7765. 0
7765. 1
7765. 2
7765. 3
7766. 0
7766. 1
7766. 2
pull
Entries 25
Mean −0.2485
Std Dev 14.14
4
2
0
−2
−4

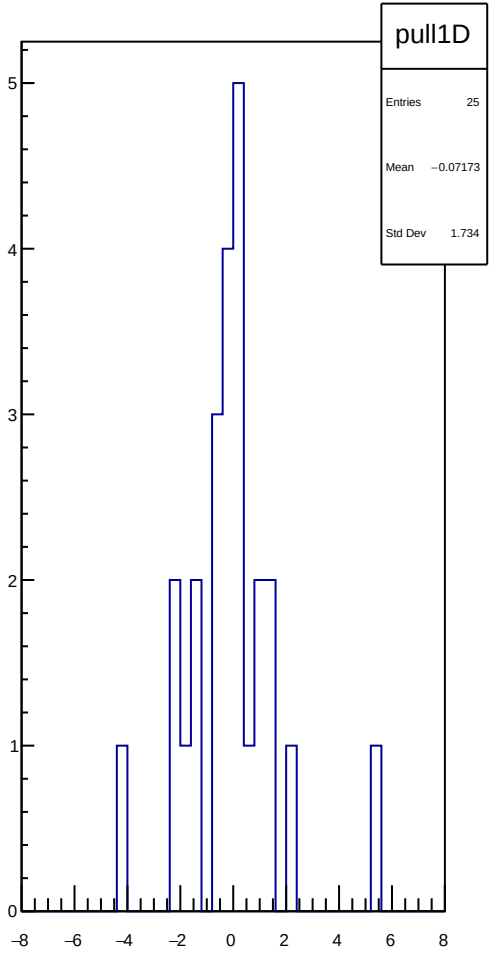
pull1D
Entries 25
Mean −0.07173
Std Dev 1.734
5
4
3
2
1
0
−8
−6
−4
−2
0
2
4
6
8

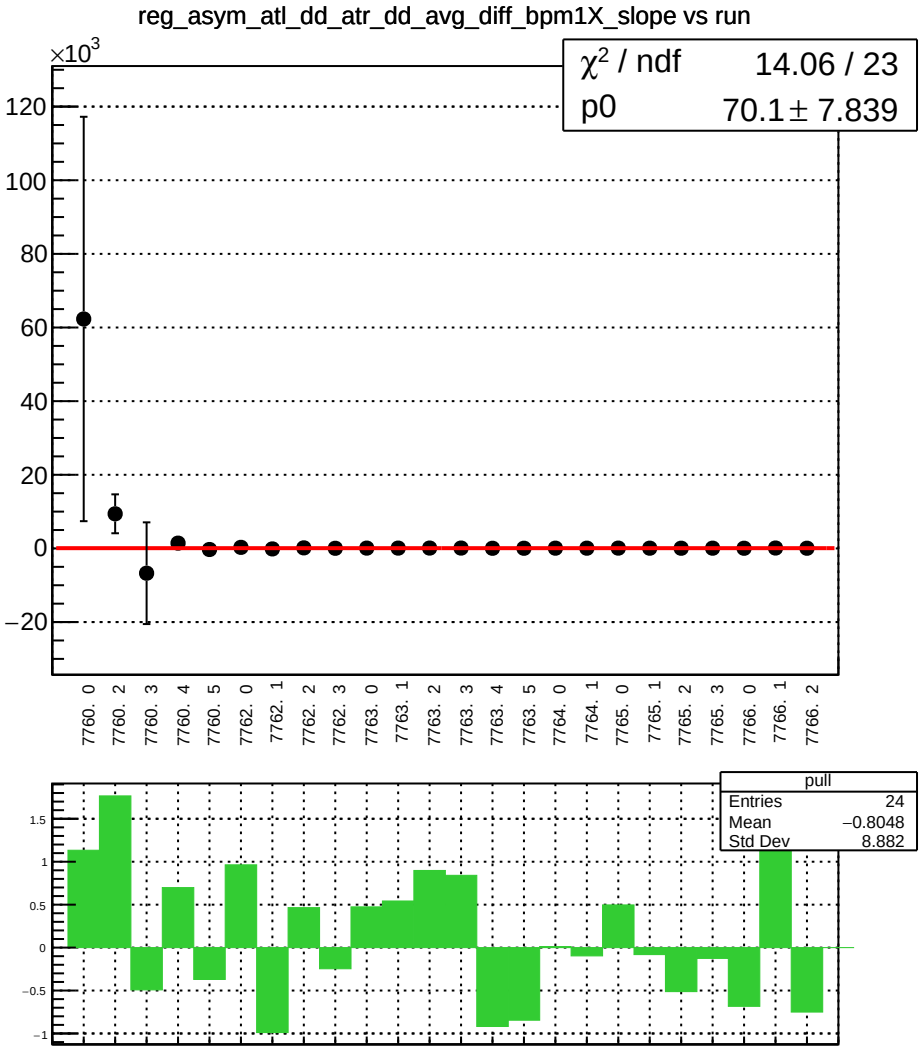
reg_asym_atl_dd_atr_dd_avg_diff_bpm1X_slope vs run
×10^3
χ² / ndf 14.06 / 23
p0 70.1 ± 7.839
120
100
80
60
40
20
0
−20
7760. 0
7760. 2
7760. 3
7760. 4
7760. 5
7762. 0
7762. 1
7762. 2
7762. 3
7763. 0
7763. 1
7763. 2
7763. 3
7763. 4
7763. 5
7764. 0
7764. 1
7765. 0
7765. 1
7765. 2
7765. 3
7766. 0
7766. 1
7766. 2
pull
Entries 24
Mean −0.8048
Std Dev 8.882
1.5
1
0.5
0
−0.5
−1

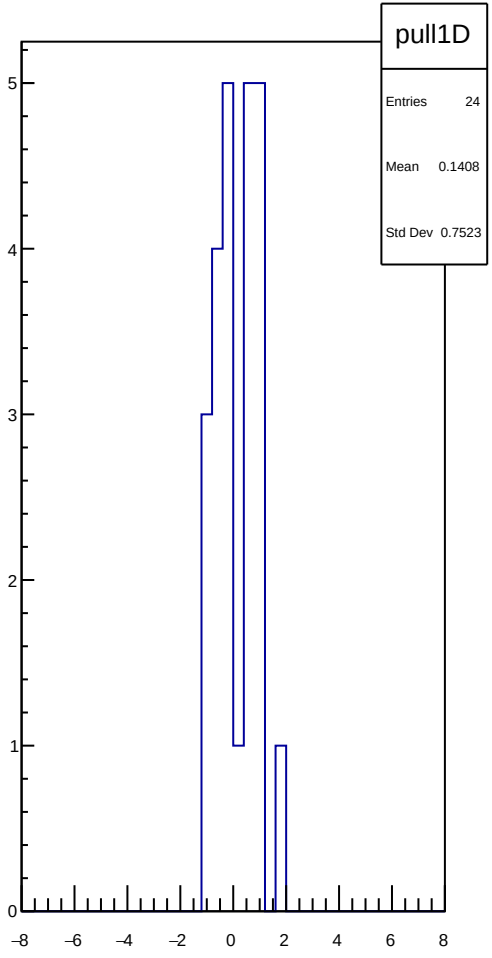
pull1D
Entries 24
Mean 0.1408
Std Dev 0.7523
5
4
3
2
1
0
−8
−6
−4
−2
0
2
4
6
8

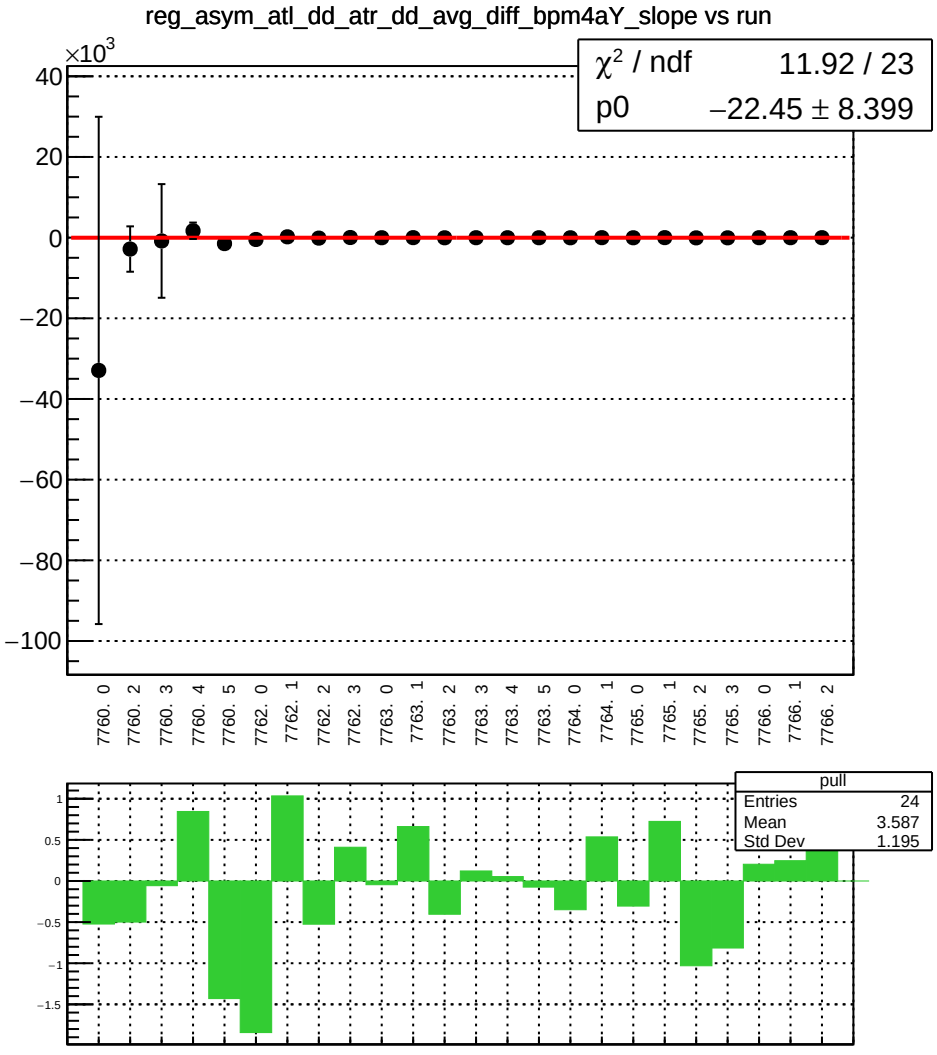
reg_asym_atl_dd_atr_dd_avg_diff_bpm4aY_slope vs run
×10^3
χ² / ndf 11.92 / 23
p0 −22.45 ± 8.399
40
20
0
−20
−40
−60
−80
−100
7760. 0
7760. 2
7760. 3
7760. 4
7760. 5
7762. 0
7762. 1
7762. 2
7762. 3
7763. 0
7763. 1
7763. 2
7763. 3
7763. 4
7763. 5
7764. 0
7764. 1
7765. 0
7765. 1
7765. 2
7765. 3
7766. 0
7766. 1
7766. 2
pull
Entries 24
Mean 3.587
Std Dev 1.195
1
0.5
0
−0.5
−1
−1.5

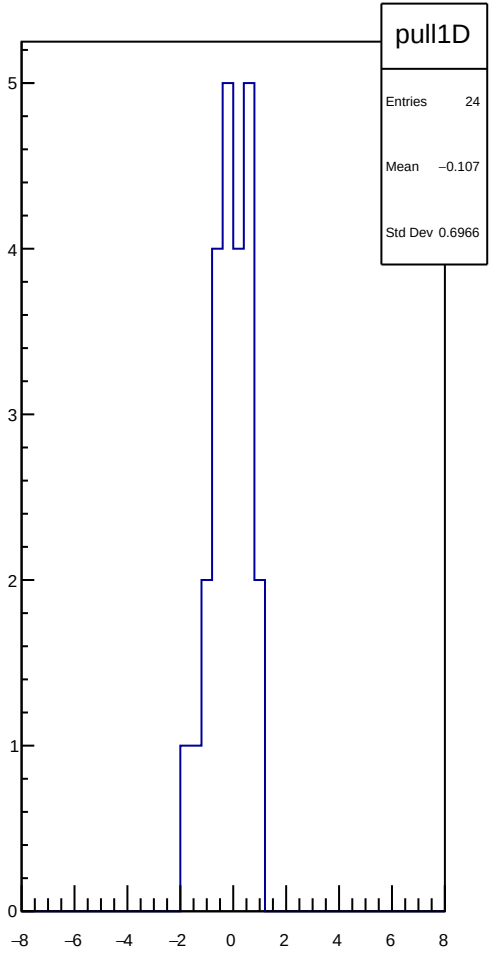
pull1D
Entries 24
Mean −0.107
Std Dev 0.6966
5
4
3
2
1
0
−8
−6
−4
−2
0
2
4
6
8

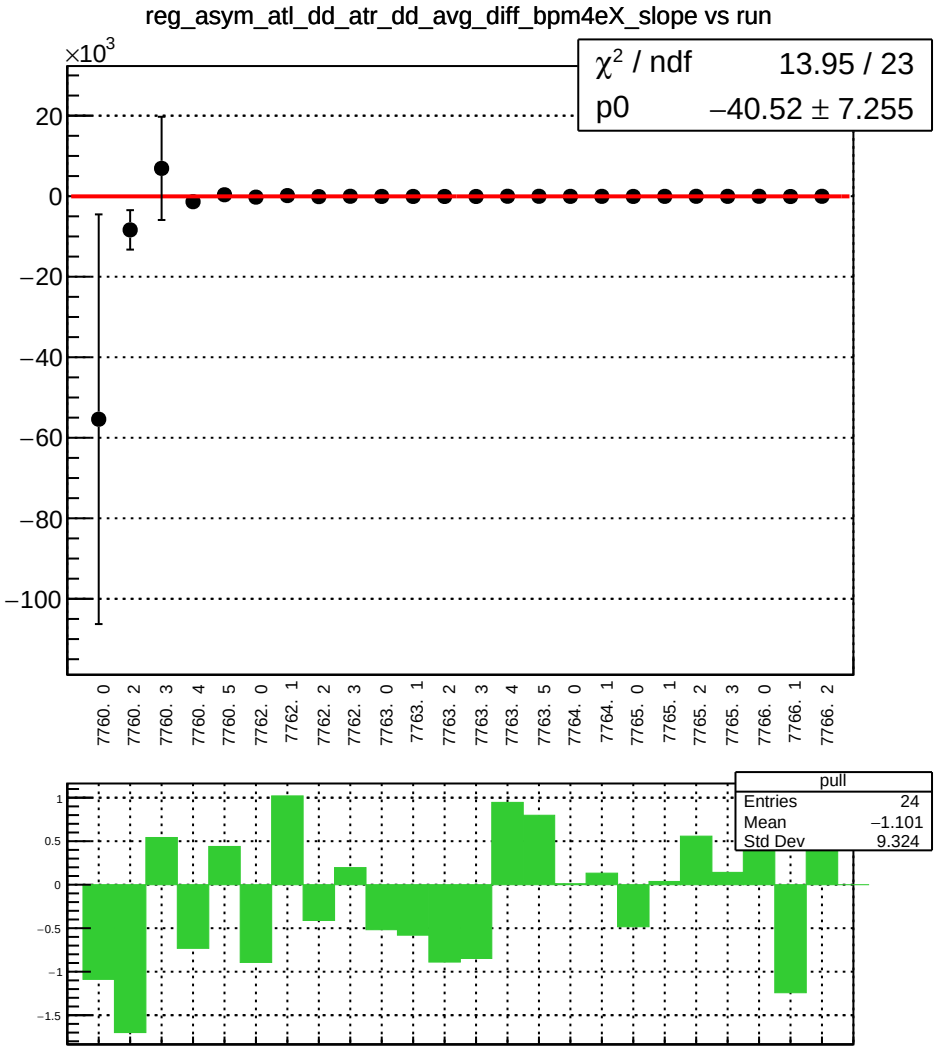
reg_asym_atl_dd_atr_dd_avg_diff_bpm4eX_slope vs run
×10^3
χ² / ndf 13.95 / 23
p0 −40.52 ± 7.255
20
0
−20
−40
−60
−80
−100
7760. 0
7760. 2
7760. 3
7760. 4
7760. 5
7762. 0
7762. 1
7762. 2
7762. 3
7763. 0
7763. 1
7763. 2
7763. 3
7763. 4
7763. 5
7764. 0
7764. 1
7765. 0
7765. 1
7765. 2
7765. 3
7766. 0
7766. 1
7766. 2
pull
Entries 24
Mean −1.101
Std Dev 9.324
1
0.5
0
−0.5
−1
−1.5

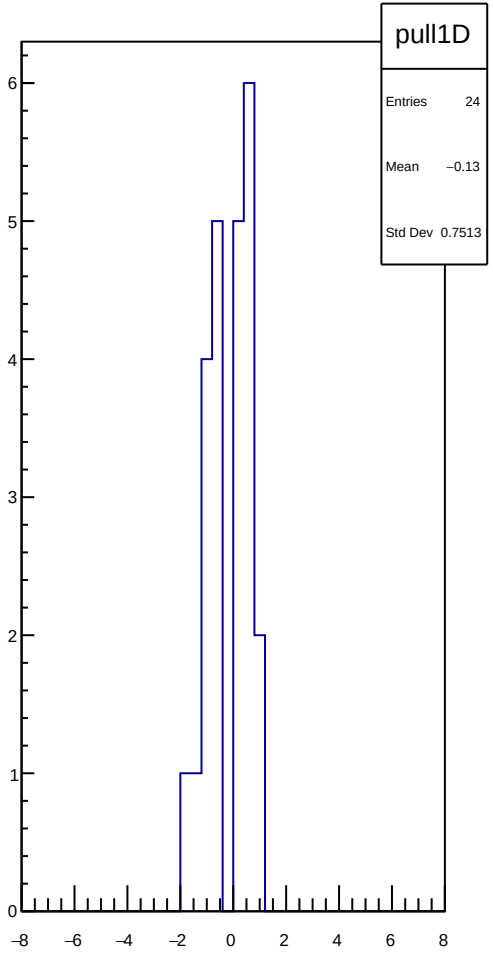
pull1D
Entries 24
Mean −0.13
Std Dev 0.7513
6
5
4
3
2
1
0
−8
−6
−4
−2
0
2
4
6
8

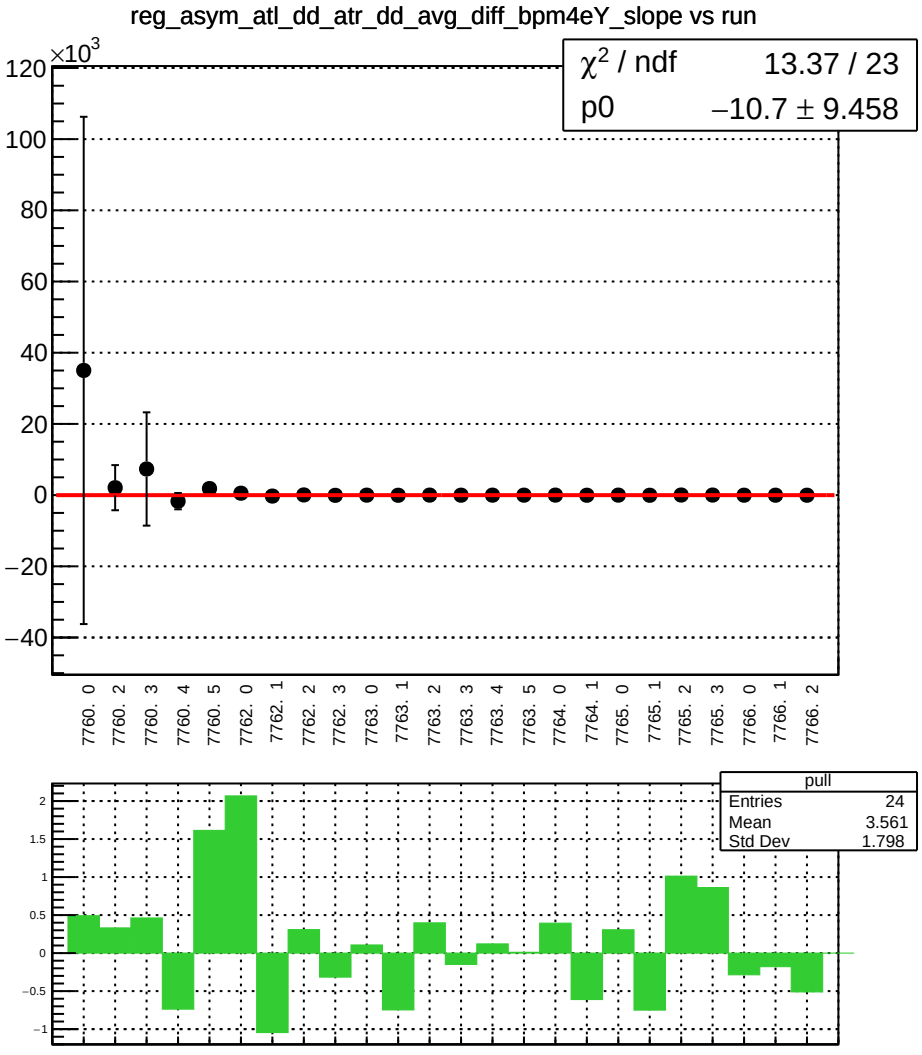
reg_asym_atl_dd_atr_dd_avg_diff_bpm4eY_slope vs run
×10^3
χ² / ndf 13.37 / 23
p0 −10.7 ± 9.458
7760. 0
7760. 2
7760. 3
7760. 4
7760. 5
7762. 0
7762. 1
7762. 2
7762. 3
7763. 0
7763. 1
7763. 2
7763. 3
7763. 4
7763. 5
7764. 0
7764. 1
7765. 0
7765. 1
7765. 2
7765. 3
7766. 0
7766. 1
7766. 2
pull
Entries 24
Mean 3.561
Std Dev 1.798

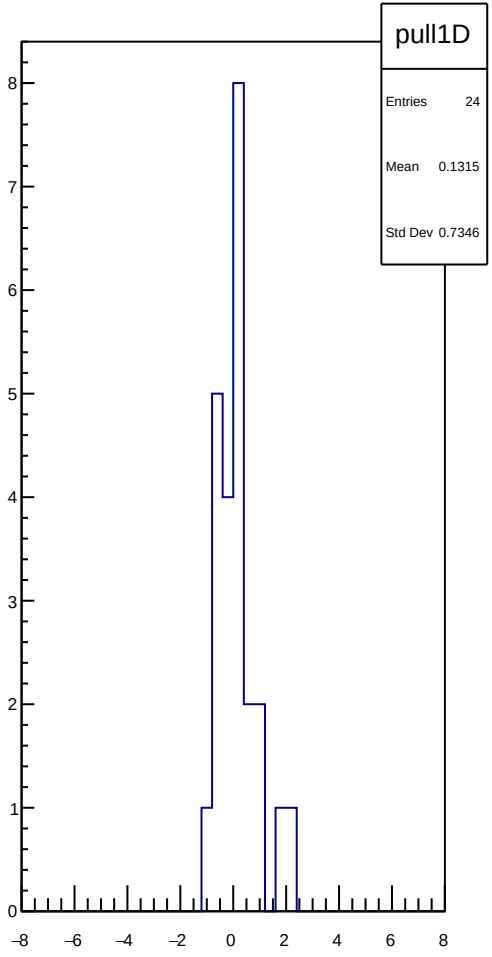
pull1D
Entries 24
Mean 0.1315
Std Dev 0.7346

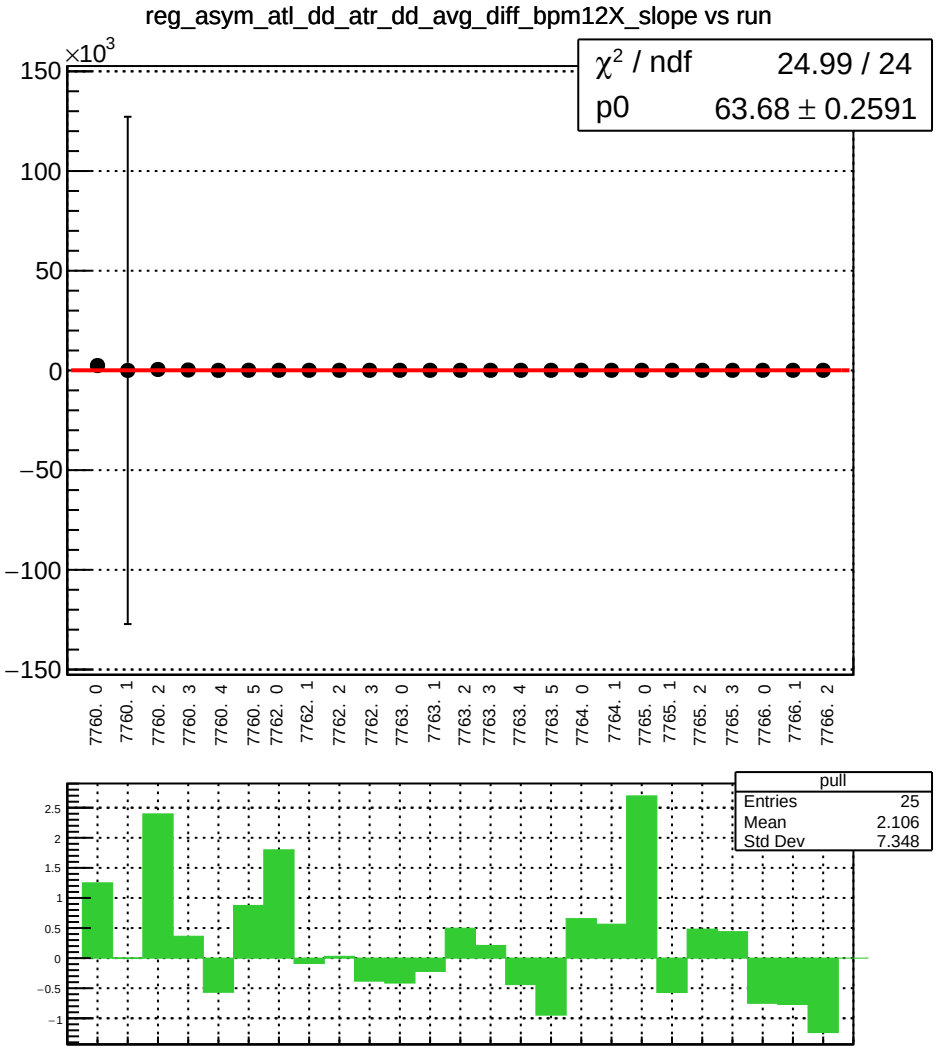
reg_asym_atl_dd_atr_dd_avg_diff_bpm12X_slope vs run
×10^3
χ² / ndf 24.99 / 24
p0 63.68 ± 0.2591
150
100
50
0
−50
−100
−150
7760. 0
7760. 1
7760. 2
7760. 3
7760. 4
7760. 5
7762. 0
7762. 1
7762. 2
7762. 3
7763. 0
7763. 1
7763. 2
7763. 3
7763. 4
7763. 5
7764. 0
7764. 1
7765. 0
7765. 1
7765. 2
7765. 3
7766. 0
7766. 1
7766. 2
pull
Entries 25
Mean 2.106
Std Dev 7.348
2.5
2
1.5
1
0.5
0
−0.5
−1

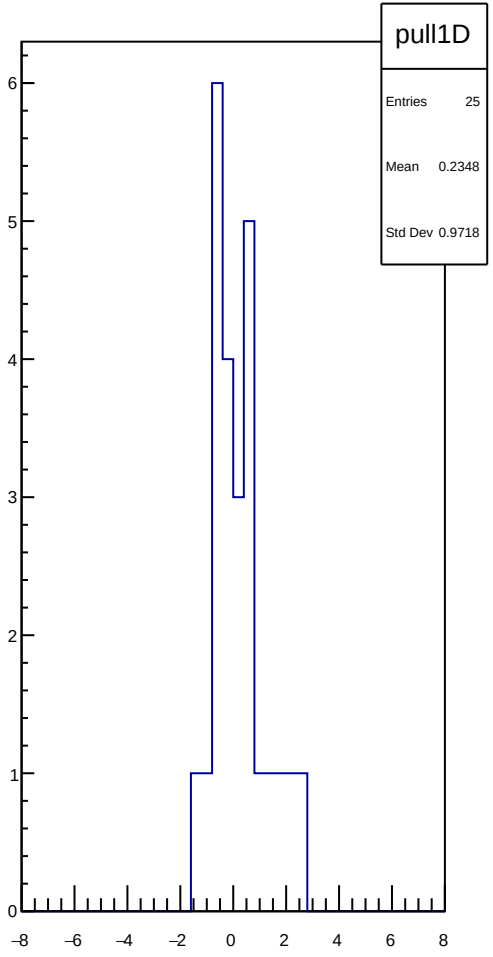
pull1D
Entries 25
Mean 0.2348
Std Dev 0.9718
6
5
4
3
2
1
0
−8
−6
−4
−2
0
2
4
6
8

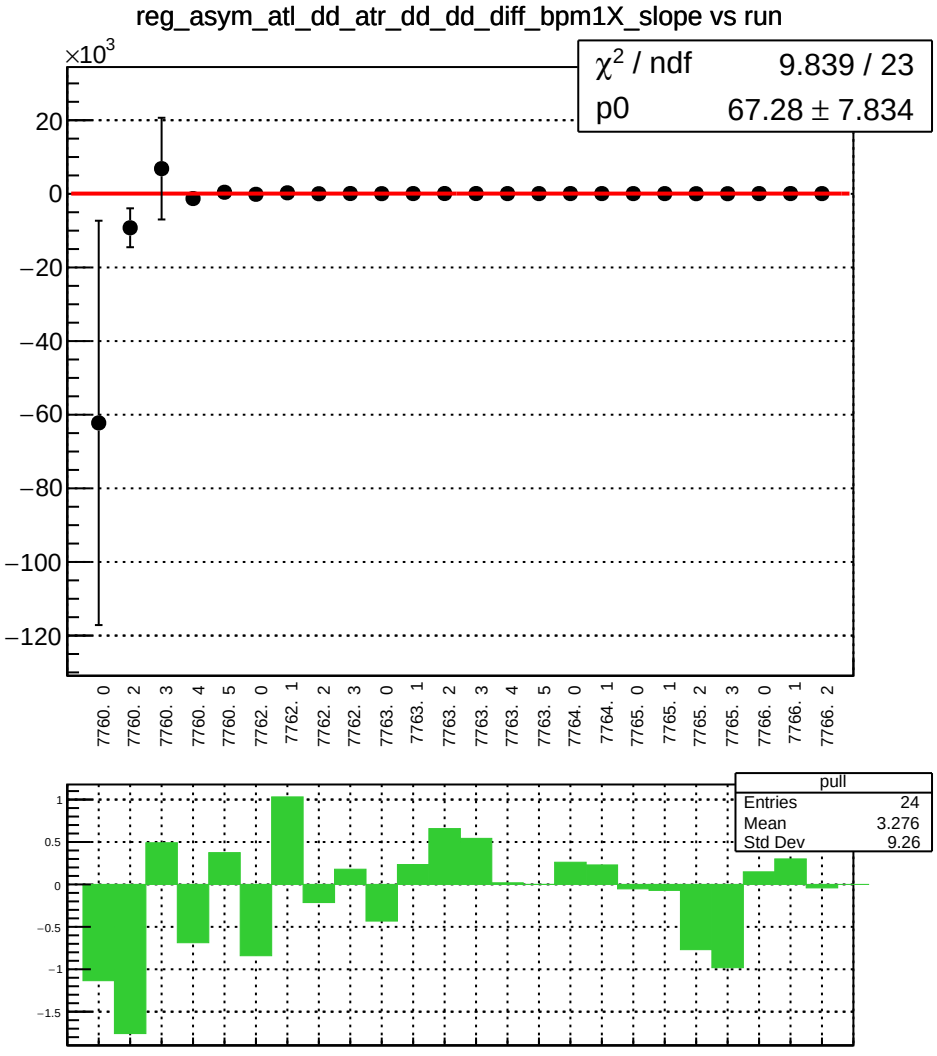
reg_asym_atl_dd_atr_dd_dd_diff_bpm1X_slope vs run
×10^3
χ^2 / ndf 9.839 / 23
p0 67.28 ± 7.834
20
0
−20
−40
−60
−80
−100
−120
7760. 0
7760. 2
7760. 3
7760. 4
7760. 5
7762. 0
7762. 1
7762. 2
7762. 3
7763. 0
7763. 1
7763. 2
7763. 3
7763. 4
7763. 5
7764. 0
7764. 1
7765. 0
7765. 1
7765. 2
7765. 3
7766. 0
7766. 1
7766. 2
pull
Entries 24
Mean 3.276
Std Dev 9.26
1
0.5
0
−0.5
−1
−1.5

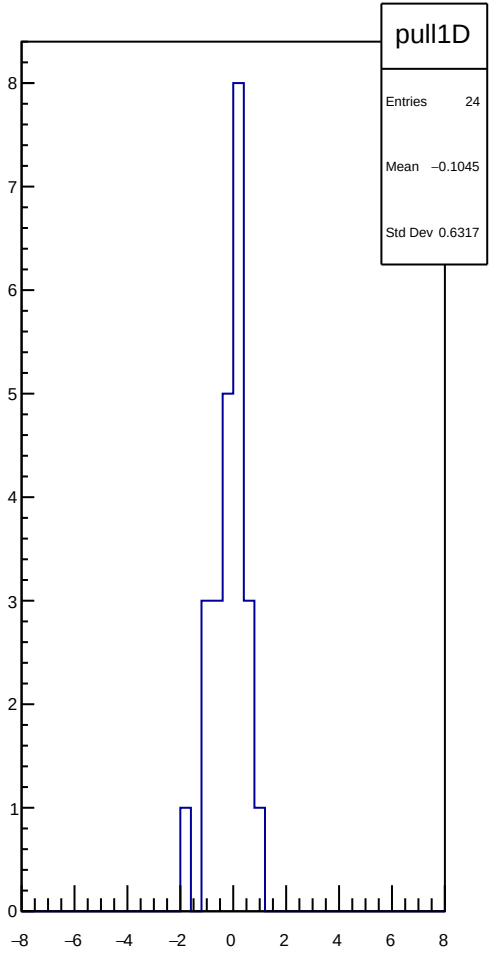
pull1D
Entries 24
Mean −0.1045
Std Dev 0.6317
8
7
6
5
4
3
2
1
0
−8
−6
−4
−2
0
2
4
6
8

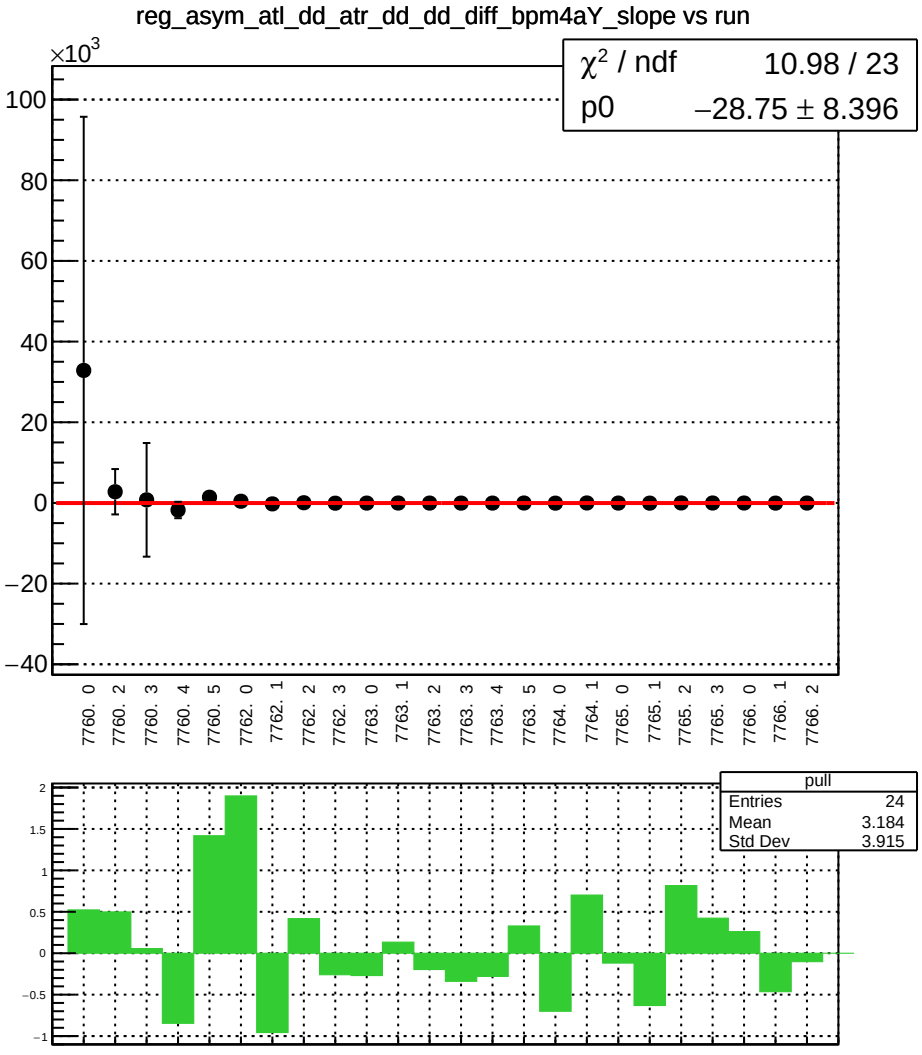
reg_asym_atl_dd_atr_dd_dd_diff_bpm4aY_slope vs run
×10^3
χ² / ndf 10.98 / 23
p0 −28.75 ± 8.396
100
80
60
40
20
0
−20
−40
7760. 0
7760. 2
7760. 3
7760. 4
7760. 5
7762. 0
7762. 1
7762. 2
7762. 3
7763. 0
7763. 1
7763. 2
7763. 3
7763. 4
7763. 5
7764. 0
7764. 1
7765. 0
7765. 1
7765. 2
7765. 3
7766. 0
7766. 1
7766. 2
pull
Entries 24
Mean 3.184
Std Dev 3.915
2
1.5
1
0.5
0
−0.5
−1

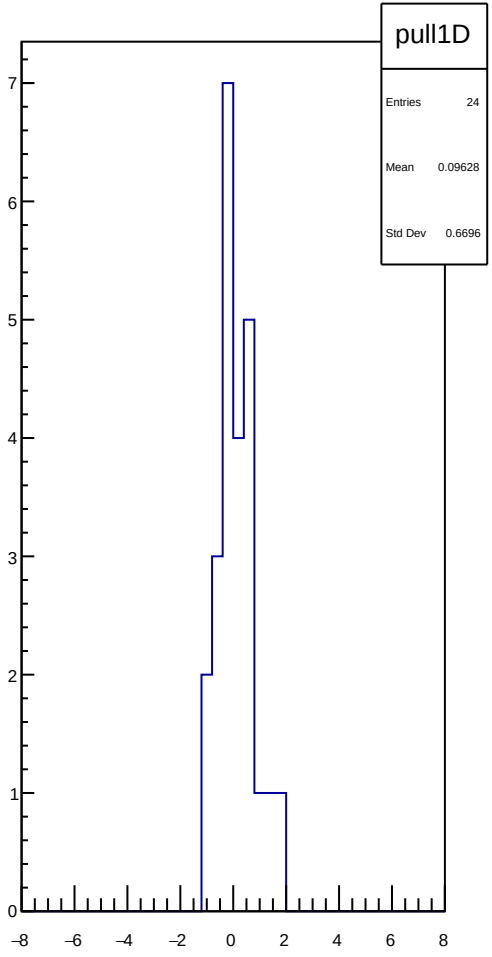
pull1D
Entries 24
Mean 0.09628
Std Dev 0.6696
7
6
5
4
3
2
1
0
−8
−6
−4
−2
0
2
4
6
8

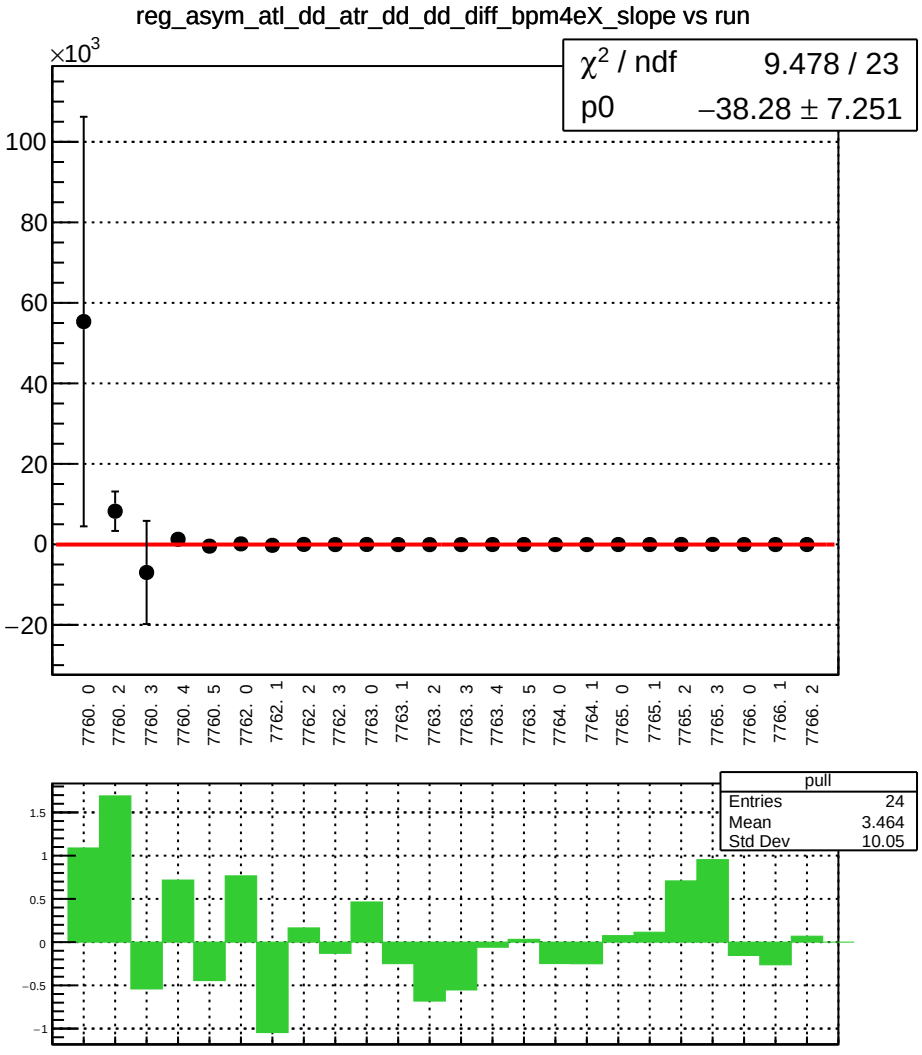
reg_asym_atl_dd_atr_dd_dd_diff_bpm4eX_slope vs run
×10^3
χ² / ndf 9.478 / 23
p0 −38.28 ± 7.251
100
80
60
40
20
0
−20
7760. 0
7760. 2
7760. 3
7760. 4
7760. 5
7762. 0
7762. 1
7762. 2
7762. 3
7763. 0
7763. 1
7763. 2
7763. 3
7763. 4
7763. 5
7764. 0
7764. 1
7765. 0
7765. 1
7765. 2
7765. 3
7766. 0
7766. 1
7766. 2
pull
Entries 24
Mean 3.464
Std Dev 10.05
1.5
1
0.5
0
−0.5
−1

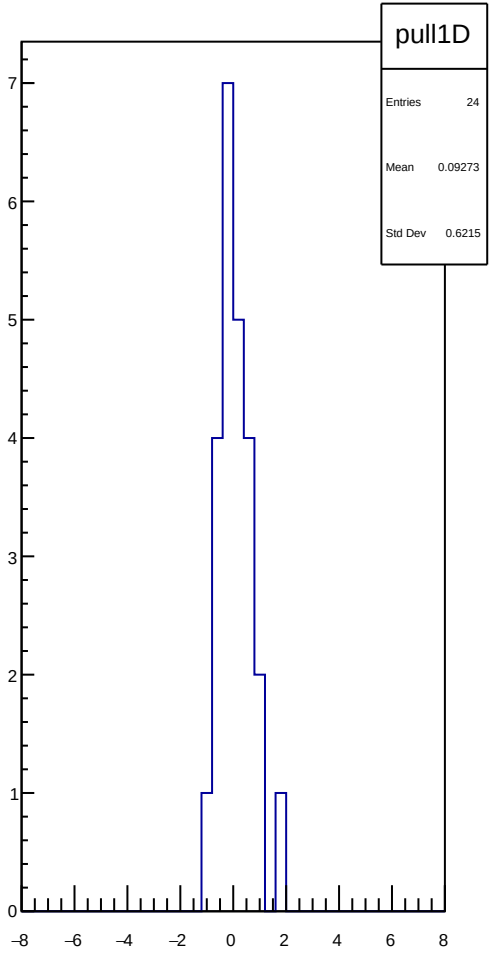
pull1D
Entries 24
Mean 0.09273
Std Dev 0.6215
7
6
5
4
3
2
1
0
−8
−6
−4
−2
0
2
4
6
8

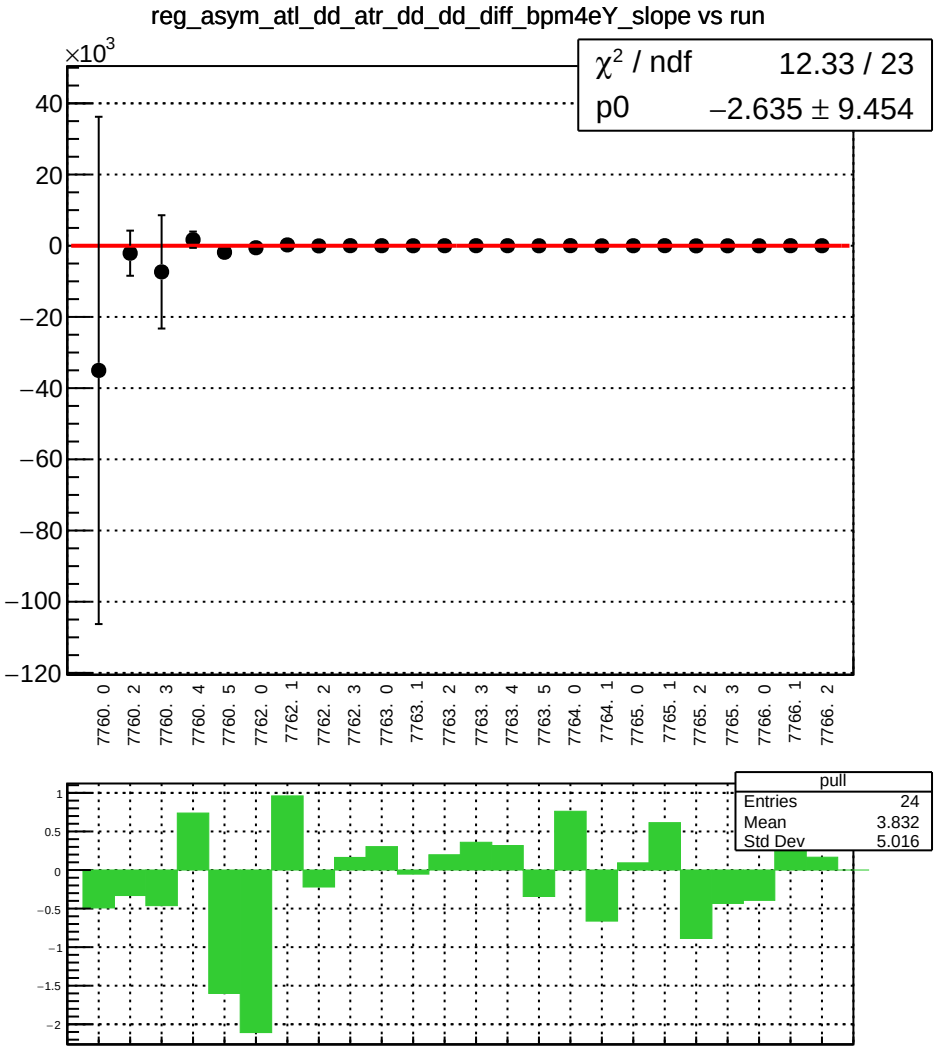
reg_asym_atl_dd_atr_dd_dd_diff_bpm4eY_slope vs run
×10^3
χ² / ndf 12.33 / 23
p0 −2.635 ± 9.454
40
20
0
−20
−40
−60
−80
−100
−120
7760. 0
7760. 2
7760. 3
7760. 4
7760. 5
7762. 0
7762. 1
7762. 2
7762. 3
7763. 0
7763. 1
7763. 2
7763. 3
7763. 4
7763. 5
7764. 0
7764. 1
7765. 0
7765. 1
7765. 2
7765. 3
7766. 0
7766. 1
7766. 2
pull
Entries 24
Mean 3.832
Std Dev 5.016
1
0.5
0
−0.5
−1
−1.5
−2

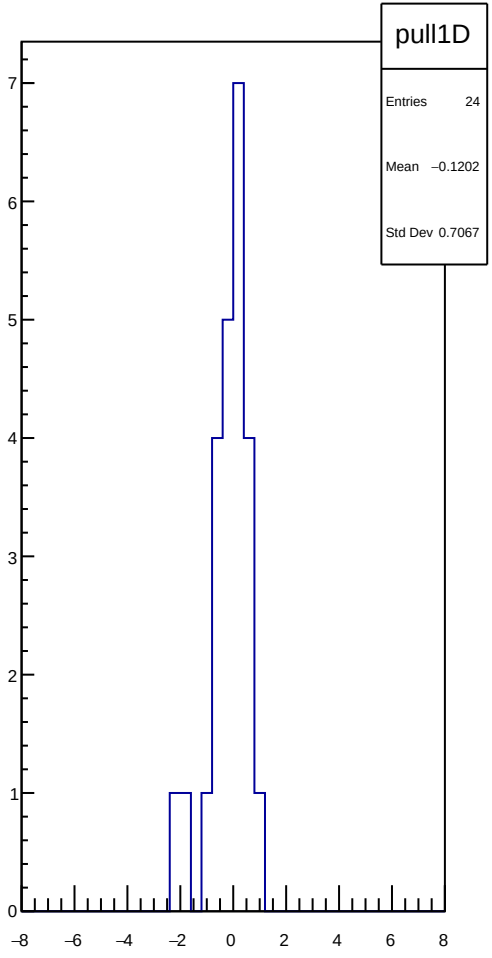
pull1D
Entries 24
Mean −0.1202
Std Dev 0.7067
7
6
5
4
3
2
1
0
−8
−6
−4
−2
0
2
4
6
8

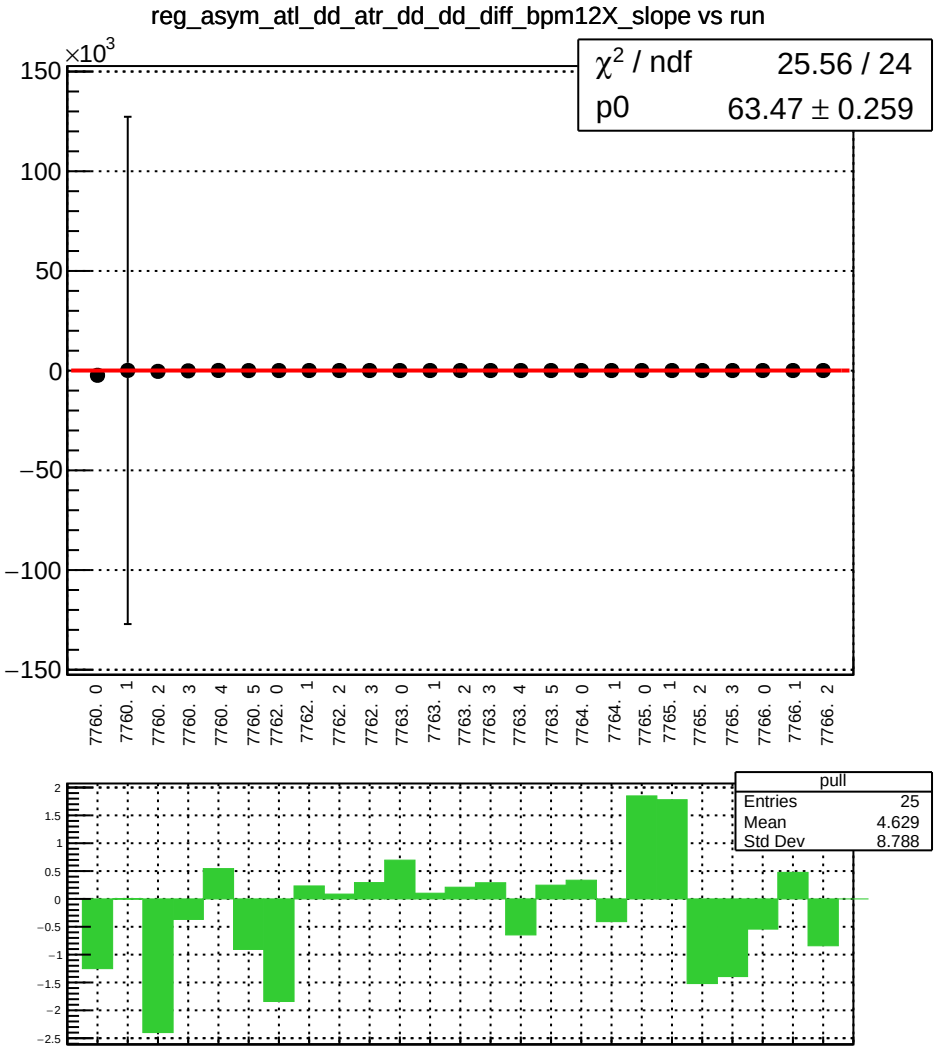
reg_asym_atl_dd_atr_dd_dd_diff_bpm12X_slope vs run
×10^3
χ^2 / ndf 25.56 / 24
p0 63.47 ± 0.259
150
100
50
0
−50
−100
−150
7760. 0
7760. 1
7760. 2
7760. 3
7760. 4
7760. 5
7762. 0
7762. 1
7762. 2
7762. 3
7763. 0
7763. 1
7763. 2
7763. 3
7763. 4
7763. 5
7764. 0
7764. 1
7765. 0
7765. 1
7765. 2
7765. 3
7766. 0
7766. 1
7766. 2
pull
Entries 25
Mean 4.629
Std Dev 8.788
2
1.5
1
0.5
0
−0.5
−1
−1.5
−2
−2.5

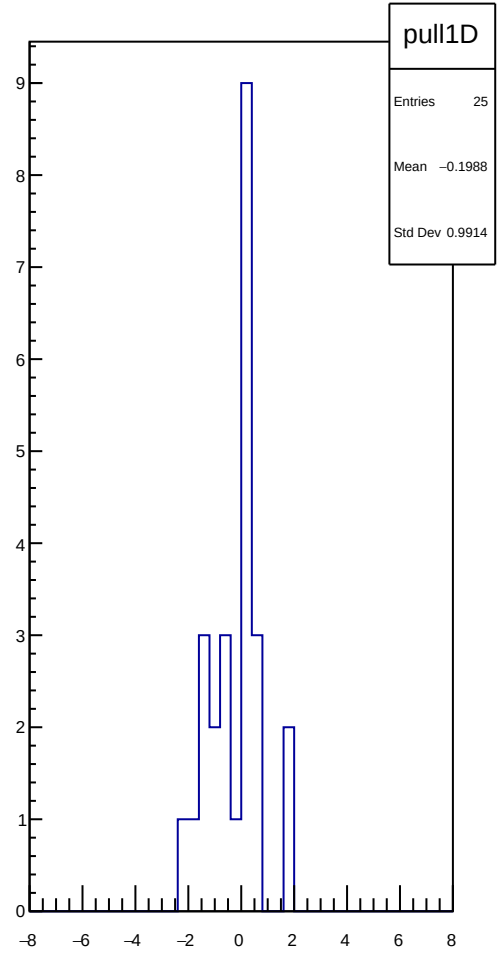
pull1D
Entries 25
Mean −0.1988
Std Dev 0.9914
9
8
7
6
5
4
3
2
1
0
−8
−6
−4
−2
0
2
4
6
8

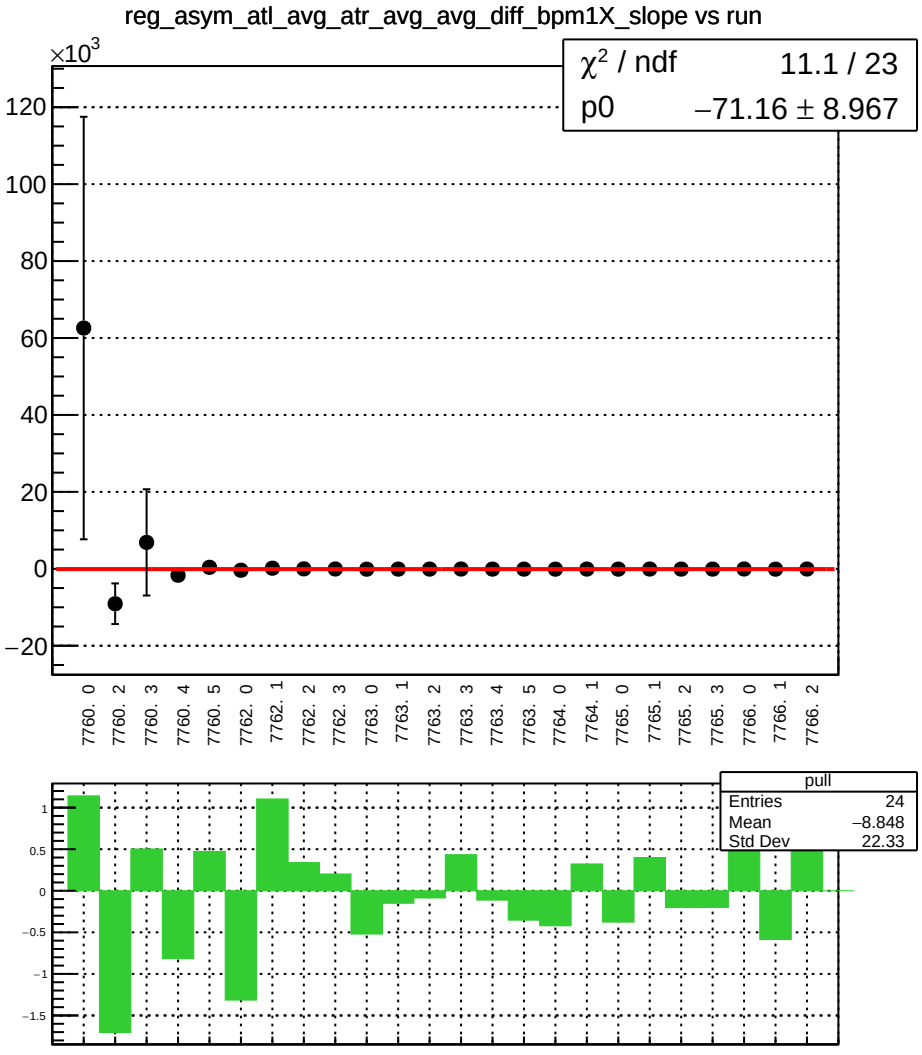
reg_asym_atl_avg_atr_avg_avg_diff_bpm1X_slope vs run
×10^3
χ² / ndf 11.1 / 23
p0 −71.16 ± 8.967
120
100
80
60
40
20
0
−20
7760. 0
7760. 2
7760. 3
7760. 4
7760. 5
7762. 0
7762. 1
7762. 2
7762. 3
7763. 0
7763. 1
7763. 2
7763. 3
7763. 4
7763. 5
7764. 0
7764. 1
7765. 0
7765. 1
7765. 2
7765. 3
7766. 0
7766. 1
7766. 2
pull
Entries 24
Mean −8.848
Std Dev 22.33
1
0.5
0
−0.5
−1
−1.5

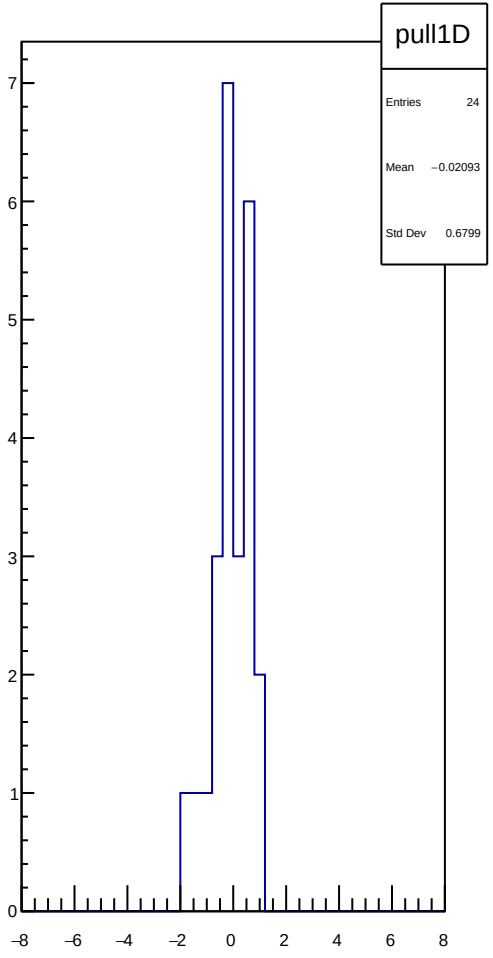
pull1D
Entries 24
Mean −0.02093
Std Dev 0.6799
7
6
5
4
3
2
1
0
−8
−6
−4
−2
0
2
4
6
8

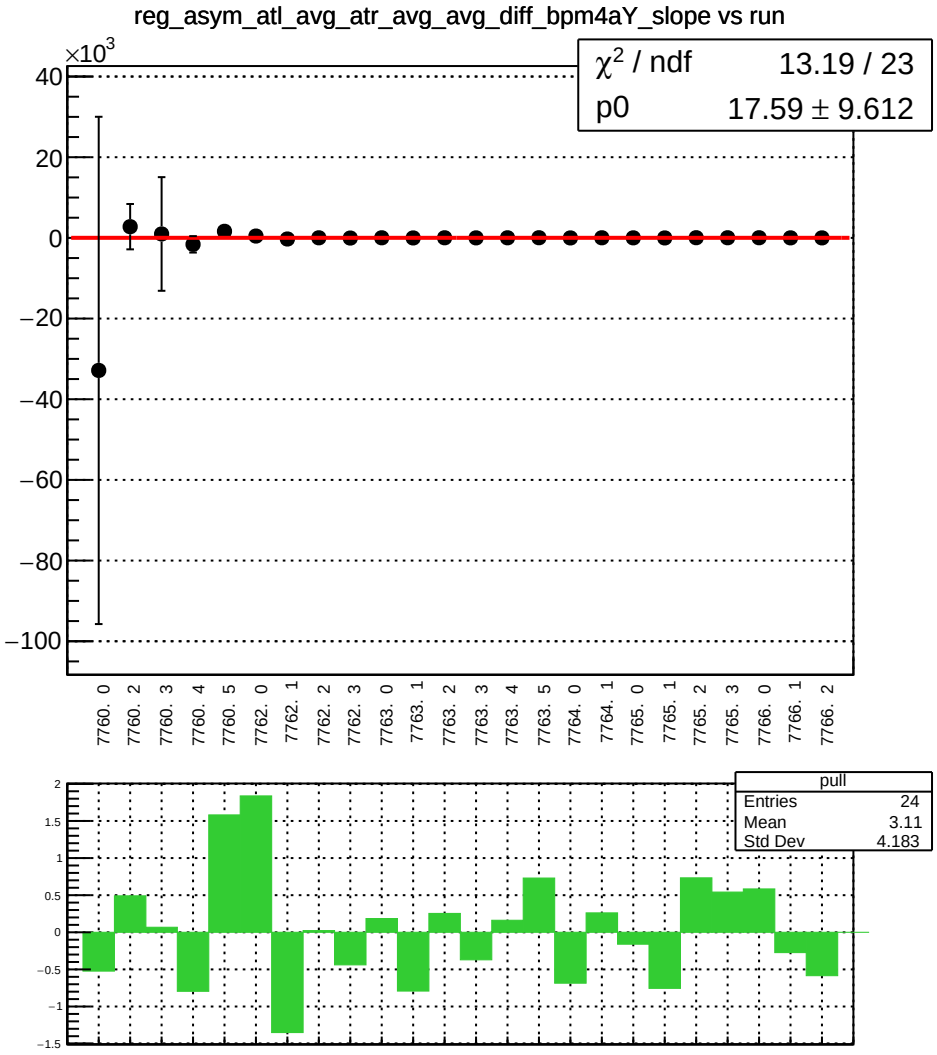
reg_asym_atl_avg_atr_avg_avg_diff_bpm4aY_slope vs run
×10^3
χ^2 / ndf 13.19 / 23
p0 17.59 ± 9.612
40
20
0
−20
−40
−60
−80
−100
7760. 0
7760. 2
7760. 3
7760. 4
7760. 5
7762. 0
7762. 1
7762. 2
7762. 3
7763. 0
7763. 1
7763. 2
7763. 3
7763. 4
7763. 5
7764. 0
7764. 1
7765. 0
7765. 1
7765. 2
7765. 3
7766. 0
7766. 1
7766. 2
pull
Entries 24
Mean 3.11
Std Dev 4.183
2
1.5
1
0.5
0
−0.5
−1
−1.5

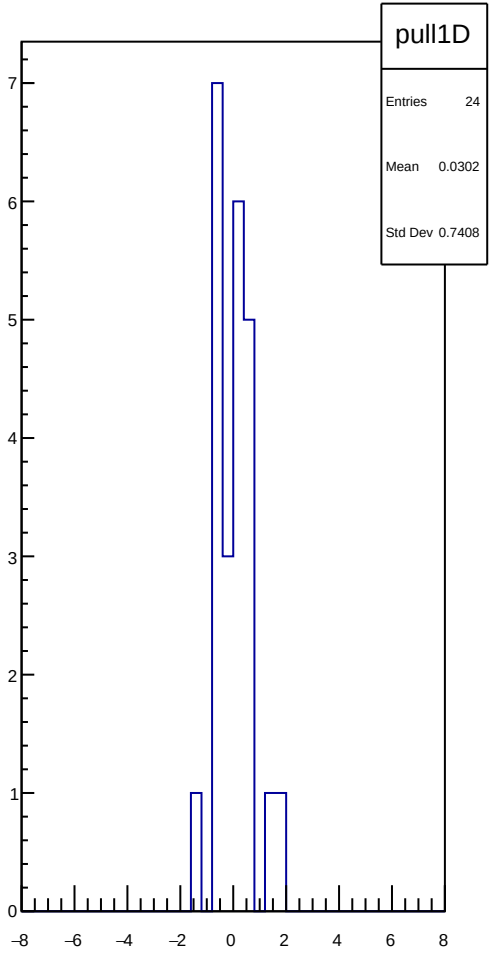
pull1D
Entries 24
Mean 0.0302
Std Dev 0.7408
7
6
5
4
3
2
1
0
−8
−6
−4
−2
0
2
4
6
8

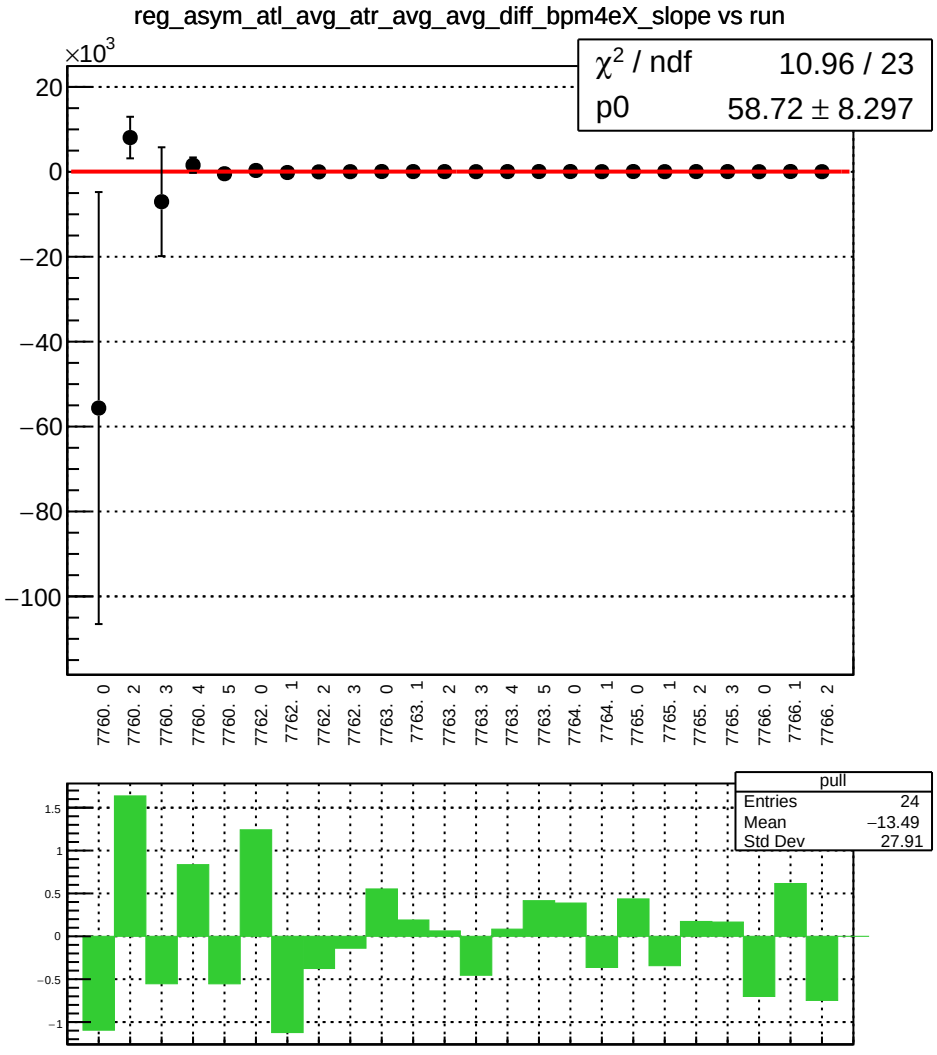
reg_asym_atl_avg_atr_avg_avg_diff_bpm4eX_slope vs run
×10^3
χ² / ndf 10.96 / 23
p0 58.72 ± 8.297
20
0
−20
−40
−60
−80
−100
7760. 0
7760. 2
7760. 3
7760. 4
7760. 5
7762. 0
7762. 1
7762. 2
7762. 3
7763. 0
7763. 1
7763. 2
7763. 3
7763. 4
7763. 5
7764. 0
7764. 1
7765. 0
7765. 1
7765. 2
7765. 3
7766. 0
7766. 1
7766. 2
pull
Entries 24
Mean −13.49
Std Dev 27.91
1.5
1
0.5
0
−0.5
−1

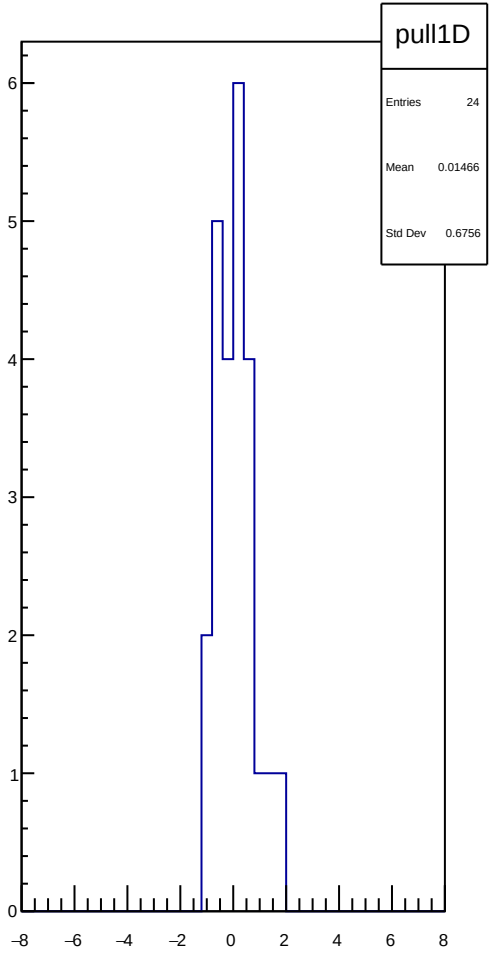
pull1D
Entries 24
Mean 0.01466
Std Dev 0.6756
6
5
4
3
2
1
0
−8
−6
−4
−2
0
2
4
6
8

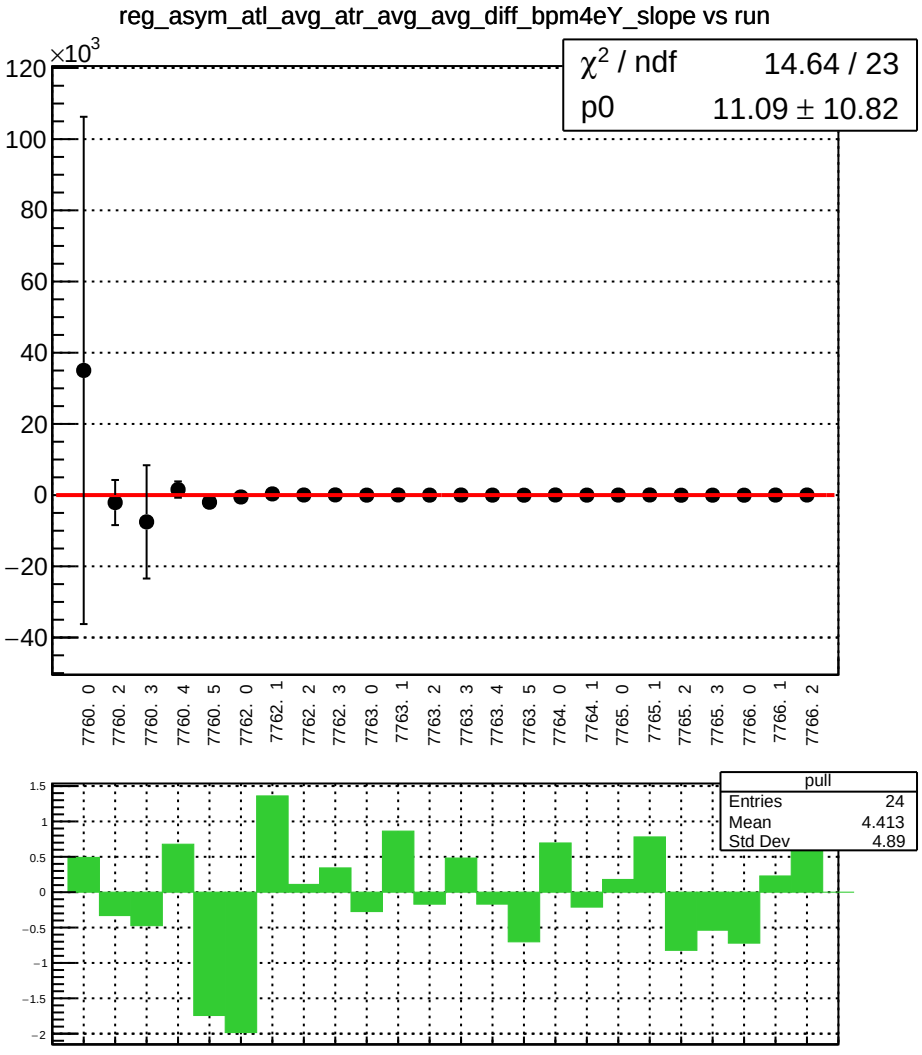
reg_asym_atl_avg_atr_avg_avg_diff_bpm4eY_slope vs run
×10^3
χ² / ndf 14.64 / 23
p0 11.09 ± 10.82
120
100
80
60
40
20
0
−20
−40
7760. 0
7760. 2
7760. 3
7760. 4
7760. 5
7762. 0
7762. 1
7762. 2
7762. 3
7763. 0
7763. 1
7763. 2
7763. 3
7763. 4
7763. 5
7764. 0
7764. 1
7765. 0
7765. 1
7765. 2
7765. 3
7766. 0
7766. 1
7766. 2
pull
Entries 24
Mean 4.413
Std Dev 4.89
1.5
1
0.5
0
−0.5
−1
−1.5
−2

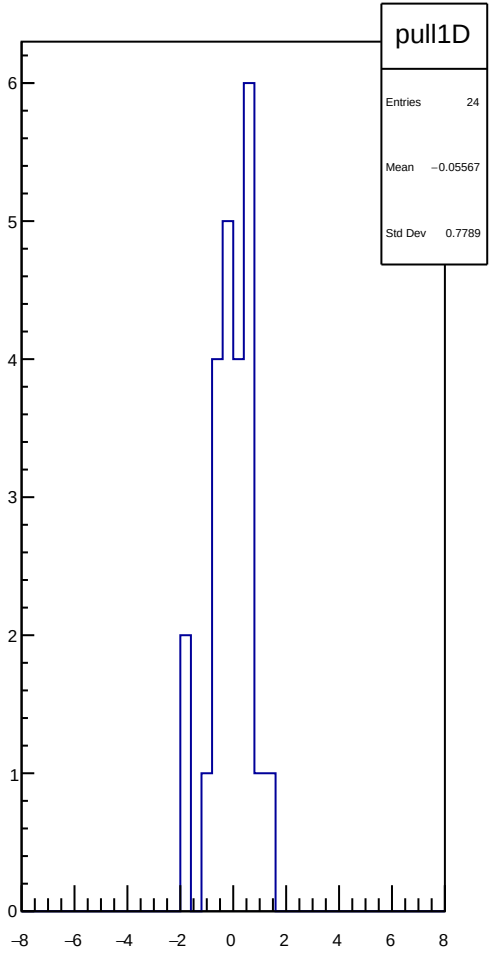
pull1D
Entries 24
Mean −0.05567
Std Dev 0.7789
6
5
4
3
2
1
0
−8
−6
−4
−2
0
2
4
6
8

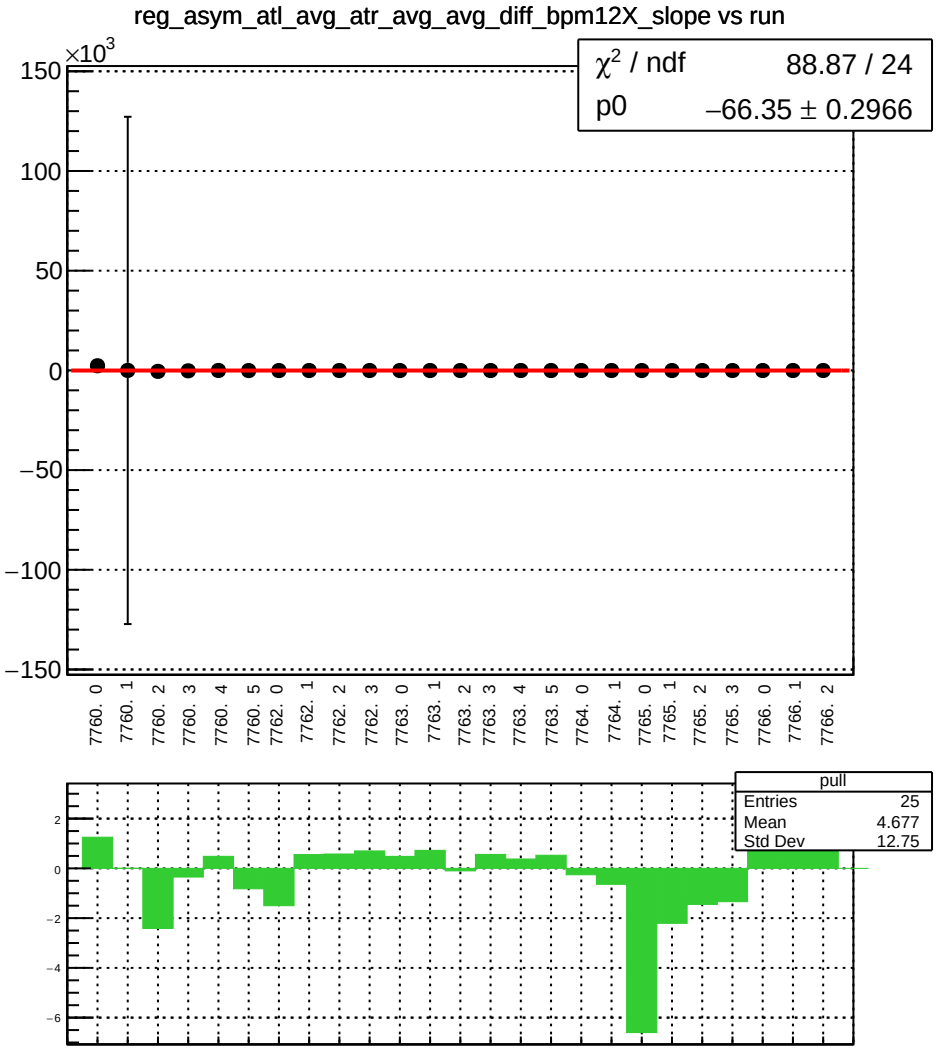
reg_asym_atl_avg_atr_avg_avg_diff_bpm12X_slope vs run
×10^3
χ² / ndf 88.87 / 24
p0 −66.35 ± 0.2966
150
100
50
0
−50
−100
−150
7760. 0
7760. 1
7760. 2
7760. 3
7760. 4
7760. 5
7762. 0
7762. 1
7762. 2
7762. 3
7763. 0
7763. 1
7763. 2
7763. 3
7763. 4
7763. 5
7764. 0
7764. 1
7765. 0
7765. 1
7765. 2
7765. 3
7766. 0
7766. 1
7766. 2
pull
Entries 25
Mean 4.677
Std Dev 12.75
2
0
−2
−4
−6

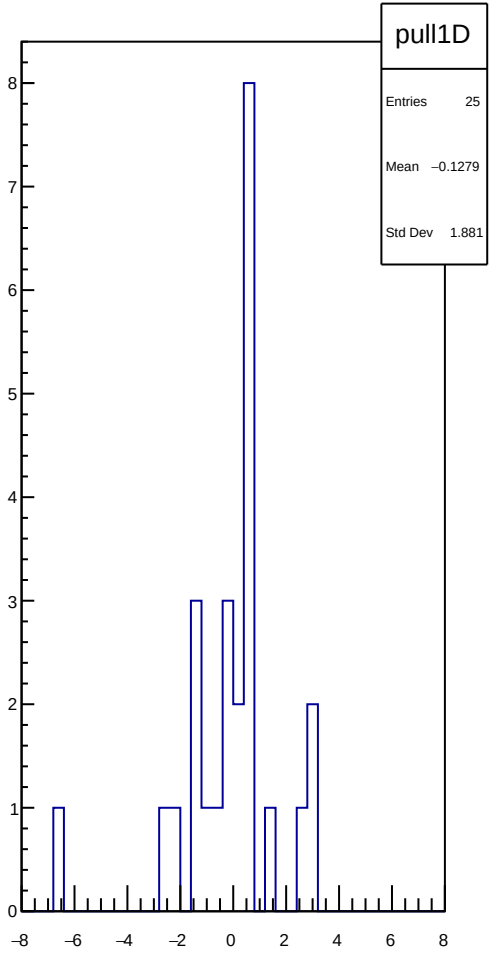
pull1D
Entries 25
Mean −0.1279
Std Dev 1.881
8
7
6
5
4
3
2
1
0
−8
−6
−4
−2
0
2
4
6
8

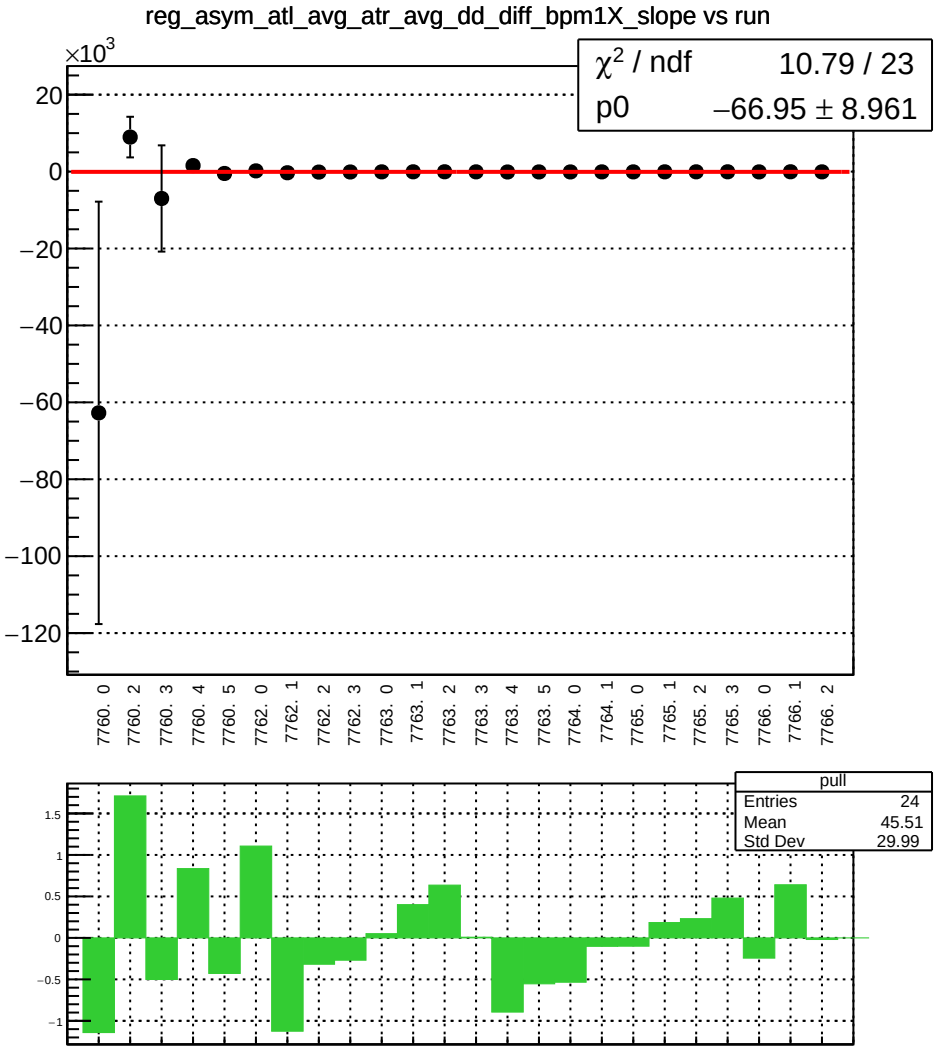
reg_asym_atl_avg_atr_avg_dd_diff_bpm1X_slope vs run
×10^3
χ^2 / ndf 10.79 / 23
p0 −66.95 ± 8.961
20
0
−20
−40
−60
−80
−100
−120
7760. 0
7760. 2
7760. 3
7760. 4
7760. 5
7762. 0
7762. 1
7762. 2
7762. 3
7763. 0
7763. 1
7763. 2
7763. 3
7763. 4
7763. 5
7764. 0
7764. 1
7765. 0
7765. 1
7765. 2
7765. 3
7766. 0
7766. 1
7766. 2
pull
Entries 24
Mean 45.51
Std Dev 29.99
1.5
1
0.5
0
−0.5
−1

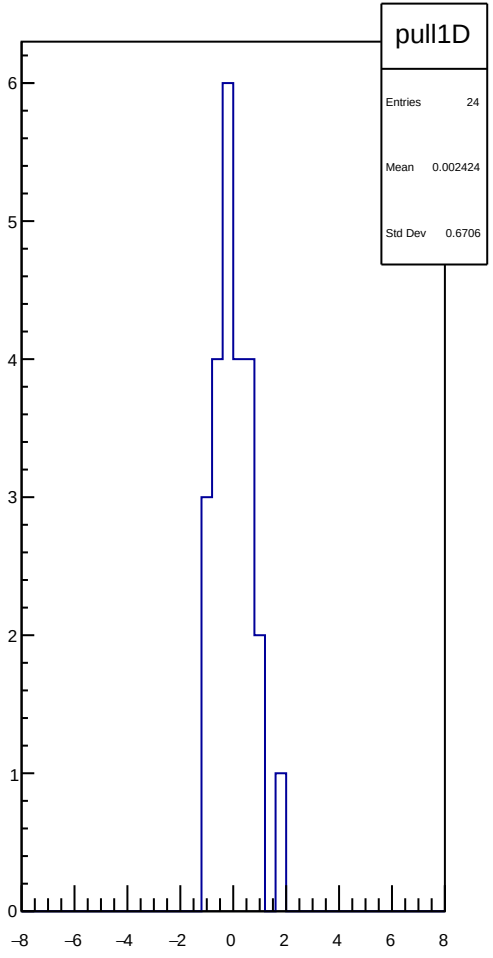
pull1D
Entries 24
Mean 0.002424
Std Dev 0.6706
6
5
4
3
2
1
0
−8
−6
−4
−2
0
2
4
6
8

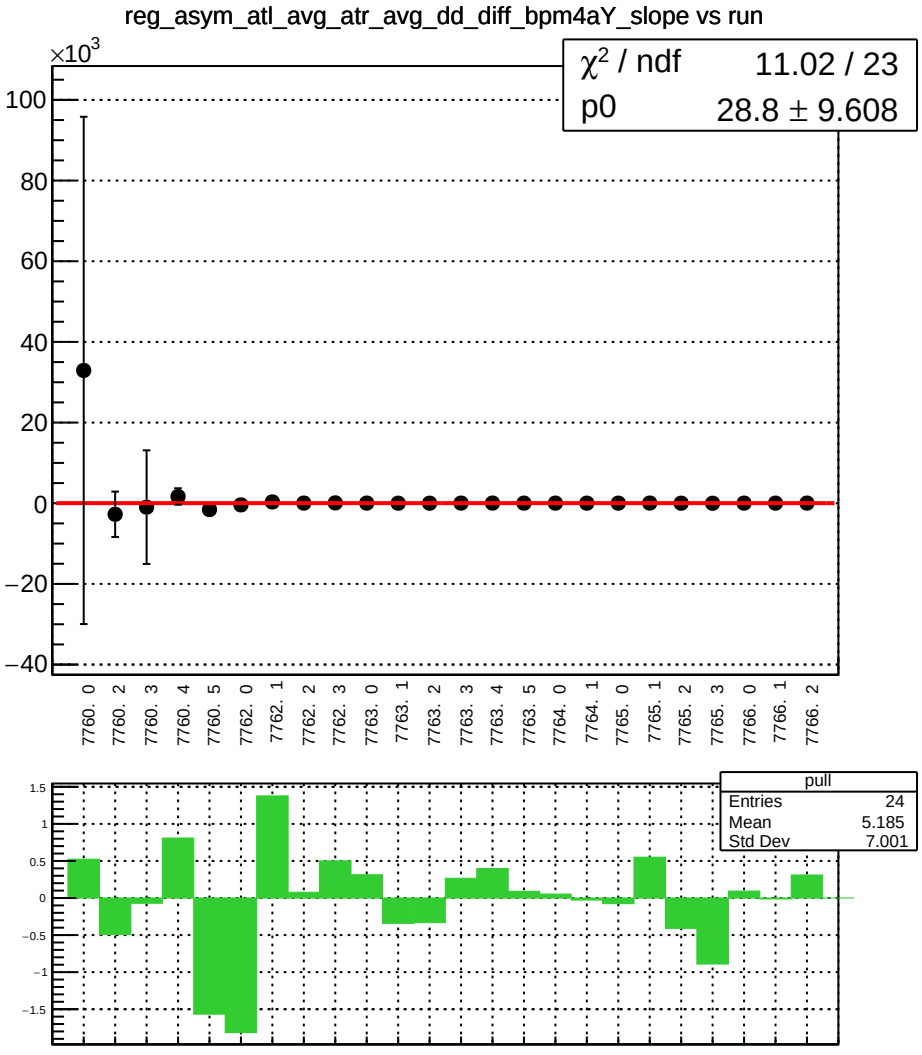
reg_asym_atl_avg_atr_avg_dd_diff_bpm4aY_slope vs run
×10^3
χ² / ndf 11.02 / 23
p0 28.8 ± 9.608
100
80
60
40
20
0
−20
−40
7760. 0
7760. 2
7760. 3
7760. 4
7760. 5
7762. 0
7762. 1
7762. 2
7762. 3
7763. 0
7763. 1
7763. 2
7763. 3
7763. 4
7763. 5
7764. 0
7764. 1
7765. 0
7765. 1
7765. 2
7765. 3
7766. 0
7766. 1
7766. 2
pull
Entries 24
Mean 5.185
Std Dev 7.001
1.5
1
0.5
0
−0.5
−1
−1.5

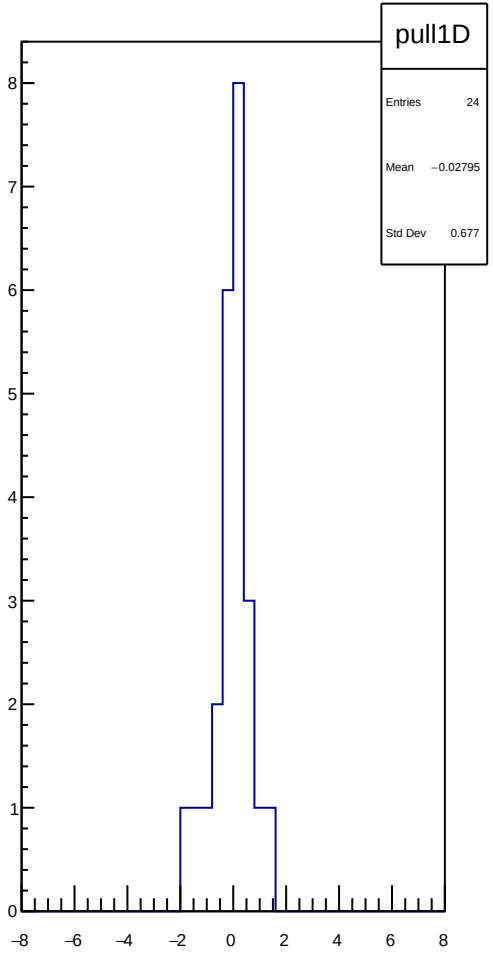
pull1D
Entries 24
Mean −0.02795
Std Dev 0.677
8
7
6
5
4
3
2
1
0
−8
−6
−4
−2
0
2
4
6
8

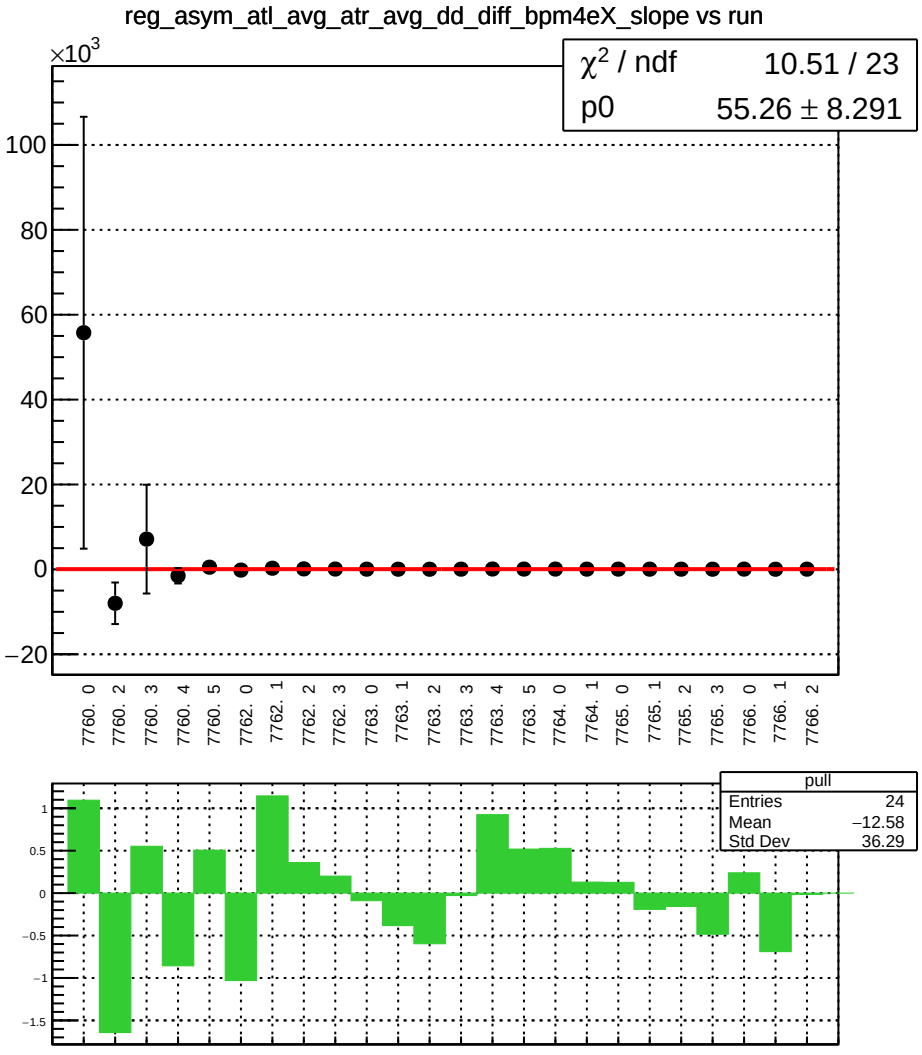
reg_asym_atl_avg_atr_avg_dd_diff_bpm4eX_slope vs run
×10^3
χ^2 / ndf 10.51 / 23
p0 55.26 ± 8.291
100
80
60
40
20
0
−20
7760. 0
7760. 2
7760. 3
7760. 4
7760. 5
7762. 0
7762. 1
7762. 2
7762. 3
7763. 0
7763. 1
7763. 2
7763. 3
7763. 4
7763. 5
7764. 0
7764. 1
7765. 0
7765. 1
7765. 2
7765. 3
7766. 0
7766. 1
7766. 2
pull
Entries 24
Mean −12.58
Std Dev 36.29
1
0.5
0
−0.5
−1
−1.5

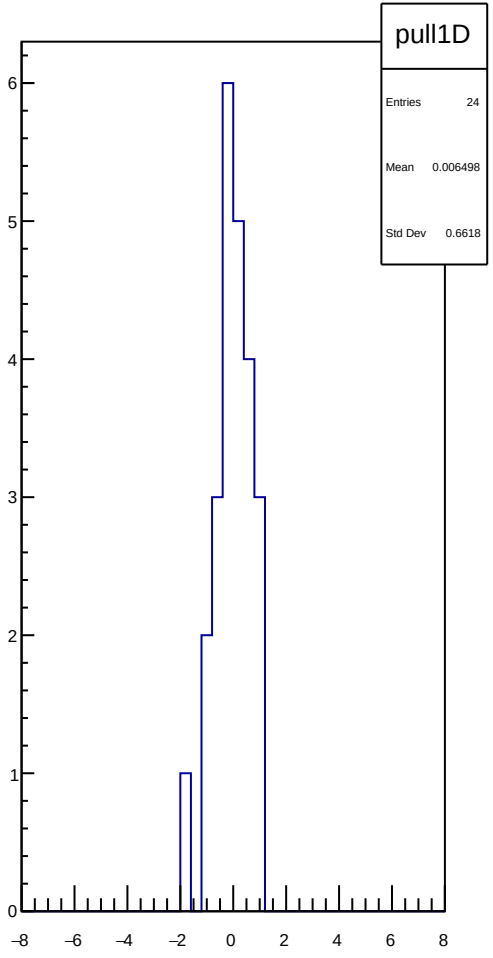
pull1D
Entries 24
Mean 0.006498
Std Dev 0.6618
6
5
4
3
2
1
0
−8
−6
−4
−2
0
2
4
6
8

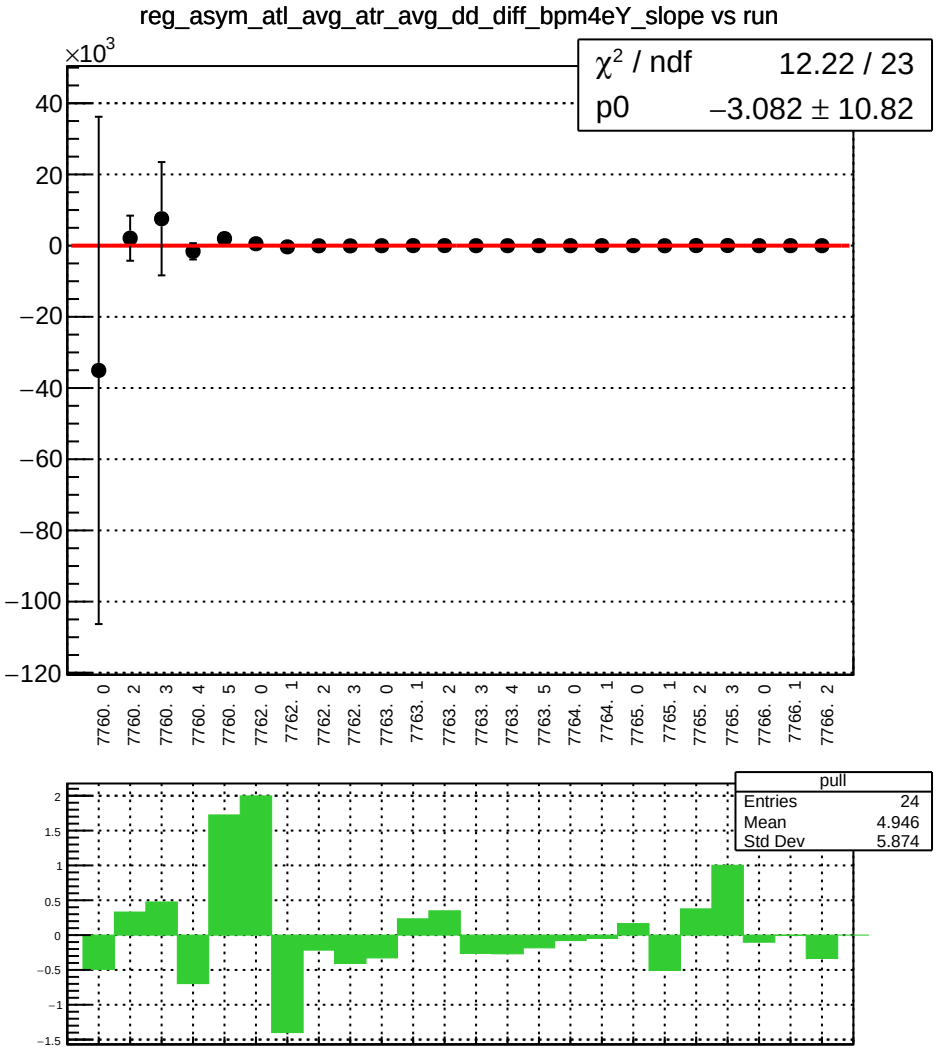
reg_asym_atl_avg_atr_avg_dd_diff_bpm4eY_slope vs run
×10^3
χ² / ndf 12.22 / 23
p0 −3.082 ± 10.82
40
20
0
−20
−40
−60
−80
−100
−120
7760. 0
7760. 2
7760. 3
7760. 4
7760. 5
7762. 0
7762. 1
7762. 2
7762. 3
7763. 0
7763. 1
7763. 2
7763. 3
7763. 4
7763. 5
7764. 0
7764. 1
7765. 0
7765. 1
7765. 2
7765. 3
7766. 0
7766. 1
7766. 2
pull
Entries 24
Mean 4.946
Std Dev 5.874
2
1.5
1
0.5
0
−0.5
−1
−1.5

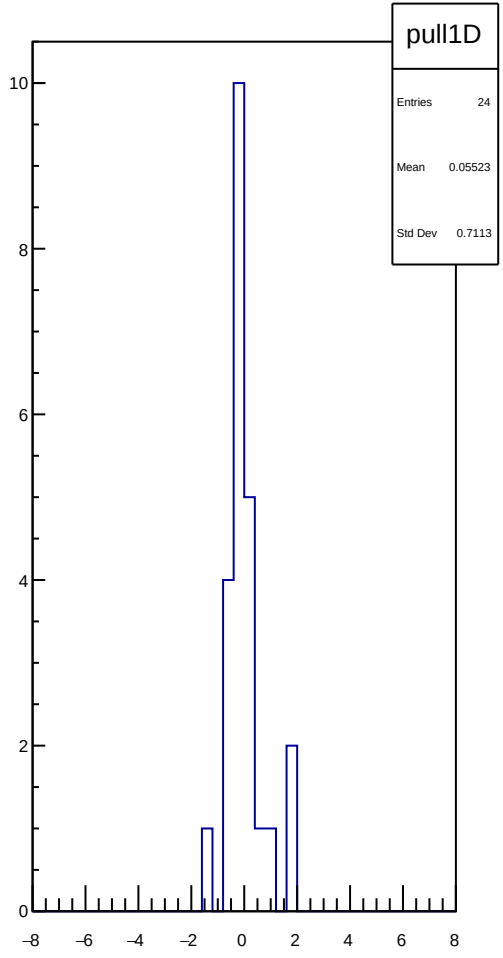
pull1D
Entries 24
Mean 0.05523
Std Dev 0.7113
10
8
6
4
2
0
−8
−6
−4
−2
0
2
4
6
8

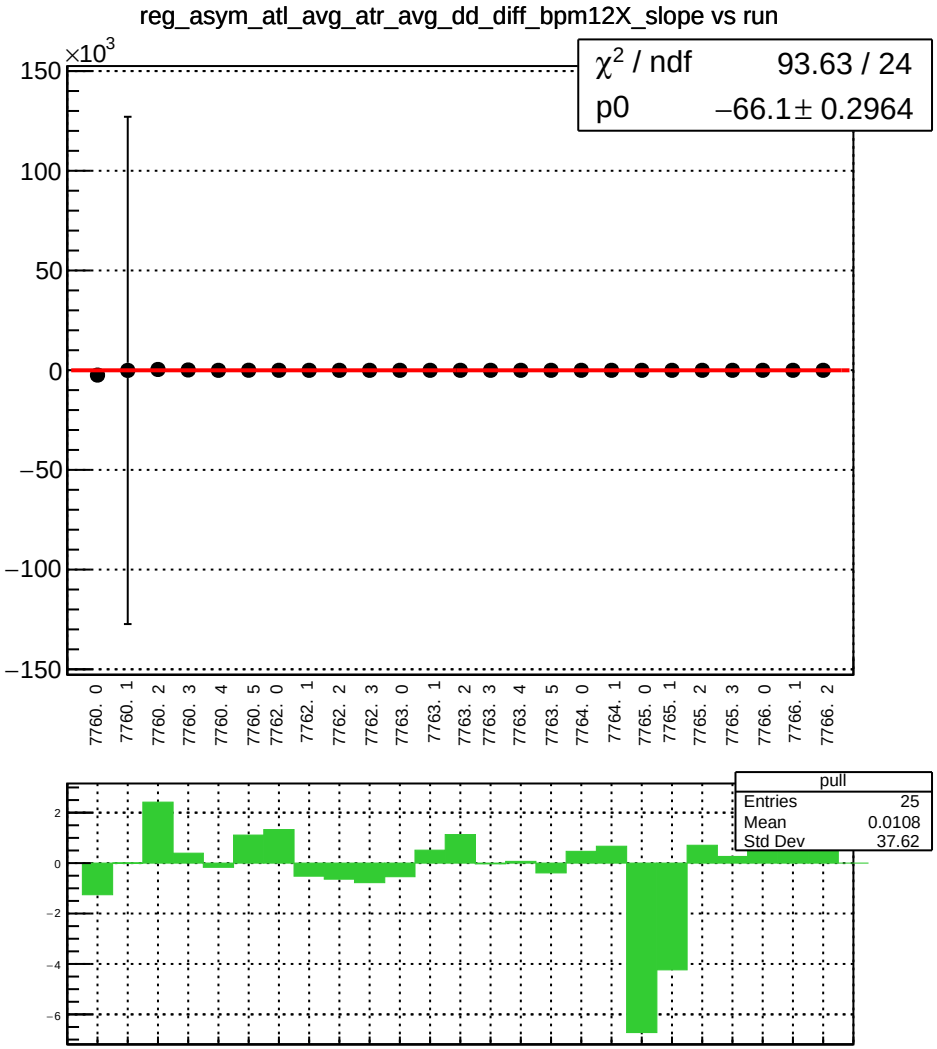
reg_asym_atl_avg_atr_avg_dd_diff_bpm12X_slope vs run
×10^3
χ^2 / ndf 93.63 / 24
p0 −66.1 ± 0.2964
150
100
50
0
−50
−100
−150
7760. 0
7760. 1
7760. 2
7760. 3
7760. 4
7760. 5
7762. 0
7762. 1
7762. 2
7762. 3
7763. 0
7763. 1
7763. 2
7763. 3
7763. 4
7763. 5
7764. 0
7764. 1
7765. 0
7765. 1
7765. 2
7765. 3
7766. 0
7766. 1
7766. 2
pull
Entries 25
Mean 0.0108
Std Dev 37.62
2
0
−2
−4
−6

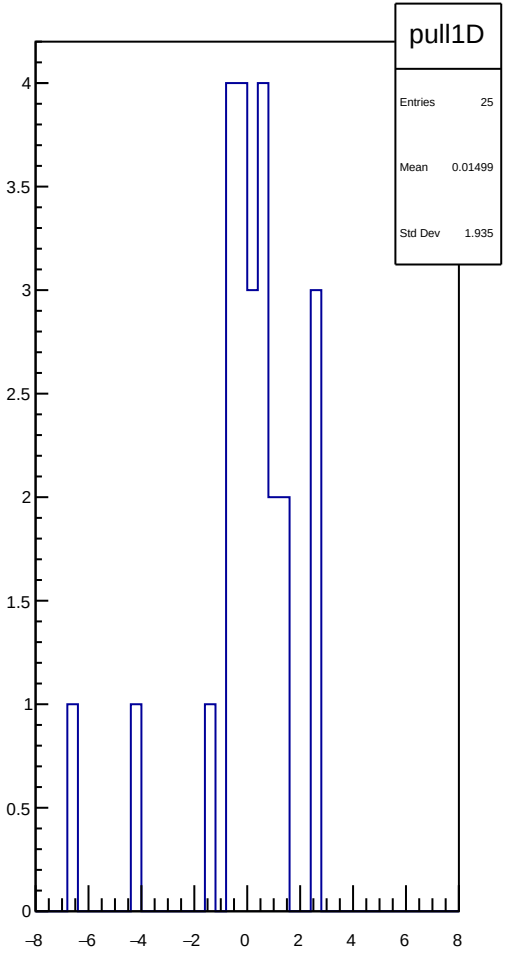
pull1D
Entries 25
Mean 0.01499
Std Dev 1.935
4
3.5
3
2.5
2
1.5
1
0.5
0
−8
−6
−4
−2
0
2
4
6
8

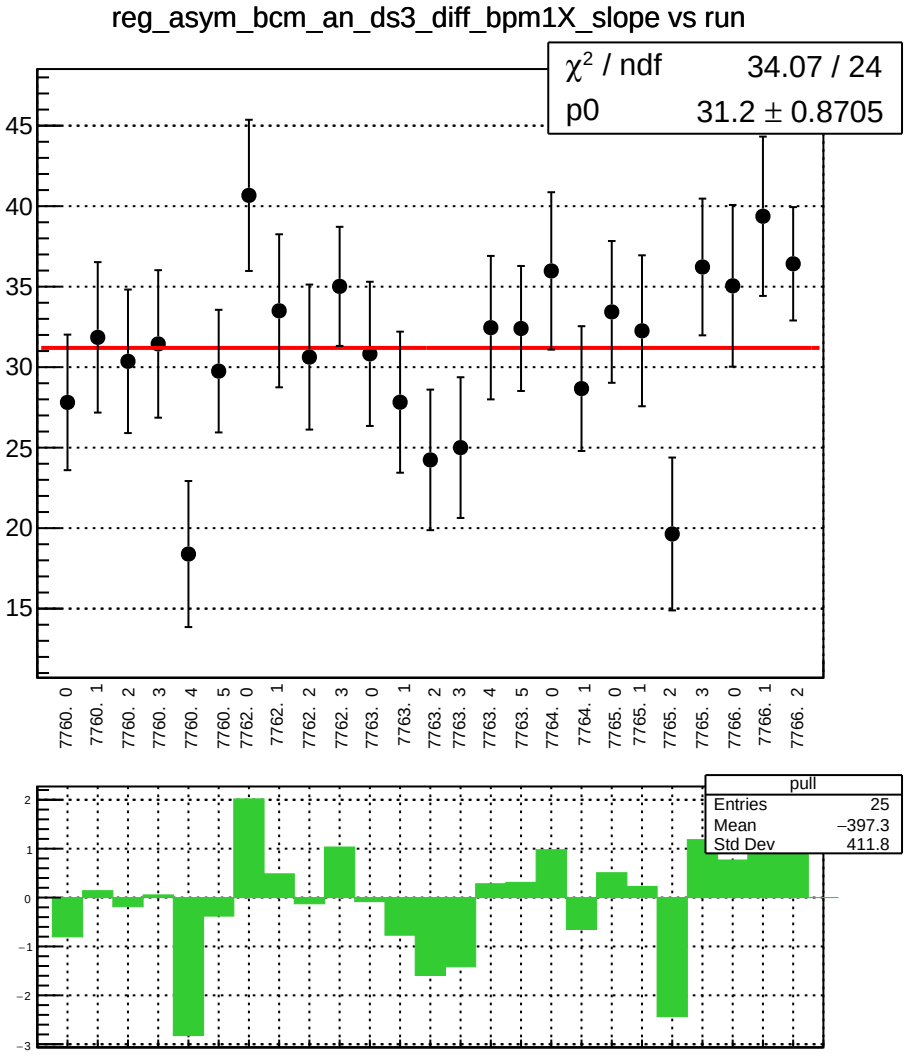
reg_asym_bcm_an_ds3_diff_bpm1X_slope vs run
χ² / ndf 34.07 / 24
p0 31.2 ± 0.8705
45
40
35
30
25
20
15
7760. 0
7760. 1
7760. 2
7760. 3
7760. 4
7760. 5
7762. 0
7762. 1
7762. 2
7762. 3
7763. 0
7763. 1
7763. 2
7763. 3
7763. 4
7763. 5
7764. 0
7764. 1
7765. 0
7765. 1
7765. 2
7765. 3
7766. 0
7766. 1
7766. 2
pull
Entries 25
Mean −397.3
Std Dev 411.8
2
1
0
−1
−2
−3

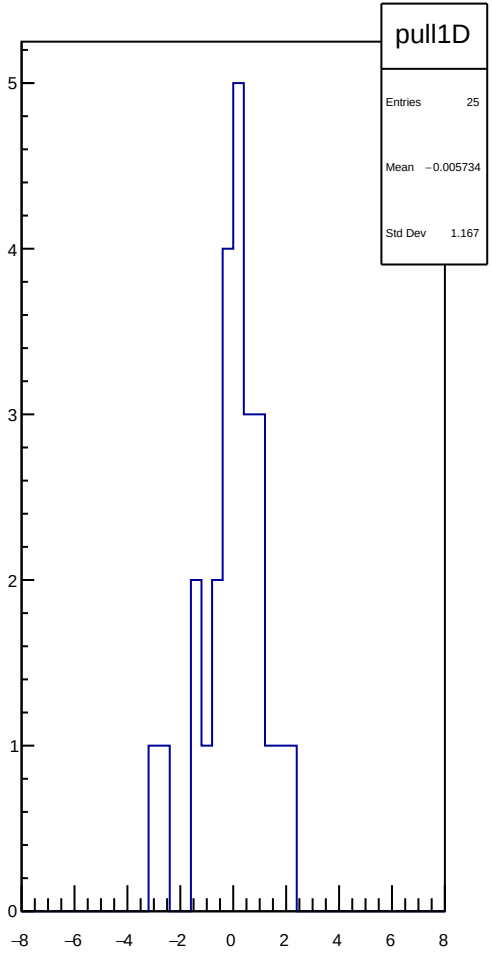
pull1D
Entries 25
Mean −0.005734
Std Dev 1.167
5
4
3
2
1
0
−8
−6
−4
−2
0
2
4
6
8

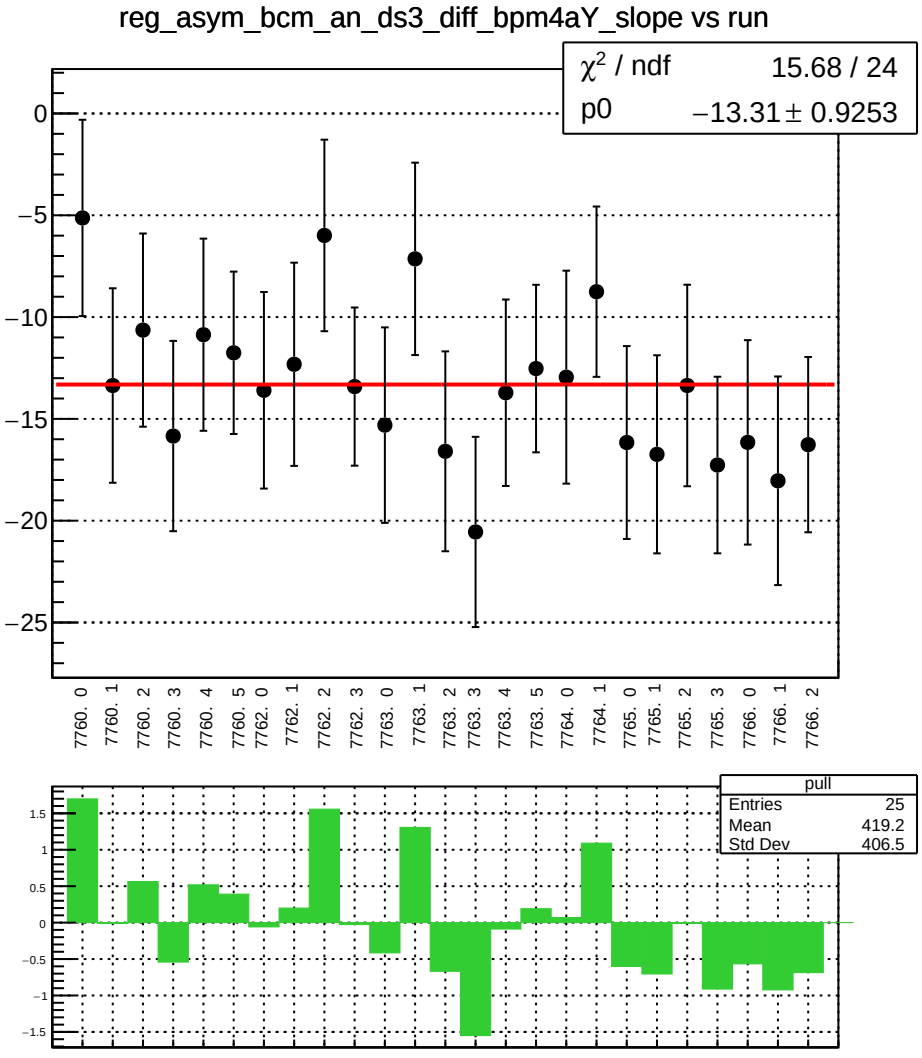
reg_asym_bcm_an_ds3_diff_bpm4aY_slope vs run
χ² / ndf 15.68 / 24
p0 −13.31 ± 0.9253
0
−5
−10
−15
−20
−25
7760. 0
7760. 1
7760. 2
7760. 3
7760. 4
7760. 5
7762. 0
7762. 1
7762. 2
7762. 3
7763. 0
7763. 1
7763. 2
7763. 3
7763. 4
7763. 5
7764. 0
7764. 1
7765. 0
7765. 1
7765. 2
7765. 3
7766. 0
7766. 1
7766. 2
pull
Entries 25
Mean 419.2
Std Dev 406.5
1.5
1
0.5
0
−0.5
−1
−1.5

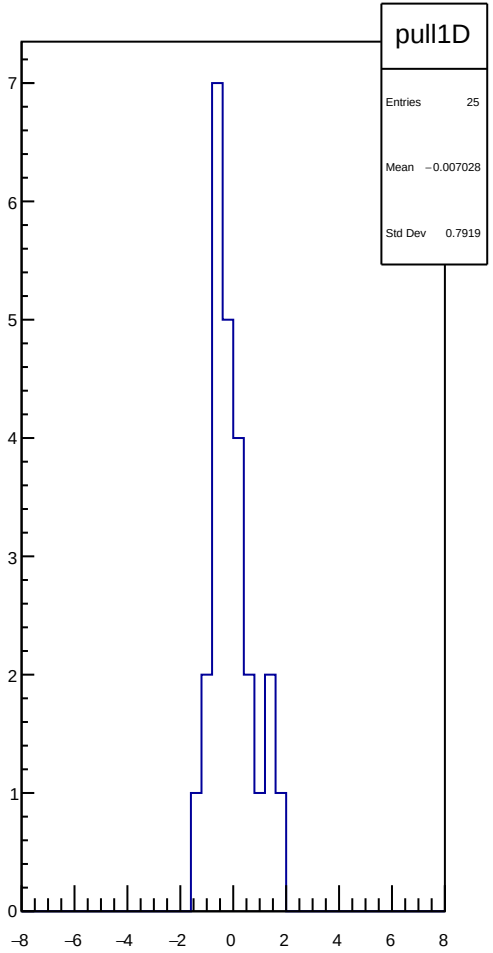
pull1D
Entries 25
Mean −0.007028
Std Dev 0.7919
7
6
5
4
3
2
1
0
−8
−6
−4
−2
0
2
4
6
8

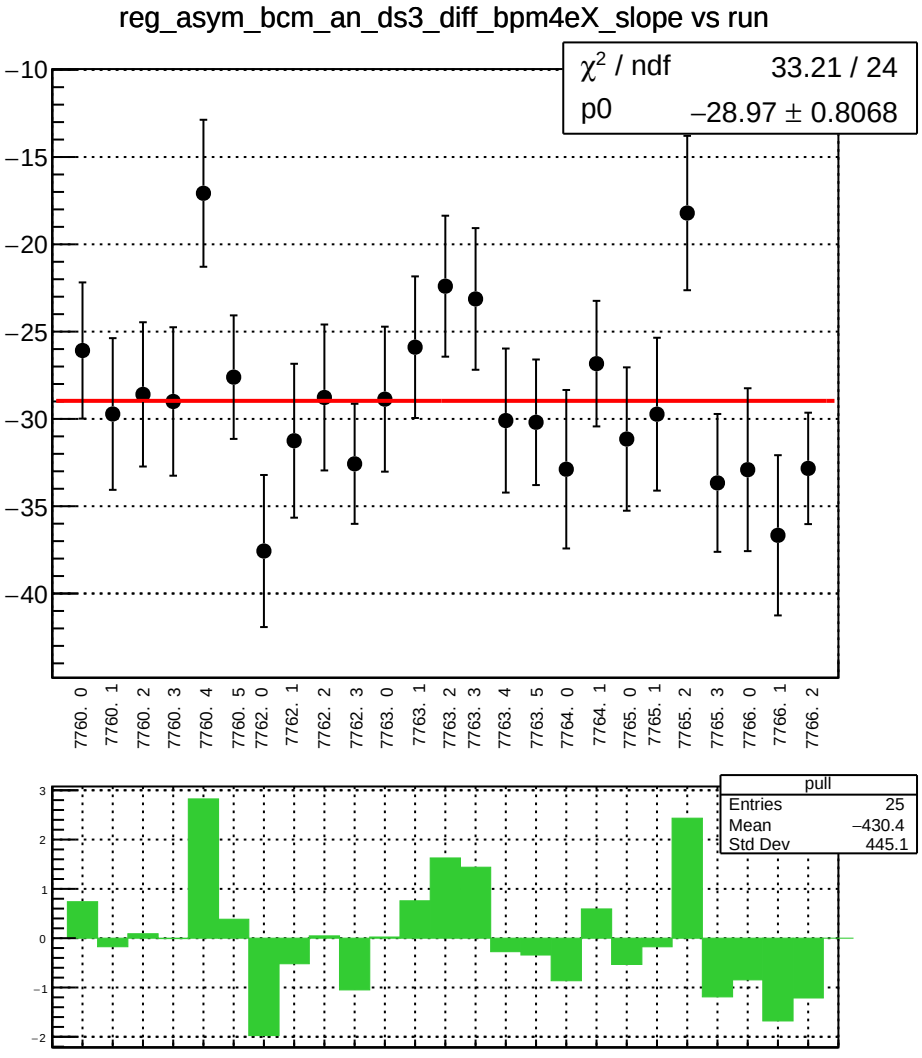
reg_asym_bcm_an_ds3_diff_bpm4eX_slope vs run
χ² / ndf 33.21 / 24
p0 −28.97 ± 0.8068
−10
−15
−20
−25
−30
−35
−40
7760. 0
7760. 1
7760. 2
7760. 3
7760. 4
7760. 5
7762. 0
7762. 1
7762. 2
7762. 3
7763. 0
7763. 1
7763. 2
7763. 3
7763. 4
7763. 5
7764. 0
7764. 1
7765. 0
7765. 1
7765. 2
7765. 3
7766. 0
7766. 1
7766. 2
pull
Entries 25
Mean −430.4
Std Dev 445.1
3
2
1
0
−1
−2

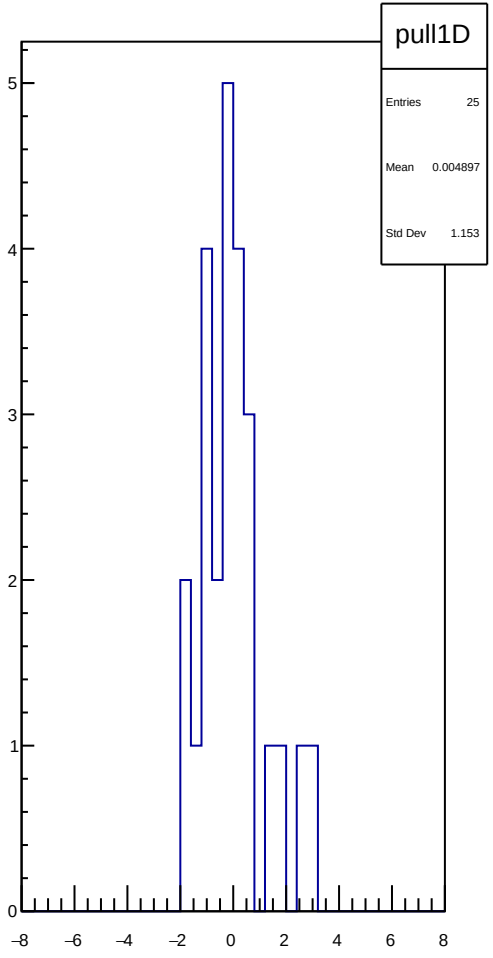
pull1D
Entries 25
Mean 0.004897
Std Dev 1.153
5
4
3
2
1
0
−8
−6
−4
−2
0
2
4
6
8

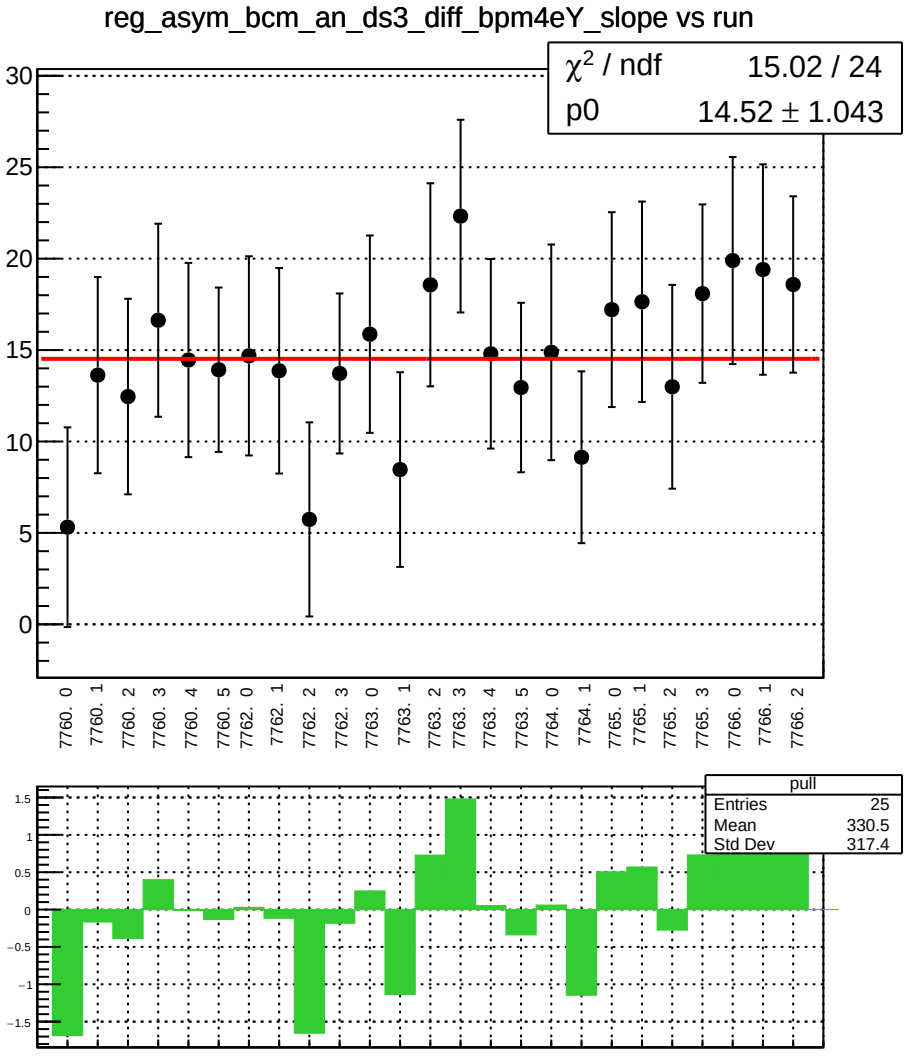
reg_asym_bcm_an_ds3_diff_bpm4eY_slope vs run
χ² / ndf 15.02 / 24
p0 14.52 ± 1.043
30
25
20
15
10
5
0
7760. 0
7760. 1
7760. 2
7760. 3
7760. 4
7760. 5
7762. 0
7762. 1
7762. 2
7762. 3
7763. 0
7763. 1
7763. 2
7763. 3
7763. 4
7763. 5
7764. 0
7764. 1
7765. 0
7765. 1
7765. 2
7765. 3
7766. 0
7766. 1
7766. 2
pull
Entries 25
Mean 330.5
Std Dev 317.4
1.5
1
0.5
0
−0.5
−1
−1.5

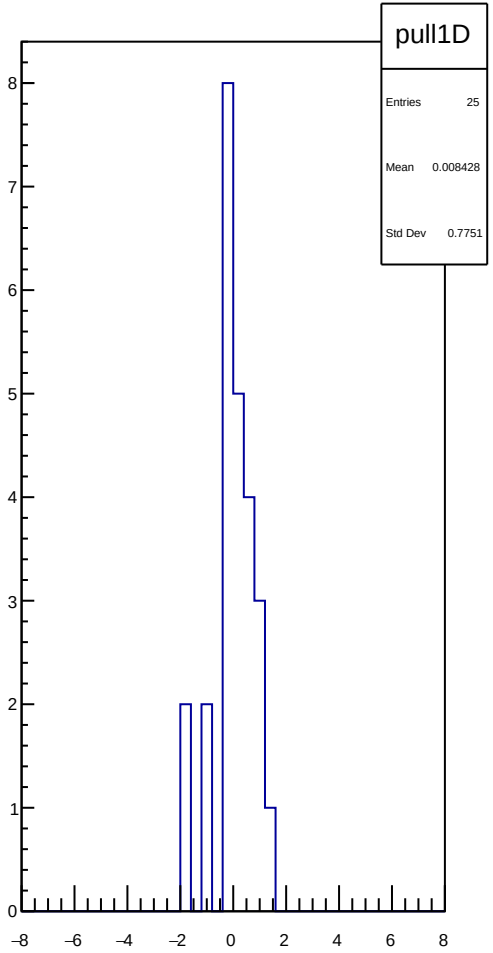
pull1D
Entries 25
Mean 0.008428
Std Dev 0.7751
8
7
6
5
4
3
2
1
0
−8
−6
−4
−2
0
2
4
6
8

reg_asym_bcm_an_ds3_diff_bpm12X_slope vs run

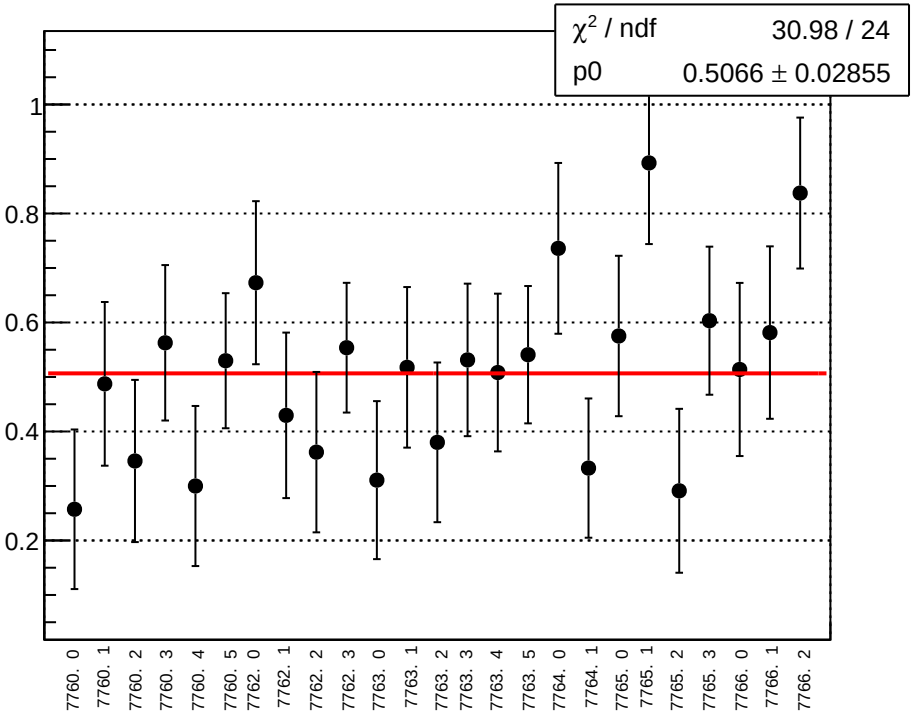

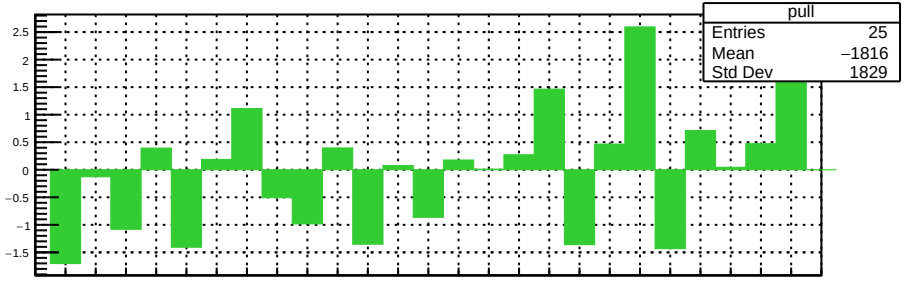

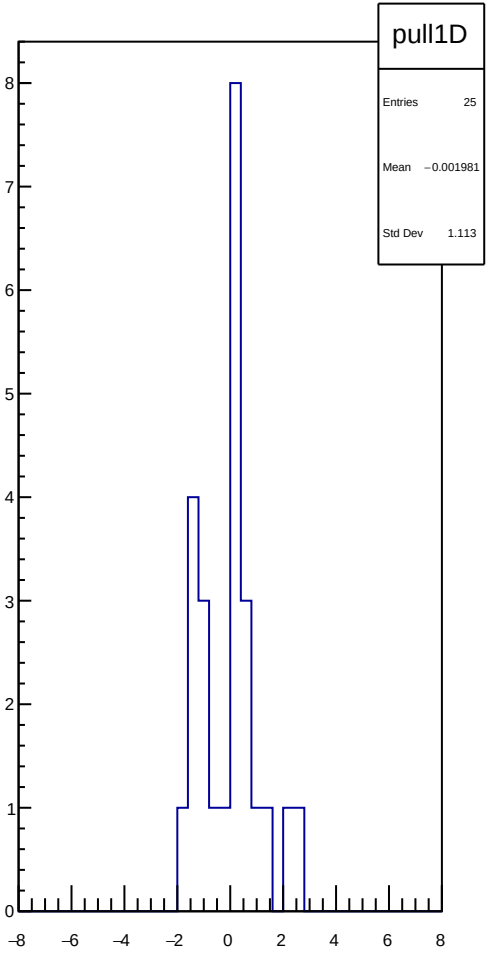

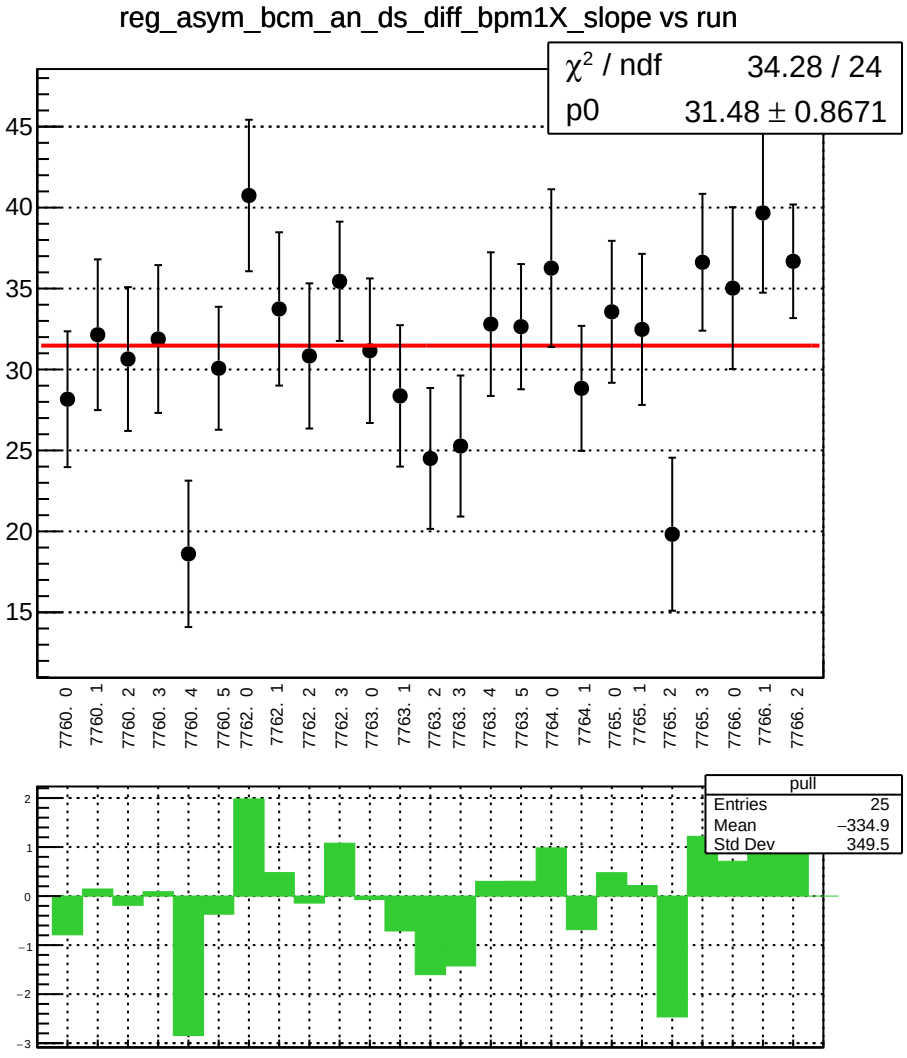
reg_asym_bcm_an_ds_diff_bpm1X_slope vs run
χ² / ndf 34.28 / 24
p0 31.48 ± 0.8671
45
40
35
30
25
20
15
7760. 0
7760. 1
7760. 2
7760. 3
7760. 4
7760. 5
7762. 0
7762. 1
7762. 2
7762. 3
7763. 0
7763. 1
7763. 2
7763. 3
7763. 4
7763. 5
7764. 0
7764. 1
7765. 0
7765. 1
7765. 2
7765. 3
7766. 0
7766. 1
7766. 2
pull
Entries 25
Mean −334.9
Std Dev 349.5
2
1
0
−1
−2
−3

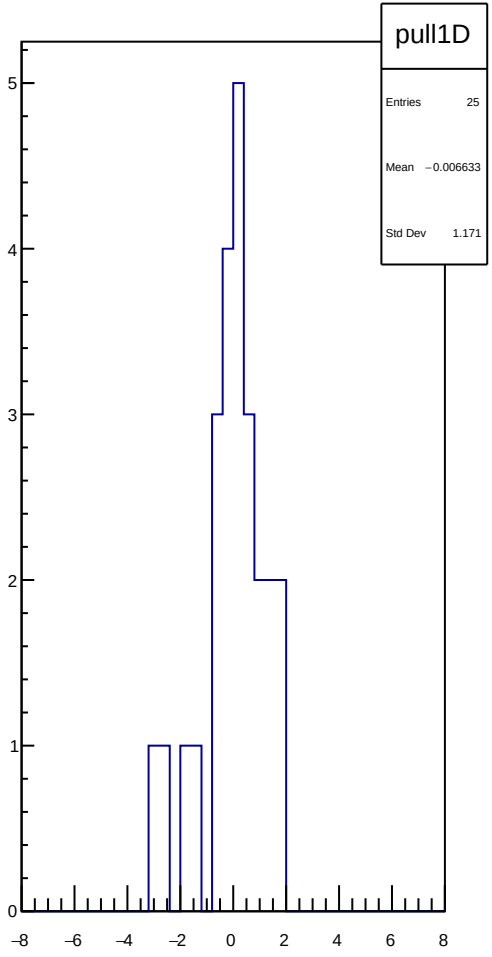
pull1D
Entries 25
Mean −0.006633
Std Dev 1.171
5
4
3
2
1
0
−8
−6
−4
−2
0
2
4
6
8

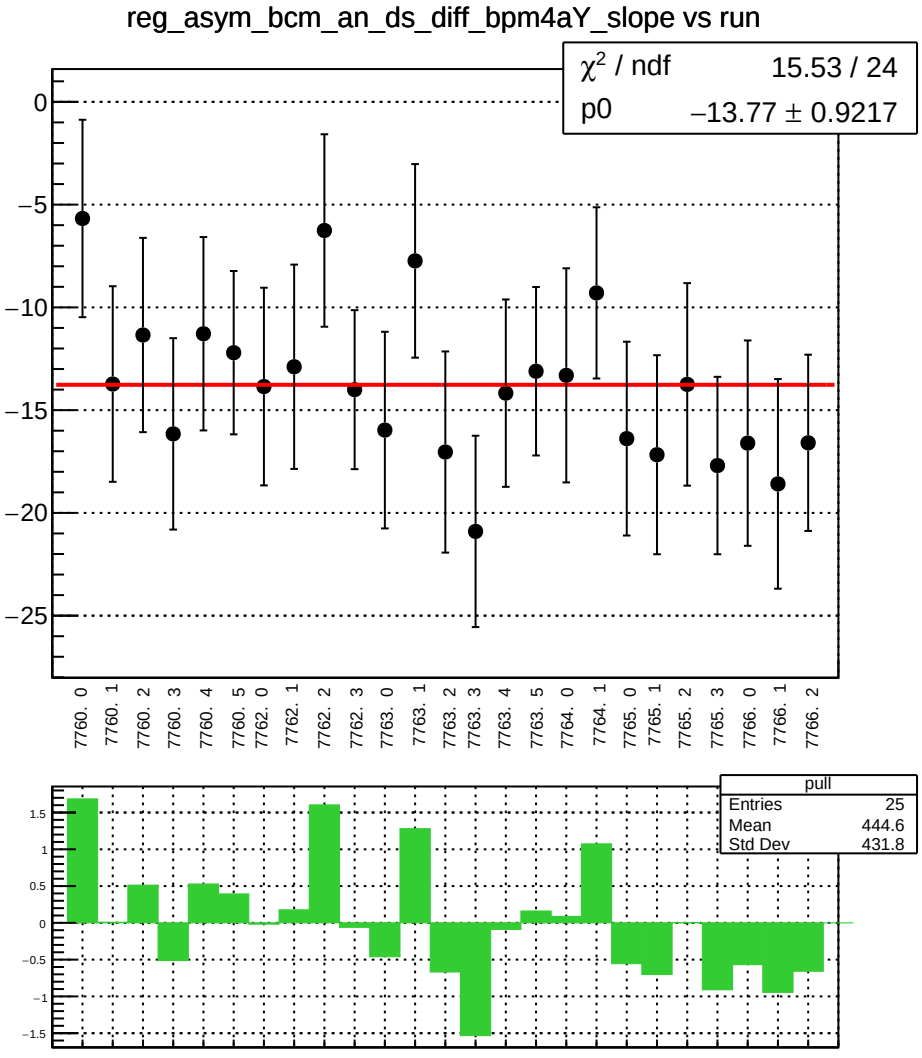
reg_asym_bcm_an_ds_diff_bpm4aY_slope vs run
χ² / ndf 15.53 / 24
p0 −13.77 ± 0.9217
0
−5
−10
−15
−20
−25
7760. 0
7760. 1
7760. 2
7760. 3
7760. 4
7760. 5
7762. 0
7762. 1
7762. 2
7762. 3
7763. 0
7763. 1
7763. 2
7763. 3
7763. 4
7763. 5
7764. 0
7764. 1
7765. 0
7765. 1
7765. 2
7765. 3
7766. 0
7766. 1
7766. 2
pull
Entries 25
Mean 444.6
Std Dev 431.8
1.5
1
0.5
0
−0.5
−1
−1.5

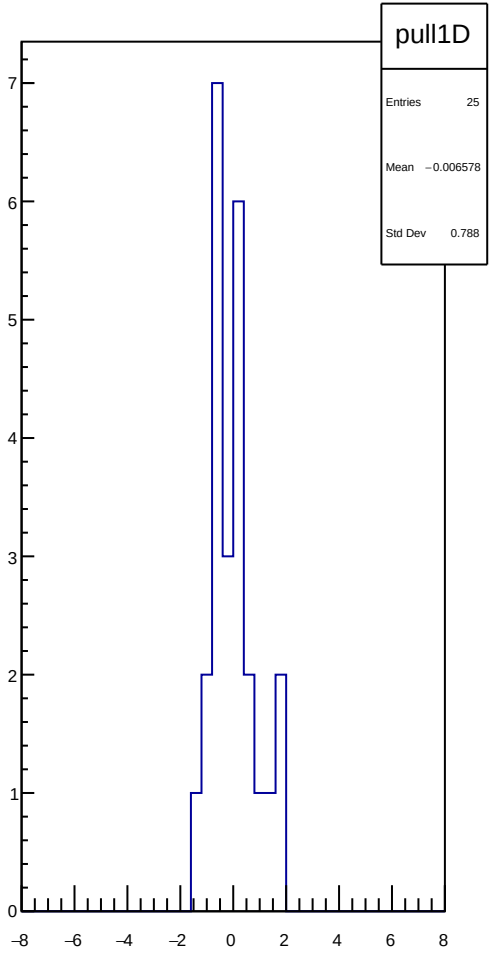
pull1D
Entries 25
Mean −0.006578
Std Dev 0.788
7
6
5
4
3
2
1
0
−8
−6
−4
−2
0
2
4
6
8

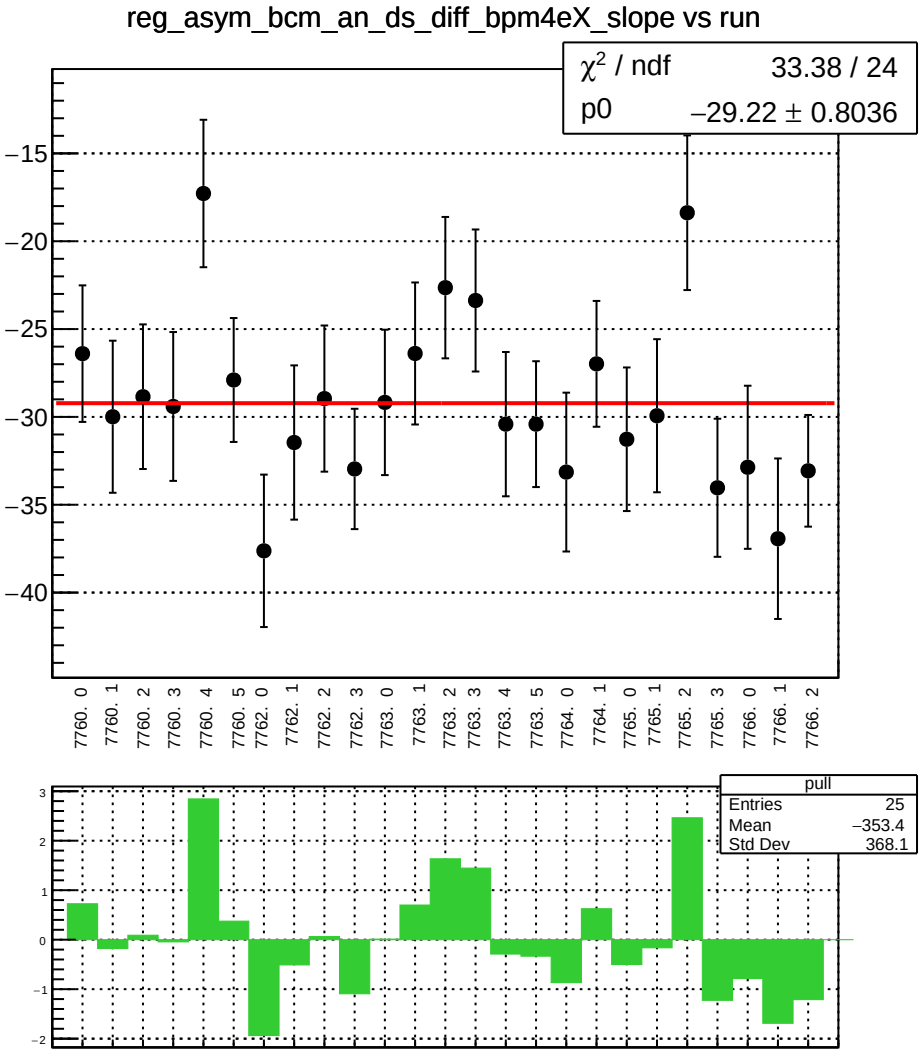
reg_asym_bcm_an_ds_diff_bpm4eX_slope vs run
χ² / ndf 33.38 / 24
p0 −29.22 ± 0.8036
−15
−20
−25
−30
−35
−40
7760. 0
7760. 1
7760. 2
7760. 3
7760. 4
7760. 5
7762. 0
7762. 1
7762. 2
7762. 3
7763. 0
7763. 1
7763. 2
7763. 3
7763. 4
7763. 5
7764. 0
7764. 1
7765. 0
7765. 1
7765. 2
7765. 3
7766. 0
7766. 1
7766. 2
pull
Entries 25
Mean −353.4
Std Dev 368.1

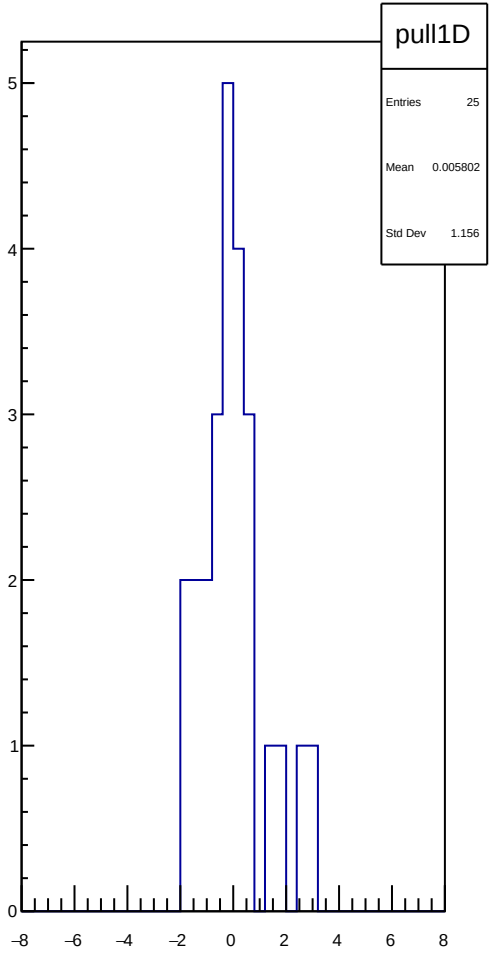
pull1D
Entries 25
Mean 0.005802
Std Dev 1.156

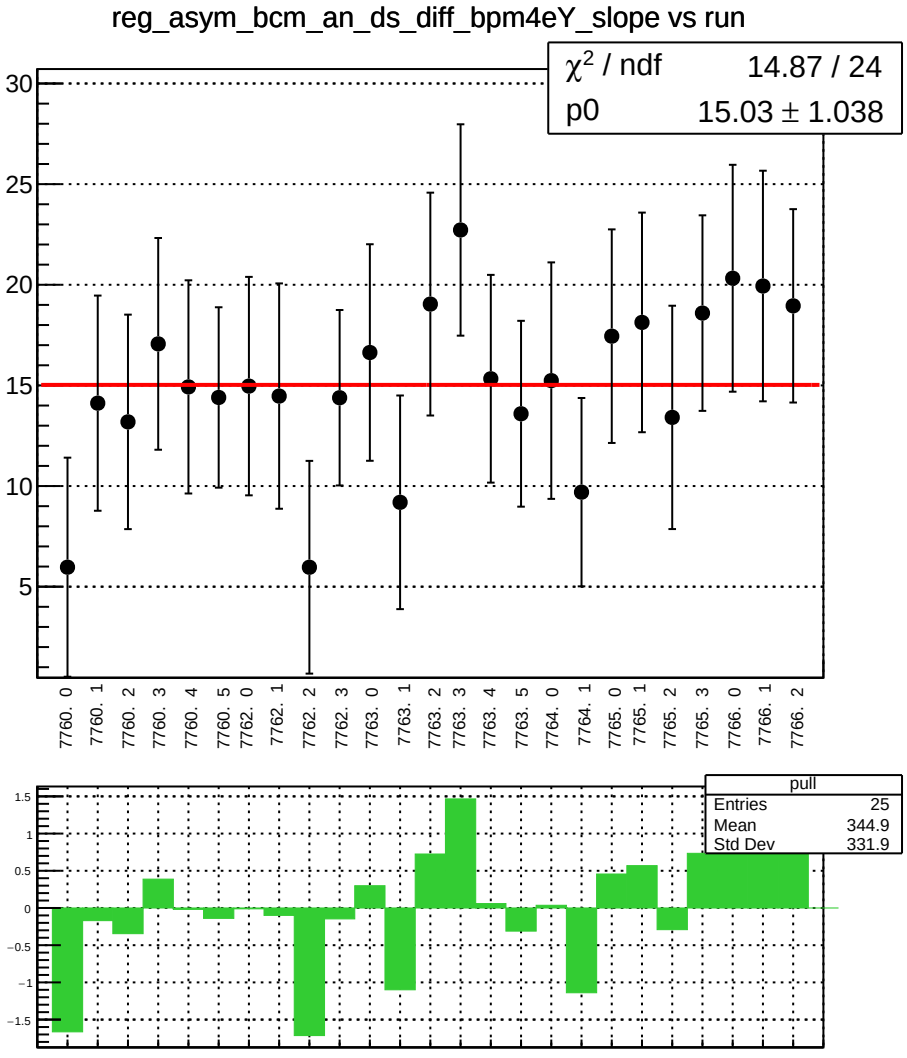
reg_asym_bcm_an_ds_diff_bpm4eY_slope vs run
χ² / ndf 14.87 / 24
p0 15.03 ± 1.038
30
25
20
15
10
5
7760. 0
7760. 1
7760. 2
7760. 3
7760. 4
7760. 5
7762. 0
7762. 1
7762. 2
7762. 3
7763. 0
7763. 1
7763. 2
7763. 3
7763. 4
7763. 5
7764. 0
7764. 1
7765. 0
7765. 1
7765. 2
7765. 3
7766. 0
7766. 1
7766. 2
pull
Entries 25
Mean 344.9
Std Dev 331.9
1.5
1
0.5
0
−0.5
−1
−1.5

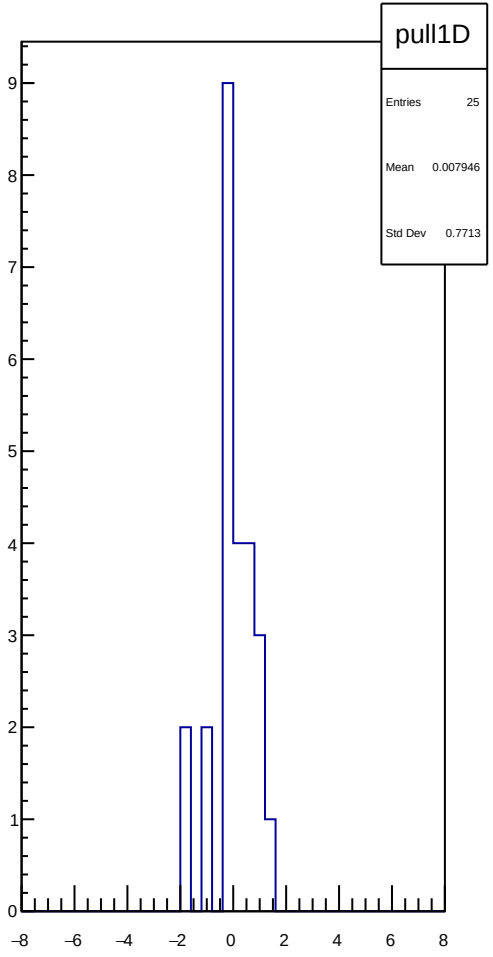
pull1D
Entries 25
Mean 0.007946
Std Dev 0.7713
9
8
7
6
5
4
3
2
1
0
−8
−6
−4
−2
0
2
4
6
8

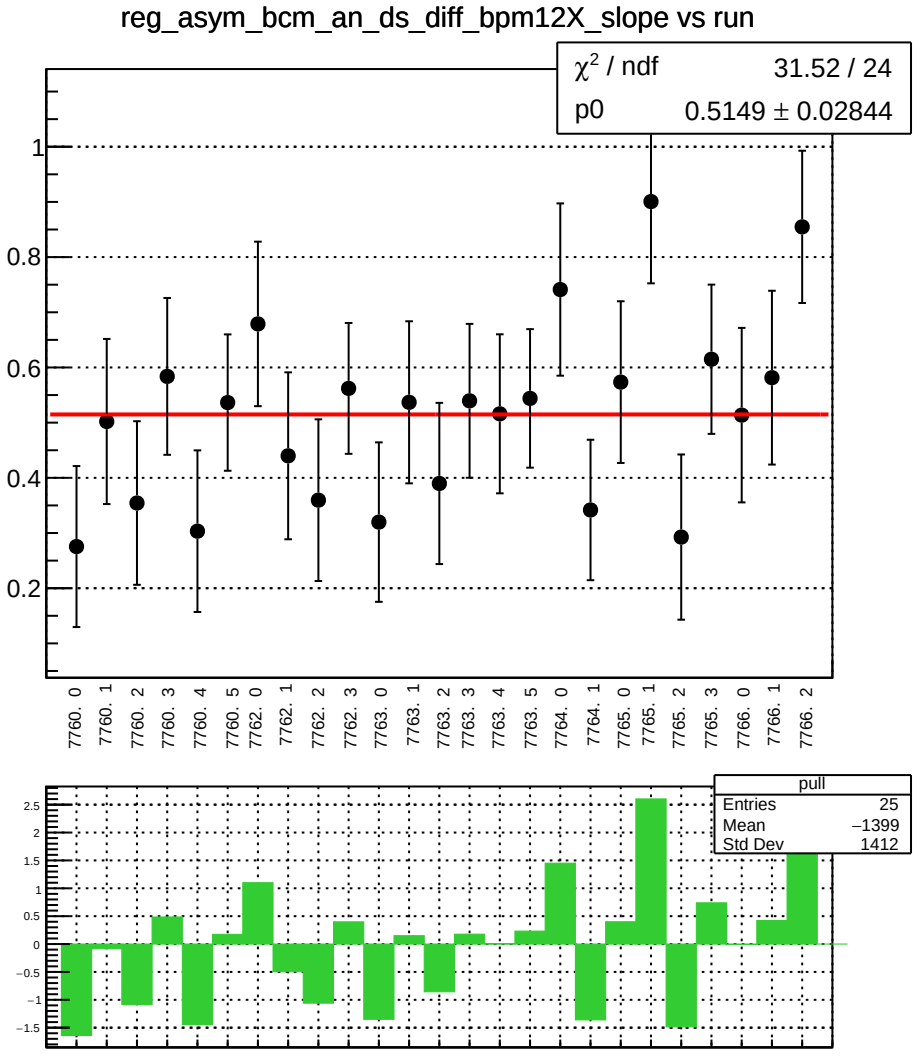
reg_asym_bcm_an_ds_diff_bpm12X_slope vs run
χ² / ndf 31.52 / 24
p0 0.5149 ± 0.02844
1
0.8
0.6
0.4
0.2
7760. 0
7760. 1
7760. 2
7760. 3
7760. 4
7760. 5
7762. 0
7762. 1
7762. 2
7762. 3
7763. 0
7763. 1
7763. 2
7763. 3
7763. 4
7763. 5
7764. 0
7764. 1
7765. 0
7765. 1
7765. 2
7765. 3
7766. 0
7766. 1
7766. 2
pull
Entries 25
Mean −1399
Std Dev 1412
2.5
2
1.5
1
0.5
0
−0.5
−1
−1.5

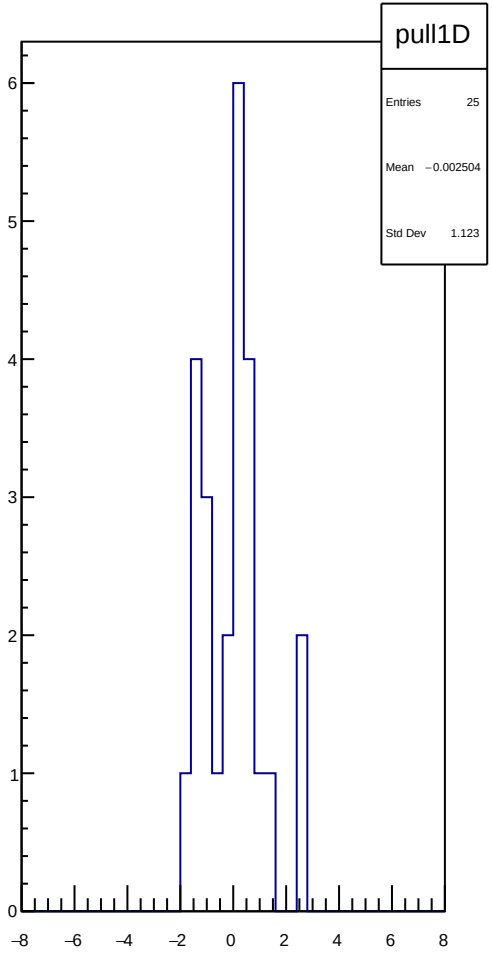
pull1D
Entries 25
Mean −0.002504
Std Dev 1.123
6
5
4
3
2
1
0
−8
−6
−4
−2
0
2
4
6
8

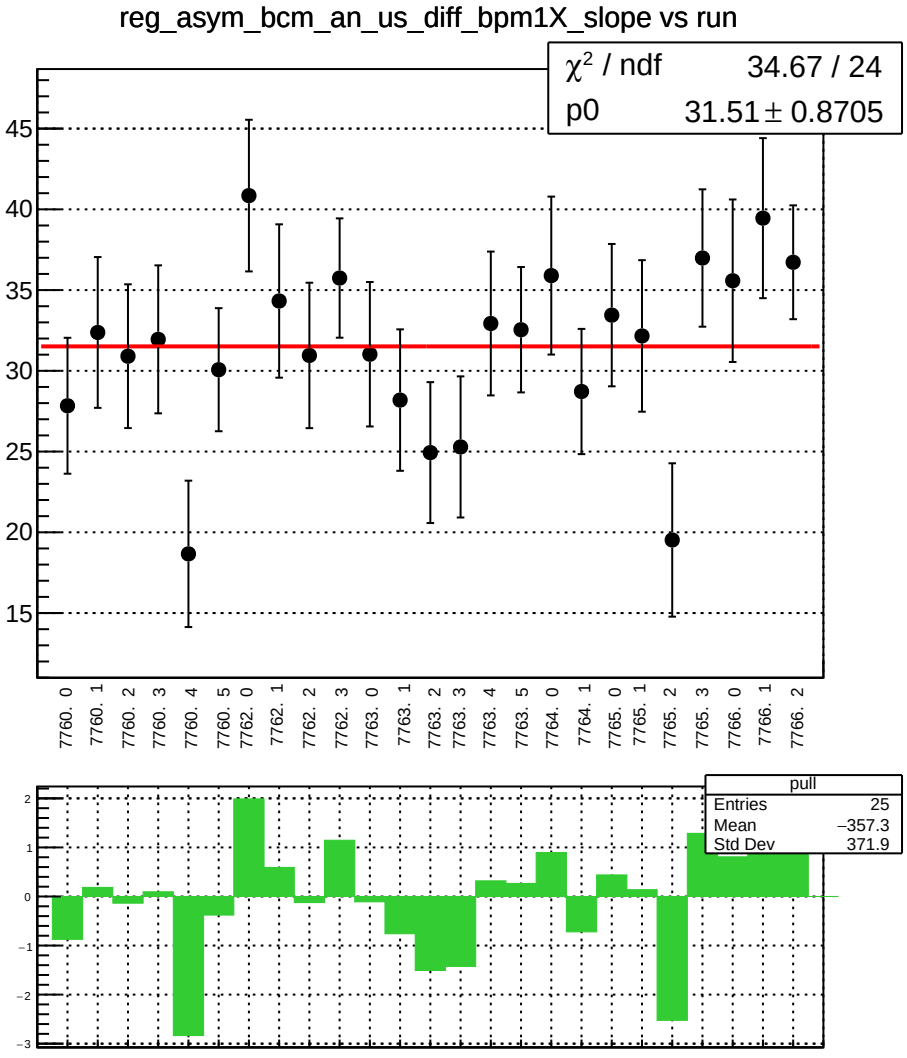
reg_asym_bcm_an_us_diff_bpm1X_slope vs run
χ² / ndf 34.67 / 24
p0 31.51 ± 0.8705
45
40
35
30
25
20
15
7760. 0
7760. 1
7760. 2
7760. 3
7760. 4
7760. 5
7762. 0
7762. 1
7762. 2
7762. 3
7763. 0
7763. 1
7763. 2
7763. 3
7763. 4
7763. 5
7764. 0
7764. 1
7765. 0
7765. 1
7765. 2
7765. 3
7766. 0
7766. 1
7766. 2
pull
Entries 25
Mean −357.3
Std Dev 371.9
2
1
0
−1
−2
−3

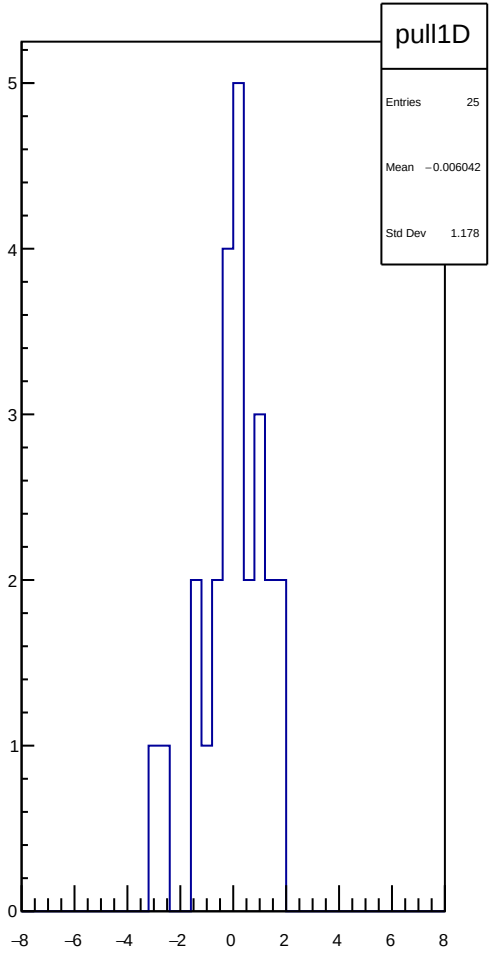
pull1D
Entries 25
Mean −0.006042
Std Dev 1.178
5
4
3
2
1
0
−8
−6
−4
−2
0
2
4
6
8

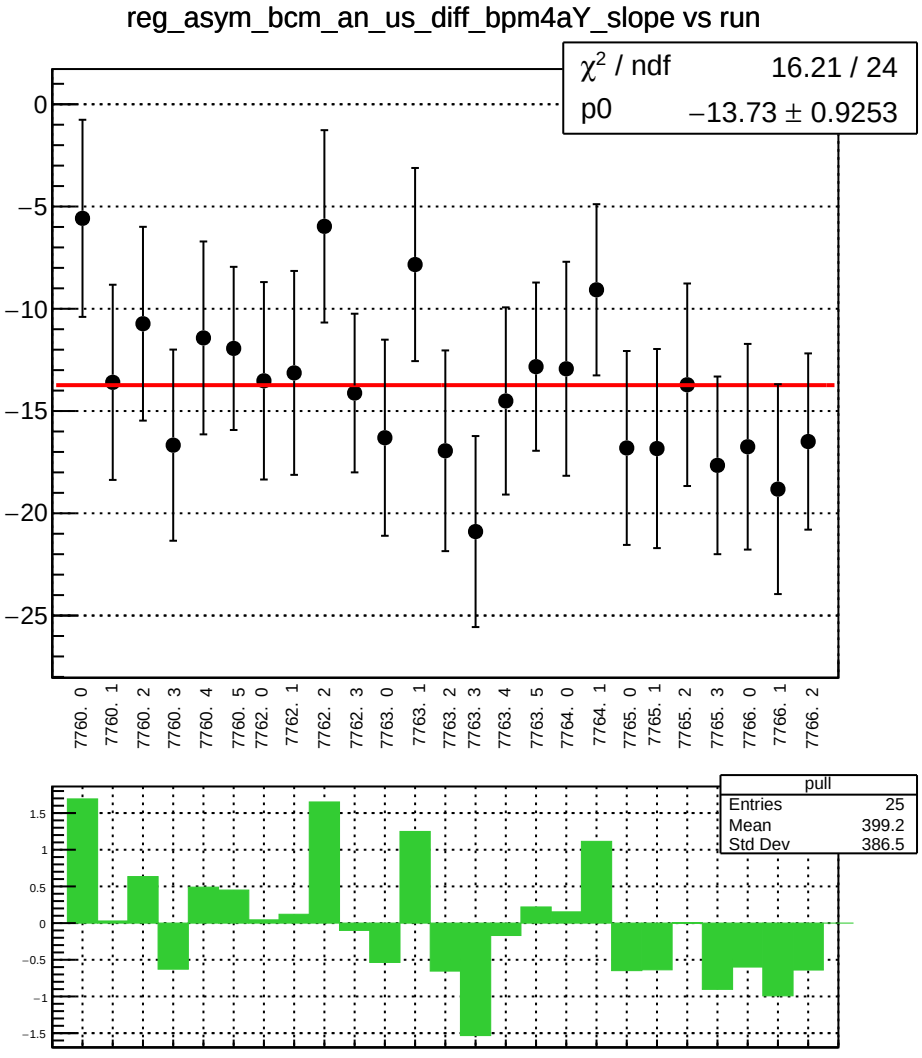
reg_asym_bcm_an_us_diff_bpm4aY_slope vs run
χ² / ndf 16.21 / 24
p0 −13.73 ± 0.9253
0
−5
−10
−15
−20
−25
7760. 0
7760. 1
7760. 2
7760. 3
7760. 4
7760. 5
7762. 0
7762. 1
7762. 2
7762. 3
7763. 0
7763. 1
7763. 2
7763. 3
7763. 4
7763. 5
7764. 0
7764. 1
7765. 0
7765. 1
7765. 2
7765. 3
7766. 0
7766. 1
7766. 2
pull
Entries 25
Mean 399.2
Std Dev 386.5
1.5
1
0.5
0
−0.5
−1
−1.5

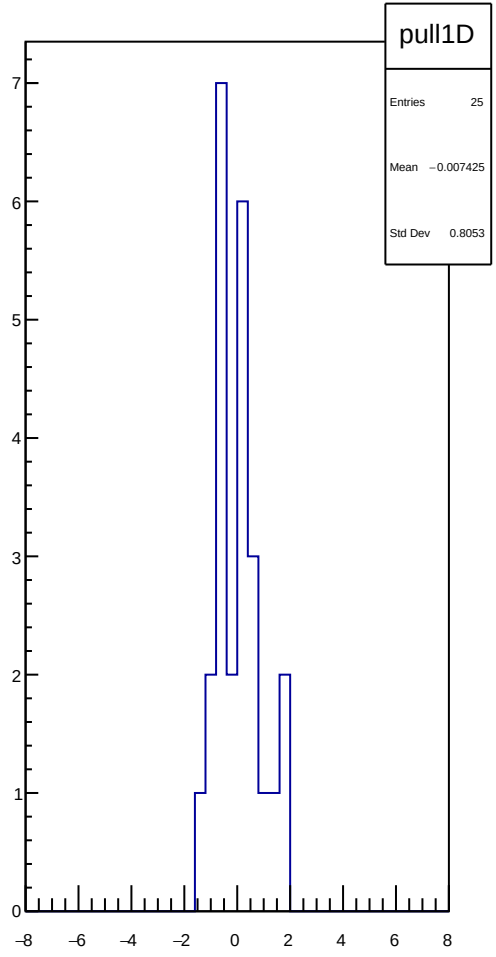
pull1D
Entries 25
Mean −0.007425
Std Dev 0.8053
7
6
5
4
3
2
1
0
−8
−6
−4
−2
0
2
4
6
8

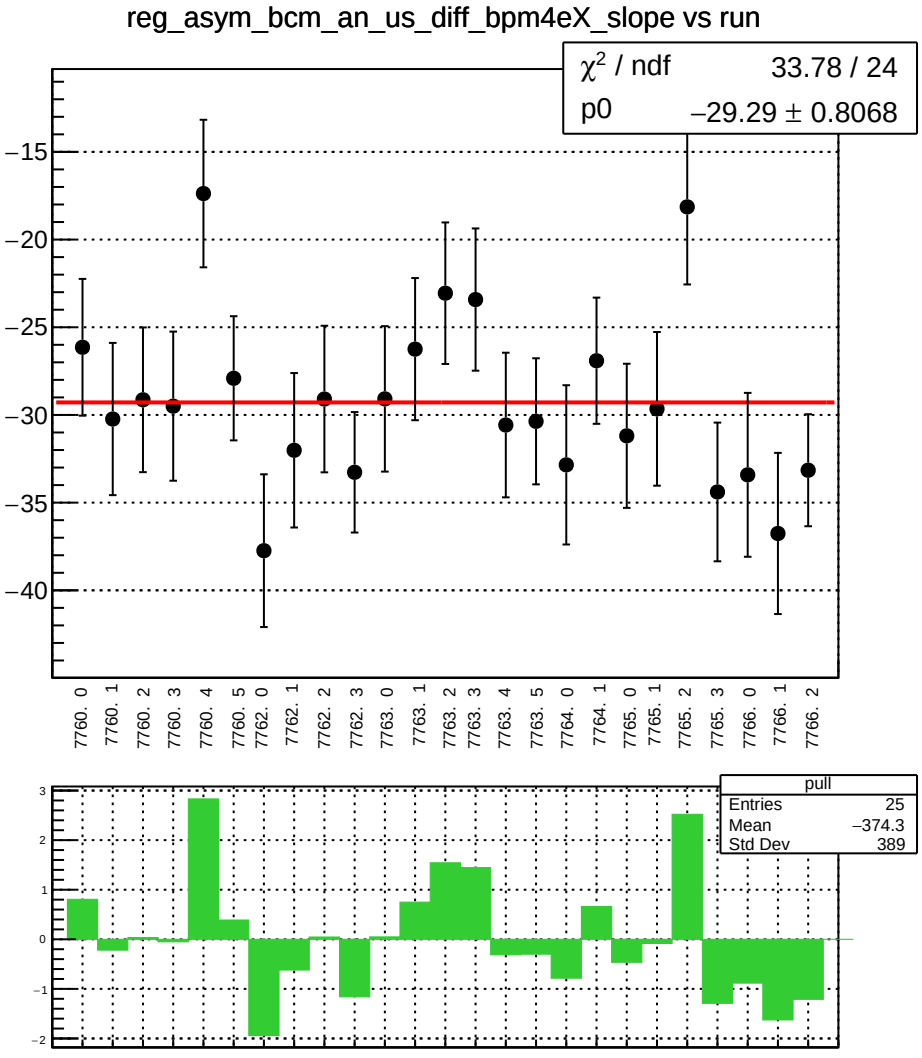
reg_asym_bcm_an_us_diff_bpm4eX_slope vs run
χ² / ndf 33.78 / 24
p0 −29.29 ± 0.8068
−15
−20
−25
−30
−35
−40
7760. 0
7760. 1
7760. 2
7760. 3
7760. 4
7760. 5
7762. 0
7762. 1
7762. 2
7762. 3
7763. 0
7763. 1
7763. 2
7763. 3
7763. 4
7763. 5
7764. 0
7764. 1
7765. 0
7765. 1
7765. 2
7765. 3
7766. 0
7766. 1
7766. 2
pull
Entries 25
Mean −374.3
Std Dev 389
3
2
1
0
−1
−2

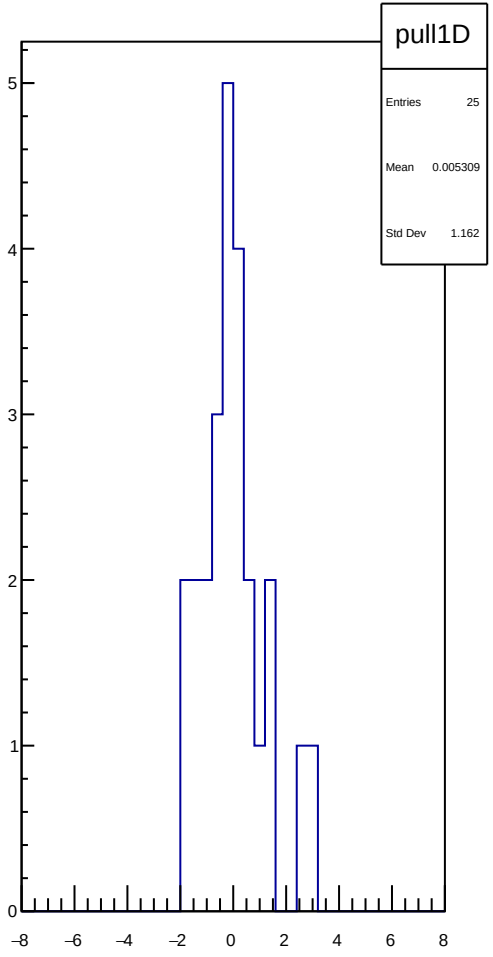
pull1D
Entries 25
Mean 0.005309
Std Dev 1.162
5
4
3
2
1
0
−8
−6
−4
−2
0
2
4
6
8

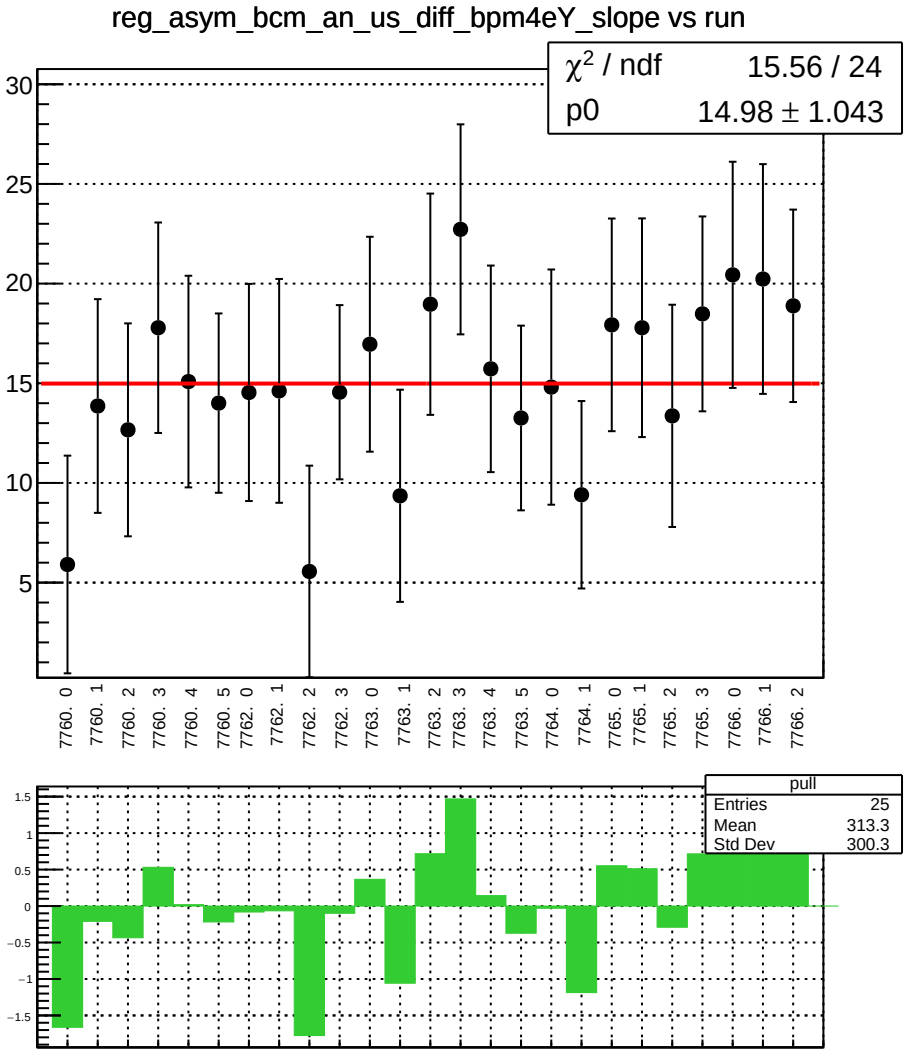
reg_asym_bcm_an_us_diff_bpm4eY_slope vs run
χ² / ndf 15.56 / 24
p0 14.98 ± 1.043
30
25
20
15
10
5
7760. 0
7760. 1
7760. 2
7760. 3
7760. 4
7760. 5
7762. 0
7762. 1
7762. 2
7762. 3
7763. 0
7763. 1
7763. 2
7763. 3
7763. 4
7763. 5
7764. 0
7764. 1
7765. 0
7765. 1
7765. 2
7765. 3
7766. 0
7766. 1
7766. 2
pull
Entries 25
Mean 313.3
Std Dev 300.3
1.5
1
0.5
0
−0.5
−1
−1.5

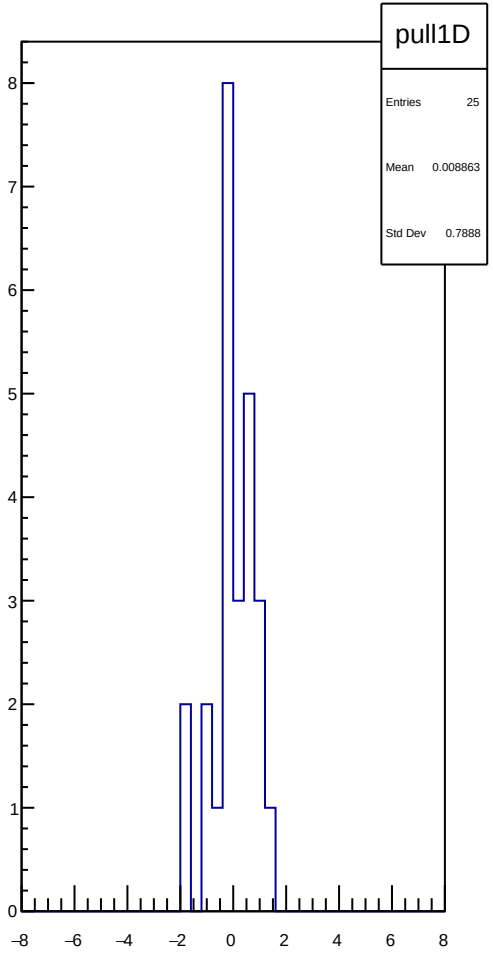
pull1D
Entries 25
Mean 0.008863
Std Dev 0.7888
8
7
6
5
4
3
2
1
0
−8
−6
−4
−2
0
2
4
6
8

reg_asym_bcm_an_us_diff_bpm12X_slope vs run

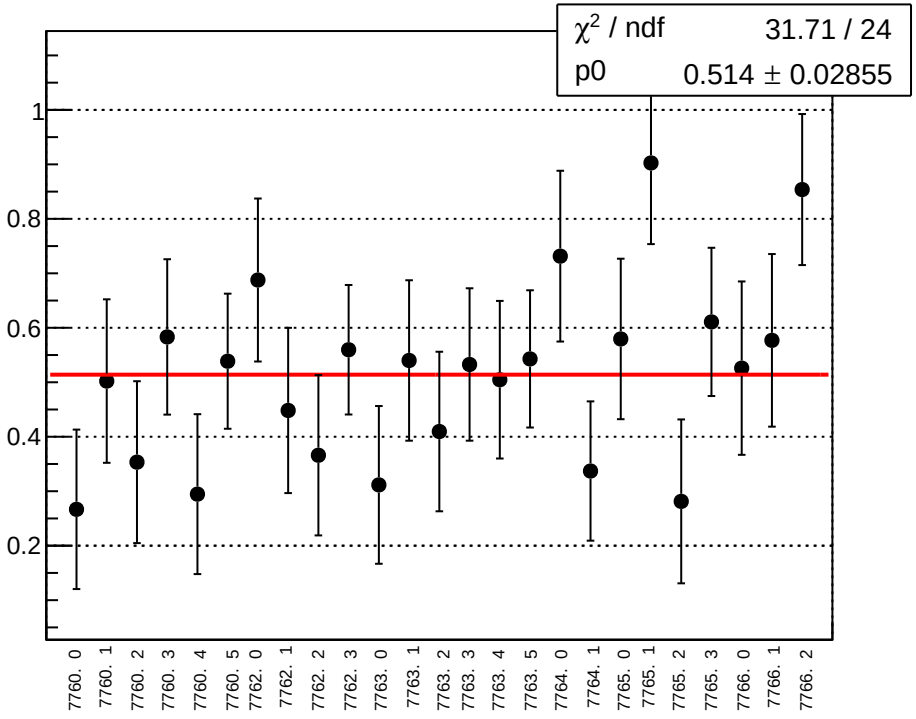

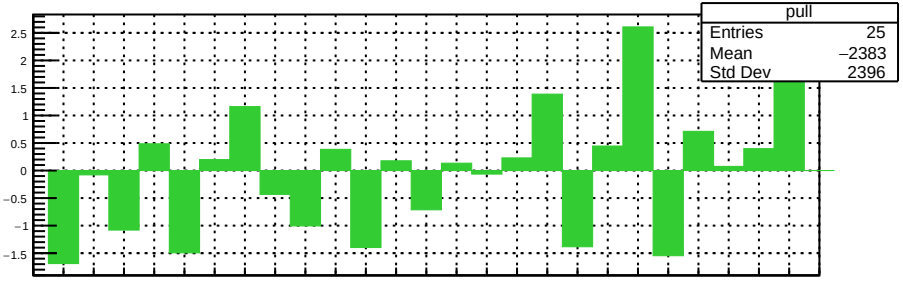

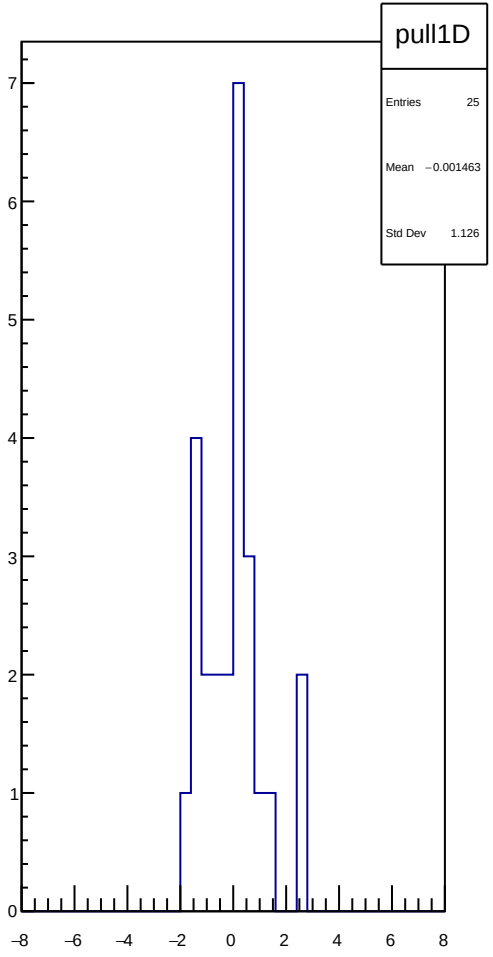

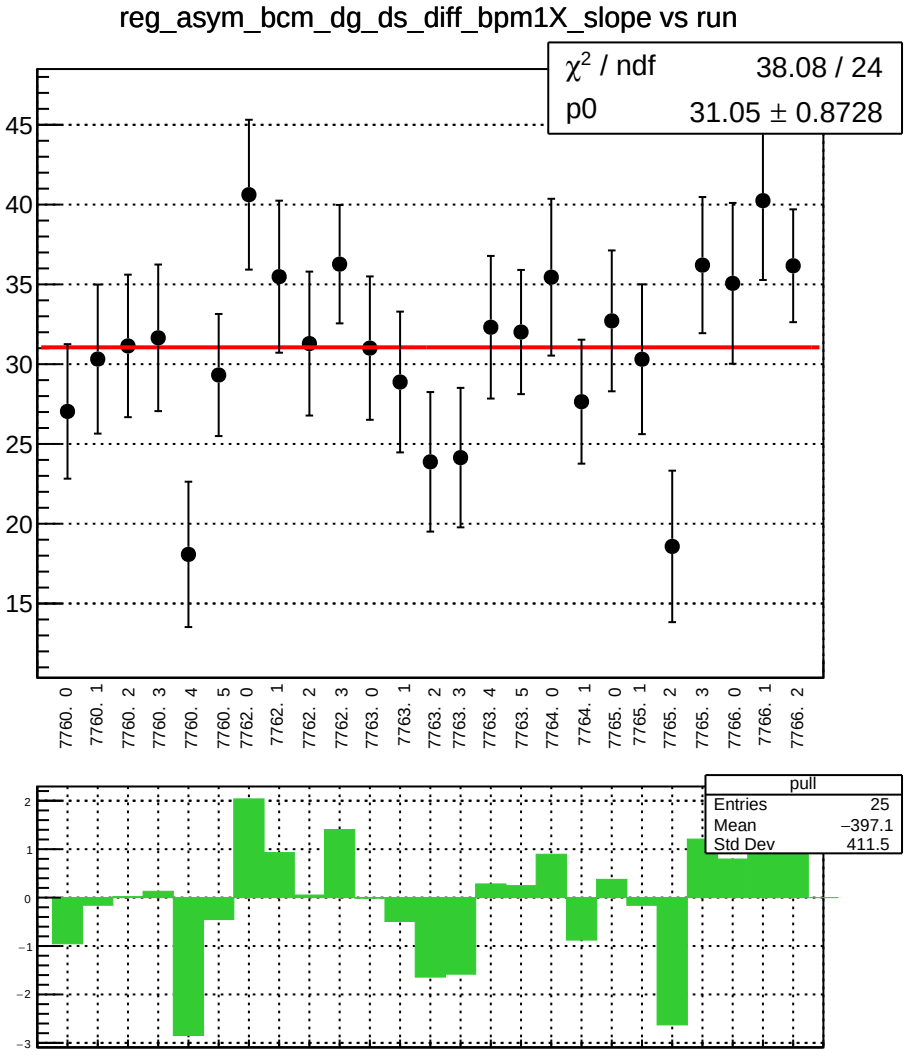
reg_asym_bcm_dg_ds_diff_bpm1X_slope vs run
χ² / ndf 38.08 / 24
p0 31.05 ± 0.8728
45
40
35
30
25
20
15
7760. 0
7760. 1
7760. 2
7760. 3
7760. 4
7760. 5
7762. 0
7762. 1
7762. 2
7762. 3
7763. 0
7763. 1
7763. 2
7763. 3
7763. 4
7763. 5
7764. 0
7764. 1
7765. 0
7765. 1
7765. 2
7765. 3
7766. 0
7766. 1
7766. 2
pull
Entries 25
Mean −397.1
Std Dev 411.5
2
1
0
−1
−2
−3

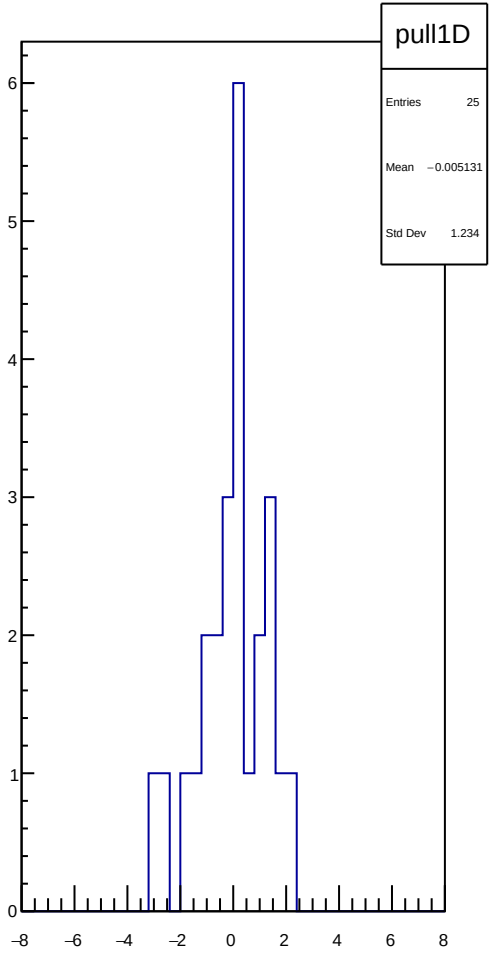
pull1D
Entries 25
Mean −0.005131
Std Dev 1.234
6
5
4
3
2
1
0
−8
−6
−4
−2
0
2
4
6
8

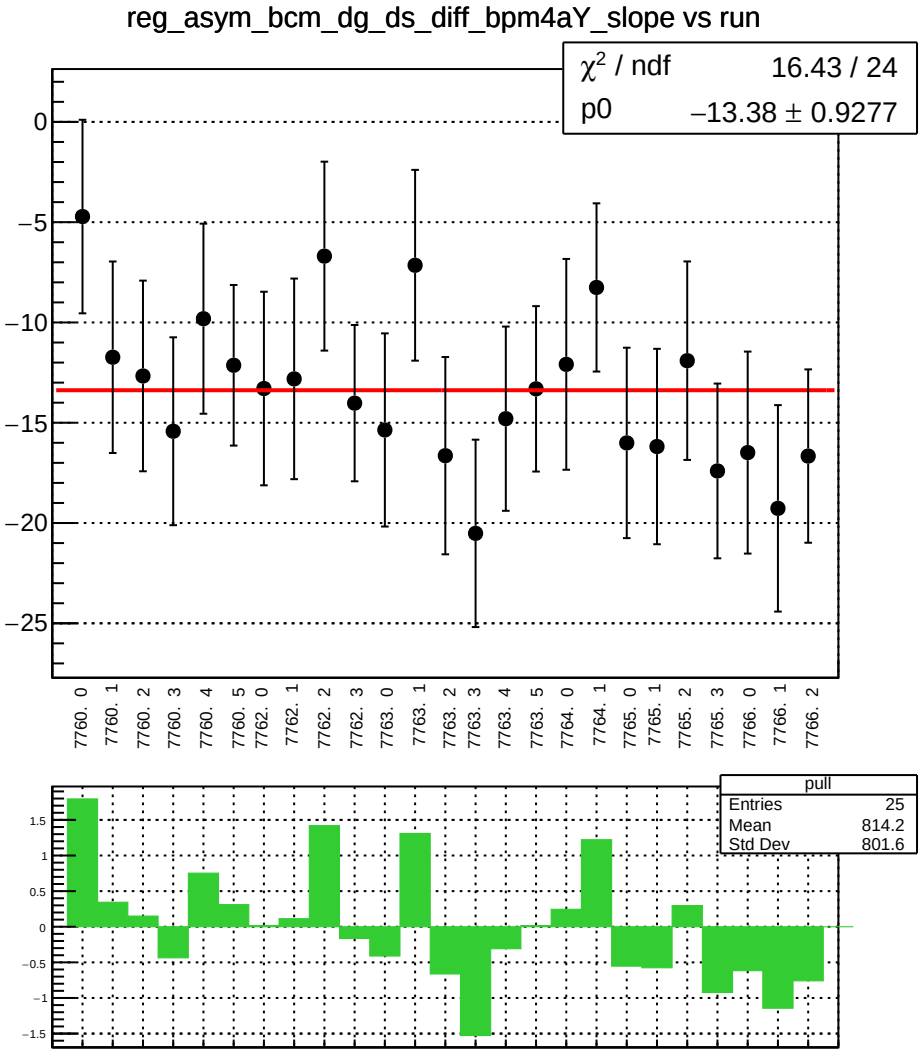
reg_asym_bcm_dg_ds_diff_bpm4aY_slope vs run
χ² / ndf 16.43 / 24
p0 −13.38 ± 0.9277
0
−5
−10
−15
−20
−25
7760. 0
7760. 1
7760. 2
7760. 3
7760. 4
7760. 5
7762. 0
7762. 1
7762. 2
7762. 3
7763. 0
7763. 1
7763. 2
7763. 3
7763. 4
7763. 5
7764. 0
7764. 1
7765. 0
7765. 1
7765. 2
7765. 3
7766. 0
7766. 1
7766. 2
pull
Entries 25
Mean 814.2
Std Dev 801.6
1.5
1
0.5
0
−0.5
−1
−1.5

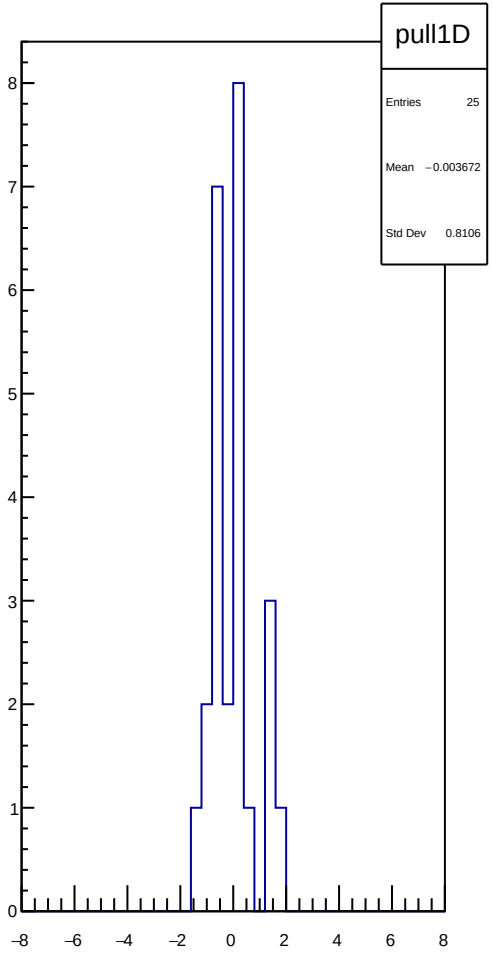
pull1D
Entries 25
Mean −0.003672
Std Dev 0.8106
8
7
6
5
4
3
2
1
0
−8
−6
−4
−2
0
2
4
6
8

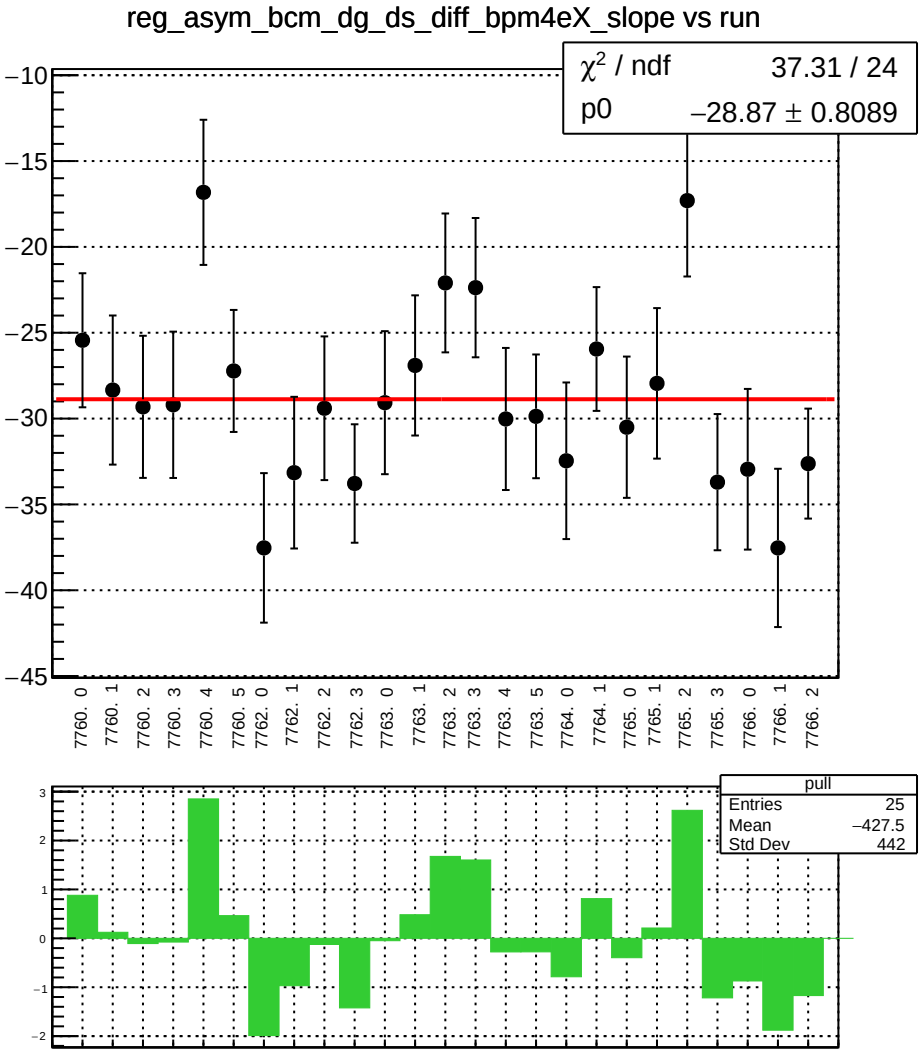
reg_asym_bcm_dg_ds_diff_bpm4eX_slope vs run
χ² / ndf 37.31 / 24
p0 −28.87 ± 0.8089
−10
−15
−20
−25
−30
−35
−40
−45
7760. 0
7760. 1
7760. 2
7760. 3
7760. 4
7760. 5
7762. 0
7762. 1
7762. 2
7762. 3
7763. 0
7763. 1
7763. 2
7763. 3
7763. 4
7763. 5
7764. 0
7764. 1
7765. 0
7765. 1
7765. 2
7765. 3
7766. 0
7766. 1
7766. 2
pull
Entries 25
Mean −427.5
Std Dev 442
3
2
1
0
−1
−2

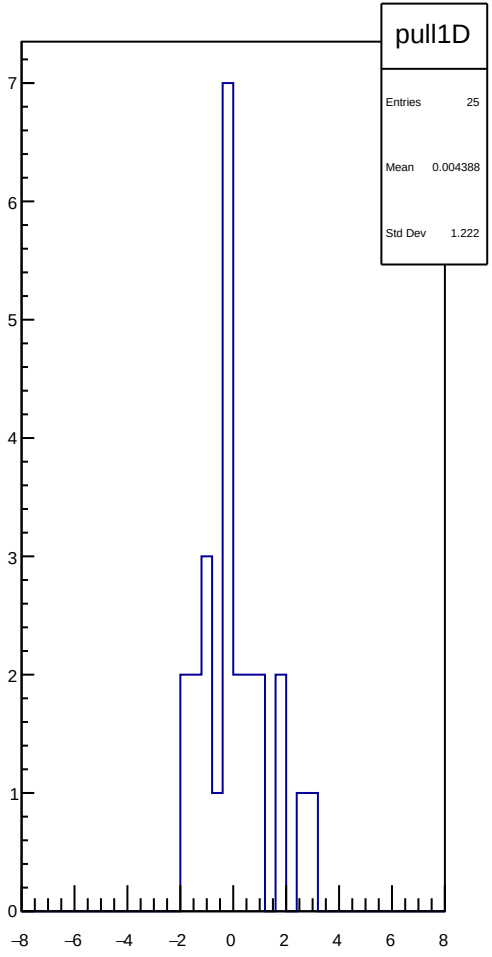
pull1D
Entries 25
Mean 0.004388
Std Dev 1.222
7
6
5
4
3
2
1
0
−8
−6
−4
−2
0
2
4
6
8

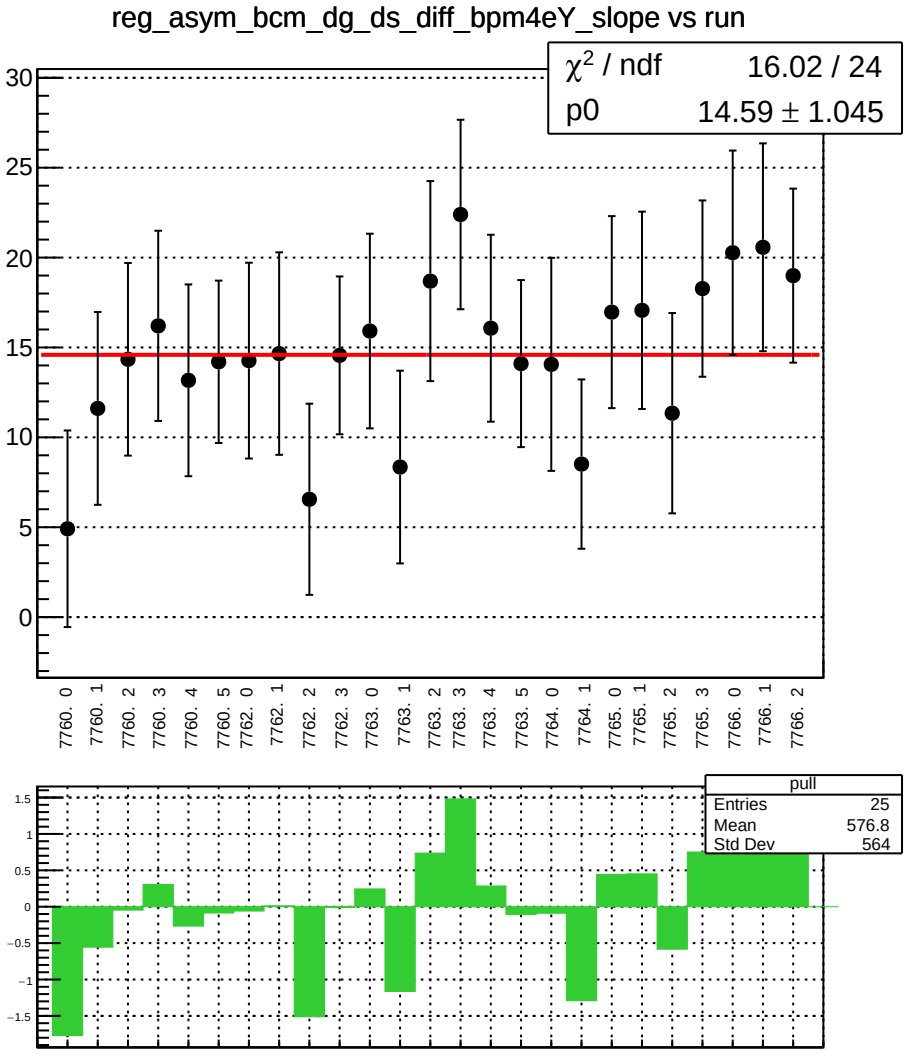
reg_asym_bcm_dg_ds_diff_bpm4eY_slope vs run
χ² / ndf 16.02 / 24
p0 14.59 ± 1.045
7760. 0
7760. 1
7760. 2
7760. 3
7760. 4
7760. 5
7762. 0
7762. 1
7762. 2
7762. 3
7763. 0
7763. 1
7763. 2
7763. 3
7763. 4
7763. 5
7764. 0
7764. 1
7765. 0
7765. 1
7765. 2
7765. 3
7766. 0
7766. 1
7766. 2
pull
Entries 25
Mean 576.8
Std Dev 564

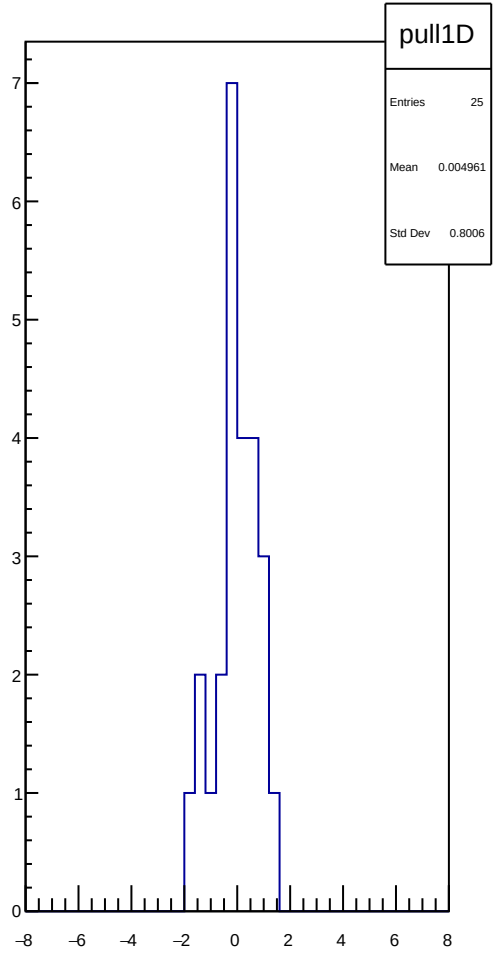
pull1D
Entries 25
Mean 0.004961
Std Dev 0.8006

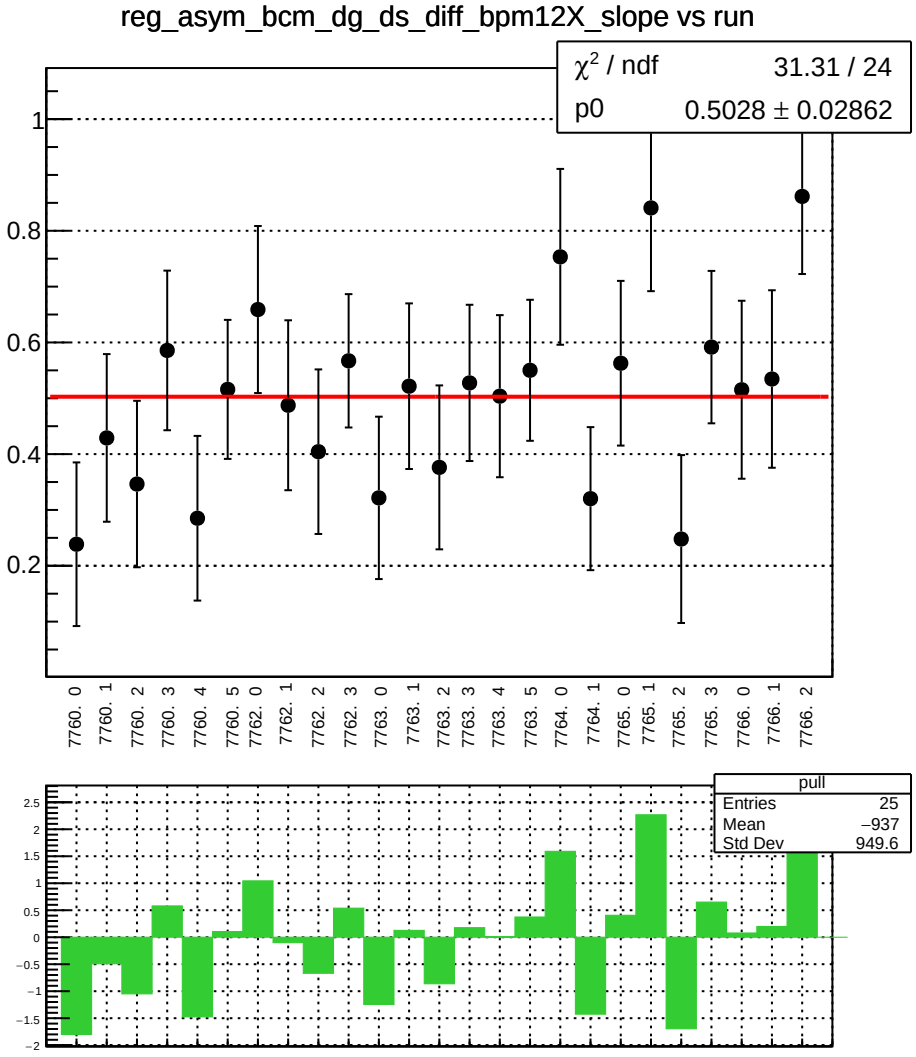
reg_asym_bcm_dg_ds_diff_bpm12X_slope vs run
χ² / ndf 31.31 / 24
p0 0.5028 ± 0.02862
1
0.8
0.6
0.4
0.2
7760. 0
7760. 1
7760. 2
7760. 3
7760. 4
7760. 5
7762. 0
7762. 1
7762. 2
7762. 3
7763. 0
7763. 1
7763. 2
7763. 3
7763. 4
7763. 5
7764. 0
7764. 1
7765. 0
7765. 1
7765. 2
7765. 3
7766. 0
7766. 1
7766. 2
pull
Entries 25
Mean −937
Std Dev 949.6
2.5
2
1.5
1
0.5
0
−0.5
−1
−1.5
−2

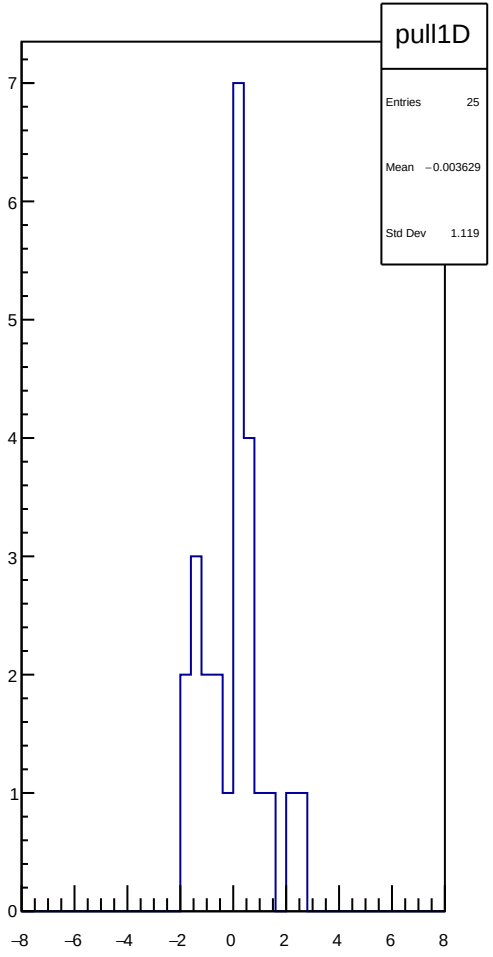
pull1D
Entries 25
Mean −0.003629
Std Dev 1.119
7
6
5
4
3
2
1
0
−8
−6
−4
−2
0
2
4
6
8

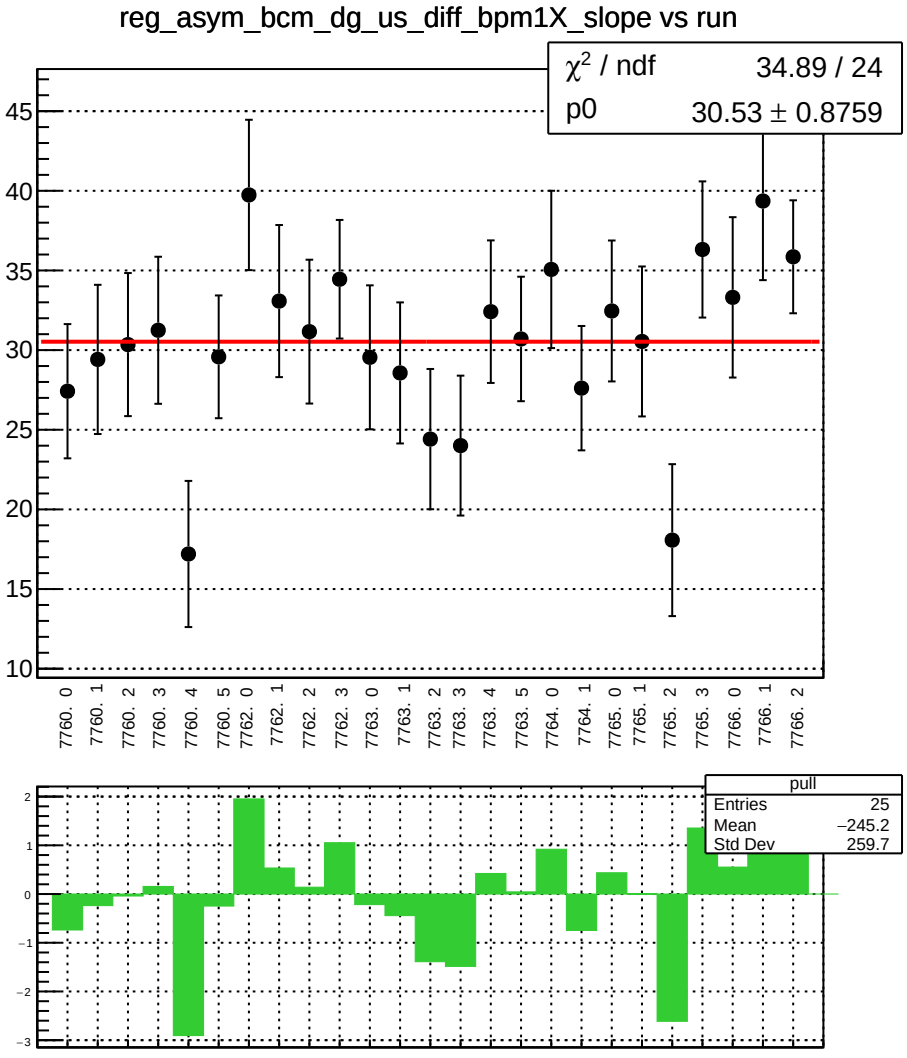
reg_asym_bcm_dg_us_diff_bpm1X_slope vs run
χ² / ndf 34.89 / 24
p0 30.53 ± 0.8759
45
40
35
30
25
20
15
10
7760. 0
7760. 1
7760. 2
7760. 3
7760. 4
7760. 5
7762. 0
7762. 1
7762. 2
7762. 3
7763. 0
7763. 1
7763. 2
7763. 3
7763. 4
7763. 5
7764. 0
7764. 1
7765. 0
7765. 1
7765. 2
7765. 3
7766. 0
7766. 1
7766. 2
pull
Entries 25
Mean −245.2
Std Dev 259.7
2
1
0
−1
−2
−3

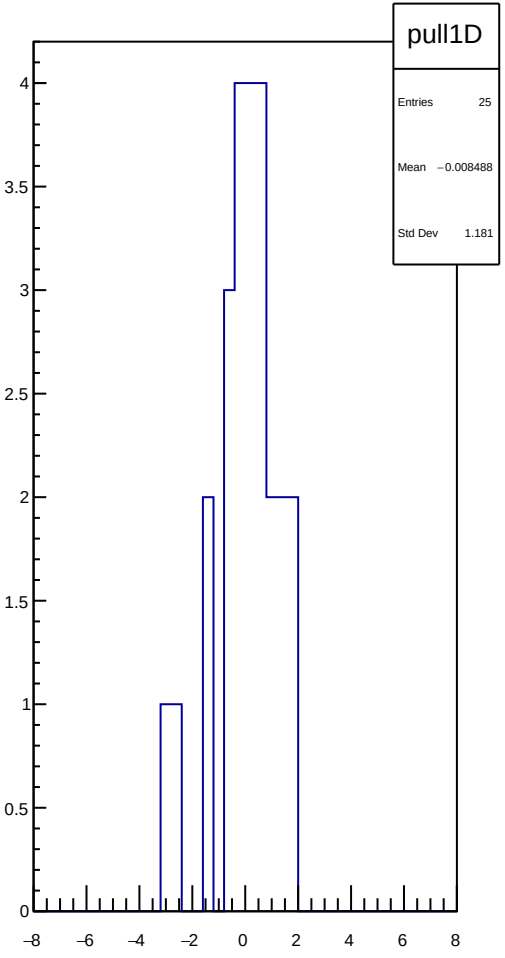
pull1D
Entries 25
Mean −0.008488
Std Dev 1.181
4
3.5
3
2.5
2
1.5
1
0.5
0
−8
−6
−4
−2
0
2
4
6
8

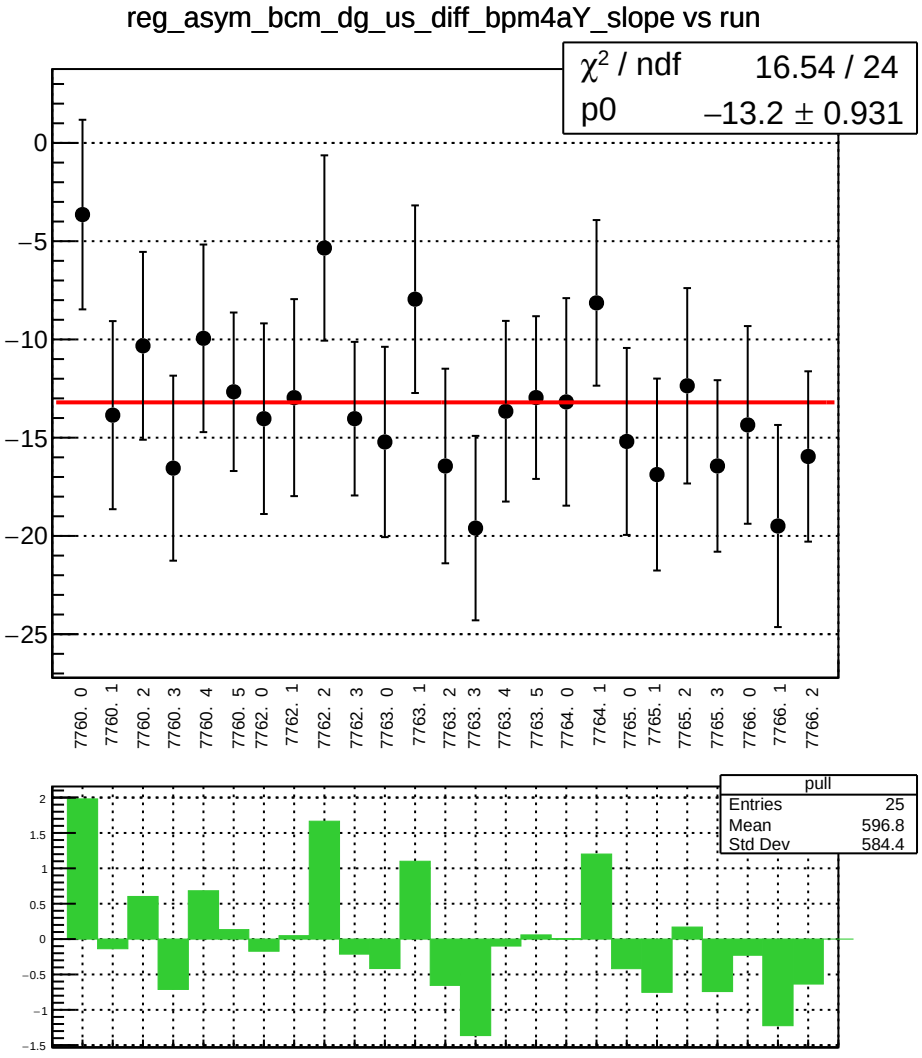
reg_asym_bcm_dg_us_diff_bpm4aY_slope vs run
χ² / ndf 16.54 / 24
p0 −13.2 ± 0.931
0
−5
−10
−15
−20
−25
7760. 0
7760. 1
7760. 2
7760. 3
7760. 4
7760. 5
7762. 0
7762. 1
7762. 2
7762. 3
7763. 0
7763. 1
7763. 2
7763. 3
7763. 4
7763. 5
7764. 0
7764. 1
7765. 0
7765. 1
7765. 2
7765. 3
7766. 0
7766. 1
7766. 2
pull
Entries 25
Mean 596.8
Std Dev 584.4
2
1.5
1
0.5
0
−0.5
−1
−1.5

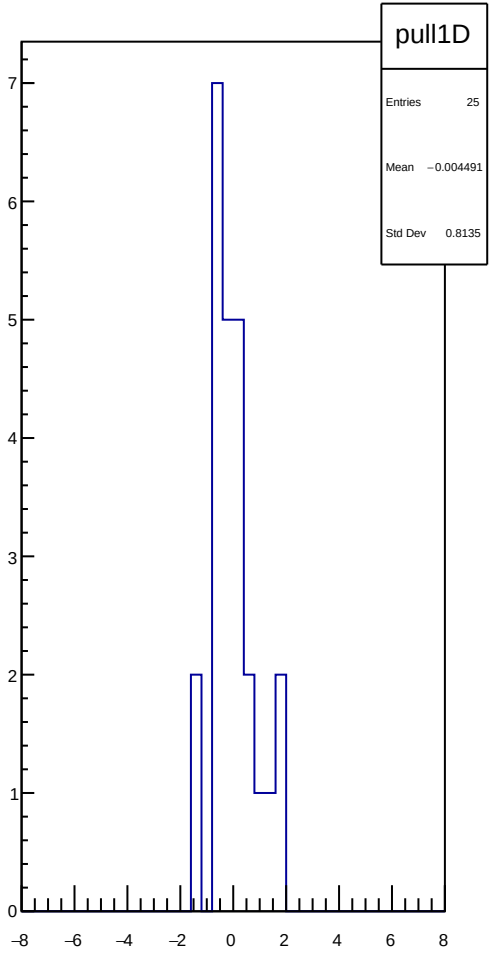
pull1D
Entries 25
Mean −0.004491
Std Dev 0.8135
7
6
5
4
3
2
1
0
−8
−6
−4
−2
0
2
4
6
8

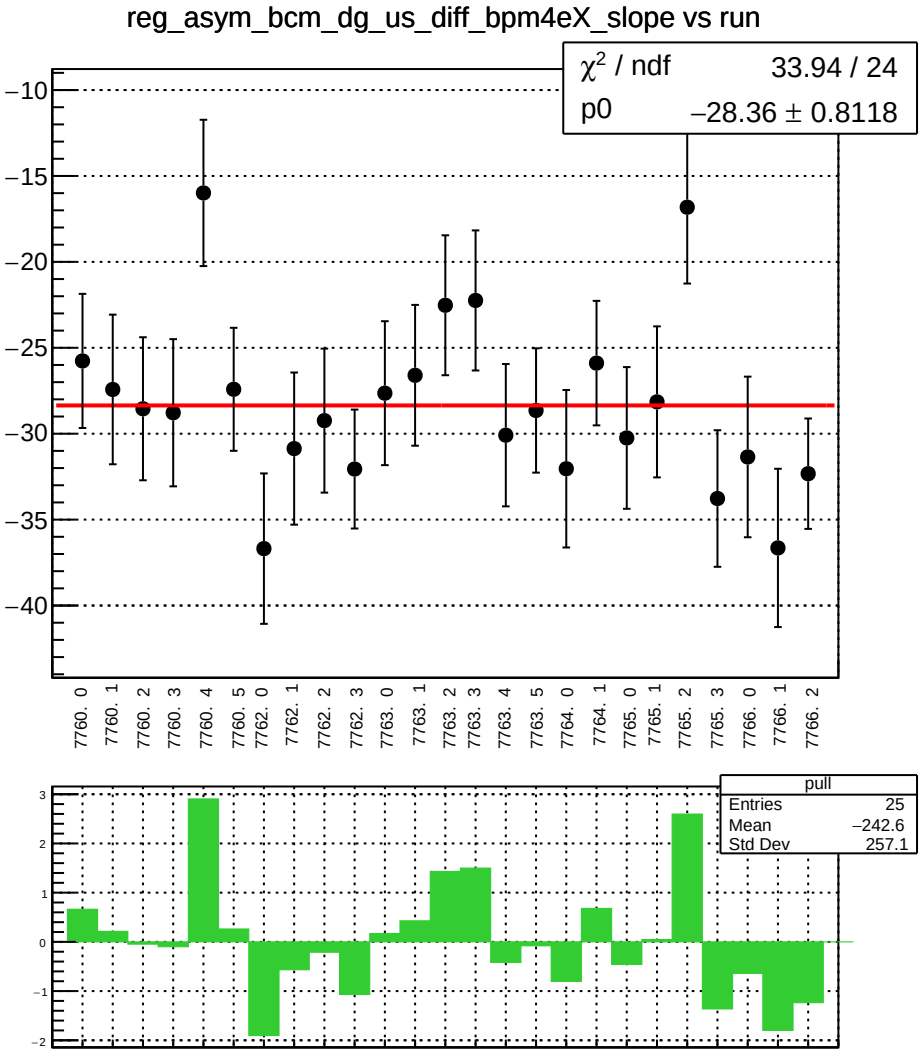
reg_asym_bcm_dg_us_diff_bpm4eX_slope vs run
χ² / ndf 33.94 / 24
p0 −28.36 ± 0.8118
−10
−15
−20
−25
−30
−35
−40
7760. 0
7760. 1
7760. 2
7760. 3
7760. 4
7760. 5
7762. 0
7762. 1
7762. 2
7762. 3
7763. 0
7763. 1
7763. 2
7763. 3
7763. 4
7763. 5
7764. 0
7764. 1
7765. 0
7765. 1
7765. 2
7765. 3
7766. 0
7766. 1
7766. 2
pull
Entries 25
Mean −242.6
Std Dev 257.1
3
2
1
0
−1
−2

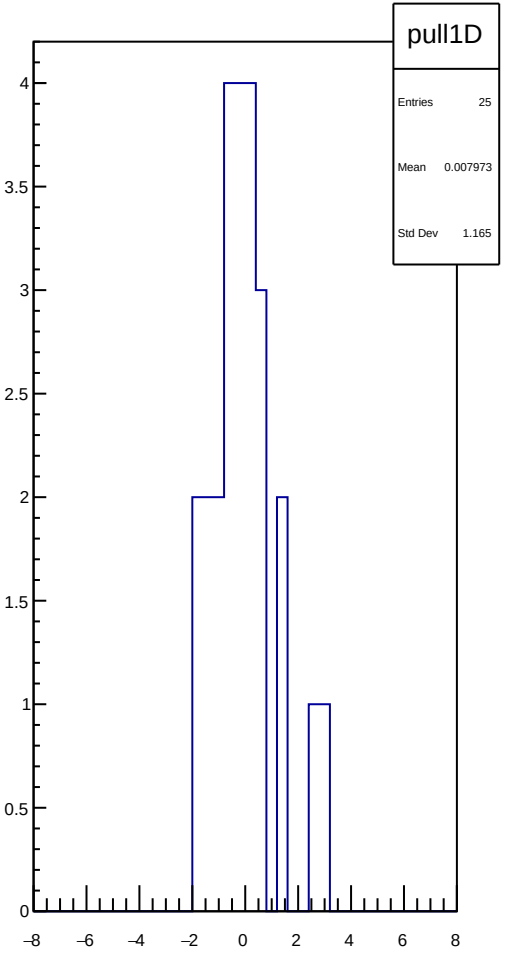
pull1D
Entries 25
Mean 0.007973
Std Dev 1.165
4
3.5
3
2.5
2
1.5
1
0.5
0
−8
−6
−4
−2
0
2
4
6
8

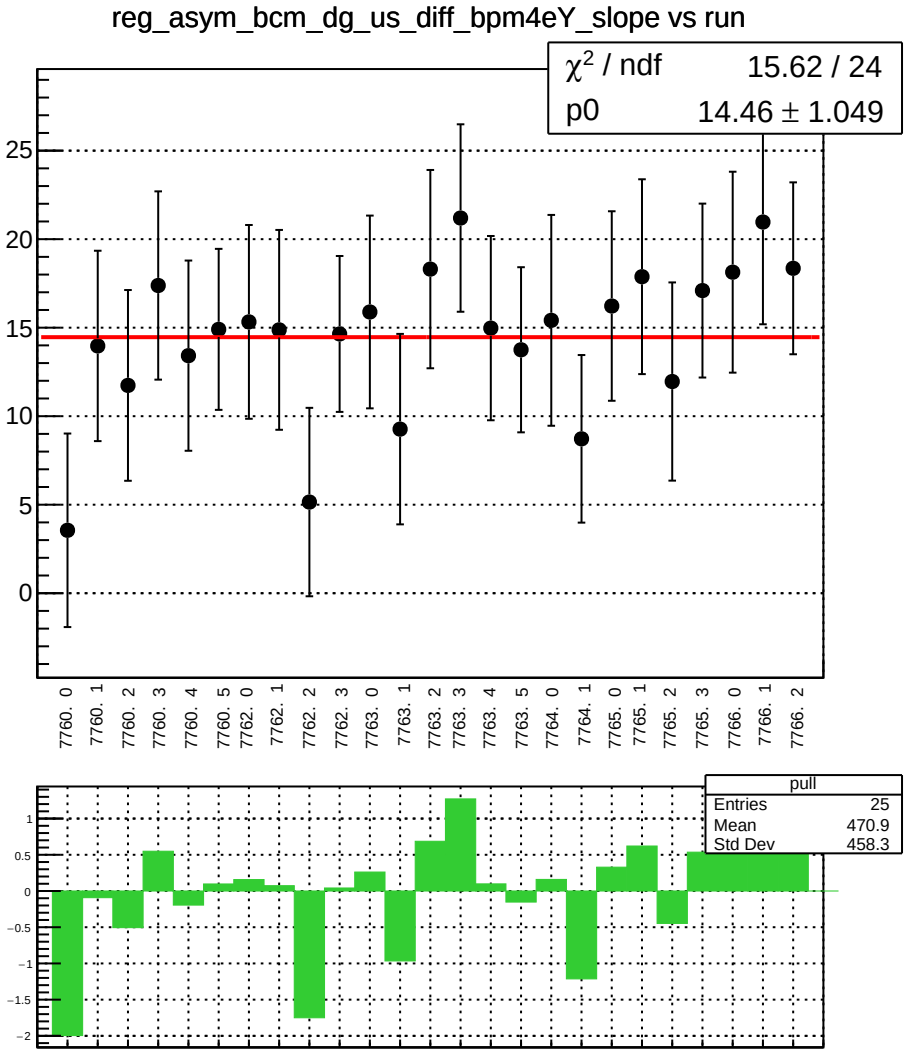
reg_asym_bcm_dg_us_diff_bpm4eY_slope vs run
χ2 / ndf 15.62 / 24
p0 14.46 ± 1.049
25
20
15
10
5
0
7760. 0
7760. 1
7760. 2
7760. 3
7760. 4
7760. 5
7762. 0
7762. 1
7762. 2
7762. 3
7763. 0
7763. 1
7763. 2
7763. 3
7763. 4
7763. 5
7764. 0
7764. 1
7765. 0
7765. 1
7765. 2
7765. 3
7766. 0
7766. 1
7766. 2
pull
Entries 25
Mean 470.9
Std Dev 458.3
1
0.5
0
−0.5
−1
−1.5
−2

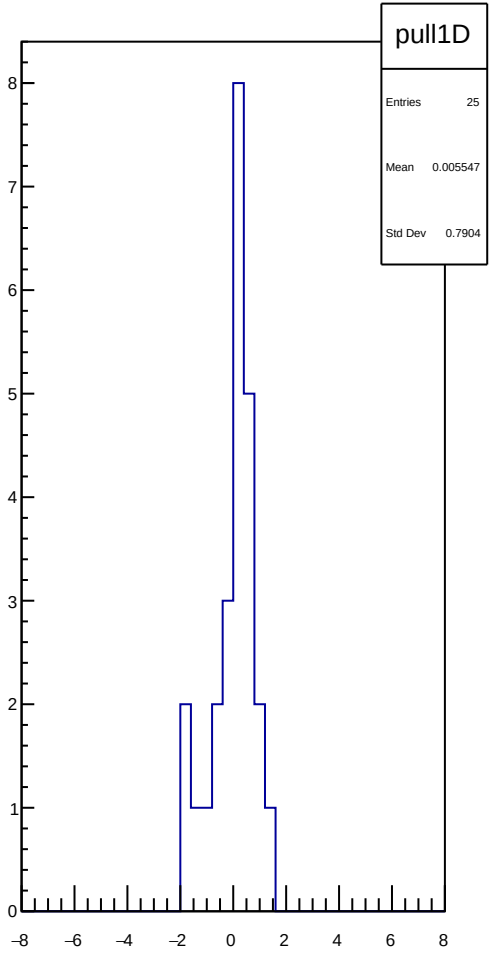
pull1D
Entries 25
Mean 0.005547
Std Dev 0.7904
8
7
6
5
4
3
2
1
0
−8
−6
−4
−2
0
2
4
6
8

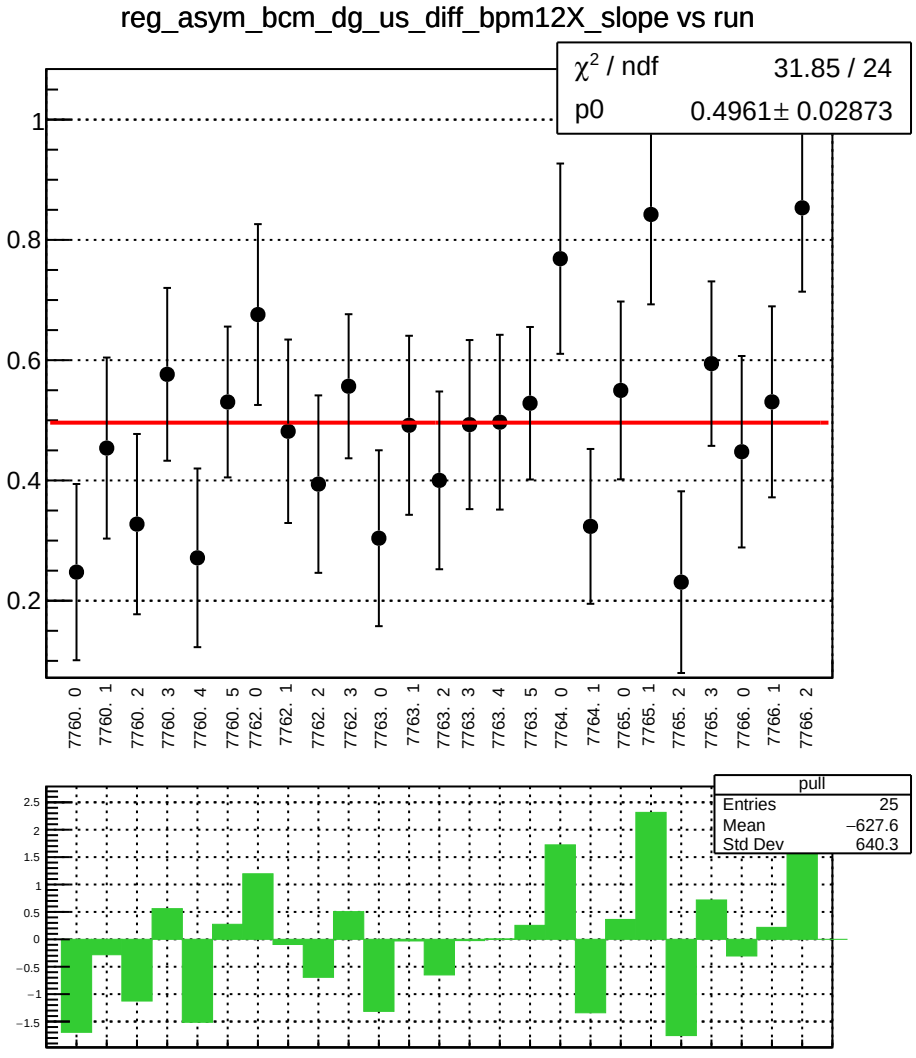
reg_asym_bcm_dg_us_diff_bpm12X_slope vs run
χ² / ndf 31.85 / 24
p0 0.4961± 0.02873
1
0.8
0.6
0.4
0.2
7760. 0
7760. 1
7760. 2
7760. 3
7760. 4
7760. 5
7762. 0
7762. 1
7762. 2
7762. 3
7763. 0
7763. 1
7763. 2
7763. 3
7763. 4
7763. 5
7764. 0
7764. 1
7765. 0
7765. 1
7765. 2
7765. 3
7766. 0
7766. 1
7766. 2
pull
Entries 25
Mean −627.6
Std Dev 640.3
2.5
2
1.5
1
0.5
0
−0.5
−1
−1.5

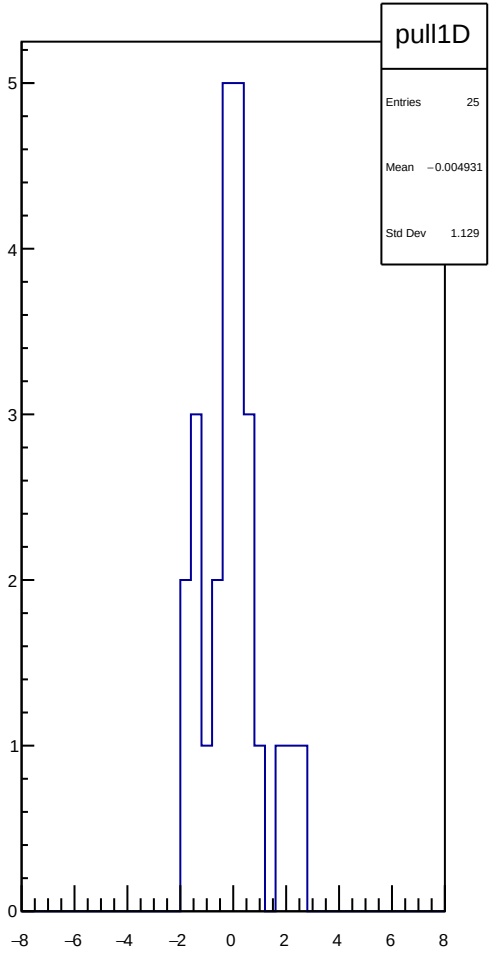
pull1D
Entries 25
Mean −0.004931
Std Dev 1.129
5
4
3
2
1
0
−8
−6
−4
−2
0
2
4
6
8