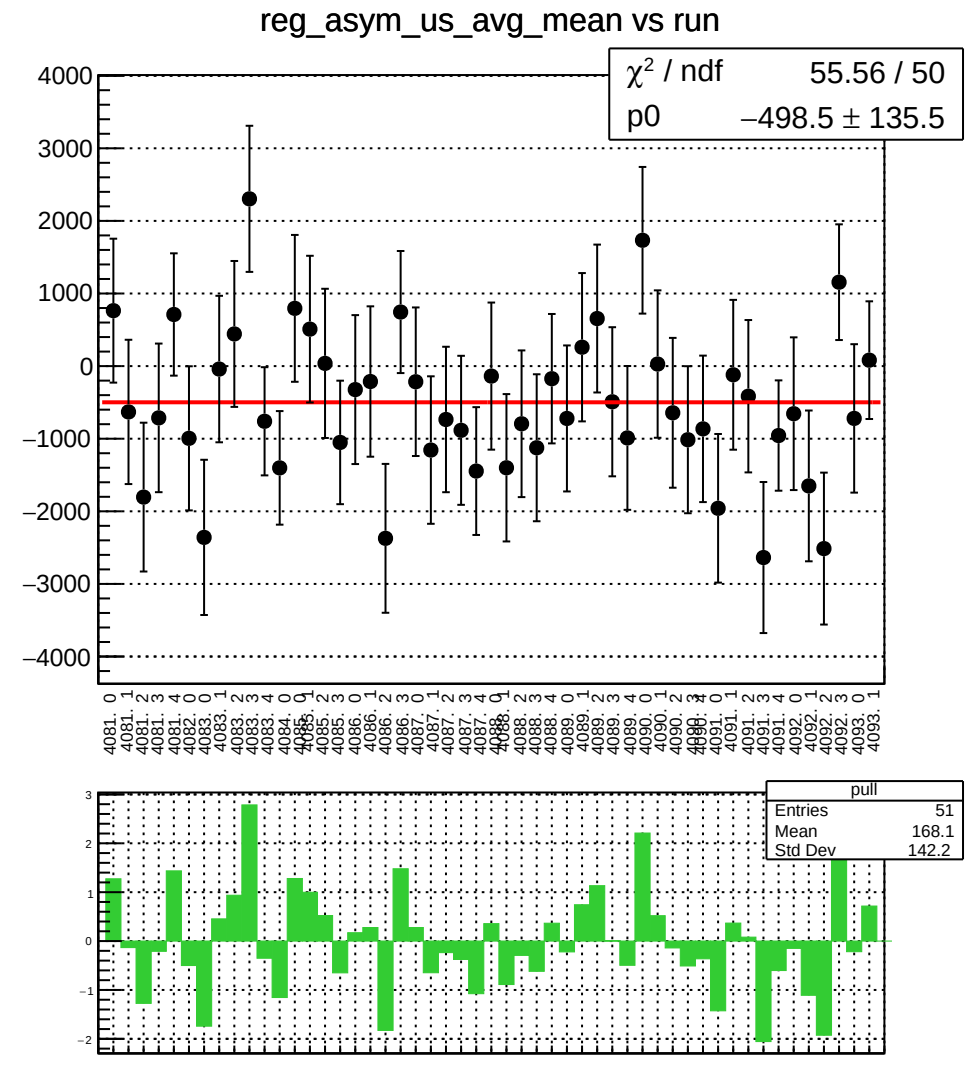
reg_asym_us_avg_mean vs run
χ² / ndf 55.56 / 50
p0 −498.5 ± 135.5
pull
Entries 51
Mean 168.1
Std Dev 142.2

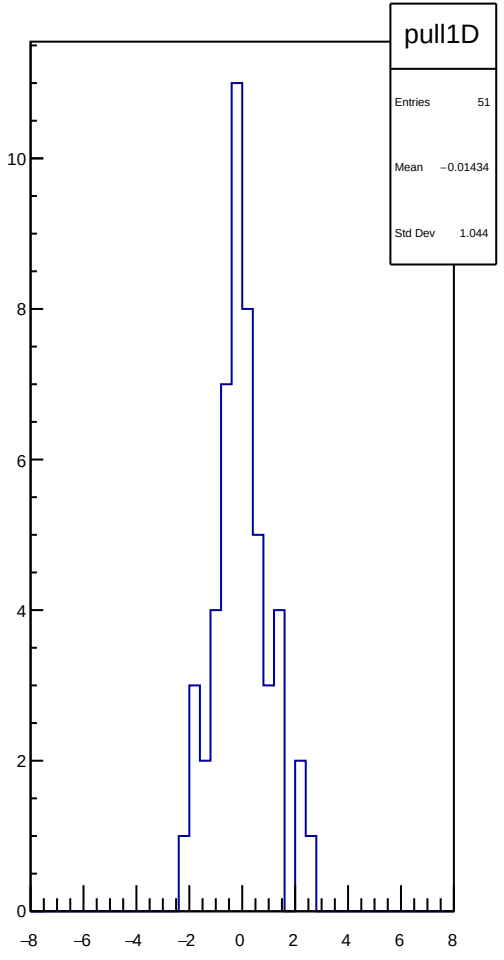
pull1D
Entries 51
Mean −0.01434
Std Dev 1.044

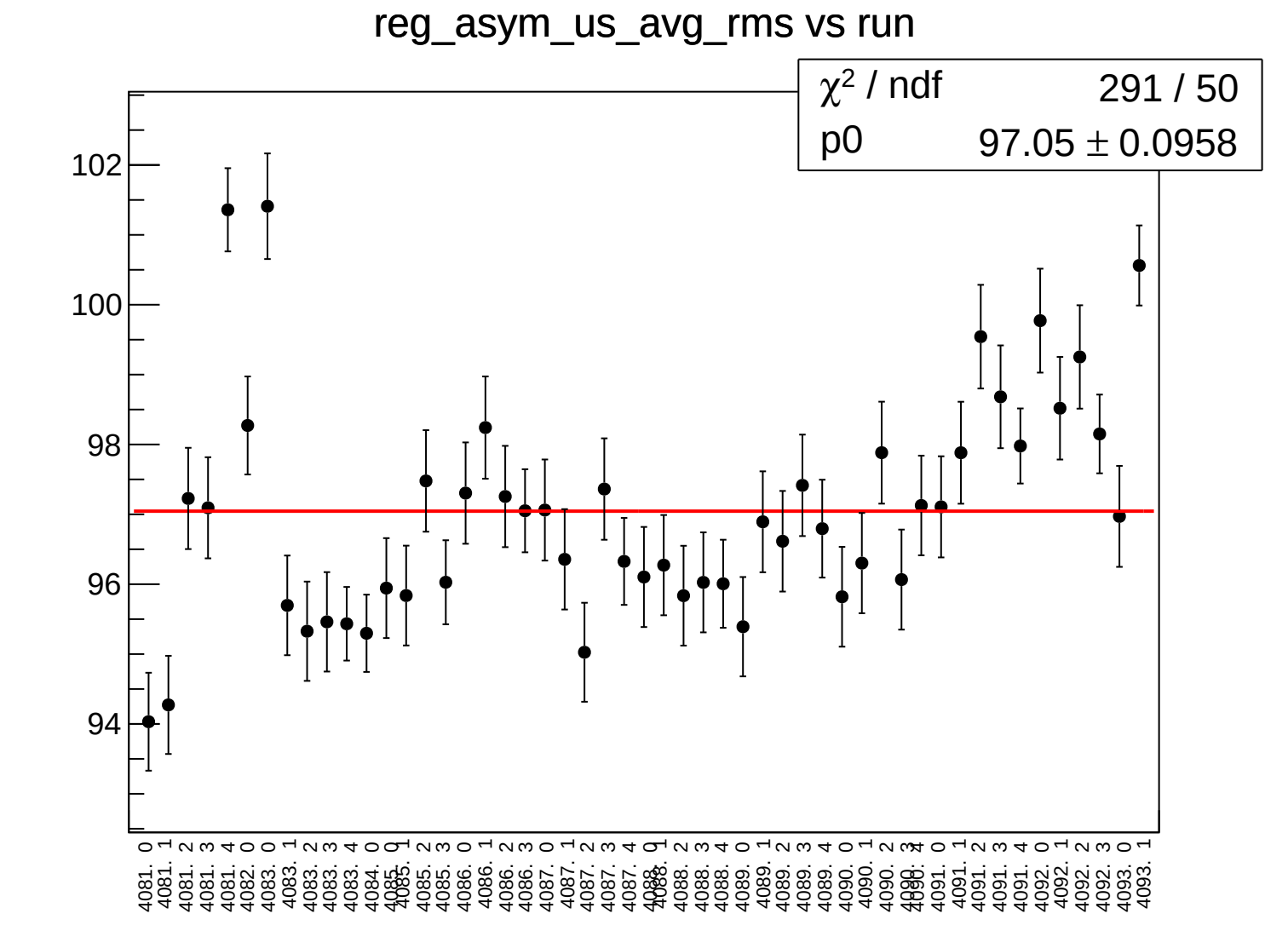
reg_asym_us_avg_rms vs run
χ² / ndf 291 / 50
p0 97.05 ± 0.0958
102
100
98
96
94
4081. 0
4081. 1
4081. 2
4081. 3
4081. 4
4082. 0
4083. 0
4083. 1
4083. 2
4083. 3
4083. 4
4084. 0
4085. 0
4085. 1
4085. 2
4085. 3
4086. 0
4086. 1
4086. 2
4086. 3
4087. 0
4087. 1
4087. 2
4087. 3
4087. 4
4088. 0
4088. 1
4088. 2
4088. 3
4088. 4
4089. 0
4089. 1
4089. 2
4089. 3
4089. 4
4090. 0
4090. 1
4090. 2
4090. 3
4090. 4
4091. 0
4091. 1
4091. 2
4091. 3
4091. 4
4092. 0
4092. 1
4092. 2
4092. 3
4093. 0
4093. 1

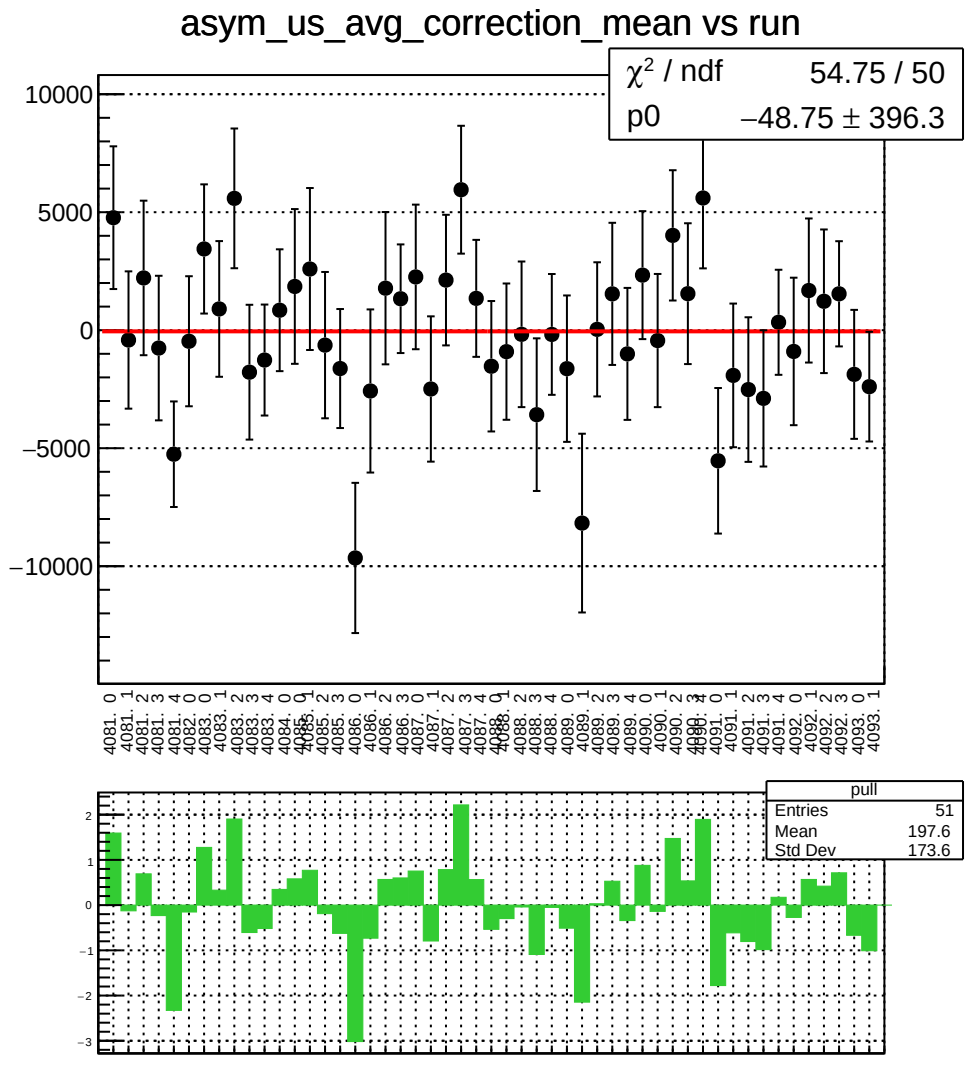
asym_us_avg_correction_mean vs run
χ² / ndf 54.75 / 50
p0 −48.75 ± 396.3
10000
5000
0
−5000
−10000
pull
Entries 51
Mean 197.6
Std Dev 173.6
2
1
0
−1
−2
−3

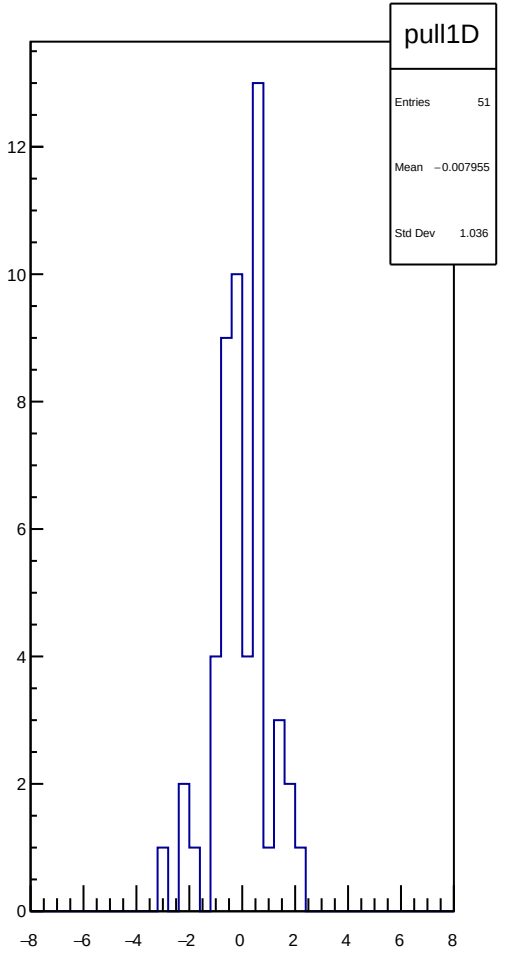
pull1D
Entries 51
Mean −0.007955
Std Dev 1.036
12
10
8
6
4
2
0
−8
−6
−4
−2
0
2
4
6
8

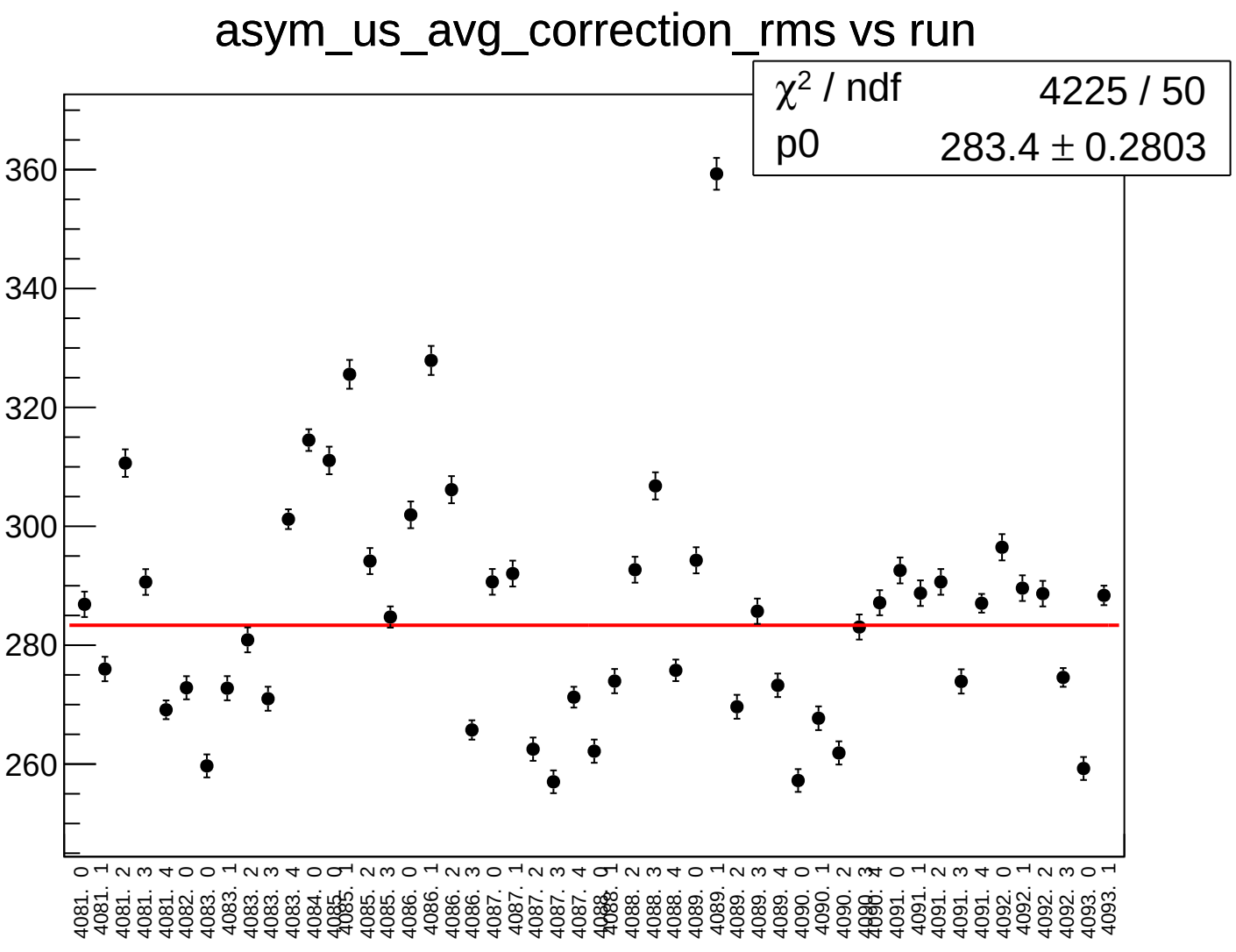
asym_us_avg_correction_rms vs run
χ² / ndf 4225 / 50
p0 283.4 ± 0.2803
360
340
320
300
280
260
4081. 0
4081. 1
4081. 2
4081. 3
4081. 4
4082. 0
4083. 0
4083. 1
4083. 2
4083. 3
4083. 4
4084. 0
4085. 0
4085. 1
4085. 2
4085. 3
4086. 0
4086. 1
4086. 2
4086. 3
4087. 0
4087. 1
4087. 2
4087. 3
4087. 4
4088. 0
4088. 1
4088. 2
4088. 3
4088. 4
4089. 0
4089. 1
4089. 2
4089. 3
4089. 4
4090. 0
4090. 1
4090. 2
4091. 0
4091. 1
4091. 2
4091. 3
4091. 4
4092. 0
4092. 1
4092. 2
4092. 3
4093. 0
4093. 1

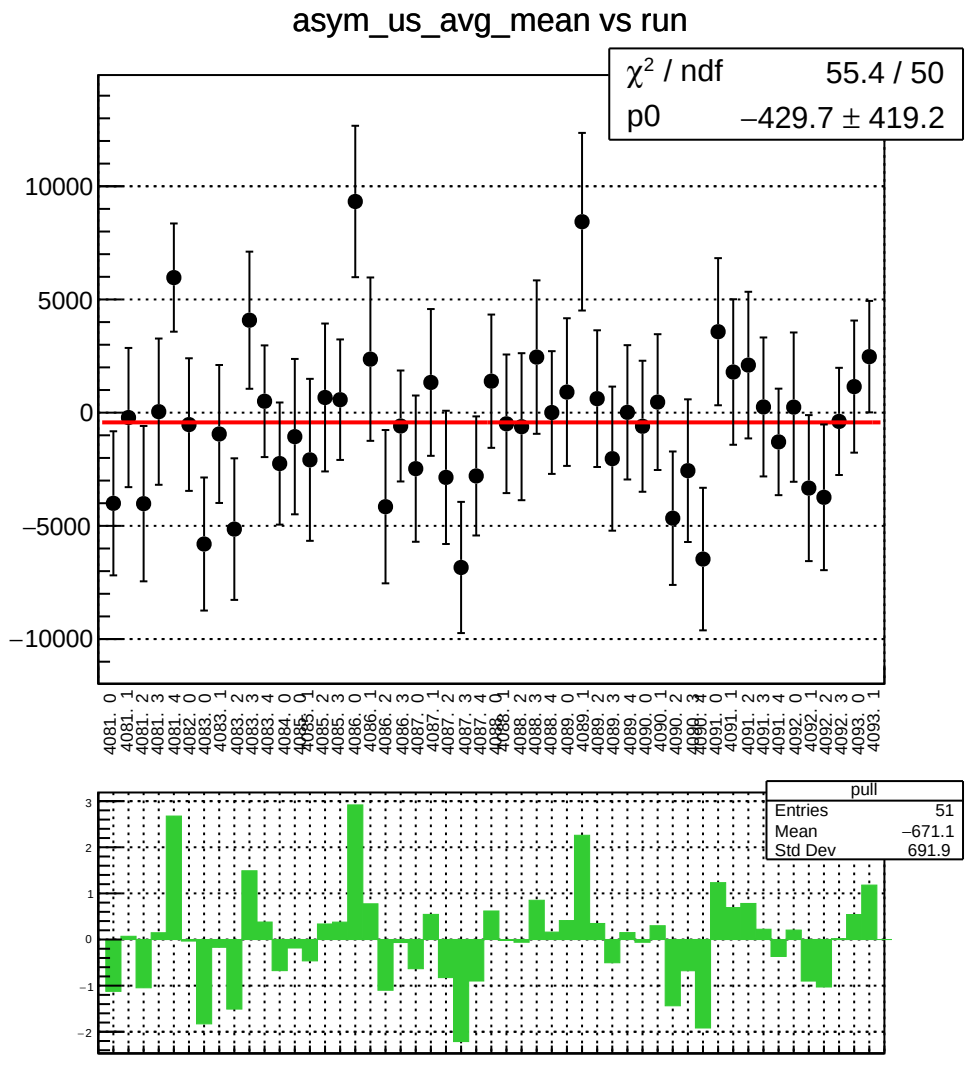
asym_us_avg_mean vs run
χ² / ndf 55.4 / 50
p0 −429.7 ± 419.2
10000
5000
0
−5000
−10000
pull
Entries 51
Mean −671.1
Std Dev 691.9
3
2
1
0
−1
−2

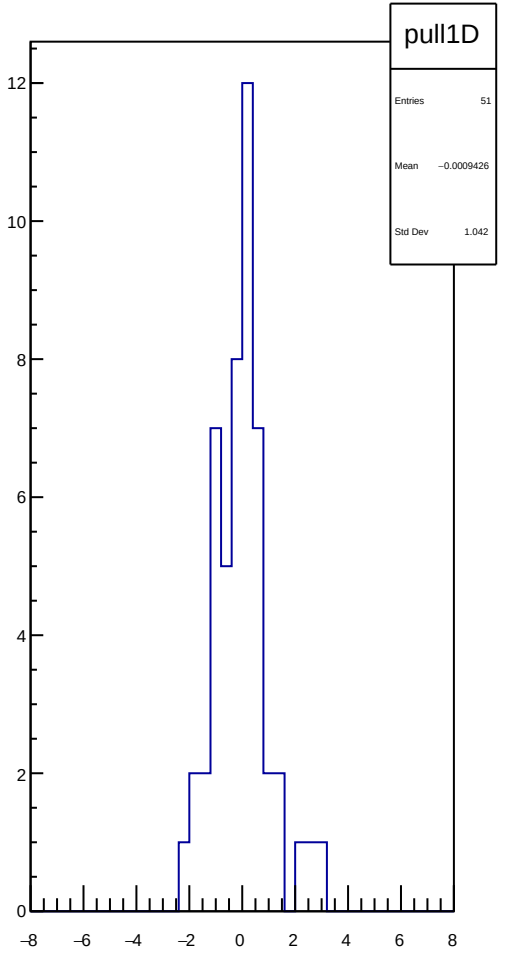
pull1D
Entries 51
Mean −0.0009426
Std Dev 1.042
12
10
8
6
4
2
0
−8
−6
−4
−2
0
2
4
6
8

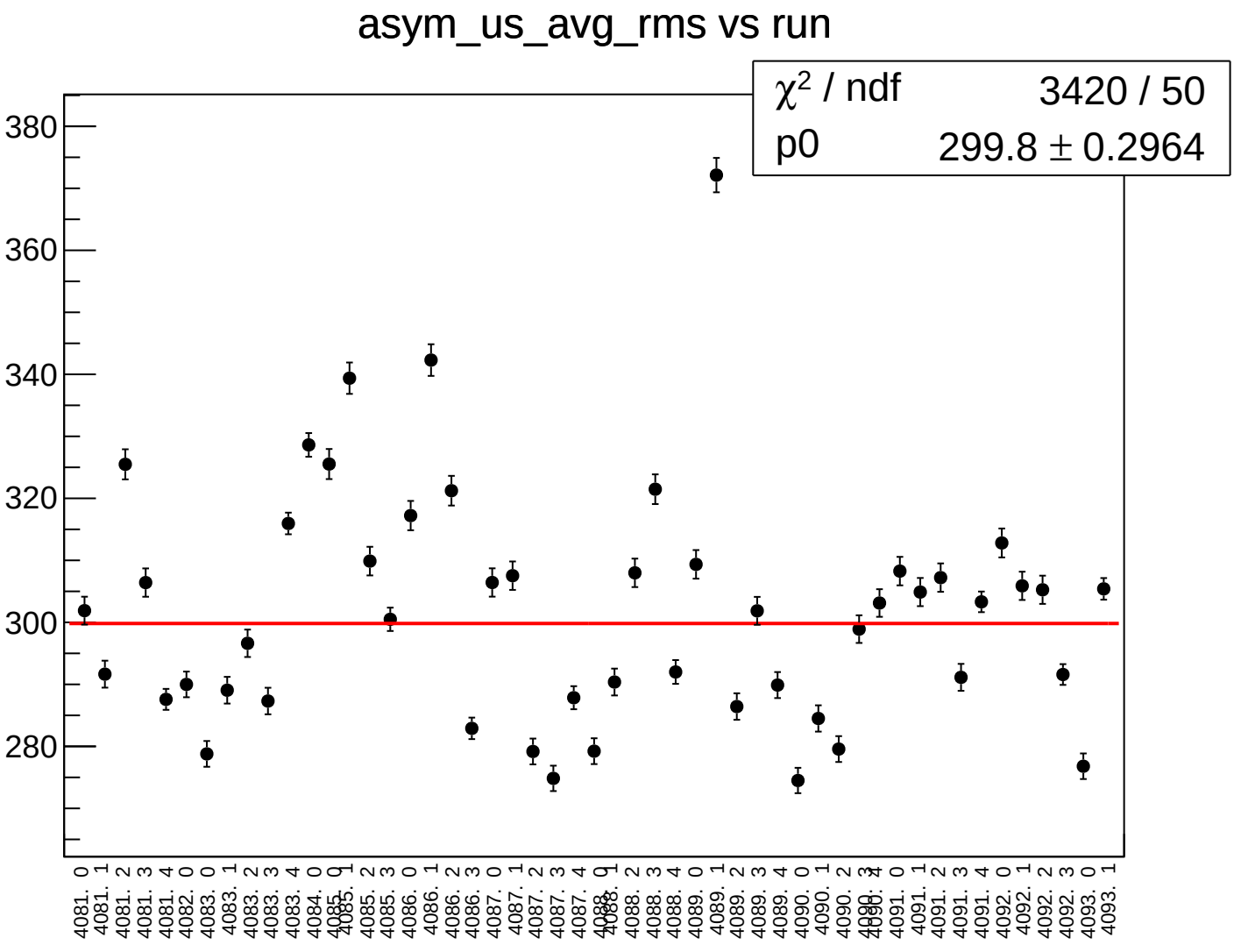
asym_us_avg_rms vs run
χ² / ndf 3420 / 50
p0 299.8 ± 0.2964
380
360
340
320
300
280
4081. 0
4081. 1
4081. 2
4081. 3
4081. 4
4082. 0
4083. 0
4083. 1
4083. 2
4083. 3
4083. 4
4084. 0
4085. 0
4085. 1
4085. 2
4085. 3
4086. 0
4086. 1
4086. 2
4086. 3
4087. 0
4087. 1
4087. 2
4087. 3
4087. 4
4088. 0
4088. 1
4088. 2
4088. 3
4088. 4
4089. 0
4089. 1
4089. 2
4089. 3
4089. 4
4090. 0
4090. 1
4090. 2
4091. 0
4091. 1
4091. 2
4091. 3
4091. 4
4092. 0
4092. 1
4092. 2
4092. 3
4093. 0
4093. 1

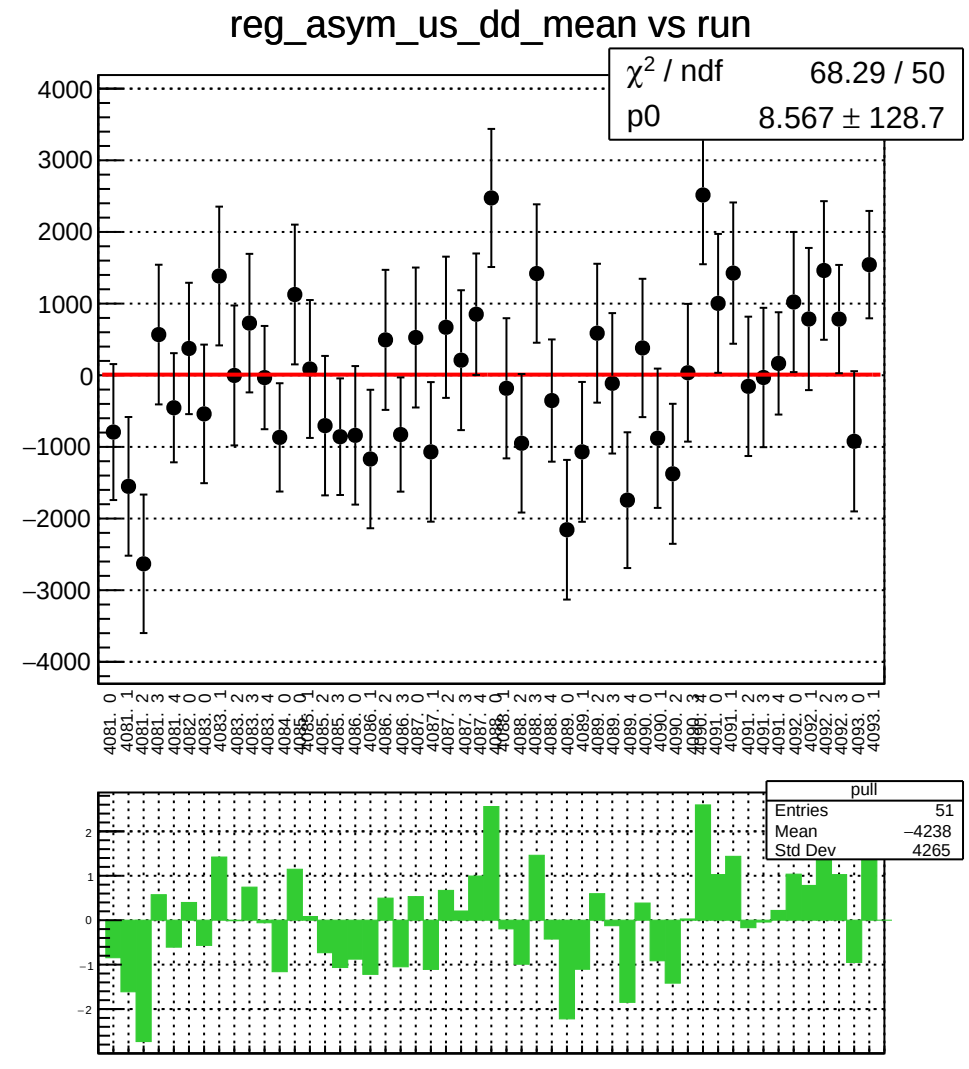
reg_asym_us_dd_mean vs run
χ² / ndf 68.29 / 50
p0 8.567 ± 128.7
pull
Entries 51
Mean −4238
Std Dev 4265

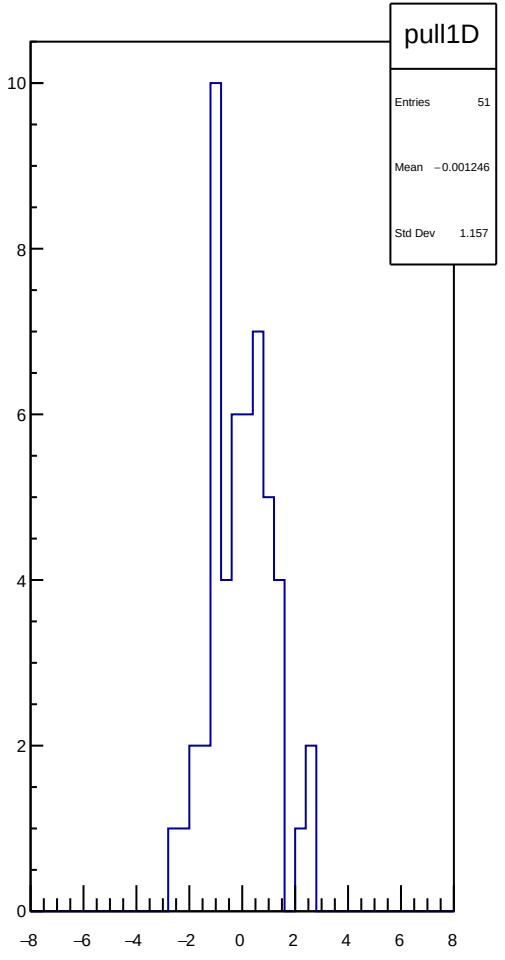
pull1D
Entries 51
Mean −0.001246
Std Dev 1.157

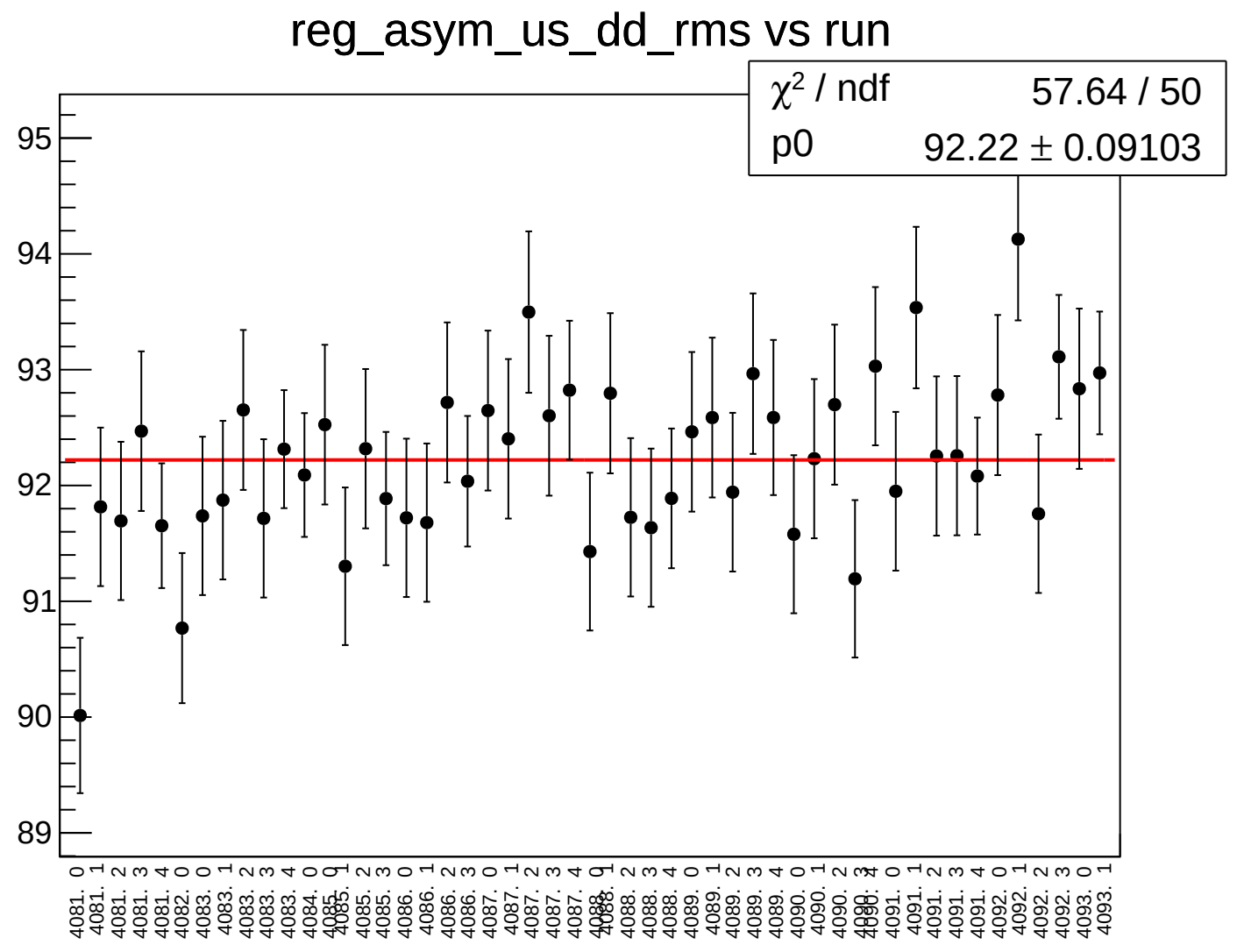
reg_asym_us_dd_rms vs run
χ² / ndf 57.64 / 50
p0 92.22 ± 0.09103
95
94
93
92
91
90
89
4081. 0
4081. 1
4081. 2
4081. 3
4081. 4
4082. 0
4083. 0
4083. 1
4083. 2
4083. 3
4083. 4
4084. 0
4085. 2
4085. 3
4086. 0
4086. 1
4086. 2
4086. 3
4087. 0
4087. 1
4087. 2
4087. 3
4087. 4
4088. 2
4088. 3
4088. 4
4089. 0
4089. 1
4089. 2
4089. 3
4089. 4
4090. 0
4090. 1
4090. 2
4091. 0
4091. 1
4091. 2
4091. 3
4091. 4
4092. 0
4092. 1
4092. 2
4092. 3
4093. 0
4093. 1

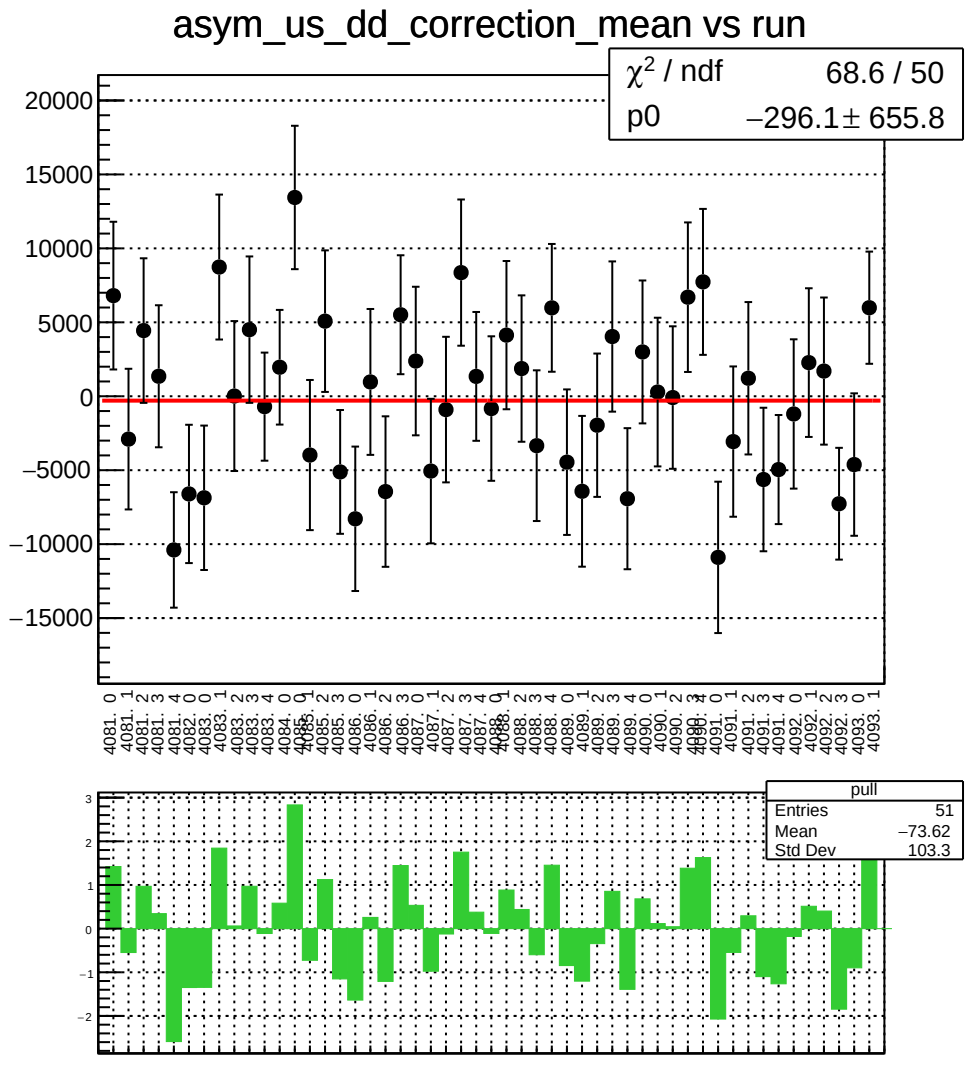
asym_us_dd_correction_mean vs run
χ² / ndf 68.6 / 50
p0 −296.1± 655.8
pull
Entries 51
Mean −73.62
Std Dev 103.3

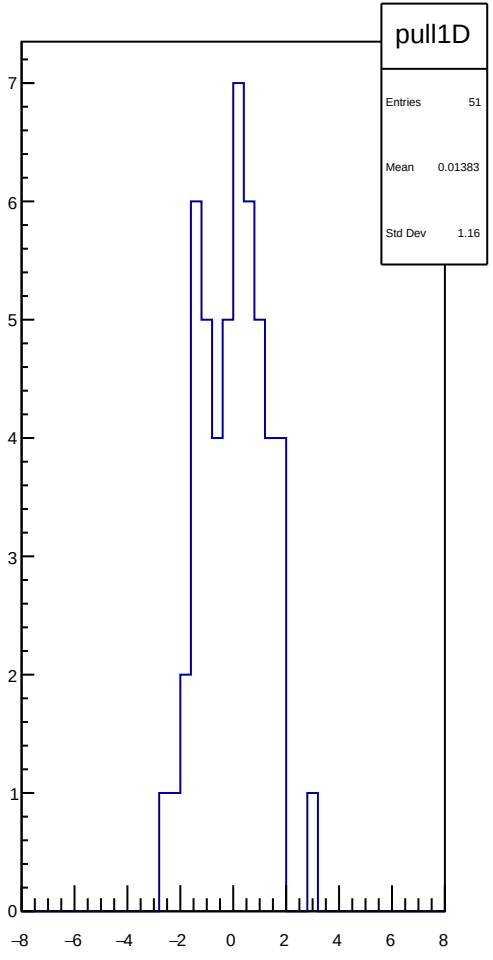
pull1D
Entries 51
Mean 0.01383
Std Dev 1.16

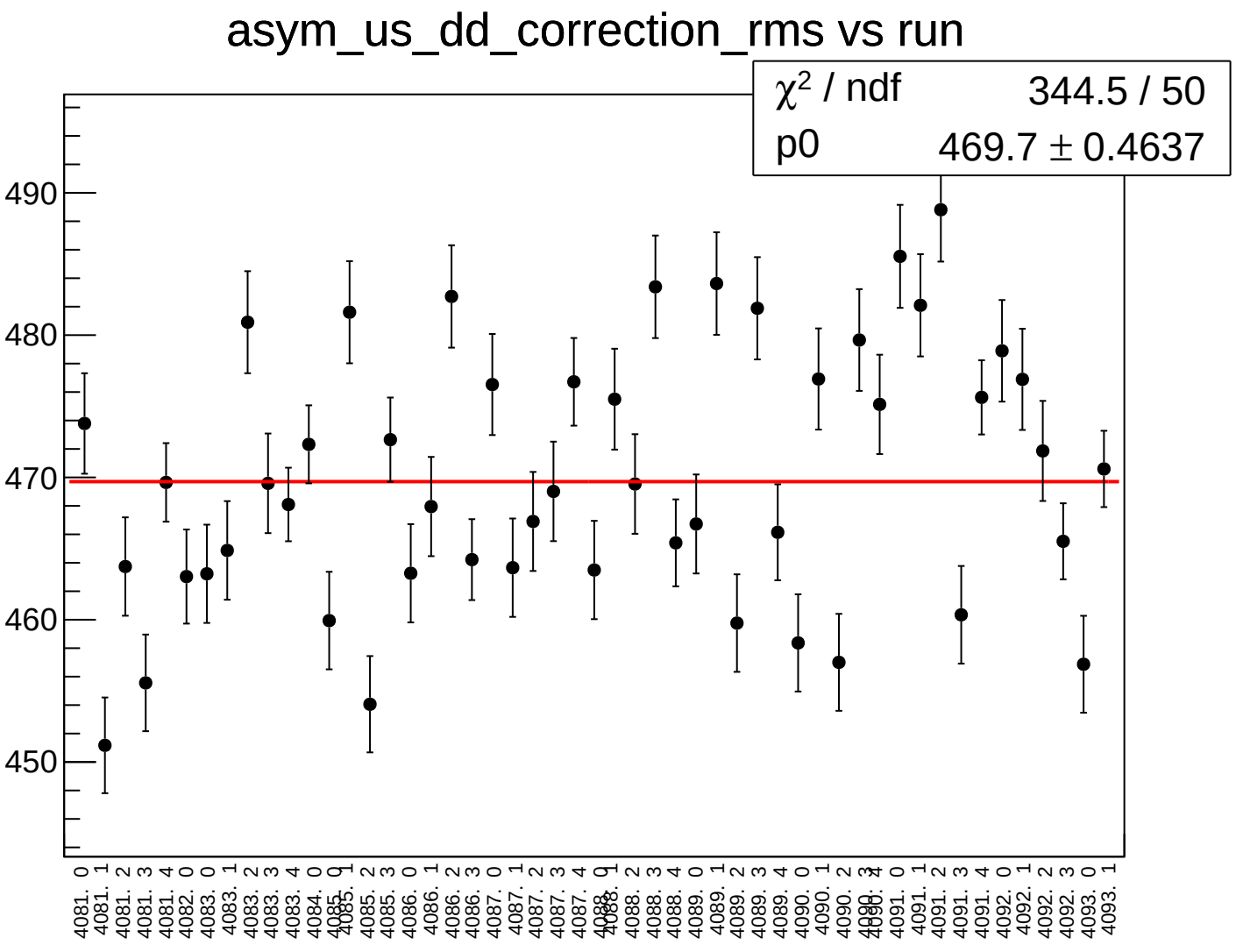
asym_us_dd_correction_rms vs run
χ² / ndf 344.5 / 50
p0 469.7 ± 0.4637
490
480
470
460
450
4081. 0
4081. 1
4081. 2
4081. 3
4081. 4
4082. 0
4083. 0
4083. 1
4083. 2
4083. 3
4083. 4
4084. 0
4085. 0
4085. 1
4085. 2
4085. 3
4086. 0
4086. 1
4086. 2
4086. 3
4087. 0
4087. 1
4087. 2
4087. 3
4087. 4
4088. 0
4088. 1
4088. 2
4088. 3
4088. 4
4089. 0
4089. 1
4089. 2
4089. 3
4089. 4
4090. 0
4090. 1
4090. 2
4091. 0
4091. 1
4091. 2
4091. 3
4091. 4
4092. 0
4092. 1
4092. 2
4092. 3
4093. 0
4093. 1

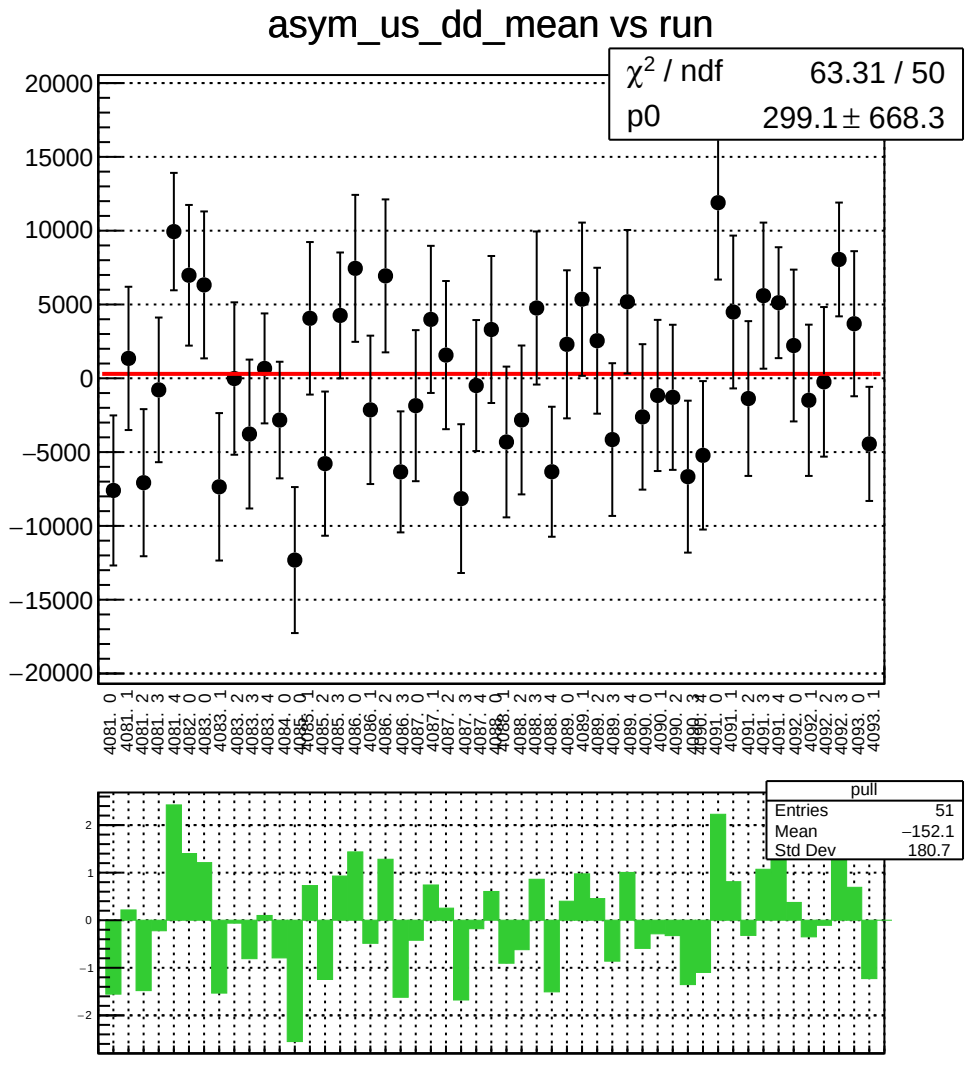
asym_us_dd_mean vs run
χ² / ndf 63.31 / 50
p0 299.1 ± 668.3
pull
Entries 51
Mean −152.1
Std Dev 180.7

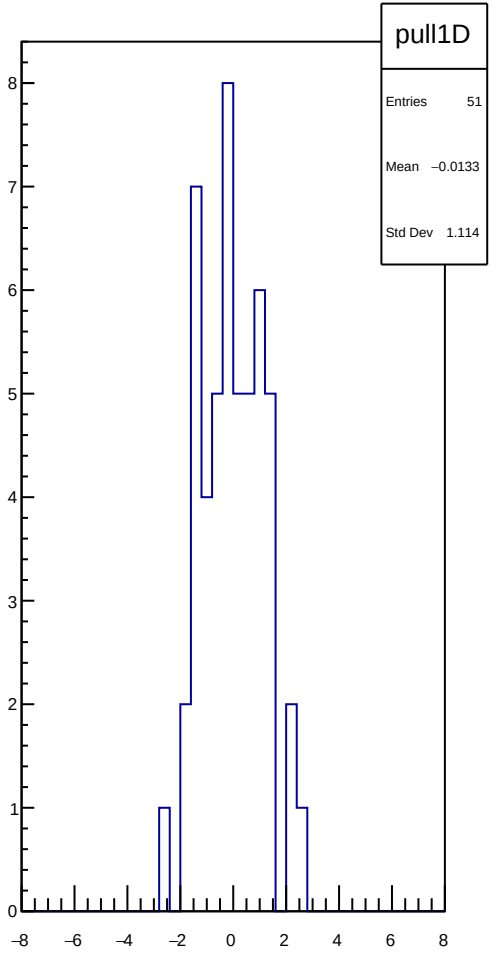
pull1D
Entries 51
Mean −0.0133
Std Dev 1.114

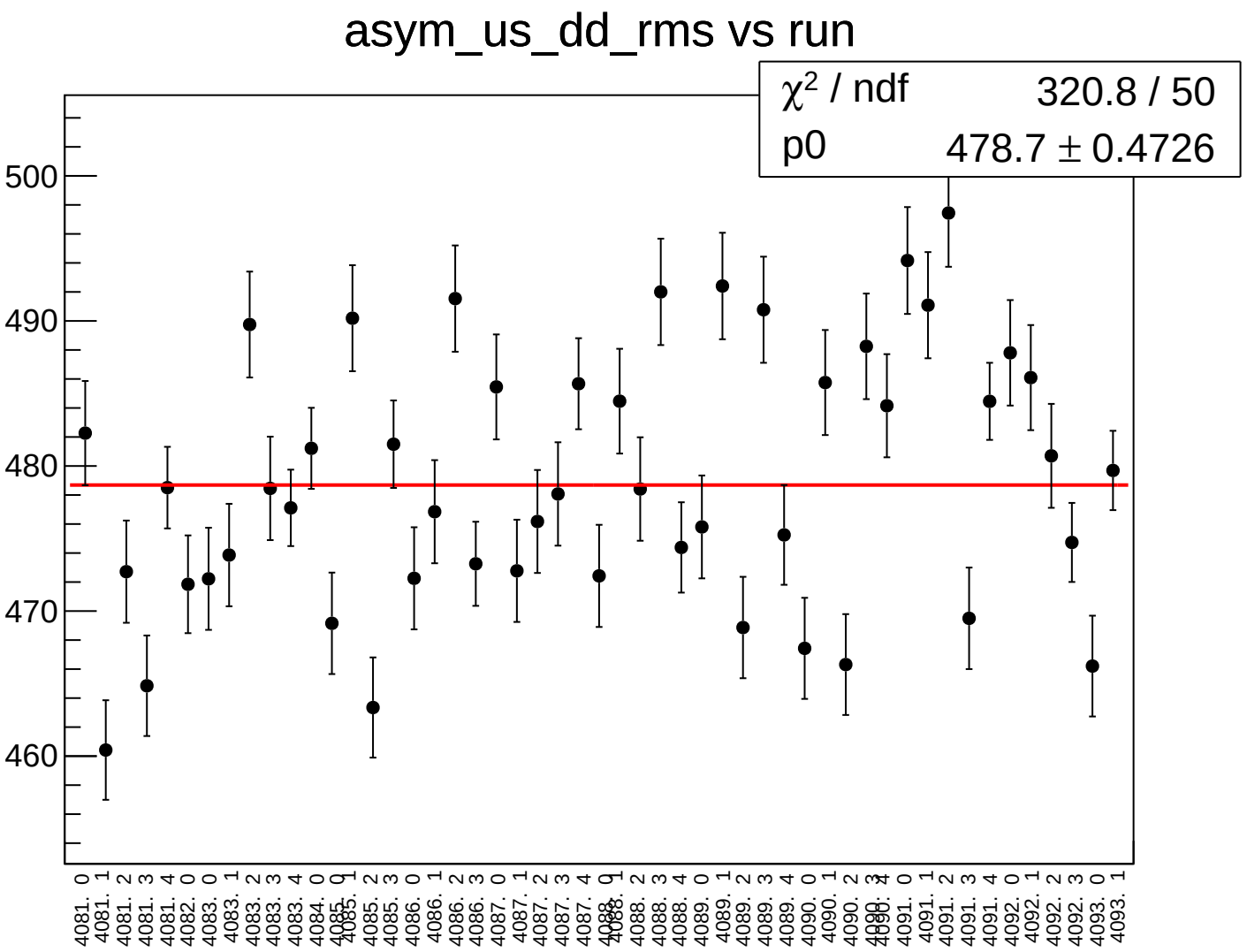
asym_us_dd_rms vs run
χ² / ndf 320.8 / 50
p0 478.7 ± 0.4726
500
490
480
470
460
4081. 0
4081. 1
4081. 2
4081. 3
4081. 4
4082. 0
4083. 0
4083. 1
4083. 2
4083. 3
4083. 4
4084. 0
4085. 0
4085. 1
4085. 2
4085. 3
4086. 0
4086. 1
4086. 2
4086. 3
4087. 0
4087. 1
4087. 2
4087. 3
4087. 4
4088. 0
4088. 1
4088. 2
4088. 3
4088. 4
4089. 0
4089. 1
4089. 2
4089. 3
4089. 4
4090. 0
4090. 1
4090. 2
4090. 3
4090. 4
4091. 0
4091. 1
4091. 2
4091. 3
4091. 4
4092. 0
4092. 1
4092. 2
4092. 3
4093. 0
4093. 1

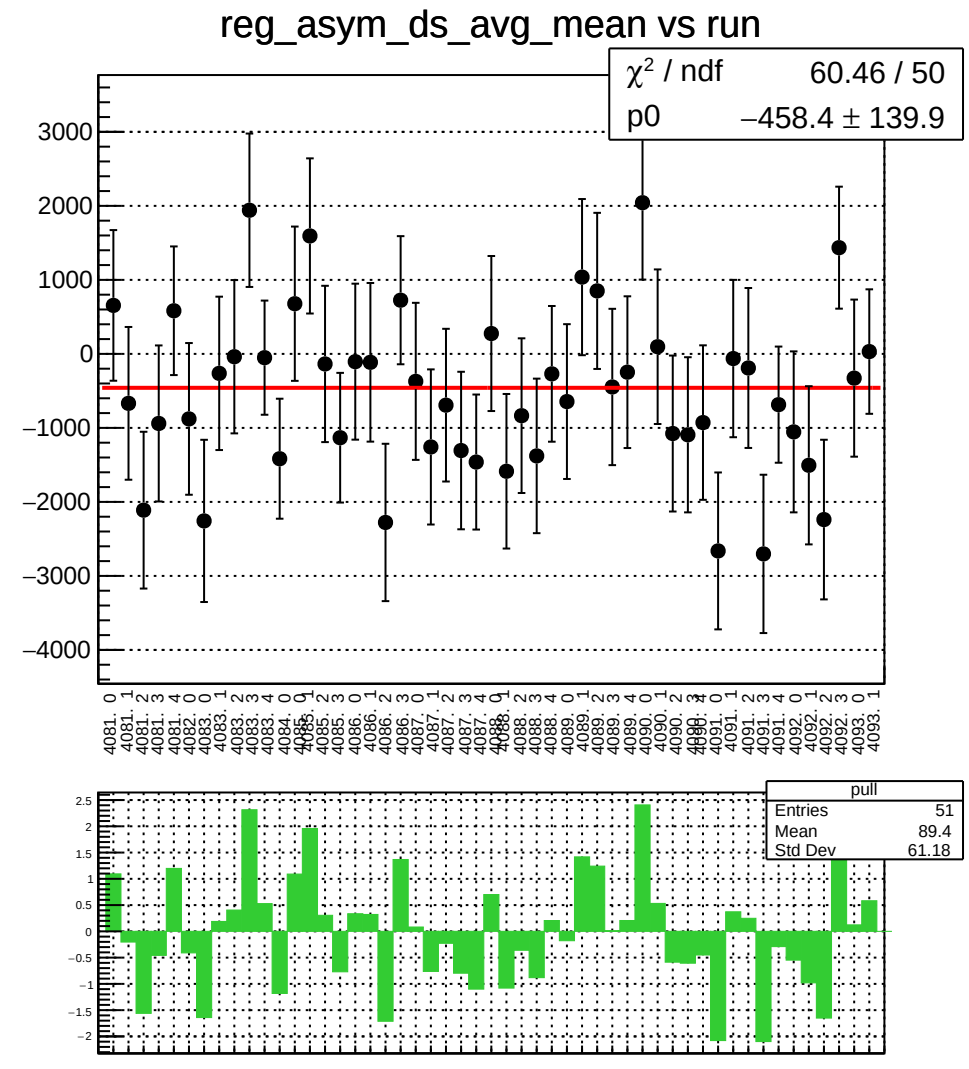
reg_asym_ds_avg_mean vs run
χ² / ndf 60.46 / 50
p0 −458.4 ± 139.9
pull
Entries 51
Mean 89.4
Std Dev 61.18

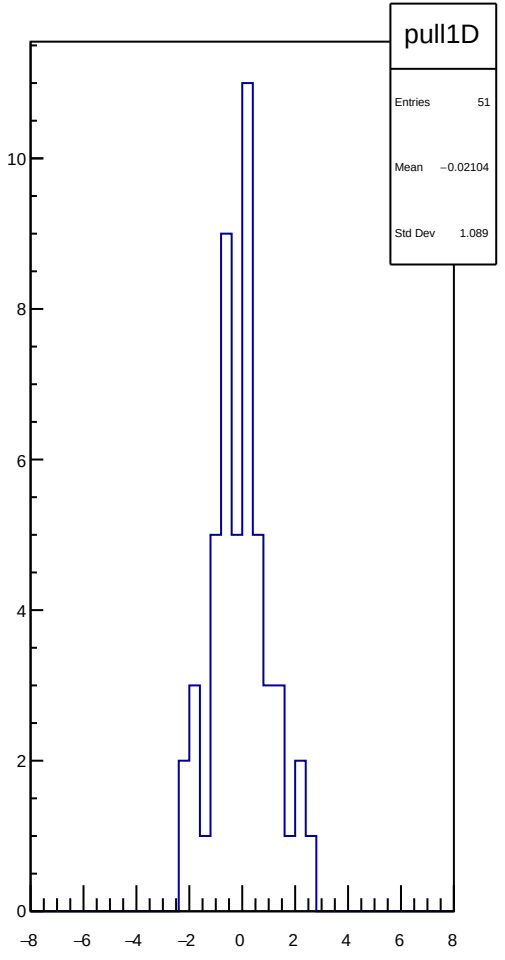
pull1D
Entries 51
Mean −0.02104
Std Dev 1.089

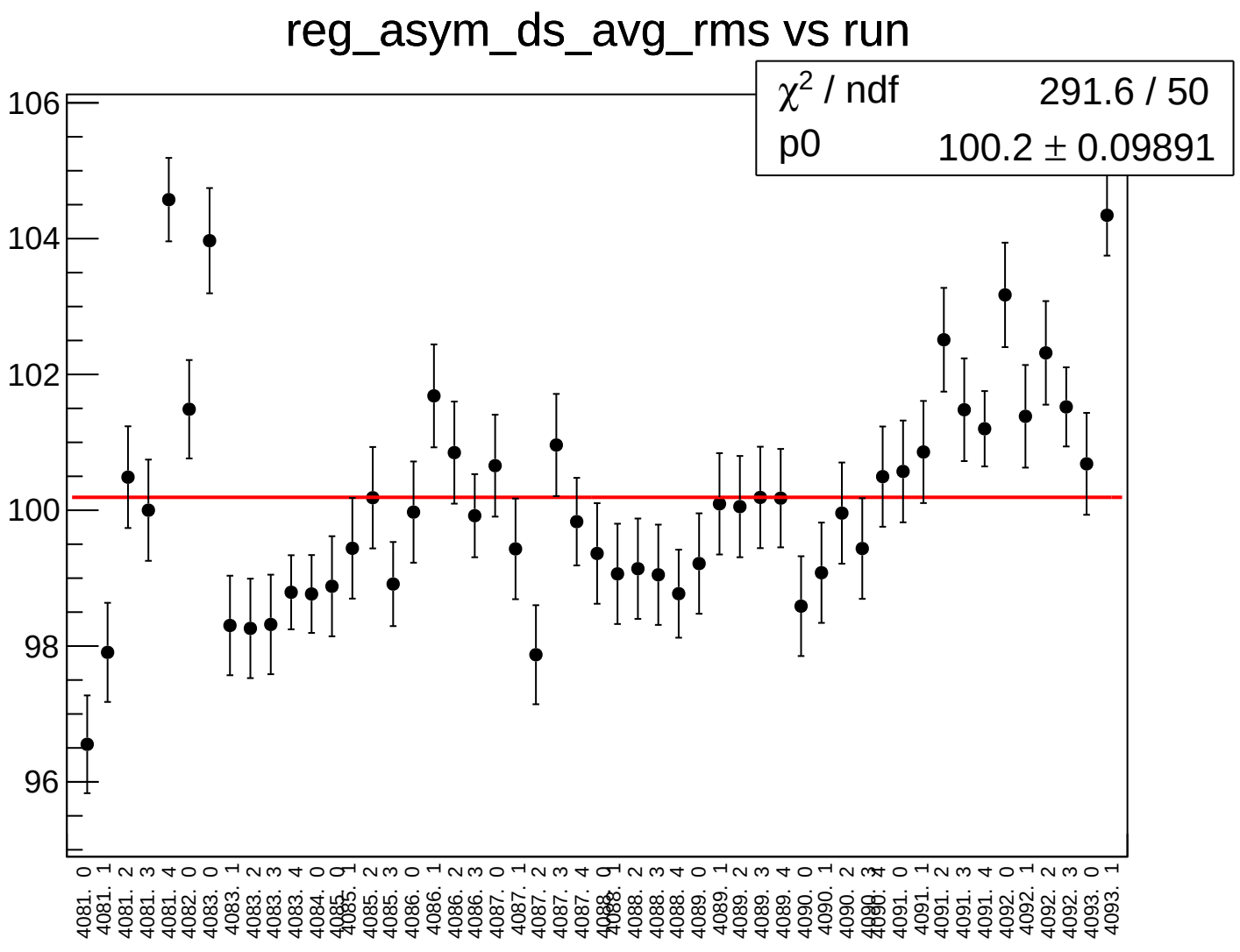
reg_asym_ds_avg_rms vs run
χ² / ndf 291.6 / 50
p0 100.2 ± 0.09891
106
104
102
100
98
96
4081. 0
4081. 1
4081. 2
4081. 3
4081. 4
4082. 0
4083. 0
4083. 1
4083. 2
4083. 3
4083. 4
4084. 0
4085. 0
4085. 1
4085. 2
4085. 3
4086. 0
4086. 1
4086. 2
4086. 3
4087. 0
4087. 1
4087. 2
4087. 3
4087. 4
4088. 0
4088. 1
4088. 2
4088. 3
4088. 4
4089. 0
4089. 1
4089. 2
4089. 3
4089. 4
4090. 0
4090. 1
4090. 2
4090. 3
4090. 4
4091. 0
4091. 1
4091. 2
4091. 3
4091. 4
4092. 0
4092. 1
4092. 2
4092. 3
4093. 0
4093. 1

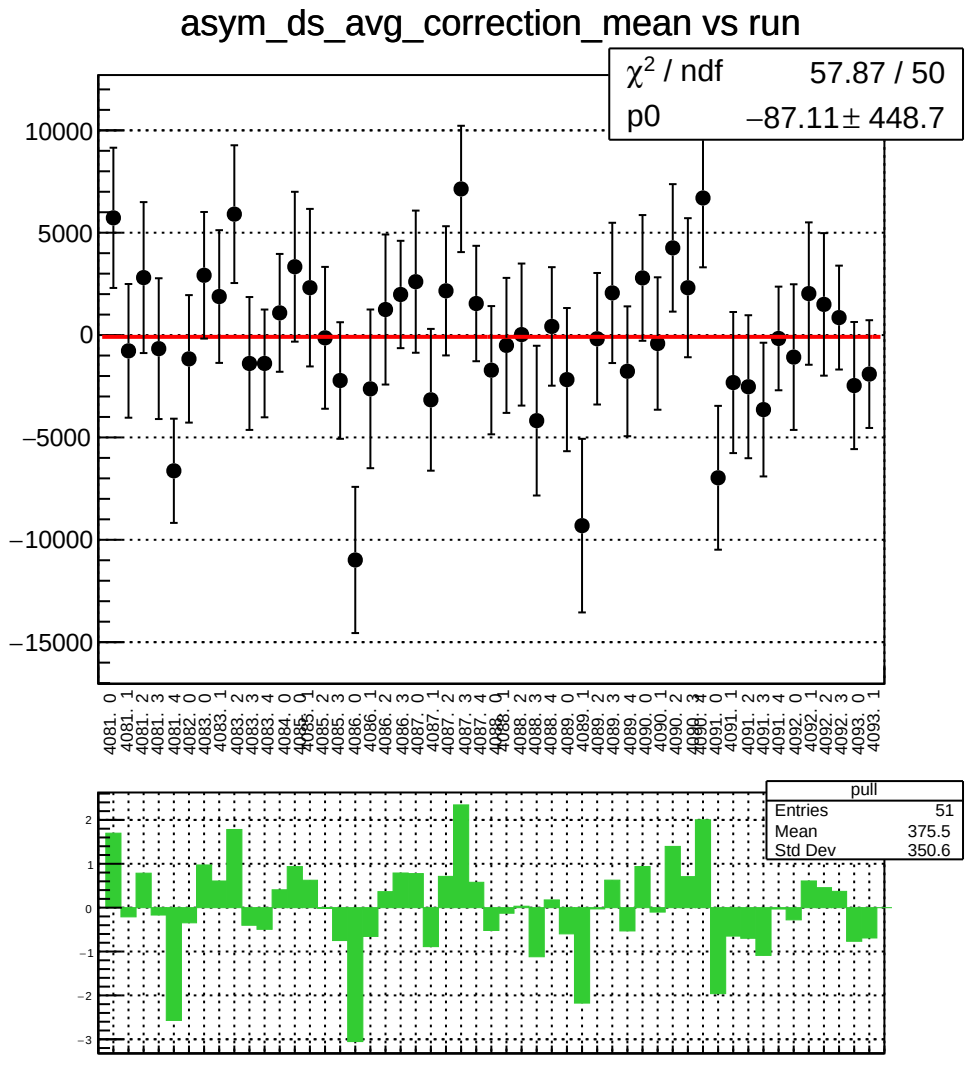
asym_ds_avg_correction_mean vs run
χ² / ndf 57.87 / 50
p0 −87.11 ± 448.7
pull
Entries 51
Mean 375.5
Std Dev 350.6

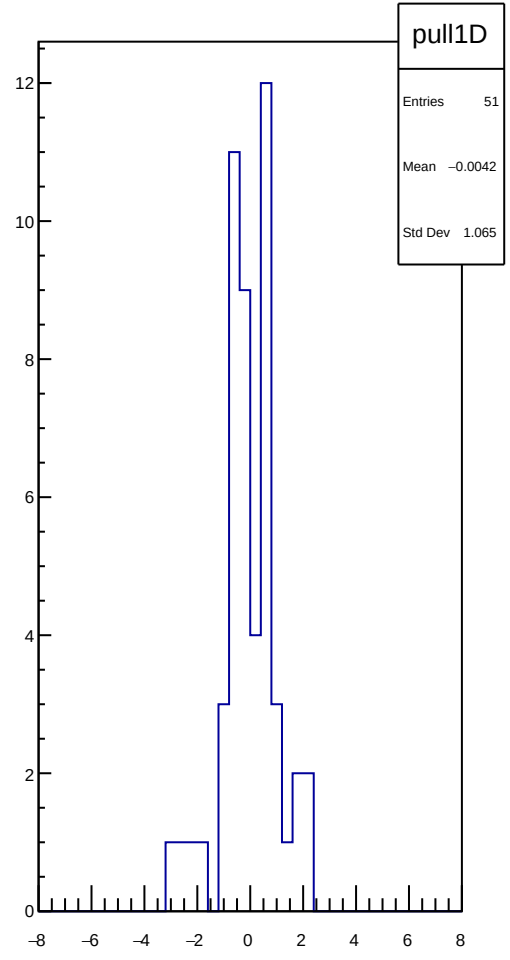
pull1D
Entries 51
Mean −0.0042
Std Dev 1.065

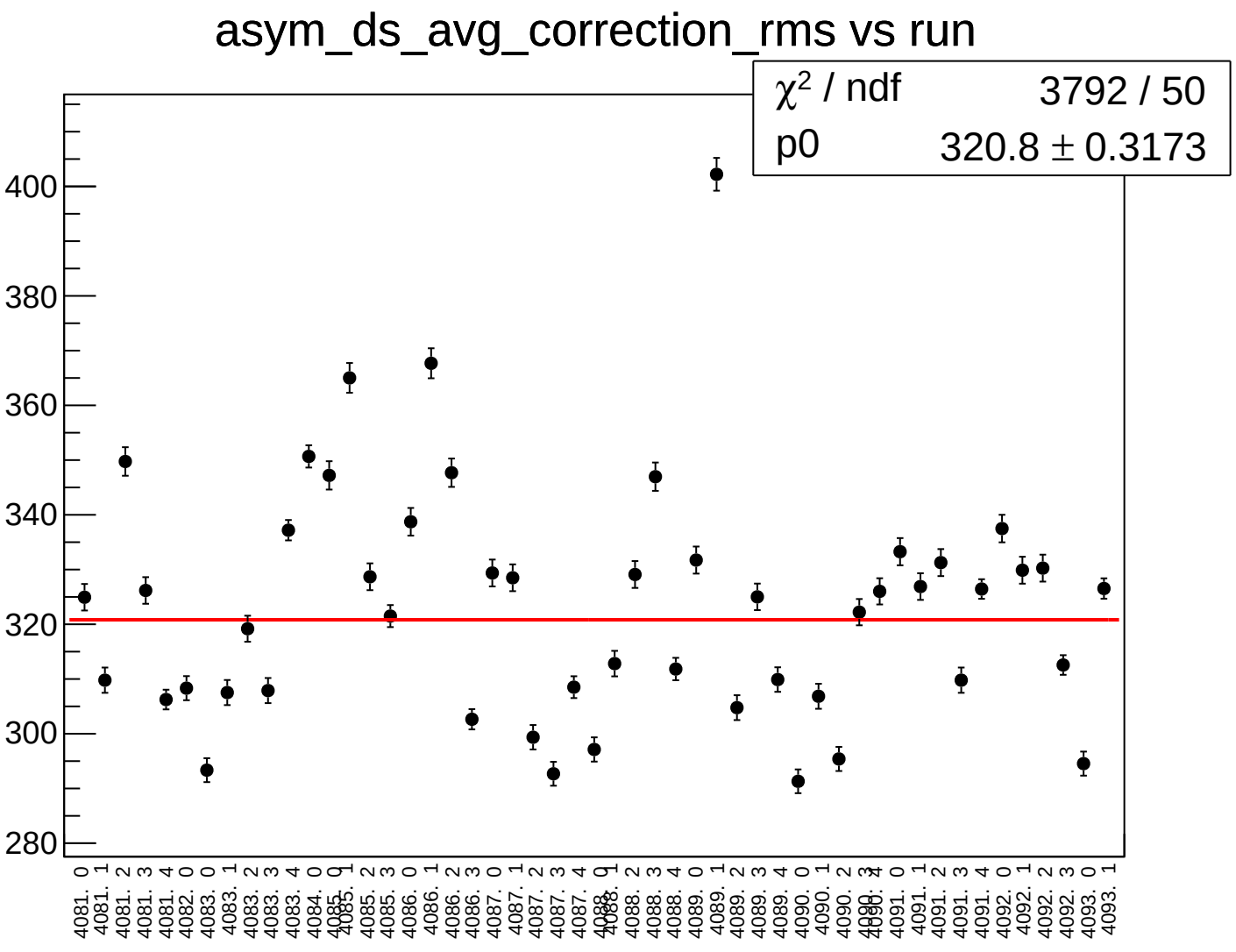
asym_ds_avg_correction_rms vs run
χ² / ndf 3792 / 50
p0 320.8 ± 0.3173
400
380
360
340
320
300
280
4081. 0
4081. 1
4081. 2
4081. 3
4081. 4
4082. 0
4083. 0
4083. 1
4083. 2
4083. 3
4083. 4
4084. 0
4085. 0
4085. 1
4085. 2
4085. 3
4086. 0
4086. 1
4086. 2
4086. 3
4087. 0
4087. 1
4087. 2
4087. 3
4087. 4
4088. 0
4088. 1
4088. 2
4088. 3
4088. 4
4089. 0
4089. 1
4089. 2
4089. 3
4089. 4
4090. 0
4090. 1
4090. 2
4090. 3
4090. 4
4091. 0
4091. 1
4091. 2
4091. 3
4091. 4
4092. 0
4092. 1
4092. 2
4092. 3
4093. 0
4093. 1

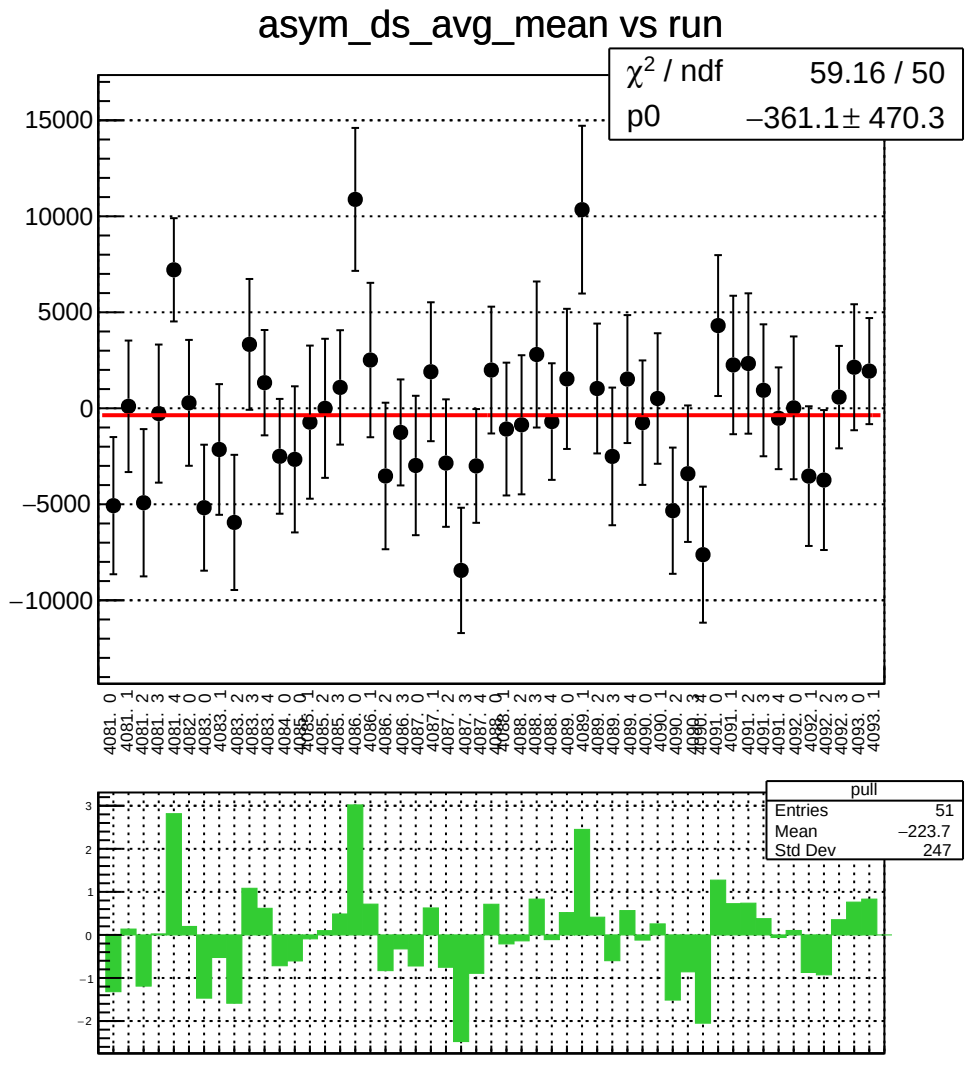
asym_ds_avg_mean vs run
χ² / ndf 59.16 / 50
p0 −361.1 ± 470.3
15000
10000
5000
0
−5000
−10000
4081. 0
4081. 1
4081. 2
4081. 3
4081. 4
4082. 0
4083. 0
4083. 1
4083. 2
4083. 3
4083. 4
4084. 0
4085. 0
4085. 1
4085. 2
4085. 3
4086. 0
4086. 1
4086. 2
4086. 3
4087. 0
4087. 1
4087. 2
4087. 3
4087. 4
4088. 0
4088. 1
4088. 2
4088. 3
4088. 4
4089. 0
4089. 1
4089. 2
4089. 3
4089. 4
4090. 0
4090. 1
4090. 2
4090. 3
4090. 4
4091. 0
4091. 1
4091. 2
4091. 3
4091. 4
4092. 0
4092. 1
4092. 2
4092. 3
4093. 0
4093. 1
pull
Entries 51
Mean −223.7
Std Dev 247
3
2
1
0
−1
−2

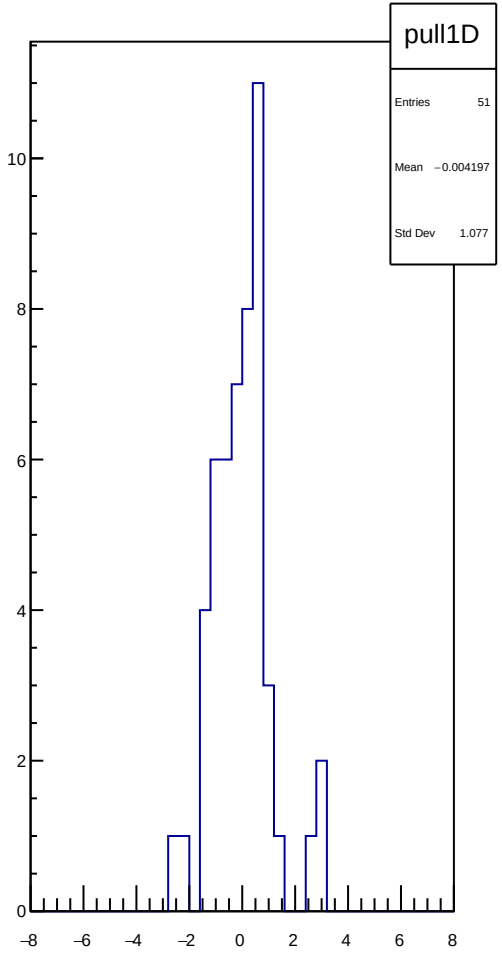
pull1D
Entries 51
Mean −0.004197
Std Dev 1.077
10
8
6
4
2
0
−8
−6
−4
−2
0
2
4
6
8

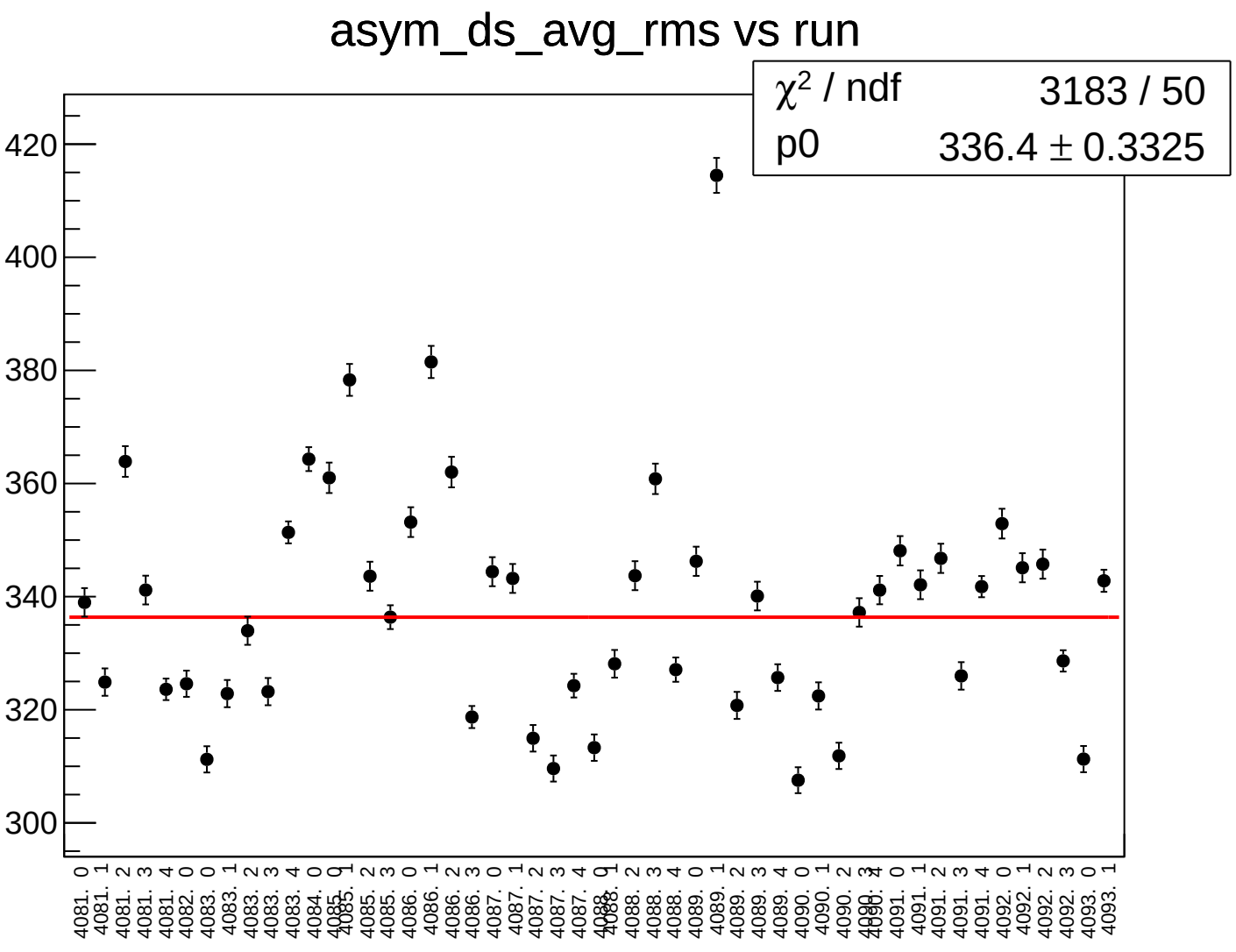
asym_ds_avg_rms vs run
χ² / ndf 3183 / 50
p0 336.4 ± 0.3325
420
400
380
360
340
320
300
4081. 0
4081. 1
4081. 2
4081. 3
4081. 4
4082. 0
4083. 0
4083. 1
4083. 2
4083. 3
4083. 4
4084. 0
4085. 0
4085. 1
4085. 2
4085. 3
4086. 0
4086. 1
4086. 2
4086. 3
4087. 0
4087. 1
4087. 2
4087. 3
4087. 4
4088. 0
4088. 1
4088. 2
4088. 3
4088. 4
4089. 0
4089. 1
4089. 2
4089. 3
4089. 4
4090. 0
4090. 1
4090. 2
4090. 3
4090. 4
4091. 0
4091. 1
4091. 2
4091. 3
4091. 4
4092. 0
4092. 1
4092. 2
4092. 3
4093. 0
4093. 1

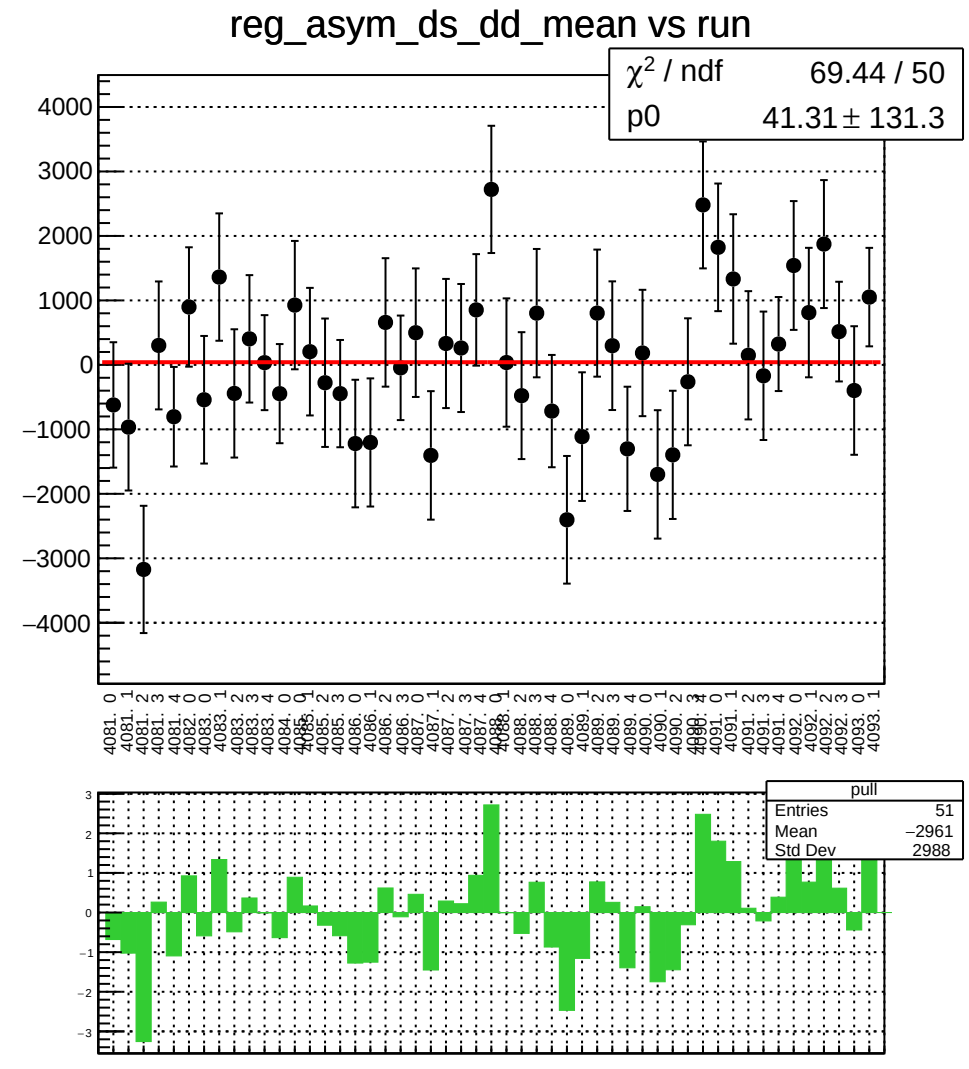
reg_asym_ds_dd_mean vs run
χ^2 / ndf 69.44 / 50
p0 41.31 ± 131.3
pull
Entries 51
Mean −2961
Std Dev 2988

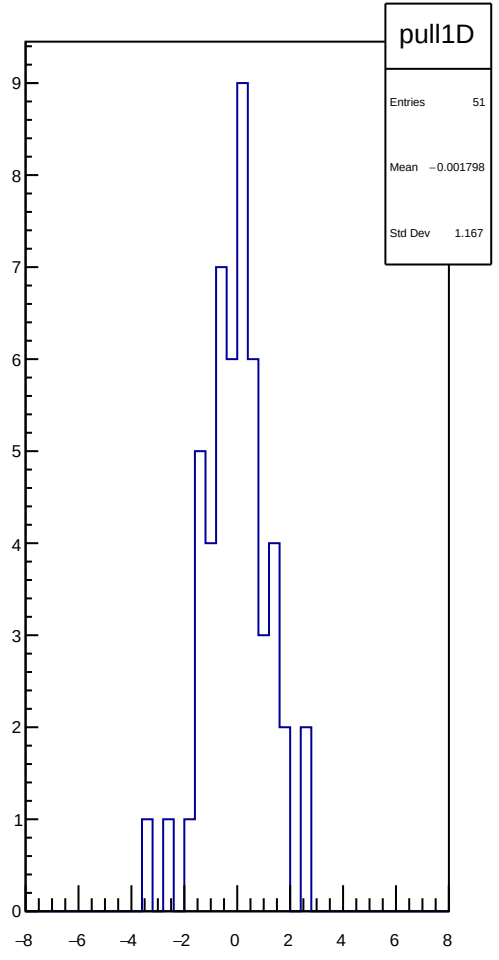
pull1D
Entries 51
Mean −0.001798
Std Dev 1.167

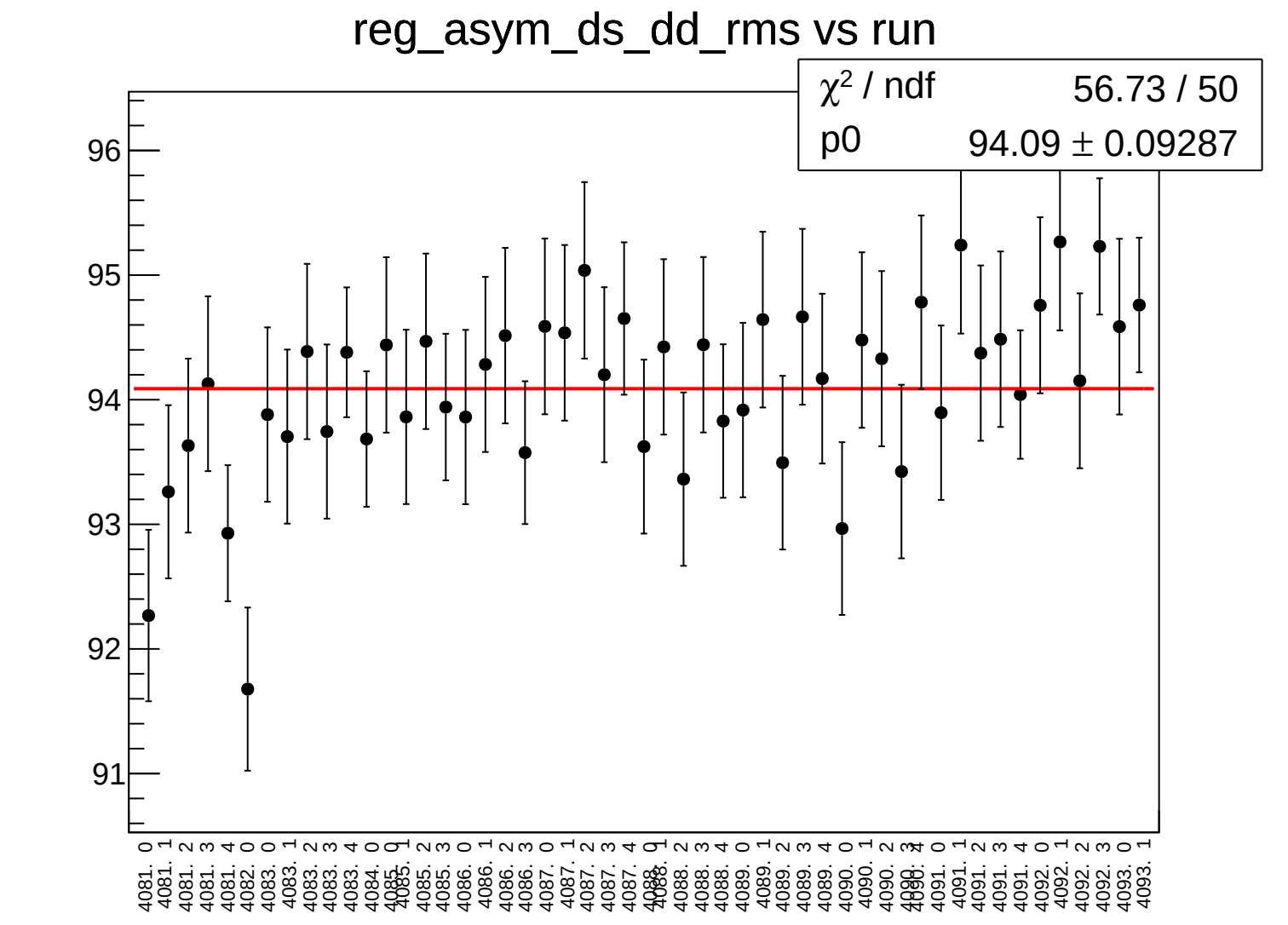
reg_asym_ds_dd_rms vs run
χ² / ndf 56.73 / 50
p0 94.09 ± 0.09287
96
95
94
93
92
91
4081. 0
4081. 1
4081. 2
4081. 3
4081. 4
4082. 0
4083. 0
4083. 1
4083. 2
4083. 3
4083. 4
4084. 0
4085. 0
4085. 1
4085. 2
4085. 3
4086. 0
4086. 1
4086. 2
4086. 3
4087. 0
4087. 1
4087. 2
4087. 3
4087. 4
4088. 0
4088. 1
4088. 2
4088. 3
4088. 4
4089. 0
4089. 1
4089. 2
4089. 3
4089. 4
4090. 0
4090. 1
4090. 2
4090. 3
4090. 4
4091. 0
4091. 1
4091. 2
4091. 3
4091. 4
4092. 0
4092. 1
4092. 2
4092. 3
4093. 0
4093. 1

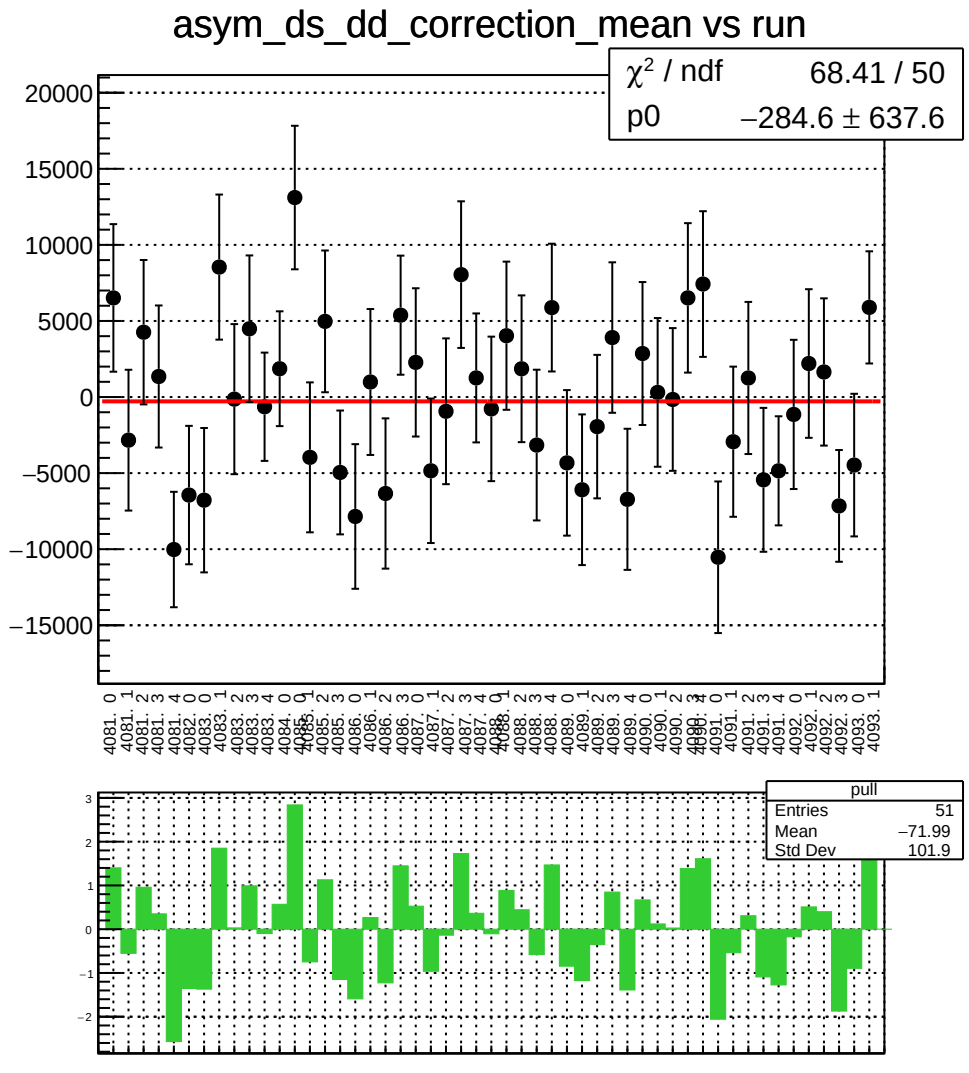
asym_ds_dd_correction_mean vs run
χ² / ndf 68.41 / 50
p0 −284.6 ± 637.6
pull
Entries 51
Mean −71.99
Std Dev 101.9

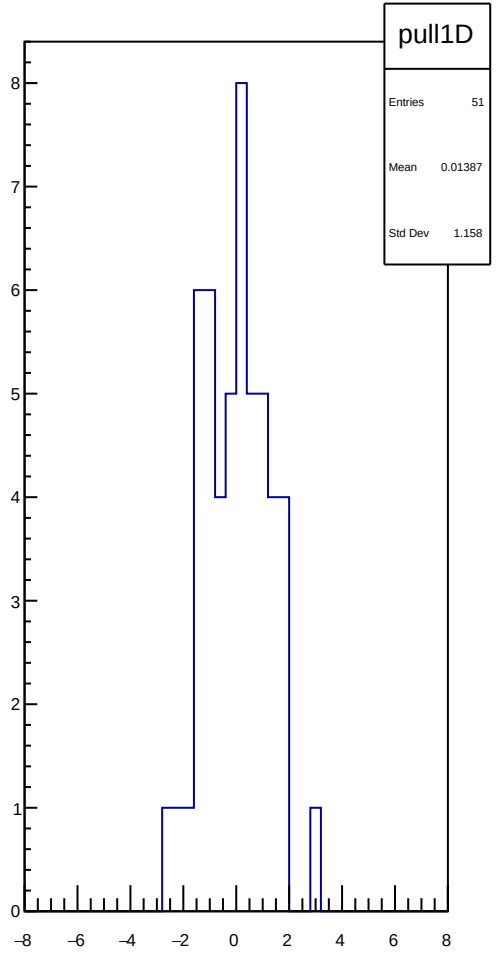
pull1D
Entries 51
Mean 0.01387
Std Dev 1.158

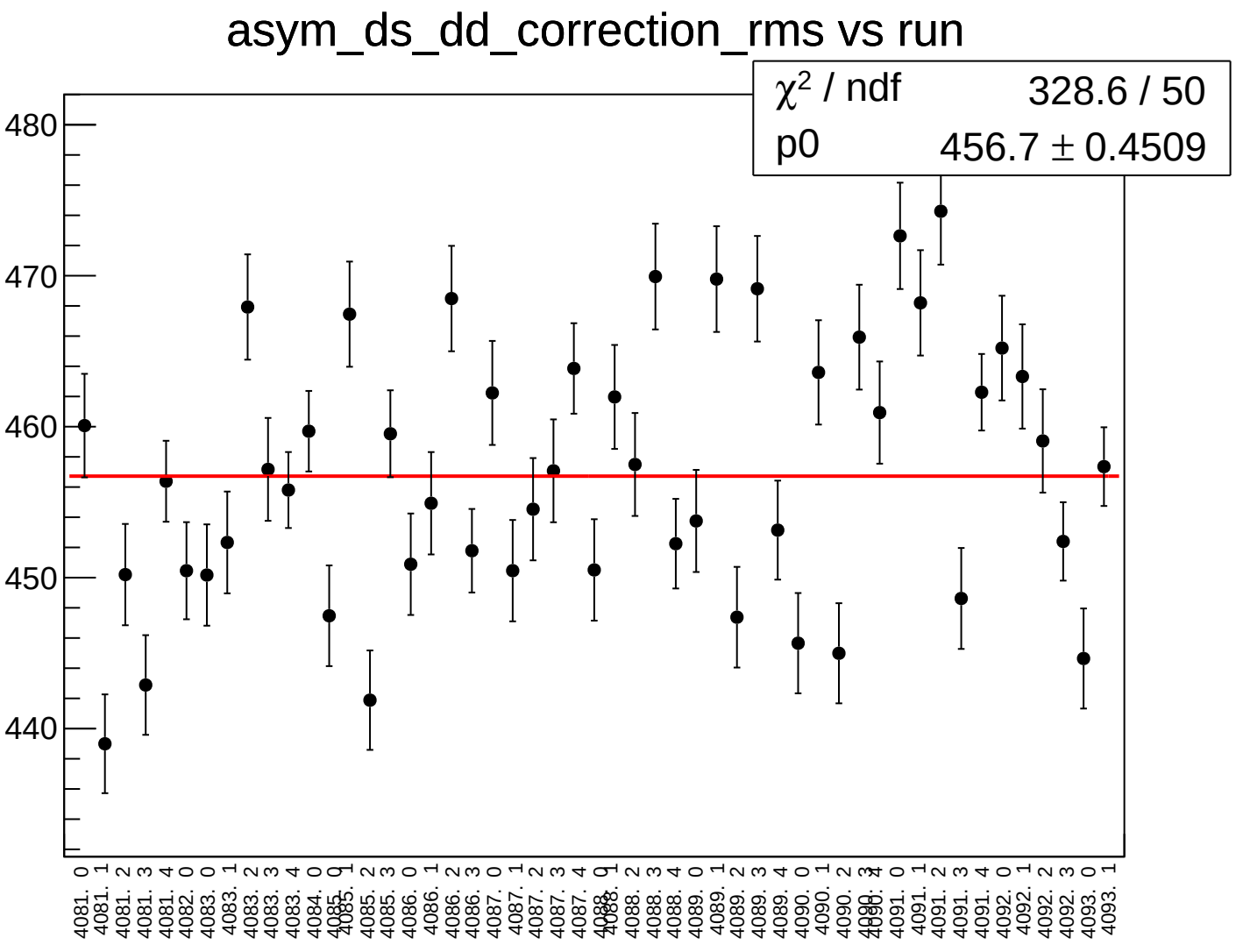
asym_ds_dd_correction_rms vs run
χ² / ndf 328.6 / 50
p0 456.7 ± 0.4509
480
470
460
450
440
4081. 0
4081. 1
4081. 2
4081. 3
4081. 4
4082. 0
4083. 0
4083. 1
4083. 2
4083. 3
4083. 4
4084. 0
4085. 0
4085. 1
4085. 2
4085. 3
4086. 0
4086. 1
4086. 2
4086. 3
4087. 0
4087. 1
4087. 2
4087. 3
4087. 4
4088. 0
4088. 1
4088. 2
4088. 3
4088. 4
4089. 0
4089. 1
4089. 2
4089. 3
4089. 4
4090. 0
4090. 1
4090. 2
4090. 3
4090. 4
4091. 0
4091. 1
4091. 2
4091. 3
4091. 4
4092. 0
4092. 1
4092. 2
4092. 3
4093. 0
4093. 1

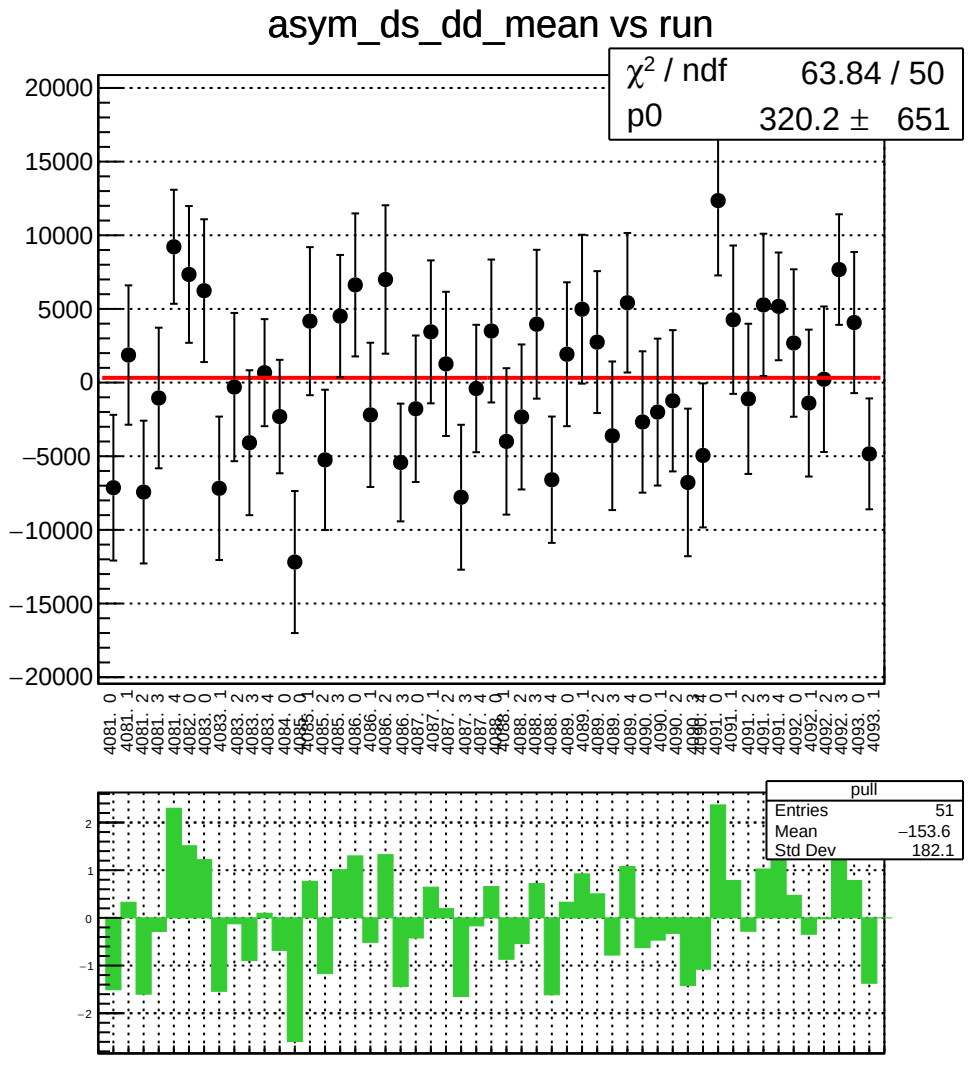
asym_ds_dd_mean vs run
χ² / ndf 63.84 / 50
p0 320.2 ± 651
pull
Entries 51
Mean −153.6
Std Dev 182.1

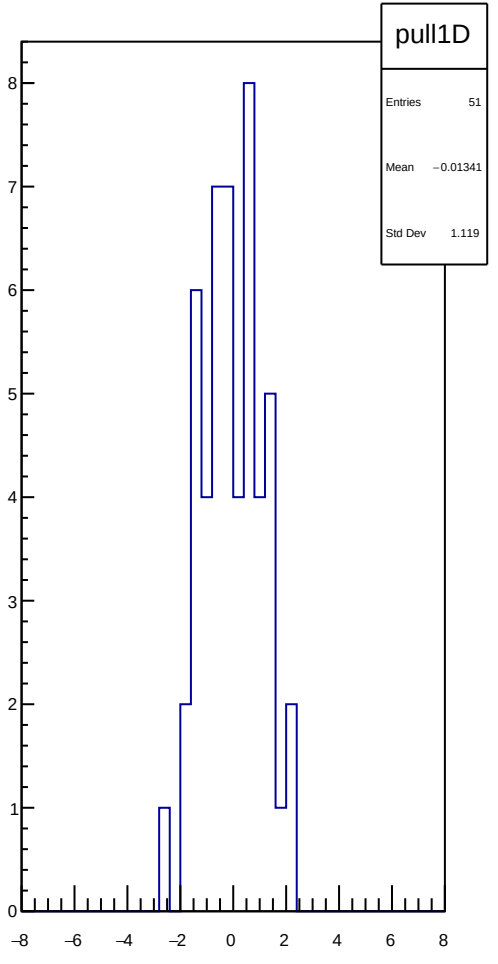
pull1D
Entries 51
Mean −0.01341
Std Dev 1.119

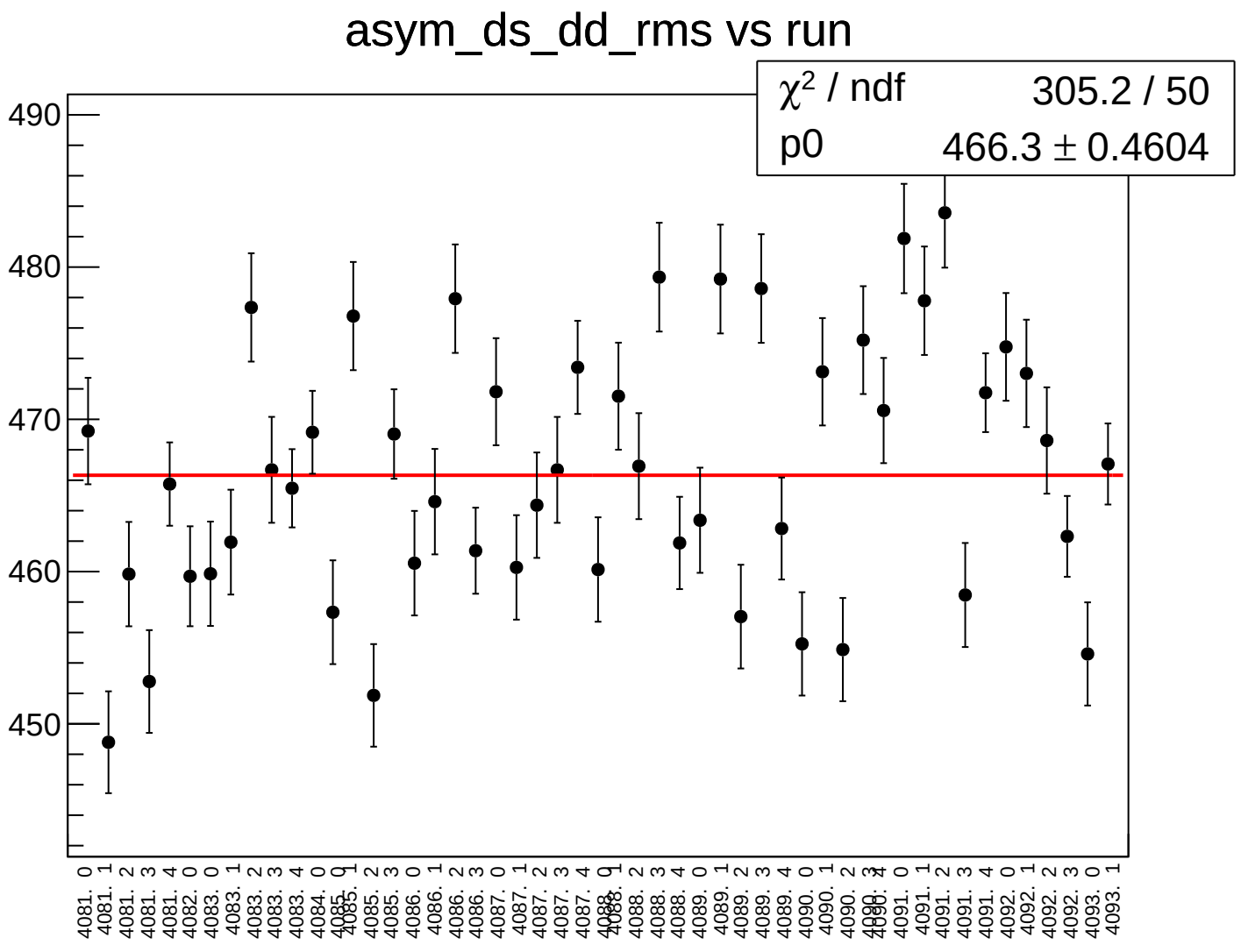
asym_ds_dd_rms vs run
χ² / ndf 305.2 / 50
p0 466.3 ± 0.4604
490
480
470
460
450
4081. 0
4081. 1
4081. 2
4081. 3
4081. 4
4082. 0
4083. 0
4083. 1
4083. 2
4083. 3
4083. 4
4084. 0
4085. 0
4085. 1
4085. 2
4085. 3
4086. 0
4086. 1
4086. 2
4086. 3
4087. 0
4087. 1
4087. 2
4087. 3
4087. 4
4088. 0
4088. 1
4088. 2
4088. 3
4088. 4
4089. 0
4089. 1
4089. 2
4089. 3
4089. 4
4090. 0
4090. 1
4090. 2
4090. 3
4090. 4
4091. 0
4091. 1
4091. 2
4091. 3
4091. 4
4092. 0
4092. 1
4092. 2
4092. 3
4093. 0
4093. 1

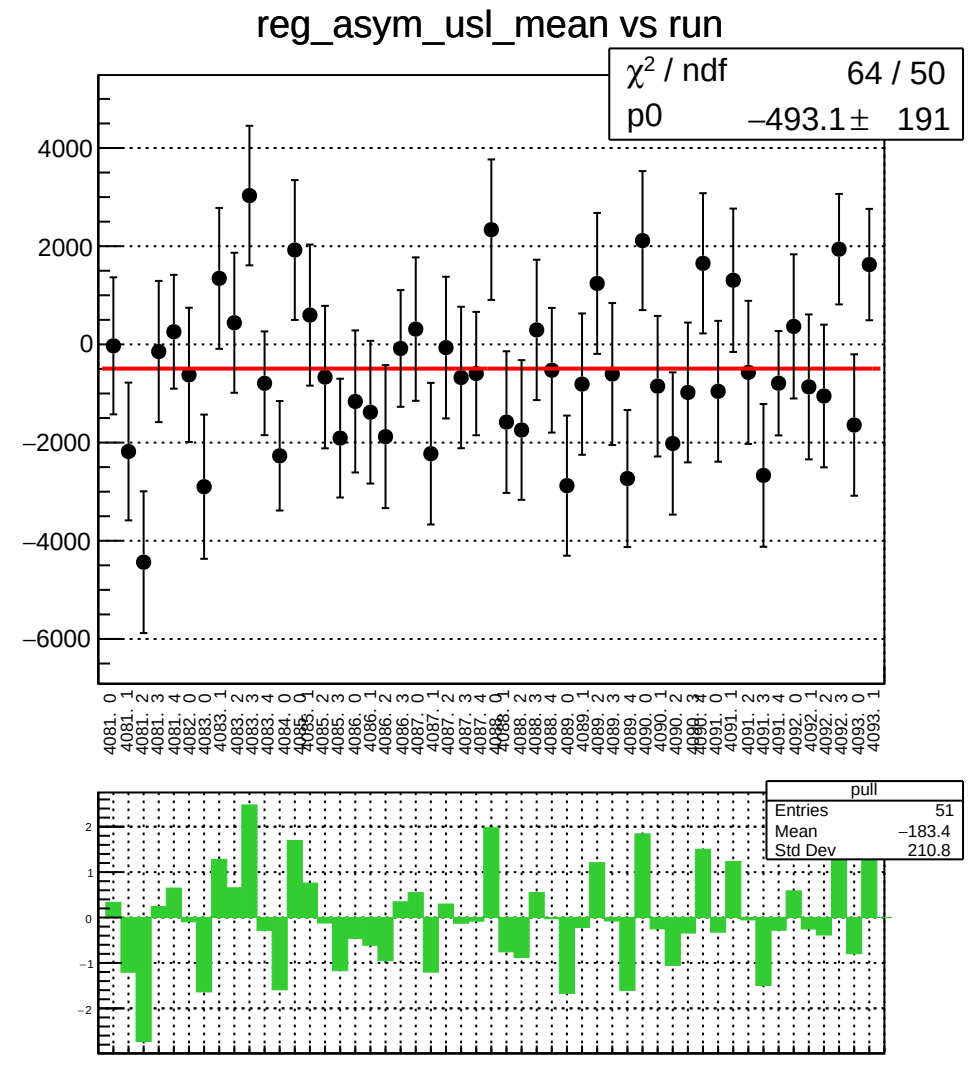
reg_asym_usl_mean vs run
χ² / ndf 64 / 50
p0 −493.1 ± 191
4000
2000
0
−2000
−4000
−6000
pull
Entries 51
Mean −183.4
Std Dev 210.8
2
1
0
−1
−2

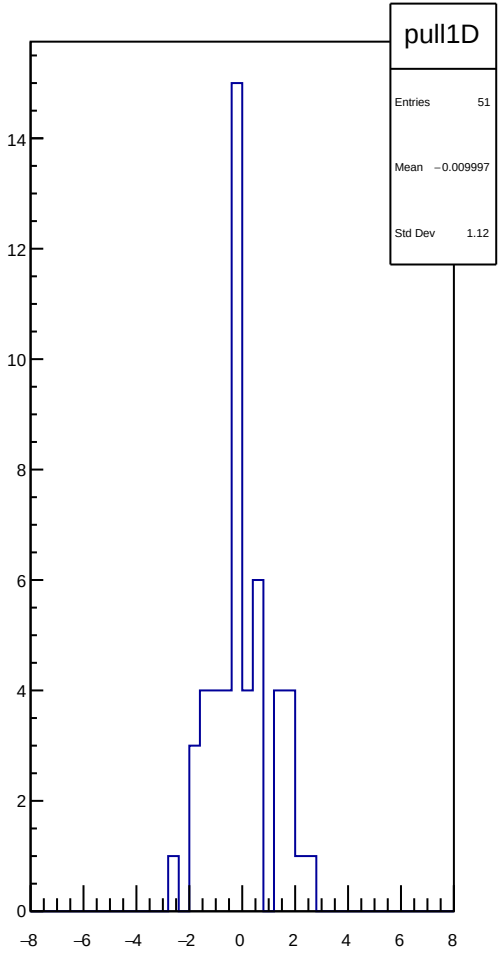
pull1D
Entries 51
Mean −0.009997
Std Dev 1.12
14
12
10
8
6
4
2
0
−8
−6
−4
−2
0
2
4
6
8

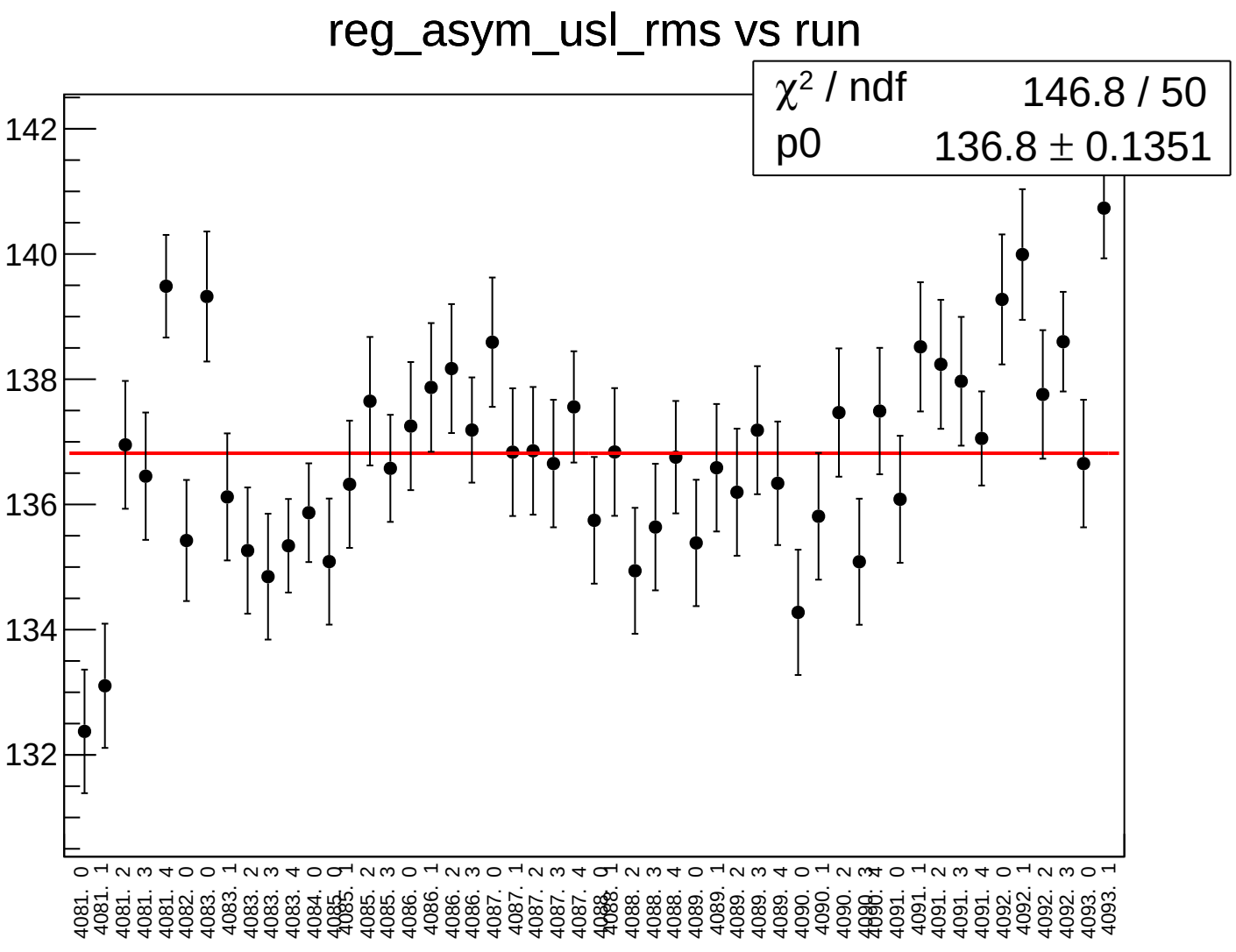
reg_asym_usl_rms vs run
χ² / ndf 146.8 / 50
p0 136.8 ± 0.1351
142
140
138
136
134
132
4081. 0
4081. 1
4081. 2
4081. 3
4081. 4
4082. 0
4083. 0
4083. 1
4083. 2
4083. 3
4083. 4
4084. 0
4085. 0
4085. 1
4085. 2
4085. 3
4086. 0
4086. 1
4086. 2
4086. 3
4087. 0
4087. 1
4087. 2
4087. 3
4087. 4
4088. 0
4088. 1
4088. 2
4088. 3
4088. 4
4089. 0
4089. 1
4089. 2
4089. 3
4089. 4
4090. 0
4090. 1
4090. 2
4090. 3
4090. 4
4091. 0
4091. 1
4091. 2
4091. 3
4091. 4
4092. 0
4092. 1
4092. 2
4092. 3
4093. 0
4093. 1

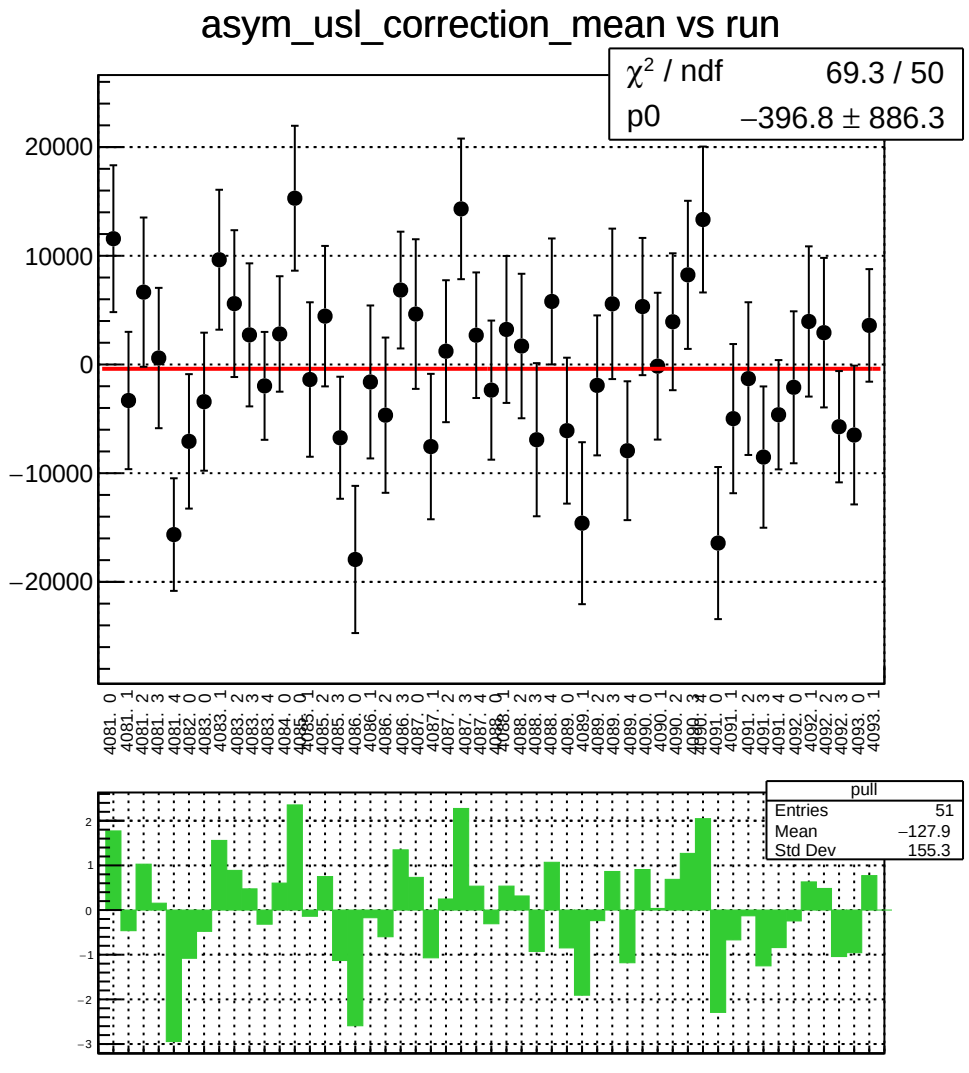
asym_usl_correction_mean vs run
χ² / ndf 69.3 / 50
p0 −396.8 ± 886.3
20000
10000
0
−10000
−20000
pull
Entries 51
Mean −127.9
Std Dev 155.3
2
1
0
−1
−2
−3

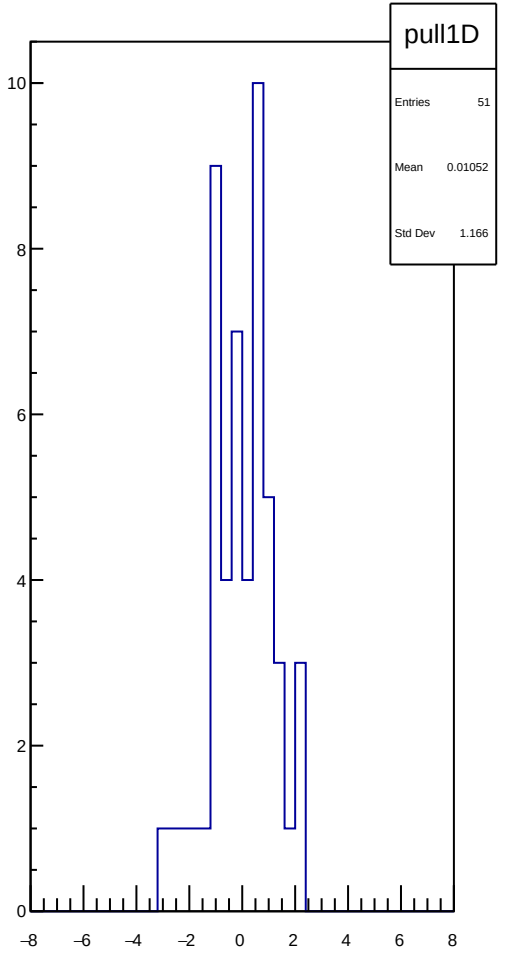
pull1D
Entries 51
Mean 0.01052
Std Dev 1.166
10
8
6
4
2
0
−8
−6
−4
−2
0
2
4
6
8

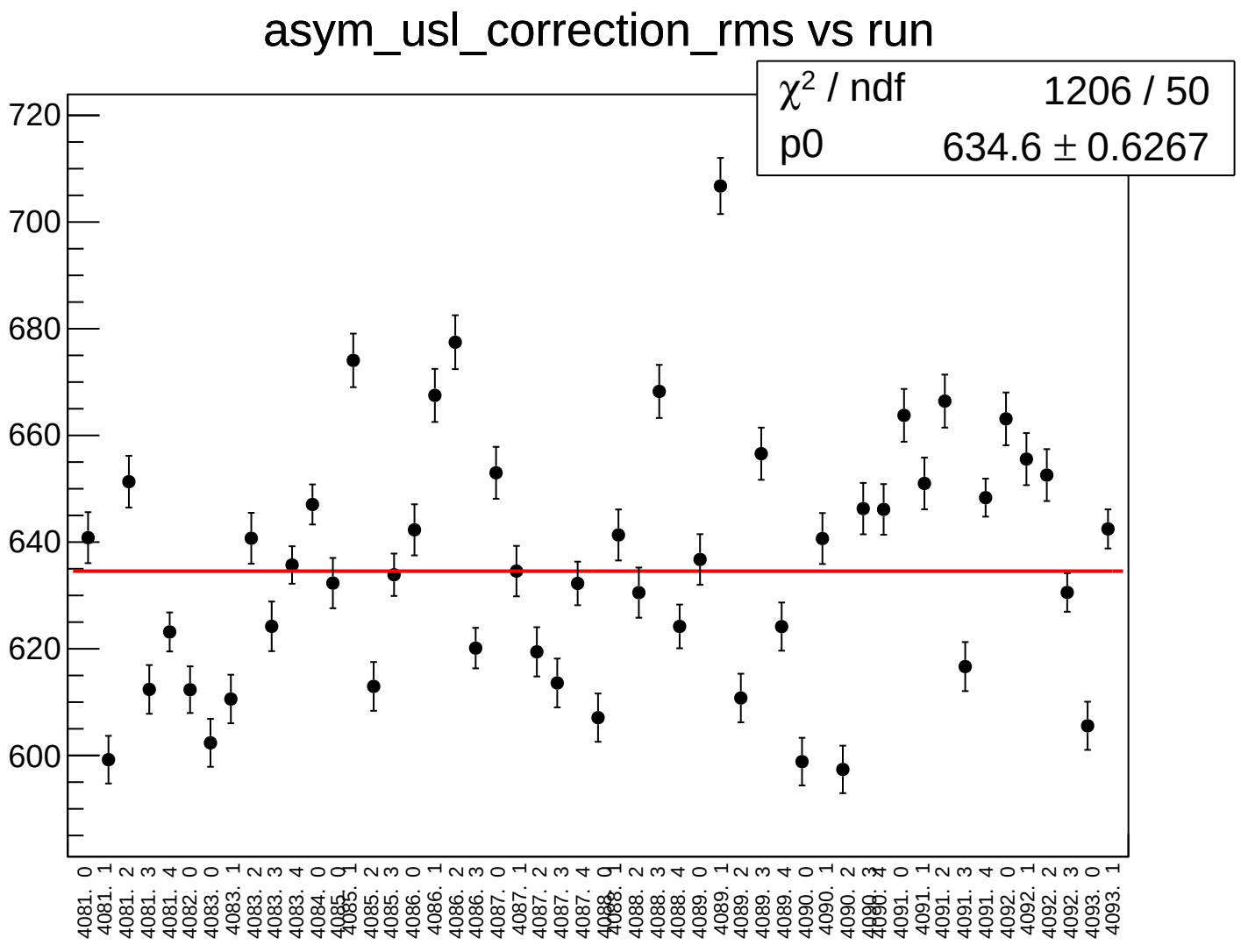
asym_usl_correction_rms vs run
χ² / ndf 1206 / 50
p0 634.6 ± 0.6267
720
700
680
660
640
620
600
4081. 0
4081. 1
4081. 2
4081. 3
4081. 4
4082. 0
4083. 0
4083. 1
4083. 2
4083. 3
4083. 4
4084. 0
4085. 0
4085. 1
4085. 2
4085. 3
4086. 0
4086. 1
4086. 2
4086. 3
4087. 0
4087. 1
4087. 2
4087. 3
4087. 4
4088. 0
4088. 1
4088. 2
4088. 3
4088. 4
4089. 0
4089. 1
4089. 2
4089. 3
4089. 4
4090. 0
4090. 1
4090. 2
4090. 3
4090. 4
4091. 0
4091. 1
4091. 2
4091. 3
4091. 4
4092. 0
4092. 1
4092. 2
4092. 3
4093. 0
4093. 1

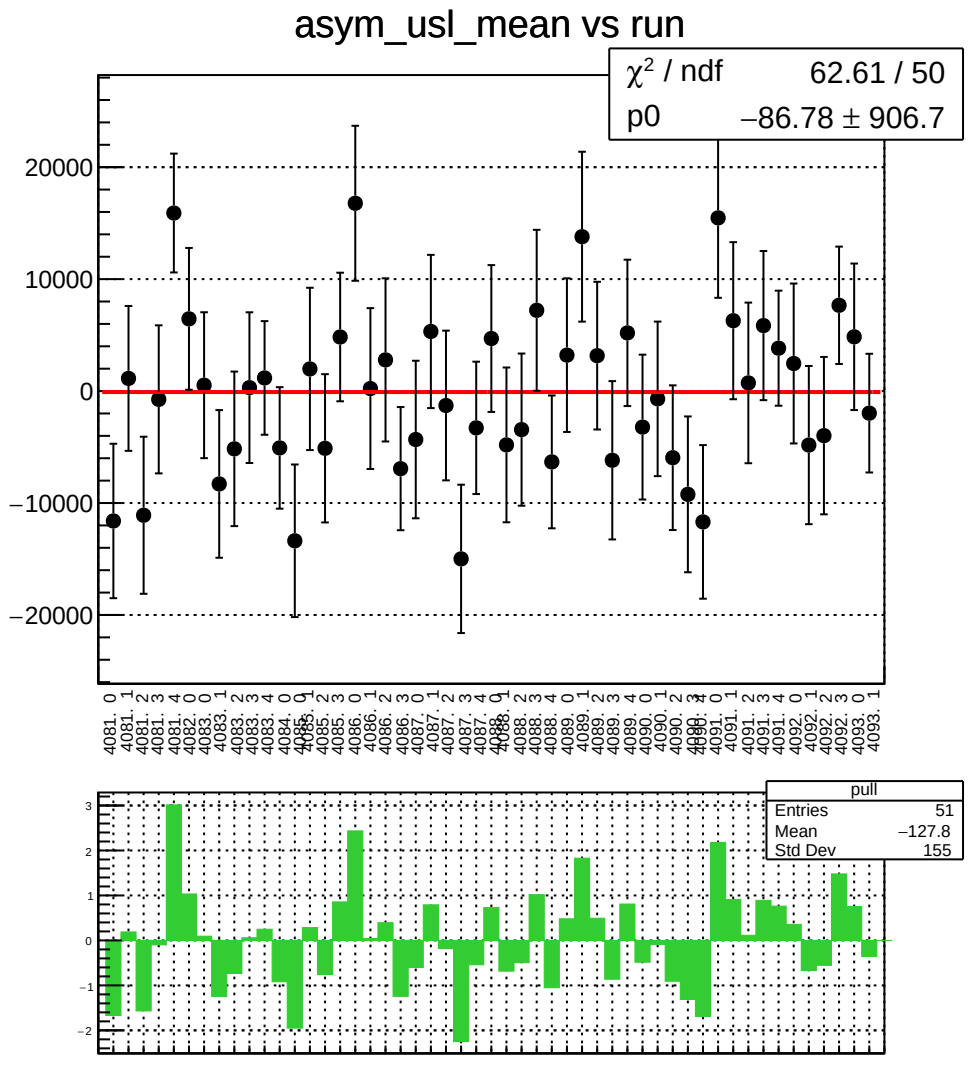
asym_usl_mean vs run
χ² / ndf 62.61 / 50
p0 −86.78 ± 906.7
20000
10000
0
−10000
−20000
pull
Entries 51
Mean −127.8
Std Dev 155
3
2
1
0
−1
−2

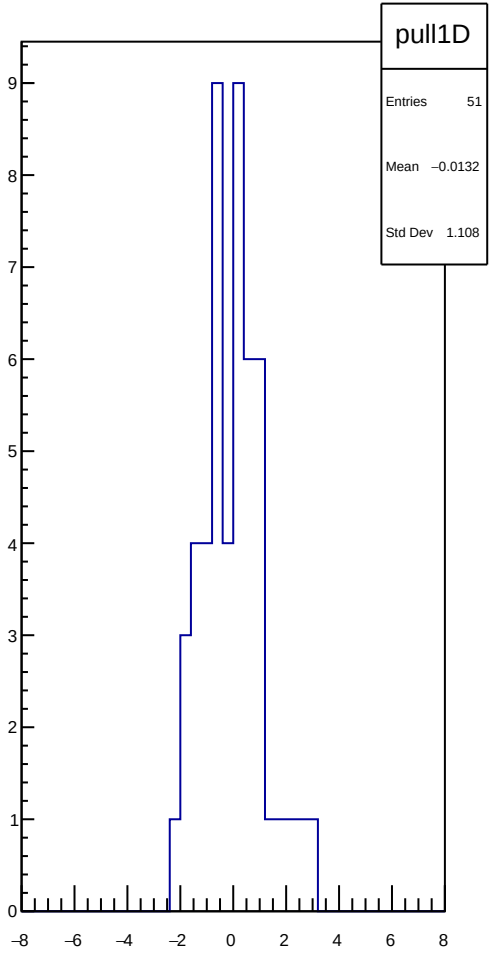
pull1D
Entries 51
Mean −0.0132
Std Dev 1.108
9
8
7
6
5
4
3
2
1
0
−8
−6
−4
−2
0
2
4
6
8

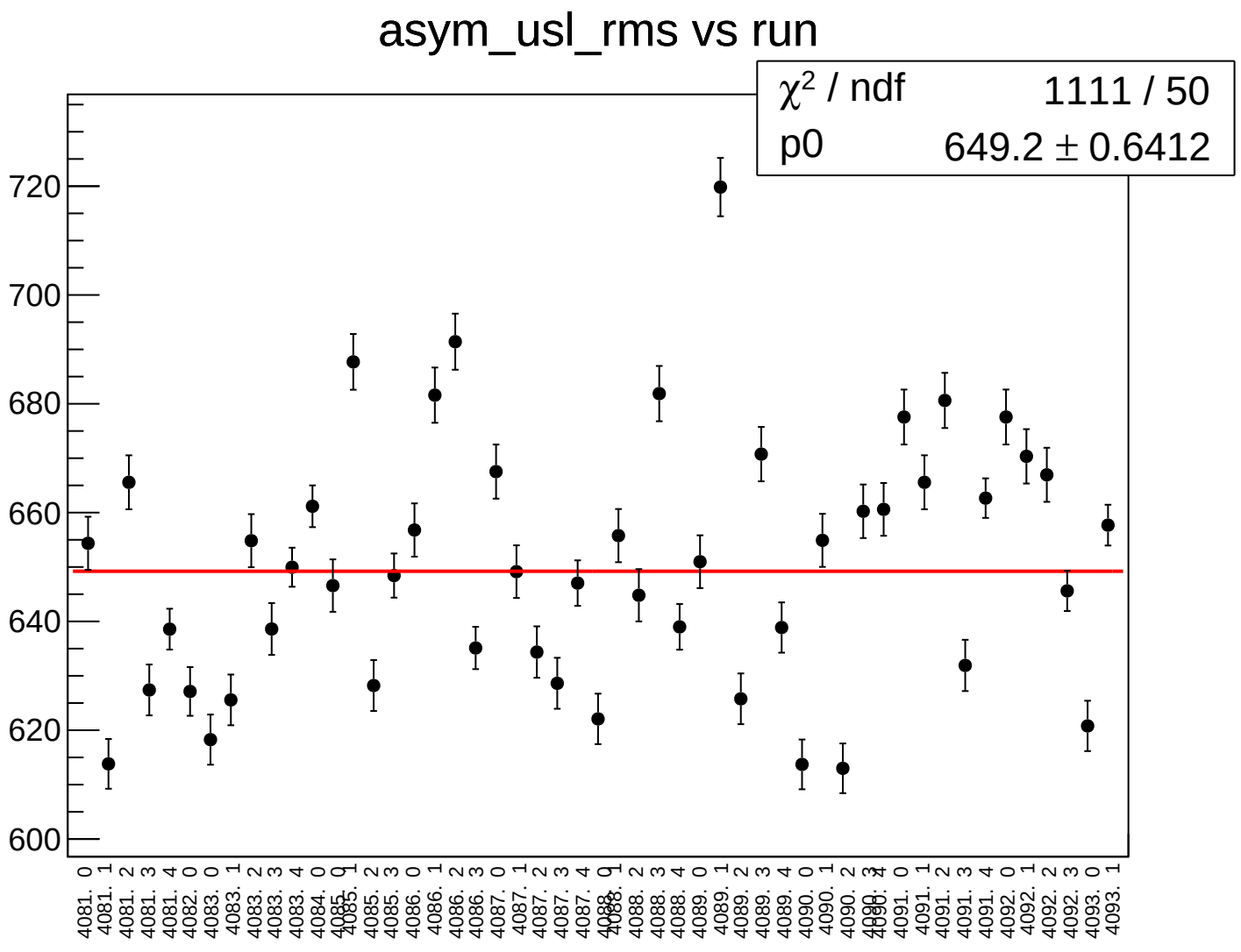
asym_usl_rms vs run
χ² / ndf 1111 / 50
p0 649.2 ± 0.6412
720
700
680
660
640
620
600
4081. 0
4081. 1
4081. 2
4081. 3
4081. 4
4082. 0
4083. 0
4083. 1
4083. 2
4083. 3
4083. 4
4084. 0
4085. 0
4085. 1
4085. 2
4085. 3
4086. 0
4086. 1
4086. 2
4086. 3
4087. 0
4087. 1
4087. 2
4087. 3
4087. 4
4088. 1
4088. 2
4088. 3
4088. 4
4089. 0
4089. 1
4089. 2
4089. 3
4089. 4
4090. 0
4090. 1
4090. 2
4091. 0
4091. 1
4091. 2
4091. 3
4091. 4
4092. 0
4092. 1
4092. 2
4092. 3
4093. 0
4093. 1

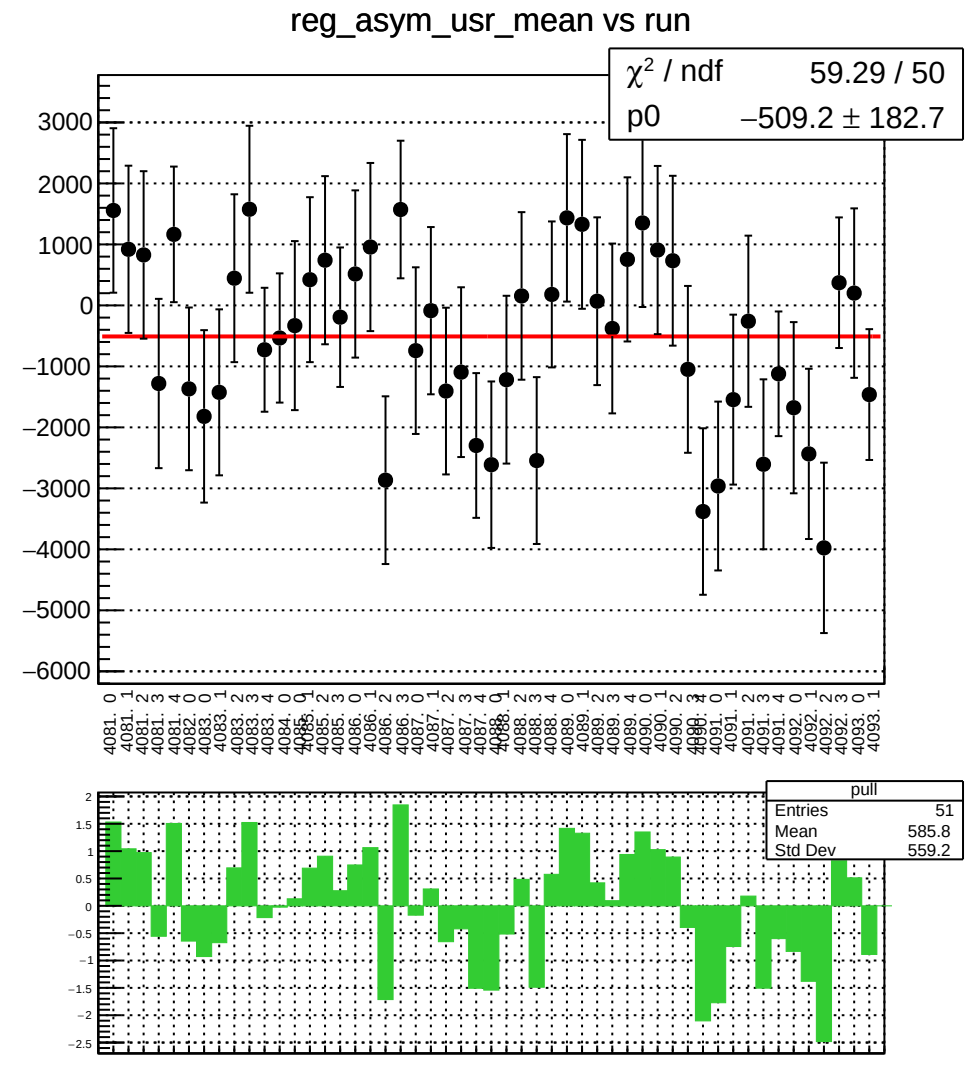
reg_asym_usr_mean vs run
χ^2 / ndf 59.29 / 50
p0 −509.2 ± 182.7
pull
Entries 51
Mean 585.8
Std Dev 559.2

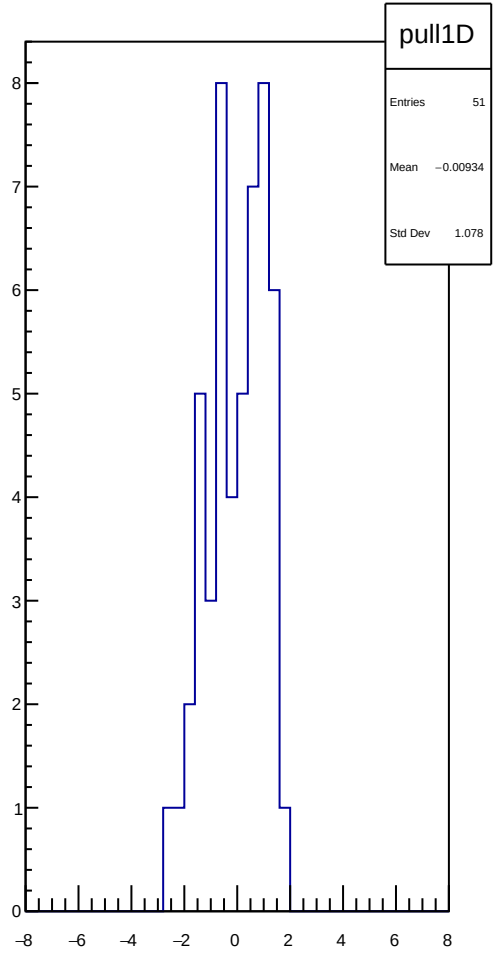
pull1D
Entries 51
Mean −0.00934
Std Dev 1.078

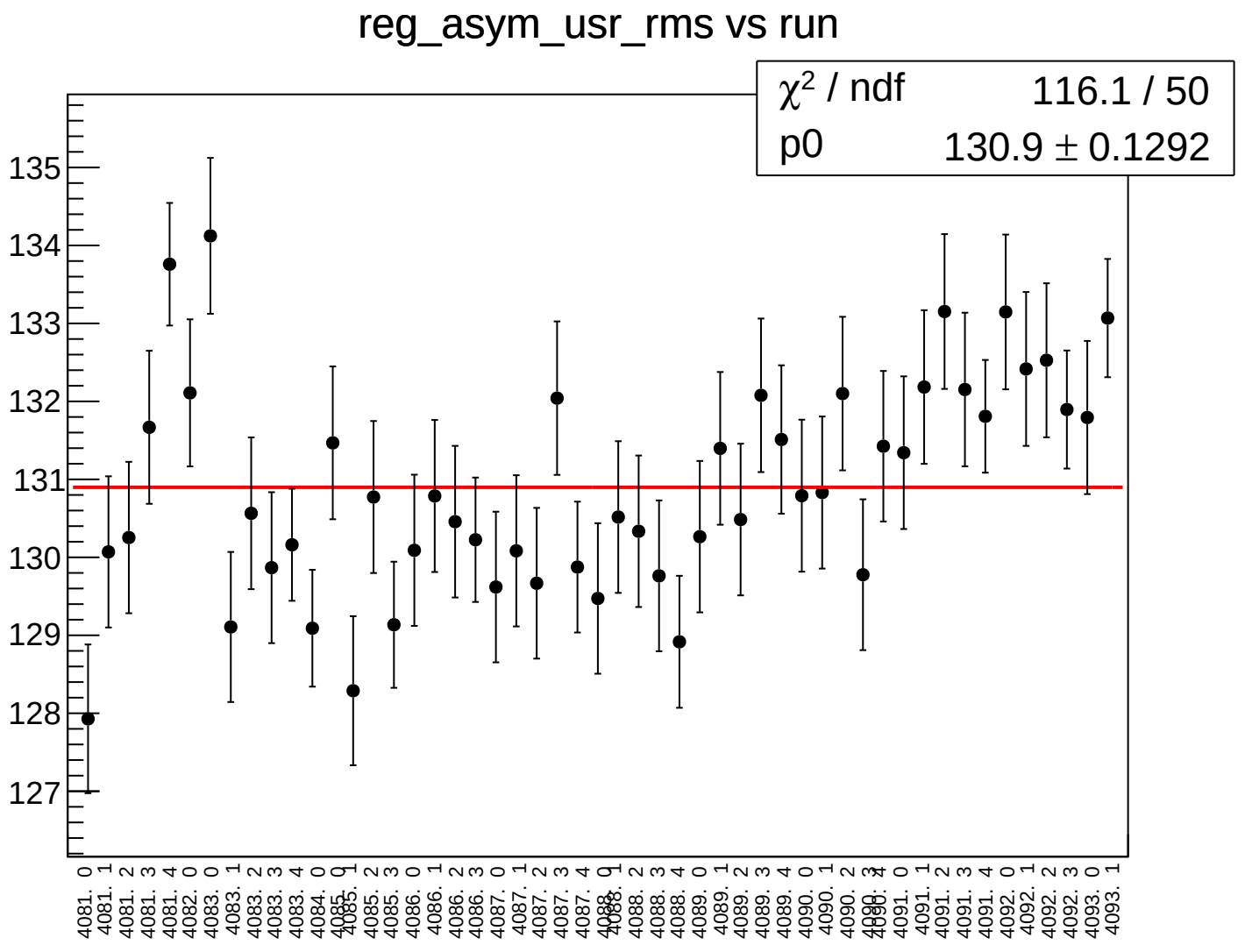
reg_asym_usr_rms vs run
χ² / ndf 116.1 / 50
p0 130.9 ± 0.1292
135
134
133
132
131
130
129
128
127
4081. 0
4081. 1
4081. 2
4081. 3
4081. 4
4082. 0
4083. 0
4083. 1
4083. 2
4083. 3
4083. 4
4084. 0
4085. 2
4085. 3
4086. 0
4086. 1
4086. 2
4086. 3
4087. 0
4087. 1
4087. 2
4087. 3
4087. 4
4088. 2
4088. 3
4088. 4
4089. 0
4089. 1
4089. 2
4089. 3
4089. 4
4090. 0
4090. 1
4090. 2
4091. 0
4091. 1
4091. 2
4091. 3
4091. 4
4092. 0
4092. 1
4092. 2
4092. 3
4093. 0
4093. 1

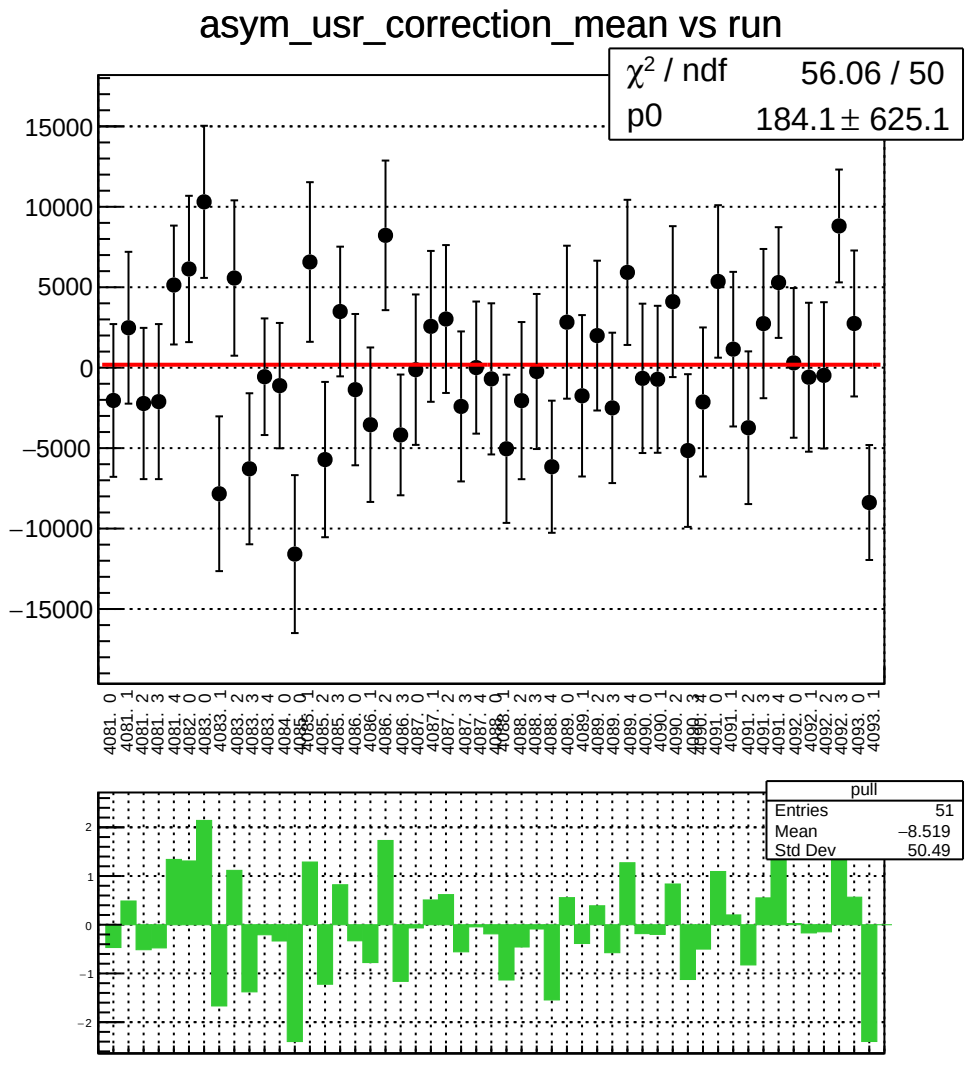
asym_usr_correction_mean vs run
χ² / ndf 56.06 / 50
p0 184.1 ± 625.1
15000
10000
5000
0
−5000
−10000
−15000
4081. 0
4081. 1
4081. 2
4081. 3
4081. 4
4082. 0
4083. 0
4083. 1
4083. 2
4083. 3
4083. 4
4084. 0
4085. 0
4085. 1
4085. 2
4085. 3
4086. 0
4086. 1
4086. 2
4086. 3
4087. 0
4087. 1
4087. 2
4087. 3
4087. 4
4088. 0
4088. 1
4088. 2
4088. 3
4088. 4
4089. 0
4089. 1
4089. 2
4089. 3
4089. 4
4090. 0
4090. 1
4090. 2
4090. 3
4090. 4
4091. 0
4091. 1
4091. 2
4091. 3
4091. 4
4092. 0
4092. 1
4092. 2
4092. 3
4093. 0
4093. 1
pull
Entries 51
Mean −8.519
Std Dev 50.49
2
1
0
−1
−2

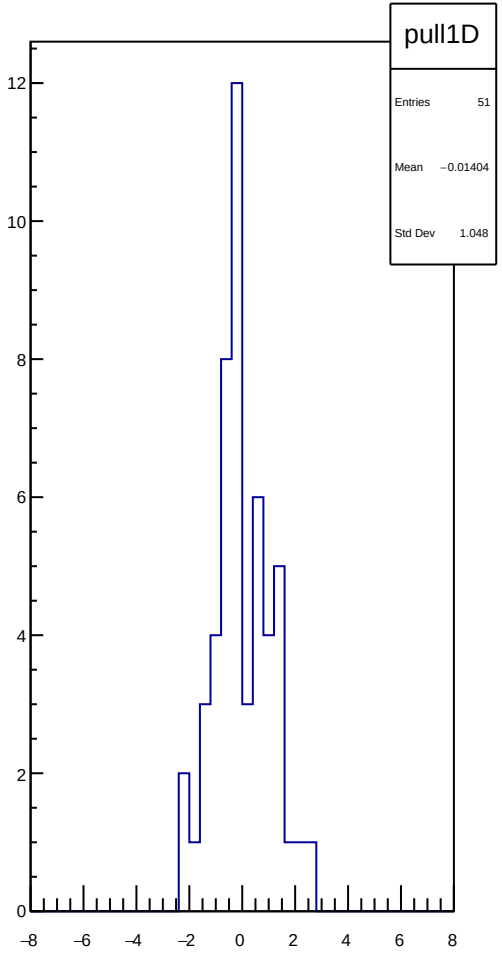
pull1D
Entries 51
Mean −0.01404
Std Dev 1.048
12
10
8
6
4
2
0
−8
−6
−4
−2
0
2
4
6
8

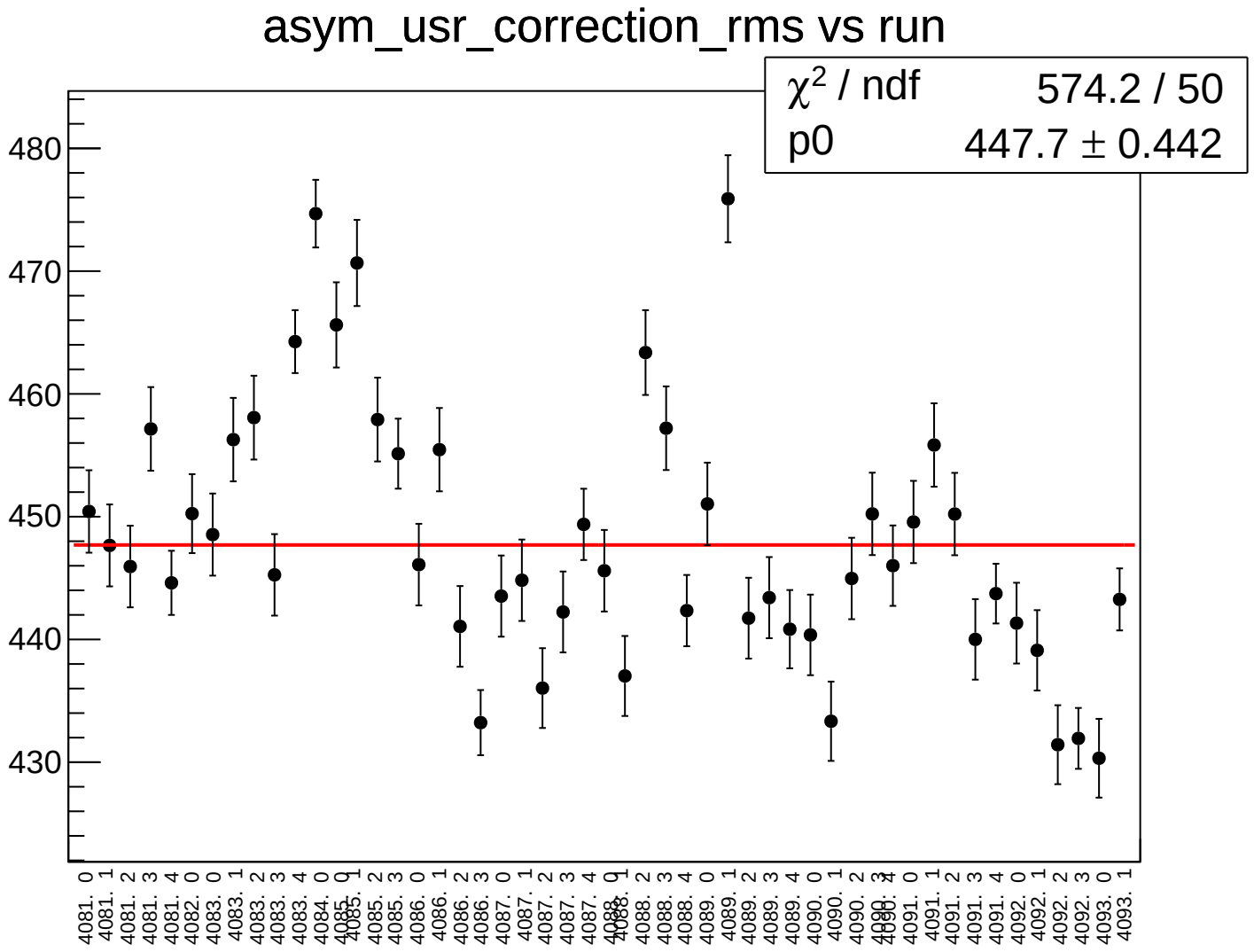
asym_usr_correction_rms vs run
χ² / ndf 574.2 / 50
p0 447.7 ± 0.442
480
470
460
450
440
430
4081. 0
4081. 1
4081. 2
4081. 3
4081. 4
4082. 0
4083. 0
4083. 1
4083. 2
4083. 3
4083. 4
4084. 0
4085. 0
4085. 1
4085. 2
4085. 3
4086. 0
4086. 1
4086. 2
4086. 3
4087. 0
4087. 1
4087. 2
4087. 3
4087. 4
4088. 0
4088. 1
4088. 2
4088. 3
4088. 4
4089. 0
4089. 1
4089. 2
4089. 3
4089. 4
4090. 0
4090. 1
4090. 2
4091. 0
4091. 1
4091. 2
4091. 3
4091. 4
4092. 0
4092. 1
4092. 2
4092. 3
4093. 0
4093. 1

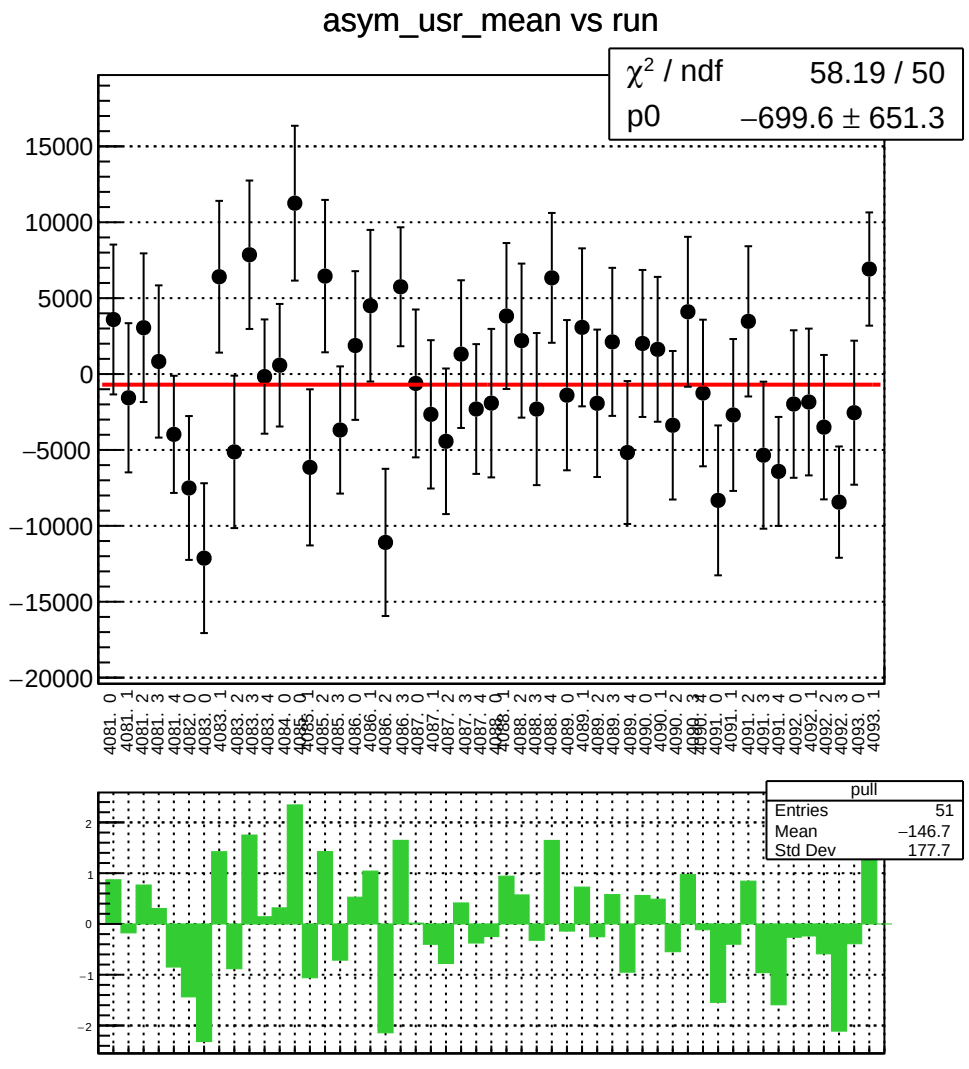
asym_usr_mean vs run
χ² / ndf 58.19 / 50
p0 −699.6 ± 651.3
15000
10000
5000
0
−5000
−10000
−15000
−20000
pull
Entries 51
Mean −146.7
Std Dev 177.7
2
1
0
−1
−2

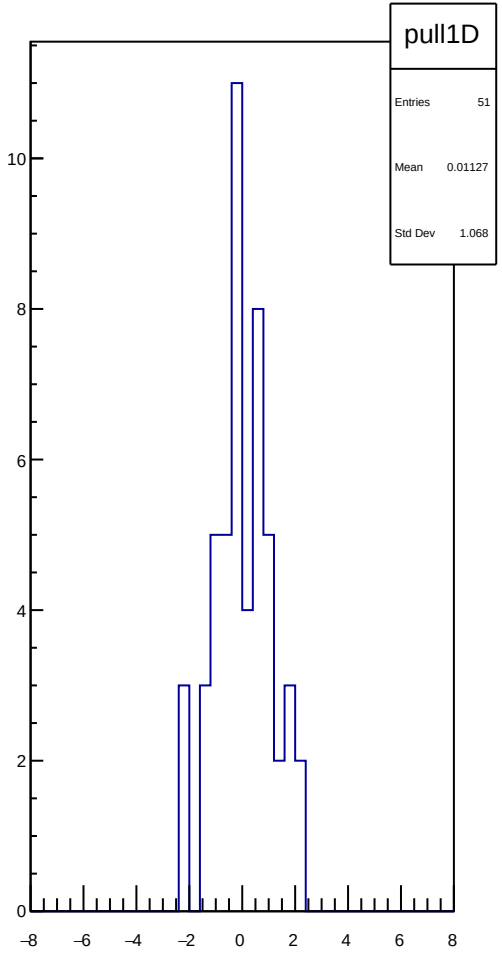
pull1D
Entries 51
Mean 0.01127
Std Dev 1.068
10
8
6
4
2
0
−8
−6
−4
−2
0
2
4
6
8

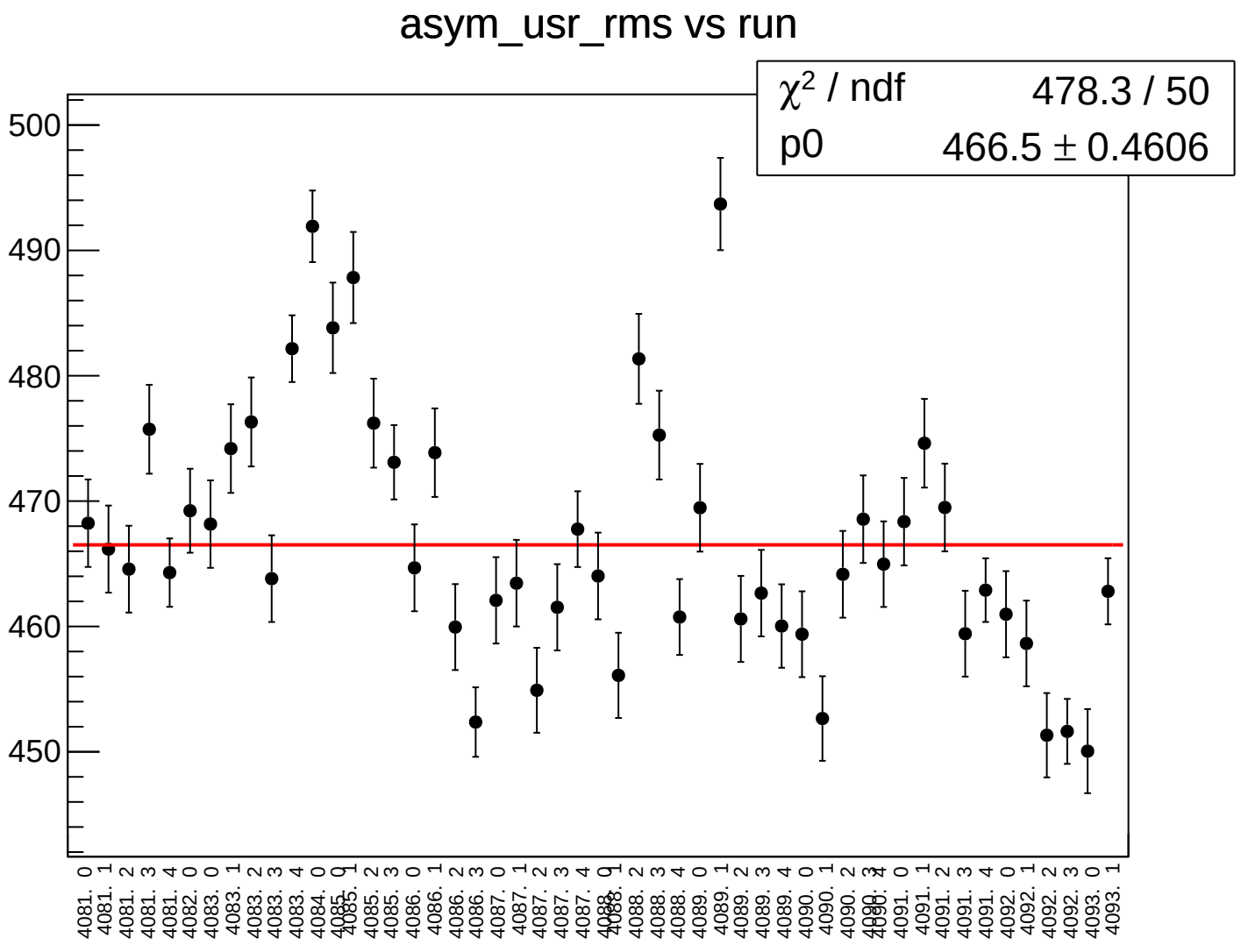
asym_usr_rms vs run
χ² / ndf 478.3 / 50
p0 466.5 ± 0.4606
500
490
480
470
460
450
4081. 0
4081. 1
4081. 2
4081. 3
4081. 4
4082. 0
4083. 0
4083. 1
4083. 2
4083. 3
4083. 4
4084. 0
4085. 0
4085. 1
4085. 2
4085. 3
4086. 0
4086. 1
4086. 2
4086. 3
4087. 0
4087. 1
4087. 2
4087. 3
4087. 4
4088. 0
4088. 1
4088. 2
4088. 3
4088. 4
4089. 0
4089. 1
4089. 2
4089. 3
4089. 4
4090. 0
4090. 1
4090. 2
4091. 0
4091. 1
4091. 2
4091. 3
4091. 4
4092. 0
4092. 1
4092. 2
4092. 3
4093. 0
4093. 1

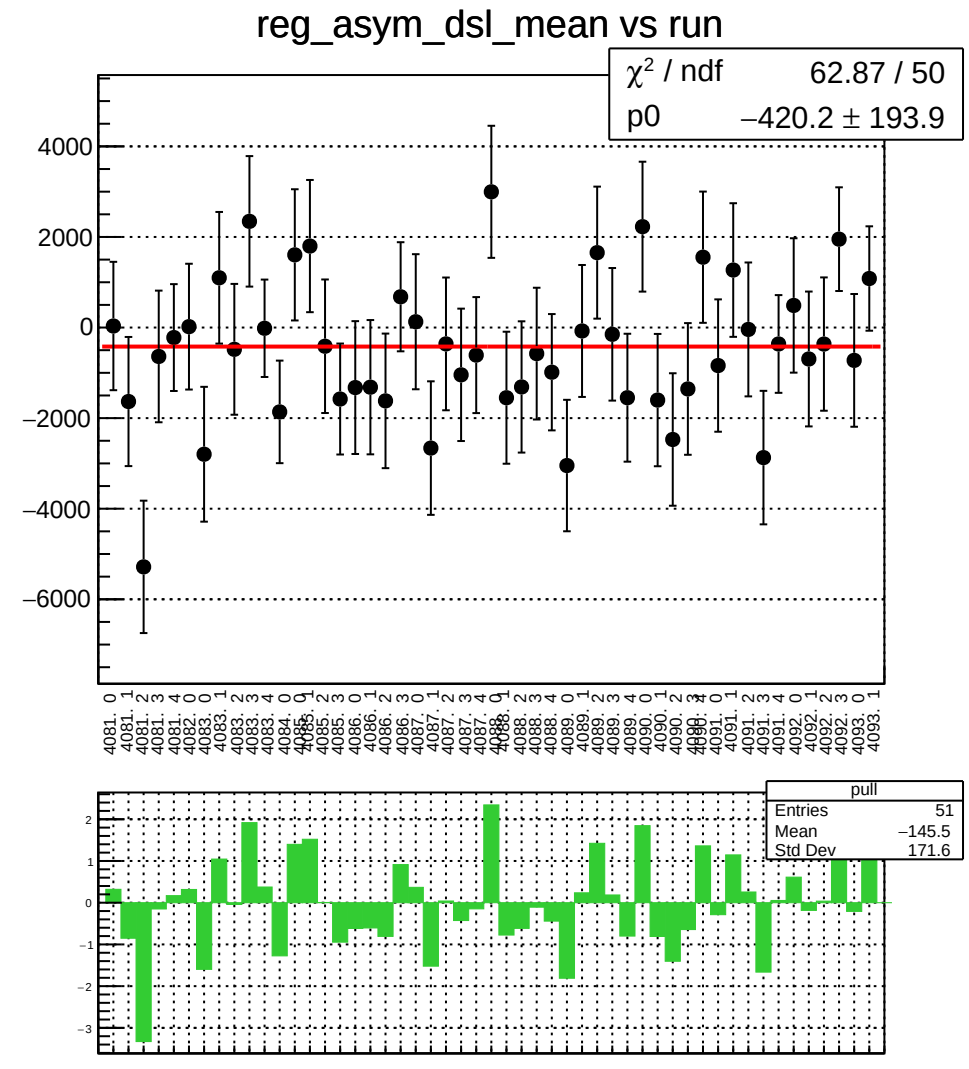
reg_asym_dsl_mean vs run
χ² / ndf 62.87 / 50
p0 −420.2 ± 193.9
4000
2000
0
−2000
−4000
−6000
pull
Entries 51
Mean −145.5
Std Dev 171.6

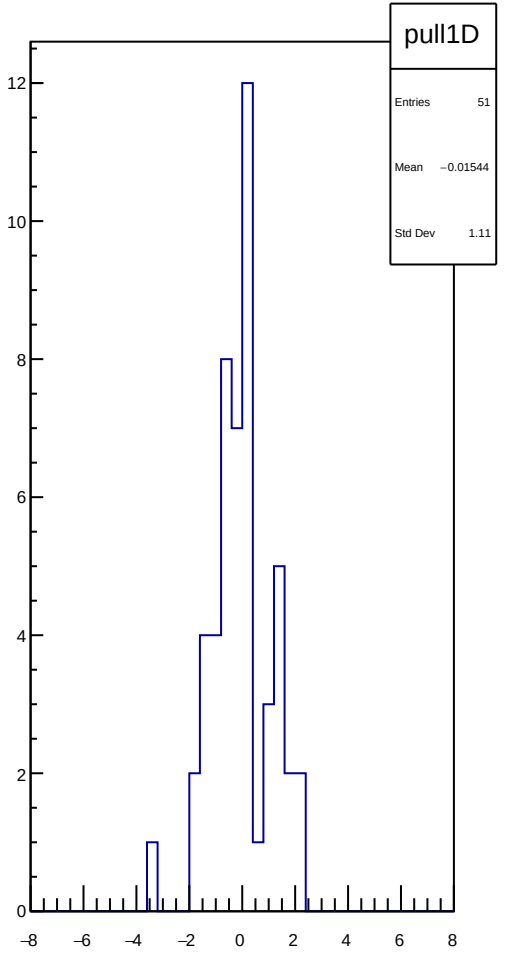
pull1D
Entries 51
Mean −0.01544
Std Dev 1.11

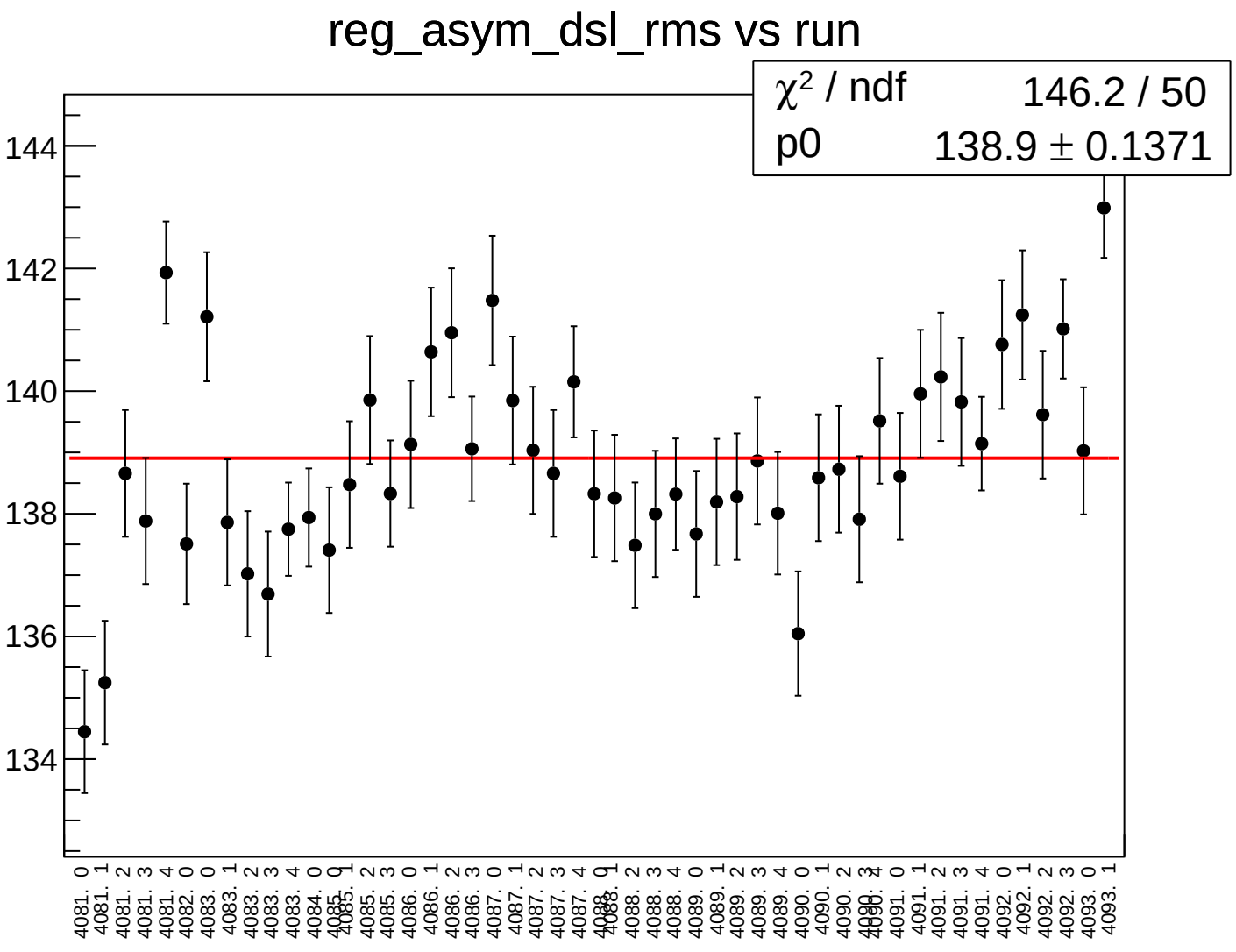
reg_asym_dsl_rms vs run
χ² / ndf 146.2 / 50
p0 138.9 ± 0.1371
144
142
140
138
136
134
4081. 0
4081. 1
4081. 2
4081. 3
4081. 4
4082. 0
4083. 0
4083. 1
4083. 2
4083. 3
4083. 4
4084. 0
4085. 2
4085. 3
4086. 0
4086. 1
4086. 2
4086. 3
4087. 0
4087. 1
4087. 2
4087. 3
4087. 4
4088. 2
4088. 3
4088. 4
4089. 0
4089. 1
4089. 2
4089. 3
4089. 4
4090. 0
4090. 1
4090. 2
4091. 0
4091. 1
4091. 2
4091. 3
4091. 4
4092. 0
4092. 1
4092. 2
4092. 3
4093. 0
4093. 1

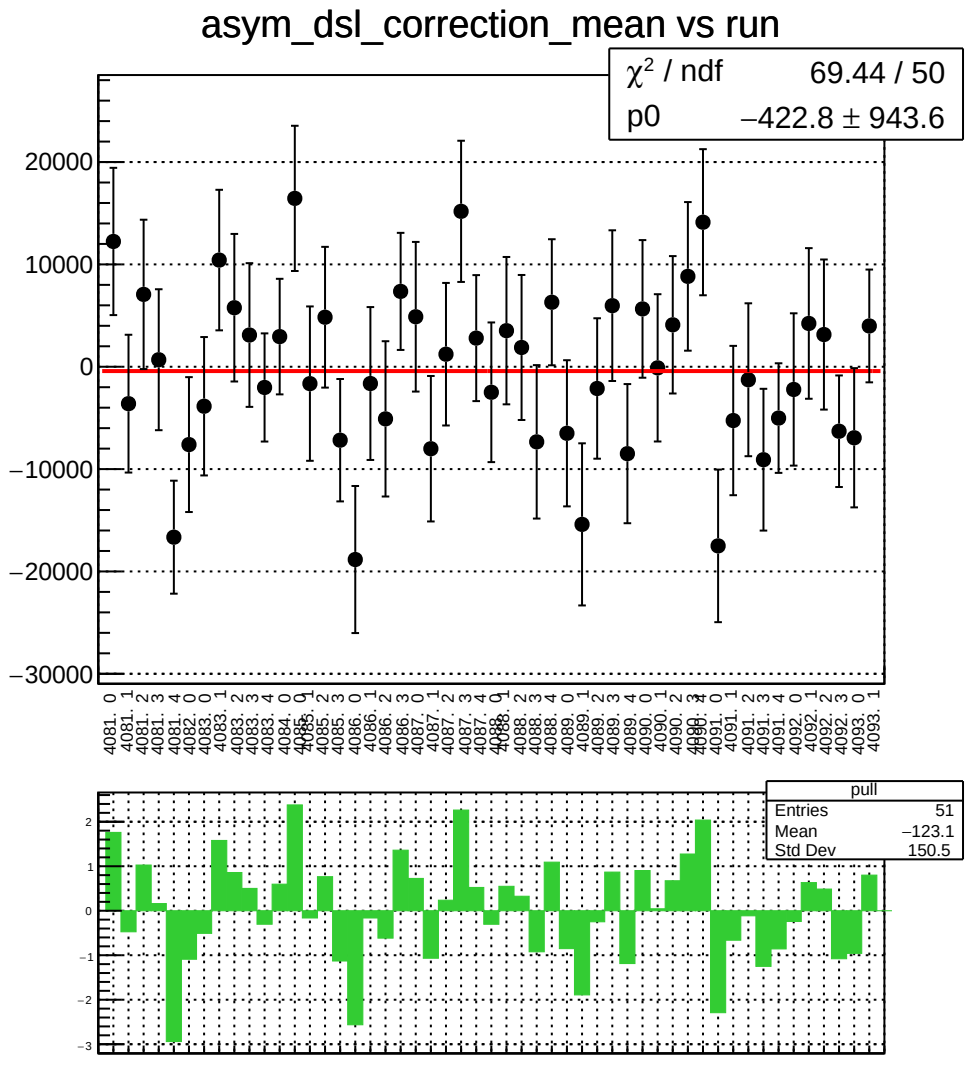
asym_dsl_correction_mean vs run
χ² / ndf 69.44 / 50
p0 −422.8 ± 943.6
pull
Entries 51
Mean −123.1
Std Dev 150.5

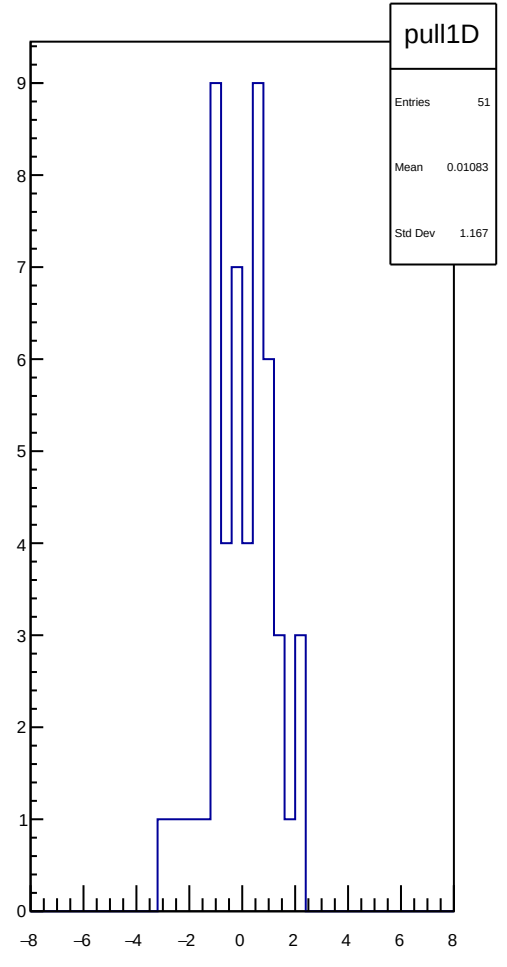
pull1D
Entries 51
Mean 0.01083
Std Dev 1.167

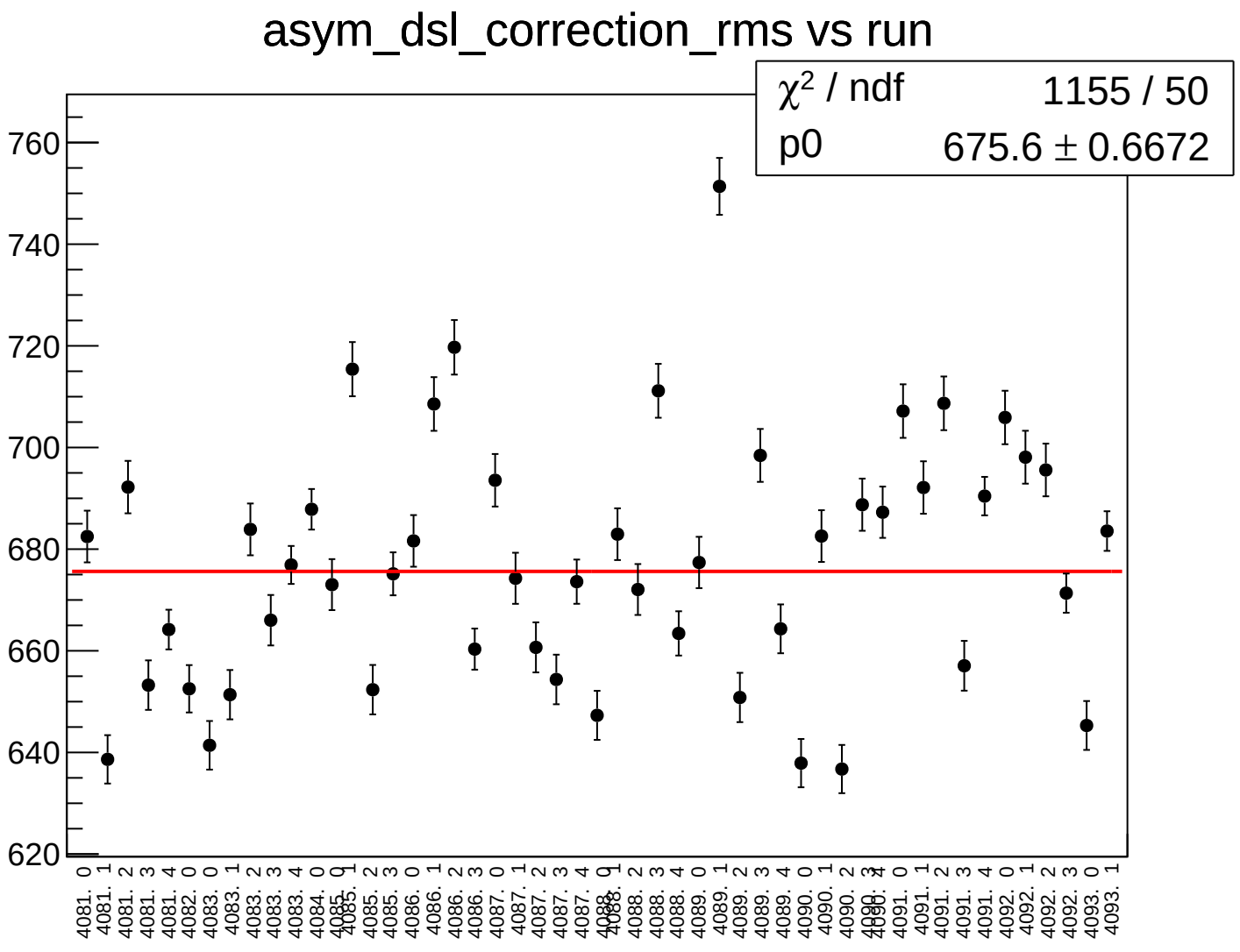
asym_dsl_correction_rms vs run
χ² / ndf 1155 / 50
p0 675.6 ± 0.6672
760
740
720
700
680
660
640
620
4081. 0
4081. 1
4081. 2
4081. 3
4081. 4
4082. 0
4083. 0
4083. 1
4083. 2
4083. 3
4083. 4
4084. 0
4085. 0
4085. 1
4085. 2
4085. 3
4086. 0
4086. 1
4086. 2
4086. 3
4087. 0
4087. 1
4087. 2
4087. 3
4087. 4
4088. 0
4088. 1
4088. 2
4088. 3
4088. 4
4089. 0
4089. 1
4089. 2
4089. 3
4089. 4
4090. 0
4090. 1
4090. 2
4090. 3
4090. 4
4091. 0
4091. 1
4091. 2
4091. 3
4091. 4
4092. 0
4092. 1
4092. 2
4092. 3
4093. 0
4093. 1

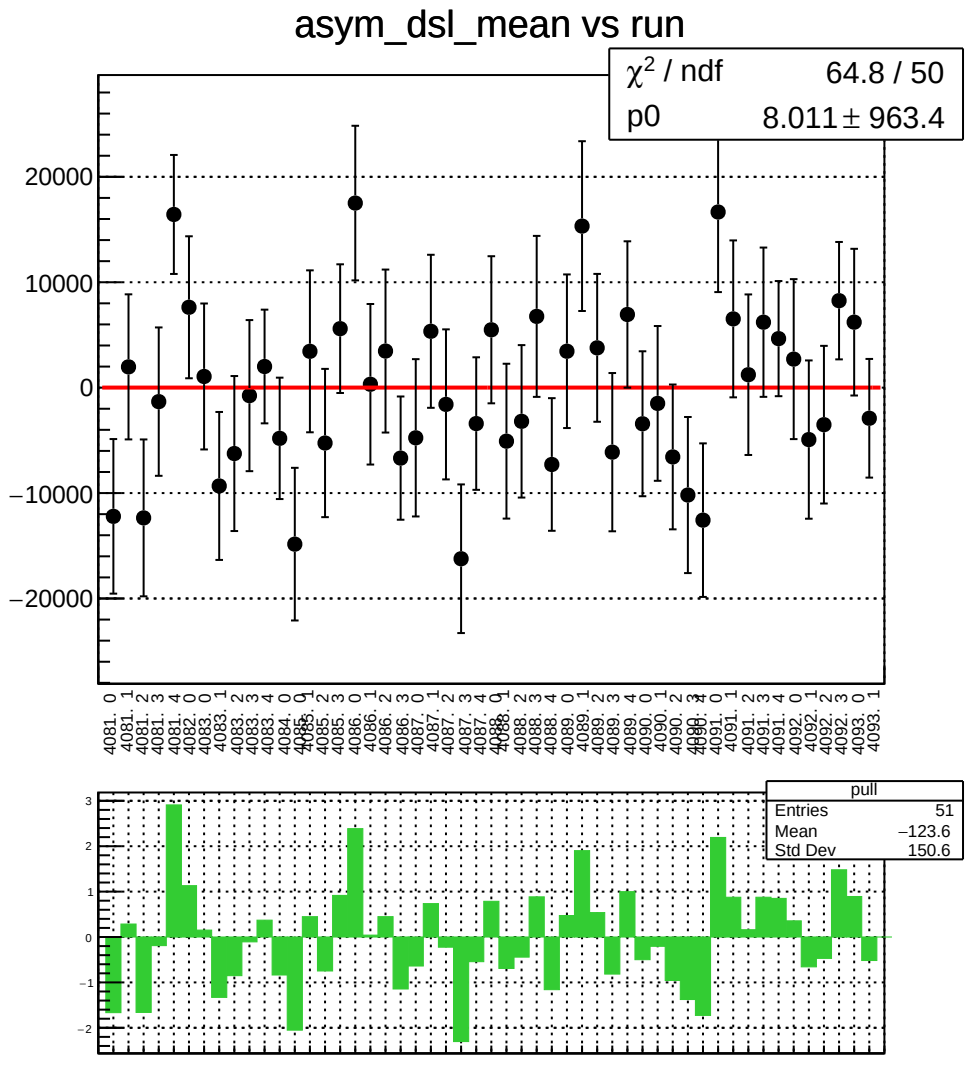
asym_dsl_mean vs run
χ^2 / ndf 64.8 / 50
p0 8.011 ± 963.4
20000
10000
0
−10000
−20000
pull
Entries 51
Mean −123.6
Std Dev 150.6
3
2
1
0
−1
−2

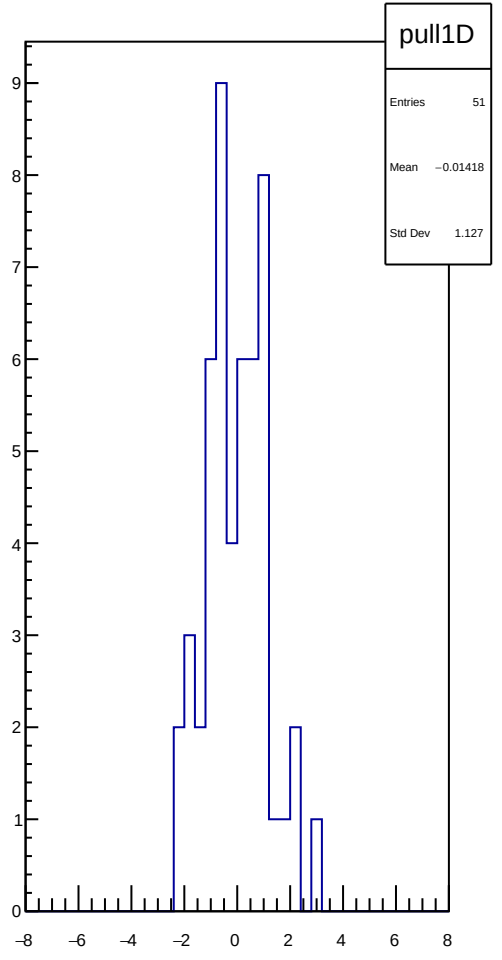
pull1D
Entries 51
Mean −0.01418
Std Dev 1.127
9
8
7
6
5
4
3
2
1
0
−8
−6
−4
−2
0
2
4
6
8

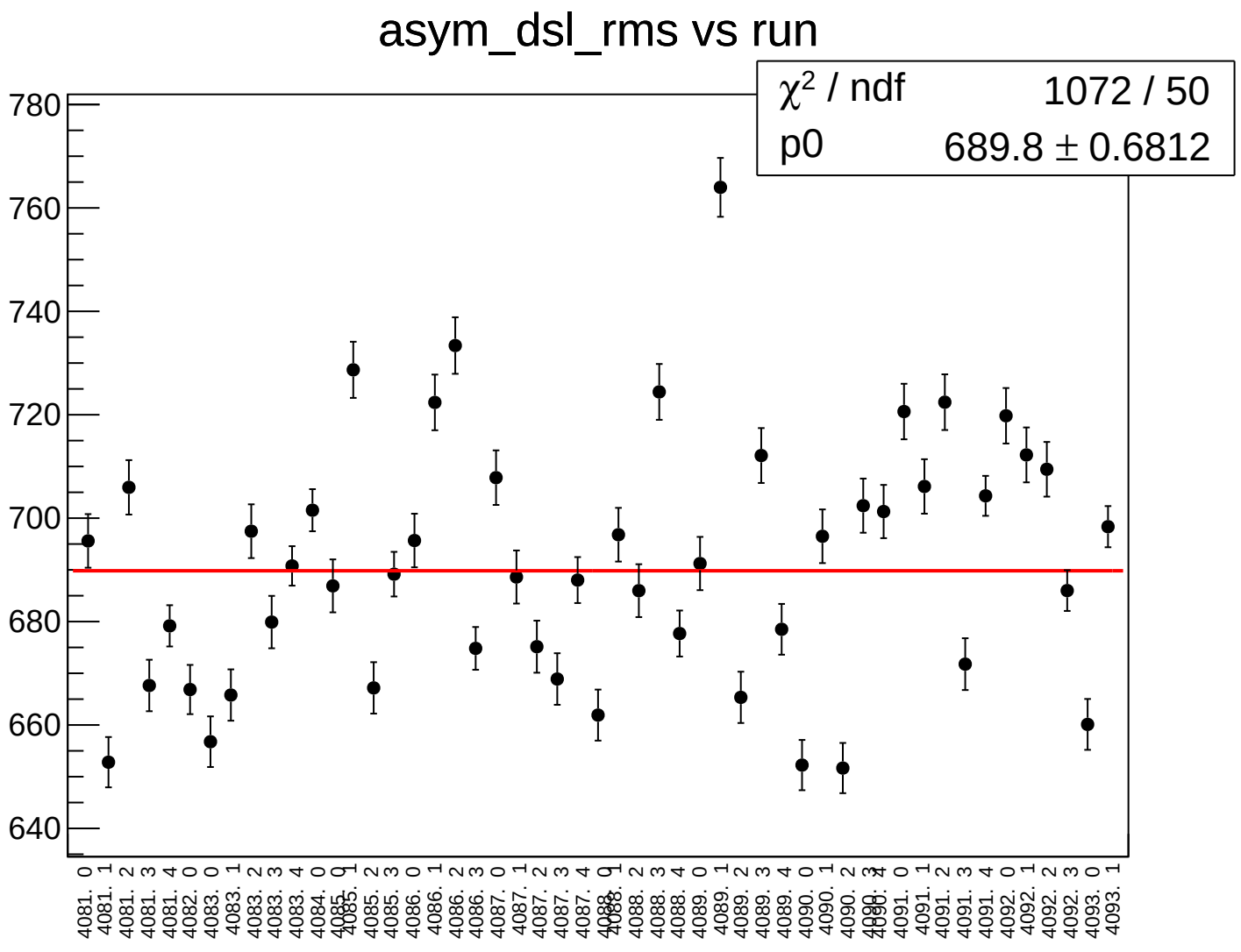
asym_dsl_rms vs run
χ² / ndf 1072 / 50
p0 689.8 ± 0.6812
780
760
740
720
700
680
660
640
4081. 0
4081. 1
4081. 2
4081. 3
4081. 4
4082. 0
4083. 0
4083. 1
4083. 2
4083. 3
4083. 4
4084. 0
4085. 0
4085. 1
4085. 2
4085. 3
4086. 0
4086. 1
4086. 2
4086. 3
4087. 0
4087. 1
4087. 2
4087. 3
4087. 4
4088. 0
4088. 1
4088. 2
4088. 3
4088. 4
4089. 0
4089. 1
4089. 2
4089. 3
4089. 4
4090. 0
4090. 1
4090. 2
4091. 0
4091. 1
4091. 2
4091. 3
4091. 4
4092. 0
4092. 1
4092. 2
4092. 3
4093. 0
4093. 1

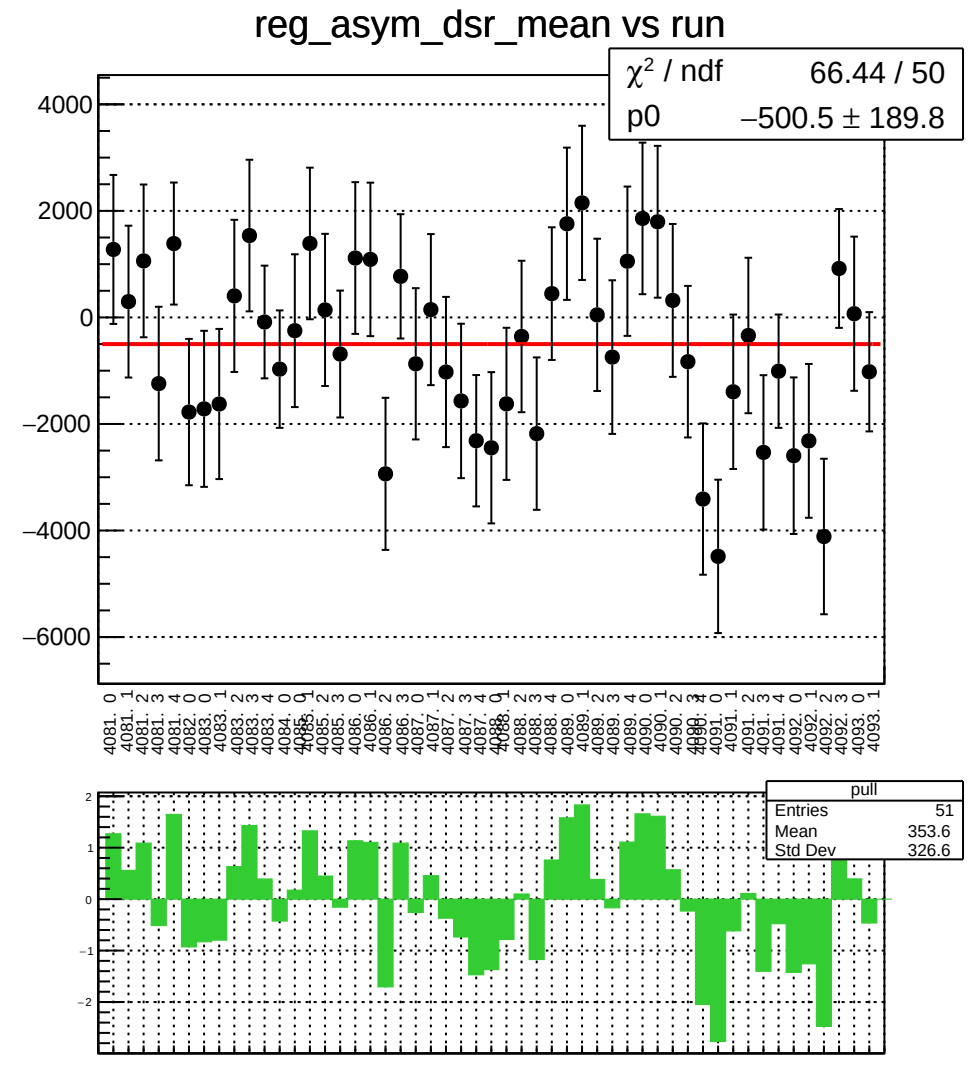
reg_asym_dsr_mean vs run
χ² / ndf 66.44 / 50
p0 −500.5 ± 189.8
4000
2000
0
−2000
−4000
−6000
pull
Entries 51
Mean 353.6
Std Dev 326.6
2
1
0
−1
−2

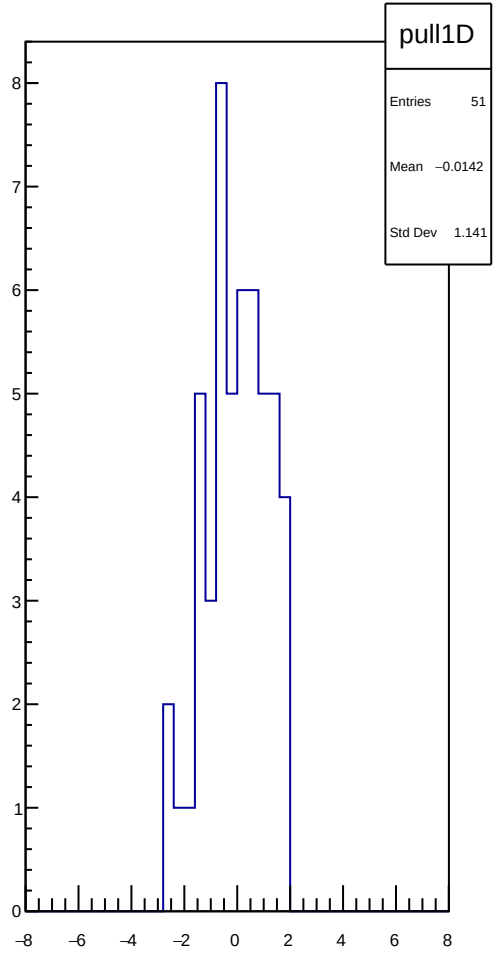
pull1D
Entries 51
Mean −0.0142
Std Dev 1.141
8
7
6
5
4
3
2
1
0
−8
−6
−4
−2
0
2
4
6
8

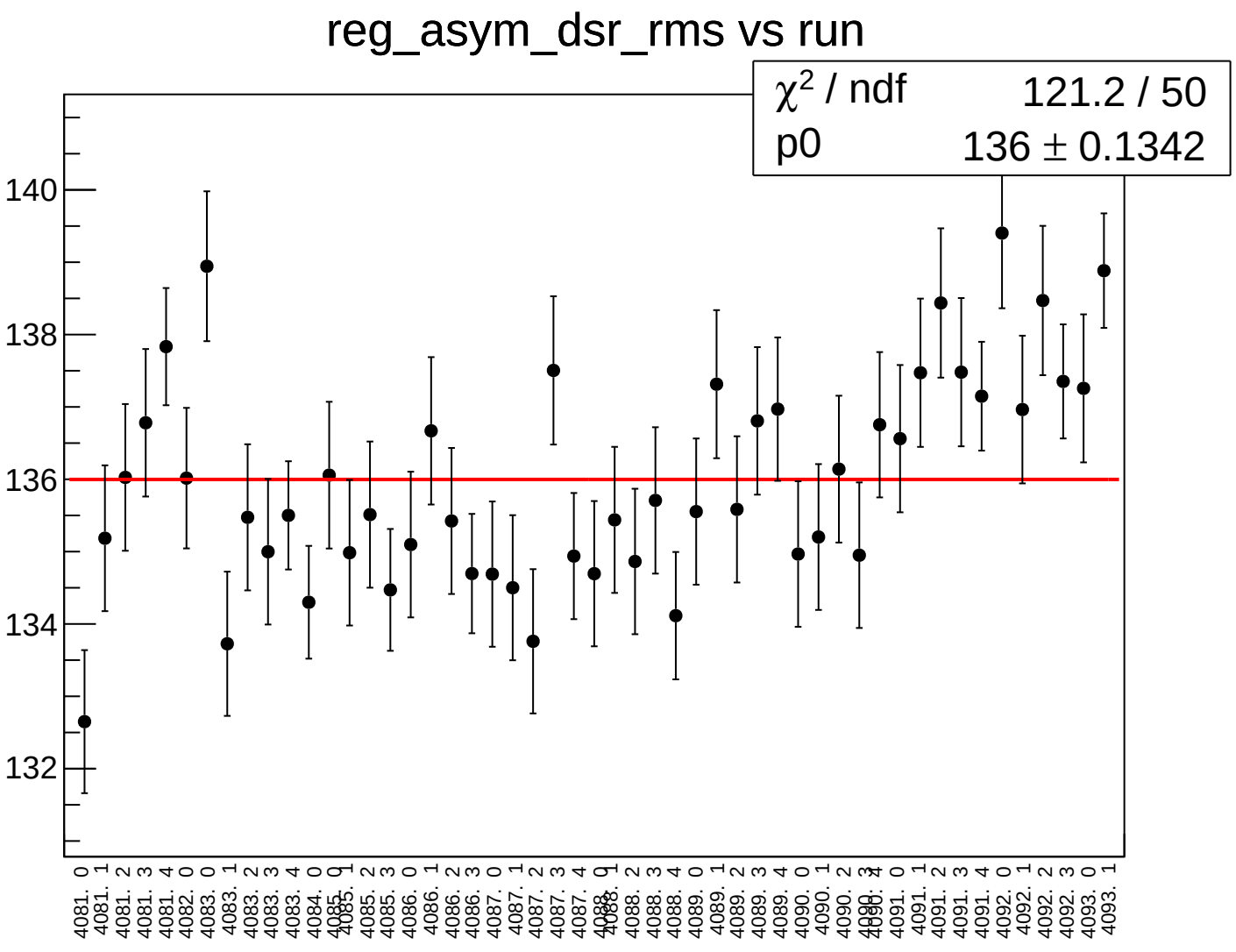
reg_asym_dsr_rms vs run
χ^2 / ndf 121.2 / 50
p0 136 ± 0.1342
140
138
136
134
132
4081. 0
4081. 1
4081. 2
4081. 3
4081. 4
4082. 0
4083. 0
4083. 1
4083. 2
4083. 3
4083. 4
4084. 0
4085. 0
4085. 1
4085. 2
4085. 3
4086. 0
4086. 1
4086. 2
4086. 3
4087. 0
4087. 1
4087. 2
4087. 3
4087. 4
4088. 0
4088. 1
4088. 2
4088. 3
4088. 4
4089. 0
4089. 1
4089. 2
4089. 3
4089. 4
4090. 0
4090. 1
4090. 2
4090. 3
4090. 4
4091. 0
4091. 1
4091. 2
4091. 3
4091. 4
4092. 0
4092. 1
4092. 2
4092. 3
4093. 0
4093. 1

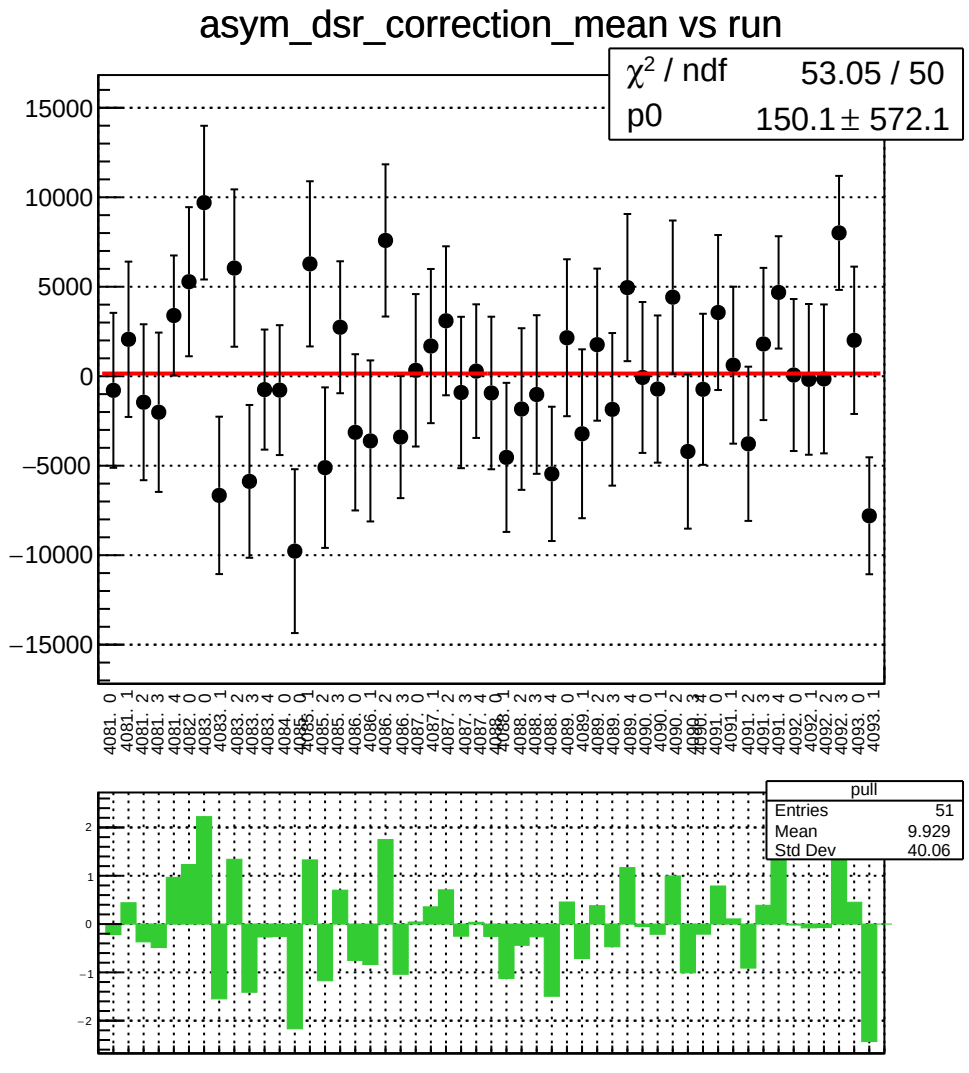
asym_dsr_correction_mean vs run
χ² / ndf 53.05 / 50
p0 150.1 ± 572.1
15000
10000
5000
0
−5000
−10000
−15000
pull
Entries 51
Mean 9.929
Std Dev 40.06
2
1
0
−1
−2

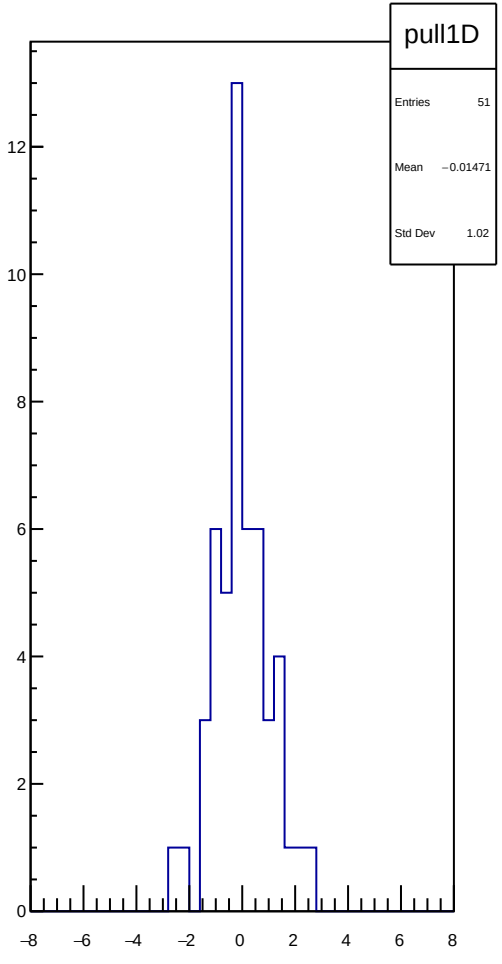
pull1D
Entries 51
Mean −0.01471
Std Dev 1.02
12
10
8
6
4
2
0
−8
−6
−4
−2
0
2
4
6
8

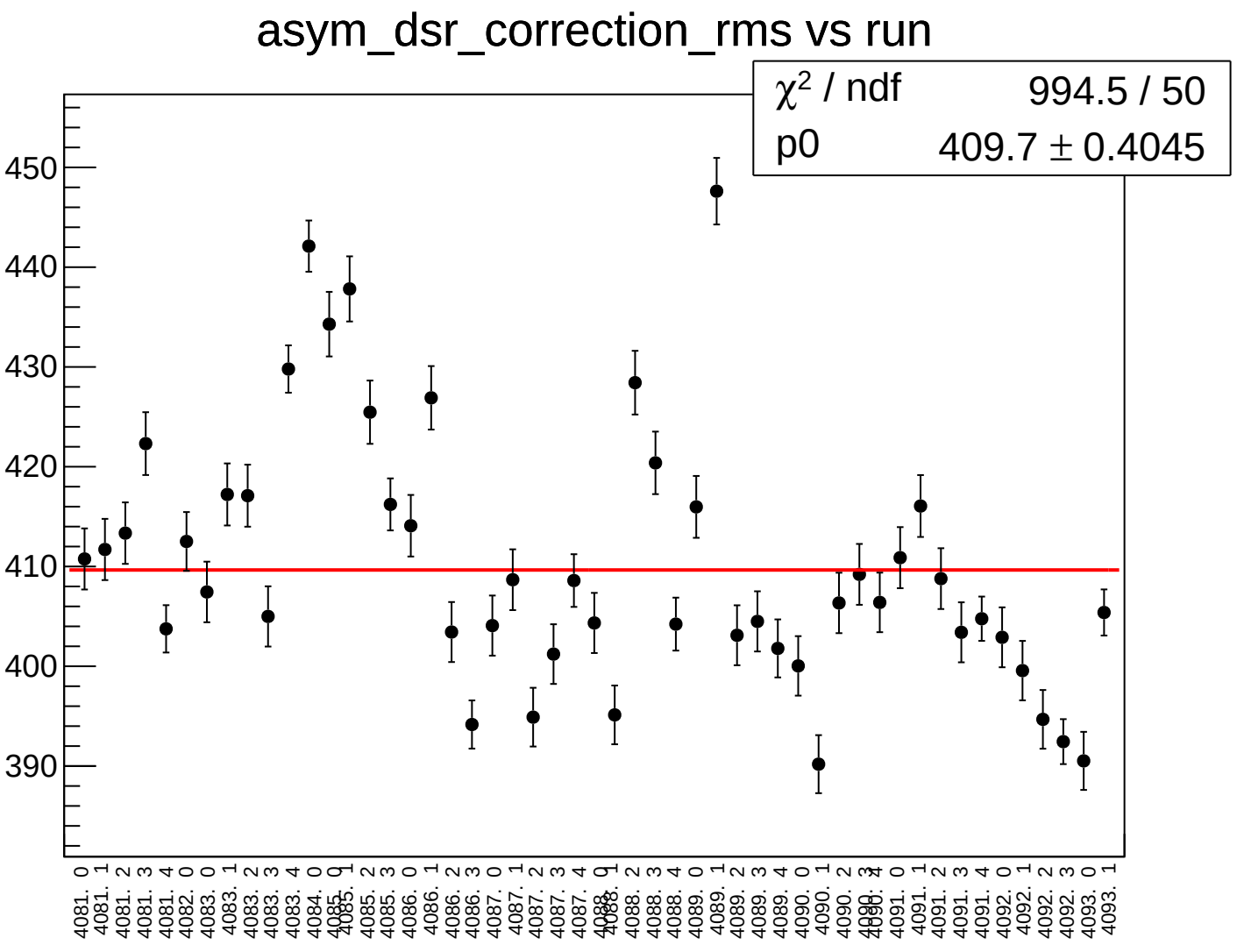
asym_dsr_correction_rms vs run
χ² / ndf 994.5 / 50
p0 409.7 ± 0.4045
450
440
430
420
410
400
390
4081. 0
4081. 1
4081. 2
4081. 3
4081. 4
4082. 0
4083. 0
4083. 1
4083. 2
4083. 3
4083. 4
4084. 0
4085. 0
4085. 1
4085. 2
4085. 3
4086. 0
4086. 1
4086. 2
4086. 3
4087. 0
4087. 1
4087. 2
4087. 3
4087. 4
4088. 0
4088. 1
4088. 2
4088. 3
4088. 4
4089. 0
4089. 1
4089. 2
4089. 3
4089. 4
4090. 0
4090. 1
4090. 2
4090. 3
4090. 4
4091. 0
4091. 1
4091. 2
4091. 3
4091. 4
4092. 0
4092. 1
4092. 2
4092. 3
4093. 0
4093. 1

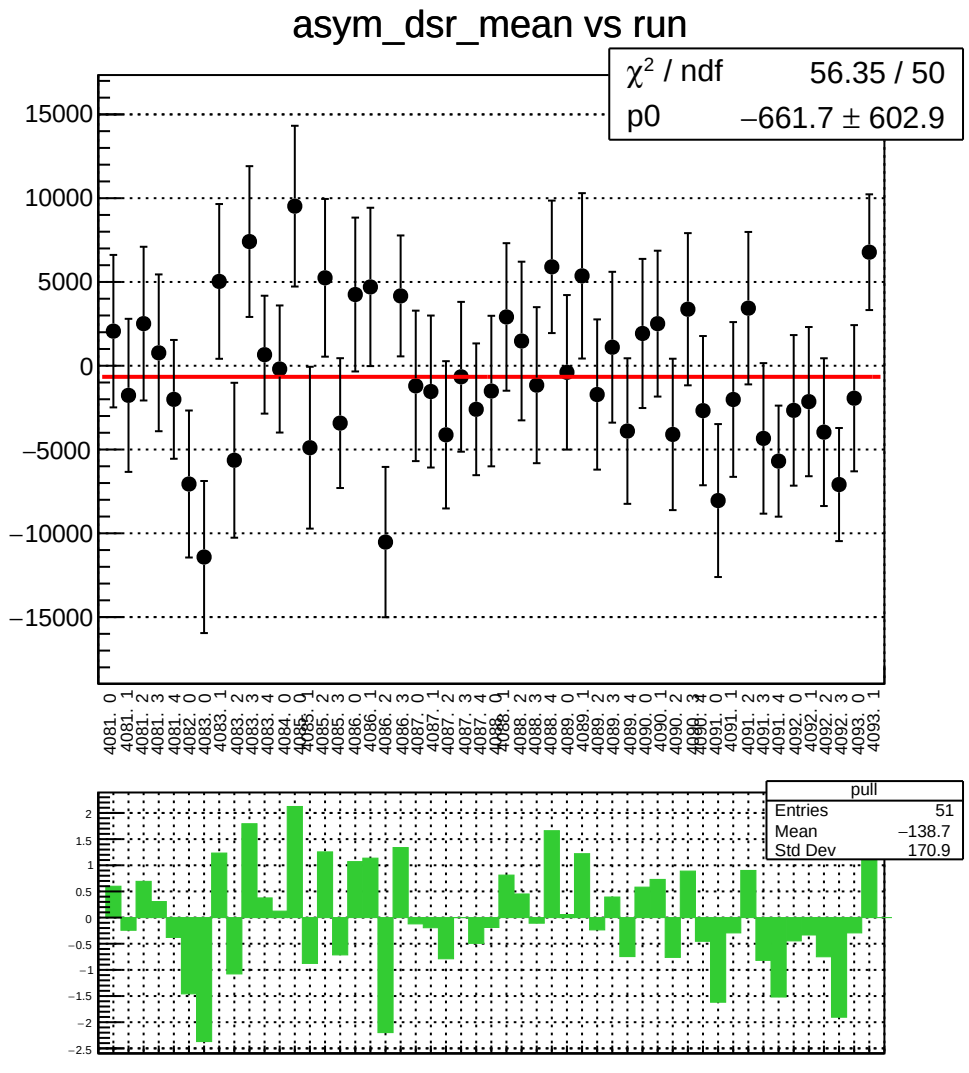
asym_dsr_mean vs run
χ² / ndf 56.35 / 50
p0 −661.7 ± 602.9
15000
10000
5000
0
−5000
−10000
−15000
pull
Entries 51
Mean −138.7
Std Dev 170.9
2
1.5
1
0.5
0
−0.5
−1
−1.5
−2
−2.5

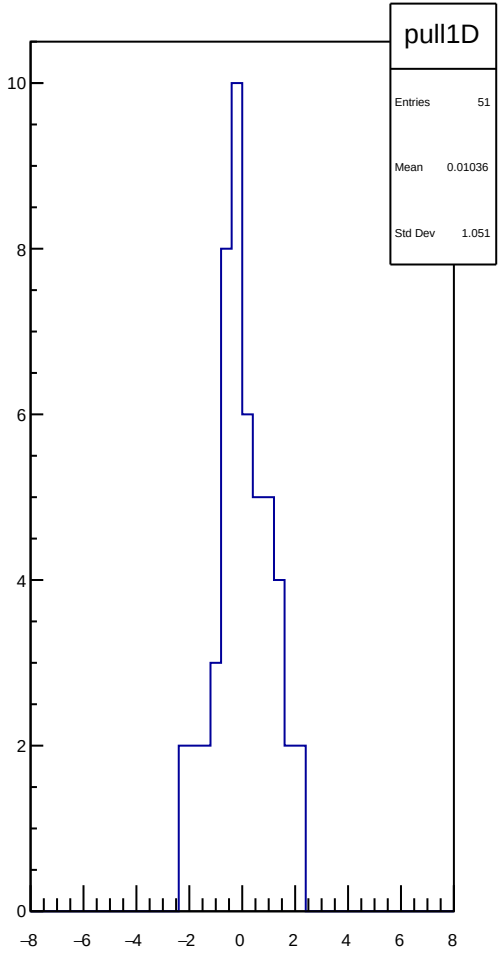
pull1D
Entries 51
Mean 0.01036
Std Dev 1.051
10
8
6
4
2
0
−8
−6
−4
−2
0
2
4
6
8

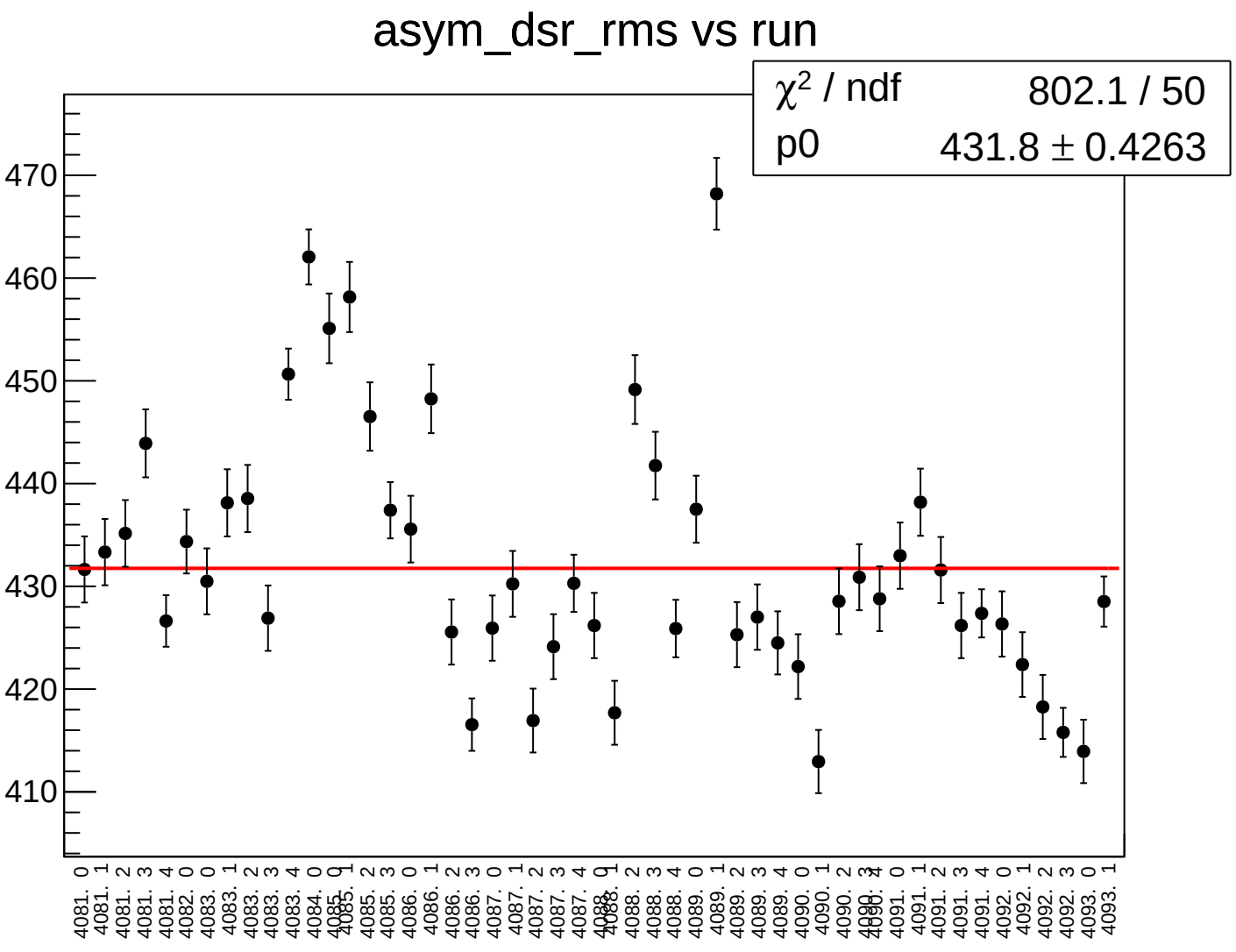
asym_dsr_rms vs run
χ² / ndf 802.1 / 50
p0 431.8 ± 0.4263
470
460
450
440
430
420
410
4081. 0
4081. 1
4081. 2
4081. 3
4081. 4
4082. 0
4083. 0
4083. 1
4083. 2
4083. 3
4083. 4
4084. 0
4085. 0
4085. 1
4085. 2
4085. 3
4086. 0
4086. 1
4086. 2
4086. 3
4087. 0
4087. 1
4087. 2
4087. 3
4087. 4
4088. 0
4088. 1
4088. 2
4088. 3
4088. 4
4089. 0
4089. 1
4089. 2
4089. 3
4089. 4
4090. 0
4090. 1
4090. 2
4091. 0
4091. 1
4091. 2
4091. 3
4091. 4
4092. 0
4092. 1
4092. 2
4092. 3
4093. 0
4093. 1

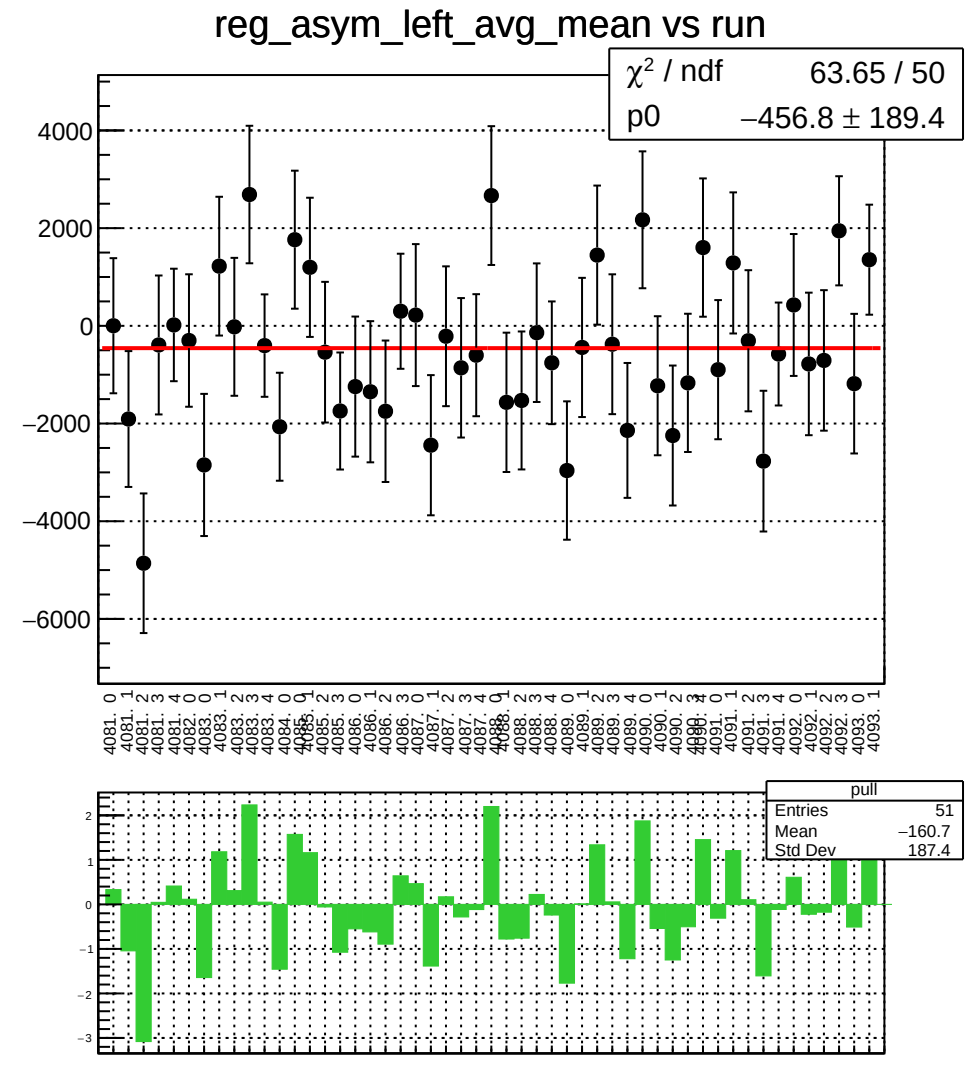
reg_asym_left_avg_mean vs run
χ² / ndf 63.65 / 50
p0 −456.8 ± 189.4
pull
Entries 51
Mean −160.7
Std Dev 187.4

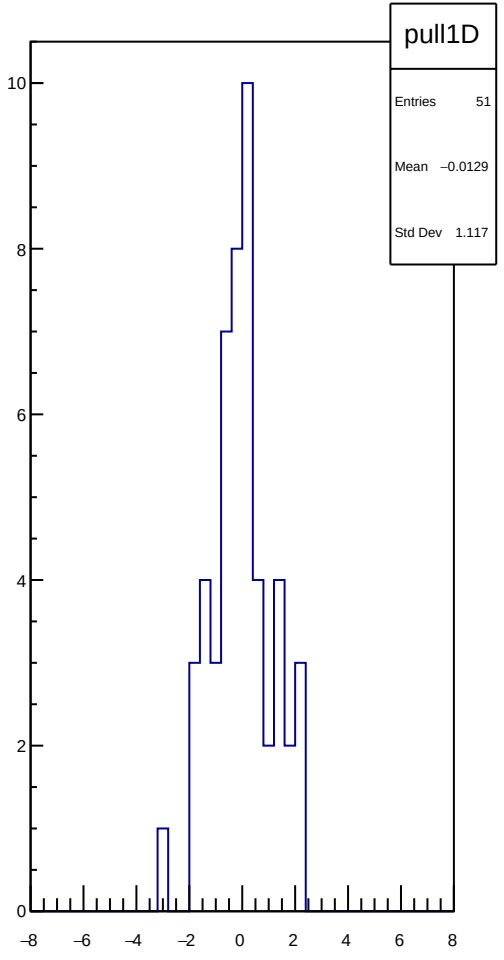
pull1D
Entries 51
Mean −0.0129
Std Dev 1.117

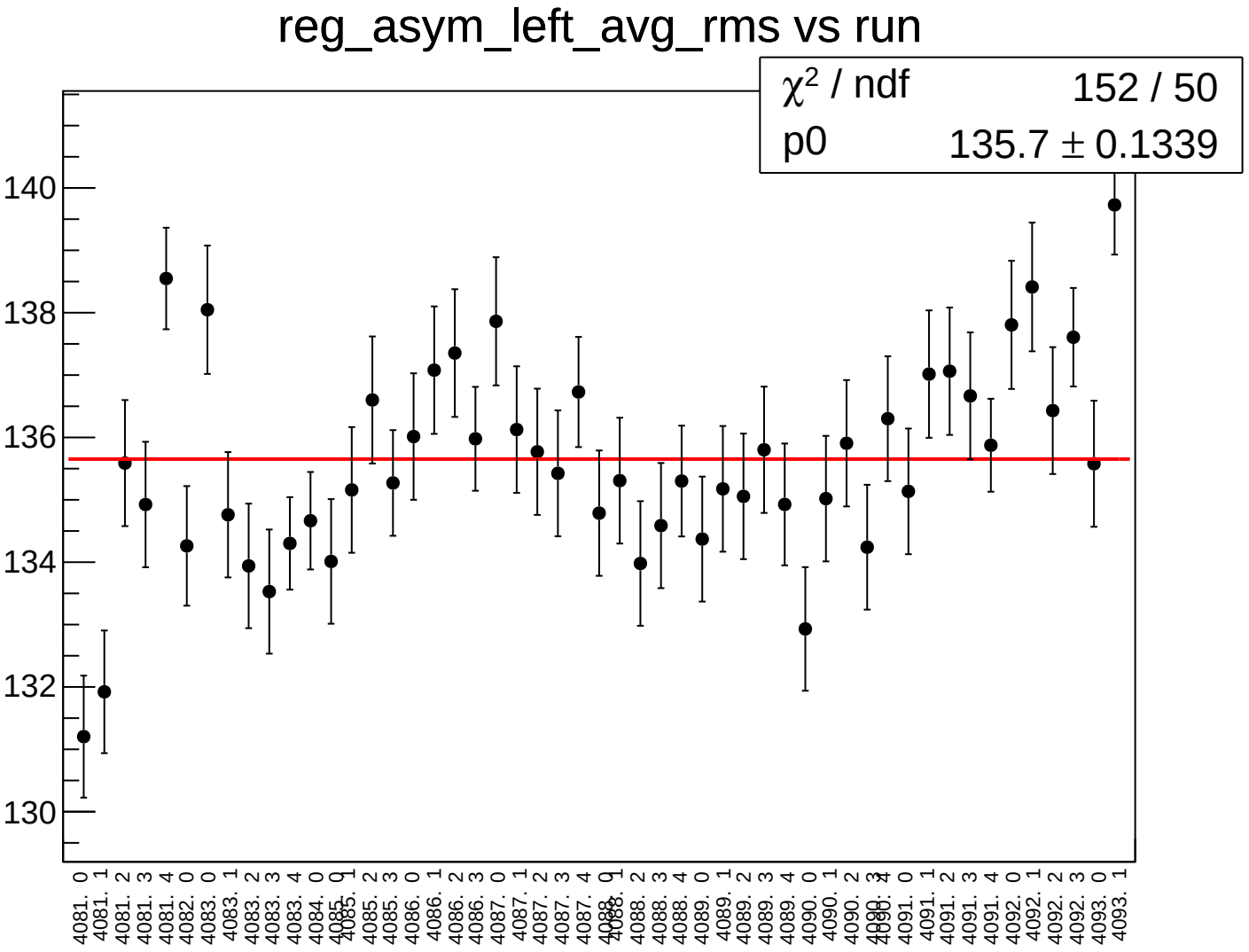
reg_asym_left_avg_rms vs run
χ² / ndf 152 / 50
p0 135.7 ± 0.1339
140
138
136
134
132
130
4081. 0
4081. 1
4081. 2
4081. 3
4081. 4
4082. 0
4083. 0
4083. 1
4083. 2
4083. 3
4083. 4
4084. 0
4085. 2
4085. 3
4086. 0
4086. 1
4086. 2
4086. 3
4087. 0
4087. 1
4087. 2
4087. 3
4087. 4
4088. 2
4088. 3
4088. 4
4089. 0
4089. 1
4089. 2
4089. 3
4089. 4
4090. 0
4090. 1
4090. 2
4091. 0
4091. 1
4091. 2
4091. 3
4091. 4
4092. 0
4092. 1
4092. 2
4092. 3
4093. 0
4093. 1

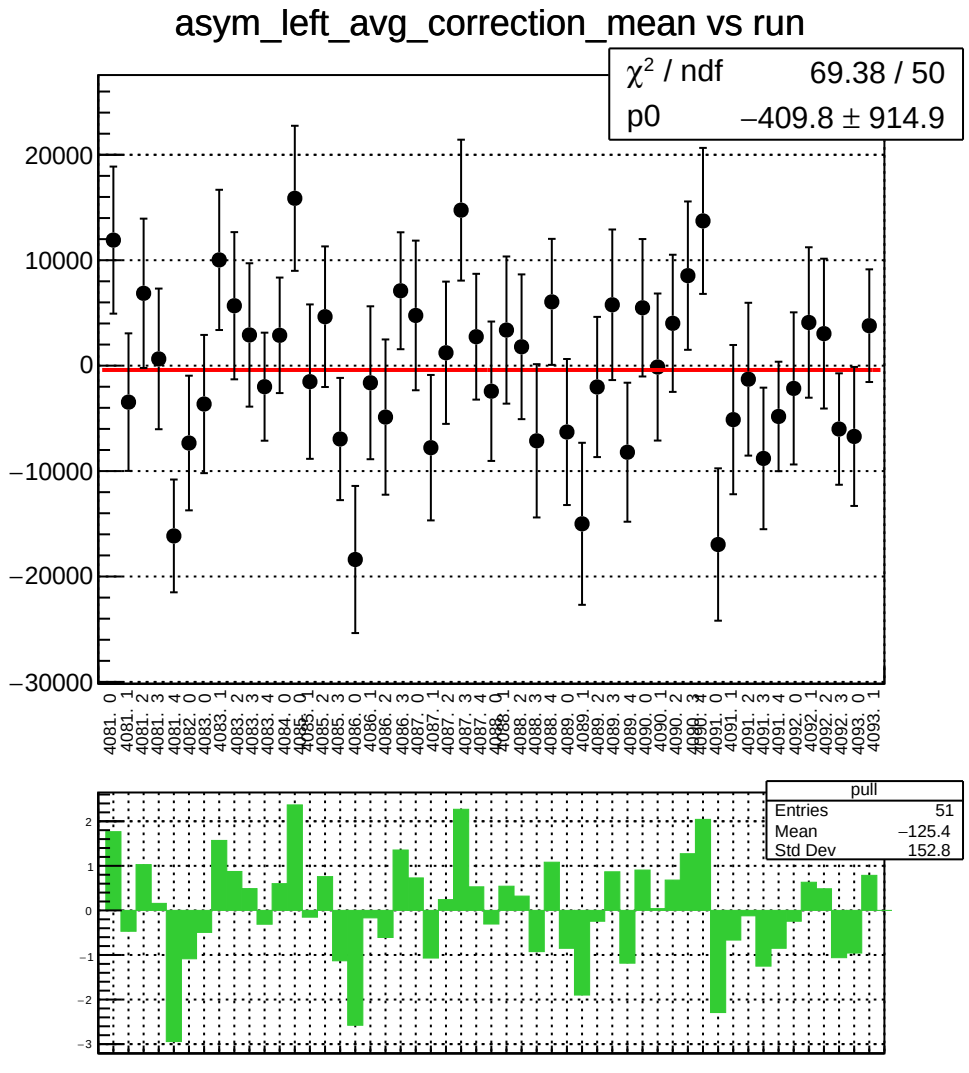
asym_left_avg_correction_mean vs run
χ² / ndf 69.38 / 50
p0 −409.8 ± 914.9
pull
Entries 51
Mean −125.4
Std Dev 152.8

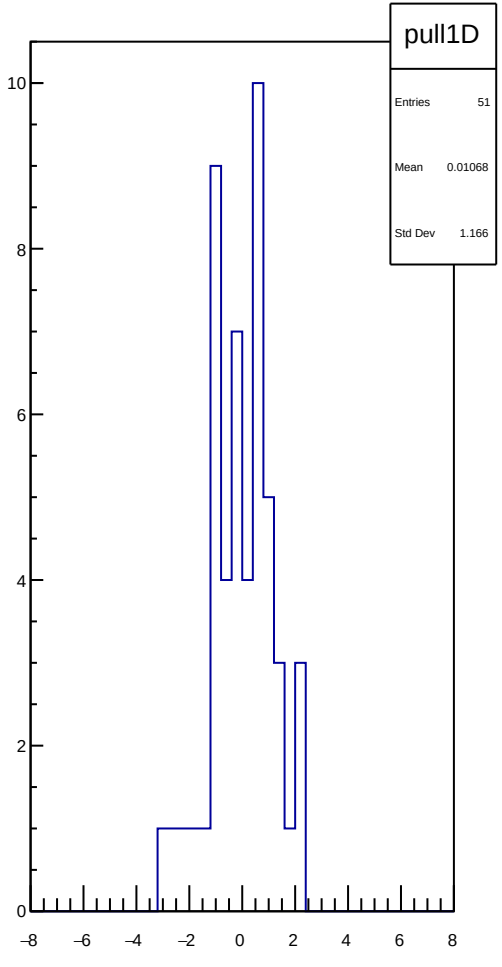
pull1D
Entries 51
Mean 0.01068
Std Dev 1.166

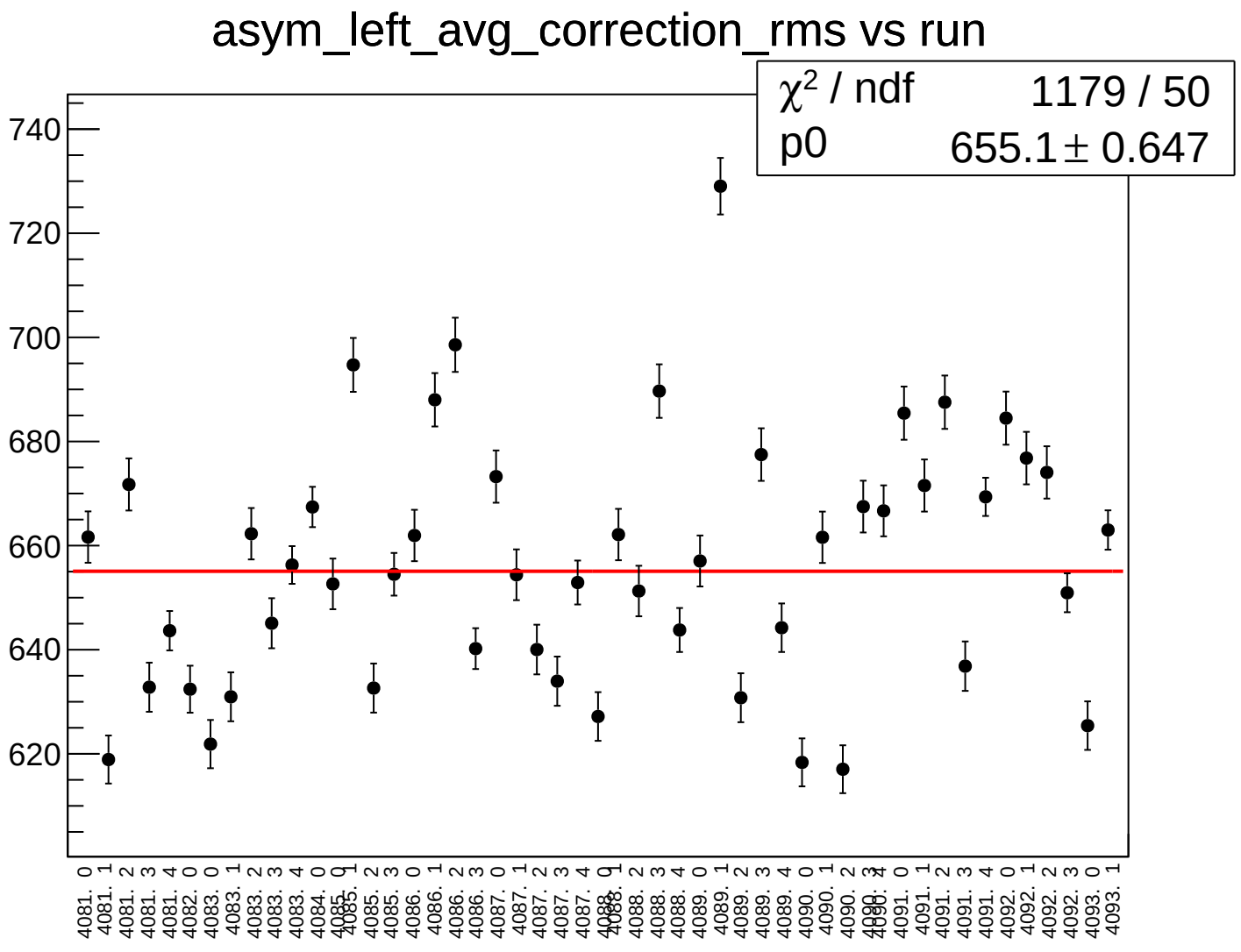
asym_left_avg_correction_rms vs run
χ² / ndf 1179 / 50
p0 655.1 ± 0.647
740
720
700
680
660
640
620
4081. 0
4081. 1
4081. 2
4081. 3
4081. 4
4082. 0
4083. 0
4083. 1
4083. 2
4083. 3
4083. 4
4084. 0
4085. 1
4085. 2
4085. 3
4086. 0
4086. 1
4086. 2
4086. 3
4087. 0
4087. 1
4087. 2
4087. 3
4087. 4
4088. 2
4088. 3
4088. 4
4089. 0
4089. 1
4089. 2
4089. 3
4089. 4
4090. 0
4090. 1
4090. 2
4091. 0
4091. 1
4091. 2
4091. 3
4091. 4
4092. 0
4092. 1
4092. 2
4092. 3
4093. 0
4093. 1

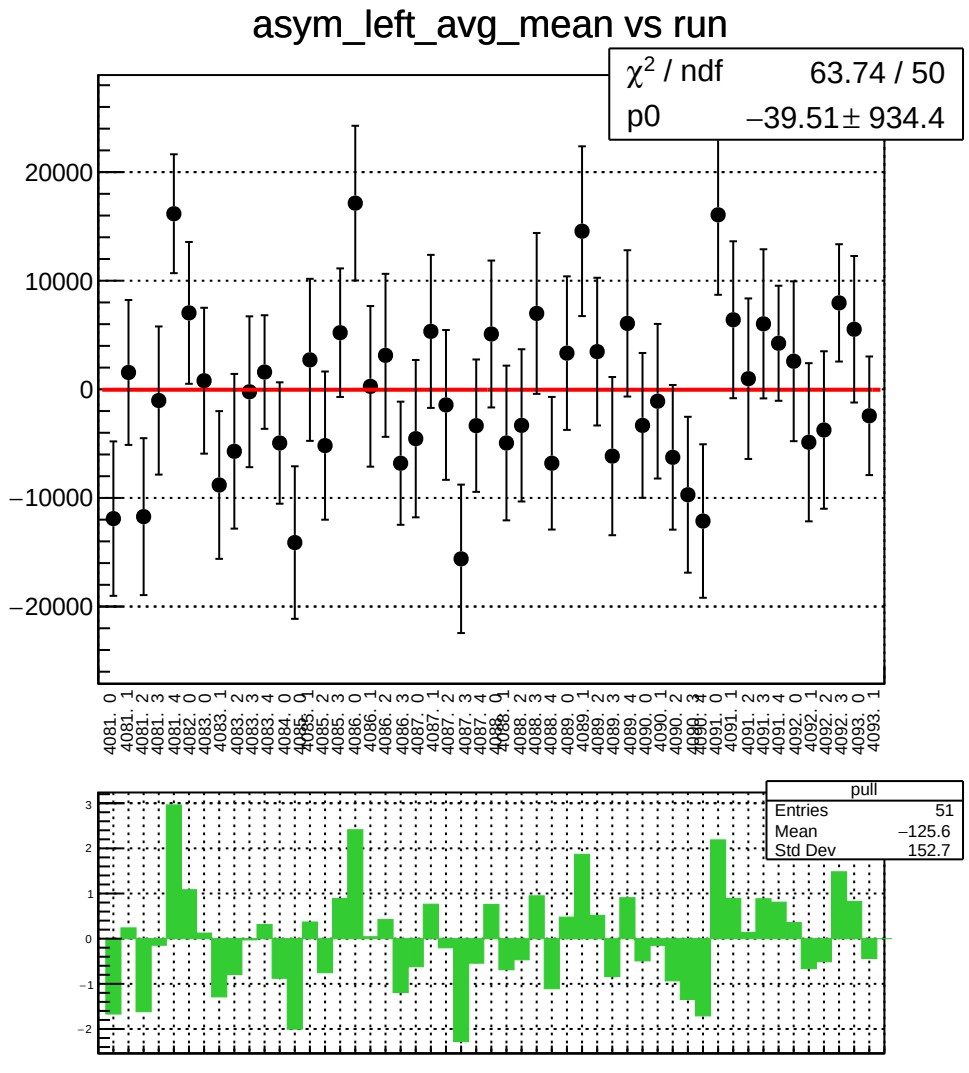
asym_left_avg_mean vs run
χ² / ndf 63.74 / 50
p0 −39.51 ± 934.4
20000
10000
0
−10000
−20000
pull
Entries 51
Mean −125.6
Std Dev 152.7
3
2
1
0
−1
−2

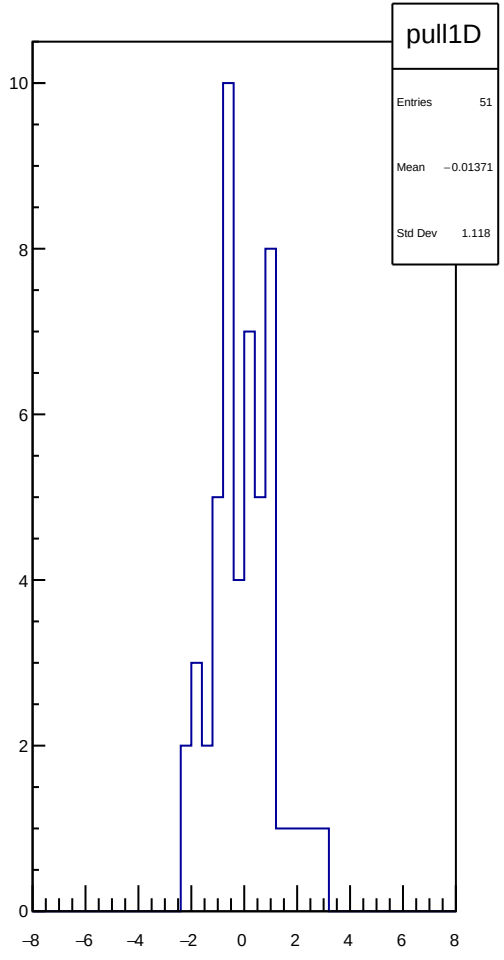
pull1D
Entries 51
Mean −0.01371
Std Dev 1.118
10
8
6
4
2
0
−8
−6
−4
−2
0
2
4
6
8

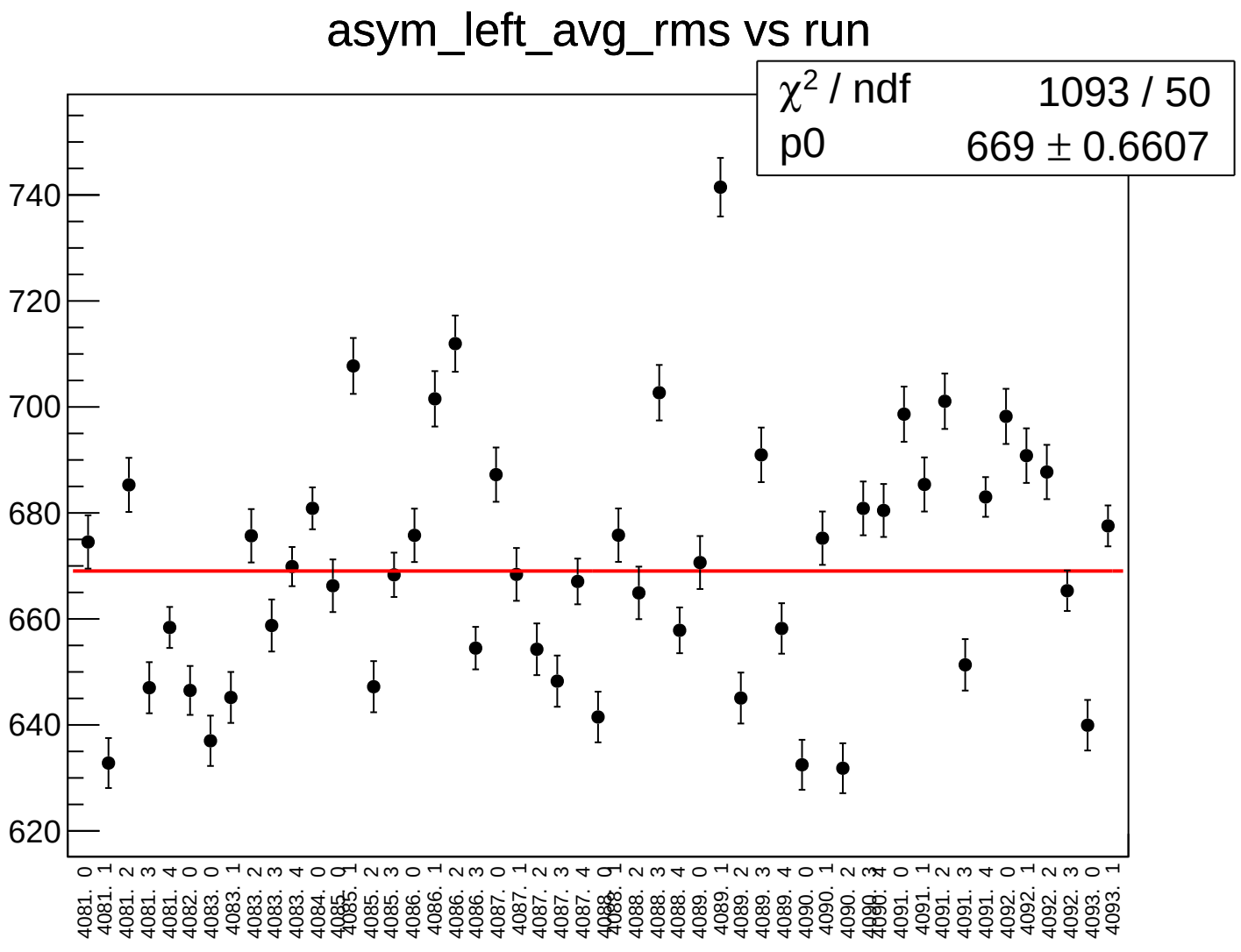
asym_left_avg_rms vs run
χ^2 / ndf 1093 / 50
p0 669 ± 0.6607
740
720
700
680
660
640
620
4081. 0
4081. 1
4081. 2
4081. 3
4081. 4
4082. 0
4083. 0
4083. 1
4083. 2
4083. 3
4083. 4
4084. 0
4085. 0
4085. 1
4085. 2
4085. 3
4086. 0
4086. 1
4086. 2
4086. 3
4087. 0
4087. 1
4087. 2
4087. 3
4087. 4
4088. 0
4088. 1
4088. 2
4088. 3
4088. 4
4089. 0
4089. 1
4089. 2
4089. 3
4089. 4
4090. 0
4090. 1
4090. 2
4090. 3
4090. 4
4091. 0
4091. 1
4091. 2
4091. 3
4091. 4
4092. 0
4092. 1
4092. 2
4092. 3
4093. 0
4093. 1

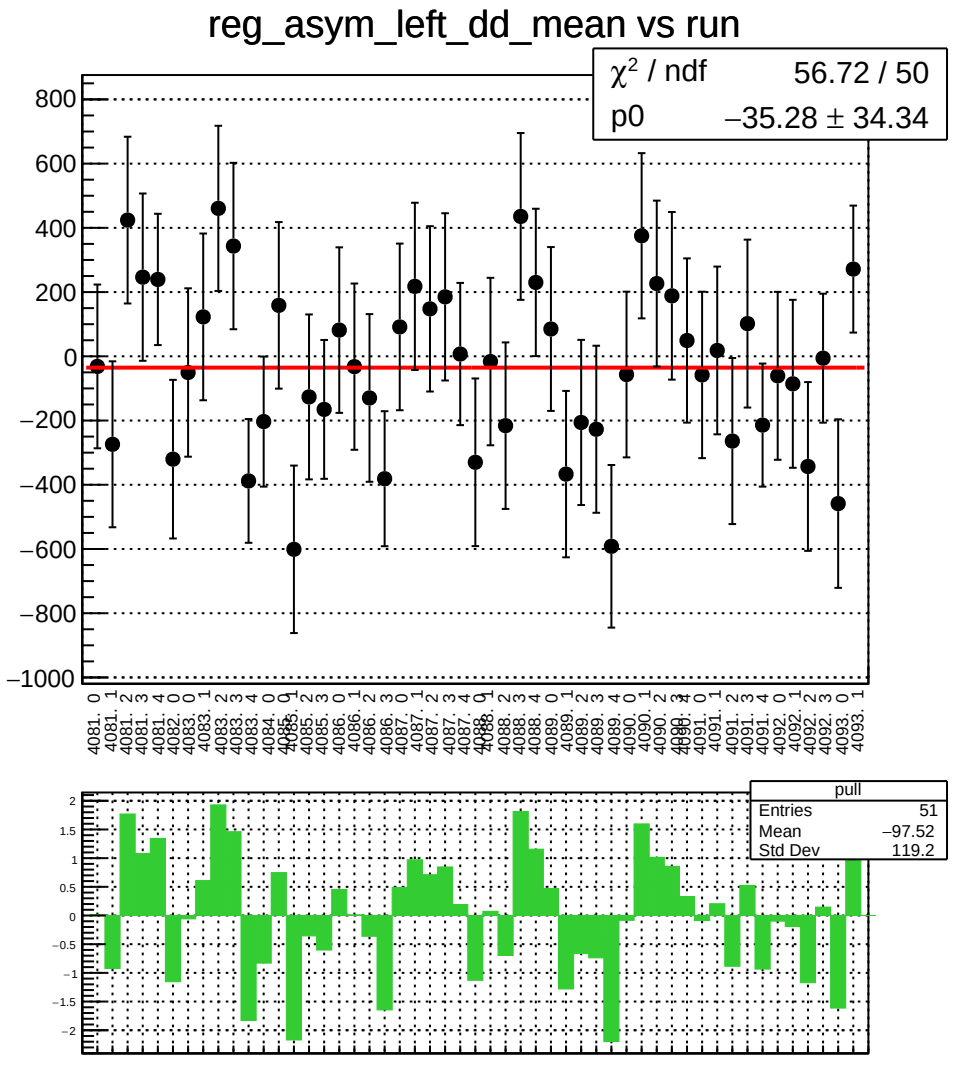
reg_asym_left_dd_mean vs run
χ² / ndf 56.72 / 50
p0 −35.28 ± 34.34
pull
Entries 51
Mean −97.52
Std Dev 119.2

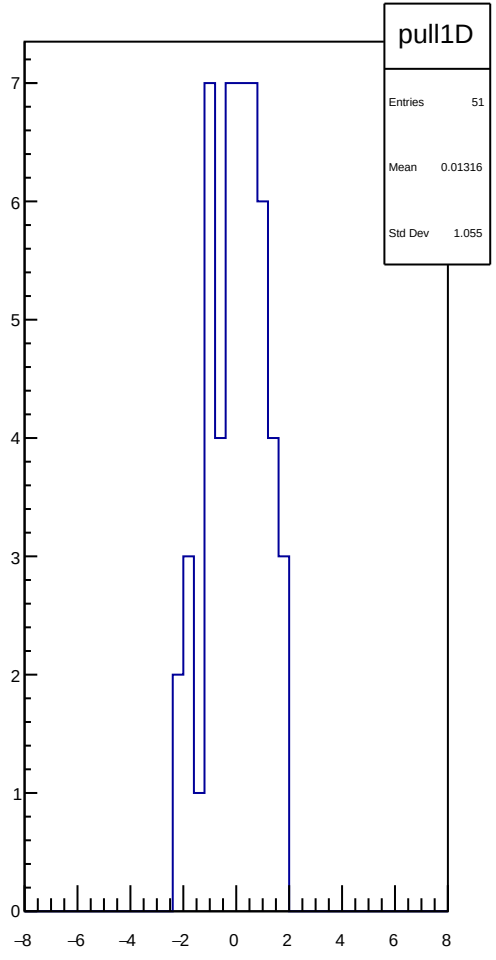
pull1D
Entries 51
Mean 0.01316
Std Dev 1.055

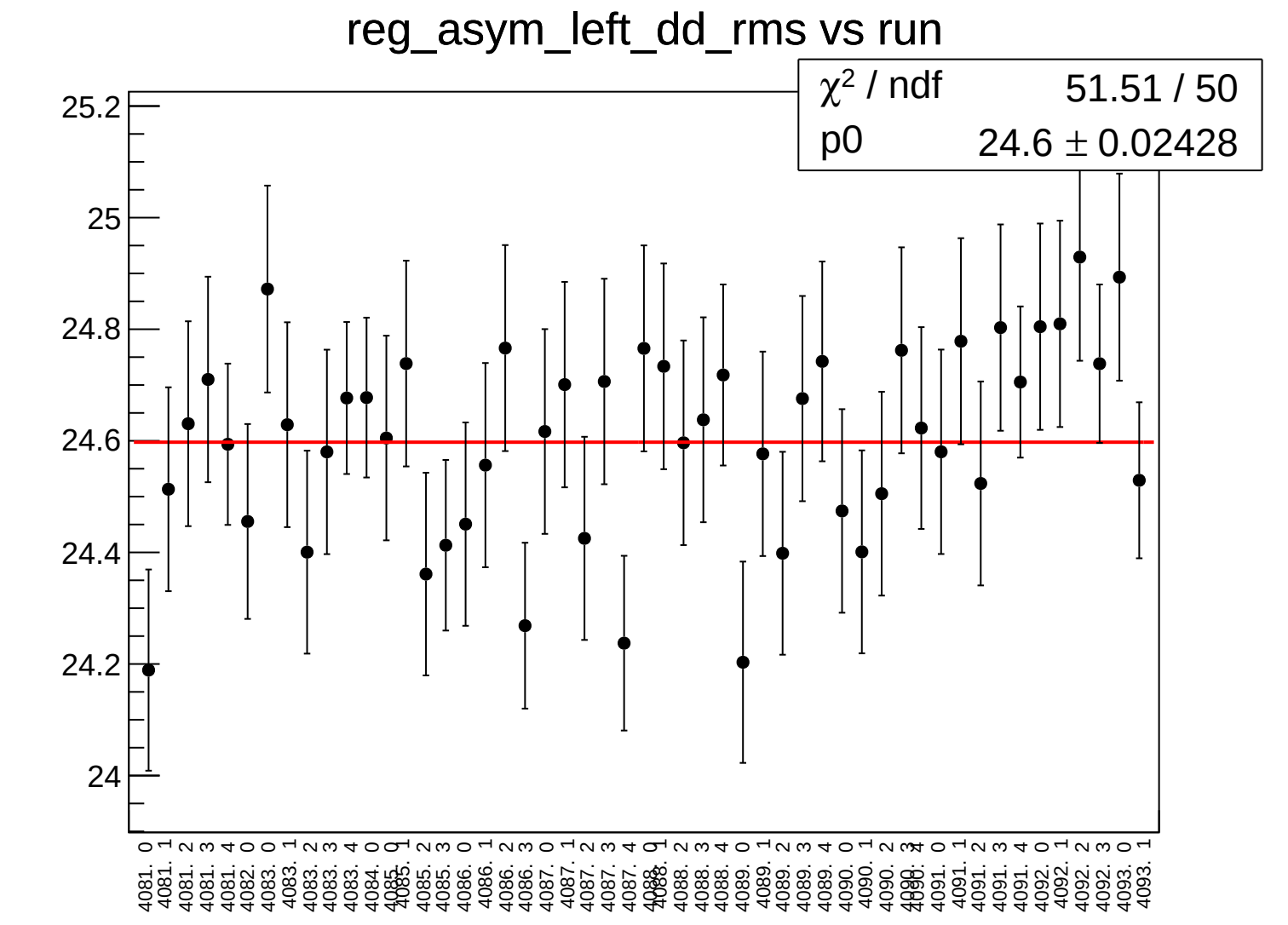
reg_asym_left_dd_rms vs run
χ² / ndf 51.51 / 50
p0 24.6 ± 0.02428
25.2
25
24.8
24.6
24.4
24.2
24
4081. 0
4081. 1
4081. 2
4081. 3
4081. 4
4082. 0
4083. 0
4083. 1
4083. 2
4083. 3
4083. 4
4084. 0
4085. 0
4085. 1
4085. 2
4085. 3
4086. 0
4086. 1
4086. 2
4086. 3
4087. 0
4087. 1
4087. 2
4087. 3
4087. 4
4088. 0
4088. 1
4088. 2
4088. 3
4088. 4
4089. 0
4089. 1
4089. 2
4089. 3
4089. 4
4090. 0
4090. 1
4090. 2
4090. 3
4090. 4
4091. 0
4091. 1
4091. 2
4091. 3
4091. 4
4092. 0
4092. 1
4092. 2
4092. 3
4093. 0
4093. 1

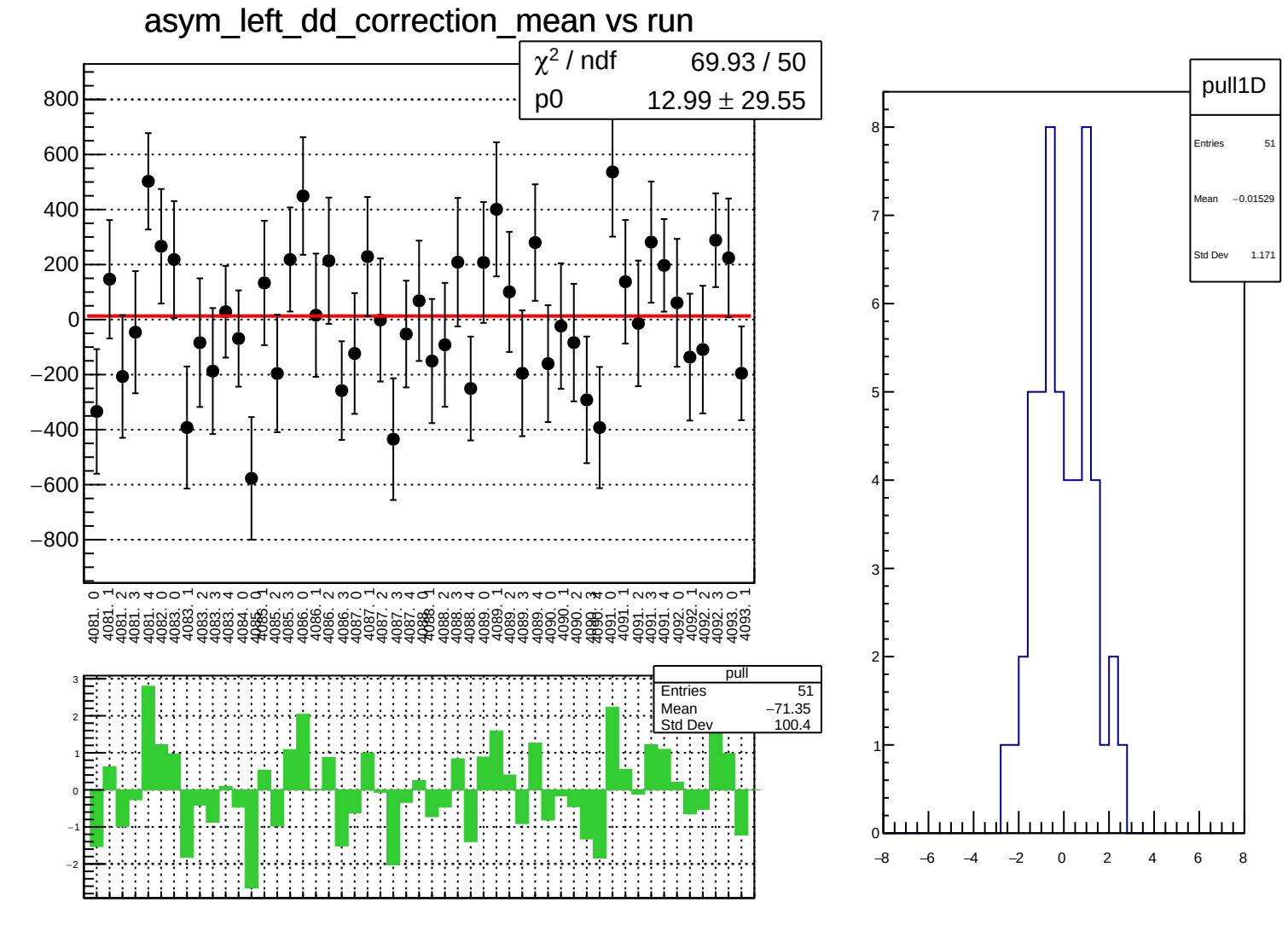
asym_left_dd_correction_mean vs run
χ² / ndf 69.93 / 50
p0 12.99 ± 29.55
pull
Entries 51
Mean −71.35
Std Dev 100.4
pull1D
Entries 51
Mean −0.01529
Std Dev 1.171

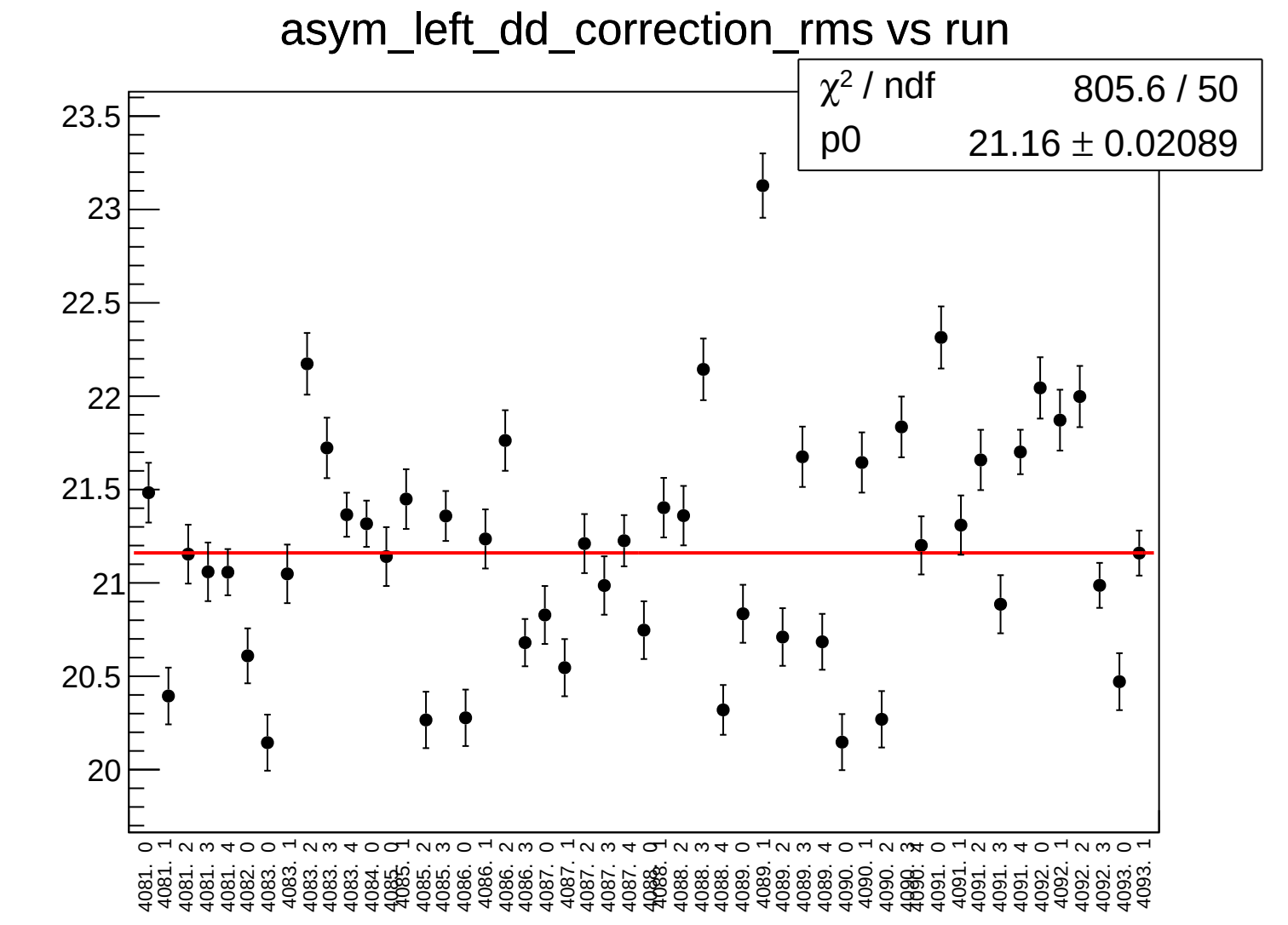
asym_left_dd_correction_rms vs run
χ² / ndf 805.6 / 50
p0 21.16 ± 0.02089
23.5
23
22.5
22
21.5
21
20.5
20
4081. 0
4081. 1
4081. 2
4081. 3
4081. 4
4082. 0
4083. 0
4083. 1
4083. 2
4083. 3
4083. 4
4084. 0
4085. 0
4085. 1
4085. 2
4085. 3
4086. 0
4086. 1
4086. 2
4086. 3
4087. 0
4087. 1
4087. 2
4087. 3
4087. 4
4088. 0
4088. 1
4088. 2
4088. 3
4088. 4
4089. 0
4089. 1
4089. 2
4089. 3
4089. 4
4090. 0
4090. 1
4090. 2
4090. 3
4090. 4
4091. 0
4091. 1
4091. 2
4091. 3
4091. 4
4092. 0
4092. 1
4092. 2
4092. 3
4093. 0
4093. 1

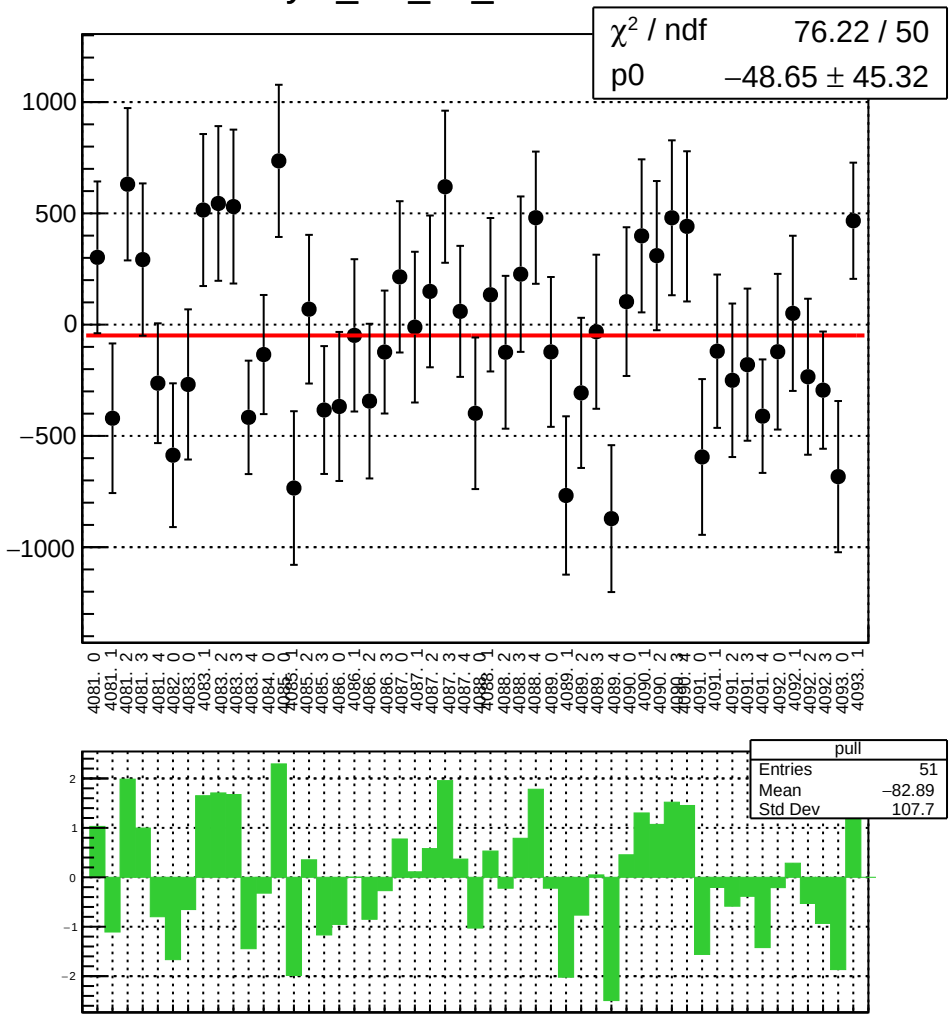
asym_left_dd_mean vs run
χ² / ndf 76.22 / 50
p0 −48.65 ± 45.32
1000
500
0
−500
−1000
pull
Entries 51
Mean −82.89
Std Dev 107.7
2
1
0
−1
−2

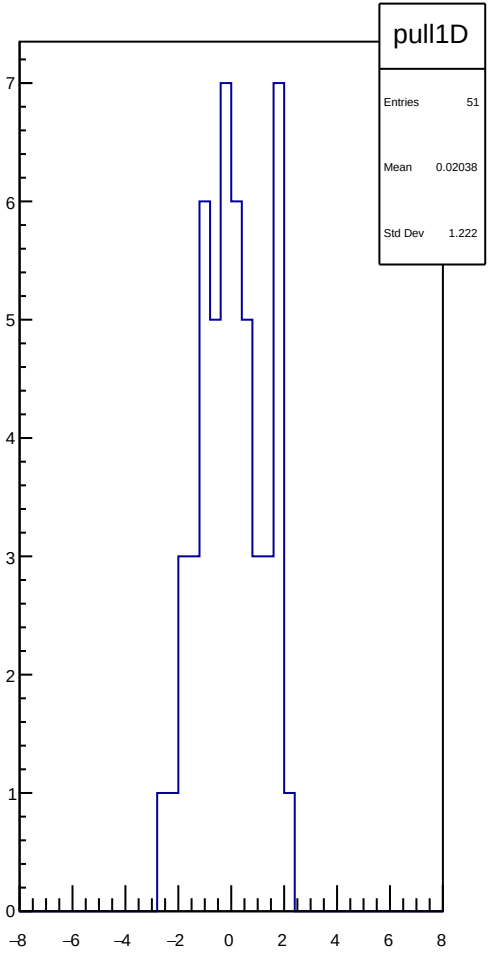
pull1D
Entries 51
Mean 0.02038
Std Dev 1.222
7
6
5
4
3
2
1
0
−8
−6
−4
−2
0
2
4
6
8

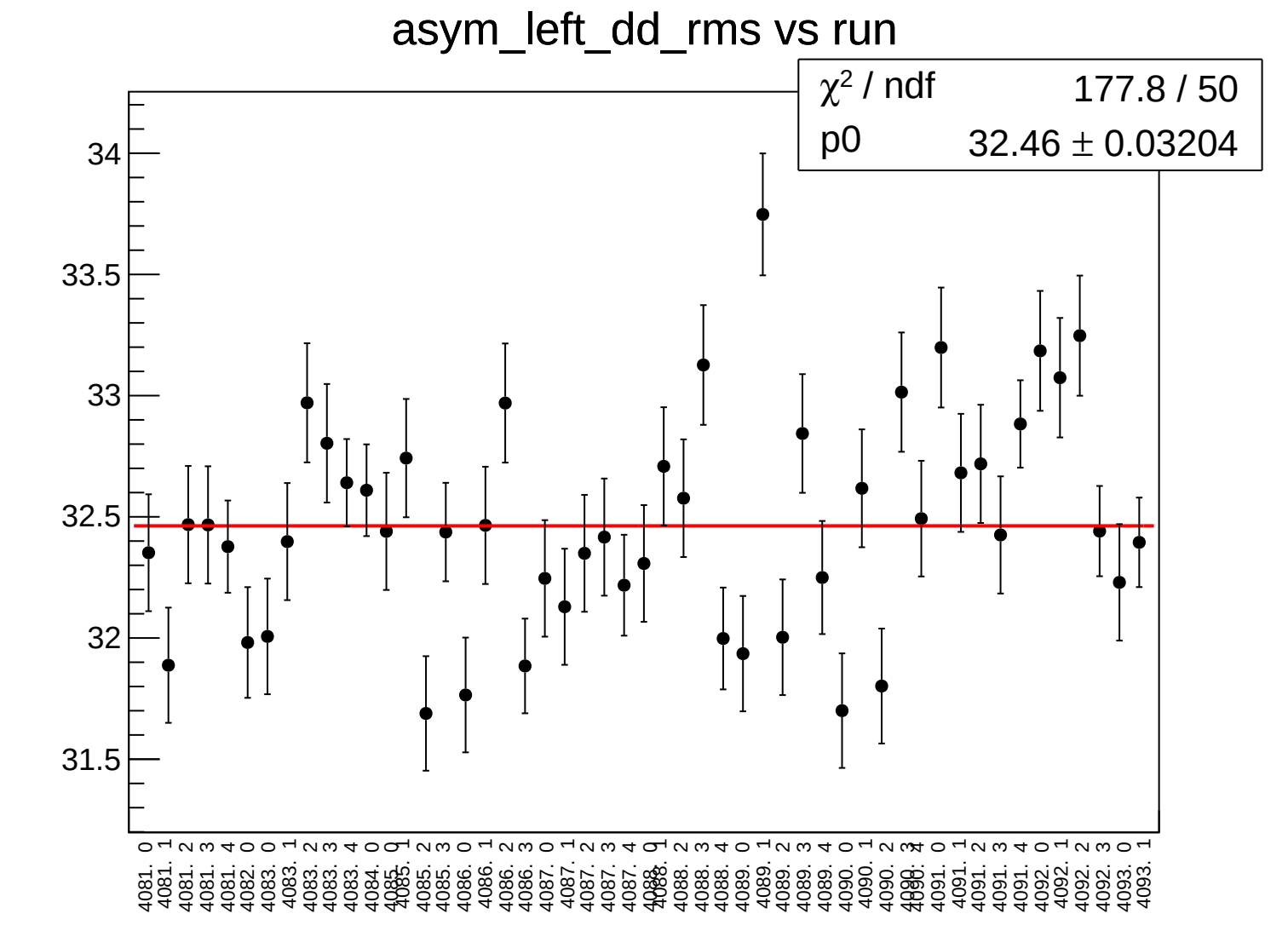
asym_left_dd_rms vs run
χ² / ndf 177.8 / 50
p0 32.46 ± 0.03204
34
33.5
33
32.5
32
31.5
4081. 0
4081. 1
4081. 2
4081. 3
4081. 4
4082. 0
4083. 0
4083. 1
4083. 2
4083. 3
4083. 4
4084. 0
4085. 0
4085. 1
4085. 2
4085. 3
4086. 0
4086. 1
4086. 2
4086. 3
4087. 0
4087. 1
4087. 2
4087. 3
4087. 4
4088. 0
4088. 1
4088. 2
4088. 3
4088. 4
4089. 0
4089. 1
4089. 2
4089. 3
4089. 4
4090. 0
4090. 1
4090. 2
4091. 0
4091. 1
4091. 2
4091. 3
4091. 4
4092. 0
4092. 1
4092. 2
4092. 3
4093. 0
4093. 1

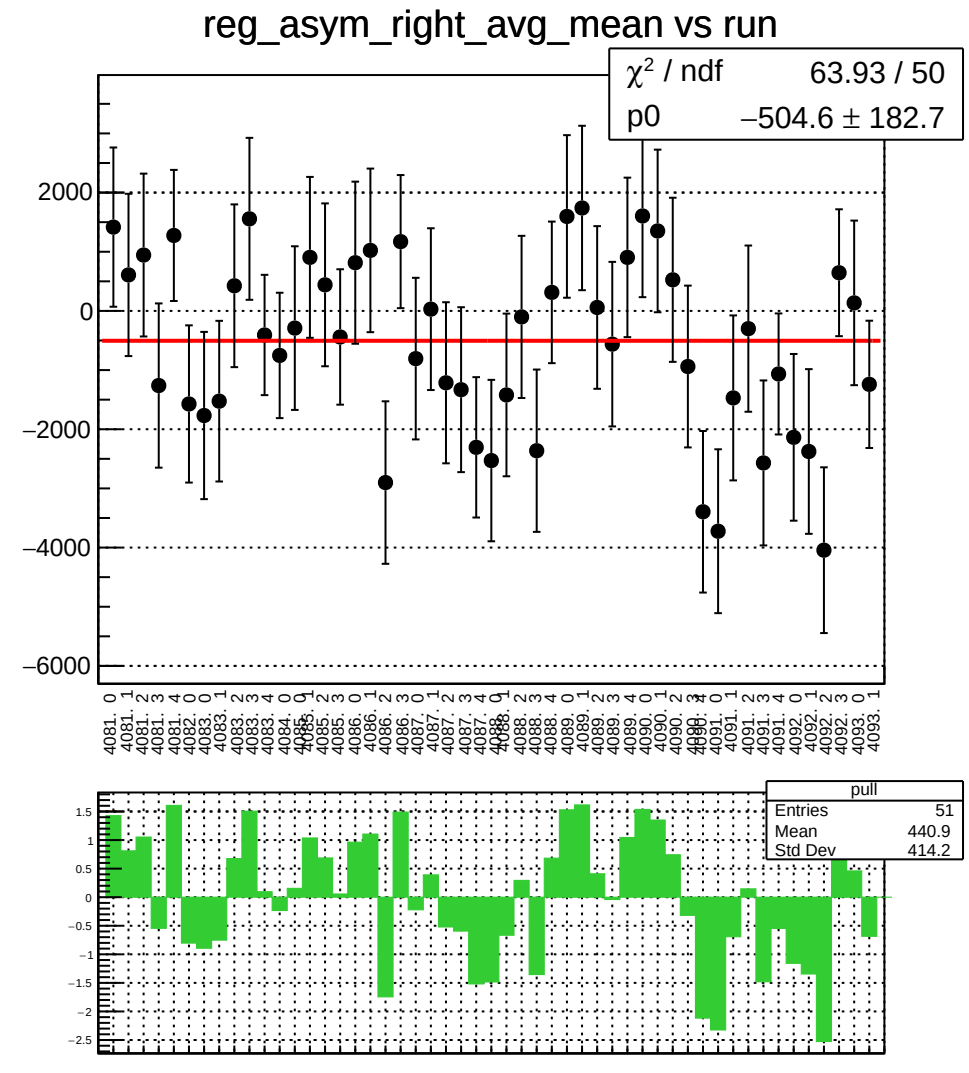
reg_asym_right_avg_mean vs run
χ² / ndf 63.93 / 50
p0 −504.6 ± 182.7
2000
0
−2000
−4000
−6000
pull
Entries 51
Mean 440.9
Std Dev 414.2
1.5
1
0.5
0
−0.5
−1
−1.5
−2
−2.5

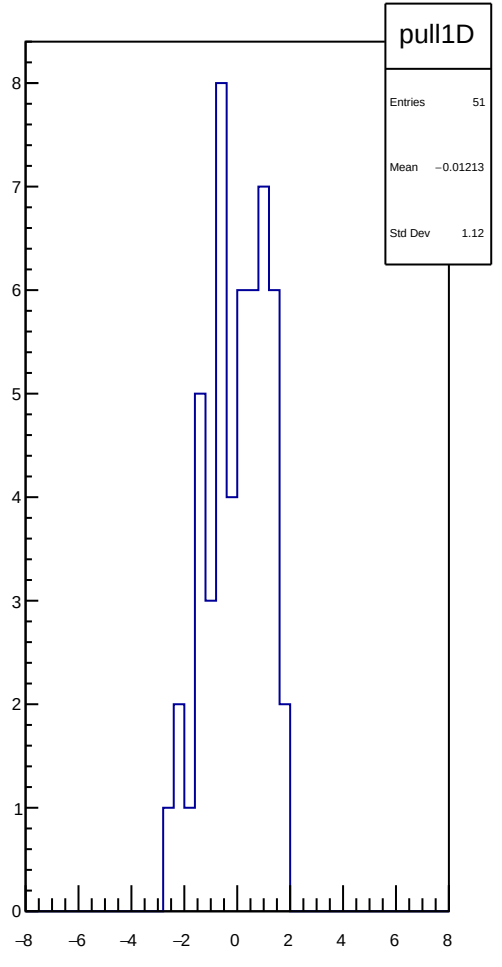
pull1D
Entries 51
Mean −0.01213
Std Dev 1.12
8
7
6
5
4
3
2
1
0
−8
−6
−4
−2
0
2
4
6
8

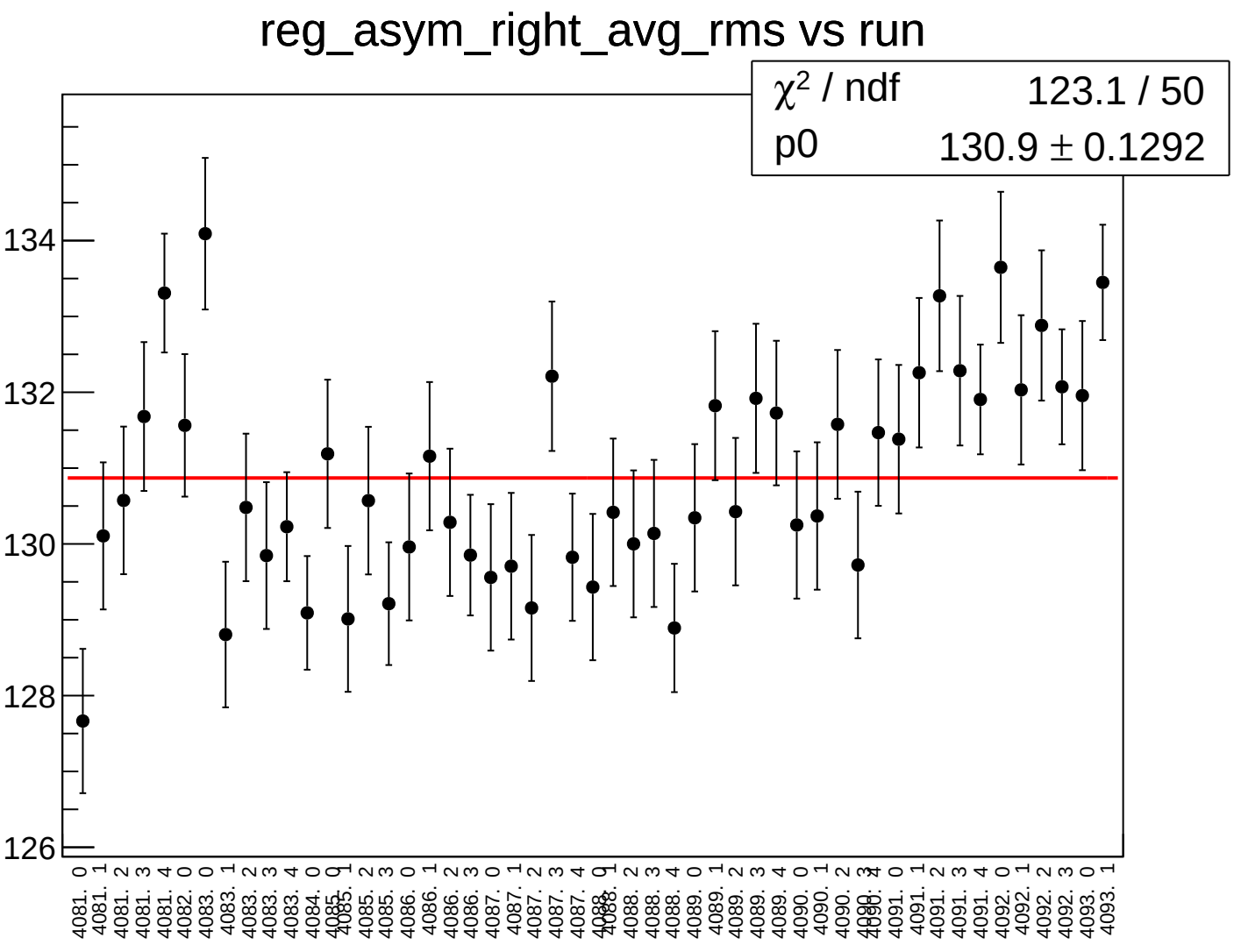
reg_asym_right_avg_rms vs run
χ² / ndf 123.1 / 50
p0 130.9 ± 0.1292
134
132
130
128
126
4081. 0
4081. 1
4081. 2
4081. 3
4081. 4
4082. 0
4083. 0
4083. 1
4083. 2
4083. 3
4083. 4
4084. 0
4085. 0
4085. 1
4085. 2
4085. 3
4086. 0
4086. 1
4086. 2
4086. 3
4087. 0
4087. 1
4087. 2
4087. 3
4087. 4
4088. 0
4088. 1
4088. 2
4088. 3
4088. 4
4089. 0
4089. 1
4089. 2
4089. 3
4089. 4
4090. 0
4090. 1
4090. 2
4090. 3
4090. 4
4091. 0
4091. 1
4091. 2
4091. 3
4091. 4
4092. 0
4092. 1
4092. 2
4092. 3
4093. 0
4093. 1

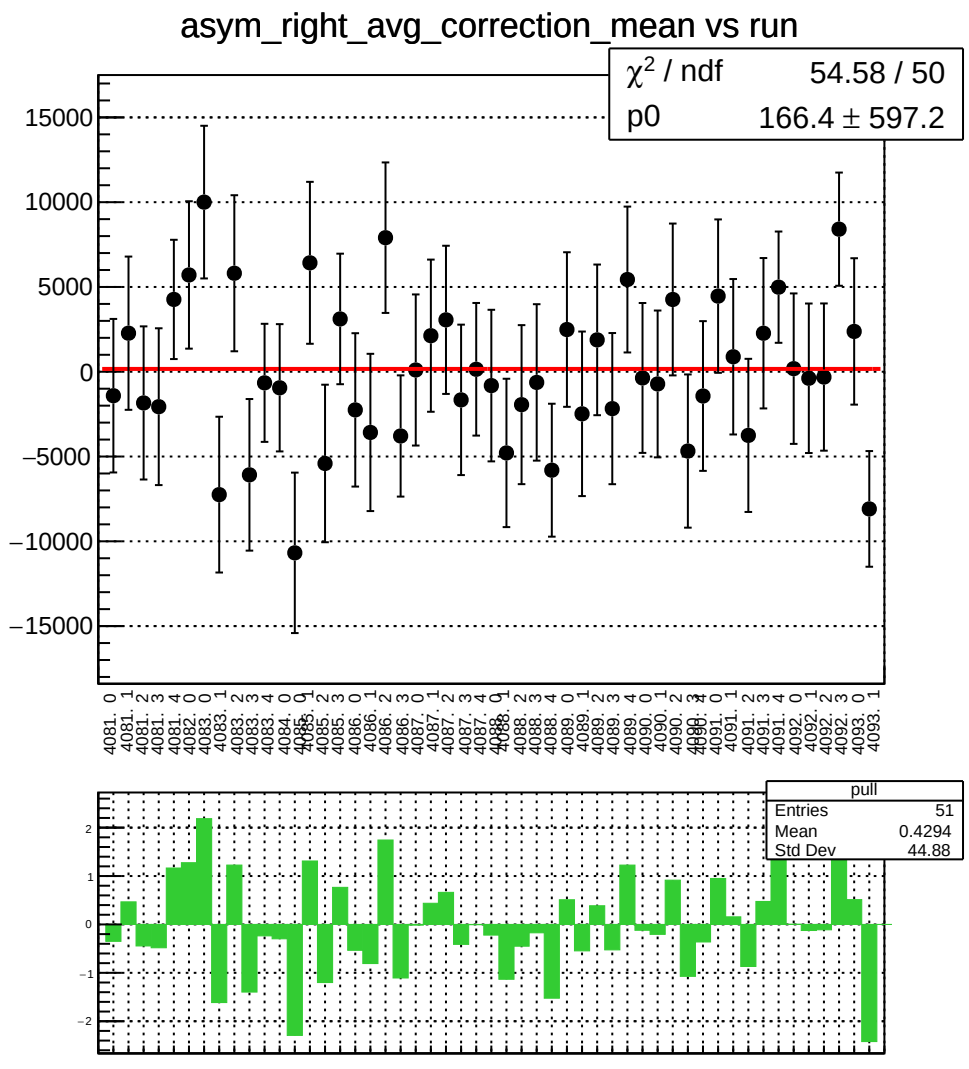
asym_right_avg_correction_mean vs run
χ² / ndf 54.58 / 50
p0 166.4 ± 597.2
15000
10000
5000
0
−5000
−10000
−15000
pull
Entries 51
Mean 0.4294
Std Dev 44.88
2
1
0
−1
−2

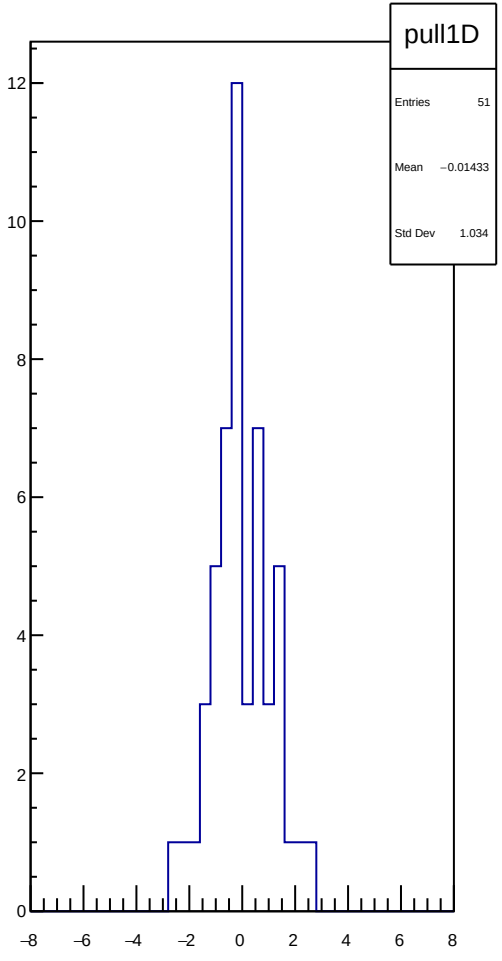
pull1D
Entries 51
Mean −0.01433
Std Dev 1.034
12
10
8
6
4
2
0
−8
−6
−4
−2
0
2
4
6
8

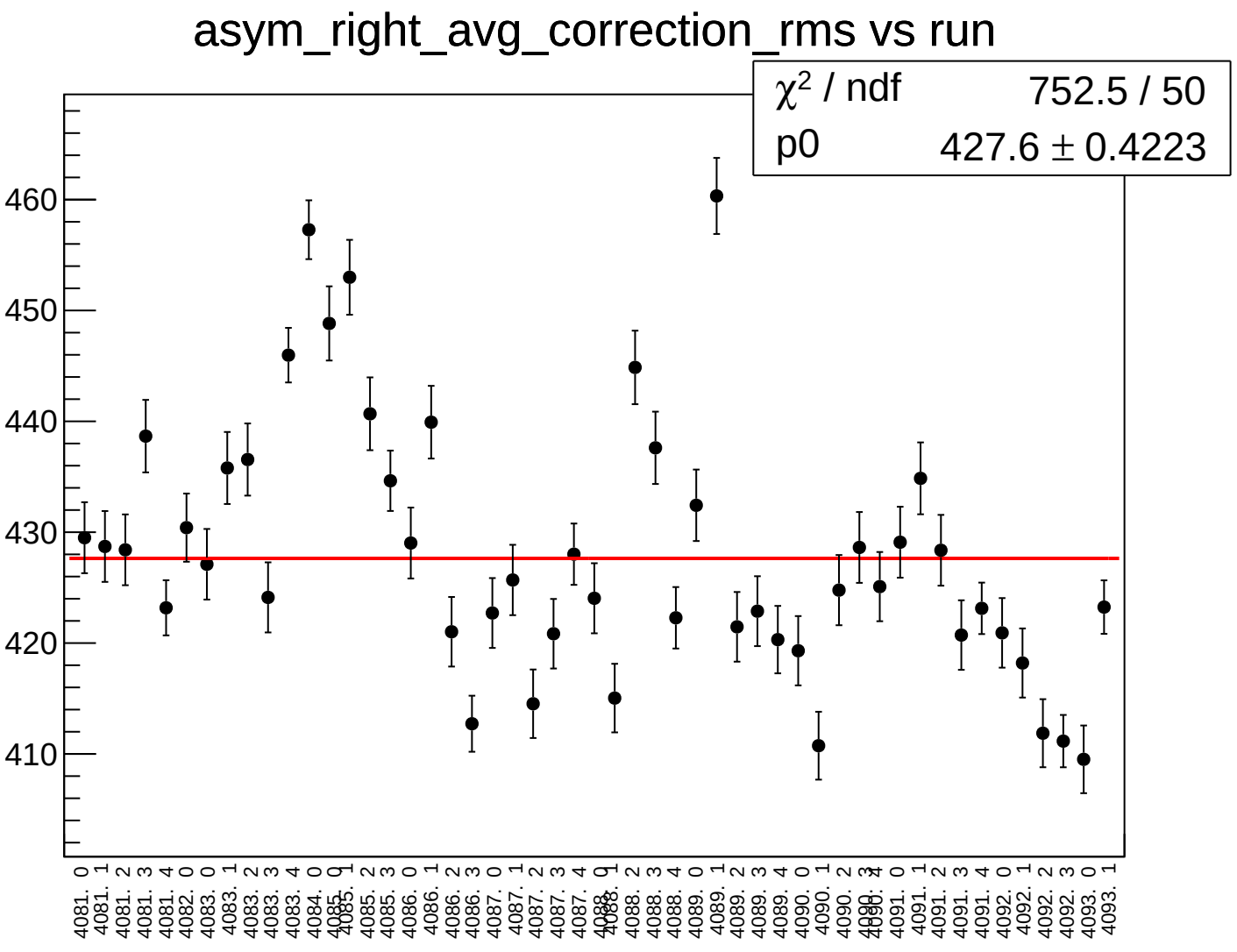
asym_right_avg_correction_rms vs run
χ² / ndf 752.5 / 50
p0 427.6 ± 0.4223
460
450
440
430
420
410
4081. 0
4081. 1
4081. 2
4081. 3
4081. 4
4082. 0
4083. 0
4083. 1
4083. 2
4083. 3
4083. 4
4084. 0
4085. 0
4085. 1
4085. 2
4085. 3
4086. 0
4086. 1
4086. 2
4086. 3
4087. 0
4087. 1
4087. 2
4087. 3
4087. 4
4088. 2
4088. 3
4088. 4
4089. 0
4089. 1
4089. 2
4089. 3
4089. 4
4090. 0
4090. 1
4090. 2
4091. 0
4091. 1
4091. 2
4091. 3
4091. 4
4092. 0
4092. 1
4092. 2
4092. 3
4093. 0
4093. 1

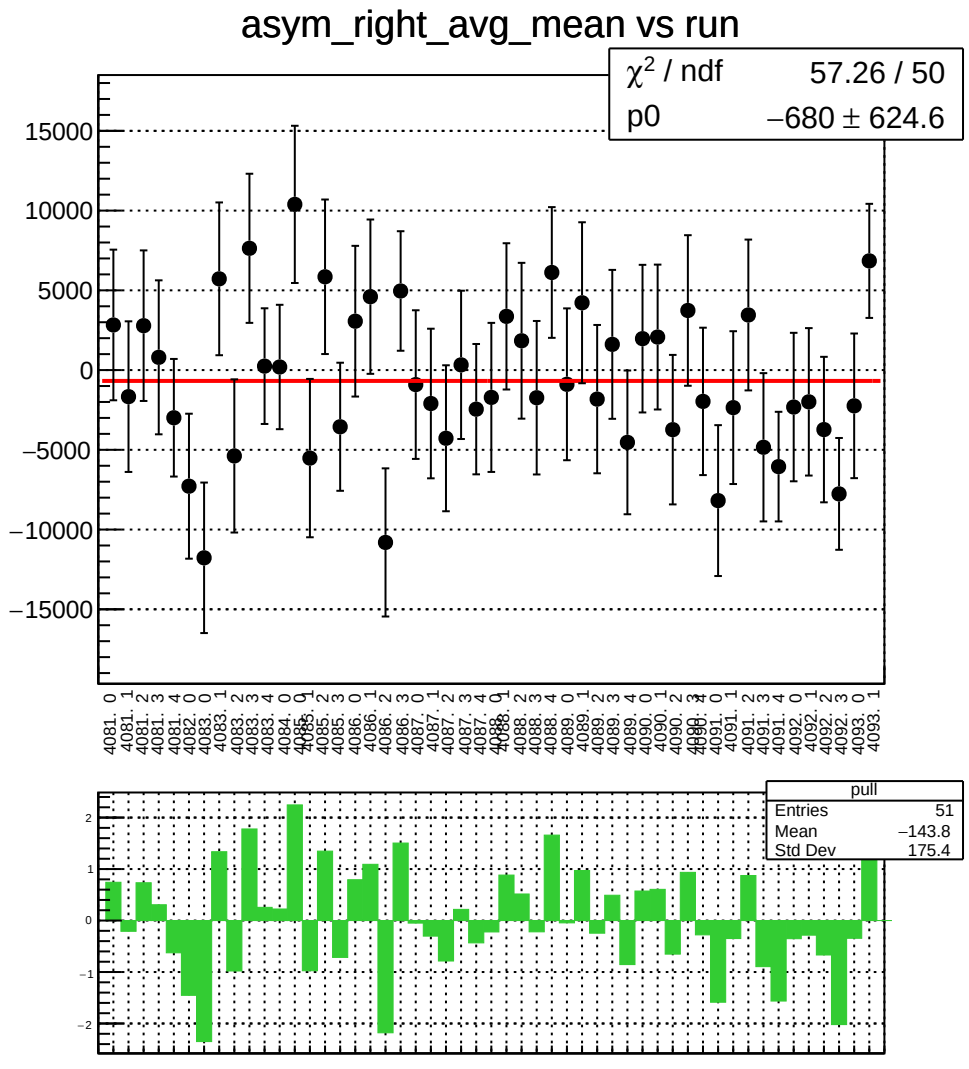
asym_right_avg_mean vs run
χ² / ndf 57.26 / 50
p0 −680 ± 624.6
15000
10000
5000
0
−5000
−10000
−15000
pull
Entries 51
Mean −143.8
Std Dev 175.4
2
1
0
−1
−2

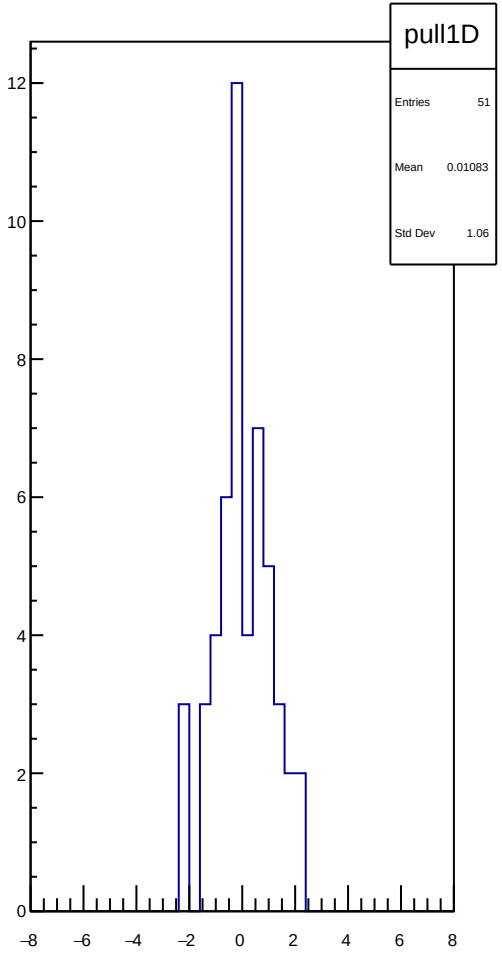
pull1D
Entries 51
Mean 0.01083
Std Dev 1.06
12
10
8
6
4
2
0
−8
−6
−4
−2
0
2
4
6
8

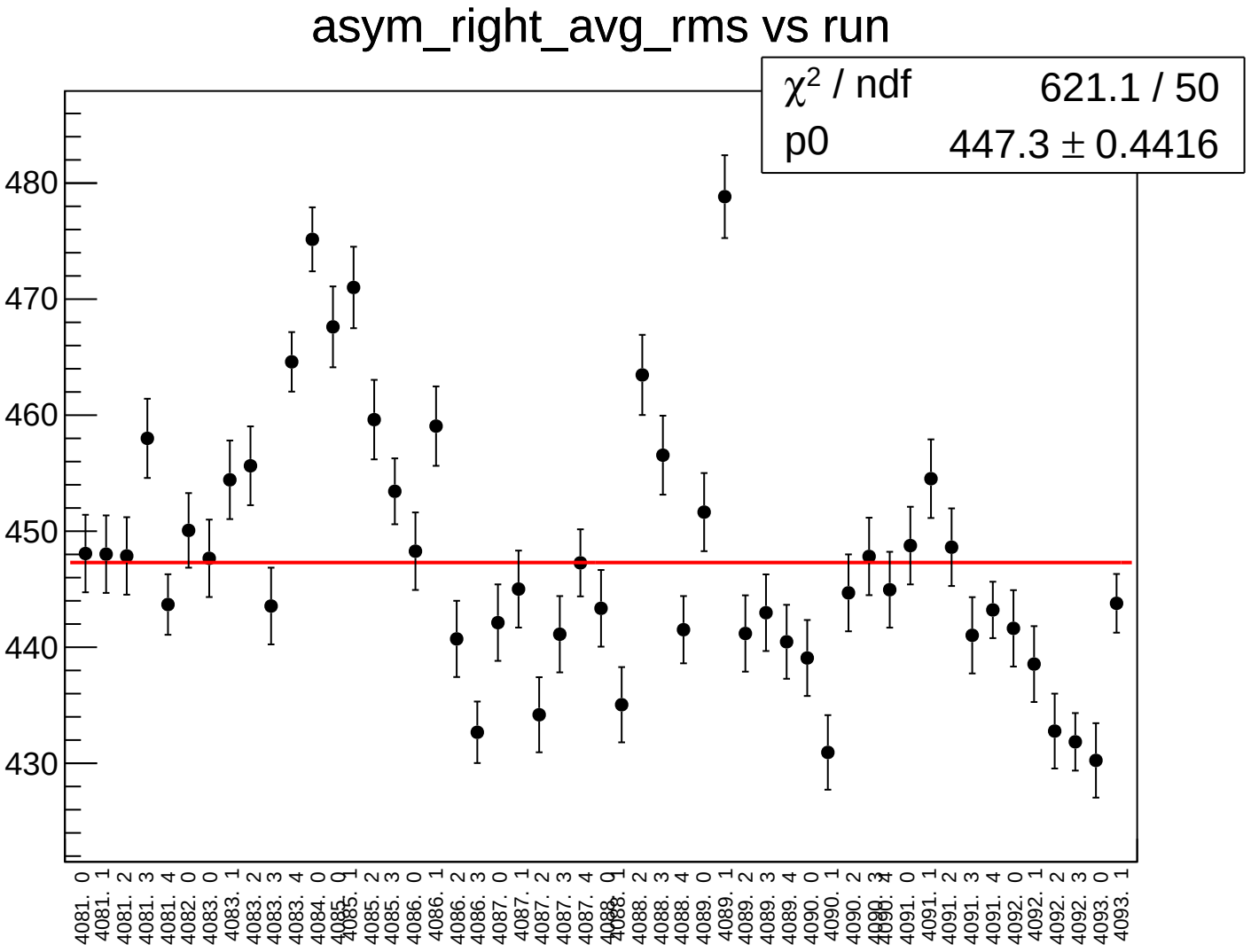
asym_right_avg_rms vs run
χ² / ndf 621.1 / 50
p0 447.3 ± 0.4416
480
470
460
450
440
430
4081. 0
4081. 1
4081. 2
4081. 3
4081. 4
4082. 0
4083. 0
4083. 1
4083. 2
4083. 3
4083. 4
4084. 0
4085. 0
4085. 1
4085. 2
4085. 3
4086. 0
4086. 1
4086. 2
4086. 3
4087. 0
4087. 1
4087. 2
4087. 3
4087. 4
4088. 2
4088. 3
4088. 4
4089. 0
4089. 1
4089. 2
4089. 3
4089. 4
4090. 0
4090. 1
4090. 2
4091. 0
4091. 1
4091. 2
4091. 3
4091. 4
4092. 0
4092. 1
4092. 2
4092. 3
4093. 0
4093. 1

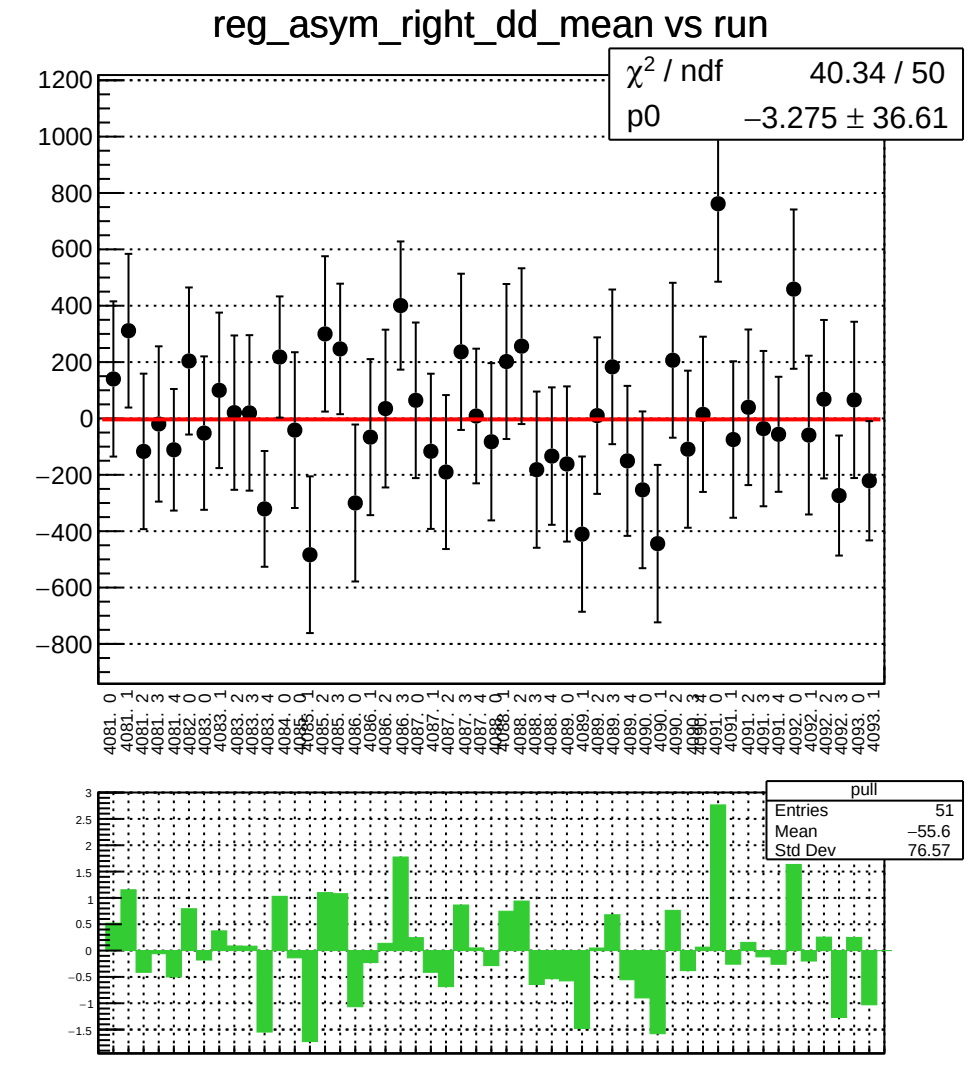
reg_asym_right_dd_mean vs run
χ^2 / ndf 40.34 / 50
p0 −3.275 ± 36.61
pull
Entries 51
Mean −55.6
Std Dev 76.57

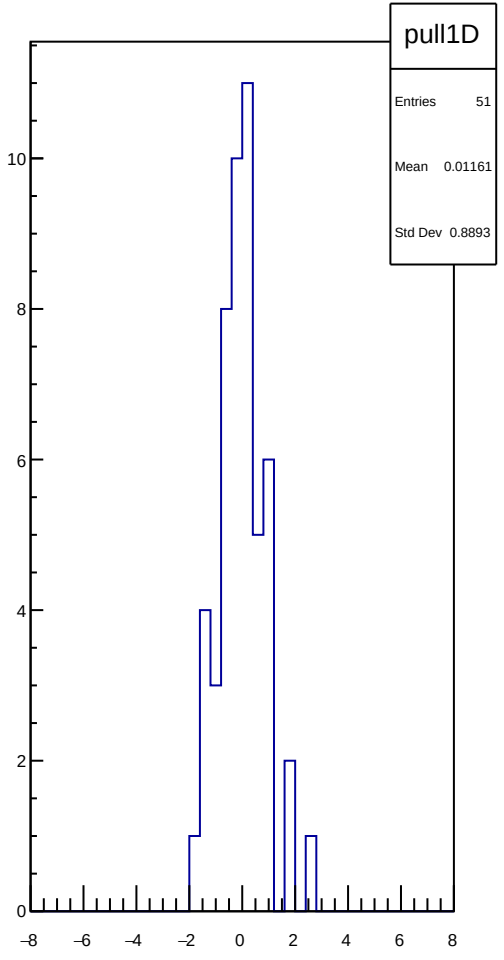
pull1D
Entries 51
Mean 0.01161
Std Dev 0.8893

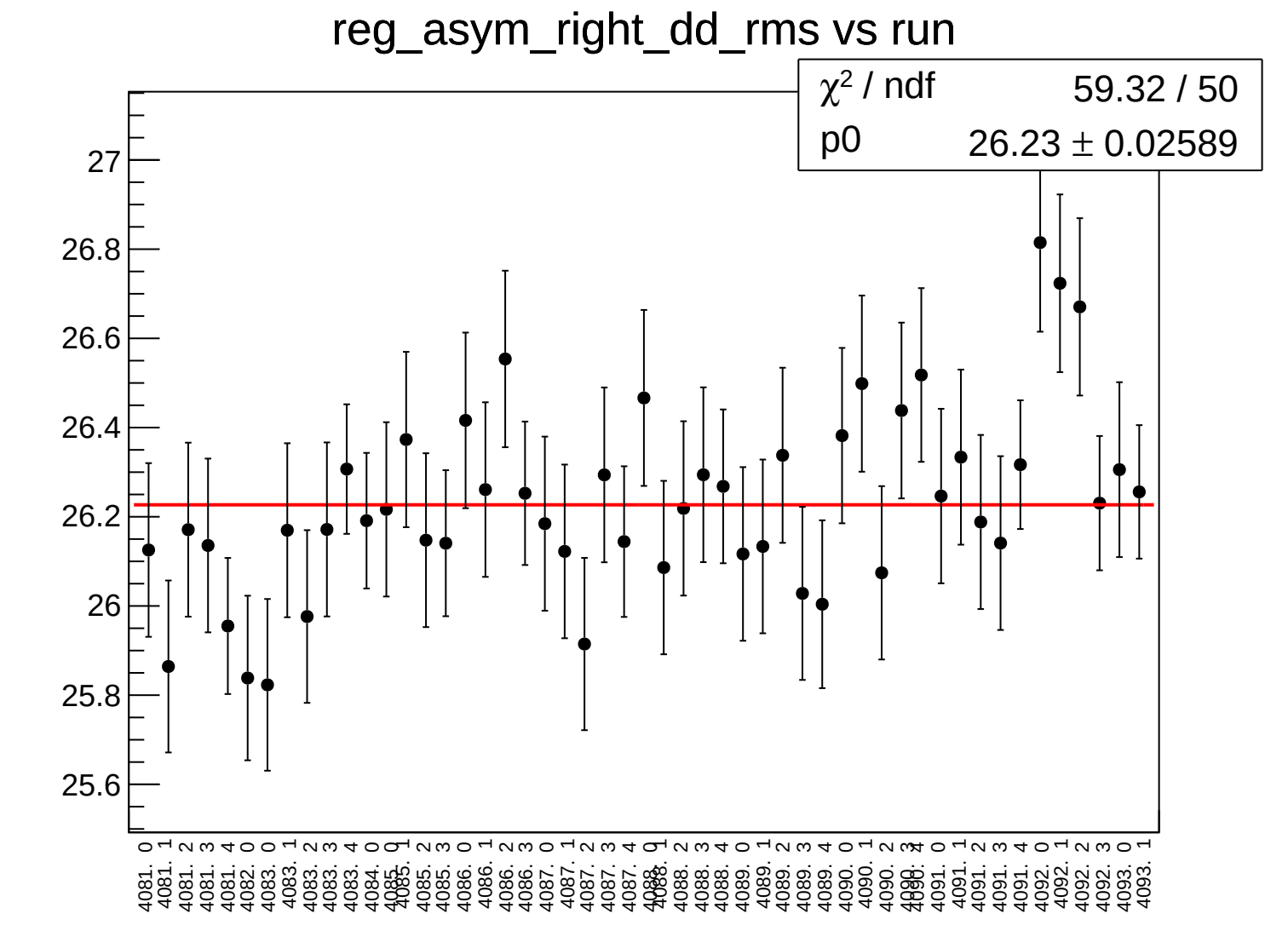
reg_asym_right_dd_rms vs run
χ² / ndf 59.32 / 50
p0 26.23 ± 0.02589
27
26.8
26.6
26.4
26.2
26
25.8
25.6
4081. 0
4081. 1
4081. 2
4081. 3
4081. 4
4082. 0
4083. 0
4083. 1
4083. 2
4083. 3
4083. 4
4084. 0
4085. 0
4085. 1
4085. 2
4085. 3
4086. 0
4086. 1
4086. 2
4086. 3
4087. 0
4087. 1
4087. 2
4087. 3
4087. 4
4088. 0
4088. 1
4088. 2
4088. 3
4088. 4
4089. 0
4089. 1
4089. 2
4089. 3
4089. 4
4090. 0
4090. 1
4090. 2
4090. 3
4090. 4
4091. 0
4091. 1
4091. 2
4091. 3
4091. 4
4092. 0
4092. 1
4092. 2
4092. 3
4093. 0
4093. 1

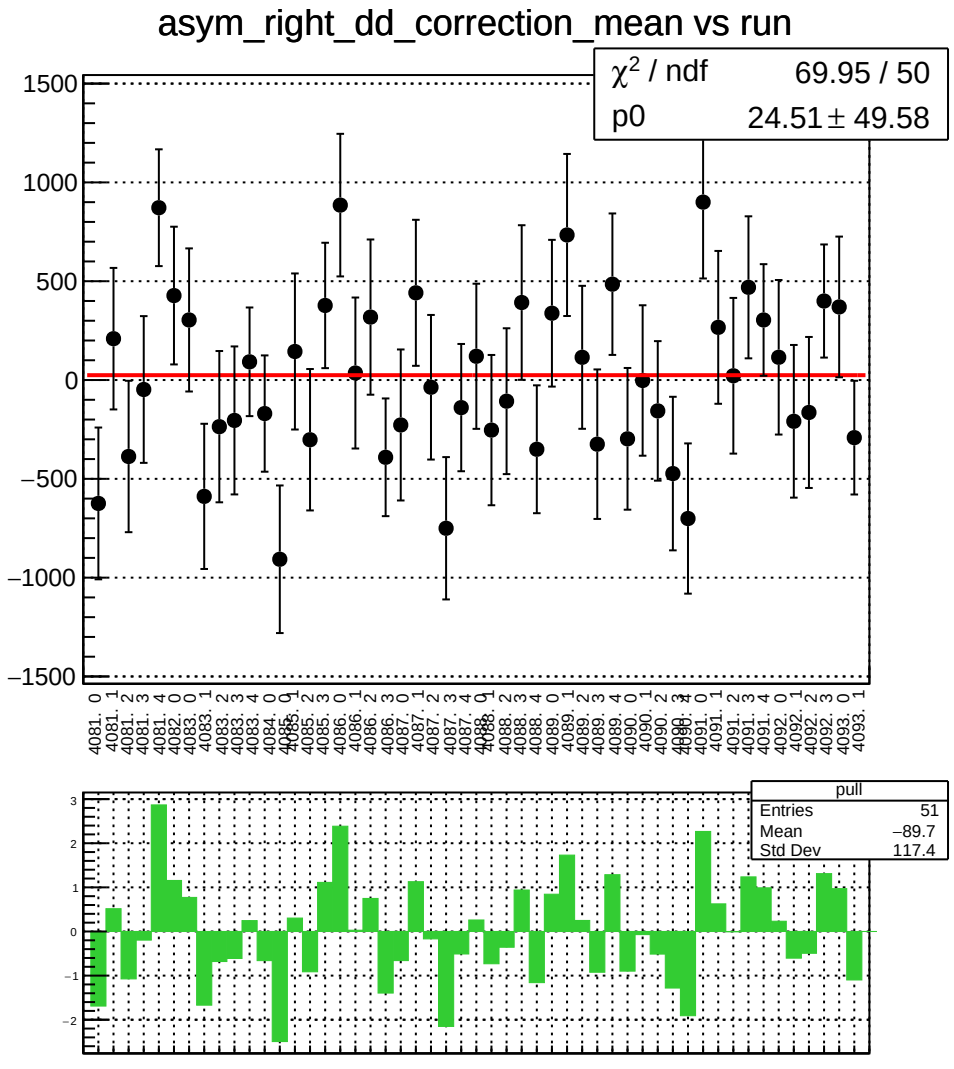
asym_right_dd_correction_mean vs run
χ² / ndf 69.95 / 50
p0 24.51 ± 49.58
pull
Entries 51
Mean −89.7
Std Dev 117.4

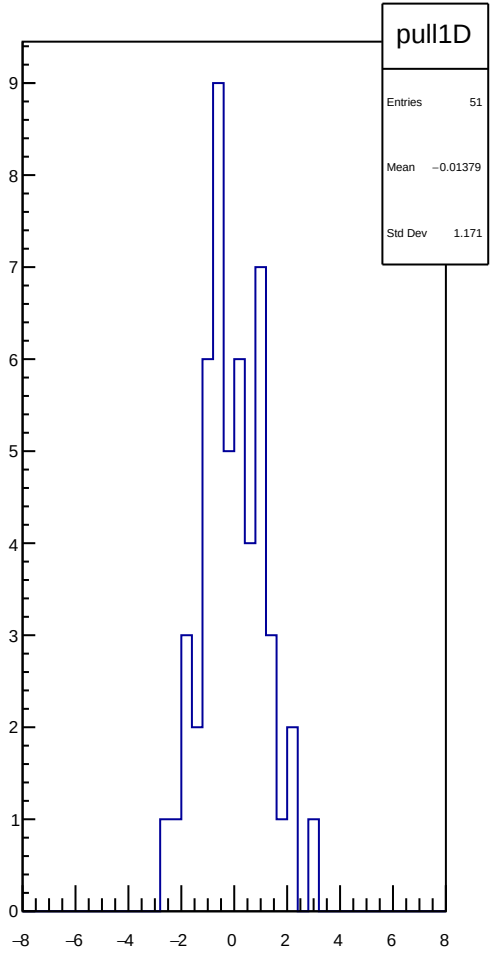
pull1D
Entries 51
Mean −0.01379
Std Dev 1.171

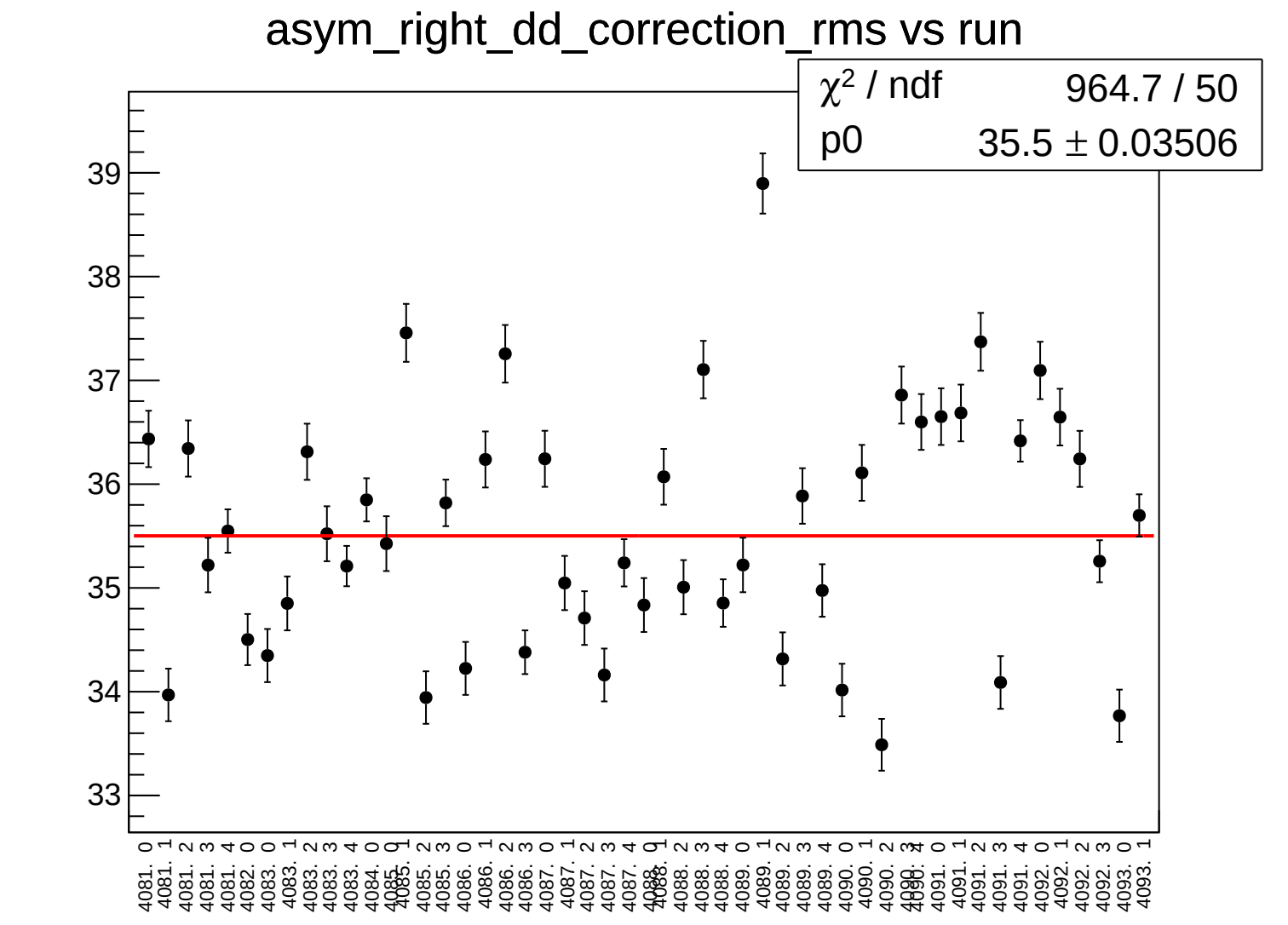
asym_right_dd_correction_rms vs run
χ² / ndf 964.7 / 50
p0 35.5 ± 0.03506
39
38
37
36
35
34
33
4081. 0
4081. 1
4081. 2
4081. 3
4081. 4
4082. 0
4083. 0
4083. 1
4083. 2
4083. 3
4083. 4
4084. 0
4085. 2
4085. 3
4086. 0
4086. 1
4086. 2
4086. 3
4087. 0
4087. 1
4087. 2
4087. 3
4087. 4
4088. 2
4088. 3
4088. 4
4089. 0
4089. 1
4089. 2
4089. 3
4089. 4
4090. 0
4090. 1
4090. 2
4091. 0
4091. 1
4091. 2
4091. 3
4091. 4
4092. 0
4092. 1
4092. 2
4092. 3
4093. 0
4093. 1

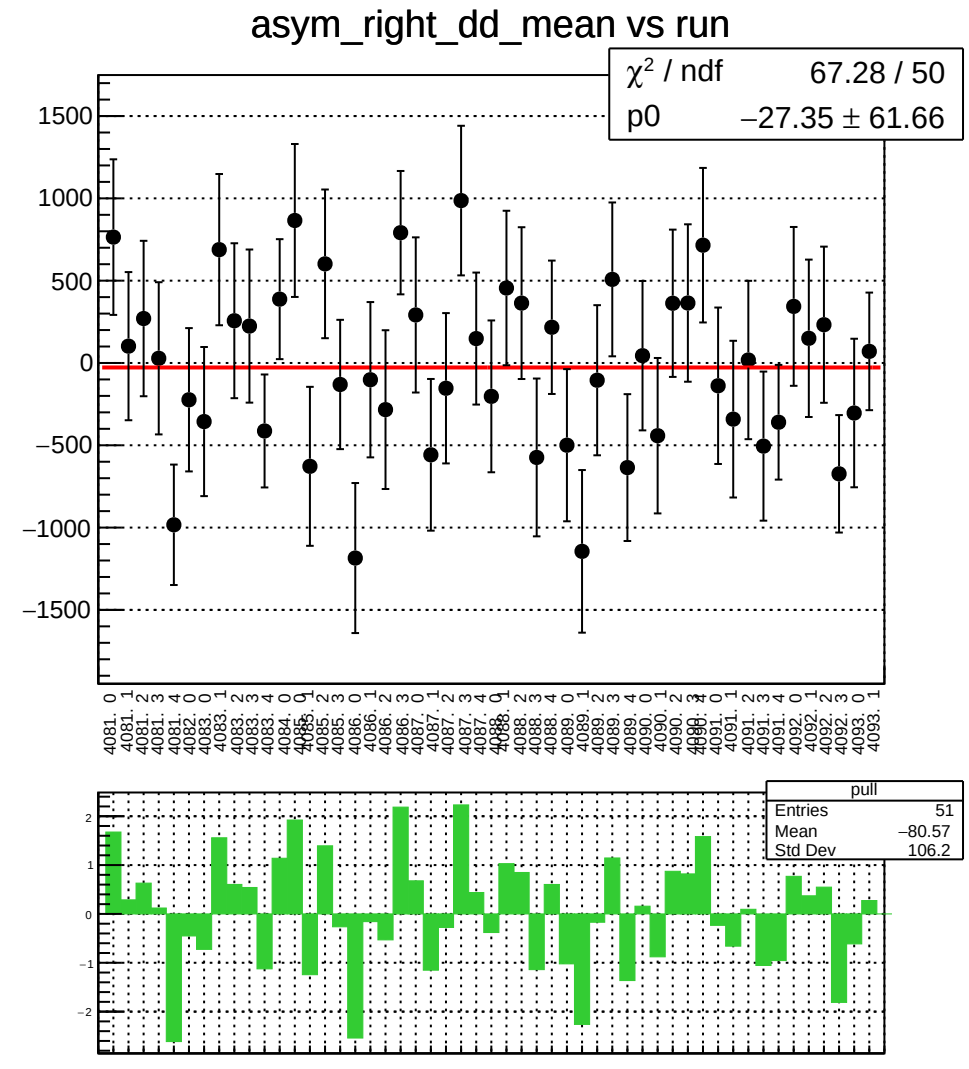
asym_right_dd_mean vs run
χ^2 / ndf 67.28 / 50
p0 −27.35 ± 61.66
pull
Entries 51
Mean −80.57
Std Dev 106.2

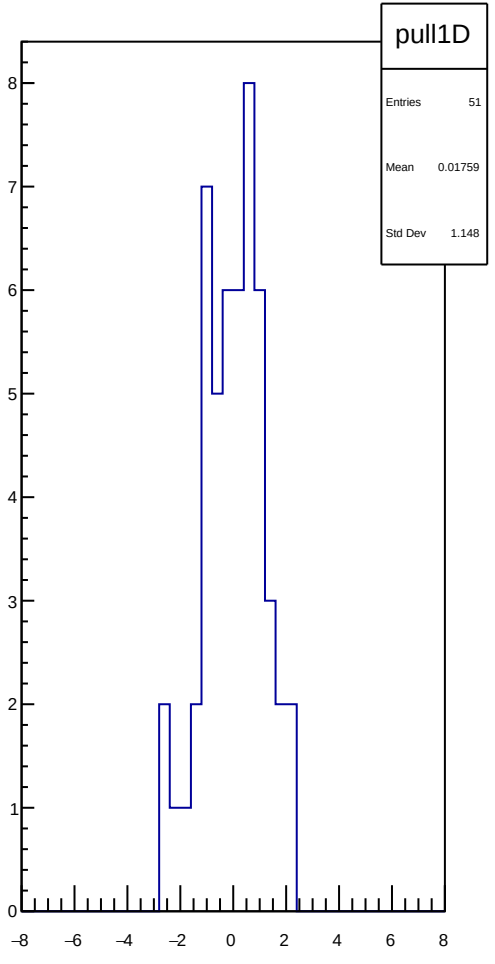
pull1D
Entries 51
Mean 0.01759
Std Dev 1.148

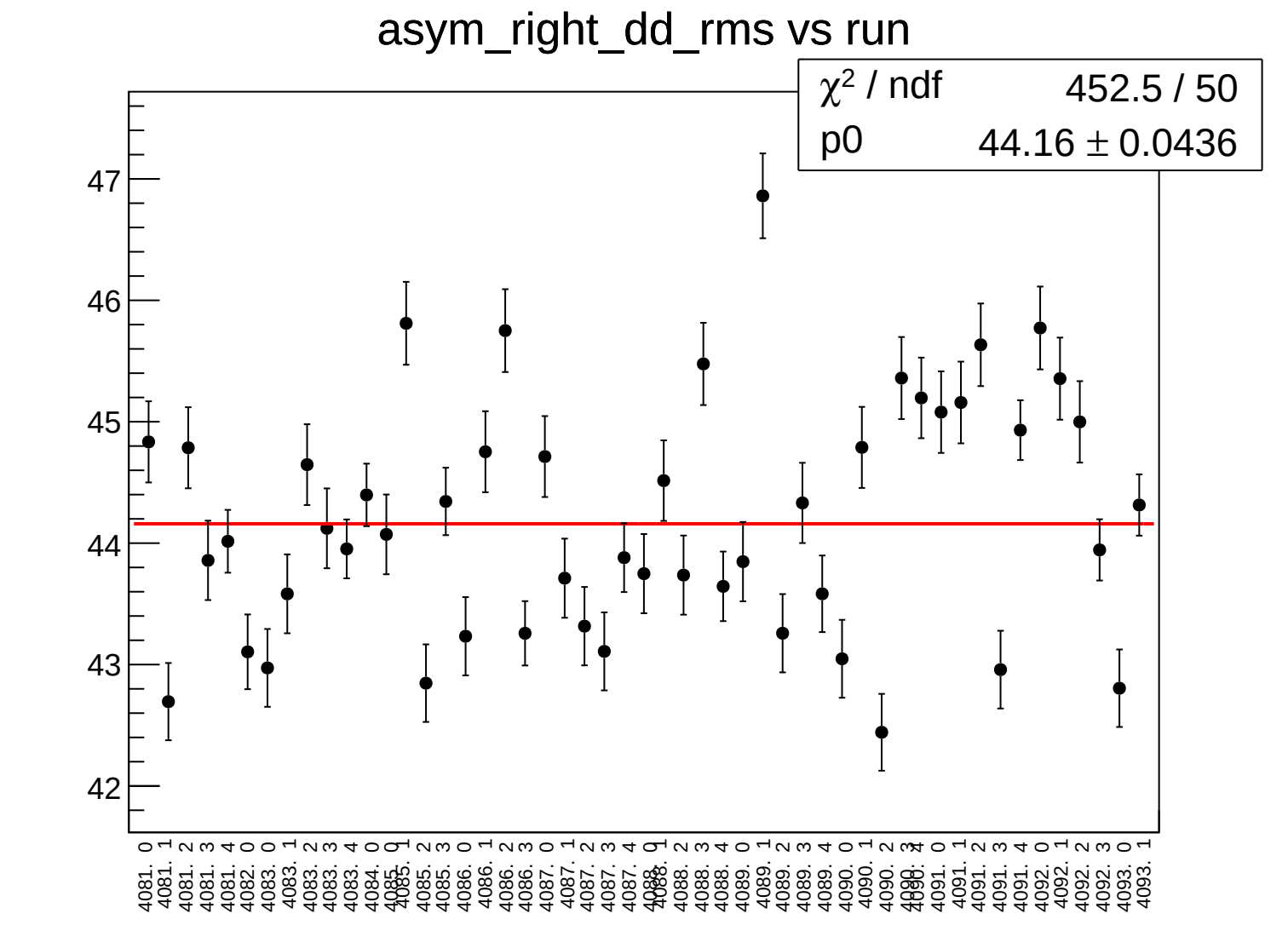
asym_right_dd_rms vs run
χ² / ndf 452.5 / 50
p0 44.16 ± 0.0436
47
46
45
44
43
42
4081. 0
4081. 1
4081. 2
4081. 3
4081. 4
4082. 0
4083. 0
4083. 1
4083. 2
4083. 3
4083. 4
4084. 0
4085. 2
4085. 3
4086. 0
4086. 1
4086. 2
4086. 3
4087. 0
4087. 1
4087. 2
4087. 3
4088. 2
4088. 3
4088. 4
4089. 0
4089. 1
4089. 2
4089. 3
4089. 4
4090. 0
4090. 1
4090. 2
4091. 0
4091. 1
4091. 2
4091. 3
4091. 4
4092. 0
4092. 1
4092. 2
4092. 3
4093. 0
4093. 1

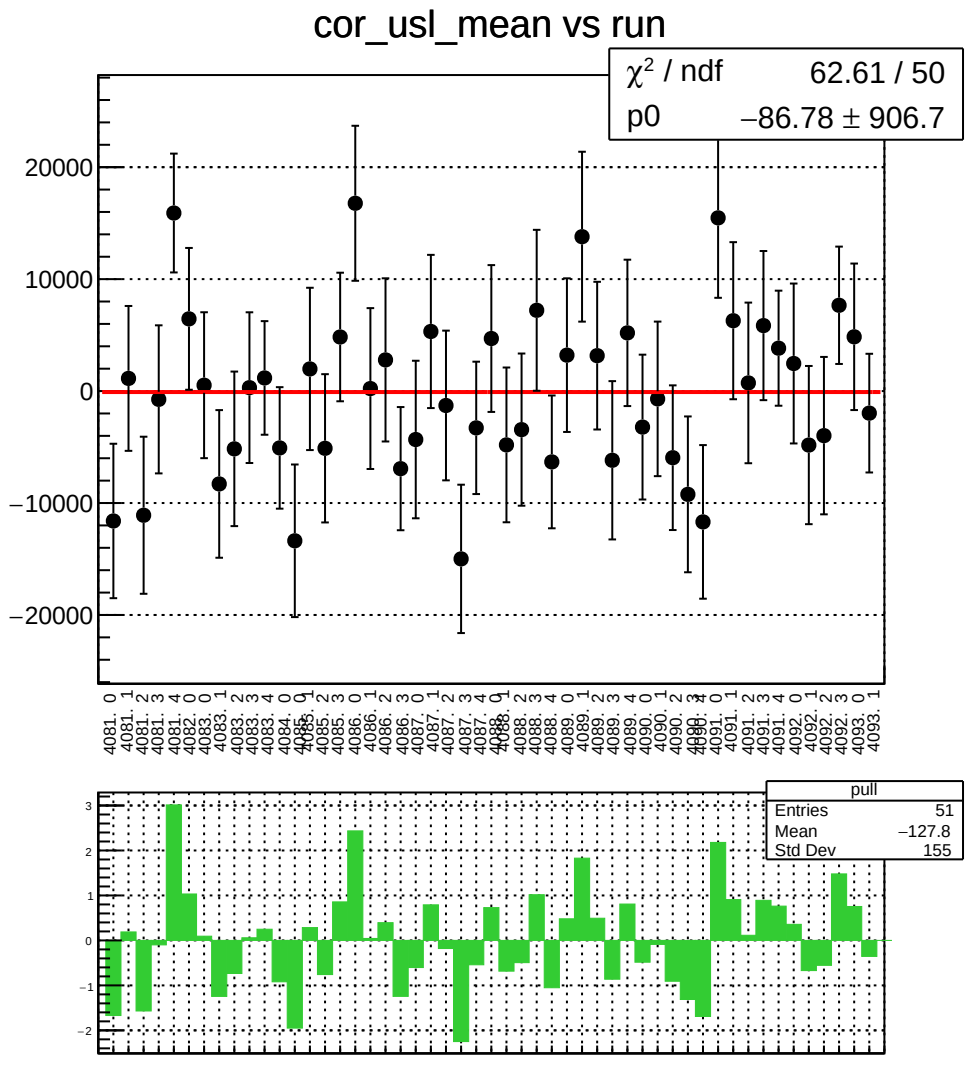
cor_usl_mean vs run
χ² / ndf 62.61 / 50
p0 −86.78 ± 906.7
20000
10000
0
−10000
−20000
pull
Entries 51
Mean −127.8
Std Dev 155
3
2
1
0
−1
−2

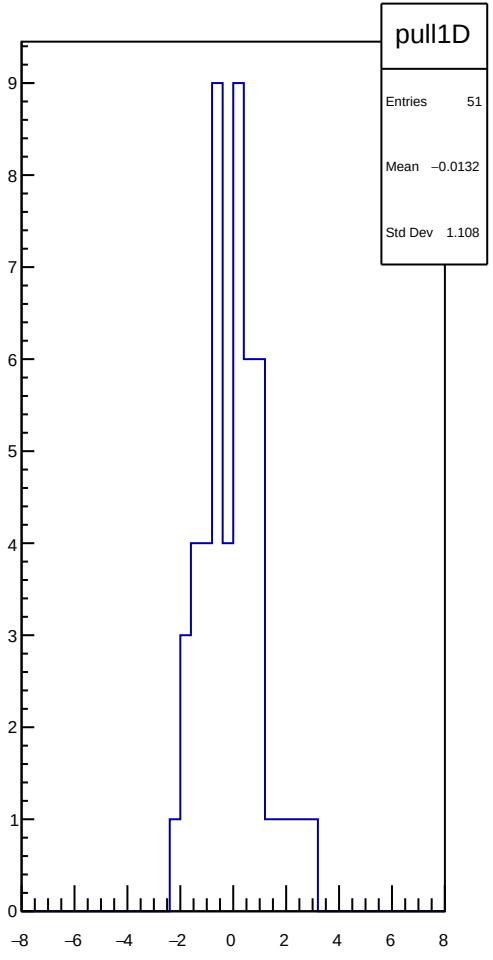
pull1D
Entries 51
Mean −0.0132
Std Dev 1.108
9
8
7
6
5
4
3
2
1
0
−8
−6
−4
−2
0
2
4
6
8

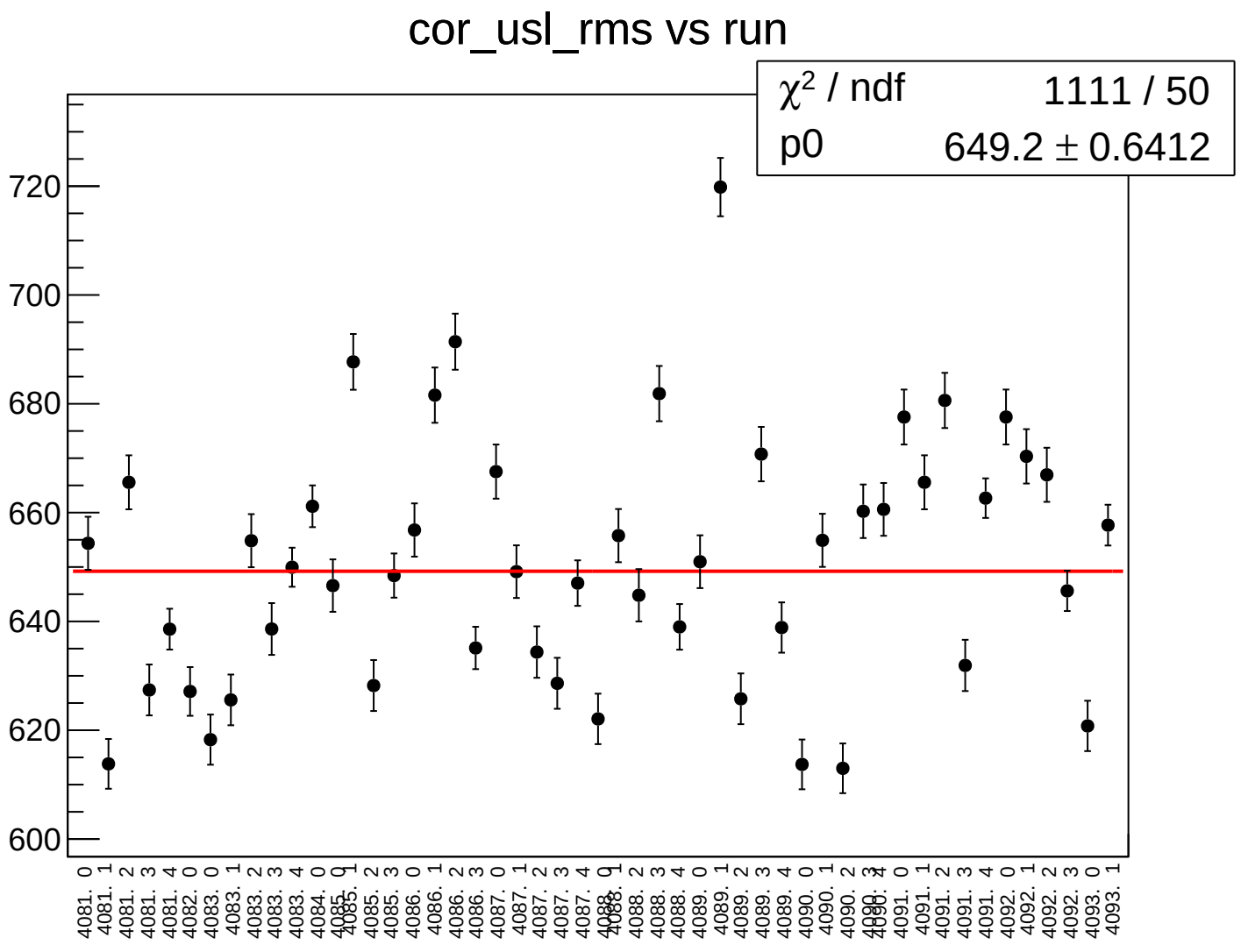
cor_usl_rms vs run
χ² / ndf 1111 / 50
p0 649.2 ± 0.6412
720
700
680
660
640
620
600
4081. 0
4081. 1
4081. 2
4081. 3
4081. 4
4082. 0
4083. 0
4083. 1
4083. 2
4083. 3
4083. 4
4084. 0
4085. 0
4085. 1
4085. 2
4085. 3
4086. 0
4086. 1
4086. 2
4086. 3
4087. 0
4087. 1
4087. 2
4087. 3
4087. 4
4088. 1
4088. 2
4088. 3
4088. 4
4089. 0
4089. 1
4089. 2
4089. 3
4089. 4
4090. 0
4090. 1
4090. 2
4091. 0
4091. 1
4091. 2
4091. 3
4091. 4
4092. 0
4092. 1
4092. 2
4092. 3
4093. 0
4093. 1

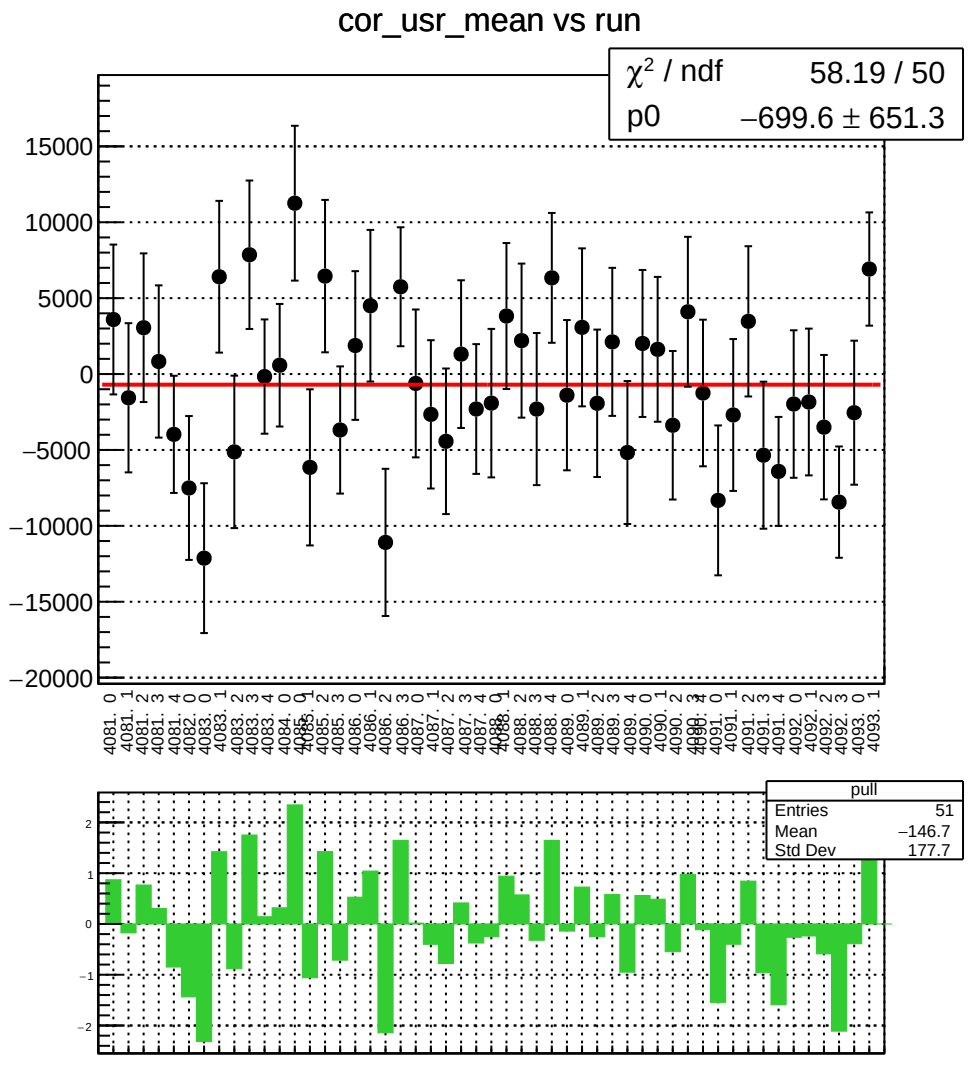
cor_usr_mean vs run
χ² / ndf 58.19 / 50
p0 −699.6 ± 651.3
15000
10000
5000
0
−5000
−10000
−15000
−20000
pull
Entries 51
Mean −146.7
Std Dev 177.7
2
1
0
−1
−2

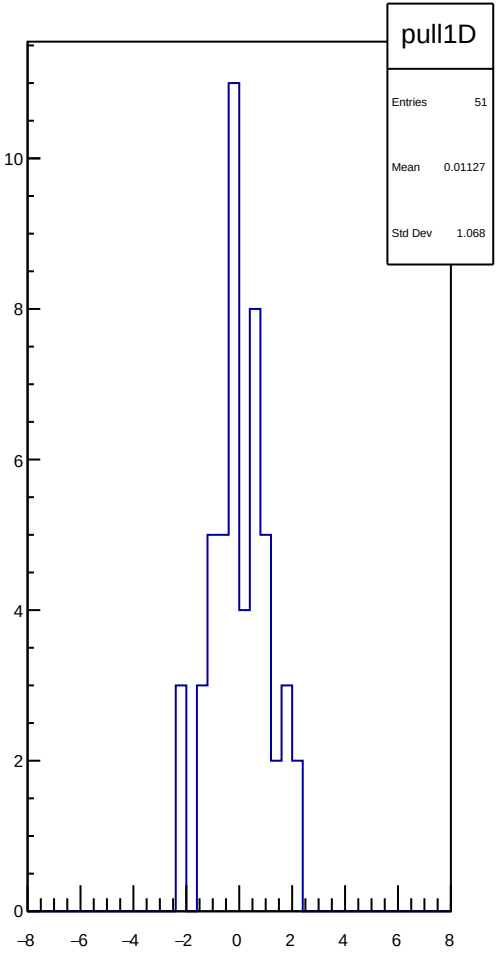
pull1D
Entries 51
Mean 0.01127
Std Dev 1.068
10
8
6
4
2
0
−8
−6
−4
−2
0
2
4
6
8

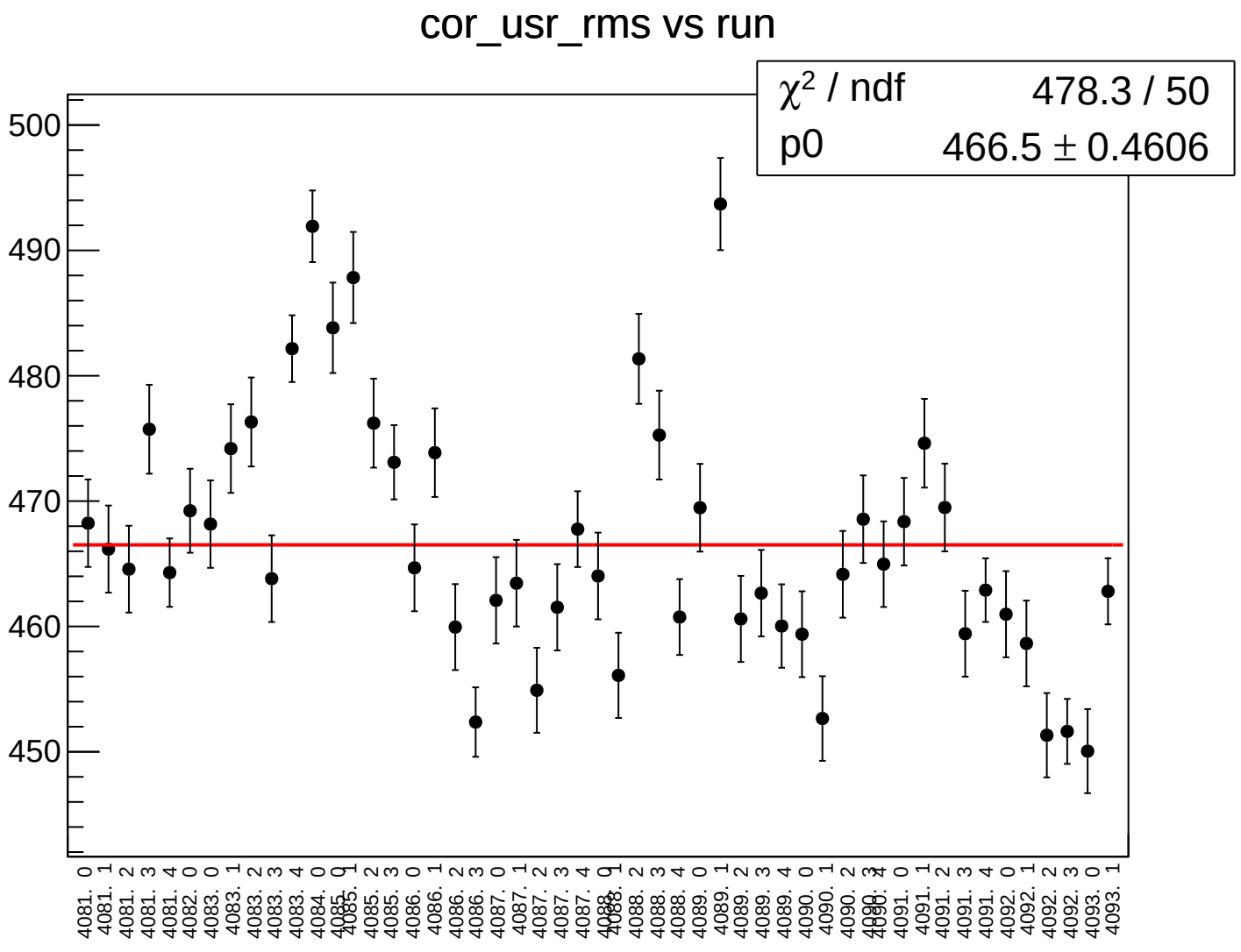
cor_usr_rms vs run
χ² / ndf 478.3 / 50
p0 466.5 ± 0.4606
500
490
480
470
460
450
4081. 0
4081. 1
4081. 2
4081. 3
4081. 4
4082. 0
4083. 0
4083. 1
4083. 2
4083. 3
4083. 4
4084. 0
4085. 0
4085. 1
4085. 2
4085. 3
4086. 0
4086. 1
4086. 2
4086. 3
4087. 0
4087. 1
4087. 2
4087. 3
4087. 4
4088. 0
4088. 1
4088. 2
4088. 3
4088. 4
4089. 0
4089. 1
4089. 2
4089. 3
4089. 4
4090. 0
4090. 1
4090. 2
4091. 0
4091. 1
4091. 2
4091. 3
4091. 4
4092. 0
4092. 1
4092. 2
4092. 3
4093. 0
4093. 1

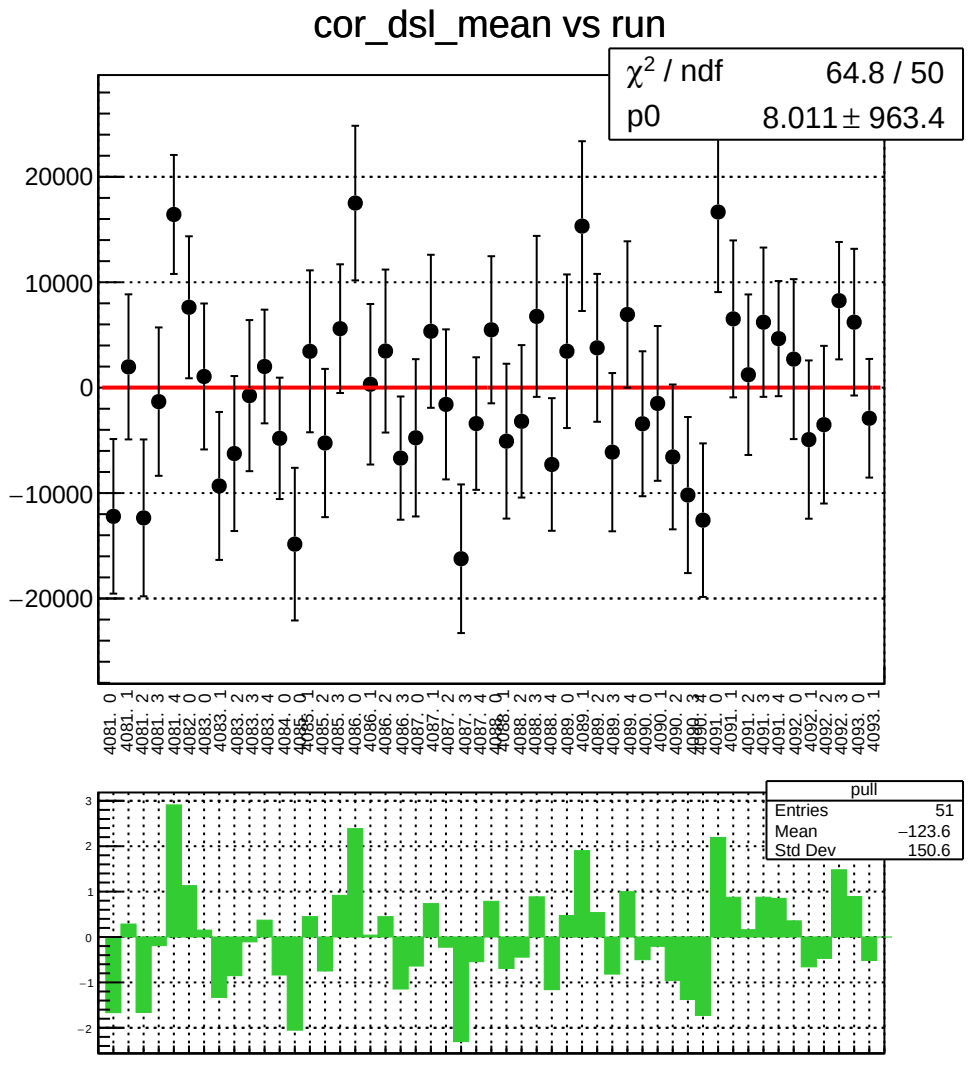
cor_dsl_mean vs run
χ² / ndf 64.8 / 50
p0 8.011 ± 963.4
20000
10000
0
−10000
−20000
4081. 0
4081. 1
4081. 2
4081. 3
4081. 4
4082. 0
4083. 0
4083. 1
4083. 2
4083. 3
4083. 4
4084. 0
4085. 1
4085. 2
4085. 3
4086. 0
4086. 1
4086. 2
4086. 3
4087. 0
4087. 1
4087. 2
4087. 3
4087. 4
4088. 0
4088. 1
4088. 2
4088. 3
4088. 4
4089. 0
4089. 1
4089. 2
4089. 3
4089. 4
4090. 0
4090. 1
4090. 2
4090. 3
4090. 4
4091. 0
4091. 1
4091. 2
4091. 3
4091. 4
4092. 0
4092. 1
4092. 2
4092. 3
4093. 0
4093. 1
pull
Entries 51
Mean −123.6
Std Dev 150.6
3
2
1
0
−1
−2

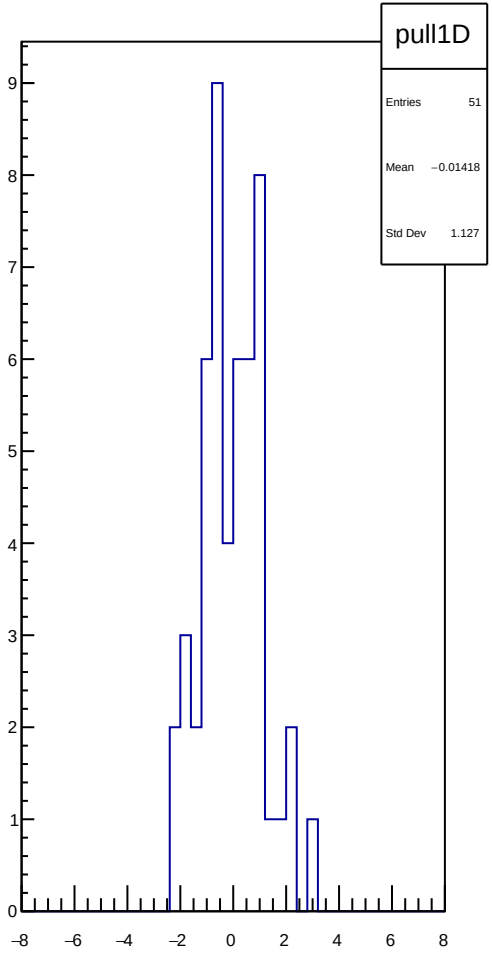
pull1D
Entries 51
Mean −0.01418
Std Dev 1.127
9
8
7
6
5
4
3
2
1
0
−8
−6
−4
−2
0
2
4
6
8

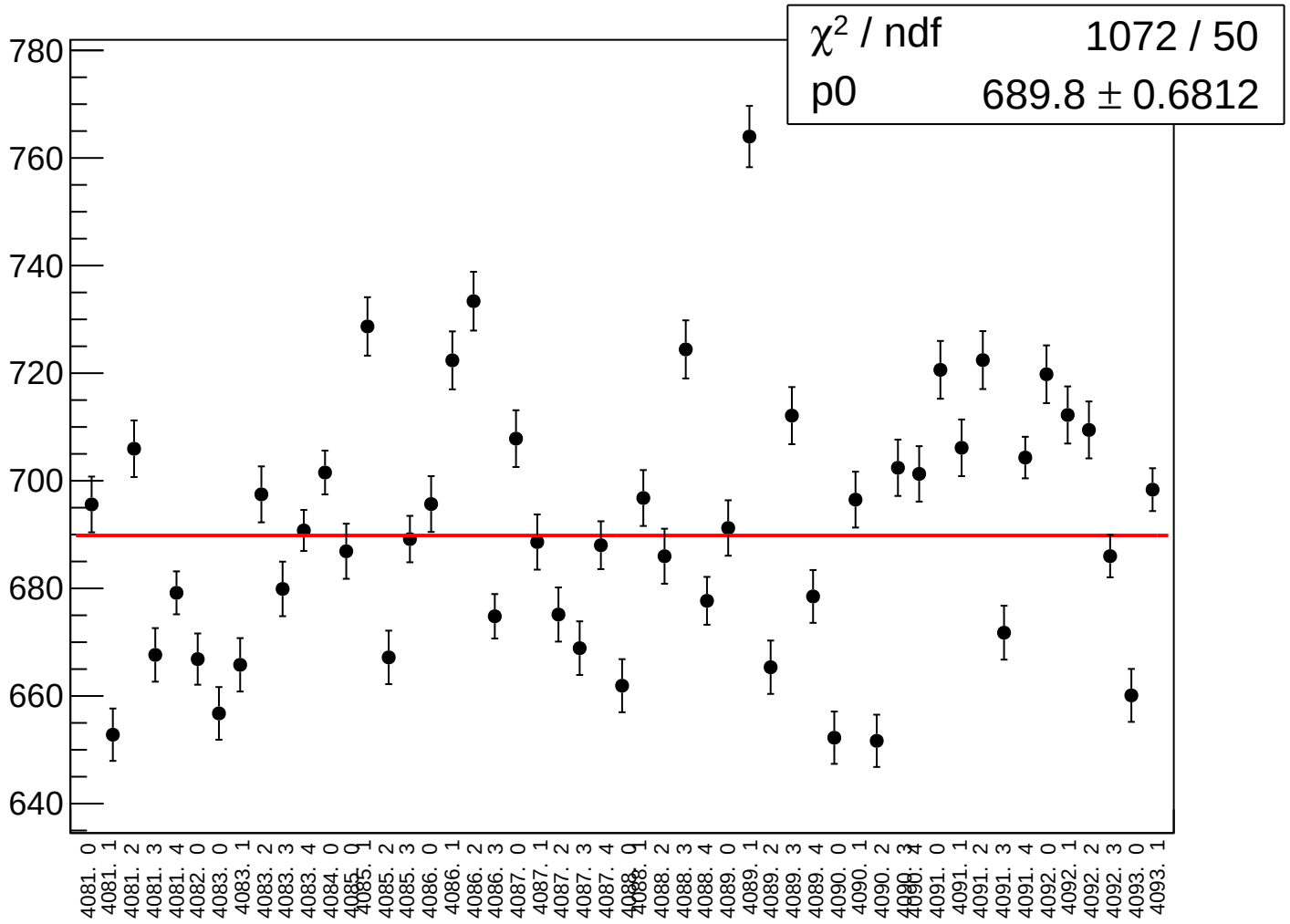
cor_dsl_rms vs run
χ² / ndf 1072 / 50
p0 689.8 ± 0.6812
780
760
740
720
700
680
660
640
4081. 0
4081. 1
4081. 2
4081. 3
4081. 4
4082. 0
4083. 0
4083. 1
4083. 2
4083. 3
4083. 4
4084. 0
4085. 0
4085. 1
4085. 2
4085. 3
4086. 0
4086. 1
4086. 2
4086. 3
4087. 0
4087. 1
4087. 2
4087. 3
4087. 4
4088. 0
4088. 1
4088. 2
4088. 3
4088. 4
4089. 0
4089. 1
4089. 2
4089. 3
4089. 4
4090. 0
4090. 1
4090. 2
4090. 3
4090. 4
4091. 0
4091. 1
4091. 2
4091. 3
4091. 4
4092. 0
4092. 1
4092. 2
4092. 3
4093. 0
4093. 1

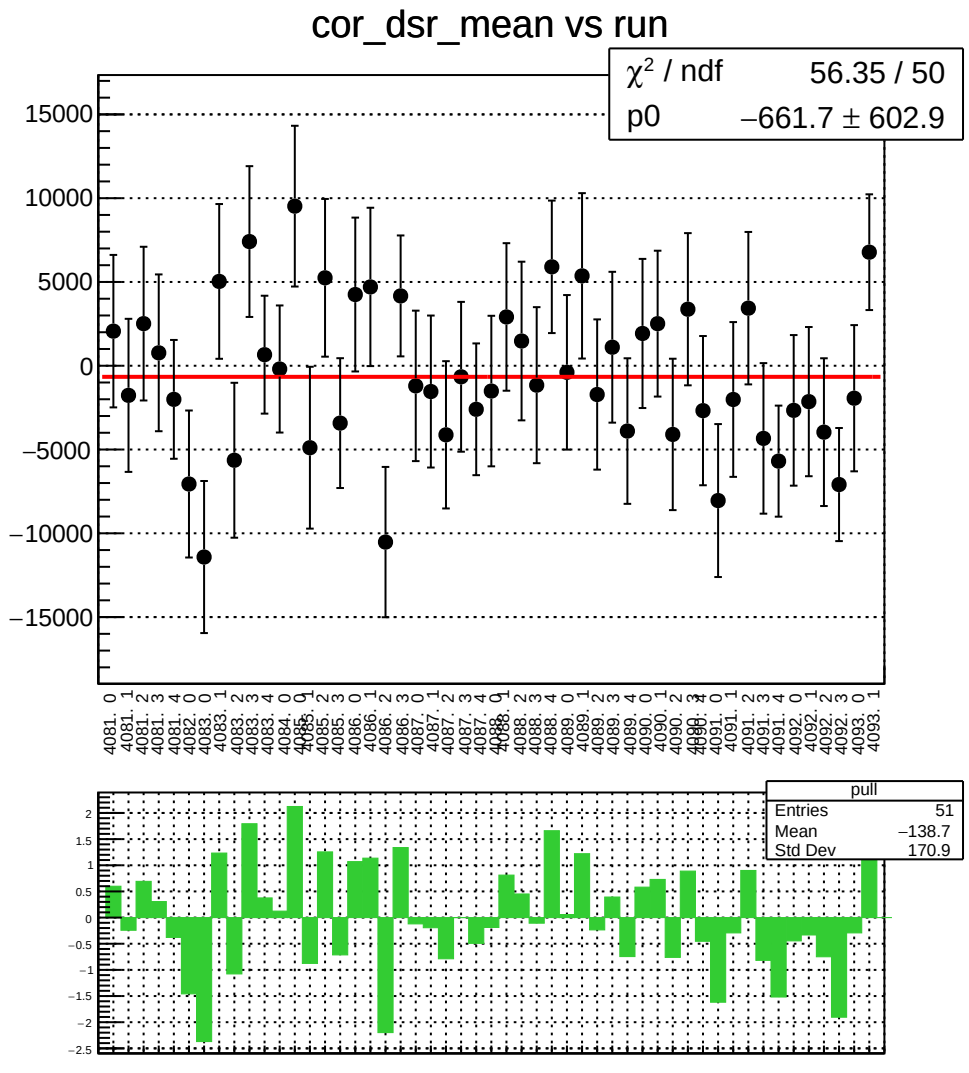
cor_dsr_mean vs run
χ² / ndf 56.35 / 50
p0 −661.7 ± 602.9
15000
10000
5000
0
−5000
−10000
−15000
pull
Entries 51
Mean −138.7
Std Dev 170.9
2
1.5
1
0.5
0
−0.5
−1
−1.5
−2
−2.5

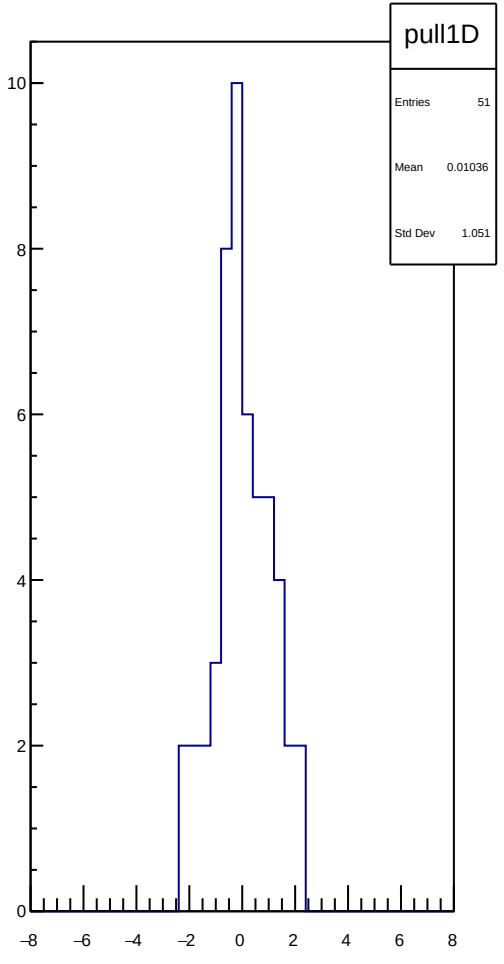
pull1D
Entries 51
Mean 0.01036
Std Dev 1.051
10
8
6
4
2
0
−8
−6
−4
−2
0
2
4
6
8

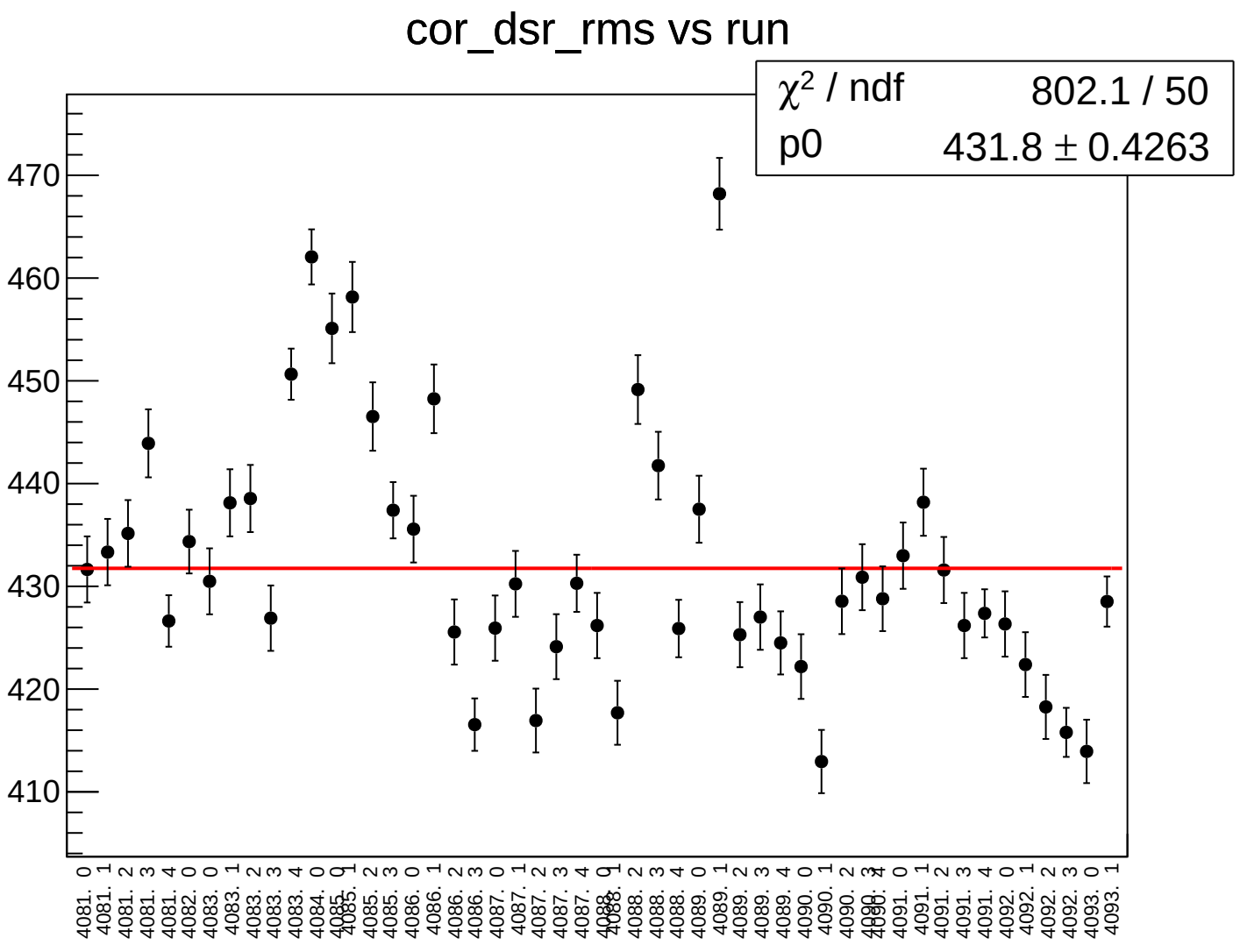
cor_dsr_rms vs run
χ² / ndf 802.1 / 50
p0 431.8 ± 0.4263
470
460
450
440
430
420
410
4081. 0
4081. 1
4081. 2
4081. 3
4081. 4
4082. 0
4083. 0
4083. 1
4083. 2
4083. 3
4083. 4
4084. 0
4085. 0
4085. 1
4085. 2
4085. 3
4086. 0
4086. 1
4086. 2
4086. 3
4087. 0
4087. 1
4087. 2
4087. 3
4087. 4
4088. 0
4088. 1
4088. 2
4088. 3
4088. 4
4089. 0
4089. 1
4089. 2
4089. 3
4089. 4
4090. 0
4090. 1
4090. 2
4091. 0
4091. 1
4091. 2
4091. 3
4091. 4
4092. 0
4092. 1
4092. 2
4092. 3
4093. 0
4093. 1

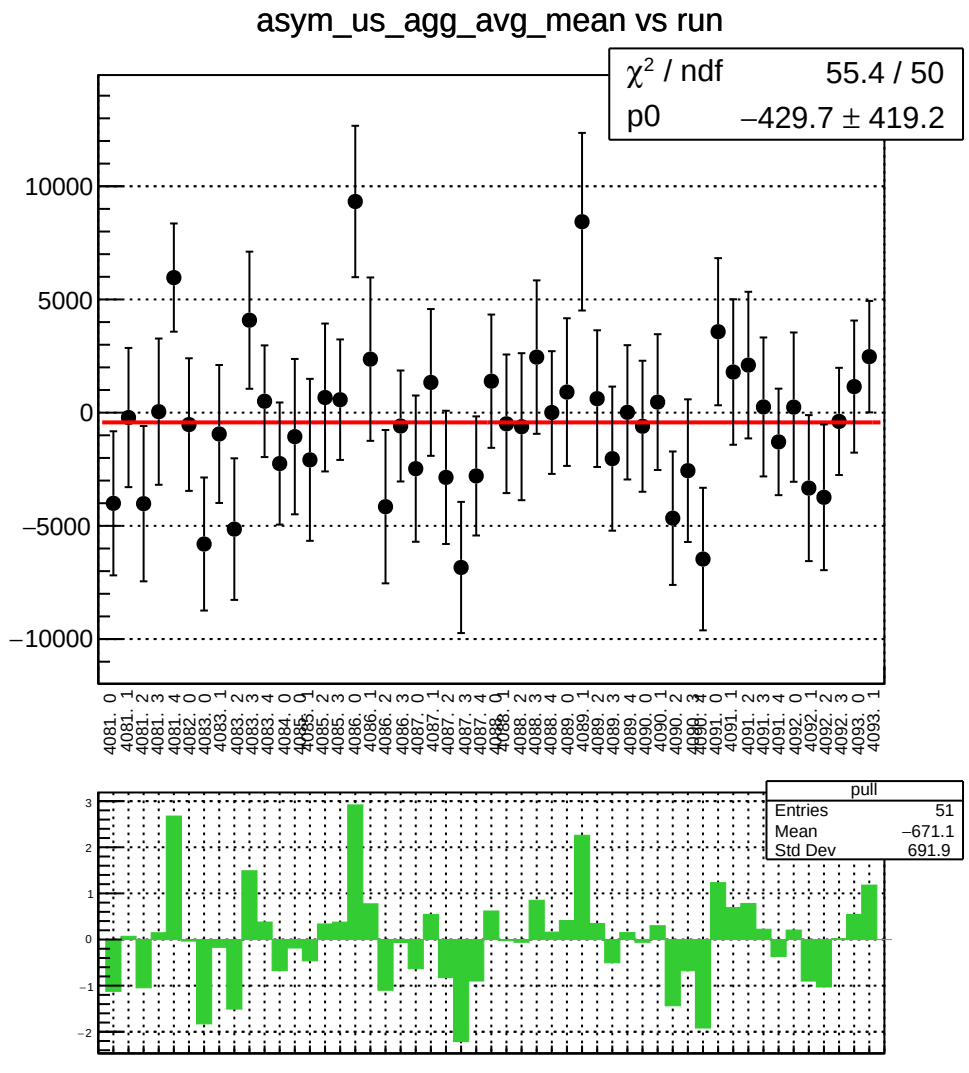
asym_us_agg_avg_mean vs run
χ² / ndf 55.4 / 50
p0 −429.7 ± 419.2
10000
5000
0
−5000
−10000
pull
Entries 51
Mean −671.1
Std Dev 691.9
3
2
1
0
−1
−2

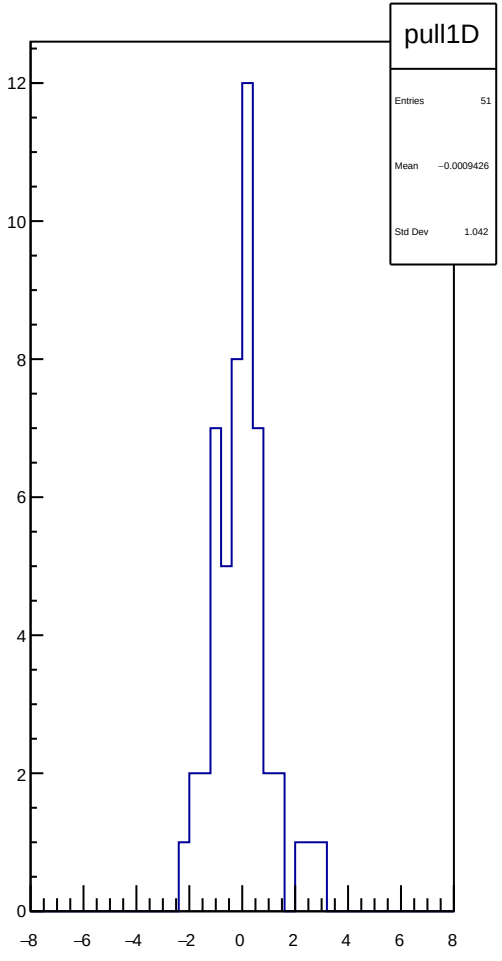
pull1D
Entries 51
Mean −0.0009426
Std Dev 1.042
12
10
8
6
4
2
0
−8
−6
−4
−2
0
2
4
6
8

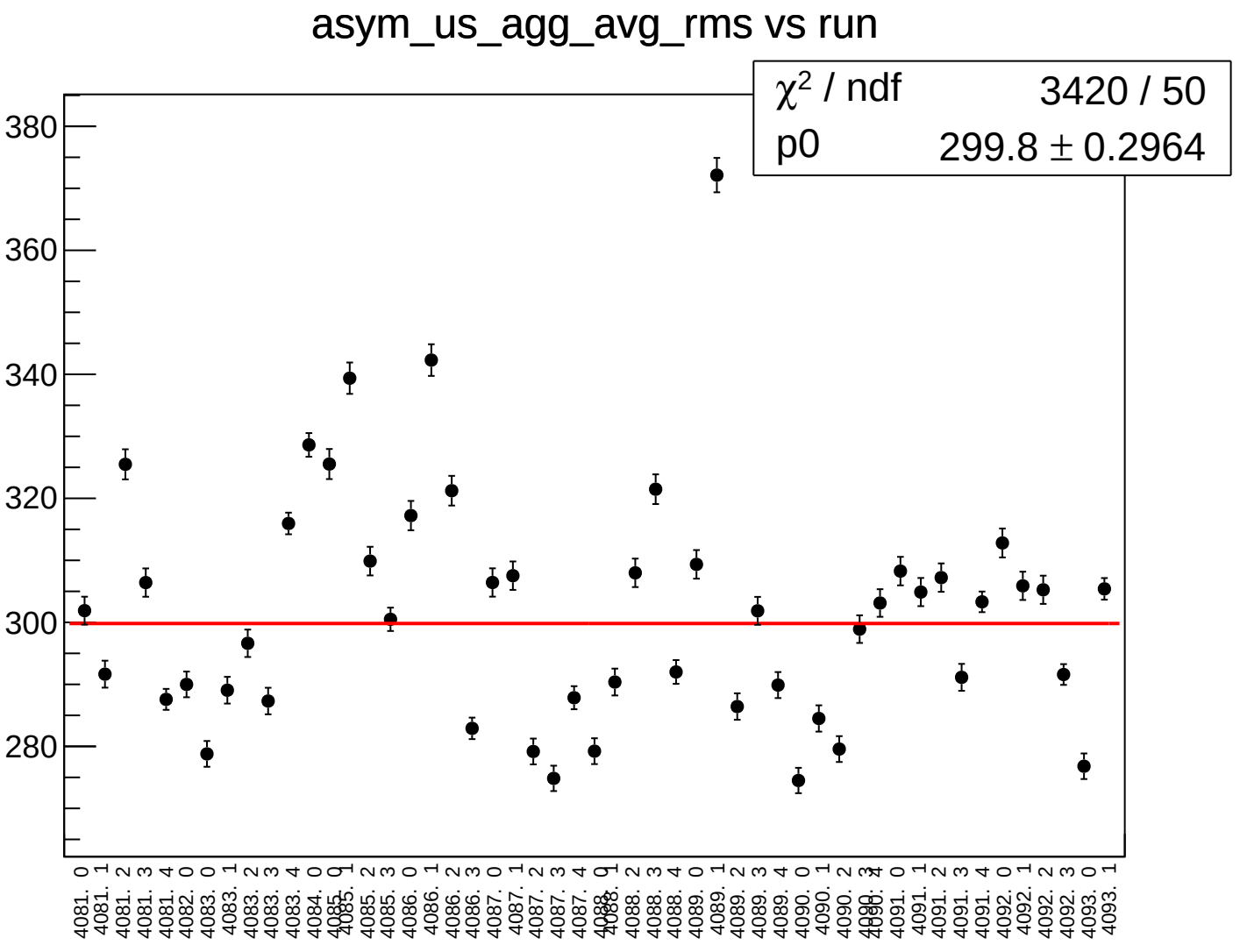
asym_us_agg_avg_rms vs run
χ² / ndf 3420 / 50
p0 299.8 ± 0.2964
380
360
340
320
300
280
4081. 0
4081. 1
4081. 2
4081. 3
4081. 4
4082. 0
4083. 0
4083. 1
4083. 2
4083. 3
4083. 4
4084. 0
4085. 0
4085. 1
4085. 2
4085. 3
4086. 0
4086. 1
4086. 2
4086. 3
4087. 0
4087. 1
4087. 2
4087. 3
4087. 4
4088. 0
4088. 1
4088. 2
4088. 3
4088. 4
4089. 0
4089. 1
4089. 2
4089. 3
4089. 4
4090. 0
4090. 1
4090. 2
4090. 3
4090. 4
4091. 0
4091. 1
4091. 2
4091. 3
4091. 4
4092. 0
4092. 1
4092. 2
4092. 3
4093. 0
4093. 1

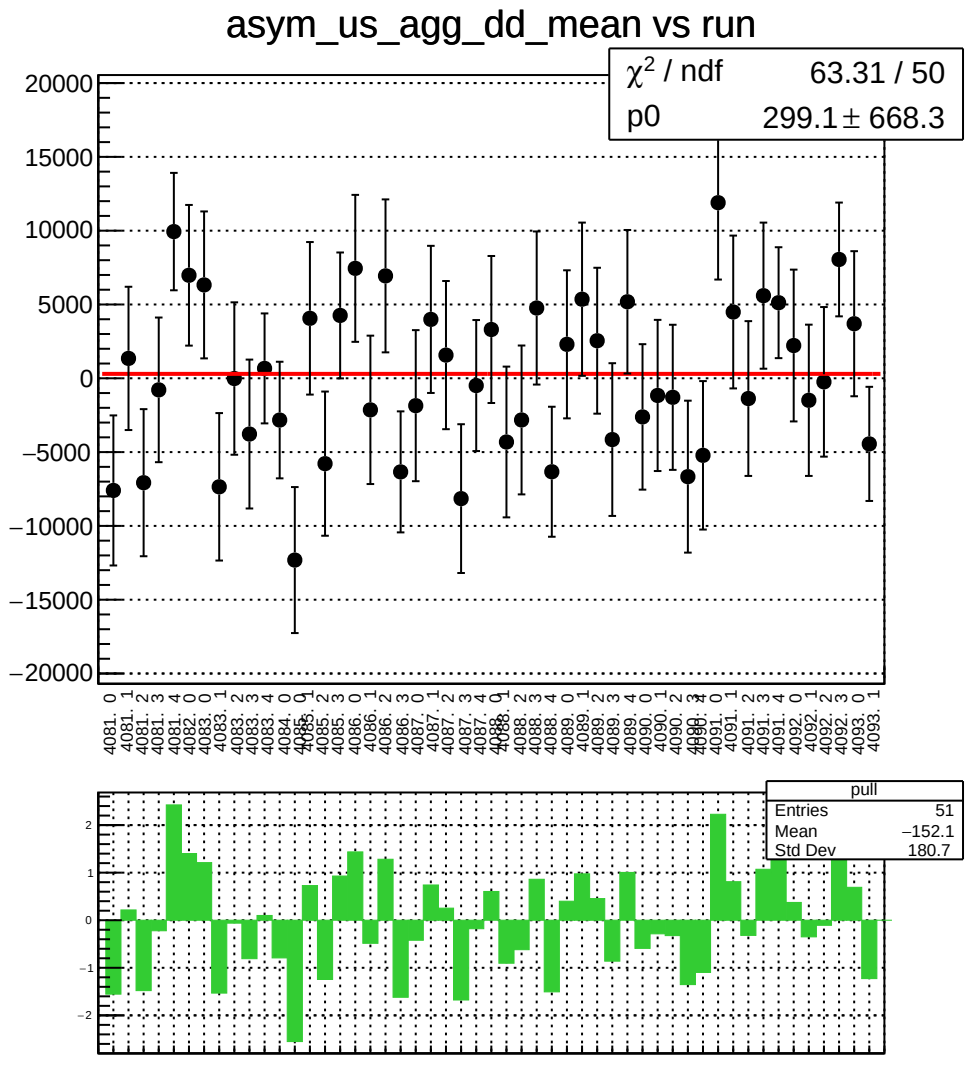
asym_us_agg_dd_mean vs run
χ² / ndf 63.31 / 50
p0 299.1 ± 668.3
pull
Entries 51
Mean −152.1
Std Dev 180.7

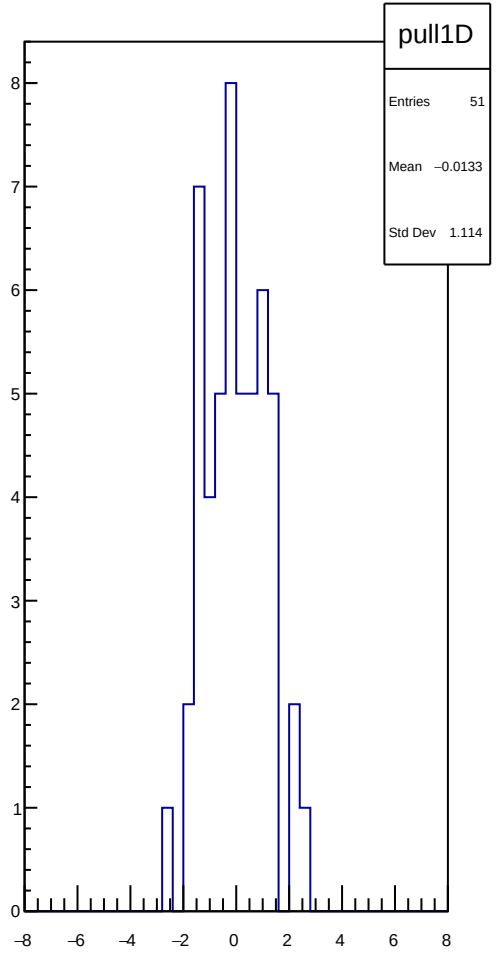
pull1D
Entries 51
Mean −0.0133
Std Dev 1.114

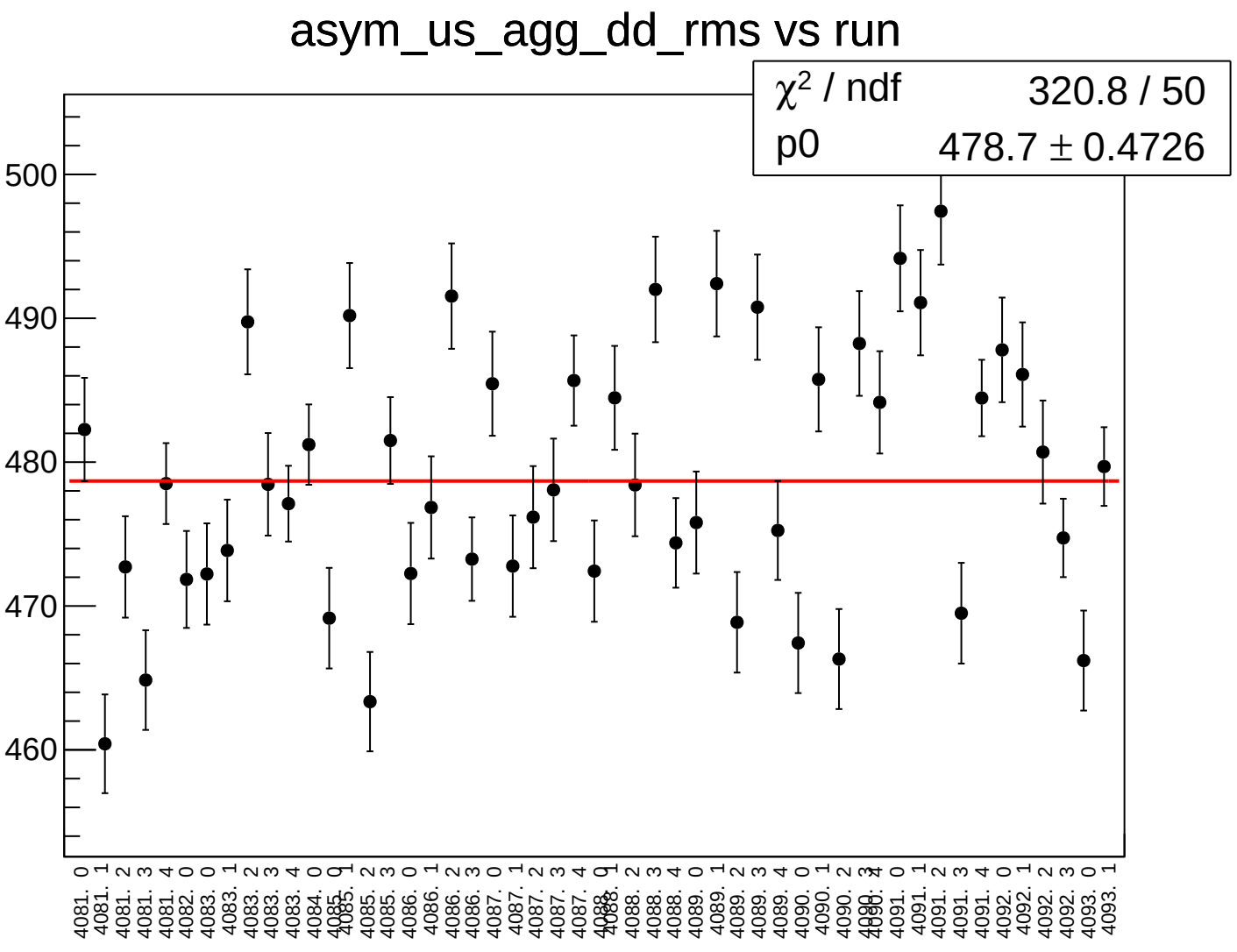
asym_us_agg_dd_rms vs run
χ² / ndf 320.8 / 50
p0 478.7 ± 0.4726
500
490
480
470
460
4081. 0
4081. 1
4081. 2
4081. 3
4081. 4
4082. 0
4083. 0
4083. 1
4083. 2
4083. 3
4083. 4
4084. 0
4085. 0
4085. 1
4085. 2
4085. 3
4086. 0
4086. 1
4086. 2
4086. 3
4087. 0
4087. 1
4087. 2
4087. 3
4087. 4
4088. 0
4088. 1
4088. 2
4088. 3
4088. 4
4089. 0
4089. 1
4089. 2
4089. 3
4089. 4
4090. 0
4090. 1
4090. 2
4090. 3
4090. 4
4091. 0
4091. 1
4091. 2
4091. 3
4091. 4
4092. 0
4092. 1
4092. 2
4092. 3
4093. 0
4093. 1

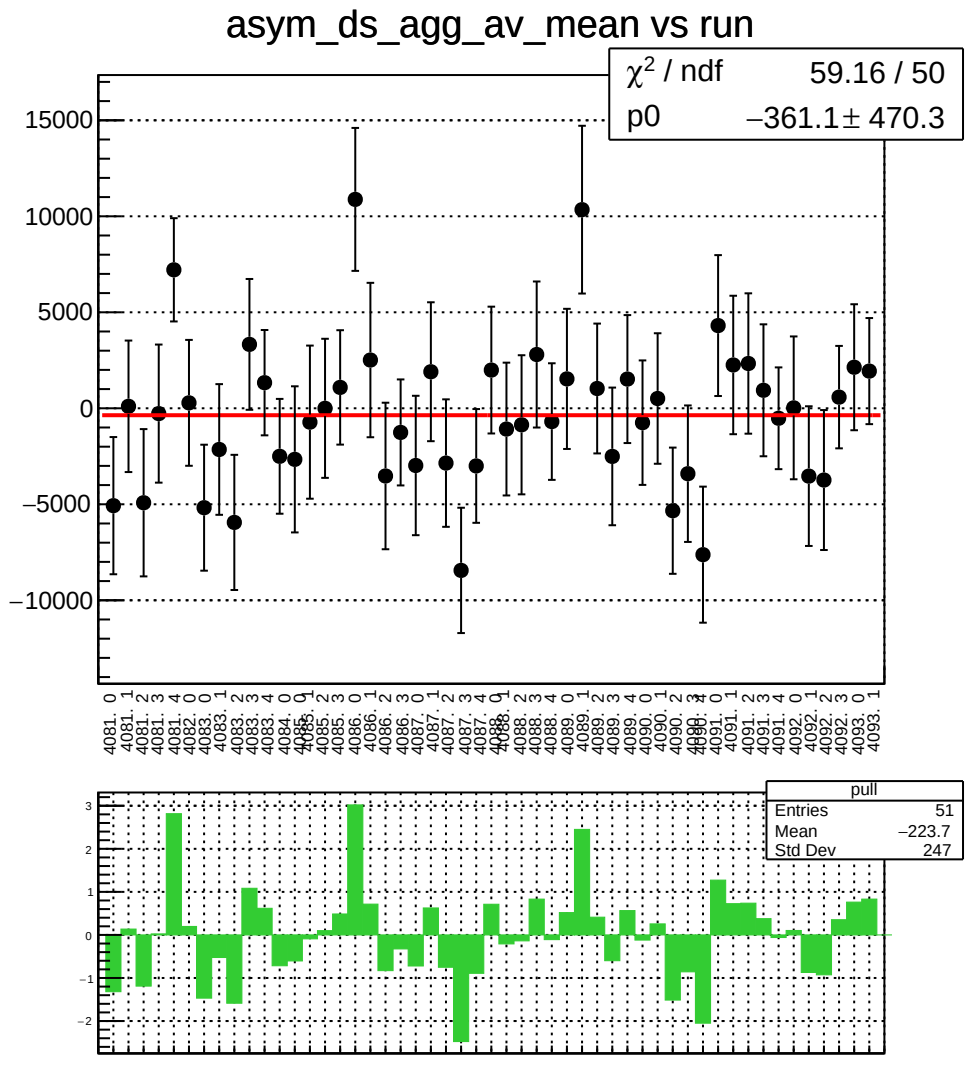
asym_ds_agg_av_mean vs run
χ² / ndf 59.16 / 50
p0 −361.1 ± 470.3
15000
10000
5000
0
−5000
−10000
4081. 0
4081. 1
4081. 2
4081. 3
4081. 4
4082. 0
4083. 0
4083. 1
4083. 2
4083. 3
4083. 4
4084. 0
4085. 0
4085. 1
4085. 2
4085. 3
4086. 0
4086. 1
4086. 2
4086. 3
4087. 0
4087. 1
4087. 2
4087. 3
4087. 4
4088. 0
4088. 1
4088. 2
4088. 3
4088. 4
4089. 0
4089. 1
4089. 2
4089. 3
4089. 4
4090. 0
4090. 1
4090. 2
4090. 3
4090. 4
4091. 0
4091. 1
4091. 2
4091. 3
4091. 4
4092. 0
4092. 1
4092. 2
4092. 3
4093. 0
4093. 1
pull
Entries 51
Mean −223.7
Std Dev 247
3
2
1
0
−1
−2
pull1D
Entries 51
Mean −0.004197
Std Dev 1.077
10
8
6
4
2
0
−8
−6
−4
−2
0
2
4
6
8

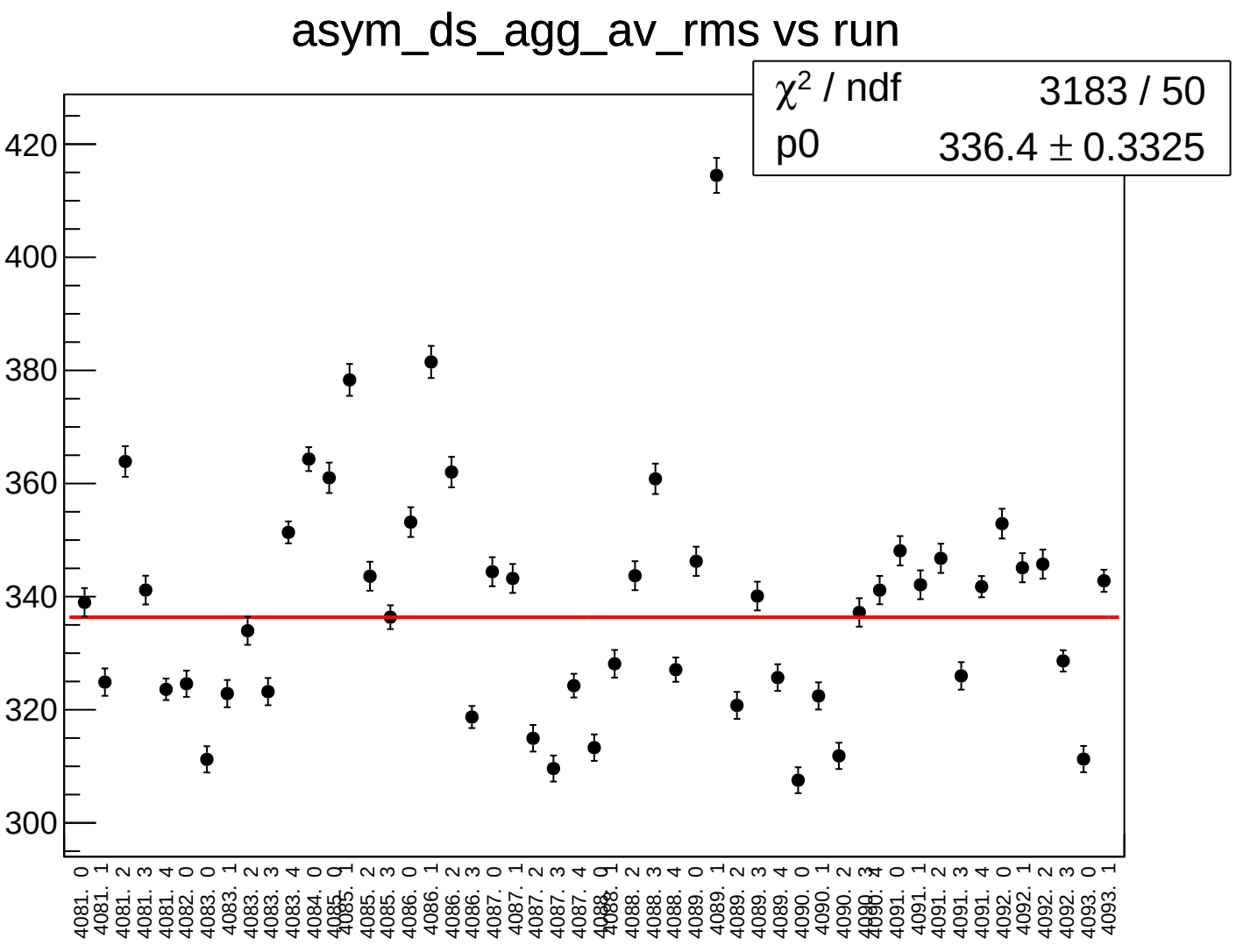
asym_ds_agg_av_rms vs run
χ² / ndf 3183 / 50
p0 336.4 ± 0.3325
420
400
380
360
340
320
300
4081. 0
4081. 1
4081. 2
4081. 3
4081. 4
4082. 0
4083. 0
4083. 1
4083. 2
4083. 3
4083. 4
4084. 0
4085. 0
4085. 1
4085. 2
4085. 3
4086. 0
4086. 1
4086. 2
4086. 3
4087. 0
4087. 1
4087. 2
4087. 3
4087. 4
4088. 0
4088. 1
4088. 2
4088. 3
4088. 4
4089. 0
4089. 1
4089. 2
4089. 3
4089. 4
4090. 0
4090. 1
4090. 2
4090. 3
4090. 4
4091. 0
4091. 1
4091. 2
4091. 3
4091. 4
4092. 0
4092. 1
4092. 2
4092. 3
4093. 0
4093. 1

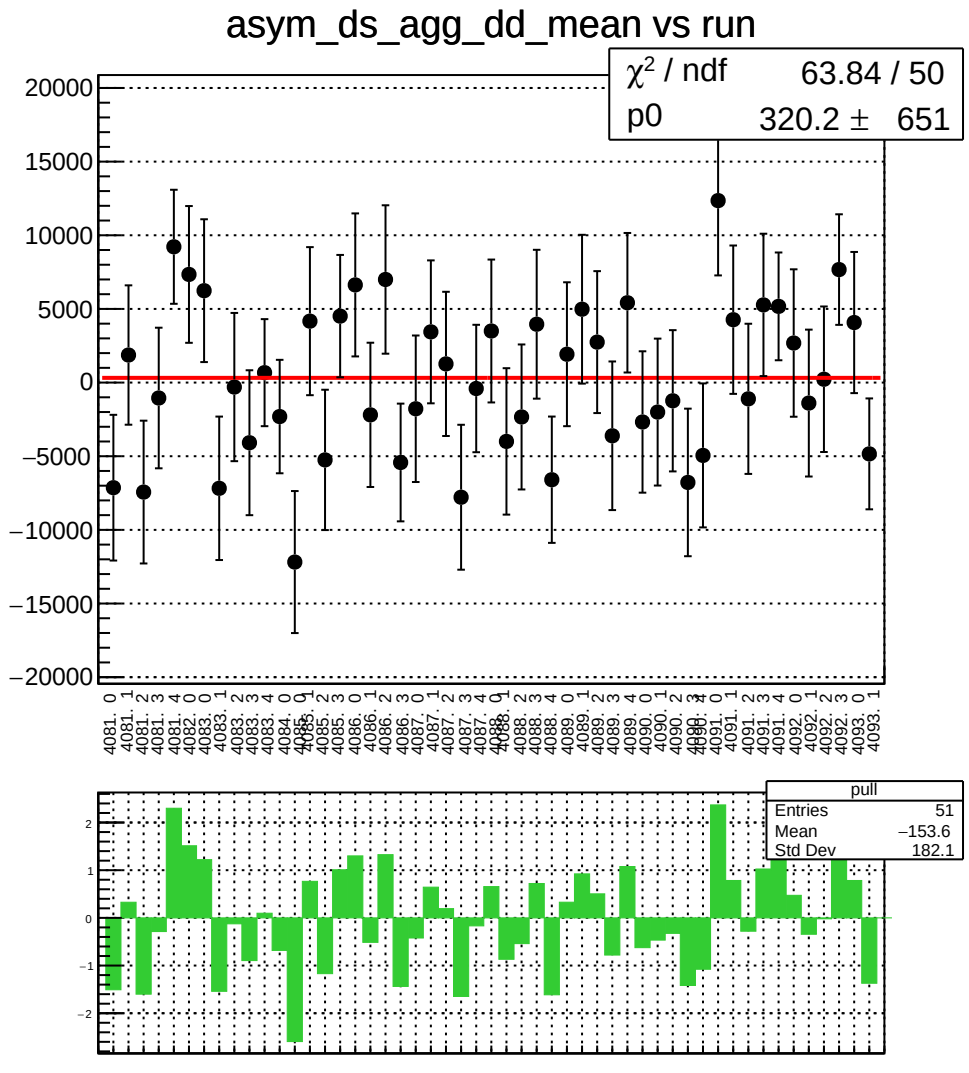
asym_ds_agg_dd_mean vs run
χ² / ndf 63.84 / 50
p0 320.2 ± 651
pull
Entries 51
Mean −153.6
Std Dev 182.1

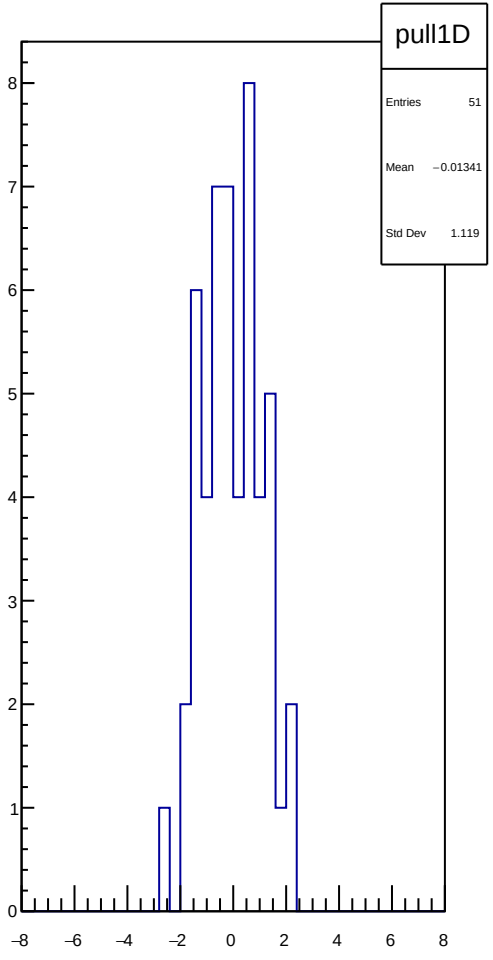
pull1D
Entries 51
Mean −0.01341
Std Dev 1.119

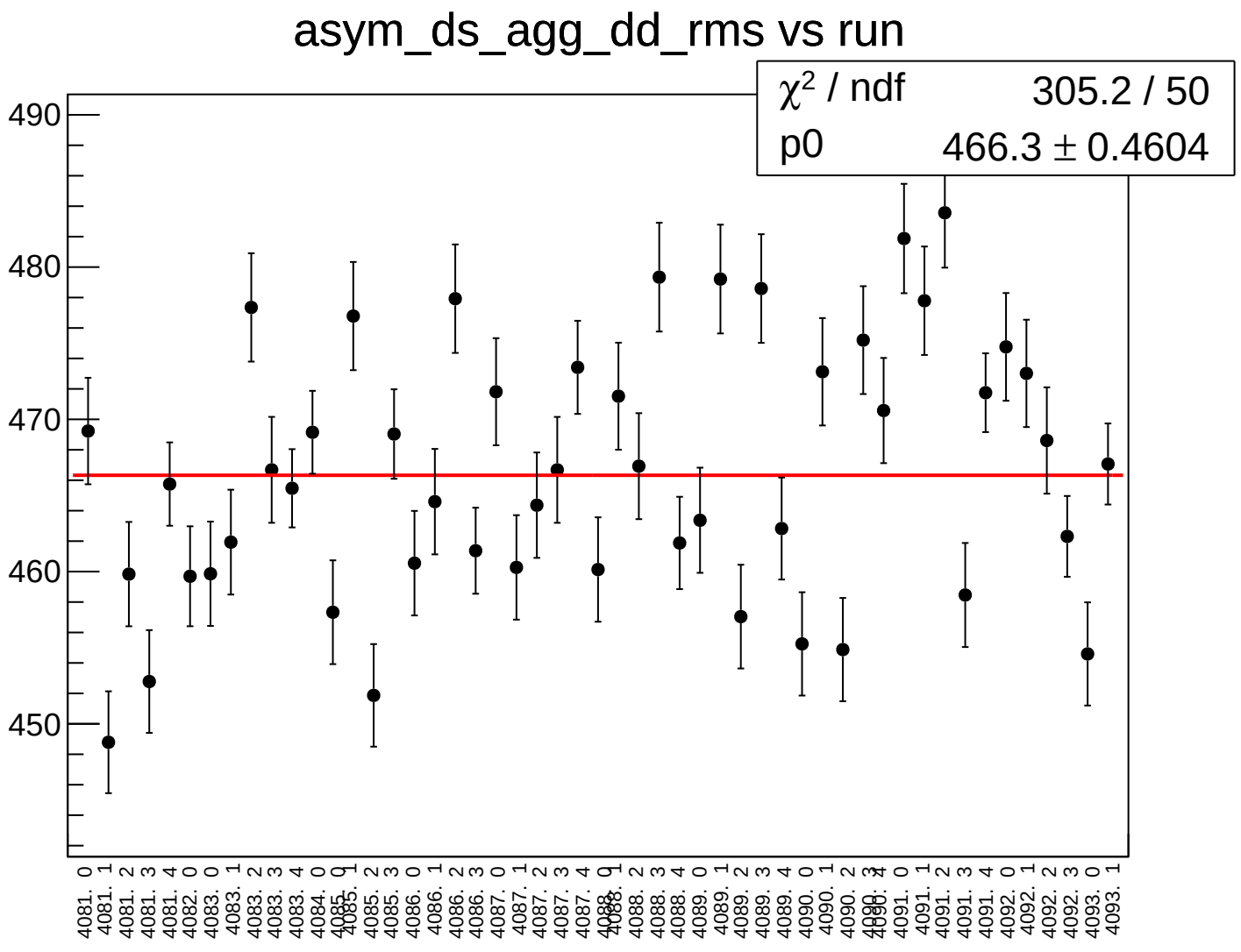
asym_ds_agg_dd_rms vs run
χ² / ndf 305.2 / 50
p0 466.3 ± 0.4604
490
480
470
460
450
4081. 0
4081. 1
4081. 2
4081. 3
4081. 4
4082. 0
4083. 0
4083. 1
4083. 2
4083. 3
4083. 4
4084. 0
4085. 0
4085. 1
4085. 2
4085. 3
4086. 0
4086. 1
4086. 2
4086. 3
4087. 0
4087. 1
4087. 2
4087. 3
4087. 4
4088. 0
4088. 1
4088. 2
4088. 3
4088. 4
4089. 0
4089. 1
4089. 2
4089. 3
4089. 4
4090. 0
4090. 1
4090. 2
4090. 3
4090. 4
4091. 0
4091. 1
4091. 2
4091. 3
4091. 4
4092. 0
4092. 1
4092. 2
4092. 3
4093. 0
4093. 1

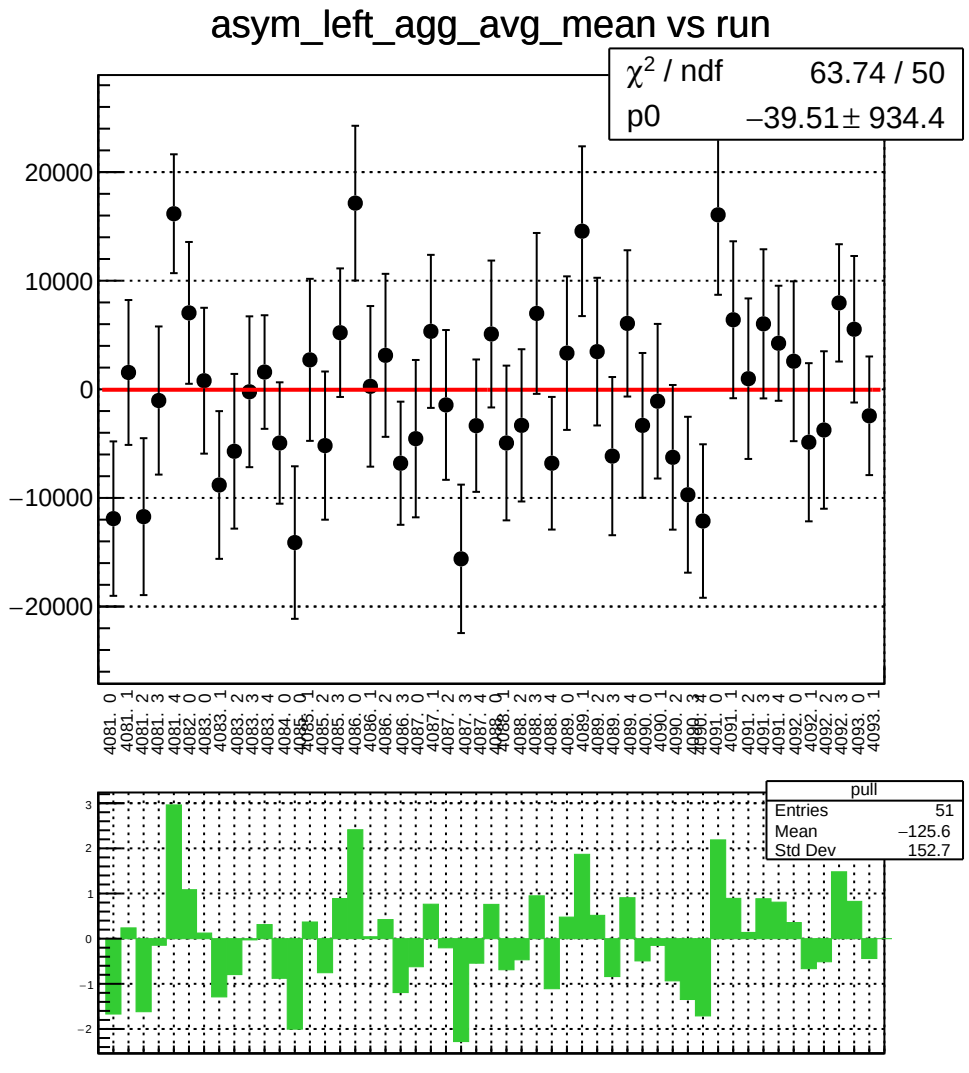
asym_left_agg_avg_mean vs run
χ² / ndf 63.74 / 50
p0 −39.51 ± 934.4
20000
10000
0
−10000
−20000
pull
Entries 51
Mean −125.6
Std Dev 152.7
3
2
1
0
−1
−2

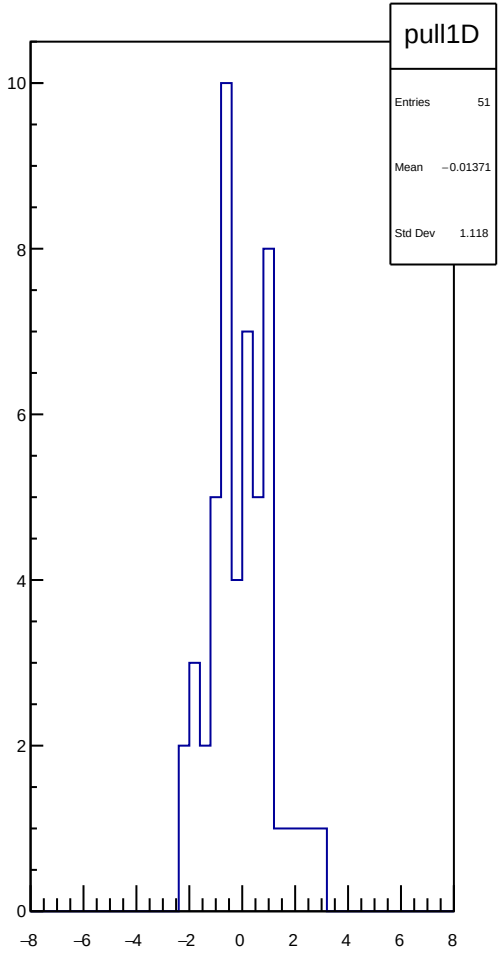
pull1D
Entries 51
Mean −0.01371
Std Dev 1.118
10
8
6
4
2
0
−8
−6
−4
−2
0
2
4
6
8

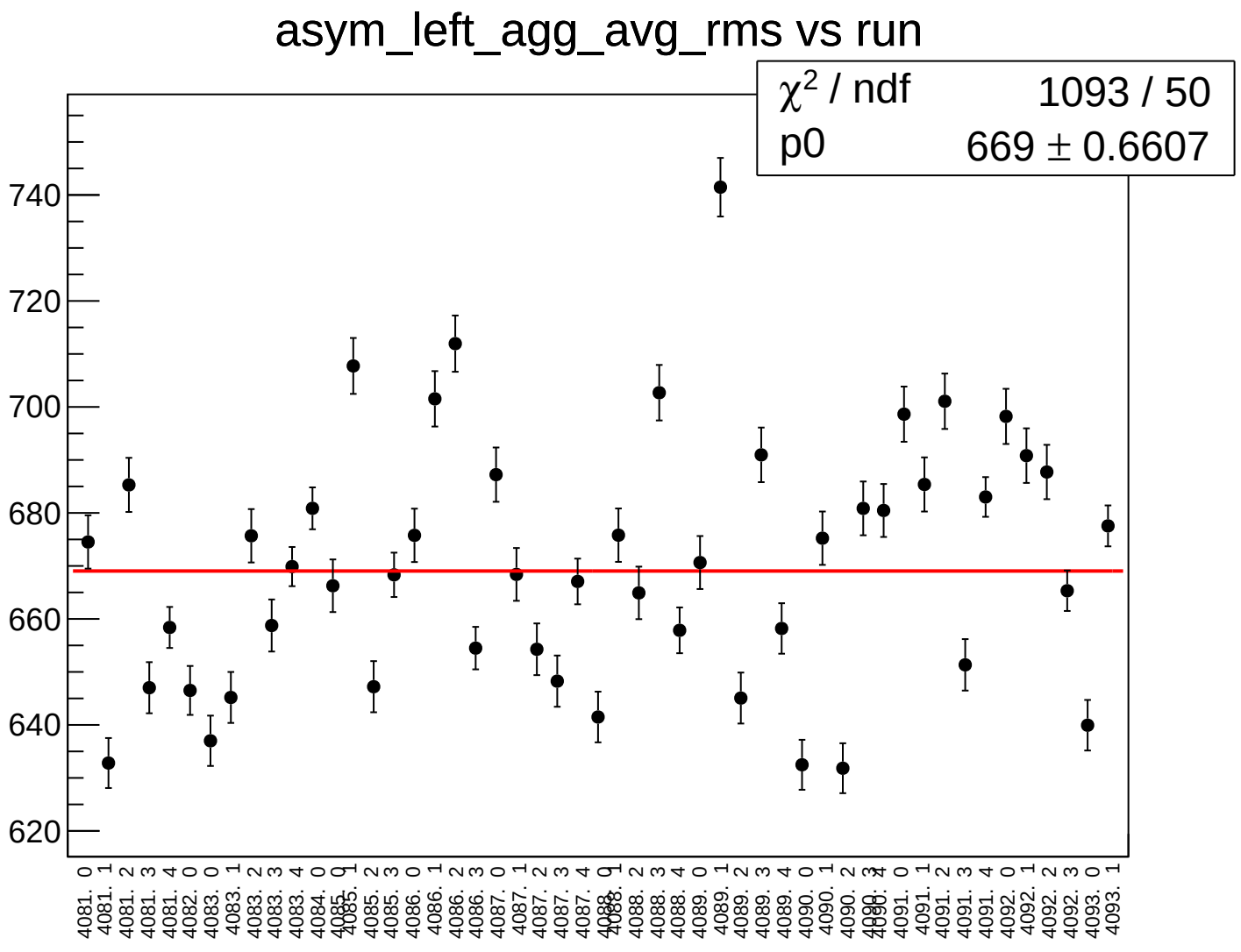
asym_left_agg_avg_rms vs run
χ² / ndf 1093 / 50
p0 669 ± 0.6607
740
720
700
680
660
640
620
4081. 0
4081. 1
4081. 2
4081. 3
4081. 4
4082. 0
4083. 0
4083. 1
4083. 2
4083. 3
4083. 4
4084. 0
4085. 0
4085. 1
4085. 2
4085. 3
4086. 0
4086. 1
4086. 2
4086. 3
4087. 0
4087. 1
4087. 2
4087. 3
4087. 4
4088. 0
4088. 1
4088. 2
4088. 3
4088. 4
4089. 0
4089. 1
4089. 2
4089. 3
4089. 4
4090. 0
4090. 1
4090. 2
4091. 0
4091. 1
4091. 2
4091. 3
4091. 4
4092. 0
4092. 1
4092. 2
4092. 3
4093. 0
4093. 1

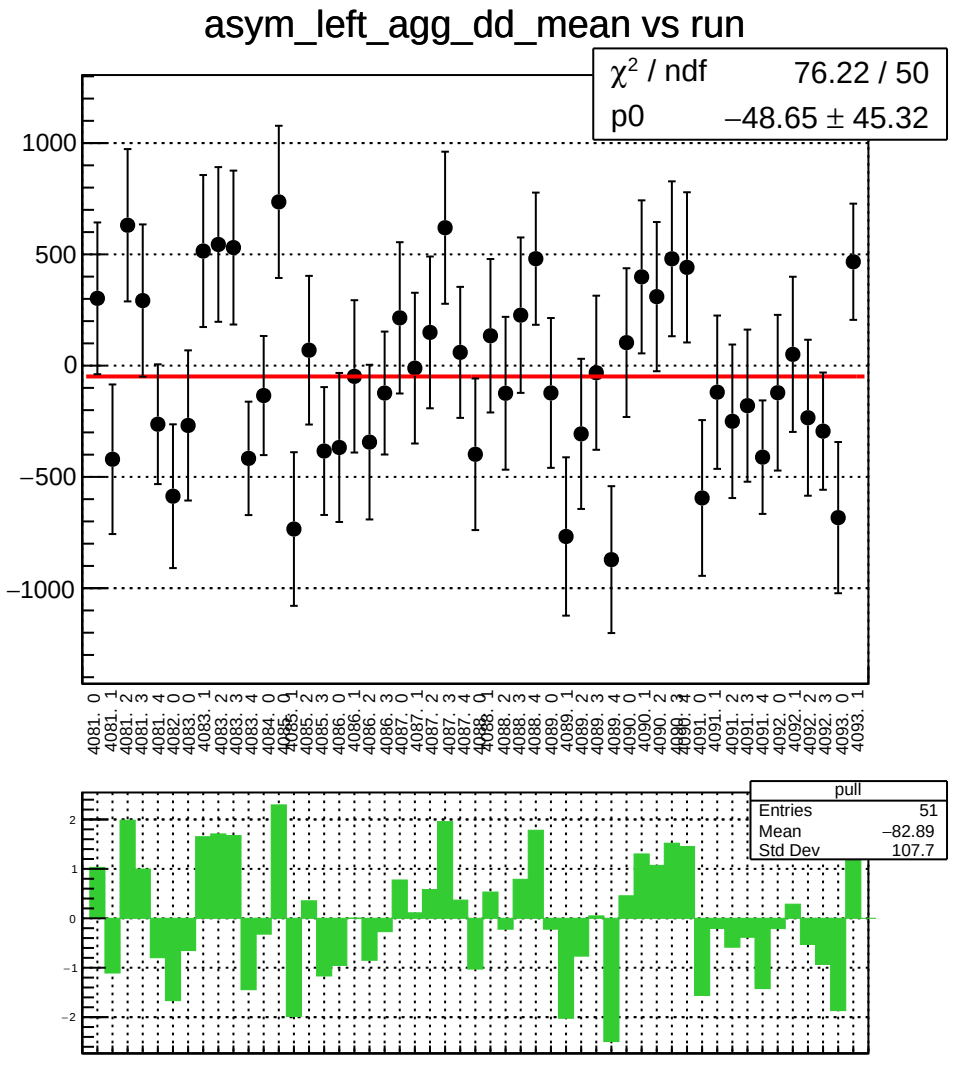
asym_left_agg_dd_mean vs run
χ² / ndf 76.22 / 50
p0 −48.65 ± 45.32
1000
500
0
−500
−1000
pull
Entries 51
Mean −82.89
Std Dev 107.7
2
1
0
−1
−2

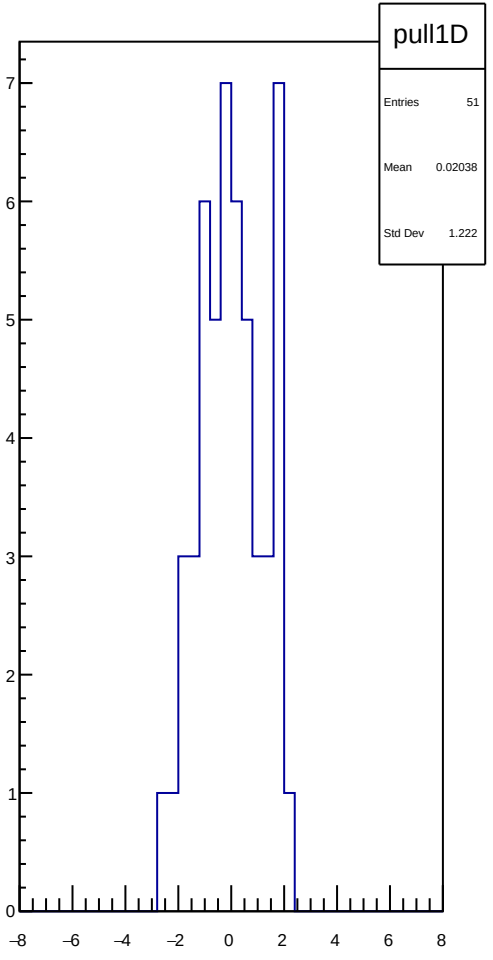
pull1D
Entries 51
Mean 0.02038
Std Dev 1.222
7
6
5
4
3
2
1
0
−8
−6
−4
−2
0
2
4
6
8

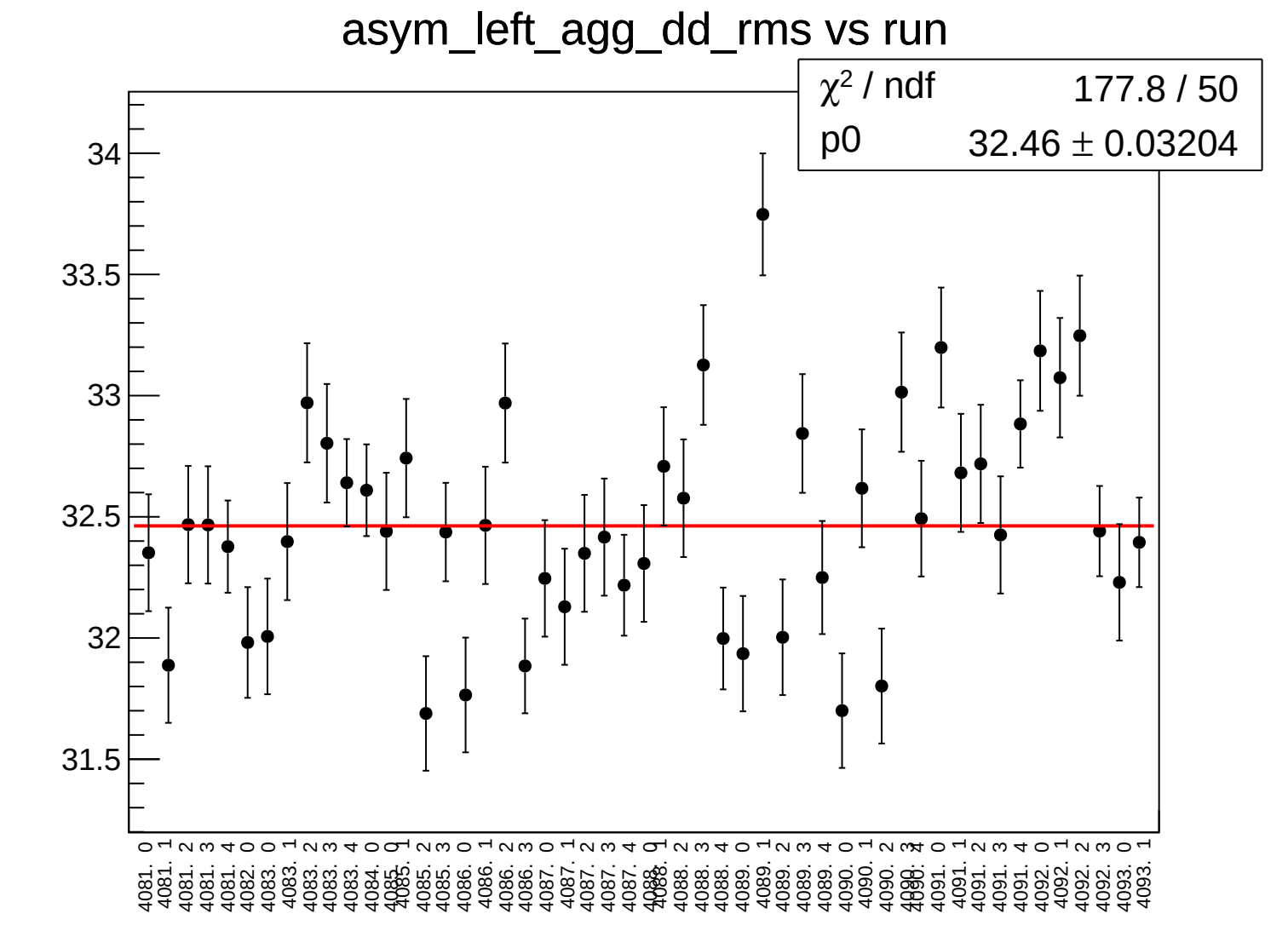
asym_left_agg_dd_rms vs run
χ² / ndf 177.8 / 50
p0 32.46 ± 0.03204
34
33.5
33
32.5
32
31.5
4081. 0
4081. 1
4081. 2
4081. 3
4081. 4
4082. 0
4083. 0
4083. 1
4083. 2
4083. 3
4083. 4
4084. 0
4085. 0
4085. 1
4085. 2
4085. 3
4086. 0
4086. 1
4086. 2
4086. 3
4087. 0
4087. 1
4087. 2
4087. 3
4087. 4
4088. 0
4088. 1
4088. 2
4088. 3
4088. 4
4089. 0
4089. 1
4089. 2
4089. 3
4089. 4
4090. 0
4090. 1
4090. 2
4090. 3
4090. 4
4091. 0
4091. 1
4091. 2
4091. 3
4091. 4
4092. 0
4092. 1
4092. 2
4092. 3
4093. 0
4093. 1

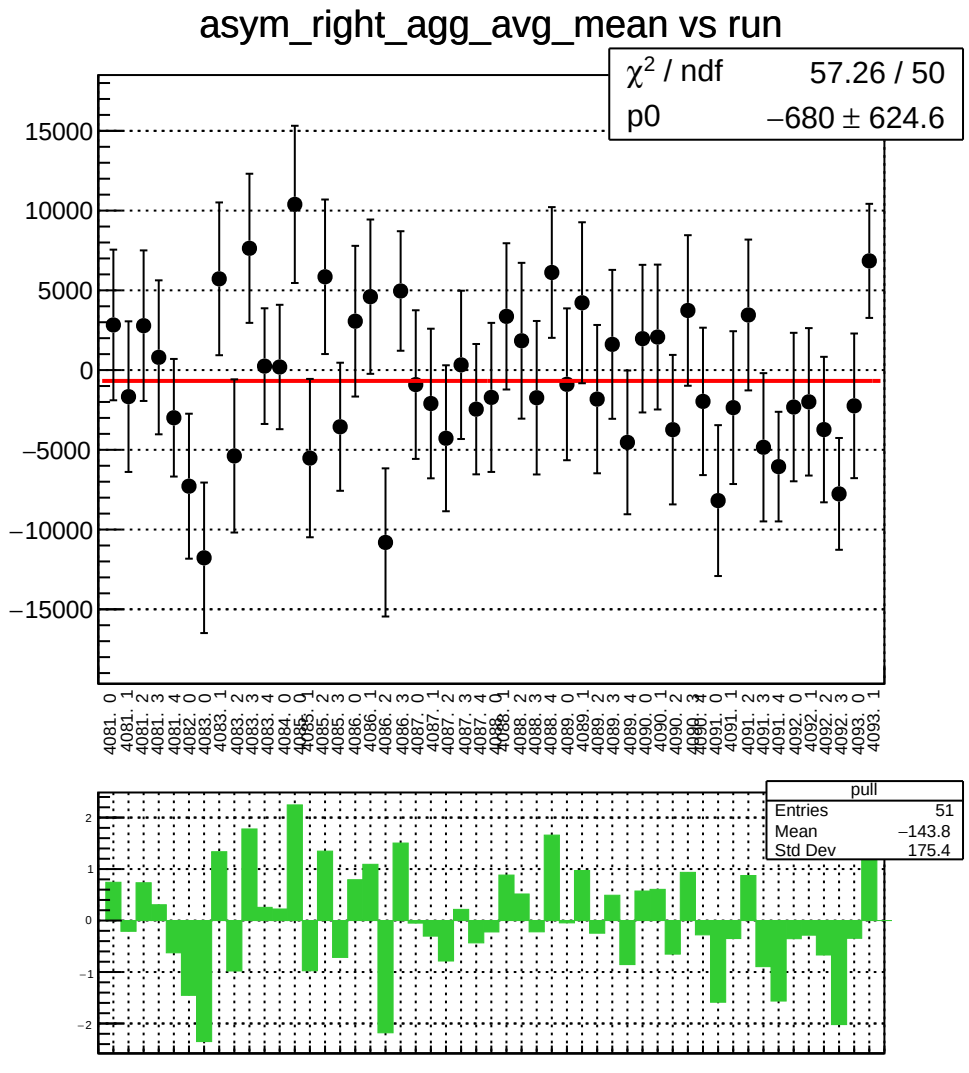
asym_right_agg_avg_mean vs run
χ² / ndf 57.26 / 50
p0 −680 ± 624.6
15000
10000
5000
0
−5000
−10000
−15000
4081. 0
4081. 1
4081. 2
4081. 3
4081. 4
4082. 0
4083. 0
4083. 1
4083. 2
4083. 3
4083. 4
4084. 0
4085. 0
4085. 1
4085. 2
4085. 3
4086. 0
4086. 1
4086. 2
4086. 3
4087. 0
4087. 1
4087. 2
4087. 3
4087. 4
4088. 0
4088. 1
4088. 2
4088. 3
4088. 4
4089. 0
4089. 1
4089. 2
4089. 3
4089. 4
4090. 0
4090. 1
4090. 2
4090. 3
4090. 4
4091. 0
4091. 1
4091. 2
4091. 3
4091. 4
4092. 0
4092. 1
4092. 2
4092. 3
4093. 0
4093. 1
pull
Entries 51
Mean −143.8
Std Dev 175.4
2
1
0
−1
−2

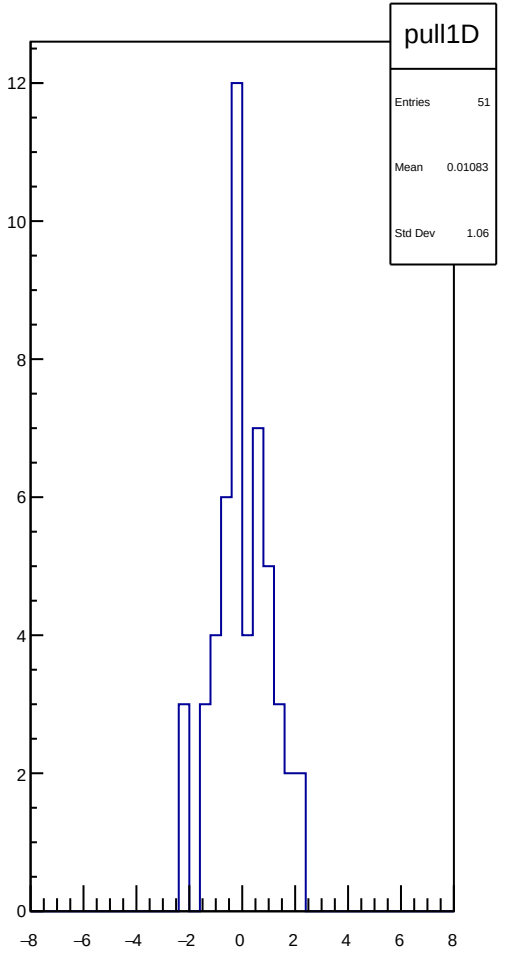
pull1D
Entries 51
Mean 0.01083
Std Dev 1.06
12
10
8
6
4
2
0
−8
−6
−4
−2
0
2
4
6
8

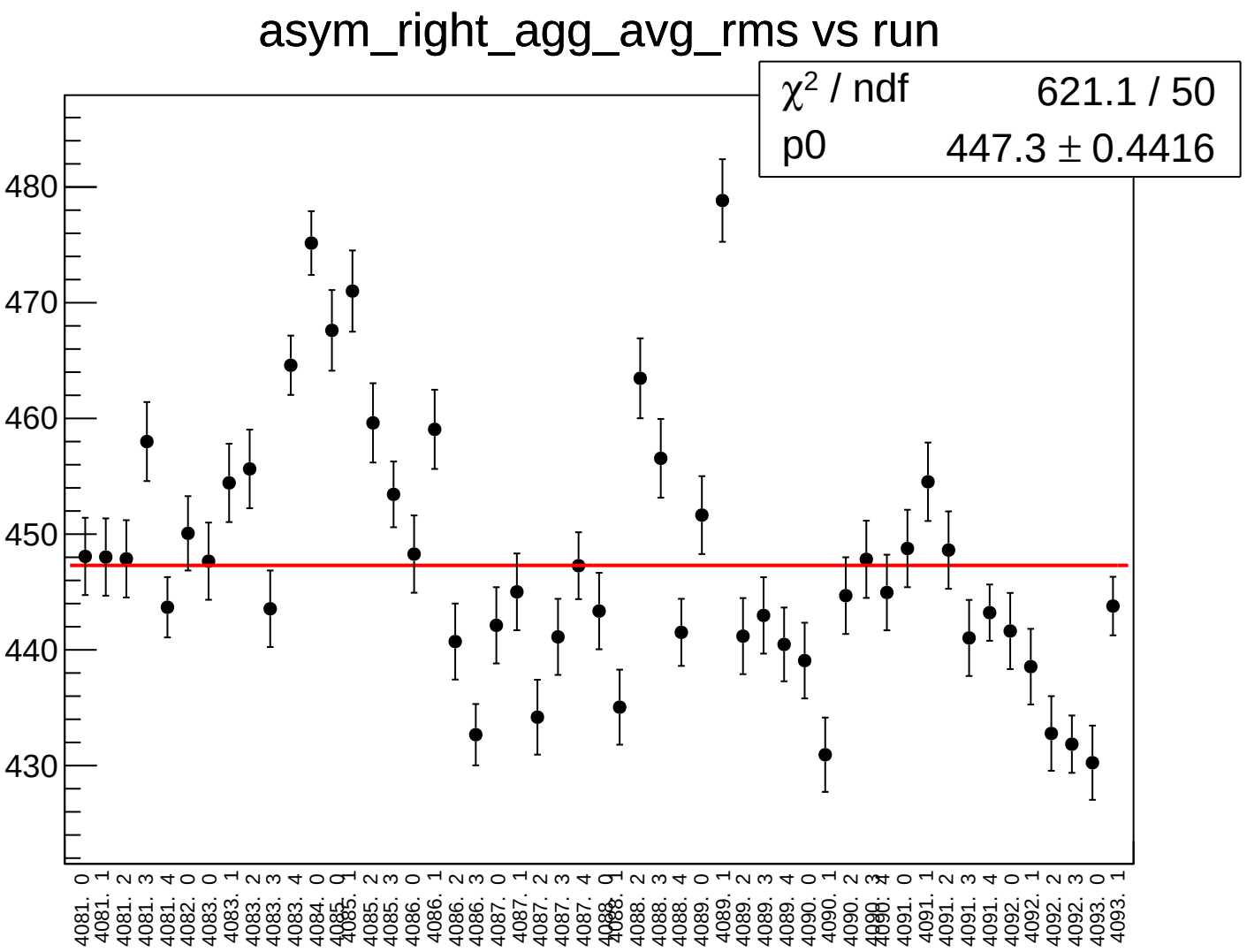
asym_right_agg_avg_rms vs run
χ² / ndf 621.1 / 50
p0 447.3 ± 0.4416
480
470
460
450
440
430
4081. 0
4081. 1
4081. 2
4081. 3
4081. 4
4082. 0
4083. 0
4083. 1
4083. 2
4083. 3
4083. 4
4084. 0
4085. 0
4085. 1
4085. 2
4085. 3
4086. 0
4086. 1
4086. 2
4086. 3
4087. 0
4087. 1
4087. 2
4087. 3
4087. 4
4088. 0
4088. 1
4088. 2
4088. 3
4088. 4
4089. 0
4089. 1
4089. 2
4089. 3
4089. 4
4090. 0
4090. 1
4090. 2
4091. 0
4091. 1
4091. 2
4091. 3
4091. 4
4092. 0
4092. 1
4092. 2
4092. 3
4093. 0
4093. 1

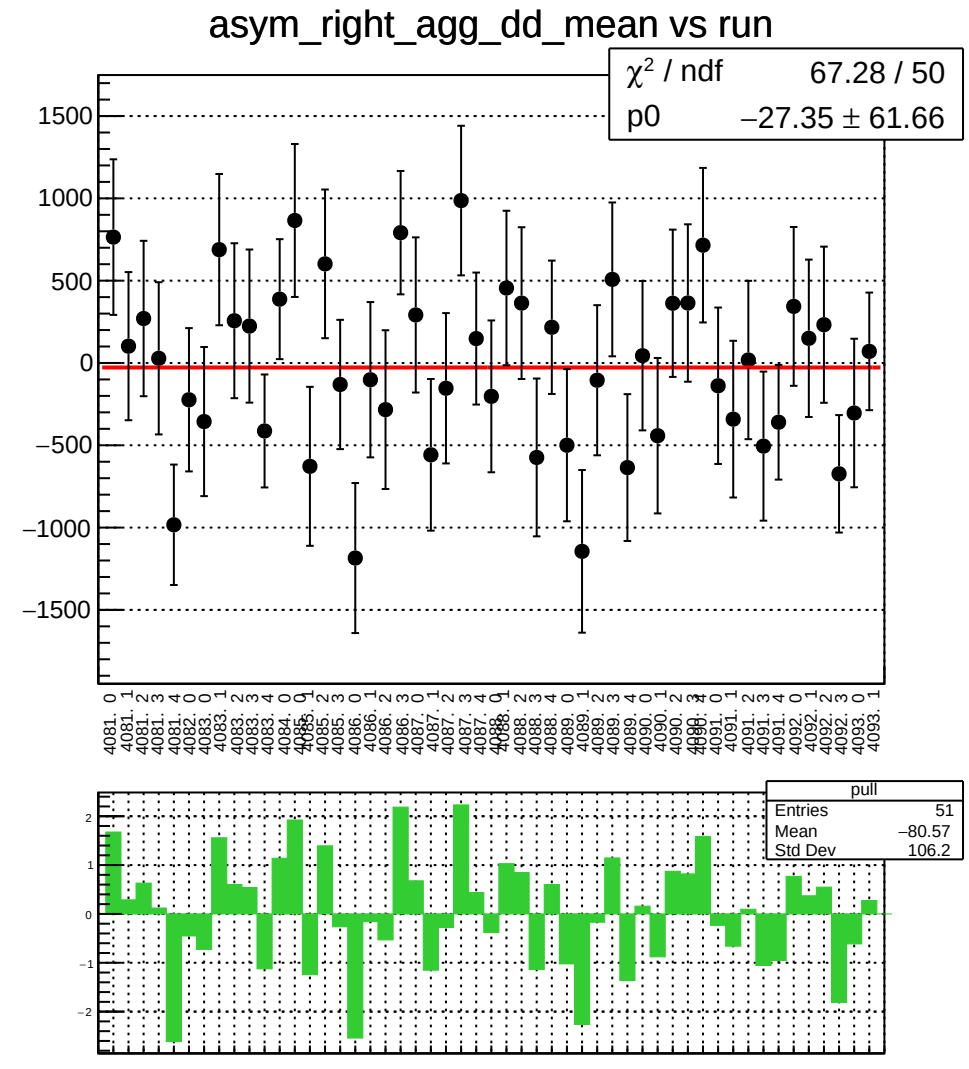
asym_right_agg_dd_mean vs run
χ² / ndf 67.28 / 50
p0 −27.35 ± 61.66
pull
Entries 51
Mean −80.57
Std Dev 106.2

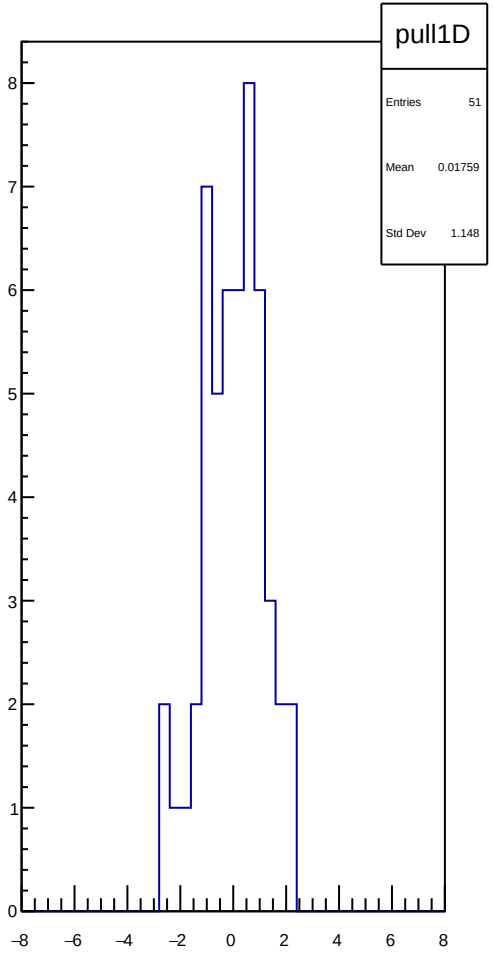
pull1D
Entries 51
Mean 0.01759
Std Dev 1.148

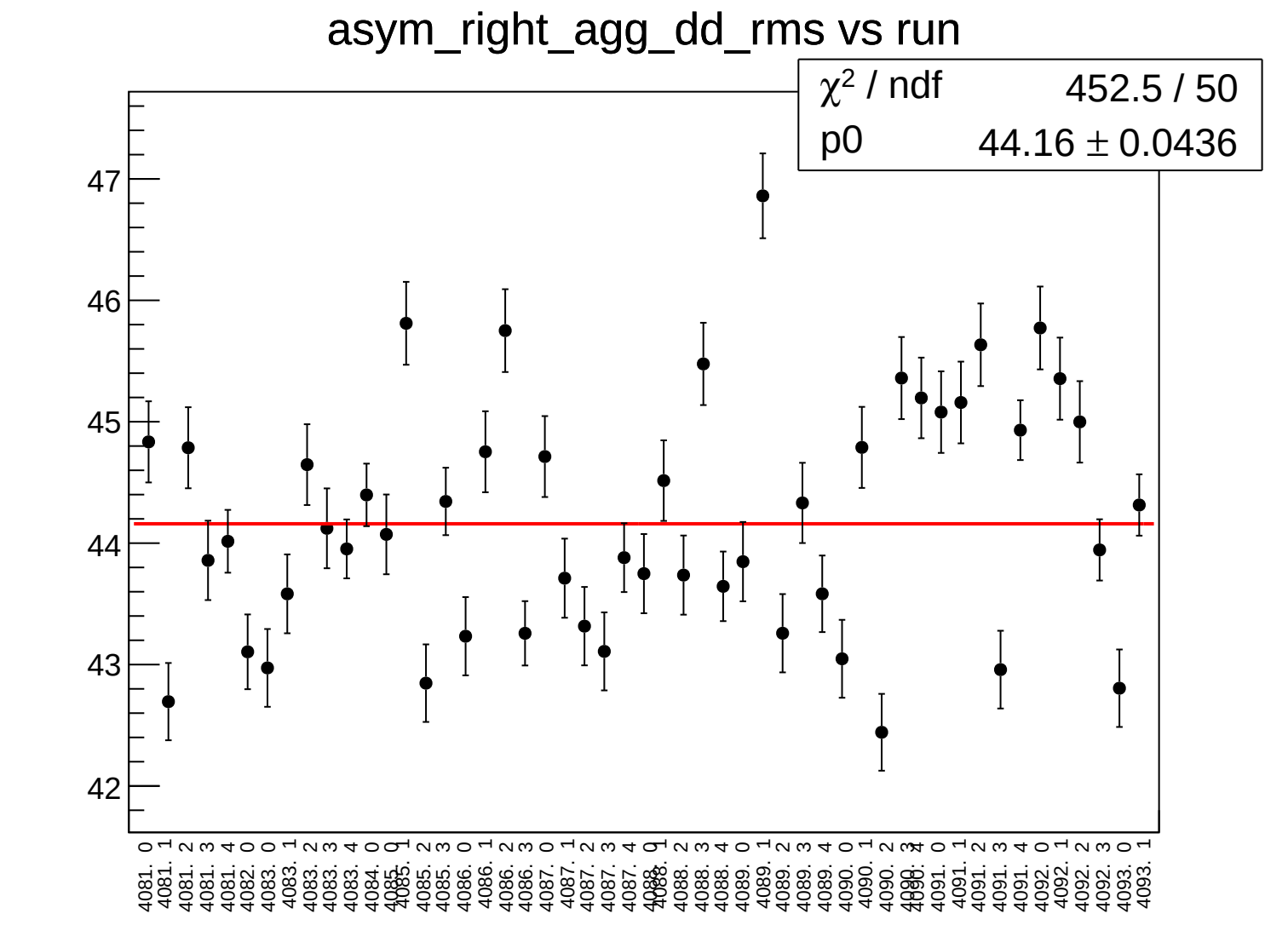
asym_right_agg_dd_rms vs run
χ² / ndf 452.5 / 50
p0 44.16 ± 0.0436
47
46
45
44
43
42
4081. 0
4081. 1
4081. 2
4081. 3
4081. 4
4082. 0
4083. 0
4083. 1
4083. 2
4083. 3
4083. 4
4084. 0
4085. 0
4085. 1
4085. 2
4085. 3
4086. 0
4086. 1
4086. 2
4086. 3
4087. 0
4087. 1
4087. 2
4087. 3
4087. 4
4088. 0
4088. 1
4088. 2
4088. 3
4088. 4
4089. 0
4089. 1
4089. 2
4089. 3
4089. 4
4090. 0
4090. 1
4090. 2
4091. 0
4091. 1
4091. 2
4091. 3
4091. 4
4092. 0
4092. 1
4092. 2
4092. 3
4093. 0
4093. 1

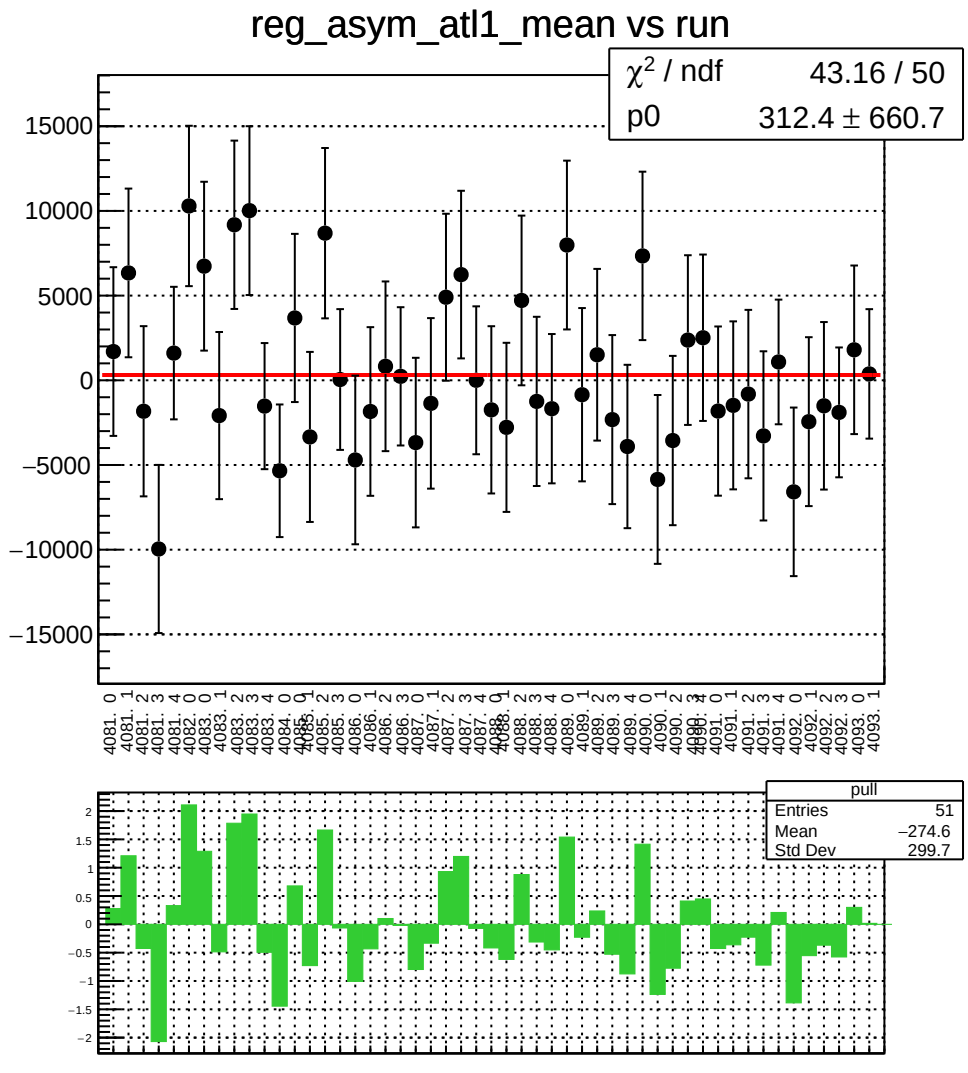
reg_asym_atl1_mean vs run
χ² / ndf 43.16 / 50
p0 312.4 ± 660.7
pull
Entries 51
Mean −274.6
Std Dev 299.7

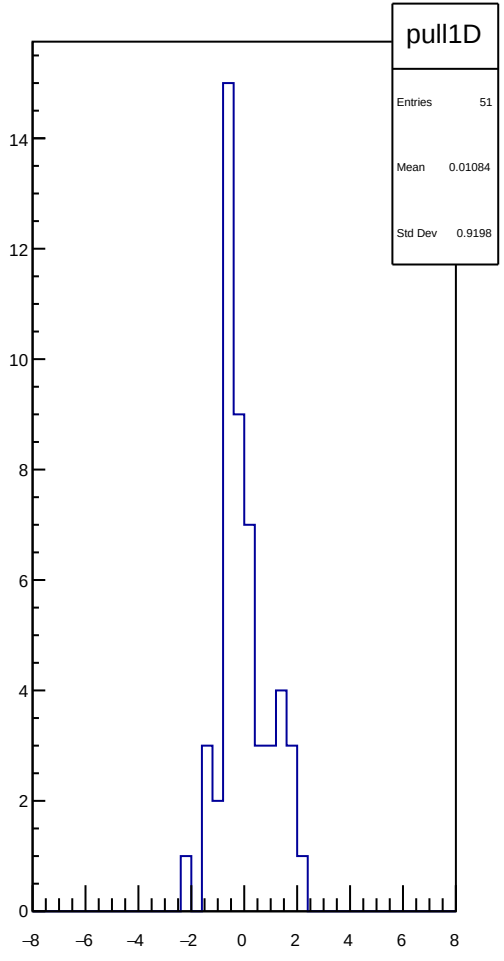
pull1D
Entries 51
Mean 0.01084
Std Dev 0.9198

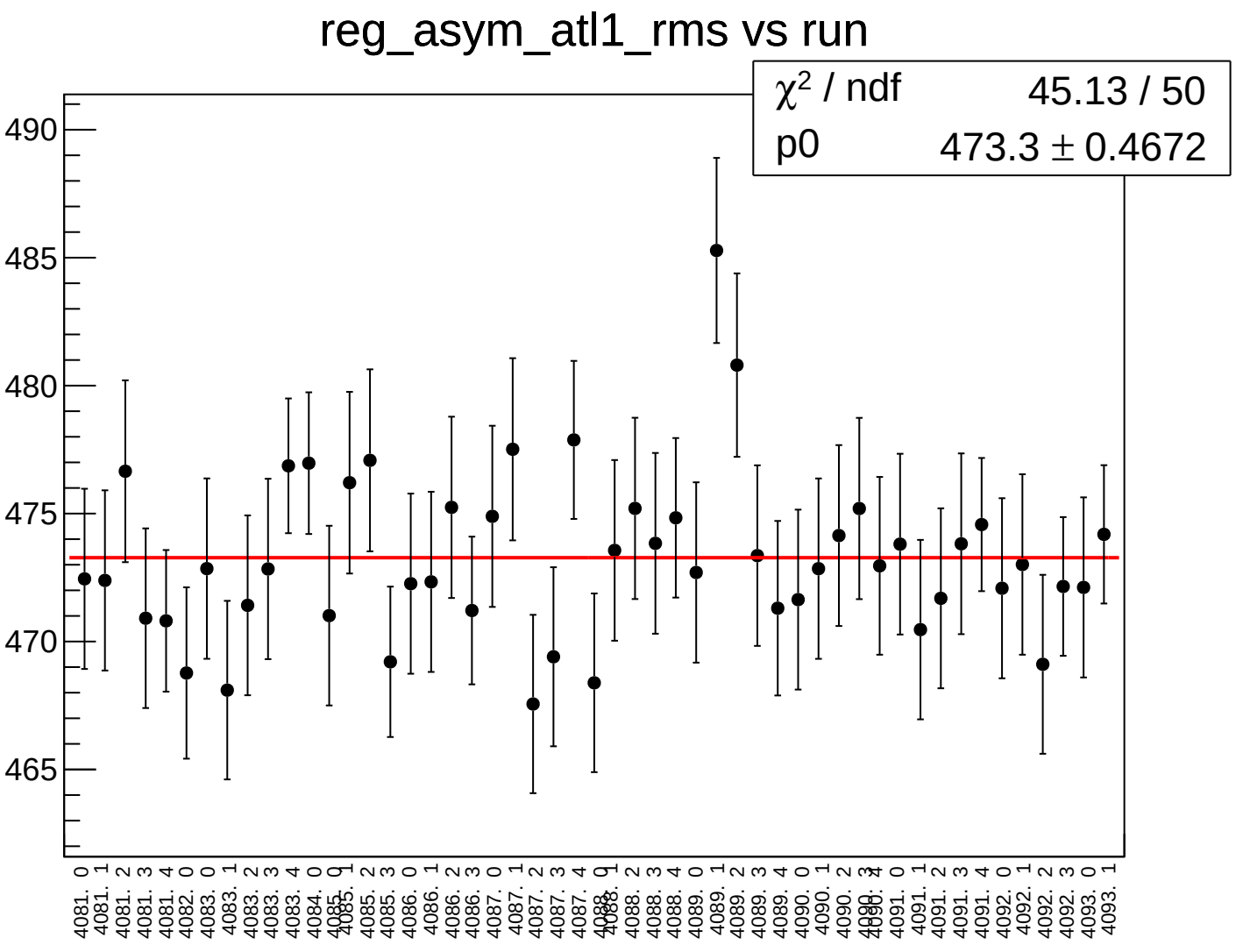
reg_asym_atl1_rms vs run
χ² / ndf 45.13 / 50
p0 473.3 ± 0.4672
490
485
480
475
470
465
4081. 0
4081. 1
4081. 2
4081. 3
4081. 4
4082. 0
4083. 0
4083. 1
4083. 2
4083. 3
4083. 4
4084. 0
4085. 0
4085. 1
4085. 2
4085. 3
4086. 0
4086. 1
4086. 2
4086. 3
4087. 0
4087. 1
4087. 2
4087. 3
4087. 4
4088. 1
4088. 2
4088. 3
4088. 4
4089. 0
4089. 1
4089. 2
4089. 3
4089. 4
4090. 0
4090. 1
4090. 2
4091. 0
4091. 1
4091. 2
4091. 3
4091. 4
4092. 0
4092. 1
4092. 2
4092. 3
4093. 0
4093. 1

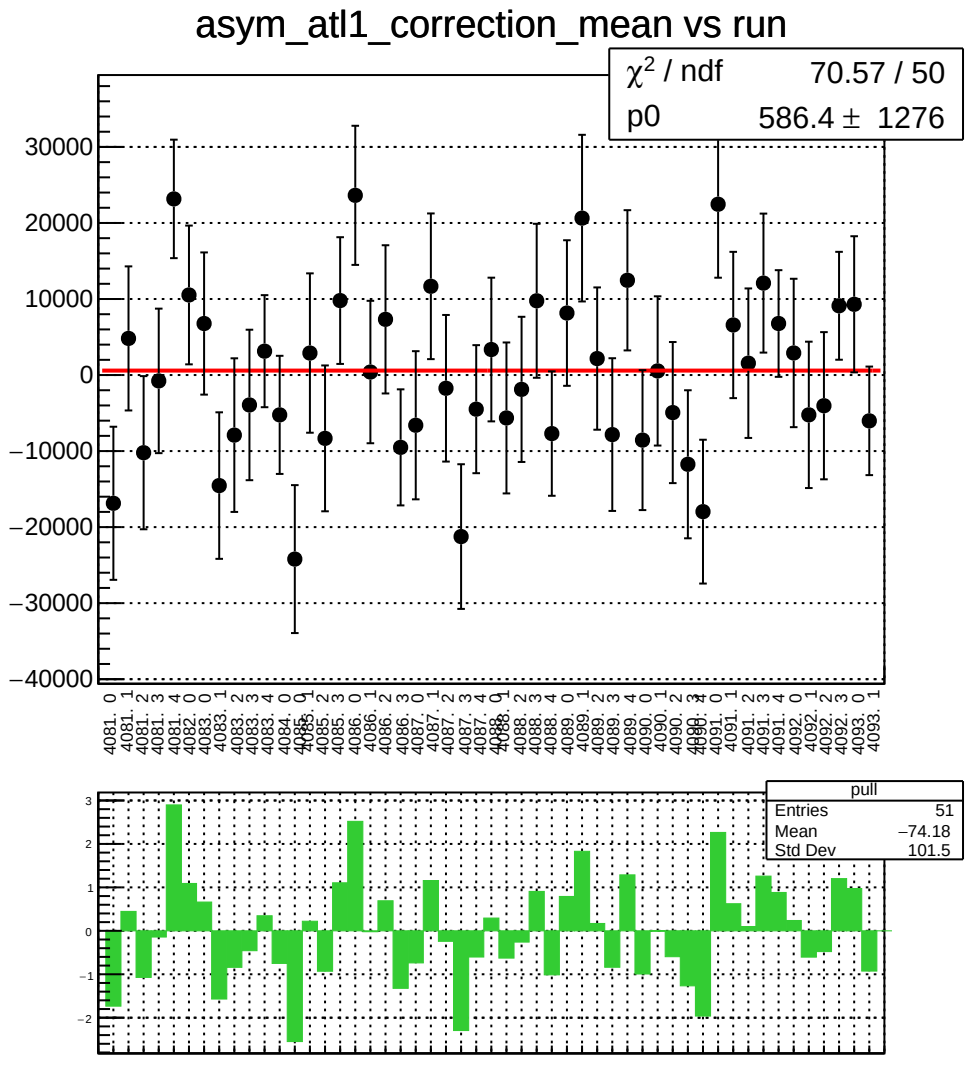
asym_atl1_correction_mean vs run
χ² / ndf 70.57 / 50
p0 586.4 ± 1276
pull
Entries 51
Mean −74.18
Std Dev 101.5

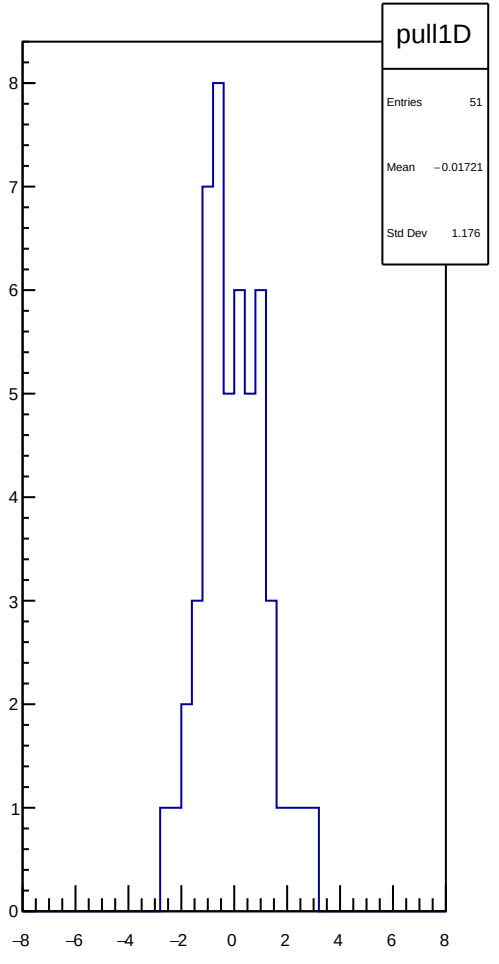
pull1D
Entries 51
Mean −0.01721
Std Dev 1.176

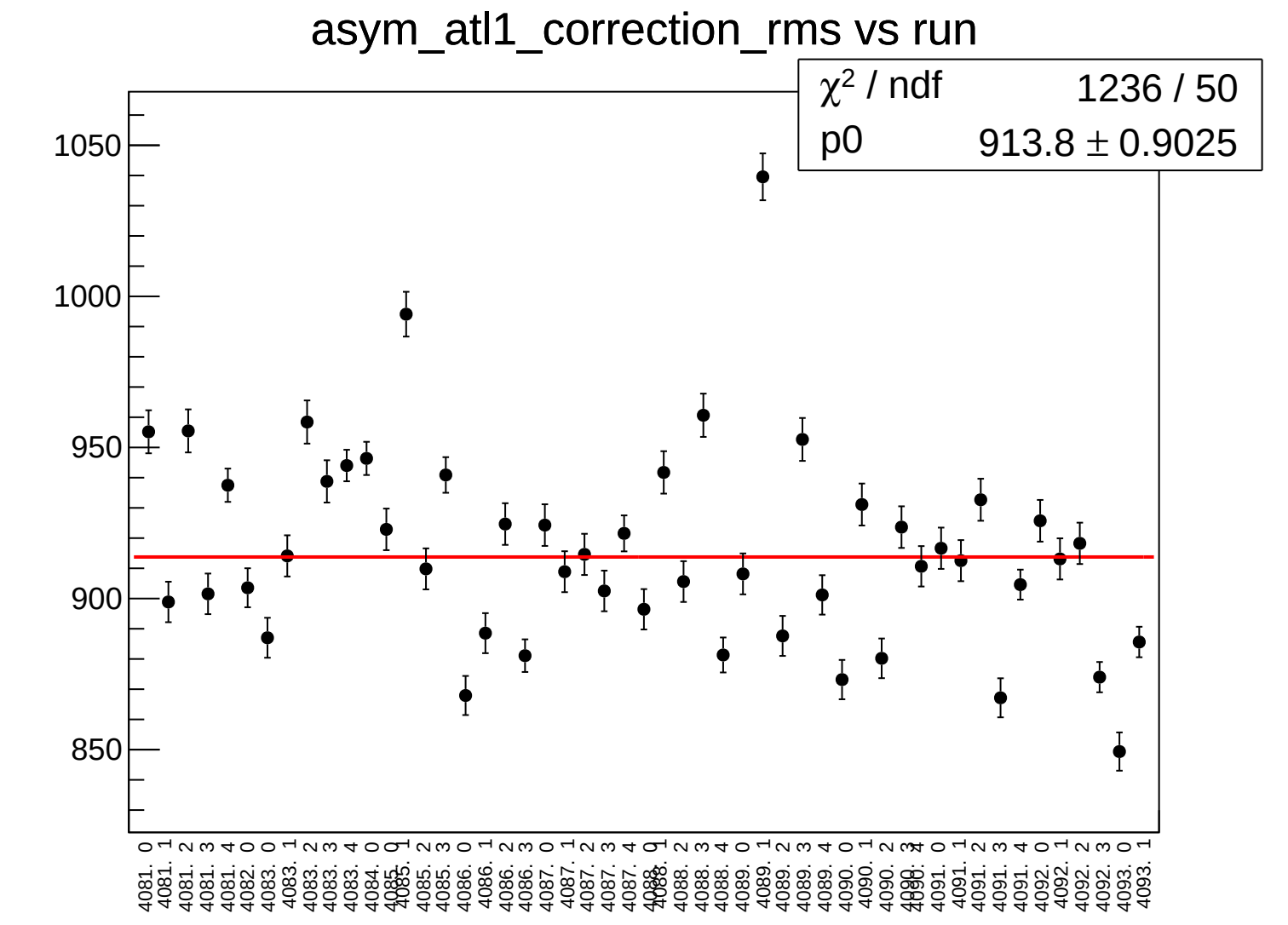
asym_atl1_correction_rms vs run
χ² / ndf 1236 / 50
p0 913.8 ± 0.9025
1050
1000
950
900
850
4081. 0
4081. 1
4081. 2
4081. 3
4081. 4
4082. 0
4083. 0
4083. 1
4083. 2
4083. 3
4083. 4
4084. 0
4085. 0
4085. 1
4085. 2
4085. 3
4086. 0
4086. 1
4086. 2
4086. 3
4087. 0
4087. 1
4087. 2
4087. 3
4087. 4
4088. 2
4088. 3
4088. 4
4089. 0
4089. 1
4089. 2
4089. 3
4089. 4
4090. 0
4090. 1
4090. 2
4091. 0
4091. 1
4091. 2
4091. 3
4091. 4
4092. 0
4092. 1
4092. 2
4092. 3
4093. 0
4093. 1

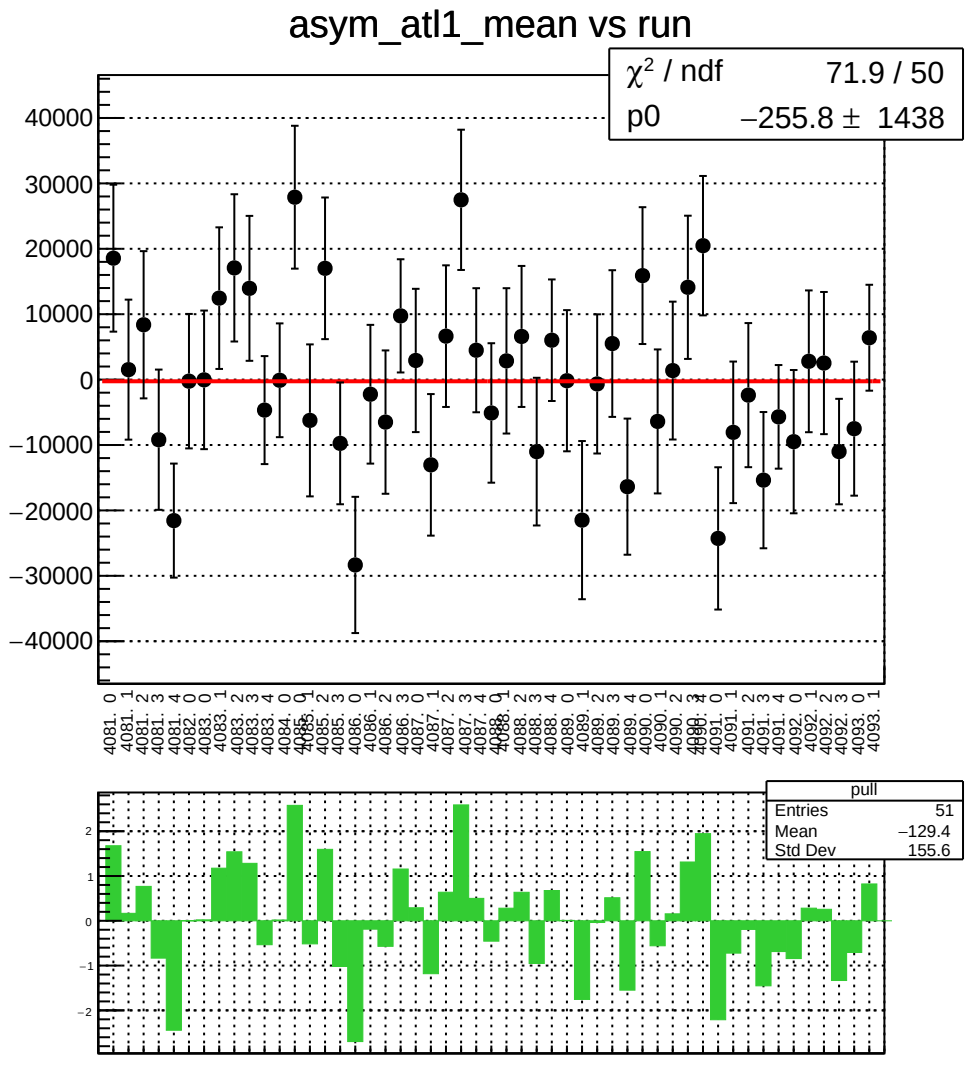
asym_atl1_mean vs run
χ² / ndf 71.9 / 50
p0 −255.8 ± 1438
pull
Entries 51
Mean −129.4
Std Dev 155.6

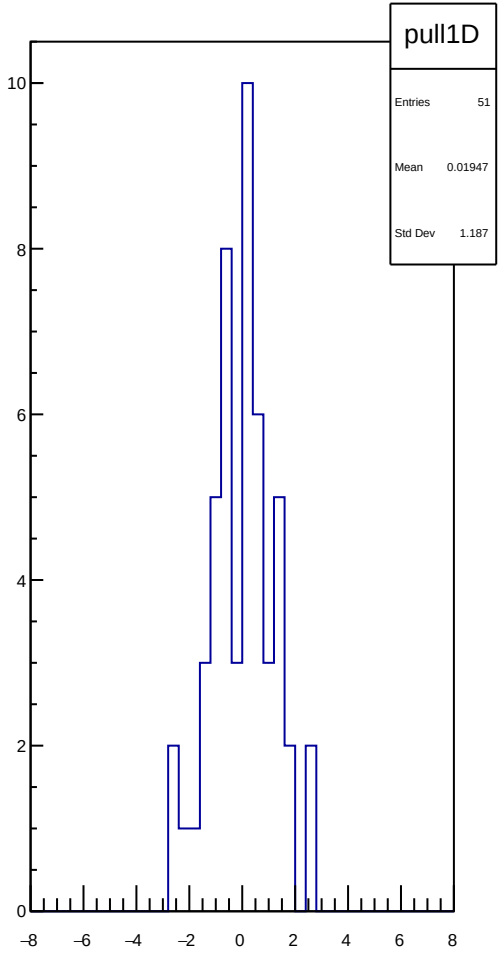
pull1D
Entries 51
Mean 0.01947
Std Dev 1.187

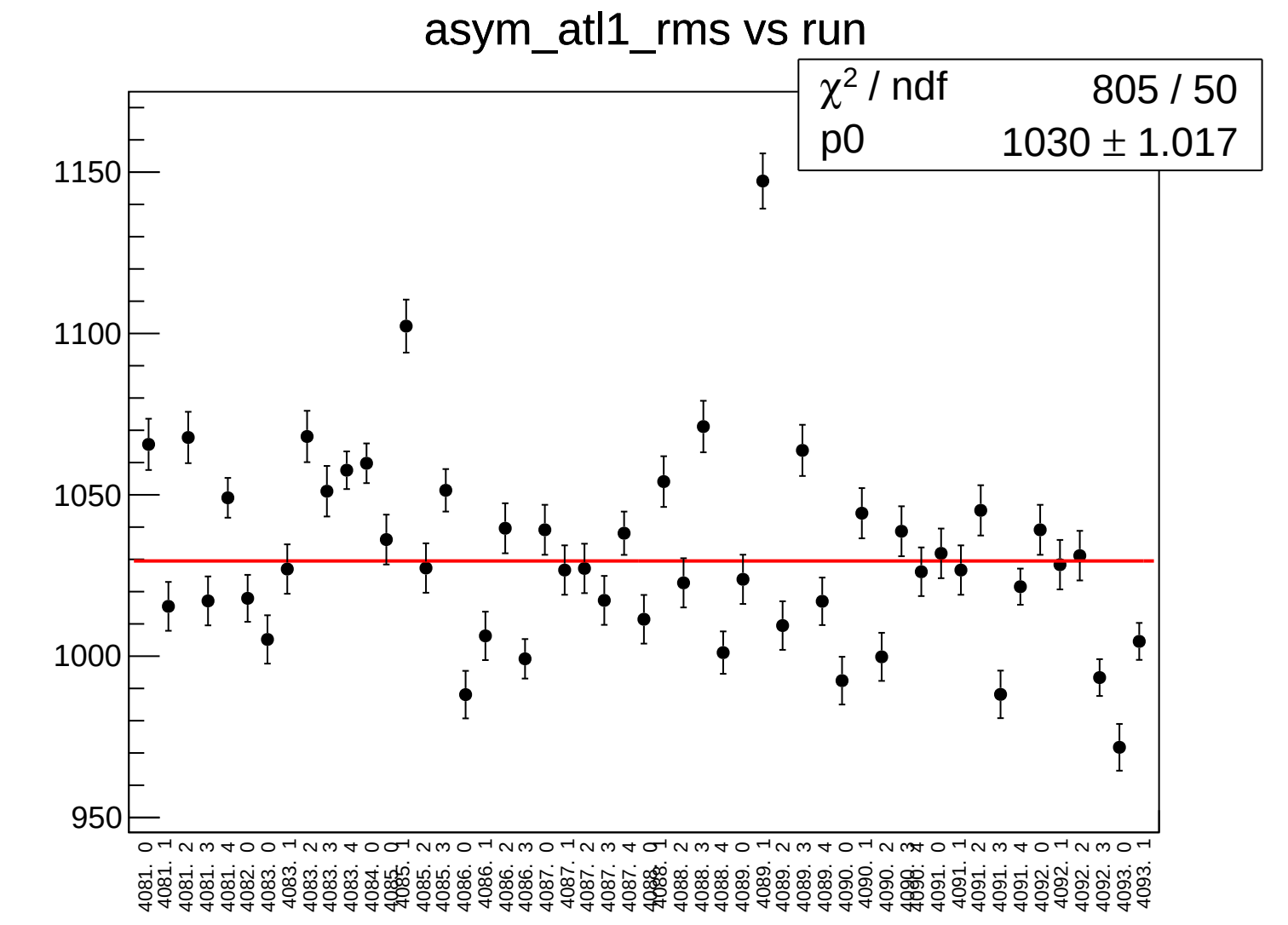
asym_atl1_rms vs run
χ² / ndf 805 / 50
p0 1030 ± 1.017
1150
1100
1050
1000
950
4081. 0
4081. 1
4081. 2
4081. 3
4081. 4
4082. 0
4083. 0
4083. 1
4083. 2
4083. 3
4083. 4
4084. 0
4085. 0
4085. 1
4085. 2
4085. 3
4086. 0
4086. 1
4086. 2
4086. 3
4087. 0
4087. 1
4087. 2
4087. 3
4087. 4
4088. 0
4088. 1
4088. 2
4088. 3
4088. 4
4089. 0
4089. 1
4089. 2
4089. 3
4089. 4
4090. 0
4090. 1
4090. 2
4091. 0
4091. 1
4091. 2
4091. 3
4091. 4
4092. 0
4092. 1
4092. 2
4092. 3
4093. 0
4093. 1

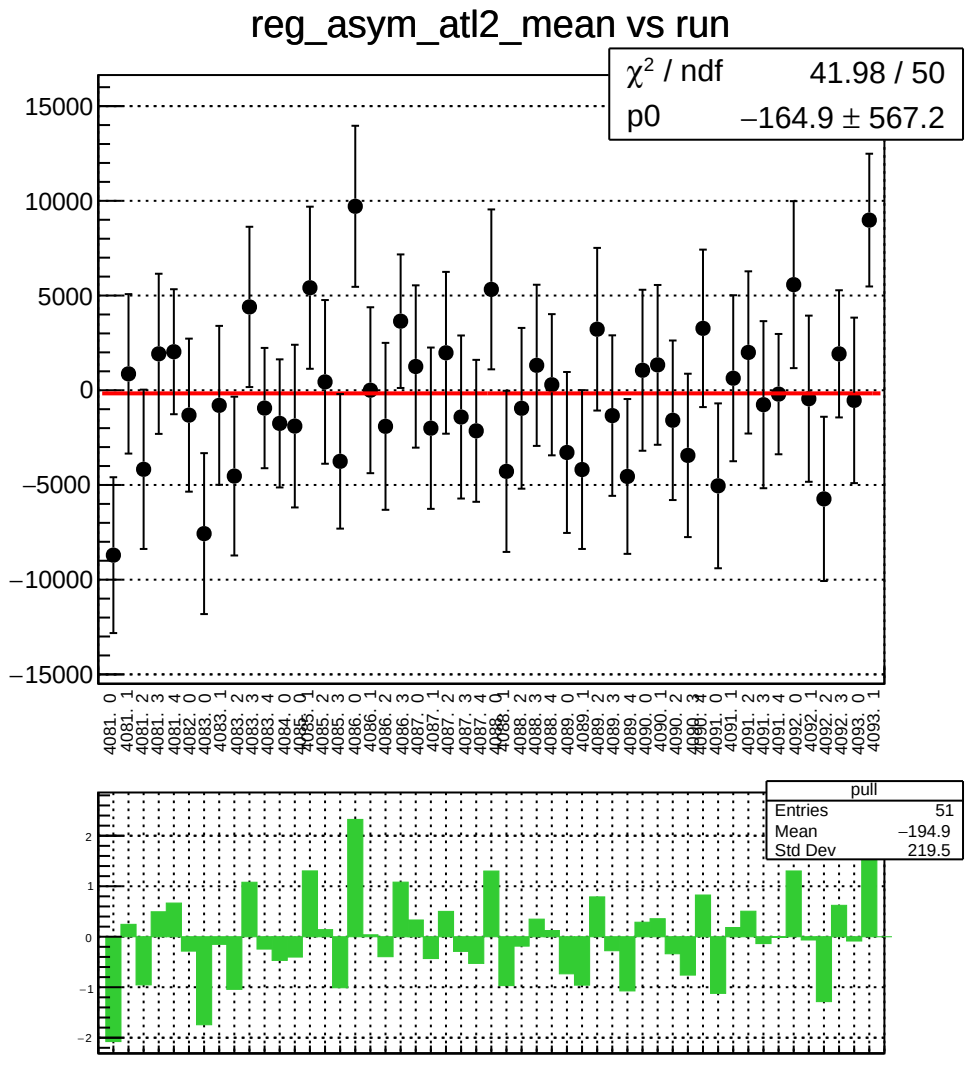
reg_asym_atl2_mean vs run
χ² / ndf 41.98 / 50
p0 −164.9 ± 567.2
15000
10000
5000
0
−5000
−10000
−15000
pull
Entries 51
Mean −194.9
Std Dev 219.5
2
1
0
−1
−2

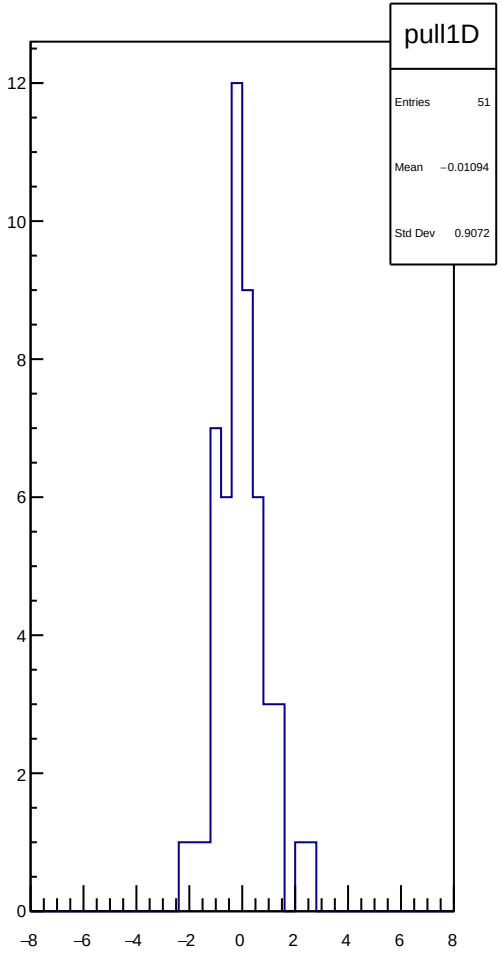
pull1D
Entries 51
Mean −0.01094
Std Dev 0.9072
12
10
8
6
4
2
0
−8
−6
−4
−2
0
2
4
6
8

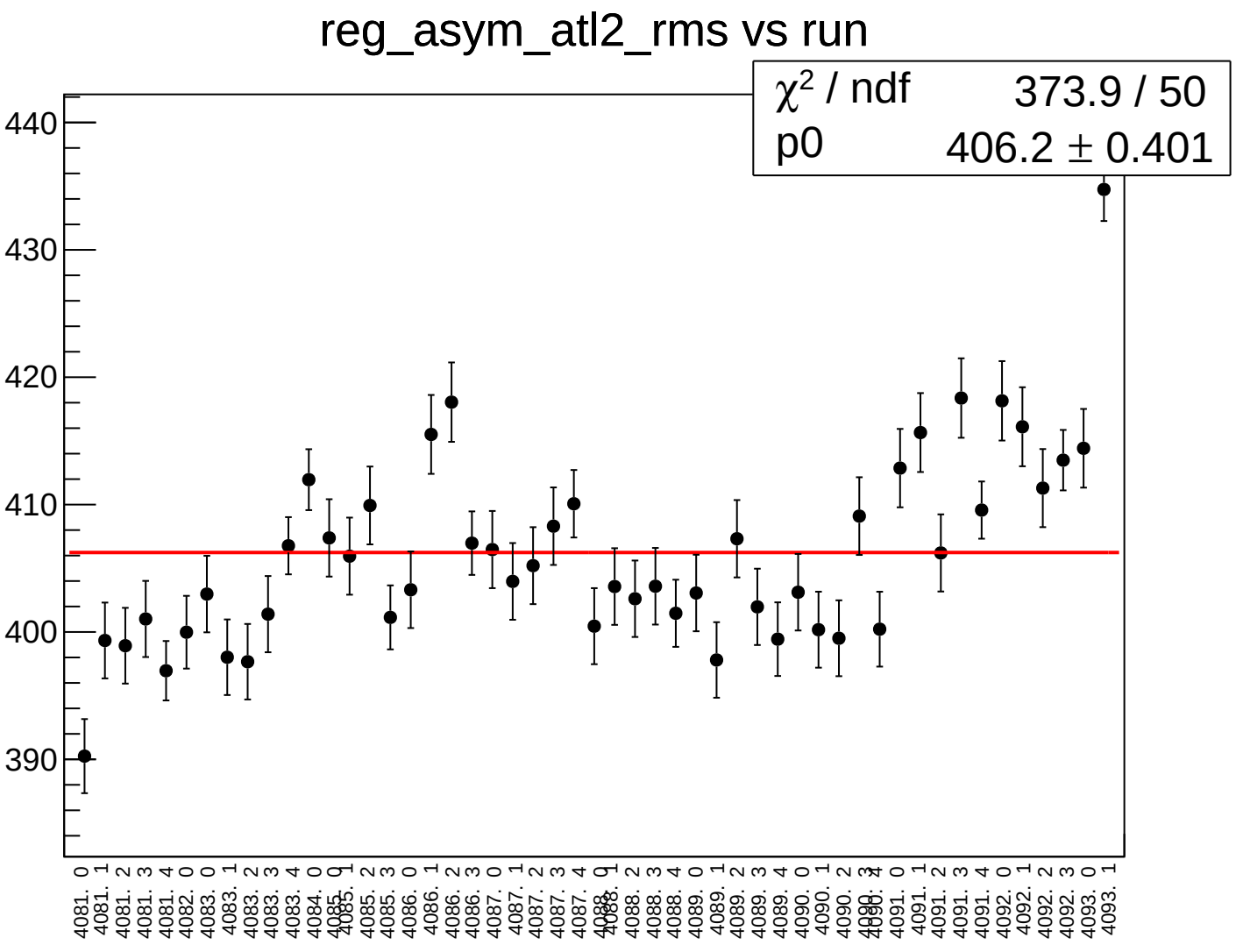
reg_asym_atl2_rms vs run
χ² / ndf 373.9 / 50
p0 406.2 ± 0.401
440
430
420
410
400
390
4081. 0
4081. 1
4081. 2
4081. 3
4081. 4
4082. 0
4083. 0
4083. 1
4083. 2
4083. 3
4083. 4
4084. 0
4085. 0
4085. 1
4085. 2
4085. 3
4086. 0
4086. 1
4086. 2
4086. 3
4087. 0
4087. 1
4087. 2
4087. 3
4087. 4
4088. 0
4088. 1
4088. 2
4088. 3
4088. 4
4089. 0
4089. 1
4089. 2
4089. 3
4089. 4
4090. 0
4090. 1
4090. 2
4090. 3
4090. 4
4091. 0
4091. 1
4091. 2
4091. 3
4091. 4
4092. 0
4092. 1
4092. 2
4092. 3
4093. 0
4093. 1

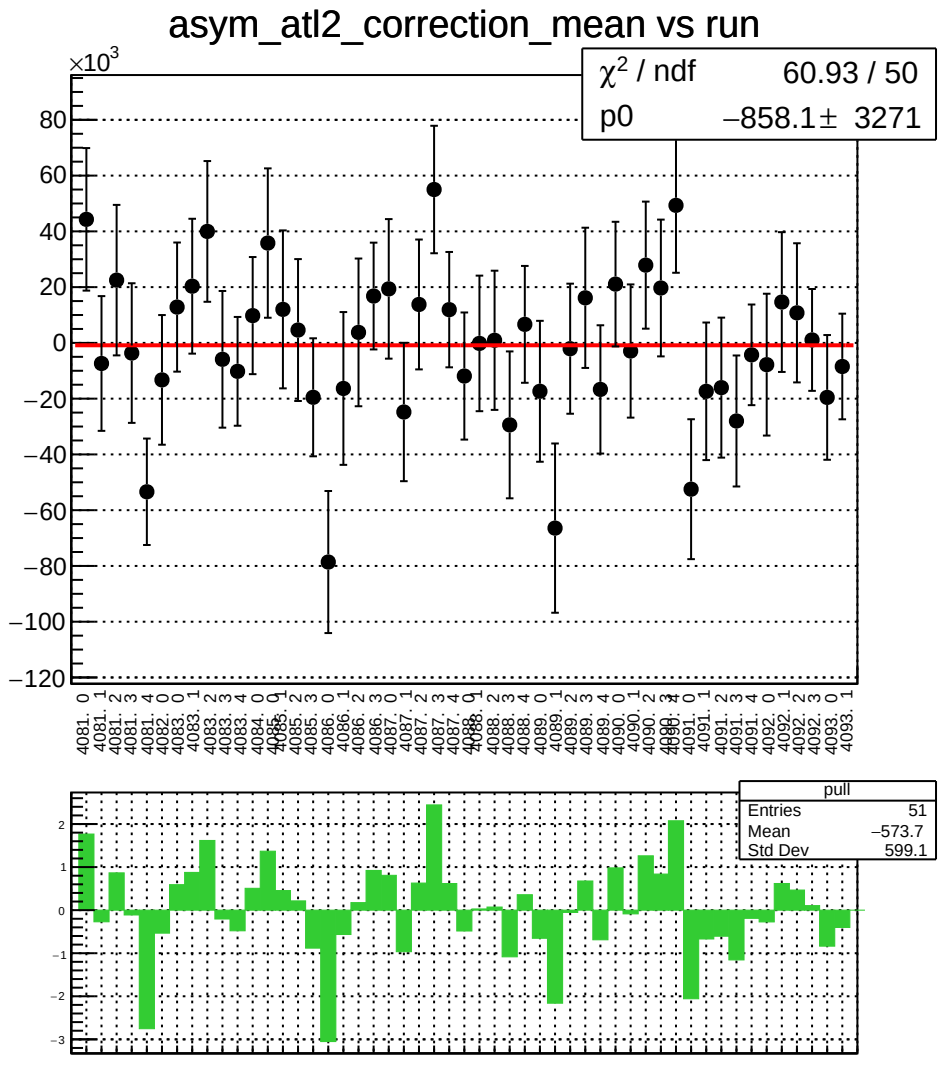
asym_atl2_correction_mean vs run
×10^3
χ^2 / ndf 60.93 / 50
p0 −858.1± 3271
pull
Entries 51
Mean −573.7
Std Dev 599.1

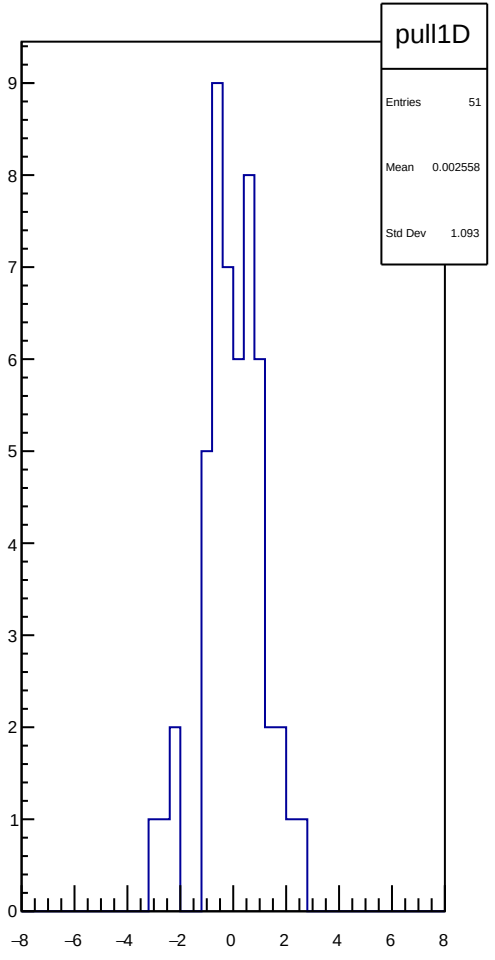
pull1D
Entries 51
Mean 0.002558
Std Dev 1.093

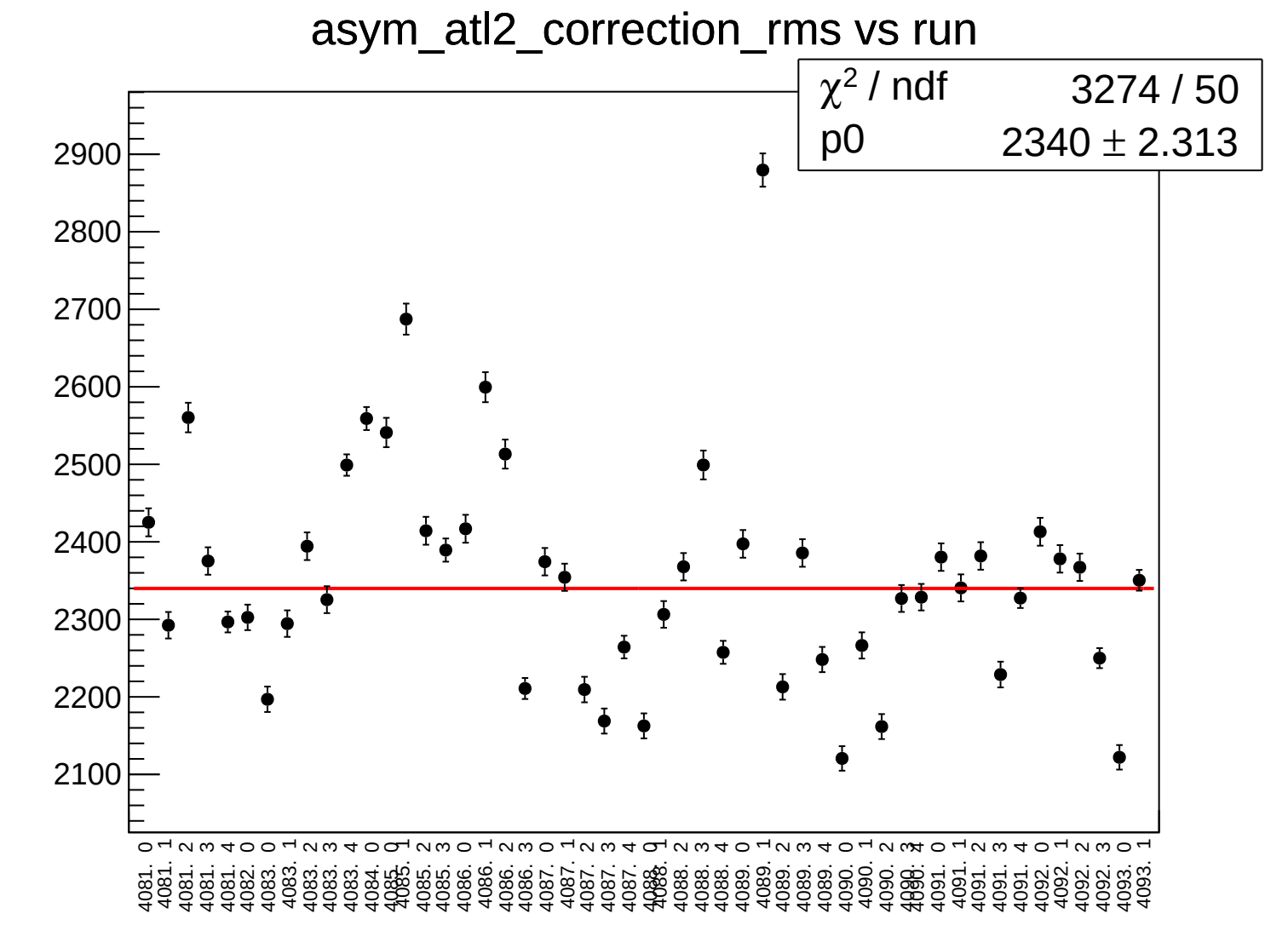
asym_atl2_correction_rms vs run
χ² / ndf 3274 / 50
p0 2340 ± 2.313
2900
2800
2700
2600
2500
2400
2300
2200
2100
4081. 0
4081. 1
4081. 2
4081. 3
4081. 4
4082. 0
4083. 0
4083. 1
4083. 2
4083. 3
4083. 4
4084. 0
4085. 0
4085. 1
4085. 2
4085. 3
4086. 0
4086. 1
4086. 2
4086. 3
4087. 0
4087. 1
4087. 2
4087. 3
4087. 4
4088. 0
4088. 1
4088. 2
4088. 3
4088. 4
4089. 0
4089. 1
4089. 2
4089. 3
4089. 4
4090. 0
4090. 1
4090. 2
4091. 0
4091. 1
4091. 2
4091. 3
4091. 4
4092. 0
4092. 1
4092. 2
4092. 3
4093. 0
4093. 1

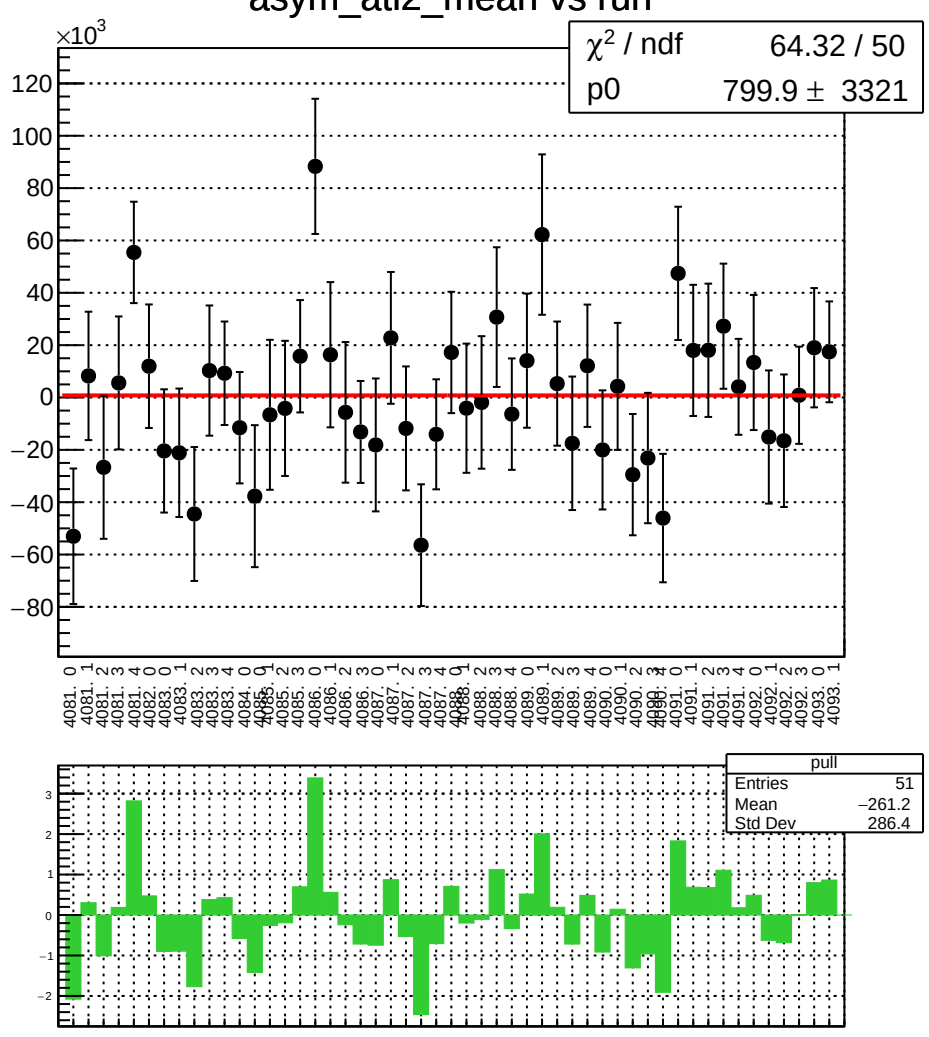
asym_atl2_mean vs run
χ^2 / ndf 64.32 / 50
p0 799.9 ± 3321
×10^3
pull
Entries 51
Mean −261.2
Std Dev 286.4

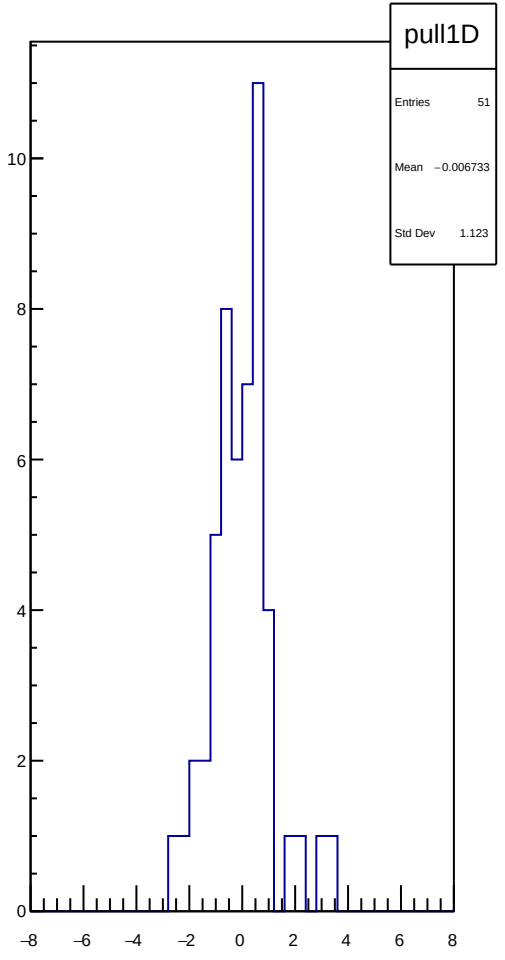
pull1D
Entries 51
Mean −0.006733
Std Dev 1.123

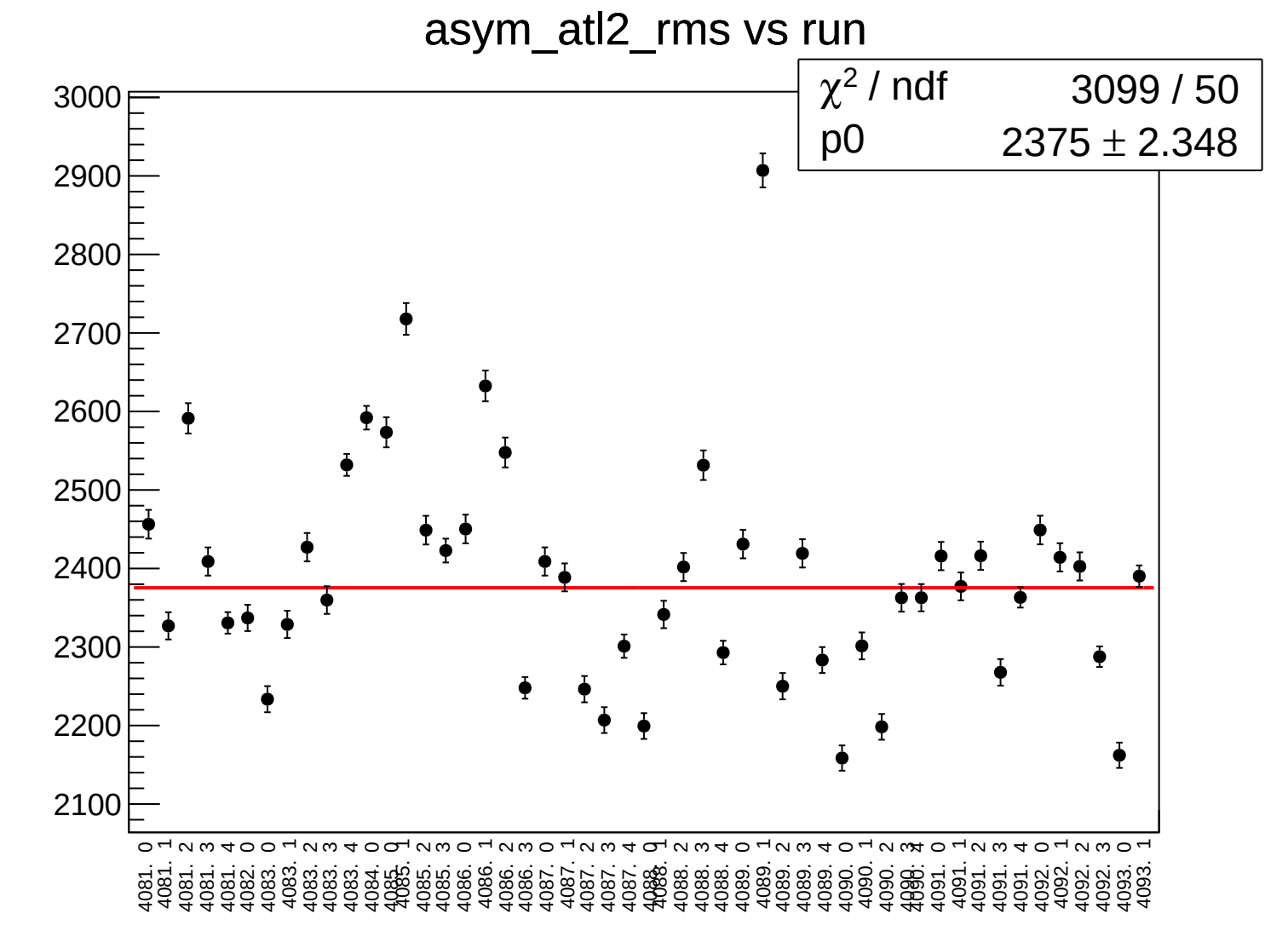
asym_atl2_rms vs run
χ² / ndf 3099 / 50
p0 2375 ± 2.348
3000
2900
2800
2700
2600
2500
2400
2300
2200
2100
4081. 0
4081. 1
4081. 2
4081. 3
4081. 4
4082. 0
4083. 0
4083. 1
4083. 2
4083. 3
4083. 4
4084. 0
4085. 0
4085. 1
4085. 2
4085. 3
4086. 0
4086. 1
4086. 2
4086. 3
4087. 0
4087. 1
4087. 2
4087. 3
4087. 4
4088. 0
4088. 1
4088. 2
4088. 3
4088. 4
4089. 0
4089. 1
4089. 2
4089. 3
4089. 4
4090. 0
4090. 1
4090. 2
4090. 3
4090. 4
4091. 0
4091. 1
4091. 2
4091. 3
4091. 4
4092. 0
4092. 1
4092. 2
4092. 3
4093. 0
4093. 1

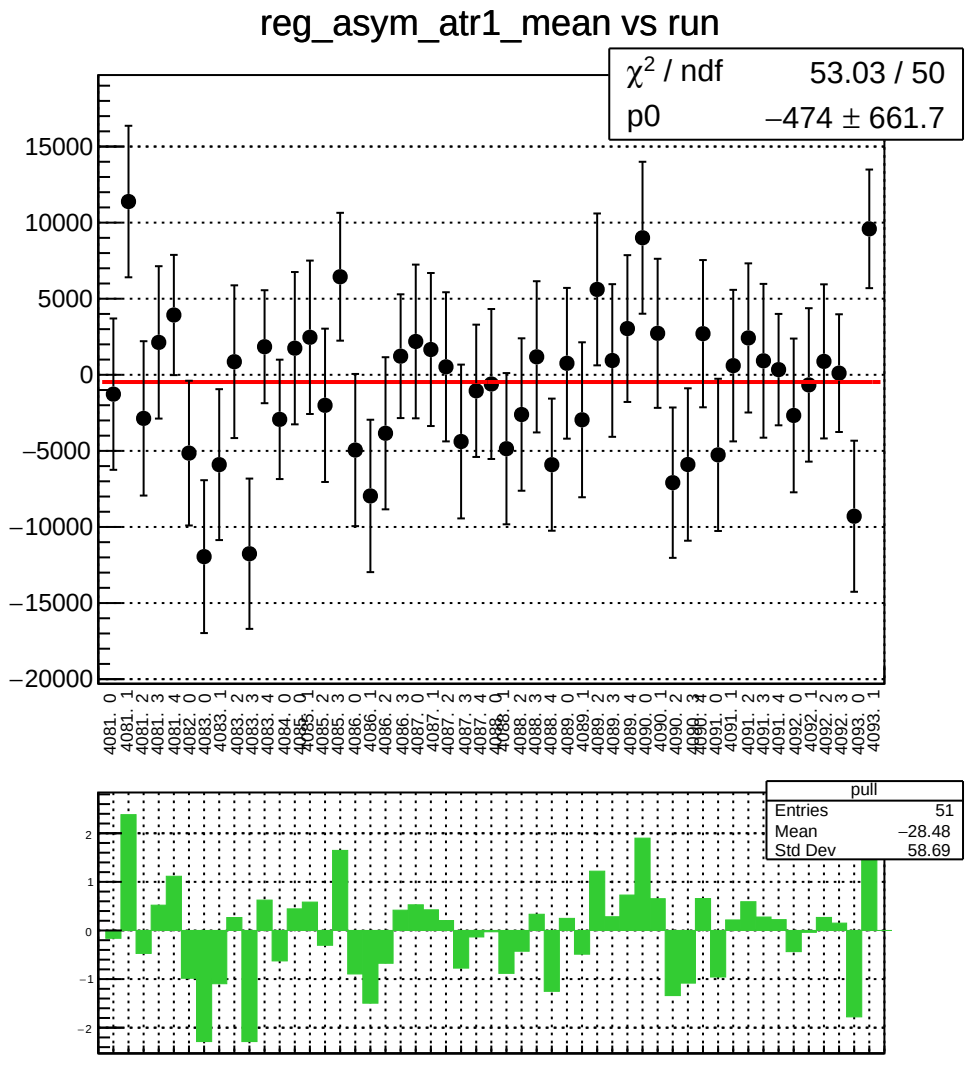
reg_asym_atr1_mean vs run
χ² / ndf 53.03 / 50
p0 −474 ± 661.7
15000
10000
5000
0
−5000
−10000
−15000
−20000
pull
Entries 51
Mean −28.48
Std Dev 58.69
2
1
0
−1
−2

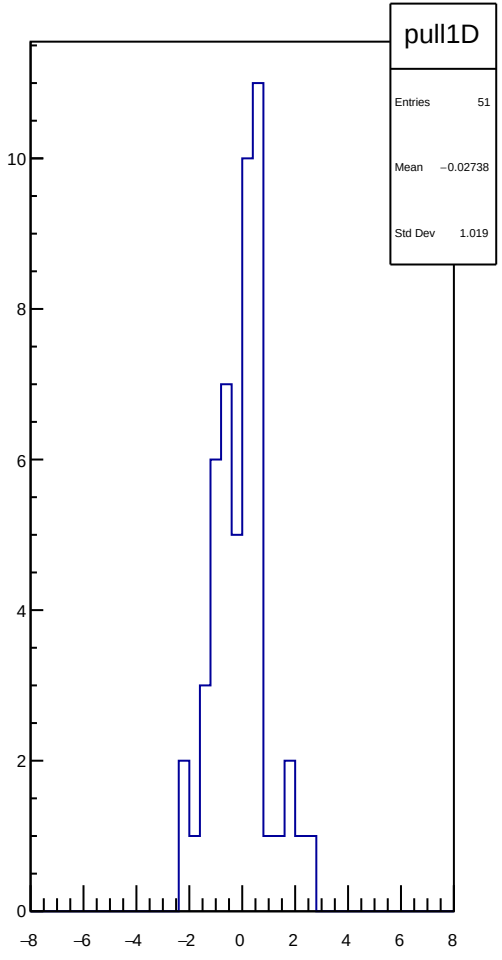
pull1D
Entries 51
Mean −0.02738
Std Dev 1.019
10
8
6
4
2
0
−8
−6
−4
−2
0
2
4
6
8

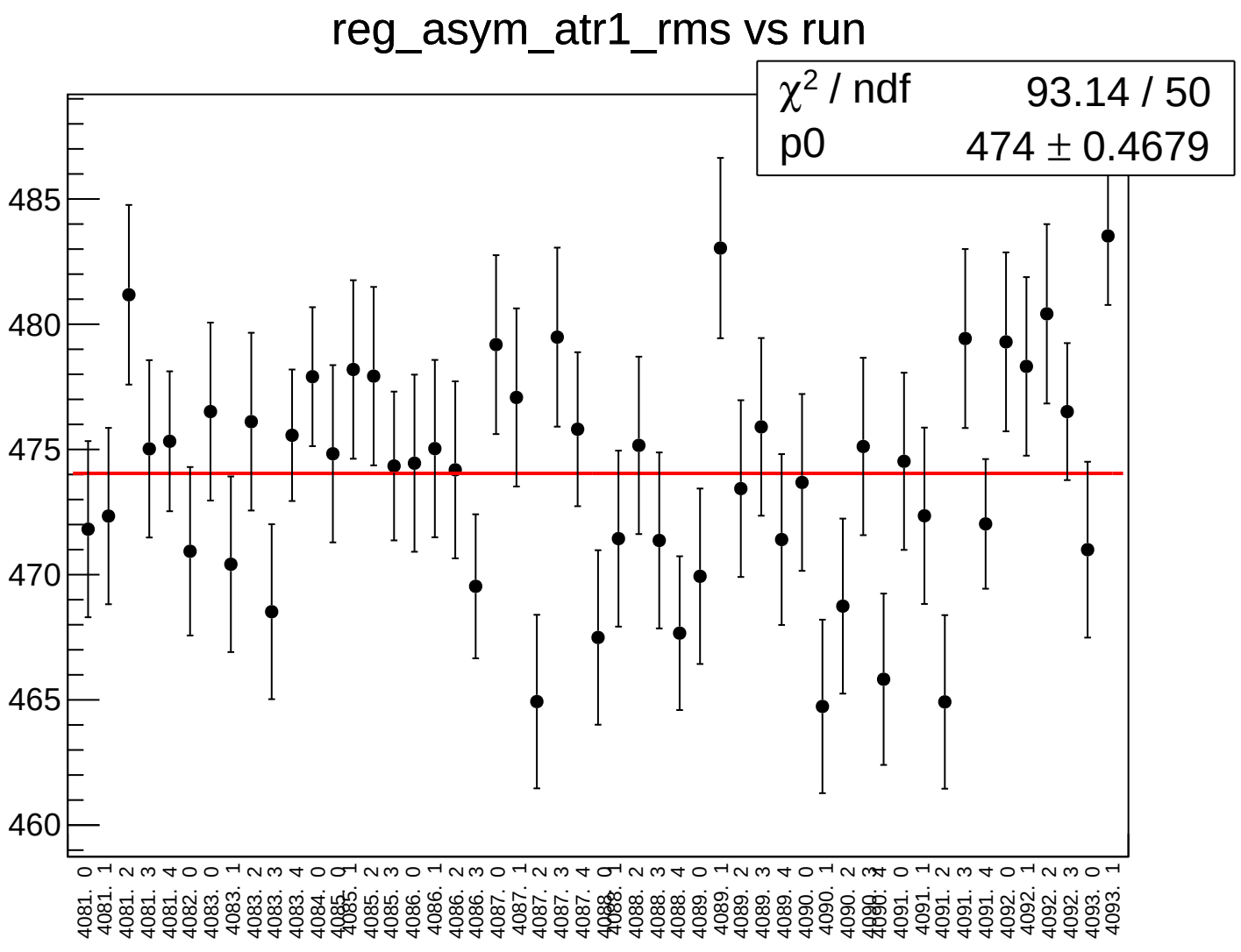
reg_asym_atr1_rms vs run
χ² / ndf 93.14 / 50
p0 474 ± 0.4679
485
480
475
470
465
460
4081. 0
4081. 1
4081. 2
4081. 3
4081. 4
4082. 0
4083. 0
4083. 1
4083. 2
4083. 3
4083. 4
4084. 0
4085. 0
4085. 1
4085. 2
4085. 3
4086. 0
4086. 1
4086. 2
4086. 3
4087. 0
4087. 1
4087. 2
4087. 3
4087. 4
4088. 0
4088. 1
4088. 2
4088. 3
4088. 4
4089. 0
4089. 1
4089. 2
4089. 3
4089. 4
4090. 0
4090. 1
4090. 2
4091. 0
4091. 1
4091. 2
4091. 3
4091. 4
4092. 0
4092. 1
4092. 2
4092. 3
4093. 0
4093. 1

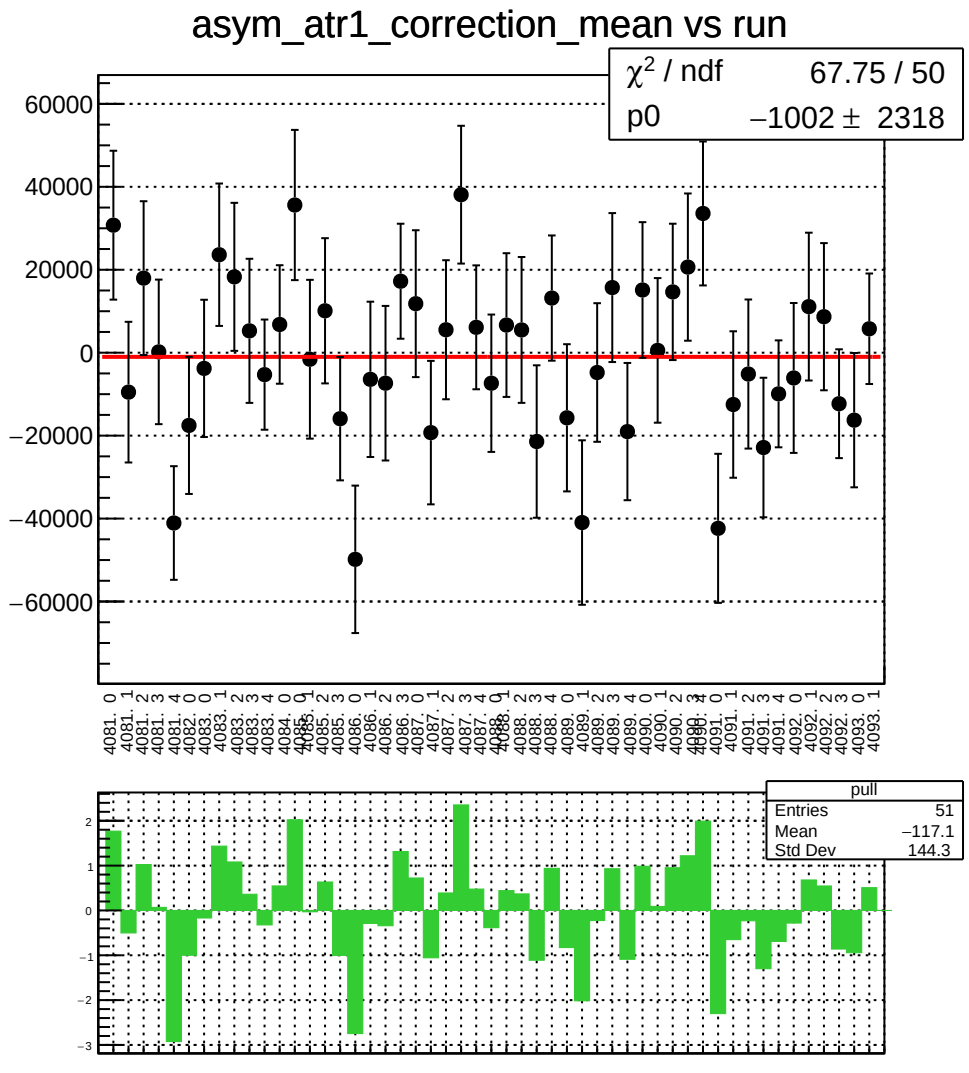
asym_atr1_correction_mean vs run
χ² / ndf 67.75 / 50
p0 −1002 ± 2318
pull
Entries 51
Mean −117.1
Std Dev 144.3

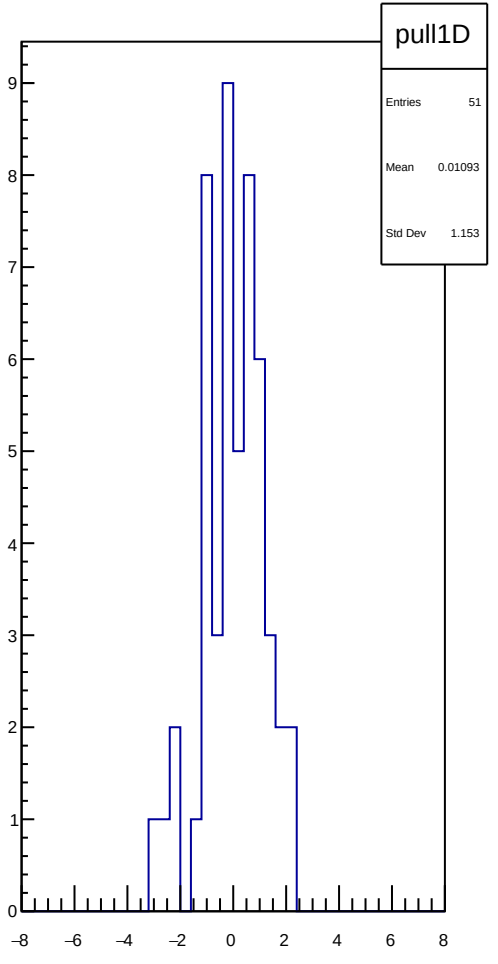
pull1D
Entries 51
Mean 0.01093
Std Dev 1.153

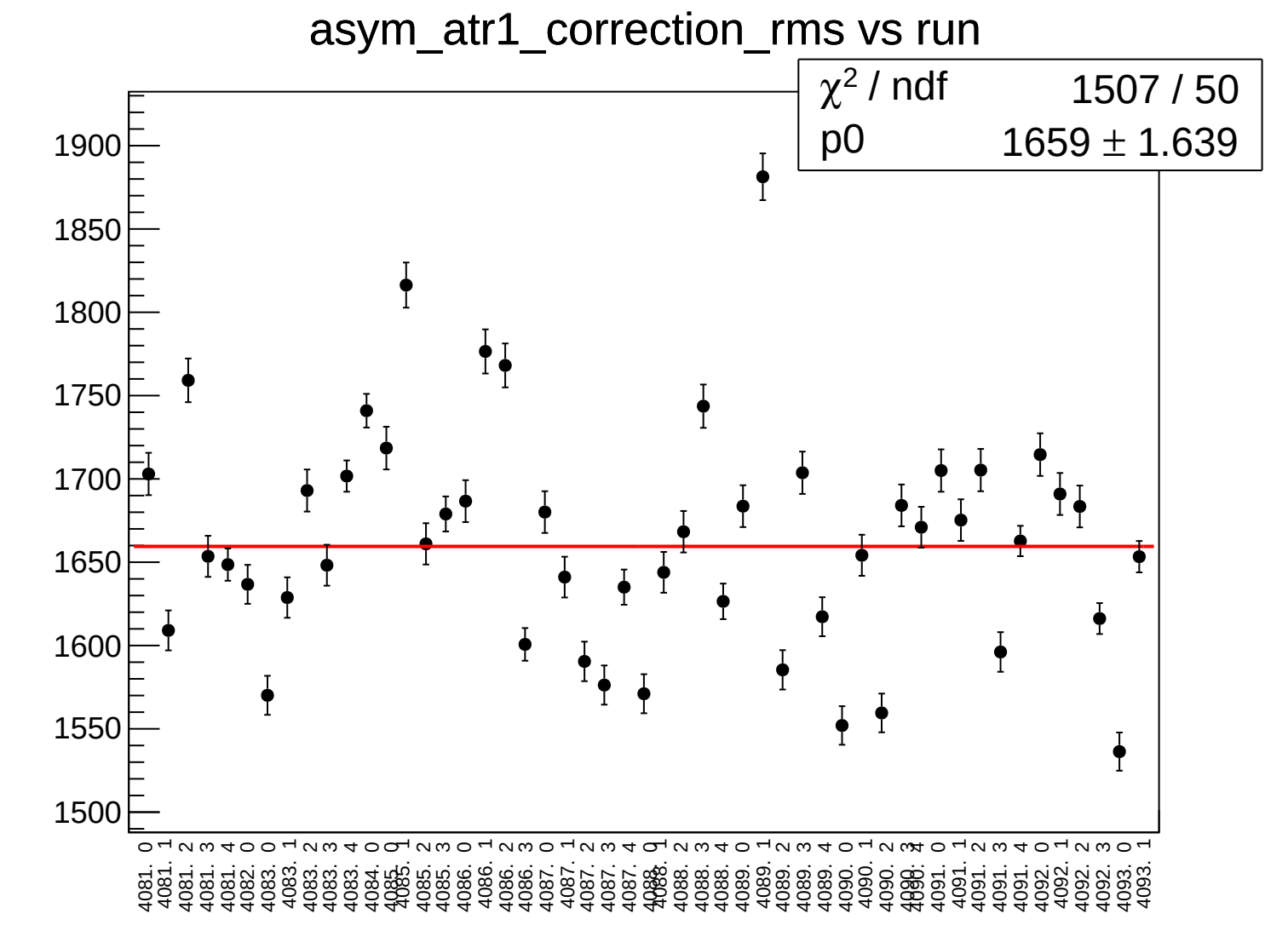
asym_atr1_correction_rms vs run
χ² / ndf 1507 / 50
p0 1659 ± 1.639
1900
1850
1800
1750
1700
1650
1600
1550
1500
4081. 0
4081. 1
4081. 2
4081. 3
4081. 4
4082. 0
4083. 0
4083. 1
4083. 2
4083. 3
4083. 4
4084. 0
4085. 0
4085. 1
4085. 2
4085. 3
4086. 0
4086. 1
4086. 2
4086. 3
4087. 0
4087. 1
4087. 2
4087. 3
4087. 4
4088. 1
4088. 2
4088. 3
4088. 4
4089. 0
4089. 1
4089. 2
4089. 3
4089. 4
4090. 0
4090. 1
4090. 2
4091. 0
4091. 1
4091. 2
4091. 3
4091. 4
4092. 0
4092. 1
4092. 2
4092. 3
4093. 0
4093. 1

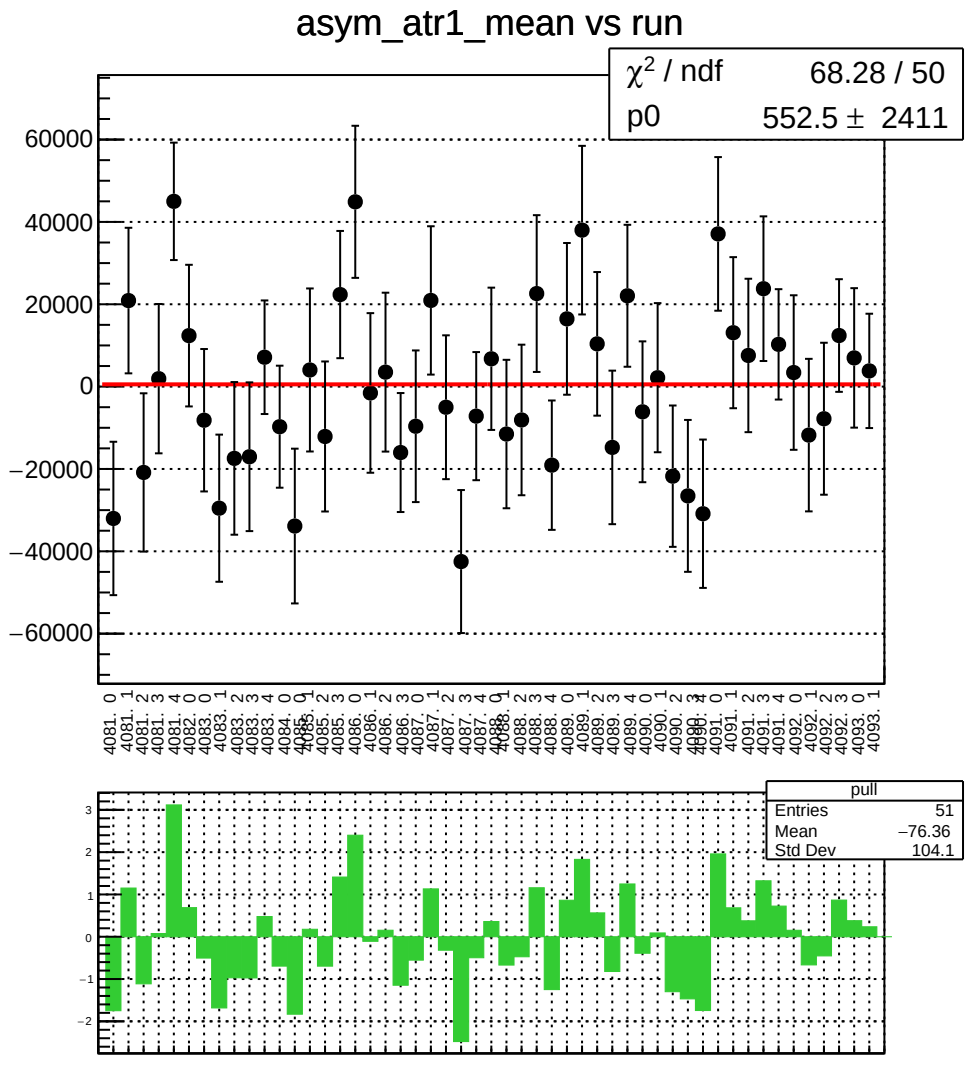
asym_atr1_mean vs run
χ² / ndf 68.28 / 50
p0 552.5 ± 2411
pull
Entries 51
Mean −76.36
Std Dev 104.1

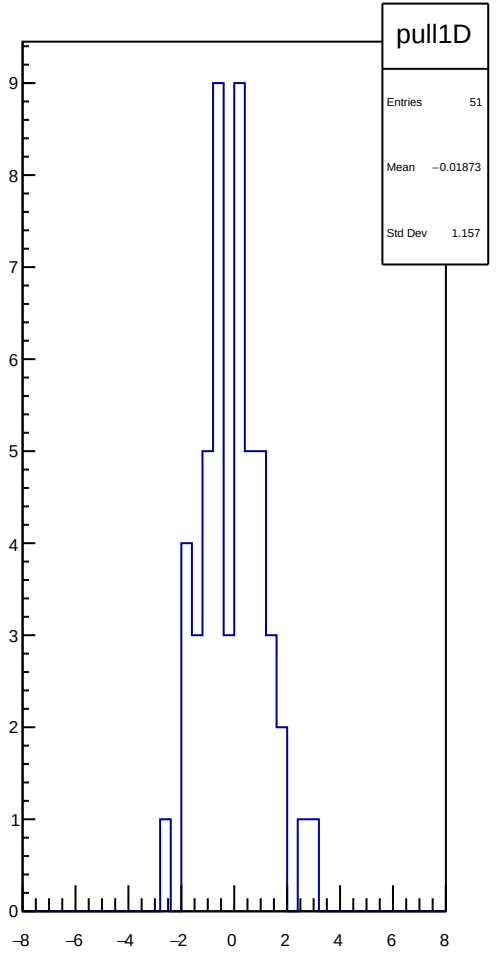
pull1D
Entries 51
Mean −0.01873
Std Dev 1.157

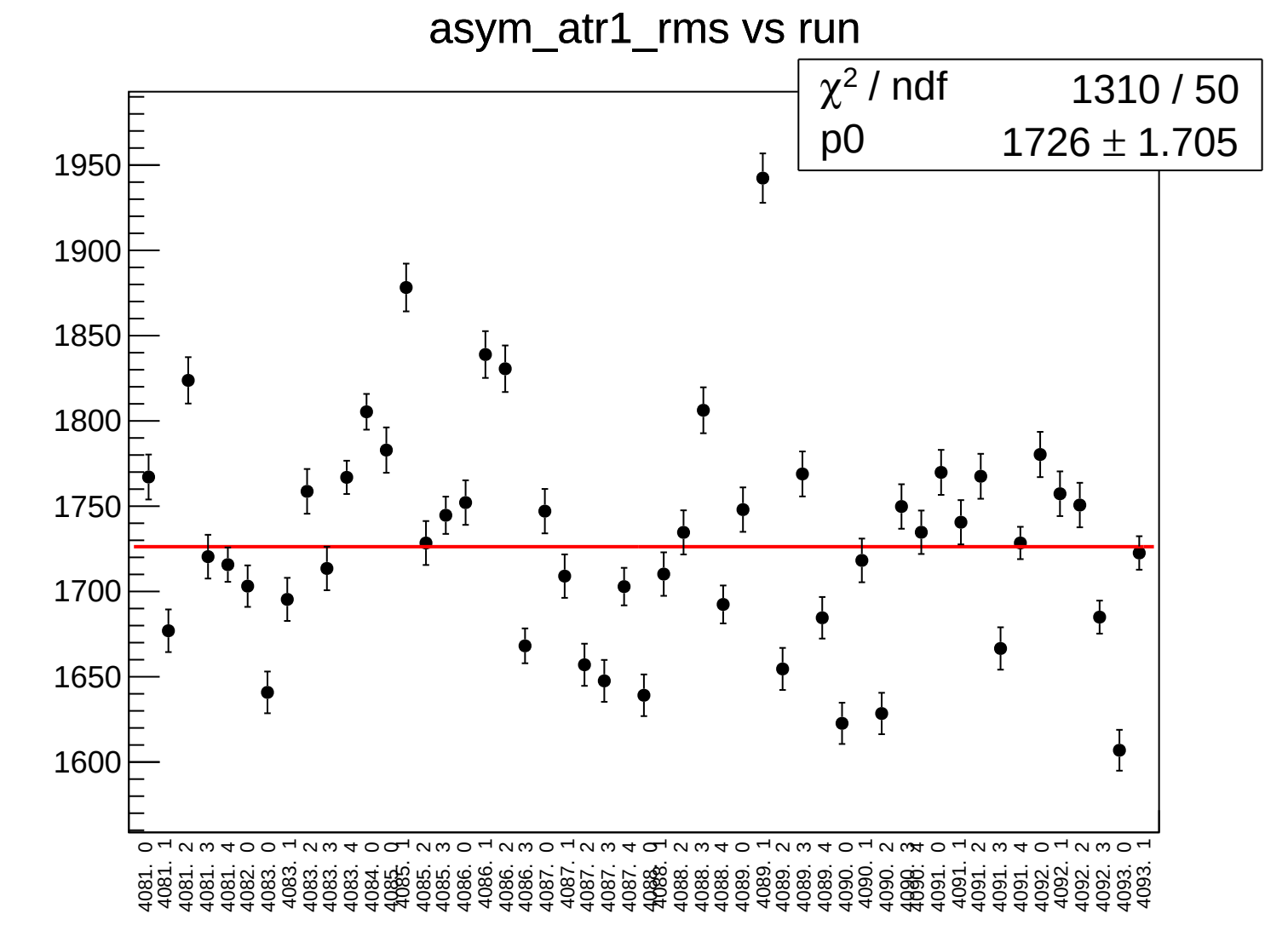
asym_atr1_rms vs run
χ^2 / ndf 1310 / 50
p0 1726 ± 1.705
1950
1900
1850
1800
1750
1700
1650
1600
4081. 0
4081. 1
4081. 2
4081. 3
4081. 4
4082. 0
4083. 0
4083. 1
4083. 2
4083. 3
4083. 4
4084. 0
4085. 0
4085. 1
4085. 2
4085. 3
4086. 0
4086. 1
4086. 2
4086. 3
4087. 0
4087. 1
4087. 2
4087. 3
4087. 4
4088. 0
4088. 1
4088. 2
4088. 3
4088. 4
4089. 0
4089. 1
4089. 2
4089. 3
4089. 4
4090. 0
4090. 1
4090. 2
4091. 0
4091. 1
4091. 2
4091. 3
4091. 4
4092. 0
4092. 1
4092. 2
4092. 3
4093. 0
4093. 1

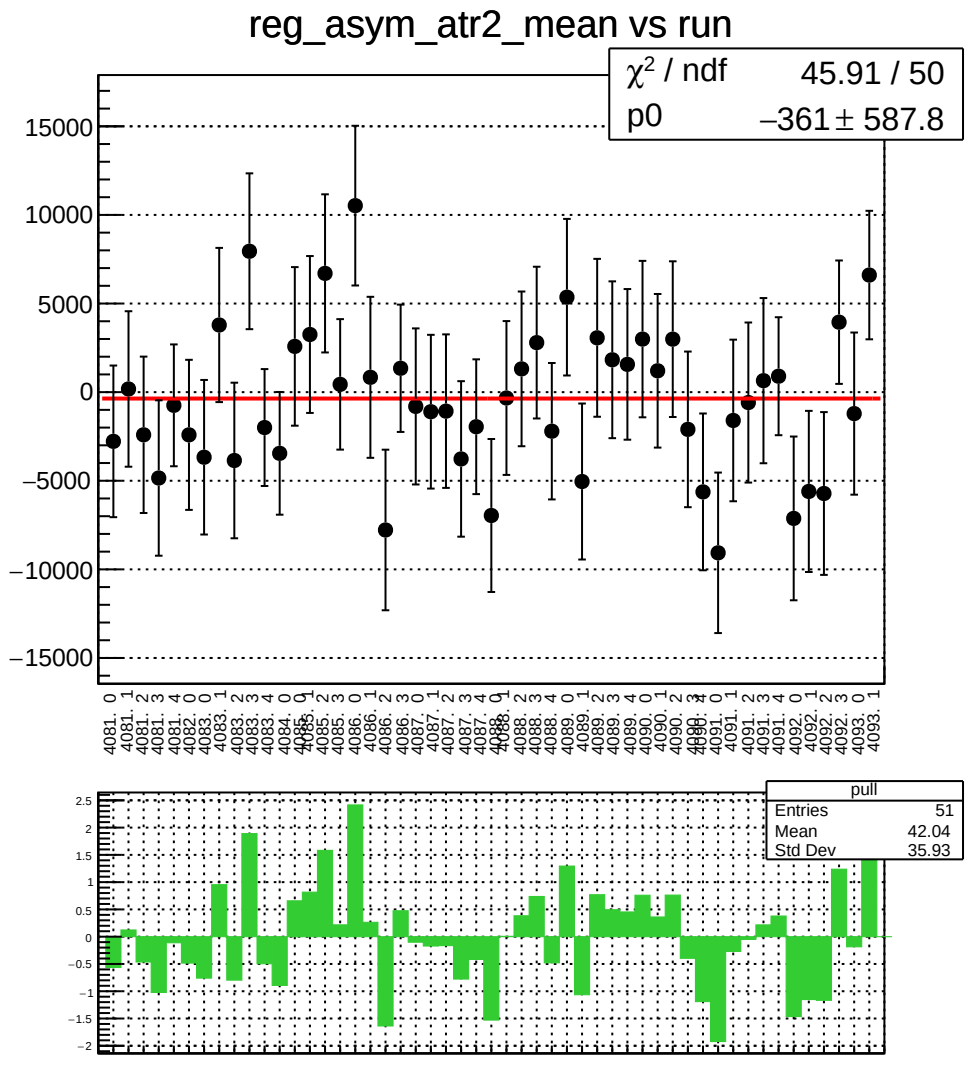
reg_asym_atr2_mean vs run
χ² / ndf 45.91 / 50
p0 −361 ± 587.8
15000
10000
5000
0
−5000
−10000
−15000
pull
Entries 51
Mean 42.04
Std Dev 35.93
2.5
2
1.5
1
0.5
0
−0.5
−1
−1.5
−2

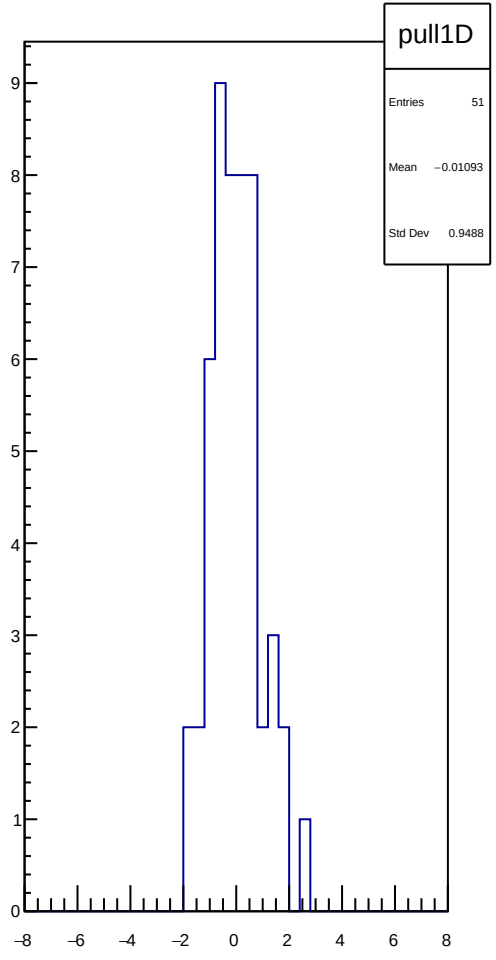
pull1D
Entries 51
Mean −0.01093
Std Dev 0.9488
9
8
7
6
5
4
3
2
1
0
−8
−6
−4
−2
0
2
4
6
8

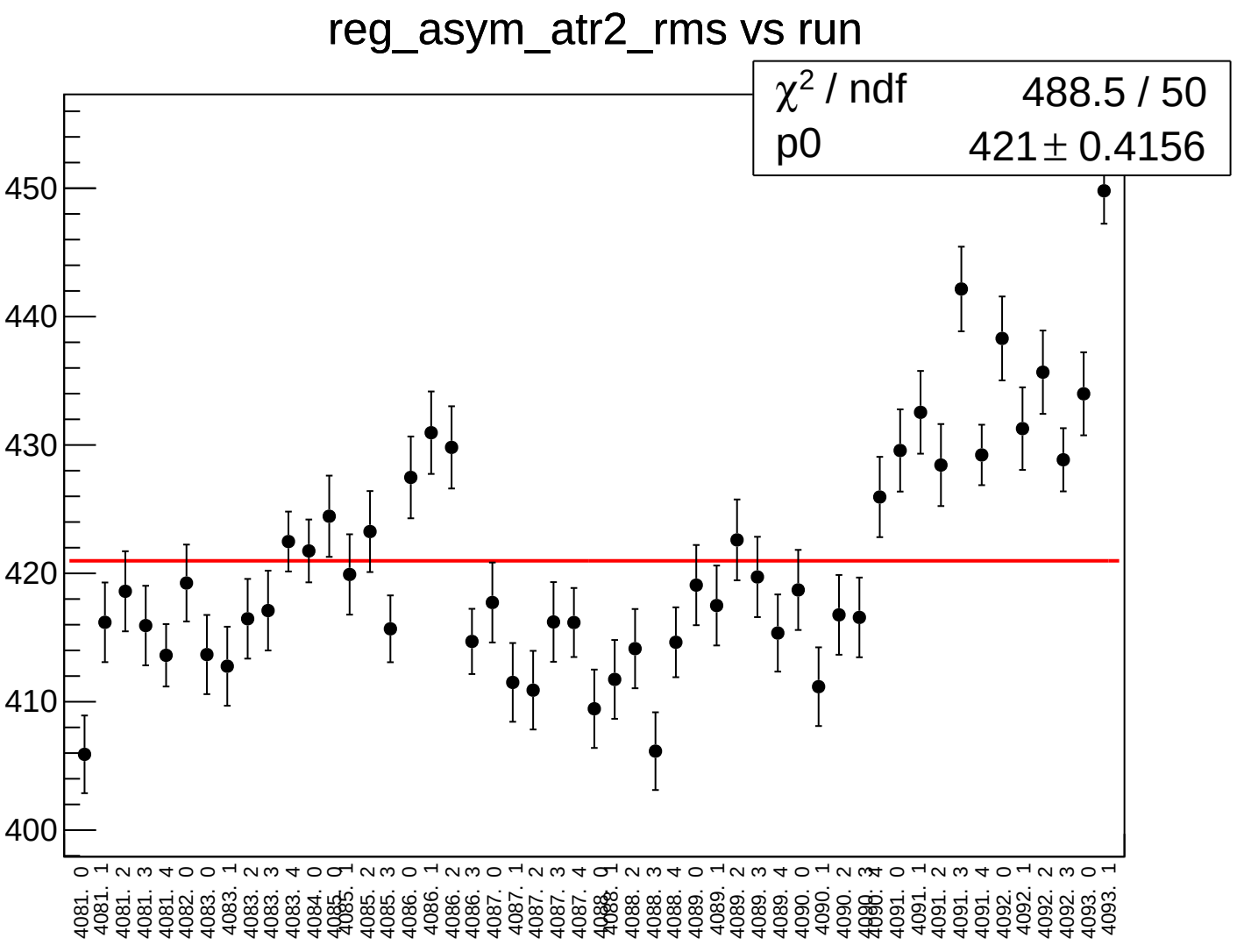
reg_asym_atr2_rms vs run
χ² / ndf 488.5 / 50
p0 421 ± 0.4156
450
440
430
420
410
400
4081. 0
4081. 1
4081. 2
4081. 3
4081. 4
4082. 0
4083. 0
4083. 1
4083. 2
4083. 3
4083. 4
4084. 0
4085. 0
4085. 1
4085. 2
4085. 3
4086. 0
4086. 1
4086. 2
4086. 3
4087. 0
4087. 1
4087. 2
4087. 3
4087. 4
4088. 0
4088. 1
4088. 2
4088. 3
4088. 4
4089. 0
4089. 1
4089. 2
4089. 3
4089. 4
4090. 0
4090. 1
4090. 2
4090. 3
4090. 4
4091. 0
4091. 1
4091. 2
4091. 3
4091. 4
4092. 0
4092. 1
4092. 2
4092. 3
4093. 0
4093. 1

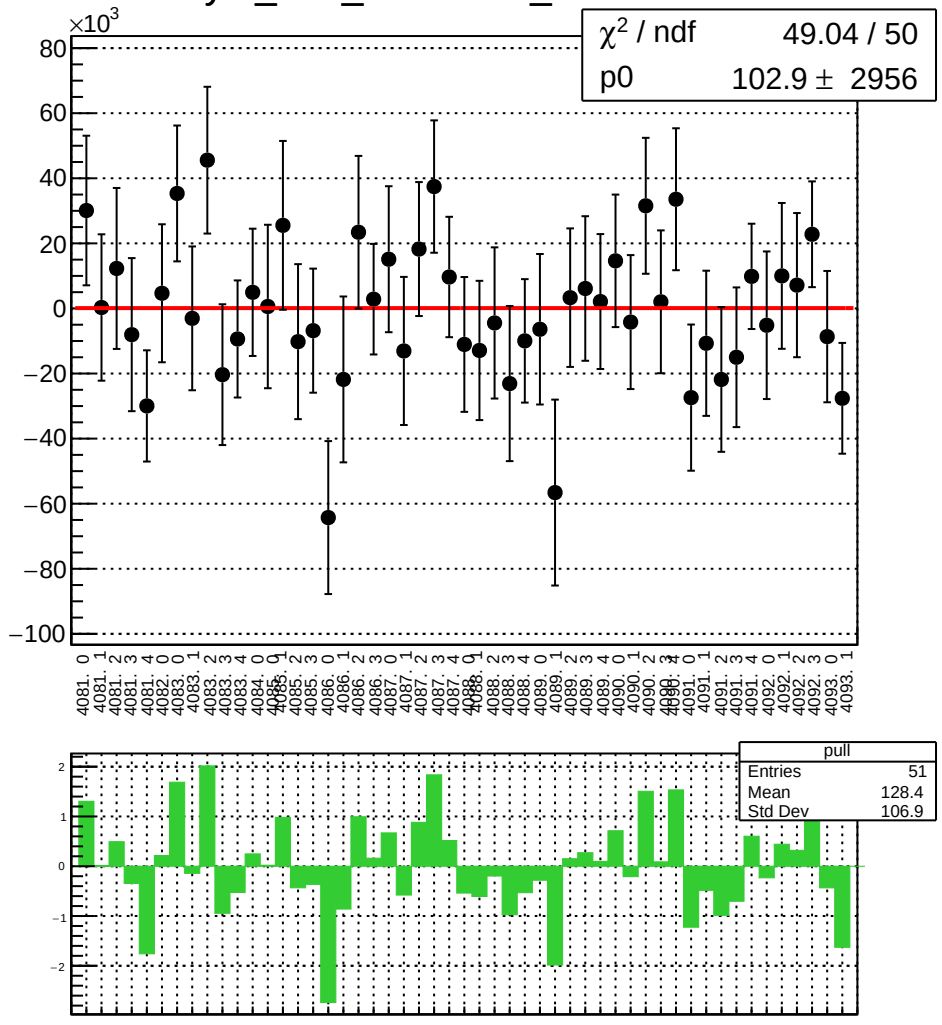
asym_atr2_correction_mean vs run
×10^3
χ² / ndf 49.04 / 50
p0 102.9 ± 2956
pull
Entries 51
Mean 128.4
Std Dev 106.9

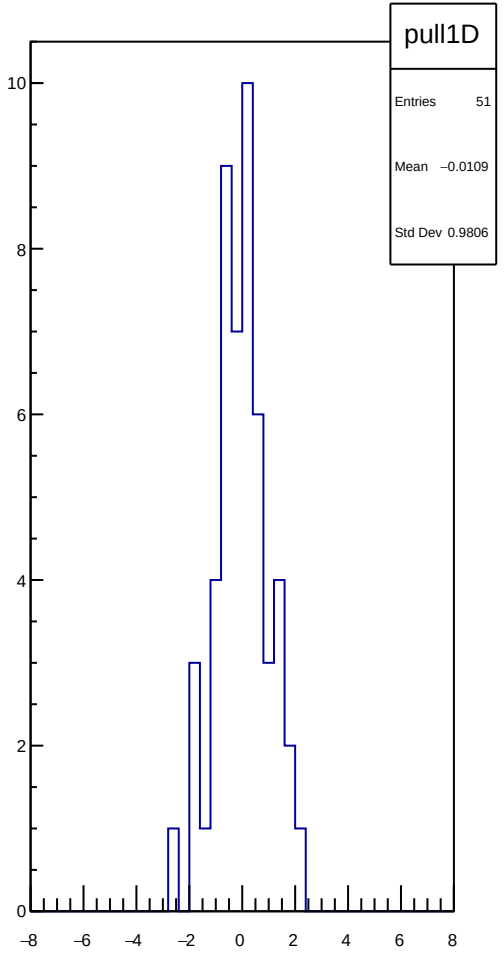
pull1D
Entries 51
Mean −0.0109
Std Dev 0.9806

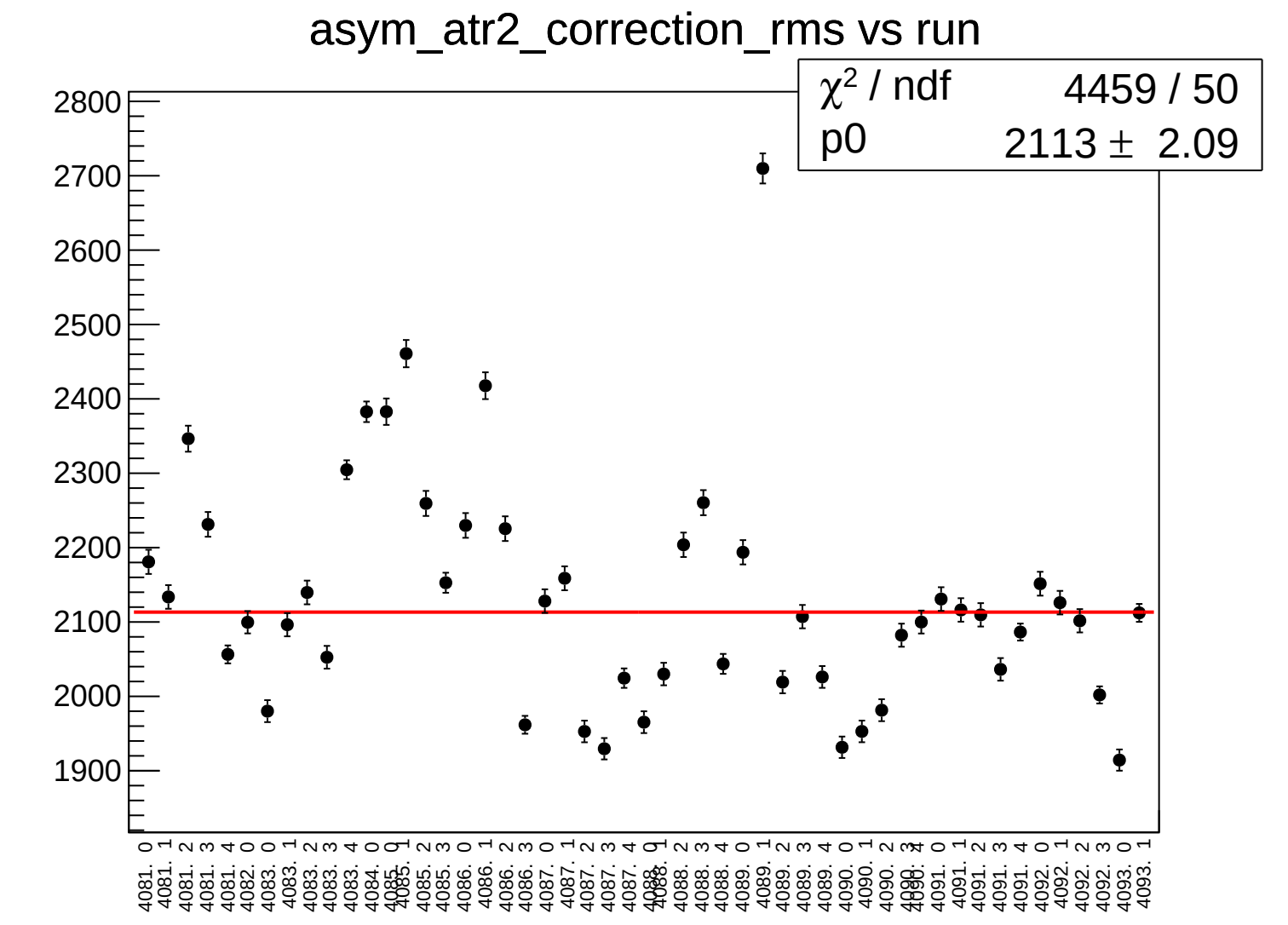
asym_atr2_correction_rms vs run
χ² / ndf 4459 / 50
p0 2113 ± 2.09
2800
2700
2600
2500
2400
2300
2200
2100
2000
1900
4081. 0
4081. 1
4081. 2
4081. 3
4081. 4
4082. 0
4083. 0
4083. 1
4083. 2
4083. 3
4083. 4
4084. 0
4085. 0
4085. 1
4085. 2
4085. 3
4086. 0
4086. 1
4086. 2
4086. 3
4087. 0
4087. 1
4087. 2
4087. 3
4087. 4
4088. 1
4088. 2
4088. 3
4088. 4
4089. 0
4089. 1
4089. 2
4089. 3
4089. 4
4090. 0
4090. 1
4090. 2
4091. 0
4091. 1
4091. 2
4091. 3
4091. 4
4092. 0
4092. 1
4092. 2
4092. 3
4093. 0
4093. 1

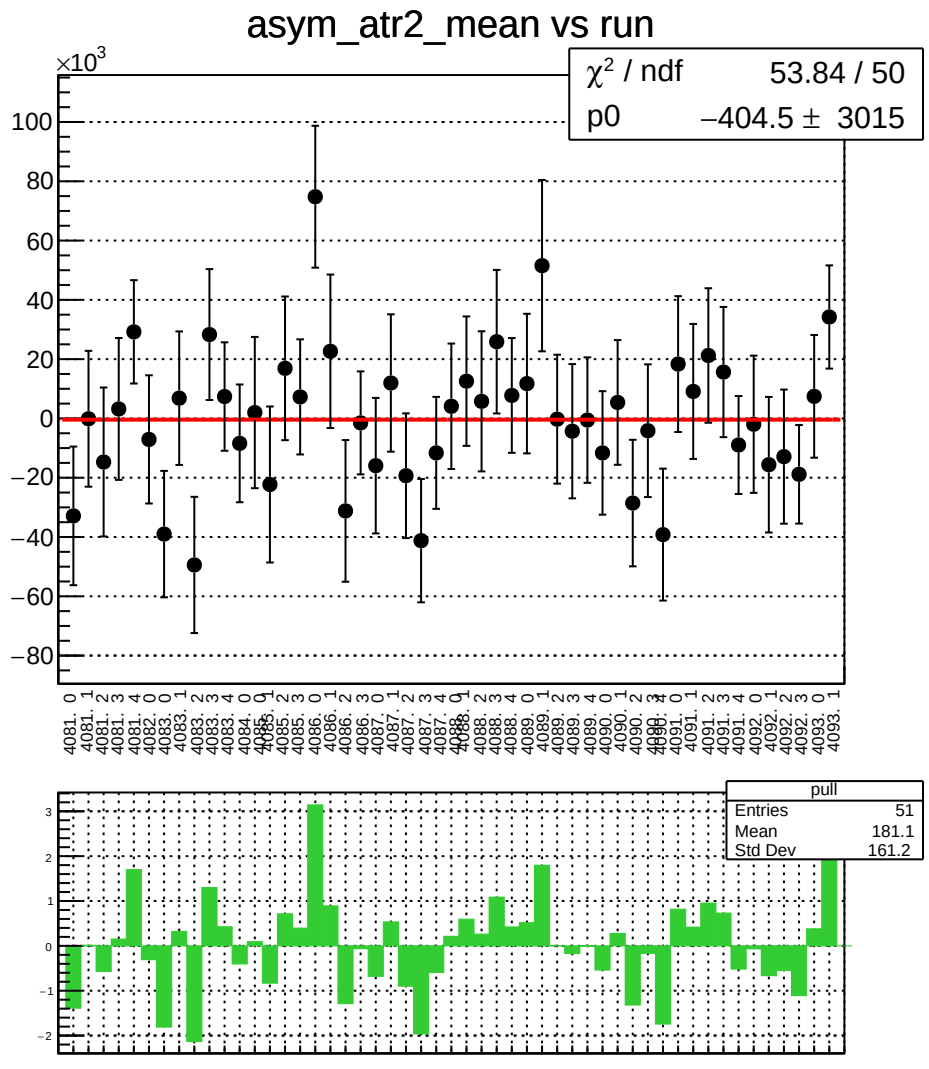
asym_atr2_mean vs run
×10^3
χ² / ndf 53.84 / 50
p0 −404.5 ± 3015
pull
Entries 51
Mean 181.1
Std Dev 161.2

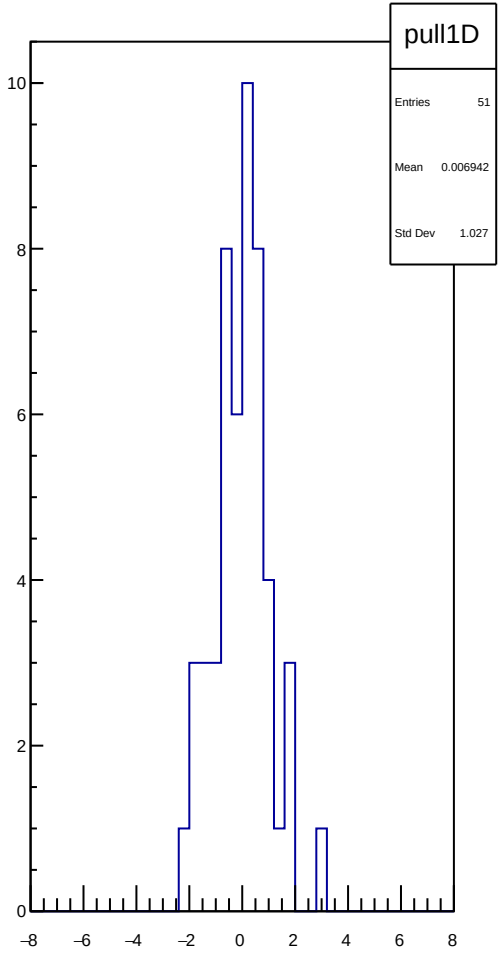
pull1D
Entries 51
Mean 0.006942
Std Dev 1.027

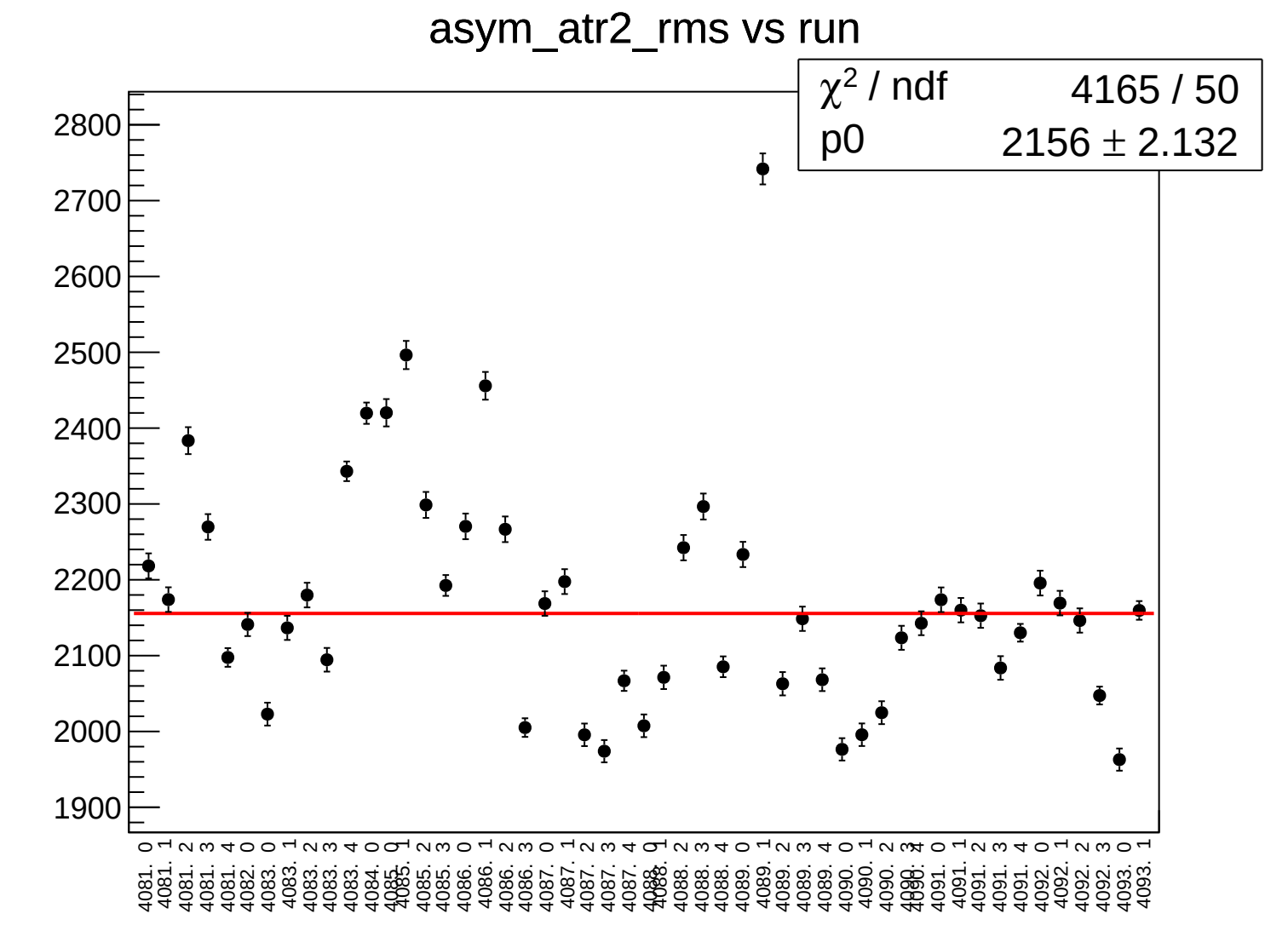
asym_atr2_rms vs run
χ² / ndf 4165 / 50
p0 2156 ± 2.132
2800
2700
2600
2500
2400
2300
2200
2100
2000
1900
4081. 0
4081. 1
4081. 2
4081. 3
4081. 4
4082. 0
4083. 0
4083. 1
4083. 2
4083. 3
4083. 4
4084. 0
4085. 0
4085. 1
4085. 2
4085. 3
4086. 0
4086. 1
4086. 2
4086. 3
4087. 0
4087. 1
4087. 2
4087. 3
4087. 4
4088. 0
4088. 1
4088. 2
4088. 3
4088. 4
4089. 0
4089. 1
4089. 2
4089. 3
4089. 4
4090. 0
4090. 1
4090. 2
4090. 3
4090. 4
4091. 0
4091. 1
4091. 2
4091. 3
4091. 4
4092. 0
4092. 1
4092. 2
4092. 3
4093. 0
4093. 1

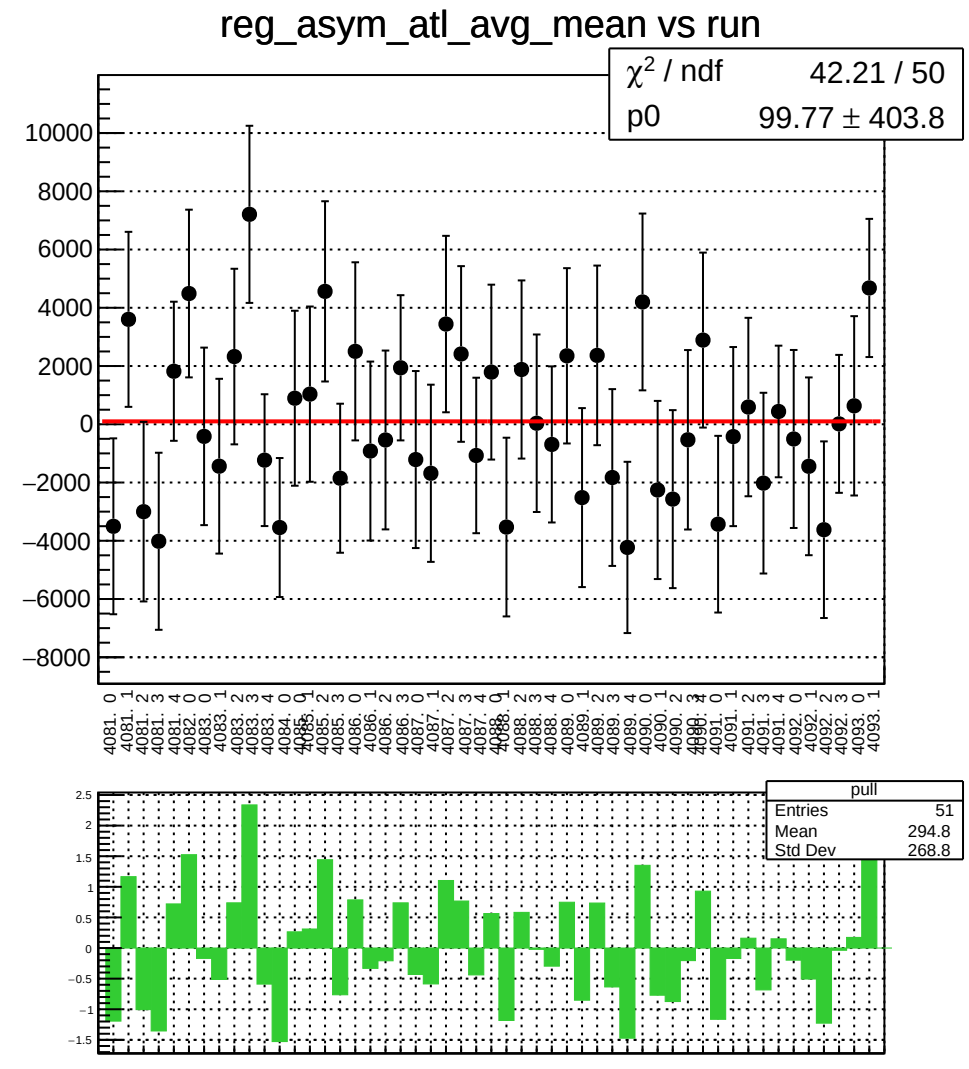
reg_asym_atl_avg_mean vs run
χ^2 / ndf 42.21 / 50
p0 99.77 ± 403.8
pull
Entries 51
Mean 294.8
Std Dev 268.8

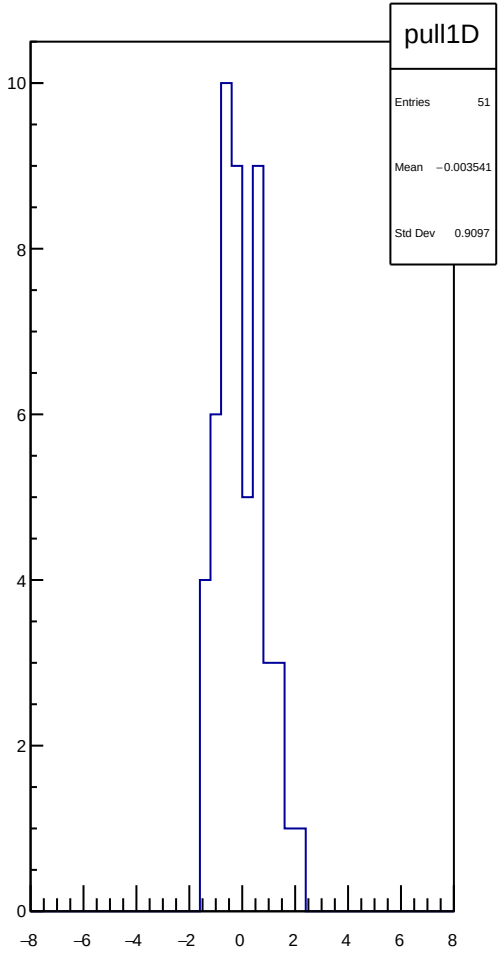
pull1D
Entries 51
Mean −0.003541
Std Dev 0.9097

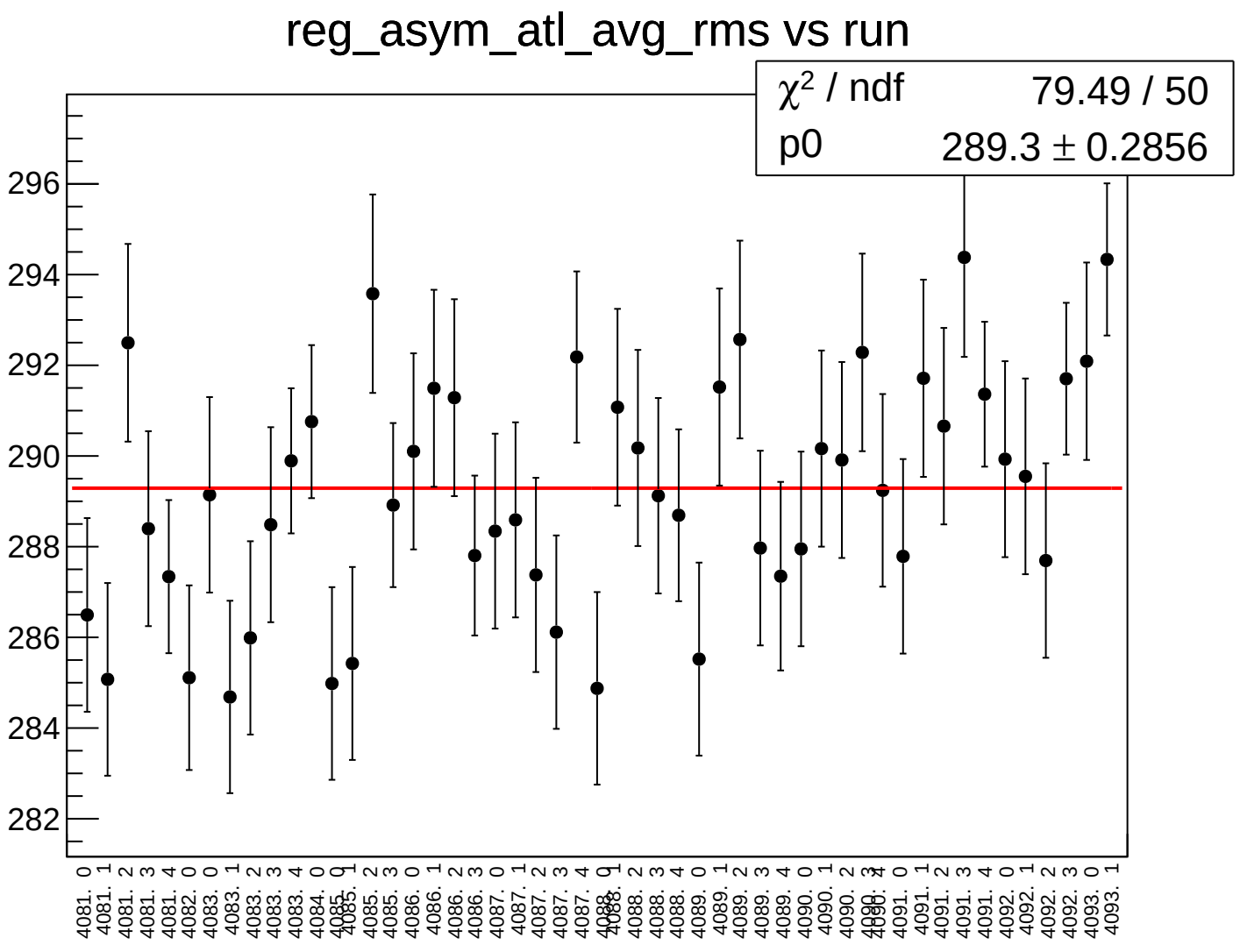
reg_asym_atl_avg_rms vs run
χ² / ndf 79.49 / 50
p0 289.3 ± 0.2856
296
294
292
290
288
286
284
282
4081. 0
4081. 1
4081. 2
4081. 3
4081. 4
4082. 0
4083. 0
4083. 1
4083. 2
4083. 3
4083. 4
4084. 0
4085. 2
4085. 3
4086. 0
4086. 1
4086. 2
4086. 3
4087. 0
4087. 1
4087. 2
4087. 3
4087. 4
4088. 2
4088. 3
4088. 4
4089. 0
4089. 1
4089. 2
4089. 3
4089. 4
4090. 0
4090. 1
4090. 2
4091. 0
4091. 1
4091. 2
4091. 3
4091. 4
4092. 0
4092. 1
4092. 2
4092. 3
4093. 0
4093. 1

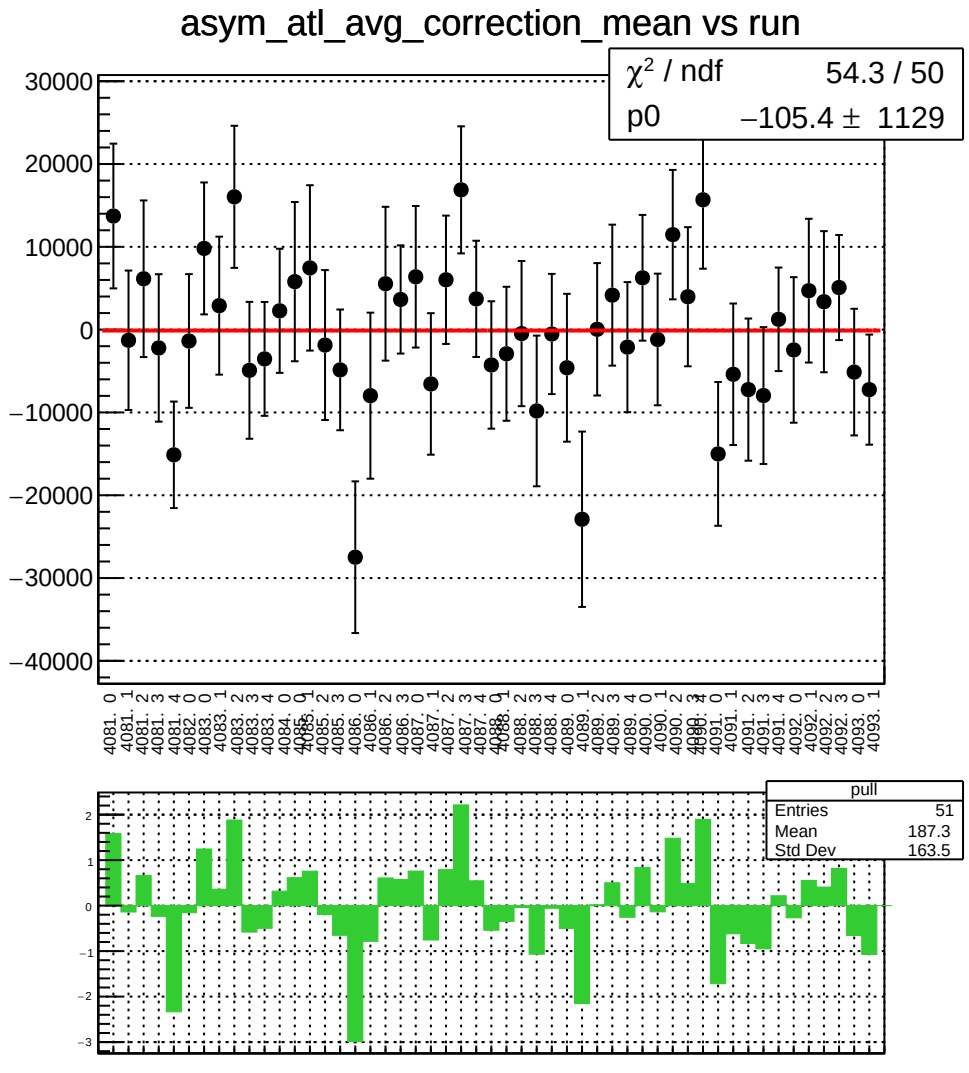
asym_atl_avg_correction_mean vs run
χ² / ndf 54.3 / 50
p0 −105.4 ± 1129
pull
Entries 51
Mean 187.3
Std Dev 163.5

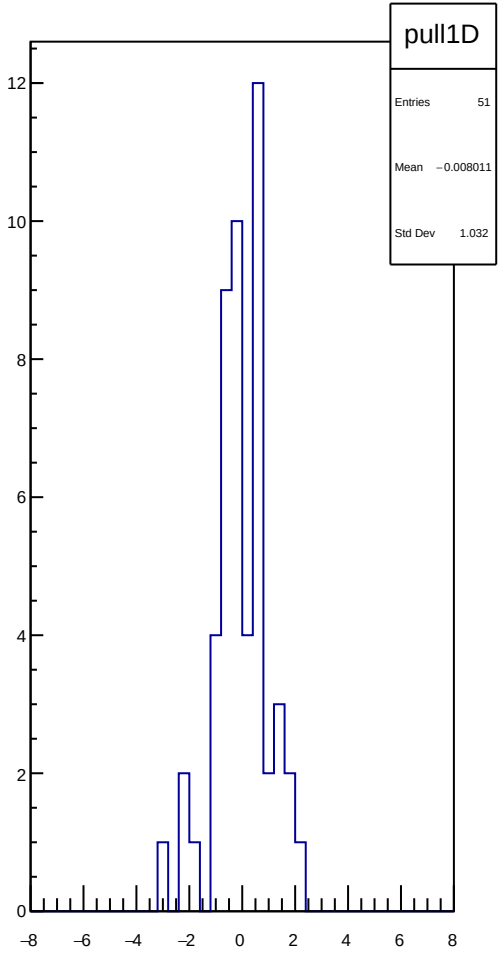
pull1D
Entries 51
Mean −0.008011
Std Dev 1.032

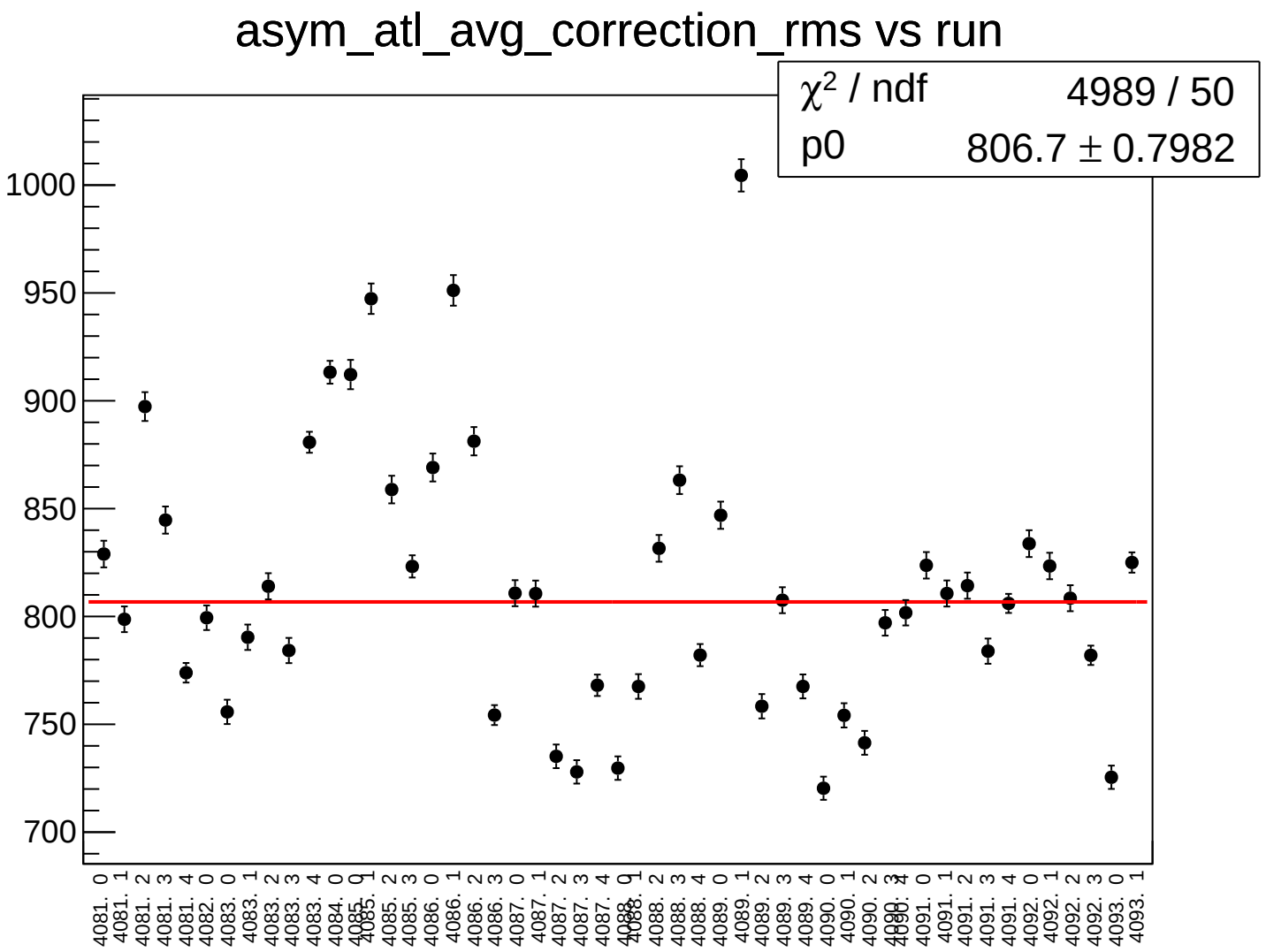
asym_atl_avg_correction_rms vs run
χ² / ndf 4989 / 50
p0 806.7 ± 0.7982
1000
950
900
850
800
750
700
4081. 0
4081. 1
4081. 2
4081. 3
4081. 4
4082. 0
4083. 0
4083. 1
4083. 2
4083. 3
4083. 4
4084. 0
4085. 0
4085. 1
4085. 2
4085. 3
4086. 0
4086. 1
4086. 2
4086. 3
4087. 0
4087. 1
4087. 2
4087. 3
4087. 4
4088. 2
4088. 3
4088. 4
4089. 0
4089. 1
4089. 2
4089. 3
4089. 4
4090. 0
4090. 1
4090. 2
4091. 0
4091. 1
4091. 2
4091. 3
4091. 4
4092. 0
4092. 1
4092. 2
4092. 3
4093. 0
4093. 1

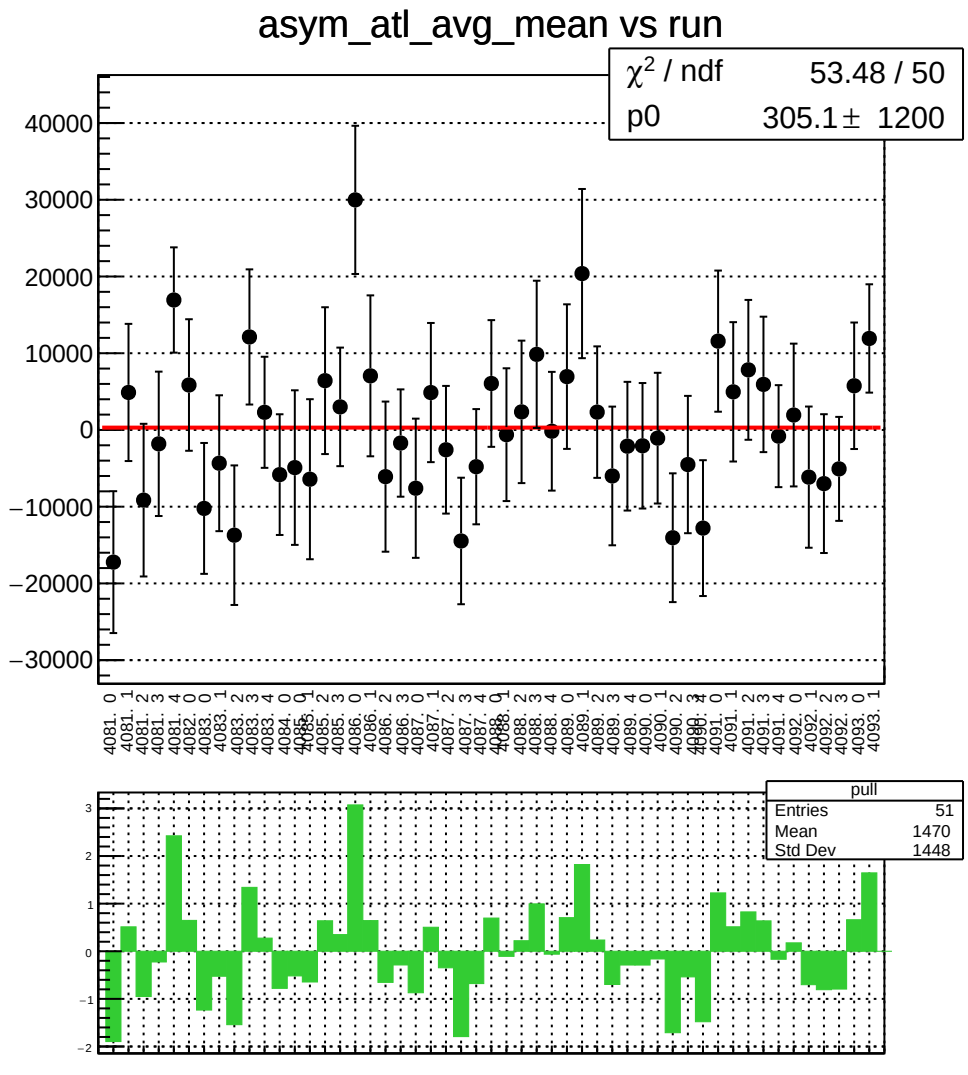
asym_atl_avg_mean vs run
χ² / ndf 53.48 / 50
p0 305.1 ± 1200
pull
Entries 51
Mean 1470
Std Dev 1448

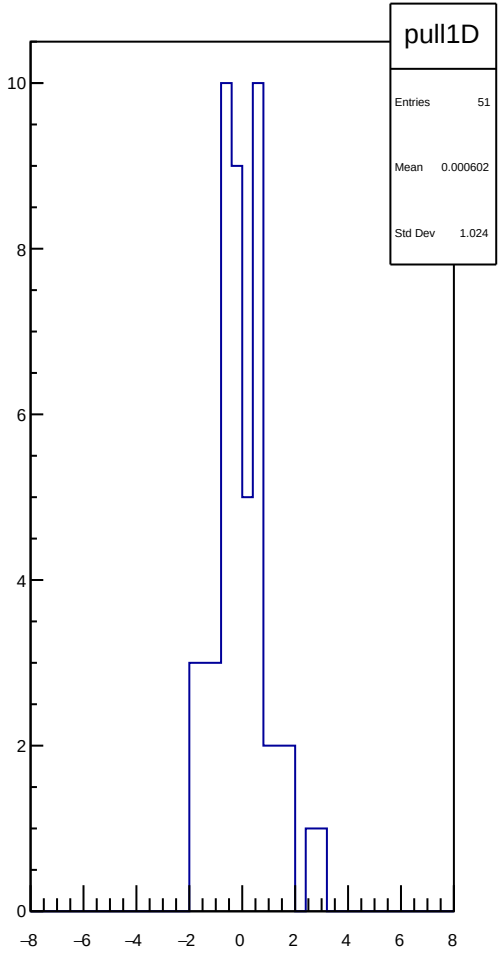
pull1D
Entries 51
Mean 0.000602
Std Dev 1.024

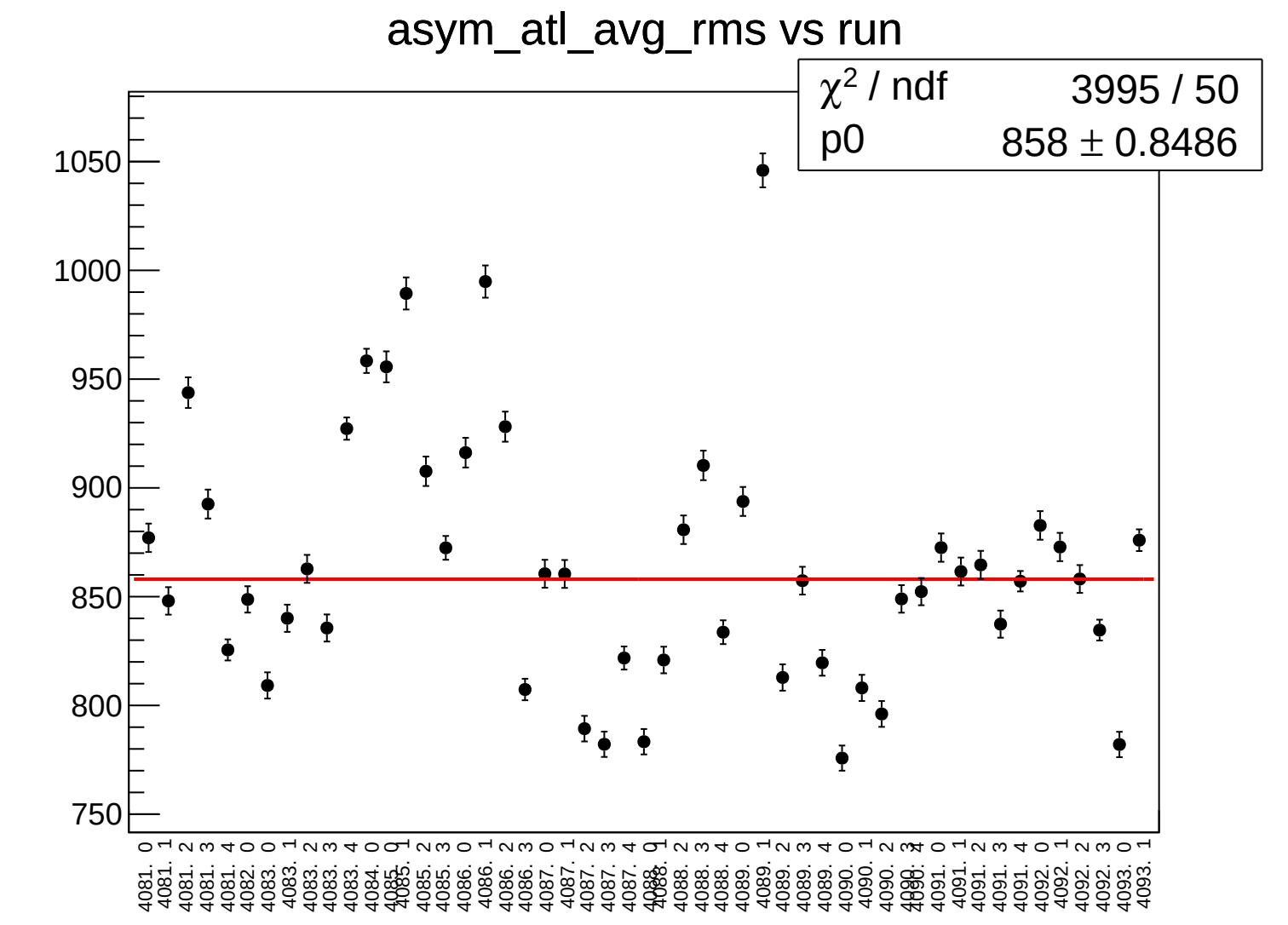
asym_atl_avg_rms vs run
χ² / ndf 3995 / 50
p0 858 ± 0.8486
1050
1000
950
900
850
800
750
4081. 0
4081. 1
4081. 2
4081. 3
4081. 4
4082. 0
4083. 0
4083. 1
4083. 2
4083. 3
4083. 4
4084. 0
4085. 0
4085. 1
4085. 2
4085. 3
4086. 0
4086. 1
4086. 2
4086. 3
4087. 0
4087. 1
4087. 2
4087. 3
4087. 4
4088. 2
4088. 3
4088. 4
4089. 0
4089. 1
4089. 2
4089. 3
4089. 4
4090. 0
4090. 1
4090. 2
4091. 0
4091. 1
4091. 2
4091. 3
4091. 4
4092. 0
4092. 1
4092. 2
4092. 3
4093. 0
4093. 1

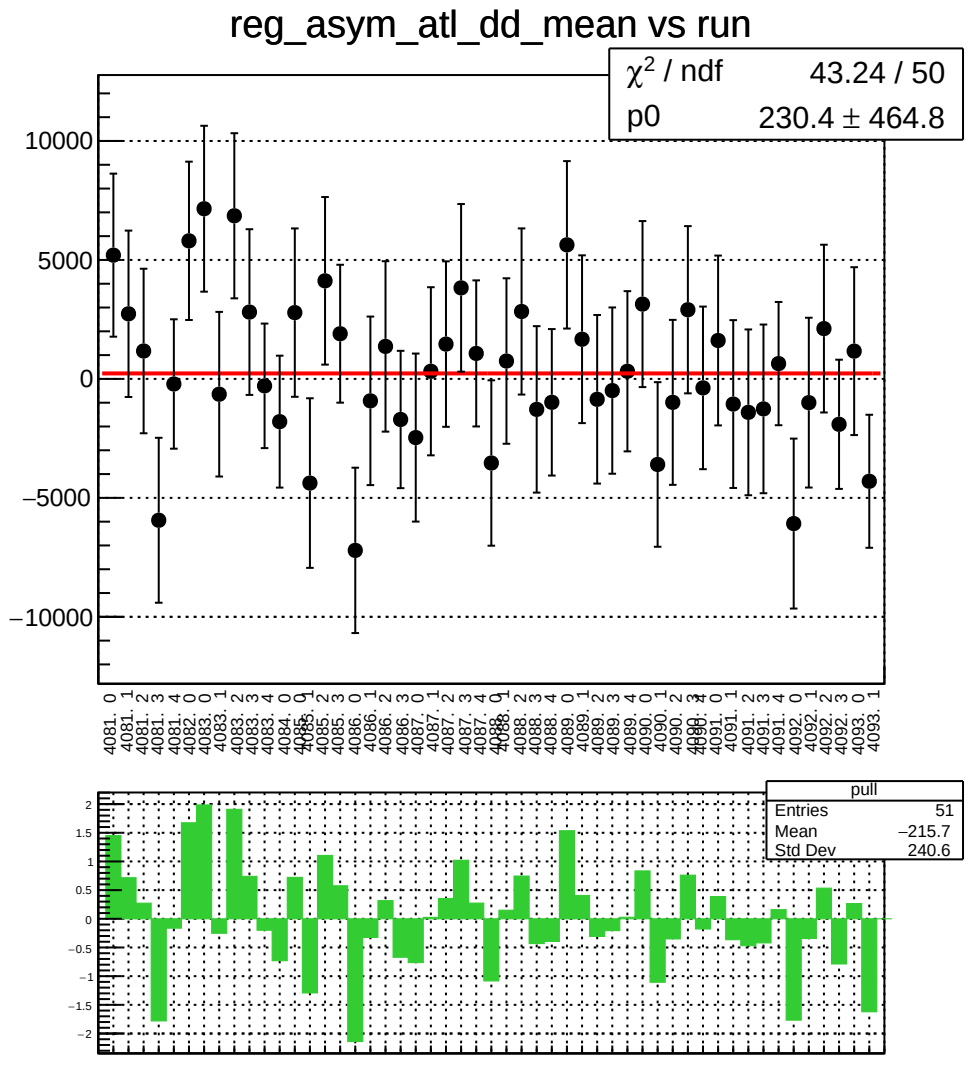
reg_asym_atl_dd_mean vs run
χ^2 / ndf 43.24 / 50
p0 230.4 ± 464.8
10000
5000
0
−5000
−10000
pull
Entries 51
Mean −215.7
Std Dev 240.6
2
1.5
1
0.5
0
−0.5
−1
−1.5
−2

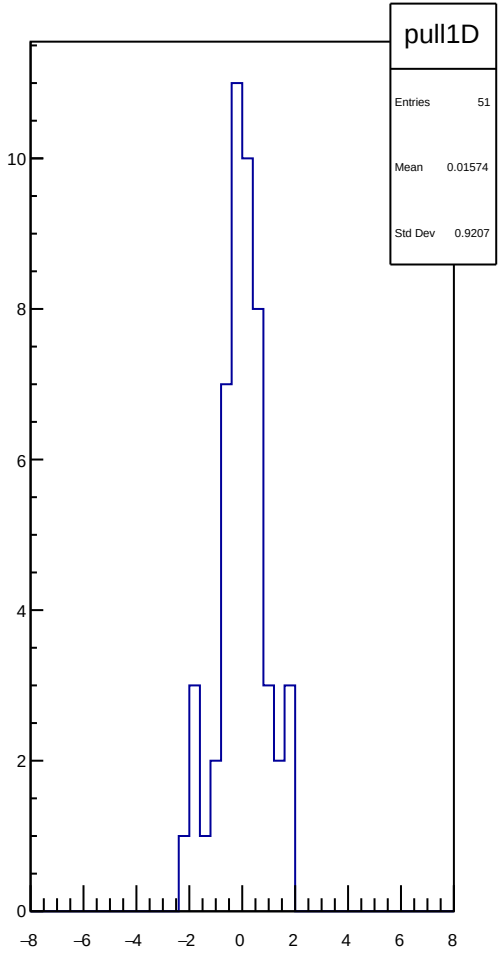
pull1D
Entries 51
Mean 0.01574
Std Dev 0.9207
10
8
6
4
2
0
−8
−6
−4
−2
0
2
4
6
8

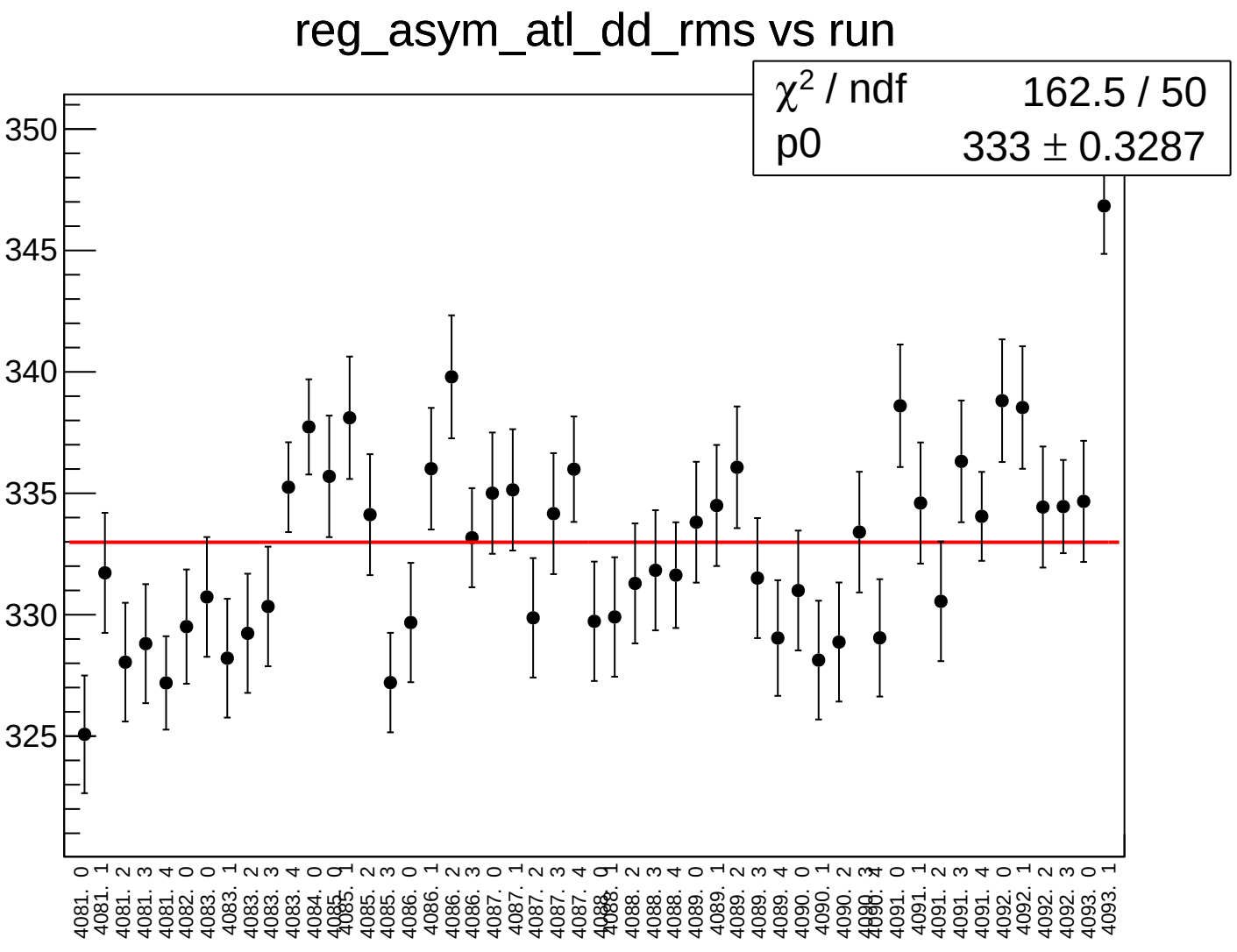
reg_asym_atl_dd_rms vs run
χ² / ndf 162.5 / 50
p0 333 ± 0.3287
350
345
340
335
330
325
4081. 0
4081. 1
4081. 2
4081. 3
4081. 4
4082. 0
4083. 0
4083. 1
4083. 2
4083. 3
4083. 4
4084. 0
4085. 0
4085. 1
4085. 2
4085. 3
4086. 0
4086. 1
4086. 2
4086. 3
4087. 0
4087. 1
4087. 2
4087. 3
4087. 4
4088. 0
4088. 1
4088. 2
4088. 3
4088. 4
4089. 0
4089. 1
4089. 2
4089. 3
4089. 4
4090. 0
4090. 1
4090. 2
4090. 3
4090. 4
4091. 0
4091. 1
4091. 2
4091. 3
4091. 4
4092. 0
4092. 1
4092. 2
4092. 3
4093. 0
4093. 1

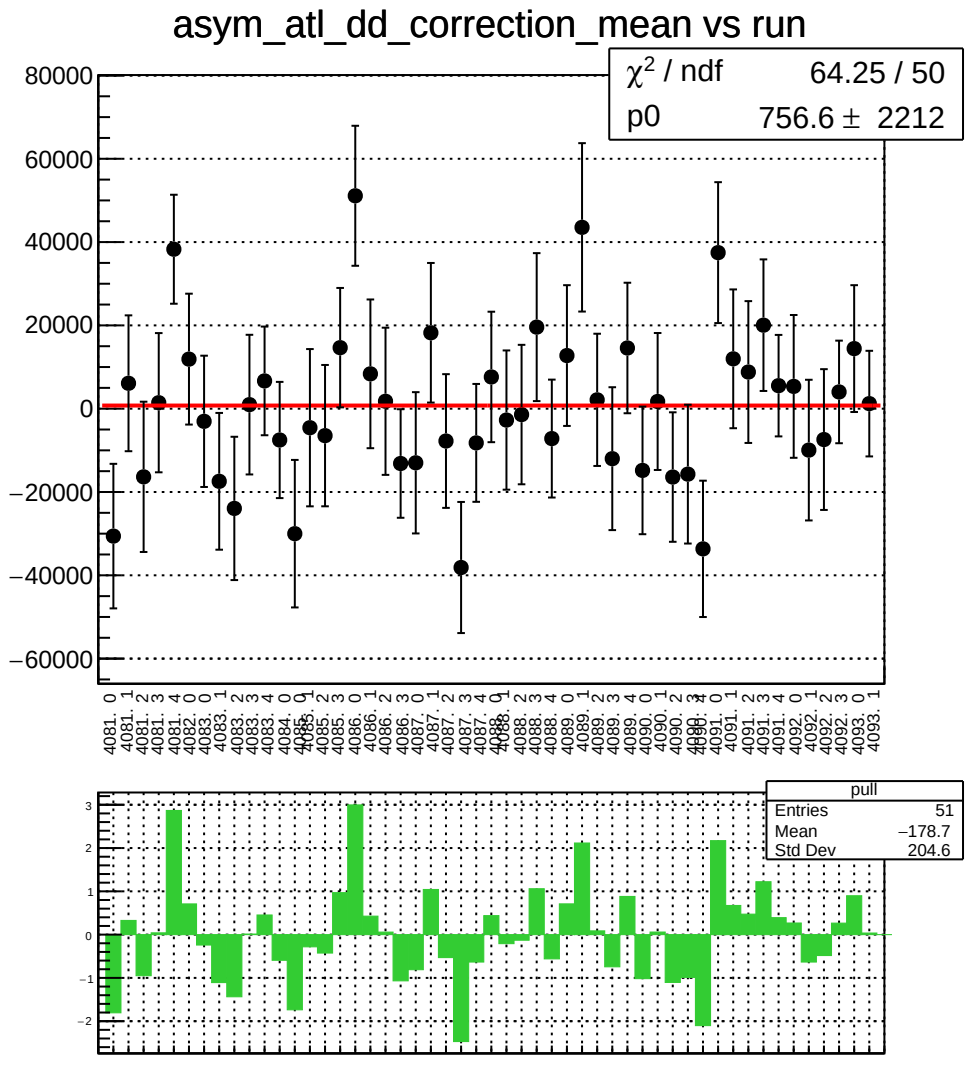
asym_atl_dd_correction_mean vs run
χ² / ndf 64.25 / 50
p0 756.6 ± 2212
pull
Entries 51
Mean −178.7
Std Dev 204.6

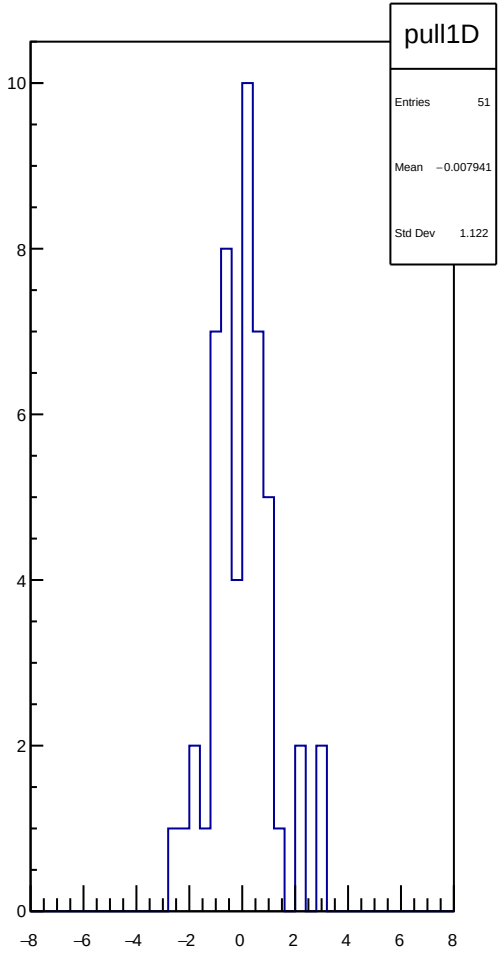
pull1D
Entries 51
Mean −0.007941
Std Dev 1.122

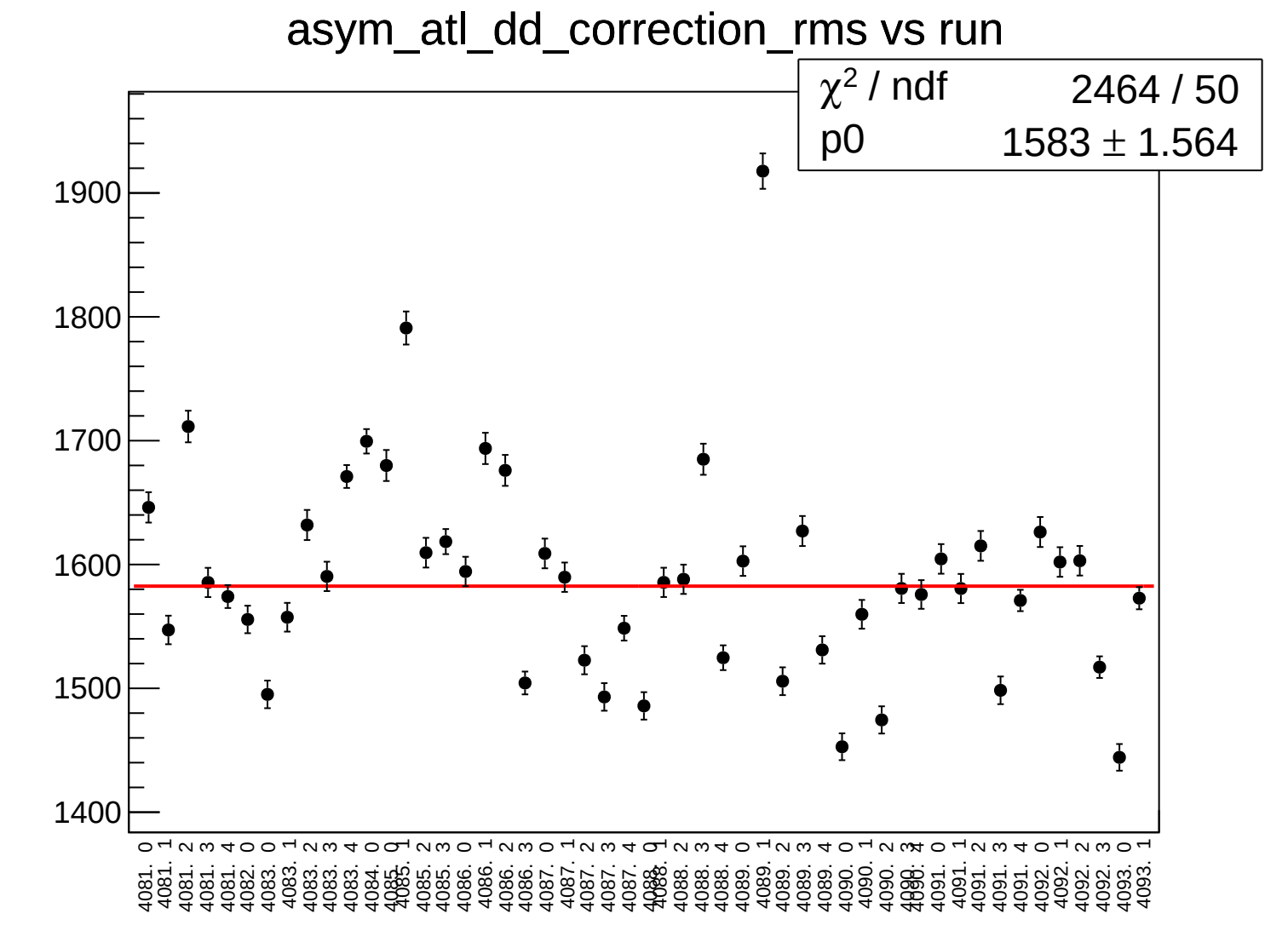
asym_atl_dd_correction_rms vs run
χ² / ndf 2464 / 50
p0 1583 ± 1.564
1900
1800
1700
1600
1500
1400
4081. 0
4081. 1
4081. 2
4081. 3
4081. 4
4082. 0
4083. 0
4083. 1
4083. 2
4083. 3
4083. 4
4084. 0
4085. 0
4085. 1
4085. 2
4085. 3
4086. 0
4086. 1
4086. 2
4086. 3
4087. 0
4087. 1
4087. 2
4087. 3
4087. 4
4088. 0
4088. 1
4088. 2
4088. 3
4088. 4
4089. 0
4089. 1
4089. 2
4089. 3
4089. 4
4090. 0
4090. 1
4090. 2
4091. 0
4091. 1
4091. 2
4091. 3
4091. 4
4092. 0
4092. 1
4092. 2
4092. 3
4093. 0
4093. 1

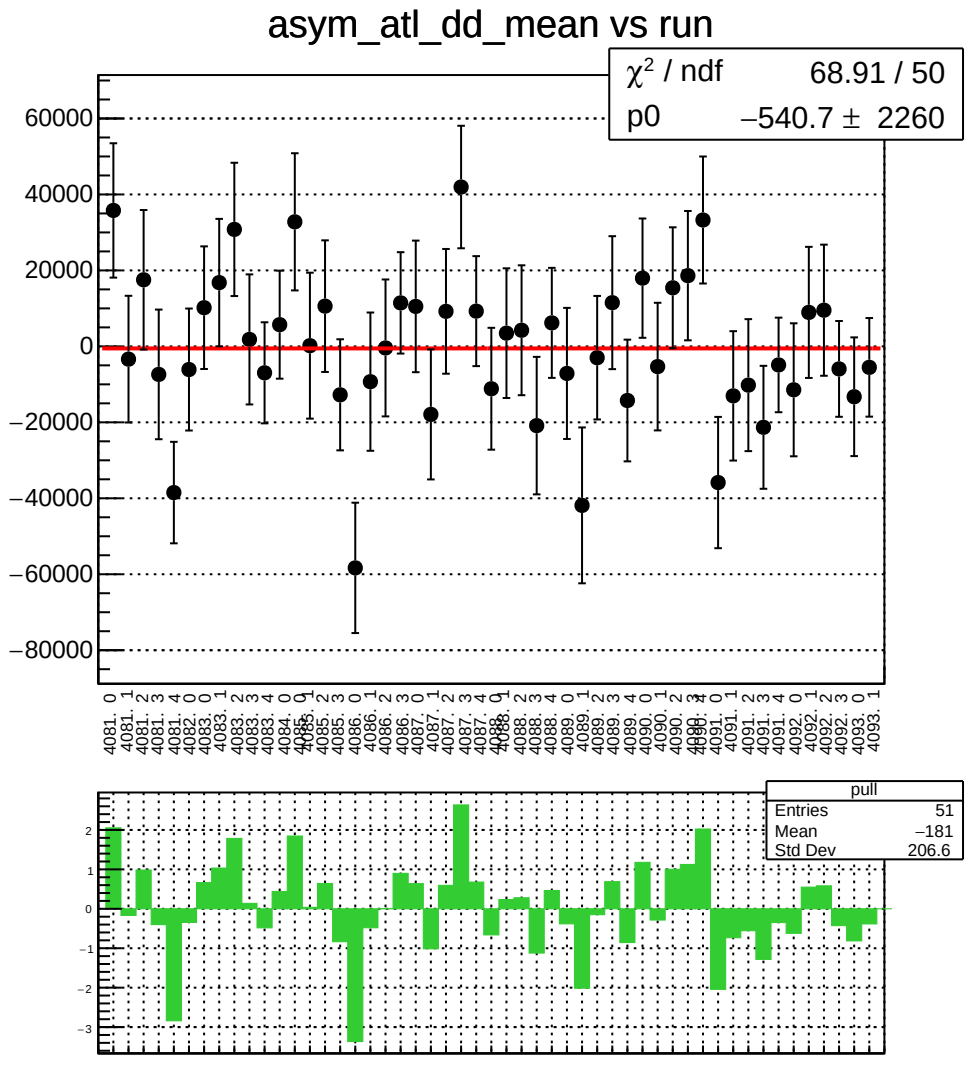
asym_atl_dd_mean vs run
χ² / ndf 68.91 / 50
p0 −540.7 ± 2260
60000
40000
20000
0
−20000
−40000
−60000
−80000
4081. 0
4081. 1
4081. 2
4081. 3
4081. 4
4082. 0
4083. 0
4083. 1
4083. 2
4083. 3
4083. 4
4084. 0
4085. 0
4085. 1
4085. 2
4085. 3
4086. 0
4086. 1
4086. 2
4086. 3
4087. 0
4087. 1
4087. 2
4087. 3
4087. 4
4088. 0
4088. 1
4088. 2
4088. 3
4088. 4
4089. 0
4089. 1
4089. 2
4089. 3
4089. 4
4090. 0
4090. 1
4090. 2
4090. 3
4090. 4
4091. 0
4091. 1
4091. 2
4091. 3
4091. 4
4092. 0
4092. 1
4092. 2
4092. 3
4093. 0
4093. 1
pull
Entries 51
Mean −181
Std Dev 206.6
2
1
0
−1
−2
−3

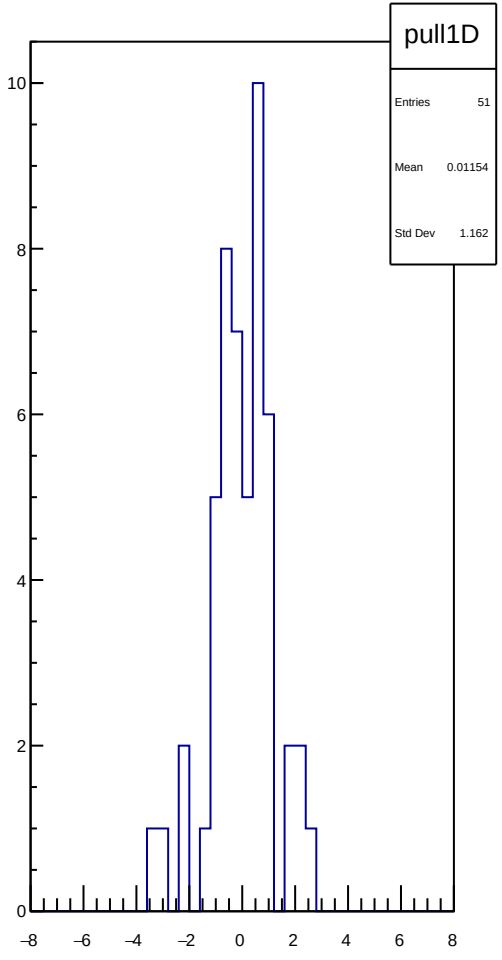
pull1D
Entries 51
Mean 0.01154
Std Dev 1.162
10
8
6
4
2
0
−8
−6
−4
−2
0
2
4
6
8

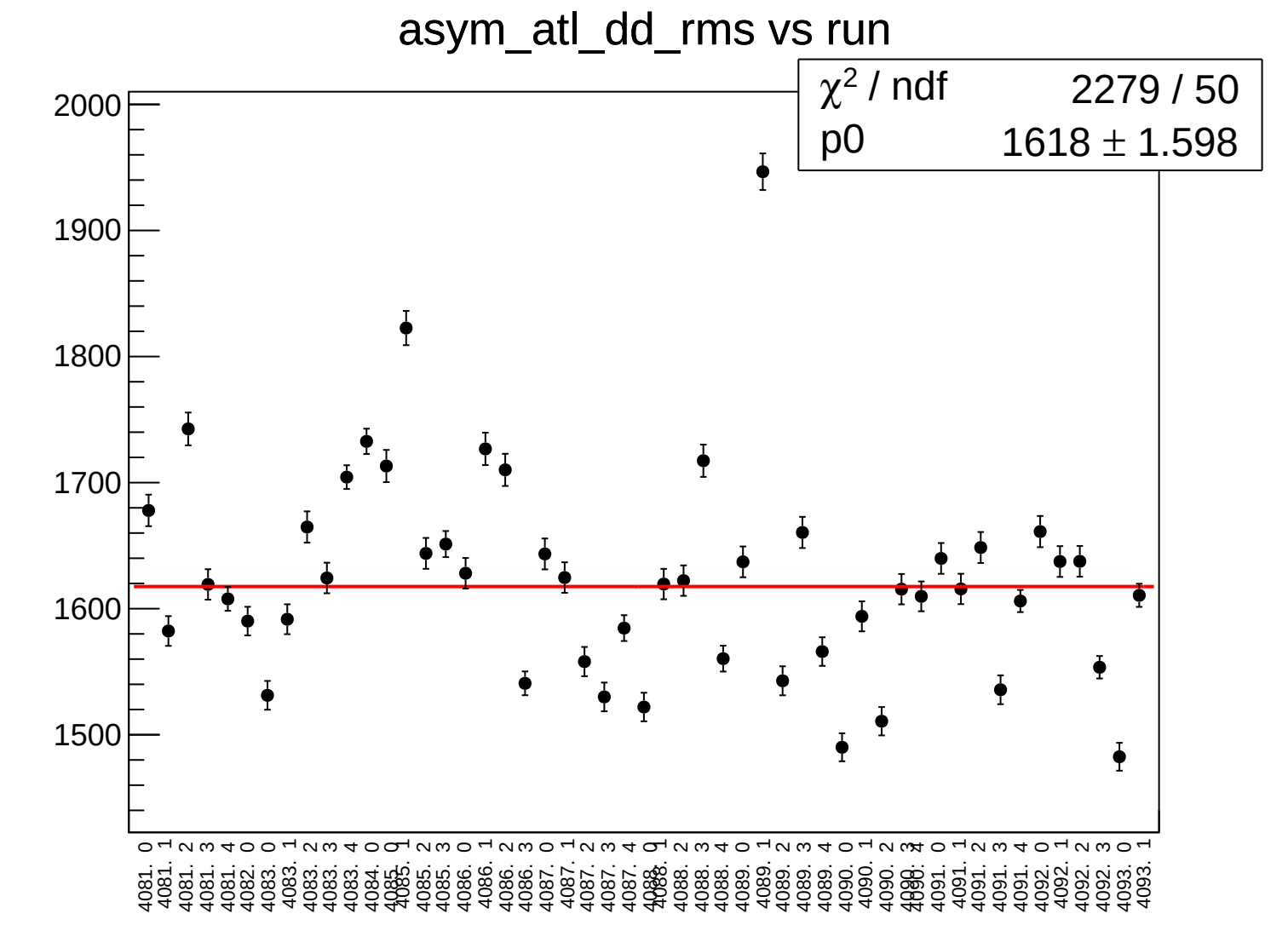
asym_atl_dd_rms vs run
χ² / ndf 2279 / 50
p0 1618 ± 1.598
2000
1900
1800
1700
1600
1500
4081. 0
4081. 1
4081. 2
4081. 3
4081. 4
4082. 0
4083. 0
4083. 1
4083. 2
4083. 3
4083. 4
4084. 0
4085. 0
4085. 1
4085. 2
4085. 3
4086. 0
4086. 1
4086. 2
4086. 3
4087. 0
4087. 1
4087. 2
4087. 3
4087. 4
4088. 1
4088. 2
4088. 3
4088. 4
4089. 0
4089. 1
4089. 2
4089. 3
4089. 4
4090. 0
4090. 1
4090. 2
4091. 0
4091. 1
4091. 2
4091. 3
4091. 4
4092. 0
4092. 1
4092. 2
4092. 3
4093. 0
4093. 1

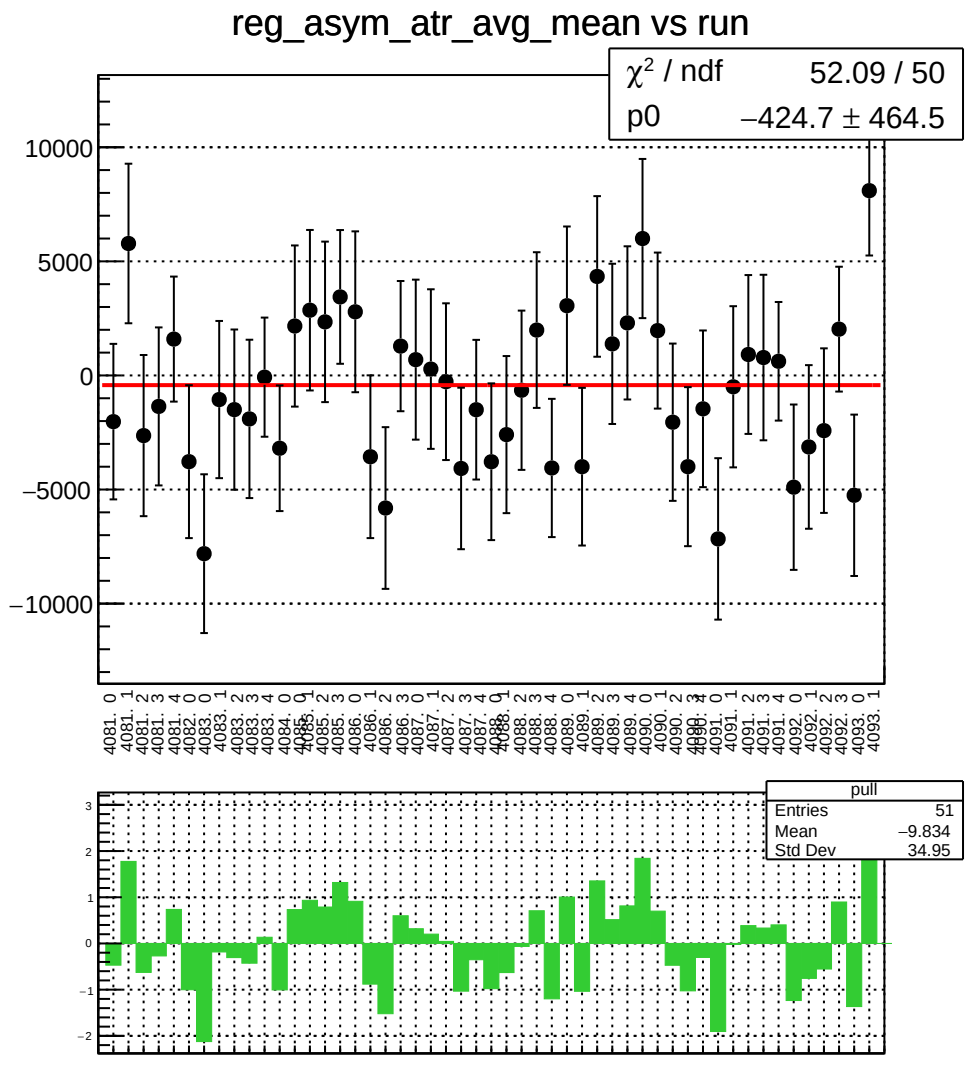
reg_asym_atr_avg_mean vs run
χ² / ndf 52.09 / 50
p0 −424.7 ± 464.5
10000
5000
0
−5000
−10000
4081. 0
4081. 1
4081. 2
4081. 3
4081. 4
4082. 0
4083. 0
4083. 1
4083. 2
4083. 3
4083. 4
4084. 0
4085. 0
4085. 1
4085. 2
4085. 3
4086. 0
4086. 1
4086. 2
4086. 3
4087. 0
4087. 1
4087. 2
4087. 3
4087. 4
4088. 0
4088. 1
4088. 2
4088. 3
4088. 4
4089. 0
4089. 1
4089. 2
4089. 3
4089. 4
4090. 0
4090. 1
4090. 2
4090. 3
4090. 4
4091. 0
4091. 1
4091. 2
4091. 3
4091. 4
4092. 0
4092. 1
4092. 2
4092. 3
4093. 0
4093. 1
pull
Entries 51
Mean −9.834
Std Dev 34.95
3
2
1
0
−1
−2

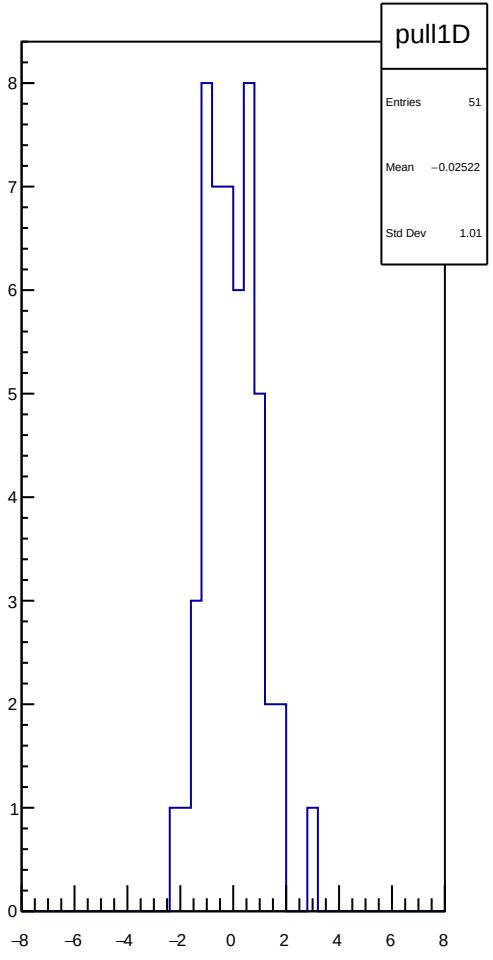
pull1D
Entries 51
Mean −0.02522
Std Dev 1.01
8
7
6
5
4
3
2
1
0
−8
−6
−4
−2
0
2
4
6
8

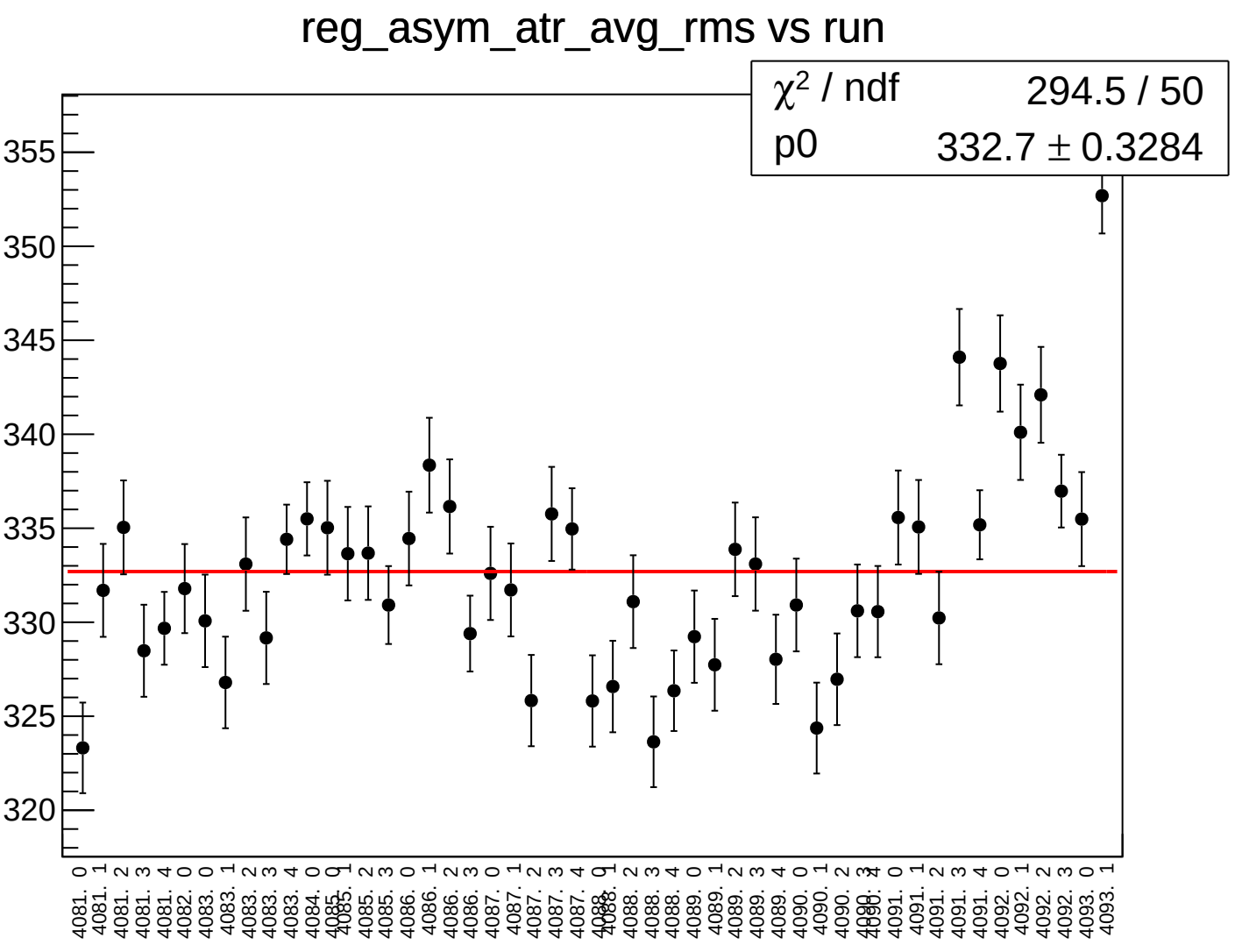
reg_asym_atr_avg_rms vs run
χ² / ndf 294.5 / 50
p0 332.7 ± 0.3284
355
350
345
340
335
330
325
320
4081. 0
4081. 1
4081. 2
4081. 3
4081. 4
4082. 0
4083. 0
4083. 1
4083. 2
4083. 3
4083. 4
4084. 0
4085. 0
4085. 1
4085. 2
4085. 3
4086. 0
4086. 1
4086. 2
4086. 3
4087. 0
4087. 1
4087. 2
4087. 3
4087. 4
4088. 0
4088. 1
4088. 2
4088. 3
4088. 4
4089. 0
4089. 1
4089. 2
4089. 3
4089. 4
4090. 0
4090. 1
4090. 2
4091. 0
4091. 1
4091. 2
4091. 3
4091. 4
4092. 0
4092. 1
4092. 2
4092. 3
4093. 0
4093. 1

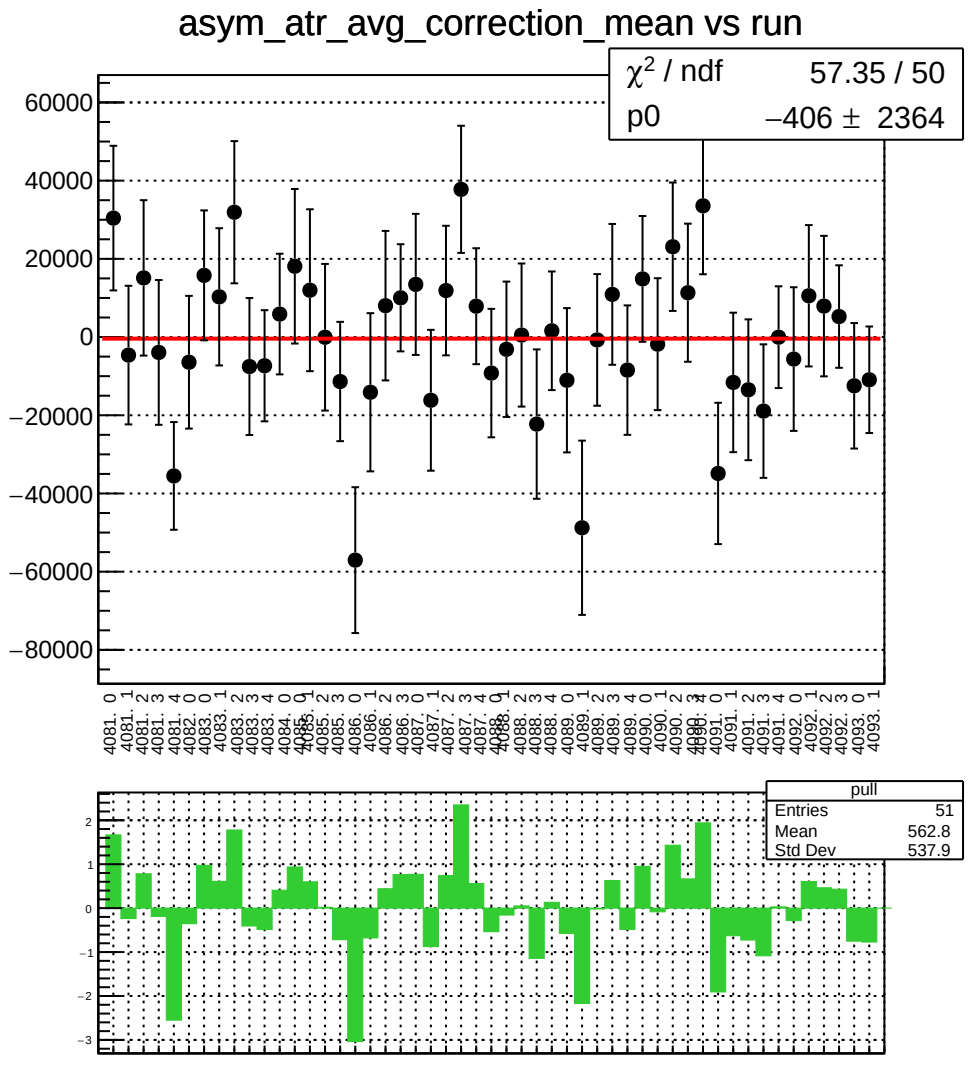
asym_atr_avg_correction_mean vs run
χ² / ndf 57.35 / 50
p0 −406 ± 2364
pull
Entries 51
Mean 562.8
Std Dev 537.9

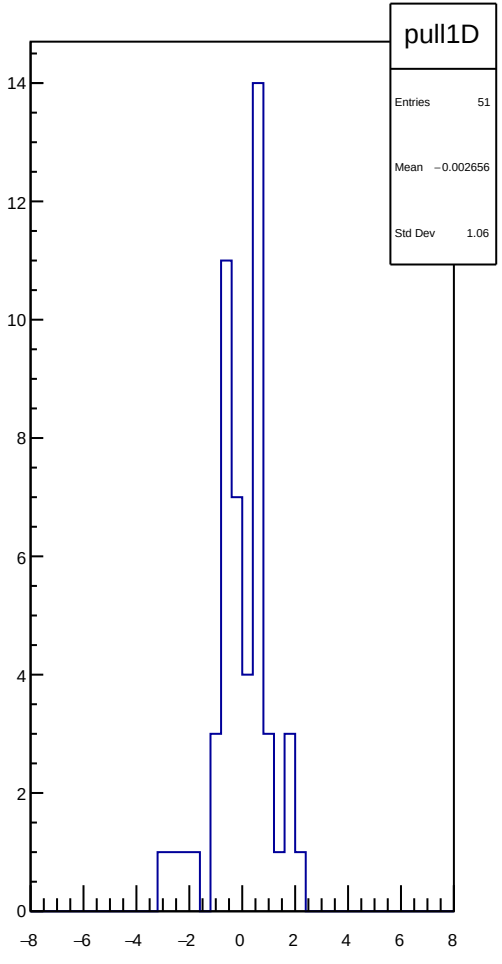
pull1D
Entries 51
Mean −0.002656
Std Dev 1.06

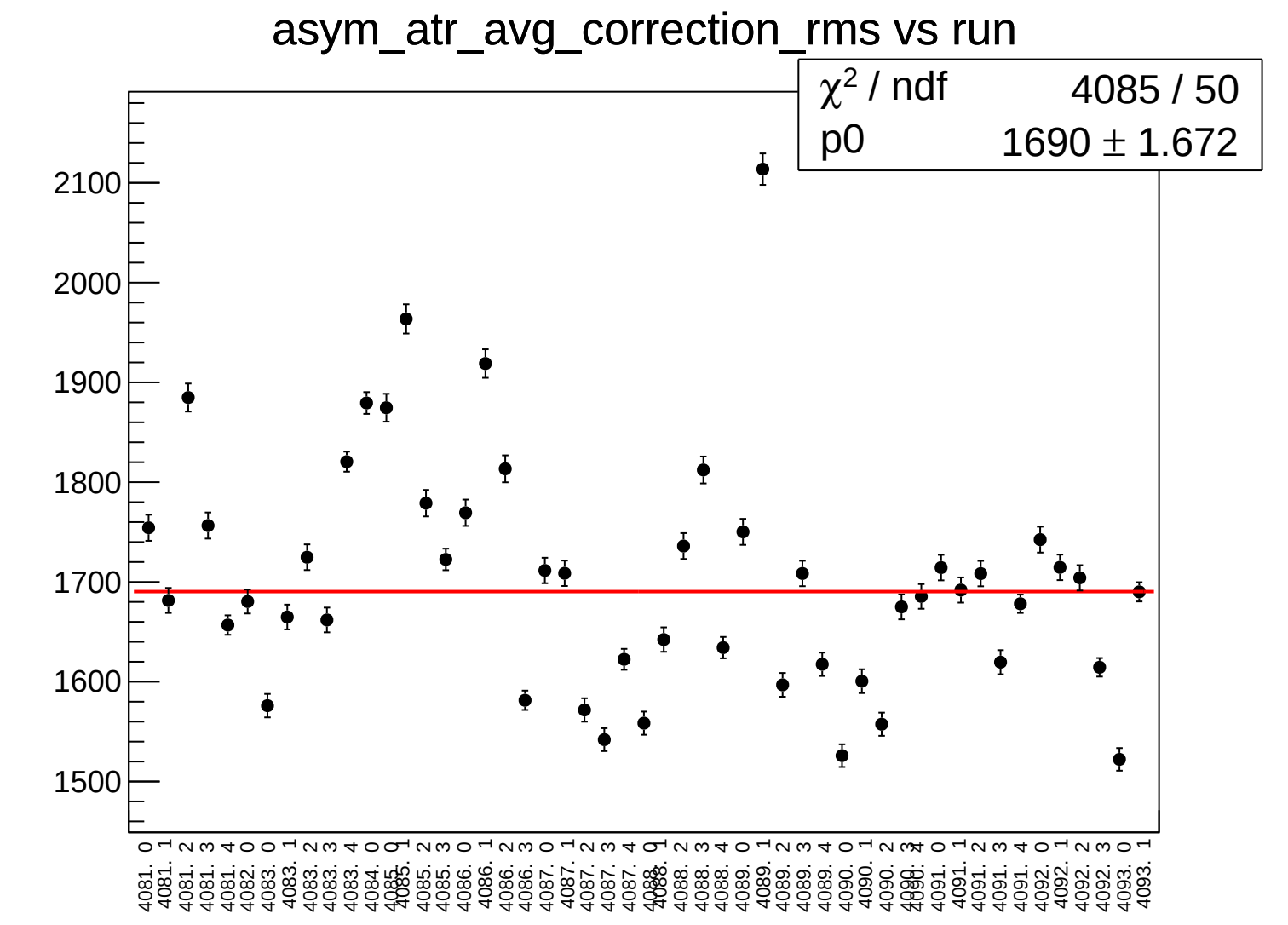
asym_atr_avg_correction_rms vs run
χ² / ndf 4085 / 50
p0 1690 ± 1.672
2100
2000
1900
1800
1700
1600
1500
4081. 0
4081. 1
4081. 2
4081. 3
4081. 4
4082. 0
4083. 0
4083. 1
4083. 2
4083. 3
4083. 4
4084. 0
4085. 0
4085. 1
4085. 2
4085. 3
4086. 0
4086. 1
4086. 2
4086. 3
4087. 0
4087. 1
4087. 2
4087. 3
4087. 4
4088. 0
4088. 1
4088. 2
4088. 3
4088. 4
4089. 0
4089. 1
4089. 2
4089. 3
4089. 4
4090. 0
4090. 1
4090. 2
4090. 3
4090. 4
4091. 0
4091. 1
4091. 2
4091. 3
4091. 4
4092. 0
4092. 1
4092. 2
4092. 3
4093. 0
4093. 1

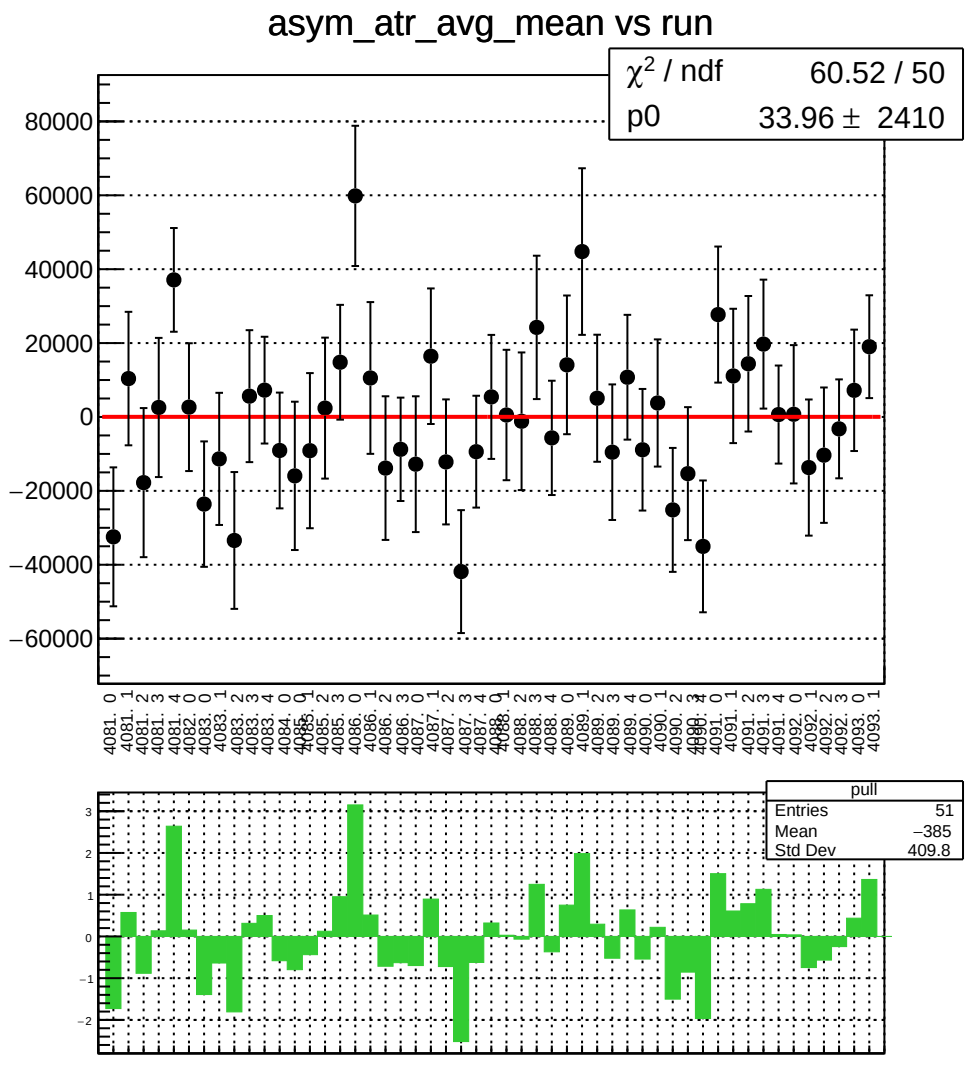
asym_atr_avg_mean vs run
χ² / ndf 60.52 / 50
p0 33.96 ± 2410
pull
Entries 51
Mean −385
Std Dev 409.8

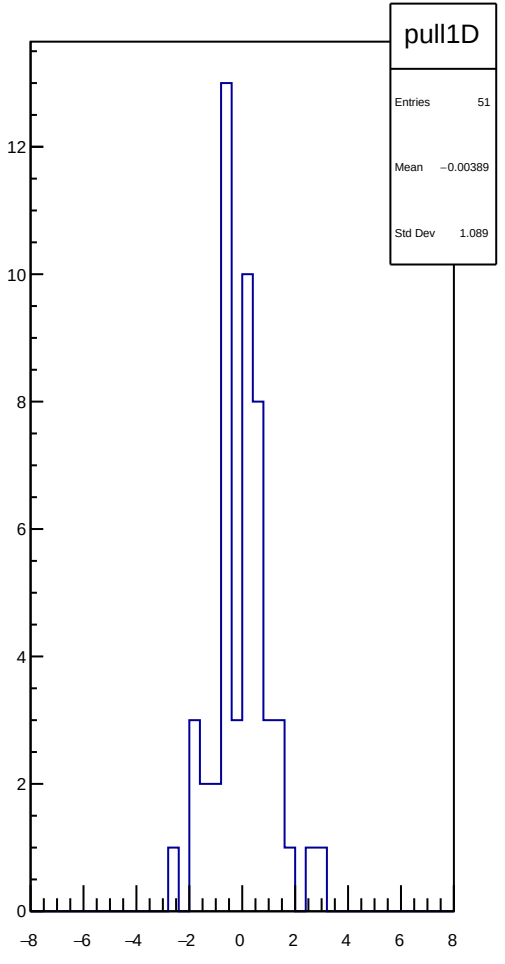
pull1D
Entries 51
Mean −0.00389
Std Dev 1.089

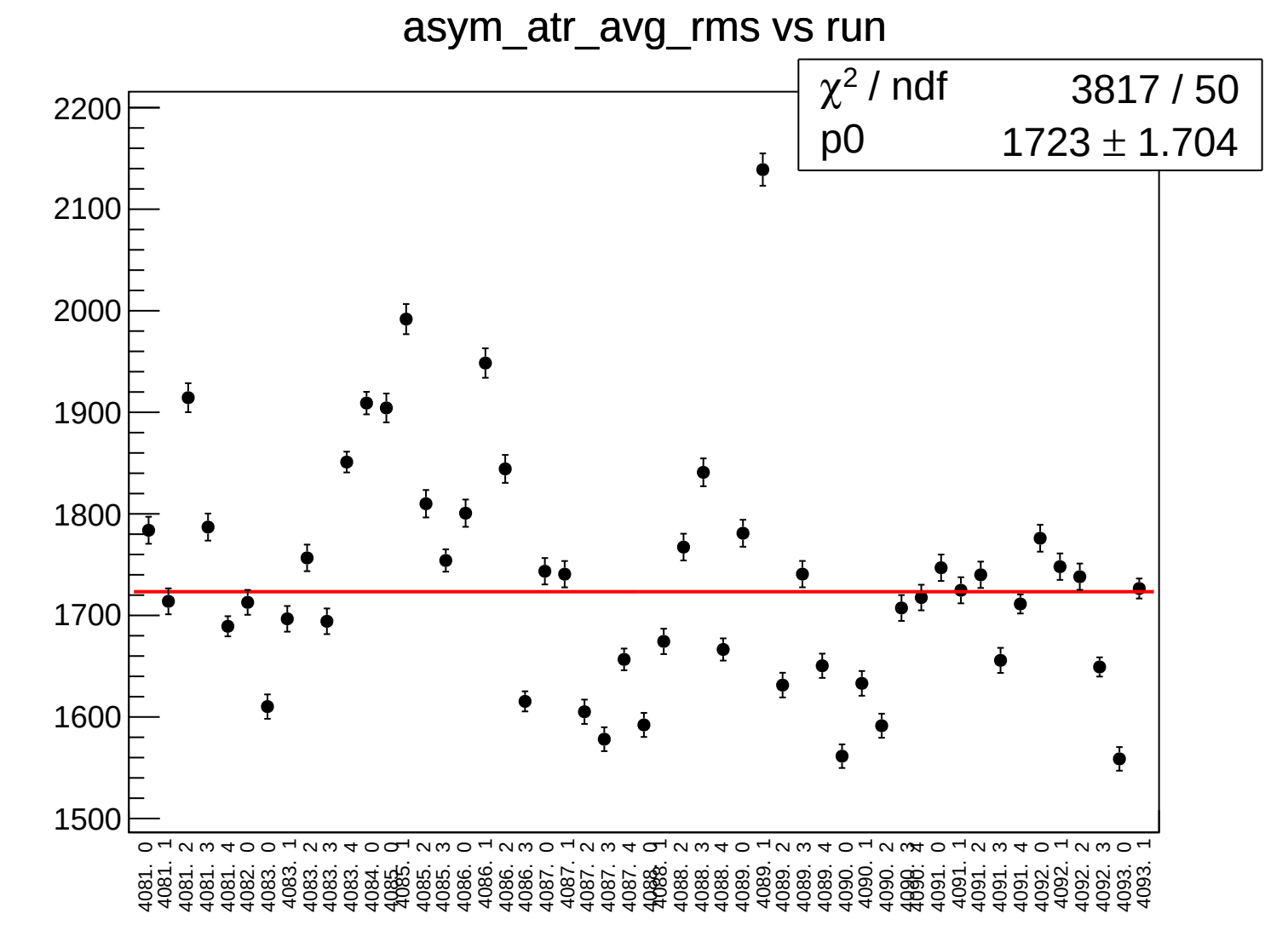
asym_atr_avg_rms vs run
χ² / ndf 3817 / 50
p0 1723 ± 1.704
2200
2100
2000
1900
1800
1700
1600
1500
4081. 0
4081. 1
4081. 2
4081. 3
4081. 4
4082. 0
4083. 0
4083. 1
4083. 2
4083. 3
4083. 4
4084. 0
4085. 0
4085. 1
4085. 2
4085. 3
4086. 0
4086. 1
4086. 2
4086. 3
4087. 0
4087. 1
4087. 2
4087. 3
4087. 4
4088. 1
4088. 2
4088. 3
4088. 4
4089. 0
4089. 1
4089. 2
4089. 3
4089. 4
4090. 0
4090. 1
4090. 2
4091. 0
4091. 1
4091. 2
4091. 3
4091. 4
4092. 0
4092. 1
4092. 2
4092. 3
4093. 0
4093. 1

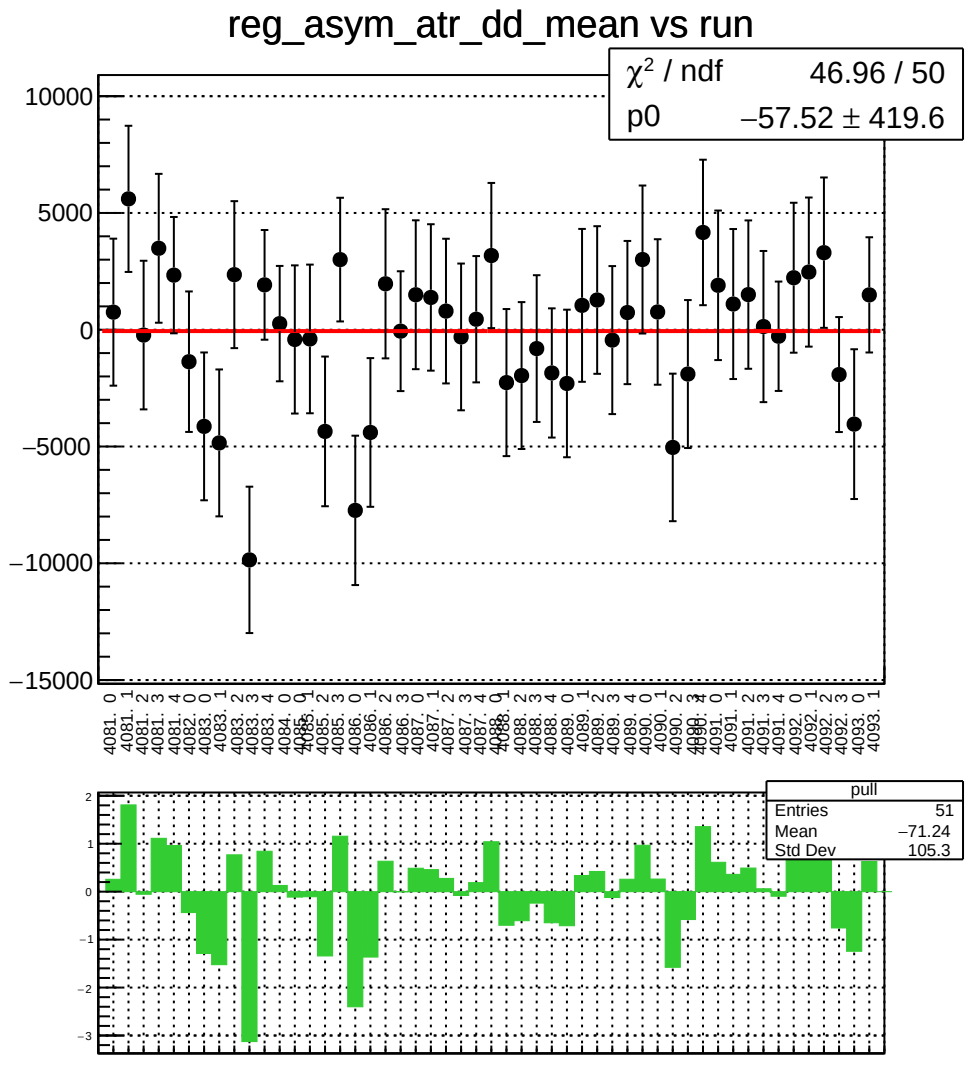
reg_asym_atr_dd_mean vs run
χ² / ndf 46.96 / 50
p0 −57.52 ± 419.6
pull
Entries 51
Mean −71.24
Std Dev 105.3

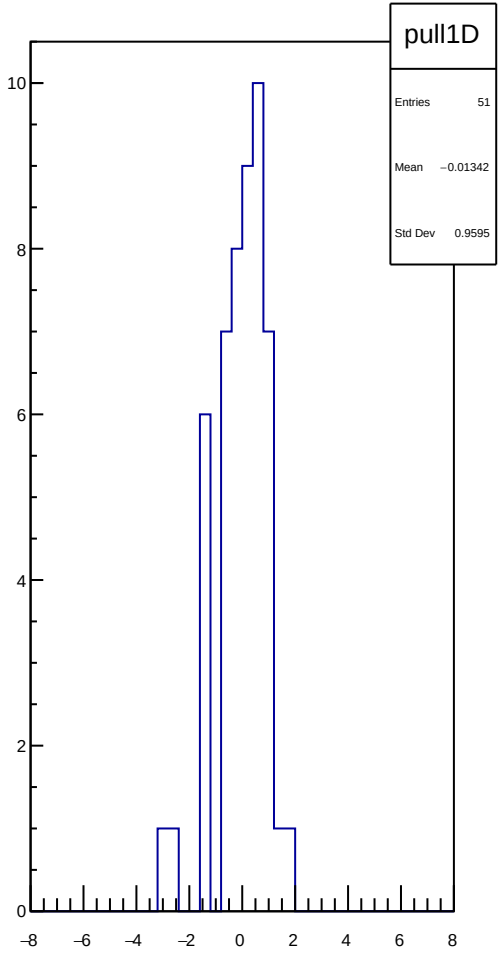
pull1D
Entries 51
Mean −0.01342
Std Dev 0.9595

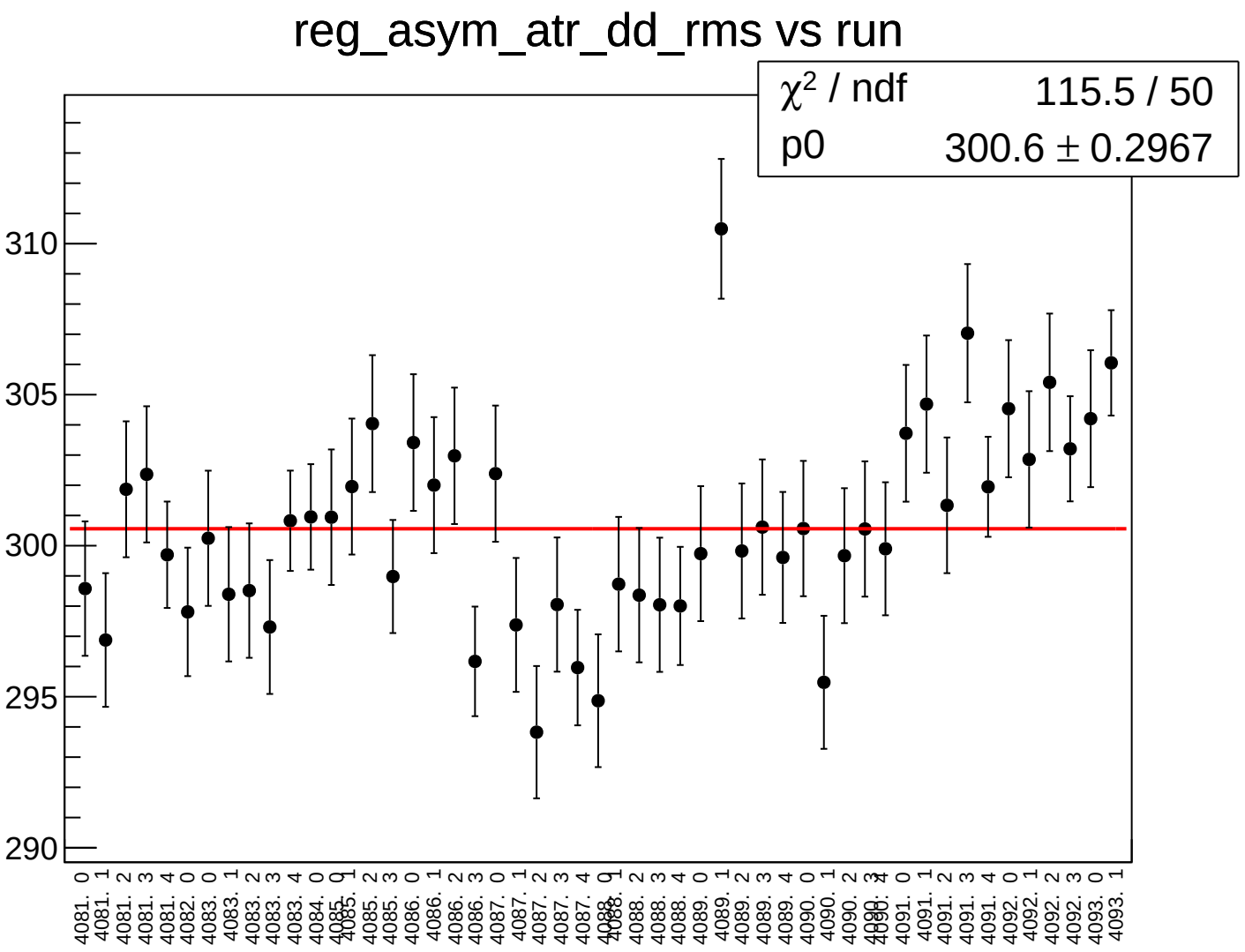
reg_asym_atr_dd_rms vs run
χ² / ndf 115.5 / 50
p0 300.6 ± 0.2967
310
305
300
295
290
4081. 0
4081. 1
4081. 2
4081. 3
4081. 4
4082. 0
4083. 0
4083. 1
4083. 2
4083. 3
4083. 4
4084. 0
4085. 0
4085. 1
4085. 2
4085. 3
4086. 0
4086. 1
4086. 2
4086. 3
4087. 0
4087. 1
4087. 2
4087. 3
4087. 4
4088. 0
4088. 1
4088. 2
4088. 3
4088. 4
4089. 0
4089. 1
4089. 2
4089. 3
4089. 4
4090. 0
4090. 1
4090. 2
4091. 0
4091. 1
4091. 2
4091. 3
4091. 4
4092. 0
4092. 1
4092. 2
4092. 3
4093. 0
4093. 1

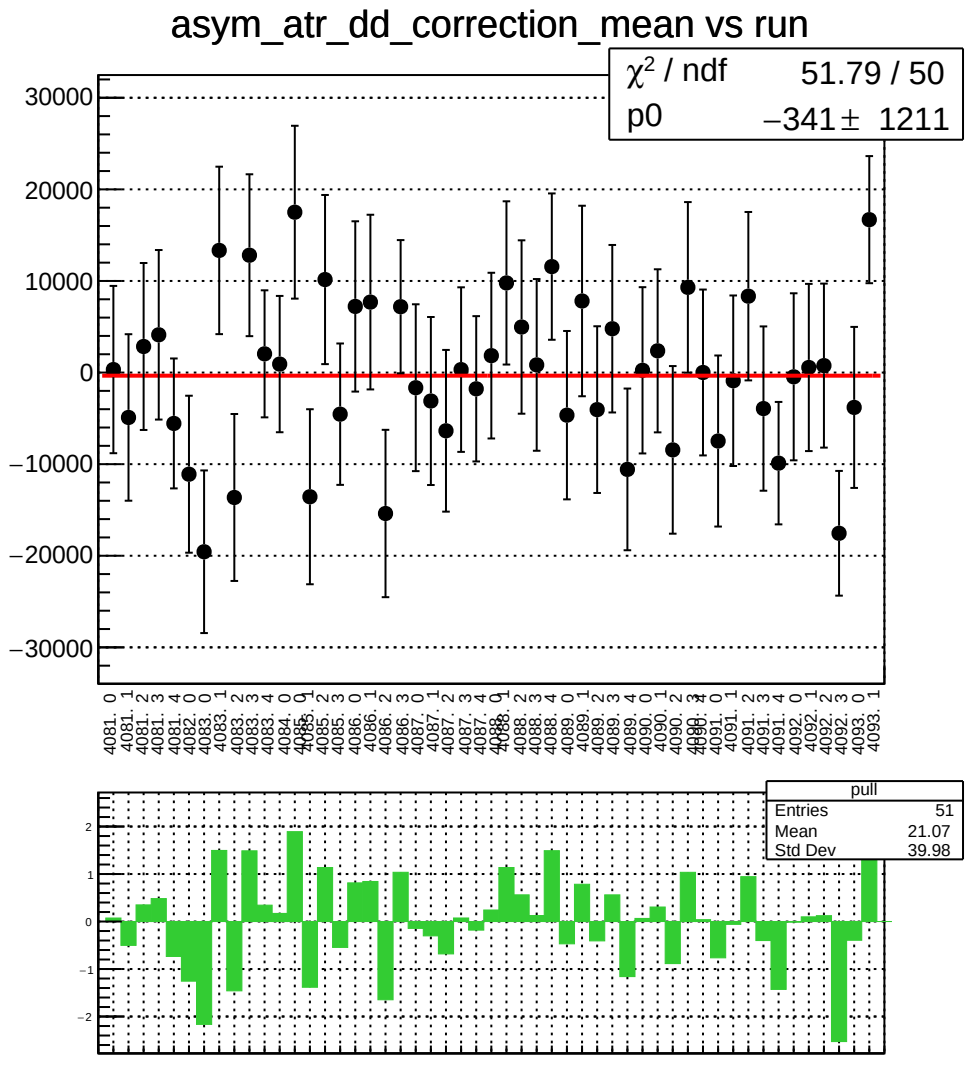
asym_atr_dd_correction_mean vs run
χ² / ndf 51.79 / 50
p0 −341 ± 1211
pull
Entries 51
Mean 21.07
Std Dev 39.98

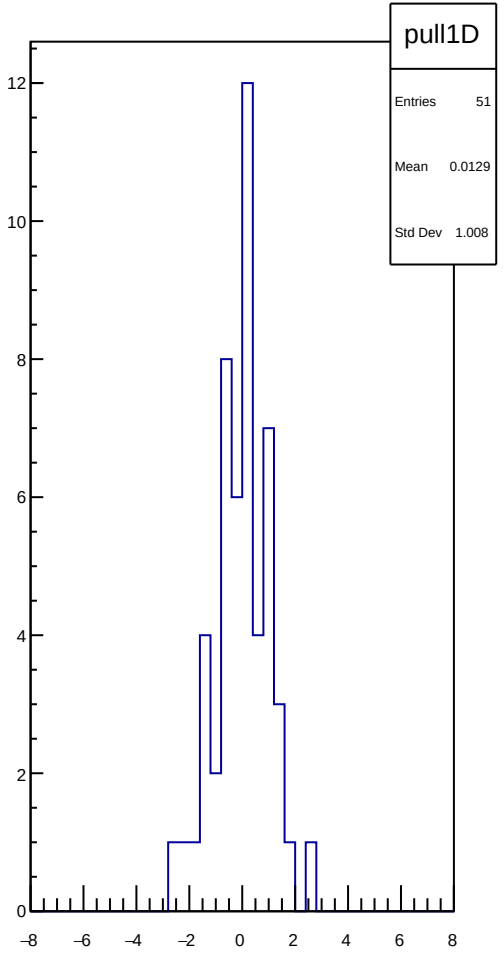
pull1D
Entries 51
Mean 0.0129
Std Dev 1.008

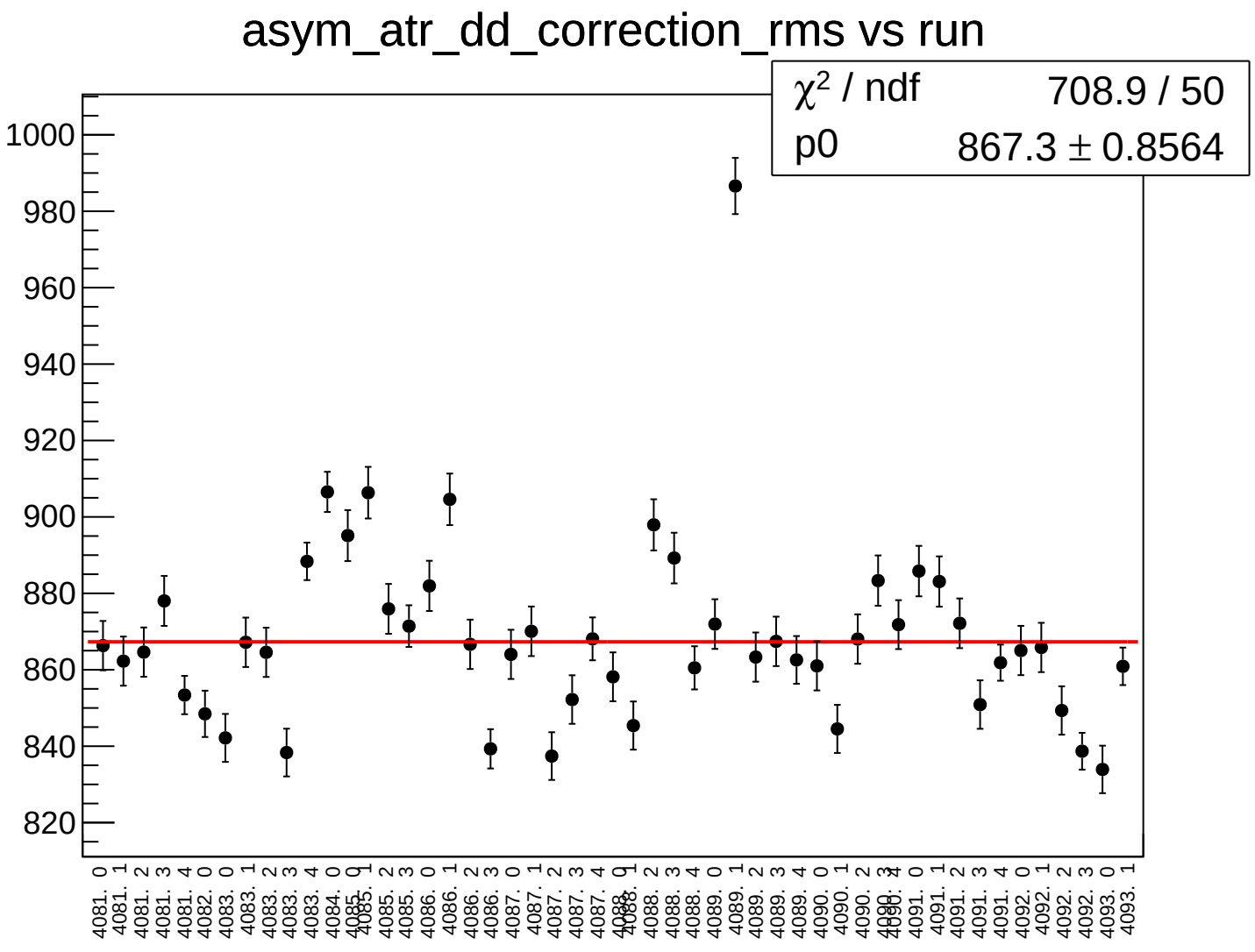
asym_atr_dd_correction_rms vs run
χ² / ndf 708.9 / 50
p0 867.3 ± 0.8564
1000
980
960
940
920
900
880
860
840
820
4081. 0
4081. 1
4081. 2
4081. 3
4081. 4
4082. 0
4083. 0
4083. 1
4083. 2
4083. 3
4083. 4
4084. 0
4085. 0
4085. 1
4085. 2
4085. 3
4086. 0
4086. 1
4086. 2
4086. 3
4087. 0
4087. 1
4087. 2
4087. 3
4087. 4
4088. 0
4088. 1
4088. 2
4088. 3
4088. 4
4089. 0
4089. 1
4089. 2
4089. 3
4089. 4
4090. 0
4090. 1
4090. 2
4091. 0
4091. 1
4091. 2
4091. 3
4091. 4
4092. 0
4092. 1
4092. 2
4092. 3
4093. 0
4093. 1

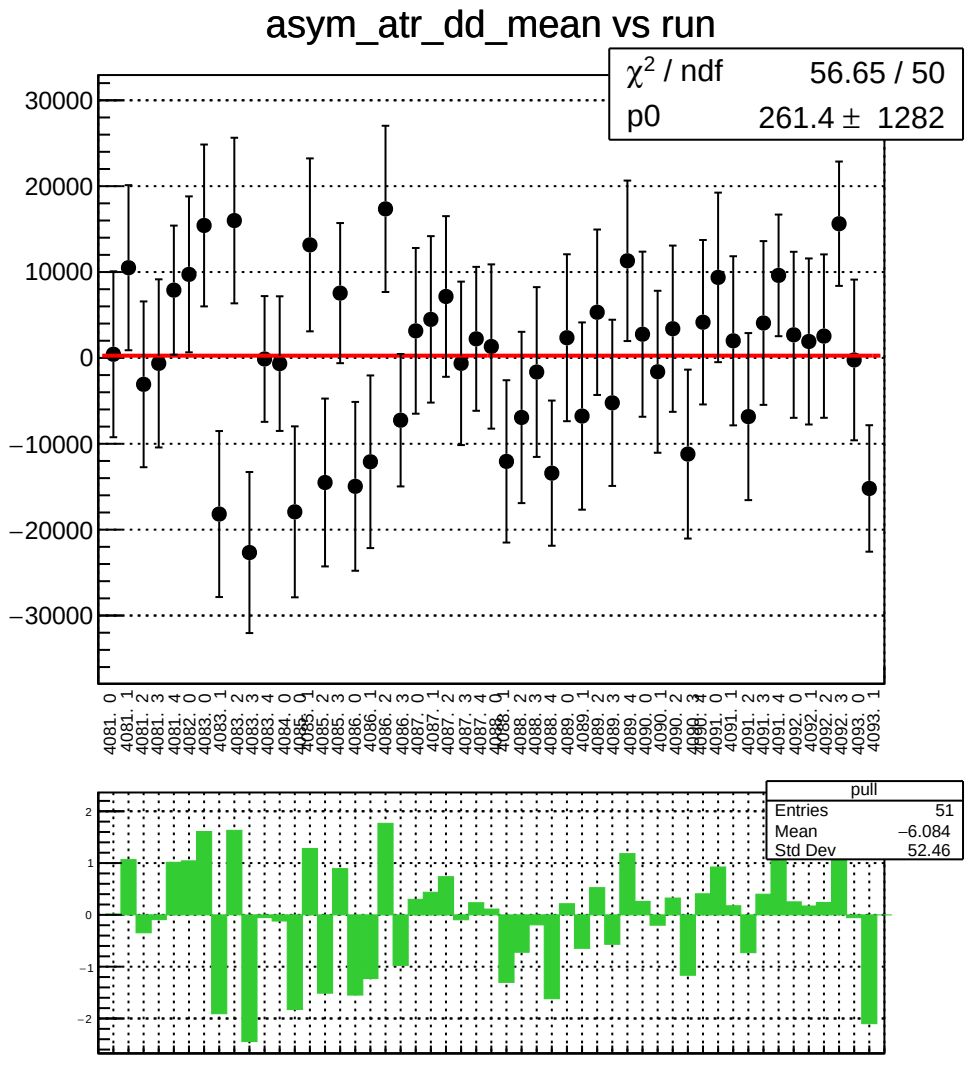
asym_atr_dd_mean vs run
χ² / ndf 56.65 / 50
p0 261.4 ± 1282
pull
Entries 51
Mean −6.084
Std Dev 52.46

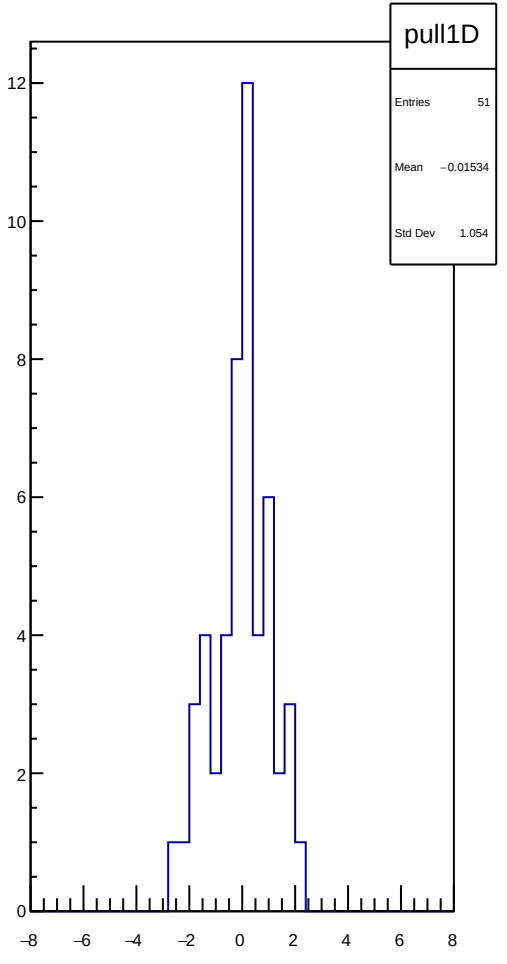
pull1D
Entries 51
Mean −0.01534
Std Dev 1.054

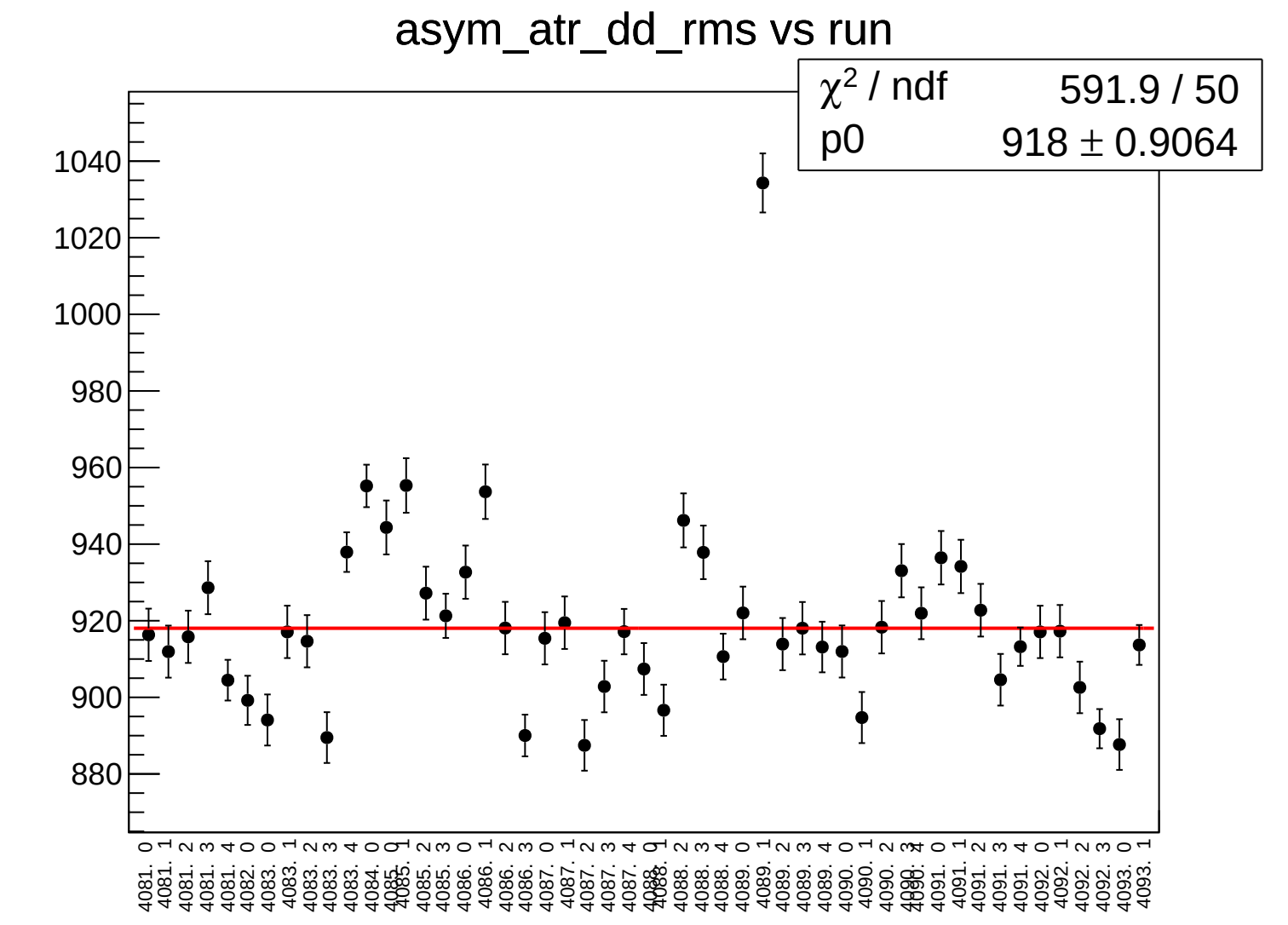
asym_atr_dd_rms vs run
χ^2 / ndf 591.9 / 50
p0 918 ± 0.9064
1040
1020
1000
980
960
940
920
900
880
4081. 0
4081. 1
4081. 2
4081. 3
4081. 4
4082. 0
4083. 0
4083. 1
4083. 2
4083. 3
4083. 4
4084. 0
4085. 0
4085. 1
4085. 2
4085. 3
4086. 0
4086. 1
4086. 2
4086. 3
4087. 0
4087. 1
4087. 2
4087. 3
4087. 4
4088. 0
4088. 1
4088. 2
4088. 3
4088. 4
4089. 0
4089. 1
4089. 2
4089. 3
4089. 4
4090. 0
4090. 1
4090. 2
4091. 0
4091. 1
4091. 2
4091. 3
4091. 4
4092. 0
4092. 1
4092. 2
4092. 3
4093. 0
4093. 1

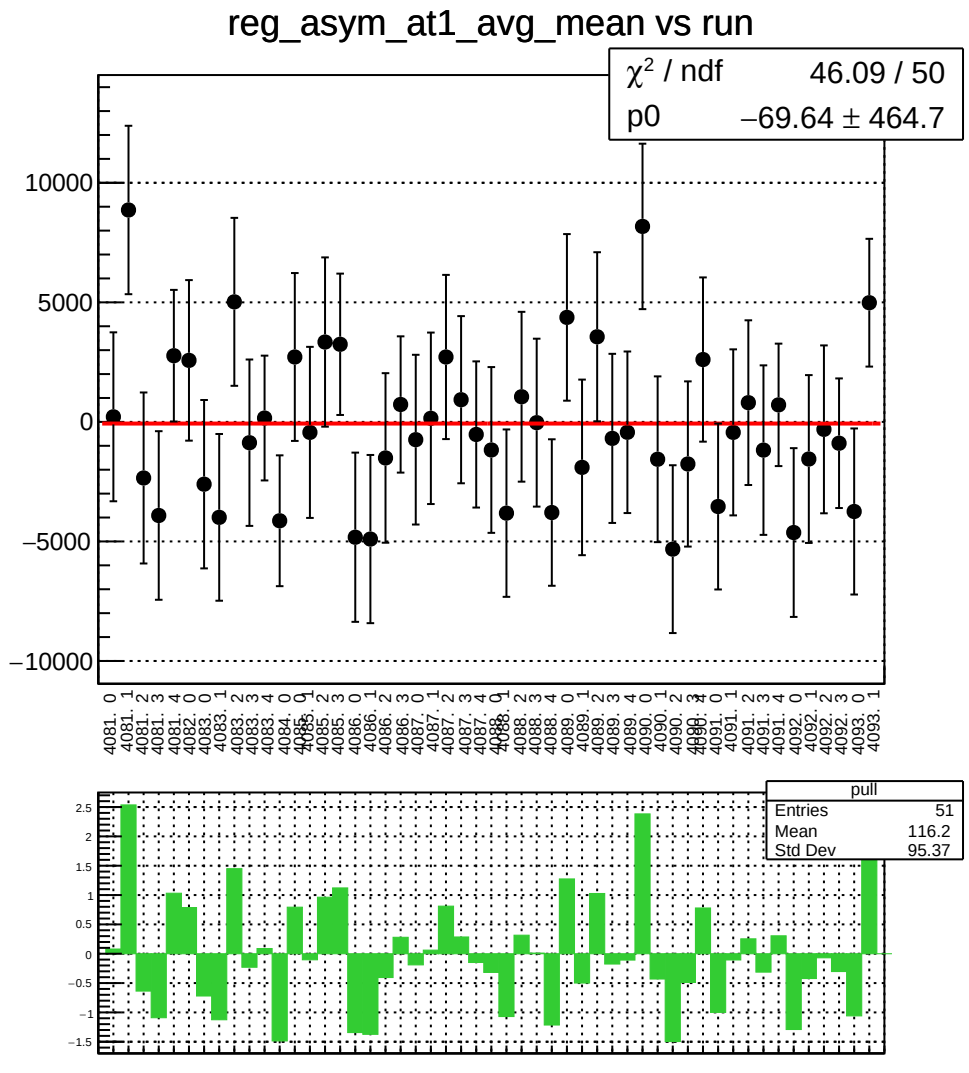
reg_asym_at1_avg_mean vs run
χ² / ndf 46.09 / 50
p0 −69.64 ± 464.7
10000
5000
0
−5000
−10000
4081. 0
4081. 1
4081. 2
4081. 3
4081. 4
4082. 0
4083. 0
4083. 1
4083. 2
4083. 3
4083. 4
4084. 0
4085. 1
4085. 2
4085. 3
4086. 0
4086. 1
4086. 2
4086. 3
4087. 0
4087. 1
4087. 2
4087. 3
4087. 4
4088. 0
4088. 1
4088. 2
4088. 3
4088. 4
4089. 0
4089. 1
4089. 2
4089. 3
4089. 4
4090. 0
4090. 1
4090. 2
4091. 0
4091. 1
4091. 2
4091. 3
4091. 4
4092. 0
4092. 1
4092. 2
4092. 3
4093. 0
4093. 1
pull
Entries 51
Mean 116.2
Std Dev 95.37
2.5
2
1.5
1
0.5
0
−0.5
−1
−1.5

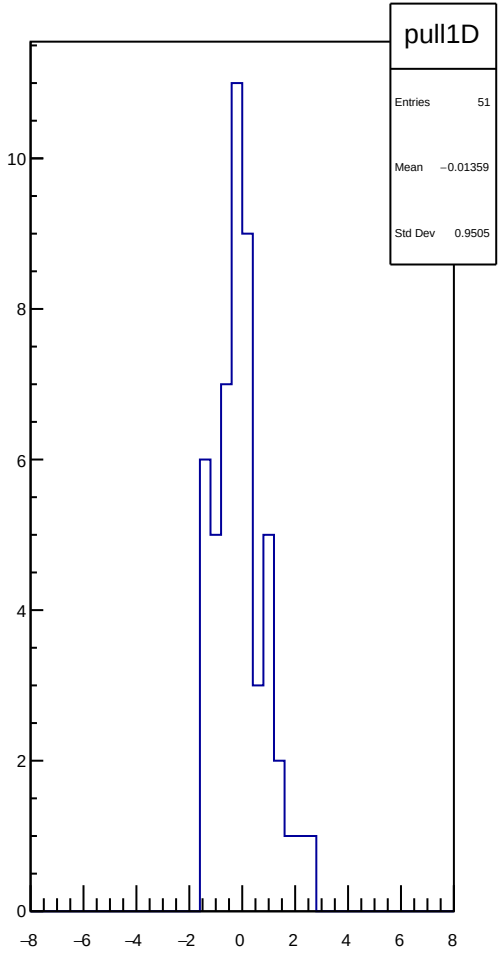
pull1D
Entries 51
Mean −0.01359
Std Dev 0.9505
10
8
6
4
2
0
−8
−6
−4
−2
0
2
4
6
8

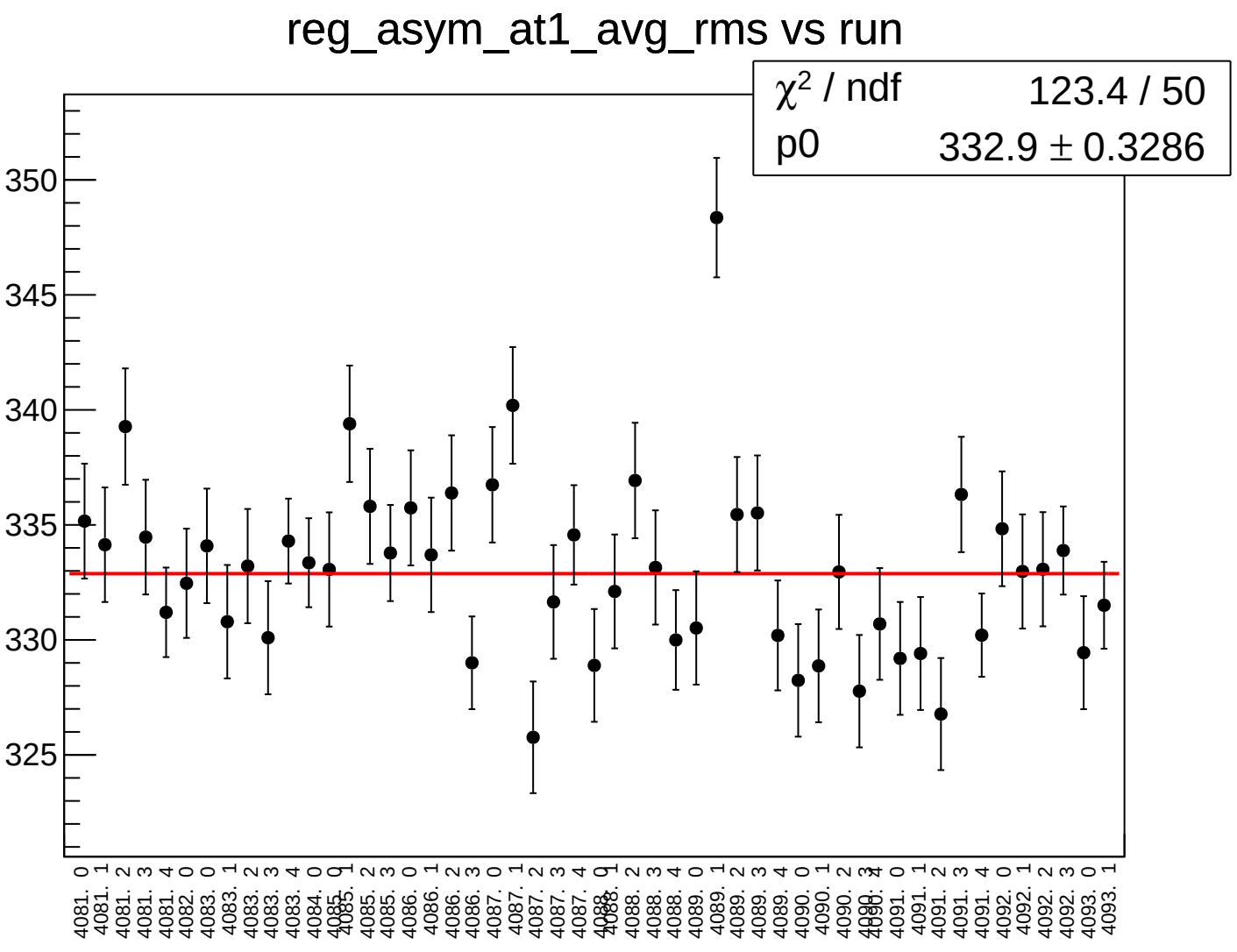
reg_asym_at1_avg_rms vs run
χ² / ndf 123.4 / 50
p0 332.9 ± 0.3286
350
345
340
335
330
325
4081. 0
4081. 1
4081. 2
4081. 3
4081. 4
4082. 0
4083. 0
4083. 1
4083. 2
4083. 3
4083. 4
4084. 0
4085. 0
4085. 1
4085. 2
4085. 3
4086. 0
4086. 1
4086. 2
4086. 3
4087. 0
4087. 1
4087. 2
4087. 3
4087. 4
4088. 0
4088. 1
4088. 2
4088. 3
4088. 4
4089. 0
4089. 1
4089. 2
4089. 3
4089. 4
4090. 0
4090. 1
4090. 2
4091. 0
4091. 1
4091. 2
4091. 3
4091. 4
4092. 0
4092. 1
4092. 2
4092. 3
4093. 0
4093. 1

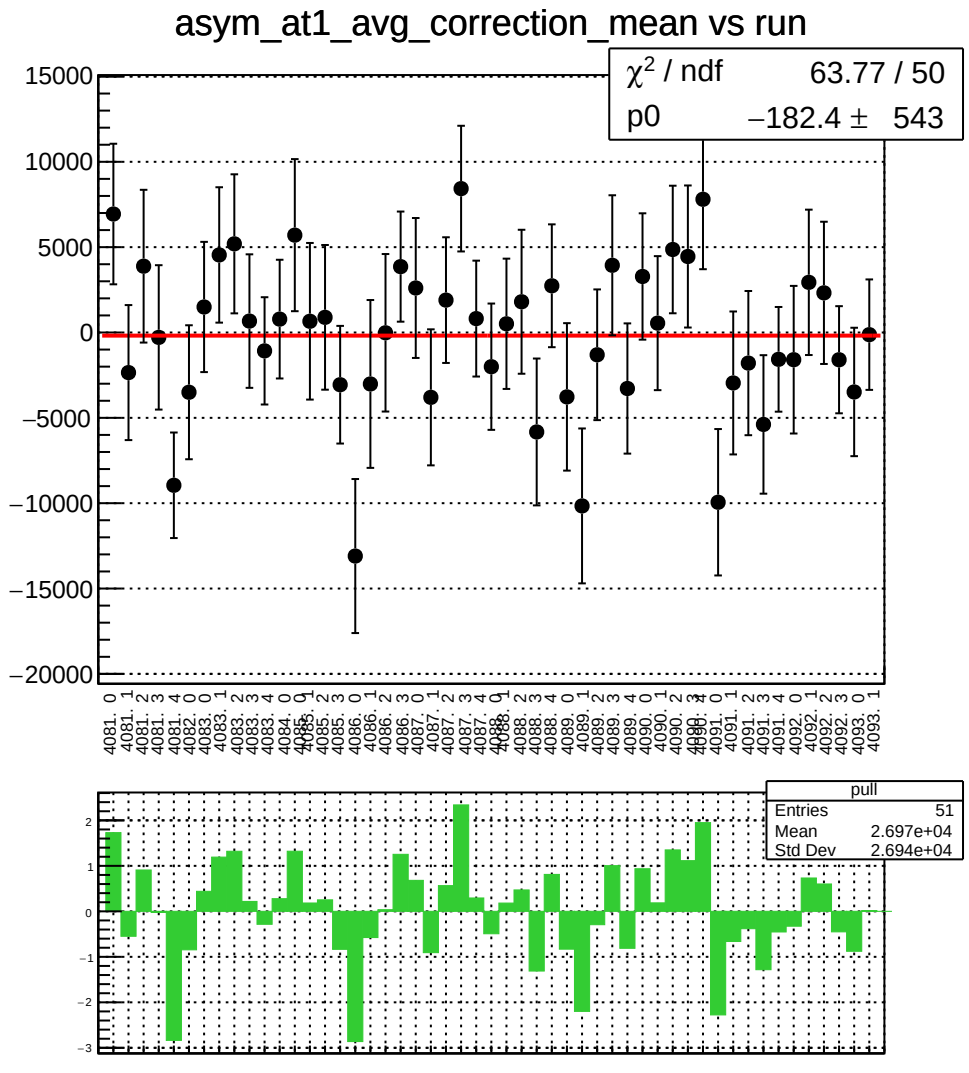
asym_at1_avg_correction_mean vs run
χ² / ndf 63.77 / 50
p0 −182.4 ± 543
pull
Entries 51
Mean 2.697e+04
Std Dev 2.694e+04

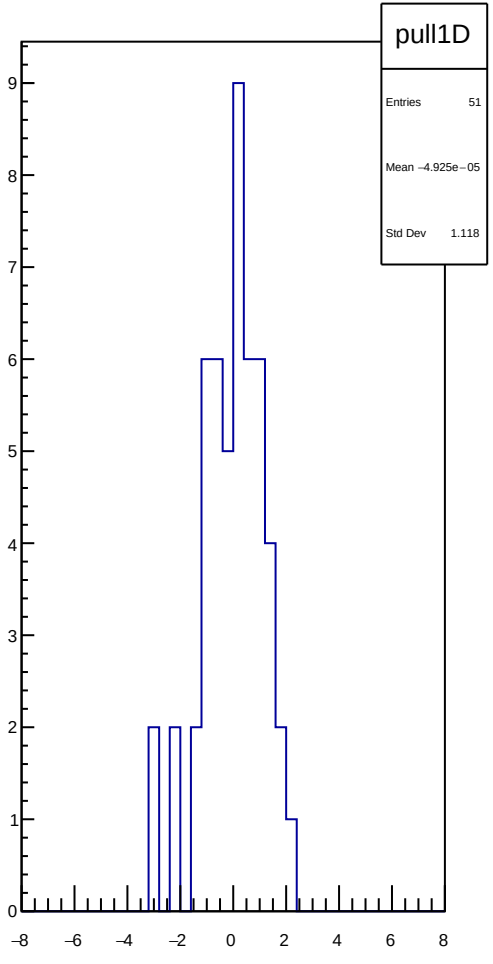
pull1D
Entries 51
Mean −4.925e−05
Std Dev 1.118

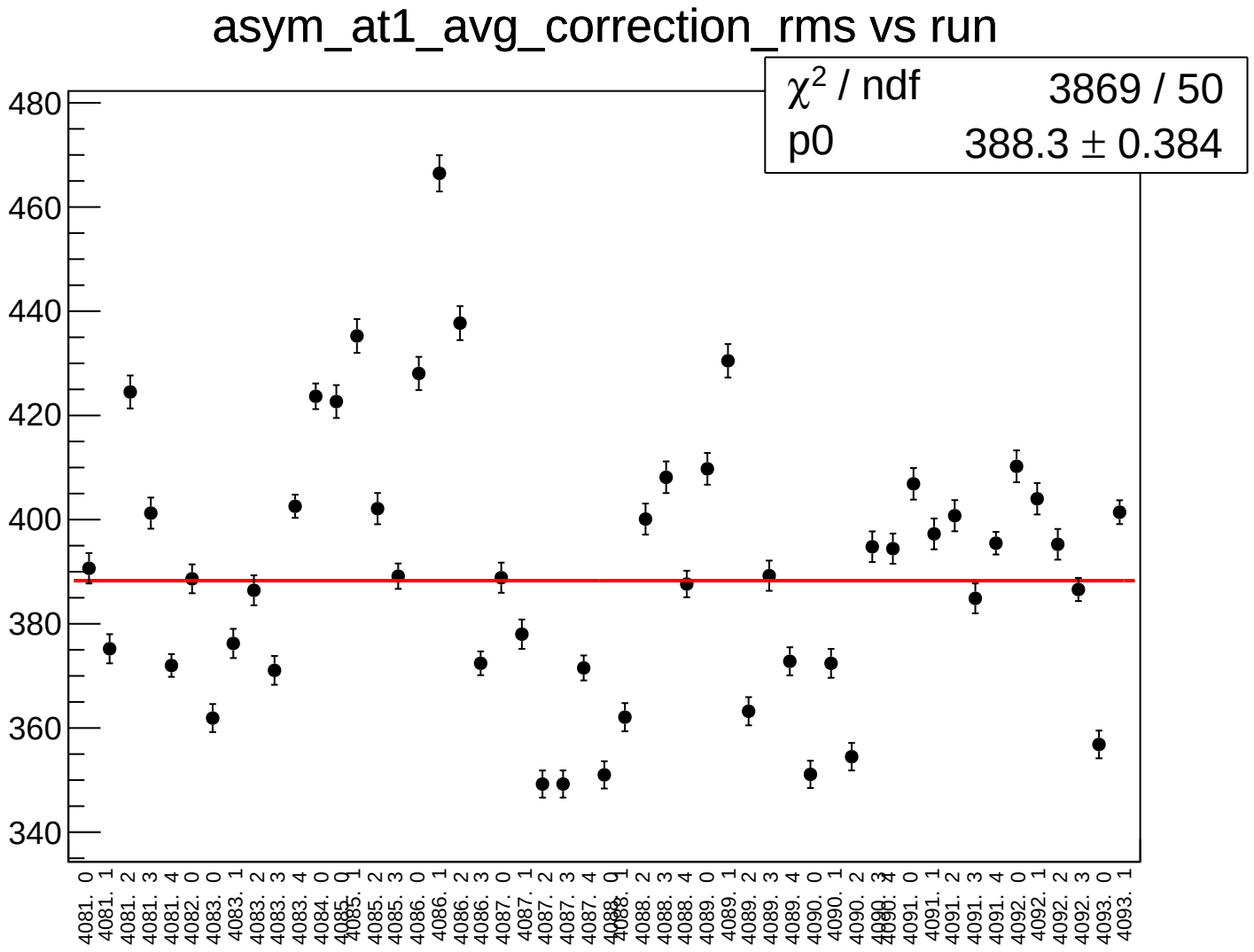
asym_at1_avg_correction_rms vs run
χ² / ndf 3869 / 50
p0 388.3 ± 0.384
480
460
440
420
400
380
360
340
4081. 0
4081. 1
4081. 2
4081. 3
4081. 4
4082. 0
4083. 0
4083. 1
4083. 2
4083. 3
4083. 4
4084. 0
4085. 0
4085. 1
4085. 2
4085. 3
4086. 0
4086. 1
4086. 2
4086. 3
4087. 0
4087. 1
4087. 2
4087. 3
4087. 4
4088. 0
4088. 1
4088. 2
4088. 3
4088. 4
4089. 0
4089. 1
4089. 2
4089. 3
4089. 4
4090. 0
4090. 1
4090. 2
4090. 3
4090. 4
4091. 0
4091. 1
4091. 2
4091. 3
4091. 4
4092. 0
4092. 1
4092. 2
4092. 3
4093. 0
4093. 1

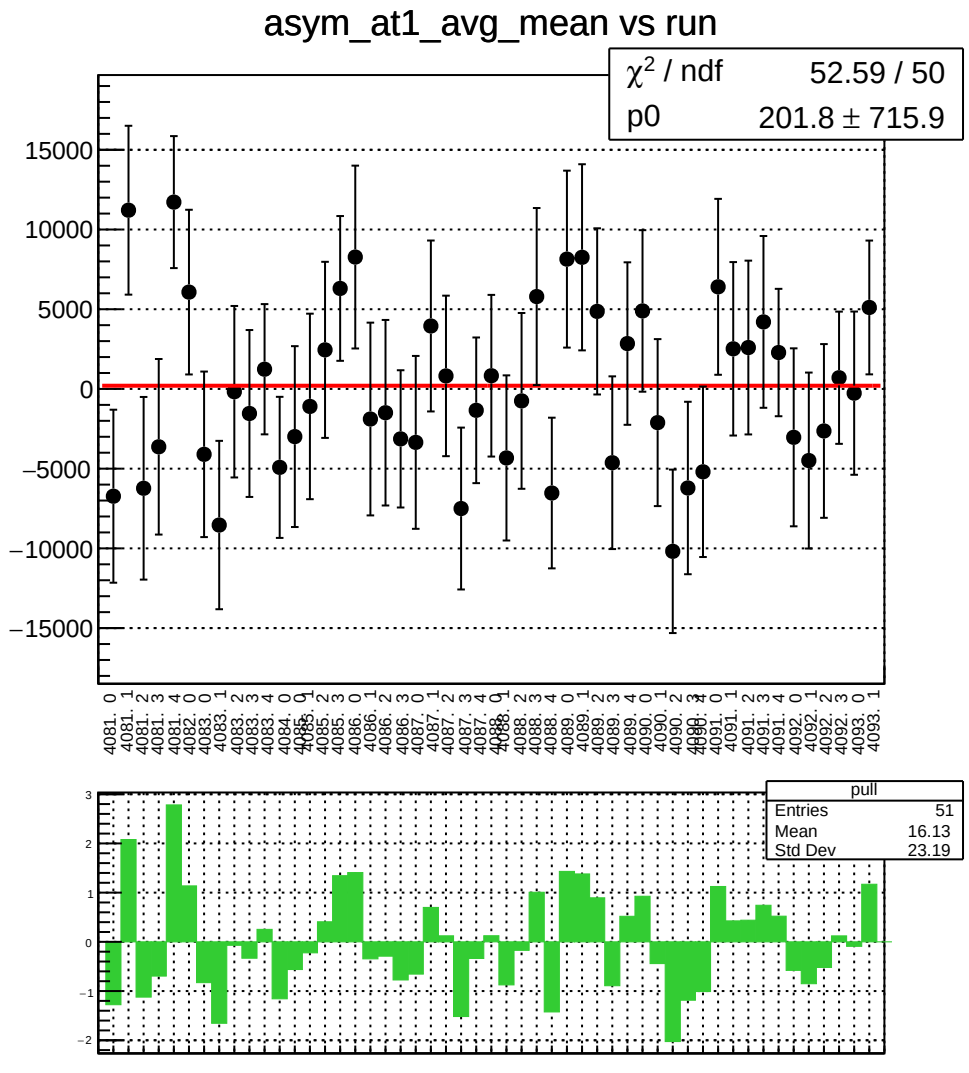
asym_at1_avg_mean vs run
χ² / ndf 52.59 / 50
p0 201.8 ± 715.9
15000
10000
5000
0
−5000
−10000
−15000
4081. 0
4081. 1
4081. 2
4081. 3
4081. 4
4082. 0
4083. 0
4083. 1
4083. 2
4083. 3
4083. 4
4084. 0
4085. 0
4085. 1
4085. 2
4085. 3
4086. 0
4086. 1
4086. 2
4086. 3
4087. 0
4087. 1
4087. 2
4087. 3
4087. 4
4088. 0
4088. 1
4088. 2
4088. 3
4088. 4
4089. 0
4089. 1
4089. 2
4089. 3
4089. 4
4090. 0
4090. 1
4090. 2
4090. 3
4090. 4
4091. 0
4091. 1
4091. 2
4091. 3
4091. 4
4092. 0
4092. 1
4092. 2
4092. 3
4093. 0
4093. 1
pull
Entries 51
Mean 16.13
Std Dev 23.19
3
2
1
0
−1
−2

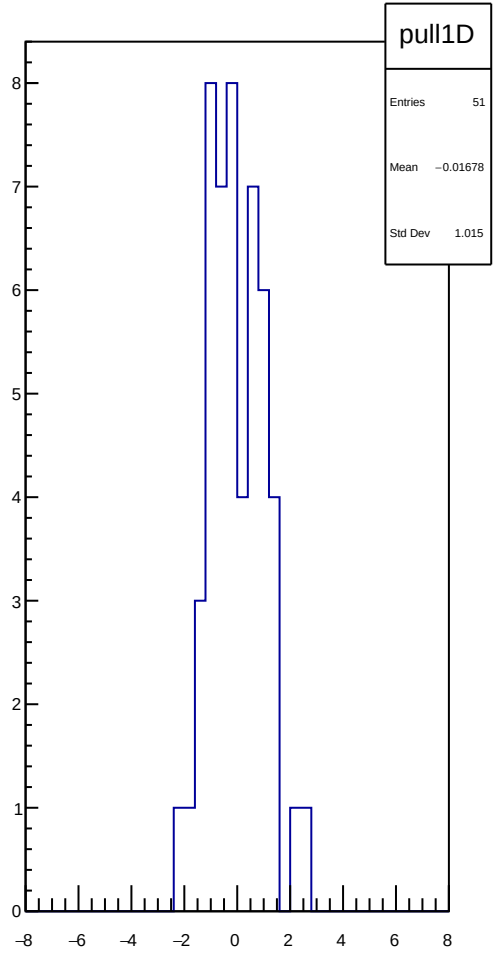
pull1D
Entries 51
Mean −0.01678
Std Dev 1.015
8
7
6
5
4
3
2
1
0
−8
−6
−4
−2
0
2
4
6
8

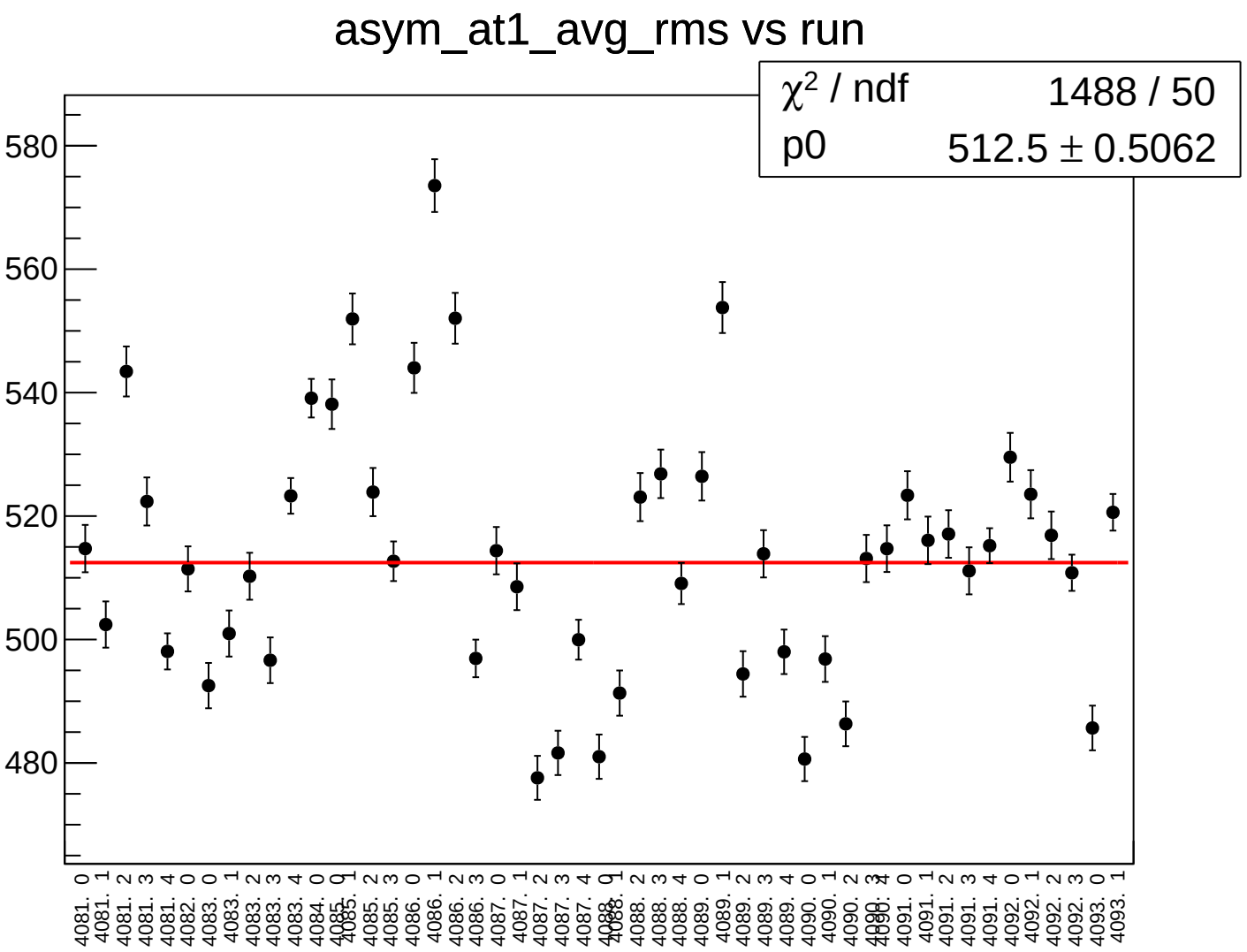
asym_at1_avg_rms vs run
χ² / ndf 1488 / 50
p0 512.5 ± 0.5062
580
560
540
520
500
480
4081. 0
4081. 1
4081. 2
4081. 3
4081. 4
4082. 0
4083. 0
4083. 1
4083. 2
4083. 3
4083. 4
4084. 0
4085. 0
4085. 1
4085. 2
4085. 3
4086. 0
4086. 1
4086. 2
4086. 3
4087. 0
4087. 1
4087. 2
4087. 3
4087. 4
4088. 2
4088. 3
4088. 4
4089. 0
4089. 1
4089. 2
4089. 3
4089. 4
4090. 0
4090. 1
4090. 2
4091. 0
4091. 1
4091. 2
4091. 3
4091. 4
4092. 0
4092. 1
4092. 2
4092. 3
4093. 0
4093. 1

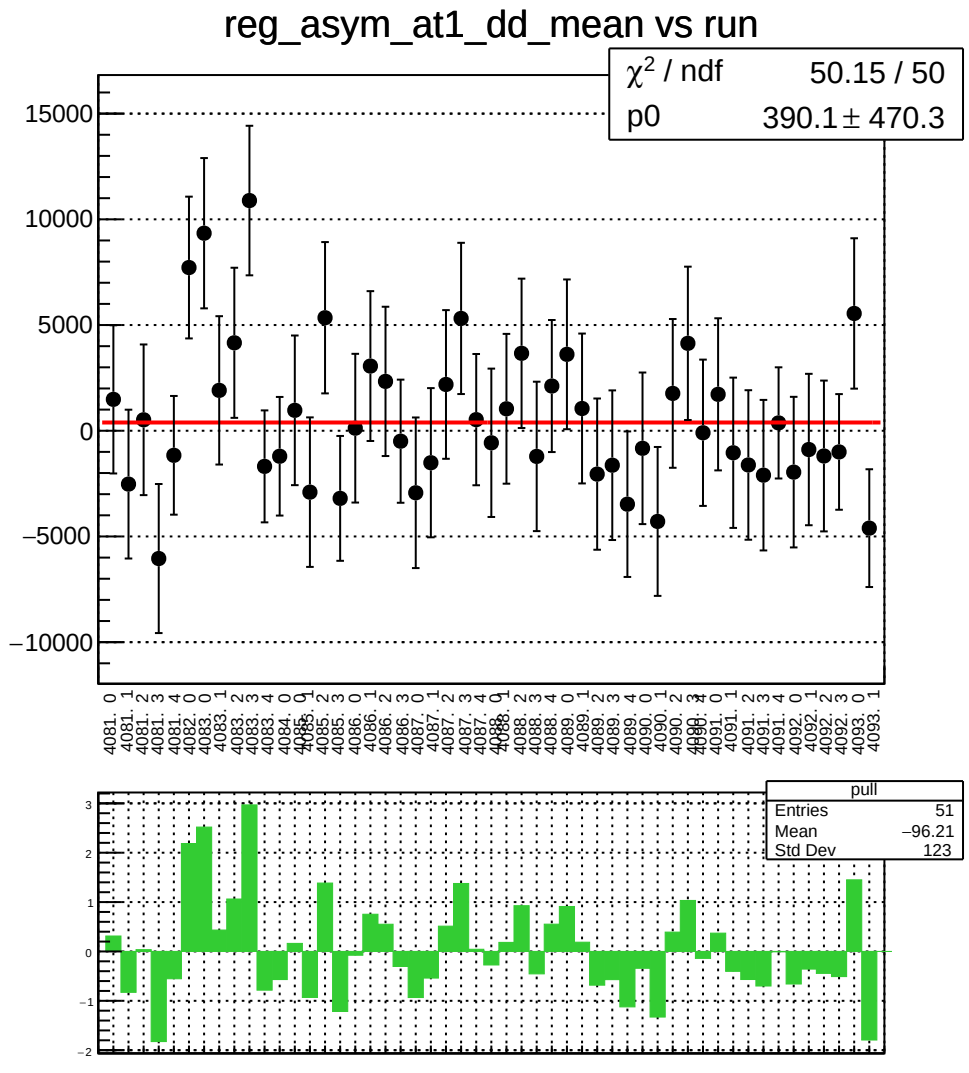
reg_asym_at1_dd_mean vs run
χ² / ndf 50.15 / 50
p0 390.1 ± 470.3
15000
10000
5000
0
−5000
−10000
pull
Entries 51
Mean −96.21
Std Dev 123
3
2
1
0
−1
−2

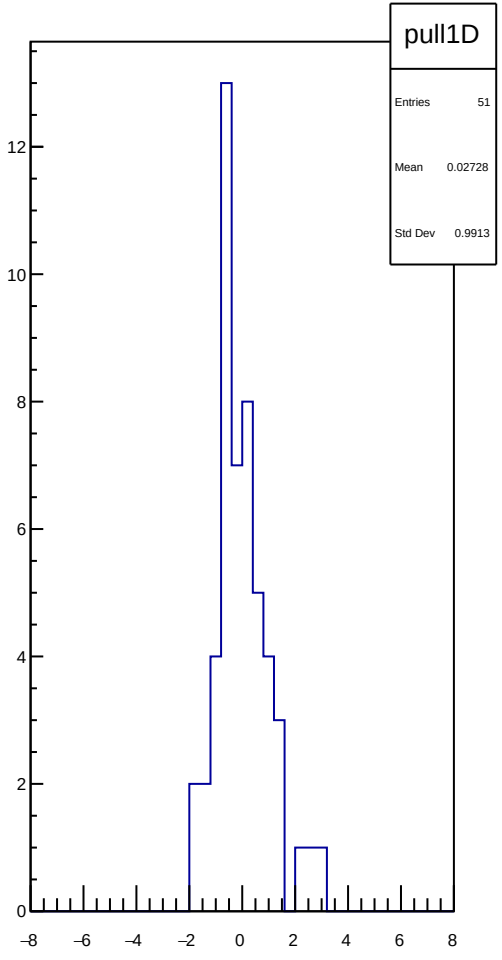
pull1D
Entries 51
Mean 0.02728
Std Dev 0.9913
12
10
8
6
4
2
0
−8
−6
−4
−2
0
2
4
6
8

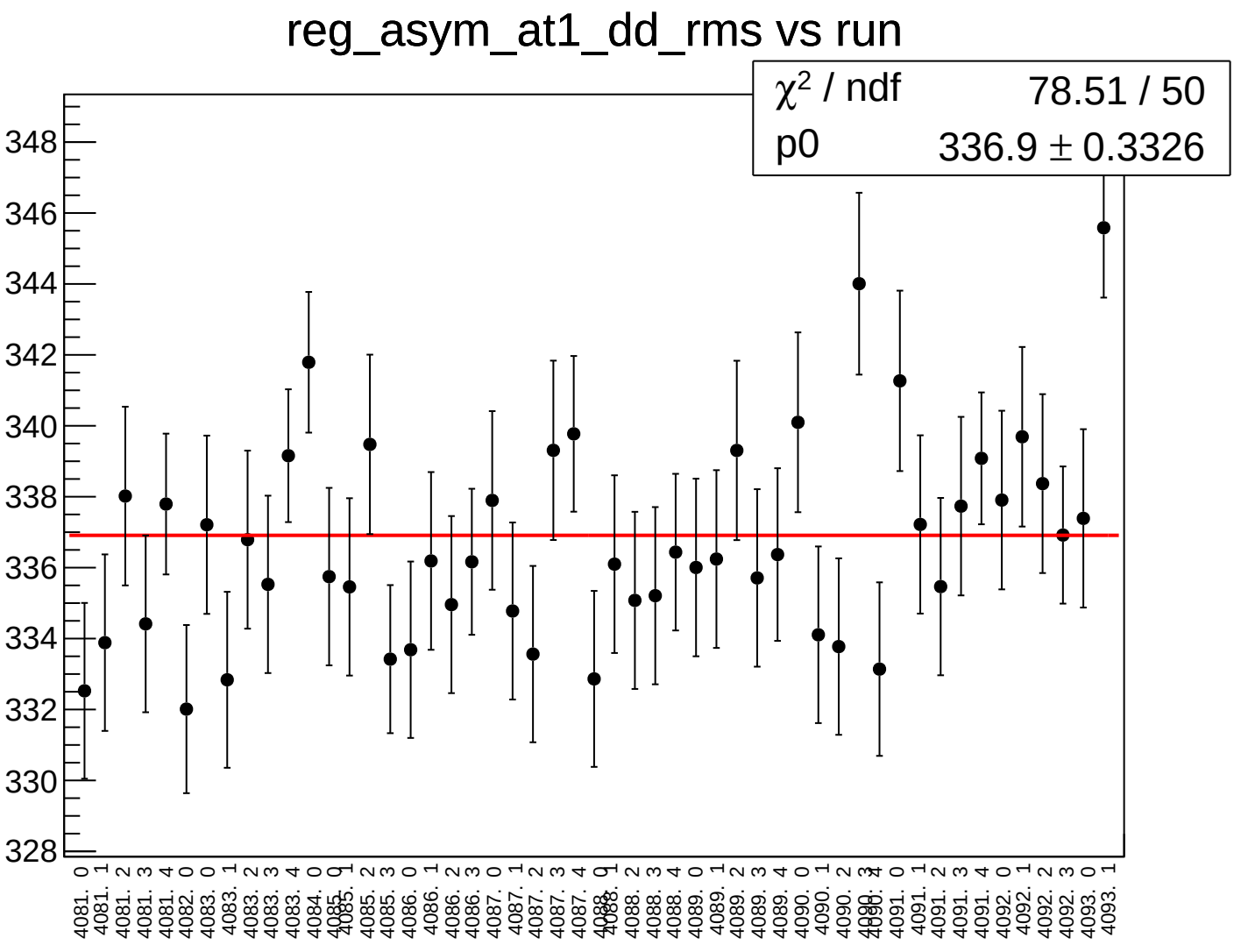
reg_asym_at1_dd_rms vs run
χ² / ndf 78.51 / 50
p0 336.9 ± 0.3326
348
346
344
342
340
338
336
334
332
330
328
4081. 0
4081. 1
4081. 2
4081. 3
4081. 4
4082. 0
4083. 0
4083. 1
4083. 2
4083. 3
4083. 4
4084. 0
4085. 0
4085. 1
4085. 2
4085. 3
4086. 0
4086. 1
4086. 2
4086. 3
4087. 0
4087. 1
4087. 2
4087. 3
4087. 4
4088. 0
4088. 1
4088. 2
4088. 3
4088. 4
4089. 0
4089. 1
4089. 2
4089. 3
4089. 4
4090. 0
4090. 1
4090. 2
4090. 3
4090. 4
4091. 0
4091. 1
4091. 2
4091. 3
4091. 4
4092. 0
4092. 1
4092. 2
4092. 3
4093. 0
4093. 1

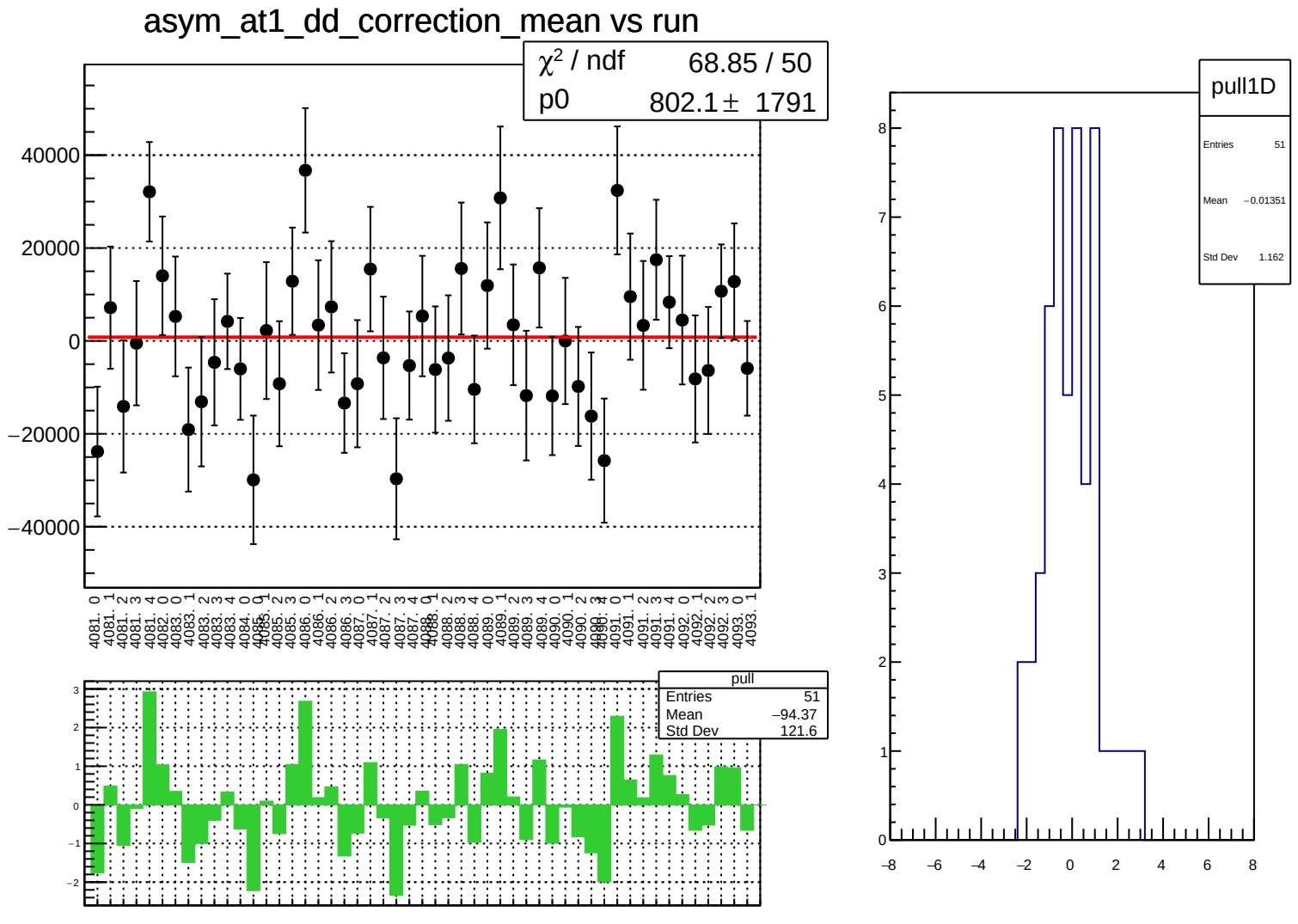
asym_at1_dd_correction_mean vs run
χ² / ndf 68.85 / 50
p0 802.1 ± 1791
40000
20000
0
−20000
−40000
4081. 0
4081. 1
4081. 2
4081. 3
4081. 4
4082. 0
4083. 0
4083. 1
4083. 2
4083. 3
4083. 4
4084. 0
4085. 1
4085. 2
4085. 3
4086. 0
4086. 1
4086. 2
4086. 3
4087. 0
4087. 1
4087. 2
4087. 3
4087. 4
4088. 1
4088. 2
4088. 3
4088. 4
4089. 0
4089. 1
4089. 2
4089. 3
4089. 4
4090. 0
4090. 1
4090. 2
4091. 0
4091. 1
4091. 2
4091. 3
4091. 4
4092. 0
4092. 1
4092. 2
4092. 3
4093. 0
4093. 1
pull
Entries 51
Mean −94.37
Std Dev 121.6
3
2
1
0
−1
−2
pull1D
Entries 51
Mean −0.01351
Std Dev 1.162
8
7
6
5
4
3
2
1
0
−8
−6
−4
−2
0
2
4
6
8

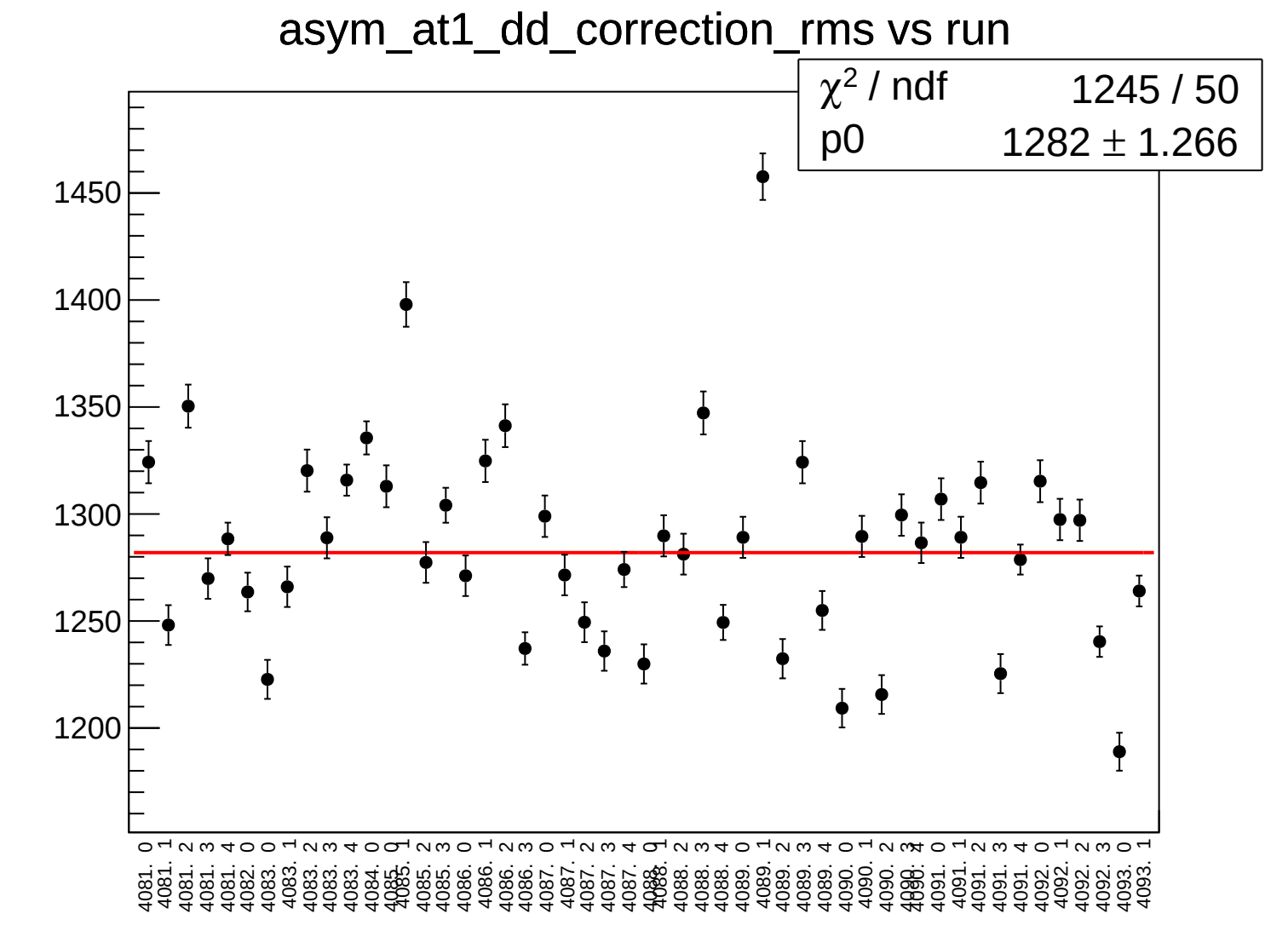
asym_at1_dd_correction_rms vs run
χ² / ndf 1245 / 50
p0 1282 ± 1.266
1450
1400
1350
1300
1250
1200
4081. 0
4081. 1
4081. 2
4081. 3
4081. 4
4082. 0
4083. 0
4083. 1
4083. 2
4083. 3
4083. 4
4084. 0
4085. 0
4085. 1
4085. 2
4085. 3
4086. 0
4086. 1
4086. 2
4086. 3
4087. 0
4087. 1
4087. 2
4087. 3
4087. 4
4088. 0
4088. 1
4088. 2
4088. 3
4088. 4
4089. 0
4089. 1
4089. 2
4089. 3
4089. 4
4090. 0
4090. 1
4090. 2
4091. 0
4091. 1
4091. 2
4091. 3
4091. 4
4092. 0
4092. 1
4092. 2
4092. 3
4093. 0
4093. 1

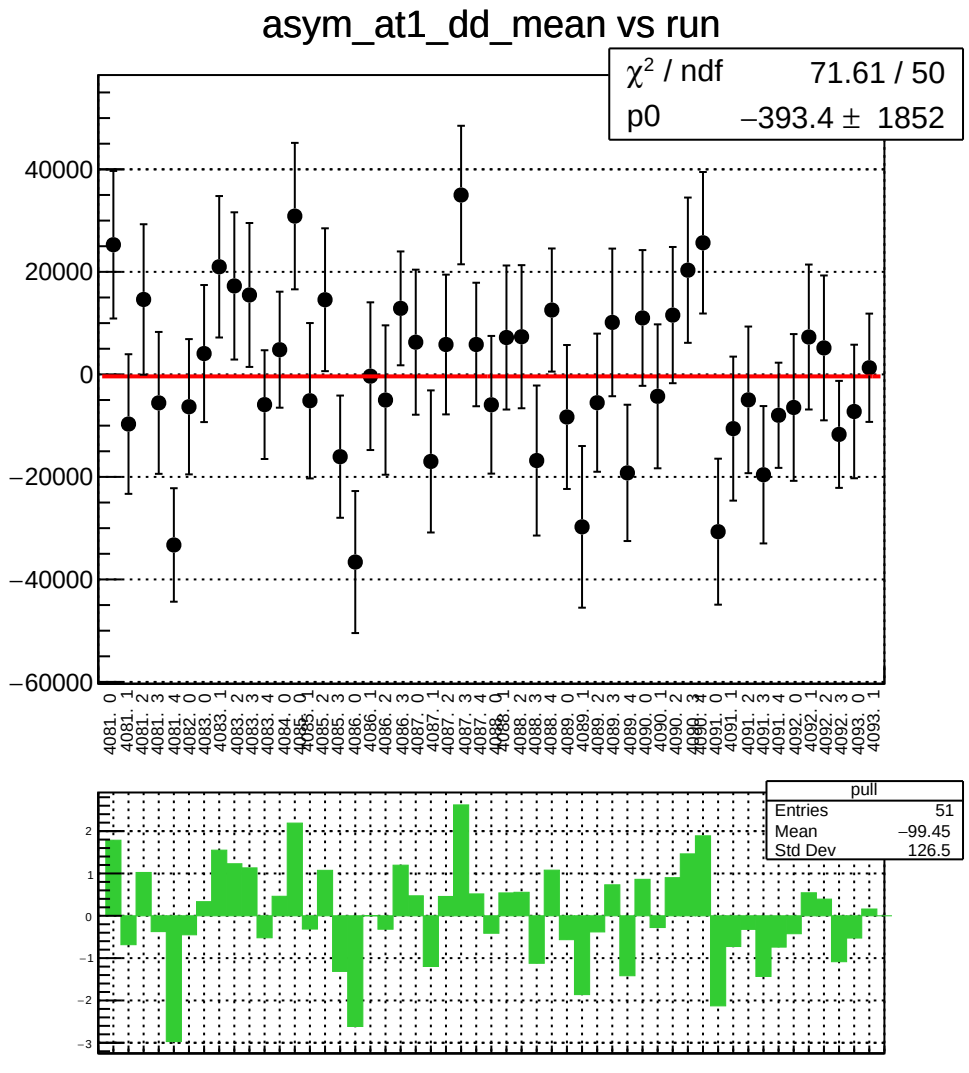
asym_at1_dd_mean vs run
χ² / ndf 71.61 / 50
p0 −393.4 ± 1852
40000
20000
0
−20000
−40000
−60000
pull
Entries 51
Mean −99.45
Std Dev 126.5

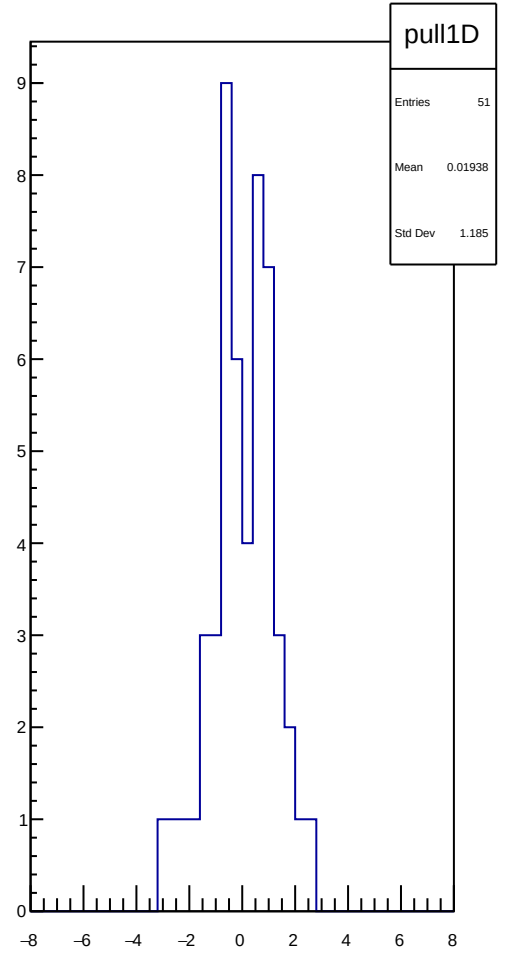
pull1D
Entries 51
Mean 0.01938
Std Dev 1.185

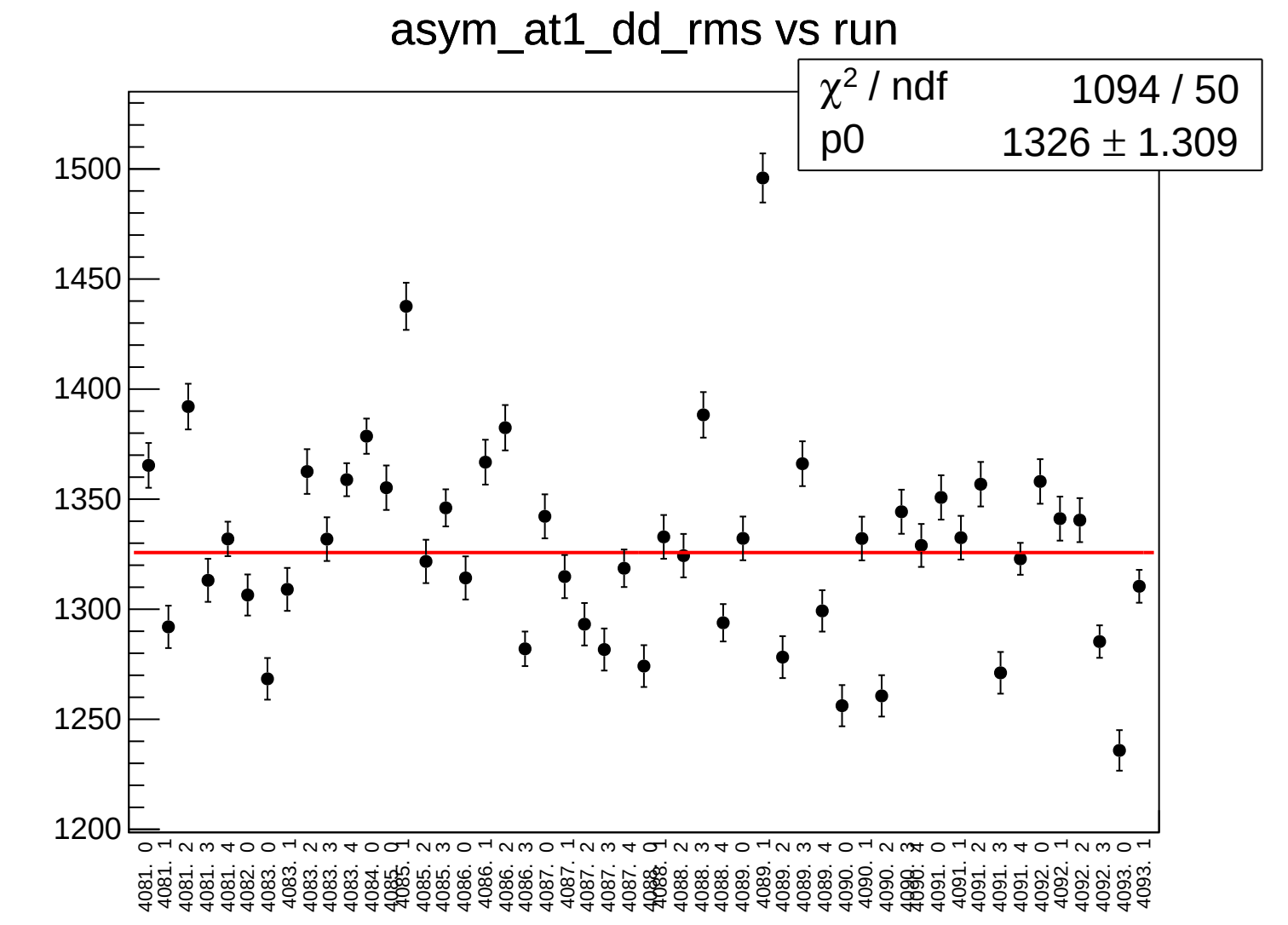
asym_at1_dd_rms vs run
χ² / ndf 1094 / 50
p0 1326 ± 1.309
1500
1450
1400
1350
1300
1250
1200
4081. 0
4081. 1
4081. 2
4081. 3
4081. 4
4082. 0
4083. 0
4083. 1
4083. 2
4083. 3
4083. 4
4084. 0
4085. 0
4085. 1
4085. 2
4085. 3
4086. 0
4086. 1
4086. 2
4086. 3
4087. 0
4087. 1
4087. 2
4087. 3
4087. 4
4088. 1
4088. 2
4088. 3
4088. 4
4089. 0
4089. 1
4089. 2
4089. 3
4089. 4
4090. 0
4090. 1
4090. 2
4091. 0
4091. 1
4091. 2
4091. 3
4091. 4
4092. 0
4092. 1
4092. 2
4092. 3
4093. 0
4093. 1

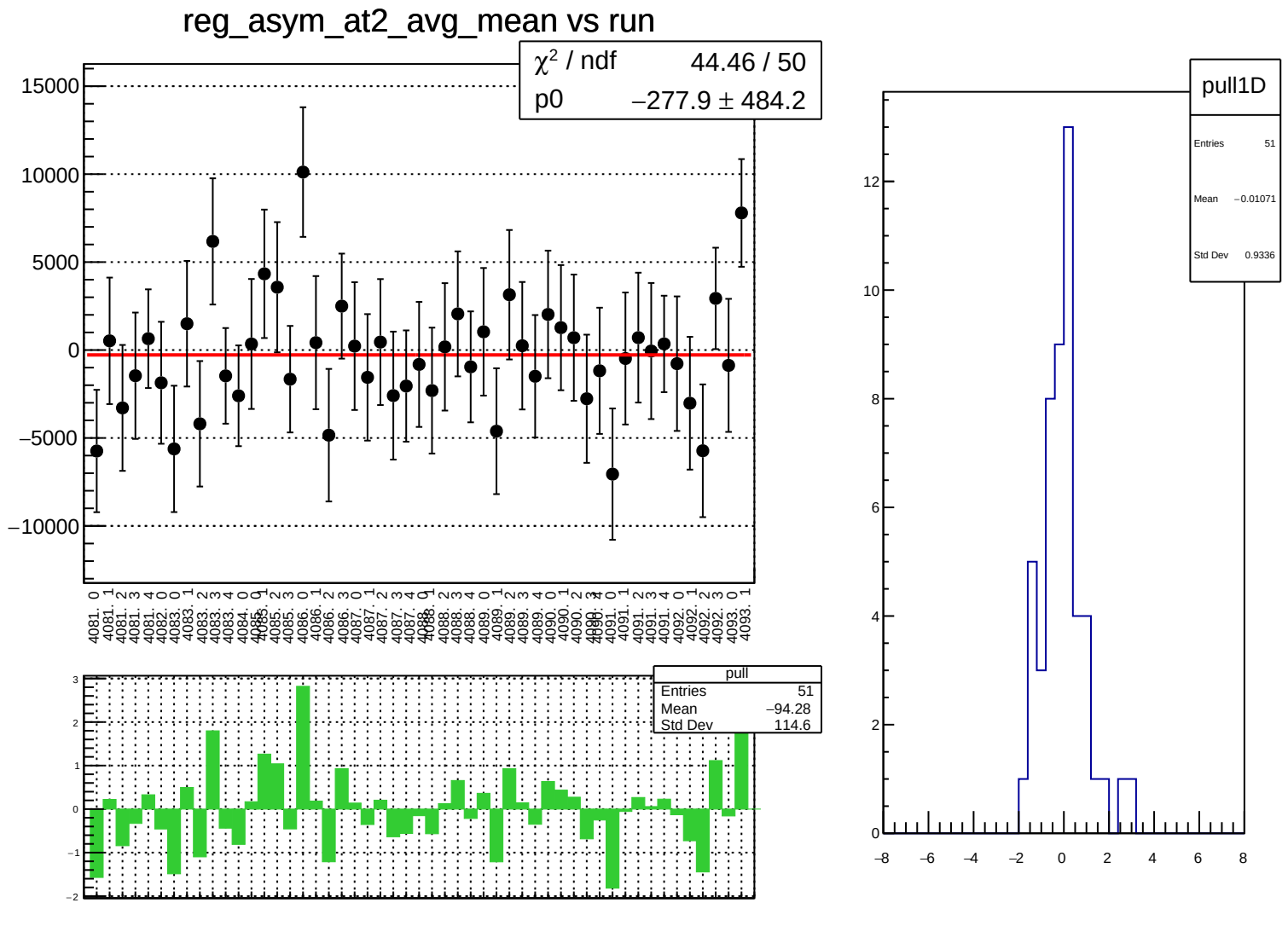
reg_asym_at2_avg_mean vs run
χ² / ndf 44.46 / 50
p0 −277.9 ± 484.2
15000
10000
5000
0
−5000
−10000
pull
Entries 51
Mean −94.28
Std Dev 114.6
pull1D
Entries 51
Mean −0.01071
Std Dev 0.9336

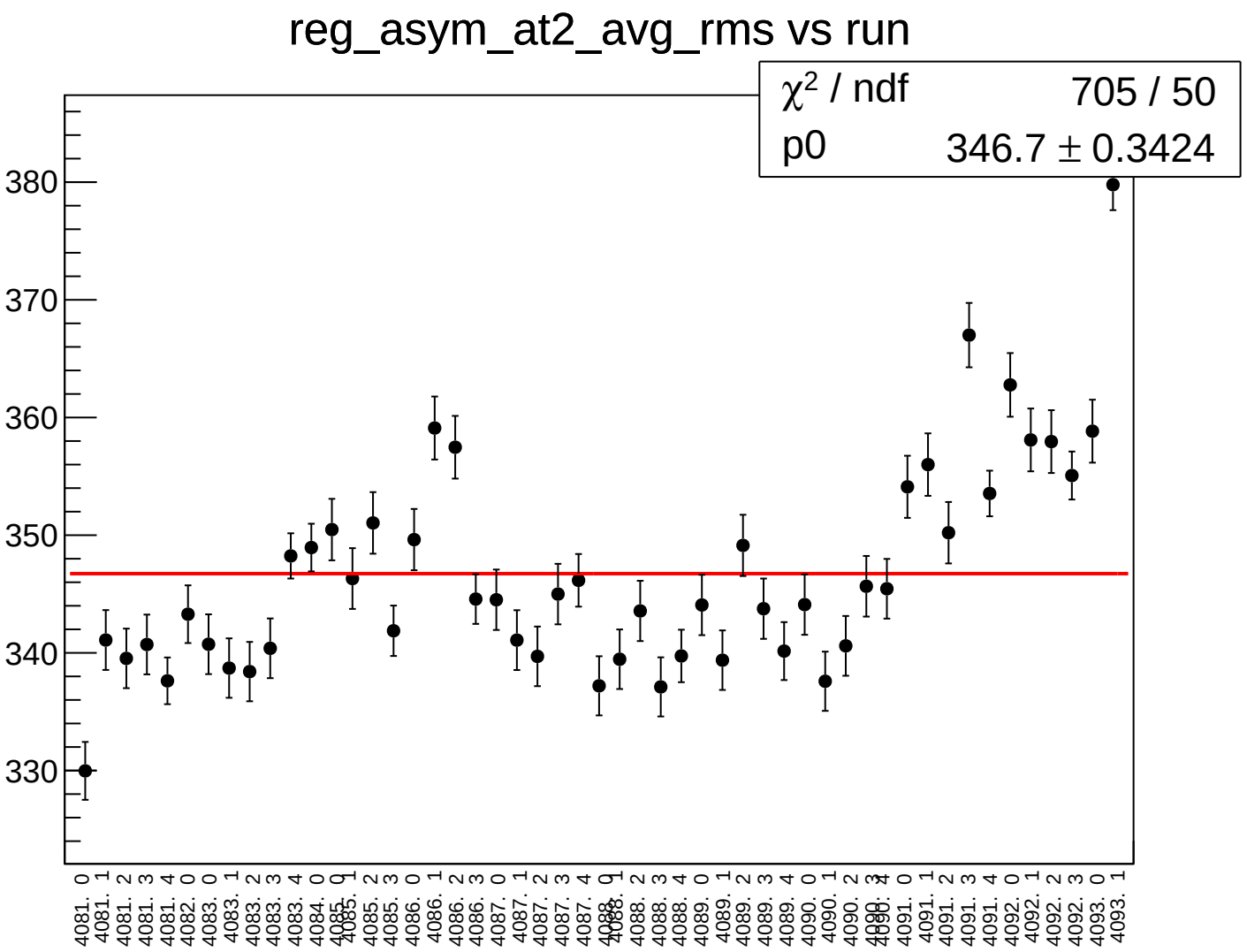
reg_asym_at2_avg_rms vs run
χ² / ndf 705 / 50
p0 346.7 ± 0.3424
380
370
360
350
340
330
4081. 0
4081. 1
4081. 2
4081. 3
4081. 4
4082. 0
4083. 0
4083. 1
4083. 2
4083. 3
4083. 4
4084. 0
4085. 0
4085. 1
4085. 2
4085. 3
4086. 0
4086. 1
4086. 2
4086. 3
4087. 0
4087. 1
4087. 2
4087. 3
4087. 4
4088. 2
4088. 3
4088. 4
4089. 0
4089. 1
4089. 2
4089. 3
4089. 4
4090. 0
4090. 1
4090. 2
4091. 0
4091. 1
4091. 2
4091. 3
4091. 4
4092. 0
4092. 1
4092. 2
4092. 3
4093. 0
4093. 1

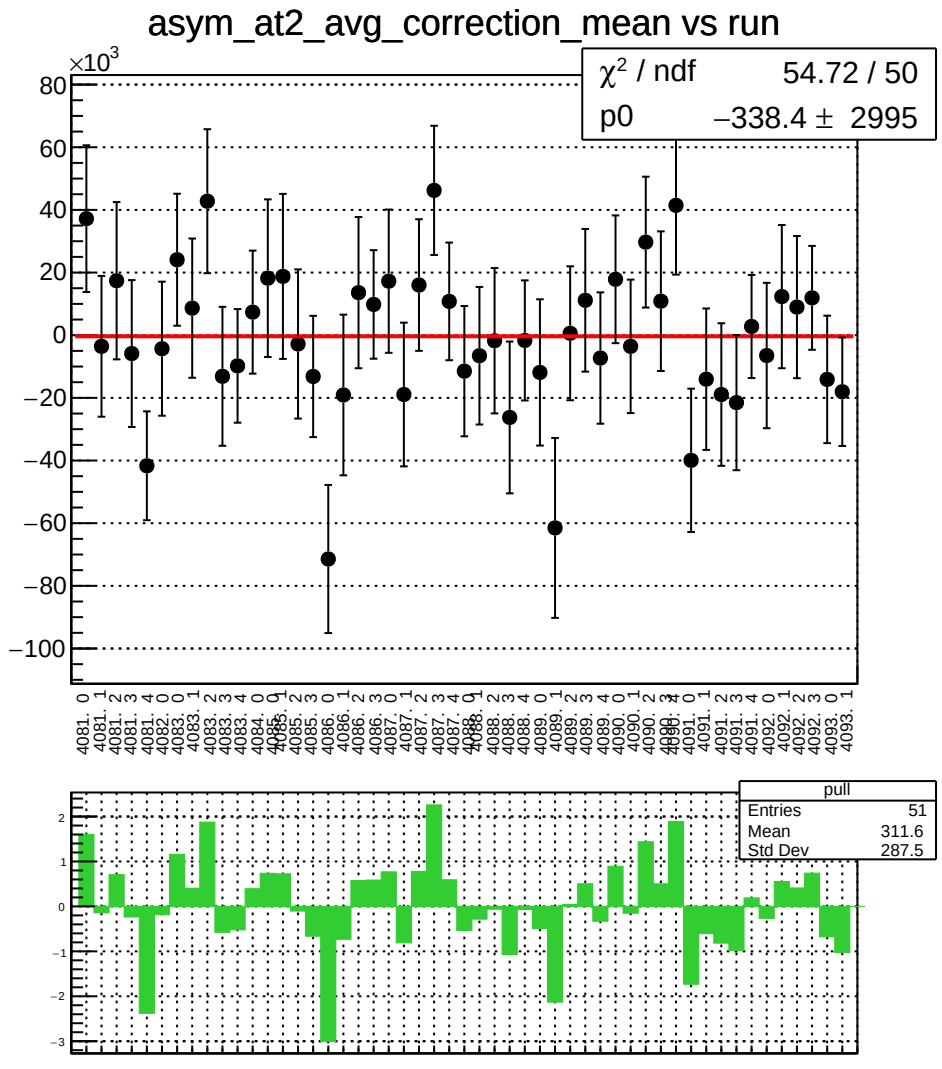
asym_at2_avg_correction_mean vs run
χ² / ndf 54.72 / 50
p0 −338.4 ± 2995
pull
Entries 51
Mean 311.6
Std Dev 287.5

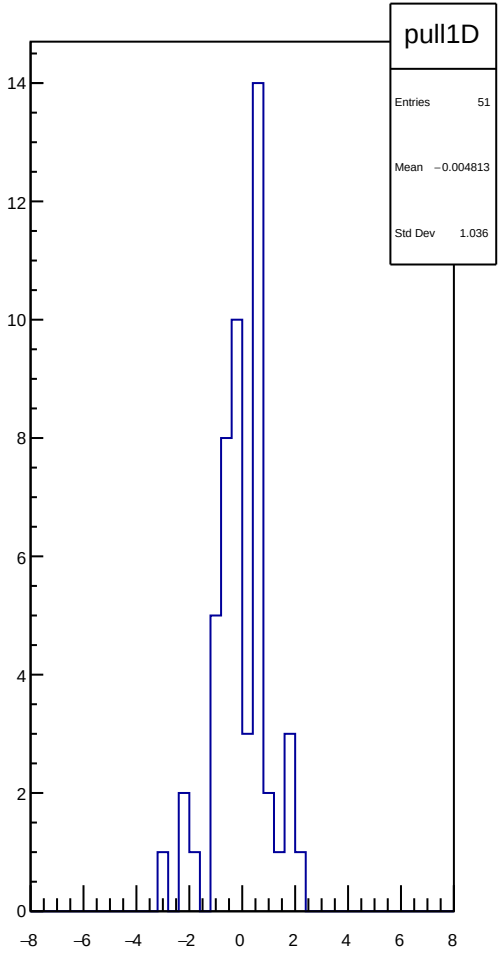
pull1D
Entries 51
Mean −0.004813
Std Dev 1.036

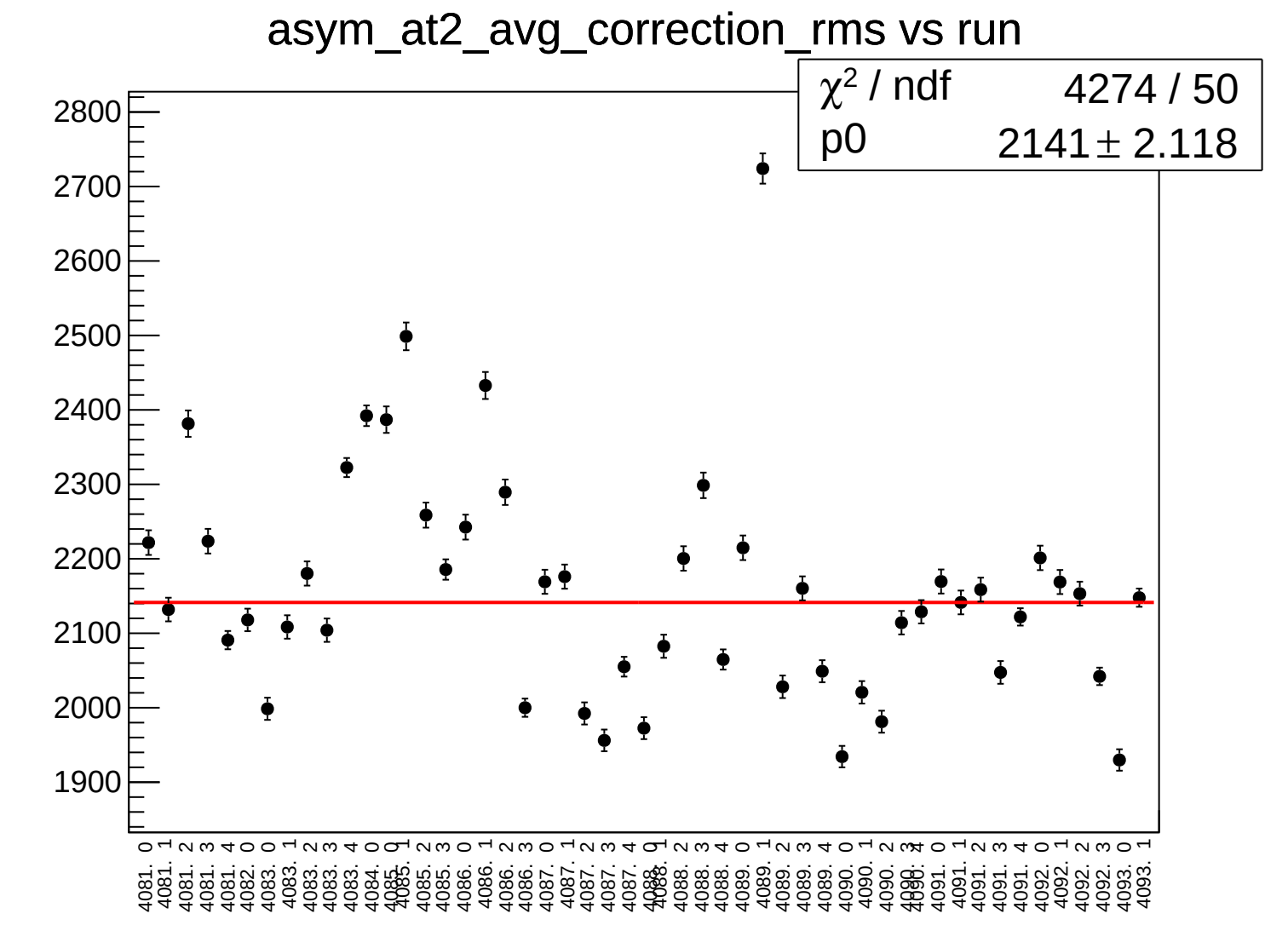
asym_at2_avg_correction_rms vs run
χ² / ndf 4274 / 50
p0 2141 ± 2.118
2800
2700
2600
2500
2400
2300
2200
2100
2000
1900
4081. 0
4081. 1
4081. 2
4081. 3
4081. 4
4082. 0
4083. 0
4083. 1
4083. 2
4083. 3
4083. 4
4084. 0
4085. 0
4085. 1
4085. 2
4085. 3
4086. 0
4086. 1
4086. 2
4086. 3
4087. 0
4087. 1
4087. 2
4087. 3
4087. 4
4088. 0
4088. 1
4088. 2
4088. 3
4088. 4
4089. 0
4089. 1
4089. 2
4089. 3
4089. 4
4090. 0
4090. 1
4090. 2
4091. 0
4091. 1
4091. 2
4091. 3
4091. 4
4092. 0
4092. 1
4092. 2
4092. 3
4093. 0
4093. 1

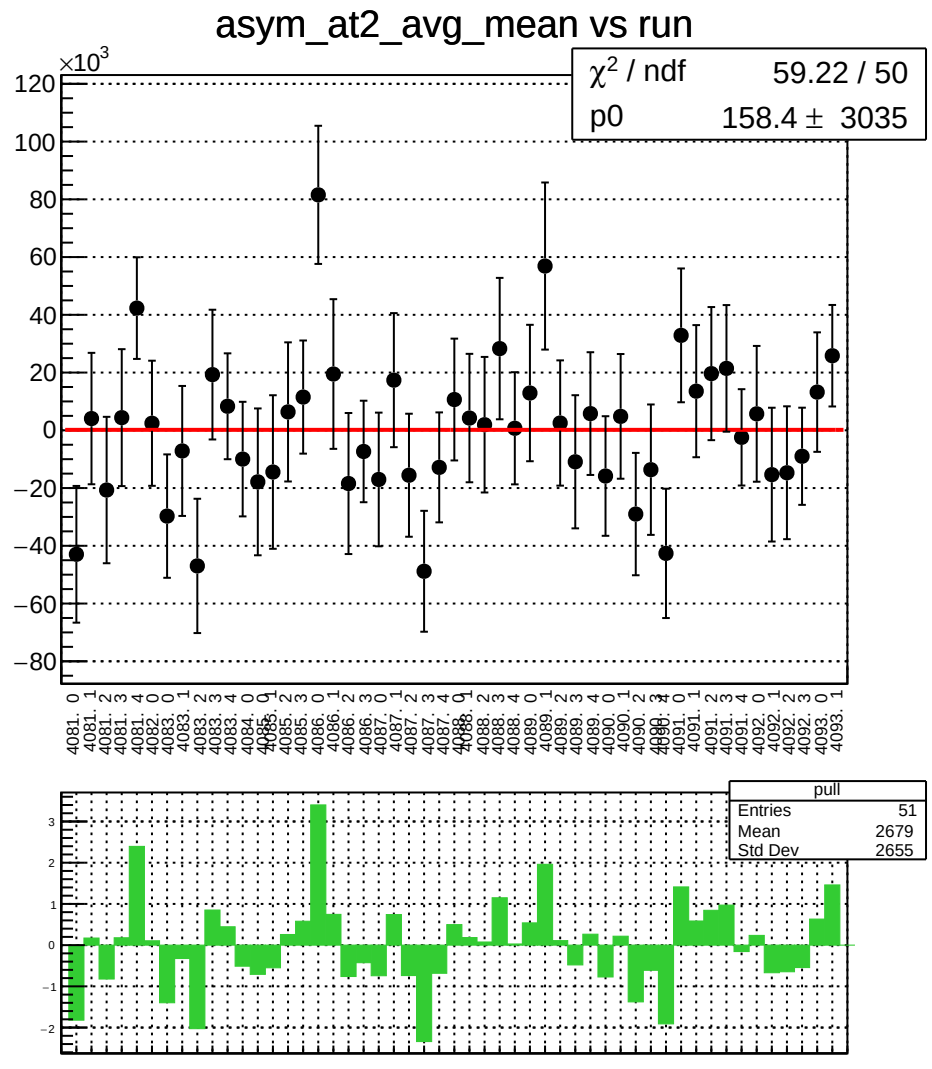
asym_at2_avg_mean vs run
×10^3
χ² / ndf 59.22 / 50
p0 158.4 ± 3035
pull
Entries 51
Mean 2679
Std Dev 2655

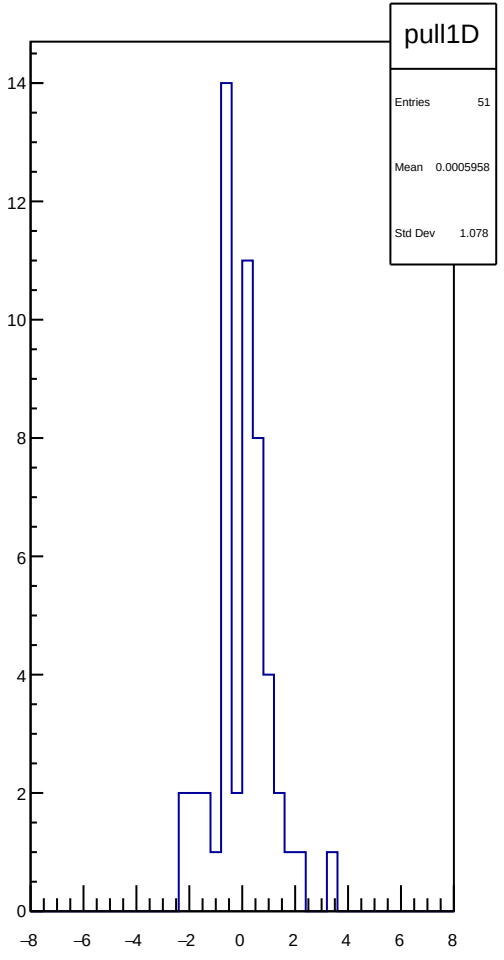
pull1D
Entries 51
Mean 0.0005958
Std Dev 1.078

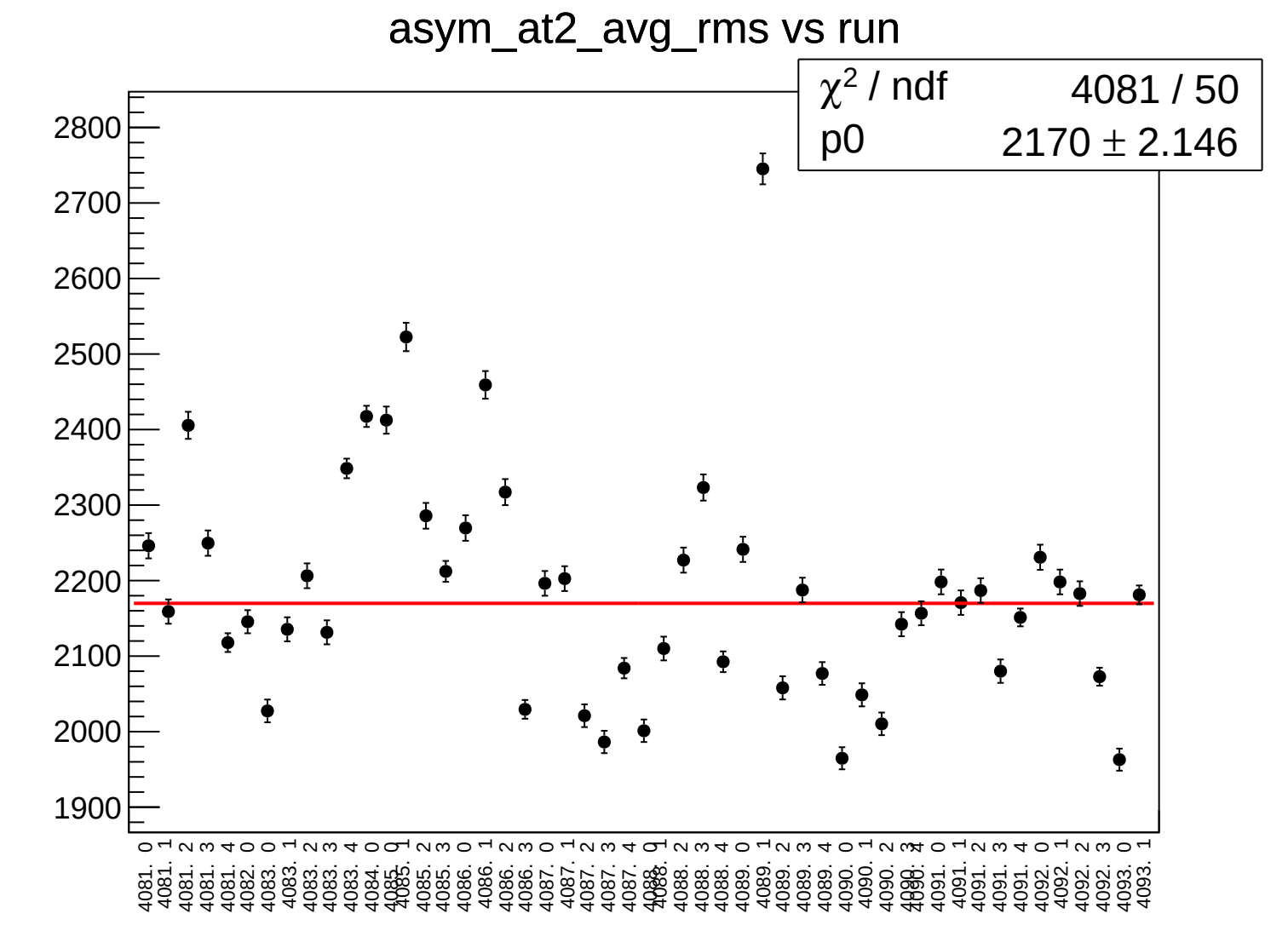
asym_at2_avg_rms vs run
χ^2 / ndf 4081 / 50
p0 2170 ± 2.146
2800
2700
2600
2500
2400
2300
2200
2100
2000
1900
4081. 0
4081. 1
4081. 2
4081. 3
4081. 4
4082. 0
4083. 0
4083. 1
4083. 2
4083. 3
4083. 4
4084. 0
4085. 0
4085. 1
4085. 2
4085. 3
4086. 0
4086. 1
4086. 2
4086. 3
4087. 0
4087. 1
4087. 2
4087. 3
4087. 4
4088. 0
4088. 1
4088. 2
4088. 3
4088. 4
4089. 0
4089. 1
4089. 2
4089. 3
4089. 4
4090. 0
4090. 1
4090. 2
4090. 3
4090. 4
4091. 0
4091. 1
4091. 2
4091. 3
4091. 4
4092. 0
4092. 1
4092. 2
4092. 3
4093. 0
4093. 1

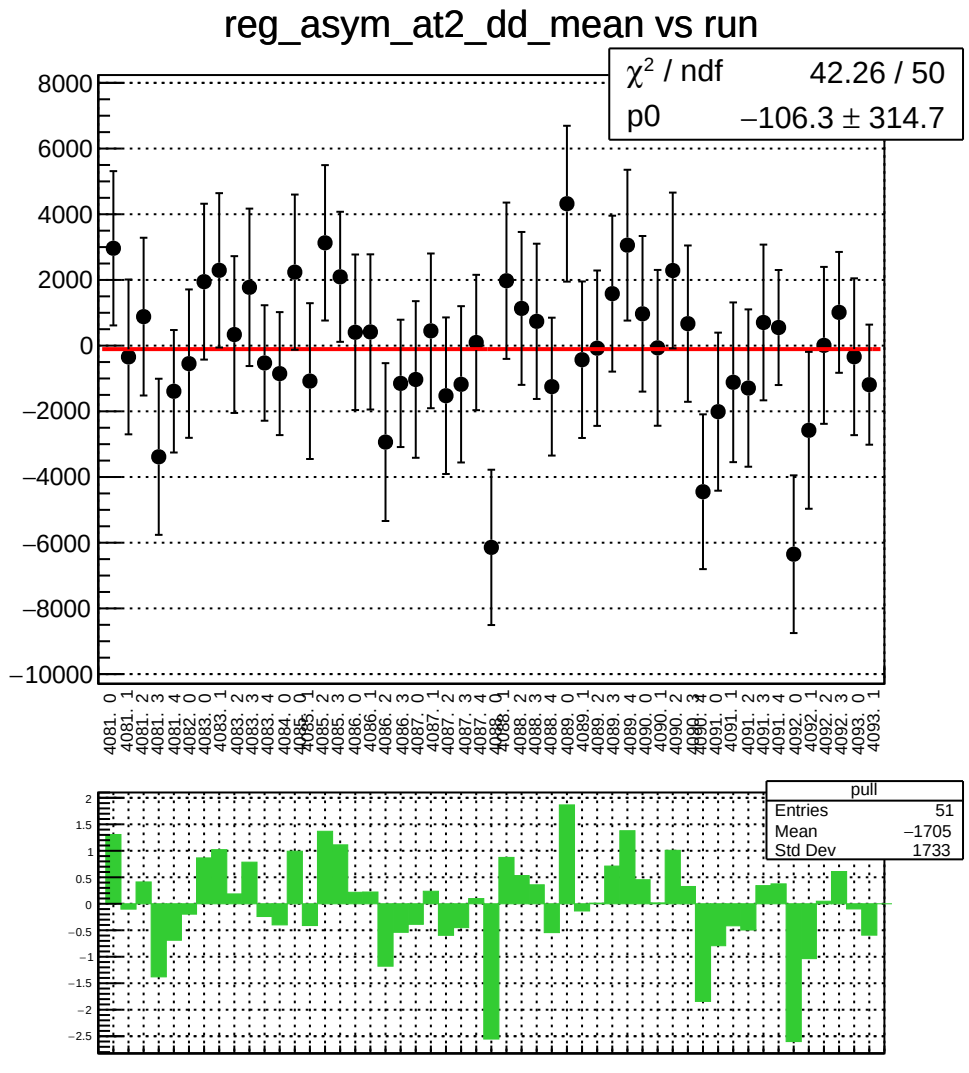
reg_asym_at2_dd_mean vs run
χ² / ndf 42.26 / 50
p0 −106.3 ± 314.7
pull
Entries 51
Mean −1705
Std Dev 1733

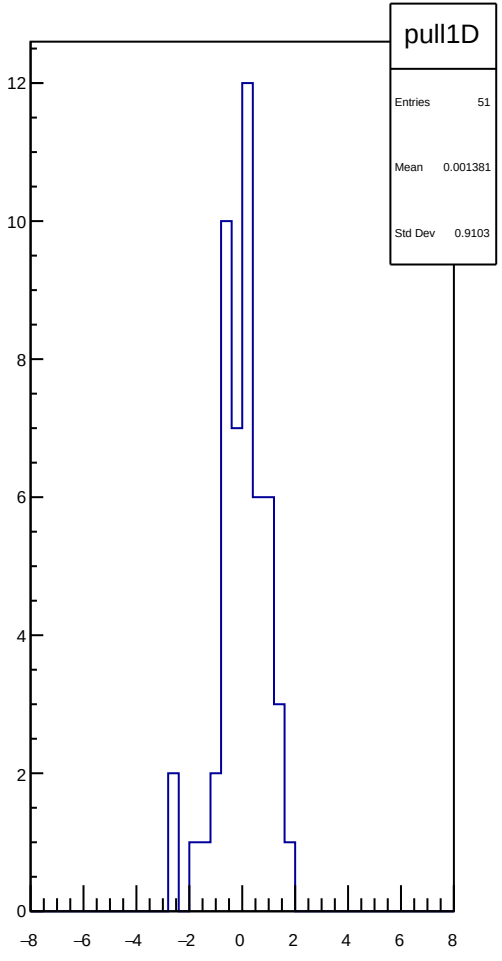
pull1D
Entries 51
Mean 0.001381
Std Dev 0.9103

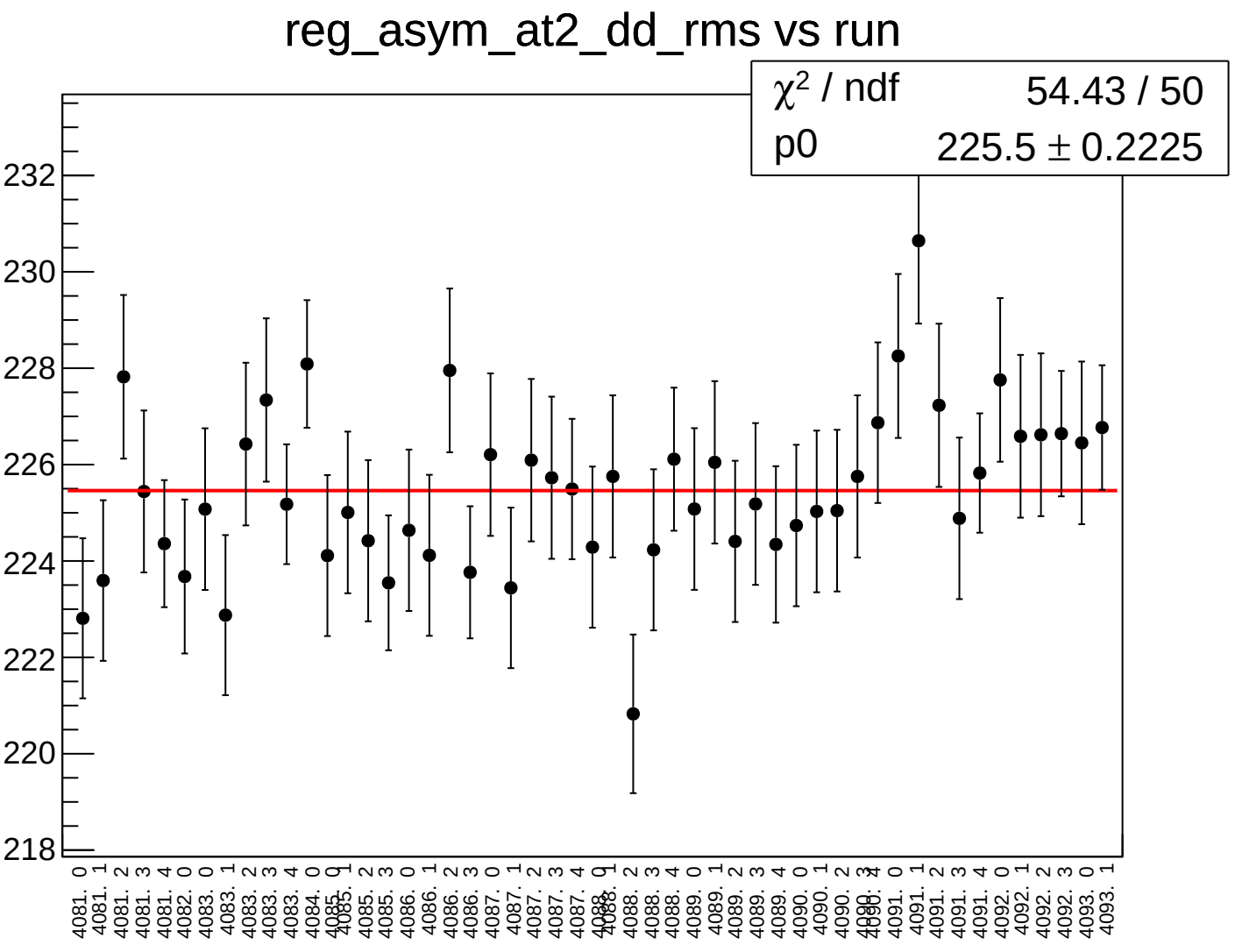
reg_asym_at2_dd_rms vs run
χ² / ndf 54.43 / 50
p0 225.5 ± 0.2225
232
230
228
226
224
222
220
218
4081. 0
4081. 1
4081. 2
4081. 3
4081. 4
4082. 0
4083. 0
4083. 1
4083. 2
4083. 3
4083. 4
4084. 0
4085. 0
4085. 1
4085. 2
4085. 3
4086. 0
4086. 1
4086. 2
4086. 3
4087. 0
4087. 1
4087. 2
4087. 3
4087. 4
4088. 2
4088. 3
4088. 4
4089. 0
4089. 1
4089. 2
4089. 3
4089. 4
4090. 0
4090. 1
4090. 2
4091. 0
4091. 1
4091. 2
4091. 3
4091. 4
4092. 0
4092. 1
4092. 2
4092. 3
4093. 0
4093. 1

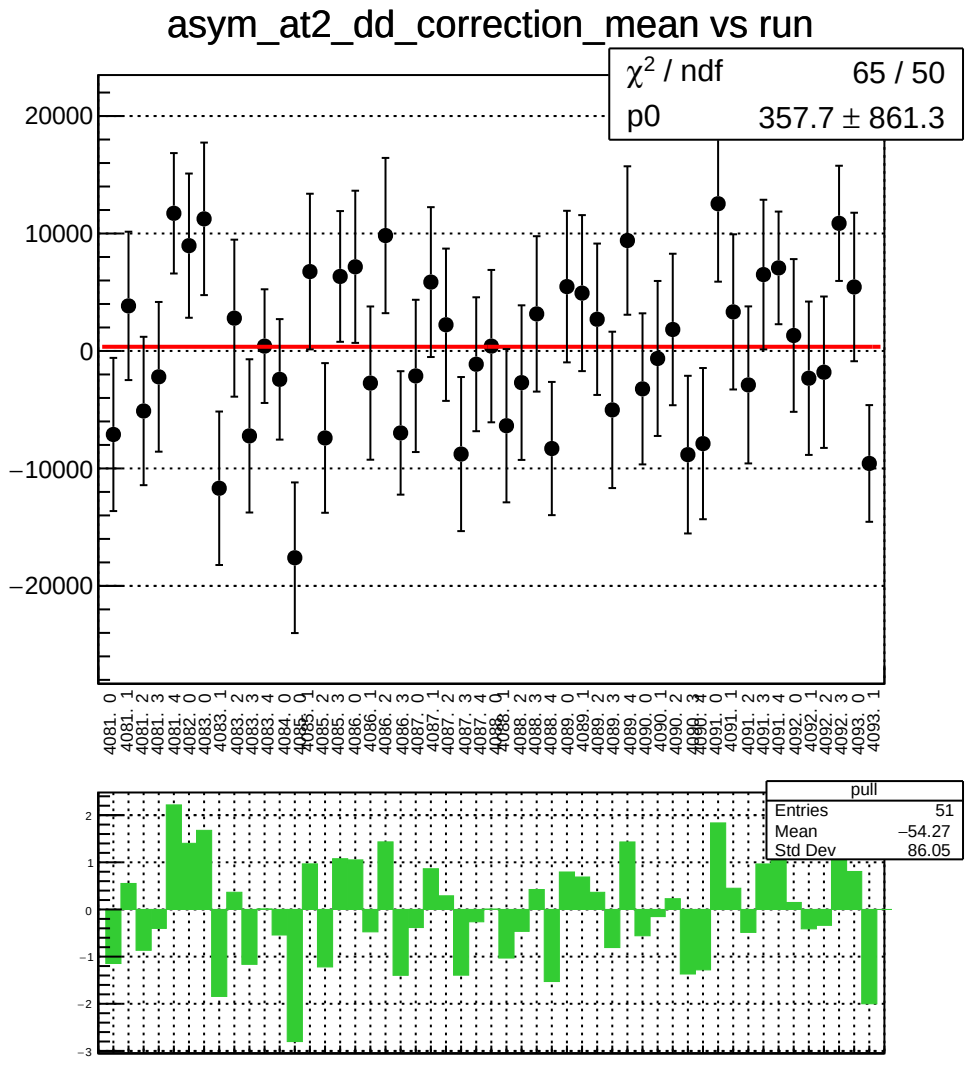
asym_at2_dd_correction_mean vs run
χ² / ndf 65 / 50
p0 357.7 ± 861.3
20000
10000
0
−10000
−20000
pull
Entries 51
Mean −54.27
Std Dev 86.05
2
1
0
−1
−2
−3

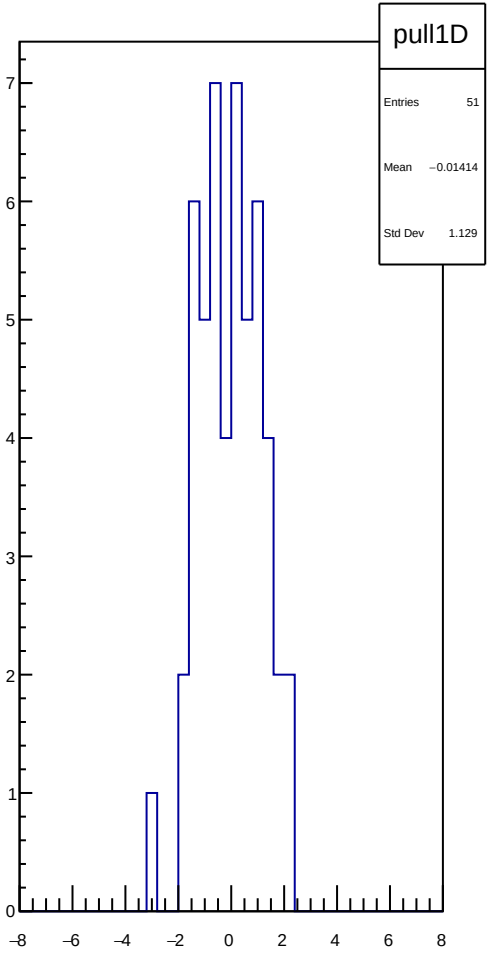
pull1D
Entries 51
Mean −0.01414
Std Dev 1.129
7
6
5
4
3
2
1
0
−8
−6
−4
−2
0
2
4
6
8

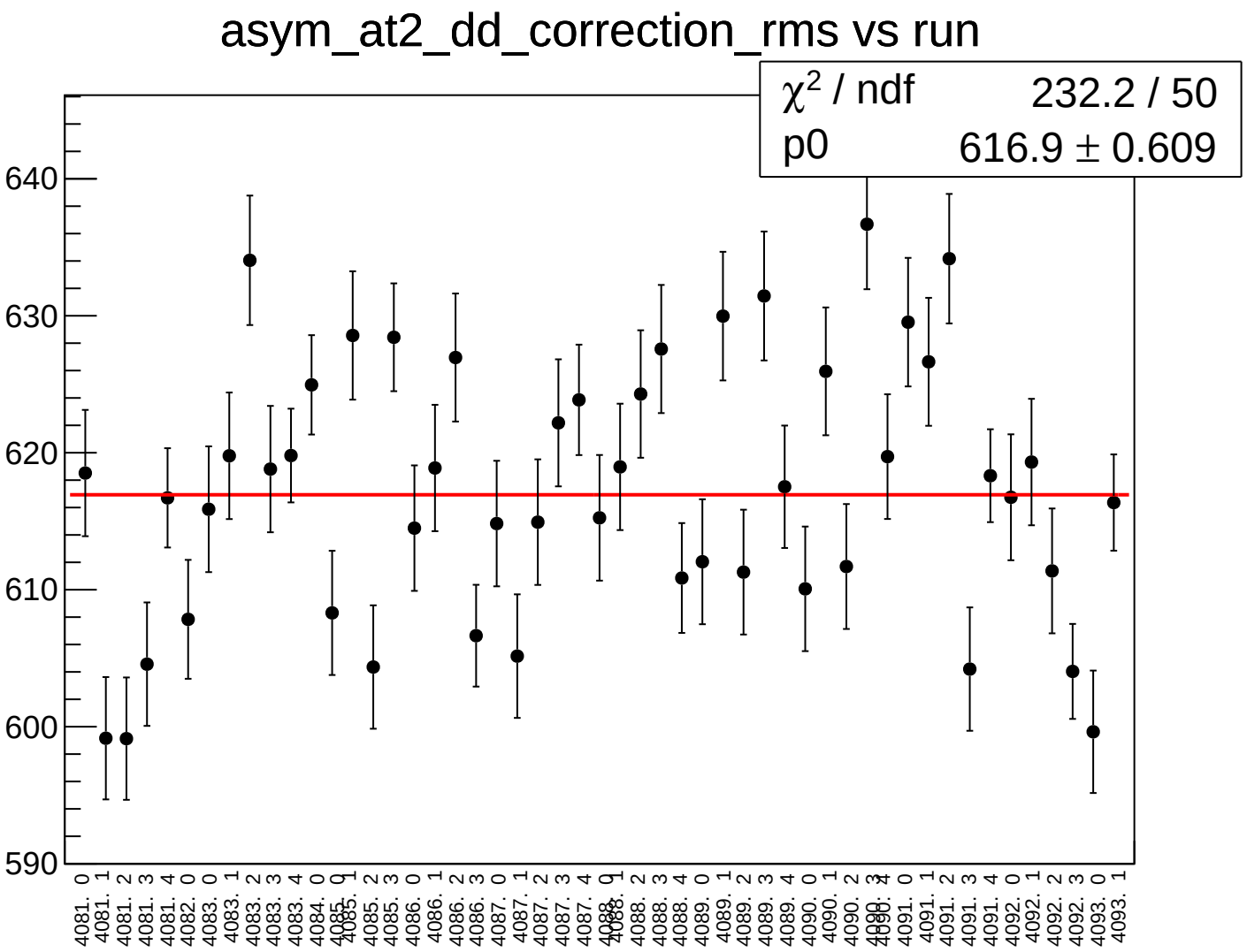
asym_at2_dd_correction_rms vs run
χ² / ndf 232.2 / 50
p0 616.9 ± 0.609
640
630
620
610
600
590
4081. 0
4081. 1
4081. 2
4081. 3
4081. 4
4082. 0
4083. 0
4083. 1
4083. 2
4083. 3
4083. 4
4084. 0
4085. 0
4085. 1
4085. 2
4085. 3
4086. 0
4086. 1
4086. 2
4086. 3
4087. 0
4087. 1
4087. 2
4087. 3
4087. 4
4088. 0
4088. 1
4088. 2
4088. 3
4088. 4
4089. 0
4089. 1
4089. 2
4089. 3
4089. 4
4090. 0
4090. 1
4090. 2
4091. 0
4091. 1
4091. 2
4091. 3
4091. 4
4092. 0
4092. 1
4092. 2
4092. 3
4093. 0
4093. 1

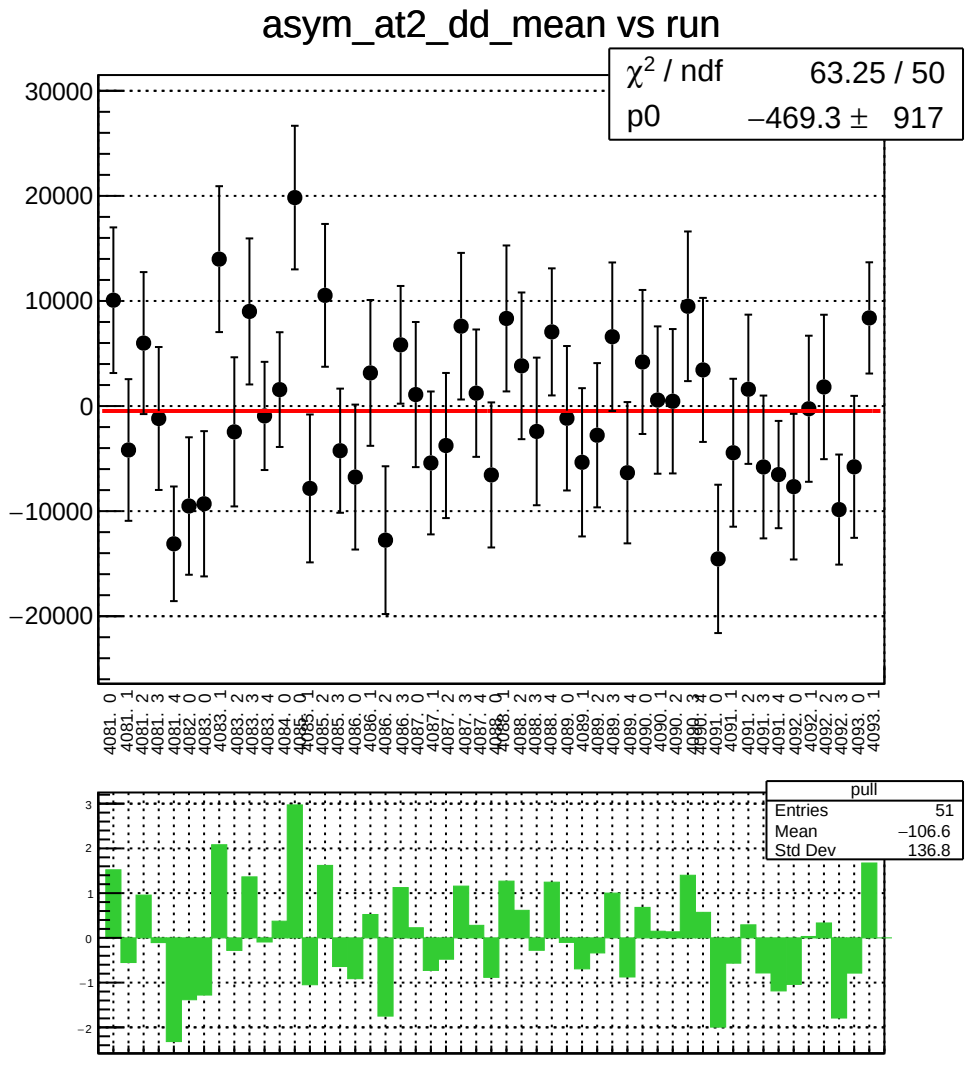
asym_at2_dd_mean vs run
χ² / ndf 63.25 / 50
p0 −469.3 ± 917
30000
20000
10000
0
−10000
−20000
4081. 0
4081. 1
4081. 2
4081. 3
4081. 4
4082. 0
4083. 0
4083. 1
4083. 2
4083. 3
4083. 4
4084. 0
4085. 0
4085. 1
4085. 2
4085. 3
4086. 0
4086. 1
4086. 2
4086. 3
4087. 0
4087. 1
4087. 2
4087. 3
4087. 4
4088. 0
4088. 1
4088. 2
4088. 3
4088. 4
4089. 0
4089. 1
4089. 2
4089. 3
4089. 4
4090. 0
4090. 1
4090. 2
4090. 3
4090. 4
4091. 0
4091. 1
4091. 2
4091. 3
4091. 4
4092. 0
4092. 1
4092. 2
4092. 3
4093. 0
4093. 1
pull
Entries 51
Mean −106.6
Std Dev 136.8
3
2
1
0
−1
−2
pull1D
Entries 51
Mean 0.01415
Std Dev 1.114
8
7
6
5
4
3
2
1
0
−8
−6
−4
−2
0
2
4
6
8

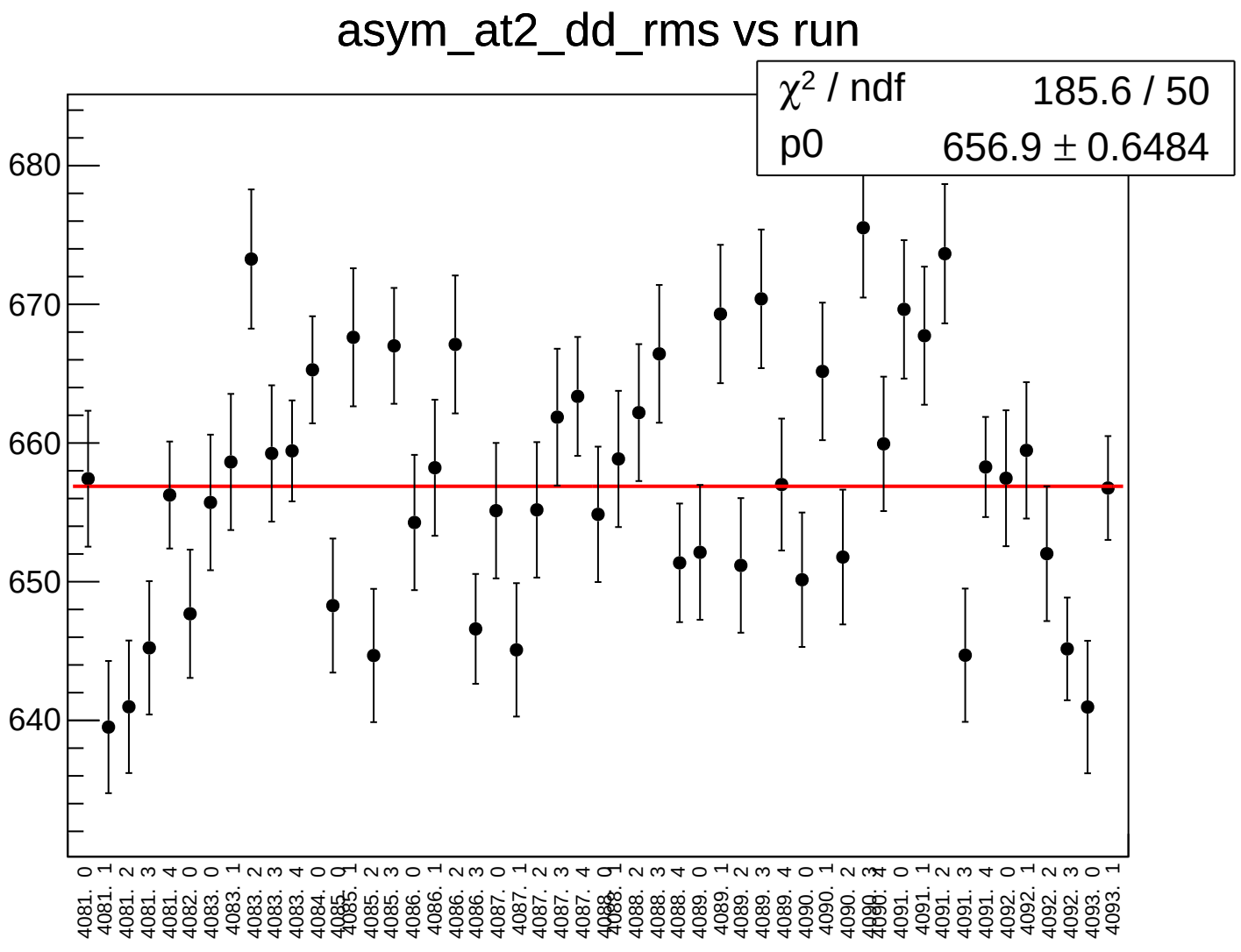
asym_at2_dd_rms vs run
χ² / ndf 185.6 / 50
p0 656.9 ± 0.6484
680
670
660
650
640
4081. 0
4081. 1
4081. 2
4081. 3
4081. 4
4082. 0
4083. 0
4083. 1
4083. 2
4083. 3
4083. 4
4084. 0
4085. 0
4085. 1
4085. 2
4085. 3
4086. 0
4086. 1
4086. 2
4086. 3
4087. 0
4087. 1
4087. 2
4087. 3
4087. 4
4088. 0
4088. 1
4088. 2
4088. 3
4088. 4
4089. 0
4089. 1
4089. 2
4089. 3
4089. 4
4090. 0
4090. 1
4090. 2
4090. 3
4090. 4
4091. 0
4091. 1
4091. 2
4091. 3
4091. 4
4092. 0
4092. 1
4092. 2
4092. 3
4093. 0
4093. 1

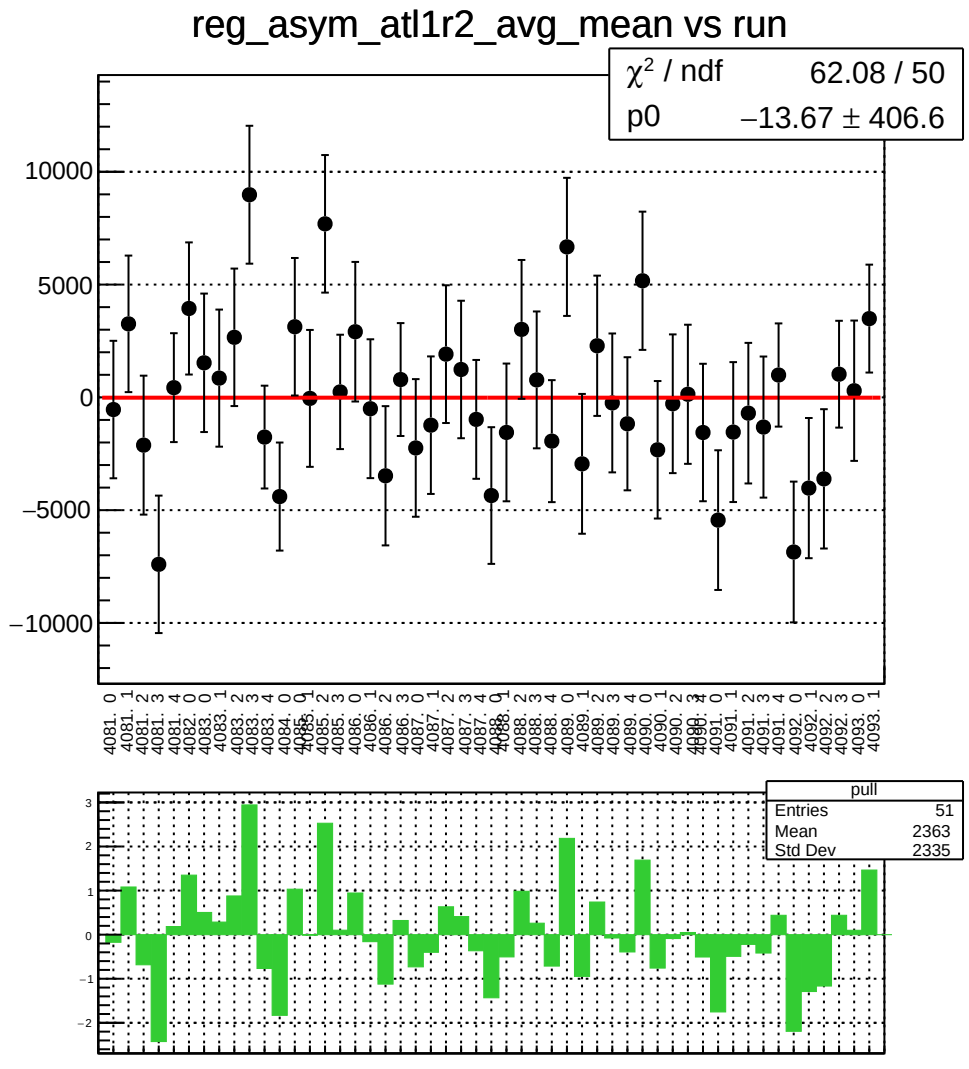
reg_asym_atl1r2_avg_mean vs run
χ² / ndf 62.08 / 50
p0 −13.67 ± 406.6
10000
5000
0
−5000
−10000
pull
Entries 51
Mean 2363
Std Dev 2335
3
2
1
0
−1
−2

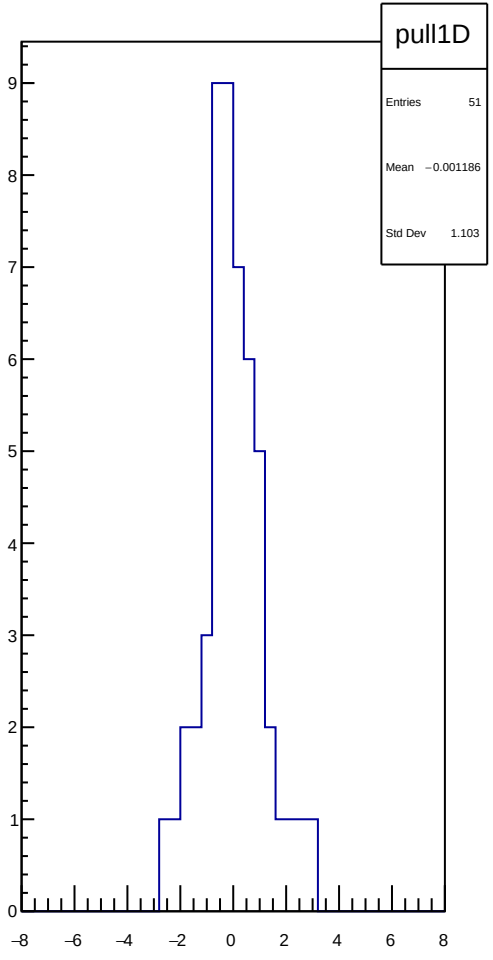
pull1D
Entries 51
Mean −0.001186
Std Dev 1.103
9
8
7
6
5
4
3
2
1
0
−8
−6
−4
−2
0
2
4
6
8

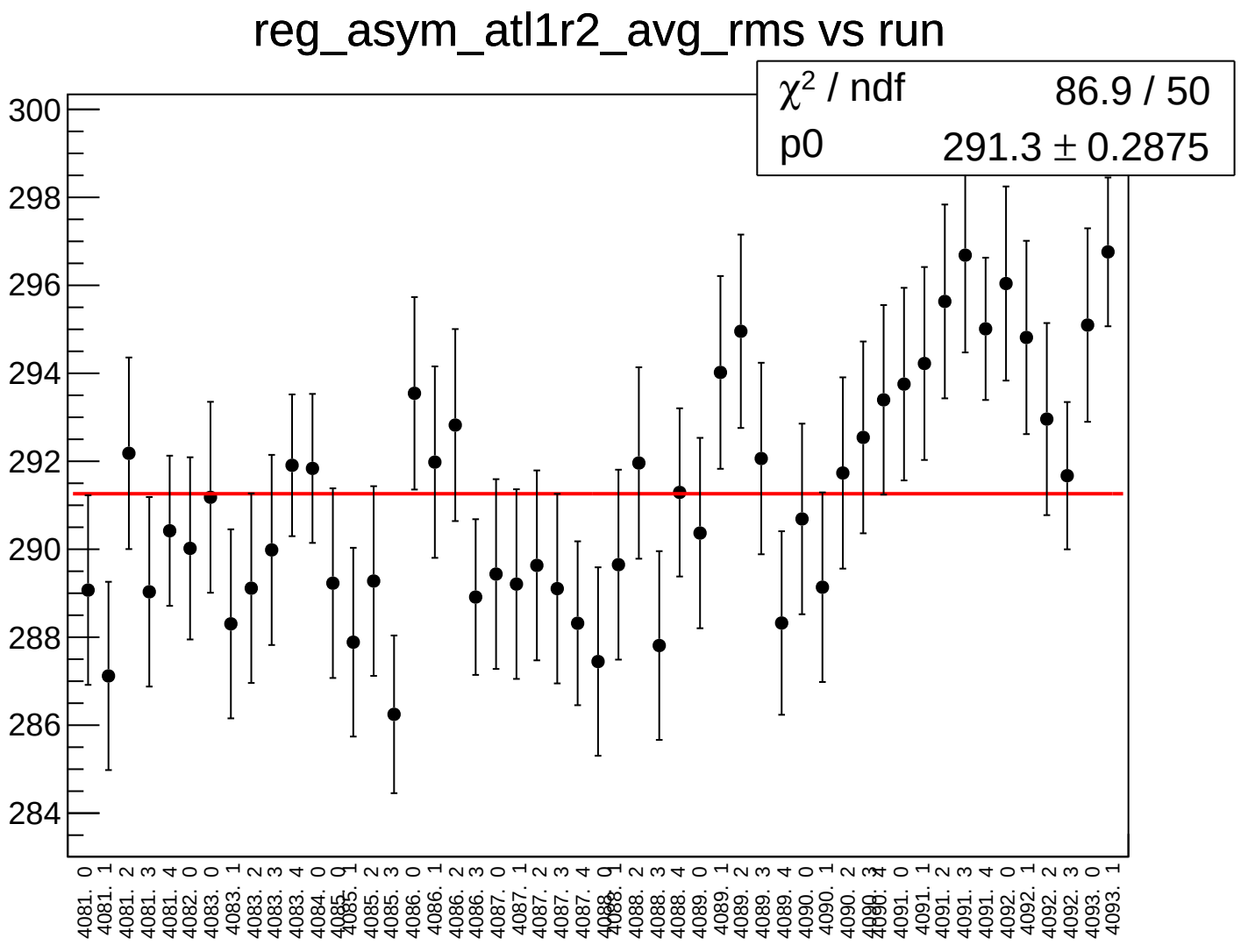
reg_asym_atl1r2_avg_rms vs run
χ² / ndf 86.9 / 50
p0 291.3 ± 0.2875
300
298
296
294
292
290
288
286
284
4081. 0
4081. 1
4081. 2
4081. 3
4081. 4
4082. 0
4083. 0
4083. 1
4083. 2
4083. 3
4083. 4
4084. 0
4085. 0
4085. 1
4085. 2
4085. 3
4086. 0
4086. 1
4086. 2
4086. 3
4087. 0
4087. 1
4087. 2
4087. 3
4087. 4
4088. 0
4088. 1
4088. 2
4088. 3
4088. 4
4089. 0
4089. 1
4089. 2
4089. 3
4089. 4
4090. 0
4090. 1
4090. 2
4091. 0
4091. 1
4091. 2
4091. 3
4091. 4
4092. 0
4092. 1
4092. 2
4092. 3
4093. 0
4093. 1

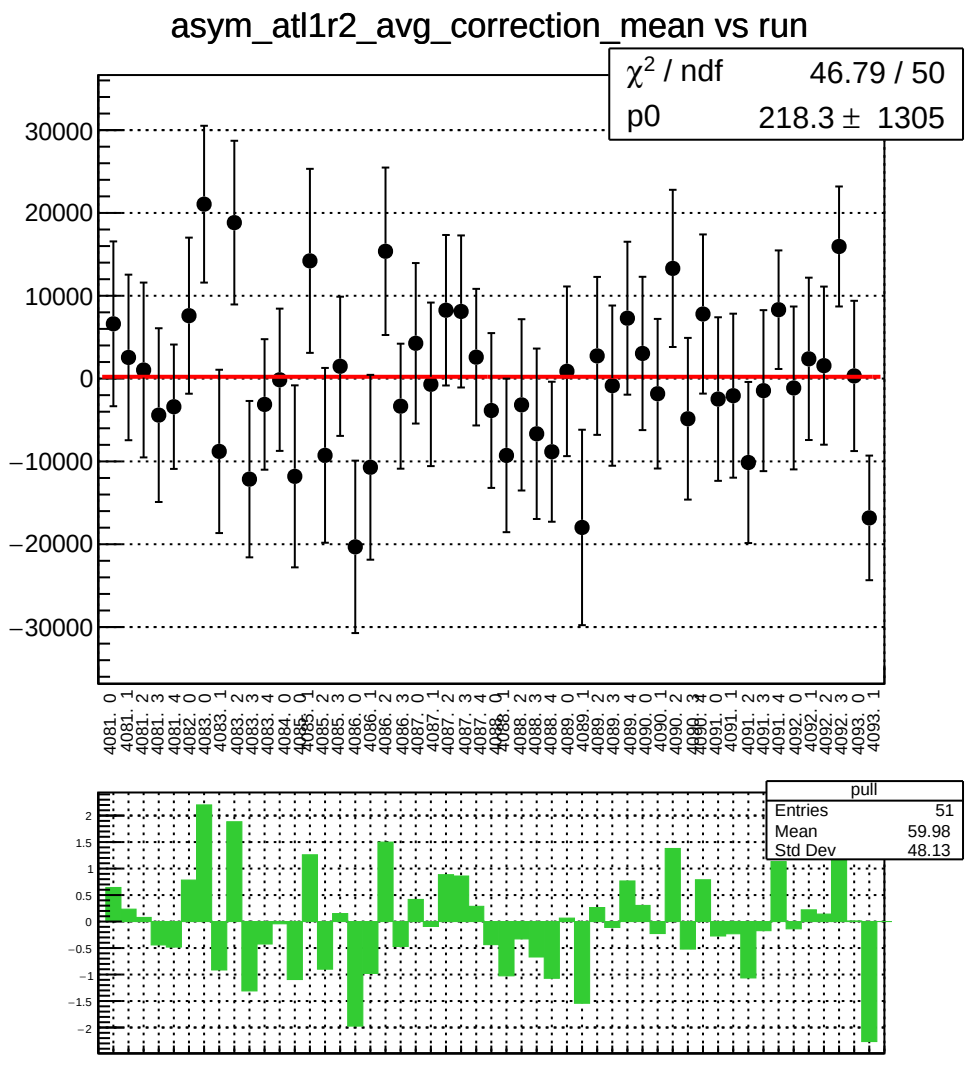
asym_atl1r2_avg_correction_mean vs run
χ² / ndf 46.79 / 50
p0 218.3 ± 1305
pull
Entries 51
Mean 59.98
Std Dev 48.13

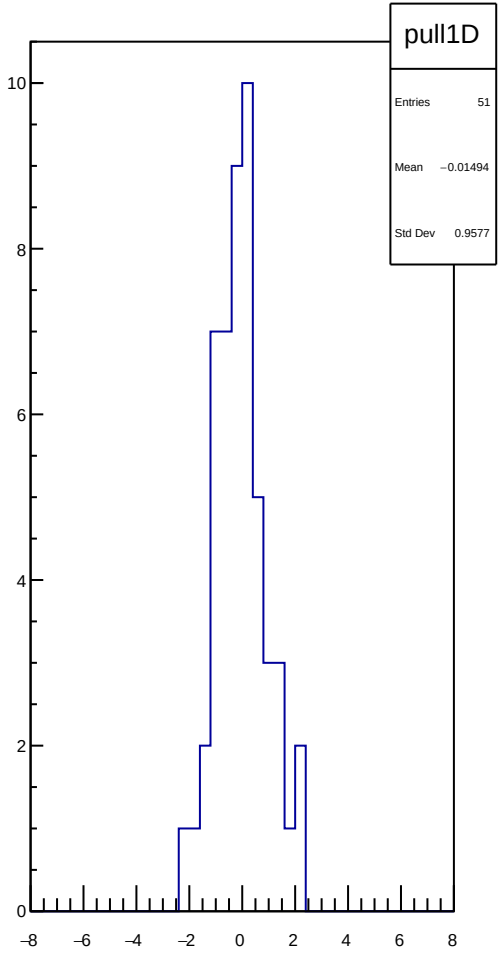
pull1D
Entries 51
Mean −0.01494
Std Dev 0.9577

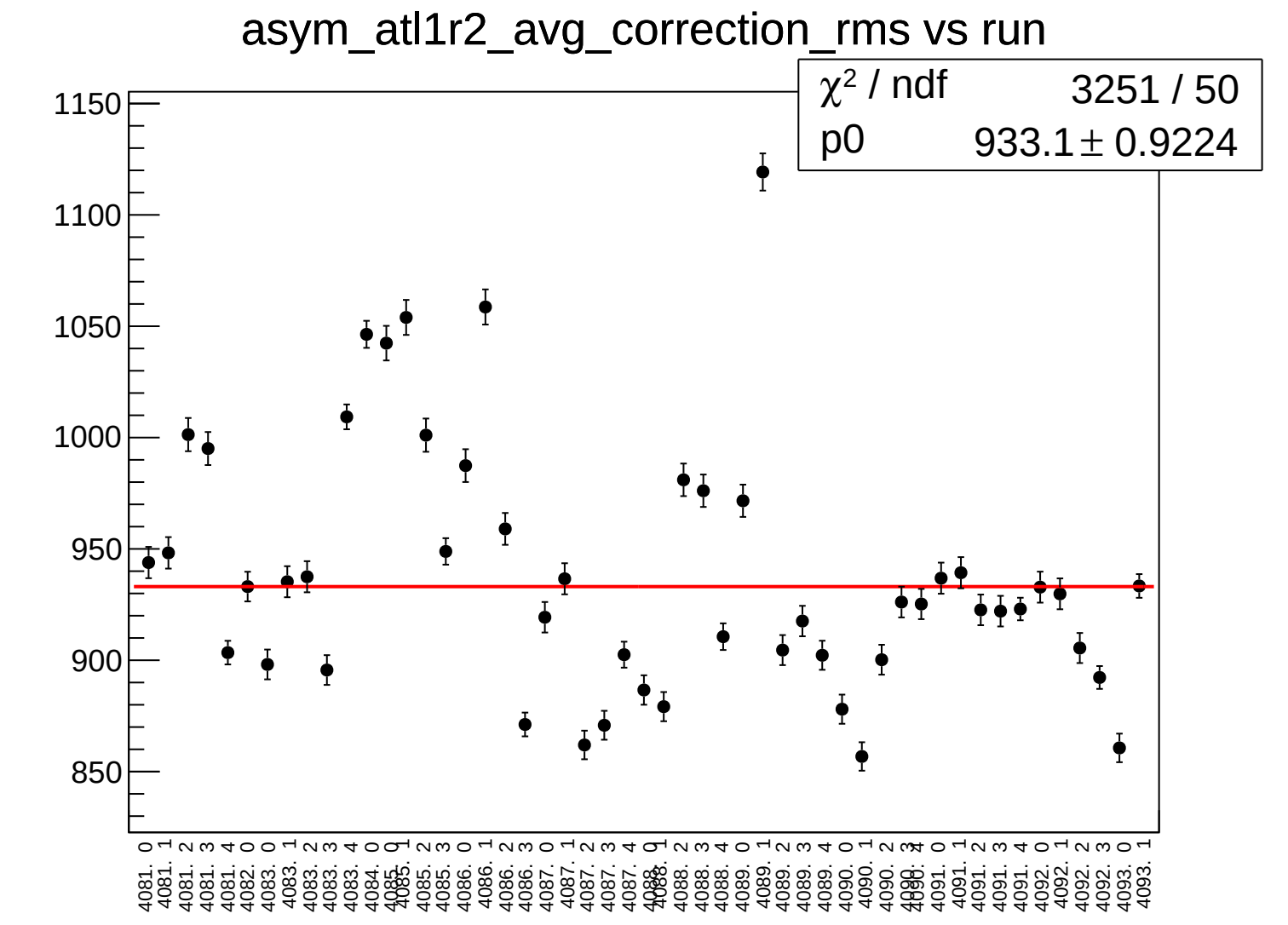
asym_atl1r2_avg_correction_rms vs run
χ² / ndf 3251 / 50
p0 933.1 ± 0.9224
1150
1100
1050
1000
950
900
850
4081. 0
4081. 1
4081. 2
4081. 3
4081. 4
4082. 0
4083. 0
4083. 1
4083. 2
4083. 3
4083. 4
4084. 0
4085. 0
4085. 1
4085. 2
4085. 3
4086. 0
4086. 1
4086. 2
4086. 3
4087. 0
4087. 1
4087. 2
4087. 3
4087. 4
4088. 2
4088. 3
4088. 4
4089. 0
4089. 1
4089. 2
4089. 3
4089. 4
4090. 0
4090. 1
4090. 2
4091. 0
4091. 1
4091. 2
4091. 3
4091. 4
4092. 0
4092. 1
4092. 2
4092. 3
4093. 0
4093. 1

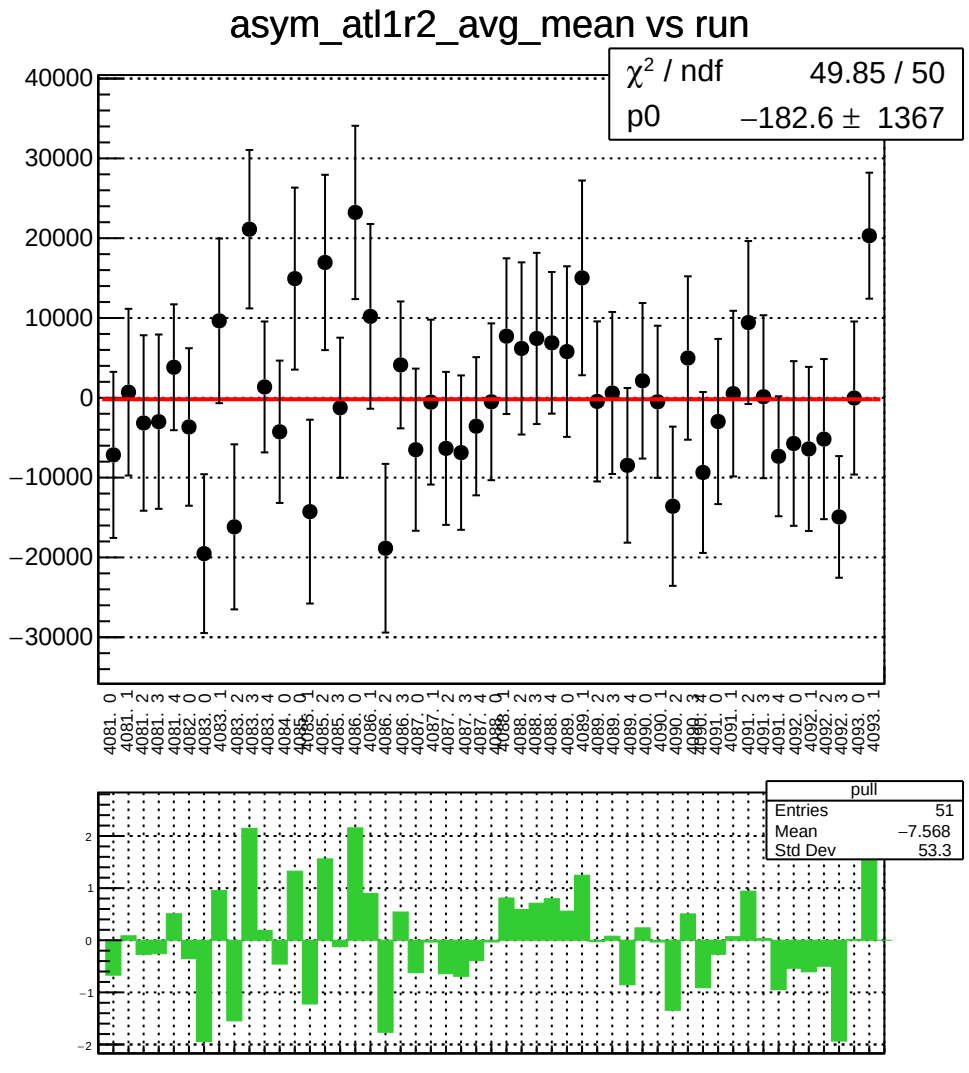
asym_atl1r2_avg_mean vs run
χ² / ndf 49.85 / 50
p0 −182.6 ± 1367
pull
Entries 51
Mean −7.568
Std Dev 53.3

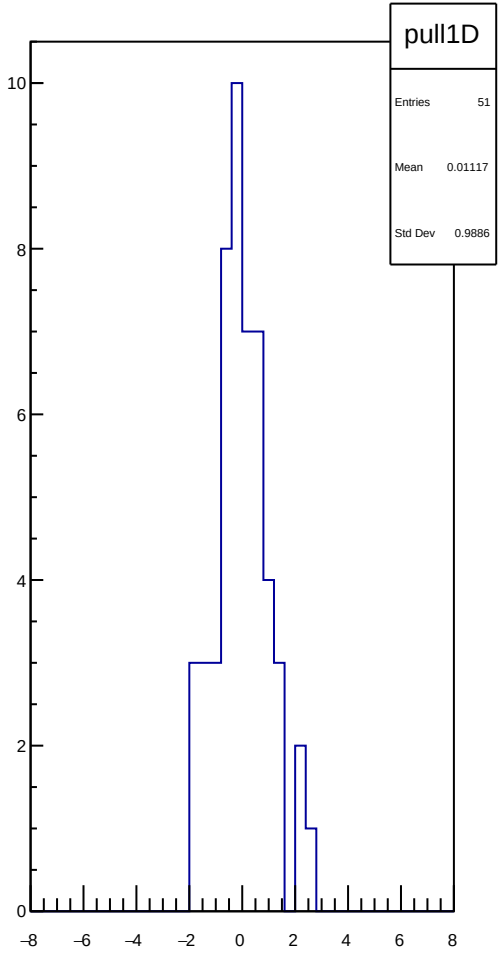
pull1D
Entries 51
Mean 0.01117
Std Dev 0.9886

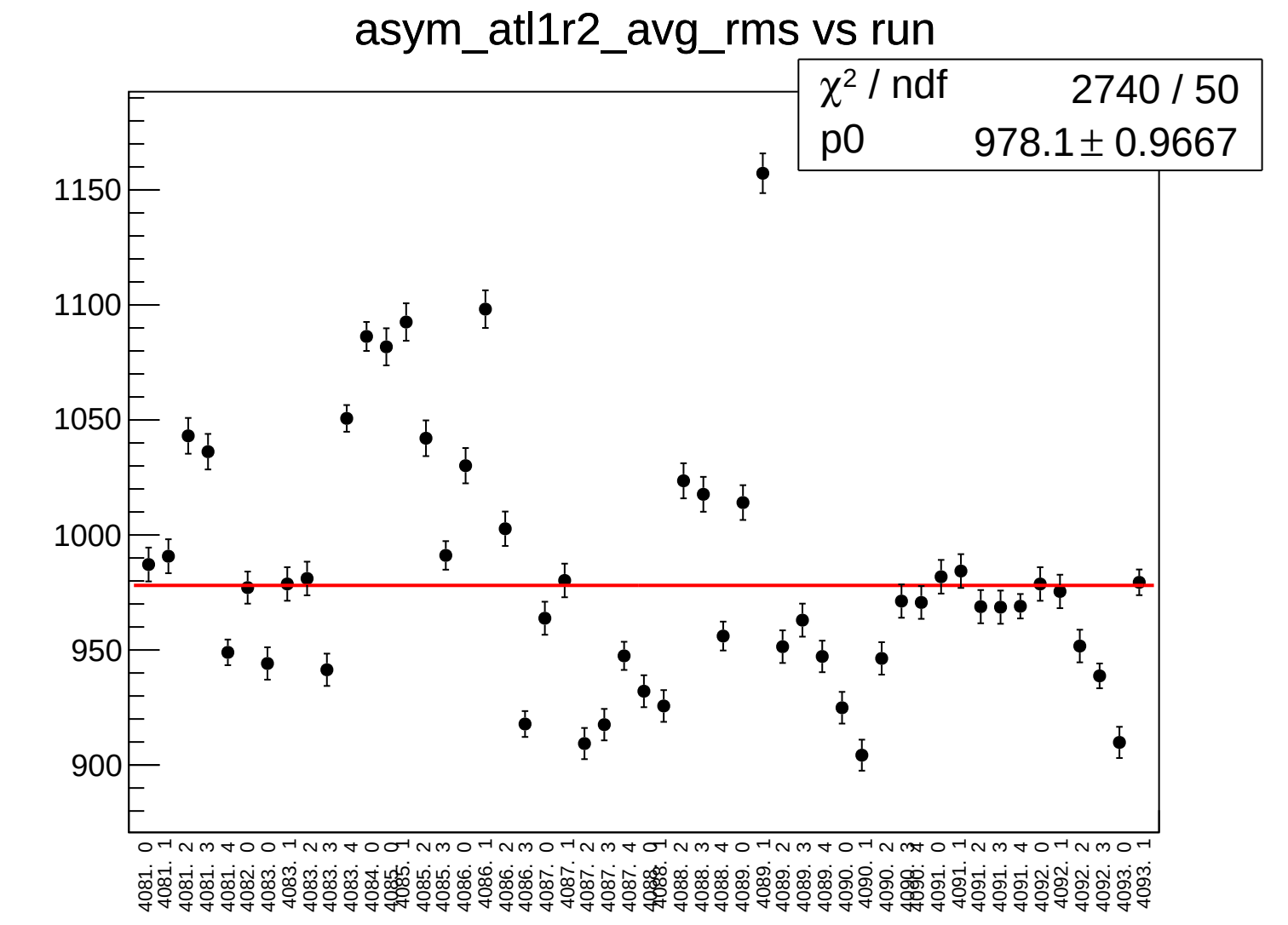
asym_atl1r2_avg_rms vs run
χ² / ndf 2740 / 50
p0 978.1 ± 0.9667
1150
1100
1050
1000
950
900
4081. 0
4081. 1
4081. 2
4081. 3
4081. 4
4082. 0
4083. 0
4083. 1
4083. 2
4083. 3
4083. 4
4084. 0
4085. 0
4085. 1
4085. 2
4085. 3
4086. 0
4086. 1
4086. 2
4086. 3
4087. 0
4087. 1
4087. 2
4087. 3
4087. 4
4088. 2
4088. 3
4088. 4
4089. 0
4089. 1
4089. 2
4089. 3
4089. 4
4090. 0
4090. 1
4090. 2
4091. 0
4091. 1
4091. 2
4091. 3
4091. 4
4092. 0
4092. 1
4092. 2
4092. 3
4093. 0
4093. 1

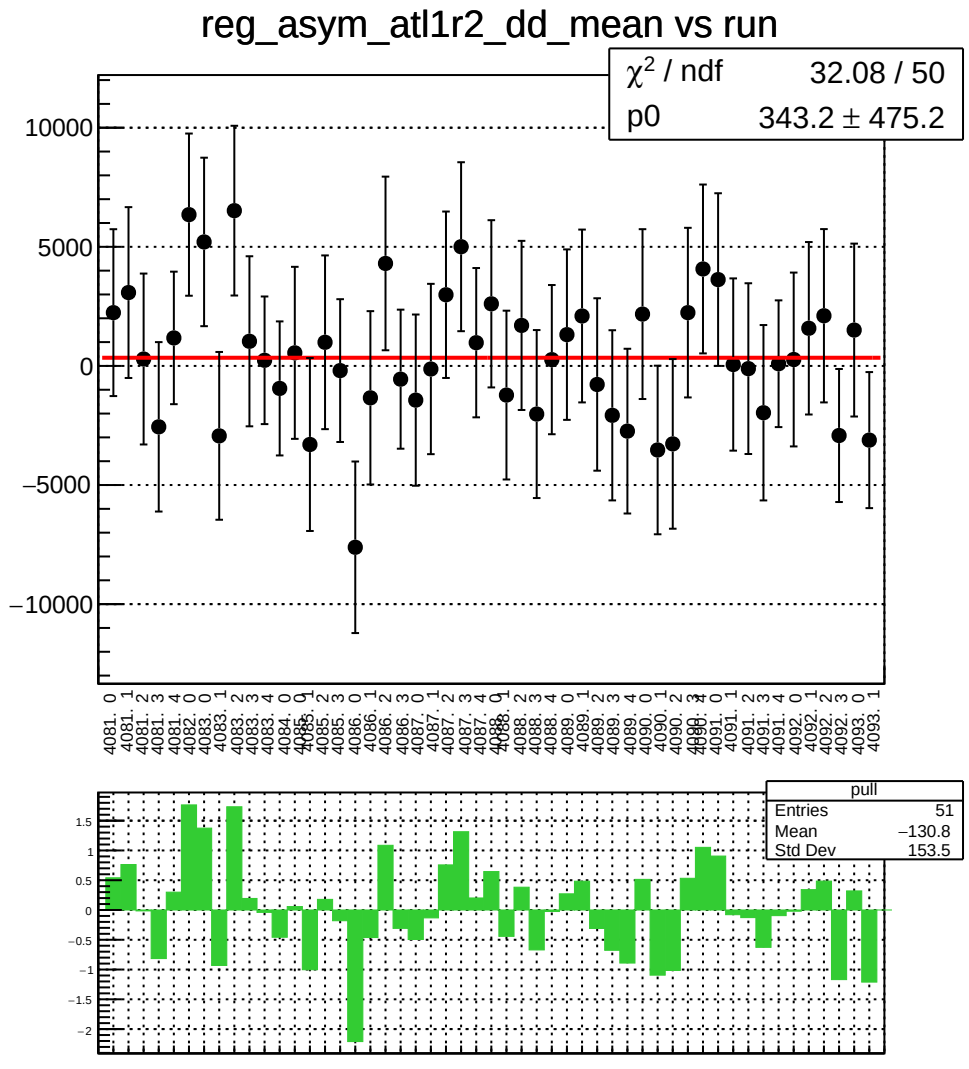
reg_asym_atl1r2_dd_mean vs run
χ² / ndf 32.08 / 50
p0 343.2 ± 475.2
10000
5000
0
−5000
−10000
pull
Entries 51
Mean −130.8
Std Dev 153.5
1.5
1
0.5
0
−0.5
−1
−1.5
−2

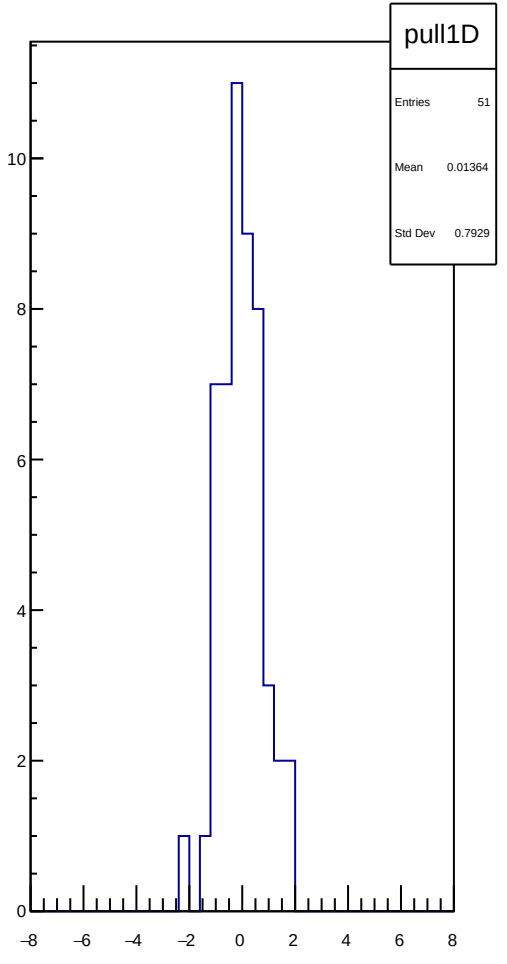
pull1D
Entries 51
Mean 0.01364
Std Dev 0.7929
10
8
6
4
2
0
−8
−6
−4
−2
0
2
4
6
8

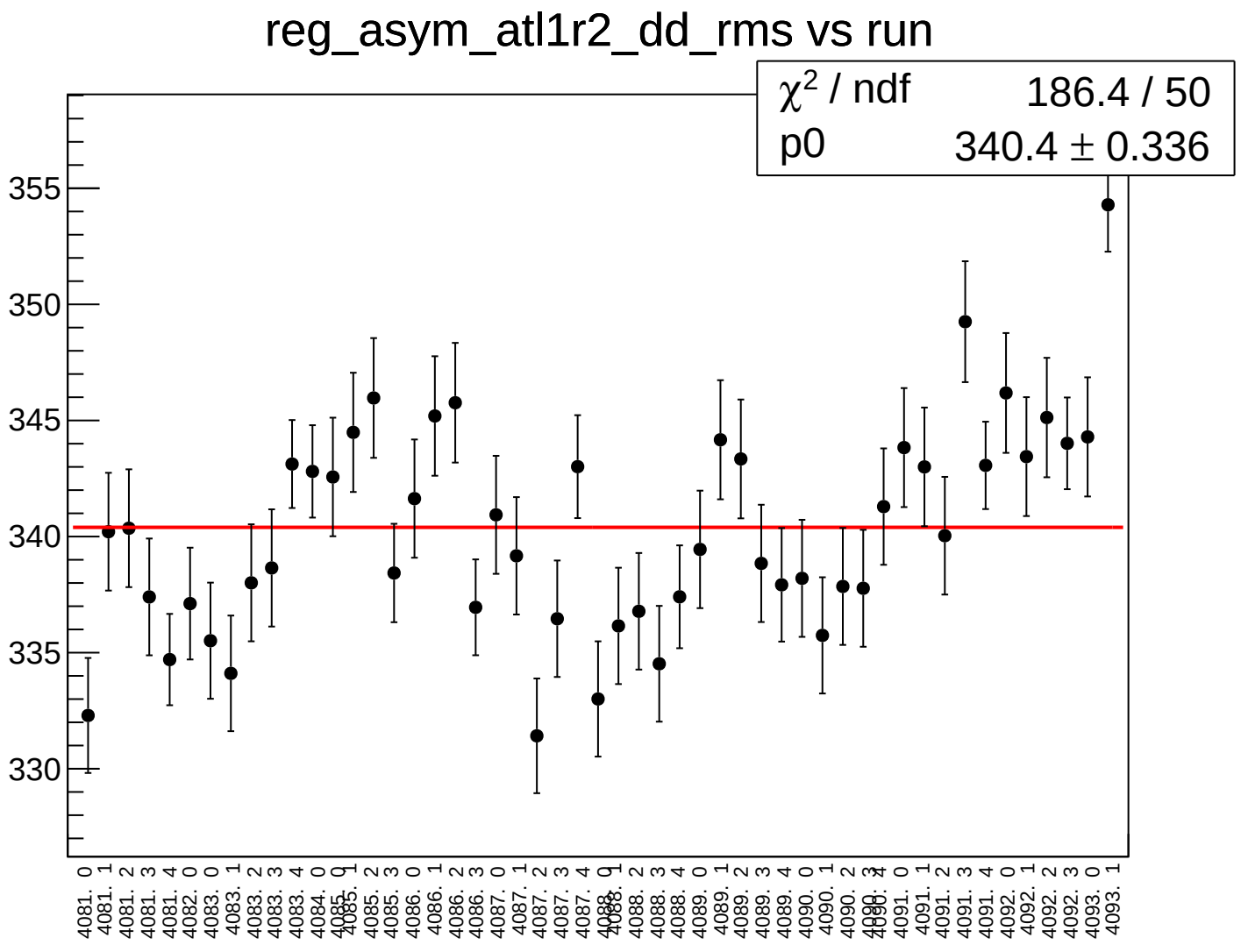
reg_asym_atl1r2_dd_rms vs run
χ² / ndf 186.4 / 50
p0 340.4 ± 0.336
355
350
345
340
335
330
4081. 0
4081. 1
4081. 2
4081. 3
4081. 4
4082. 0
4083. 0
4083. 1
4083. 2
4083. 3
4083. 4
4084. 0
4085. 0
4085. 1
4085. 2
4085. 3
4086. 0
4086. 1
4086. 2
4086. 3
4087. 0
4087. 1
4087. 2
4087. 3
4087. 4
4088. 0
4088. 1
4088. 2
4088. 3
4088. 4
4089. 0
4089. 1
4089. 2
4089. 3
4089. 4
4090. 0
4090. 1
4090. 2
4090. 3
4090. 4
4091. 0
4091. 1
4091. 2
4091. 3
4091. 4
4092. 0
4092. 1
4092. 2
4092. 3
4093. 0
4093. 1

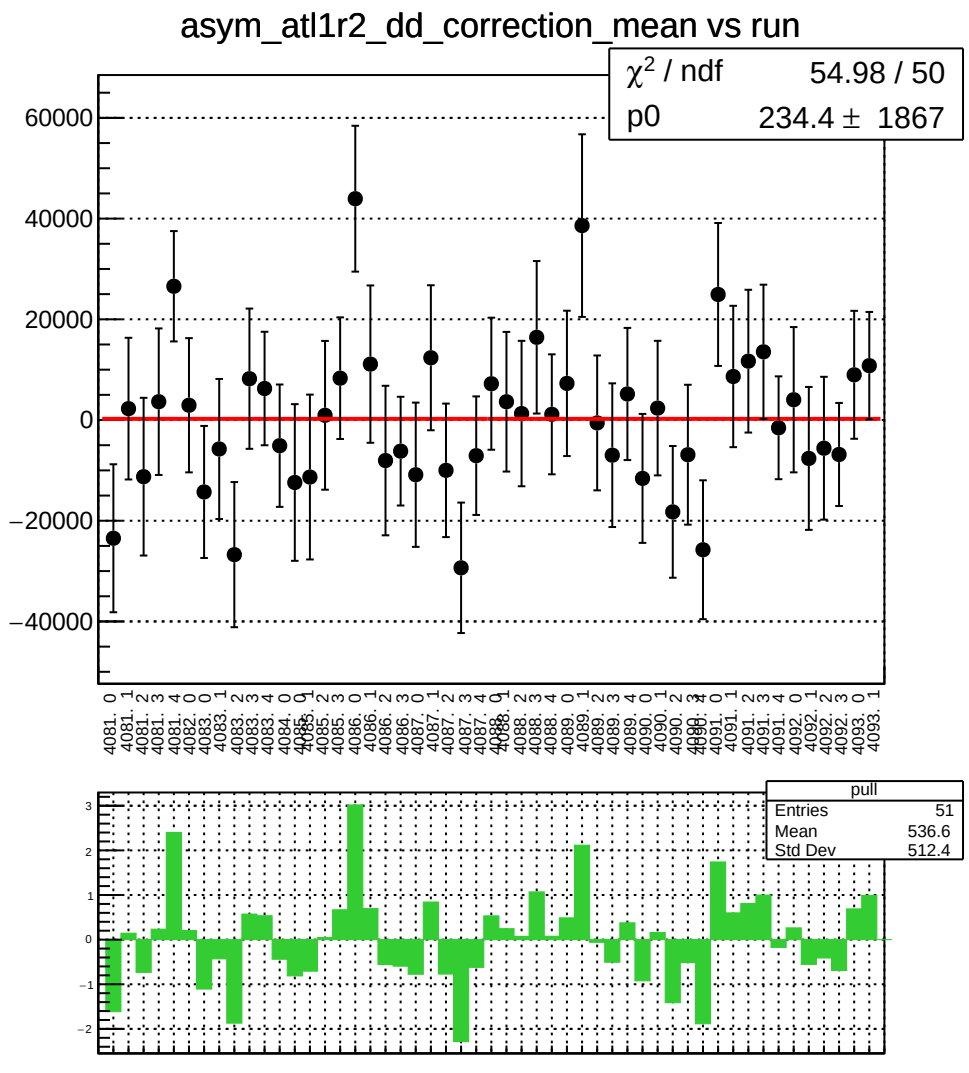
asym_atl1r2_dd_correction_mean vs run
χ² / ndf 54.98 / 50
p0 234.4 ± 1867
pull
Entries 51
Mean 536.6
Std Dev 512.4

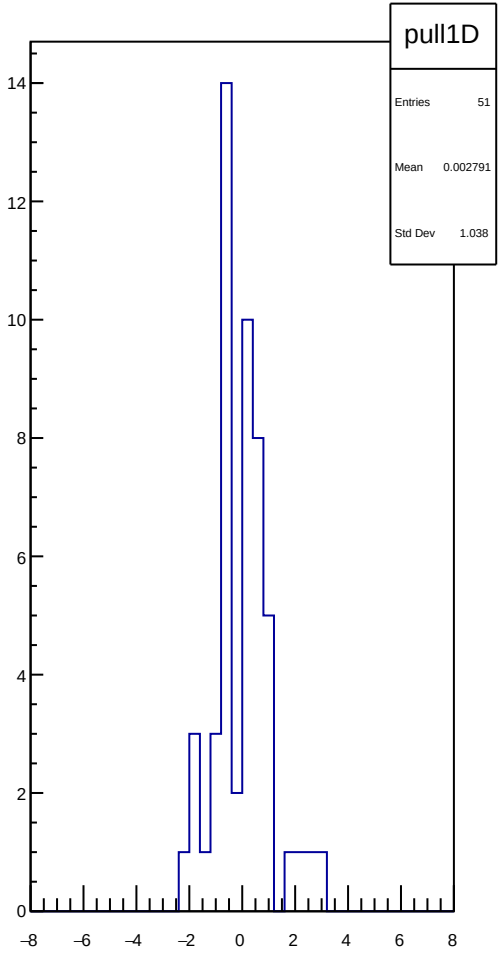
pull1D
Entries 51
Mean 0.002791
Std Dev 1.038

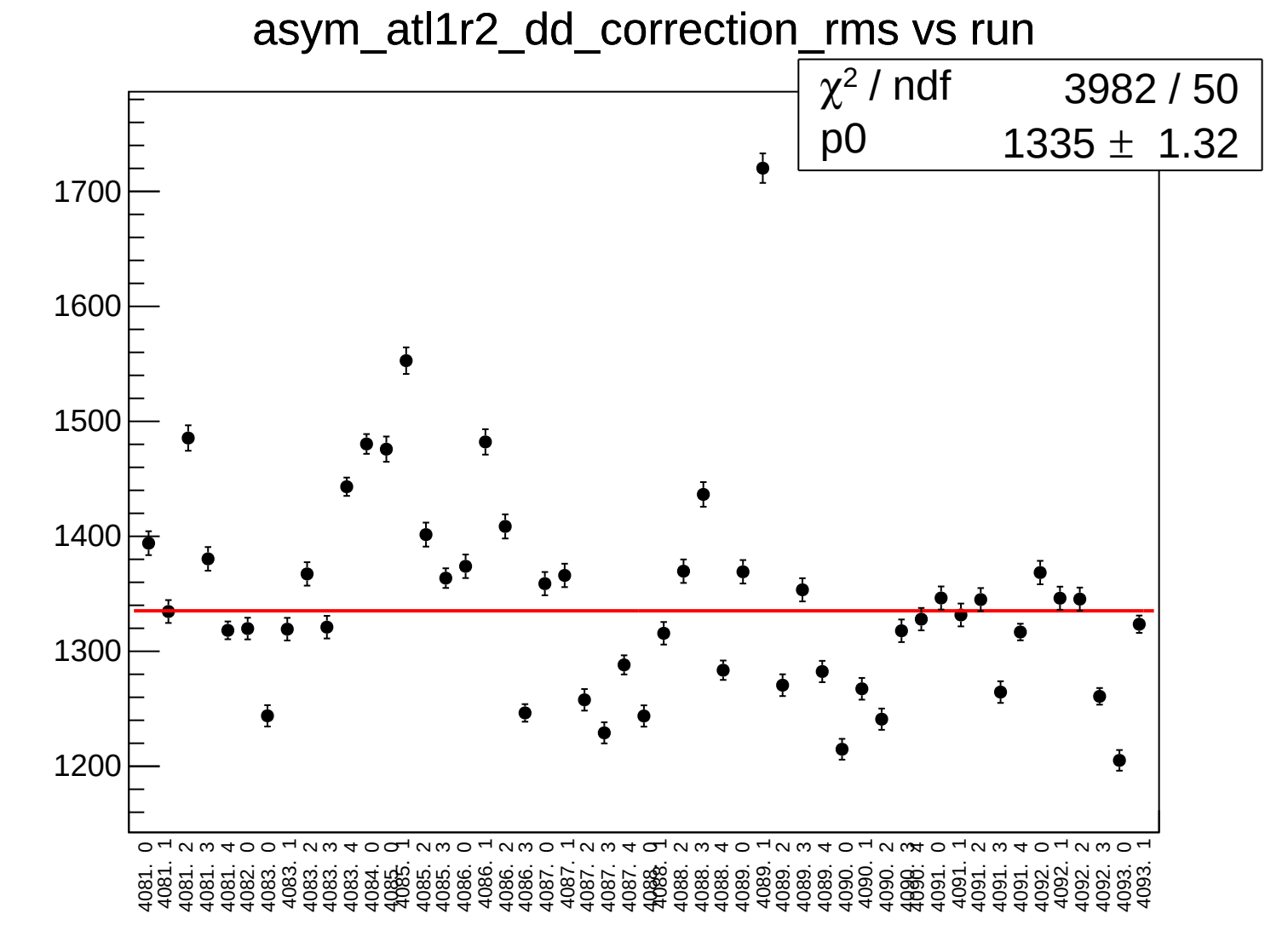
asym_atl1r2_dd_correction_rms vs run
χ² / ndf 3982 / 50
p0 1335 ± 1.32
1700
1600
1500
1400
1300
1200
4081. 0
4081. 1
4081. 2
4081. 3
4081. 4
4082. 0
4083. 0
4083. 1
4083. 2
4083. 3
4083. 4
4084. 0
4085. 0
4085. 1
4085. 2
4085. 3
4086. 0
4086. 1
4086. 2
4086. 3
4087. 0
4087. 1
4087. 2
4087. 3
4087. 4
4088. 0
4088. 1
4088. 2
4088. 3
4088. 4
4089. 0
4089. 1
4089. 2
4089. 3
4089. 4
4090. 0
4090. 1
4090. 2
4090. 3
4090. 4
4091. 0
4091. 1
4091. 2
4091. 3
4091. 4
4092. 0
4092. 1
4092. 2
4092. 3
4093. 0
4093. 1

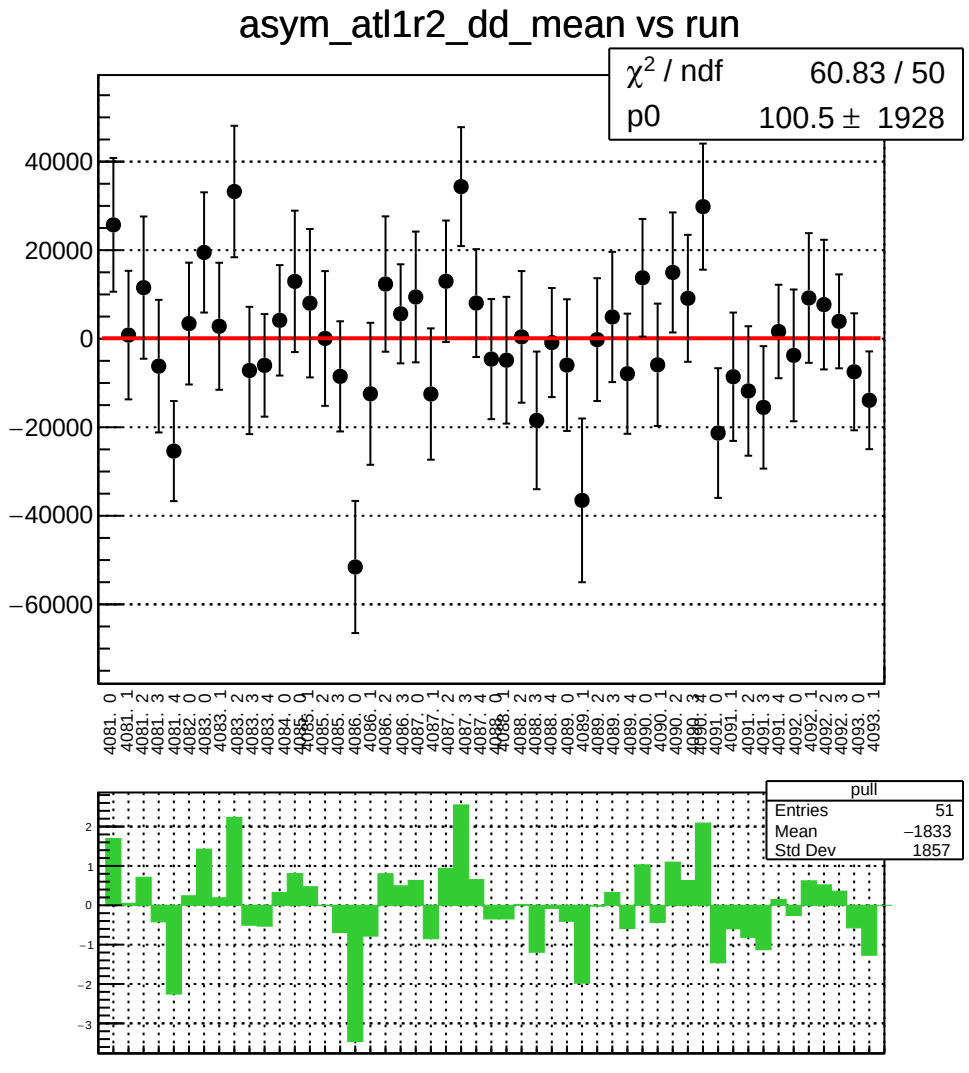
asym_atl1r2_dd_mean vs run
χ^2 / ndf 60.83 / 50
p0 100.5 ± 1928
40000
20000
0
−20000
−40000
−60000
pull
Entries 51
Mean −1833
Std Dev 1857
2
1
0
−1
−2
−3

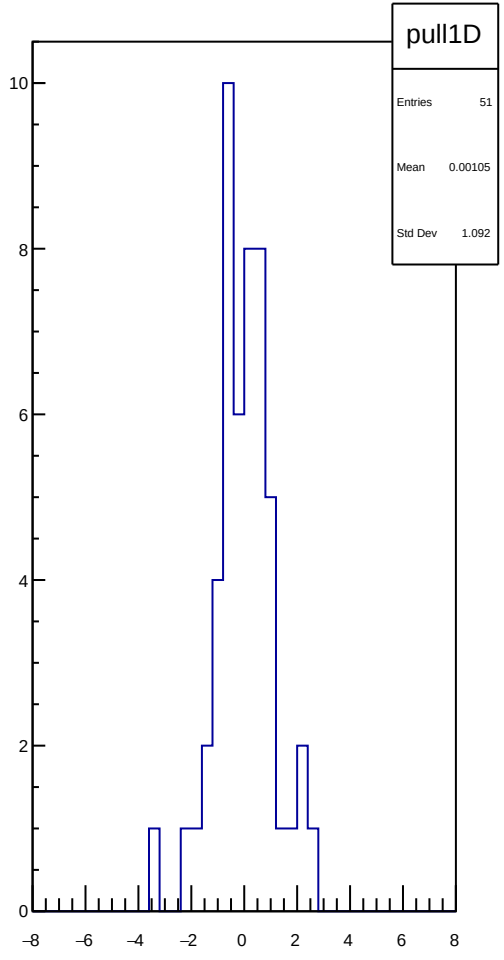
pull1D
Entries 51
Mean 0.00105
Std Dev 1.092
10
8
6
4
2
0
−8
−6
−4
−2
0
2
4
6
8

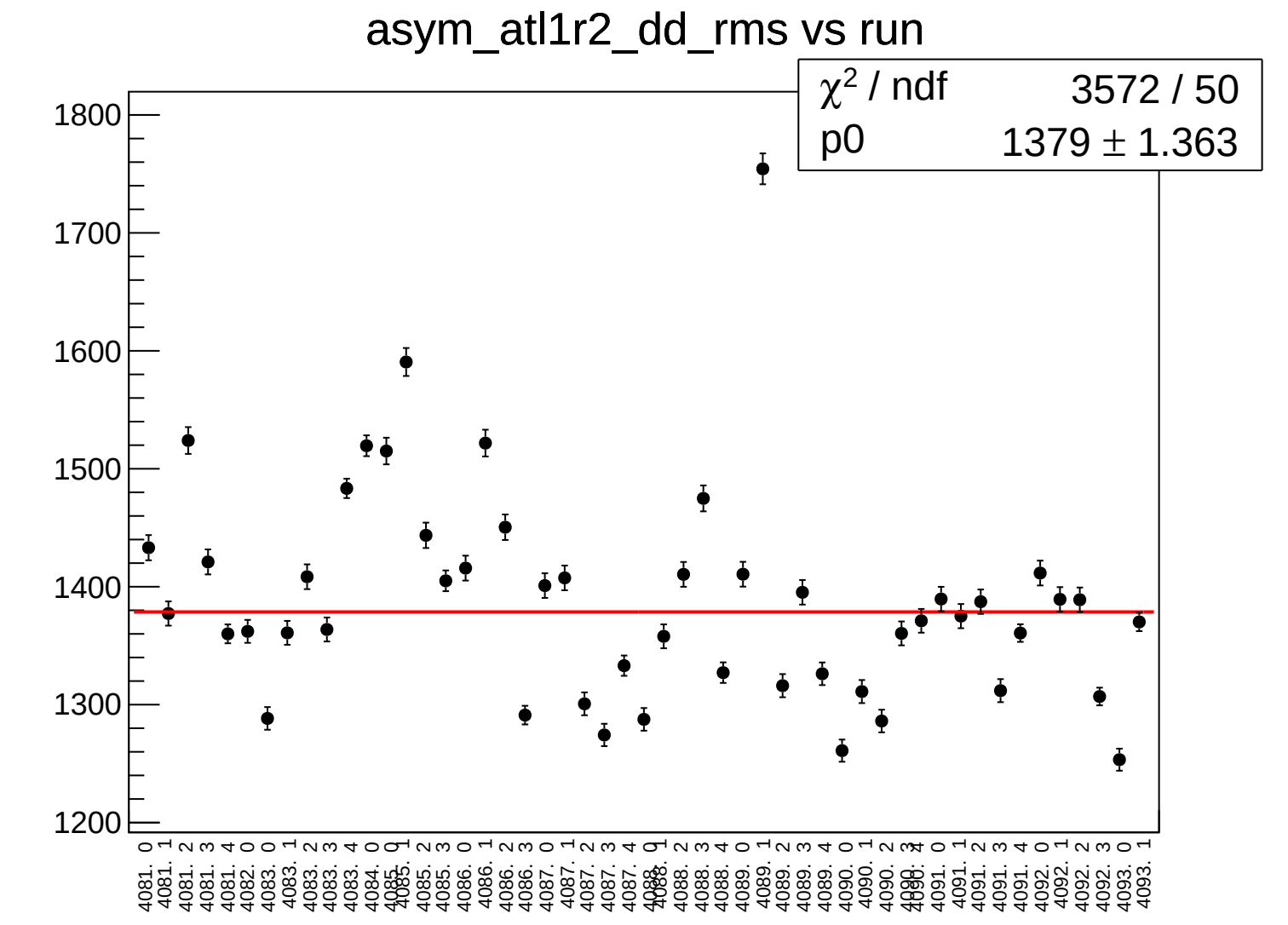
asym_atl1r2_dd_rms vs run
χ² / ndf 3572 / 50
p0 1379 ± 1.363
1800
1700
1600
1500
1400
1300
1200
4081. 0
4081. 1
4081. 2
4081. 3
4081. 4
4082. 0
4083. 0
4083. 1
4083. 2
4083. 3
4083. 4
4084. 0
4085. 0
4085. 1
4085. 2
4085. 3
4086. 0
4086. 1
4086. 2
4086. 3
4087. 0
4087. 1
4087. 2
4087. 3
4087. 4
4088. 0
4088. 1
4088. 2
4088. 3
4088. 4
4089. 0
4089. 1
4089. 2
4089. 3
4089. 4
4090. 0
4090. 1
4090. 2
4090. 3
4090. 4
4091. 0
4091. 1
4091. 2
4091. 3
4091. 4
4092. 0
4092. 1
4092. 2
4092. 3
4093. 0
4093. 1

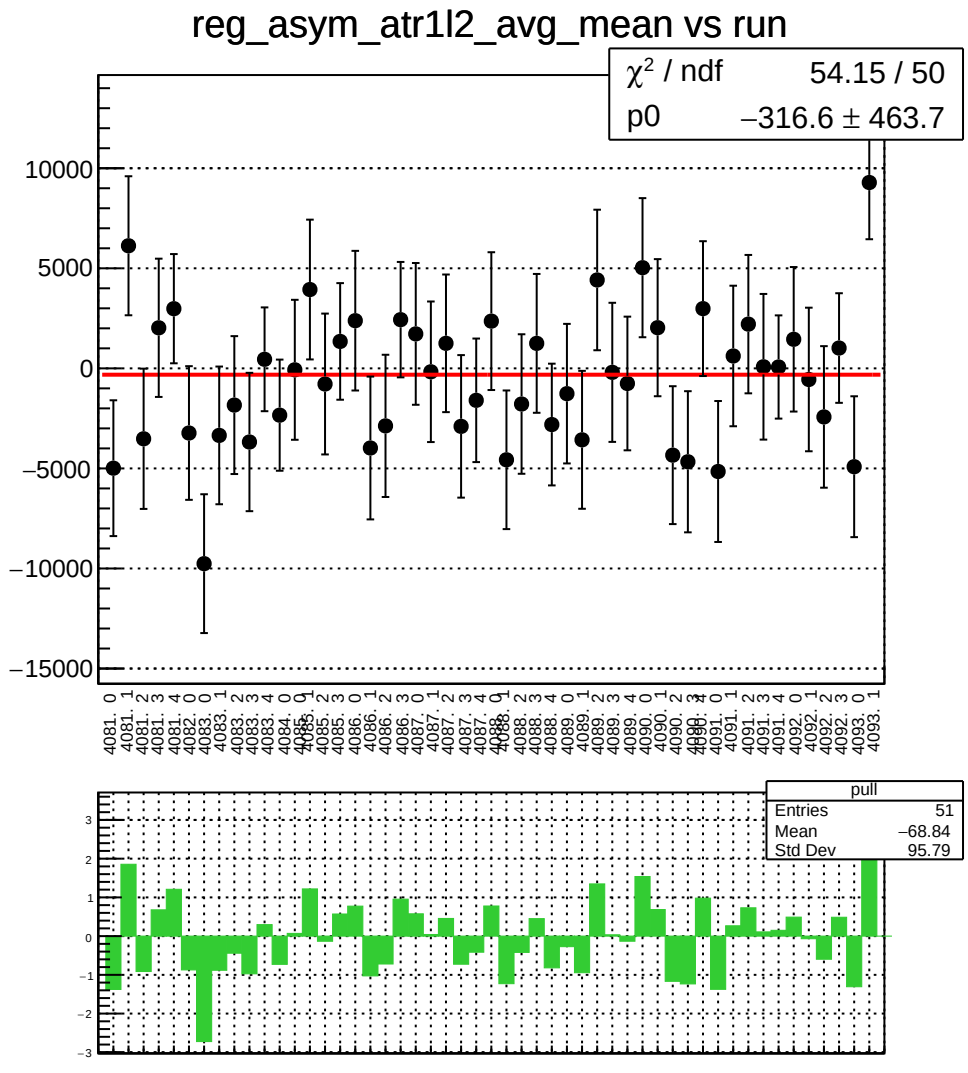
reg_asym_atr1l2_avg_mean vs run
χ² / ndf 54.15 / 50
p0 −316.6 ± 463.7
10000
5000
0
−5000
−10000
−15000
pull
Entries 51
Mean −68.84
Std Dev 95.79
3
2
1
0
−1
−2
−3

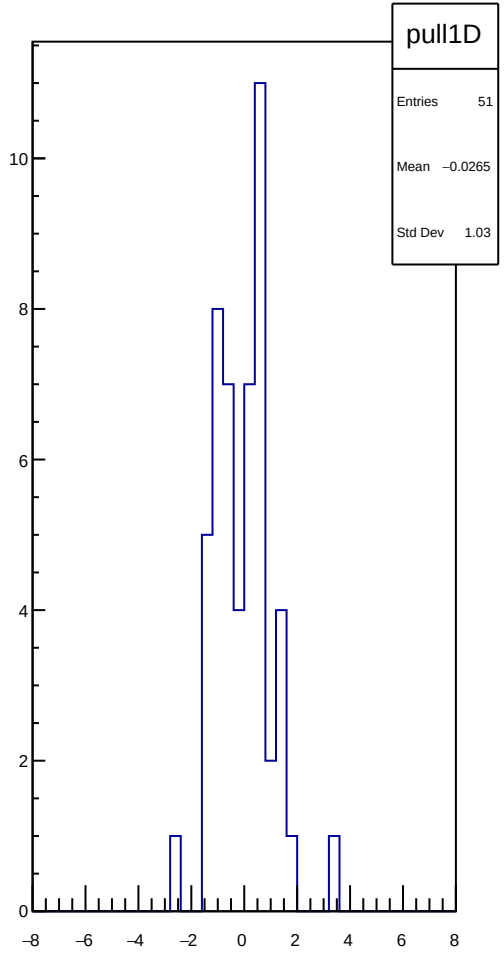
pull1D
Entries 51
Mean −0.0265
Std Dev 1.03
10
8
6
4
2
0
−8
−6
−4
−2
0
2
4
6
8

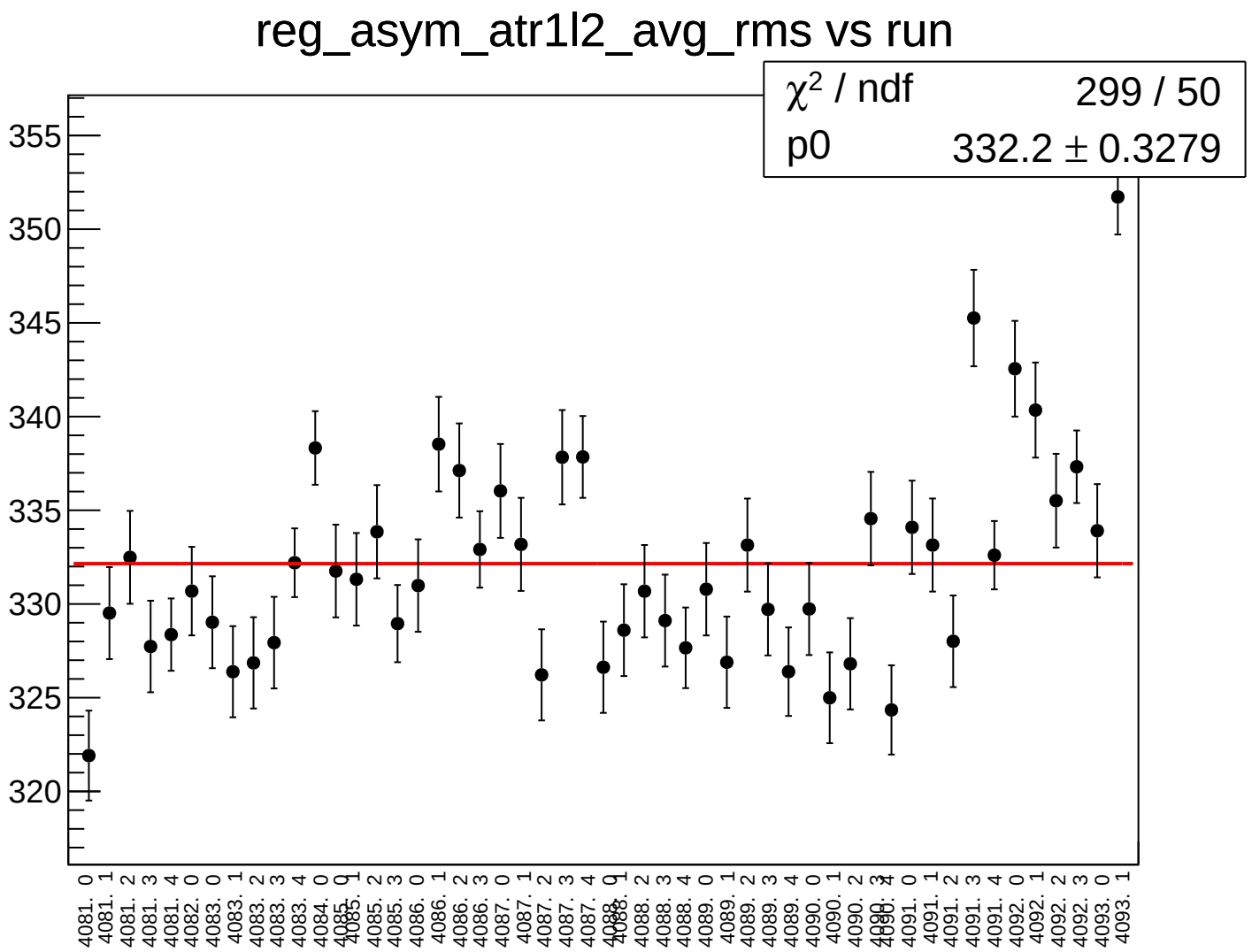
reg_asym_atr1l2_avg_rms vs run
χ² / ndf 299 / 50
p0 332.2 ± 0.3279
355
350
345
340
335
330
325
320
4081. 0
4081. 1
4081. 2
4081. 3
4081. 4
4082. 0
4083. 0
4083. 1
4083. 2
4083. 3
4083. 4
4084. 0
4085. 0
4085. 1
4085. 2
4085. 3
4086. 0
4086. 1
4086. 2
4086. 3
4087. 0
4087. 1
4087. 2
4087. 3
4087. 4
4088. 0
4088. 1
4088. 2
4088. 3
4088. 4
4089. 0
4089. 1
4089. 2
4089. 3
4089. 4
4090. 0
4090. 1
4090. 2
4090. 3
4090. 4
4091. 0
4091. 1
4091. 2
4091. 3
4091. 4
4092. 0
4092. 1
4092. 2
4092. 3
4093. 0
4093. 1

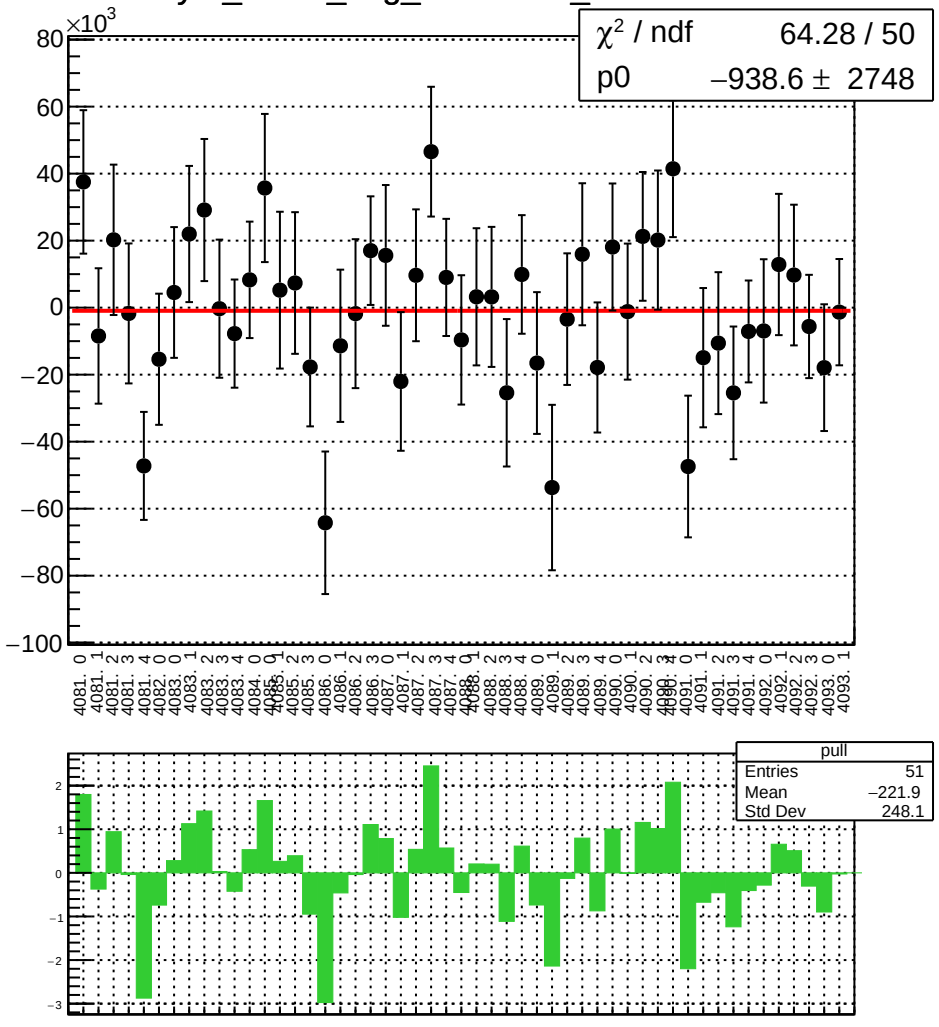
asym_atr1l2_avg_correction_mean vs run
χ² / ndf 64.28 / 50
p0 −938.6 ± 2748
×10³
pull
Entries 51
Mean −221.9
Std Dev 248.1

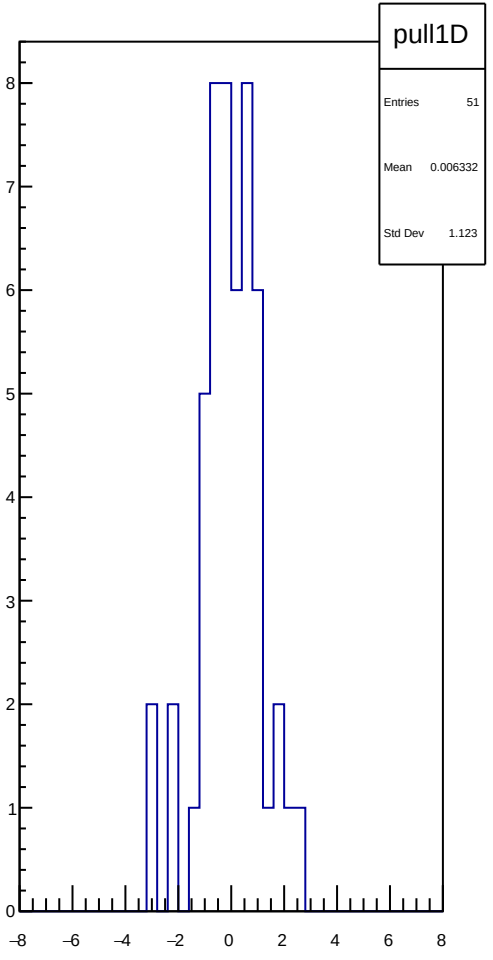
pull1D
Entries 51
Mean 0.006332
Std Dev 1.123

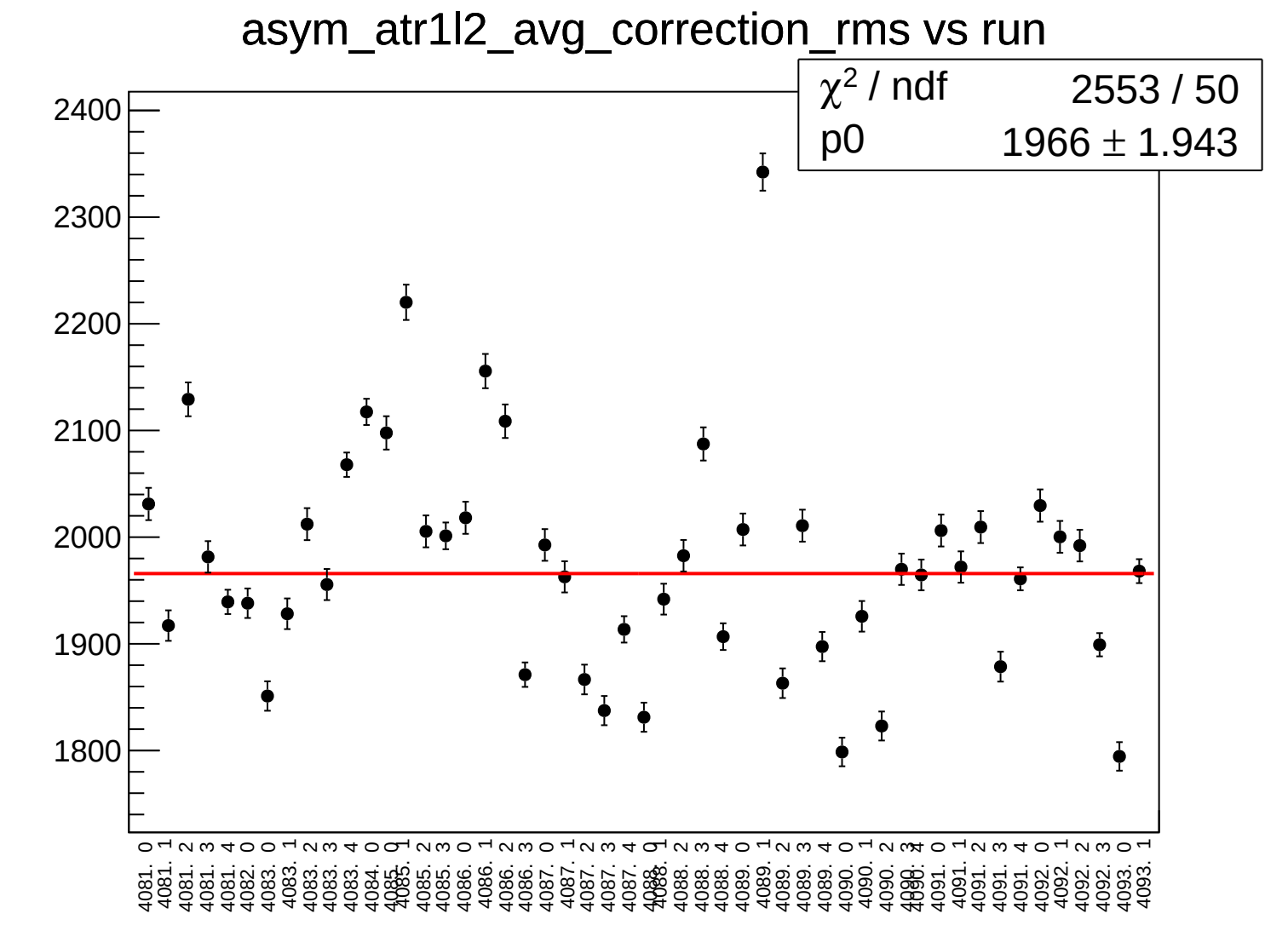
asym_atr1l2_avg_correction_rms vs run
χ² / ndf 2553 / 50
p0 1966 ± 1.943
2400
2300
2200
2100
2000
1900
1800
4081. 0
4081. 1
4081. 2
4081. 3
4081. 4
4082. 0
4083. 0
4083. 1
4083. 2
4083. 3
4083. 4
4084. 0
4085. 0
4085. 1
4085. 2
4085. 3
4086. 0
4086. 1
4086. 2
4086. 3
4087. 0
4087. 1
4087. 2
4087. 3
4087. 4
4088. 2
4088. 3
4088. 4
4089. 0
4089. 1
4089. 2
4089. 3
4089. 4
4090. 0
4090. 1
4090. 2
4091. 0
4091. 1
4091. 2
4091. 3
4091. 4
4092. 0
4092. 1
4092. 2
4092. 3
4093. 0
4093. 1

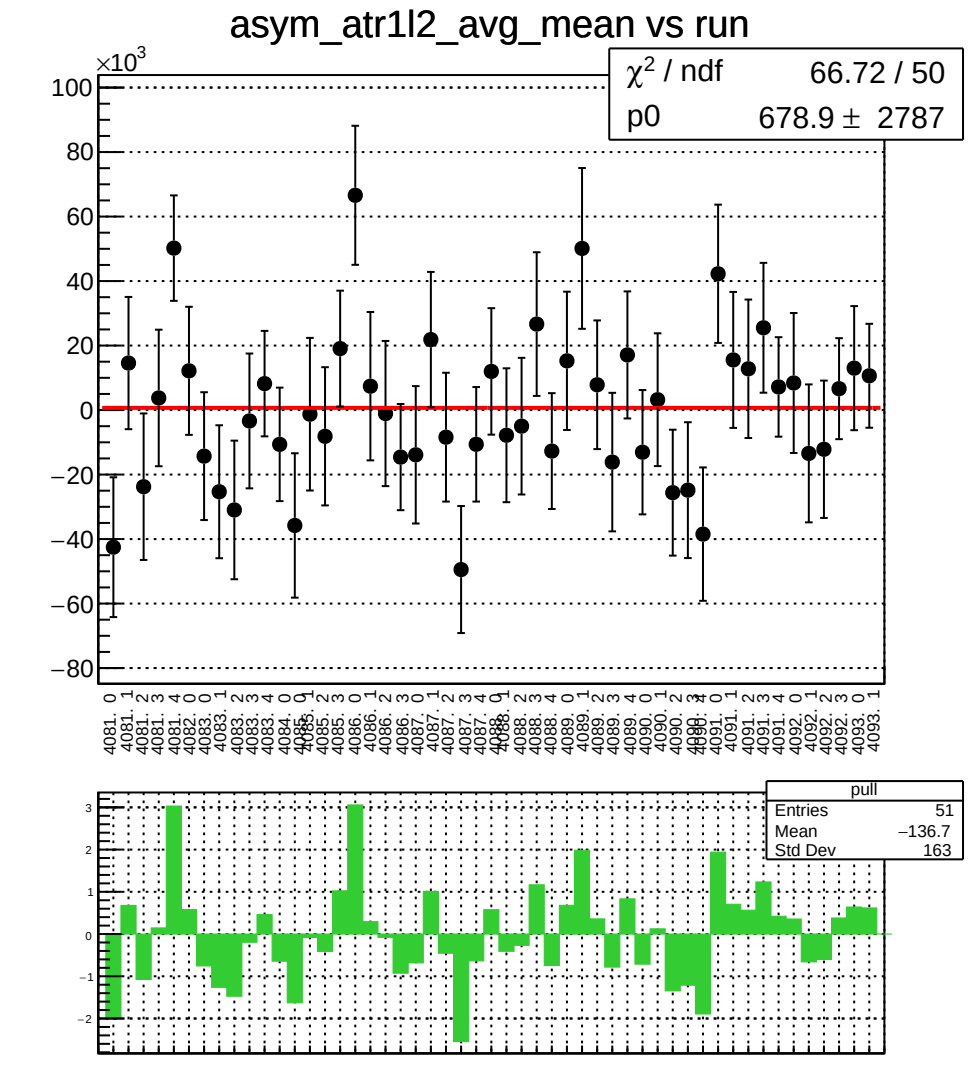
asym_atr1l2_avg_mean vs run
×10^3
χ² / ndf 66.72 / 50
p0 678.9 ± 2787
pull
Entries 51
Mean −136.7
Std Dev 163

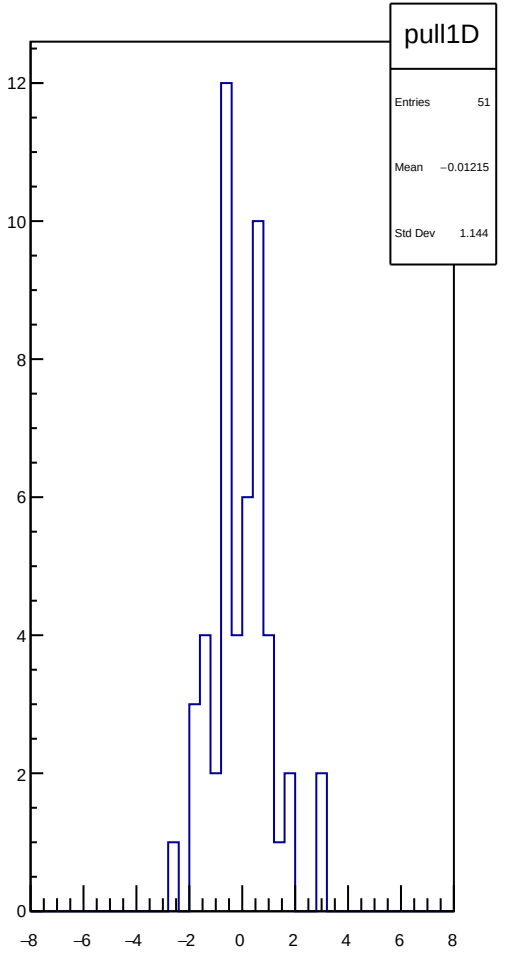
pull1D
Entries 51
Mean −0.01215
Std Dev 1.144

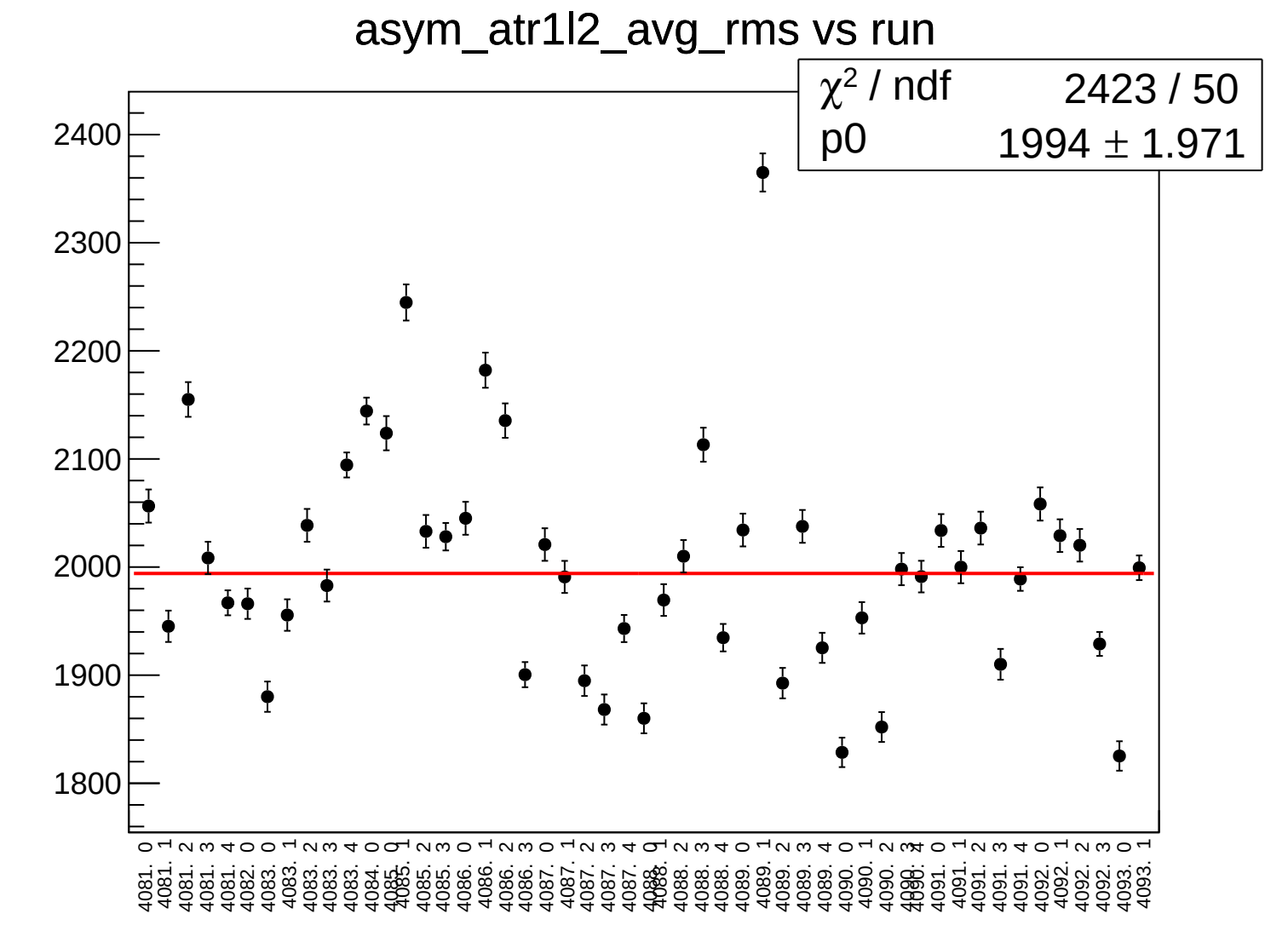
asym_atr1l2_avg_rms vs run
χ² / ndf 2423 / 50
p0 1994 ± 1.971
2400
2300
2200
2100
2000
1900
1800
4081. 0
4081. 1
4081. 2
4081. 3
4081. 4
4082. 0
4083. 0
4083. 1
4083. 2
4083. 3
4083. 4
4084. 0
4085. 0
4085. 1
4085. 2
4085. 3
4086. 0
4086. 1
4086. 2
4086. 3
4087. 0
4087. 1
4087. 2
4087. 3
4087. 4
4088. 1
4088. 2
4088. 3
4088. 4
4089. 0
4089. 1
4089. 2
4089. 3
4089. 4
4090. 0
4090. 1
4090. 2
4091. 0
4091. 1
4091. 2
4091. 3
4091. 4
4092. 0
4092. 1
4092. 2
4092. 3
4093. 0
4093. 1

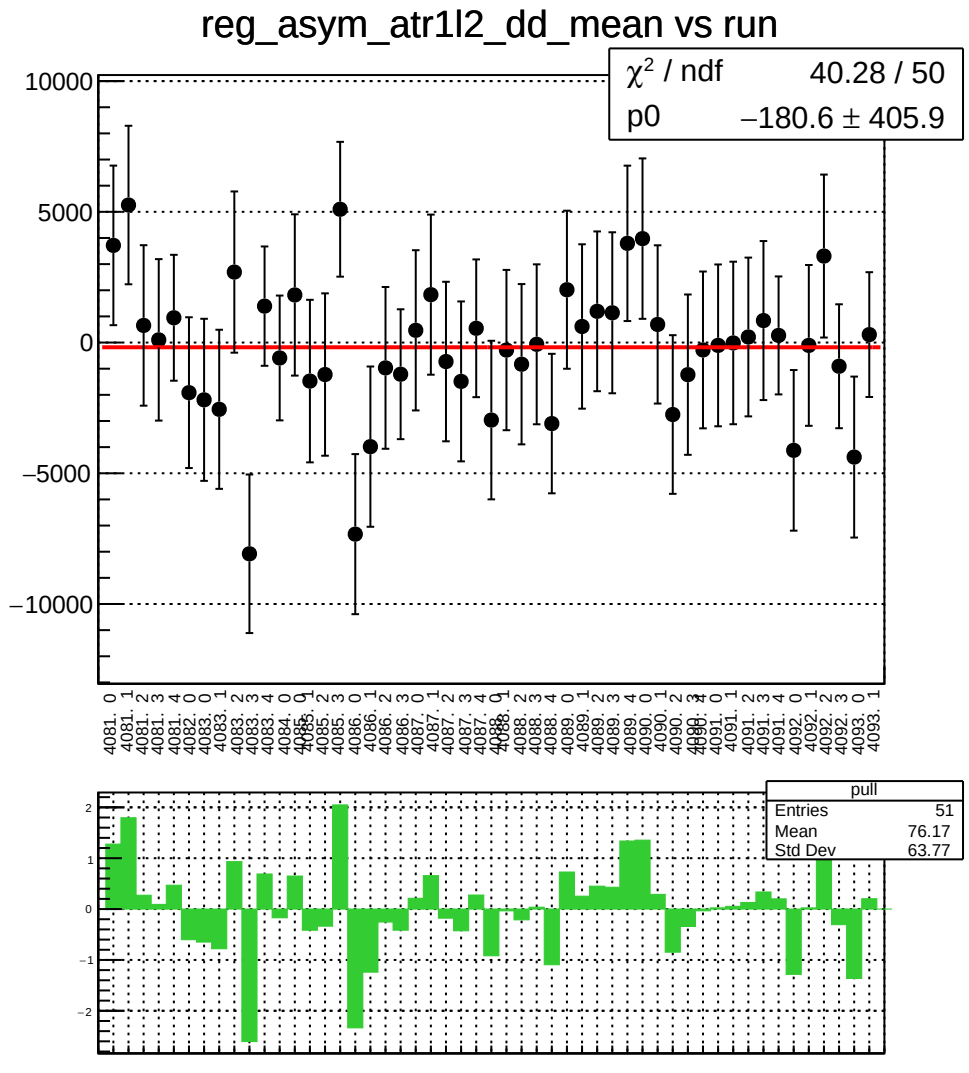
reg_asym_atr1l2_dd_mean vs run
χ² / ndf 40.28 / 50
p0 −180.6 ± 405.9
10000
5000
0
−5000
−10000
pull
Entries 51
Mean 76.17
Std Dev 63.77
2
1
0
−1
−2

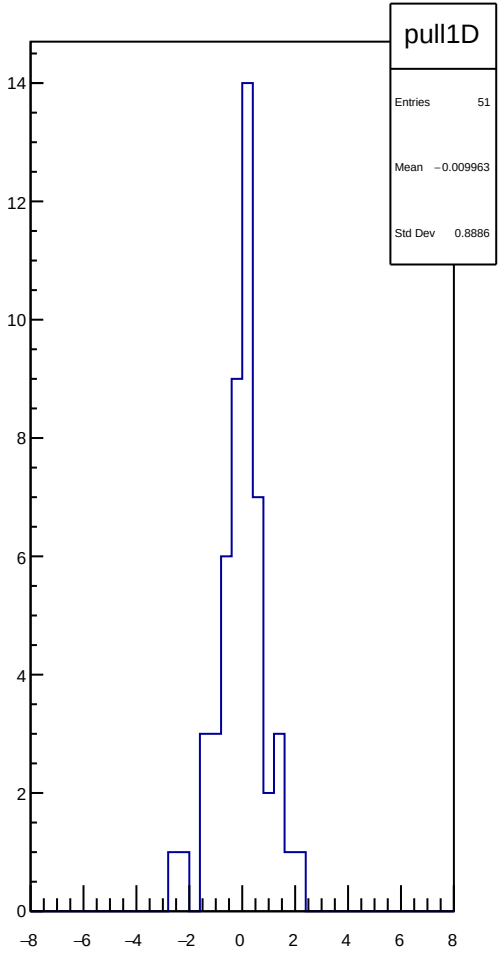
pull1D
Entries 51
Mean −0.009963
Std Dev 0.8886
14
12
10
8
6
4
2
0
−8
−6
−4
−2
0
2
4
6
8

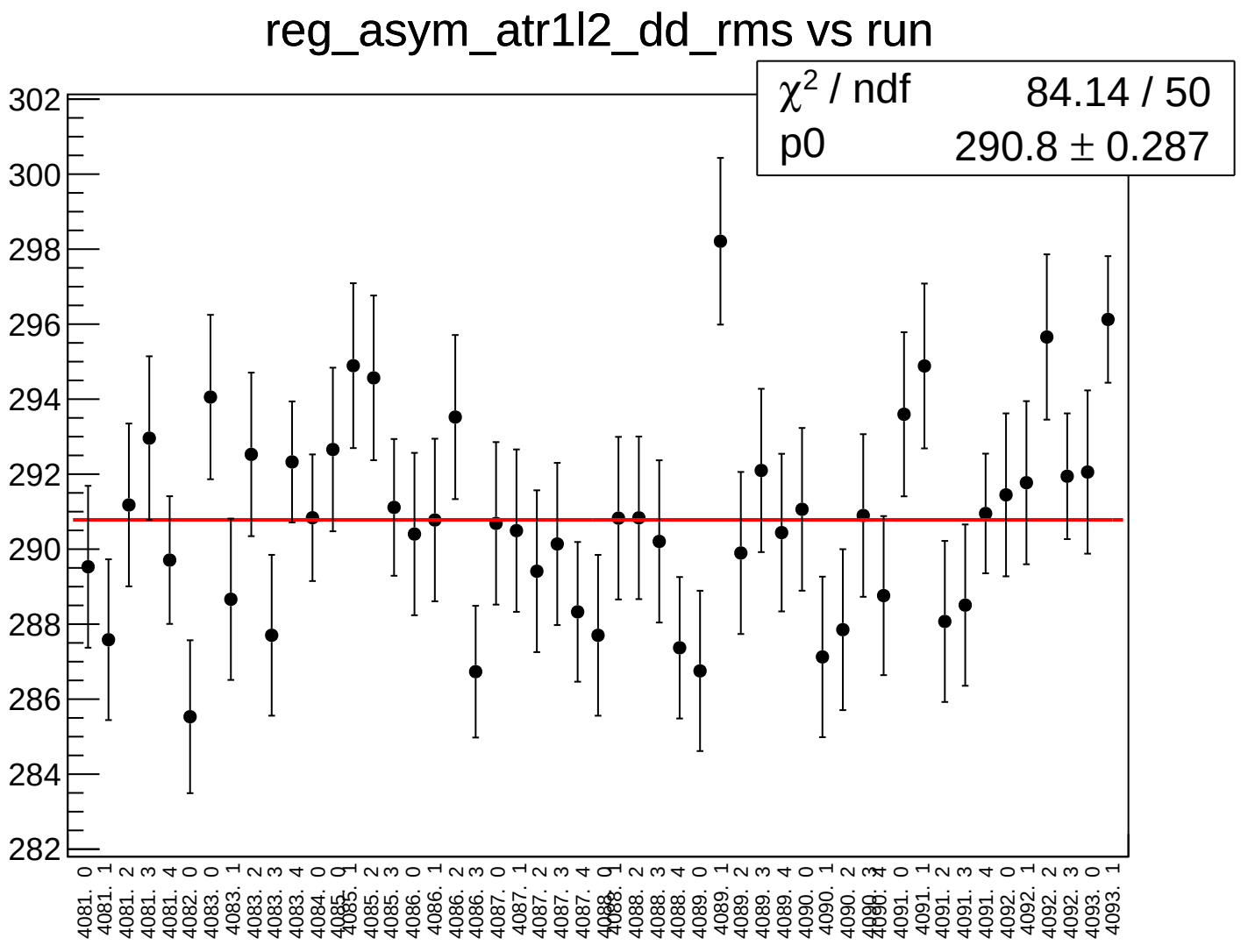
reg_asym_atr1l2_dd_rms vs run
χ² / ndf 84.14 / 50
p0 290.8 ± 0.287
302
300
298
296
294
292
290
288
286
284
282
4081. 0
4081. 1
4081. 2
4081. 3
4081. 4
4082. 0
4083. 0
4083. 1
4083. 2
4083. 3
4083. 4
4084. 0
4085. 2
4085. 3
4086. 0
4086. 1
4086. 2
4086. 3
4087. 0
4087. 1
4087. 2
4087. 3
4087. 4
4088. 2
4088. 3
4088. 4
4089. 0
4089. 1
4089. 2
4089. 3
4089. 4
4090. 0
4090. 1
4090. 2
4091. 0
4091. 1
4091. 2
4091. 3
4091. 4
4092. 0
4092. 1
4092. 2
4092. 3
4093. 0
4093. 1

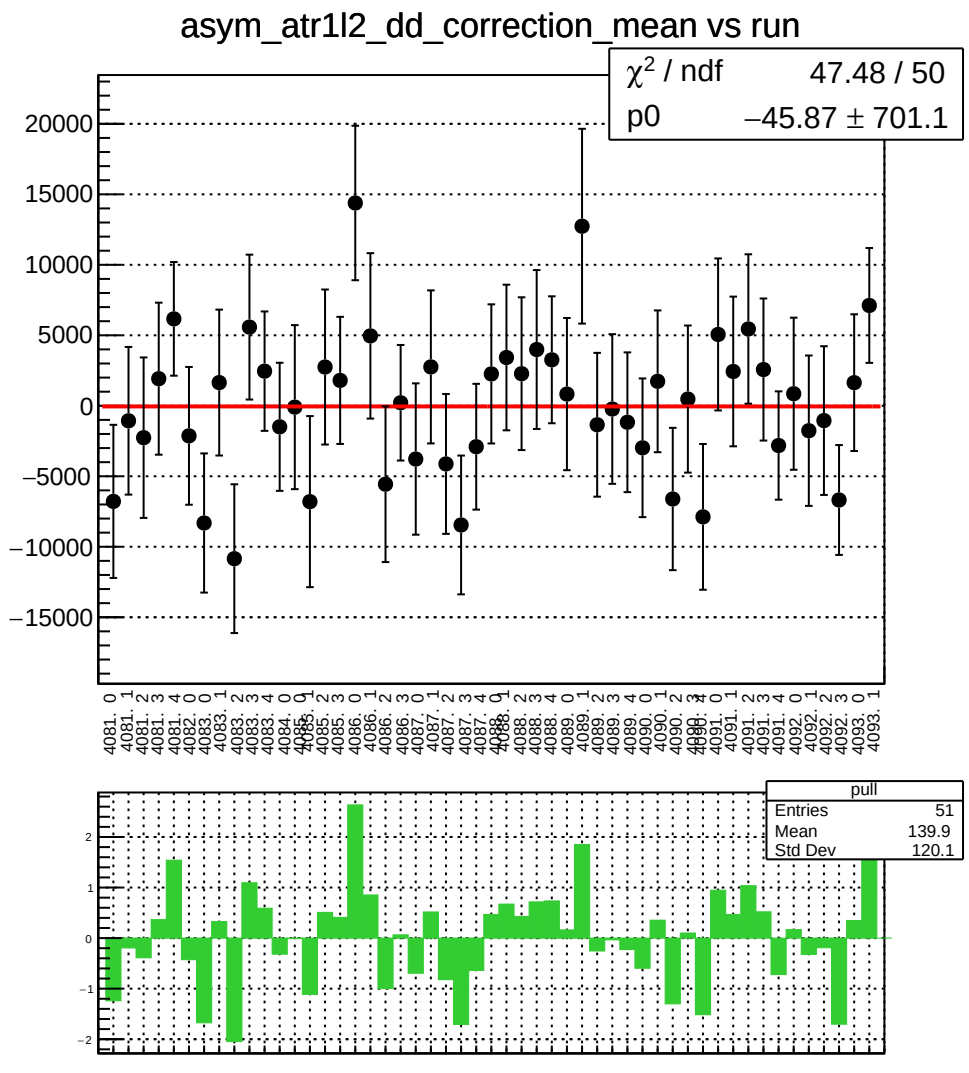
asym_atr1l2_dd_correction_mean vs run
χ² / ndf 47.48 / 50
p0 −45.87 ± 701.1
pull
Entries 51
Mean 139.9
Std Dev 120.1

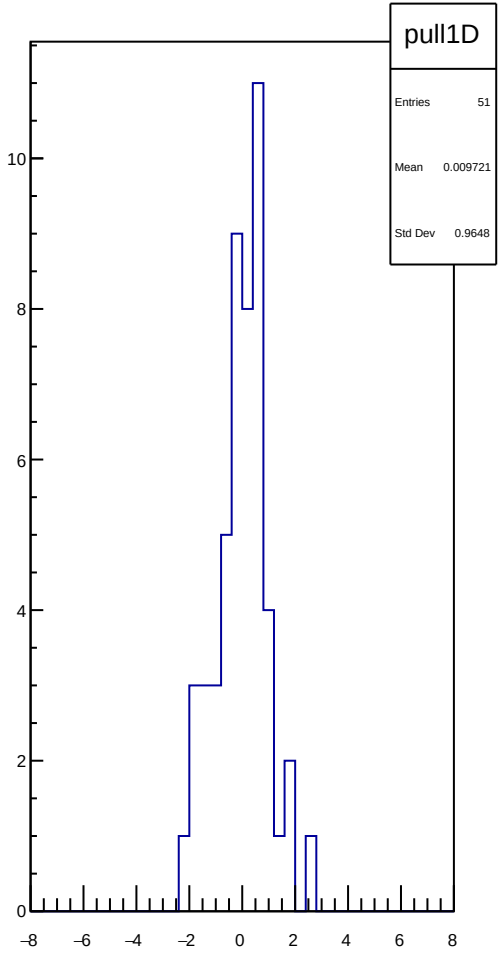
pull1D
Entries 51
Mean 0.009721
Std Dev 0.9648

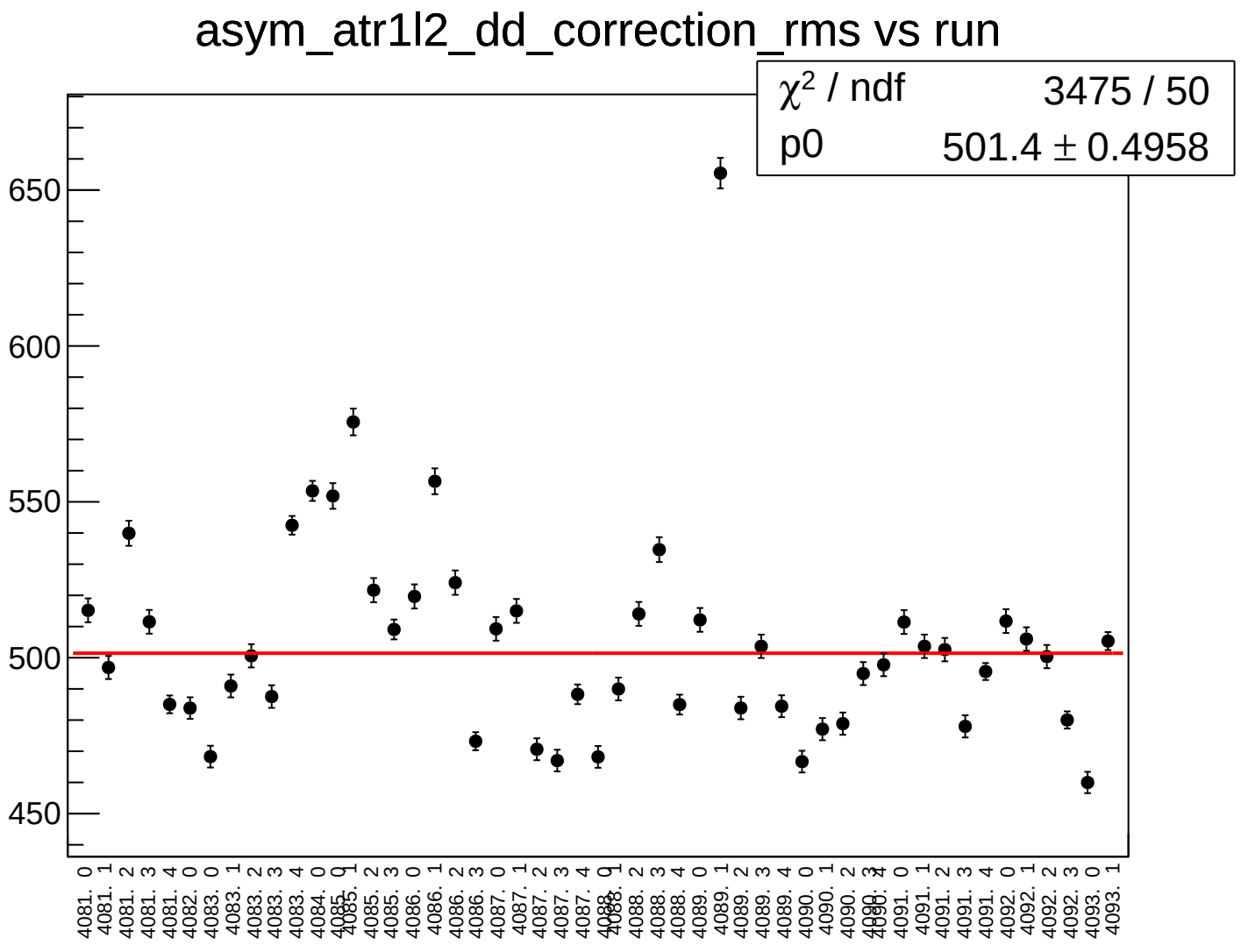
asym_atr1l2_dd_correction_rms vs run
χ² / ndf 3475 / 50
p0 501.4 ± 0.4958
650
600
550
500
450
4081. 0
4081. 1
4081. 2
4081. 3
4081. 4
4082. 0
4083. 0
4083. 1
4083. 2
4083. 3
4083. 4
4084. 0
4085. 0
4085. 1
4085. 2
4085. 3
4086. 0
4086. 1
4086. 2
4086. 3
4087. 0
4087. 1
4087. 2
4087. 3
4087. 4
4088. 0
4088. 1
4088. 2
4088. 3
4088. 4
4089. 0
4089. 1
4089. 2
4089. 3
4089. 4
4090. 0
4090. 1
4090. 2
4090. 3
4090. 4
4091. 0
4091. 1
4091. 2
4091. 3
4091. 4
4092. 0
4092. 1
4092. 2
4092. 3
4093. 0
4093. 1

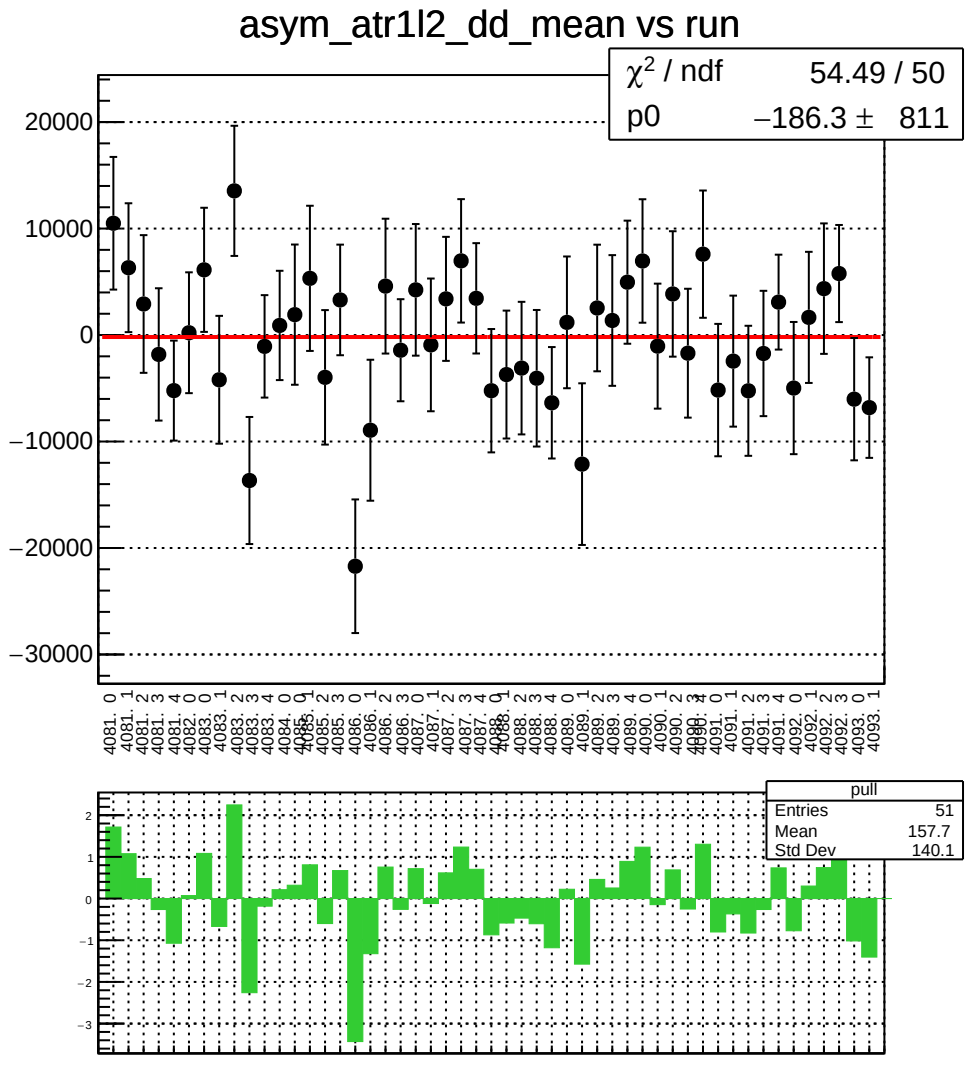
asym_atr1l2_dd_mean vs run
χ² / ndf 54.49 / 50
p0 −186.3 ± 811
pull
Entries 51
Mean 157.7
Std Dev 140.1

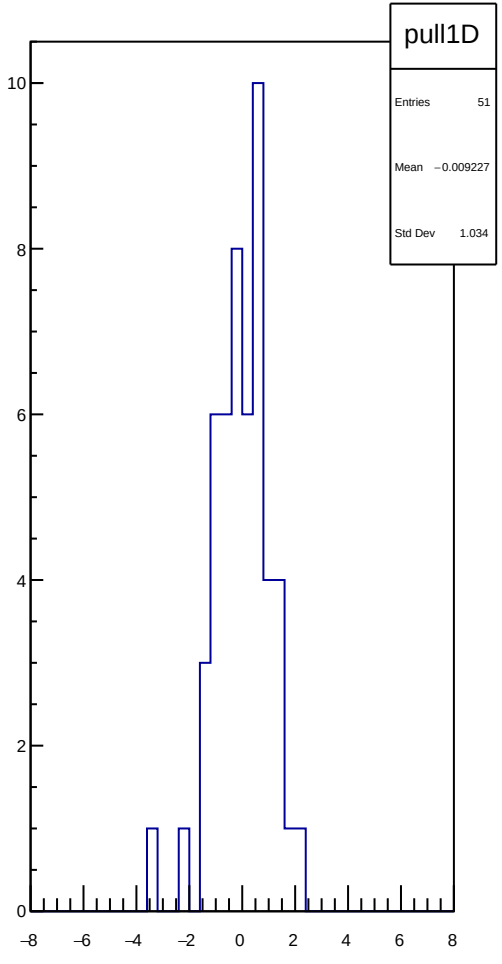
pull1D
Entries 51
Mean −0.009227
Std Dev 1.034

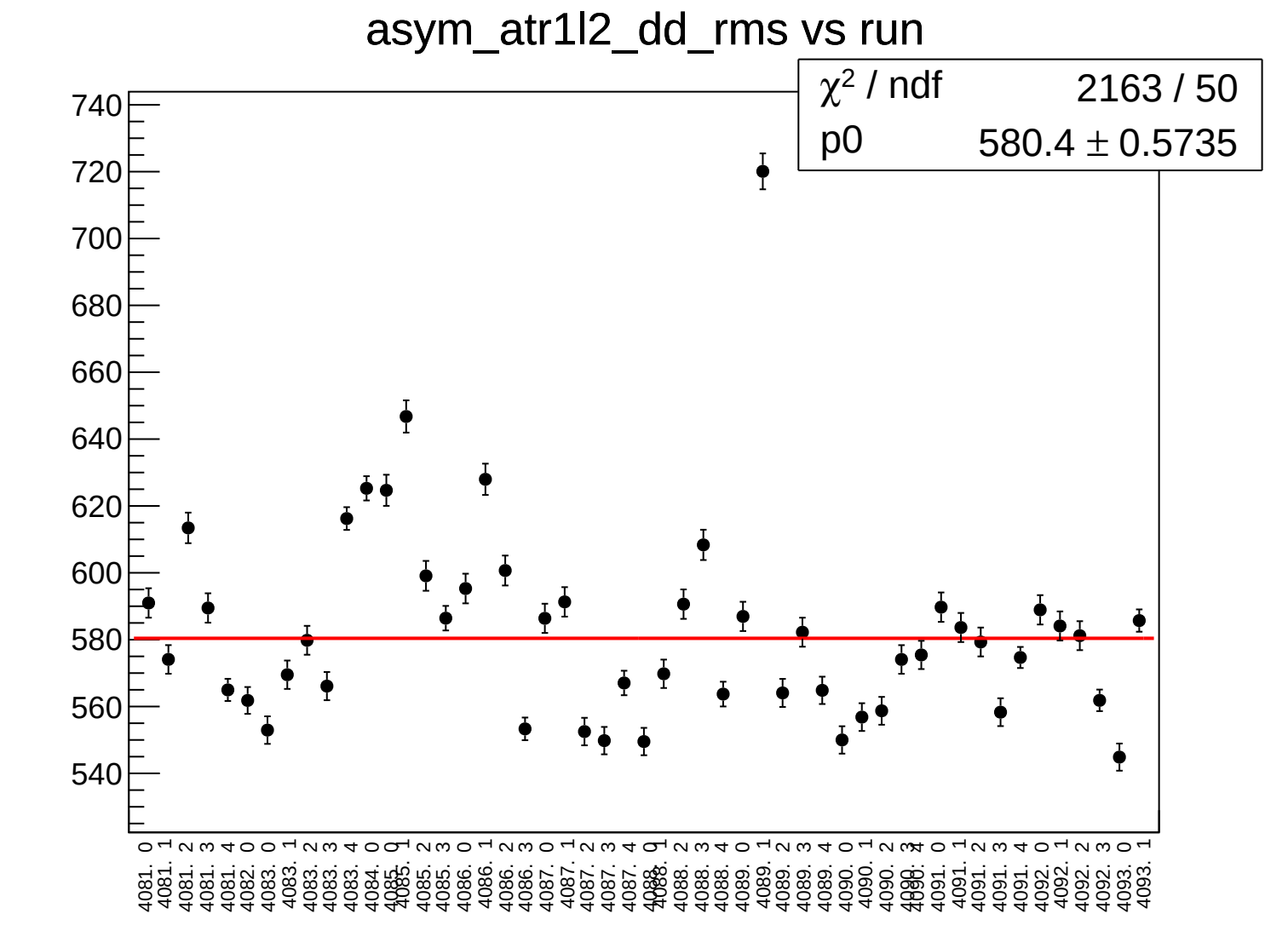
asym_atr1l2_dd_rms vs run
χ² / ndf 2163 / 50
p0 580.4 ± 0.5735
740
720
700
680
660
640
620
600
580
560
540
4081. 0
4081. 1
4081. 2
4081. 3
4081. 4
4082. 0
4083. 0
4083. 1
4083. 2
4083. 3
4083. 4
4084. 0
4085. 0
4085. 1
4085. 2
4085. 3
4086. 0
4086. 1
4086. 2
4086. 3
4087. 0
4087. 1
4087. 2
4087. 3
4087. 4
4088. 0
4088. 1
4088. 2
4088. 3
4088. 4
4089. 0
4089. 1
4089. 2
4089. 3
4089. 4
4090. 0
4090. 1
4090. 2
4091. 0
4091. 1
4091. 2
4091. 3
4091. 4
4092. 0
4092. 1
4092. 2
4092. 3
4093. 0
4093. 1

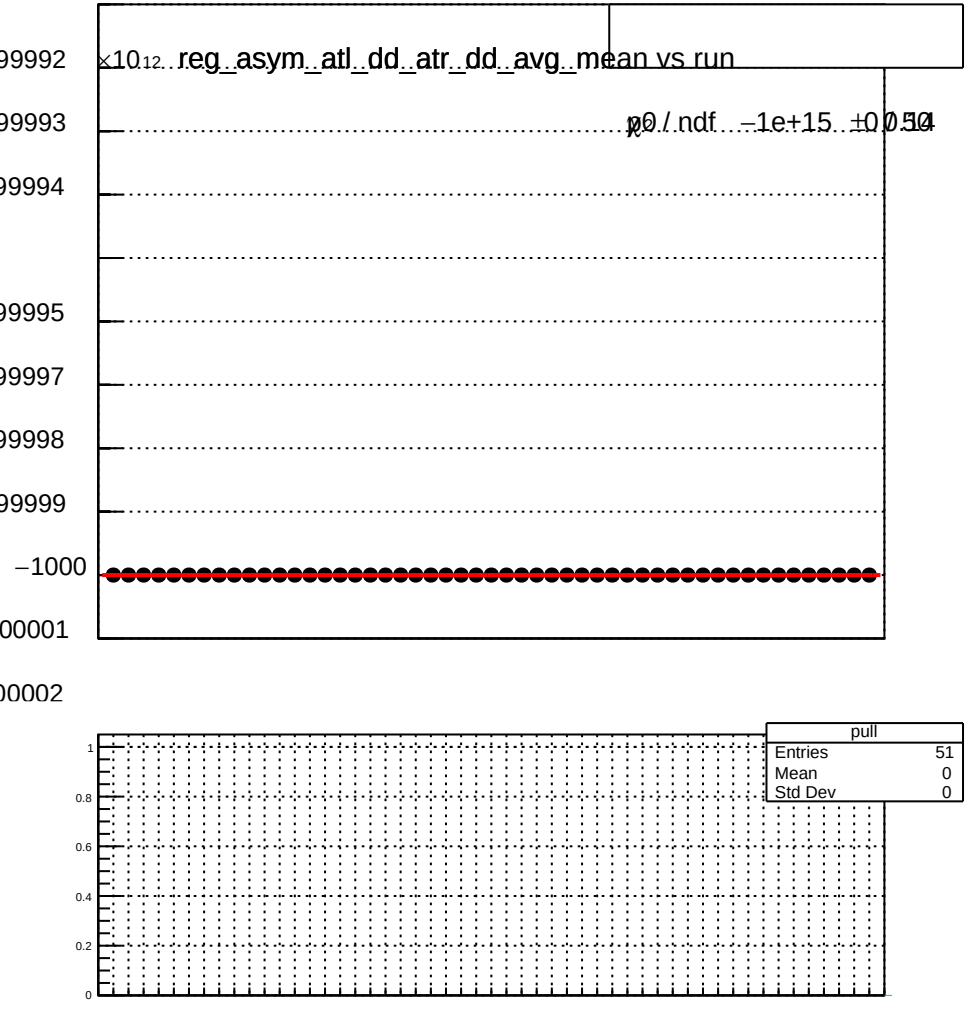

×10^12 reg_asym_atl_dd_atr_dd_avg_mean vs run
p0 / ndf −1e+15 ±0.0 / 0.5
99992
99993
99994
99995
99997
99998
99999
−1000
00001
00002
pull
Entries 51
Mean 0
Std Dev 0
1
0.8
0.6
0.4
0.2
0

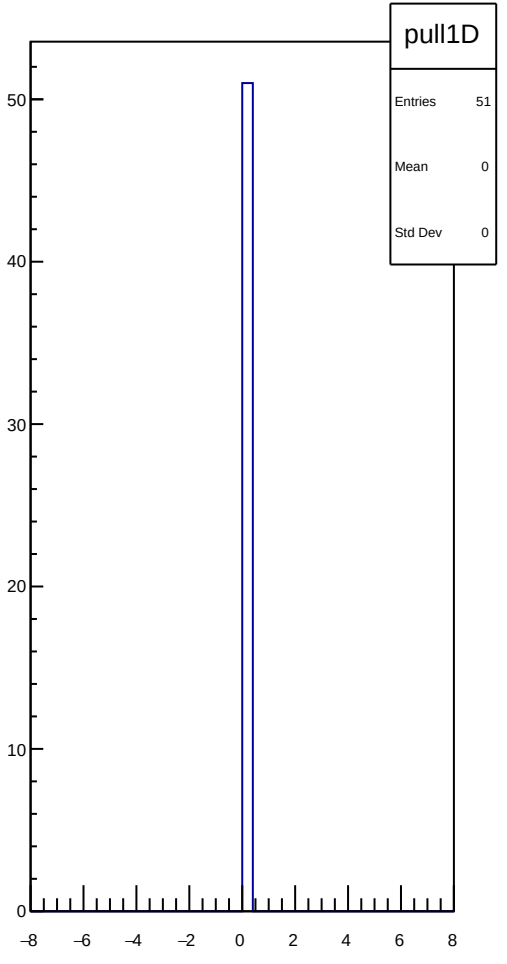

pull1D
Entries 51
Mean 0
Std Dev 0
50
40
30
20
10
0
−8
−6
−4
−2
0
2
4
6
8

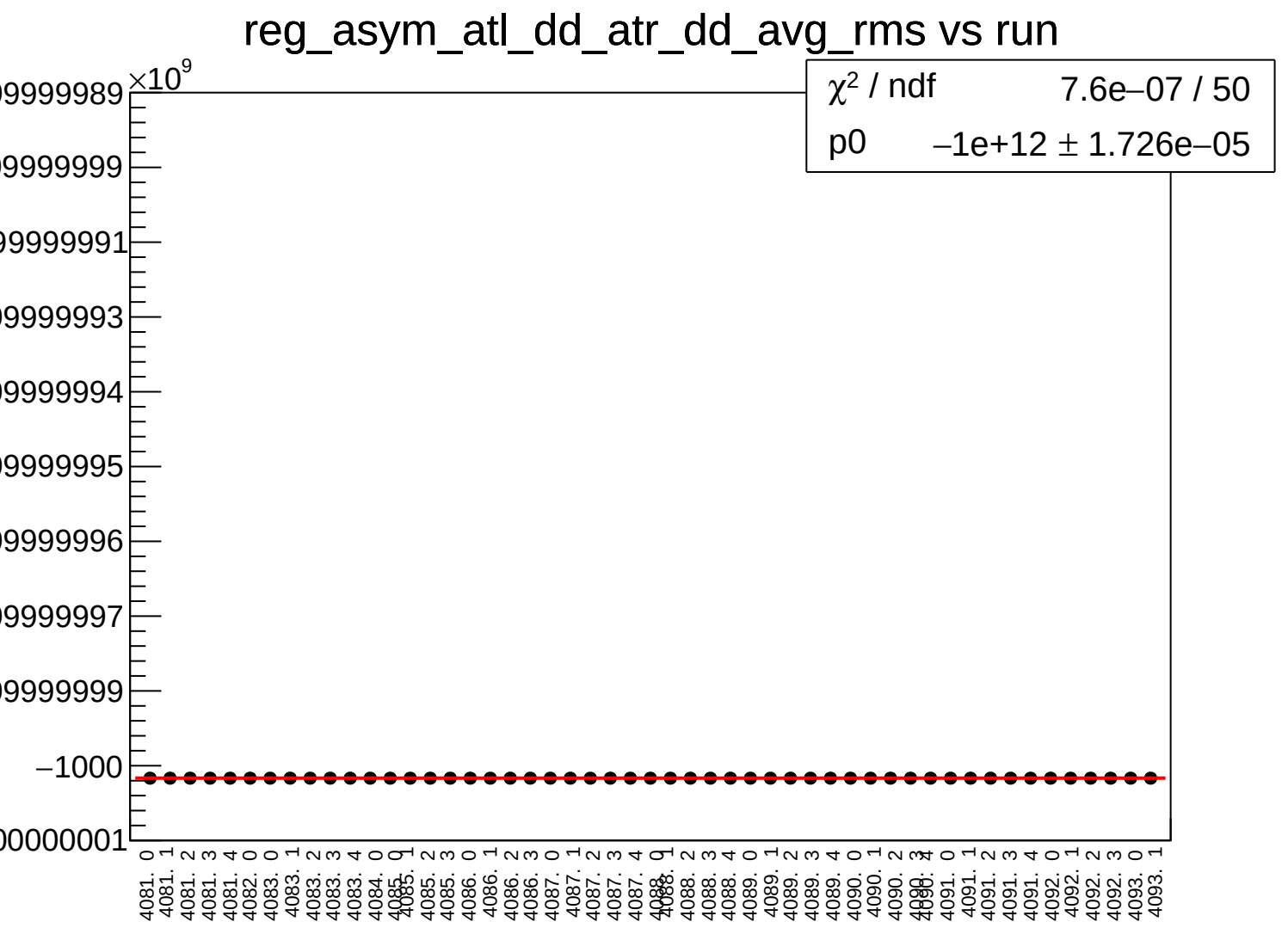
reg_asym_atl_dd_atr_dd_avg_rms vs run
χ² / ndf 7.6e–07 / 50
p0 –1e+12 ± 1.726e–05
×10⁹
9999989
9999999
9999991
9999993
9999994
9999995
9999996
9999997
9999999
–1000
00000001
4081. 0
4081. 1
4081. 2
4081. 3
4081. 4
4082. 0
4083. 0
4083. 1
4083. 2
4083. 3
4083. 4
4084. 0
4085. 0
4085. 1
4085. 2
4085. 3
4086. 0
4086. 1
4086. 2
4086. 3
4087. 0
4087. 1
4087. 2
4087. 3
4087. 4
4088. 0
4088. 1
4088. 2
4088. 3
4088. 4
4089. 0
4089. 1
4089. 2
4089. 3
4089. 4
4090. 0
4090. 1
4090. 2
4090. 3
4090. 4
4091. 0
4091. 1
4091. 2
4091. 3
4091. 4
4092. 0
4092. 1
4092. 2
4092. 3
4093. 0
4093. 1


×10¹²
asym_atl_dd_atr_dd_avg_correction_mean vs run
p0 / ndf −1e+15 ±0.0
99992
99993
99994
99995
99997
99998
99999
−1000
00001
00002


pull
Entries 51
Mean 0
Std Dev 0
1
0.8
0.6
0.4
0.2
0

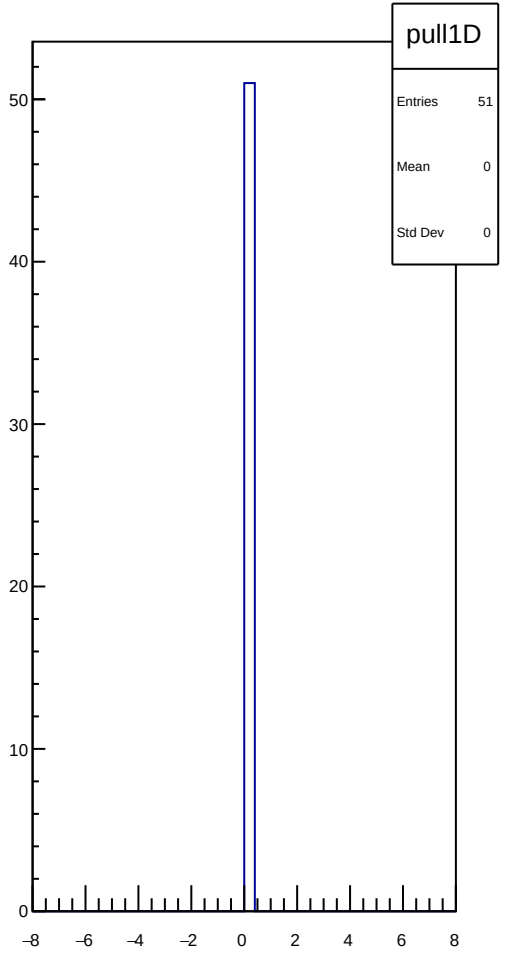
pull1D
Entries 51
Mean 0
Std Dev 0
50
40
30
20
10
0
−8
−6
−4
−2
0
2
4
6
8

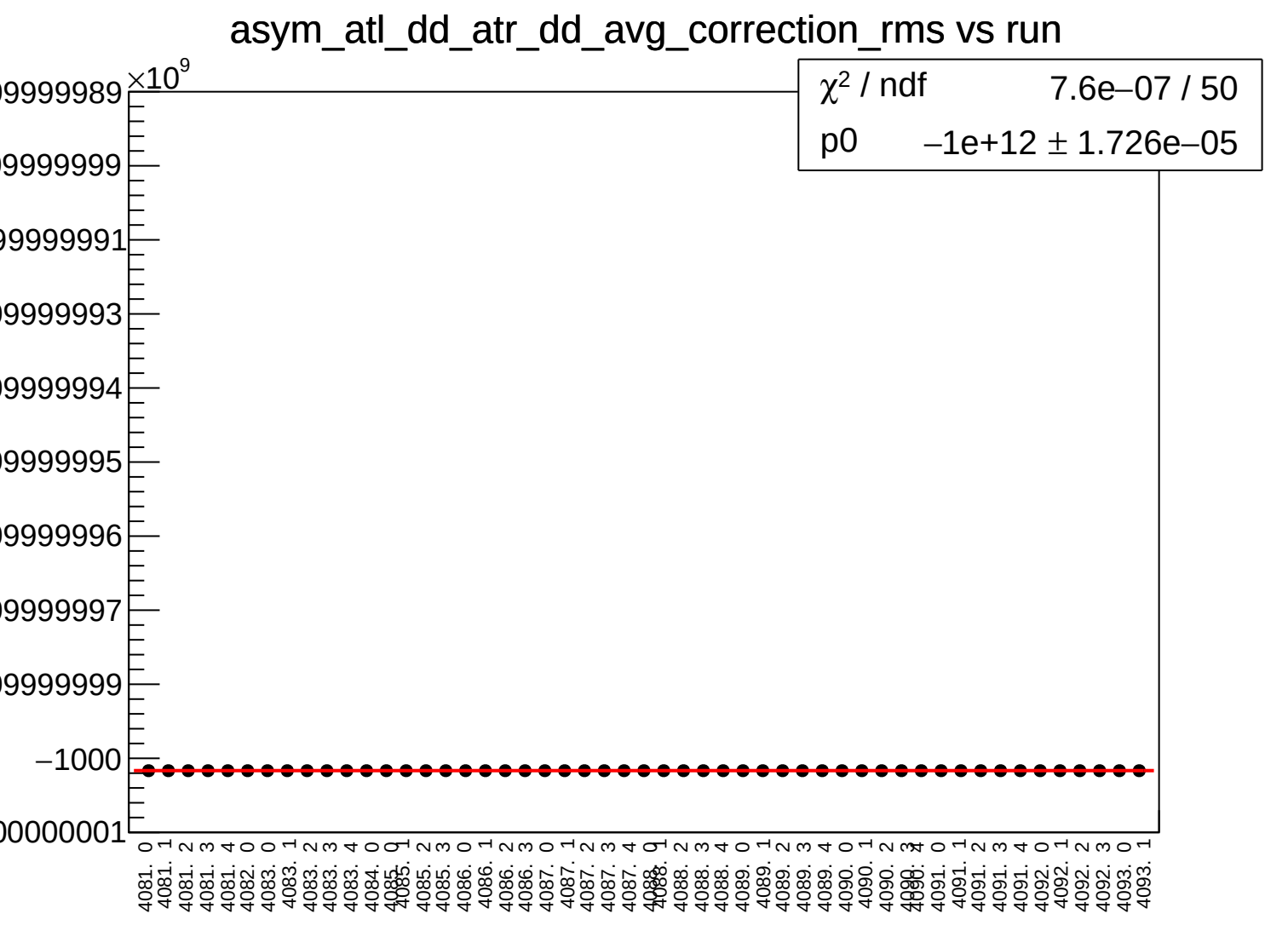
asym_atl_dd_atr_dd_avg_correction_rms vs run
χ² / ndf 7.6e–07 / 50
p0 –1e+12 ± 1.726e–05
×10⁹
9999989
9999999
9999991
9999993
9999994
9999995
9999996
9999997
9999999
–1000
00000001
4081. 0
4081. 1
4081. 2
4081. 3
4081. 4
4082. 0
4083. 0
4083. 1
4083. 2
4083. 3
4083. 4
4084. 0
4085. 0
4085. 1
4085. 2
4085. 3
4086. 0
4086. 1
4086. 2
4086. 3
4087. 0
4087. 1
4087. 2
4087. 3
4087. 4
4088. 0
4088. 1
4088. 2
4088. 3
4088. 4
4089. 0
4089. 1
4089. 2
4089. 3
4089. 4
4090. 0
4090. 1
4090. 2
4091. 0
4091. 1
4091. 2
4091. 3
4091. 4
4092. 0
4092. 1
4092. 2
4092. 3
4093. 0
4093. 1


asym_atl_dd_atr_dd_avg_mean vs run
×10¹²
p0 / ndf −1e+15 ±0.0
99992
99993
99994
99995
99997
99998
99999
−1000
00001
00002


pull
Entries 51
Mean 0
Std Dev 0
1
0.8
0.6
0.4
0.2
0

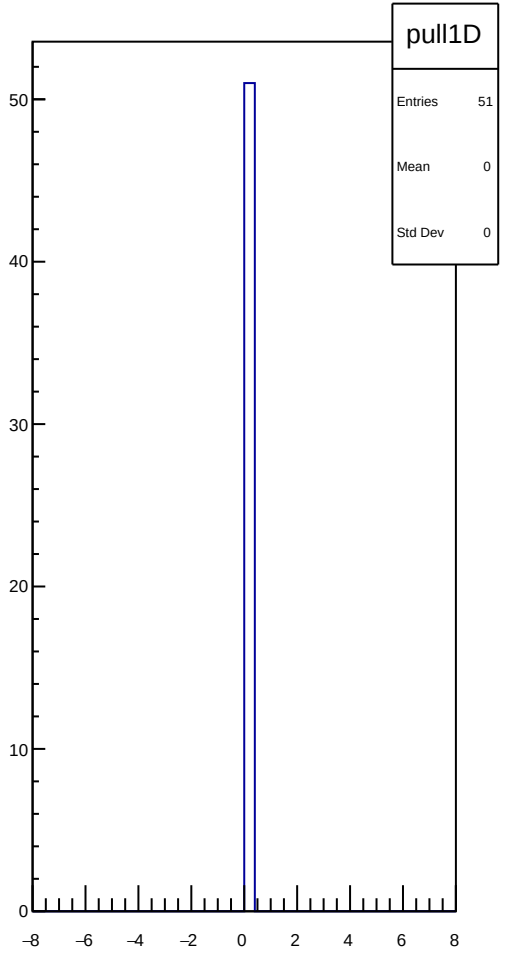
pull1D
Entries 51
Mean 0
Std Dev 0
50
40
30
20
10
0
−8
−6
−4
−2
0
2
4
6
8

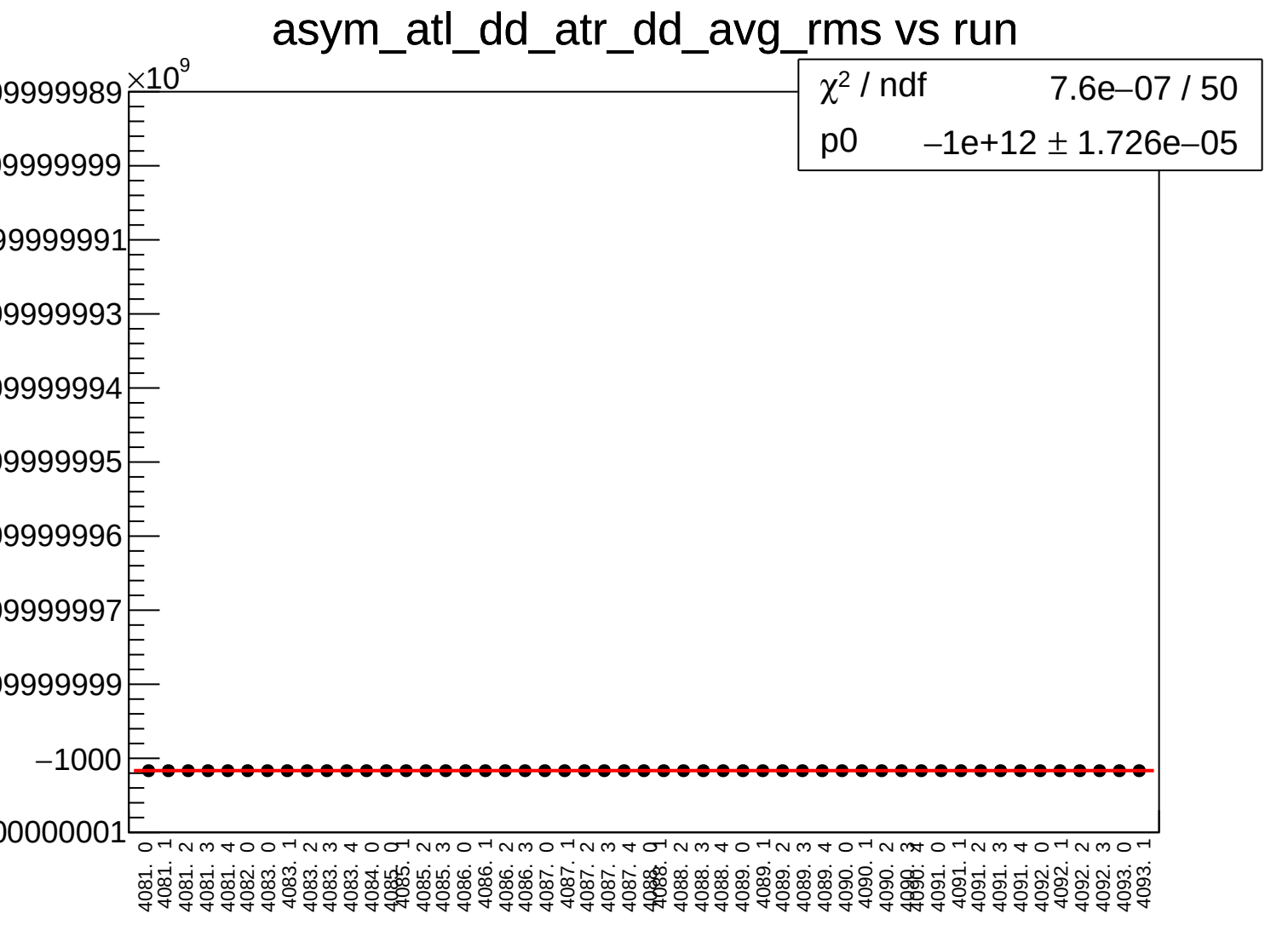
asym_atl_dd_atr_dd_avg_rms vs run
χ² / ndf 7.6e−07 / 50
p0 −1e+12 ± 1.726e−05
×10⁹
9999989
9999999
9999991
9999993
9999994
9999995
9999996
9999997
9999999
−1000
00000001
4081. 0
4081. 1
4081. 2
4081. 3
4081. 4
4082. 0
4083. 0
4083. 1
4083. 2
4083. 3
4083. 4
4084. 0
4085. 0
4085. 1
4085. 2
4085. 3
4086. 0
4086. 1
4086. 2
4086. 3
4087. 0
4087. 1
4087. 2
4087. 3
4087. 4
4088. 0
4088. 1
4088. 2
4088. 3
4088. 4
4089. 0
4089. 1
4089. 2
4089. 3
4089. 4
4090. 0
4090. 1
4090. 2
4090. 3
4090. 4
4091. 0
4091. 1
4091. 2
4091. 3
4091. 4
4092. 0
4092. 1
4092. 2
4092. 3
4093. 0
4093. 1

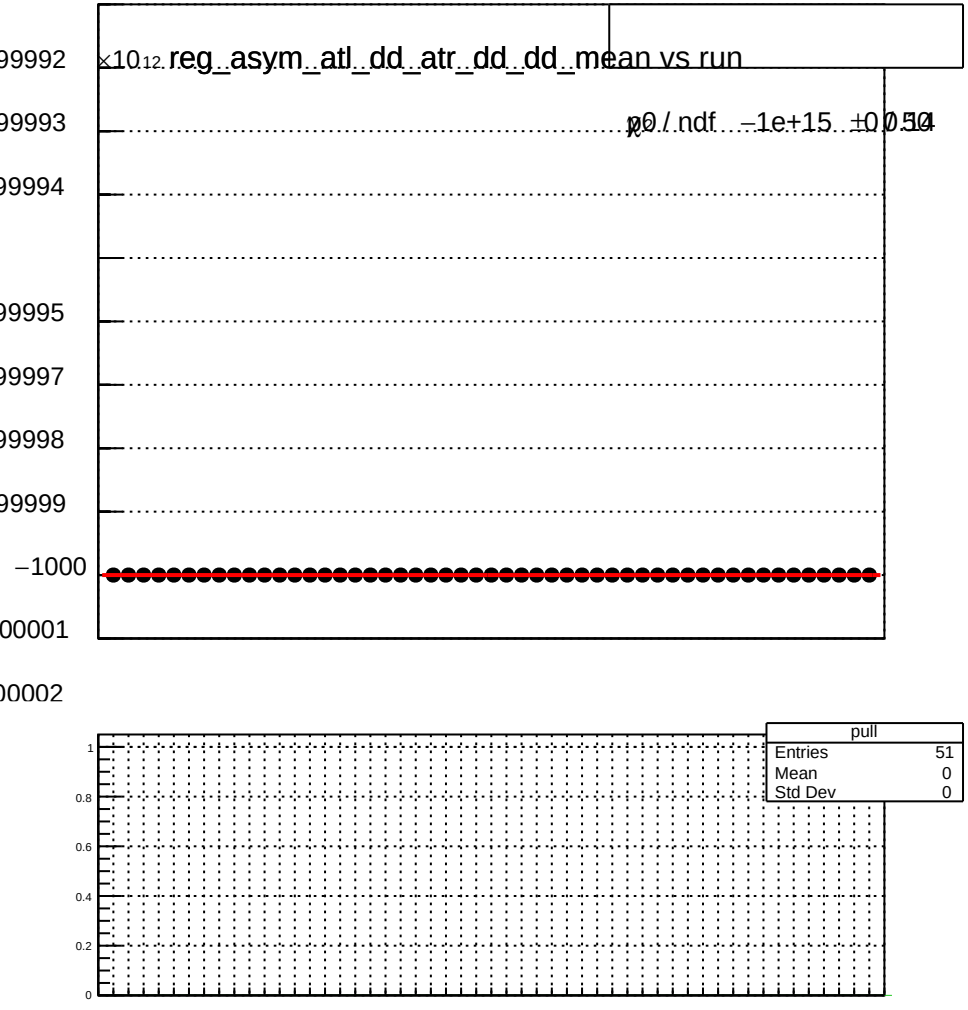

×10^12 reg_asym_atl_dd_atr_dd_dd_mean vs run
p0 / ndf −1e+15 ±0.0 / 0.54
99992
99993
99994
99995
99997
99998
99999
−1000
00001
00002
pull
Entries 51
Mean 0
Std Dev 0
1
0.8
0.6
0.4
0.2
0

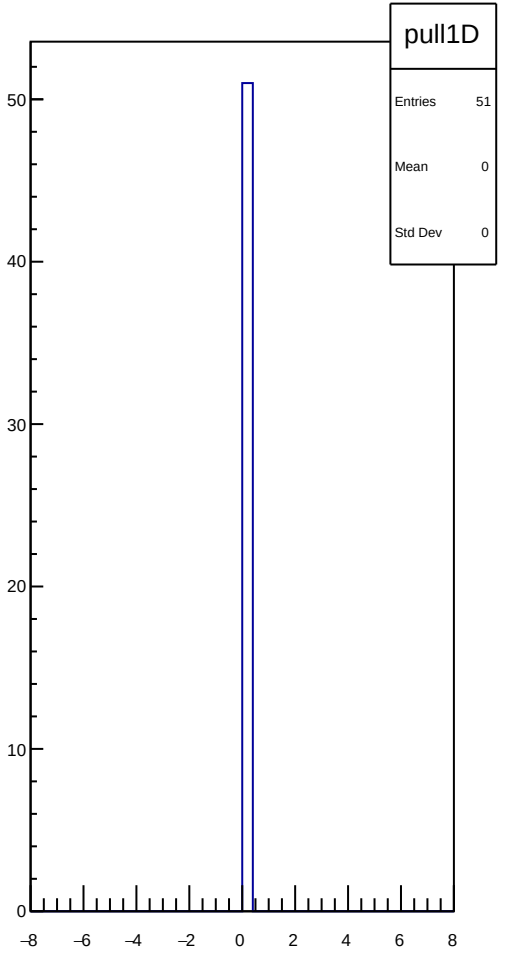

pull1D
Entries 51
Mean 0
Std Dev 0
50
40
30
20
10
0
−8
−6
−4
−2
0
2
4
6
8

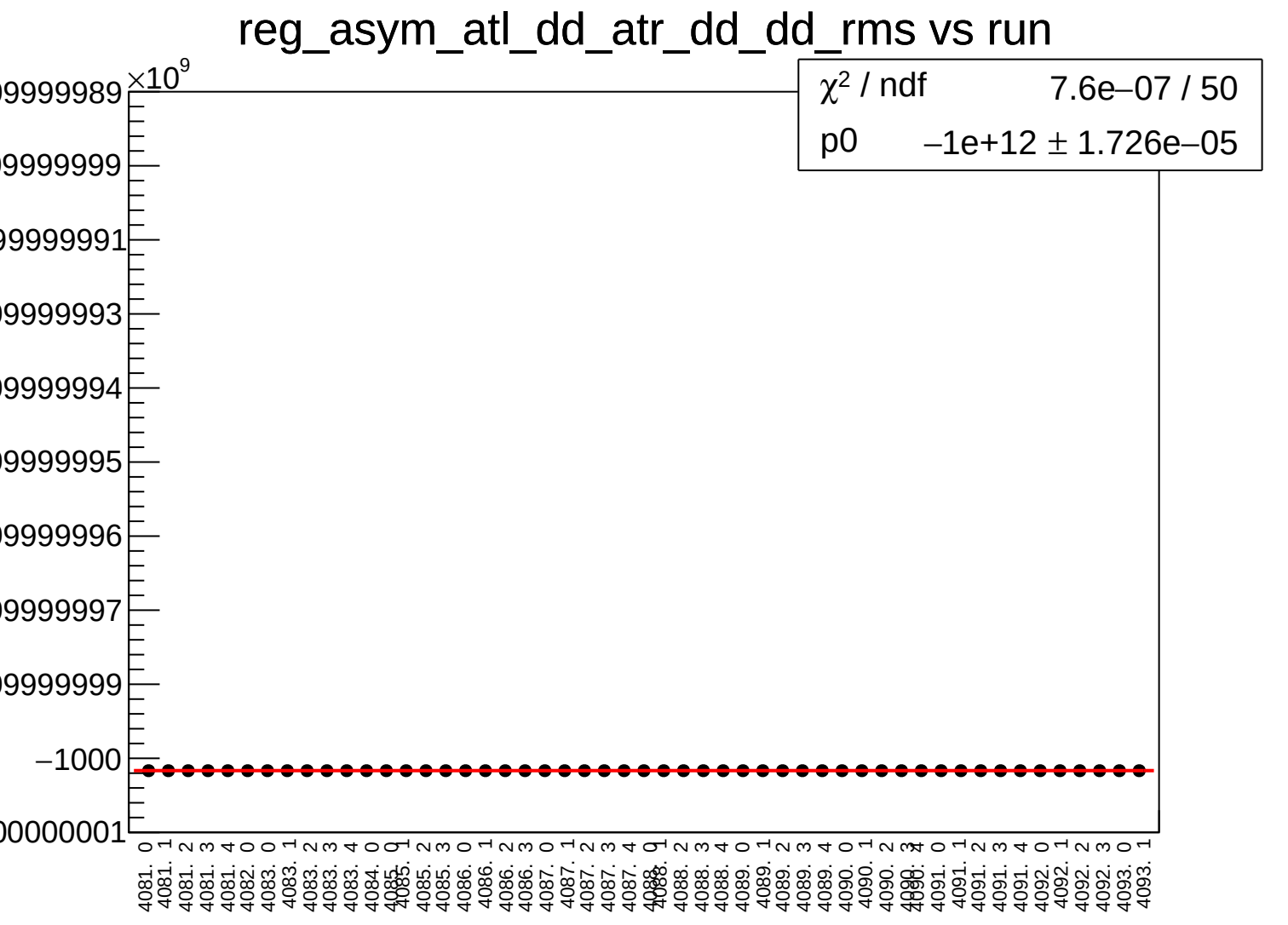
reg_asym_atl_dd_atr_dd_dd_rms vs run
χ² / ndf 7.6e–07 / 50
p0 –1e+12 ± 1.726e–05
×10⁹
9999989
9999999
9999991
9999993
9999994
9999995
9999996
9999997
9999999
–1000
00000001
4081. 0
4081. 1
4081. 2
4081. 3
4081. 4
4082. 0
4083. 0
4083. 1
4083. 2
4083. 3
4083. 4
4084. 0
4085. 0
4085. 1
4085. 2
4085. 3
4086. 0
4086. 1
4086. 2
4086. 3
4087. 0
4087. 1
4087. 2
4087. 3
4087. 4
4088. 0
4088. 1
4088. 2
4088. 3
4088. 4
4089. 0
4089. 1
4089. 2
4089. 3
4089. 4
4090. 0
4090. 1
4090. 2
4091. 0
4091. 1
4091. 2
4091. 3
4091. 4
4092. 0
4092. 1
4092. 2
4092. 3
4093. 0
4093. 1

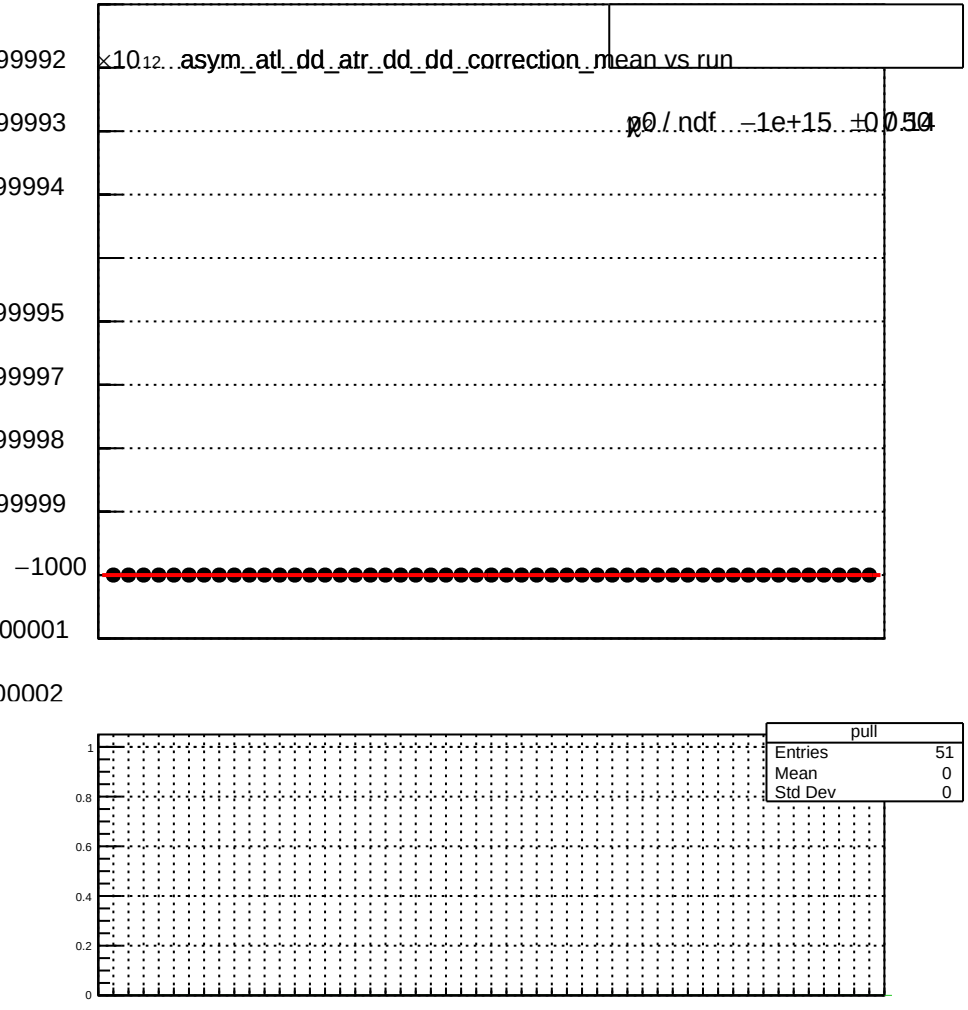

×10^12 asym_atl_dd_atr_dd_dd_correction_mean vs run
p0 / ndf −1e+15 ±0.0 / 0.54
99992
99993
99994
99995
99997
99998
99999
−1000
00001
00002
pull
Entries 51
Mean 0
Std Dev 0
1
0.8
0.6
0.4
0.2
0

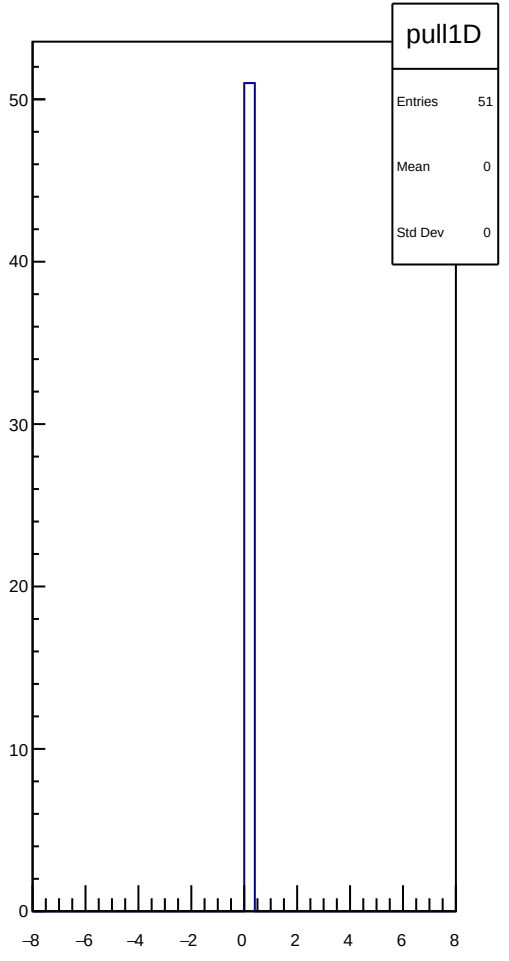

pull1D
Entries 51
Mean 0
Std Dev 0
50
40
30
20
10
0
−8
−6
−4
−2
0
2
4
6
8

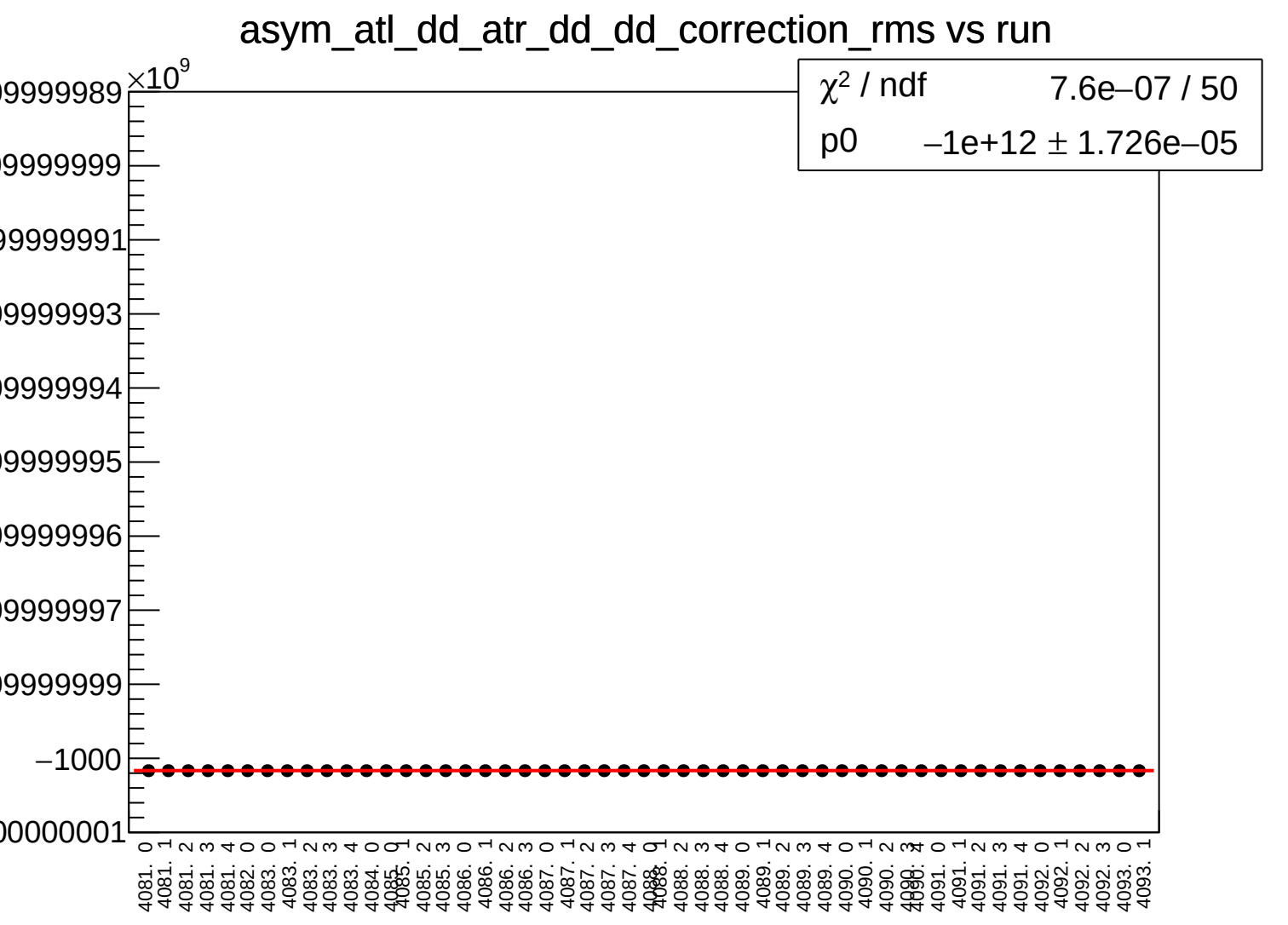
asym_atl_dd_atr_dd_dd_correction_rms vs run
χ² / ndf 7.6e−07 / 50
p0 −1e+12 ± 1.726e−05
×10⁹
9999989
9999999
9999991
9999993
9999994
9999995
9999996
9999997
9999999
−1000
00000001
4081. 0
4081. 1
4081. 2
4081. 3
4081. 4
4082. 0
4083. 0
4083. 1
4083. 2
4083. 3
4083. 4
4084. 0
4085. 0
4085. 1
4085. 2
4085. 3
4086. 0
4086. 1
4086. 2
4086. 3
4087. 0
4087. 1
4087. 2
4087. 3
4087. 4
4088. 0
4088. 1
4088. 2
4088. 3
4088. 4
4089. 0
4089. 1
4089. 2
4089. 3
4089. 4
4090. 0
4090. 1
4090. 2
4090. 3
4090. 4
4091. 0
4091. 1
4091. 2
4091. 3
4091. 4
4092. 0
4092. 1
4092. 2
4092. 3
4093. 0
4093. 1



×10^12 asym_atl_dd_atr_dd_dd_mean vs run
p0 / ndf −1e+15 ±0.0 / 0.54
99992
99993
99994
99995
99997
99998
99999
−1000
00001
00002
pull
Entries 51
Mean 0
Std Dev 0
1
0.8
0.6
0.4
0.2
0

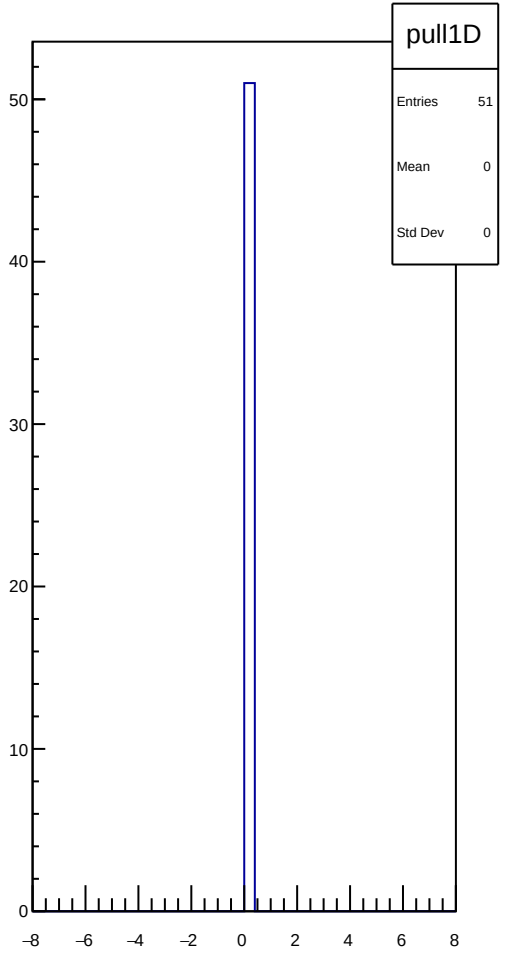

pull1D
Entries 51
Mean 0
Std Dev 0
50
40
30
20
10
0
−8
−6
−4
−2
0
2
4
6
8

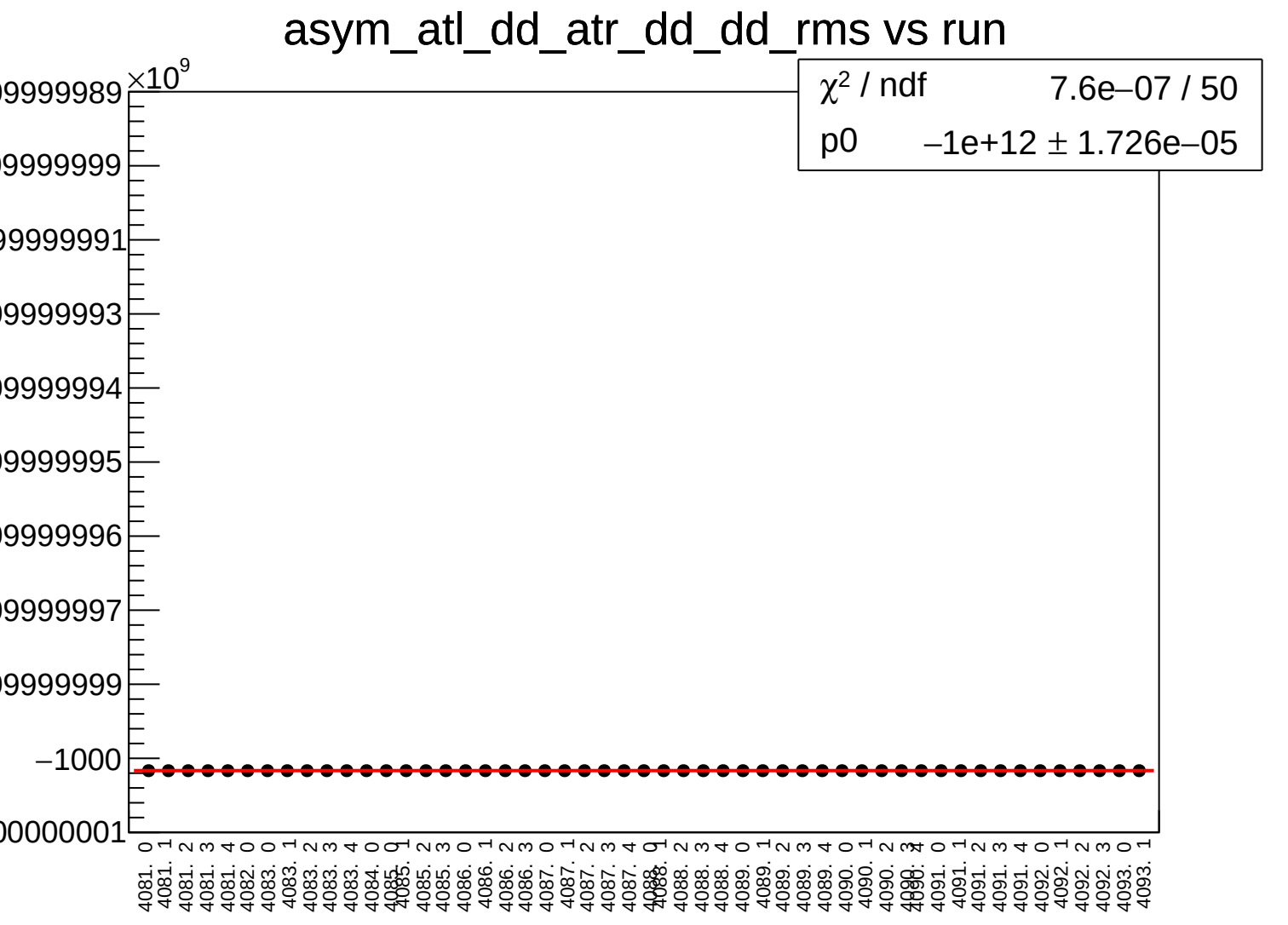
asym_atl_dd_atr_dd_dd_rms vs run
×10^9
χ² / ndf 7.6e−07 / 50
p0 −1e+12 ± 1.726e−05
9999989
9999999
9999991
9999993
9999994
9999995
9999996
9999997
9999999
−1000
00000001
4081. 0
4081. 1
4081. 2
4081. 3
4081. 4
4082. 0
4083. 0
4083. 1
4083. 2
4083. 3
4083. 4
4084. 0
4085. 0
4085. 1
4085. 2
4085. 3
4086. 0
4086. 1
4086. 2
4086. 3
4087. 0
4087. 1
4087. 2
4087. 3
4087. 4
4088. 0
4088. 1
4088. 2
4088. 3
4088. 4
4089. 0
4089. 1
4089. 2
4089. 3
4089. 4
4090. 0
4090. 1
4090. 2
4091. 0
4091. 1
4091. 2
4091. 3
4091. 4
4092. 0
4092. 1
4092. 2
4092. 3
4093. 0
4093. 1

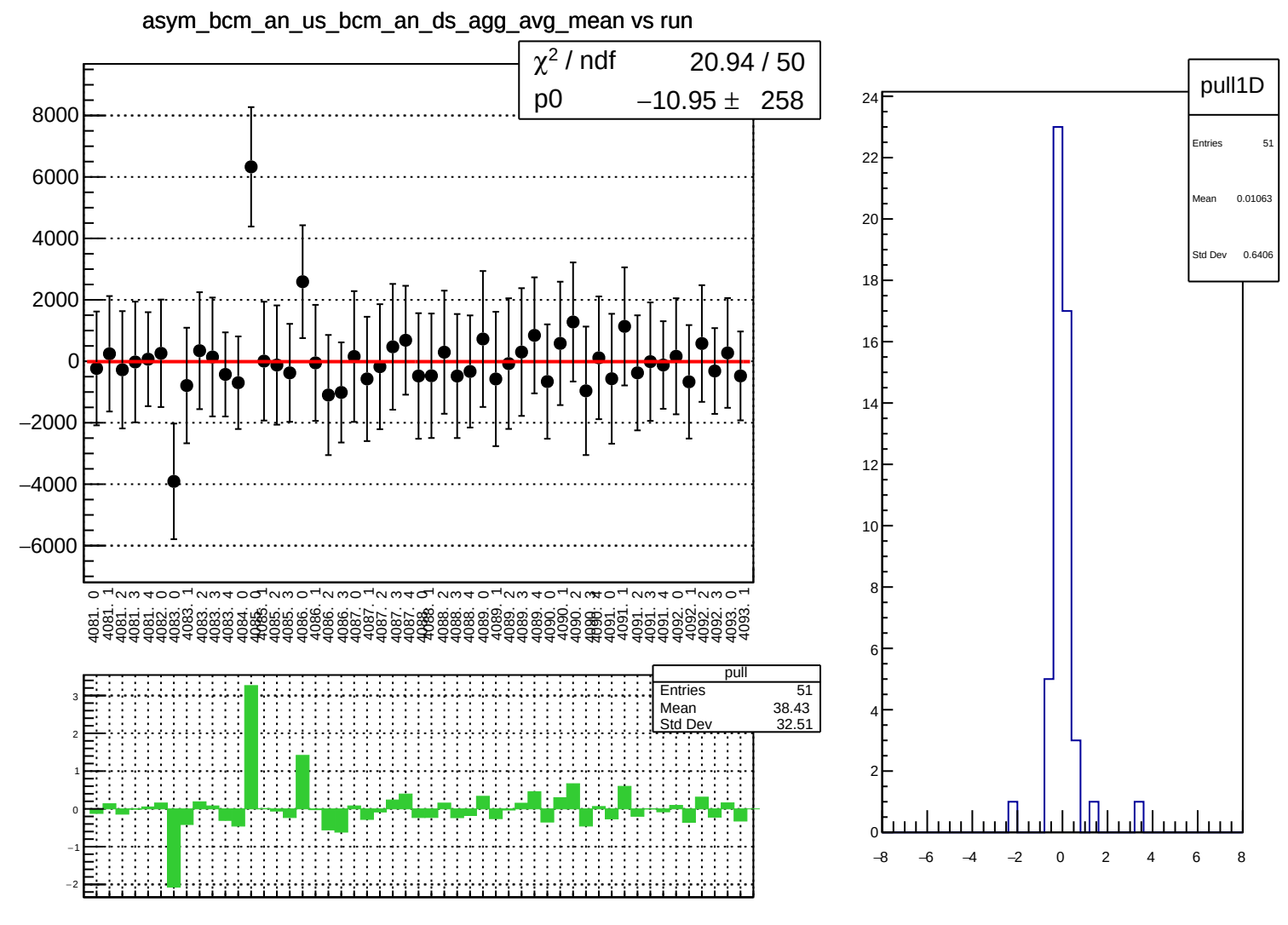
asym_bcm_an_us_bcm_an_ds_agg_avg_mean vs run
χ² / ndf 20.94 / 50
p0 −10.95 ± 258
pull
Entries 51
Mean 38.43
Std Dev 32.51
pull1D
Entries 51
Mean 0.01063
Std Dev 0.6406

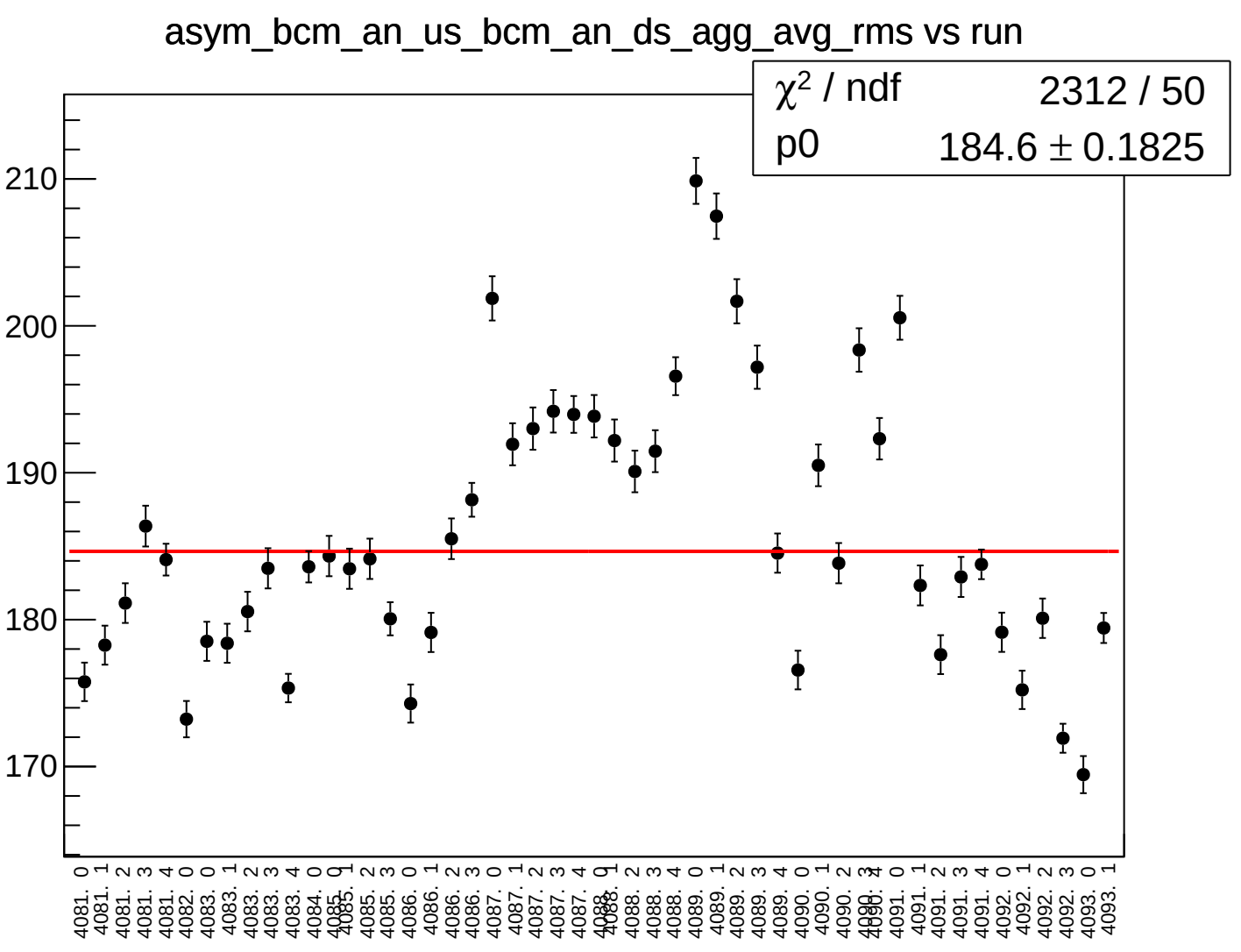
asym_bcm_an_us_bcm_an_ds_agg_avg_rms vs run
χ² / ndf 2312 / 50
p0 184.6 ± 0.1825
210
200
190
180
170
4081. 0
4081. 1
4081. 2
4081. 3
4081. 4
4082. 0
4083. 0
4083. 1
4083. 2
4083. 3
4083. 4
4084. 0
4085. 0
4085. 1
4085. 2
4085. 3
4086. 0
4086. 1
4086. 2
4086. 3
4087. 0
4087. 1
4087. 2
4087. 3
4087. 4
4088. 0
4088. 1
4088. 2
4088. 3
4088. 4
4089. 0
4089. 1
4089. 2
4089. 3
4089. 4
4090. 0
4090. 1
4090. 2
4090. 3
4090. 4
4091. 0
4091. 1
4091. 2
4091. 3
4091. 4
4092. 0
4092. 1
4092. 2
4092. 3
4093. 0
4093. 1

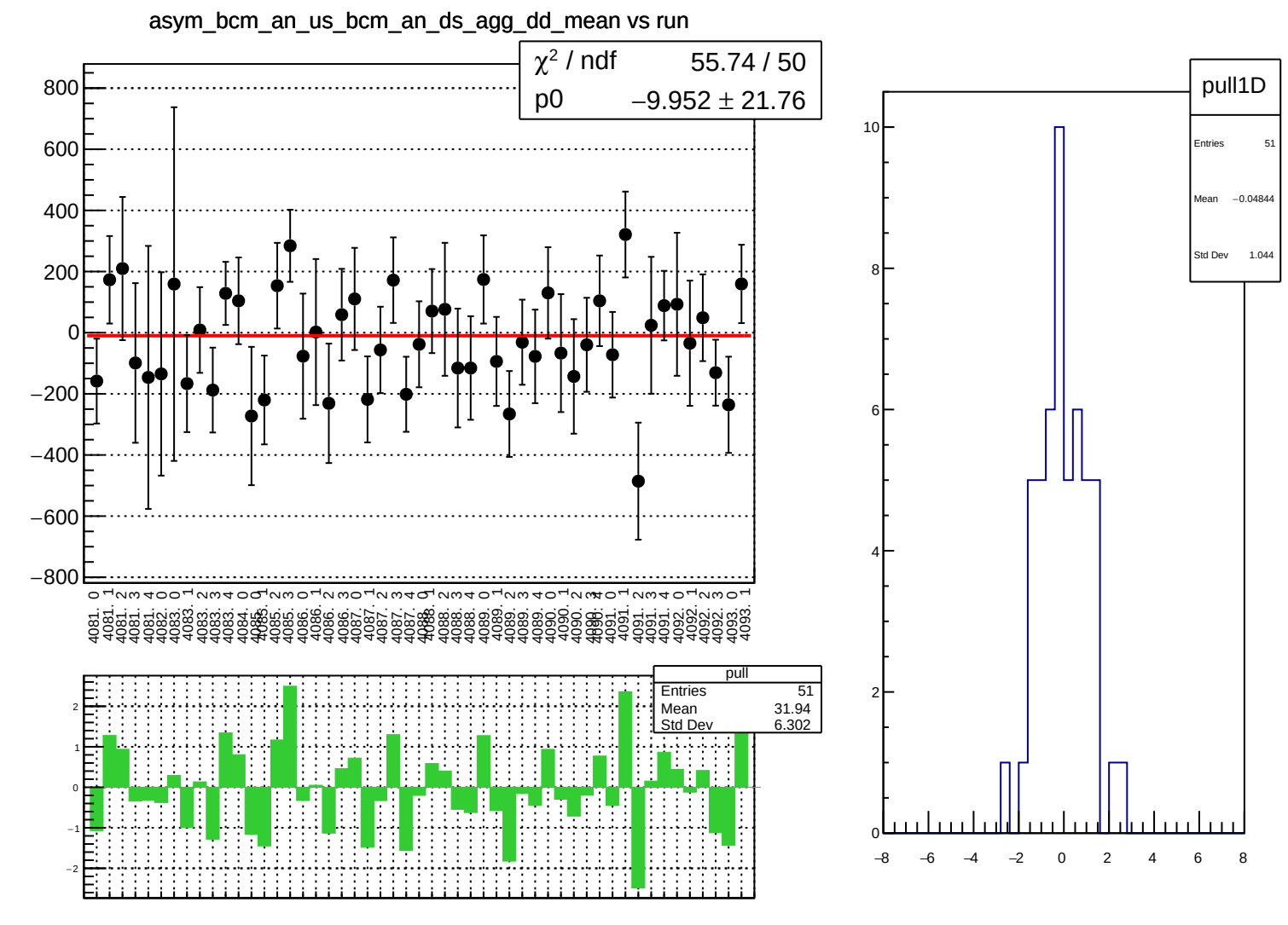
asym_bcm_an_us_bcm_an_ds_agg_dd_mean vs run
χ² / ndf 55.74 / 50
p0 −9.952 ± 21.76
pull
Entries 51
Mean 31.94
Std Dev 6.302
pull1D
Entries 51
Mean −0.04844
Std Dev 1.044

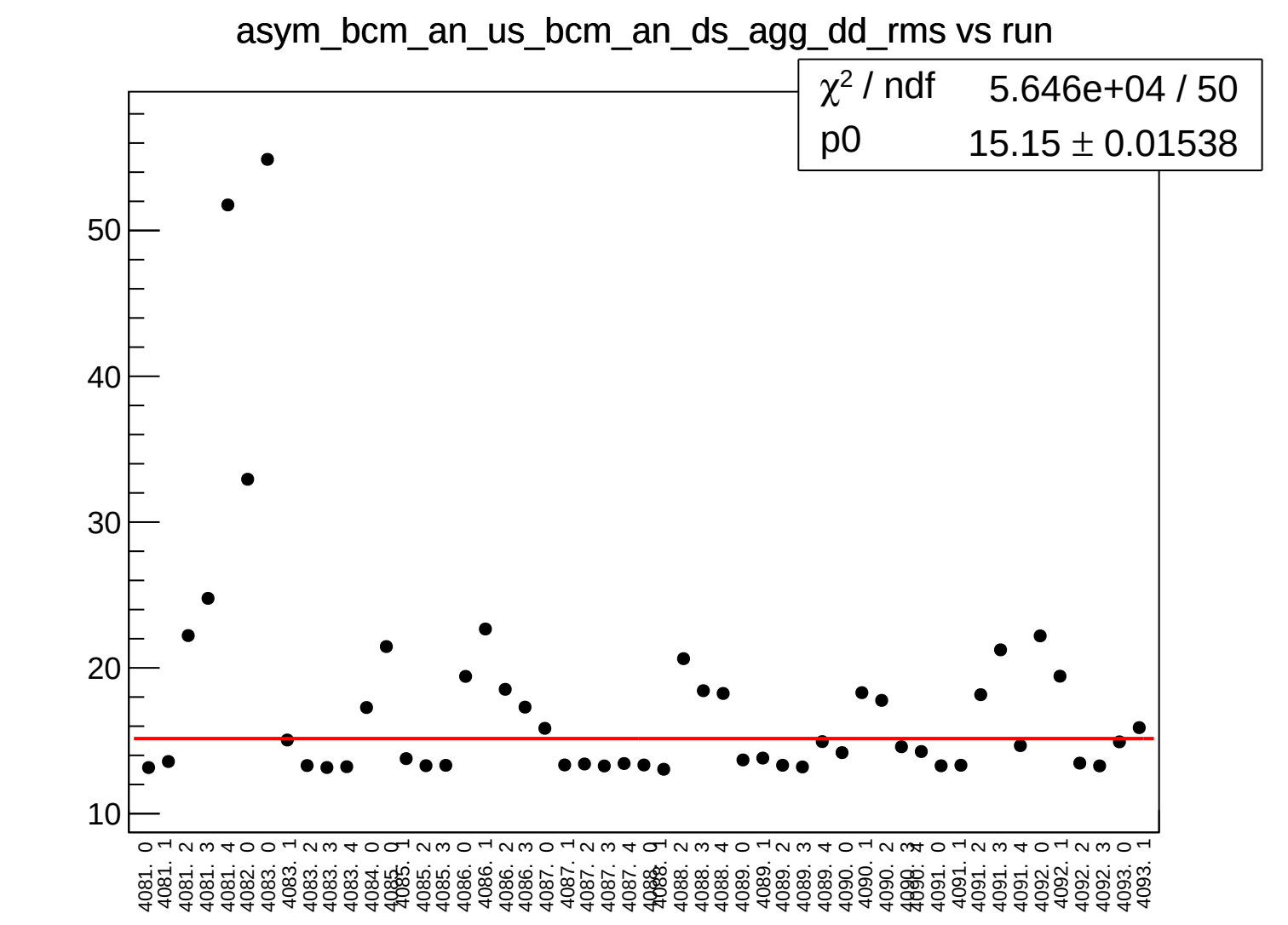
asym_bcm_an_us_bcm_an_ds_agg_dd_rms vs run
χ² / ndf 5.646e+04 / 50
p0 15.15 ± 0.01538
50
40
30
20
10
4081. 0
4081. 1
4081. 2
4081. 3
4081. 4
4082. 0
4083. 0
4083. 1
4083. 2
4083. 3
4083. 4
4084. 0
4085. 0
4085. 1
4085. 2
4085. 3
4086. 0
4086. 1
4086. 2
4086. 3
4087. 0
4087. 1
4087. 2
4087. 3
4087. 4
4088. 0
4088. 1
4088. 2
4088. 3
4088. 4
4089. 0
4089. 1
4089. 2
4089. 3
4089. 4
4090. 0
4090. 1
4090. 2
4091. 0
4091. 1
4091. 2
4091. 3
4091. 4
4092. 0
4092. 1
4092. 2
4092. 3
4093. 0
4093. 1

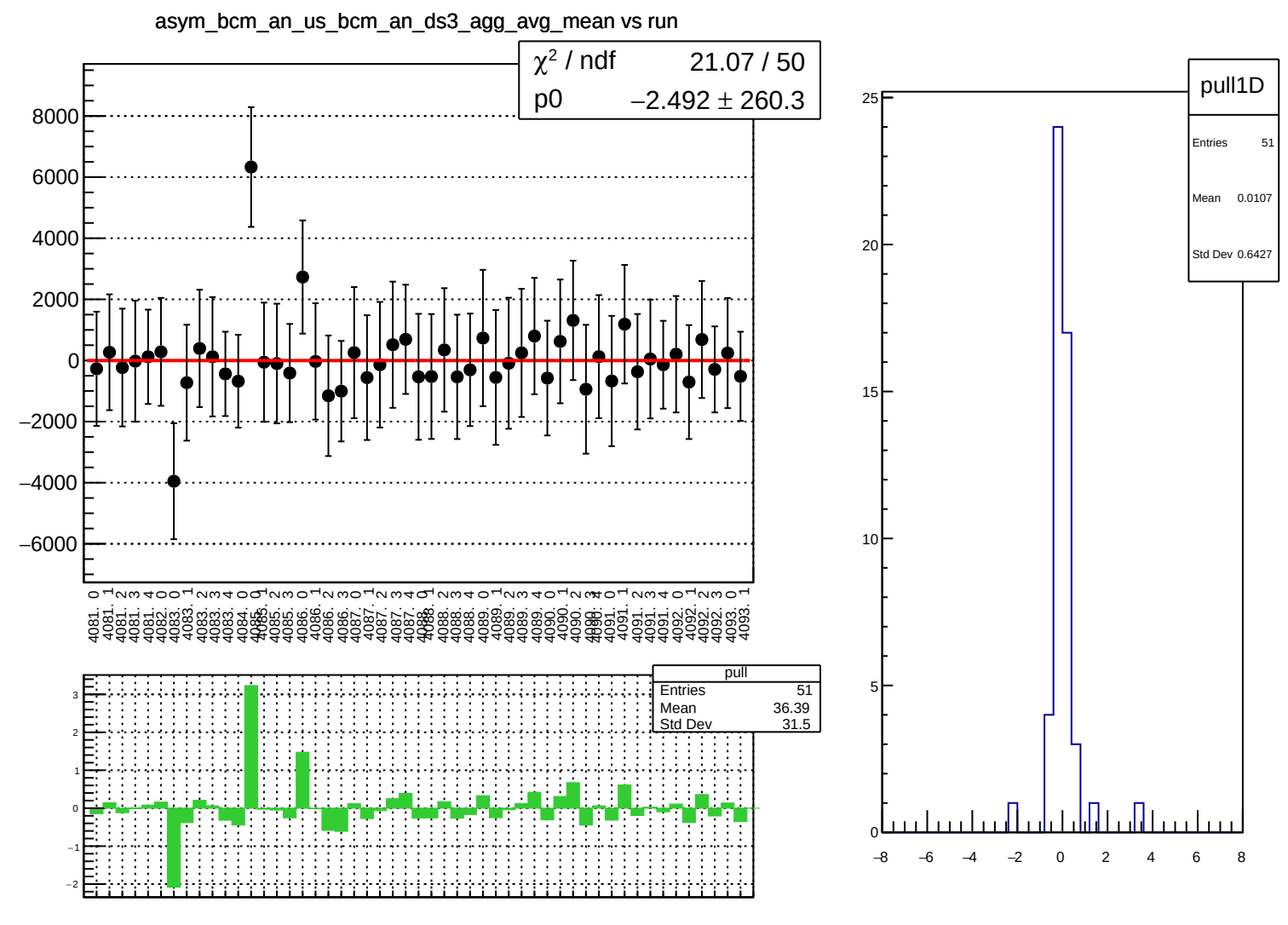
asym_bcm_an_us_bcm_an_ds3_agg_avg_mean vs run
χ² / ndf 21.07 / 50
p0 −2.492 ± 260.3
pull
Entries 51
Mean 36.39
Std Dev 31.5
pull1D
Entries 51
Mean 0.0107
Std Dev 0.6427

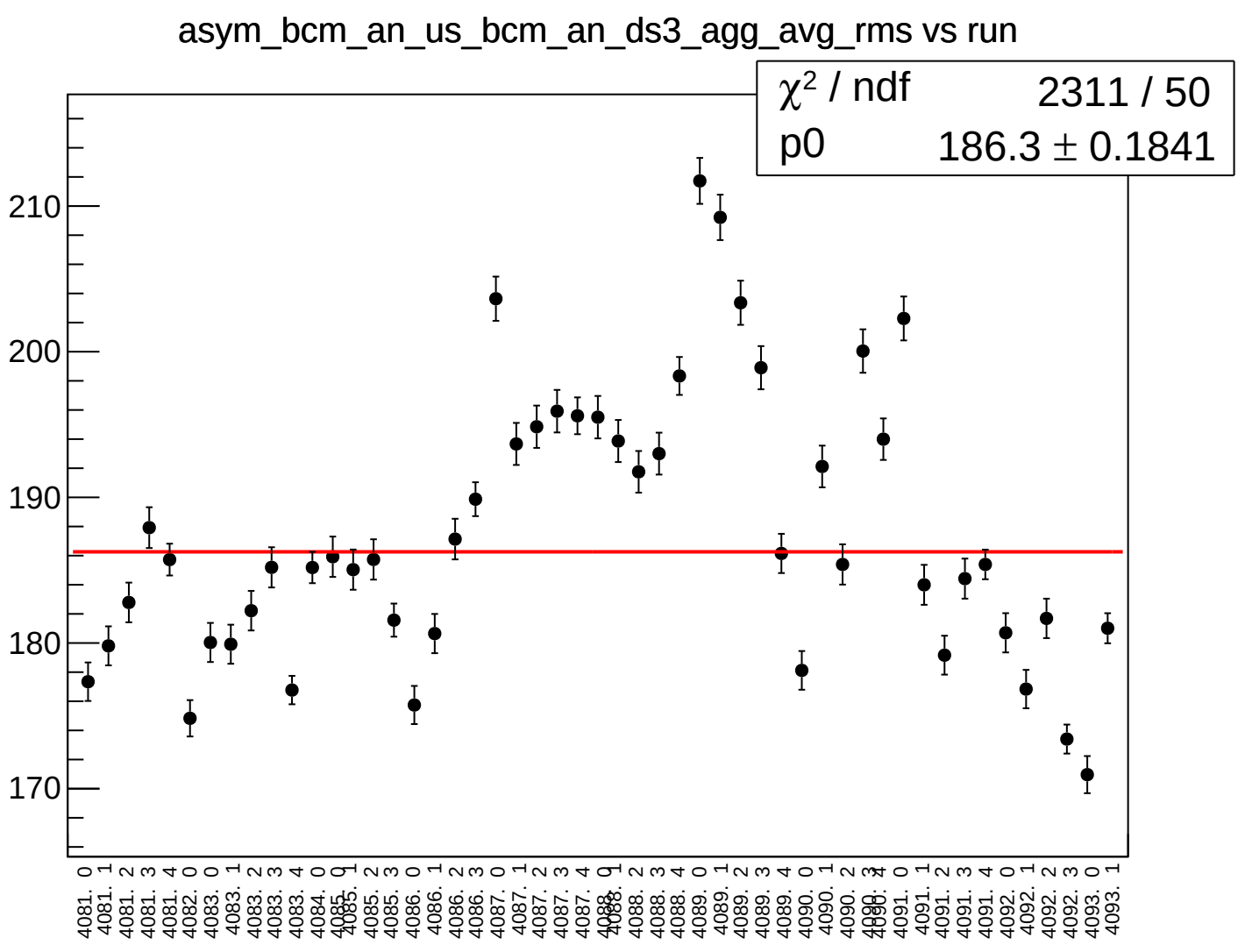
asym_bcm_an_us_bcm_an_ds3_agg_avg_rms vs run
χ² / ndf 2311 / 50
p0 186.3 ± 0.1841
210
200
190
180
170
4081. 0
4081. 1
4081. 2
4081. 3
4081. 4
4082. 0
4083. 0
4083. 1
4083. 2
4083. 3
4083. 4
4084. 0
4085. 0
4085. 1
4085. 2
4085. 3
4086. 0
4086. 1
4086. 2
4086. 3
4087. 0
4087. 1
4087. 2
4087. 3
4087. 4
4088. 0
4088. 1
4088. 2
4088. 3
4088. 4
4089. 0
4089. 1
4089. 2
4089. 3
4089. 4
4090. 0
4090. 1
4090. 2
4090. 3
4090. 4
4091. 0
4091. 1
4091. 2
4091. 3
4091. 4
4092. 0
4092. 1
4092. 2
4092. 3
4093. 0
4093. 1

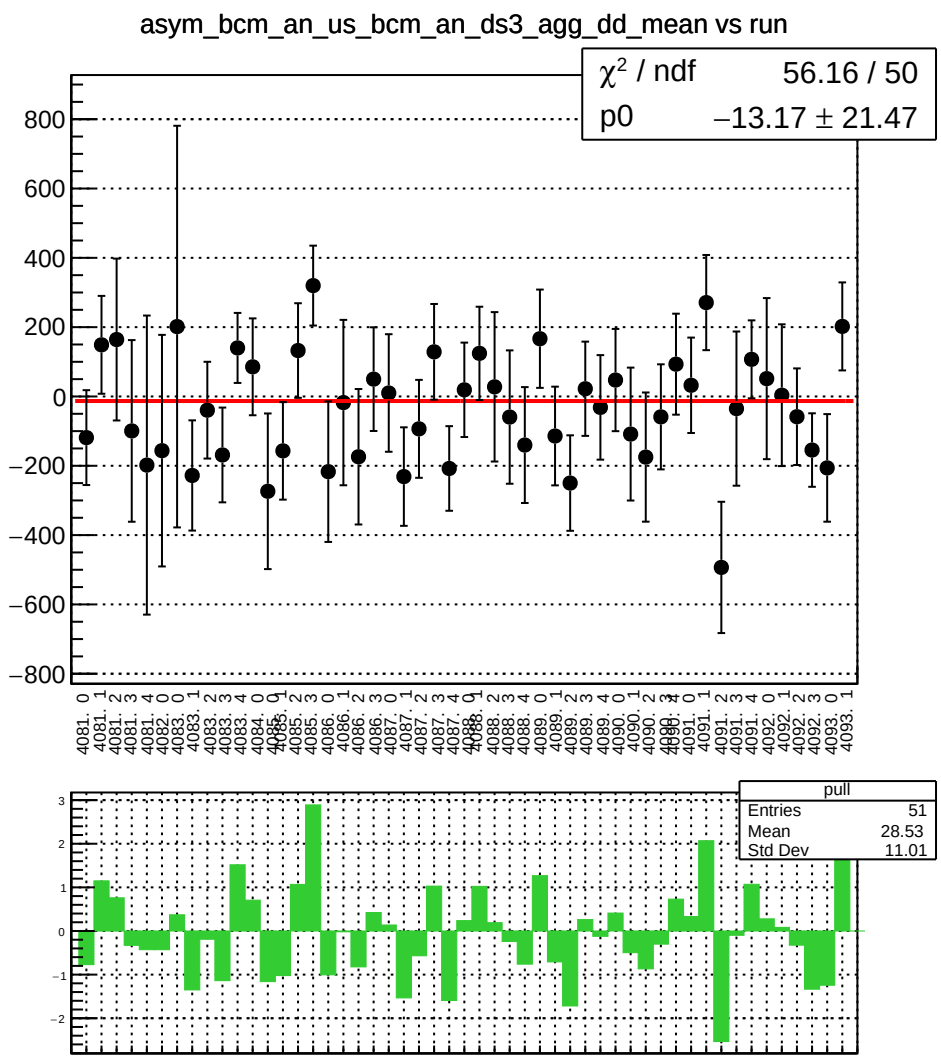
asym_bcm_an_us_bcm_an_ds3_agg_dd_mean vs run
χ² / ndf 56.16 / 50
p0 −13.17 ± 21.47
pull
Entries 51
Mean 28.53
Std Dev 11.01

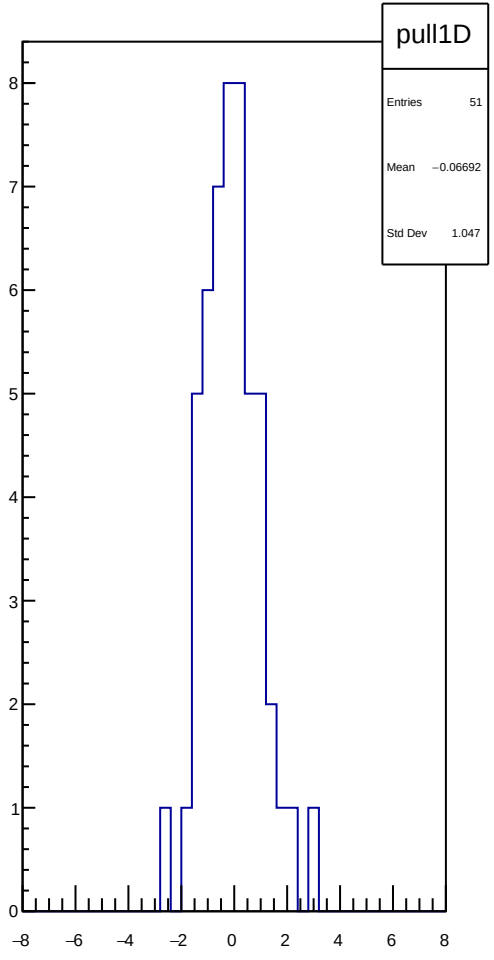
pull1D
Entries 51
Mean −0.06692
Std Dev 1.047

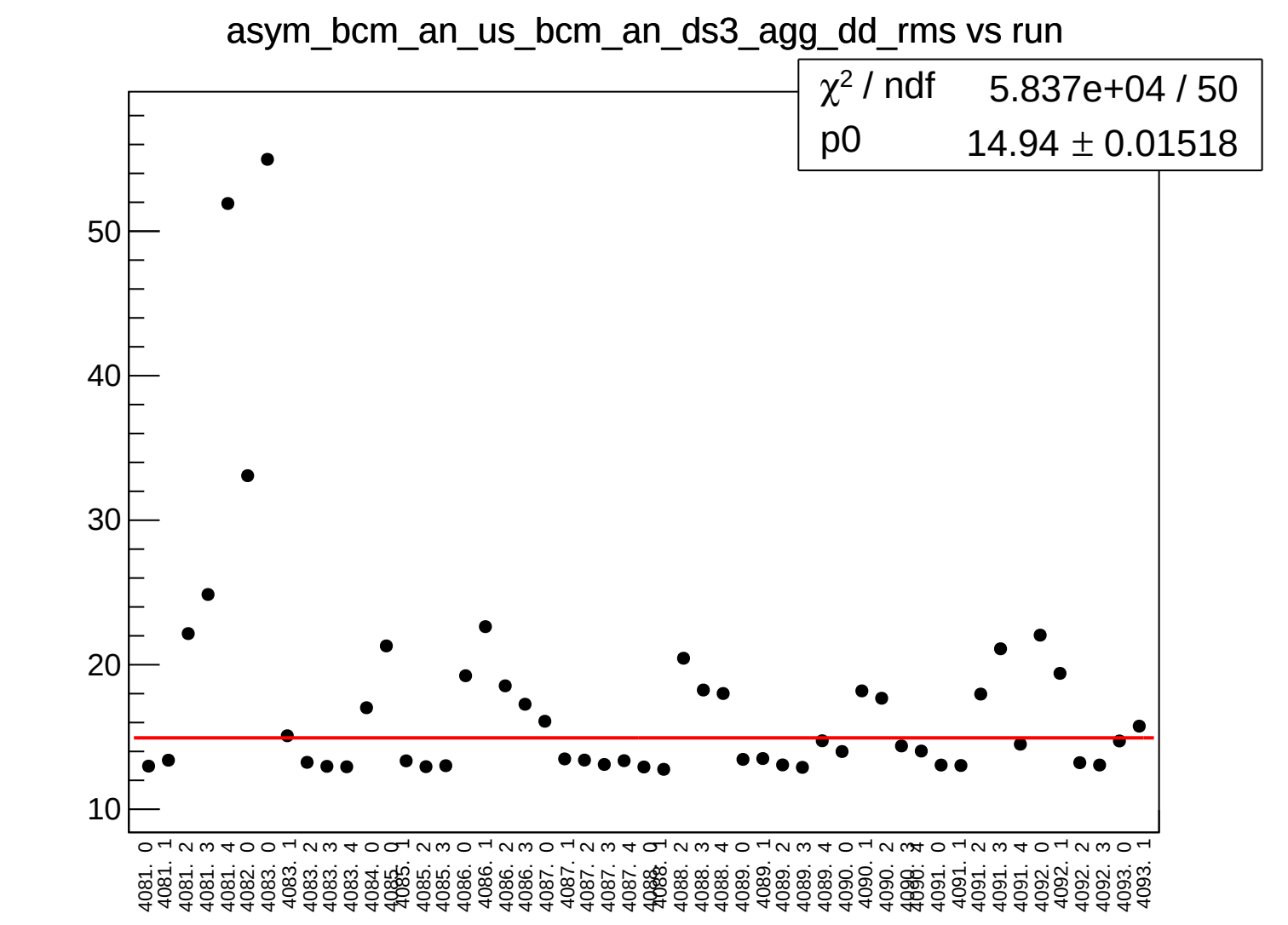
asym_bcm_an_us_bcm_an_ds3_agg_dd_rms vs run
χ² / ndf 5.837e+04 / 50
p0 14.94 ± 0.01518
50
40
30
20
10
4081. 0
4081. 1
4081. 2
4081. 3
4081. 4
4082. 0
4083. 0
4083. 1
4083. 2
4083. 3
4083. 4
4084. 0
4085. 0
4085. 1
4085. 2
4085. 3
4086. 0
4086. 1
4086. 2
4086. 3
4087. 0
4087. 1
4087. 2
4087. 3
4087. 4
4088. 0
4088. 1
4088. 2
4088. 3
4088. 4
4089. 0
4089. 1
4089. 2
4089. 3
4089. 4
4090. 0
4090. 1
4090. 2
4091. 0
4091. 1
4091. 2
4091. 3
4091. 4
4092. 0
4092. 1
4092. 2
4092. 3
4093. 0
4093. 1

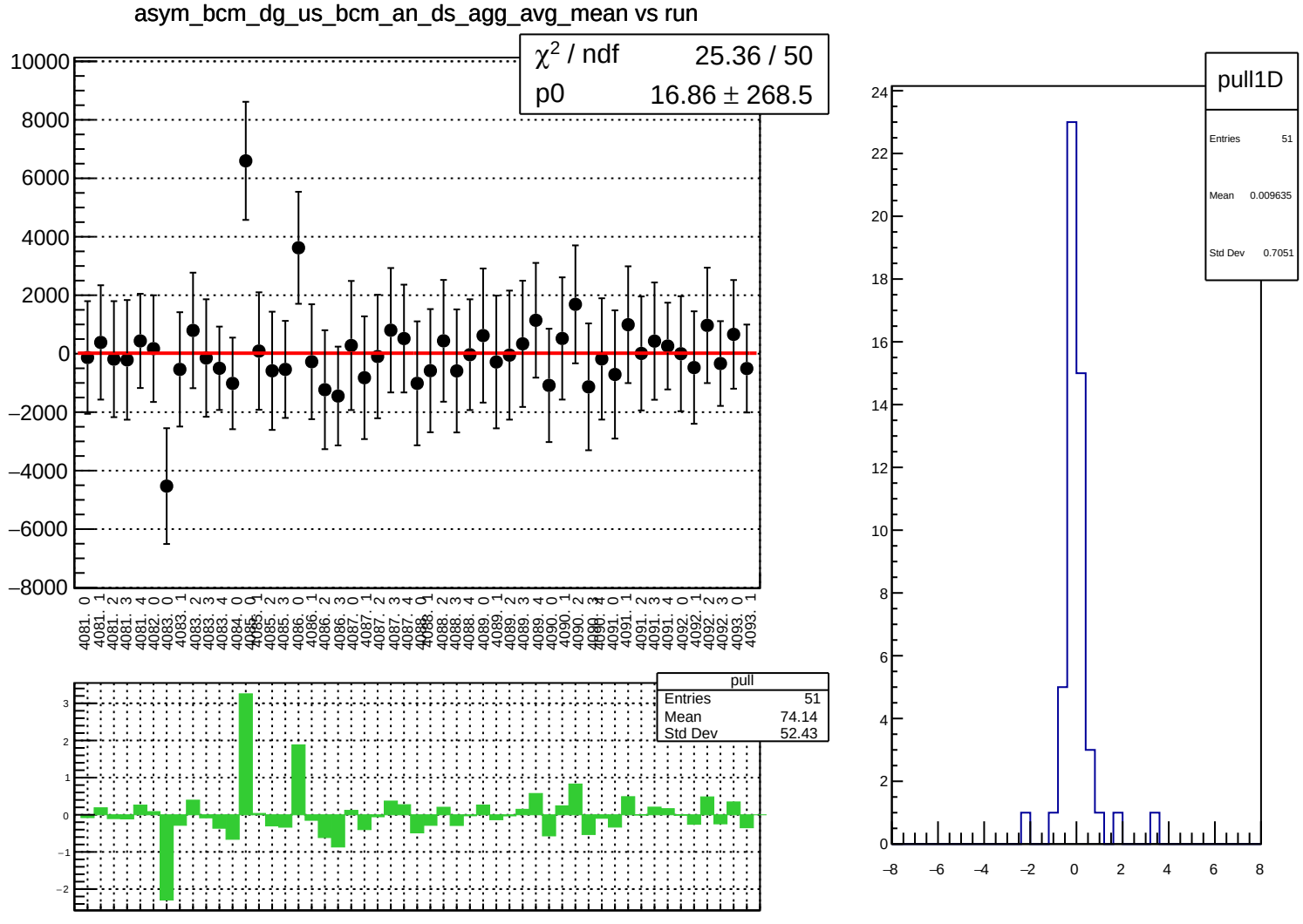
asym_bcm_dg_us_bcm_an_ds_agg_avg_mean vs run
χ² / ndf 25.36 / 50
p0 16.86 ± 268.5
pull
Entries 51
Mean 74.14
Std Dev 52.43
pull1D
Entries 51
Mean 0.009635
Std Dev 0.7051

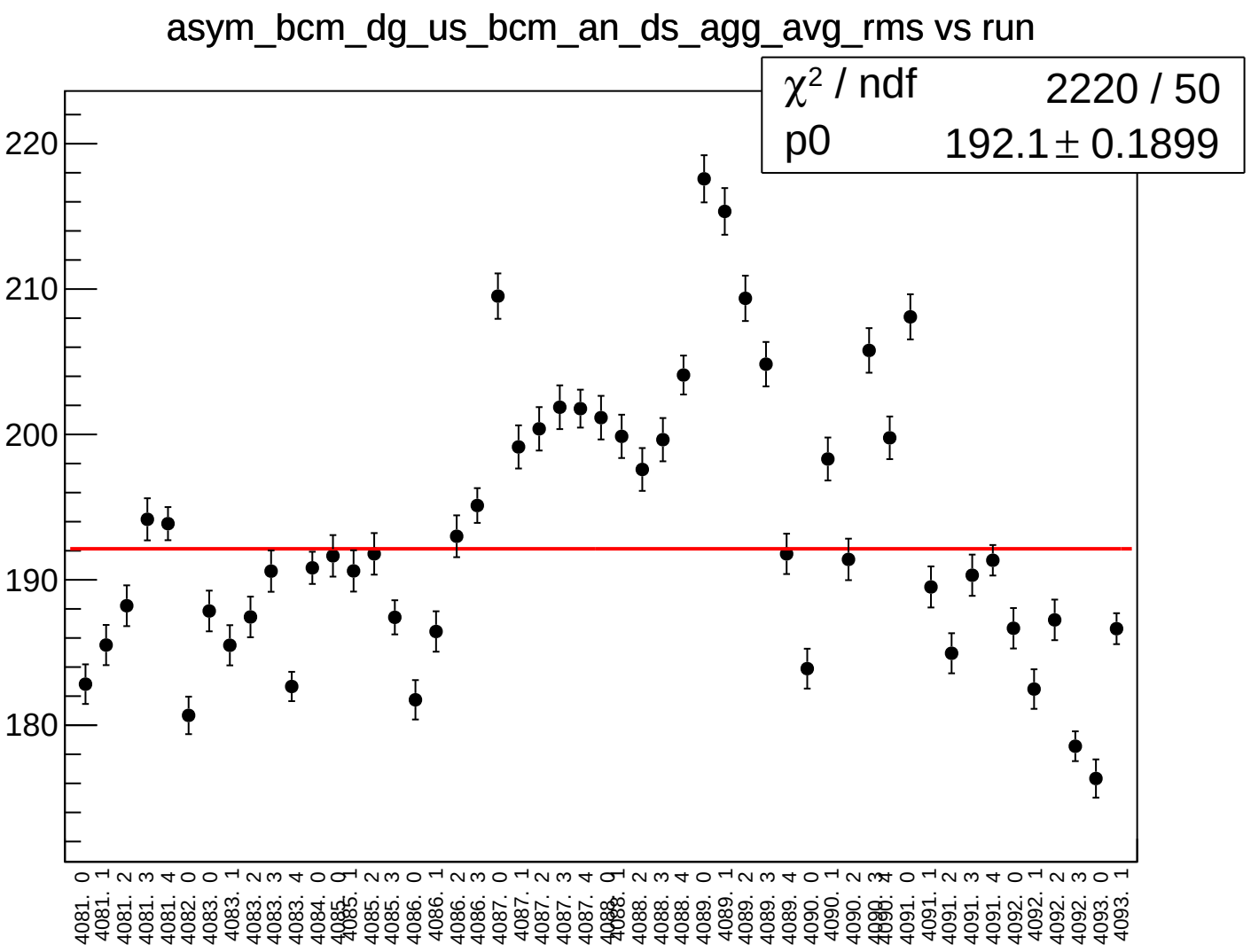
asym_bcm_dg_us_bcm_an_ds_agg_avg_rms vs run
χ² / ndf 2220 / 50
p0 192.1 ± 0.1899
220
210
200
190
180
4081. 0
4081. 1
4081. 2
4081. 3
4081. 4
4082. 0
4083. 0
4083. 1
4083. 2
4083. 3
4083. 4
4084. 0
4085. 0
4085. 1
4085. 2
4085. 3
4086. 0
4086. 1
4086. 2
4086. 3
4087. 0
4087. 1
4087. 2
4087. 3
4087. 4
4088. 0
4088. 1
4088. 2
4088. 3
4088. 4
4089. 0
4089. 1
4089. 2
4089. 3
4089. 4
4090. 0
4090. 1
4090. 2
4090. 3
4090. 4
4091. 0
4091. 1
4091. 2
4091. 3
4091. 4
4092. 0
4092. 1
4092. 2
4092. 3
4093. 0
4093. 1

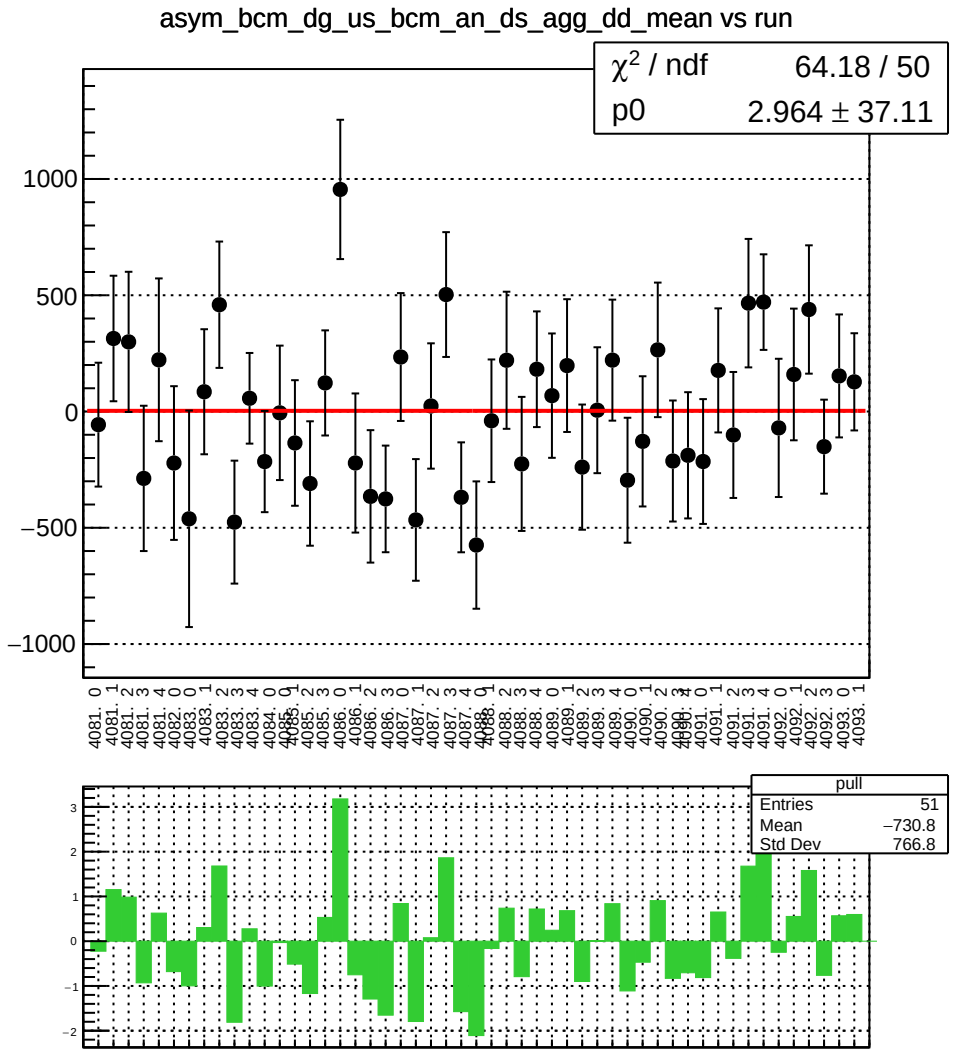
asym_bcm_dg_us_bcm_an_ds_agg_dd_mean vs run
χ² / ndf 64.18 / 50
p0 2.964 ± 37.11
1000
500
0
−500
−1000
pull
Entries 51
Mean −730.8
Std Dev 766.8
pull1D
Entries 51
Mean −0.002874
Std Dev 1.122

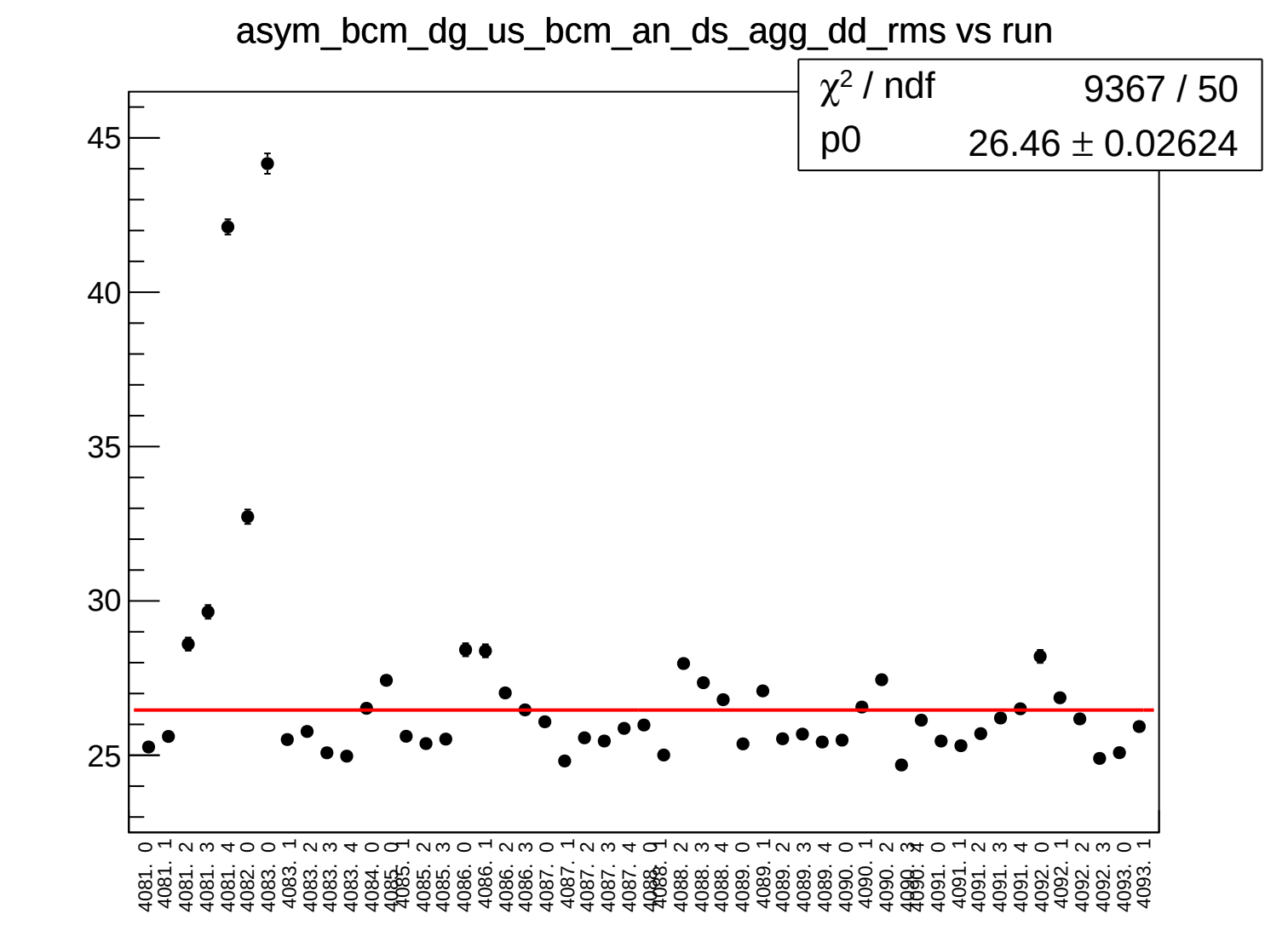
asym_bcm_dg_us_bcm_an_ds_agg_dd_rms vs run
χ² / ndf 9367 / 50
p0 26.46 ± 0.02624
45
40
35
30
25
4081. 0
4081. 1
4081. 2
4081. 3
4081. 4
4082. 0
4083. 0
4083. 1
4083. 2
4083. 3
4083. 4
4084. 0
4085. 0
4085. 1
4085. 2
4085. 3
4086. 0
4086. 1
4086. 2
4086. 3
4087. 0
4087. 1
4087. 2
4087. 3
4087. 4
4088. 0
4088. 1
4088. 2
4088. 3
4088. 4
4089. 0
4089. 1
4089. 2
4089. 3
4089. 4
4090. 0
4090. 1
4090. 2
4090. 3
4090. 4
4091. 0
4091. 1
4091. 2
4091. 3
4091. 4
4092. 0
4092. 1
4092. 2
4092. 3
4093. 0
4093. 1

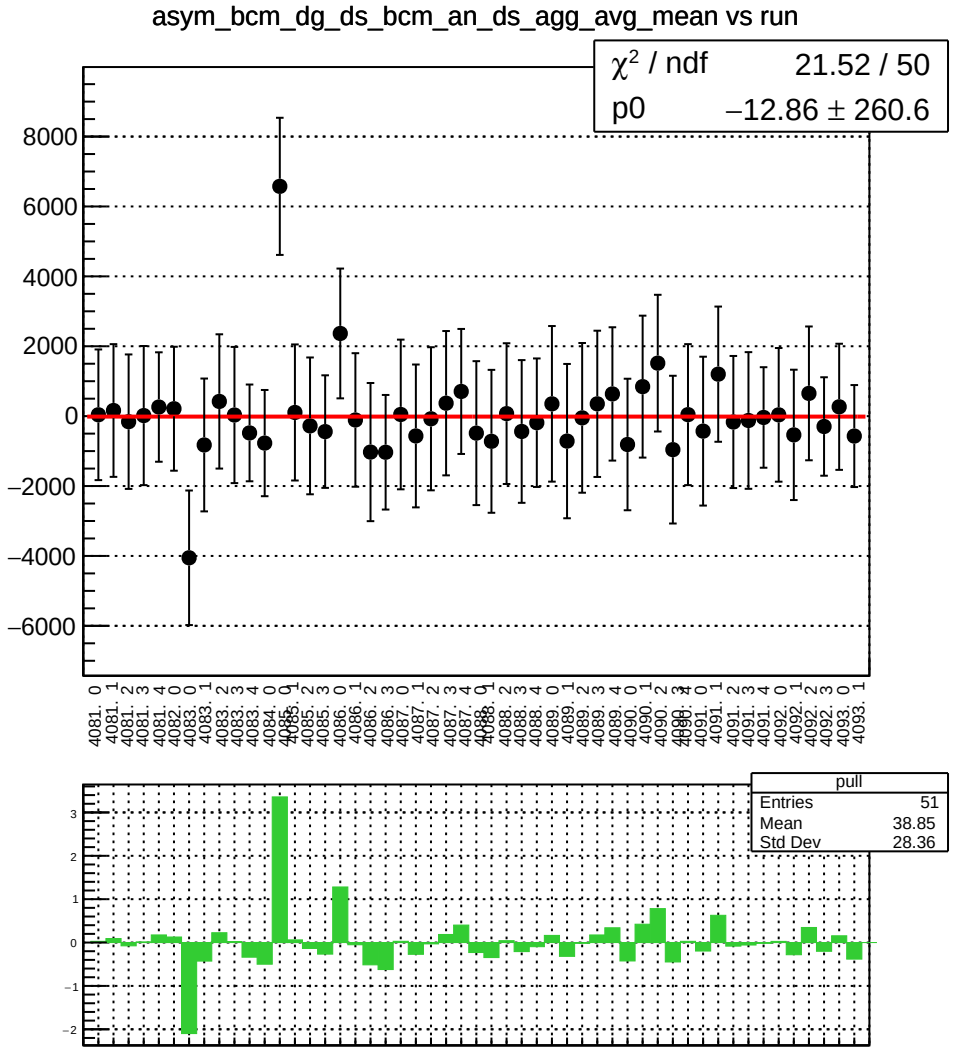
asym_bcm_dg_ds_bcm_an_ds_agg_avg_mean vs run
χ² / ndf 21.52 / 50
p0 −12.86 ± 260.6
pull
Entries 51
Mean 38.85
Std Dev 28.36

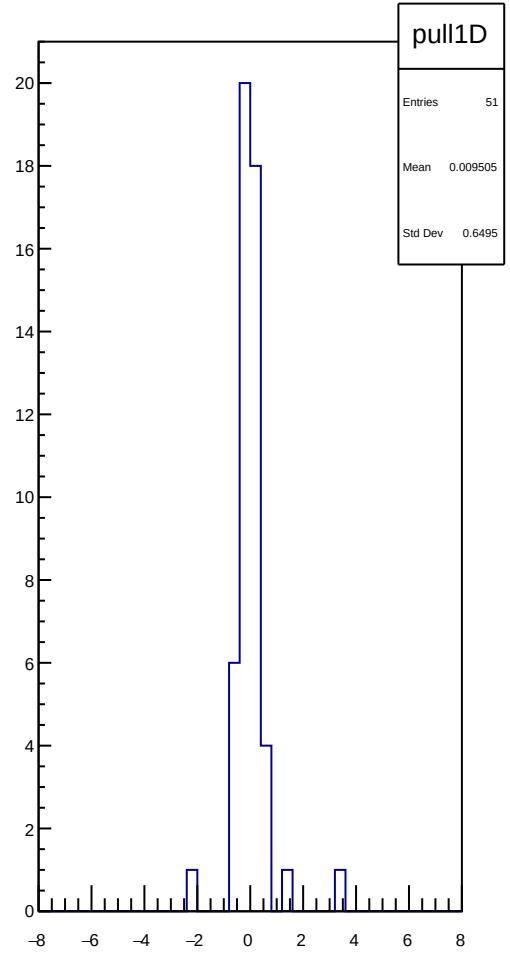
pull1D
Entries 51
Mean 0.009505
Std Dev 0.6495

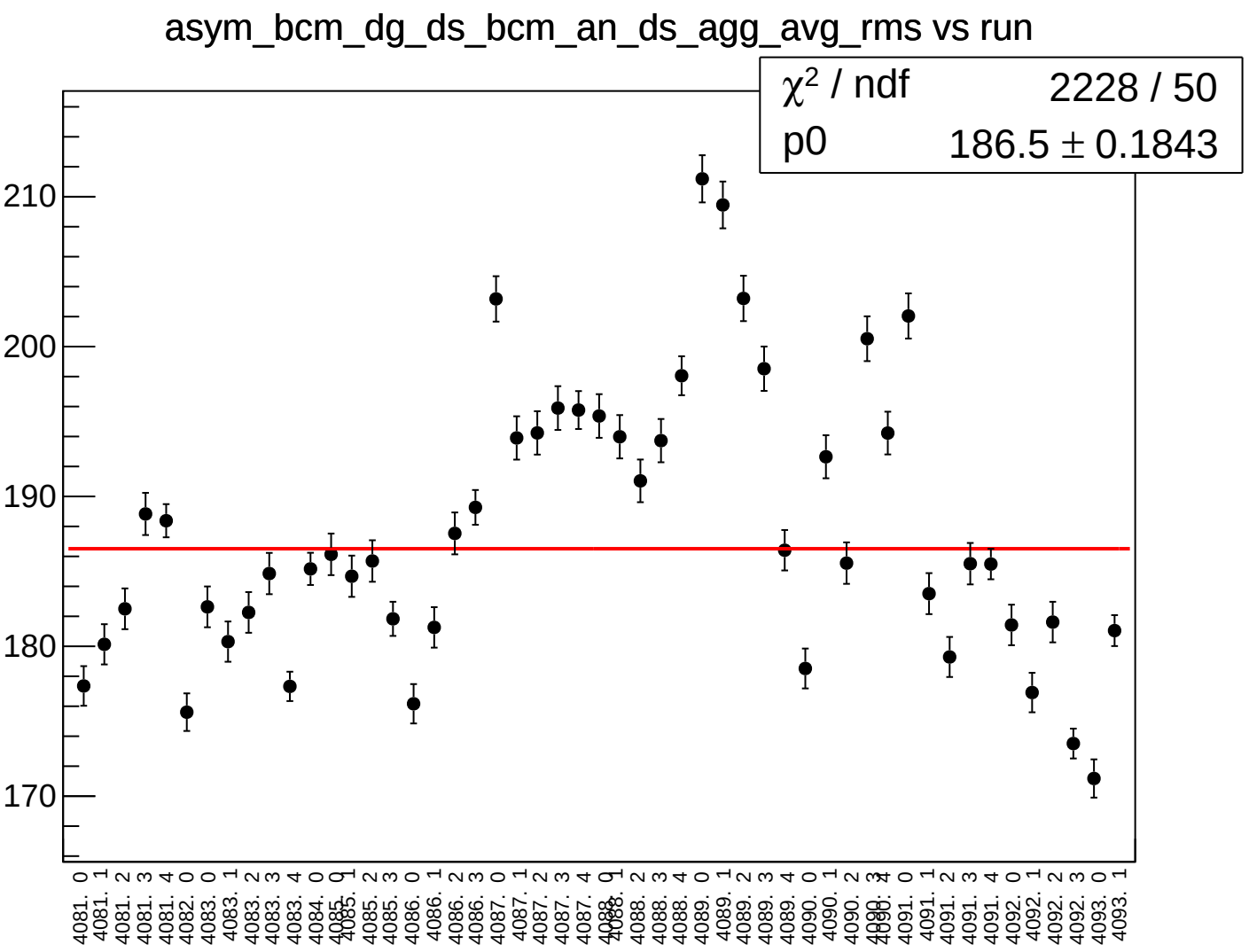
asym_bcm_dg_ds_bcm_an_ds_agg_avg_rms vs run
χ² / ndf 2228 / 50
p0 186.5 ± 0.1843
210
200
190
180
170
4081. 0
4081. 1
4081. 2
4081. 3
4081. 4
4082. 0
4083. 0
4083. 1
4083. 2
4083. 3
4083. 4
4084. 0
4085. 0
4085. 1
4085. 2
4085. 3
4086. 0
4086. 1
4086. 2
4086. 3
4087. 0
4087. 1
4087. 2
4087. 3
4087. 4
4088. 0
4088. 1
4088. 2
4088. 3
4088. 4
4089. 0
4089. 1
4089. 2
4089. 3
4089. 4
4090. 0
4090. 1
4090. 2
4090. 3
4090. 4
4091. 0
4091. 1
4091. 2
4091. 3
4091. 4
4092. 0
4092. 1
4092. 2
4092. 3
4093. 0
4093. 1

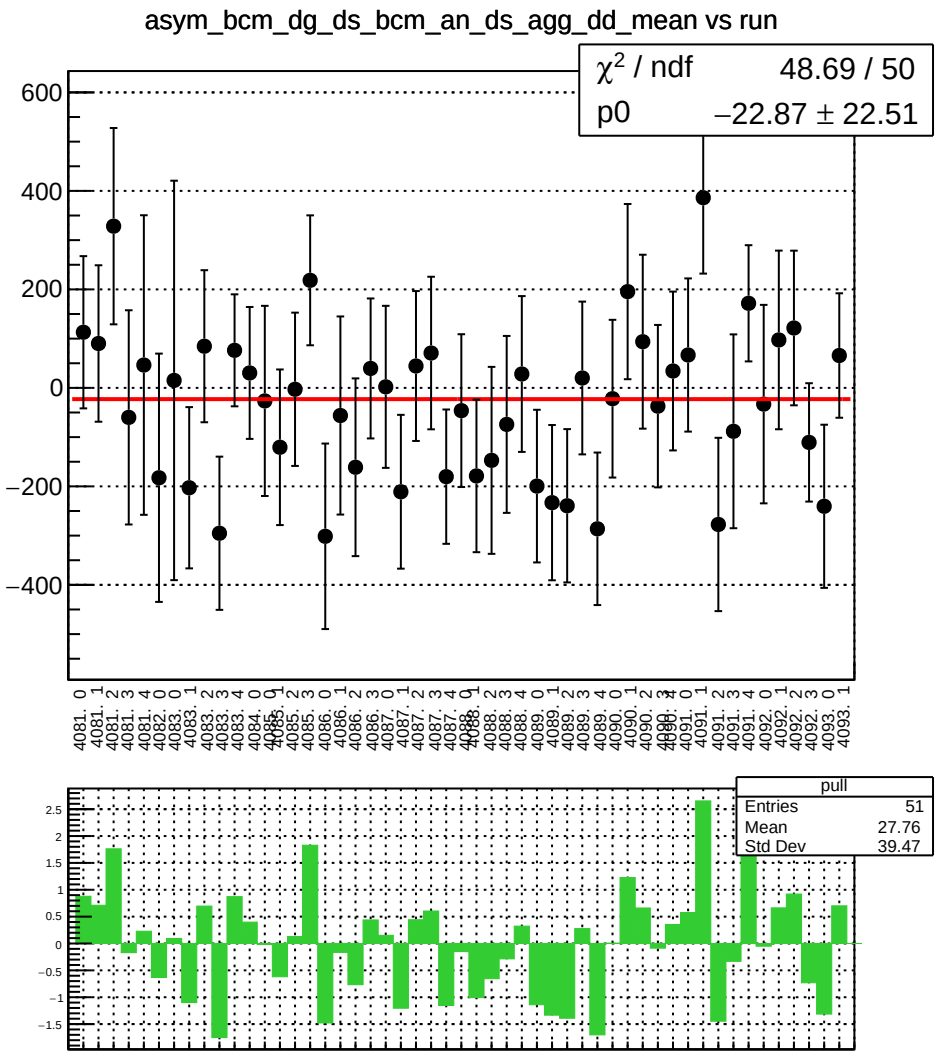
asym_bcm_dg_ds_bcm_an_ds_agg_dd_mean vs run
χ² / ndf 48.69 / 50
p0 −22.87 ± 22.51
pull
Entries 51
Mean 27.76
Std Dev 39.47

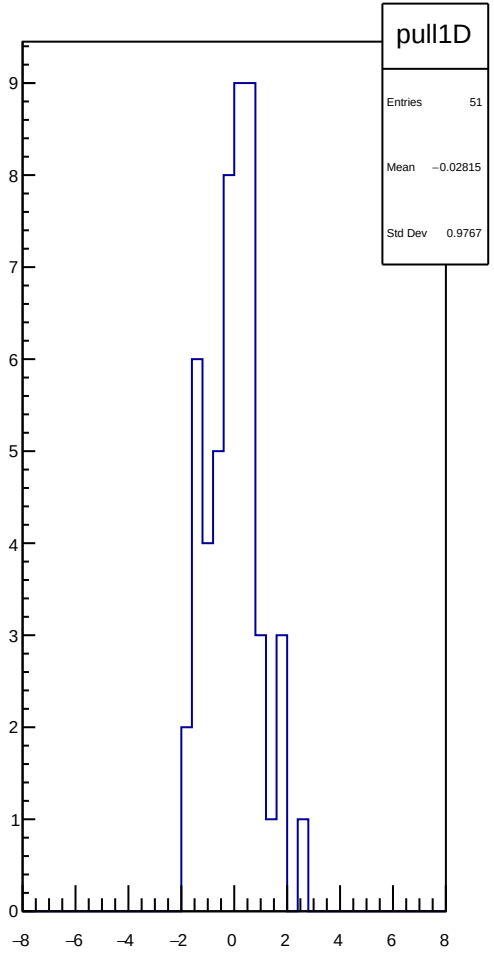
pull1D
Entries 51
Mean −0.02815
Std Dev 0.9767

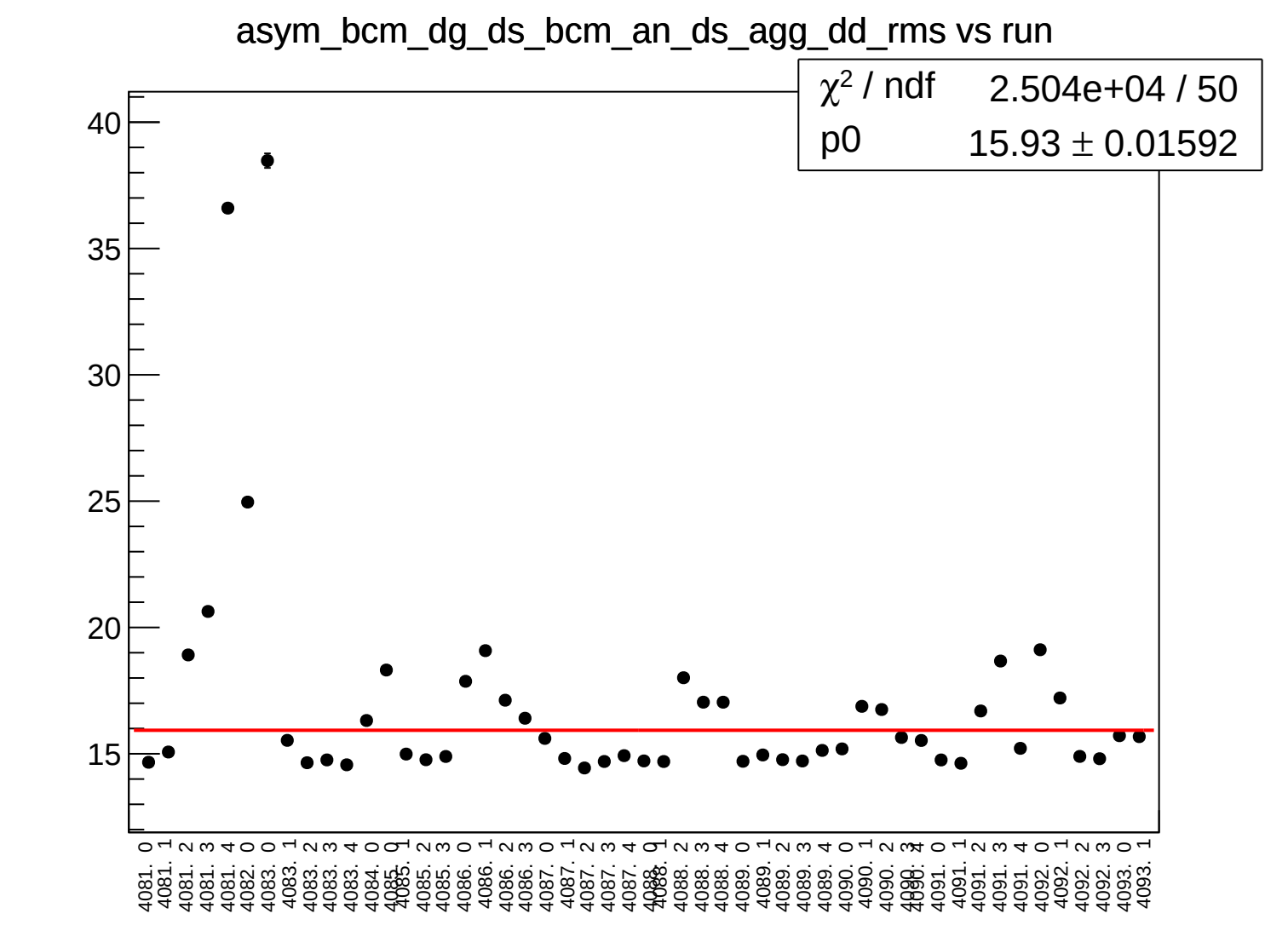
asym_bcm_dg_ds_bcm_an_ds_agg_dd_rms vs run
χ² / ndf 2.504e+04 / 50
p0 15.93 ± 0.01592
40
35
30
25
20
15
4081. 0
4081. 1
4081. 2
4081. 3
4081. 4
4082. 0
4083. 0
4083. 1
4083. 2
4083. 3
4083. 4
4084. 0
4085. 0
4085. 1
4085. 2
4085. 3
4086. 0
4086. 1
4086. 2
4086. 3
4087. 0
4087. 1
4087. 2
4087. 3
4087. 4
4088. 0
4088. 1
4088. 2
4088. 3
4088. 4
4089. 0
4089. 1
4089. 2
4089. 3
4089. 4
4090. 0
4090. 1
4090. 2
4090. 3
4090. 4
4091. 0
4091. 1
4091. 2
4091. 3
4091. 4
4092. 0
4092. 1
4092. 2
4092. 3
4093. 0
4093. 1

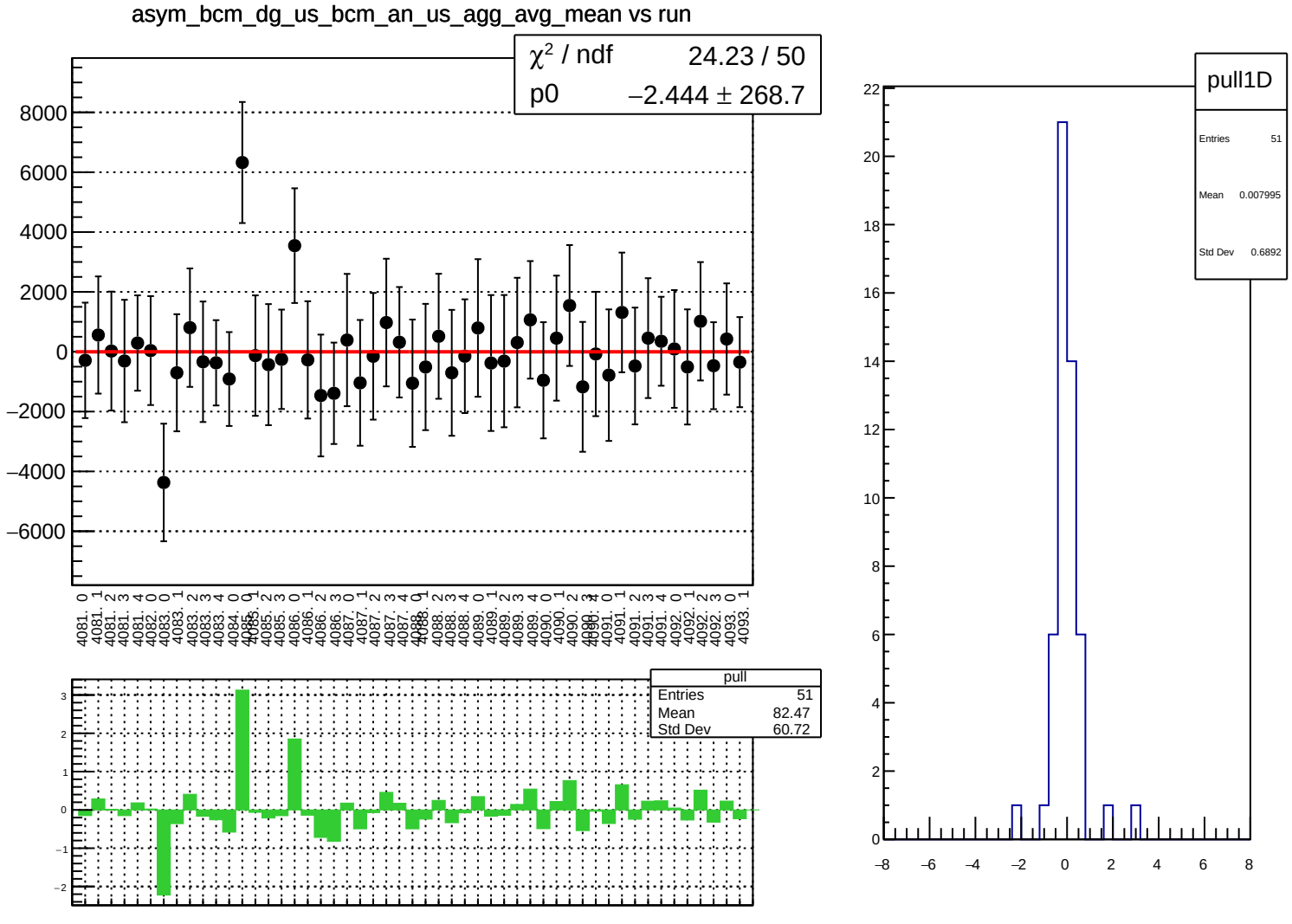
asym_bcm_dg_us_bcm_an_us_agg_avg_mean vs run
χ² / ndf 24.23 / 50
p0 −2.444 ± 268.7
8000
6000
4000
2000
0
−2000
−4000
−6000
pull
Entries 51
Mean 82.47
Std Dev 60.72
pull1D
Entries 51
Mean 0.007995
Std Dev 0.6892

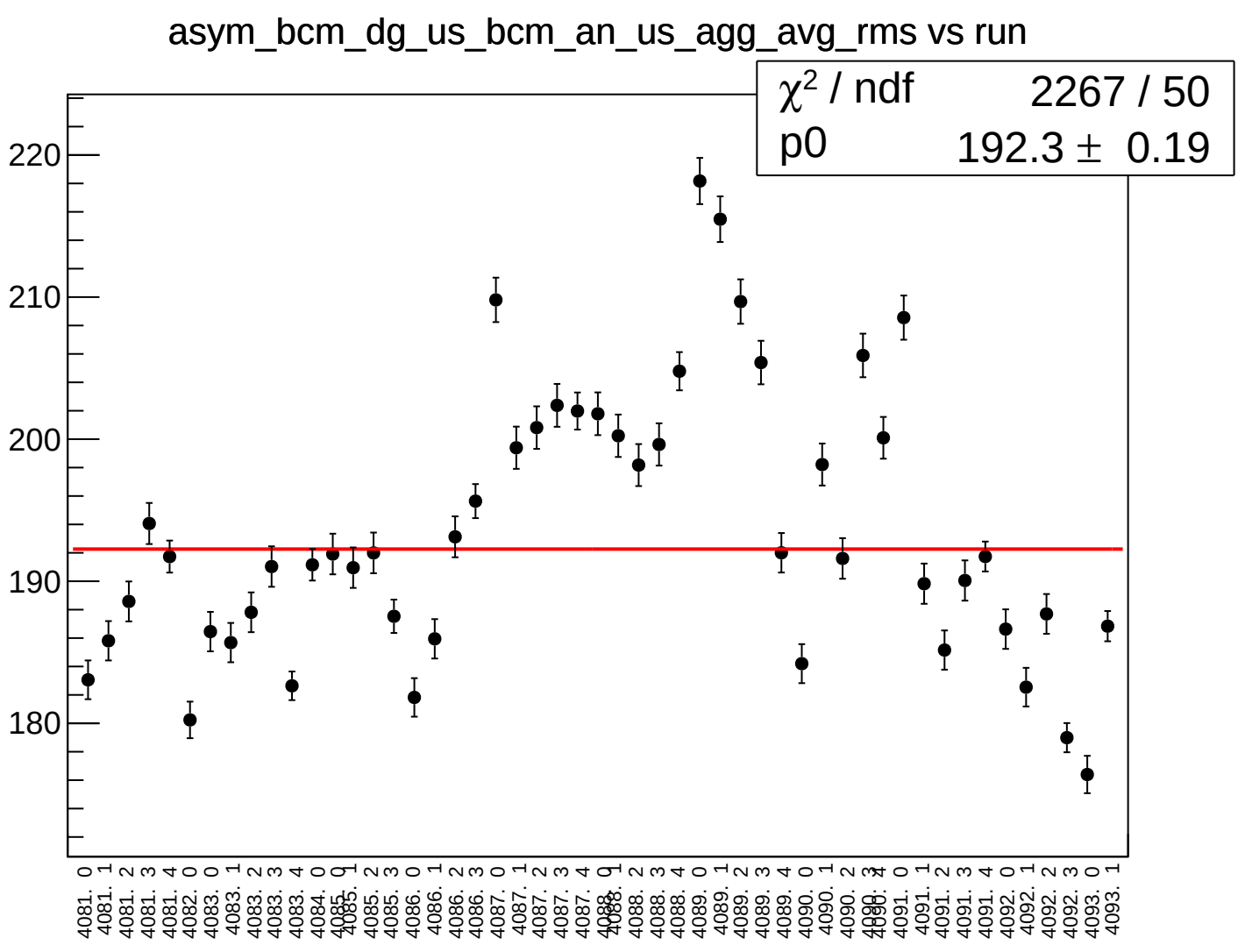
asym_bcm_dg_us_bcm_an_us_agg_avg_rms vs run
χ² / ndf 2267 / 50
p0 192.3 ± 0.19
220
210
200
190
180
4081. 0
4081. 1
4081. 2
4081. 3
4081. 4
4082. 0
4083. 0
4083. 1
4083. 2
4083. 3
4083. 4
4084. 0
4085. 0
4085. 1
4085. 2
4085. 3
4086. 0
4086. 1
4086. 2
4086. 3
4087. 0
4087. 1
4087. 2
4087. 3
4087. 4
4088. 0
4088. 1
4088. 2
4088. 3
4088. 4
4089. 0
4089. 1
4089. 2
4089. 3
4089. 4
4090. 0
4090. 1
4090. 2
4090. 3
4090. 4
4091. 0
4091. 1
4091. 2
4091. 3
4091. 4
4092. 0
4092. 1
4092. 2
4092. 3
4093. 0
4093. 1

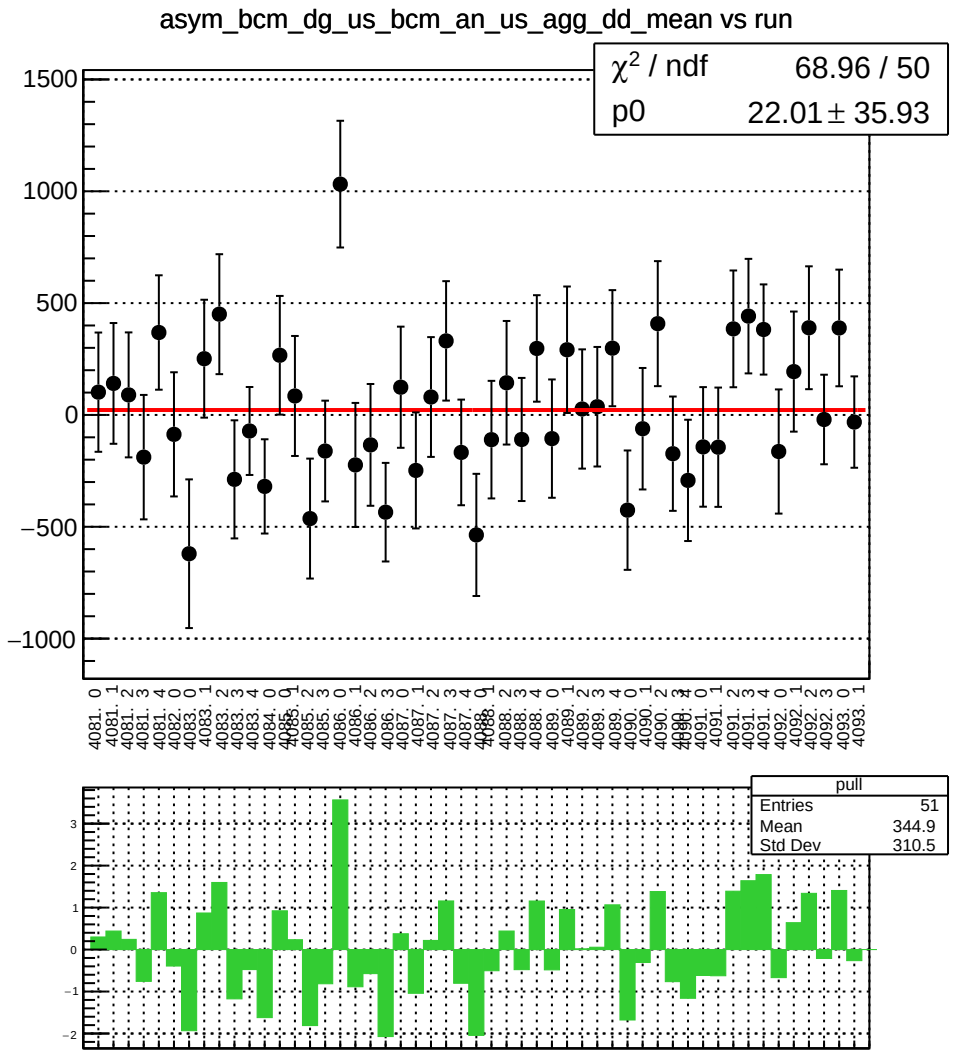
asym_bcm_dg_us_bcm_an_us_agg_dd_mean vs run
χ² / ndf 68.96 / 50
p0 22.01 ± 35.93
pull
Entries 51
Mean 344.9
Std Dev 310.5

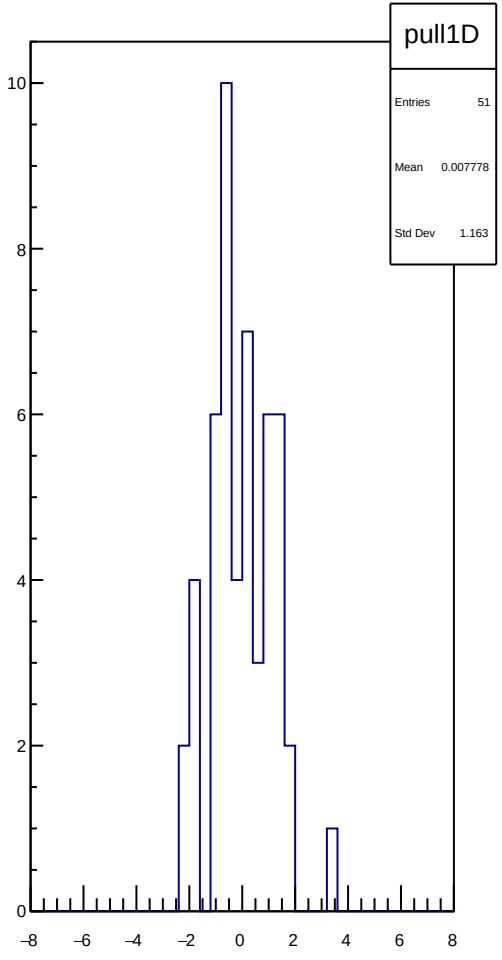
pull1D
Entries 51
Mean 0.007778
Std Dev 1.163

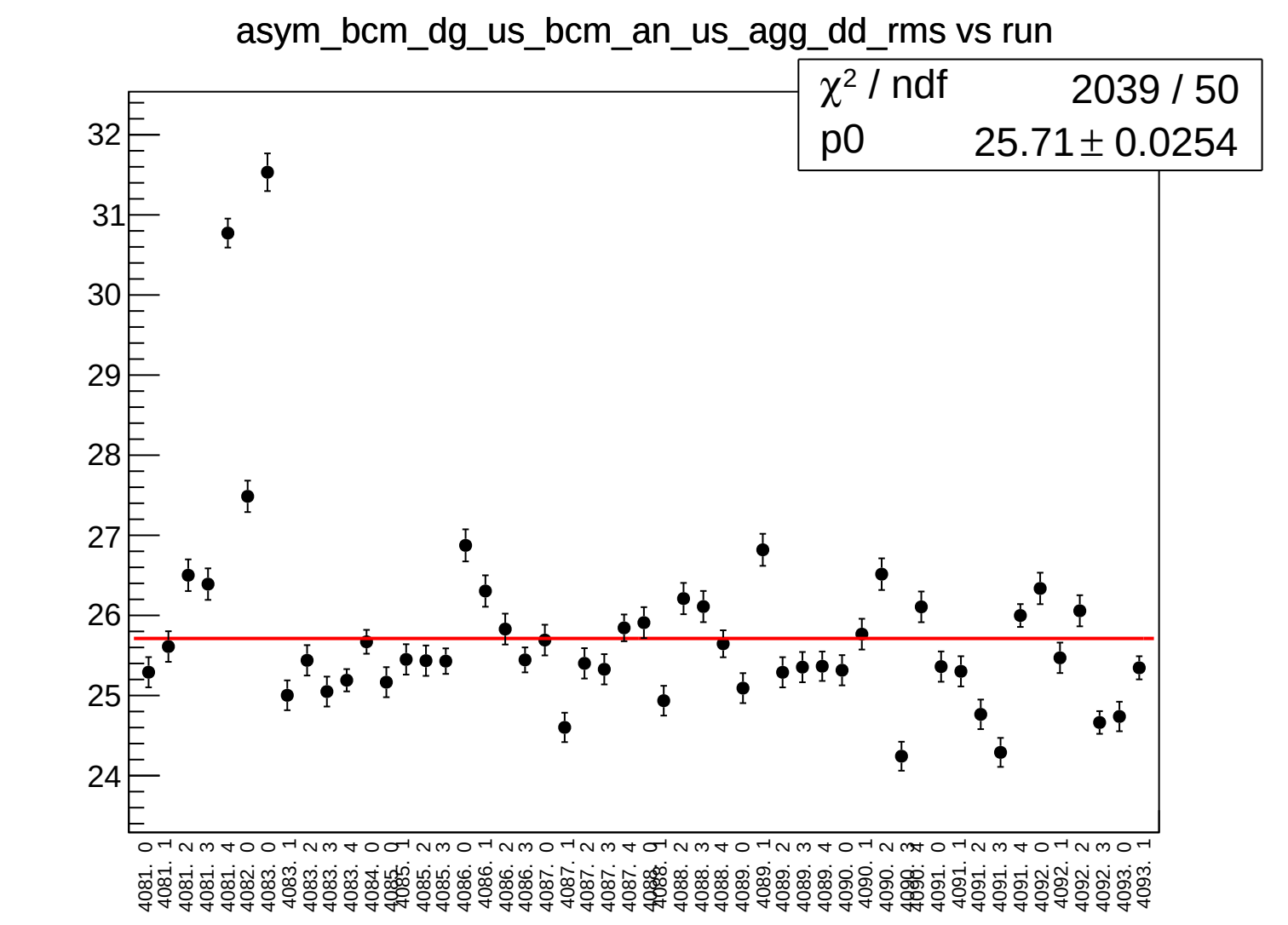
asym_bcm_dg_us_bcm_an_us_agg_dd_rms vs run
χ² / ndf 2039 / 50
p0 25.71 ± 0.0254
32
31
30
29
28
27
26
25
24
4081. 0
4081. 1
4081. 2
4081. 3
4081. 4
4082. 0
4083. 0
4083. 1
4083. 2
4083. 3
4083. 4
4084. 0
4085. 0
4085. 1
4085. 2
4085. 3
4086. 0
4086. 1
4086. 2
4086. 3
4087. 0
4087. 1
4087. 2
4087. 3
4087. 4
4088. 0
4088. 1
4088. 2
4088. 3
4088. 4
4089. 0
4089. 1
4089. 2
4089. 3
4089. 4
4090. 0
4090. 1
4090. 2
4091. 0
4091. 1
4091. 2
4091. 3
4091. 4
4092. 0
4092. 1
4092. 2
4092. 3
4093. 0
4093. 1

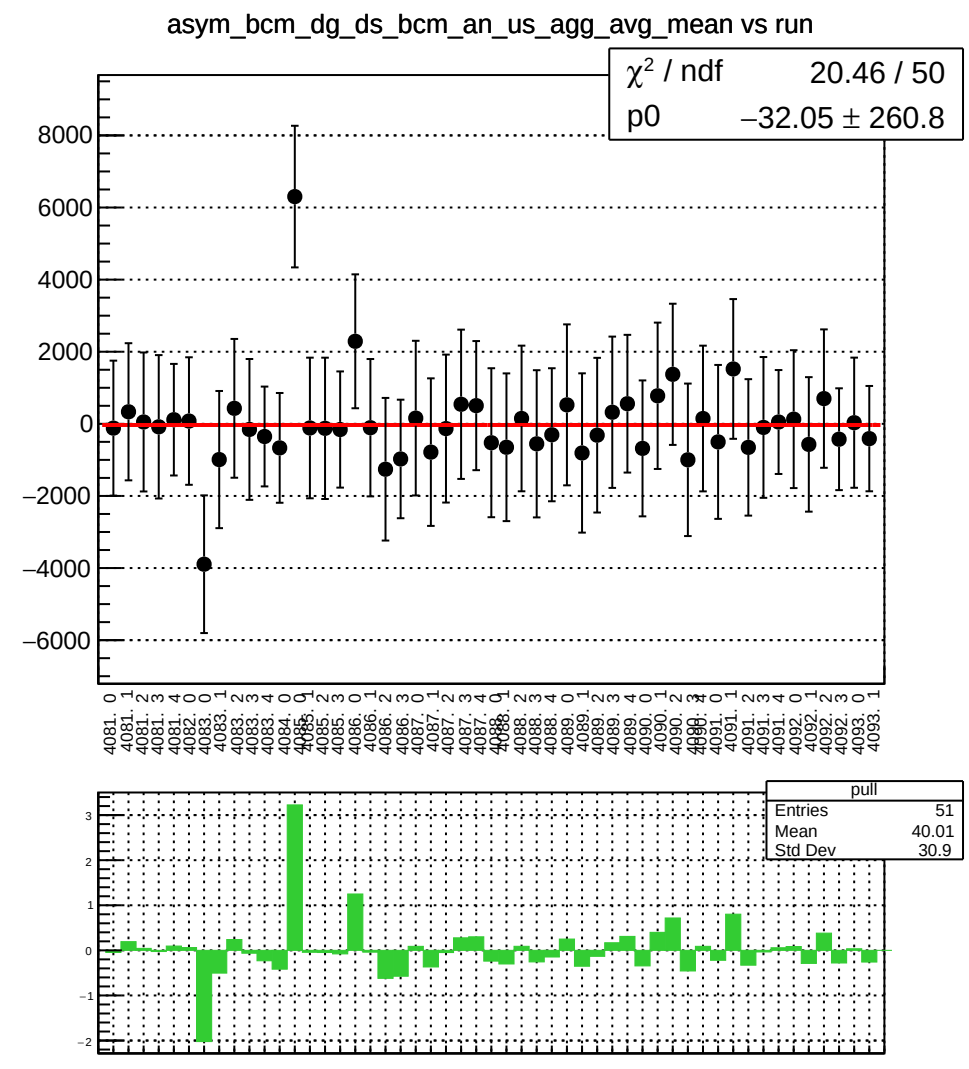
asym_bcm_dg_ds_bcm_an_us_agg_avg_mean vs run
χ² / ndf 20.46 / 50
p0 −32.05 ± 260.8
pull
Entries 51
Mean 40.01
Std Dev 30.9

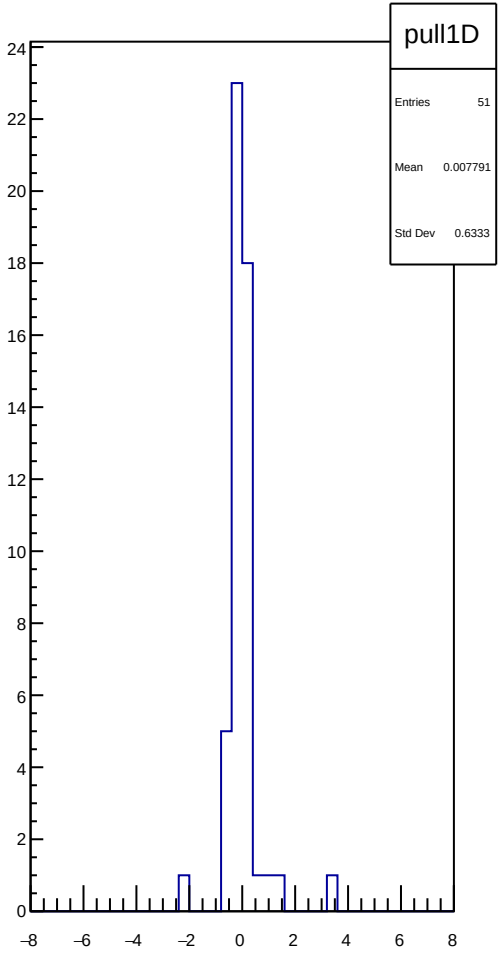
pull1D
Entries 51
Mean 0.007791
Std Dev 0.6333

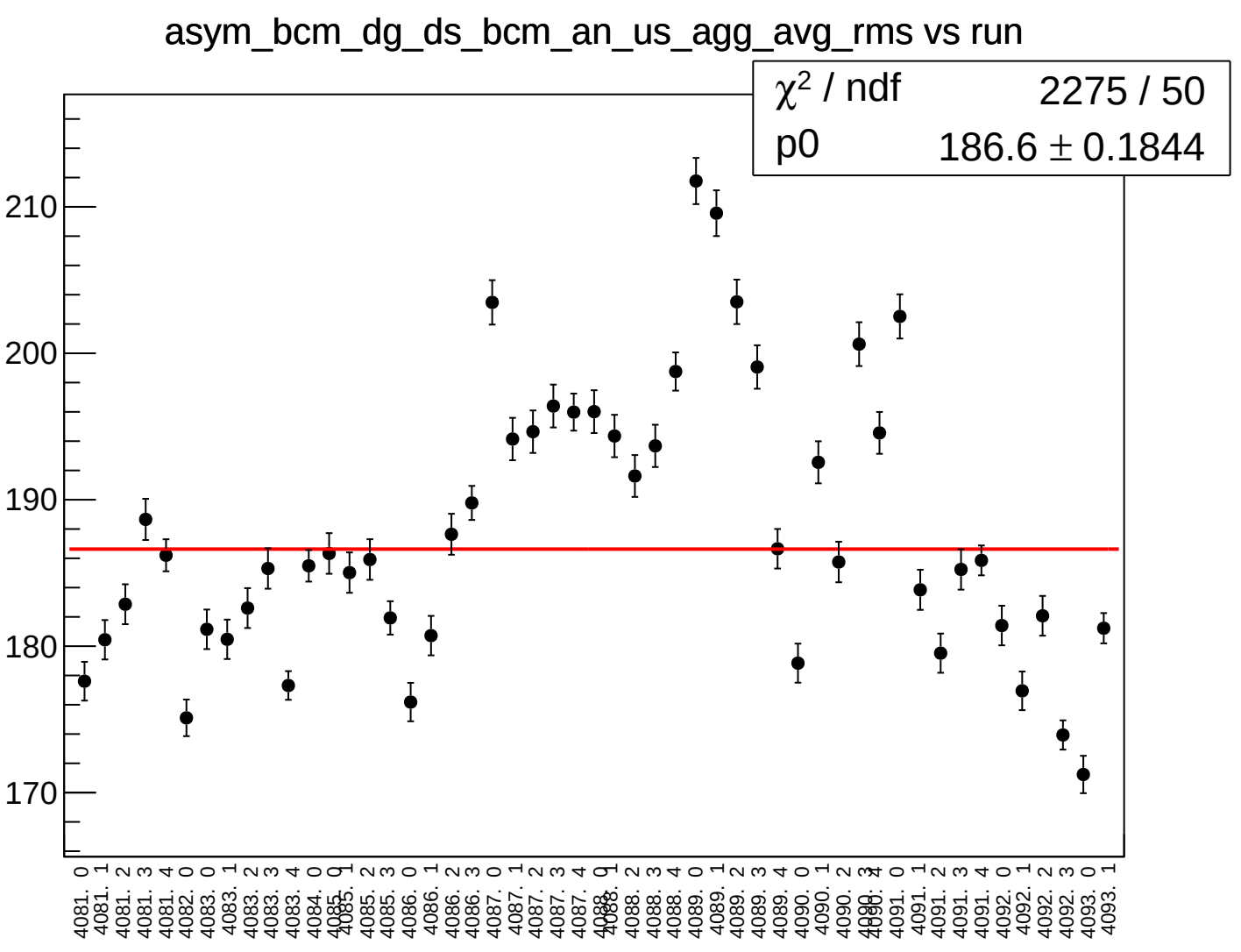
asym_bcm_dg_ds_bcm_an_us_agg_avg_rms vs run
χ² / ndf 2275 / 50
p0 186.6 ± 0.1844
210
200
190
180
170
4081. 0
4081. 1
4081. 2
4081. 3
4081. 4
4082. 0
4083. 0
4083. 1
4083. 2
4083. 3
4083. 4
4084. 0
4085. 0
4085. 1
4085. 2
4085. 3
4086. 0
4086. 1
4086. 2
4086. 3
4087. 0
4087. 1
4087. 2
4087. 3
4087. 4
4088. 0
4088. 1
4088. 2
4088. 3
4088. 4
4089. 0
4089. 1
4089. 2
4089. 3
4089. 4
4090. 0
4090. 1
4090. 2
4090. 3
4090. 4
4091. 0
4091. 1
4091. 2
4091. 3
4091. 4
4092. 0
4092. 1
4092. 2
4092. 3
4093. 0
4093. 1

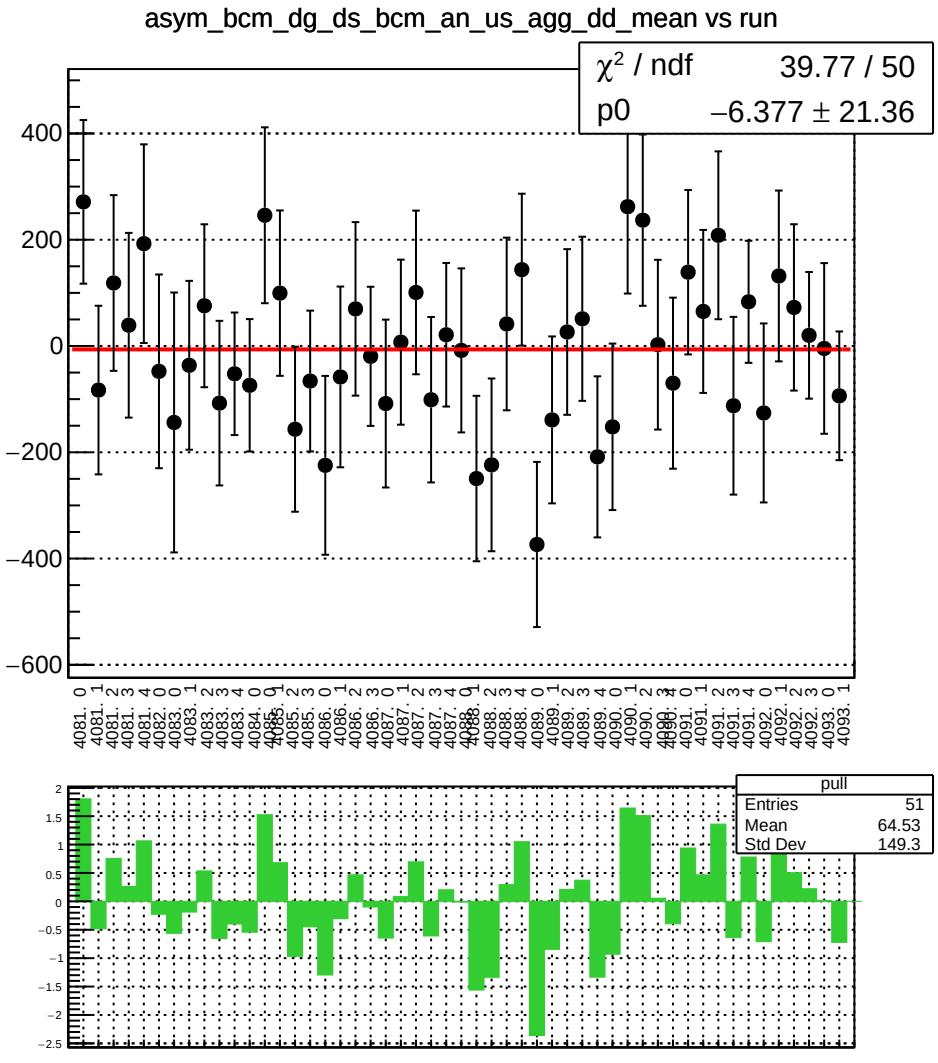
asym_bcm_dg_ds_bcm_an_us_agg_dd_mean vs run
χ² / ndf 39.77 / 50
p0 −6.377 ± 21.36
pull
Entries 51
Mean 64.53
Std Dev 149.3

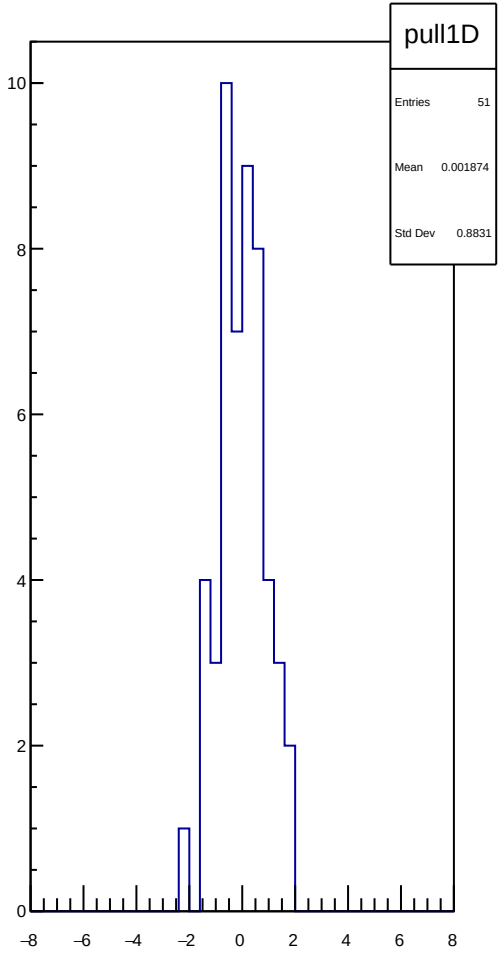
pull1D
Entries 51
Mean 0.001874
Std Dev 0.8831

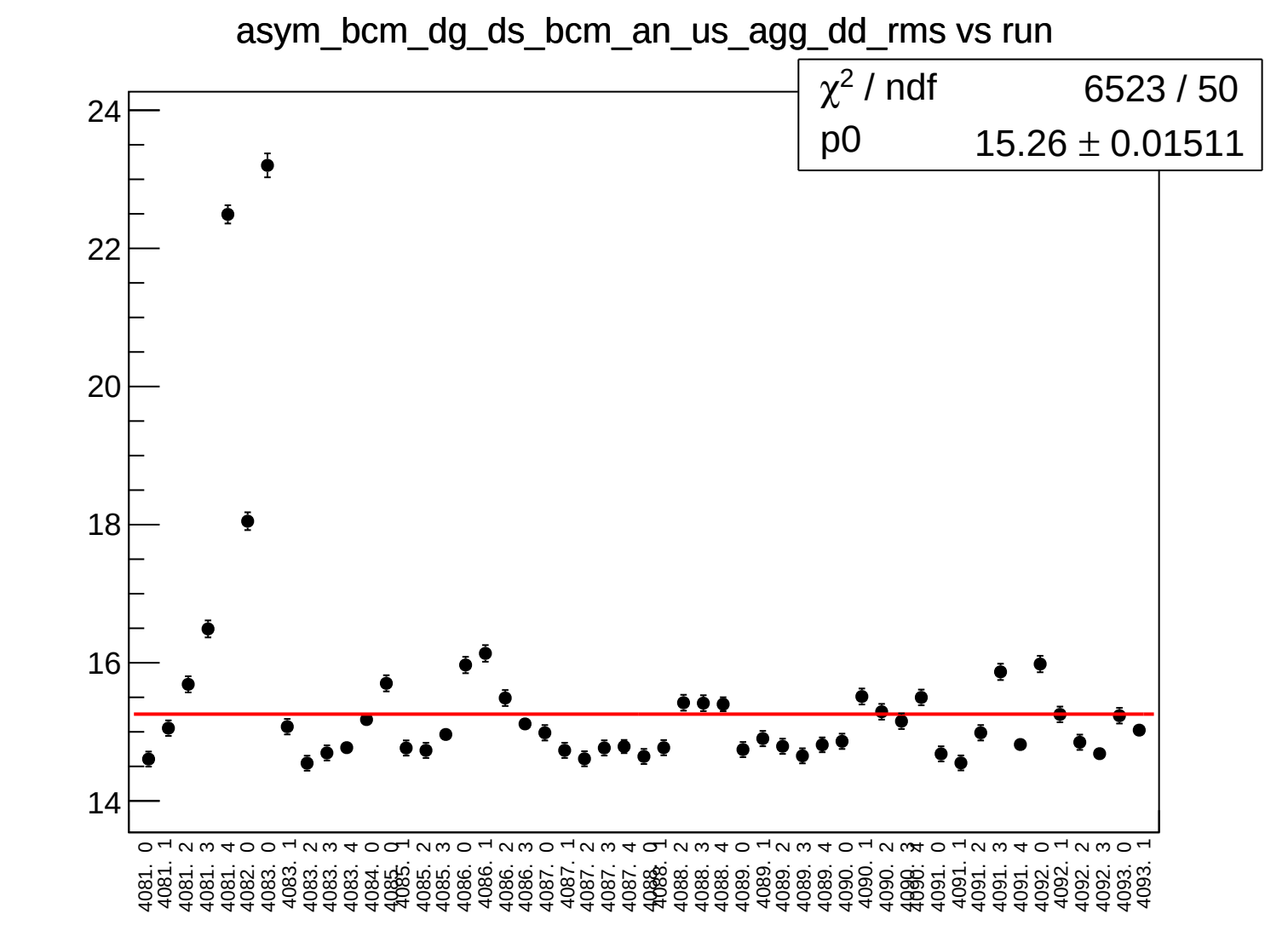
asym_bcm_dg_ds_bcm_an_us_agg_dd_rms vs run
χ² / ndf 6523 / 50
p0 15.26 ± 0.01511
24
22
20
18
16
14
4081. 0
4081. 1
4081. 2
4081. 3
4081. 4
4082. 0
4083. 0
4083. 1
4083. 2
4083. 3
4083. 4
4084. 0
4085. 0
4085. 1
4085. 2
4085. 3
4086. 0
4086. 1
4086. 2
4086. 3
4087. 0
4087. 1
4087. 2
4087. 3
4087. 4
4088. 0
4088. 1
4088. 2
4088. 3
4088. 4
4089. 0
4089. 1
4089. 2
4089. 3
4089. 4
4090. 0
4090. 1
4090. 2
4090. 3
4090. 4
4091. 0
4091. 1
4091. 2
4091. 3
4091. 4
4092. 0
4092. 1
4092. 2
4092. 3
4093. 0
4093. 1

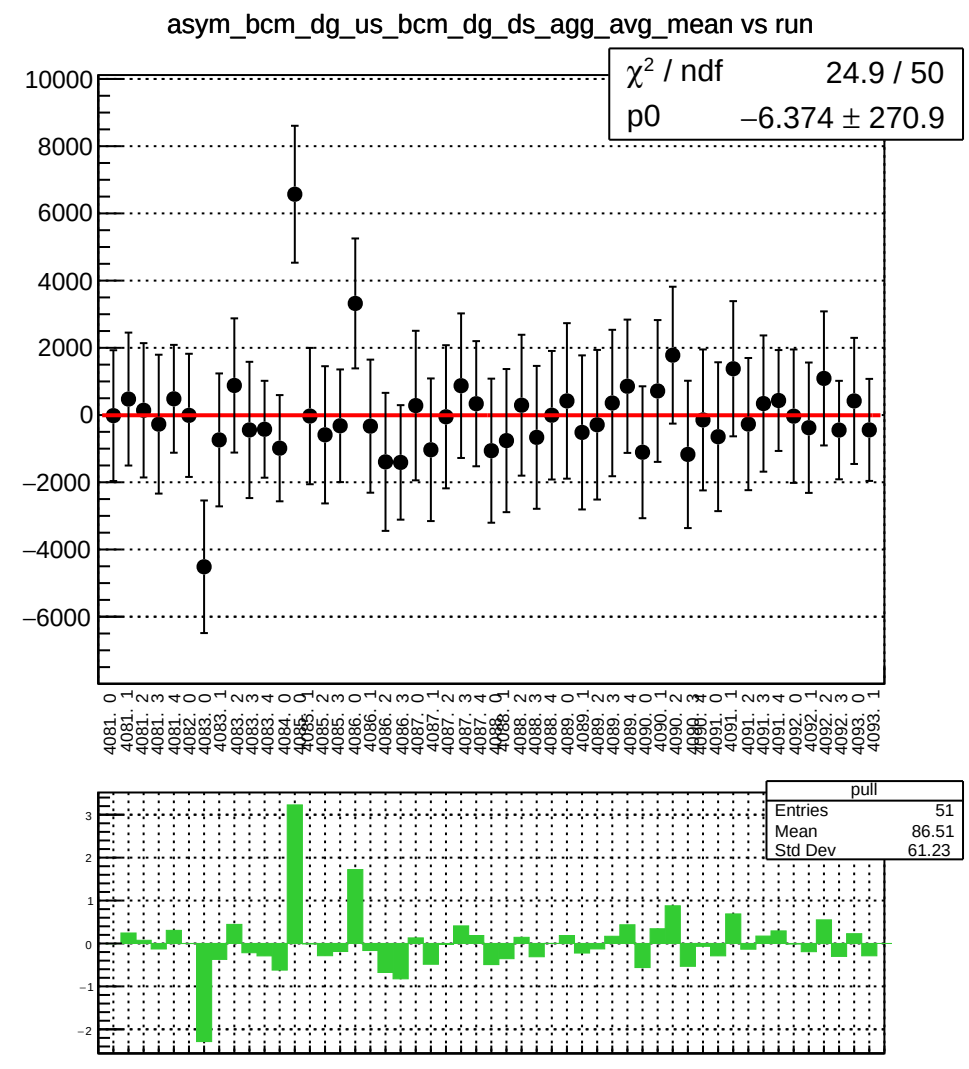
asym_bcm_dg_us_bcm_dg_ds_agg_avg_mean vs run
χ² / ndf 24.9 / 50
p0 −6.374 ± 270.9
pull
Entries 51
Mean 86.51
Std Dev 61.23

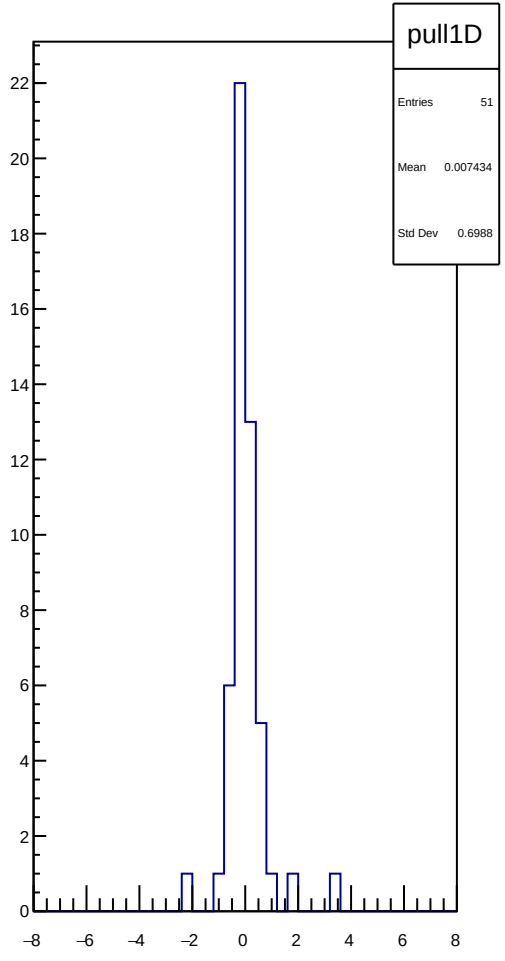
pull1D
Entries 51
Mean 0.007434
Std Dev 0.6988

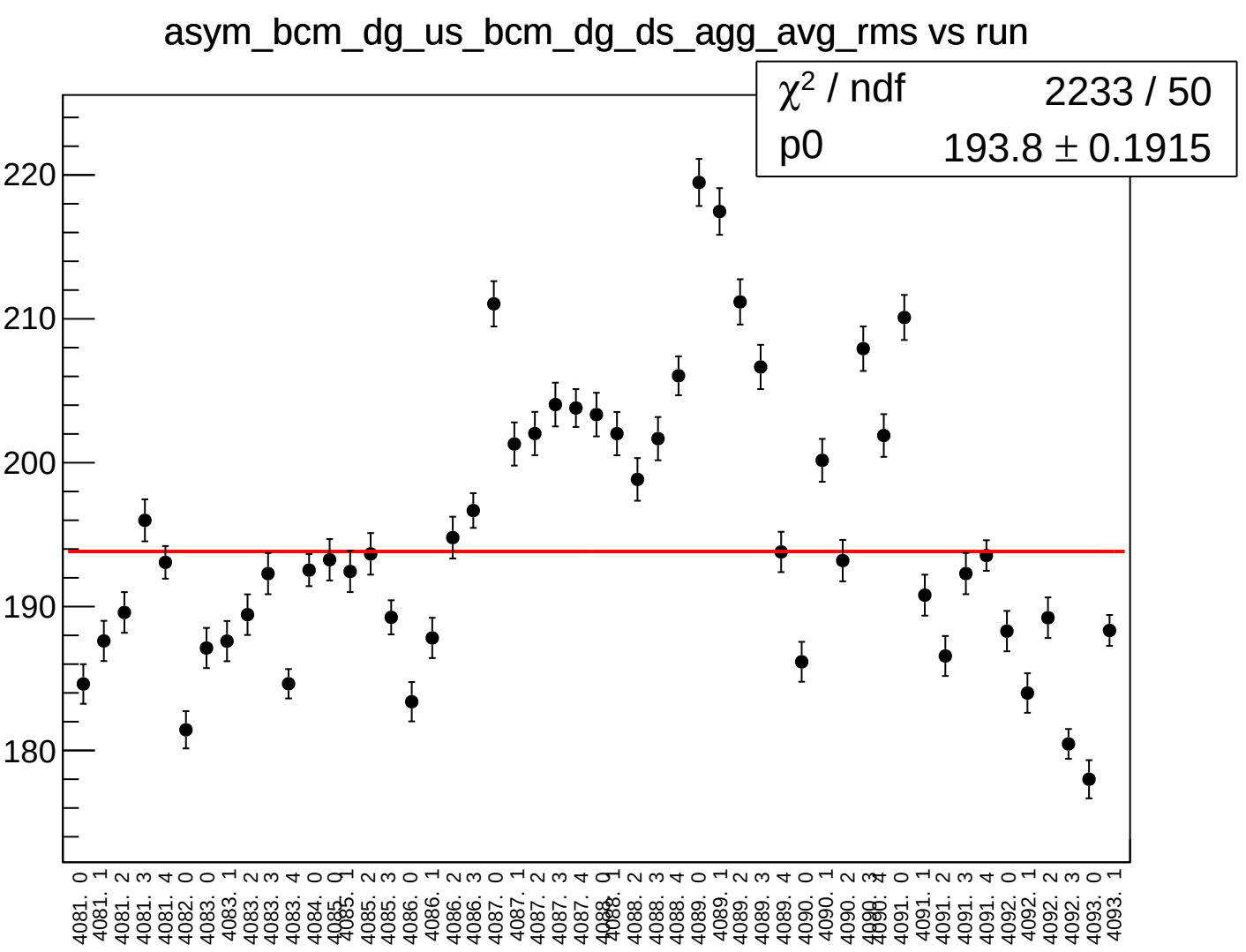
asym_bcm_dg_us_bcm_dg_ds_agg_avg_rms vs run
χ² / ndf 2233 / 50
p0 193.8 ± 0.1915
220
210
200
190
180
4081. 0
4081. 1
4081. 2
4081. 3
4081. 4
4082. 0
4083. 0
4083. 1
4083. 2
4083. 3
4083. 4
4084. 0
4085. 0
4085. 1
4085. 2
4085. 3
4086. 0
4086. 1
4086. 2
4086. 3
4087. 0
4087. 1
4087. 2
4087. 3
4087. 4
4088. 0
4088. 1
4088. 2
4088. 3
4088. 4
4089. 0
4089. 1
4089. 2
4089. 3
4089. 4
4090. 0
4090. 1
4090. 2
4090. 3
4090. 4
4091. 0
4091. 1
4091. 2
4091. 3
4091. 4
4092. 0
4092. 1
4092. 2
4092. 3
4093. 0
4093. 1

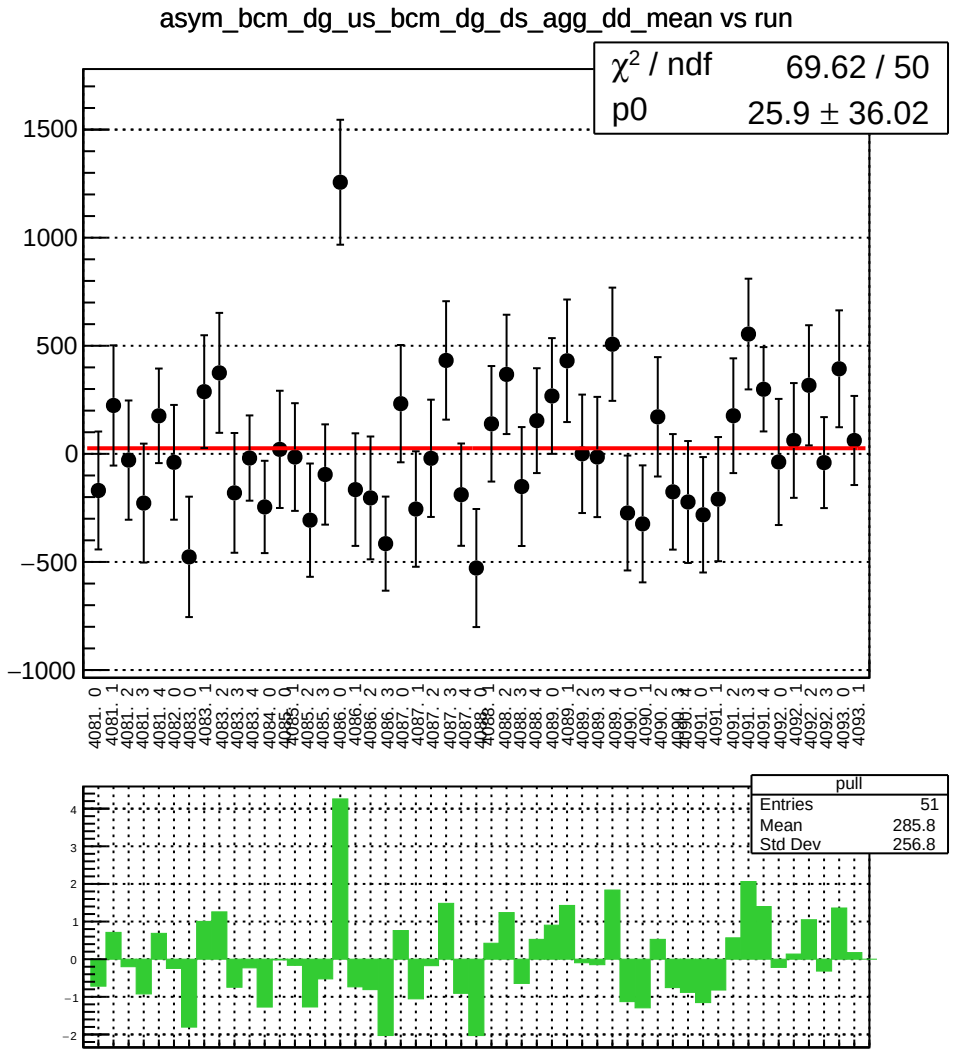
asym_bcm_dg_us_bcm_dg_ds_agg_dd_mean vs run
χ² / ndf 69.62 / 50
p0 25.9 ± 36.02
pull
Entries 51
Mean 285.8
Std Dev 256.8

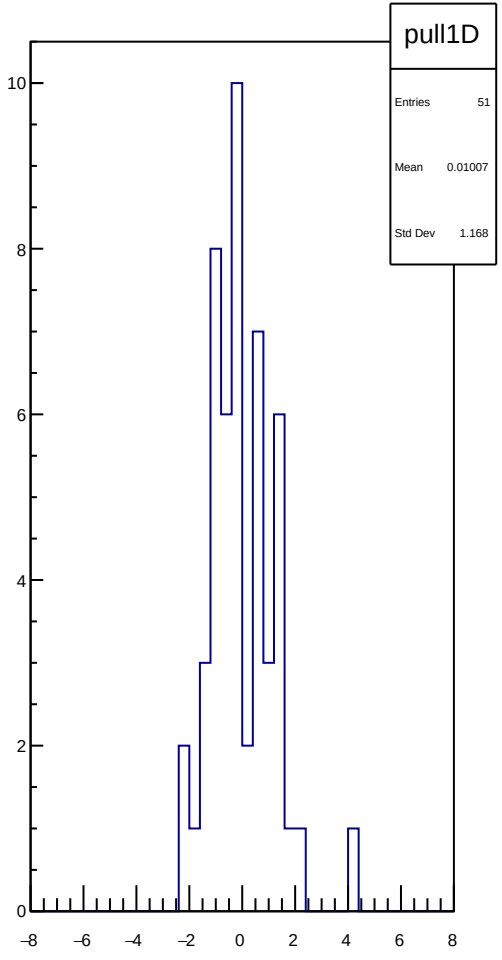
pull1D
Entries 51
Mean 0.01007
Std Dev 1.168

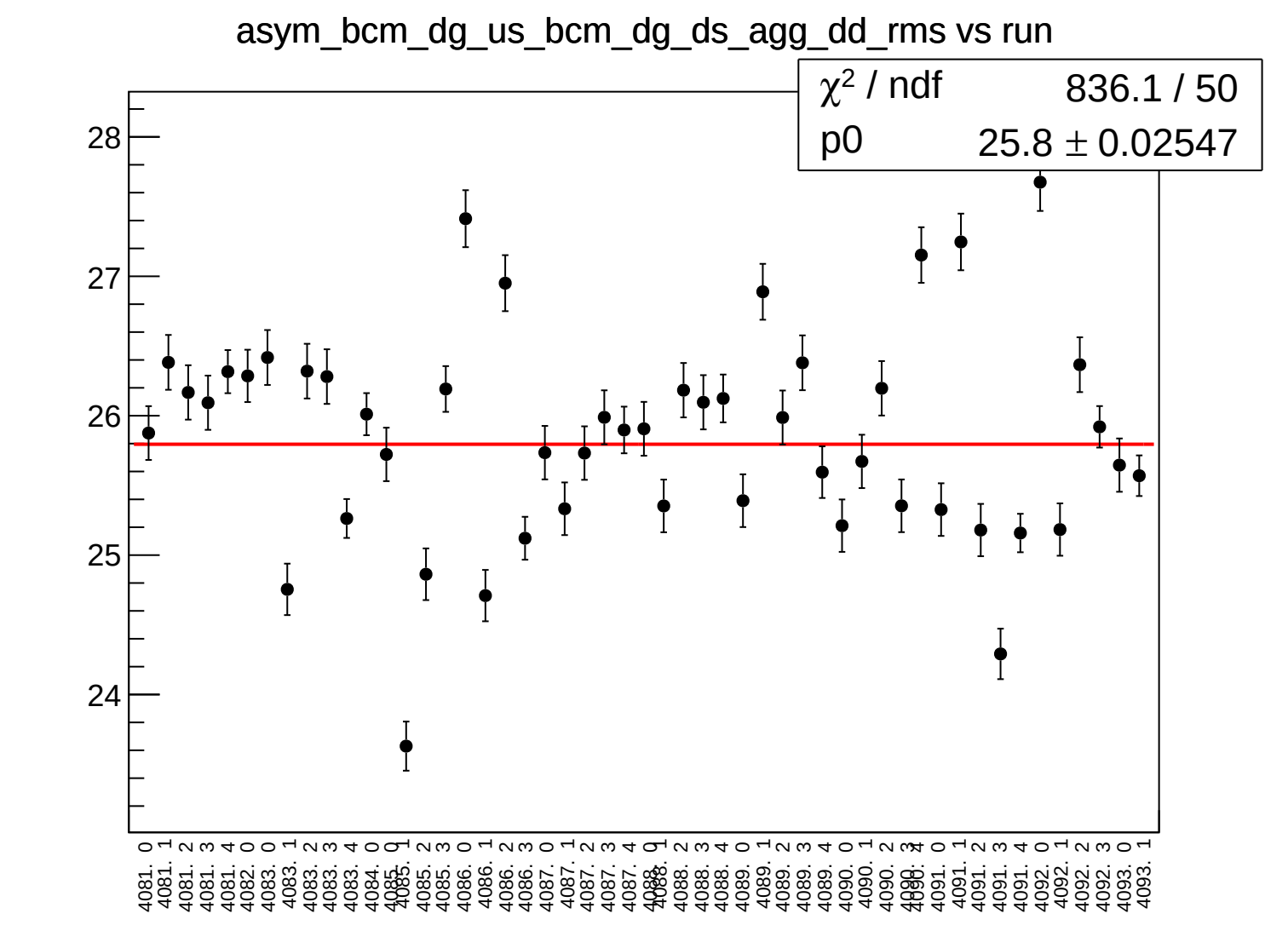
asym_bcm_dg_us_bcm_dg_ds_agg_dd_rms vs run
χ² / ndf 836.1 / 50
p0 25.8 ± 0.02547
28
27
26
25
24
4081. 0
4081. 1
4081. 2
4081. 3
4081. 4
4082. 0
4083. 0
4083. 1
4083. 2
4083. 3
4083. 4
4084. 0
4085. 0
4085. 1
4085. 2
4085. 3
4086. 0
4086. 1
4086. 2
4086. 3
4087. 0
4087. 1
4087. 2
4087. 3
4087. 4
4088. 0
4088. 1
4088. 2
4088. 3
4088. 4
4089. 0
4089. 1
4089. 2
4089. 3
4089. 4
4090. 0
4090. 1
4090. 2
4090. 3
4090. 4
4091. 0
4091. 1
4091. 2
4091. 3
4091. 4
4092. 0
4092. 1
4092. 2
4092. 3
4093. 0
4093. 1

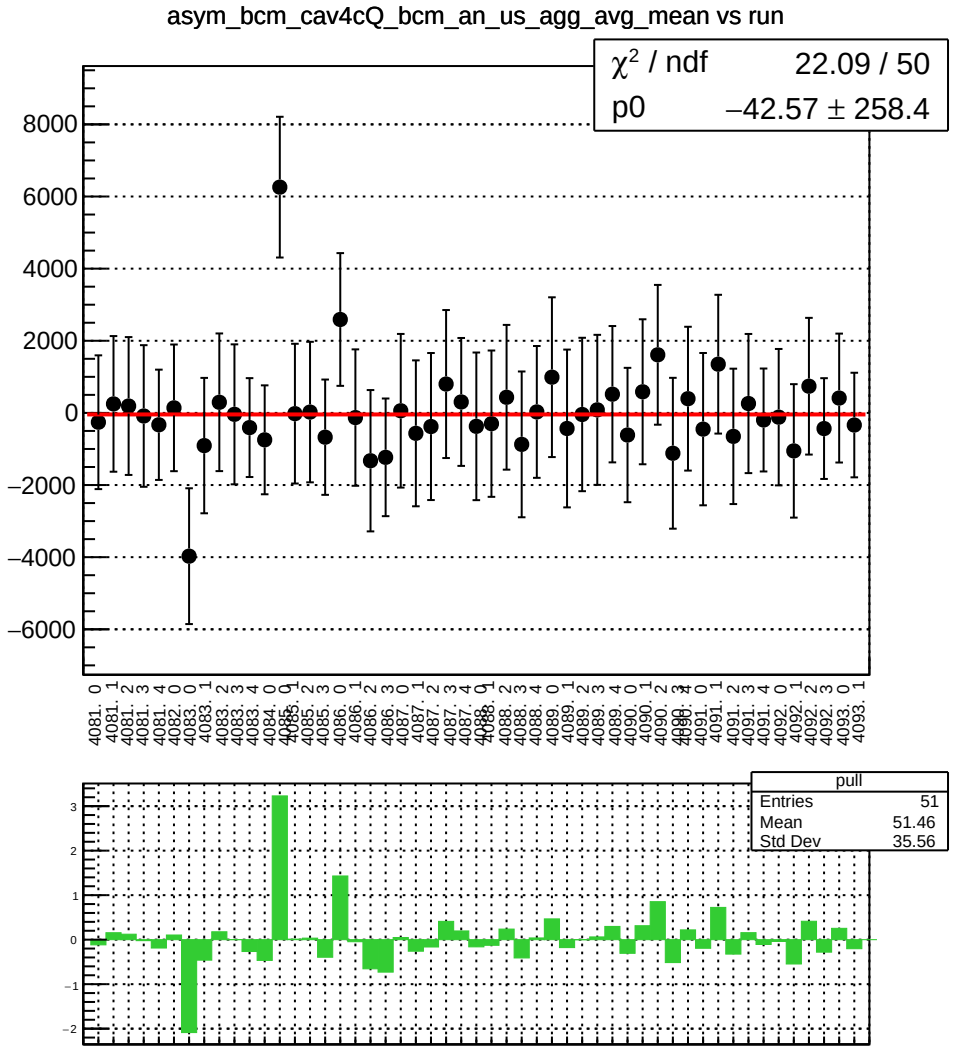
asym_bcm_cav4cQ_bcm_an_us_agg_avg_mean vs run
χ² / ndf 22.09 / 50
p0 −42.57 ± 258.4
pull
Entries 51
Mean 51.46
Std Dev 35.56

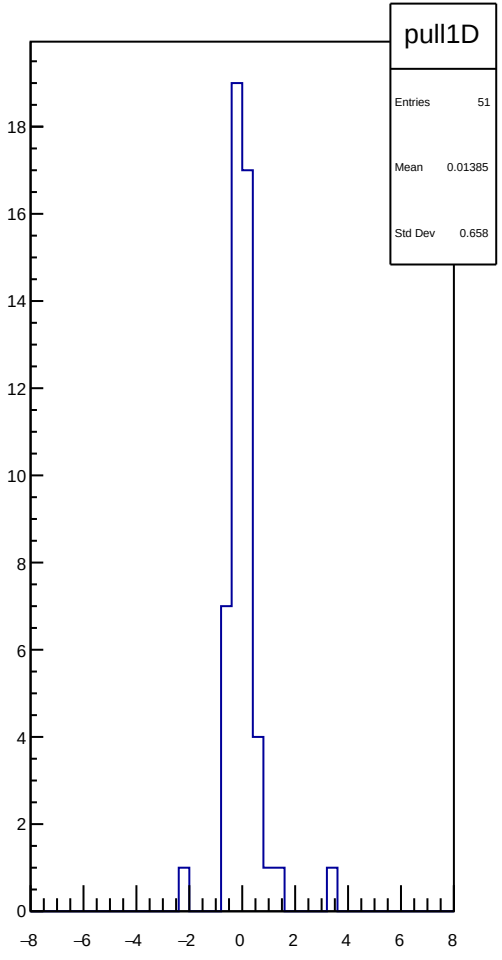
pull1D
Entries 51
Mean 0.01385
Std Dev 0.658

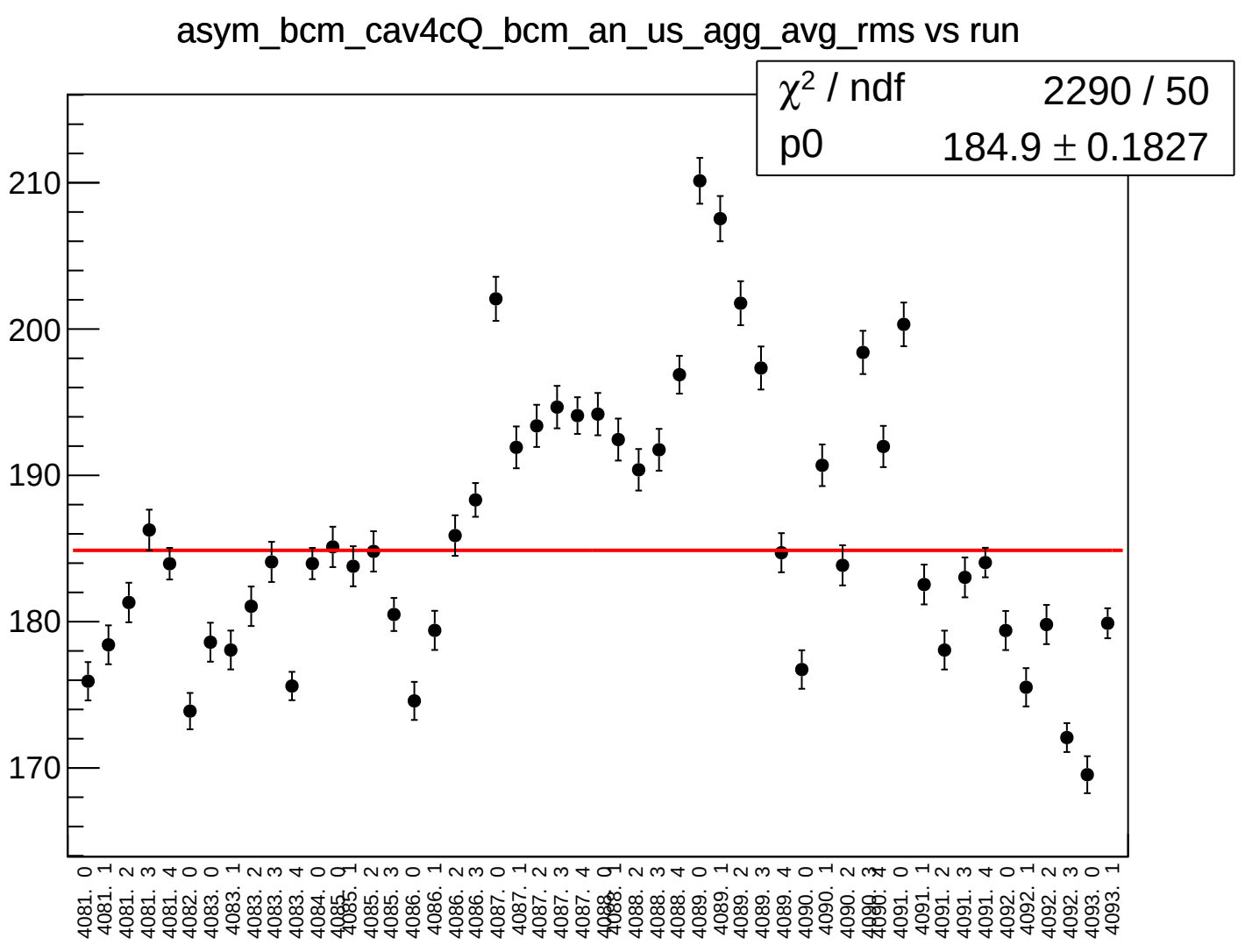
asym_bcm_cav4cQ_bcm_an_us_agg_avg_rms vs run
χ² / ndf 2290 / 50
p0 184.9 ± 0.1827
210
200
190
180
170
4081. 0
4081. 1
4081. 2
4081. 3
4081. 4
4082. 0
4083. 0
4083. 1
4083. 2
4083. 3
4083. 4
4084. 0
4085. 0
4085. 1
4085. 2
4085. 3
4086. 0
4086. 1
4086. 2
4086. 3
4087. 0
4087. 1
4087. 2
4087. 3
4087. 4
4088. 0
4088. 1
4088. 2
4088. 3
4088. 4
4089. 0
4089. 1
4089. 2
4089. 3
4089. 4
4090. 0
4090. 1
4090. 2
4090. 3
4090. 4
4091. 0
4091. 1
4091. 2
4091. 3
4091. 4
4092. 0
4092. 1
4092. 2
4092. 3
4093. 0
4093. 1

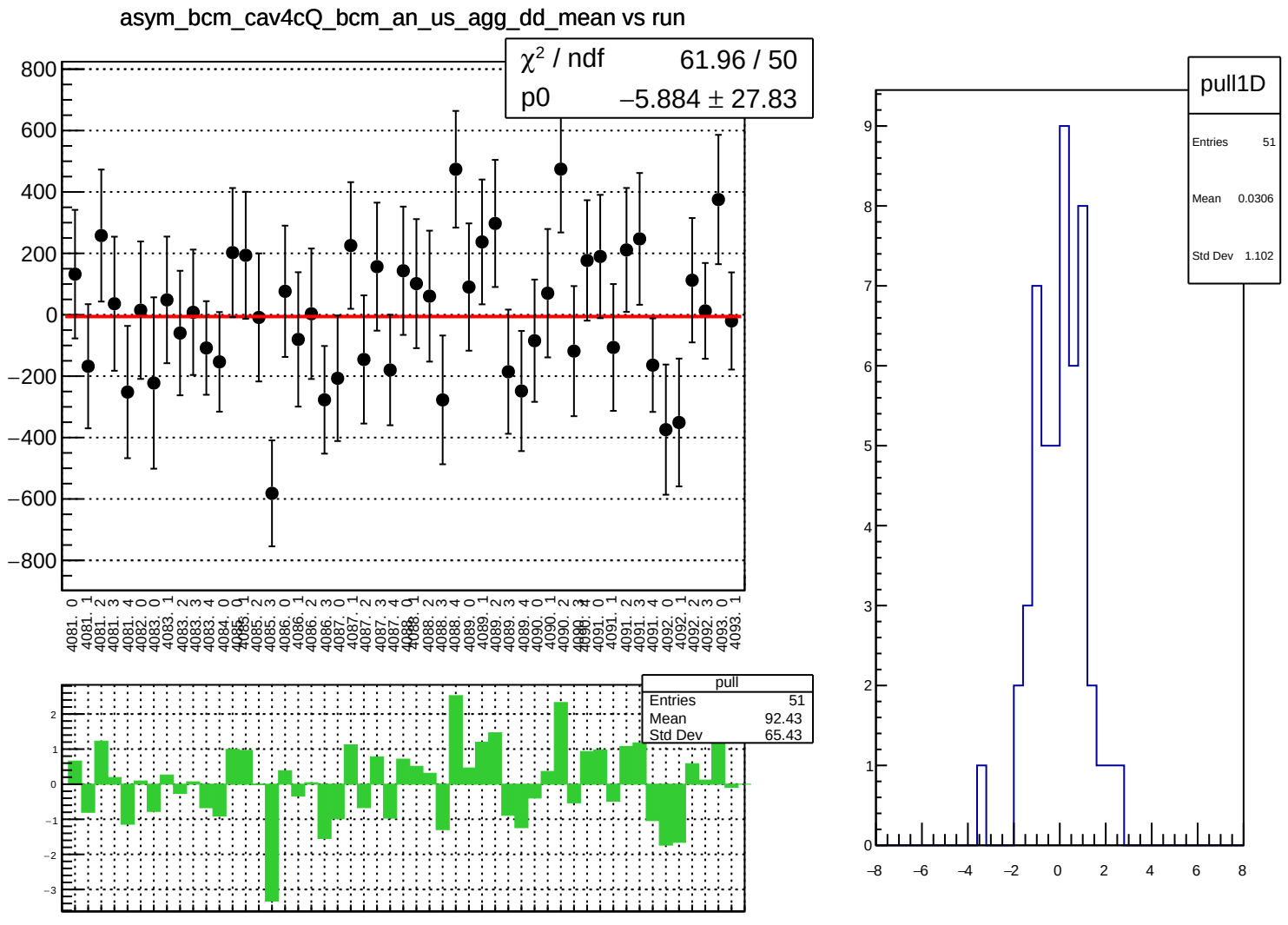
asym_bcm_cav4cQ_bcm_an_us_agg_dd_mean vs run
χ² / ndf 61.96 / 50
p0 −5.884 ± 27.83
pull
Entries 51
Mean 92.43
Std Dev 65.43
pull1D
Entries 51
Mean 0.0306
Std Dev 1.102

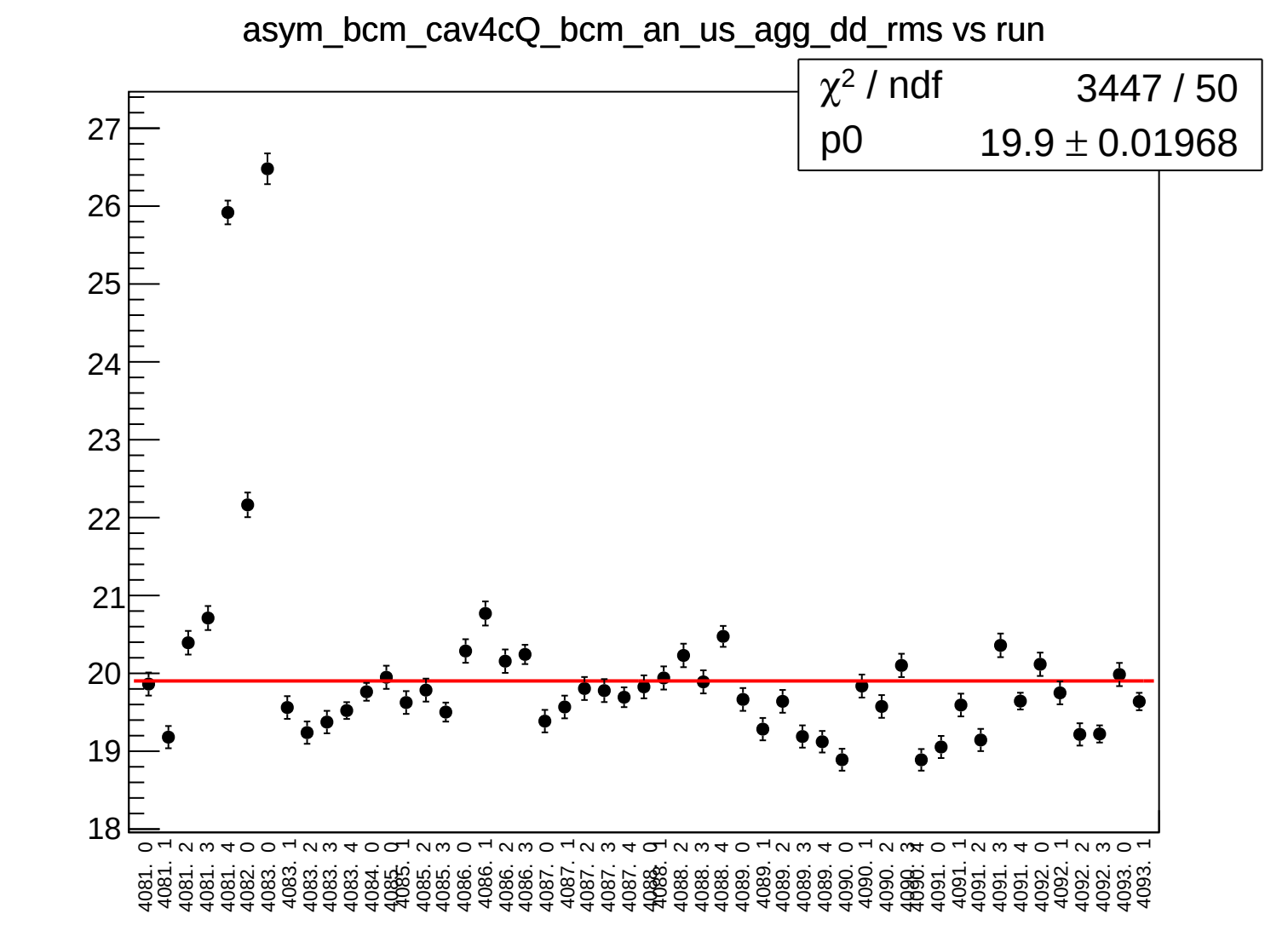
asym_bcm_cav4cQ_bcm_an_us_agg_dd_rms vs run
χ² / ndf 3447 / 50
p0 19.9 ± 0.01968
27
26
25
24
23
22
21
20
19
18
4081. 0
4081. 1
4081. 2
4081. 3
4081. 4
4082. 0
4083. 0
4083. 1
4083. 2
4083. 3
4083. 4
4084. 0
4085. 0
4085. 1
4085. 2
4085. 3
4086. 0
4086. 1
4086. 2
4086. 3
4087. 0
4087. 1
4087. 2
4087. 3
4087. 4
4088. 0
4088. 1
4088. 2
4088. 3
4088. 4
4089. 0
4089. 1
4089. 2
4089. 3
4089. 4
4090. 0
4090. 1
4090. 2
4090. 3
4090. 4
4091. 0
4091. 1
4091. 2
4091. 3
4091. 4
4092. 0
4092. 1
4092. 2
4092. 3
4093. 0
4093. 1

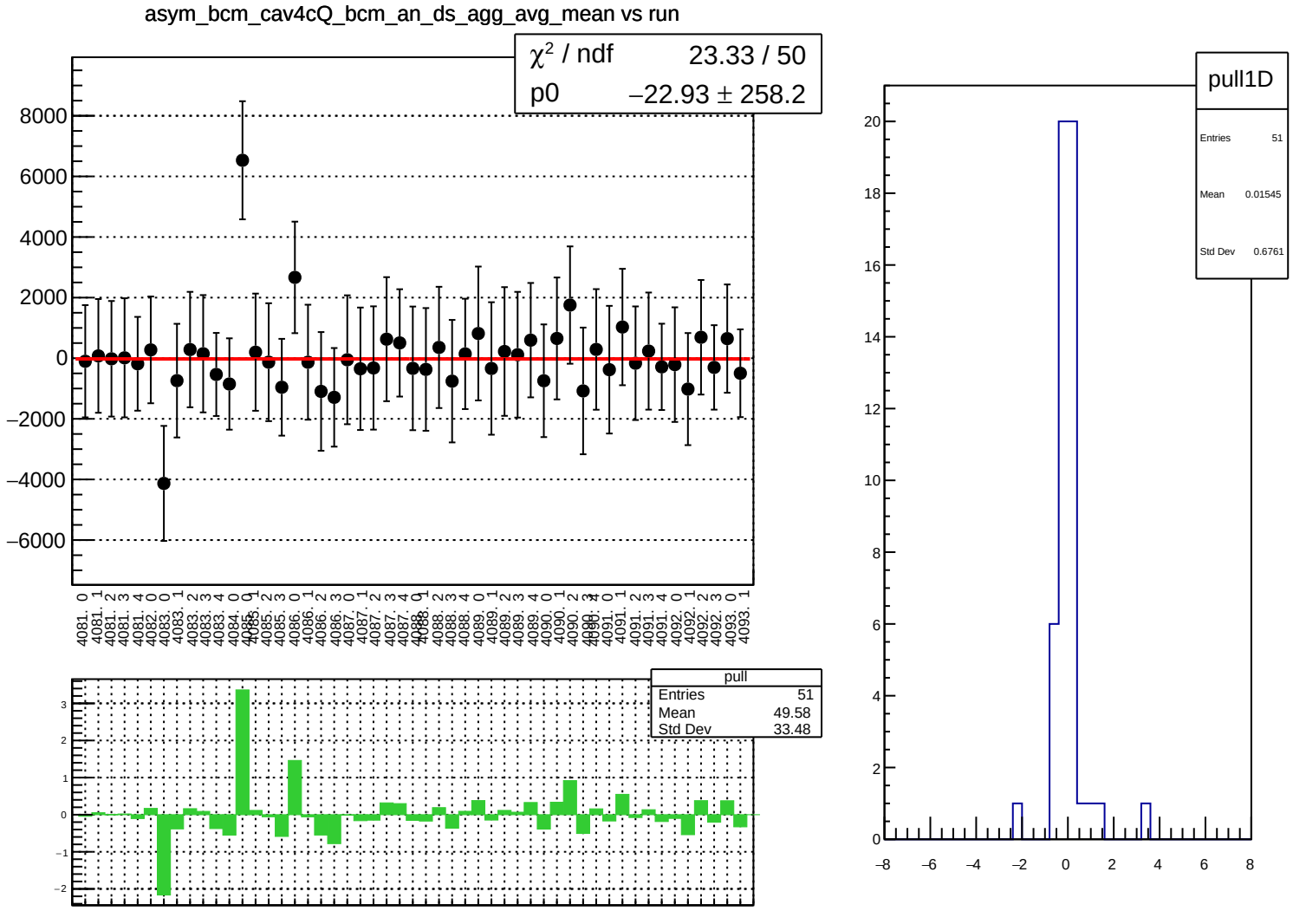
asym_bcm_cav4cQ_bcm_an_ds_agg_avg_mean vs run
χ² / ndf 23.33 / 50
p0 −22.93 ± 258.2
pull
Entries 51
Mean 49.58
Std Dev 33.48
pull1D
Entries 51
Mean 0.01545
Std Dev 0.6761

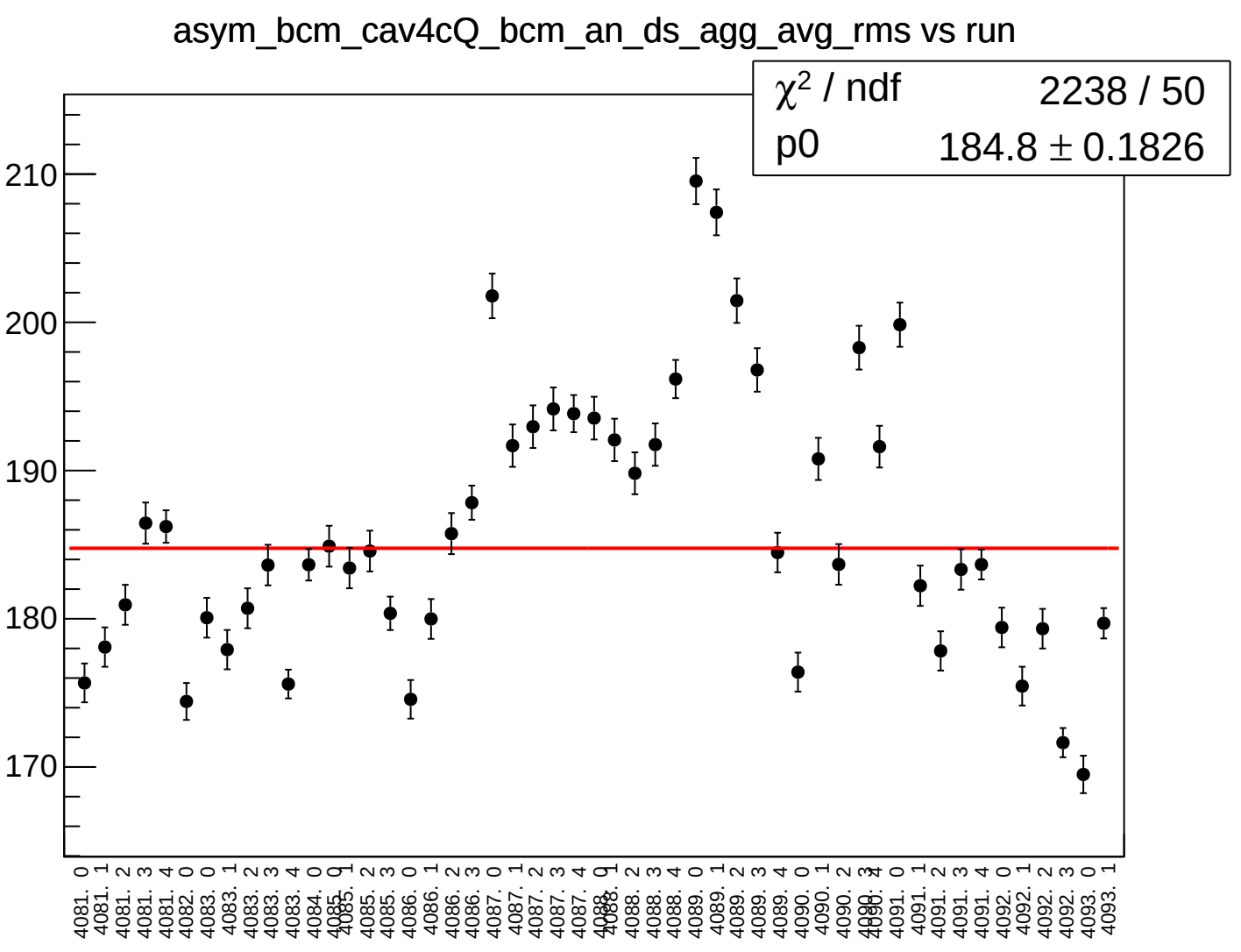
asym_bcm_cav4cQ_bcm_an_ds_agg_avg_rms vs run
χ² / ndf 2238 / 50
p0 184.8 ± 0.1826
210
200
190
180
170
4081. 0
4081. 1
4081. 2
4081. 3
4081. 4
4082. 0
4083. 0
4083. 1
4083. 2
4083. 3
4083. 4
4084. 0
4085. 0
4085. 1
4085. 2
4085. 3
4086. 0
4086. 1
4086. 2
4086. 3
4087. 0
4087. 1
4087. 2
4087. 3
4087. 4
4088. 0
4088. 1
4088. 2
4088. 3
4088. 4
4089. 0
4089. 1
4089. 2
4089. 3
4089. 4
4090. 0
4090. 1
4090. 2
4090. 3
4090. 4
4091. 0
4091. 1
4091. 2
4091. 3
4091. 4
4092. 0
4092. 1
4092. 2
4092. 3
4093. 0
4093. 1

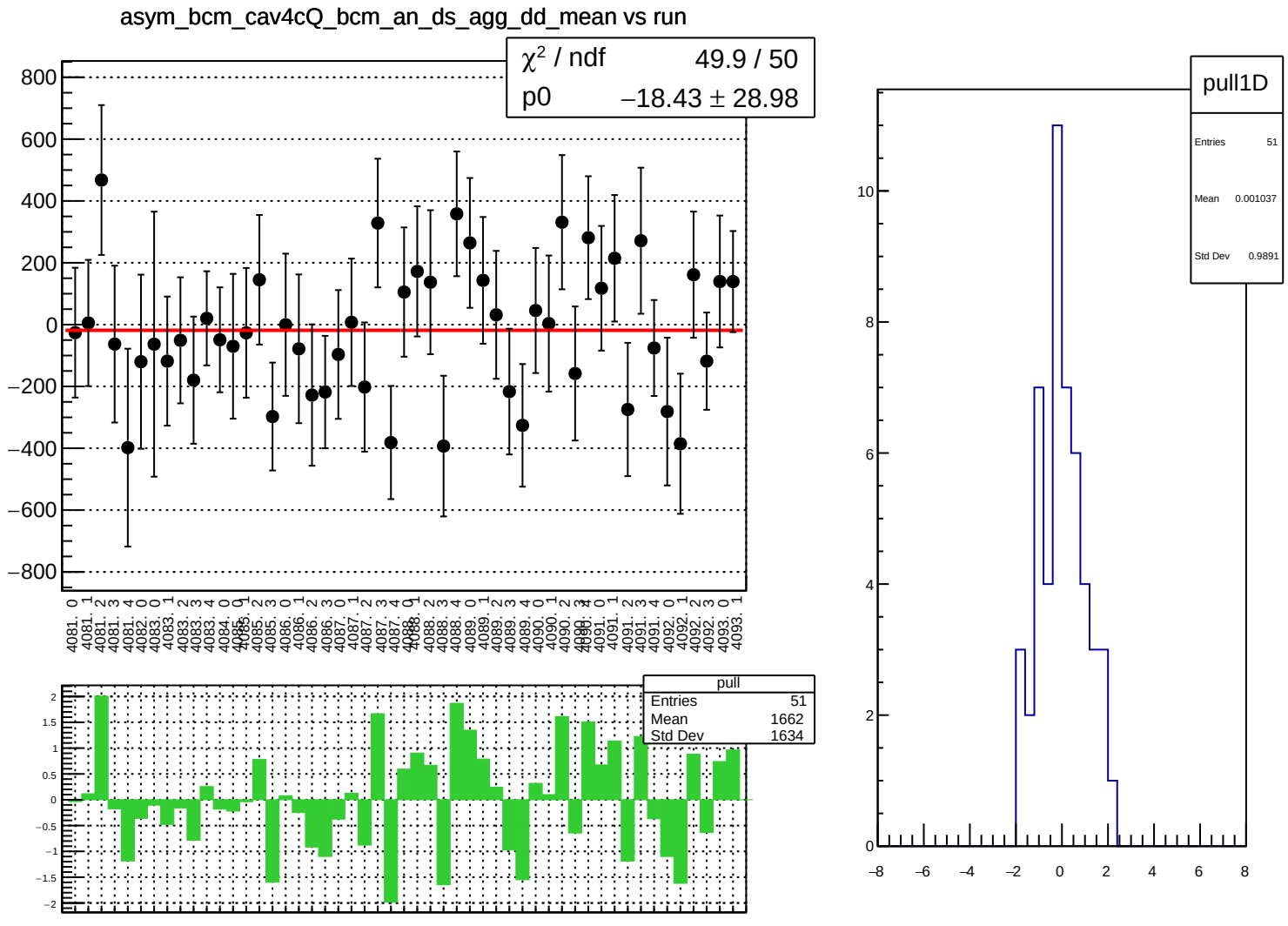
asym_bcm_cav4cQ_bcm_an_ds_agg_dd_mean vs run
χ² / ndf 49.9 / 50
p0 −18.43 ± 28.98
pull
Entries 51
Mean 1662
Std Dev 1634
pull1D
Entries 51
Mean 0.001037
Std Dev 0.9891

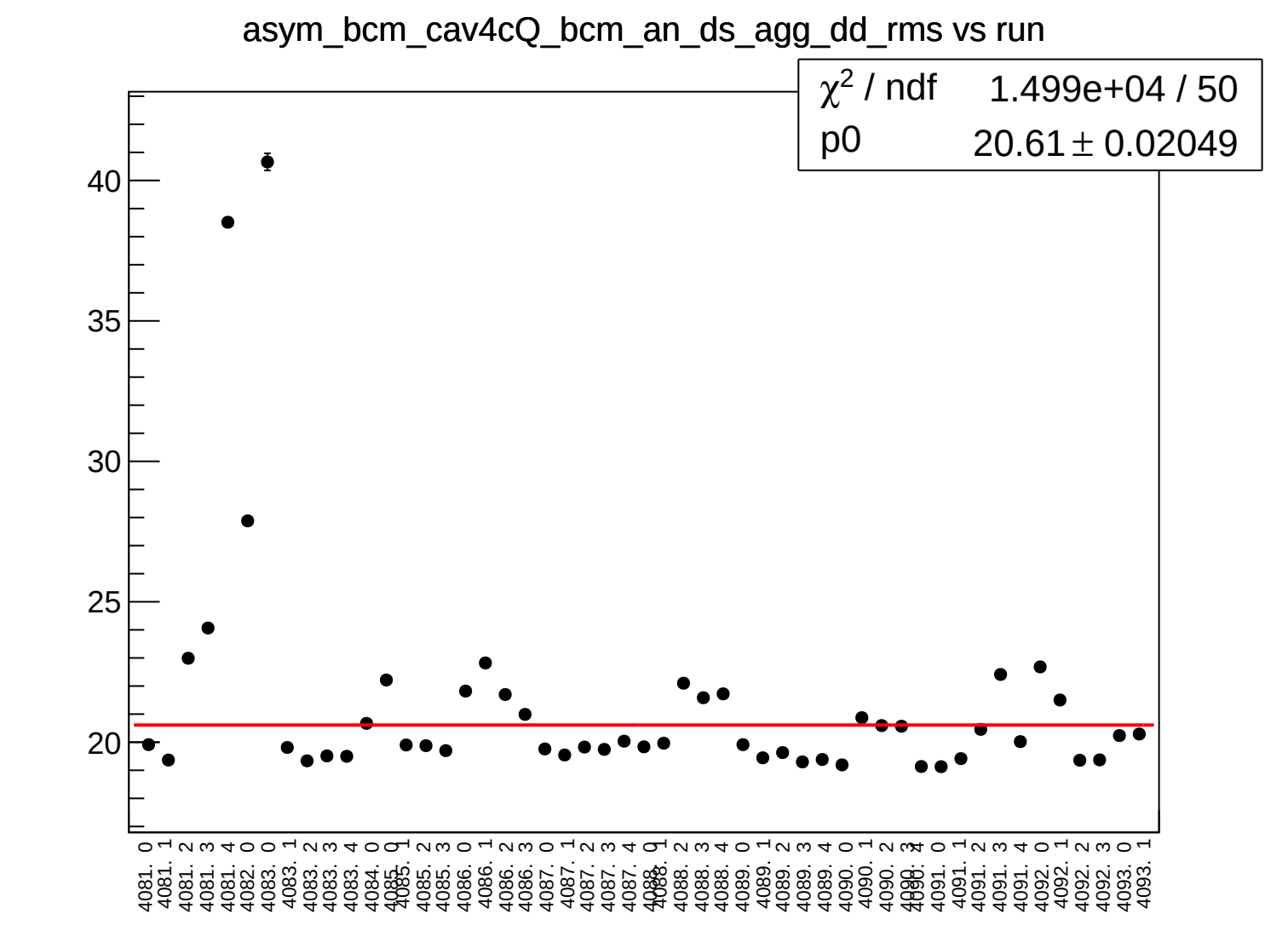
asym_bcm_cav4cQ_bcm_an_ds_agg_dd_rms vs run
χ² / ndf 1.499e+04 / 50
p0 20.61 ± 0.02049
40
35
30
25
20
4081. 0
4081. 1
4081. 2
4081. 3
4081. 4
4082. 0
4083. 0
4083. 1
4083. 2
4083. 3
4083. 4
4084. 0
4085. 0
4085. 1
4085. 2
4085. 3
4086. 0
4086. 1
4086. 2
4086. 3
4087. 0
4087. 1
4087. 2
4087. 3
4087. 4
4088. 0
4088. 1
4088. 2
4088. 3
4088. 4
4089. 0
4089. 1
4089. 2
4089. 3
4089. 4
4090. 0
4090. 1
4090. 2
4091. 0
4091. 1
4091. 2
4091. 3
4091. 4
4092. 0
4092. 1
4092. 2
4092. 3
4093. 0
4093. 1

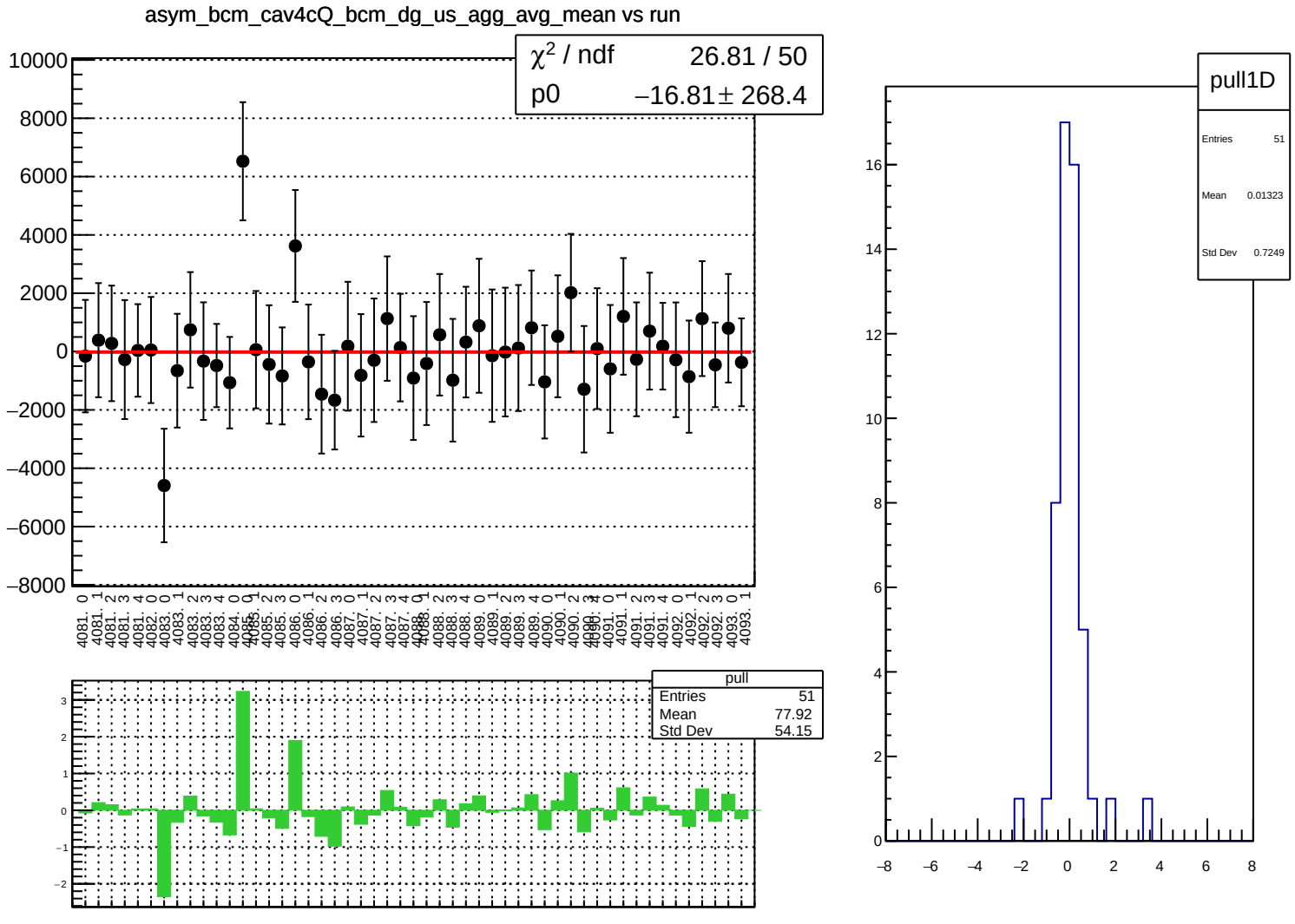
asym_bcm_cav4cQ_bcm_dg_us_agg_avg_mean vs run
χ² / ndf 26.81 / 50
p0 −16.81 ± 268.4
pull
Entries 51
Mean 77.92
Std Dev 54.15
pull1D
Entries 51
Mean 0.01323
Std Dev 0.7249

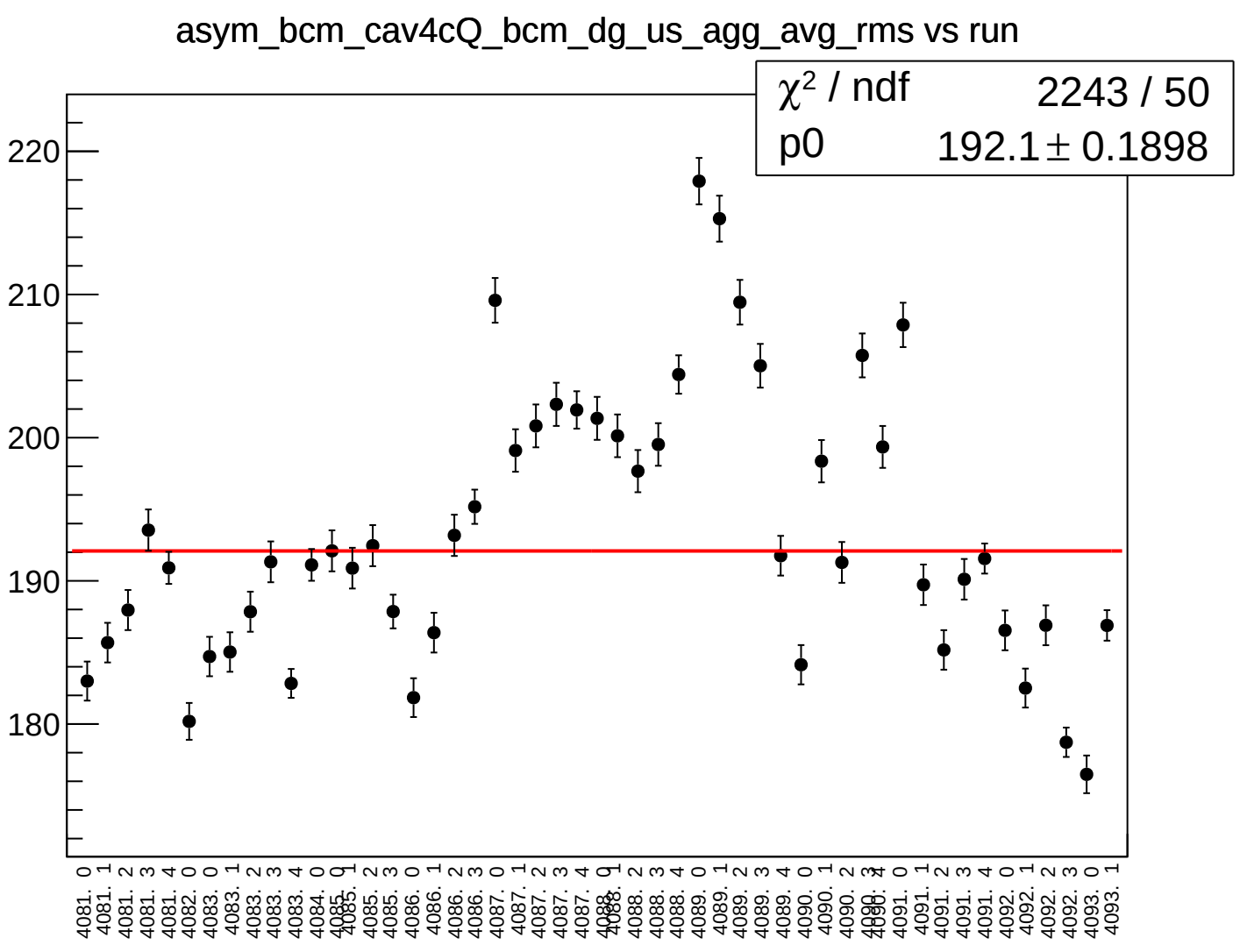
asym_bcm_cav4cQ_bcm_dg_us_agg_avg_rms vs run
χ² / ndf 2243 / 50
p0 192.1 ± 0.1898
220
210
200
190
180
4081. 0
4081. 1
4081. 2
4081. 3
4081. 4
4082. 0
4083. 0
4083. 1
4083. 2
4083. 3
4083. 4
4084. 0
4085. 0
4085. 1
4085. 2
4085. 3
4086. 0
4086. 1
4086. 2
4086. 3
4087. 0
4087. 1
4087. 2
4087. 3
4087. 4
4088. 0
4088. 1
4088. 2
4088. 3
4088. 4
4089. 0
4089. 1
4089. 2
4089. 3
4089. 4
4090. 0
4090. 1
4090. 2
4090. 3
4090. 4
4091. 0
4091. 1
4091. 2
4091. 3
4091. 4
4092. 0
4092. 1
4092. 2
4092. 3
4093. 0
4093. 1

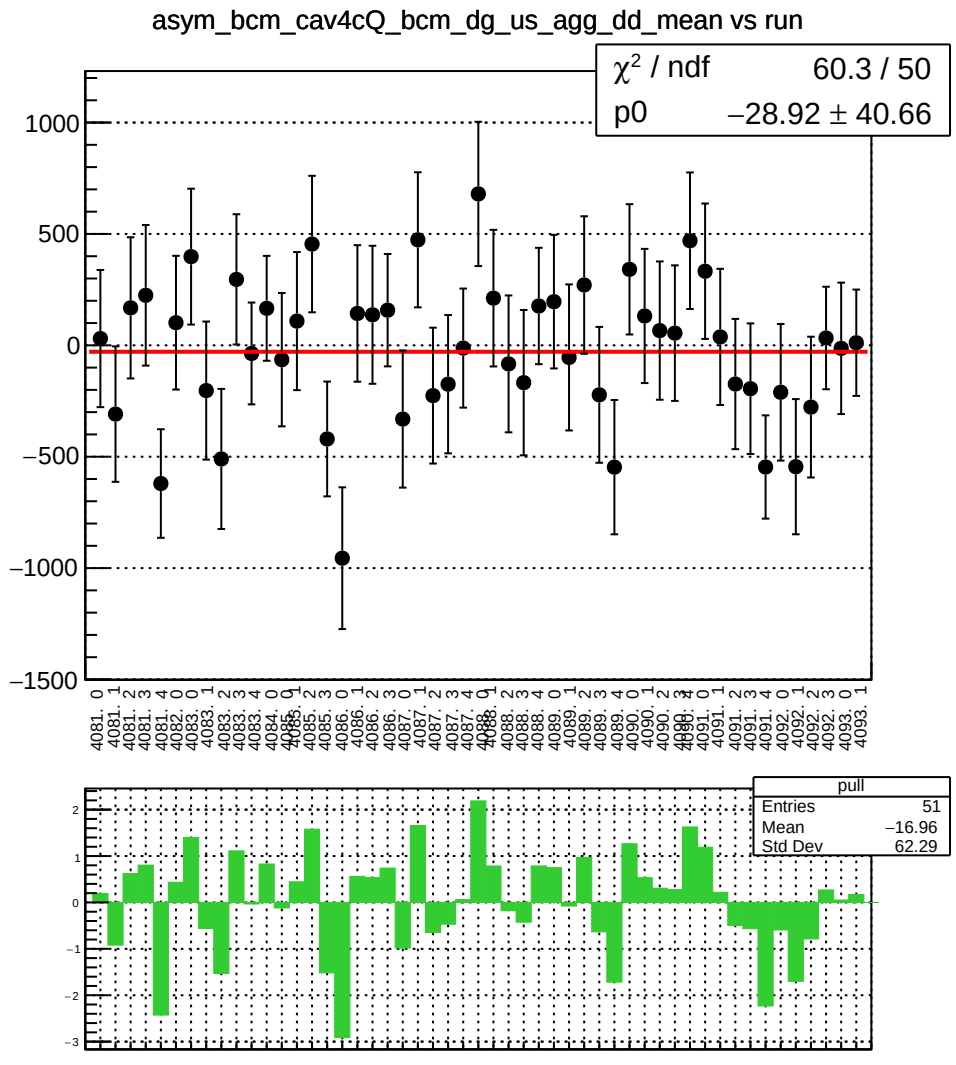
asym_bcm_cav4cQ_bcm_dg_us_agg_dd_mean vs run
χ² / ndf 60.3 / 50
p0 −28.92 ± 40.66
pull
Entries 51
Mean −16.96
Std Dev 62.29

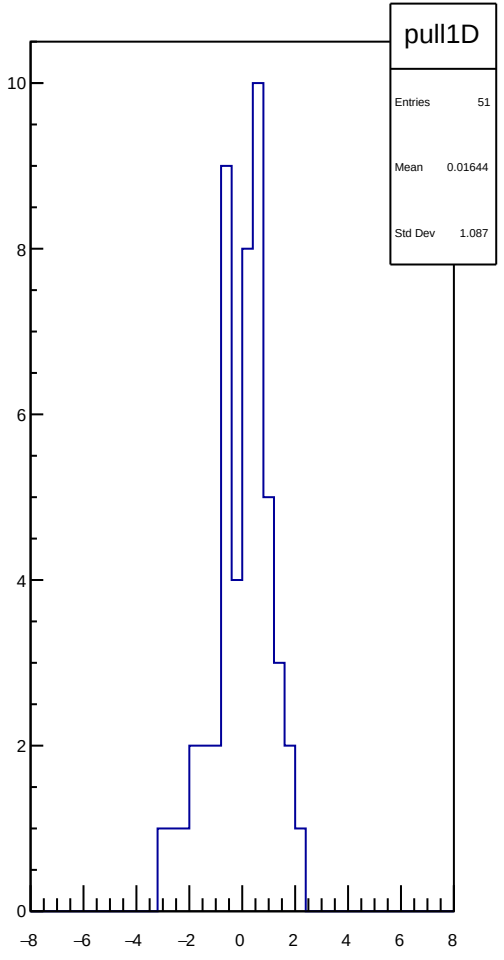
pull1D
Entries 51
Mean 0.01644
Std Dev 1.087

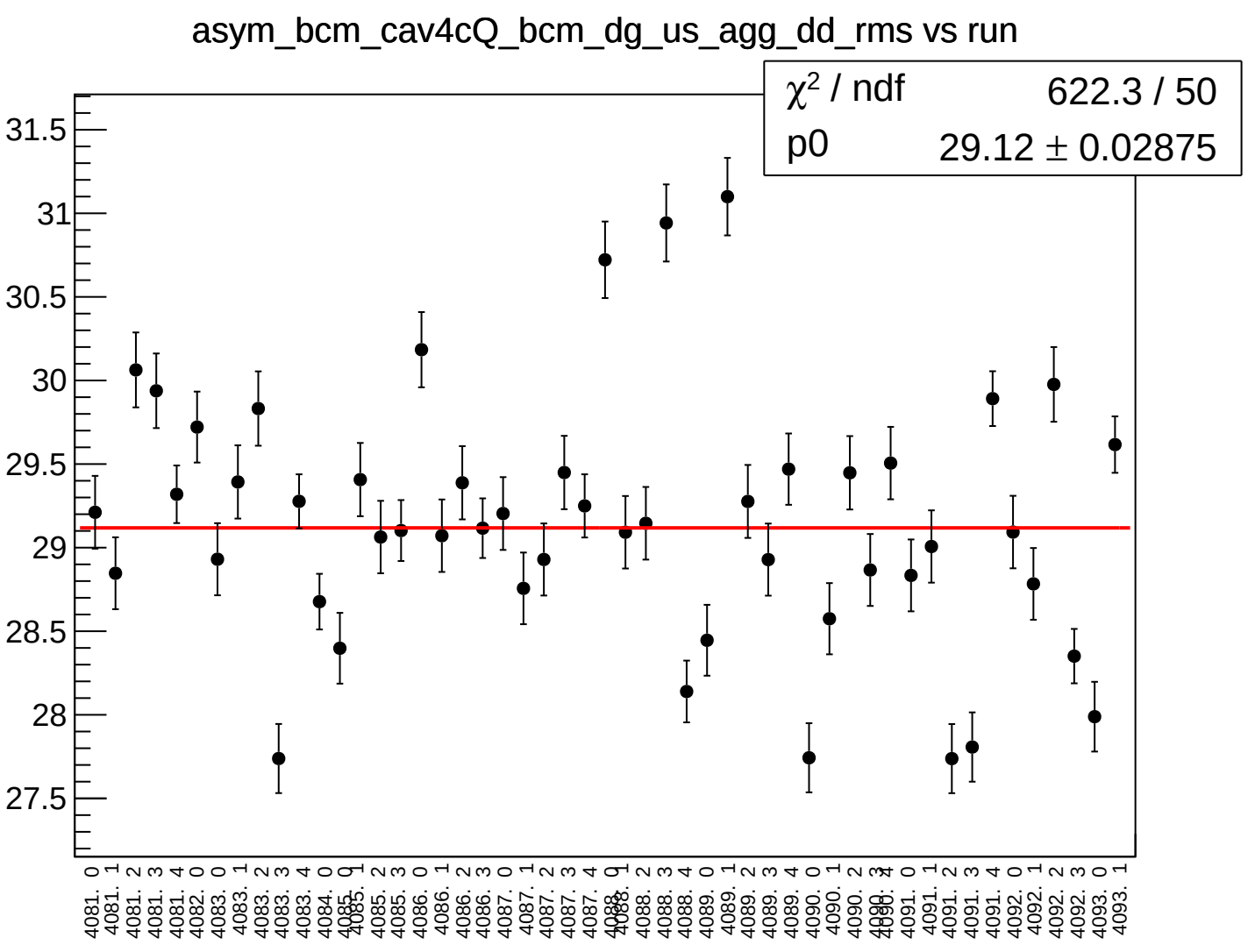
asym_bcm_cav4cQ_bcm_dg_us_agg_dd_rms vs run
χ² / ndf 622.3 / 50
p0 29.12 ± 0.02875
31.5
31
30.5
30
29.5
29
28.5
28
27.5
4081. 0
4081. 1
4081. 2
4081. 3
4081. 4
4082. 0
4083. 0
4083. 1
4083. 2
4083. 3
4083. 4
4084. 0
4085. 0
4085. 1
4085. 2
4085. 3
4086. 0
4086. 1
4086. 2
4086. 3
4087. 0
4087. 1
4087. 2
4087. 3
4087. 4
4088. 0
4088. 1
4088. 2
4088. 3
4088. 4
4089. 0
4089. 1
4089. 2
4089. 3
4089. 4
4090. 0
4090. 1
4090. 2
4091. 0
4091. 1
4091. 2
4091. 3
4091. 4
4092. 0
4092. 1
4092. 2
4092. 3
4093. 0
4093. 1

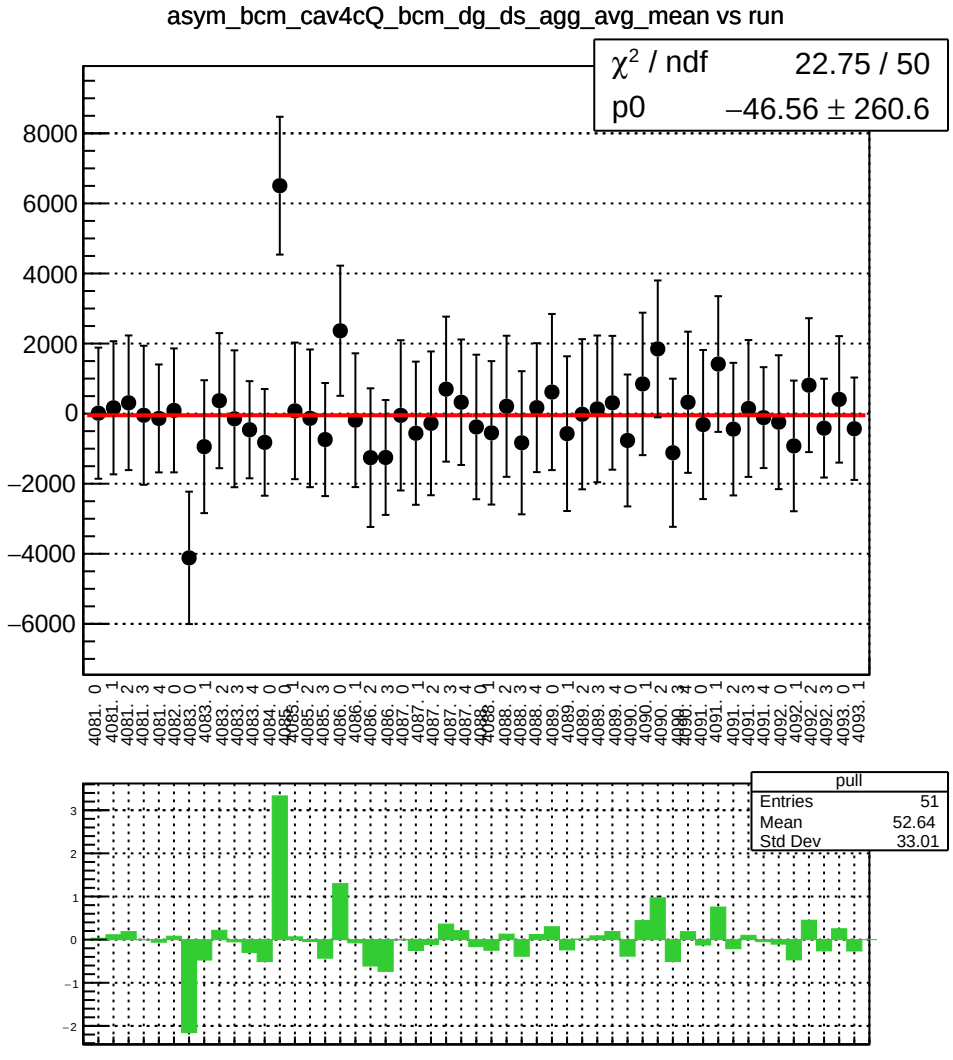
asym_bcm_cav4cQ_bcm_dg_ds_agg_avg_mean vs run
χ² / ndf 22.75 / 50
p0 −46.56 ± 260.6
pull
Entries 51
Mean 52.64
Std Dev 33.01

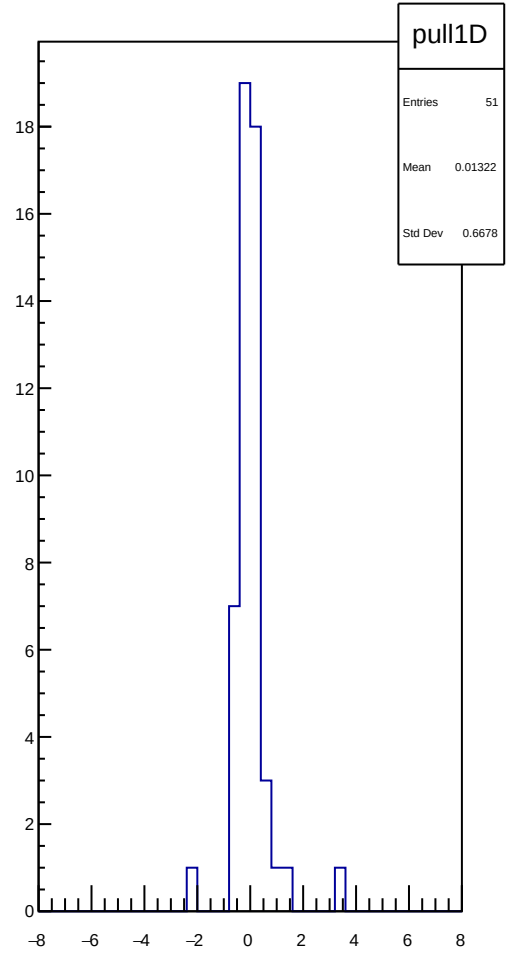
pull1D
Entries 51
Mean 0.01322
Std Dev 0.6678

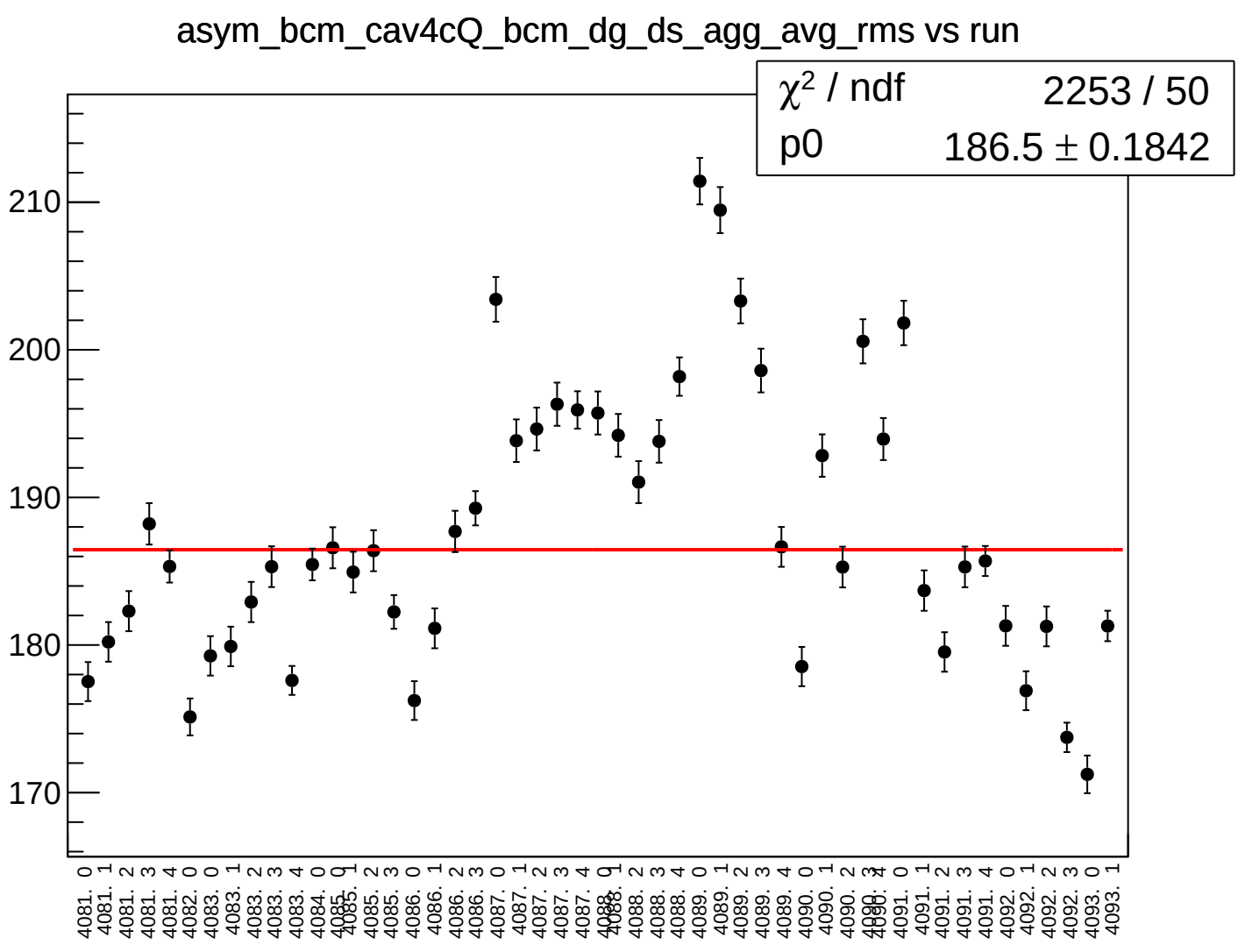
asym_bcm_cav4cQ_bcm_dg_ds_agg_avg_rms vs run
χ² / ndf 2253 / 50
p0 186.5 ± 0.1842
210
200
190
180
170
4081. 0
4081. 1
4081. 2
4081. 3
4081. 4
4082. 0
4083. 0
4083. 1
4083. 2
4083. 3
4083. 4
4084. 0
4085. 0
4085. 1
4085. 2
4085. 3
4086. 0
4086. 1
4086. 2
4086. 3
4087. 0
4087. 1
4087. 2
4087. 3
4087. 4
4088. 0
4088. 1
4088. 2
4088. 3
4088. 4
4089. 0
4089. 1
4089. 2
4089. 3
4089. 4
4090. 0
4090. 1
4090. 2
4090. 3
4090. 4
4091. 0
4091. 1
4091. 2
4091. 3
4091. 4
4092. 0
4092. 1
4092. 2
4092. 3
4093. 0
4093. 1

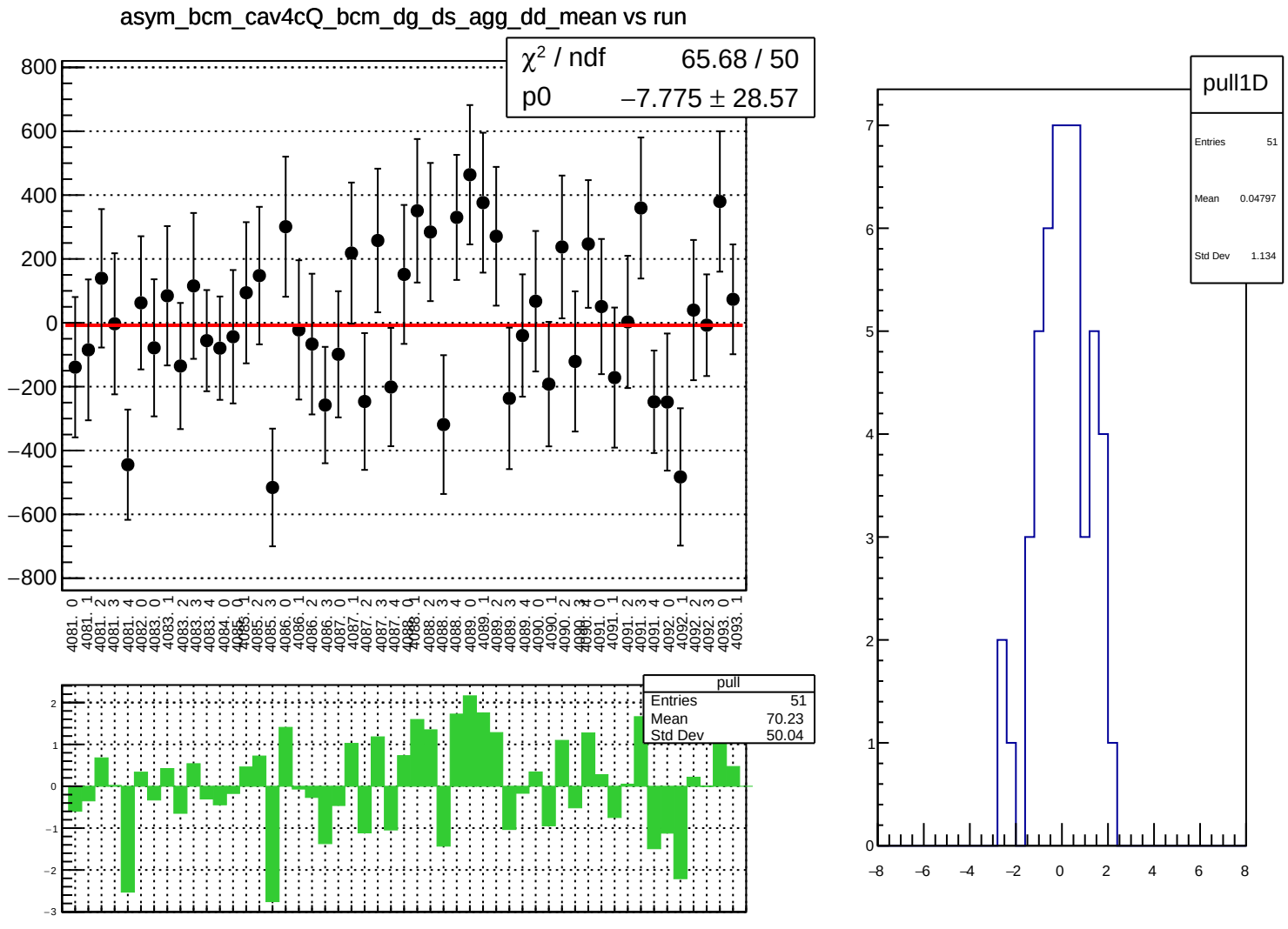
asym_bcm_cav4cQ_bcm_dg_ds_agg_dd_mean vs run
χ² / ndf 65.68 / 50
p0 −7.775 ± 28.57
pull
Entries 51
Mean 70.23
Std Dev 50.04
pull1D
Entries 51
Mean 0.04797
Std Dev 1.134

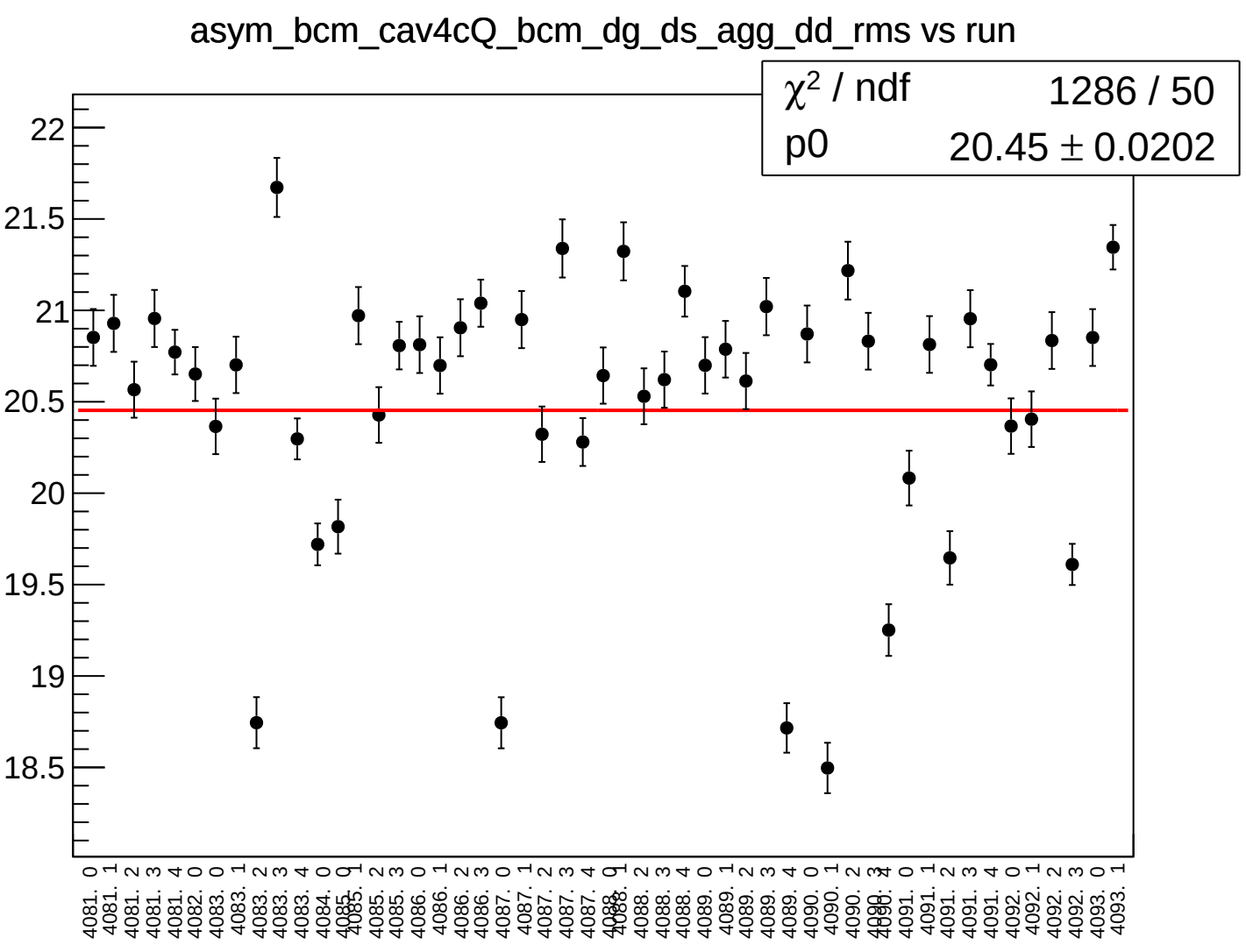
asym_bcm_cav4cQ_bcm_dg_ds_agg_dd_rms vs run
χ² / ndf 1286 / 50
p0 20.45 ± 0.0202
22
21.5
21
20.5
20
19.5
19
18.5
4081. 0
4081. 1
4081. 2
4081. 3
4081. 4
4082. 0
4083. 0
4083. 1
4083. 2
4083. 3
4083. 4
4084. 0
4085. 0
4085. 1
4085. 2
4085. 3
4086. 0
4086. 1
4086. 2
4086. 3
4087. 0
4087. 1
4087. 2
4087. 3
4087. 4
4088. 0
4088. 1
4088. 2
4088. 3
4088. 4
4089. 0
4089. 1
4089. 2
4089. 3
4089. 4
4090. 0
4090. 1
4090. 2
4091. 0
4091. 1
4091. 2
4091. 3
4091. 4
4092. 0
4092. 1
4092. 2
4092. 3
4093. 0
4093. 1

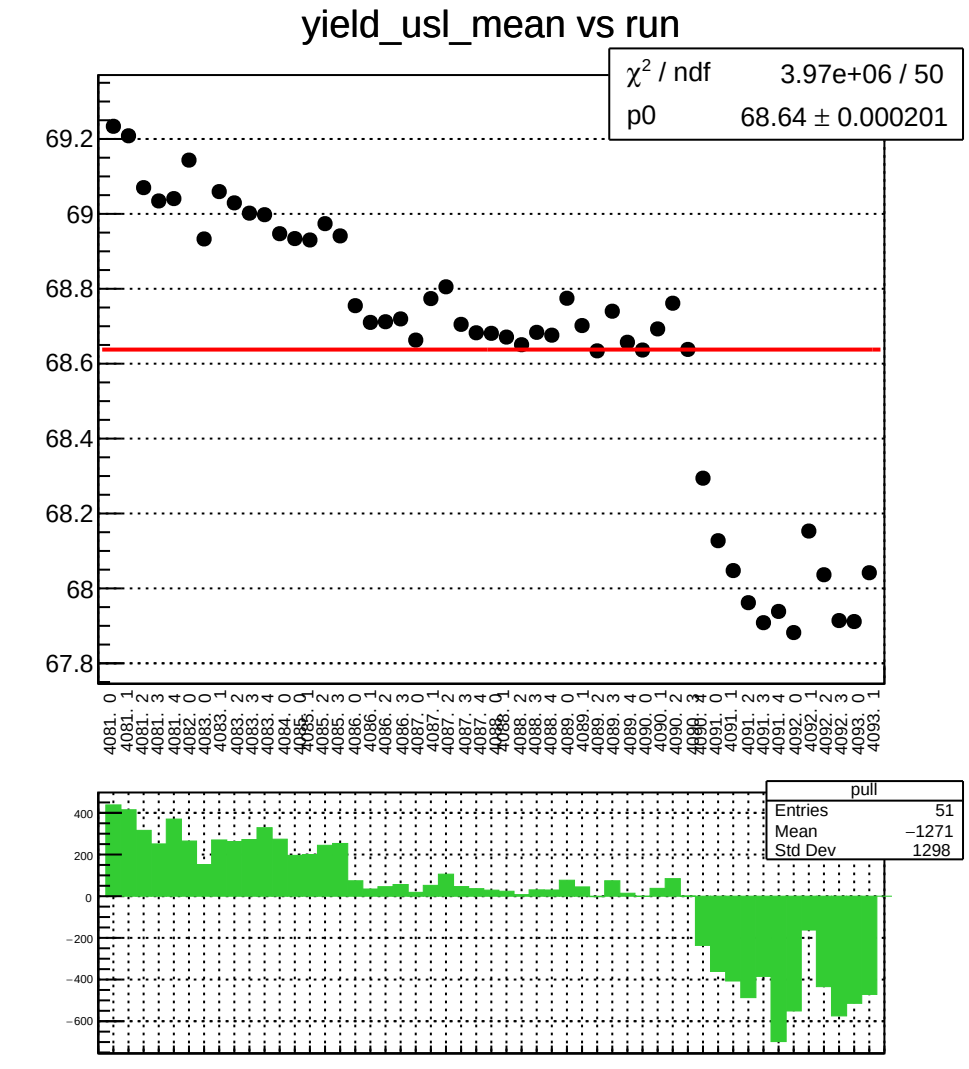
yield_usl_mean vs run
χ² / ndf 3.97e+06 / 50
p0 68.64 ± 0.000201
69.2
69
68.8
68.6
68.4
68.2
68
67.8
pull
Entries 51
Mean −1271
Std Dev 1298
400
200
0
−200
−400
−600

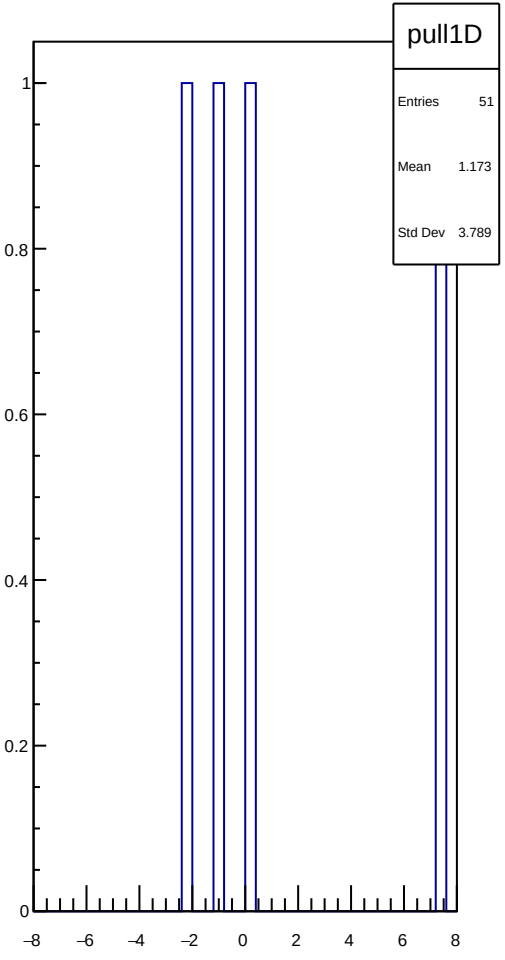
pull1D
Entries 51
Mean 1.173
Std Dev 3.789
1
0.8
0.6
0.4
0.2
0
−8
−6
−4
−2
0
2
4
6
8

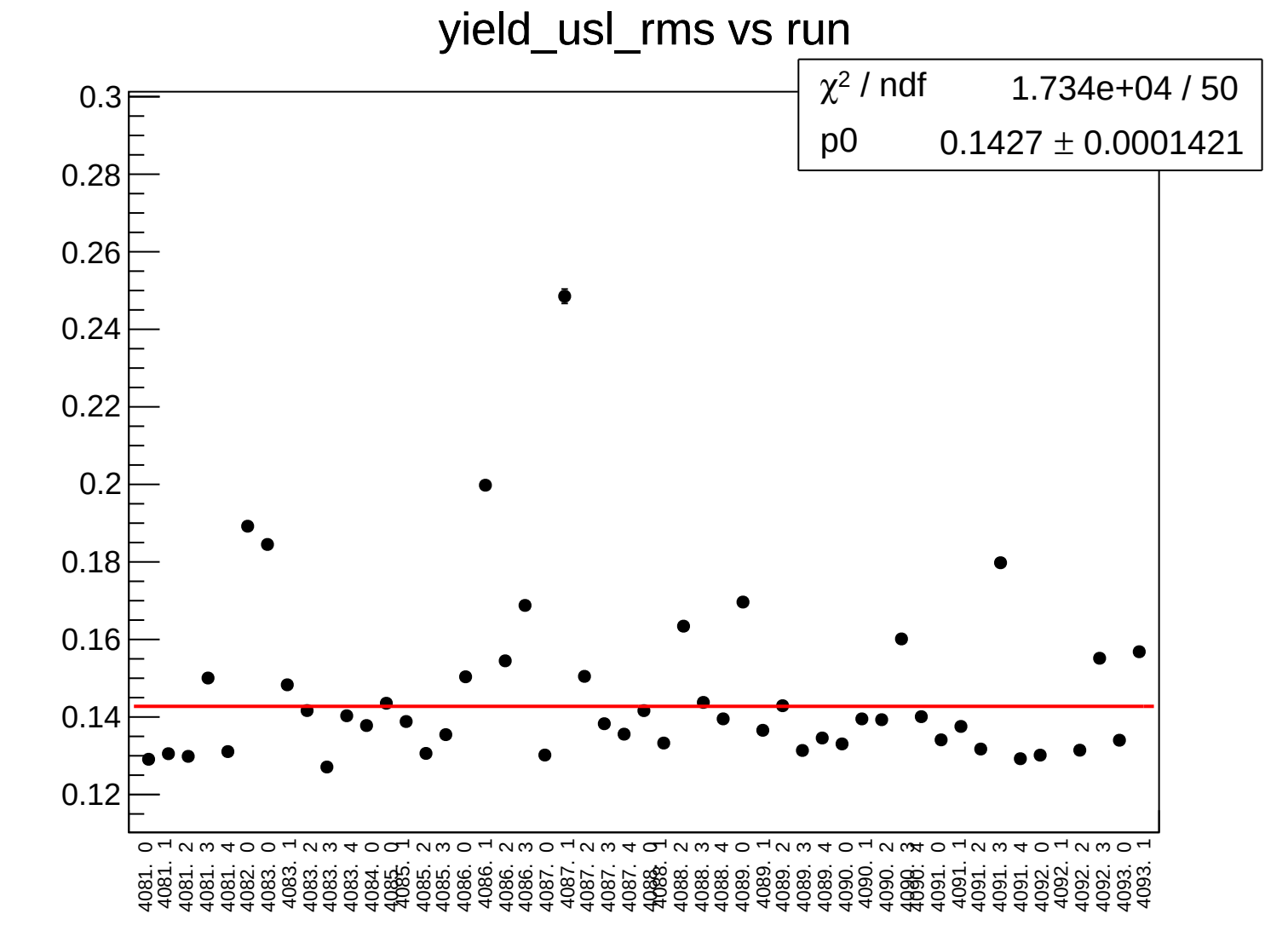
yield_usl_rms vs run
χ² / ndf 1.734e+04 / 50
p0 0.1427 ± 0.0001421
0.3
0.28
0.26
0.24
0.22
0.2
0.18
0.16
0.14
0.12
4081. 0
4081. 1
4081. 2
4081. 3
4081. 4
4082. 0
4083. 0
4083. 1
4083. 2
4083. 3
4083. 4
4084. 0
4085. 0
4085. 1
4085. 2
4085. 3
4086. 0
4086. 1
4086. 2
4086. 3
4087. 0
4087. 1
4087. 2
4087. 3
4087. 4
4088. 0
4088. 1
4088. 2
4088. 3
4088. 4
4089. 0
4089. 1
4089. 2
4089. 3
4089. 4
4090. 0
4090. 1
4090. 2
4091. 0
4091. 1
4091. 2
4091. 3
4091. 4
4092. 0
4092. 1
4092. 2
4092. 3
4093. 0
4093. 1

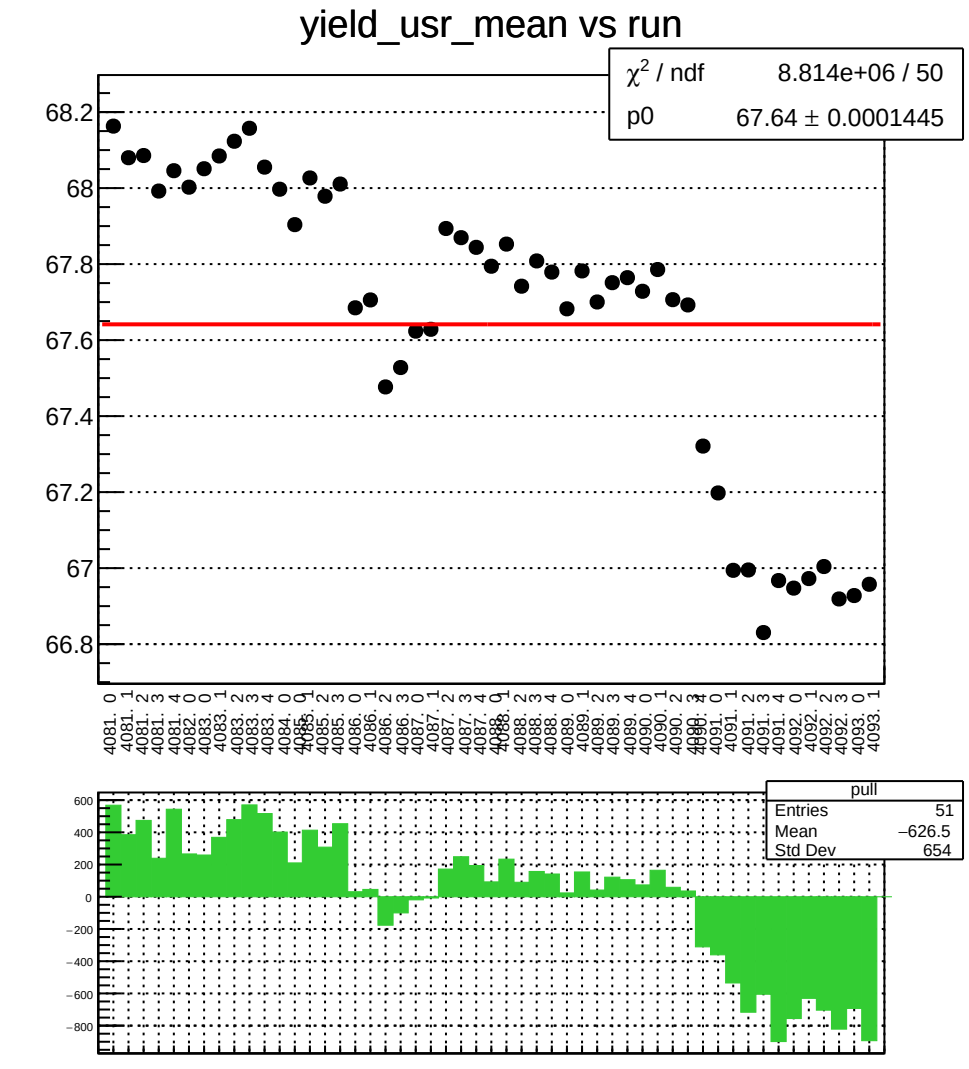
yield_usr_mean vs run
χ² / ndf 8.814e+06 / 50
p0 67.64 ± 0.0001445
68.2
68
67.8
67.6
67.4
67.2
67
66.8
pull
Entries 51
Mean −626.5
Std Dev 654
600
400
200
0
−200
−400
−600
−800

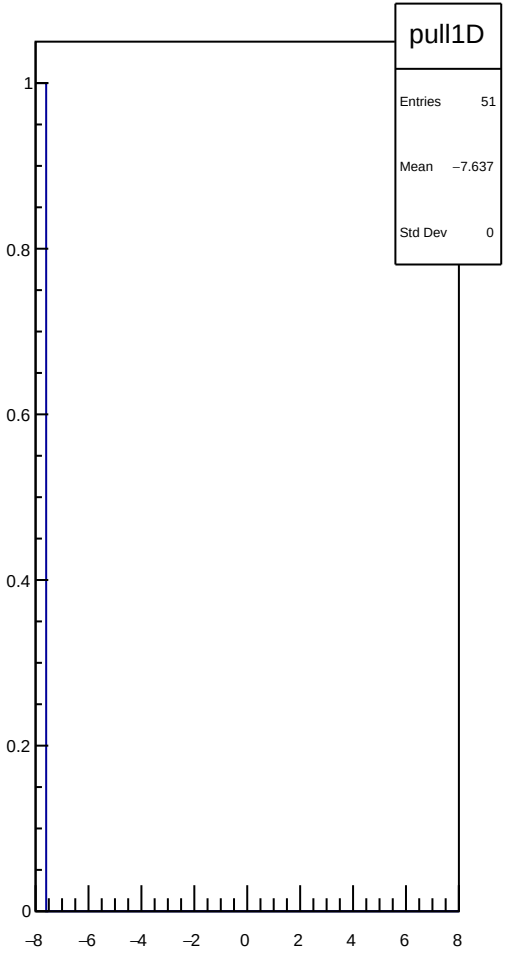
pull1D
Entries 51
Mean −7.637
Std Dev 0
1
0.8
0.6
0.4
0.2
0
−8
−6
−4
−2
0
2
4
6
8

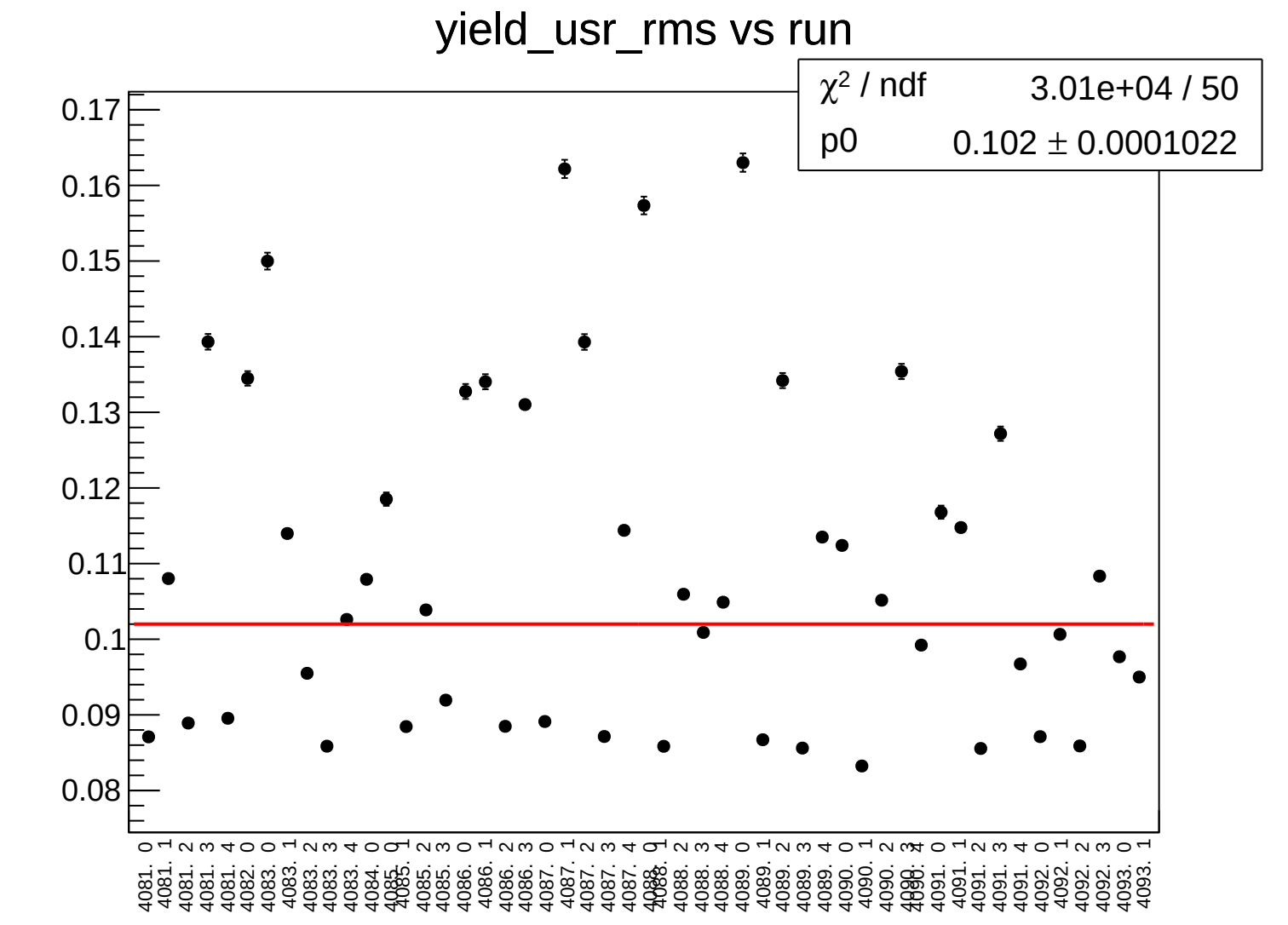
yield_usr_rms vs run
χ² / ndf 3.01e+04 / 50
p0 0.102 ± 0.0001022
0.17
0.16
0.15
0.14
0.13
0.12
0.11
0.1
0.09
0.08
4081. 0
4081. 1
4081. 2
4081. 3
4081. 4
4082. 0
4083. 0
4083. 1
4083. 2
4083. 3
4083. 4
4084. 0
4085. 0
4085. 1
4085. 2
4085. 3
4086. 0
4086. 1
4086. 2
4086. 3
4087. 0
4087. 1
4087. 2
4087. 3
4087. 4
4088. 0
4088. 1
4088. 2
4088. 3
4088. 4
4089. 0
4089. 1
4089. 2
4089. 3
4089. 4
4090. 0
4090. 1
4090. 2
4091. 0
4091. 1
4091. 2
4091. 3
4091. 4
4092. 0
4092. 1
4092. 2
4092. 3
4093. 0
4093. 1

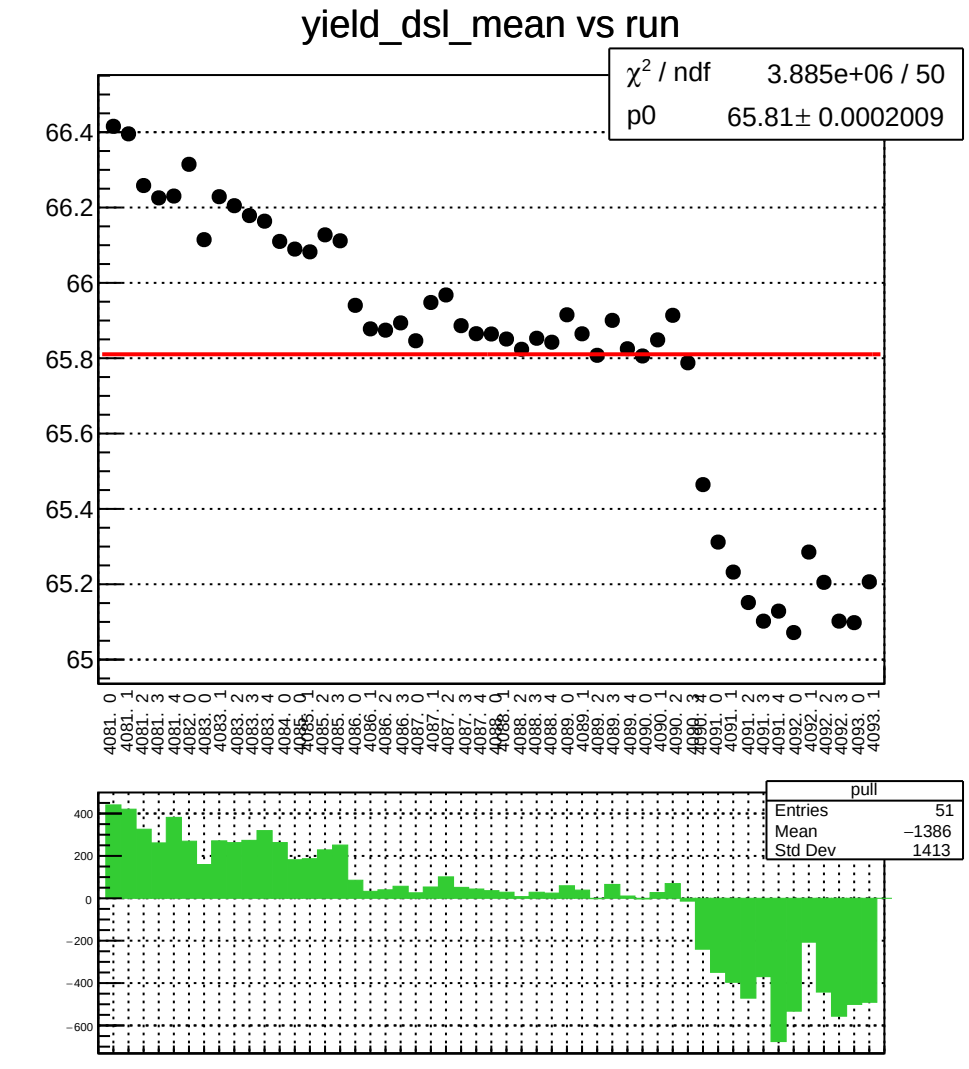
yield_dsl_mean vs run
χ² / ndf 3.885e+06 / 50
p0 65.81± 0.0002009
66.4
66.2
66
65.8
65.6
65.4
65.2
65
pull
Entries 51
Mean −1386
Std Dev 1413
400
200
0
−200
−400
−600

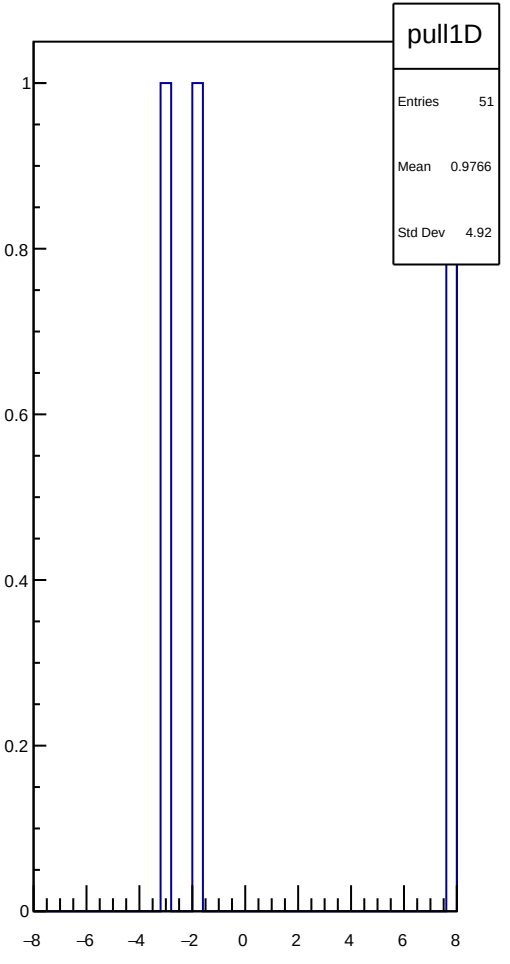
pull1D
Entries 51
Mean 0.9766
Std Dev 4.92
1
0.8
0.6
0.4
0.2
0
−8
−6
−4
−2
0
2
4
6
8

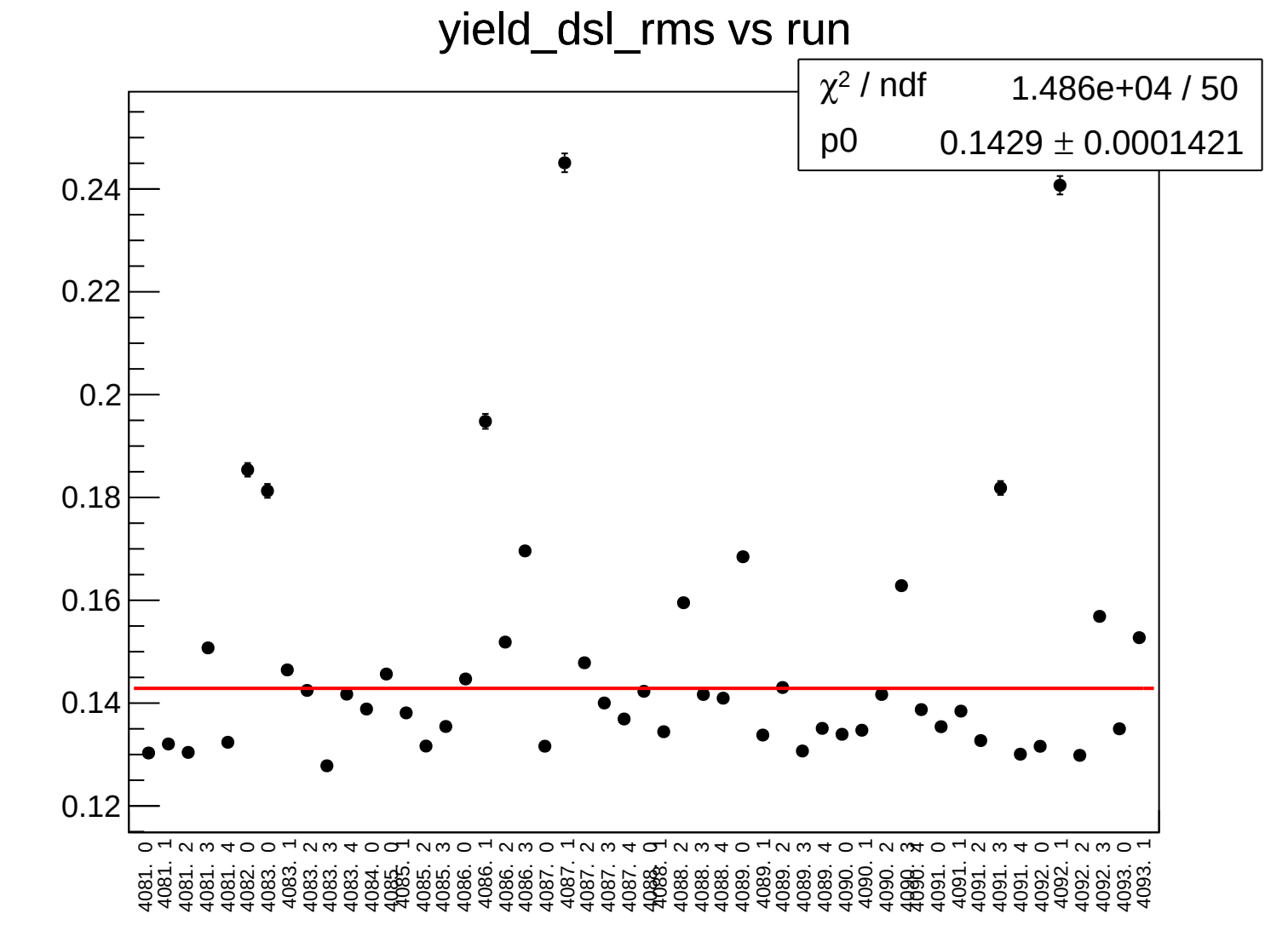
yield_dsl_rms vs run
χ² / ndf 1.486e+04 / 50
p0 0.1429 ± 0.0001421
0.24
0.22
0.2
0.18
0.16
0.14
0.12
4081. 0
4081. 1
4081. 2
4081. 3
4081. 4
4082. 0
4083. 0
4083. 1
4083. 2
4083. 3
4083. 4
4084. 0
4085. 0
4085. 1
4085. 2
4085. 3
4086. 0
4086. 1
4086. 2
4086. 3
4087. 0
4087. 1
4087. 2
4087. 3
4087. 4
4088. 0
4088. 1
4088. 2
4088. 3
4088. 4
4089. 0
4089. 1
4089. 2
4089. 3
4089. 4
4090. 0
4090. 1
4090. 2
4091. 0
4091. 1
4091. 2
4091. 3
4091. 4
4092. 0
4092. 1
4092. 2
4092. 3
4093. 0
4093. 1

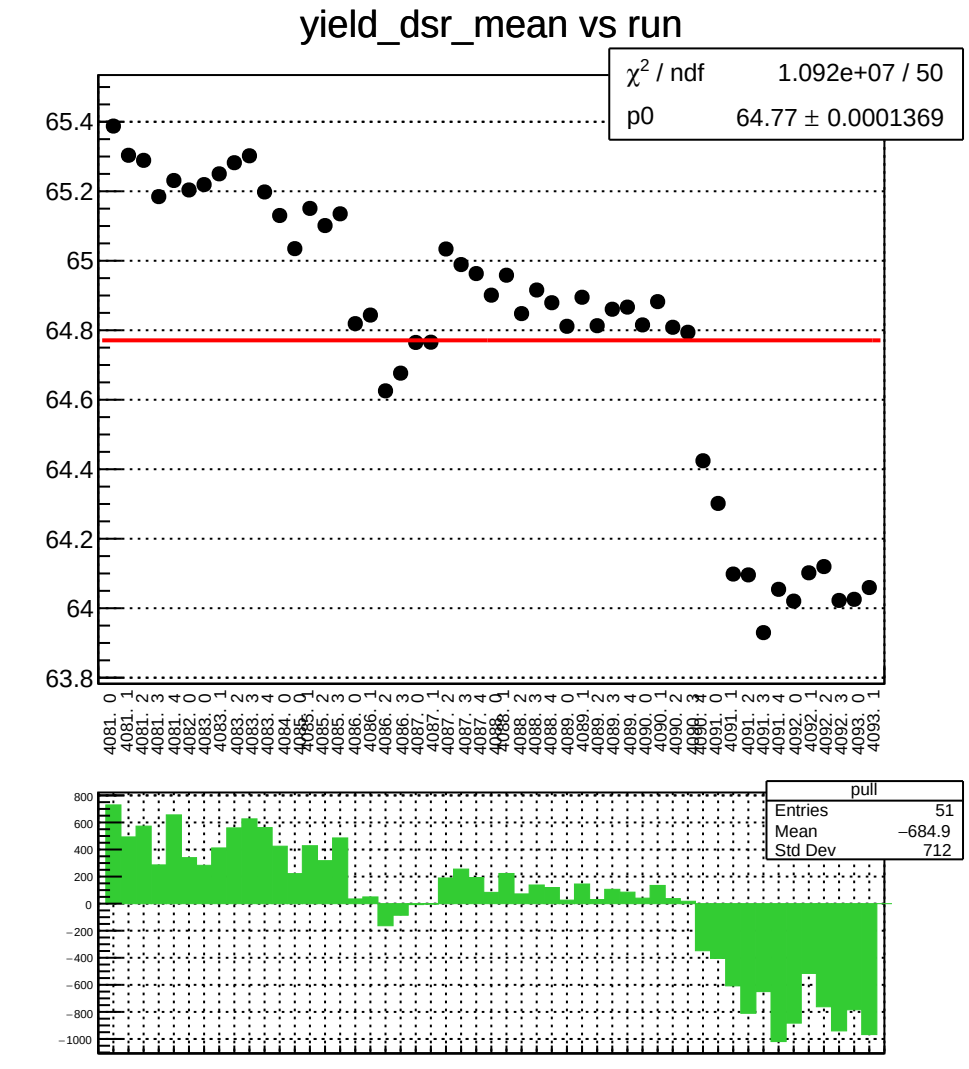
yield_dsr_mean vs run
χ² / ndf 1.092e+07 / 50
p0 64.77 ± 0.0001369
65.4
65.2
65
64.8
64.6
64.4
64.2
64
63.8
pull
Entries 51
Mean −684.9
Std Dev 712
800
600
400
200
0
−200
−400
−600
−800
−1000

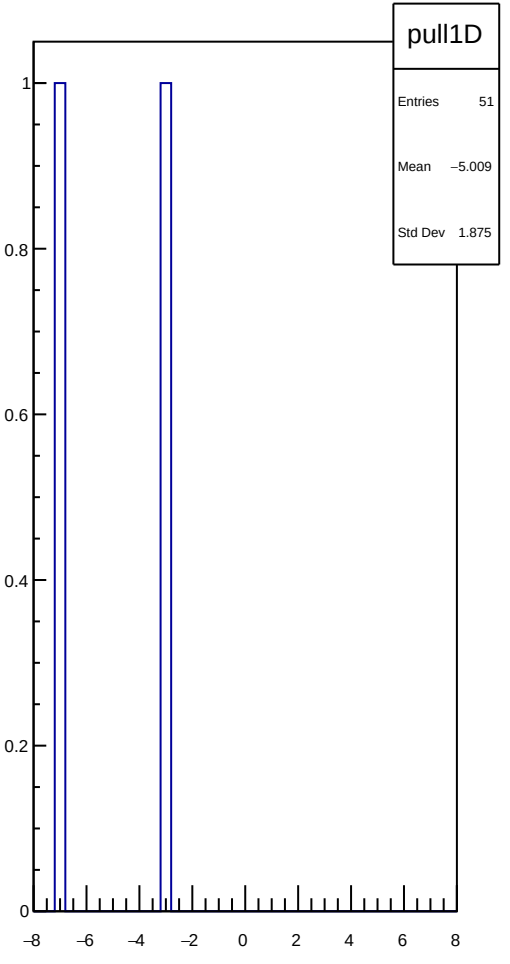
pull1D
Entries 51
Mean −5.009
Std Dev 1.875
1
0.8
0.6
0.4
0.2
0
−8
−6
−4
−2
0
2
4
6
8

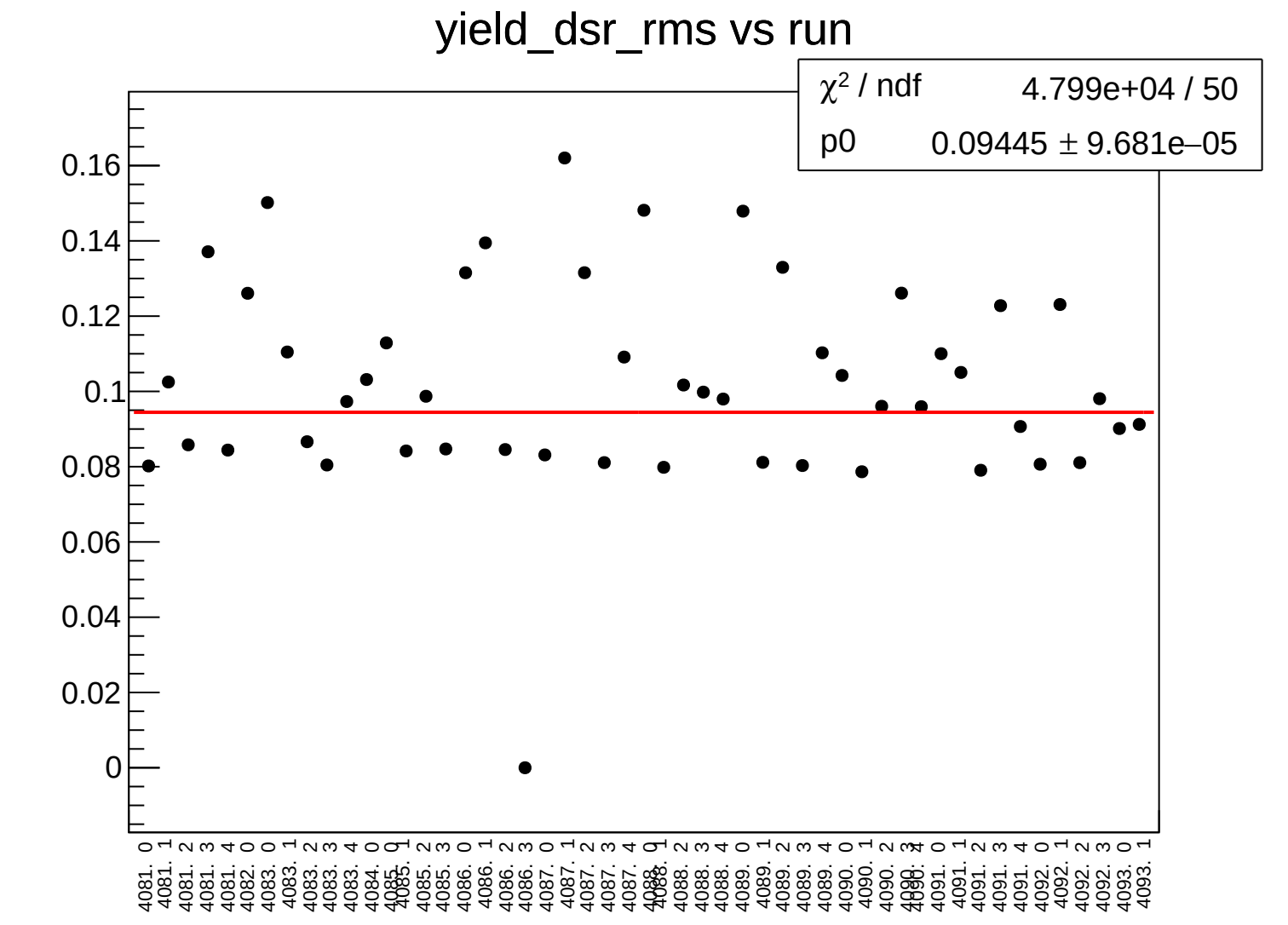
yield_dsr_rms vs run
χ² / ndf 4.799e+04 / 50
p0 0.09445 ± 9.681e−05
0.16
0.14
0.12
0.1
0.08
0.06
0.04
0.02
0
4081. 0
4081. 1
4081. 2
4081. 3
4081. 4
4082. 0
4083. 0
4083. 1
4083. 2
4083. 3
4083. 4
4084. 0
4085. 0
4085. 1
4085. 2
4085. 3
4086. 0
4086. 1
4086. 2
4086. 3
4087. 0
4087. 1
4087. 2
4087. 3
4087. 4
4088. 0
4088. 1
4088. 2
4088. 3
4088. 4
4089. 0
4089. 1
4089. 2
4089. 3
4089. 4
4090. 0
4090. 1
4090. 2
4090. 3
4090. 4
4091. 0
4091. 1
4091. 2
4091. 3
4091. 4
4092. 0
4092. 1
4092. 2
4092. 3
4093. 0
4093. 1

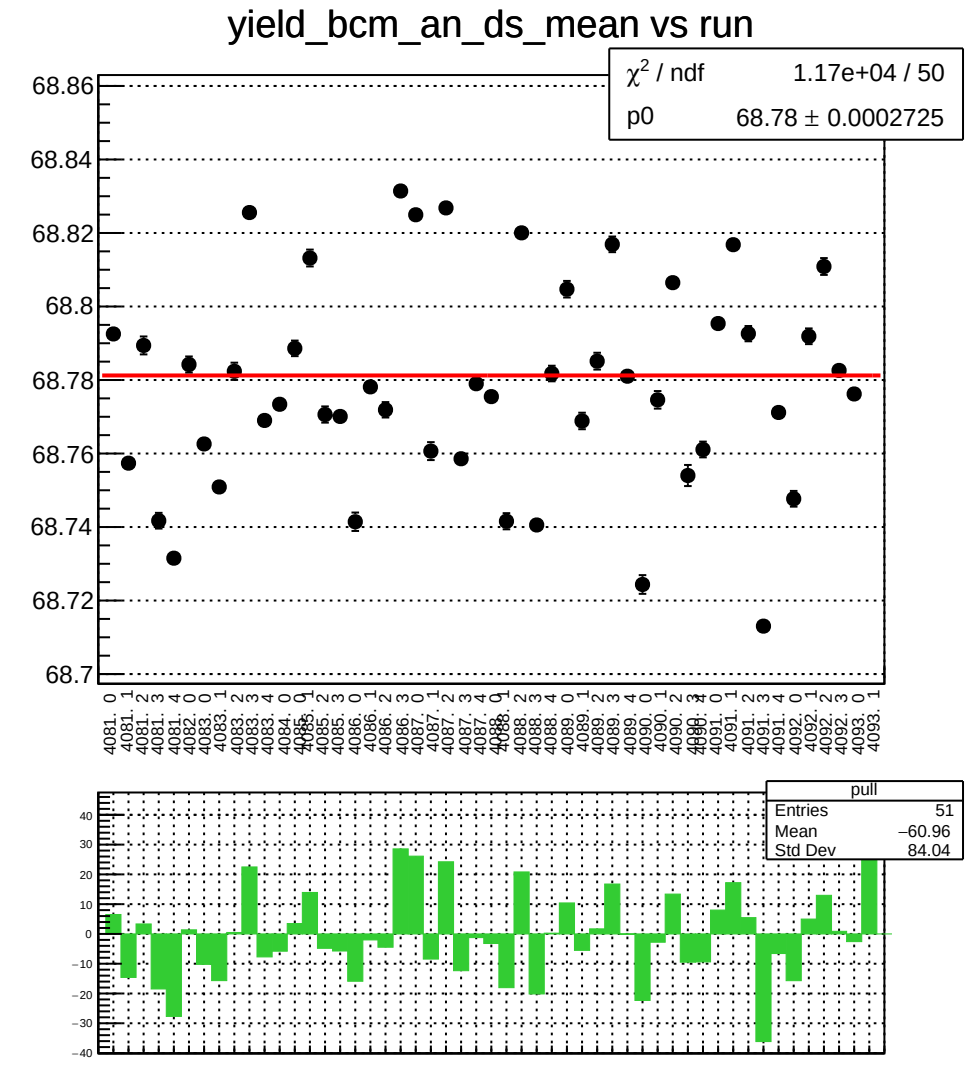
yield_bcm_an_ds_mean vs run
χ² / ndf 1.17e+04 / 50
p0 68.78 ± 0.0002725
68.86
68.84
68.82
68.8
68.78
68.76
68.74
68.72
68.7
pull
Entries 51
Mean −60.96
Std Dev 84.04
40
30
20
10
0
−10
−20
−30
−40

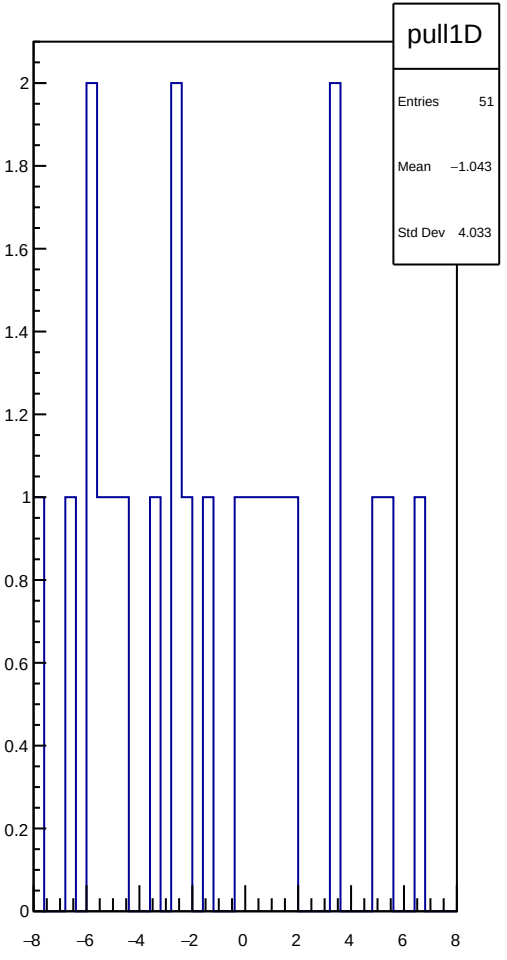
pull1D
Entries 51
Mean −1.043
Std Dev 4.033
2
1.8
1.6
1.4
1.2
1
0.8
0.6
0.4
0.2
0
−8
−6
−4
−2
0
2
4
6
8

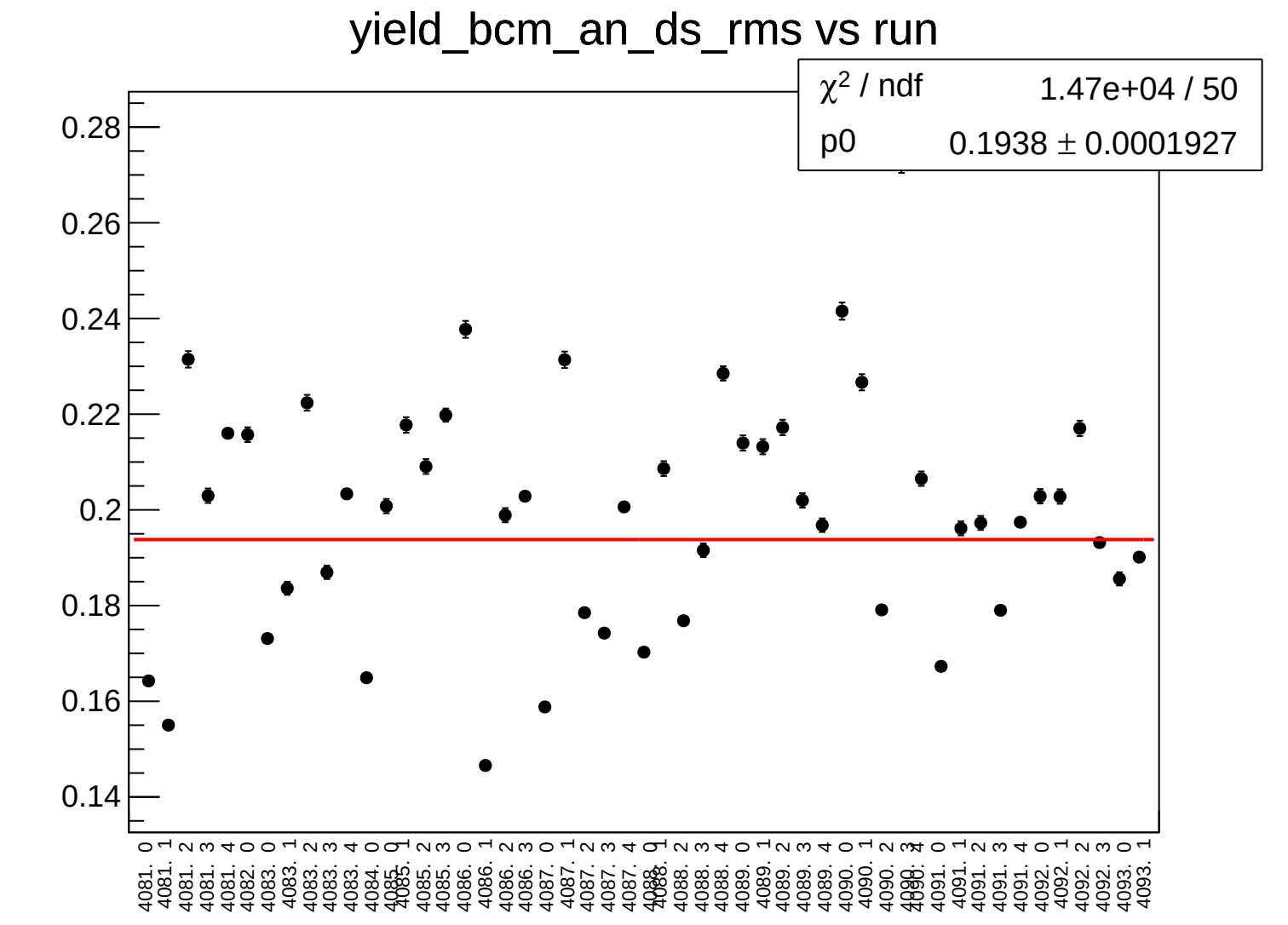
yield_bcm_an_ds_rms vs run
χ² / ndf 1.47e+04 / 50
p0 0.1938 ± 0.0001927
0.28
0.26
0.24
0.22
0.2
0.18
0.16
0.14
4081. 0
4081. 1
4081. 2
4081. 3
4081. 4
4082. 0
4083. 0
4083. 1
4083. 2
4083. 3
4083. 4
4084. 0
4085. 0
4085. 1
4085. 2
4085. 3
4086. 0
4086. 1
4086. 2
4086. 3
4087. 0
4087. 1
4087. 2
4087. 3
4087. 4
4088. 0
4088. 1
4088. 2
4088. 3
4088. 4
4089. 0
4089. 1
4089. 2
4089. 3
4089. 4
4090. 0
4090. 1
4090. 2
4090. 3
4090. 4
4091. 0
4091. 1
4091. 2
4091. 3
4091. 4
4092. 0
4092. 1
4092. 2
4092. 3
4093. 0
4093. 1

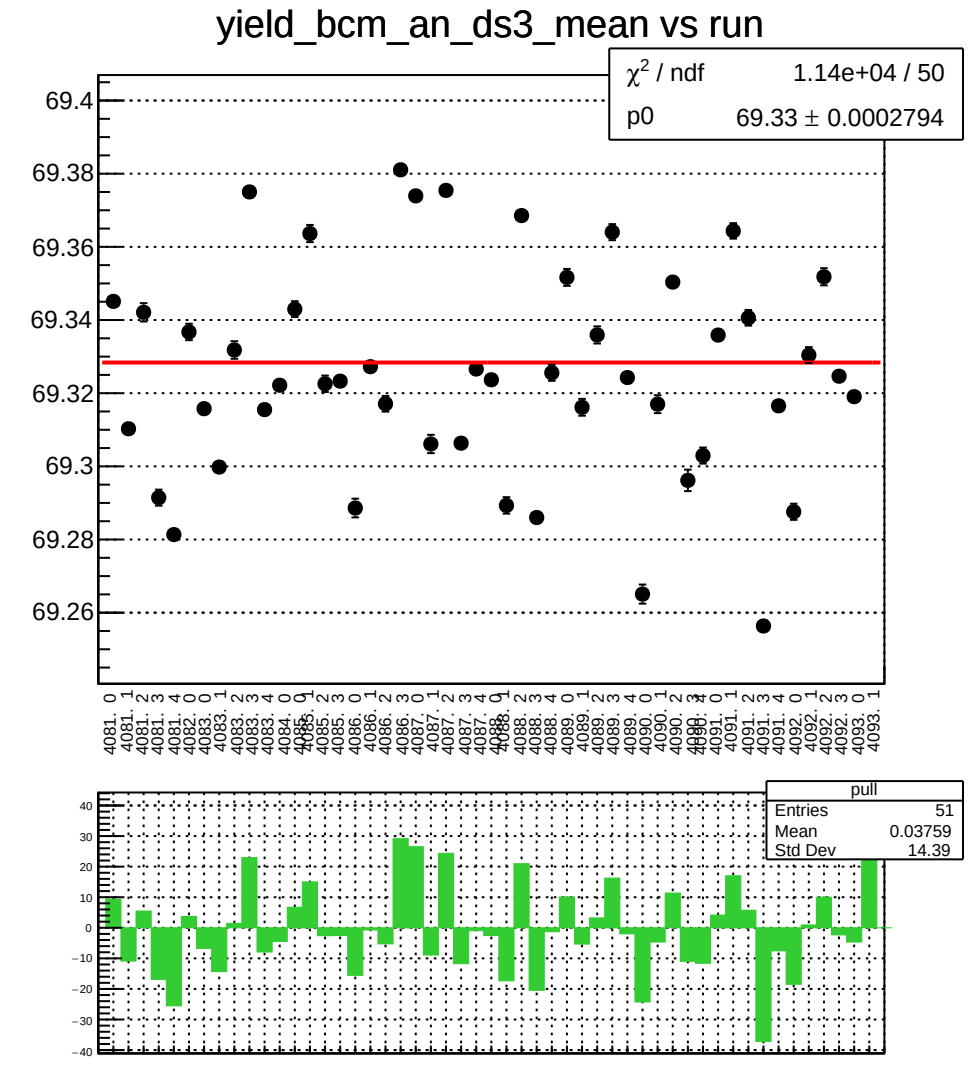
yield_bcm_an_ds3_mean vs run
χ² / ndf 1.14e+04 / 50
p0 69.33 ± 0.0002794
69.4
69.38
69.36
69.34
69.32
69.3
69.28
69.26
pull
Entries 51
Mean 0.03759
Std Dev 14.39
40
30
20
10
0
−10
−20
−30
−40

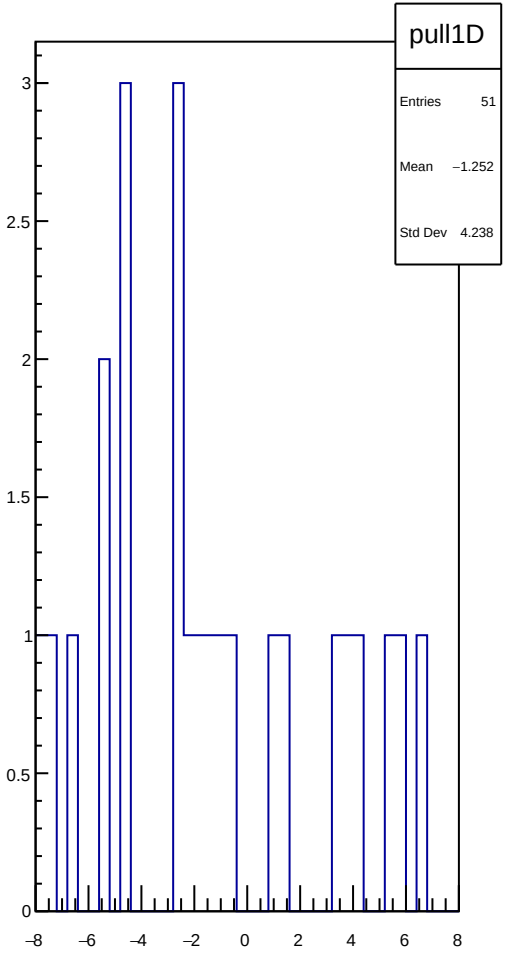
pull1D
Entries 51
Mean −1.252
Std Dev 4.238
3
2.5
2
1.5
1
0.5
0
−8
−6
−4
−2
0
2
4
6
8

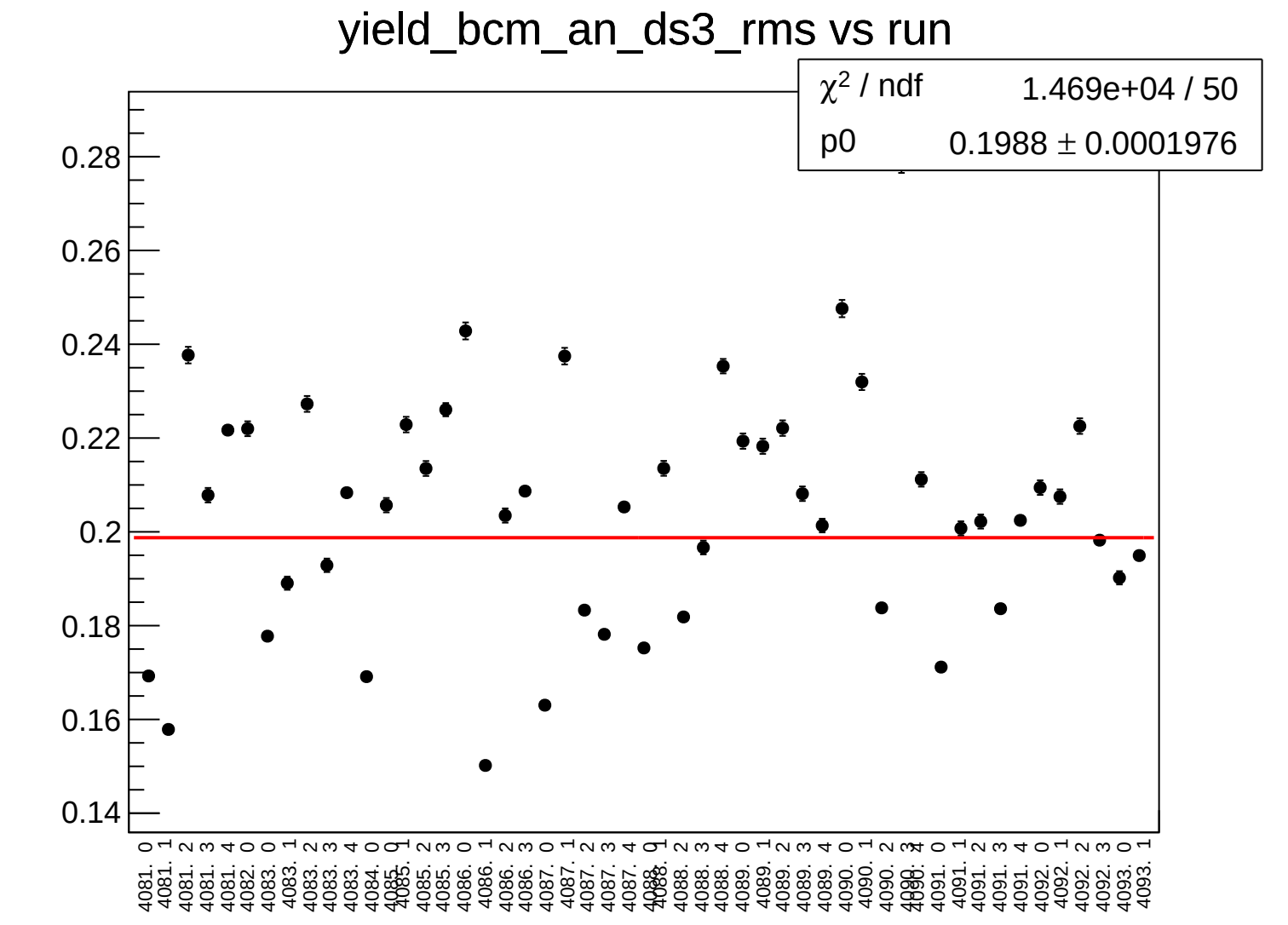
yield_bcm_an_ds3_rms vs run
χ² / ndf 1.469e+04 / 50
p0 0.1988 ± 0.0001976
0.28
0.26
0.24
0.22
0.2
0.18
0.16
0.14
4081. 0
4081. 1
4081. 2
4081. 3
4081. 4
4082. 0
4083. 0
4083. 1
4083. 2
4083. 3
4083. 4
4084. 0
4085. 0
4085. 1
4085. 2
4085. 3
4086. 0
4086. 1
4086. 2
4086. 3
4087. 0
4087. 1
4087. 2
4087. 3
4087. 4
4088. 2
4088. 3
4088. 4
4089. 0
4089. 1
4089. 2
4089. 3
4089. 4
4090. 0
4090. 1
4090. 2
4091. 0
4091. 1
4091. 2
4091. 3
4091. 4
4092. 0
4092. 1
4092. 2
4092. 3
4093. 0
4093. 1

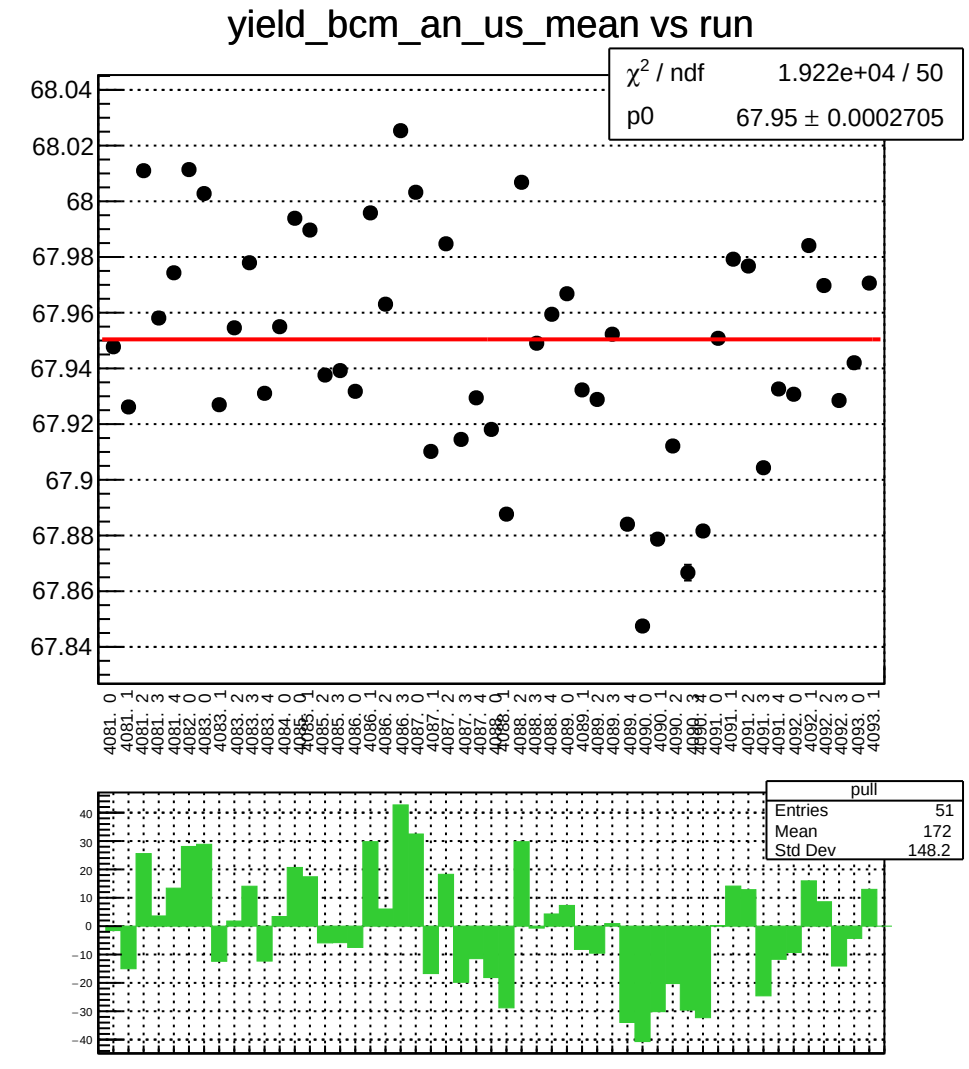
yield_bcm_an_us_mean vs run
χ² / ndf 1.922e+04 / 50
p0 67.95 ± 0.0002705
68.04
68.02
68
67.98
67.96
67.94
67.92
67.9
67.88
67.86
67.84
pull
Entries 51
Mean 172
Std Dev 148.2
40
30
20
10
0
−10
−20
−30
−40

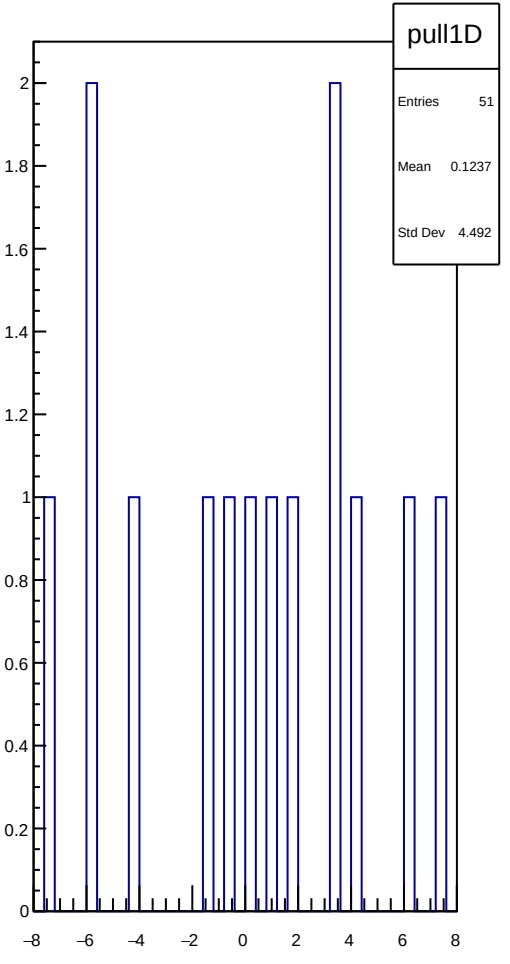
pull1D
Entries 51
Mean 0.1237
Std Dev 4.492
2
1.8
1.6
1.4
1.2
1
0.8
0.6
0.4
0.2
0
−8
−6
−4
−2
0
2
4
6
8

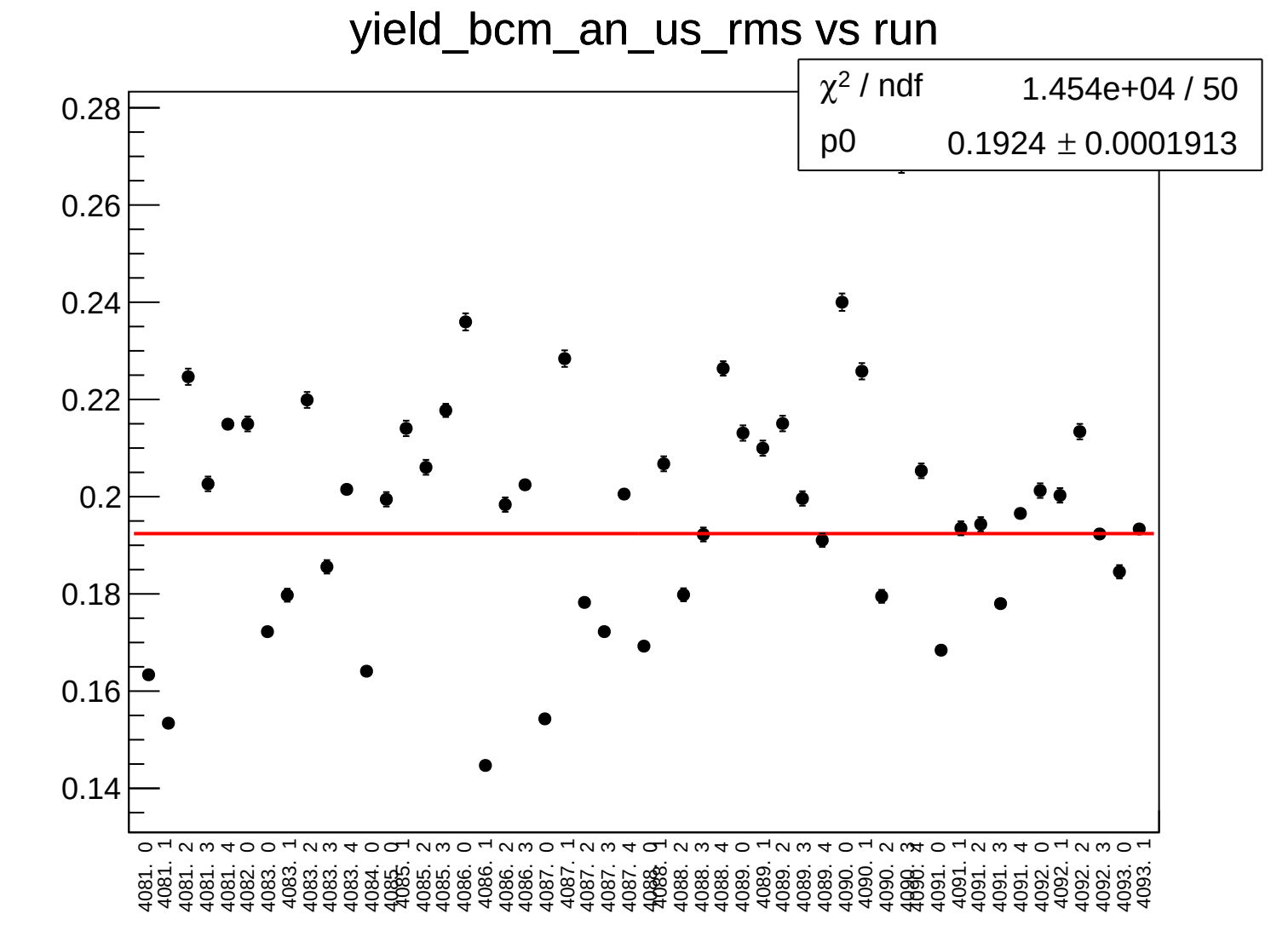
yield_bcm_an_us_rms vs run
χ² / ndf 1.454e+04 / 50
p0 0.1924 ± 0.0001913
0.28
0.26
0.24
0.22
0.2
0.18
0.16
0.14
4081. 0
4081. 1
4081. 2
4081. 3
4081. 4
4082. 0
4083. 0
4083. 1
4083. 2
4083. 3
4083. 4
4084. 0
4085. 0
4085. 1
4085. 2
4085. 3
4086. 0
4086. 1
4086. 2
4086. 3
4087. 0
4087. 1
4087. 2
4087. 3
4087. 4
4088. 2
4088. 3
4088. 4
4089. 0
4089. 1
4089. 2
4089. 3
4089. 4
4090. 0
4090. 1
4090. 2
4091. 0
4091. 1
4091. 2
4091. 3
4091. 4
4092. 0
4092. 1
4092. 2
4092. 3
4093. 0
4093. 1

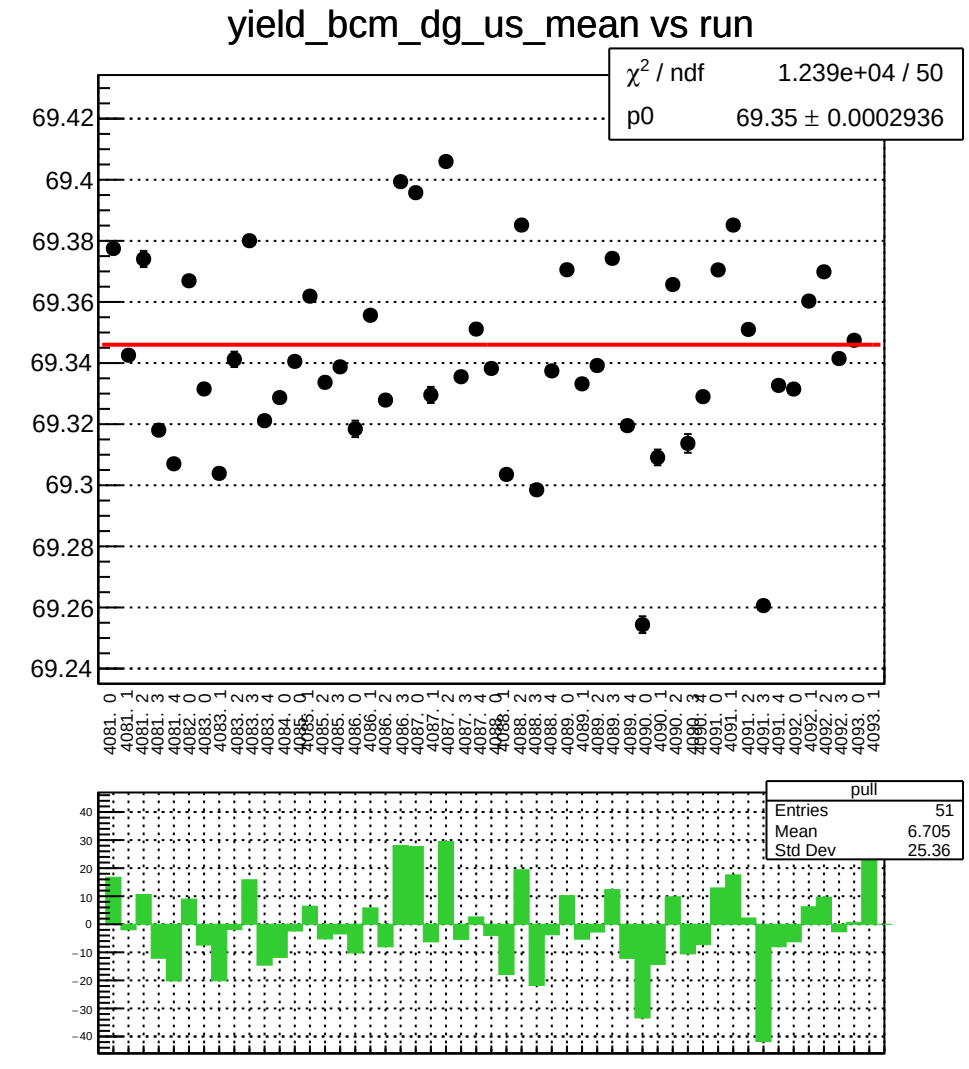
yield_bcm_dg_us_mean vs run
χ² / ndf 1.239e+04 / 50
p0 69.35 ± 0.0002936
69.42
69.4
69.38
69.36
69.34
69.32
69.3
69.28
69.26
69.24
pull
Entries 51
Mean 6.705
Std Dev 25.36
40
30
20
10
0
−10
−20
−30
−40

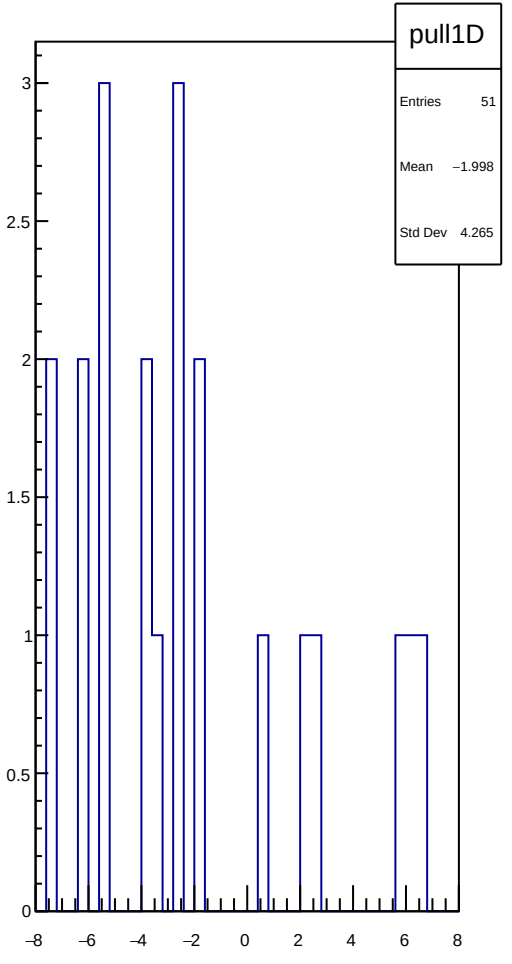
pull1D
Entries 51
Mean −1.998
Std Dev 4.265
3
2.5
2
1.5
1
0.5
0
−8
−6
−4
−2
0
2
4
6
8

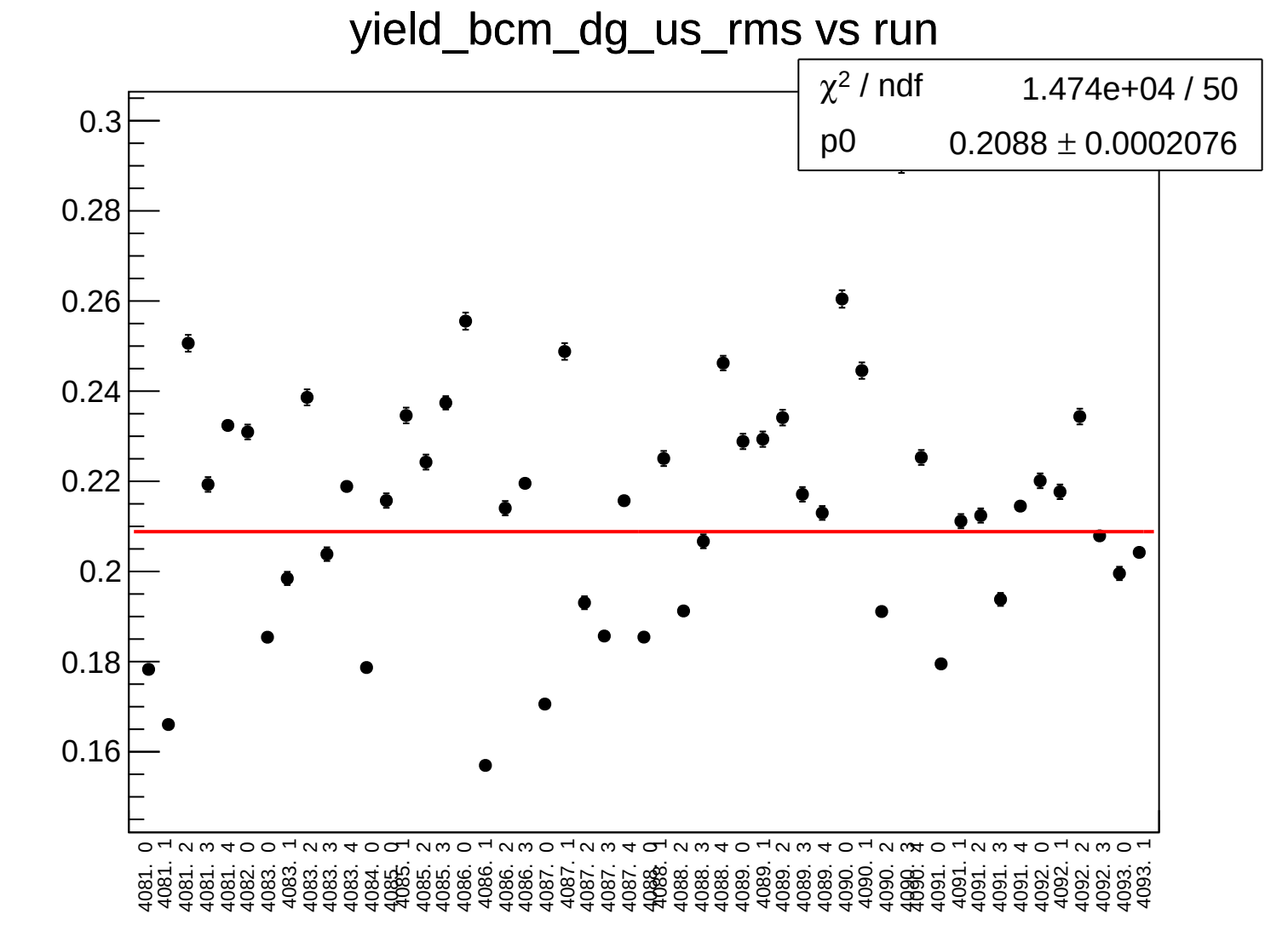
yield_bcm_dg_us_rms vs run
χ² / ndf 1.474e+04 / 50
p0 0.2088 ± 0.0002076
0.3
0.28
0.26
0.24
0.22
0.2
0.18
0.16
4081. 0
4081. 1
4081. 2
4081. 3
4081. 4
4082. 0
4083. 0
4083. 1
4083. 2
4083. 3
4083. 4
4084. 0
4085. 0
4085. 1
4085. 2
4085. 3
4086. 0
4086. 1
4086. 2
4086. 3
4087. 0
4087. 1
4087. 2
4087. 3
4087. 4
4088. 0
4088. 1
4088. 2
4088. 3
4088. 4
4089. 0
4089. 1
4089. 2
4089. 3
4089. 4
4090. 0
4090. 1
4090. 2
4091. 0
4091. 1
4091. 2
4091. 3
4091. 4
4092. 0
4092. 1
4092. 2
4092. 3
4093. 0
4093. 1

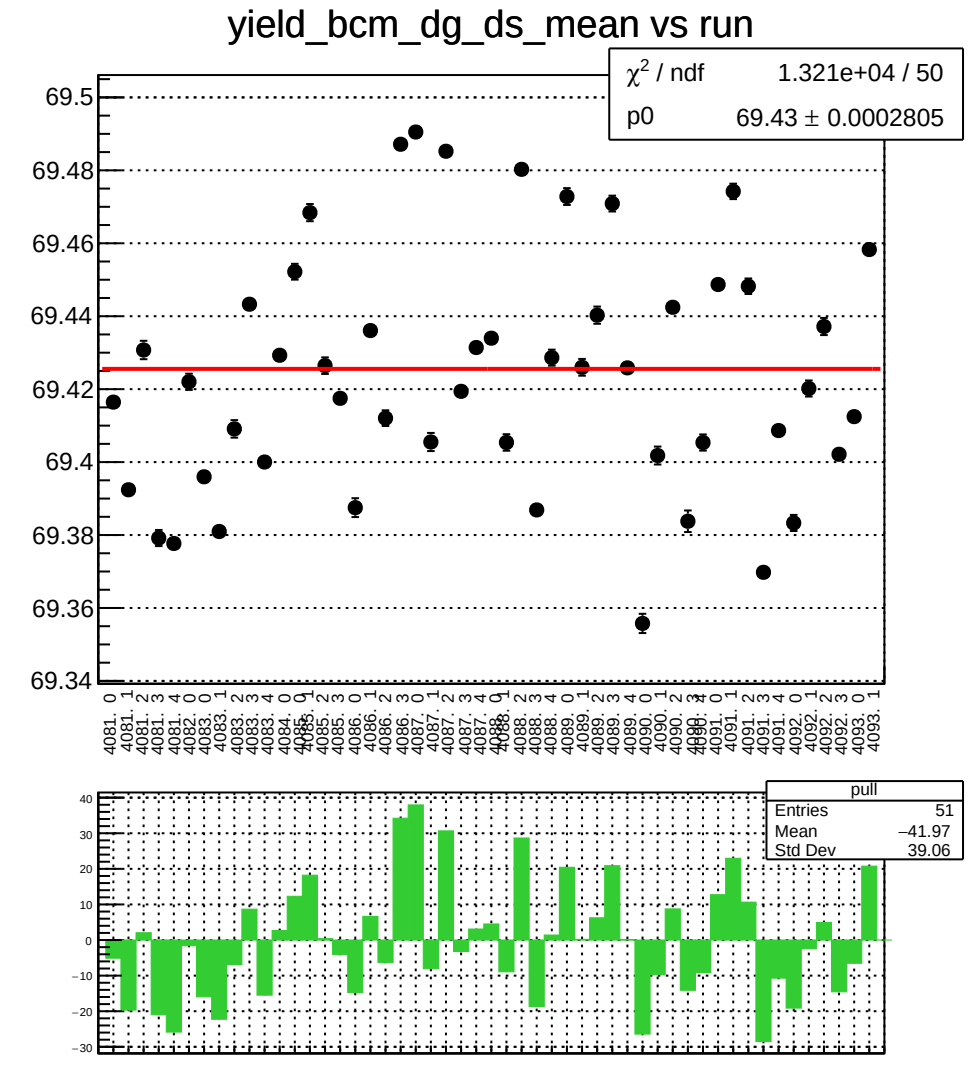
yield_bcm_dg_ds_mean vs run
χ² / ndf 1.321e+04 / 50
p0 69.43 ± 0.0002805
pull
Entries 51
Mean −41.97
Std Dev 39.06

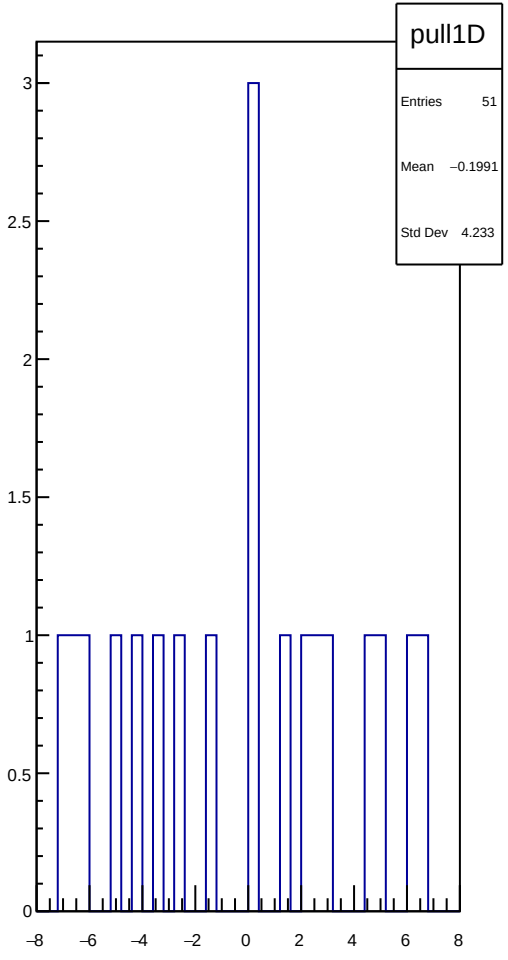
pull1D
Entries 51
Mean −0.1991
Std Dev 4.233

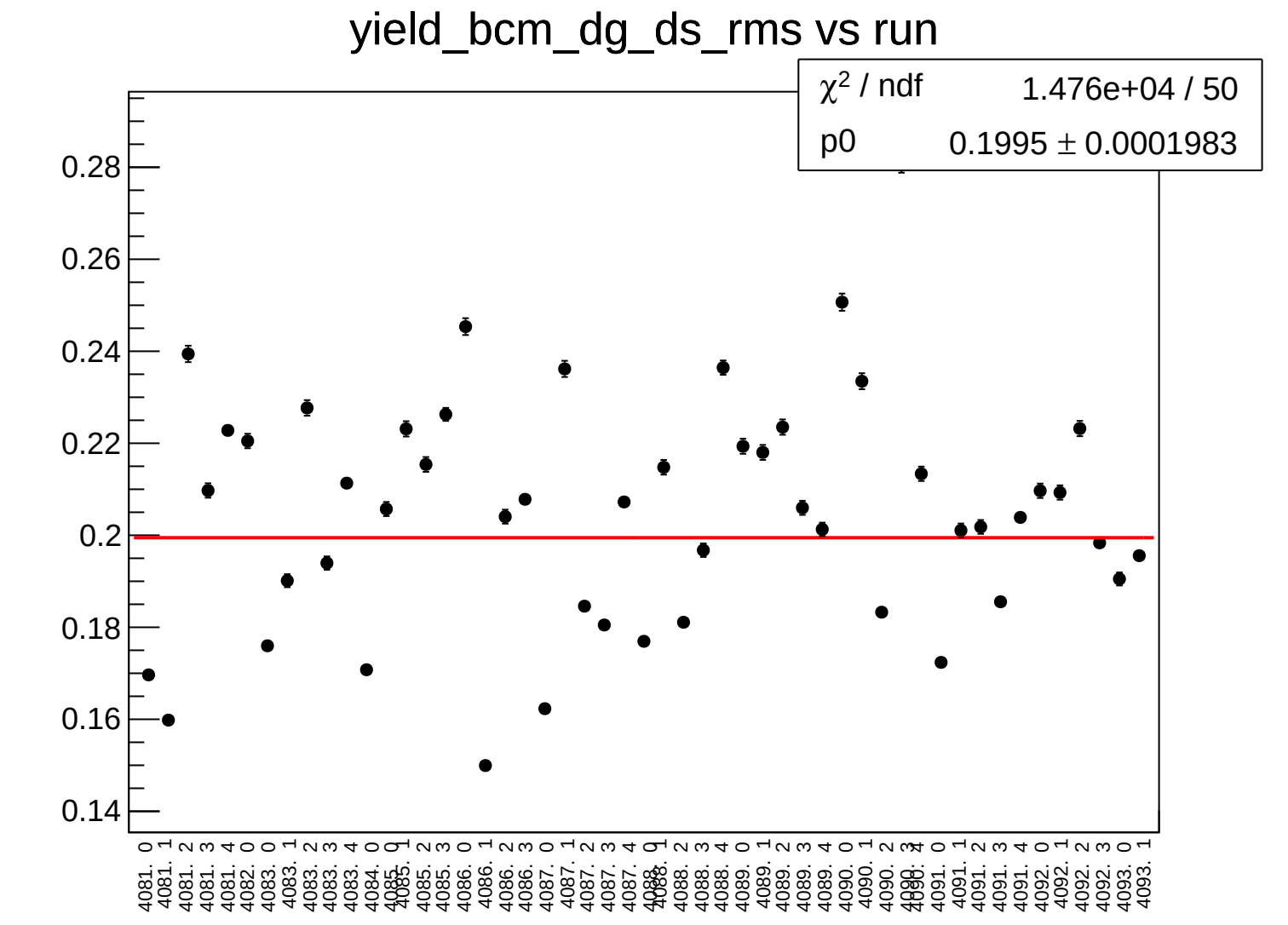
yield_bcm_dg_ds_rms vs run
χ² / ndf 1.476e+04 / 50
p0 0.1995 ± 0.0001983
0.28
0.26
0.24
0.22
0.2
0.18
0.16
0.14
4081. 0
4081. 1
4081. 2
4081. 3
4081. 4
4082. 0
4083. 0
4083. 1
4083. 2
4083. 3
4083. 4
4084. 0
4085. 0
4085. 1
4085. 2
4085. 3
4086. 0
4086. 1
4086. 2
4086. 3
4087. 0
4087. 1
4087. 2
4087. 3
4087. 4
4088. 0
4088. 1
4088. 2
4088. 3
4088. 4
4089. 0
4089. 1
4089. 2
4089. 3
4089. 4
4090. 0
4090. 1
4090. 2
4091. 0
4091. 1
4091. 2
4091. 3
4091. 4
4092. 0
4092. 1
4092. 2
4092. 3
4093. 0
4093. 1

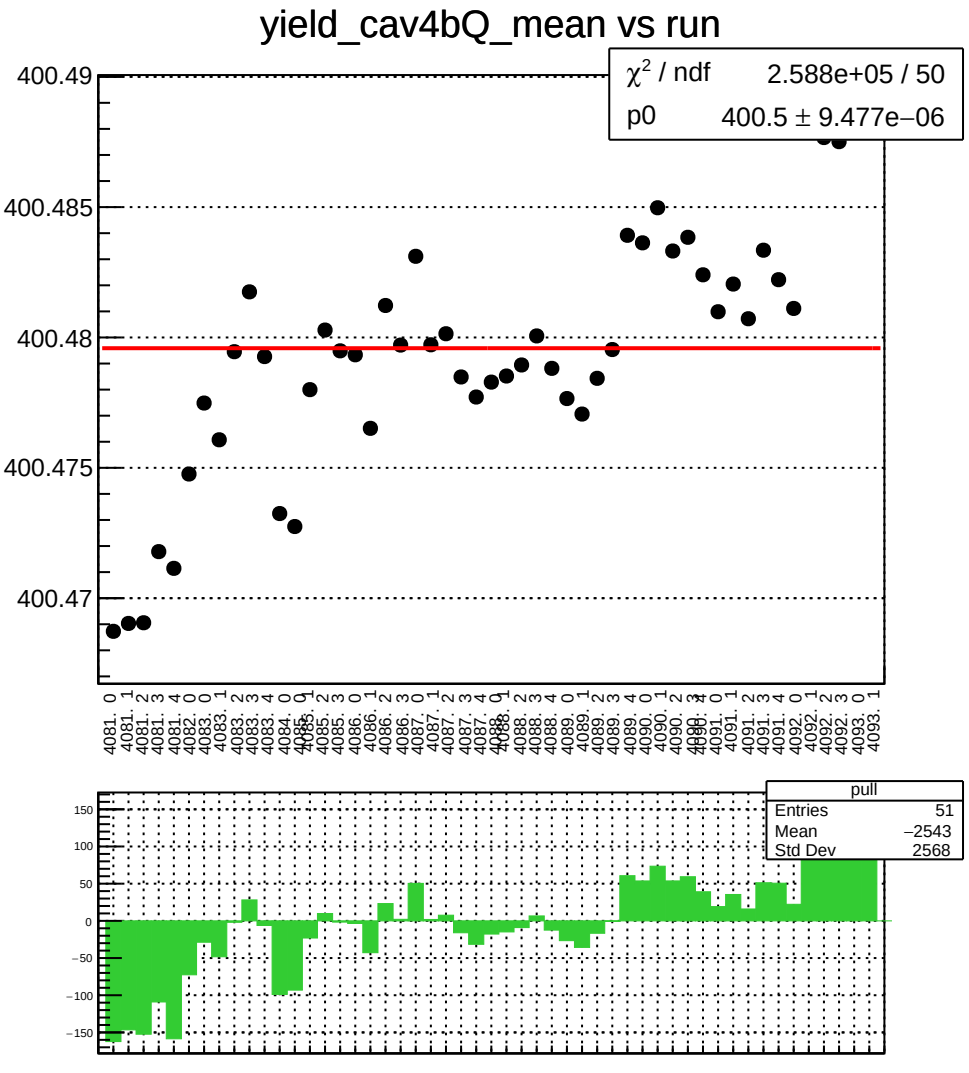
yield_cav4bQ_mean vs run
χ² / ndf 2.588e+05 / 50
p0 400.5 ± 9.477e−06
400.49
400.485
400.48
400.475
400.47
pull
Entries 51
Mean −2543
Std Dev 2568
150
100
50
0
−50
−100
−150

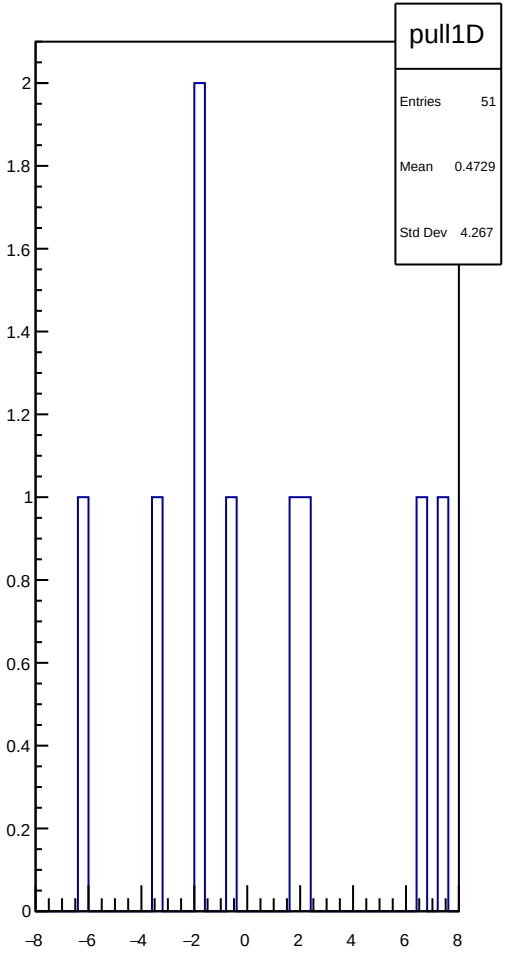
pull1D
Entries 51
Mean 0.4729
Std Dev 4.267
2
1.8
1.6
1.4
1.2
1
0.8
0.6
0.4
0.2
0
−8
−6
−4
−2
0
2
4
6
8

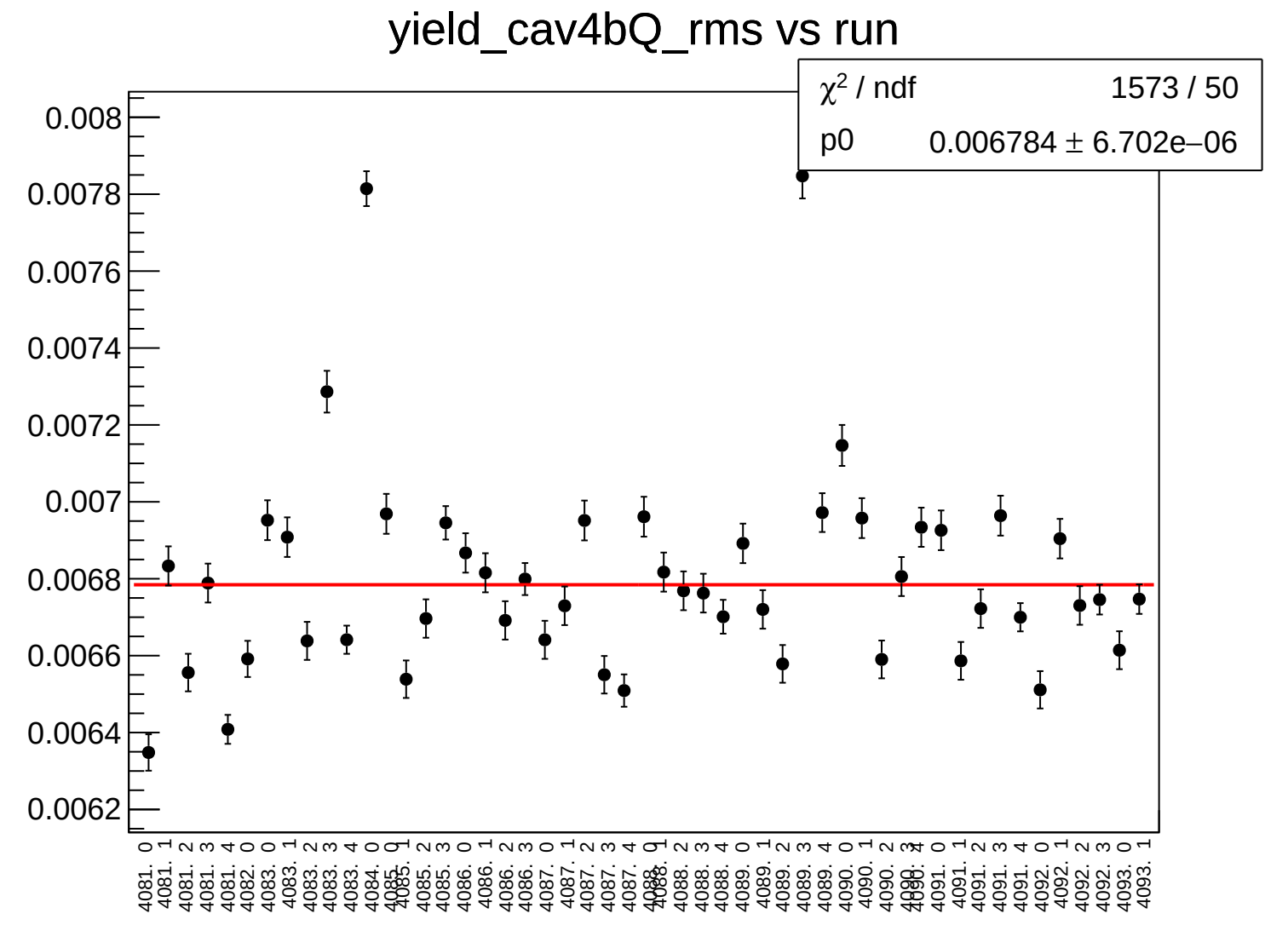
yield_cav4bQ_rms vs run
χ² / ndf 1573 / 50
p0 0.006784 ± 6.702e−06
0.008
0.0078
0.0076
0.0074
0.0072
0.007
0.0068
0.0066
0.0064
0.0062
4081. 0
4081. 1
4081. 2
4081. 3
4081. 4
4082. 0
4083. 0
4083. 1
4083. 2
4083. 3
4083. 4
4084. 0
4085. 0
4085. 1
4085. 2
4085. 3
4086. 0
4086. 1
4086. 2
4086. 3
4087. 0
4087. 1
4087. 2
4087. 3
4087. 4
4088. 0
4088. 1
4088. 2
4088. 3
4088. 4
4089. 0
4089. 1
4089. 2
4089. 3
4089. 4
4090. 0
4090. 1
4090. 2
4090. 3
4090. 4
4091. 0
4091. 1
4091. 2
4091. 3
4091. 4
4092. 0
4092. 1
4092. 2
4092. 3
4093. 0
4093. 1

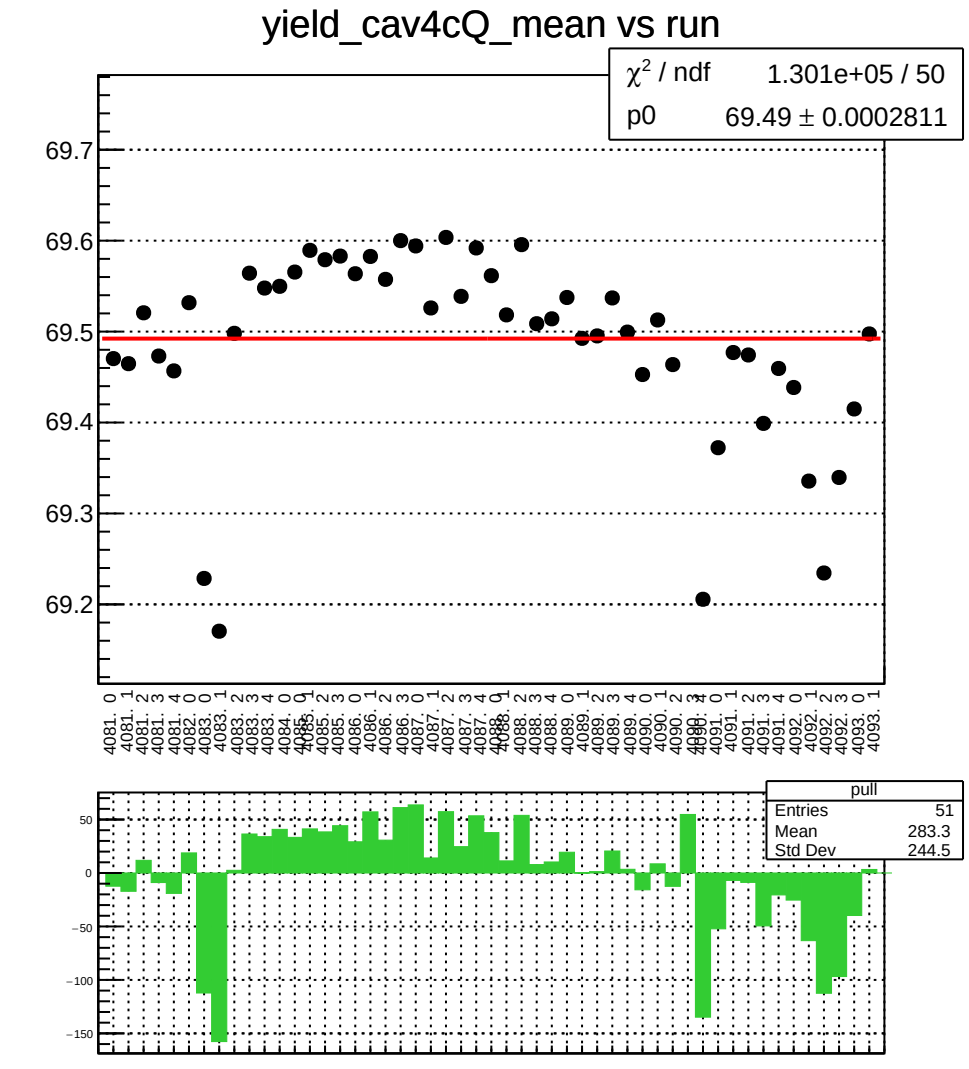
yield_cav4cQ_mean vs run
χ² / ndf 1.301e+05 / 50
p0 69.49 ± 0.0002811
69.7
69.6
69.5
69.4
69.3
69.2
pull
Entries 51
Mean 283.3
Std Dev 244.5
50
0
−50
−100
−150

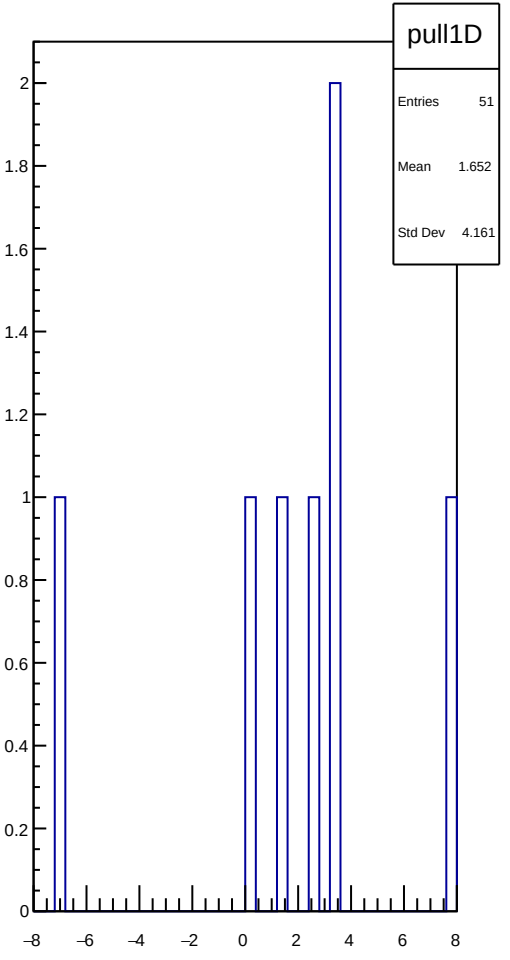
pull1D
Entries 51
Mean 1.652
Std Dev 4.161
2
1.8
1.6
1.4
1.2
1
0.8
0.6
0.4
0.2
0
−8
−6
−4
−2
0
2
4
6
8

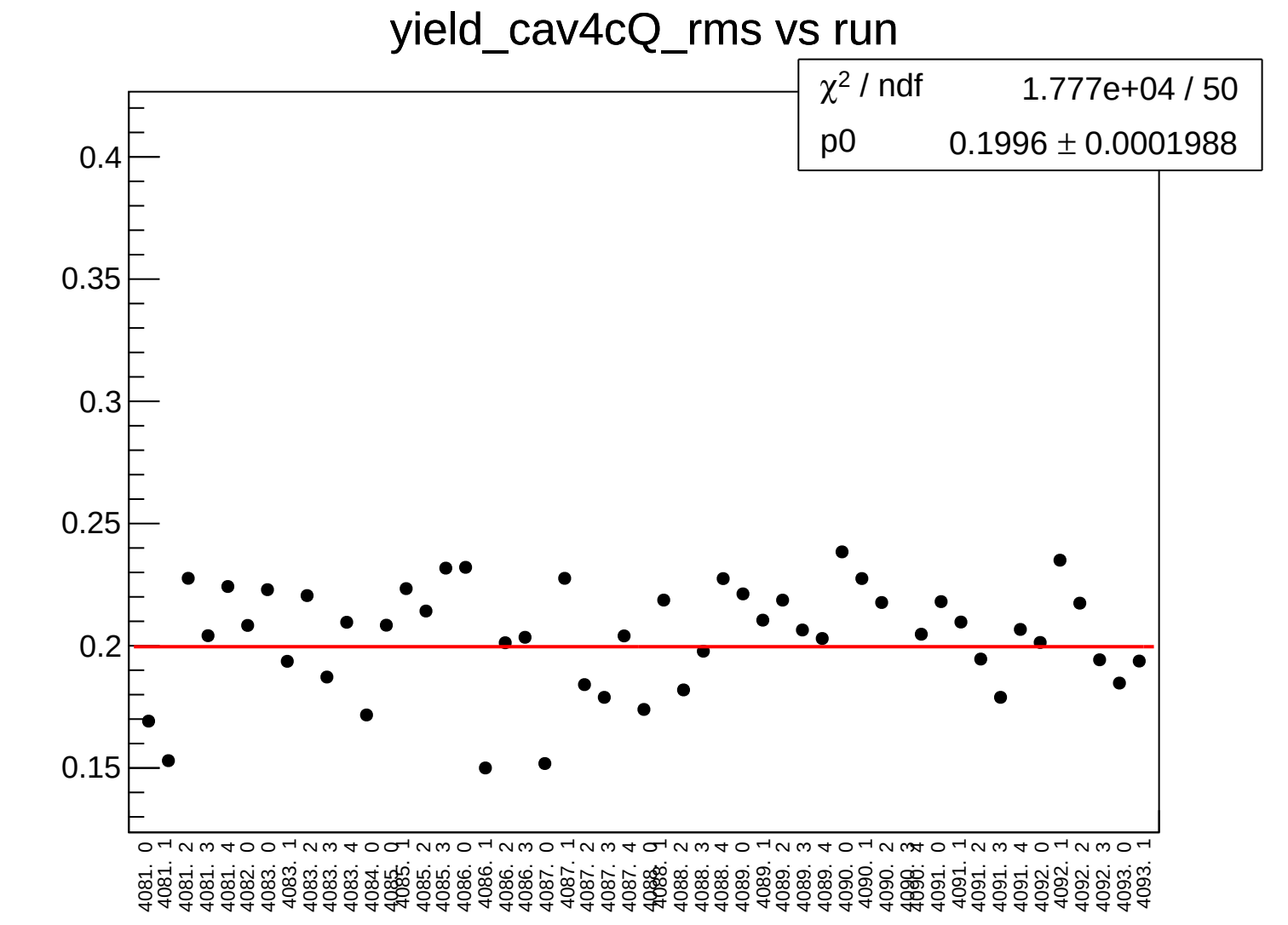
yield_cav4cQ_rms vs run
χ² / ndf 1.777e+04 / 50
p0 0.1996 ± 0.0001988
0.4
0.35
0.3
0.25
0.2
0.15
4081. 0
4081. 1
4081. 2
4081. 3
4081. 4
4082. 0
4083. 0
4083. 1
4083. 2
4083. 3
4083. 4
4084. 0
4085. 0
4085. 1
4085. 2
4085. 3
4086. 0
4086. 1
4086. 2
4086. 3
4087. 0
4087. 1
4087. 2
4087. 3
4087. 4
4088. 0
4088. 1
4088. 2
4088. 3
4088. 4
4089. 0
4089. 1
4089. 2
4089. 3
4089. 4
4090. 0
4090. 1
4090. 2
4091. 0
4091. 1
4091. 2
4091. 3
4091. 4
4092. 0
4092. 1
4092. 2
4092. 3
4093. 0
4093. 1

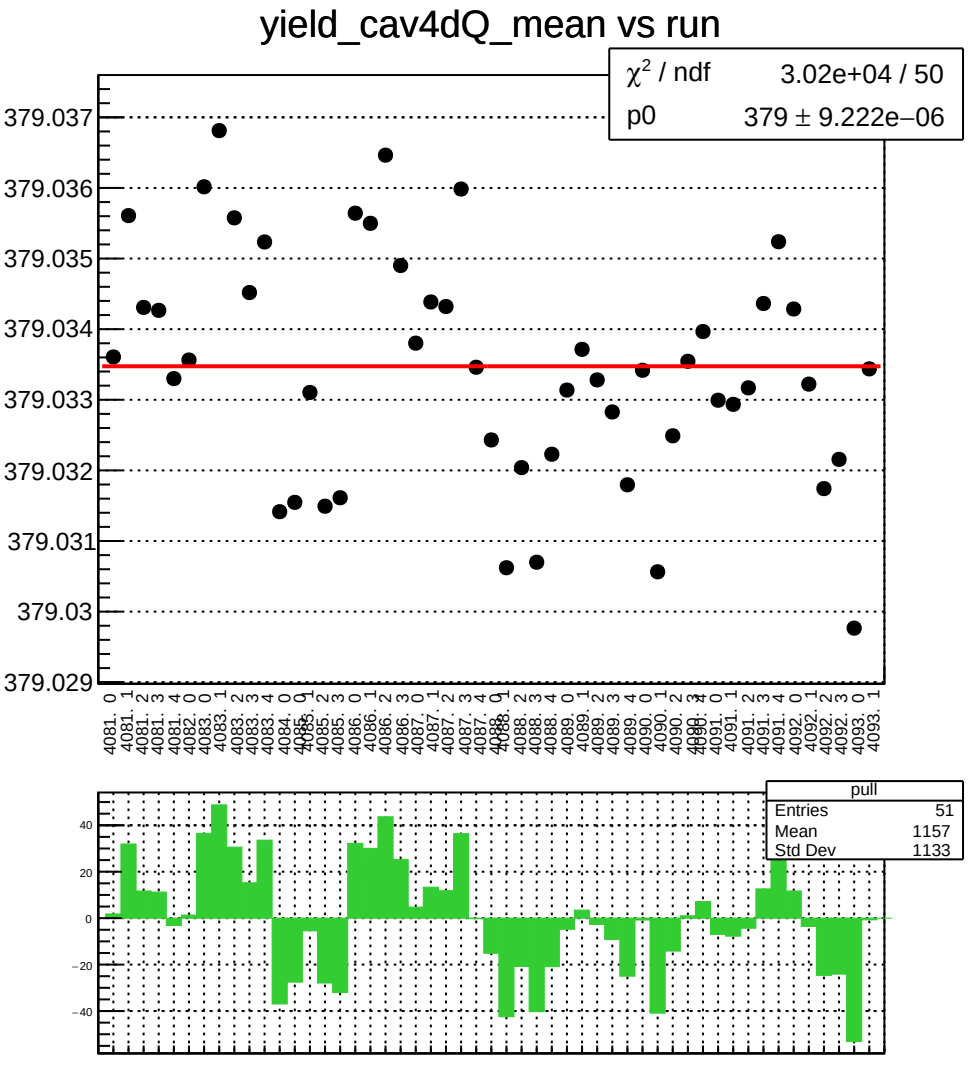
yield_cav4dQ_mean vs run
χ² / ndf 3.02e+04 / 50
p0 379 ± 9.222e−06
379.037
379.036
379.035
379.034
379.033
379.032
379.031
379.03
379.029
pull
Entries 51
Mean 1157
Std Dev 1133
40
20
0
−20
−40

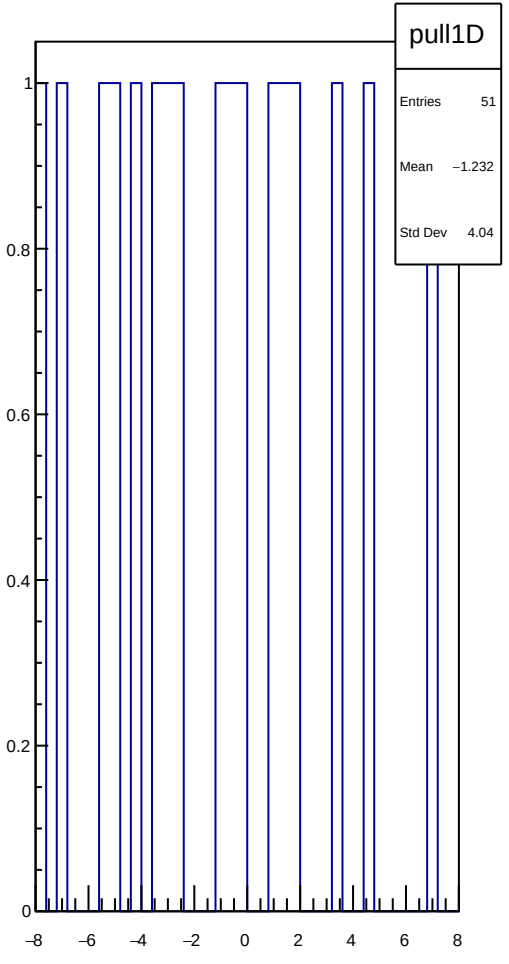
pull1D
Entries 51
Mean −1.232
Std Dev 4.04
1
0.8
0.6
0.4
0.2
0
−8
−6
−4
−2
0
2
4
6
8

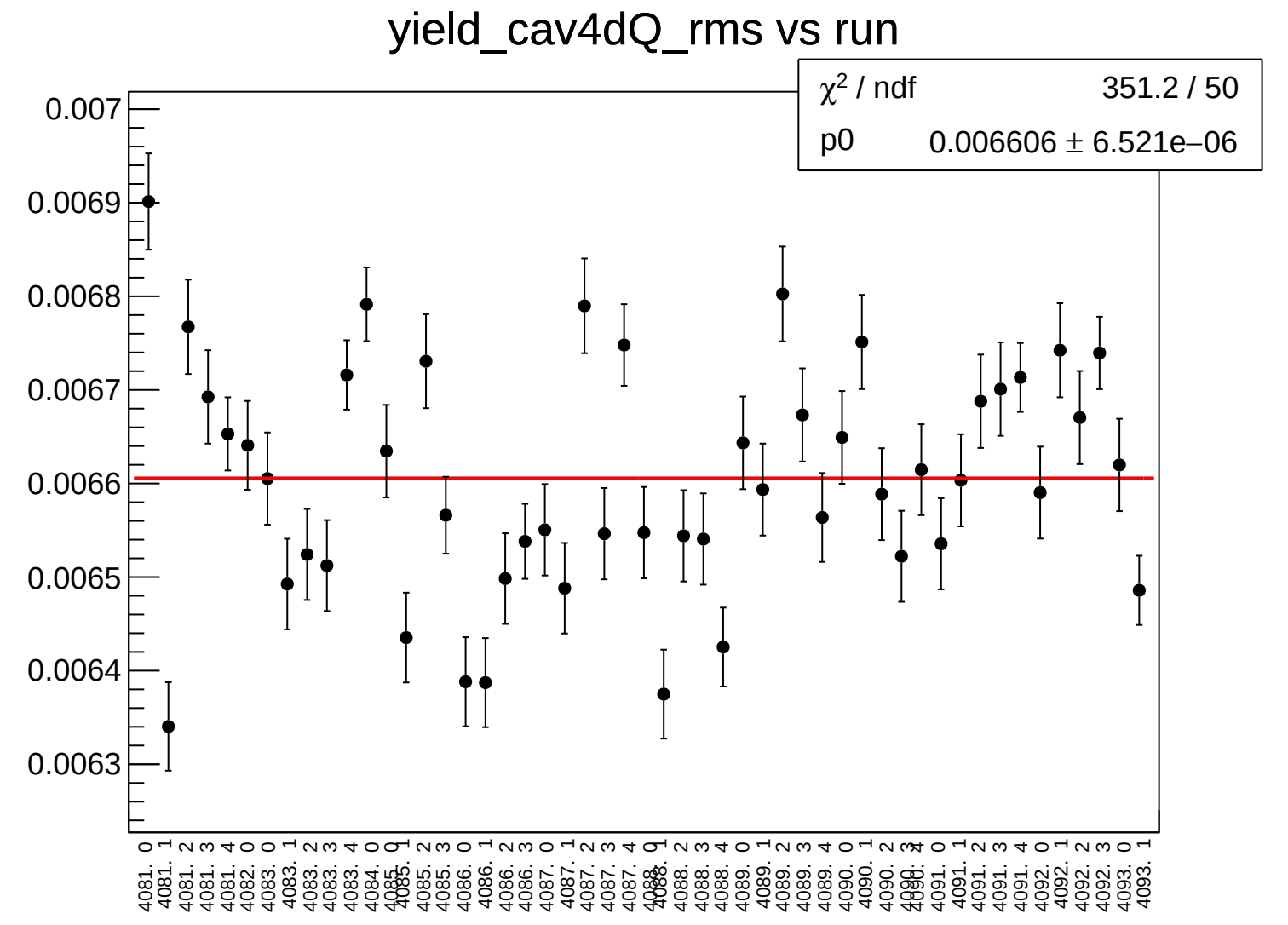
yield_cav4dQ_rms vs run
χ² / ndf 351.2 / 50
p0 0.006606 ± 6.521e−06
0.007
0.0069
0.0068
0.0067
0.0066
0.0065
0.0064
0.0063
4081. 0
4081. 1
4081. 2
4081. 3
4081. 4
4082. 0
4083. 0
4083. 1
4083. 2
4083. 3
4083. 4
4084. 0
4085. 0
4085. 1
4085. 2
4085. 3
4086. 0
4086. 1
4086. 2
4086. 3
4087. 0
4087. 1
4087. 2
4087. 3
4087. 4
4088. 0
4088. 1
4088. 2
4088. 3
4088. 4
4089. 0
4089. 1
4089. 2
4089. 3
4089. 4
4090. 0
4090. 1
4090. 2
4091. 0
4091. 1
4091. 2
4091. 3
4091. 4
4092. 0
4092. 1
4092. 2
4092. 3
4093. 0
4093. 1

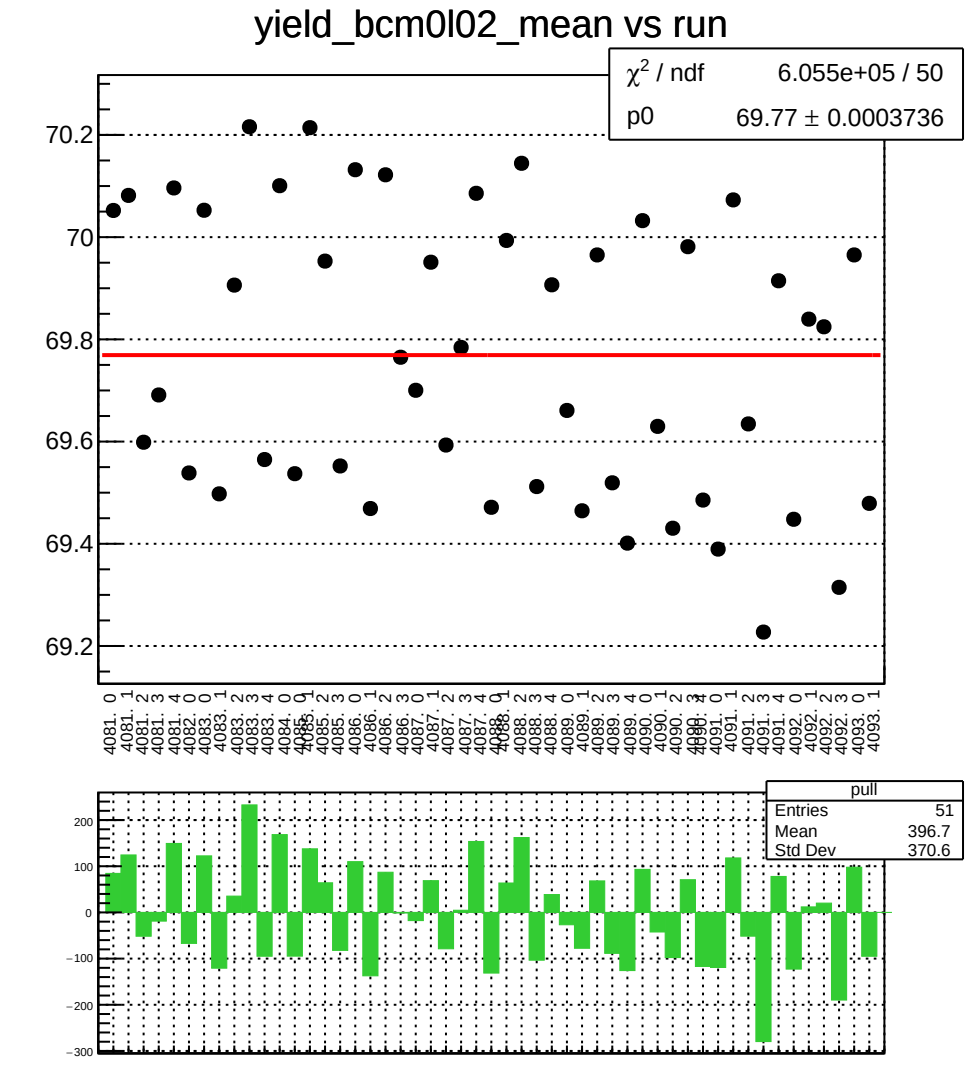
yield_bcm0l02_mean vs run
χ² / ndf 6.055e+05 / 50
p0 69.77 ± 0.0003736
70.2
70
69.8
69.6
69.4
69.2
pull
Entries 51
Mean 396.7
Std Dev 370.6
200
100
0
−100
−200
−300

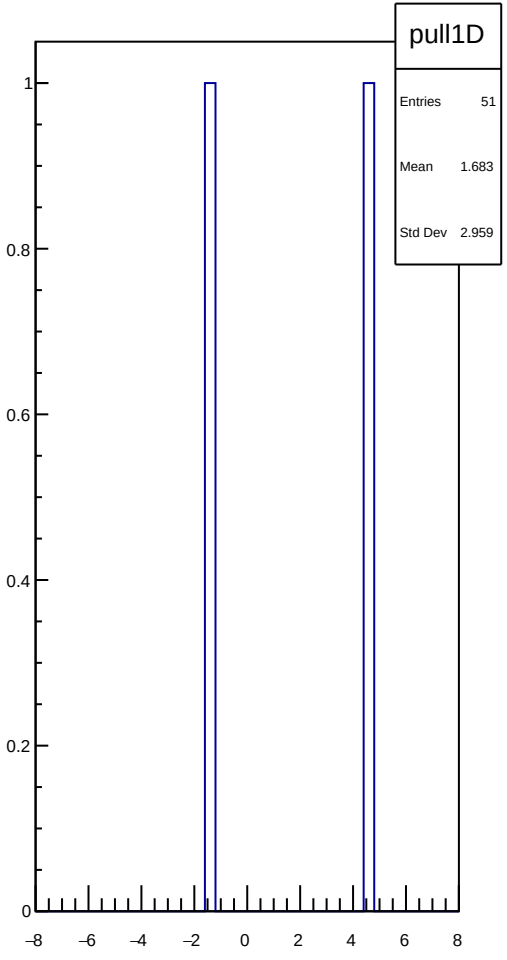
pull1D
Entries 51
Mean 1.683
Std Dev 2.959
1
0.8
0.6
0.4
0.2
0
−8
−6
−4
−2
0
2
4
6
8

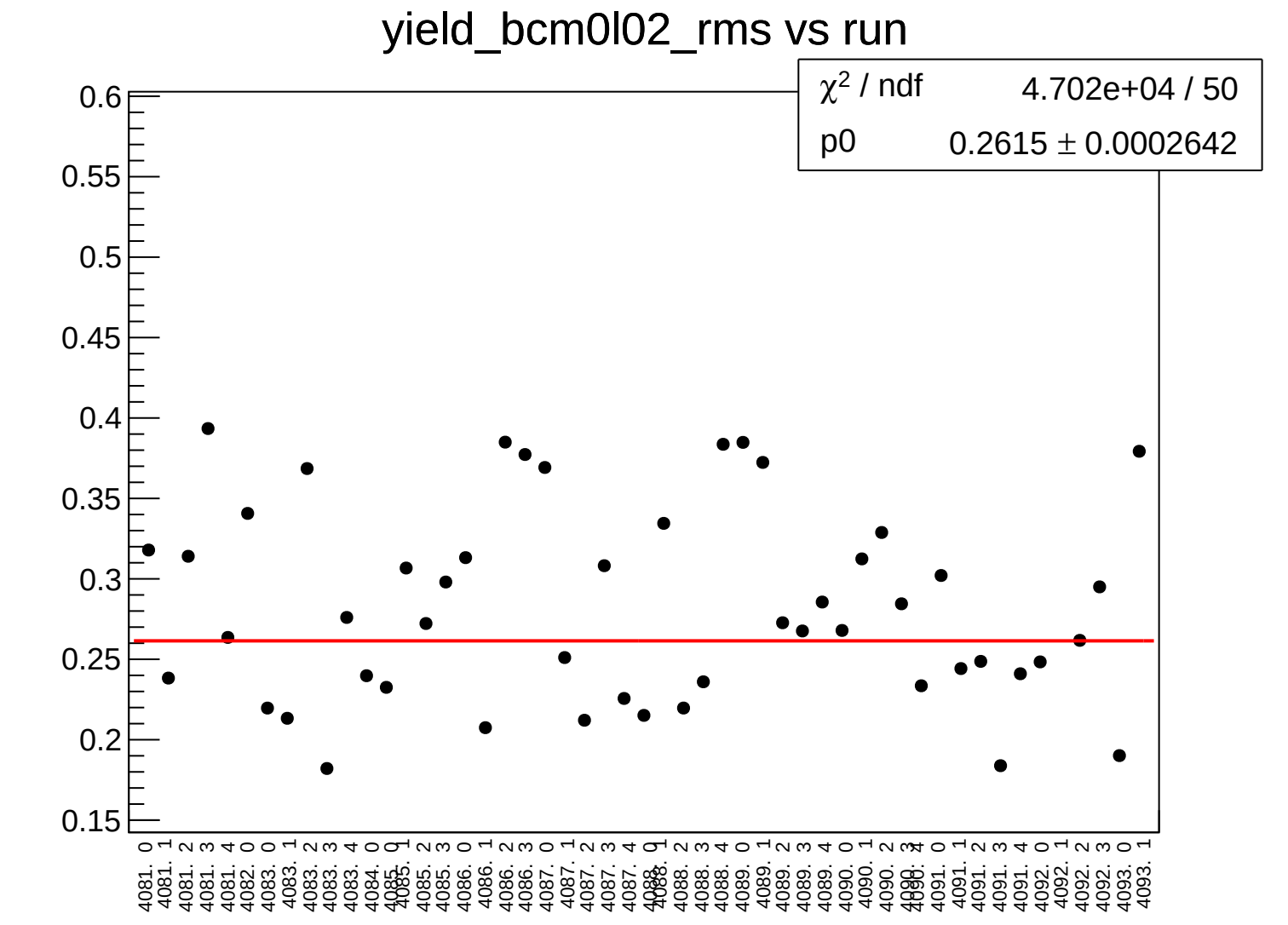
yield_bcm0l02_rms vs run
χ² / ndf 4.702e+04 / 50
p0 0.2615 ± 0.0002642
0.6
0.55
0.5
0.45
0.4
0.35
0.3
0.25
0.2
0.15
4081. 0
4081. 1
4081. 2
4081. 3
4081. 4
4082. 0
4083. 0
4083. 1
4083. 2
4083. 3
4083. 4
4084. 0
4085. 0
4085. 1
4085. 2
4085. 3
4086. 0
4086. 1
4086. 2
4086. 3
4087. 0
4087. 1
4087. 2
4087. 3
4087. 4
4088. 0
4088. 1
4088. 2
4088. 3
4088. 4
4089. 0
4089. 1
4089. 2
4089. 3
4089. 4
4090. 0
4090. 1
4090. 2
4091. 0
4091. 1
4091. 2
4091. 3
4091. 4
4092. 0
4092. 1
4092. 2
4092. 3
4093. 0
4093. 1

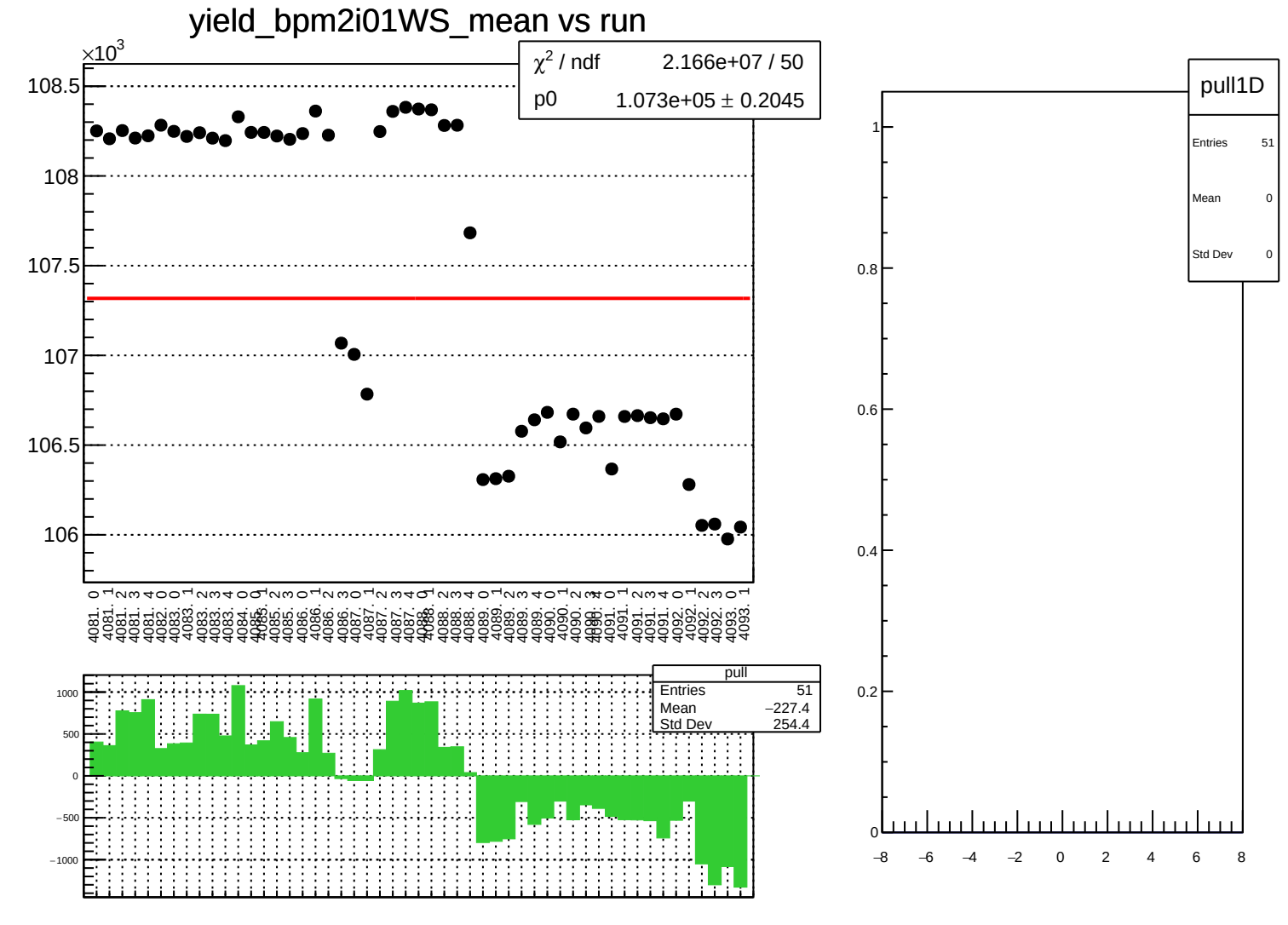
yield_bpm2i01WS_mean vs run
×10^3
χ² / ndf 2.166e+07 / 50
p0 1.073e+05 ± 0.2045
108.5
108
107.5
107
106.5
106
4081. 0
4081. 1
4081. 2
4081. 3
4081. 4
4082. 0
4083. 0
4083. 1
4083. 2
4083. 3
4083. 4
4084. 0
4085. 0
4085. 1
4085. 2
4085. 3
4086. 0
4086. 1
4086. 2
4086. 3
4087. 0
4087. 1
4087. 2
4087. 3
4087. 4
4088. 0
4088. 1
4088. 2
4088. 3
4088. 4
4089. 0
4089. 1
4089. 2
4089. 3
4089. 4
4090. 0
4090. 1
4090. 2
4090. 3
4090. 4
4091. 0
4091. 1
4091. 2
4091. 3
4091. 4
4092. 0
4092. 1
4092. 2
4092. 3
4093. 0
4093. 1
pull
Entries 51
Mean −227.4
Std Dev 254.4
1000
500
0
−500
−1000
pull1D
Entries 51
Mean 0
Std Dev 0
1
0.8
0.6
0.4
0.2
0
−8
−6
−4
−2
0
2
4
6
8

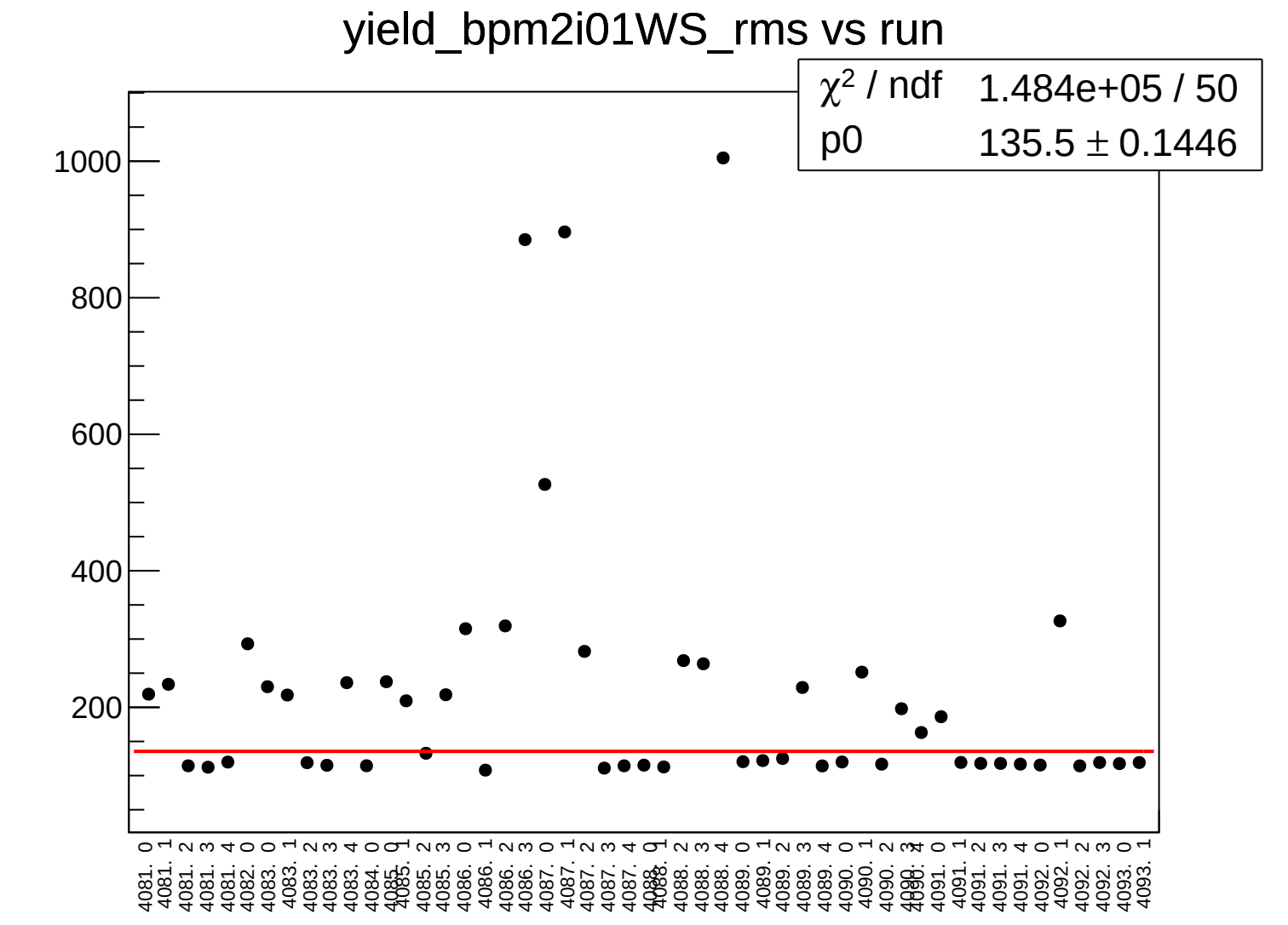
yield_bpm2i01WS_rms vs run
χ² / ndf 1.484e+05 / 50
p0 135.5 ± 0.1446
1000
800
600
400
200
4081. 0
4081. 1
4081. 2
4081. 3
4081. 4
4082. 0
4083. 0
4083. 1
4083. 2
4083. 3
4083. 4
4084. 0
4085. 0
4085. 1
4085. 2
4085. 3
4086. 0
4086. 1
4086. 2
4086. 3
4087. 0
4087. 1
4087. 2
4087. 3
4087. 4
4088. 0
4088. 1
4088. 2
4088. 3
4088. 4
4089. 0
4089. 1
4089. 2
4089. 3
4089. 4
4090. 0
4090. 1
4090. 2
4091. 0
4091. 1
4091. 2
4091. 3
4091. 4
4092. 0
4092. 1
4092. 2
4092. 3
4093. 0
4093. 1

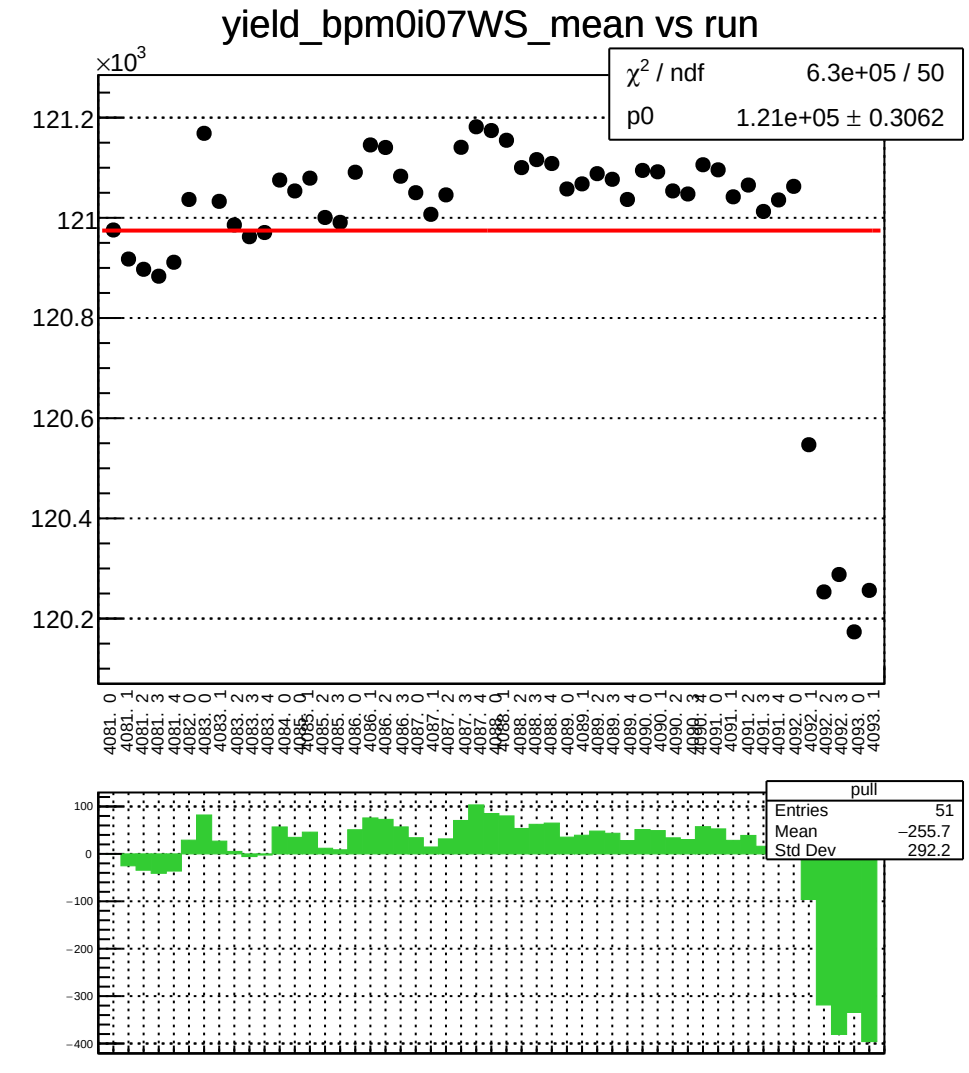
yield_bpm0i07WS_mean vs run
×10^3
χ² / ndf 6.3e+05 / 50
p0 1.21e+05 ± 0.3062
121.2
121
120.8
120.6
120.4
120.2
pull
Entries 51
Mean −255.7
Std Dev 292.2
100
0
−100
−200
−300
−400

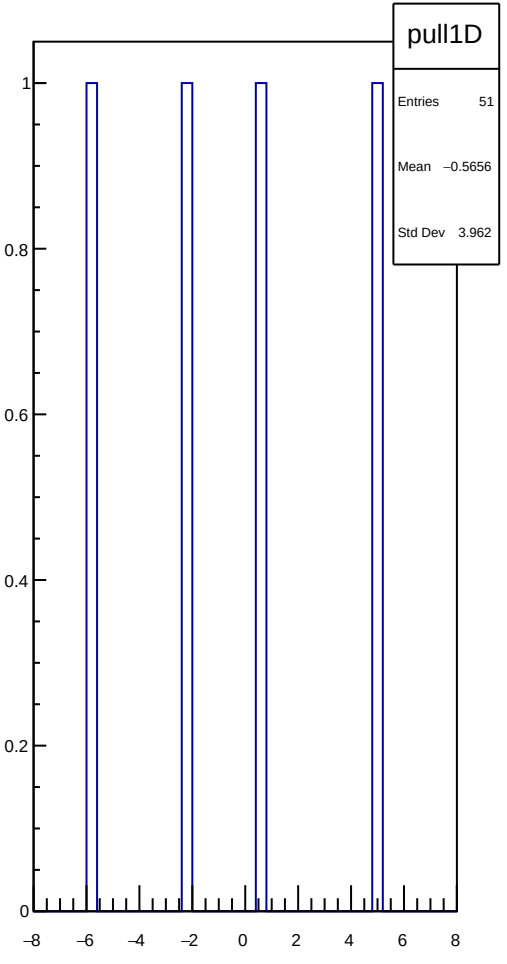
pull1D
Entries 51
Mean −0.5656
Std Dev 3.962
1
0.8
0.6
0.4
0.2
0
−8
−6
−4
−2
0
2
4
6
8

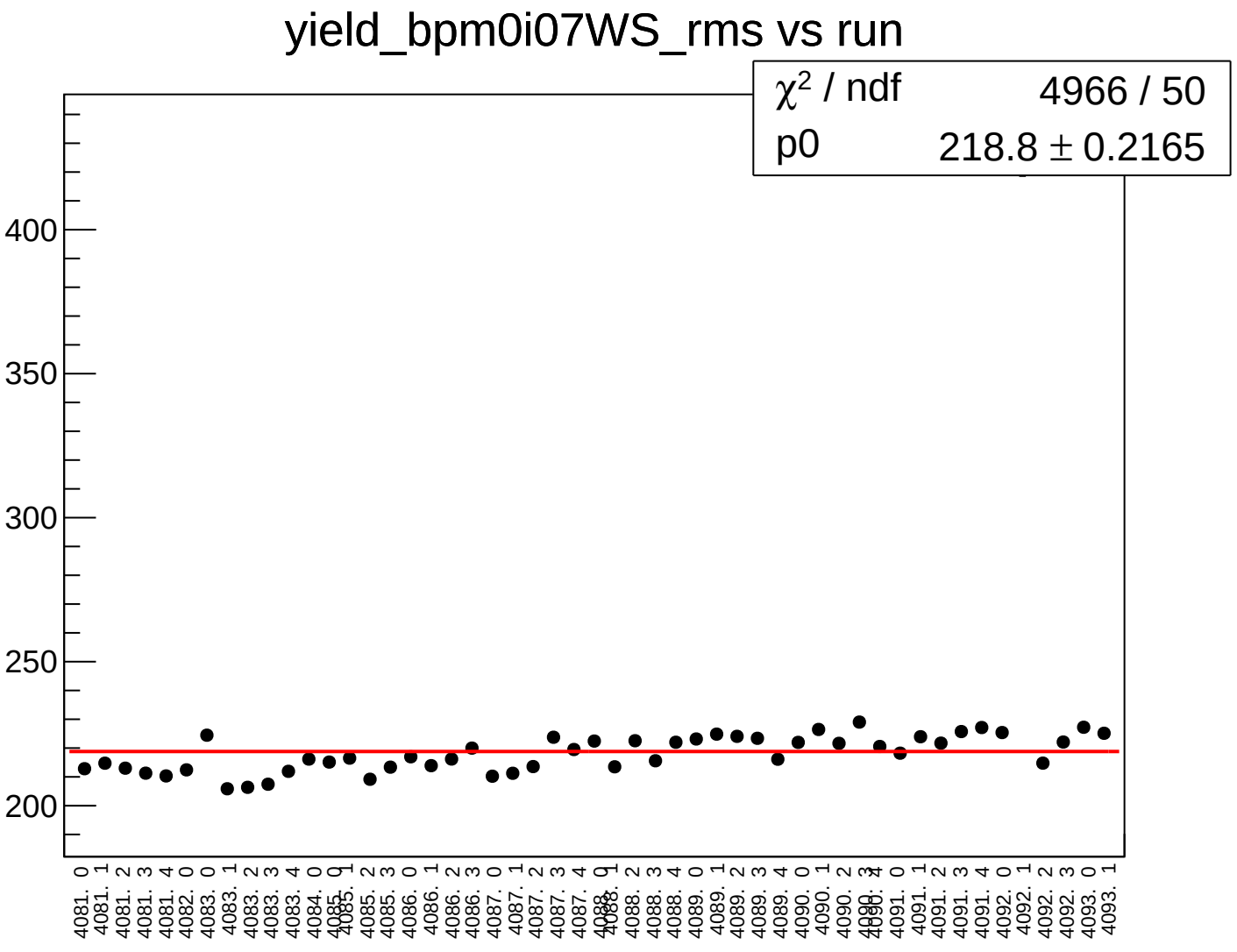
yield_bpm0i07WS_rms vs run
χ² / ndf 4966 / 50
p0 218.8 ± 0.2165
400
350
300
250
200
4081. 0
4081. 1
4081. 2
4081. 3
4081. 4
4082. 0
4083. 0
4083. 1
4083. 2
4083. 3
4083. 4
4084. 0
4085. 0
4085. 1
4085. 2
4085. 3
4086. 0
4086. 1
4086. 2
4086. 3
4087. 0
4087. 1
4087. 2
4087. 3
4087. 4
4088. 0
4088. 1
4088. 2
4088. 3
4088. 4
4089. 0
4089. 1
4089. 2
4089. 3
4089. 4
4090. 0
4090. 1
4090. 2
4091. 0
4091. 1
4091. 2
4091. 3
4091. 4
4092. 0
4092. 1
4092. 2
4092. 3
4093. 0
4093. 1

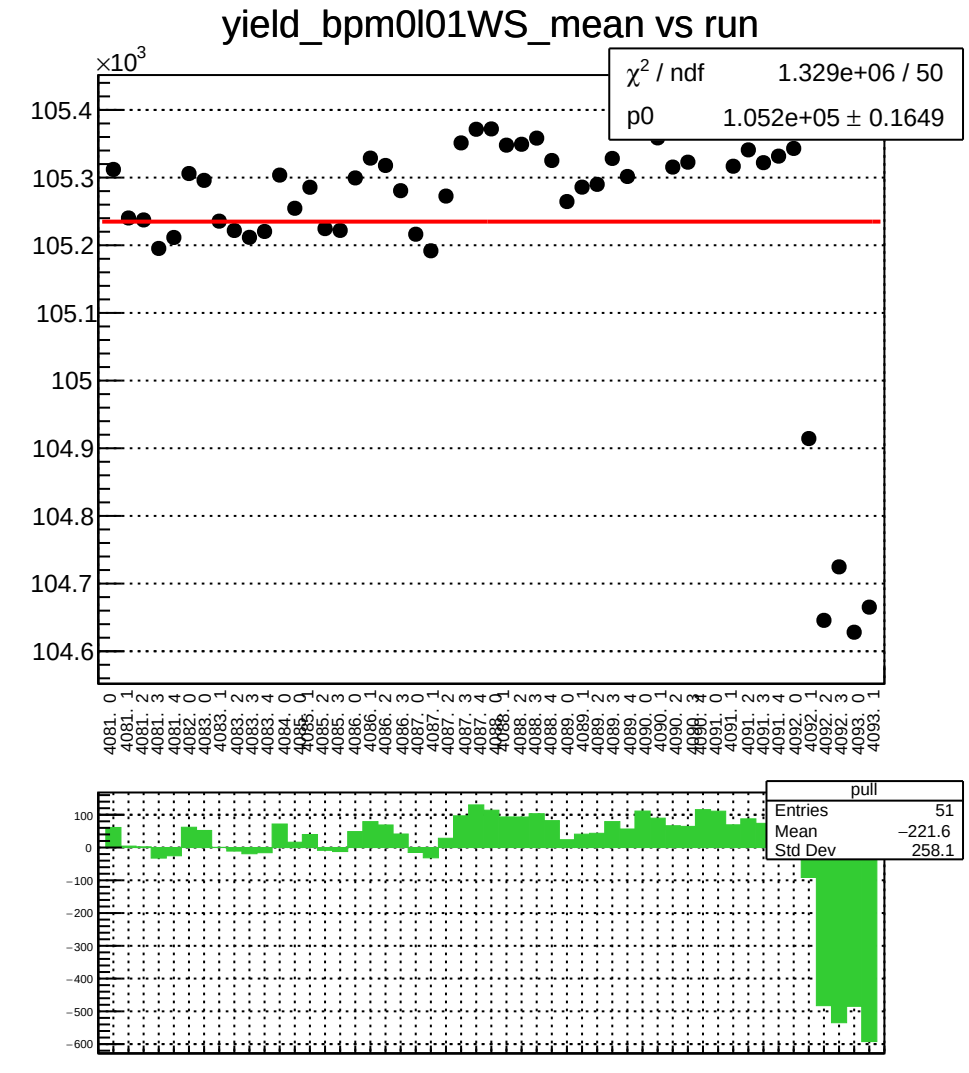
yield_bpm0l01WS_mean vs run
×10^3
χ² / ndf 1.329e+06 / 50
p0 1.052e+05 ± 0.1649
105.4
105.3
105.2
105.1
105
104.9
104.8
104.7
104.6
pull
Entries 51
Mean −221.6
Std Dev 258.1
100
0
−100
−200
−300
−400
−500
−600

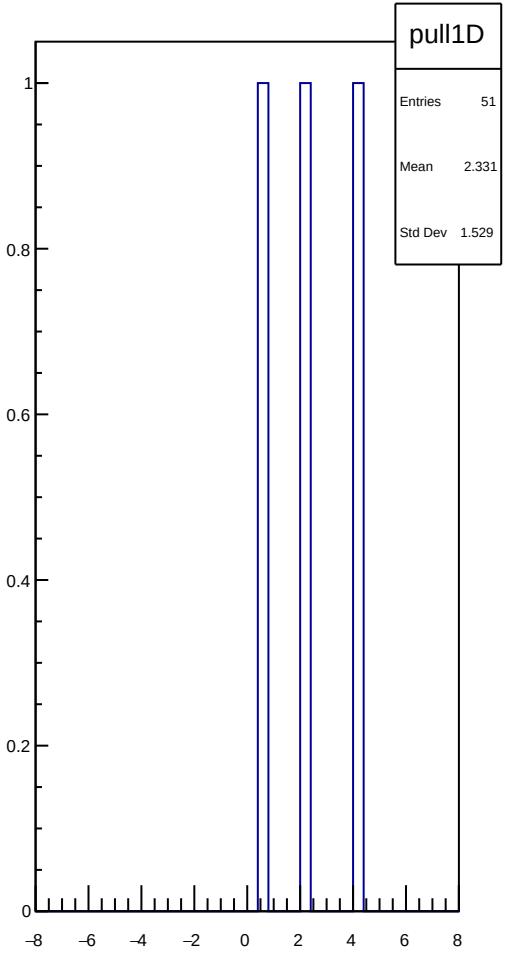
pull1D
Entries 51
Mean 2.331
Std Dev 1.529
1
0.8
0.6
0.4
0.2
0
−8
−6
−4
−2
0
2
4
6
8

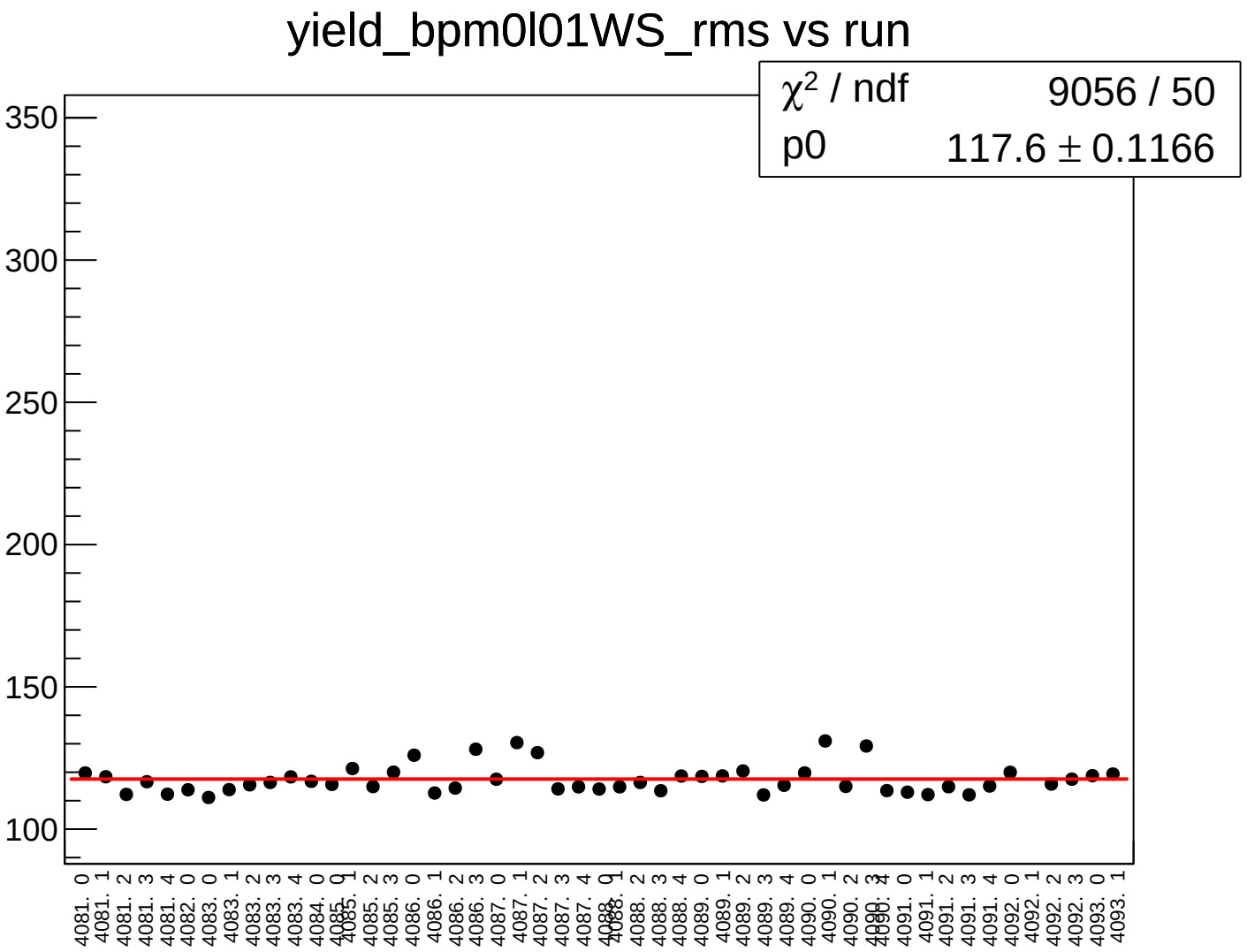
yield_bpm0l01WS_rms vs run
χ² / ndf 9056 / 50
p0 117.6 ± 0.1166
350
300
250
200
150
100
4081. 0
4081. 1
4081. 2
4081. 3
4081. 4
4082. 0
4083. 0
4083. 1
4083. 2
4083. 3
4083. 4
4084. 0
4085. 2
4085. 3
4086. 0
4086. 1
4086. 2
4086. 3
4087. 0
4087. 1
4087. 2
4087. 3
4087. 4
4088. 2
4088. 3
4088. 4
4089. 0
4089. 1
4089. 2
4089. 3
4089. 4
4090. 0
4090. 1
4090. 2
4091. 0
4091. 1
4091. 2
4091. 3
4091. 4
4092. 0
4092. 1
4092. 2
4092. 3
4093. 0
4093. 1

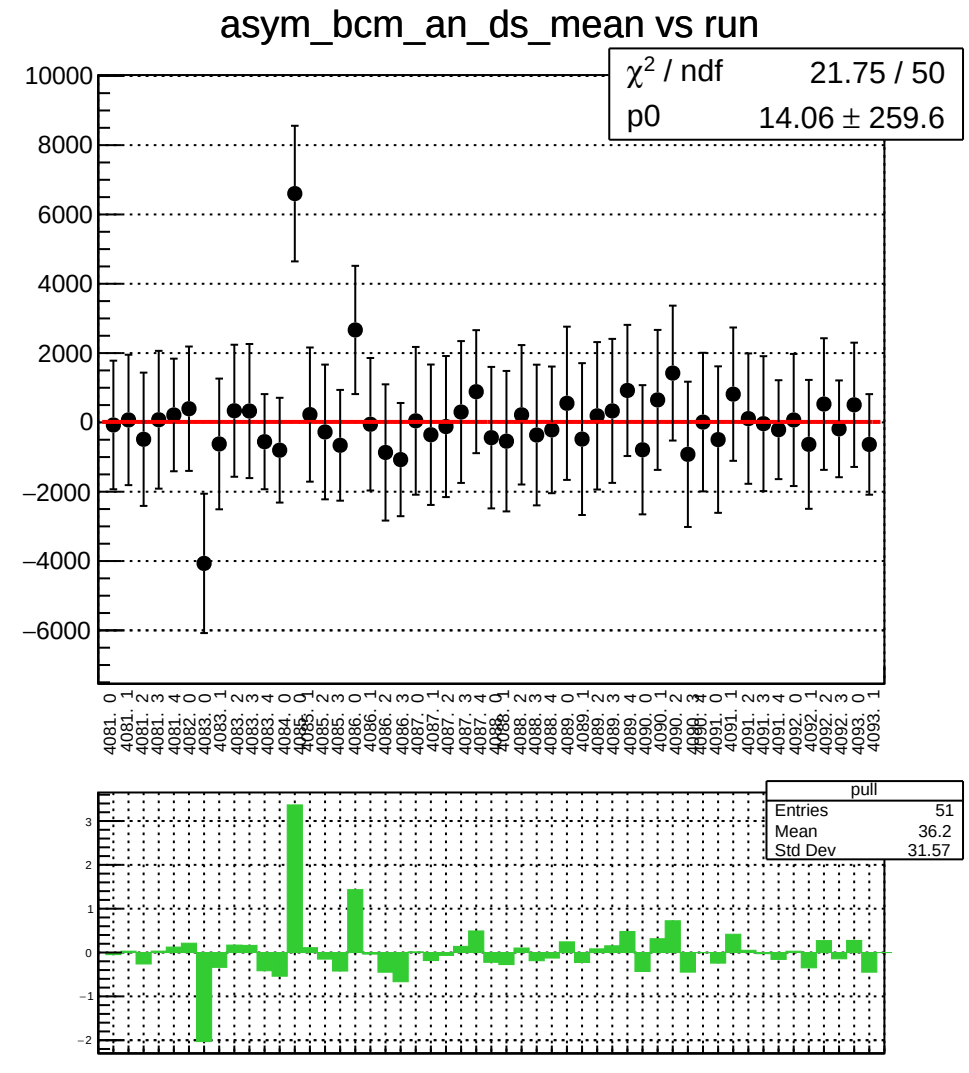
asym_bcm_an_ds_mean vs run
χ² / ndf 21.75 / 50
p0 14.06 ± 259.6
pull
Entries 51
Mean 36.2
Std Dev 31.57

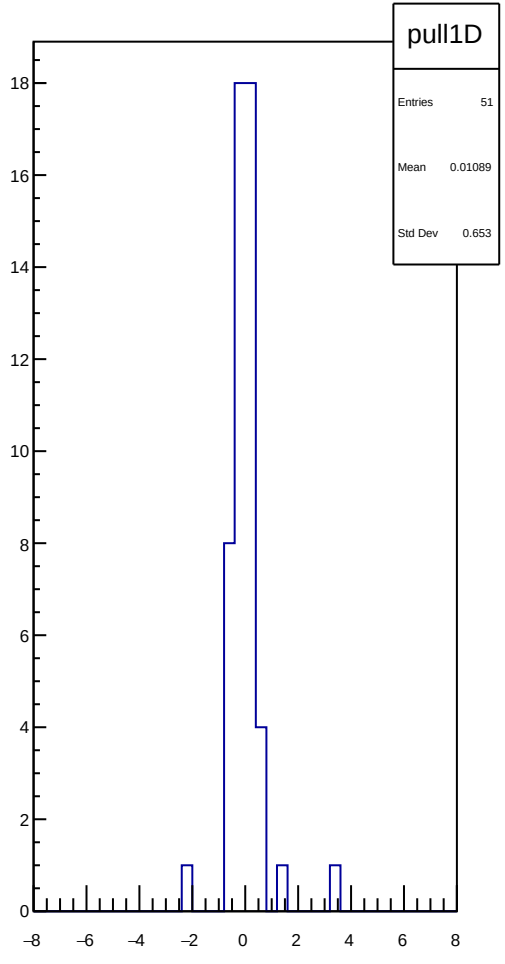
pull1D
Entries 51
Mean 0.01089
Std Dev 0.653

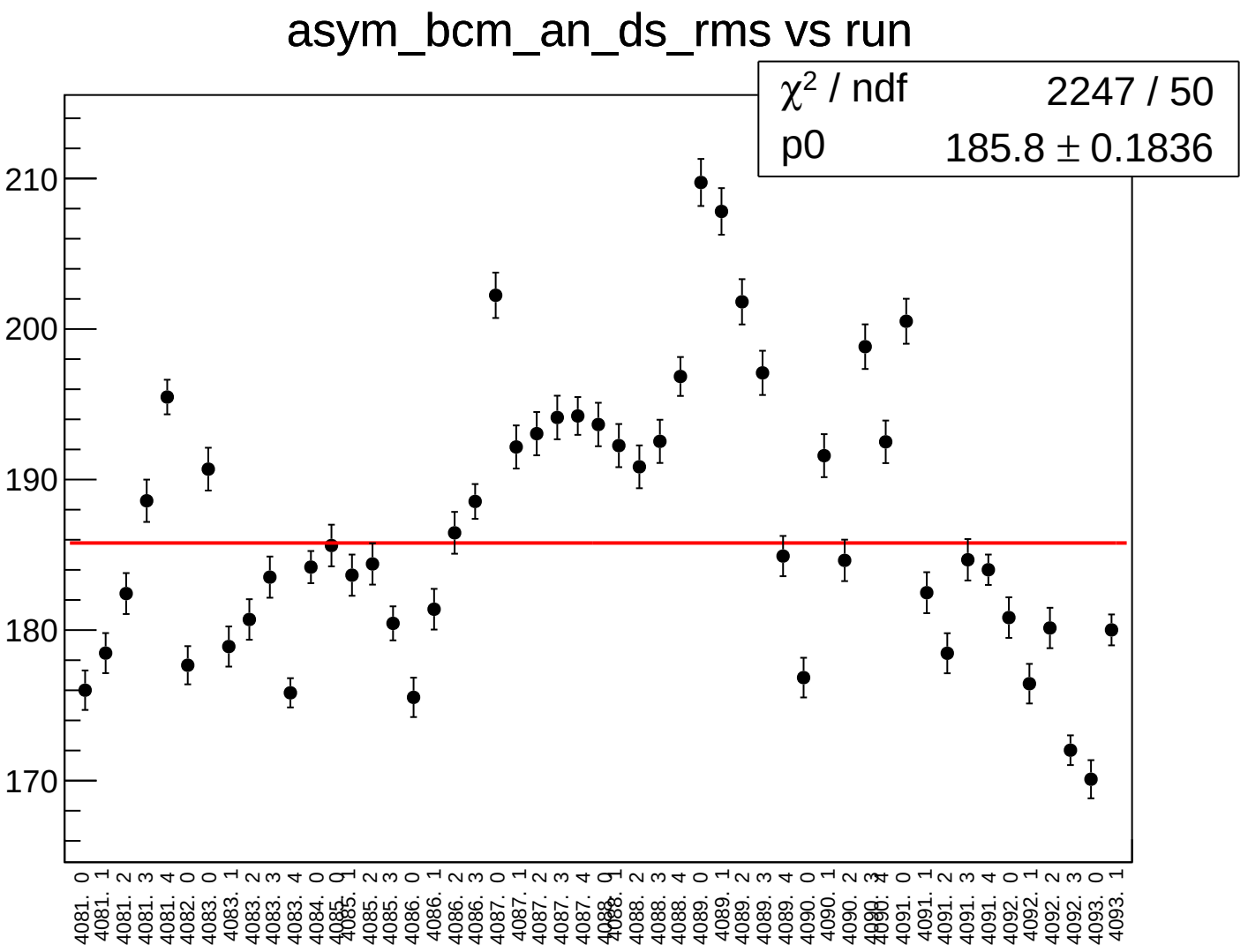
asym_bcm_an_ds_rms vs run
χ² / ndf 2247 / 50
p0 185.8 ± 0.1836
210
200
190
180
170
4081. 0
4081. 1
4081. 2
4081. 3
4081. 4
4082. 0
4083. 0
4083. 1
4083. 2
4083. 3
4083. 4
4084. 0
4085. 0
4085. 1
4085. 2
4085. 3
4086. 0
4086. 1
4086. 2
4086. 3
4087. 0
4087. 1
4087. 2
4087. 3
4087. 4
4088. 0
4088. 1
4088. 2
4088. 3
4088. 4
4089. 0
4089. 1
4089. 2
4089. 3
4089. 4
4090. 0
4090. 1
4090. 2
4090. 3
4090. 4
4091. 0
4091. 1
4091. 2
4091. 3
4091. 4
4092. 0
4092. 1
4092. 2
4092. 3
4093. 0
4093. 1

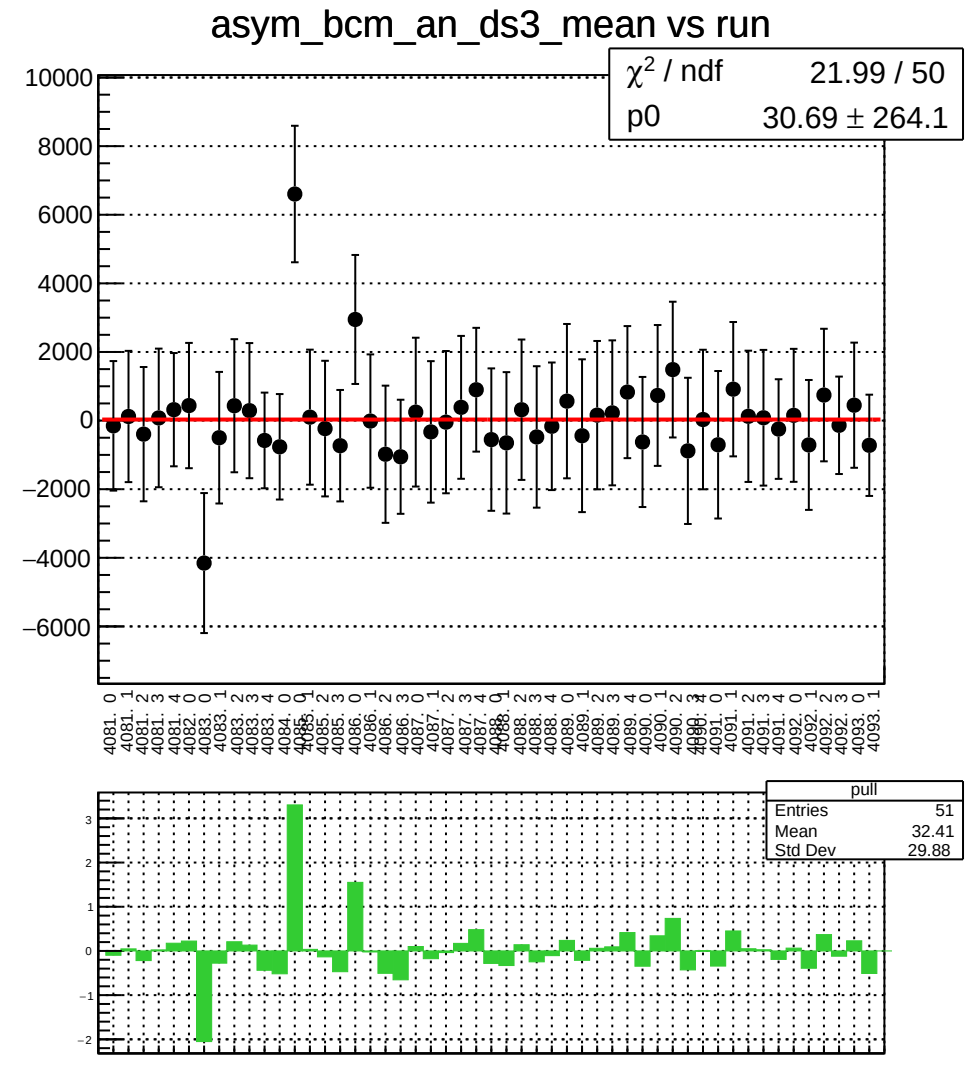
asym_bcm_an_ds3_mean vs run
χ² / ndf 21.99 / 50
p0 30.69 ± 264.1
pull
Entries 51
Mean 32.41
Std Dev 29.88

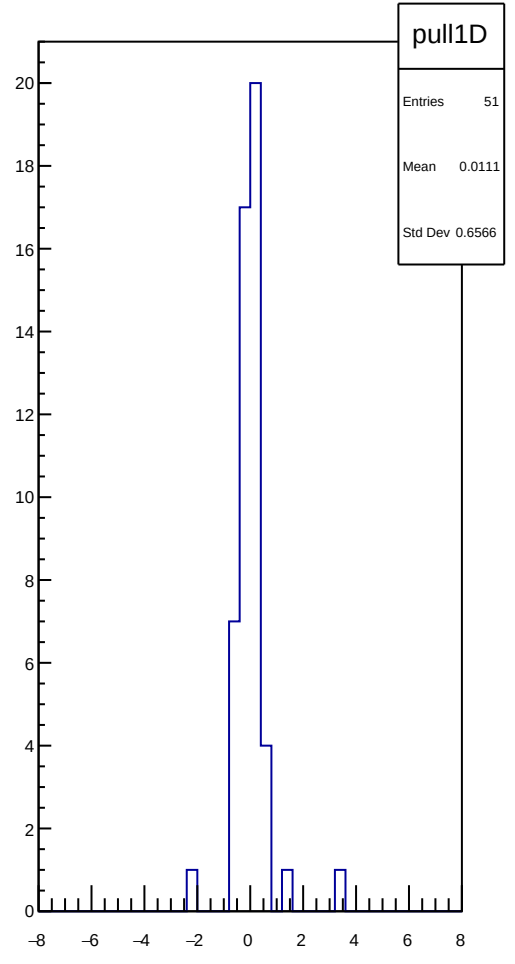
pull1D
Entries 51
Mean 0.0111
Std Dev 0.6566

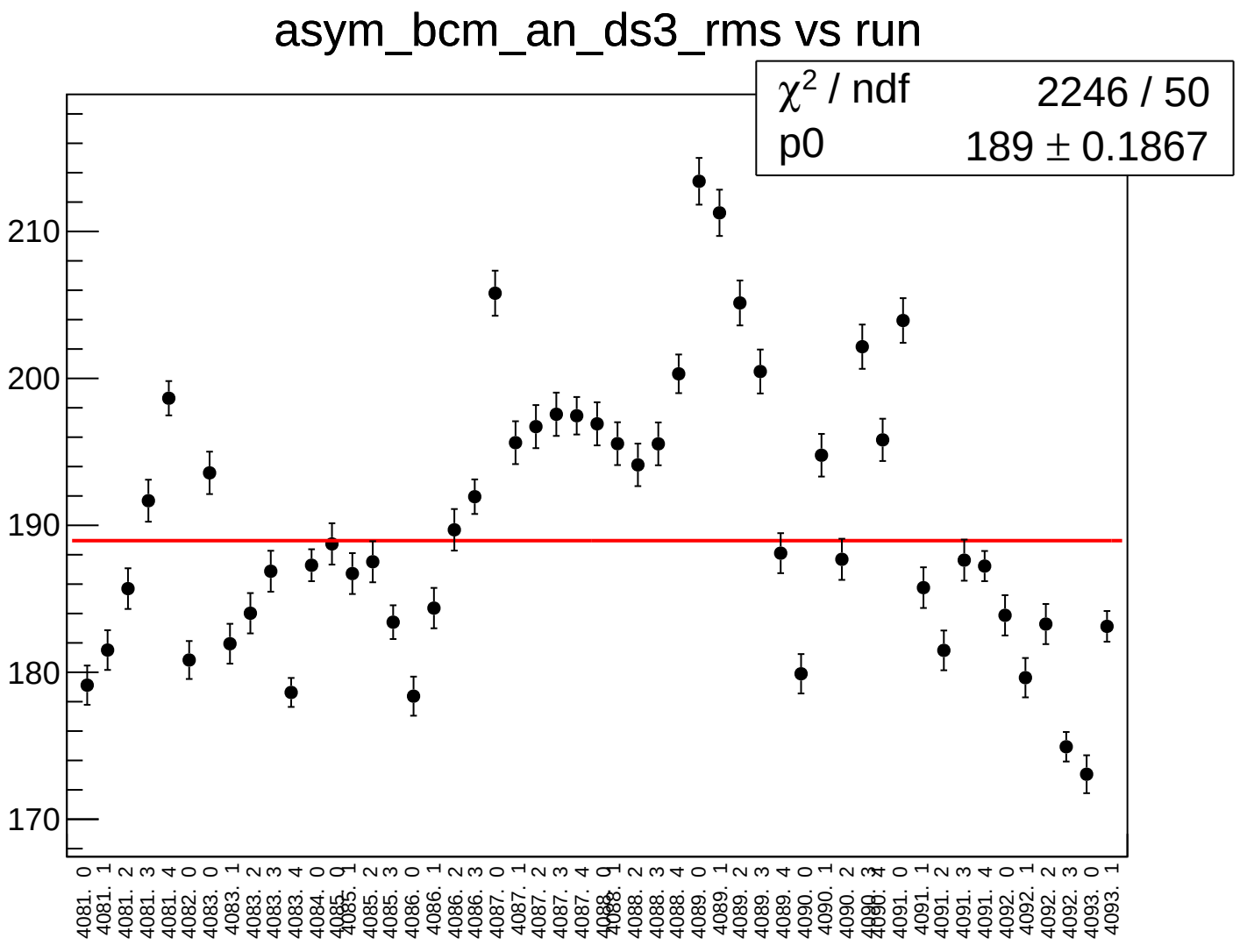
asym_bcm_an_ds3_rms vs run
χ² / ndf 2246 / 50
p0 189 ± 0.1867
210
200
190
180
170
4081. 0
4081. 1
4081. 2
4081. 3
4081. 4
4082. 0
4083. 0
4083. 1
4083. 2
4083. 3
4083. 4
4084. 0
4085. 0
4085. 1
4085. 2
4085. 3
4086. 0
4086. 1
4086. 2
4086. 3
4087. 0
4087. 1
4087. 2
4087. 3
4087. 4
4088. 0
4088. 1
4088. 2
4088. 3
4088. 4
4089. 0
4089. 1
4089. 2
4089. 3
4089. 4
4090. 0
4090. 1
4090. 2
4090. 3
4090. 4
4091. 0
4091. 1
4091. 2
4091. 3
4091. 4
4092. 0
4092. 1
4092. 2
4092. 3
4093. 0
4093. 1

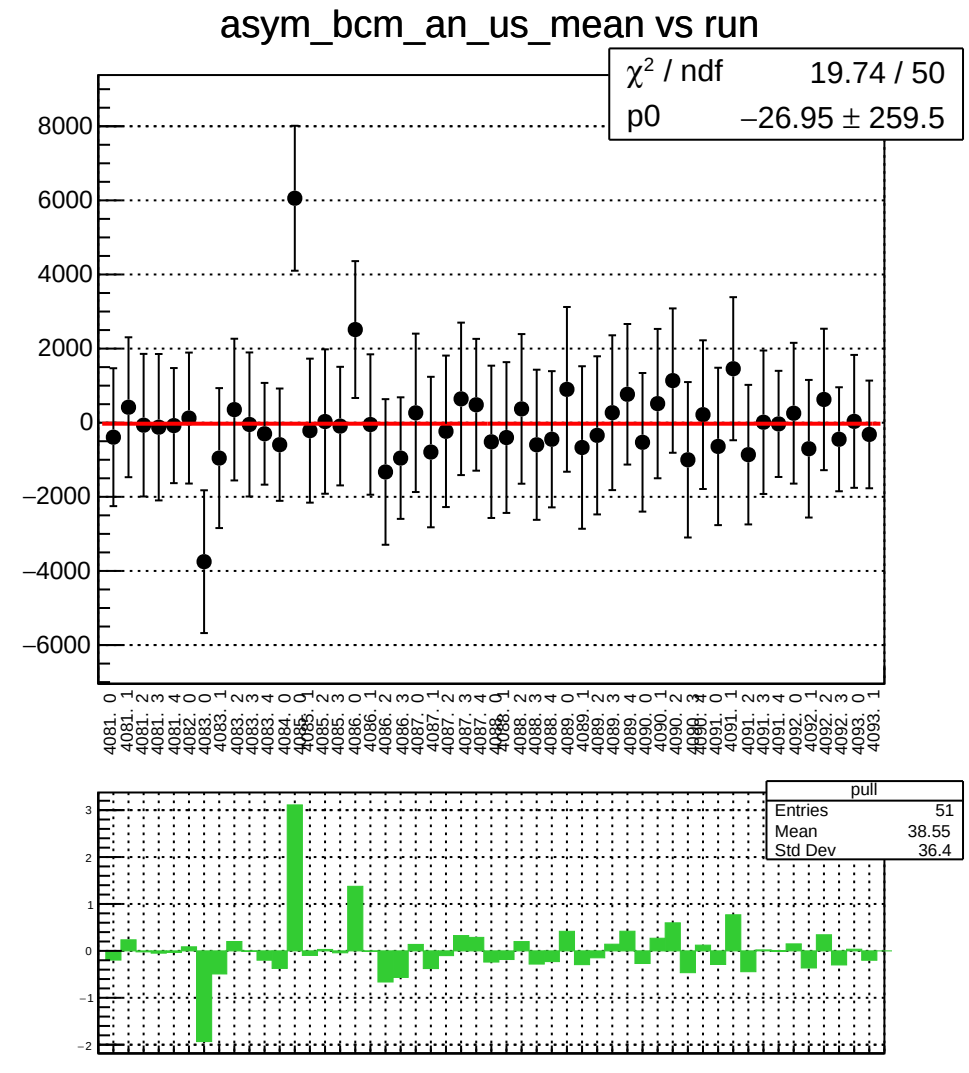
asym_bcm_an_us_mean vs run
χ² / ndf 19.74 / 50
p0 −26.95 ± 259.5
8000
6000
4000
2000
0
−2000
−4000
−6000
pull
Entries 51
Mean 38.55
Std Dev 36.4
3
2
1
0
−1
−2

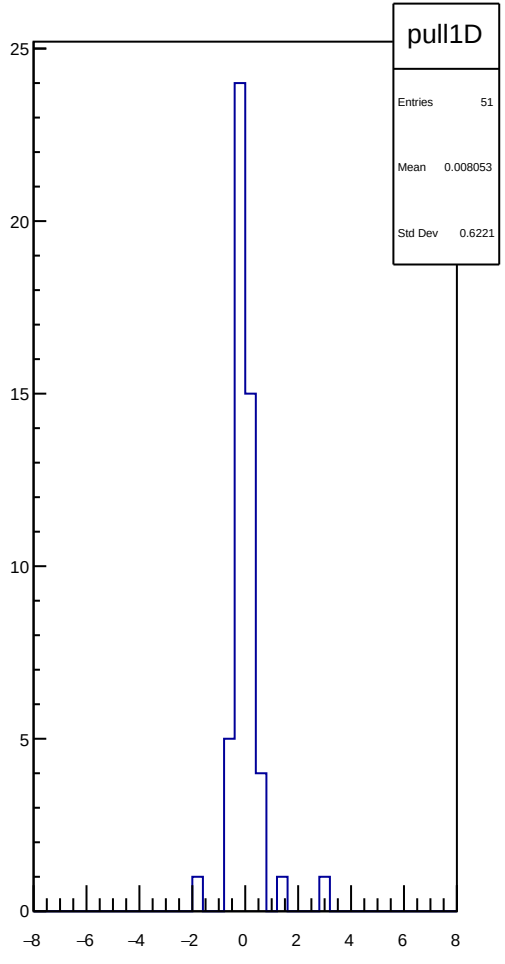
pull1D
Entries 51
Mean 0.008053
Std Dev 0.6221
25
20
15
10
5
0
−8
−6
−4
−2
0
2
4
6
8

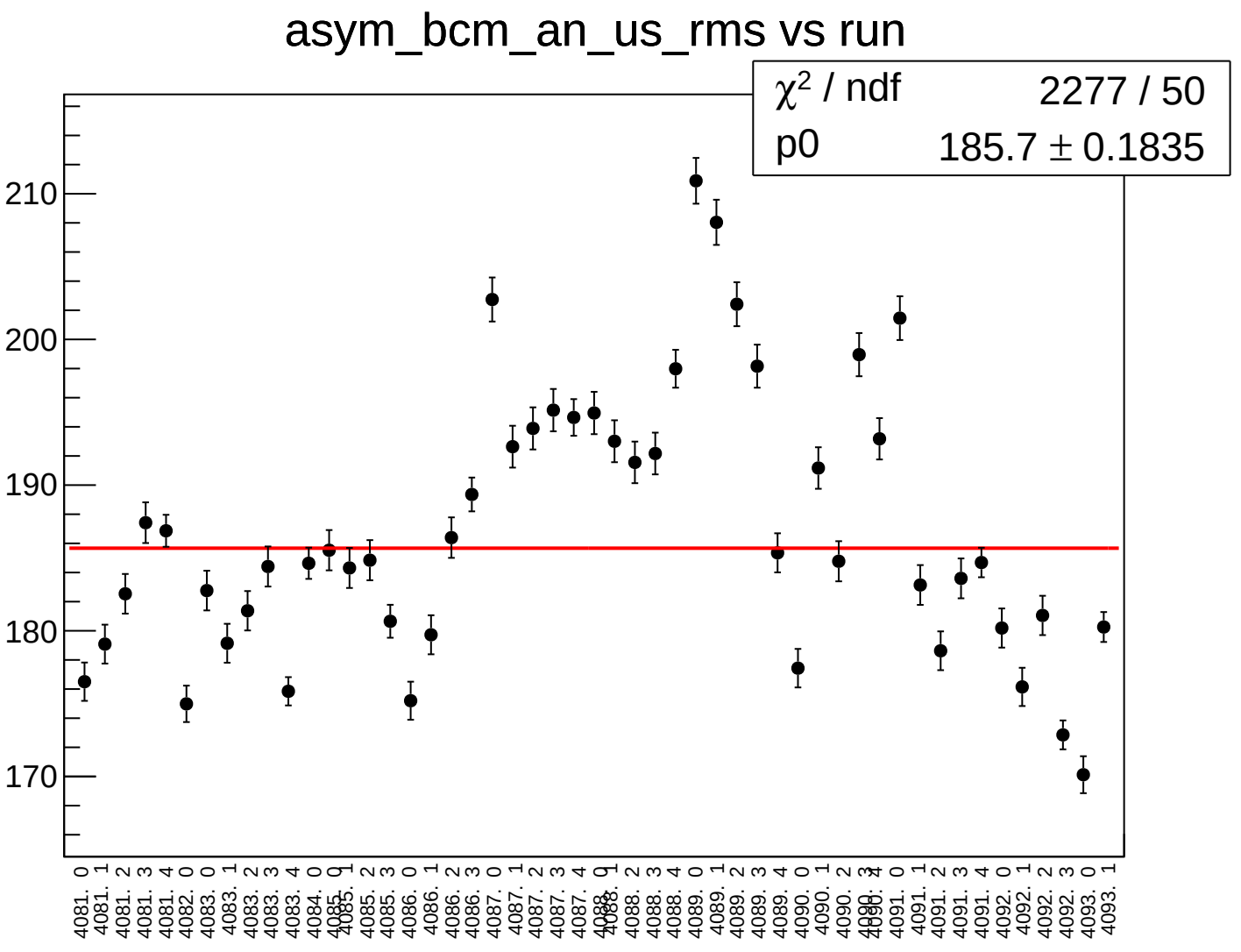
asym_bcm_an_us_rms vs run
χ² / ndf 2277 / 50
p0 185.7 ± 0.1835
210
200
190
180
170
4081. 0
4081. 1
4081. 2
4081. 3
4081. 4
4082. 0
4083. 0
4083. 1
4083. 2
4083. 3
4083. 4
4084. 0
4085. 0
4085. 1
4085. 2
4085. 3
4086. 0
4086. 1
4086. 2
4086. 3
4087. 0
4087. 1
4087. 2
4087. 3
4087. 4
4088. 0
4088. 1
4088. 2
4088. 3
4088. 4
4089. 0
4089. 1
4089. 2
4089. 3
4089. 4
4090. 0
4090. 1
4090. 2
4090. 3
4090. 4
4091. 0
4091. 1
4091. 2
4091. 3
4091. 4
4092. 0
4092. 1
4092. 2
4092. 3
4093. 0
4093. 1

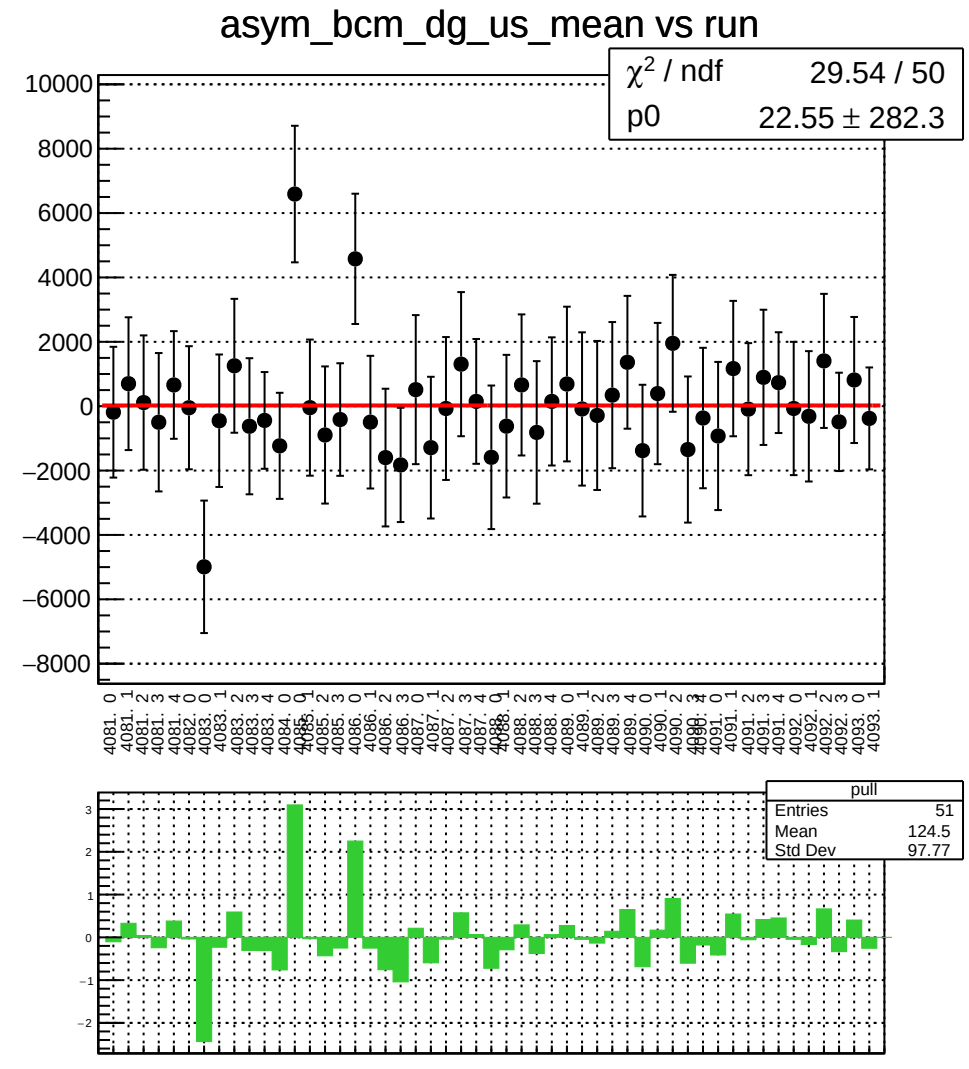
asym_bcm_dg_us_mean vs run
χ² / ndf 29.54 / 50
p0 22.55 ± 282.3
pull
Entries 51
Mean 124.5
Std Dev 97.77

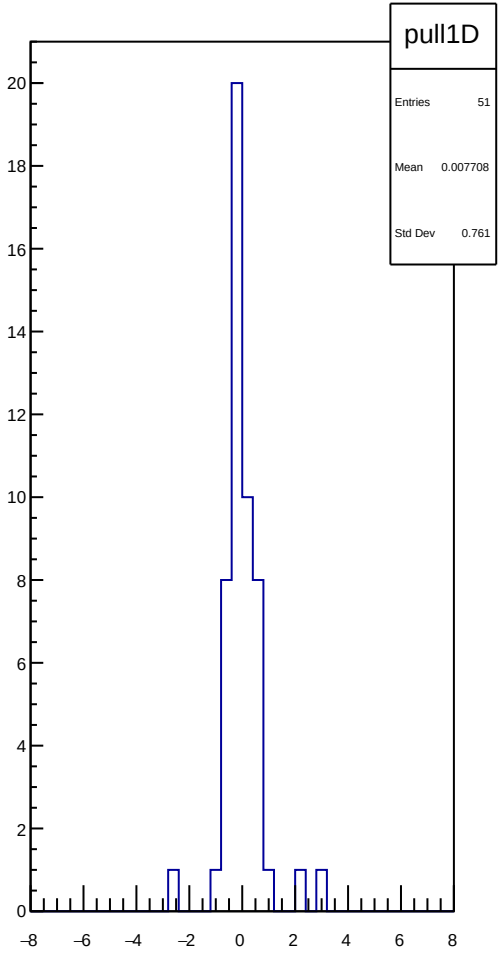
pull1D
Entries 51
Mean 0.007708
Std Dev 0.761

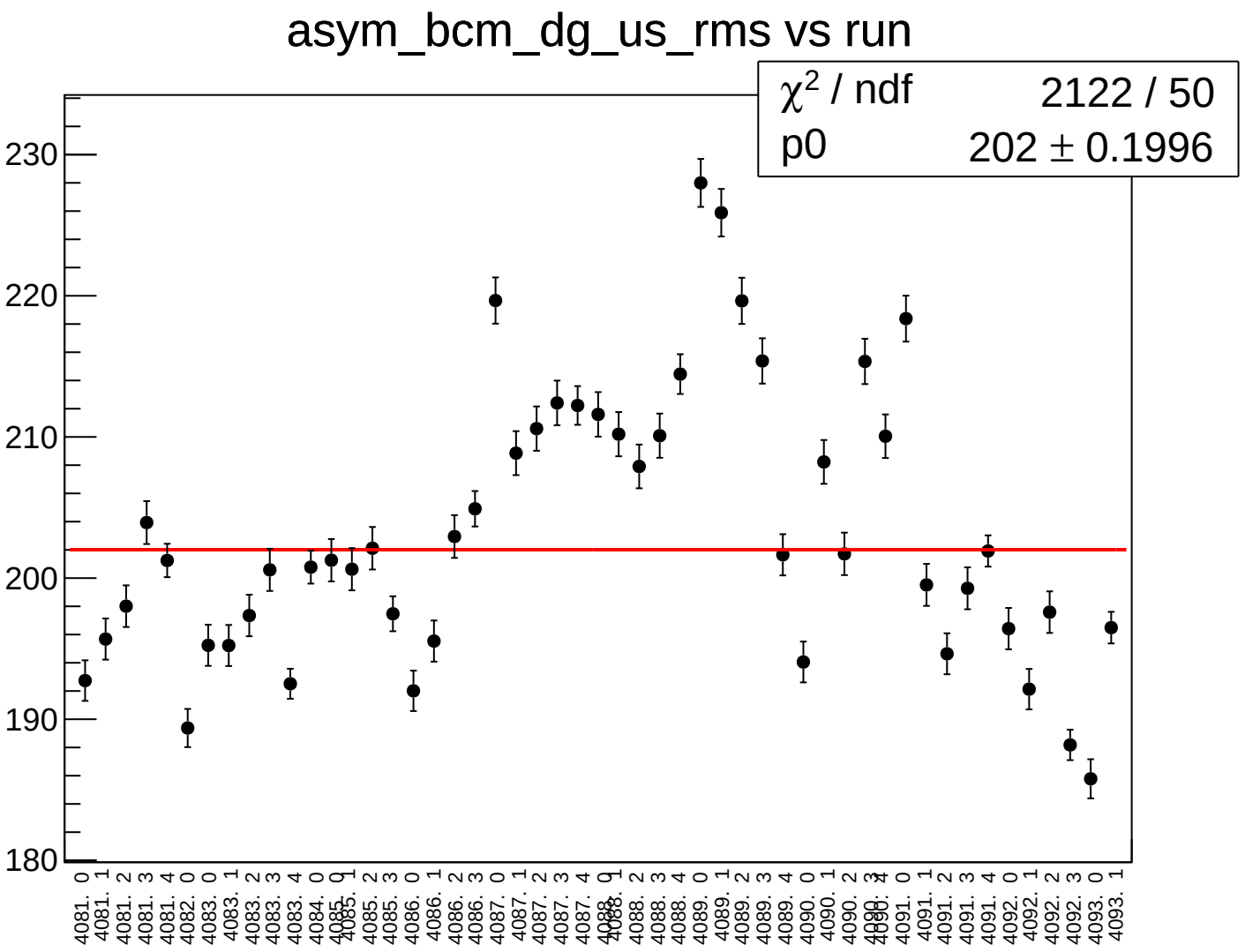
asym_bcm_dg_us_rms vs run
χ² / ndf 2122 / 50
p0 202 ± 0.1996
230
220
210
200
190
180
4081. 0
4081. 1
4081. 2
4081. 3
4081. 4
4082. 0
4083. 0
4083. 1
4083. 2
4083. 3
4083. 4
4084. 0
4085. 0
4085. 1
4085. 2
4085. 3
4086. 0
4086. 1
4086. 2
4086. 3
4087. 0
4087. 1
4087. 2
4087. 3
4087. 4
4088. 0
4088. 1
4088. 2
4088. 3
4088. 4
4089. 0
4089. 1
4089. 2
4089. 3
4089. 4
4090. 0
4090. 1
4090. 2
4090. 3
4090. 4
4091. 0
4091. 1
4091. 2
4091. 3
4091. 4
4092. 0
4092. 1
4092. 2
4092. 3
4093. 0
4093. 1

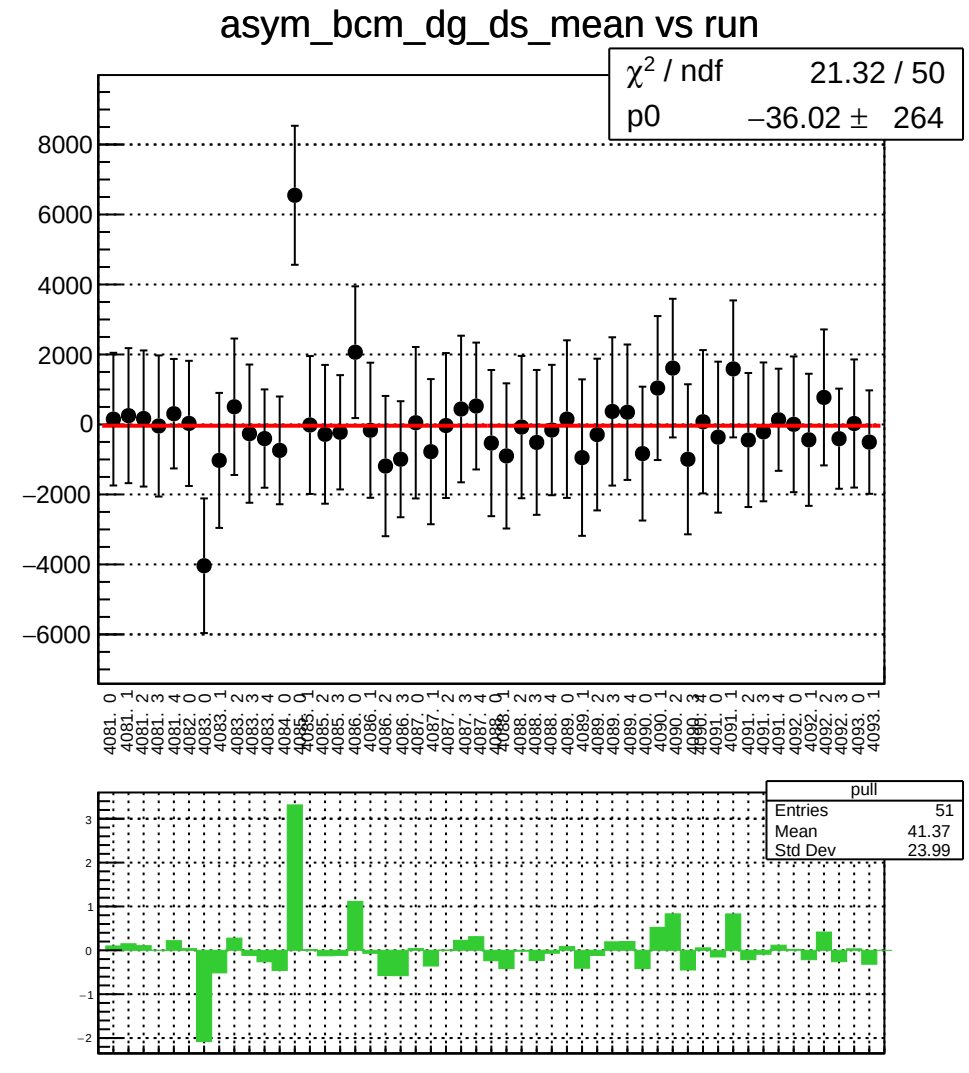
asym_bcm_dg_ds_mean vs run
χ² / ndf 21.32 / 50
p0 −36.02 ± 264
pull
Entries 51
Mean 41.37
Std Dev 23.99

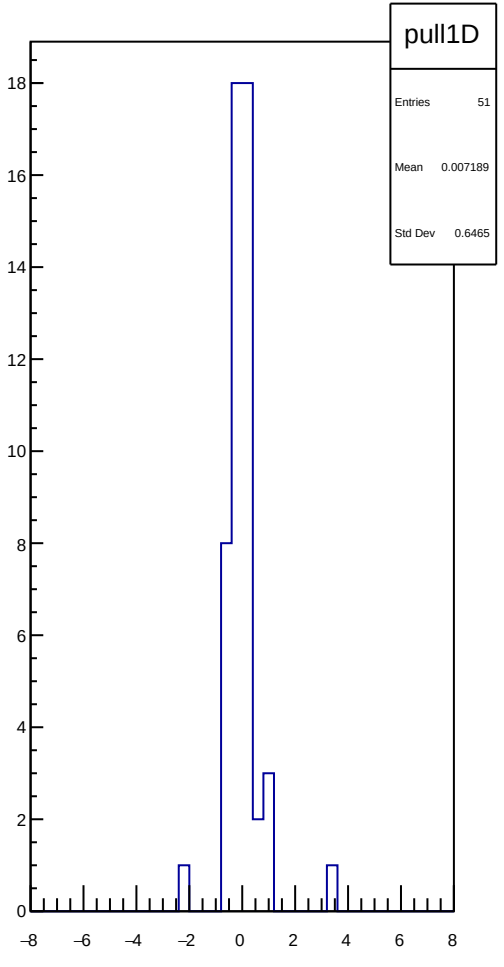
pull1D
Entries 51
Mean 0.007189
Std Dev 0.6465

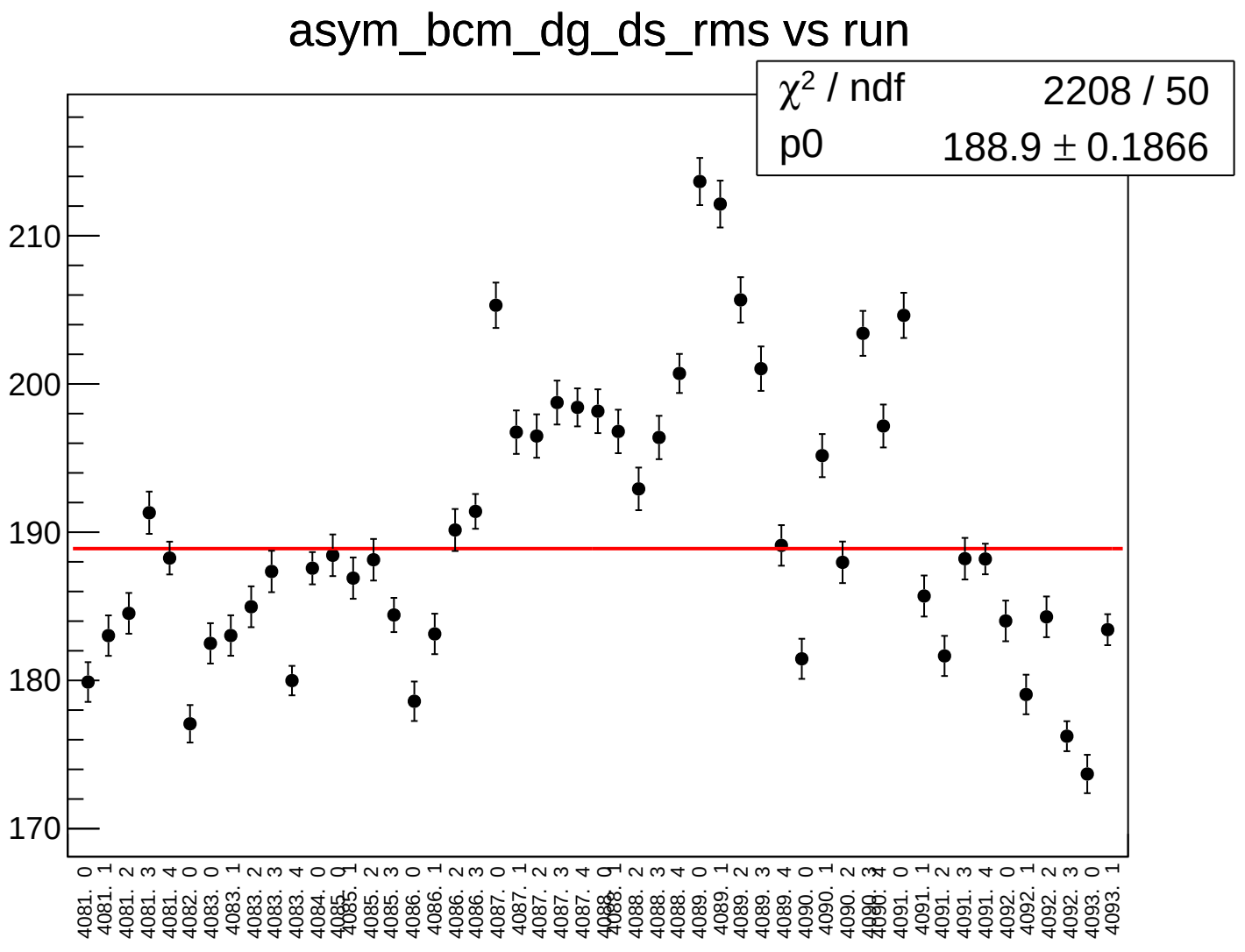
asym_bcm_dg_ds_rms vs run
χ² / ndf 2208 / 50
p0 188.9 ± 0.1866
210
200
190
180
170
4081. 0
4081. 1
4081. 2
4081. 3
4081. 4
4082. 0
4083. 0
4083. 1
4083. 2
4083. 3
4083. 4
4084. 0
4085. 0
4085. 1
4085. 2
4085. 3
4086. 0
4086. 1
4086. 2
4086. 3
4087. 0
4087. 1
4087. 2
4087. 3
4087. 4
4088. 0
4088. 1
4088. 2
4088. 3
4088. 4
4089. 0
4089. 1
4089. 2
4089. 3
4089. 4
4090. 0
4090. 1
4090. 2
4090. 3
4090. 4
4091. 0
4091. 1
4091. 2
4091. 3
4091. 4
4092. 0
4092. 1
4092. 2
4092. 3
4093. 0
4093. 1

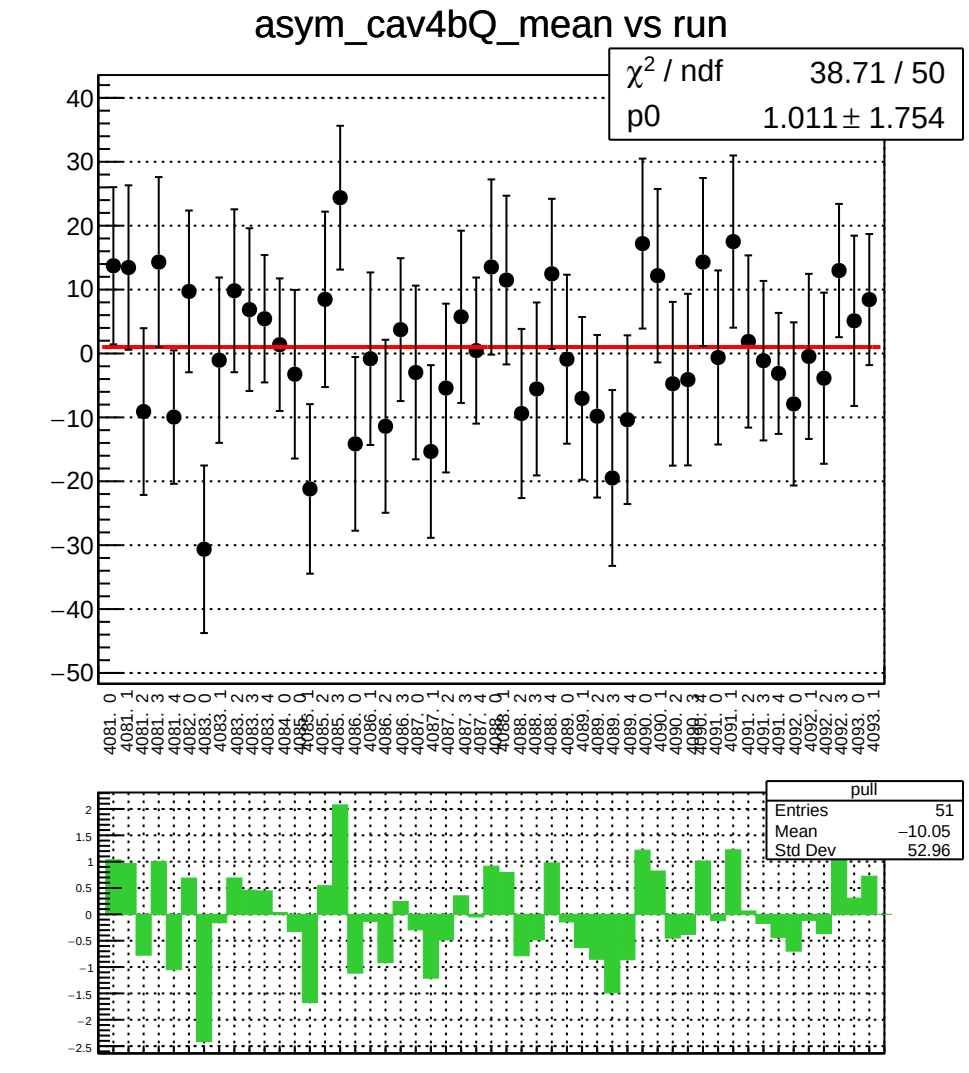
asym_cav4bQ_mean vs run
χ² / ndf 38.71 / 50
p0 1.011 ± 1.754
pull
Entries 51
Mean −10.05
Std Dev 52.96

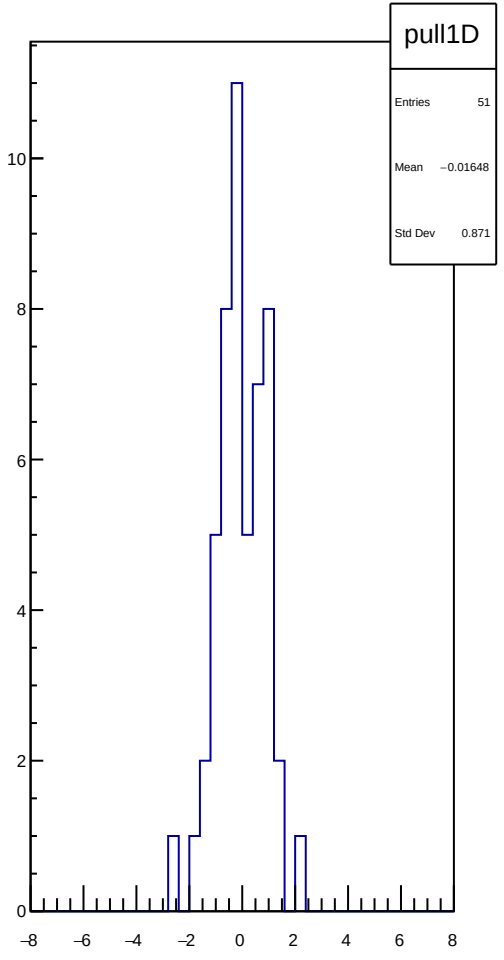
pull1D
Entries 51
Mean −0.01648
Std Dev 0.871

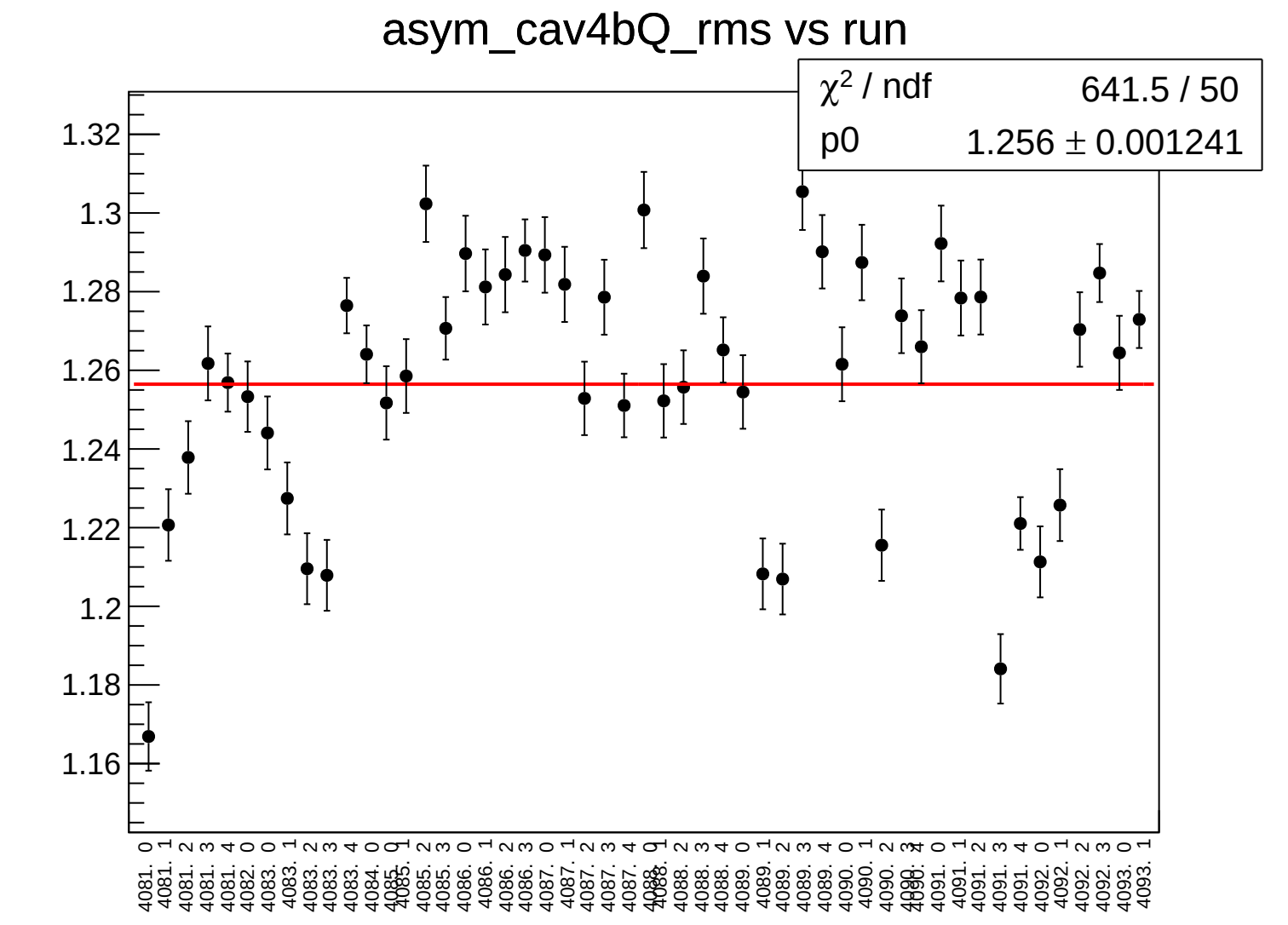
asym_cav4bQ_rms vs run
χ² / ndf 641.5 / 50
p0 1.256 ± 0.001241
1.32
1.3
1.28
1.26
1.24
1.22
1.2
1.18
1.16
4081. 0
4081. 1
4081. 2
4081. 3
4081. 4
4082. 0
4083. 0
4083. 1
4083. 2
4083. 3
4083. 4
4084. 0
4085. 2
4085. 3
4086. 0
4086. 1
4086. 2
4086. 3
4087. 0
4087. 1
4087. 2
4087. 3
4087. 4
4088. 2
4088. 3
4088. 4
4089. 0
4089. 1
4089. 2
4089. 3
4089. 4
4090. 0
4090. 1
4090. 2
4091. 0
4091. 1
4091. 2
4091. 3
4091. 4
4092. 0
4092. 1
4092. 2
4092. 3
4093. 0
4093. 1

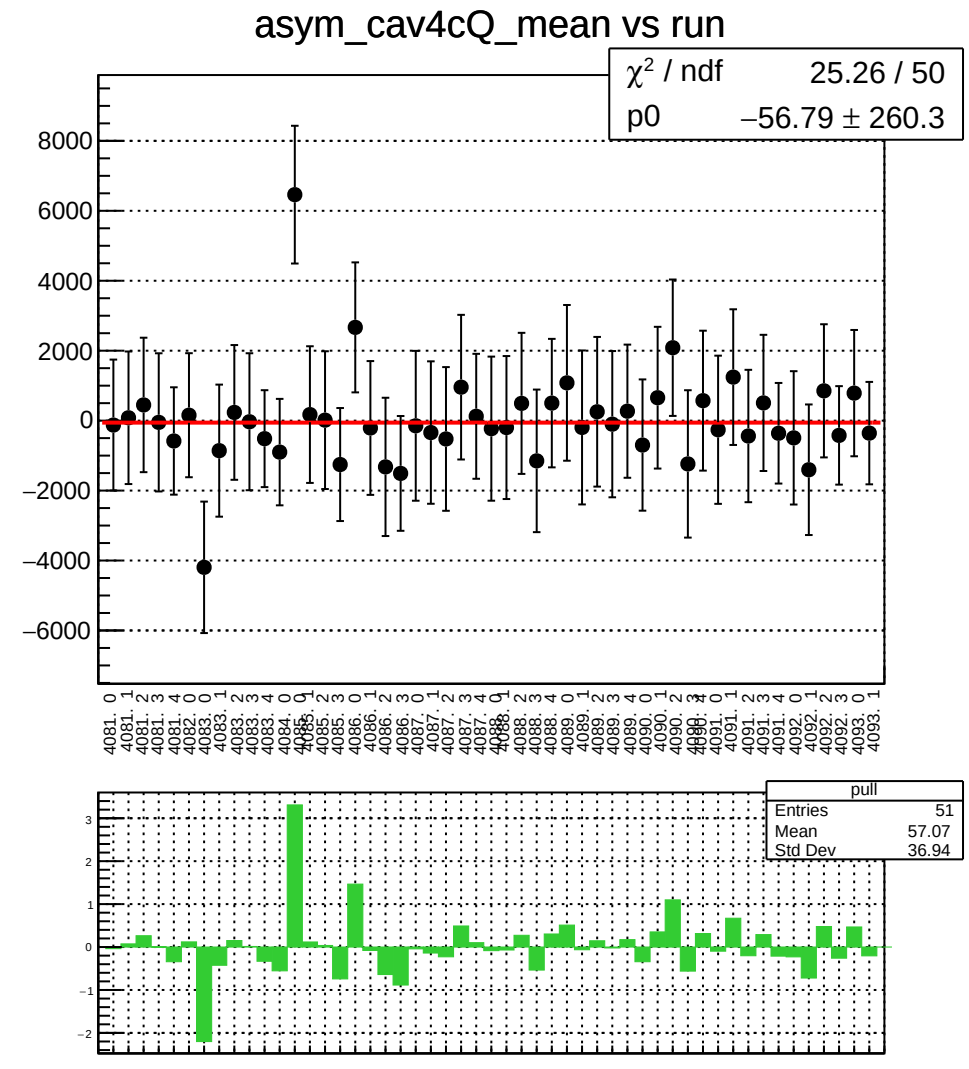
asym_cav4cQ_mean vs run
χ² / ndf 25.26 / 50
p0 −56.79 ± 260.3
8000
6000
4000
2000
0
−2000
−4000
−6000
pull
Entries 51
Mean 57.07
Std Dev 36.94
3
2
1
0
−1
−2

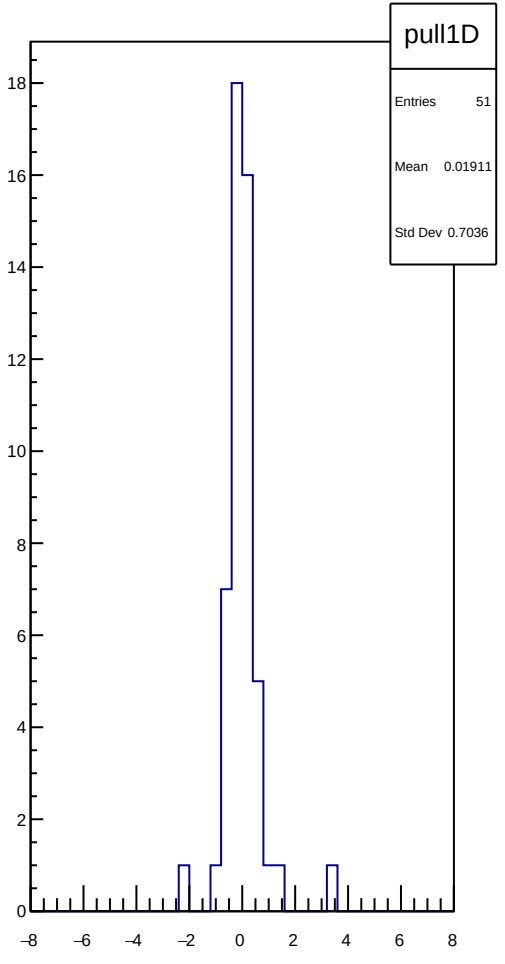
pull1D
Entries 51
Mean 0.01911
Std Dev 0.7036
18
16
14
12
10
8
6
4
2
0
−8
−6
−4
−2
0
2
4
6
8

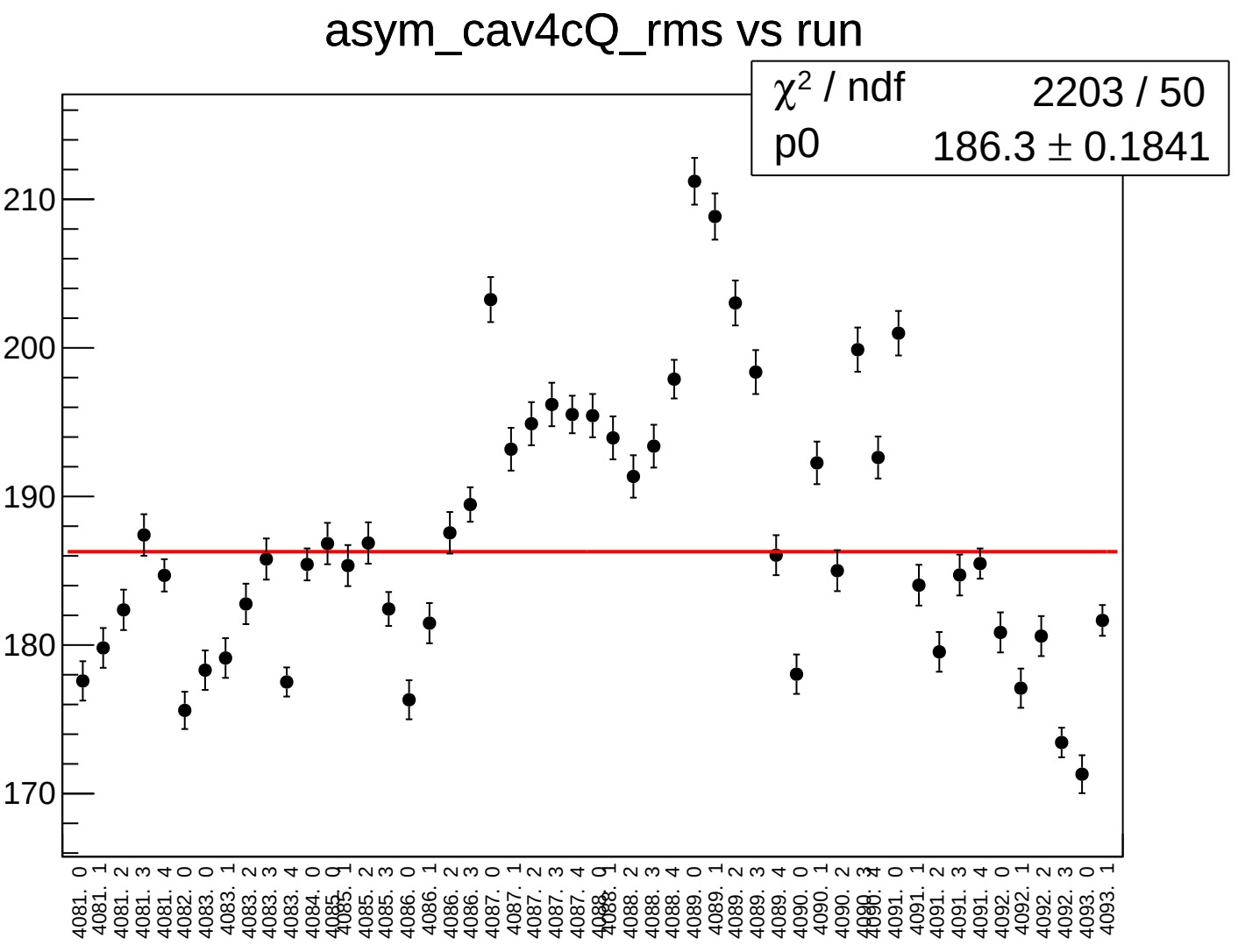
asym_cav4cQ_rms vs run
χ² / ndf 2203 / 50
p0 186.3 ± 0.1841
210
200
190
180
170
4081. 0
4081. 1
4081. 2
4081. 3
4081. 4
4082. 0
4083. 0
4083. 1
4083. 2
4083. 3
4083. 4
4084. 0
4085. 0
4085. 1
4085. 2
4085. 3
4086. 0
4086. 1
4086. 2
4086. 3
4087. 0
4087. 1
4087. 2
4087. 3
4087. 4
4088. 0
4088. 1
4088. 2
4088. 3
4088. 4
4089. 0
4089. 1
4089. 2
4089. 3
4089. 4
4090. 0
4090. 1
4090. 2
4090. 3
4090. 4
4091. 0
4091. 1
4091. 2
4091. 3
4091. 4
4092. 0
4092. 1
4092. 2
4092. 3
4093. 0
4093. 1

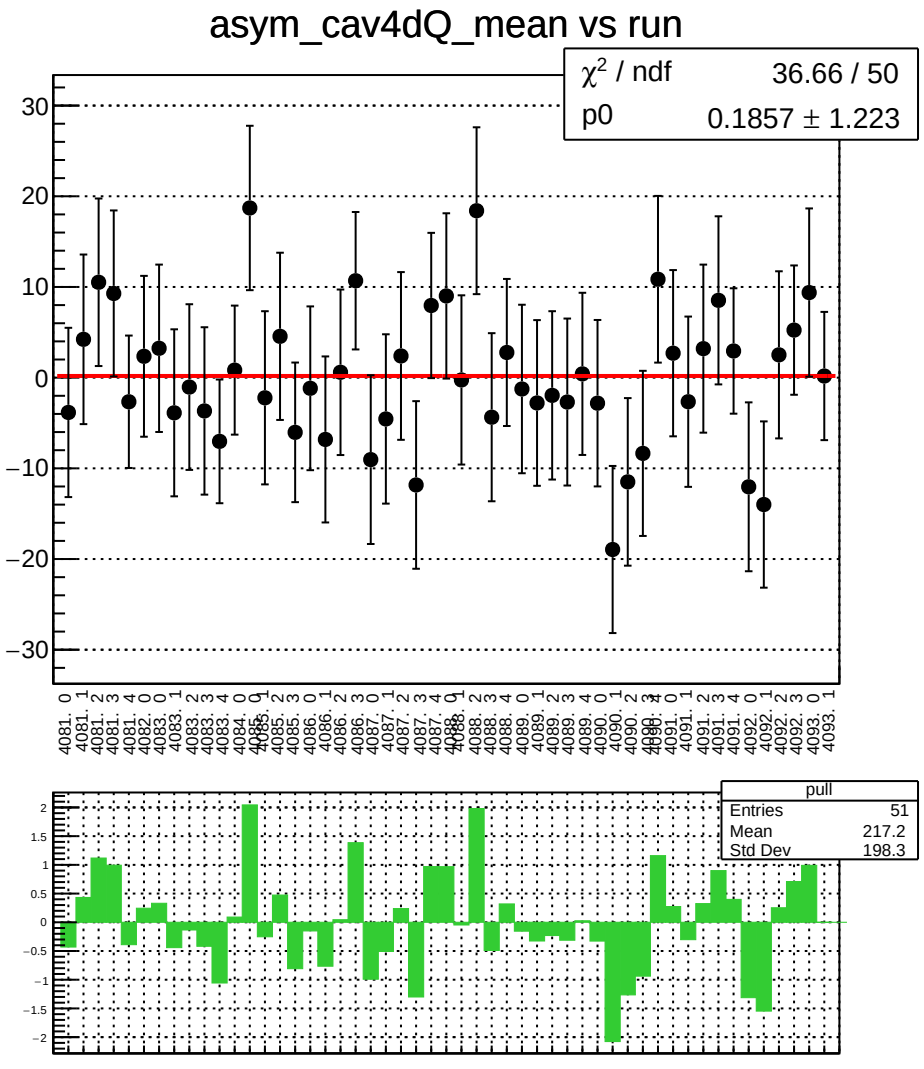
asym_cav4dQ_mean vs run
χ² / ndf 36.66 / 50
p0 0.1857 ± 1.223
pull
Entries 51
Mean 217.2
Std Dev 198.3

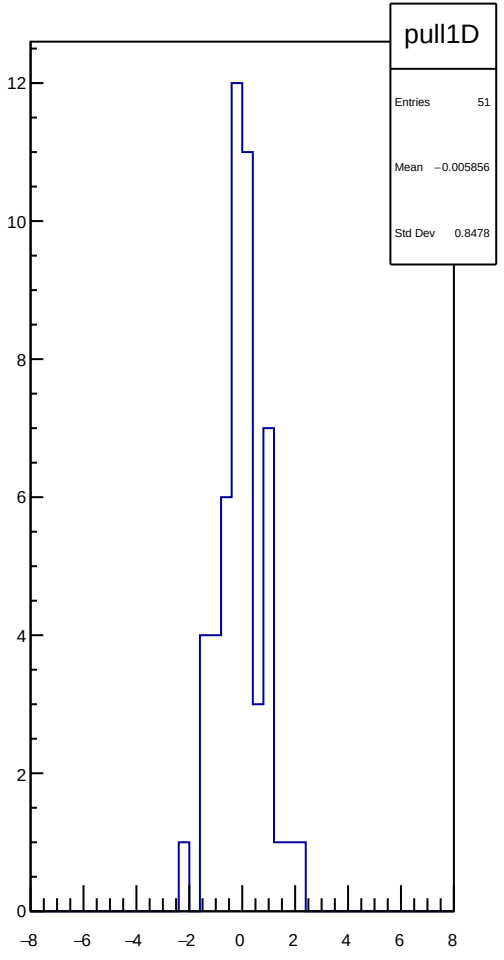
pull1D
Entries 51
Mean −0.005856
Std Dev 0.8478

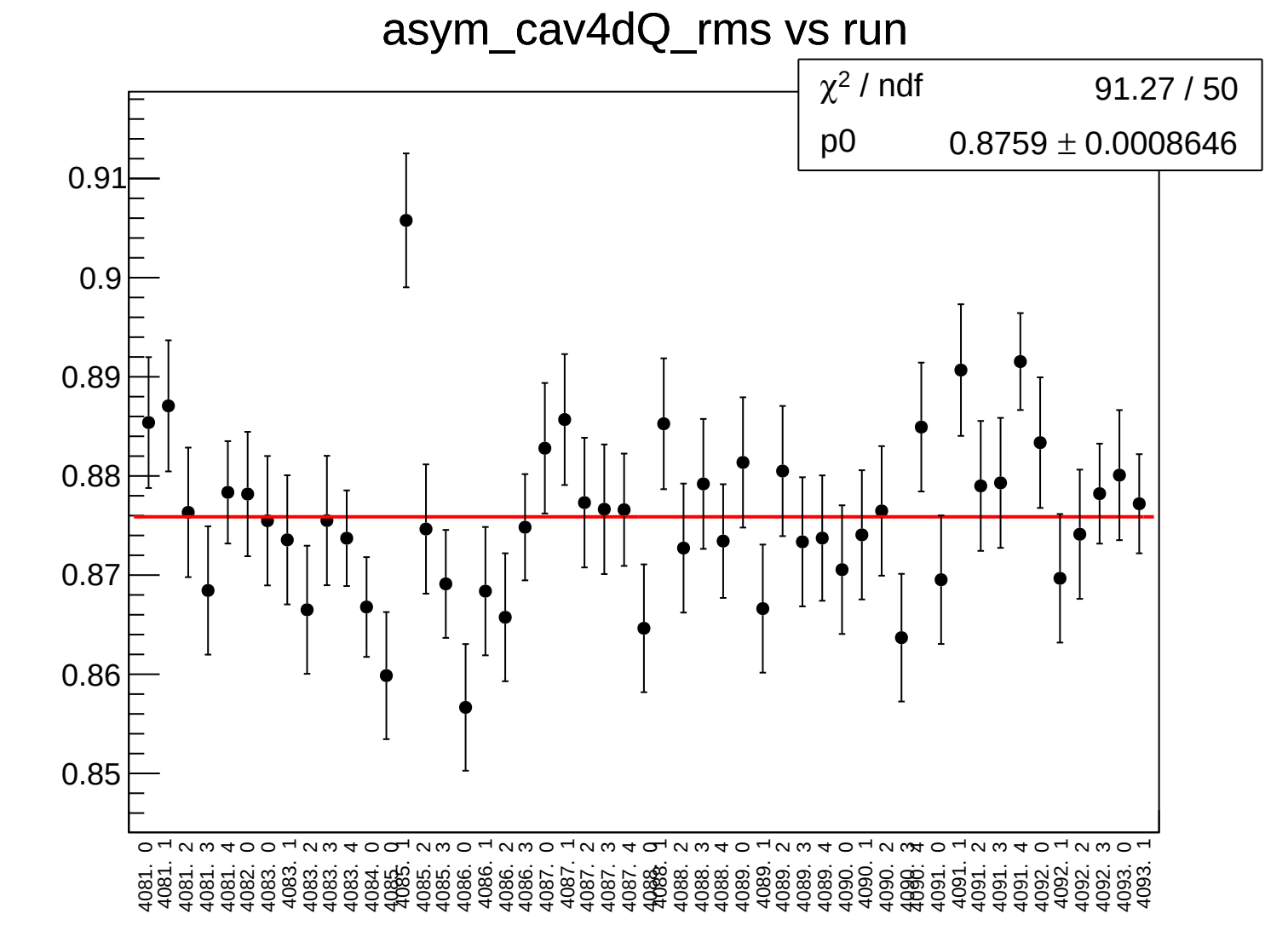
asym_cav4dQ_rms vs run
χ² / ndf 91.27 / 50
p0 0.8759 ± 0.0008646
0.91
0.9
0.89
0.88
0.87
0.86
0.85
4081. 0
4081. 1
4081. 2
4081. 3
4081. 4
4082. 0
4083. 0
4083. 1
4083. 2
4083. 3
4083. 4
4084. 0
4085. 0
4085. 1
4085. 2
4085. 3
4086. 0
4086. 1
4086. 2
4086. 3
4087. 0
4087. 1
4087. 2
4087. 3
4087. 4
4088. 0
4088. 1
4088. 2
4088. 3
4088. 4
4089. 0
4089. 1
4089. 2
4089. 3
4089. 4
4090. 0
4090. 1
4090. 2
4090. 3
4090. 4
4091. 0
4091. 1
4091. 2
4091. 3
4091. 4
4092. 0
4092. 1
4092. 2
4092. 3
4093. 0
4093. 1

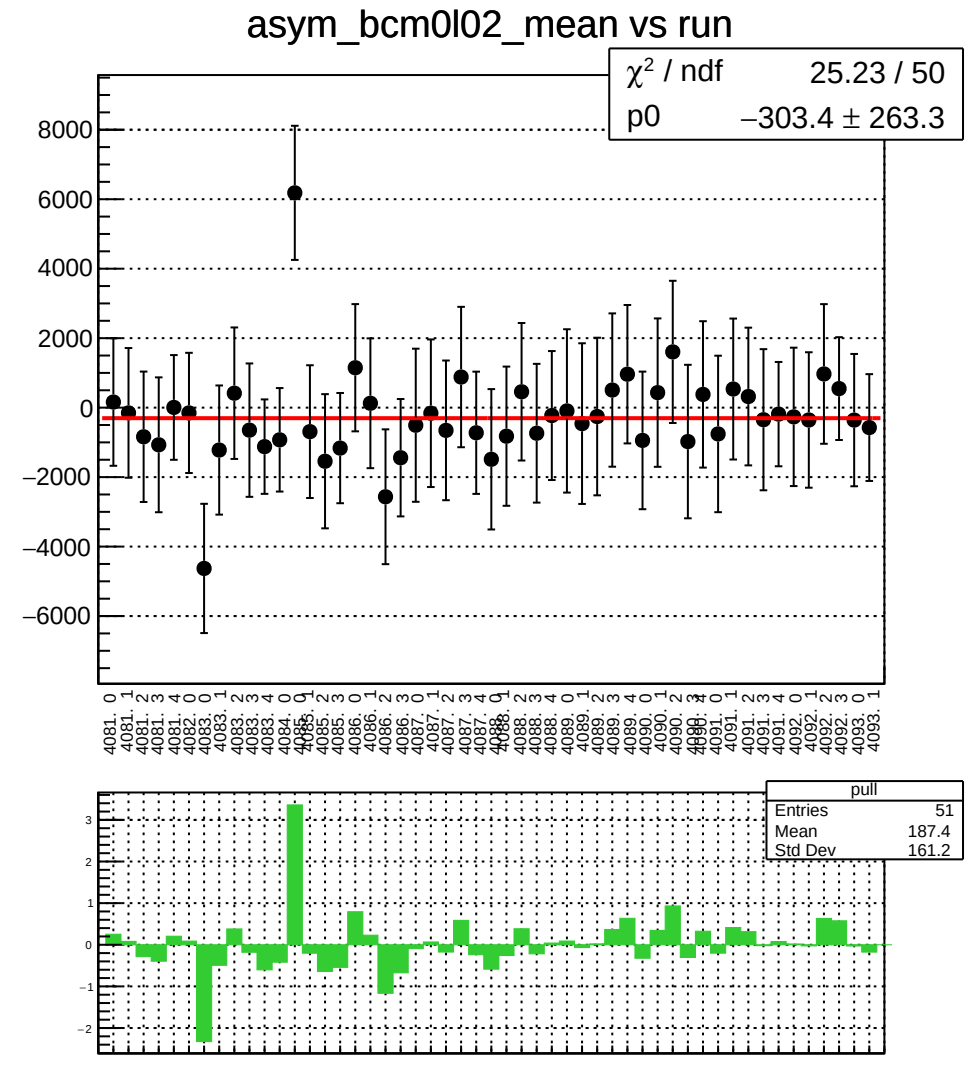
asym_bcm0l02_mean vs run
χ² / ndf 25.23 / 50
p0 −303.4 ± 263.3
pull
Entries 51
Mean 187.4
Std Dev 161.2

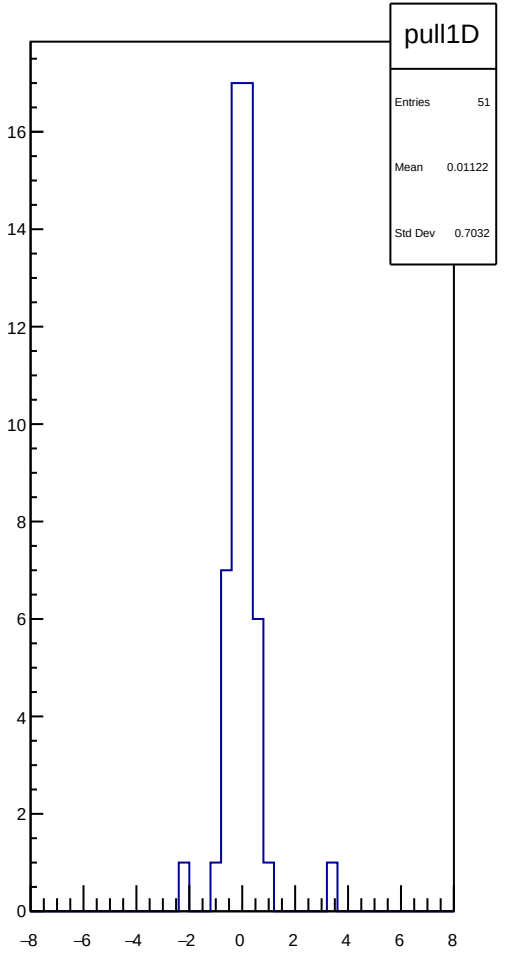
pull1D
Entries 51
Mean 0.01122
Std Dev 0.7032

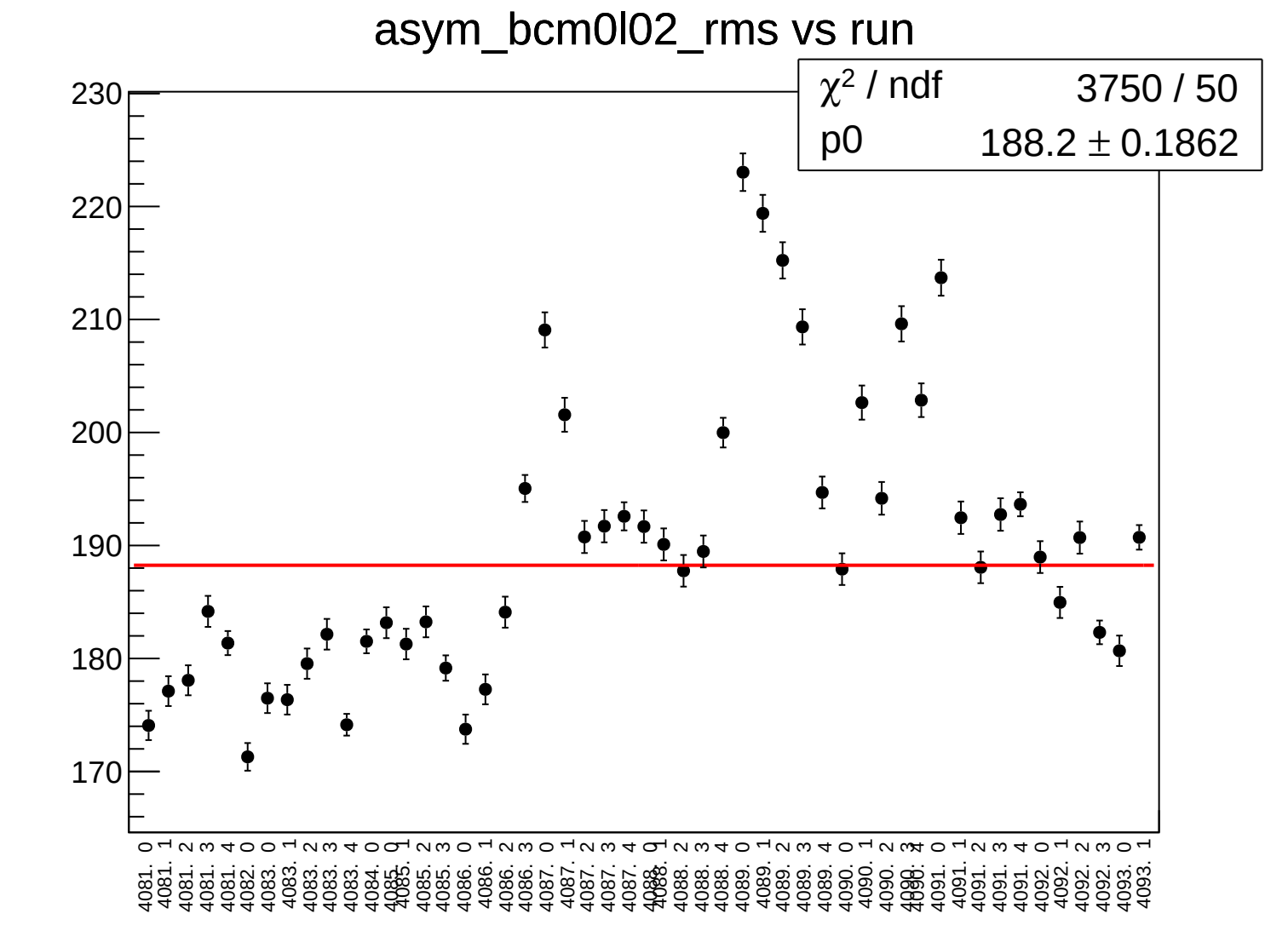
asym_bcm0l02_rms vs run
χ² / ndf 3750 / 50
p0 188.2 ± 0.1862
230
220
210
200
190
180
170
4081. 0
4081. 1
4081. 2
4081. 3
4081. 4
4082. 0
4083. 0
4083. 1
4083. 2
4083. 3
4083. 4
4084. 0
4085. 0
4085. 1
4085. 2
4085. 3
4086. 0
4086. 1
4086. 2
4086. 3
4087. 0
4087. 1
4087. 2
4087. 3
4087. 4
4088. 0
4088. 1
4088. 2
4088. 3
4088. 4
4089. 0
4089. 1
4089. 2
4089. 3
4089. 4
4090. 0
4090. 1
4090. 2
4090. 3
4090. 4
4091. 0
4091. 1
4091. 2
4091. 3
4091. 4
4092. 0
4092. 1
4092. 2
4092. 3
4093. 0
4093. 1

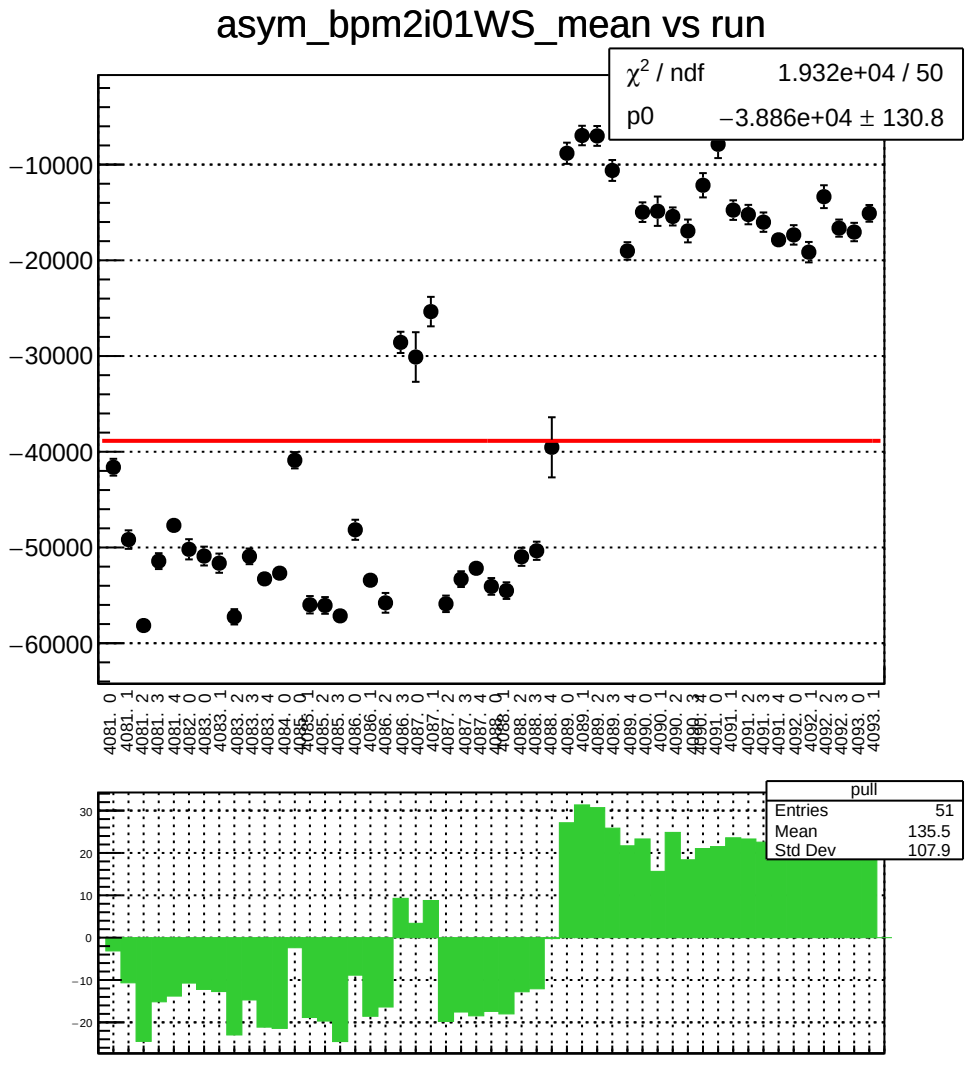
asym_bpm2i01WS_mean vs run
χ² / ndf 1.932e+04 / 50
p0 −3.886e+04 ± 130.8
−10000
−20000
−30000
−40000
−50000
−60000
pull
Entries 51
Mean 135.5
Std Dev 107.9
30
20
10
0
−10
−20

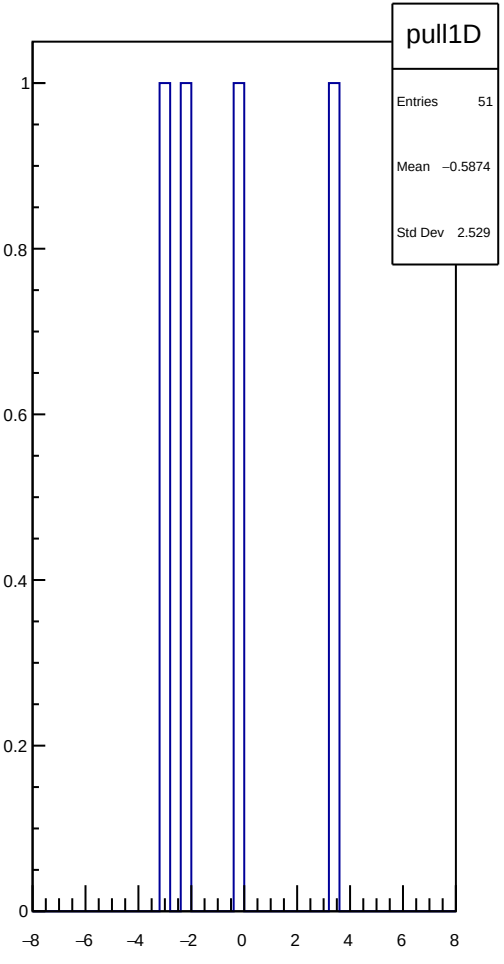
pull1D
Entries 51
Mean −0.5874
Std Dev 2.529
1
0.8
0.6
0.4
0.2
0
−8
−6
−4
−2
0
2
4
6
8

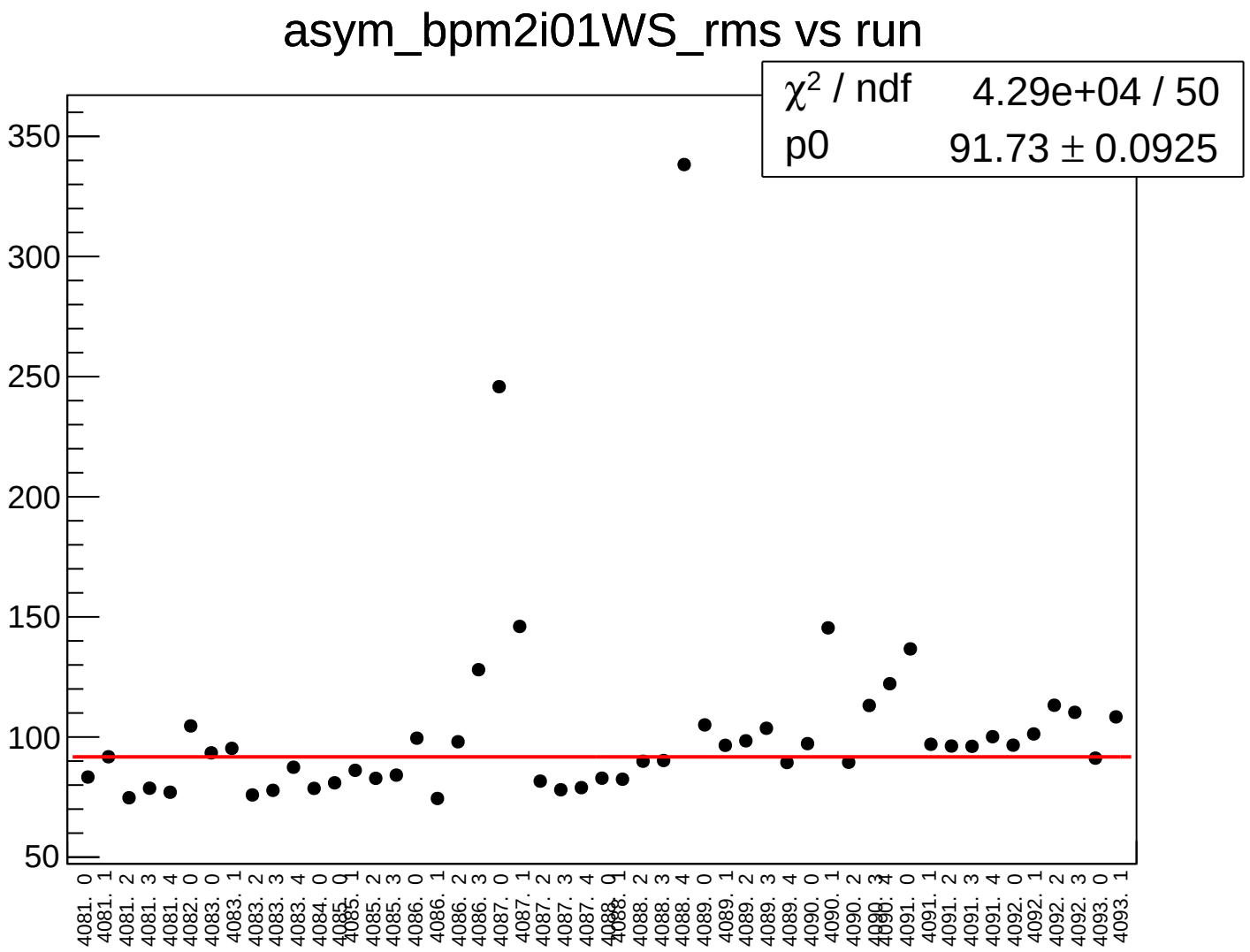
asym_bpm2i01WS_rms vs run
χ² / ndf 4.29e+04 / 50
p0 91.73 ± 0.0925
350
300
250
200
150
100
50
4081. 0
4081. 1
4081. 2
4081. 3
4081. 4
4082. 0
4083. 0
4083. 1
4083. 2
4083. 3
4083. 4
4084. 0
4085. 2
4085. 3
4086. 0
4086. 1
4086. 2
4086. 3
4087. 0
4087. 1
4087. 2
4087. 3
4087. 4
4088. 2
4088. 3
4088. 4
4089. 0
4089. 1
4089. 2
4089. 3
4089. 4
4090. 0
4090. 1
4090. 2
4091. 0
4091. 1
4091. 2
4091. 3
4091. 4
4092. 0
4092. 1
4092. 2
4092. 3
4093. 0
4093. 1

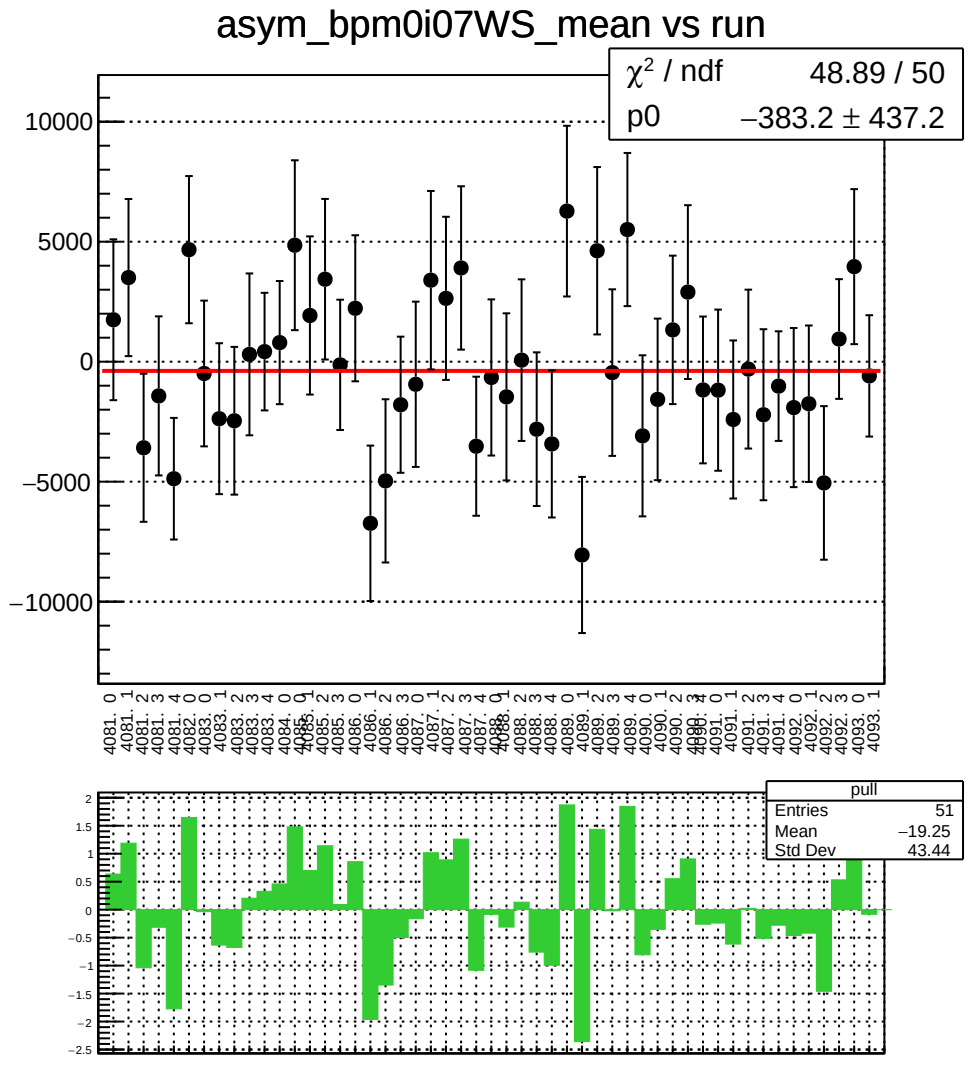
asym_bpm0i07WS_mean vs run
χ² / ndf 48.89 / 50
p0 −383.2 ± 437.2
10000
5000
0
−5000
−10000
pull
Entries 51
Mean −19.25
Std Dev 43.44
2
1.5
1
0.5
0
−0.5
−1
−1.5
−2
−2.5

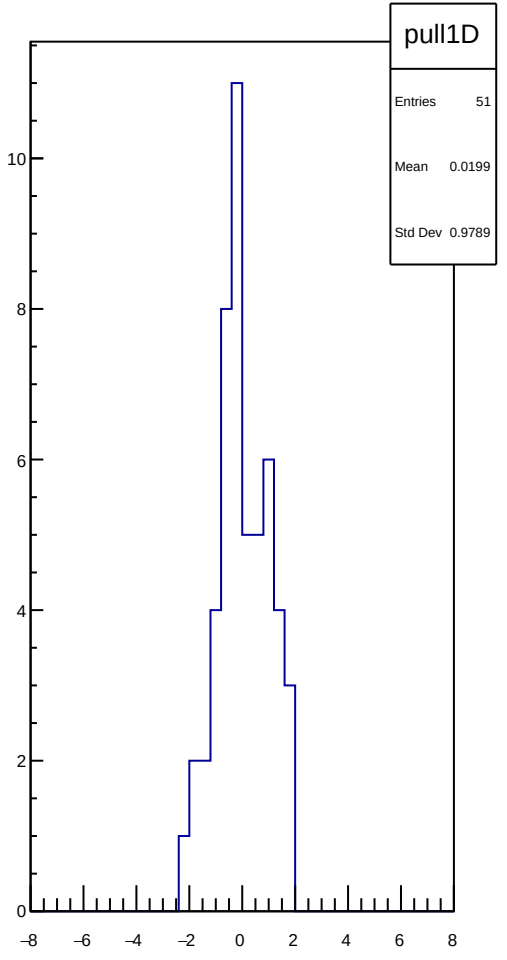
pull1D
Entries 51
Mean 0.0199
Std Dev 0.9789
10
8
6
4
2
0
−8
−6
−4
−2
0
2
4
6
8

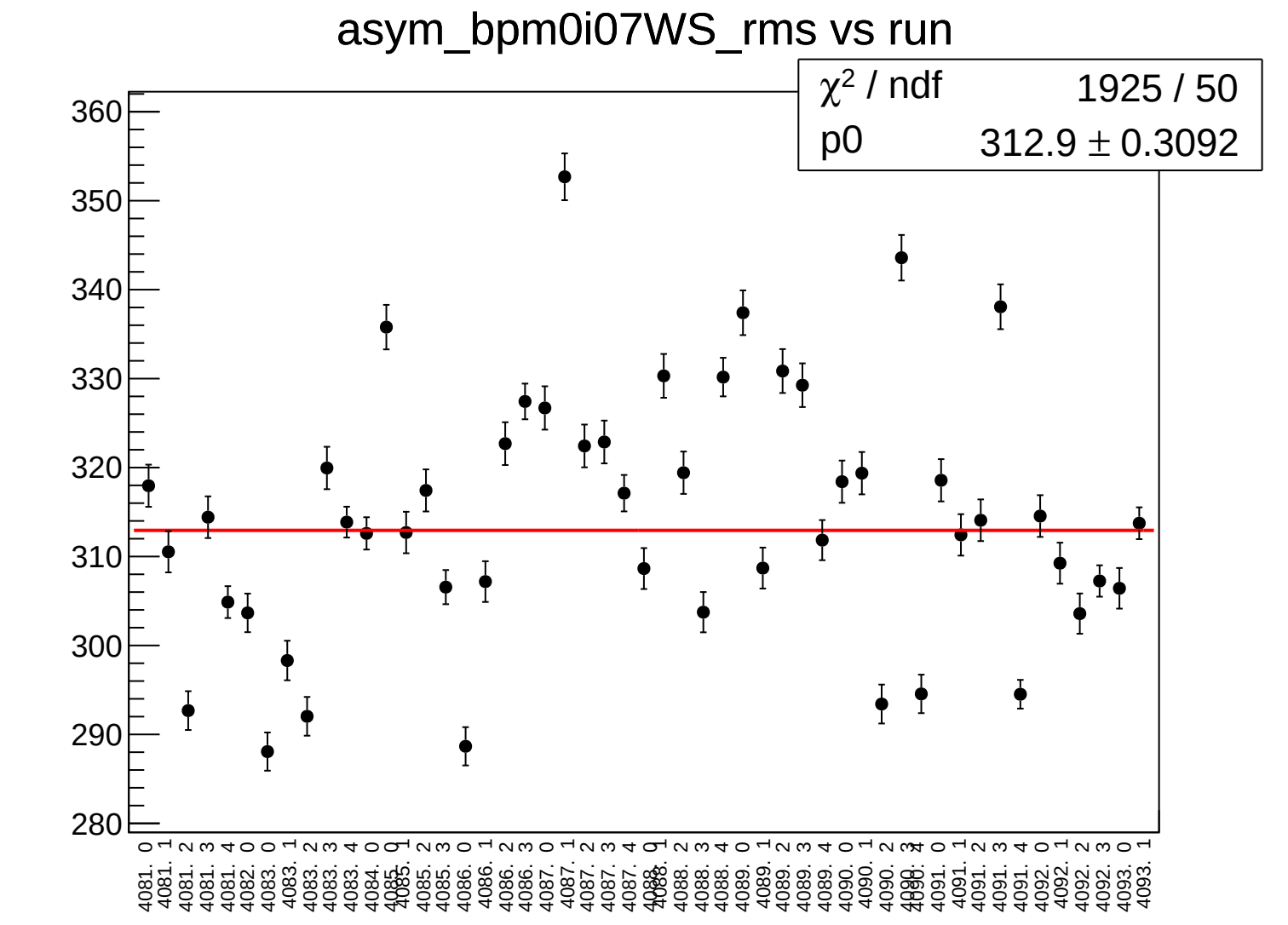
asym_bpm0i07WS_rms vs run
χ² / ndf 1925 / 50
p0 312.9 ± 0.3092
360
350
340
330
320
310
300
290
280
4081. 0
4081. 1
4081. 2
4081. 3
4081. 4
4082. 0
4083. 0
4083. 1
4083. 2
4083. 3
4083. 4
4084. 0
4085. 0
4085. 1
4085. 2
4085. 3
4086. 0
4086. 1
4086. 2
4086. 3
4087. 0
4087. 1
4087. 2
4087. 3
4087. 4
4088. 0
4088. 1
4088. 2
4088. 3
4088. 4
4089. 0
4089. 1
4089. 2
4089. 3
4089. 4
4090. 0
4090. 1
4090. 2
4091. 0
4091. 1
4091. 2
4091. 3
4091. 4
4092. 0
4092. 1
4092. 2
4092. 3
4093. 0
4093. 1

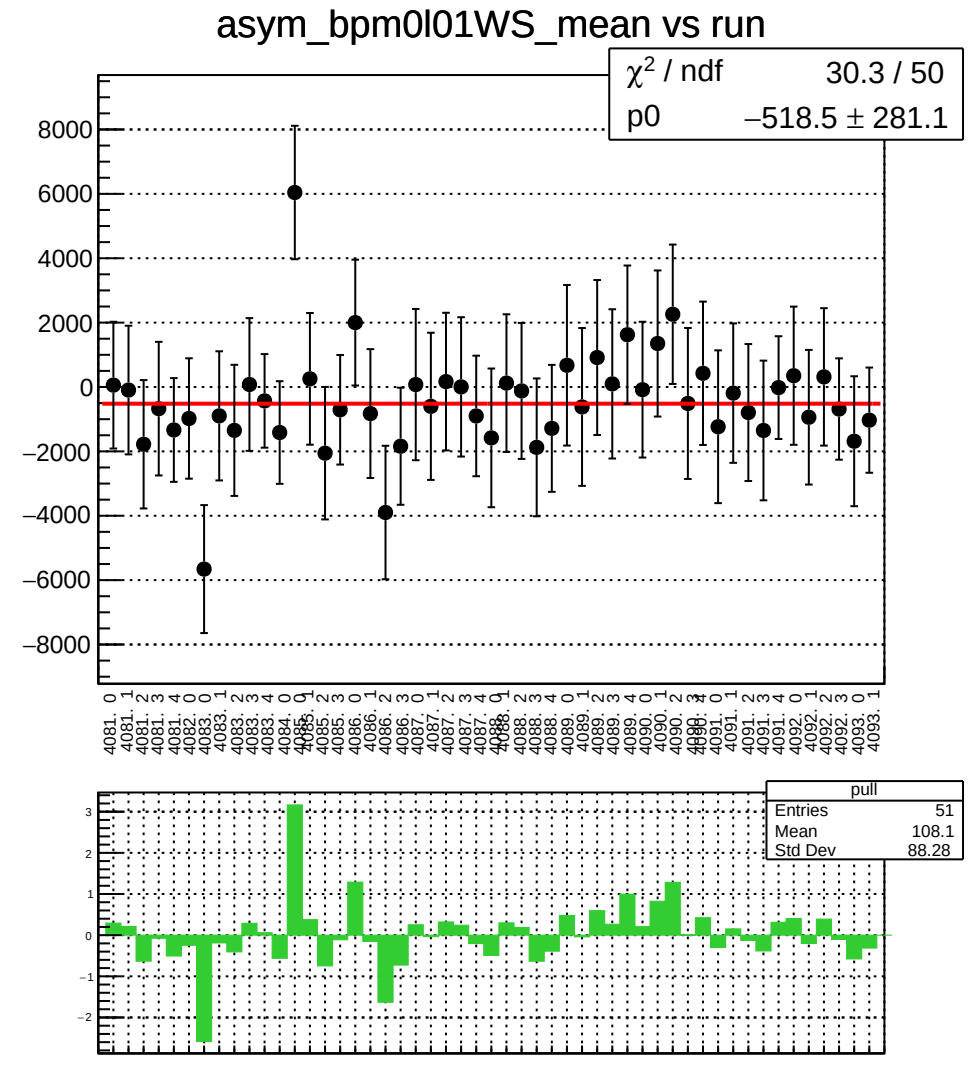
asym_bpm0l01WS_mean vs run
χ² / ndf 30.3 / 50
p0 −518.5 ± 281.1
8000
6000
4000
2000
0
−2000
−4000
−6000
−8000
pull
Entries 51
Mean 108.1
Std Dev 88.28
3
2
1
0
−1
−2

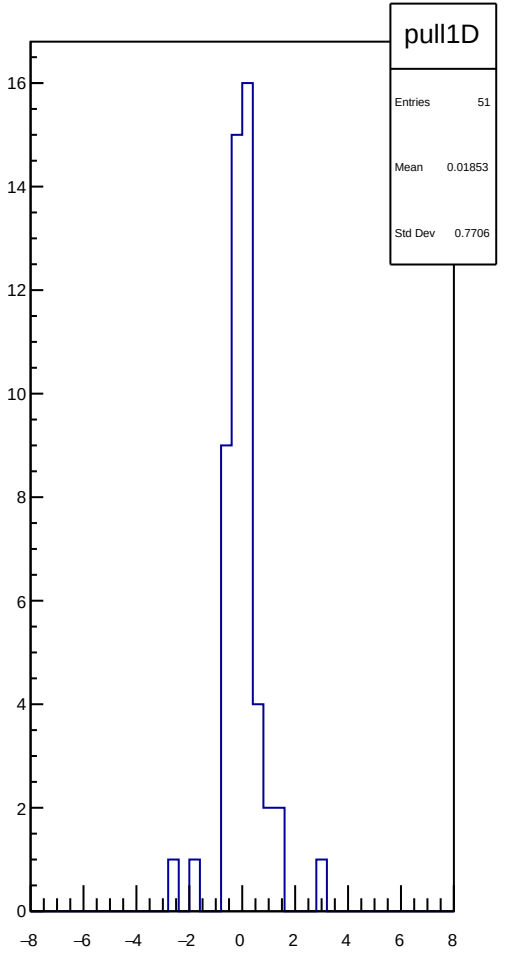
pull1D
Entries 51
Mean 0.01853
Std Dev 0.7706
16
14
12
10
8
6
4
2
0
−8
−6
−4
−2
0
2
4
6
8

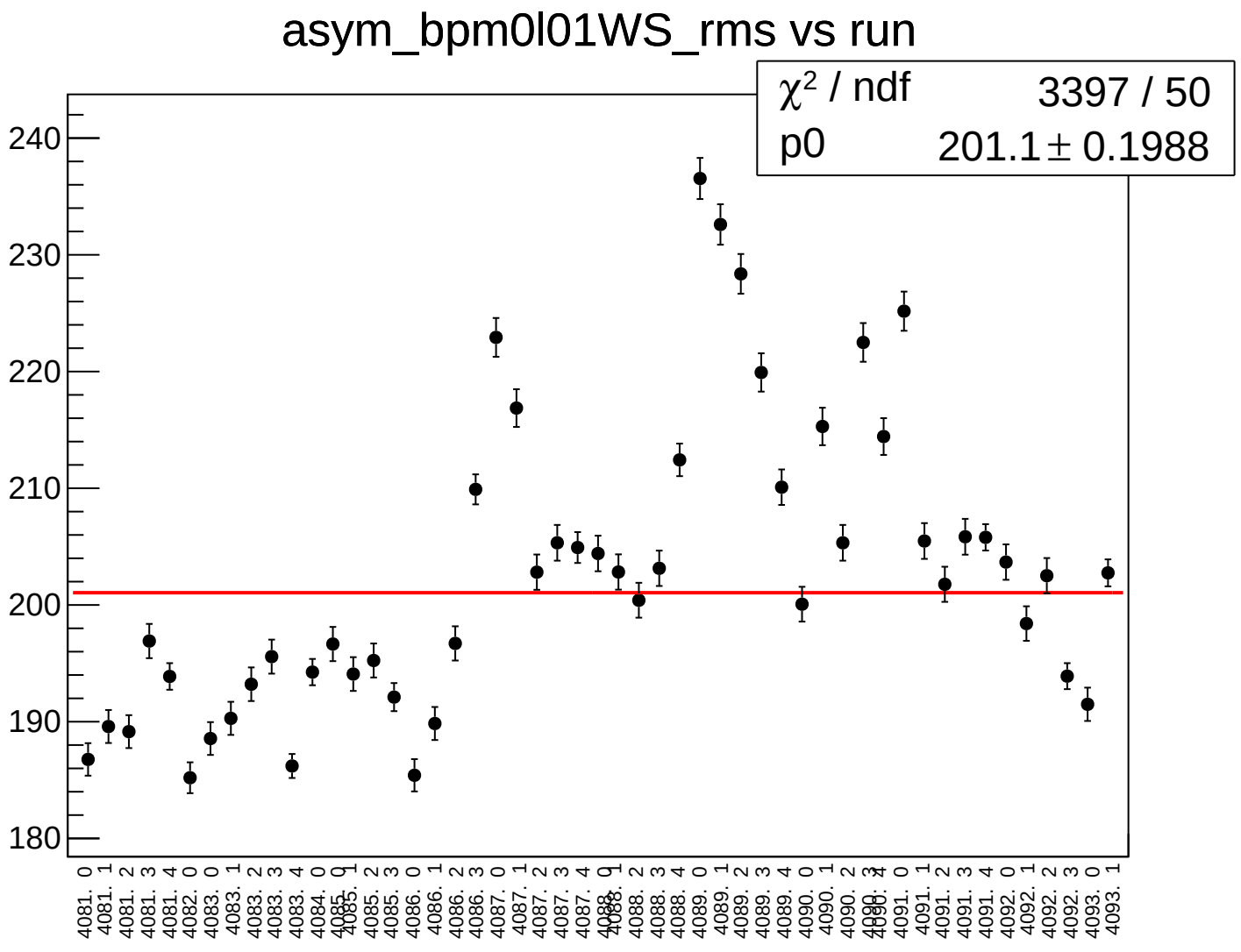
asym_bpm0l01WS_rms vs run
χ² / ndf 3397 / 50
p0 201.1 ± 0.1988
240
230
220
210
200
190
180
4081. 0
4081. 1
4081. 2
4081. 3
4081. 4
4082. 0
4083. 0
4083. 1
4083. 2
4083. 3
4083. 4
4084. 0
4085. 0
4085. 1
4085. 2
4085. 3
4086. 0
4086. 1
4086. 2
4086. 3
4087. 0
4087. 1
4087. 2
4087. 3
4087. 4
4088. 0
4088. 1
4088. 2
4088. 3
4088. 4
4089. 0
4089. 1
4089. 2
4089. 3
4089. 4
4090. 0
4090. 1
4090. 2
4090. 3
4090. 4
4091. 0
4091. 1
4091. 2
4091. 3
4091. 4
4092. 0
4092. 1
4092. 2
4092. 3
4093. 0
4093. 1

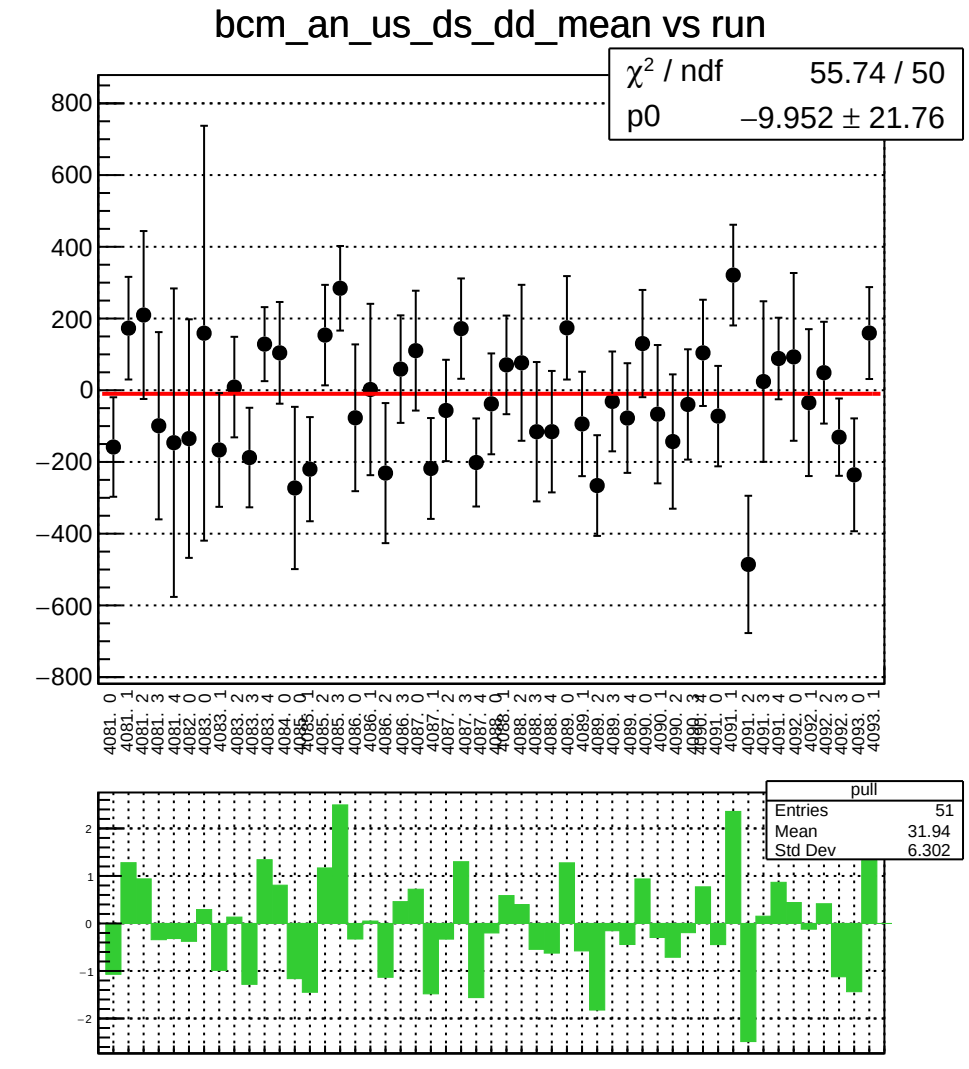
bcm_an_us_ds_dd_mean vs run
χ² / ndf 55.74 / 50
p0 −9.952 ± 21.76
pull
Entries 51
Mean 31.94
Std Dev 6.302

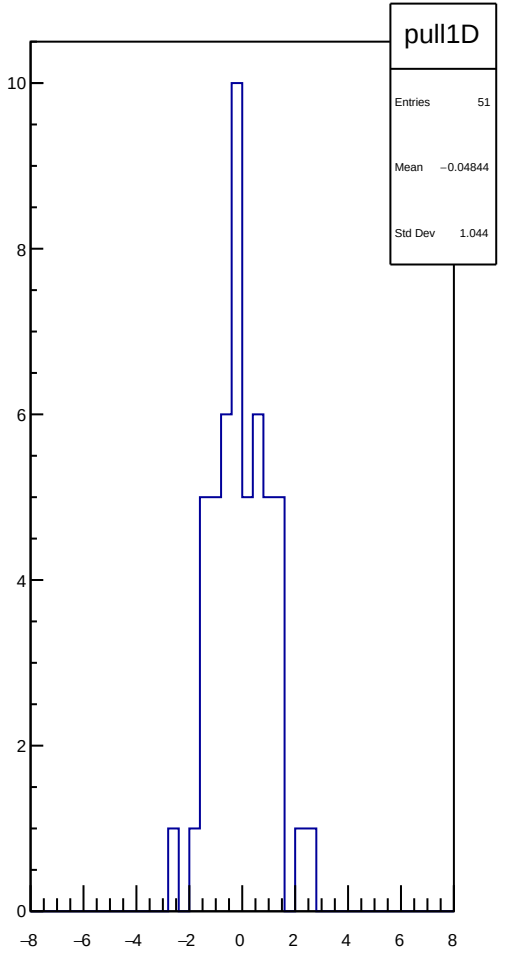
pull1D
Entries 51
Mean −0.04844
Std Dev 1.044

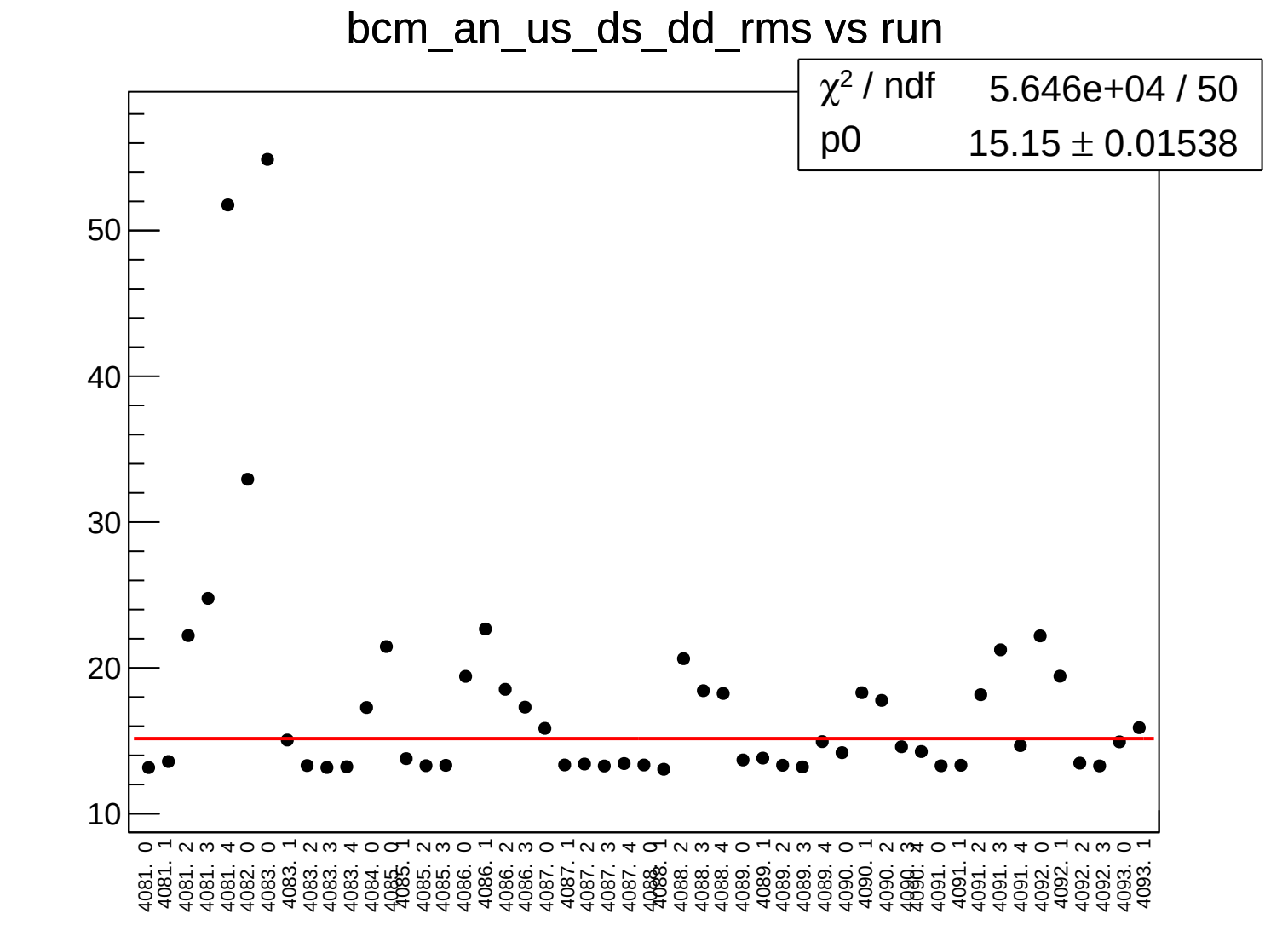
bcm_an_us_ds_dd_rms vs run
χ² / ndf 5.646e+04 / 50
p0 15.15 ± 0.01538
50
40
30
20
10
4081. 0
4081. 1
4081. 2
4081. 3
4081. 4
4082. 0
4083. 0
4083. 1
4083. 2
4083. 3
4083. 4
4084. 0
4085. 0
4085. 1
4085. 2
4085. 3
4086. 0
4086. 1
4086. 2
4086. 3
4087. 0
4087. 1
4087. 2
4087. 3
4087. 4
4088. 2
4088. 3
4088. 4
4089. 0
4089. 1
4089. 2
4089. 3
4089. 4
4090. 0
4090. 1
4090. 2
4091. 0
4091. 1
4091. 2
4091. 3
4091. 4
4092. 0
4092. 1
4092. 2
4092. 3
4093. 0
4093. 1

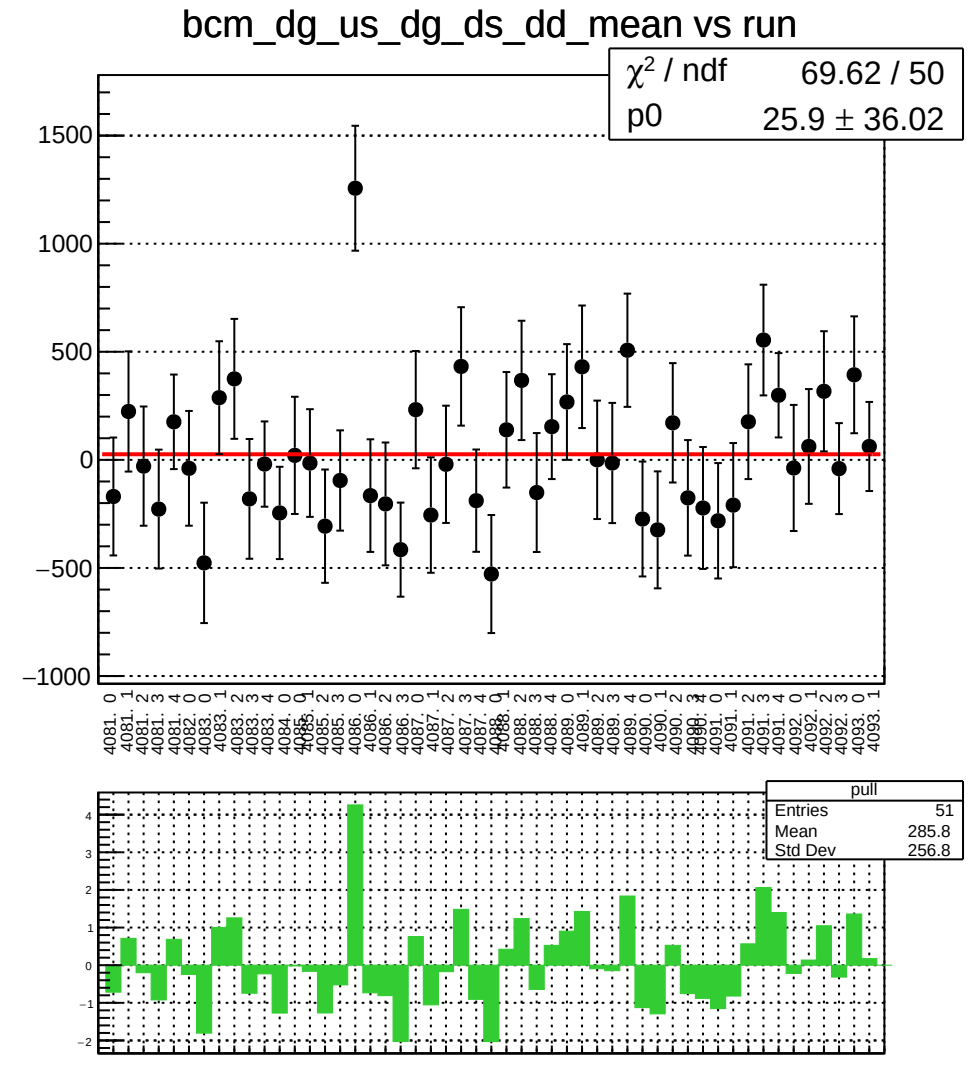
bcm_dg_us_dg_ds_dd_mean vs run
χ² / ndf 69.62 / 50
p0 25.9 ± 36.02
pull
Entries 51
Mean 285.8
Std Dev 256.8

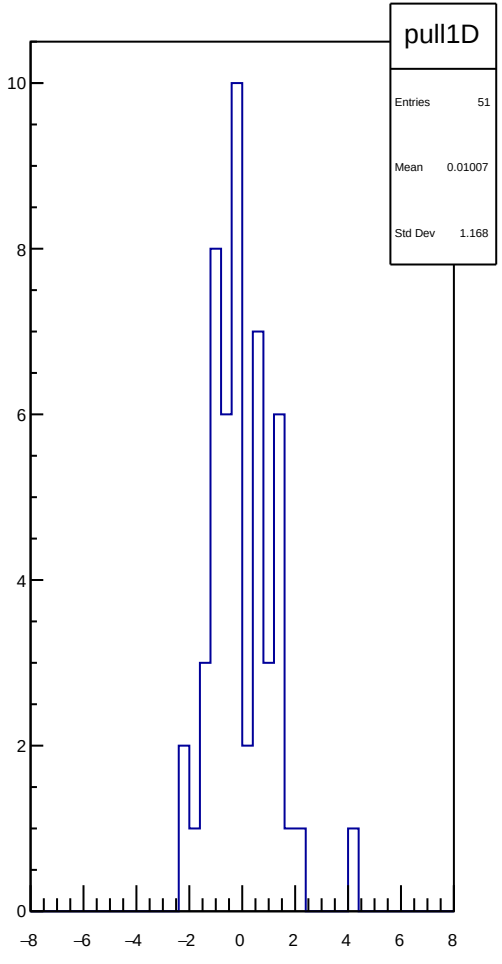
pull1D
Entries 51
Mean 0.01007
Std Dev 1.168

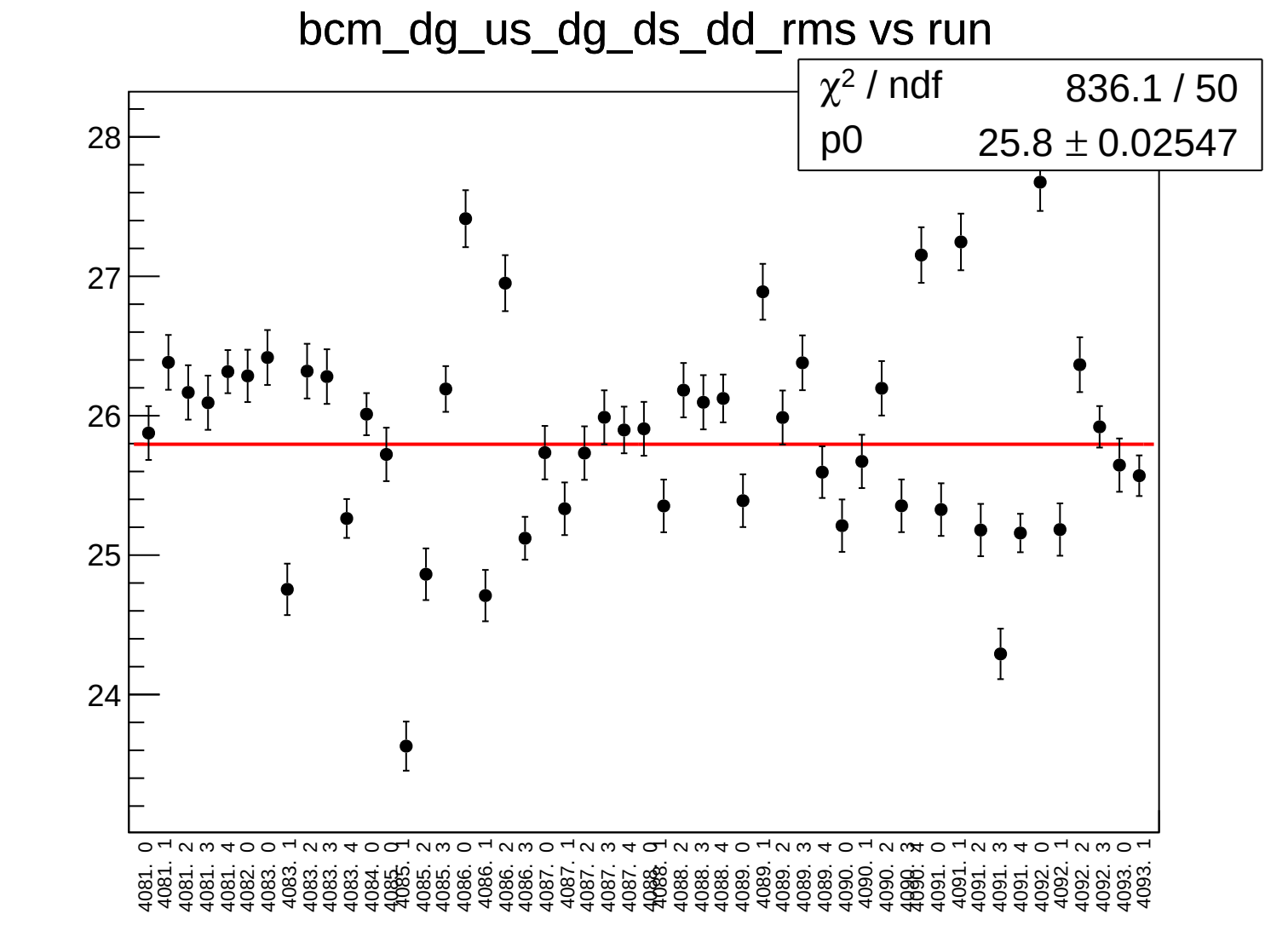
bcm_dg_us_dg_ds_dd_rms vs run
χ² / ndf 836.1 / 50
p0 25.8 ± 0.02547
28
27
26
25
24
4081. 0
4081. 1
4081. 2
4081. 3
4081. 4
4082. 0
4083. 0
4083. 1
4083. 2
4083. 3
4083. 4
4084. 0
4085. 0
4085. 1
4085. 2
4085. 3
4086. 0
4086. 1
4086. 2
4086. 3
4087. 0
4087. 1
4087. 2
4087. 3
4087. 4
4088. 0
4088. 1
4088. 2
4088. 3
4088. 4
4089. 0
4089. 1
4089. 2
4089. 3
4089. 4
4090. 0
4090. 1
4090. 2
4090. 3
4090. 4
4091. 0
4091. 1
4091. 2
4091. 3
4091. 4
4092. 0
4092. 1
4092. 2
4092. 3
4093. 0
4093. 1

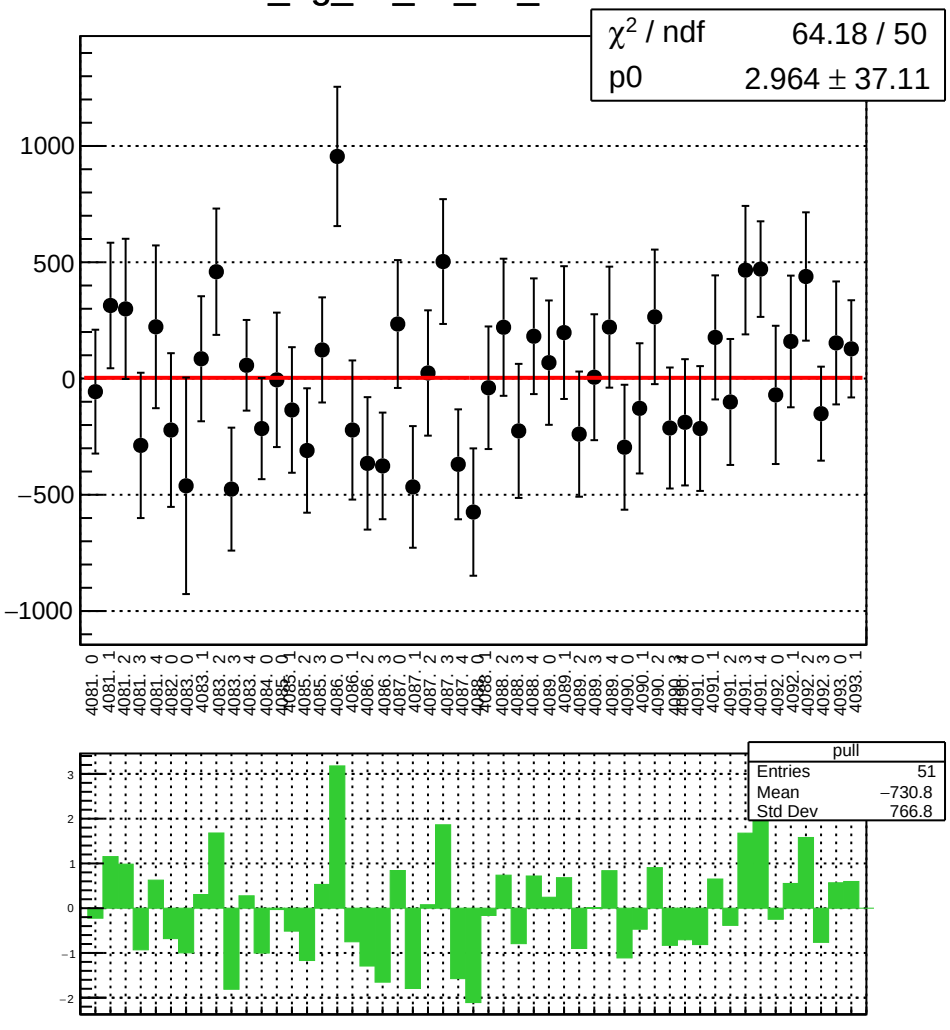
bcm_dg_us_ds_dd_mean vs run
χ² / ndf 64.18 / 50
p0 2.964 ± 37.11
1000
500
0
−500
−1000
pull
Entries 51
Mean −730.8
Std Dev 766.8
3
2
1
0
−1
−2

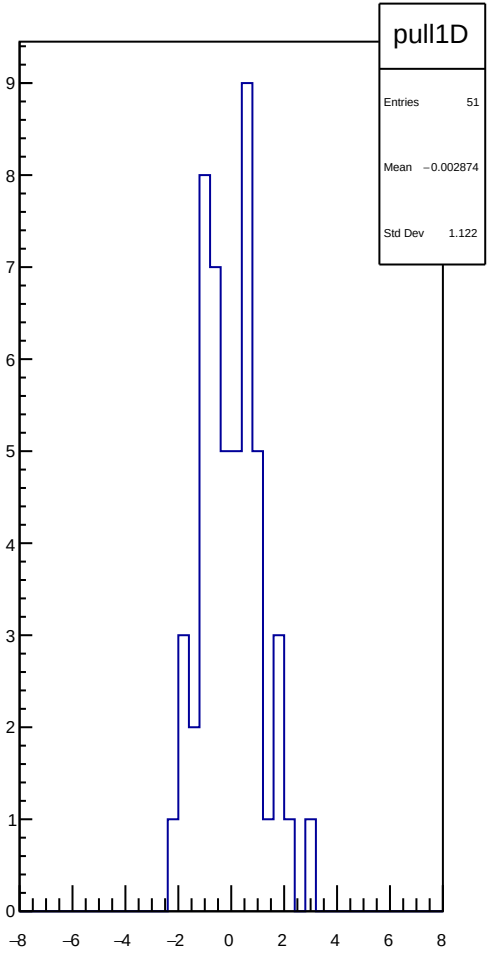
pull1D
Entries 51
Mean −0.002874
Std Dev 1.122
9
8
7
6
5
4
3
2
1
0
−8
−6
−4
−2
0
2
4
6
8

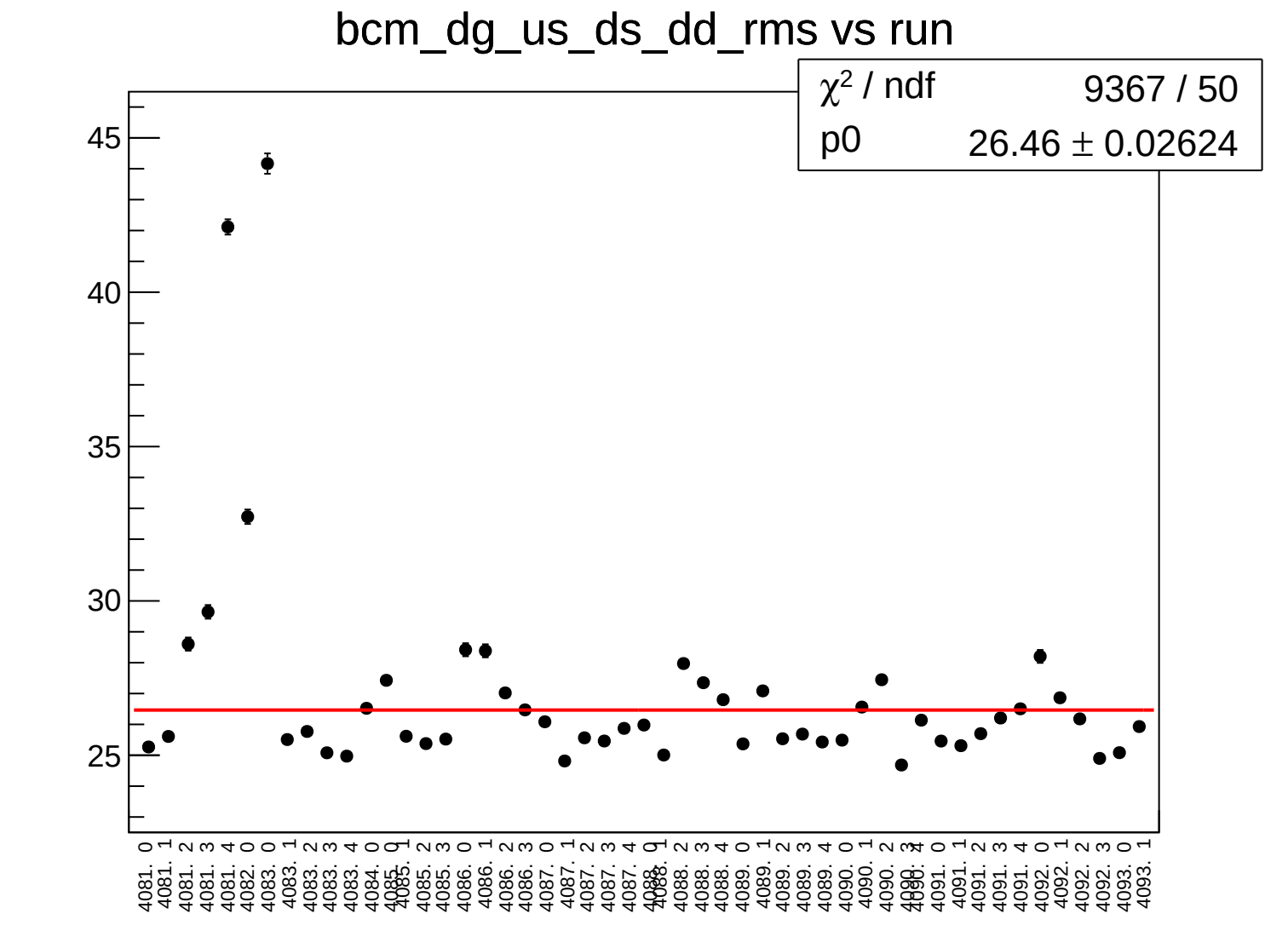
bcm_dg_us_ds_dd_rms vs run
χ² / ndf 9367 / 50
p0 26.46 ± 0.02624
45
40
35
30
25
4081. 0
4081. 1
4081. 2
4081. 3
4081. 4
4082. 0
4083. 0
4083. 1
4083. 2
4083. 3
4083. 4
4084. 0
4085. 0
4085. 1
4085. 2
4085. 3
4086. 0
4086. 1
4086. 2
4086. 3
4087. 0
4087. 1
4087. 2
4087. 3
4087. 4
4088. 0
4088. 1
4088. 2
4088. 3
4088. 4
4089. 0
4089. 1
4089. 2
4089. 3
4089. 4
4090. 0
4090. 1
4090. 2
4091. 0
4091. 1
4091. 2
4091. 3
4091. 4
4092. 0
4092. 1
4092. 2
4092. 3
4093. 0
4093. 1

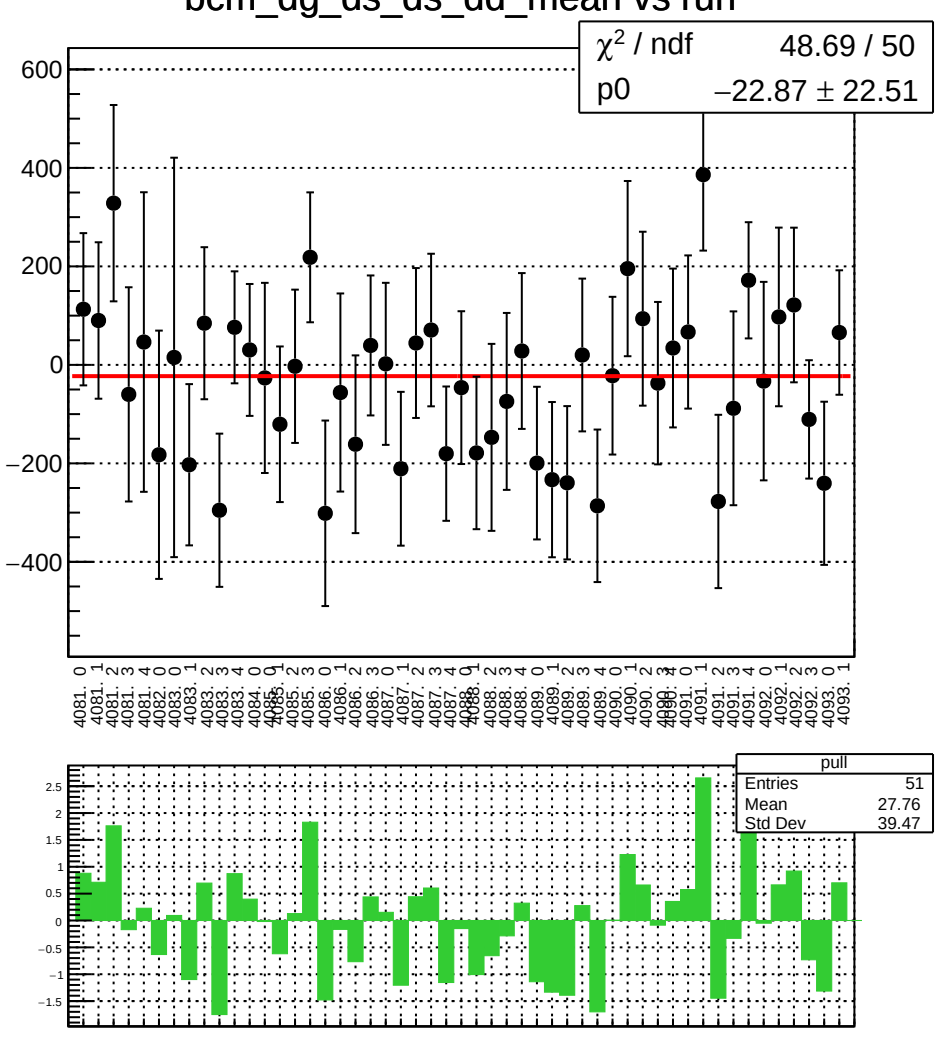
bcm_dg_ds_ds_dd_mean vs run
χ² / ndf 48.69 / 50
p0 −22.87 ± 22.51
pull
Entries 51
Mean 27.76
Std Dev 39.47

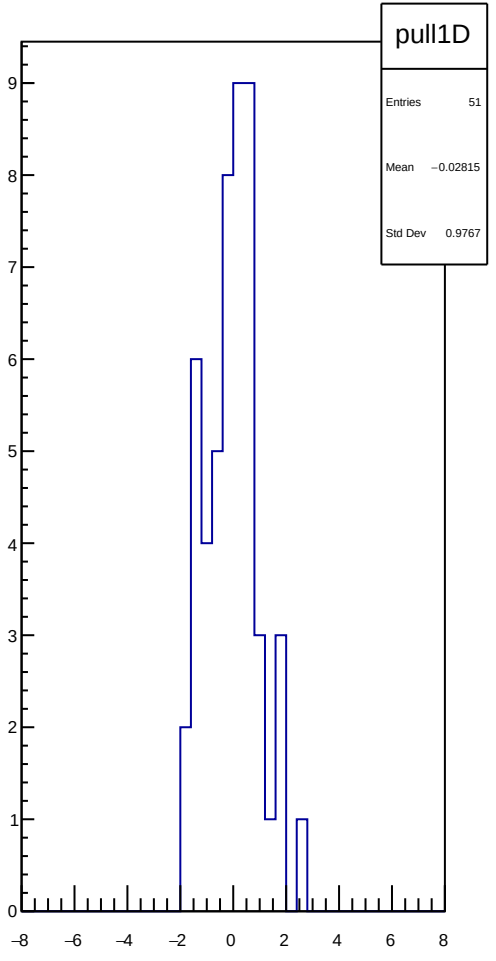
pull1D
Entries 51
Mean −0.02815
Std Dev 0.9767

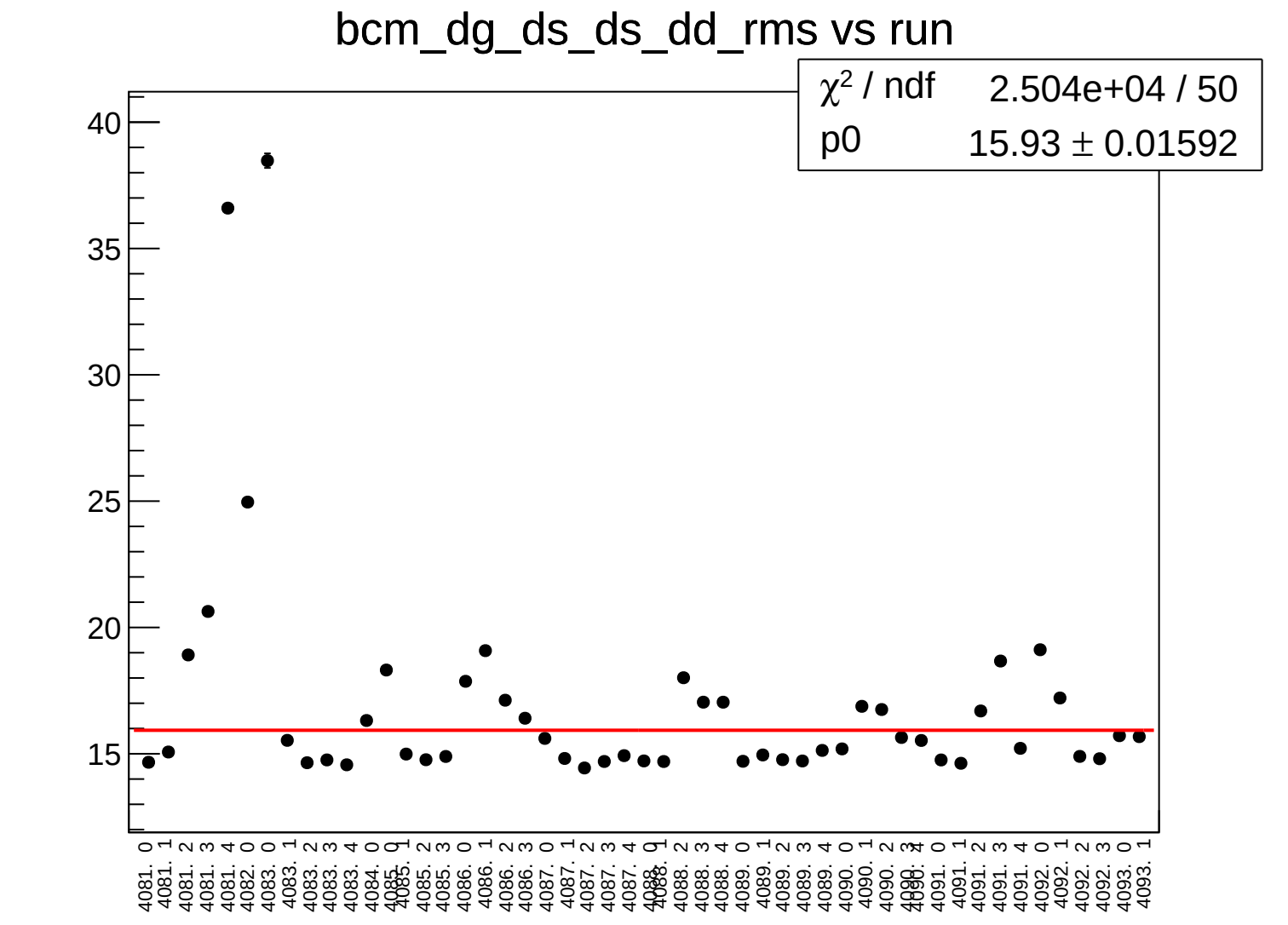
bcm_dg_ds_ds_dd_rms vs run
χ² / ndf 2.504e+04 / 50
p0 15.93 ± 0.01592
40
35
30
25
20
15
4081. 0
4081. 1
4081. 2
4081. 3
4081. 4
4082. 0
4083. 0
4083. 1
4083. 2
4083. 3
4083. 4
4084. 0
4085. 0
4085. 1
4085. 2
4085. 3
4086. 0
4086. 1
4086. 2
4086. 3
4087. 0
4087. 1
4087. 2
4087. 3
4087. 4
4088. 0
4088. 1
4088. 2
4088. 3
4088. 4
4089. 0
4089. 1
4089. 2
4089. 3
4089. 4
4090. 0
4090. 1
4090. 2
4091. 0
4091. 1
4091. 2
4091. 3
4091. 4
4092. 0
4092. 1
4092. 2
4092. 3
4093. 0
4093. 1

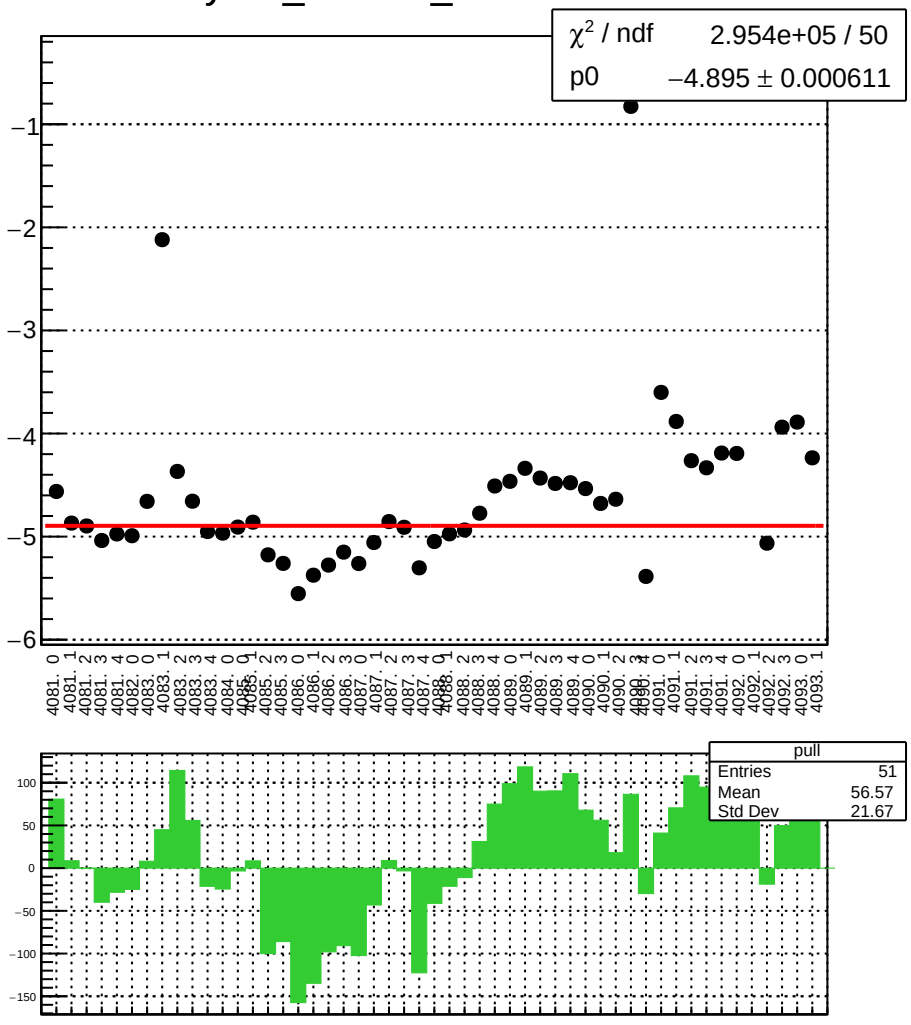
yield_cav4bX_mean vs run
χ² / ndf 2.954e+05 / 50
p0 −4.895 ± 0.000611
pull
Entries 51
Mean 56.57
Std Dev 21.67

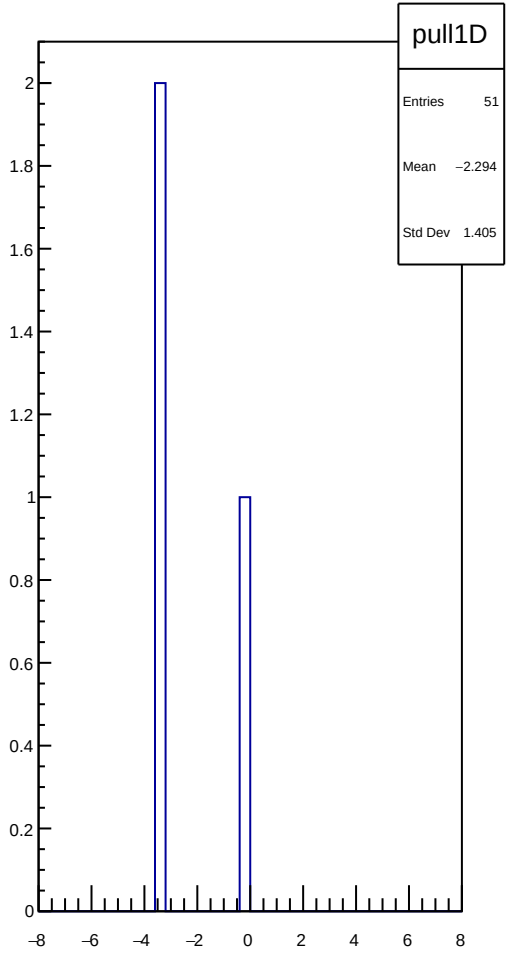
pull1D
Entries 51
Mean −2.294
Std Dev 1.405

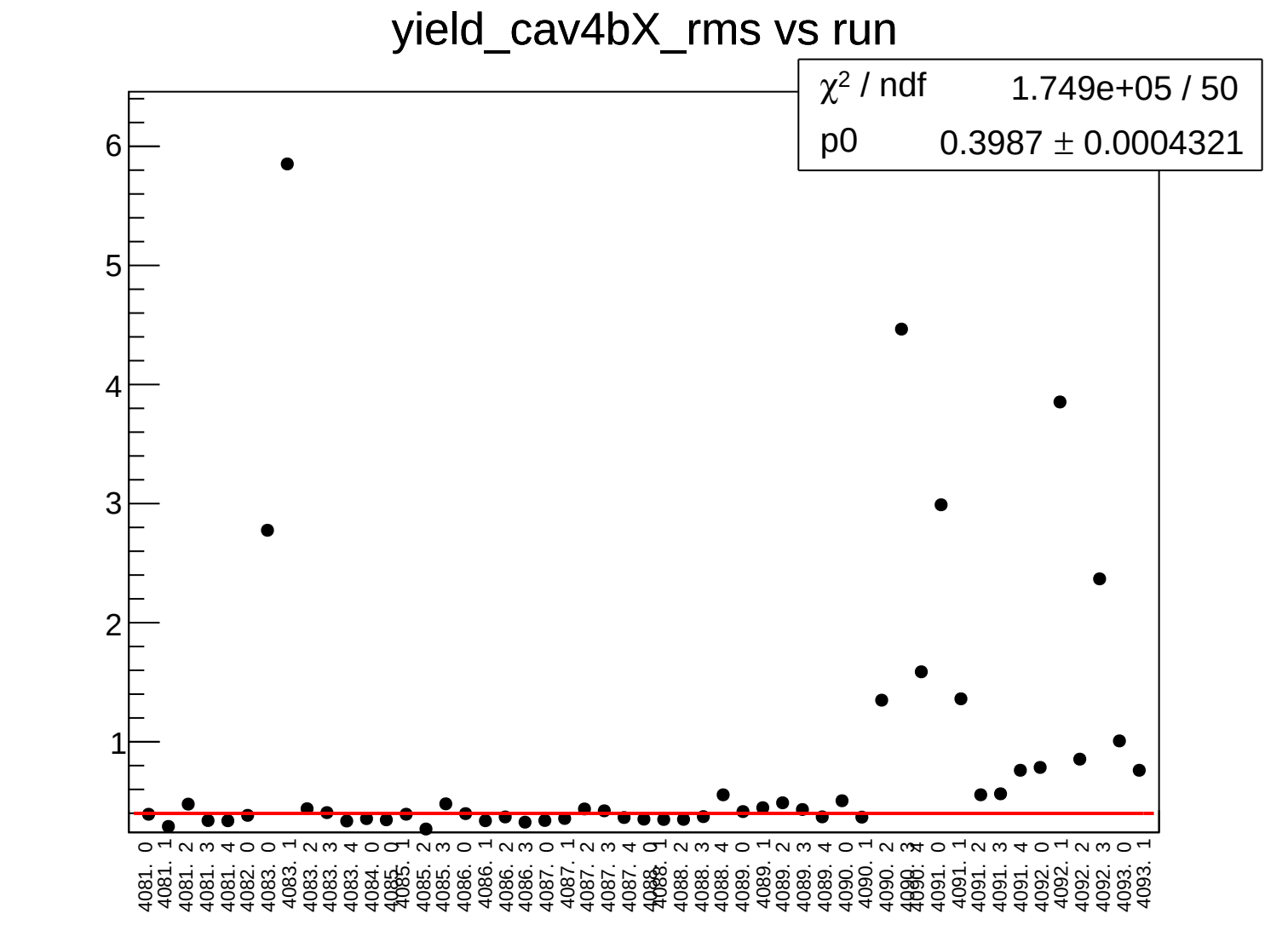
yield_cav4bX_rms vs run
χ² / ndf 1.749e+05 / 50
p0 0.3987 ± 0.0004321
6
5
4
3
2
1
4081. 0
4081. 1
4081. 2
4081. 3
4081. 4
4082. 0
4083. 0
4083. 1
4083. 2
4083. 3
4083. 4
4084. 0
4085. 0
4085. 1
4085. 2
4085. 3
4086. 0
4086. 1
4086. 2
4086. 3
4087. 0
4087. 1
4087. 2
4087. 3
4087. 4
4088. 0
4088. 1
4088. 2
4088. 3
4088. 4
4089. 0
4089. 1
4089. 2
4089. 3
4089. 4
4090. 0
4090. 1
4090. 2
4091. 0
4091. 1
4091. 2
4091. 3
4091. 4
4092. 0
4092. 1
4092. 2
4092. 3
4093. 0
4093. 1

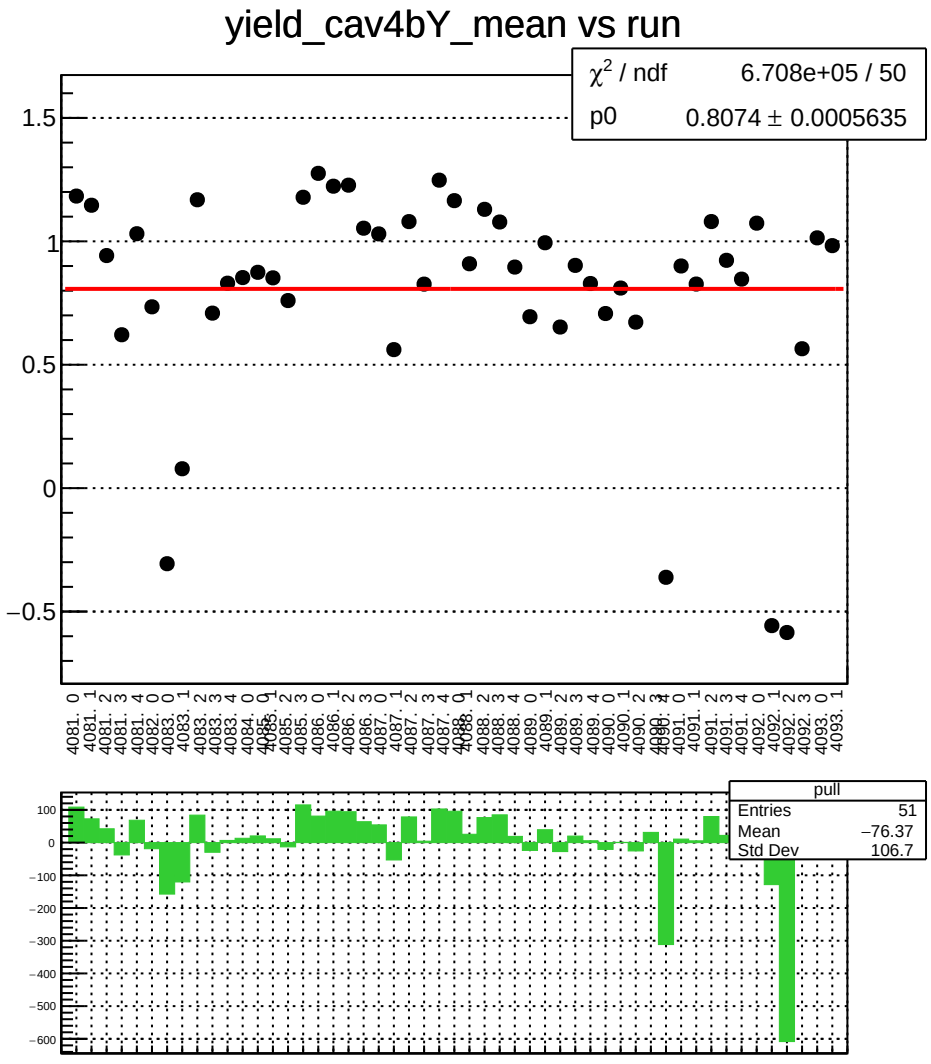
yield_cav4bY_mean vs run
χ² / ndf 6.708e+05 / 50
p0 0.8074 ± 0.0005635
pull
Entries 51
Mean −76.37
Std Dev 106.7

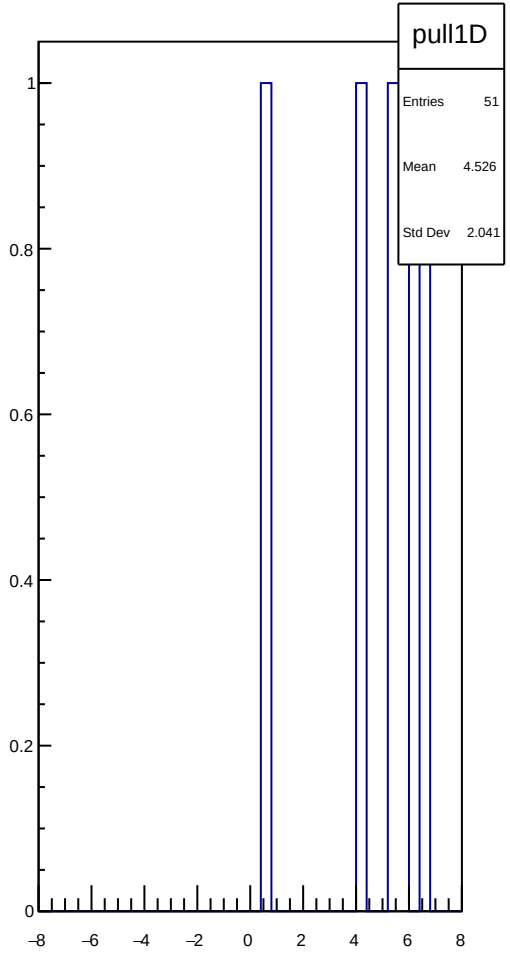
pull1D
Entries 51
Mean 4.526
Std Dev 2.041

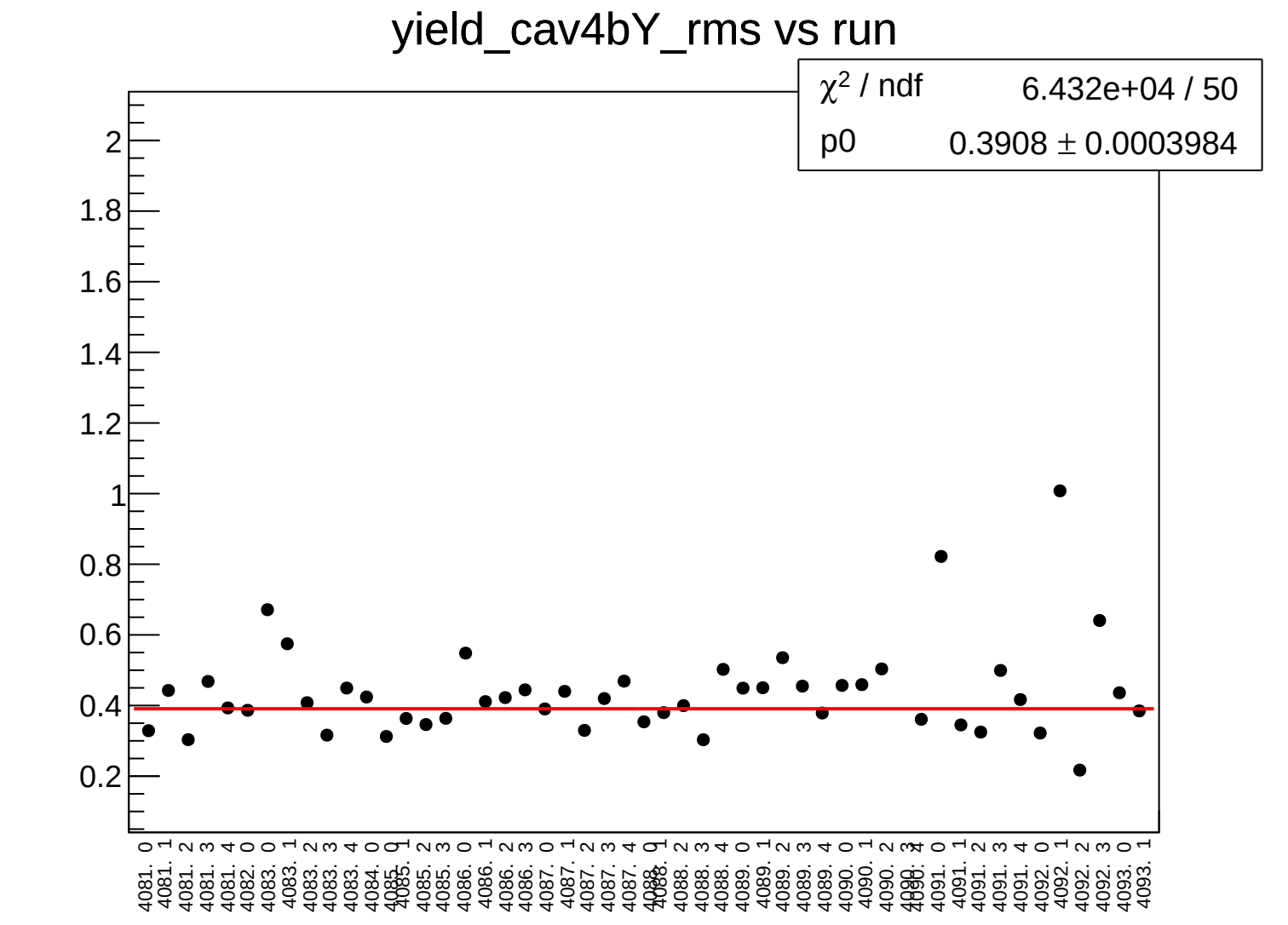
yield_cav4bY_rms vs run
χ² / ndf 6.432e+04 / 50
p0 0.3908 ± 0.0003984
2
1.8
1.6
1.4
1.2
1
0.8
0.6
0.4
0.2
4081. 0
4081. 1
4081. 2
4081. 3
4081. 4
4082. 0
4083. 0
4083. 1
4083. 2
4083. 3
4083. 4
4084. 0
4085. 0
4085. 1
4085. 2
4085. 3
4086. 0
4086. 1
4086. 2
4086. 3
4087. 0
4087. 1
4087. 2
4087. 3
4087. 4
4088. 0
4088. 1
4088. 2
4088. 3
4088. 4
4089. 0
4089. 1
4089. 2
4089. 3
4089. 4
4090. 0
4090. 1
4090. 2
4091. 0
4091. 1
4091. 2
4091. 3
4091. 4
4092. 0
4092. 1
4092. 2
4092. 3
4093. 0
4093. 1

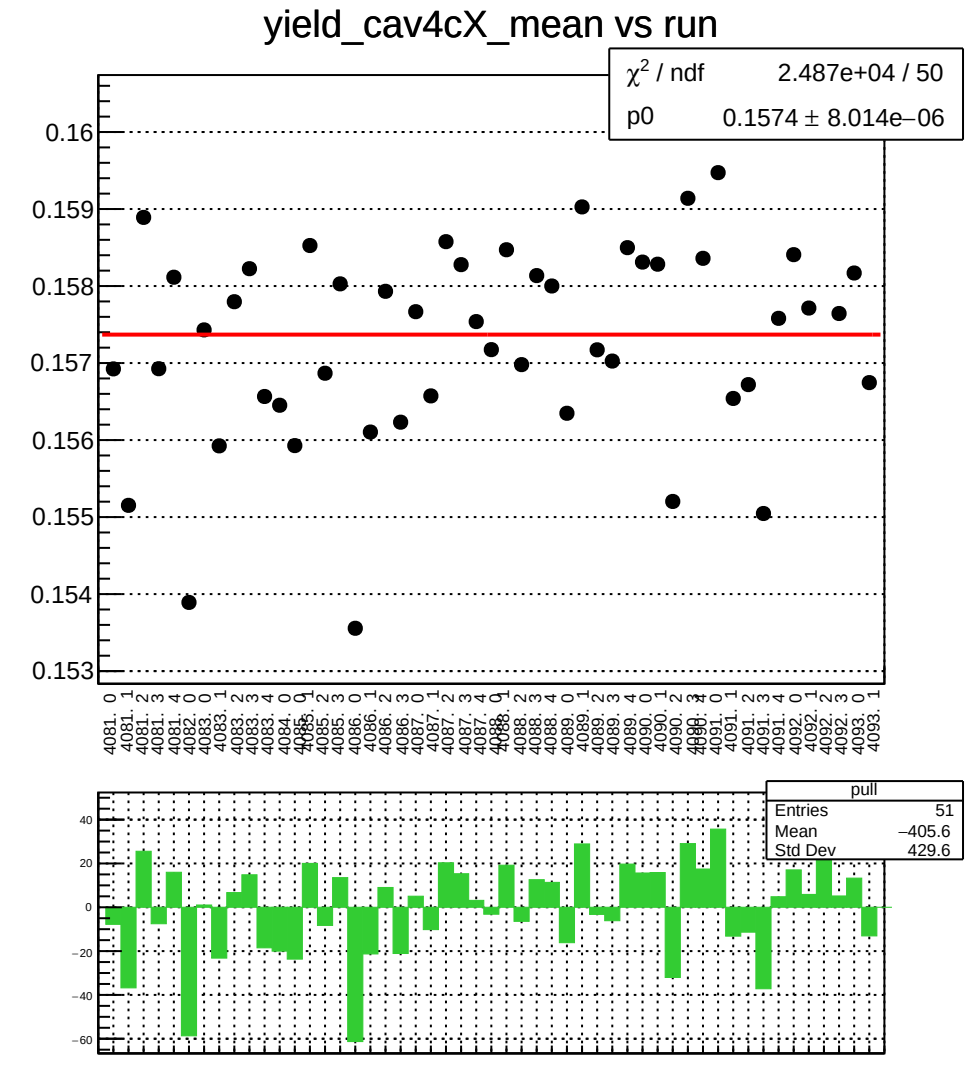
yield_cav4cX_mean vs run
χ² / ndf 2.487e+04 / 50
p0 0.1574 ± 8.014e−06
0.16
0.159
0.158
0.157
0.156
0.155
0.154
0.153
pull
Entries 51
Mean −405.6
Std Dev 429.6
40
20
0
−20
−40
−60

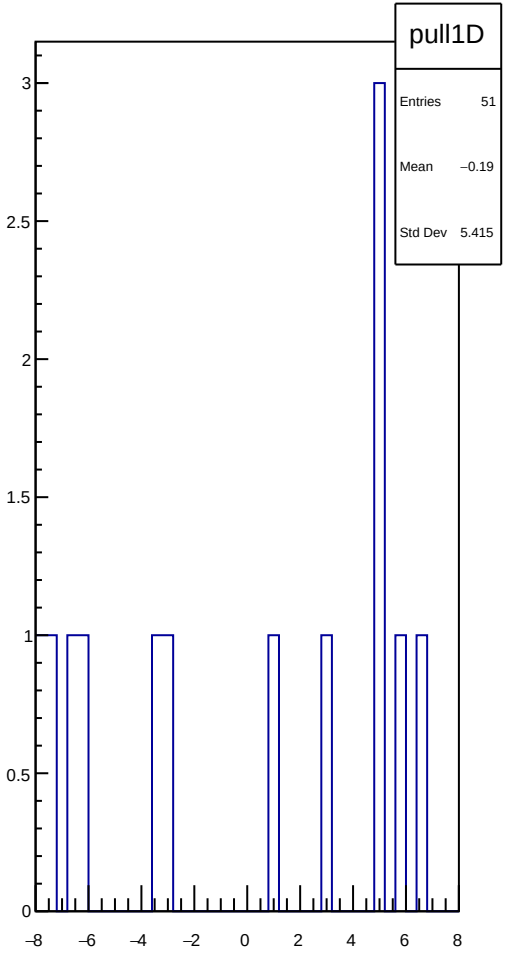
pull1D
Entries 51
Mean −0.19
Std Dev 5.415
3
2.5
2
1.5
1
0.5
0
−8
−6
−4
−2
0
2
4
6
8

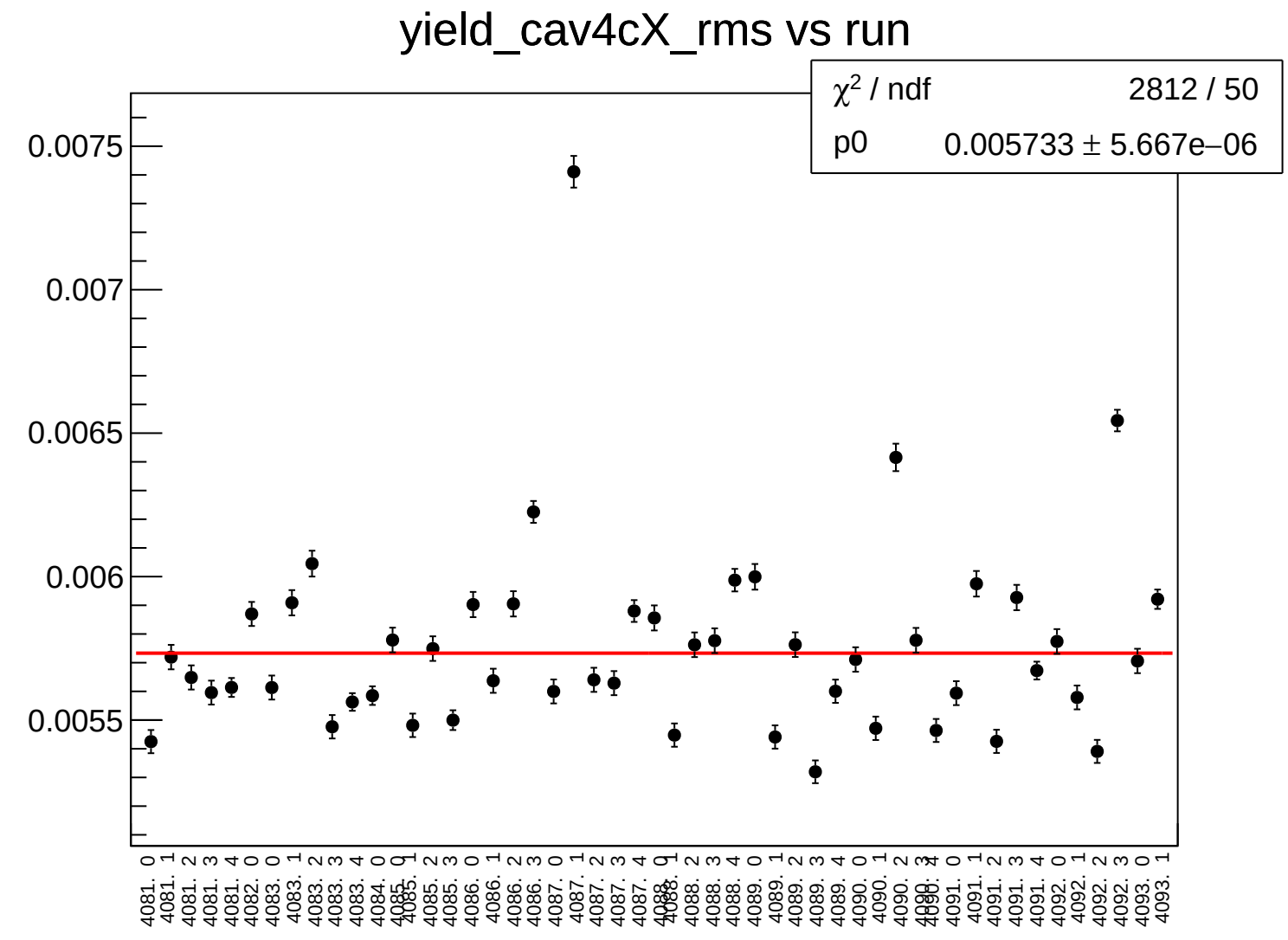
yield_cav4cX_rms vs run
χ² / ndf 2812 / 50
p0 0.005733 ± 5.667e−06
0.0075
0.007
0.0065
0.006
0.0055
4081. 0
4081. 1
4081. 2
4081. 3
4081. 4
4082. 0
4083. 0
4083. 1
4083. 2
4083. 3
4083. 4
4084. 0
4085. 0
4085. 1
4085. 2
4085. 3
4086. 0
4086. 1
4086. 2
4086. 3
4087. 0
4087. 1
4087. 2
4087. 3
4087. 4
4088. 0
4088. 1
4088. 2
4088. 3
4088. 4
4089. 0
4089. 1
4089. 2
4089. 3
4089. 4
4090. 0
4090. 1
4090. 2
4091. 0
4091. 1
4091. 2
4091. 3
4091. 4
4092. 0
4092. 1
4092. 2
4092. 3
4093. 0
4093. 1

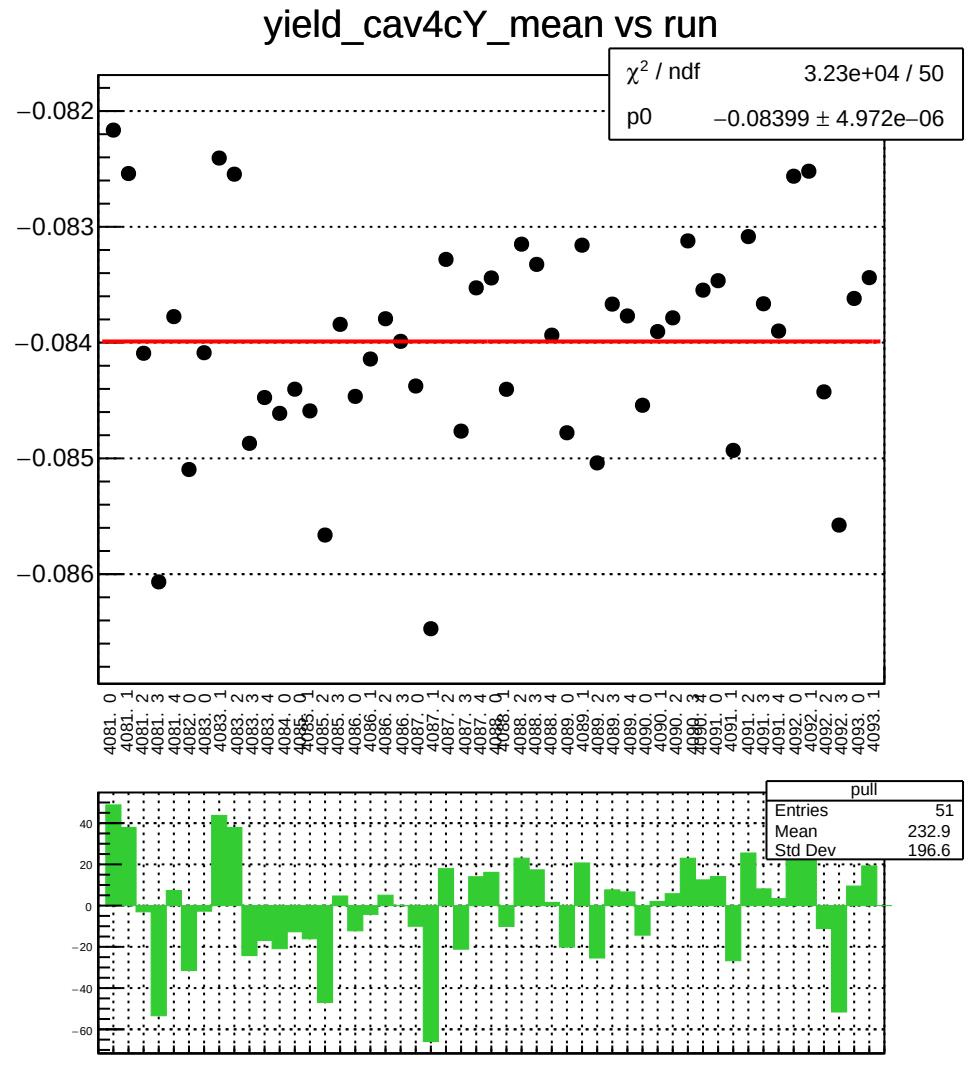
yield_cav4cY_mean vs run
χ² / ndf 3.23e+04 / 50
p0 −0.08399 ± 4.972e−06
−0.082
−0.083
−0.084
−0.085
−0.086
pull
Entries 51
Mean 232.9
Std Dev 196.6
40
20
0
−20
−40
−60

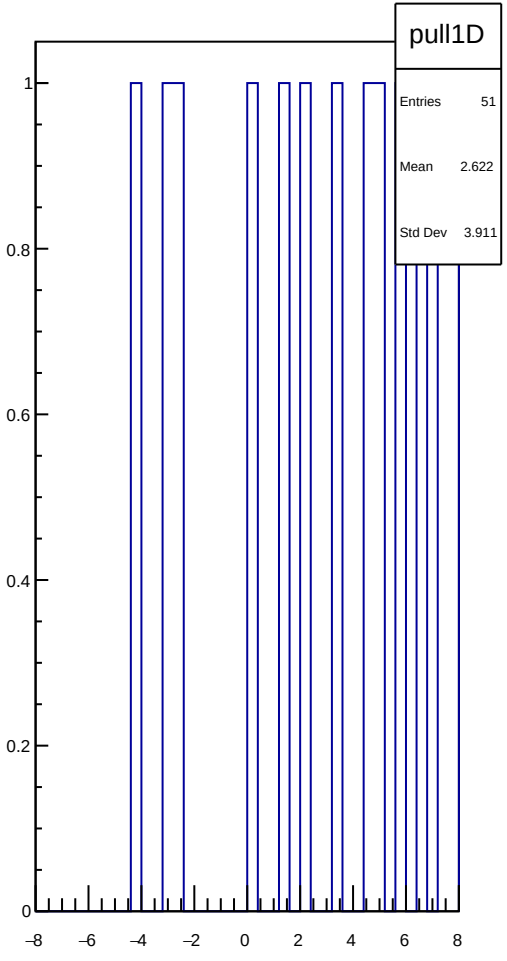
pull1D
Entries 51
Mean 2.622
Std Dev 3.911
1
0.8
0.6
0.4
0.2
0
−8
−6
−4
−2
0
2
4
6
8

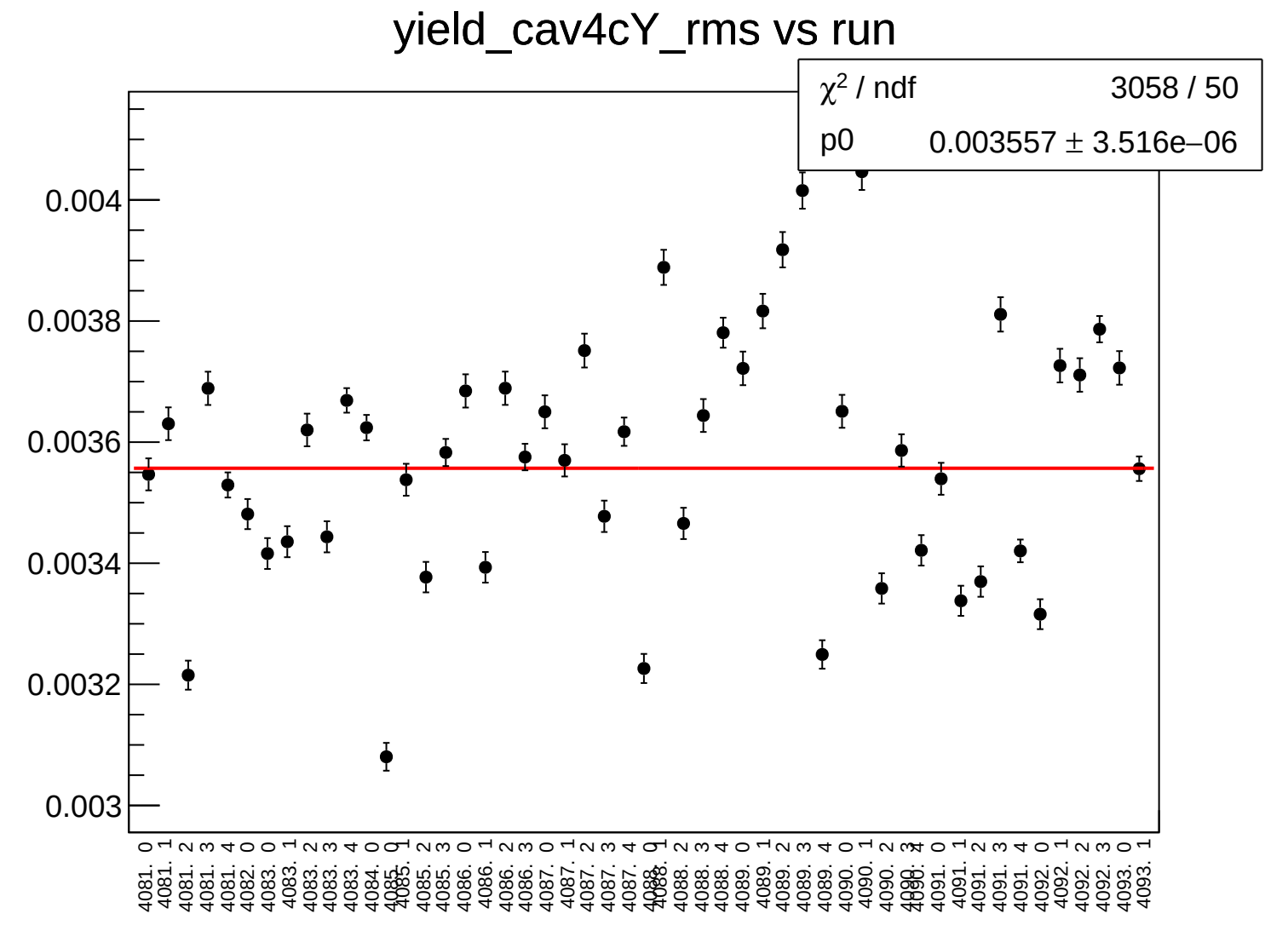
yield_cav4cY_rms vs run
χ² / ndf 3058 / 50
p0 0.003557 ± 3.516e−06
0.004
0.0038
0.0036
0.0034
0.0032
0.003
4081. 0
4081. 1
4081. 2
4081. 3
4081. 4
4082. 0
4083. 0
4083. 1
4083. 2
4083. 3
4083. 4
4084. 0
4085. 0
4085. 1
4085. 2
4085. 3
4086. 0
4086. 1
4086. 2
4086. 3
4087. 0
4087. 1
4087. 2
4087. 3
4087. 4
4088. 0
4088. 1
4088. 2
4088. 3
4088. 4
4089. 0
4089. 1
4089. 2
4089. 3
4089. 4
4090. 0
4090. 1
4090. 2
4091. 0
4091. 1
4091. 2
4091. 3
4091. 4
4092. 0
4092. 1
4092. 2
4092. 3
4093. 0
4093. 1

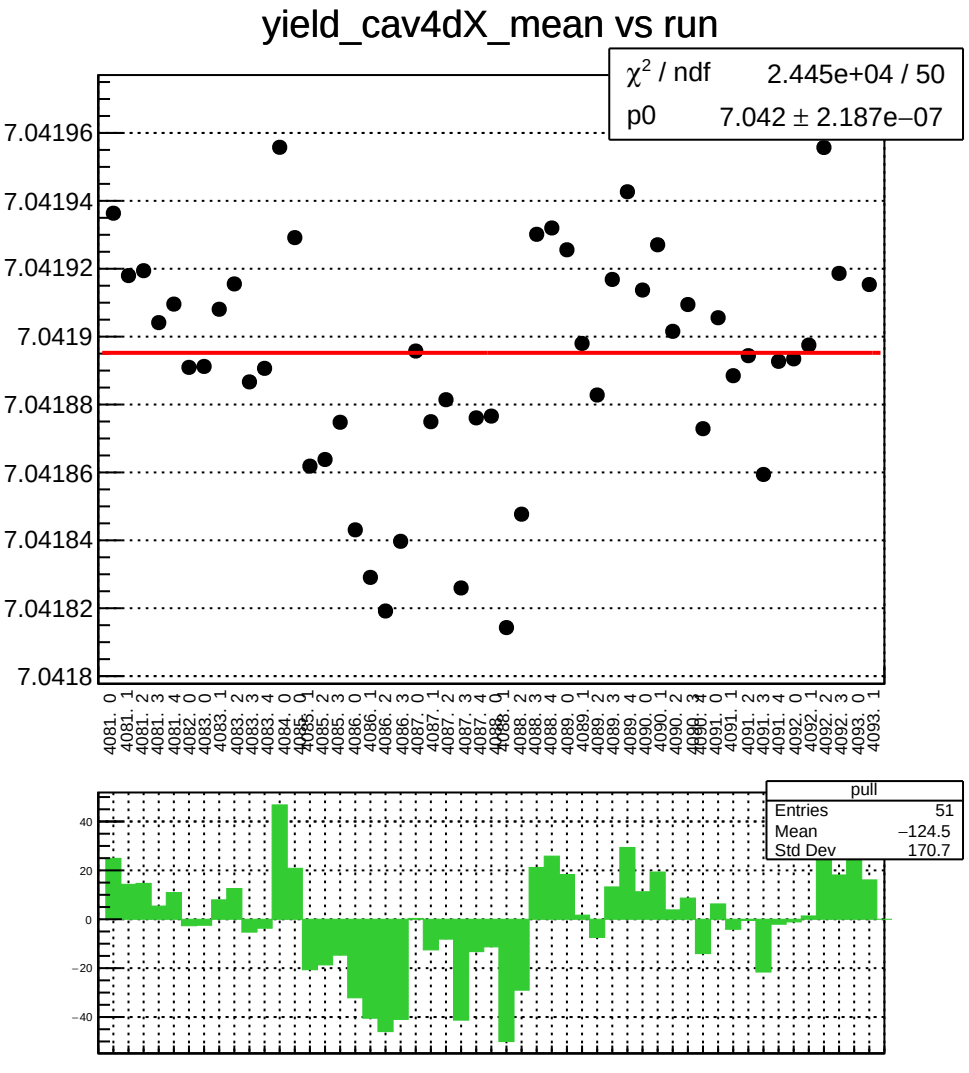
yield_cav4dX_mean vs run
χ² / ndf 2.445e+04 / 50
p0 7.042 ± 2.187e−07
7.04196
7.04194
7.04192
7.0419
7.04188
7.04186
7.04184
7.04182
7.0418
pull
Entries 51
Mean −124.5
Std Dev 170.7
40
20
0
−20
−40

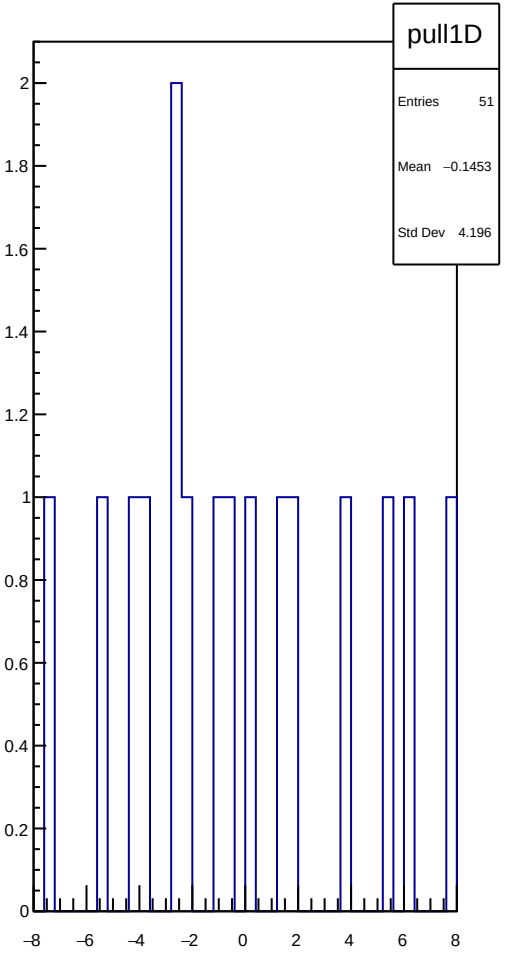
pull1D
Entries 51
Mean −0.1453
Std Dev 4.196
2
1.8
1.6
1.4
1.2
1
0.8
0.6
0.4
0.2
0
−8
−6
−4
−2
0
2
4
6
8

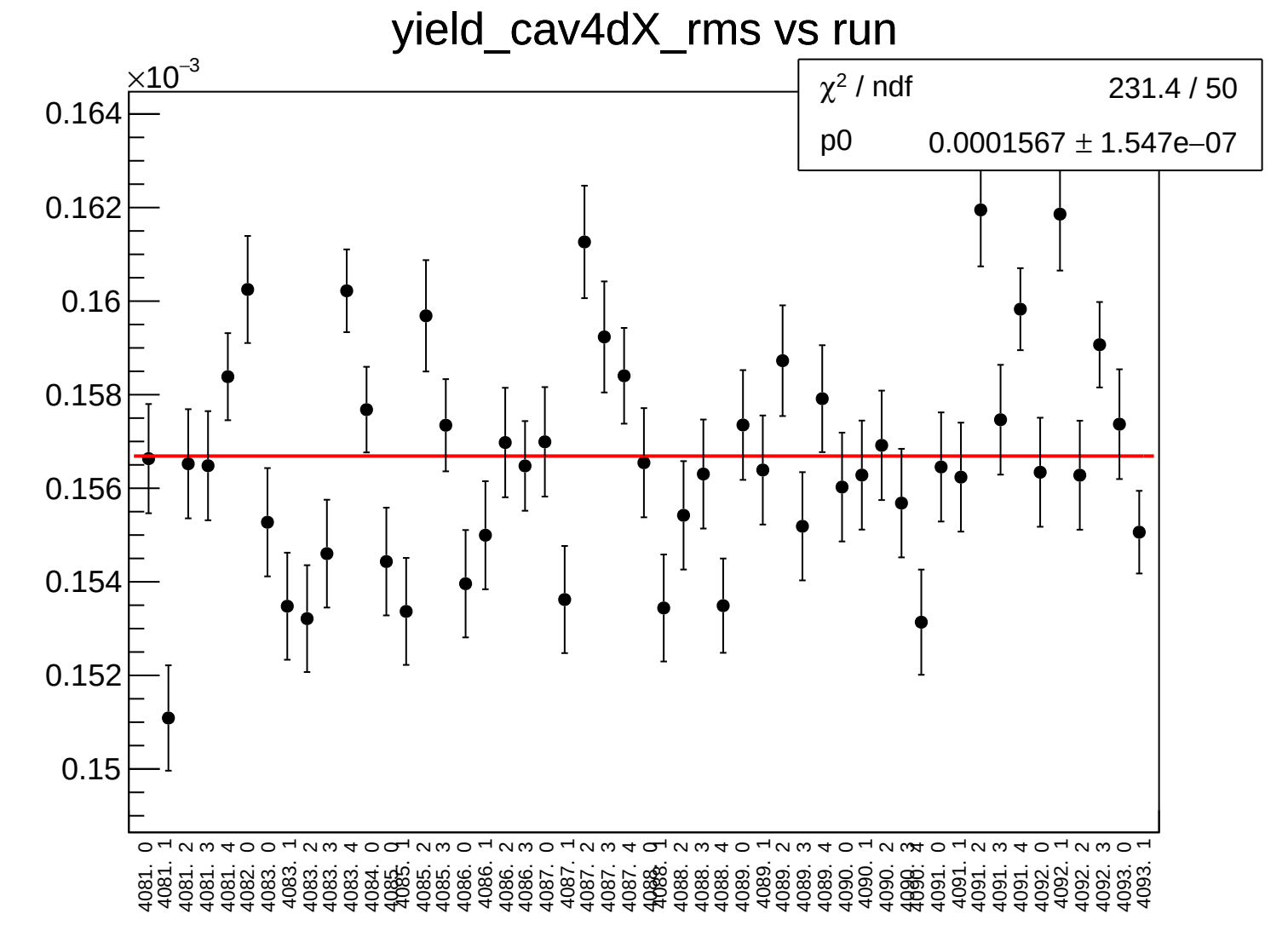
yield_cav4dX_rms vs run
×10⁻³
χ² / ndf 231.4 / 50
p0 0.0001567 ± 1.547e−07
0.164
0.162
0.16
0.158
0.156
0.154
0.152
0.15
4081. 0
4081. 1
4081. 2
4081. 3
4081. 4
4082. 0
4083. 0
4083. 1
4083. 2
4083. 3
4083. 4
4084. 0
4085. 0
4085. 1
4085. 2
4085. 3
4086. 0
4086. 1
4086. 2
4086. 3
4087. 0
4087. 1
4087. 2
4087. 3
4087. 4
4088. 0
4088. 1
4088. 2
4088. 3
4088. 4
4089. 0
4089. 1
4089. 2
4089. 3
4089. 4
4090. 0
4090. 1
4090. 2
4091. 0
4091. 1
4091. 2
4091. 3
4091. 4
4092. 0
4092. 1
4092. 2
4092. 3
4093. 0
4093. 1

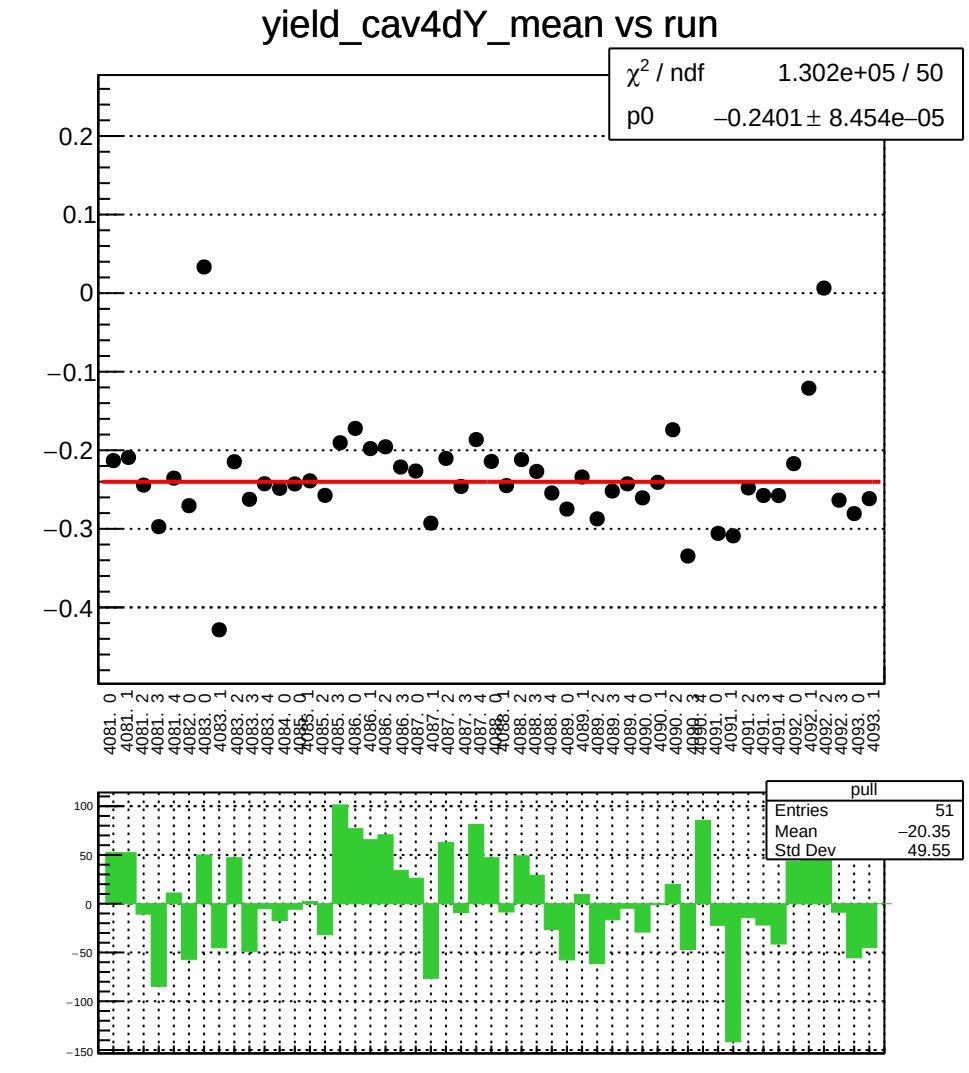
yield_cav4dY_mean vs run
χ² / ndf 1.302e+05 / 50
p0 −0.2401 ± 8.454e−05
pull
Entries 51
Mean −20.35
Std Dev 49.55

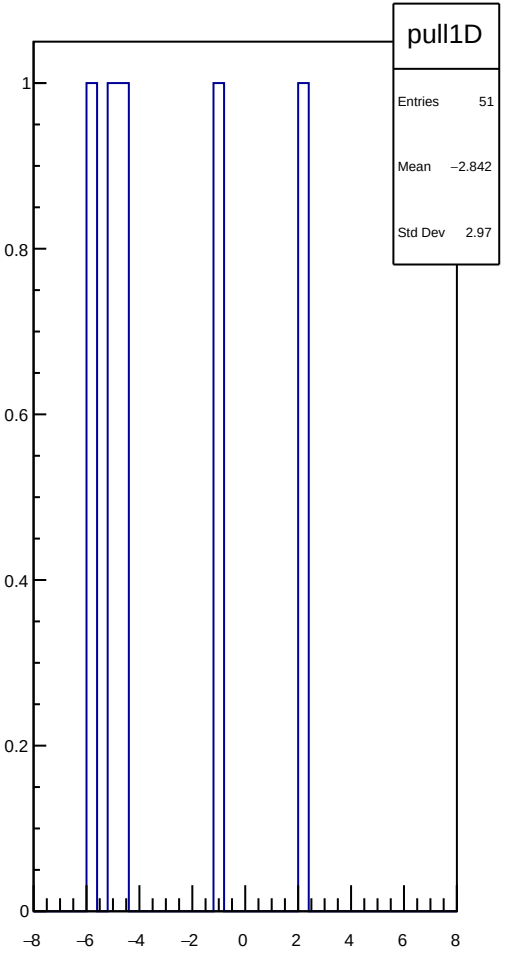
pull1D
Entries 51
Mean −2.842
Std Dev 2.97

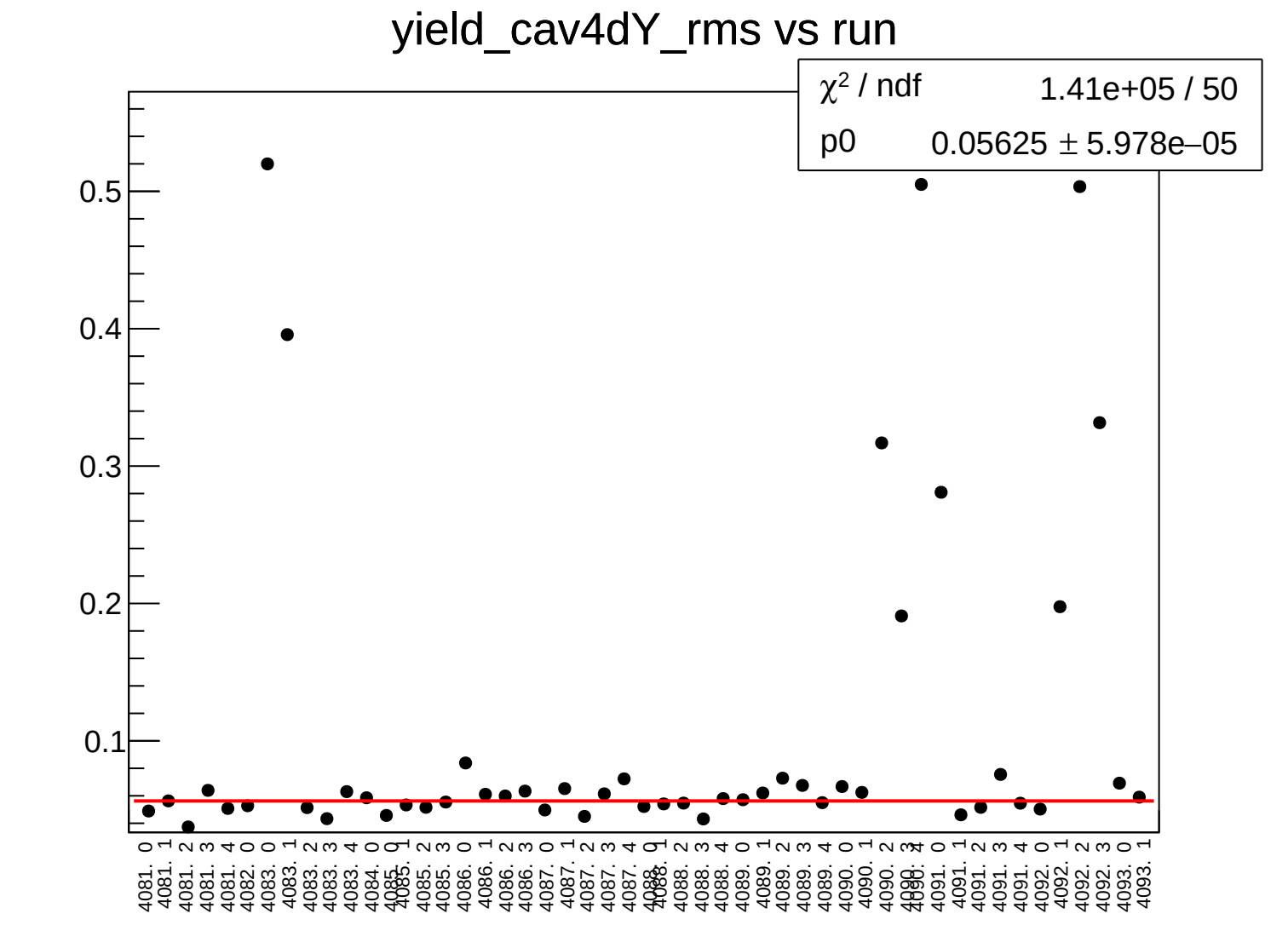
yield_cav4dY_rms vs run
χ² / ndf 1.41e+05 / 50
p0 0.05625 ± 5.978e–05
0.5
0.4
0.3
0.2
0.1
4081. 0
4081. 1
4081. 2
4081. 3
4081. 4
4082. 0
4083. 0
4083. 1
4083. 2
4083. 3
4083. 4
4084. 0
4085. 0
4085. 1
4085. 2
4085. 3
4086. 0
4086. 1
4086. 2
4086. 3
4087. 0
4087. 1
4087. 2
4087. 3
4087. 4
4088. 0
4088. 1
4088. 2
4088. 3
4088. 4
4089. 0
4089. 1
4089. 2
4089. 3
4089. 4
4090. 0
4090. 1
4090. 2
4090. 3
4090. 4
4091. 0
4091. 1
4091. 2
4091. 3
4091. 4
4092. 0
4092. 1
4092. 2
4092. 3
4093. 0
4093. 1

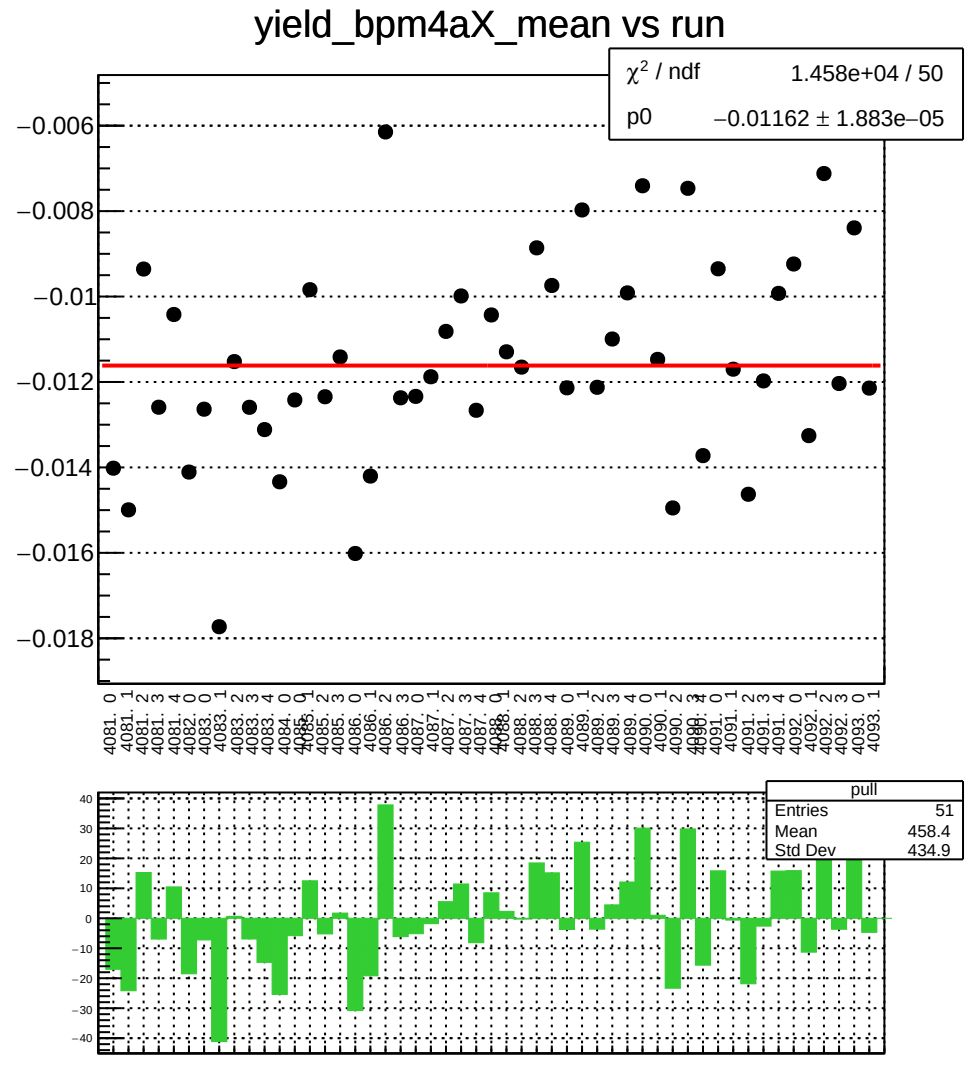
yield_bpm4aX_mean vs run
χ² / ndf 1.458e+04 / 50
p0 −0.01162 ± 1.883e−05
−0.006
−0.008
−0.01
−0.012
−0.014
−0.016
−0.018
pull
Entries 51
Mean 458.4
Std Dev 434.9
40
30
20
10
0
−10
−20
−30
−40

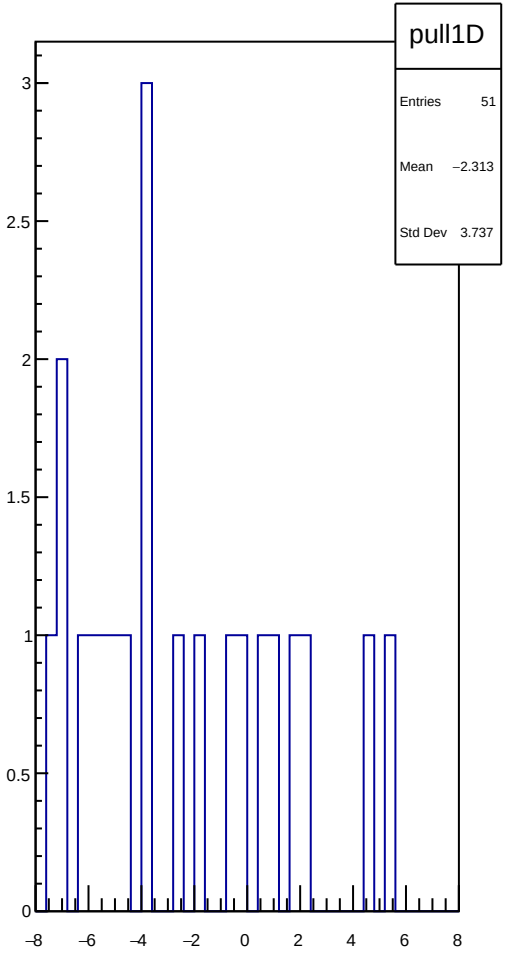
pull1D
Entries 51
Mean −2.313
Std Dev 3.737
3
2.5
2
1.5
1
0.5
0
−8
−6
−4
−2
0
2
4
6
8

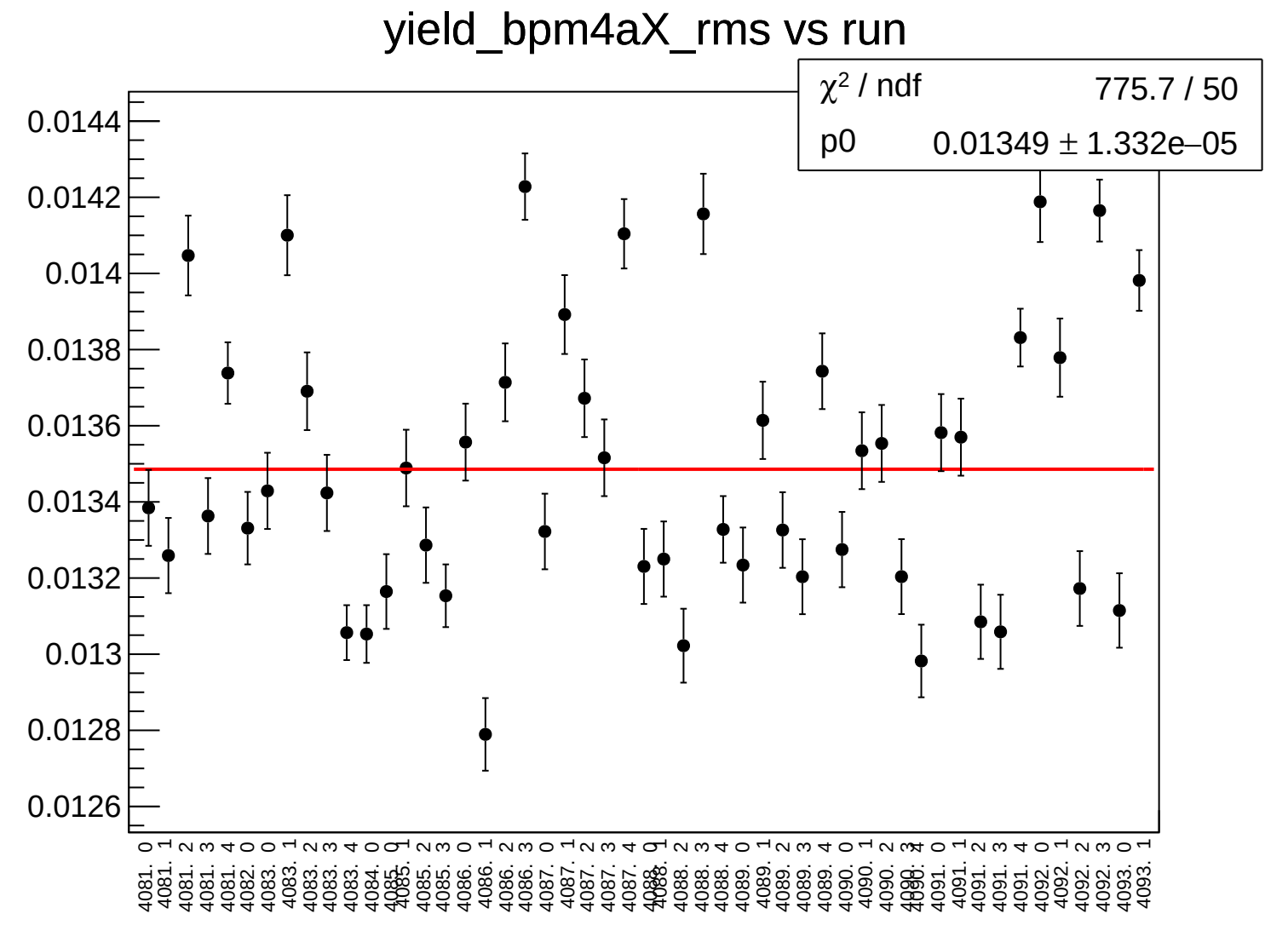
yield_bpm4aX_rms vs run
χ² / ndf 775.7 / 50
p0 0.01349 ± 1.332e−05
0.0144
0.0142
0.014
0.0138
0.0136
0.0134
0.0132
0.013
0.0128
0.0126
4081. 0
4081. 1
4081. 2
4081. 3
4081. 4
4082. 0
4083. 0
4083. 1
4083. 2
4083. 3
4083. 4
4084. 0
4085. 0
4085. 1
4085. 2
4085. 3
4086. 0
4086. 1
4086. 2
4086. 3
4087. 0
4087. 1
4087. 2
4087. 3
4087. 4
4088. 1
4088. 2
4088. 3
4088. 4
4089. 0
4089. 1
4089. 2
4089. 3
4089. 4
4090. 0
4090. 1
4090. 2
4091. 0
4091. 1
4091. 2
4091. 3
4091. 4
4092. 0
4092. 1
4092. 2
4092. 3
4093. 0
4093. 1

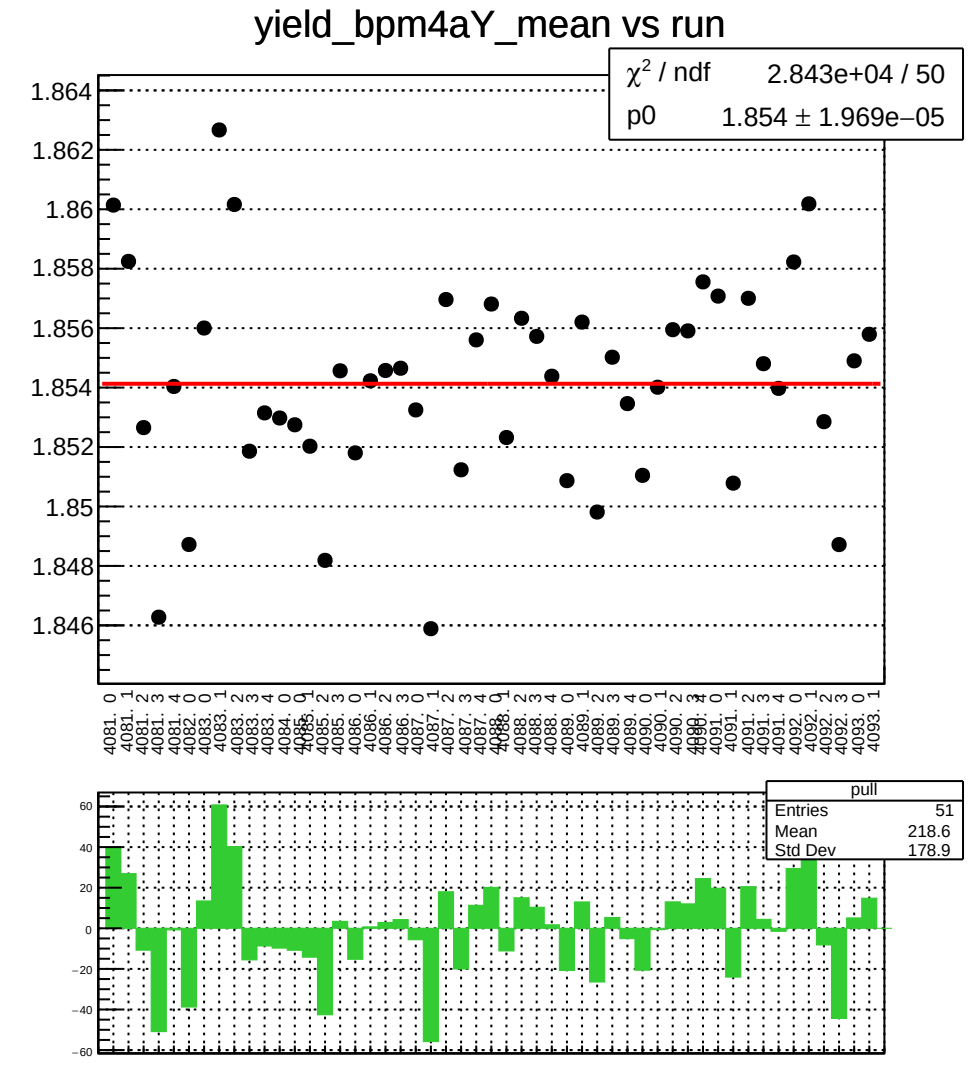
yield_bpm4aY_mean vs run
χ² / ndf 2.843e+04 / 50
p0 1.854 ± 1.969e−05
1.864
1.862
1.86
1.858
1.856
1.854
1.852
1.85
1.848
1.846
pull
Entries 51
Mean 218.6
Std Dev 178.9
60
40
20
0
−20
−40
−60

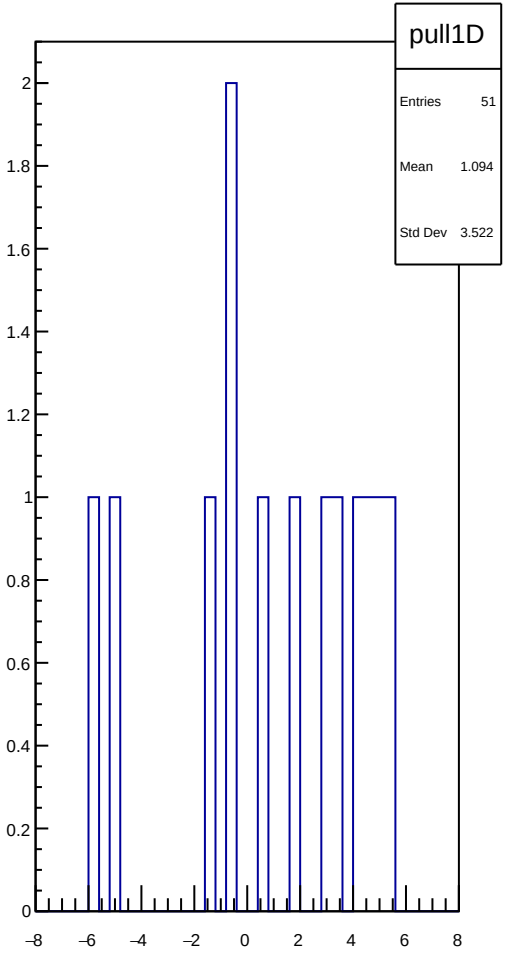
pull1D
Entries 51
Mean 1.094
Std Dev 3.522
2
1.8
1.6
1.4
1.2
1
0.8
0.6
0.4
0.2
0
−8
−6
−4
−2
0
2
4
6
8

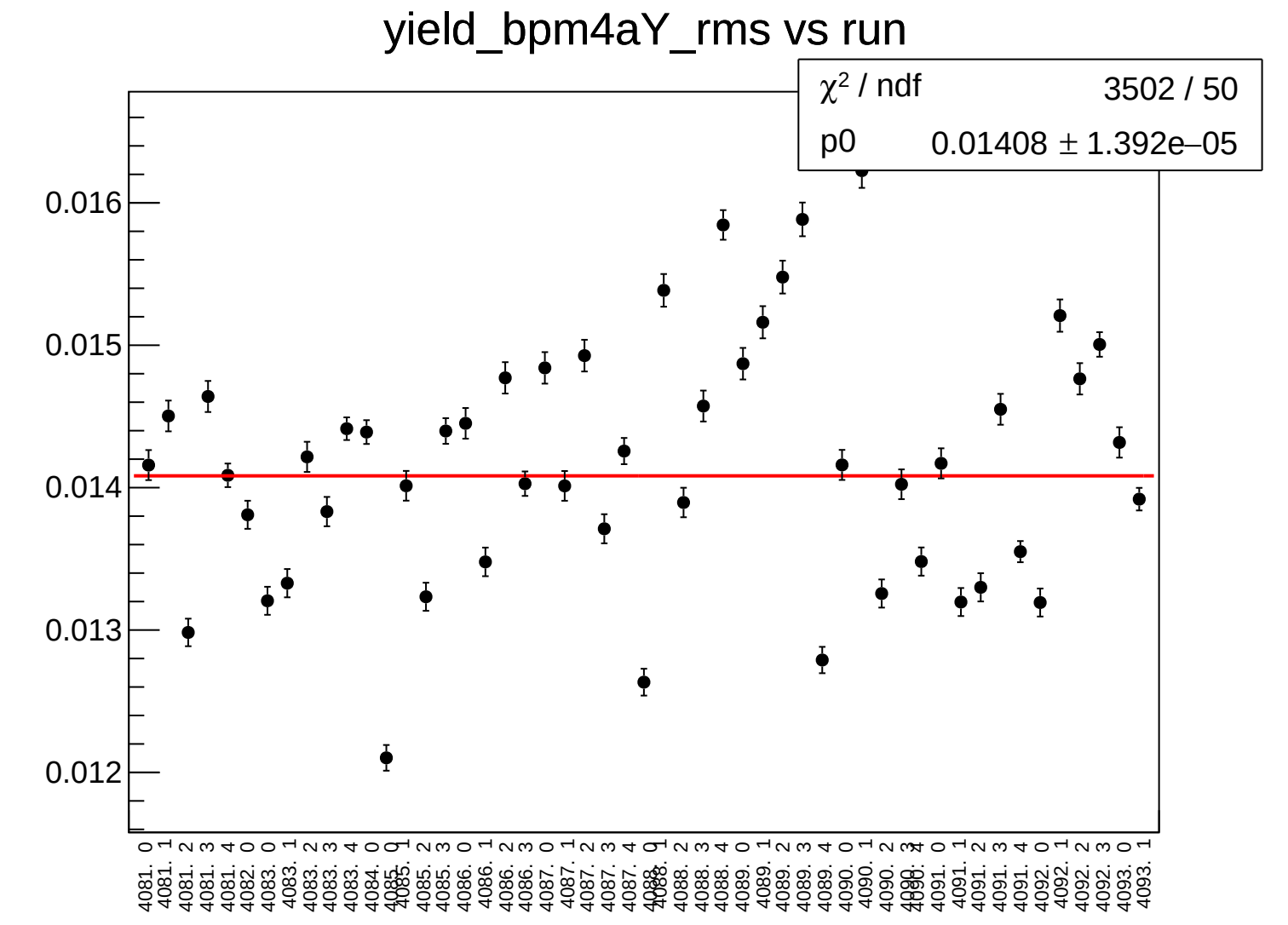
yield_bpm4aY_rms vs run
χ² / ndf 3502 / 50
p0 0.01408 ± 1.392e−05
0.016
0.015
0.014
0.013
0.012
4081. 0
4081. 1
4081. 2
4081. 3
4081. 4
4082. 0
4083. 0
4083. 1
4083. 2
4083. 3
4083. 4
4084. 0
4085. 0
4085. 1
4085. 2
4085. 3
4086. 0
4086. 1
4086. 2
4086. 3
4087. 0
4087. 1
4087. 2
4087. 3
4087. 4
4088. 0
4088. 1
4088. 2
4088. 3
4088. 4
4089. 0
4089. 1
4089. 2
4089. 3
4089. 4
4090. 0
4090. 1
4090. 2
4091. 0
4091. 1
4091. 2
4091. 3
4091. 4
4092. 0
4092. 1
4092. 2
4092. 3
4093. 0
4093. 1

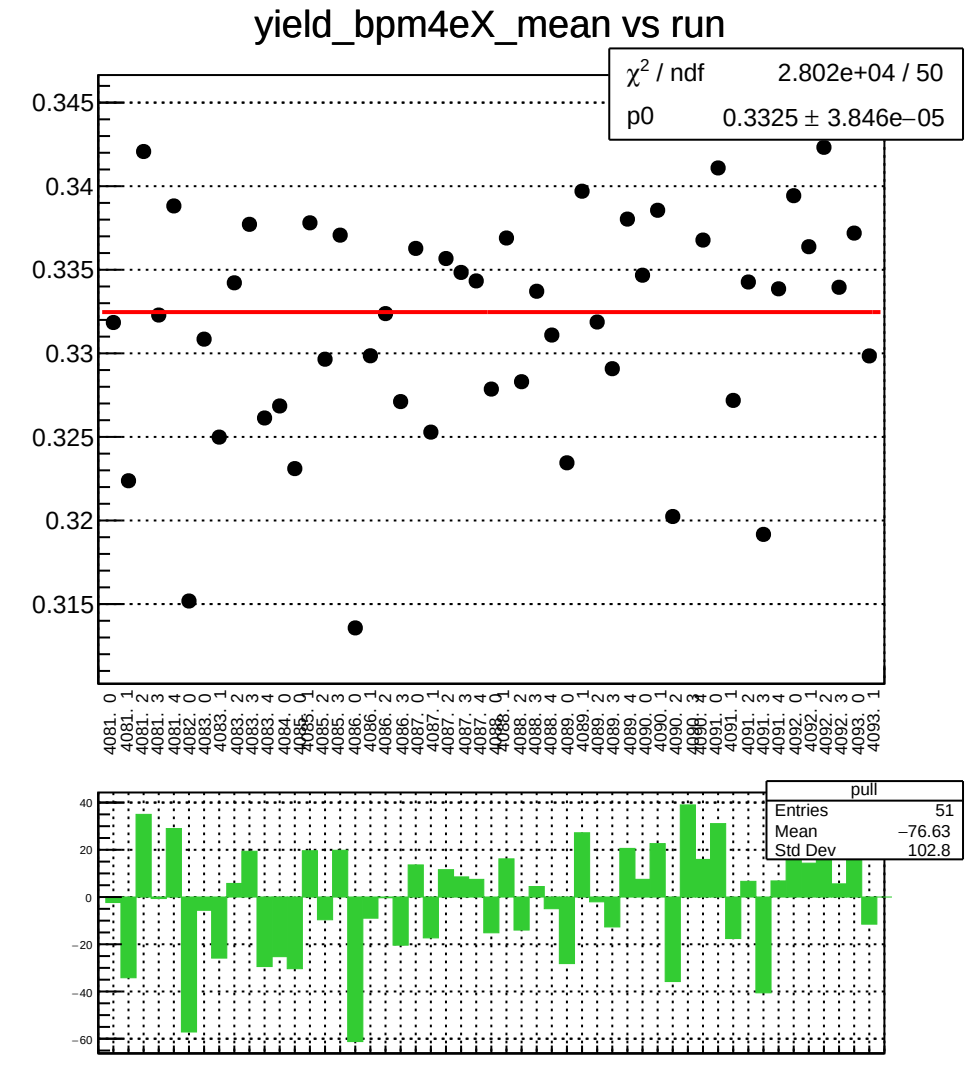
yield_bpm4eX_mean vs run
χ² / ndf 2.802e+04 / 50
p0 0.3325 ± 3.846e−05
0.345
0.34
0.335
0.33
0.325
0.32
0.315
pull
Entries 51
Mean −76.63
Std Dev 102.8
40
20
0
−20
−40
−60

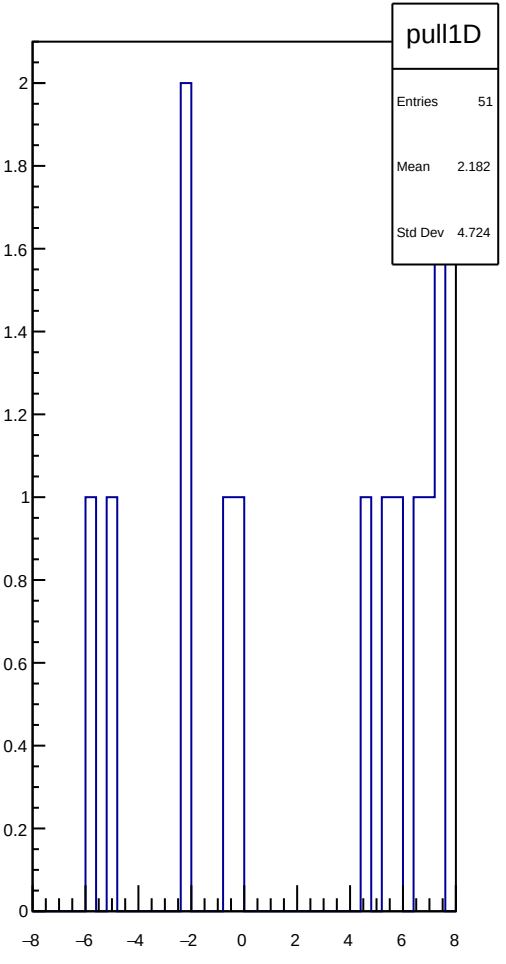
pull1D
Entries 51
Mean 2.182
Std Dev 4.724
2
1.8
1.6
1.4
1.2
1
0.8
0.6
0.4
0.2
0
−8
−6
−4
−2
0
2
4
6
8

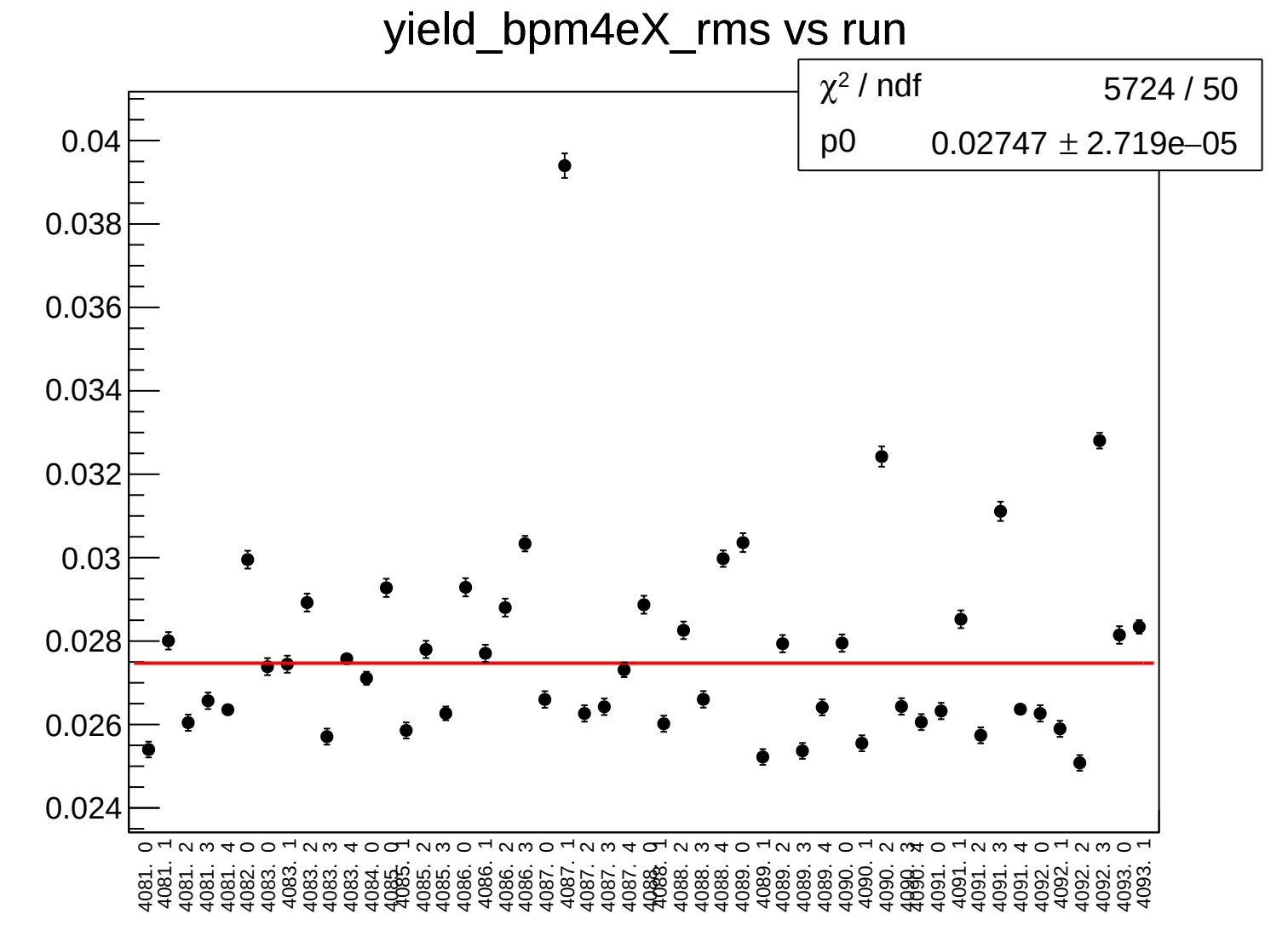
yield_bpm4eX_rms vs run
χ² / ndf 5724 / 50
p0 0.02747 ± 2.719e–05
0.04
0.038
0.036
0.034
0.032
0.03
0.028
0.026
0.024
4081. 0
4081. 1
4081. 2
4081. 3
4081. 4
4082. 0
4083. 0
4083. 1
4083. 2
4083. 3
4083. 4
4084. 0
4085. 0
4085. 1
4085. 2
4085. 3
4086. 0
4086. 1
4086. 2
4086. 3
4087. 0
4087. 1
4087. 2
4087. 3
4087. 4
4088. 0
4088. 1
4088. 2
4088. 3
4088. 4
4089. 0
4089. 1
4089. 2
4089. 3
4089. 4
4090. 0
4090. 1
4090. 2
4091. 0
4091. 1
4091. 2
4091. 3
4091. 4
4092. 0
4092. 1
4092. 2
4092. 3
4093. 0
4093. 1

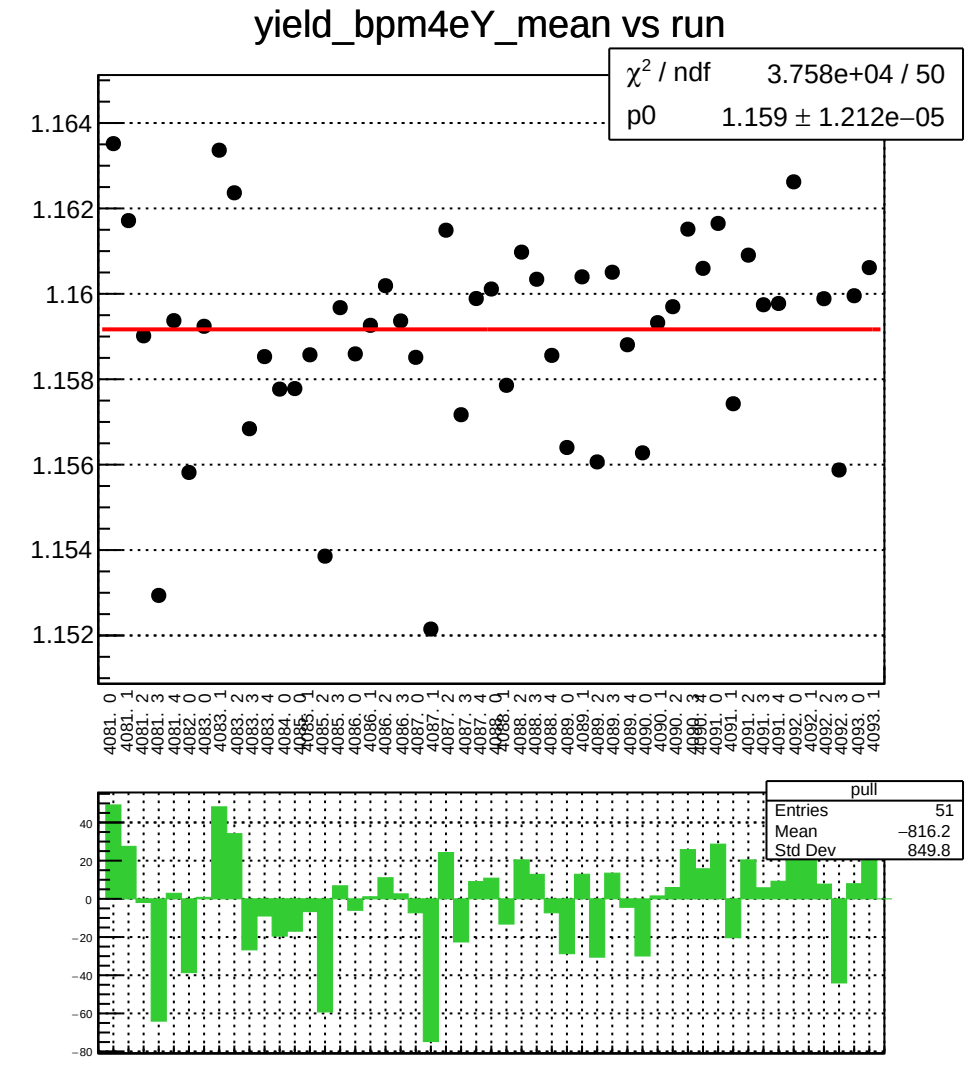
yield_bpm4eY_mean vs run
χ² / ndf 3.758e+04 / 50
p0 1.159 ± 1.212e−05
1.164
1.162
1.16
1.158
1.156
1.154
1.152
pull
Entries 51
Mean −816.2
Std Dev 849.8
40
20
0
−20
−40
−60
−80

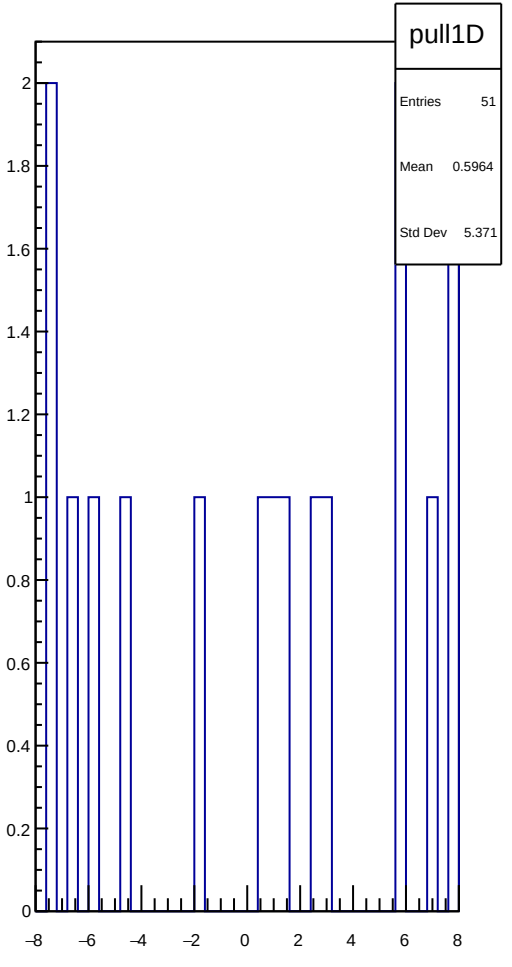
pull1D
Entries 51
Mean 0.5964
Std Dev 5.371
2
1.8
1.6
1.4
1.2
1
0.8
0.6
0.4
0.2
0
−8
−6
−4
−2
0
2
4
6
8

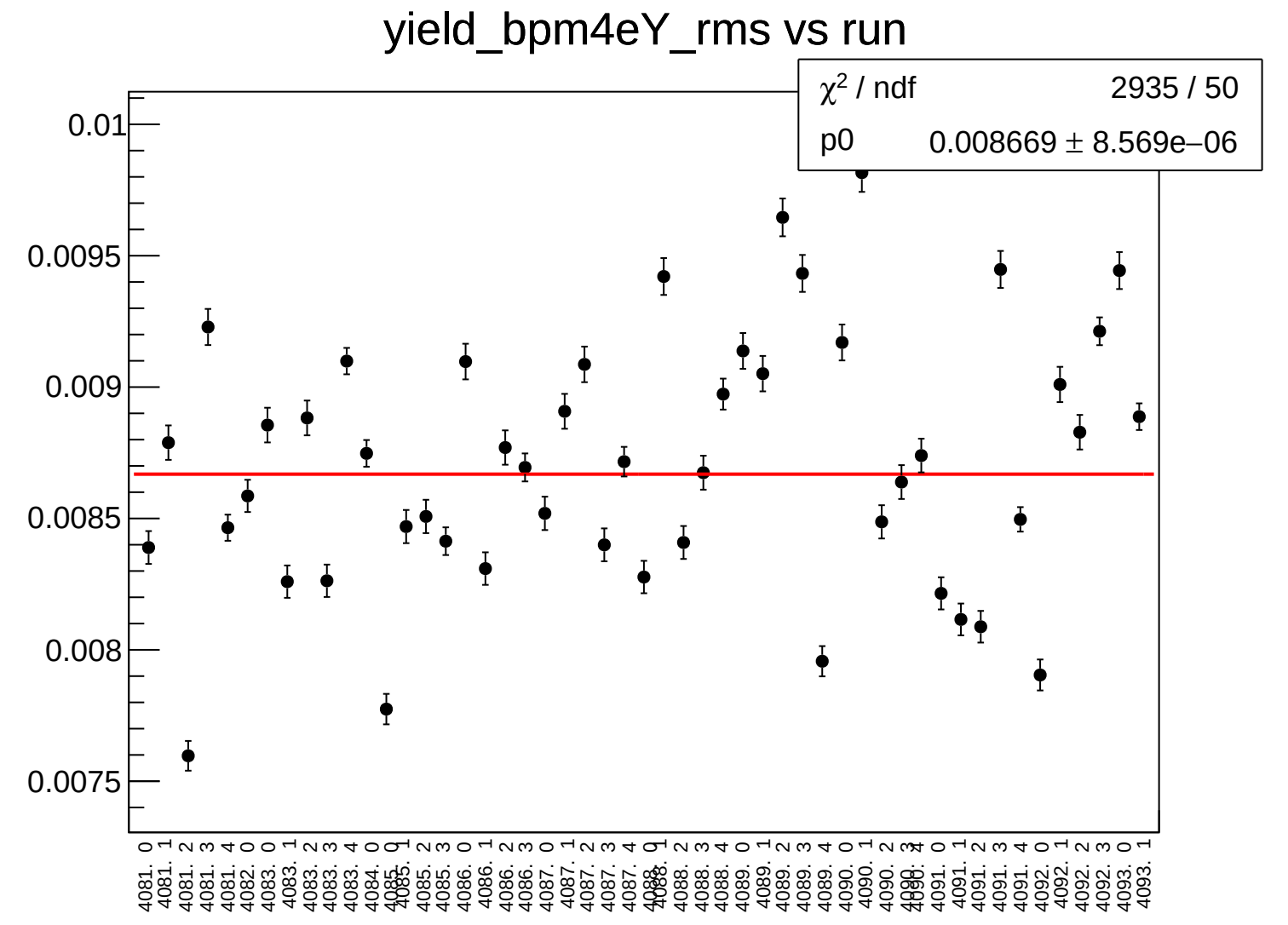
yield_bpm4eY_rms vs run
χ² / ndf 2935 / 50
p0 0.008669 ± 8.569e−06
0.01
0.0095
0.009
0.0085
0.008
0.0075
4081. 0
4081. 1
4081. 2
4081. 3
4081. 4
4082. 0
4083. 0
4083. 1
4083. 2
4083. 3
4083. 4
4084. 0
4085. 0
4085. 1
4085. 2
4085. 3
4086. 0
4086. 1
4086. 2
4086. 3
4087. 0
4087. 1
4087. 2
4087. 3
4087. 4
4088. 0
4088. 1
4088. 2
4088. 3
4088. 4
4089. 0
4089. 1
4089. 2
4089. 3
4089. 4
4090. 0
4090. 1
4090. 2
4091. 0
4091. 1
4091. 2
4091. 3
4091. 4
4092. 0
4092. 1
4092. 2
4092. 3
4093. 0
4093. 1

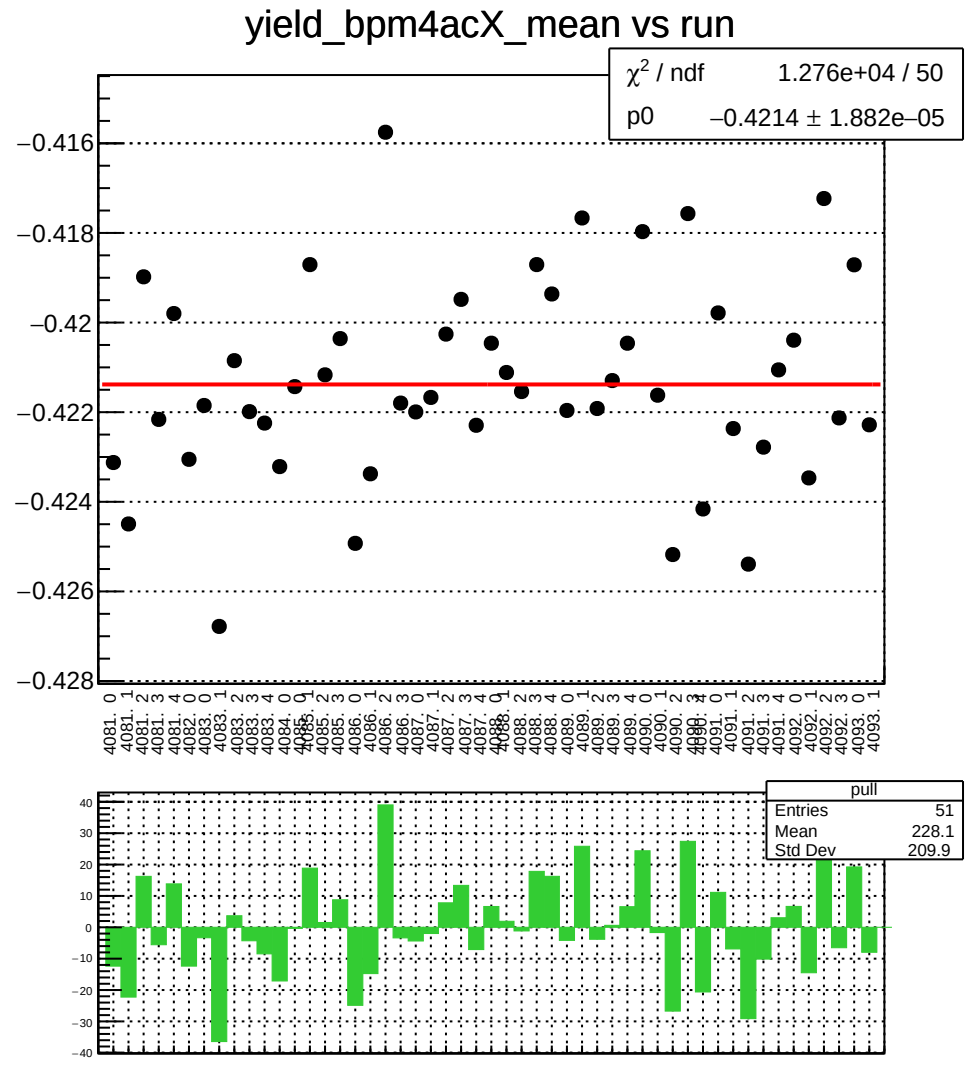
yield_bpm4acX_mean vs run
χ² / ndf 1.276e+04 / 50
p0 −0.4214 ± 1.882e−05
−0.416
−0.418
−0.42
−0.422
−0.424
−0.426
−0.428
pull
Entries 51
Mean 228.1
Std Dev 209.9
40
30
20
10
0
−10
−20
−30
−40

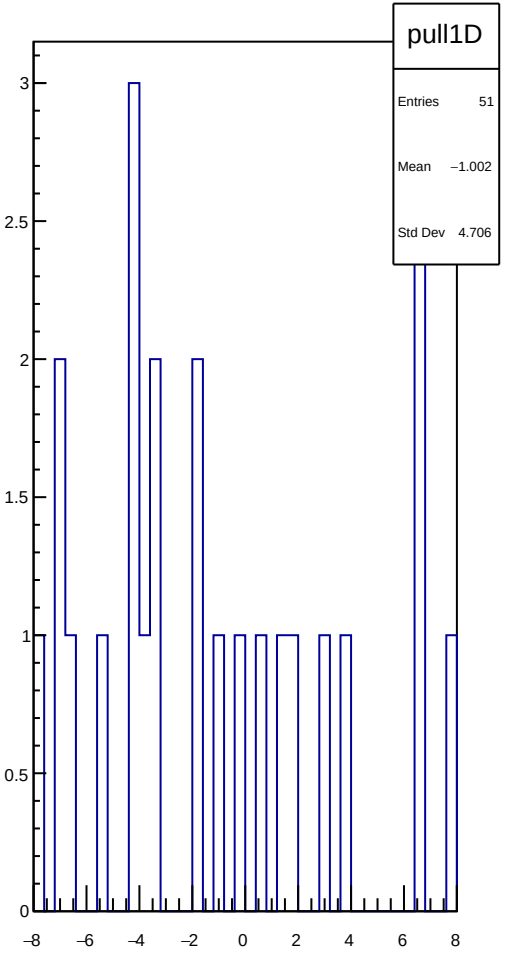
pull1D
Entries 51
Mean −1.002
Std Dev 4.706
3
2.5
2
1.5
1
0.5
0
−8
−6
−4
−2
0
2
4
6
8

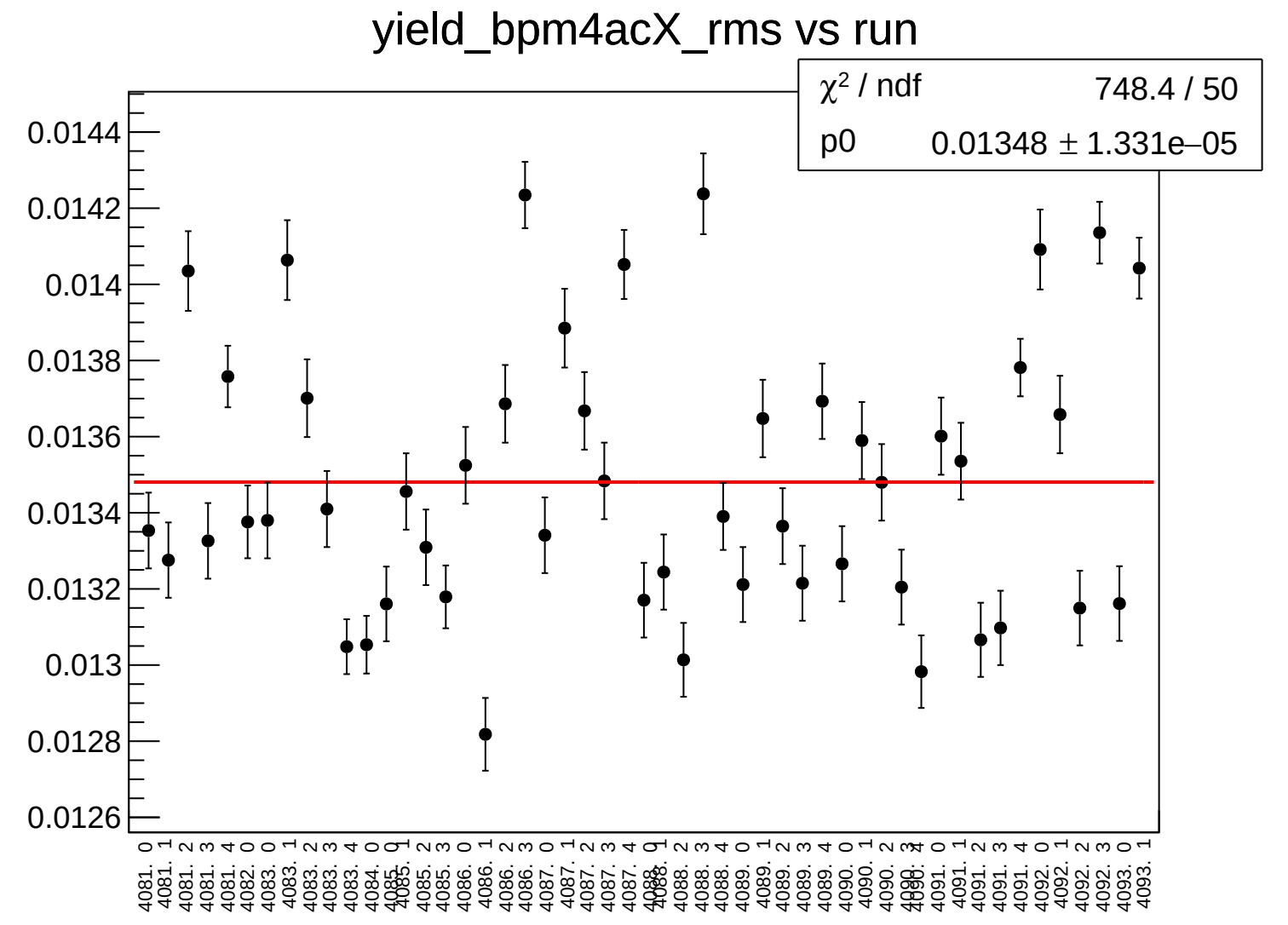
yield_bpm4acX_rms vs run
χ² / ndf 748.4 / 50
p0 0.01348 ± 1.331e–05
0.0144
0.0142
0.014
0.0138
0.0136
0.0134
0.0132
0.013
0.0128
0.0126
4081. 0
4081. 1
4081. 2
4081. 3
4081. 4
4082. 0
4083. 0
4083. 1
4083. 2
4083. 3
4083. 4
4084. 0
4085. 0
4085. 1
4085. 2
4085. 3
4086. 0
4086. 1
4086. 2
4086. 3
4087. 0
4087. 1
4087. 2
4087. 3
4087. 4
4088. 0
4088. 1
4088. 2
4088. 3
4088. 4
4089. 0
4089. 1
4089. 2
4089. 3
4089. 4
4090. 0
4090. 1
4090. 2
4091. 0
4091. 1
4091. 2
4091. 3
4091. 4
4092. 0
4092. 1
4092. 2
4092. 3
4093. 0
4093. 1

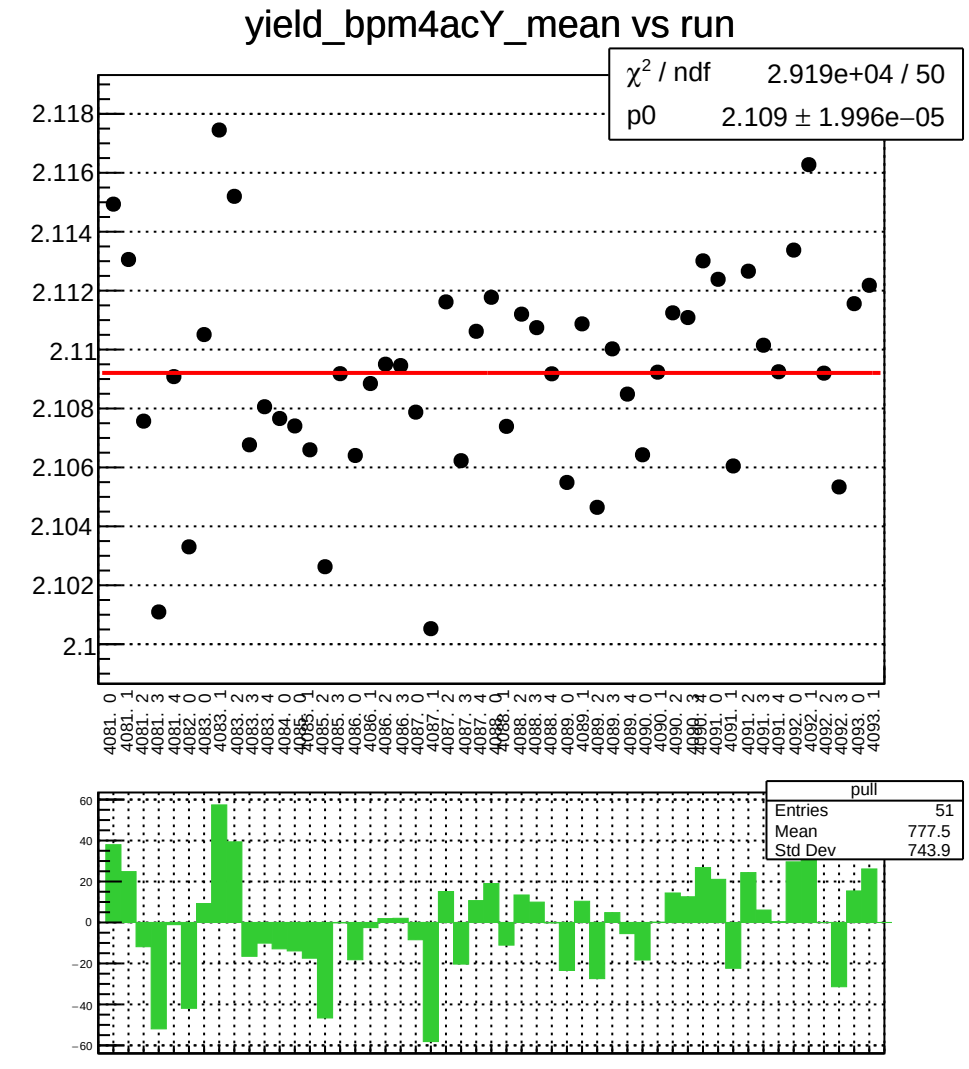
yield_bpm4acY_mean vs run
χ² / ndf 2.919e+04 / 50
p0 2.109 ± 1.996e−05
pull
Entries 51
Mean 777.5
Std Dev 743.9

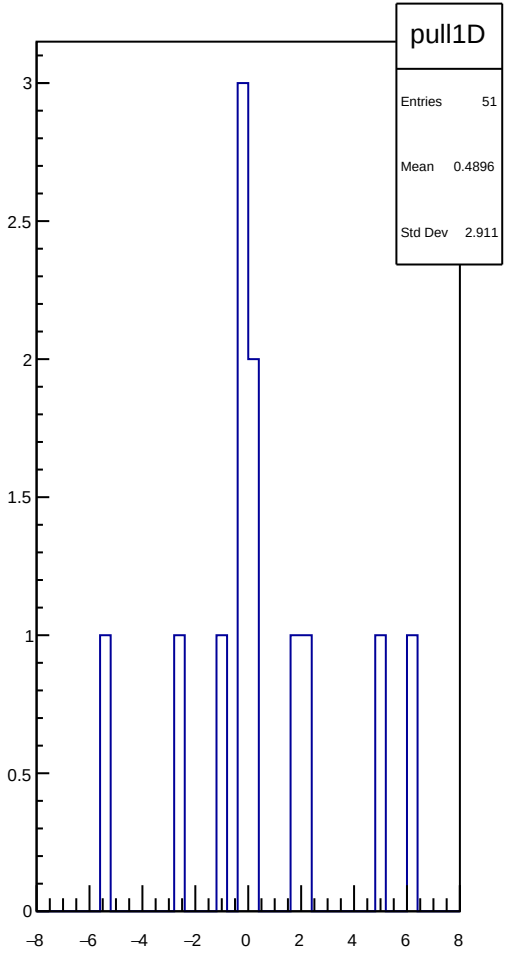
pull1D
Entries 51
Mean 0.4896
Std Dev 2.911

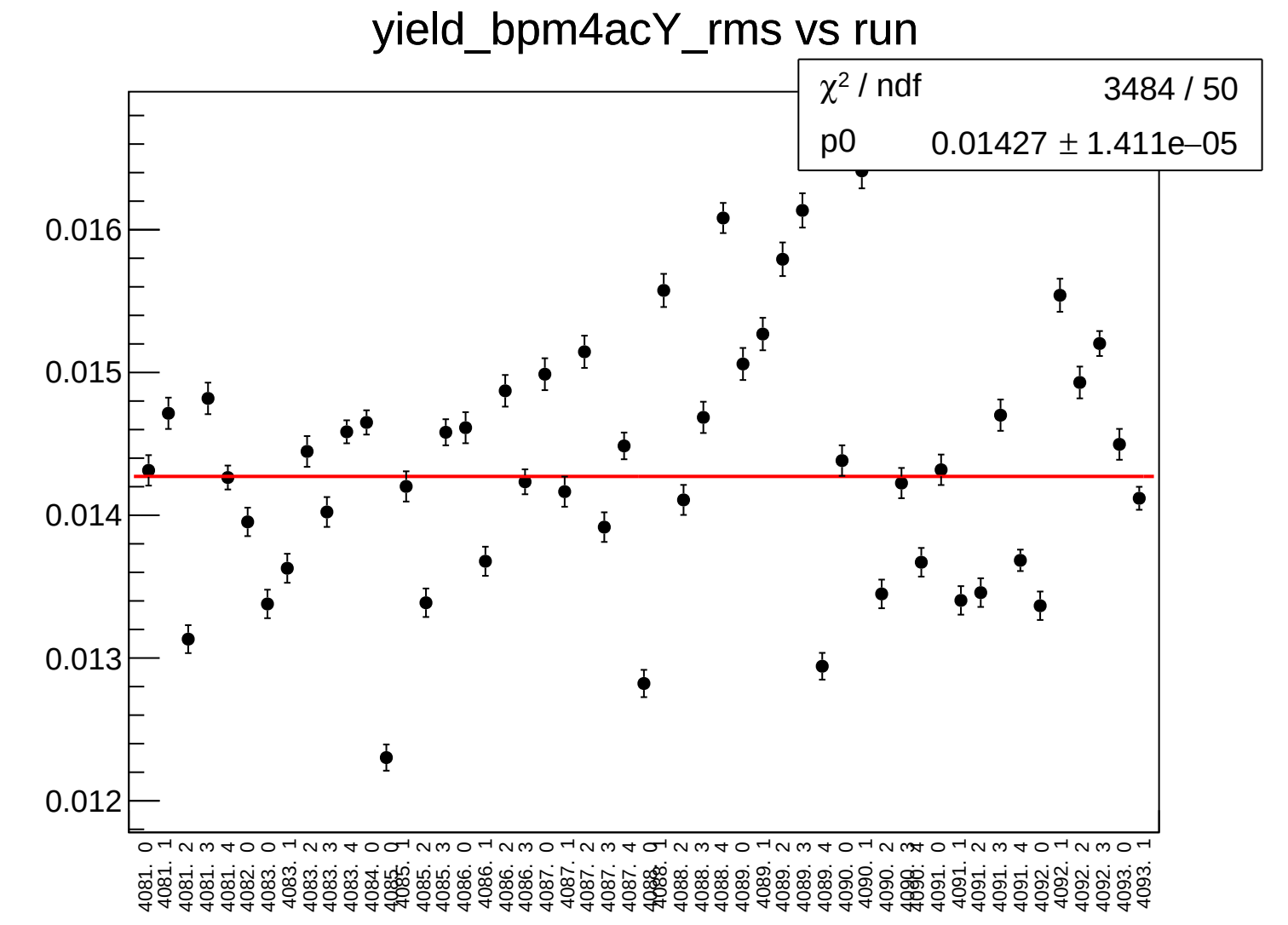
yield_bpm4acY_rms vs run
χ² / ndf 3484 / 50
p0 0.01427 ± 1.411e–05
0.016
0.015
0.014
0.013
0.012
4081. 0
4081. 1
4081. 2
4081. 3
4081. 4
4082. 0
4083. 0
4083. 1
4083. 2
4083. 3
4083. 4
4084. 0
4085. 0
4085. 1
4085. 2
4085. 3
4086. 0
4086. 1
4086. 2
4086. 3
4087. 0
4087. 1
4087. 2
4087. 3
4087. 4
4088. 0
4088. 1
4088. 2
4088. 3
4088. 4
4089. 0
4089. 1
4089. 2
4089. 3
4089. 4
4090. 0
4090. 1
4090. 2
4091. 0
4091. 1
4091. 2
4091. 3
4091. 4
4092. 0
4092. 1
4092. 2
4092. 3
4093. 0
4093. 1

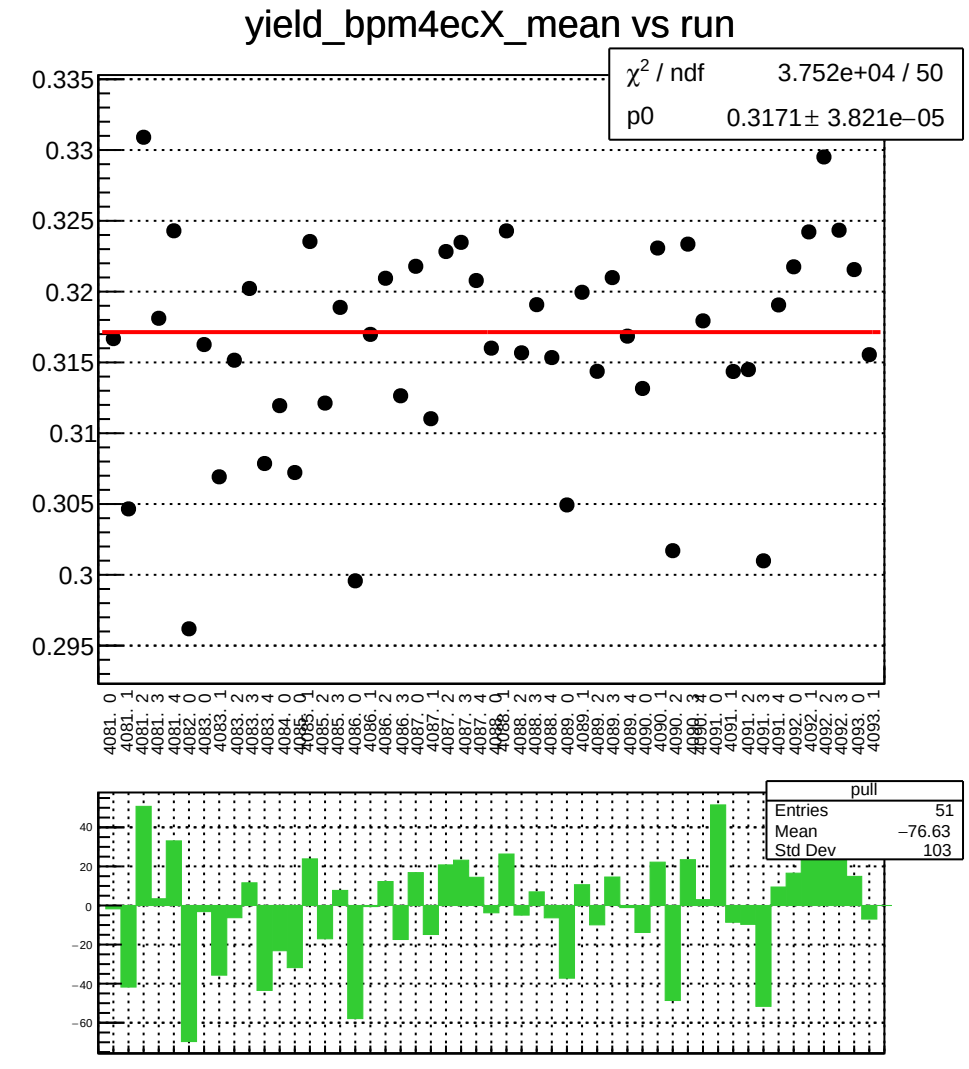
yield_bpm4ecX_mean vs run
χ² / ndf 3.752e+04 / 50
p0 0.3171 ± 3.821e−05
pull
Entries 51
Mean −76.63
Std Dev 103

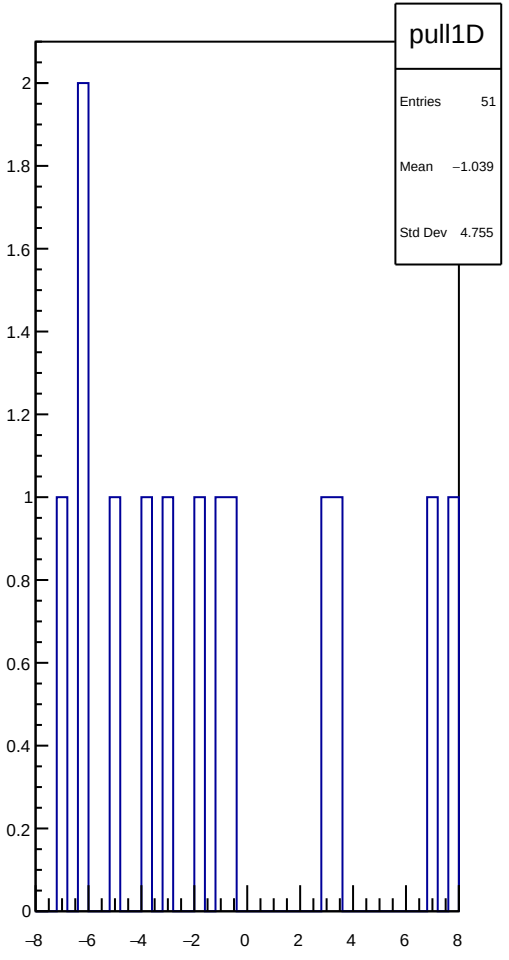
pull1D
Entries 51
Mean −1.039
Std Dev 4.755

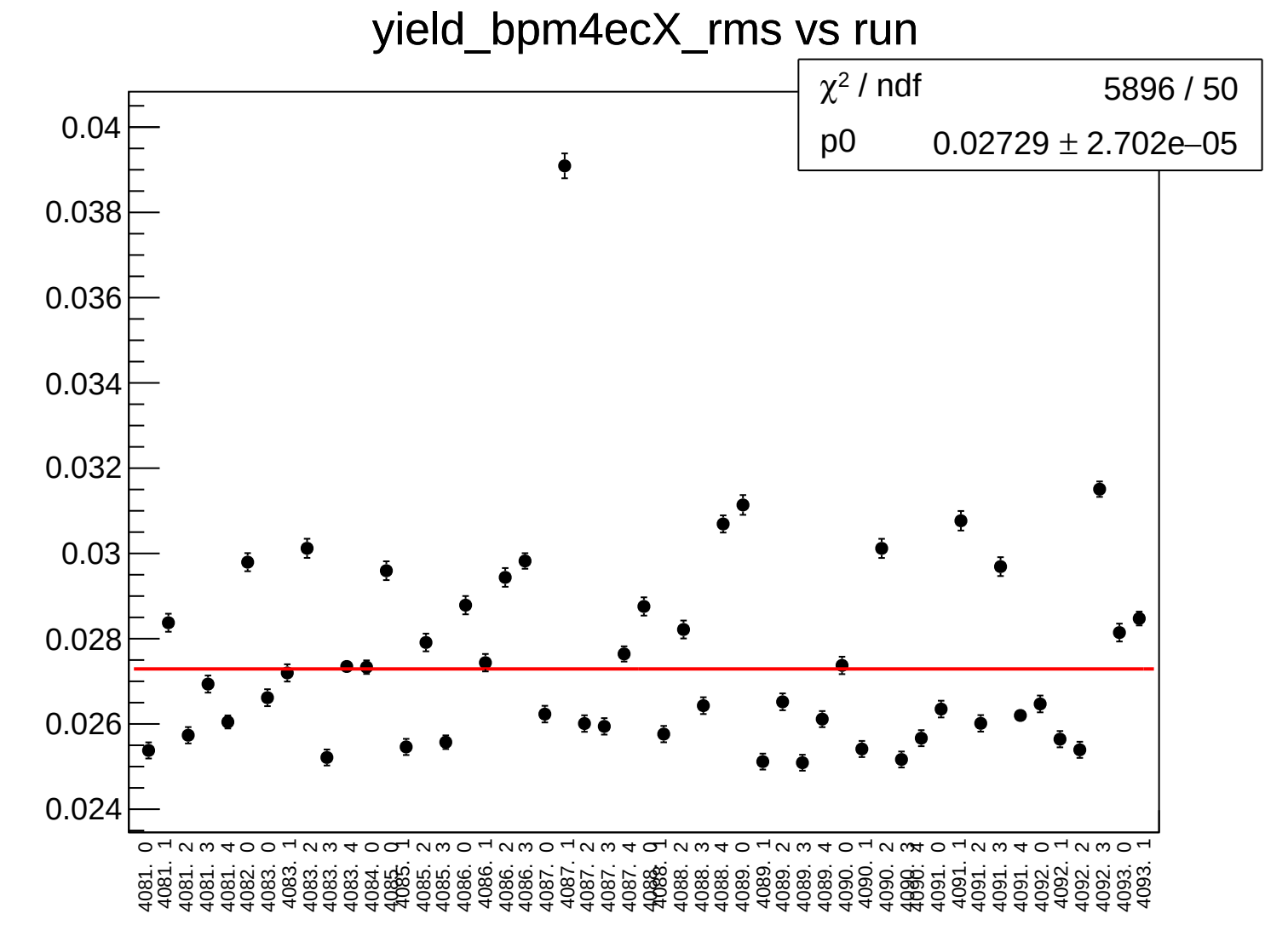
yield_bpm4ecX_rms vs run
χ² / ndf 5896 / 50
p0 0.02729 ± 2.702e−05
0.04
0.038
0.036
0.034
0.032
0.03
0.028
0.026
0.024
4081. 0
4081. 1
4081. 2
4081. 3
4081. 4
4082. 0
4083. 0
4083. 1
4083. 2
4083. 3
4083. 4
4084. 0
4085. 0
4085. 1
4085. 2
4085. 3
4086. 0
4086. 1
4086. 2
4086. 3
4087. 0
4087. 1
4087. 2
4087. 3
4087. 4
4088. 0
4088. 1
4088. 2
4088. 3
4088. 4
4089. 0
4089. 1
4089. 2
4089. 3
4089. 4
4090. 0
4090. 1
4090. 2
4091. 0
4091. 1
4091. 2
4091. 3
4091. 4
4092. 0
4092. 1
4092. 2
4092. 3
4093. 0
4093. 1

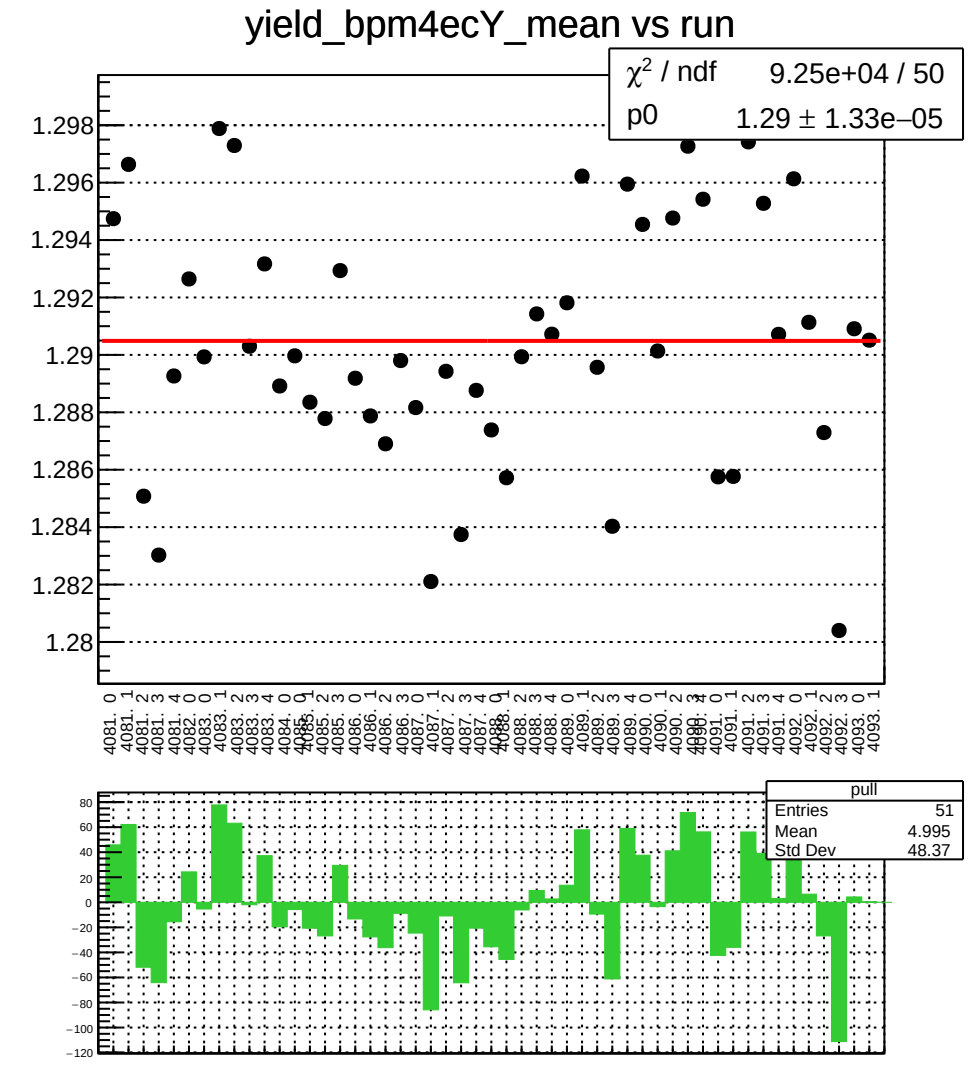
yield_bpm4ecY_mean vs run
χ² / ndf 9.25e+04 / 50
p0 1.29 ± 1.33e−05
1.298
1.296
1.294
1.292
1.29
1.288
1.286
1.284
1.282
1.28
pull
Entries 51
Mean 4.995
Std Dev 48.37
80
60
40
20
0
−20
−40
−60
−80
−100
−120

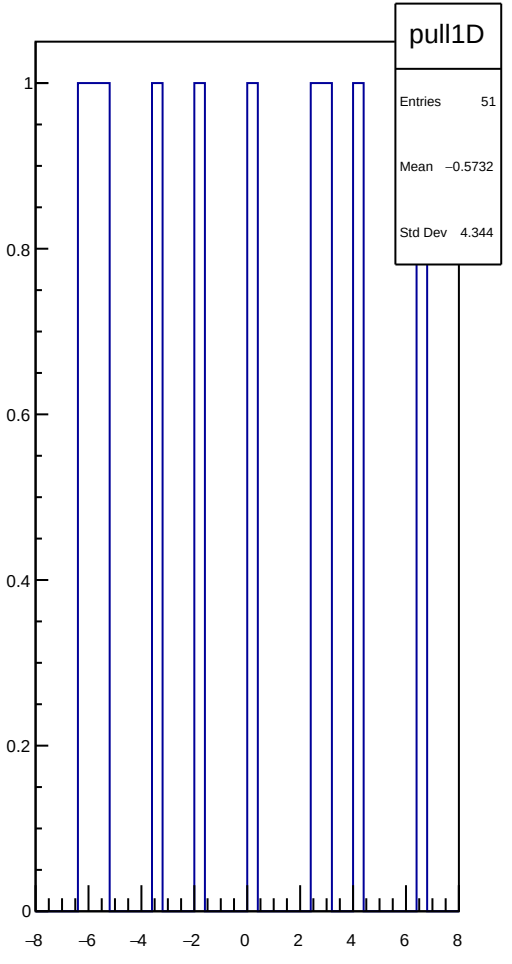
pull1D
Entries 51
Mean −0.5732
Std Dev 4.344
1
0.8
0.6
0.4
0.2
0
−8
−6
−4
−2
0
2
4
6
8

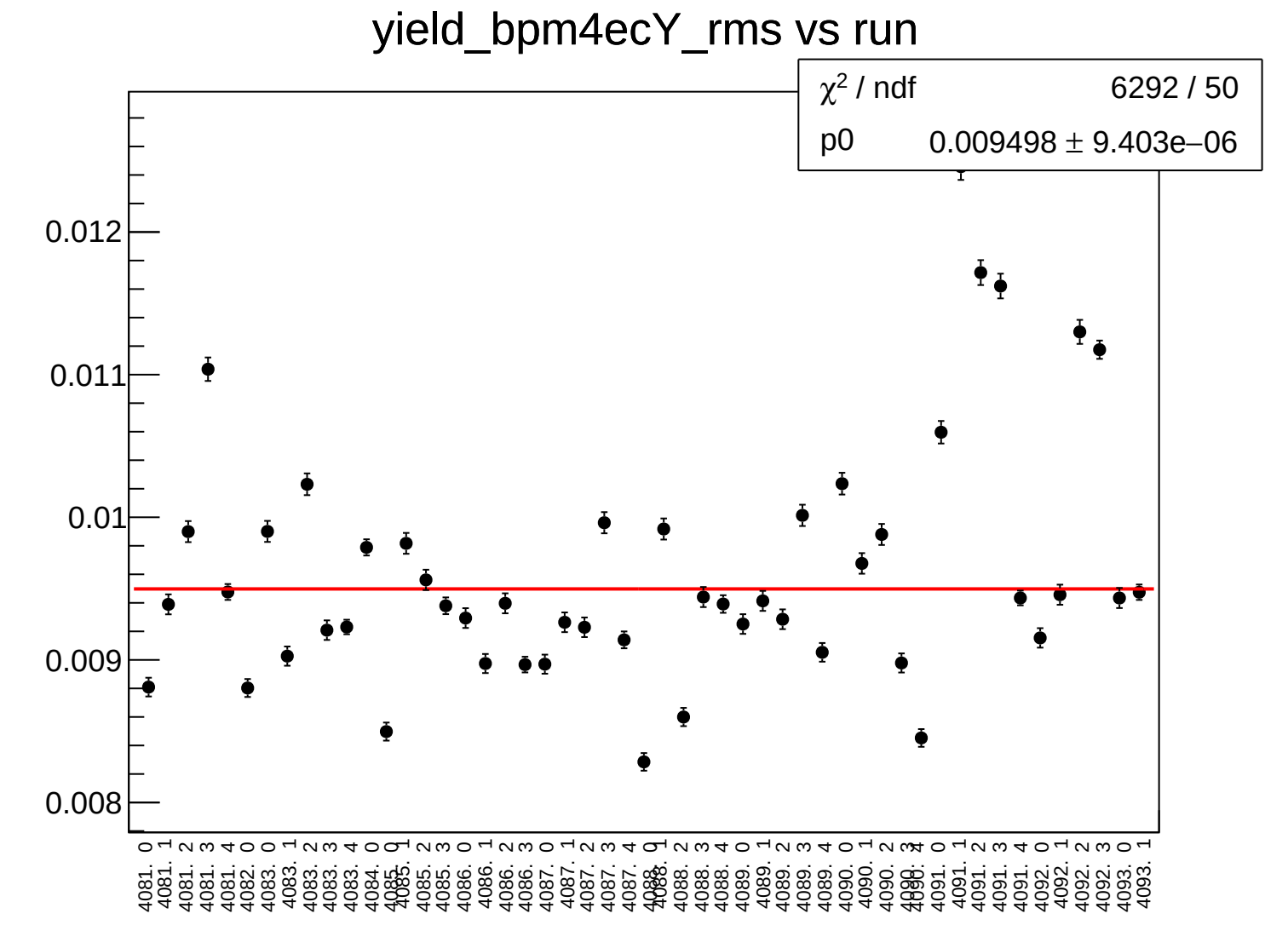
yield_bpm4ecY_rms vs run
χ² / ndf 6292 / 50
p0 0.009498 ± 9.403e−06
0.012
0.011
0.01
0.009
0.008
4081. 0
4081. 1
4081. 2
4081. 3
4081. 4
4082. 0
4083. 0
4083. 1
4083. 2
4083. 3
4083. 4
4084. 0
4085. 0
4085. 1
4085. 2
4085. 3
4086. 0
4086. 1
4086. 2
4086. 3
4087. 0
4087. 1
4087. 2
4087. 3
4087. 4
4088. 0
4088. 1
4088. 2
4088. 3
4088. 4
4089. 0
4089. 1
4089. 2
4089. 3
4089. 4
4090. 0
4090. 1
4090. 2
4091. 0
4091. 1
4091. 2
4091. 3
4091. 4
4092. 0
4092. 1
4092. 2
4092. 3
4093. 0
4093. 1

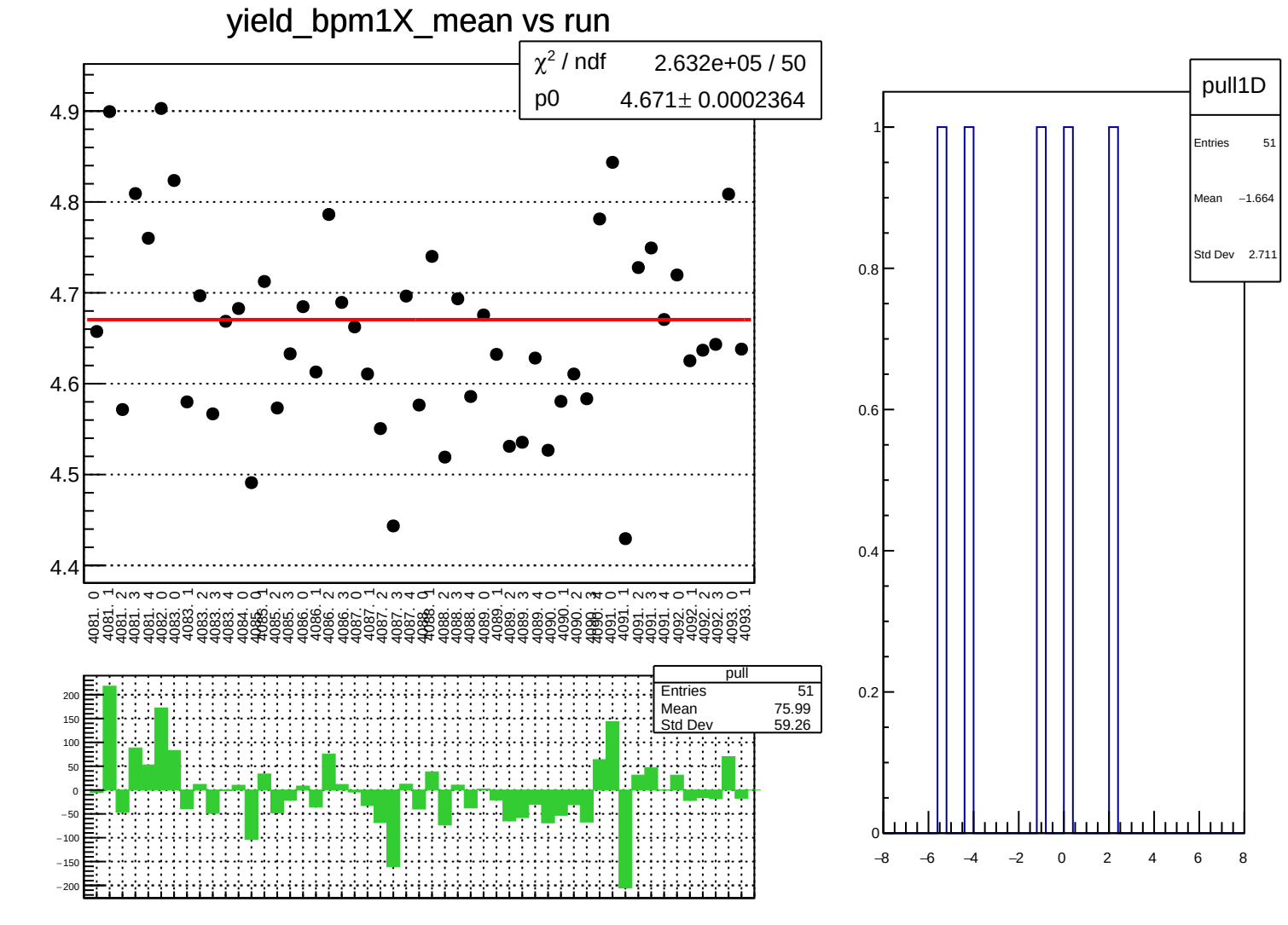
yield_bpm1X_mean vs run
χ² / ndf 2.632e+05 / 50
p0 4.671± 0.0002364
4.9
4.8
4.7
4.6
4.5
4.4
4081. 0
4081. 1
4081. 2
4081. 3
4081. 4
4082. 0
4083. 0
4083. 1
4083. 2
4083. 3
4083. 4
4084. 0
4085. 0
4085. 1
4085. 2
4085. 3
4086. 0
4086. 1
4086. 2
4086. 3
4087. 0
4087. 1
4087. 2
4087. 3
4087. 4
4088. 0
4088. 1
4088. 2
4088. 3
4088. 4
4089. 0
4089. 1
4089. 2
4089. 3
4089. 4
4090. 0
4090. 1
4090. 2
4090. 3
4090. 4
4091. 0
4091. 1
4091. 2
4091. 3
4091. 4
4092. 0
4092. 1
4092. 2
4092. 3
4093. 0
4093. 1
pull
Entries 51
Mean 75.99
Std Dev 59.26
200
150
100
50
0
−50
−100
−150
−200
pull1D
Entries 51
Mean −1.664
Std Dev 2.711
1
0.8
0.6
0.4
0.2
0
−8
−6
−4
−2
0
2
4
6
8

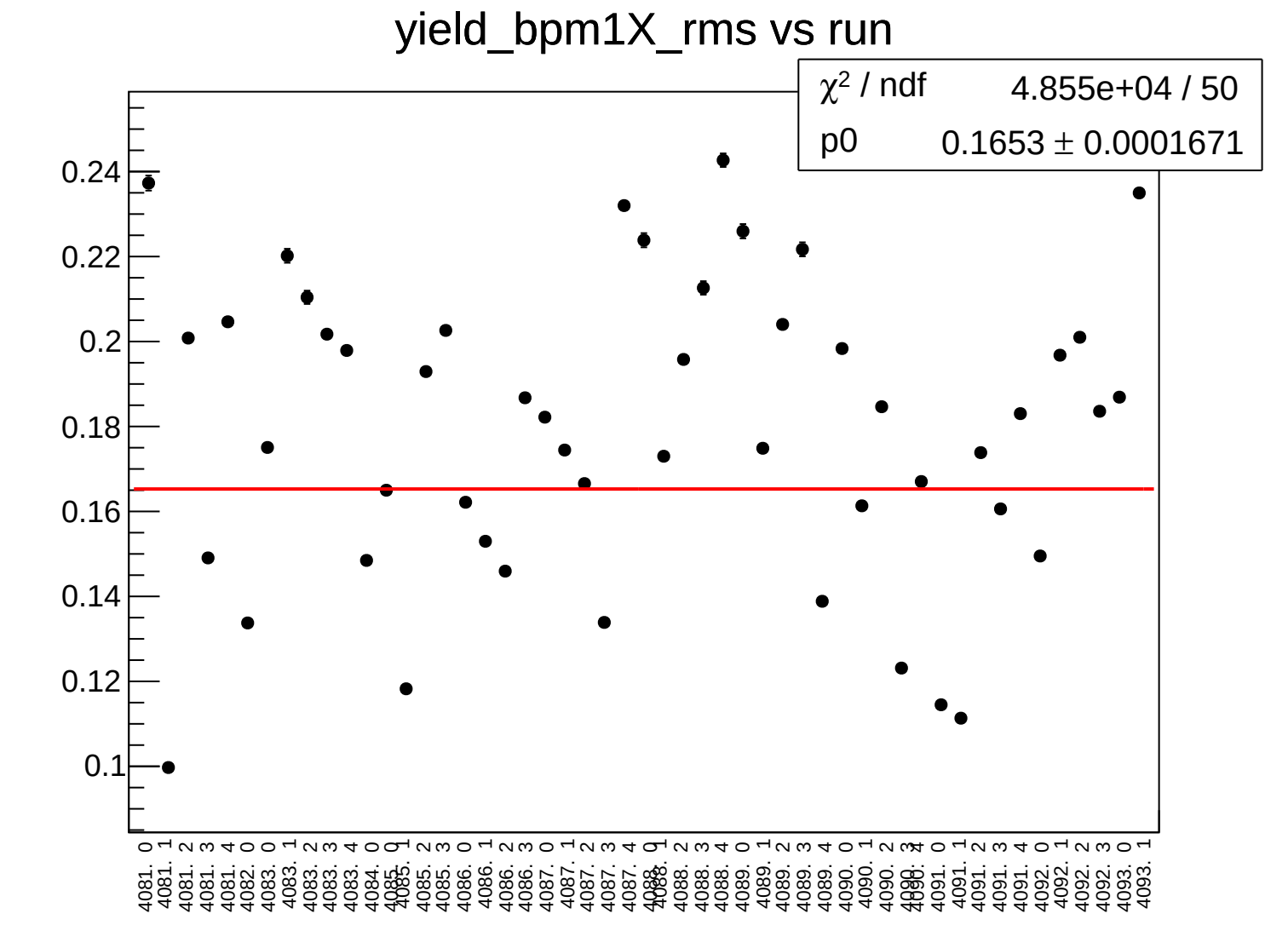
yield_bpm1X_rms vs run
χ² / ndf 4.855e+04 / 50
p0 0.1653 ± 0.0001671
0.24
0.22
0.2
0.18
0.16
0.14
0.12
0.1
4081. 0
4081. 1
4081. 2
4081. 3
4081. 4
4082. 0
4083. 0
4083. 1
4083. 2
4083. 3
4083. 4
4084. 0
4085. 0
4085. 1
4085. 2
4085. 3
4086. 0
4086. 1
4086. 2
4086. 3
4087. 0
4087. 1
4087. 2
4087. 3
4087. 4
4088. 0
4088. 1
4088. 2
4088. 3
4088. 4
4089. 0
4089. 1
4089. 2
4089. 3
4089. 4
4090. 0
4090. 1
4090. 2
4090. 3
4090. 4
4091. 0
4091. 1
4091. 2
4091. 3
4091. 4
4092. 0
4092. 1
4092. 2
4092. 3
4093. 0
4093. 1

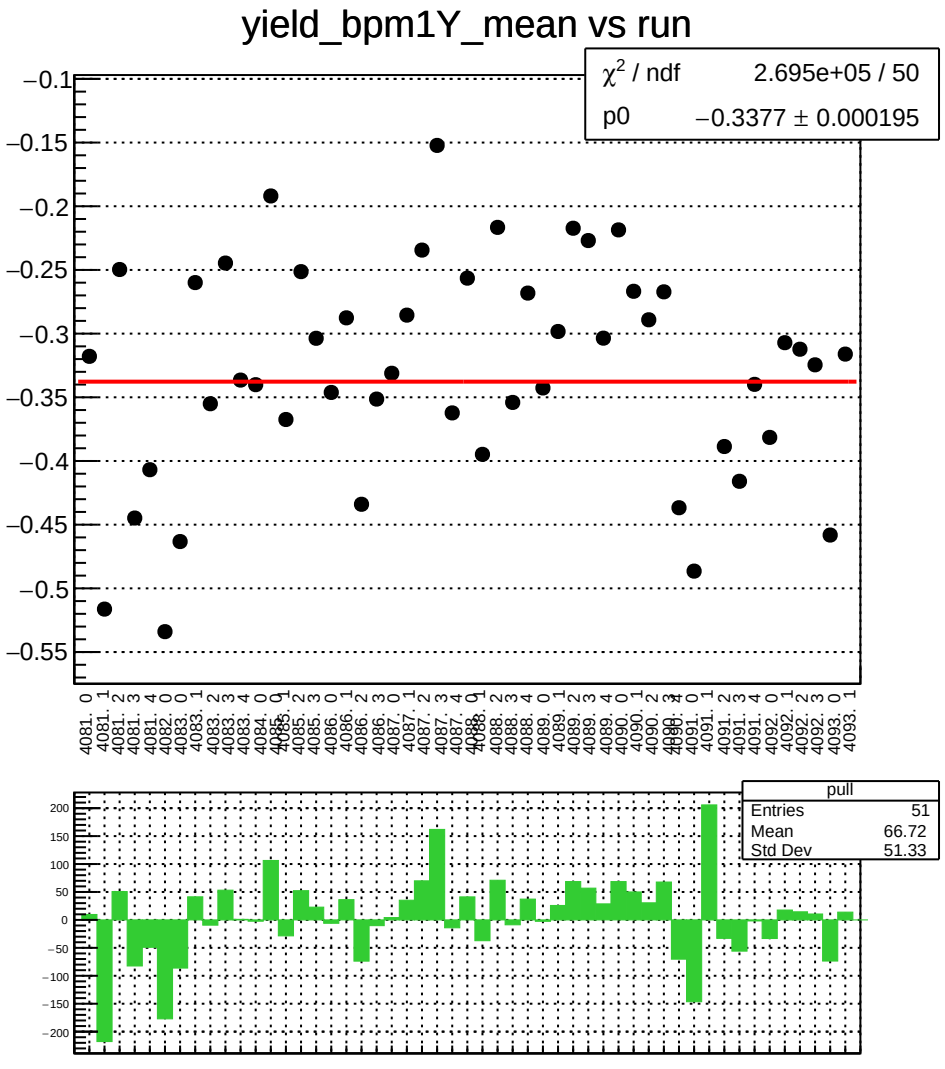
yield_bpm1Y_mean vs run
χ² / ndf 2.695e+05 / 50
p0 −0.3377 ± 0.000195
pull
Entries 51
Mean 66.72
Std Dev 51.33

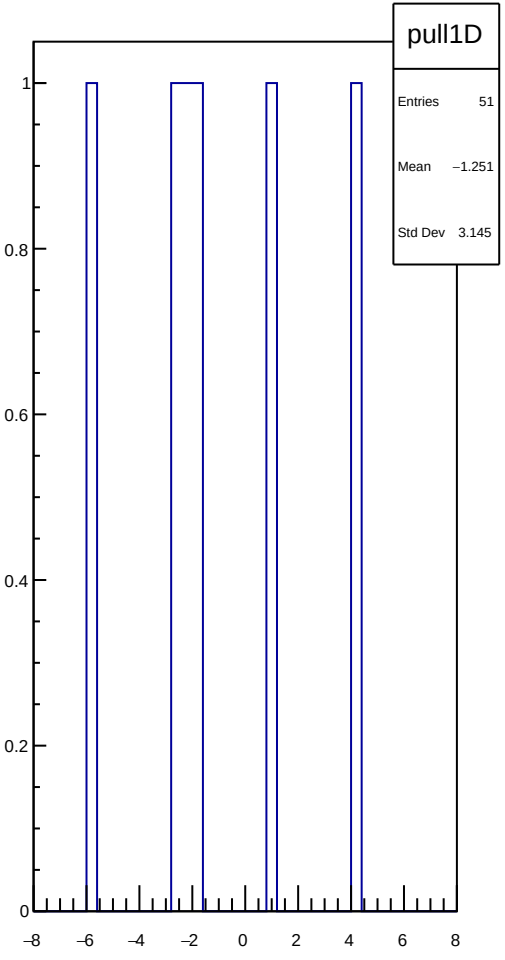
pull1D
Entries 51
Mean −1.251
Std Dev 3.145

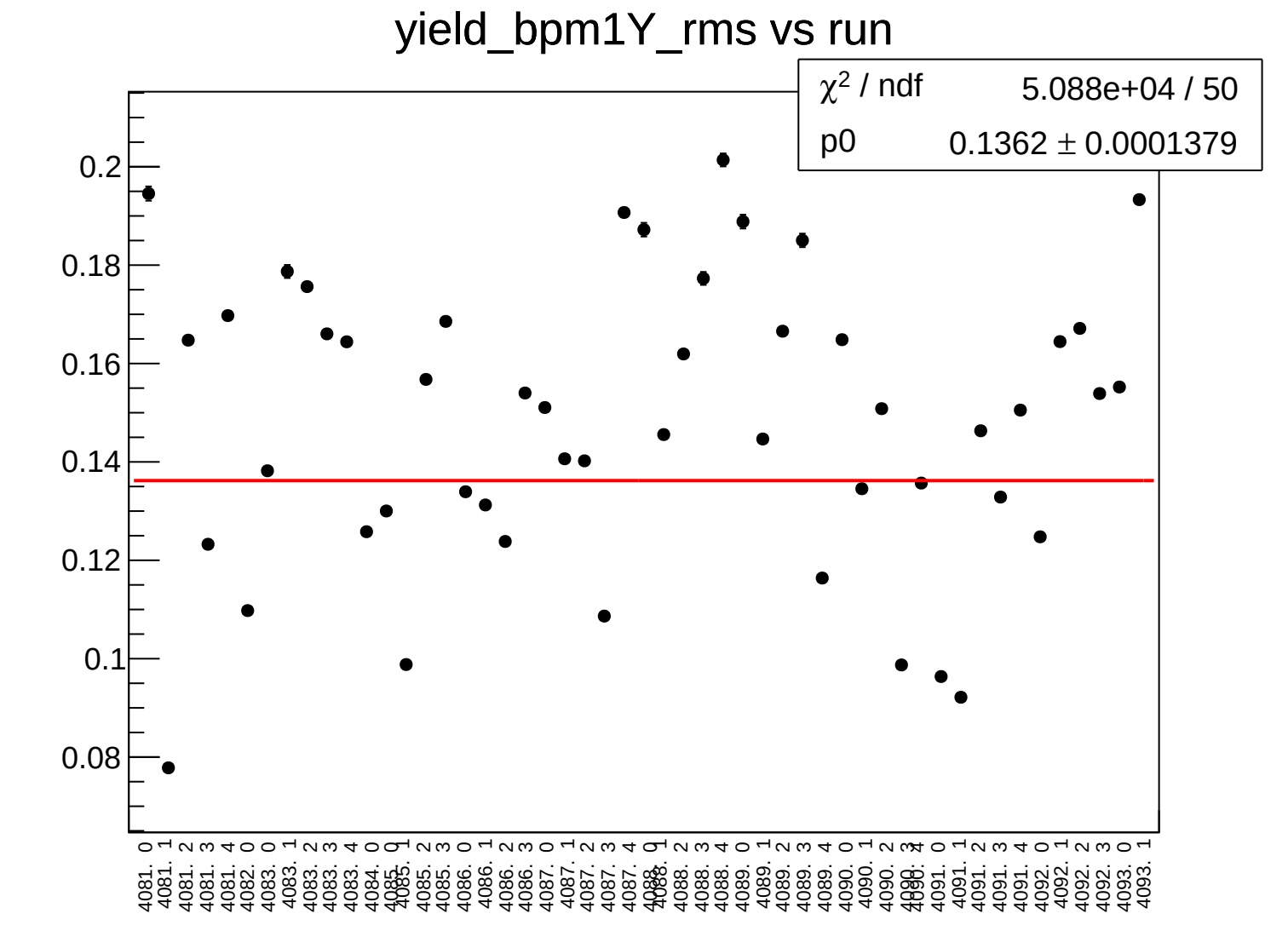
yield_bpm1Y_rms vs run
χ² / ndf 5.088e+04 / 50
p0 0.1362 ± 0.0001379
0.2
0.18
0.16
0.14
0.12
0.1
0.08
4081. 0
4081. 1
4081. 2
4081. 3
4081. 4
4082. 0
4083. 0
4083. 1
4083. 2
4083. 3
4083. 4
4084. 0
4085. 0
4085. 1
4085. 2
4085. 3
4086. 0
4086. 1
4086. 2
4086. 3
4087. 0
4087. 1
4087. 2
4087. 3
4087. 4
4088. 0
4088. 1
4088. 2
4088. 3
4088. 4
4089. 0
4089. 1
4089. 2
4089. 3
4089. 4
4090. 0
4090. 1
4090. 2
4091. 0
4091. 1
4091. 2
4091. 3
4091. 4
4092. 0
4092. 1
4092. 2
4092. 3
4093. 0
4093. 1

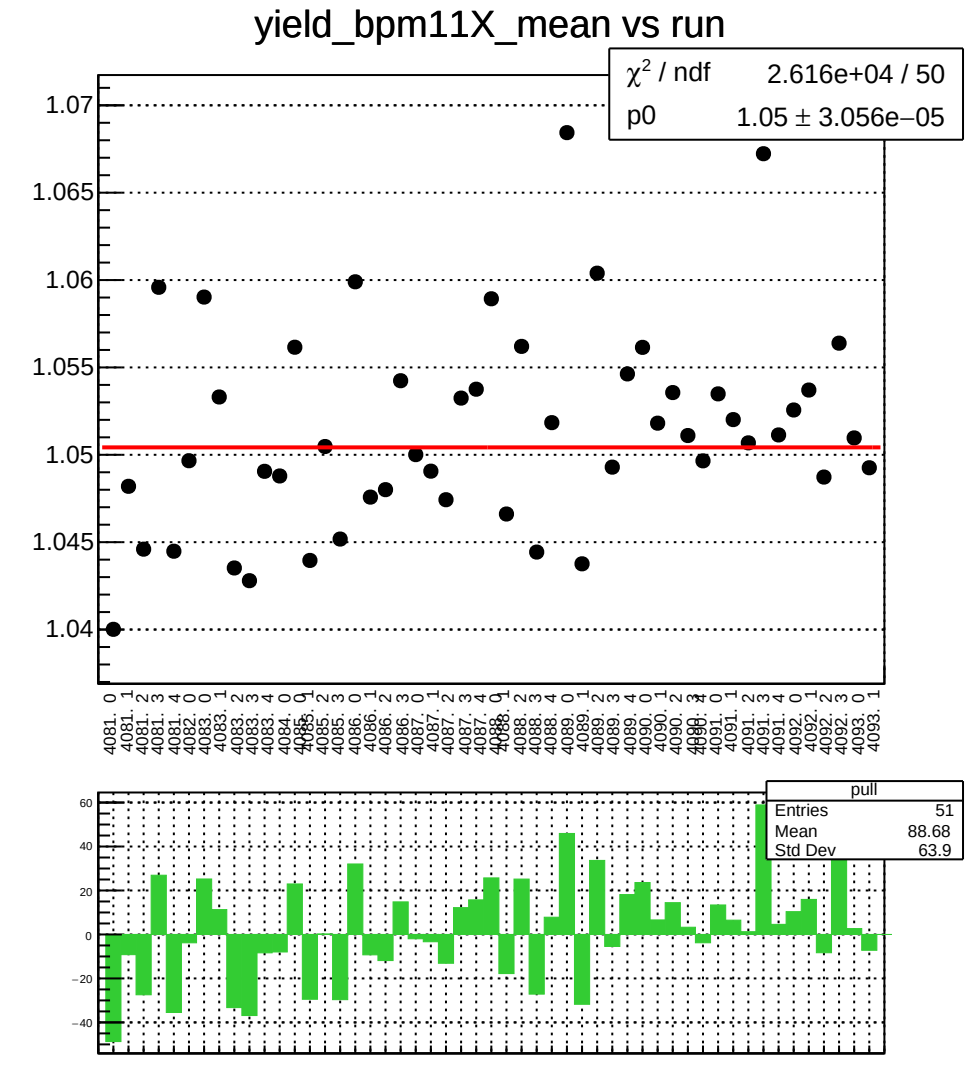
yield_bpm11X_mean vs run
χ² / ndf 2.616e+04 / 50
p0 1.05 ± 3.056e−05
1.07
1.065
1.06
1.055
1.05
1.045
1.04
pull
Entries 51
Mean 88.68
Std Dev 63.9
60
40
20
0
−20
−40

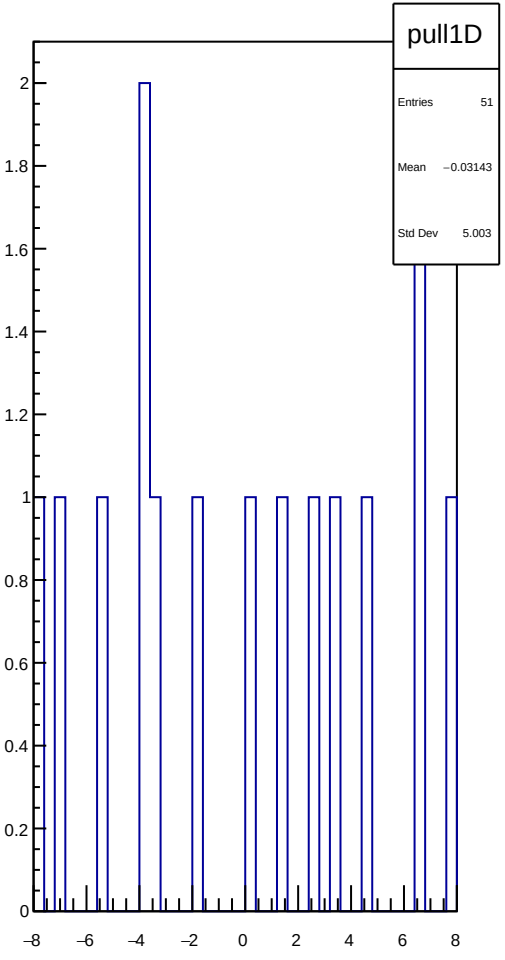
pull1D
Entries 51
Mean −0.03143
Std Dev 5.003
2
1.8
1.6
1.4
1.2
1
0.8
0.6
0.4
0.2
0
−8
−6
−4
−2
0
2
4
6
8

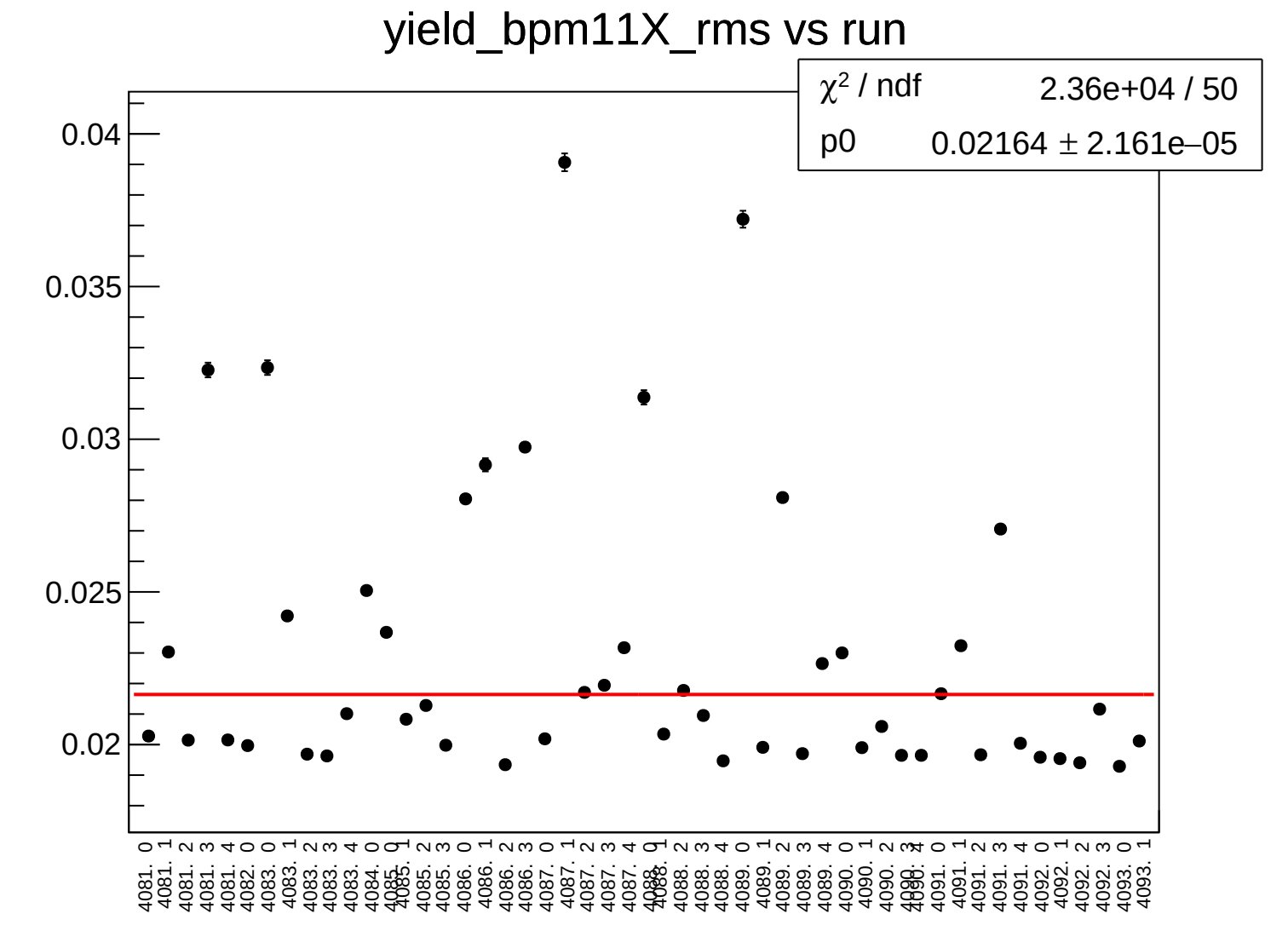
yield_bpm11X_rms vs run
χ² / ndf 2.36e+04 / 50
p0 0.02164 ± 2.161e−05
0.04
0.035
0.03
0.025
0.02
4081. 0
4081. 1
4081. 2
4081. 3
4081. 4
4082. 0
4083. 0
4083. 1
4083. 2
4083. 3
4083. 4
4084. 0
4085. 0
4085. 1
4085. 2
4085. 3
4086. 0
4086. 1
4086. 2
4086. 3
4087. 0
4087. 1
4087. 2
4087. 3
4087. 4
4088. 0
4088. 1
4088. 2
4088. 3
4088. 4
4089. 0
4089. 1
4089. 2
4089. 3
4089. 4
4090. 0
4090. 1
4090. 2
4091. 0
4091. 1
4091. 2
4091. 3
4091. 4
4092. 0
4092. 1
4092. 2
4092. 3
4093. 0
4093. 1

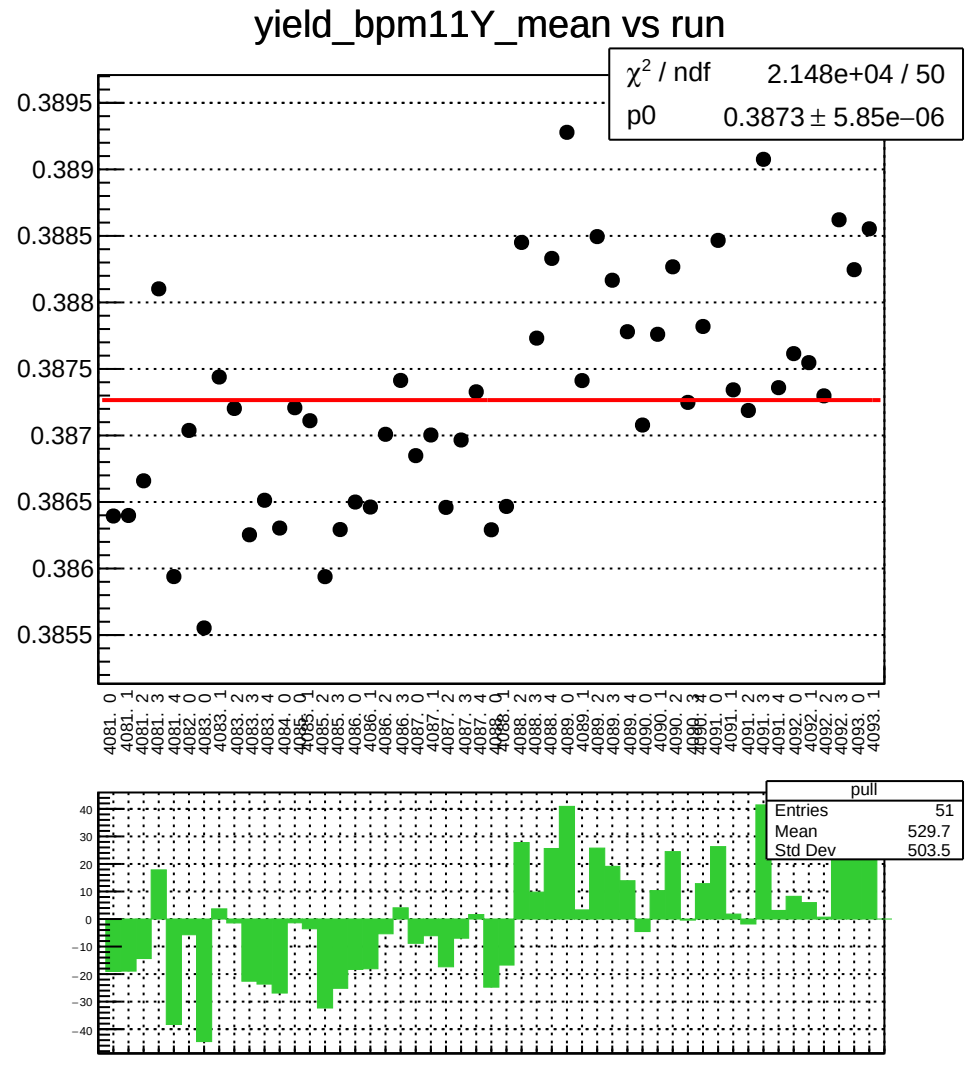
yield_bpm11Y_mean vs run
χ² / ndf 2.148e+04 / 50
p0 0.3873 ± 5.85e−06
0.3895
0.389
0.3885
0.388
0.3875
0.387
0.3865
0.386
0.3855
pull
Entries 51
Mean 529.7
Std Dev 503.5
40
30
20
10
0
−10
−20
−30
−40

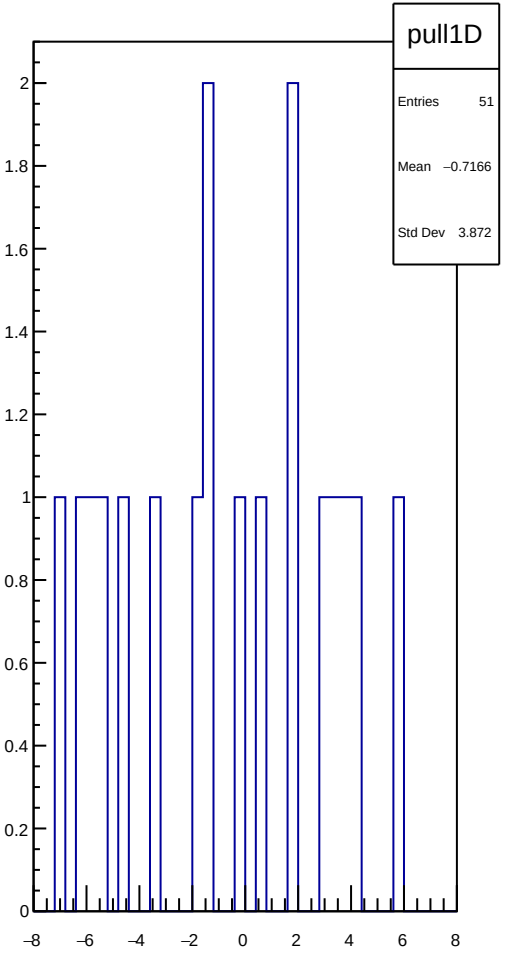
pull1D
Entries 51
Mean −0.7166
Std Dev 3.872
2
1.8
1.6
1.4
1.2
1
0.8
0.6
0.4
0.2
0
−8
−6
−4
−2
0
2
4
6
8

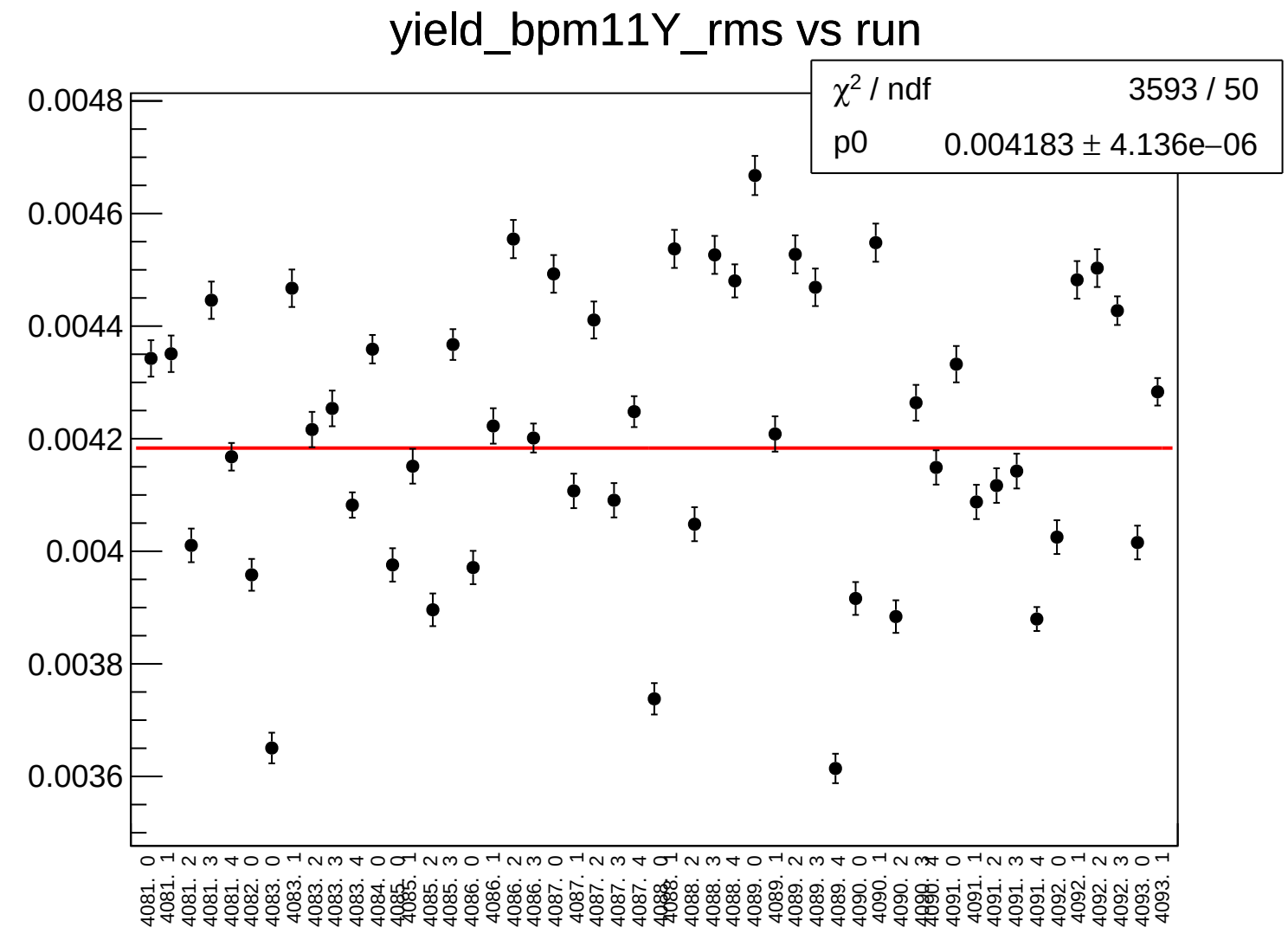
yield_bpm11Y_rms vs run
χ² / ndf 3593 / 50
p0 0.004183 ± 4.136e−06
0.0048
0.0046
0.0044
0.0042
0.004
0.0038
0.0036
4081. 0
4081. 1
4081. 2
4081. 3
4081. 4
4082. 0
4083. 0
4083. 1
4083. 2
4083. 3
4083. 4
4084. 0
4085. 0
4085. 1
4085. 2
4085. 3
4086. 0
4086. 1
4086. 2
4086. 3
4087. 0
4087. 1
4087. 2
4087. 3
4087. 4
4088. 1
4088. 2
4088. 3
4088. 4
4089. 0
4089. 1
4089. 2
4089. 3
4089. 4
4090. 0
4090. 1
4090. 2
4091. 0
4091. 1
4091. 2
4091. 3
4091. 4
4092. 0
4092. 1
4092. 2
4092. 3
4093. 0
4093. 1

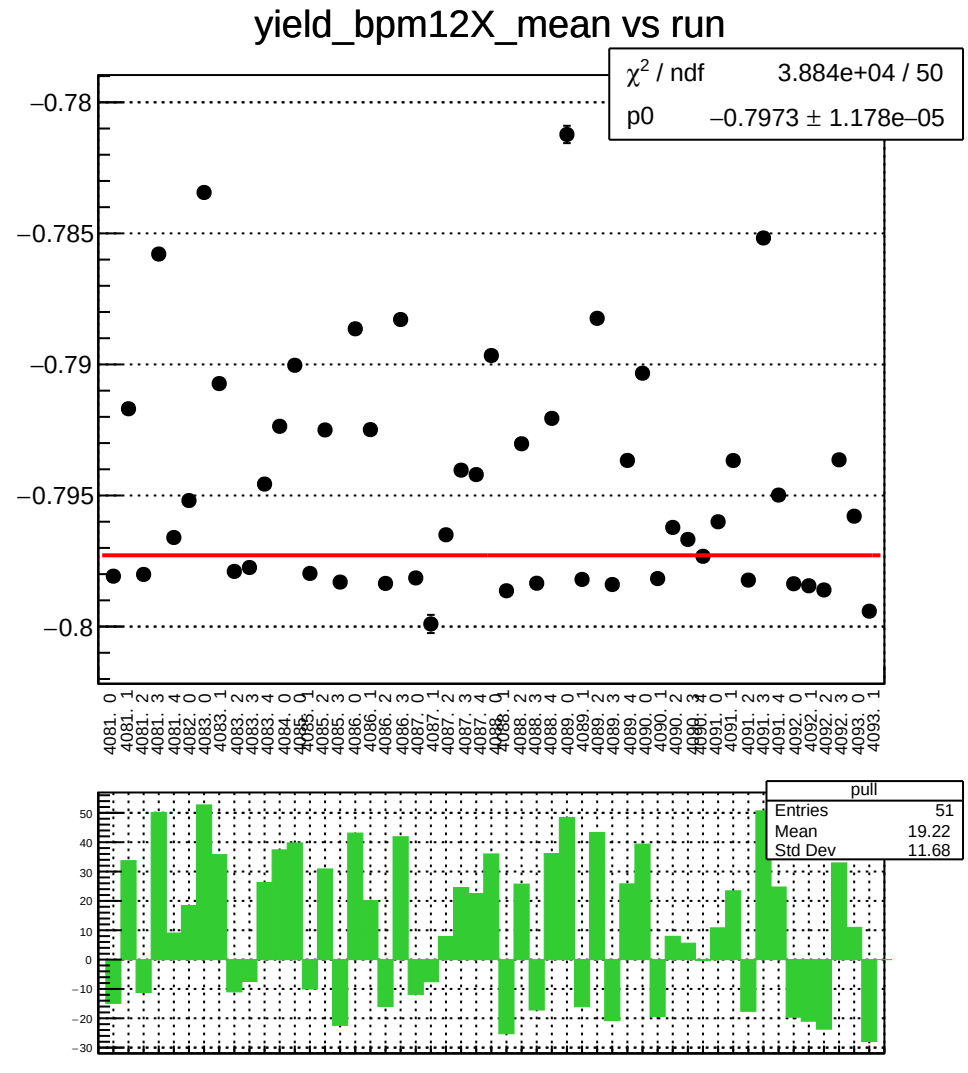
yield_bpm12X_mean vs run
χ² / ndf 3.884e+04 / 50
p0 −0.7973 ± 1.178e−05
−0.78
−0.785
−0.79
−0.795
−0.8
pull
Entries 51
Mean 19.22
Std Dev 11.68
50
40
30
20
10
0
−10
−20
−30

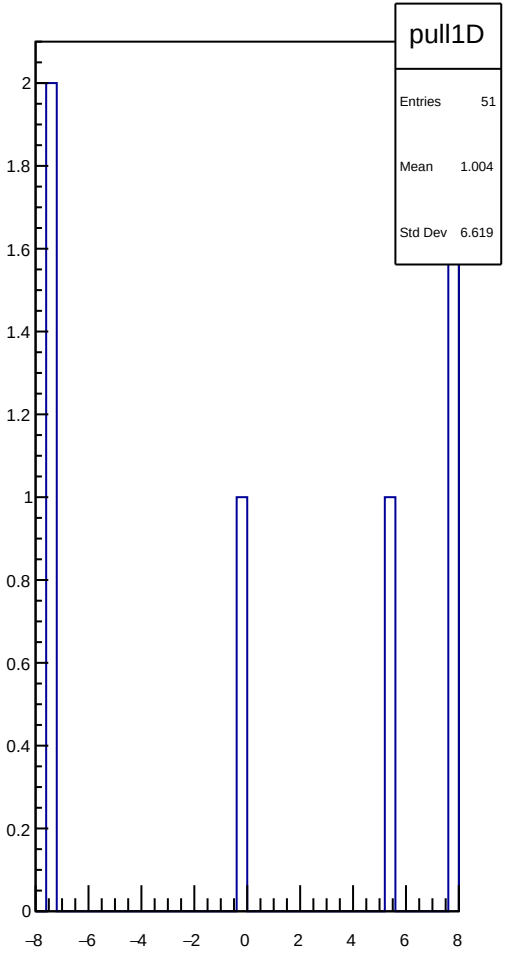
pull1D
Entries 51
Mean 1.004
Std Dev 6.619
2
1.8
1.6
1.4
1.2
1
0.8
0.6
0.4
0.2
0
−8
−6
−4
−2
0
2
4
6
8

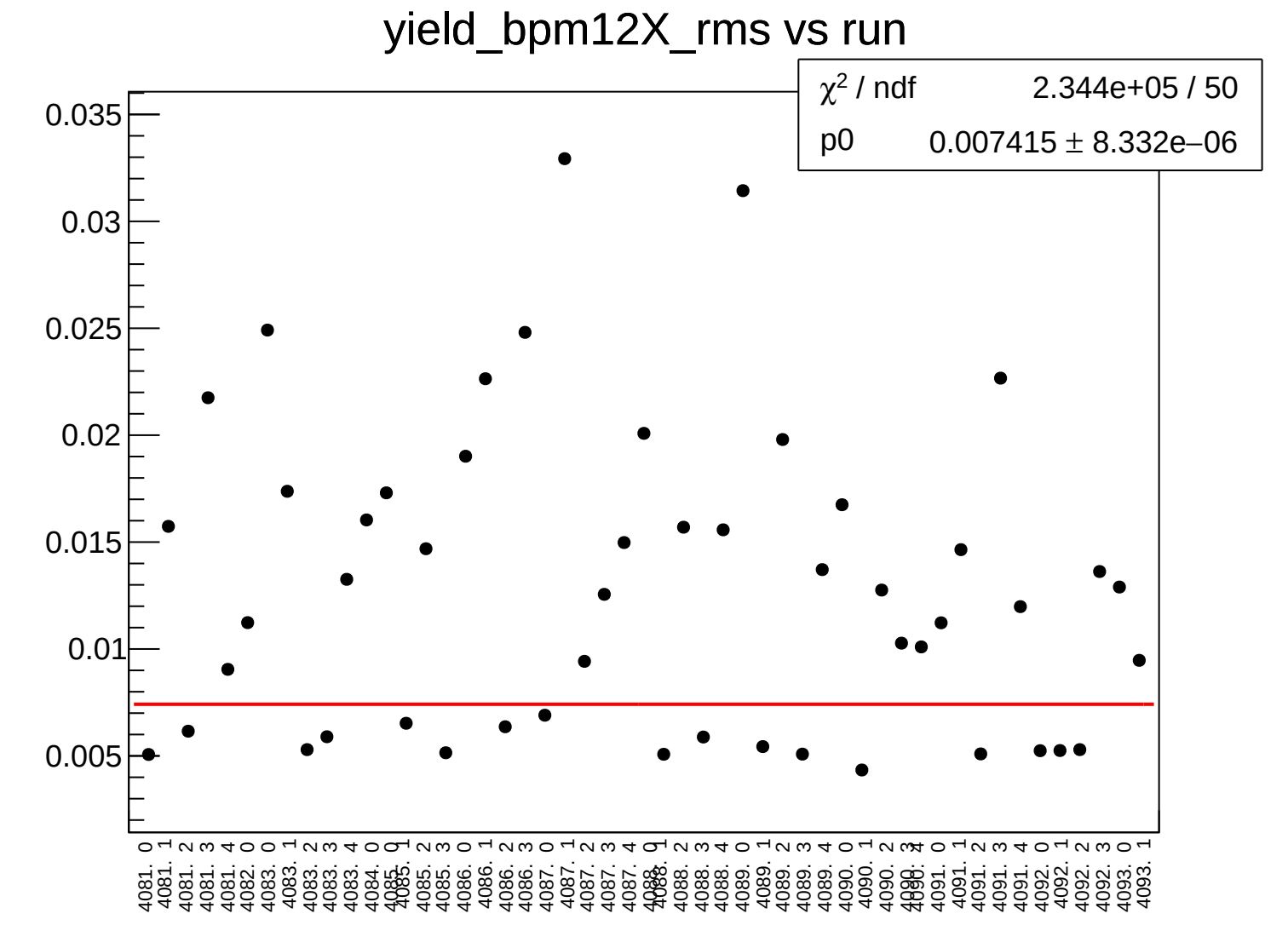
yield_bpm12X_rms vs run
χ² / ndf 2.344e+05 / 50
p0 0.007415 ± 8.332e−06
0.035
0.03
0.025
0.02
0.015
0.01
0.005
4081. 0
4081. 1
4081. 2
4081. 3
4081. 4
4082. 0
4083. 0
4083. 1
4083. 2
4083. 3
4083. 4
4084. 0
4085. 0
4085. 1
4085. 2
4085. 3
4086. 0
4086. 1
4086. 2
4086. 3
4087. 0
4087. 1
4087. 2
4087. 3
4087. 4
4088. 0
4088. 1
4088. 2
4088. 3
4088. 4
4089. 0
4089. 1
4089. 2
4089. 3
4089. 4
4090. 0
4090. 1
4090. 2
4091. 0
4091. 1
4091. 2
4091. 3
4091. 4
4092. 0
4092. 1
4092. 2
4092. 3
4093. 0
4093. 1

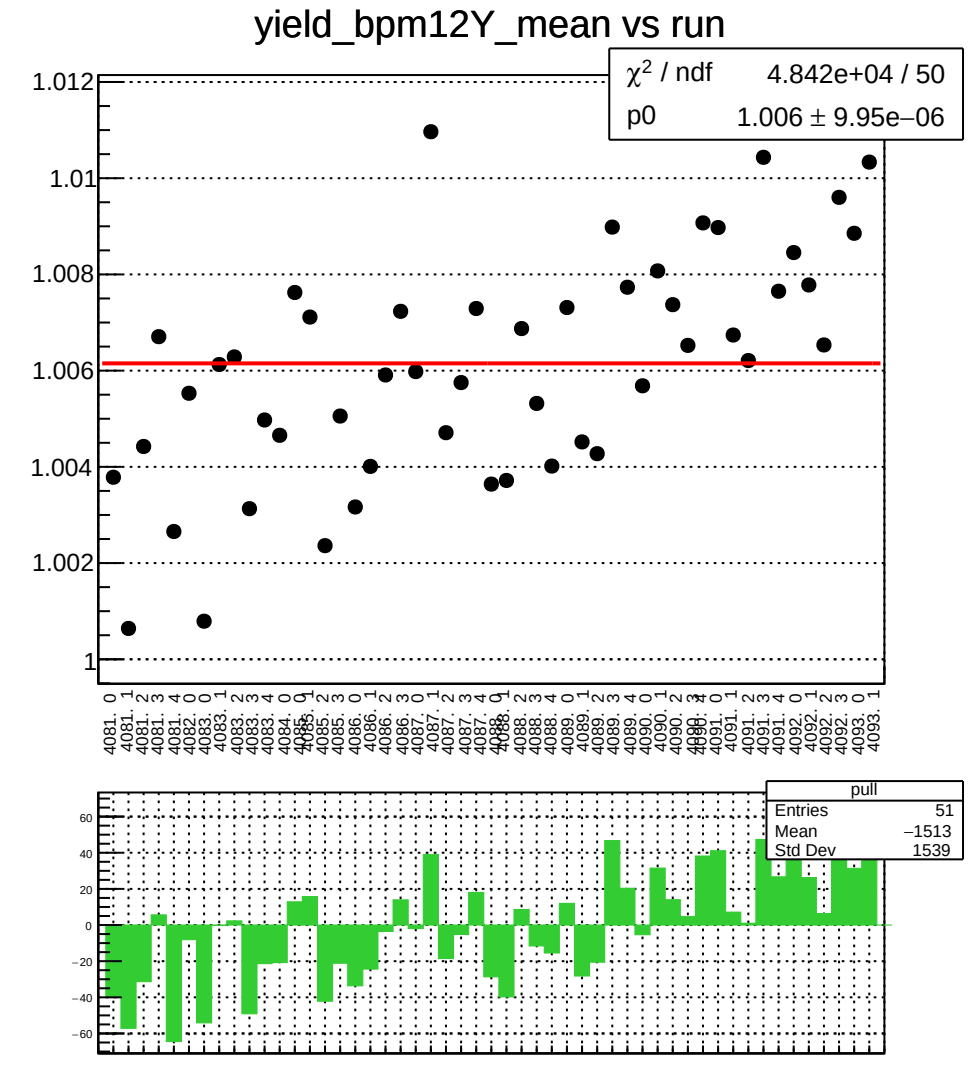
yield_bpm12Y_mean vs run
χ² / ndf 4.842e+04 / 50
p0 1.006 ± 9.95e−06
1.012
1.01
1.008
1.006
1.004
1.002
1
pull
Entries 51
Mean −1513
Std Dev 1539
60
40
20
0
−20
−40
−60

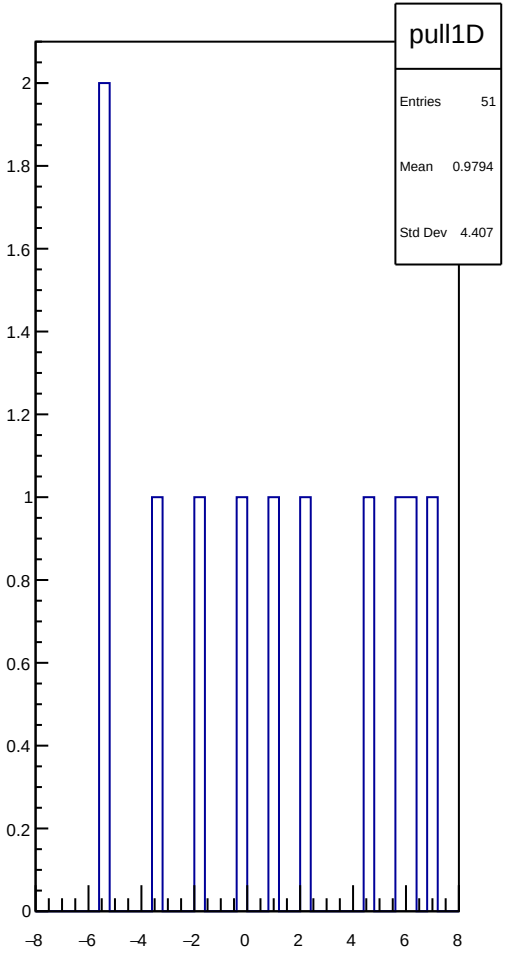
pull1D
Entries 51
Mean 0.9794
Std Dev 4.407
2
1.8
1.6
1.4
1.2
1
0.8
0.6
0.4
0.2
0
−8
−6
−4
−2
0
2
4
6
8

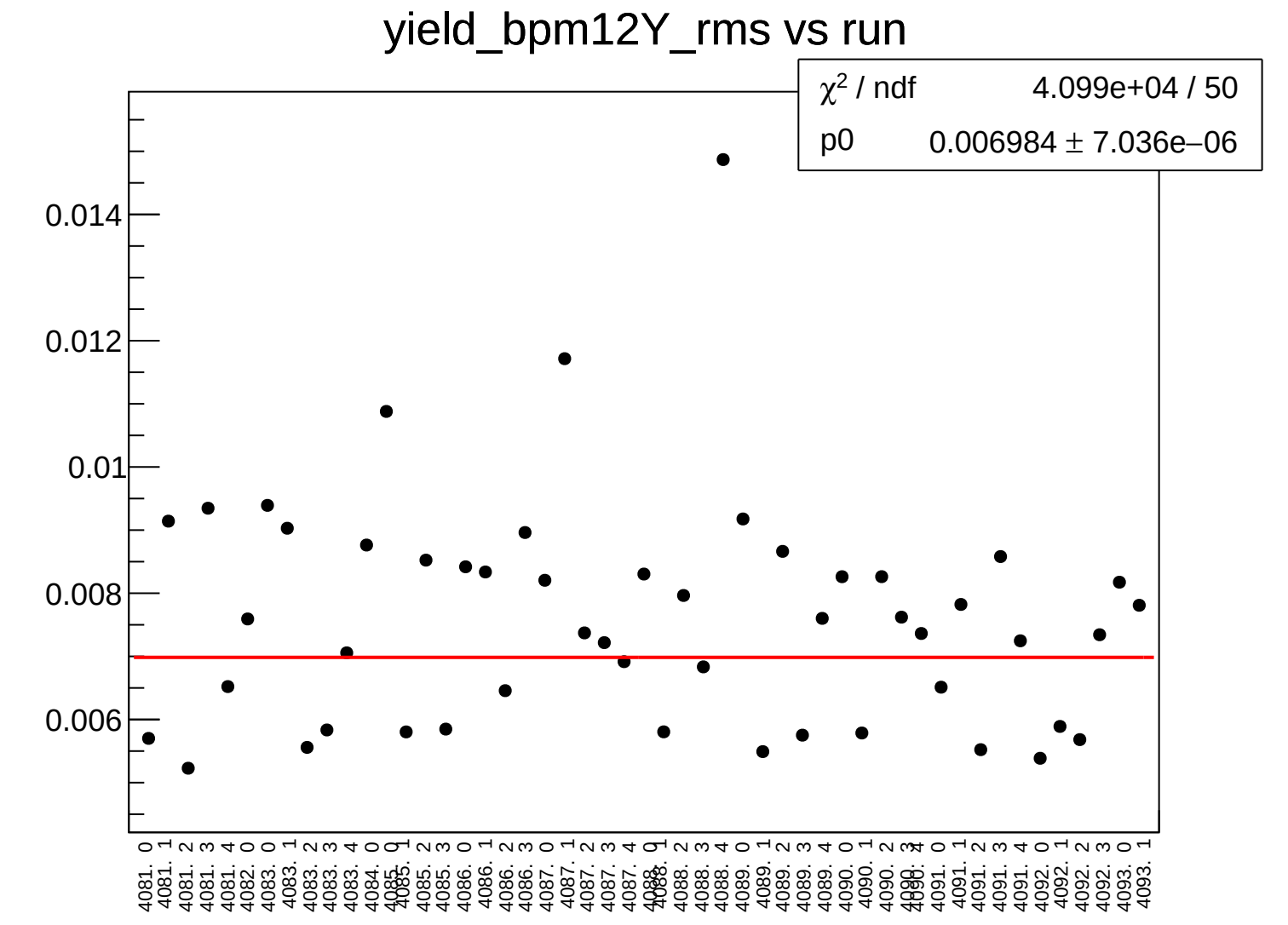
yield_bpm12Y_rms vs run
χ² / ndf 4.099e+04 / 50
p0 0.006984 ± 7.036e−06
0.014
0.012
0.01
0.008
0.006
4081. 0
4081. 1
4081. 2
4081. 3
4081. 4
4082. 0
4083. 0
4083. 1
4083. 2
4083. 3
4083. 4
4084. 0
4085. 0
4085. 1
4085. 2
4085. 3
4086. 0
4086. 1
4086. 2
4086. 3
4087. 0
4087. 1
4087. 2
4087. 3
4087. 4
4088. 0
4088. 1
4088. 2
4088. 3
4088. 4
4089. 0
4089. 1
4089. 2
4089. 3
4089. 4
4090. 0
4090. 1
4090. 2
4091. 0
4091. 1
4091. 2
4091. 3
4091. 4
4092. 0
4092. 1
4092. 2
4092. 3
4093. 0
4093. 1

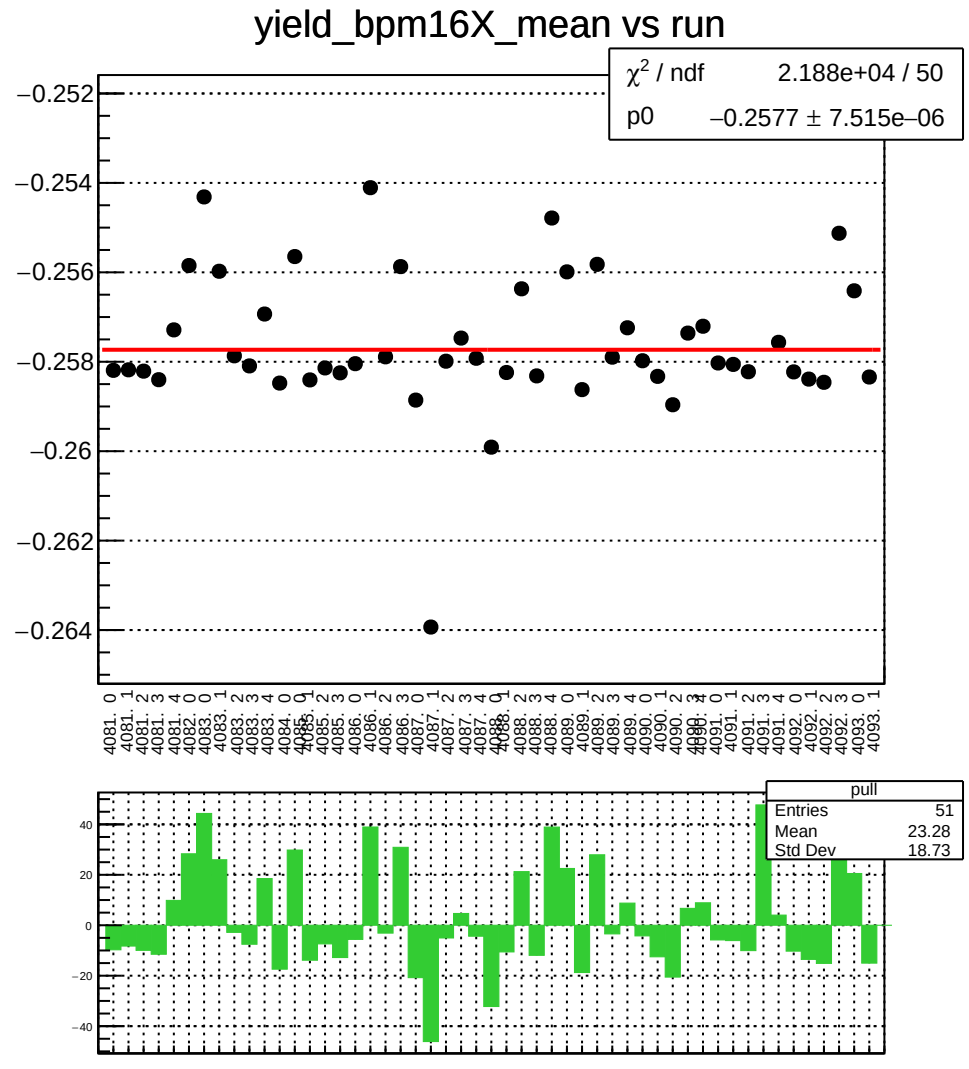
yield_bpm16X_mean vs run
χ² / ndf 2.188e+04 / 50
p0 −0.2577 ± 7.515e−06
−0.252
−0.254
−0.256
−0.258
−0.26
−0.262
−0.264
pull
Entries 51
Mean 23.28
Std Dev 18.73
40
20
0
−20
−40

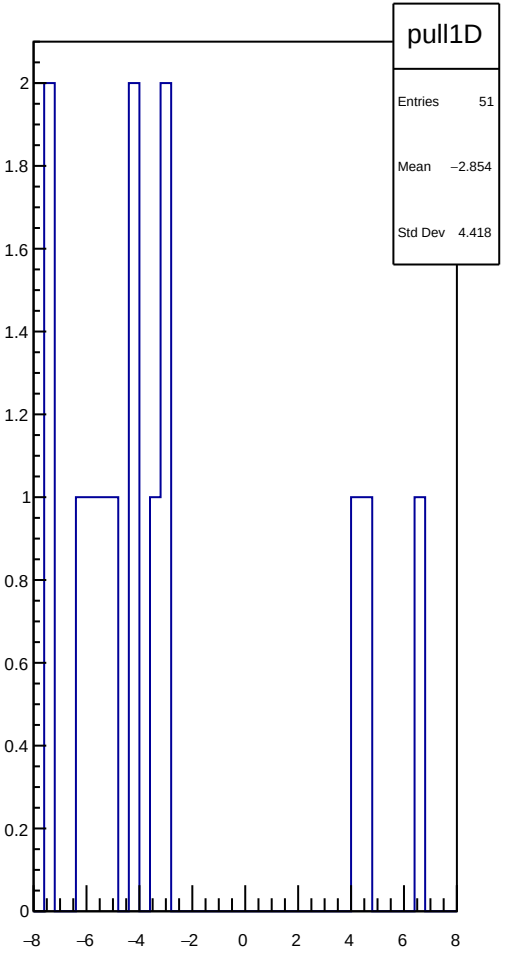
pull1D
Entries 51
Mean −2.854
Std Dev 4.418
2
1.8
1.6
1.4
1.2
1
0.8
0.6
0.4
0.2
0
−8
−6
−4
−2
0
2
4
6
8

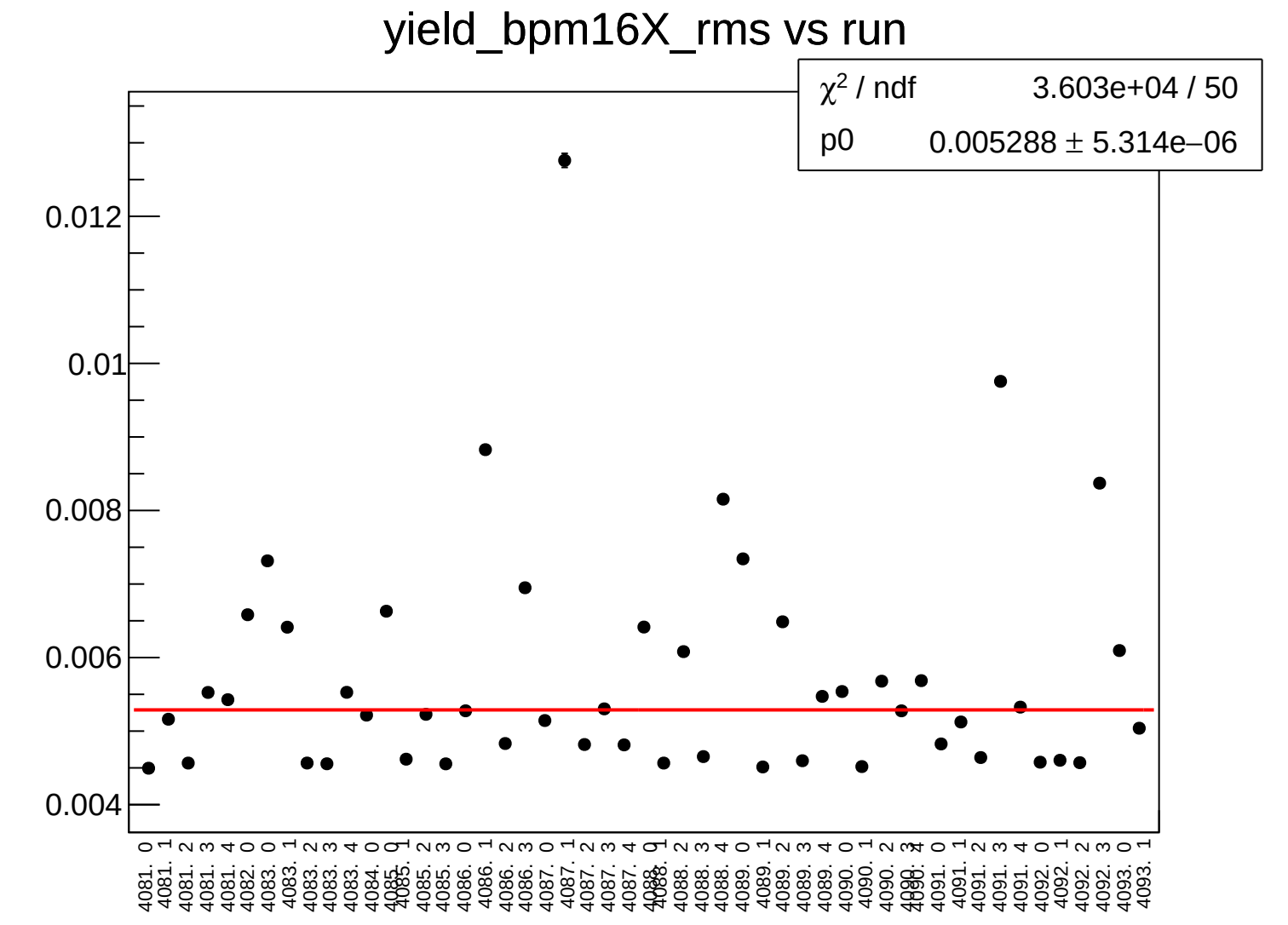
yield_bpm16X_rms vs run
χ² / ndf 3.603e+04 / 50
p0 0.005288 ± 5.314e−06
0.012
0.01
0.008
0.006
0.004
4081. 0
4081. 1
4081. 2
4081. 3
4081. 4
4082. 0
4083. 0
4083. 1
4083. 2
4083. 3
4083. 4
4084. 0
4085. 0
4085. 1
4085. 2
4085. 3
4086. 0
4086. 1
4086. 2
4086. 3
4087. 0
4087. 1
4087. 2
4087. 3
4087. 4
4088. 0
4088. 1
4088. 2
4088. 3
4088. 4
4089. 0
4089. 1
4089. 2
4089. 3
4089. 4
4090. 0
4090. 1
4090. 2
4090. 3
4090. 4
4091. 0
4091. 1
4091. 2
4091. 3
4091. 4
4092. 0
4092. 1
4092. 2
4092. 3
4093. 0
4093. 1

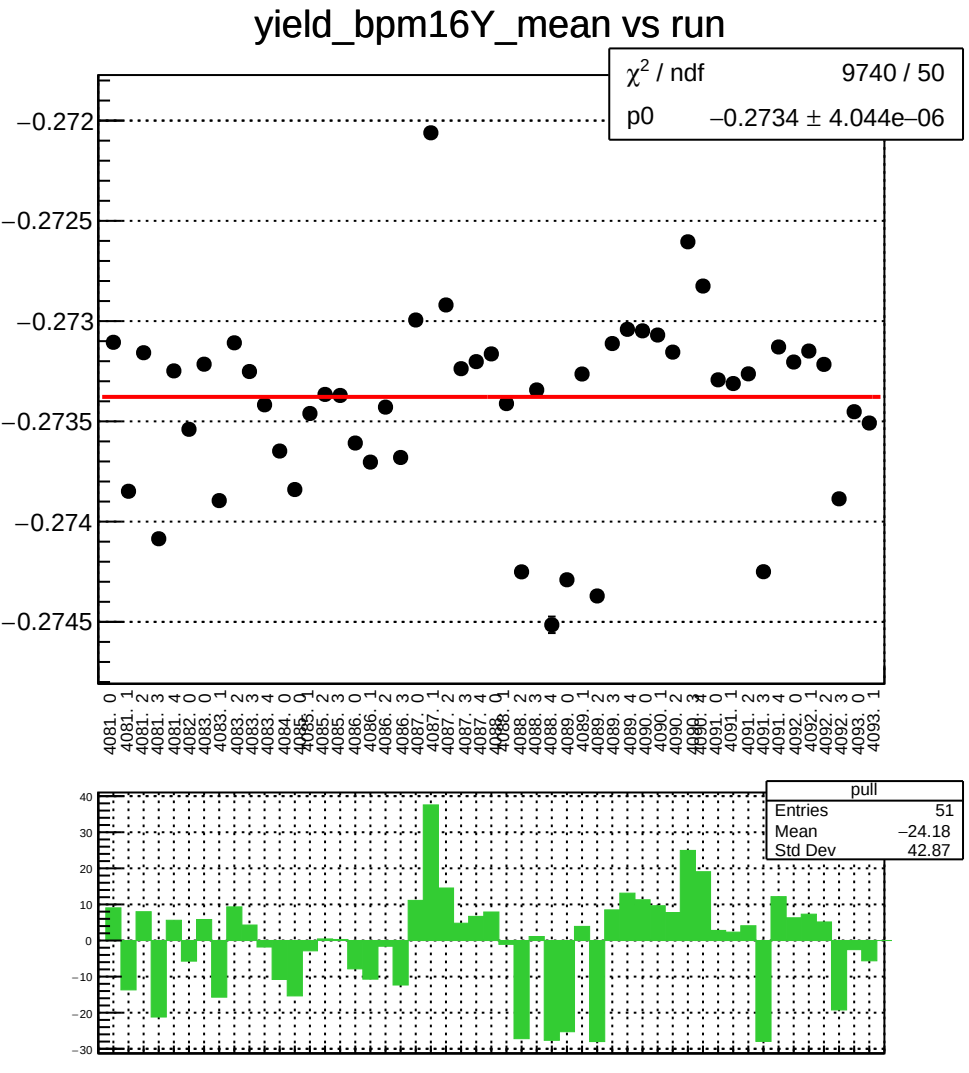
yield_bpm16Y_mean vs run
χ² / ndf 9740 / 50
p0 −0.2734 ± 4.044e−06
−0.272
−0.2725
−0.273
−0.2735
−0.274
−0.2745
pull
Entries 51
Mean −24.18
Std Dev 42.87
40
30
20
10
0
−10
−20
−30

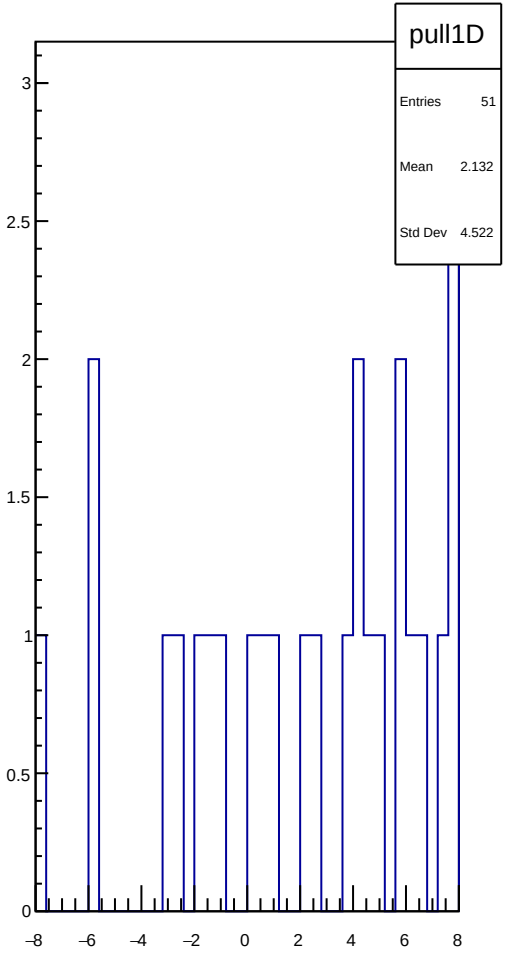
pull1D
Entries 51
Mean 2.132
Std Dev 4.522
3
2.5
2
1.5
1
0.5
0
−8
−6
−4
−2
0
2
4
6
8

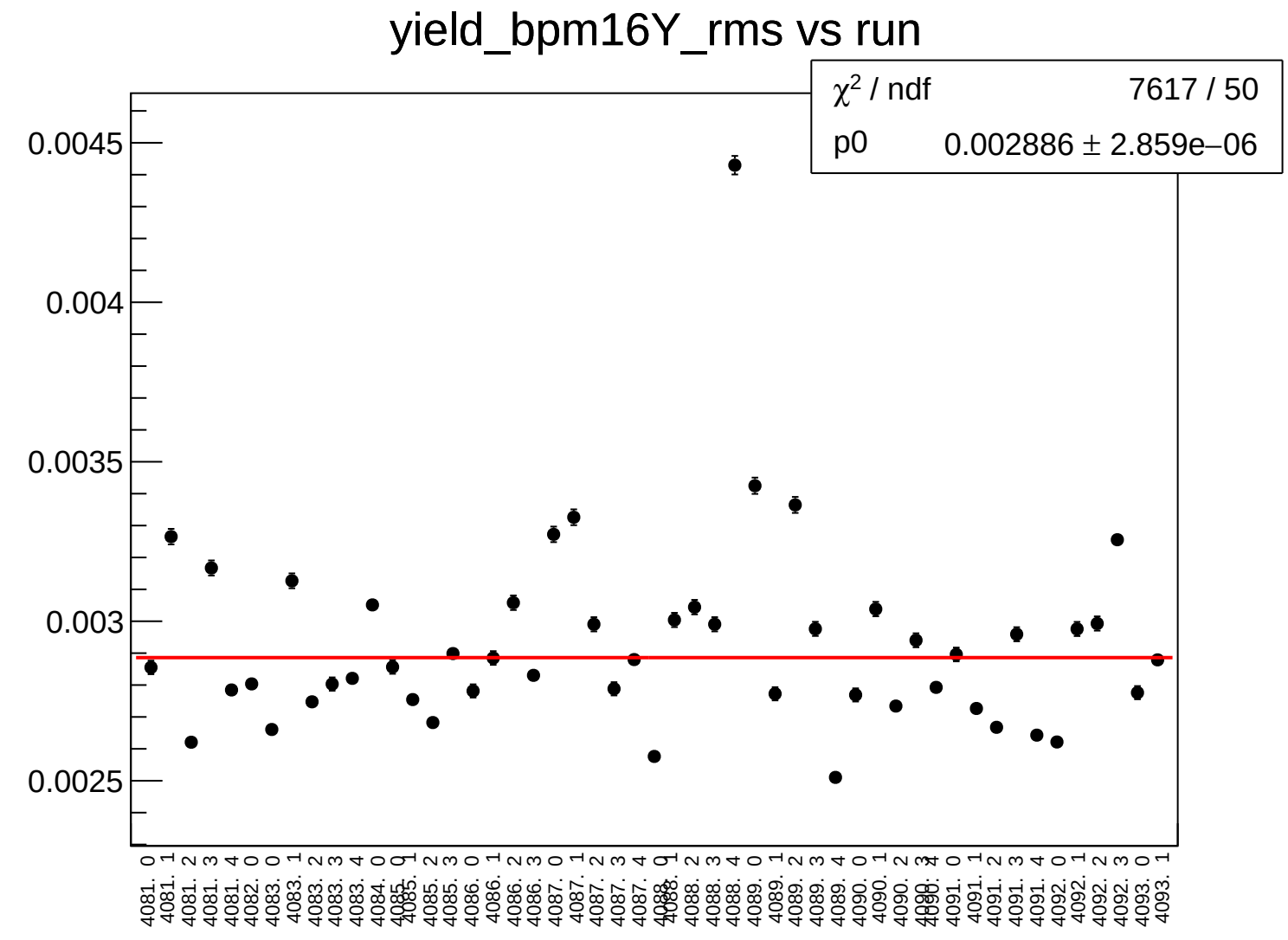
yield_bpm16Y_rms vs run
χ² / ndf 7617 / 50
p0 0.002886 ± 2.859e−06
0.0045
0.004
0.0035
0.003
0.0025
4081. 0
4081. 1
4081. 2
4081. 3
4081. 4
4082. 0
4083. 0
4083. 1
4083. 2
4083. 3
4083. 4
4084. 0
4085. 0
4085. 1
4085. 2
4085. 3
4086. 0
4086. 1
4086. 2
4086. 3
4087. 0
4087. 1
4087. 2
4087. 3
4087. 4
4088. 0
4088. 1
4088. 2
4088. 3
4088. 4
4089. 0
4089. 1
4089. 2
4089. 3
4089. 4
4090. 0
4090. 1
4090. 2
4091. 0
4091. 1
4091. 2
4091. 3
4091. 4
4092. 0
4092. 1
4092. 2
4092. 3
4093. 0
4093. 1

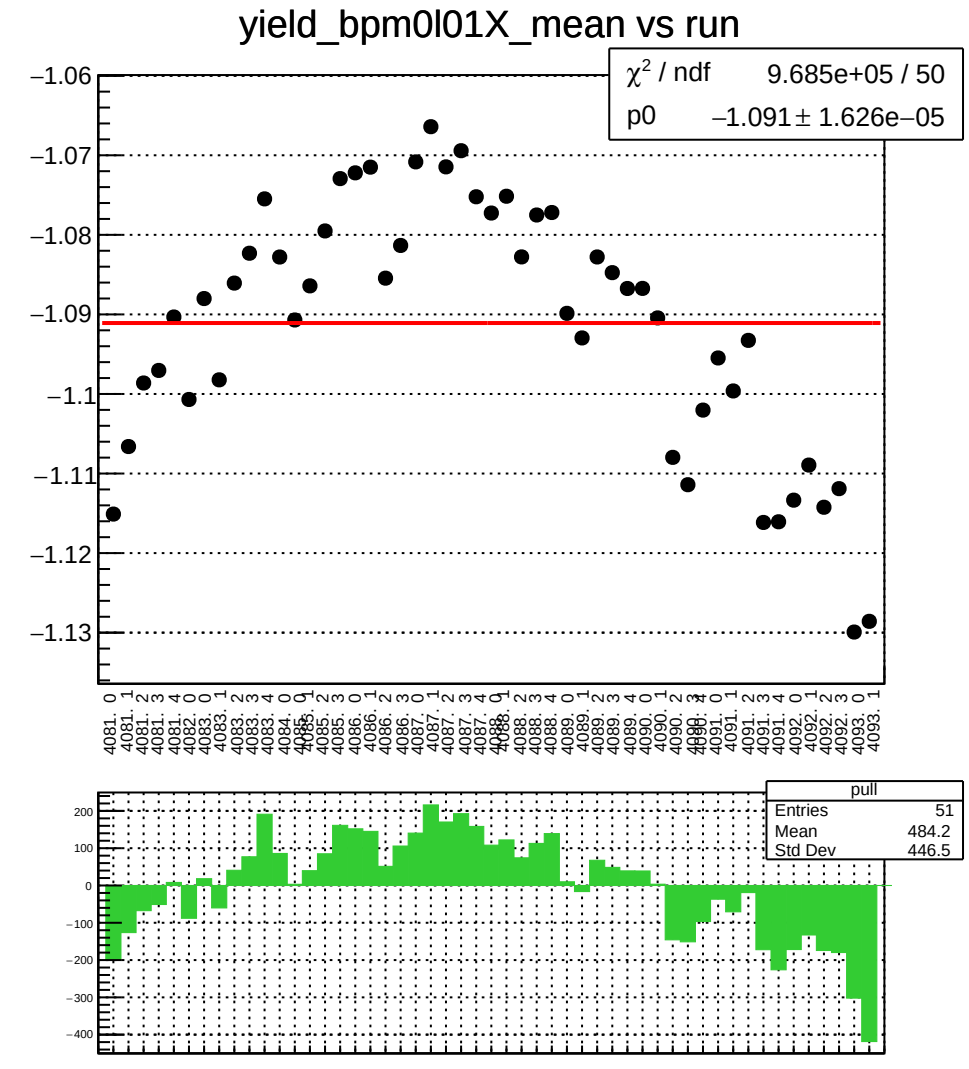
yield_bpm0l01X_mean vs run
χ² / ndf 9.685e+05 / 50
p0 −1.091 ± 1.626e−05
−1.06
−1.07
−1.08
−1.09
−1.1
−1.11
−1.12
−1.13
pull
Entries 51
Mean 484.2
Std Dev 446.5
200
100
0
−100
−200
−300
−400

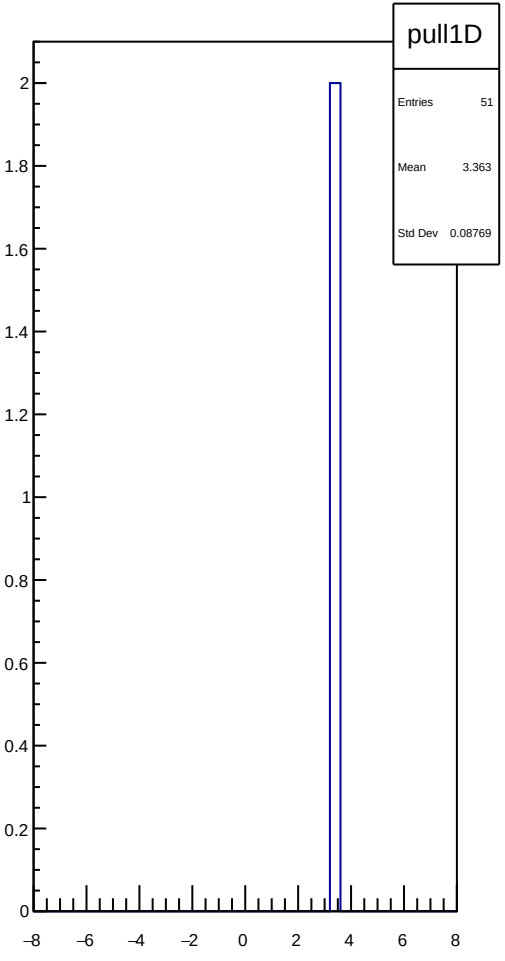
pull1D
Entries 51
Mean 3.363
Std Dev 0.08769
2
1.8
1.6
1.4
1.2
1
0.8
0.6
0.4
0.2
0
−8
−6
−4
−2
0
2
4
6
8

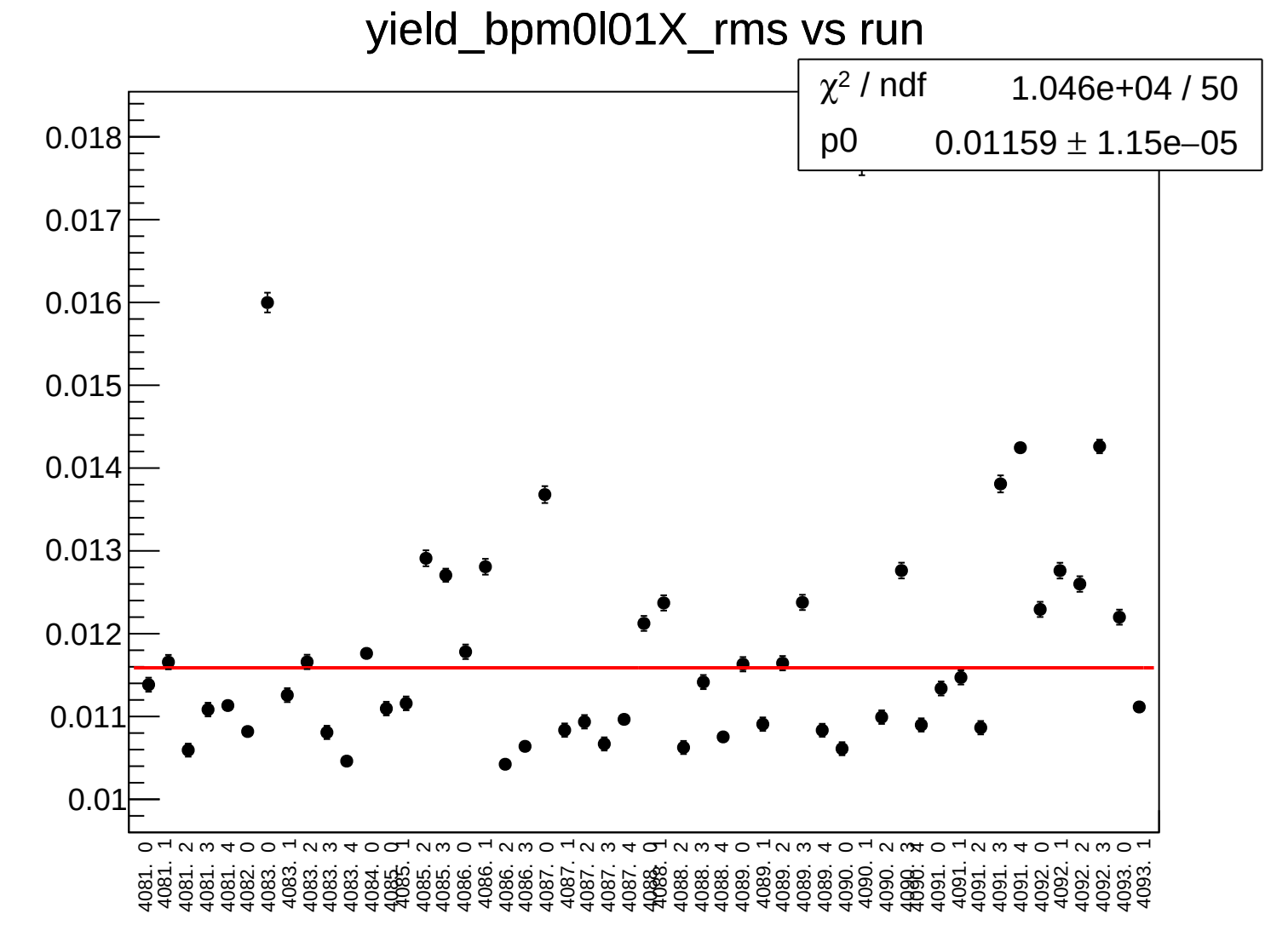
yield_bpm0l01X_rms vs run
χ² / ndf 1.046e+04 / 50
p0 0.01159 ± 1.15e−05
0.018
0.017
0.016
0.015
0.014
0.013
0.012
0.011
0.01
4081. 0
4081. 1
4081. 2
4081. 3
4081. 4
4082. 0
4083. 0
4083. 1
4083. 2
4083. 3
4083. 4
4084. 0
4085. 0
4085. 1
4085. 2
4085. 3
4086. 0
4086. 1
4086. 2
4086. 3
4087. 0
4087. 1
4087. 2
4087. 3
4087. 4
4088. 0
4088. 1
4088. 2
4088. 3
4088. 4
4089. 0
4089. 1
4089. 2
4089. 3
4089. 4
4090. 0
4090. 1
4090. 2
4091. 0
4091. 1
4091. 2
4091. 3
4091. 4
4092. 0
4092. 1
4092. 2
4092. 3
4093. 0
4093. 1

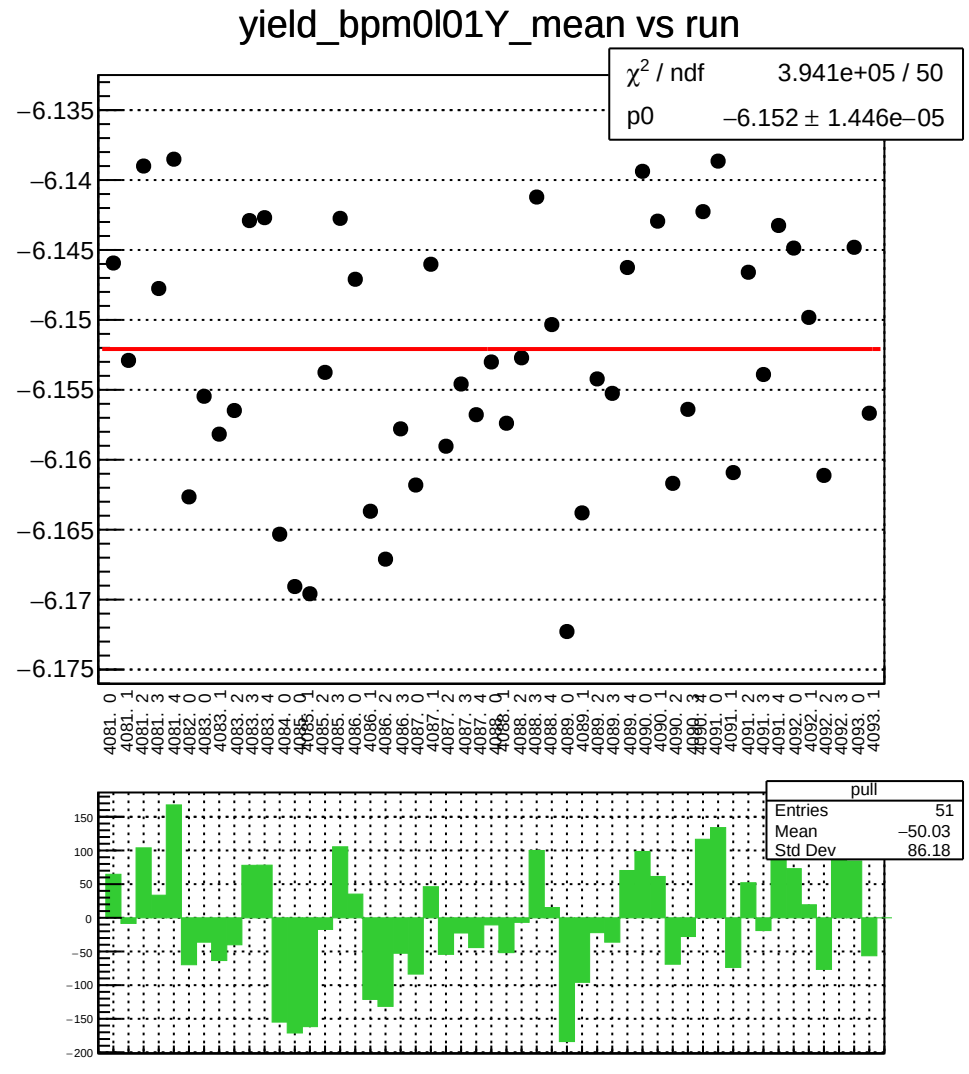
yield_bpm0l01Y_mean vs run
χ² / ndf 3.941e+05 / 50
p0 −6.152 ± 1.446e−05
−6.135
−6.14
−6.145
−6.15
−6.155
−6.16
−6.165
−6.17
−6.175
pull
Entries 51
Mean −50.03
Std Dev 86.18
150
100
50
0
−50
−100
−150
−200

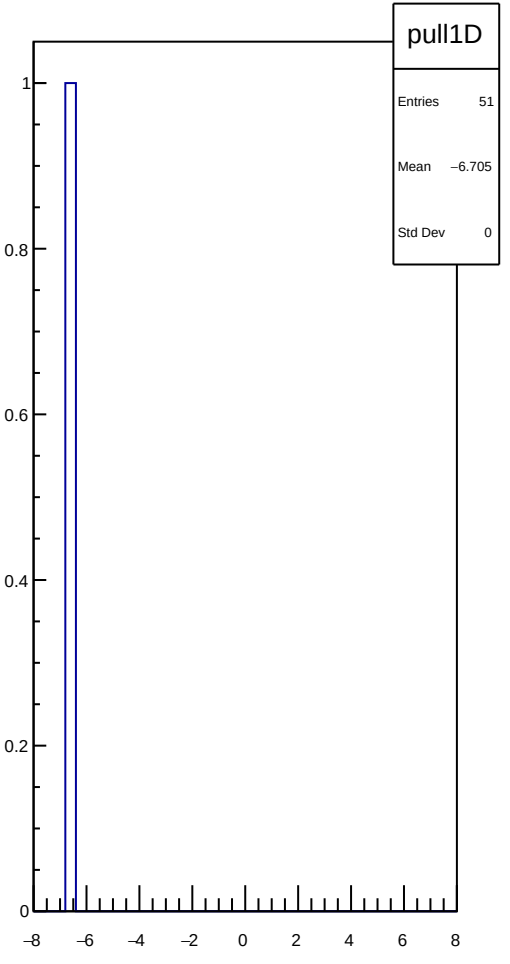
pull1D
Entries 51
Mean −6.705
Std Dev 0
1
0.8
0.6
0.4
0.2
0
−8
−6
−4
−2
0
2
4
6
8

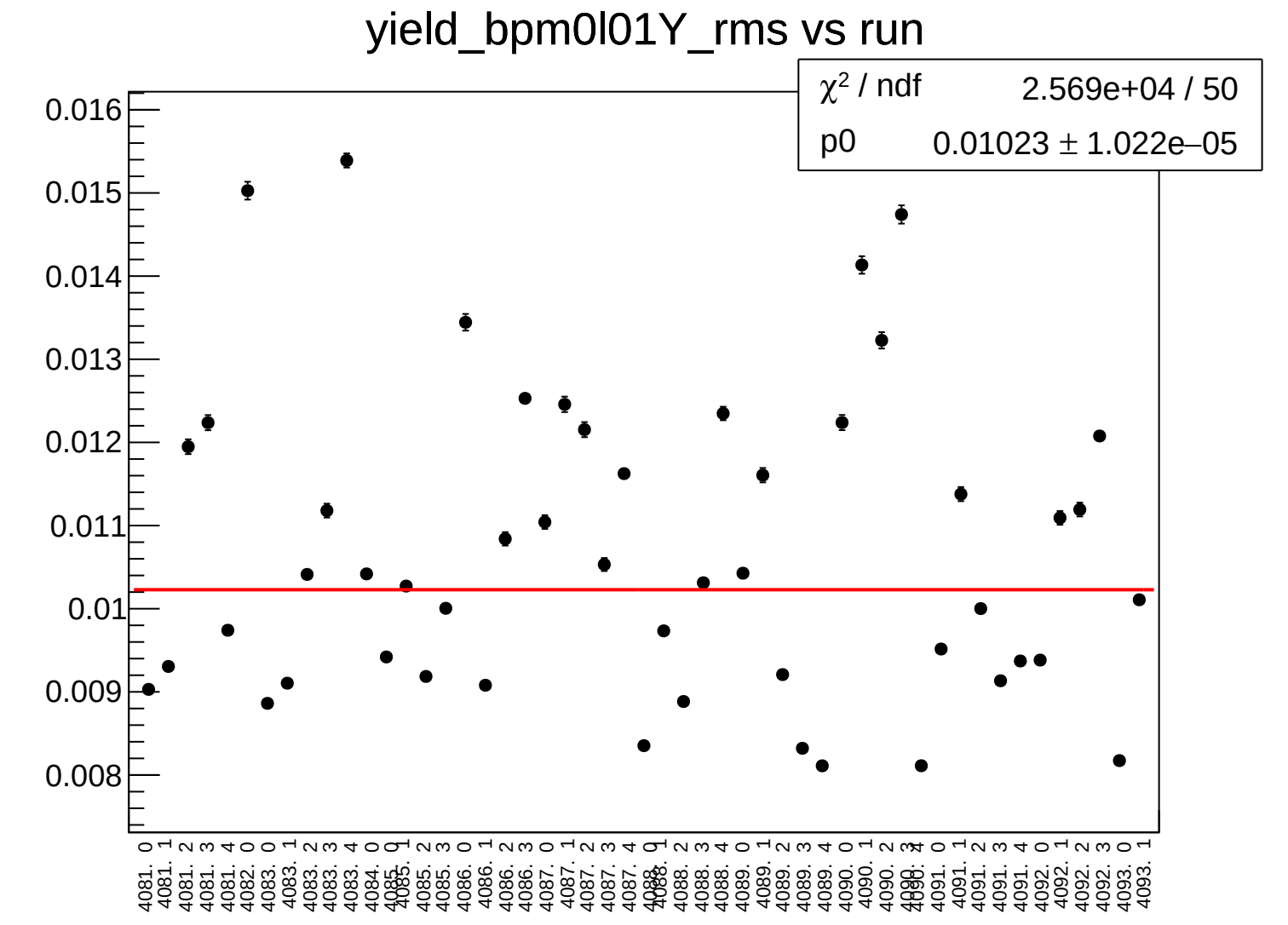
yield_bpm0l01Y_rms vs run
χ² / ndf 2.569e+04 / 50
p0 0.01023 ± 1.022e−05
0.016
0.015
0.014
0.013
0.012
0.011
0.01
0.009
0.008
4081. 0
4081. 1
4081. 2
4081. 3
4081. 4
4082. 0
4083. 0
4083. 1
4083. 2
4083. 3
4083. 4
4084. 0
4085. 0
4085. 1
4085. 2
4085. 3
4086. 0
4086. 1
4086. 2
4086. 3
4087. 0
4087. 1
4087. 2
4087. 3
4087. 4
4088. 0
4088. 1
4088. 2
4088. 3
4088. 4
4089. 0
4089. 1
4089. 2
4089. 3
4089. 4
4090. 0
4090. 1
4090. 2
4090. 3
4090. 4
4091. 0
4091. 1
4091. 2
4091. 3
4091. 4
4092. 0
4092. 1
4092. 2
4092. 3
4093. 0
4093. 1

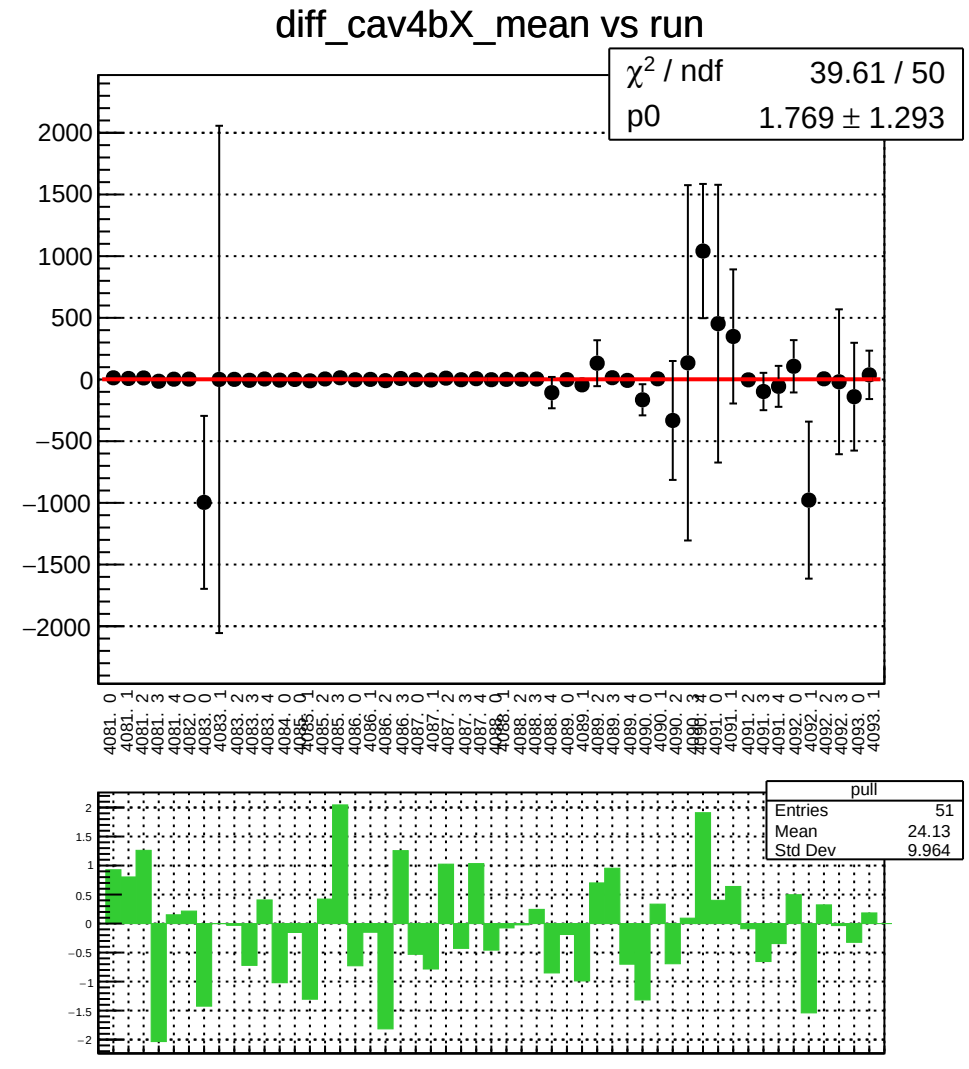
diff_cav4bX_mean vs run
χ² / ndf 39.61 / 50
p0 1.769 ± 1.293
pull
Entries 51
Mean 24.13
Std Dev 9.964

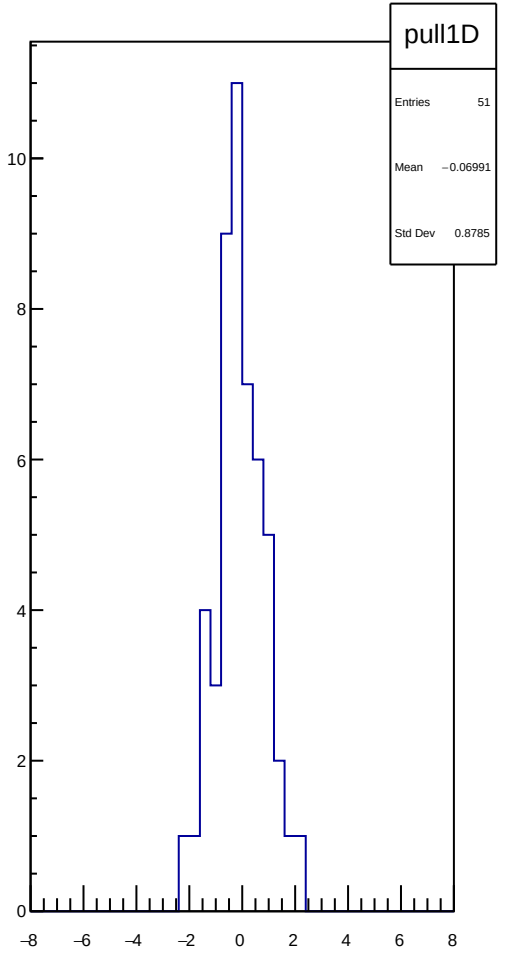
pull1D
Entries 51
Mean −0.06991
Std Dev 0.8785

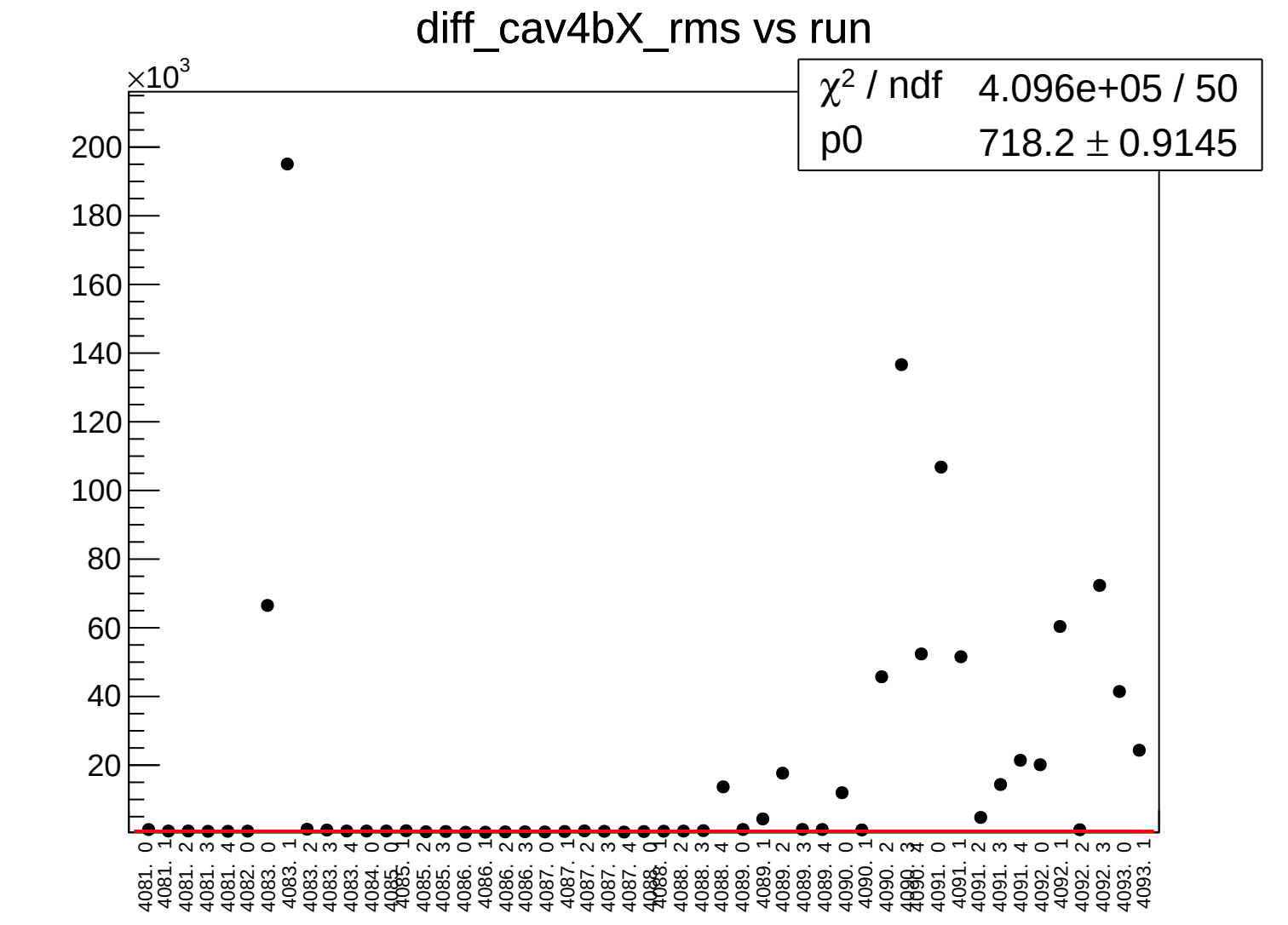
diff_cav4bX_rms vs run
×10^3
χ² / ndf 4.096e+05 / 50
p0 718.2 ± 0.9145
200
180
160
140
120
100
80
60
40
20
4081. 0
4081. 1
4081. 2
4081. 3
4081. 4
4082. 0
4083. 0
4083. 1
4083. 2
4083. 3
4083. 4
4084. 0
4085. 0
4085. 1
4085. 2
4085. 3
4085. 4
4086. 0
4086. 1
4086. 2
4086. 3
4087. 0
4087. 1
4087. 2
4087. 3
4087. 4
4088. 0
4088. 1
4088. 2
4088. 3
4088. 4
4089. 0
4089. 1
4089. 2
4089. 3
4089. 4
4090. 0
4090. 1
4090. 2
4090. 3
4090. 4
4091. 0
4091. 1
4091. 2
4091. 3
4091. 4
4092. 0
4092. 1
4092. 2
4092. 3
4093. 0
4093. 1

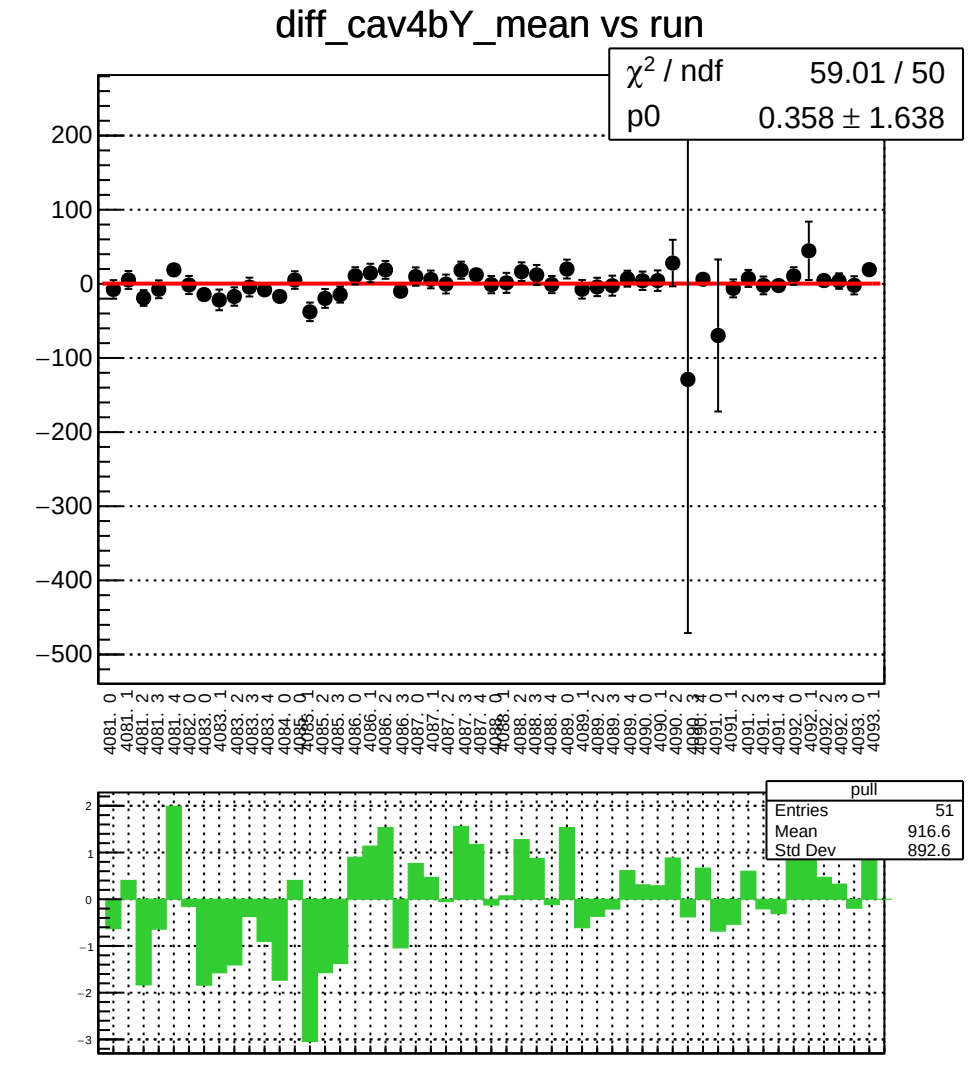
diff_cav4bY_mean vs run
χ² / ndf 59.01 / 50
p0 0.358 ± 1.638
200
100
0
−100
−200
−300
−400
−500
pull
Entries 51
Mean 916.6
Std Dev 892.6
2
1
0
−1
−2
−3

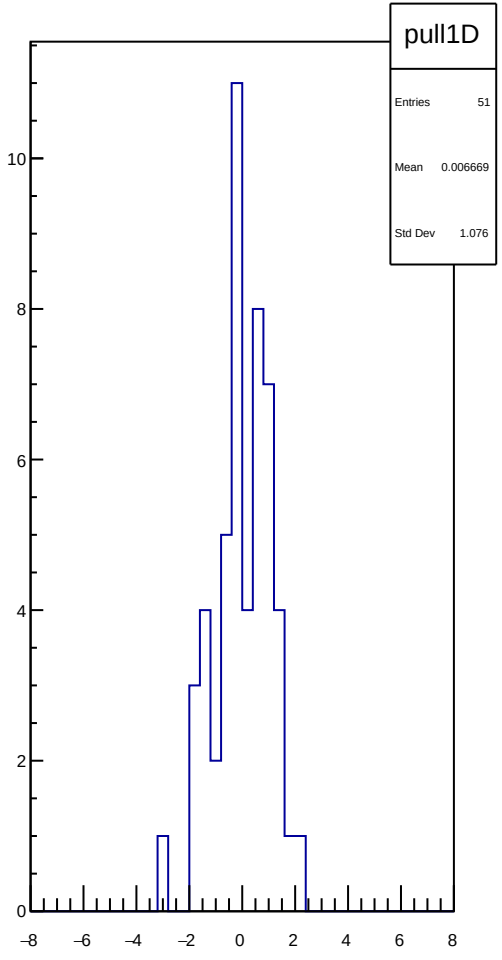
pull1D
Entries 51
Mean 0.006669
Std Dev 1.076
10
8
6
4
2
0
−8
−6
−4
−2
0
2
4
6
8

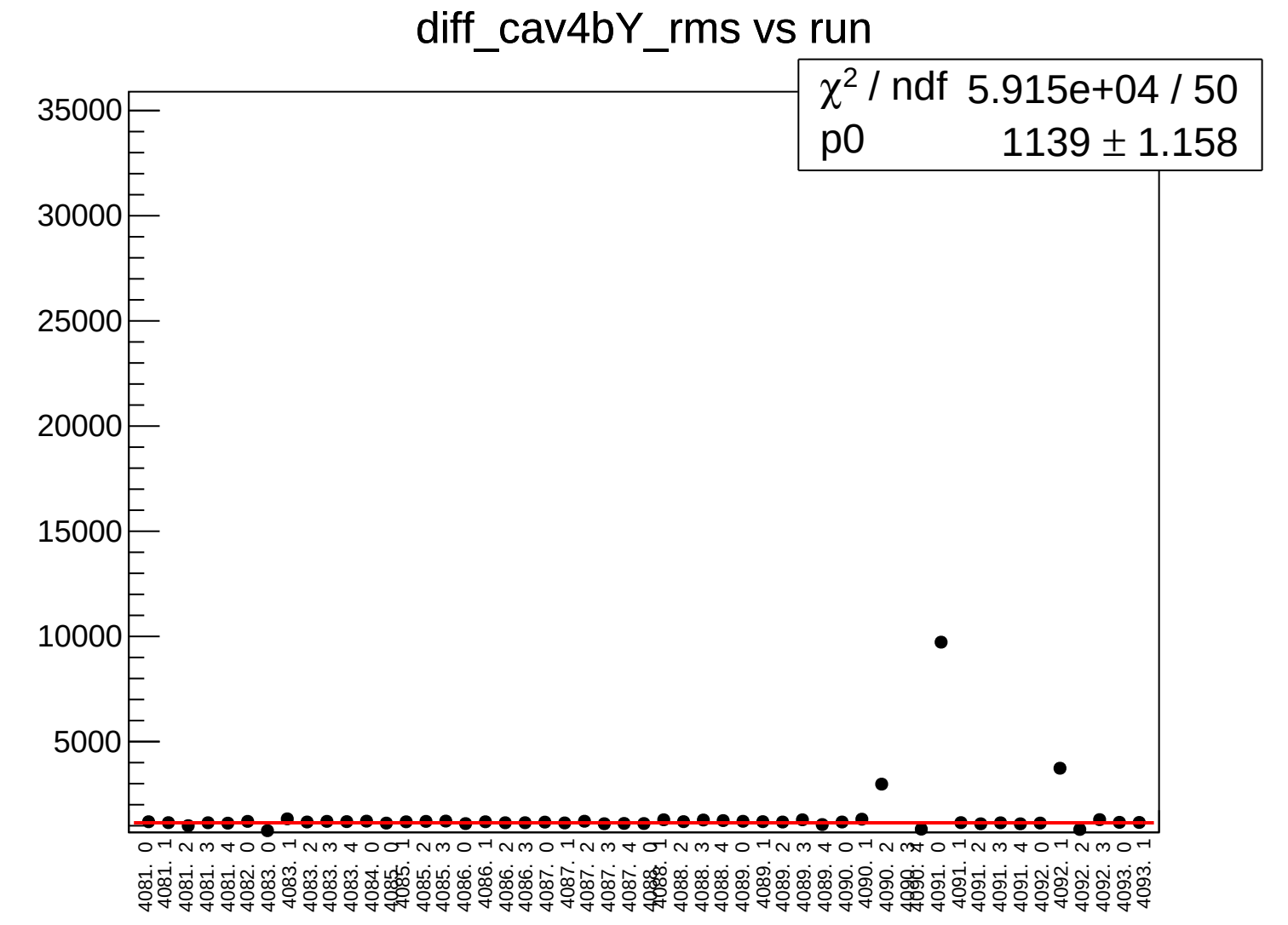
diff_cav4bY_rms vs run
χ² / ndf 5.915e+04 / 50
p0 1139 ± 1.158
35000
30000
25000
20000
15000
10000
5000
4081. 0
4081. 1
4081. 2
4081. 3
4081. 4
4082. 0
4083. 0
4083. 1
4083. 2
4083. 3
4083. 4
4084. 0
4085. 0
4085. 1
4085. 2
4085. 3
4086. 0
4086. 1
4086. 2
4086. 3
4087. 0
4087. 1
4087. 2
4087. 3
4087. 4
4088. 0
4088. 1
4088. 2
4088. 3
4088. 4
4089. 0
4089. 1
4089. 2
4089. 3
4089. 4
4090. 0
4090. 1
4090. 2
4090. 3
4090. 4
4091. 0
4091. 1
4091. 2
4091. 3
4091. 4
4092. 0
4092. 1
4092. 2
4092. 3
4093. 0
4093. 1

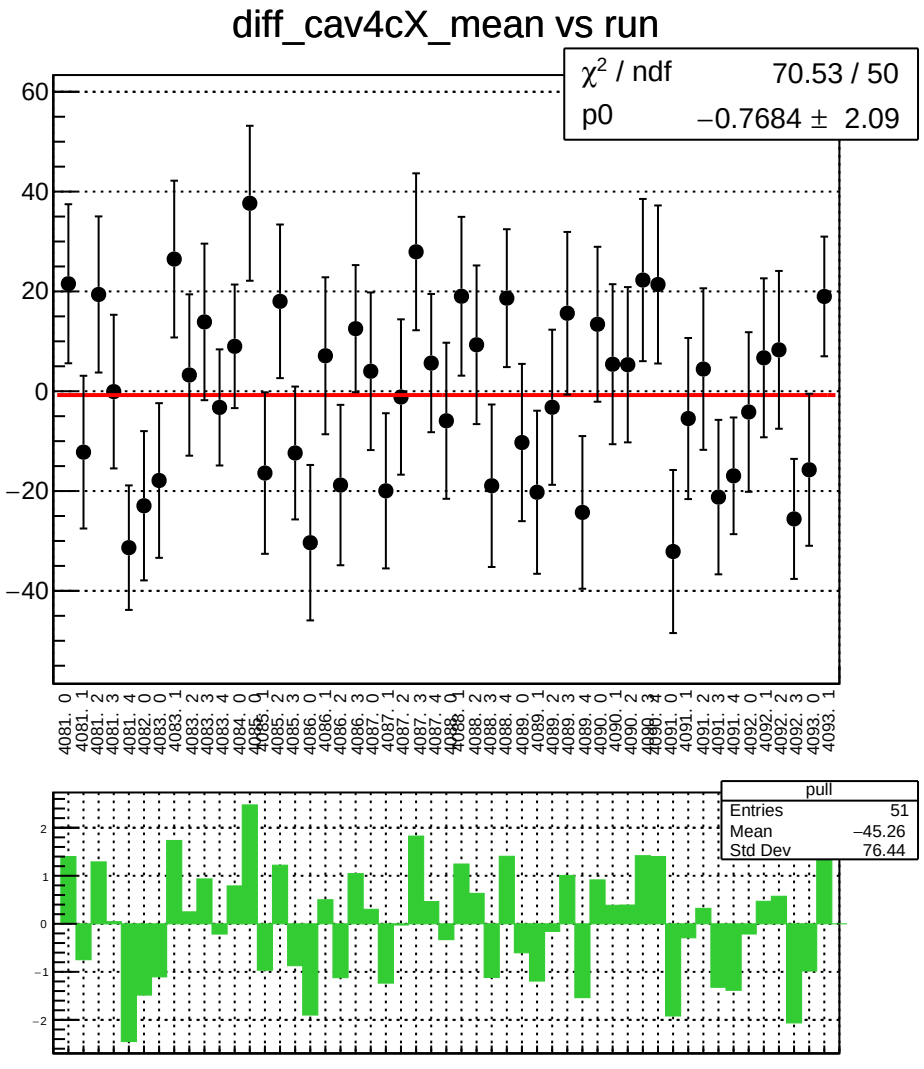
diff_cav4cX_mean vs run
χ² / ndf 70.53 / 50
p0 −0.7684 ± 2.09
pull
Entries 51
Mean −45.26
Std Dev 76.44

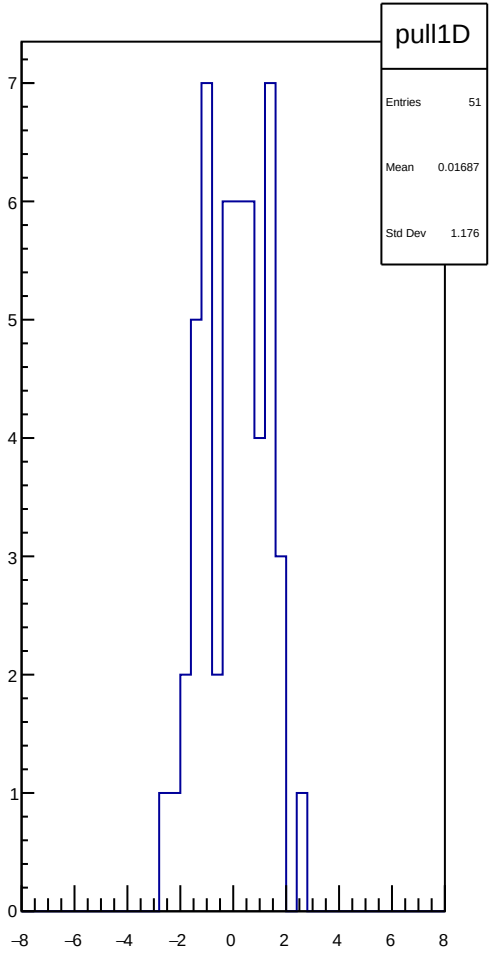
pull1D
Entries 51
Mean 0.01687
Std Dev 1.176

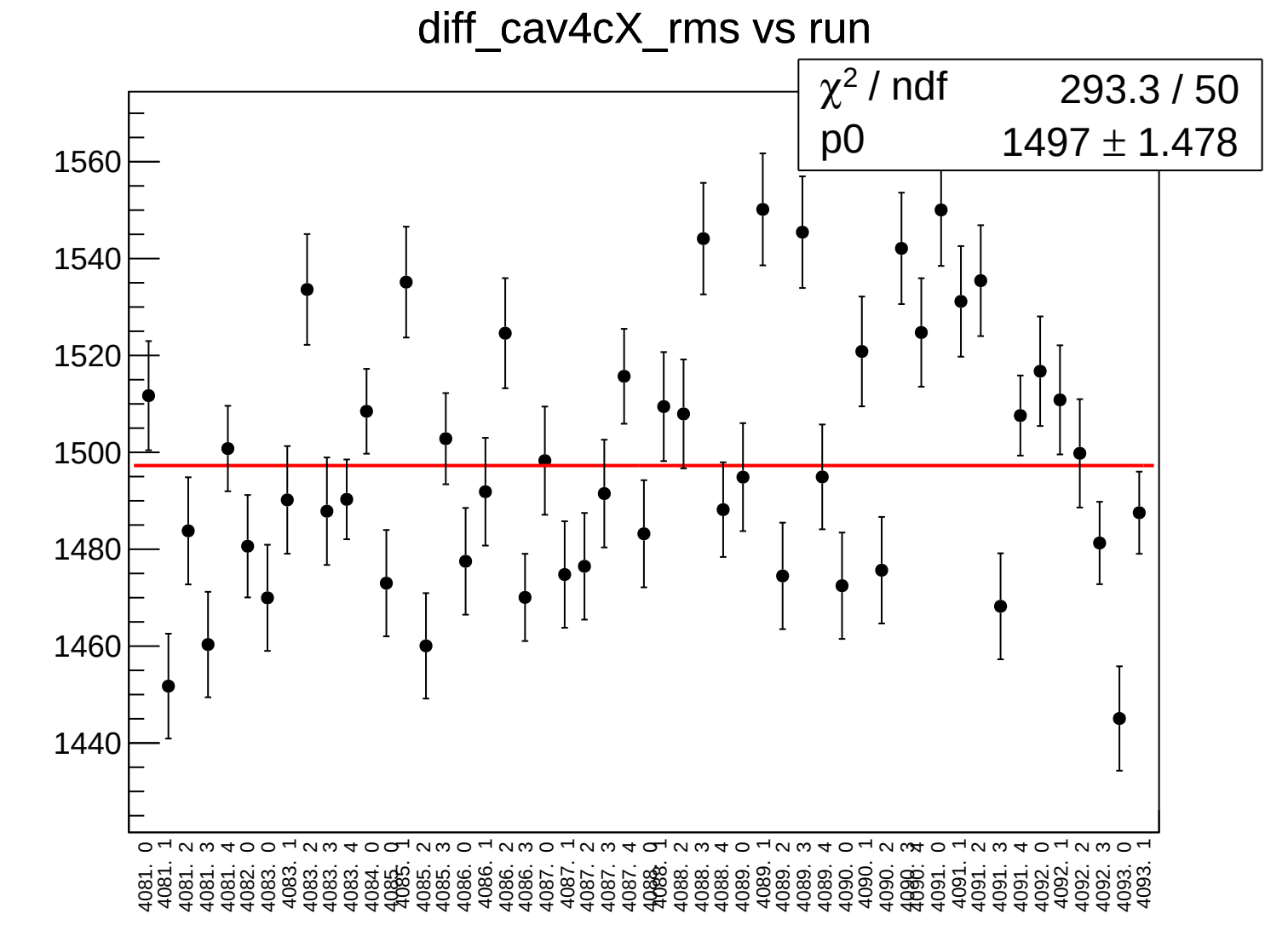
diff_cav4cX_rms vs run
χ² / ndf 293.3 / 50
p0 1497 ± 1.478
1560
1540
1520
1500
1480
1460
1440
4081. 0
4081. 1
4081. 2
4081. 3
4081. 4
4082. 0
4083. 0
4083. 1
4083. 2
4083. 3
4083. 4
4084. 0
4085. 0
4085. 1
4085. 2
4085. 3
4086. 0
4086. 1
4086. 2
4086. 3
4087. 0
4087. 1
4087. 2
4087. 3
4087. 4
4088. 0
4088. 1
4088. 2
4088. 3
4088. 4
4089. 0
4089. 1
4089. 2
4089. 3
4089. 4
4090. 0
4090. 1
4090. 2
4090. 3
4090. 4
4091. 0
4091. 1
4091. 2
4091. 3
4091. 4
4092. 0
4092. 1
4092. 2
4092. 3
4093. 0
4093. 1

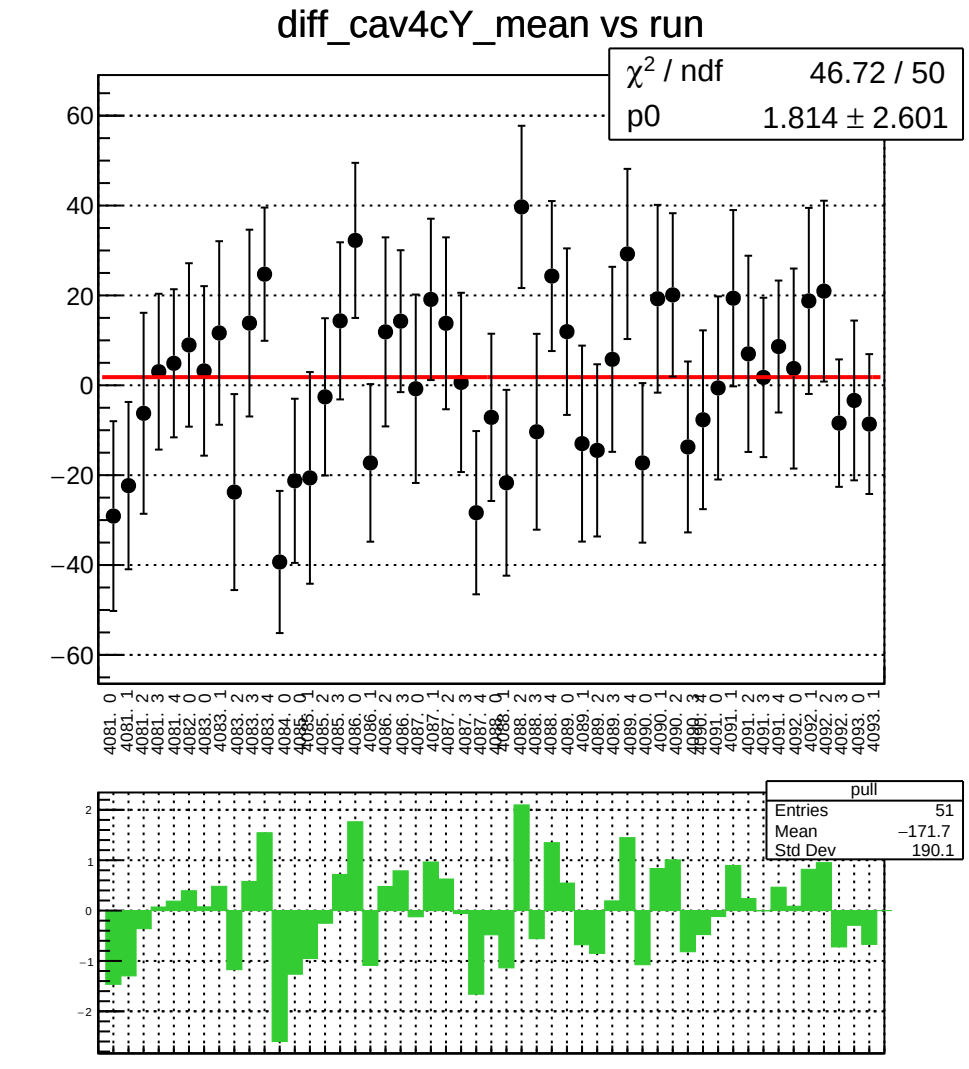
diff_cav4cY_mean vs run
χ² / ndf 46.72 / 50
p0 1.814 ± 2.601
pull
Entries 51
Mean −171.7
Std Dev 190.1

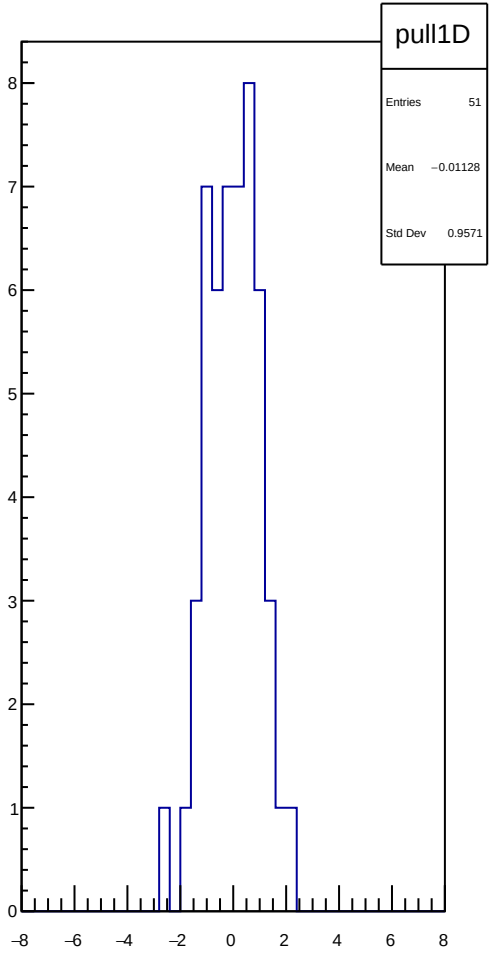
pull1D
Entries 51
Mean −0.01128
Std Dev 0.9571

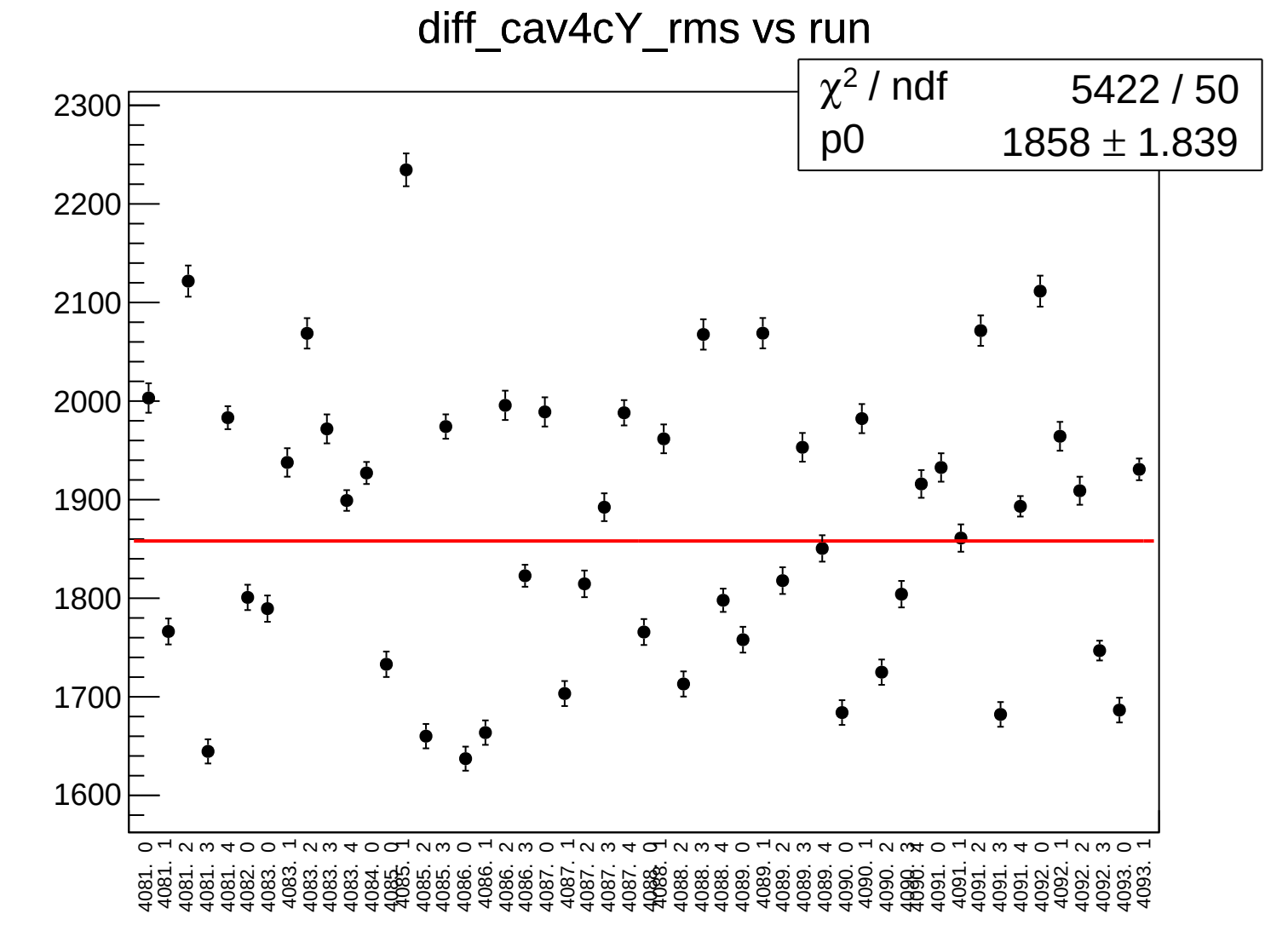
diff_cav4cY_rms vs run
χ² / ndf 5422 / 50
p0 1858 ± 1.839
2300
2200
2100
2000
1900
1800
1700
1600
4081. 0
4081. 1
4081. 2
4081. 3
4081. 4
4082. 0
4083. 0
4083. 1
4083. 2
4083. 3
4083. 4
4084. 0
4085. 0
4085. 1
4085. 2
4085. 3
4086. 0
4086. 1
4086. 2
4086. 3
4087. 0
4087. 1
4087. 2
4087. 3
4087. 4
4088. 1
4088. 2
4088. 3
4088. 4
4089. 0
4089. 1
4089. 2
4089. 3
4089. 4
4090. 0
4090. 1
4090. 2
4091. 0
4091. 1
4091. 2
4091. 3
4091. 4
4092. 0
4092. 1
4092. 2
4092. 3
4093. 0
4093. 1

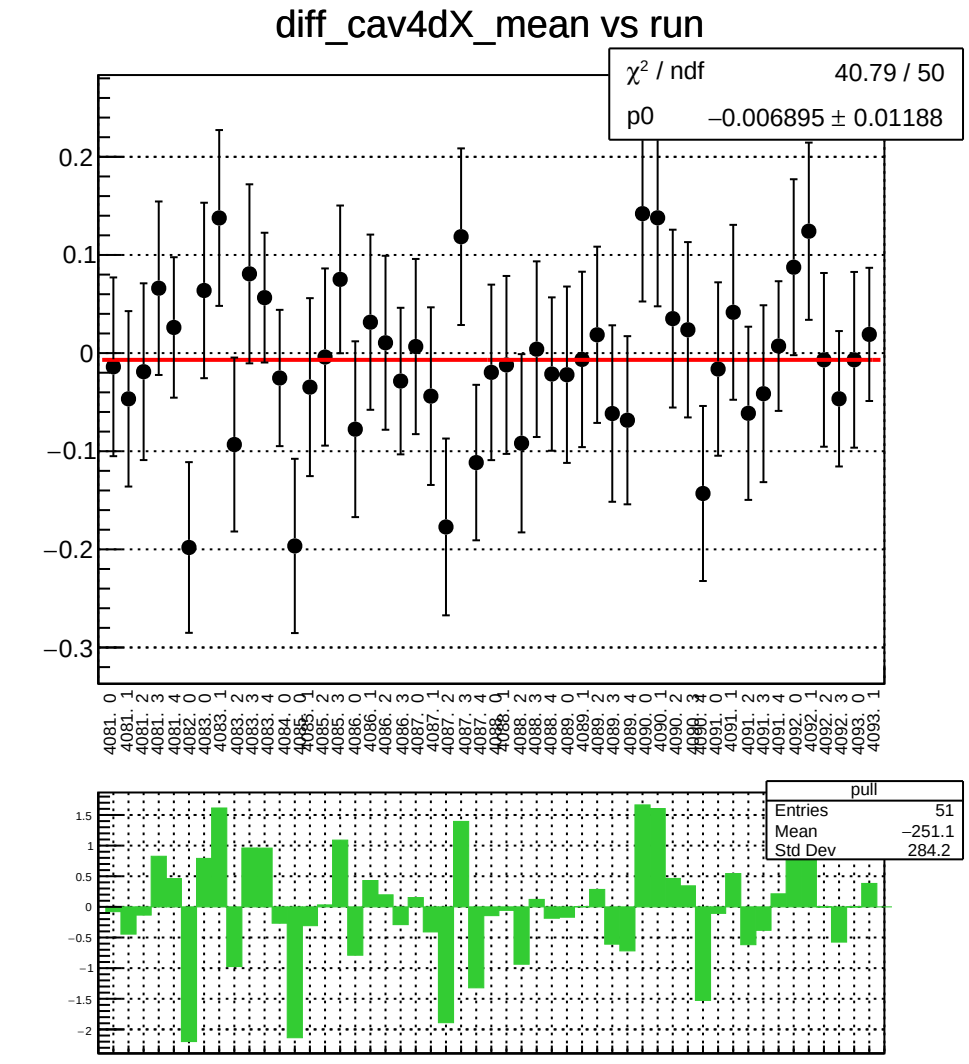
diff_cav4dX_mean vs run
χ² / ndf 40.79 / 50
p0 −0.006895 ± 0.01188
pull
Entries 51
Mean −251.1
Std Dev 284.2

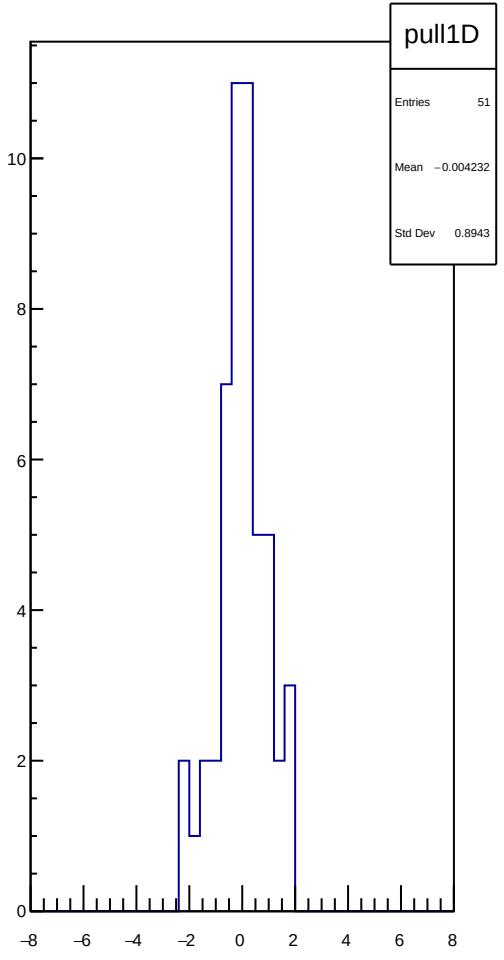
pull1D
Entries 51
Mean −0.004232
Std Dev 0.8943

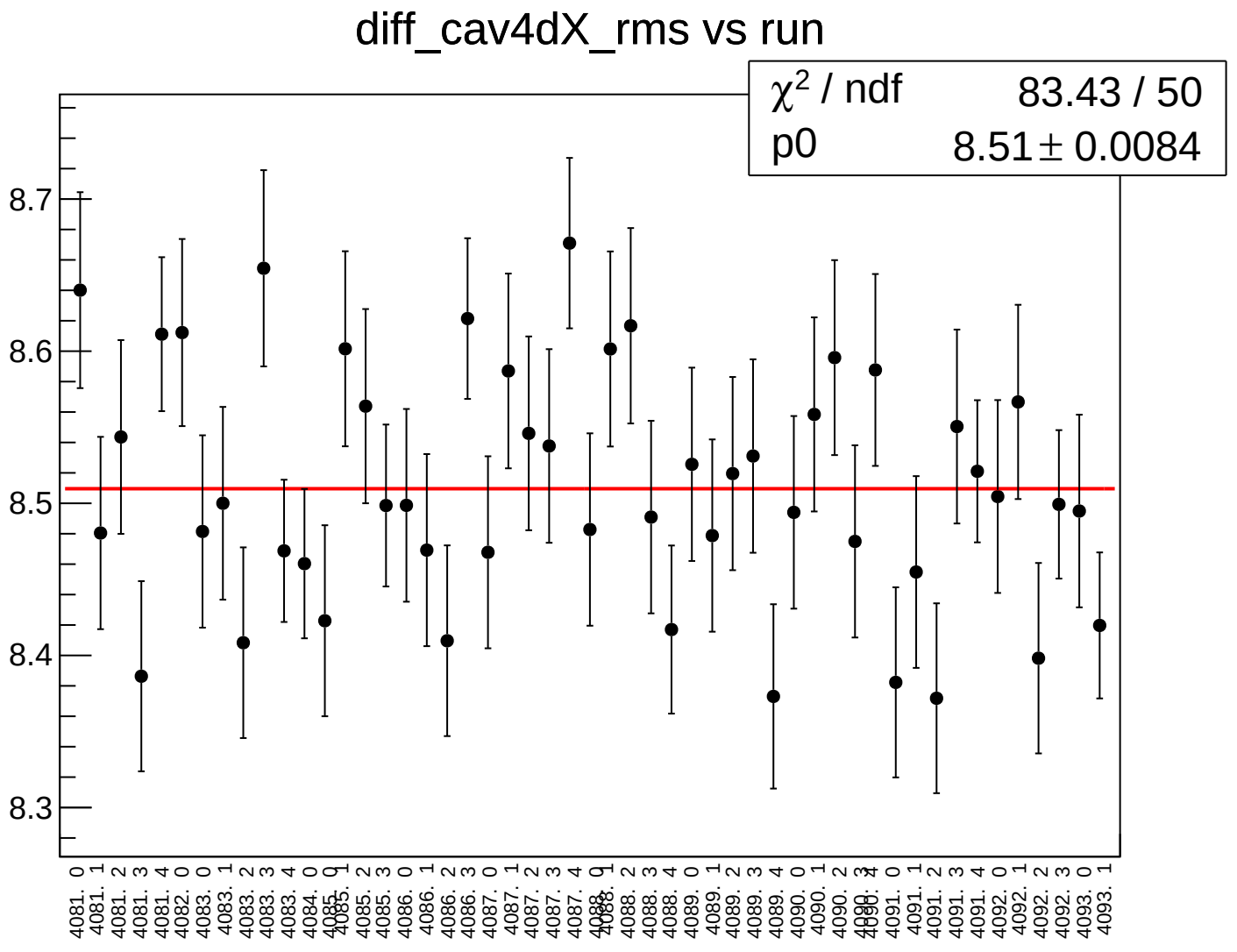
diff_cav4dX_rms vs run
χ² / ndf 83.43 / 50
p0 8.51 ± 0.0084
8.7
8.6
8.5
8.4
8.3
4081. 0
4081. 1
4081. 2
4081. 3
4081. 4
4082. 0
4083. 0
4083. 1
4083. 2
4083. 3
4083. 4
4084. 0
4085. 0
4085. 1
4085. 2
4085. 3
4086. 0
4086. 1
4086. 2
4086. 3
4087. 0
4087. 1
4087. 2
4087. 3
4087. 4
4088. 0
4088. 1
4088. 2
4088. 3
4088. 4
4089. 0
4089. 1
4089. 2
4089. 3
4089. 4
4090. 0
4090. 1
4090. 2
4091. 0
4091. 1
4091. 2
4091. 3
4091. 4
4092. 0
4092. 1
4092. 2
4092. 3
4093. 0
4093. 1

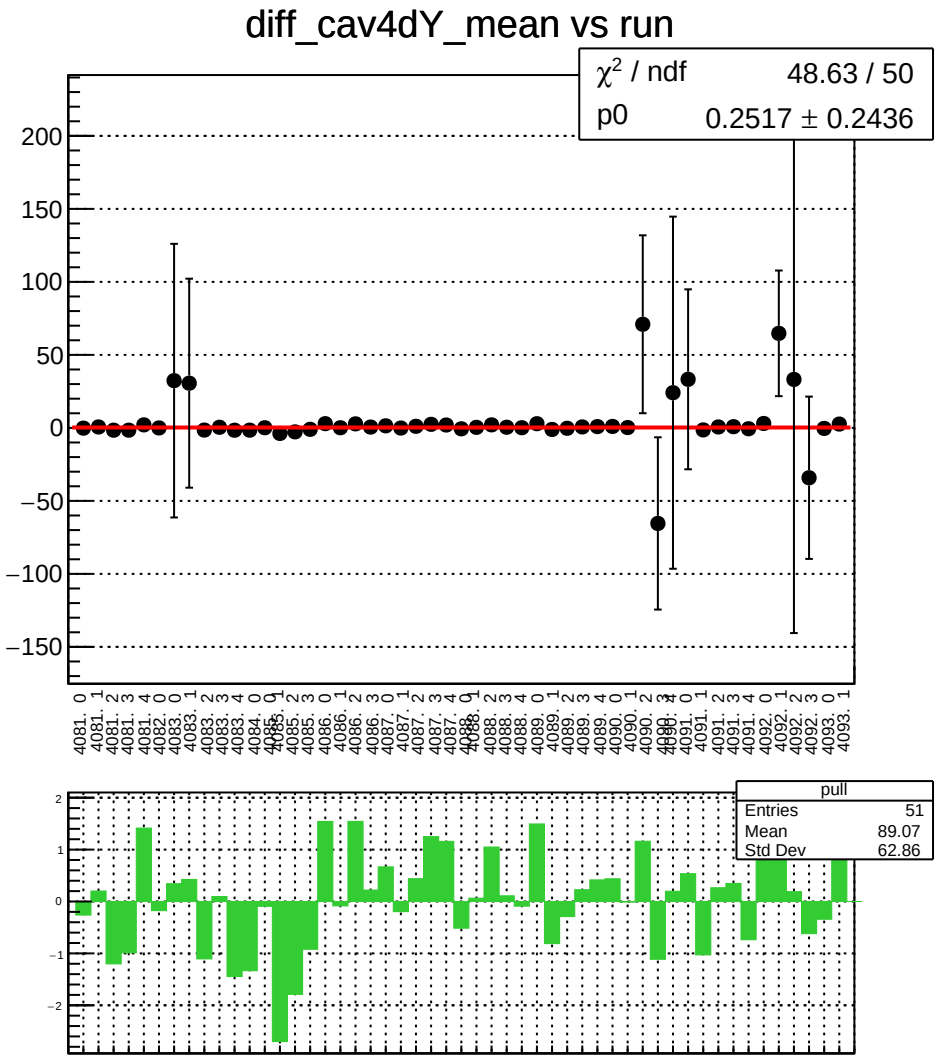
diff_cav4dY_mean vs run
χ² / ndf 48.63 / 50
p0 0.2517 ± 0.2436
pull
Entries 51
Mean 89.07
Std Dev 62.86

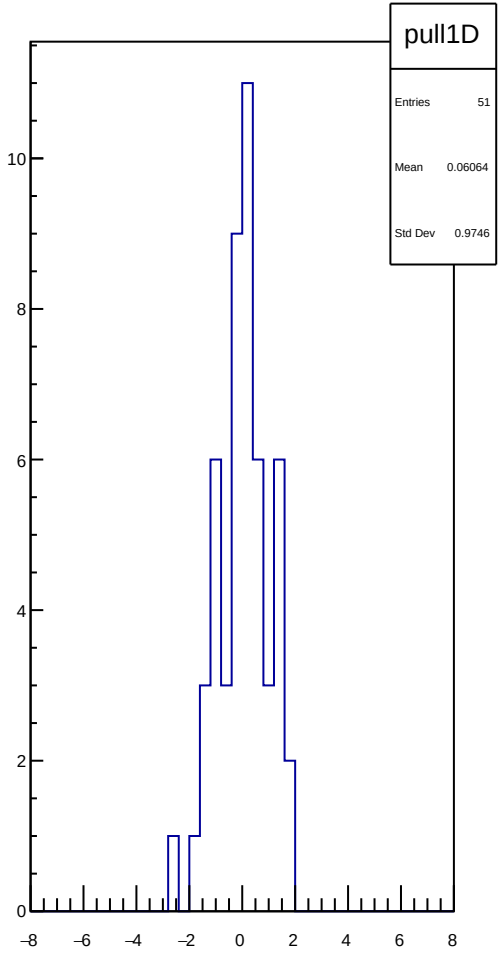
pull1D
Entries 51
Mean 0.06064
Std Dev 0.9746

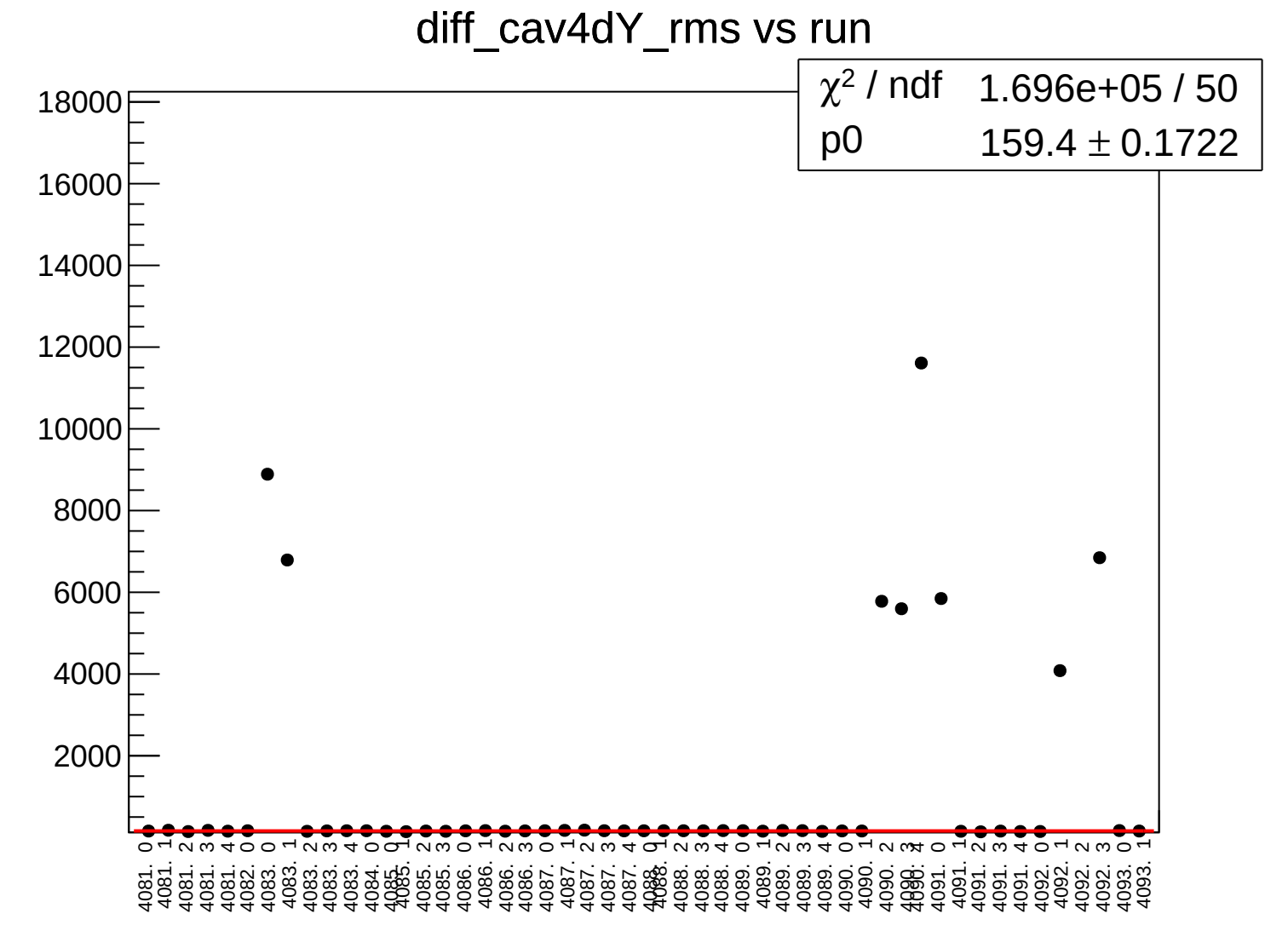
diff_cav4dY_rms vs run
χ² / ndf 1.696e+05 / 50
p0 159.4 ± 0.1722
18000
16000
14000
12000
10000
8000
6000
4000
2000
4081. 0
4081. 1
4081. 2
4081. 3
4081. 4
4082. 0
4083. 0
4083. 1
4083. 2
4083. 3
4083. 4
4084. 0
4085. 0
4085. 1
4085. 2
4085. 3
4086. 0
4086. 1
4086. 2
4086. 3
4087. 0
4087. 1
4087. 2
4087. 3
4087. 4
4088. 0
4088. 1
4088. 2
4088. 3
4088. 4
4089. 0
4089. 1
4089. 2
4089. 3
4089. 4
4090. 0
4090. 1
4090. 2
4090. 3
4090. 4
4091. 0
4091. 1
4091. 2
4091. 3
4091. 4
4092. 0
4092. 1
4092. 2
4092. 3
4093. 0
4093. 1

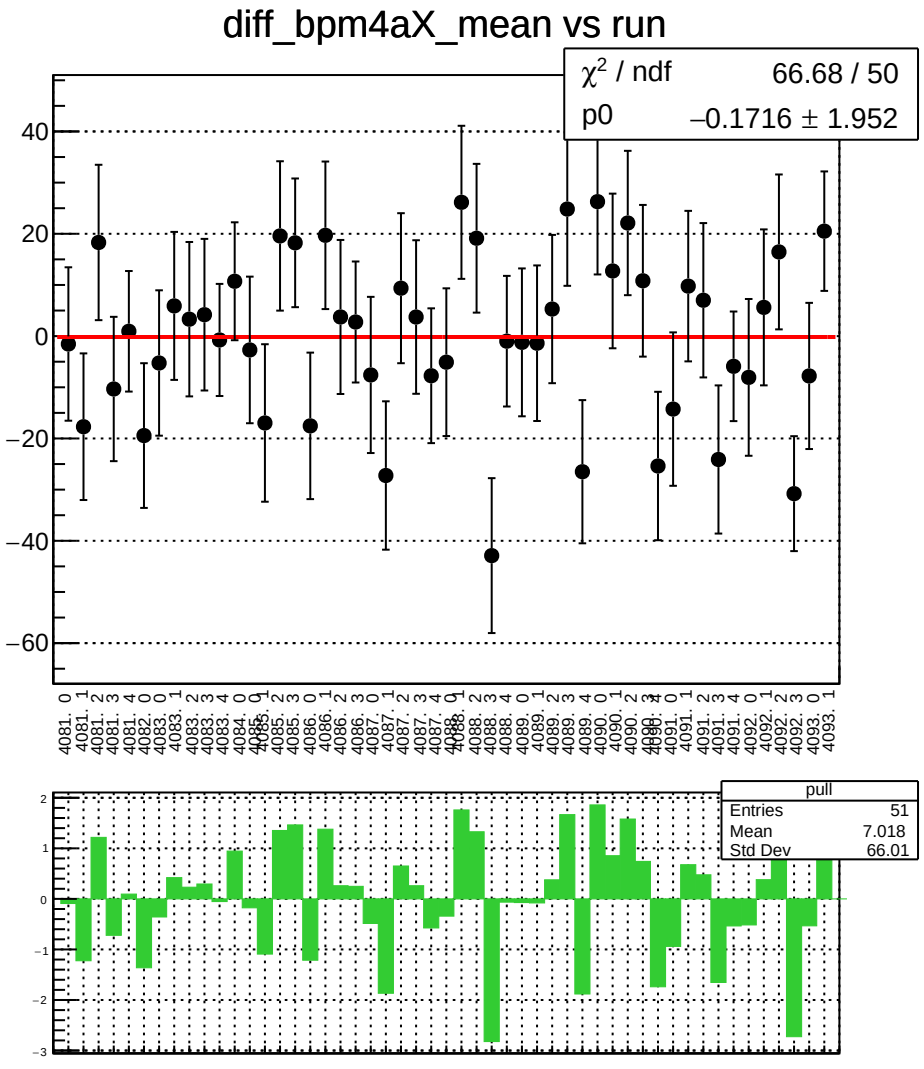
diff_bpm4aX_mean vs run
χ² / ndf 66.68 / 50
p0 −0.1716 ± 1.952
pull
Entries 51
Mean 7.018
Std Dev 66.01

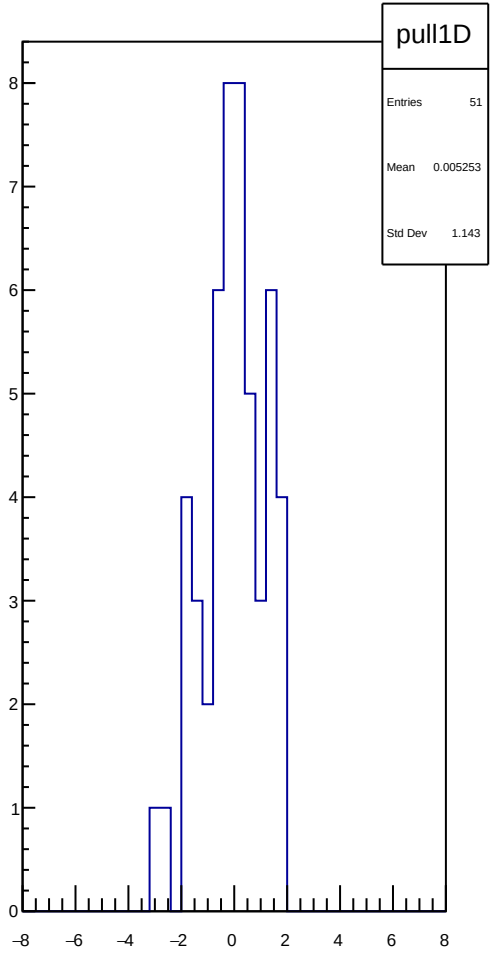
pull1D
Entries 51
Mean 0.005253
Std Dev 1.143

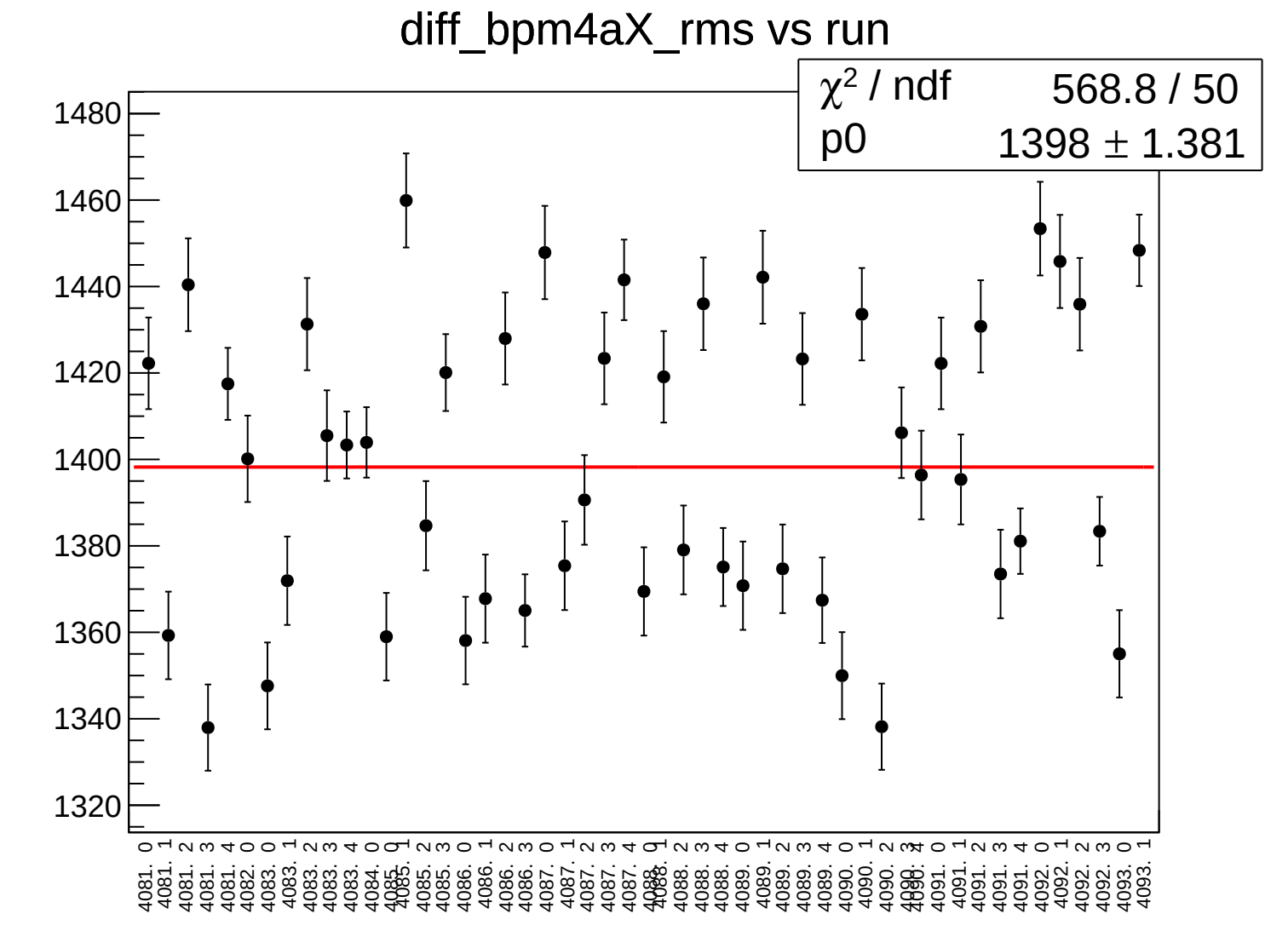
diff_bpm4aX_rms vs run
χ² / ndf 568.8 / 50
p0 1398 ± 1.381
1480
1460
1440
1420
1400
1380
1360
1340
1320
4081. 0
4081. 1
4081. 2
4081. 3
4081. 4
4082. 0
4083. 0
4083. 1
4083. 2
4083. 3
4083. 4
4084. 0
4085. 0
4085. 1
4085. 2
4085. 3
4086. 0
4086. 1
4086. 2
4086. 3
4087. 0
4087. 1
4087. 2
4087. 3
4087. 4
4088. 0
4088. 1
4088. 2
4088. 3
4088. 4
4089. 0
4089. 1
4089. 2
4089. 3
4089. 4
4090. 0
4090. 1
4090. 2
4090. 3
4090. 4
4091. 0
4091. 1
4091. 2
4091. 3
4091. 4
4092. 0
4092. 1
4092. 2
4092. 3
4093. 0
4093. 1

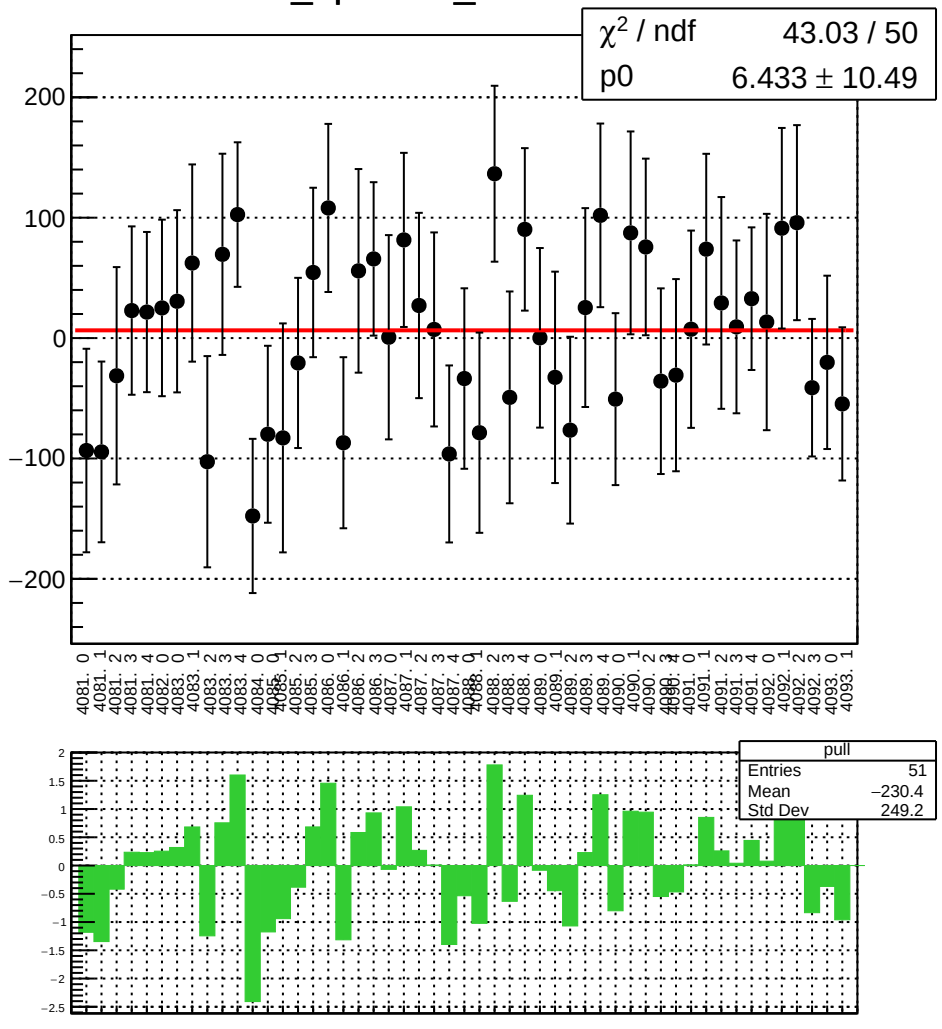
diff_bpm4aY_mean vs run
χ² / ndf 43.03 / 50
p0 6.433 ± 10.49
pull
Entries 51
Mean −230.4
Std Dev 249.2

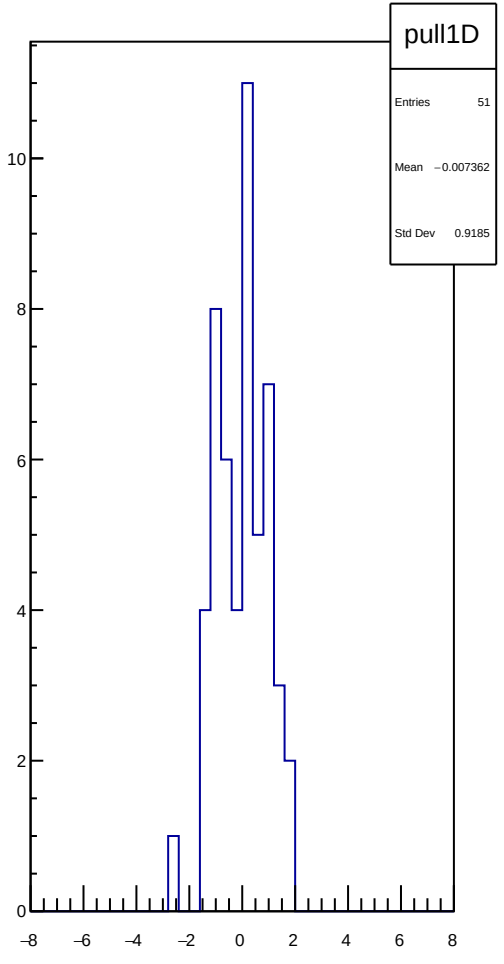
pull1D
Entries 51
Mean −0.007362
Std Dev 0.9185

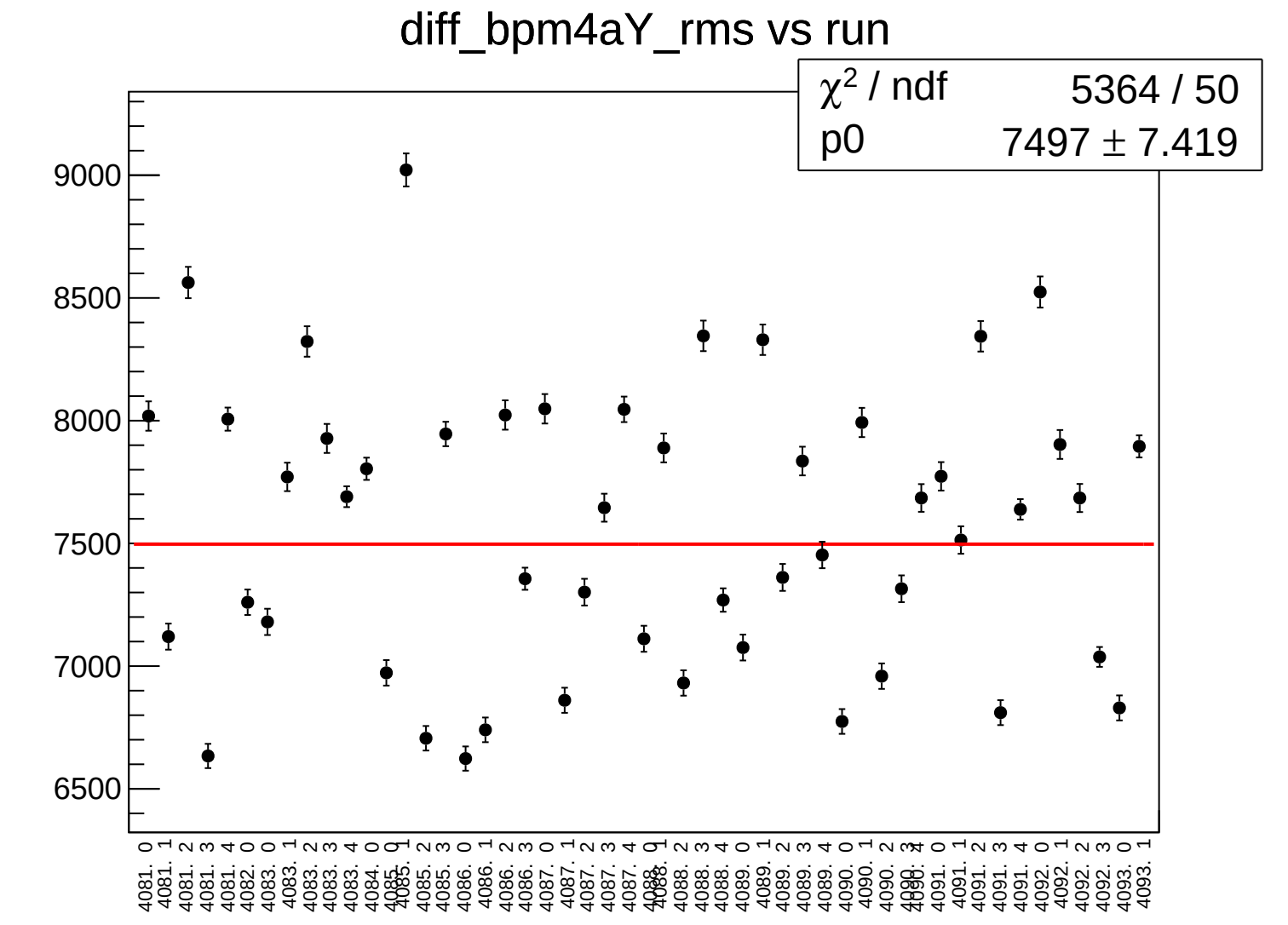
diff_bpm4aY_rms vs run
χ² / ndf 5364 / 50
p0 7497 ± 7.419
9000
8500
8000
7500
7000
6500
4081. 0
4081. 1
4081. 2
4081. 3
4081. 4
4082. 0
4083. 0
4083. 1
4083. 2
4083. 3
4083. 4
4084. 0
4085. 0
4085. 1
4085. 2
4085. 3
4086. 0
4086. 1
4086. 2
4086. 3
4087. 0
4087. 1
4087. 2
4087. 3
4087. 4
4088. 2
4088. 3
4088. 4
4089. 0
4089. 1
4089. 2
4089. 3
4089. 4
4090. 0
4090. 1
4090. 2
4091. 0
4091. 1
4091. 2
4091. 3
4091. 4
4092. 0
4092. 1
4092. 2
4092. 3
4093. 0
4093. 1

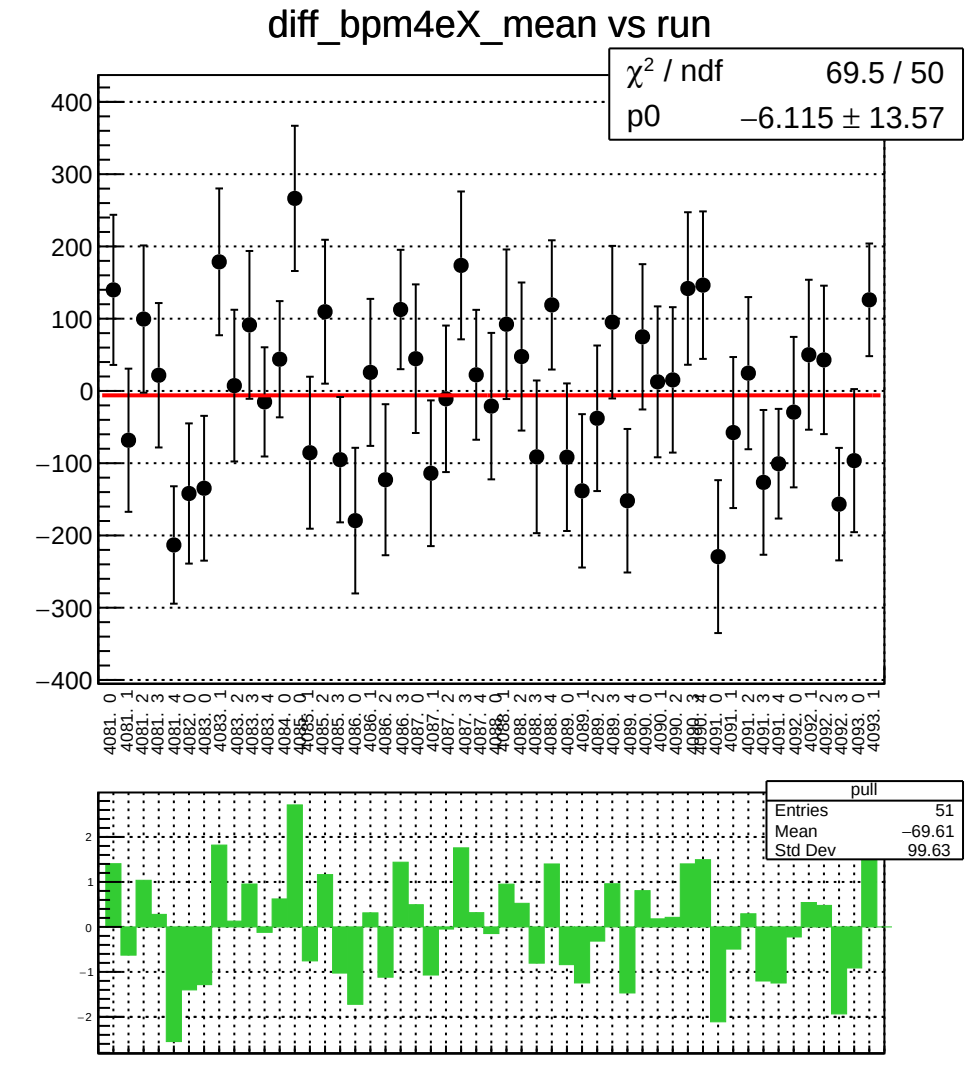
diff_bpm4eX_mean vs run
χ^2 / ndf 69.5 / 50
p0 −6.115 ± 13.57
pull
Entries 51
Mean −69.61
Std Dev 99.63

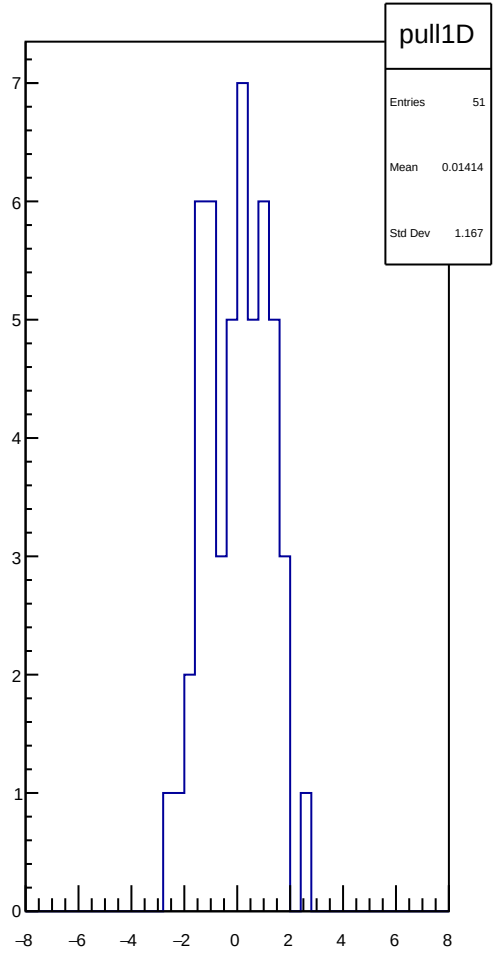
pull1D
Entries 51
Mean 0.01414
Std Dev 1.167

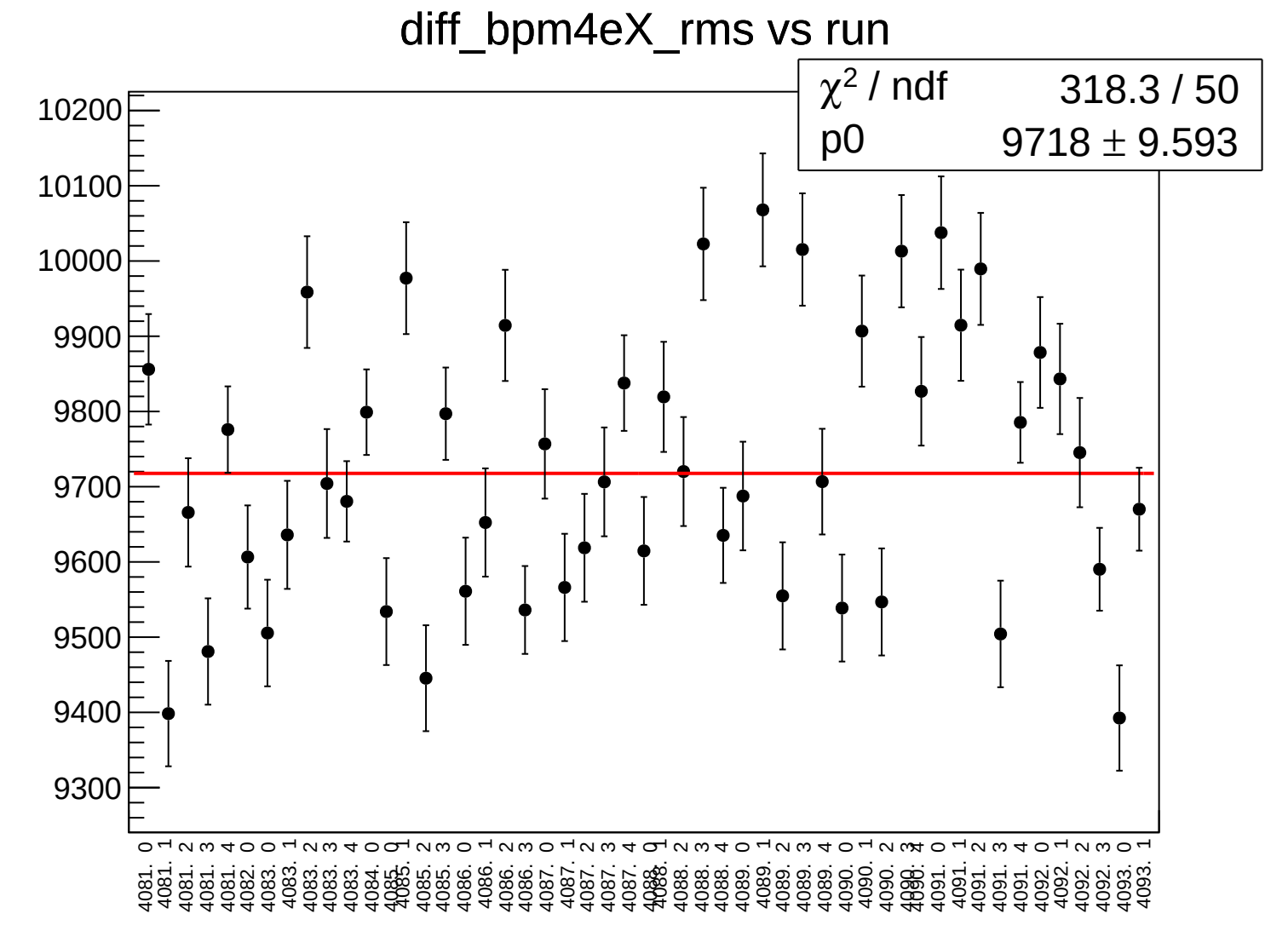
diff_bpm4eX_rms vs run
χ² / ndf 318.3 / 50
p0 9718 ± 9.593
10200
10100
10000
9900
9800
9700
9600
9500
9400
9300
4081. 0
4081. 1
4081. 2
4081. 3
4081. 4
4082. 0
4083. 0
4083. 1
4083. 2
4083. 3
4083. 4
4084. 0
4085. 0
4085. 1
4085. 2
4085. 3
4086. 0
4086. 1
4086. 2
4086. 3
4087. 0
4087. 1
4087. 2
4087. 3
4087. 4
4088. 2
4088. 3
4088. 4
4089. 0
4089. 1
4089. 2
4089. 3
4089. 4
4090. 0
4090. 1
4090. 2
4091. 0
4091. 1
4091. 2
4091. 3
4091. 4
4092. 0
4092. 1
4092. 2
4092. 3
4093. 0
4093. 1

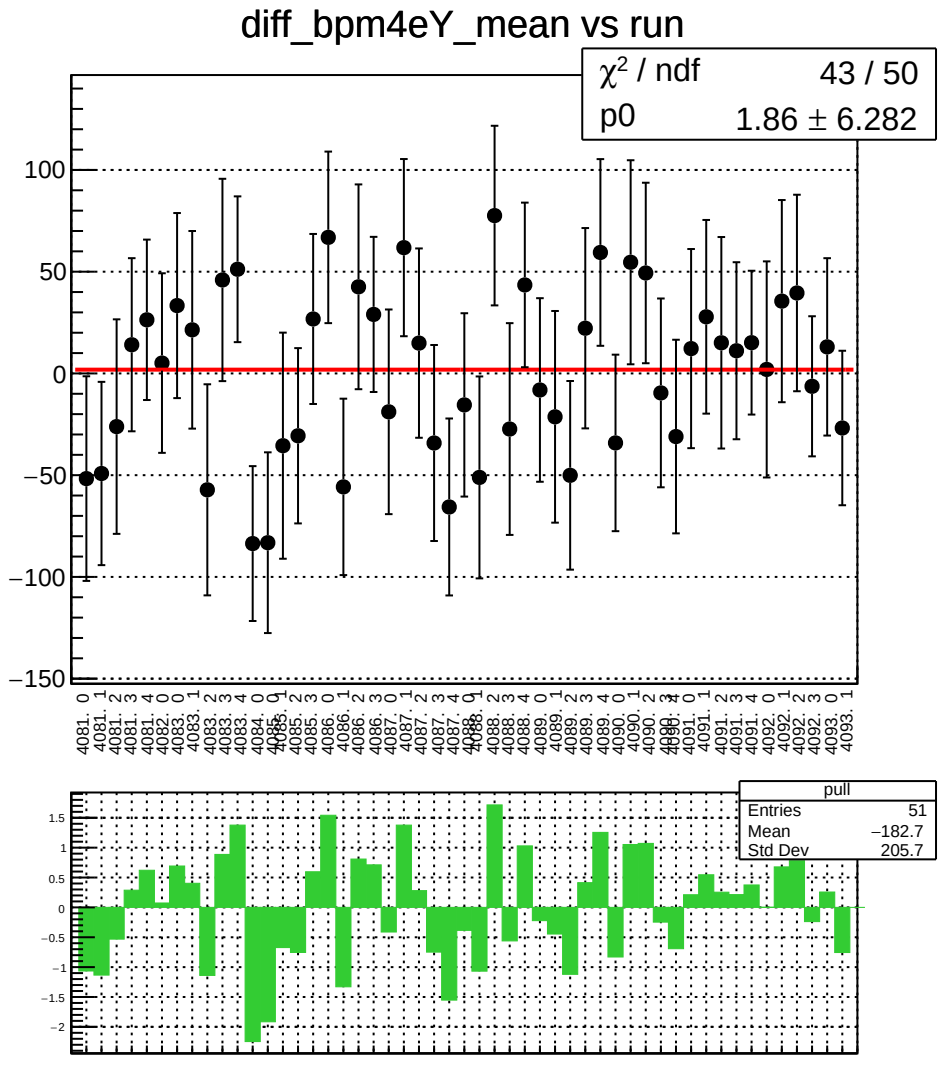
diff_bpm4eY_mean vs run
χ² / ndf 43 / 50
p0 1.86 ± 6.282
100
50
0
−50
−100
−150
pull
Entries 51
Mean −182.7
Std Dev 205.7
1.5
1
0.5
0
−0.5
−1
−1.5
−2

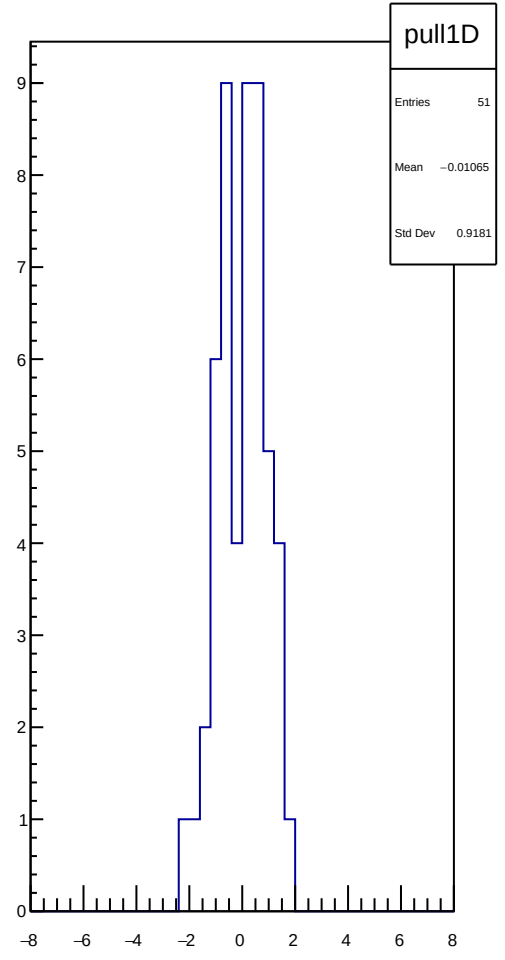
pull1D
Entries 51
Mean −0.01065
Std Dev 0.9181
9
8
7
6
5
4
3
2
1
0
−8
−6
−4
−2
0
2
4
6
8

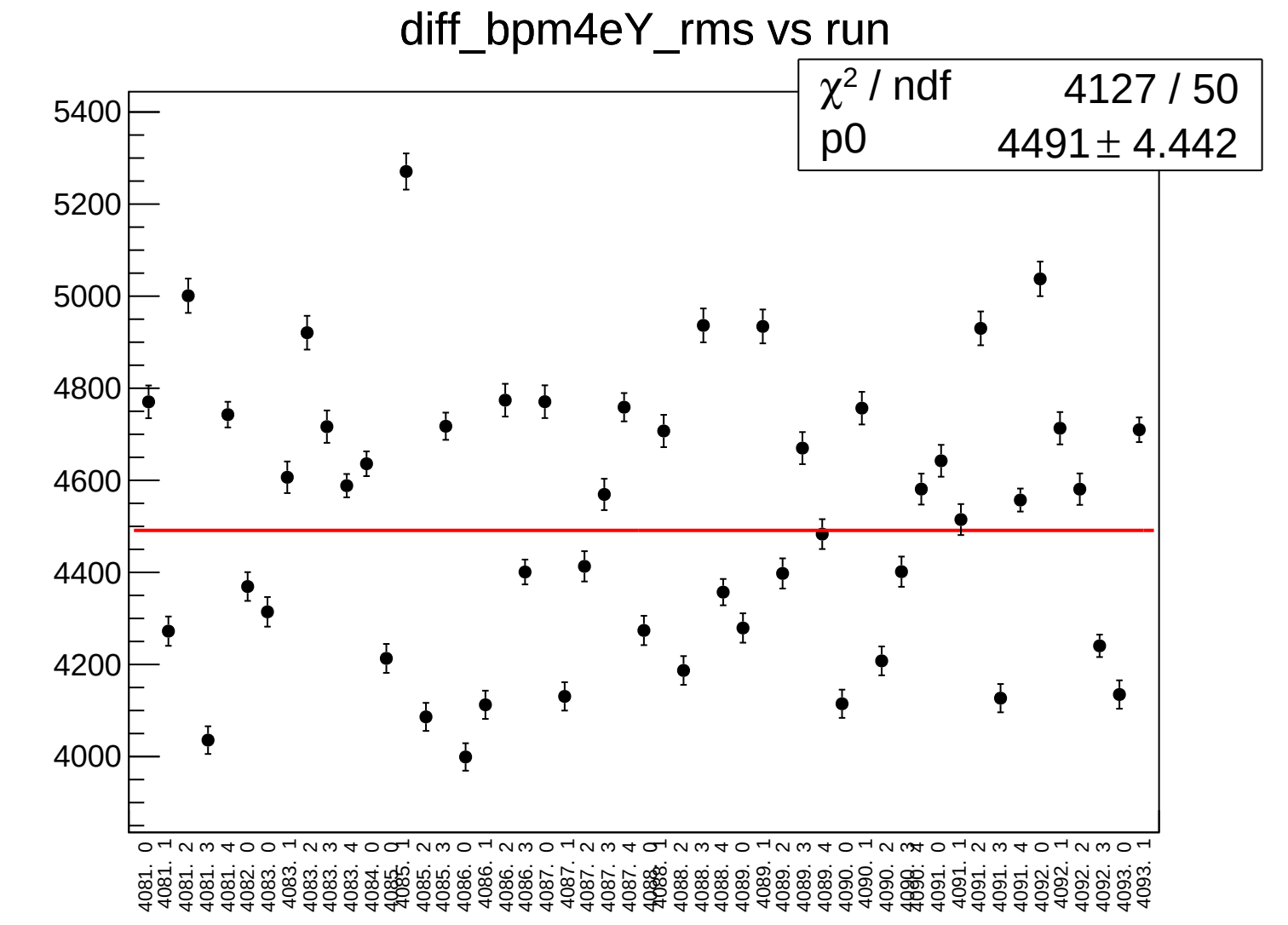
diff_bpm4eY_rms vs run
χ² / ndf 4127 / 50
p0 4491 ± 4.442
5400
5200
5000
4800
4600
4400
4200
4000
4081. 0
4081. 1
4081. 2
4081. 3
4081. 4
4082. 0
4083. 0
4083. 1
4083. 2
4083. 3
4083. 4
4084. 0
4085. 0
4085. 1
4085. 2
4085. 3
4086. 0
4086. 1
4086. 2
4086. 3
4087. 0
4087. 1
4087. 2
4087. 3
4087. 4
4088. 1
4088. 2
4088. 3
4088. 4
4089. 0
4089. 1
4089. 2
4089. 3
4089. 4
4090. 0
4090. 1
4090. 2
4091. 0
4091. 1
4091. 2
4091. 3
4091. 4
4092. 0
4092. 1
4092. 2
4092. 3
4093. 0
4093. 1

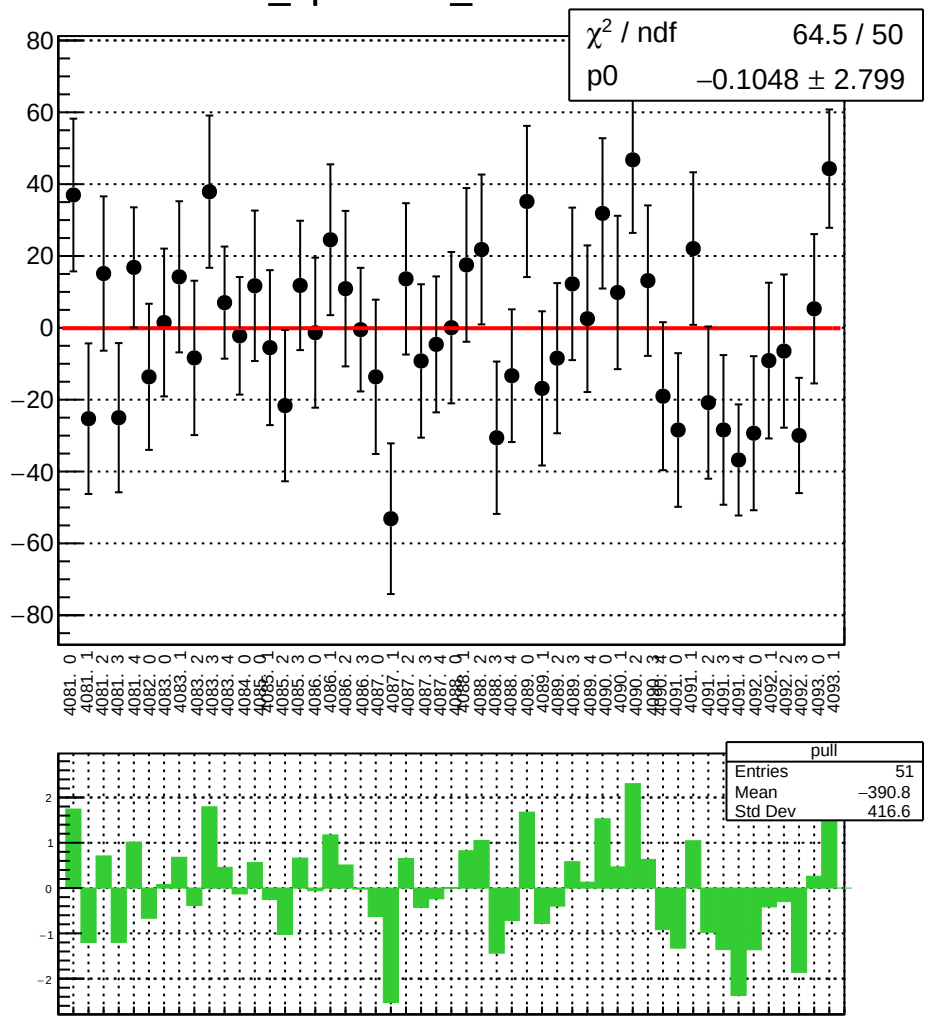
diff_bpm4acX_mean vs run
χ² / ndf 64.5 / 50
p0 −0.1048 ± 2.799
pull
Entries 51
Mean −390.8
Std Dev 416.6

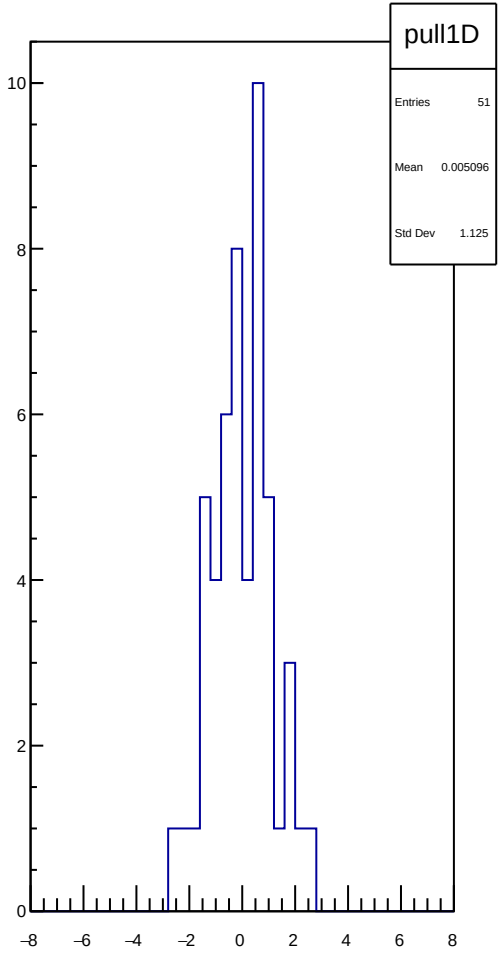
pull1D
Entries 51
Mean 0.005096
Std Dev 1.125

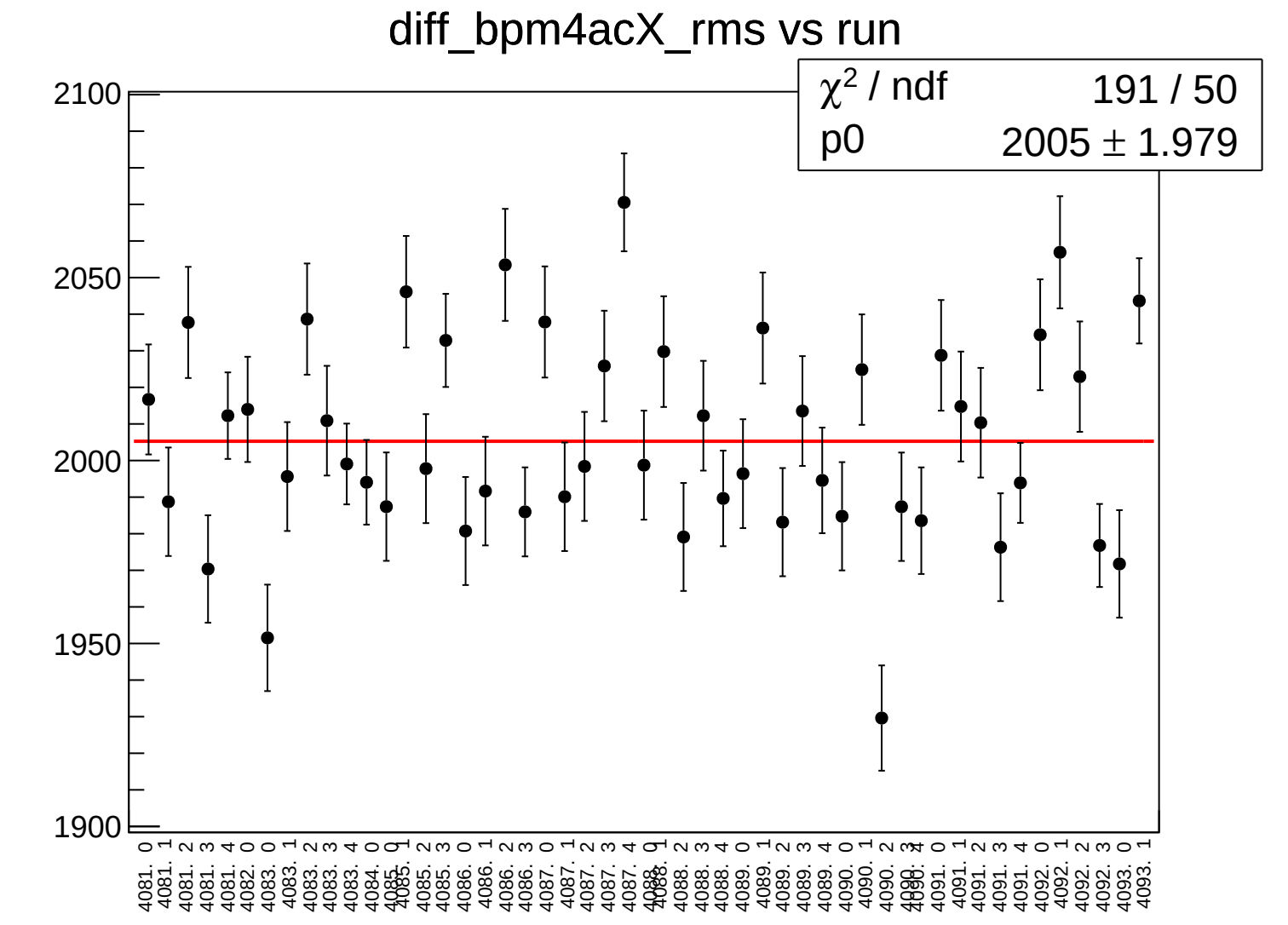
diff_bpm4acX_rms vs run
χ² / ndf 191 / 50
p0 2005 ± 1.979
2100
2050
2000
1950
1900
4081. 0
4081. 1
4081. 2
4081. 3
4081. 4
4082. 0
4083. 0
4083. 1
4083. 2
4083. 3
4083. 4
4084. 0
4085. 0
4085. 1
4085. 2
4085. 3
4086. 0
4086. 1
4086. 2
4086. 3
4087. 0
4087. 1
4087. 2
4087. 3
4087. 4
4088. 0
4088. 1
4088. 2
4088. 3
4088. 4
4089. 0
4089. 1
4089. 2
4089. 3
4089. 4
4090. 0
4090. 1
4090. 2
4091. 0
4091. 1
4091. 2
4091. 3
4091. 4
4092. 0
4092. 1
4092. 2
4092. 3
4093. 0
4093. 1

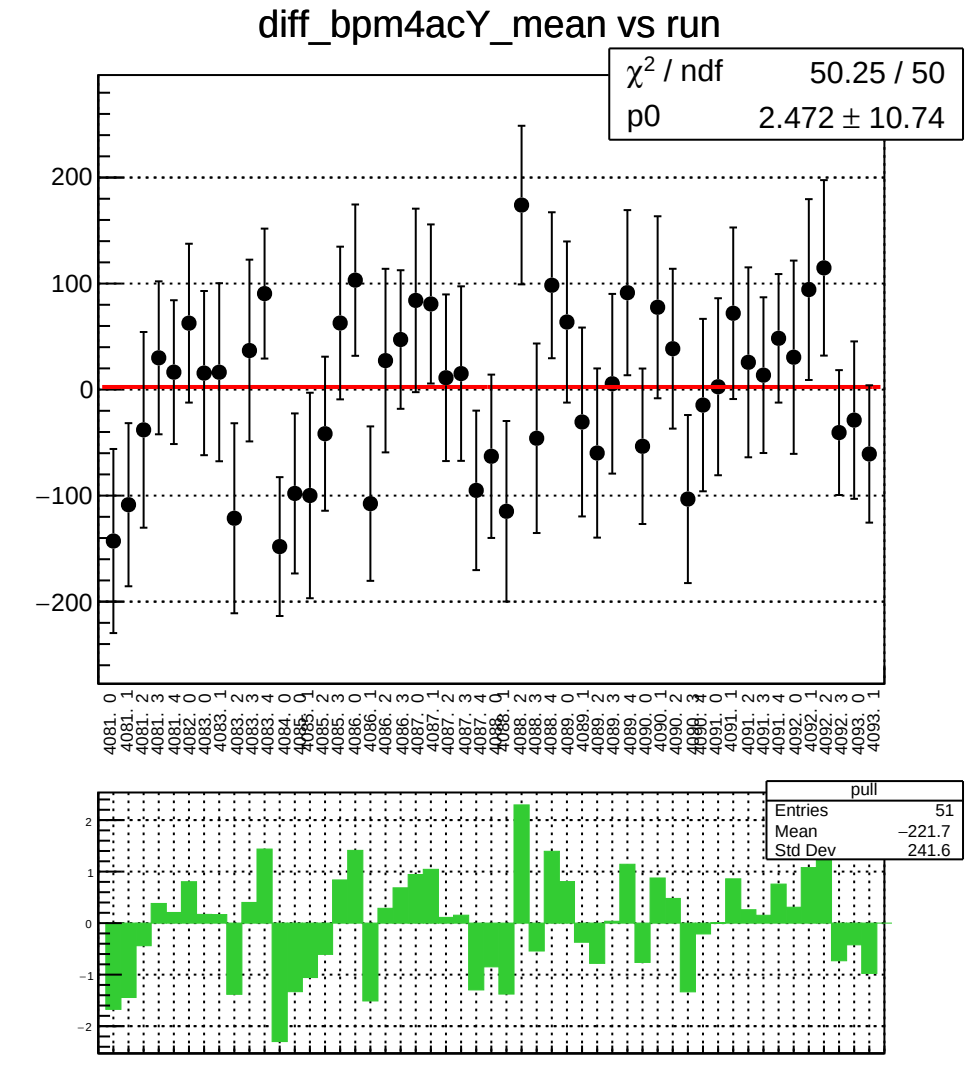
diff_bpm4acY_mean vs run
χ^2 / ndf 50.25 / 50
p0 2.472 ± 10.74
200
100
0
−100
−200
pull
Entries 51
Mean −221.7
Std Dev 241.6
2
1
0
−1
−2

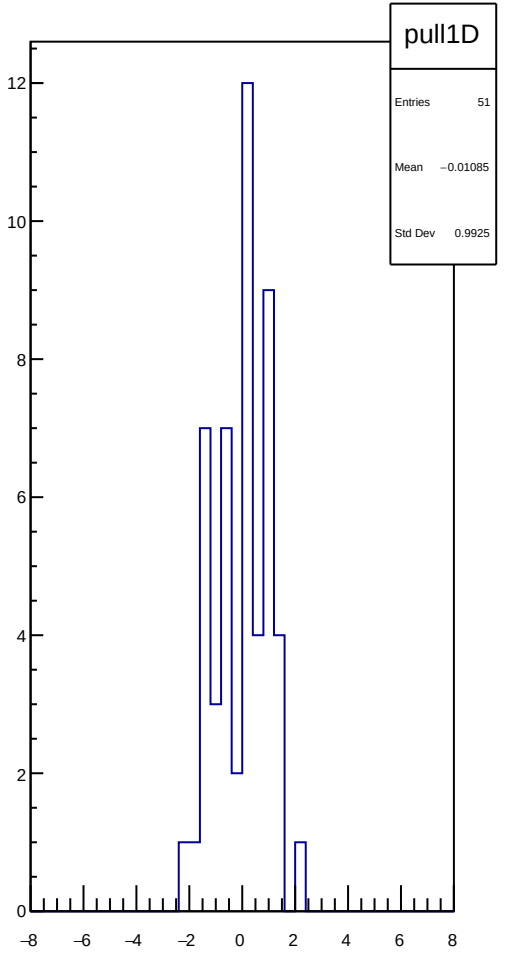
pull1D
Entries 51
Mean −0.01085
Std Dev 0.9925
12
10
8
6
4
2
0
−8
−6
−4
−2
0
2
4
6
8

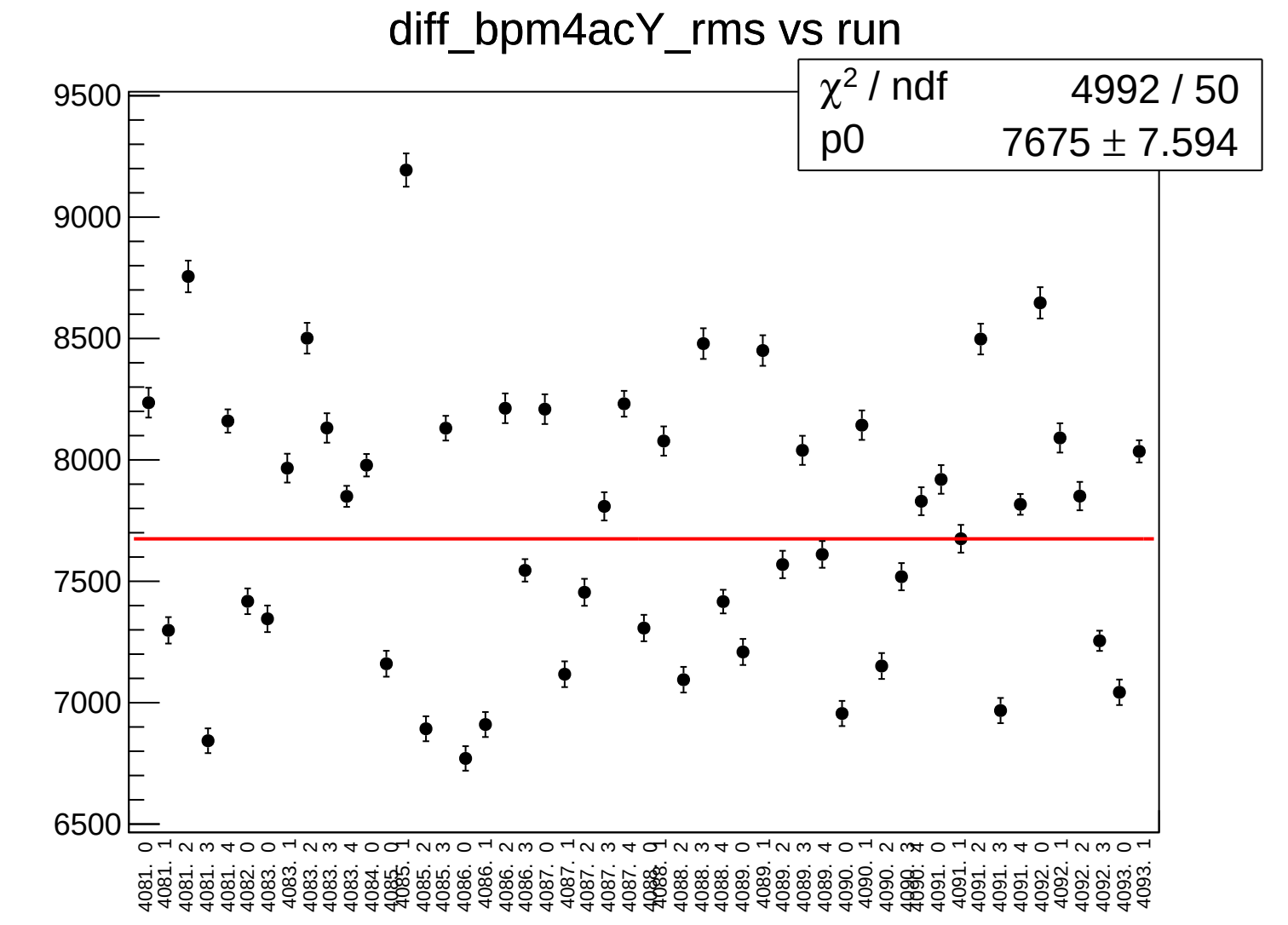
diff_bpm4acY_rms vs run
χ² / ndf 4992 / 50
p0 7675 ± 7.594
9500
9000
8500
8000
7500
7000
6500
4081. 0
4081. 1
4081. 2
4081. 3
4081. 4
4082. 0
4083. 0
4083. 1
4083. 2
4083. 3
4083. 4
4084. 0
4085. 0
4085. 1
4085. 2
4085. 3
4086. 0
4086. 1
4086. 2
4086. 3
4087. 0
4087. 1
4087. 2
4087. 3
4087. 4
4088. 2
4088. 3
4088. 4
4089. 0
4089. 1
4089. 2
4089. 3
4089. 4
4090. 0
4090. 1
4090. 2
4091. 0
4091. 1
4091. 2
4091. 3
4091. 4
4092. 0
4092. 1
4092. 2
4092. 3
4093. 0
4093. 1

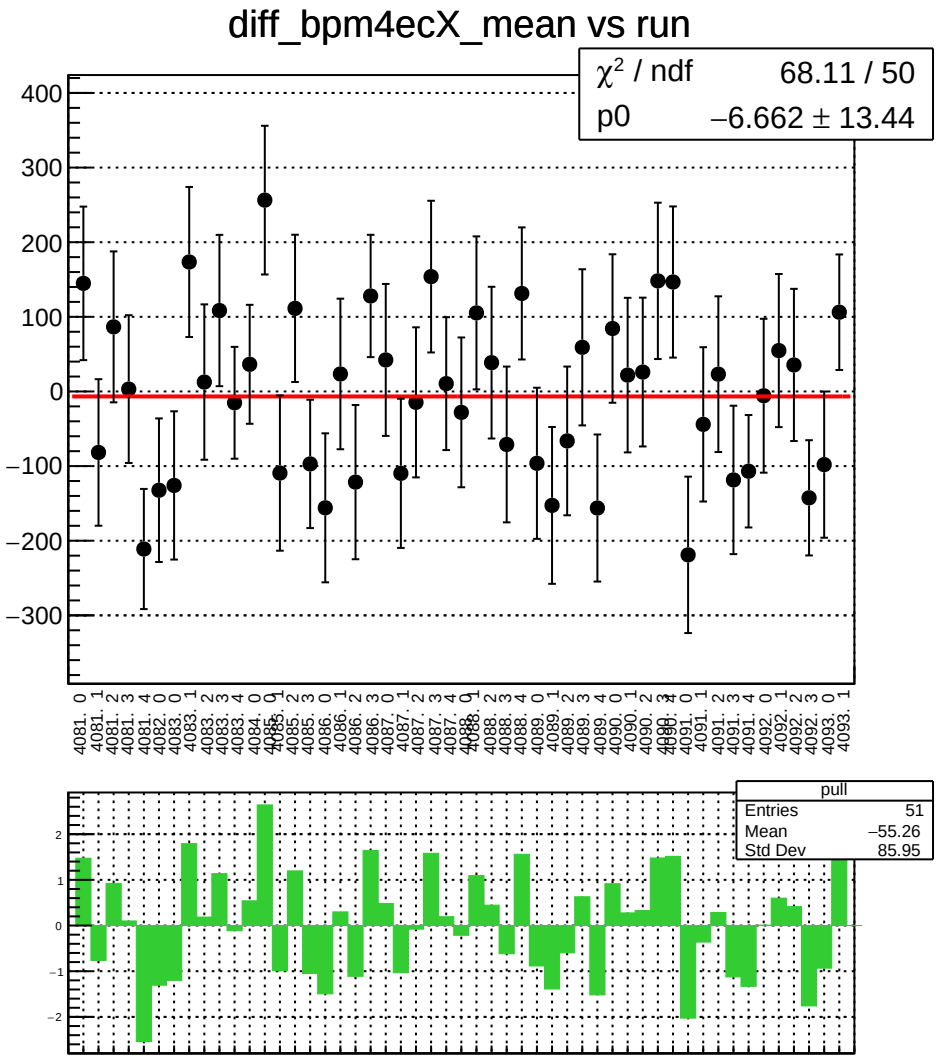
diff_bpm4ecX_mean vs run
χ² / ndf 68.11 / 50
p0 −6.662 ± 13.44
pull
Entries 51
Mean −55.26
Std Dev 85.95

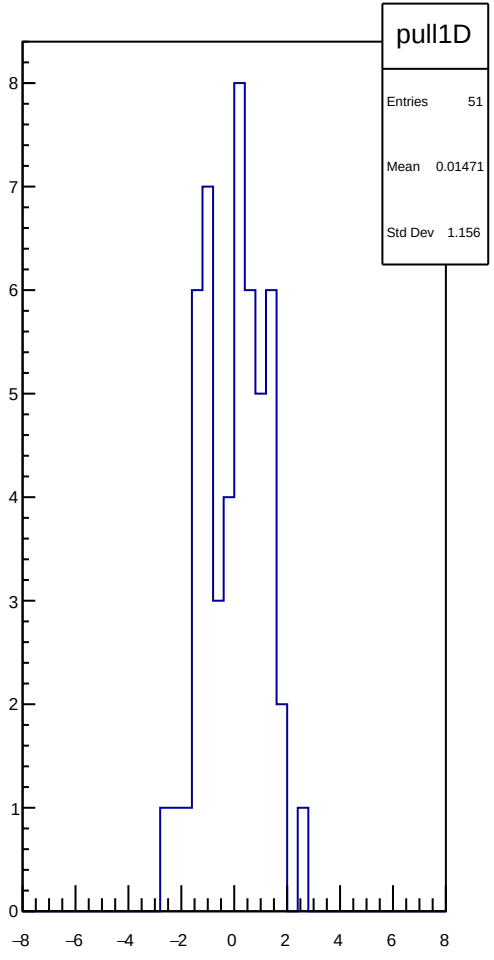
pull1D
Entries 51
Mean 0.01471
Std Dev 1.156

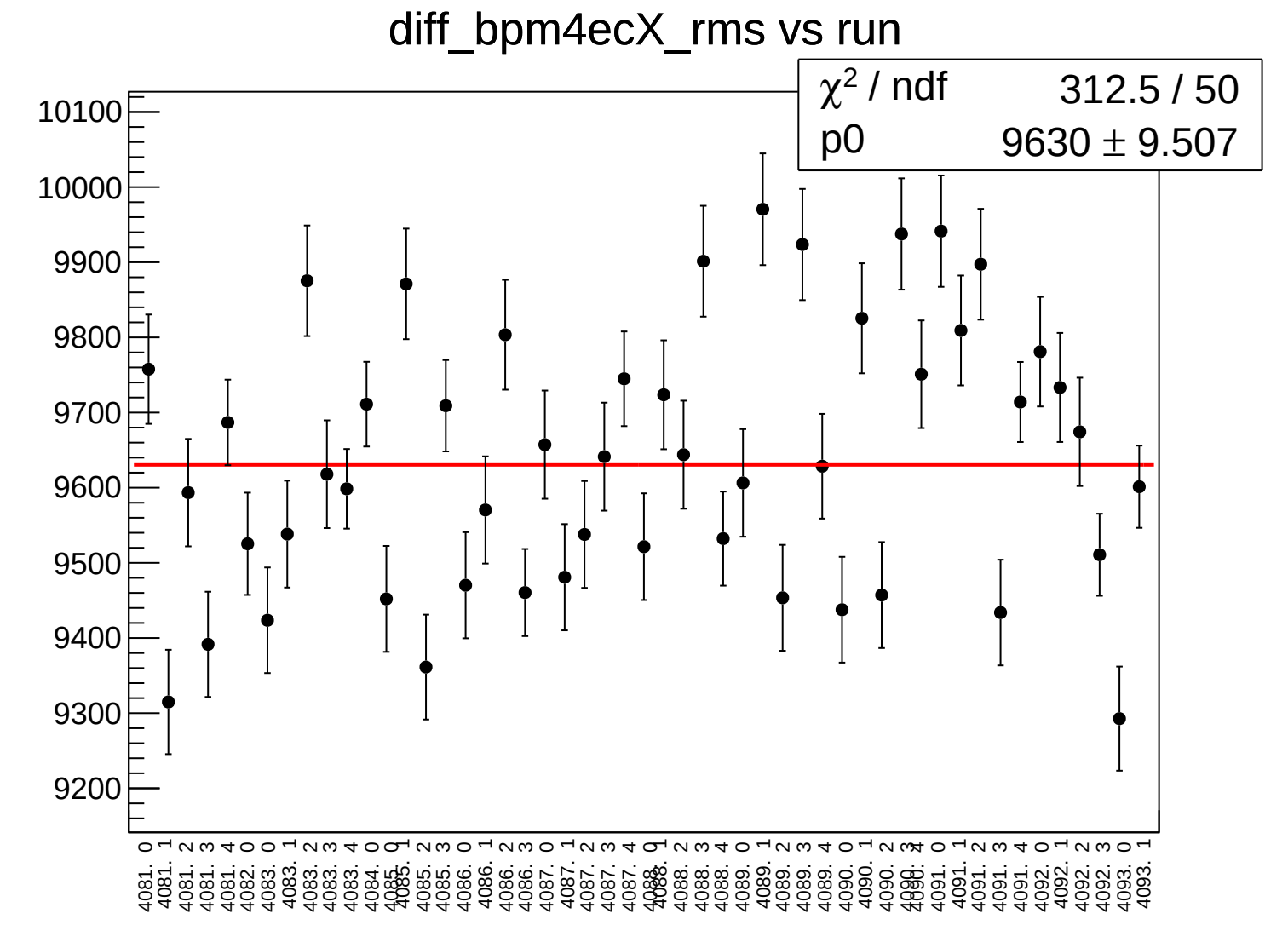
diff_bpm4ecX_rms vs run
χ² / ndf 312.5 / 50
p0 9630 ± 9.507
10100
10000
9900
9800
9700
9600
9500
9400
9300
9200
4081. 0
4081. 1
4081. 2
4081. 3
4081. 4
4082. 0
4083. 0
4083. 1
4083. 2
4083. 3
4083. 4
4084. 0
4085. 0
4085. 1
4085. 2
4085. 3
4086. 0
4086. 1
4086. 2
4086. 3
4087. 0
4087. 1
4087. 2
4087. 3
4087. 4
4088. 0
4088. 1
4088. 2
4088. 3
4088. 4
4089. 0
4089. 1
4089. 2
4089. 3
4089. 4
4090. 0
4090. 1
4090. 2
4090. 3
4090. 4
4091. 0
4091. 1
4091. 2
4091. 3
4091. 4
4092. 0
4092. 1
4092. 2
4092. 3
4093. 0
4093. 1

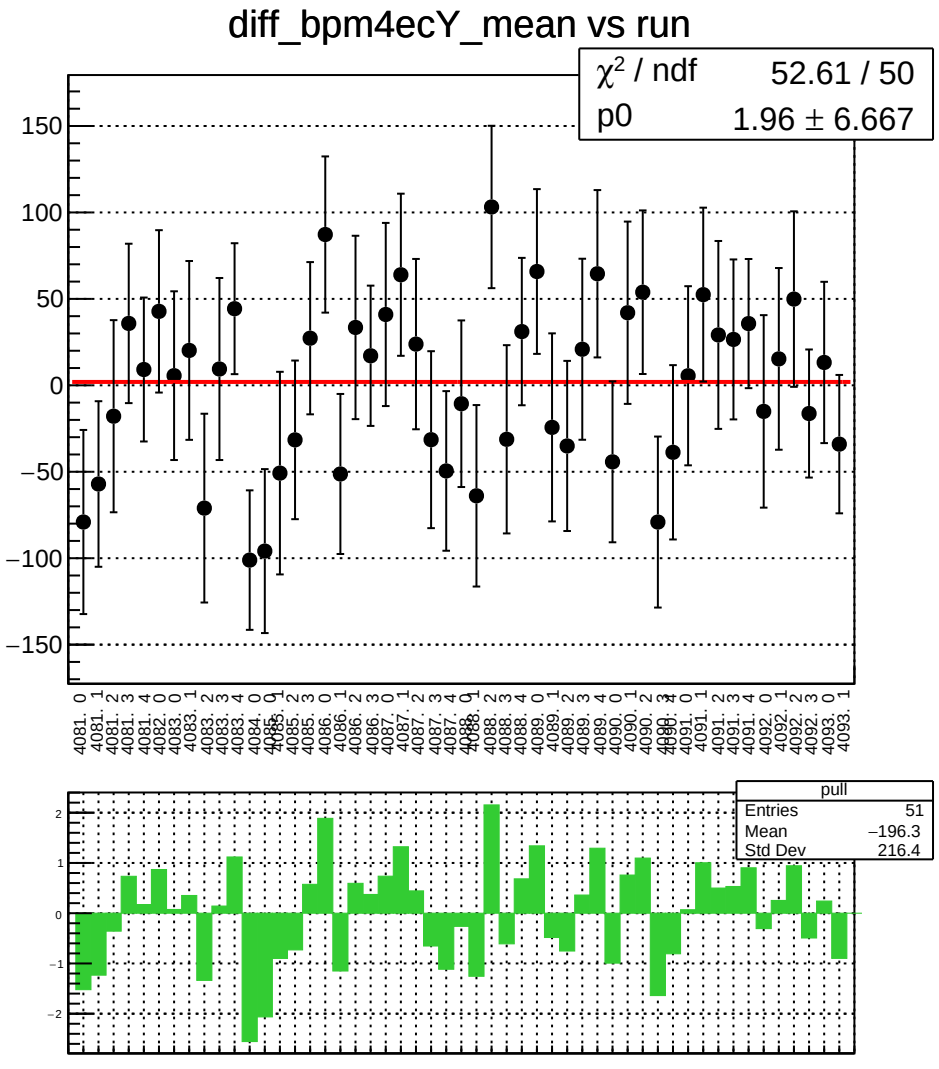
diff_bpm4ecY_mean vs run
χ² / ndf 52.61 / 50
p0 1.96 ± 6.667
pull
Entries 51
Mean −196.3
Std Dev 216.4

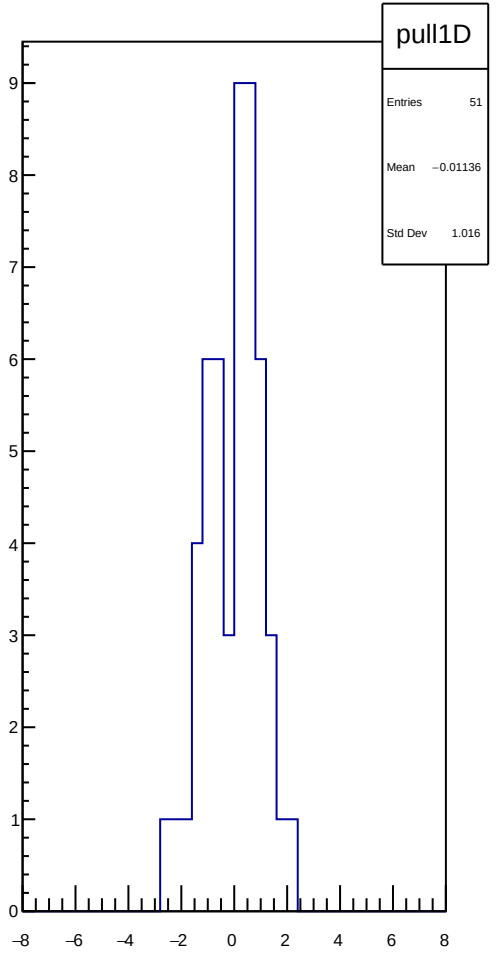
pull1D
Entries 51
Mean −0.01136
Std Dev 1.016

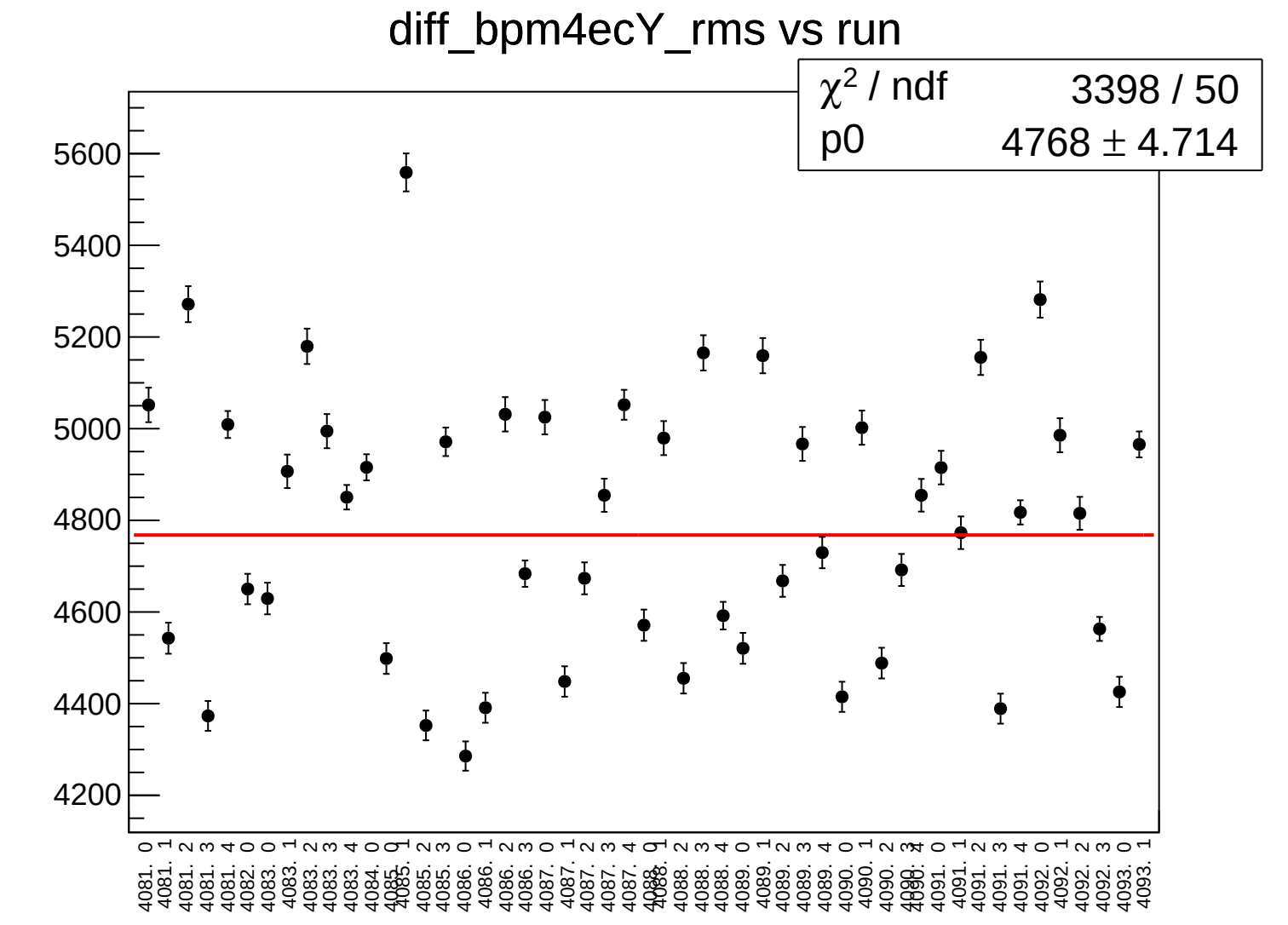
diff_bpm4ecY_rms vs run
χ² / ndf 3398 / 50
p0 4768 ± 4.714
5600
5400
5200
5000
4800
4600
4400
4200
4081. 0
4081. 1
4081. 2
4081. 3
4081. 4
4082. 0
4083. 0
4083. 1
4083. 2
4083. 3
4083. 4
4084. 0
4085. 0
4085. 1
4085. 2
4085. 3
4086. 0
4086. 1
4086. 2
4086. 3
4087. 0
4087. 1
4087. 2
4087. 3
4087. 4
4088. 2
4088. 3
4088. 4
4089. 0
4089. 1
4089. 2
4089. 3
4089. 4
4090. 0
4090. 1
4090. 2
4091. 0
4091. 1
4091. 2
4091. 3
4091. 4
4092. 0
4092. 1
4092. 2
4092. 3
4093. 0
4093. 1

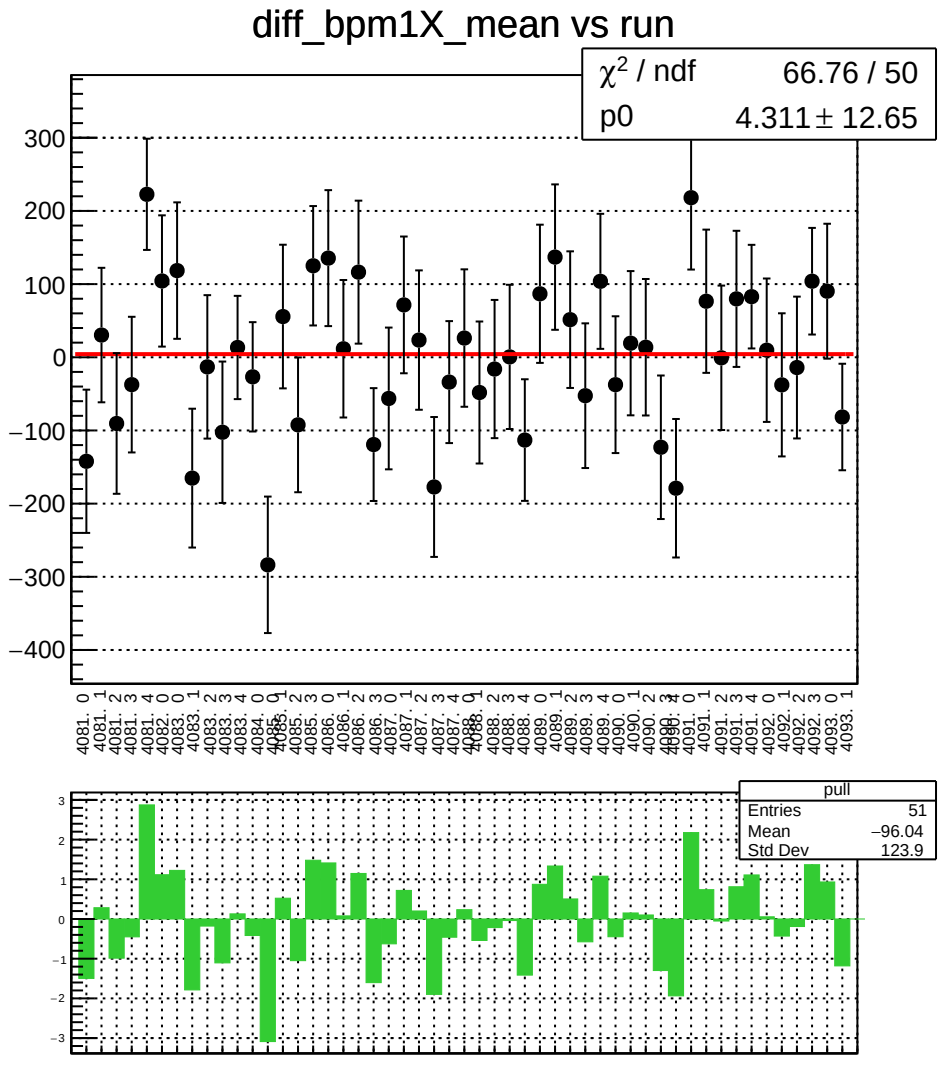
diff_bpm1X_mean vs run
χ² / ndf 66.76 / 50
p0 4.311 ± 12.65
pull
Entries 51
Mean −96.04
Std Dev 123.9

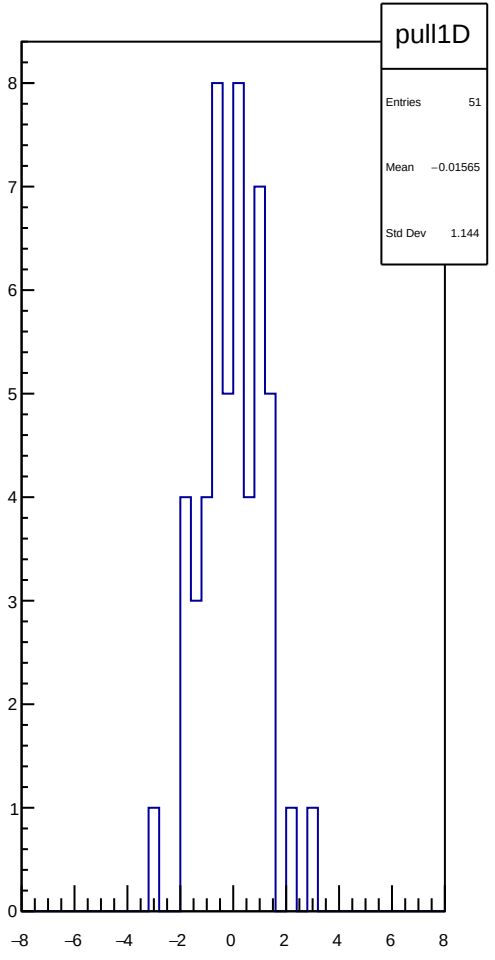
pull1D
Entries 51
Mean −0.01565
Std Dev 1.144

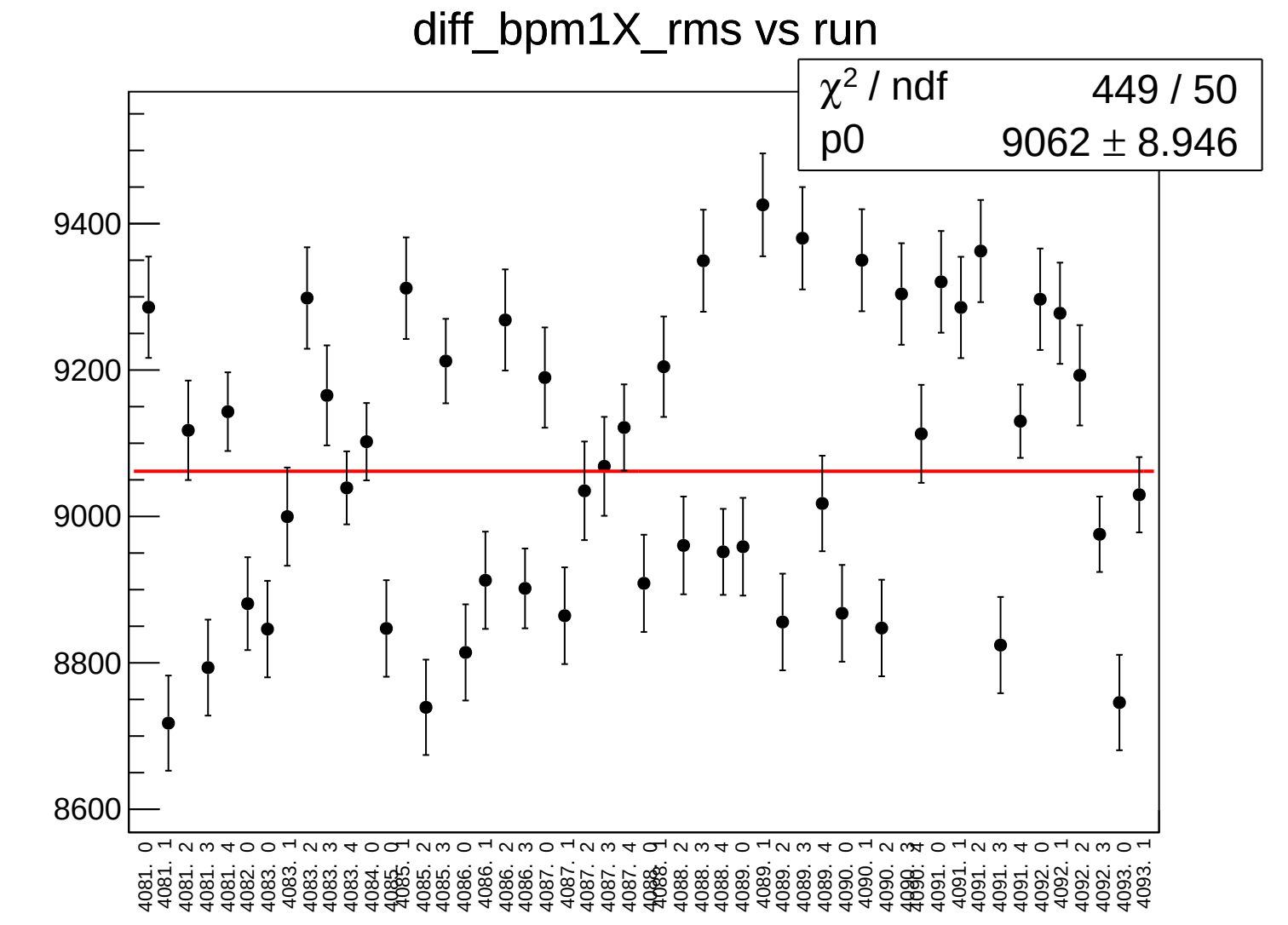
diff_bpm1X_rms vs run
χ² / ndf 449 / 50
p0 9062 ± 8.946
9400
9200
9000
8800
8600
4081. 0
4081. 1
4081. 2
4081. 3
4081. 4
4082. 0
4083. 0
4083. 1
4083. 2
4083. 3
4083. 4
4084. 0
4085. 0
4085. 1
4085. 2
4085. 3
4086. 0
4086. 1
4086. 2
4086. 3
4087. 0
4087. 1
4087. 2
4087. 3
4087. 4
4088. 1
4088. 2
4088. 3
4088. 4
4089. 0
4089. 1
4089. 2
4089. 3
4089. 4
4090. 0
4090. 1
4090. 2
4091. 0
4091. 1
4091. 2
4091. 3
4091. 4
4092. 0
4092. 1
4092. 2
4092. 3
4093. 0
4093. 1

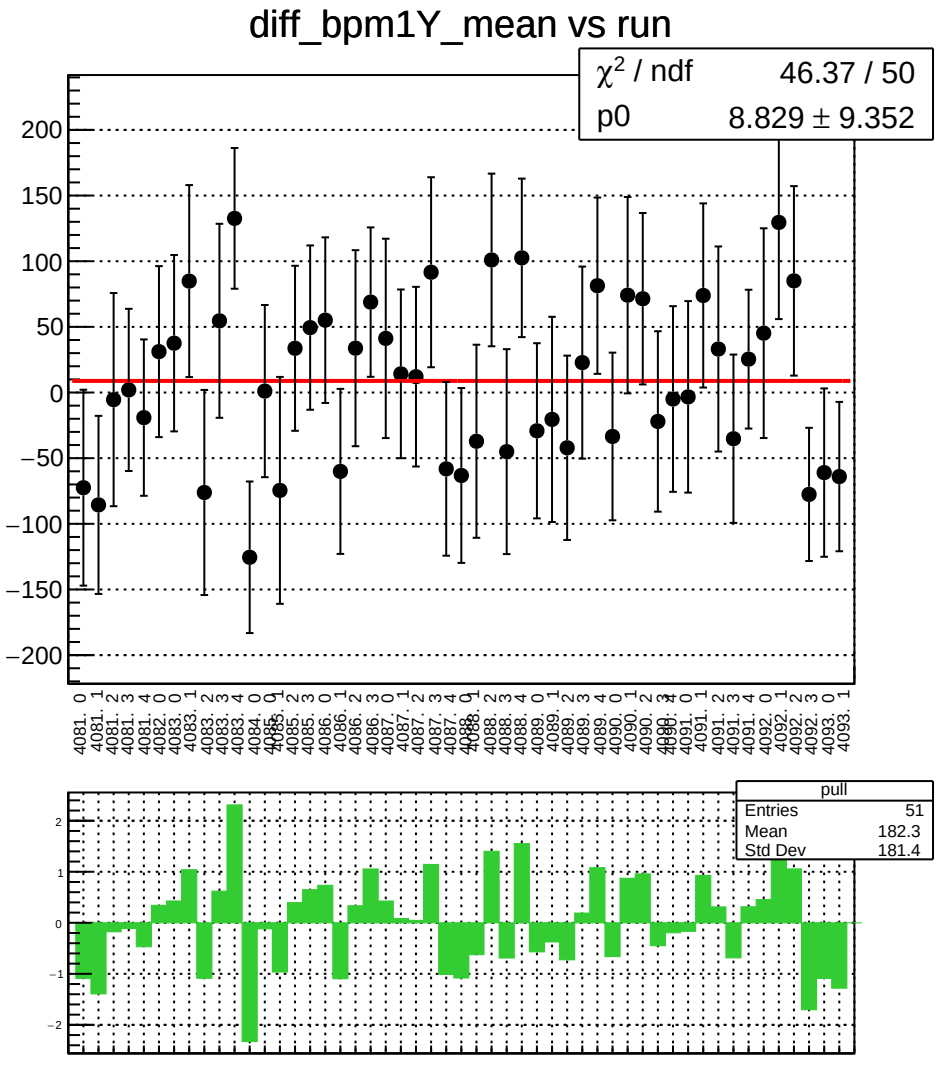
diff_bpm1Y_mean vs run
χ² / ndf 46.37 / 50
p0 8.829 ± 9.352
pull
Entries 51
Mean 182.3
Std Dev 181.4

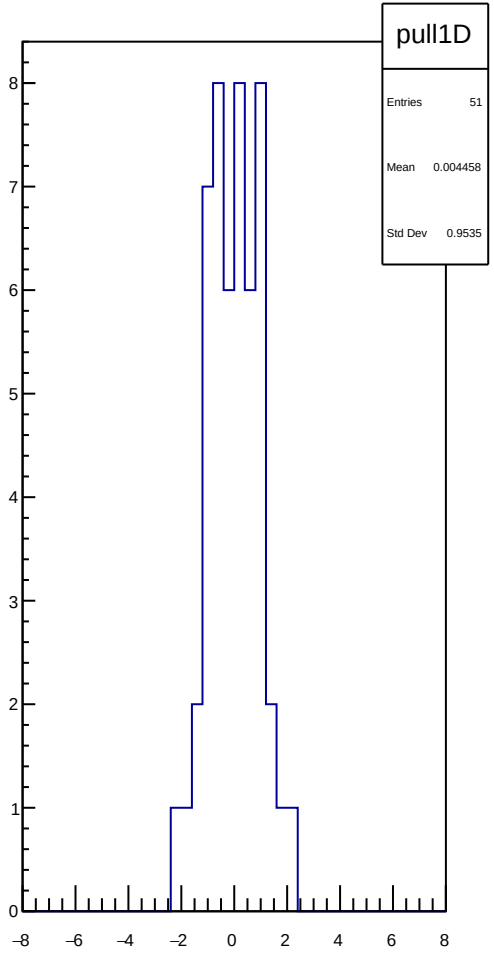
pull1D
Entries 51
Mean 0.004458
Std Dev 0.9535

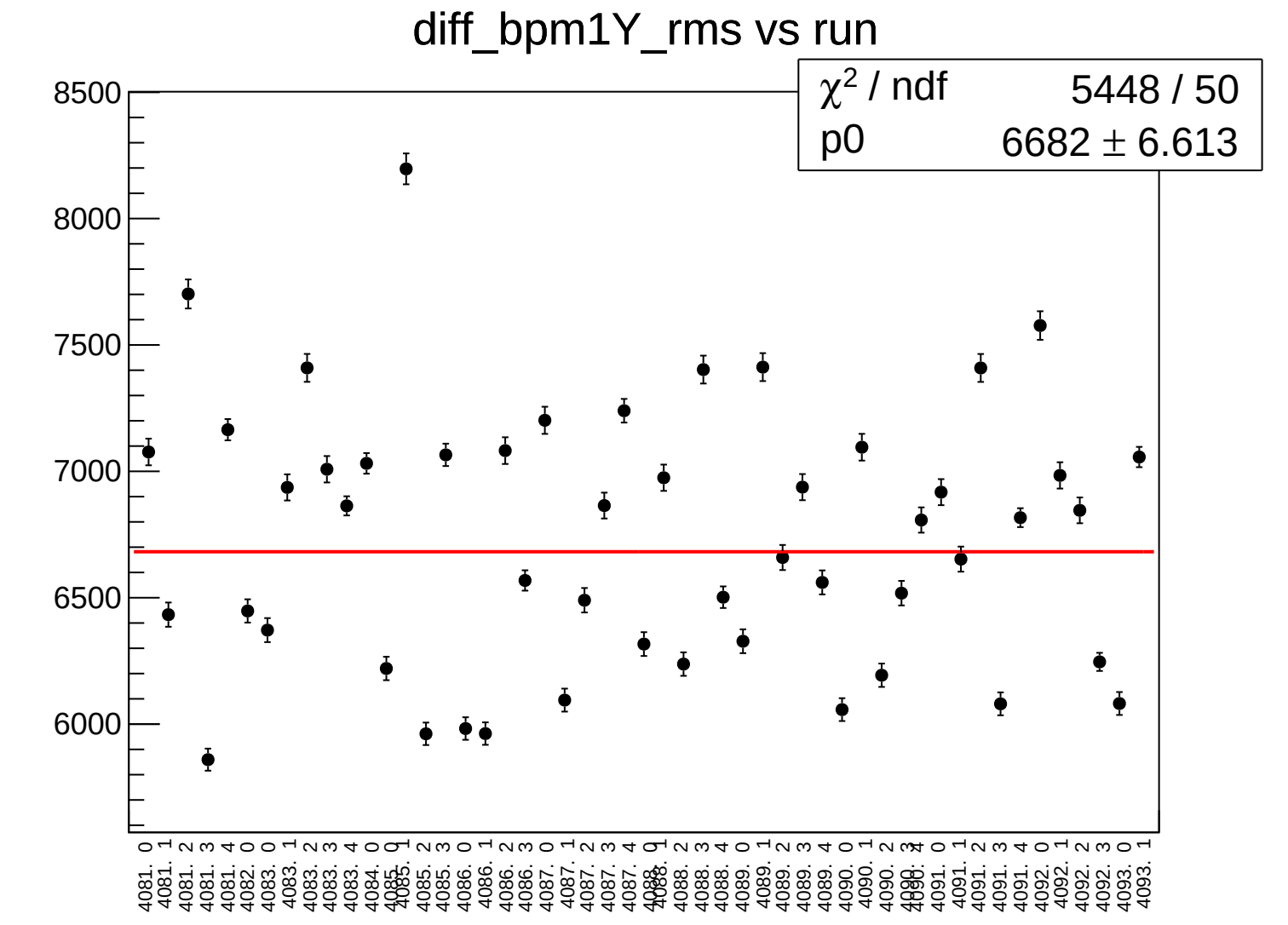
diff_bpm1Y_rms vs run
χ² / ndf 5448 / 50
p0 6682 ± 6.613
8500
8000
7500
7000
6500
6000
4081. 0
4081. 1
4081. 2
4081. 3
4081. 4
4082. 0
4083. 0
4083. 1
4083. 2
4083. 3
4083. 4
4084. 0
4085. 0
4085. 1
4085. 2
4085. 3
4086. 0
4086. 1
4086. 2
4086. 3
4087. 0
4087. 1
4087. 2
4087. 3
4087. 4
4088. 0
4088. 1
4088. 2
4088. 3
4088. 4
4089. 0
4089. 1
4089. 2
4089. 3
4089. 4
4090. 0
4090. 1
4090. 2
4090. 3
4090. 4
4091. 0
4091. 1
4091. 2
4091. 3
4091. 4
4092. 0
4092. 1
4092. 2
4092. 3
4093. 0
4093. 1

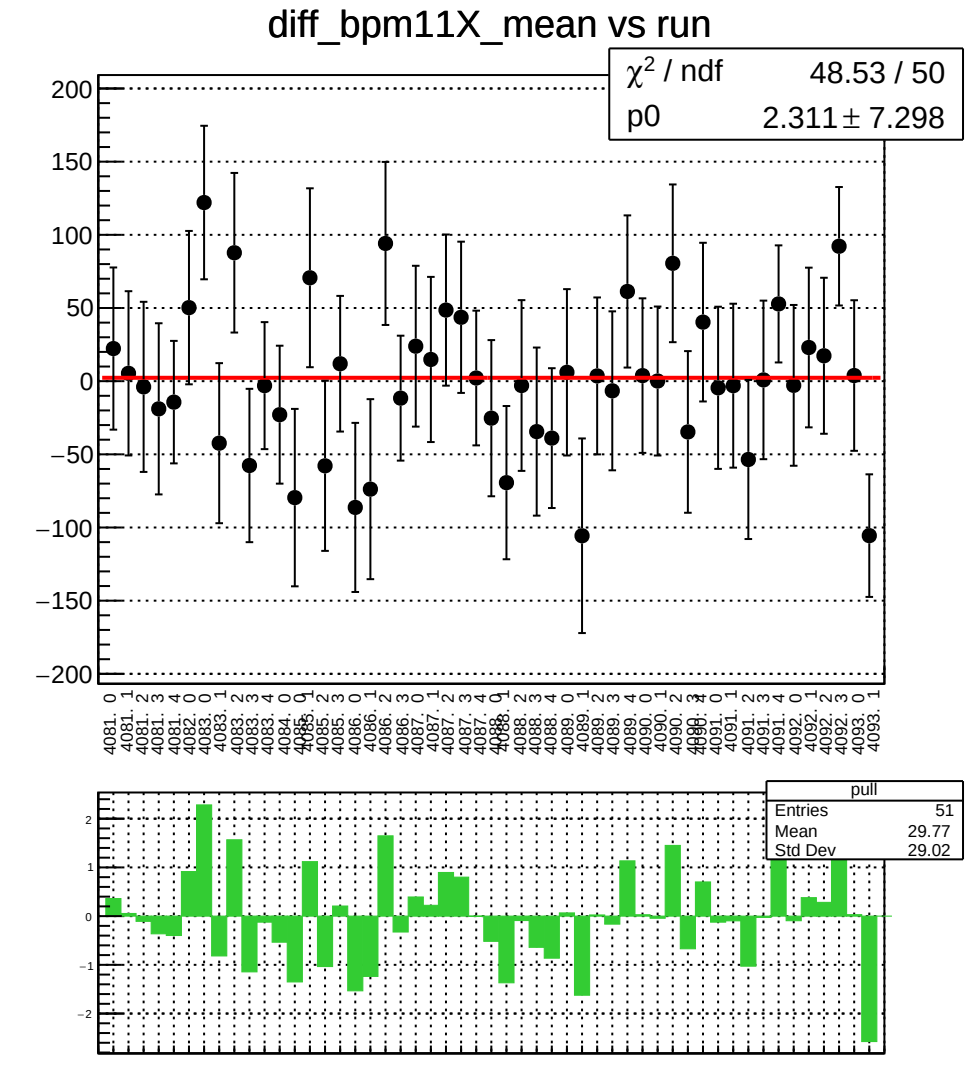
diff_bpm11X_mean vs run
χ² / ndf 48.53 / 50
p0 2.311 ± 7.298
pull
Entries 51
Mean 29.77
Std Dev 29.02

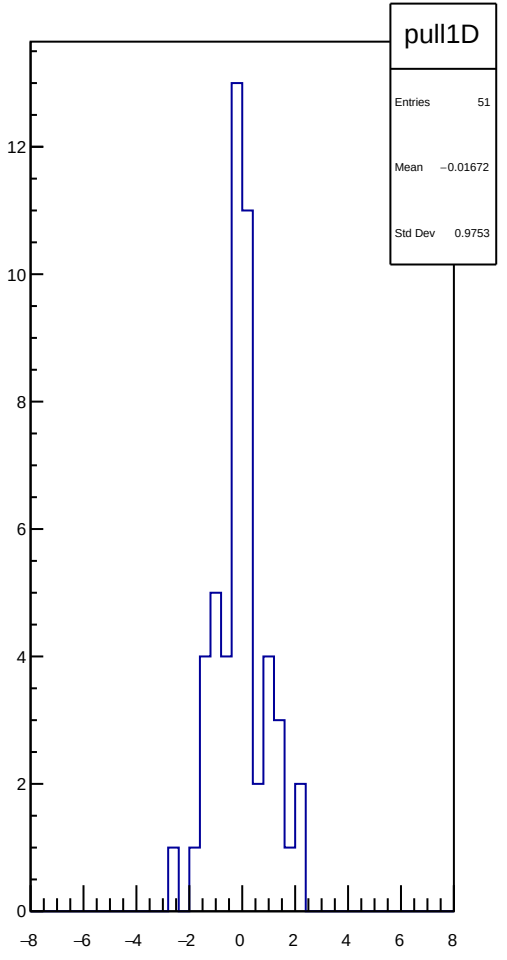
pull1D
Entries 51
Mean −0.01672
Std Dev 0.9753

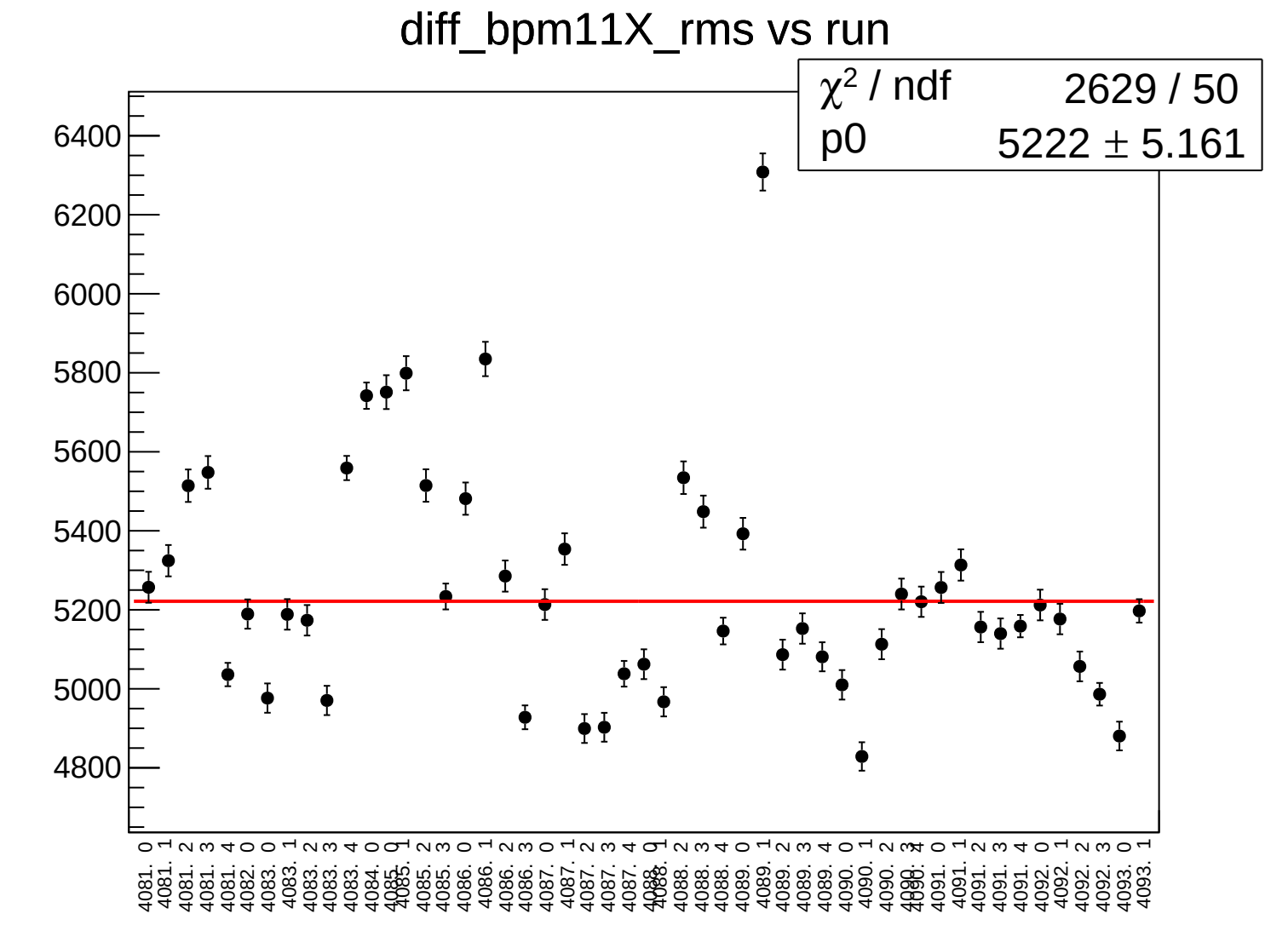
diff_bpm11X_rms vs run
χ² / ndf 2629 / 50
p0 5222 ± 5.161
6400
6200
6000
5800
5600
5400
5200
5000
4800
4081. 0
4081. 1
4081. 2
4081. 3
4081. 4
4082. 0
4083. 0
4083. 1
4083. 2
4083. 3
4083. 4
4084. 0
4085. 0
4085. 1
4085. 2
4085. 3
4086. 0
4086. 1
4086. 2
4086. 3
4087. 0
4087. 1
4087. 2
4087. 3
4087. 4
4088. 0
4088. 1
4088. 2
4088. 3
4088. 4
4089. 0
4089. 1
4089. 2
4089. 3
4089. 4
4090. 0
4090. 1
4090. 2
4090. 3
4090. 4
4091. 0
4091. 1
4091. 2
4091. 3
4091. 4
4092. 0
4092. 1
4092. 2
4092. 3
4093. 0
4093. 1

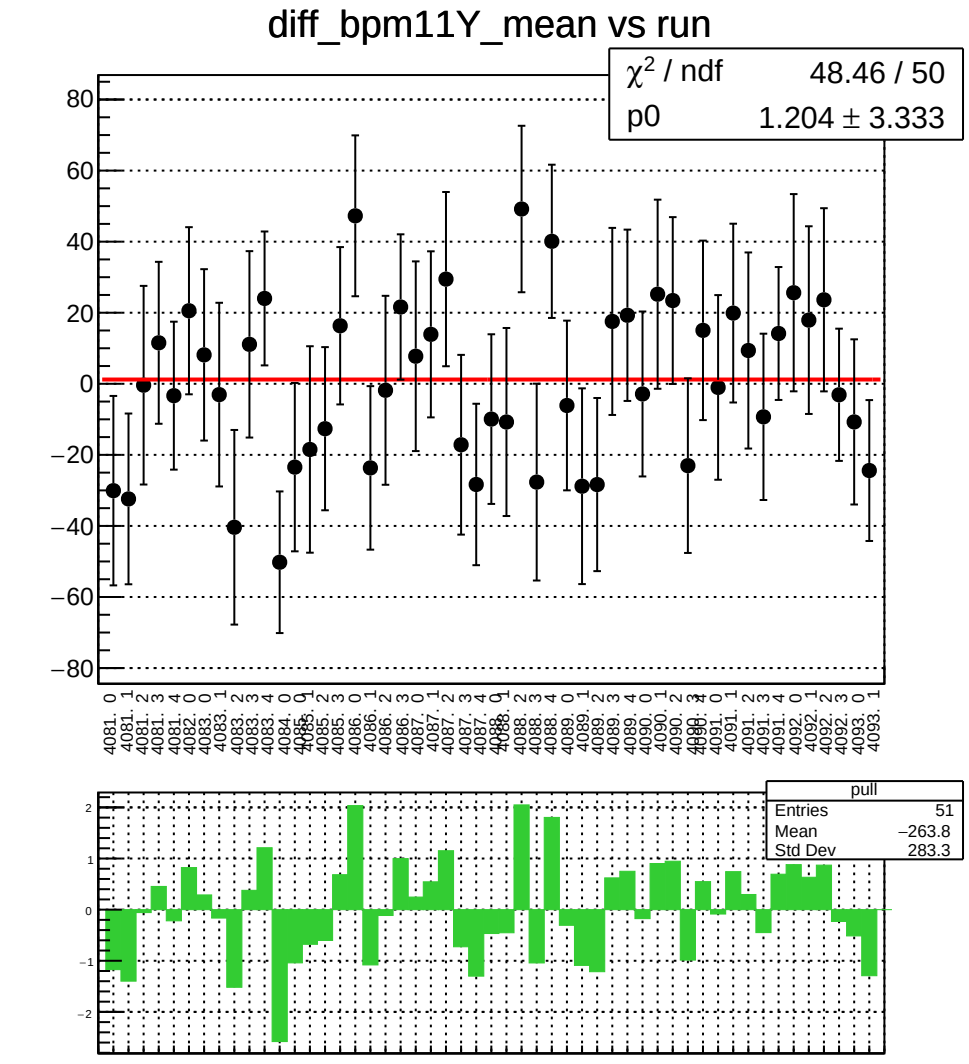
diff_bpm11Y_mean vs run
χ² / ndf 48.46 / 50
p0 1.204 ± 3.333
pull
Entries 51
Mean −263.8
Std Dev 283.3

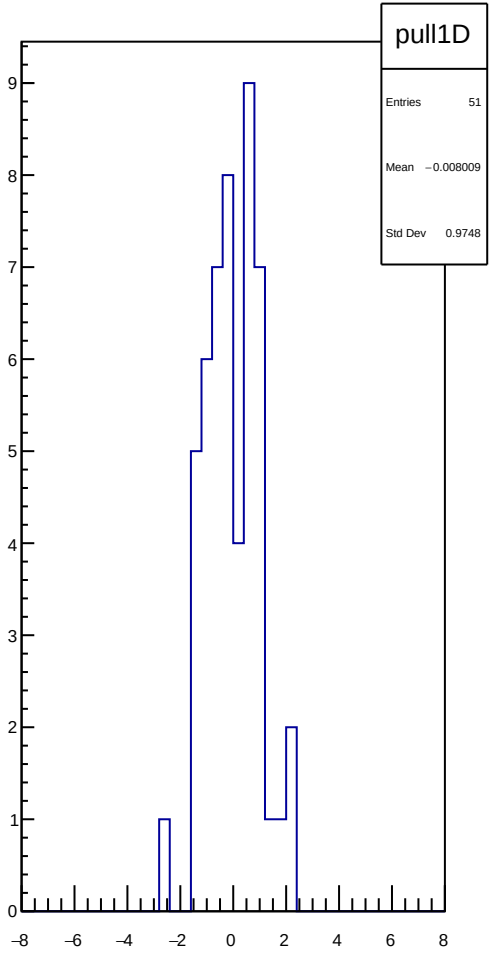
pull1D
Entries 51
Mean −0.008009
Std Dev 0.9748

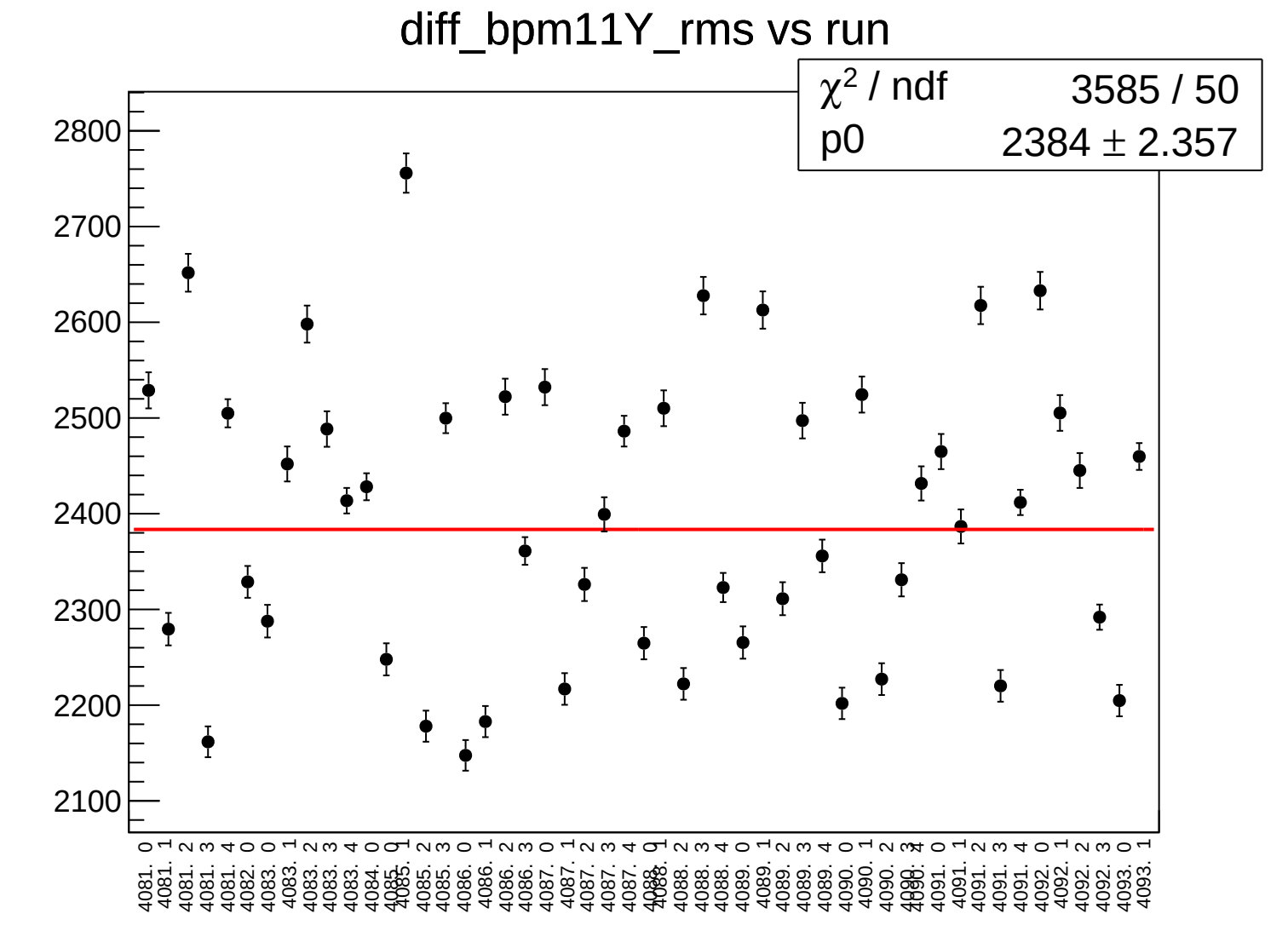
diff_bpm11Y_rms vs run
χ² / ndf 3585 / 50
p0 2384 ± 2.357
2800
2700
2600
2500
2400
2300
2200
2100
4081. 0
4081. 1
4081. 2
4081. 3
4081. 4
4082. 0
4083. 0
4083. 1
4083. 2
4083. 3
4083. 4
4084. 0
4085. 2
4085. 3
4086. 0
4086. 1
4086. 2
4086. 3
4087. 0
4087. 1
4087. 2
4087. 3
4087. 4
4088. 2
4088. 3
4088. 4
4089. 0
4089. 1
4089. 2
4089. 3
4089. 4
4090. 0
4090. 1
4090. 2
4091. 0
4091. 1
4091. 2
4091. 3
4091. 4
4092. 0
4092. 1
4092. 2
4092. 3
4093. 0
4093. 1

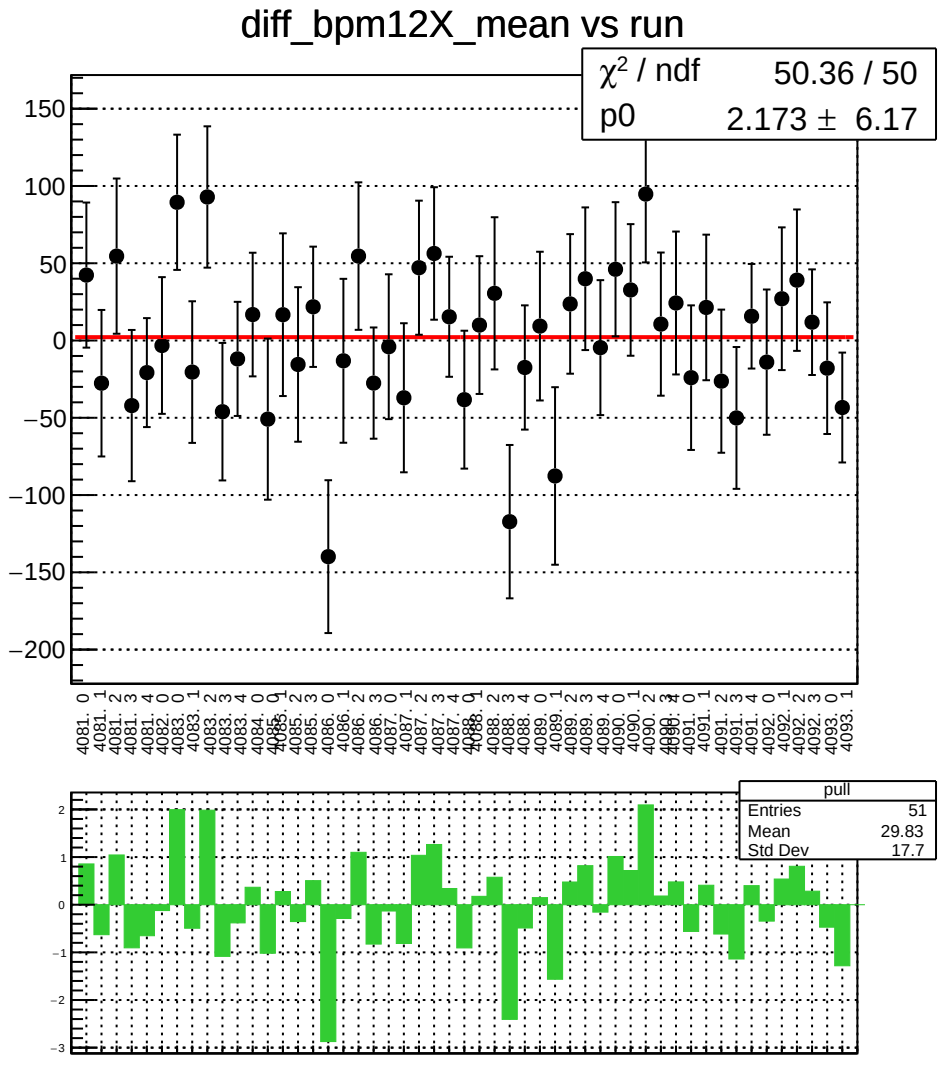
diff_bpm12X_mean vs run
χ² / ndf 50.36 / 50
p0 2.173 ± 6.17
150
100
50
0
−50
−100
−150
−200
4081. 0
4081. 1
4081. 2
4081. 3
4081. 4
4082. 0
4083. 0
4083. 1
4083. 2
4083. 3
4083. 4
4084. 0
4085. 0
4085. 1
4085. 2
4085. 3
4086. 0
4086. 1
4086. 2
4086. 3
4087. 0
4087. 1
4087. 2
4087. 3
4087. 4
4088. 0
4088. 1
4088. 2
4088. 3
4088. 4
4089. 0
4089. 1
4089. 2
4089. 3
4089. 4
4090. 0
4090. 1
4090. 2
4090. 3
4090. 4
4091. 0
4091. 1
4091. 2
4091. 3
4091. 4
4092. 0
4092. 1
4092. 2
4092. 3
4093. 0
4093. 1
pull
Entries 51
Mean 29.83
Std Dev 17.7
2
1
0
−1
−2
−3
pull1D
Entries 51
Mean −0.01212
Std Dev 0.9937
8
7
6
5
4
3
2
1
0
−8
−6
−4
−2
0
2
4
6
8

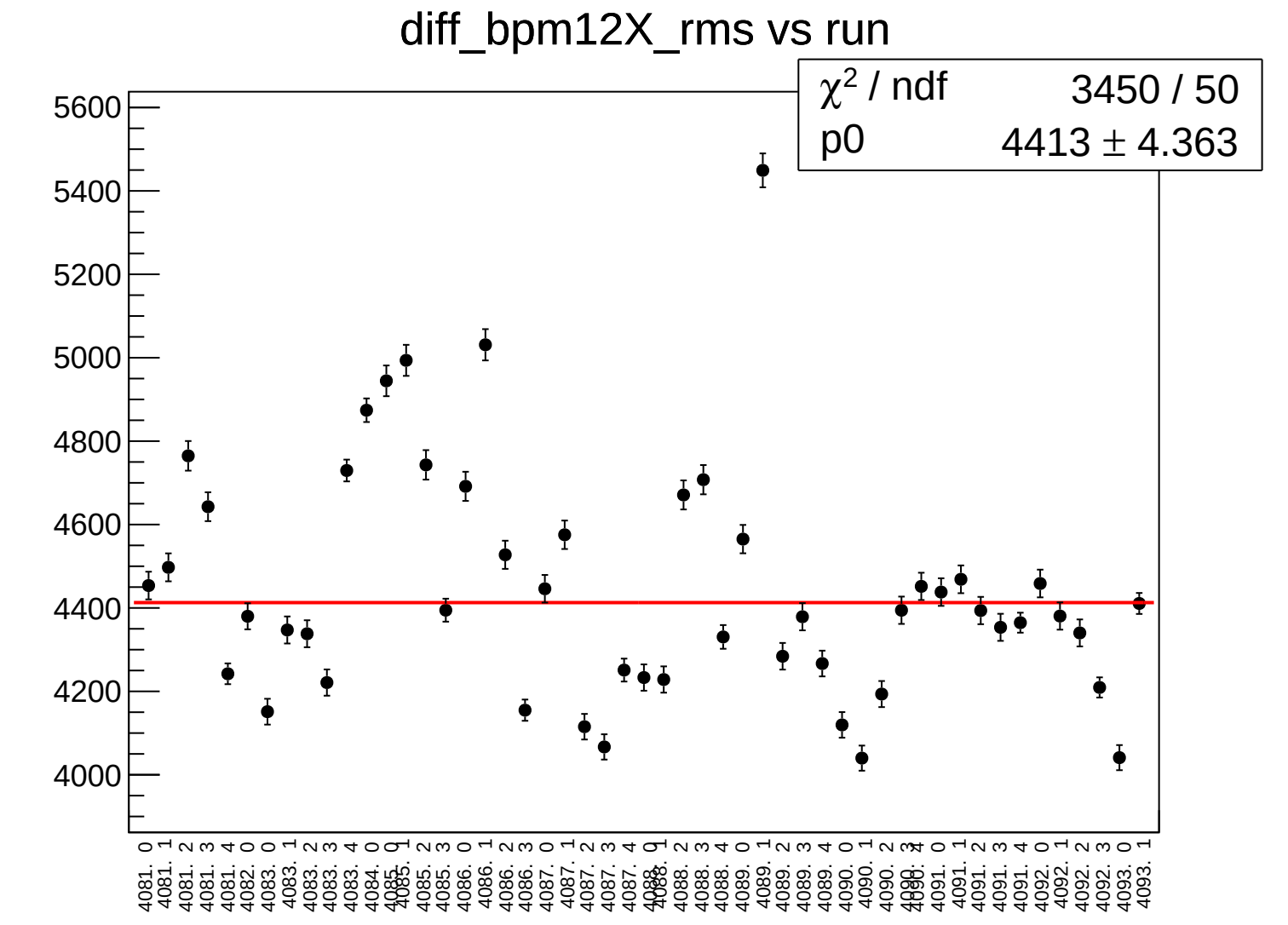
diff_bpm12X_rms vs run
χ^2 / ndf 3450 / 50
p0 4413 ± 4.363
5600
5400
5200
5000
4800
4600
4400
4200
4000
4081. 0
4081. 1
4081. 2
4081. 3
4081. 4
4082. 0
4083. 0
4083. 1
4083. 2
4083. 3
4083. 4
4084. 0
4085. 0
4085. 1
4085. 2
4085. 3
4086. 0
4086. 1
4086. 2
4086. 3
4087. 0
4087. 1
4087. 2
4087. 3
4087. 4
4088. 0
4088. 1
4088. 2
4088. 3
4088. 4
4089. 0
4089. 1
4089. 2
4089. 3
4089. 4
4090. 0
4090. 1
4090. 2
4091. 0
4091. 1
4091. 2
4091. 3
4091. 4
4092. 0
4092. 1
4092. 2
4092. 3
4093. 0
4093. 1

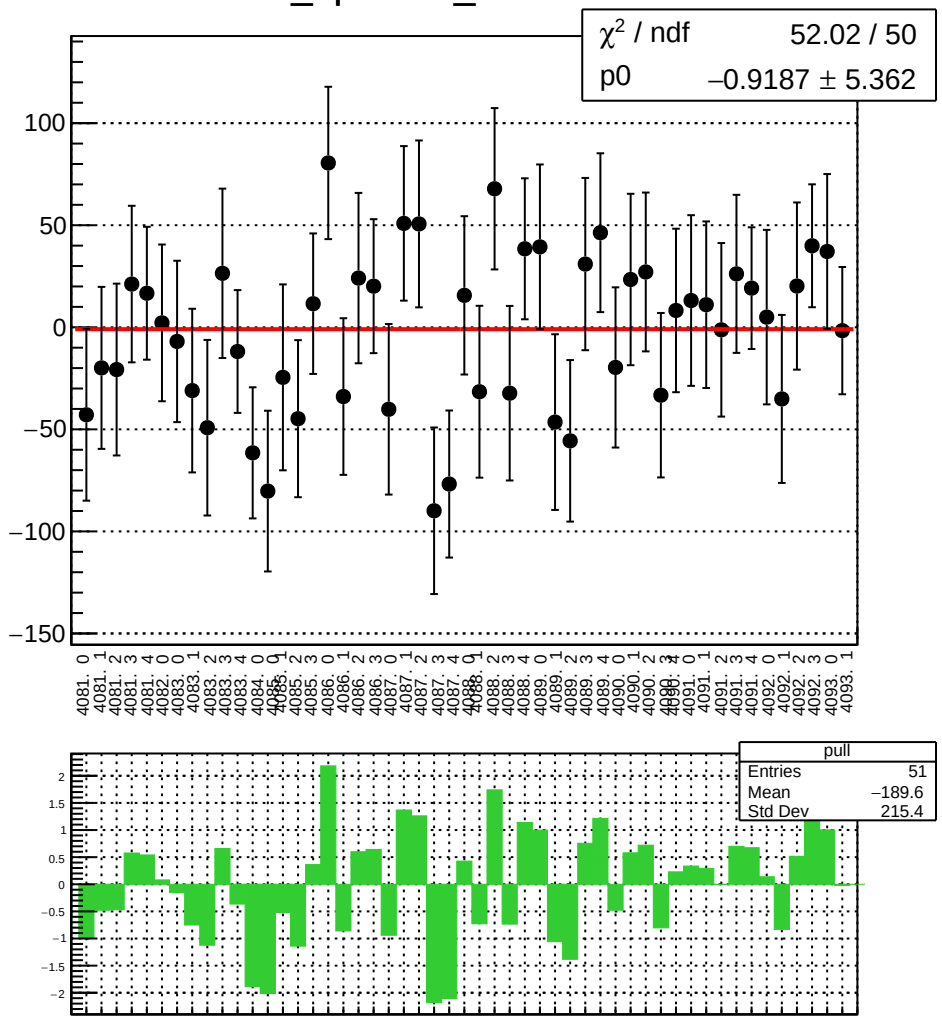
diff_bpm12Y_mean vs run
χ² / ndf 52.02 / 50
p0 −0.9187 ± 5.362
pull
Entries 51
Mean −189.6
Std Dev 215.4

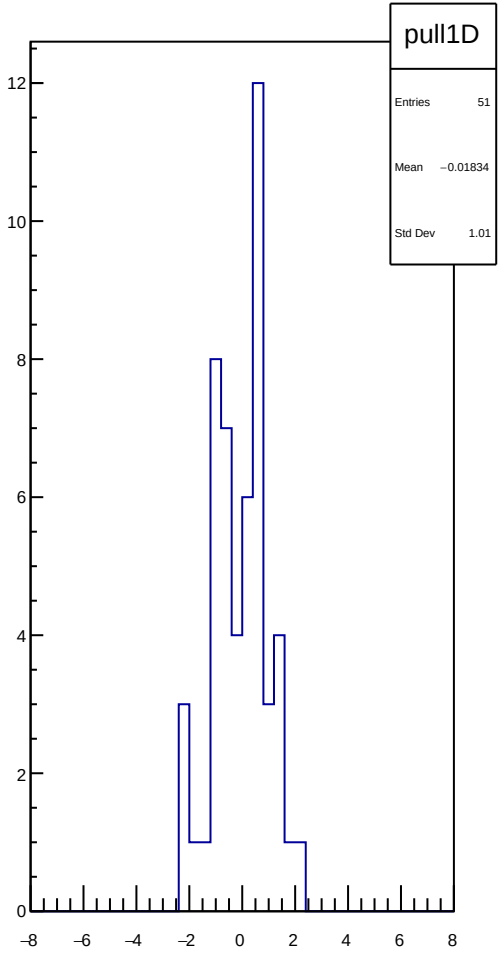
pull1D
Entries 51
Mean −0.01834
Std Dev 1.01

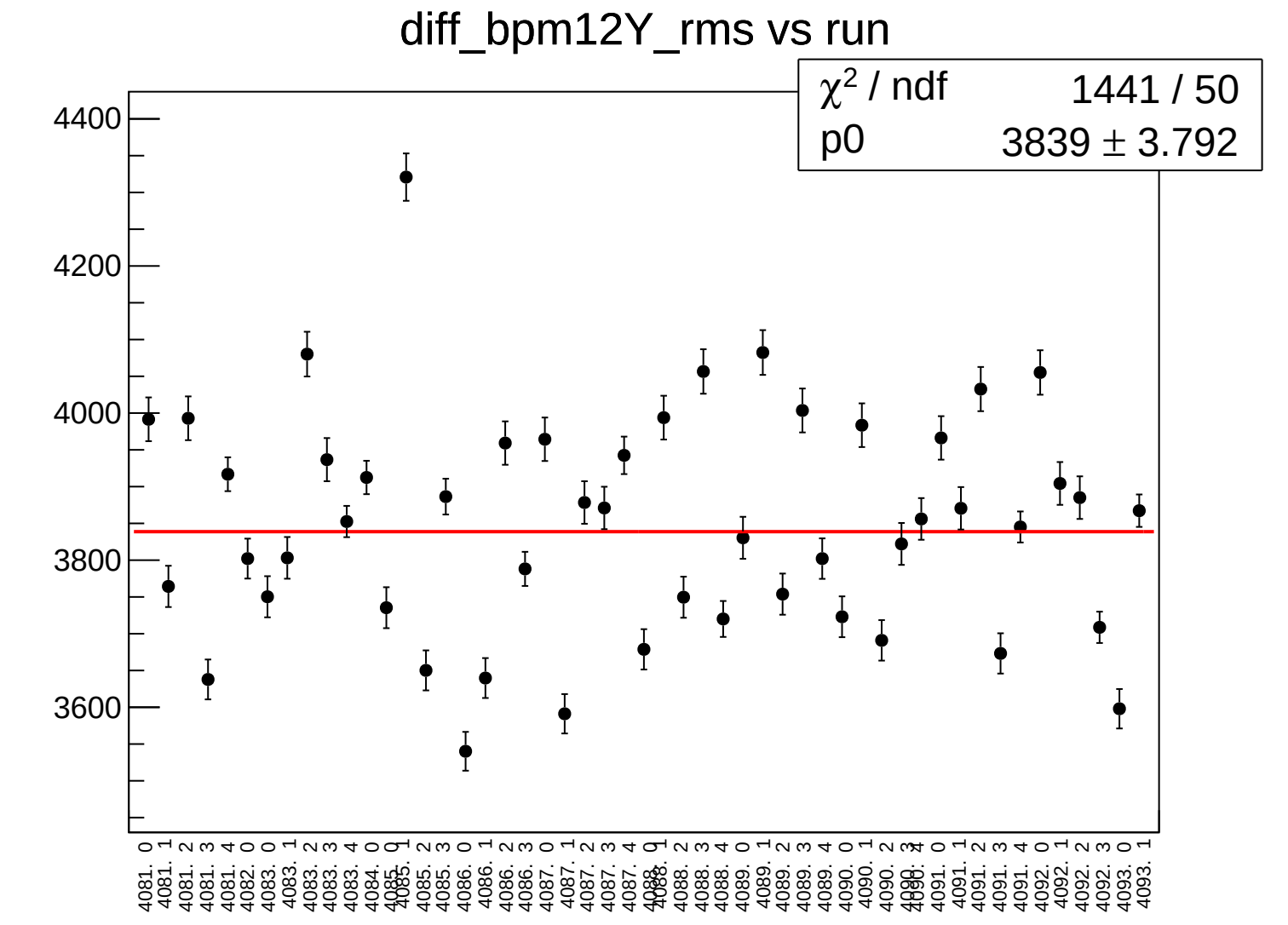
diff_bpm12Y_rms vs run
χ² / ndf 1441 / 50
p0 3839 ± 3.792
4400
4200
4000
3800
3600
4081. 0
4081. 1
4081. 2
4081. 3
4081. 4
4082. 0
4083. 0
4083. 1
4083. 2
4083. 3
4083. 4
4084. 0
4085. 0
4085. 1
4085. 2
4085. 3
4086. 0
4086. 1
4086. 2
4086. 3
4087. 0
4087. 1
4087. 2
4087. 3
4087. 4
4088. 0
4088. 1
4088. 2
4088. 3
4088. 4
4089. 0
4089. 1
4089. 2
4089. 3
4089. 4
4090. 0
4090. 1
4090. 2
4090. 3
4090. 4
4091. 0
4091. 1
4091. 2
4091. 3
4091. 4
4092. 0
4092. 1
4092. 2
4092. 3
4093. 0
4093. 1

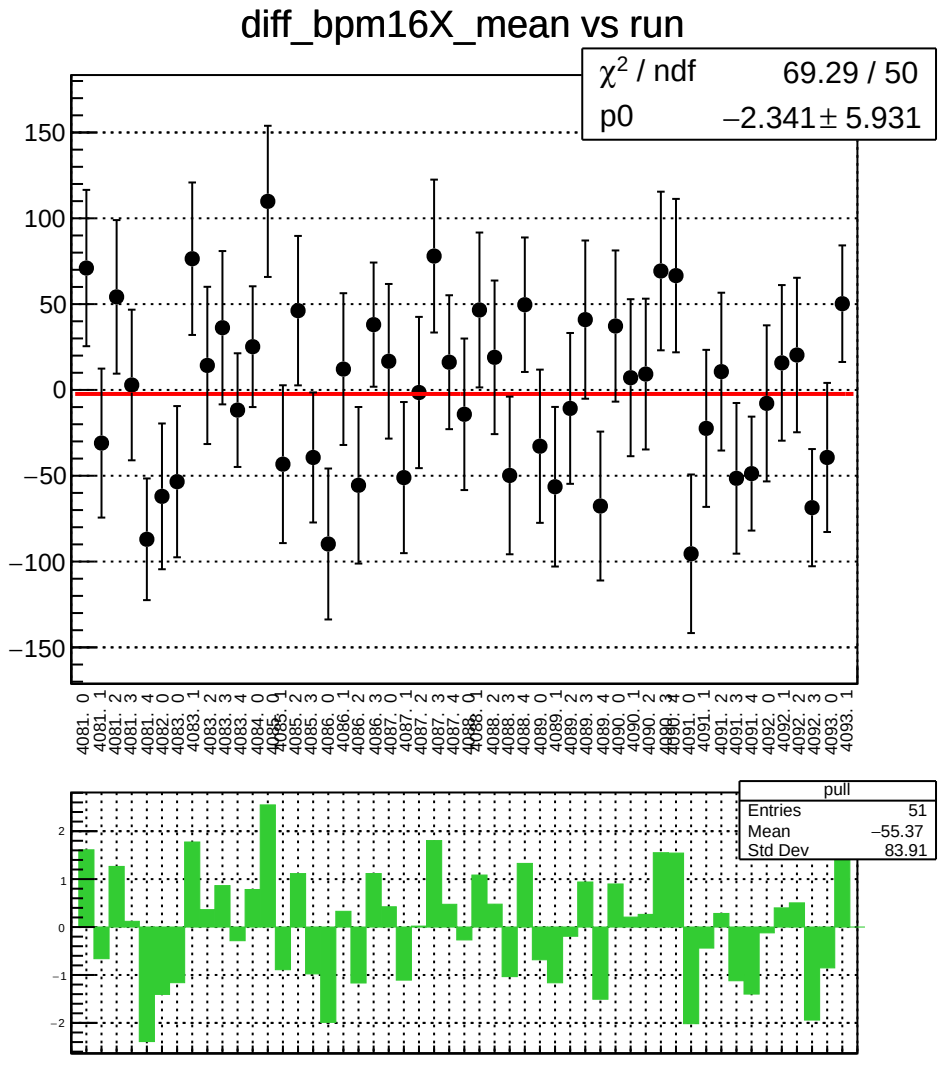
diff_bpm16X_mean vs run
χ^2 / ndf 69.29 / 50
p0 −2.341 ± 5.931
pull
Entries 51
Mean −55.37
Std Dev 83.91

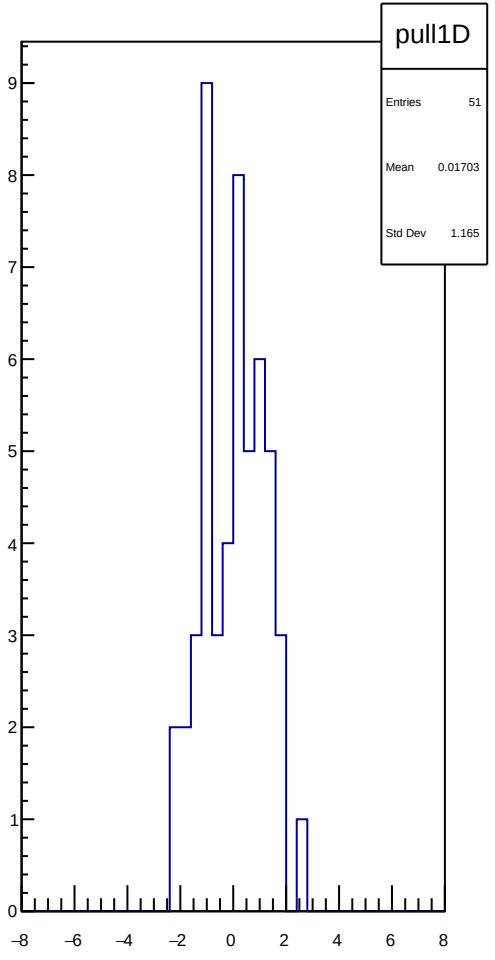
pull1D
Entries 51
Mean 0.01703
Std Dev 1.165

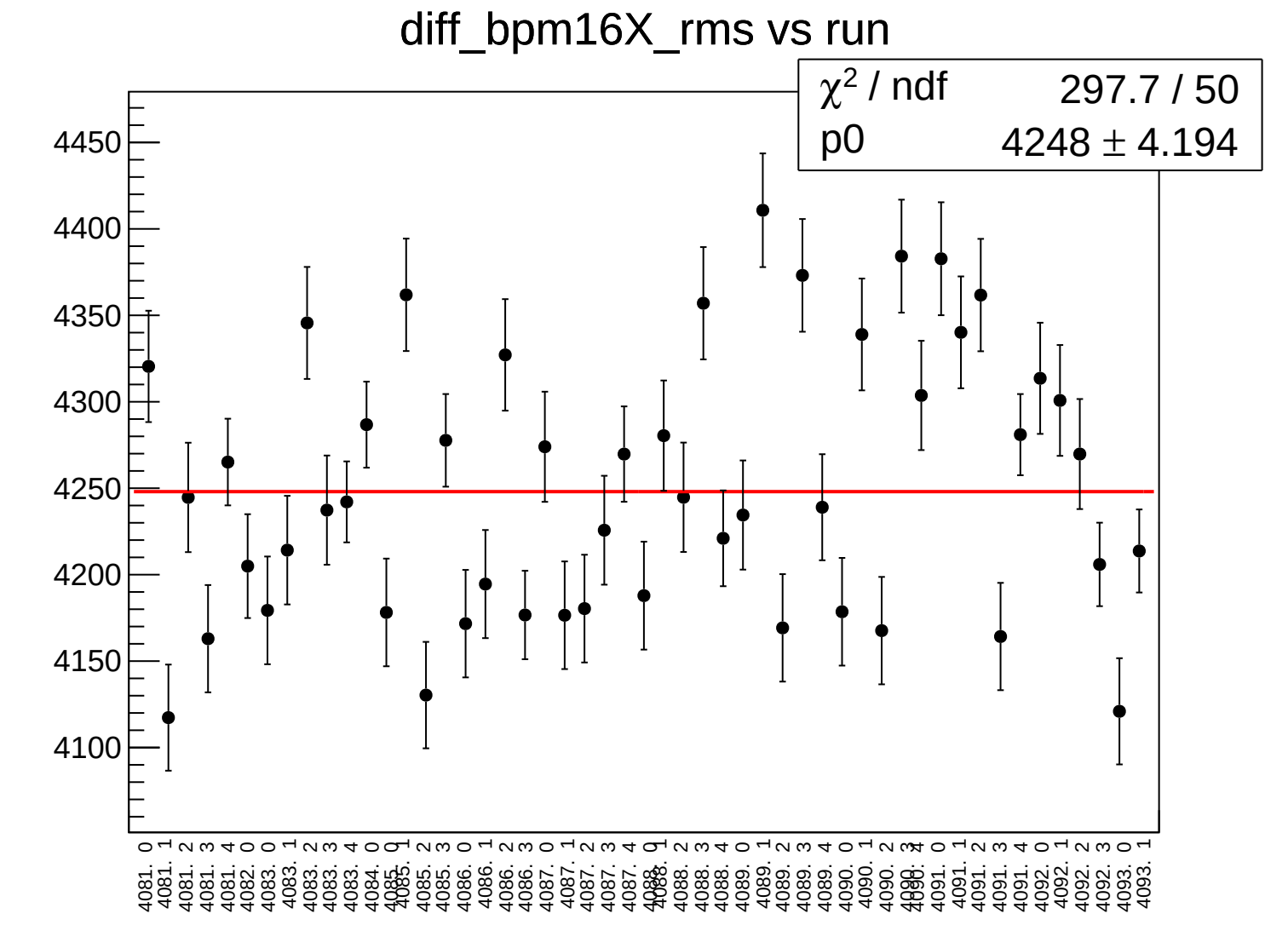
diff_bpm16X_rms vs run
χ² / ndf 297.7 / 50
p0 4248 ± 4.194
4450
4400
4350
4300
4250
4200
4150
4100
4081. 0
4081. 1
4081. 2
4081. 3
4081. 4
4082. 0
4083. 0
4083. 1
4083. 2
4083. 3
4083. 4
4084. 0
4085. 0
4085. 1
4085. 2
4085. 3
4086. 0
4086. 1
4086. 2
4086. 3
4087. 0
4087. 1
4087. 2
4087. 3
4087. 4
4088. 1
4088. 2
4088. 3
4088. 4
4089. 0
4089. 1
4089. 2
4089. 3
4089. 4
4090. 0
4090. 1
4090. 2
4091. 0
4091. 1
4091. 2
4091. 3
4091. 4
4092. 0
4092. 1
4092. 2
4092. 3
4093. 0
4093. 1

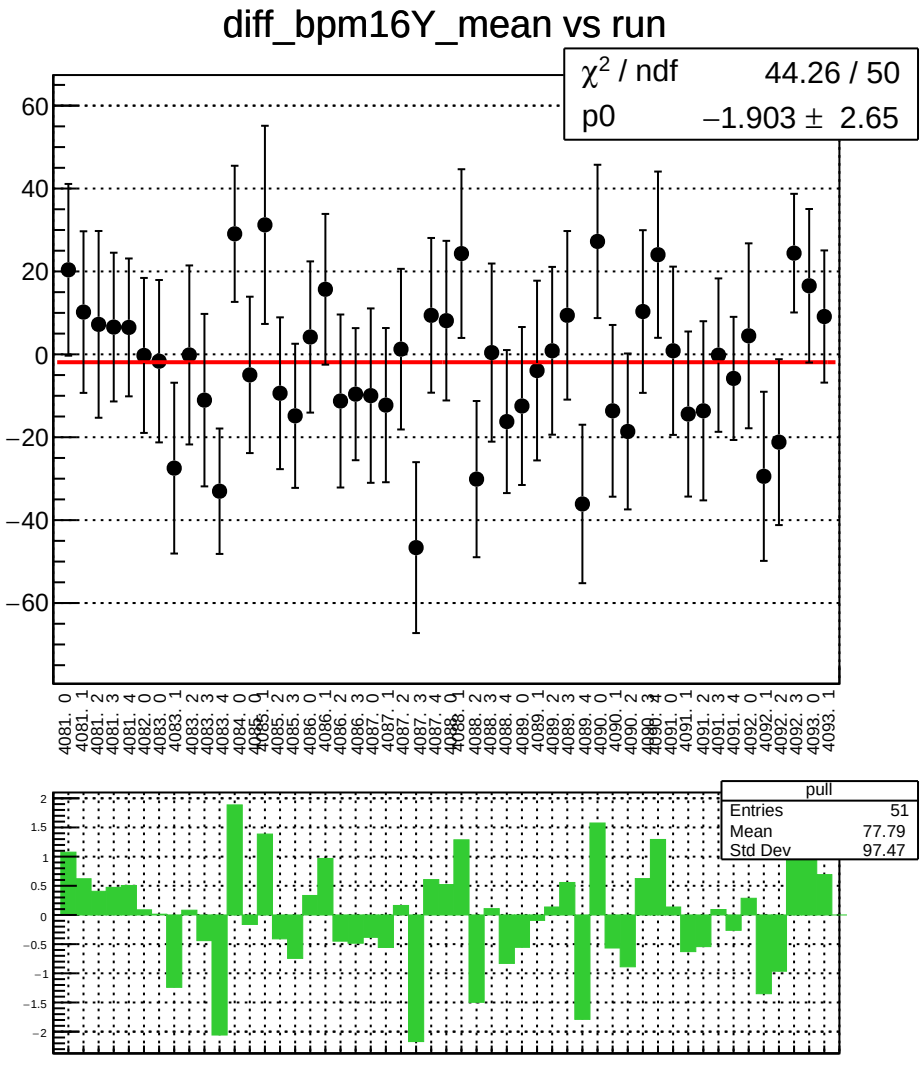
diff_bpm16Y_mean vs run
χ² / ndf 44.26 / 50
p0 −1.903 ± 2.65
pull
Entries 51
Mean 77.79
Std Dev 97.47

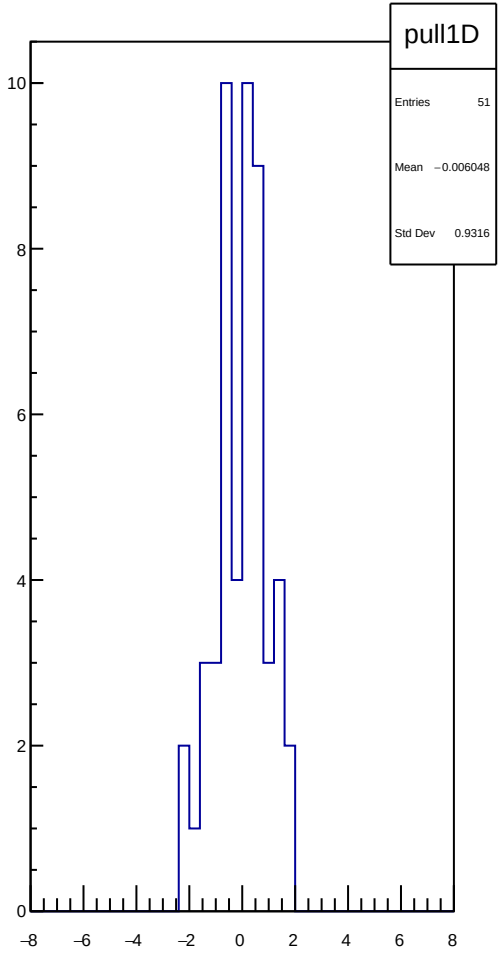
pull1D
Entries 51
Mean −0.006048
Std Dev 0.9316

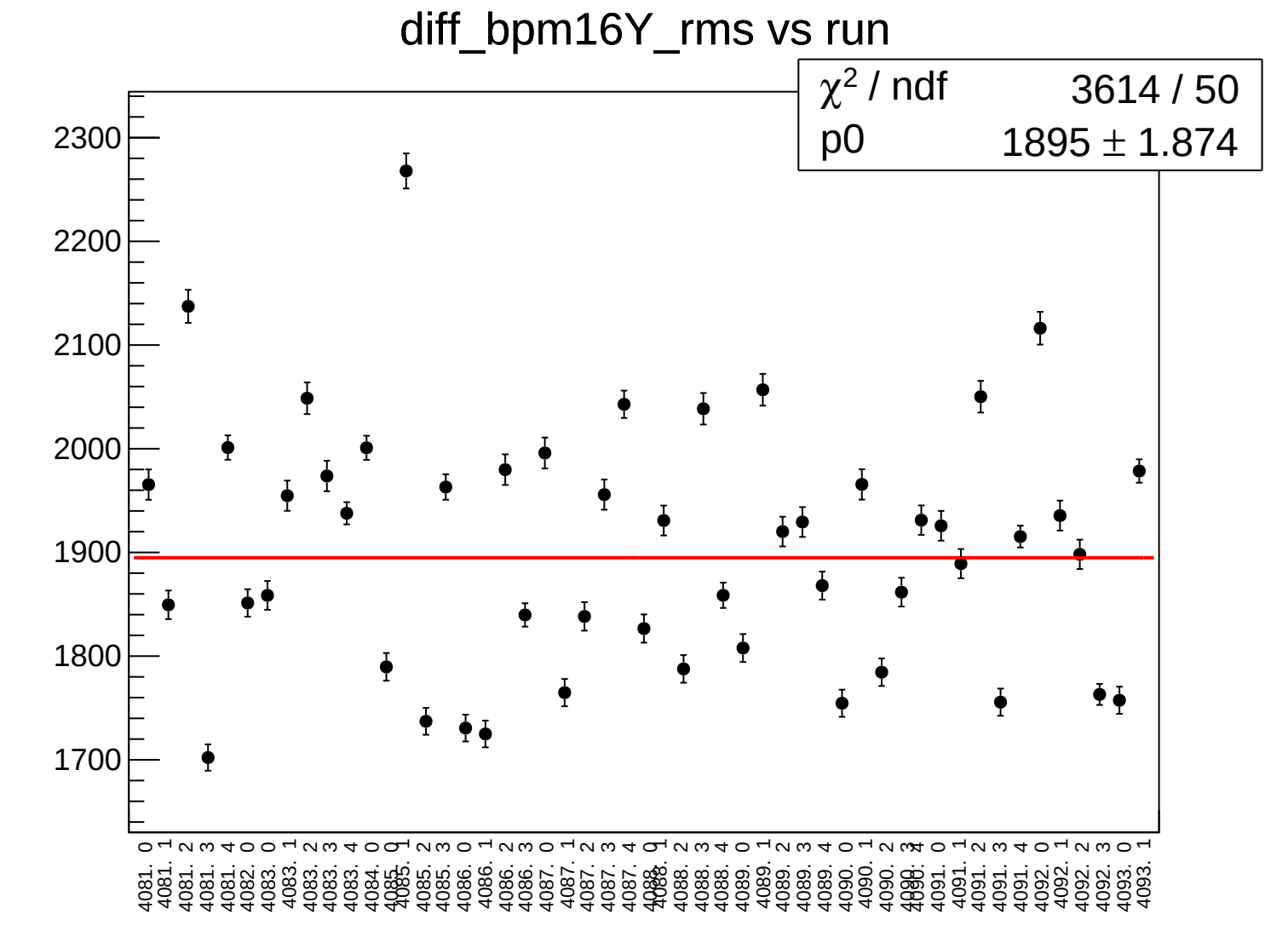
diff_bpm16Y_rms vs run
χ² / ndf 3614 / 50
p0 1895 ± 1.874
2300
2200
2100
2000
1900
1800
1700
4081. 0
4081. 1
4081. 2
4081. 3
4081. 4
4082. 0
4083. 0
4083. 1
4083. 2
4083. 3
4083. 4
4084. 0
4085. 0
4085. 1
4085. 2
4085. 3
4086. 0
4086. 1
4086. 2
4086. 3
4087. 0
4087. 1
4087. 2
4087. 3
4087. 4
4088. 1
4088. 2
4088. 3
4088. 4
4089. 0
4089. 1
4089. 2
4089. 3
4089. 4
4090. 0
4090. 1
4090. 2
4091. 0
4091. 1
4091. 2
4091. 3
4091. 4
4092. 0
4092. 1
4092. 2
4092. 3
4093. 0
4093. 1

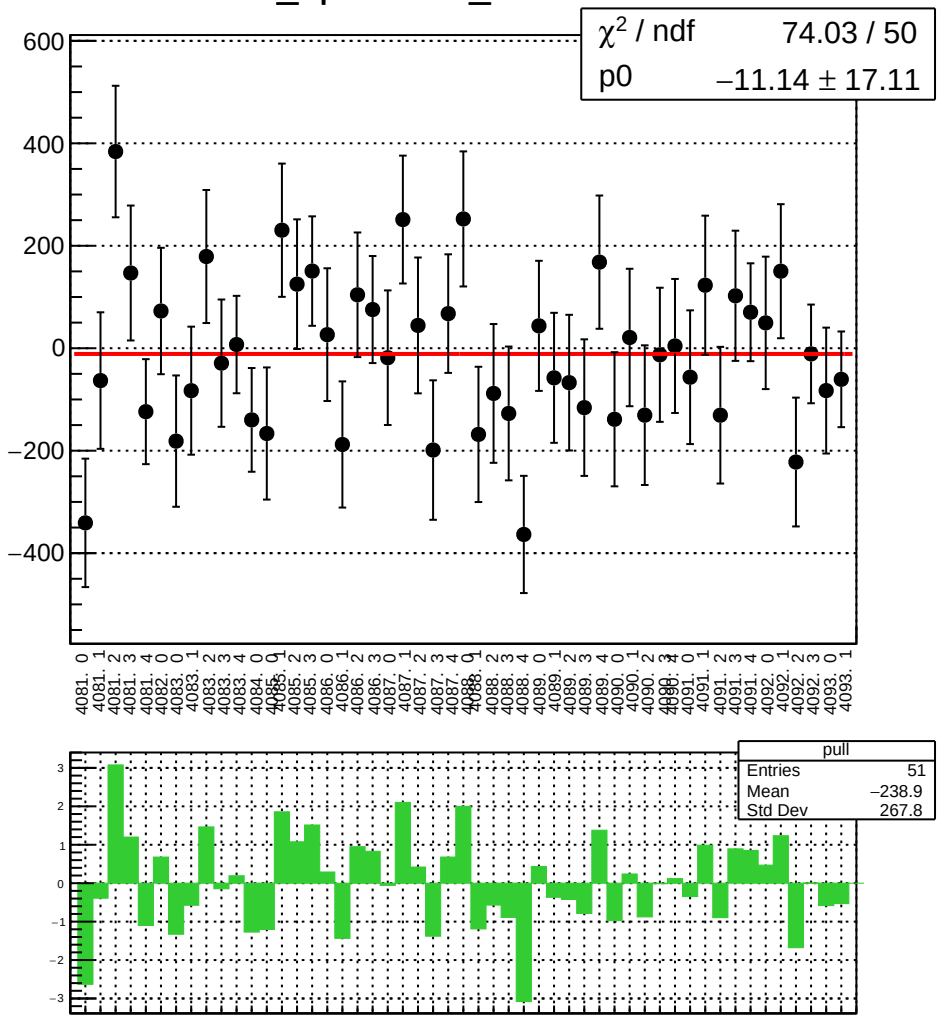
diff_bpm0l01X_mean vs run
χ^2 / ndf 74.03 / 50
p0 −11.14 ± 17.11
pull
Entries 51
Mean −238.9
Std Dev 267.8

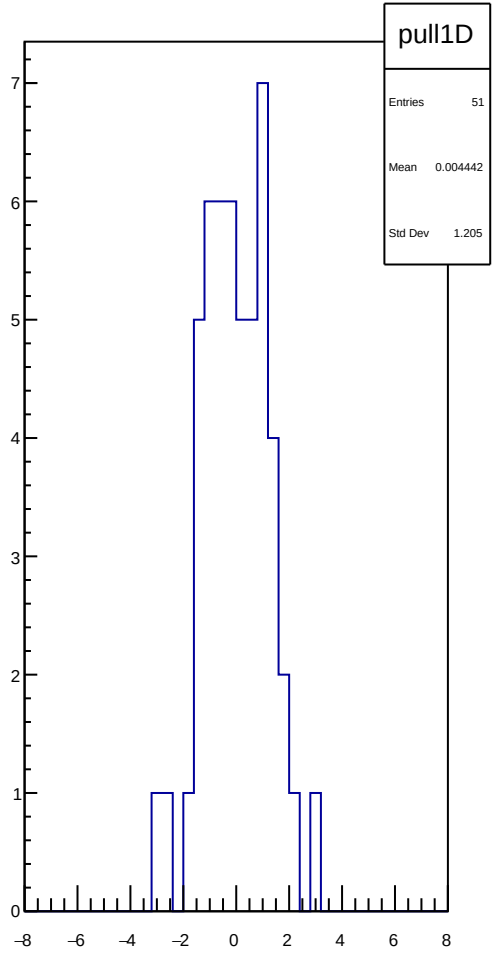
pull1D
Entries 51
Mean 0.004442
Std Dev 1.205

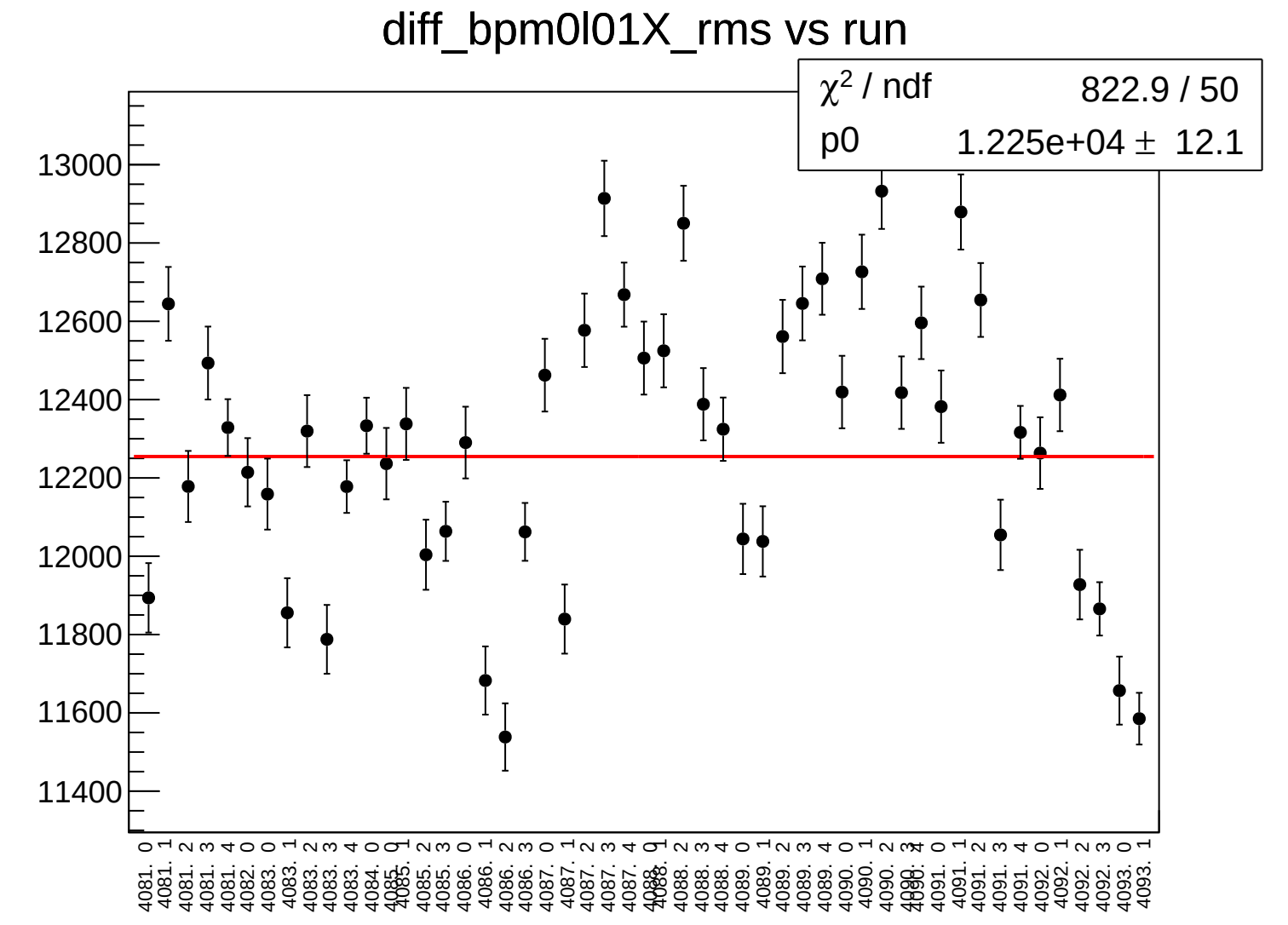
diff_bpm0l01X_rms vs run
χ² / ndf 822.9 / 50
p0 1.225e+04 ± 12.1
13000
12800
12600
12400
12200
12000
11800
11600
11400
4081. 0
4081. 1
4081. 2
4081. 3
4081. 4
4082. 0
4083. 0
4083. 1
4083. 2
4083. 3
4083. 4
4084. 0
4085. 0
4085. 1
4085. 2
4085. 3
4086. 0
4086. 1
4086. 2
4086. 3
4087. 0
4087. 1
4087. 2
4087. 3
4087. 4
4088. 1
4088. 2
4088. 3
4088. 4
4089. 0
4089. 1
4089. 2
4089. 3
4089. 4
4090. 0
4090. 1
4090. 2
4091. 0
4091. 1
4091. 2
4091. 3
4091. 4
4092. 0
4092. 1
4092. 2
4092. 3
4093. 0
4093. 1

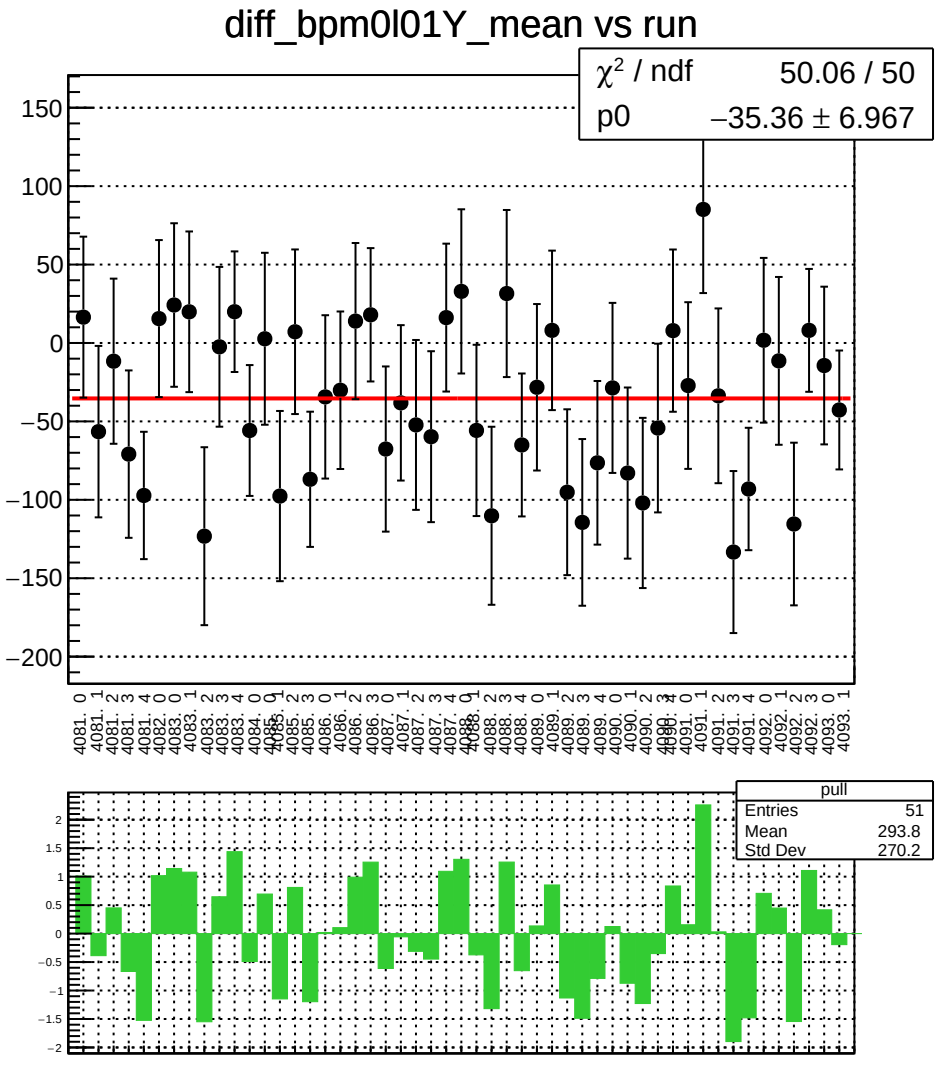
diff_bpm0l01Y_mean vs run
χ² / ndf 50.06 / 50
p0 −35.36 ± 6.967
pull
Entries 51
Mean 293.8
Std Dev 270.2

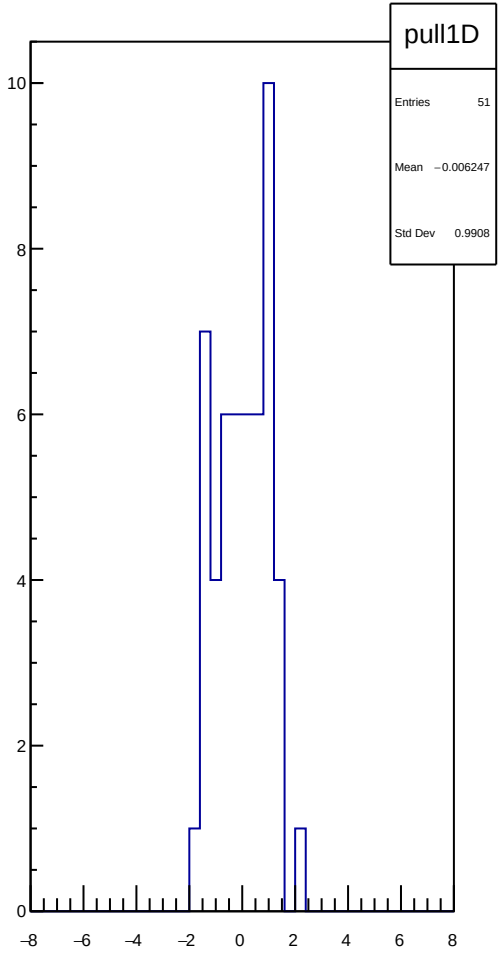
pull1D
Entries 51
Mean −0.006247
Std Dev 0.9908

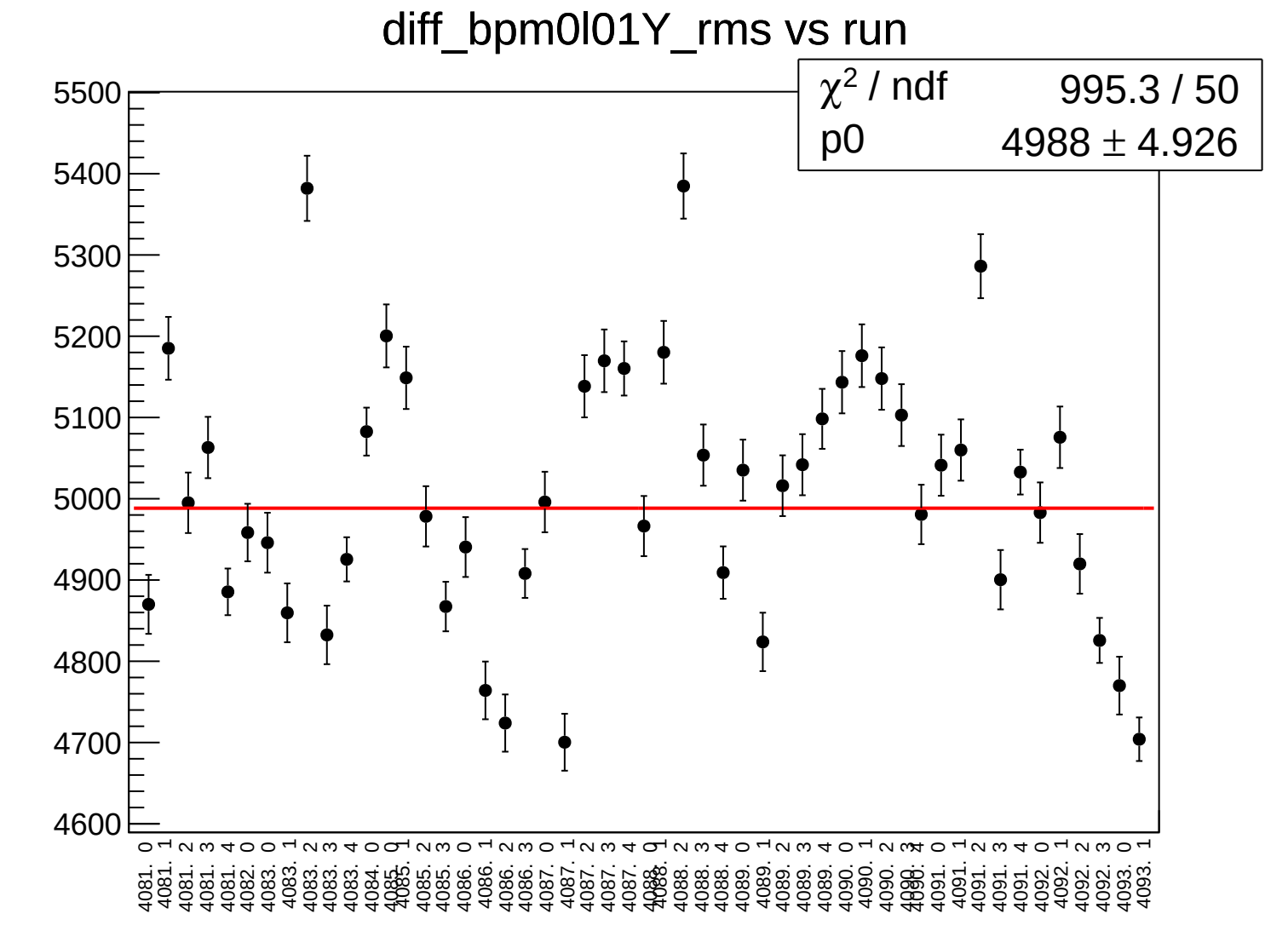
diff_bpm0l01Y_rms vs run
χ² / ndf 995.3 / 50
p0 4988 ± 4.926
5500
5400
5300
5200
5100
5000
4900
4800
4700
4600
4081. 0
4081. 1
4081. 2
4081. 3
4081. 4
4082. 0
4083. 0
4083. 1
4083. 2
4083. 3
4083. 4
4084. 0
4085. 0
4085. 1
4085. 2
4085. 3
4086. 0
4086. 1
4086. 2
4086. 3
4087. 0
4087. 1
4087. 2
4087. 3
4087. 4
4088. 0
4088. 1
4088. 2
4088. 3
4088. 4
4089. 0
4089. 1
4089. 2
4089. 3
4089. 4
4090. 0
4090. 1
4090. 2
4091. 0
4091. 1
4091. 2
4091. 3
4091. 4
4092. 0
4092. 1
4092. 2
4092. 3
4093. 0
4093. 1

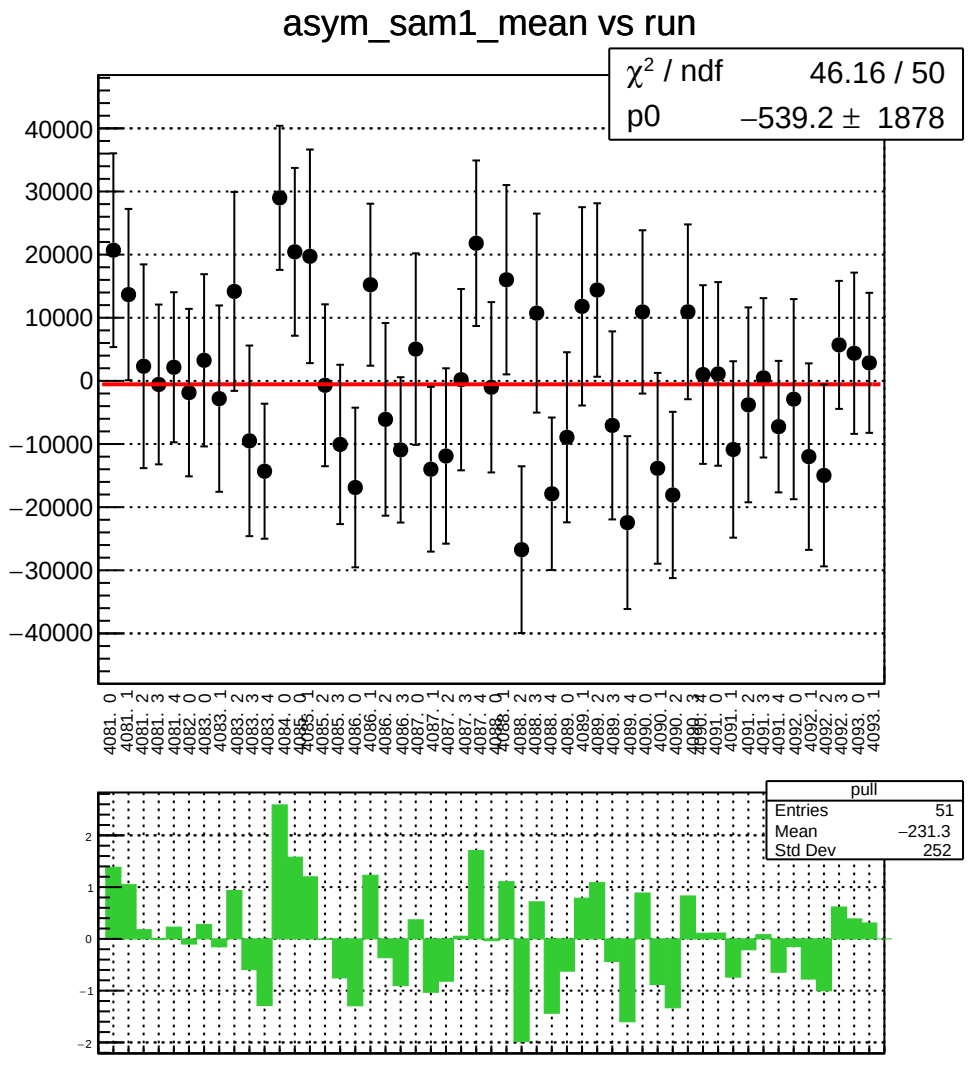
asym_sam1_mean vs run
χ² / ndf 46.16 / 50
p0 −539.2 ± 1878
pull
Entries 51
Mean −231.3
Std Dev 252

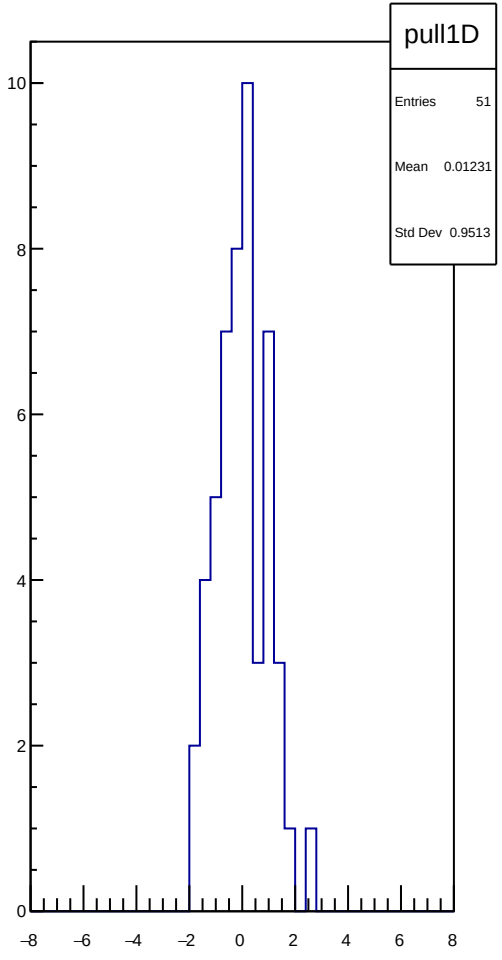
pull1D
Entries 51
Mean 0.01231
Std Dev 0.9513

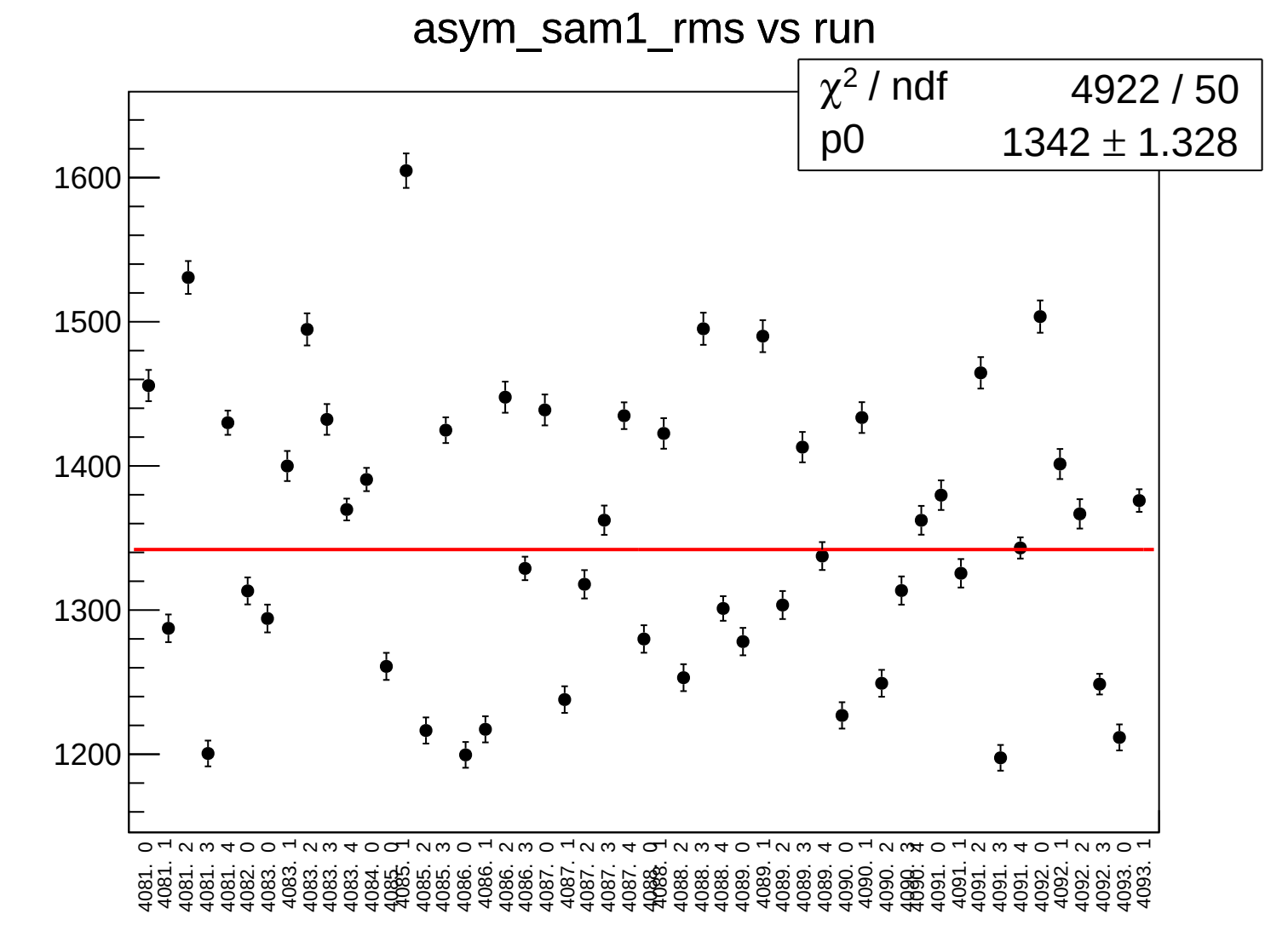
asym_sam1_rms vs run
χ² / ndf 4922 / 50
p0 1342 ± 1.328
1600
1500
1400
1300
1200
4081. 0
4081. 1
4081. 2
4081. 3
4081. 4
4082. 0
4083. 0
4083. 1
4083. 2
4083. 3
4083. 4
4084. 0
4085. 0
4085. 1
4085. 2
4085. 3
4086. 0
4086. 1
4086. 2
4086. 3
4087. 0
4087. 1
4087. 2
4087. 3
4087. 4
4088. 2
4088. 3
4088. 4
4089. 0
4089. 1
4089. 2
4089. 3
4089. 4
4090. 0
4090. 1
4090. 2
4091. 0
4091. 1
4091. 2
4091. 3
4091. 4
4092. 0
4092. 1
4092. 2
4092. 3
4093. 0
4093. 1

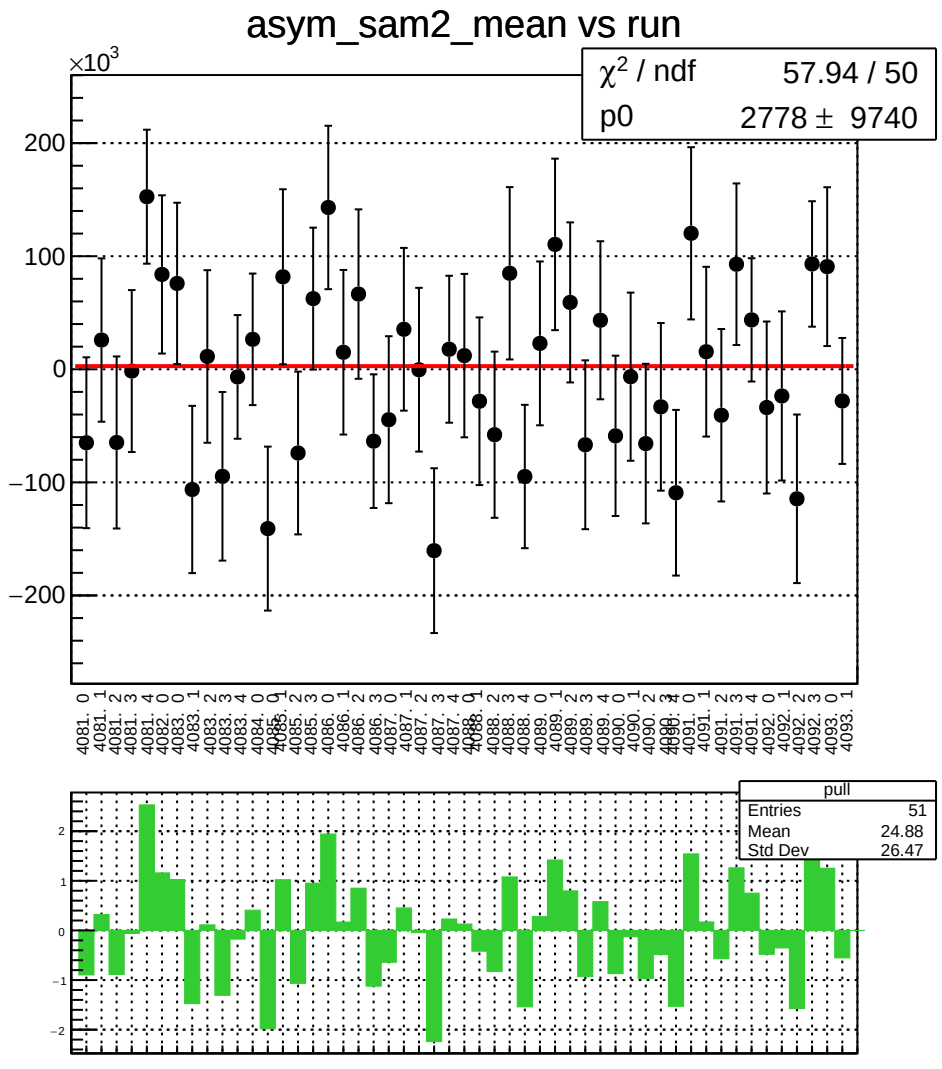
asym_sam2_mean vs run
×10^3
χ² / ndf 57.94 / 50
p0 2778 ± 9740
200
100
0
−100
−200
pull
Entries 51
Mean 24.88
Std Dev 26.47
2
1
0
−1
−2

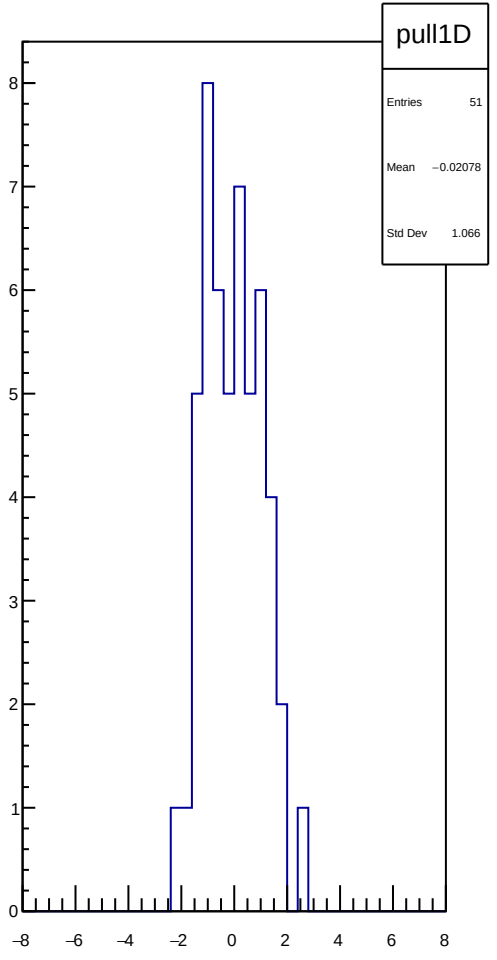
pull1D
Entries 51
Mean −0.02078
Std Dev 1.066
8
7
6
5
4
3
2
1
0
−8
−6
−4
−2
0
2
4
6
8

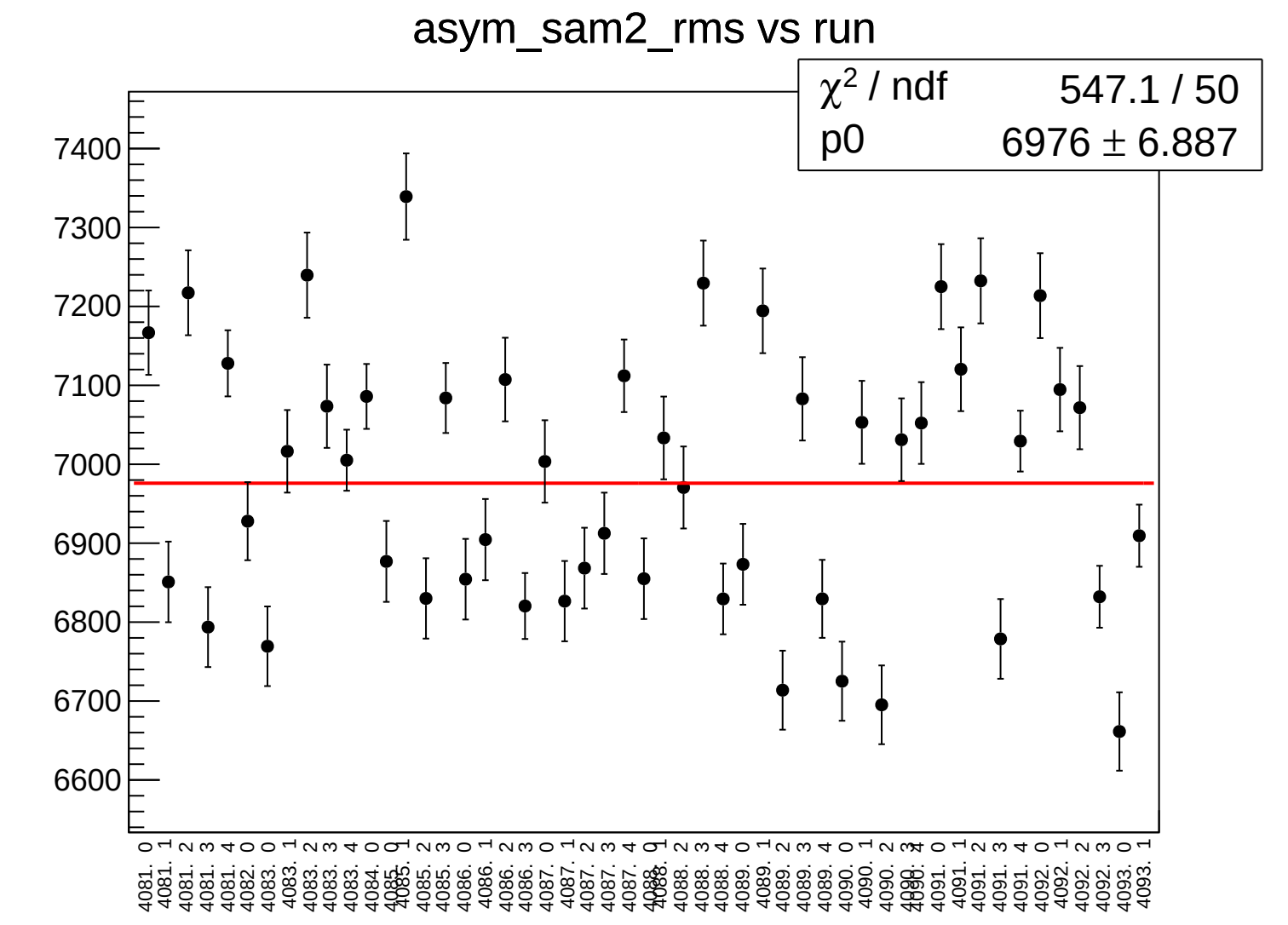
asym_sam2_rms vs run
χ² / ndf 547.1 / 50
p0 6976 ± 6.887
7400
7300
7200
7100
7000
6900
6800
6700
6600
4081. 0
4081. 1
4081. 2
4081. 3
4081. 4
4082. 0
4083. 0
4083. 1
4083. 2
4083. 3
4083. 4
4084. 0
4085. 0
4085. 1
4085. 2
4085. 3
4086. 0
4086. 1
4086. 2
4086. 3
4087. 0
4087. 1
4087. 2
4087. 3
4087. 4
4088. 1
4088. 2
4088. 3
4088. 4
4089. 0
4089. 1
4089. 2
4089. 3
4089. 4
4090. 0
4090. 1
4090. 2
4091. 0
4091. 1
4091. 2
4091. 3
4091. 4
4092. 0
4092. 1
4092. 2
4092. 3
4093. 0
4093. 1

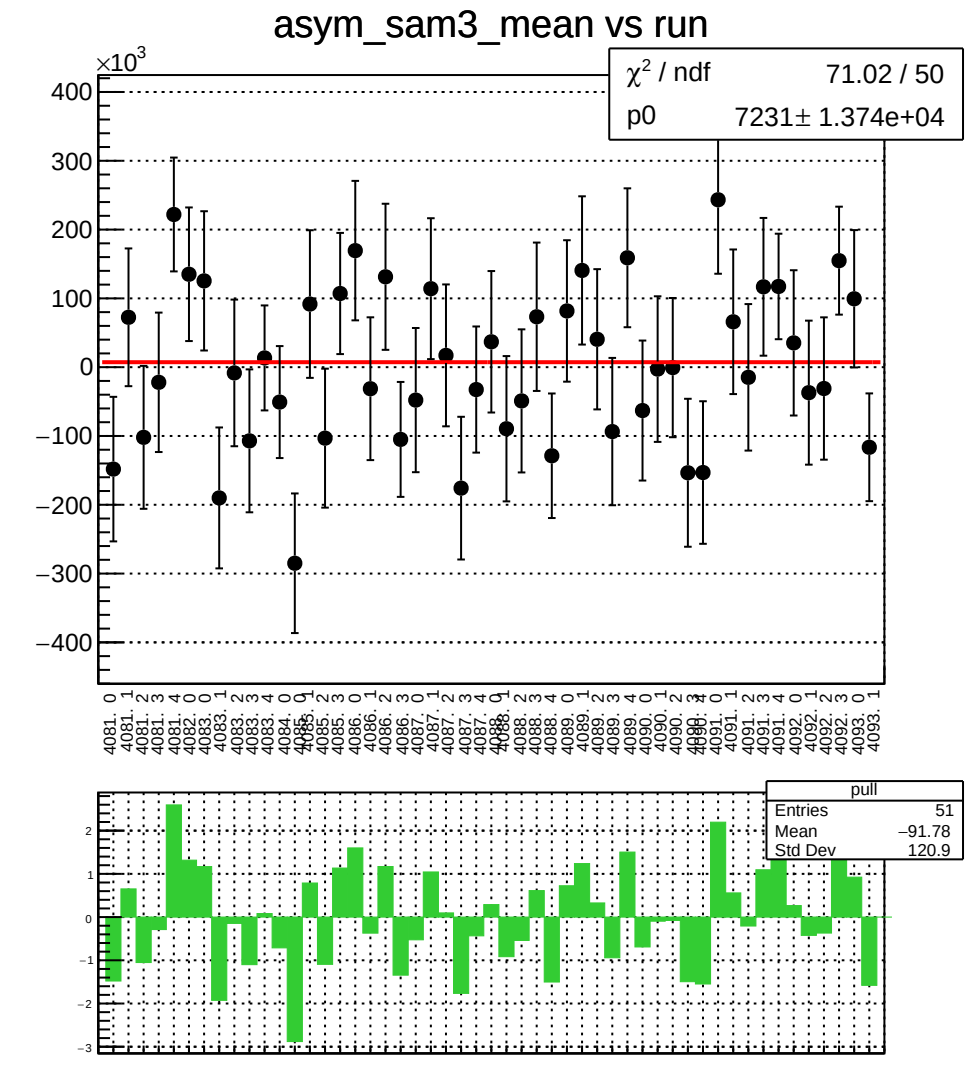
asym_sam3_mean vs run
×10^3
χ² / ndf 71.02 / 50
p0 7231± 1.374e+04
pull
Entries 51
Mean −91.78
Std Dev 120.9

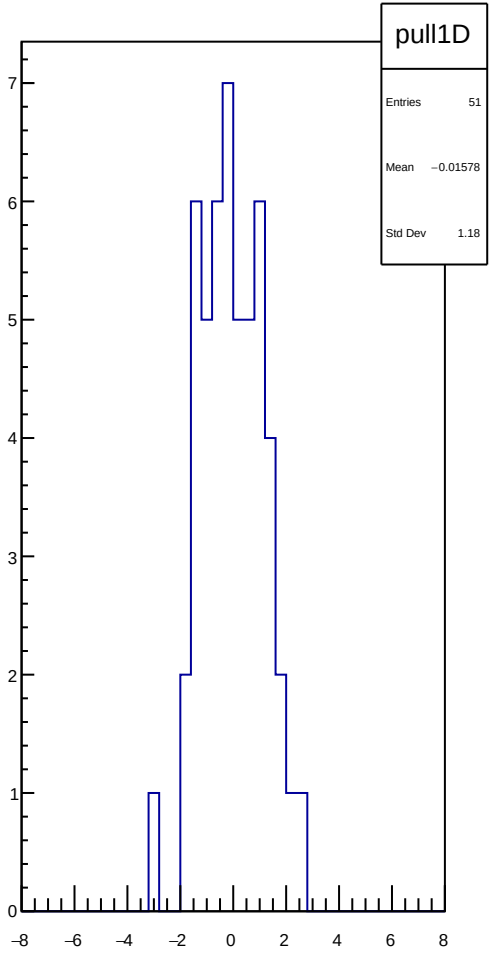
pull1D
Entries 51
Mean −0.01578
Std Dev 1.18

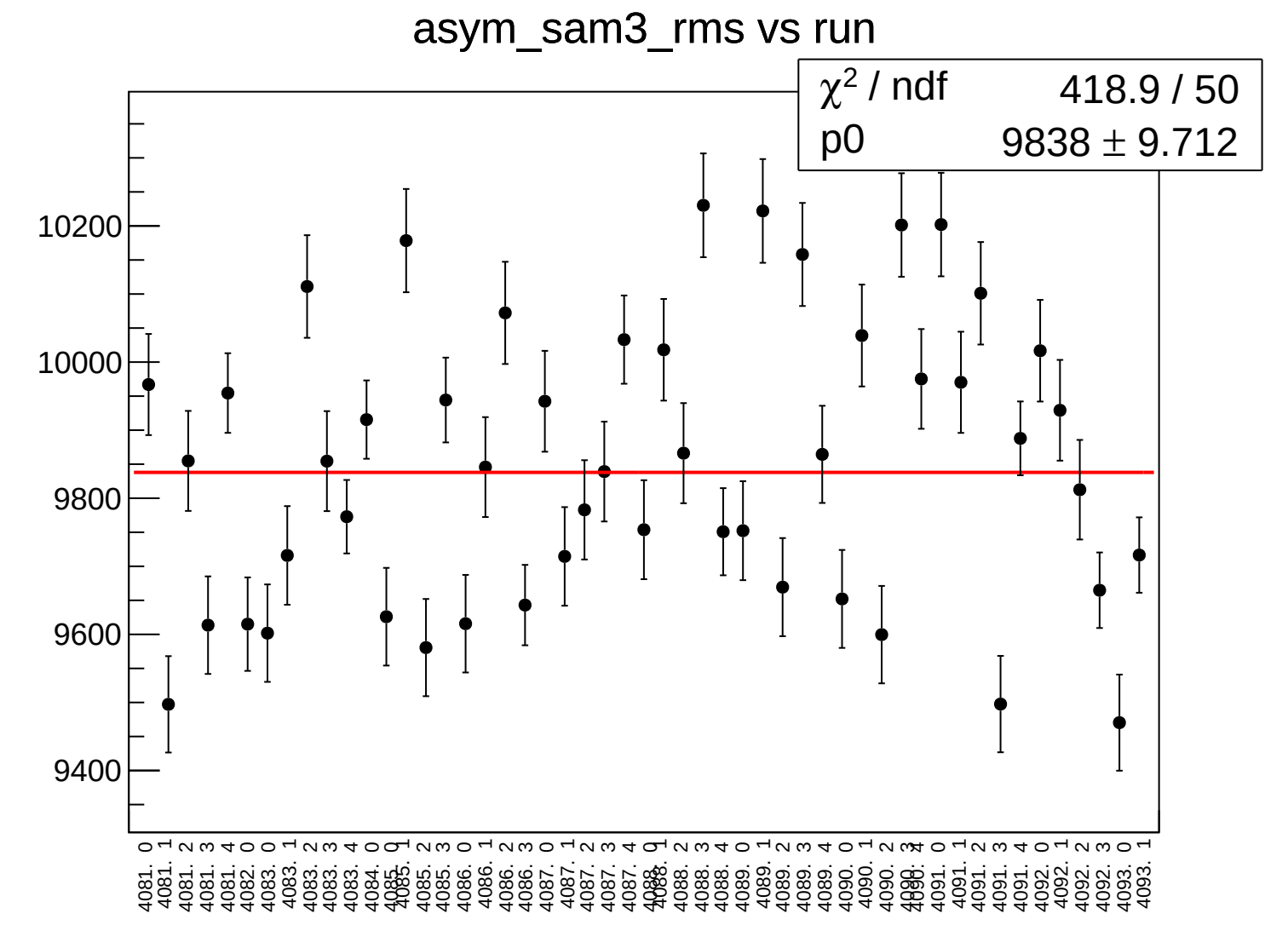
asym_sam3_rms vs run
χ^2 / ndf 418.9 / 50
p0 9838 ± 9.712
10200
10000
9800
9600
9400
4081. 0
4081. 1
4081. 2
4081. 3
4081. 4
4082. 0
4083. 0
4083. 1
4083. 2
4083. 3
4083. 4
4084. 0
4085. 0
4085. 1
4085. 2
4085. 3
4086. 0
4086. 1
4086. 2
4086. 3
4087. 0
4087. 1
4087. 2
4087. 3
4087. 4
4088. 2
4088. 3
4088. 4
4089. 0
4089. 1
4089. 2
4089. 3
4089. 4
4090. 0
4090. 1
4090. 2
4091. 0
4091. 1
4091. 2
4091. 3
4091. 4
4092. 0
4092. 1
4092. 2
4092. 3
4093. 0
4093. 1

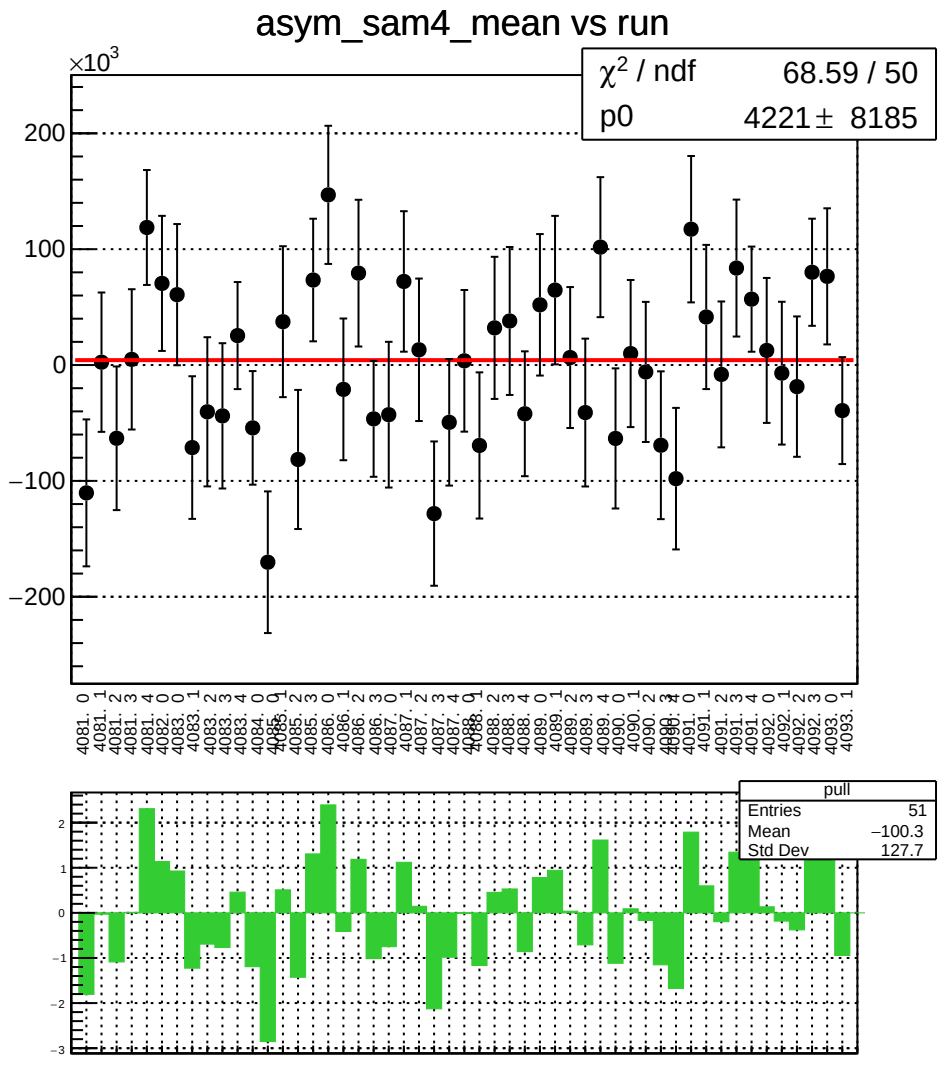
asym_sam4_mean vs run
×10^3
χ² / ndf 68.59 / 50
p0 4221 ± 8185
200
100
0
−100
−200
pull
Entries 51
Mean −100.3
Std Dev 127.7
2
1
0
−1
−2
−3

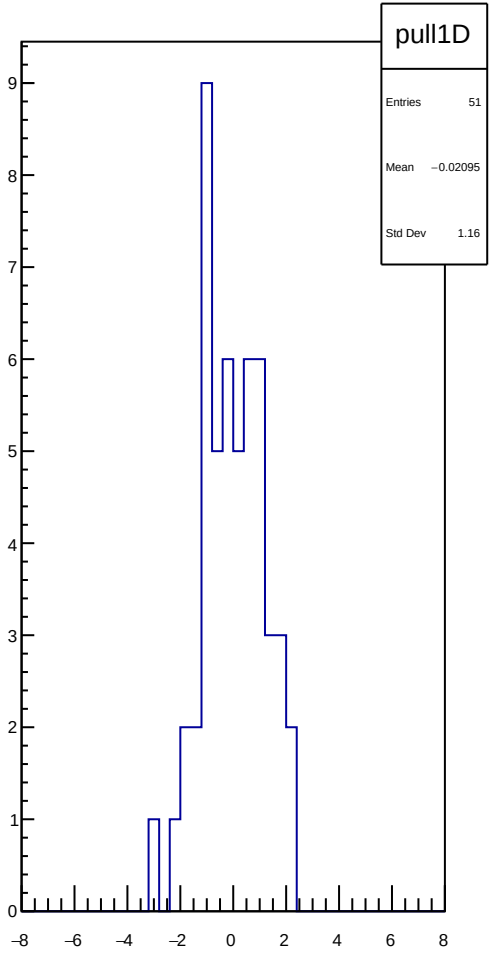
pull1D
Entries 51
Mean −0.02095
Std Dev 1.16
9
8
7
6
5
4
3
2
1
0
−8
−6
−4
−2
0
2
4
6
8

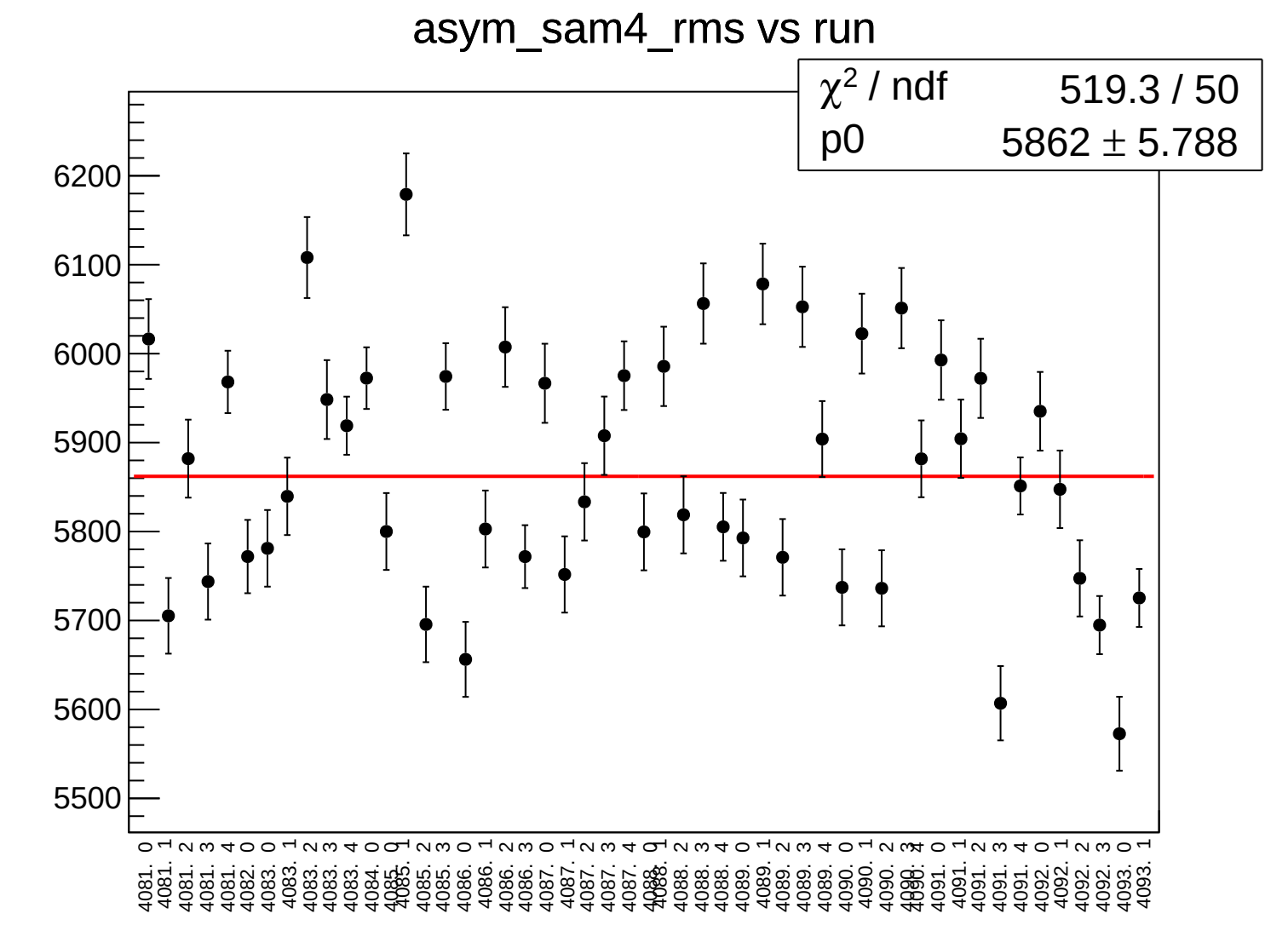
asym_sam4_rms vs run
χ² / ndf 519.3 / 50
p0 5862 ± 5.788
6200
6100
6000
5900
5800
5700
5600
5500
4081. 0
4081. 1
4081. 2
4081. 3
4081. 4
4082. 0
4083. 0
4083. 1
4083. 2
4083. 3
4083. 4
4084. 0
4085. 0
4085. 1
4085. 2
4085. 3
4086. 0
4086. 1
4086. 2
4086. 3
4087. 0
4087. 1
4087. 2
4087. 3
4087. 4
4088. 0
4088. 1
4088. 2
4088. 3
4088. 4
4089. 0
4089. 1
4089. 2
4089. 3
4089. 4
4090. 0
4090. 1
4090. 2
4090. 3
4090. 4
4091. 0
4091. 1
4091. 2
4091. 3
4091. 4
4092. 0
4092. 1
4092. 2
4092. 3
4093. 0
4093. 1

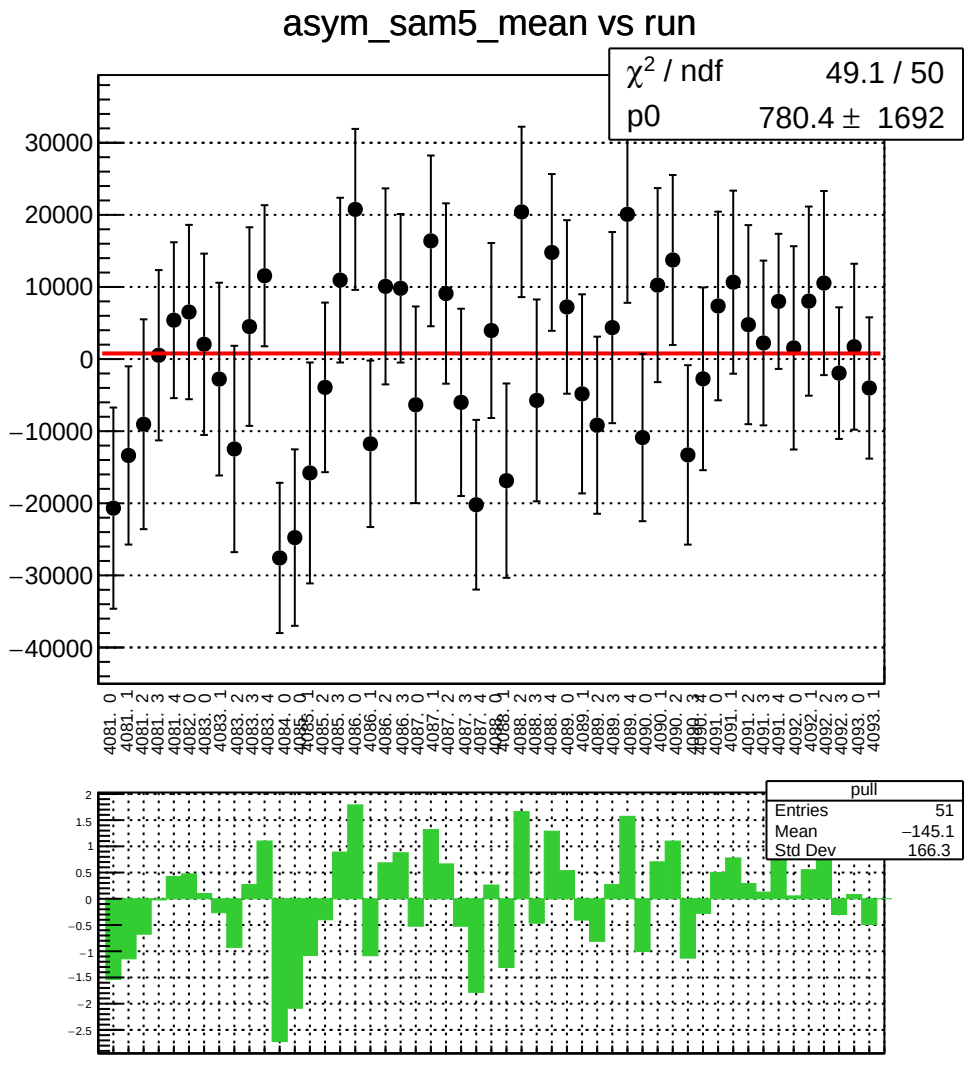
asym_sam5_mean vs run
χ² / ndf 49.1 / 50
p0 780.4 ± 1692
30000
20000
10000
0
−10000
−20000
−30000
−40000
4081. 0
4081. 1
4081. 2
4081. 3
4081. 4
4082. 0
4083. 0
4083. 1
4083. 2
4083. 3
4083. 4
4084. 0
4085. 0
4085. 1
4085. 2
4085. 3
4086. 0
4086. 1
4086. 2
4086. 3
4087. 0
4087. 1
4087. 2
4087. 3
4087. 4
4088. 0
4088. 1
4088. 2
4088. 3
4088. 4
4089. 0
4089. 1
4089. 2
4089. 3
4089. 4
4090. 0
4090. 1
4090. 2
4090. 3
4090. 4
4091. 0
4091. 1
4091. 2
4091. 3
4091. 4
4092. 0
4092. 1
4092. 2
4092. 3
4093. 0
4093. 1
pull
Entries 51
Mean −145.1
Std Dev 166.3
2
1.5
1
0.5
0
−0.5
−1
−1.5
−2
−2.5

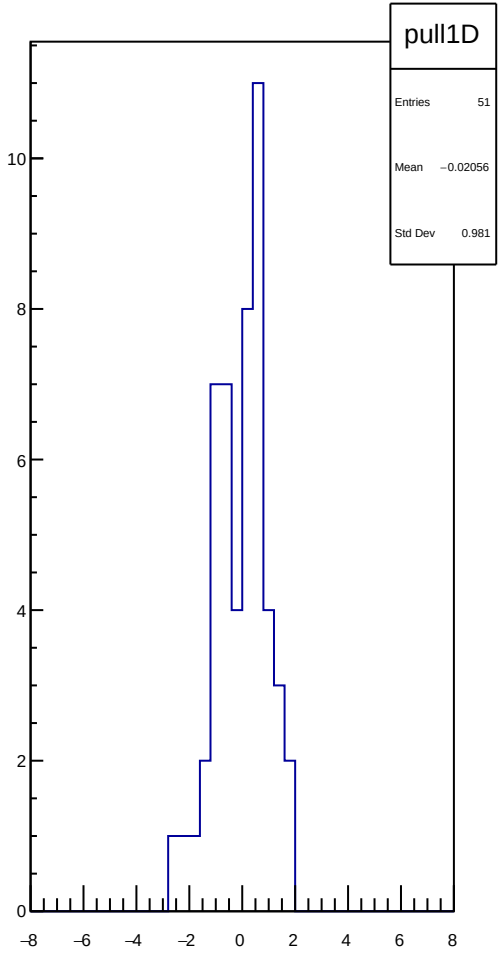
pull1D
Entries 51
Mean −0.02056
Std Dev 0.981
10
8
6
4
2
0
−8
−6
−4
−2
0
2
4
6
8

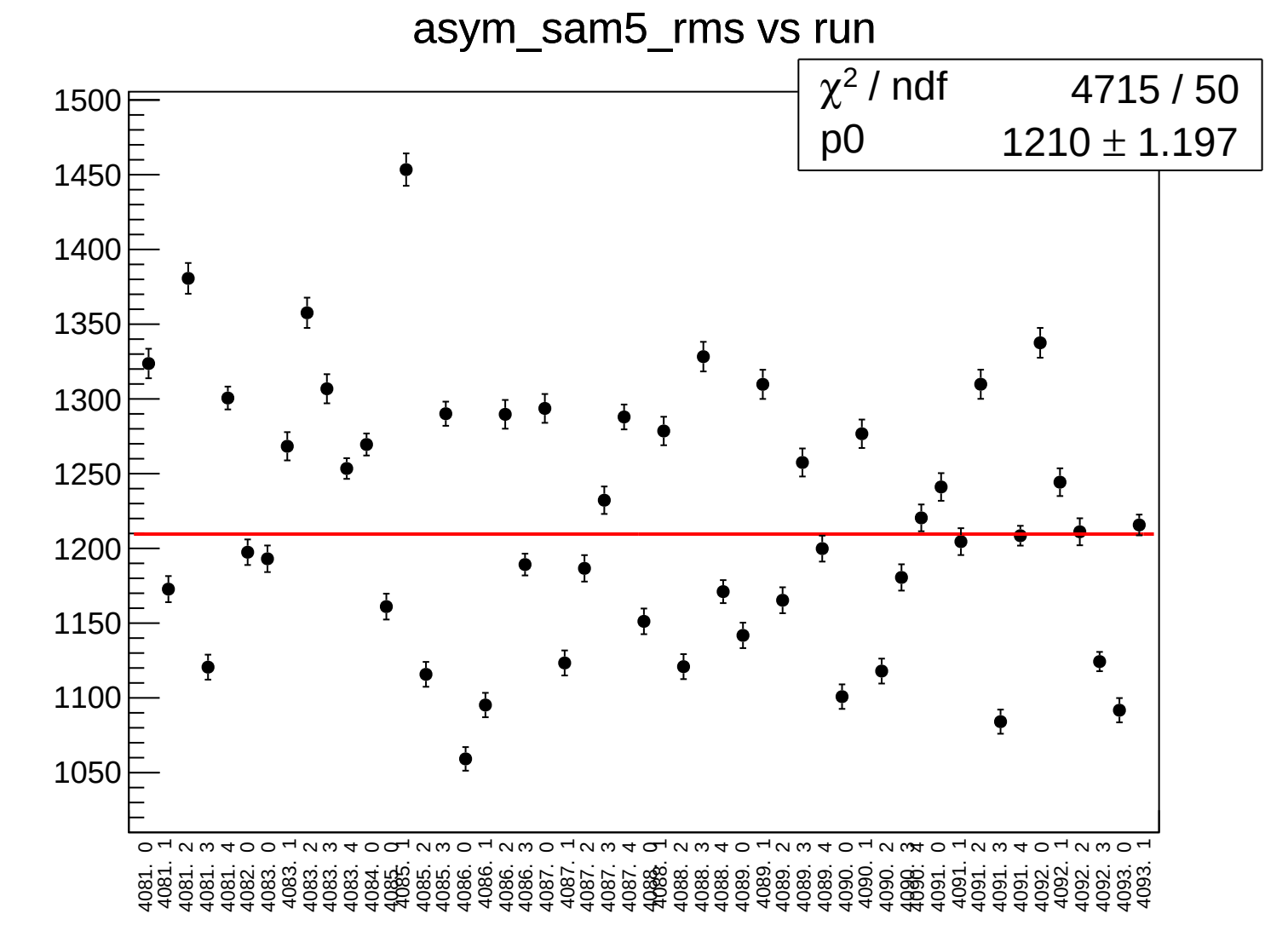
asym_sam5_rms vs run
χ² / ndf 4715 / 50
p0 1210 ± 1.197
1500
1450
1400
1350
1300
1250
1200
1150
1100
1050
4081. 0
4081. 1
4081. 2
4081. 3
4081. 4
4082. 0
4083. 0
4083. 1
4083. 2
4083. 3
4083. 4
4084. 0
4085. 0
4085. 1
4085. 2
4085. 3
4086. 0
4086. 1
4086. 2
4086. 3
4087. 0
4087. 1
4087. 2
4087. 3
4087. 4
4088. 0
4088. 1
4088. 2
4088. 3
4088. 4
4089. 0
4089. 1
4089. 2
4089. 3
4089. 4
4090. 0
4090. 1
4090. 2
4090. 3
4090. 4
4091. 0
4091. 1
4091. 2
4091. 3
4091. 4
4092. 0
4092. 1
4092. 2
4092. 3
4093. 0
4093. 1

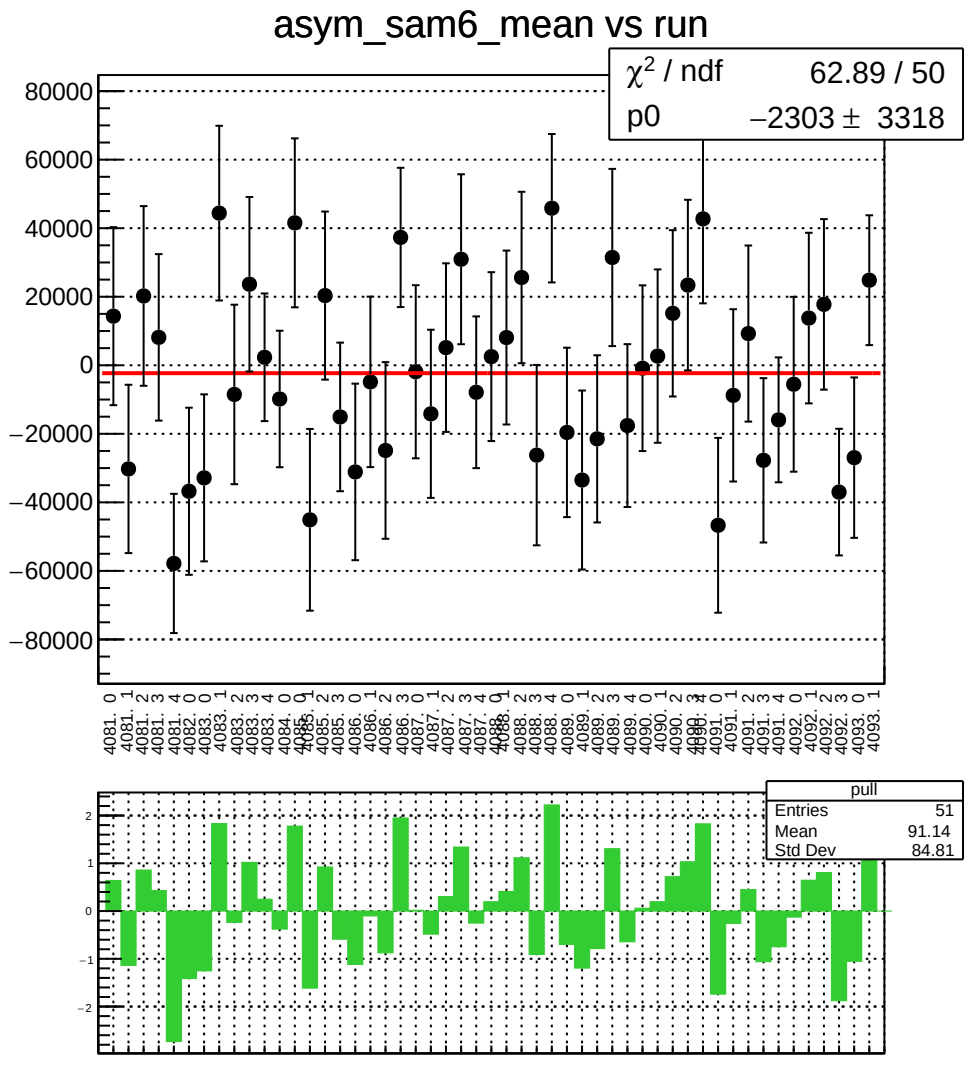
asym_sam6_mean vs run
χ² / ndf 62.89 / 50
p0 −2303 ± 3318
pull
Entries 51
Mean 91.14
Std Dev 84.81

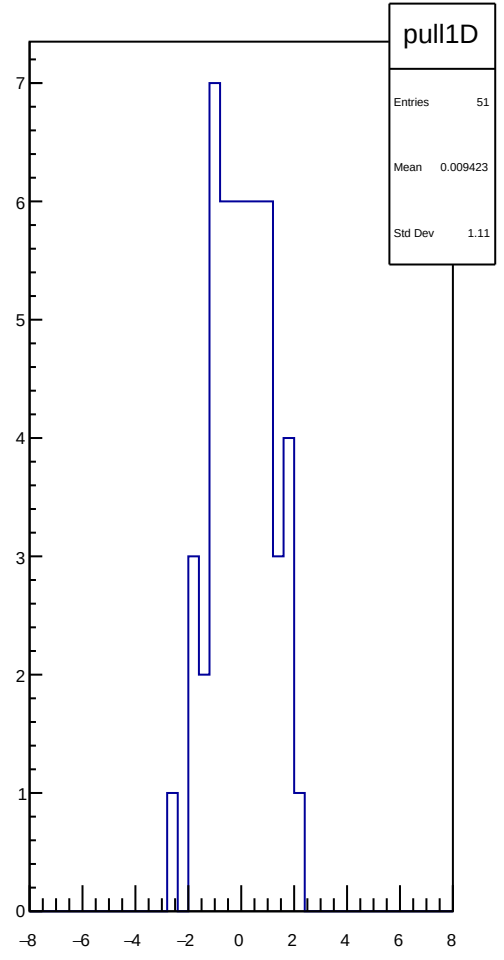
pull1D
Entries 51
Mean 0.009423
Std Dev 1.11

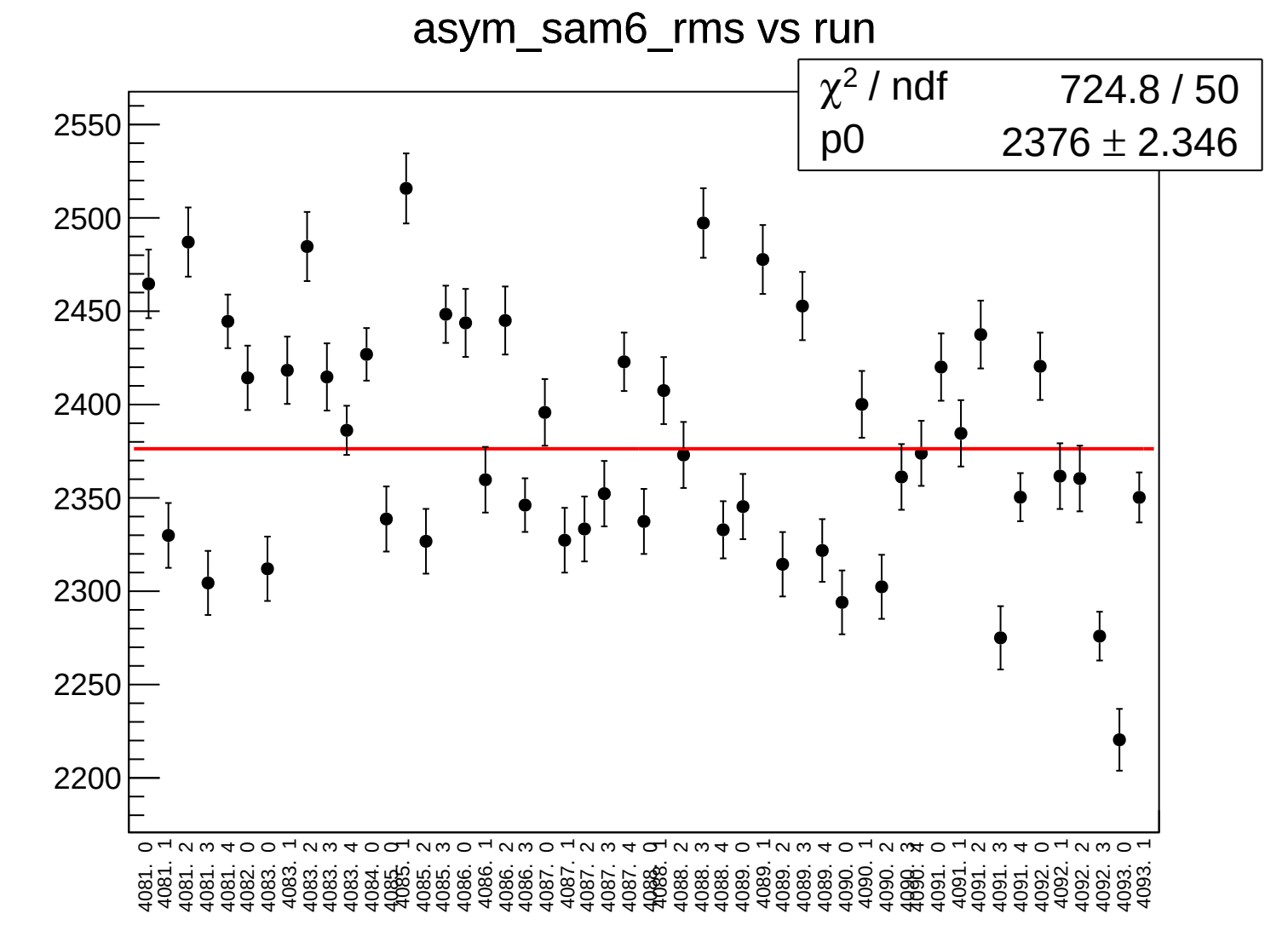
asym_sam6_rms vs run
χ² / ndf 724.8 / 50
p0 2376 ± 2.346
2550
2500
2450
2400
2350
2300
2250
2200
4081. 0
4081. 1
4081. 2
4081. 3
4081. 4
4082. 0
4083. 0
4083. 1
4083. 2
4083. 3
4083. 4
4084. 0
4085. 0
4085. 1
4085. 2
4085. 3
4086. 0
4086. 1
4086. 2
4086. 3
4087. 0
4087. 1
4087. 2
4087. 3
4087. 4
4088. 1
4088. 2
4088. 3
4088. 4
4089. 0
4089. 1
4089. 2
4089. 3
4089. 4
4090. 0
4090. 1
4090. 2
4091. 0
4091. 1
4091. 2
4091. 3
4091. 4
4092. 0
4092. 1
4092. 2
4092. 3
4093. 0
4093. 1

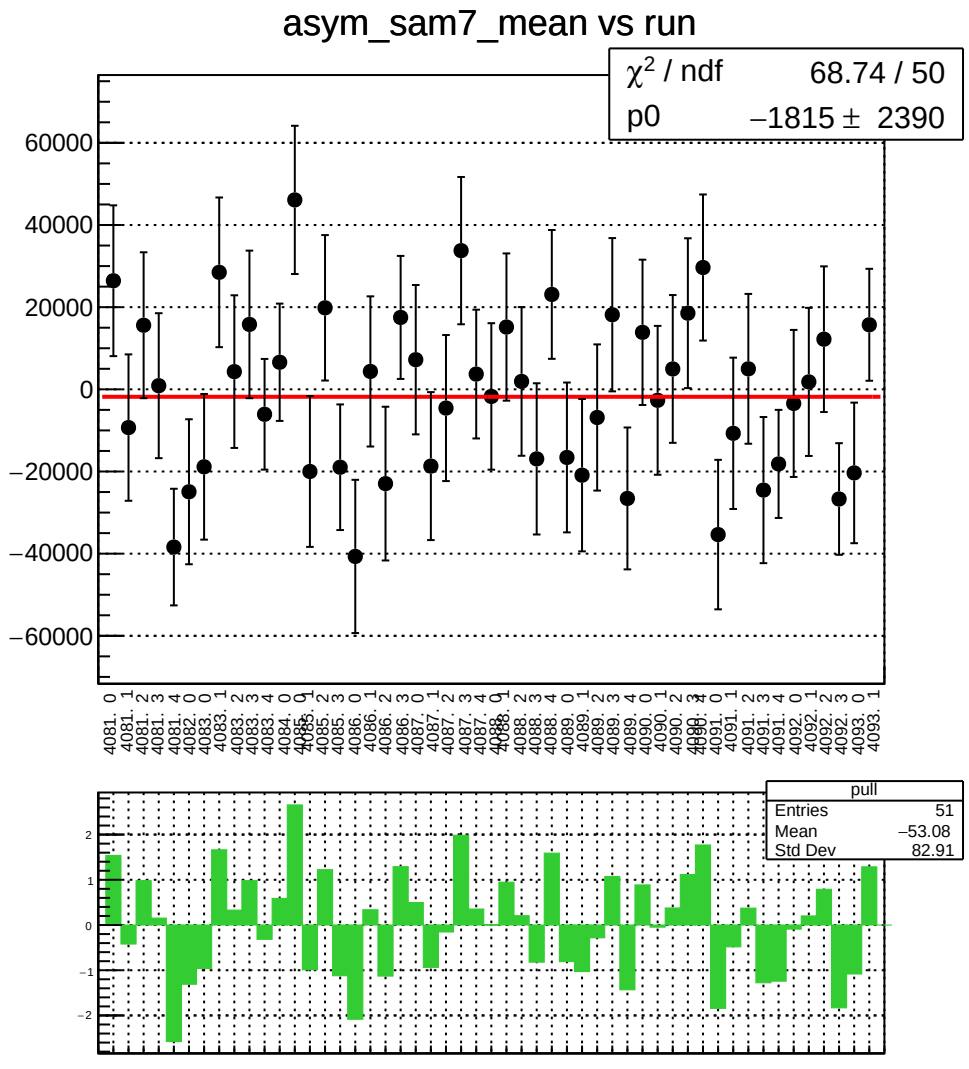
asym_sam7_mean vs run
χ² / ndf 68.74 / 50
p0 −1815 ± 2390
pull
Entries 51
Mean −53.08
Std Dev 82.91

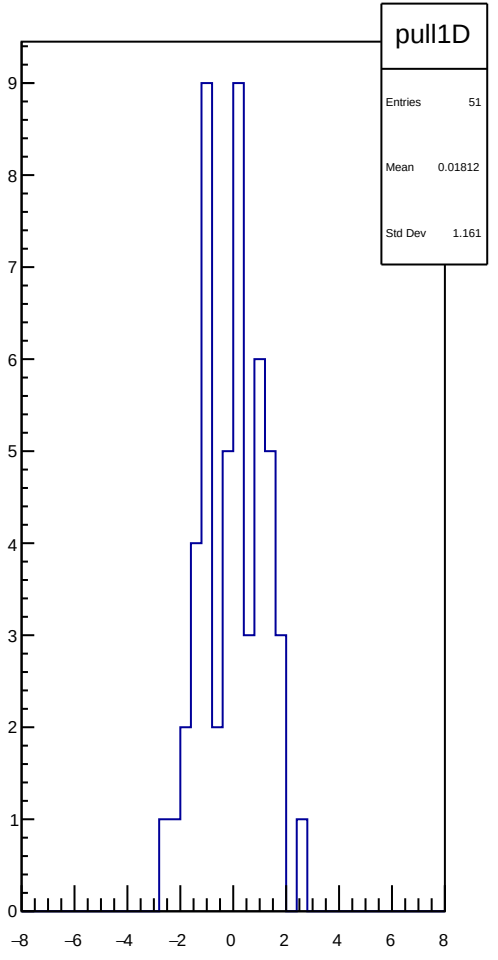
pull1D
Entries 51
Mean 0.01812
Std Dev 1.161

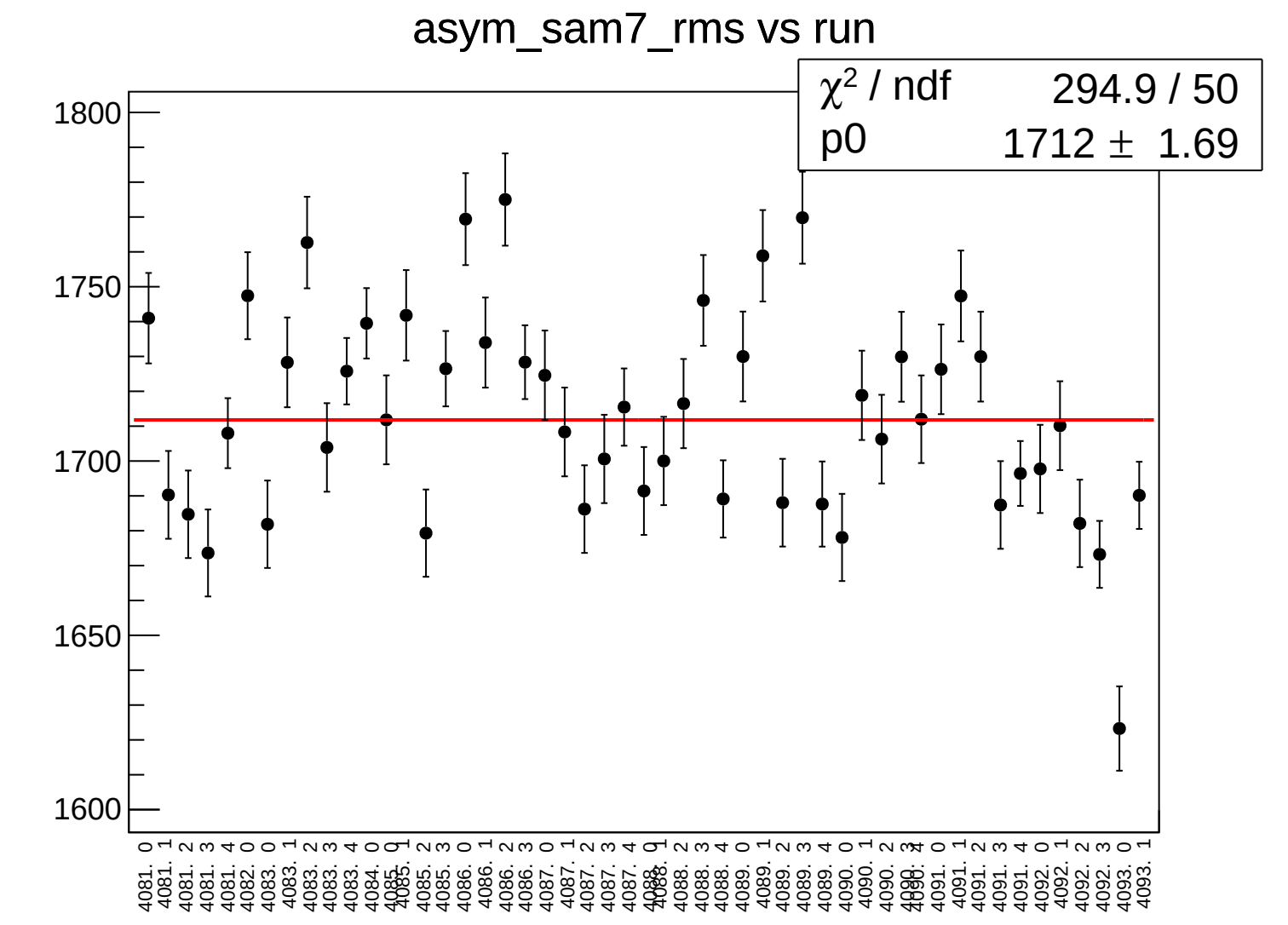
asym_sam7_rms vs run
χ² / ndf 294.9 / 50
p0 1712 ± 1.69
1800
1750
1700
1650
1600
4081. 0
4081. 1
4081. 2
4081. 3
4081. 4
4082. 0
4083. 0
4083. 1
4083. 2
4083. 3
4083. 4
4084. 0
4085. 0
4085. 1
4085. 2
4085. 3
4086. 0
4086. 1
4086. 2
4086. 3
4087. 0
4087. 1
4087. 2
4087. 3
4087. 4
4088. 0
4088. 1
4088. 2
4088. 3
4088. 4
4089. 0
4089. 1
4089. 2
4089. 3
4089. 4
4090. 0
4090. 1
4090. 2
4091. 0
4091. 1
4091. 2
4091. 3
4091. 4
4092. 0
4092. 1
4092. 2
4092. 3
4093. 0
4093. 1

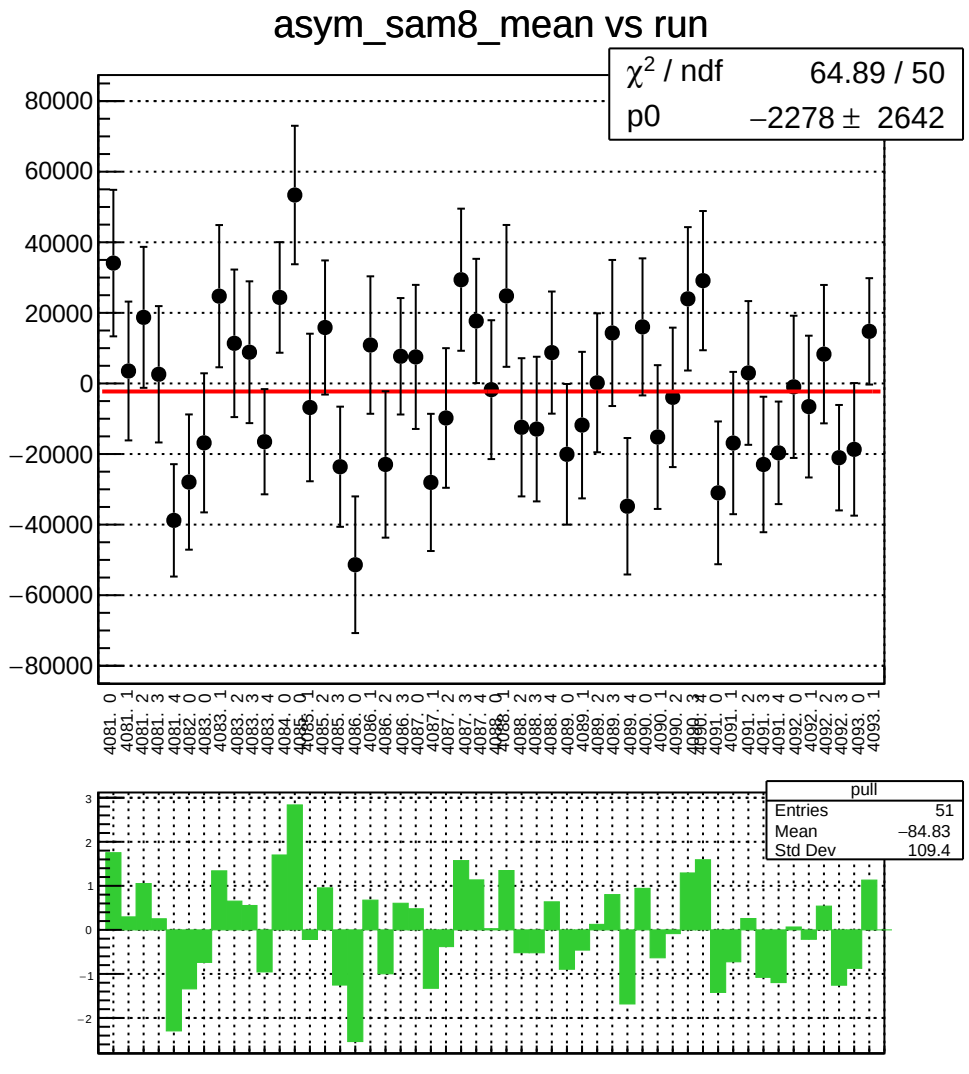
asym_sam8_mean vs run
χ² / ndf 64.89 / 50
p0 −2278 ± 2642
pull
Entries 51
Mean −84.83
Std Dev 109.4

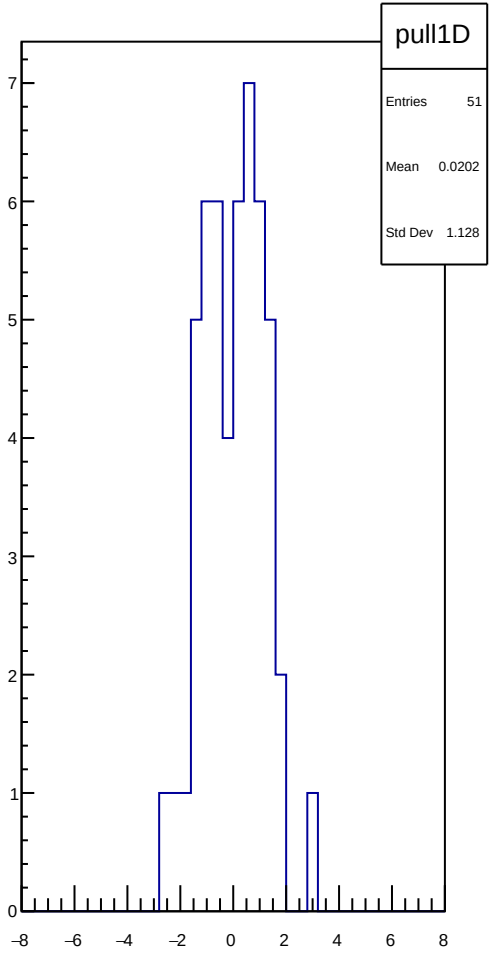
pull1D
Entries 51
Mean 0.0202
Std Dev 1.128

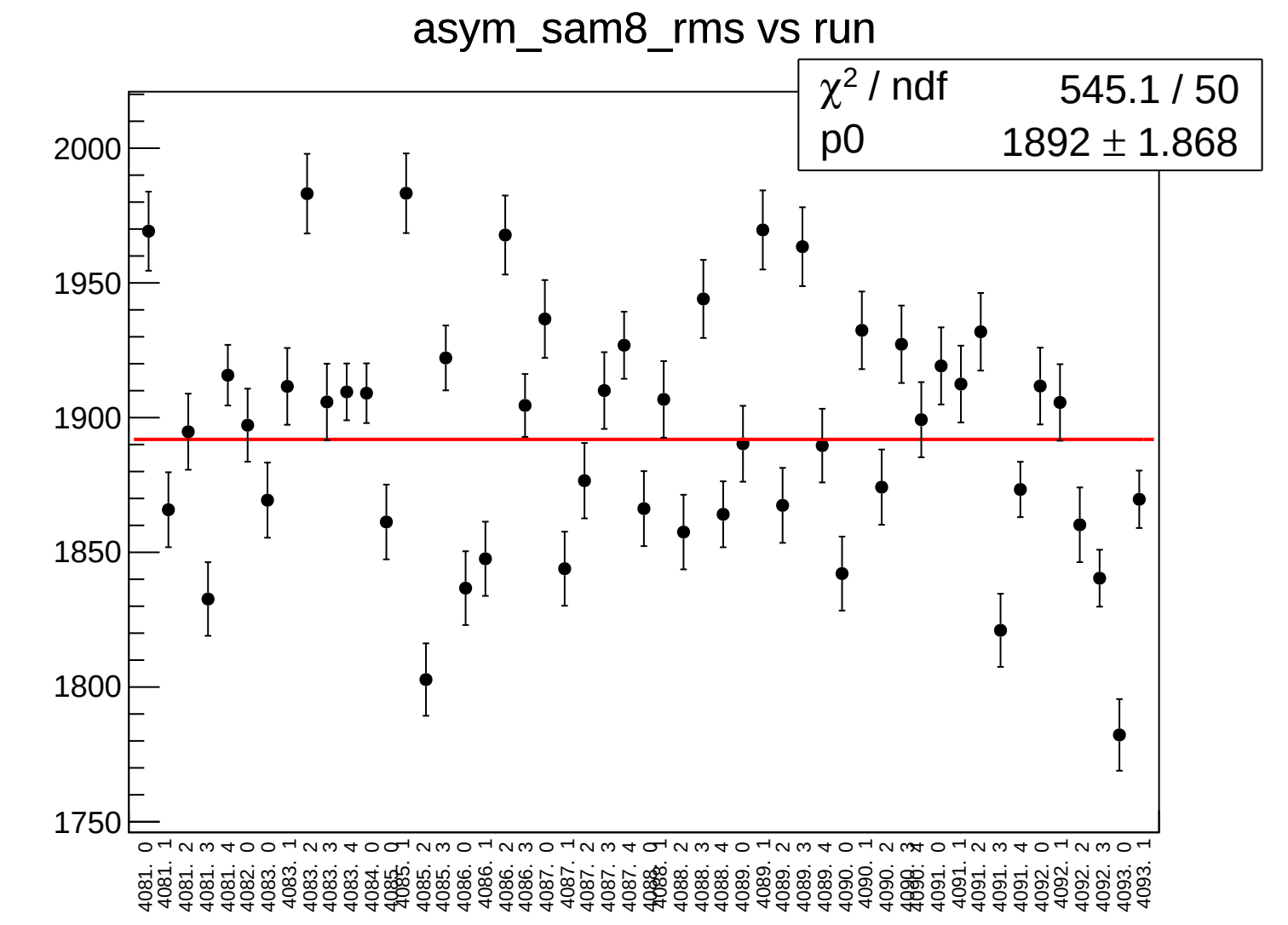
asym_sam8_rms vs run
χ² / ndf 545.1 / 50
p0 1892 ± 1.868
2000
1950
1900
1850
1800
1750
4081. 0
4081. 1
4081. 2
4081. 3
4081. 4
4082. 0
4083. 0
4083. 1
4083. 2
4083. 3
4083. 4
4084. 0
4085. 0
4085. 1
4085. 2
4085. 3
4086. 0
4086. 1
4086. 2
4086. 3
4087. 0
4087. 1
4087. 2
4087. 3
4087. 4
4088. 0
4088. 1
4088. 2
4088. 3
4088. 4
4089. 0
4089. 1
4089. 2
4089. 3
4089. 4
4090. 0
4090. 1
4090. 2
4090. 3
4090. 4
4091. 0
4091. 1
4091. 2
4091. 3
4091. 4
4092. 0
4092. 1
4092. 2
4092. 3
4093. 0
4093. 1

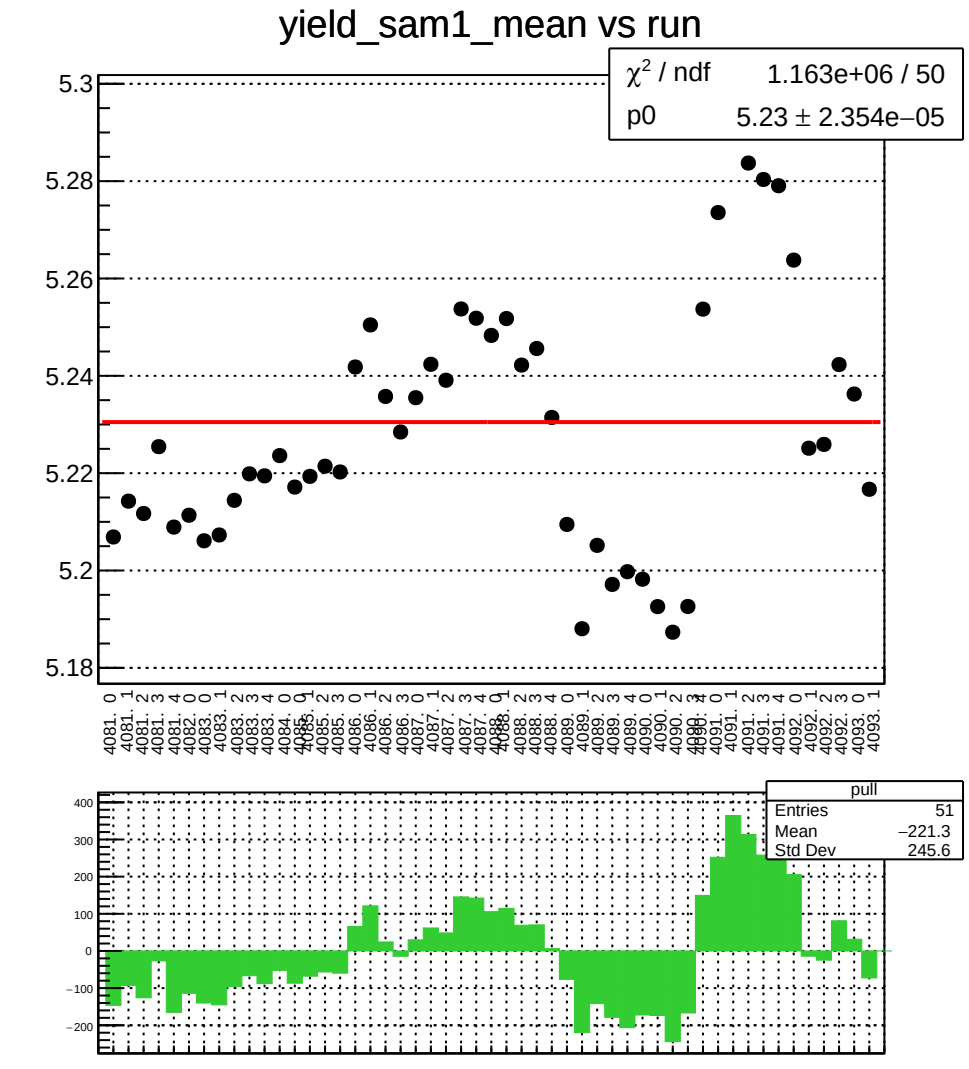
yield_sam1_mean vs run
χ² / ndf 1.163e+06 / 50
p0 5.23 ± 2.354e−05
5.3
5.28
5.26
5.24
5.22
5.2
5.18
pull
Entries 51
Mean −221.3
Std Dev 245.6
400
300
200
100
0
−100
−200

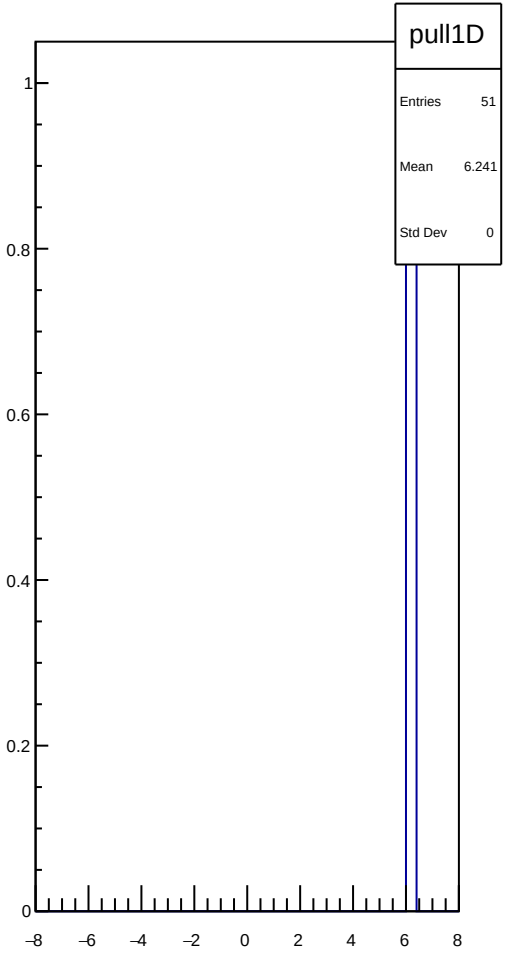
pull1D
Entries 51
Mean 6.241
Std Dev 0
1
0.8
0.6
0.4
0.2
0
−8
−6
−4
−2
0
2
4
6
8

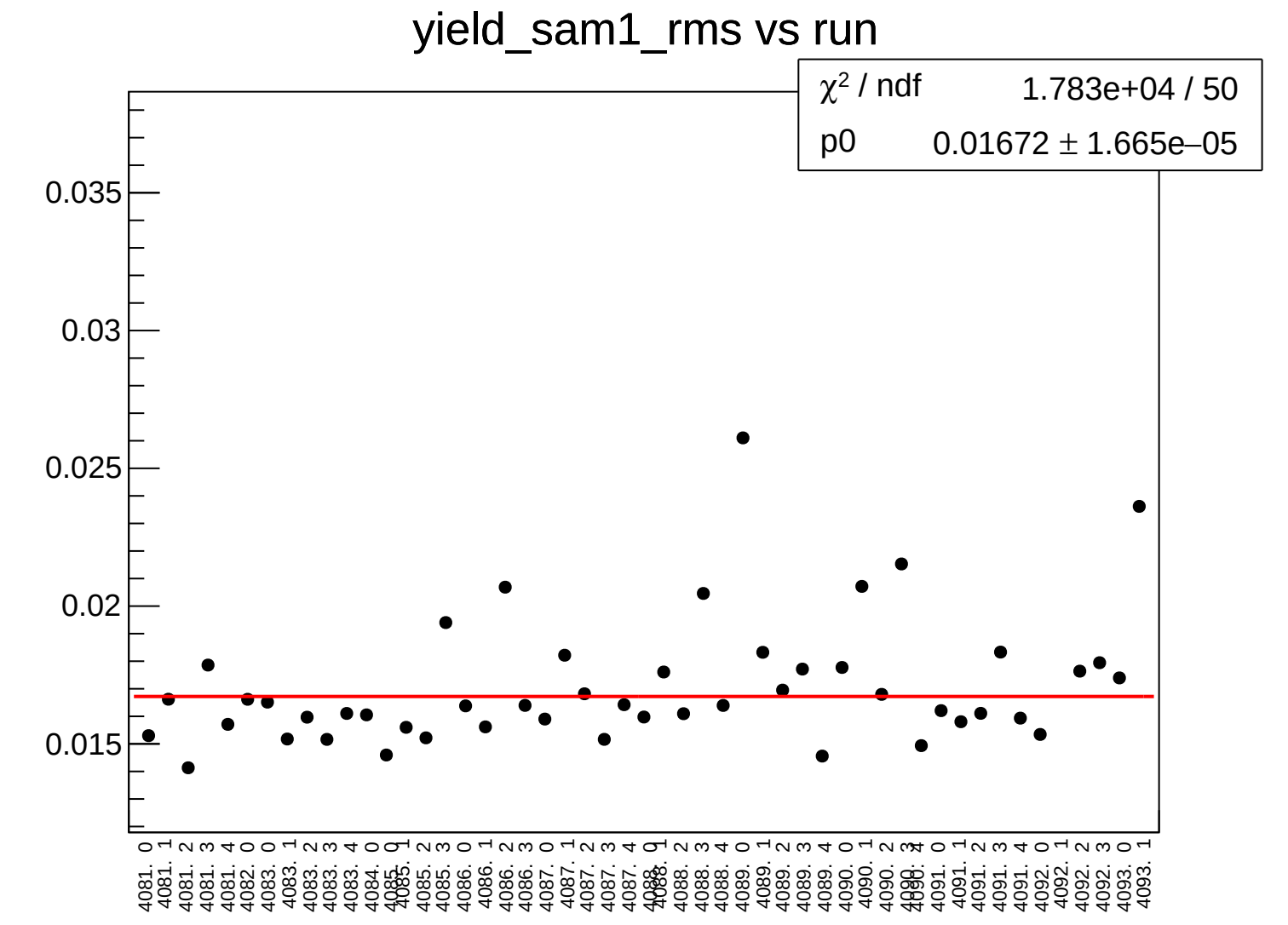
yield_sam1_rms vs run
χ² / ndf 1.783e+04 / 50
p0 0.01672 ± 1.665e−05
0.035
0.03
0.025
0.02
0.015
4081. 0
4081. 1
4081. 2
4081. 3
4081. 4
4082. 0
4083. 0
4083. 1
4083. 2
4083. 3
4083. 4
4084. 0
4085. 0
4085. 1
4085. 2
4085. 3
4086. 0
4086. 1
4086. 2
4086. 3
4087. 0
4087. 1
4087. 2
4087. 3
4087. 4
4088. 0
4088. 1
4088. 2
4088. 3
4088. 4
4089. 0
4089. 1
4089. 2
4089. 3
4089. 4
4090. 0
4090. 1
4090. 2
4091. 0
4091. 1
4091. 2
4091. 3
4091. 4
4092. 0
4092. 1
4092. 2
4092. 3
4093. 0
4093. 1

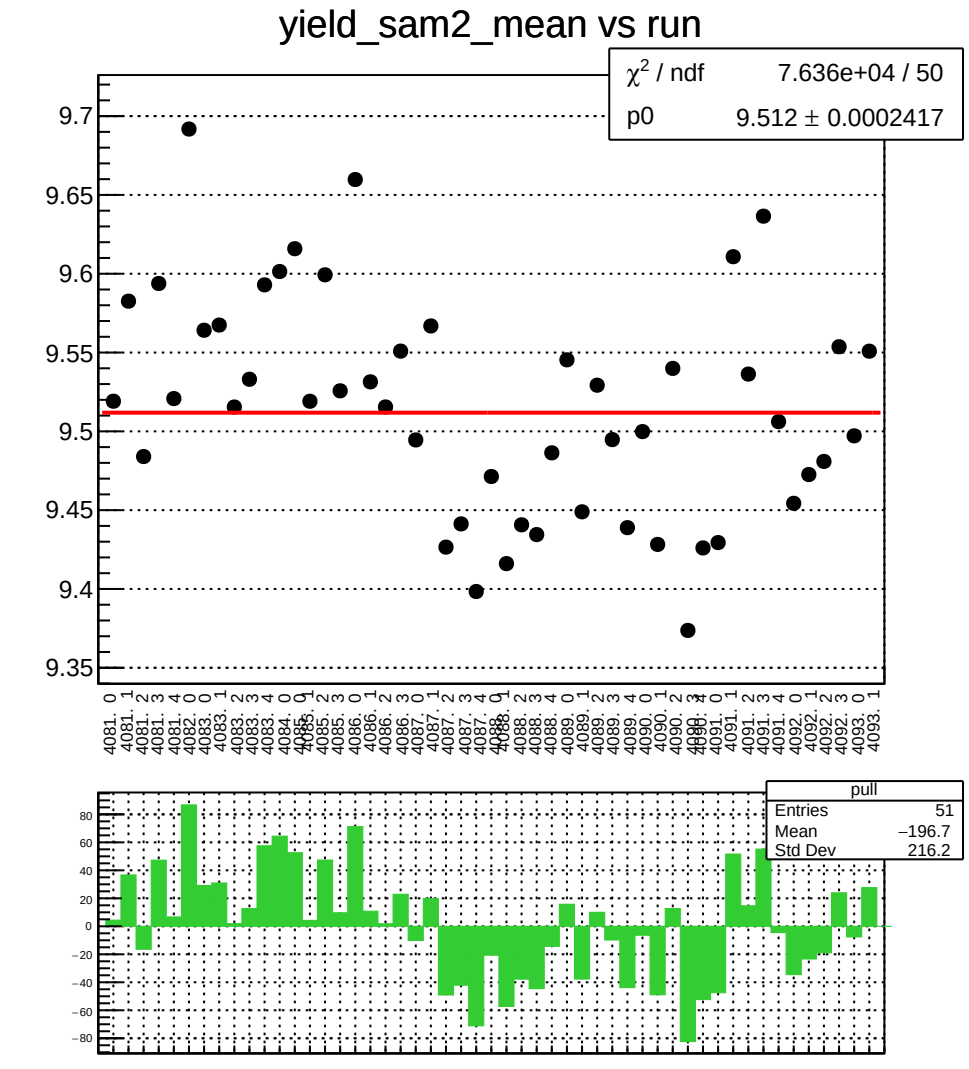
yield_sam2_mean vs run
χ² / ndf 7.636e+04 / 50
p0 9.512 ± 0.0002417
9.7
9.65
9.6
9.55
9.5
9.45
9.4
9.35
pull
Entries 51
Mean −196.7
Std Dev 216.2
80
60
40
20
0
−20
−40
−60
−80

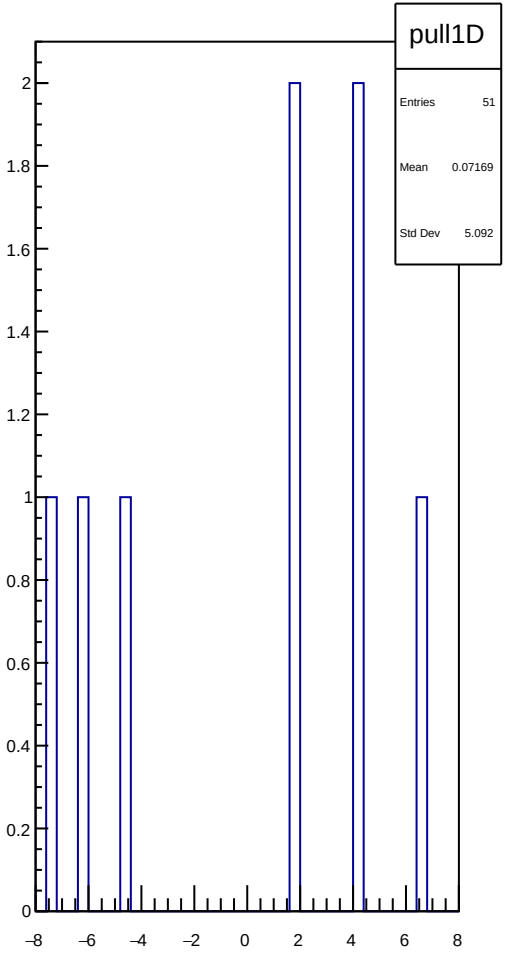
pull1D
Entries 51
Mean 0.07169
Std Dev 5.092
2
1.8
1.6
1.4
1.2
1
0.8
0.6
0.4
0.2
0
−8
−6
−4
−2
0
2
4
6
8

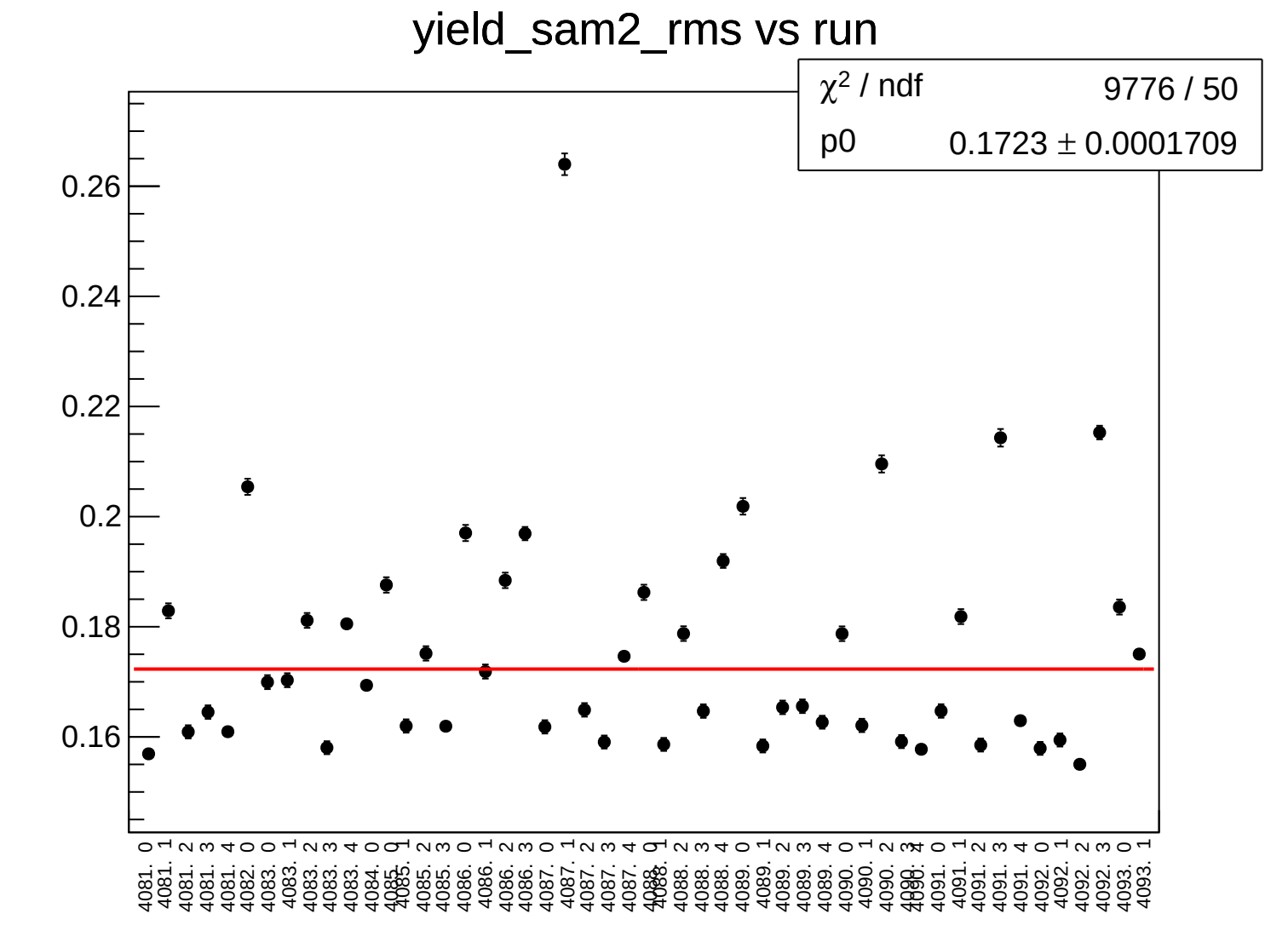
yield_sam2_rms vs run
χ² / ndf 9776 / 50
p0 0.1723 ± 0.0001709
0.26
0.24
0.22
0.2
0.18
0.16
4081. 0
4081. 1
4081. 2
4081. 3
4081. 4
4082. 0
4083. 0
4083. 1
4083. 2
4083. 3
4083. 4
4084. 0
4085. 0
4085. 1
4085. 2
4085. 3
4086. 0
4086. 1
4086. 2
4086. 3
4087. 0
4087. 1
4087. 2
4087. 3
4087. 4
4088. 0
4088. 1
4088. 2
4088. 3
4088. 4
4089. 0
4089. 1
4089. 2
4089. 3
4089. 4
4090. 0
4090. 1
4090. 2
4091. 0
4091. 1
4091. 2
4091. 3
4091. 4
4092. 0
4092. 1
4092. 2
4092. 3
4093. 0
4093. 1

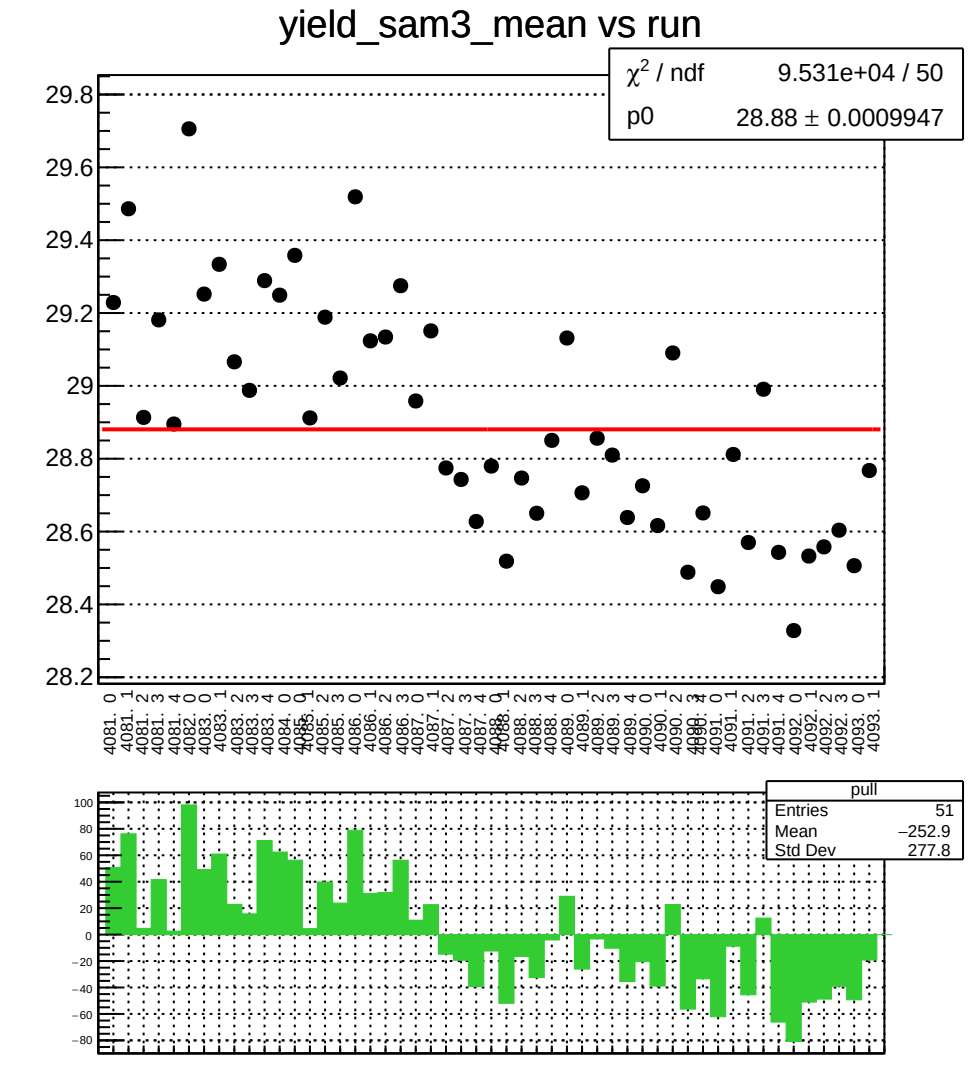
yield_sam3_mean vs run
χ² / ndf 9.531e+04 / 50
p0 28.88 ± 0.0009947
pull
Entries 51
Mean −252.9
Std Dev 277.8

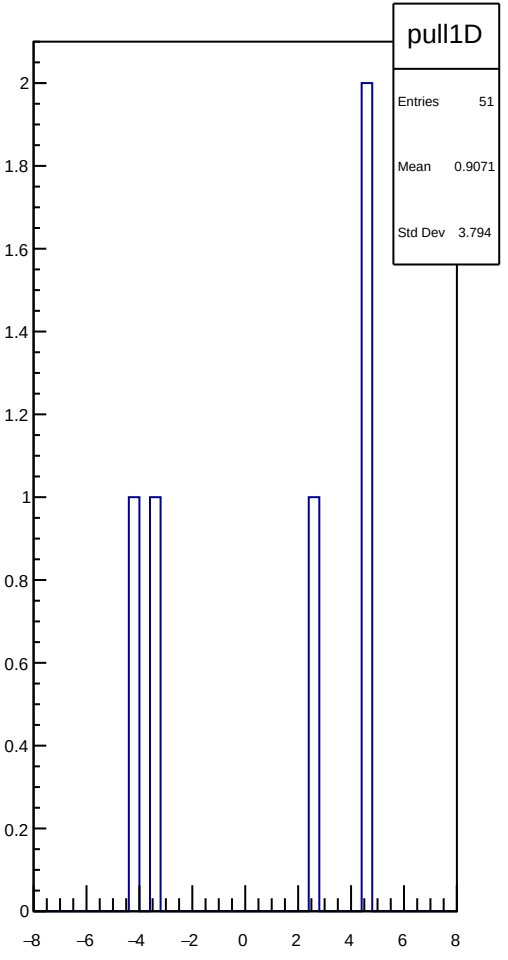
pull1D
Entries 51
Mean 0.9071
Std Dev 3.794

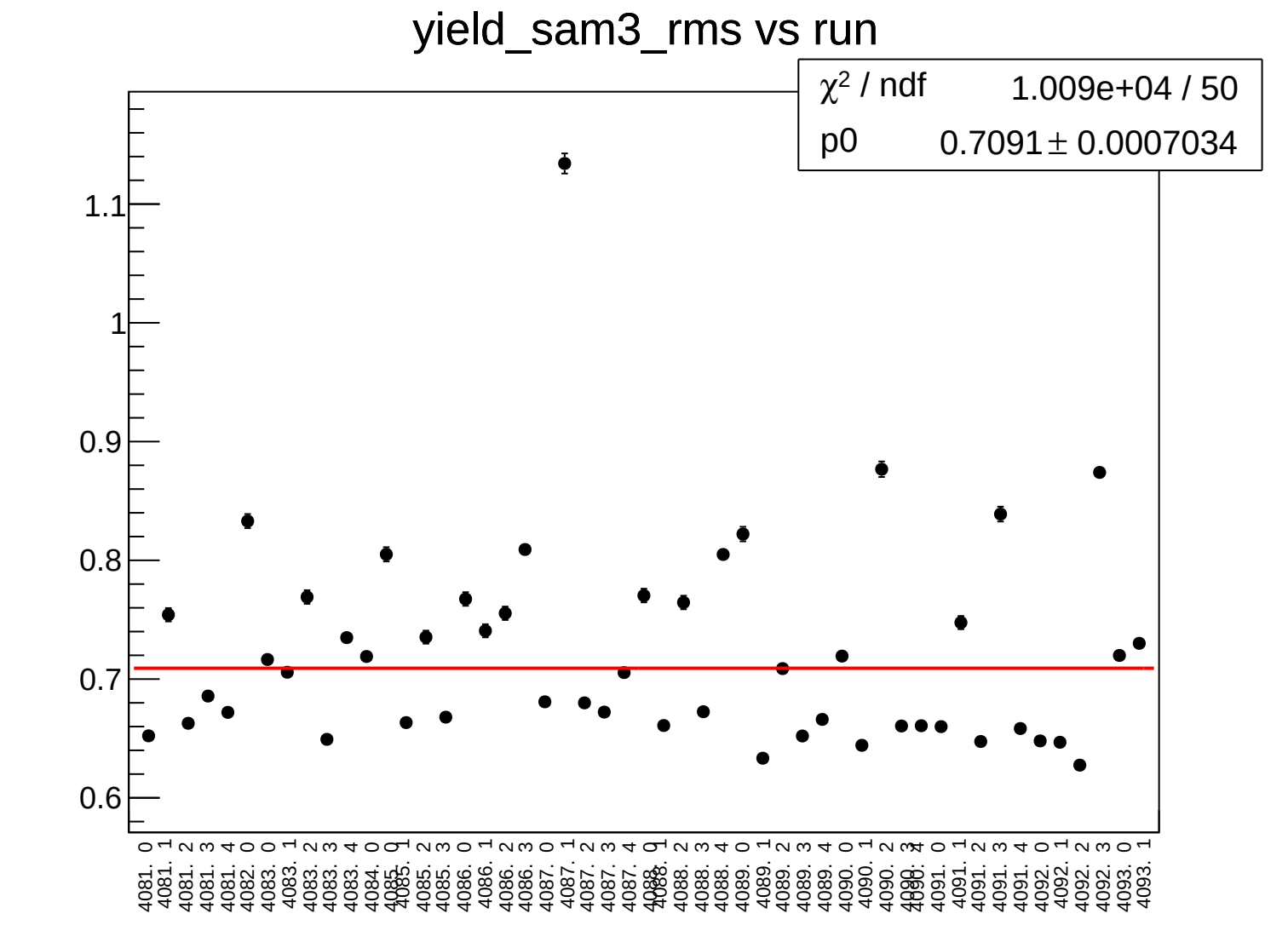
yield_sam3_rms vs run
χ² / ndf 1.009e+04 / 50
p0 0.7091 ± 0.0007034
1.1
1
0.9
0.8
0.7
0.6
4081. 0
4081. 1
4081. 2
4081. 3
4081. 4
4082. 0
4083. 0
4083. 1
4083. 2
4083. 3
4083. 4
4084. 0
4085. 0
4085. 1
4085. 2
4085. 3
4086. 0
4086. 1
4086. 2
4086. 3
4087. 0
4087. 1
4087. 2
4087. 3
4087. 4
4088. 0
4088. 1
4088. 2
4088. 3
4088. 4
4089. 0
4089. 1
4089. 2
4089. 3
4089. 4
4090. 0
4090. 1
4090. 2
4091. 0
4091. 1
4091. 2
4091. 3
4091. 4
4092. 0
4092. 1
4092. 2
4092. 3
4093. 0
4093. 1

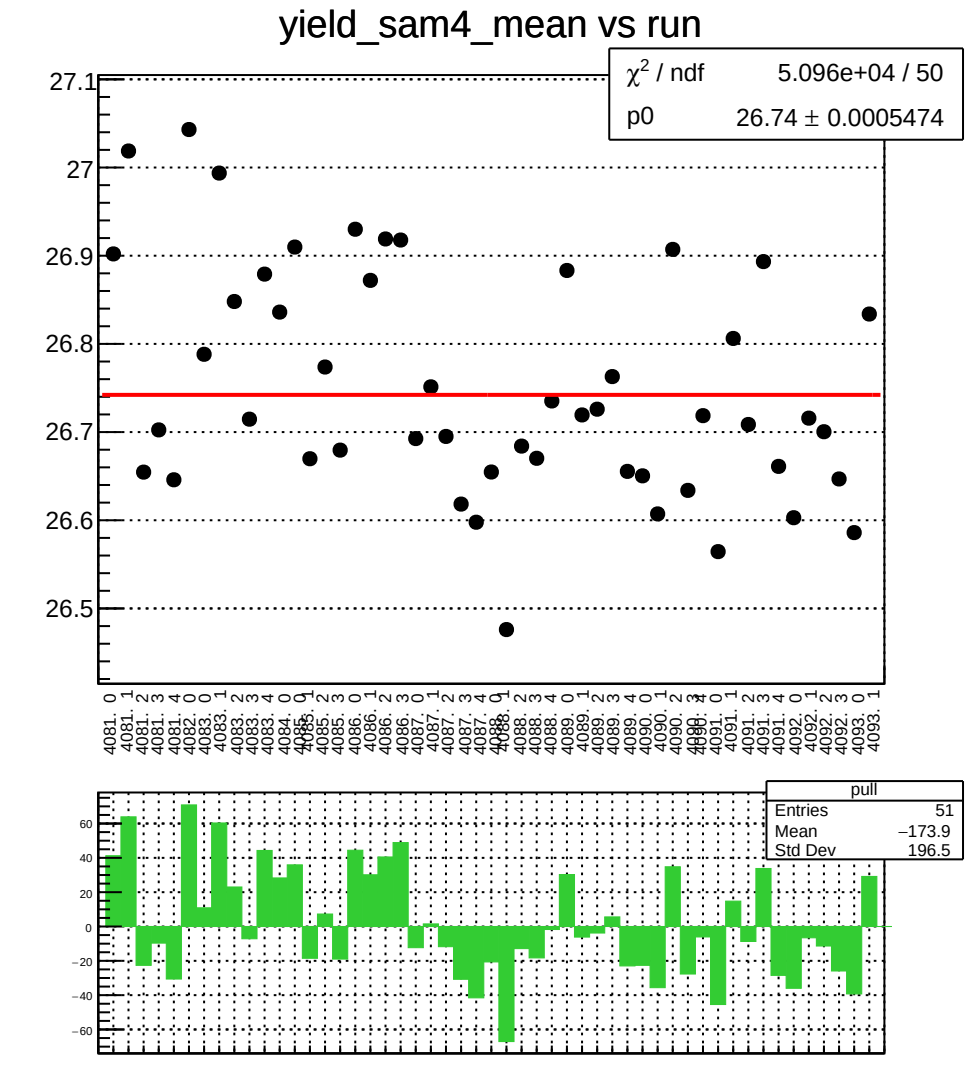
yield_sam4_mean vs run
χ² / ndf 5.096e+04 / 50
p0 26.74 ± 0.0005474
pull
Entries 51
Mean −173.9
Std Dev 196.5

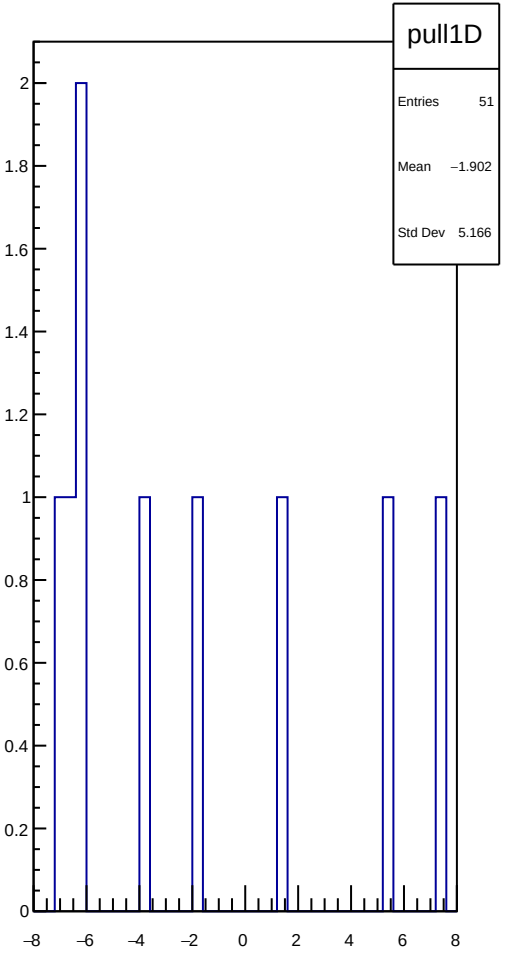
pull1D
Entries 51
Mean −1.902
Std Dev 5.166

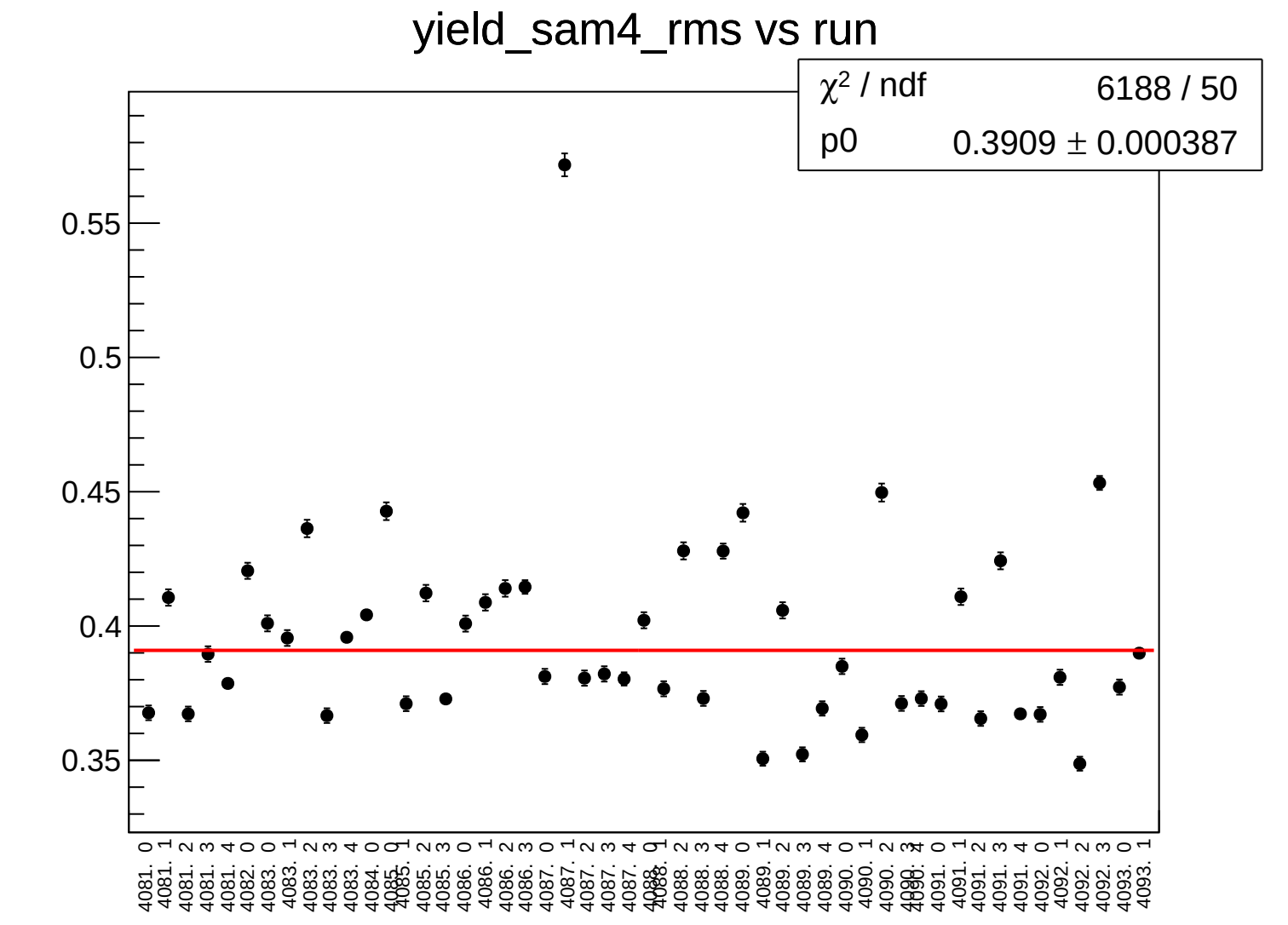
yield_sam4_rms vs run
χ² / ndf 6188 / 50
p0 0.3909 ± 0.000387
0.55
0.5
0.45
0.4
0.35
4081. 0
4081. 1
4081. 2
4081. 3
4081. 4
4082. 0
4083. 0
4083. 1
4083. 2
4083. 3
4083. 4
4084. 0
4085. 0
4085. 1
4085. 2
4085. 3
4086. 0
4086. 1
4086. 2
4086. 3
4087. 0
4087. 1
4087. 2
4087. 3
4087. 4
4088. 1
4088. 2
4088. 3
4088. 4
4089. 0
4089. 1
4089. 2
4089. 3
4089. 4
4090. 0
4090. 1
4090. 2
4091. 0
4091. 1
4091. 2
4091. 3
4091. 4
4092. 0
4092. 1
4092. 2
4092. 3
4093. 0
4093. 1

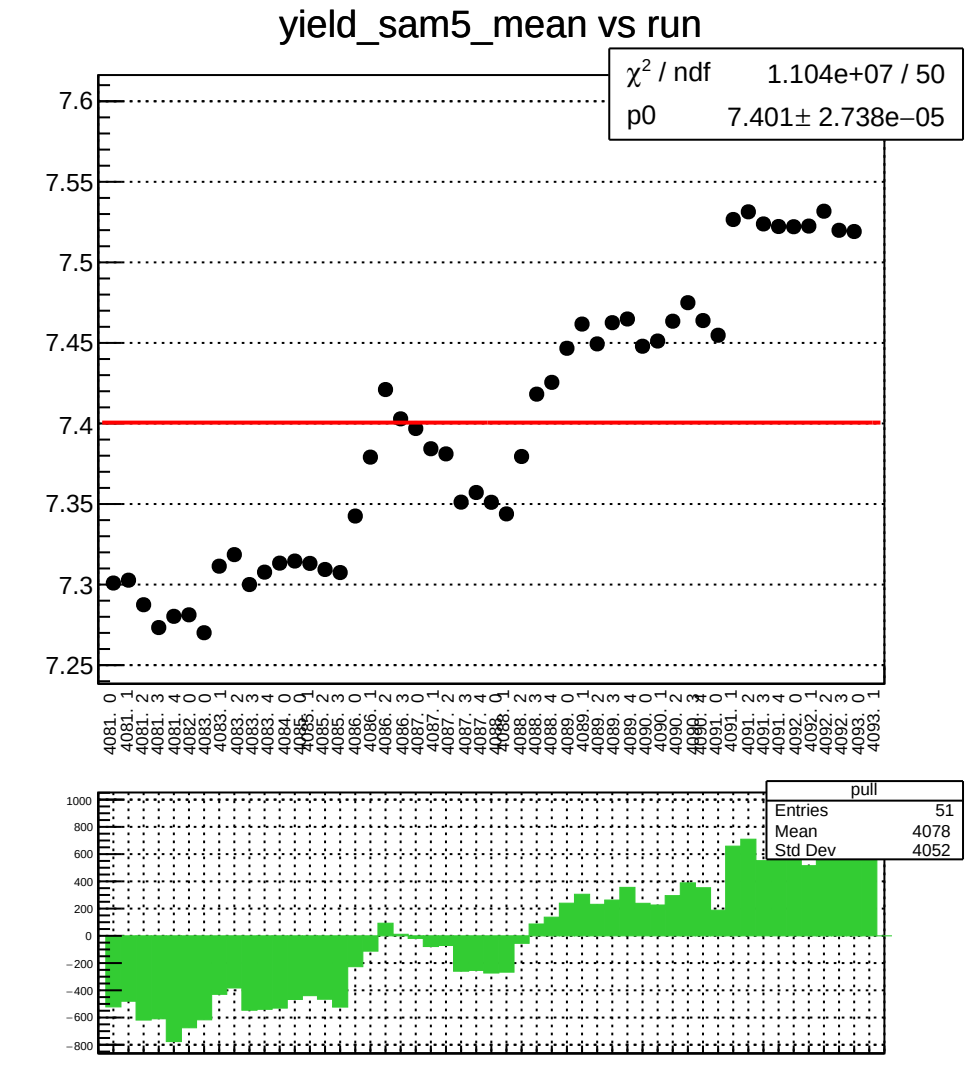
yield_sam5_mean vs run
χ² / ndf 1.104e+07 / 50
p0 7.401± 2.738e−05
7.6
7.55
7.5
7.45
7.4
7.35
7.3
7.25
pull
Entries 51
Mean 4078
Std Dev 4052
1000
800
600
400
200
0
−200
−400
−600
−800

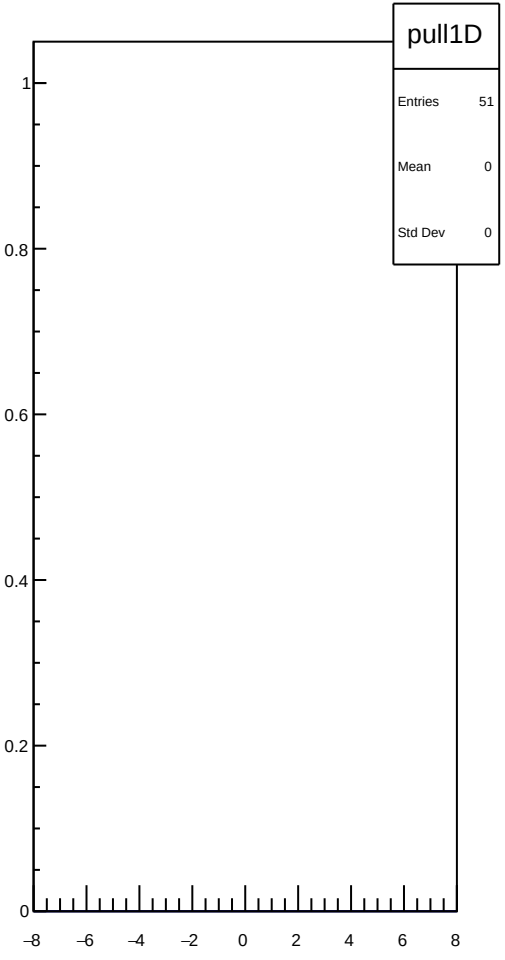
pull1D
Entries 51
Mean 0
Std Dev 0
1
0.8
0.6
0.4
0.2
0
−8
−6
−4
−2
0
2
4
6
8

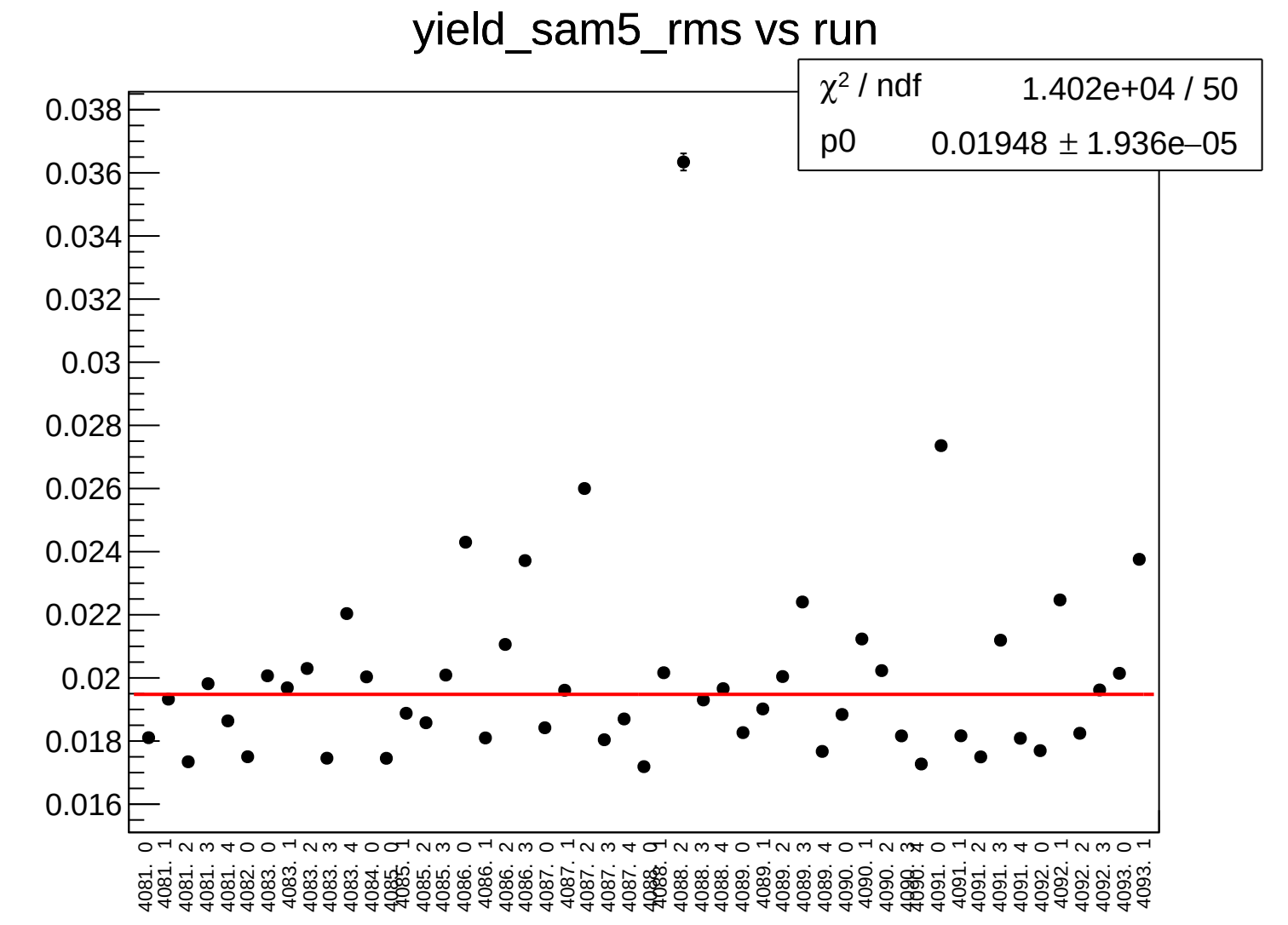
yield_sam5_rms vs run
χ² / ndf 1.402e+04 / 50
p0 0.01948 ± 1.936e−05
0.038
0.036
0.034
0.032
0.03
0.028
0.026
0.024
0.022
0.02
0.018
0.016
4081. 0
4081. 1
4081. 2
4081. 3
4081. 4
4082. 0
4083. 0
4083. 1
4083. 2
4083. 3
4083. 4
4084. 0
4085. 0
4085. 1
4085. 2
4085. 3
4086. 0
4086. 1
4086. 2
4086. 3
4087. 0
4087. 1
4087. 2
4087. 3
4087. 4
4088. 0
4088. 1
4088. 2
4088. 3
4088. 4
4089. 0
4089. 1
4089. 2
4089. 3
4089. 4
4090. 0
4090. 1
4090. 2
4091. 0
4091. 1
4091. 2
4091. 3
4091. 4
4092. 0
4092. 1
4092. 2
4092. 3
4093. 0
4093. 1

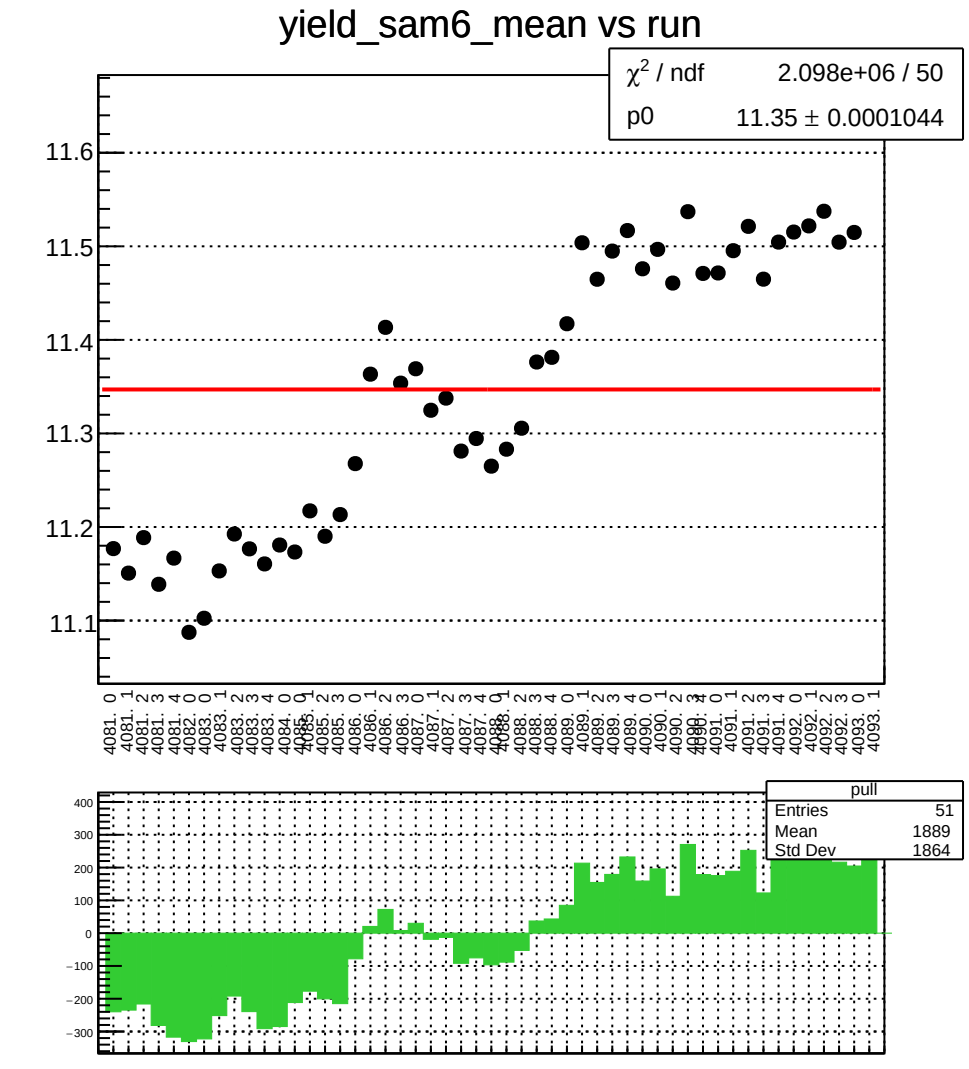
yield_sam6_mean vs run
χ² / ndf 2.098e+06 / 50
p0 11.35 ± 0.0001044
11.6
11.5
11.4
11.3
11.2
11.1
pull
Entries 51
Mean 1889
Std Dev 1864
400
300
200
100
0
−100
−200
−300

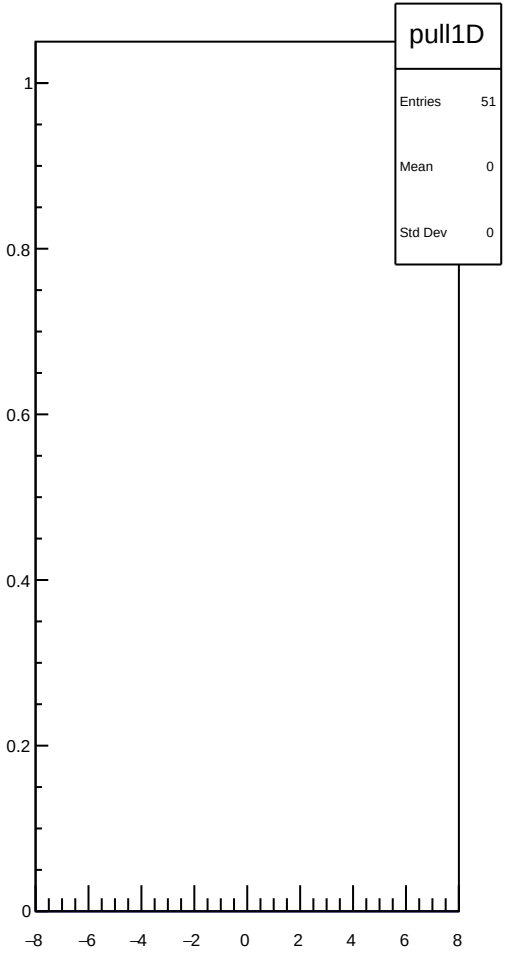
pull1D
Entries 51
Mean 0
Std Dev 0
1
0.8
0.6
0.4
0.2
0
−8
−6
−4
−2
0
2
4
6
8

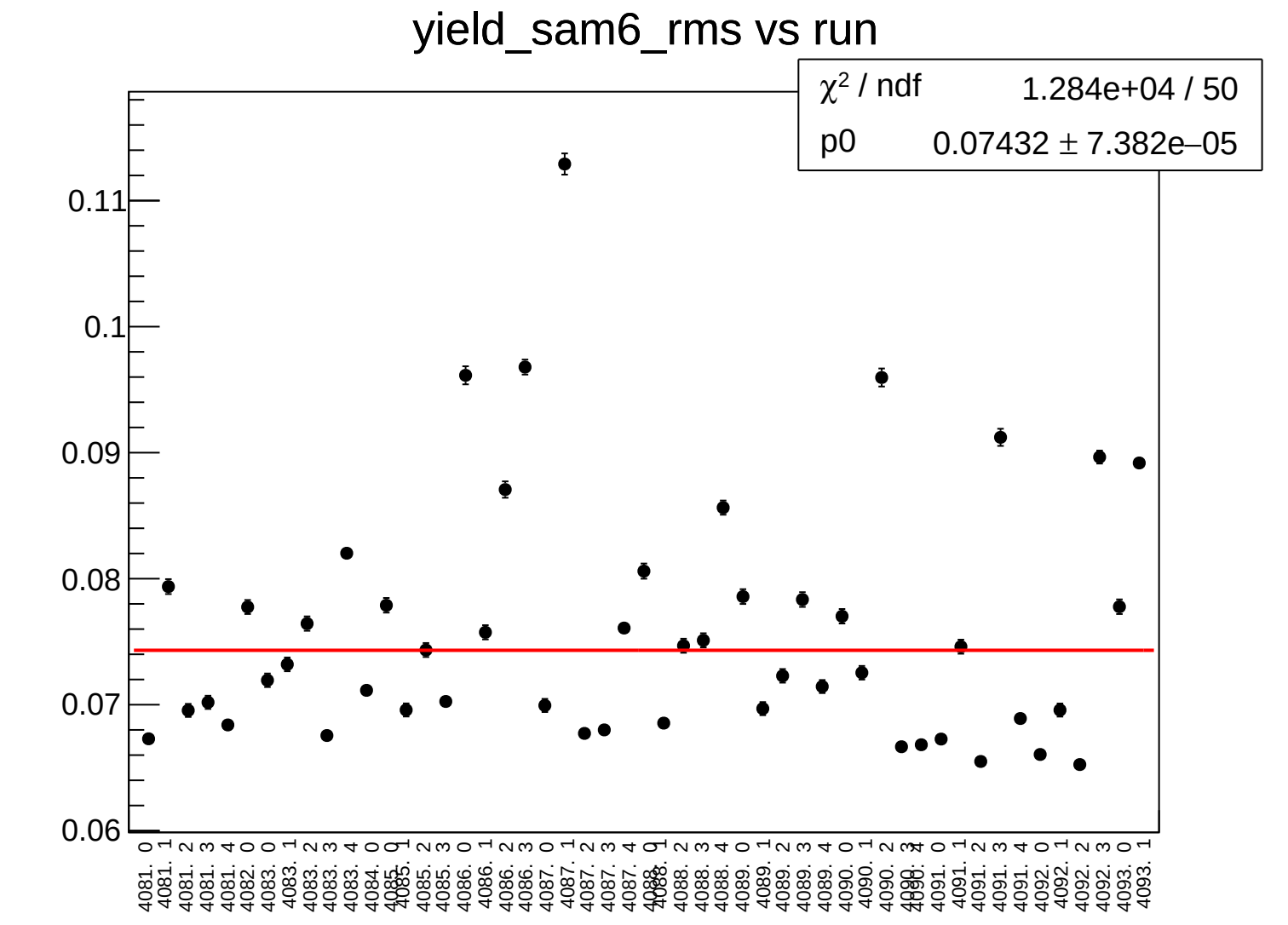
yield_sam6_rms vs run
χ² / ndf 1.284e+04 / 50
p0 0.07432 ± 7.382e–05
0.11
0.1
0.09
0.08
0.07
0.06
4081. 0
4081. 1
4081. 2
4081. 3
4081. 4
4082. 0
4083. 0
4083. 1
4083. 2
4083. 3
4083. 4
4084. 0
4085. 0
4085. 1
4085. 2
4085. 3
4086. 0
4086. 1
4086. 2
4086. 3
4087. 0
4087. 1
4087. 2
4087. 3
4087. 4
4088. 0
4088. 1
4088. 2
4088. 3
4088. 4
4089. 0
4089. 1
4089. 2
4089. 3
4089. 4
4090. 0
4090. 1
4090. 2
4091. 0
4091. 1
4091. 2
4091. 3
4091. 4
4092. 0
4092. 1
4092. 2
4092. 3
4093. 0
4093. 1

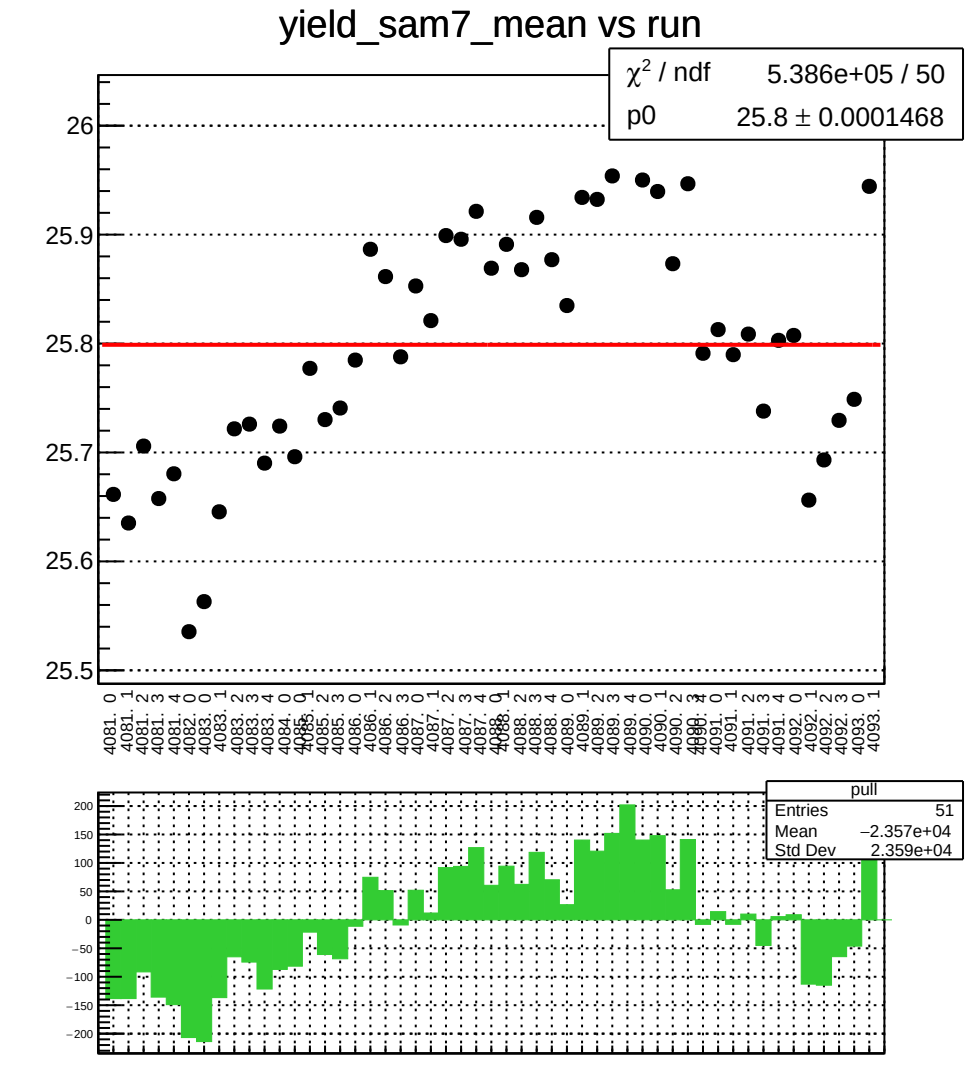
yield_sam7_mean vs run
χ² / ndf 5.386e+05 / 50
p0 25.8 ± 0.0001468
pull
Entries 51
Mean −2.357e+04
Std Dev 2.359e+04

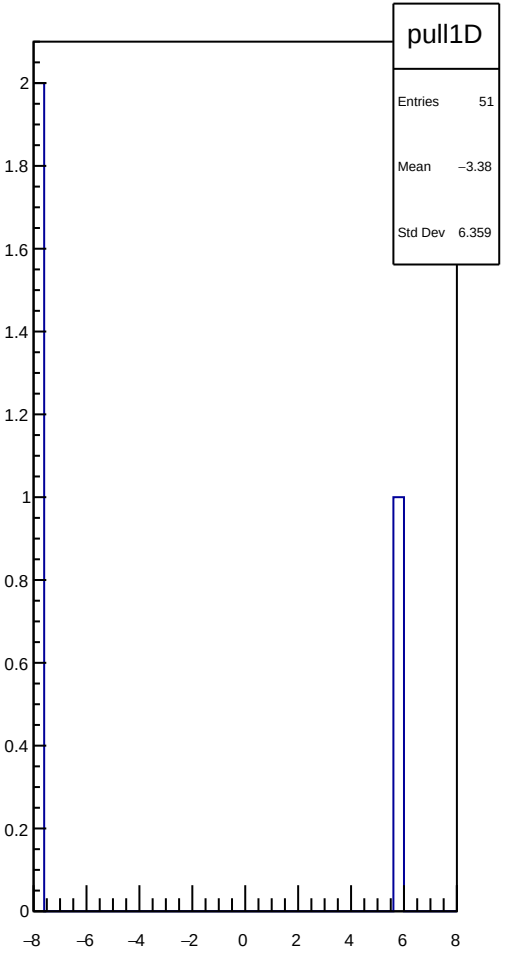
pull1D
Entries 51
Mean −3.38
Std Dev 6.359

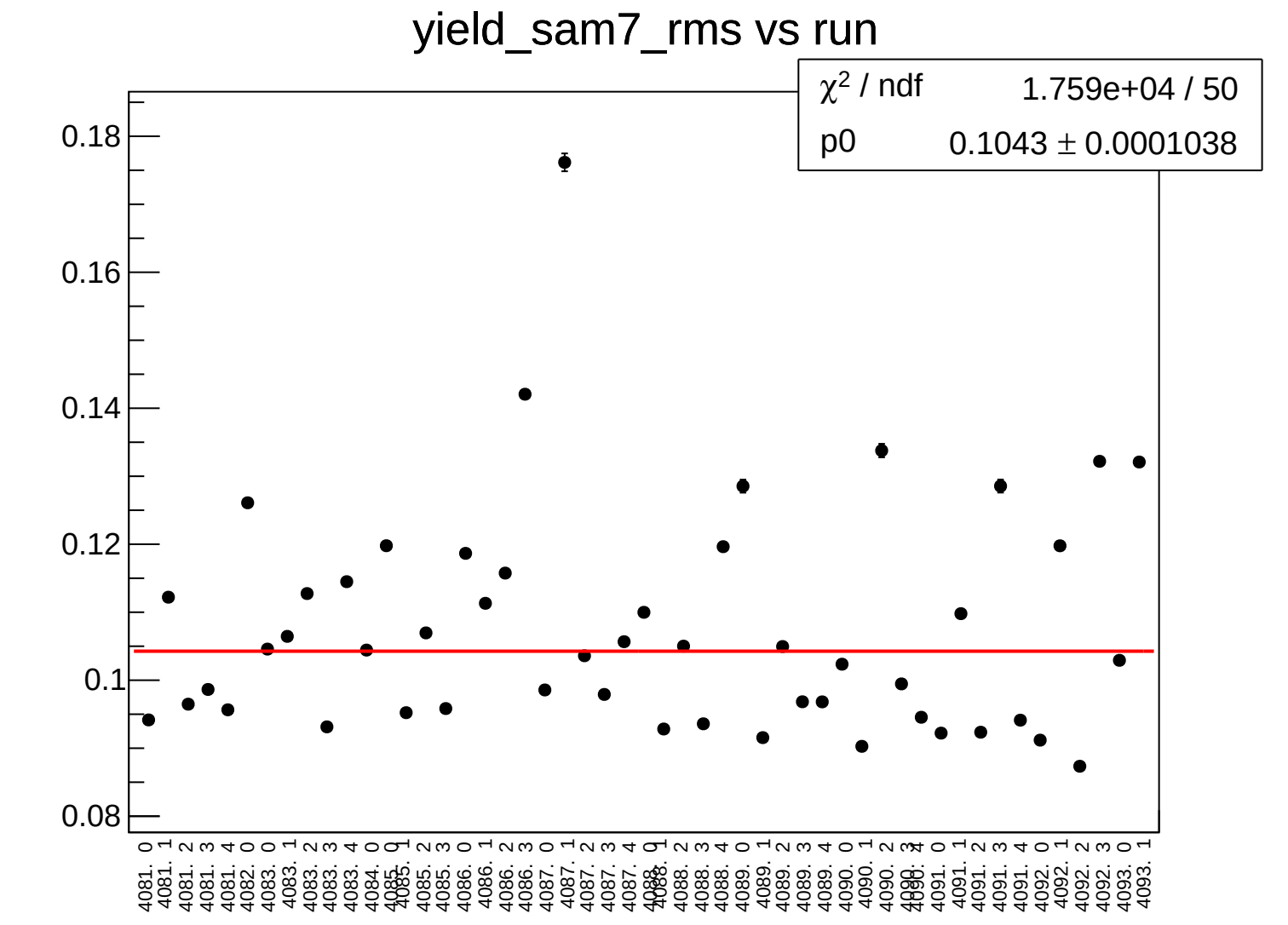
yield_sam7_rms vs run
χ² / ndf 1.759e+04 / 50
p0 0.1043 ± 0.0001038
0.18
0.16
0.14
0.12
0.1
0.08
4081. 0
4081. 1
4081. 2
4081. 3
4081. 4
4082. 0
4083. 0
4083. 1
4083. 2
4083. 3
4083. 4
4084. 0
4085. 0
4085. 1
4085. 2
4085. 3
4086. 0
4086. 1
4086. 2
4086. 3
4087. 0
4087. 1
4087. 2
4087. 3
4087. 4
4088. 0
4088. 1
4088. 2
4088. 3
4088. 4
4089. 0
4089. 1
4089. 2
4089. 3
4089. 4
4090. 0
4090. 1
4090. 2
4091. 0
4091. 1
4091. 2
4091. 3
4091. 4
4092. 0
4092. 1
4092. 2
4092. 3
4093. 0
4093. 1

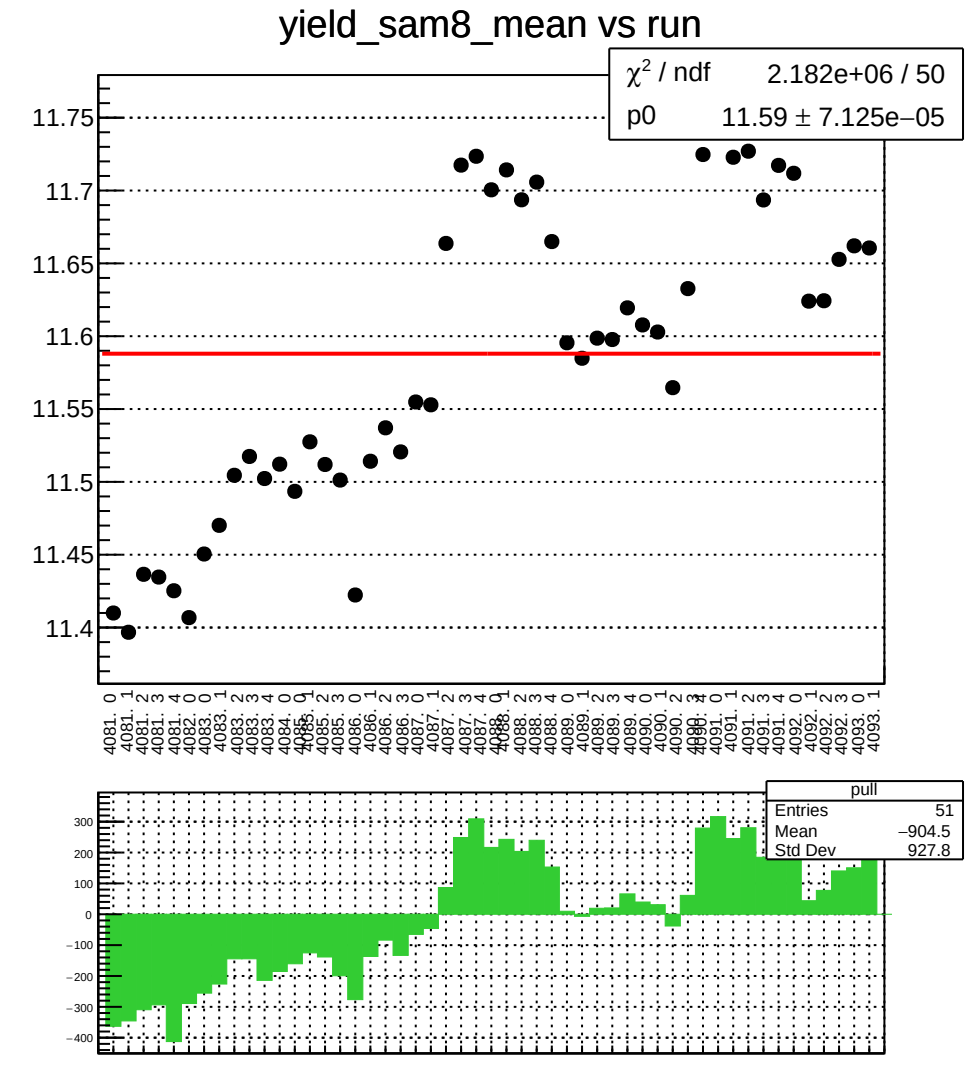
yield_sam8_mean vs run
χ² / ndf 2.182e+06 / 50
p0 11.59 ± 7.125e−05
11.75
11.7
11.65
11.6
11.55
11.5
11.45
11.4
pull
Entries 51
Mean −904.5
Std Dev 927.8
300
200
100
0
−100
−200
−300
−400

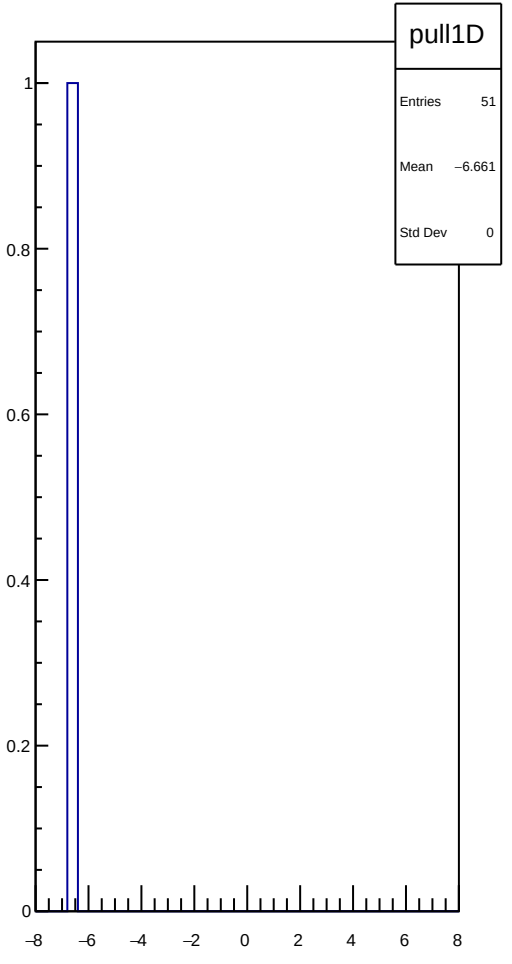
pull1D
Entries 51
Mean −6.661
Std Dev 0
1
0.8
0.6
0.4
0.2
0
−8
−6
−4
−2
0
2
4
6
8

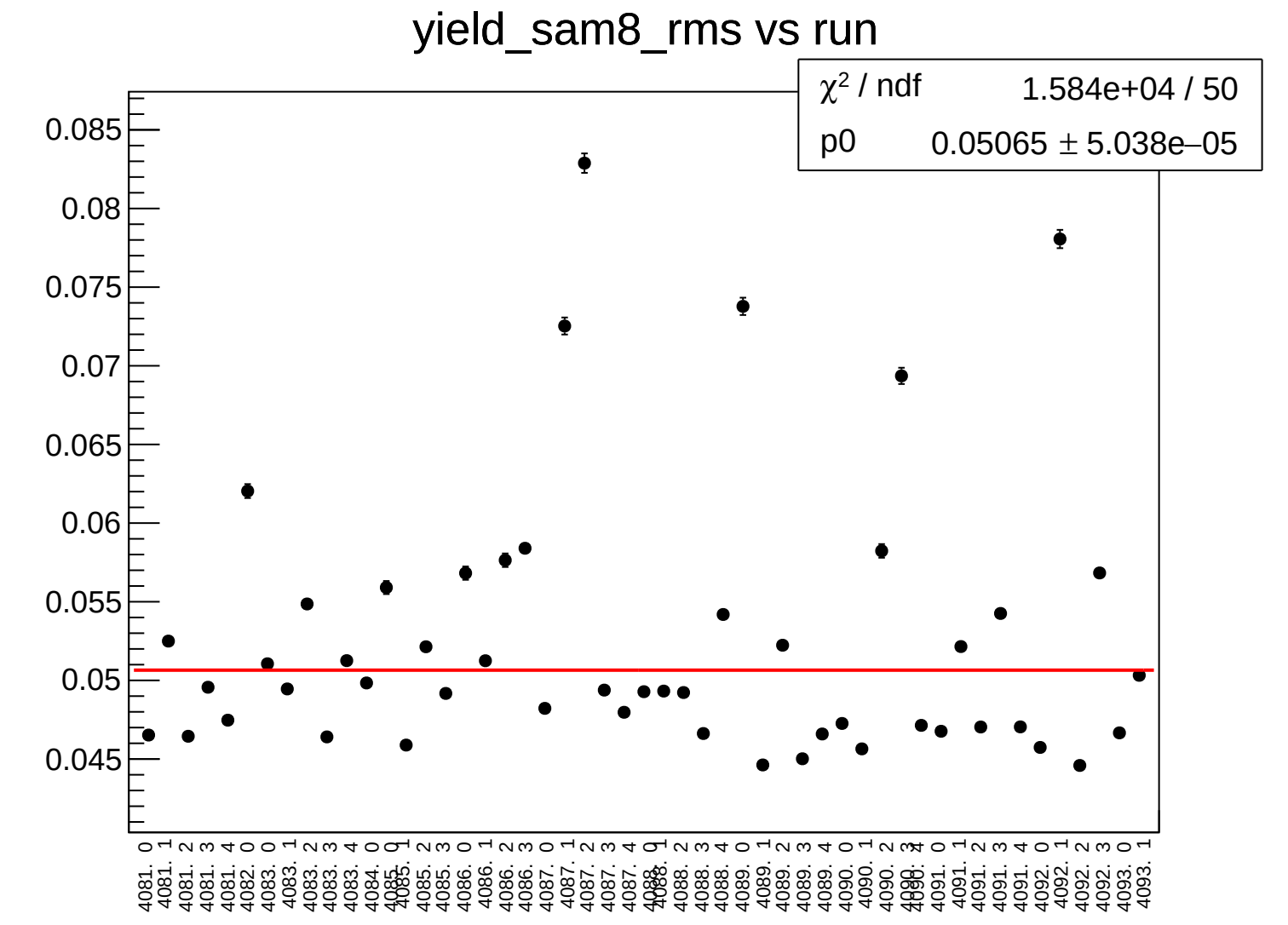
yield_sam8_rms vs run
χ² / ndf 1.584e+04 / 50
p0 0.05065 ± 5.038e–05
0.085
0.08
0.075
0.07
0.065
0.06
0.055
0.05
0.045
4081. 0
4081. 1
4081. 2
4081. 3
4081. 4
4082. 0
4083. 0
4083. 1
4083. 2
4083. 3
4083. 4
4084. 0
4085. 0
4085. 1
4085. 2
4085. 3
4086. 0
4086. 1
4086. 2
4086. 3
4087. 0
4087. 1
4087. 2
4087. 3
4087. 4
4088. 0
4088. 1
4088. 2
4088. 3
4088. 4
4089. 0
4089. 1
4089. 2
4089. 3
4089. 4
4090. 0
4090. 1
4090. 2
4091. 0
4091. 1
4091. 2
4091. 3
4091. 4
4092. 0
4092. 1
4092. 2
4092. 3
4093. 0
4093. 1

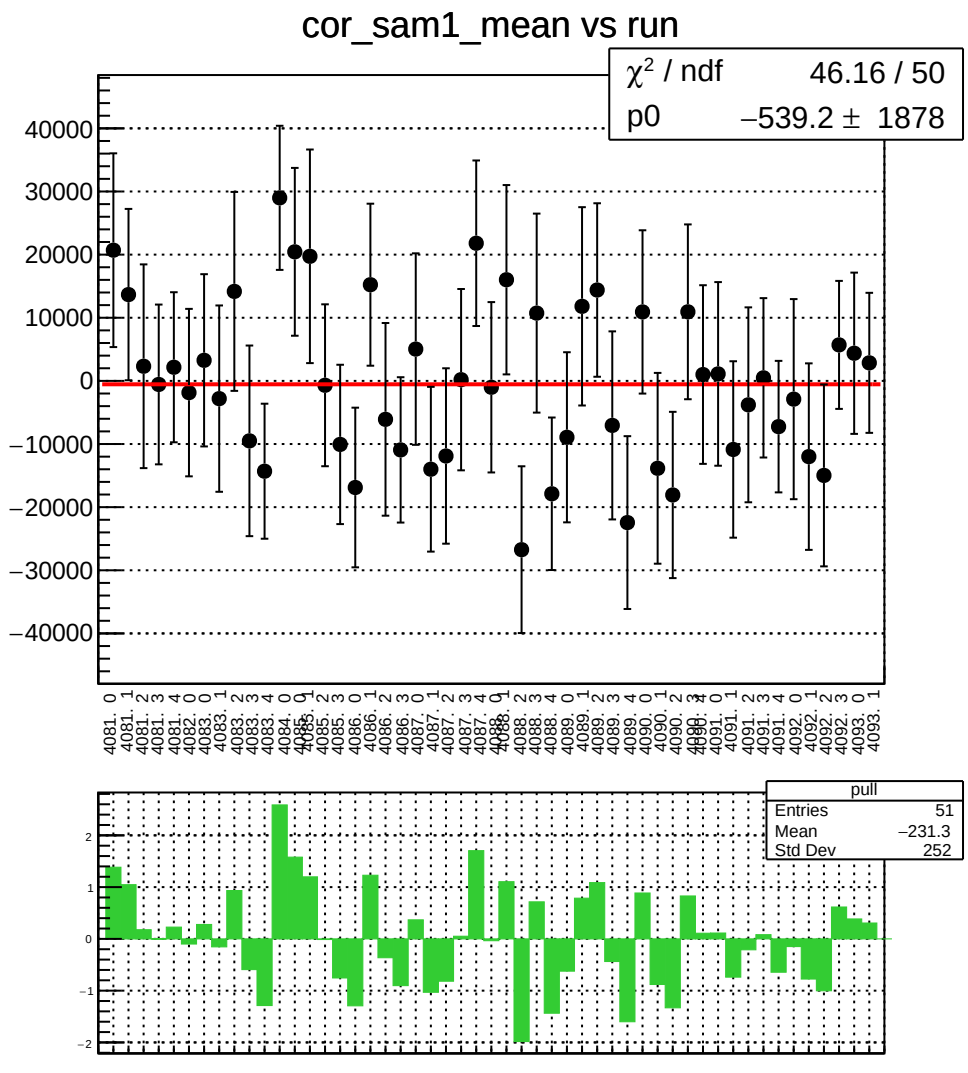
cor_sam1_mean vs run
χ² / ndf 46.16 / 50
p0 −539.2 ± 1878
40000
30000
20000
10000
0
−10000
−20000
−30000
−40000
4081. 0
4081. 1
4081. 2
4081. 3
4081. 4
4082. 0
4083. 0
4083. 1
4083. 2
4083. 3
4083. 4
4084. 0
4085. 0
4085. 1
4085. 2
4085. 3
4086. 0
4086. 1
4086. 2
4086. 3
4087. 0
4087. 1
4087. 2
4087. 3
4087. 4
4088. 0
4088. 1
4088. 2
4088. 3
4088. 4
4089. 0
4089. 1
4089. 2
4089. 3
4089. 4
4090. 0
4090. 1
4090. 2
4090. 3
4090. 4
4091. 0
4091. 1
4091. 2
4091. 3
4091. 4
4092. 0
4092. 1
4092. 2
4092. 3
4093. 0
4093. 1
pull
Entries 51
Mean −231.3
Std Dev 252
2
1
0
−1
−2

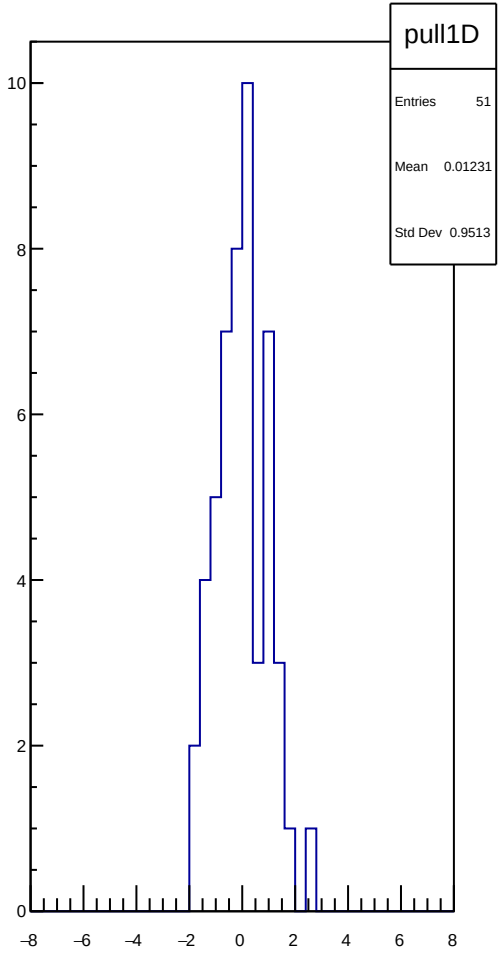
pull1D
Entries 51
Mean 0.01231
Std Dev 0.9513
10
8
6
4
2
0
−8
−6
−4
−2
0
2
4
6
8

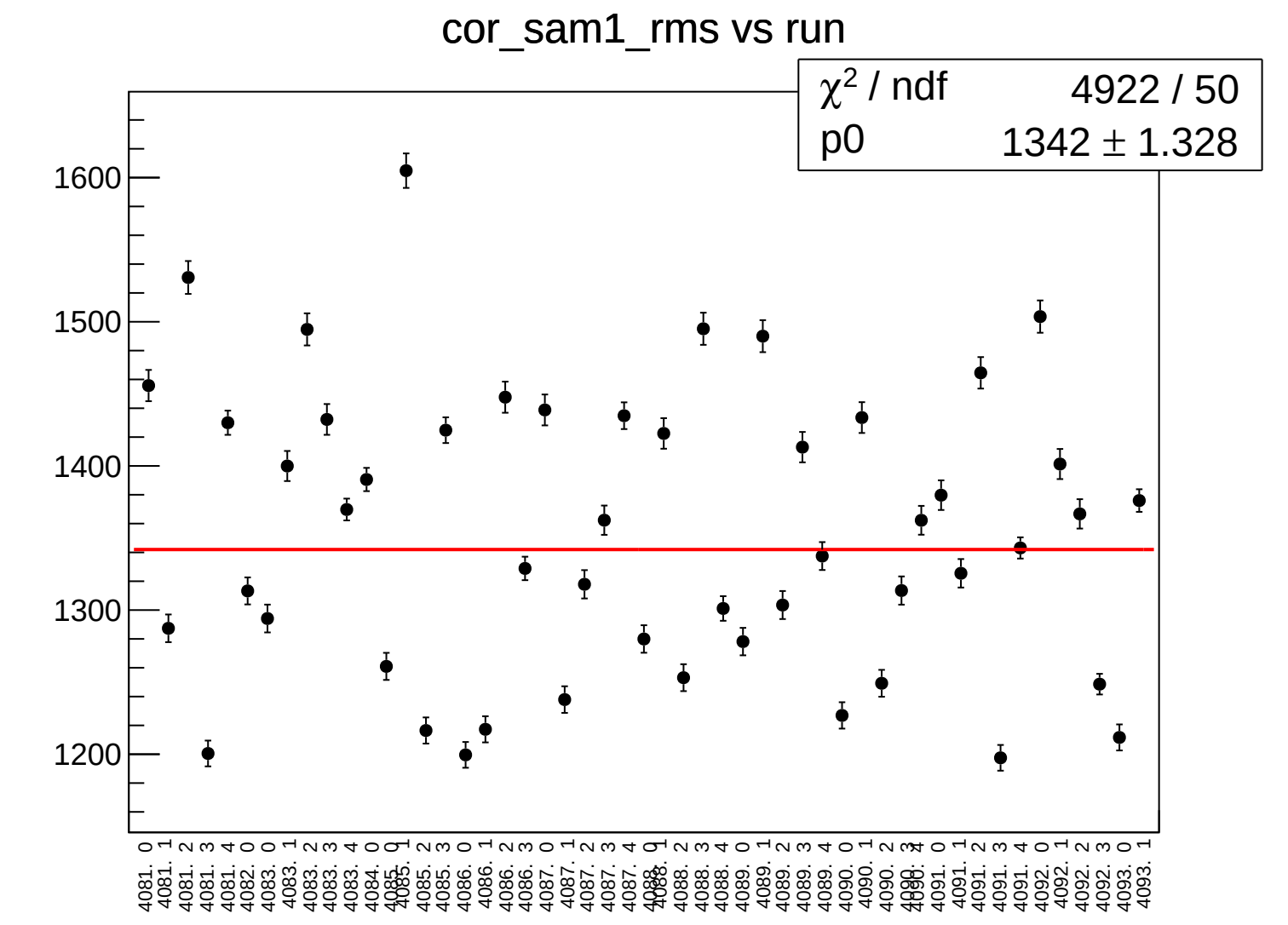
cor_sam1_rms vs run
χ² / ndf 4922 / 50
p0 1342 ± 1.328
1600
1500
1400
1300
1200
4081. 0
4081. 1
4081. 2
4081. 3
4081. 4
4082. 0
4083. 0
4083. 1
4083. 2
4083. 3
4083. 4
4084. 0
4085. 0
4085. 1
4085. 2
4085. 3
4086. 0
4086. 1
4086. 2
4086. 3
4087. 0
4087. 1
4087. 2
4087. 3
4087. 4
4088. 0
4088. 1
4088. 2
4088. 3
4088. 4
4089. 0
4089. 1
4089. 2
4089. 3
4089. 4
4090. 0
4090. 1
4090. 2
4090. 3
4090. 4
4091. 0
4091. 1
4091. 2
4091. 3
4091. 4
4092. 0
4092. 1
4092. 2
4092. 3
4093. 0
4093. 1

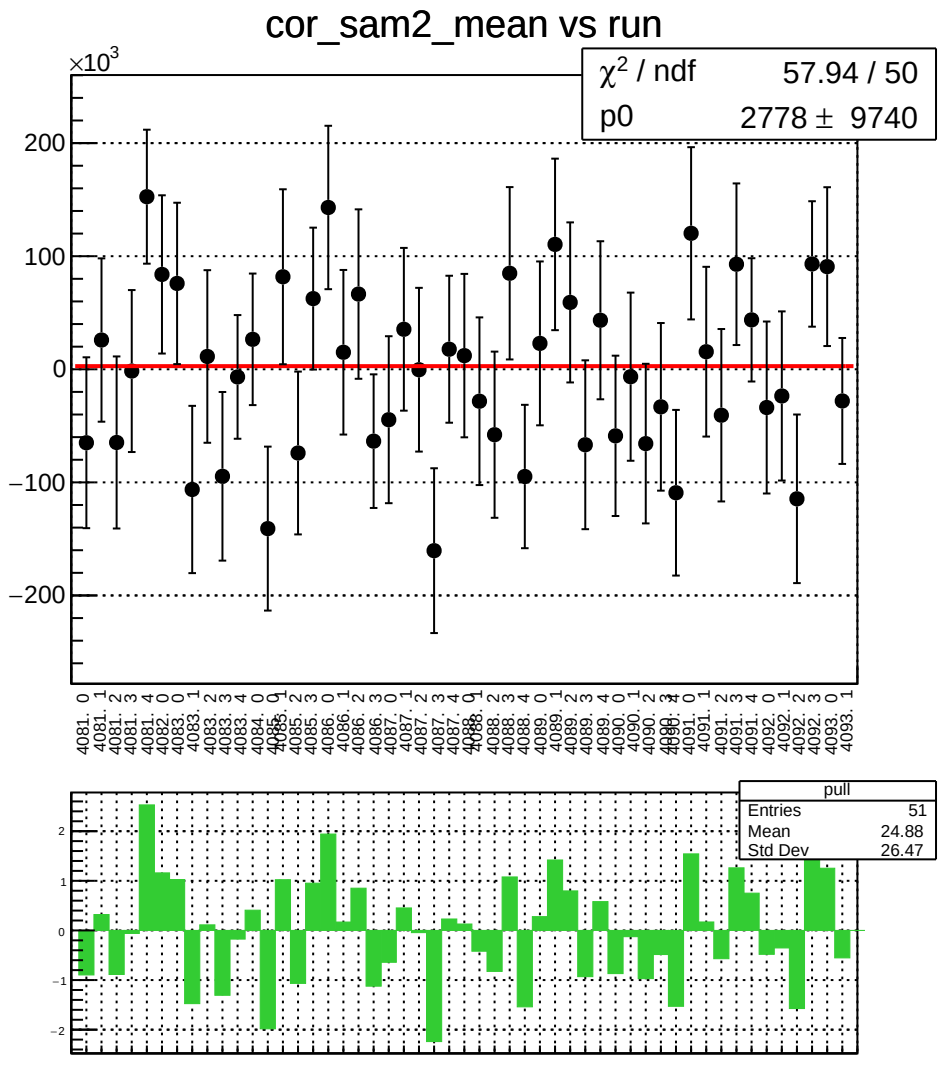
cor_sam2_mean vs run
×10^3
χ^2 / ndf 57.94 / 50
p0 2778 ± 9740
200
100
0
−100
−200
pull
Entries 51
Mean 24.88
Std Dev 26.47
2
1
0
−1
−2

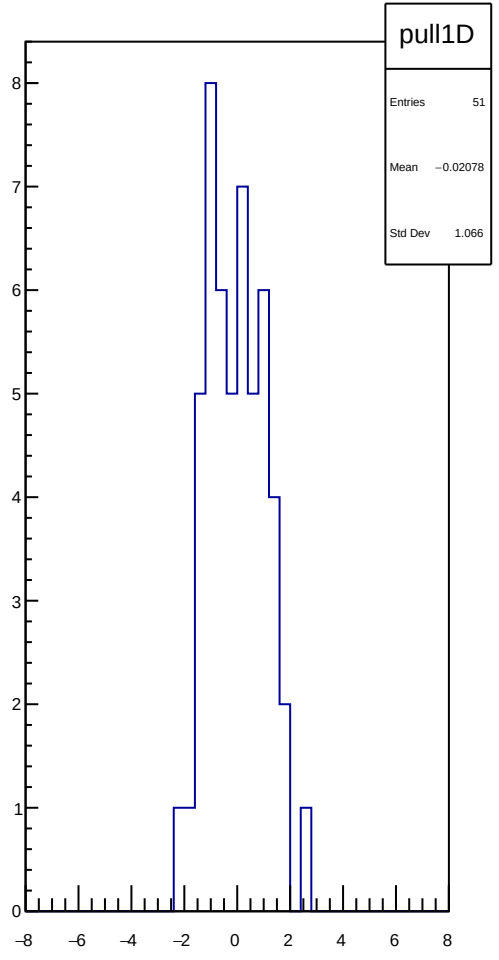
pull1D
Entries 51
Mean −0.02078
Std Dev 1.066
8
7
6
5
4
3
2
1
0
−8
−6
−4
−2
0
2
4
6
8

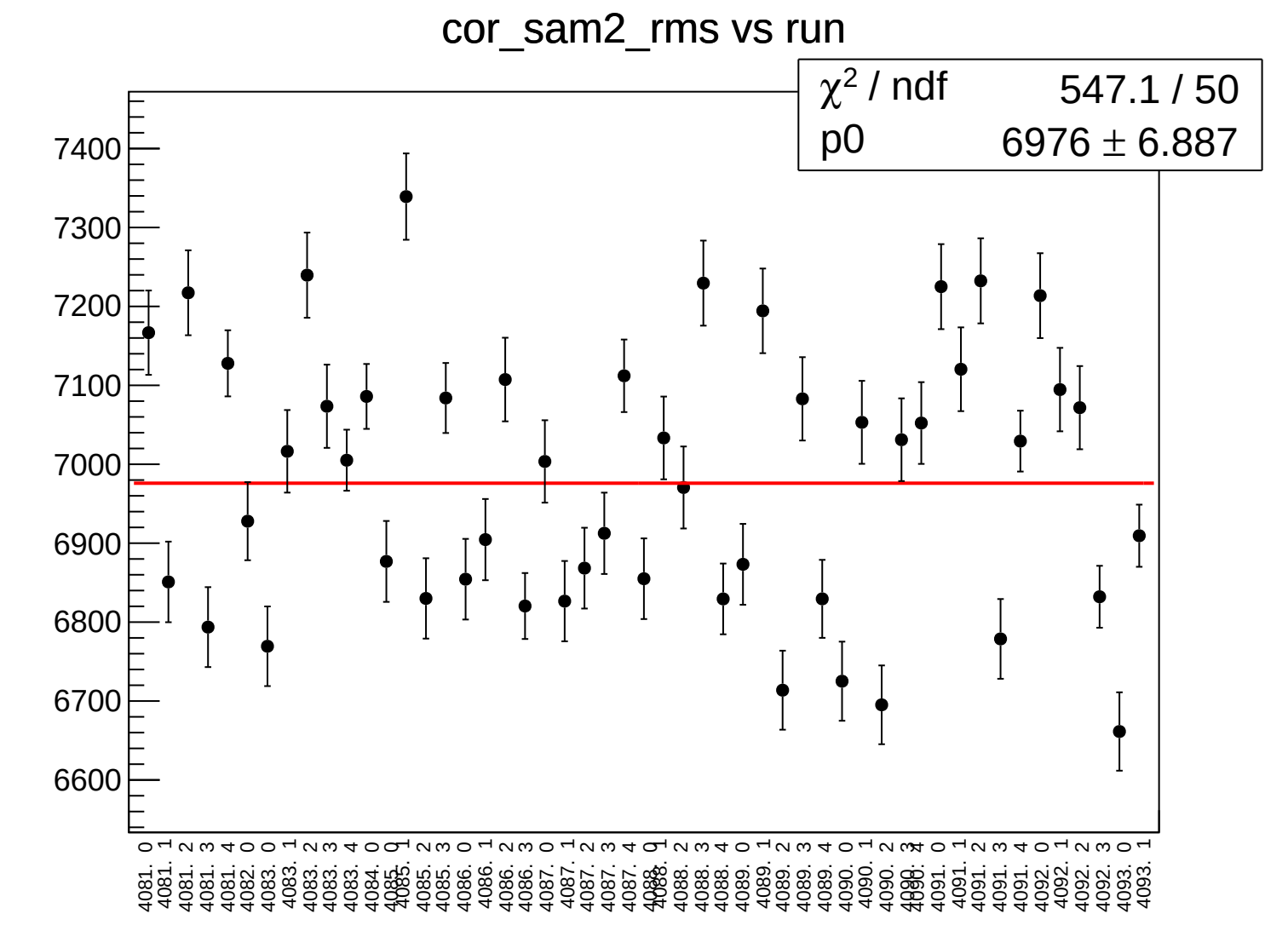
cor_sam2_rms vs run
χ² / ndf 547.1 / 50
p0 6976 ± 6.887
7400
7300
7200
7100
7000
6900
6800
6700
6600
4081. 0
4081. 1
4081. 2
4081. 3
4081. 4
4082. 0
4083. 0
4083. 1
4083. 2
4083. 3
4083. 4
4084. 0
4085. 0
4085. 1
4085. 2
4085. 3
4086. 0
4086. 1
4086. 2
4086. 3
4087. 0
4087. 1
4087. 2
4087. 3
4087. 4
4088. 1
4088. 2
4088. 3
4088. 4
4089. 0
4089. 1
4089. 2
4089. 3
4089. 4
4090. 0
4090. 1
4090. 2
4091. 0
4091. 1
4091. 2
4091. 3
4091. 4
4092. 0
4092. 1
4092. 2
4092. 3
4093. 0
4093. 1

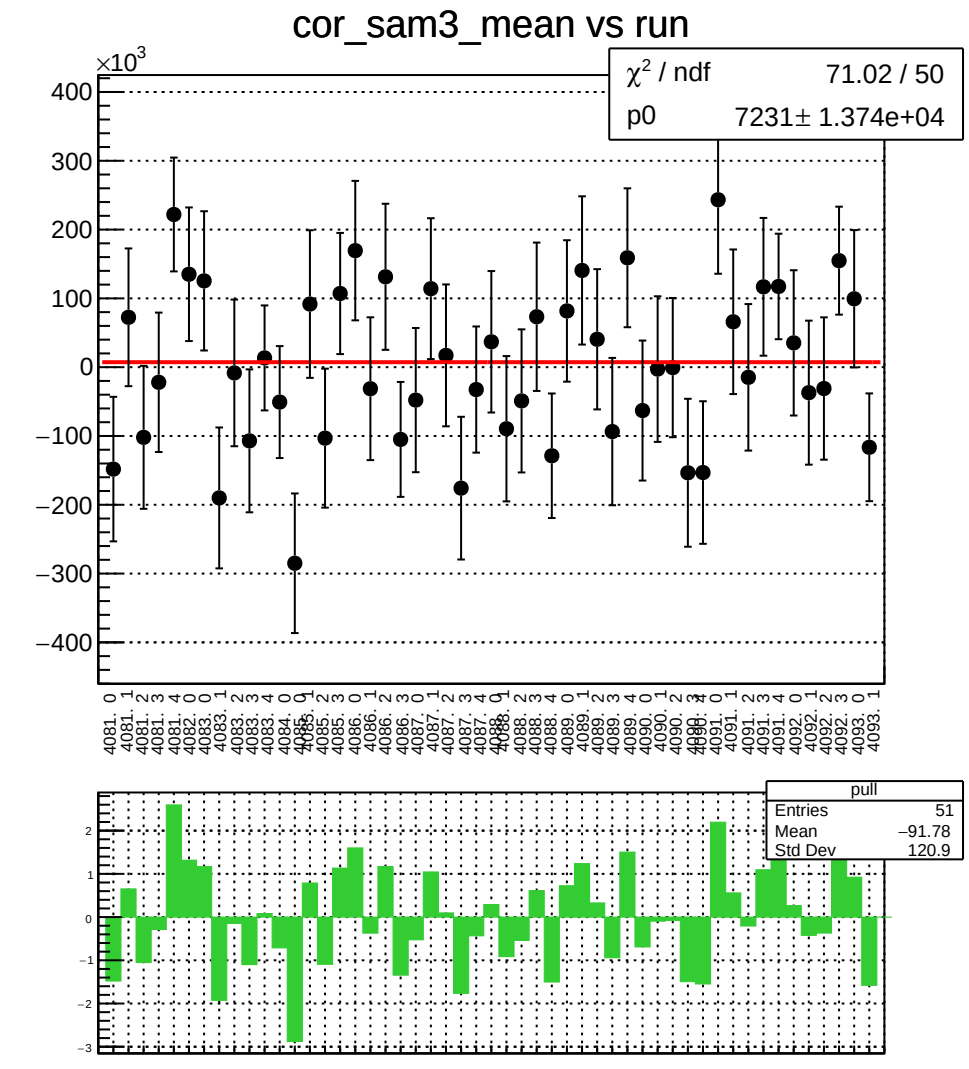
cor_sam3_mean vs run
×10^3
χ² / ndf 71.02 / 50
p0 7231± 1.374e+04
pull
Entries 51
Mean −91.78
Std Dev 120.9

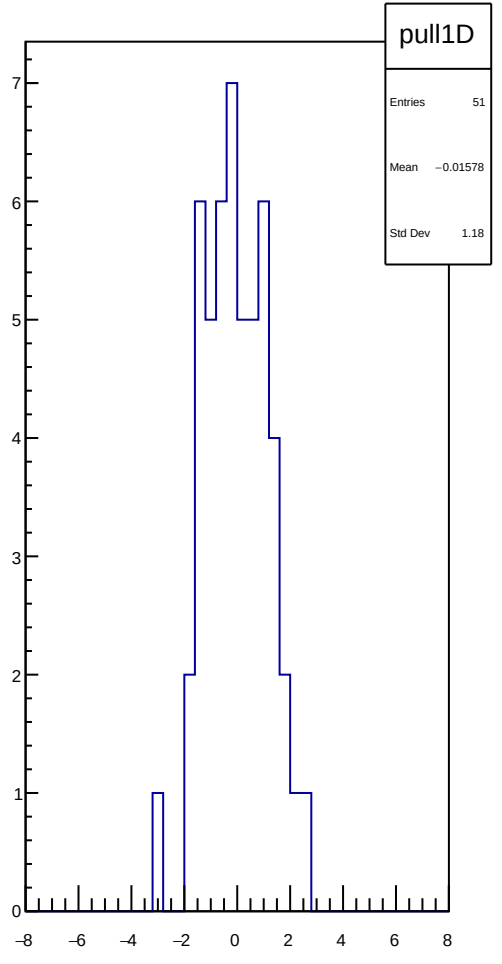
pull1D
Entries 51
Mean −0.01578
Std Dev 1.18

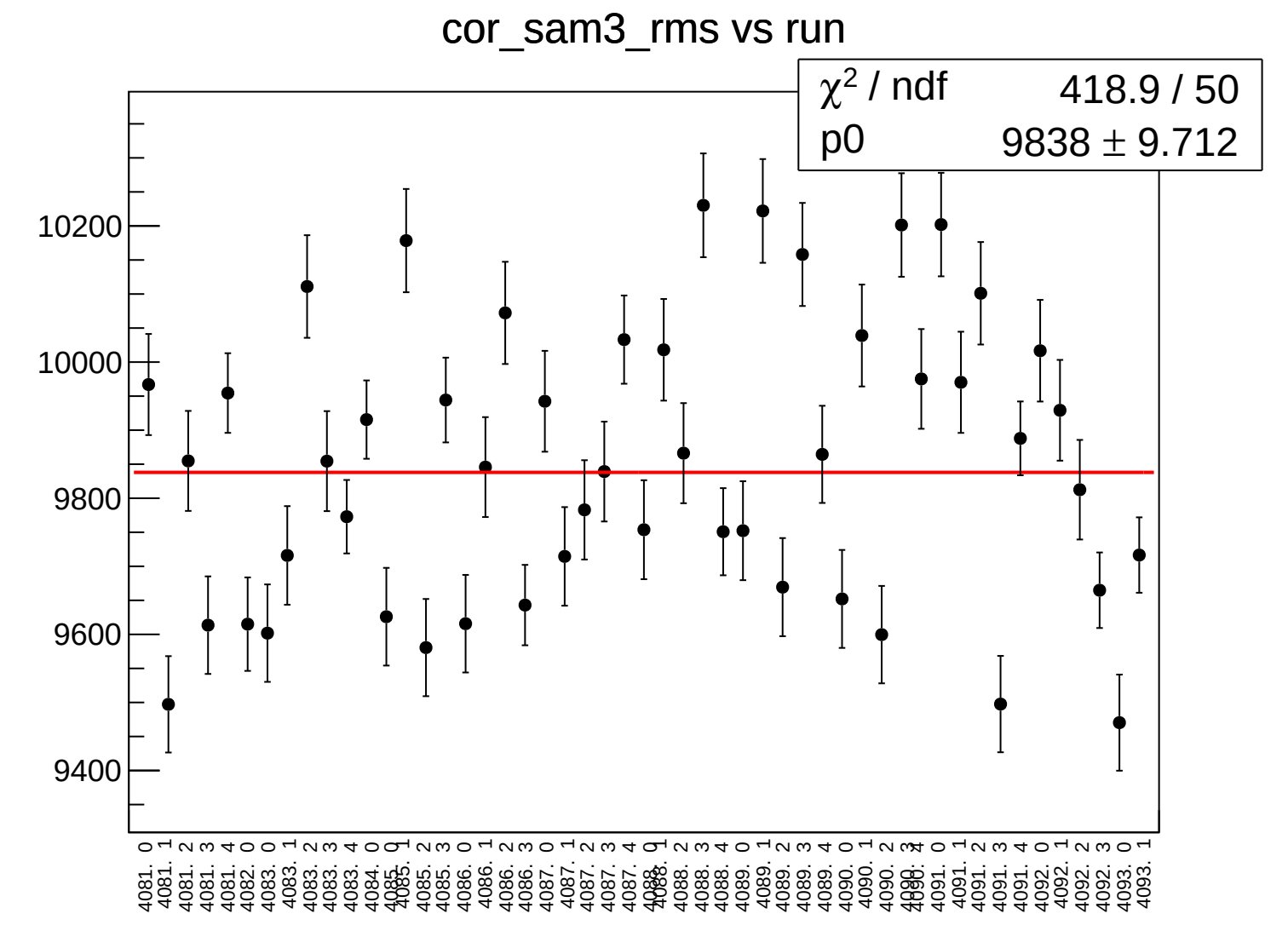
cor_sam3_rms vs run
χ^2 / ndf 418.9 / 50
p0 9838 ± 9.712
10200
10000
9800
9600
9400
4081. 0
4081. 1
4081. 2
4081. 3
4081. 4
4082. 0
4083. 0
4083. 1
4083. 2
4083. 3
4083. 4
4084. 0
4085. 2
4085. 3
4086. 0
4086. 1
4086. 2
4086. 3
4087. 0
4087. 1
4087. 2
4087. 3
4087. 4
4088. 2
4088. 3
4088. 4
4089. 0
4089. 1
4089. 2
4089. 3
4089. 4
4090. 0
4090. 1
4090. 2
4091. 0
4091. 1
4091. 2
4091. 3
4091. 4
4092. 0
4092. 1
4092. 2
4092. 3
4093. 0
4093. 1

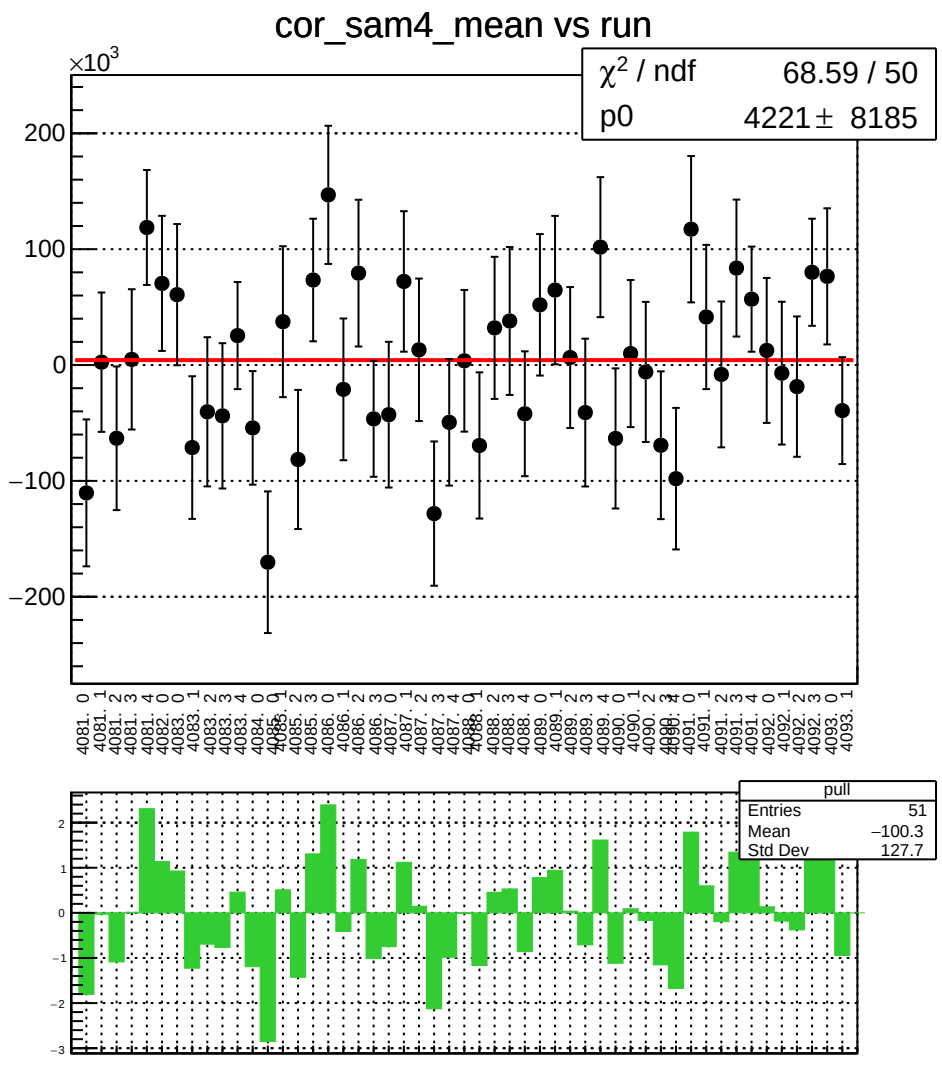
cor_sam4_mean vs run
×10^3
χ^2 / ndf 68.59 / 50
p0 4221 ± 8185
200
100
0
−100
−200
pull
Entries 51
Mean −100.3
Std Dev 127.7
2
1
0
−1
−2
−3

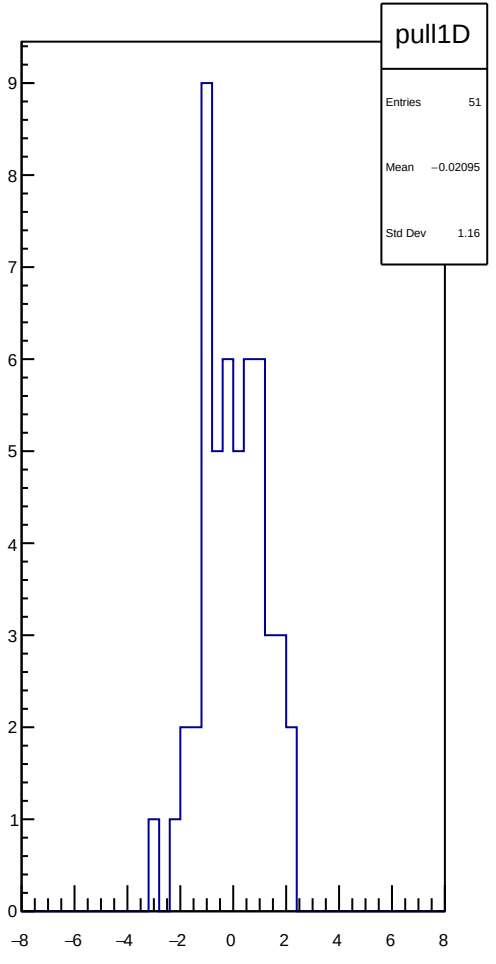
pull1D
Entries 51
Mean −0.02095
Std Dev 1.16
9
8
7
6
5
4
3
2
1
0
−8
−6
−4
−2
0
2
4
6
8

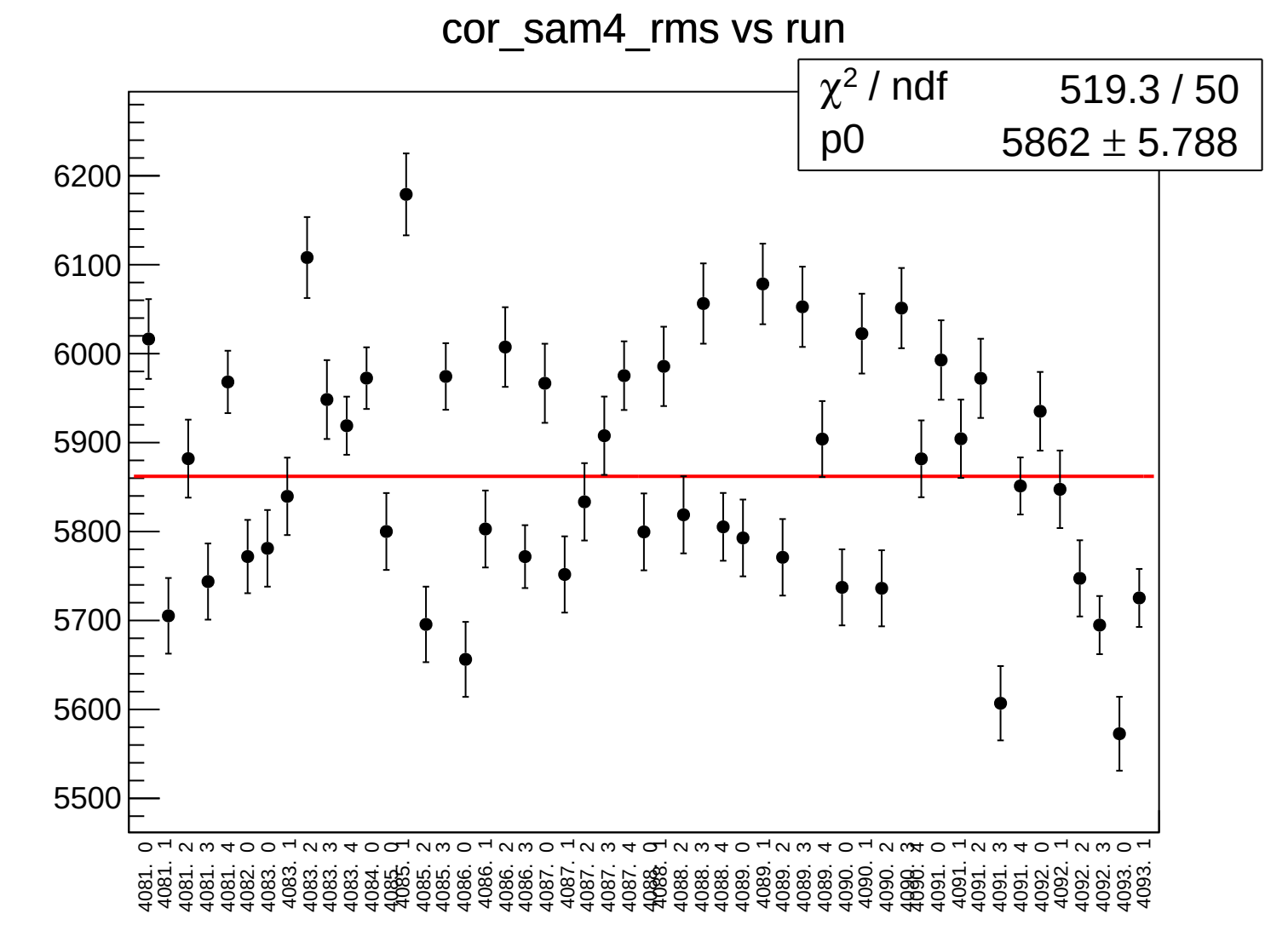
cor_sam4_rms vs run
χ^2 / ndf 519.3 / 50
p0 5862 ± 5.788
6200
6100
6000
5900
5800
5700
5600
5500
4081. 0
4081. 1
4081. 2
4081. 3
4081. 4
4082. 0
4083. 0
4083. 1
4083. 2
4083. 3
4083. 4
4084. 0
4085. 0
4085. 1
4085. 2
4085. 3
4086. 0
4086. 1
4086. 2
4086. 3
4087. 0
4087. 1
4087. 2
4087. 3
4087. 4
4088. 0
4088. 1
4088. 2
4088. 3
4088. 4
4089. 0
4089. 1
4089. 2
4089. 3
4089. 4
4090. 0
4090. 1
4090. 2
4090. 3
4090. 4
4091. 0
4091. 1
4091. 2
4091. 3
4091. 4
4092. 0
4092. 1
4092. 2
4092. 3
4093. 0
4093. 1

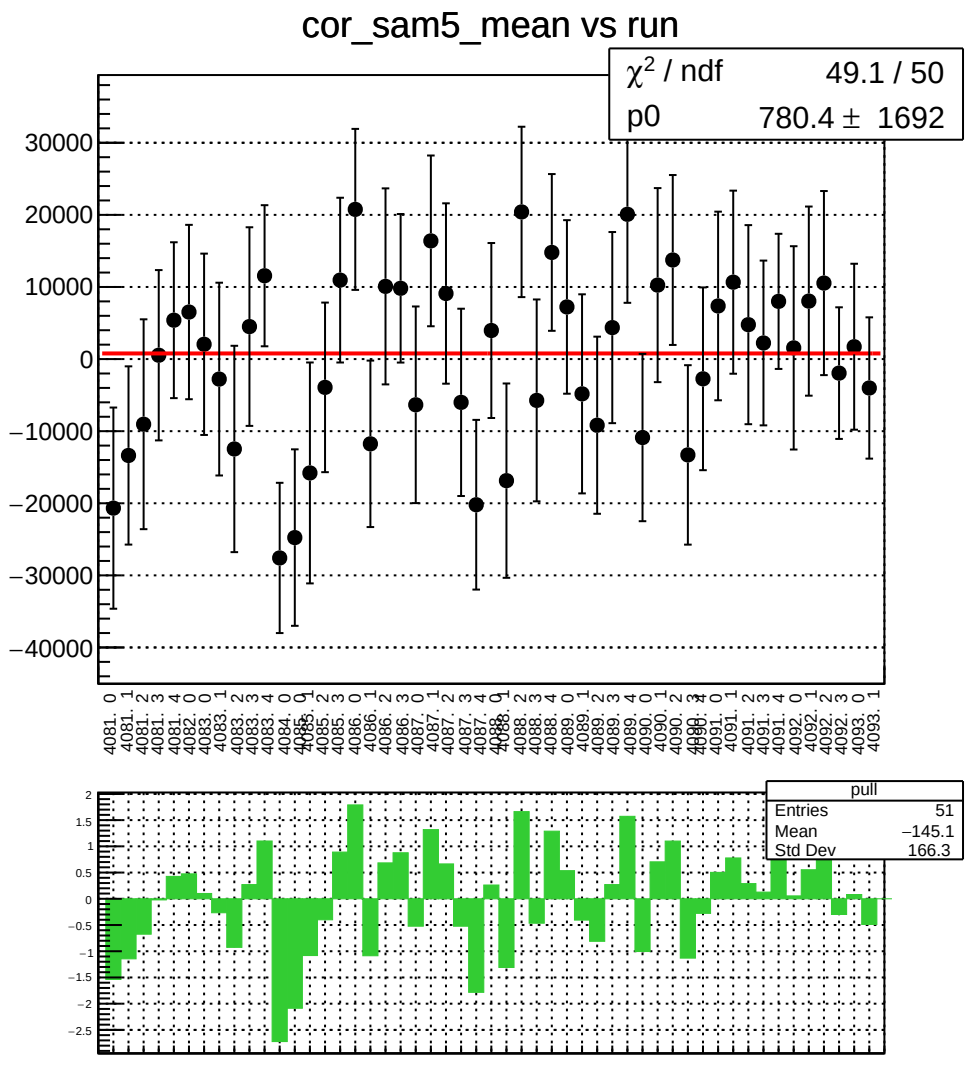
cor_sam5_mean vs run
χ² / ndf 49.1 / 50
p0 780.4 ± 1692
pull
Entries 51
Mean −145.1
Std Dev 166.3

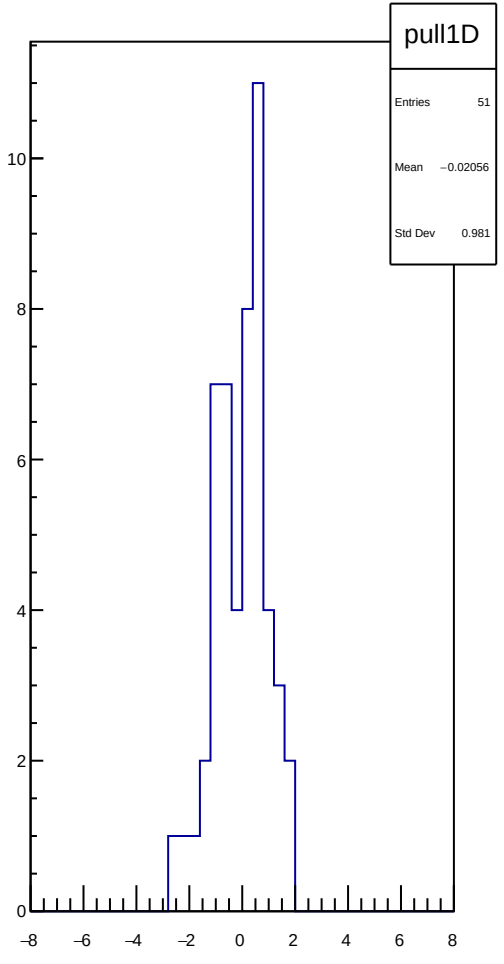
pull1D
Entries 51
Mean −0.02056
Std Dev 0.981

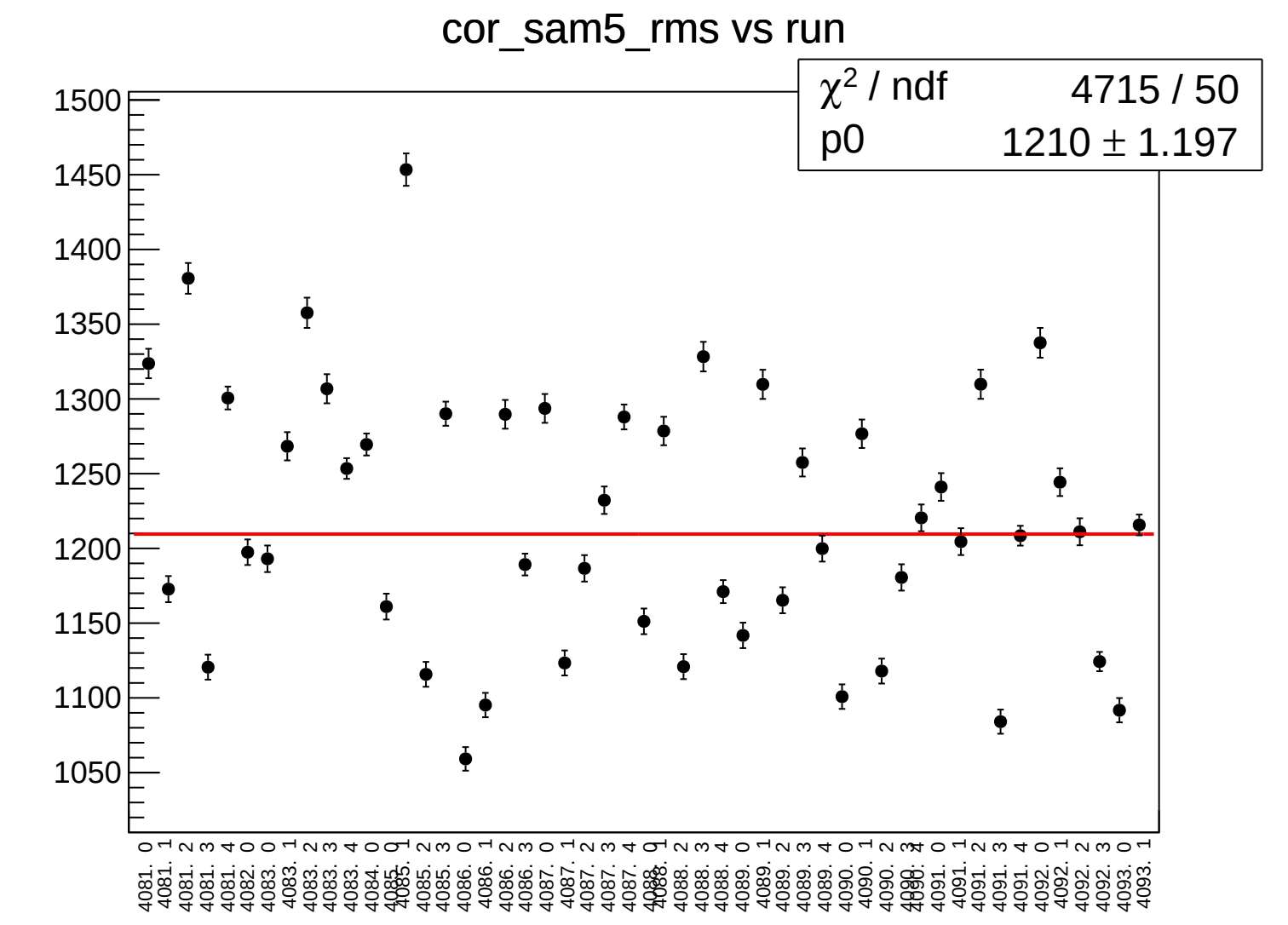
cor_sam5_rms vs run
χ² / ndf 4715 / 50
p0 1210 ± 1.197
1500
1450
1400
1350
1300
1250
1200
1150
1100
1050
4081. 0
4081. 1
4081. 2
4081. 3
4081. 4
4082. 0
4083. 0
4083. 1
4083. 2
4083. 3
4083. 4
4084. 0
4085. 0
4085. 1
4085. 2
4085. 3
4086. 0
4086. 1
4086. 2
4086. 3
4087. 0
4087. 1
4087. 2
4087. 3
4087. 4
4088. 0
4088. 1
4088. 2
4088. 3
4088. 4
4089. 0
4089. 1
4089. 2
4089. 3
4089. 4
4090. 0
4090. 1
4090. 2
4090. 3
4090. 4
4091. 0
4091. 1
4091. 2
4091. 3
4091. 4
4092. 0
4092. 1
4092. 2
4092. 3
4093. 0
4093. 1

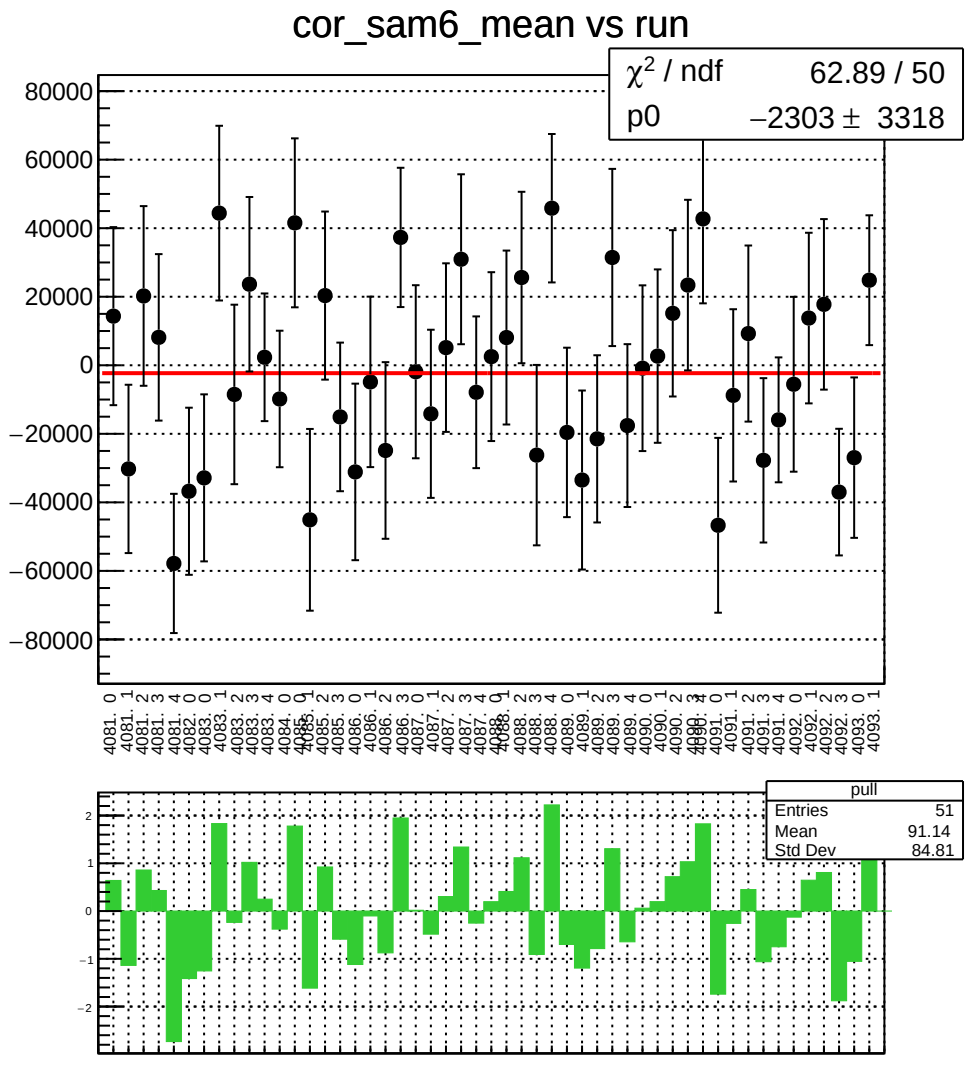
cor_sam6_mean vs run
χ² / ndf 62.89 / 50
p0 −2303 ± 3318
pull
Entries 51
Mean 91.14
Std Dev 84.81

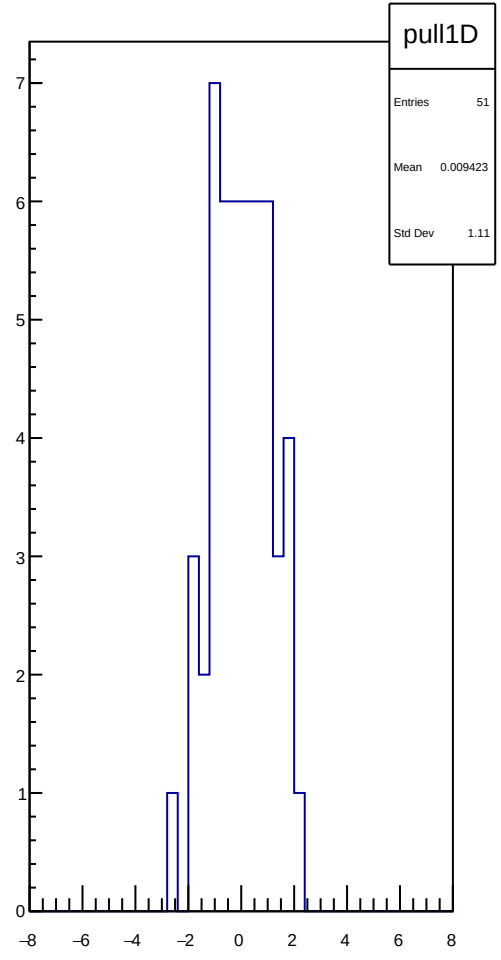
pull1D
Entries 51
Mean 0.009423
Std Dev 1.11

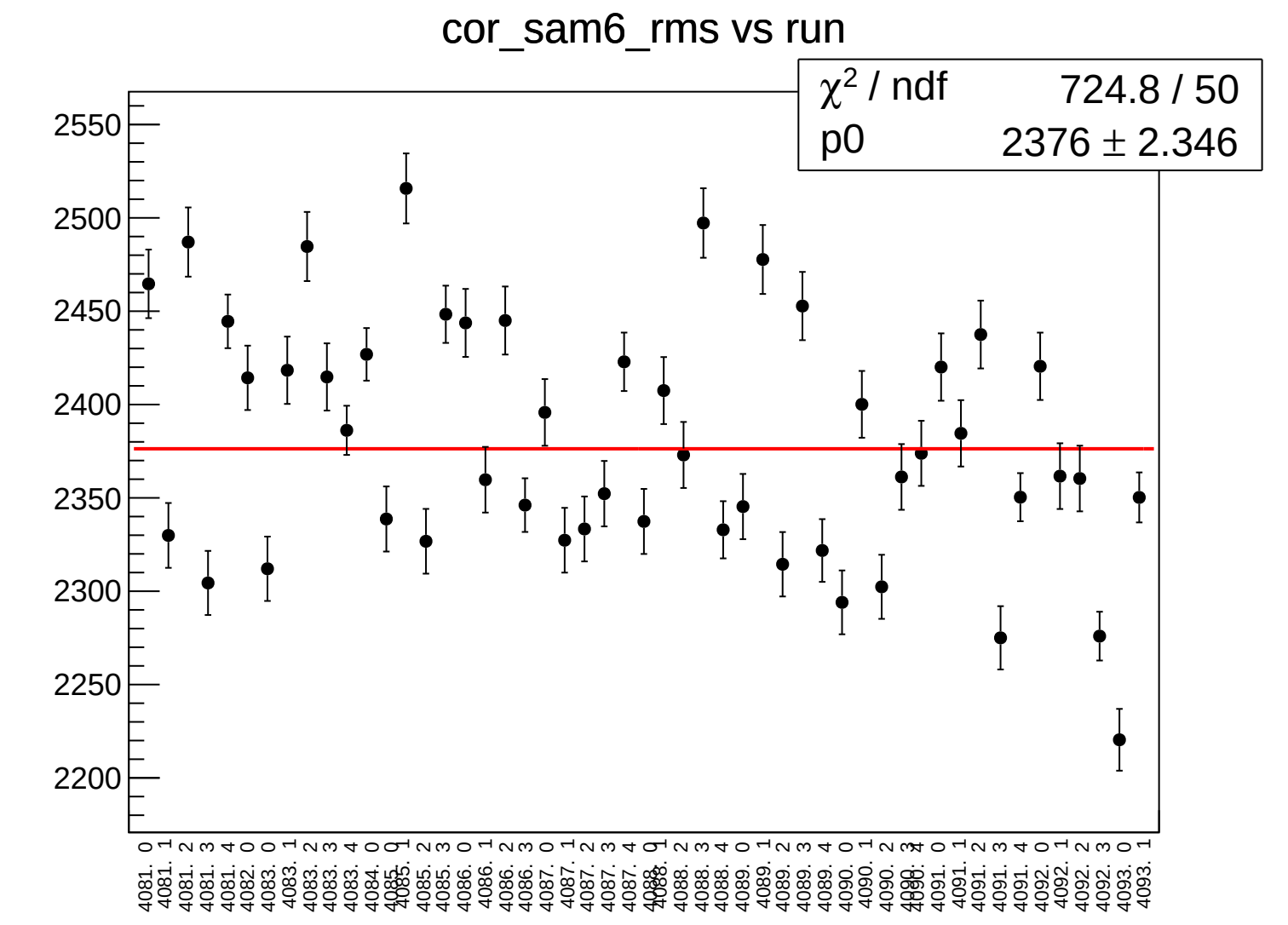
cor_sam6_rms vs run
χ² / ndf 724.8 / 50
p0 2376 ± 2.346
2550
2500
2450
2400
2350
2300
2250
2200
4081. 0
4081. 1
4081. 2
4081. 3
4081. 4
4082. 0
4083. 0
4083. 1
4083. 2
4083. 3
4083. 4
4084. 0
4085. 0
4085. 1
4085. 2
4085. 3
4086. 0
4086. 1
4086. 2
4086. 3
4087. 0
4087. 1
4087. 2
4087. 3
4087. 4
4088. 1
4088. 2
4088. 3
4088. 4
4089. 0
4089. 1
4089. 2
4089. 3
4089. 4
4090. 0
4090. 1
4090. 2
4091. 0
4091. 1
4091. 2
4091. 3
4091. 4
4092. 0
4092. 1
4092. 2
4092. 3
4093. 0
4093. 1

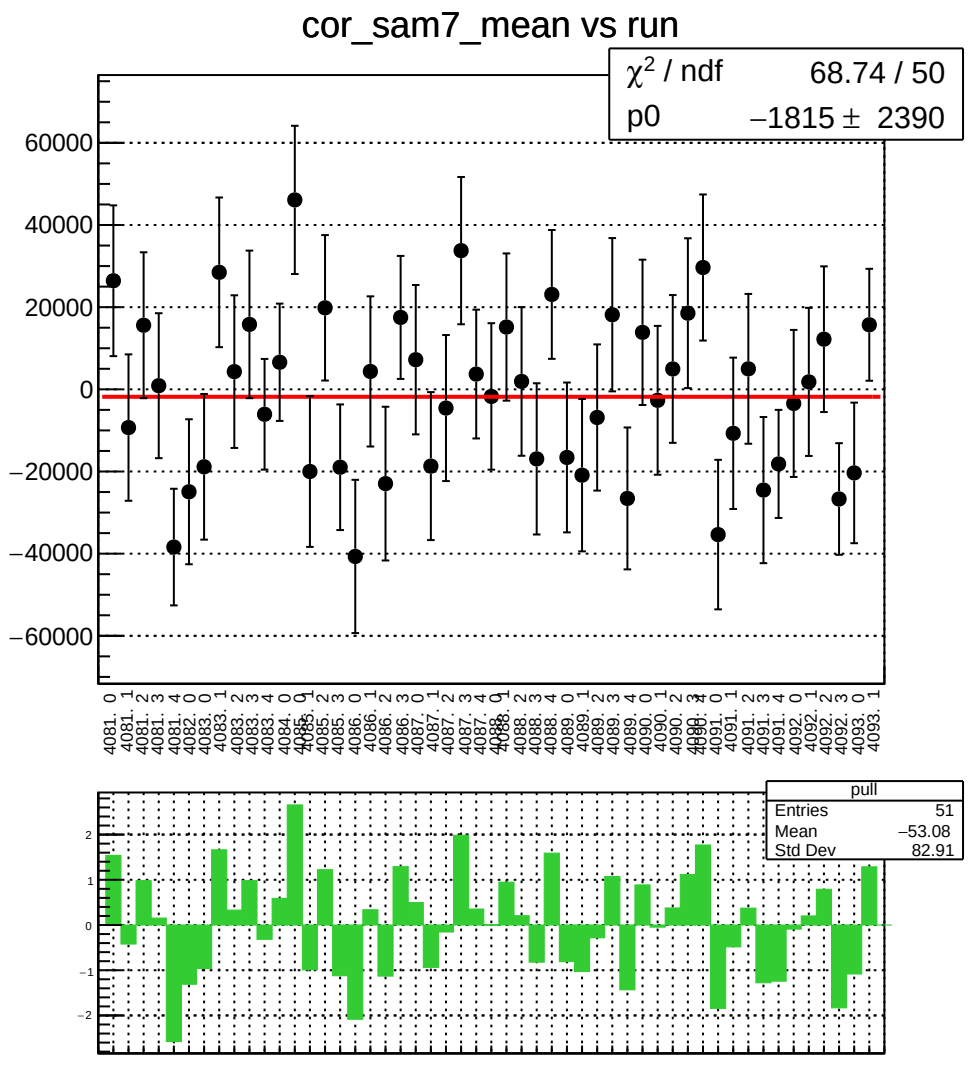
cor_sam7_mean vs run
χ² / ndf 68.74 / 50
p0 −1815 ± 2390
pull
Entries 51
Mean −53.08
Std Dev 82.91

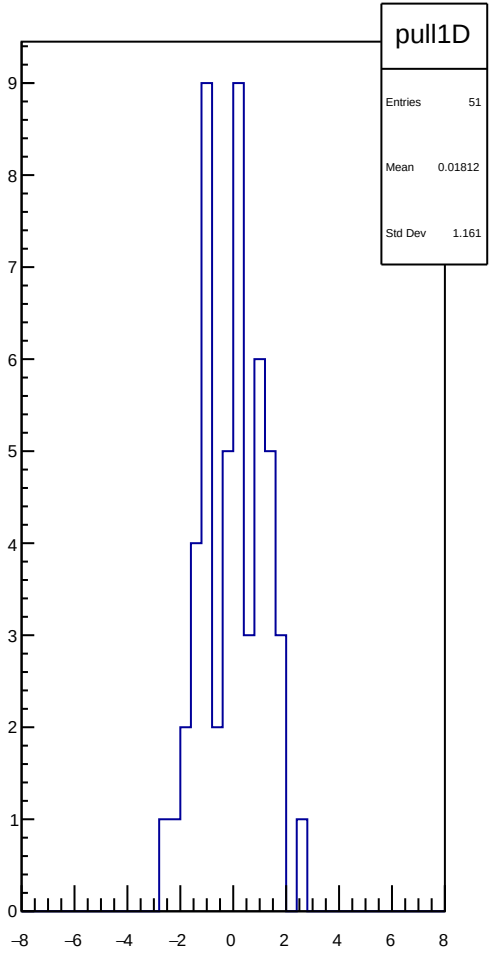
pull1D
Entries 51
Mean 0.01812
Std Dev 1.161

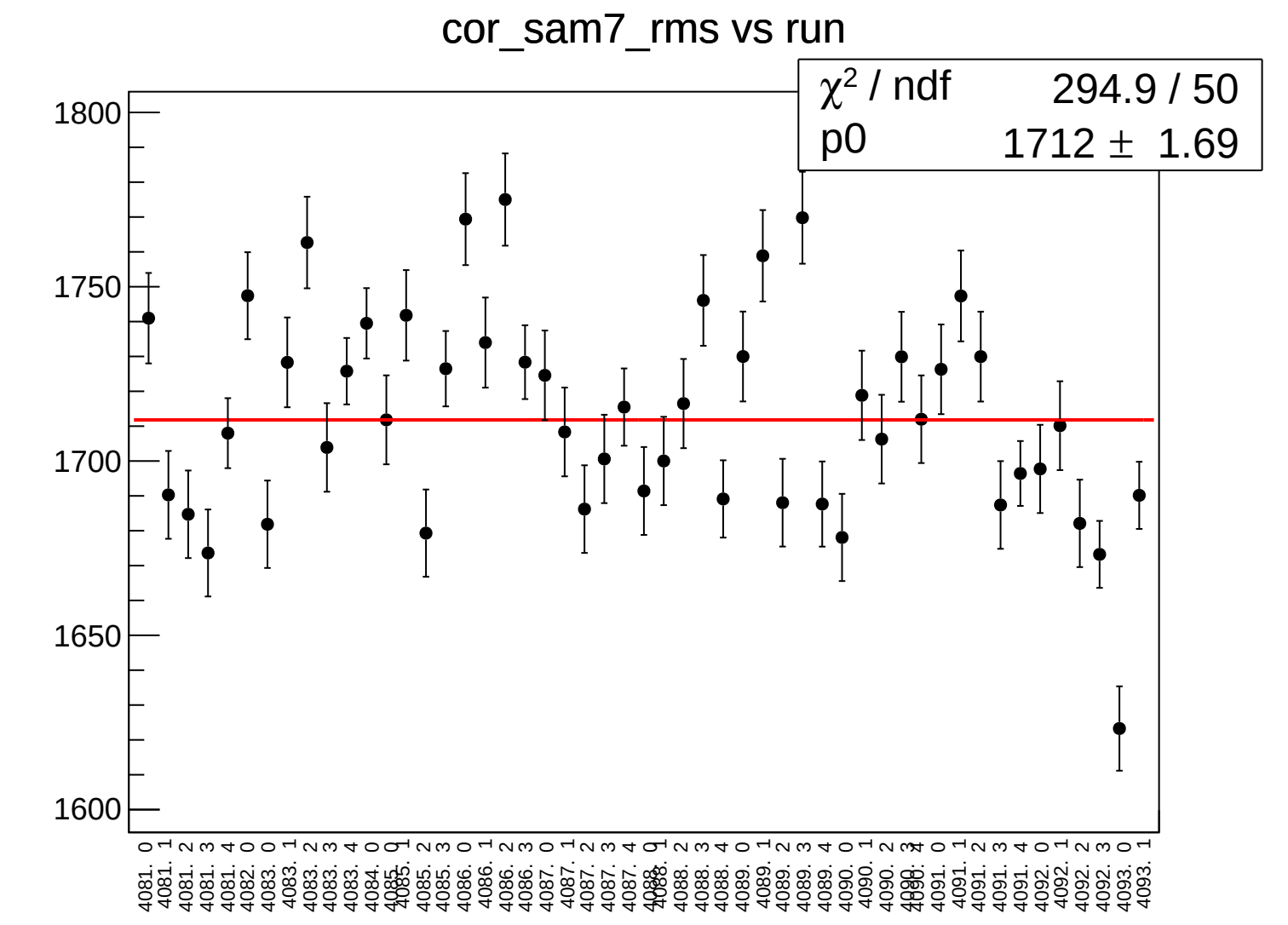
cor_sam7_rms vs run
χ² / ndf 294.9 / 50
p0 1712 ± 1.69
1800
1750
1700
1650
1600
4081. 0
4081. 1
4081. 2
4081. 3
4081. 4
4082. 0
4083. 0
4083. 1
4083. 2
4083. 3
4083. 4
4084. 0
4085. 0
4085. 1
4085. 2
4085. 3
4086. 0
4086. 1
4086. 2
4086. 3
4087. 0
4087. 1
4087. 2
4087. 3
4087. 4
4088. 0
4088. 1
4088. 2
4088. 3
4088. 4
4089. 0
4089. 1
4089. 2
4089. 3
4089. 4
4090. 0
4090. 1
4090. 2
4091. 0
4091. 1
4091. 2
4091. 3
4091. 4
4092. 0
4092. 1
4092. 2
4092. 3
4093. 0
4093. 1

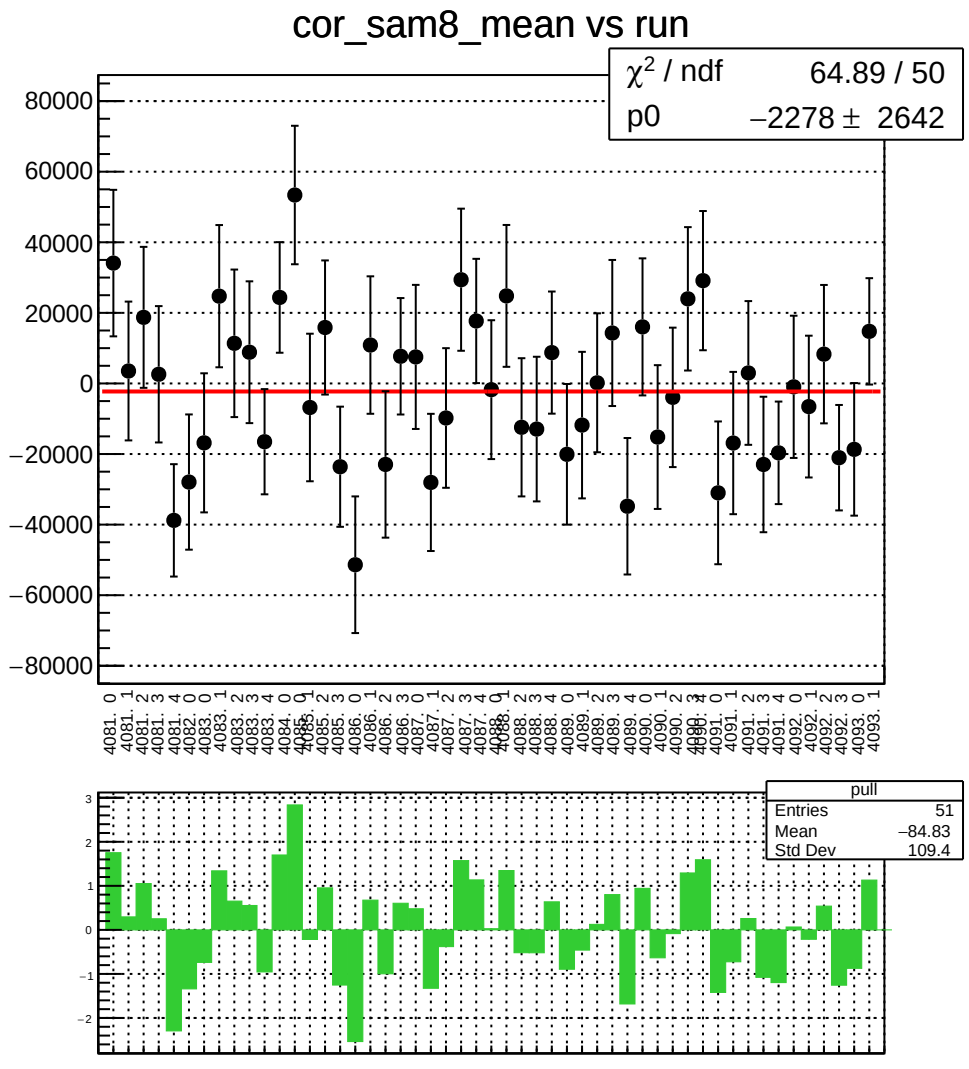
cor_sam8_mean vs run
χ² / ndf 64.89 / 50
p0 −2278 ± 2642
80000
60000
40000
20000
0
−20000
−40000
−60000
−80000
4081. 0
4081. 1
4081. 2
4081. 3
4081. 4
4082. 0
4083. 0
4083. 1
4083. 2
4083. 3
4083. 4
4084. 0
4085. 0
4085. 1
4085. 2
4085. 3
4086. 0
4086. 1
4086. 2
4086. 3
4087. 0
4087. 1
4087. 2
4087. 3
4087. 4
4088. 0
4088. 1
4088. 2
4088. 3
4088. 4
4089. 0
4089. 1
4089. 2
4089. 3
4089. 4
4090. 0
4090. 1
4090. 2
4090. 3
4090. 4
4091. 0
4091. 1
4091. 2
4091. 3
4091. 4
4092. 0
4092. 1
4092. 2
4092. 3
4093. 0
4093. 1
pull
Entries 51
Mean −84.83
Std Dev 109.4
3
2
1
0
−1
−2

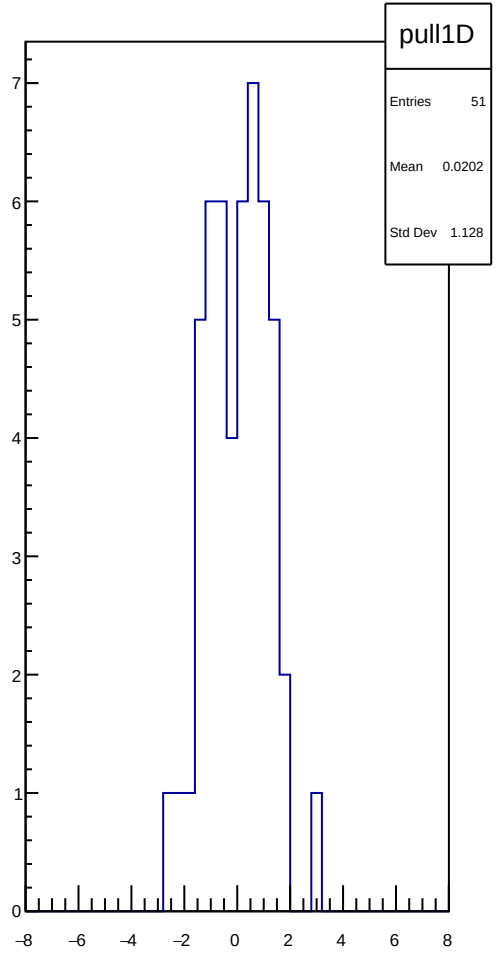
pull1D
Entries 51
Mean 0.0202
Std Dev 1.128
7
6
5
4
3
2
1
0
−8
−6
−4
−2
0
2
4
6
8

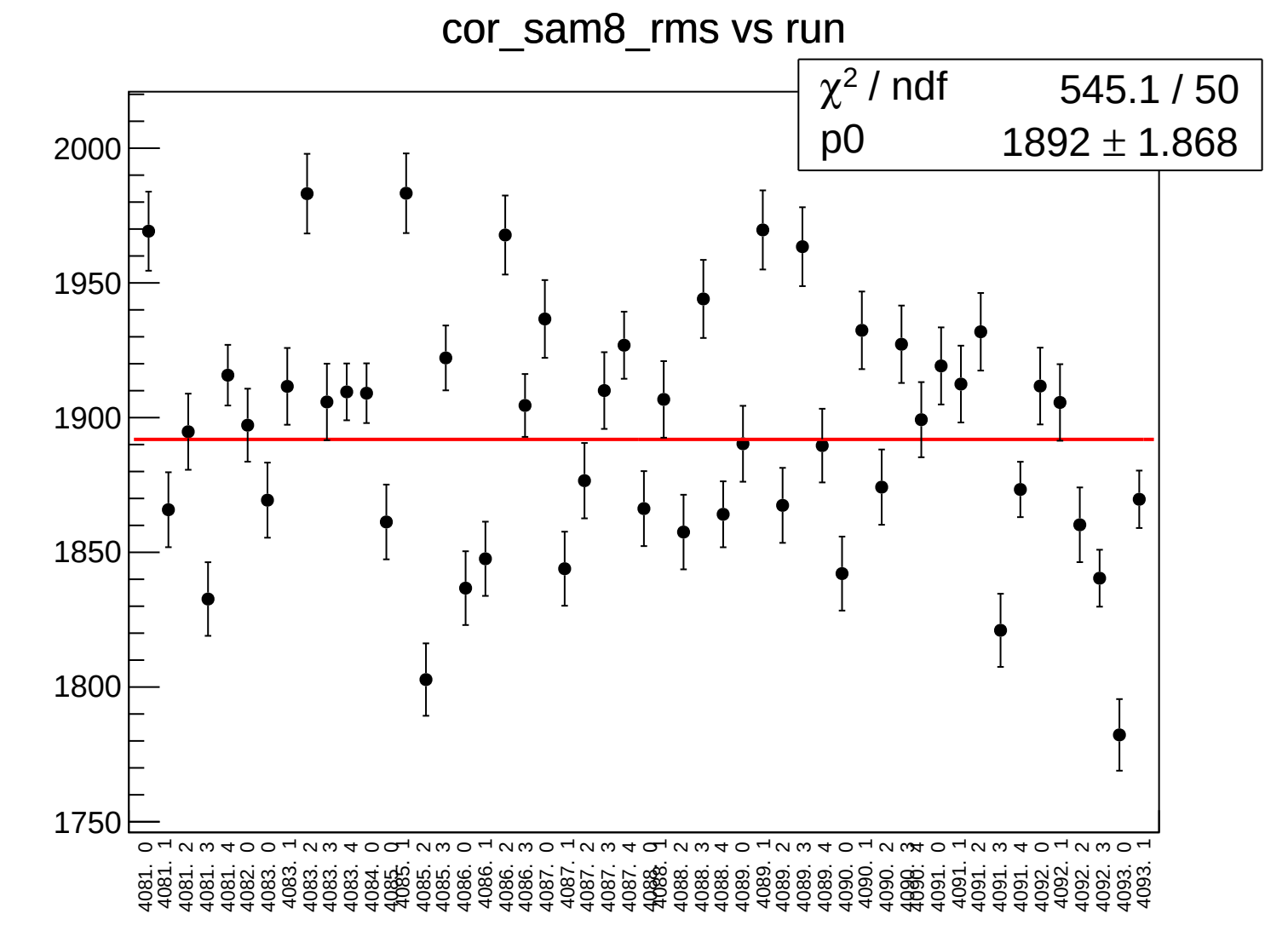
cor_sam8_rms vs run
χ² / ndf 545.1 / 50
p0 1892 ± 1.868
2000
1950
1900
1850
1800
1750
4081. 0
4081. 1
4081. 2
4081. 3
4081. 4
4082. 0
4083. 0
4083. 1
4083. 2
4083. 3
4083. 4
4084. 0
4085. 0
4085. 1
4085. 2
4085. 3
4086. 0
4086. 1
4086. 2
4086. 3
4087. 0
4087. 1
4087. 2
4087. 3
4087. 4
4088. 0
4088. 1
4088. 2
4088. 3
4088. 4
4089. 0
4089. 1
4089. 2
4089. 3
4089. 4
4090. 0
4090. 1
4090. 2
4090. 3
4090. 4
4091. 0
4091. 1
4091. 2
4091. 3
4091. 4
4092. 0
4092. 1
4092. 2
4092. 3
4093. 0
4093. 1

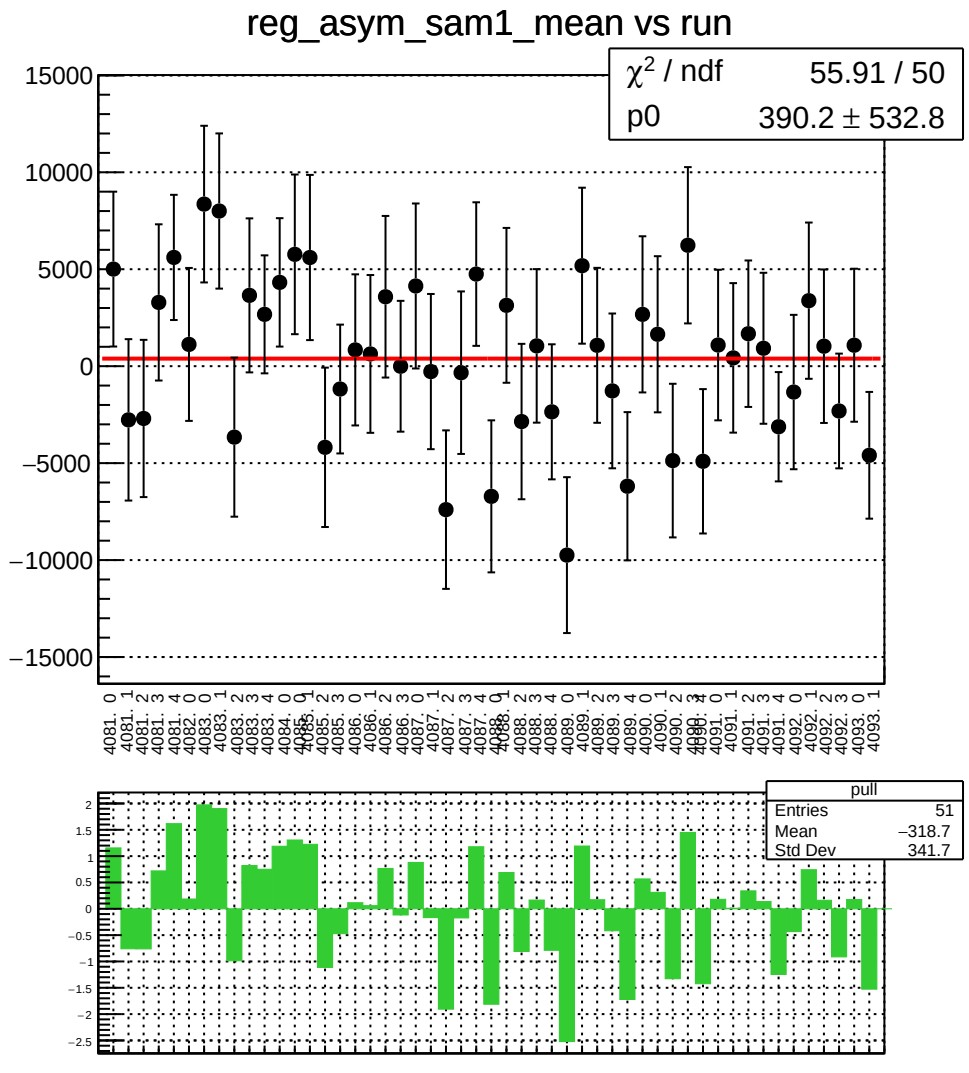
reg_asym_sam1_mean vs run
χ² / ndf 55.91 / 50
p0 390.2 ± 532.8
pull
Entries 51
Mean −318.7
Std Dev 341.7

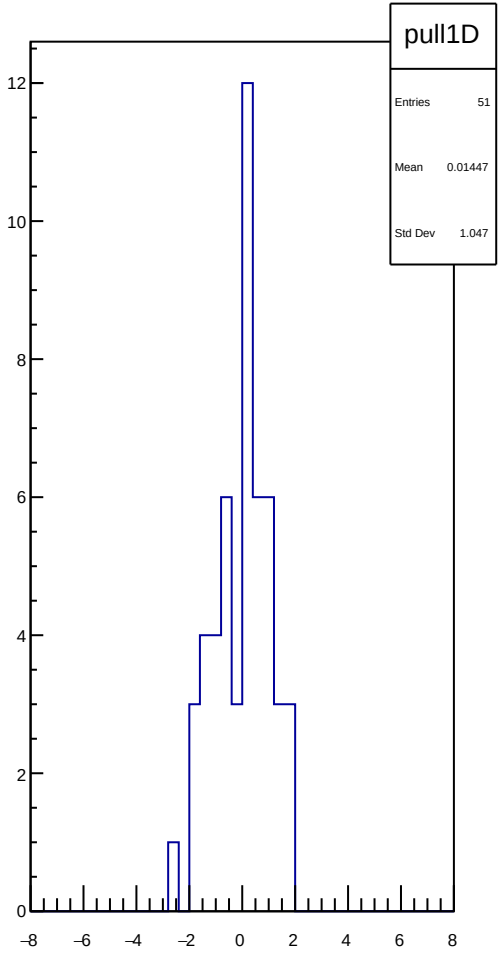
pull1D
Entries 51
Mean 0.01447
Std Dev 1.047

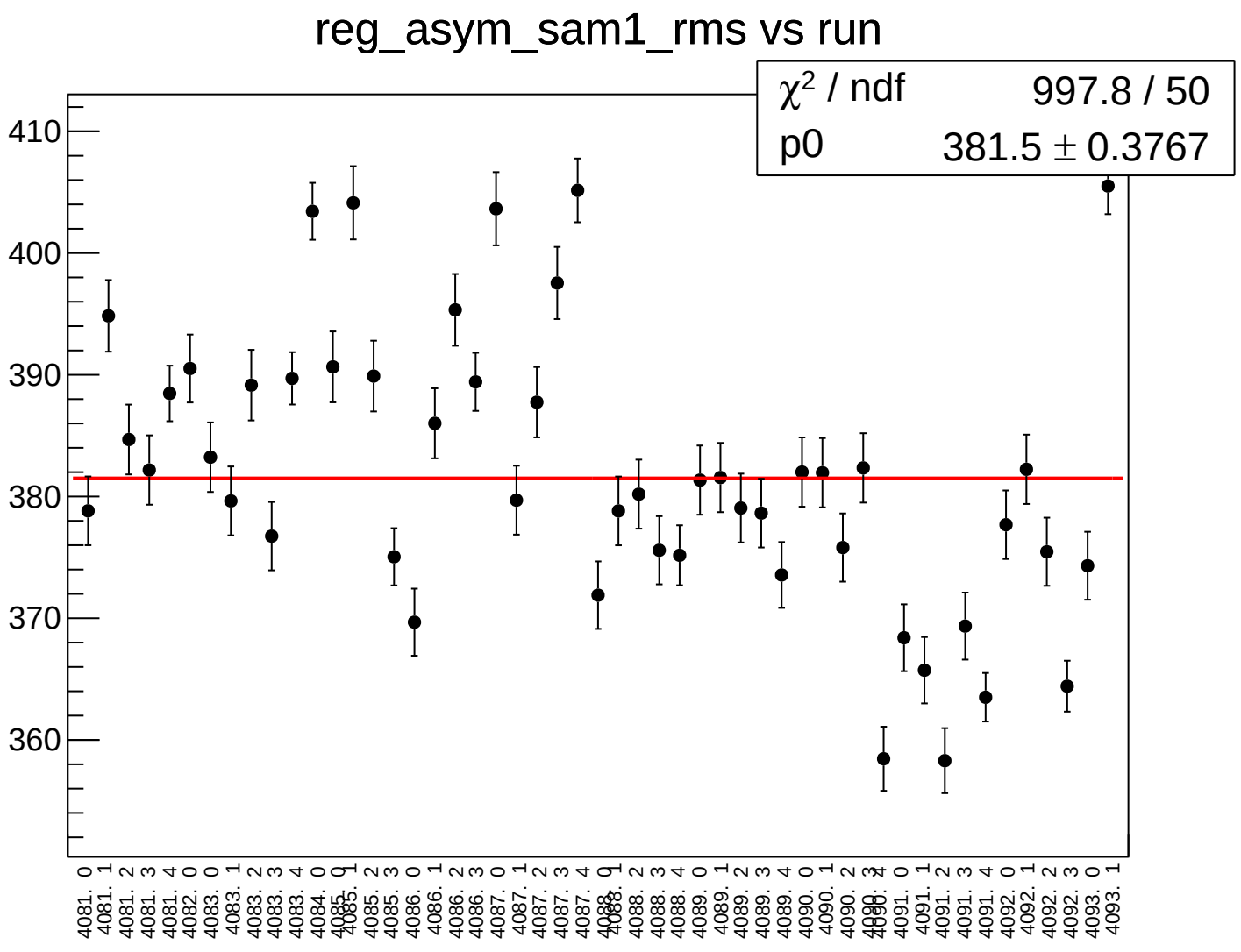
reg_asym_sam1_rms vs run
χ² / ndf 997.8 / 50
p0 381.5 ± 0.3767
410
400
390
380
370
360
4081. 0
4081. 1
4081. 2
4081. 3
4081. 4
4082. 0
4083. 0
4083. 1
4083. 2
4083. 3
4083. 4
4084. 0
4085. 0
4085. 1
4085. 2
4085. 3
4086. 0
4086. 1
4086. 2
4086. 3
4087. 0
4087. 1
4087. 2
4087. 3
4087. 4
4088. 0
4088. 1
4088. 2
4088. 3
4088. 4
4089. 0
4089. 1
4089. 2
4089. 3
4089. 4
4090. 0
4090. 1
4090. 2
4091. 0
4091. 1
4091. 2
4091. 3
4091. 4
4092. 0
4092. 1
4092. 2
4092. 3
4093. 0
4093. 1

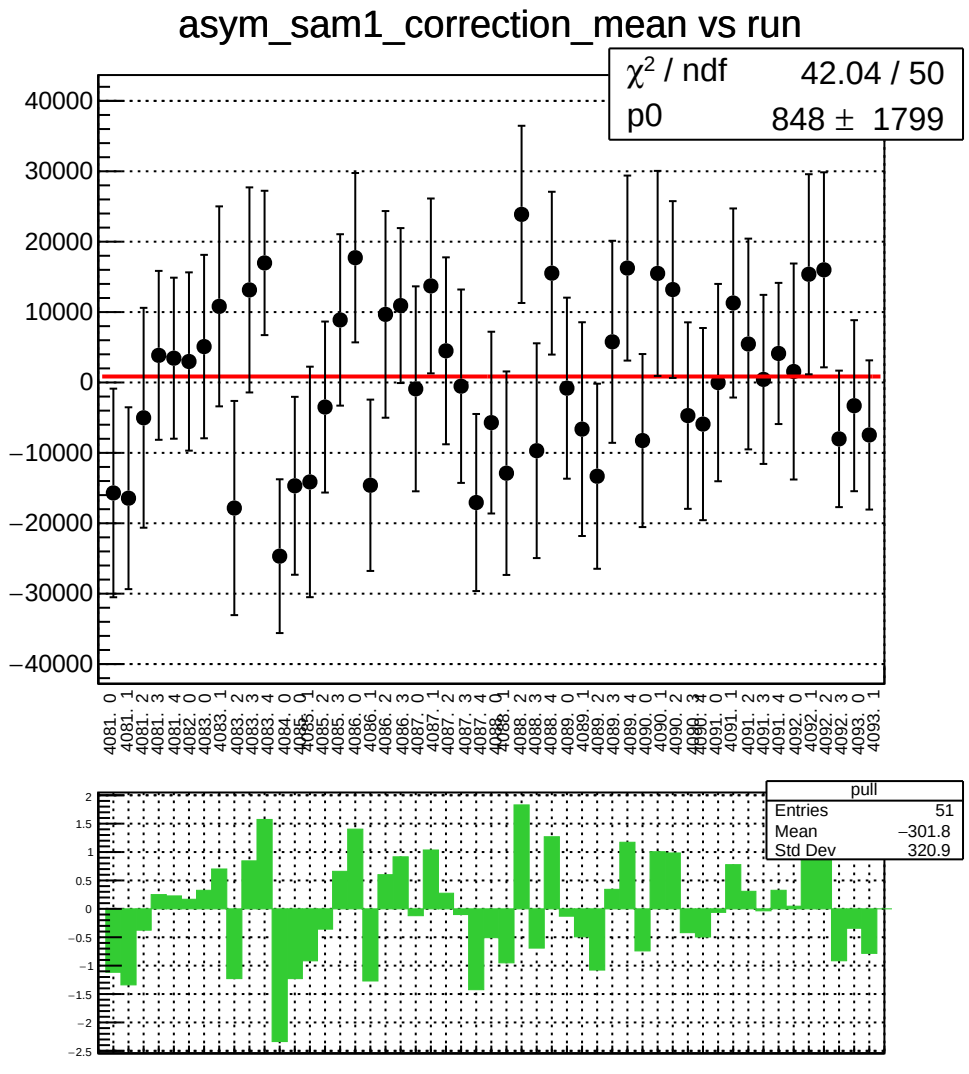
asym_sam1_correction_mean vs run
χ² / ndf 42.04 / 50
p0 848 ± 1799
pull
Entries 51
Mean −301.8
Std Dev 320.9

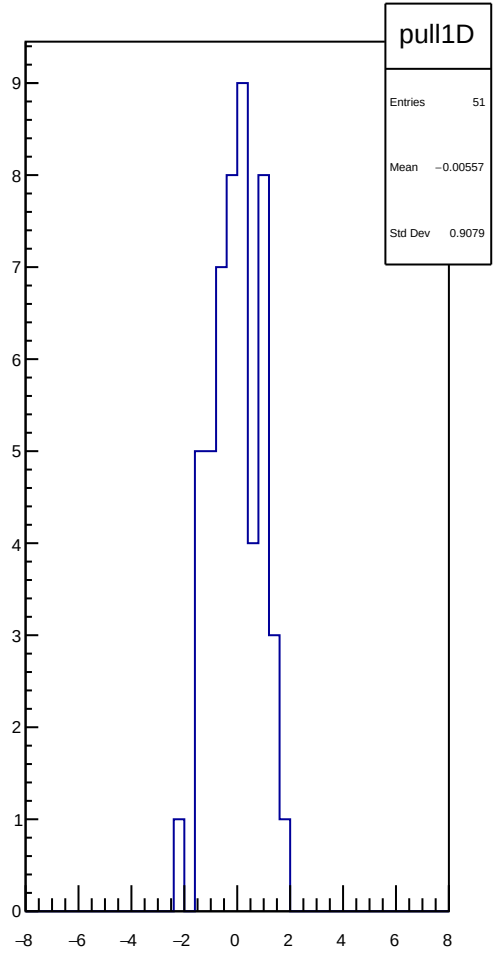
pull1D
Entries 51
Mean −0.00557
Std Dev 0.9079

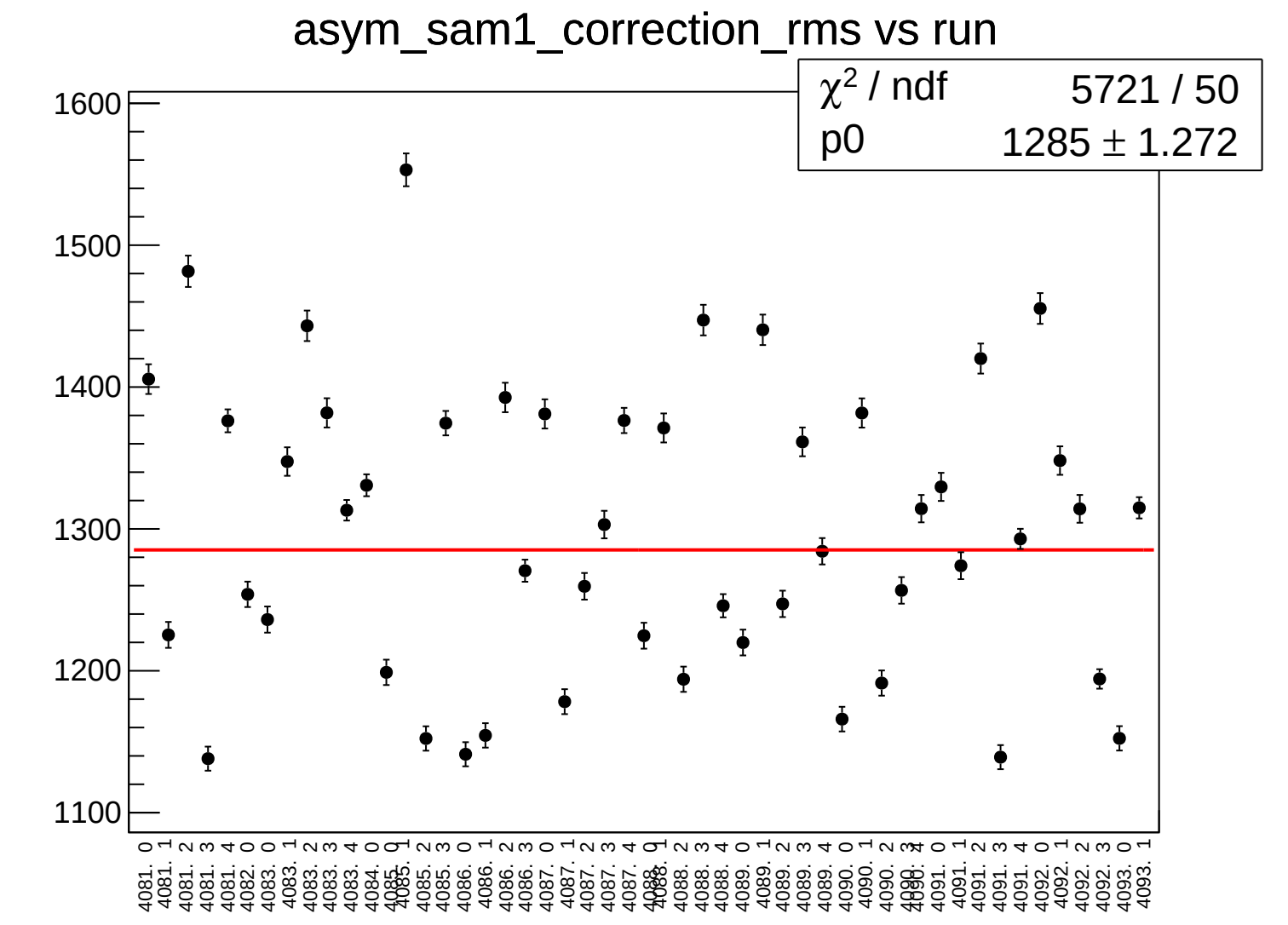
asym_sam1_correction_rms vs run
χ² / ndf 5721 / 50
p0 1285 ± 1.272
1600
1500
1400
1300
1200
1100
4081. 0
4081. 1
4081. 2
4081. 3
4081. 4
4082. 0
4083. 0
4083. 1
4083. 2
4083. 3
4083. 4
4084. 0
4085. 0
4085. 1
4085. 2
4085. 3
4086. 0
4086. 1
4086. 2
4086. 3
4087. 0
4087. 1
4087. 2
4087. 3
4087. 4
4088. 0
4088. 1
4088. 2
4088. 3
4088. 4
4089. 0
4089. 1
4089. 2
4089. 3
4089. 4
4090. 0
4090. 1
4090. 2
4090. 3
4090. 4
4091. 0
4091. 1
4091. 2
4091. 3
4091. 4
4092. 0
4092. 1
4092. 2
4092. 3
4093. 0
4093. 1

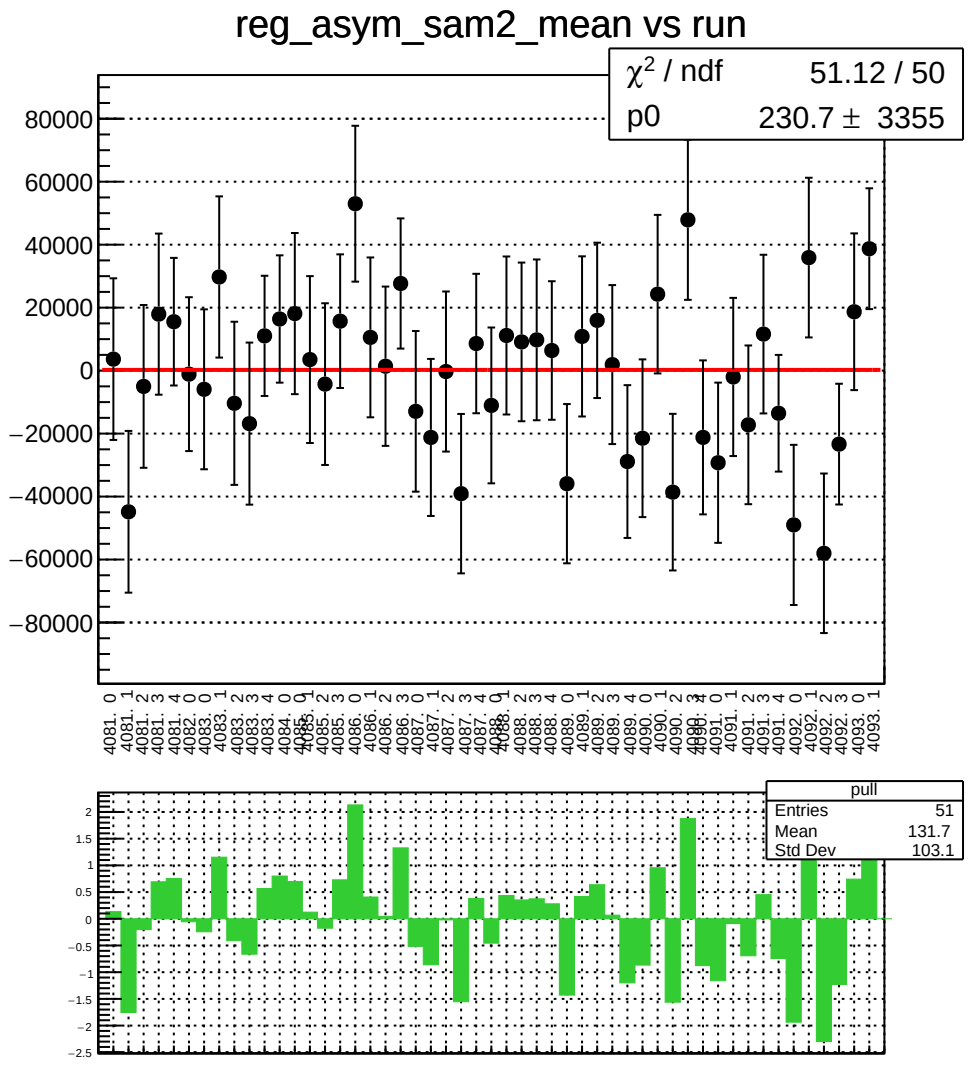
reg_asym_sam2_mean vs run
χ² / ndf 51.12 / 50
p0 230.7 ± 3355
pull
Entries 51
Mean 131.7
Std Dev 103.1

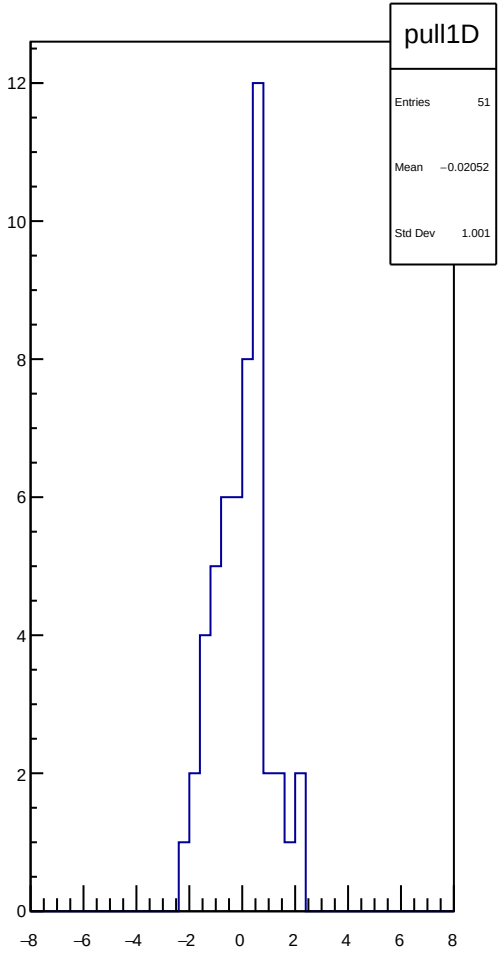
pull1D
Entries 51
Mean −0.02052
Std Dev 1.001

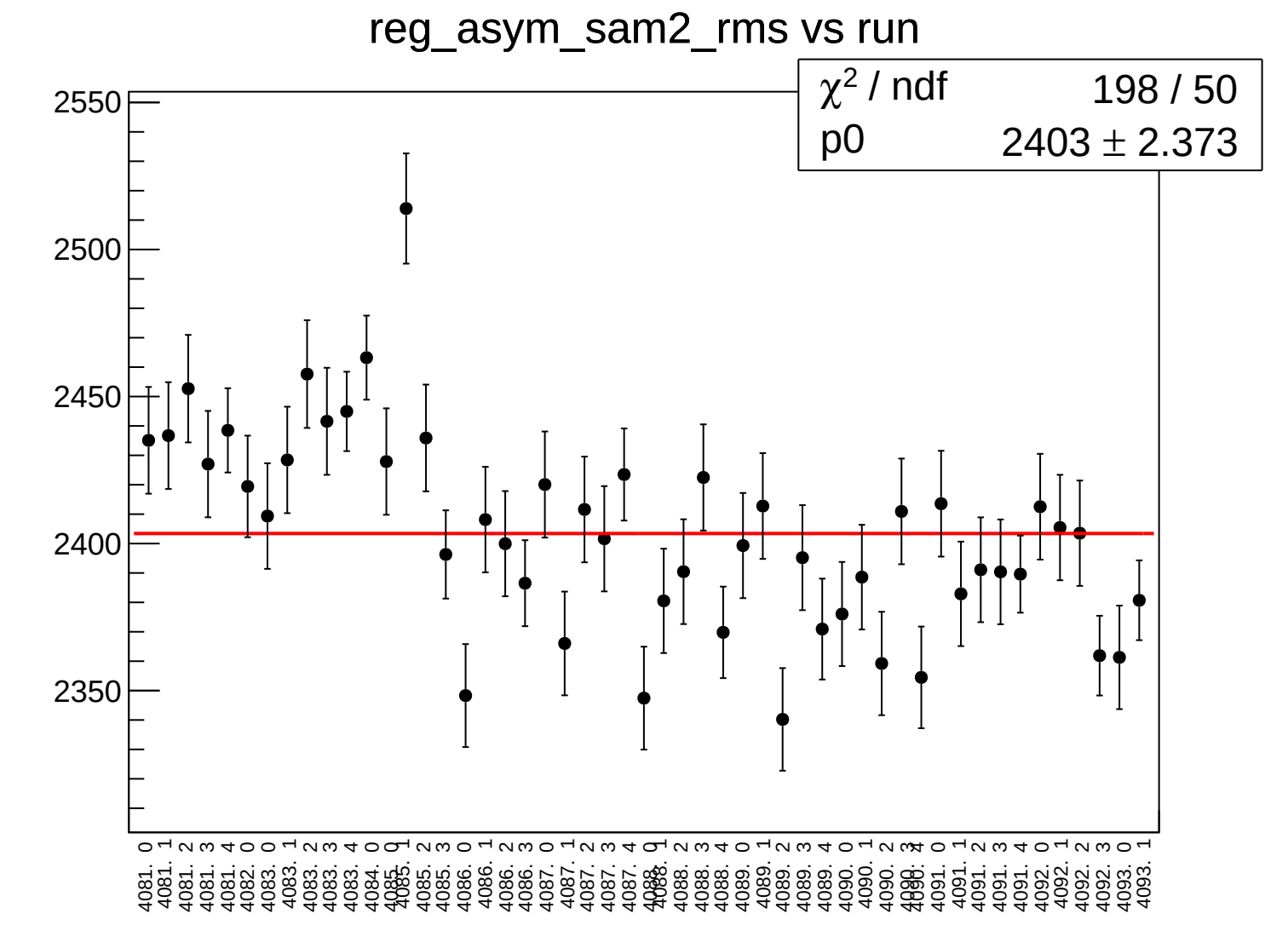
reg_asym_sam2_rms vs run
χ² / ndf 198 / 50
p0 2403 ± 2.373
2550
2500
2450
2400
2350
4081. 0
4081. 1
4081. 2
4081. 3
4081. 4
4082. 0
4083. 0
4083. 1
4083. 2
4083. 3
4083. 4
4084. 0
4085. 0
4085. 1
4085. 2
4085. 3
4086. 0
4086. 1
4086. 2
4086. 3
4087. 0
4087. 1
4087. 2
4087. 3
4087. 4
4088. 0
4088. 1
4088. 2
4088. 3
4088. 4
4089. 0
4089. 1
4089. 2
4089. 3
4089. 4
4090. 0
4090. 1
4090. 2
4090. 3
4090. 4
4091. 0
4091. 1
4091. 2
4091. 3
4091. 4
4092. 0
4092. 1
4092. 2
4092. 3
4093. 0
4093. 1

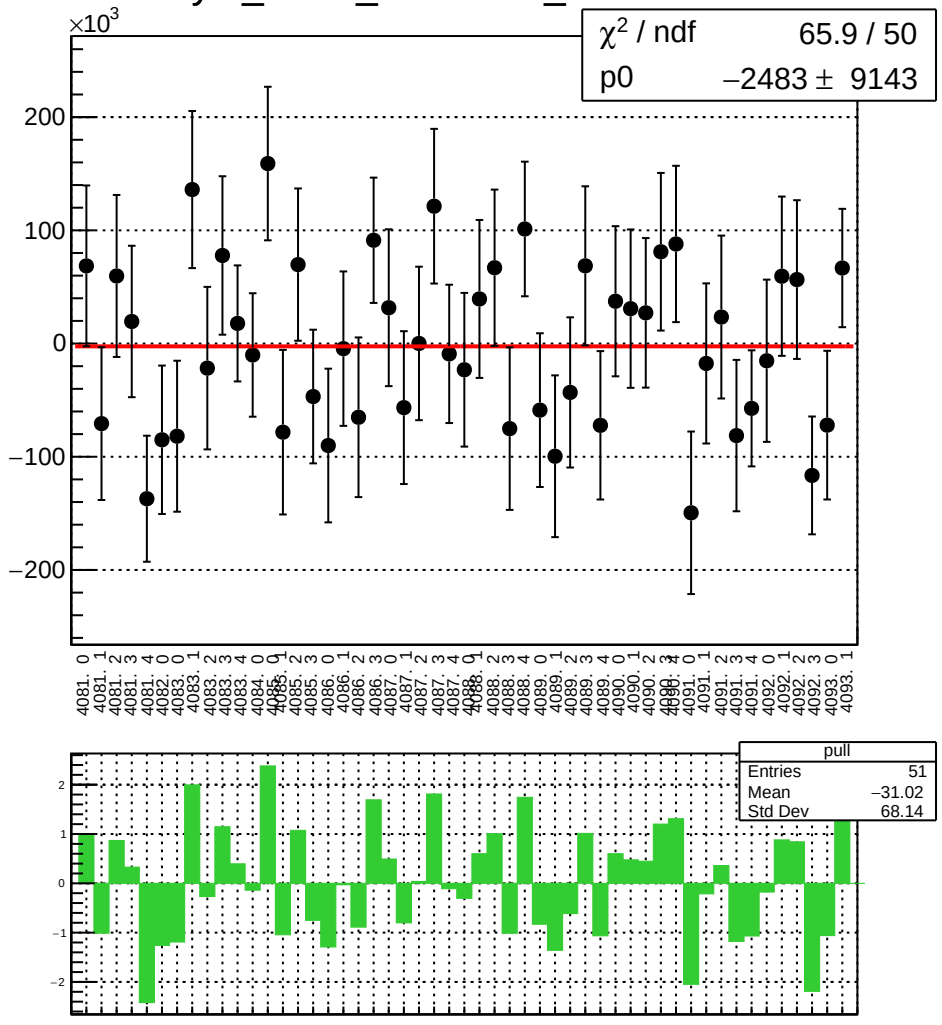
asym_sam2_correction_mean vs run
×10^3
χ² / ndf 65.9 / 50
p0 −2483 ± 9143
200
100
0
−100
−200
pull
Entries 51
Mean −31.02
Std Dev 68.14
2
1
0
−1
−2

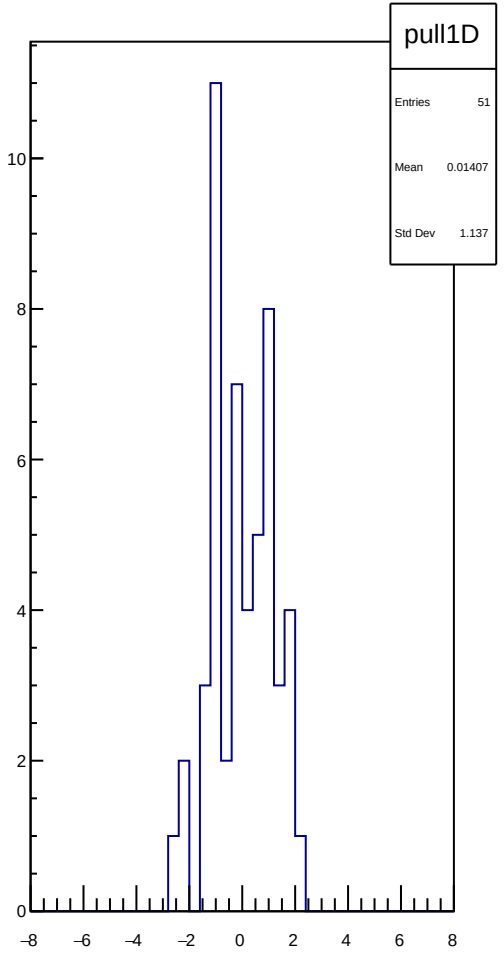
pull1D
Entries 51
Mean 0.01407
Std Dev 1.137
10
8
6
4
2
0
−8
−6
−4
−2
0
2
4
6
8

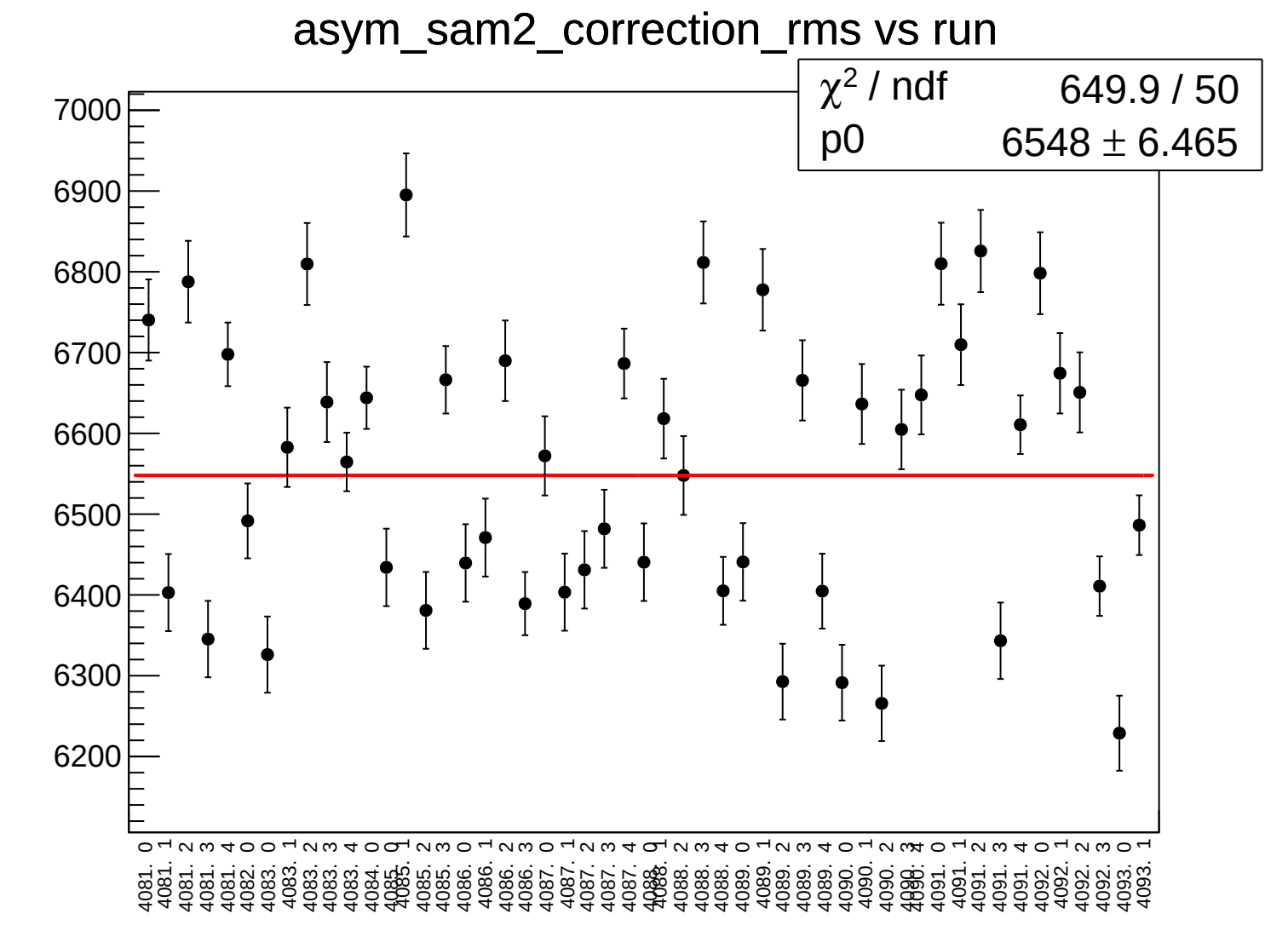
asym_sam2_correction_rms vs run
χ² / ndf 649.9 / 50
p0 6548 ± 6.465
7000
6900
6800
6700
6600
6500
6400
6300
6200
4081. 0
4081. 1
4081. 2
4081. 3
4081. 4
4082. 0
4083. 0
4083. 1
4083. 2
4083. 3
4083. 4
4084. 0
4085. 0
4085. 1
4085. 2
4085. 3
4086. 0
4086. 1
4086. 2
4086. 3
4087. 0
4087. 1
4087. 2
4087. 3
4087. 4
4088. 2
4088. 3
4088. 4
4089. 0
4089. 1
4089. 2
4089. 3
4089. 4
4090. 0
4090. 1
4090. 2
4091. 0
4091. 1
4091. 2
4091. 3
4091. 4
4092. 0
4092. 1
4092. 2
4092. 3
4093. 0
4093. 1

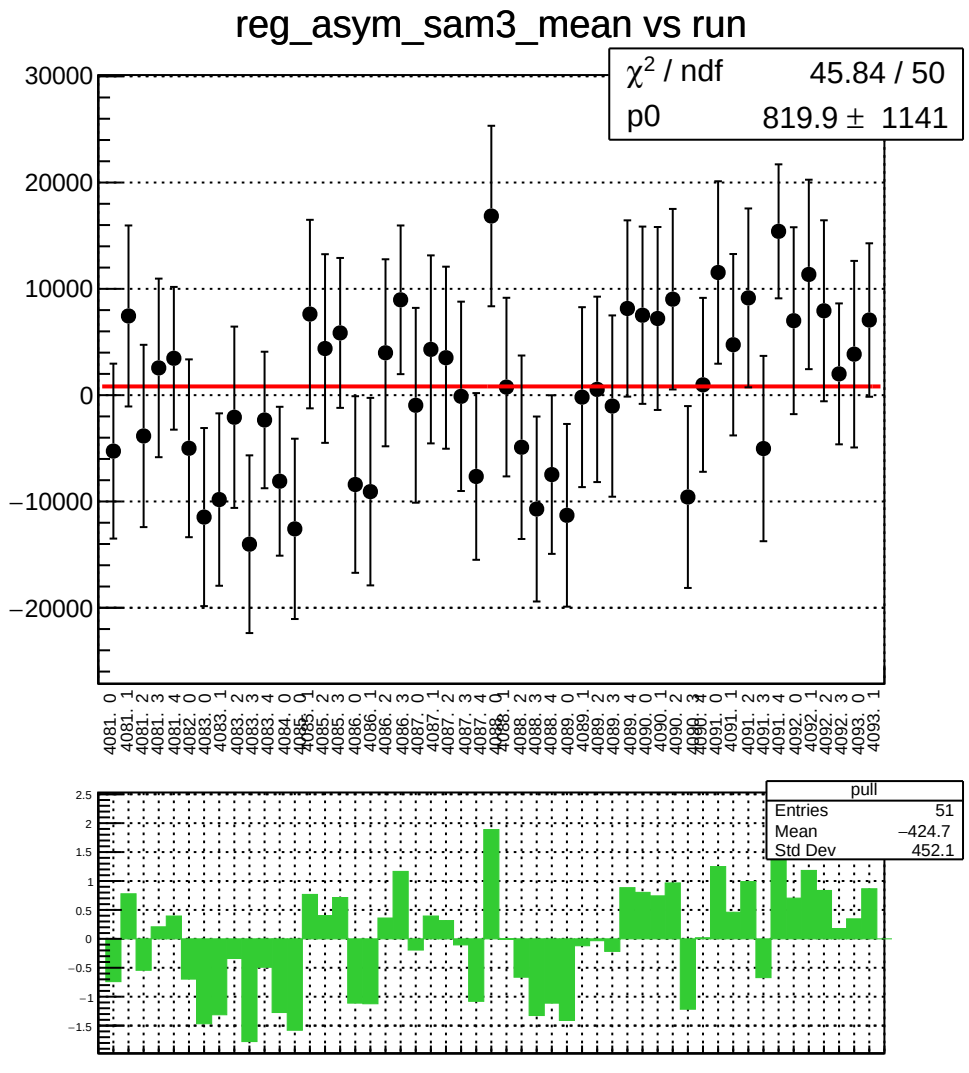
reg_asym_sam3_mean vs run
χ² / ndf 45.84 / 50
p0 819.9 ± 1141
30000
20000
10000
0
−10000
−20000
4081. 0
4081. 1
4081. 2
4081. 3
4081. 4
4082. 0
4083. 0
4083. 1
4083. 2
4083. 3
4083. 4
4084. 0
4085. 1
4085. 2
4085. 3
4086. 0
4086. 1
4086. 2
4086. 3
4087. 0
4087. 1
4087. 2
4087. 3
4087. 4
4088. 1
4088. 2
4088. 3
4088. 4
4089. 0
4089. 1
4089. 2
4089. 3
4089. 4
4090. 0
4090. 1
4090. 2
4091. 0
4091. 1
4091. 2
4091. 3
4091. 4
4092. 0
4092. 1
4092. 2
4092. 3
4093. 0
4093. 1
pull
Entries 51
Mean −424.7
Std Dev 452.1
2.5
2
1.5
1
0.5
0
−0.5
−1
−1.5

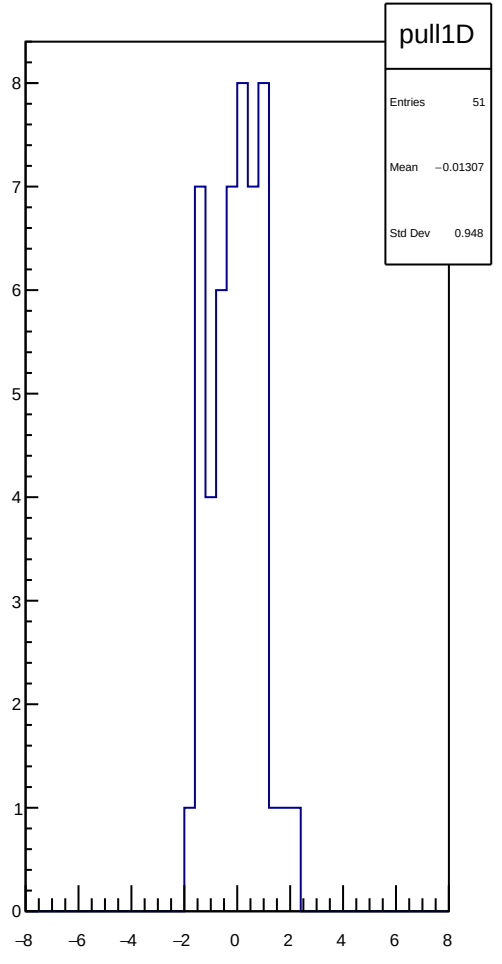
pull1D
Entries 51
Mean −0.01307
Std Dev 0.948
8
7
6
5
4
3
2
1
0
−8
−6
−4
−2
0
2
4
6
8

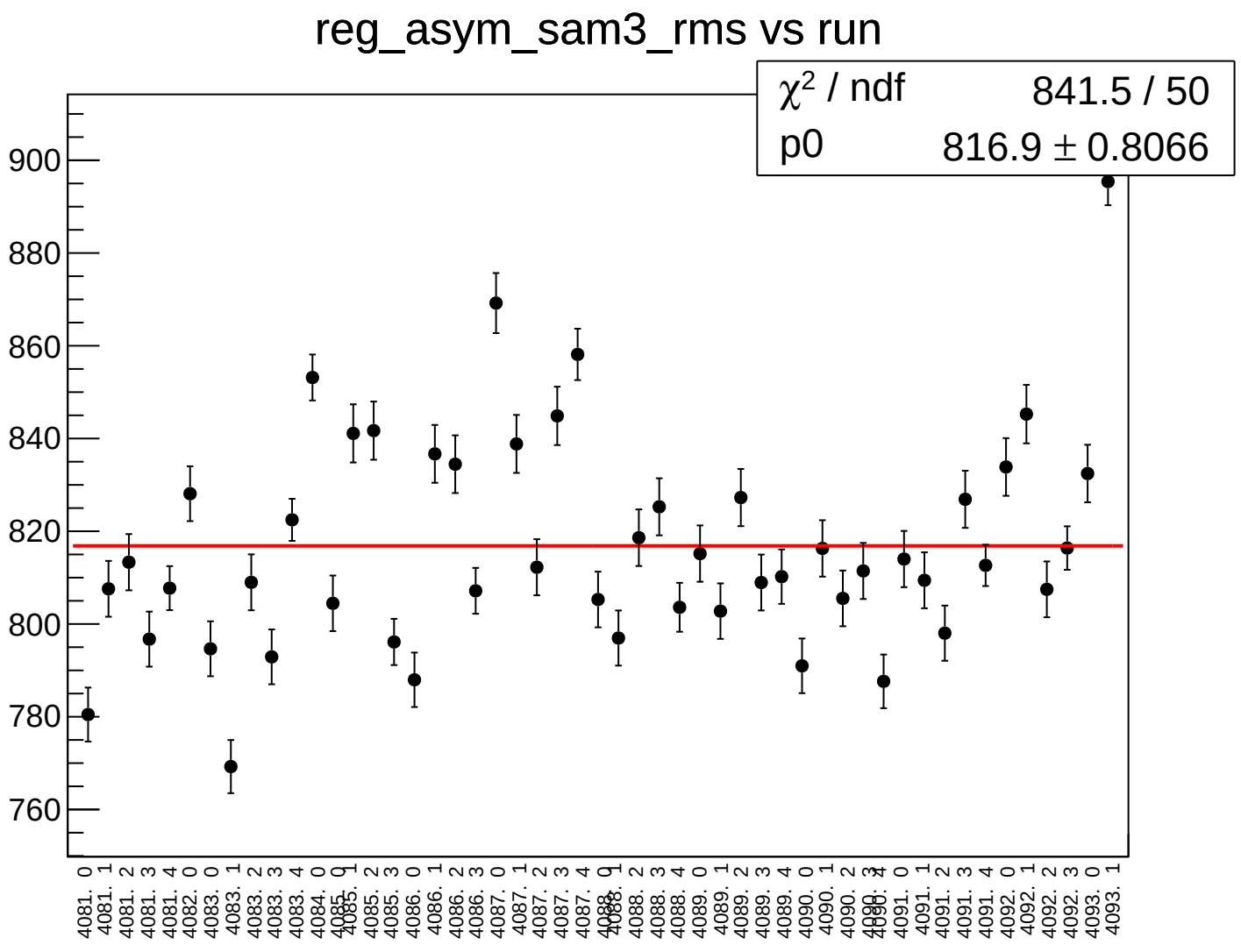
reg_asym_sam3_rms vs run
χ² / ndf 841.5 / 50
p0 816.9 ± 0.8066
900
880
860
840
820
800
780
760
4081. 0
4081. 1
4081. 2
4081. 3
4081. 4
4082. 0
4083. 0
4083. 1
4083. 2
4083. 3
4083. 4
4084. 0
4085. 0
4085. 1
4085. 2
4085. 3
4086. 0
4086. 1
4086. 2
4086. 3
4087. 0
4087. 1
4087. 2
4087. 3
4087. 4
4088. 1
4088. 2
4088. 3
4088. 4
4089. 0
4089. 1
4089. 2
4089. 3
4089. 4
4090. 0
4090. 1
4090. 2
4091. 0
4091. 1
4091. 2
4091. 3
4091. 4
4092. 0
4092. 1
4092. 2
4092. 3
4093. 0
4093. 1

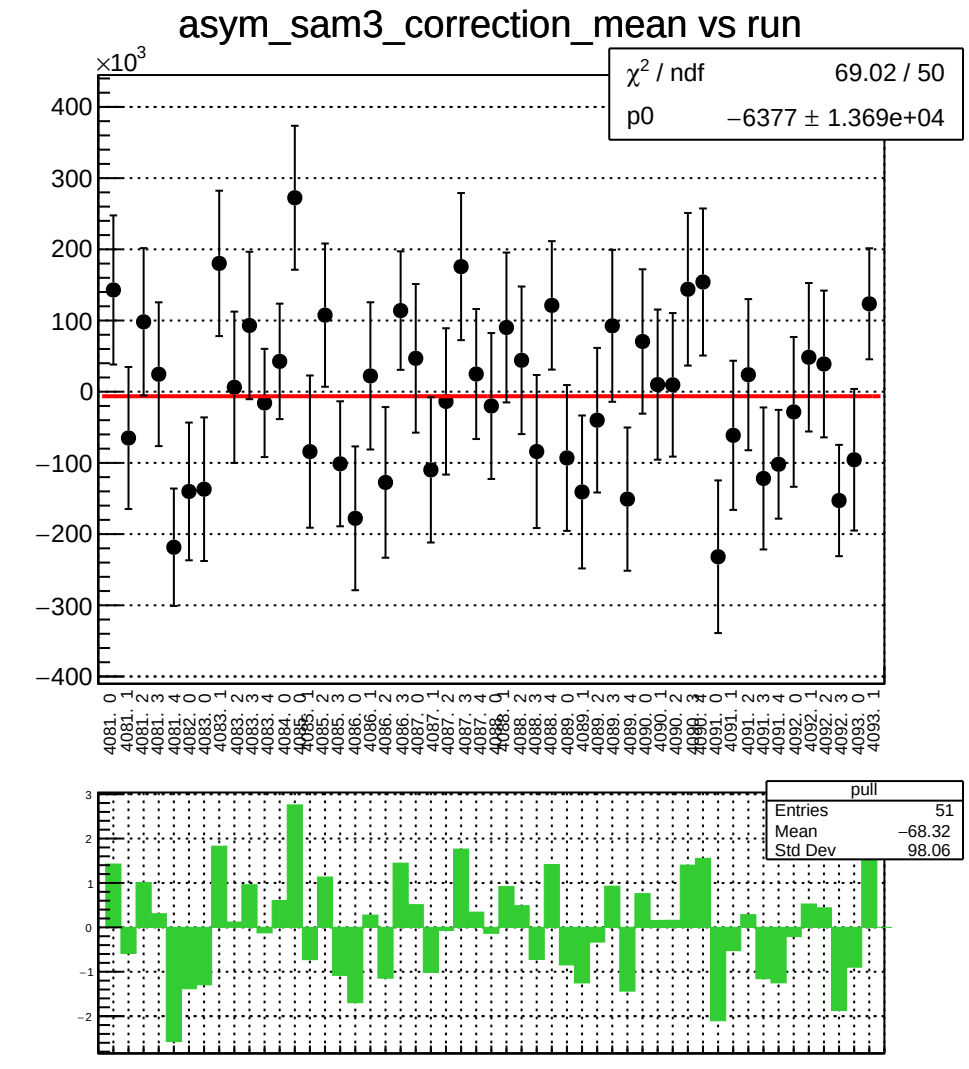
asym_sam3_correction_mean vs run
×10^3
χ² / ndf 69.02 / 50
p0 −6377 ± 1.369e+04
pull
Entries 51
Mean −68.32
Std Dev 98.06

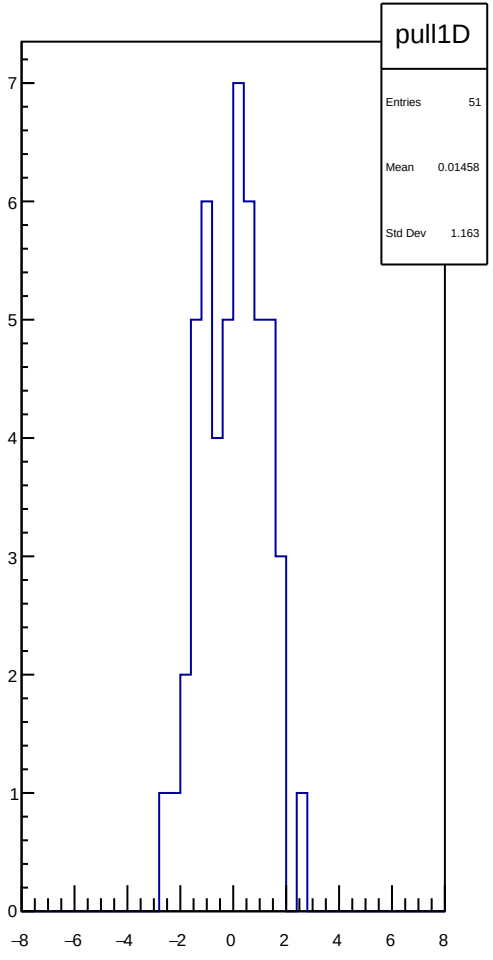
pull1D
Entries 51
Mean 0.01458
Std Dev 1.163

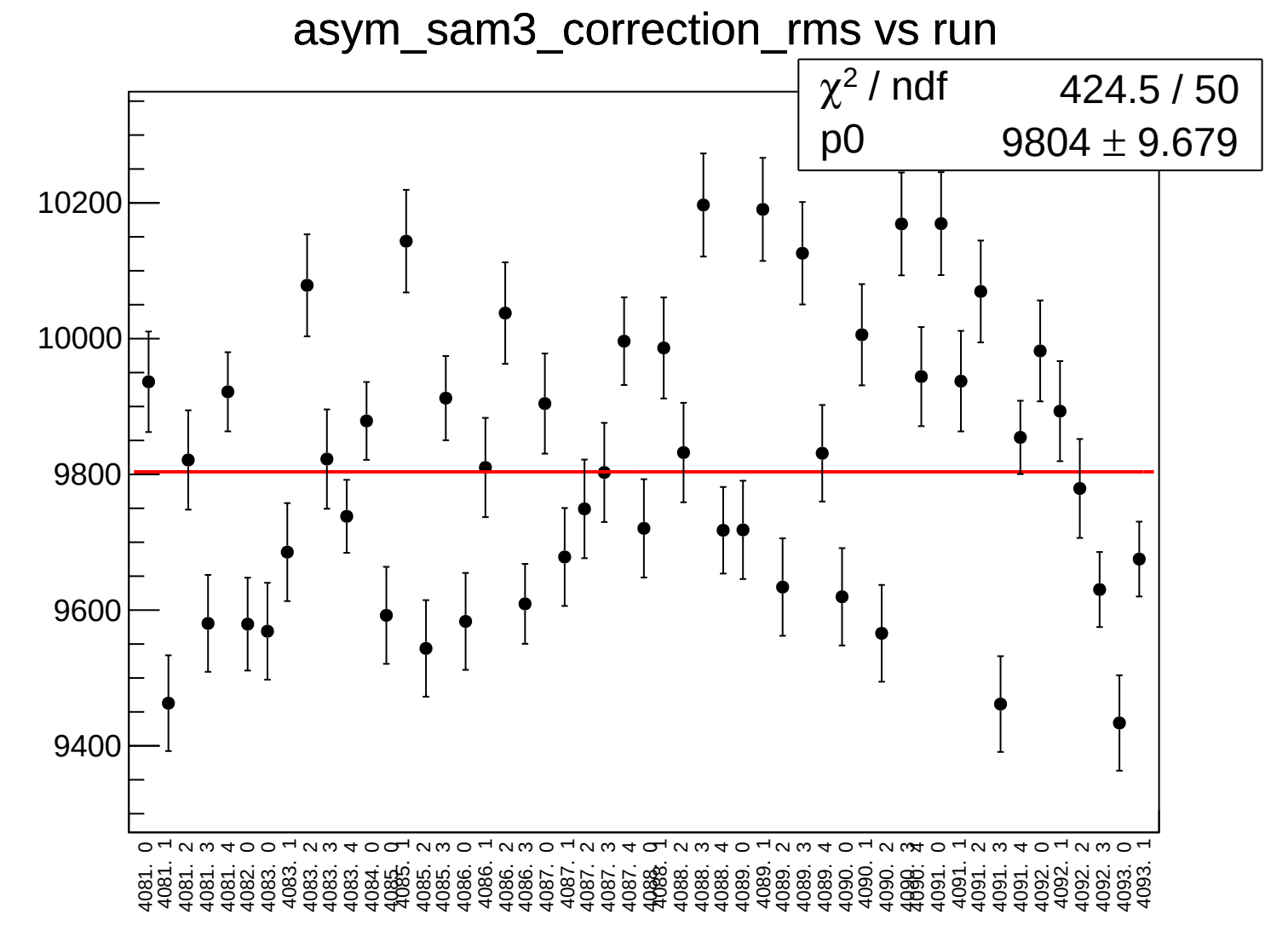
asym_sam3_correction_rms vs run
χ² / ndf 424.5 / 50
p0 9804 ± 9.679
10200
10000
9800
9600
9400
4081. 0
4081. 1
4081. 2
4081. 3
4081. 4
4082. 0
4083. 0
4083. 1
4083. 2
4083. 3
4083. 4
4084. 0
4085. 0
4085. 1
4085. 2
4085. 3
4086. 0
4086. 1
4086. 2
4086. 3
4087. 0
4087. 1
4087. 2
4087. 3
4087. 4
4088. 0
4088. 1
4088. 2
4088. 3
4088. 4
4089. 0
4089. 1
4089. 2
4089. 3
4089. 4
4090. 0
4090. 1
4090. 2
4090. 3
4090. 4
4091. 0
4091. 1
4091. 2
4091. 3
4091. 4
4092. 0
4092. 1
4092. 2
4092. 3
4093. 0
4093. 1

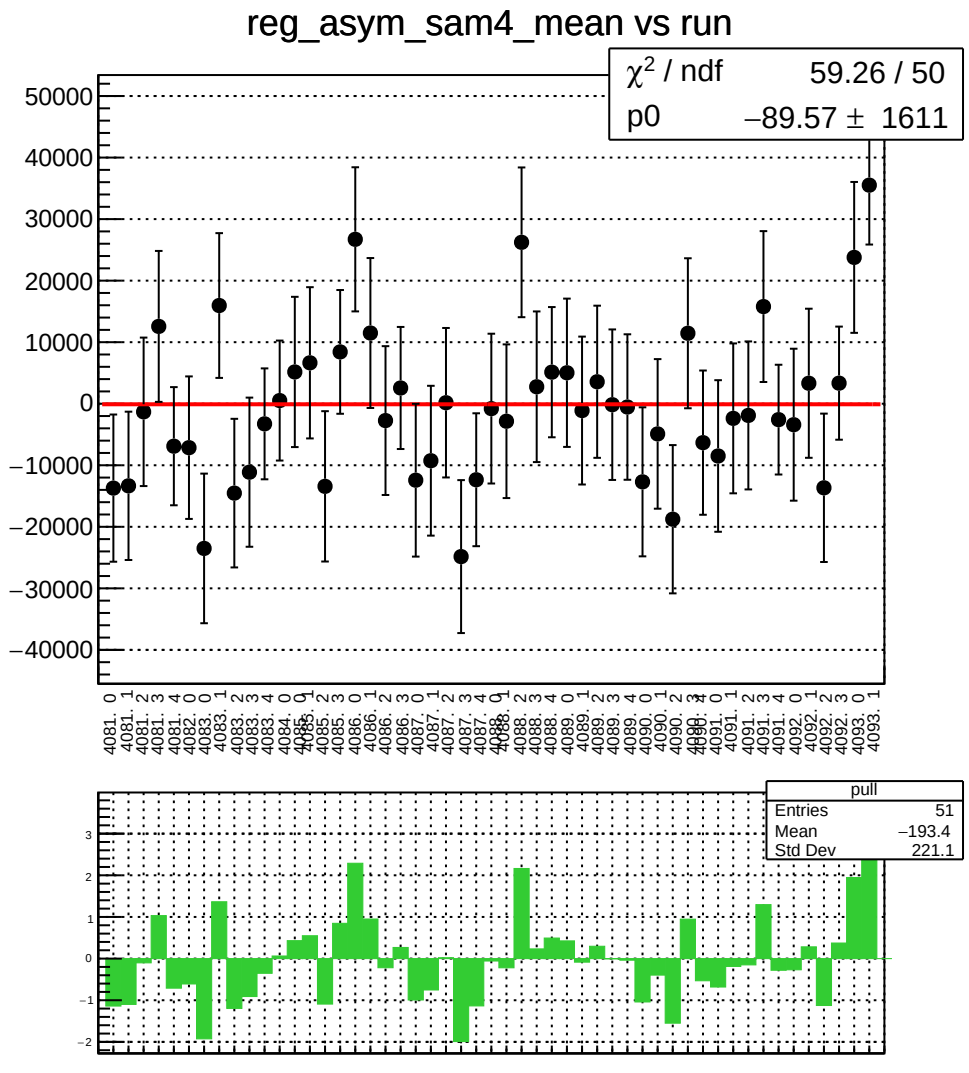
reg_asym_sam4_mean vs run
χ² / ndf 59.26 / 50
p0 −89.57 ± 1611
pull
Entries 51
Mean −193.4
Std Dev 221.1

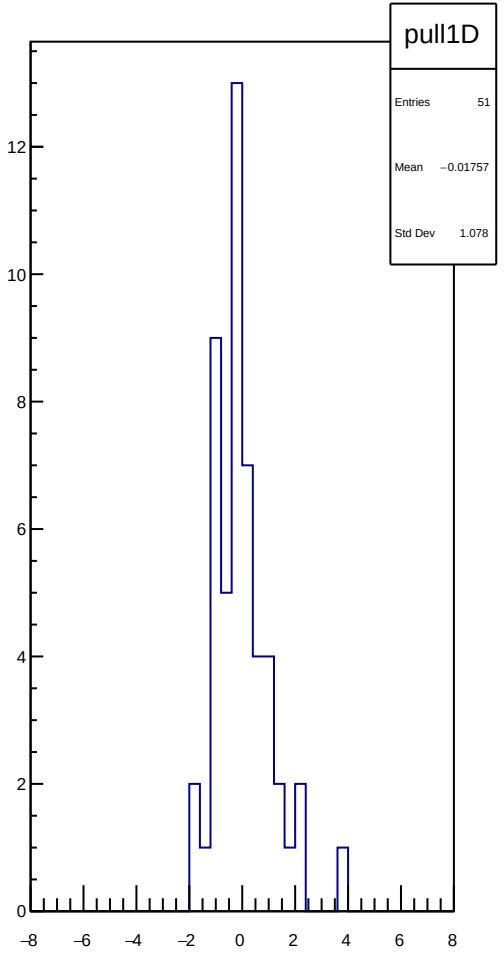
pull1D
Entries 51
Mean −0.01757
Std Dev 1.078

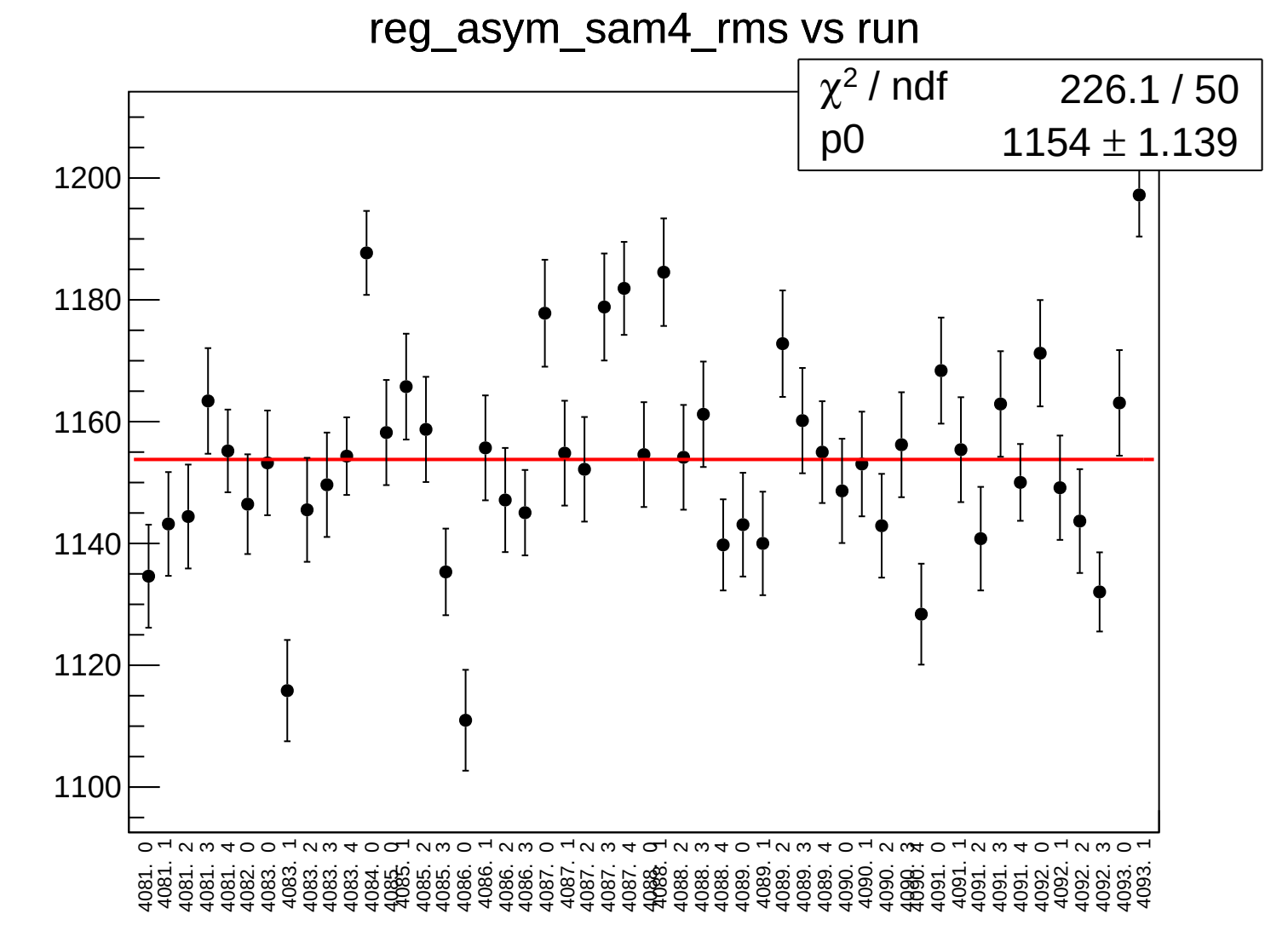
reg_asym_sam4_rms vs run
χ² / ndf 226.1 / 50
p0 1154 ± 1.139
1200
1180
1160
1140
1120
1100
4081. 0
4081. 1
4081. 2
4081. 3
4081. 4
4082. 0
4083. 0
4083. 1
4083. 2
4083. 3
4083. 4
4084. 0
4085. 0
4085. 1
4085. 2
4085. 3
4086. 0
4086. 1
4086. 2
4086. 3
4087. 0
4087. 1
4087. 2
4087. 3
4087. 4
4088. 0
4088. 1
4088. 2
4088. 3
4088. 4
4089. 0
4089. 1
4089. 2
4089. 3
4089. 4
4090. 0
4090. 1
4090. 2
4091. 0
4091. 1
4091. 2
4091. 3
4091. 4
4092. 0
4092. 1
4092. 2
4092. 3
4093. 0
4093. 1

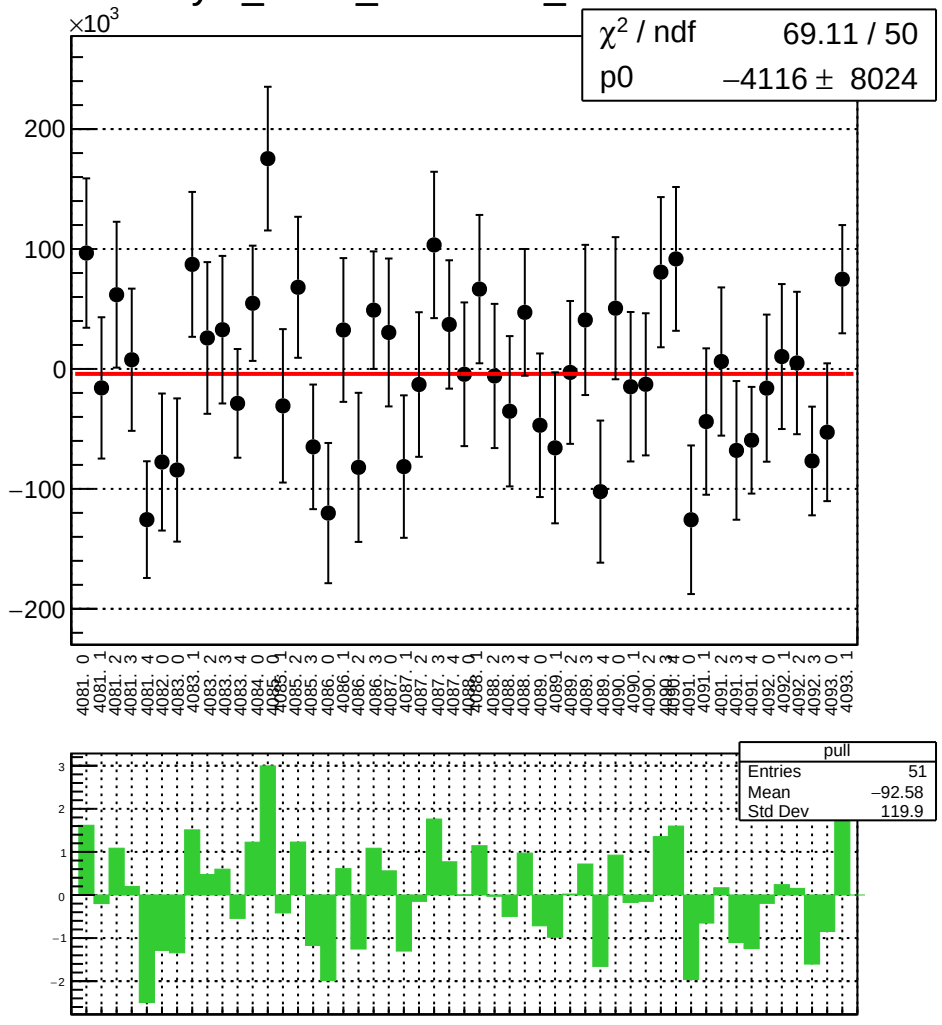
asym_sam4_correction_mean vs run
×10^3
χ² / ndf 69.11 / 50
p0 −4116 ± 8024
200
100
0
−100
−200
pull
Entries 51
Mean −92.58
Std Dev 119.9

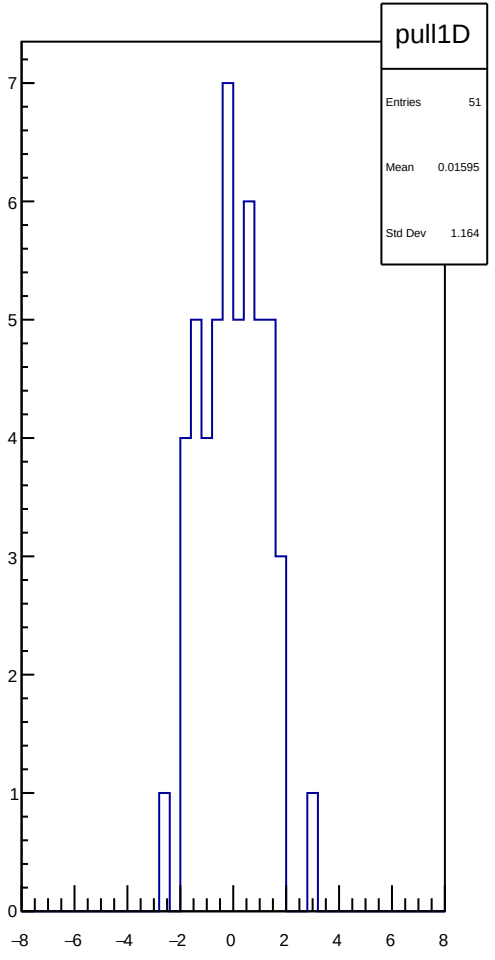
pull1D
Entries 51
Mean 0.01595
Std Dev 1.164

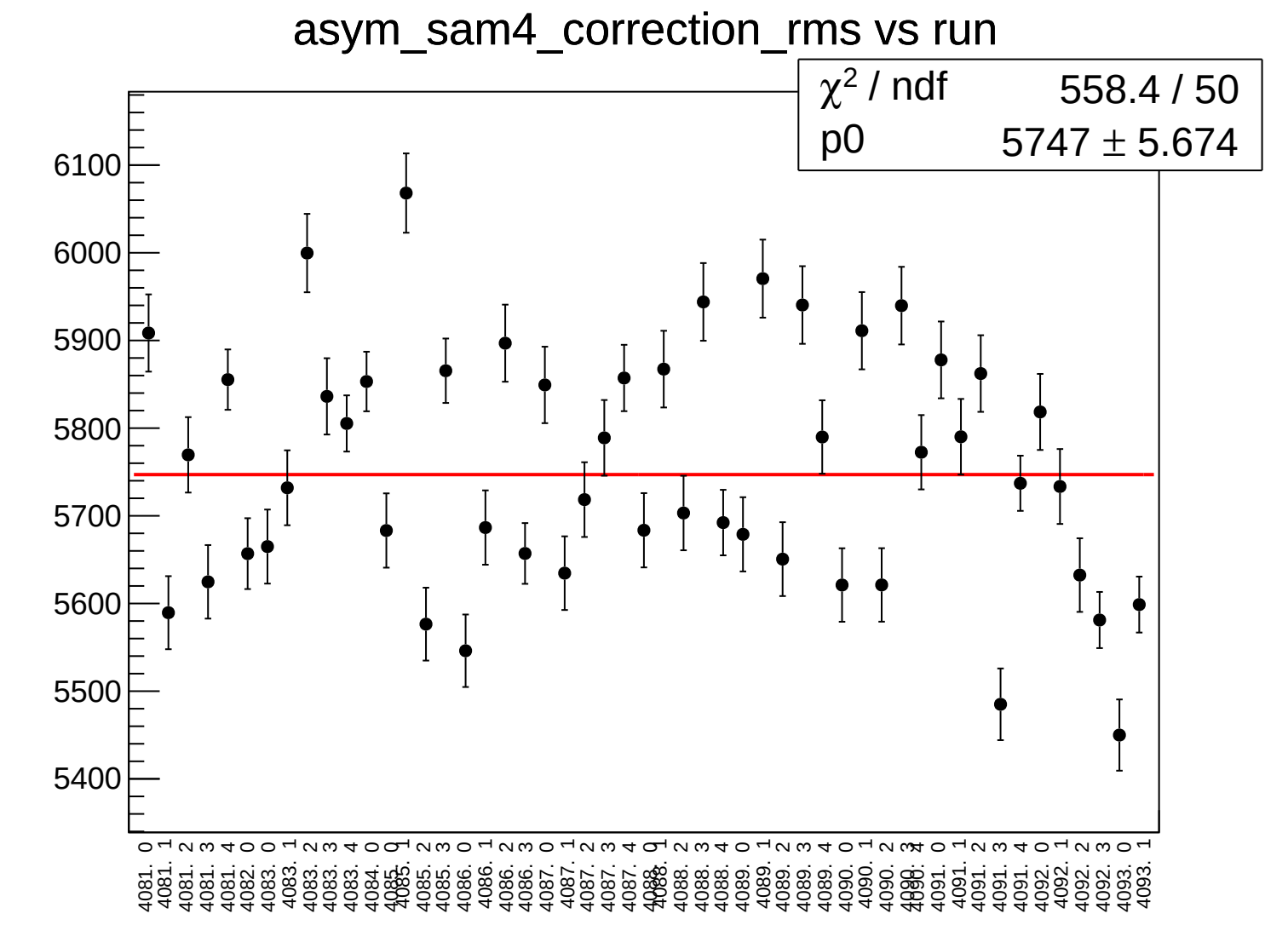
asym_sam4_correction_rms vs run
χ² / ndf 558.4 / 50
p0 5747 ± 5.674
6100
6000
5900
5800
5700
5600
5500
5400
4081. 0
4081. 1
4081. 2
4081. 3
4081. 4
4082. 0
4083. 0
4083. 1
4083. 2
4083. 3
4083. 4
4084. 0
4085. 0
4085. 1
4085. 2
4085. 3
4086. 0
4086. 1
4086. 2
4086. 3
4087. 0
4087. 1
4087. 2
4087. 3
4087. 4
4088. 0
4088. 1
4088. 2
4088. 3
4088. 4
4089. 0
4089. 1
4089. 2
4089. 3
4089. 4
4090. 0
4090. 1
4090. 2
4090. 3
4090. 4
4091. 0
4091. 1
4091. 2
4091. 3
4091. 4
4092. 0
4092. 1
4092. 2
4092. 3
4093. 0
4093. 1

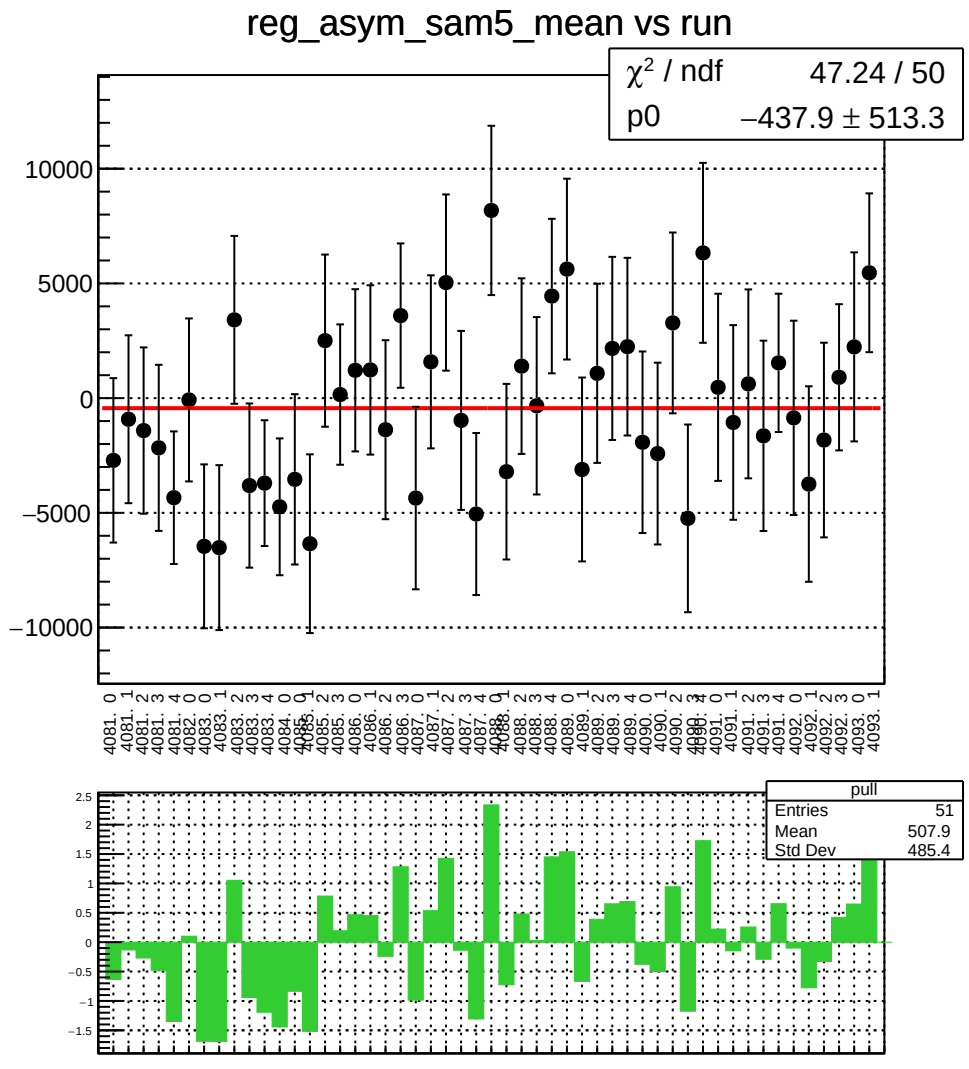
reg_asym_sam5_mean vs run
χ² / ndf 47.24 / 50
p0 −437.9 ± 513.3
10000
5000
0
−5000
−10000
pull
Entries 51
Mean 507.9
Std Dev 485.4
2.5
2
1.5
1
0.5
0
−0.5
−1
−1.5

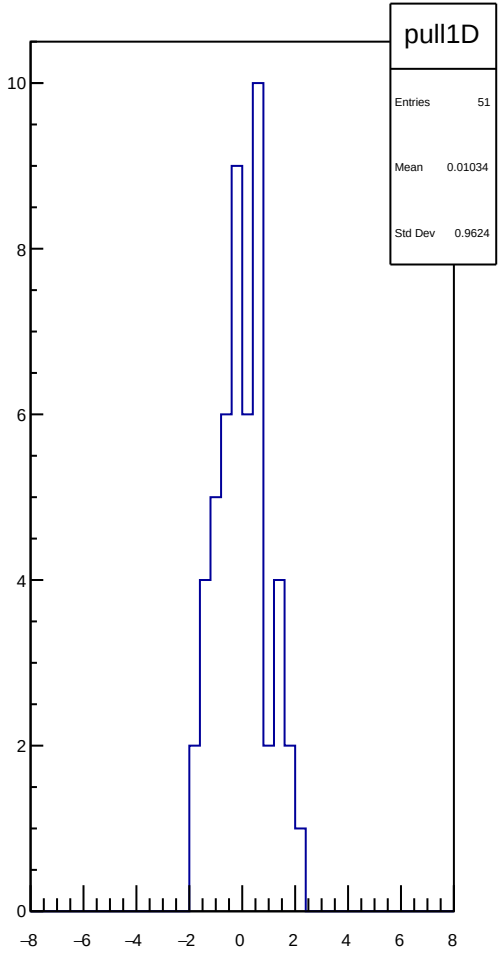
pull1D
Entries 51
Mean 0.01034
Std Dev 0.9624
10
8
6
4
2
0
−8
−6
−4
−2
0
2
4
6
8

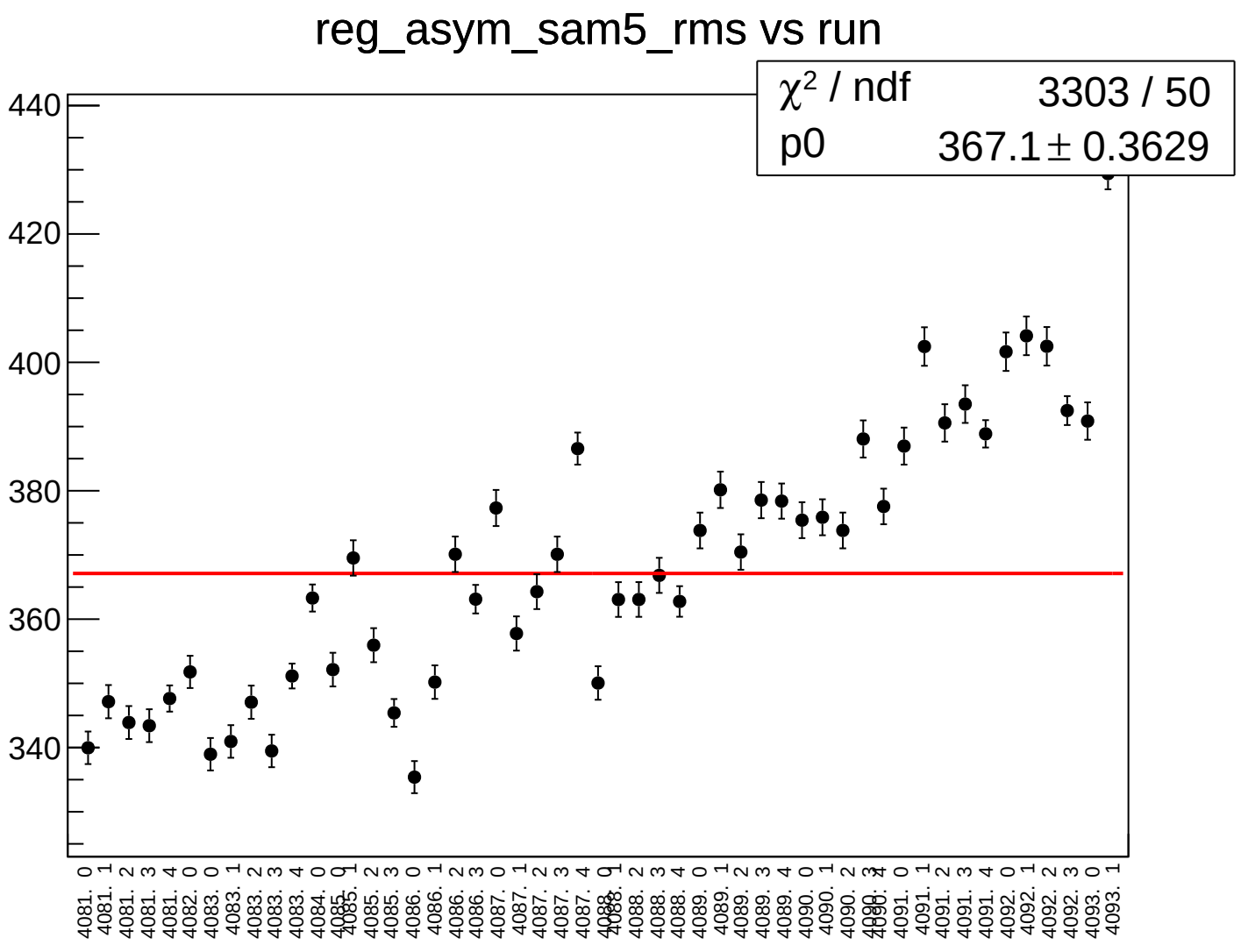
reg_asym_sam5_rms vs run
χ² / ndf 3303 / 50
p0 367.1 ± 0.3629
440
420
400
380
360
340
4081. 0
4081. 1
4081. 2
4081. 3
4081. 4
4082. 0
4083. 0
4083. 1
4083. 2
4083. 3
4083. 4
4084. 0
4085. 0
4085. 1
4085. 2
4085. 3
4086. 0
4086. 1
4086. 2
4086. 3
4087. 0
4087. 1
4087. 2
4087. 3
4087. 4
4088. 0
4088. 1
4088. 2
4088. 3
4088. 4
4089. 0
4089. 1
4089. 2
4089. 3
4089. 4
4090. 0
4090. 1
4090. 2
4090. 3
4090. 4
4091. 0
4091. 1
4091. 2
4091. 3
4091. 4
4092. 0
4092. 1
4092. 2
4092. 3
4093. 0
4093. 1

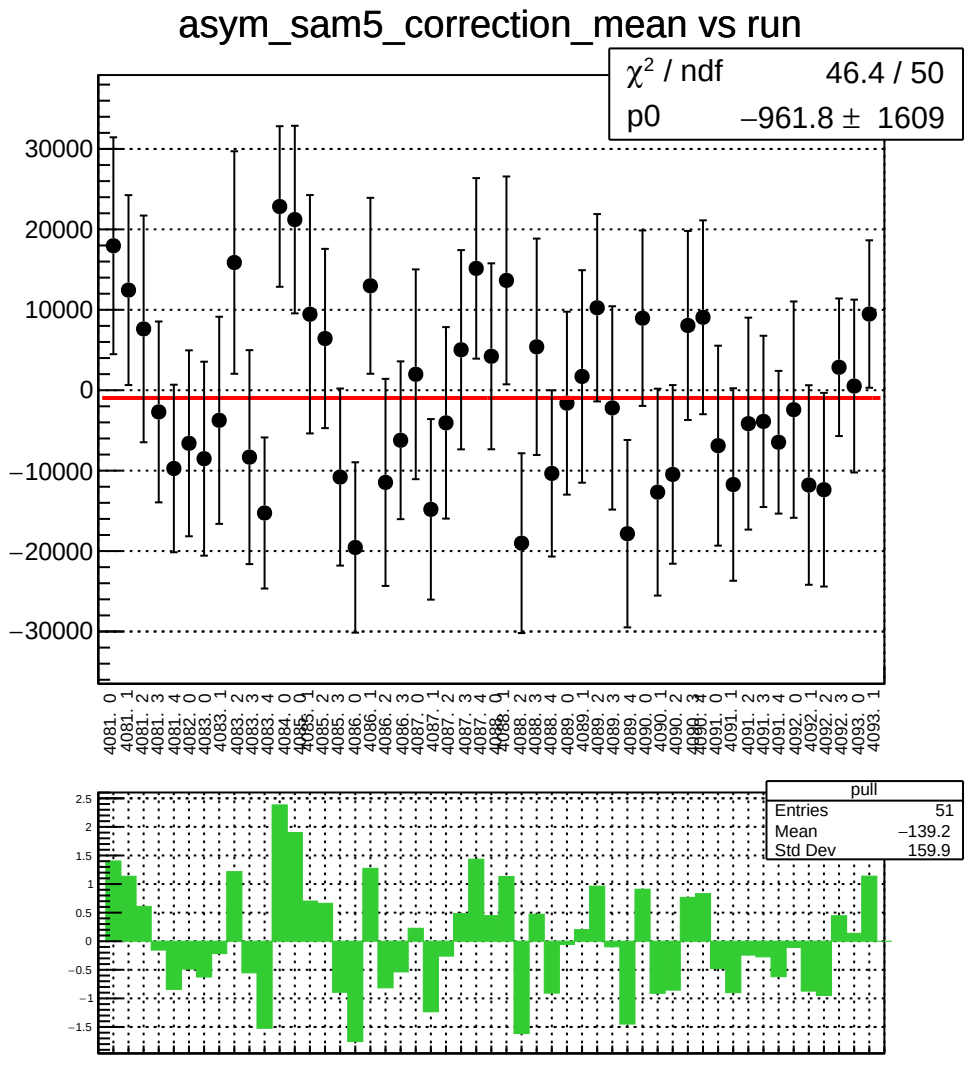
asym_sam5_correction_mean vs run
χ² / ndf 46.4 / 50
p0 −961.8 ± 1609
30000
20000
10000
0
−10000
−20000
−30000
pull
Entries 51
Mean −139.2
Std Dev 159.9
2.5
2
1.5
1
0.5
0
−0.5
−1
−1.5

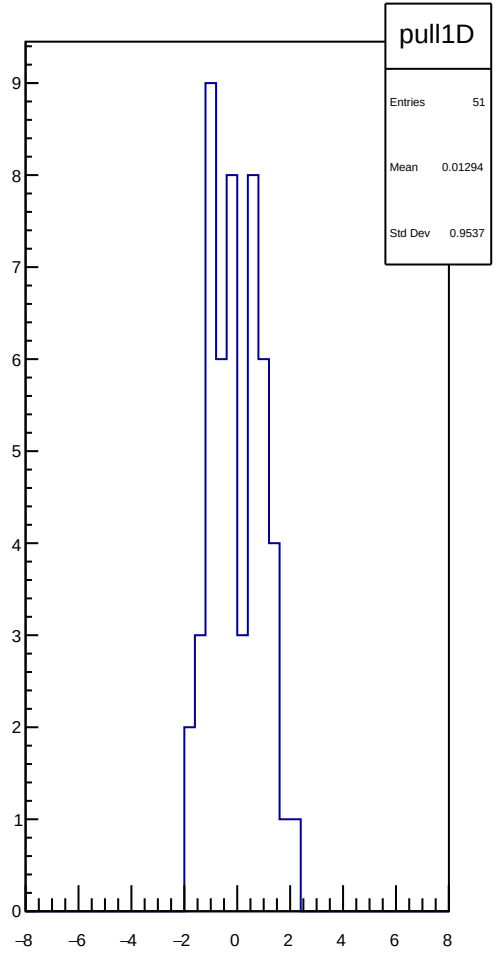
pull1D
Entries 51
Mean 0.01294
Std Dev 0.9537
9
8
7
6
5
4
3
2
1
0
−8
−6
−4
−2
0
2
4
6
8

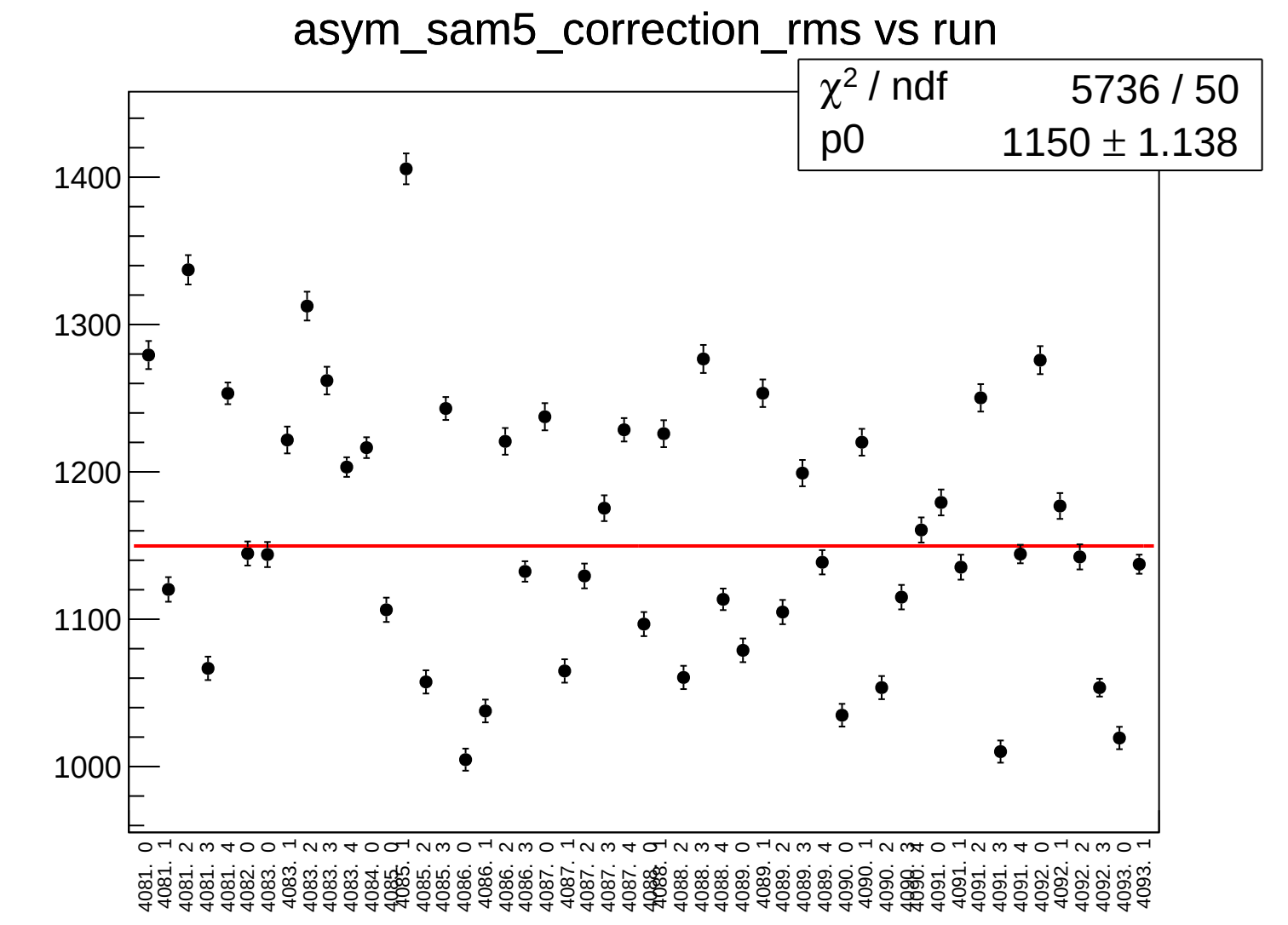
asym_sam5_correction_rms vs run
χ² / ndf 5736 / 50
p0 1150 ± 1.138
1400
1300
1200
1100
1000
4081. 0
4081. 1
4081. 2
4081. 3
4081. 4
4082. 0
4083. 0
4083. 1
4083. 2
4083. 3
4083. 4
4084. 0
4085. 0
4085. 1
4085. 2
4085. 3
4086. 0
4086. 1
4086. 2
4086. 3
4087. 0
4087. 1
4087. 2
4087. 3
4087. 4
4088. 2
4088. 3
4088. 4
4089. 0
4089. 1
4089. 2
4089. 3
4089. 4
4090. 0
4090. 1
4090. 2
4091. 0
4091. 1
4091. 2
4091. 3
4091. 4
4092. 0
4092. 1
4092. 2
4092. 3
4093. 0
4093. 1

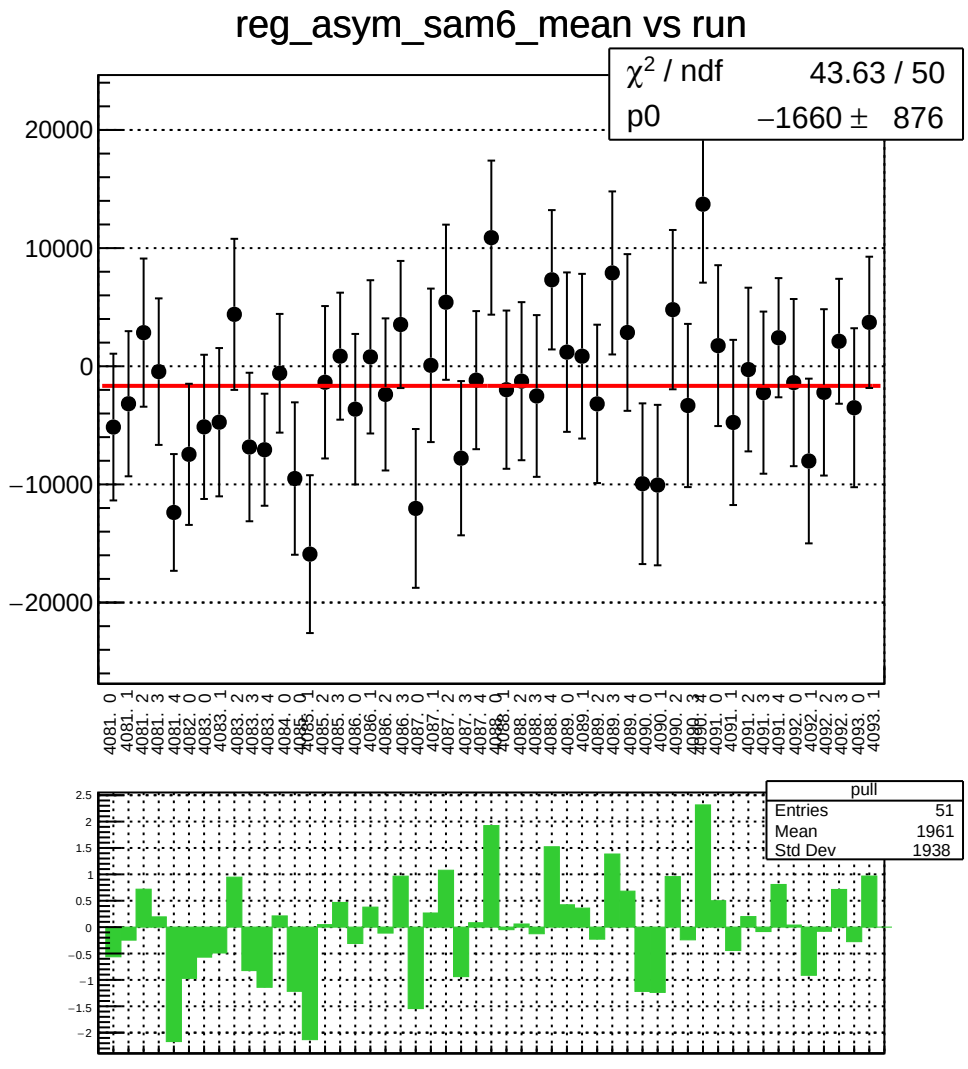
reg_asym_sam6_mean vs run
χ² / ndf 43.63 / 50
p0 −1660 ± 876
20000
10000
0
−10000
−20000
pull
Entries 51
Mean 1961
Std Dev 1938
2.5
2
1.5
1
0.5
0
−0.5
−1
−1.5
−2

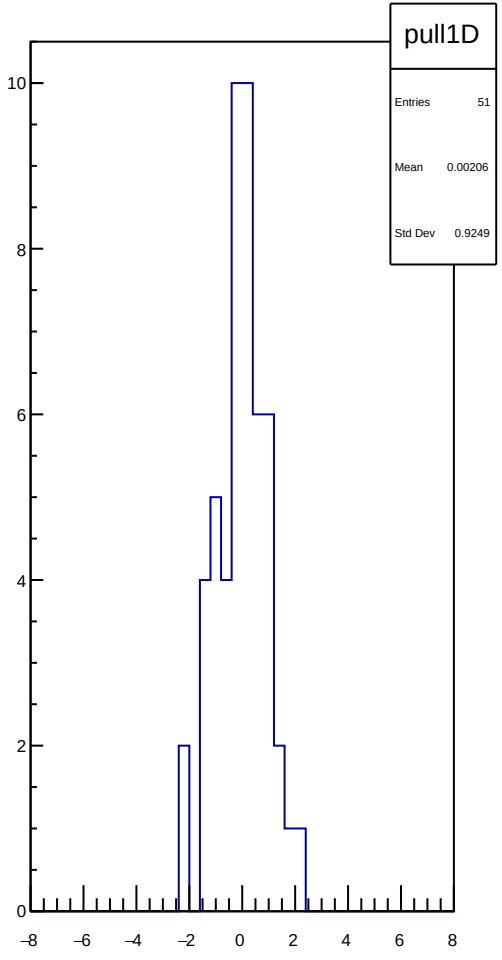
pull1D
Entries 51
Mean 0.00206
Std Dev 0.9249
10
8
6
4
2
0
−8
−6
−4
−2
0
2
4
6
8

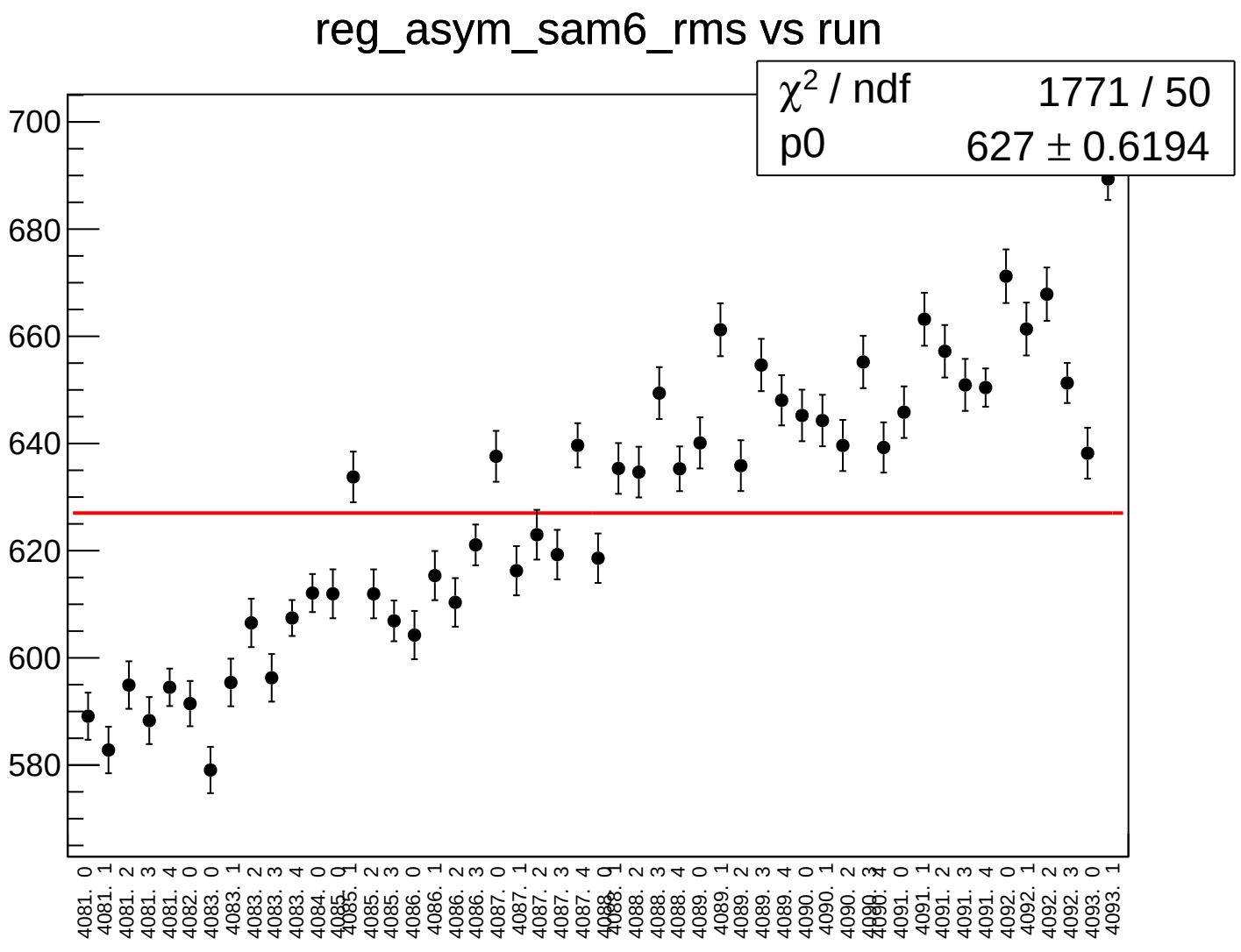
reg_asym_sam6_rms vs run
χ² / ndf 1771 / 50
p0 627 ± 0.6194
700
680
660
640
620
600
580
4081. 0
4081. 1
4081. 2
4081. 3
4081. 4
4082. 0
4083. 0
4083. 1
4083. 2
4083. 3
4083. 4
4084. 0
4085. 0
4085. 1
4085. 2
4085. 3
4086. 0
4086. 1
4086. 2
4086. 3
4087. 0
4087. 1
4087. 2
4087. 3
4087. 4
4088. 0
4088. 1
4088. 2
4088. 3
4088. 4
4089. 0
4089. 1
4089. 2
4089. 3
4089. 4
4090. 0
4090. 1
4090. 2
4091. 0
4091. 1
4091. 2
4091. 3
4091. 4
4092. 0
4092. 1
4092. 2
4092. 3
4093. 0
4093. 1

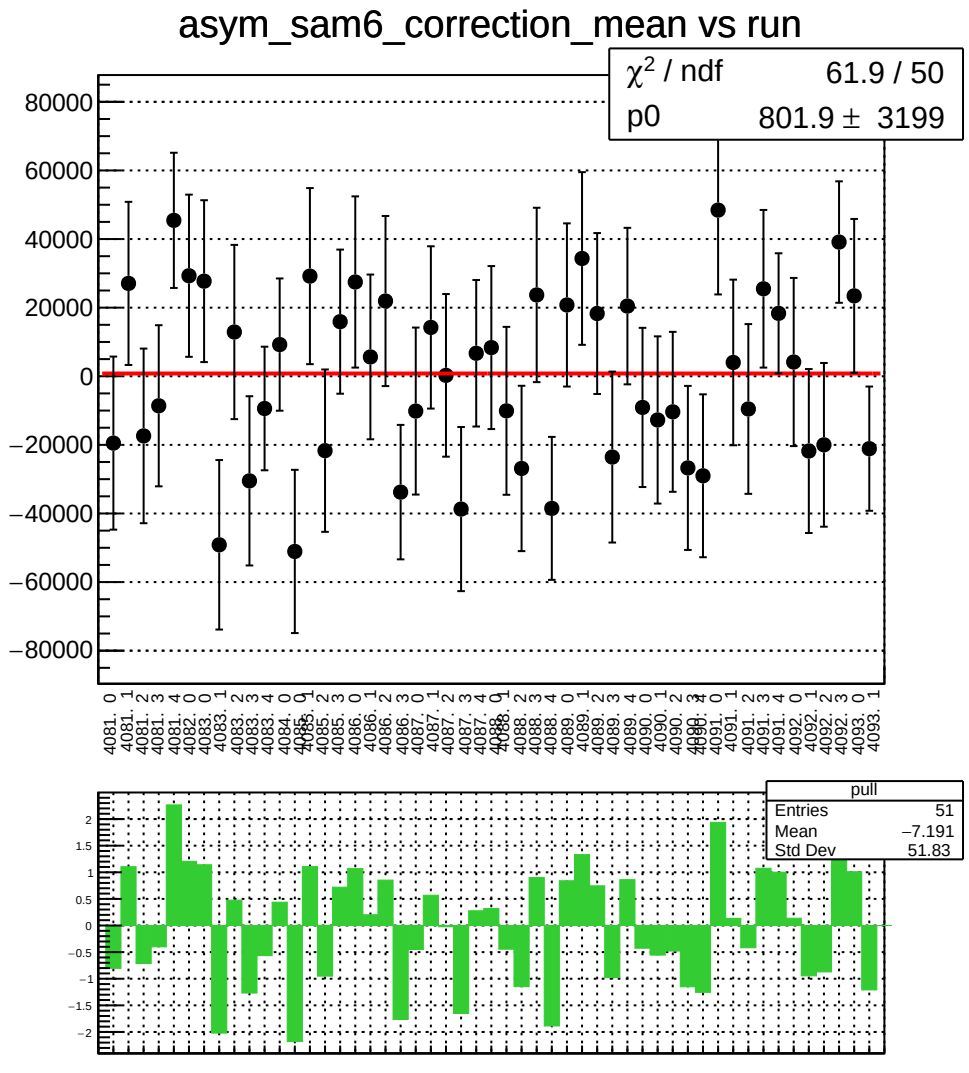
asym_sam6_correction_mean vs run
χ² / ndf 61.9 / 50
p0 801.9 ± 3199
pull
Entries 51
Mean −7.191
Std Dev 51.83

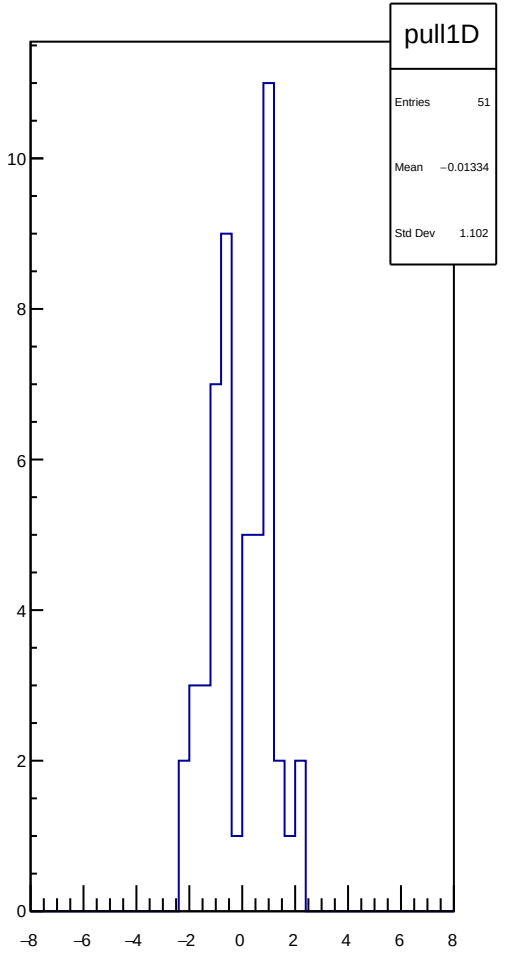
pull1D
Entries 51
Mean −0.01334
Std Dev 1.102

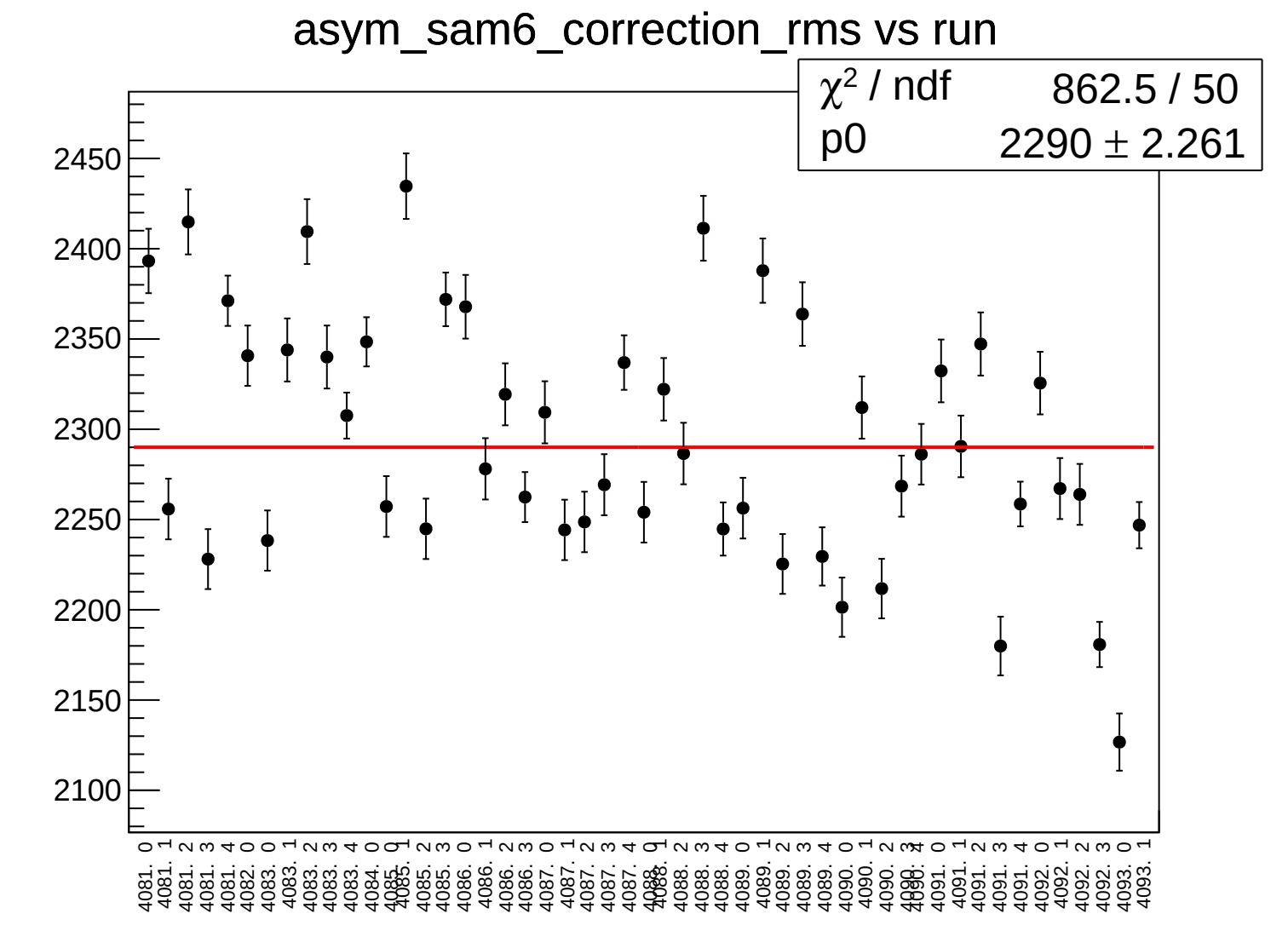
asym_sam6_correction_rms vs run
χ² / ndf 862.5 / 50
p0 2290 ± 2.261
2450
2400
2350
2300
2250
2200
2150
2100
4081. 0
4081. 1
4081. 2
4081. 3
4081. 4
4082. 0
4083. 0
4083. 1
4083. 2
4083. 3
4083. 4
4084. 0
4085. 0
4085. 1
4085. 2
4085. 3
4086. 0
4086. 1
4086. 2
4086. 3
4087. 0
4087. 1
4087. 2
4087. 3
4087. 4
4088. 2
4088. 3
4088. 4
4089. 0
4089. 1
4089. 2
4089. 3
4089. 4
4090. 0
4090. 1
4090. 2
4091. 0
4091. 1
4091. 2
4091. 3
4091. 4
4092. 0
4092. 1
4092. 2
4092. 3
4093. 0
4093. 1

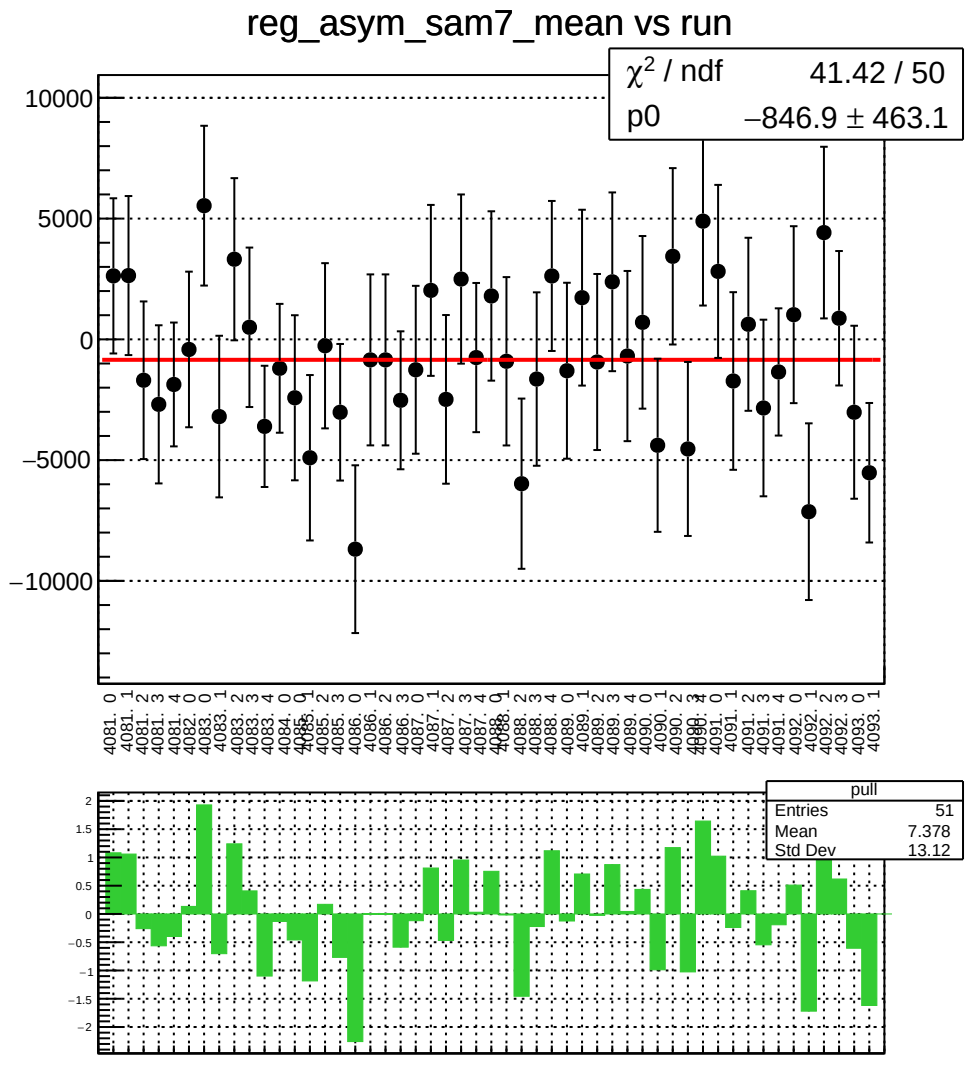
reg_asym_sam7_mean vs run
χ² / ndf 41.42 / 50
p0 −846.9 ± 463.1
10000
5000
0
−5000
−10000
pull
Entries 51
Mean 7.378
Std Dev 13.12
2
1.5
1
0.5
0
−0.5
−1
−1.5
−2

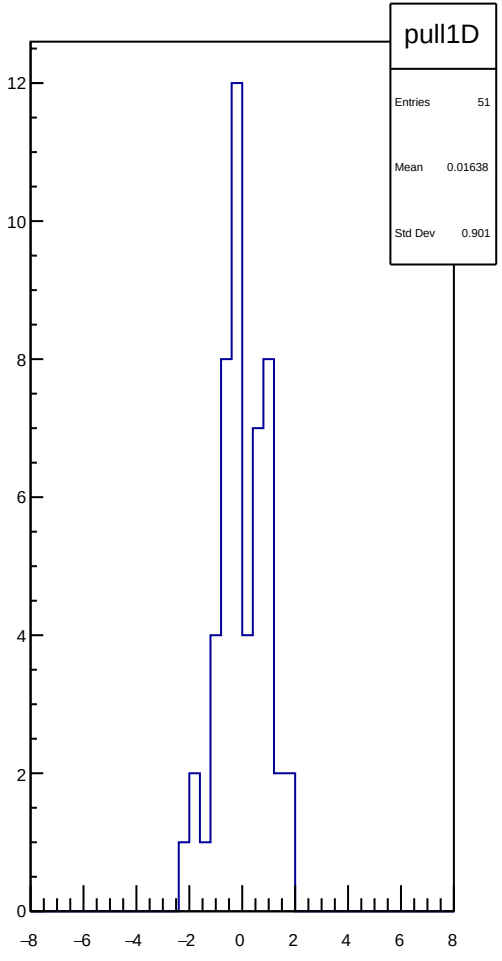
pull1D
Entries 51
Mean 0.01638
Std Dev 0.901
12
10
8
6
4
2
0
−8
−6
−4
−2
0
2
4
6
8

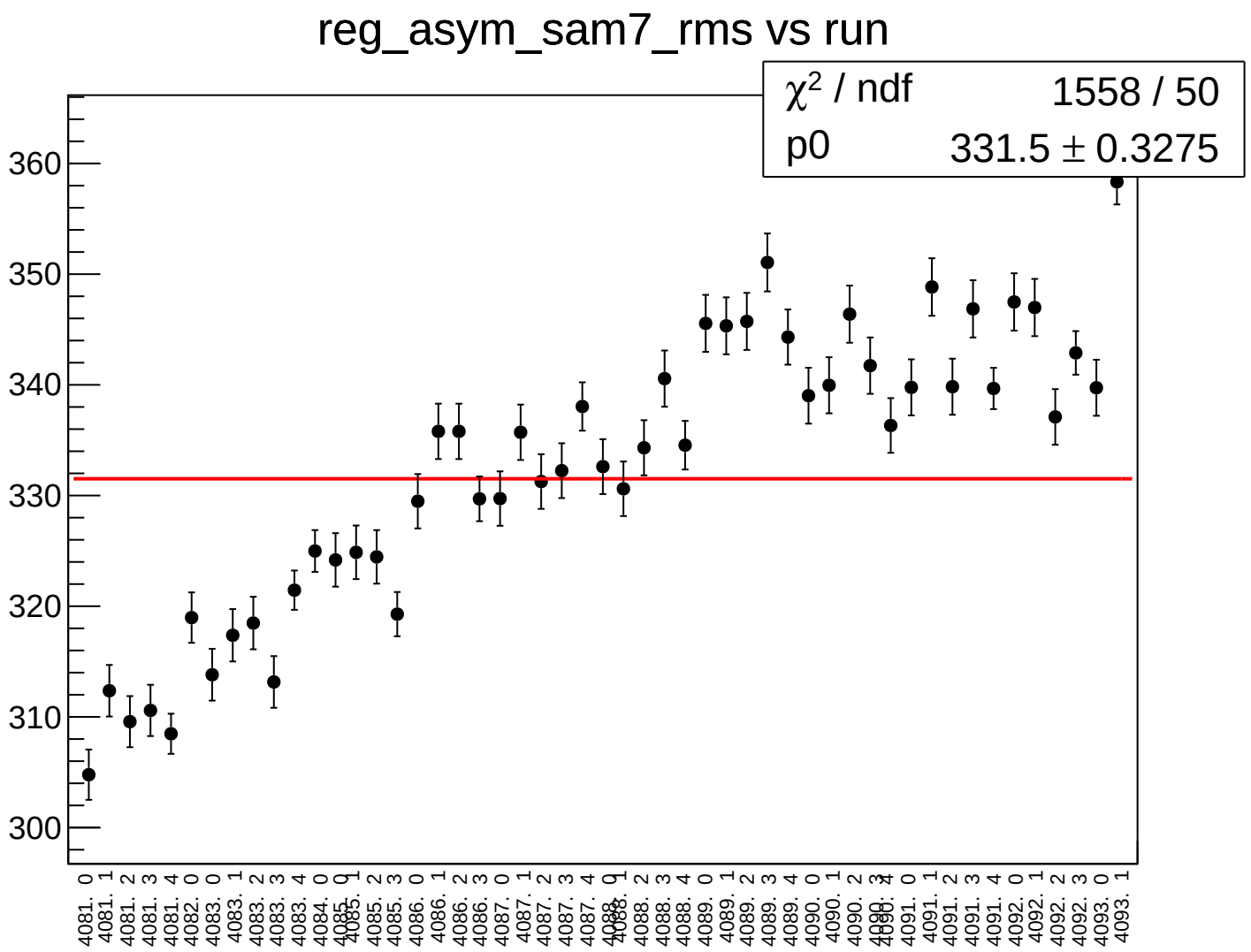
reg_asym_sam7_rms vs run
χ² / ndf 1558 / 50
p0 331.5 ± 0.3275
360
350
340
330
320
310
300
4081. 0
4081. 1
4081. 2
4081. 3
4081. 4
4082. 0
4083. 0
4083. 1
4083. 2
4083. 3
4083. 4
4084. 0
4085. 0
4085. 1
4085. 2
4085. 3
4086. 0
4086. 1
4086. 2
4086. 3
4087. 0
4087. 1
4087. 2
4087. 3
4087. 4
4088. 0
4088. 1
4088. 2
4088. 3
4088. 4
4089. 0
4089. 1
4089. 2
4089. 3
4089. 4
4090. 0
4090. 1
4090. 2
4090. 3
4090. 4
4091. 0
4091. 1
4091. 2
4091. 3
4091. 4
4092. 0
4092. 1
4092. 2
4092. 3
4093. 0
4093. 1

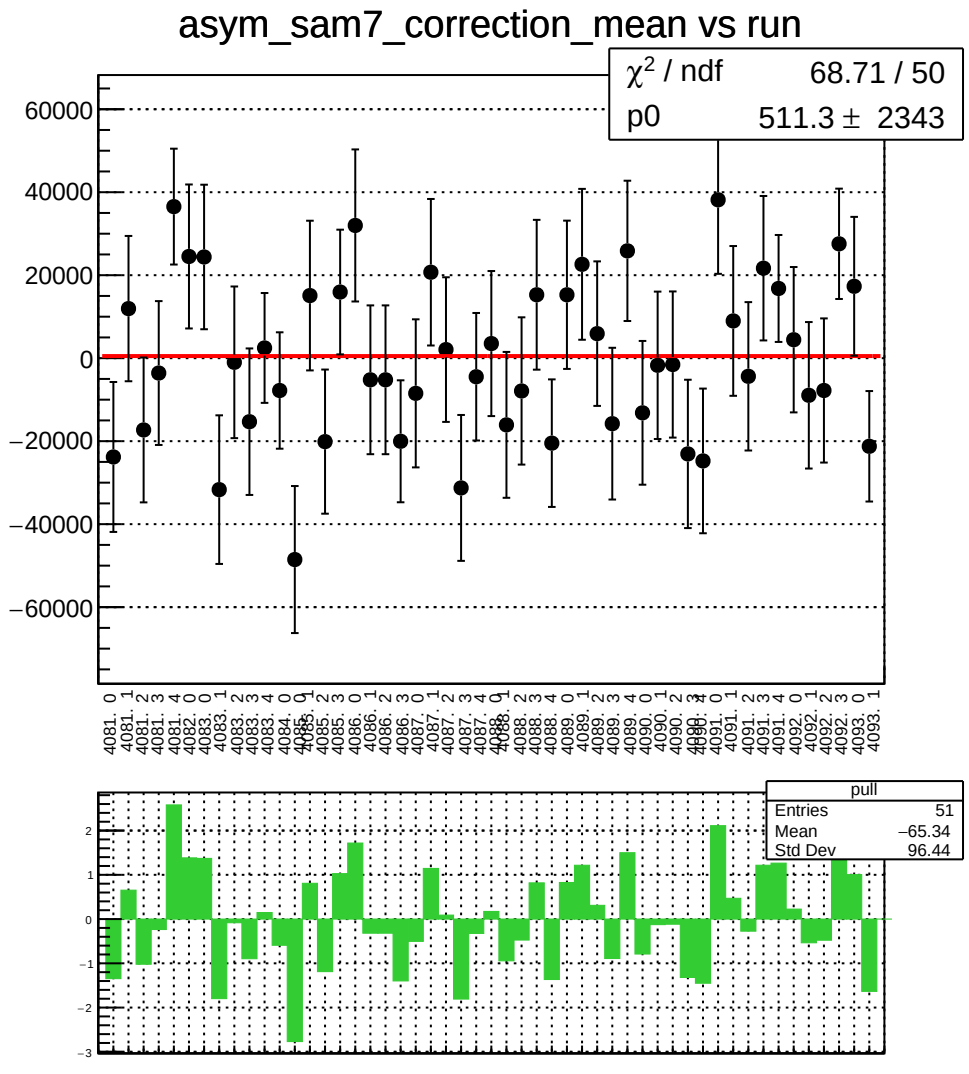
asym_sam7_correction_mean vs run
χ² / ndf 68.71 / 50
p0 511.3 ± 2343
pull
Entries 51
Mean −65.34
Std Dev 96.44

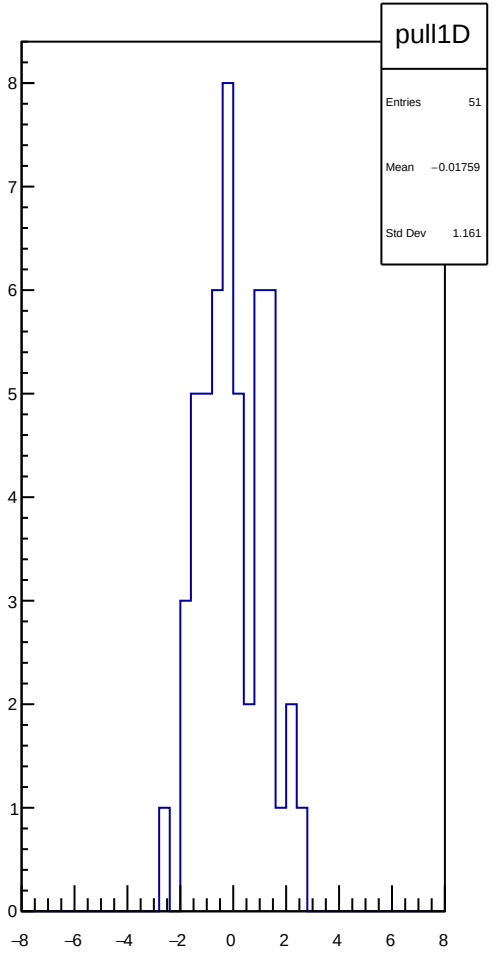
pull1D
Entries 51
Mean −0.01759
Std Dev 1.161

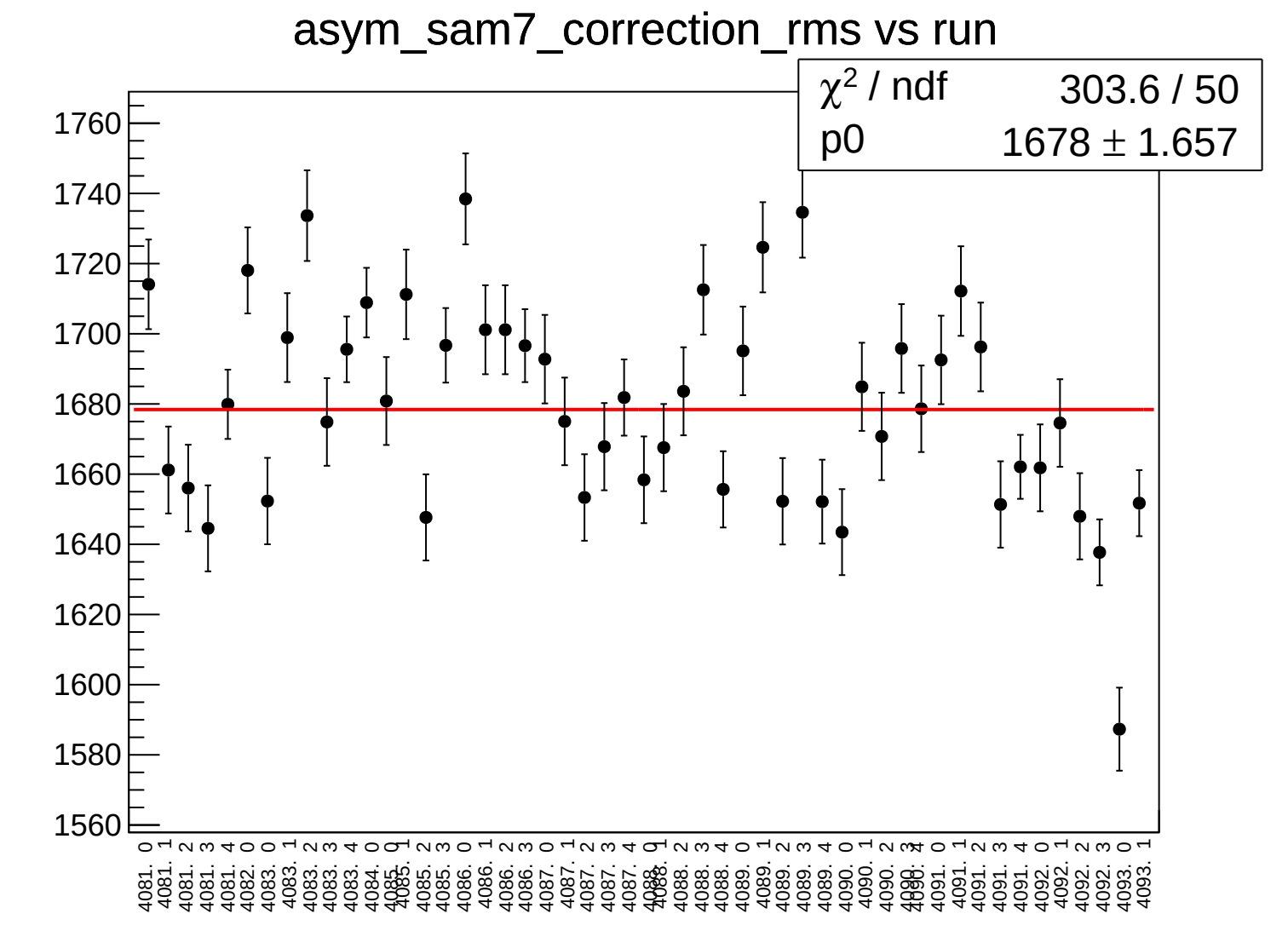
asym_sam7_correction_rms vs run
χ² / ndf 303.6 / 50
p0 1678 ± 1.657
1760
1740
1720
1700
1680
1660
1640
1620
1600
1580
1560
4081. 0
4081. 1
4081. 2
4081. 3
4081. 4
4082. 0
4083. 0
4083. 1
4083. 2
4083. 3
4083. 4
4084. 0
4085. 0
4085. 1
4085. 2
4085. 3
4086. 0
4086. 1
4086. 2
4086. 3
4087. 0
4087. 1
4087. 2
4087. 3
4087. 4
4088. 1
4088. 2
4088. 3
4088. 4
4089. 0
4089. 1
4089. 2
4089. 3
4089. 4
4090. 0
4090. 1
4090. 2
4091. 0
4091. 1
4091. 2
4091. 3
4091. 4
4092. 0
4092. 1
4092. 2
4092. 3
4093. 0
4093. 1

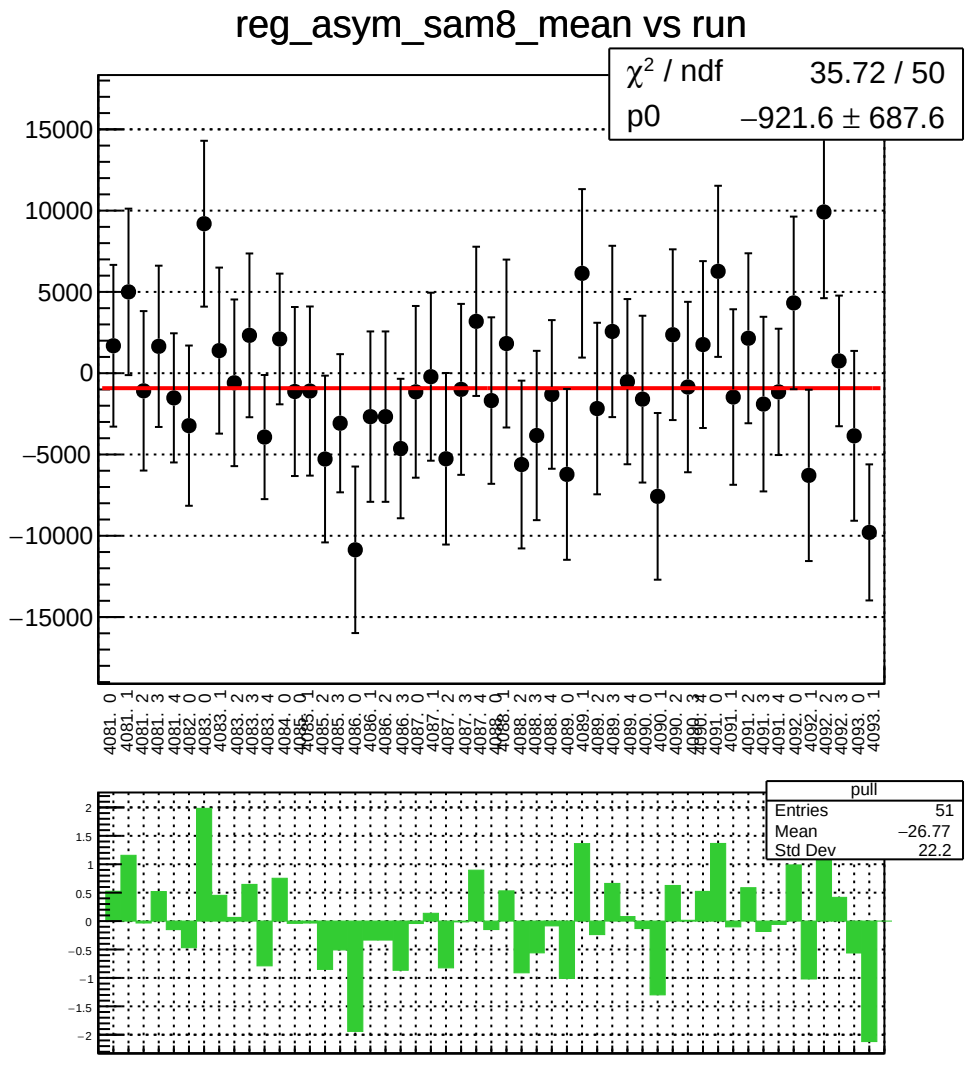
reg_asym_sam8_mean vs run
χ² / ndf 35.72 / 50
p0 −921.6 ± 687.6
15000
10000
5000
0
−5000
−10000
−15000
pull
Entries 51
Mean −26.77
Std Dev 22.2
2
1.5
1
0.5
0
−0.5
−1
−1.5
−2

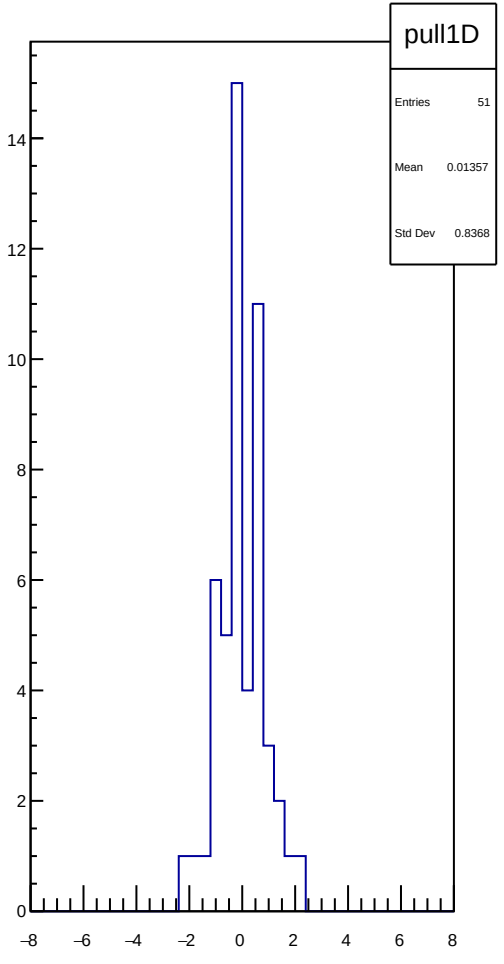
pull1D
Entries 51
Mean 0.01357
Std Dev 0.8368
14
12
10
8
6
4
2
0
−8
−6
−4
−2
0
2
4
6
8

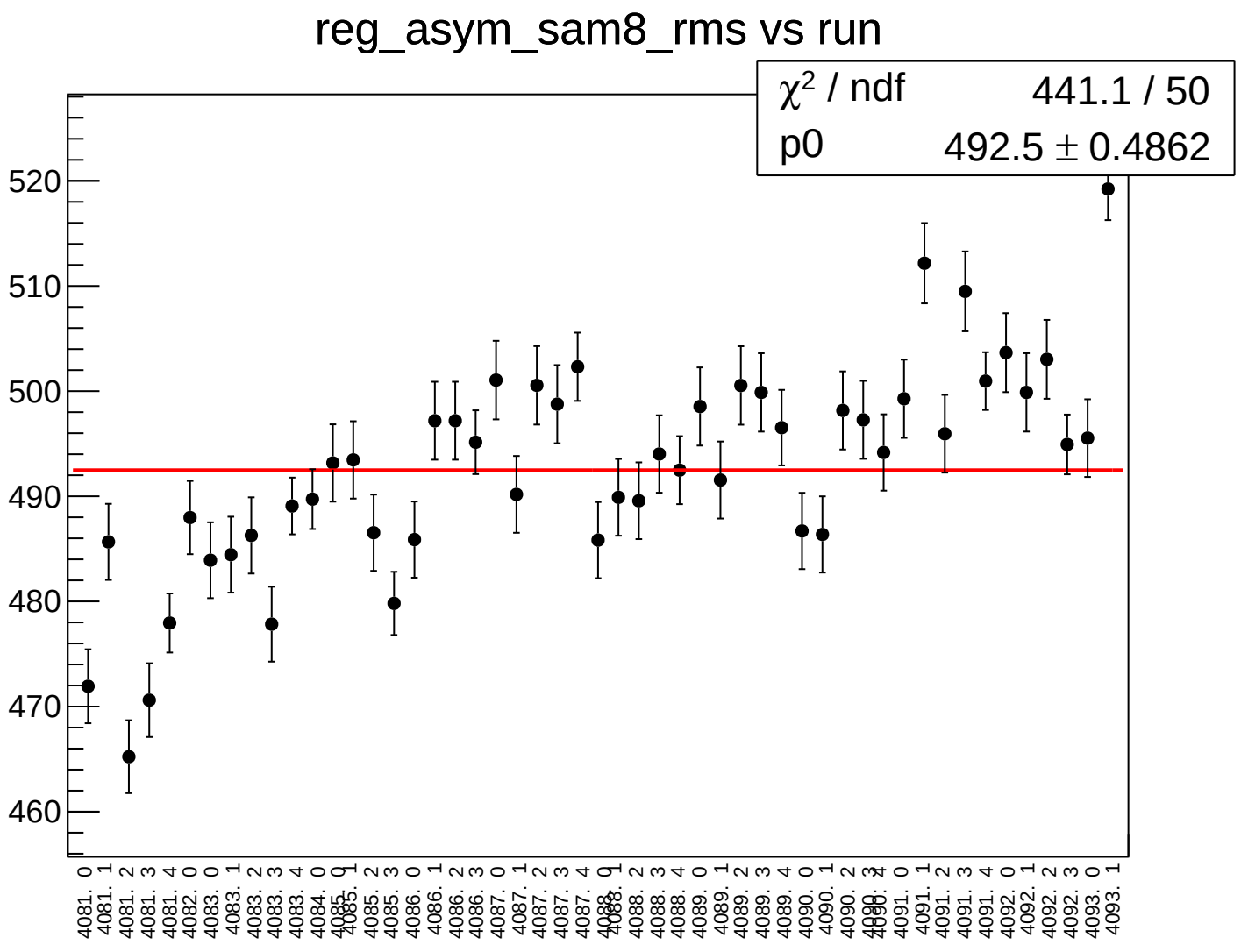
reg_asym_sam8_rms vs run
χ² / ndf 441.1 / 50
p0 492.5 ± 0.4862
520
510
500
490
480
470
460
4081. 0
4081. 1
4081. 2
4081. 3
4081. 4
4082. 0
4083. 0
4083. 1
4083. 2
4083. 3
4083. 4
4084. 0
4085. 0
4085. 1
4085. 2
4085. 3
4086. 0
4086. 1
4086. 2
4086. 3
4087. 0
4087. 1
4087. 2
4087. 3
4087. 4
4088. 0
4088. 1
4088. 2
4088. 3
4088. 4
4089. 0
4089. 1
4089. 2
4089. 3
4089. 4
4090. 0
4090. 1
4090. 2
4091. 0
4091. 1
4091. 2
4091. 3
4091. 4
4092. 0
4092. 1
4092. 2
4092. 3
4093. 0
4093. 1

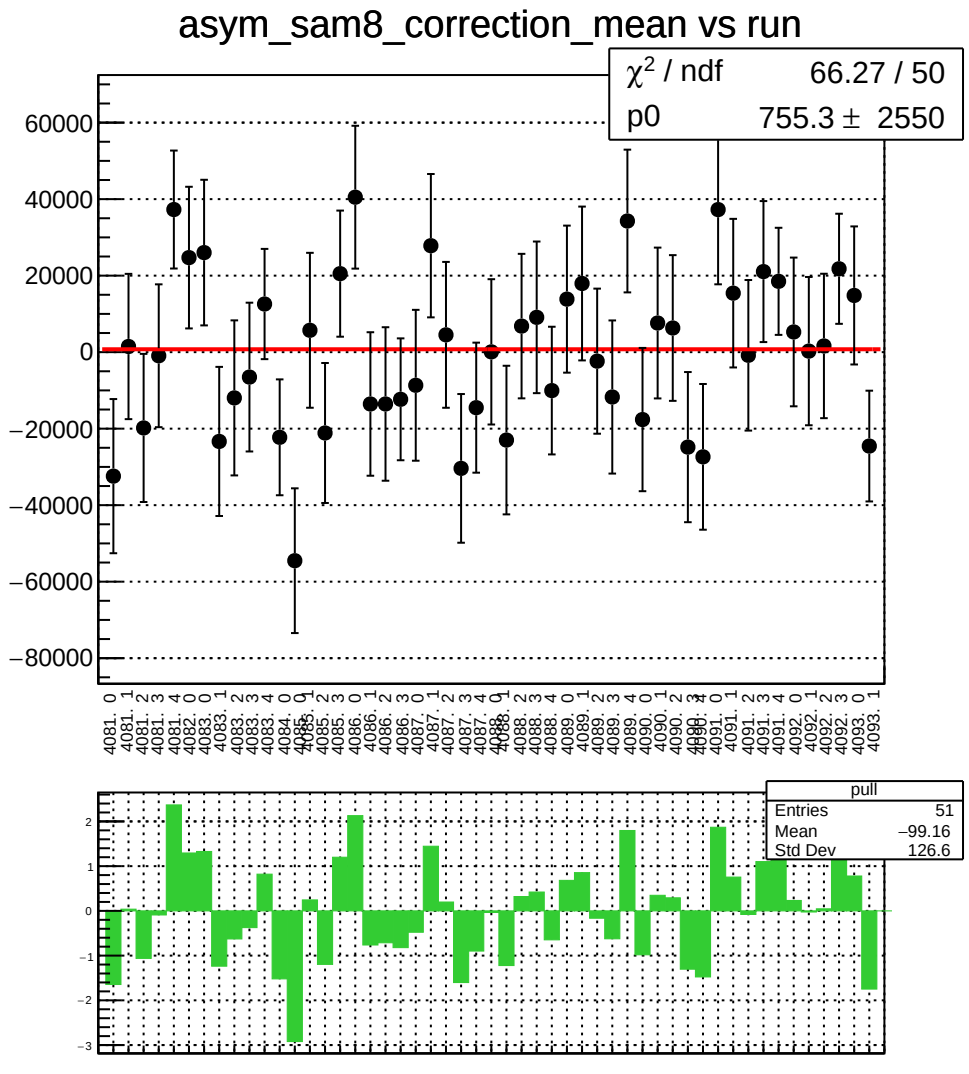
asym_sam8_correction_mean vs run
χ² / ndf 66.27 / 50
p0 755.3 ± 2550
pull
Entries 51
Mean −99.16
Std Dev 126.6

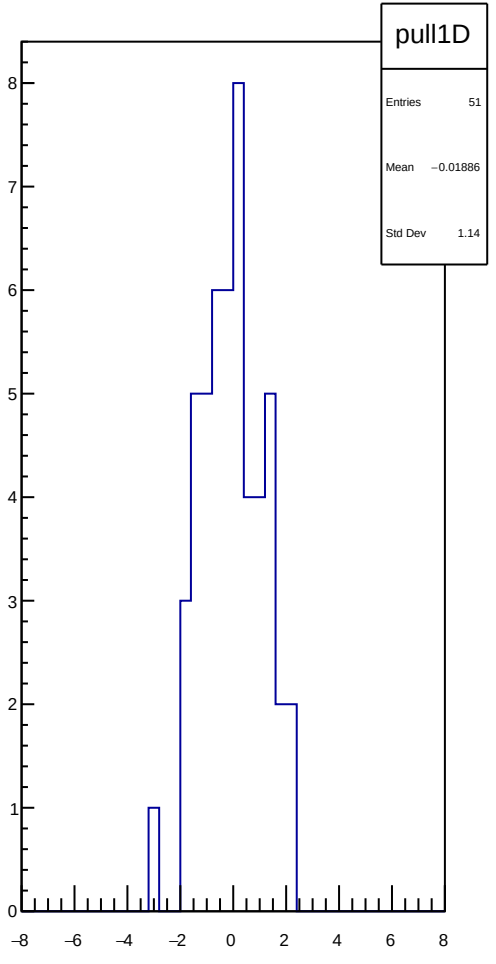
pull1D
Entries 51
Mean −0.01886
Std Dev 1.14

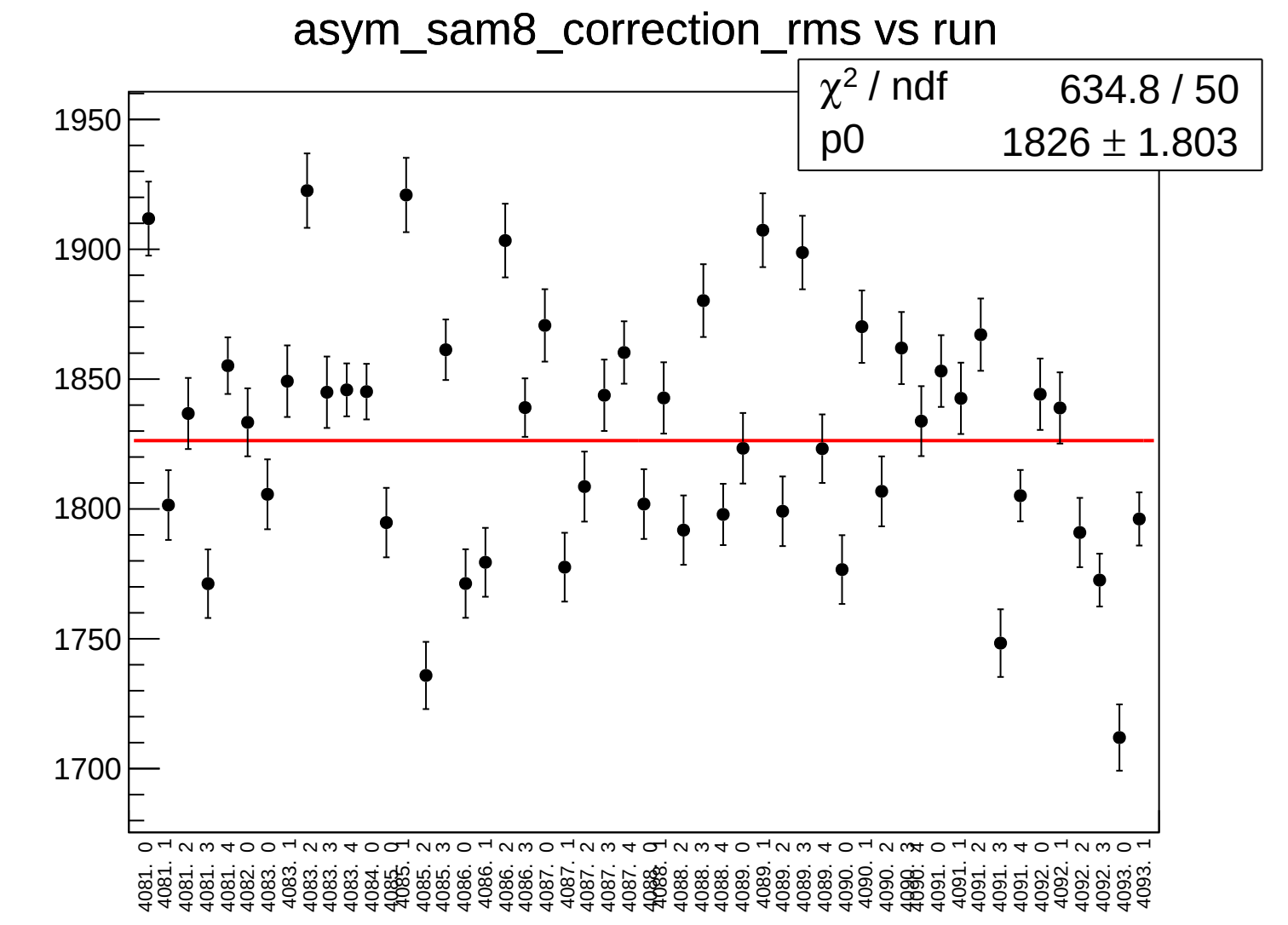
asym_sam8_correction_rms vs run
χ² / ndf 634.8 / 50
p0 1826 ± 1.803
1950
1900
1850
1800
1750
1700
4081. 0
4081. 1
4081. 2
4081. 3
4081. 4
4082. 0
4083. 0
4083. 1
4083. 2
4083. 3
4083. 4
4084. 0
4085. 2
4085. 3
4086. 0
4086. 1
4086. 2
4086. 3
4087. 0
4087. 1
4087. 2
4087. 3
4087. 4
4088. 2
4088. 3
4088. 4
4089. 0
4089. 1
4089. 2
4089. 3
4089. 4
4090. 0
4090. 1
4090. 2
4091. 0
4091. 1
4091. 2
4091. 3
4091. 4
4092. 0
4092. 1
4092. 2
4092. 3
4093. 0
4093. 1

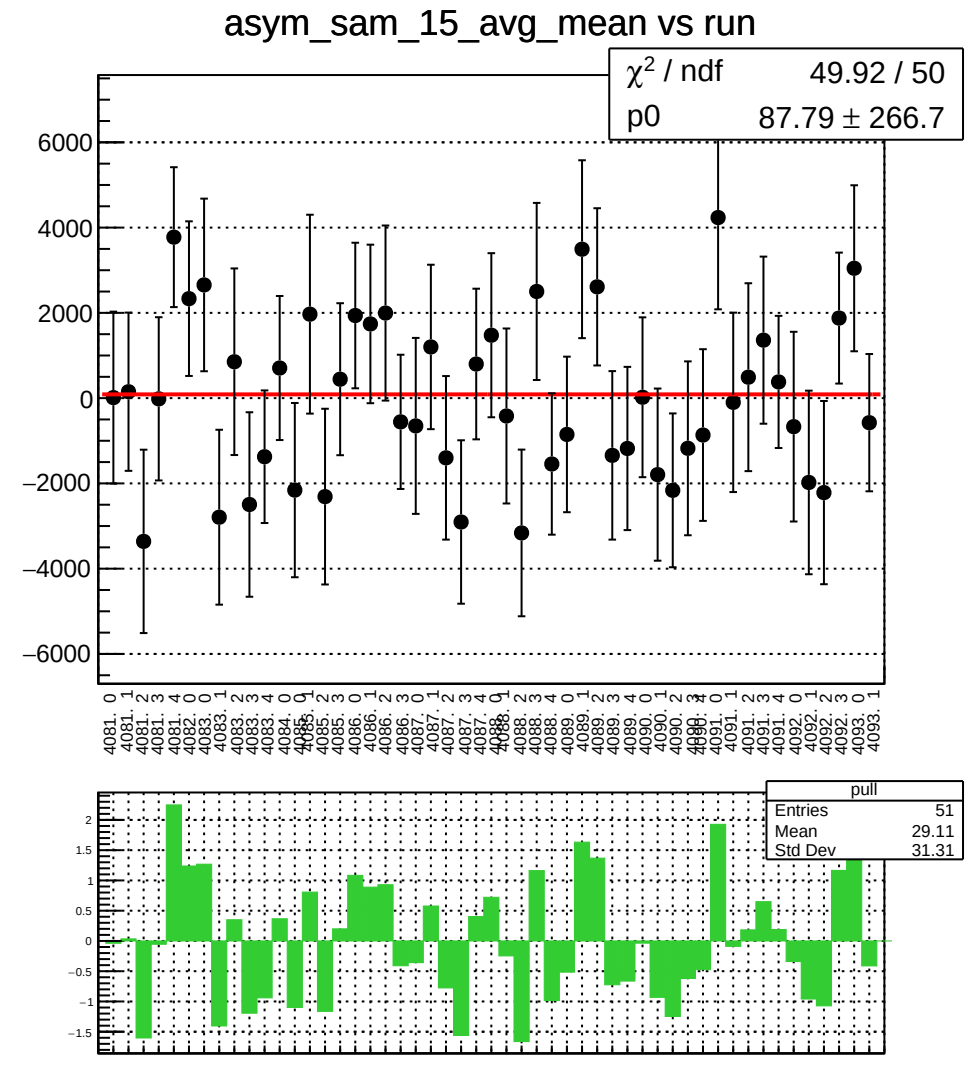
asym_sam_15_avg_mean vs run
χ² / ndf 49.92 / 50
p0 87.79 ± 266.7
pull
Entries 51
Mean 29.11
Std Dev 31.31

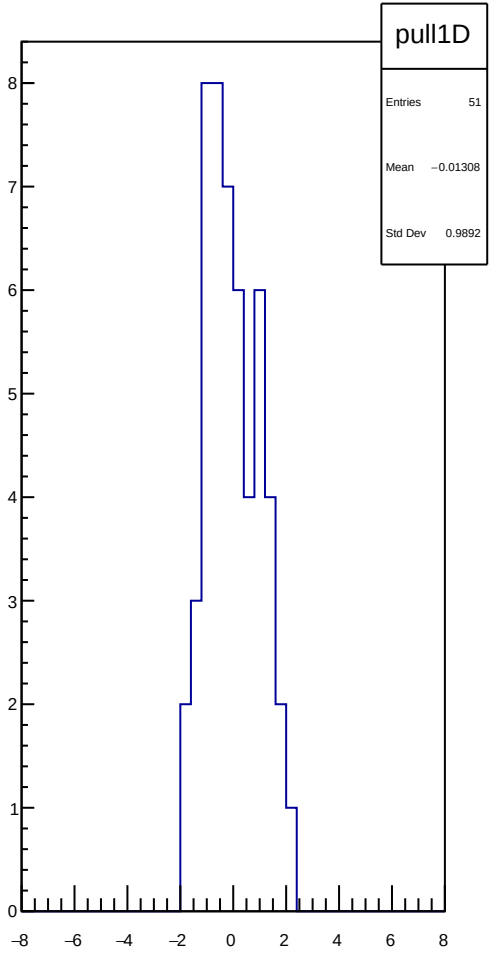
pull1D
Entries 51
Mean −0.01308
Std Dev 0.9892

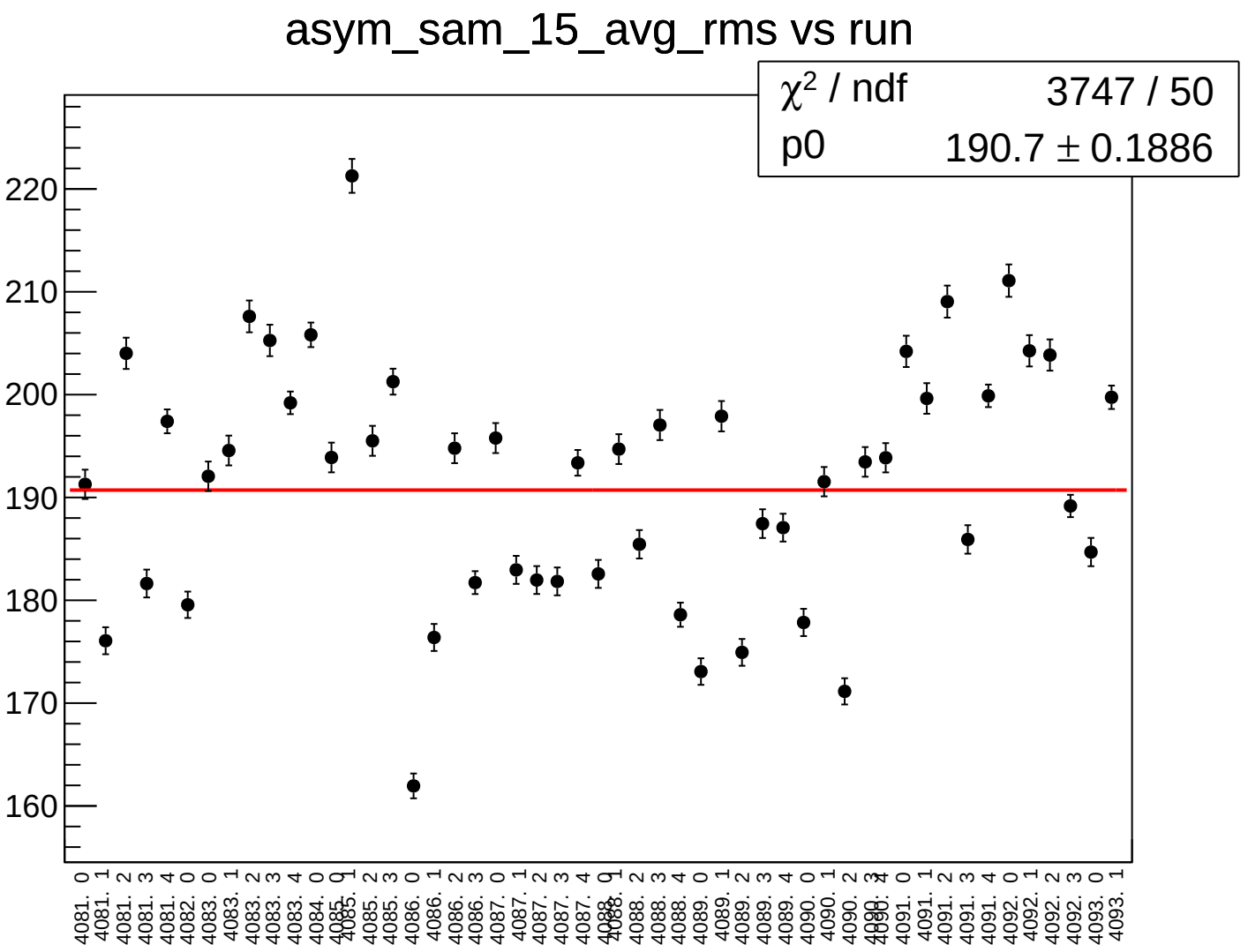
asym_sam_15_avg_rms vs run
χ² / ndf 3747 / 50
p0 190.7 ± 0.1886
220
210
200
190
180
170
160
4081. 0
4081. 1
4081. 2
4081. 3
4081. 4
4082. 0
4083. 0
4083. 1
4083. 2
4083. 3
4083. 4
4084. 0
4085. 0
4085. 1
4085. 2
4085. 3
4086. 0
4086. 1
4086. 2
4086. 3
4087. 0
4087. 1
4087. 2
4087. 3
4087. 4
4088. 0
4088. 1
4088. 2
4088. 3
4088. 4
4089. 0
4089. 1
4089. 2
4089. 3
4089. 4
4090. 0
4090. 1
4090. 2
4091. 0
4091. 1
4091. 2
4091. 3
4091. 4
4092. 0
4092. 1
4092. 2
4092. 3
4093. 0
4093. 1

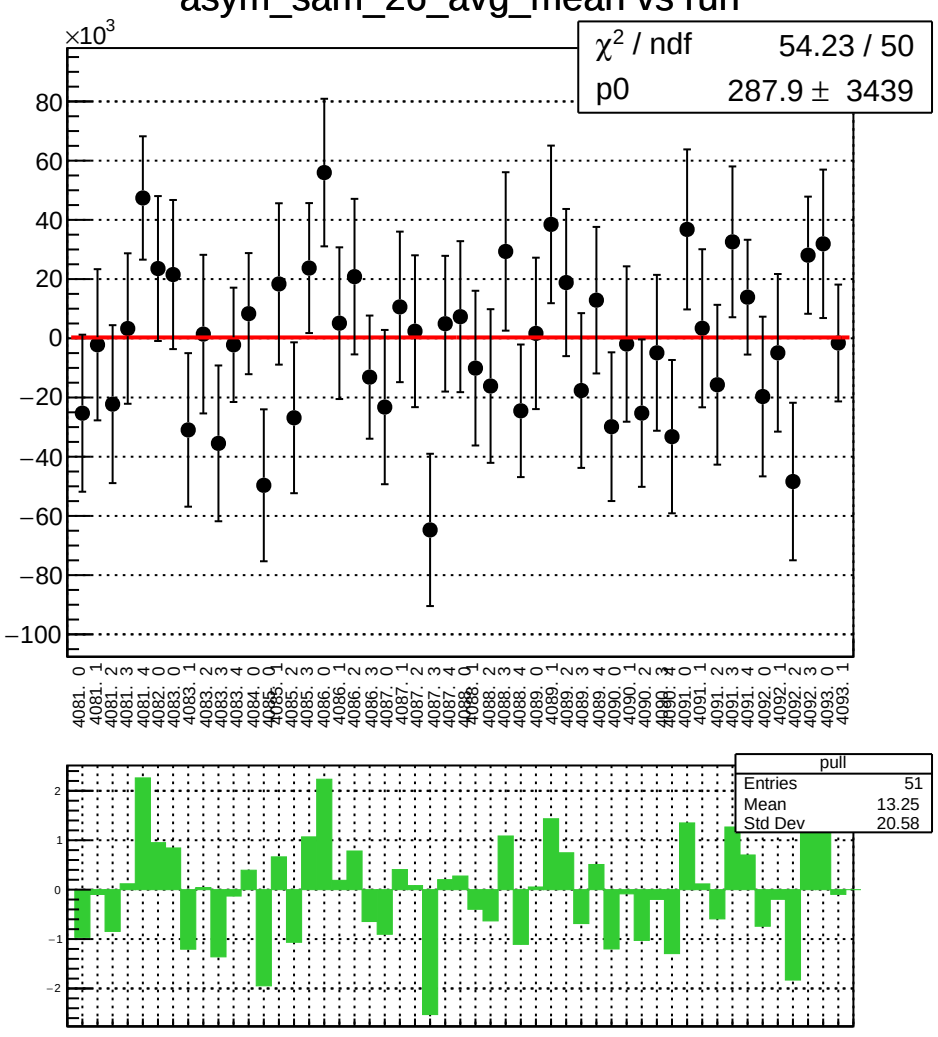
asym_sam_26_avg_mean vs run
χ² / ndf 54.23 / 50
p0 287.9 ± 3439
×10³
pull
Entries 51
Mean 13.25
Std Dev 20.58

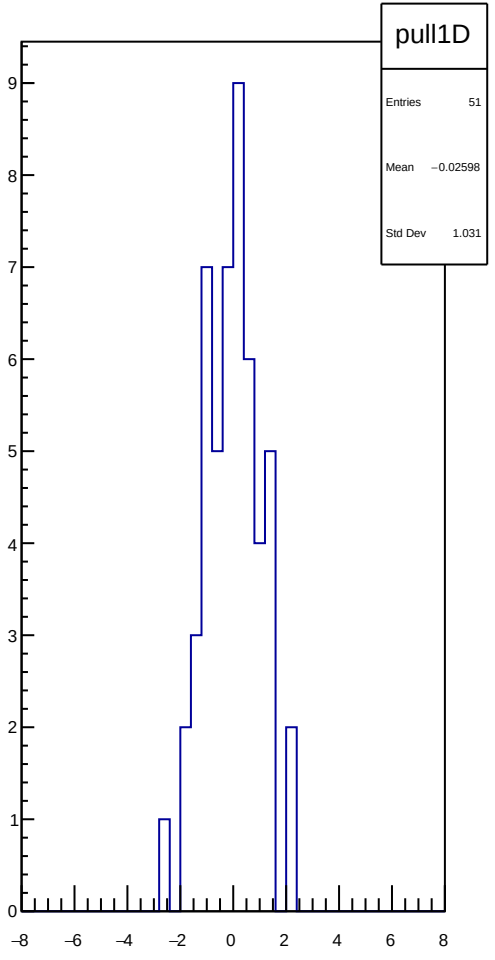
pull1D
Entries 51
Mean −0.02598
Std Dev 1.031

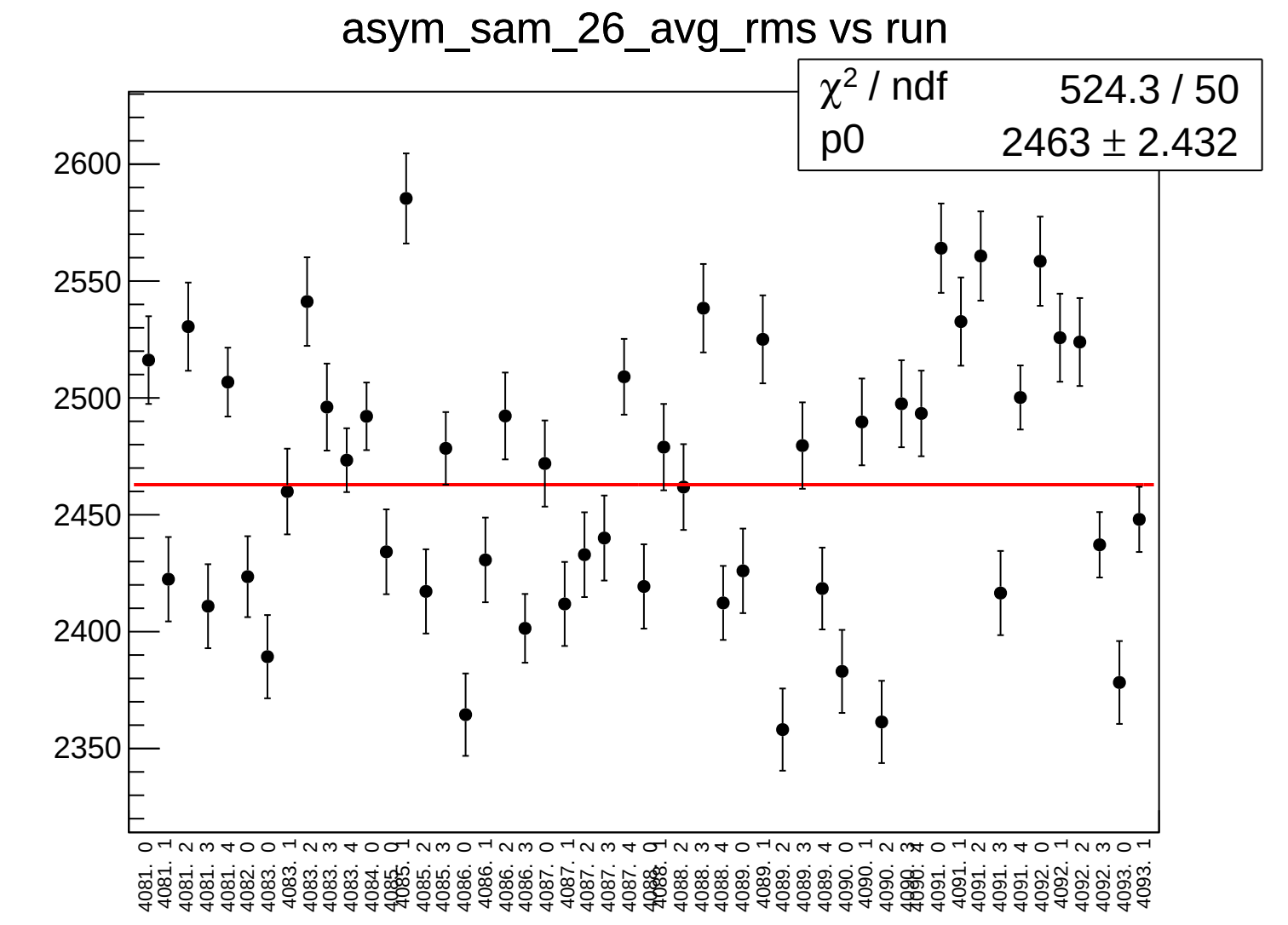
asym_sam_26_avg_rms vs run
χ^2 / ndf 524.3 / 50
p0 2463 ± 2.432
2600
2550
2500
2450
2400
2350
4081. 0
4081. 1
4081. 2
4081. 3
4081. 4
4082. 0
4083. 0
4083. 1
4083. 2
4083. 3
4083. 4
4084. 0
4085. 0
4085. 1
4085. 2
4085. 3
4086. 0
4086. 1
4086. 2
4086. 3
4087. 0
4087. 1
4087. 2
4087. 3
4087. 4
4088. 0
4088. 1
4088. 2
4088. 3
4088. 4
4089. 0
4089. 1
4089. 2
4089. 3
4089. 4
4090. 0
4090. 1
4090. 2
4090. 3
4090. 4
4091. 0
4091. 1
4091. 2
4091. 3
4091. 4
4092. 0
4092. 1
4092. 2
4092. 3
4093. 0
4093. 1

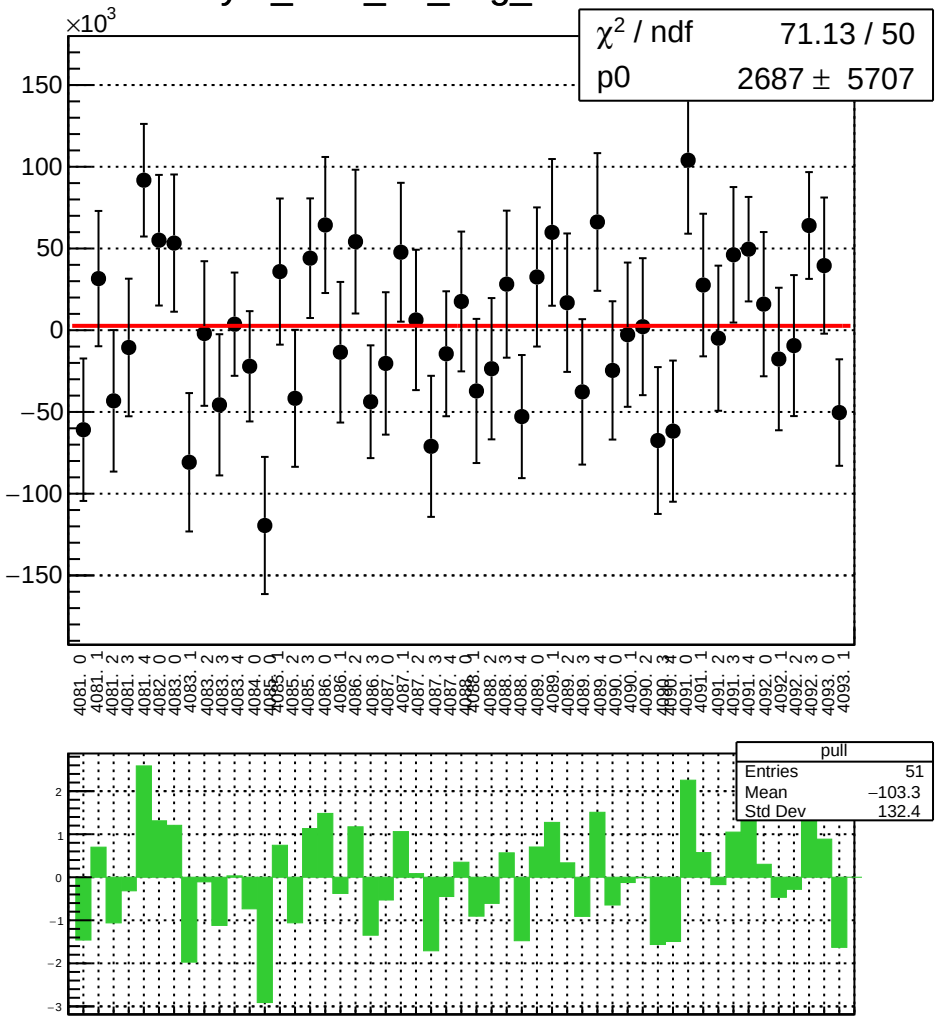
asym_sam_37_avg_mean vs run
×10^3
χ^2 / ndf 71.13 / 50
p0 2687 ± 5707
150
100
50
0
−50
−100
−150
pull
Entries 51
Mean −103.3
Std Dev 132.4
2
1
0
−1
−2
−3

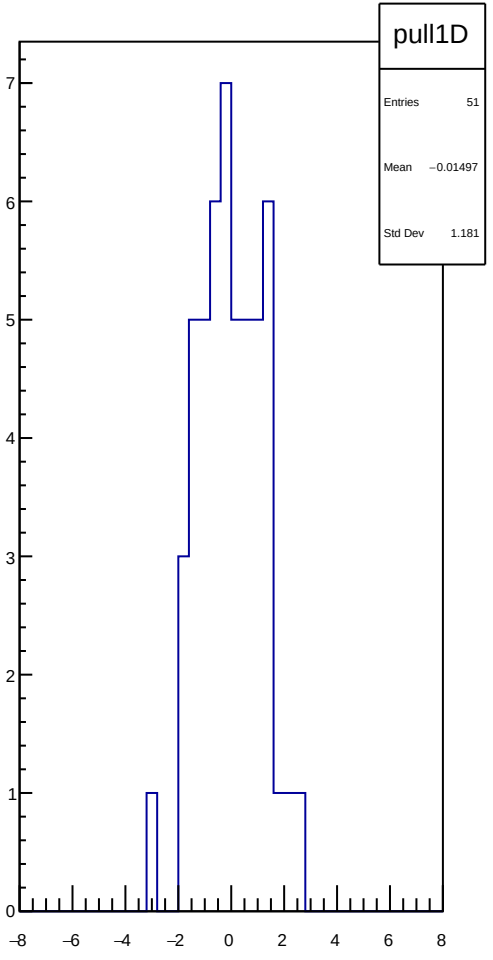
pull1D
Entries 51
Mean −0.01497
Std Dev 1.181
7
6
5
4
3
2
1
0
−8
−6
−4
−2
0
2
4
6
8

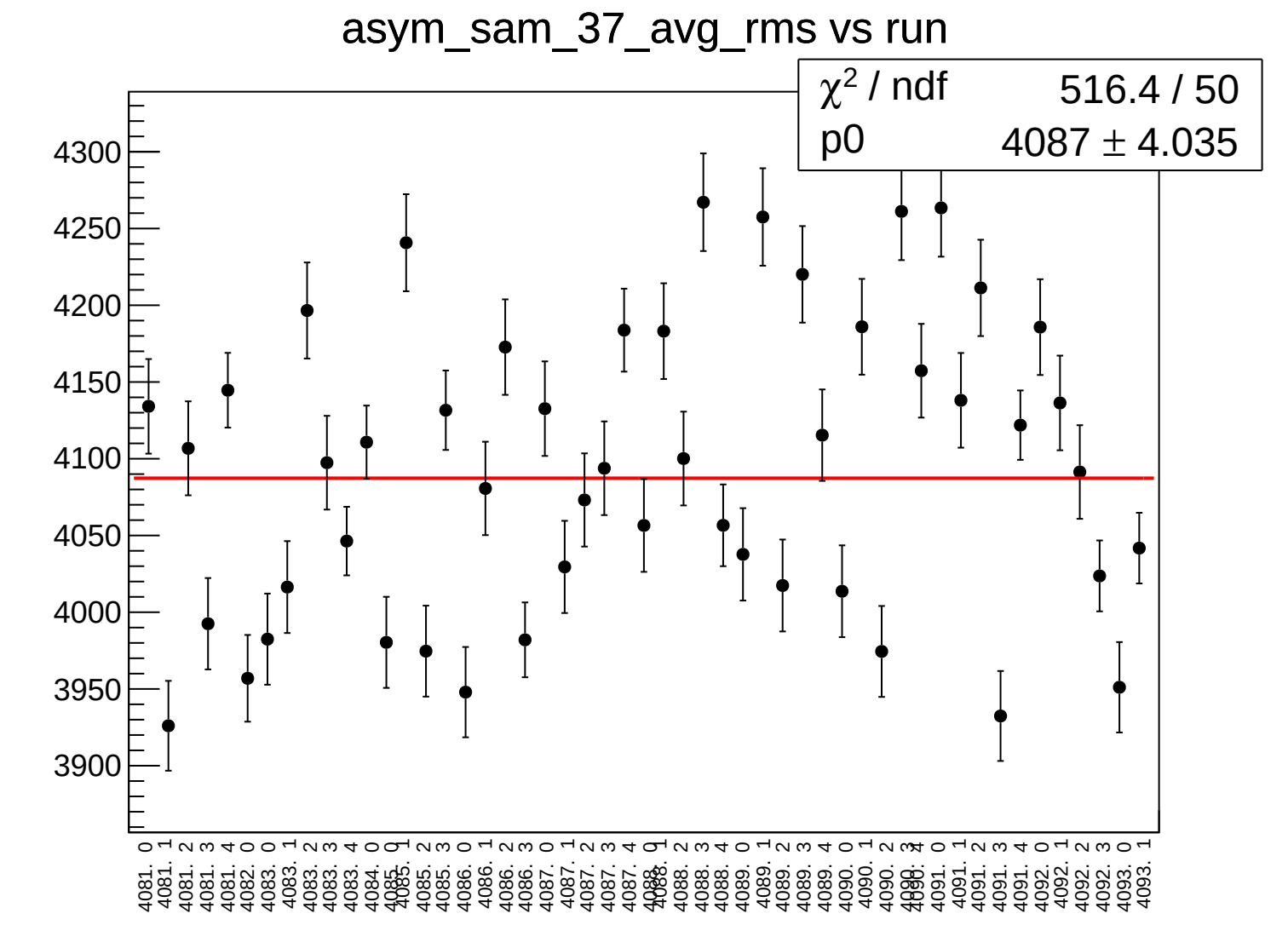
asym_sam_37_avg_rms vs run
χ² / ndf 516.4 / 50
p0 4087 ± 4.035
4300
4250
4200
4150
4100
4050
4000
3950
3900
4081. 0
4081. 1
4081. 2
4081. 3
4081. 4
4082. 0
4083. 0
4083. 1
4083. 2
4083. 3
4083. 4
4084. 0
4085. 0
4085. 1
4085. 2
4085. 3
4086. 0
4086. 1
4086. 2
4086. 3
4087. 0
4087. 1
4087. 2
4087. 3
4087. 4
4088. 0
4088. 1
4088. 2
4088. 3
4088. 4
4089. 0
4089. 1
4089. 2
4089. 3
4089. 4
4090. 0
4090. 1
4090. 2
4090. 3
4090. 4
4091. 0
4091. 1
4091. 2
4091. 3
4091. 4
4092. 0
4092. 1
4092. 2
4092. 3
4093. 0
4093. 1

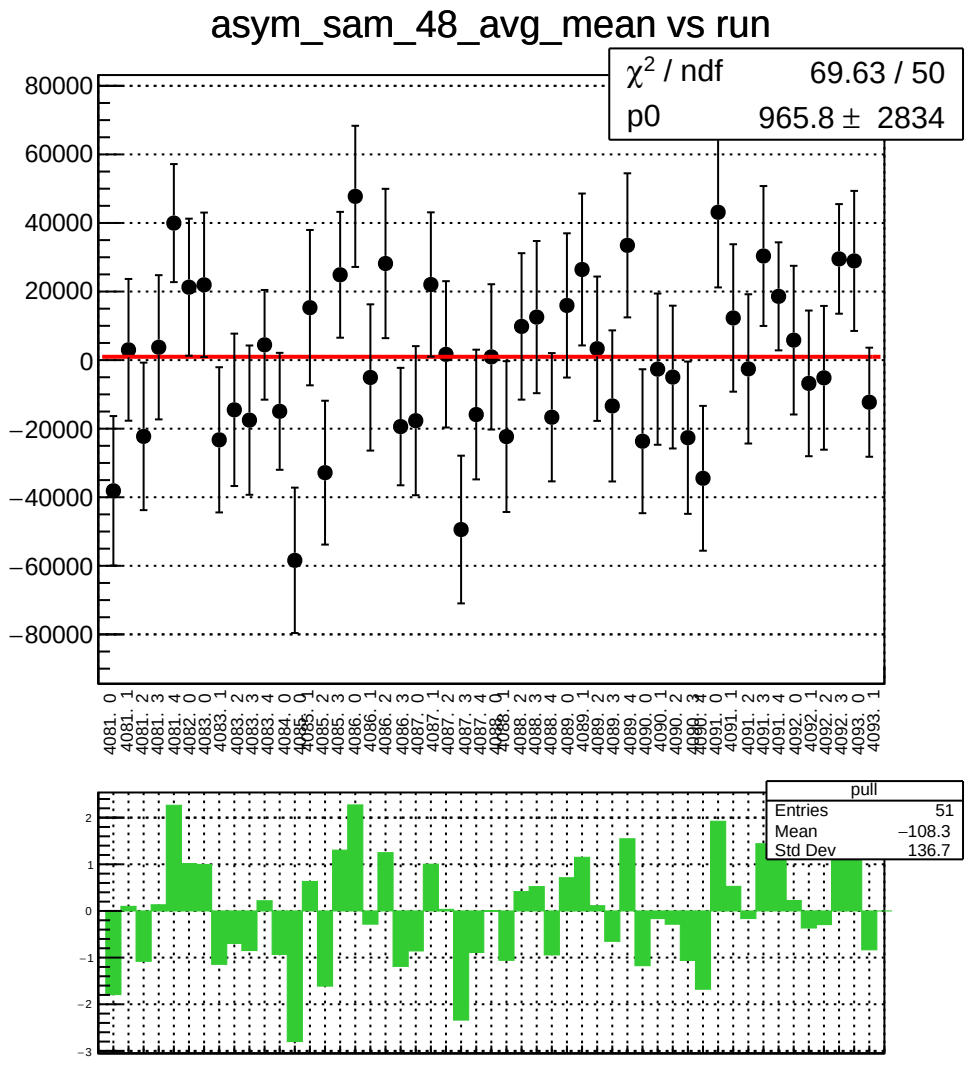
asym_sam_48_avg_mean vs run
χ² / ndf 69.63 / 50
p0 965.8 ± 2834
pull
Entries 51
Mean −108.3
Std Dev 136.7

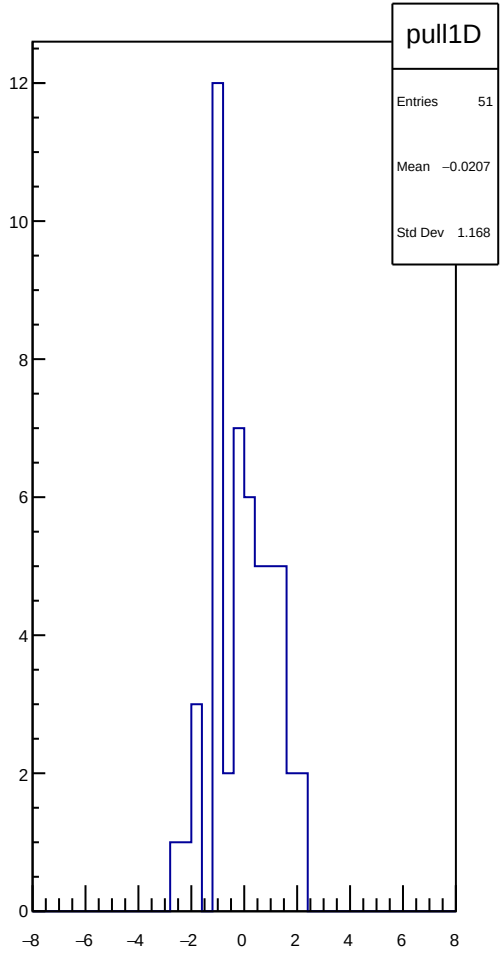
pull1D
Entries 51
Mean −0.0207
Std Dev 1.168

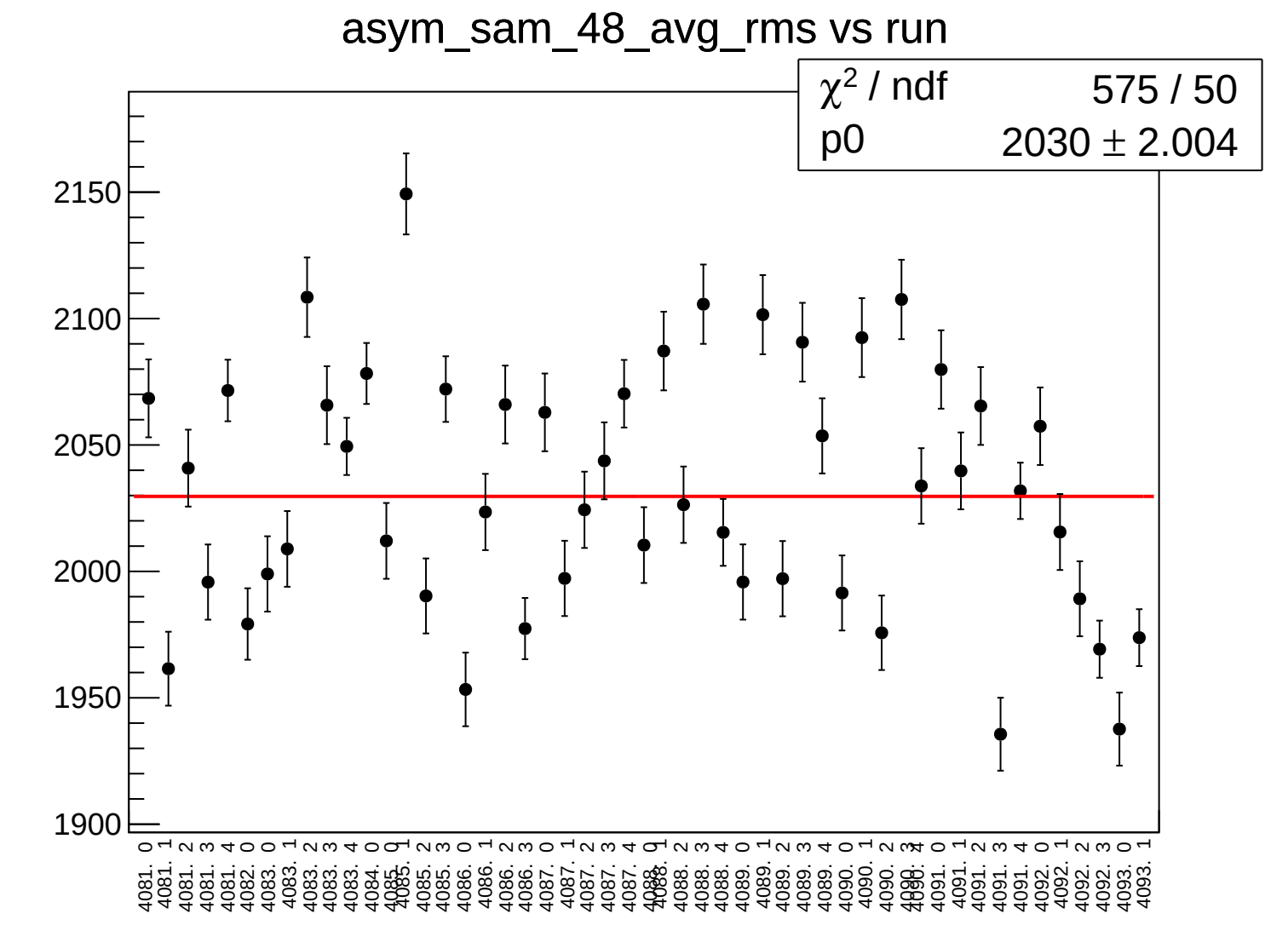
asym_sam_48_avg_rms vs run
χ² / ndf 575 / 50
p0 2030 ± 2.004
2150
2100
2050
2000
1950
1900
4081. 0
4081. 1
4081. 2
4081. 3
4081. 4
4082. 0
4083. 0
4083. 1
4083. 2
4083. 3
4083. 4
4084. 0
4085. 0
4085. 1
4085. 2
4085. 3
4086. 0
4086. 1
4086. 2
4086. 3
4087. 0
4087. 1
4087. 2
4087. 3
4087. 4
4088. 0
4088. 1
4088. 2
4088. 3
4088. 4
4089. 0
4089. 1
4089. 2
4089. 3
4089. 4
4090. 0
4090. 1
4090. 2
4090. 3
4090. 4
4091. 0
4091. 1
4091. 2
4091. 3
4091. 4
4092. 0
4092. 1
4092. 2
4092. 3
4093. 0
4093. 1

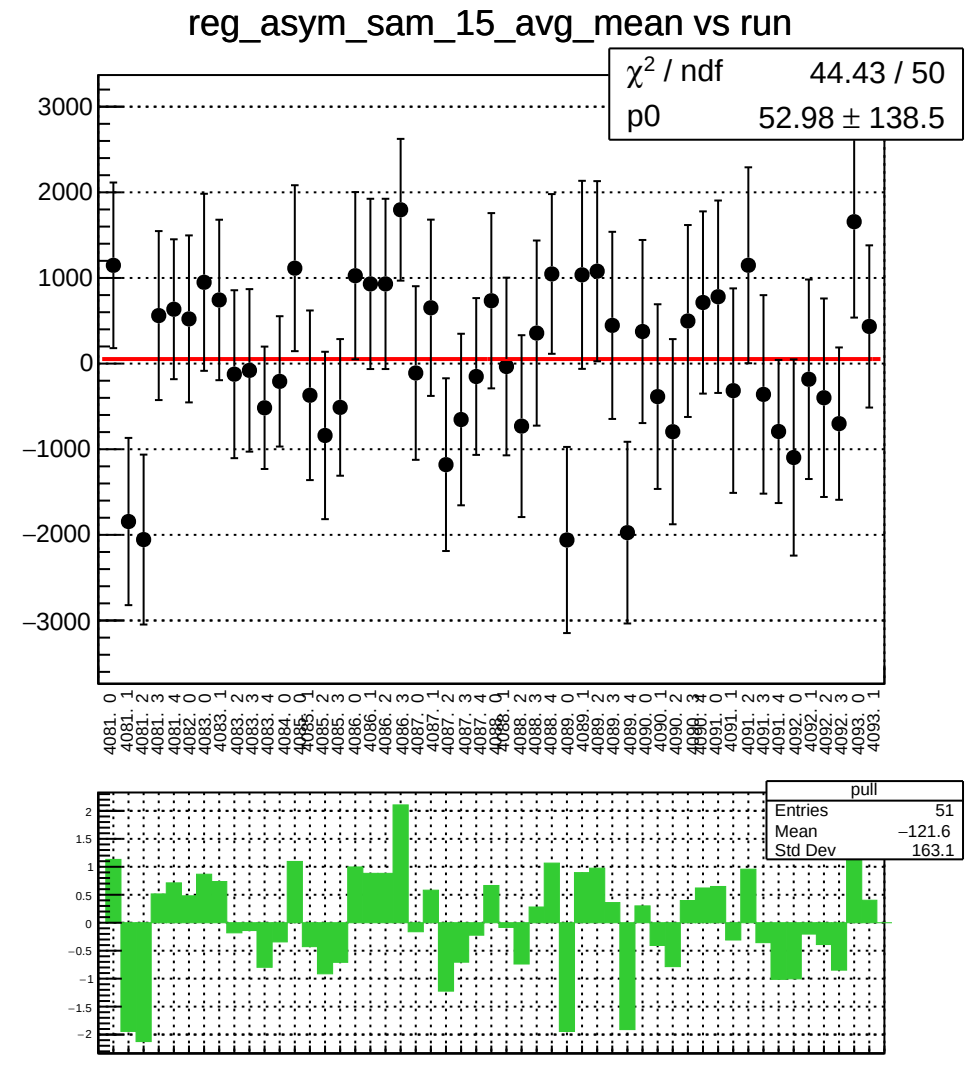
reg_asym_sam_15_avg_mean vs run
χ² / ndf 44.43 / 50
p0 52.98 ± 138.5
pull
Entries 51
Mean −121.6
Std Dev 163.1

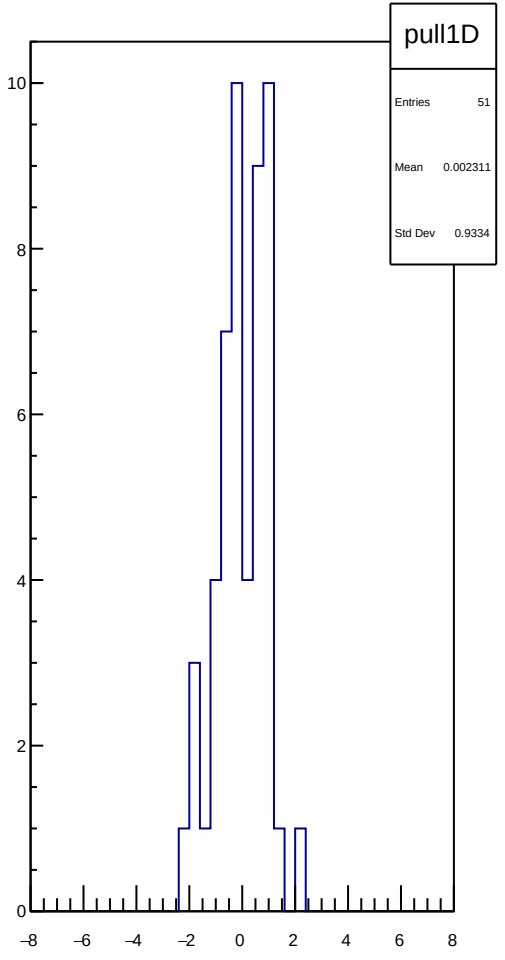
pull1D
Entries 51
Mean 0.002311
Std Dev 0.9334

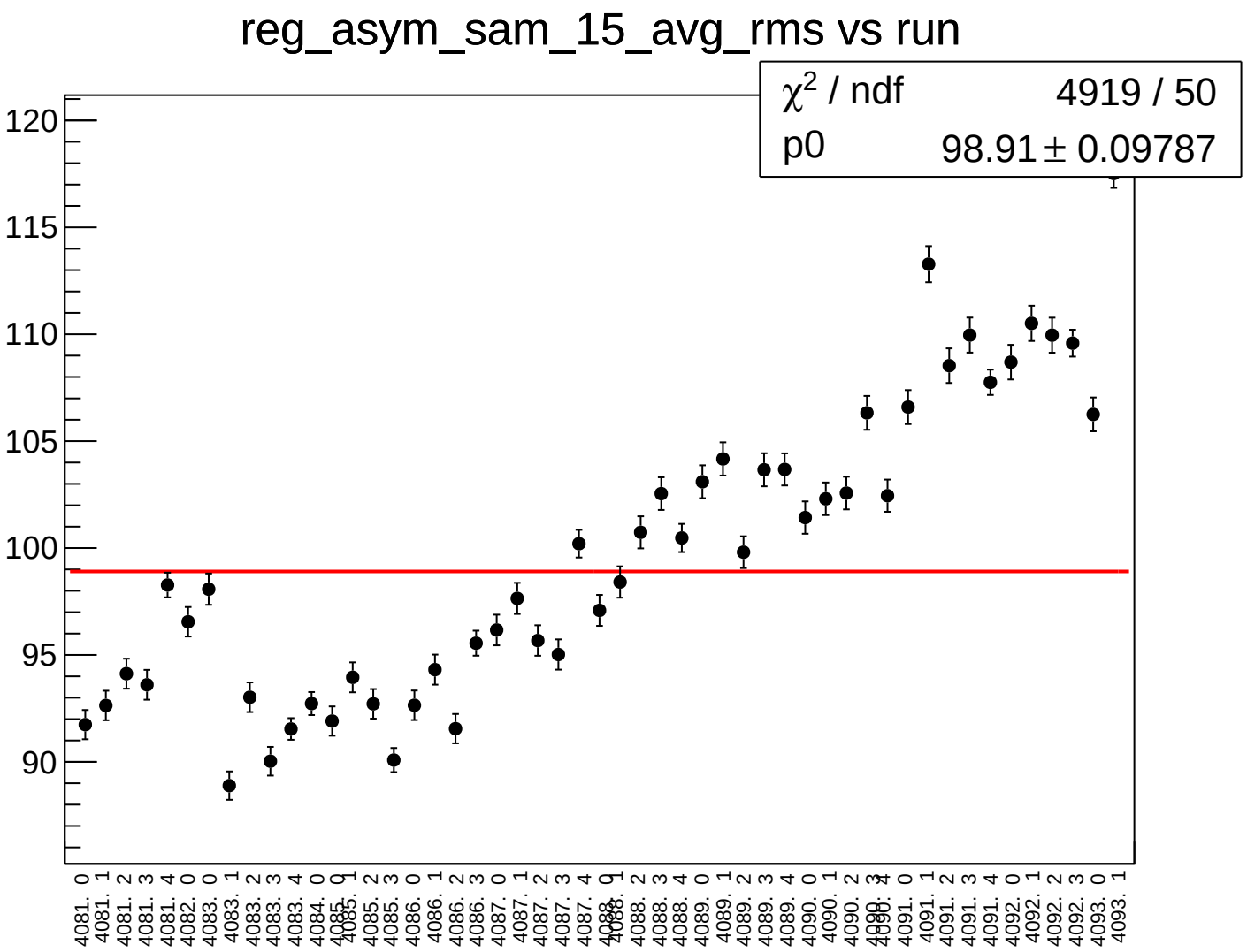
reg_asym_sam_15_avg_rms vs run
χ² / ndf 4919 / 50
p0 98.91 ± 0.09787
120
115
110
105
100
95
90
4081. 0
4081. 1
4081. 2
4081. 3
4081. 4
4082. 0
4083. 0
4083. 1
4083. 2
4083. 3
4083. 4
4084. 0
4085. 0
4085. 1
4085. 2
4085. 3
4086. 0
4086. 1
4086. 2
4086. 3
4087. 0
4087. 1
4087. 2
4087. 3
4087. 4
4088. 1
4088. 2
4088. 3
4088. 4
4089. 0
4089. 1
4089. 2
4089. 3
4089. 4
4090. 0
4090. 1
4090. 2
4091. 0
4091. 1
4091. 2
4091. 3
4091. 4
4092. 0
4092. 1
4092. 2
4092. 3
4093. 0
4093. 1

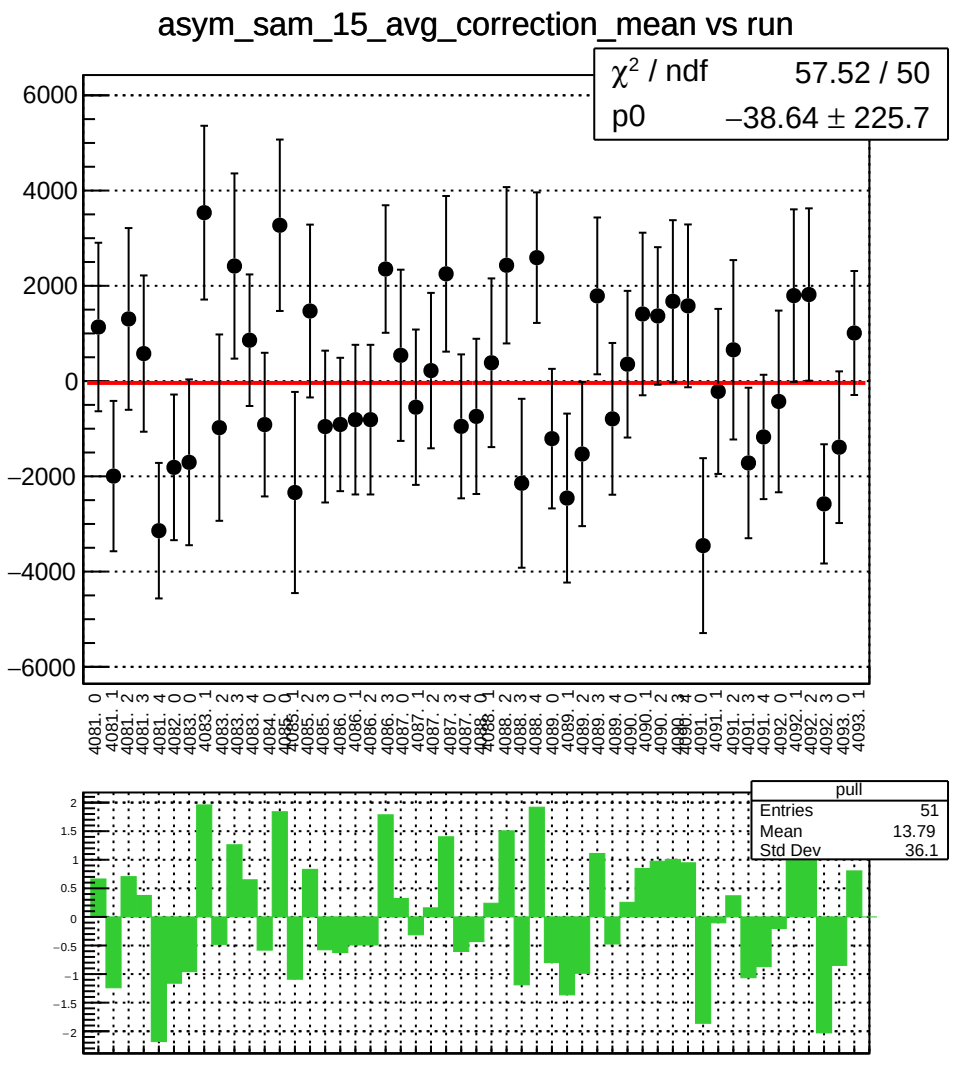
asym_sam_15_avg_correction_mean vs run
χ² / ndf 57.52 / 50
p0 −38.64 ± 225.7
pull
Entries 51
Mean 13.79
Std Dev 36.1

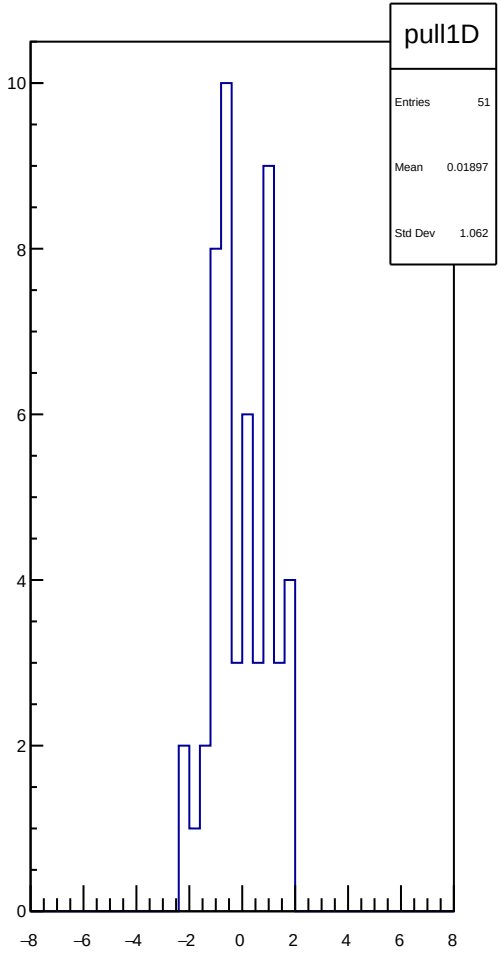
pull1D
Entries 51
Mean 0.01897
Std Dev 1.062

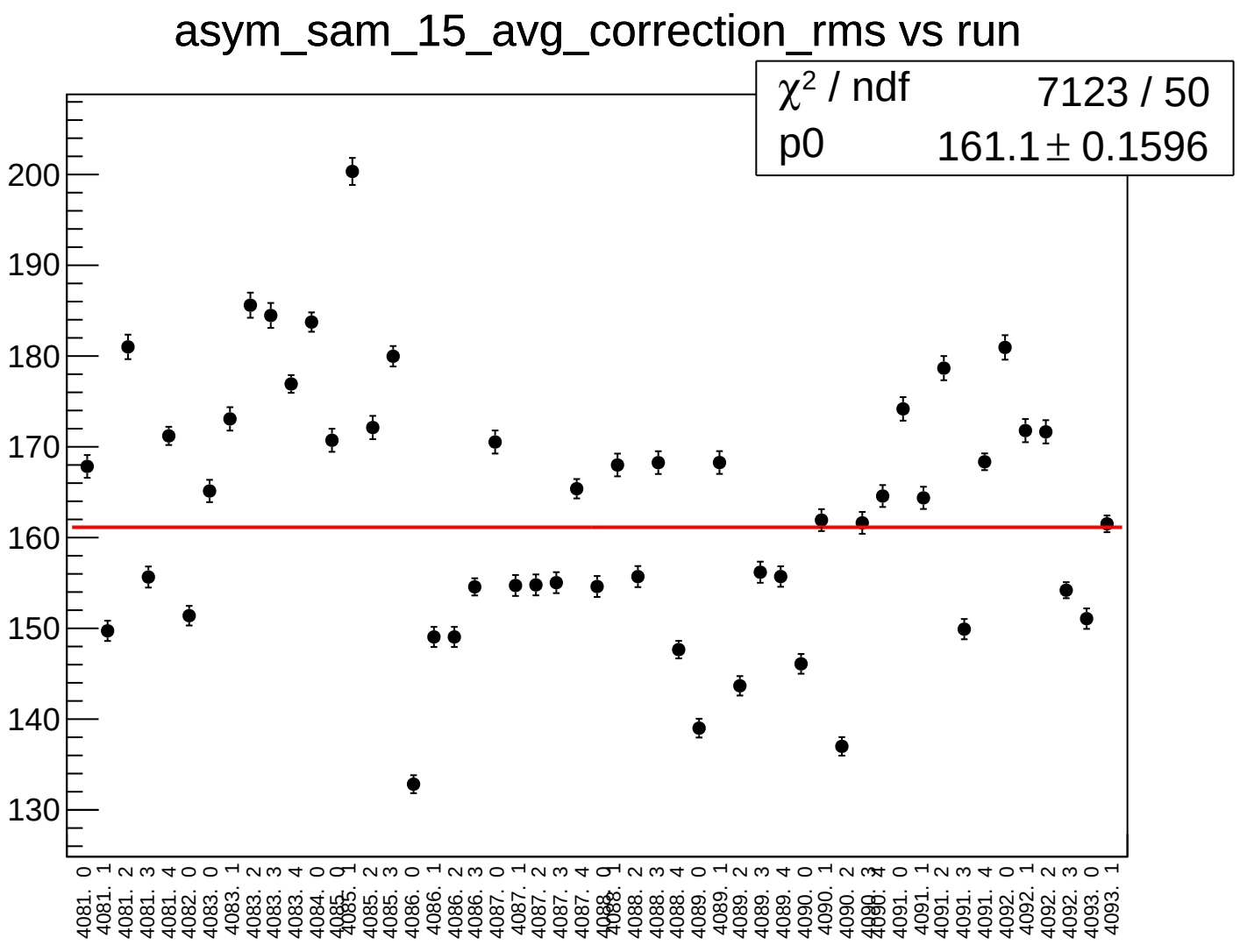
asym_sam_15_avg_correction_rms vs run
χ² / ndf 7123 / 50
p0 161.1 ± 0.1596
200
190
180
170
160
150
140
130
4081. 0
4081. 1
4081. 2
4081. 3
4081. 4
4082. 0
4083. 0
4083. 1
4083. 2
4083. 3
4083. 4
4084. 0
4085. 0
4085. 1
4085. 2
4085. 3
4086. 0
4086. 1
4086. 2
4086. 3
4087. 0
4087. 1
4087. 2
4087. 3
4087. 4
4088. 2
4088. 3
4088. 4
4089. 0
4089. 1
4089. 2
4089. 3
4089. 4
4090. 0
4090. 1
4090. 2
4091. 0
4091. 1
4091. 2
4091. 3
4091. 4
4092. 0
4092. 1
4092. 2
4092. 3
4093. 0
4093. 1

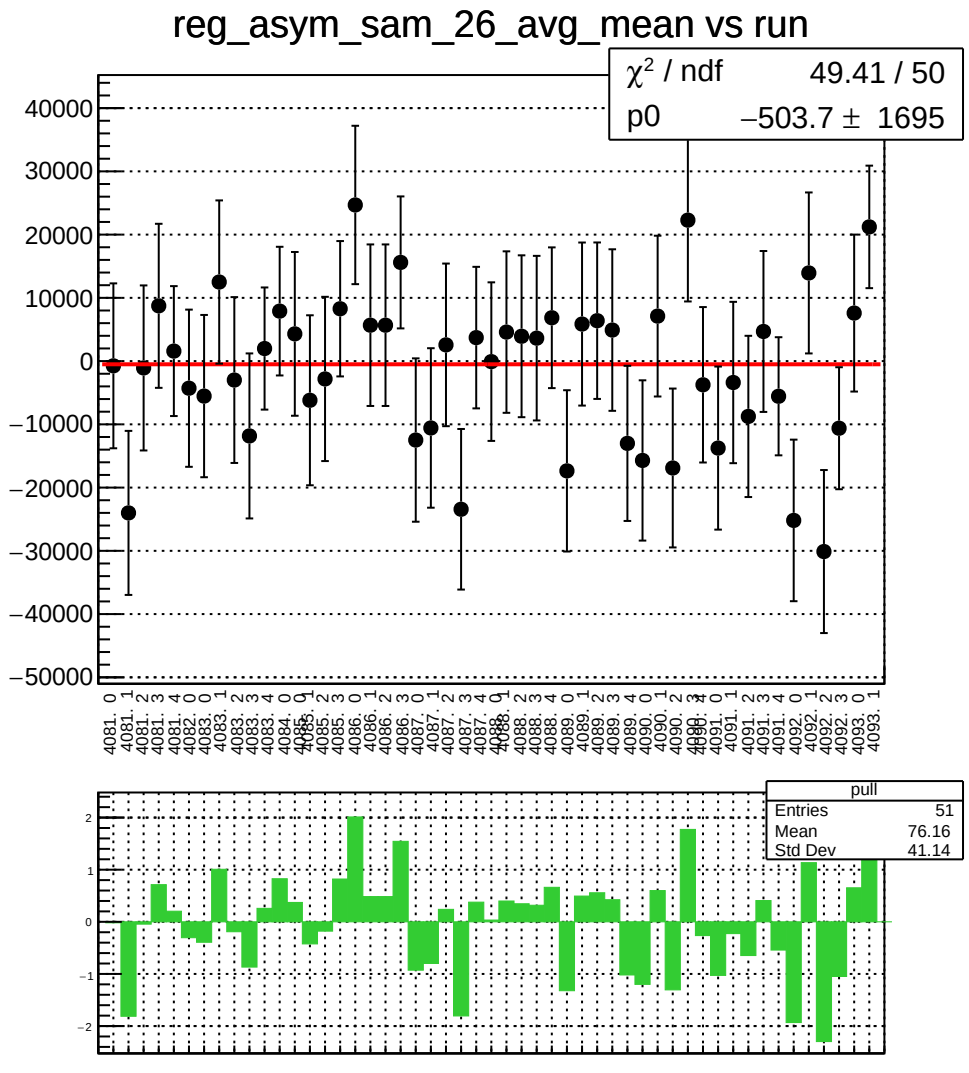
reg_asym_sam_26_avg_mean vs run
χ² / ndf 49.41 / 50
p0 −503.7 ± 1695
pull
Entries 51
Mean 76.16
Std Dev 41.14

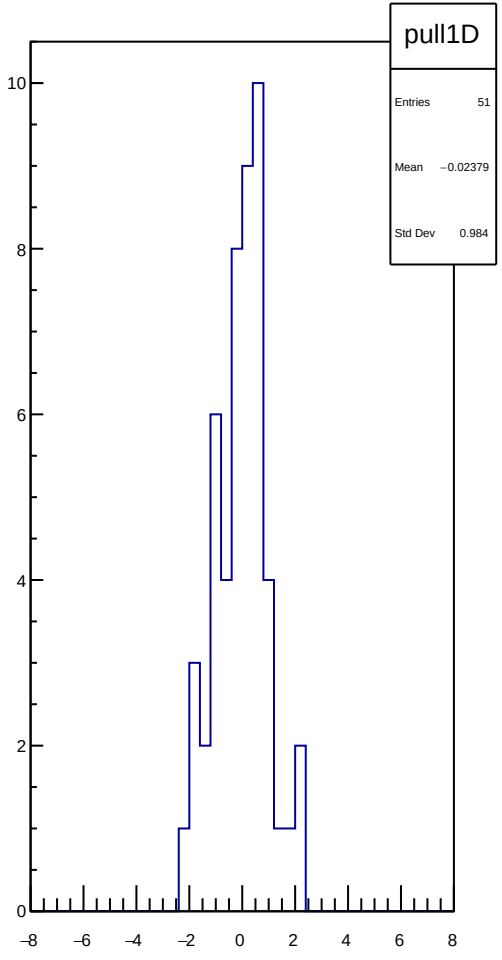
pull1D
Entries 51
Mean −0.02379
Std Dev 0.984

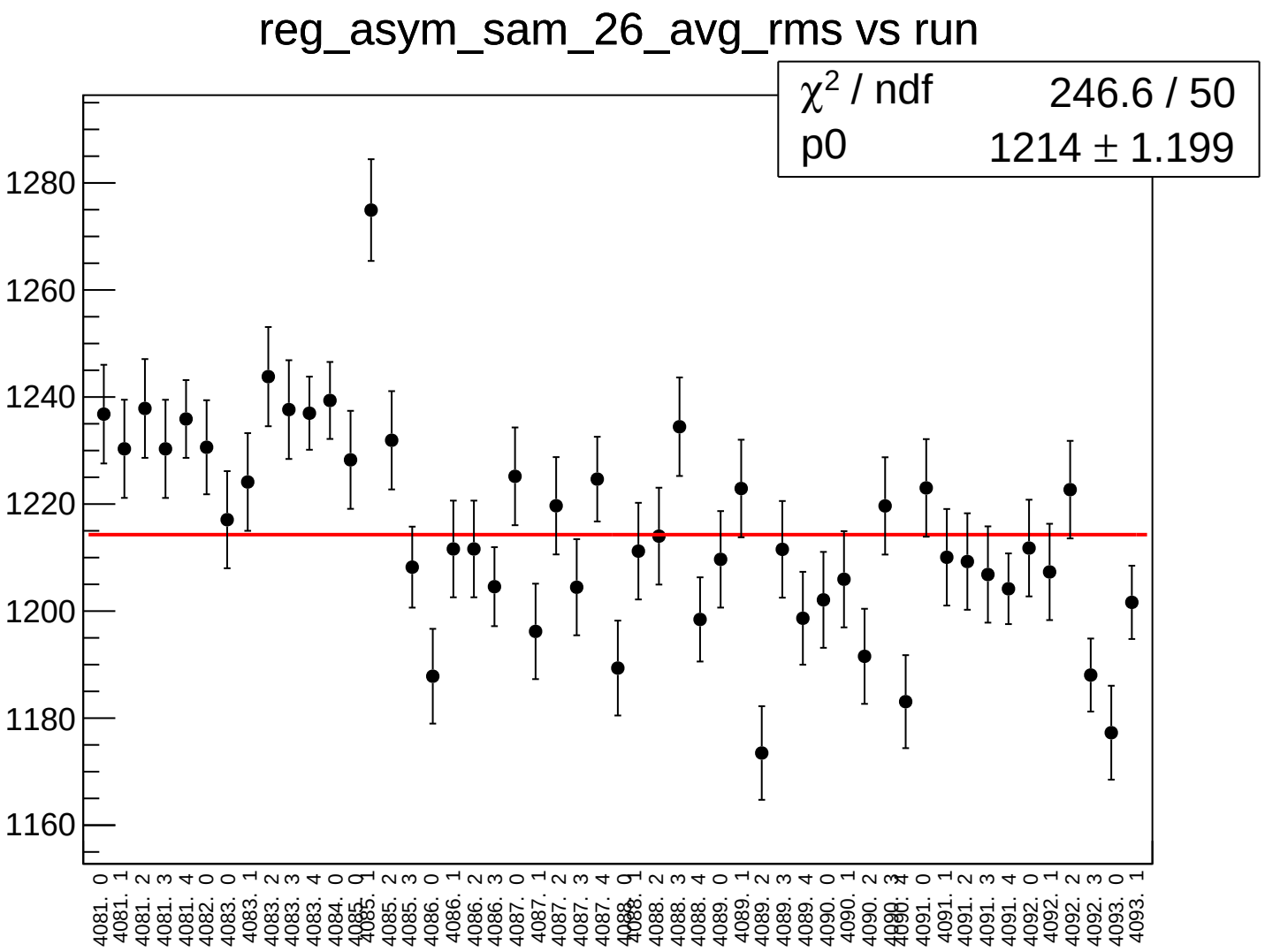
reg_asym_sam_26_avg_rms vs run
χ² / ndf 246.6 / 50
p0 1214 ± 1.199
1280
1260
1240
1220
1200
1180
1160
4081. 0
4081. 1
4081. 2
4081. 3
4081. 4
4082. 0
4083. 0
4083. 1
4083. 2
4083. 3
4083. 4
4084. 0
4085. 0
4085. 1
4085. 2
4085. 3
4086. 0
4086. 1
4086. 2
4086. 3
4087. 0
4087. 1
4087. 2
4087. 3
4087. 4
4088. 0
4088. 1
4088. 2
4088. 3
4088. 4
4089. 0
4089. 1
4089. 2
4089. 3
4089. 4
4090. 0
4090. 1
4090. 2
4090. 3
4090. 4
4091. 0
4091. 1
4091. 2
4091. 3
4091. 4
4092. 0
4092. 1
4092. 2
4092. 3
4093. 0
4093. 1

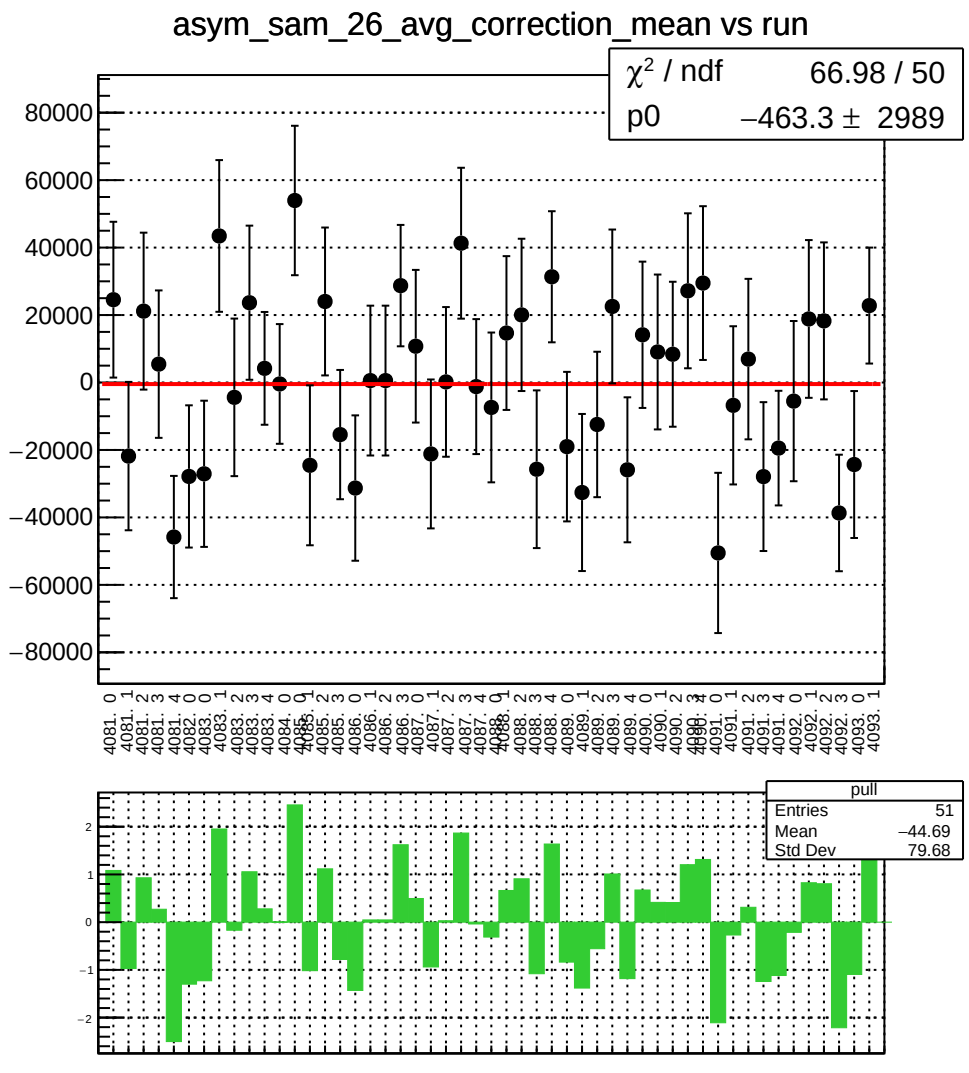
asym_sam_26_avg_correction_mean vs run
χ² / ndf 66.98 / 50
p0 −463.3 ± 2989
pull
Entries 51
Mean −44.69
Std Dev 79.68

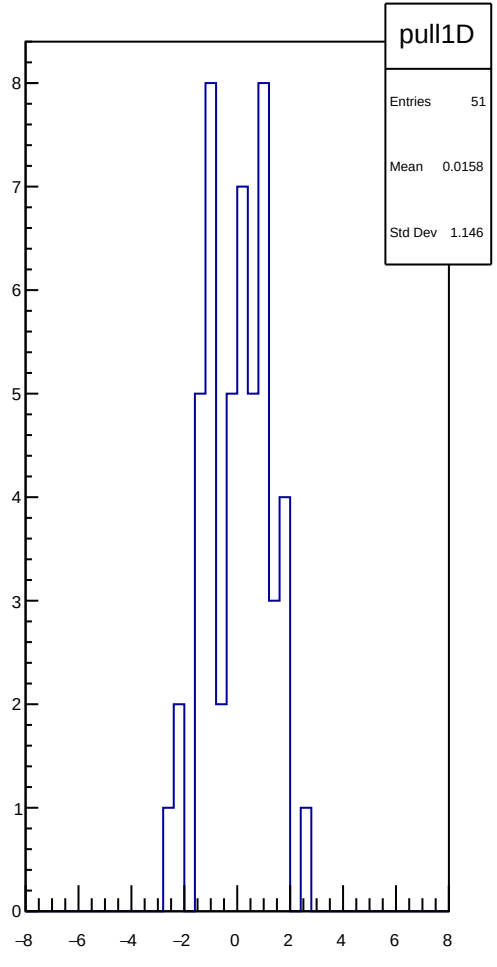
pull1D
Entries 51
Mean 0.0158
Std Dev 1.146

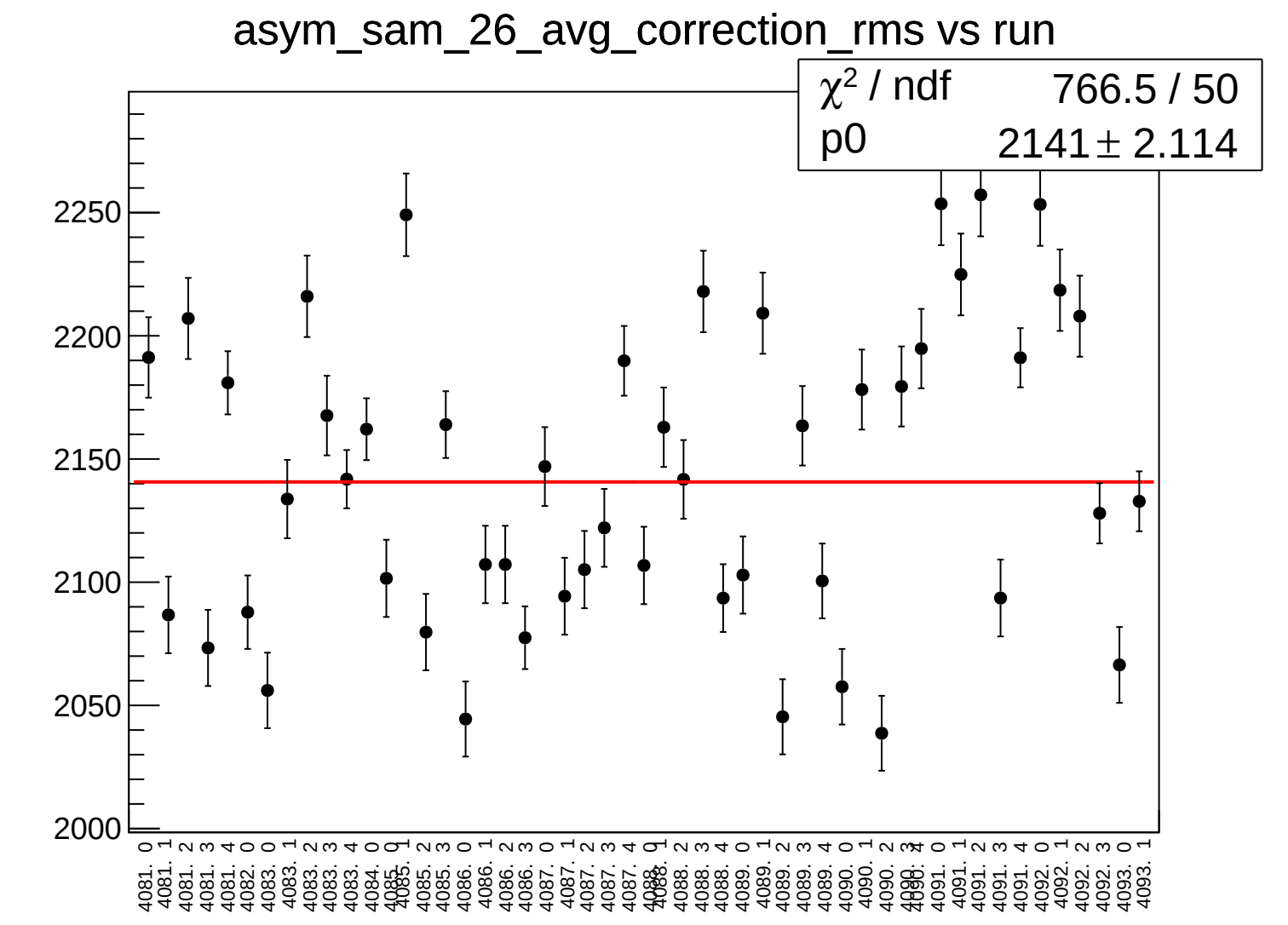
asym_sam_26_avg_correction_rms vs run
χ² / ndf 766.5 / 50
p0 2141 ± 2.114
2250
2200
2150
2100
2050
2000
4081. 0
4081. 1
4081. 2
4081. 3
4081. 4
4082. 0
4083. 0
4083. 1
4083. 2
4083. 3
4083. 4
4084. 0
4085. 0
4085. 1
4085. 2
4085. 3
4086. 0
4086. 1
4086. 2
4086. 3
4087. 0
4087. 1
4087. 2
4087. 3
4087. 4
4088. 2
4088. 3
4088. 4
4089. 0
4089. 1
4089. 2
4089. 3
4089. 4
4090. 0
4090. 1
4090. 2
4091. 0
4091. 1
4091. 2
4091. 3
4091. 4
4092. 0
4092. 1
4092. 2
4092. 3
4093. 0
4093. 1

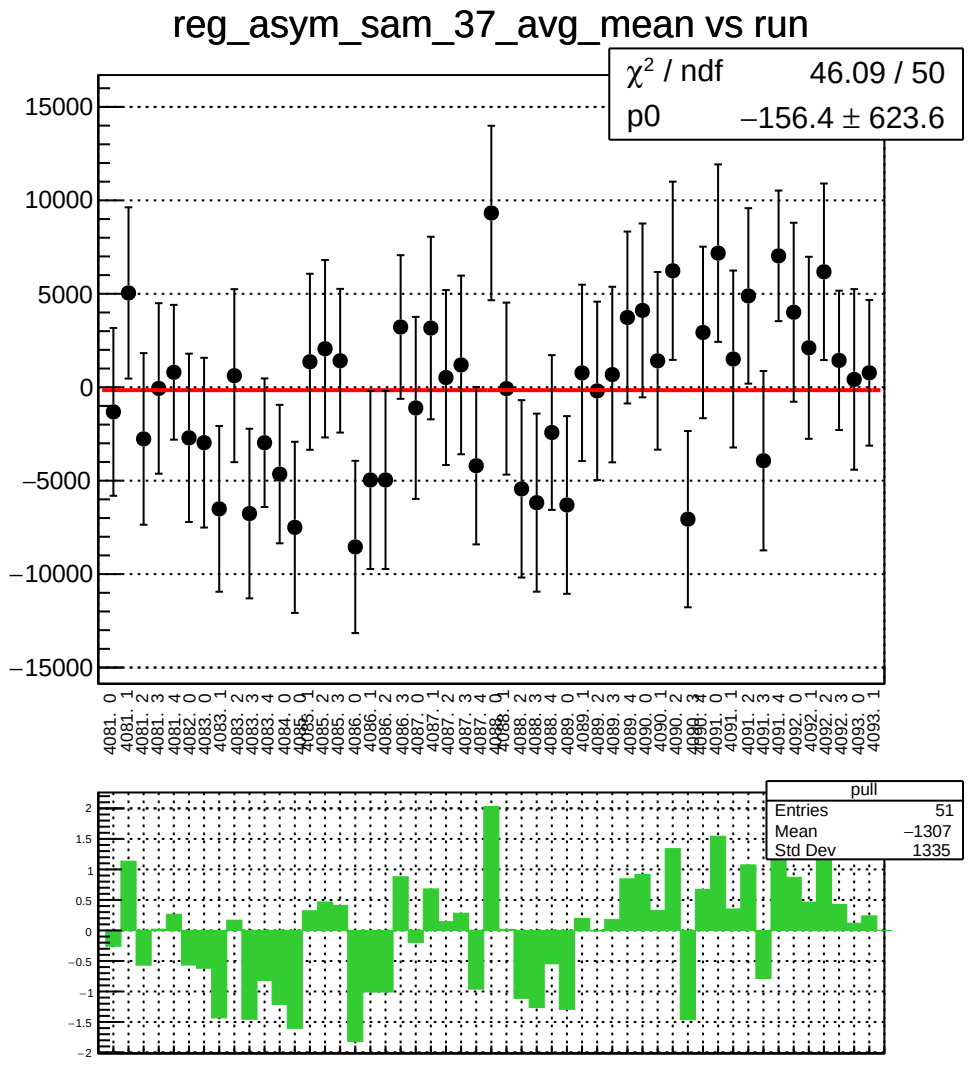
reg_asym_sam_37_avg_mean vs run
χ² / ndf 46.09 / 50
p0 −156.4 ± 623.6
pull
Entries 51
Mean −1307
Std Dev 1335

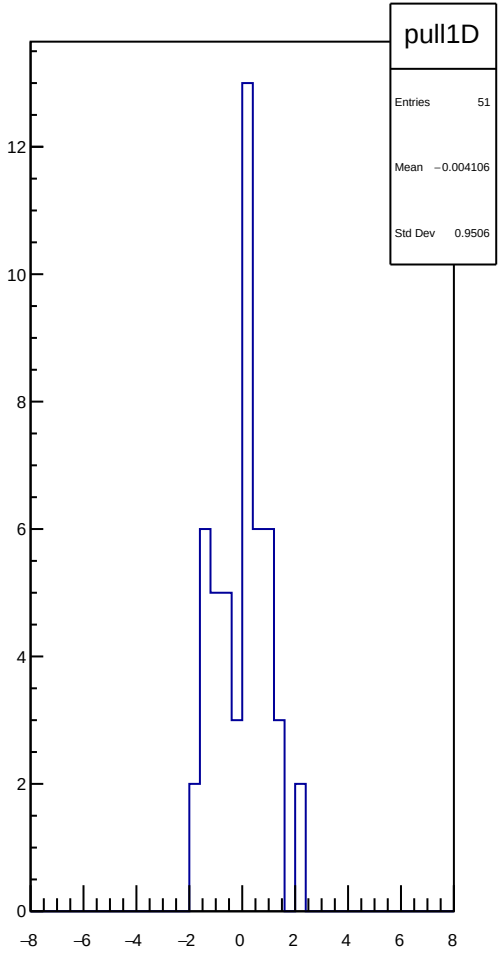
pull1D
Entries 51
Mean −0.004106
Std Dev 0.9506

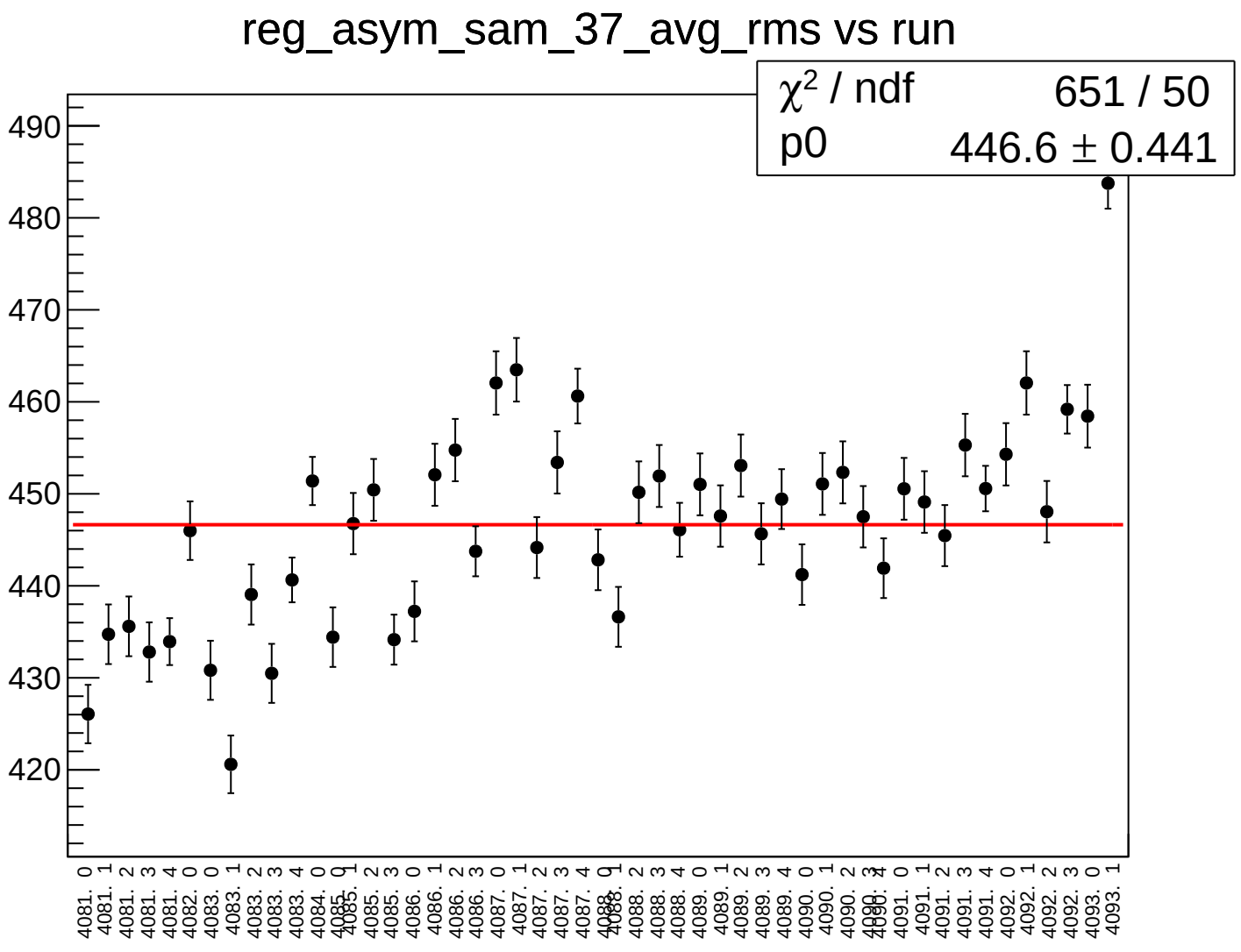
reg_asym_sam_37_avg_rms vs run
χ² / ndf 651 / 50
p0 446.6 ± 0.441
490
480
470
460
450
440
430
420
4081. 0
4081. 1
4081. 2
4081. 3
4081. 4
4082. 0
4083. 0
4083. 1
4083. 2
4083. 3
4083. 4
4084. 0
4085. 0
4085. 1
4085. 2
4085. 3
4086. 0
4086. 1
4086. 2
4086. 3
4087. 0
4087. 1
4087. 2
4087. 3
4087. 4
4088. 0
4088. 1
4088. 2
4088. 3
4088. 4
4089. 0
4089. 1
4089. 2
4089. 3
4089. 4
4090. 0
4090. 1
4090. 2
4091. 0
4091. 1
4091. 2
4091. 3
4091. 4
4092. 0
4092. 1
4092. 2
4092. 3
4093. 0
4093. 1

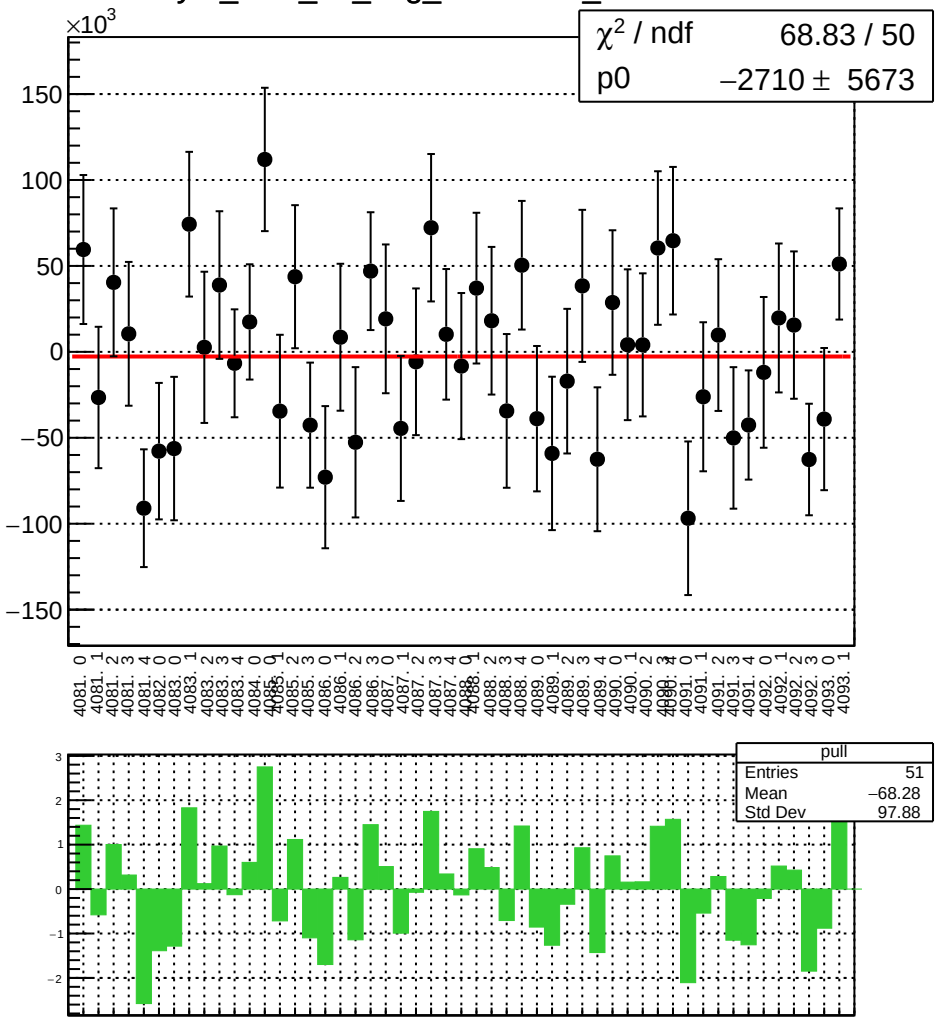
asym_sam_37_avg_correction_mean vs run
×10^3
χ² / ndf 68.83 / 50
p0 −2710 ± 5673
150
100
50
0
−50
−100
−150
pull
Entries 51
Mean −68.28
Std Dev 97.88
3
2
1
0
−1
−2

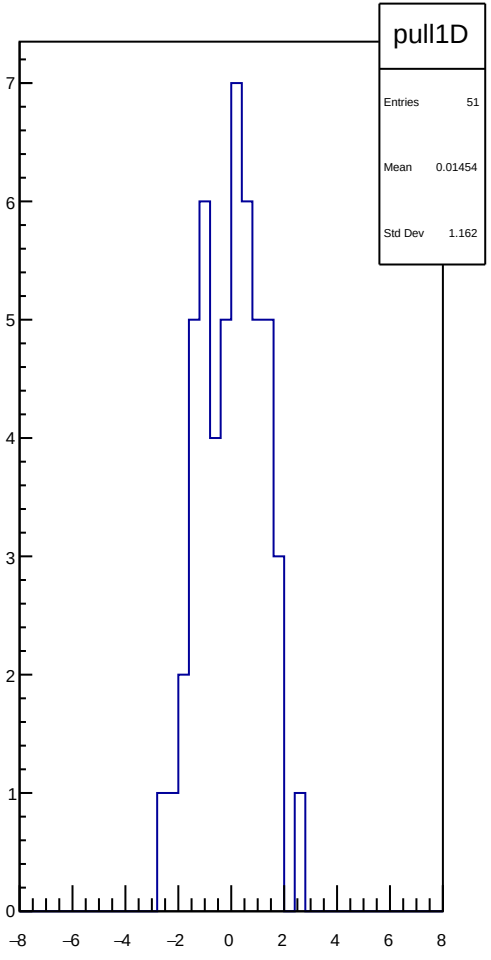
pull1D
Entries 51
Mean 0.01454
Std Dev 1.162
7
6
5
4
3
2
1
0
−8
−6
−4
−2
0
2
4
6
8

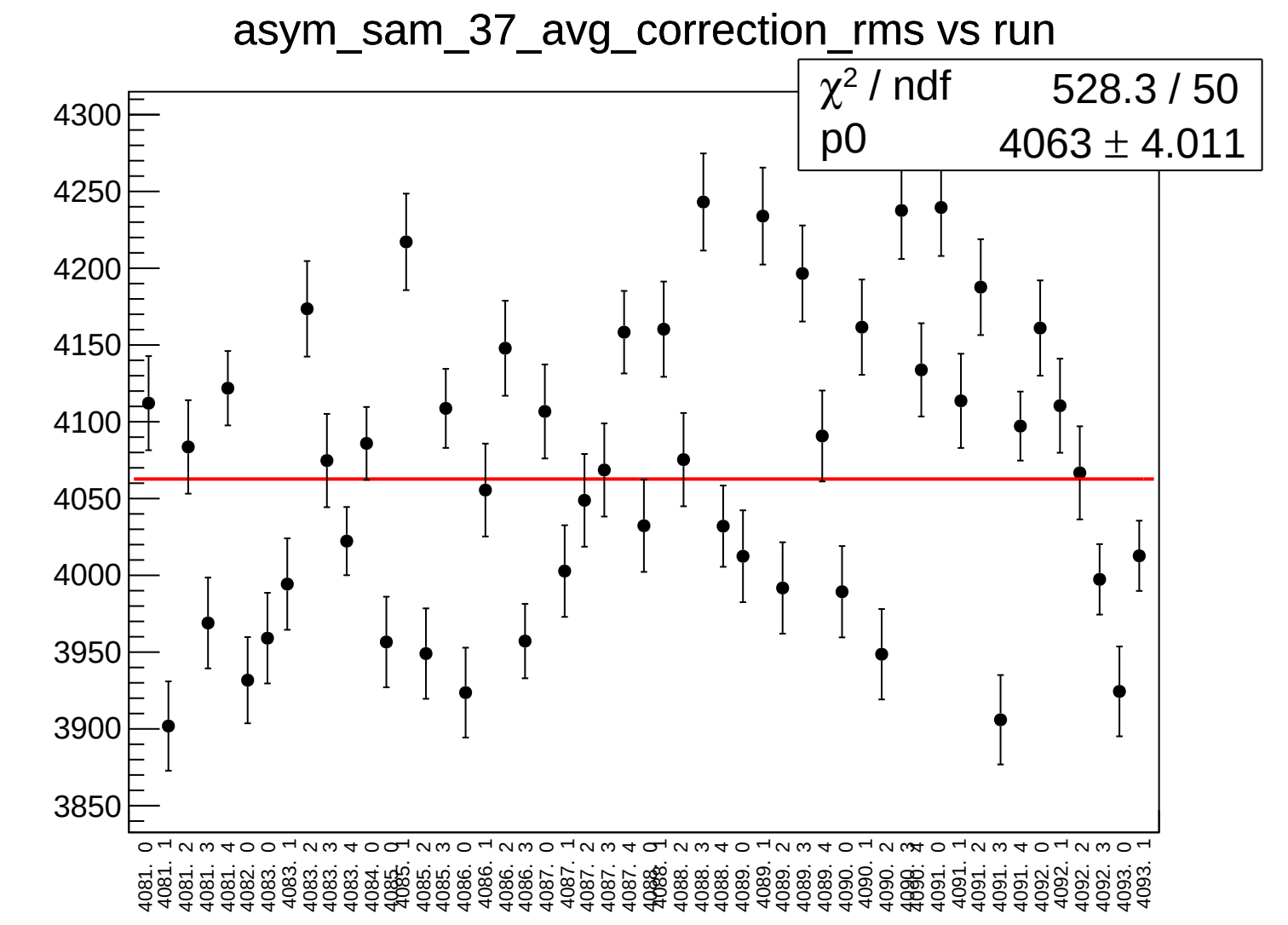
asym_sam_37_avg_correction_rms vs run
χ² / ndf 528.3 / 50
p0 4063 ± 4.011
4300
4250
4200
4150
4100
4050
4000
3950
3900
3850
4081. 0
4081. 1
4081. 2
4081. 3
4081. 4
4082. 0
4083. 0
4083. 1
4083. 2
4083. 3
4083. 4
4084. 0
4085. 0
4085. 1
4085. 2
4085. 3
4086. 0
4086. 1
4086. 2
4086. 3
4087. 0
4087. 1
4087. 2
4087. 3
4087. 4
4088. 1
4088. 2
4088. 3
4088. 4
4089. 0
4089. 1
4089. 2
4089. 3
4089. 4
4090. 0
4090. 1
4090. 2
4091. 0
4091. 1
4091. 2
4091. 3
4091. 4
4092. 0
4092. 1
4092. 2
4092. 3
4093. 0
4093. 1

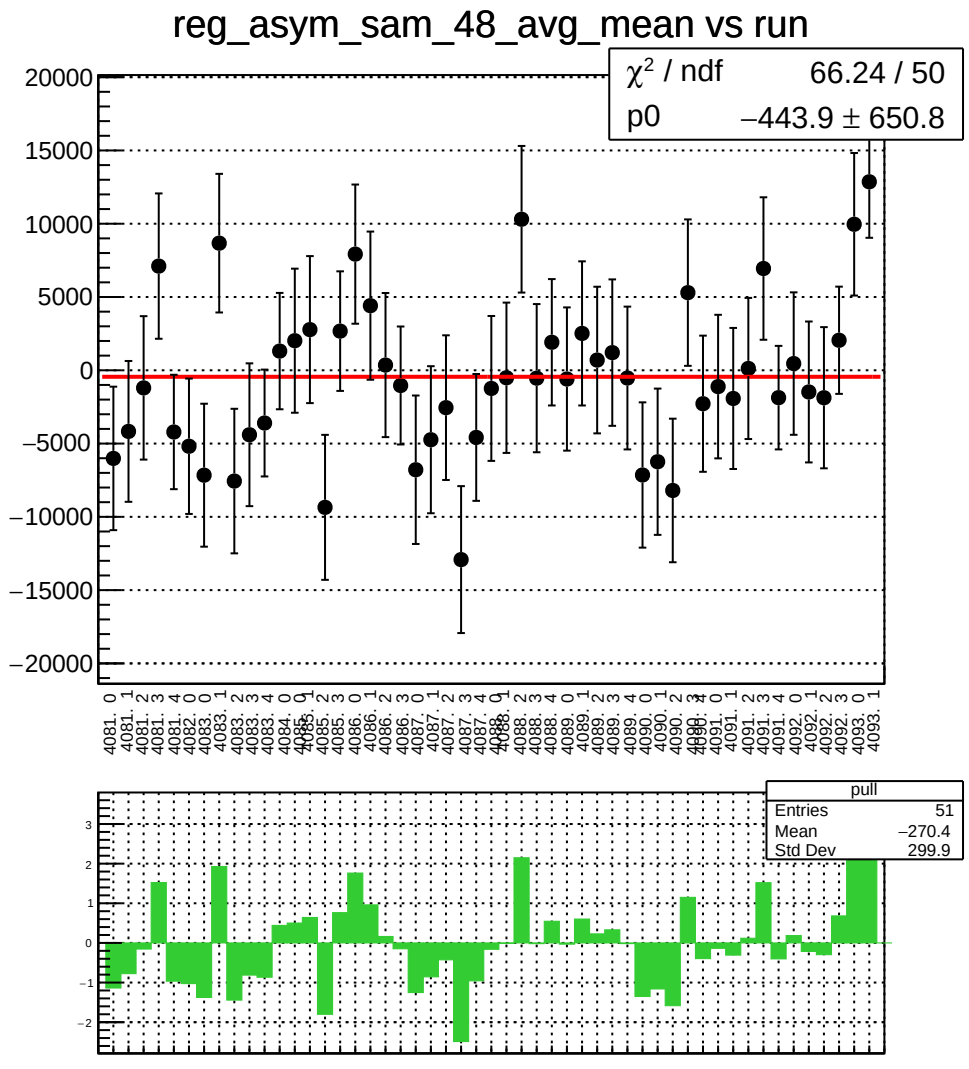
reg_asym_sam_48_avg_mean vs run
χ² / ndf 66.24 / 50
p0 −443.9 ± 650.8
pull
Entries 51
Mean −270.4
Std Dev 299.9

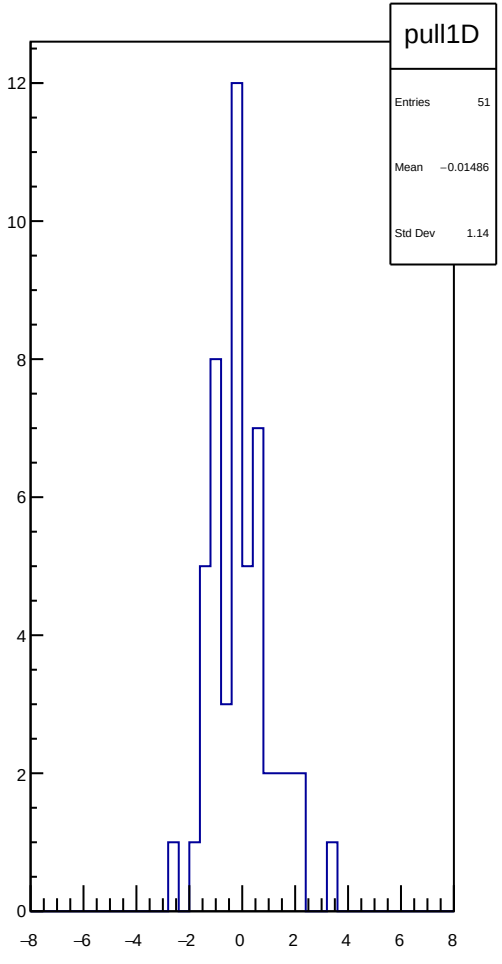
pull1D
Entries 51
Mean −0.01486
Std Dev 1.14

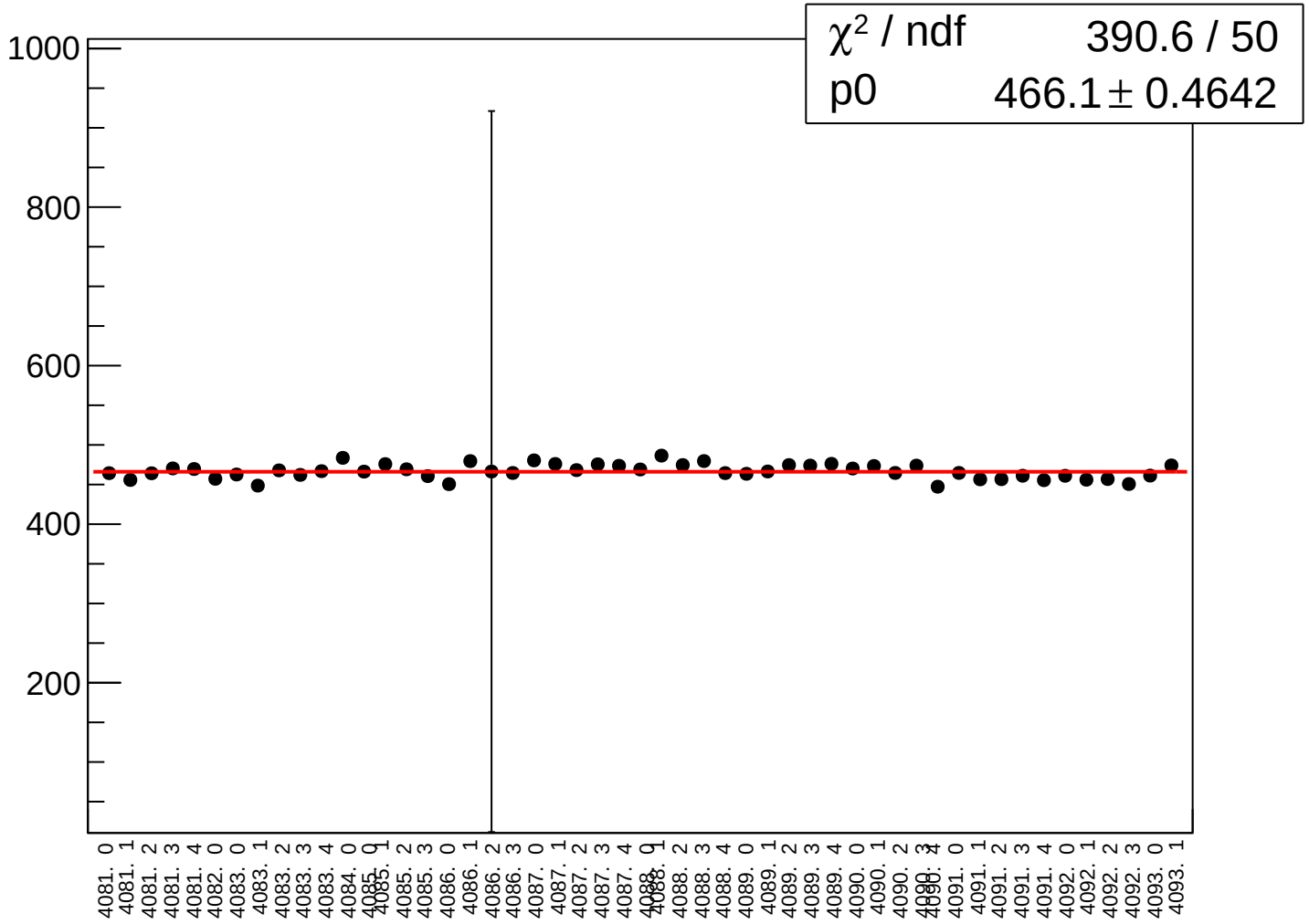
reg_asym_sam_48_avg_rms vs run
χ² / ndf 390.6 / 50
p0 466.1 ± 0.4642
1000
800
600
400
200
4081. 0
4081. 1
4081. 2
4081. 3
4081. 4
4082. 0
4083. 0
4083. 1
4083. 2
4083. 3
4083. 4
4084. 0
4085. 0
4085. 1
4085. 2
4085. 3
4086. 0
4086. 1
4086. 2
4086. 3
4087. 0
4087. 1
4087. 2
4087. 3
4087. 4
4088. 0
4088. 1
4088. 2
4088. 3
4088. 4
4089. 0
4089. 1
4089. 2
4089. 3
4089. 4
4090. 0
4090. 1
4090. 2
4090. 3
4090. 4
4091. 0
4091. 1
4091. 2
4091. 3
4091. 4
4092. 0
4092. 1
4092. 2
4092. 3
4093. 0
4093. 1

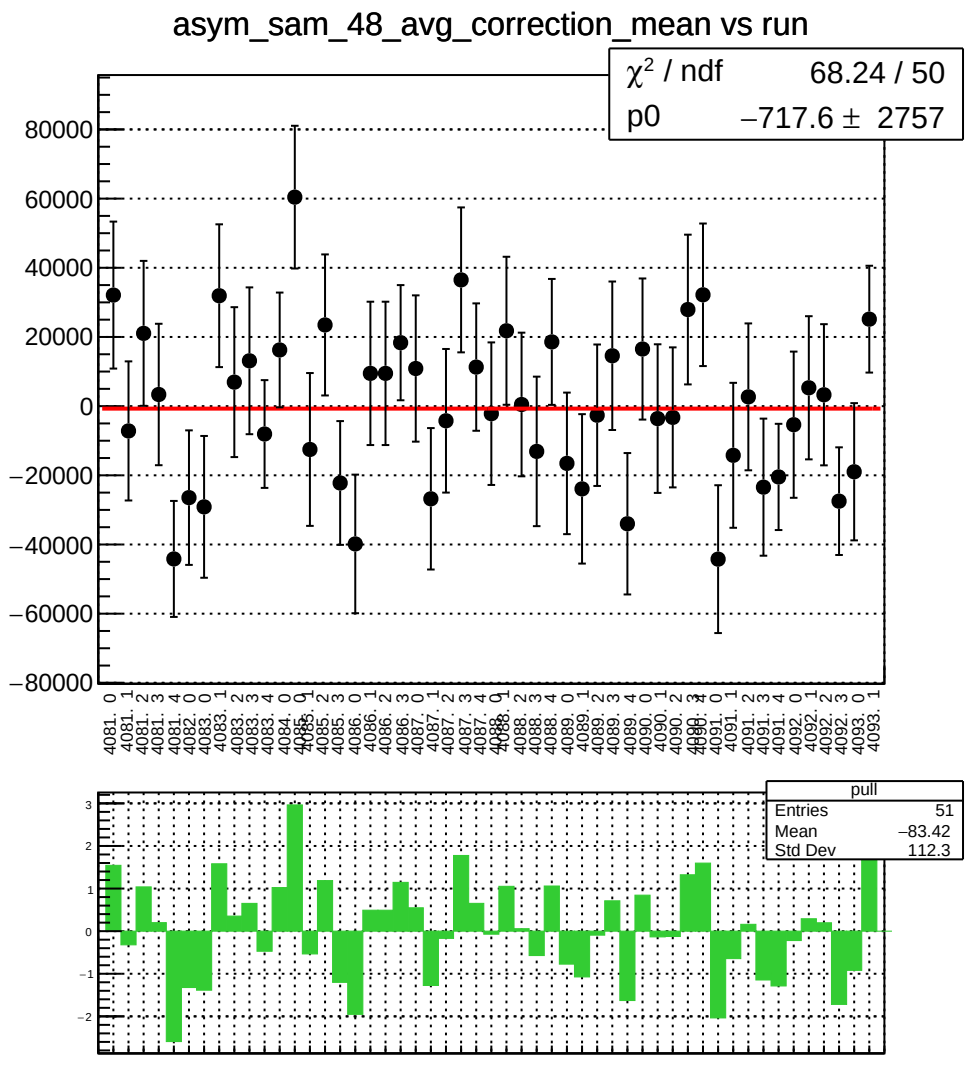
asym_sam_48_avg_correction_mean vs run
χ² / ndf 68.24 / 50
p0 −717.6 ± 2757
pull
Entries 51
Mean −83.42
Std Dev 112.3

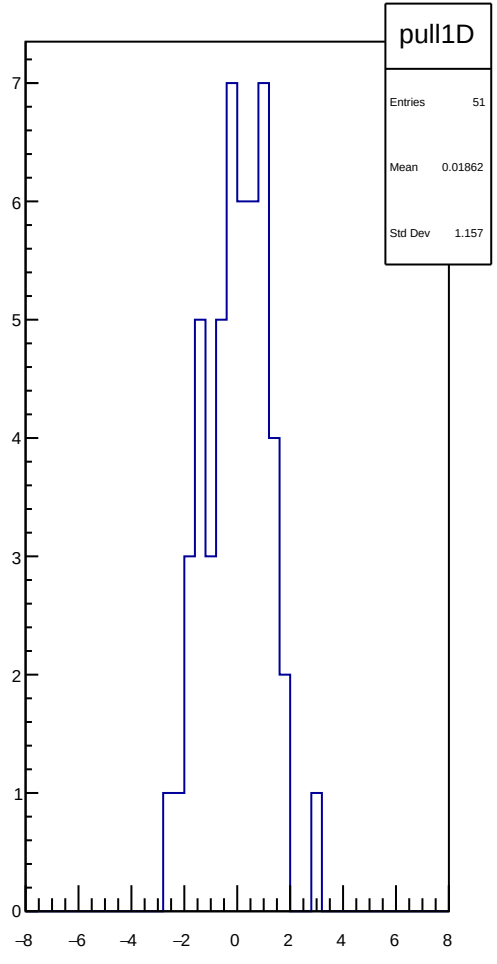
pull1D
Entries 51
Mean 0.01862
Std Dev 1.157

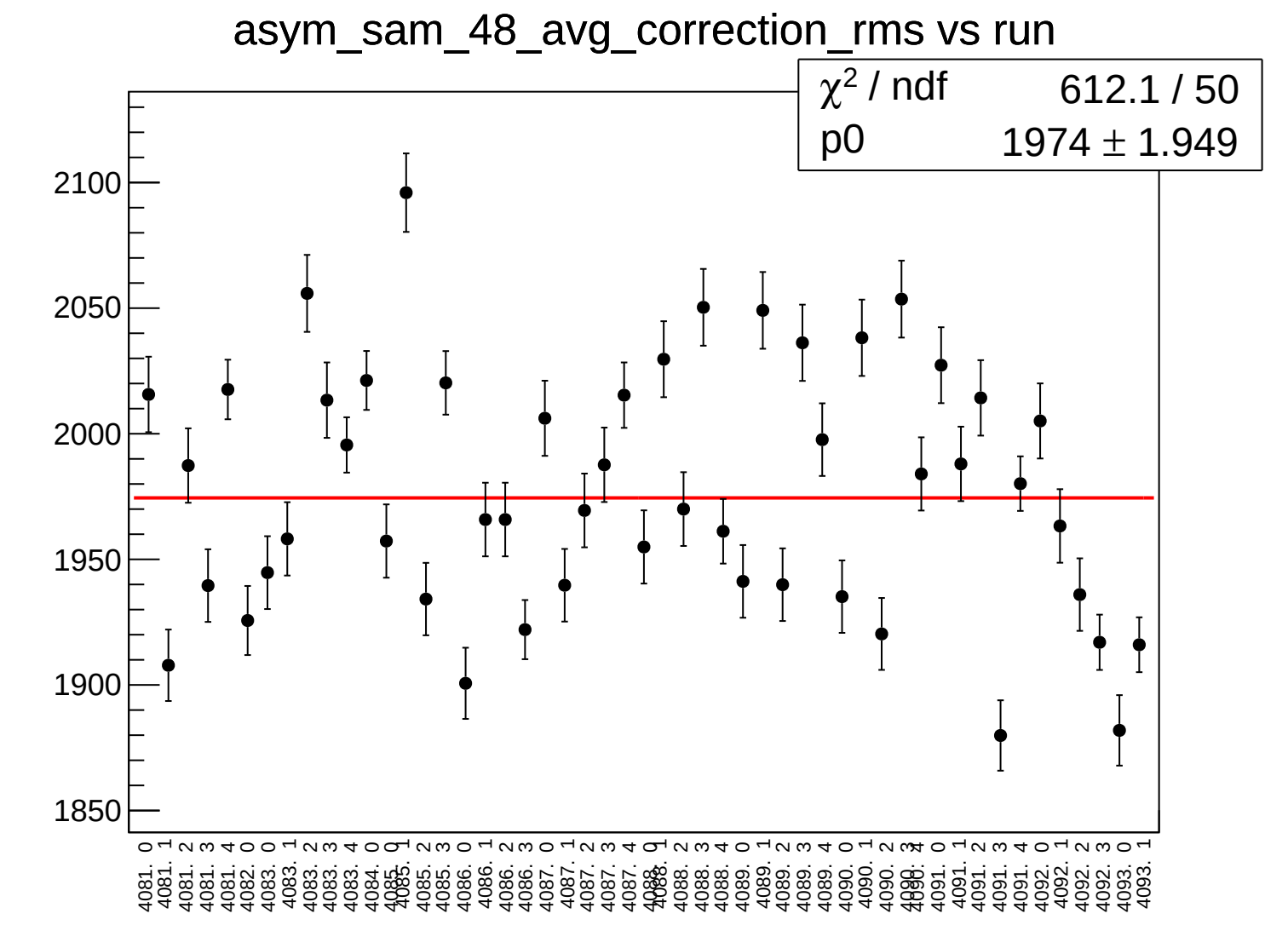
asym_sam_48_avg_correction_rms vs run
χ² / ndf 612.1 / 50
p0 1974 ± 1.949
2100
2050
2000
1950
1900
1850
4081. 0
4081. 1
4081. 2
4081. 3
4081. 4
4082. 0
4083. 0
4083. 1
4083. 2
4083. 3
4083. 4
4084. 0
4085. 0
4085. 1
4085. 2
4085. 3
4086. 0
4086. 1
4086. 2
4086. 3
4087. 0
4087. 1
4087. 2
4087. 3
4087. 4
4088. 0
4088. 1
4088. 2
4088. 3
4088. 4
4089. 0
4089. 1
4089. 2
4089. 3
4089. 4
4090. 0
4090. 1
4090. 2
4091. 0
4091. 1
4091. 2
4091. 3
4091. 4
4092. 0
4092. 1
4092. 2
4092. 3
4093. 0
4093. 1

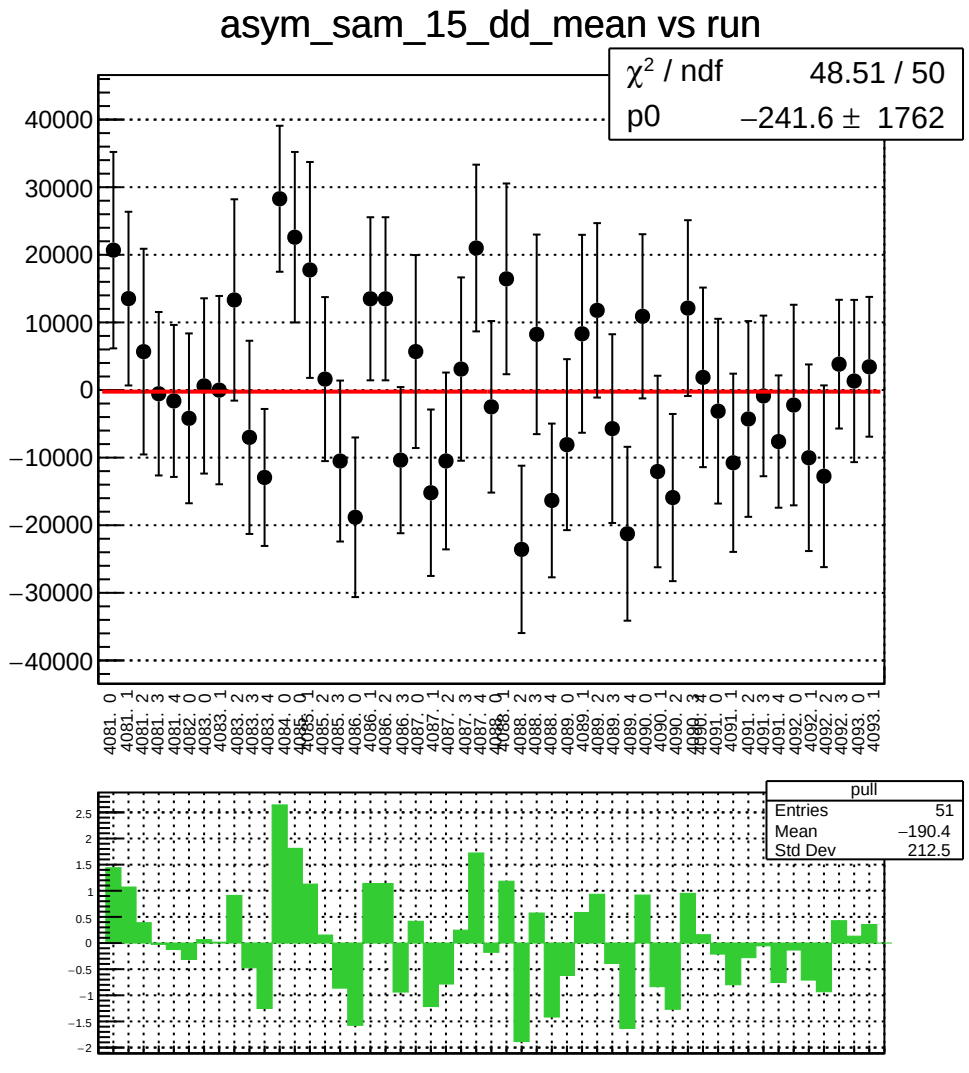
asym_sam_15_dd_mean vs run
χ² / ndf 48.51 / 50
p0 −241.6 ± 1762
pull
Entries 51
Mean −190.4
Std Dev 212.5

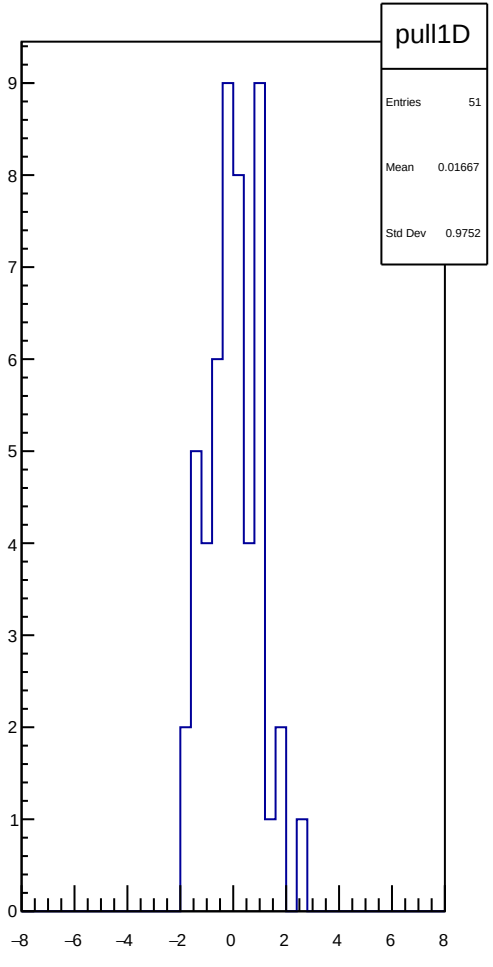
pull1D
Entries 51
Mean 0.01667
Std Dev 0.9752

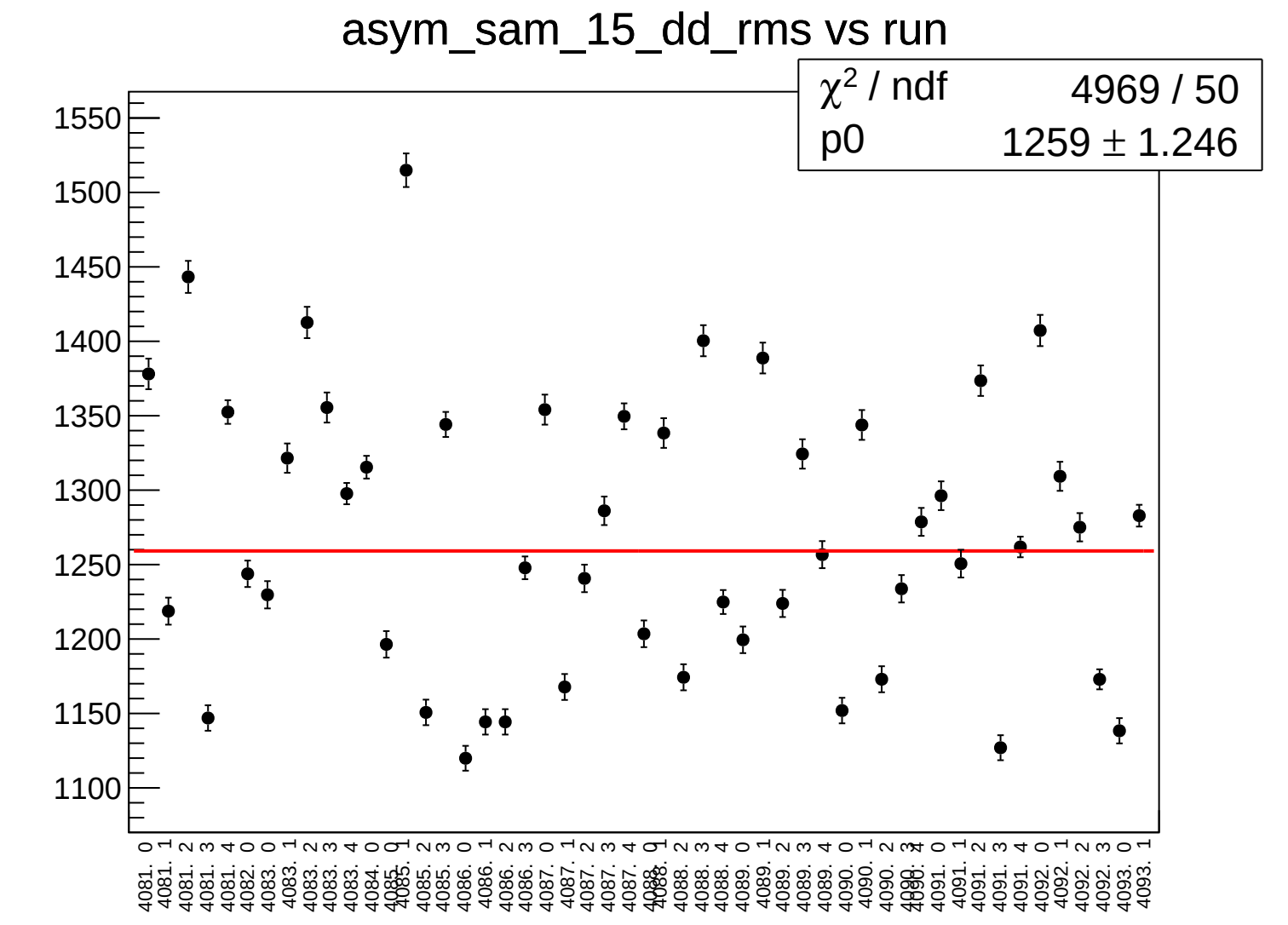
asym_sam_15_dd_rms vs run
χ² / ndf 4969 / 50
p0 1259 ± 1.246
1550
1500
1450
1400
1350
1300
1250
1200
1150
1100
4081. 0
4081. 1
4081. 2
4081. 3
4081. 4
4082. 0
4083. 0
4083. 1
4083. 2
4083. 3
4083. 4
4084. 0
4085. 0
4085. 1
4085. 2
4085. 3
4086. 0
4086. 1
4086. 2
4086. 3
4087. 0
4087. 1
4087. 2
4087. 3
4087. 4
4088. 2
4088. 3
4088. 4
4089. 0
4089. 1
4089. 2
4089. 3
4089. 4
4090. 0
4090. 1
4090. 2
4091. 0
4091. 1
4091. 2
4091. 3
4091. 4
4092. 0
4092. 1
4092. 2
4092. 3
4093. 0
4093. 1

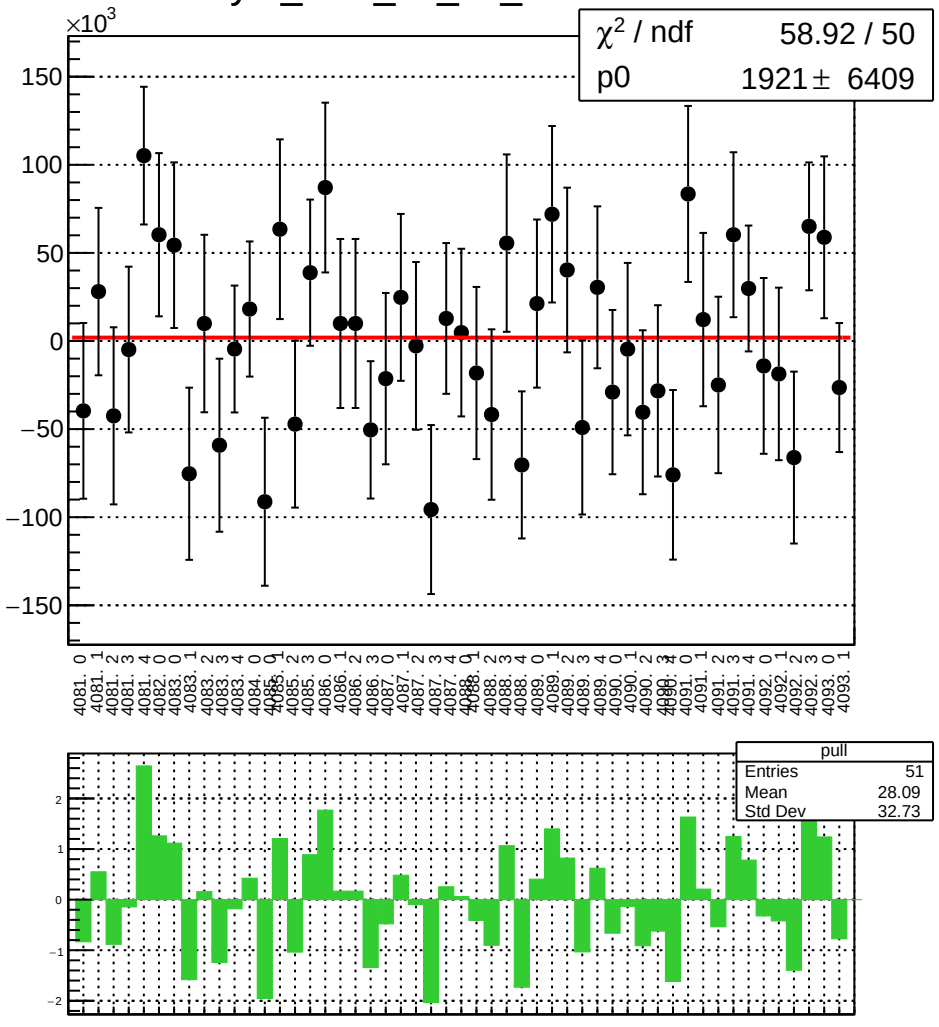
asym_sam_26_dd_mean vs run
×10^3
χ^2 / ndf 58.92 / 50
p0 1921 ± 6409
150
100
50
0
−50
−100
−150
pull
Entries 51
Mean 28.09
Std Dev 32.73
2
1
0
−1
−2

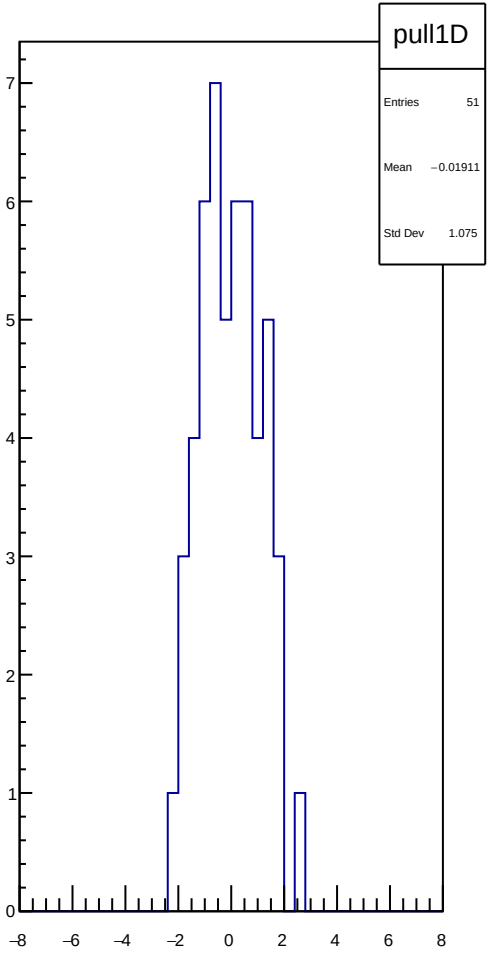
pull1D
Entries 51
Mean −0.01911
Std Dev 1.075
7
6
5
4
3
2
1
0
−8
−6
−4
−2
0
2
4
6
8

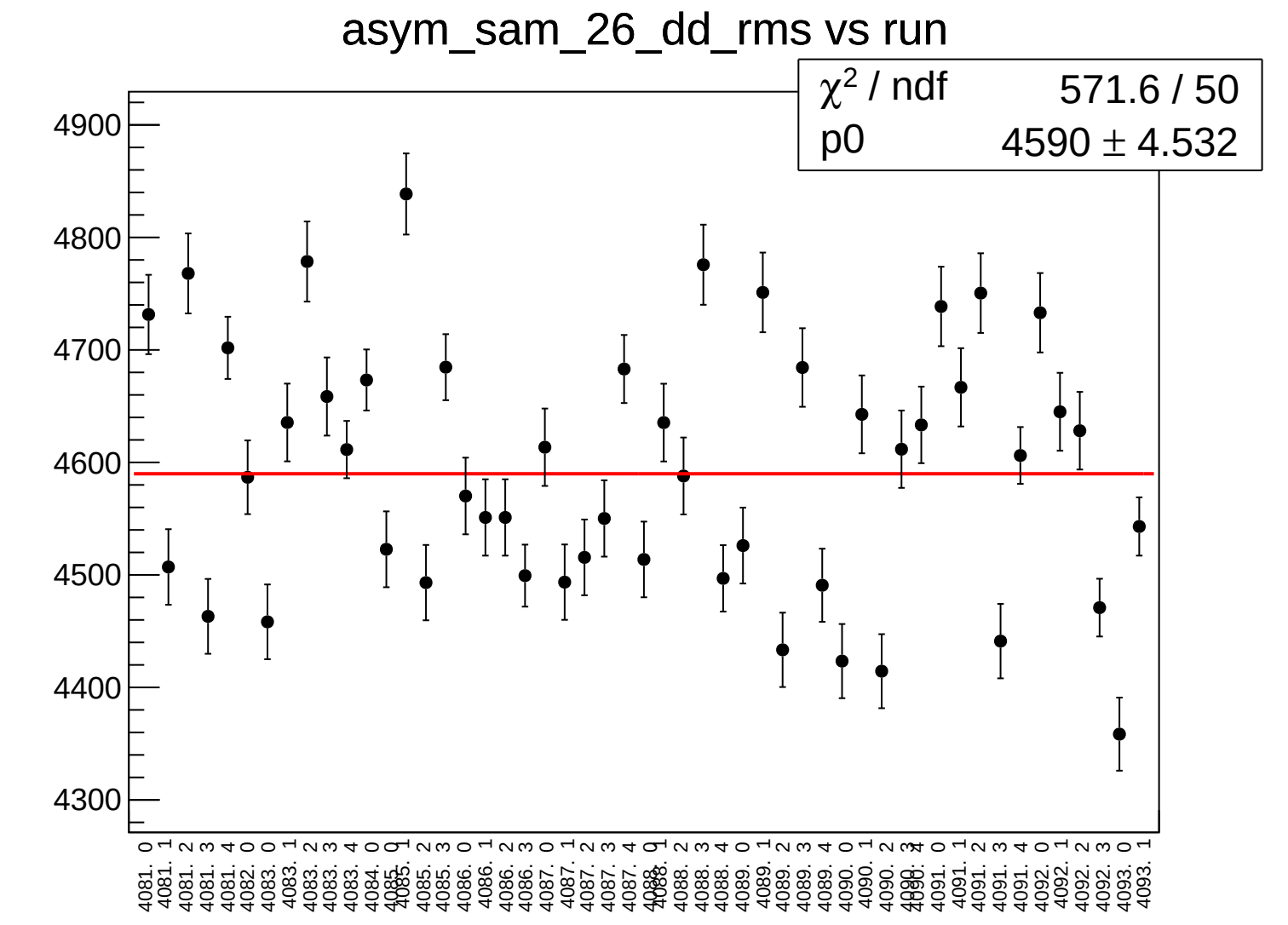
asym_sam_26_dd_rms vs run
χ² / ndf 571.6 / 50
p0 4590 ± 4.532
4900
4800
4700
4600
4500
4400
4300
4081. 0
4081. 1
4081. 2
4081. 3
4081. 4
4082. 0
4083. 0
4083. 1
4083. 2
4083. 3
4083. 4
4084. 0
4085. 0
4085. 1
4085. 2
4085. 3
4086. 0
4086. 1
4086. 2
4086. 3
4087. 0
4087. 1
4087. 2
4087. 3
4087. 4
4088. 2
4088. 3
4088. 4
4089. 0
4089. 1
4089. 2
4089. 3
4089. 4
4090. 0
4090. 1
4090. 2
4091. 0
4091. 1
4091. 2
4091. 3
4091. 4
4092. 0
4092. 1
4092. 2
4092. 3
4093. 0
4093. 1

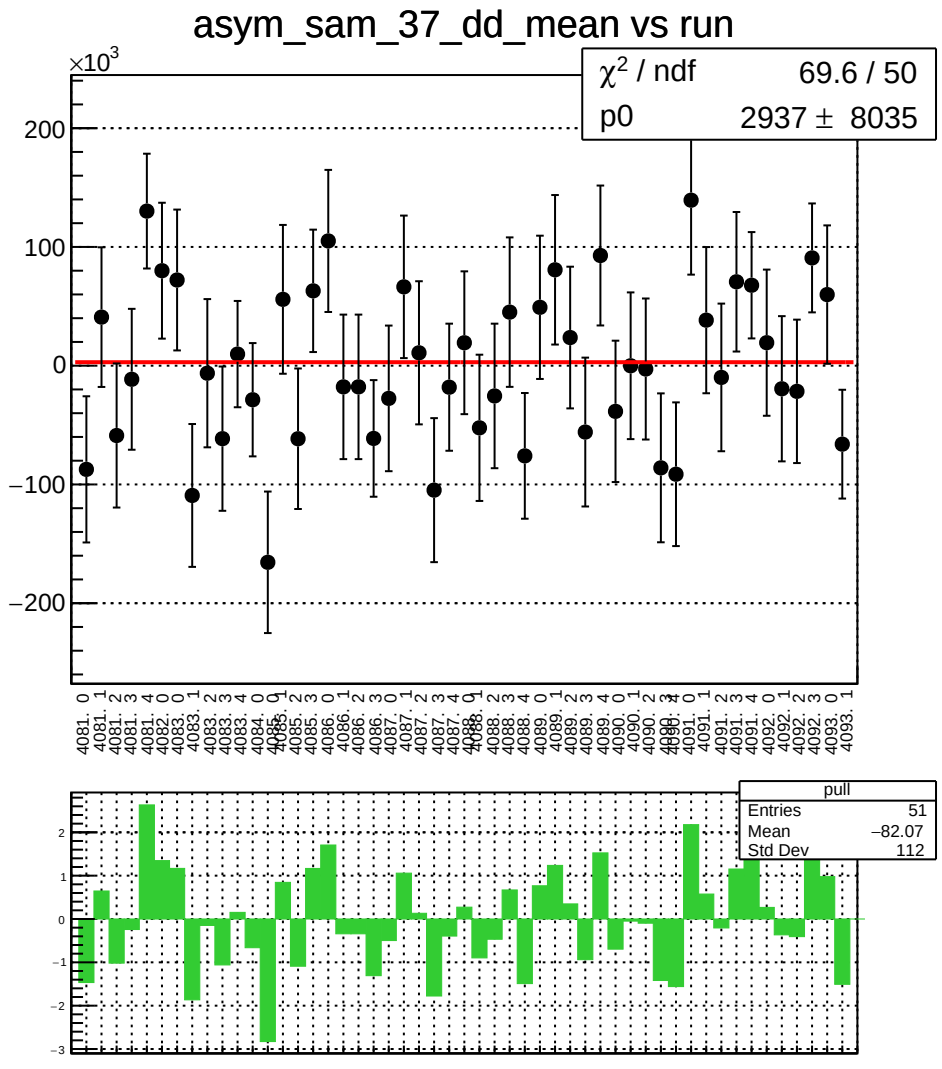
asym_sam_37_dd_mean vs run
×10^3
χ² / ndf 69.6 / 50
p0 2937 ± 8035
200
100
0
−100
−200
4081. 0
4081. 1
4081. 2
4081. 3
4081. 4
4082. 0
4083. 0
4083. 1
4083. 2
4083. 3
4083. 4
4084. 0
4085. 0
4085. 1
4085. 2
4085. 3
4086. 0
4086. 1
4086. 2
4086. 3
4087. 0
4087. 1
4087. 2
4087. 3
4087. 4
4088. 0
4088. 1
4088. 2
4088. 3
4088. 4
4089. 0
4089. 1
4089. 2
4089. 3
4089. 4
4090. 0
4090. 1
4090. 2
4090. 3
4090. 4
4091. 0
4091. 1
4091. 2
4091. 3
4091. 4
4092. 0
4092. 1
4092. 2
4092. 3
4093. 0
4093. 1
pull
Entries 51
Mean −82.07
Std Dev 112
2
1
0
−1
−2
−3

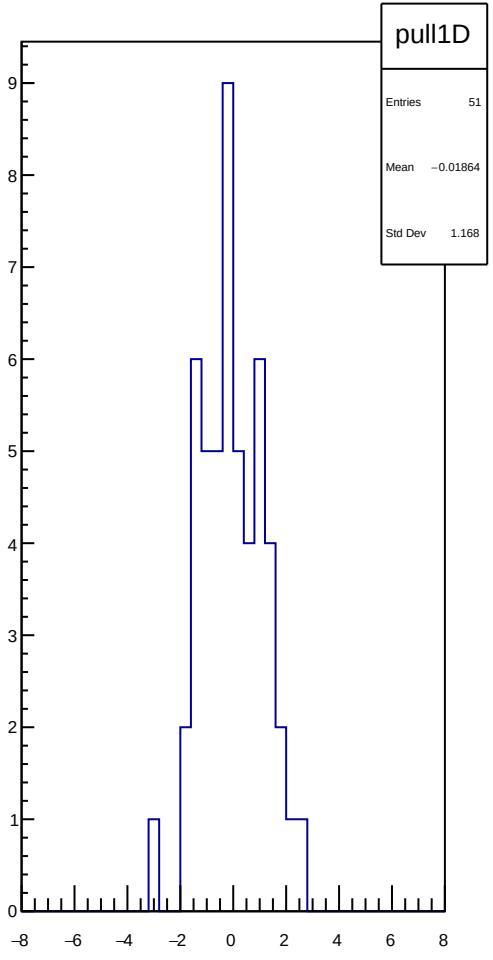
pull1D
Entries 51
Mean −0.01864
Std Dev 1.168
9
8
7
6
5
4
3
2
1
0
−8
−6
−4
−2
0
2
4
6
8

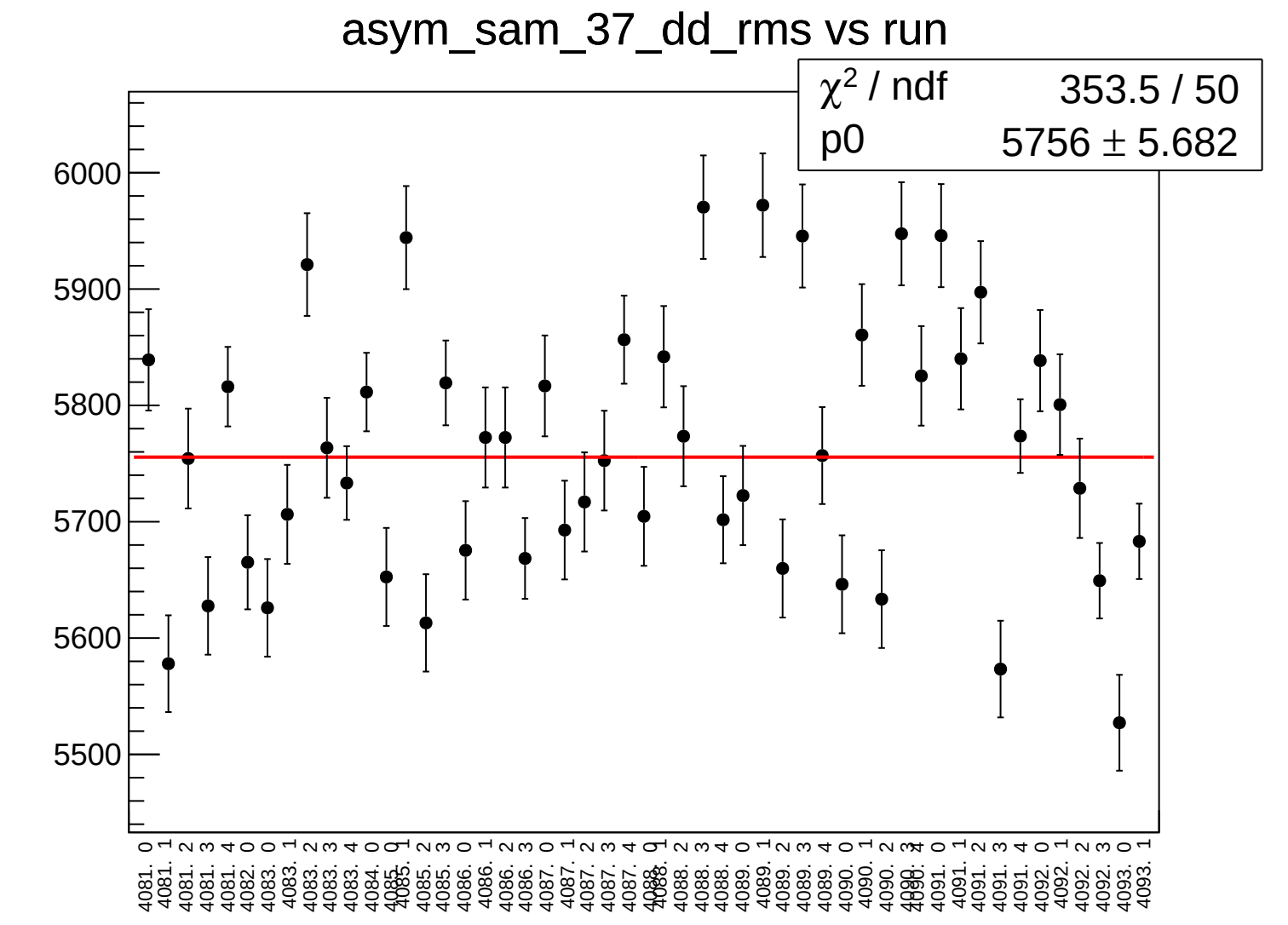
asym_sam_37_dd_rms vs run
χ² / ndf 353.5 / 50
p0 5756 ± 5.682
6000
5900
5800
5700
5600
5500
4081. 0
4081. 1
4081. 2
4081. 3
4081. 4
4082. 0
4083. 0
4083. 1
4083. 2
4083. 3
4083. 4
4084. 0
4085. 0
4085. 1
4085. 2
4085. 3
4086. 0
4086. 1
4086. 2
4086. 3
4087. 0
4087. 1
4087. 2
4087. 3
4087. 4
4088. 0
4088. 1
4088. 2
4088. 3
4088. 4
4089. 0
4089. 1
4089. 2
4089. 3
4089. 4
4090. 0
4090. 1
4090. 2
4090. 3
4090. 4
4091. 0
4091. 1
4091. 2
4091. 3
4091. 4
4092. 0
4092. 1
4092. 2
4092. 3
4093. 0
4093. 1

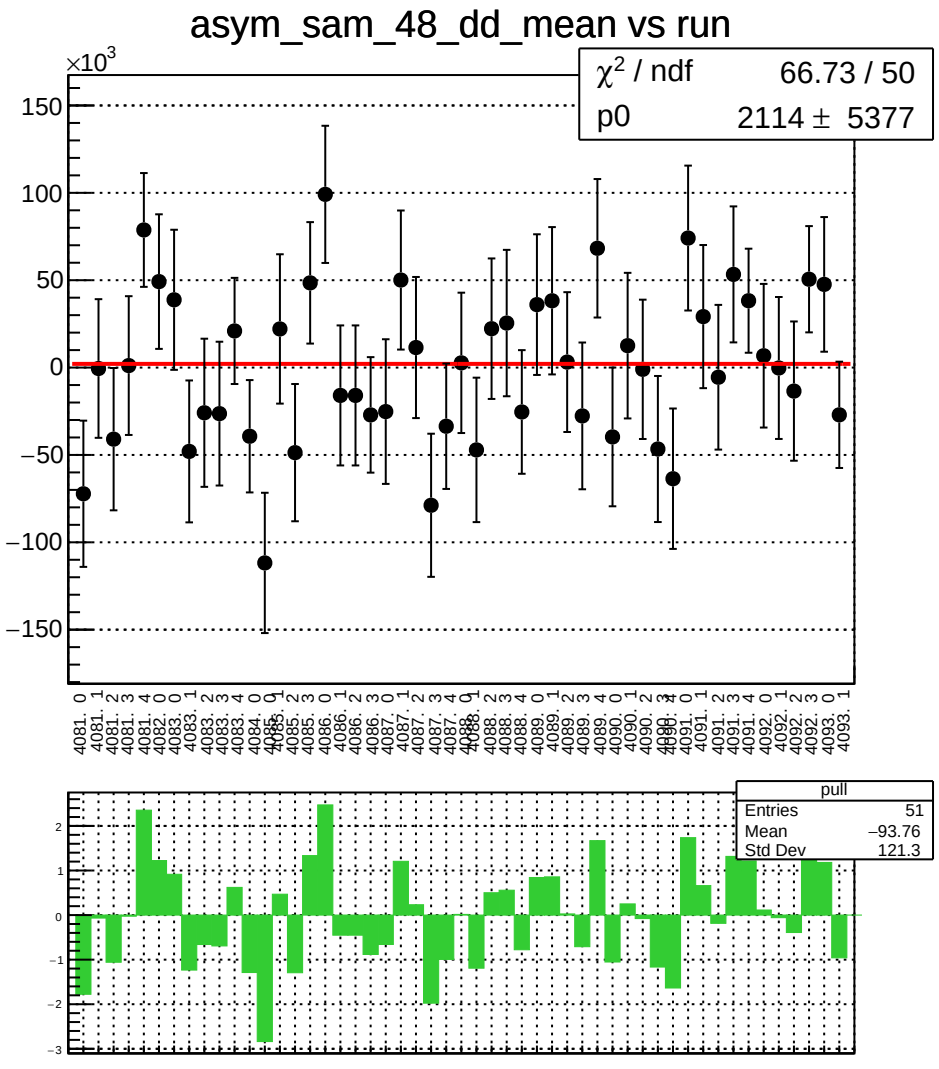
asym_sam_48_dd_mean vs run
×10^3
χ² / ndf 66.73 / 50
p0 2114 ± 5377
150
100
50
0
−50
−100
−150
4081. 0
4081. 1
4081. 2
4081. 3
4081. 4
4082. 0
4083. 0
4083. 1
4083. 2
4083. 3
4083. 4
4084. 0
4085. 1
4085. 2
4085. 3
4086. 0
4086. 1
4086. 2
4086. 3
4087. 0
4087. 1
4087. 2
4087. 3
4087. 4
4088. 1
4088. 2
4088. 3
4088. 4
4089. 0
4089. 1
4089. 2
4089. 3
4089. 4
4090. 0
4090. 1
4090. 2
4091. 0
4091. 1
4091. 2
4091. 3
4091. 4
4092. 0
4092. 1
4092. 2
4092. 3
4093. 0
4093. 1
pull
Entries 51
Mean −93.76
Std Dev 121.3
2
1
0
−1
−2
−3

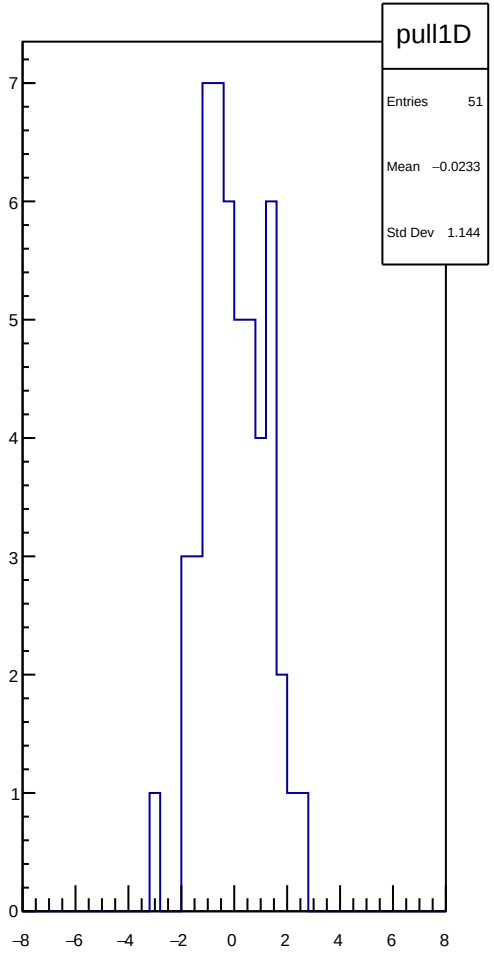
pull1D
Entries 51
Mean −0.0233
Std Dev 1.144
7
6
5
4
3
2
1
0
−8
−6
−4
−2
0
2
4
6
8

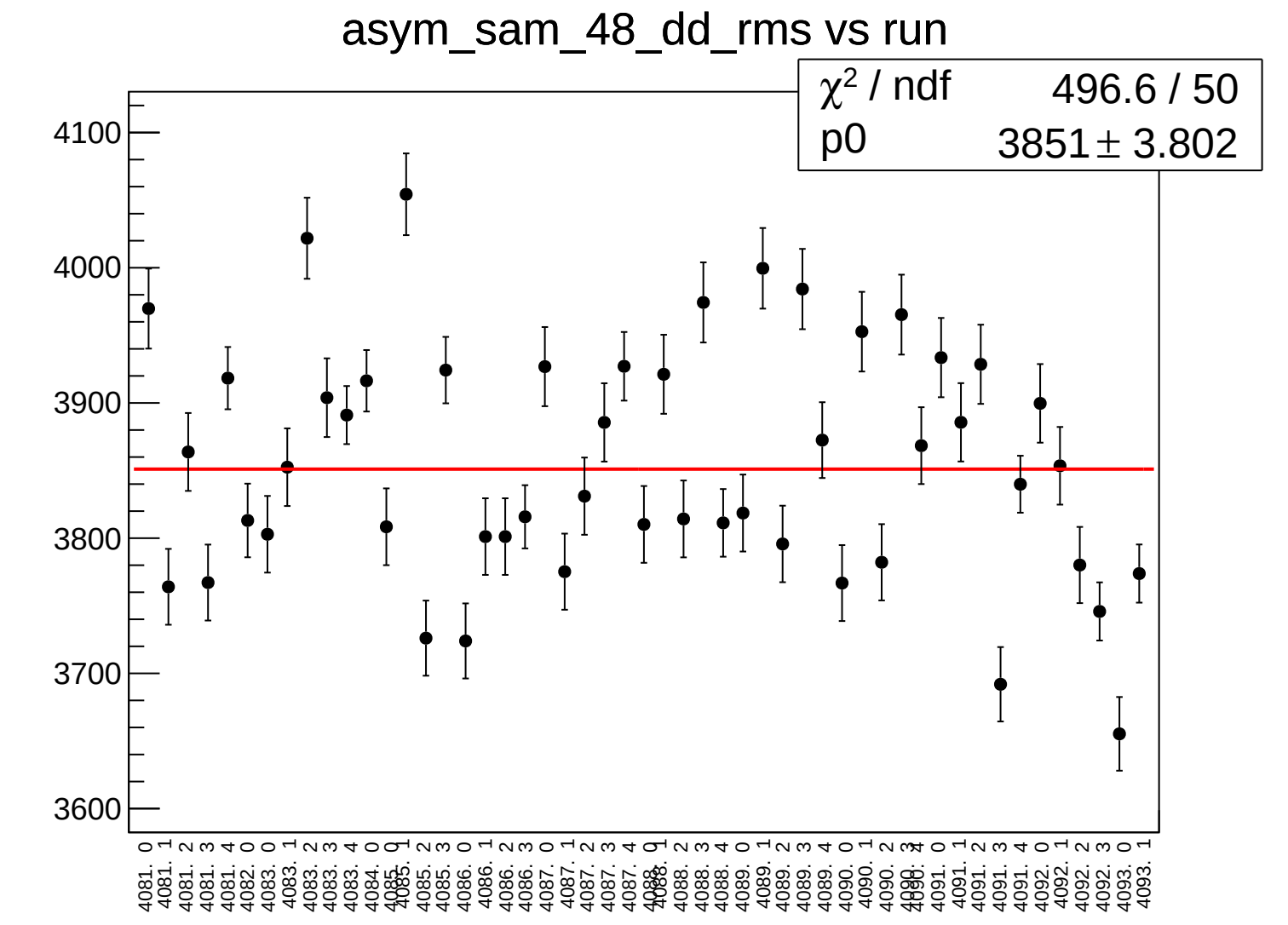
asym_sam_48_dd_rms vs run
χ² / ndf 496.6 / 50
p0 3851 ± 3.802
4100
4000
3900
3800
3700
3600
4081. 0
4081. 1
4081. 2
4081. 3
4081. 4
4082. 0
4083. 0
4083. 1
4083. 2
4083. 3
4083. 4
4084. 0
4085. 0
4085. 1
4085. 2
4085. 3
4086. 0
4086. 1
4086. 2
4086. 3
4087. 0
4087. 1
4087. 2
4087. 3
4087. 4
4088. 0
4088. 1
4088. 2
4088. 3
4088. 4
4089. 0
4089. 1
4089. 2
4089. 3
4089. 4
4090. 0
4090. 1
4090. 2
4090. 3
4090. 4
4091. 0
4091. 1
4091. 2
4091. 3
4091. 4
4092. 0
4092. 1
4092. 2
4092. 3
4093. 0
4093. 1

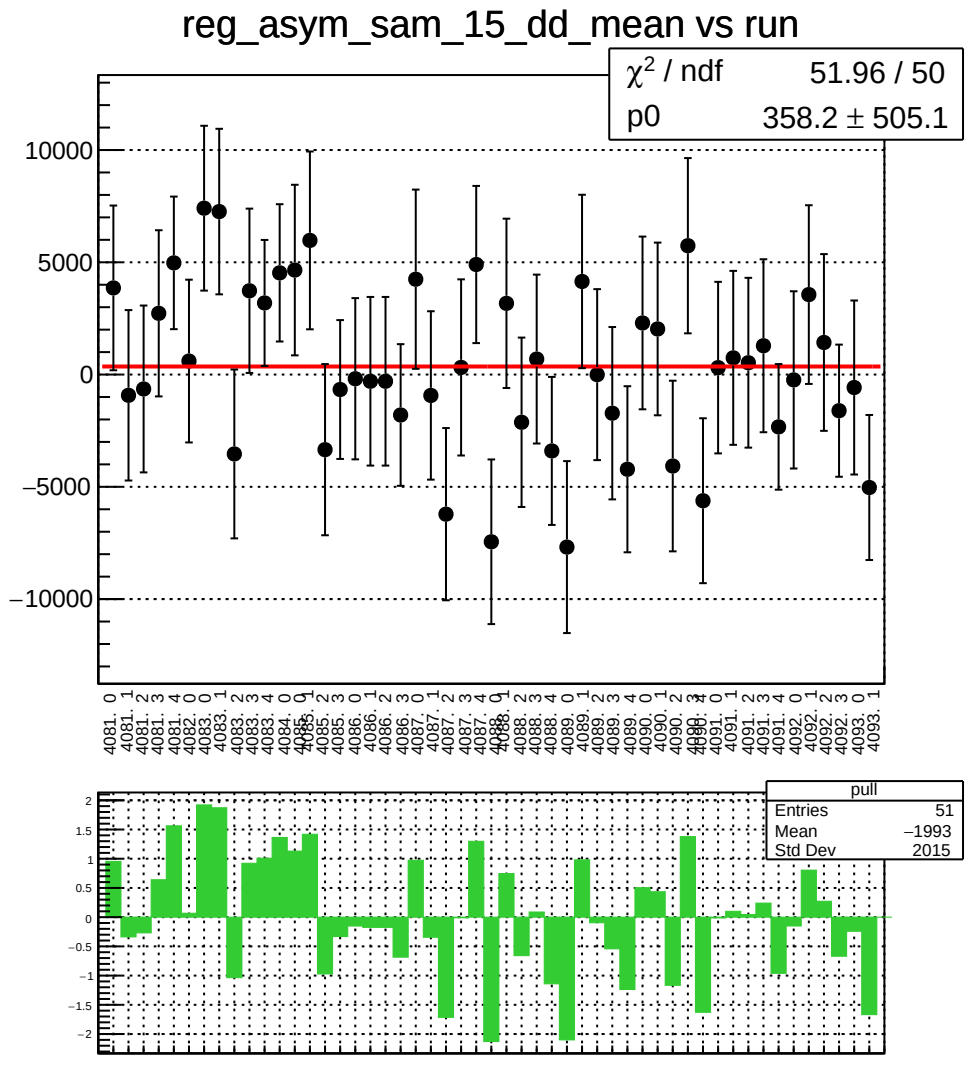
reg_asym_sam_15_dd_mean vs run
χ² / ndf 51.96 / 50
p0 358.2 ± 505.1
10000
5000
0
−5000
−10000
pull
Entries 51
Mean −1993
Std Dev 2015
2
1.5
1
0.5
0
−0.5
−1
−1.5
−2

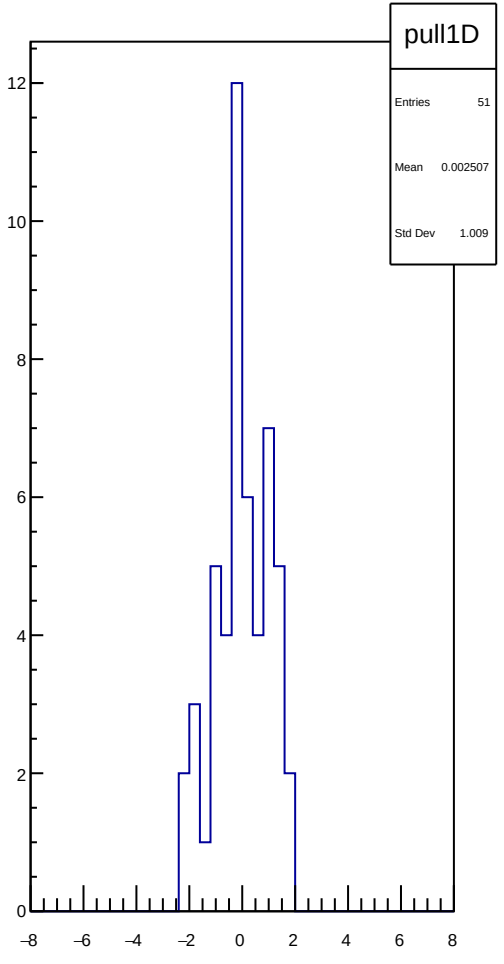
pull1D
Entries 51
Mean 0.002507
Std Dev 1.009
12
10
8
6
4
2
0
−8
−6
−4
−2
0
2
4
6
8

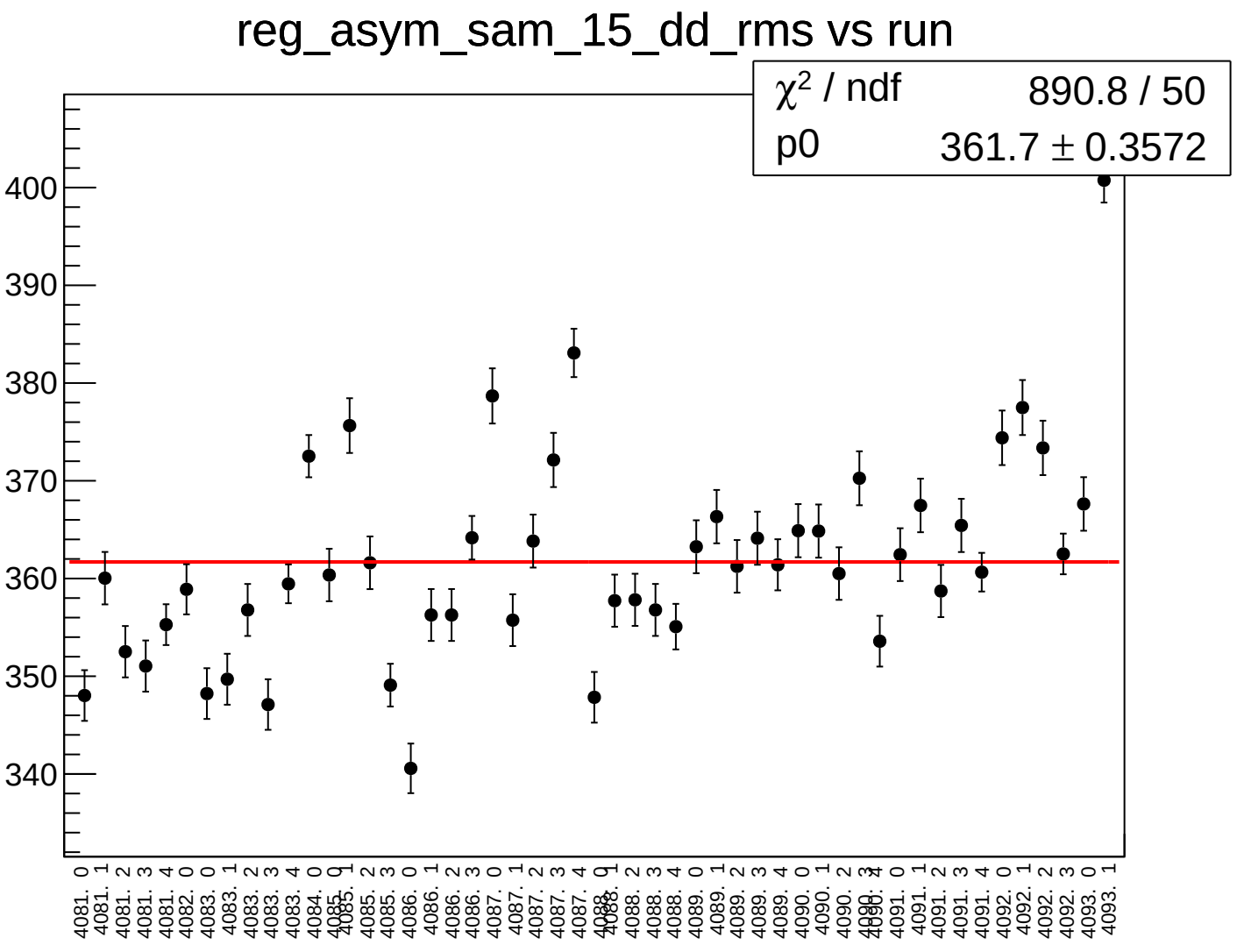
reg_asym_sam_15_dd_rms vs run
χ² / ndf 890.8 / 50
p0 361.7 ± 0.3572
400
390
380
370
360
350
340
4081. 0
4081. 1
4081. 2
4081. 3
4081. 4
4082. 0
4083. 0
4083. 1
4083. 2
4083. 3
4083. 4
4084. 0
4085. 0
4085. 1
4085. 2
4085. 3
4086. 0
4086. 1
4086. 2
4086. 3
4087. 0
4087. 1
4087. 2
4087. 3
4087. 4
4088. 0
4088. 1
4088. 2
4088. 3
4088. 4
4089. 0
4089. 1
4089. 2
4089. 3
4089. 4
4090. 0
4090. 1
4090. 2
4091. 0
4091. 1
4091. 2
4091. 3
4091. 4
4092. 0
4092. 1
4092. 2
4092. 3
4093. 0
4093. 1

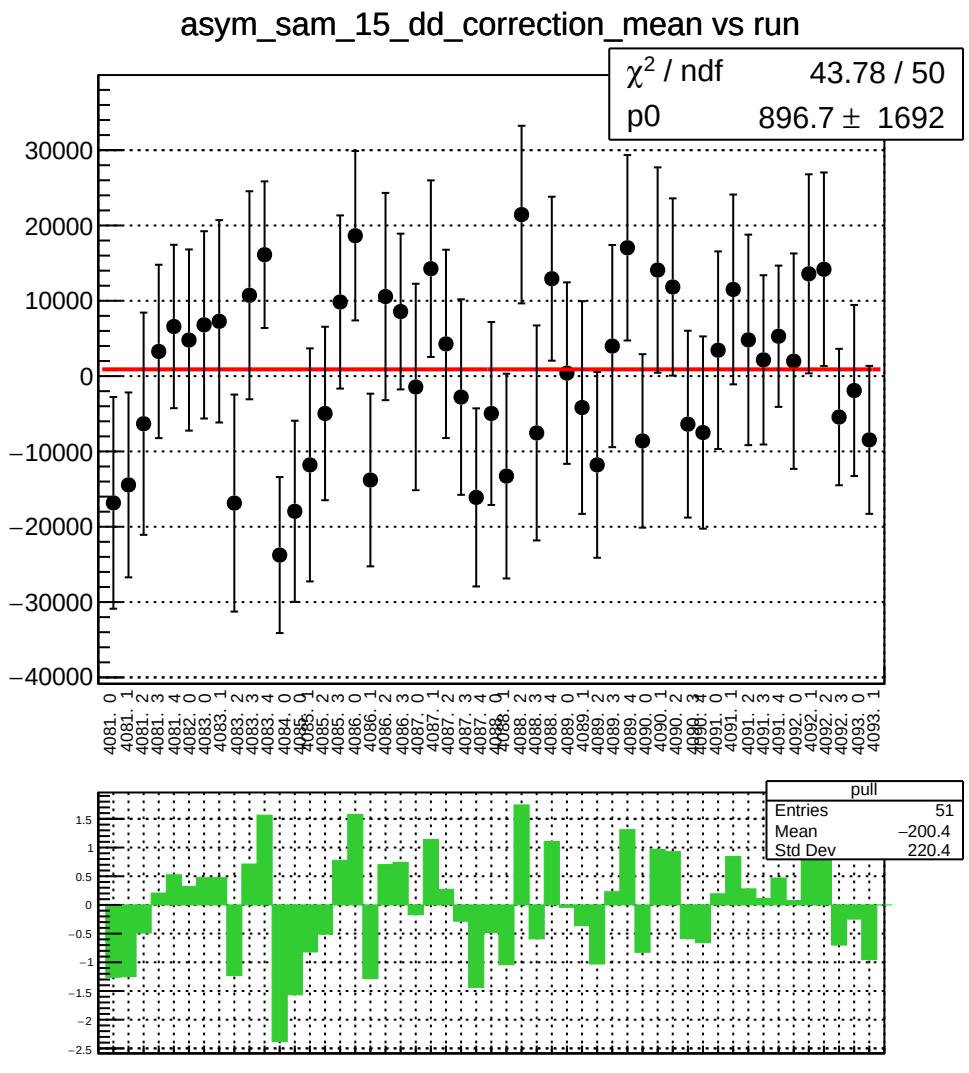
asym_sam_15_dd_correction_mean vs run
χ² / ndf 43.78 / 50
p0 896.7 ± 1692
pull
Entries 51
Mean −200.4
Std Dev 220.4

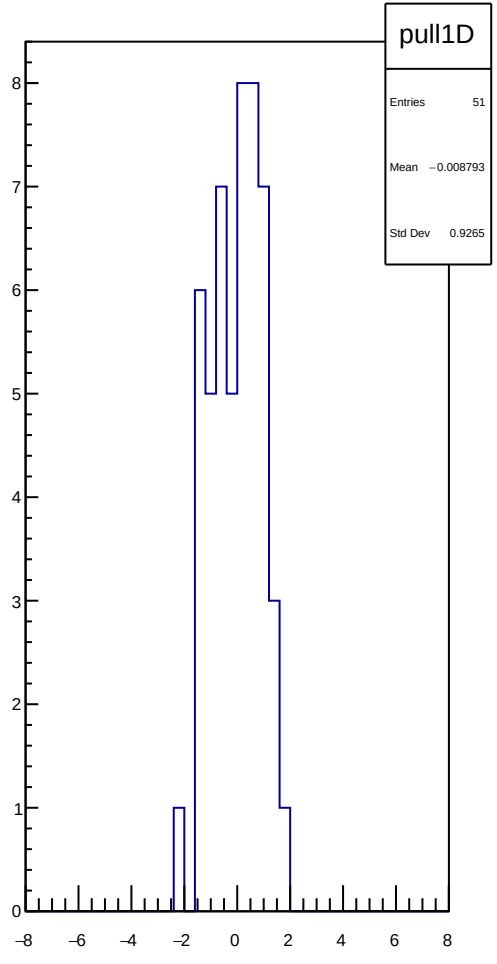
pull1D
Entries 51
Mean −0.008793
Std Dev 0.9265

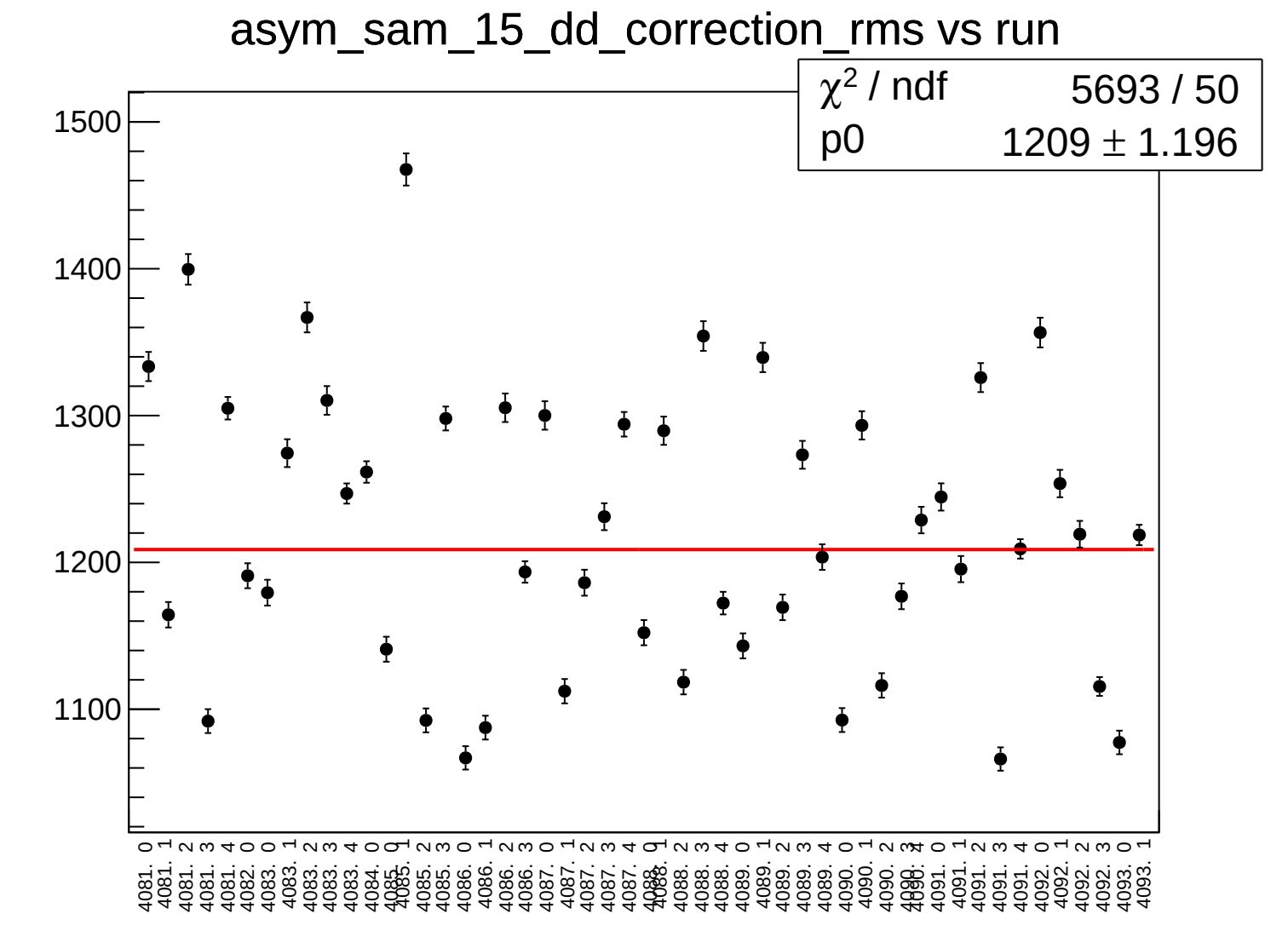
asym_sam_15_dd_correction_rms vs run
χ² / ndf 5693 / 50
p0 1209 ± 1.196
1500
1400
1300
1200
1100
4081. 0
4081. 1
4081. 2
4081. 3
4081. 4
4082. 0
4083. 0
4083. 1
4083. 2
4083. 3
4083. 4
4084. 0
4085. 2
4085. 3
4086. 0
4086. 1
4086. 2
4086. 3
4087. 0
4087. 1
4087. 2
4087. 3
4087. 4
4088. 2
4088. 3
4088. 4
4089. 0
4089. 1
4089. 2
4089. 3
4089. 4
4090. 0
4090. 1
4090. 2
4091. 0
4091. 1
4091. 2
4091. 3
4091. 4
4092. 0
4092. 1
4092. 2
4092. 3
4093. 0
4093. 1

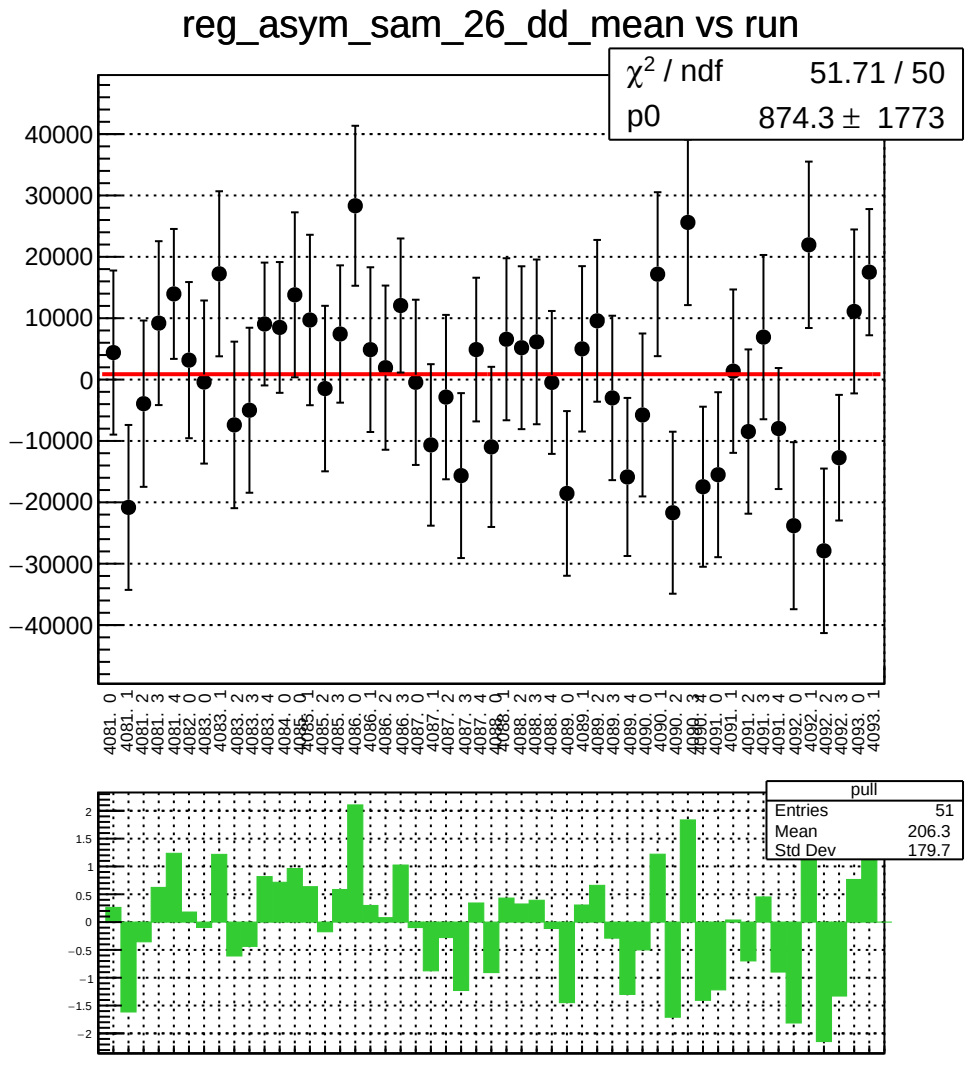
reg_asym_sam_26_dd_mean vs run
χ² / ndf 51.71 / 50
p0 874.3 ± 1773
pull
Entries 51
Mean 206.3
Std Dev 179.7

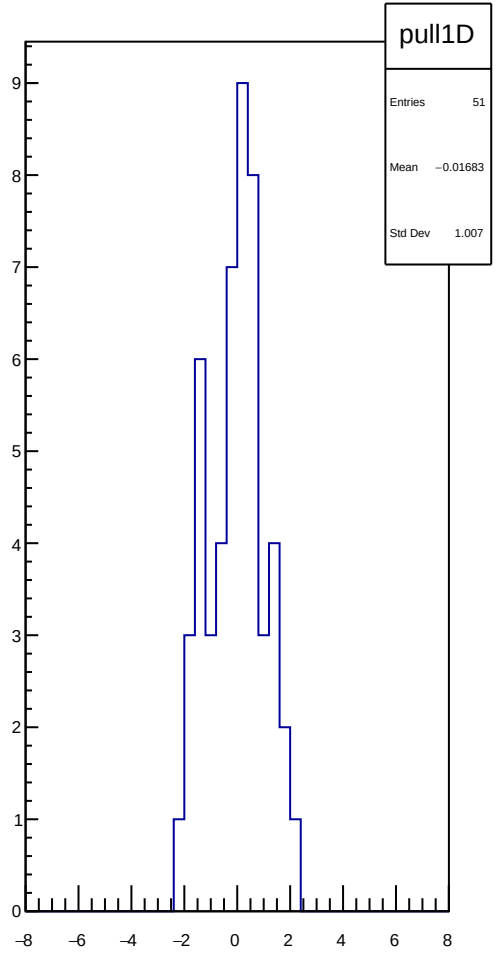
pull1D
Entries 51
Mean −0.01683
Std Dev 1.007

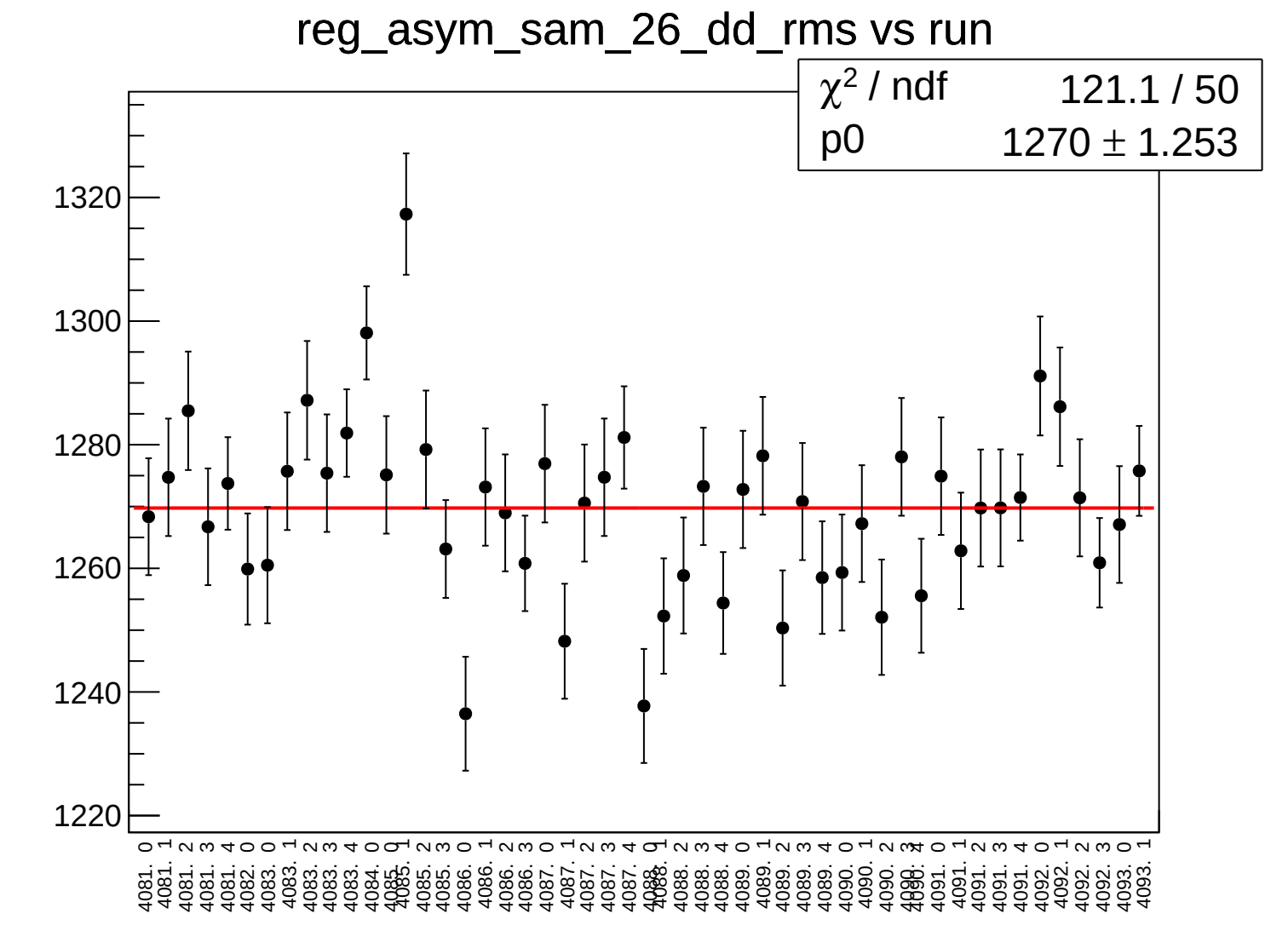
reg_asym_sam_26_dd_rms vs run
χ² / ndf 121.1 / 50
p0 1270 ± 1.253
1320
1300
1280
1260
1240
1220
4081. 0
4081. 1
4081. 2
4081. 3
4081. 4
4082. 0
4083. 0
4083. 1
4083. 2
4083. 3
4083. 4
4084. 0
4085. 0
4085. 1
4085. 2
4085. 3
4086. 0
4086. 1
4086. 2
4086. 3
4087. 0
4087. 1
4087. 2
4087. 3
4087. 4
4088. 2
4088. 3
4088. 4
4089. 0
4089. 1
4089. 2
4089. 3
4089. 4
4090. 0
4090. 1
4090. 2
4091. 0
4091. 1
4091. 2
4091. 3
4091. 4
4092. 0
4092. 1
4092. 2
4092. 3
4093. 0
4093. 1

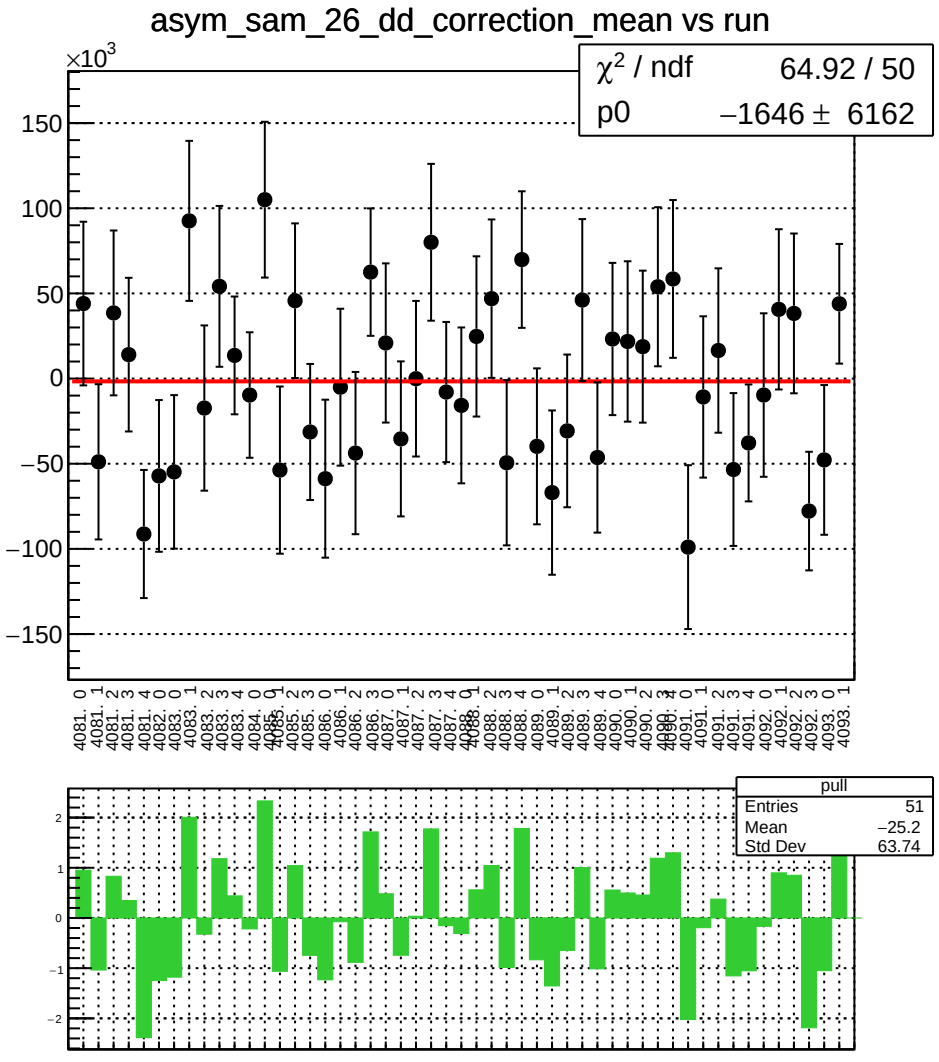
asym_sam_26_dd_correction_mean vs run
×10^3
χ² / ndf 64.92 / 50
p0 −1646 ± 6162
150
100
50
0
−50
−100
−150
pull
Entries 51
Mean −25.2
Std Dev 63.74
2
1
0
−1
−2

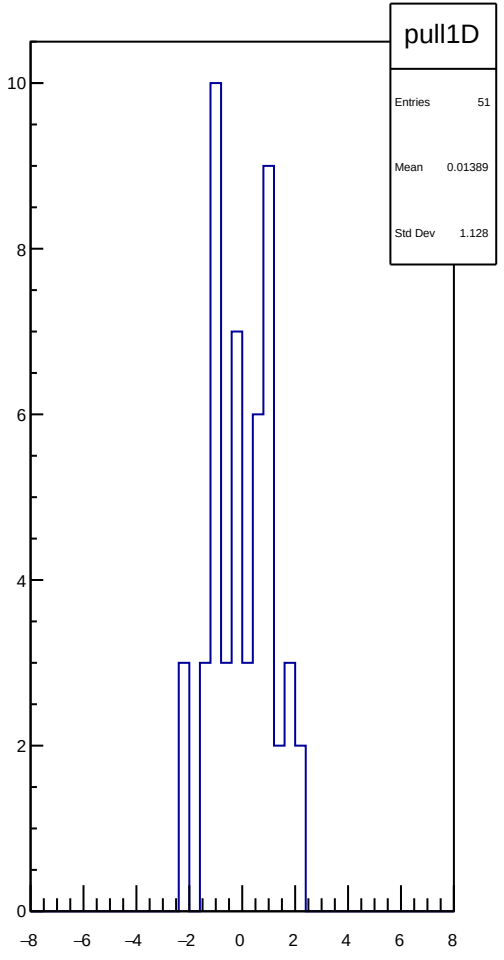
pull1D
Entries 51
Mean 0.01389
Std Dev 1.128
10
8
6
4
2
0
−8
−6
−4
−2
0
2
4
6
8

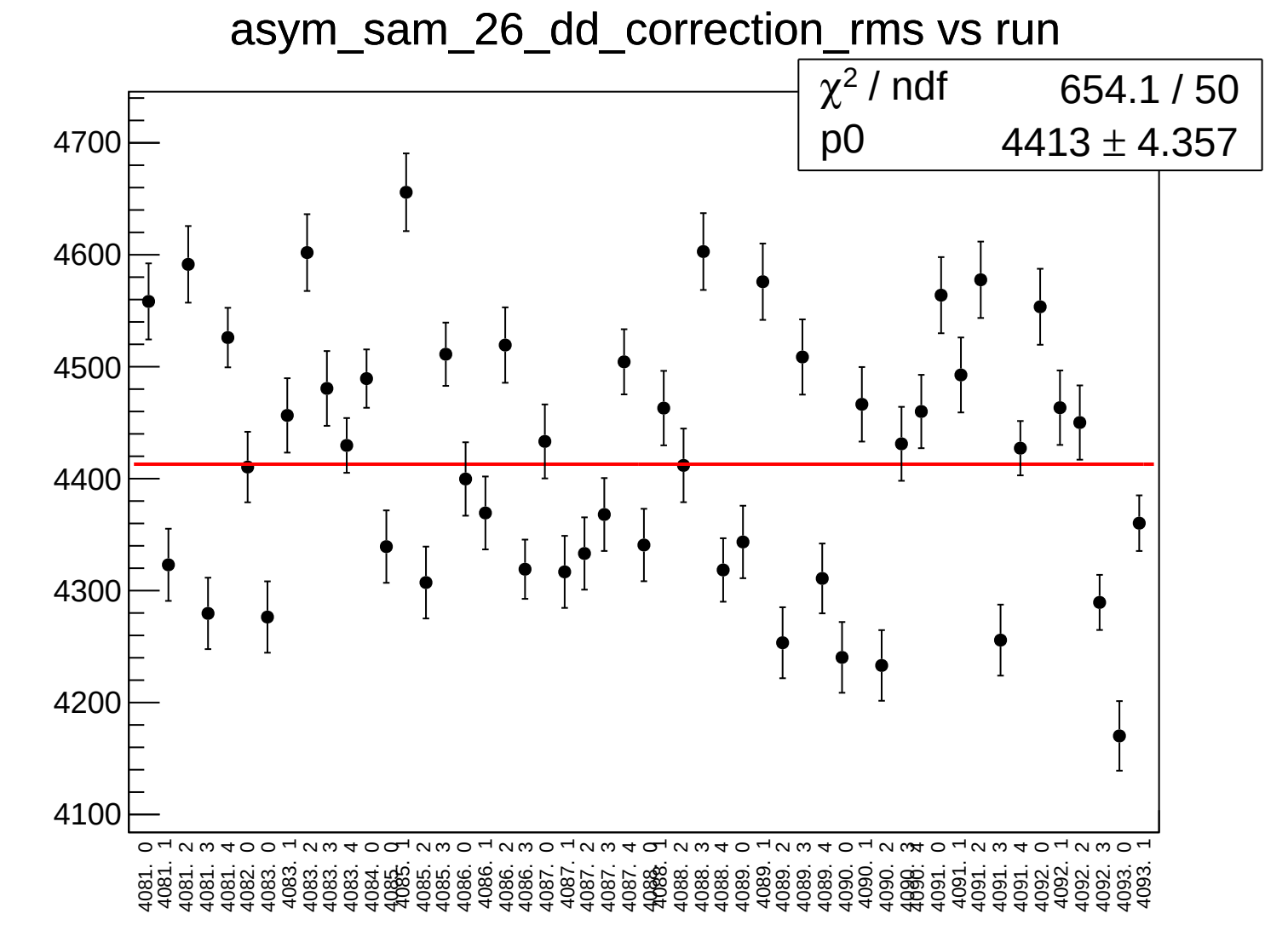
asym_sam_26_dd_correction_rms vs run
χ² / ndf 654.1 / 50
p0 4413 ± 4.357
4700
4600
4500
4400
4300
4200
4100
4081. 0
4081. 1
4081. 2
4081. 3
4081. 4
4082. 0
4083. 0
4083. 1
4083. 2
4083. 3
4083. 4
4084. 0
4085. 0
4085. 1
4085. 2
4085. 3
4086. 0
4086. 1
4086. 2
4086. 3
4087. 0
4087. 1
4087. 2
4087. 3
4087. 4
4088. 0
4088. 1
4088. 2
4088. 3
4088. 4
4089. 0
4089. 1
4089. 2
4089. 3
4089. 4
4090. 0
4090. 1
4090. 2
4090. 3
4090. 4
4091. 0
4091. 1
4091. 2
4091. 3
4091. 4
4092. 0
4092. 1
4092. 2
4092. 3
4093. 0
4093. 1

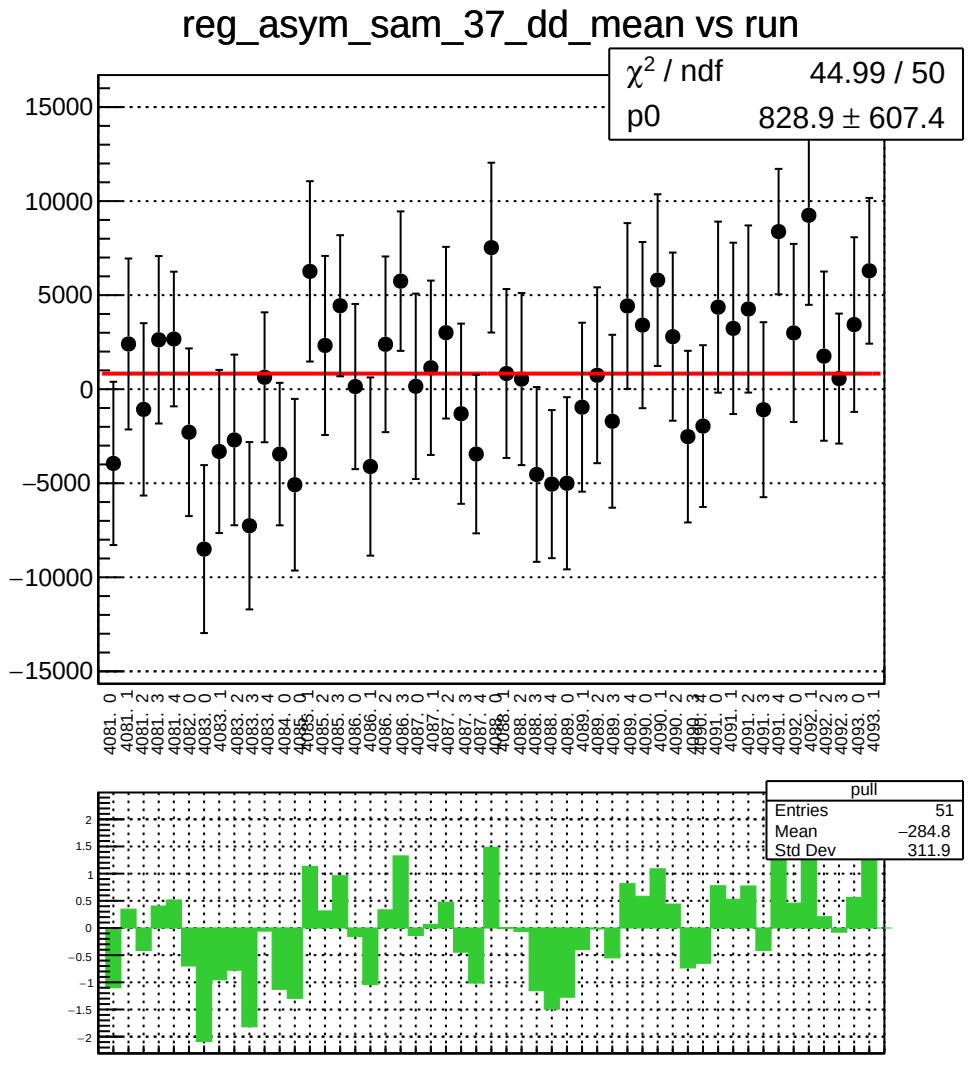
reg_asym_sam_37_dd_mean vs run
χ² / ndf 44.99 / 50
p0 828.9 ± 607.4
pull
Entries 51
Mean −284.8
Std Dev 311.9

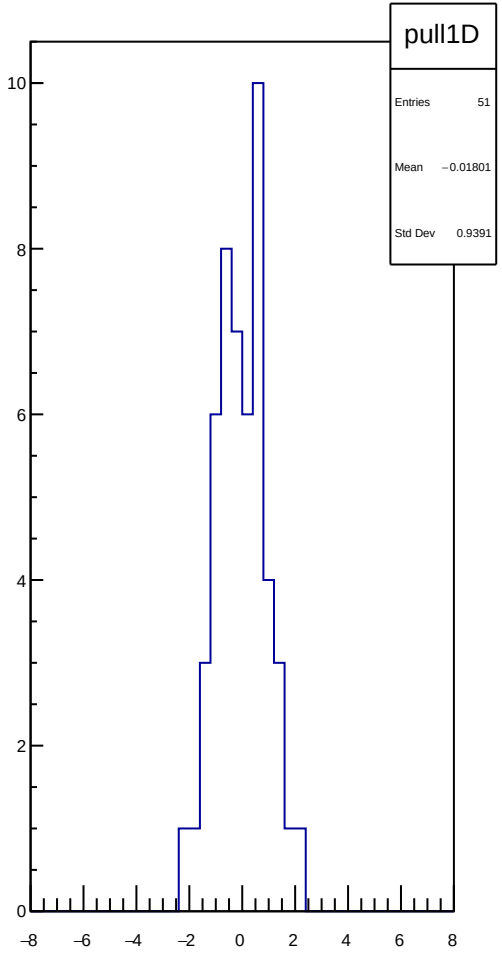
pull1D
Entries 51
Mean −0.01801
Std Dev 0.9391

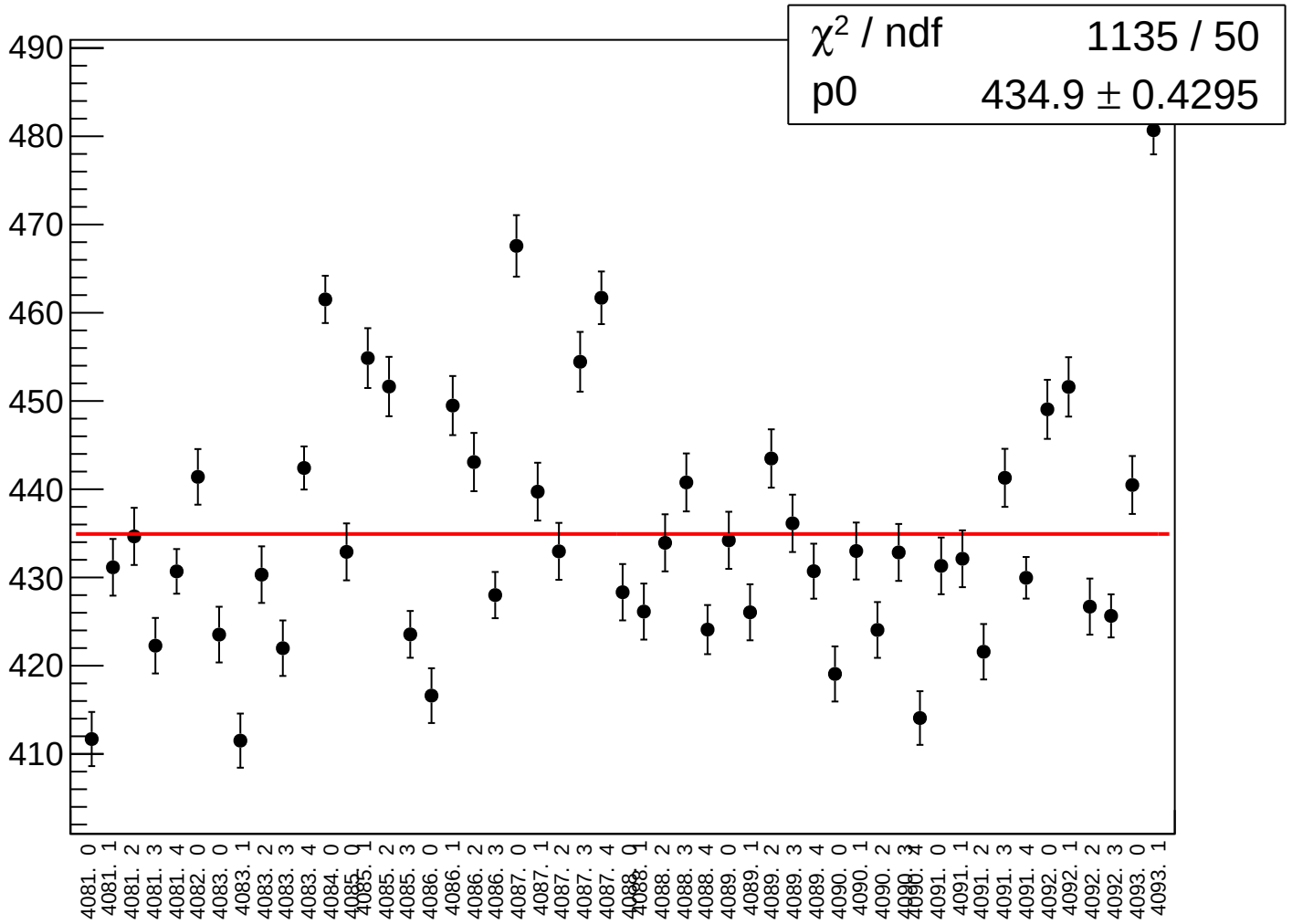
reg_asym_sam_37_dd_rms vs run
χ² / ndf 1135 / 50
p0 434.9 ± 0.4295
490
480
470
460
450
440
430
420
410
4081. 0
4081. 1
4081. 2
4081. 3
4081. 4
4082. 0
4083. 0
4083. 1
4083. 2
4083. 3
4083. 4
4084. 0
4085. 0
4085. 1
4085. 2
4085. 3
4086. 0
4086. 1
4086. 2
4086. 3
4087. 0
4087. 1
4087. 2
4087. 3
4087. 4
4088. 0
4088. 1
4088. 2
4088. 3
4088. 4
4089. 0
4089. 1
4089. 2
4089. 3
4089. 4
4090. 0
4090. 1
4090. 2
4090. 3
4090. 4
4091. 0
4091. 1
4091. 2
4091. 3
4091. 4
4092. 0
4092. 1
4092. 2
4092. 3
4093. 0
4093. 1

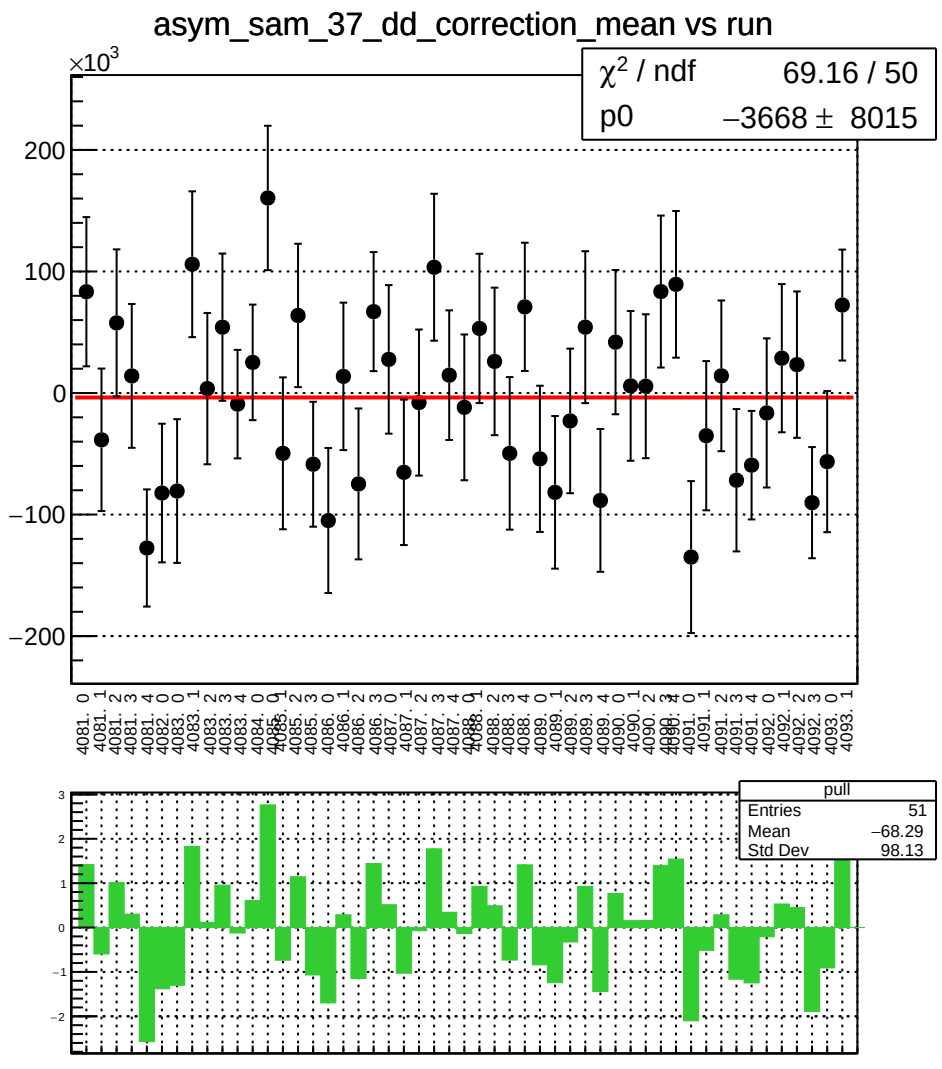
asym_sam_37_dd_correction_mean vs run
×10^3
χ² / ndf 69.16 / 50
p0 −3668 ± 8015
200
100
0
−100
−200
4081. 0
4081. 1
4081. 2
4081. 3
4081. 4
4082. 0
4083. 0
4083. 1
4083. 2
4083. 3
4083. 4
4084. 0
4085. 0
4085. 1
4085. 2
4085. 3
4086. 0
4086. 1
4086. 2
4086. 3
4087. 0
4087. 1
4087. 2
4087. 3
4087. 4
4088. 0
4088. 1
4088. 2
4088. 3
4088. 4
4089. 0
4089. 1
4089. 2
4089. 3
4089. 4
4090. 0
4090. 1
4090. 2
4090. 3
4090. 4
4091. 0
4091. 1
4091. 2
4091. 3
4091. 4
4092. 0
4092. 1
4092. 2
4092. 3
4093. 0
4093. 1
pull
Entries 51
Mean −68.29
Std Dev 98.13
3
2
1
0
−1
−2
pull1D
Entries 51
Mean 0.01462
Std Dev 1.164
7
6
5
4
3
2
1
0
−8
−6
−4
−2
0
2
4
6
8

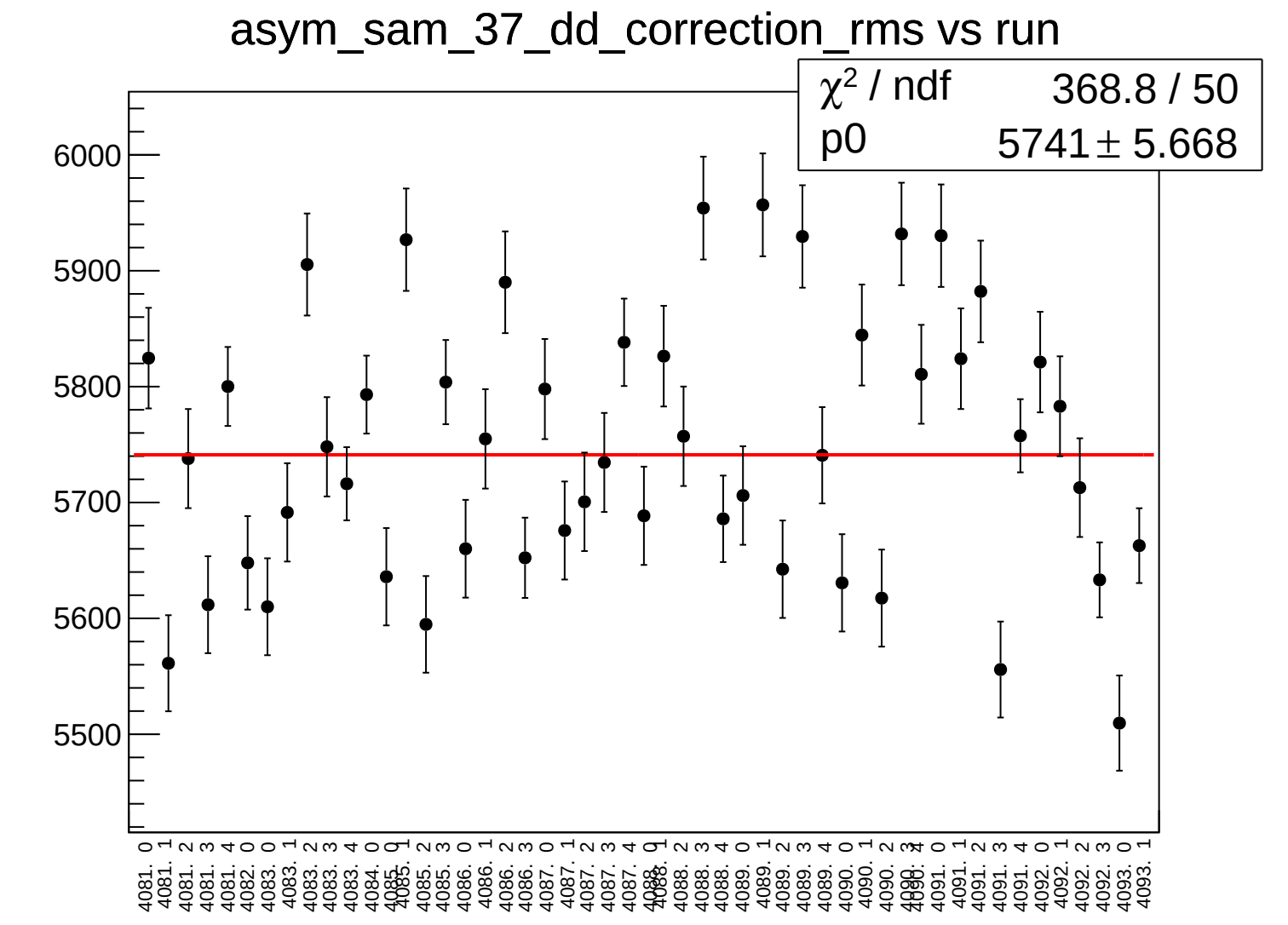
asym_sam_37_dd_correction_rms vs run
χ² / ndf 368.8 / 50
p0 5741 ± 5.668
6000
5900
5800
5700
5600
5500
4081. 0
4081. 1
4081. 2
4081. 3
4081. 4
4082. 0
4083. 0
4083. 1
4083. 2
4083. 3
4083. 4
4084. 0
4085. 0
4085. 1
4085. 2
4085. 3
4086. 0
4086. 1
4086. 2
4086. 3
4087. 0
4087. 1
4087. 2
4087. 3
4087. 4
4088. 2
4088. 3
4088. 4
4089. 0
4089. 1
4089. 2
4089. 3
4089. 4
4090. 0
4090. 1
4090. 2
4091. 0
4091. 1
4091. 2
4091. 3
4091. 4
4092. 0
4092. 1
4092. 2
4092. 3
4093. 0
4093. 1

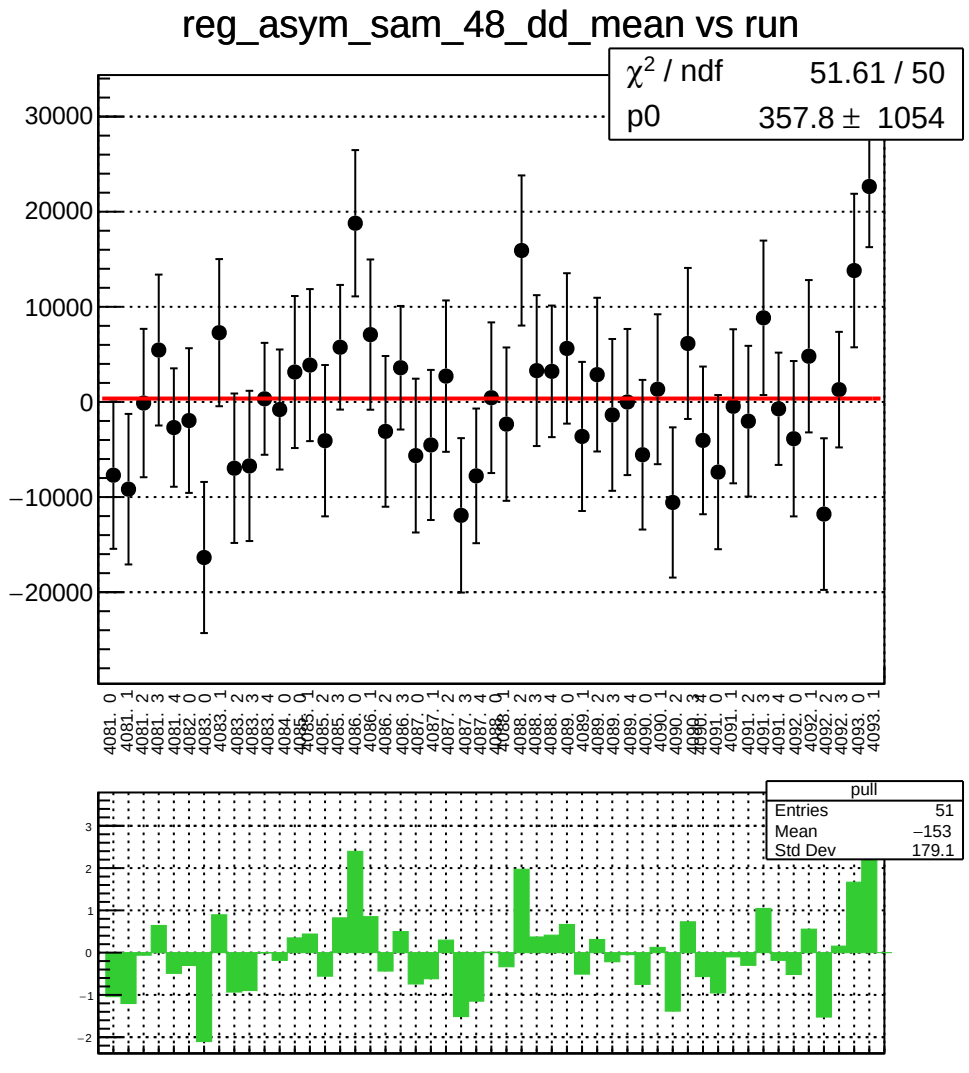
reg_asym_sam_48_dd_mean vs run
χ² / ndf 51.61 / 50
p0 357.8 ± 1054
30000
20000
10000
0
−10000
−20000
pull
Entries 51
Mean −153
Std Dev 179.1
3
2
1
0
−1
−2

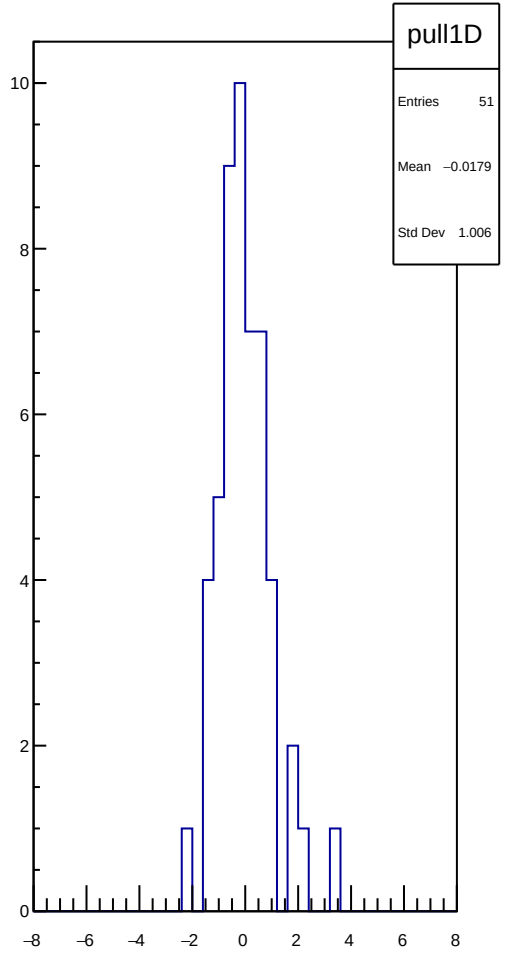
pull1D
Entries 51
Mean −0.0179
Std Dev 1.006
10
8
6
4
2
0
−8
−6
−4
−2
0
2
4
6
8

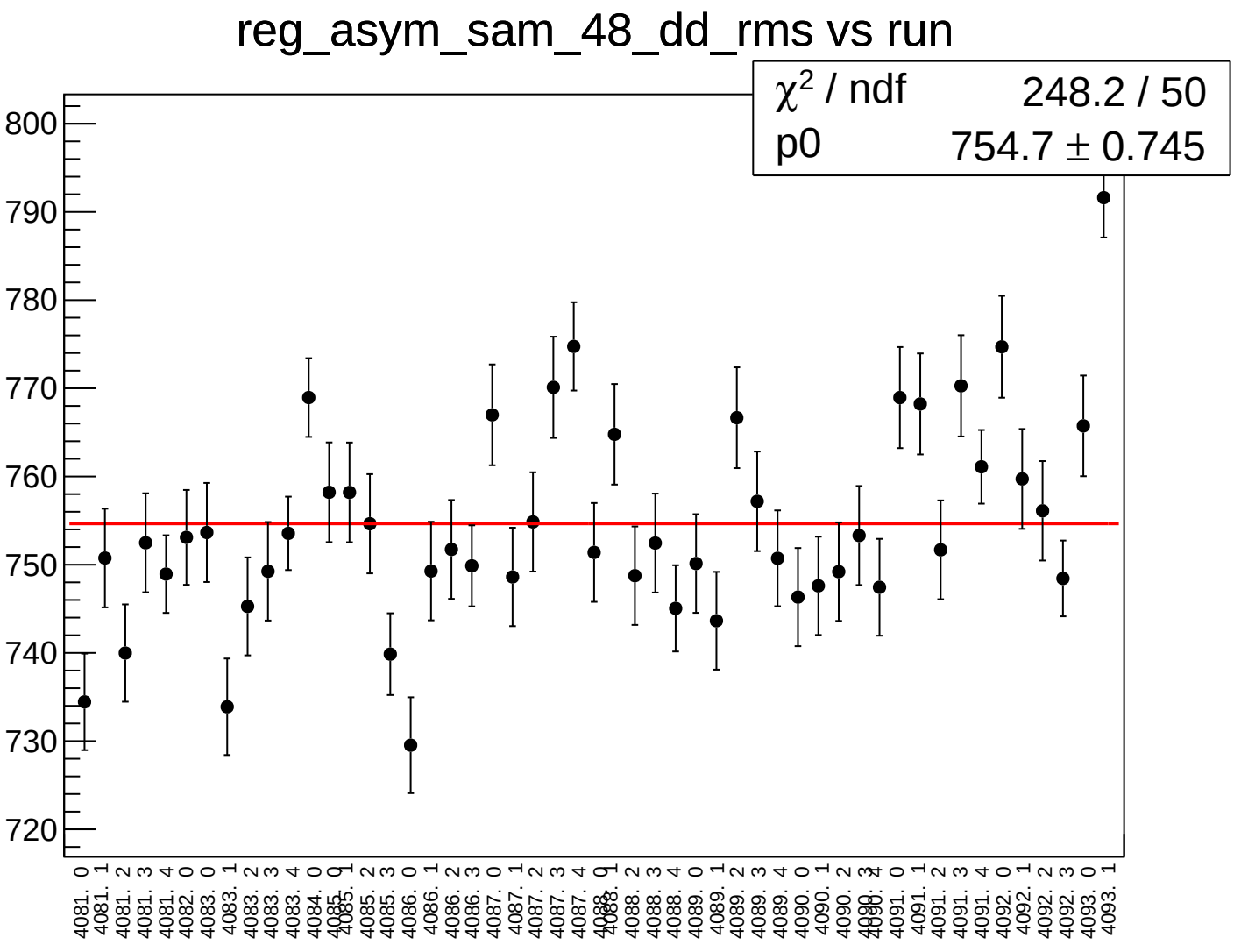
reg_asym_sam_48_dd_rms vs run
χ² / ndf 248.2 / 50
p0 754.7 ± 0.745
800
790
780
770
760
750
740
730
720
4081. 0
4081. 1
4081. 2
4081. 3
4081. 4
4082. 0
4083. 0
4083. 1
4083. 2
4083. 3
4083. 4
4084. 0
4085. 2
4085. 3
4086. 0
4086. 1
4086. 2
4086. 3
4087. 0
4087. 1
4087. 2
4087. 3
4087. 4
4088. 2
4088. 3
4088. 4
4089. 0
4089. 1
4089. 2
4089. 3
4089. 4
4090. 0
4090. 1
4090. 2
4091. 0
4091. 1
4091. 2
4091. 3
4091. 4
4092. 0
4092. 1
4092. 2
4092. 3
4093. 0
4093. 1

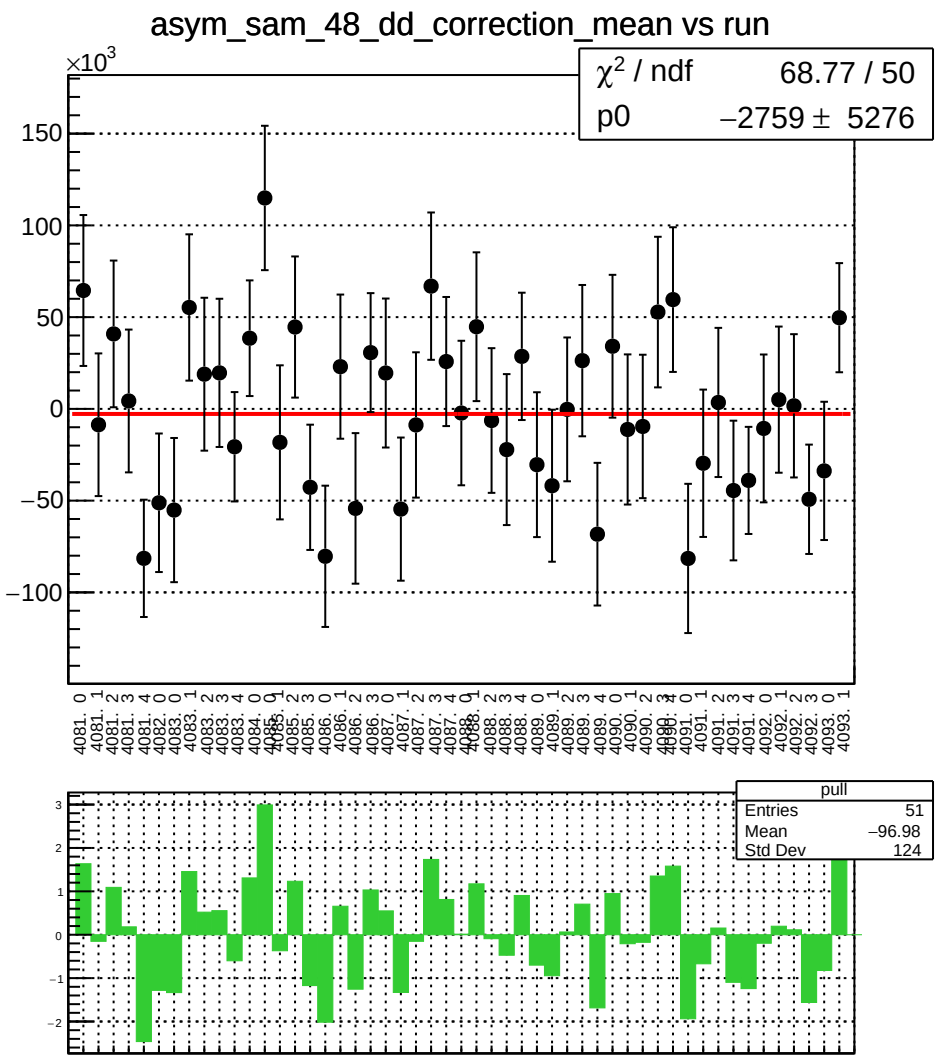
asym_sam_48_dd_correction_mean vs run
×10^3
χ² / ndf 68.77 / 50
p0 −2759 ± 5276
150
100
50
0
−50
−100
4081. 0
4081. 1
4081. 2
4081. 3
4081. 4
4082. 0
4083. 0
4083. 1
4083. 2
4083. 3
4083. 4
4084. 0
4085. 0
4085. 1
4085. 2
4085. 3
4086. 0
4086. 1
4086. 2
4086. 3
4087. 0
4087. 1
4087. 2
4087. 3
4087. 4
4088. 0
4088. 1
4088. 2
4088. 3
4088. 4
4089. 0
4089. 1
4089. 2
4089. 3
4089. 4
4090. 0
4090. 1
4090. 2
4090. 3
4090. 4
4091. 0
4091. 1
4091. 2
4091. 3
4091. 4
4092. 0
4092. 1
4092. 2
4092. 3
4093. 0
4093. 1
pull
Entries 51
Mean −96.98
Std Dev 124
3
2
1
0
−1
−2

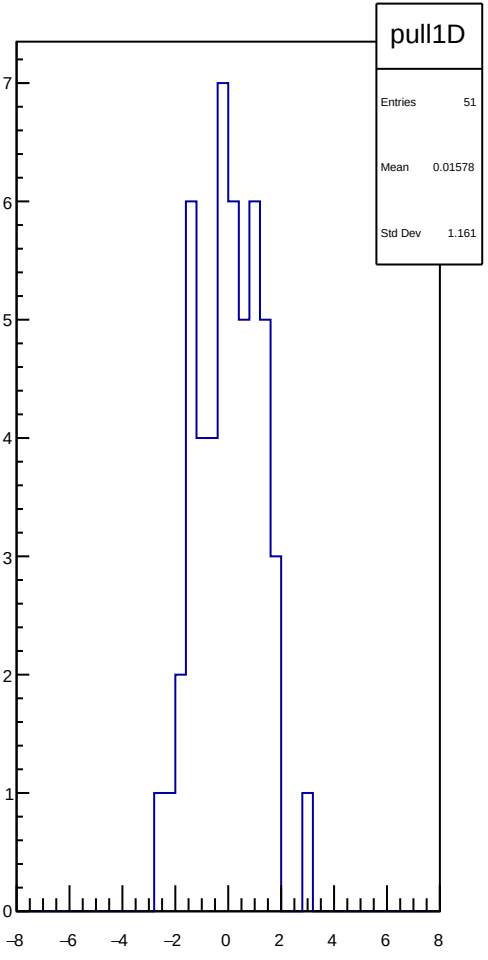
pull1D
Entries 51
Mean 0.01578
Std Dev 1.161
7
6
5
4
3
2
1
0
−8
−6
−4
−2
0
2
4
6
8

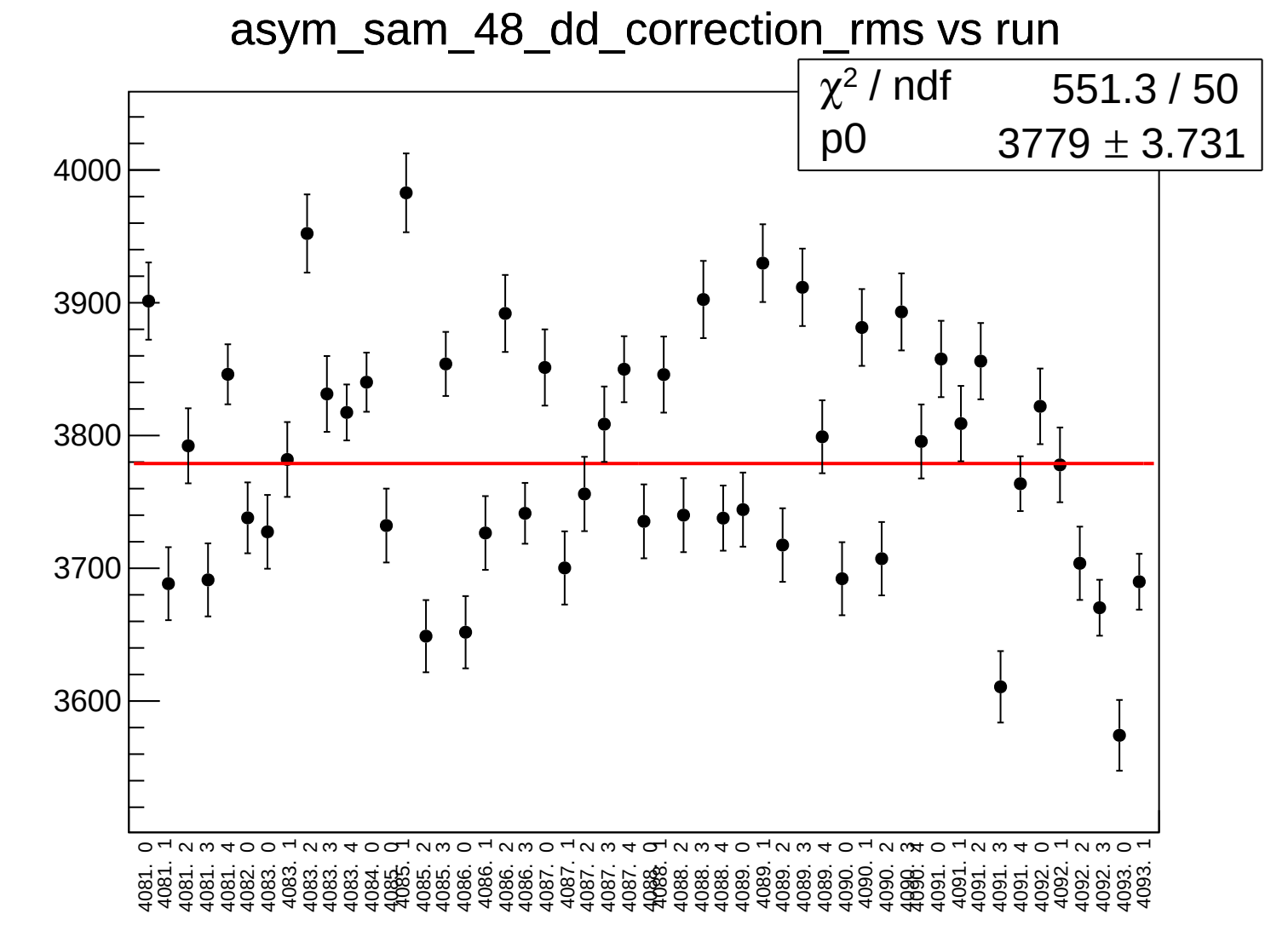
asym_sam_48_dd_correction_rms vs run
χ^2 / ndf 551.3 / 50
p0 3779 ± 3.731
4000
3900
3800
3700
3600
4081. 0
4081. 1
4081. 2
4081. 3
4081. 4
4082. 0
4083. 0
4083. 1
4083. 2
4083. 3
4083. 4
4084. 0
4085. 0
4085. 1
4085. 2
4085. 3
4086. 0
4086. 1
4086. 2
4086. 3
4087. 0
4087. 1
4087. 2
4087. 3
4087. 4
4088. 0
4088. 1
4088. 2
4088. 3
4088. 4
4089. 0
4089. 1
4089. 2
4089. 3
4089. 4
4090. 0
4090. 1
4090. 2
4091. 0
4091. 1
4091. 2
4091. 3
4091. 4
4092. 0
4092. 1
4092. 2
4092. 3
4093. 0
4093. 1

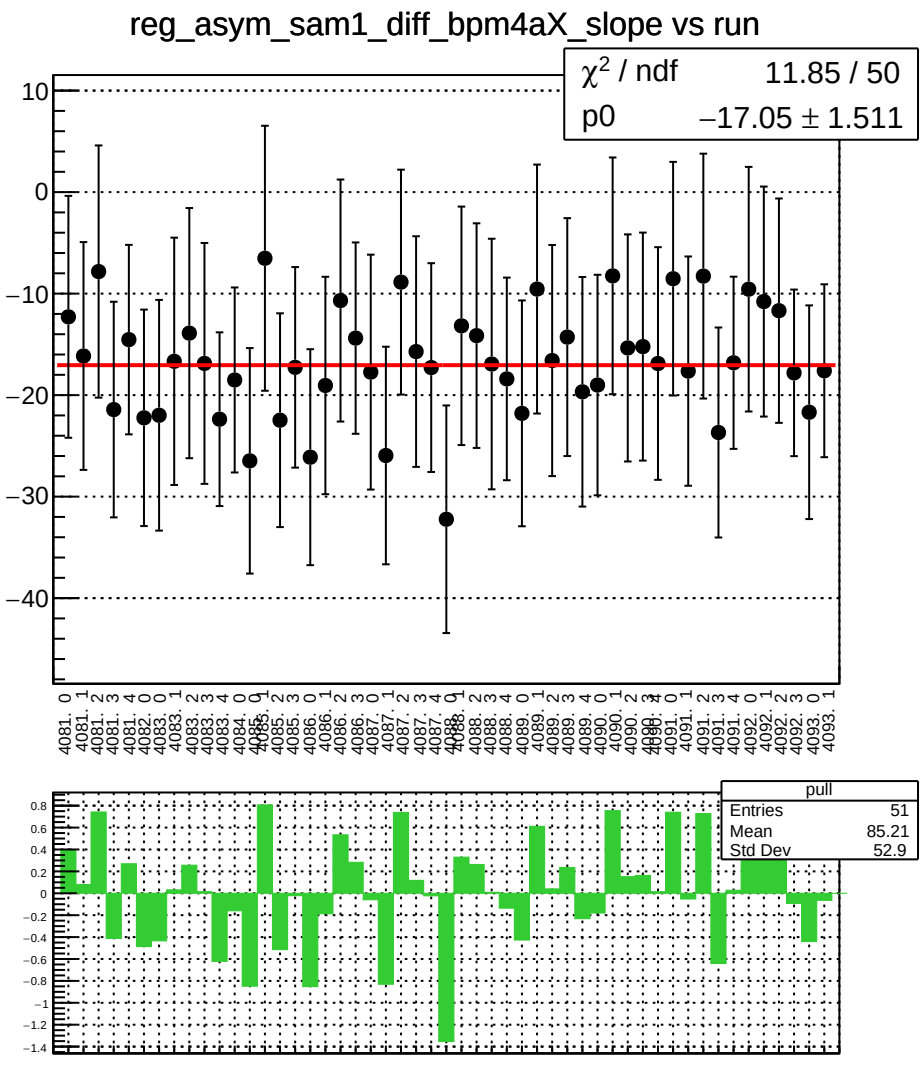
reg_asym_sam1_diff_bpm4aX_slope vs run
χ² / ndf 11.85 / 50
p0 −17.05 ± 1.511
pull
Entries 51
Mean 85.21
Std Dev 52.9

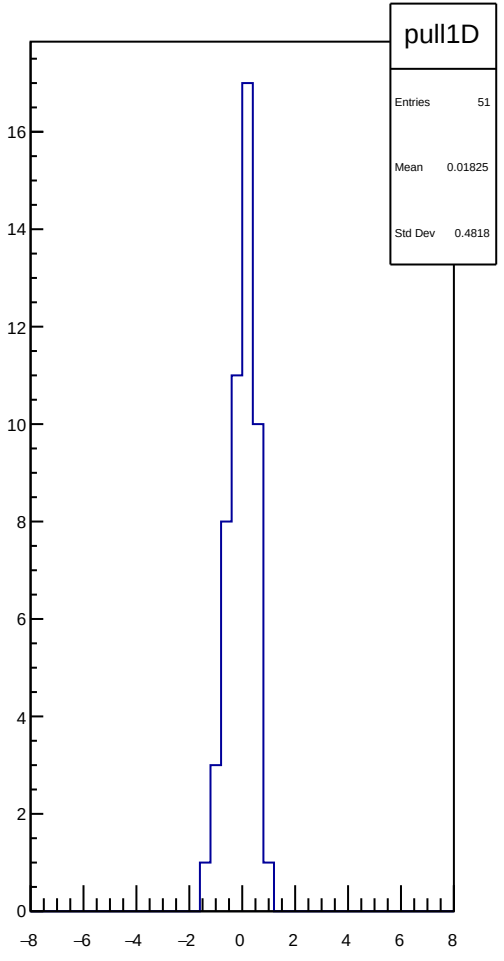
pull1D
Entries 51
Mean 0.01825
Std Dev 0.4818

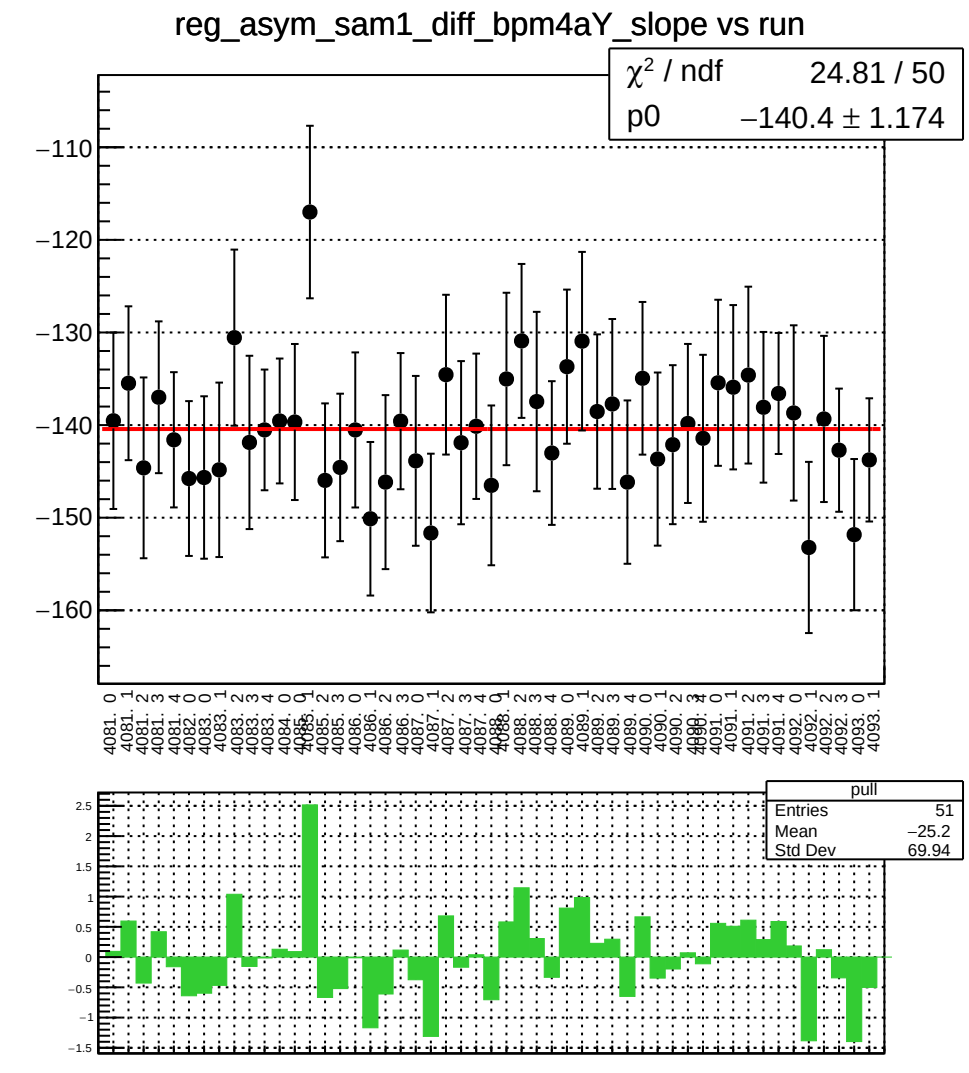
reg_asym_sam1_diff_bpm4aY_slope vs run
χ² / ndf 24.81 / 50
p0 −140.4 ± 1.174
pull
Entries 51
Mean −25.2
Std Dev 69.94

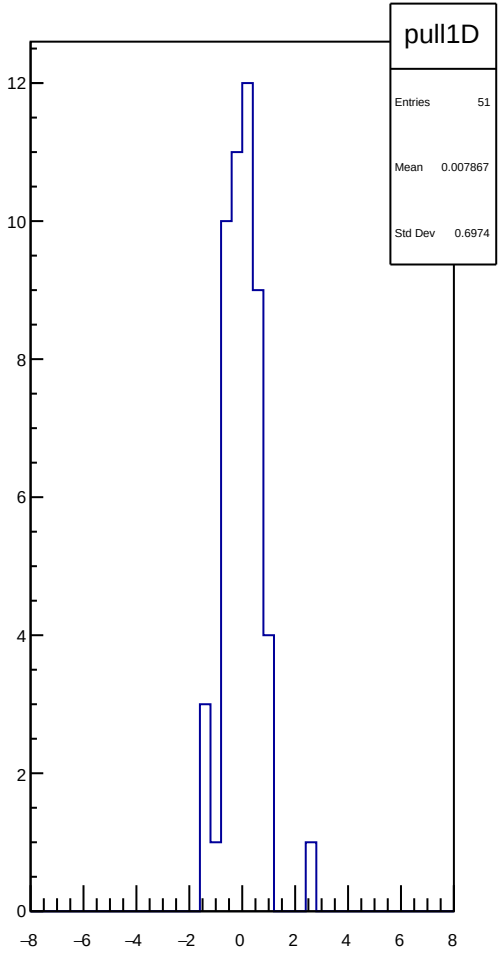
pull1D
Entries 51
Mean 0.007867
Std Dev 0.6974

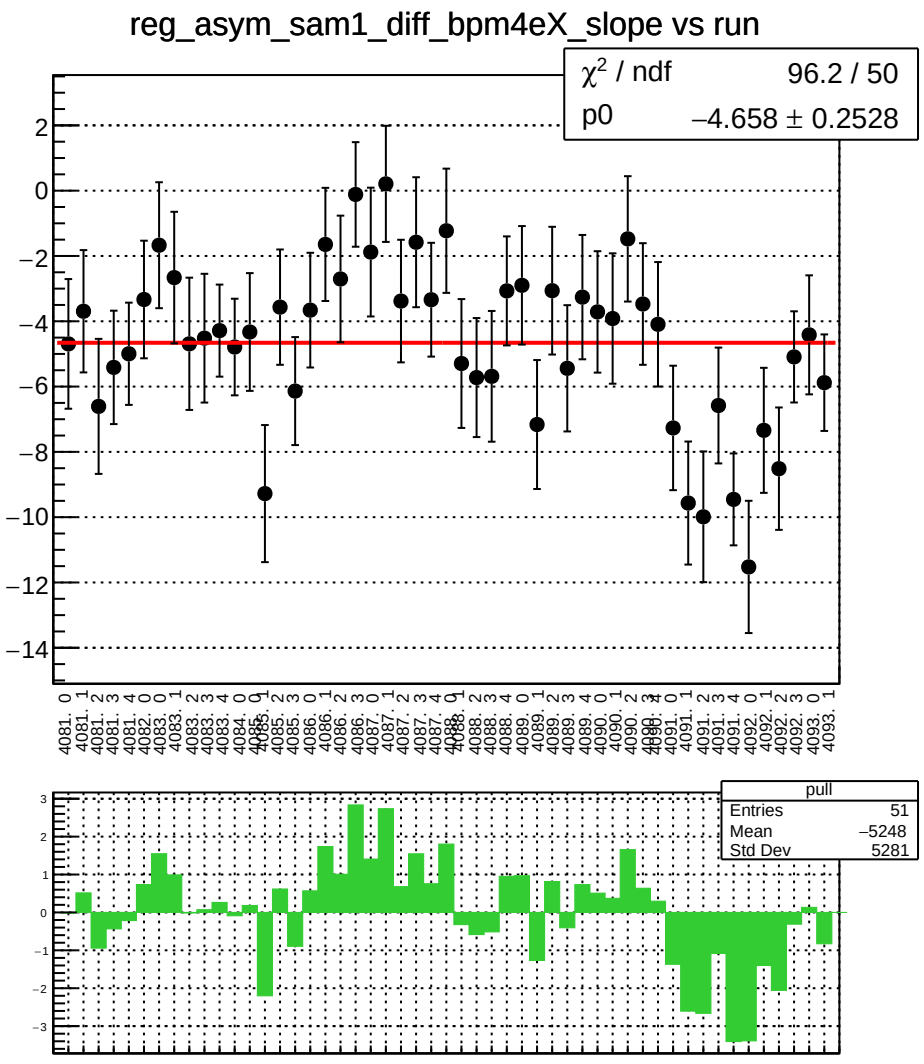
reg_asym_sam1_diff_bpm4eX_slope vs run
χ² / ndf 96.2 / 50
p0 −4.658 ± 0.2528
pull
Entries 51
Mean −5248
Std Dev 5281

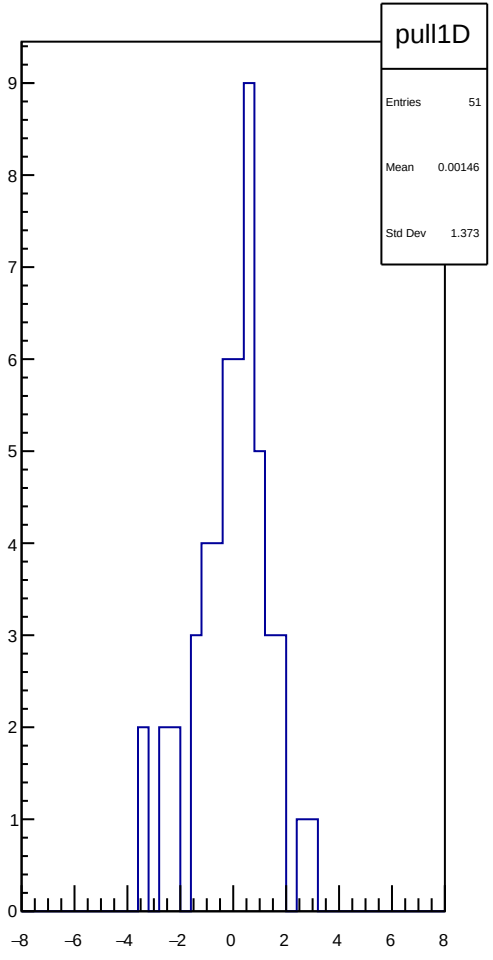
pull1D
Entries 51
Mean 0.00146
Std Dev 1.373

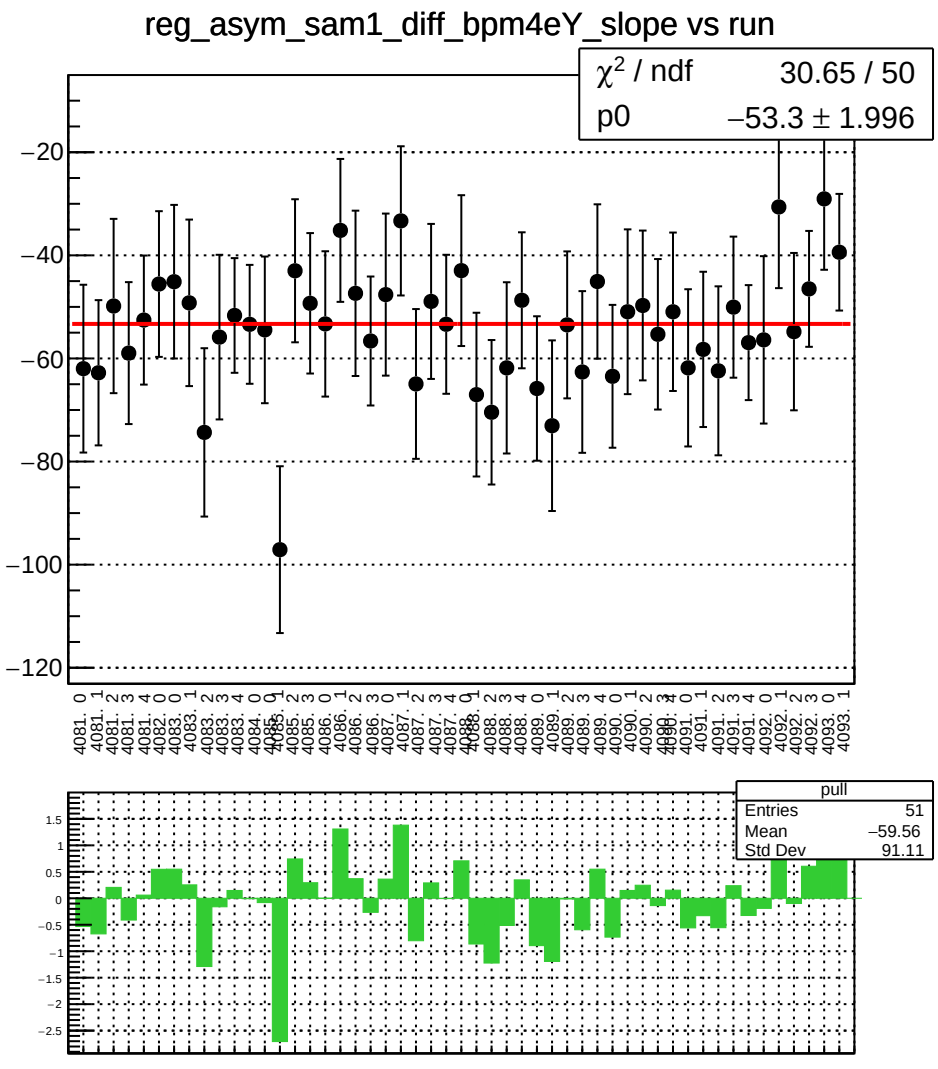
reg_asym_sam1_diff_bpm4eY_slope vs run
χ² / ndf 30.65 / 50
p0 −53.3 ± 1.996
pull
Entries 51
Mean −59.56
Std Dev 91.11

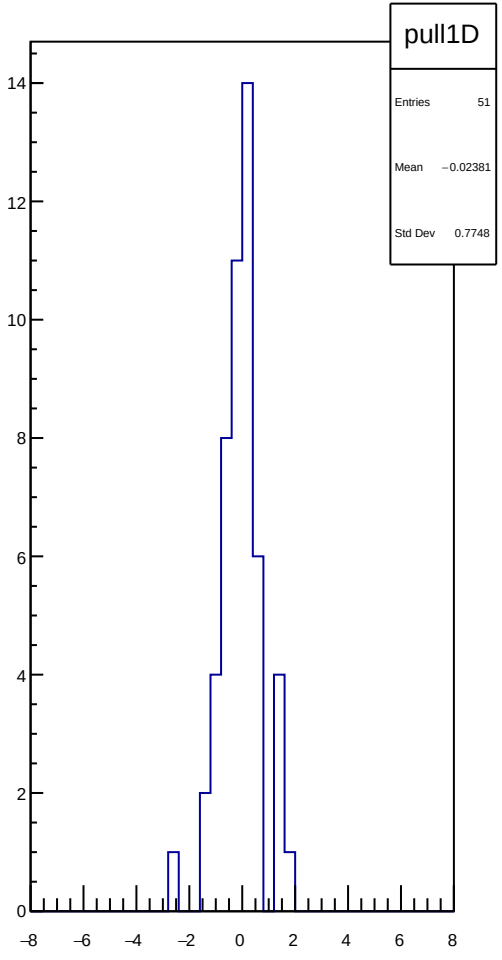
pull1D
Entries 51
Mean −0.02381
Std Dev 0.7748

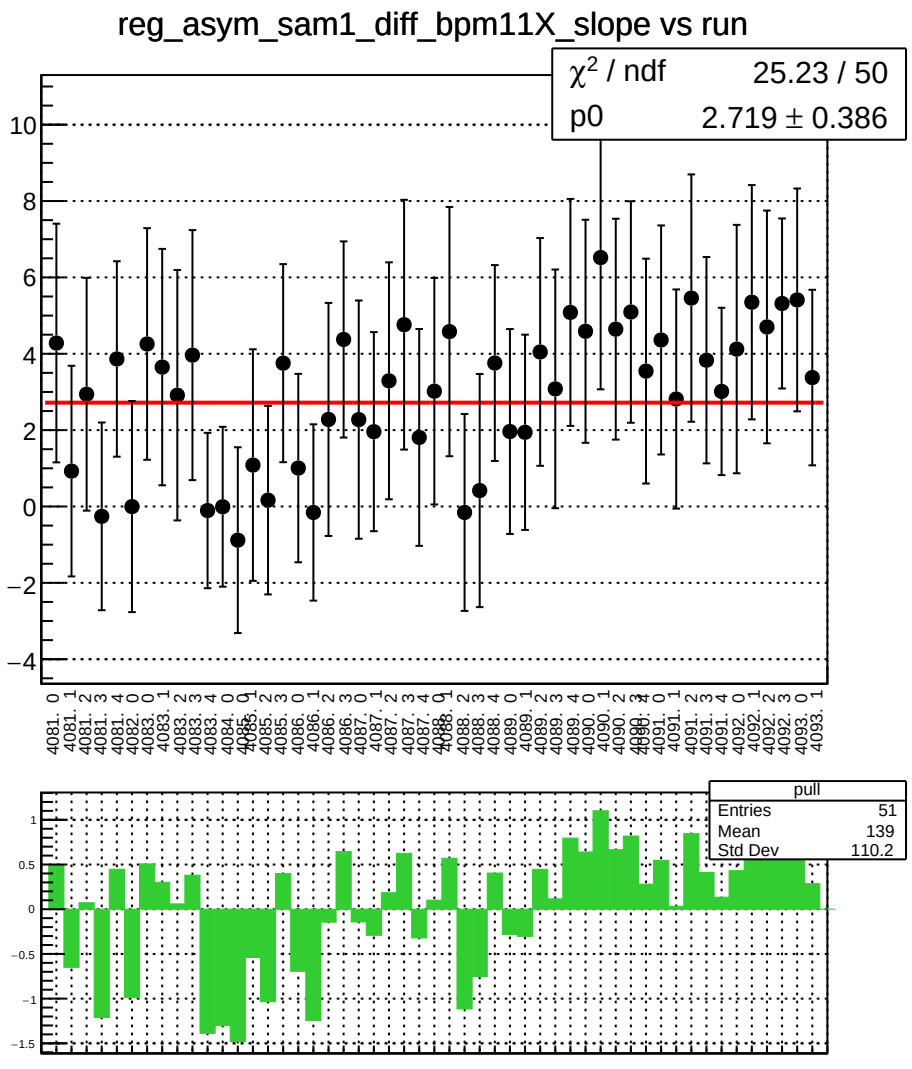
reg_asym_sam1_diff_bpm11X_slope vs run
χ² / ndf 25.23 / 50
p0 2.719 ± 0.386
pull
Entries 51
Mean 139
Std Dev 110.2

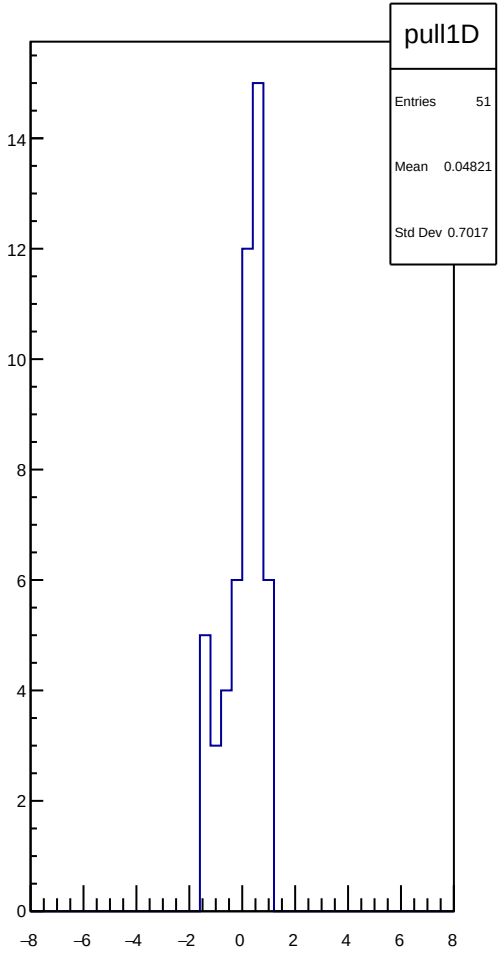
pull1D
Entries 51
Mean 0.04821
Std Dev 0.7017

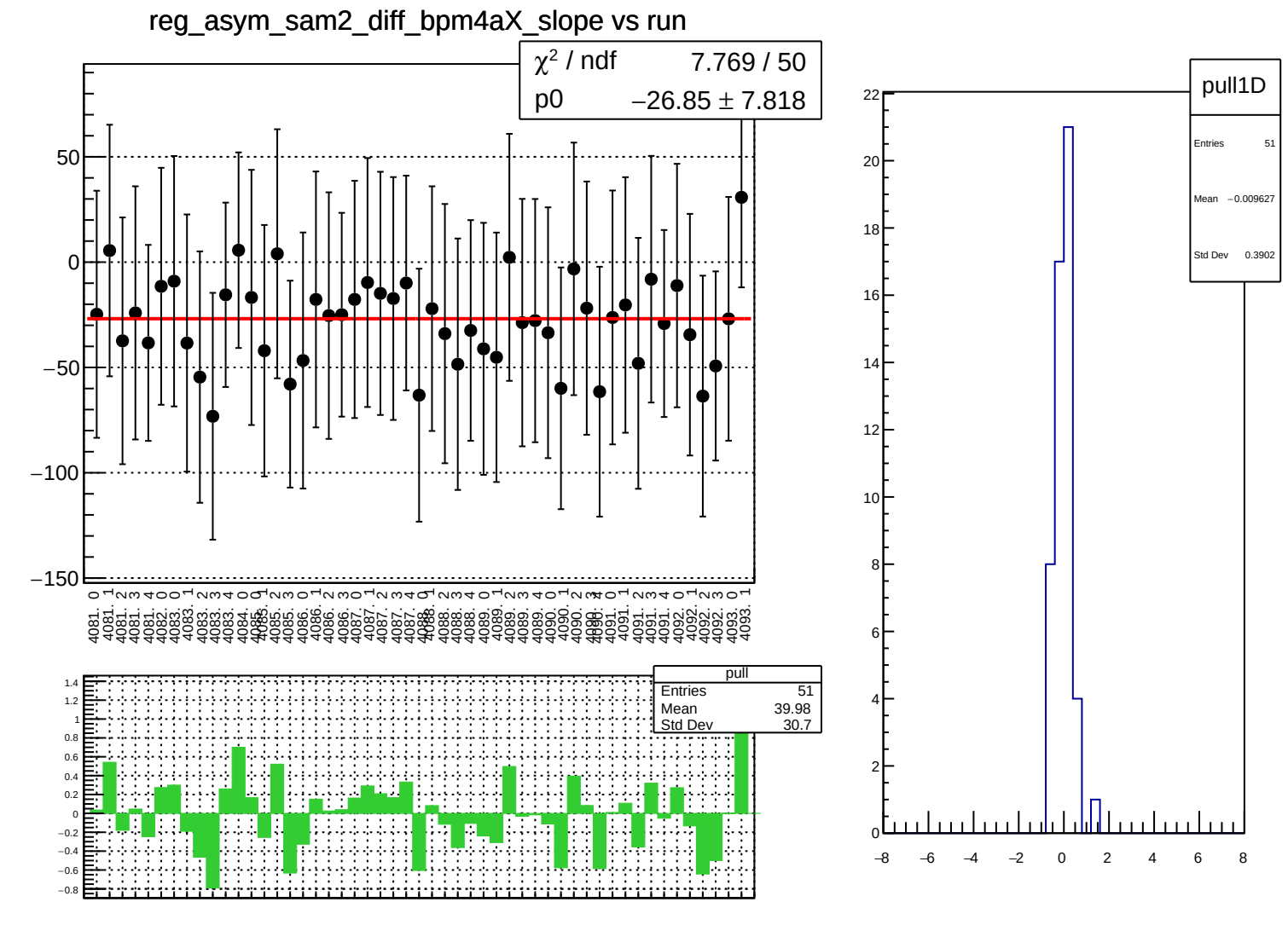
reg_asym_sam2_diff_bpm4aX_slope vs run
χ² / ndf 7.769 / 50
p0 −26.85 ± 7.818
pull
Entries 51
Mean 39.98
Std Dev 30.7
pull1D
Entries 51
Mean −0.009627
Std Dev 0.3902

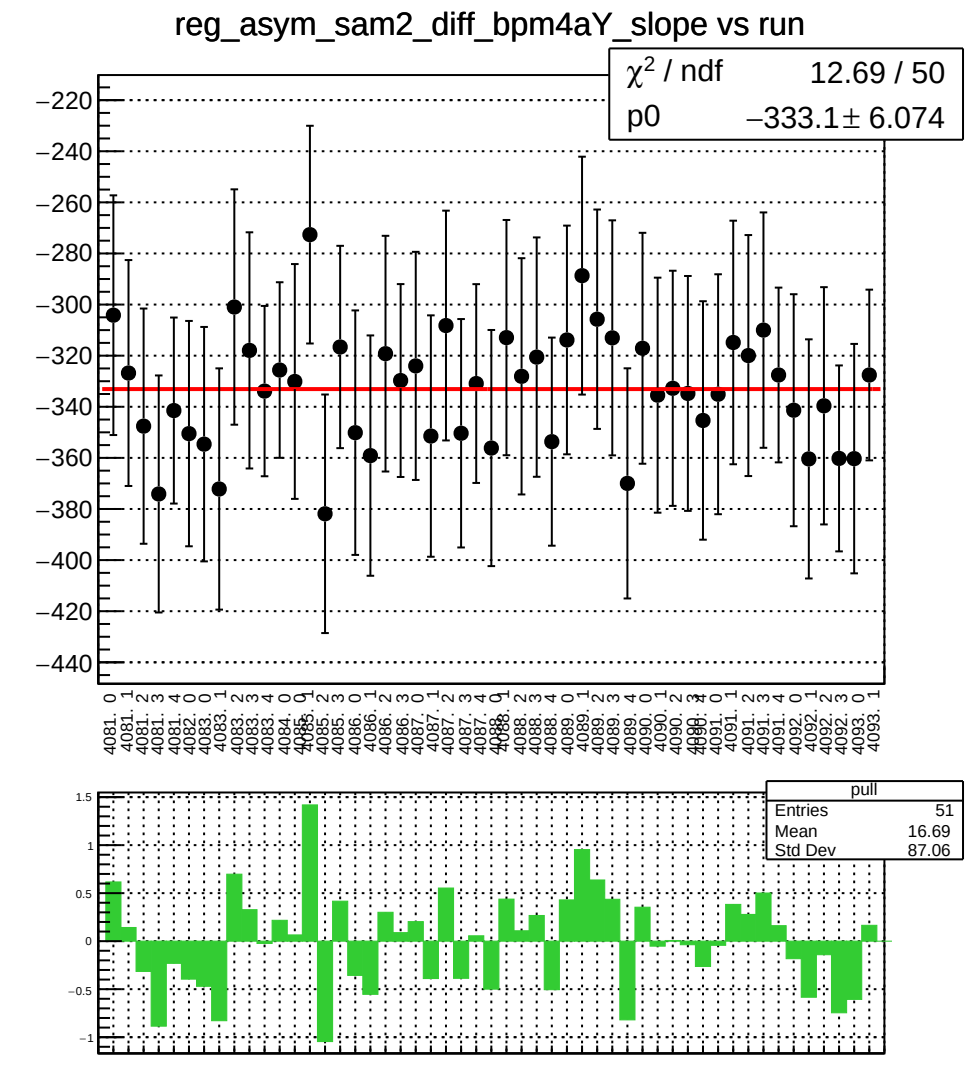
reg_asym_sam2_diff_bpm4aY_slope vs run
χ² / ndf 12.69 / 50
p0 −333.1 ± 6.074
pull
Entries 51
Mean 16.69
Std Dev 87.06

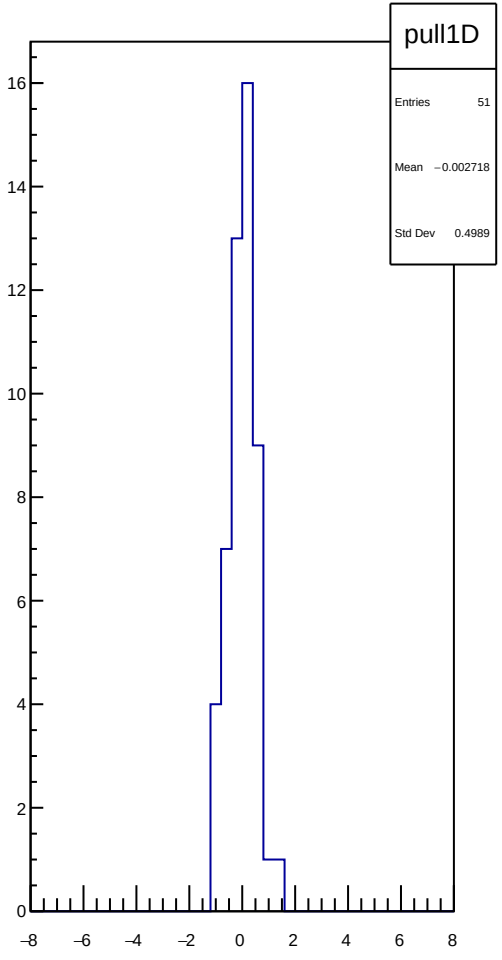
pull1D
Entries 51
Mean −0.002718
Std Dev 0.4989

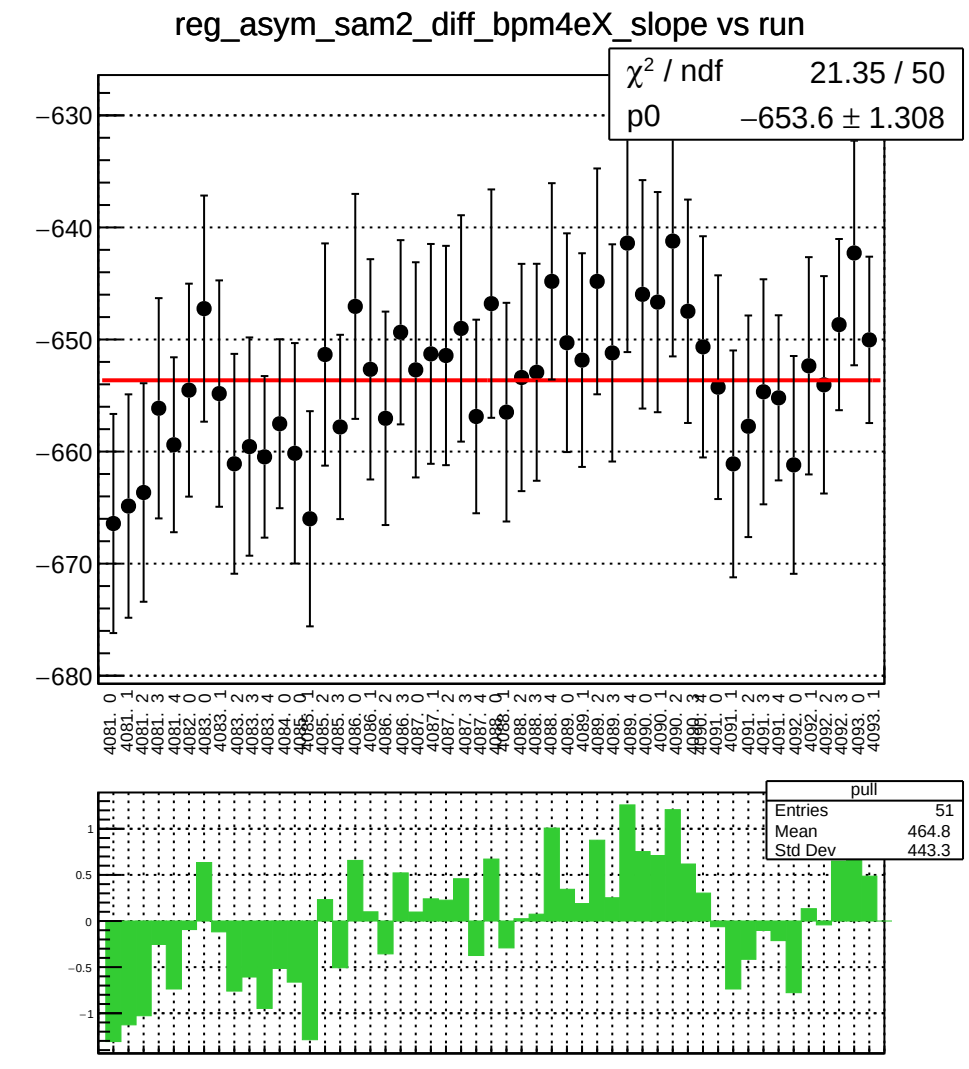
reg_asym_sam2_diff_bpm4eX_slope vs run
χ² / ndf 21.35 / 50
p0 −653.6 ± 1.308
pull
Entries 51
Mean 464.8
Std Dev 443.3

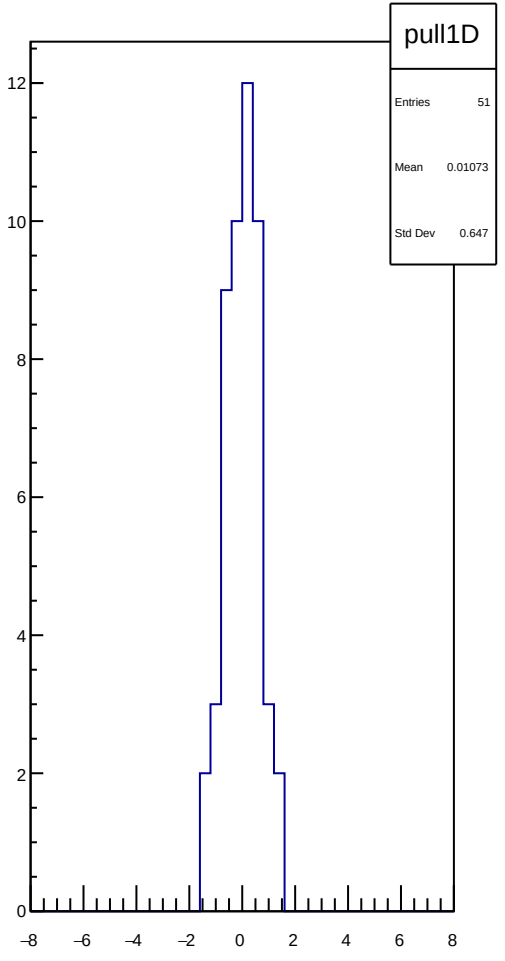
pull1D
Entries 51
Mean 0.01073
Std Dev 0.647

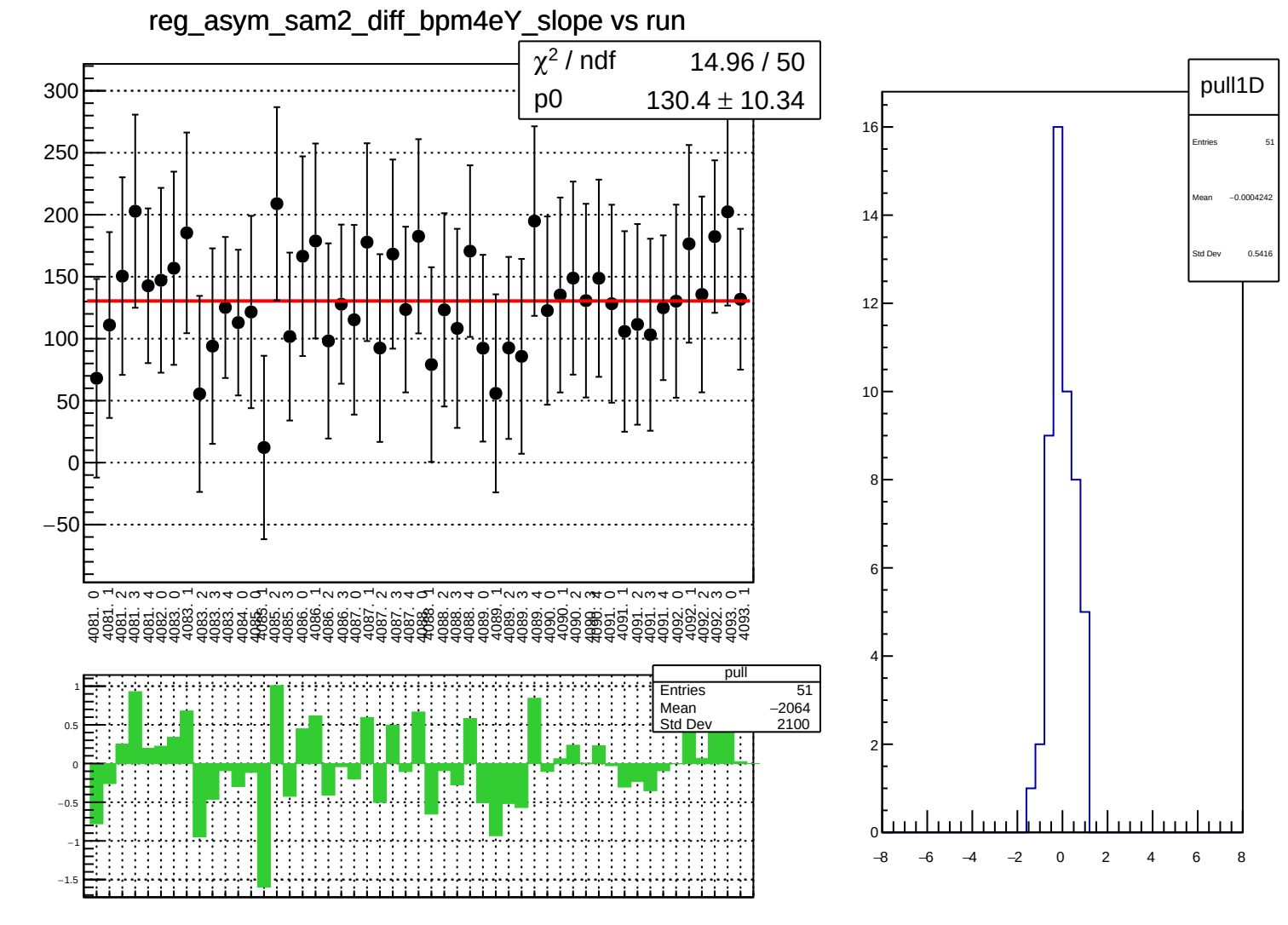
reg_asym_sam2_diff_bpm4eY_slope vs run
χ² / ndf 14.96 / 50
p0 130.4 ± 10.34
pull
Entries 51
Mean −2064
Std Dev 2100
pull1D
Entries 51
Mean −0.0004242
Std Dev 0.5416

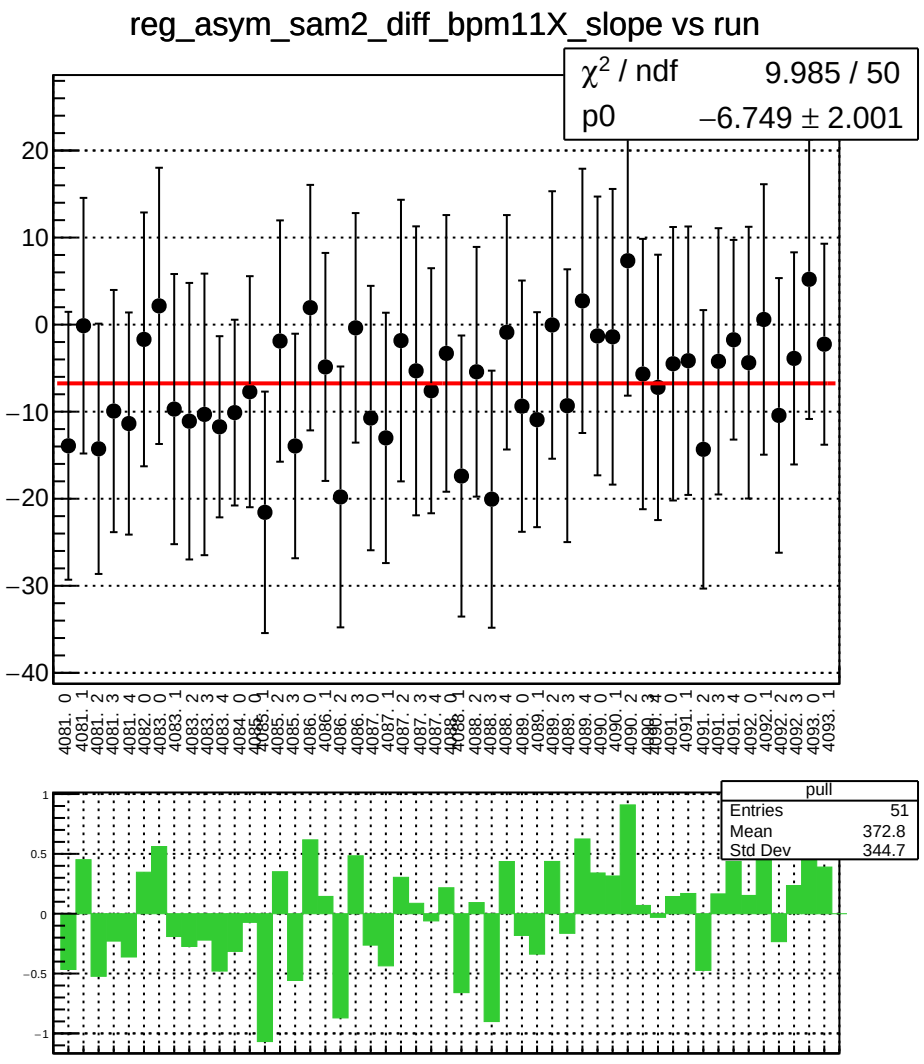
reg_asym_sam2_diff_bpm11X_slope vs run
χ² / ndf 9.985 / 50
p0 −6.749 ± 2.001
pull
Entries 51
Mean 372.8
Std Dev 344.7

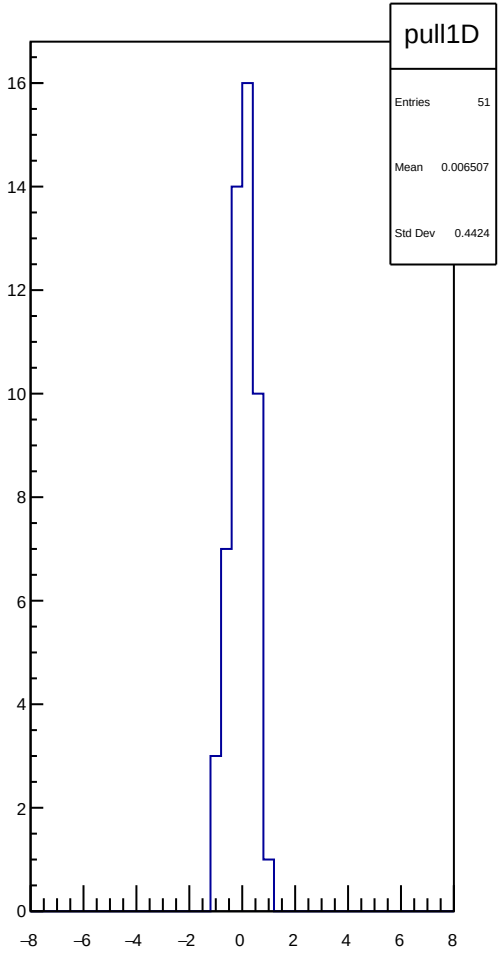
pull1D
Entries 51
Mean 0.006507
Std Dev 0.4424

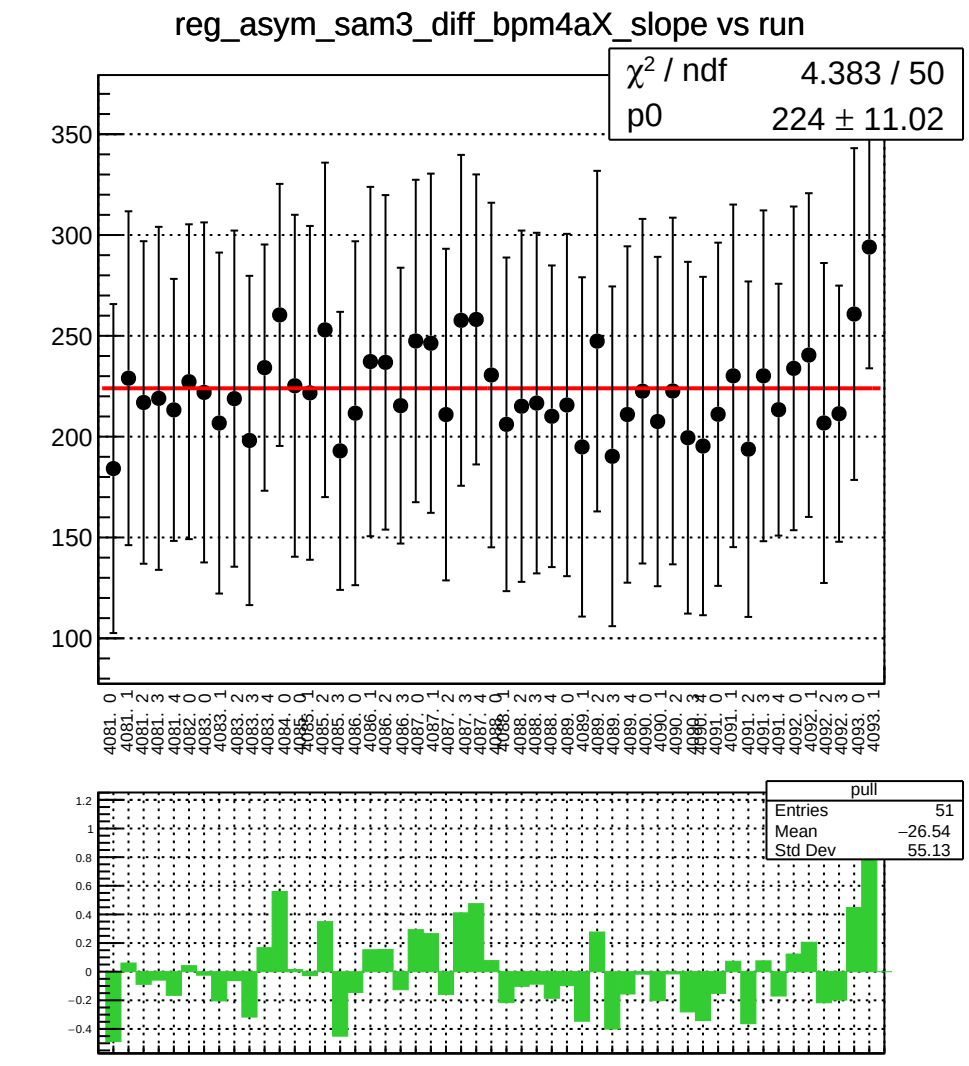
reg_asym_sam3_diff_bpm4aX_slope vs run
χ² / ndf 4.383 / 50
p0 224 ± 11.02
pull
Entries 51
Mean −26.54
Std Dev 55.13

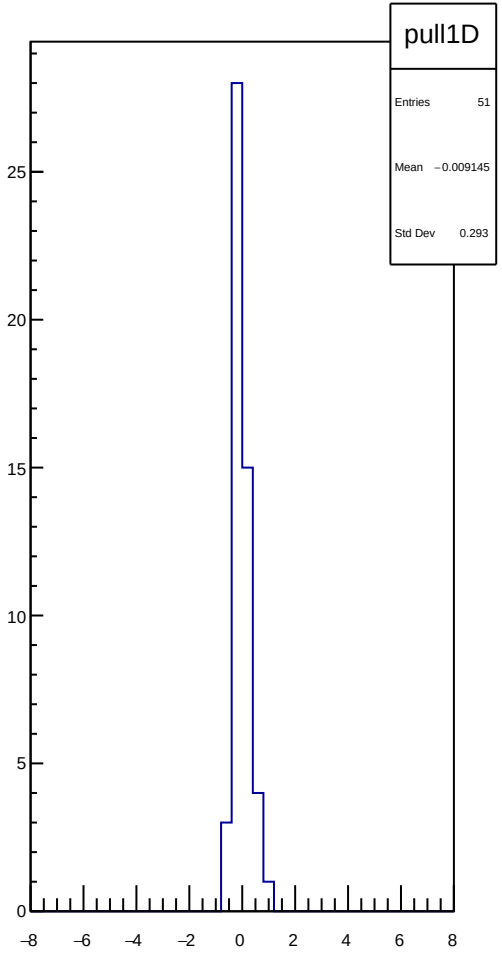
pull1D
Entries 51
Mean −0.009145
Std Dev 0.293

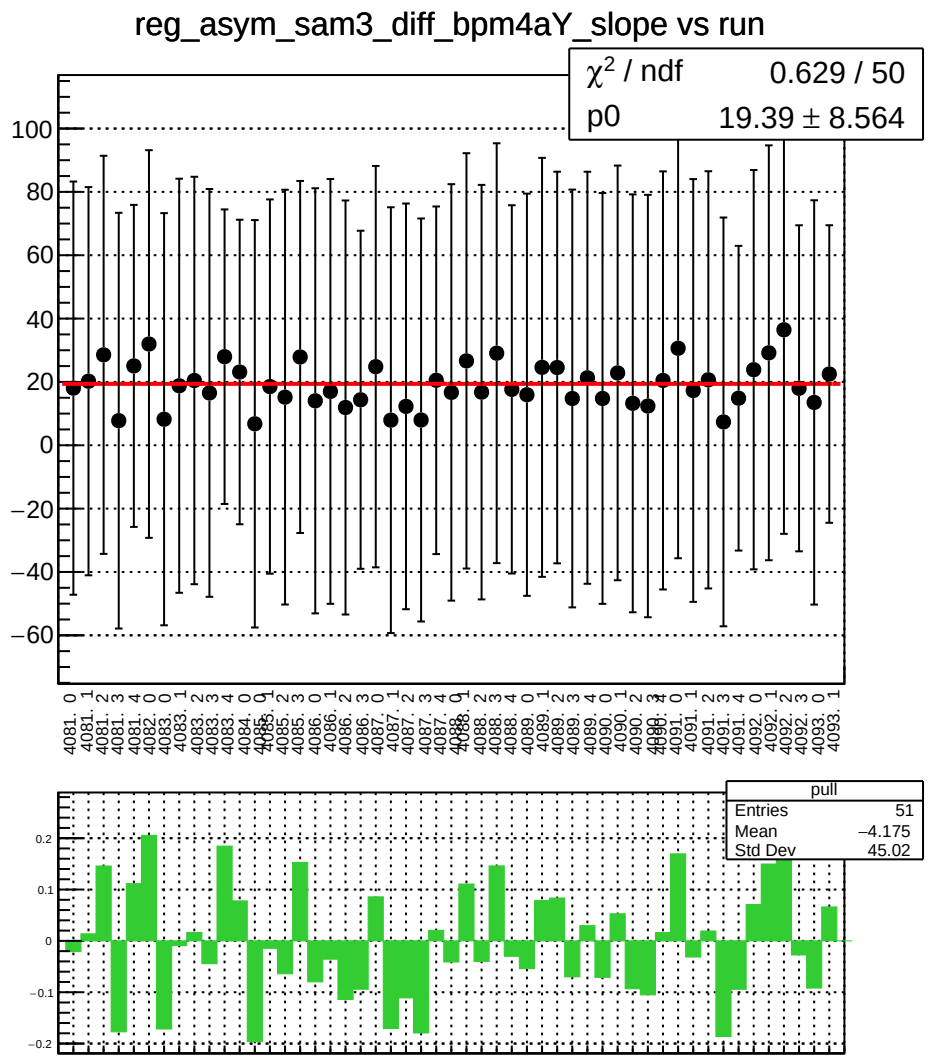
reg_asym_sam3_diff_bpm4aY_slope vs run
χ² / ndf 0.629 / 50
p0 19.39 ± 8.564
pull
Entries 51
Mean −4.175
Std Dev 45.02

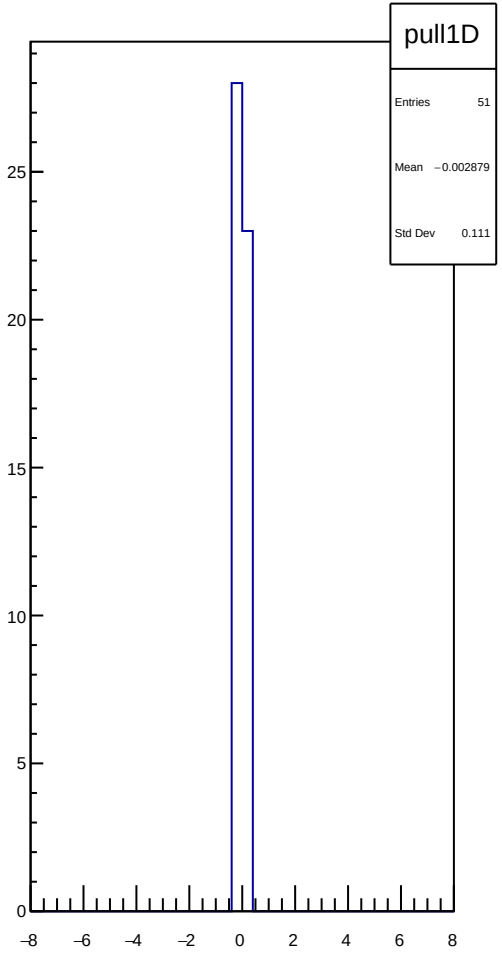
pull1D
Entries 51
Mean −0.002879
Std Dev 0.111

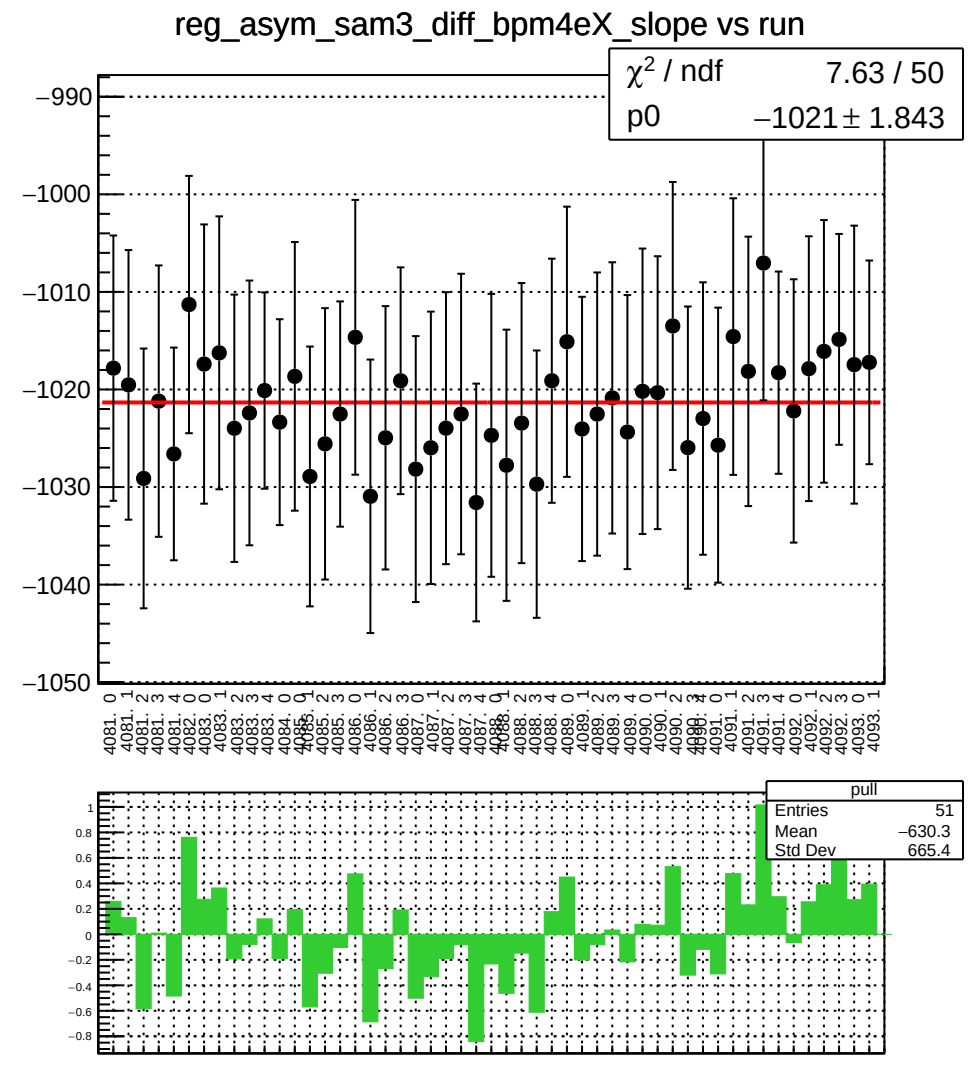
reg_asym_sam3_diff_bpm4eX_slope vs run
χ^2 / ndf 7.63 / 50
p0 −1021 ± 1.843
−990
−1000
−1010
−1020
−1030
−1040
−1050
pull
Entries 51
Mean −630.3
Std Dev 665.4
1
0.8
0.6
0.4
0.2
0
−0.2
−0.4
−0.6
−0.8

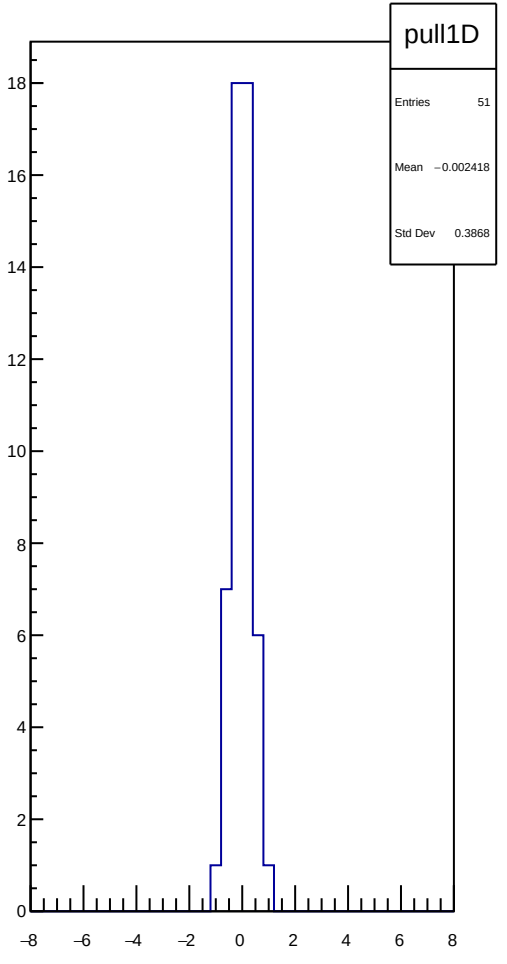
pull1D
Entries 51
Mean −0.002418
Std Dev 0.3868
18
16
14
12
10
8
6
4
2
0
−8
−6
−4
−2
0
2
4
6
8

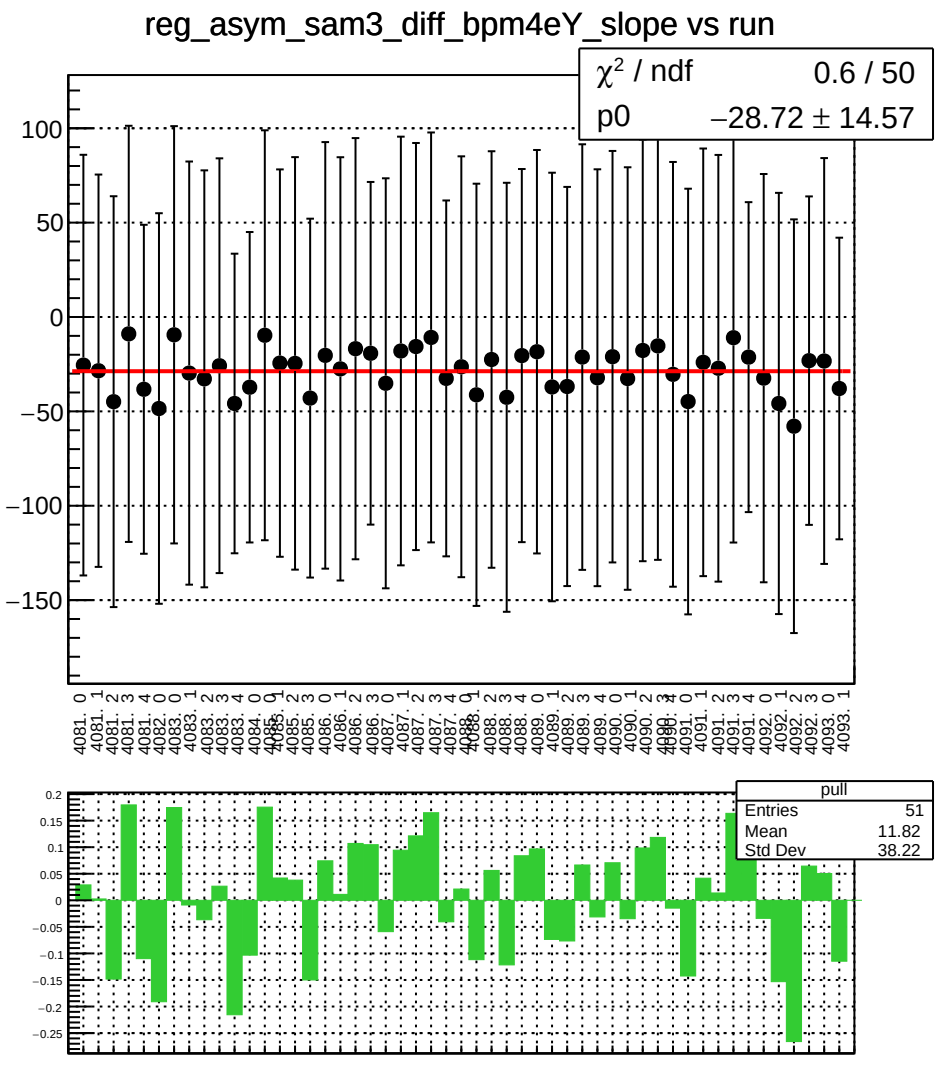
reg_asym_sam3_diff_bpm4eY_slope vs run
χ² / ndf 0.6 / 50
p0 −28.72 ± 14.57
pull
Entries 51
Mean 11.82
Std Dev 38.22

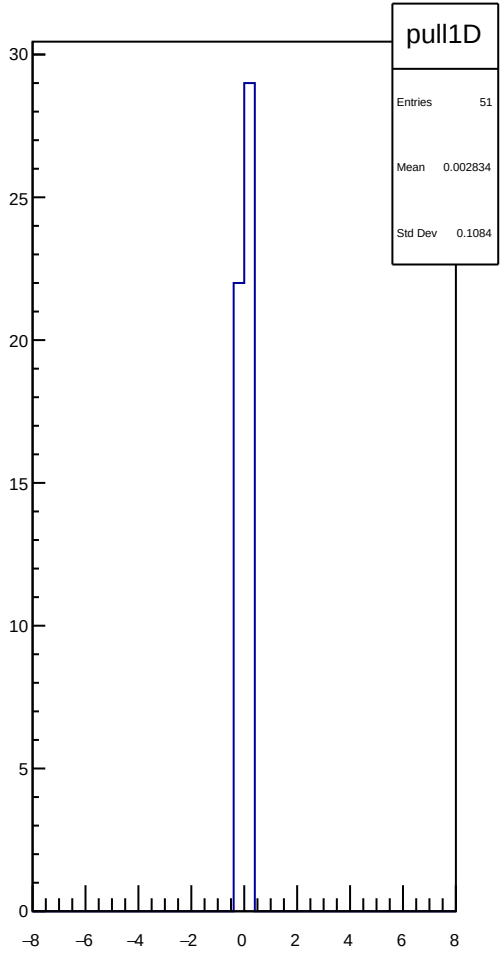
pull1D
Entries 51
Mean 0.002834
Std Dev 0.1084

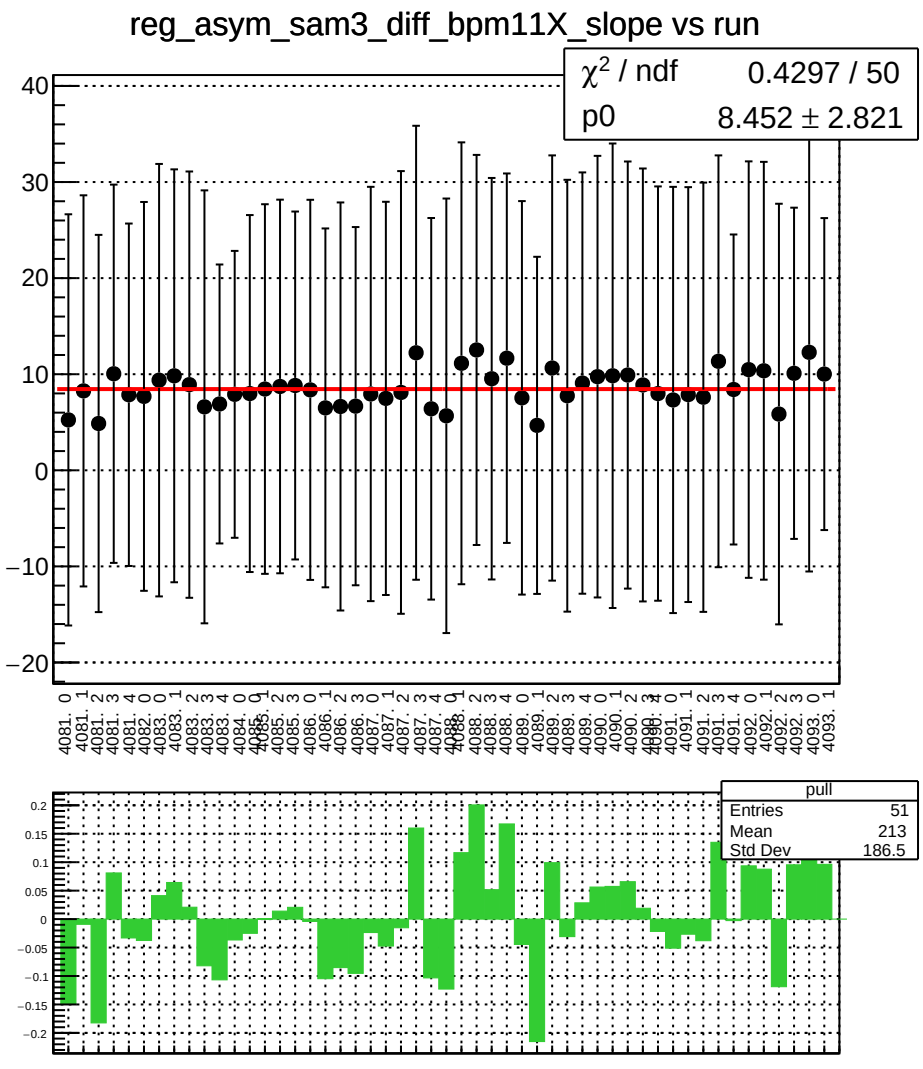
reg_asym_sam3_diff_bpm11X_slope vs run
χ² / ndf 0.4297 / 50
p0 8.452 ± 2.821
pull
Entries 51
Mean 213
Std Dev 186.5

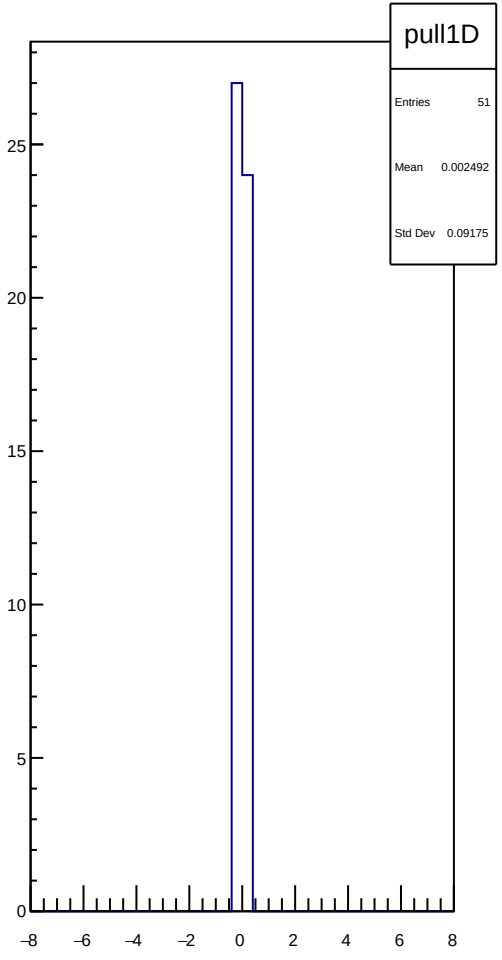
pull1D
Entries 51
Mean 0.002492
Std Dev 0.09175

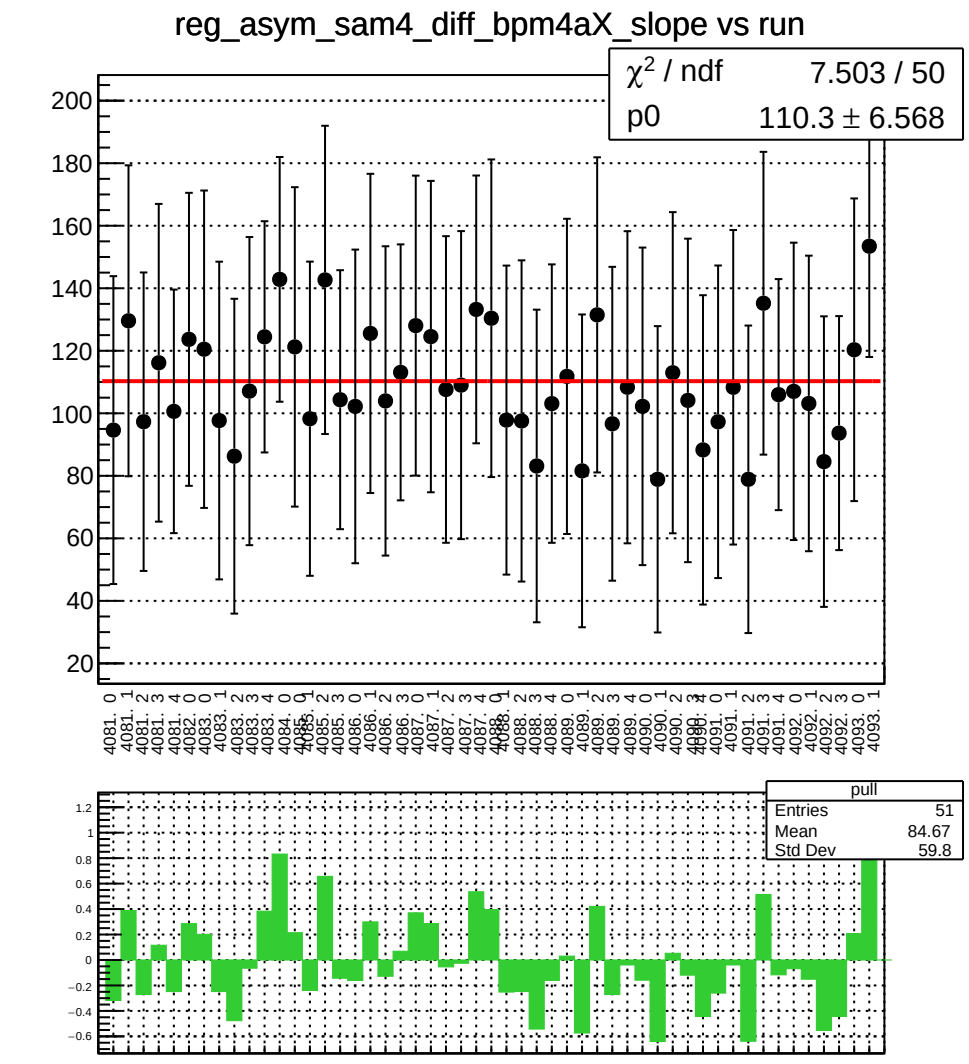
reg_asym_sam4_diff_bpm4aX_slope vs run
χ² / ndf 7.503 / 50
p0 110.3 ± 6.568
pull
Entries 51
Mean 84.67
Std Dev 59.8

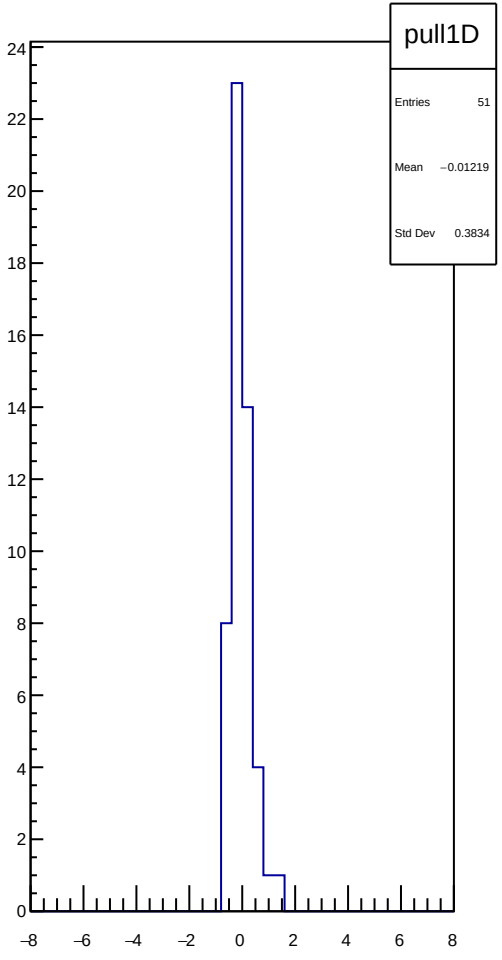
pull1D
Entries 51
Mean −0.01219
Std Dev 0.3834

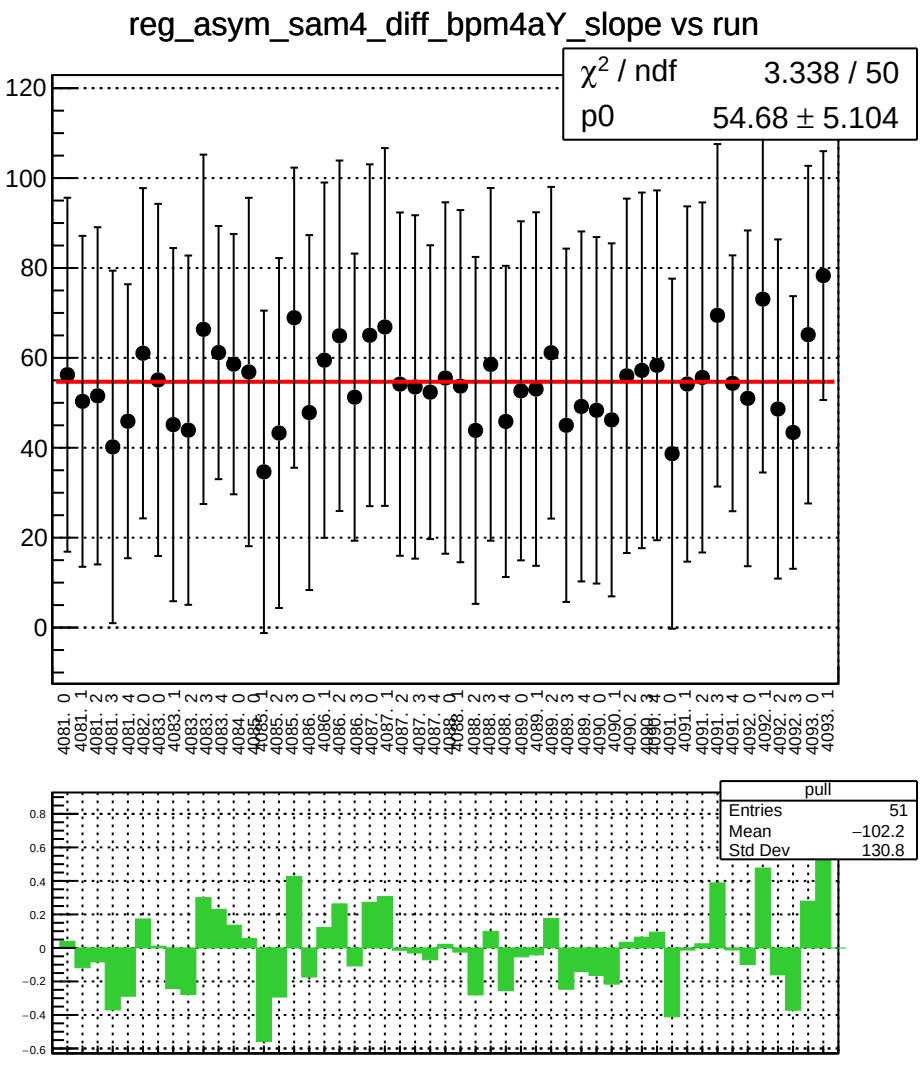
reg_asym_sam4_diff_bpm4aY_slope vs run
χ^2 / ndf 3.338 / 50
p0 54.68 ± 5.104
pull
Entries 51
Mean −102.2
Std Dev 130.8

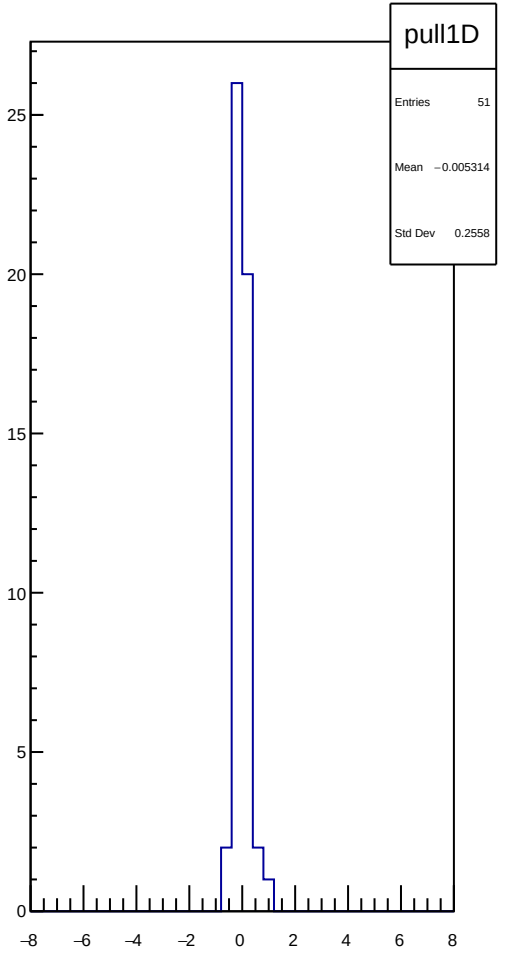
pull1D
Entries 51
Mean −0.005314
Std Dev 0.2558

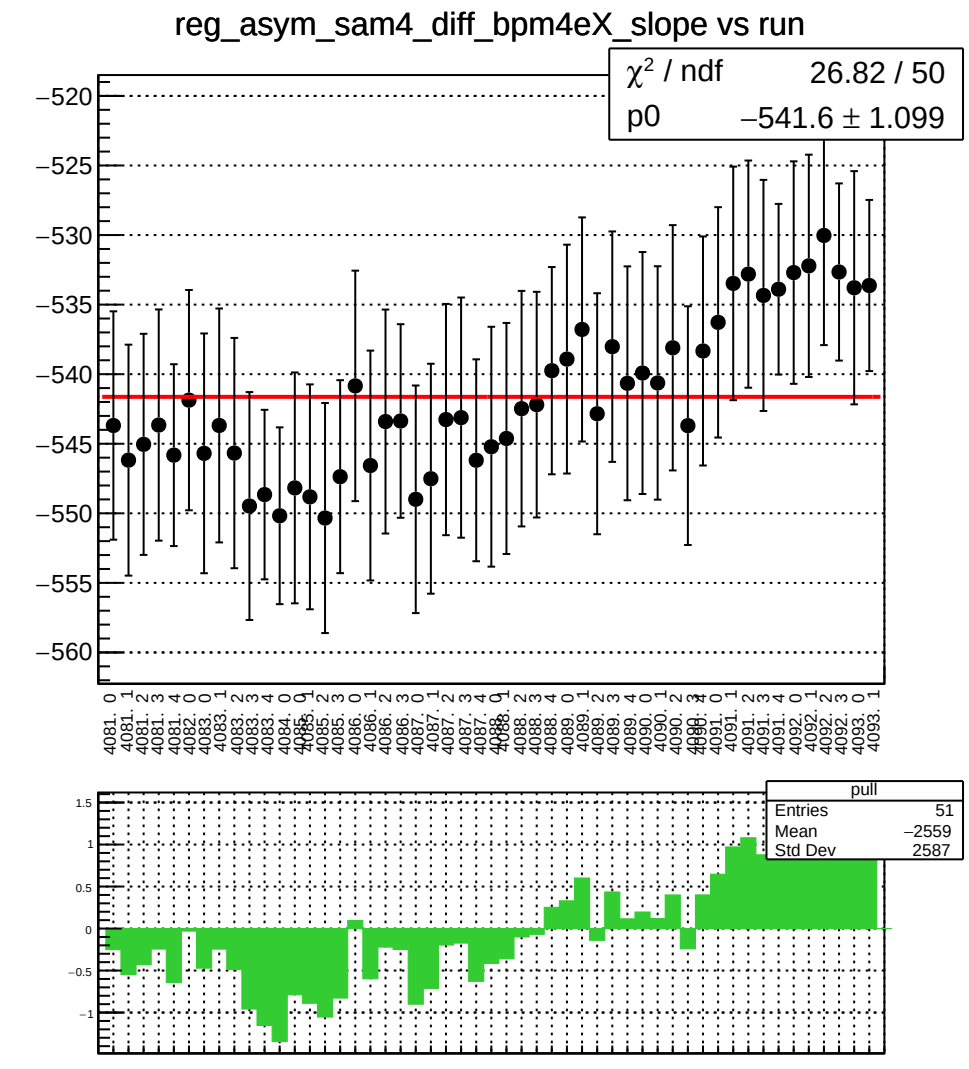
reg_asym_sam4_diff_bpm4eX_slope vs run
χ² / ndf 26.82 / 50
p0 −541.6 ± 1.099
pull
Entries 51
Mean −2559
Std Dev 2587

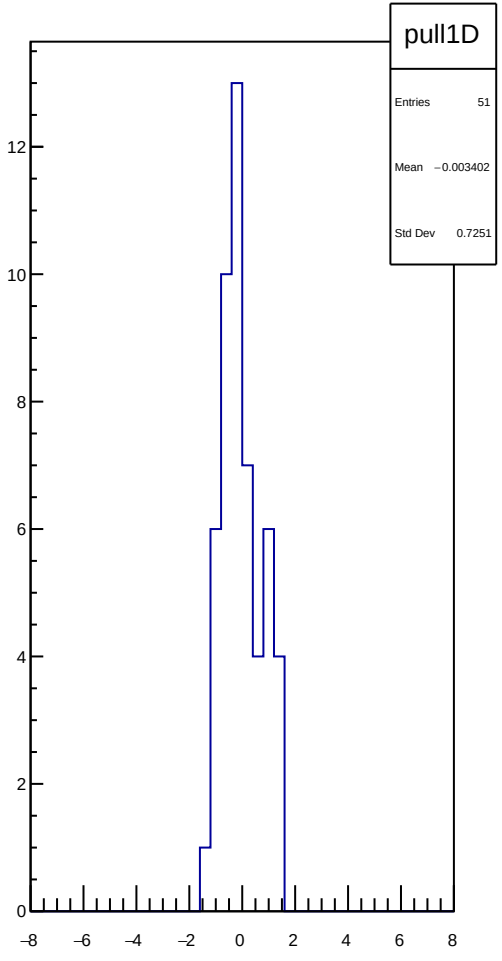
pull1D
Entries 51
Mean −0.003402
Std Dev 0.7251

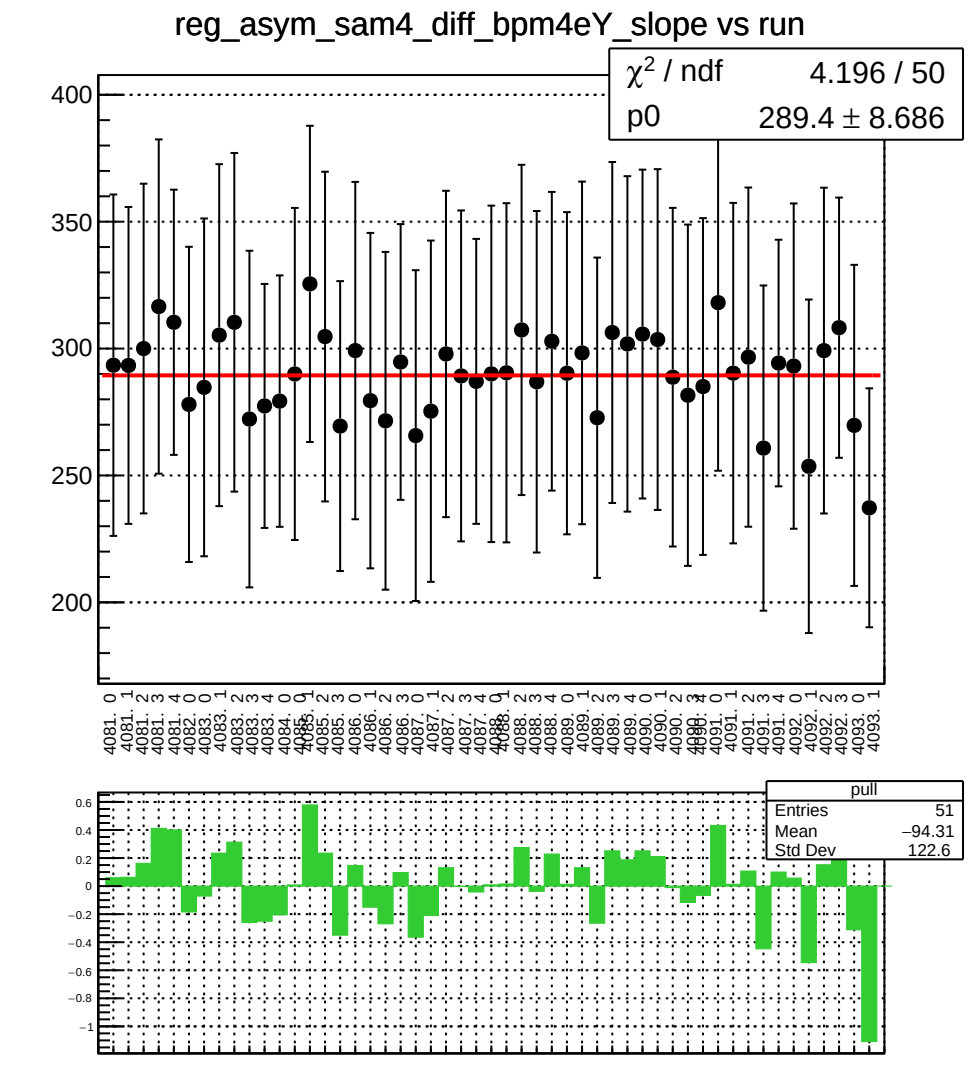
reg_asym_sam4_diff_bpm4eY_slope vs run
χ² / ndf 4.196 / 50
p0 289.4 ± 8.686
400
350
300
250
200
pull
Entries 51
Mean −94.31
Std Dev 122.6
0.6
0.4
0.2
0
−0.2
−0.4
−0.6
−0.8
−1

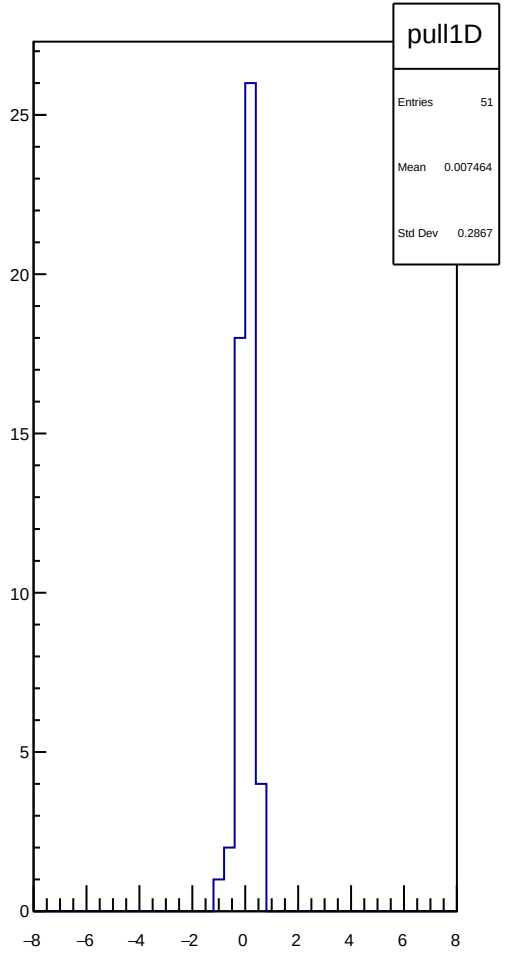
pull1D
Entries 51
Mean 0.007464
Std Dev 0.2867
25
20
15
10
5
0
−8
−6
−4
−2
0
2
4
6
8

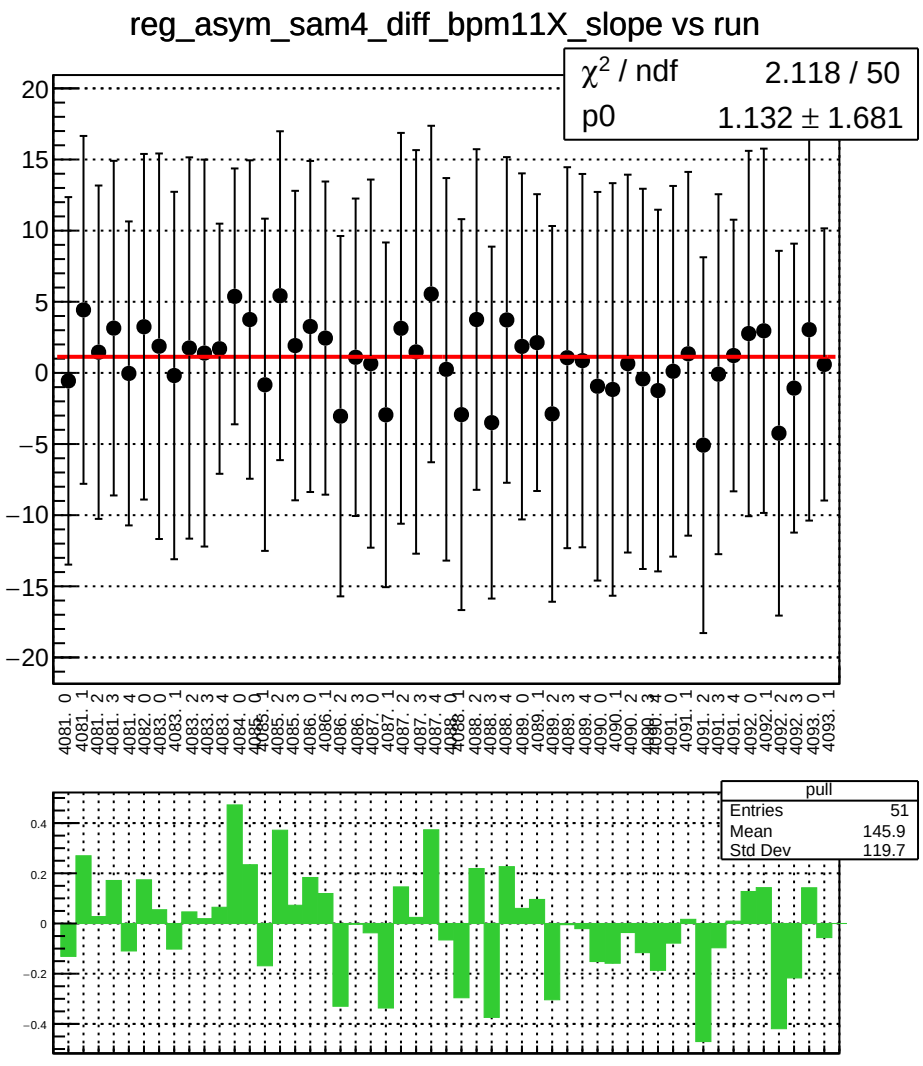
reg_asym_sam4_diff_bpm11X_slope vs run
χ² / ndf 2.118 / 50
p0 1.132 ± 1.681
pull
Entries 51
Mean 145.9
Std Dev 119.7

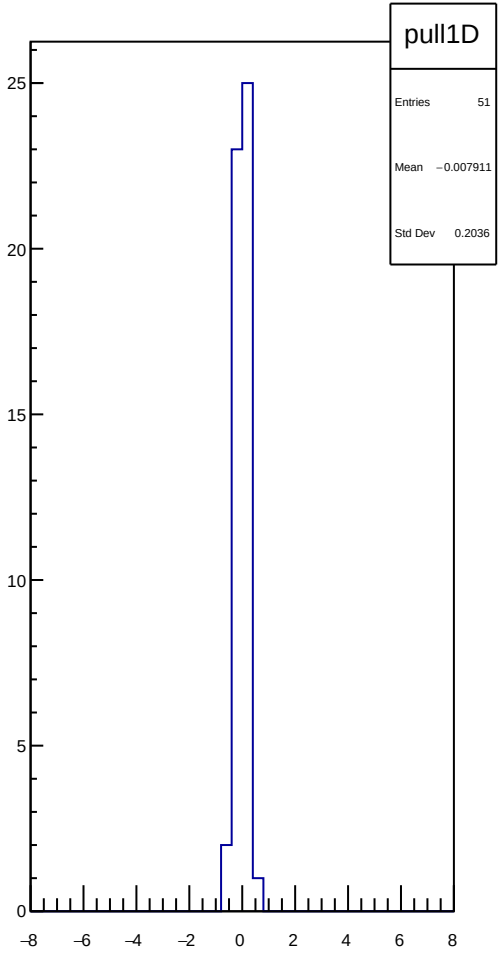
pull1D
Entries 51
Mean −0.007911
Std Dev 0.2036

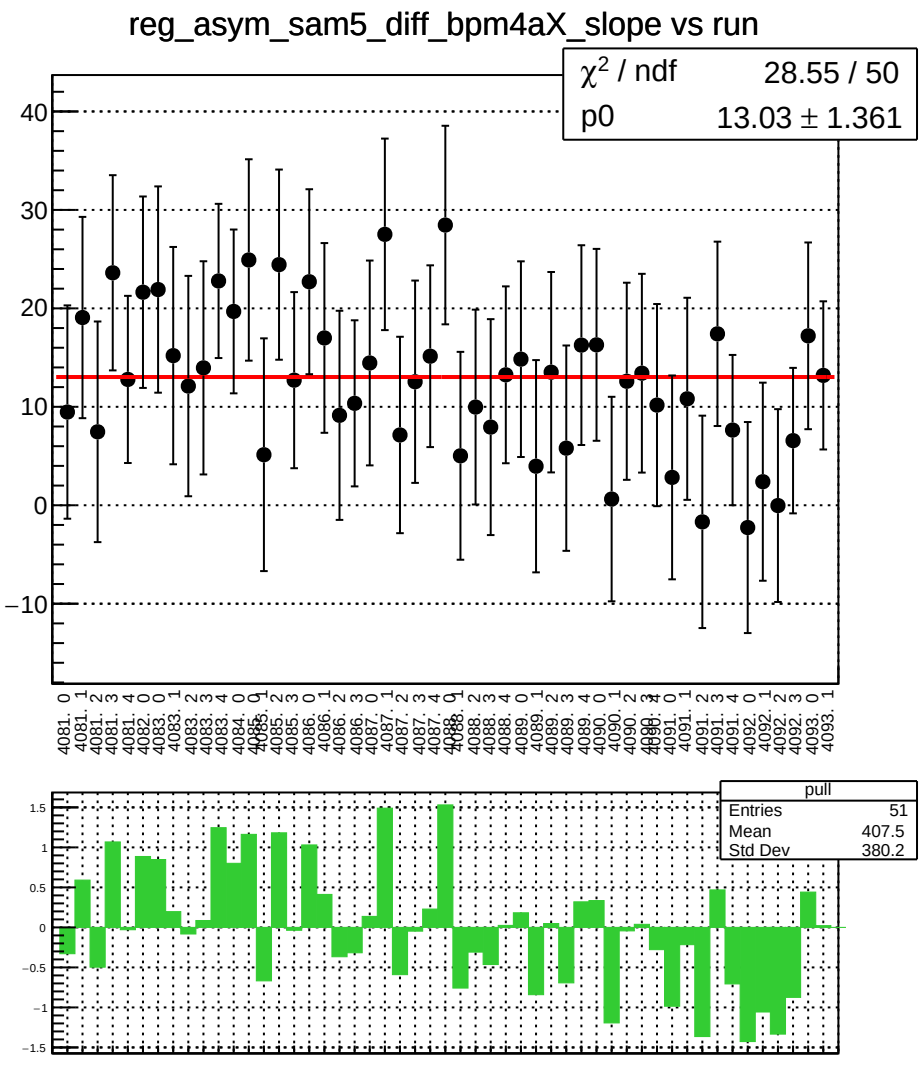
reg_asym_sam5_diff_bpm4aX_slope vs run
χ² / ndf 28.55 / 50
p0 13.03 ± 1.361
pull
Entries 51
Mean 407.5
Std Dev 380.2

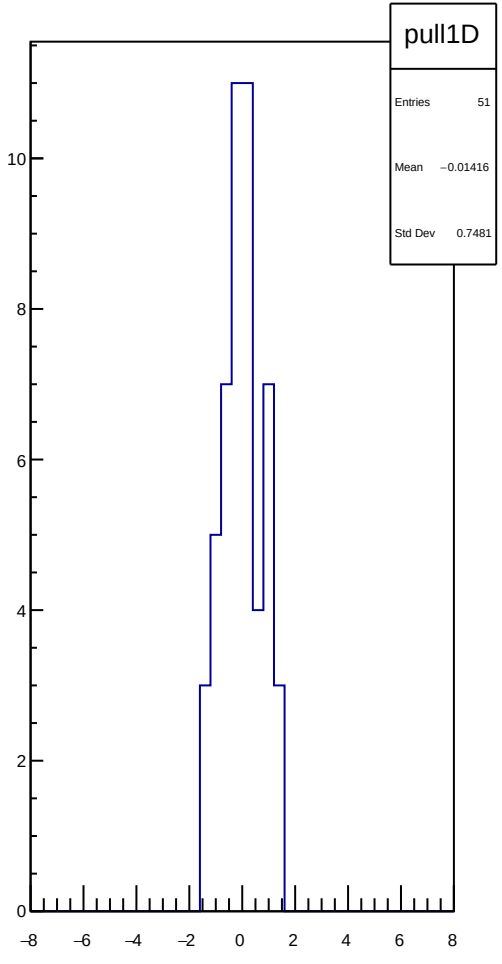
pull1D
Entries 51
Mean −0.01416
Std Dev 0.7481

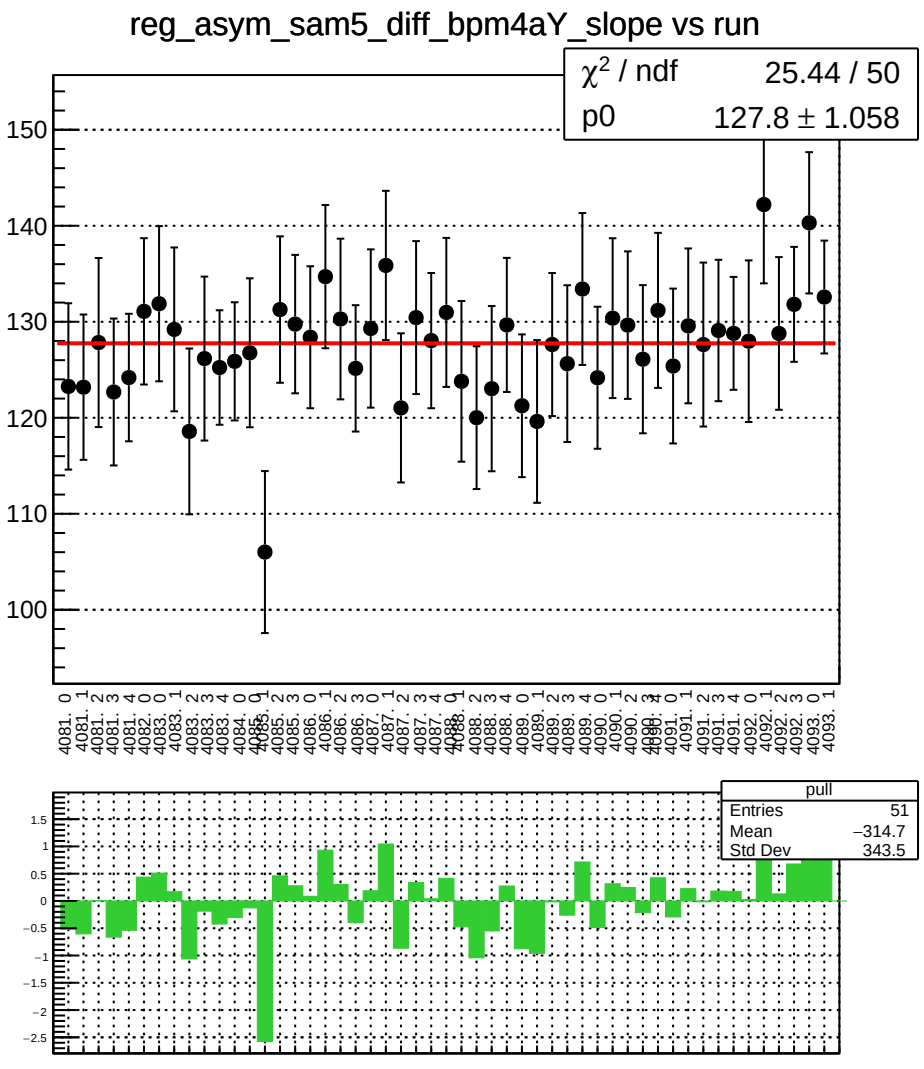
reg_asym_sam5_diff_bpm4aY_slope vs run
χ² / ndf 25.44 / 50
p0 127.8 ± 1.058
150
140
130
120
110
100
pull
Entries 51
Mean −314.7
Std Dev 343.5
1.5
1
0.5
0
−0.5
−1
−1.5
−2
−2.5

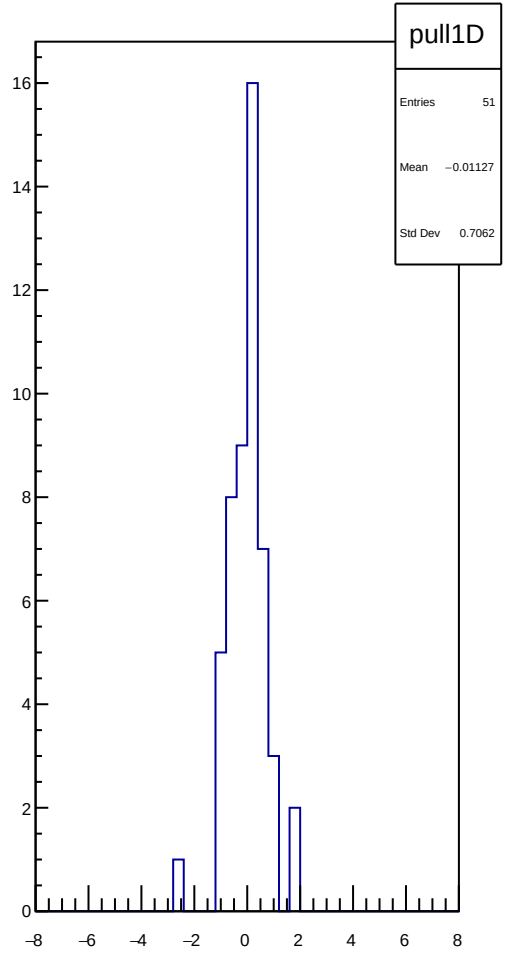
pull1D
Entries 51
Mean −0.01127
Std Dev 0.7062
16
14
12
10
8
6
4
2
0
−8
−6
−4
−2
0
2
4
6
8

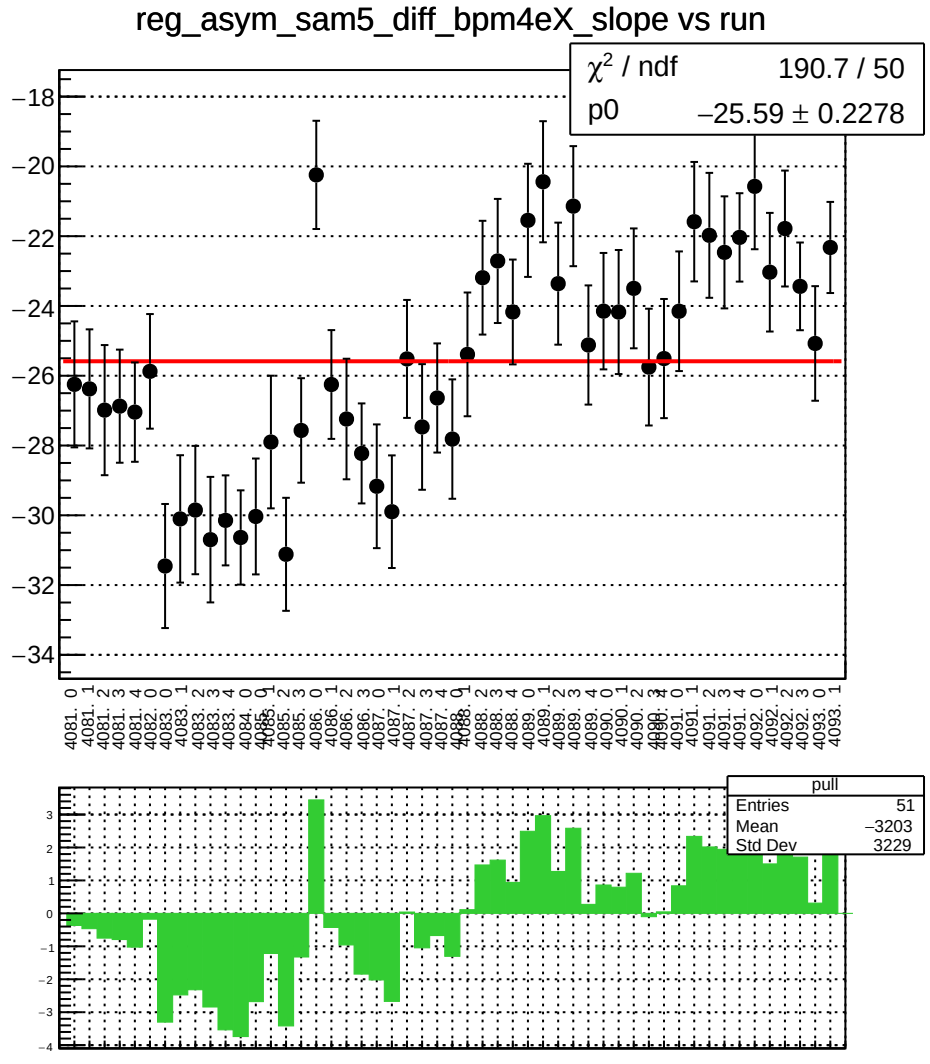
reg_asym_sam5_diff_bpm4eX_slope vs run
χ² / ndf 190.7 / 50
p0 −25.59 ± 0.2278
pull
Entries 51
Mean −3203
Std Dev 3229

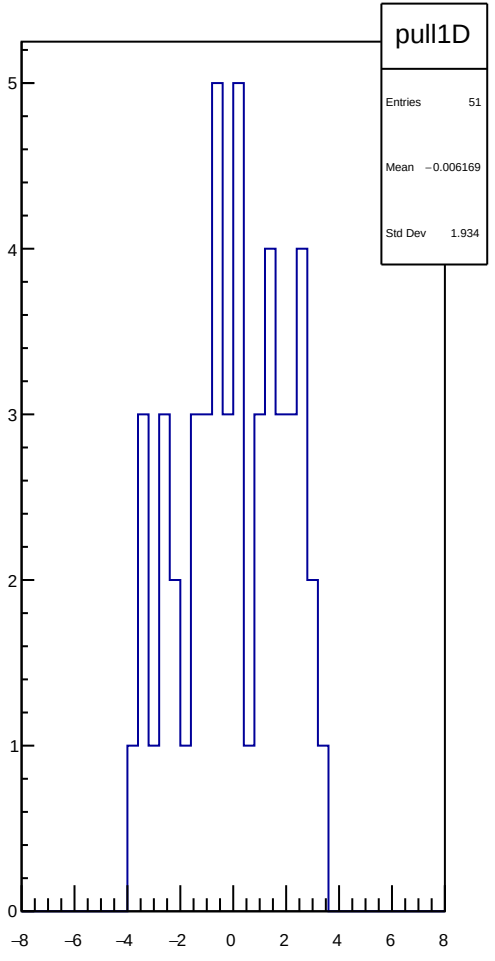
pull1D
Entries 51
Mean −0.006169
Std Dev 1.934

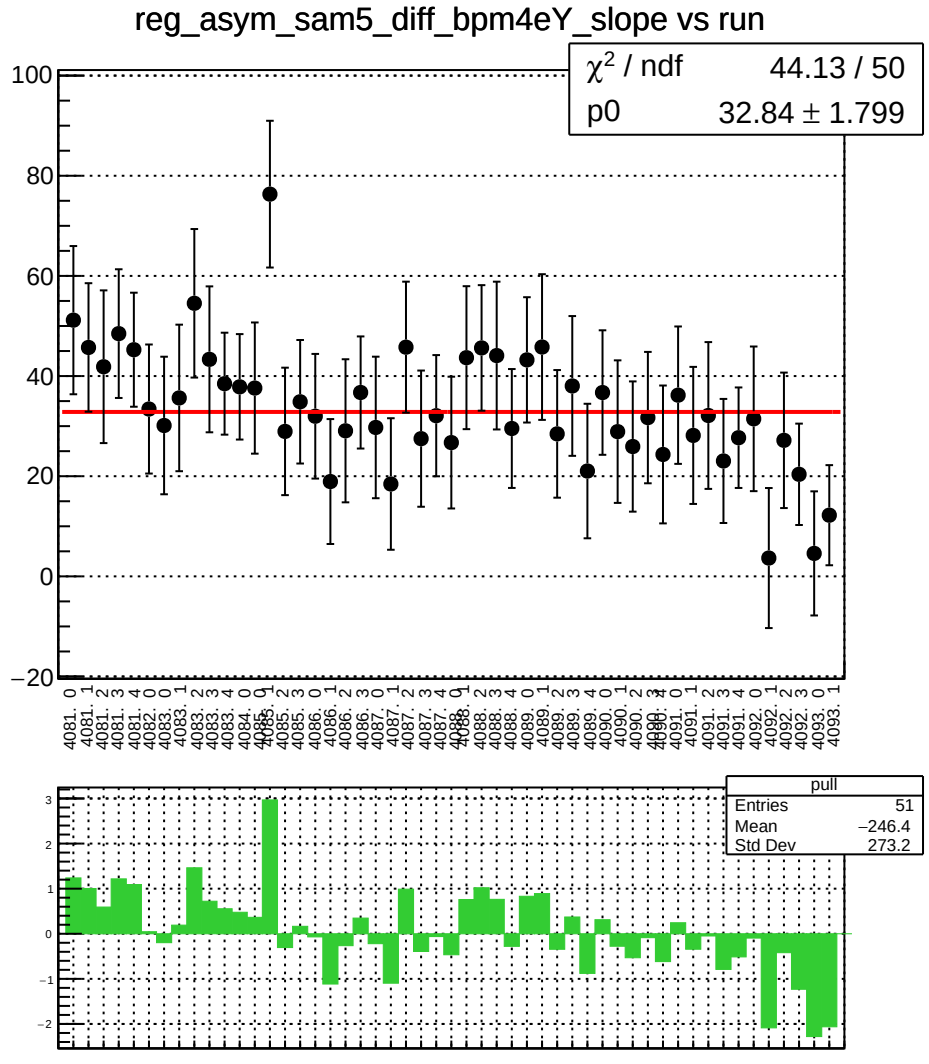
reg_asym_sam5_diff_bpm4eY_slope vs run
χ² / ndf 44.13 / 50
p0 32.84 ± 1.799
pull
Entries 51
Mean −246.4
Std Dev 273.2

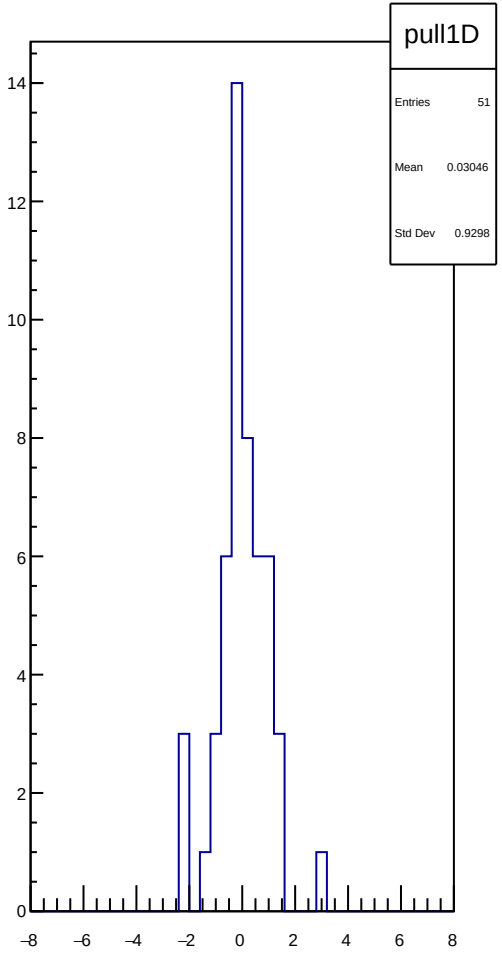
pull1D
Entries 51
Mean 0.03046
Std Dev 0.9298

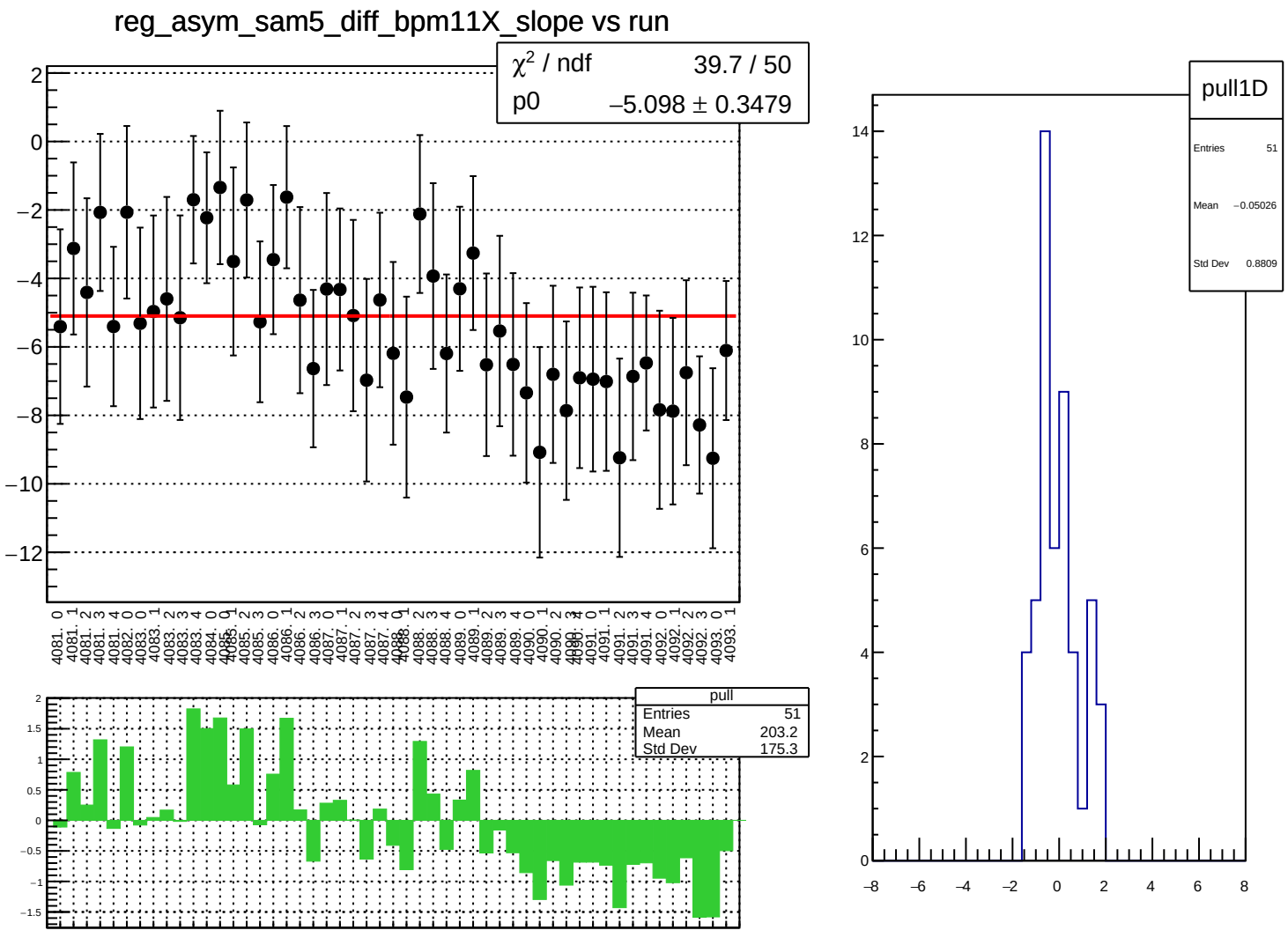
reg_asym_sam5_diff_bpm11X_slope vs run
χ² / ndf 39.7 / 50
p0 −5.098 ± 0.3479
pull
Entries 51
Mean 203.2
Std Dev 175.3
pull1D
Entries 51
Mean −0.05026
Std Dev 0.8809

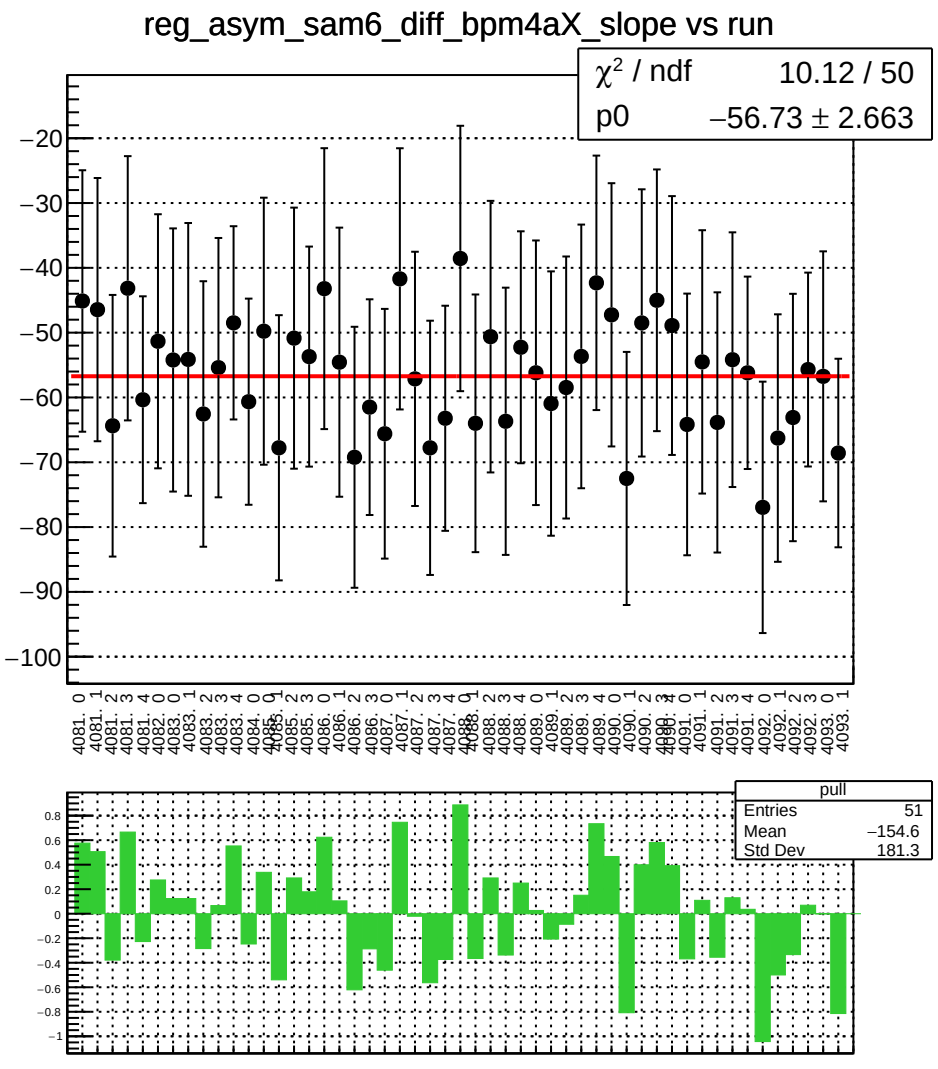
reg_asym_sam6_diff_bpm4aX_slope vs run
χ² / ndf 10.12 / 50
p0 −56.73 ± 2.663
pull
Entries 51
Mean −154.6
Std Dev 181.3

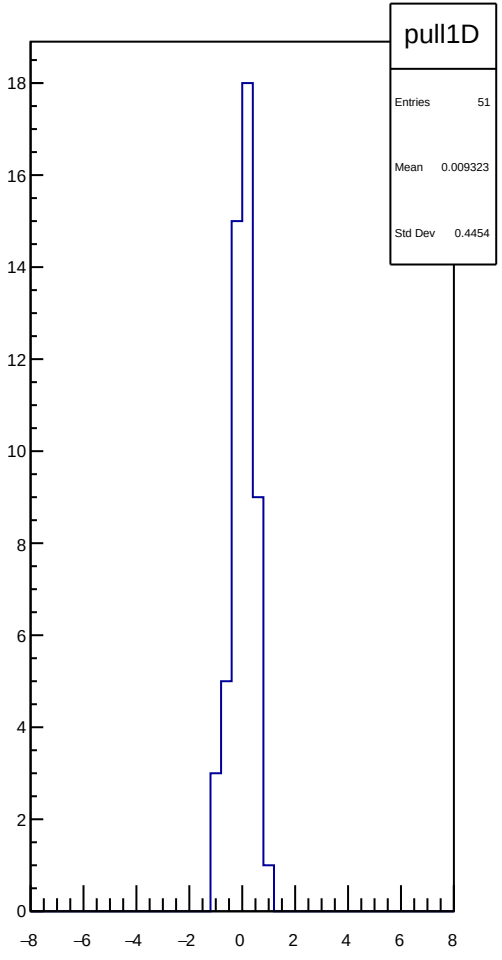
pull1D
Entries 51
Mean 0.009323
Std Dev 0.4454

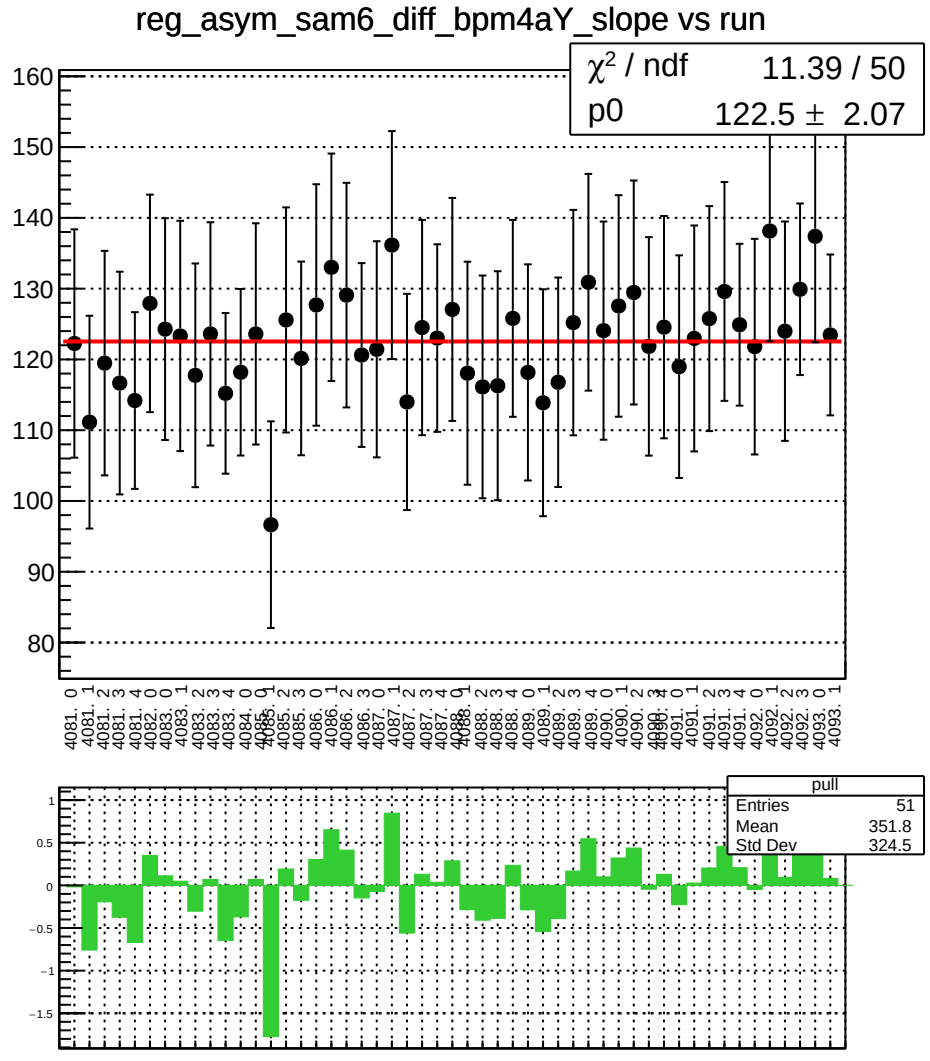
reg_asym_sam6_diff_bpm4aY_slope vs run
χ² / ndf 11.39 / 50
p0 122.5 ± 2.07
pull
Entries 51
Mean 351.8
Std Dev 324.5

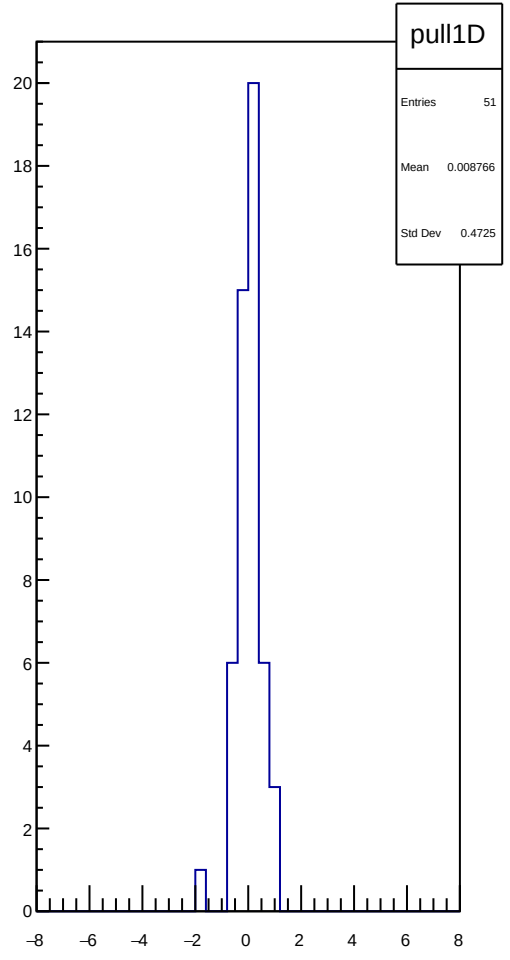
pull1D
Entries 51
Mean 0.008766
Std Dev 0.4725

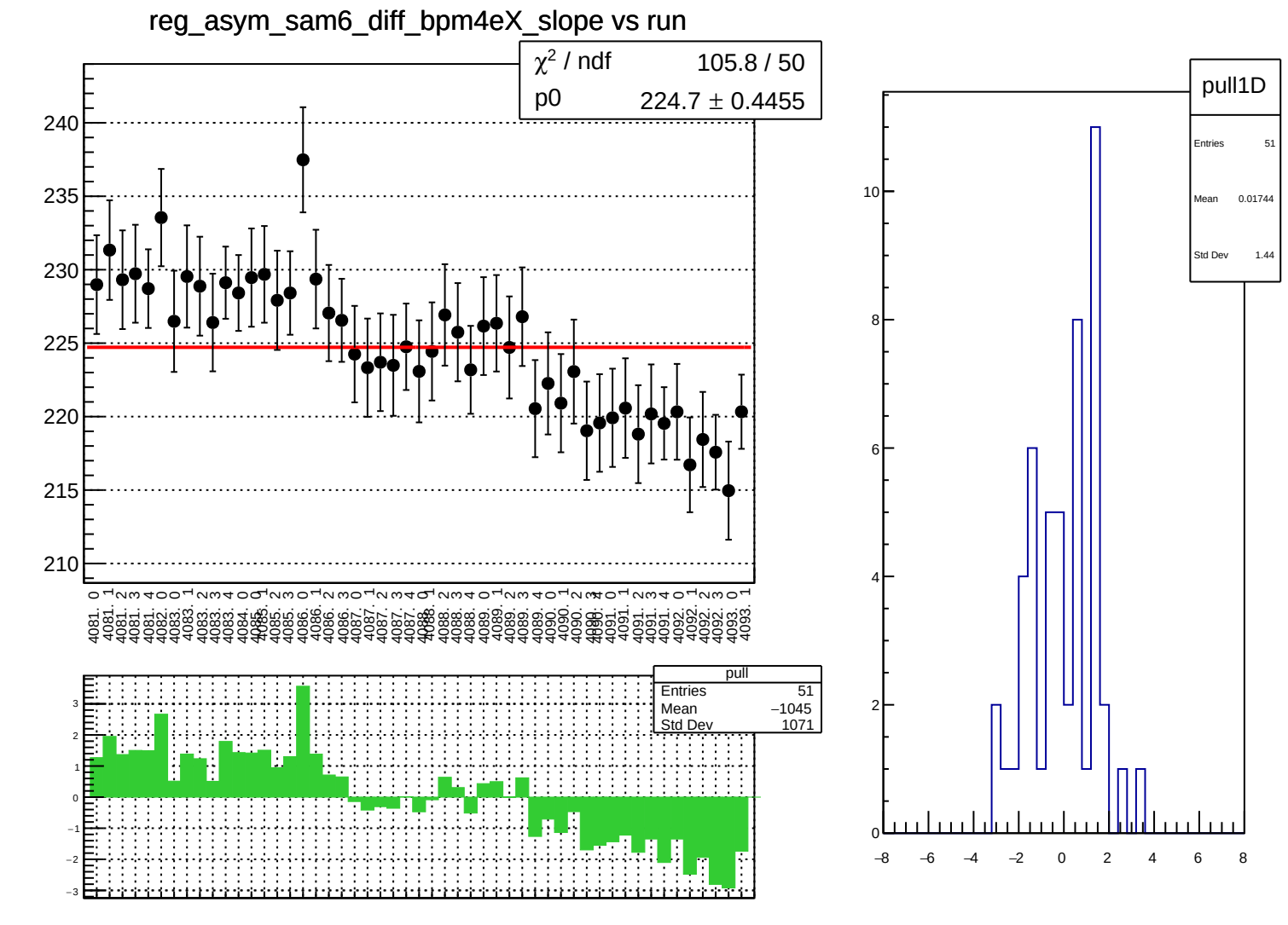
reg_asym_sam6_diff_bpm4eX_slope vs run
χ² / ndf 105.8 / 50
p0 224.7 ± 0.4455
240
235
230
225
220
215
210
4081. 0
4081. 1
4081. 2
4081. 3
4081. 4
4082. 0
4083. 0
4083. 1
4083. 2
4083. 3
4083. 4
4084. 0
4085. 0
4085. 1
4085. 2
4085. 3
4086. 0
4086. 1
4086. 2
4086. 3
4087. 0
4087. 1
4087. 2
4087. 3
4087. 4
4088. 0
4088. 1
4088. 2
4088. 3
4088. 4
4089. 0
4089. 1
4089. 2
4089. 3
4089. 4
4090. 0
4090. 1
4090. 2
4090. 3
4090. 4
4091. 0
4091. 1
4091. 2
4091. 3
4091. 4
4092. 0
4092. 1
4092. 2
4092. 3
4093. 0
4093. 1
pull
Entries 51
Mean −1045
Std Dev 1071
3
2
1
0
−1
−2
−3
pull1D
Entries 51
Mean 0.01744
Std Dev 1.44
10
8
6
4
2
0
−8
−6
−4
−2
0
2
4
6
8

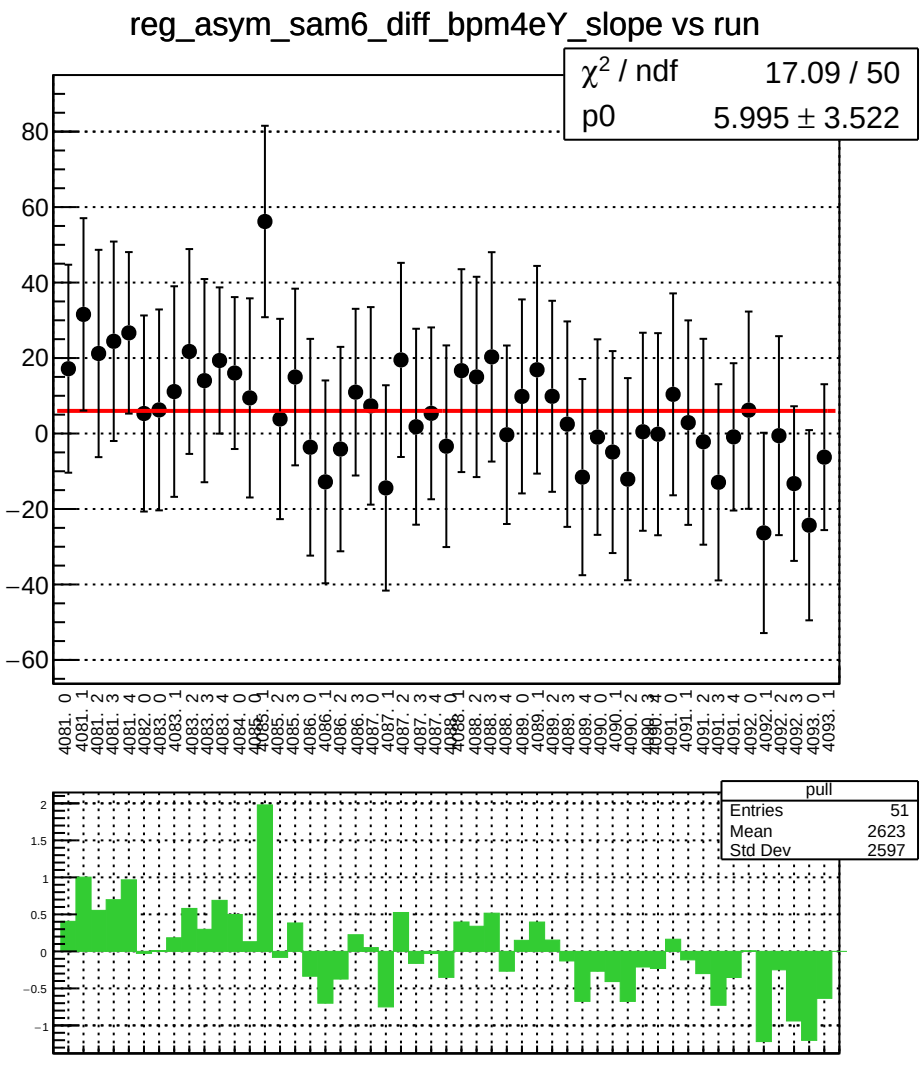
reg_asym_sam6_diff_bpm4eY_slope vs run
χ² / ndf 17.09 / 50
p0 5.995 ± 3.522
pull
Entries 51
Mean 2623
Std Dev 2597

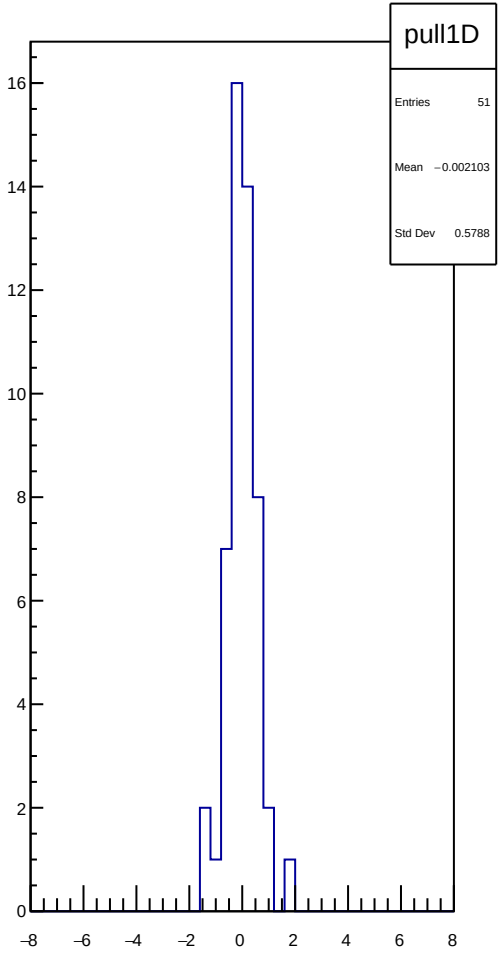
pull1D
Entries 51
Mean −0.002103
Std Dev 0.5788

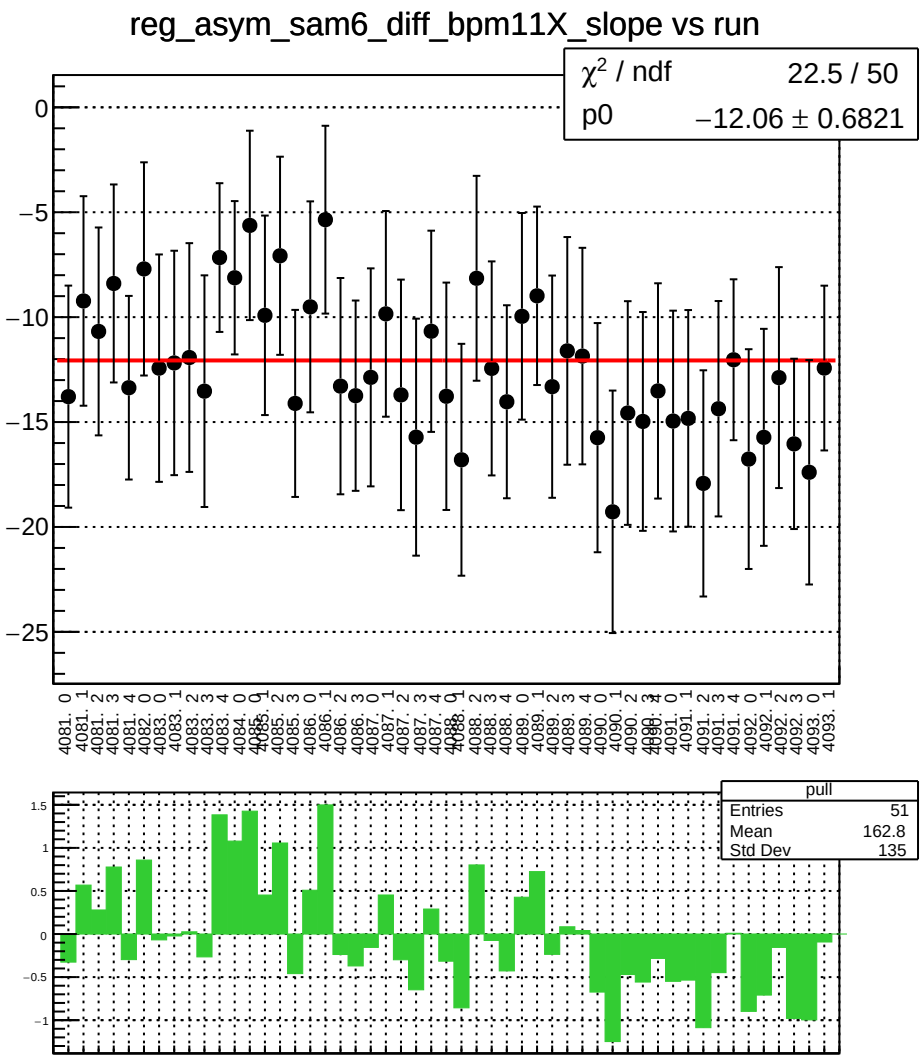
reg_asym_sam6_diff_bpm11X_slope vs run
χ² / ndf 22.5 / 50
p0 −12.06 ± 0.6821
pull
Entries 51
Mean 162.8
Std Dev 135

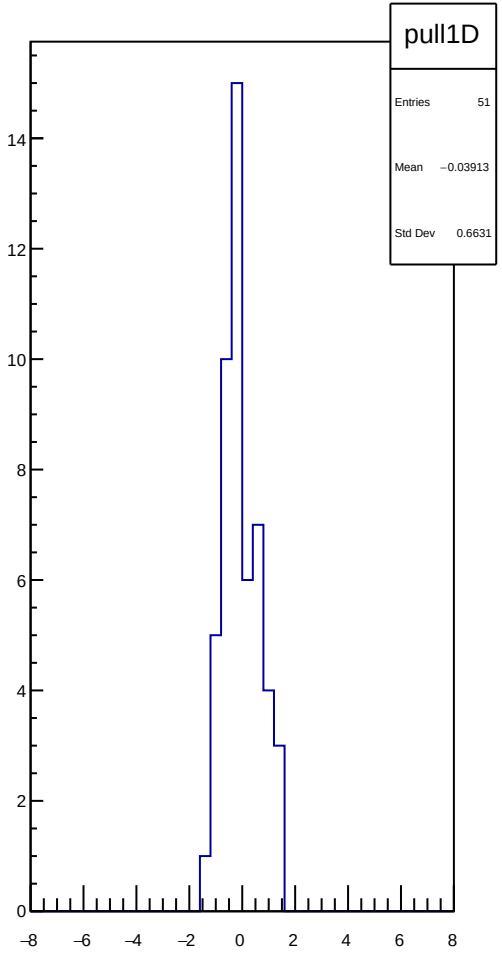
pull1D
Entries 51
Mean −0.03913
Std Dev 0.6631

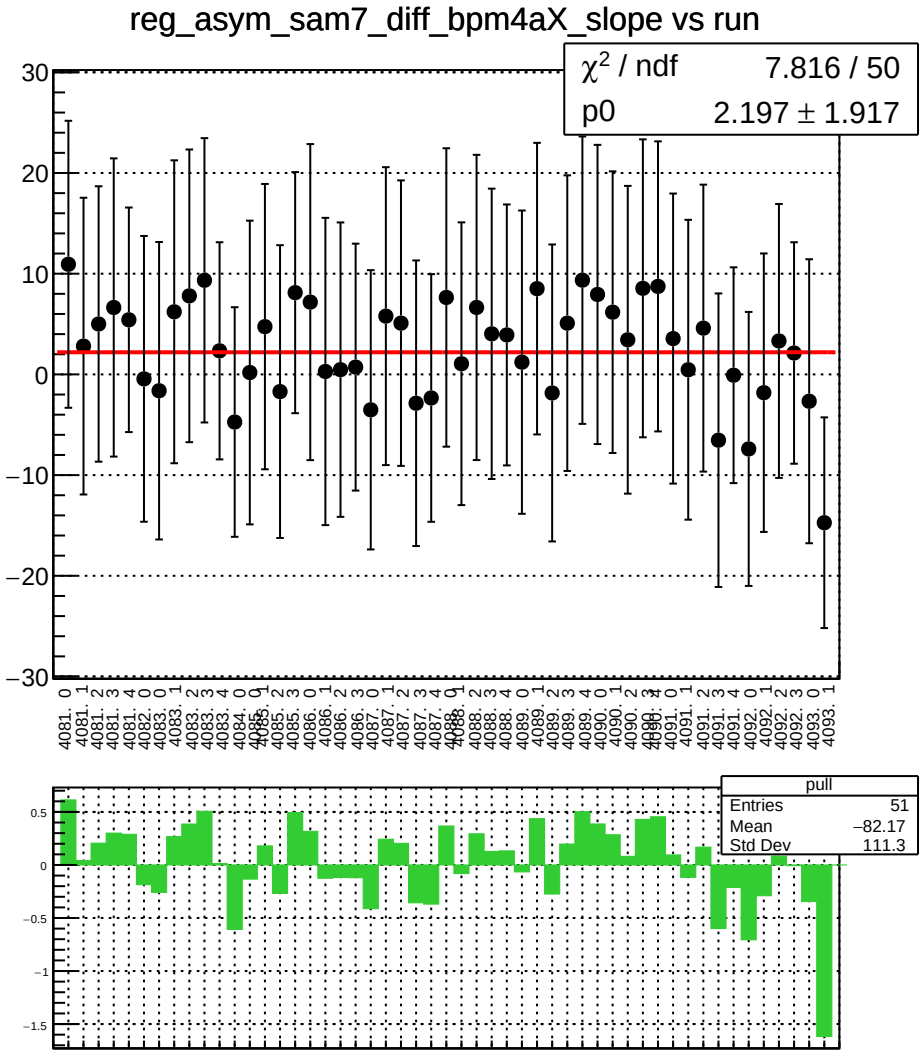
reg_asym_sam7_diff_bpm4aX_slope vs run
χ^2 / ndf 7.816 / 50
p0 2.197 ± 1.917
pull
Entries 51
Mean −82.17
Std Dev 111.3

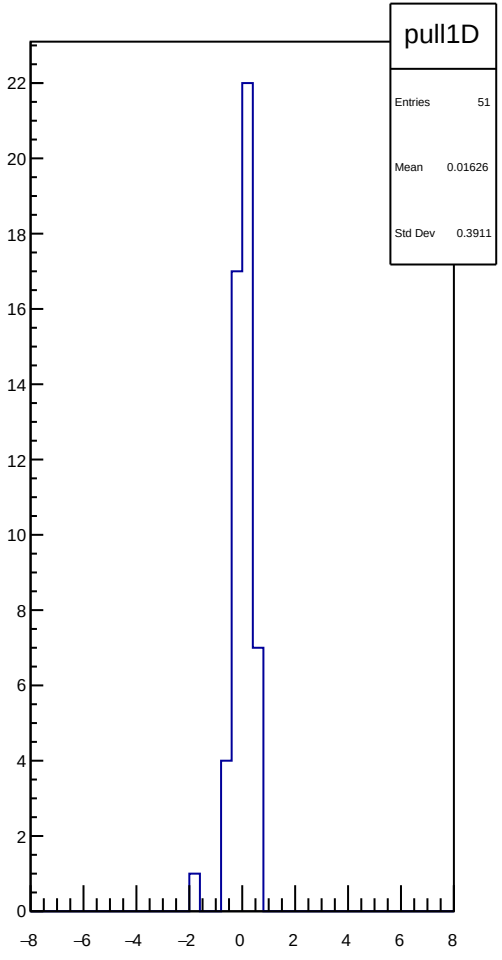
pull1D
Entries 51
Mean 0.01626
Std Dev 0.3911

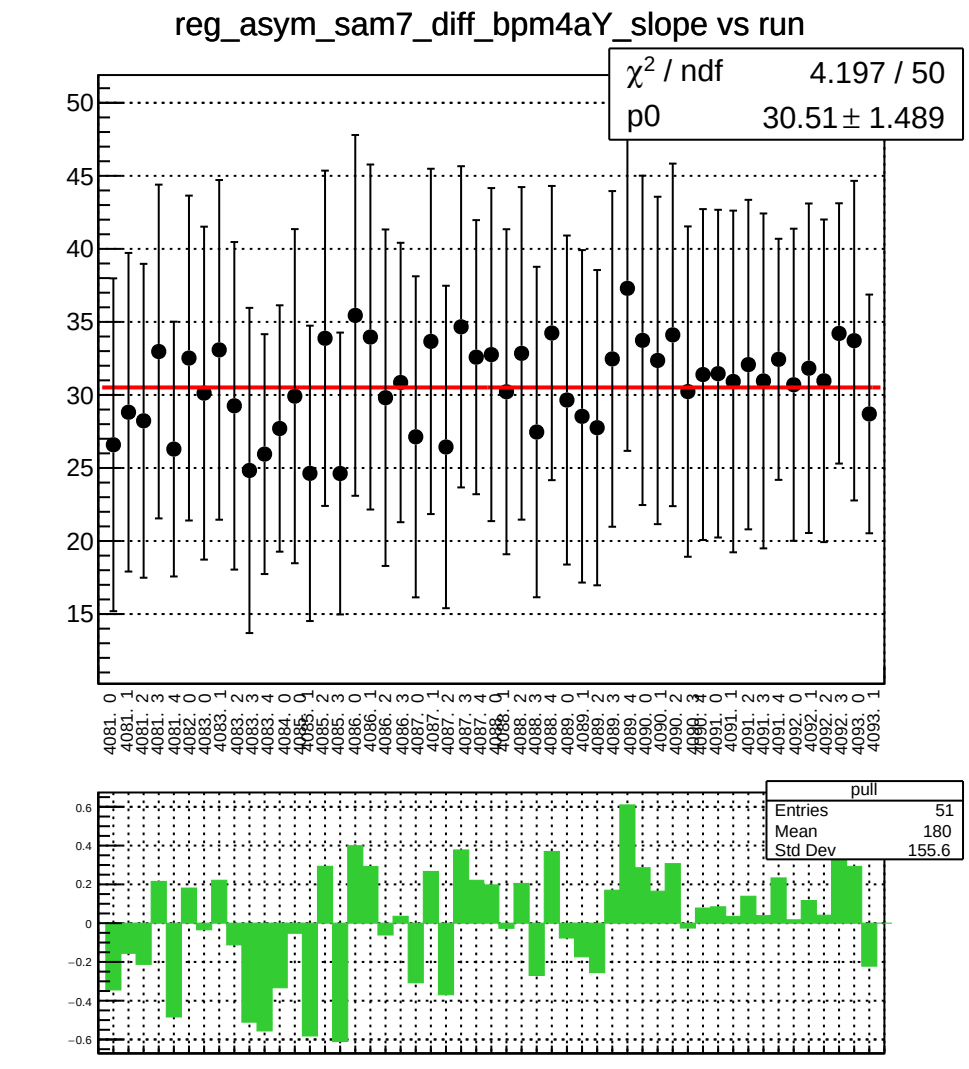
reg_asym_sam7_diff_bpm4aY_slope vs run
χ² / ndf 4.197 / 50
p0 30.51 ± 1.489
pull
Entries 51
Mean 180
Std Dev 155.6

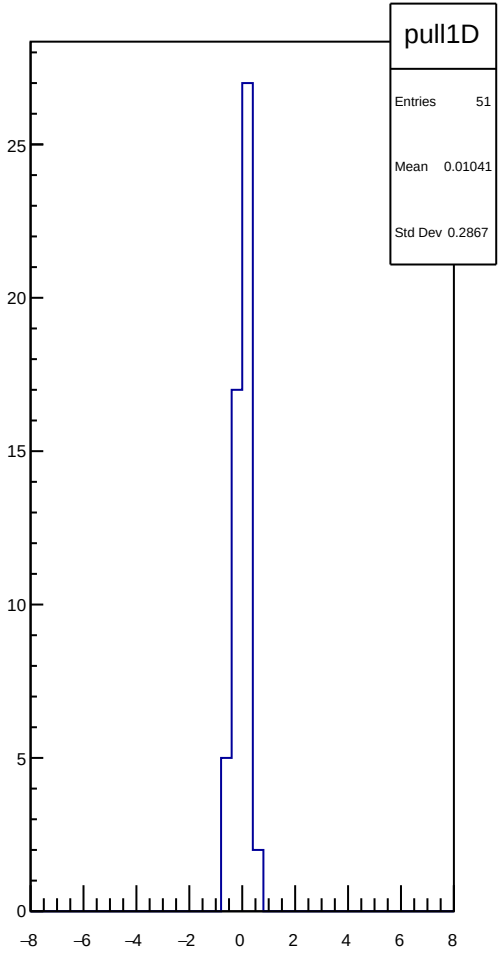
pull1D
Entries 51
Mean 0.01041
Std Dev 0.2867

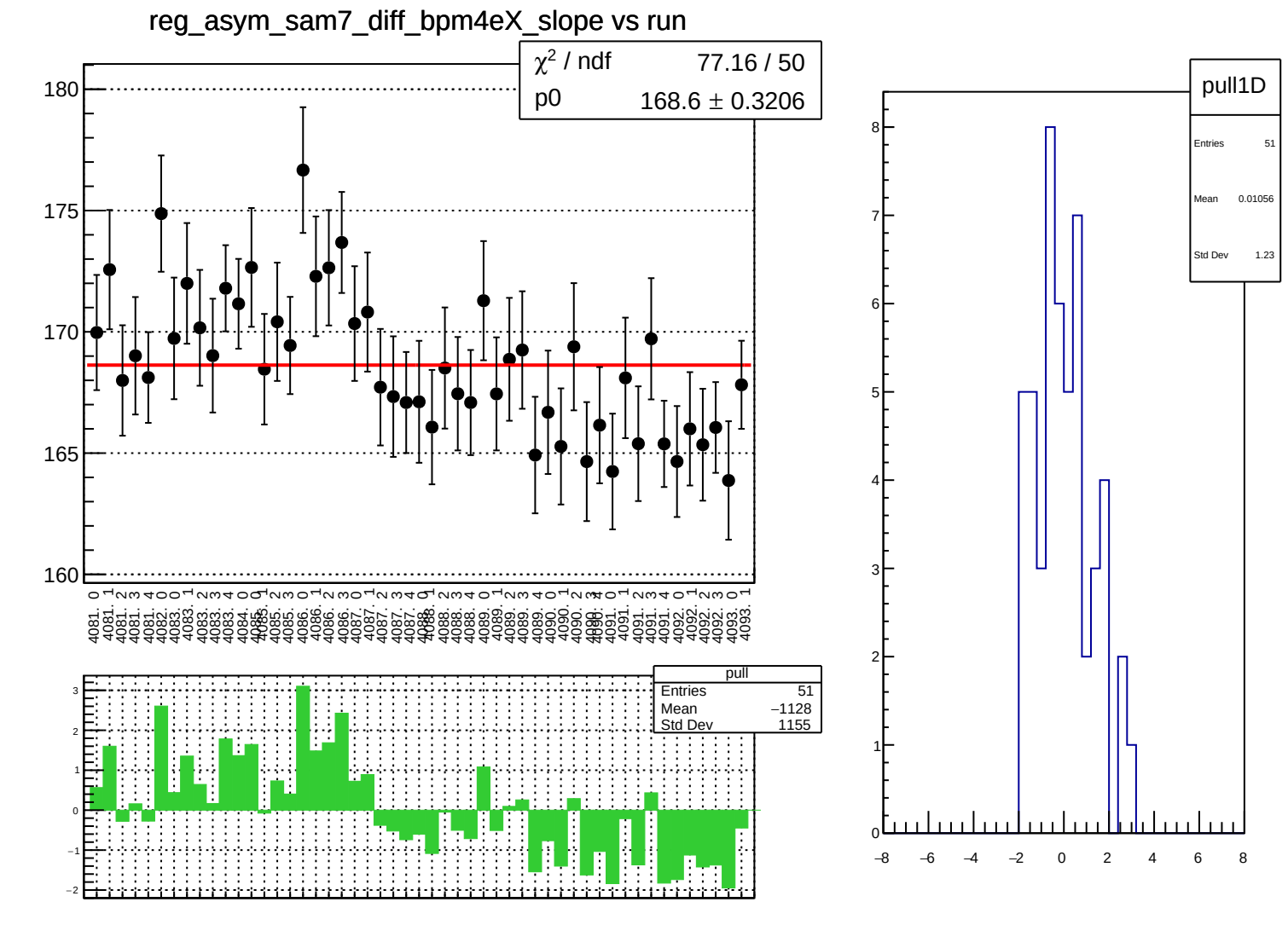
reg_asym_sam7_diff_bpm4eX_slope vs run
χ² / ndf 77.16 / 50
p0 168.6 ± 0.3206
180
175
170
165
160
pull
Entries 51
Mean −1128
Std Dev 1155
pull1D
Entries 51
Mean 0.01056
Std Dev 1.23

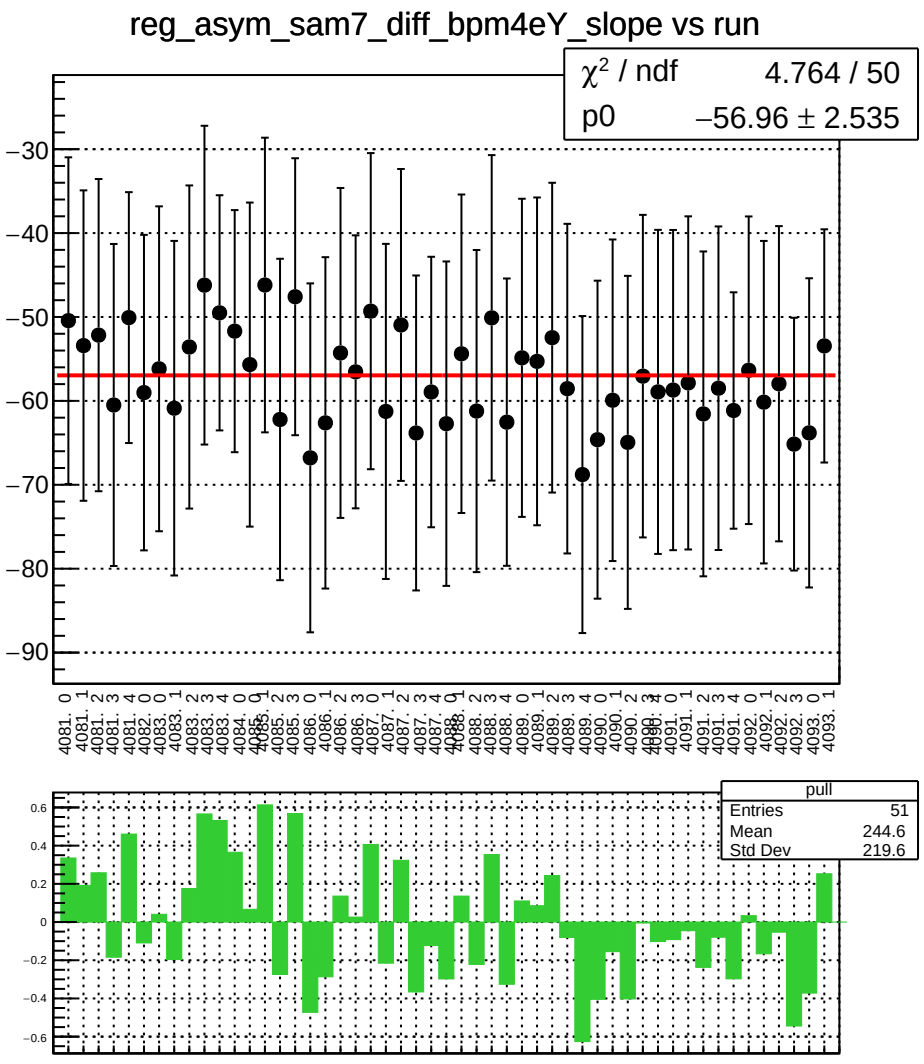
reg_asym_sam7_diff_bpm4eY_slope vs run
χ² / ndf 4.764 / 50
p0 −56.96 ± 2.535
pull
Entries 51
Mean 244.6
Std Dev 219.6

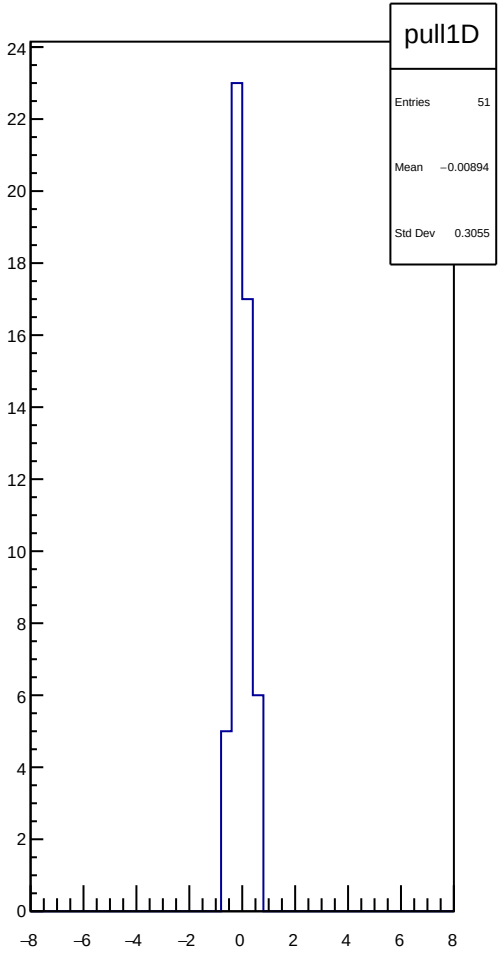
pull1D
Entries 51
Mean −0.00894
Std Dev 0.3055

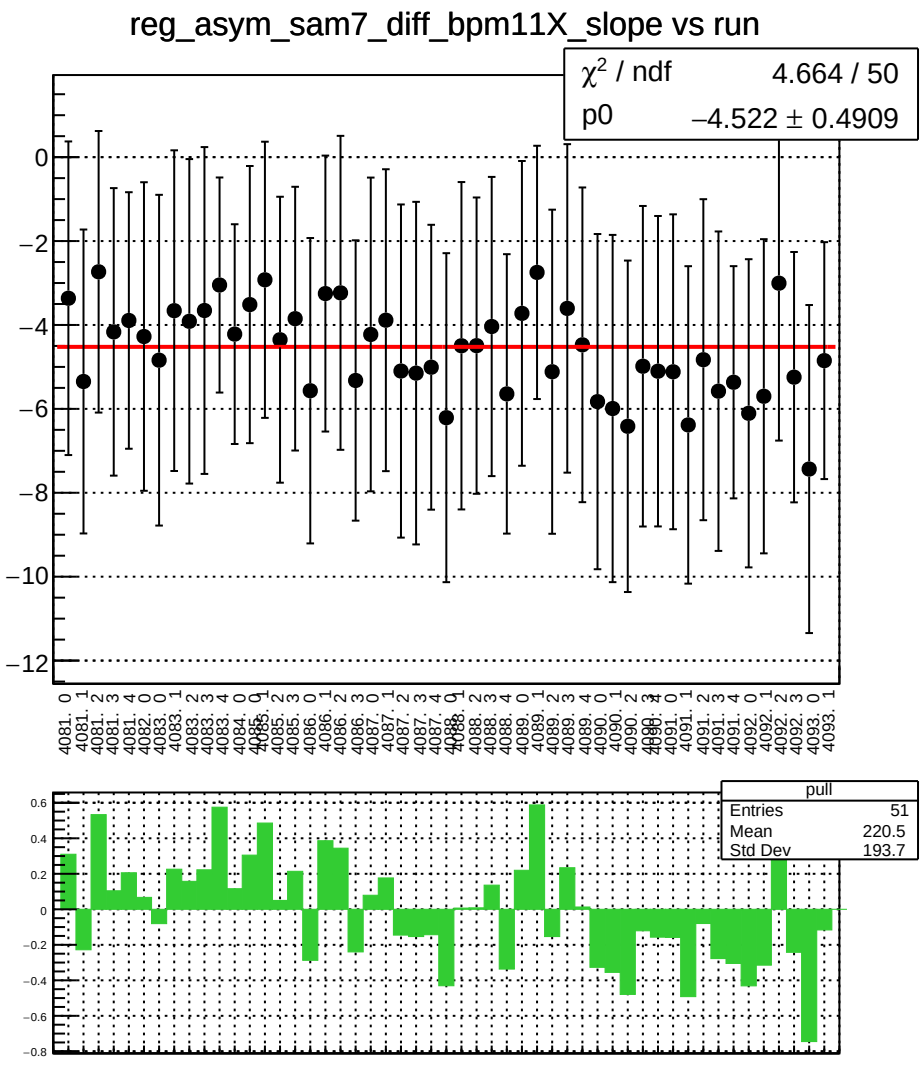
reg_asym_sam7_diff_bpm11X_slope vs run
χ² / ndf 4.664 / 50
p0 −4.522 ± 0.4909
pull
Entries 51
Mean 220.5
Std Dev 193.7

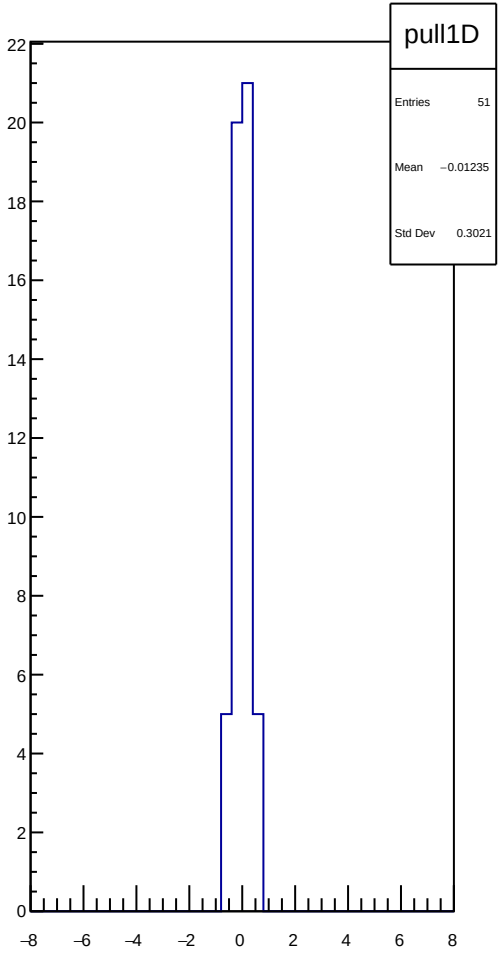
pull1D
Entries 51
Mean −0.01235
Std Dev 0.3021

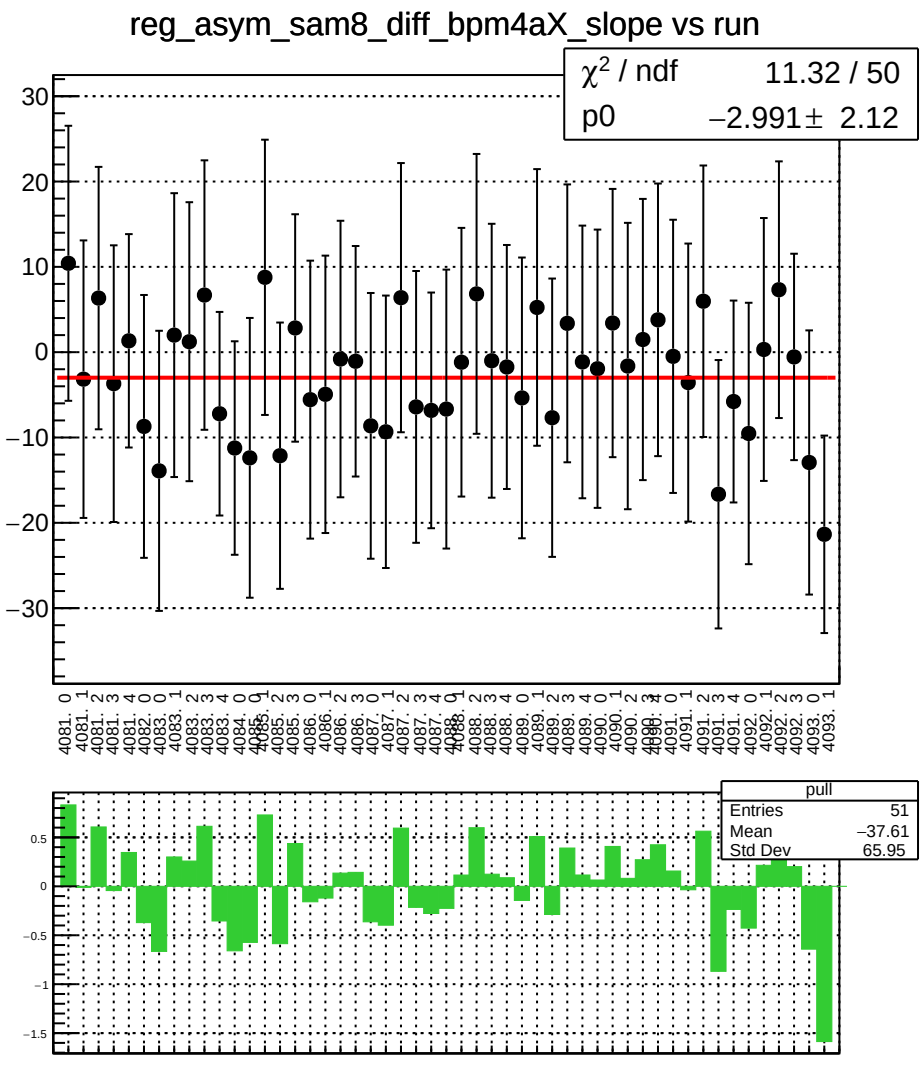
reg_asym_sam8_diff_bpm4aX_slope vs run
χ² / ndf 11.32 / 50
p0 −2.991± 2.12
pull
Entries 51
Mean −37.61
Std Dev 65.95

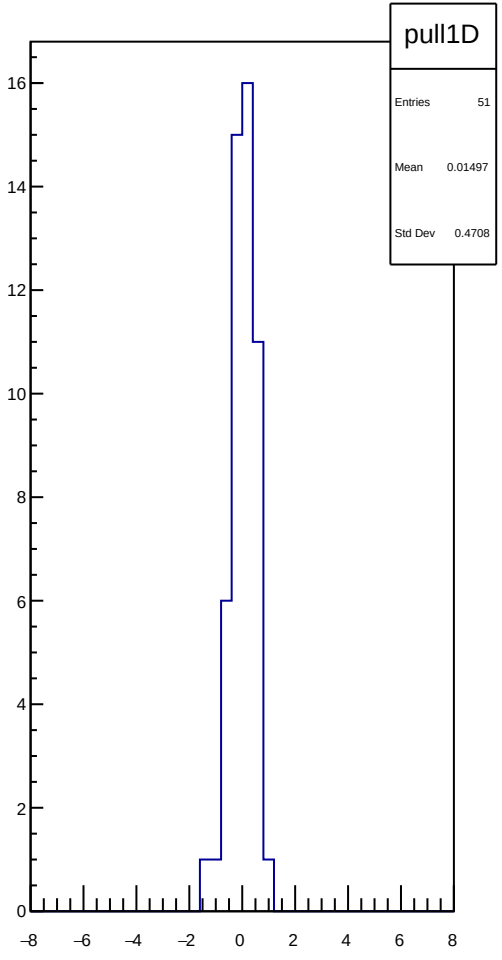
pull1D
Entries 51
Mean 0.01497
Std Dev 0.4708

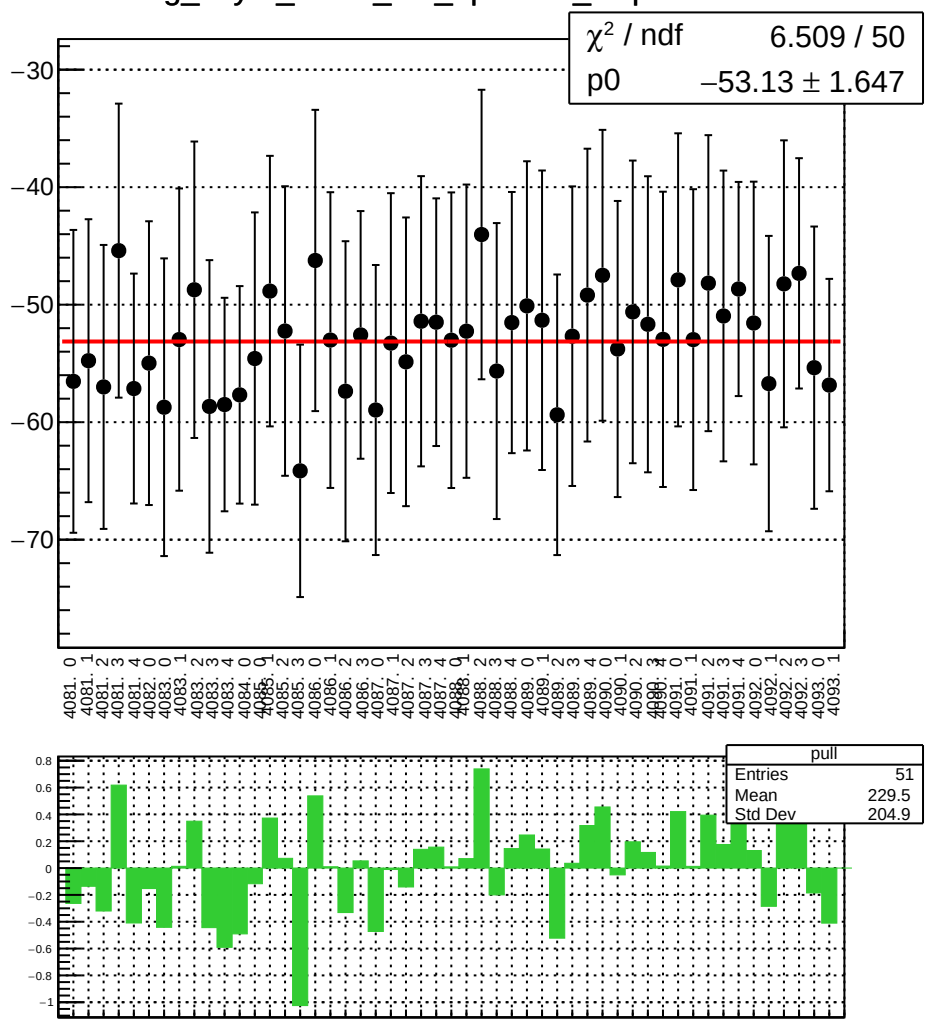
reg_asym_sam8_diff_bpm4aY_slope vs run
χ² / ndf 6.509 / 50
p0 −53.13 ± 1.647
pull
Entries 51
Mean 229.5
Std Dev 204.9

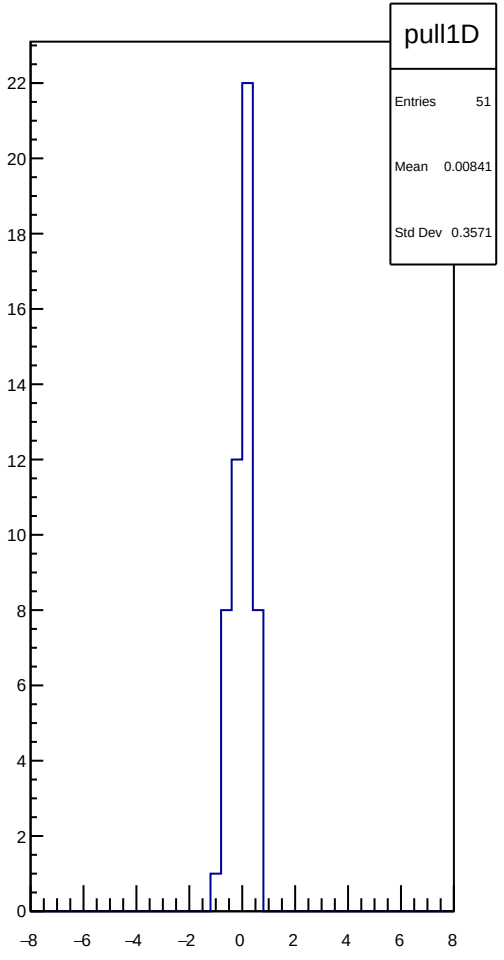
pull1D
Entries 51
Mean 0.00841
Std Dev 0.3571

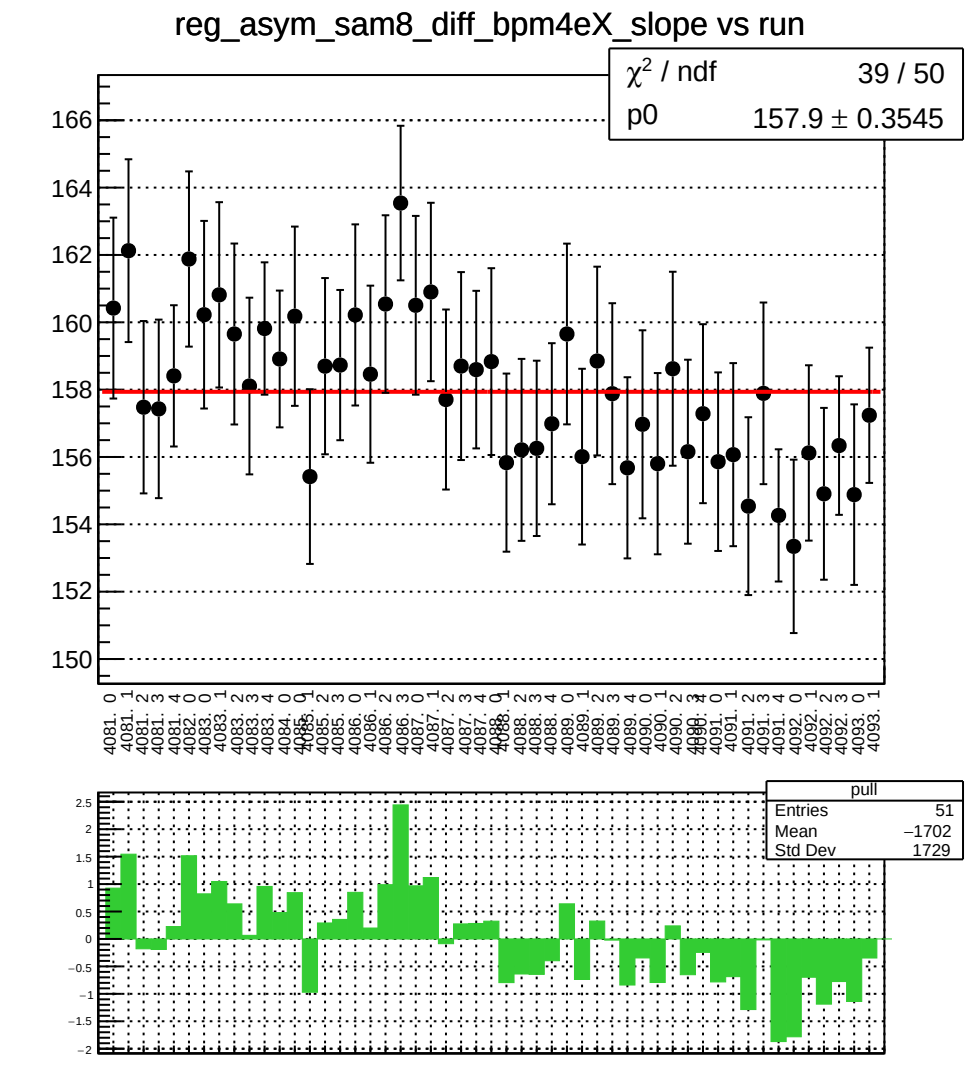
reg_asym_sam8_diff_bpm4eX_slope vs run
χ² / ndf 39 / 50
p0 157.9 ± 0.3545
pull
Entries 51
Mean −1702
Std Dev 1729

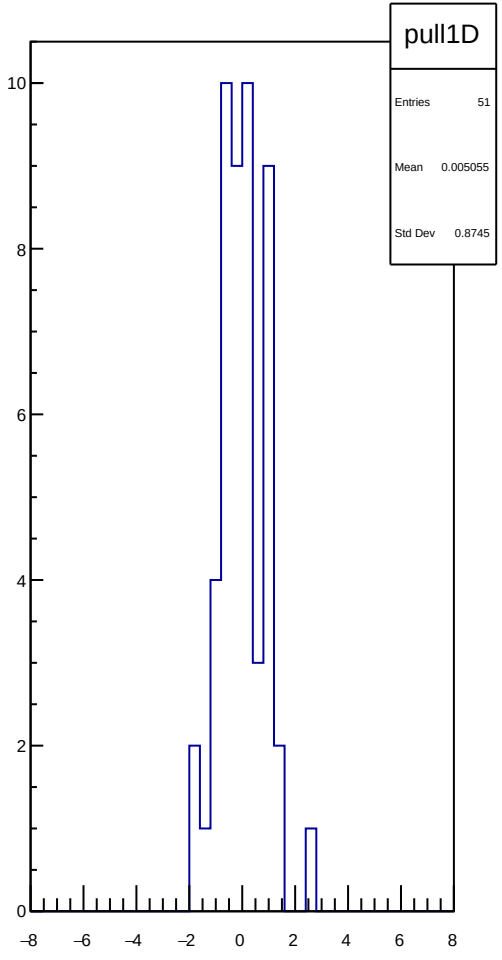
pull1D
Entries 51
Mean 0.005055
Std Dev 0.8745

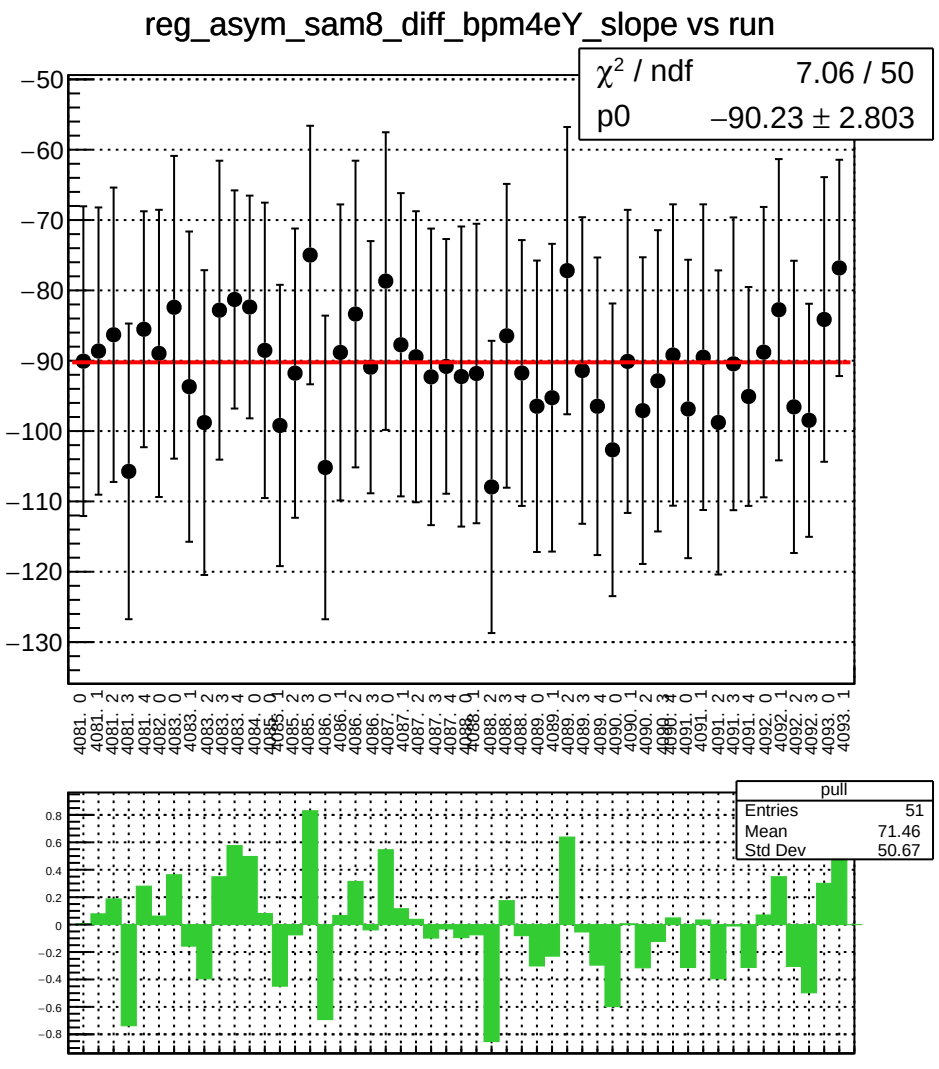
reg_asym_sam8_diff_bpm4eY_slope vs run
χ^2 / ndf 7.06 / 50
p0 −90.23 ± 2.803
pull
Entries 51
Mean 71.46
Std Dev 50.67

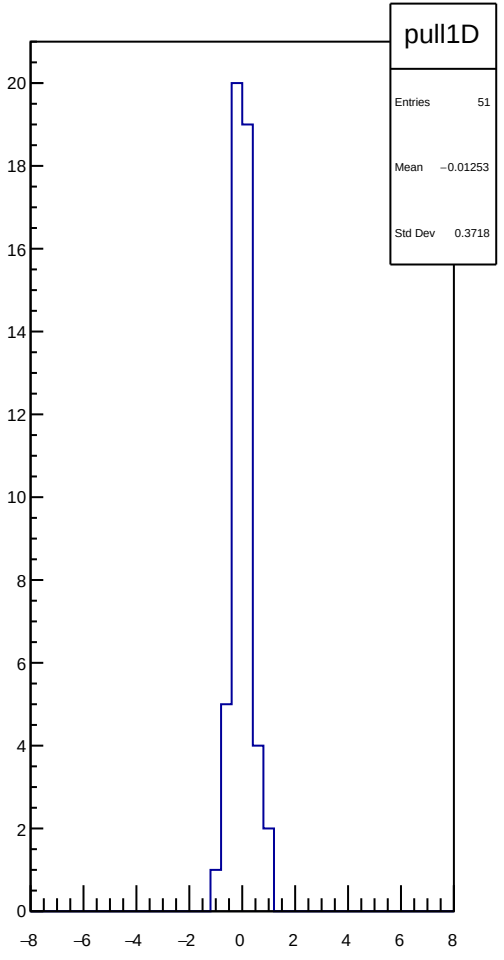
pull1D
Entries 51
Mean −0.01253
Std Dev 0.3718

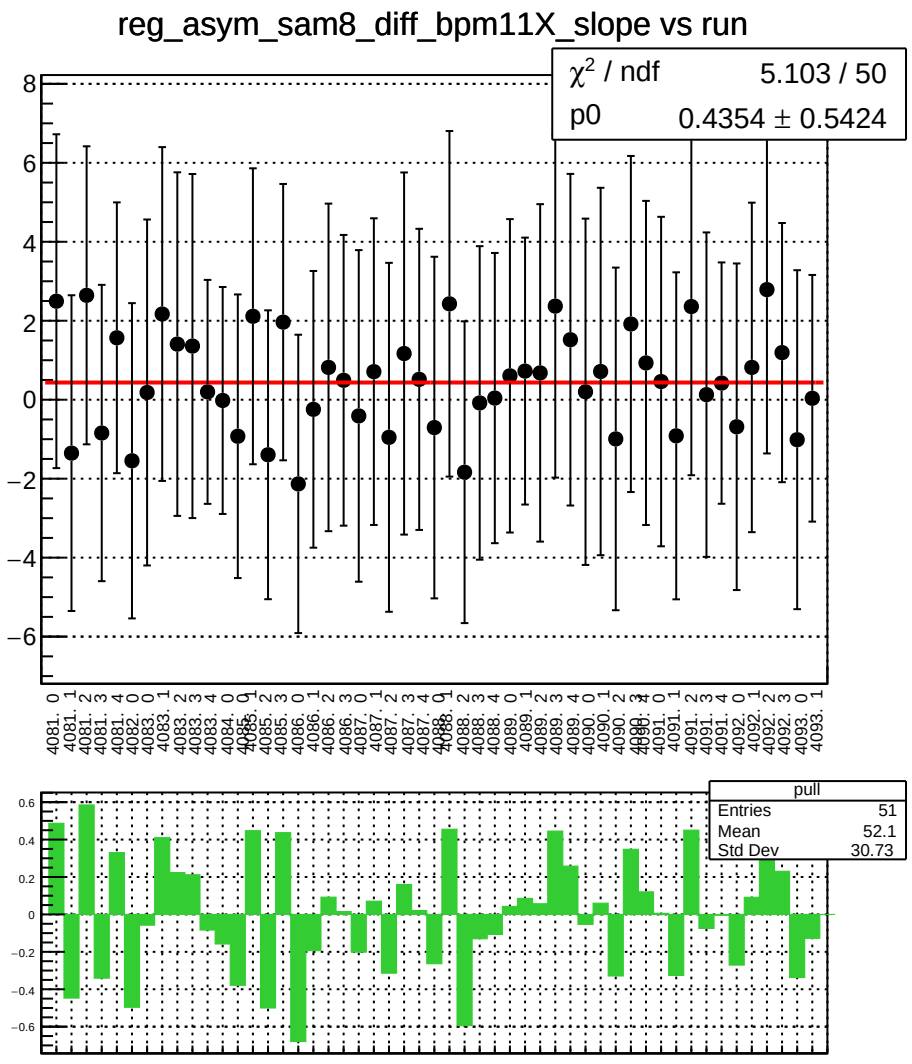
reg_asym_sam8_diff_bpm11X_slope vs run
χ² / ndf 5.103 / 50
p0 0.4354 ± 0.5424
pull
Entries 51
Mean 52.1
Std Dev 30.73

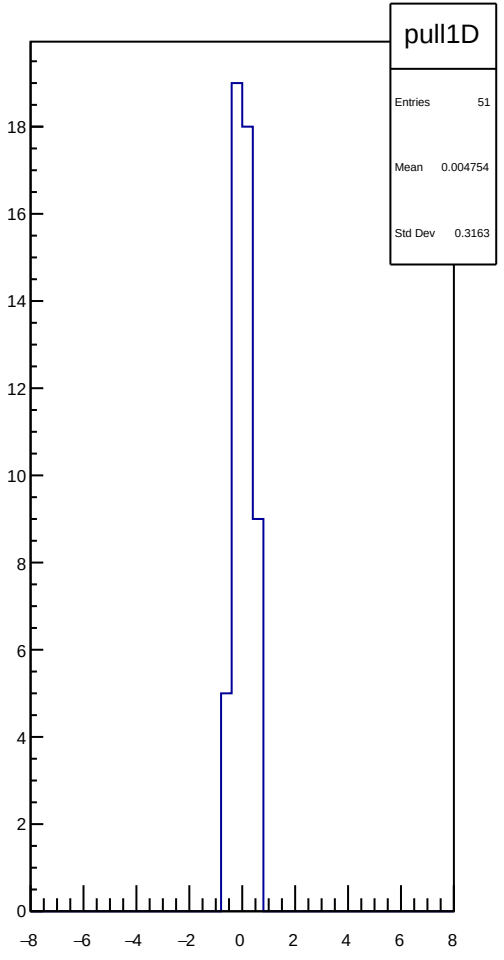
pull1D
Entries 51
Mean 0.004754
Std Dev 0.3163

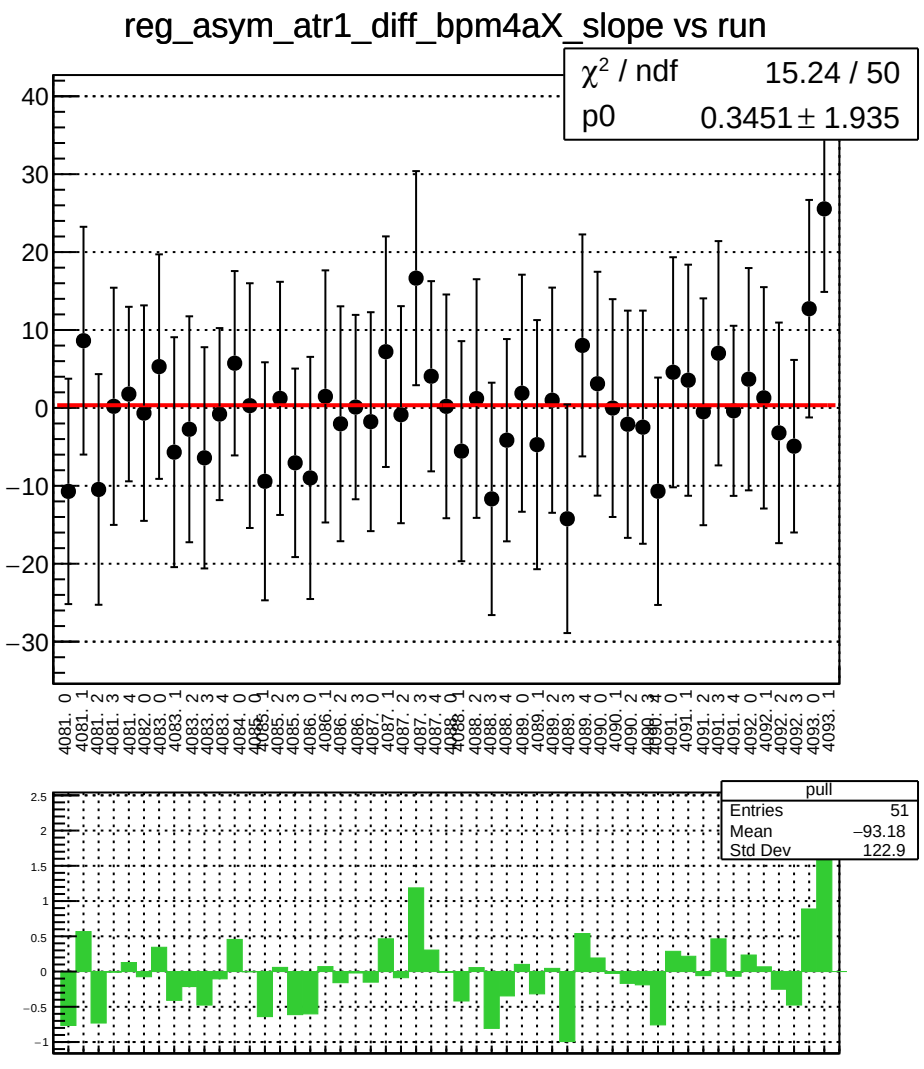
reg_asym_atr1_diff_bpm4aX_slope vs run
χ² / ndf 15.24 / 50
p0 0.3451 ± 1.935
pull
Entries 51
Mean −93.18
Std Dev 122.9

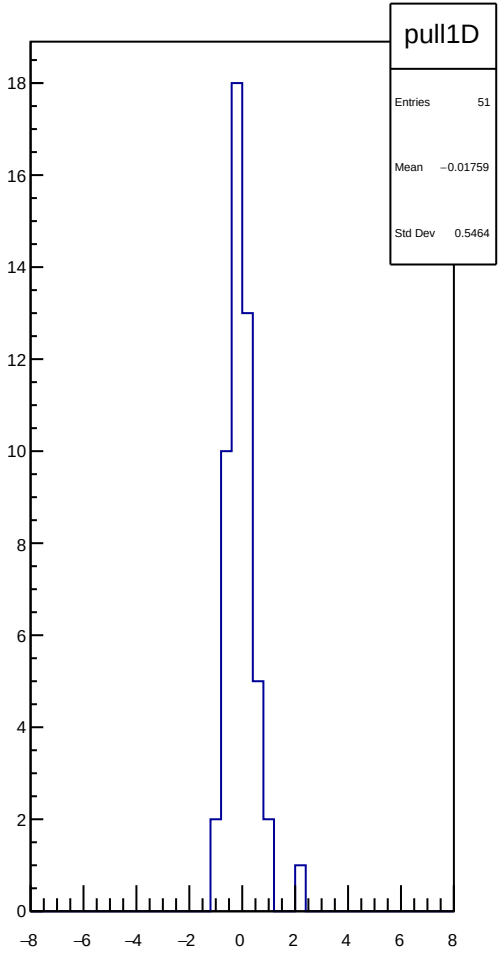
pull1D
Entries 51
Mean −0.01759
Std Dev 0.5464

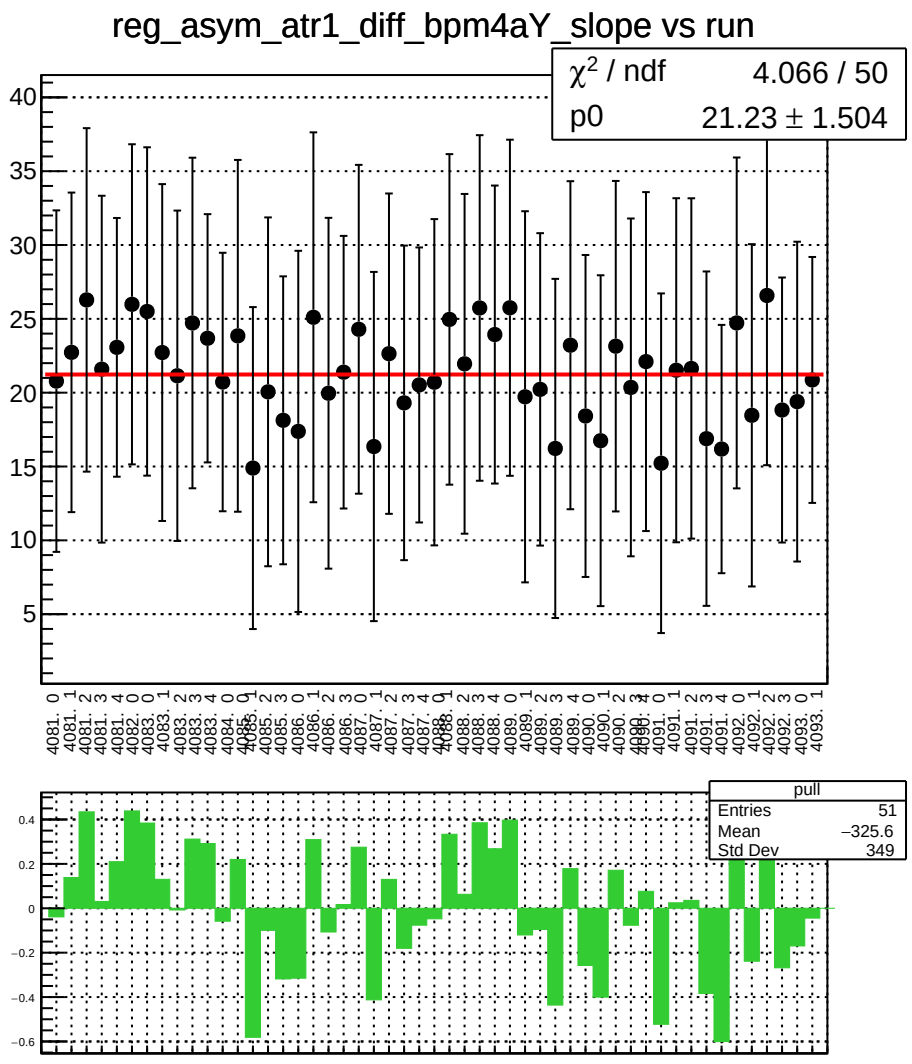
reg_asym_atr1_diff_bpm4aY_slope vs run
χ² / ndf 4.066 / 50
p0 21.23 ± 1.504
pull
Entries 51
Mean −325.6
Std Dev 349

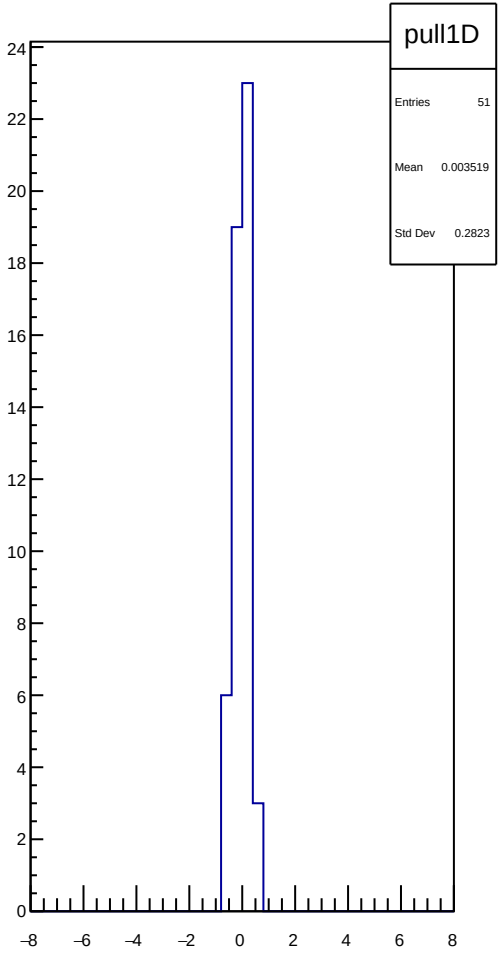
pull1D
Entries 51
Mean 0.003519
Std Dev 0.2823

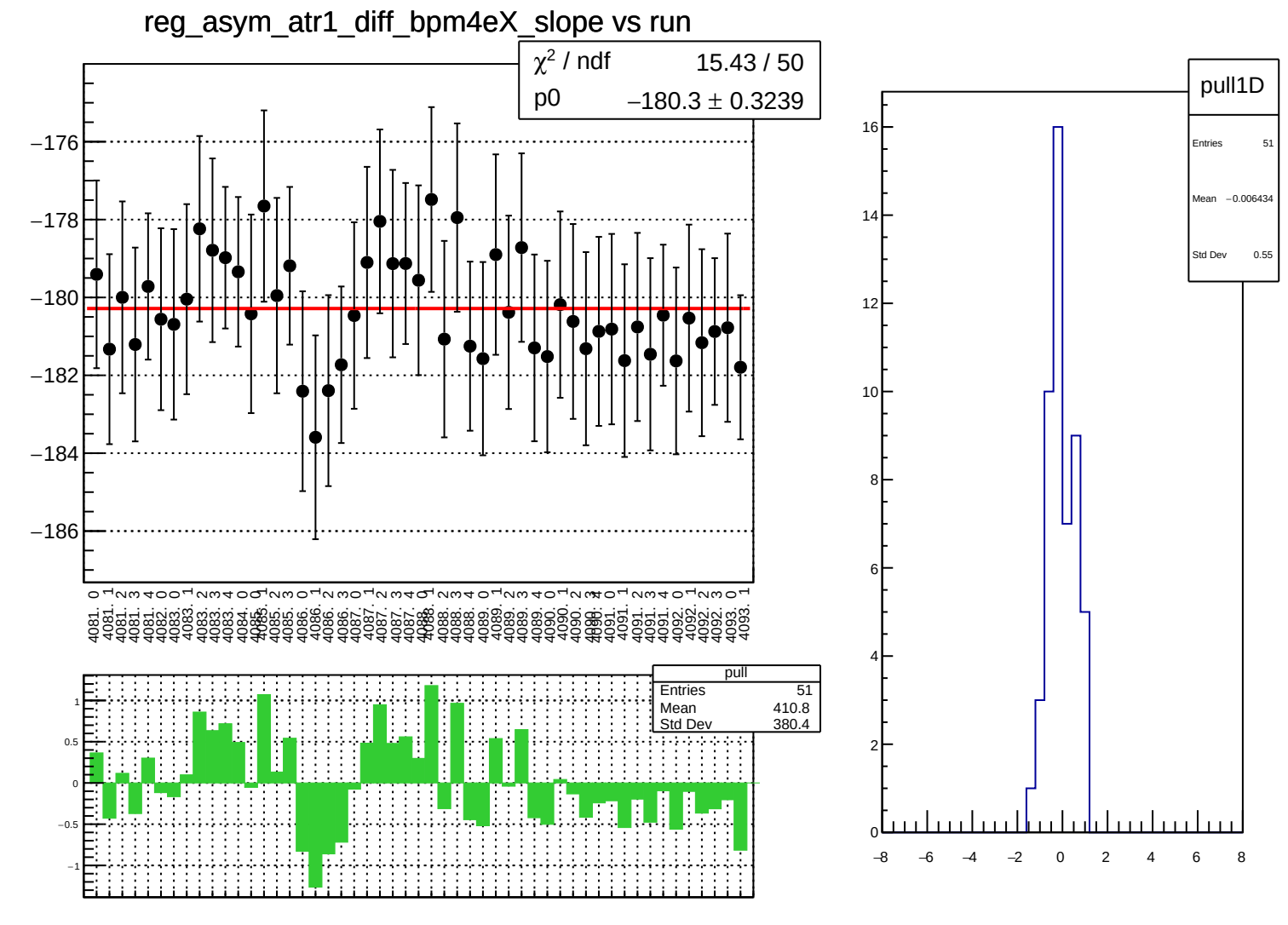
reg_asym_atr1_diff_bpm4eX_slope vs run
χ² / ndf 15.43 / 50
p0 −180.3 ± 0.3239
pull
Entries 51
Mean 410.8
Std Dev 380.4
pull1D
Entries 51
Mean −0.006434
Std Dev 0.55

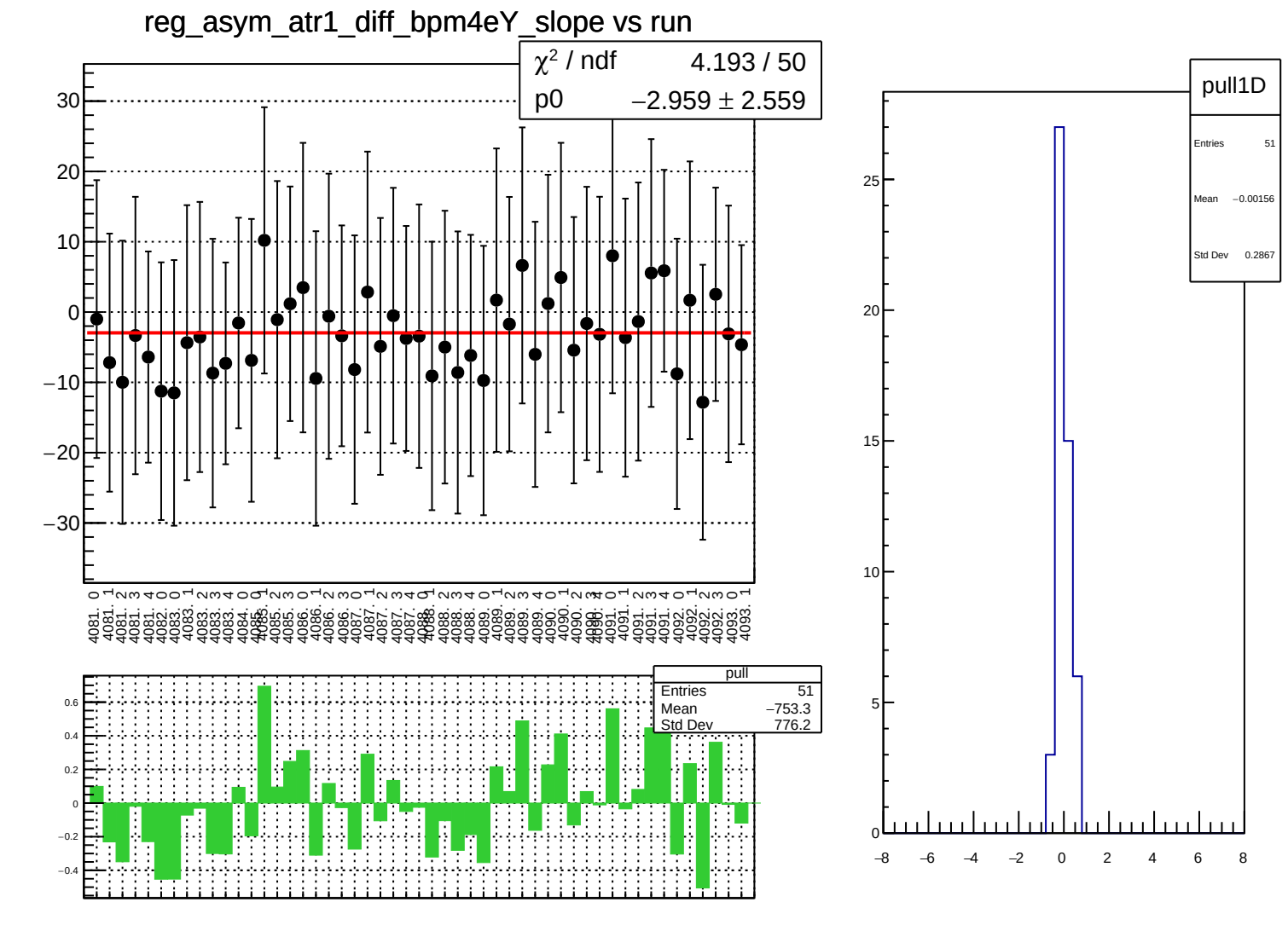
reg_asym_atr1_diff_bpm4eY_slope vs run
χ² / ndf 4.193 / 50
p0 −2.959 ± 2.559
pull
Entries 51
Mean −753.3
Std Dev 776.2
pull1D
Entries 51
Mean −0.00156
Std Dev 0.2867

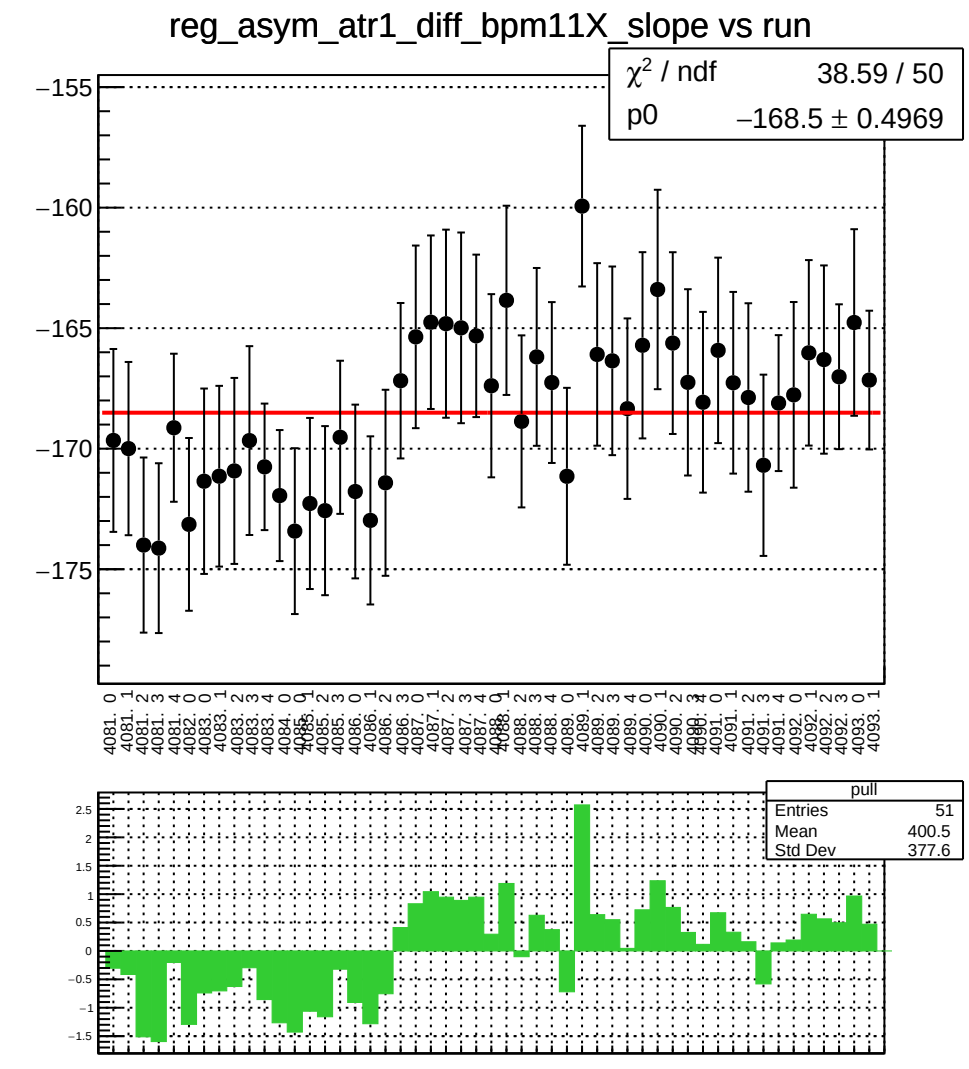
reg_asym_atr1_diff_bpm11X_slope vs run
χ² / ndf 38.59 / 50
p0 −168.5 ± 0.4969
−155
−160
−165
−170
−175
pull
Entries 51
Mean 400.5
Std Dev 377.6
2.5
2
1.5
1
0.5
0
−0.5
−1
−1.5

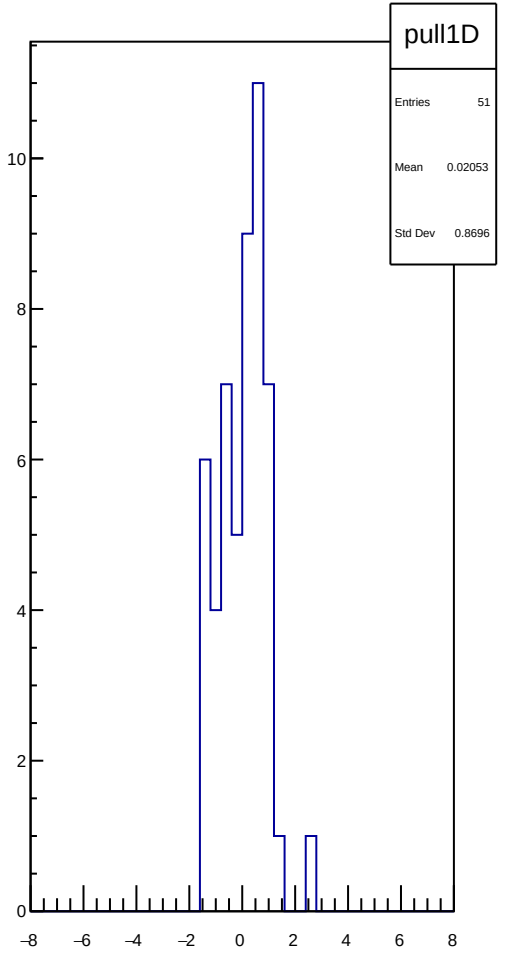
pull1D
Entries 51
Mean 0.02053
Std Dev 0.8696
10
8
6
4
2
0
−8
−6
−4
−2
0
2
4
6
8

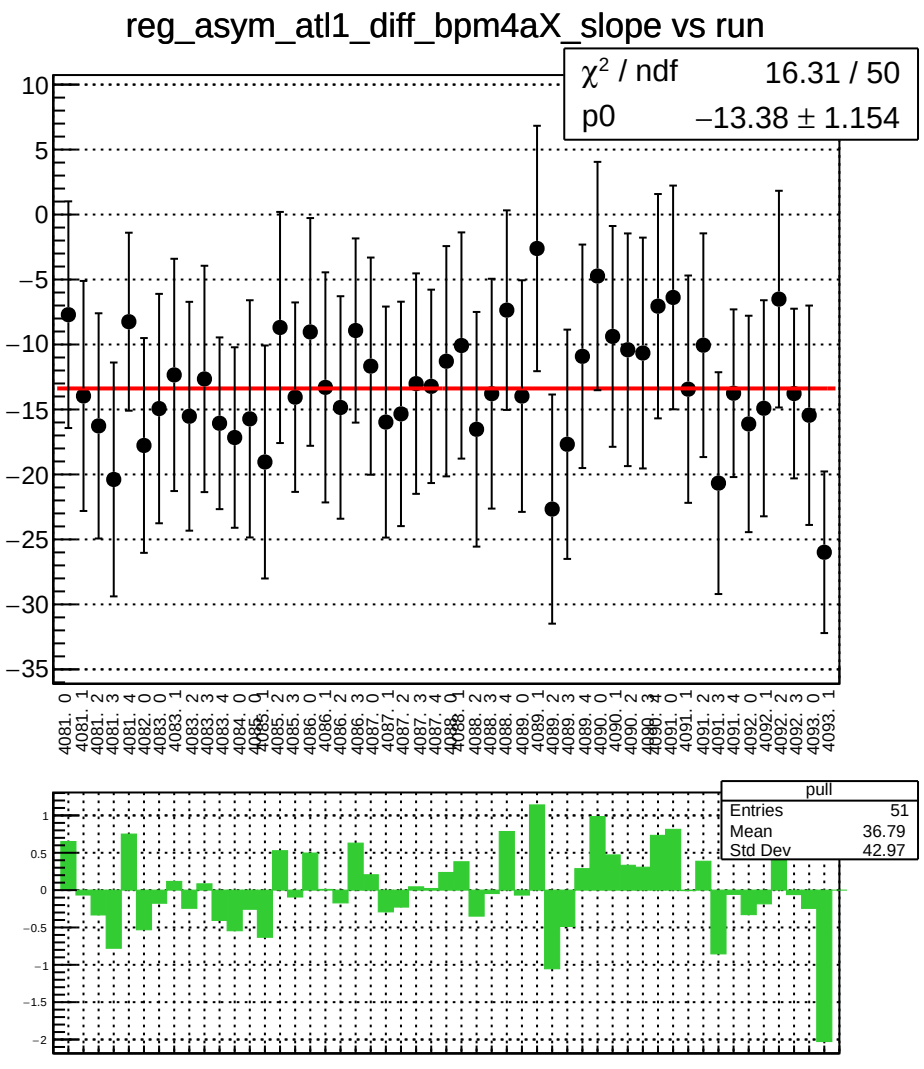
reg_asym_atl1_diff_bpm4aX_slope vs run
χ² / ndf 16.31 / 50
p0 −13.38 ± 1.154
pull
Entries 51
Mean 36.79
Std Dev 42.97

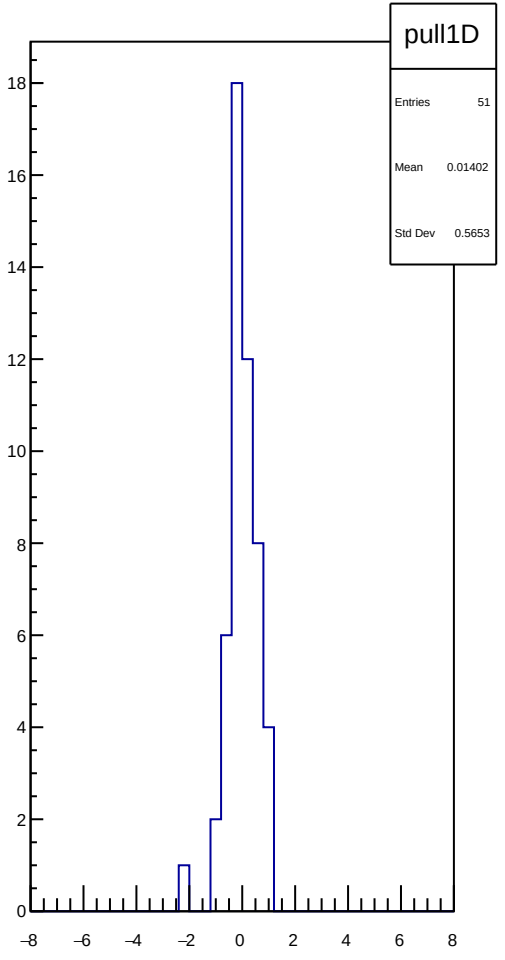
pull1D
Entries 51
Mean 0.01402
Std Dev 0.5653

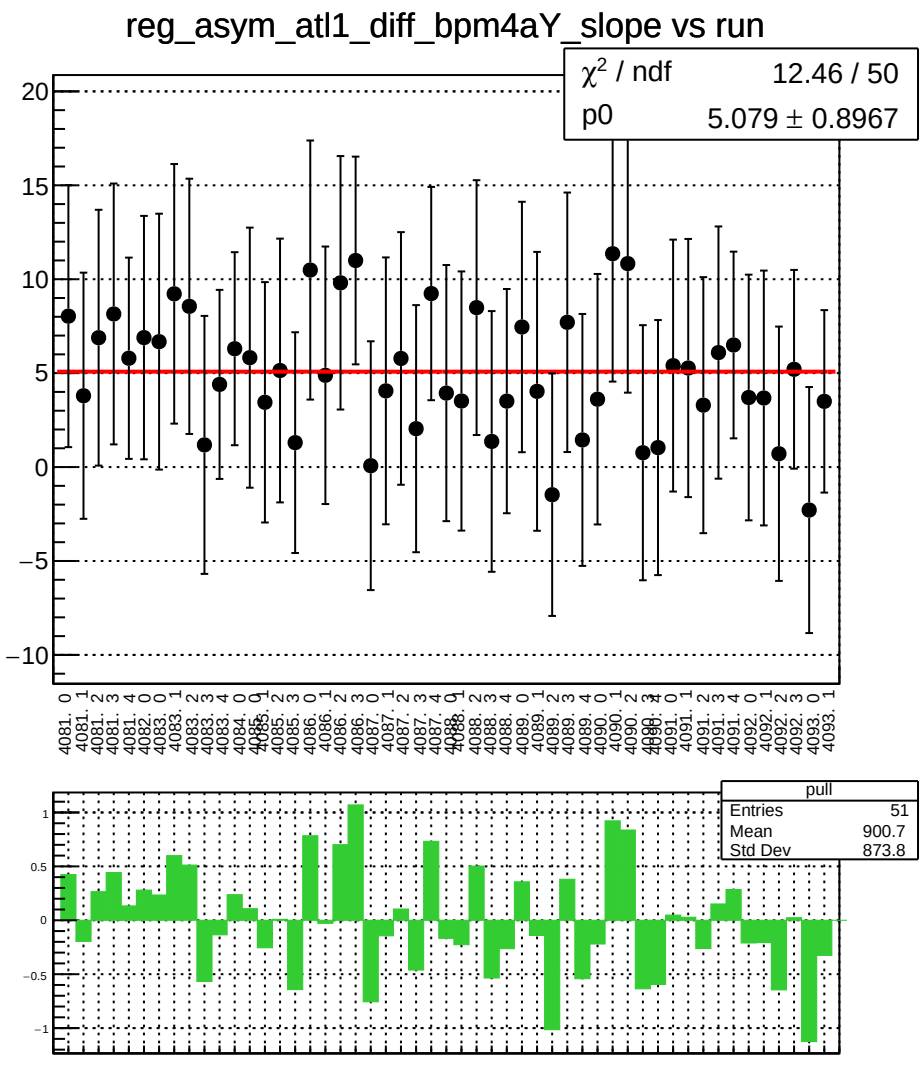
reg_asym_atl1_diff_bpm4aY_slope vs run
χ² / ndf 12.46 / 50
p0 5.079 ± 0.8967
pull
Entries 51
Mean 900.7
Std Dev 873.8

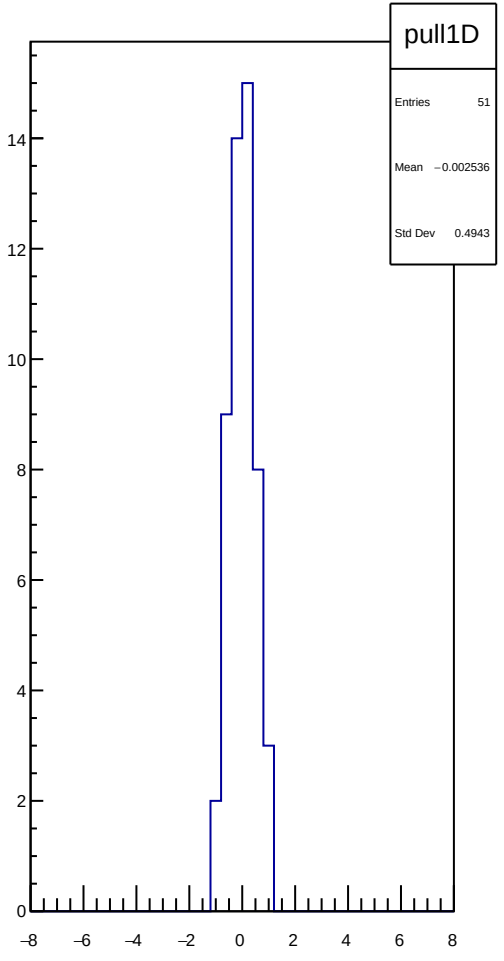
pull1D
Entries 51
Mean −0.002536
Std Dev 0.4943

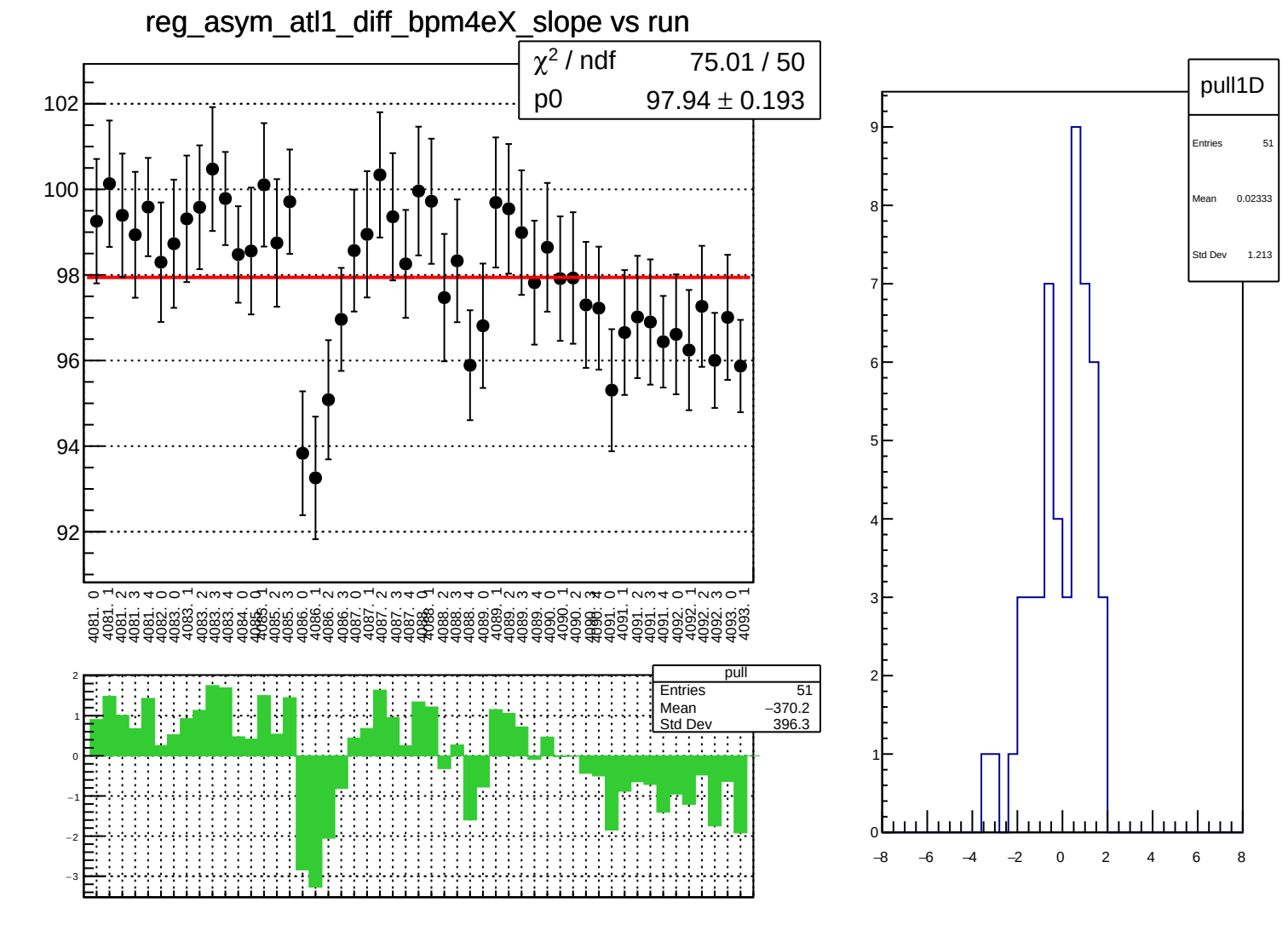
reg_asym_atl1_diff_bpm4eX_slope vs run
χ² / ndf 75.01 / 50
p0 97.94 ± 0.193
102
100
98
96
94
92
pull
Entries 51
Mean −370.2
Std Dev 396.3
2
1
0
−1
−2
−3
pull1D
Entries 51
Mean 0.02333
Std Dev 1.213
9
8
7
6
5
4
3
2
1
0
−8
−6
−4
−2
0
2
4
6
8

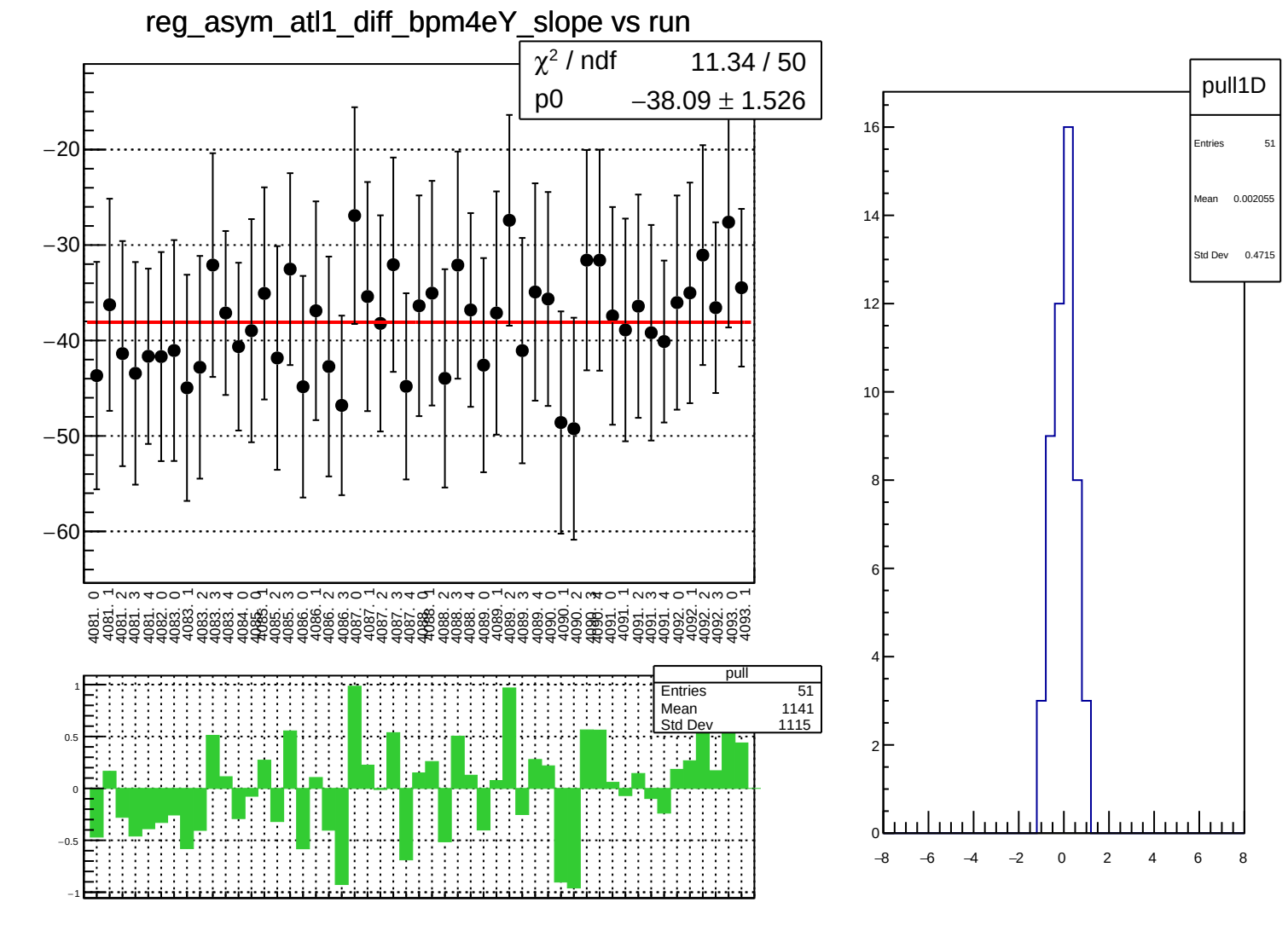
reg_asym_atl1_diff_bpm4eY_slope vs run
χ² / ndf 11.34 / 50
p0 −38.09 ± 1.526
pull
Entries 51
Mean 1141
Std Dev 1115
pull1D
Entries 51
Mean 0.002055
Std Dev 0.4715

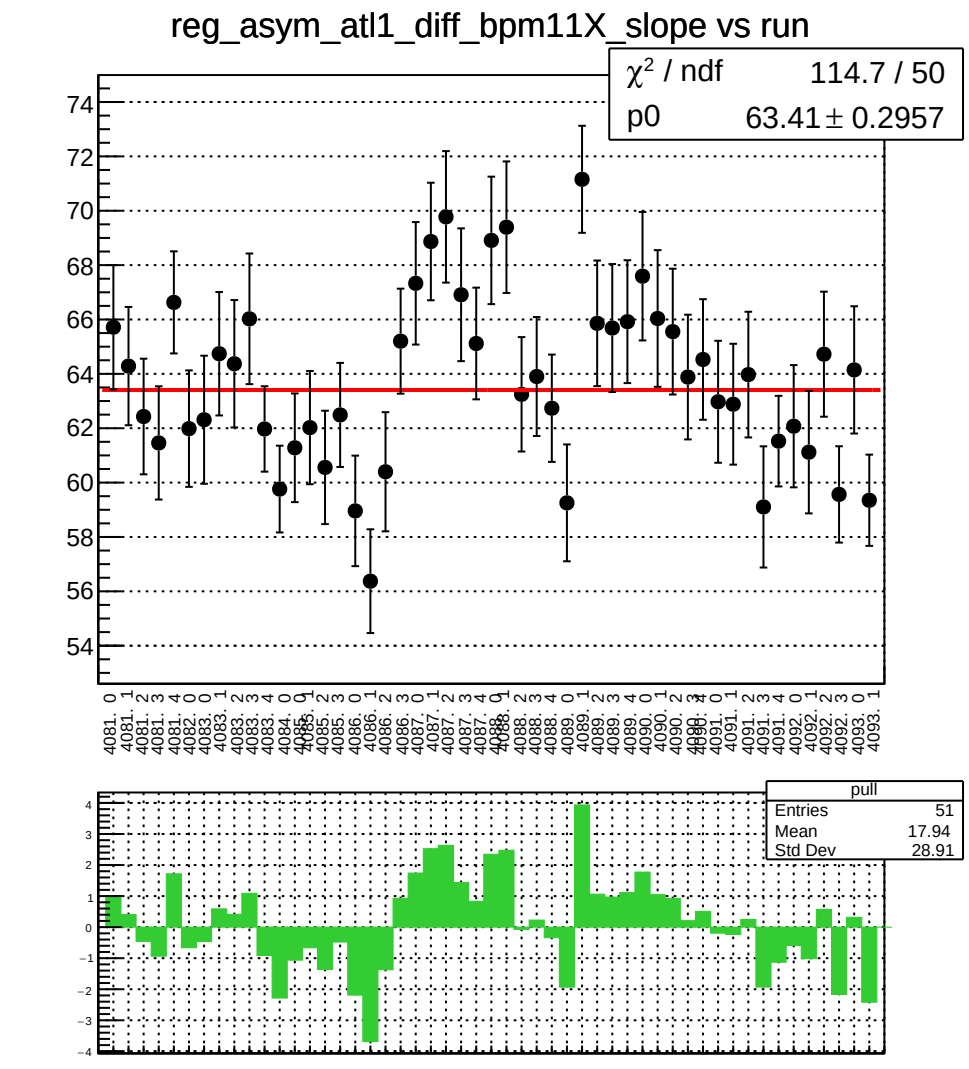
reg_asym_atl1_diff_bpm11X_slope vs run
χ² / ndf 114.7 / 50
p0 63.41 ± 0.2957
pull
Entries 51
Mean 17.94
Std Dev 28.91

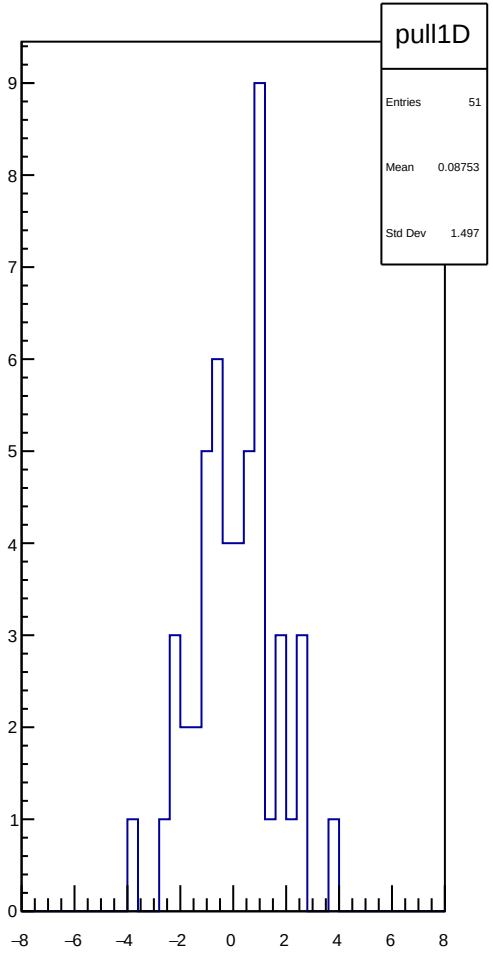
pull1D
Entries 51
Mean 0.08753
Std Dev 1.497

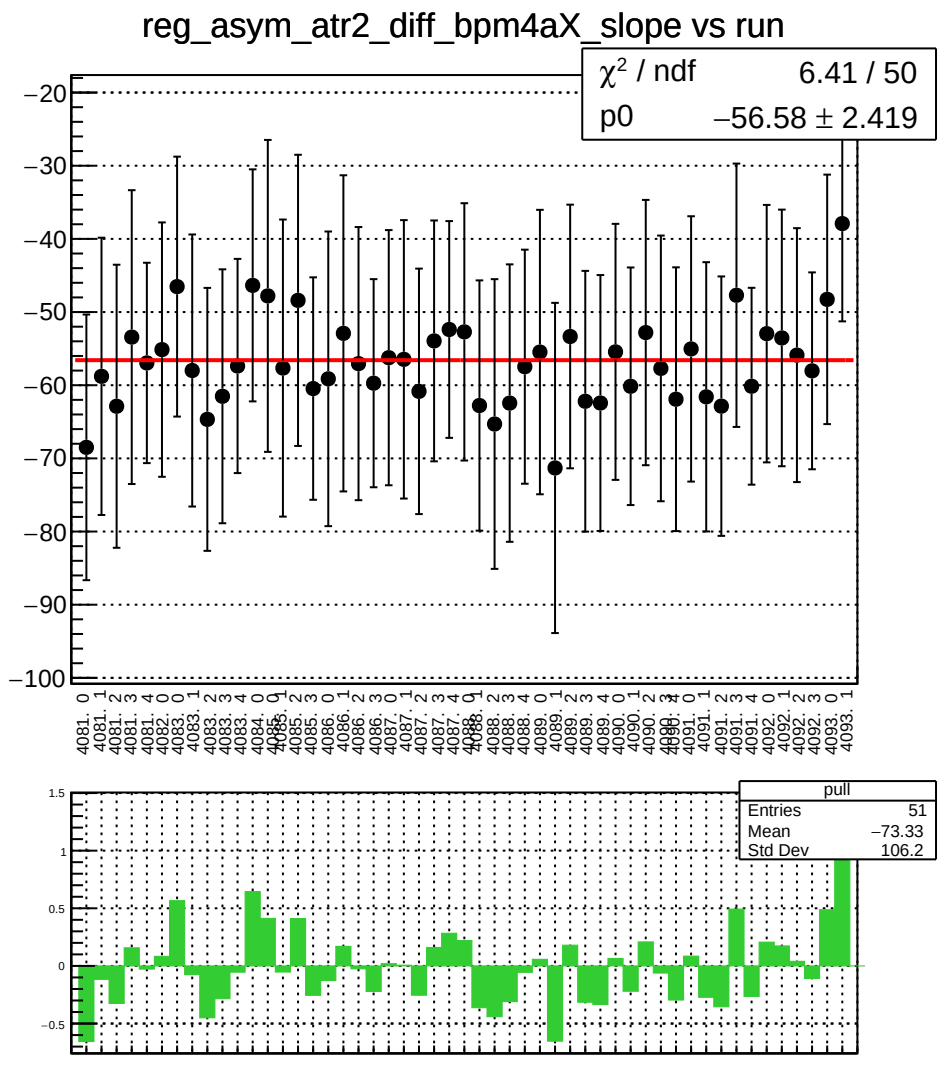
reg_asym_atr2_diff_bpm4aX_slope vs run
χ² / ndf 6.41 / 50
p0 −56.58 ± 2.419
pull
Entries 51
Mean −73.33
Std Dev 106.2

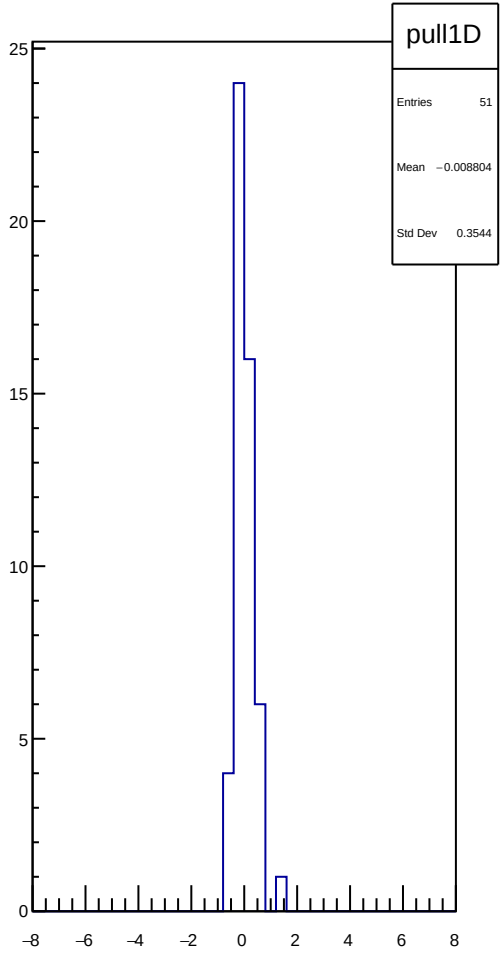
pull1D
Entries 51
Mean −0.008804
Std Dev 0.3544

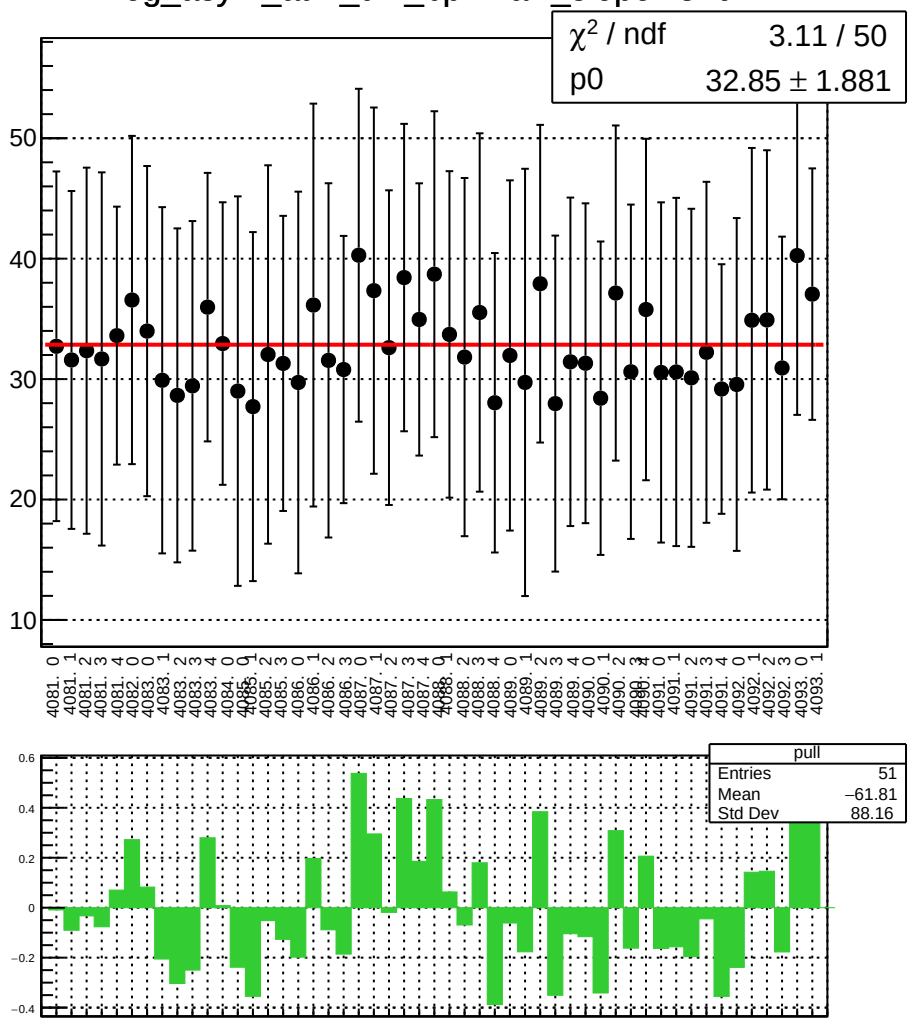
reg_asym_atr2_diff_bpm4aY_slope vs run
χ² / ndf 3.11 / 50
p0 32.85 ± 1.881
pull
Entries 51
Mean −61.81
Std Dev 88.16

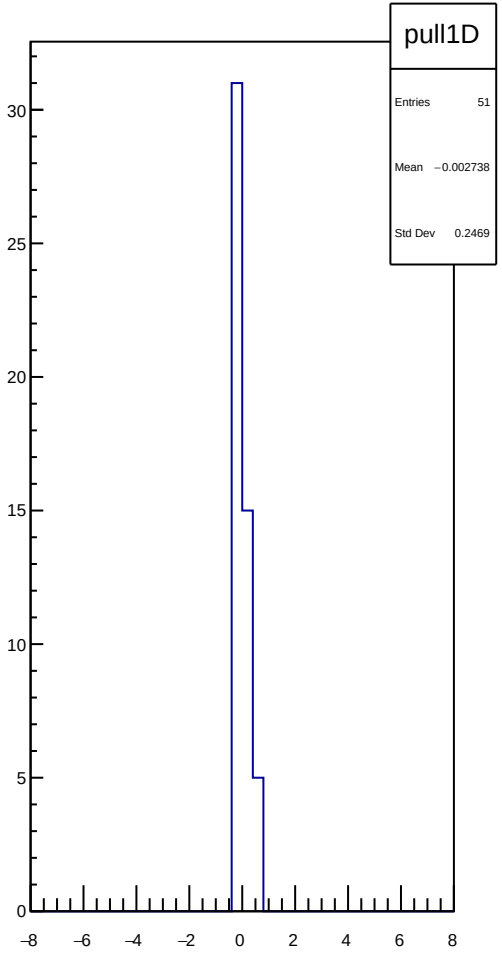
pull1D
Entries 51
Mean −0.002738
Std Dev 0.2469

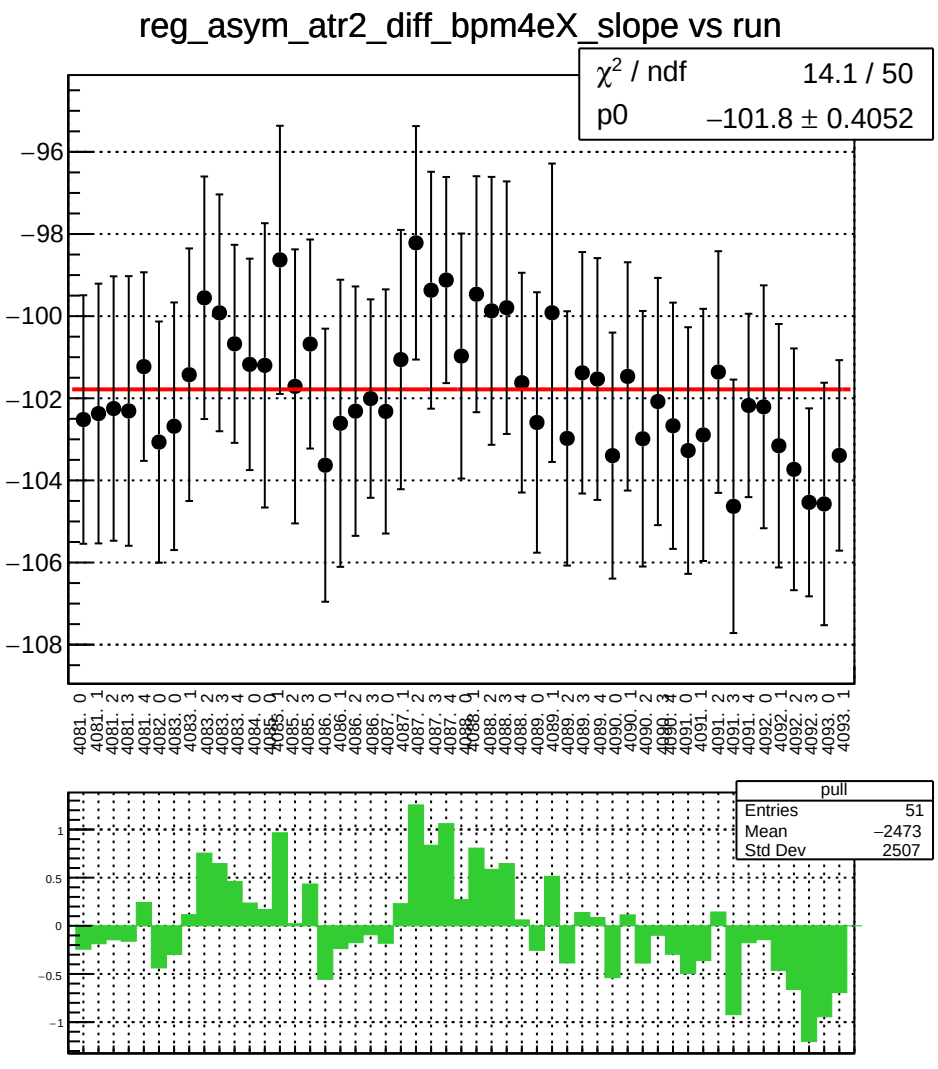
reg_asym_atr2_diff_bpm4eX_slope vs run
χ² / ndf 14.1 / 50
p0 −101.8 ± 0.4052
pull
Entries 51
Mean −2473
Std Dev 2507

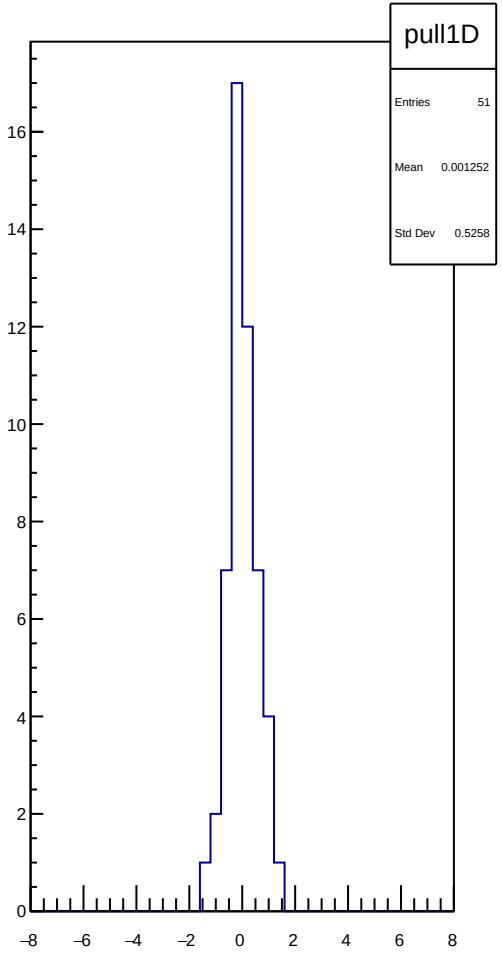
pull1D
Entries 51
Mean 0.001252
Std Dev 0.5258

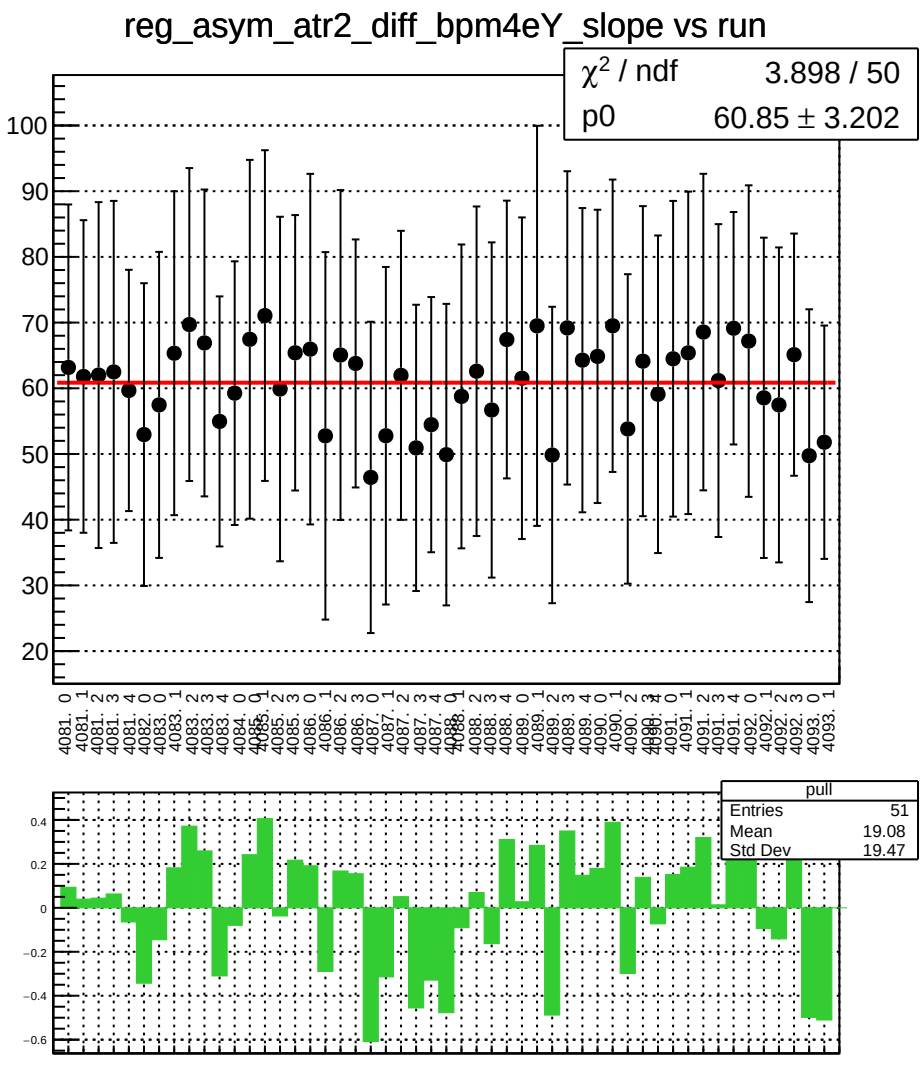
reg_asym_atr2_diff_bpm4eY_slope vs run
χ² / ndf 3.898 / 50
p0 60.85 ± 3.202
pull
Entries 51
Mean 19.08
Std Dev 19.47

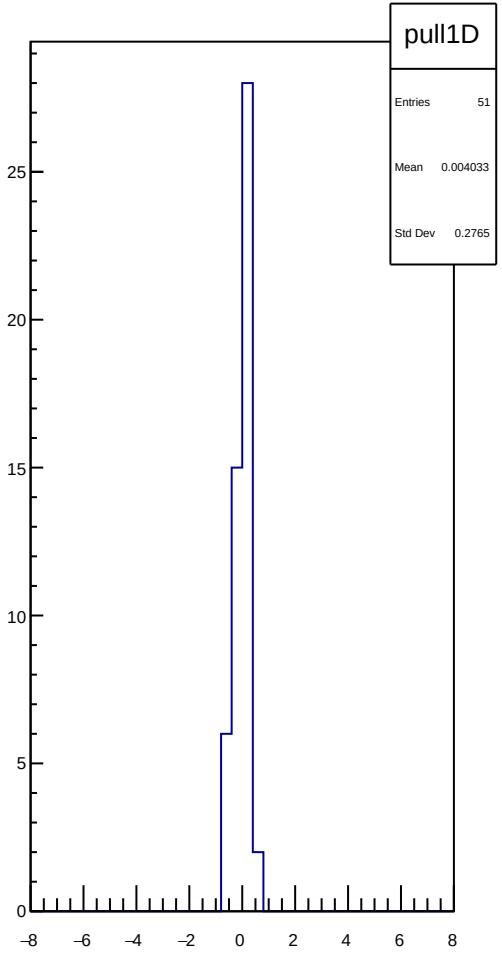
pull1D
Entries 51
Mean 0.004033
Std Dev 0.2765

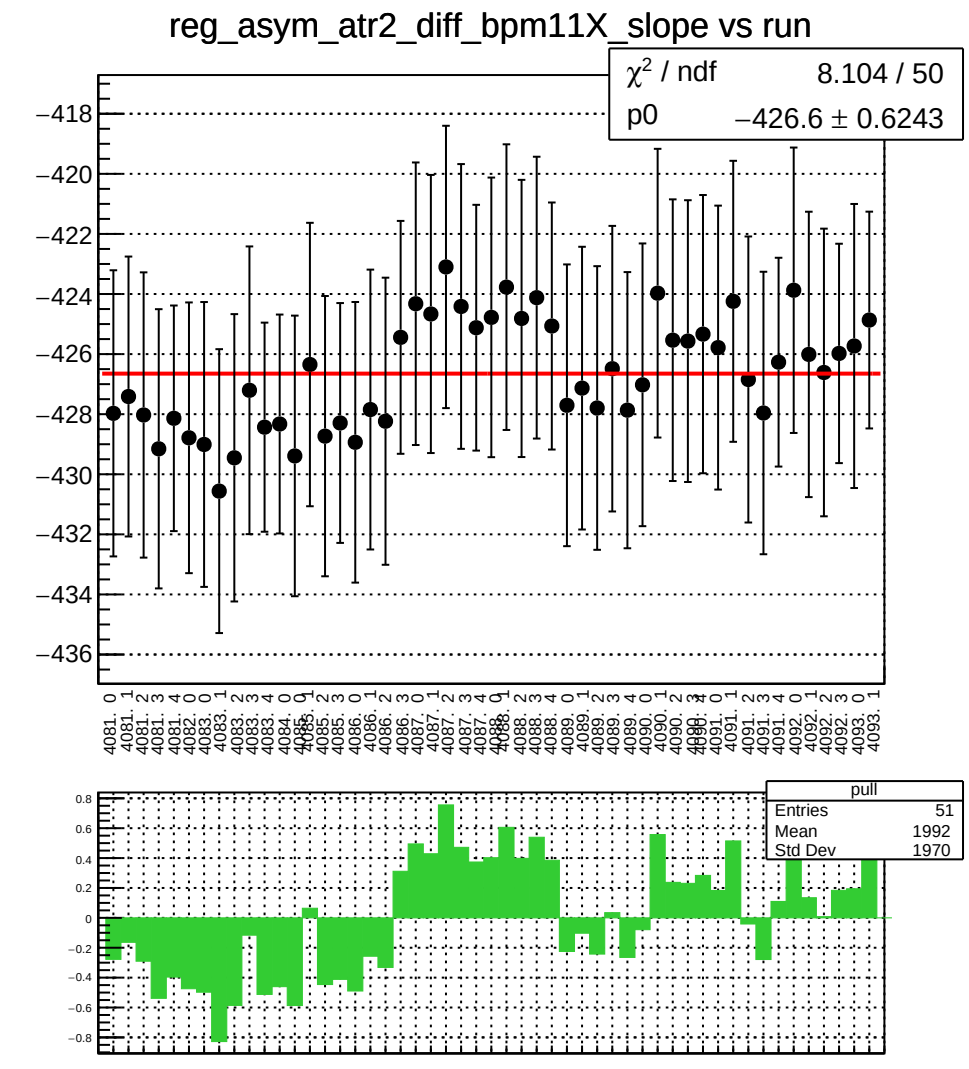
reg_asym_atr2_diff_bpm11X_slope vs run
χ² / ndf 8.104 / 50
p0 −426.6 ± 0.6243
pull
Entries 51
Mean 1992
Std Dev 1970

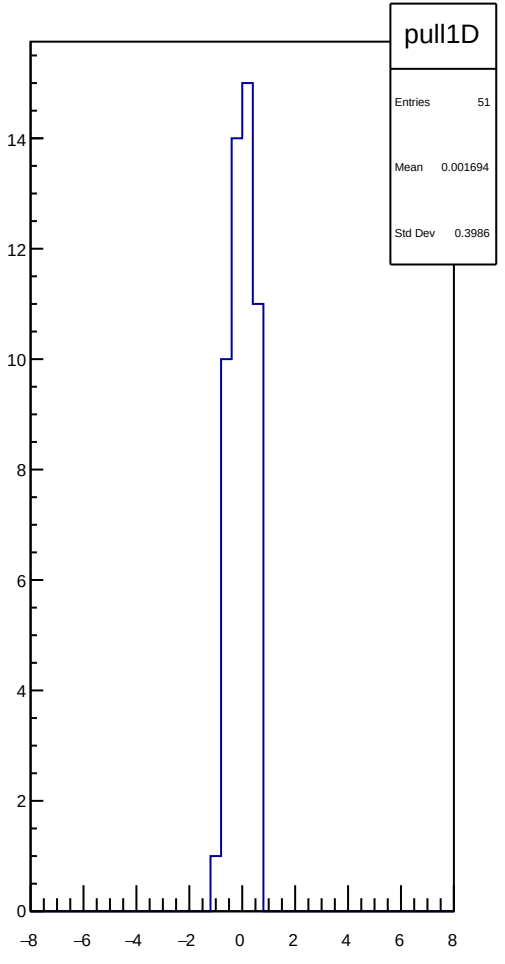
pull1D
Entries 51
Mean 0.001694
Std Dev 0.3986

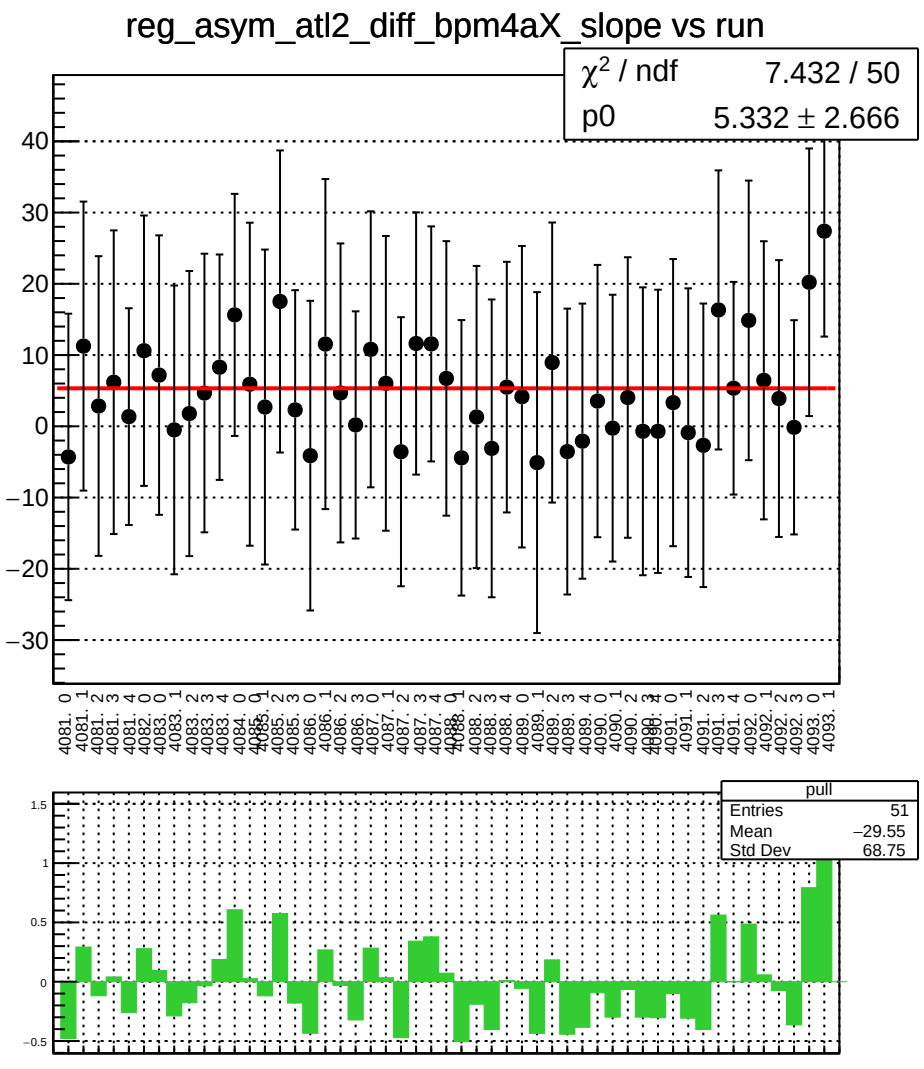
reg_asym_atl2_diff_bpm4aX_slope vs run
χ² / ndf 7.432 / 50
p0 5.332 ± 2.666
pull
Entries 51
Mean −29.55
Std Dev 68.75

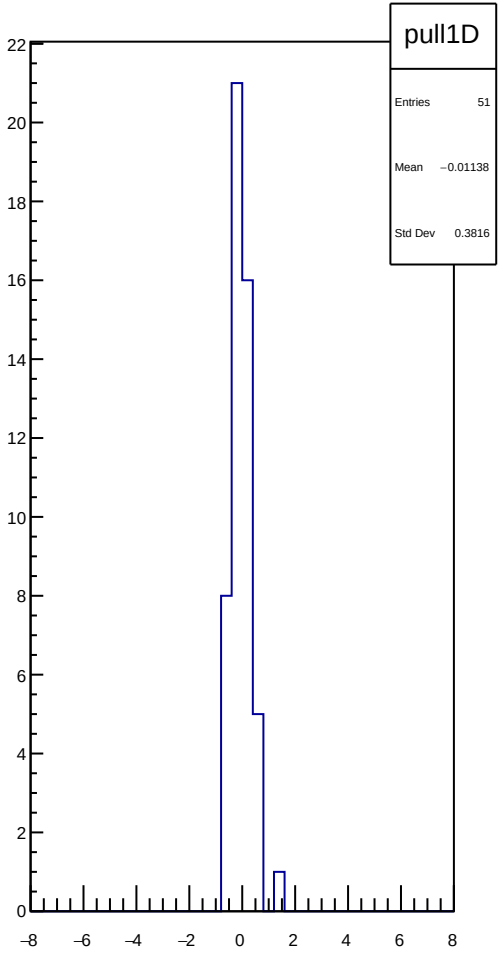
pull1D
Entries 51
Mean −0.01138
Std Dev 0.3816

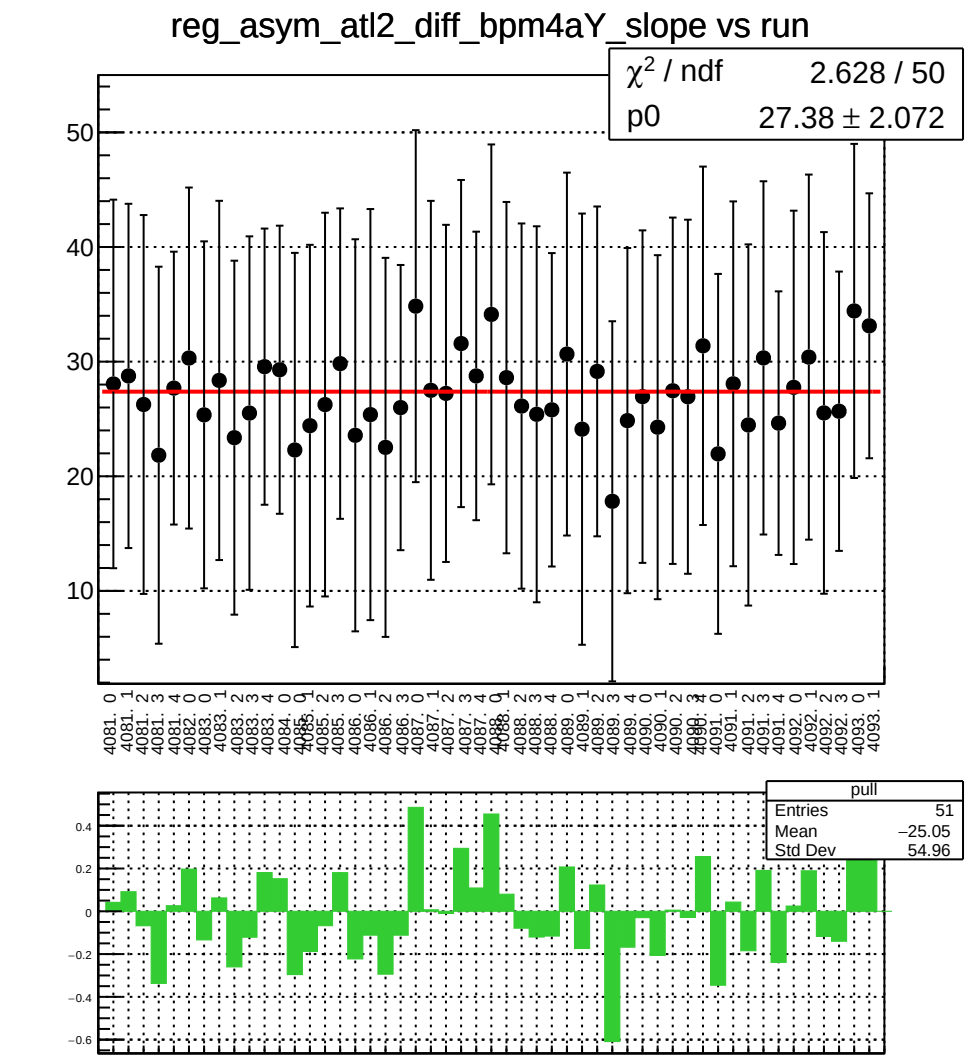
reg_asym_atl2_diff_bpm4aY_slope vs run
χ² / ndf 2.628 / 50
p0 27.38 ± 2.072
pull
Entries 51
Mean −25.05
Std Dev 54.96

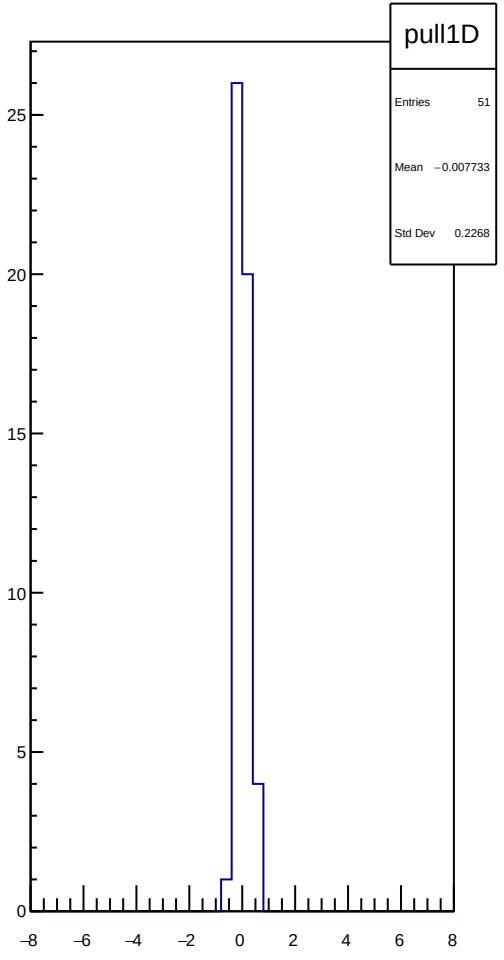
pull1D
Entries 51
Mean −0.007733
Std Dev 0.2268

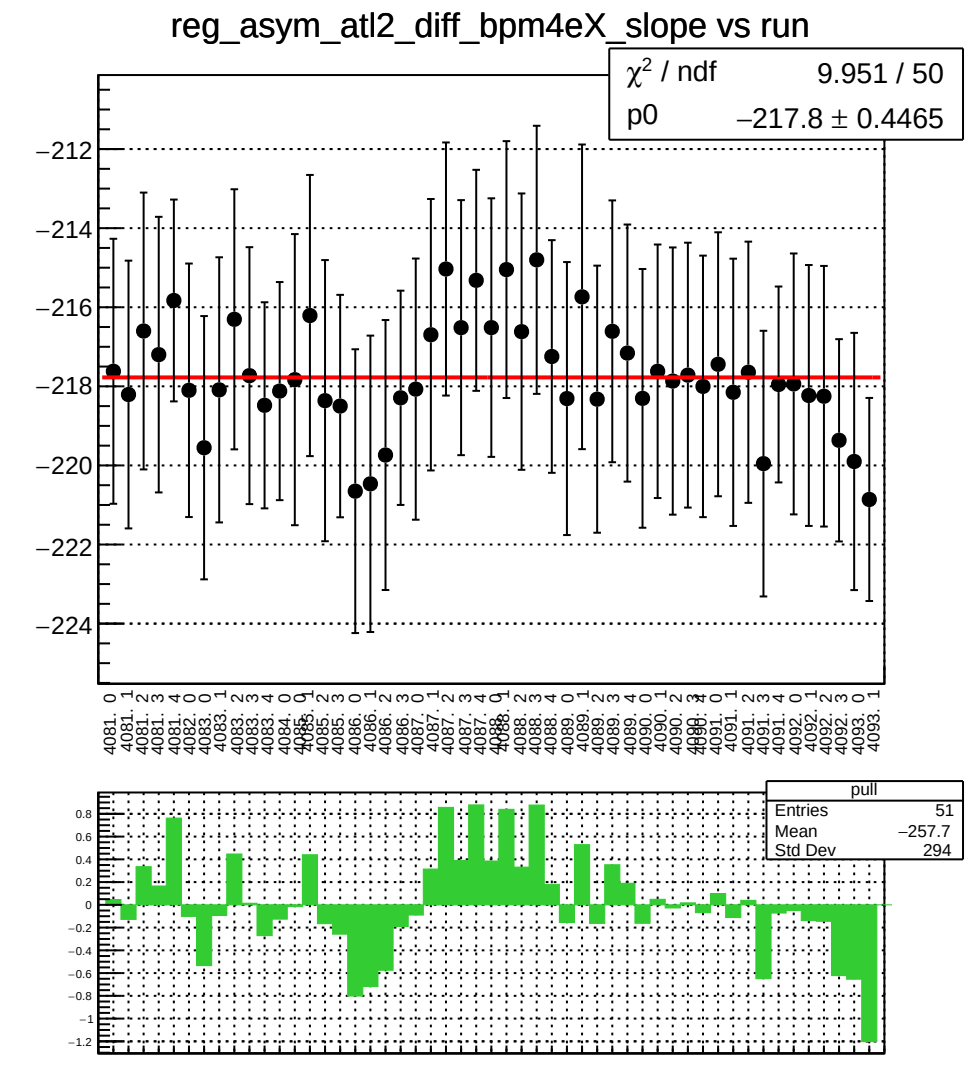
reg_asym_atl2_diff_bpm4eX_slope vs run
χ² / ndf 9.951 / 50
p0 −217.8 ± 0.4465
pull
Entries 51
Mean −257.7
Std Dev 294

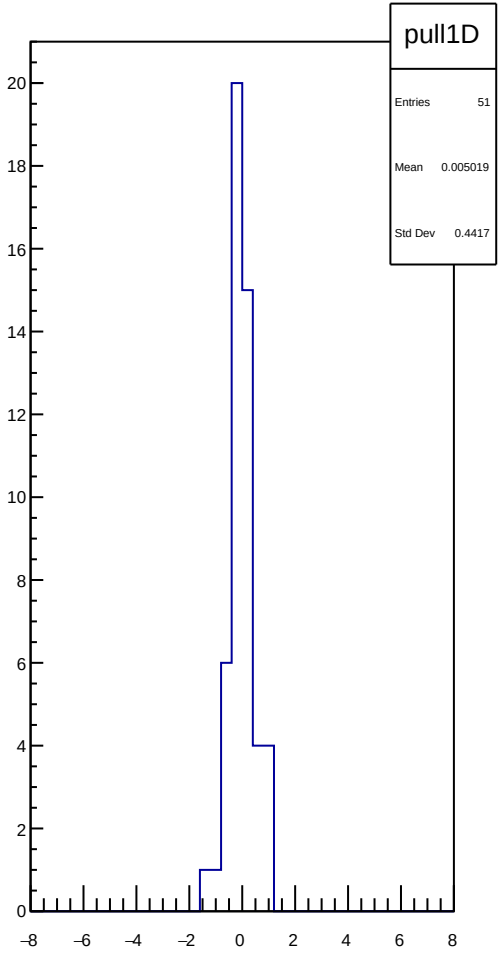
pull1D
Entries 51
Mean 0.005019
Std Dev 0.4417

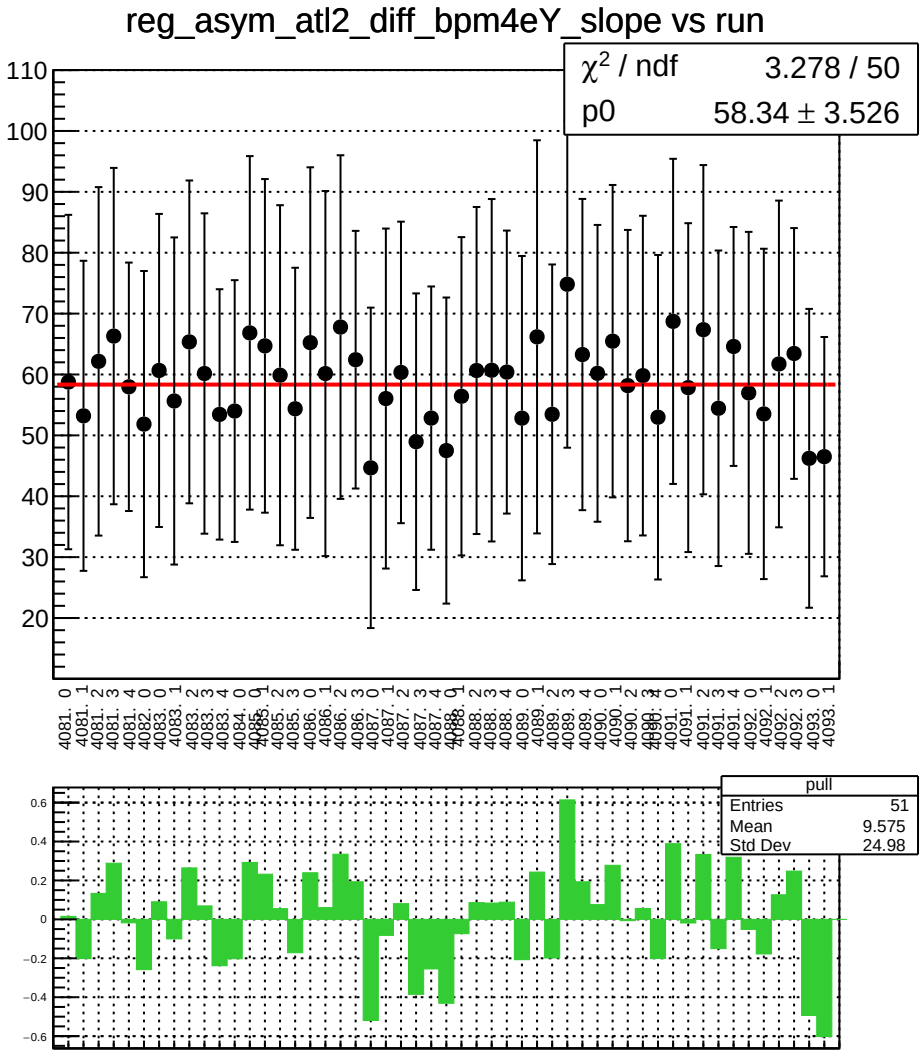
reg_asym_atl2_diff_bpm4eY_slope vs run
χ² / ndf 3.278 / 50
p0 58.34 ± 3.526
pull
Entries 51
Mean 9.575
Std Dev 24.98

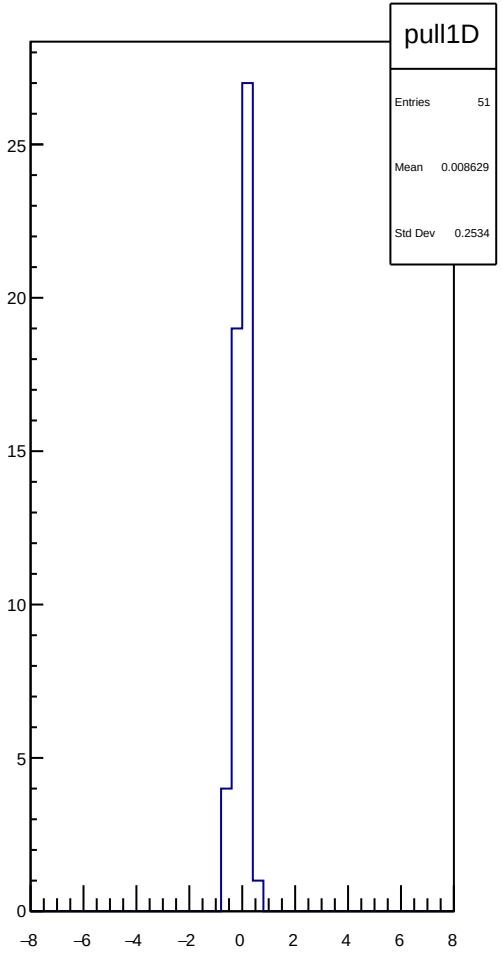
pull1D
Entries 51
Mean 0.008629
Std Dev 0.2534

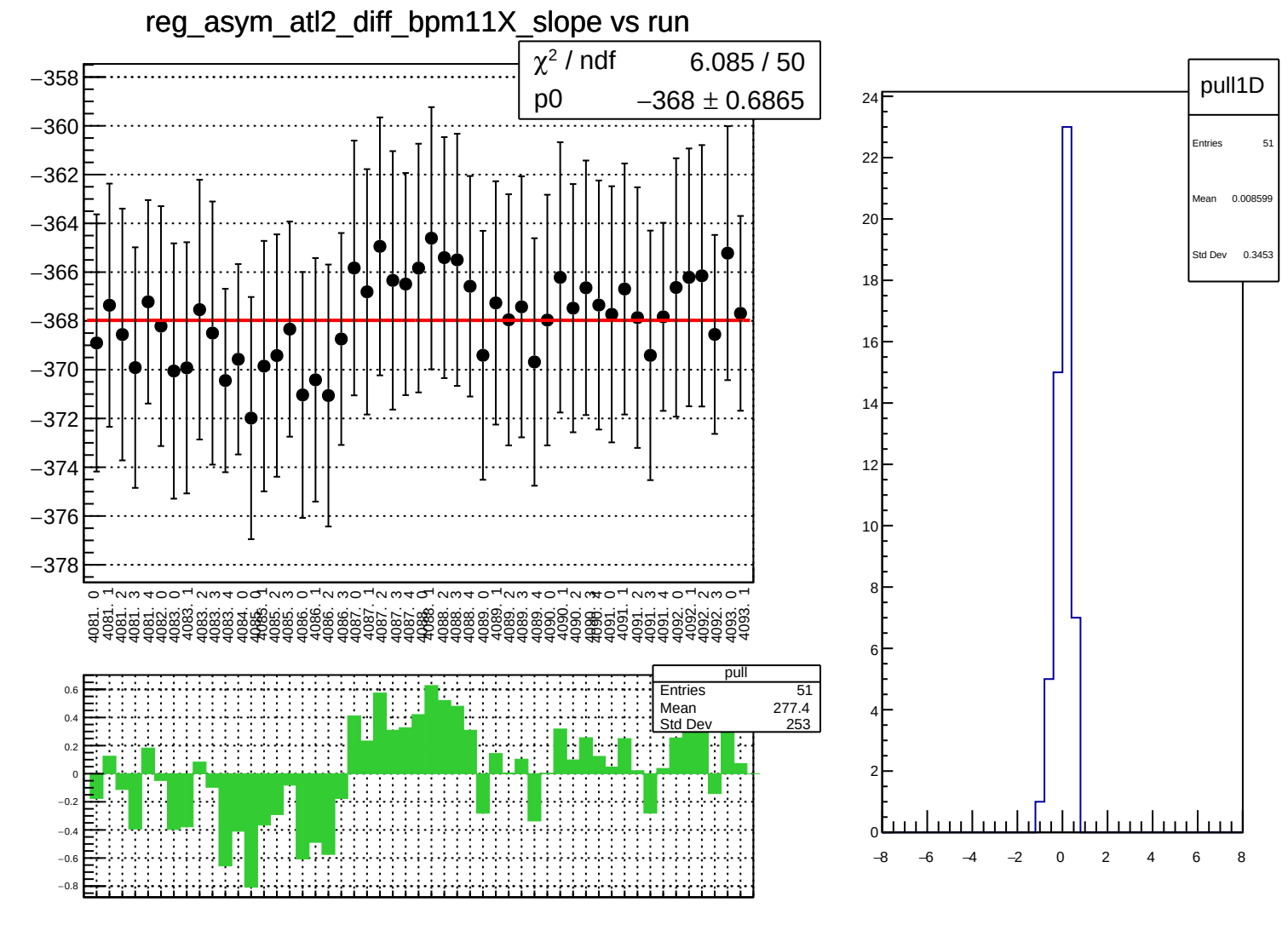
reg_asym_atl2_diff_bpm11X_slope vs run
χ² / ndf 6.085 / 50
p0 −368 ± 0.6865
pull
Entries 51
Mean 277.4
Std Dev 253
pull1D
Entries 51
Mean 0.008599
Std Dev 0.3453

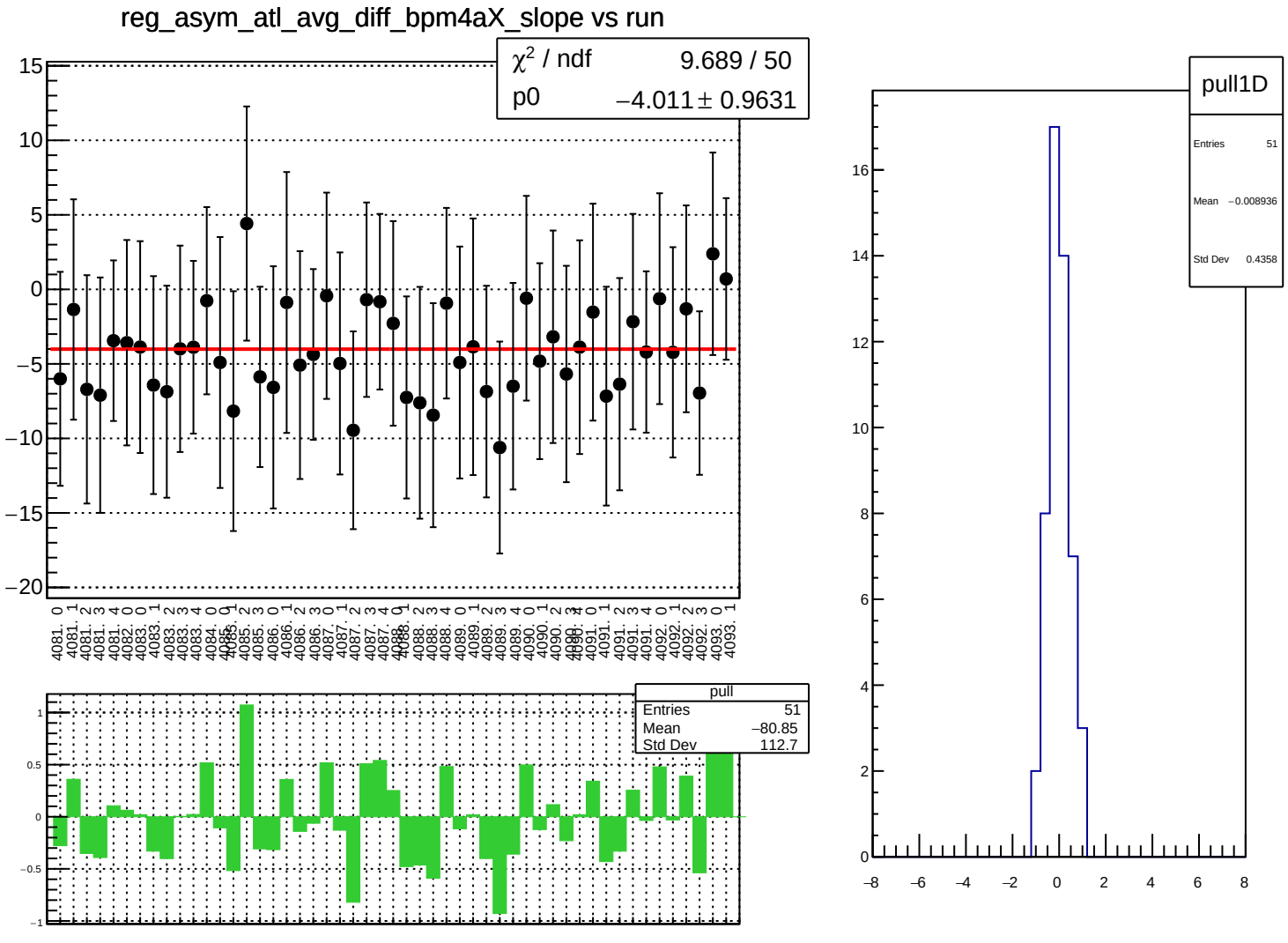
reg_asym_atl_avg_diff_bpm4aX_slope vs run
χ² / ndf 9.689 / 50
p0 −4.011 ± 0.9631
pull
Entries 51
Mean −80.85
Std Dev 112.7
pull1D
Entries 51
Mean −0.008936
Std Dev 0.4358

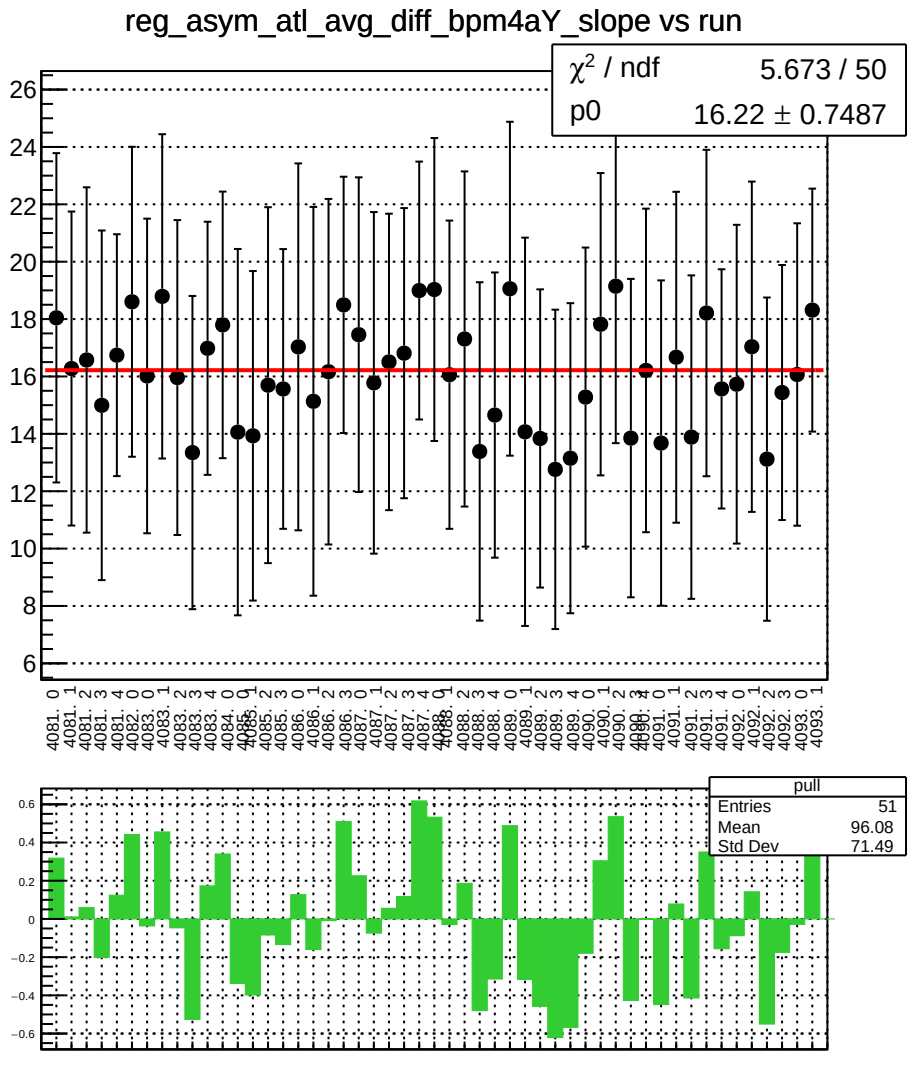
reg_asym_atl_avg_diff_bpm4aY_slope vs run
χ² / ndf 5.673 / 50
p0 16.22 ± 0.7487
pull
Entries 51
Mean 96.08
Std Dev 71.49

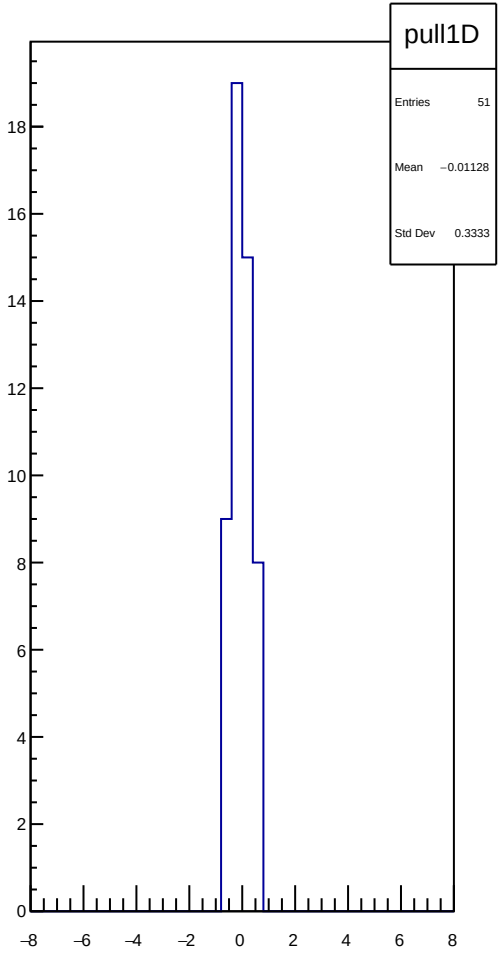
pull1D
Entries 51
Mean −0.01128
Std Dev 0.3333

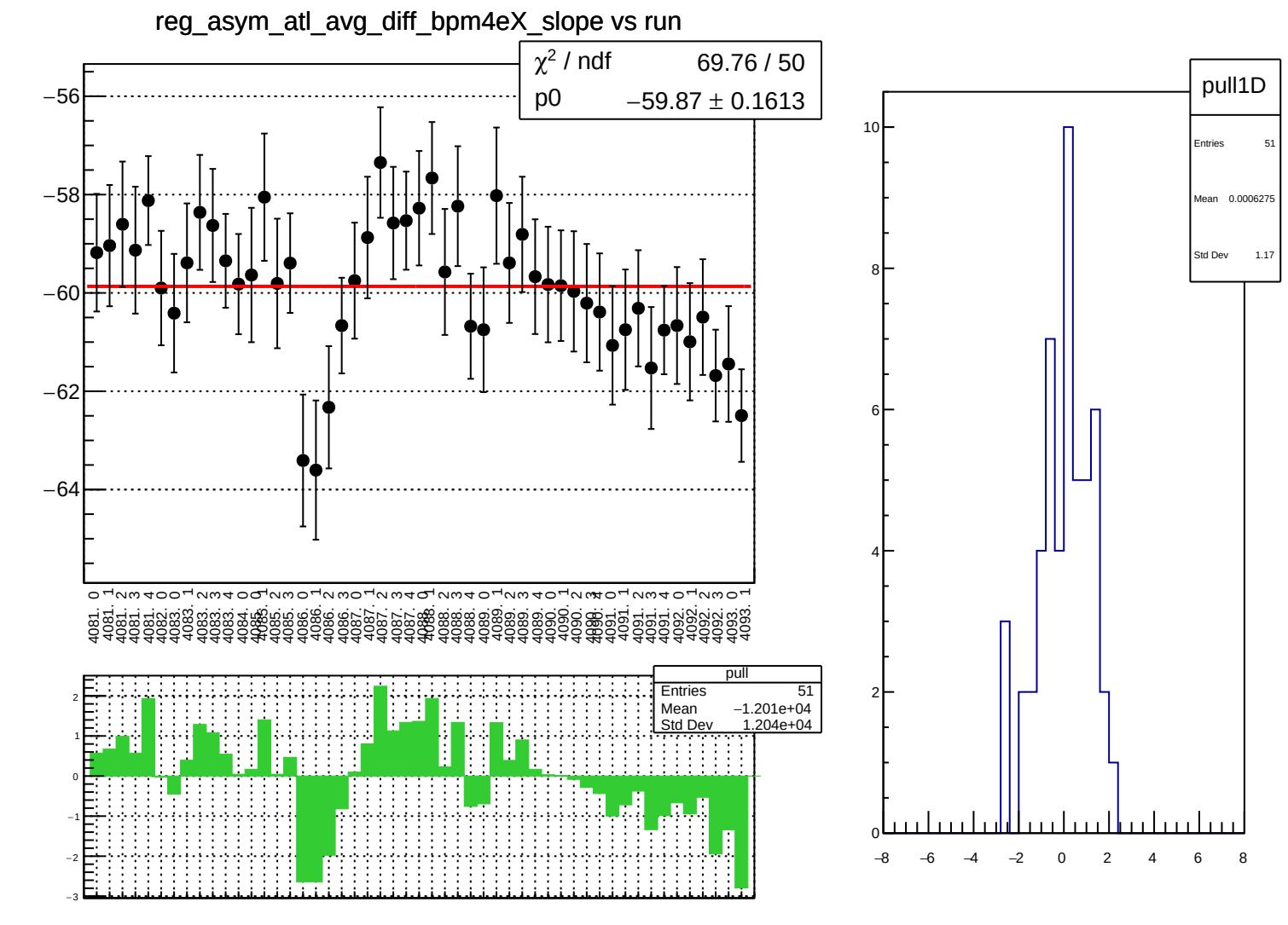
reg_asym_atl_avg_diff_bpm4eX_slope vs run
χ² / ndf 69.76 / 50
p0 −59.87 ± 0.1613
pull
Entries 51
Mean −1.201e+04
Std Dev 1.204e+04
pull1D
Entries 51
Mean 0.0006275
Std Dev 1.17

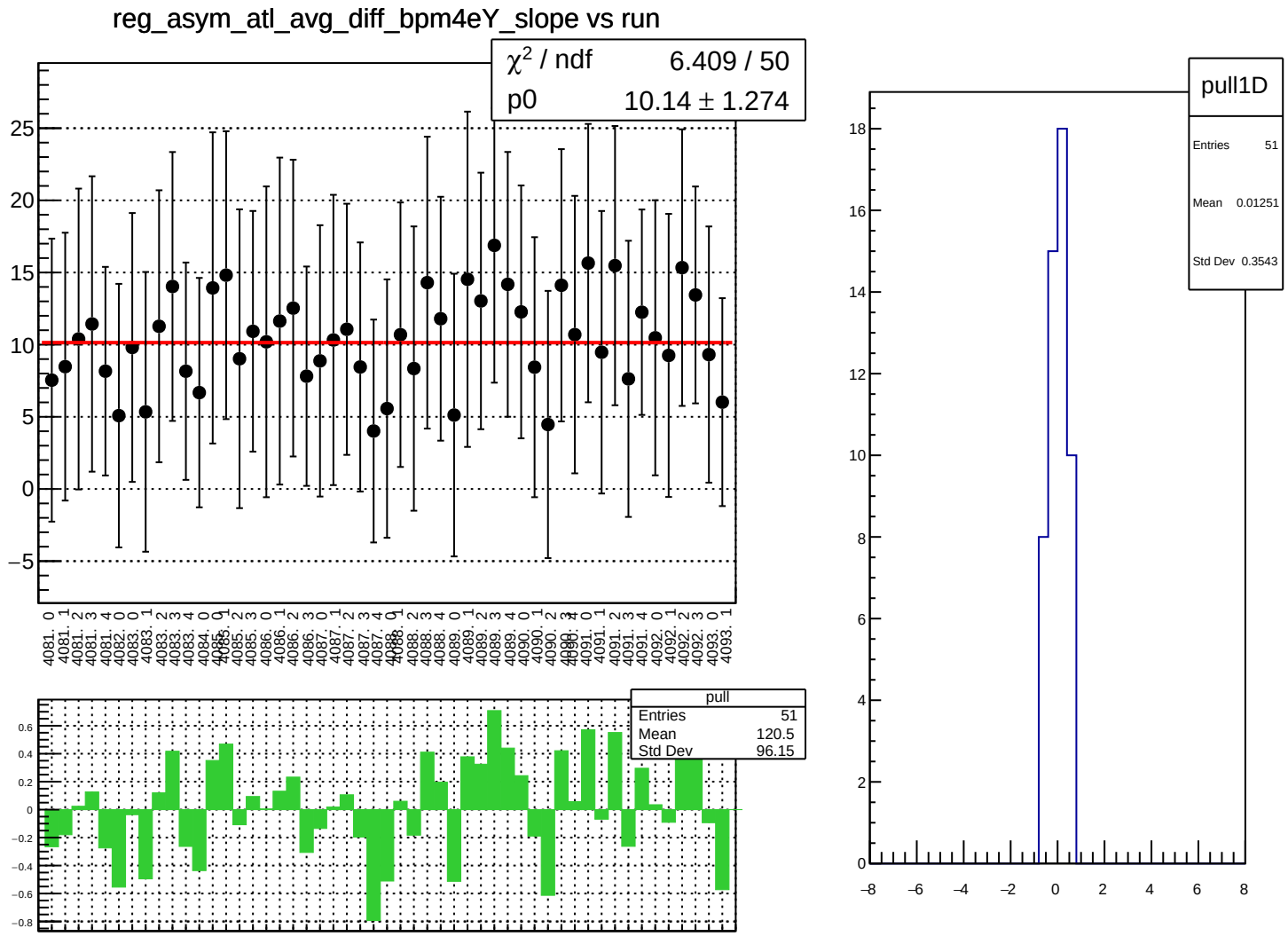
reg_asym_atl_avg_diff_bpm4eY_slope vs run
χ² / ndf 6.409 / 50
p0 10.14 ± 1.274
pull
Entries 51
Mean 120.5
Std Dev 96.15
pull1D
Entries 51
Mean 0.01251
Std Dev 0.3543

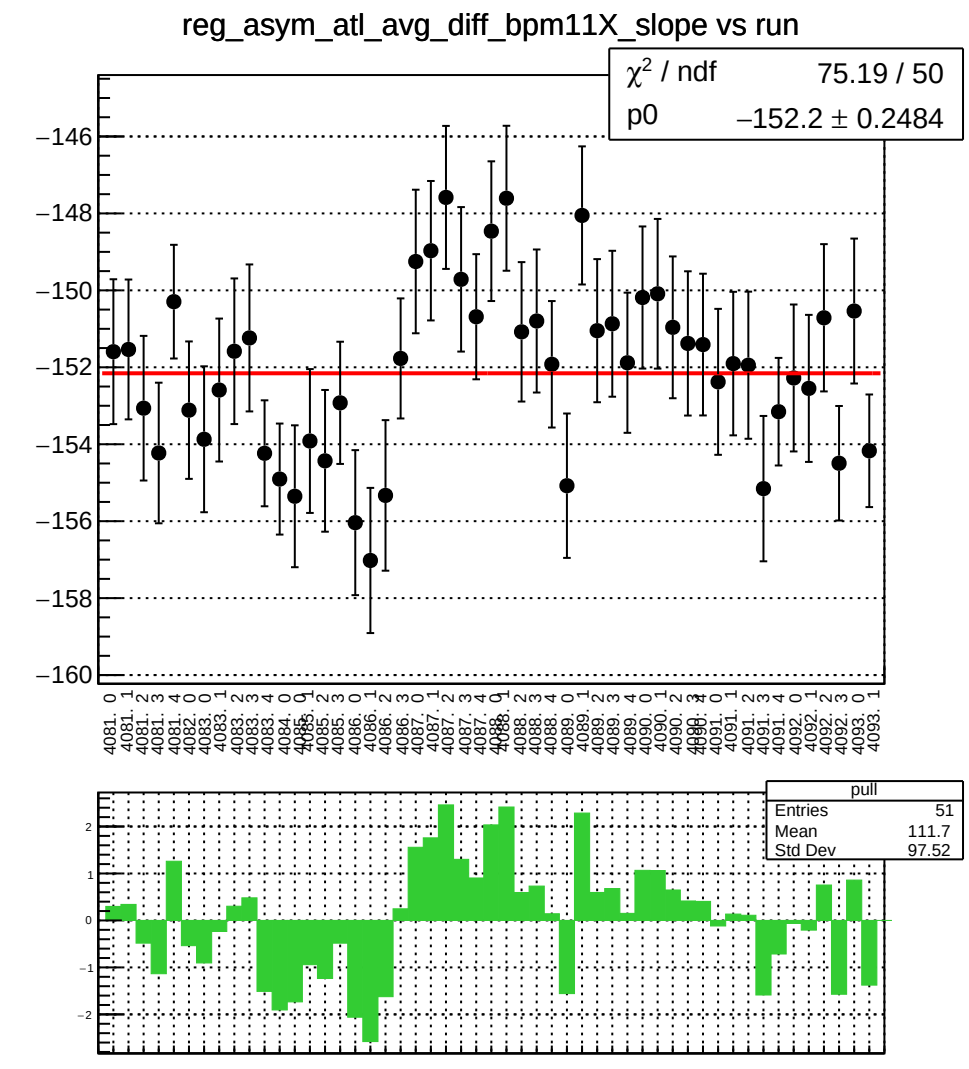
reg_asym_atl_avg_diff_bpm11X_slope vs run
χ² / ndf 75.19 / 50
p0 −152.2 ± 0.2484
pull
Entries 51
Mean 111.7
Std Dev 97.52

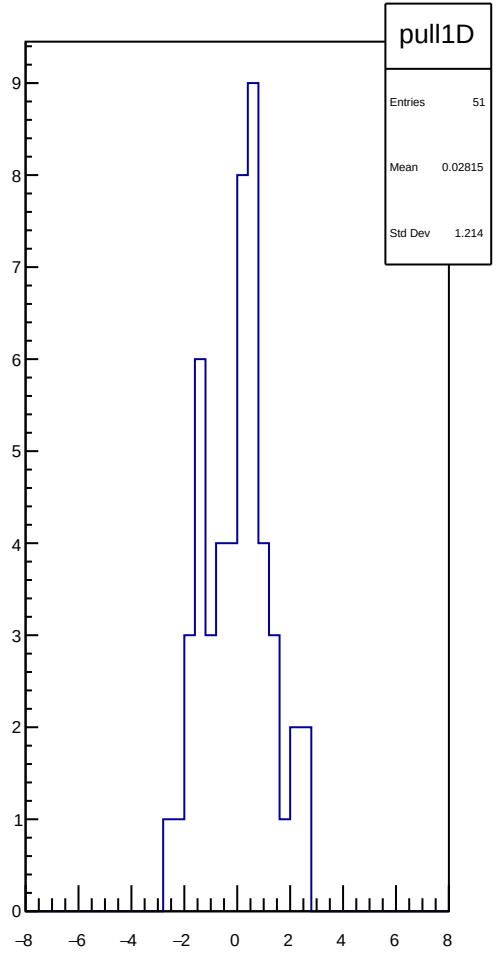
pull1D
Entries 51
Mean 0.02815
Std Dev 1.214

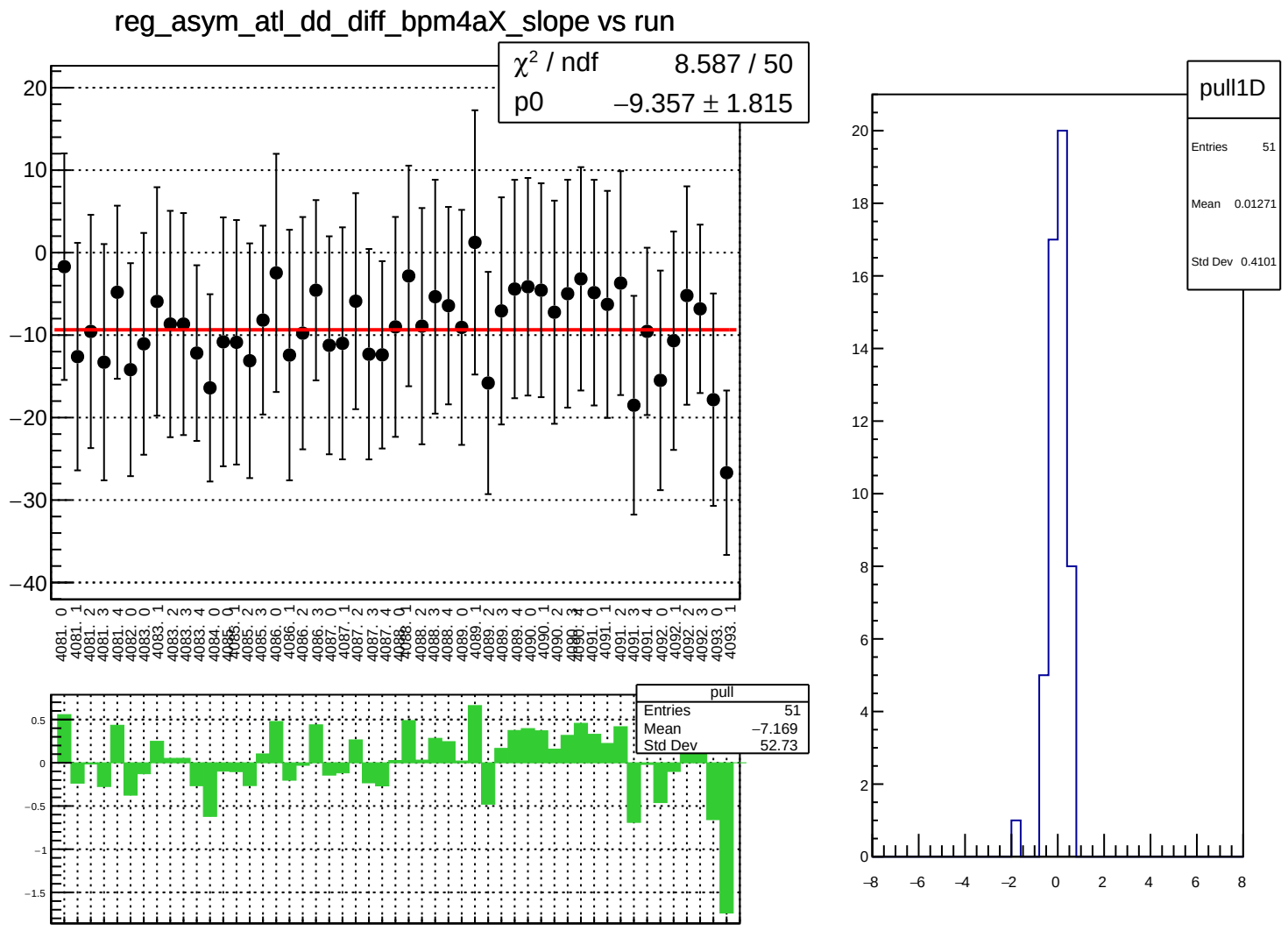
reg_asym_atl_dd_diff_bpm4aX_slope vs run
χ² / ndf 8.587 / 50
p0 −9.357 ± 1.815
pull
Entries 51
Mean −7.169
Std Dev 52.73
pull1D
Entries 51
Mean 0.01271
Std Dev 0.4101

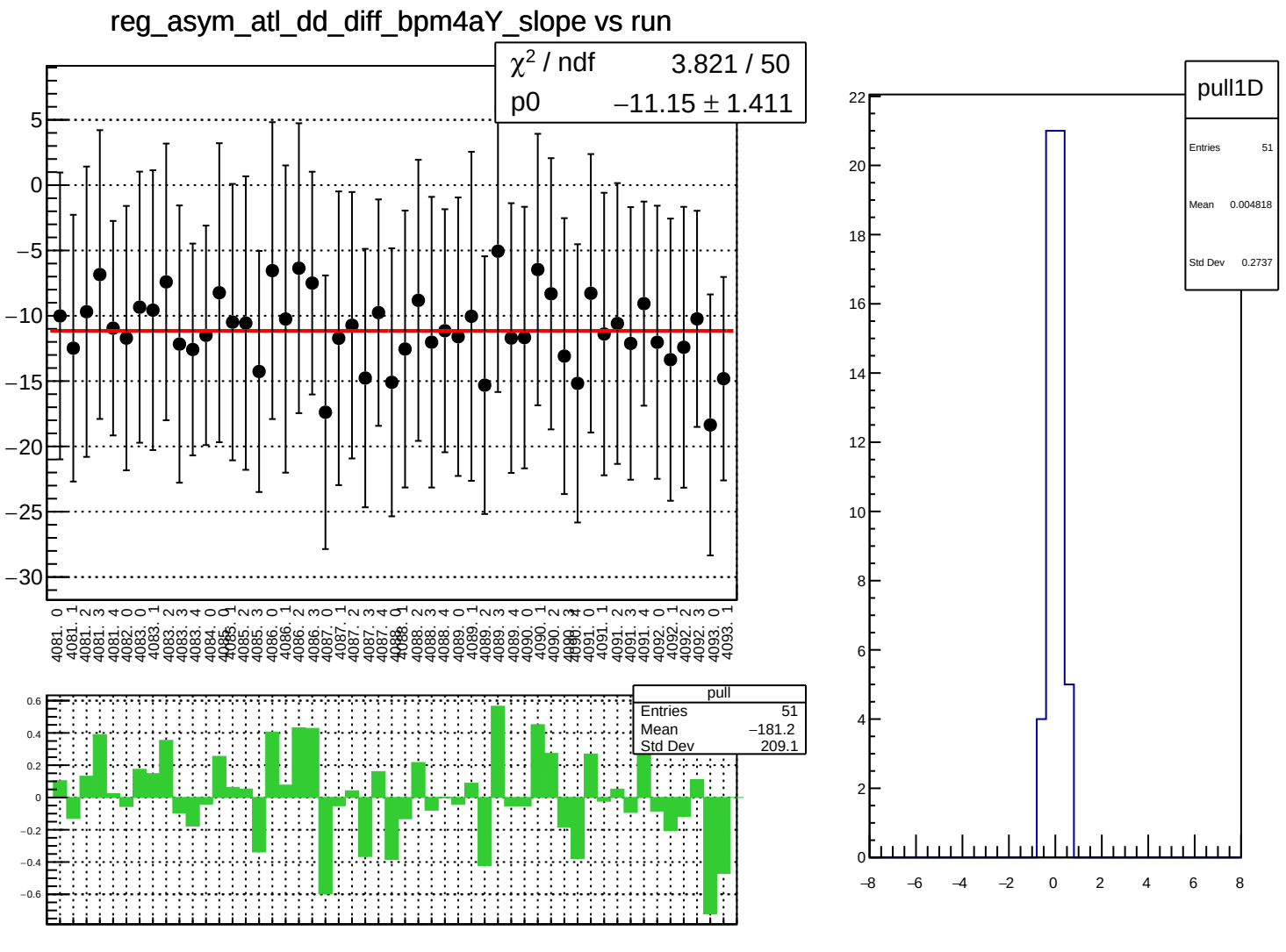
reg_asym_atl_dd_diff_bpm4aY_slope vs run
χ² / ndf 3.821 / 50
p0 −11.15 ± 1.411
pull
Entries 51
Mean −181.2
Std Dev 209.1
pull1D
Entries 51
Mean 0.004818
Std Dev 0.2737

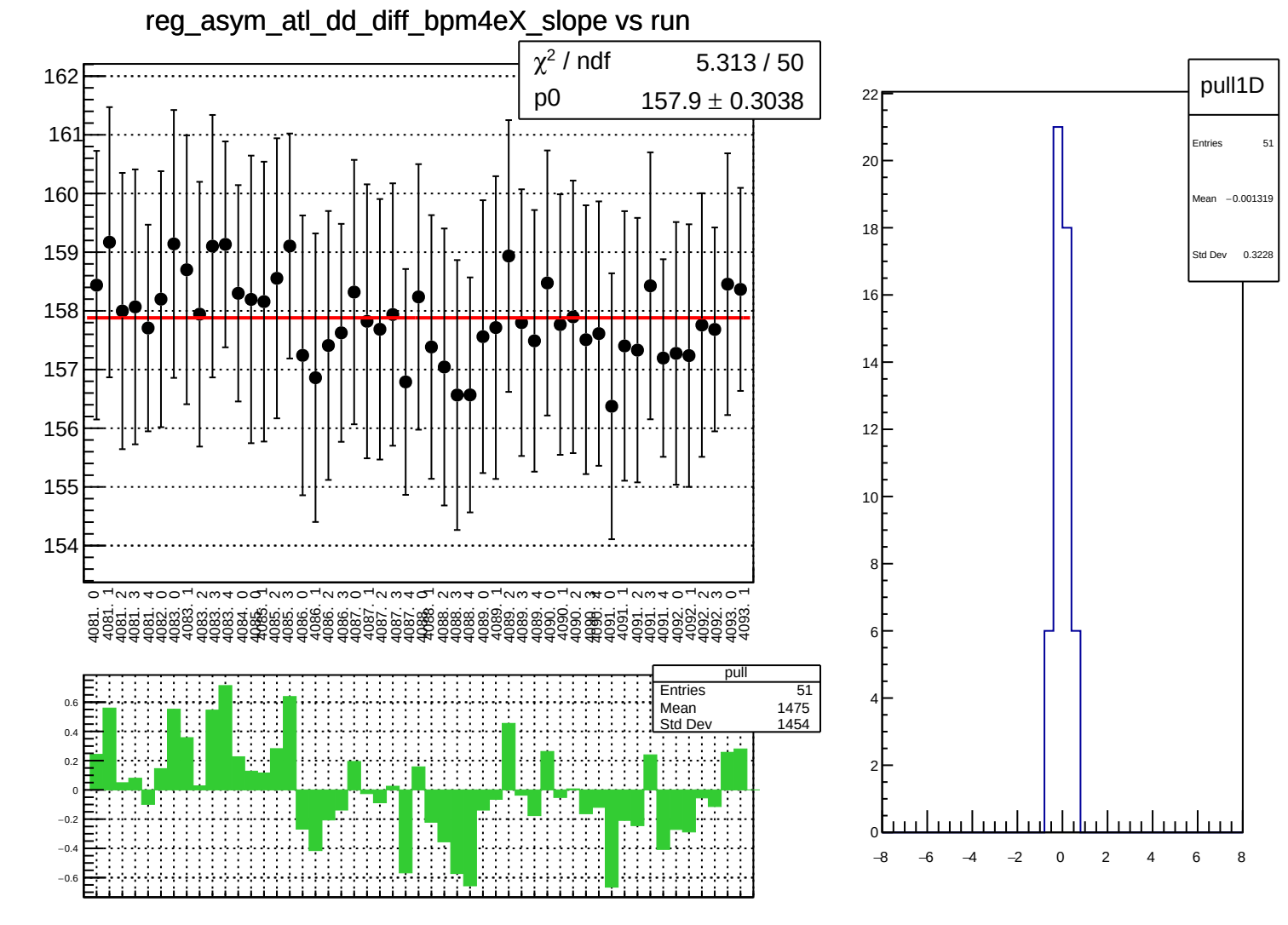
reg_asym_atl_dd_diff_bpm4eX_slope vs run
χ² / ndf 5.313 / 50
p0 157.9 ± 0.3038
pull
Entries 51
Mean 1475
Std Dev 1454
pull1D
Entries 51
Mean −0.001319
Std Dev 0.3228

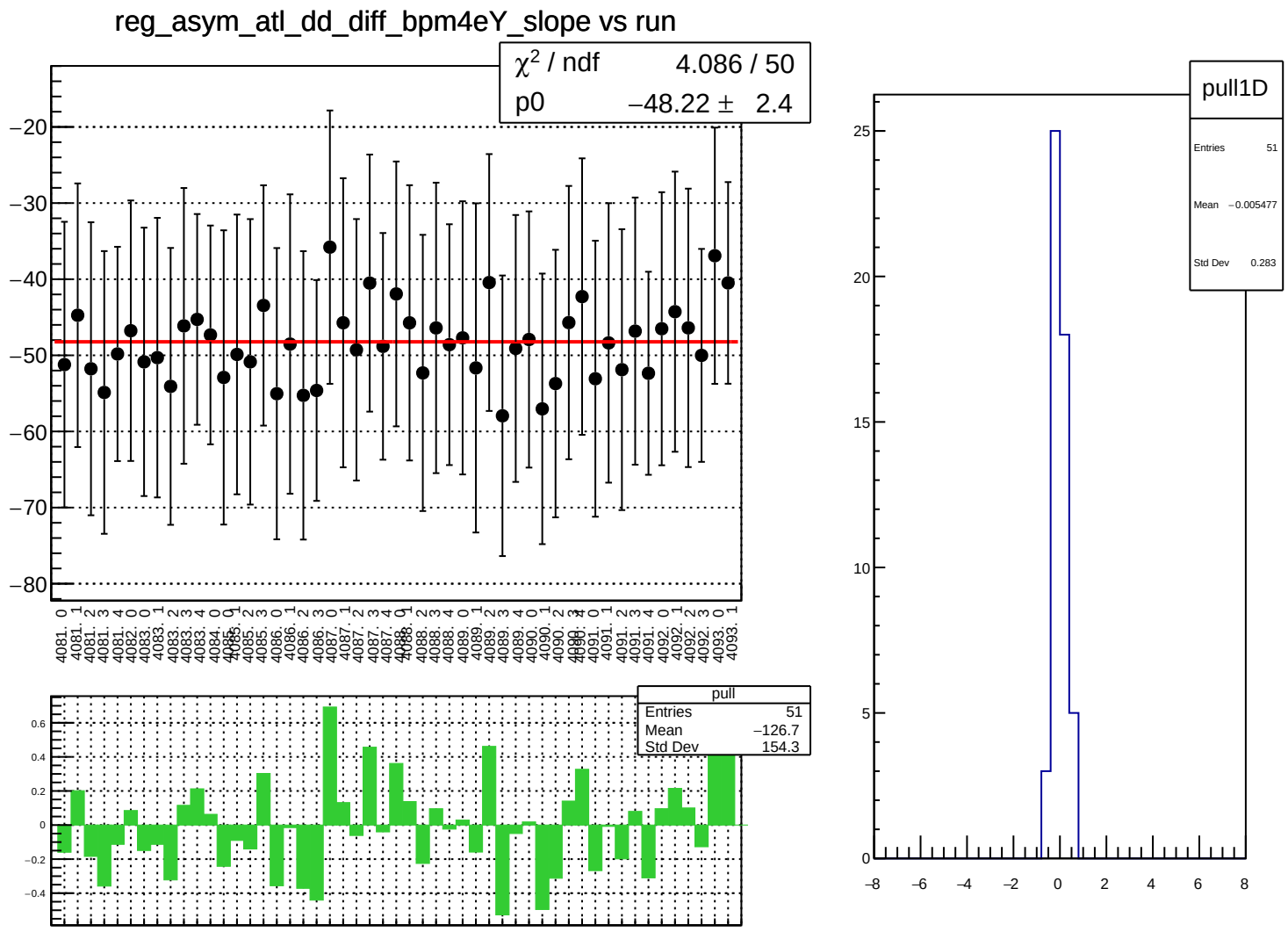
reg_asym_atl_dd_diff_bpm4eY_slope vs run
χ² / ndf 4.086 / 50
p0 −48.22 ± 2.4
pull
Entries 51
Mean −126.7
Std Dev 154.3
pull1D
Entries 51
Mean −0.005477
Std Dev 0.283

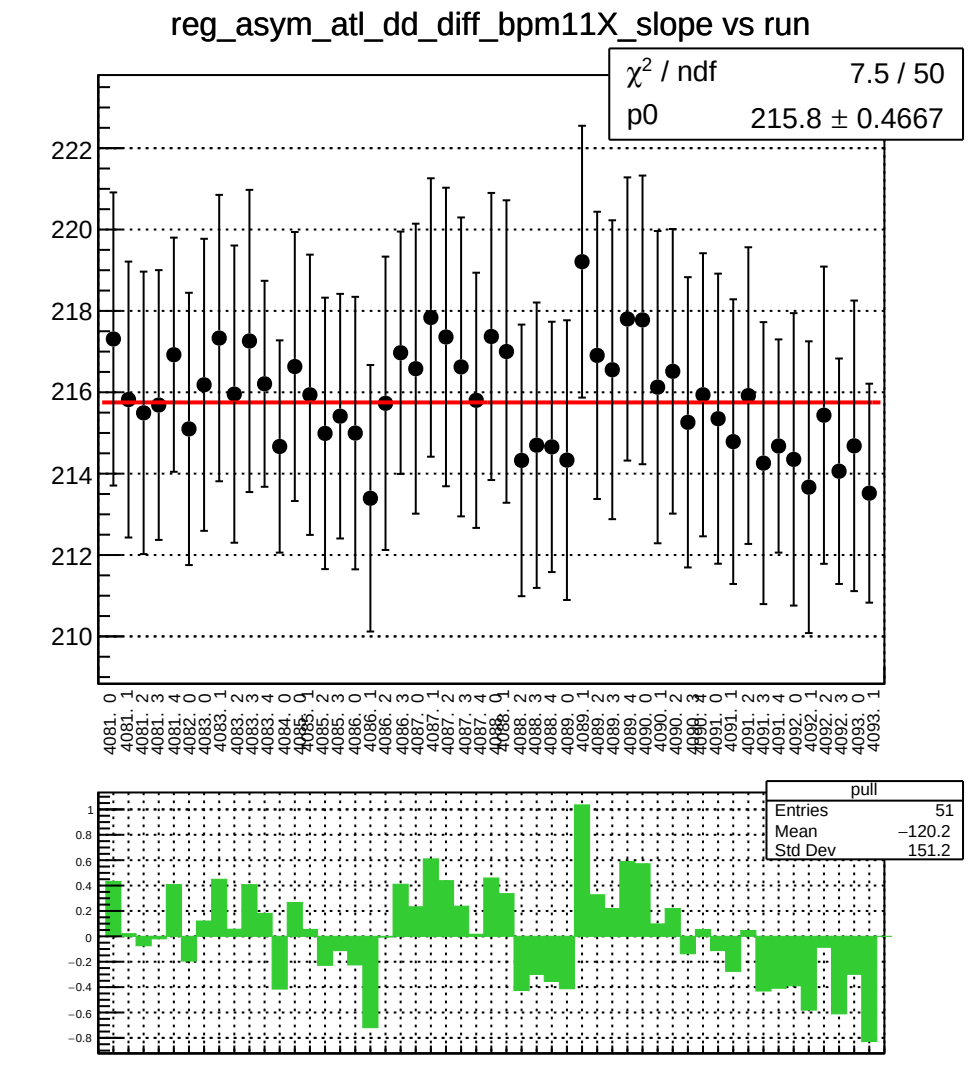
reg_asym_atl_dd_diff_bpm11X_slope vs run
χ² / ndf 7.5 / 50
p0 215.8 ± 0.4667
pull
Entries 51
Mean −120.2
Std Dev 151.2

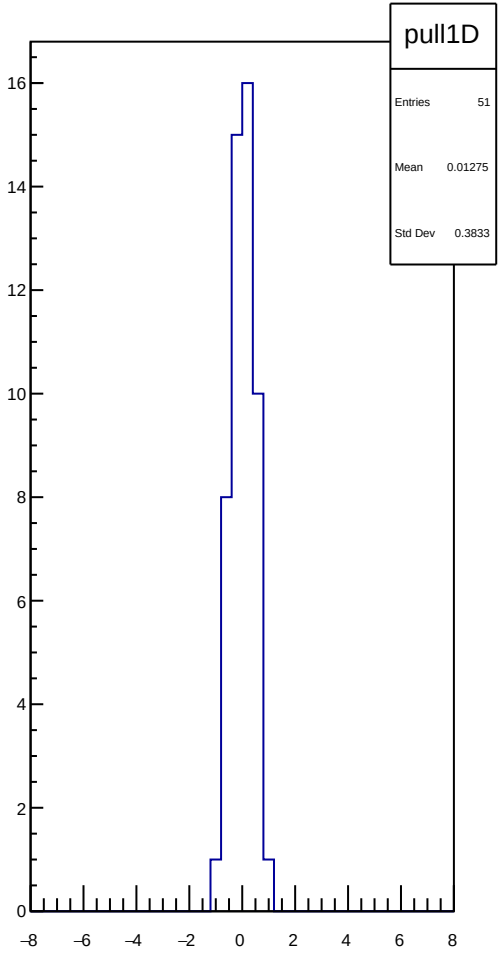
pull1D
Entries 51
Mean 0.01275
Std Dev 0.3833

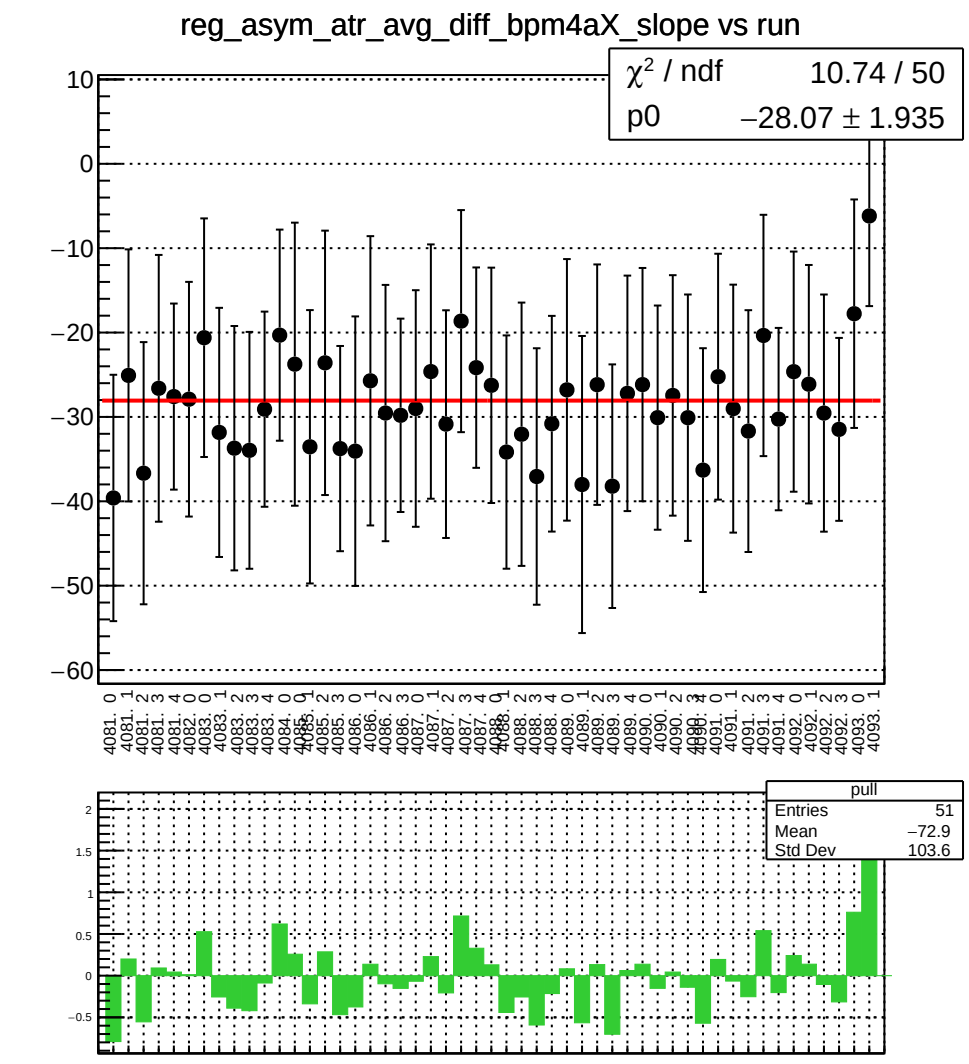
reg_asym_atr_avg_diff_bpm4aX_slope vs run
χ² / ndf 10.74 / 50
p0 −28.07 ± 1.935
pull
Entries 51
Mean −72.9
Std Dev 103.6

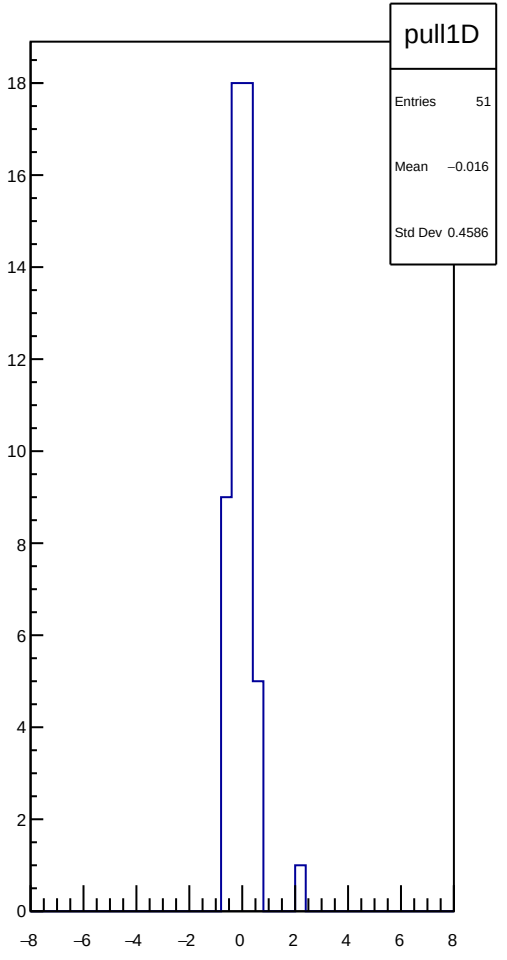
pull1D
Entries 51
Mean −0.016
Std Dev 0.4586

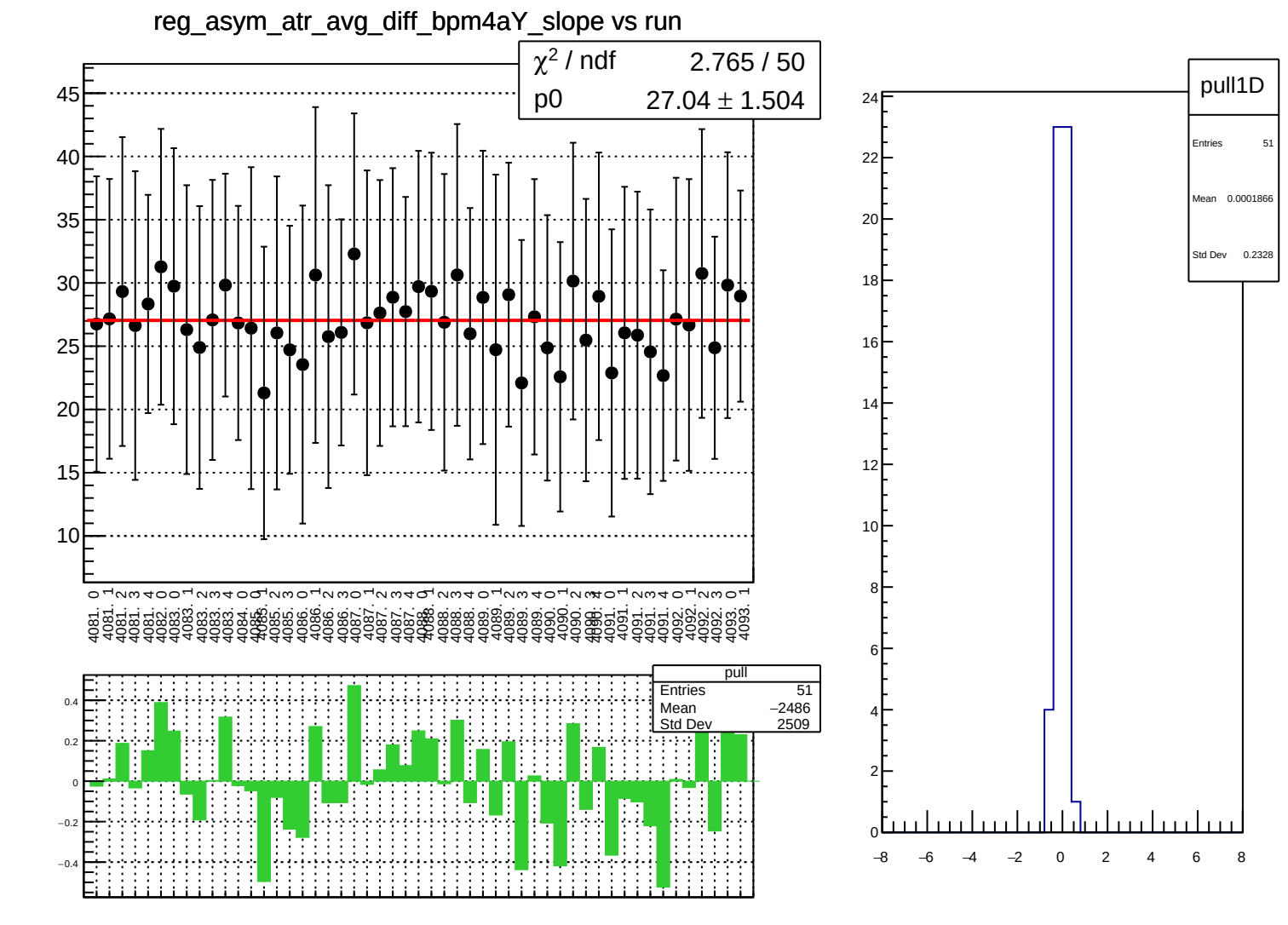
reg_asym_atr_avg_diff_bpm4aY_slope vs run
χ² / ndf 2.765 / 50
p0 27.04 ± 1.504
pull
Entries 51
Mean −2486
Std Dev 2509
pull1D
Entries 51
Mean 0.0001866
Std Dev 0.2328

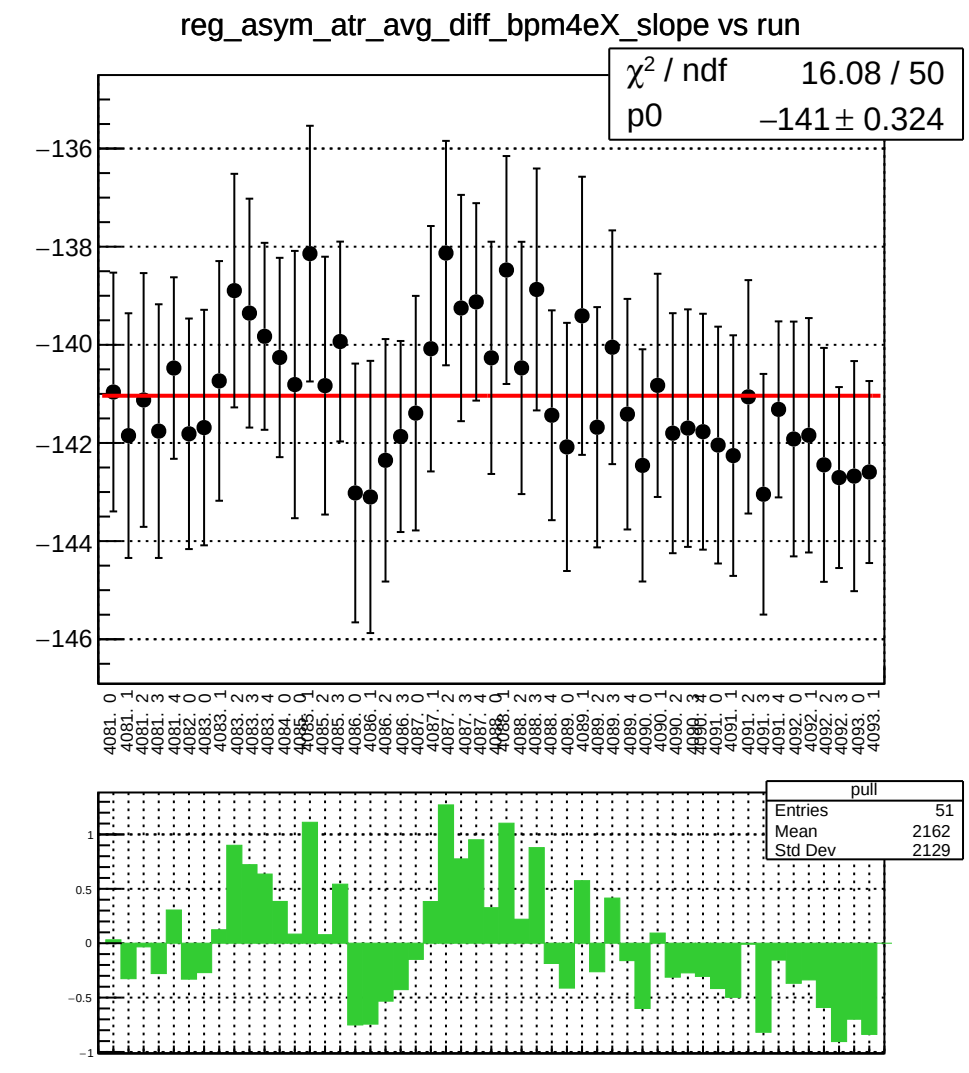
reg_asym_atr_avg_diff_bpm4eX_slope vs run
χ² / ndf 16.08 / 50
p0 −141 ± 0.324
pull
Entries 51
Mean 2162
Std Dev 2129

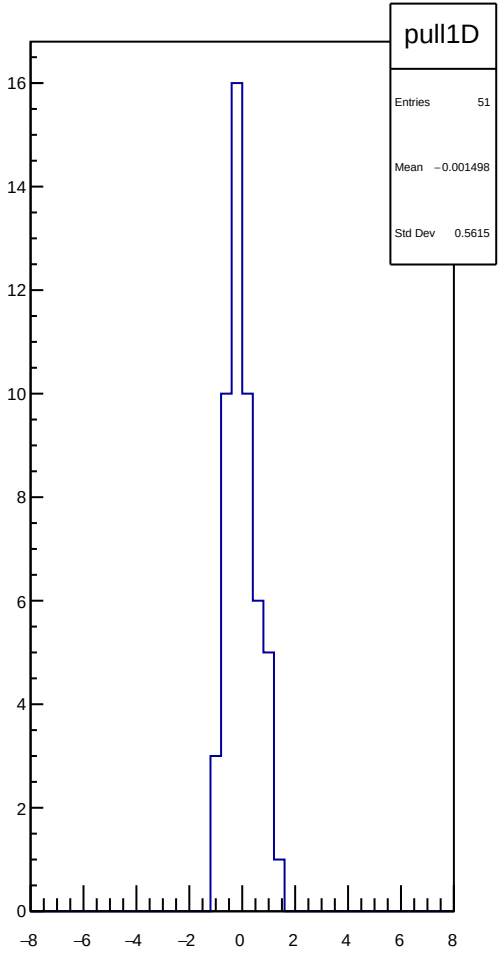
pull1D
Entries 51
Mean −0.001498
Std Dev 0.5615

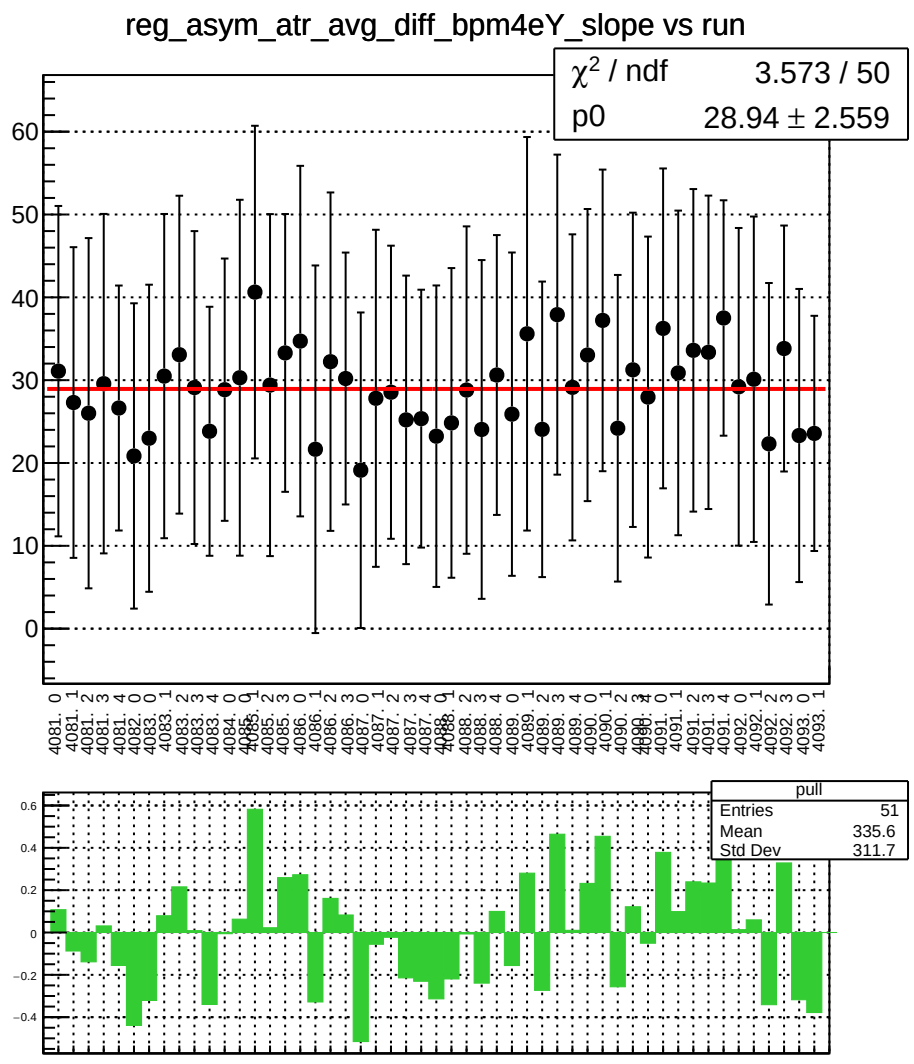
reg_asym_atr_avg_diff_bpm4eY_slope vs run
χ^2 / ndf 3.573 / 50
p0 28.94 ± 2.559
pull
Entries 51
Mean 335.6
Std Dev 311.7

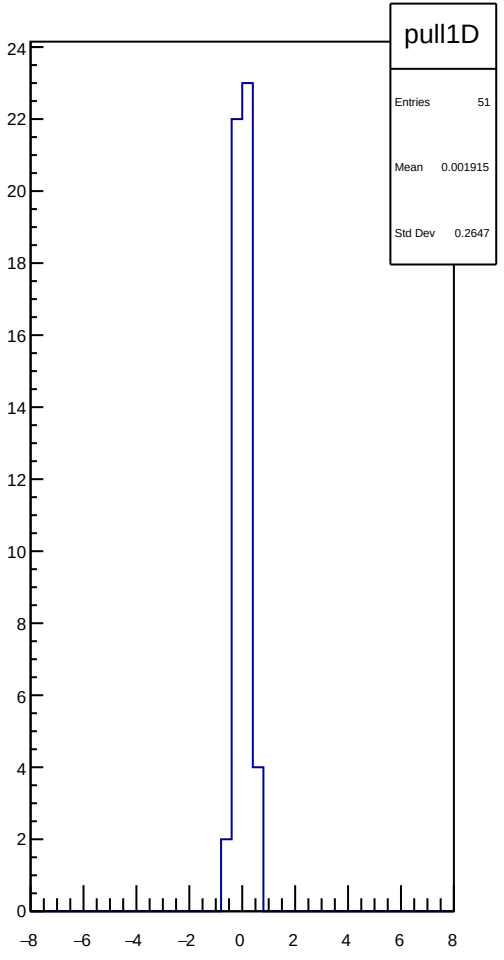
pull1D
Entries 51
Mean 0.001915
Std Dev 0.2647

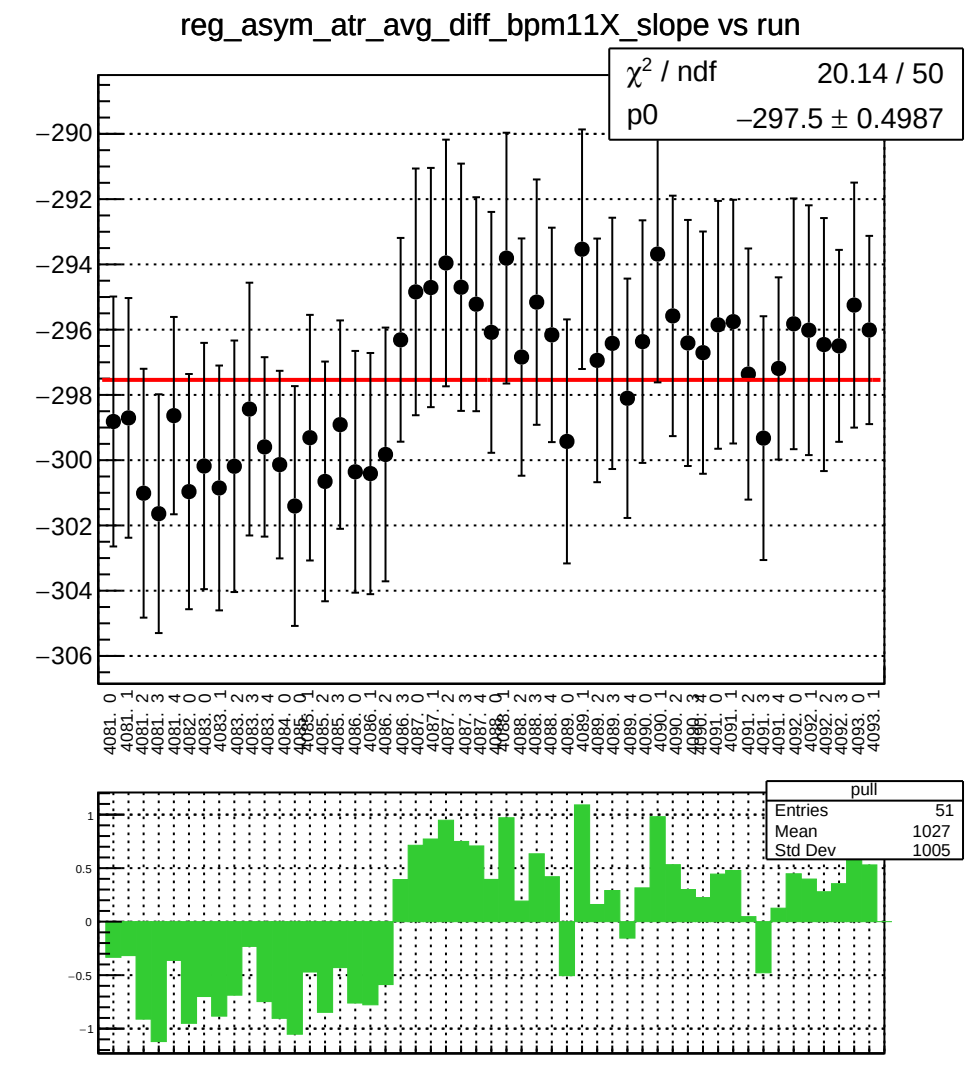
reg_asym_atr_avg_diff_bpm11X_slope vs run
χ² / ndf 20.14 / 50
p0 −297.5 ± 0.4987
pull
Entries 51
Mean 1027
Std Dev 1005

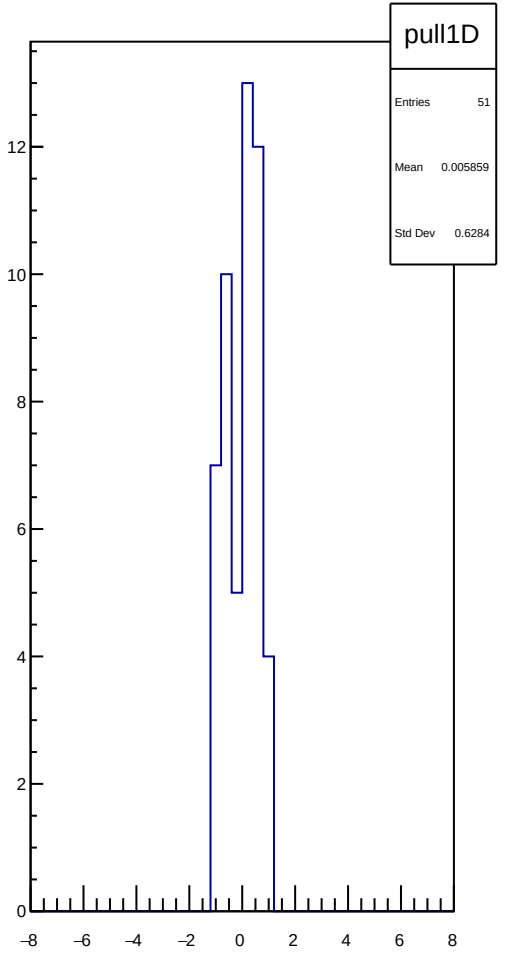
pull1D
Entries 51
Mean 0.005859
Std Dev 0.6284

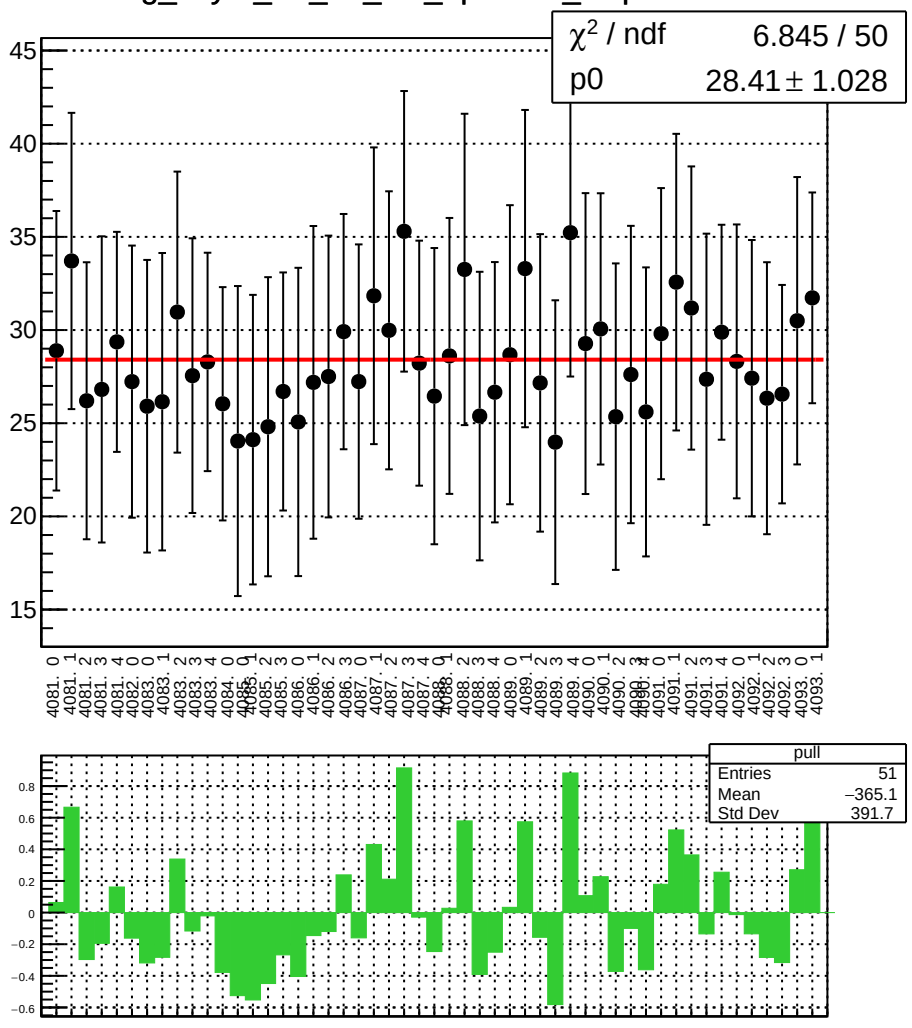
reg_asym_atr_dd_diff_bpm4aX_slope vs run
χ² / ndf 6.845 / 50
p0 28.41 ± 1.028
pull
Entries 51
Mean −365.1
Std Dev 391.7

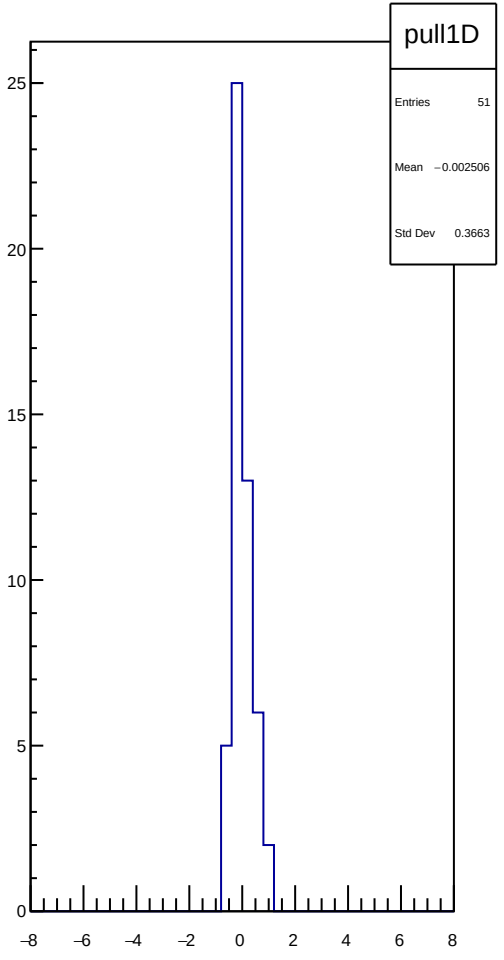
pull1D
Entries 51
Mean −0.002506
Std Dev 0.3663

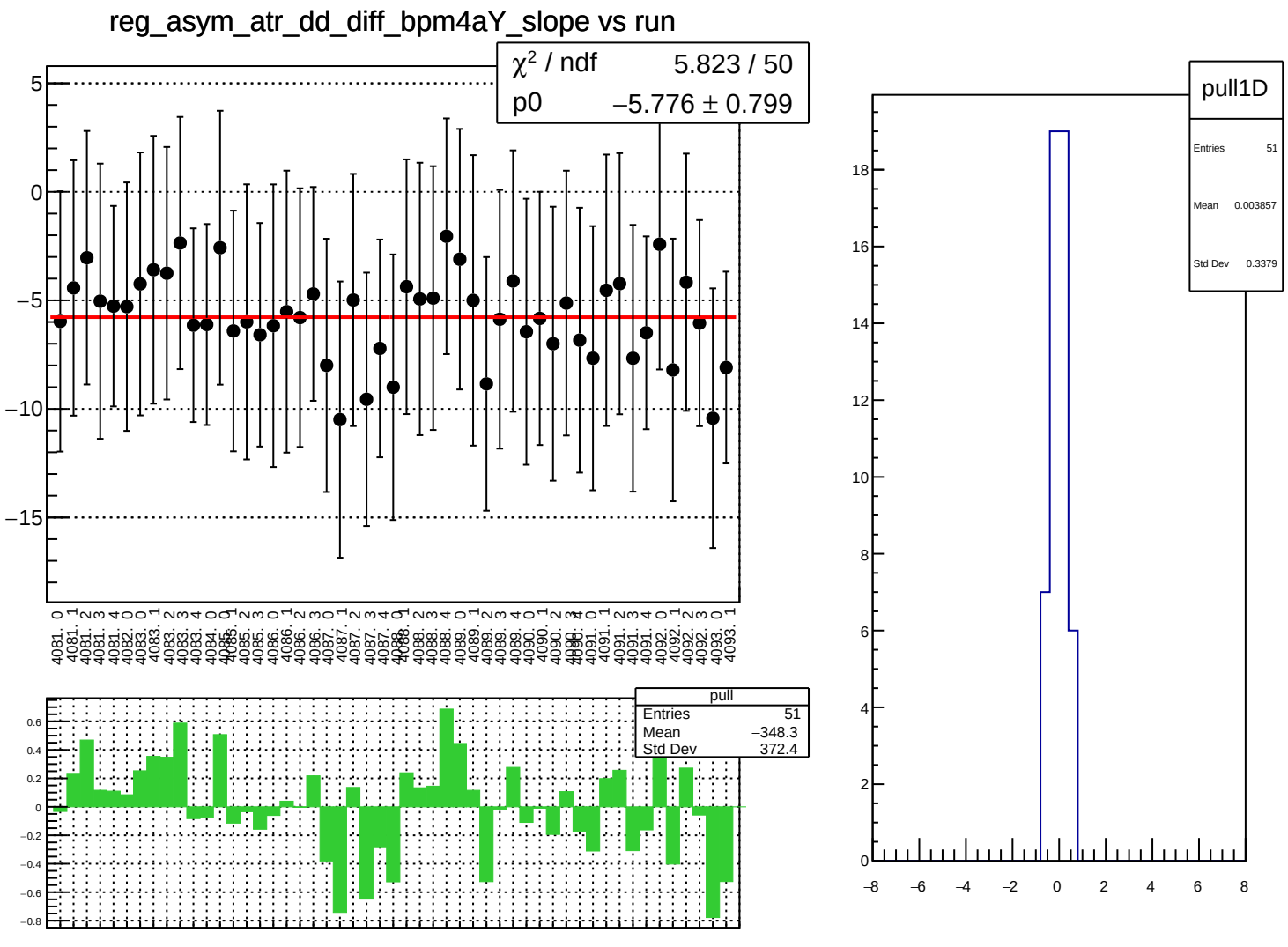
reg_asym_atr_dd_diff_bpm4aY_slope vs run
χ² / ndf 5.823 / 50
p0 −5.776 ± 0.799
pull
Entries 51
Mean −348.3
Std Dev 372.4
pull1D
Entries 51
Mean 0.003857
Std Dev 0.3379

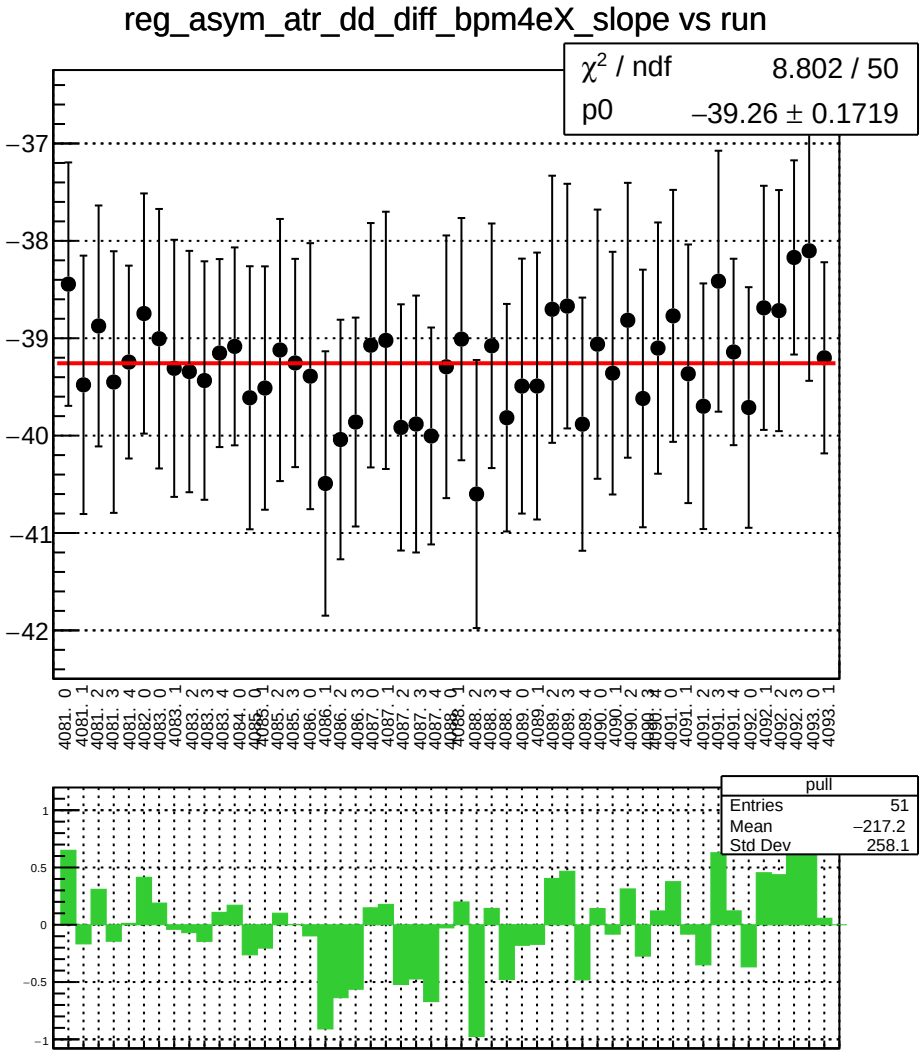
reg_asym_atr_dd_diff_bpm4eX_slope vs run
χ² / ndf 8.802 / 50
p0 −39.26 ± 0.1719
pull
Entries 51
Mean −217.2
Std Dev 258.1

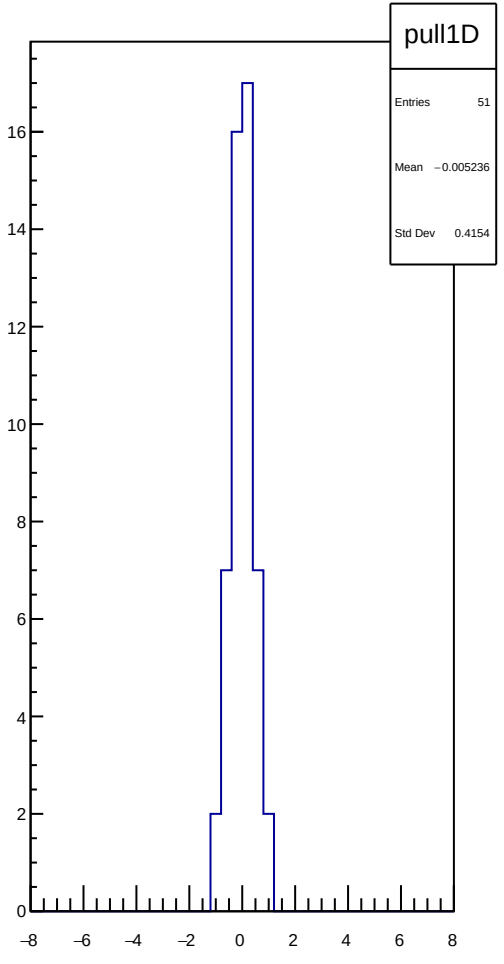
pull1D
Entries 51
Mean −0.005236
Std Dev 0.4154

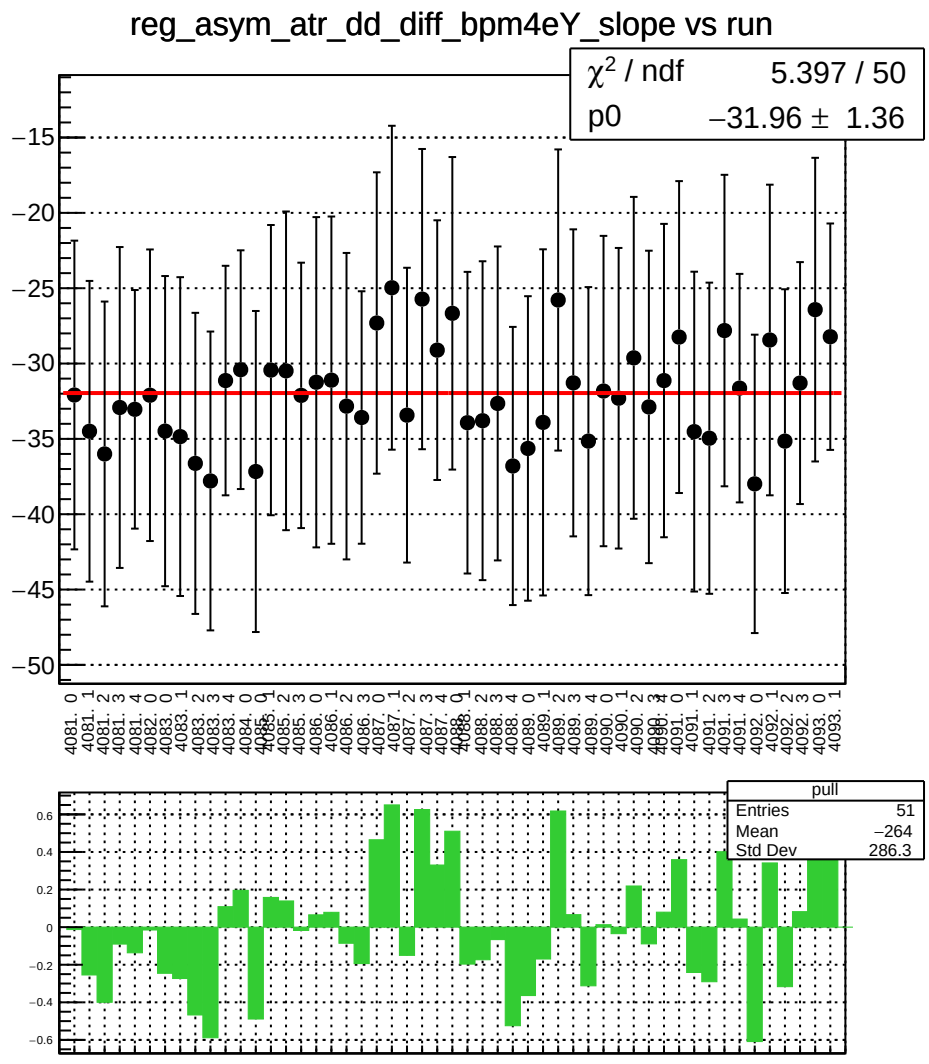
reg_asym_atr_dd_diff_bpm4eY_slope vs run
χ² / ndf 5.397 / 50
p0 −31.96 ± 1.36
pull
Entries 51
Mean −264
Std Dev 286.3

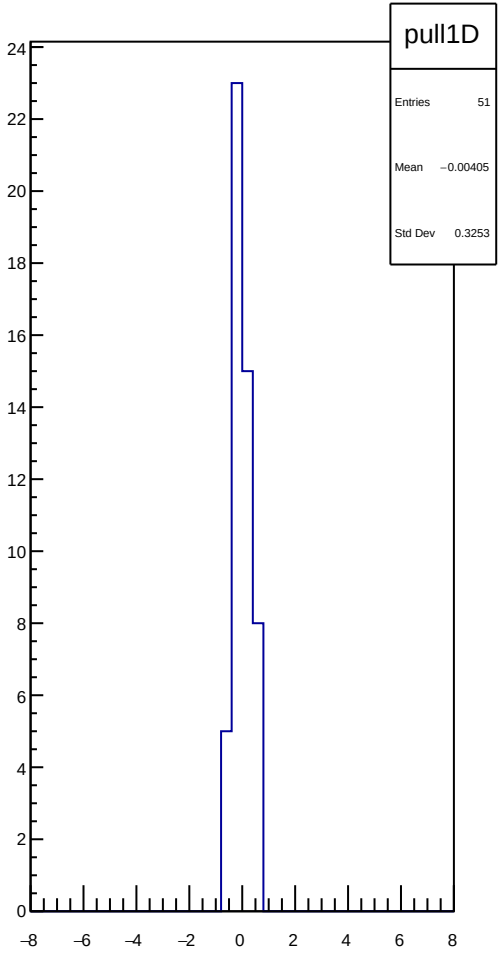
pull1D
Entries 51
Mean −0.00405
Std Dev 0.3253

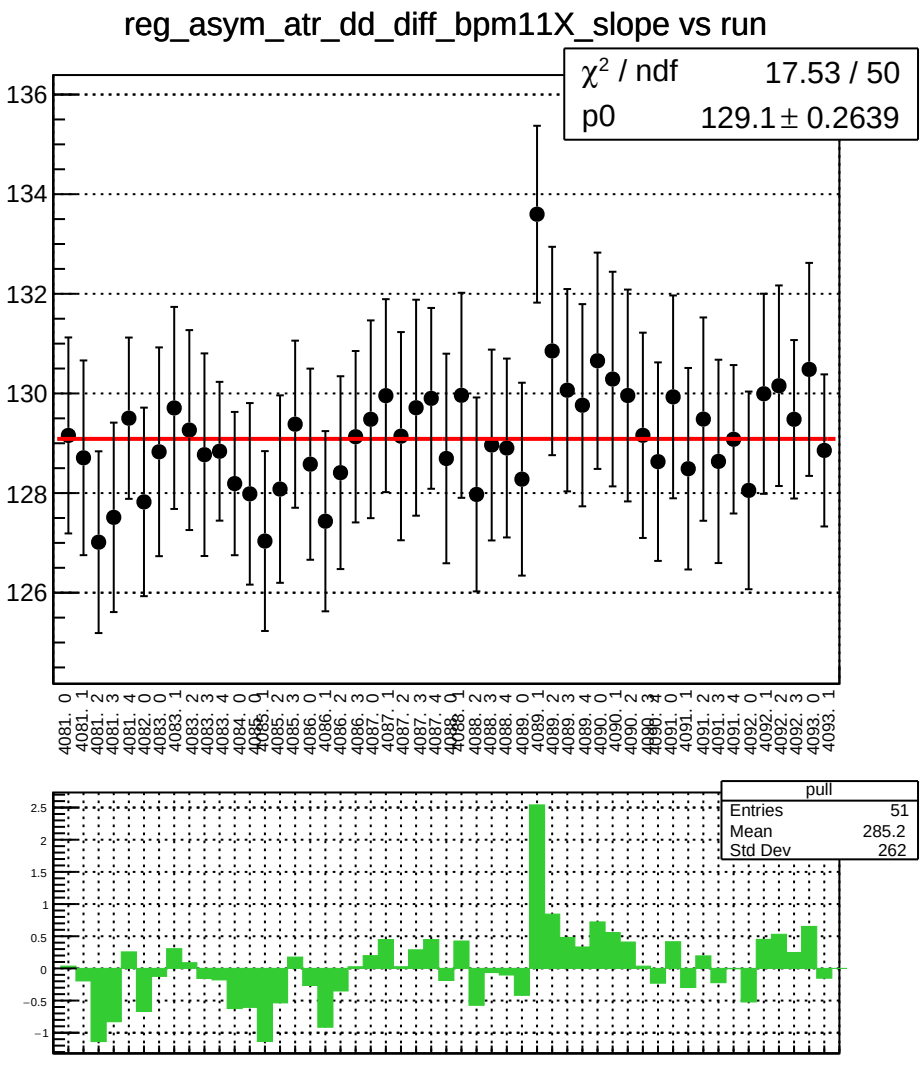
reg_asym_atr_dd_diff_bpm11X_slope vs run
χ² / ndf 17.53 / 50
p0 129.1 ± 0.2639
pull
Entries 51
Mean 285.2
Std Dev 262

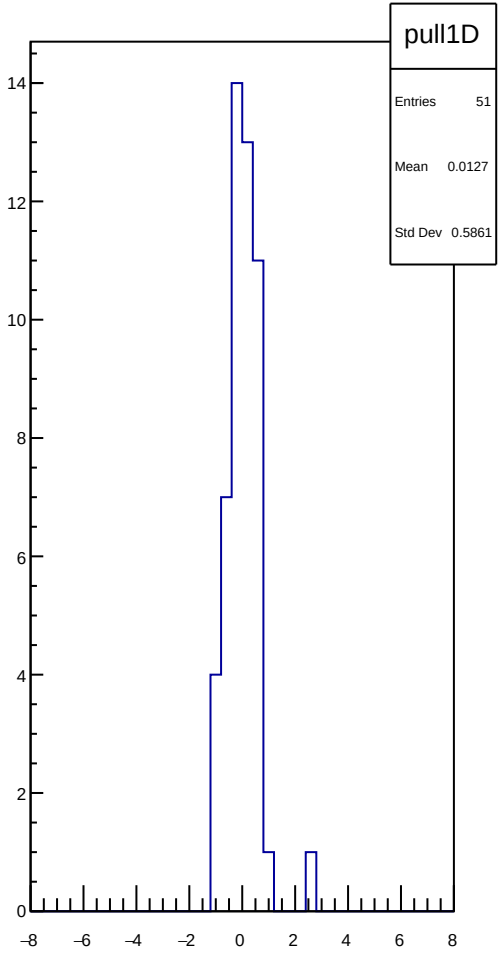
pull1D
Entries 51
Mean 0.0127
Std Dev 0.5861

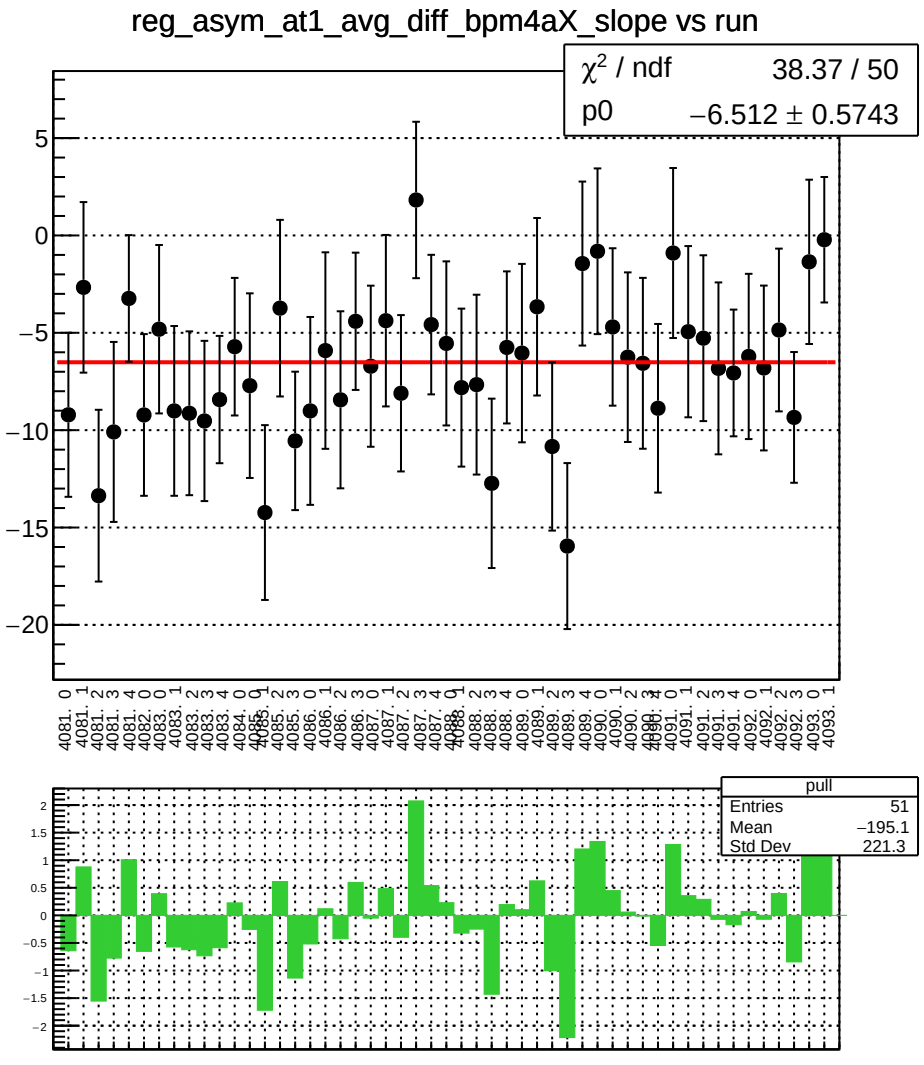
reg_asym_at1_avg_diff_bpm4aX_slope vs run
χ² / ndf 38.37 / 50
p0 −6.512 ± 0.5743
pull
Entries 51
Mean −195.1
Std Dev 221.3

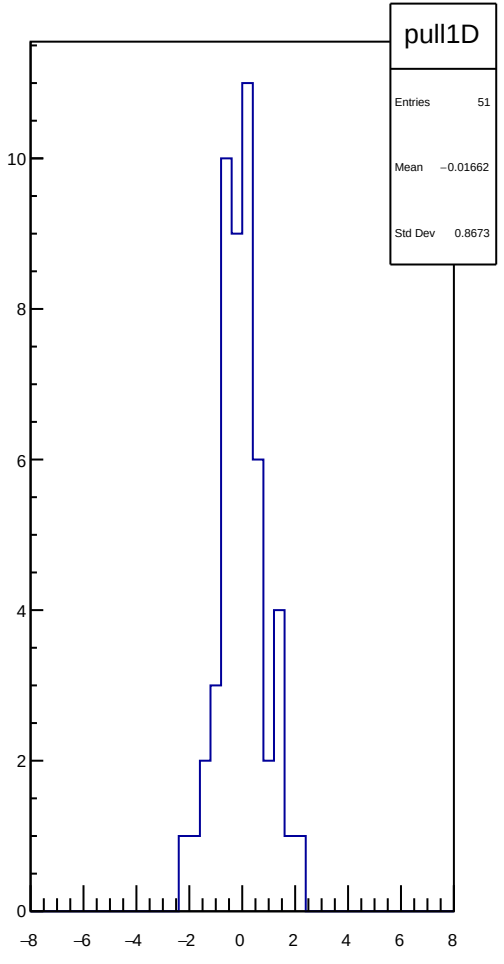
pull1D
Entries 51
Mean −0.01662
Std Dev 0.8673

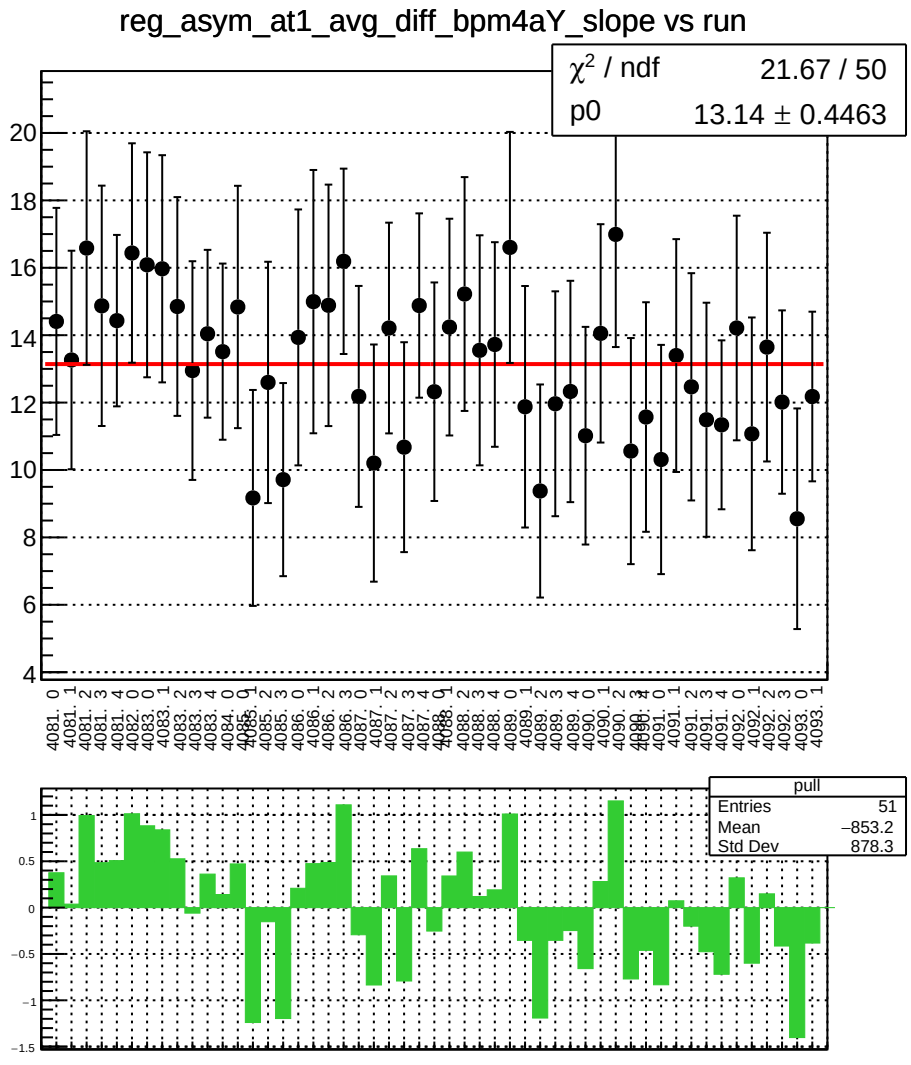
reg_asym_at1_avg_diff_bpm4aY_slope vs run
χ² / ndf 21.67 / 50
p0 13.14 ± 0.4463
pull
Entries 51
Mean −853.2
Std Dev 878.3

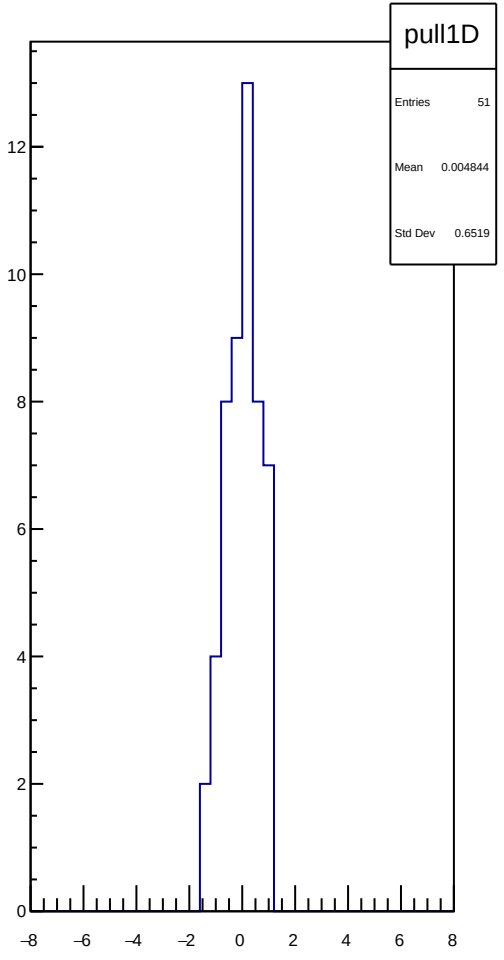
pull1D
Entries 51
Mean 0.004844
Std Dev 0.6519

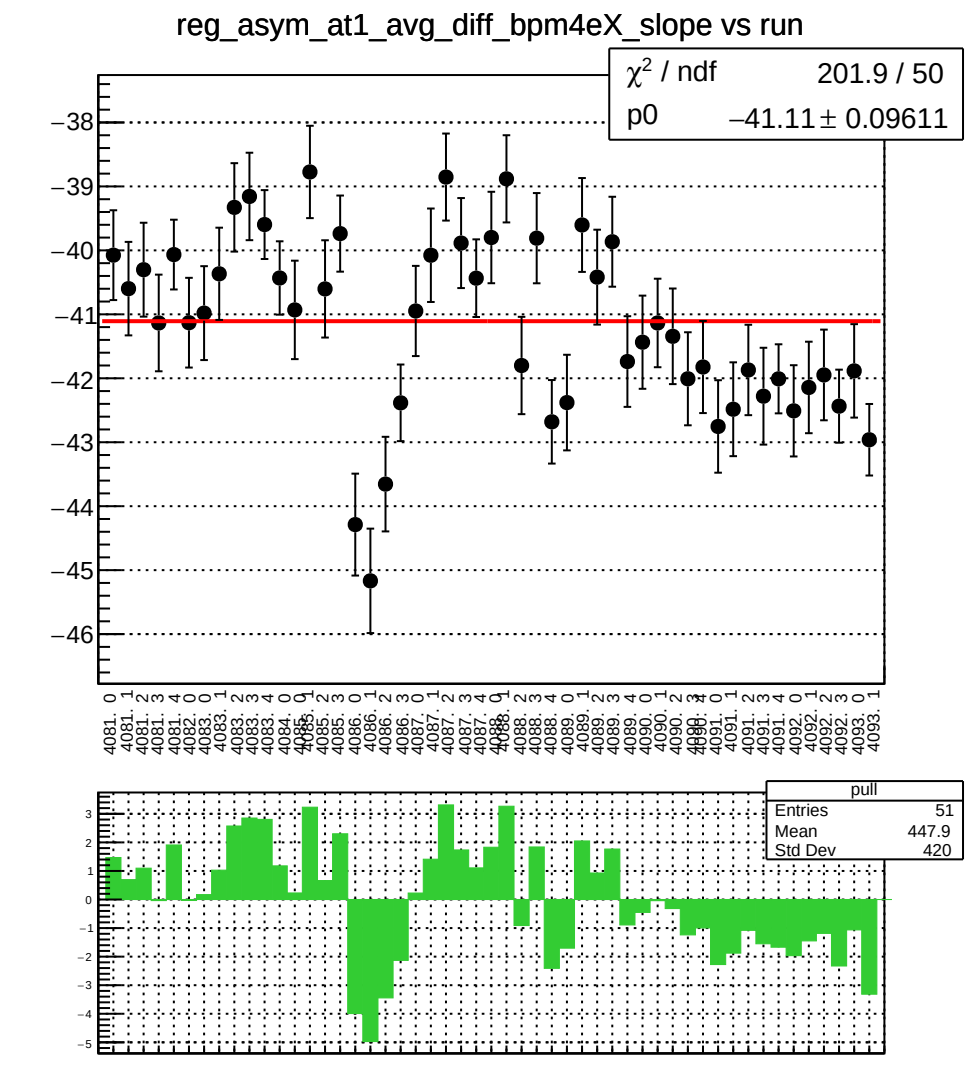
reg_asym_at1_avg_diff_bpm4eX_slope vs run
χ² / ndf 201.9 / 50
p0 −41.11 ± 0.09611
pull
Entries 51
Mean 447.9
Std Dev 420

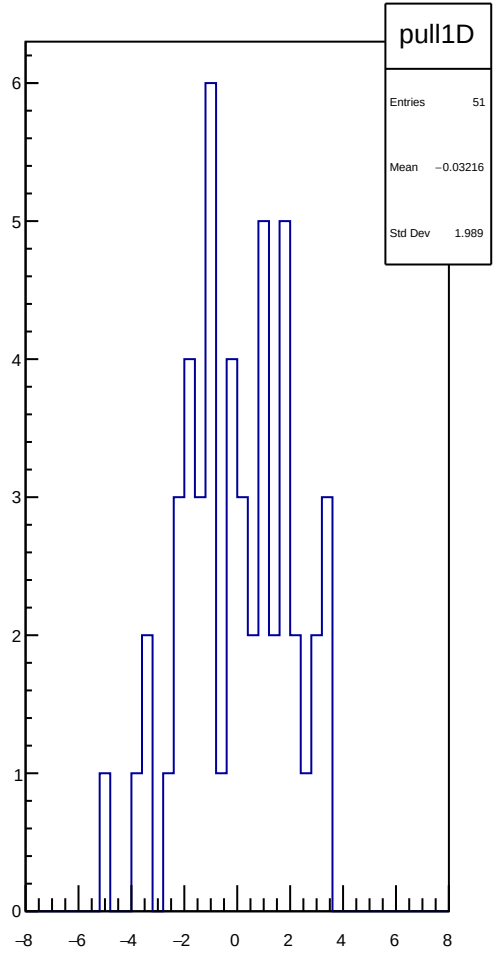
pull1D
Entries 51
Mean −0.03216
Std Dev 1.989

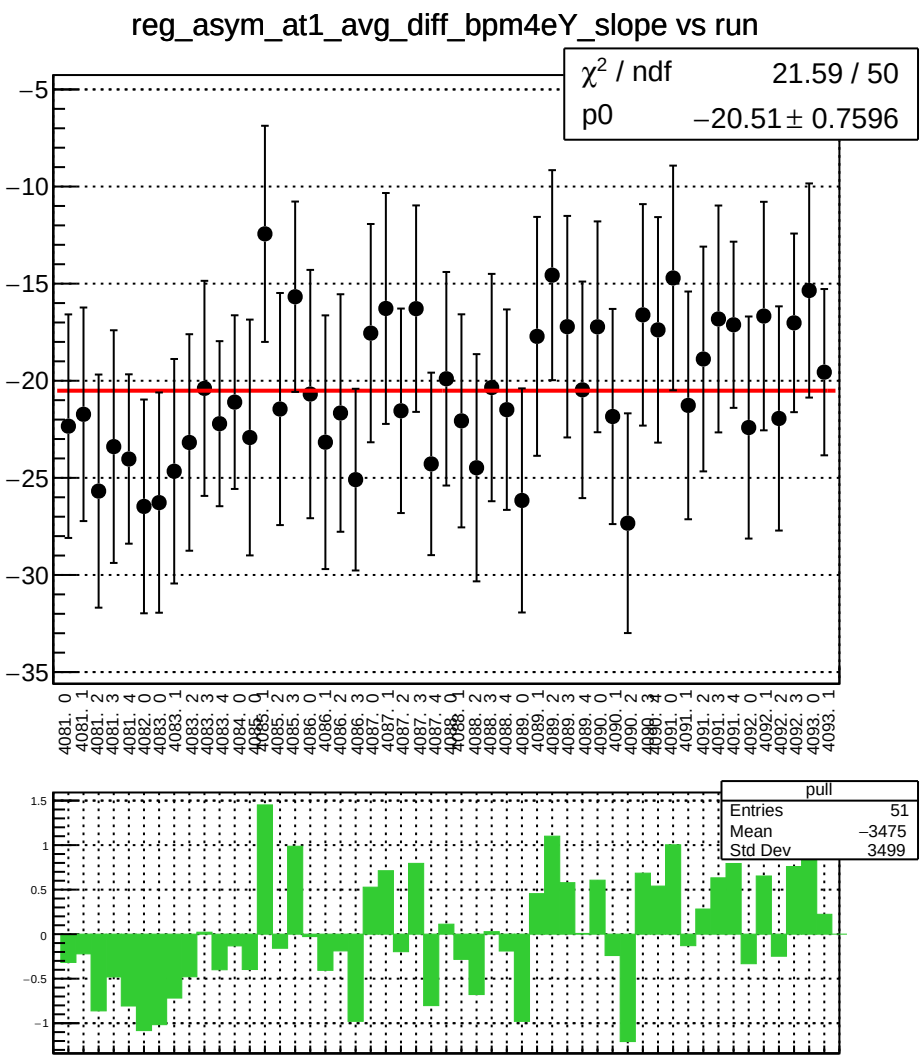
reg_asym_at1_avg_diff_bpm4eY_slope vs run
χ² / ndf 21.59 / 50
p0 −20.51 ± 0.7596
pull
Entries 51
Mean −3475
Std Dev 3499

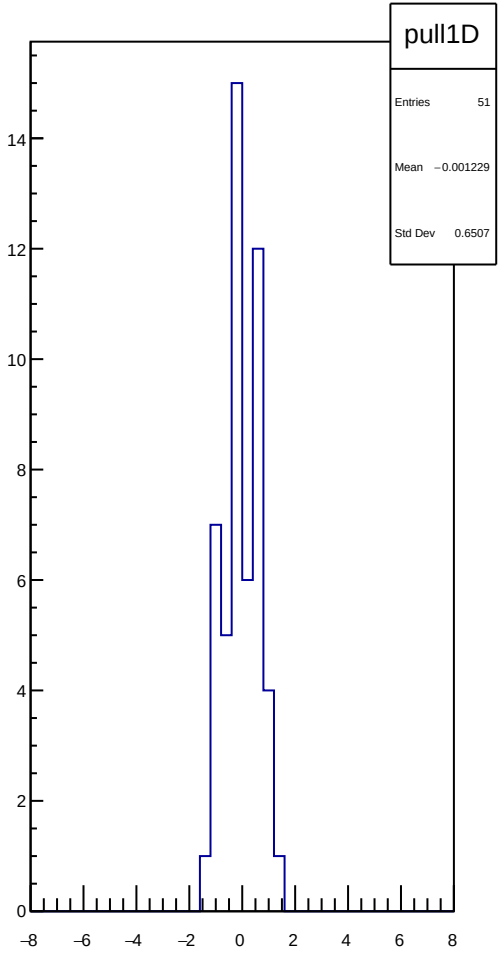
pull1D
Entries 51
Mean −0.001229
Std Dev 0.6507

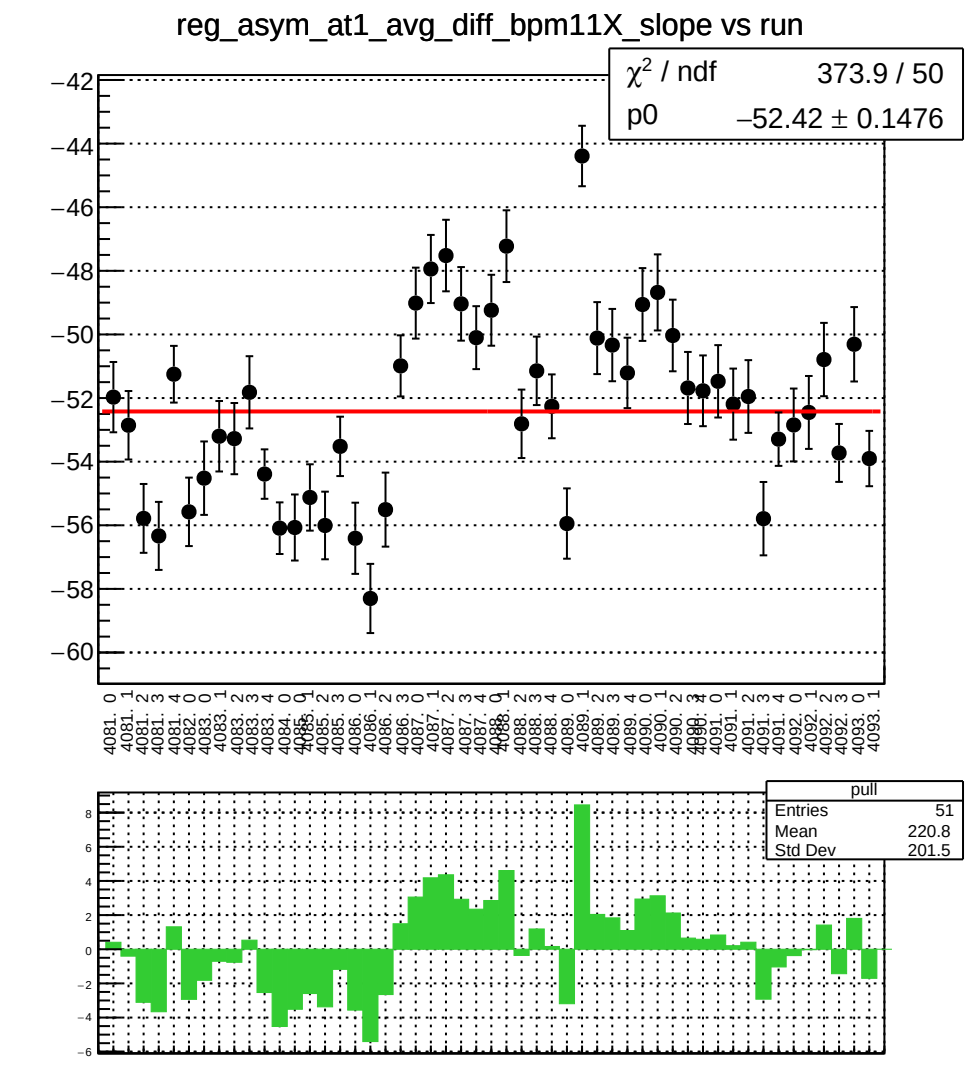
reg_asym_at1_avg_diff_bpm11X_slope vs run
χ² / ndf 373.9 / 50
p0 −52.42 ± 0.1476
pull
Entries 51
Mean 220.8
Std Dev 201.5

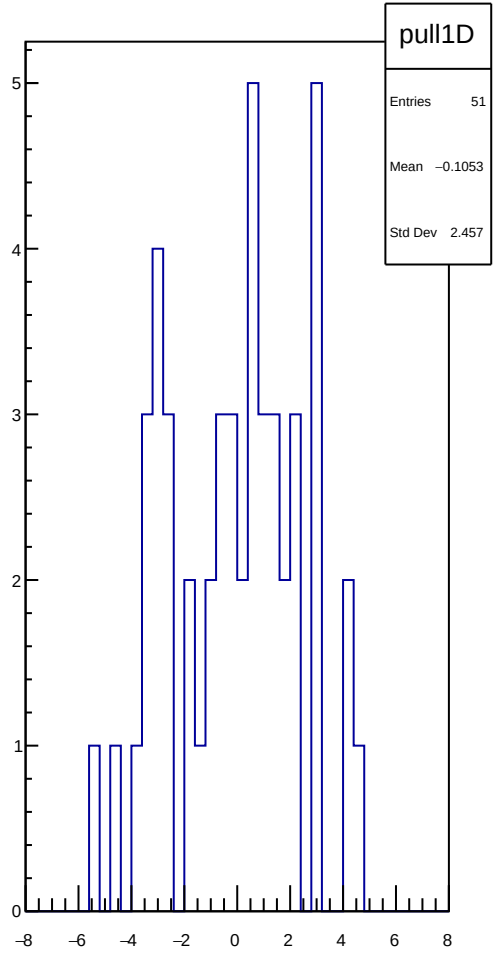
pull1D
Entries 51
Mean −0.1053
Std Dev 2.457

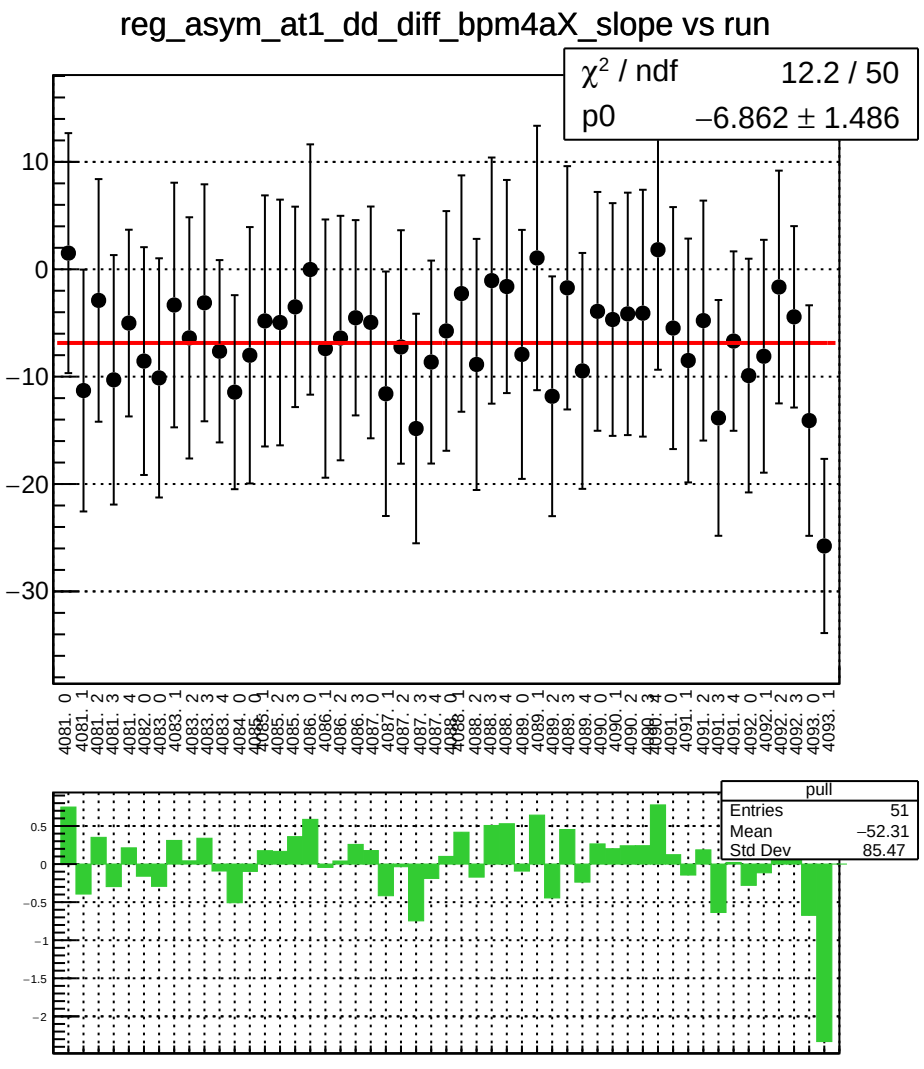
reg_asym_at1_dd_diff_bpm4aX_slope vs run
χ² / ndf 12.2 / 50
p0 −6.862 ± 1.486
pull
Entries 51
Mean −52.31
Std Dev 85.47

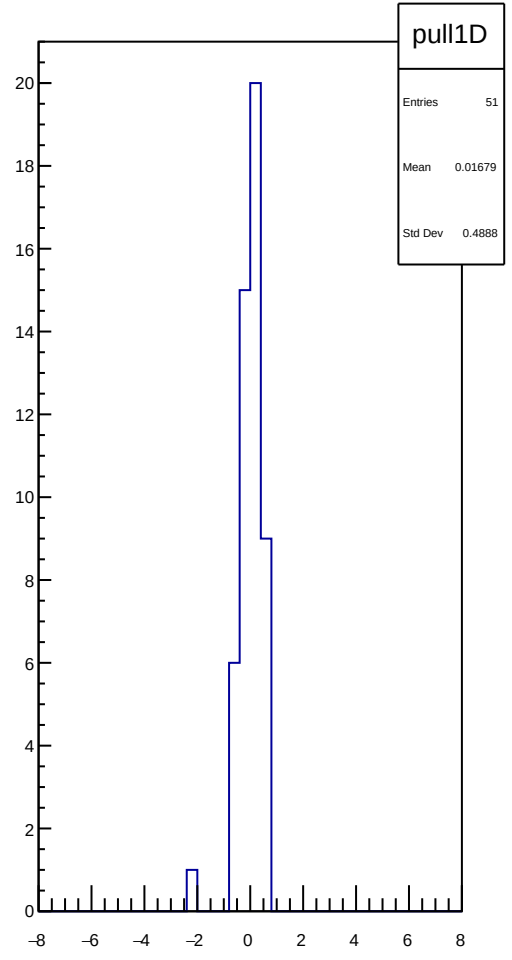
pull1D
Entries 51
Mean 0.01679
Std Dev 0.4888

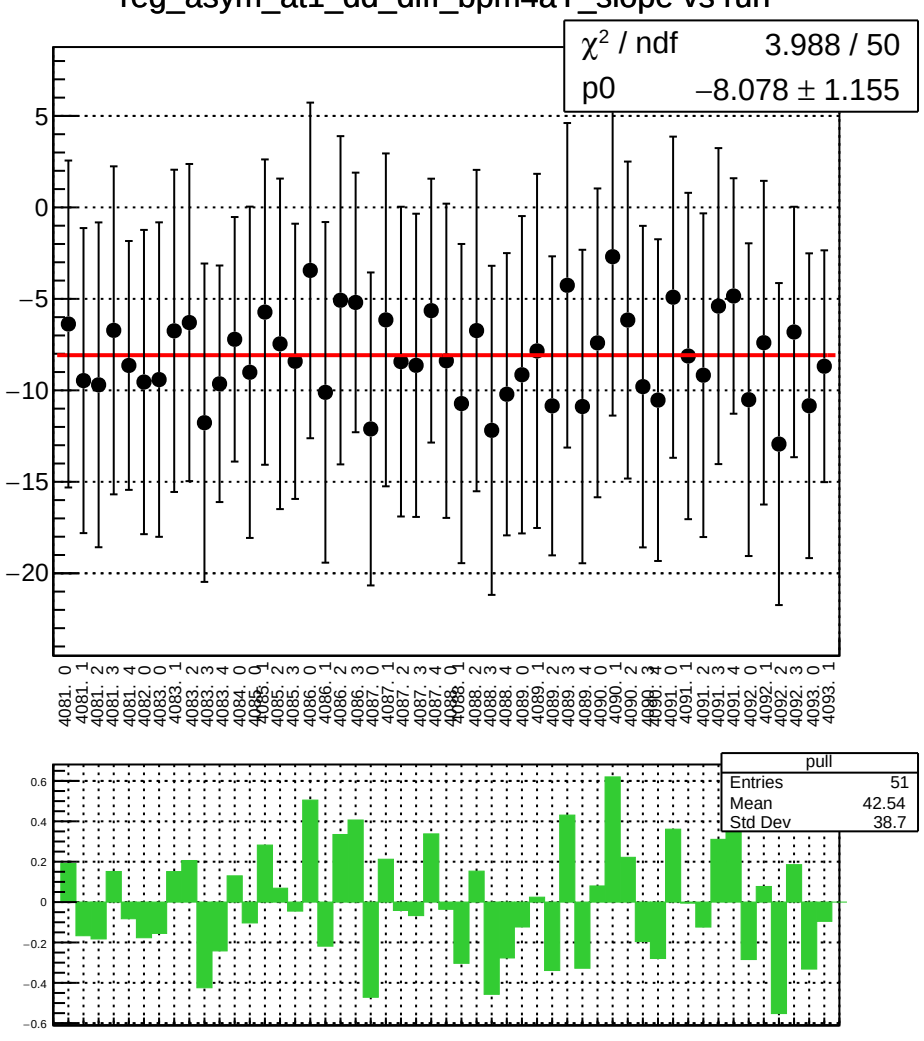
reg_asym_at1_dd_diff_bpm4aY_slope vs run
χ² / ndf 3.988 / 50
p0 −8.078 ± 1.155
pull
Entries 51
Mean 42.54
Std Dev 38.7

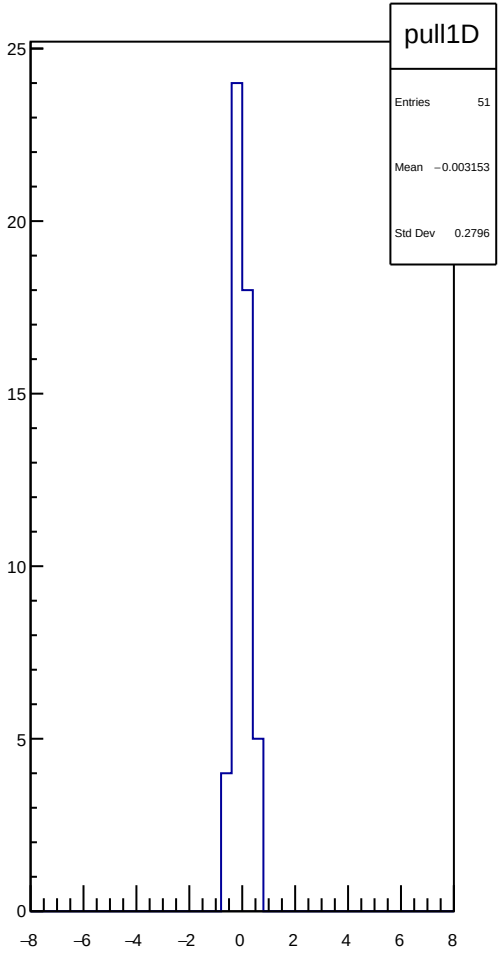
pull1D
Entries 51
Mean −0.003153
Std Dev 0.2796

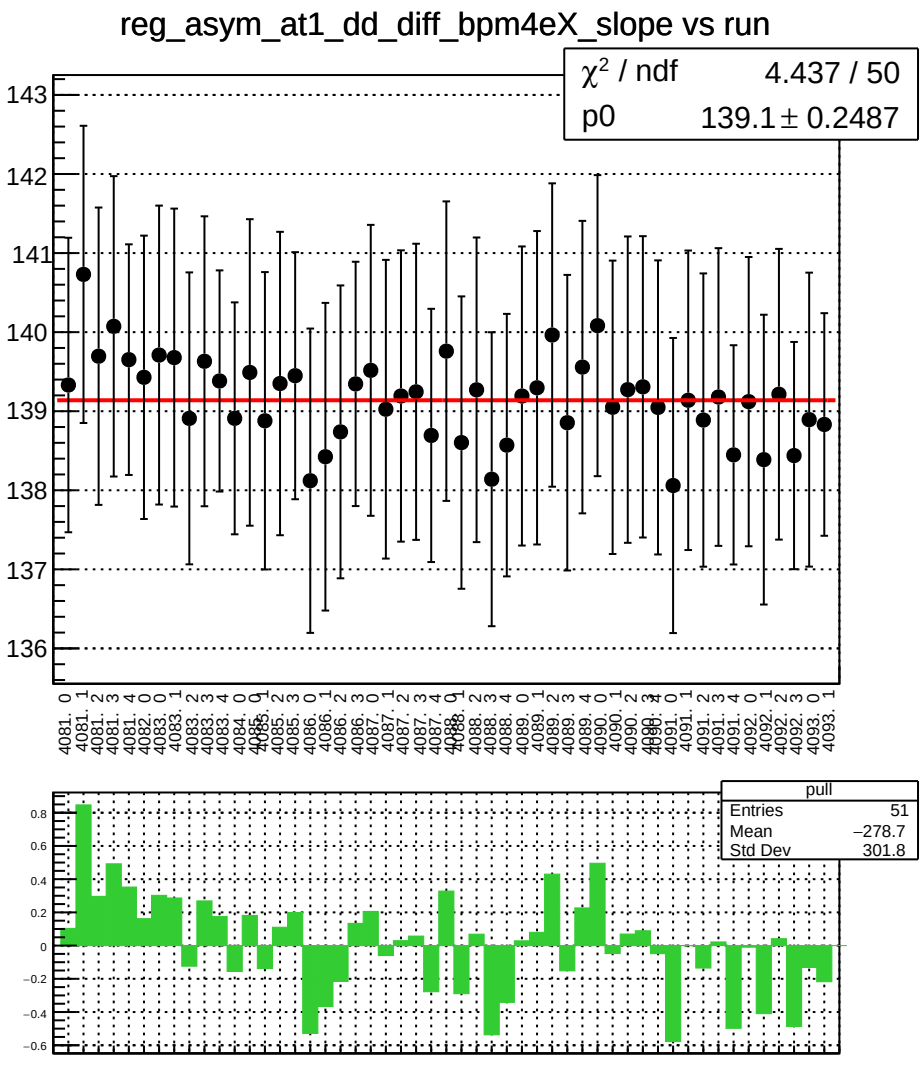
reg_asym_at1_dd_diff_bpm4eX_slope vs run
χ² / ndf 4.437 / 50
p0 139.1 ± 0.2487
143
142
141
140
139
138
137
136
pull
Entries 51
Mean −278.7
Std Dev 301.8
0.8
0.6
0.4
0.2
0
−0.2
−0.4
−0.6

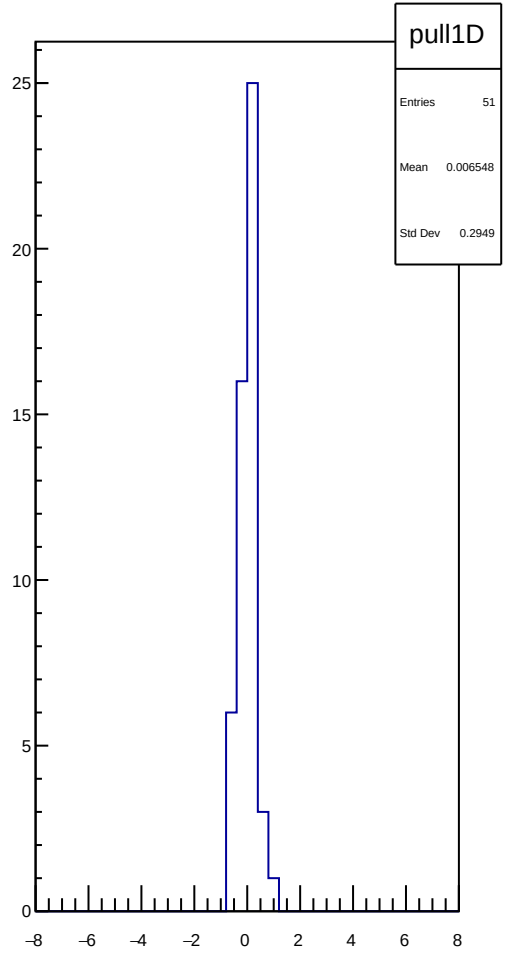
pull1D
Entries 51
Mean 0.006548
Std Dev 0.2949
25
20
15
10
5
0
−8
−6
−4
−2
0
2
4
6
8

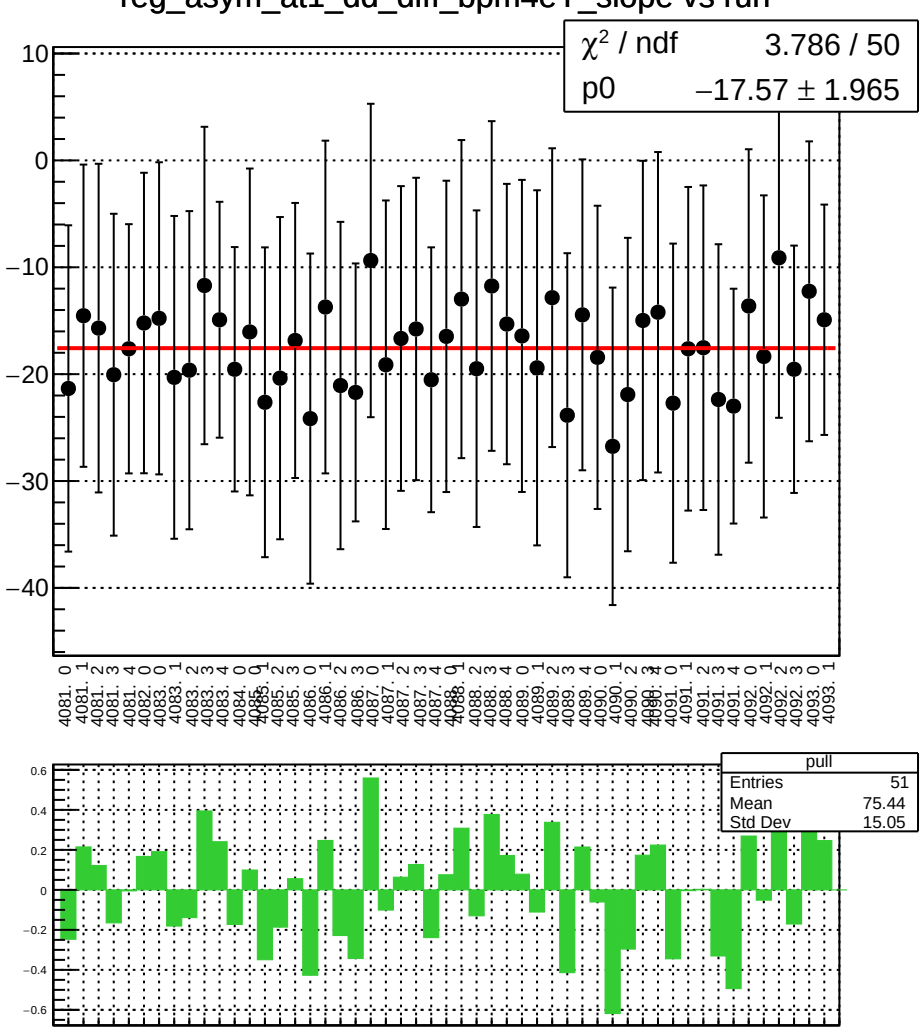
reg_asym_at1_dd_diff_bpm4eY_slope vs run
χ² / ndf 3.786 / 50
p0 −17.57 ± 1.965
pull
Entries 51
Mean 75.44
Std Dev 15.05

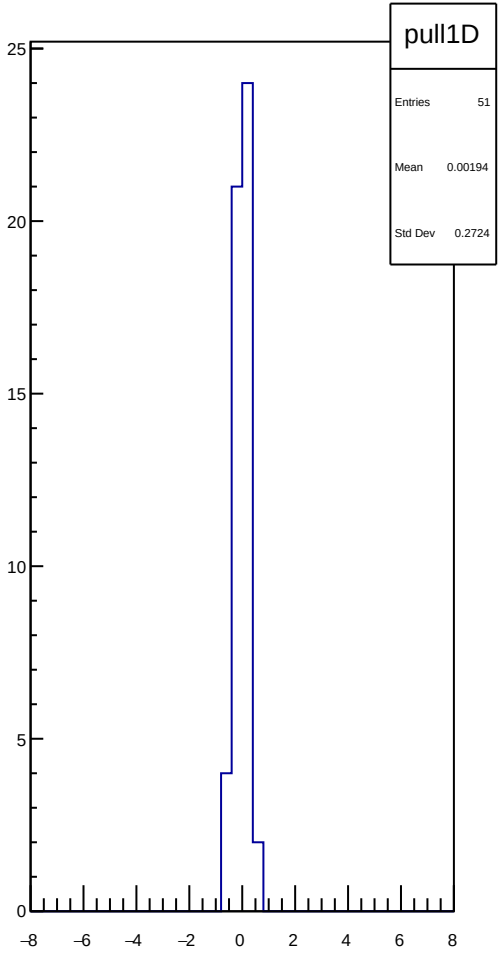
pull1D
Entries 51
Mean 0.00194
Std Dev 0.2724

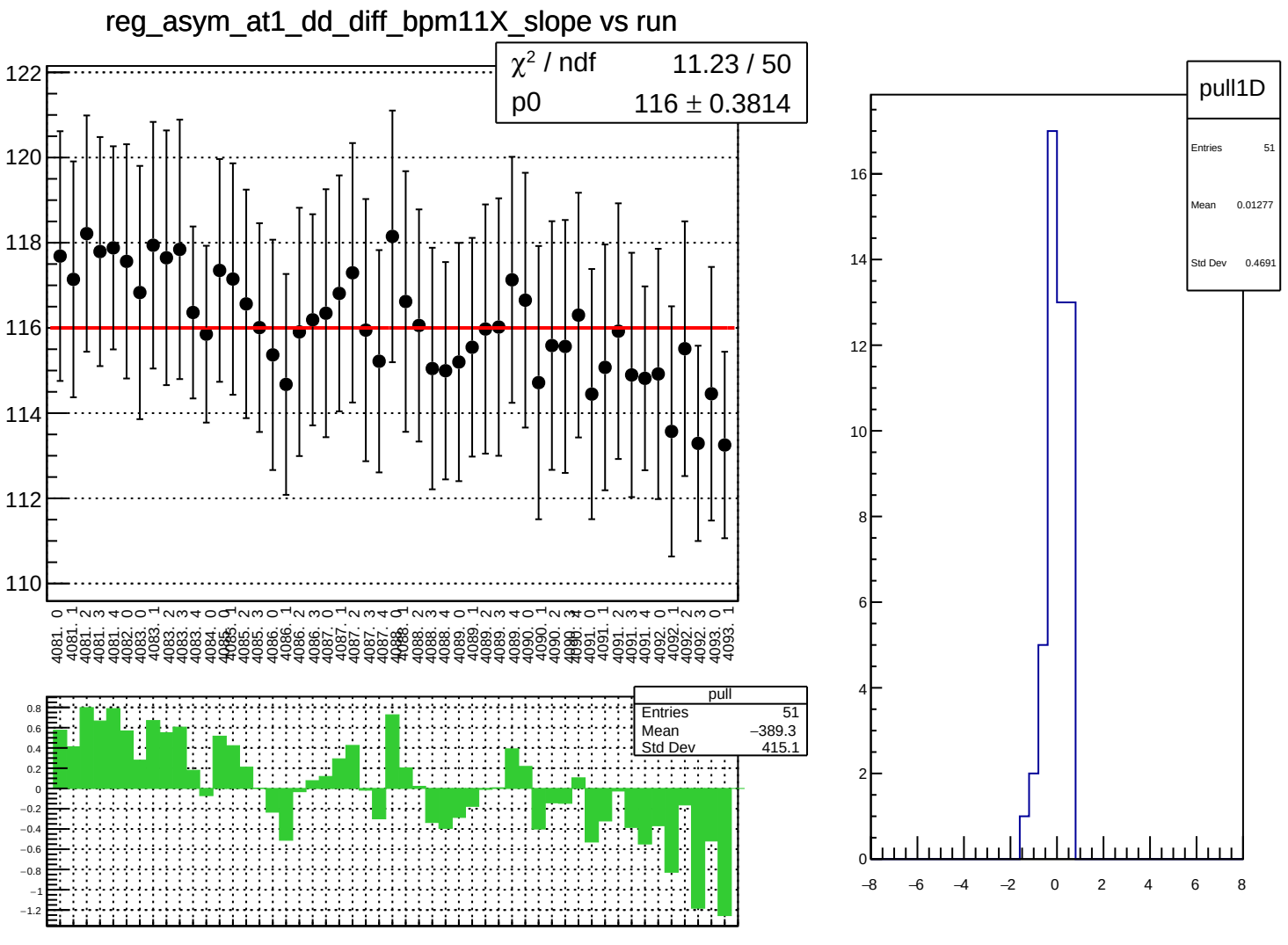
reg_asym_at1_dd_diff_bpm11X_slope vs run
χ² / ndf 11.23 / 50
p0 116 ± 0.3814
pull
Entries 51
Mean −389.3
Std Dev 415.1
pull1D
Entries 51
Mean 0.01277
Std Dev 0.4691

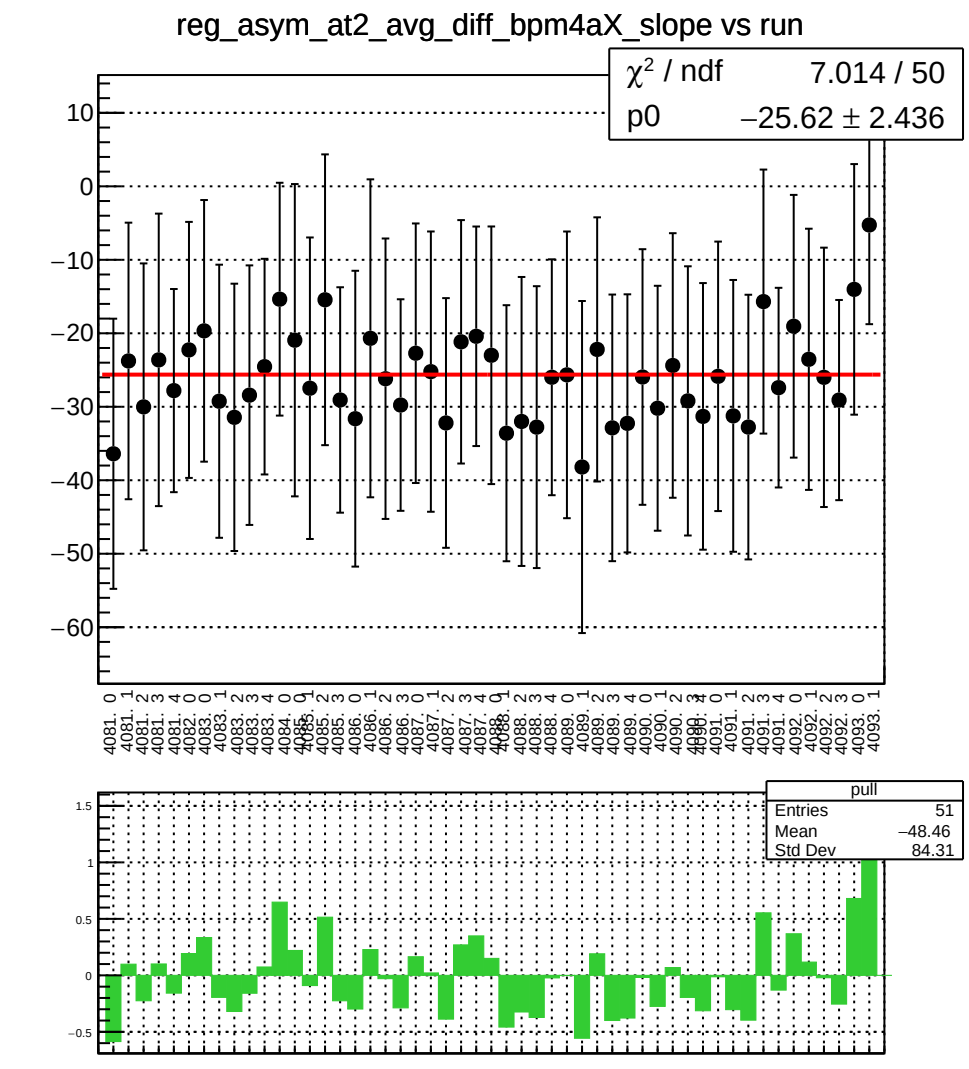
reg_asym_at2_avg_diff_bpm4aX_slope vs run
χ² / ndf 7.014 / 50
p0 −25.62 ± 2.436
pull
Entries 51
Mean −48.46
Std Dev 84.31

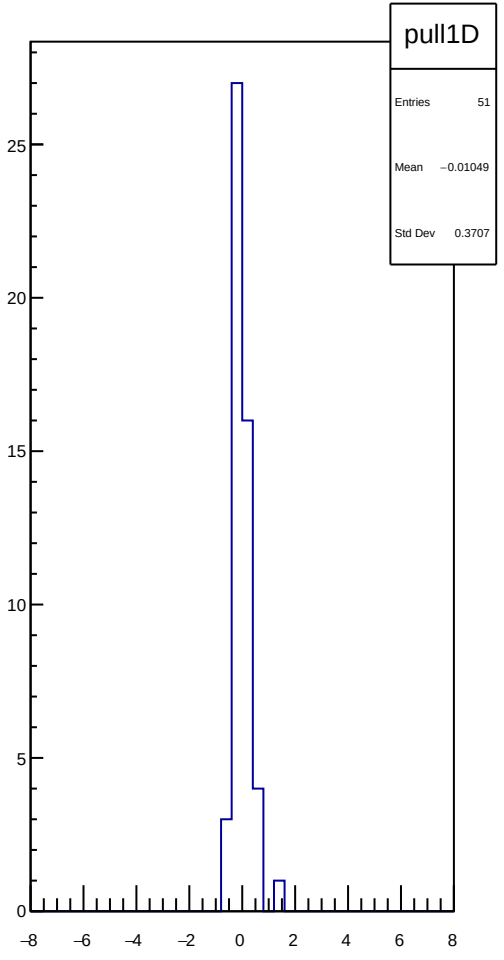
pull1D
Entries 51
Mean −0.01049
Std Dev 0.3707

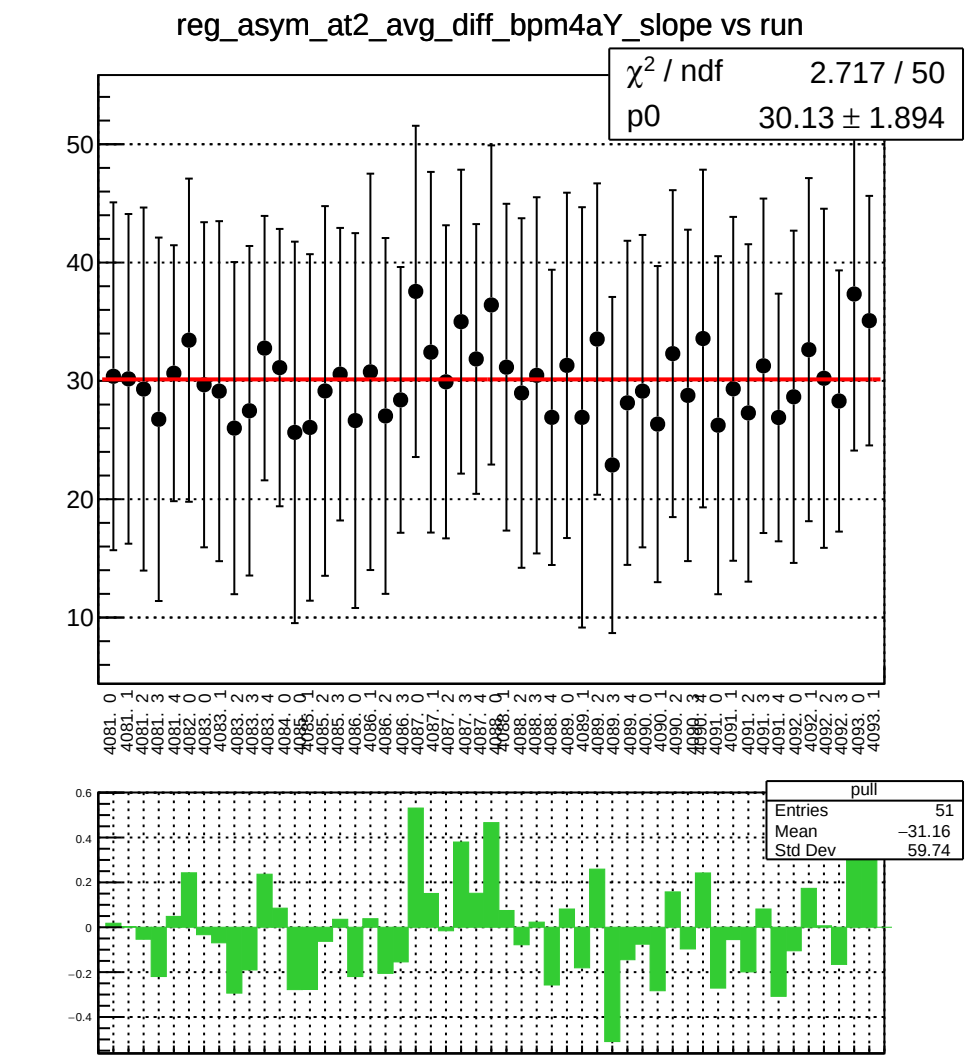
reg_asym_at2_avg_diff_bpm4aY_slope vs run
χ² / ndf 2.717 / 50
p0 30.13 ± 1.894
pull
Entries 51
Mean −31.16
Std Dev 59.74

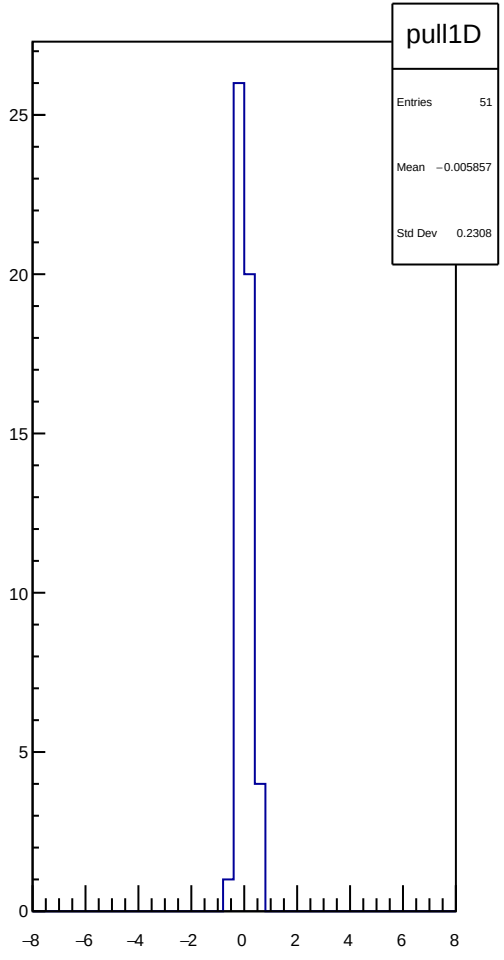
pull1D
Entries 51
Mean −0.005857
Std Dev 0.2308

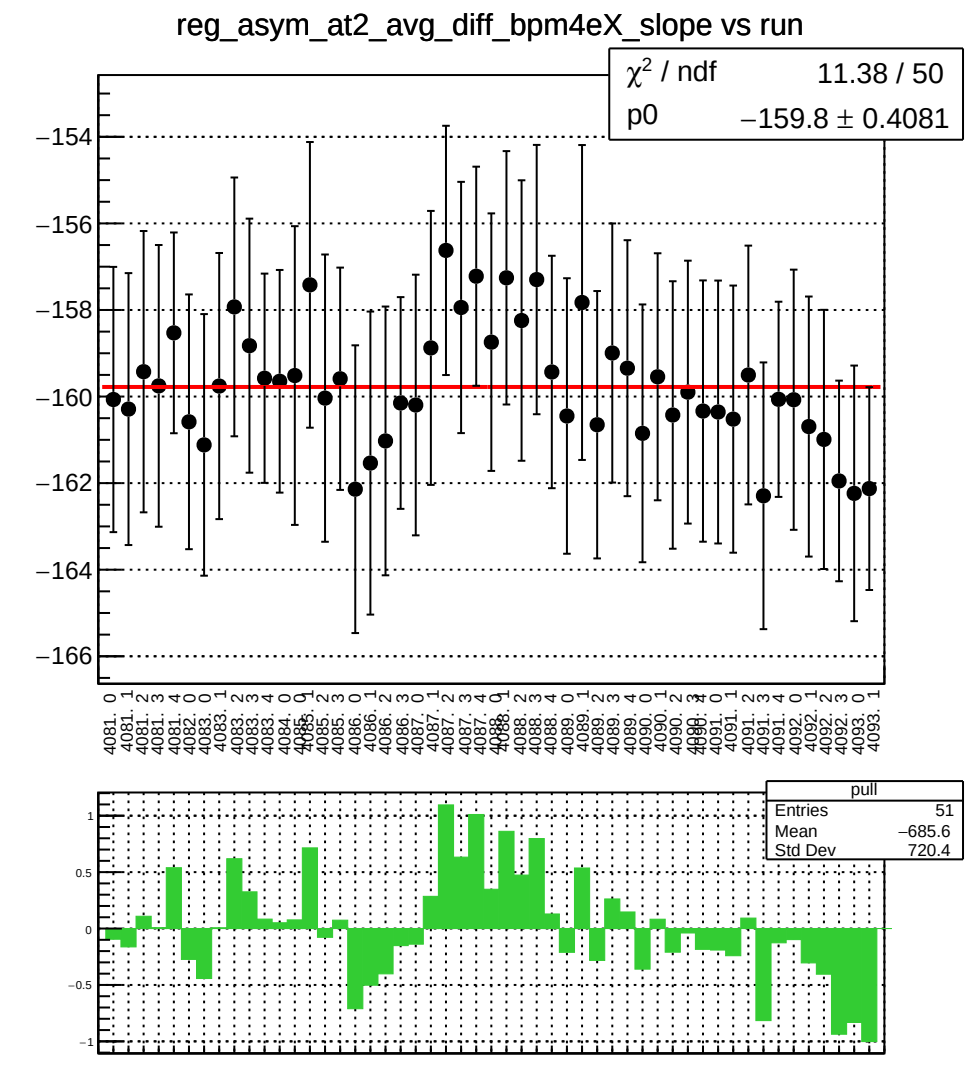
reg_asym_at2_avg_diff_bpm4eX_slope vs run
χ² / ndf 11.38 / 50
p0 −159.8 ± 0.4081
pull
Entries 51
Mean −685.6
Std Dev 720.4

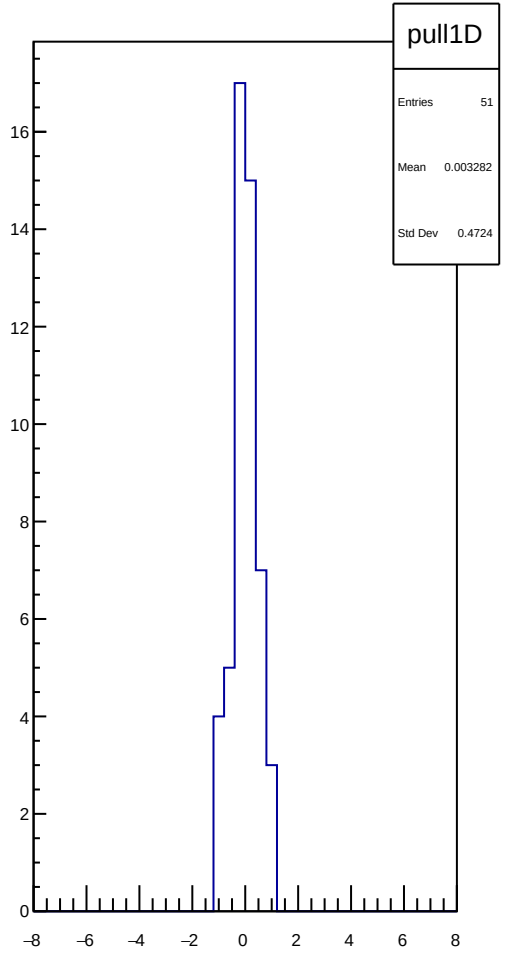
pull1D
Entries 51
Mean 0.003282
Std Dev 0.4724

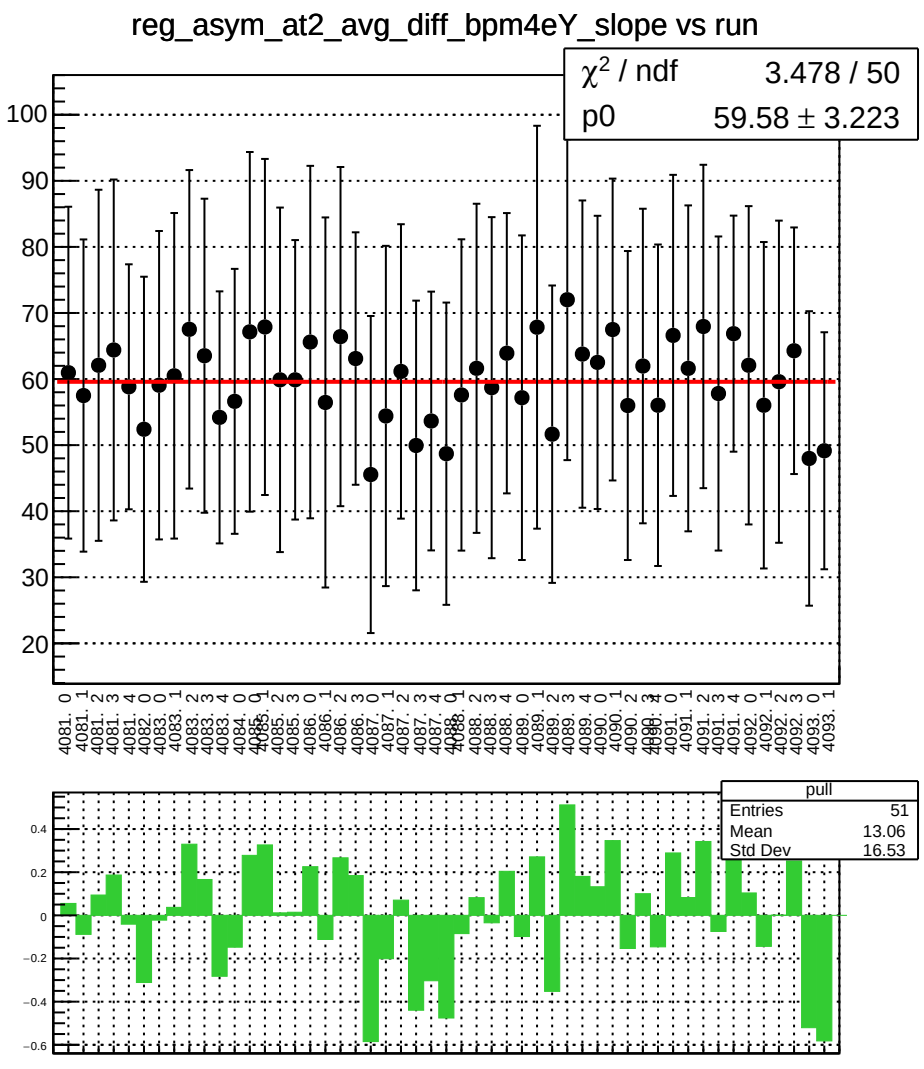
reg_asym_at2_avg_diff_bpm4eY_slope vs run
χ² / ndf 3.478 / 50
p0 59.58 ± 3.223
pull
Entries 51
Mean 13.06
Std Dev 16.53

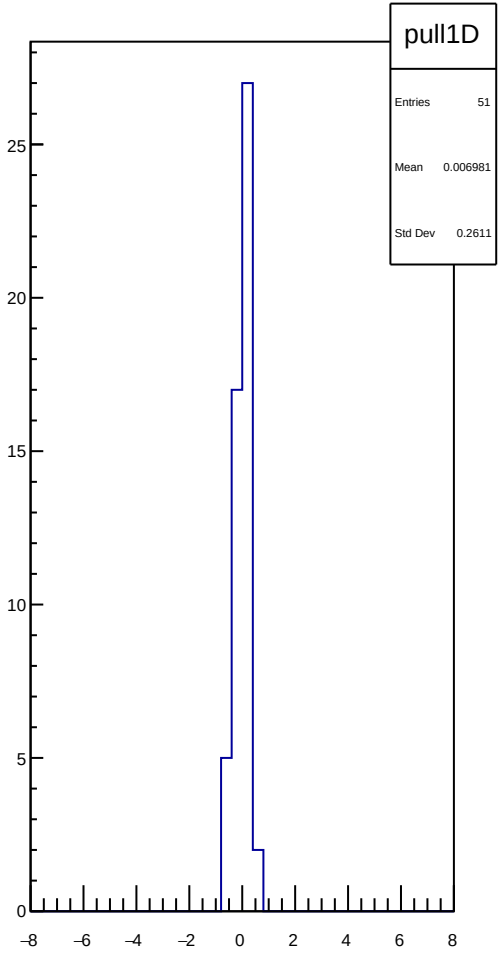
pull1D
Entries 51
Mean 0.006981
Std Dev 0.2611

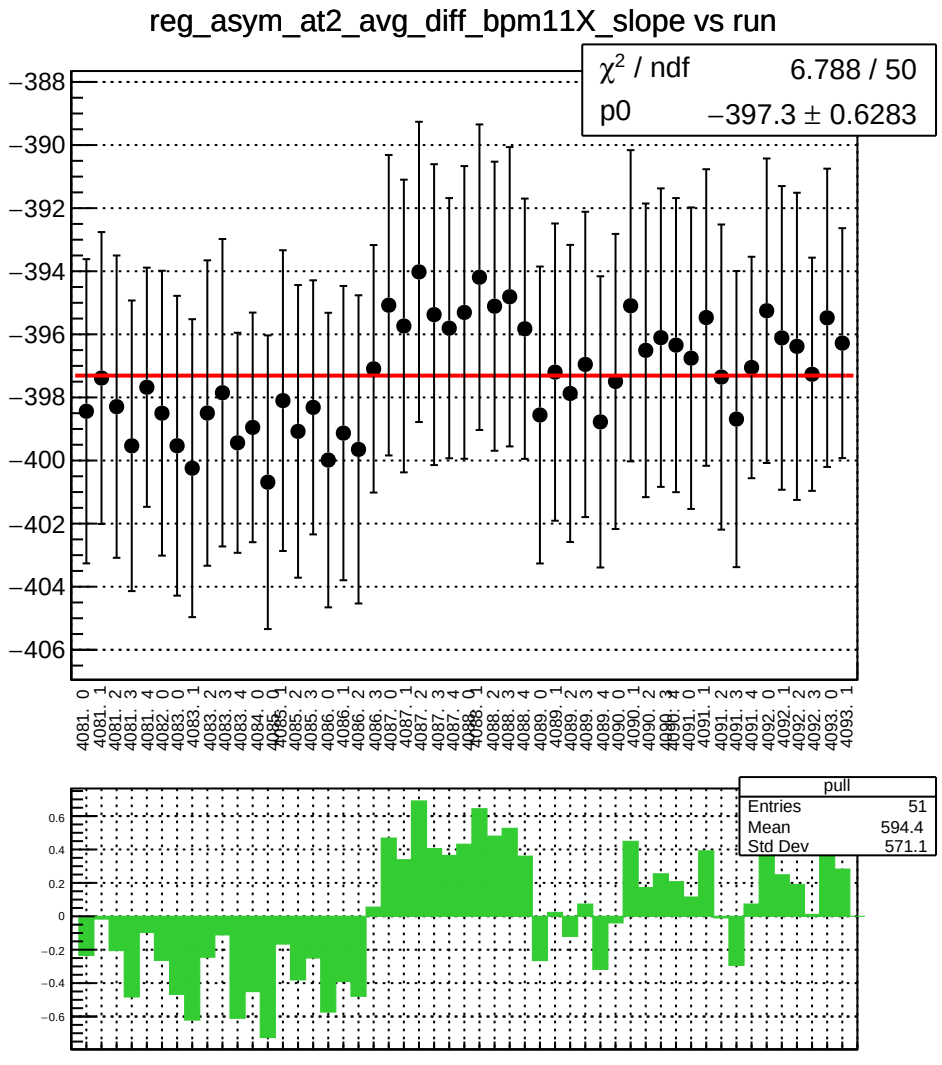
reg_asym_at2_avg_diff_bpm11X_slope vs run
χ² / ndf 6.788 / 50
p0 −397.3 ± 0.6283
pull
Entries 51
Mean 594.4
Std Dev 571.1

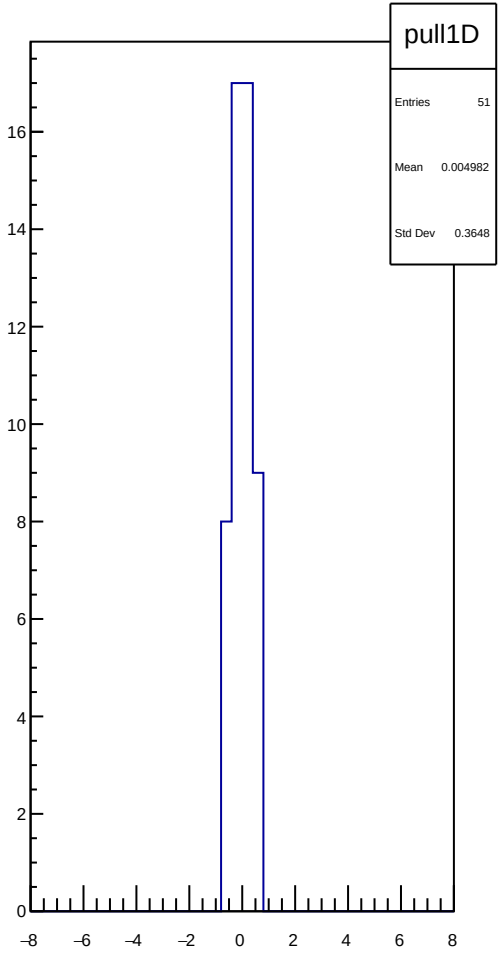
pull1D
Entries 51
Mean 0.004982
Std Dev 0.3648

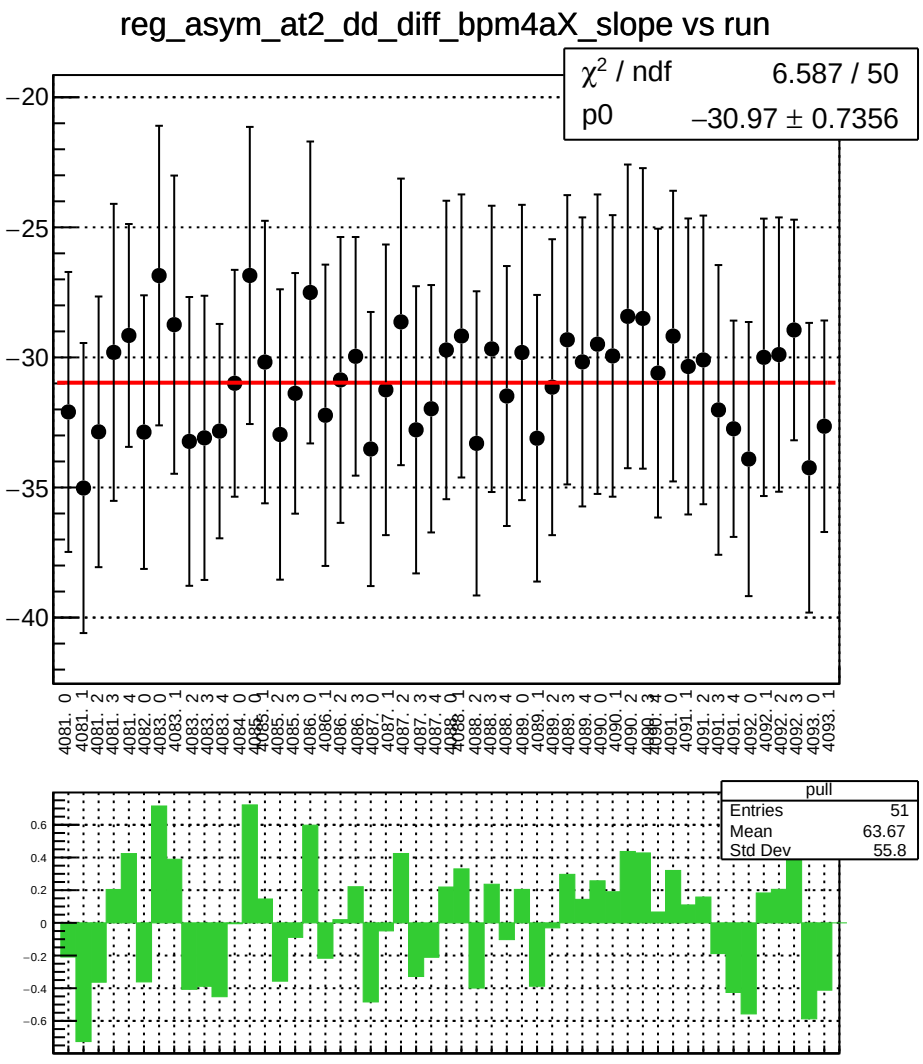
reg_asym_at2_dd_diff_bpm4aX_slope vs run
χ² / ndf 6.587 / 50
p0 −30.97 ± 0.7356
pull
Entries 51
Mean 63.67
Std Dev 55.8

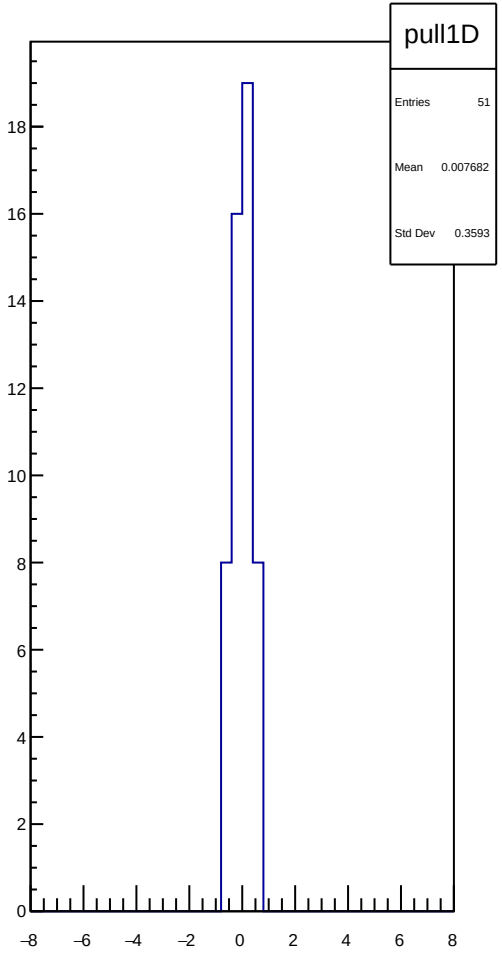
pull1D
Entries 51
Mean 0.007682
Std Dev 0.3593

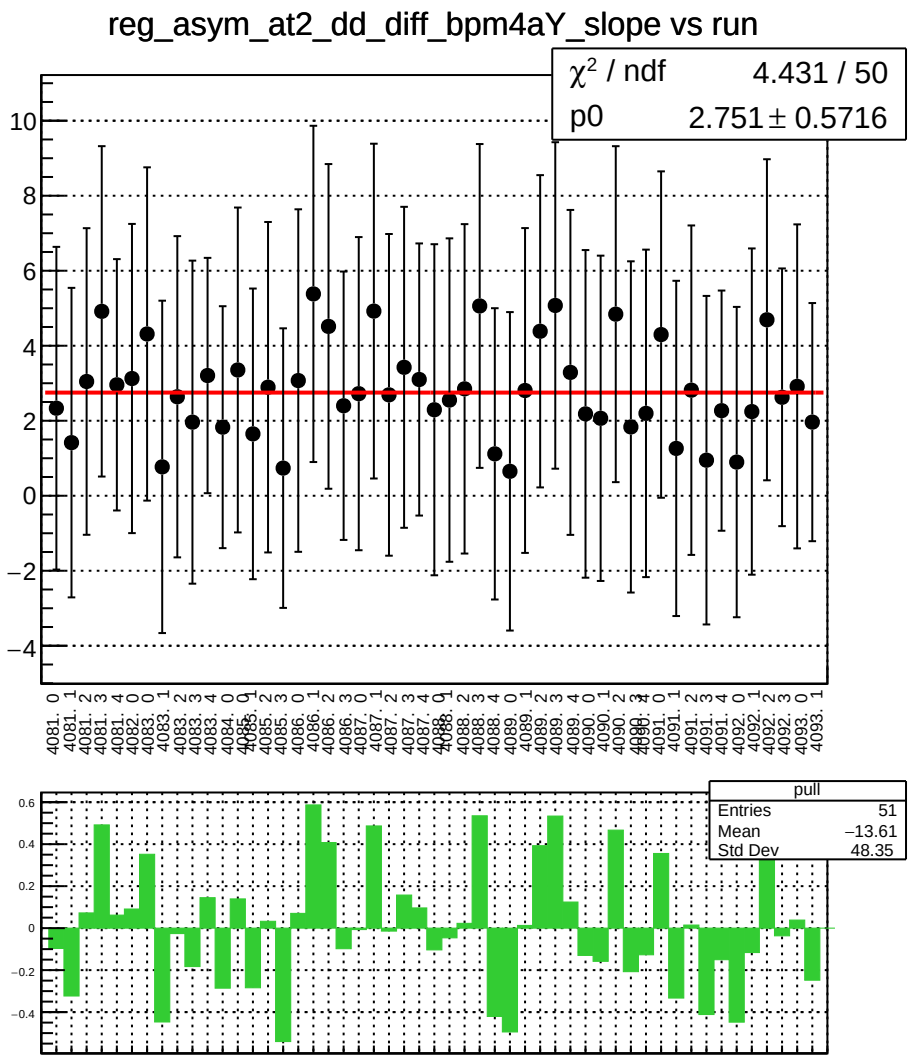
reg_asym_at2_dd_diff_bpm4aY_slope vs run
χ² / ndf 4.431 / 50
p0 2.751 ± 0.5716
pull
Entries 51
Mean −13.61
Std Dev 48.35

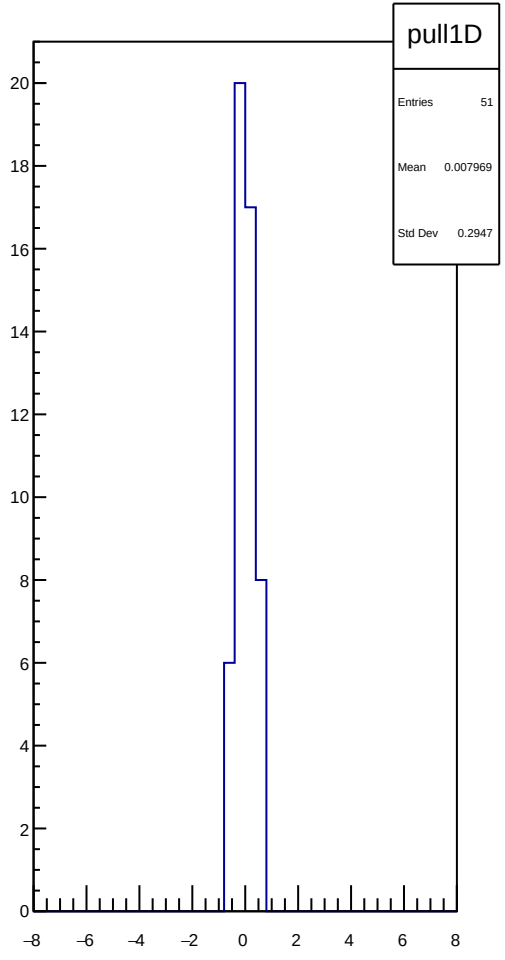
pull1D
Entries 51
Mean 0.007969
Std Dev 0.2947

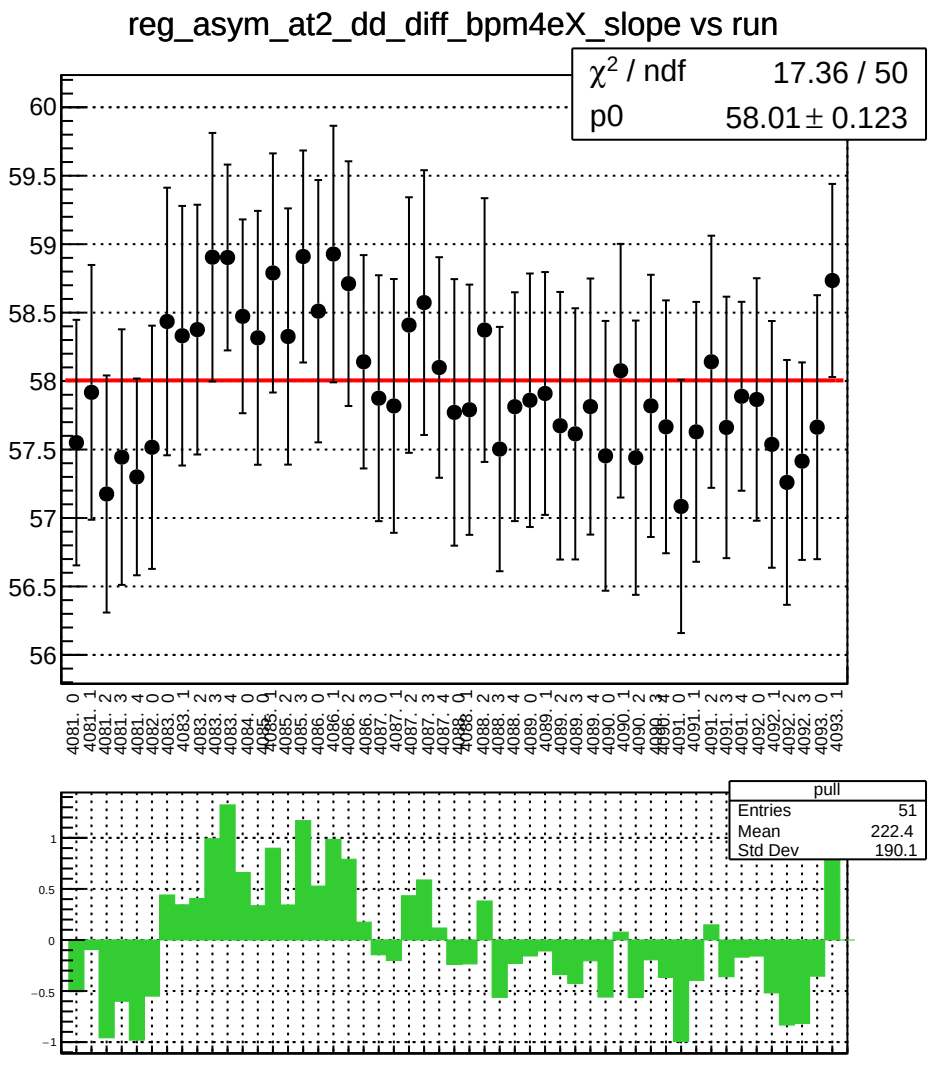
reg_asym_at2_dd_diff_bpm4eX_slope vs run
χ² / ndf 17.36 / 50
p0 58.01 ± 0.123
pull
Entries 51
Mean 222.4
Std Dev 190.1

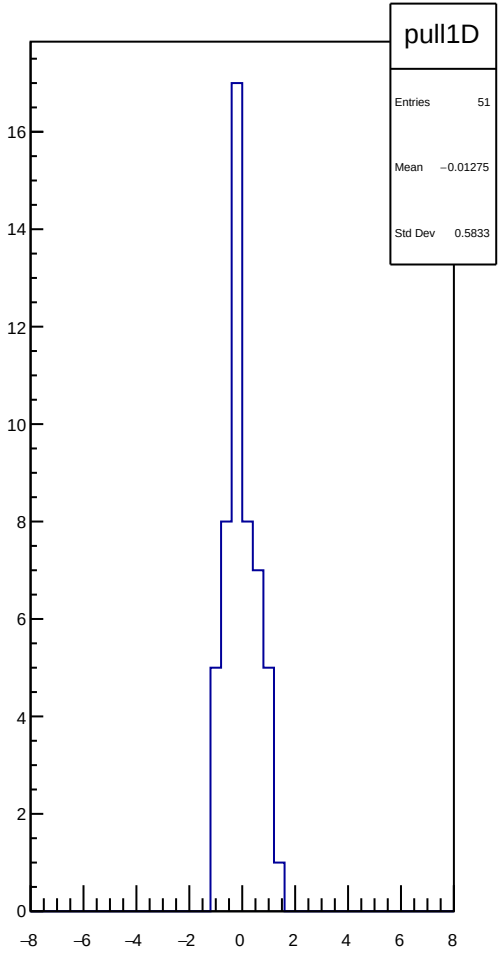
pull1D
Entries 51
Mean −0.01275
Std Dev 0.5833

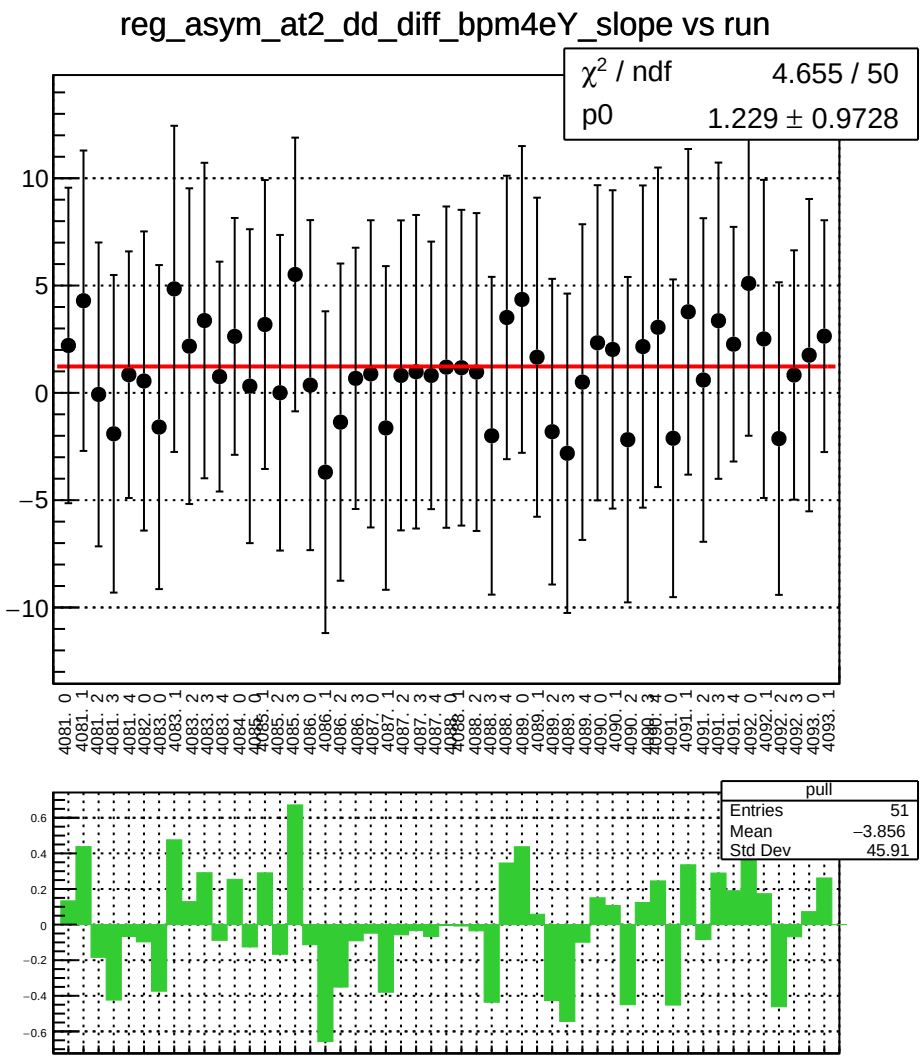
reg_asym_at2_dd_diff_bpm4eY_slope vs run
χ² / ndf 4.655 / 50
p0 1.229 ± 0.9728
pull
Entries 51
Mean −3.856
Std Dev 45.91

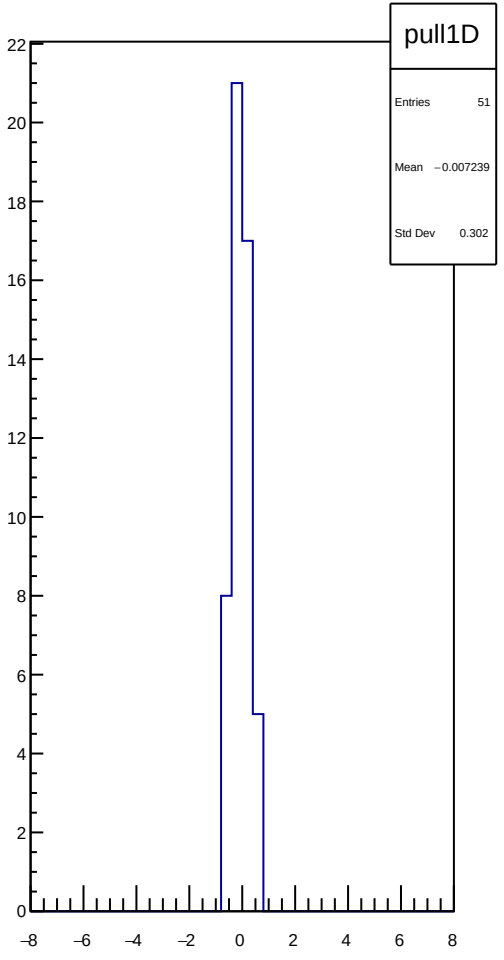
pull1D
Entries 51
Mean −0.007239
Std Dev 0.302

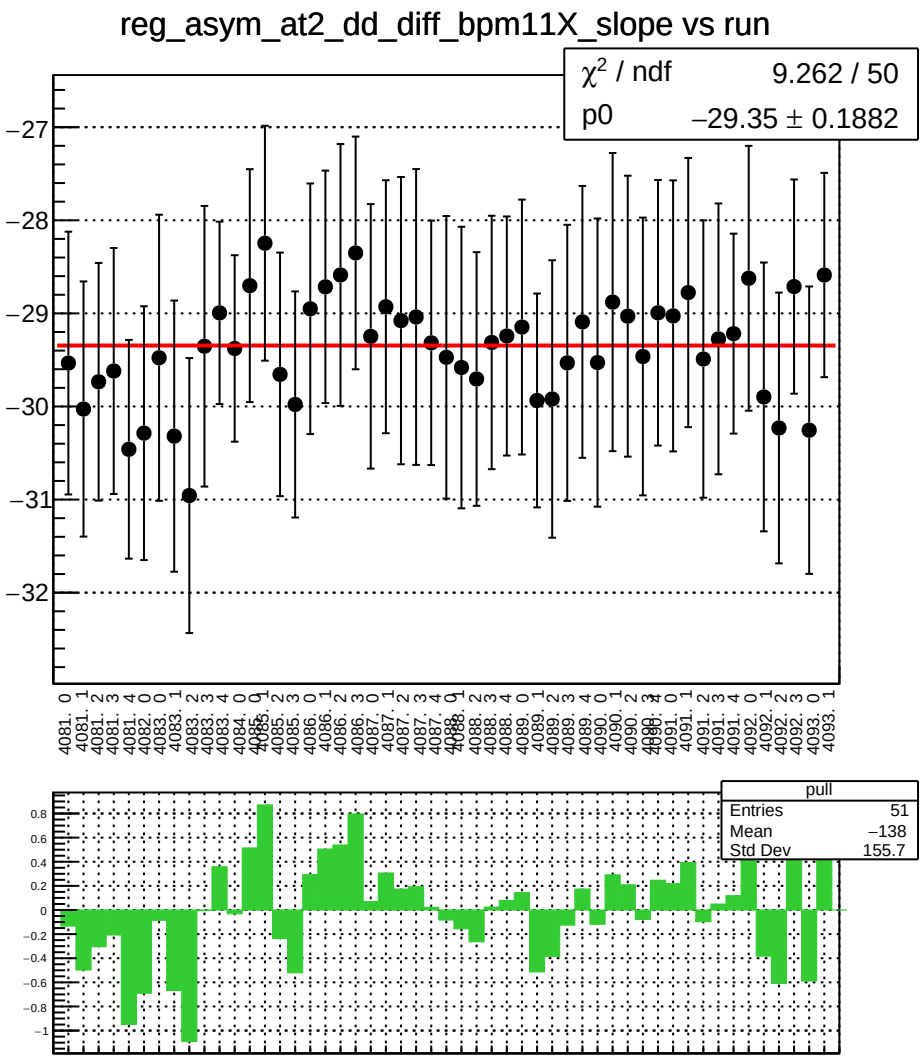
reg_asym_at2_dd_diff_bpm11X_slope vs run
χ² / ndf 9.262 / 50
p0 −29.35 ± 0.1882
pull
Entries 51
Mean −138
Std Dev 155.7

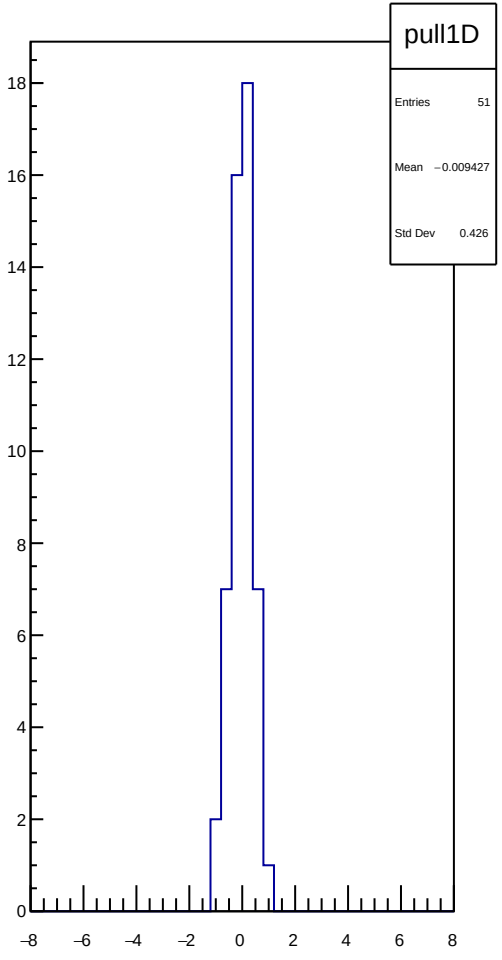
pull1D
Entries 51
Mean −0.009427
Std Dev 0.426

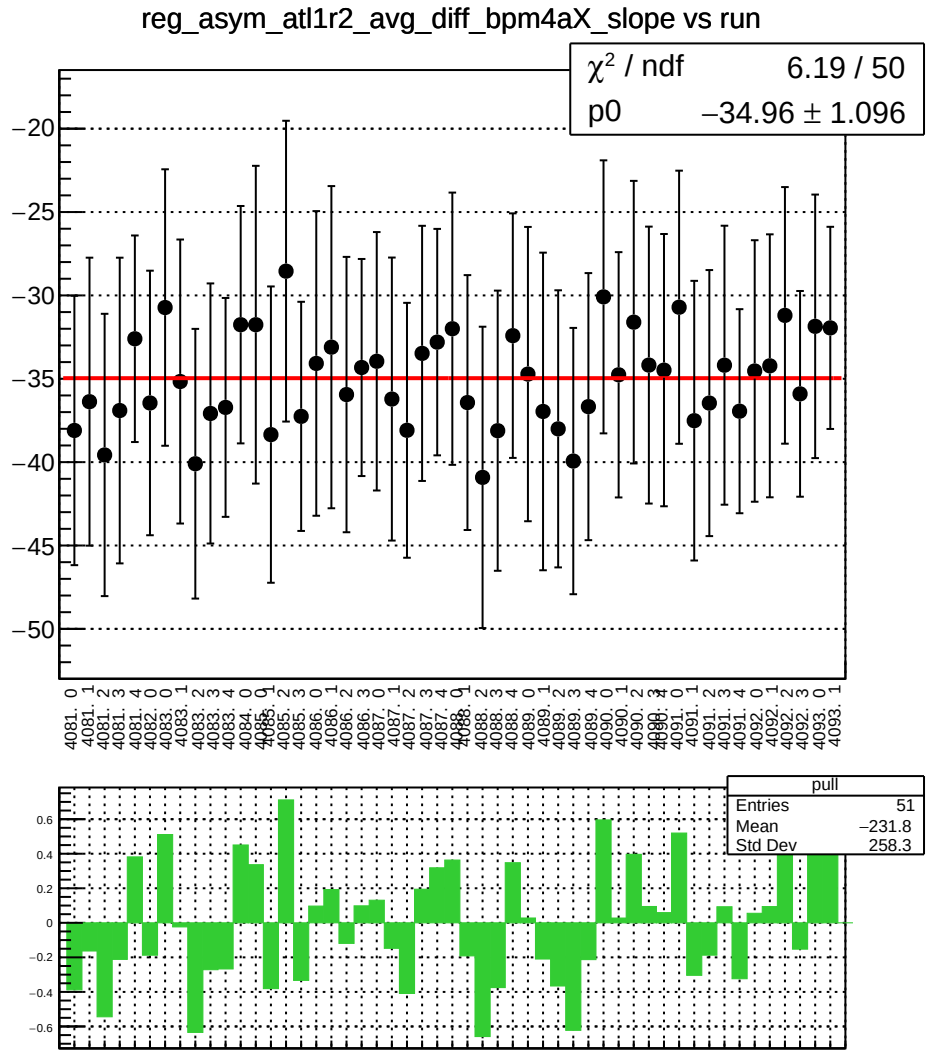
reg_asym_atl1r2_avg_diff_bpm4aX_slope vs run
χ² / ndf 6.19 / 50
p0 −34.96 ± 1.096
pull
Entries 51
Mean −231.8
Std Dev 258.3

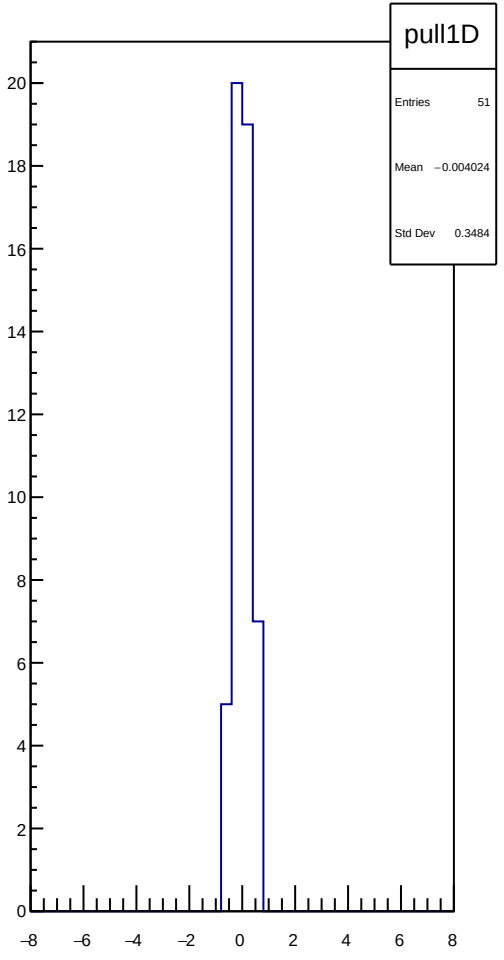
pull1D
Entries 51
Mean −0.004024
Std Dev 0.3484

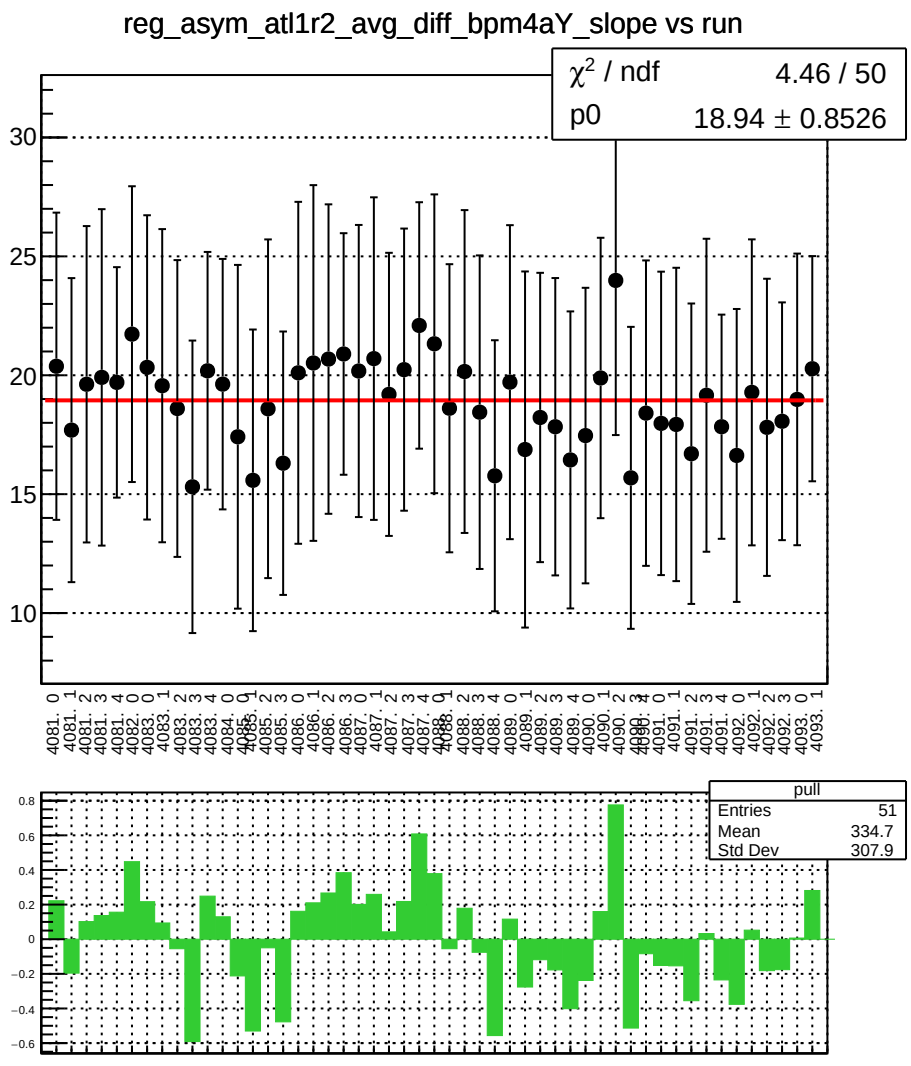
reg_asym_atl1r2_avg_diff_bpm4aY_slope vs run
χ² / ndf 4.46 / 50
p0 18.94 ± 0.8526
pull
Entries 51
Mean 334.7
Std Dev 307.9

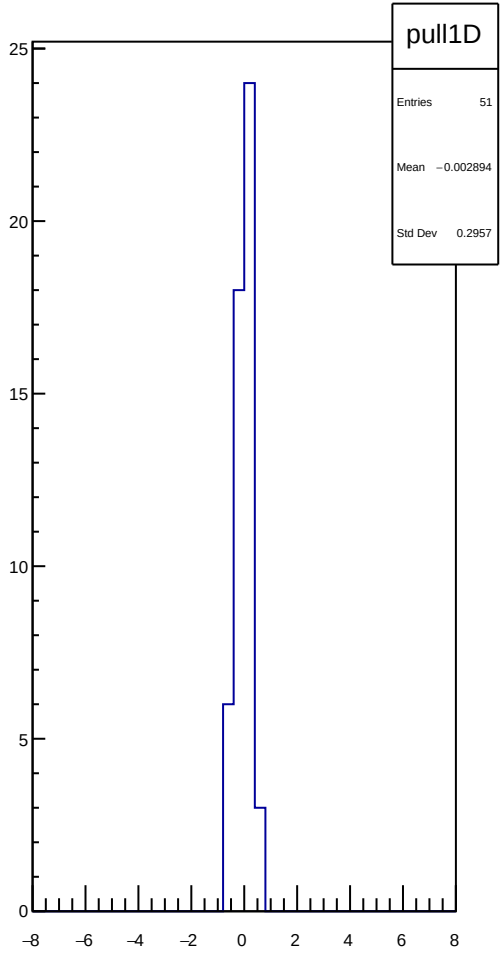
pull1D
Entries 51
Mean −0.002894
Std Dev 0.2957

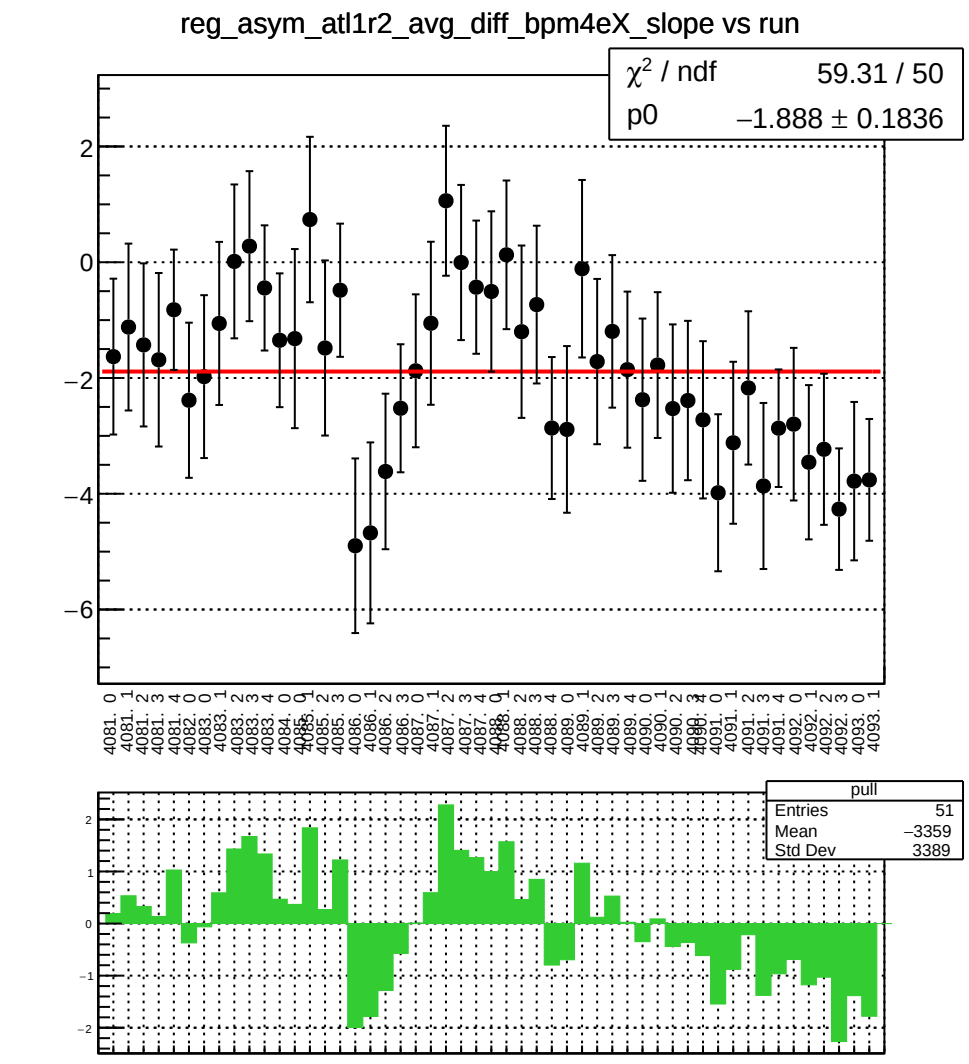
reg_asym_atl1r2_avg_diff_bpm4eX_slope vs run
χ² / ndf 59.31 / 50
p0 −1.888 ± 0.1836
pull
Entries 51
Mean −3359
Std Dev 3389

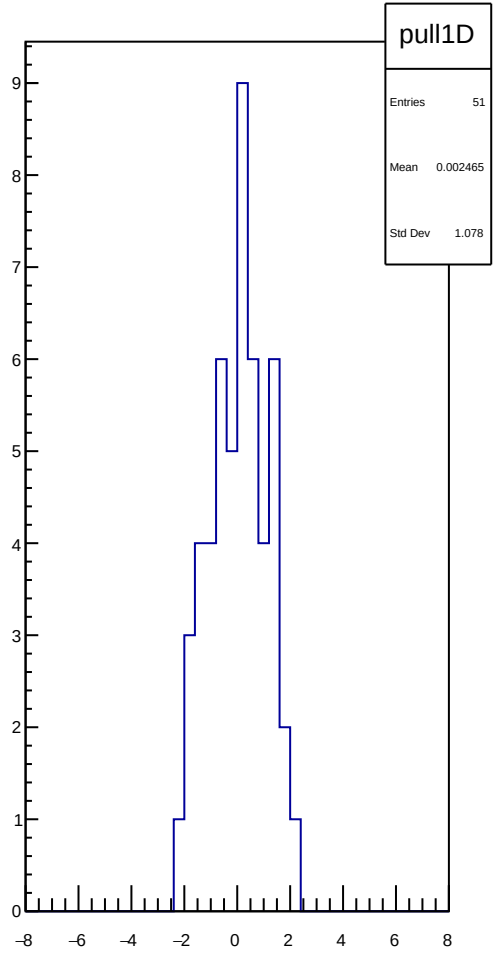
pull1D
Entries 51
Mean 0.002465
Std Dev 1.078

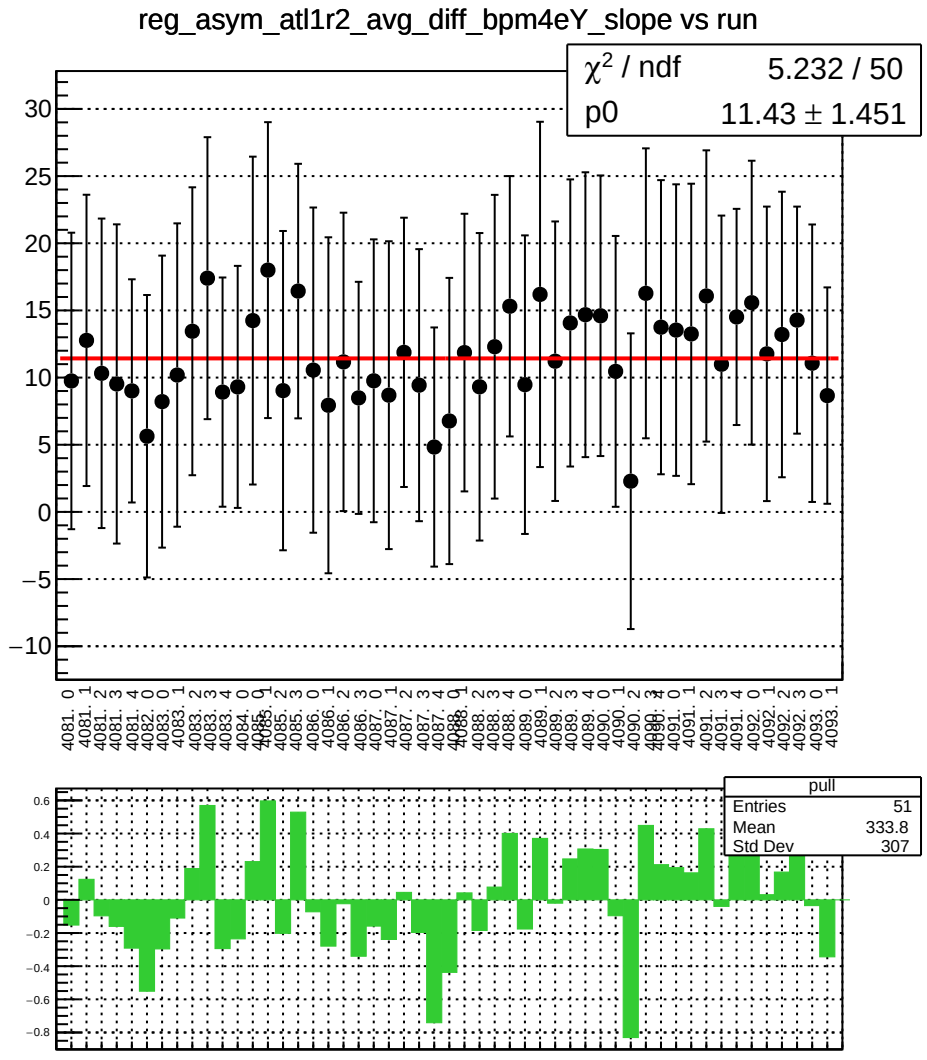
reg_asym_atl1r2_avg_diff_bpm4eY_slope vs run
χ² / ndf 5.232 / 50
p0 11.43 ± 1.451
pull
Entries 51
Mean 333.8
Std Dev 307

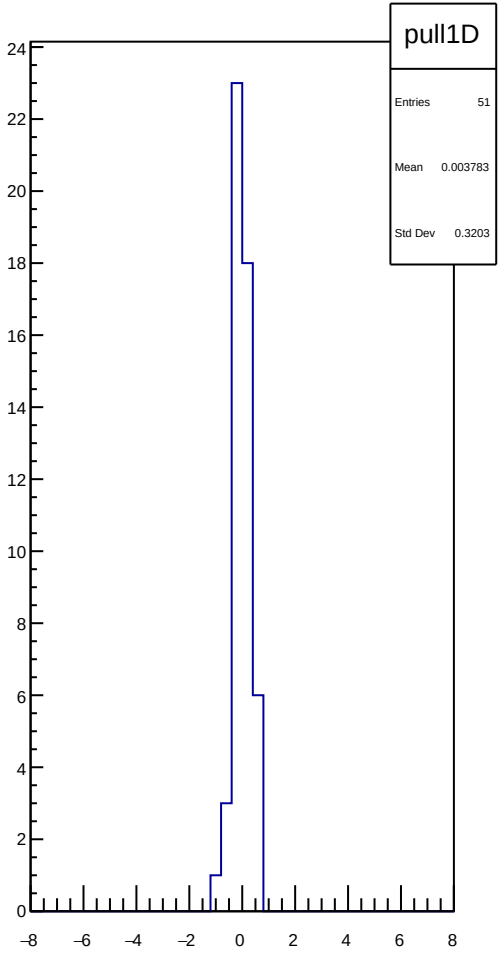
pull1D
Entries 51
Mean 0.003783
Std Dev 0.3203

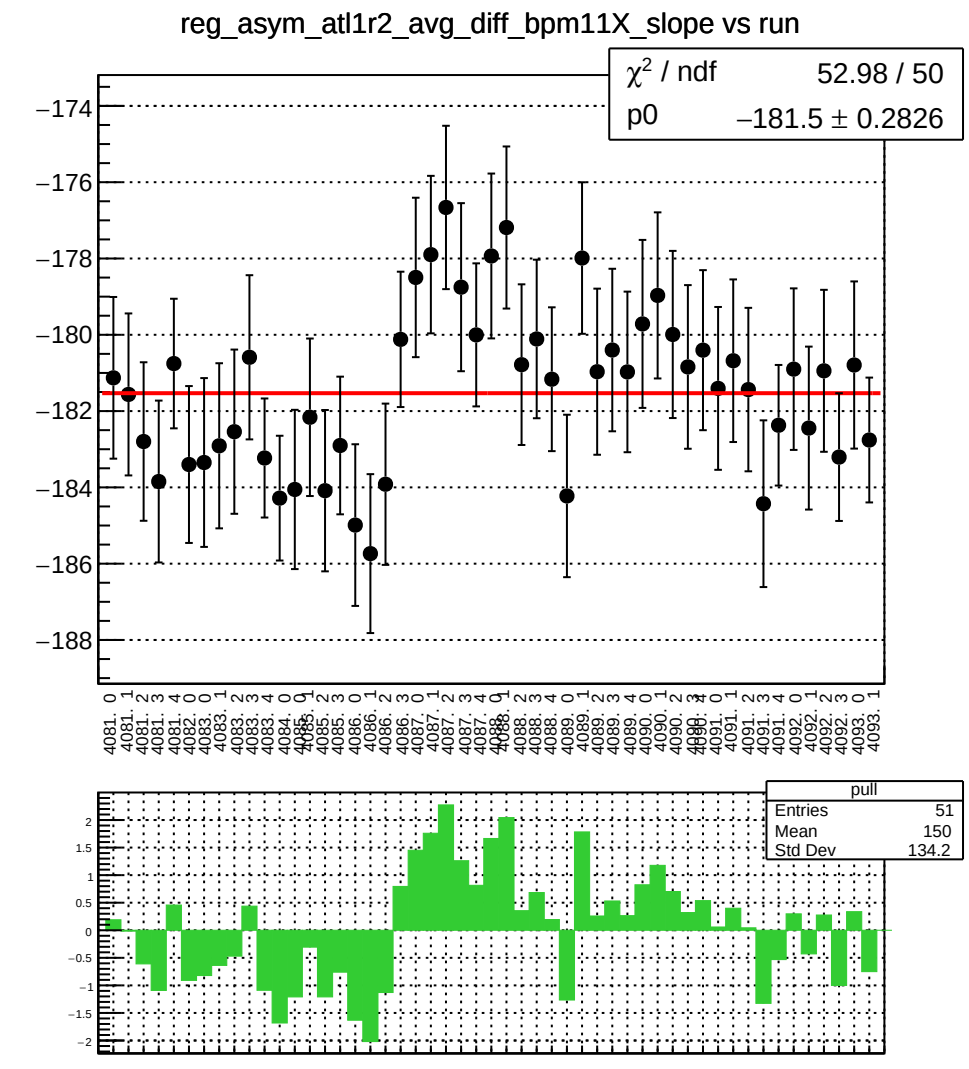
reg_asym_atl1r2_avg_diff_bpm11X_slope vs run
χ² / ndf 52.98 / 50
p0 −181.5 ± 0.2826
pull
Entries 51
Mean 150
Std Dev 134.2

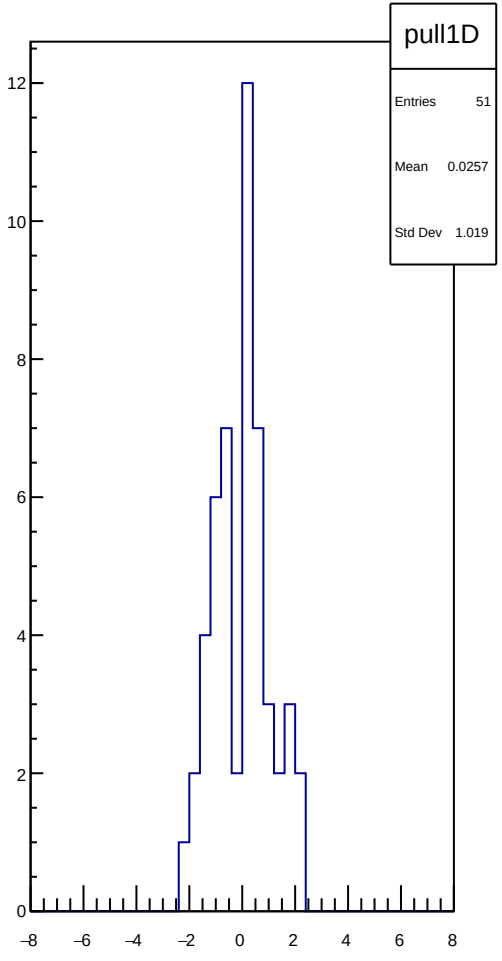
pull1D
Entries 51
Mean 0.0257
Std Dev 1.019

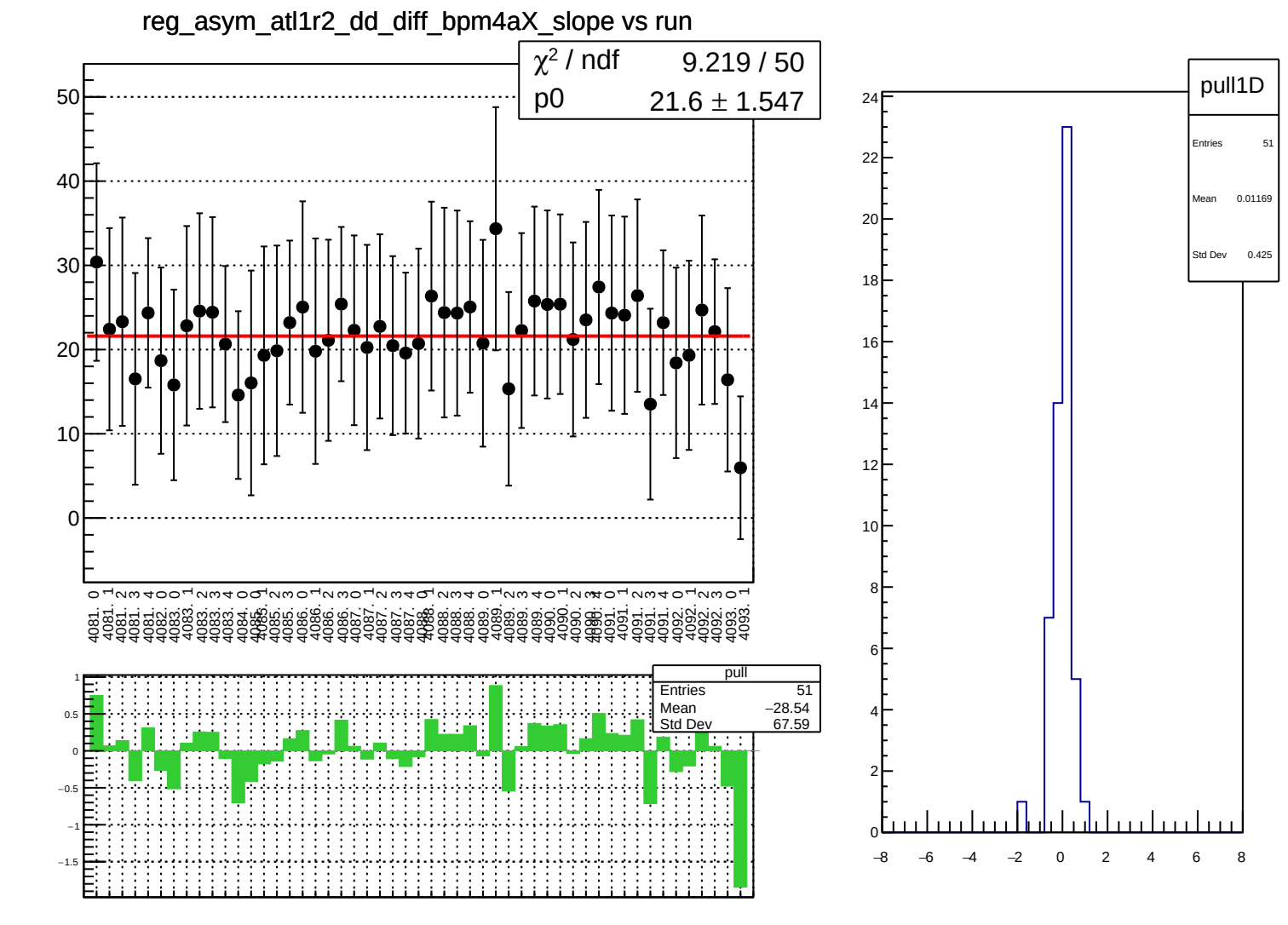
reg_asym_atl1r2_dd_diff_bpm4aX_slope vs run
χ² / ndf 9.219 / 50
p0 21.6 ± 1.547
pull
Entries 51
Mean −28.54
Std Dev 67.59
pull1D
Entries 51
Mean 0.01169
Std Dev 0.425

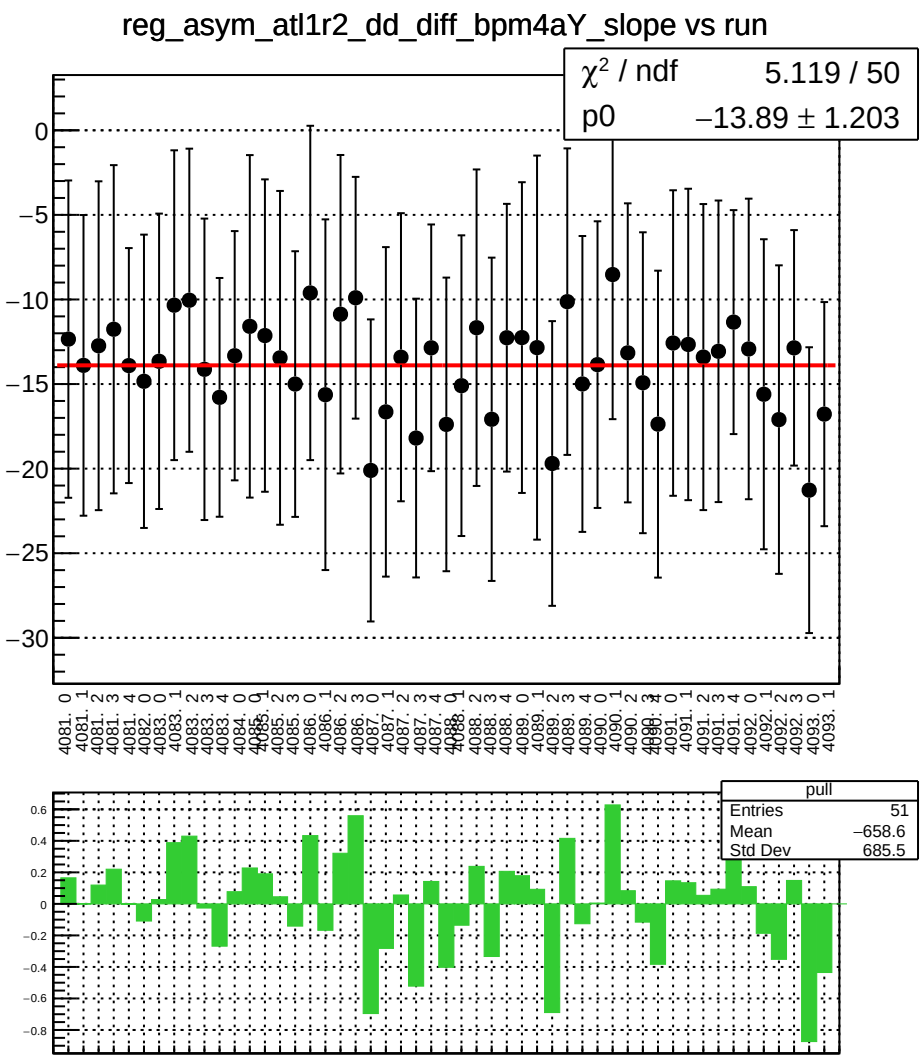
reg_asym_atl1r2_dd_diff_bpm4aY_slope vs run
χ² / ndf 5.119 / 50
p0 −13.89 ± 1.203
pull
Entries 51
Mean −658.6
Std Dev 685.5

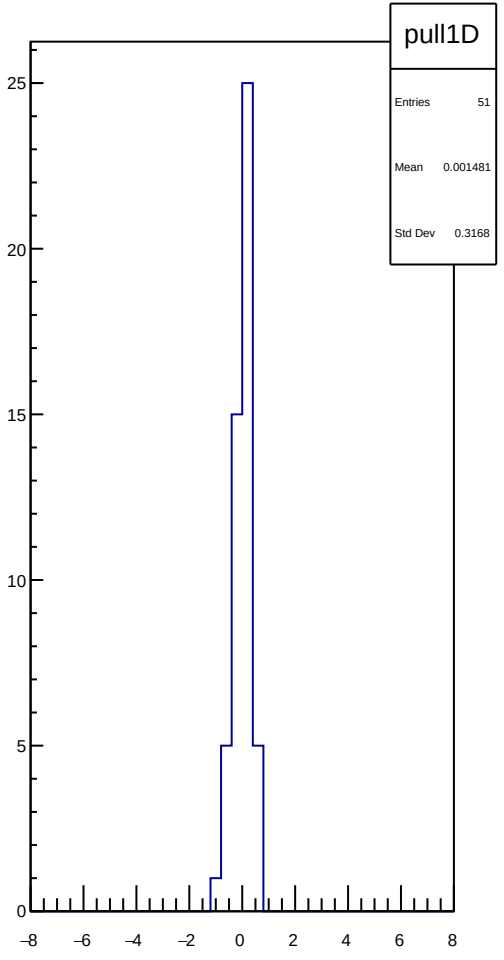
pull1D
Entries 51
Mean 0.001481
Std Dev 0.3168

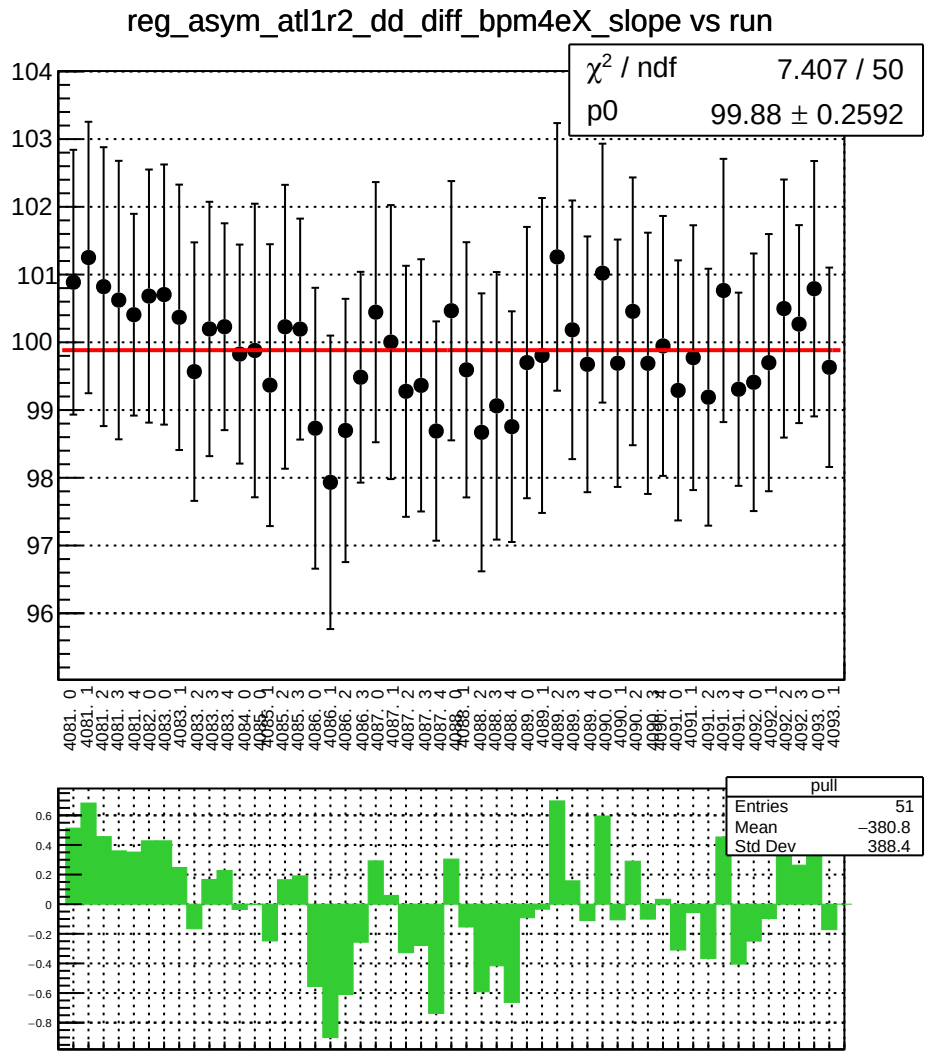
reg_asym_atl1r2_dd_diff_bpm4eX_slope vs run
χ² / ndf 7.407 / 50
p0 99.88 ± 0.2592
pull
Entries 51
Mean −380.8
Std Dev 388.4

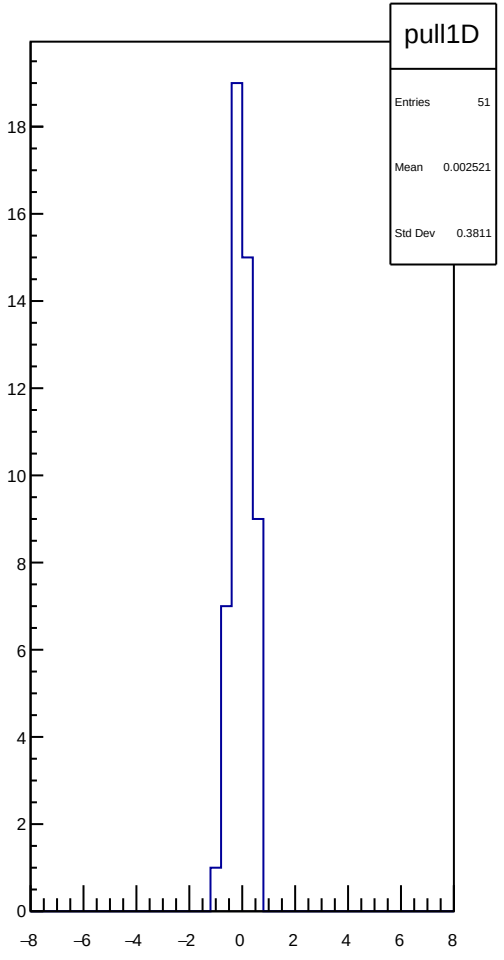
pull1D
Entries 51
Mean 0.002521
Std Dev 0.3811

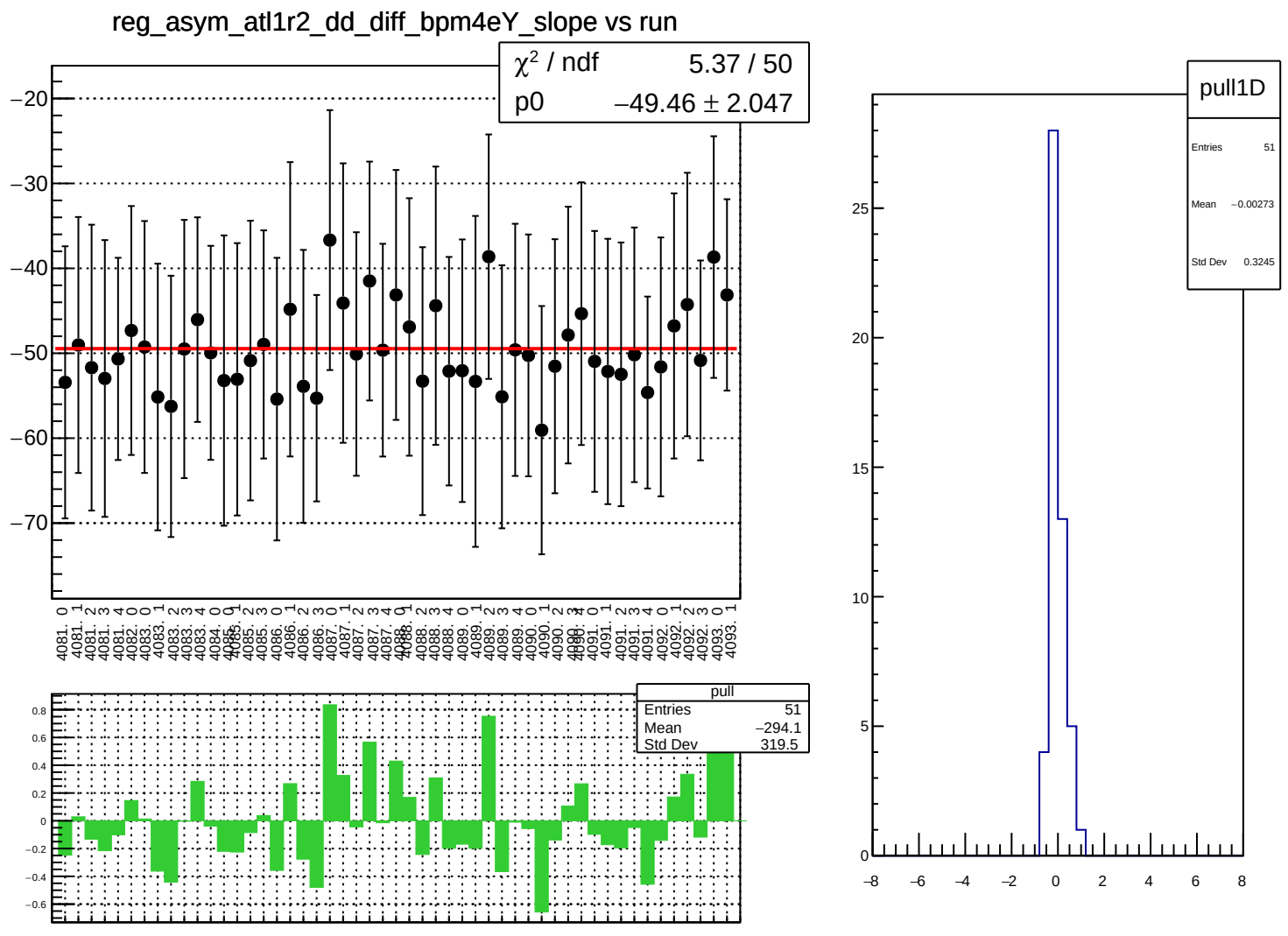
reg_asym_atl1r2_dd_diff_bpm4eY_slope vs run
χ² / ndf 5.37 / 50
p0 −49.46 ± 2.047
pull
Entries 51
Mean −294.1
Std Dev 319.5
pull1D
Entries 51
Mean −0.00273
Std Dev 0.3245

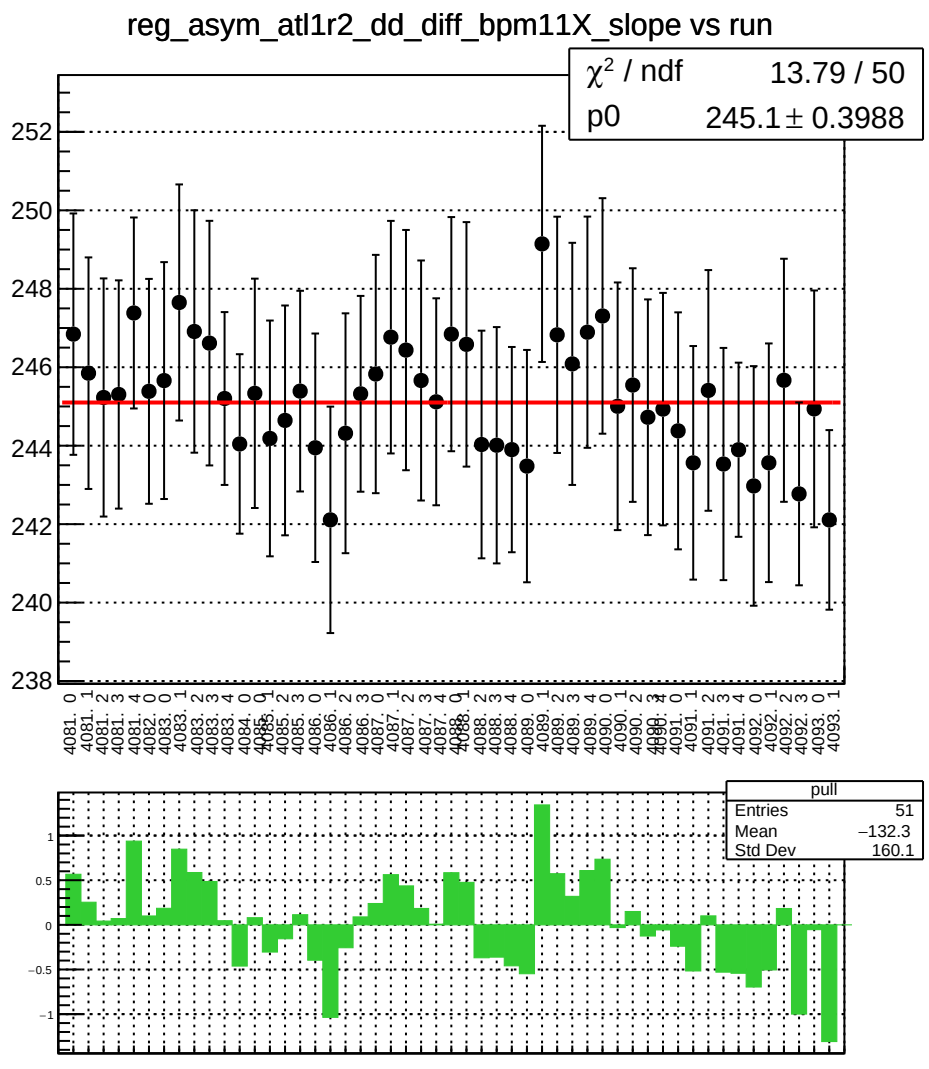
reg_asym_atl1r2_dd_diff_bpm11X_slope vs run
χ² / ndf 13.79 / 50
p0 245.1 ± 0.3988
252
250
248
246
244
242
240
238
pull
Entries 51
Mean −132.3
Std Dev 160.1
1
0.5
0
−0.5
−1

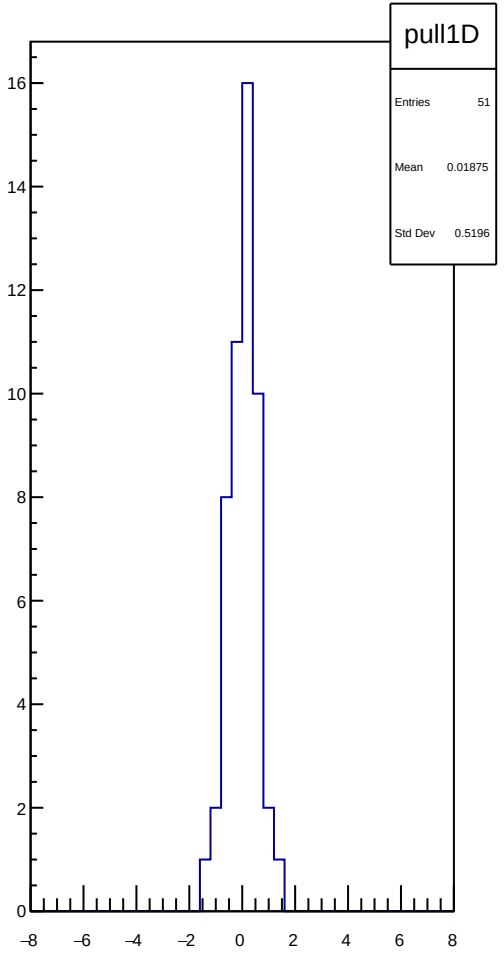
pull1D
Entries 51
Mean 0.01875
Std Dev 0.5196
16
14
12
10
8
6
4
2
0
−8
−6
−4
−2
0
2
4
6
8

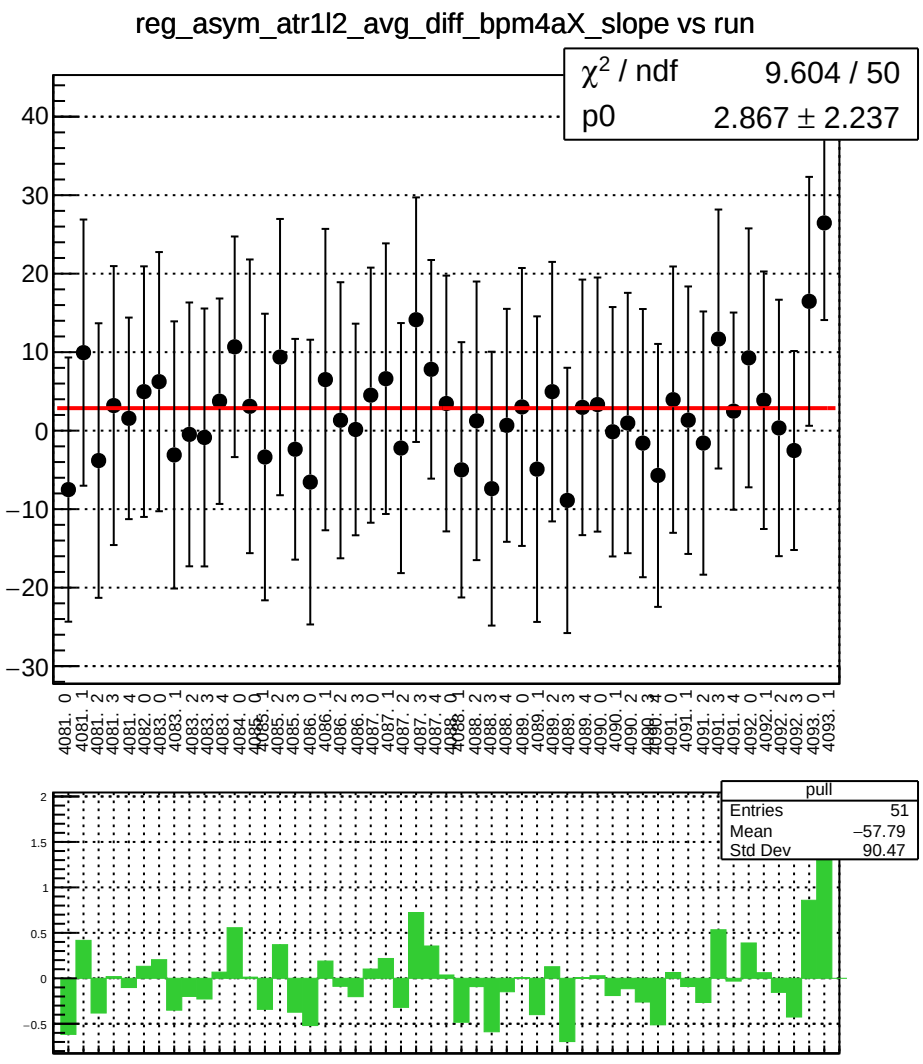
reg_asym_atr1l2_avg_diff_bpm4aX_slope vs run
χ² / ndf 9.604 / 50
p0 2.867 ± 2.237
pull
Entries 51
Mean −57.79
Std Dev 90.47

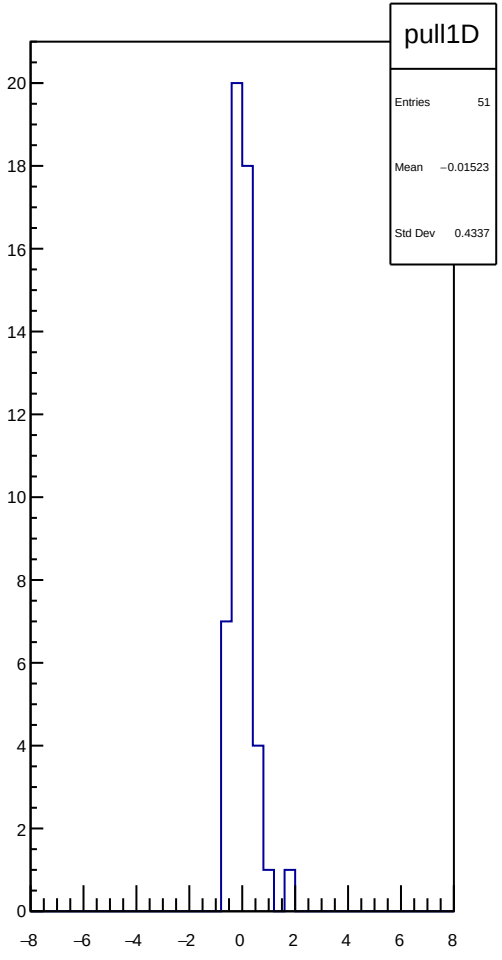
pull1D
Entries 51
Mean −0.01523
Std Dev 0.4337

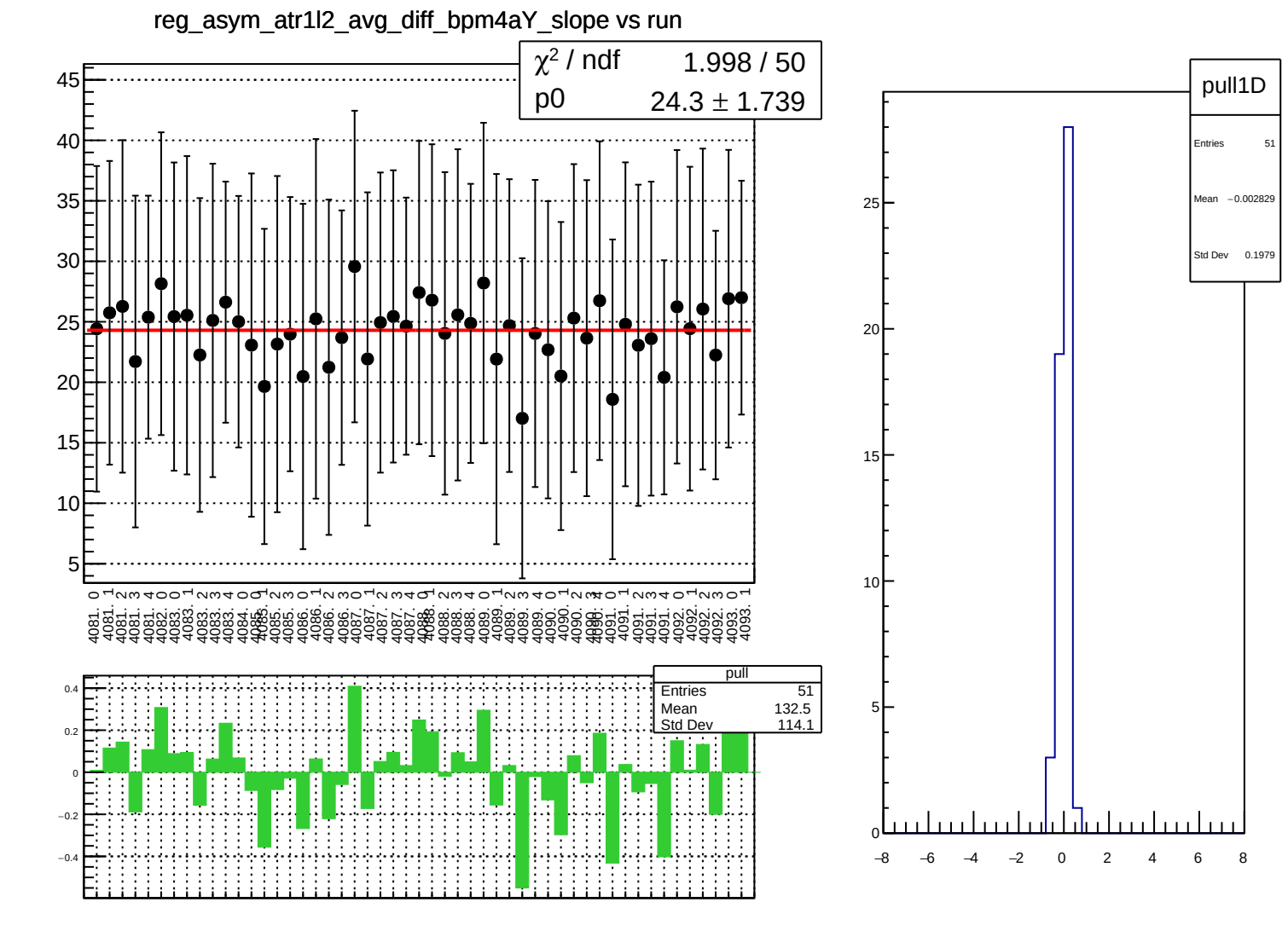
reg_asym_atr1l2_avg_diff_bpm4aY_slope vs run
χ² / ndf 1.998 / 50
p0 24.3 ± 1.739
pull
Entries 51
Mean 132.5
Std Dev 114.1
pull1D
Entries 51
Mean −0.002829
Std Dev 0.1979

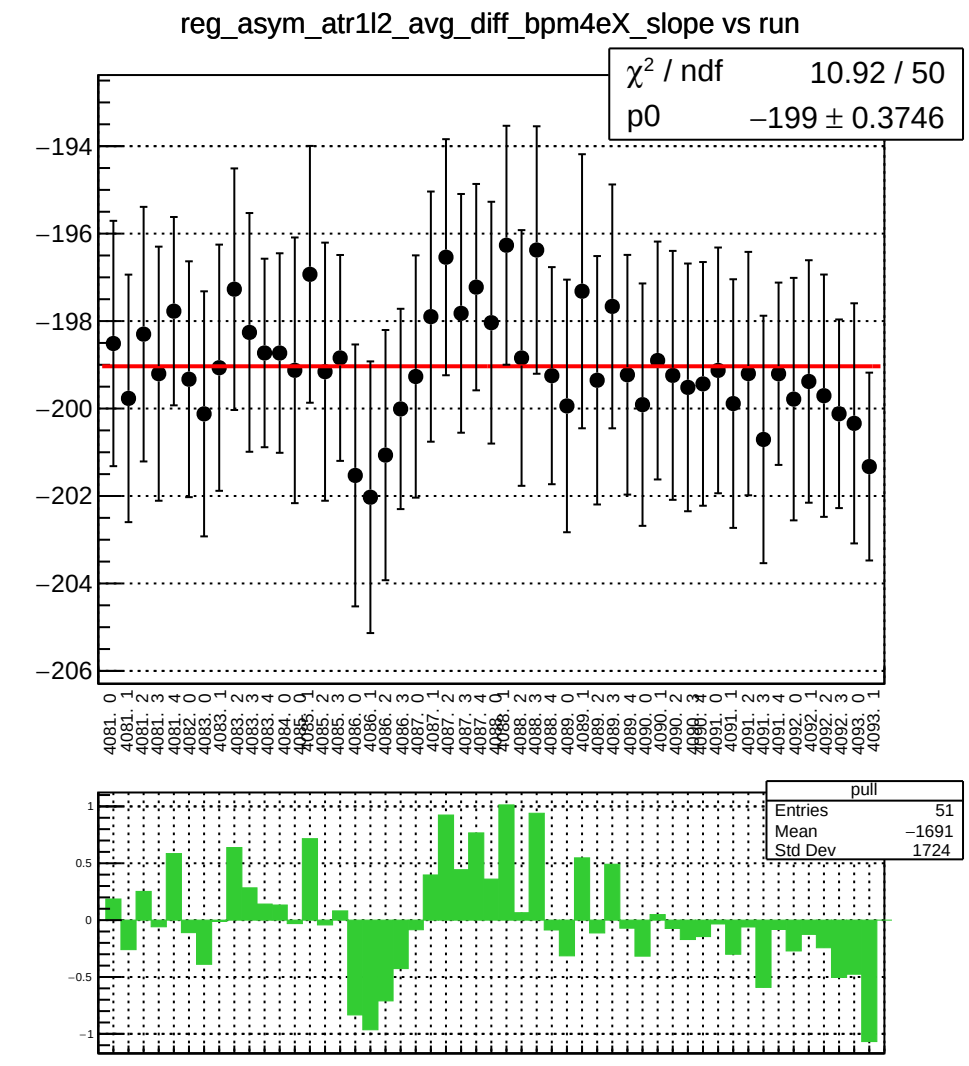
reg_asym_atr1l2_avg_diff_bpm4eX_slope vs run
χ² / ndf 10.92 / 50
p0 −199 ± 0.3746
pull
Entries 51
Mean −1691
Std Dev 1724

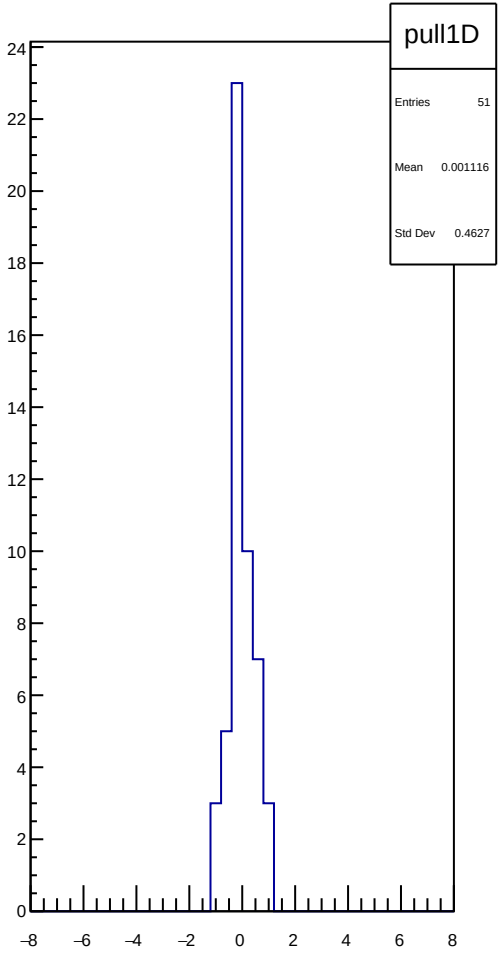
pull1D
Entries 51
Mean 0.001116
Std Dev 0.4627

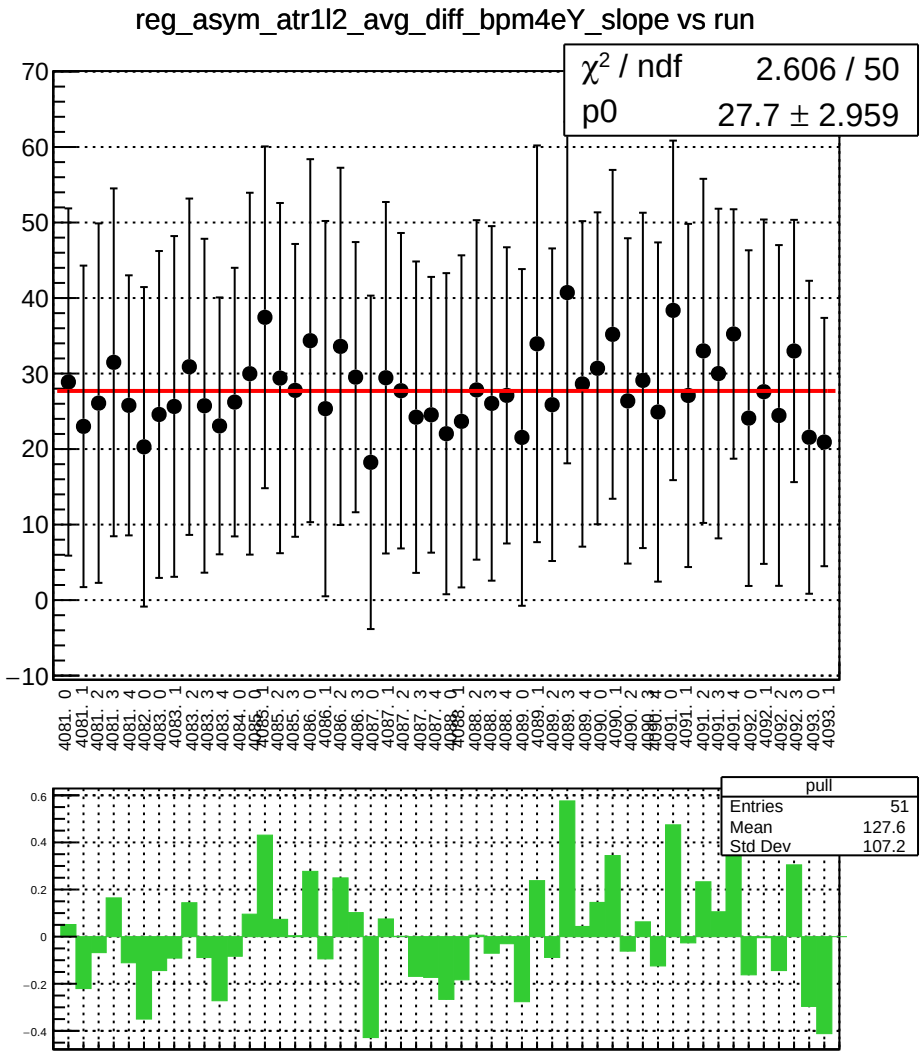
reg_asym_atr1l2_avg_diff_bpm4eY_slope vs run
χ² / ndf 2.606 / 50
p0 27.7 ± 2.959
pull
Entries 51
Mean 127.6
Std Dev 107.2

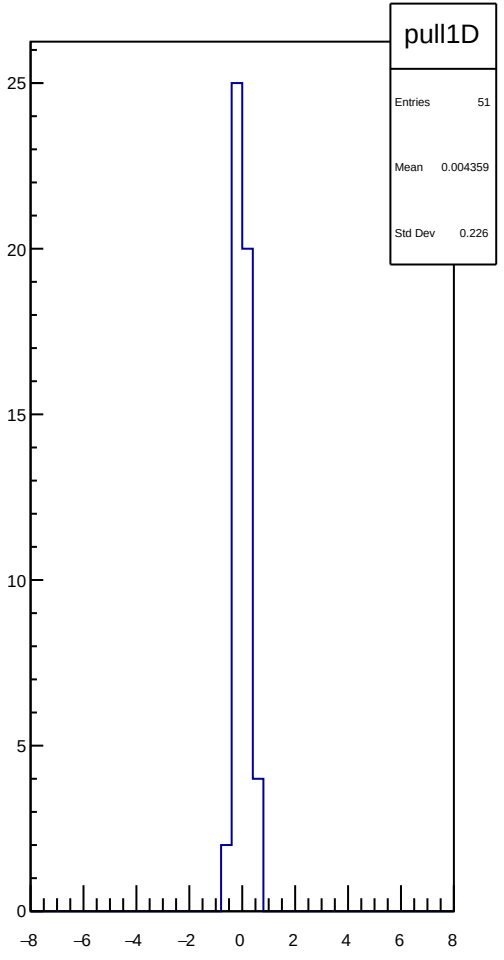
pull1D
Entries 51
Mean 0.004359
Std Dev 0.226

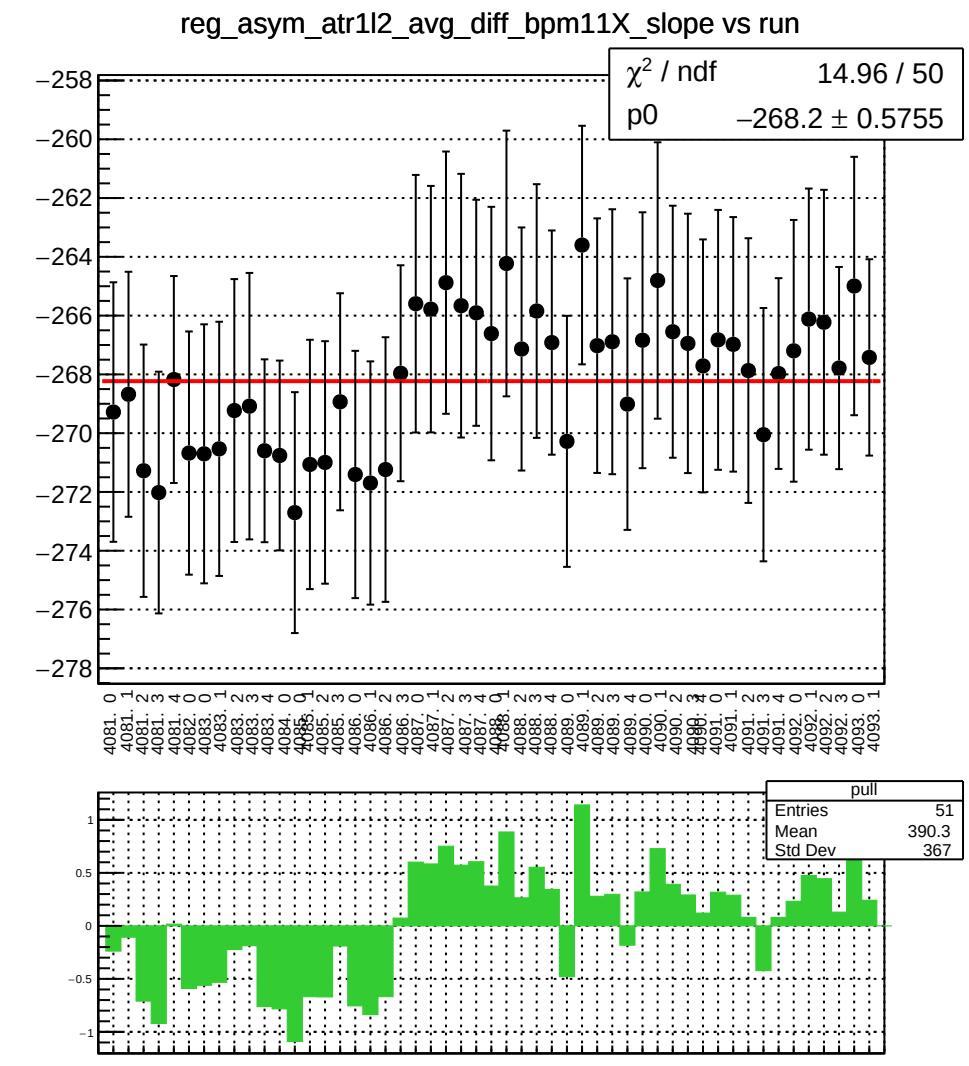
reg_asym_atr1l2_avg_diff_bpm11X_slope vs run
χ² / ndf 14.96 / 50
p0 −268.2 ± 0.5755
pull
Entries 51
Mean 390.3
Std Dev 367

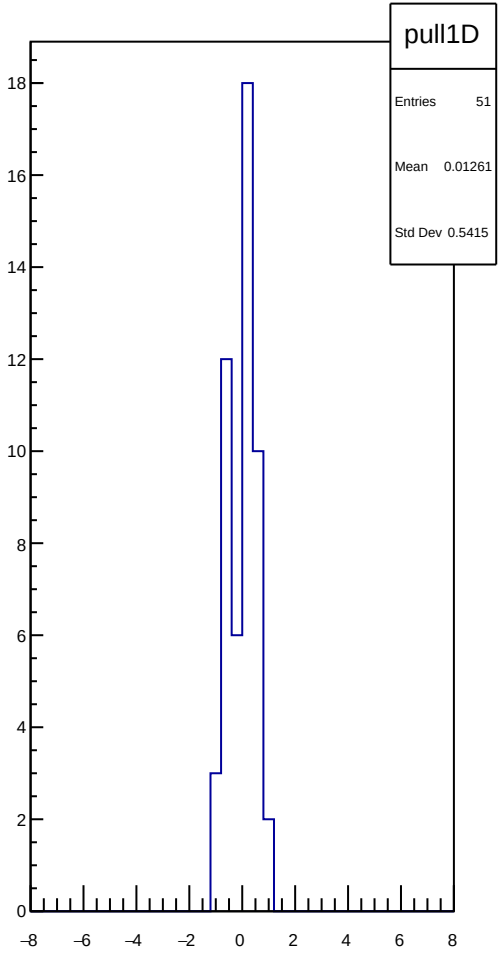
pull1D
Entries 51
Mean 0.01261
Std Dev 0.5415

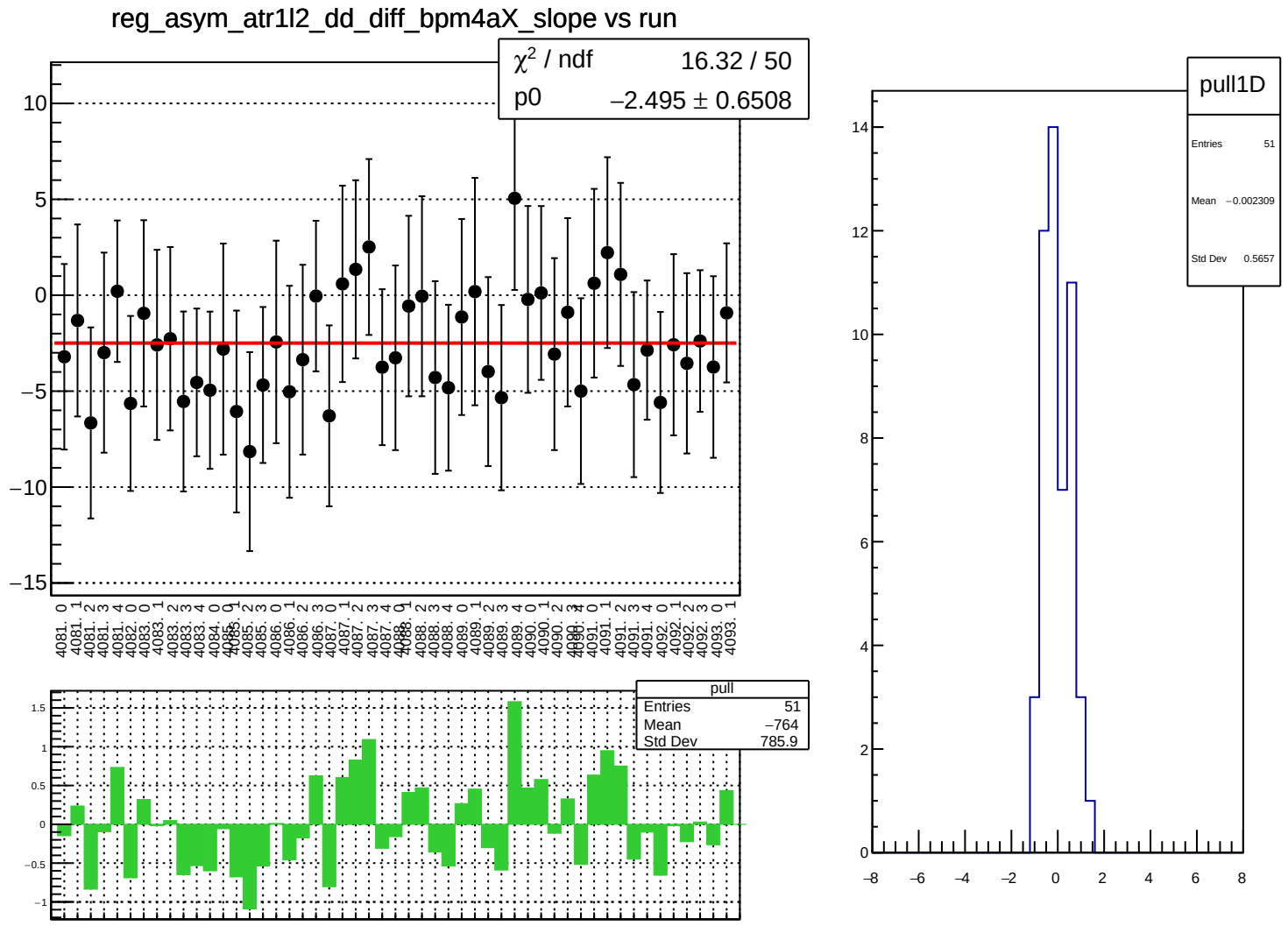
reg_asym_atr1l2_dd_diff_bpm4aX_slope vs run
χ² / ndf 16.32 / 50
p0 −2.495 ± 0.6508
pull
Entries 51
Mean −764
Std Dev 785.9
pull1D
Entries 51
Mean −0.002309
Std Dev 0.5657

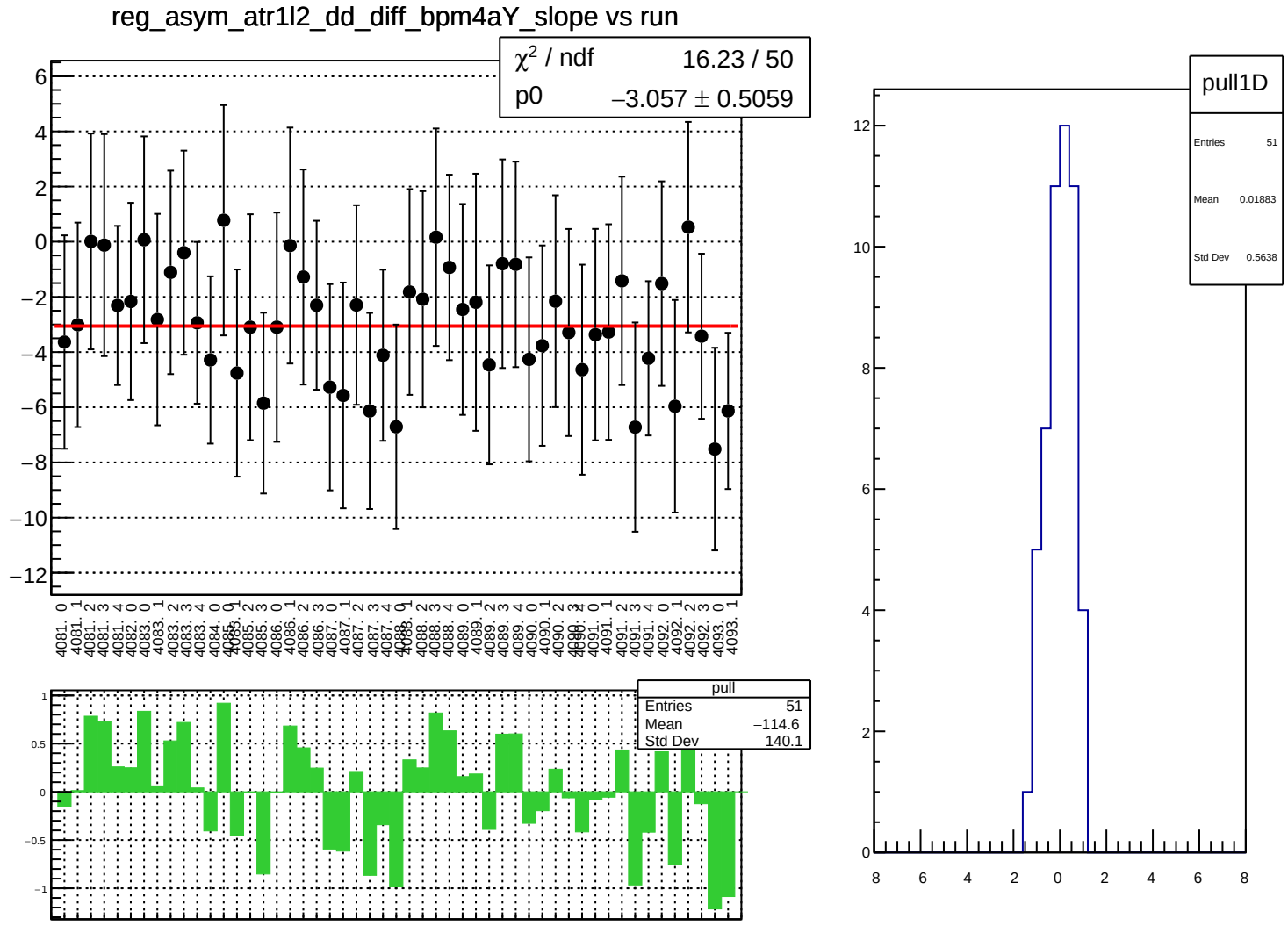
reg_asym_atr1l2_dd_diff_bpm4aY_slope vs run
χ² / ndf 16.23 / 50
p0 −3.057 ± 0.5059
pull
Entries 51
Mean −114.6
Std Dev 140.1
pull1D
Entries 51
Mean 0.01883
Std Dev 0.5638

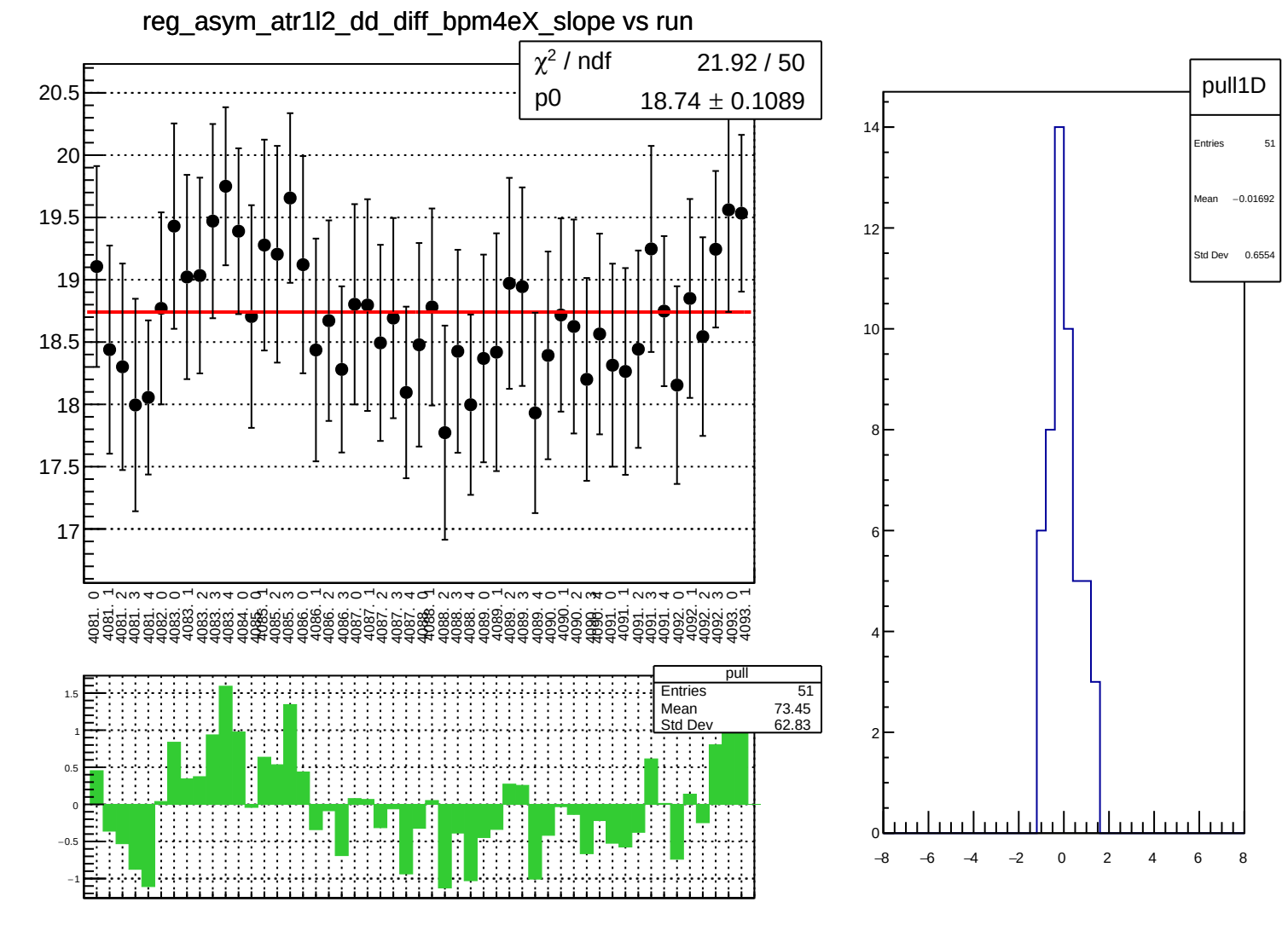
reg_asym_atr1l2_dd_diff_bpm4eX_slope vs run
χ² / ndf 21.92 / 50
p0 18.74 ± 0.1089
pull
Entries 51
Mean 73.45
Std Dev 62.83
pull1D
Entries 51
Mean −0.01692
Std Dev 0.6554

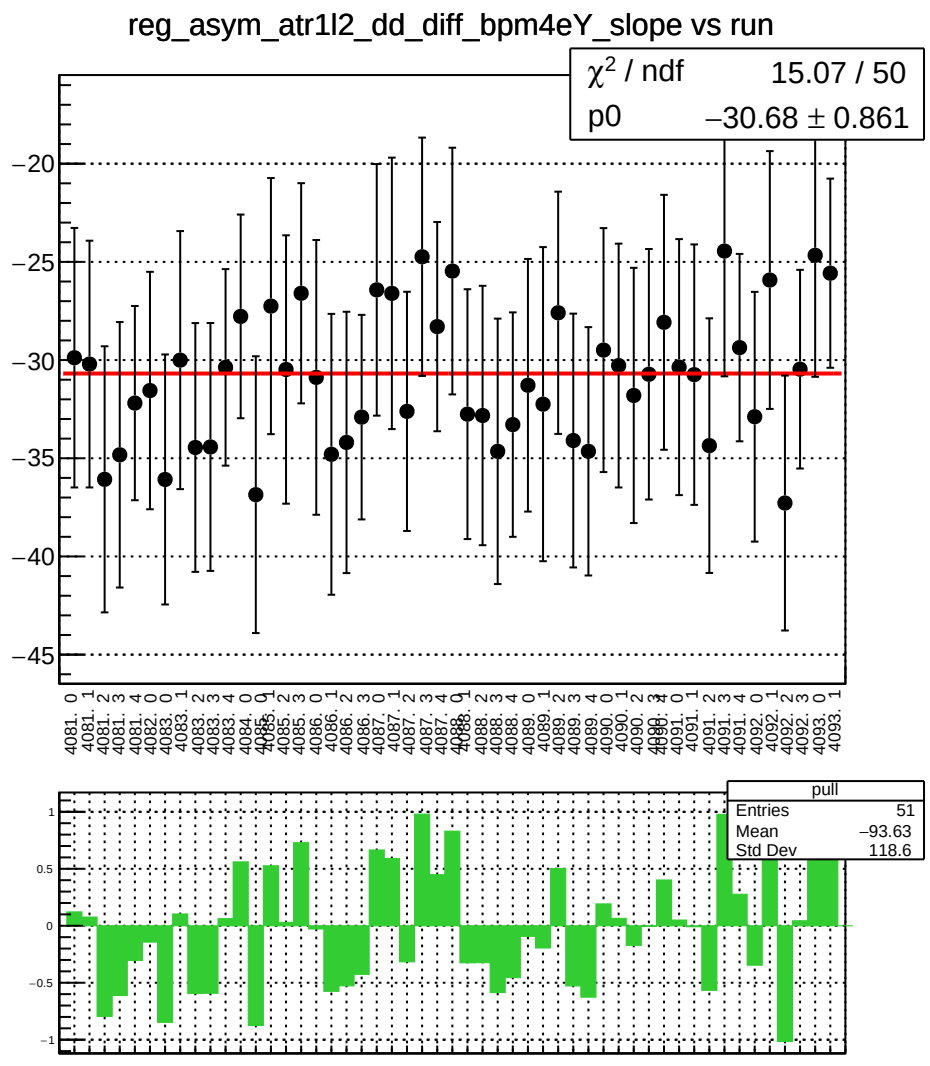
reg_asym_atr1l2_dd_diff_bpm4eY_slope vs run
χ² / ndf 15.07 / 50
p0 −30.68 ± 0.861
pull
Entries 51
Mean −93.63
Std Dev 118.6

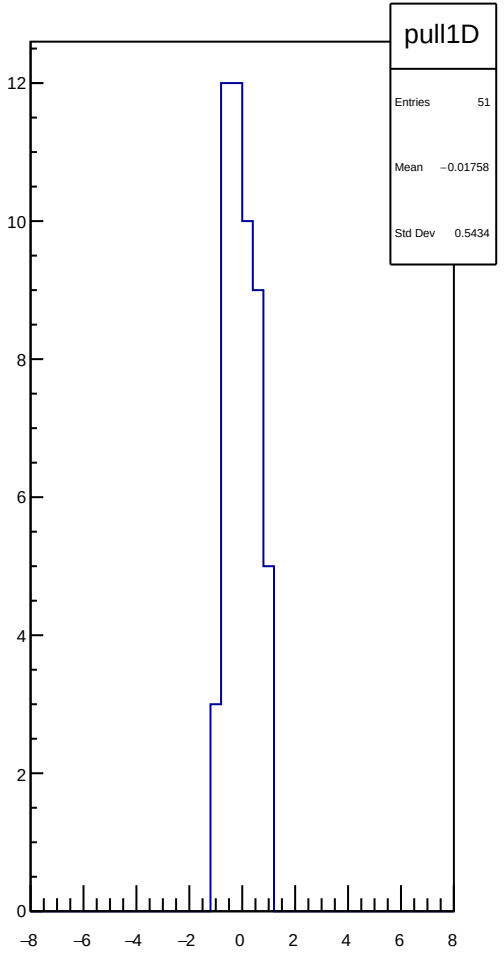
pull1D
Entries 51
Mean −0.01758
Std Dev 0.5434

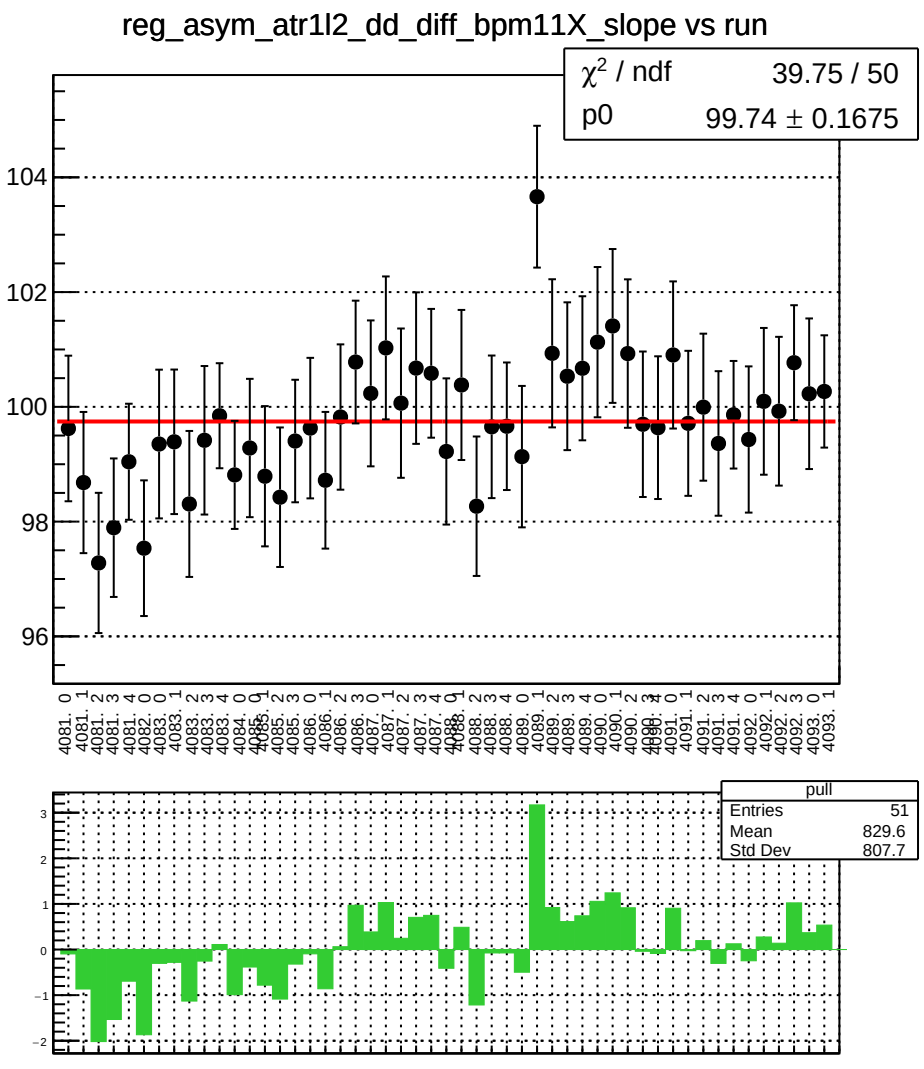
reg_asym_atr1l2_dd_diff_bpm11X_slope vs run
χ² / ndf 39.75 / 50
p0 99.74 ± 0.1675
pull
Entries 51
Mean 829.6
Std Dev 807.7

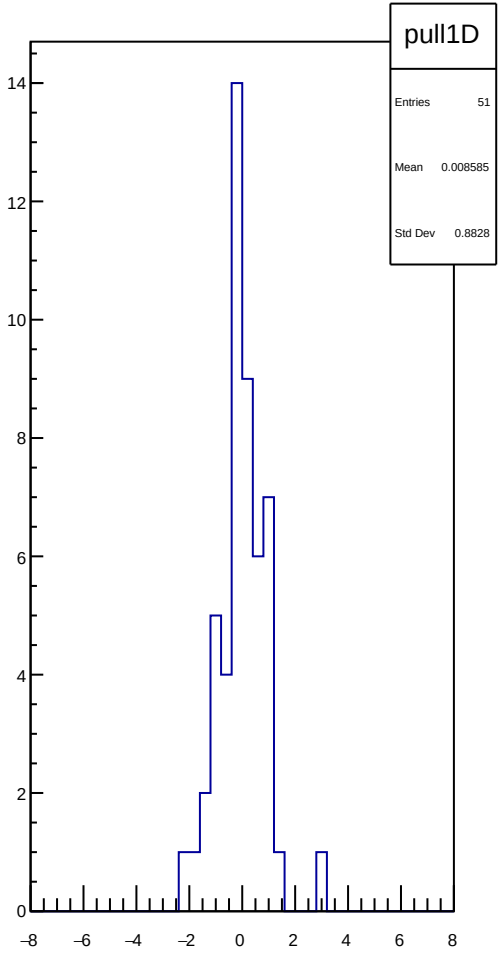
pull1D
Entries 51
Mean 0.008585
Std Dev 0.8828

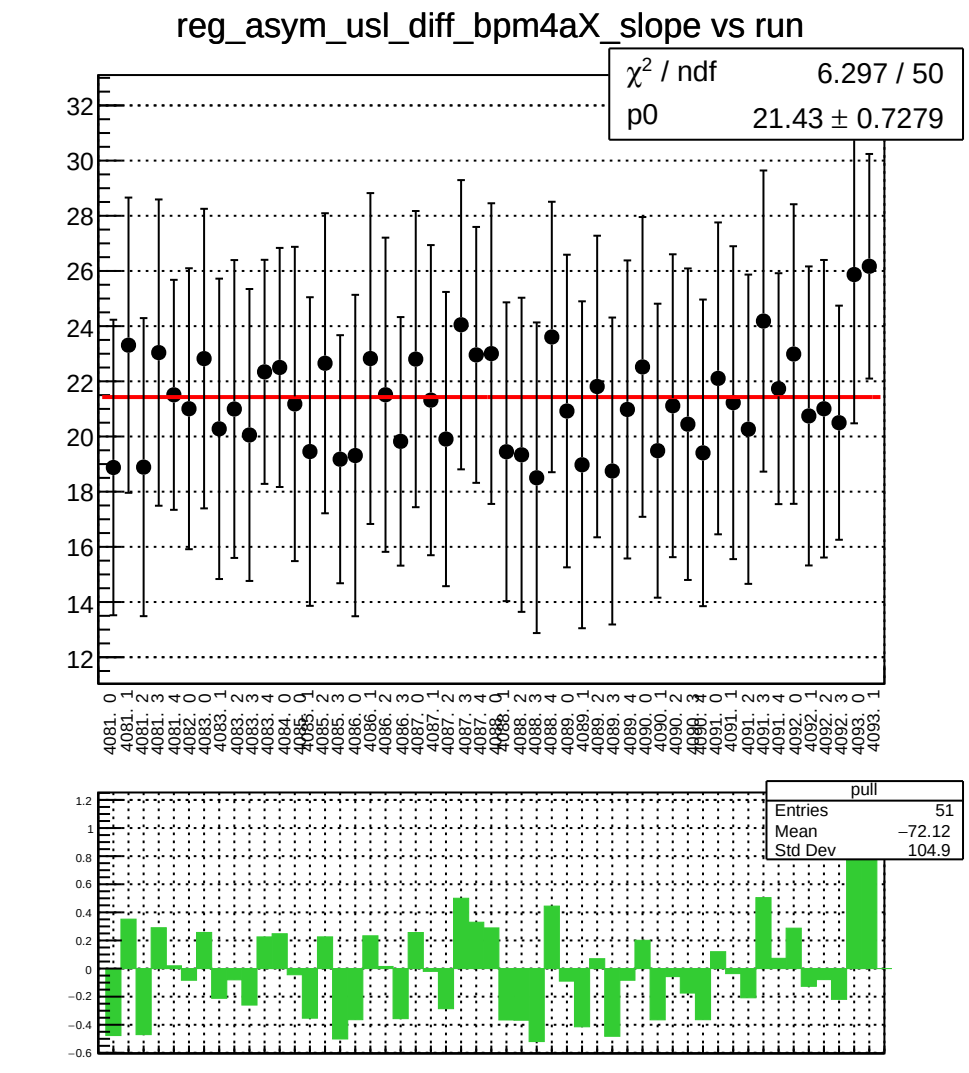
reg_asym_usl_diff_bpm4aX_slope vs run
χ² / ndf 6.297 / 50
p0 21.43 ± 0.7279
pull
Entries 51
Mean −72.12
Std Dev 104.9

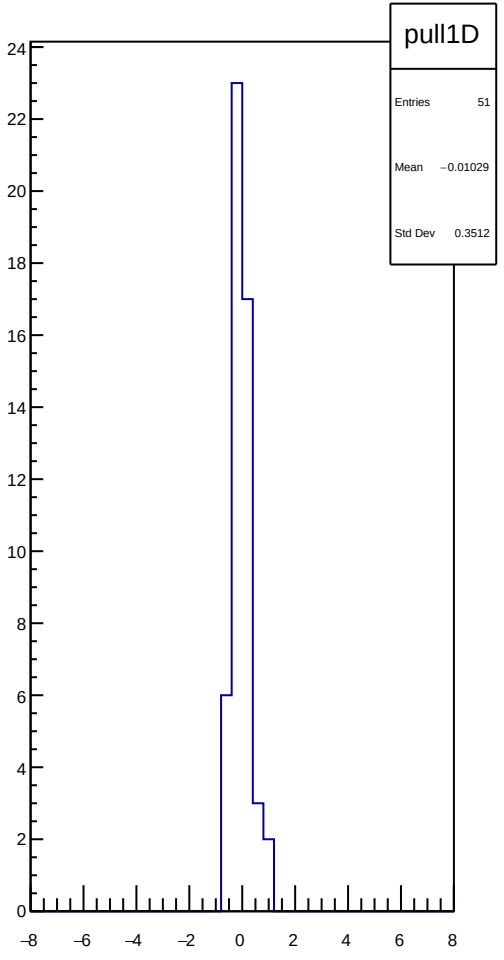
pull1D
Entries 51
Mean −0.01029
Std Dev 0.3512

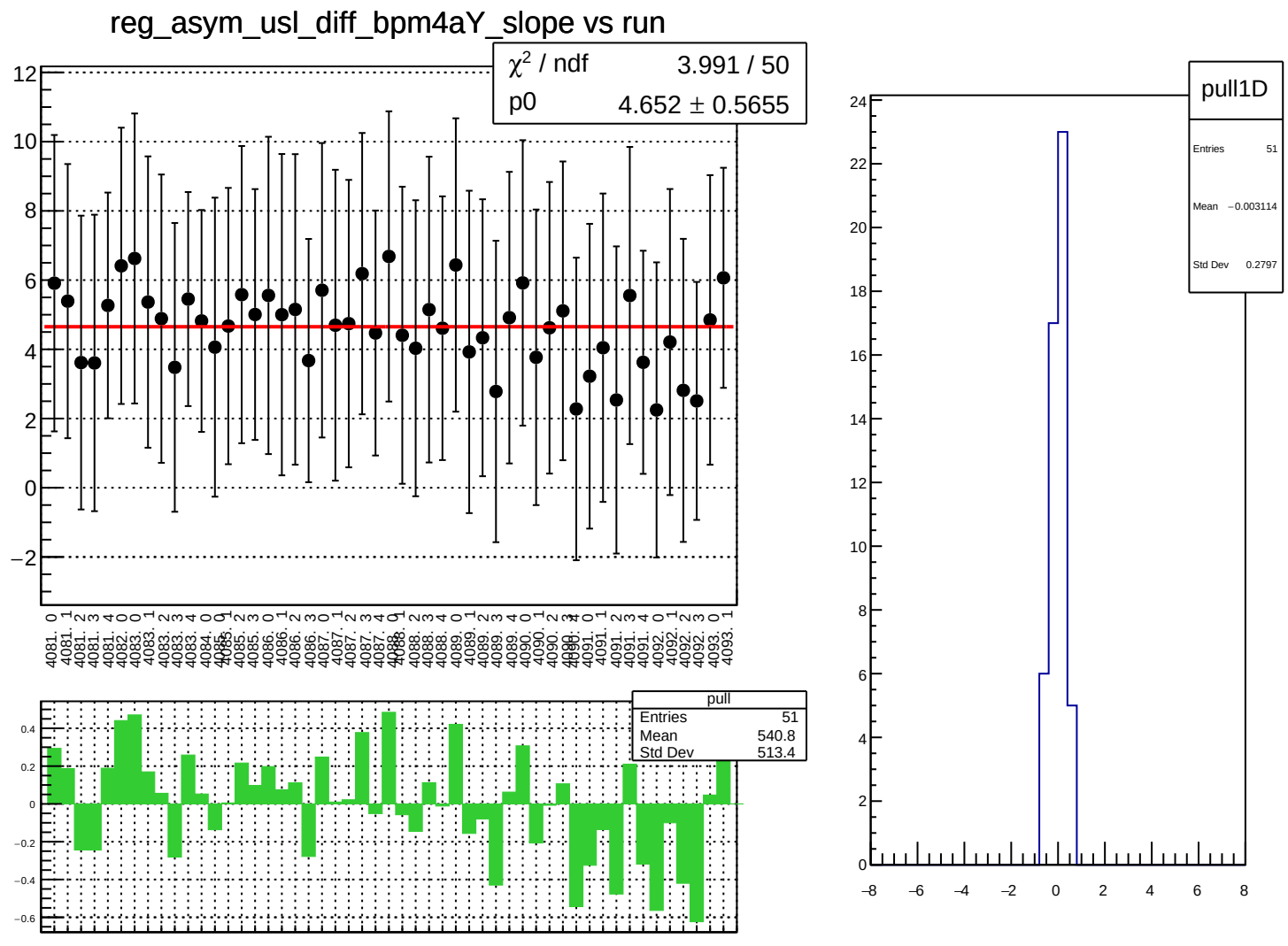
reg_asym_usl_diff_bpm4aY_slope vs run
χ² / ndf 3.991 / 50
p0 4.652 ± 0.5655
pull
Entries 51
Mean 540.8
Std Dev 513.4
pull1D
Entries 51
Mean −0.003114
Std Dev 0.2797

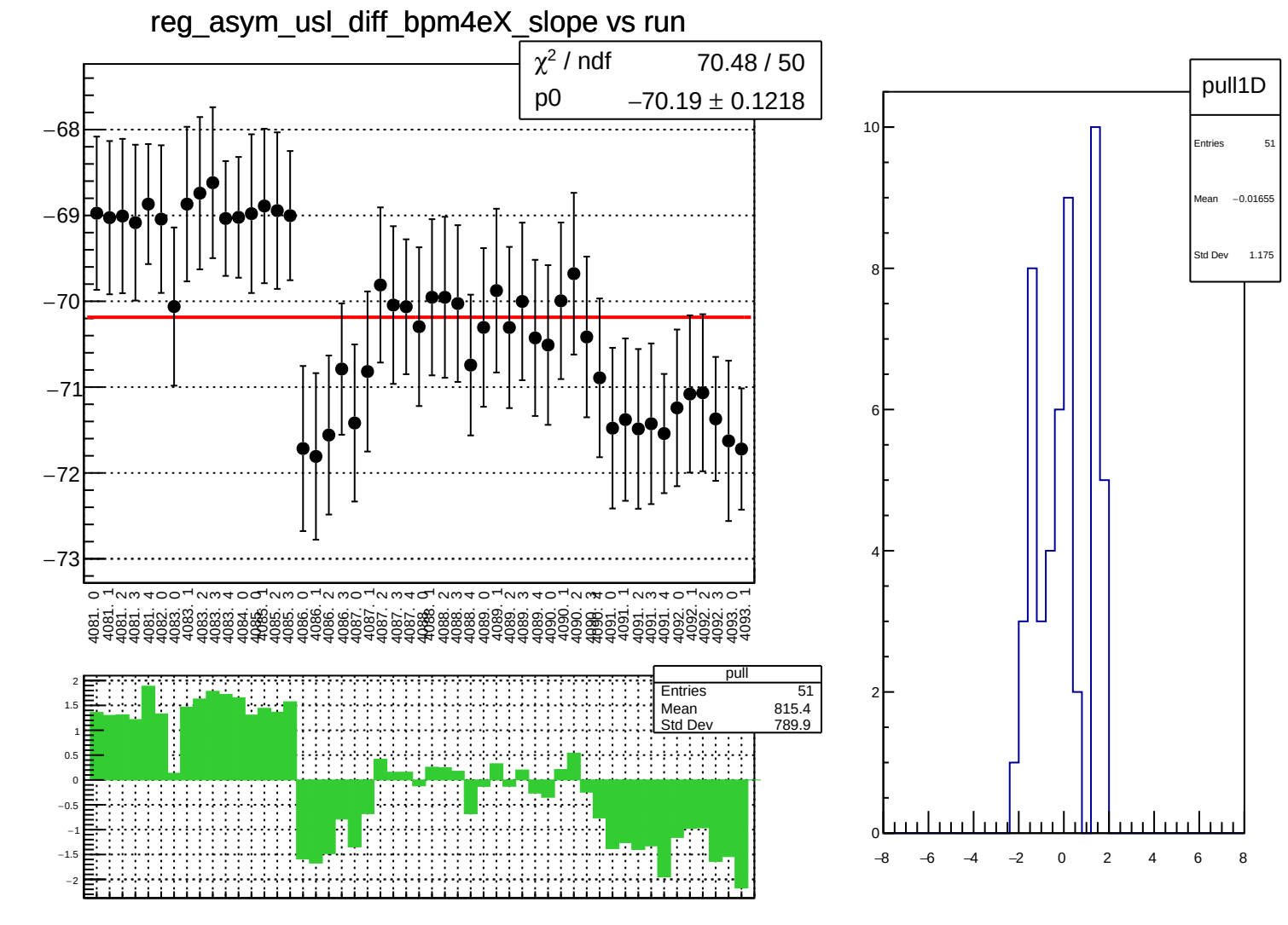
reg_asym_usl_diff_bpm4eX_slope vs run
χ² / ndf 70.48 / 50
p0 −70.19 ± 0.1218
−68
−69
−70
−71
−72
−73
pull
Entries 51
Mean 815.4
Std Dev 789.9
pull1D
Entries 51
Mean −0.01655
Std Dev 1.175

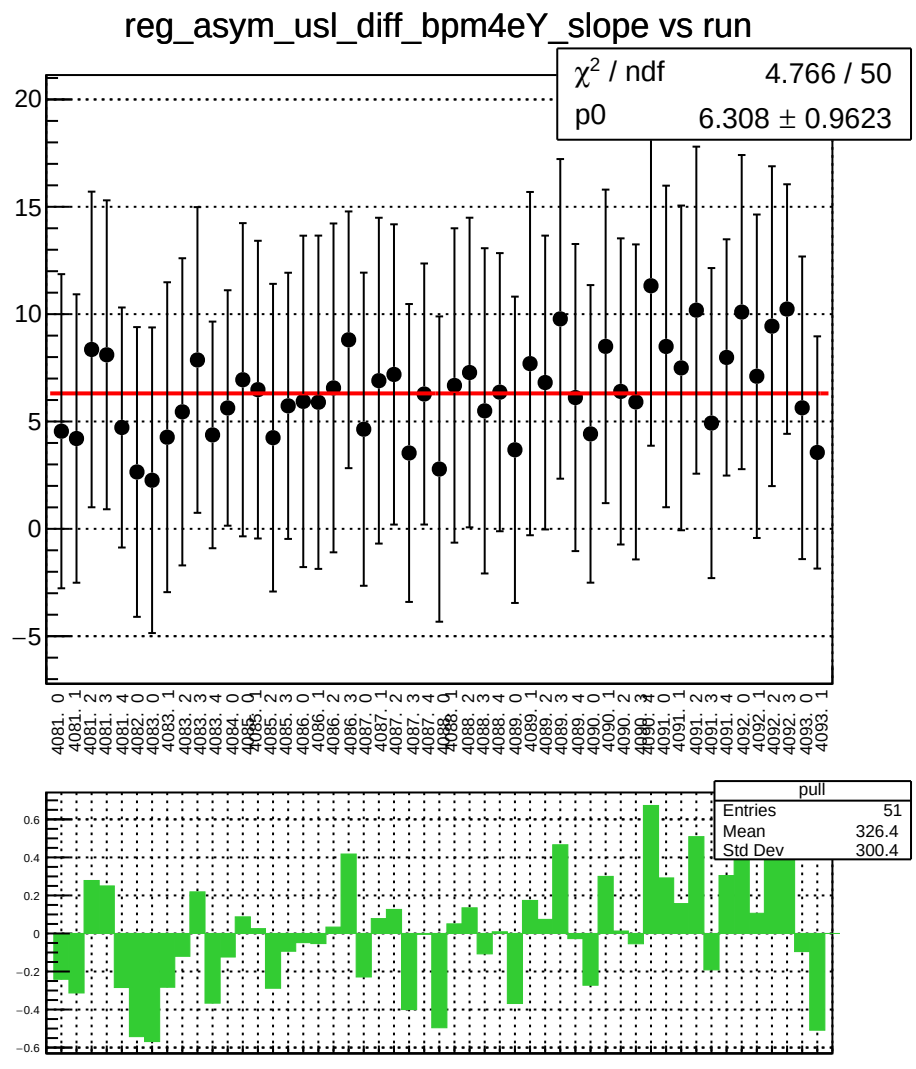
reg_asym_usl_diff_bpm4eY_slope vs run
χ² / ndf 4.766 / 50
p0 6.308 ± 0.9623
pull
Entries 51
Mean 326.4
Std Dev 300.4

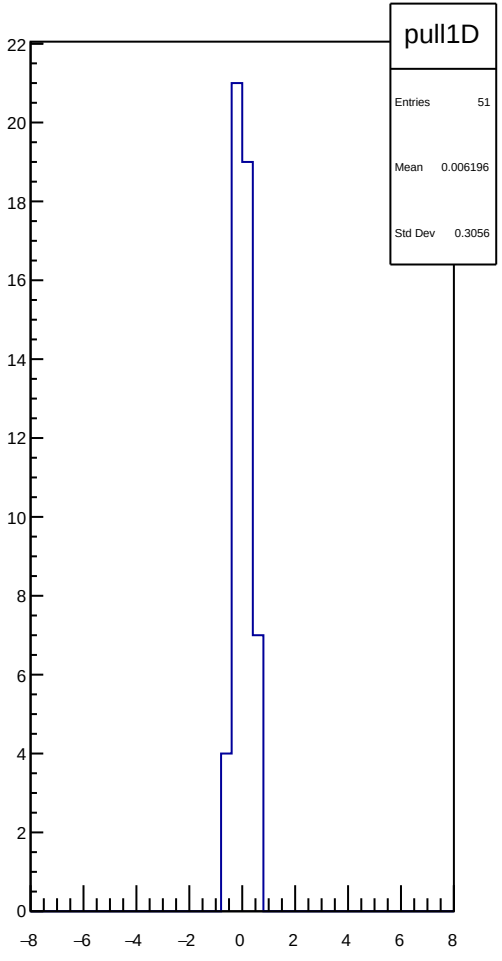
pull1D
Entries 51
Mean 0.006196
Std Dev 0.3056

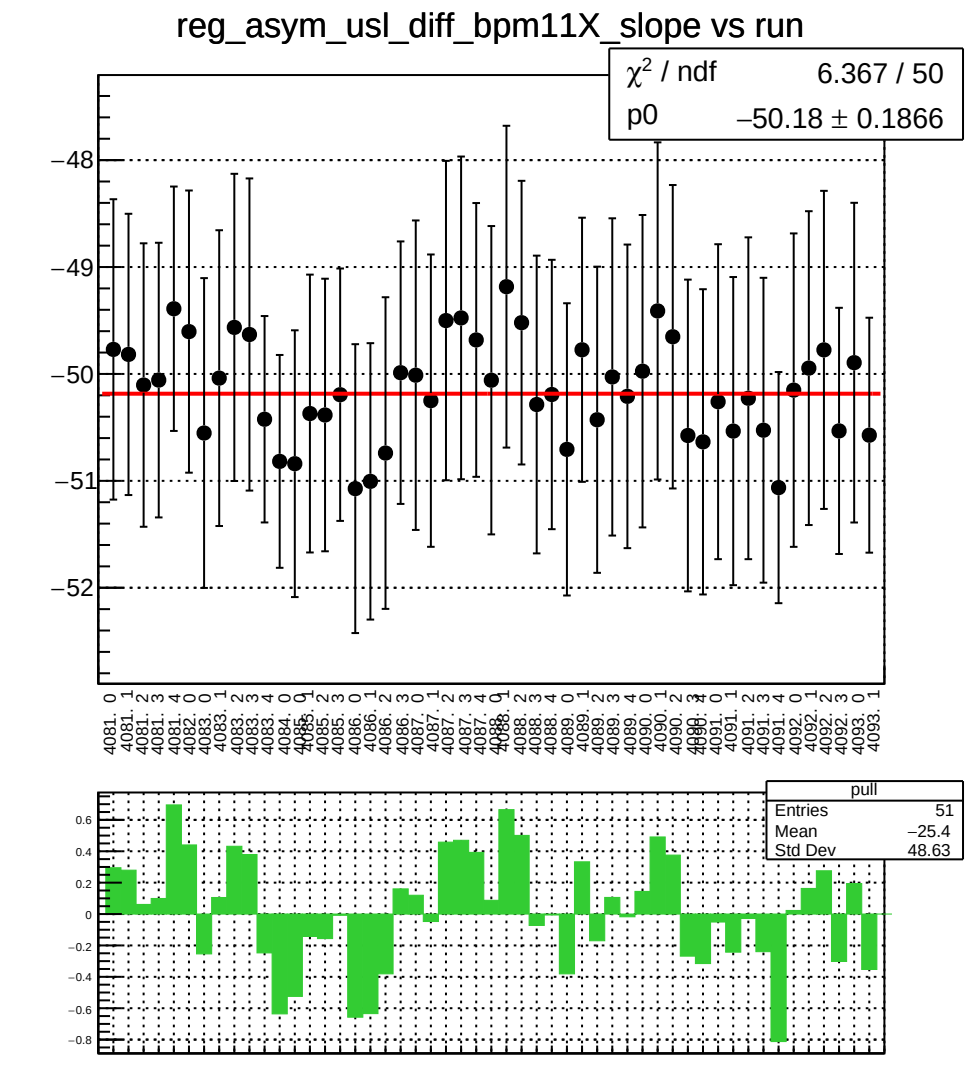
reg_asym_usl_diff_bpm11X_slope vs run
χ² / ndf 6.367 / 50
p0 −50.18 ± 0.1866
pull
Entries 51
Mean −25.4
Std Dev 48.63

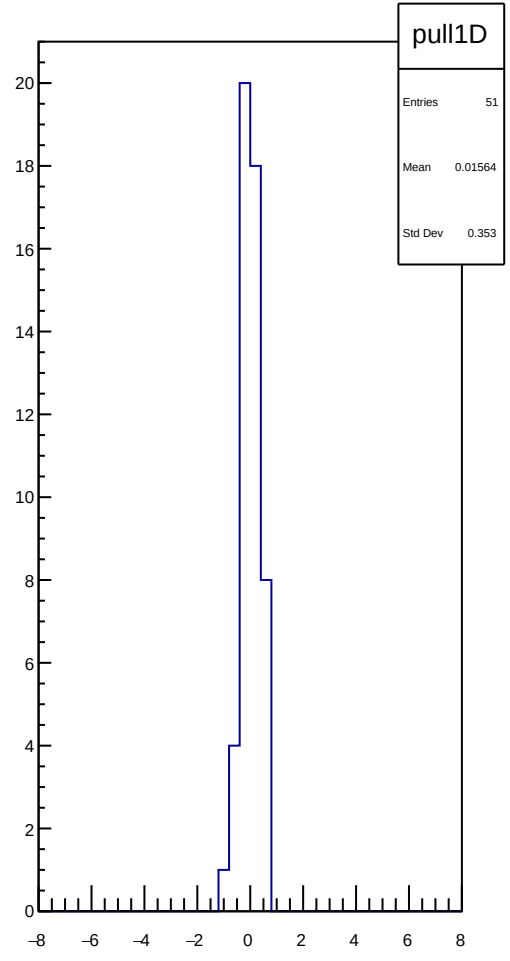
pull1D
Entries 51
Mean 0.01564
Std Dev 0.353

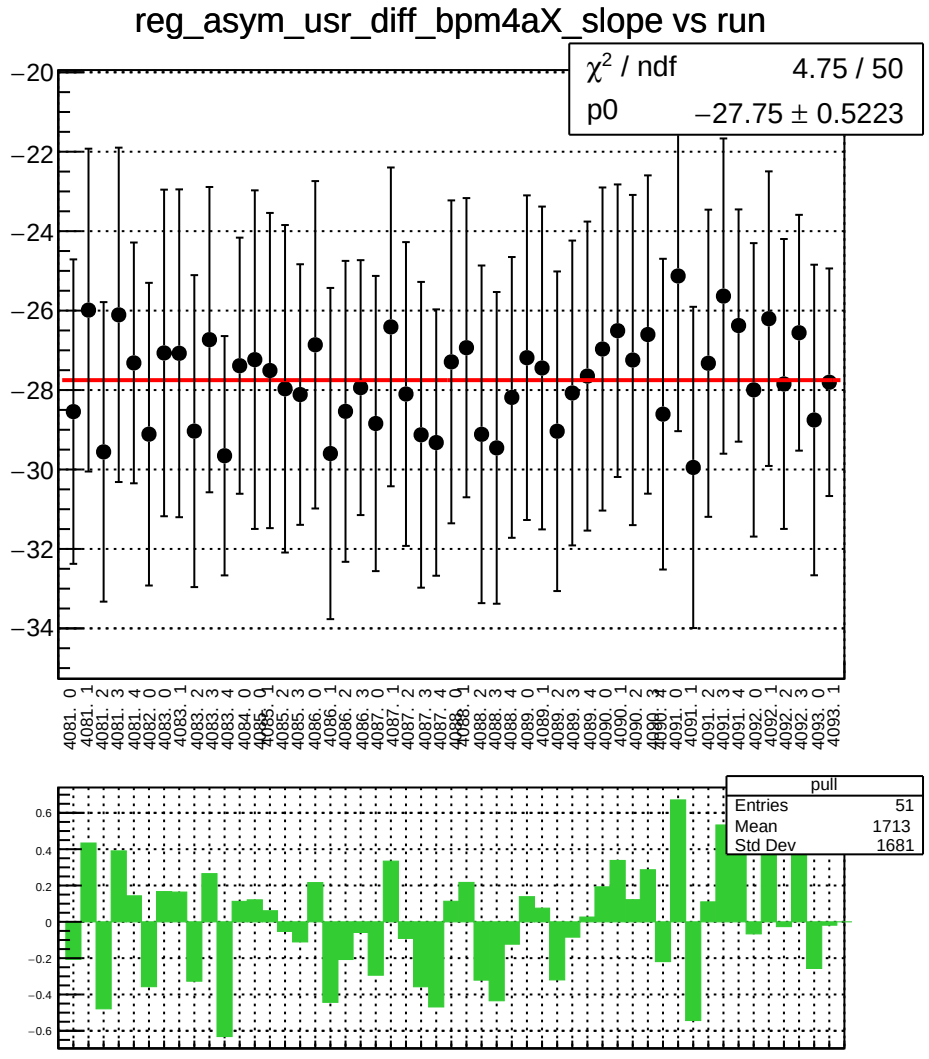
reg_asym_usr_diff_bpm4aX_slope vs run
χ² / ndf 4.75 / 50
p0 −27.75 ± 0.5223
pull
Entries 51
Mean 1713
Std Dev 1681

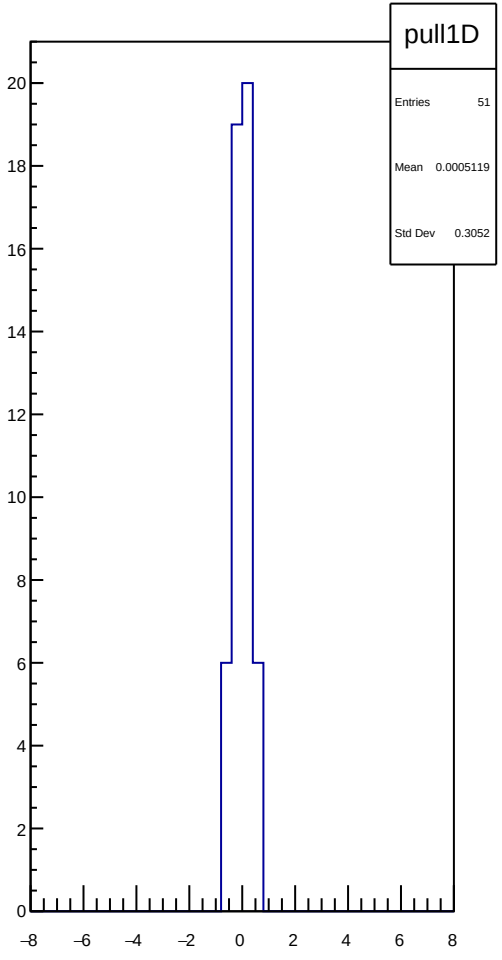
pull1D
Entries 51
Mean 0.0005119
Std Dev 0.3052

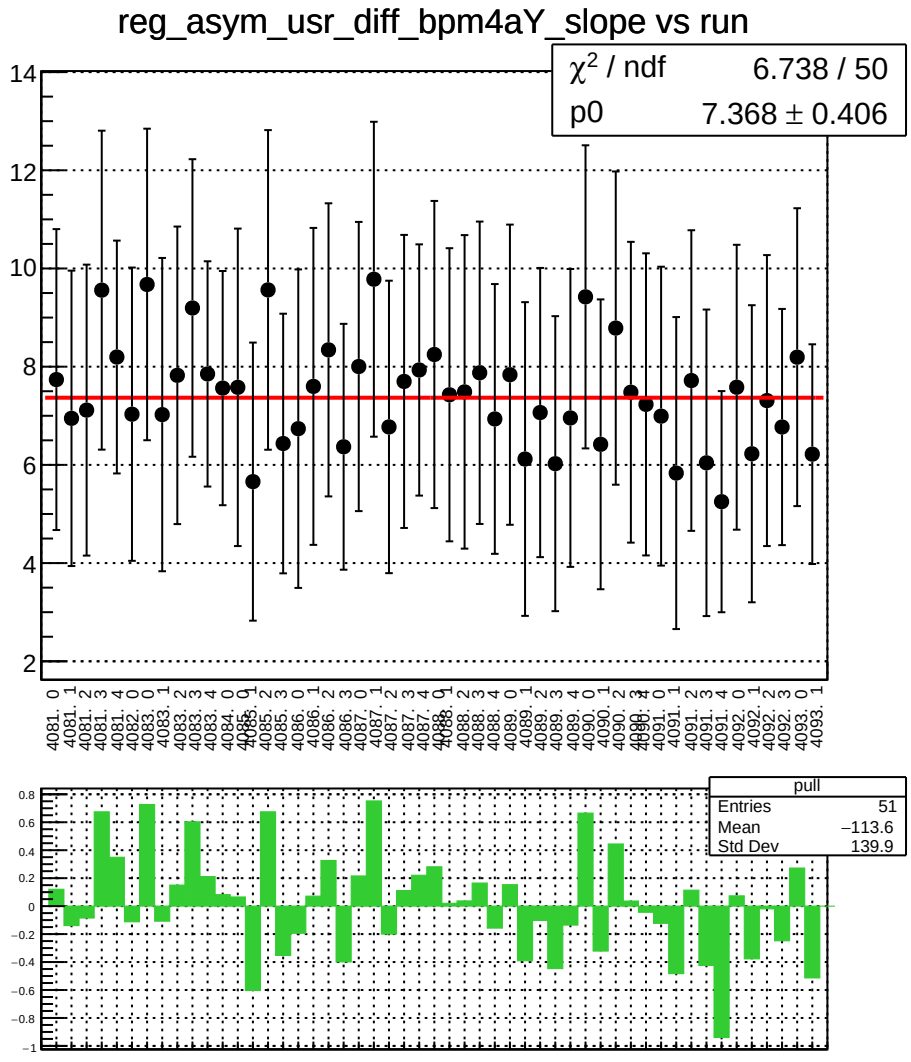
reg_asym_usr_diff_bpm4aY_slope vs run
χ^2 / ndf 6.738 / 50
p0 7.368 ± 0.406
pull
Entries 51
Mean −113.6
Std Dev 139.9

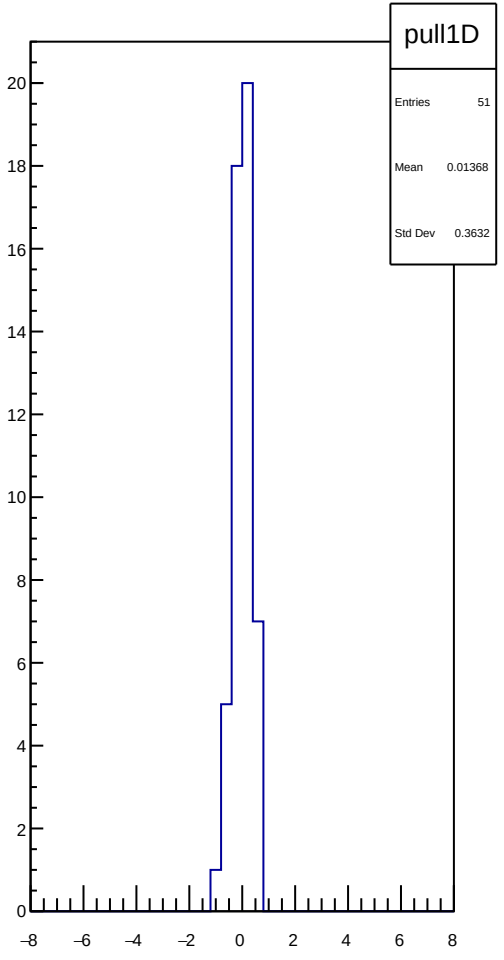
pull1D
Entries 51
Mean 0.01368
Std Dev 0.3632

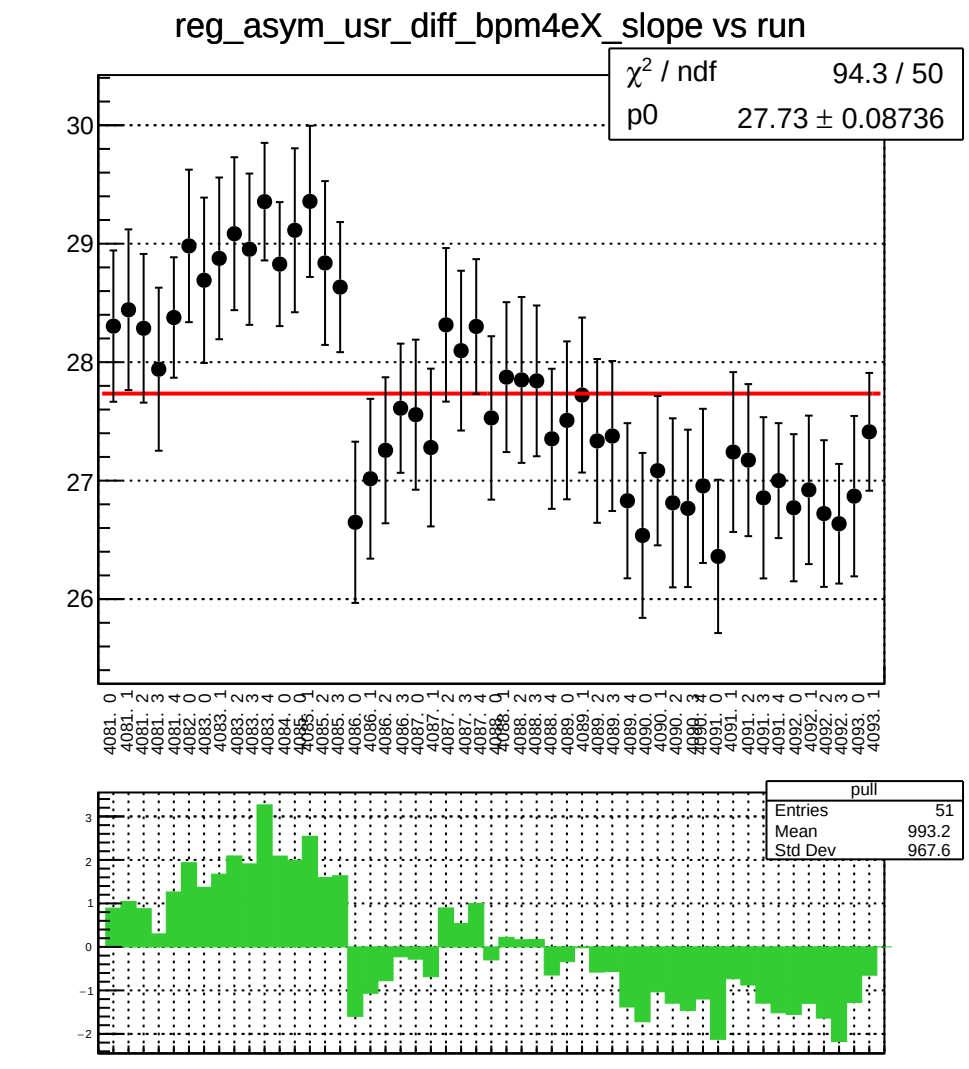
reg_asym_usr_diff_bpm4eX_slope vs run
χ^2 / ndf 94.3 / 50
p0 27.73 ± 0.08736
pull
Entries 51
Mean 993.2
Std Dev 967.6

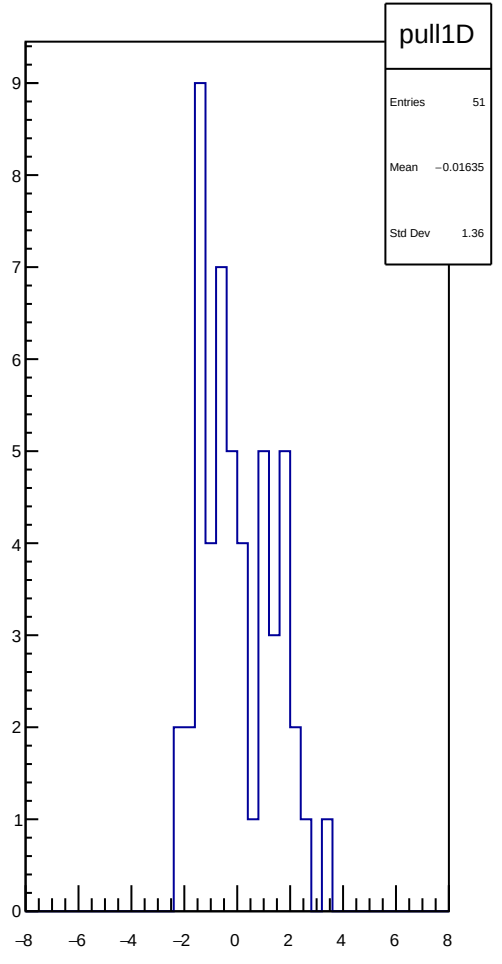
pull1D
Entries 51
Mean −0.01635
Std Dev 1.36

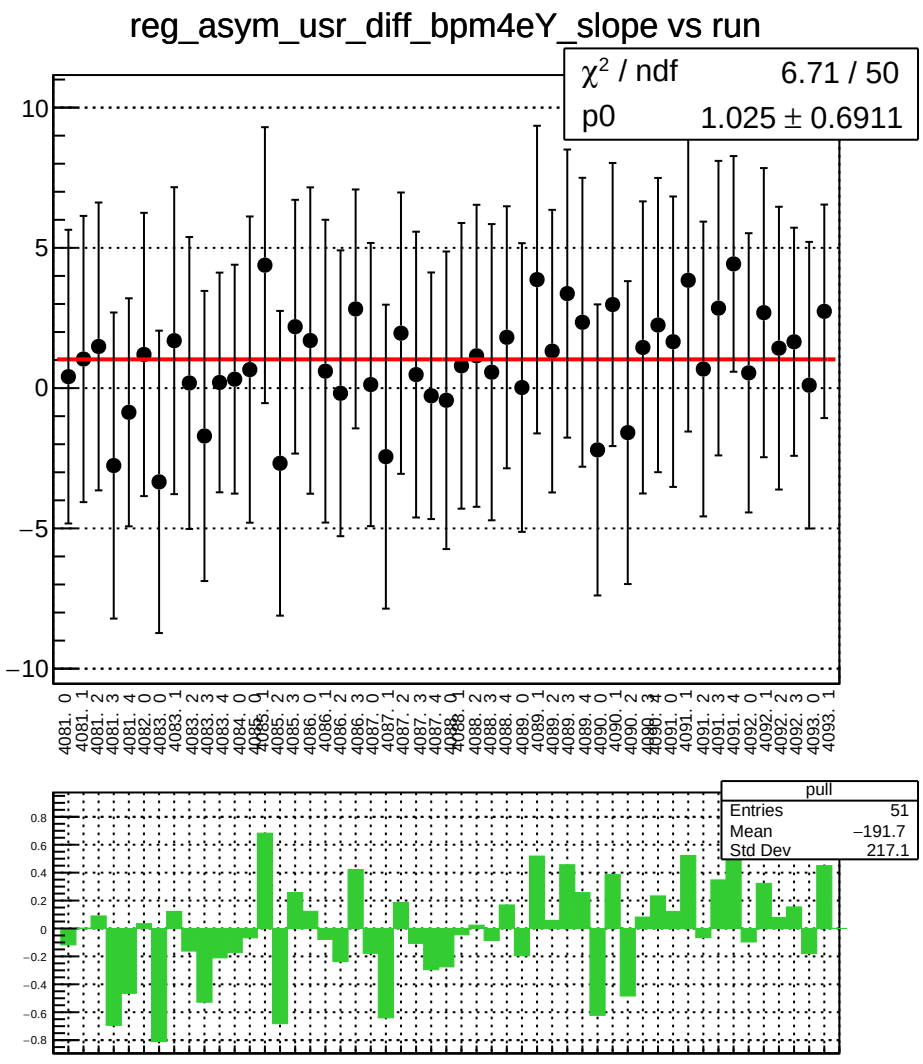
reg_asym_usr_diff_bpm4eY_slope vs run
χ² / ndf 6.71 / 50
p0 1.025 ± 0.6911
pull
Entries 51
Mean −191.7
Std Dev 217.1

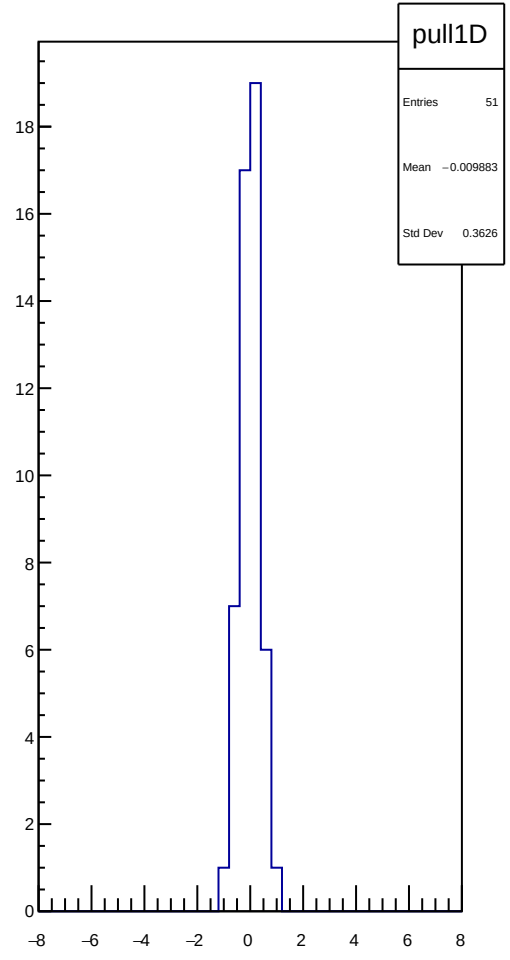
pull1D
Entries 51
Mean −0.009883
Std Dev 0.3626

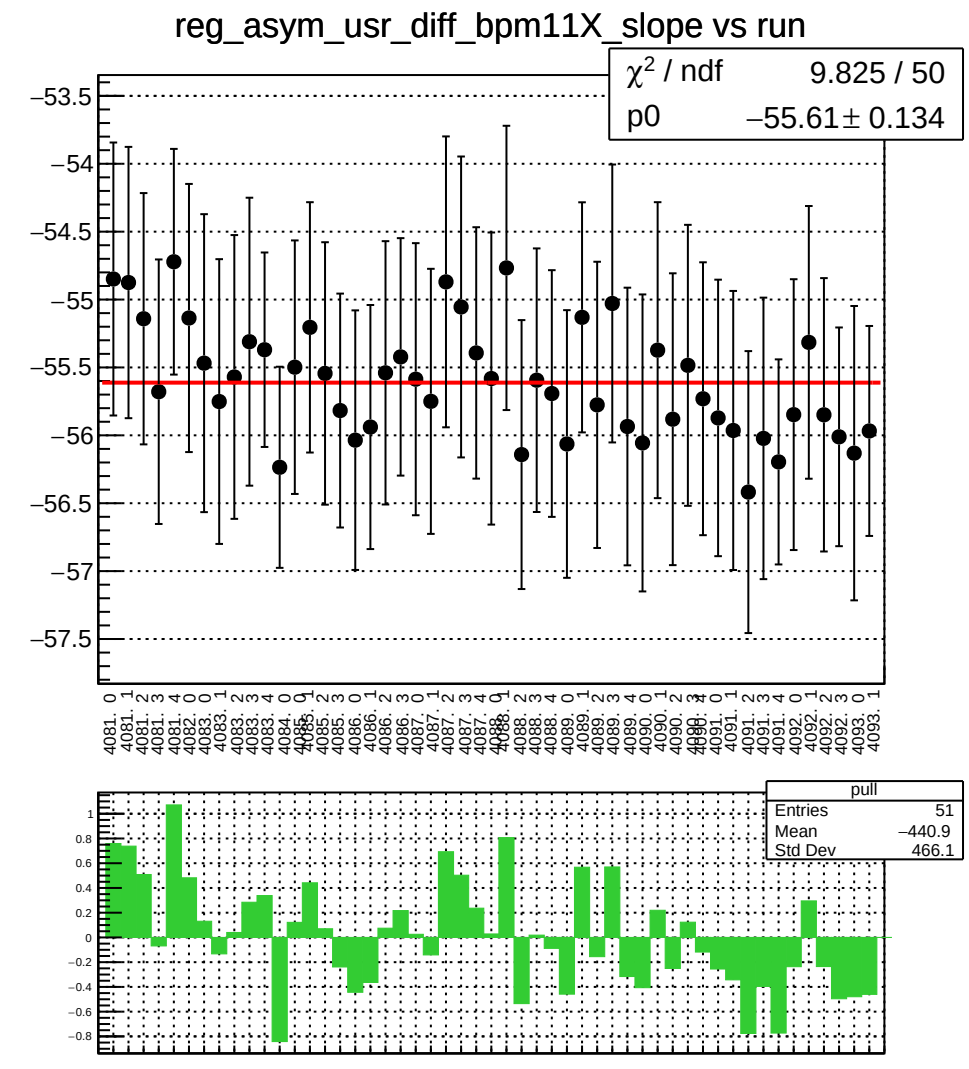
reg_asym_usr_diff_bpm11X_slope vs run
χ² / ndf 9.825 / 50
p0 −55.61 ± 0.134
pull
Entries 51
Mean −440.9
Std Dev 466.1

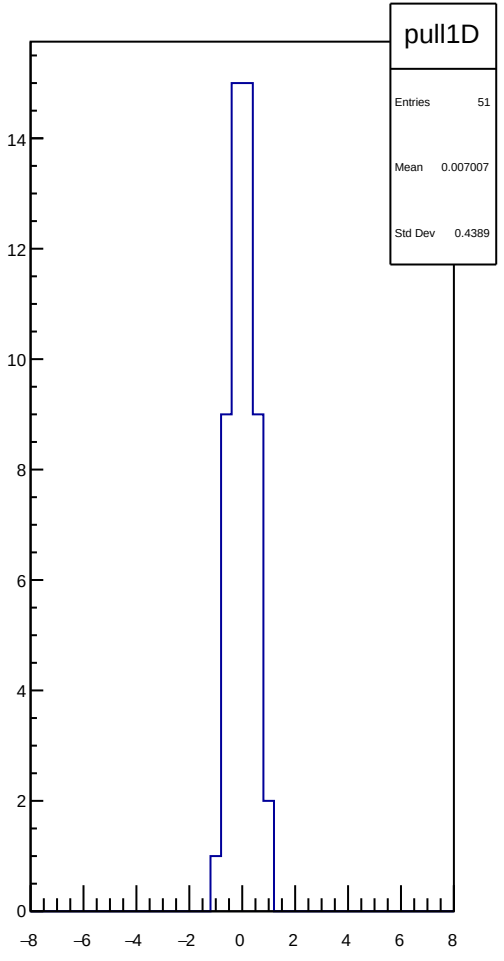
pull1D
Entries 51
Mean 0.007007
Std Dev 0.4389

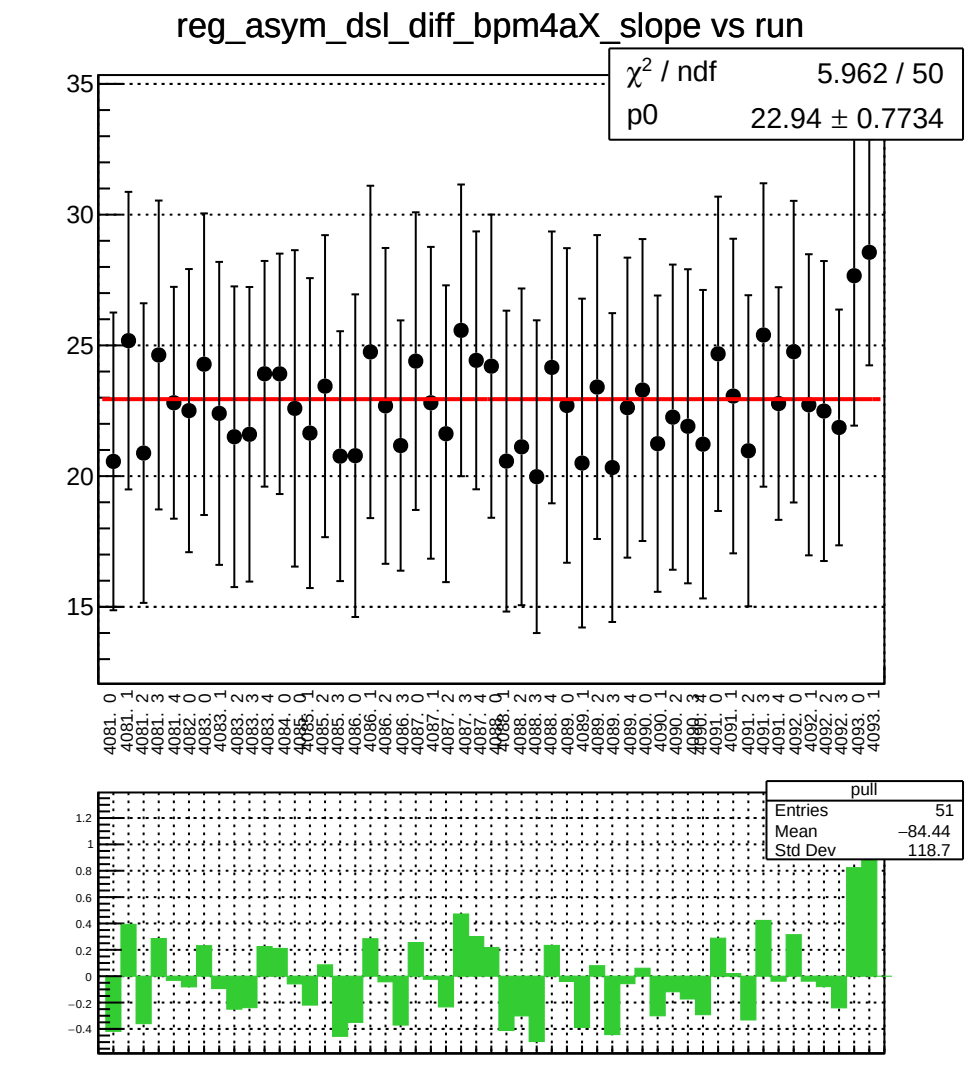
reg_asym_dsl_diff_bpm4aX_slope vs run
χ² / ndf 5.962 / 50
p0 22.94 ± 0.7734
pull
Entries 51
Mean −84.44
Std Dev 118.7

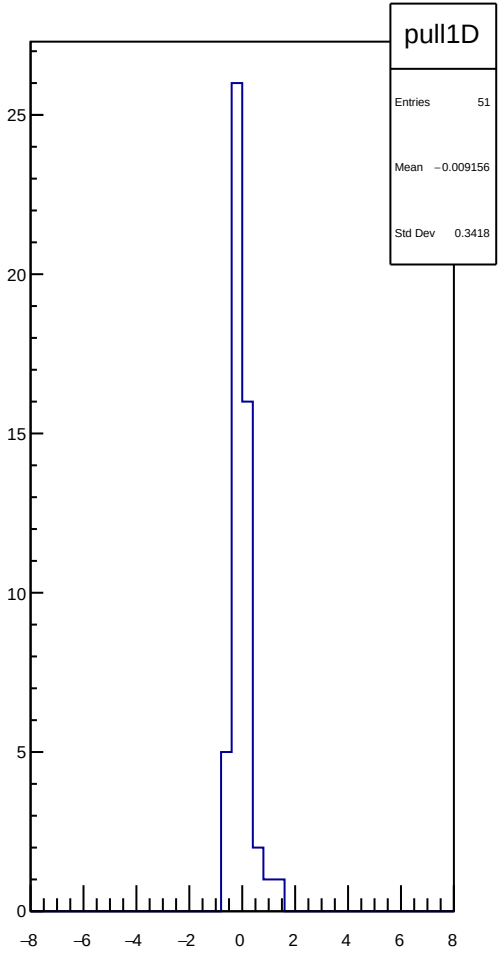
pull1D
Entries 51
Mean −0.009156
Std Dev 0.3418

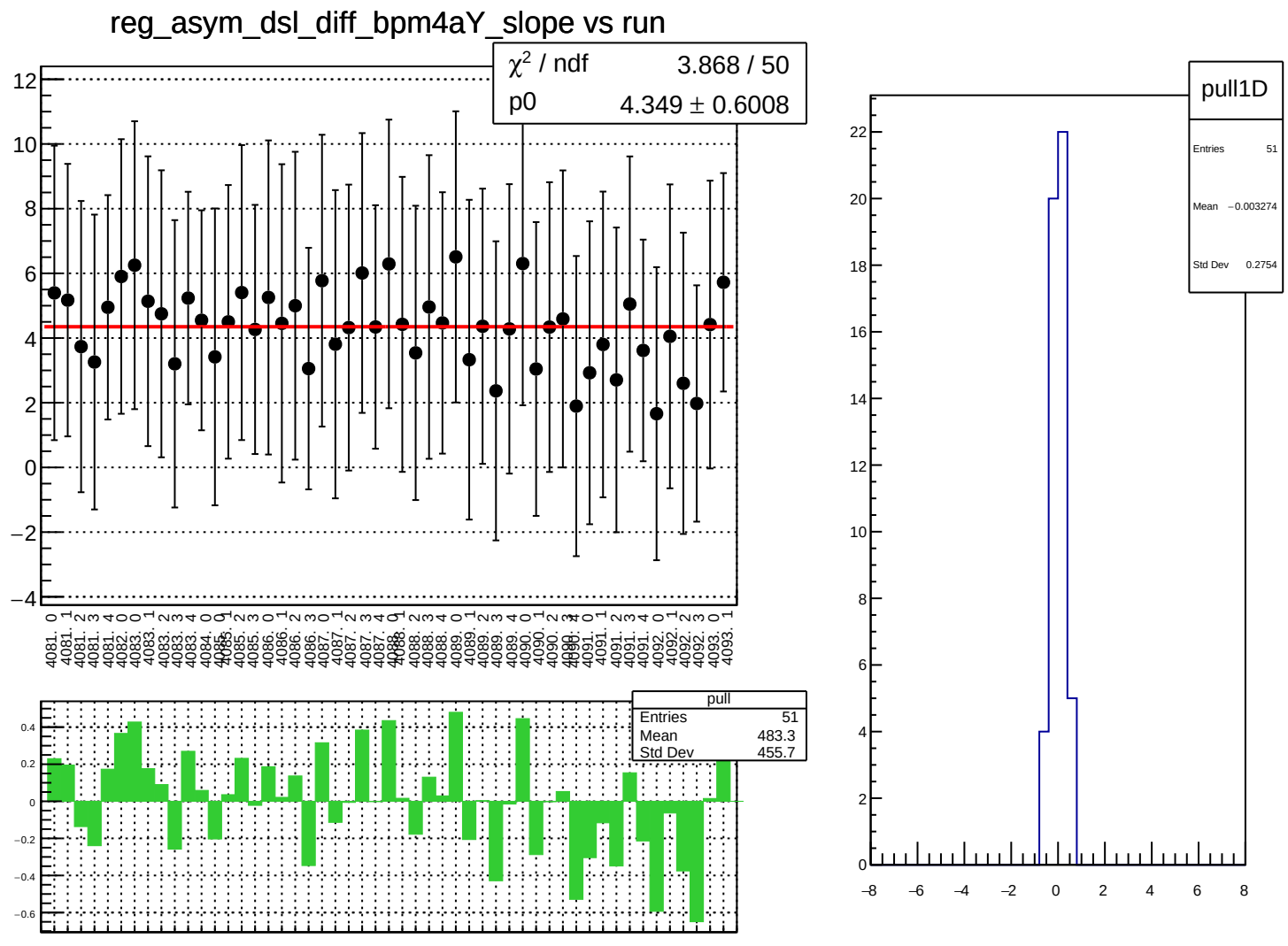
reg_asym_dsl_diff_bpm4aY_slope vs run
χ² / ndf 3.868 / 50
p0 4.349 ± 0.6008
pull
Entries 51
Mean 483.3
Std Dev 455.7
pull1D
Entries 51
Mean −0.003274
Std Dev 0.2754

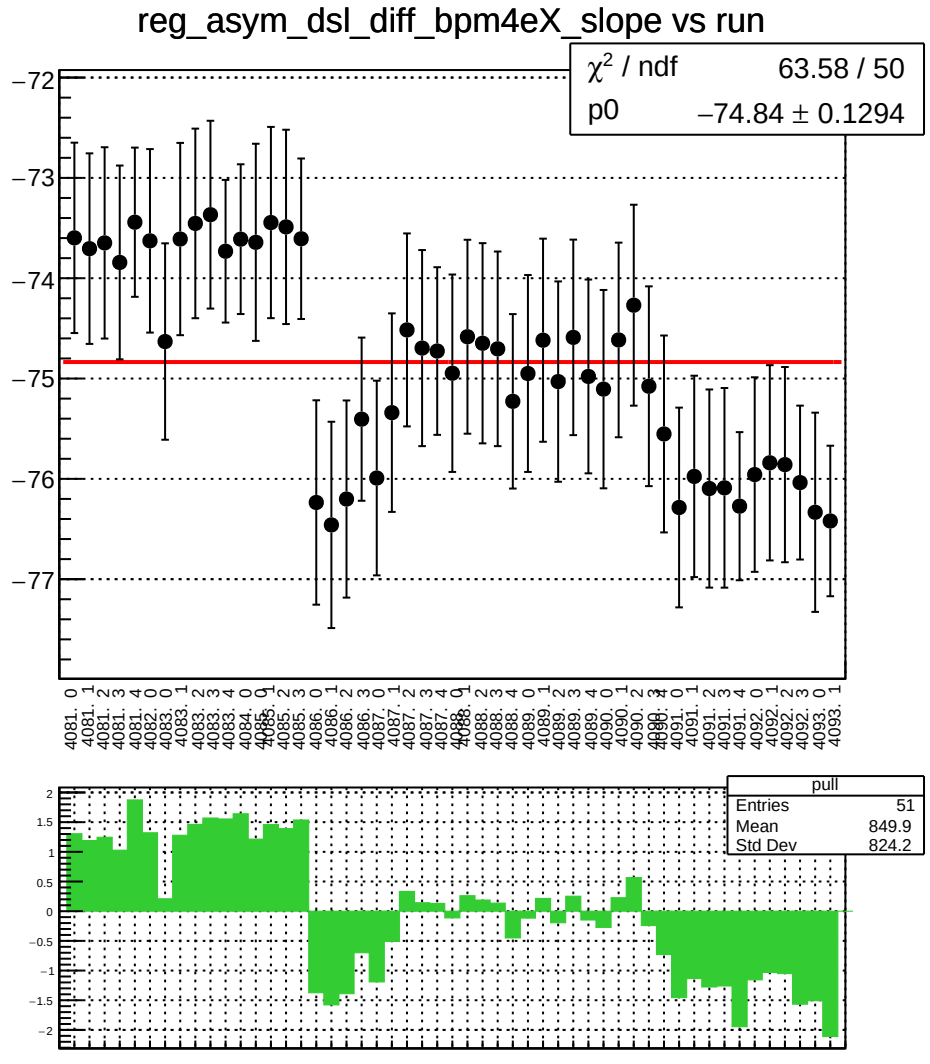
reg_asym_dsl_diff_bpm4eX_slope vs run
χ² / ndf 63.58 / 50
p0 −74.84 ± 0.1294
pull
Entries 51
Mean 849.9
Std Dev 824.2

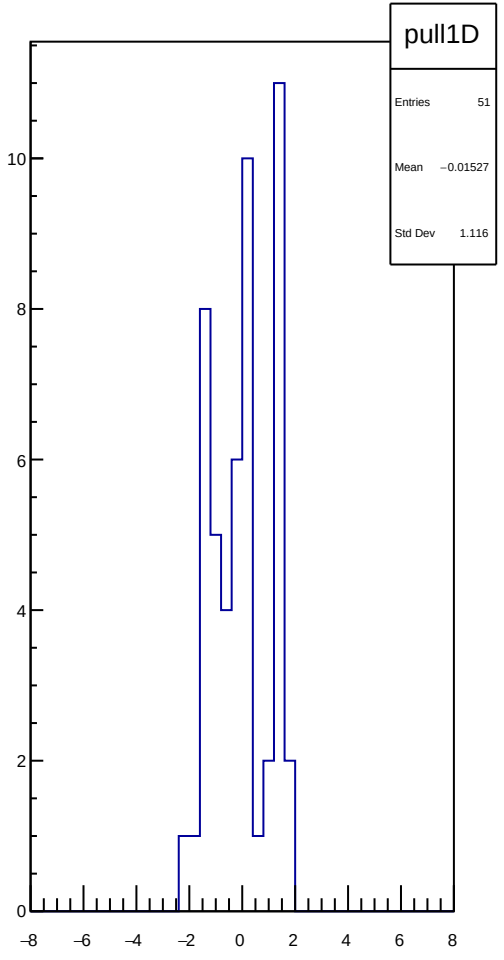
pull1D
Entries 51
Mean −0.01527
Std Dev 1.116

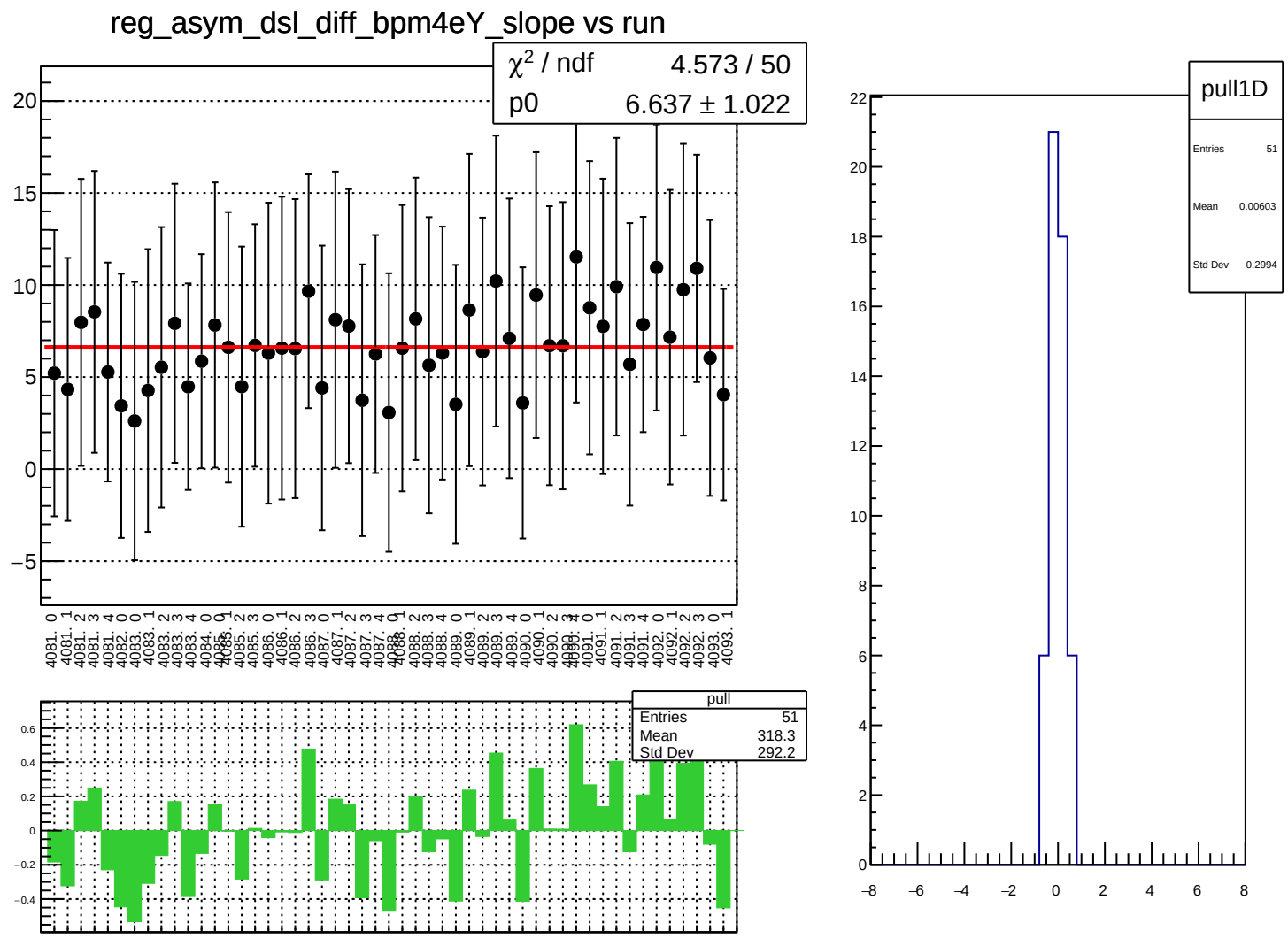
reg_asym_dsl_diff_bpm4eY_slope vs run
χ² / ndf 4.573 / 50
p0 6.637 ± 1.022
pull
Entries 51
Mean 318.3
Std Dev 292.2
pull1D
Entries 51
Mean 0.00603
Std Dev 0.2994

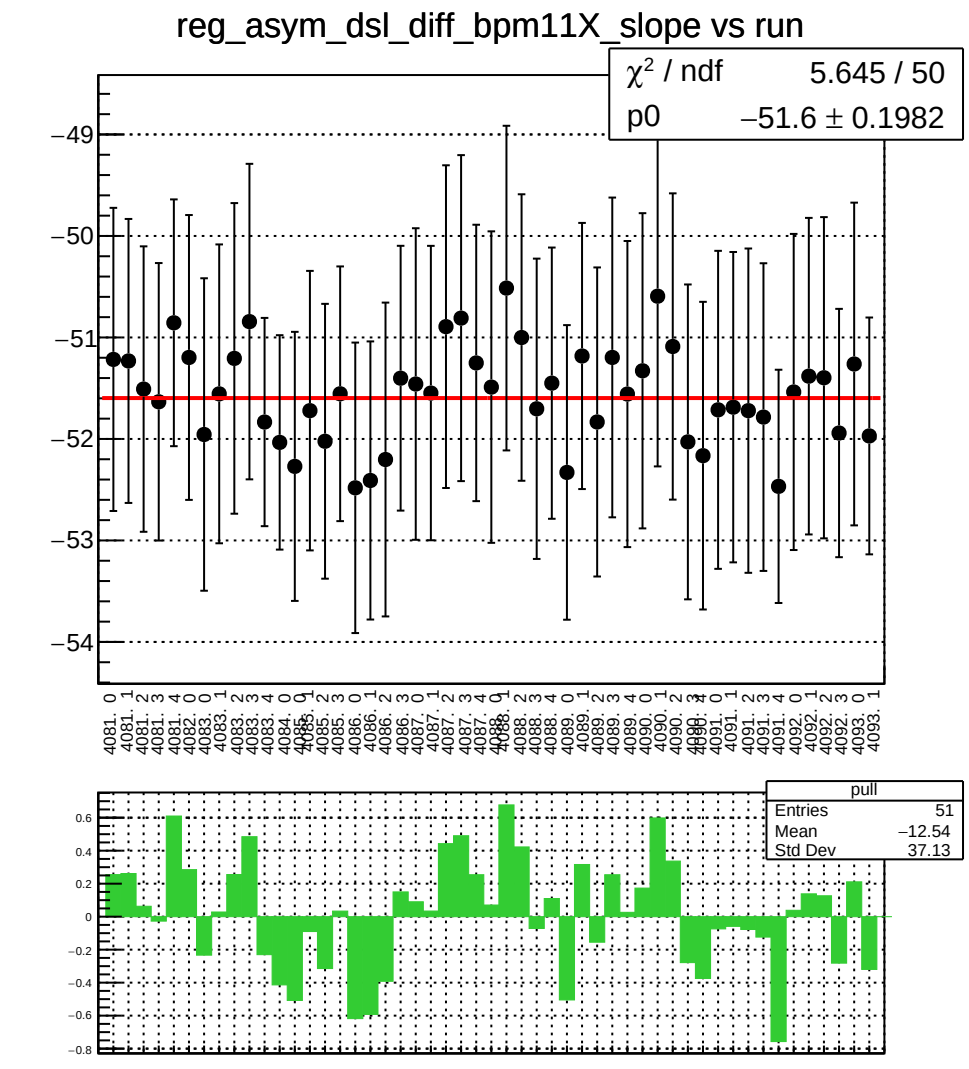
reg_asym_dsl_diff_bpm11X_slope vs run
χ² / ndf 5.645 / 50
p0 −51.6 ± 0.1982
pull
Entries 51
Mean −12.54
Std Dev 37.13

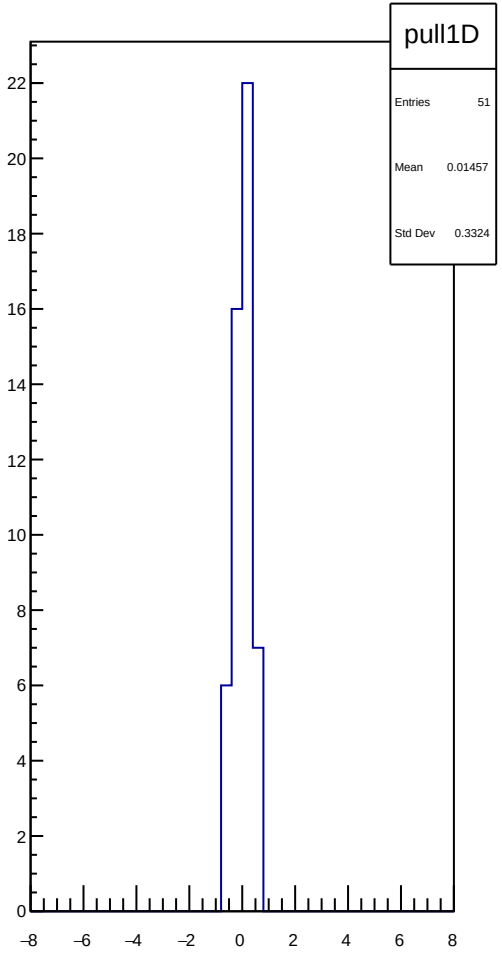
pull1D
Entries 51
Mean 0.01457
Std Dev 0.3324

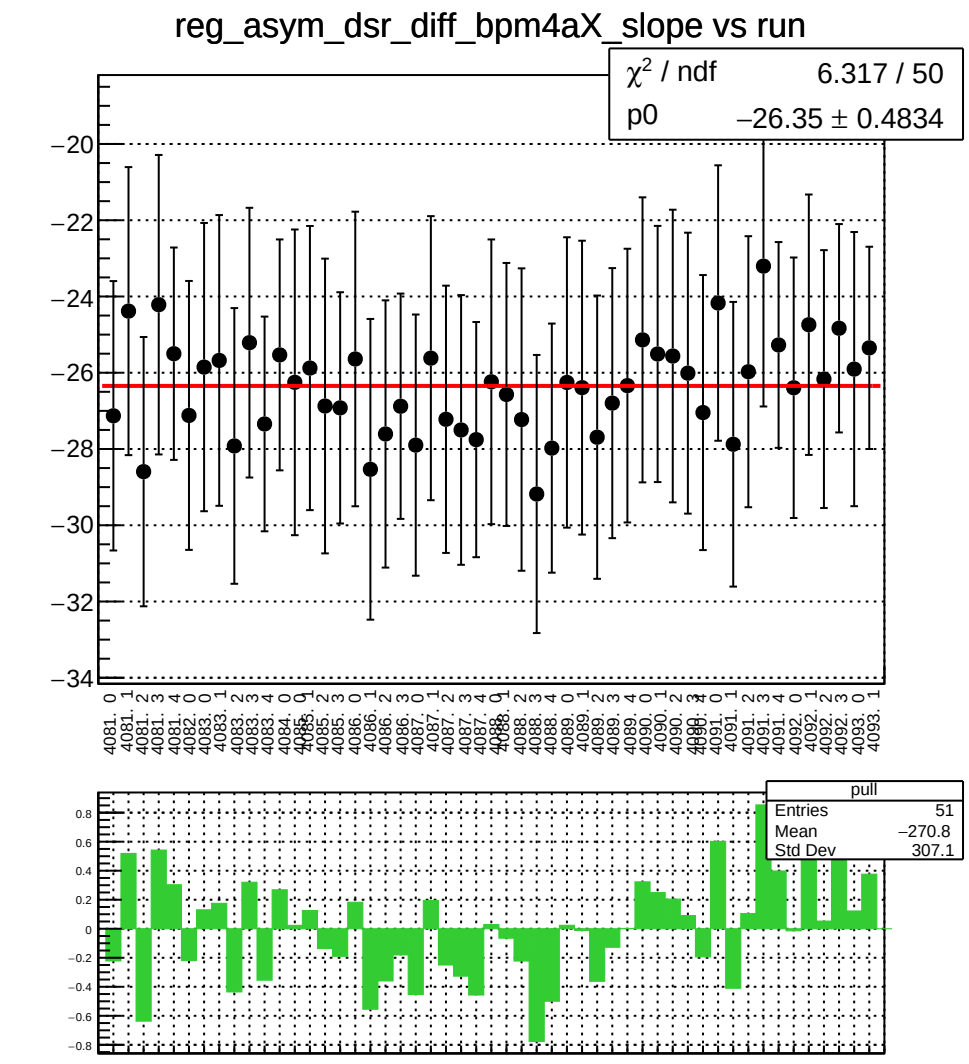
reg_asym_dsr_diff_bpm4aX_slope vs run
χ² / ndf 6.317 / 50
p0 −26.35 ± 0.4834
pull
Entries 51
Mean −270.8
Std Dev 307.1

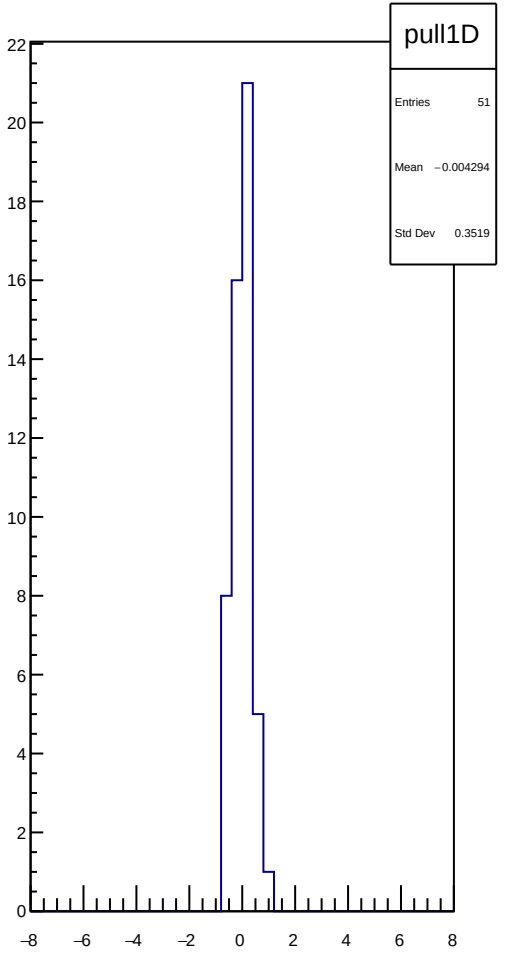
pull1D
Entries 51
Mean −0.004294
Std Dev 0.3519

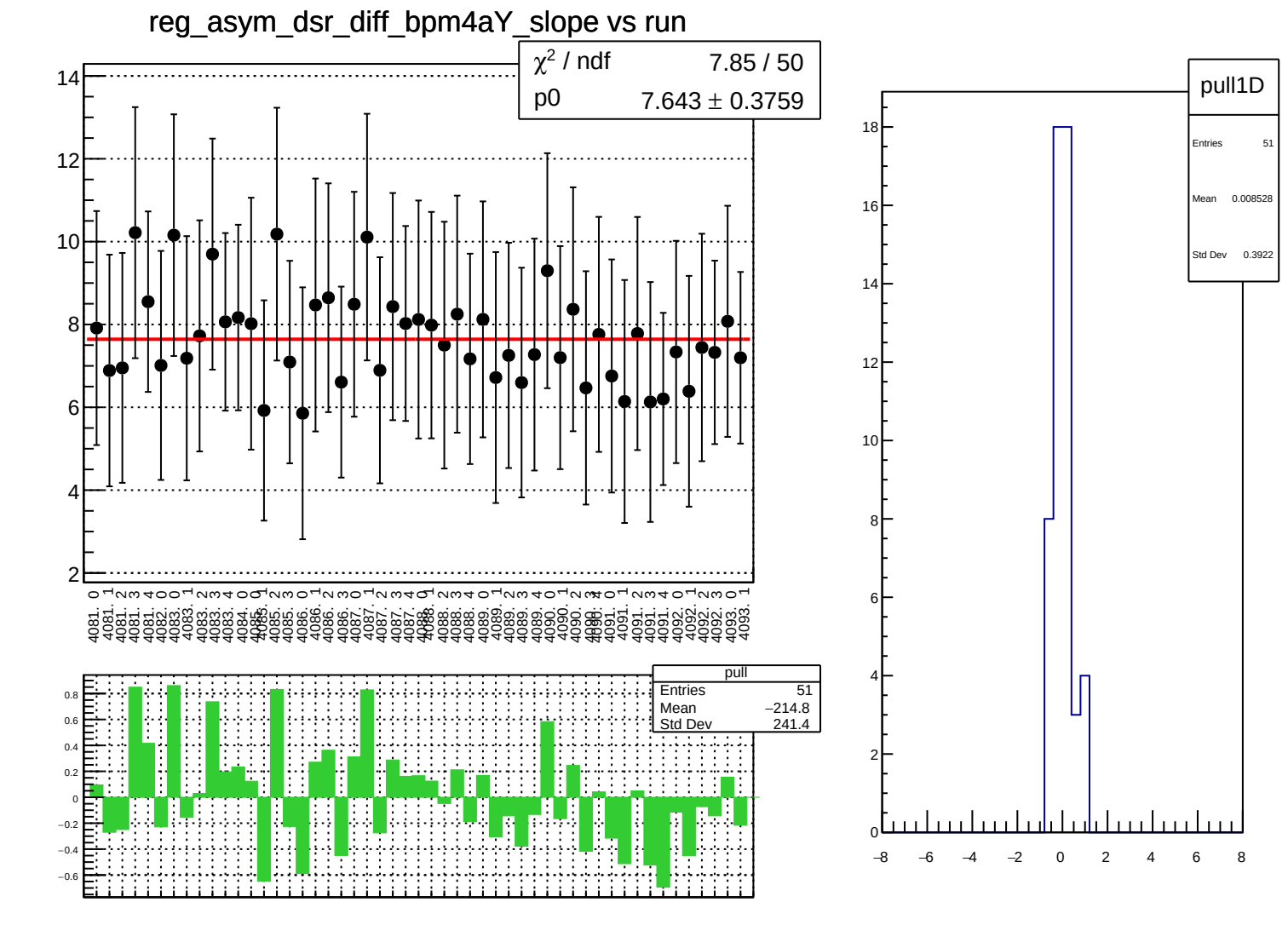
reg_asym_dsr_diff_bpm4aY_slope vs run
χ² / ndf 7.85 / 50
p0 7.643 ± 0.3759
pull
Entries 51
Mean −214.8
Std Dev 241.4
pull1D
Entries 51
Mean 0.008528
Std Dev 0.3922

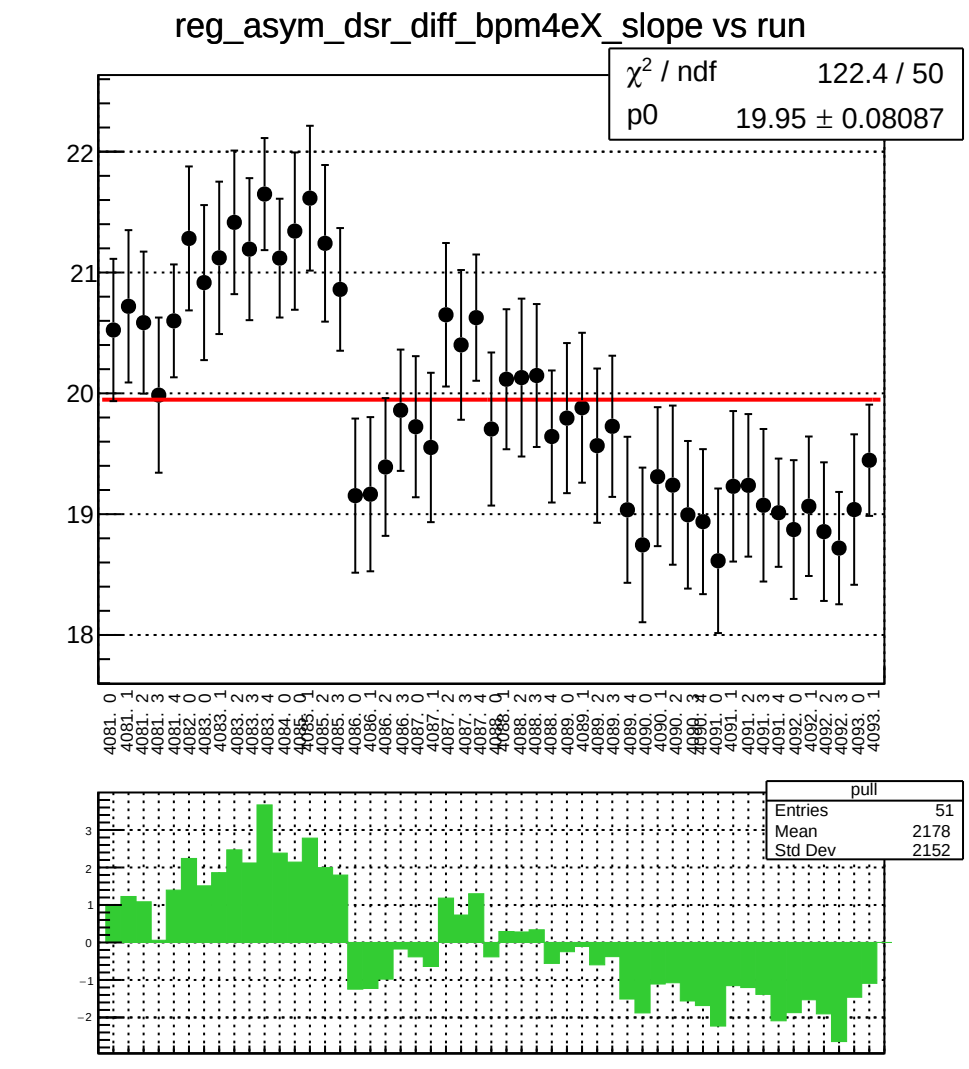
reg_asym_dsr_diff_bpm4eX_slope vs run
χ² / ndf 122.4 / 50
p0 19.95 ± 0.08087
22
21
20
19
18
pull
Entries 51
Mean 2178
Std Dev 2152
3
2
1
0
−1
−2

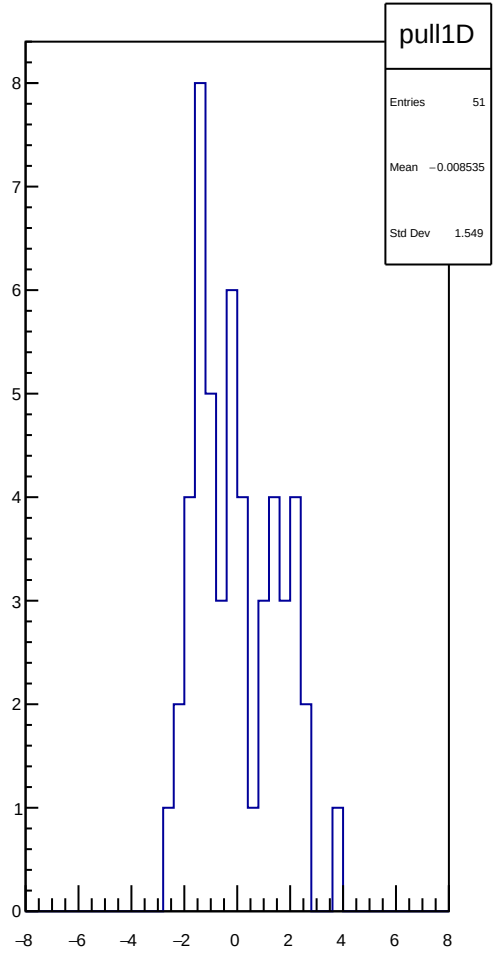
pull1D
Entries 51
Mean −0.008535
Std Dev 1.549
8
7
6
5
4
3
2
1
0
−8
−6
−4
−2
0
2
4
6
8

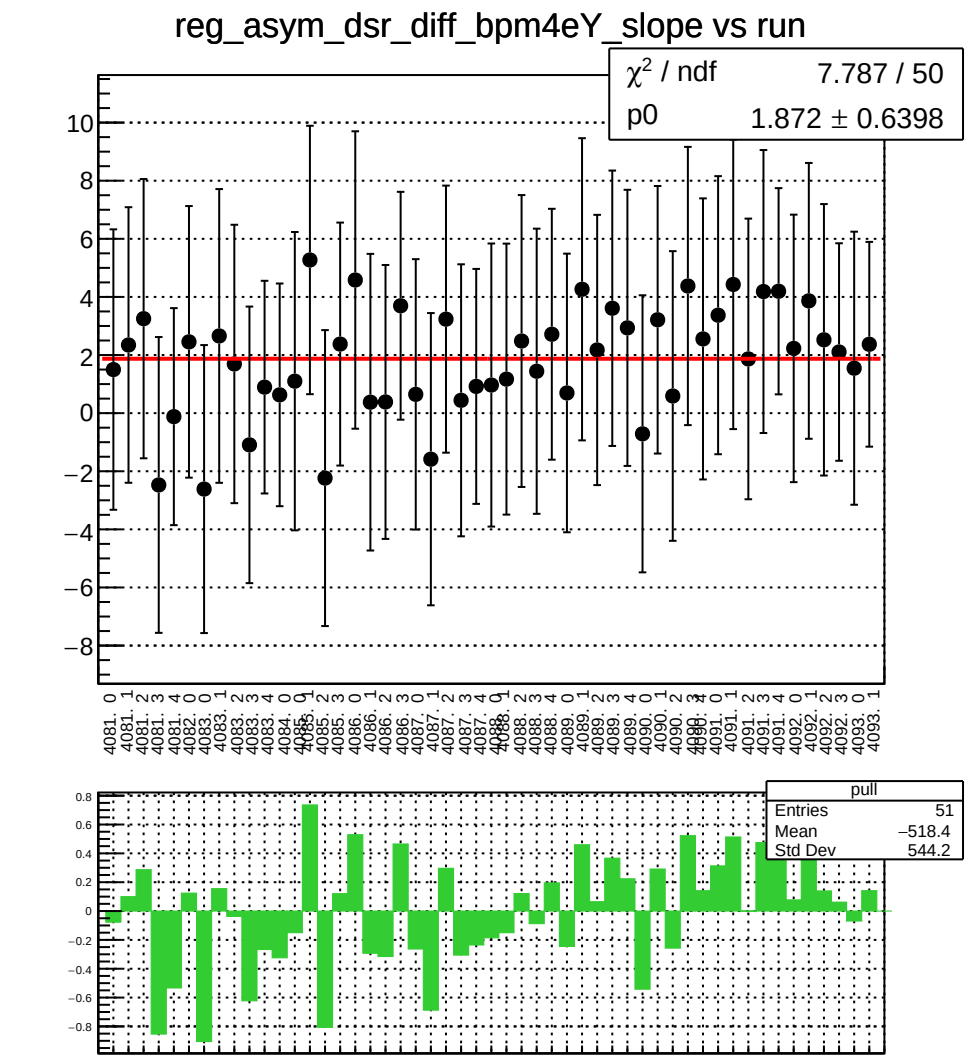
reg_asym_dsr_diff_bpm4eY_slope vs run
χ² / ndf 7.787 / 50
p0 1.872 ± 0.6398
pull
Entries 51
Mean −518.4
Std Dev 544.2

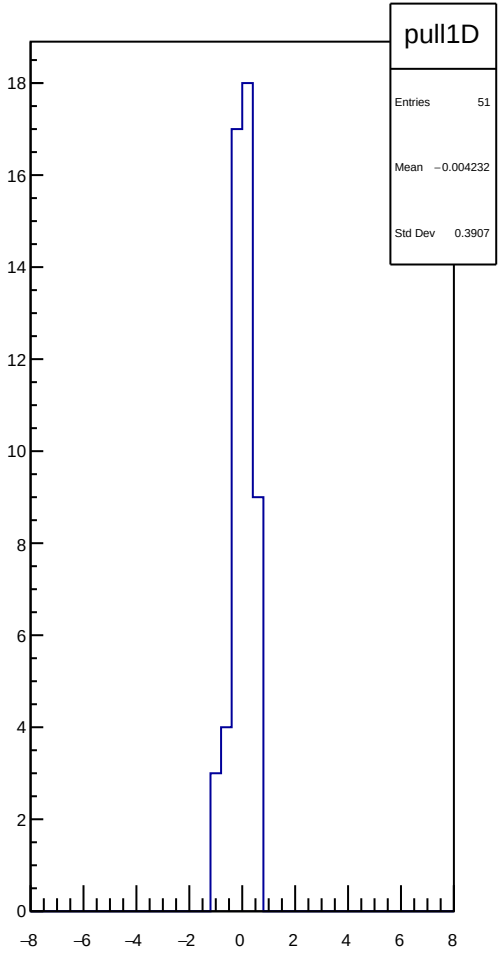
pull1D
Entries 51
Mean −0.004232
Std Dev 0.3907

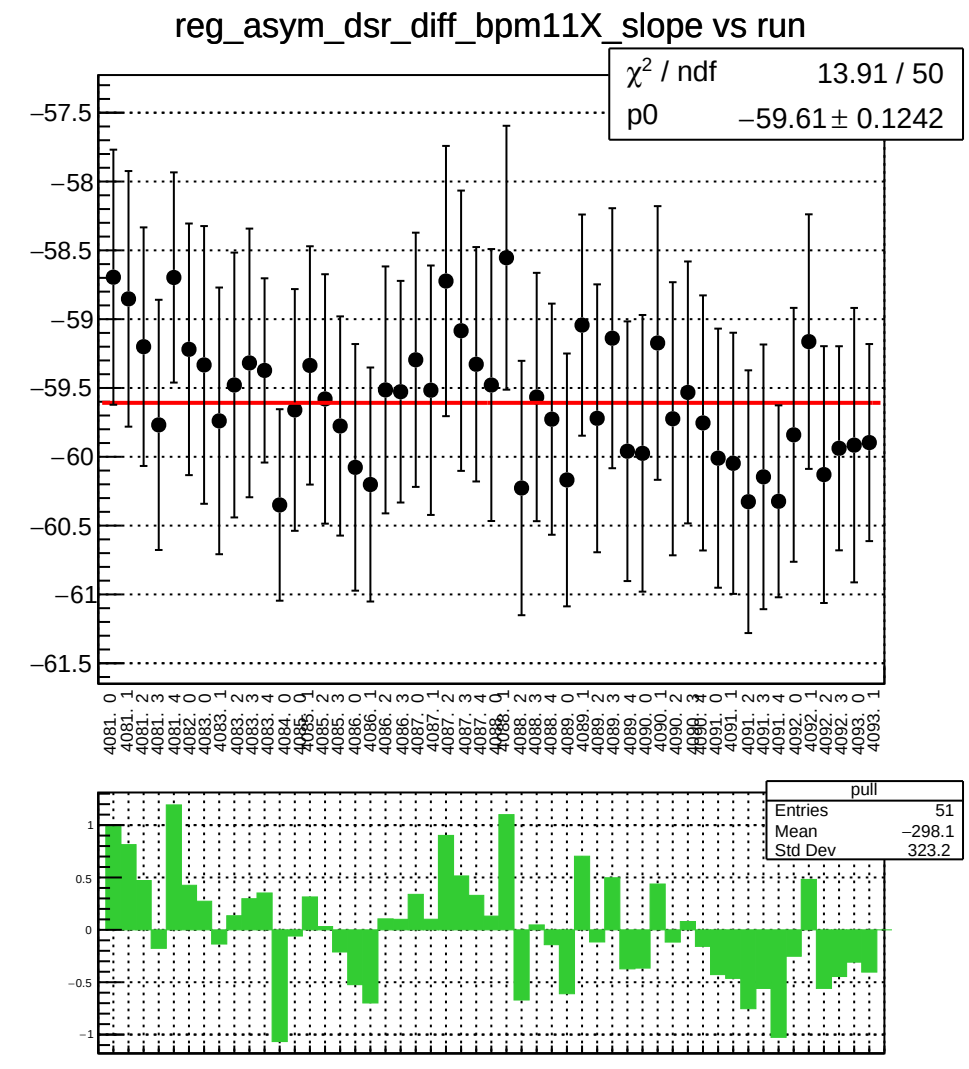
reg_asym_dsr_diff_bpm11X_slope vs run
χ² / ndf 13.91 / 50
p0 −59.61 ± 0.1242
pull
Entries 51
Mean −298.1
Std Dev 323.2

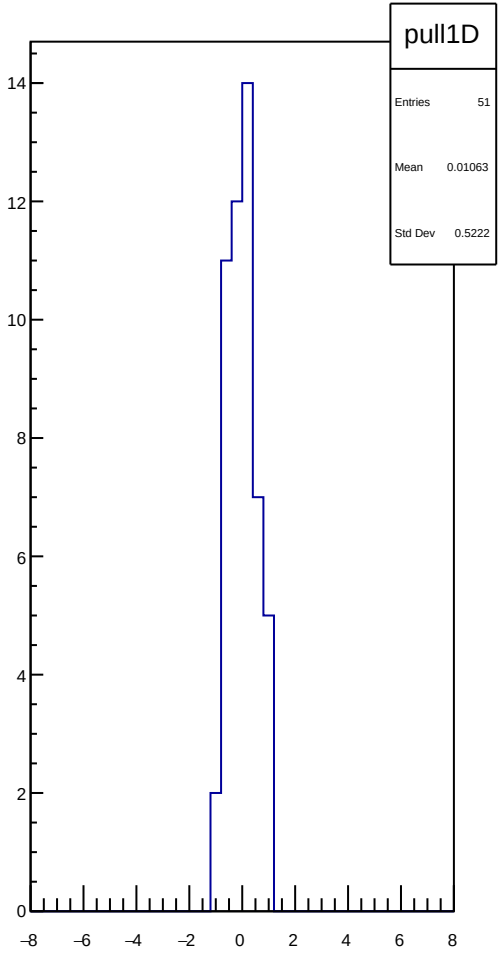
pull1D
Entries 51
Mean 0.01063
Std Dev 0.5222

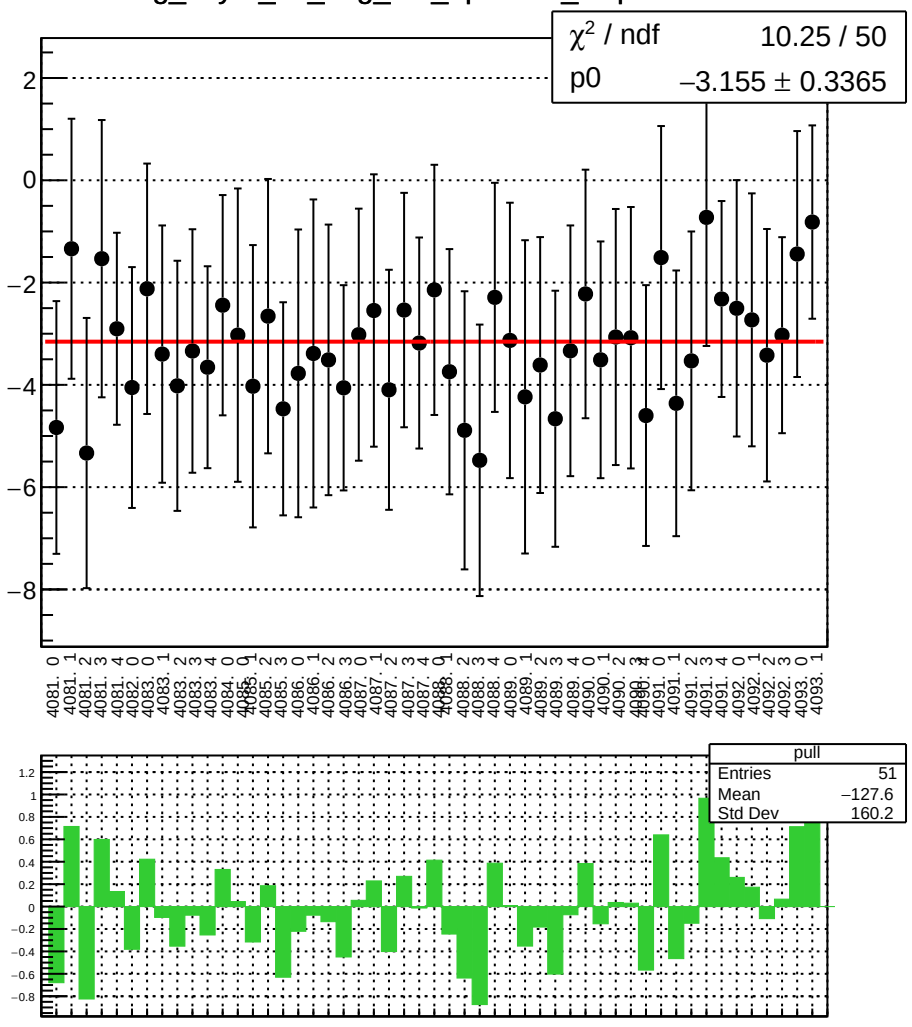
reg_asym_us_avg_diff_bpm4aX_slope vs run
χ² / ndf 10.25 / 50
p0 −3.155 ± 0.3365
pull
Entries 51
Mean −127.6
Std Dev 160.2

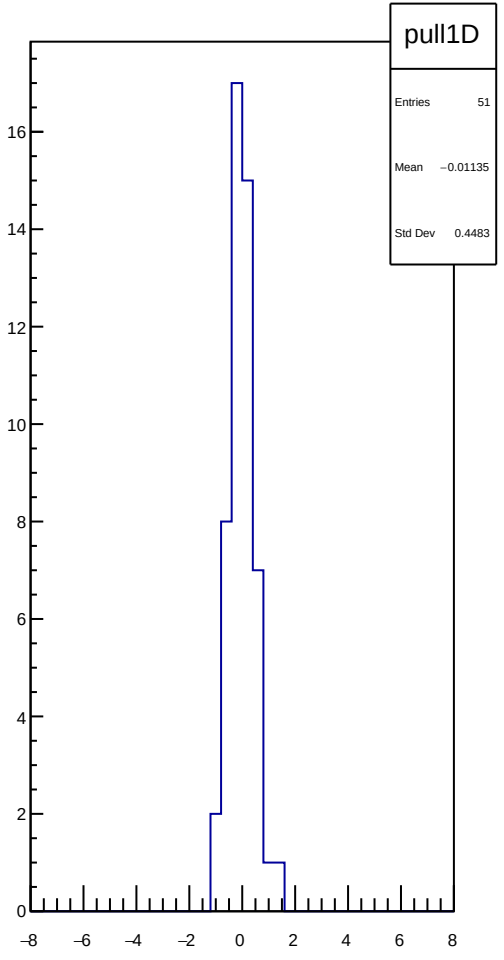
pull1D
Entries 51
Mean −0.01135
Std Dev 0.4483

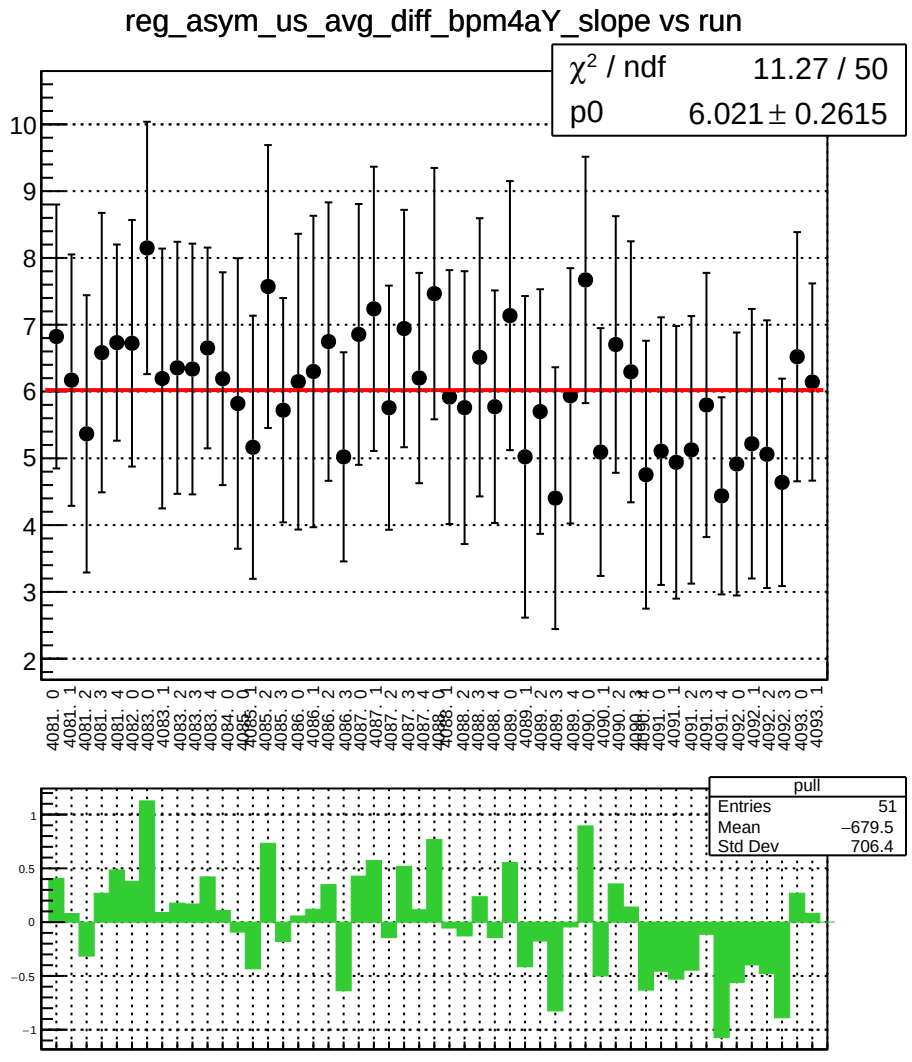
reg_asym_us_avg_diff_bpm4aY_slope vs run
χ^2 / ndf 11.27 / 50
p0 6.021 ± 0.2615
pull
Entries 51
Mean −679.5
Std Dev 706.4

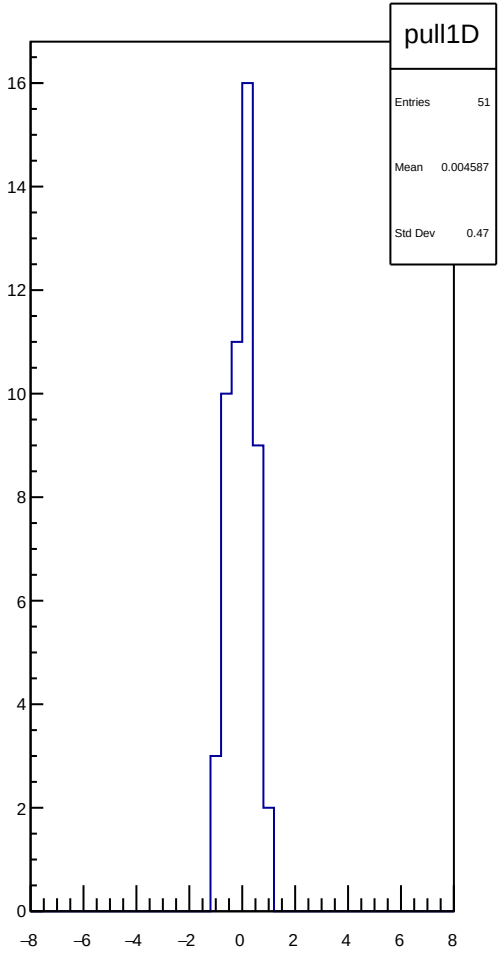
pull1D
Entries 51
Mean 0.004587
Std Dev 0.47

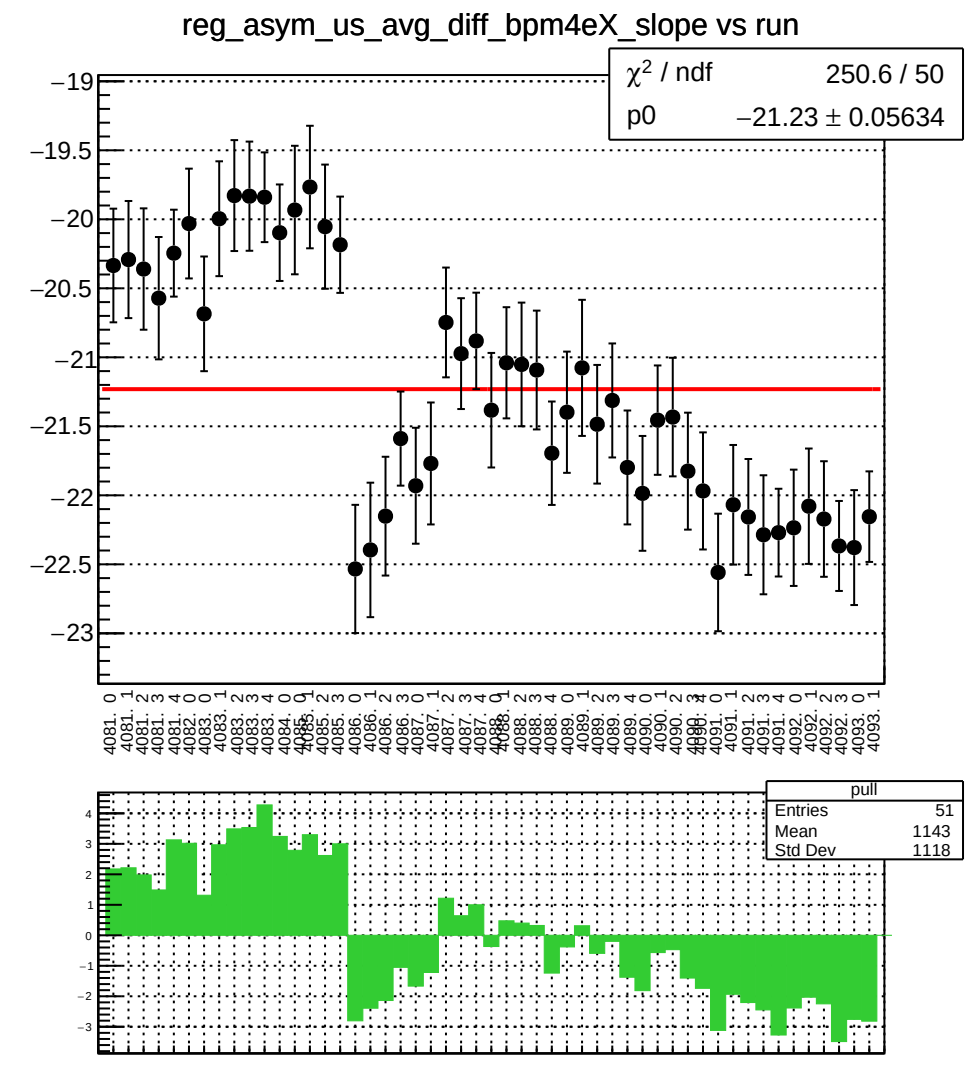
reg_asym_us_avg_diff_bpm4eX_slope vs run
χ² / ndf 250.6 / 50
p0 −21.23 ± 0.05634
pull
Entries 51
Mean 1143
Std Dev 1118

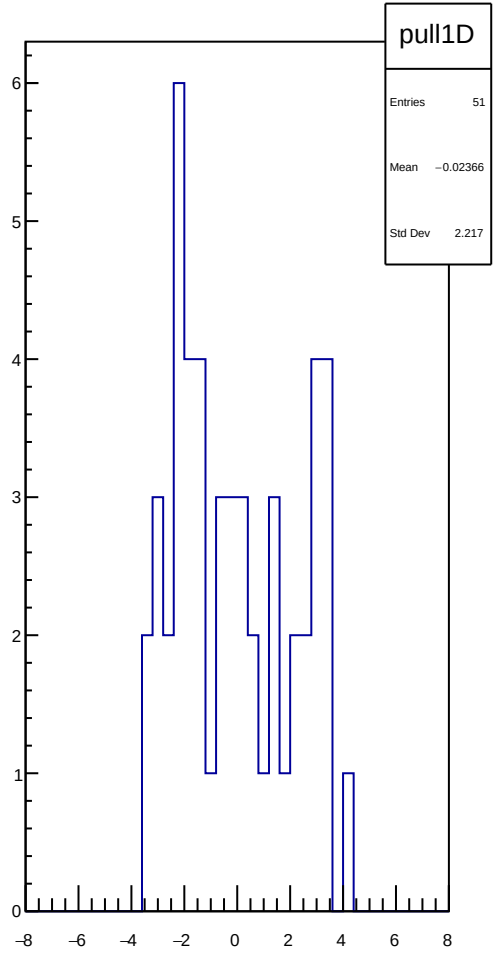
pull1D
Entries 51
Mean −0.02366
Std Dev 2.217

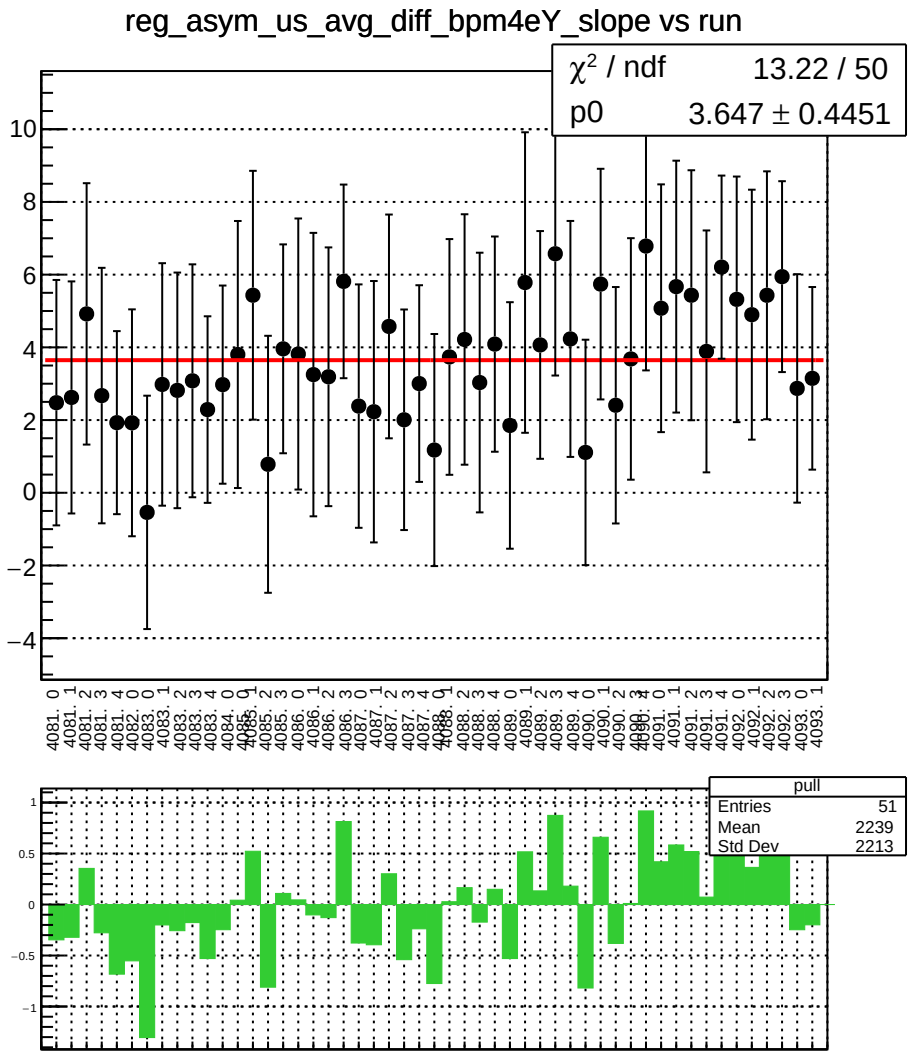
reg_asym_us_avg_diff_bpm4eY_slope vs run
χ² / ndf 13.22 / 50
p0 3.647 ± 0.4451
pull
Entries 51
Mean 2239
Std Dev 2213

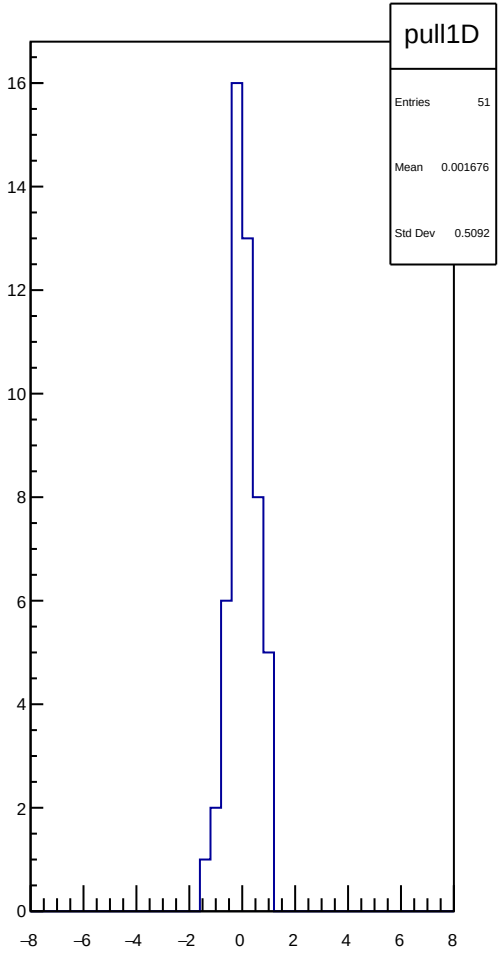
pull1D
Entries 51
Mean 0.001676
Std Dev 0.5092

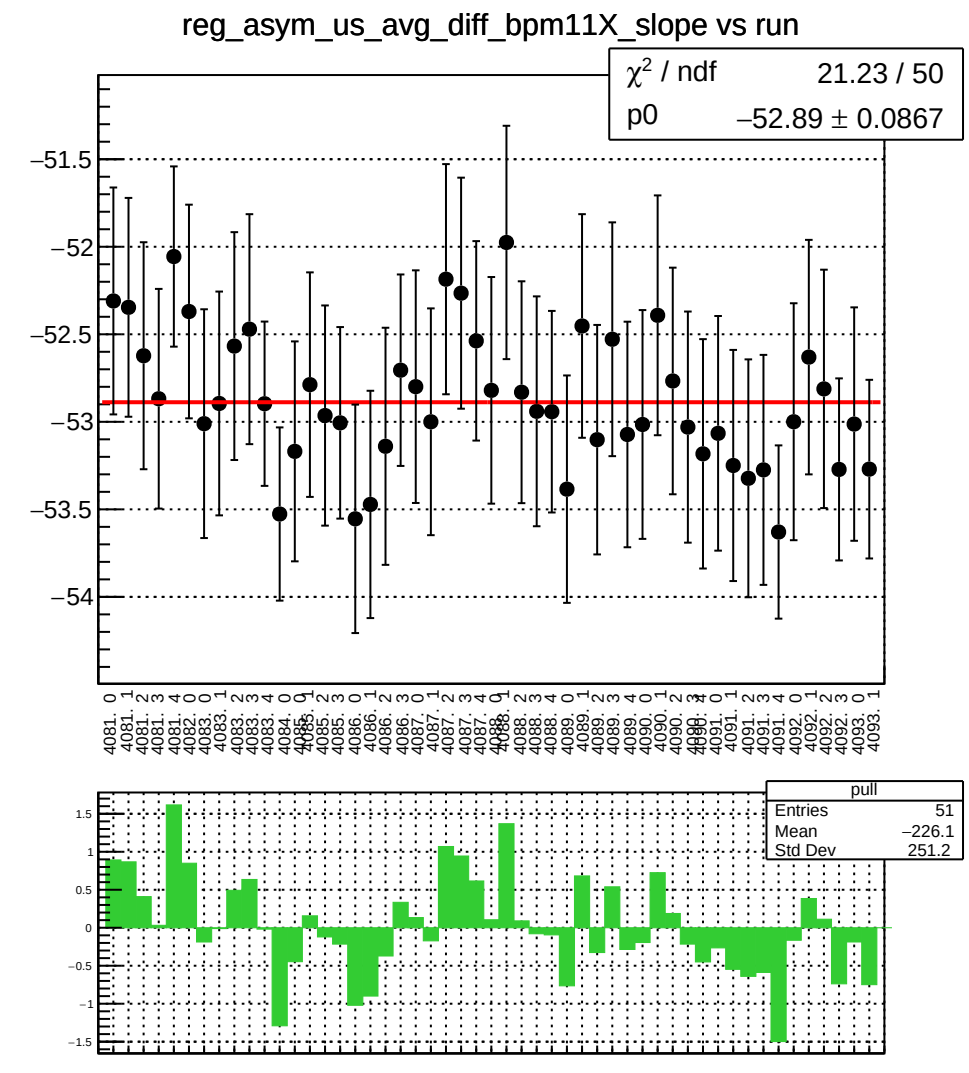
reg_asym_us_avg_diff_bpm11X_slope vs run
χ² / ndf 21.23 / 50
p0 −52.89 ± 0.0867
pull
Entries 51
Mean −226.1
Std Dev 251.2

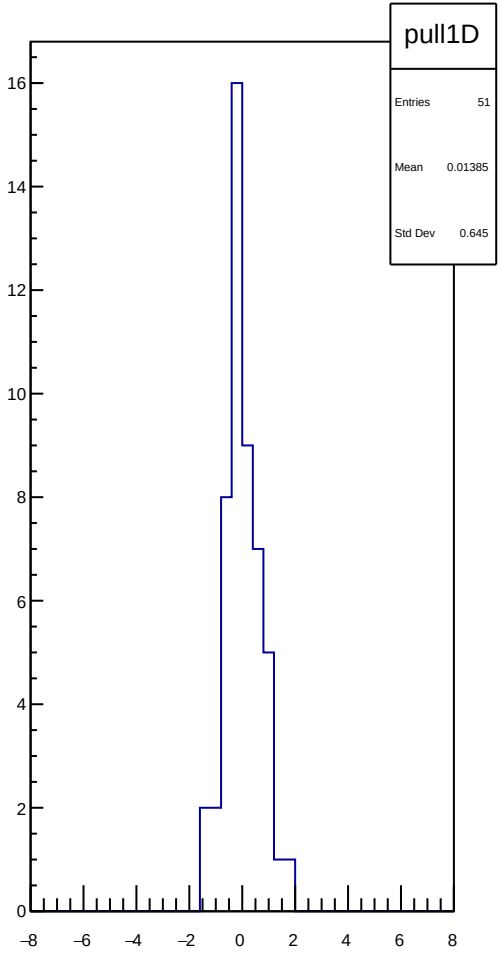
pull1D
Entries 51
Mean 0.01385
Std Dev 0.645

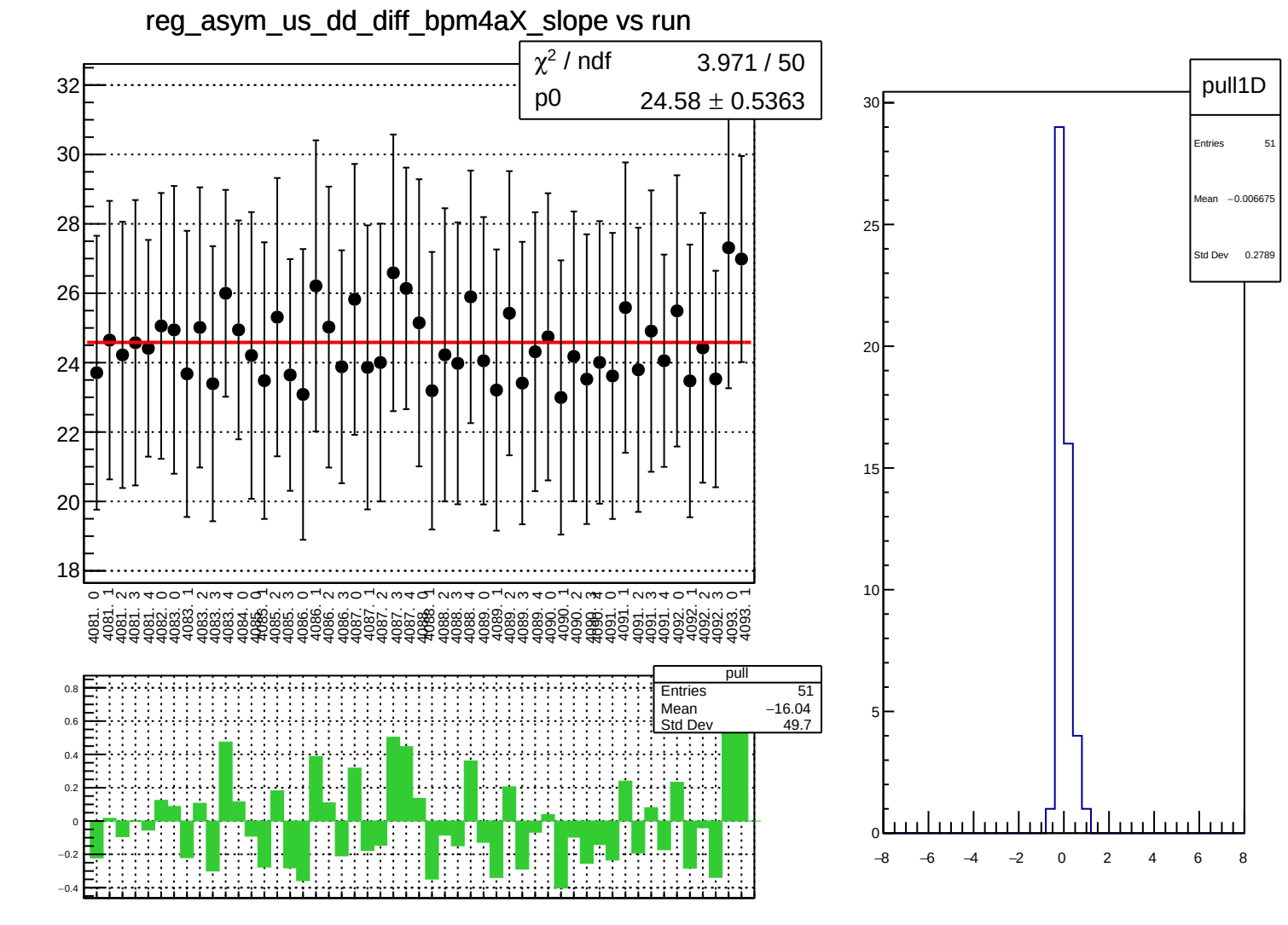
reg_asym_us_dd_diff_bpm4aX_slope vs run
χ² / ndf 3.971 / 50
p0 24.58 ± 0.5363
pull
Entries 51
Mean −16.04
Std Dev 49.7
pull1D
Entries 51
Mean −0.006675
Std Dev 0.2789

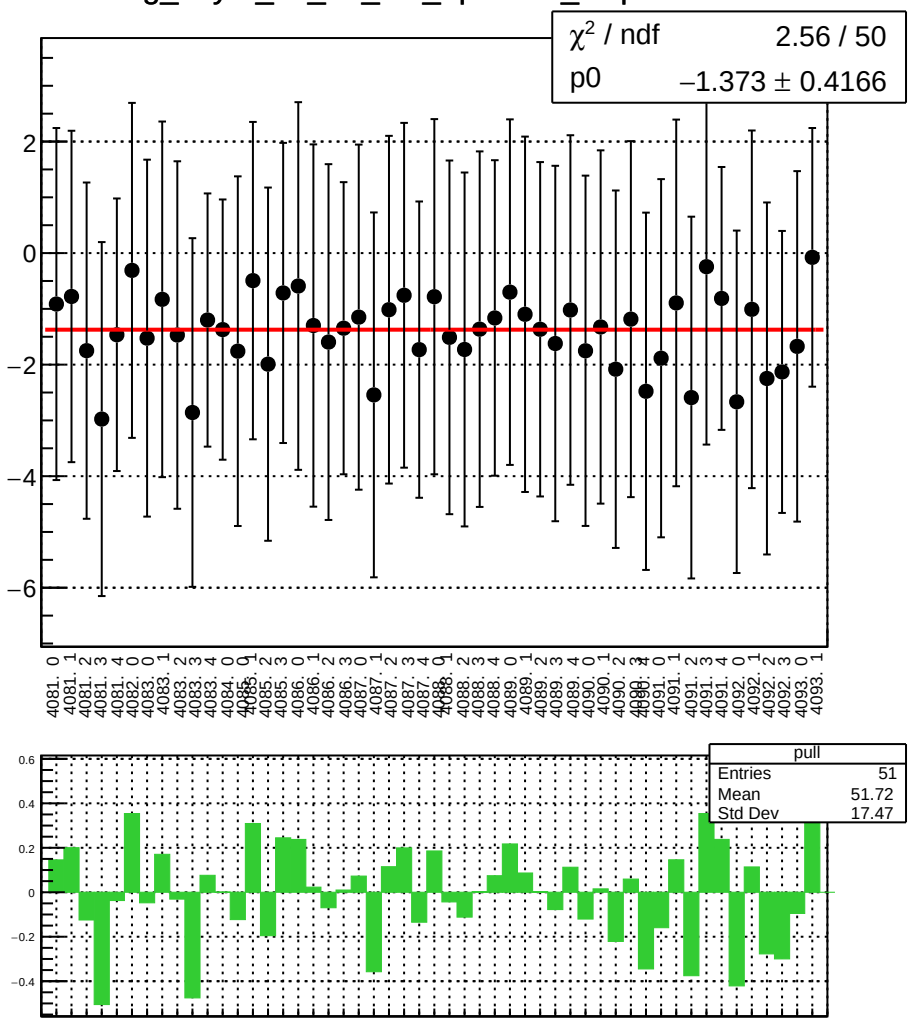
reg_asym_us_dd_diff_bpm4aY_slope vs run
χ² / ndf 2.56 / 50
p0 −1.373 ± 0.4166
pull
Entries 51
Mean 51.72
Std Dev 17.47

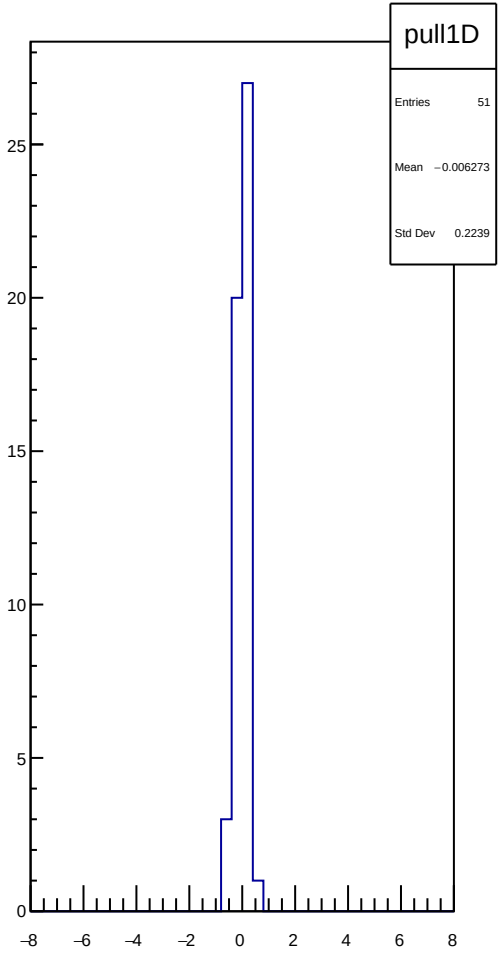
pull1D
Entries 51
Mean −0.006273
Std Dev 0.2239

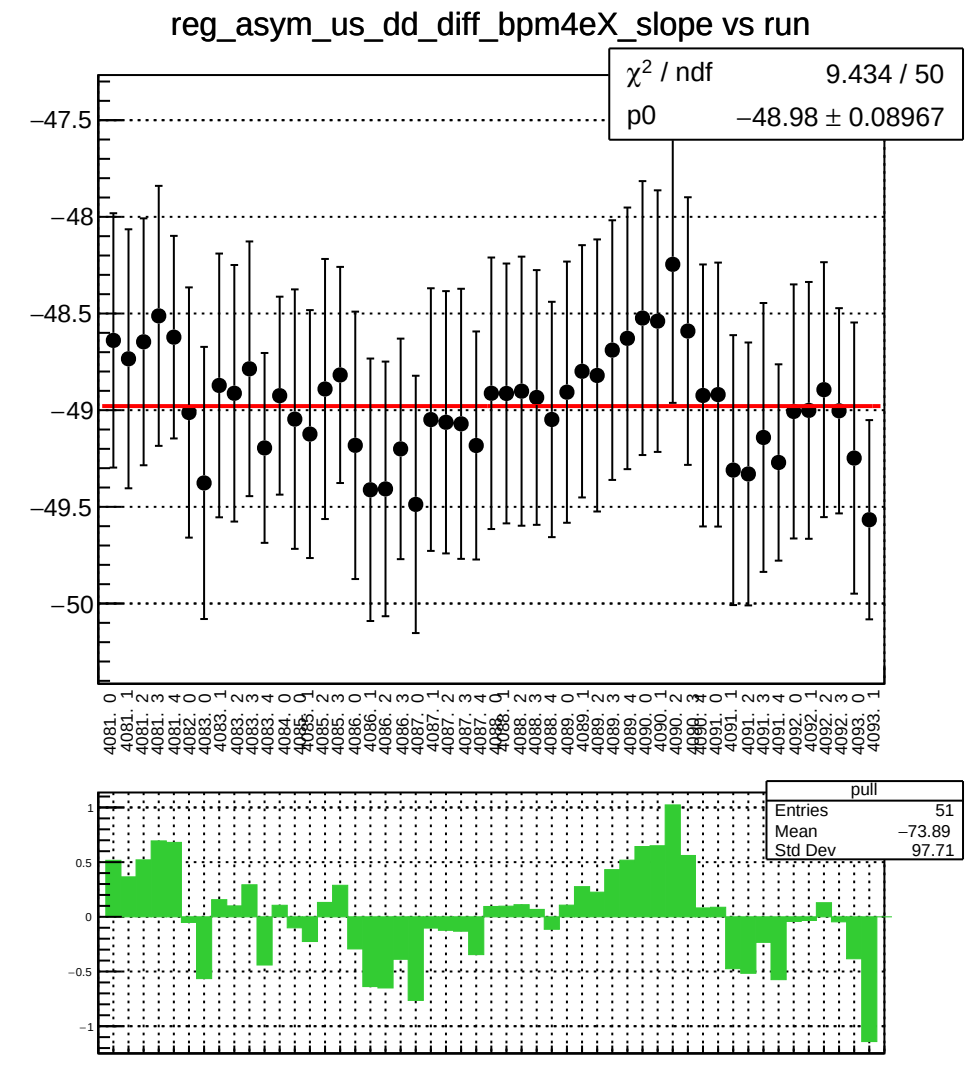
reg_asym_us_dd_diff_bpm4eX_slope vs run
χ² / ndf 9.434 / 50
p0 −48.98 ± 0.08967
−47.5
−48
−48.5
−49
−49.5
−50
pull
Entries 51
Mean −73.89
Std Dev 97.71
1
0.5
0
−0.5
−1

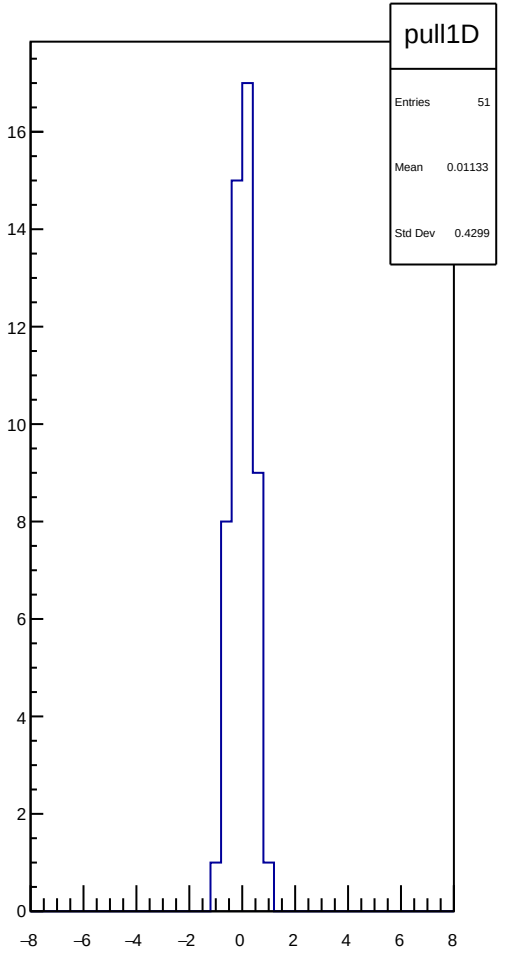
pull1D
Entries 51
Mean 0.01133
Std Dev 0.4299
16
14
12
10
8
6
4
2
0
−8
−6
−4
−2
0
2
4
6
8

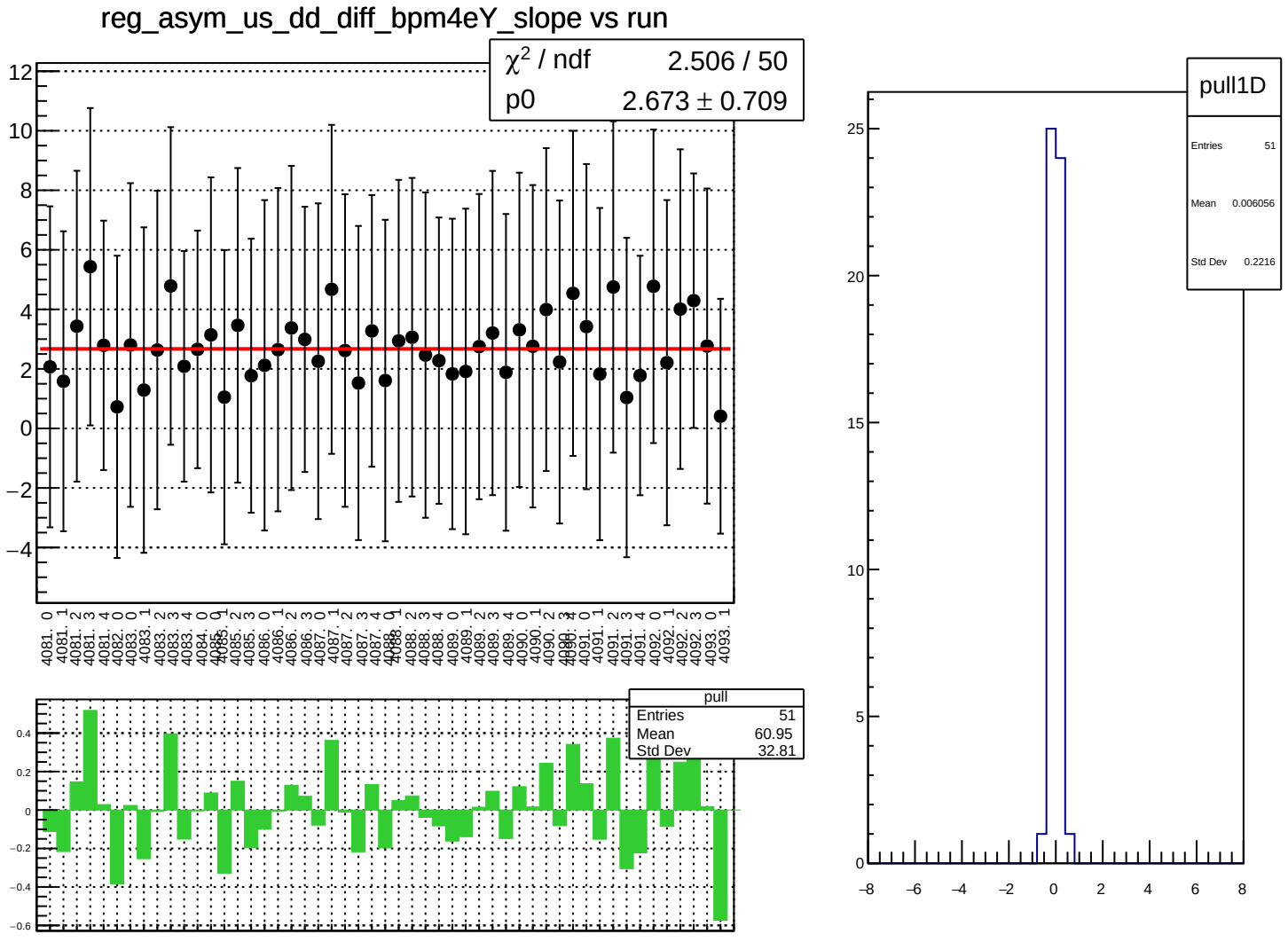
reg_asym_us_dd_diff_bpm4eY_slope vs run
χ² / ndf 2.506 / 50
p0 2.673 ± 0.709
pull
Entries 51
Mean 60.95
Std Dev 32.81
pull1D
Entries 51
Mean 0.006056
Std Dev 0.2216

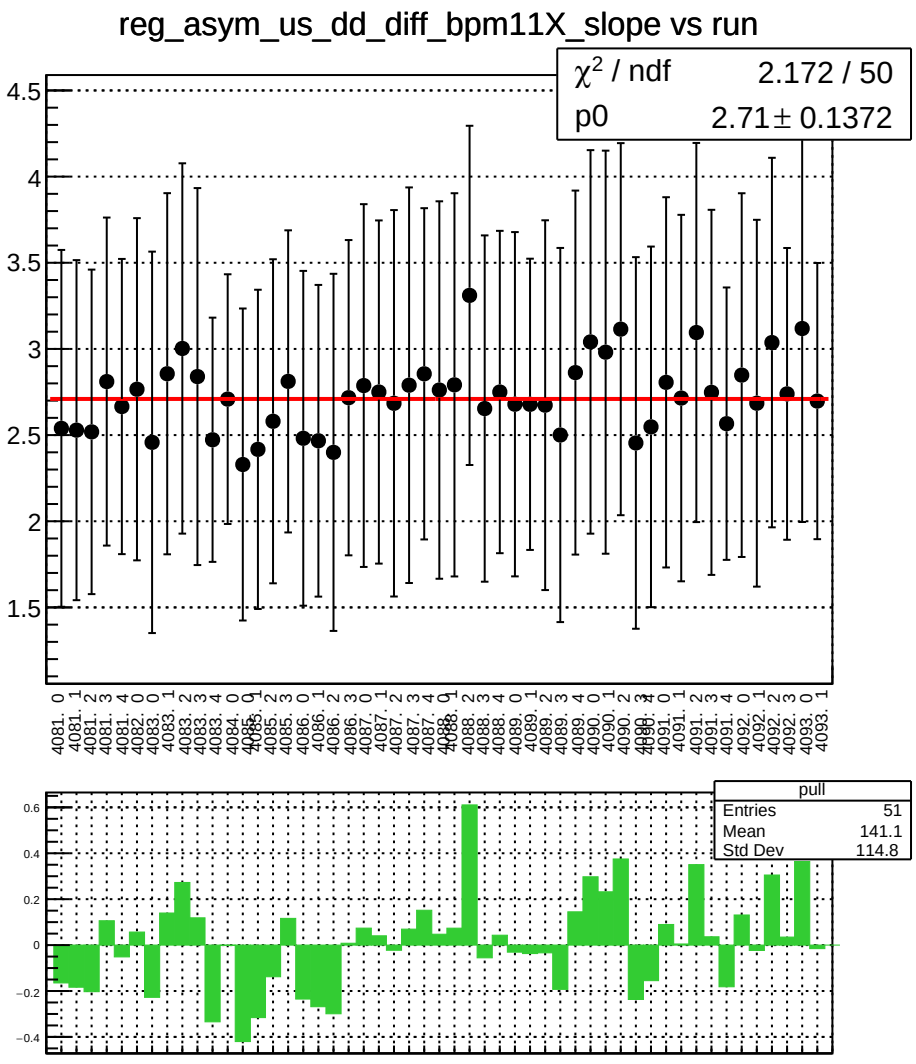
reg_asym_us_dd_diff_bpm11X_slope vs run
χ² / ndf 2.172 / 50
p0 2.71 ± 0.1372
pull
Entries 51
Mean 141.1
Std Dev 114.8

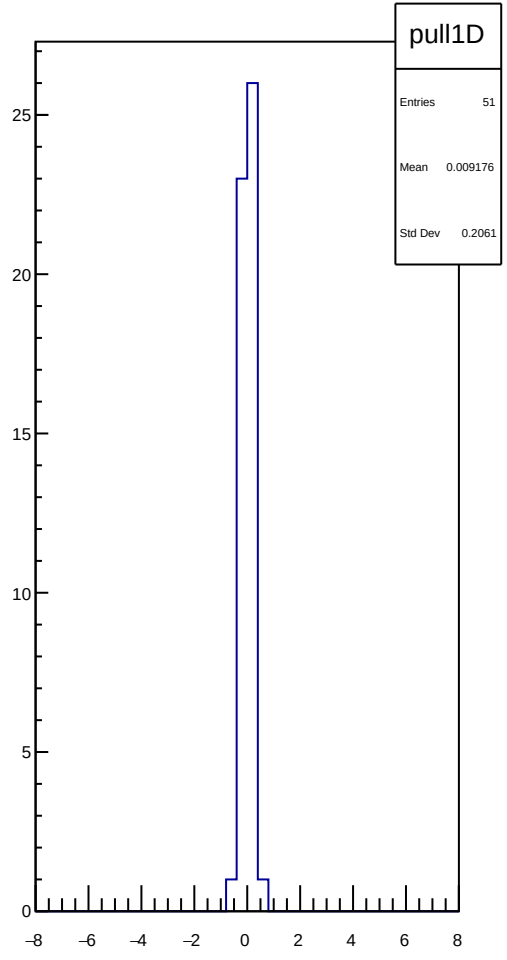
pull1D
Entries 51
Mean 0.009176
Std Dev 0.2061

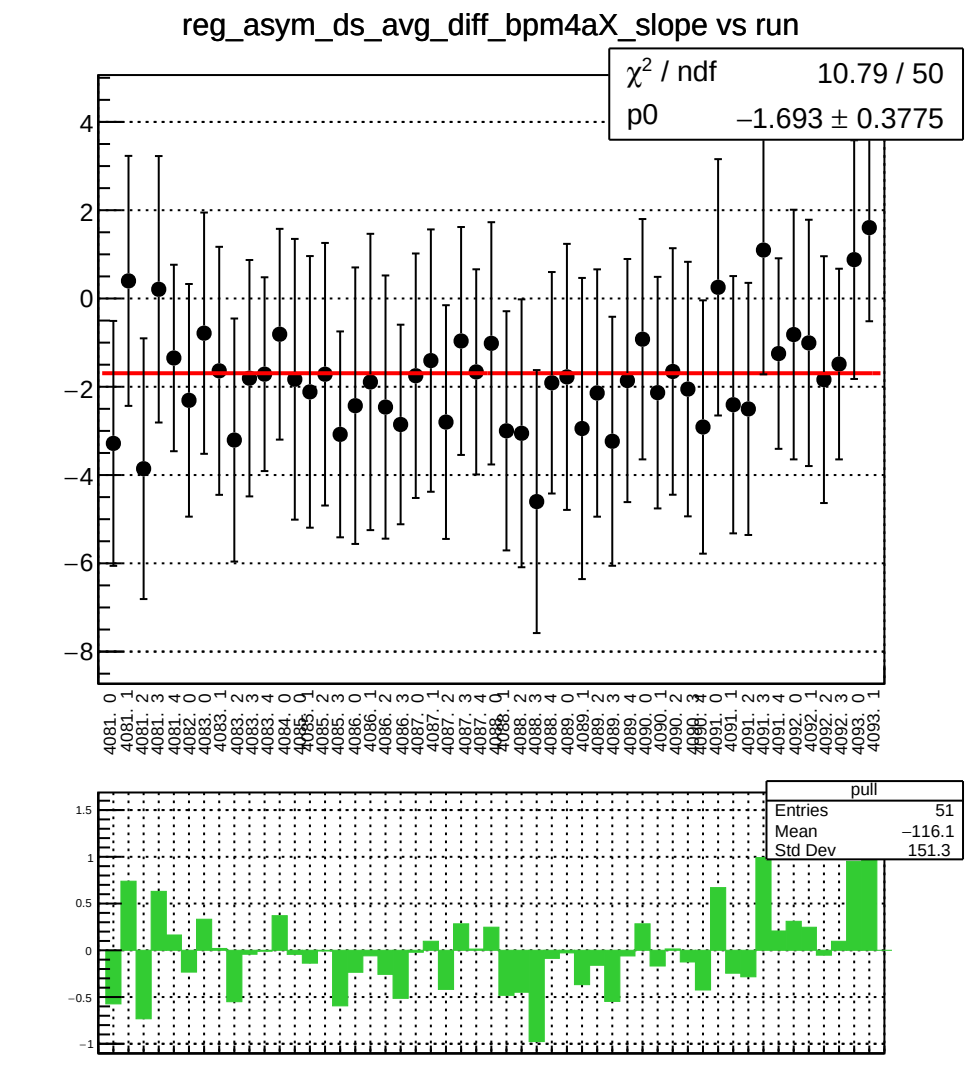
reg_asym_ds_avg_diff_bpm4aX_slope vs run
χ² / ndf 10.79 / 50
p0 −1.693 ± 0.3775
pull
Entries 51
Mean −116.1
Std Dev 151.3

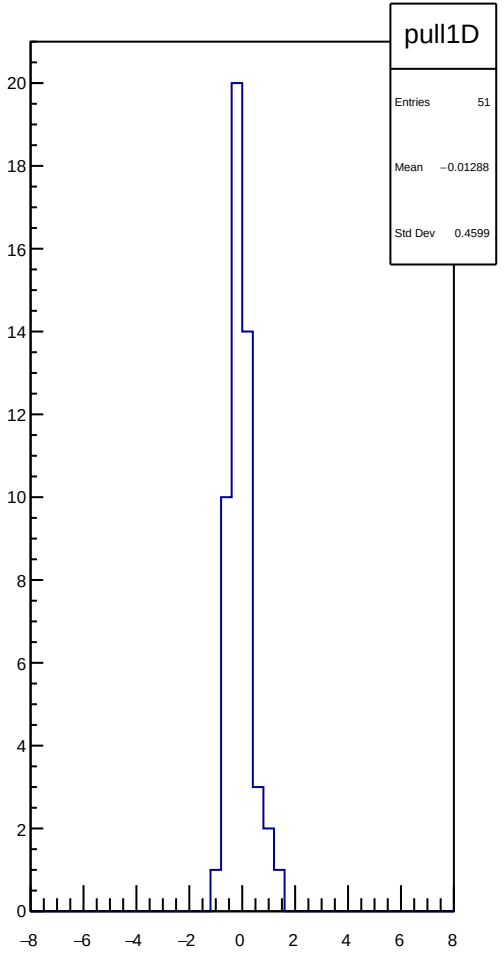
pull1D
Entries 51
Mean −0.01288
Std Dev 0.4599

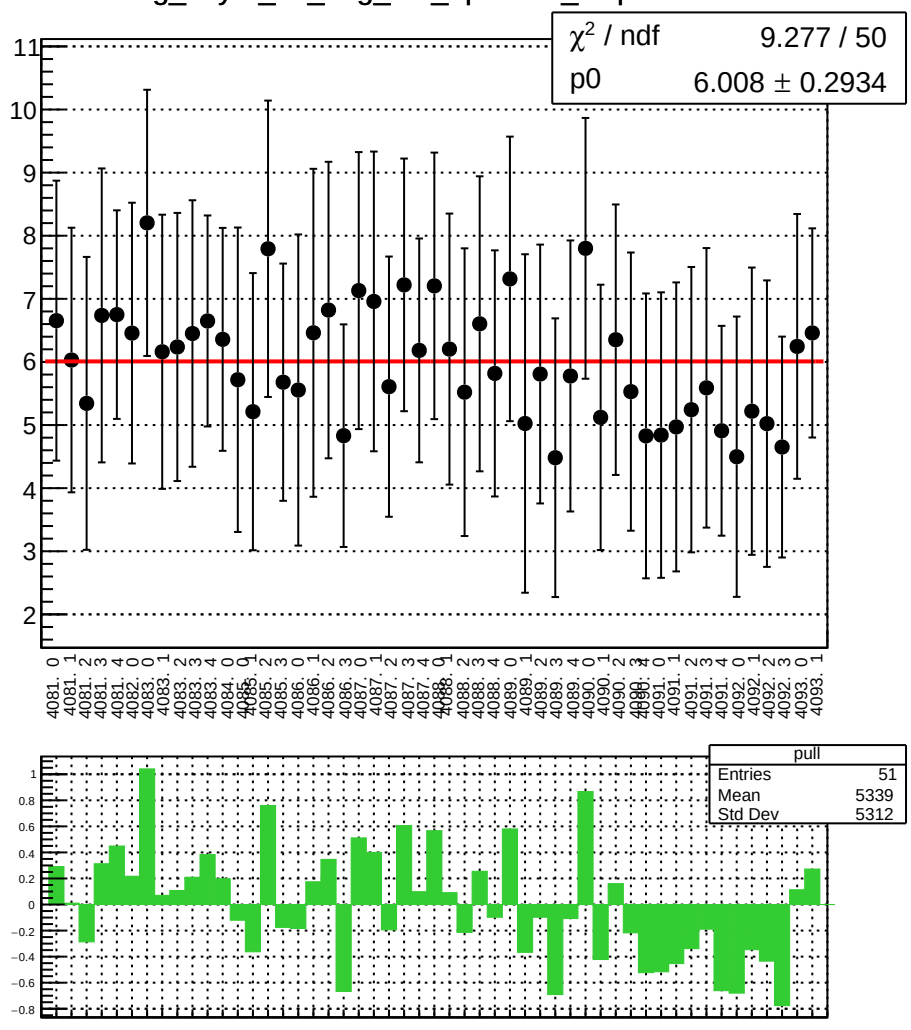
reg_asym_ds_avg_diff_bpm4aY_slope vs run
χ² / ndf 9.277 / 50
p0 6.008 ± 0.2934
pull
Entries 51
Mean 5339
Std Dev 5312

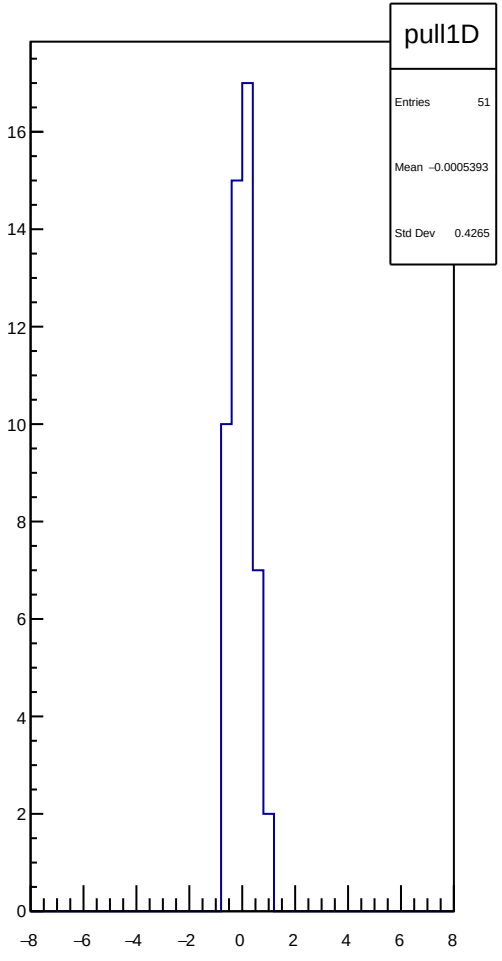
pull1D
Entries 51
Mean −0.0005393
Std Dev 0.4265

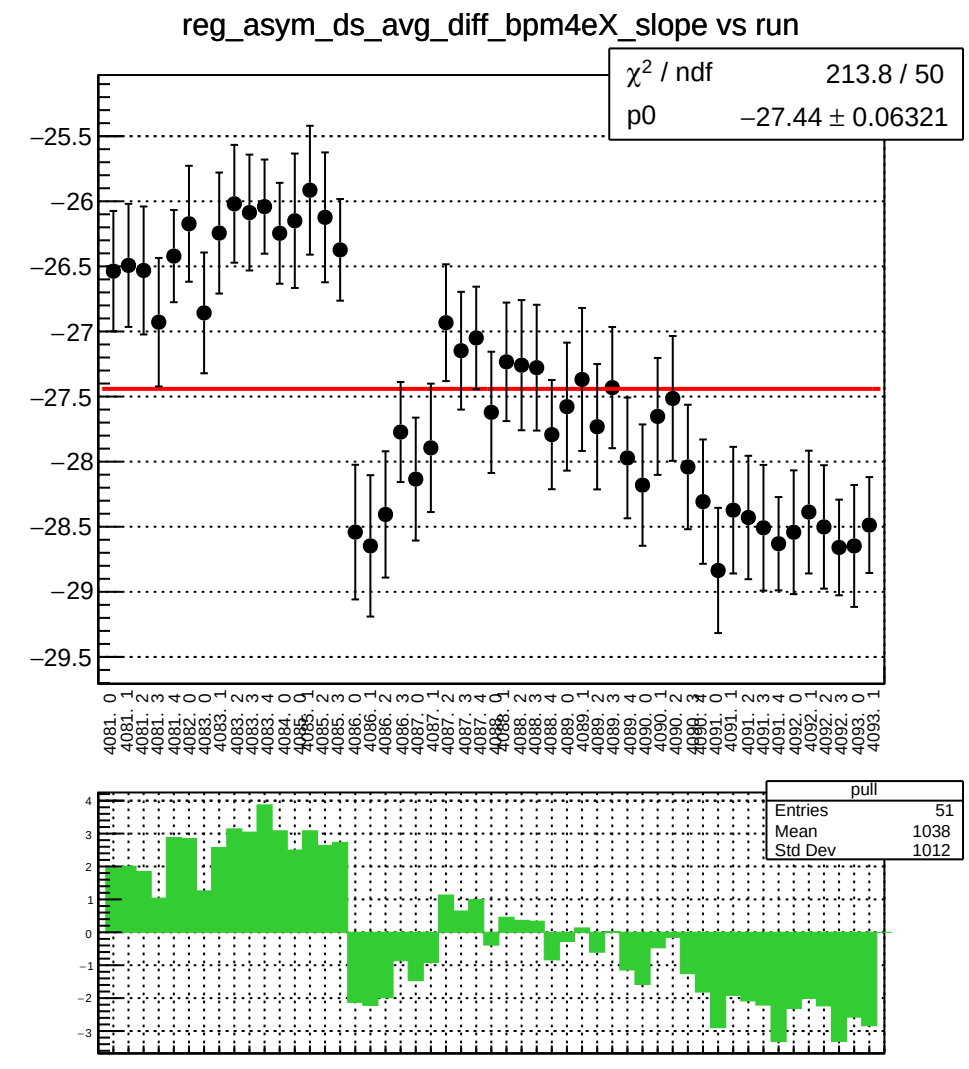
reg_asym_ds_avg_diff_bpm4eX_slope vs run
χ² / ndf 213.8 / 50
p0 −27.44 ± 0.06321
pull
Entries 51
Mean 1038
Std Dev 1012

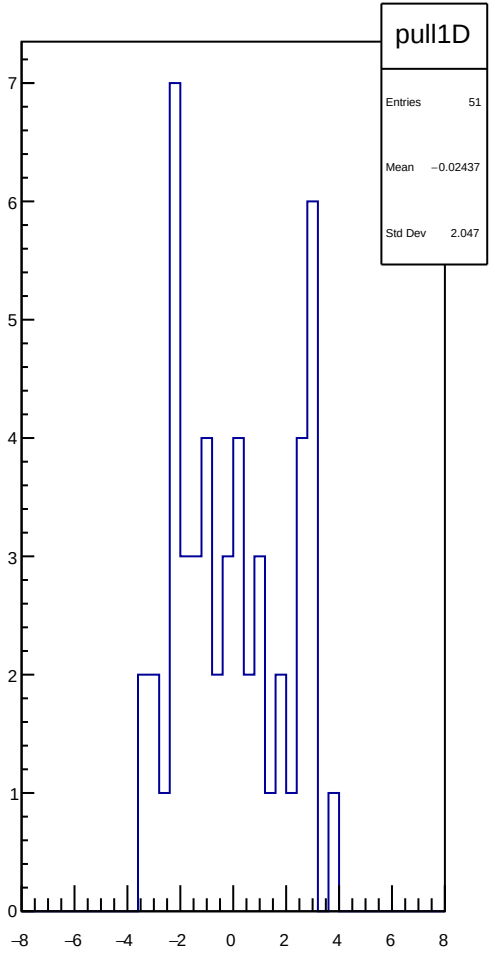
pull1D
Entries 51
Mean −0.02437
Std Dev 2.047

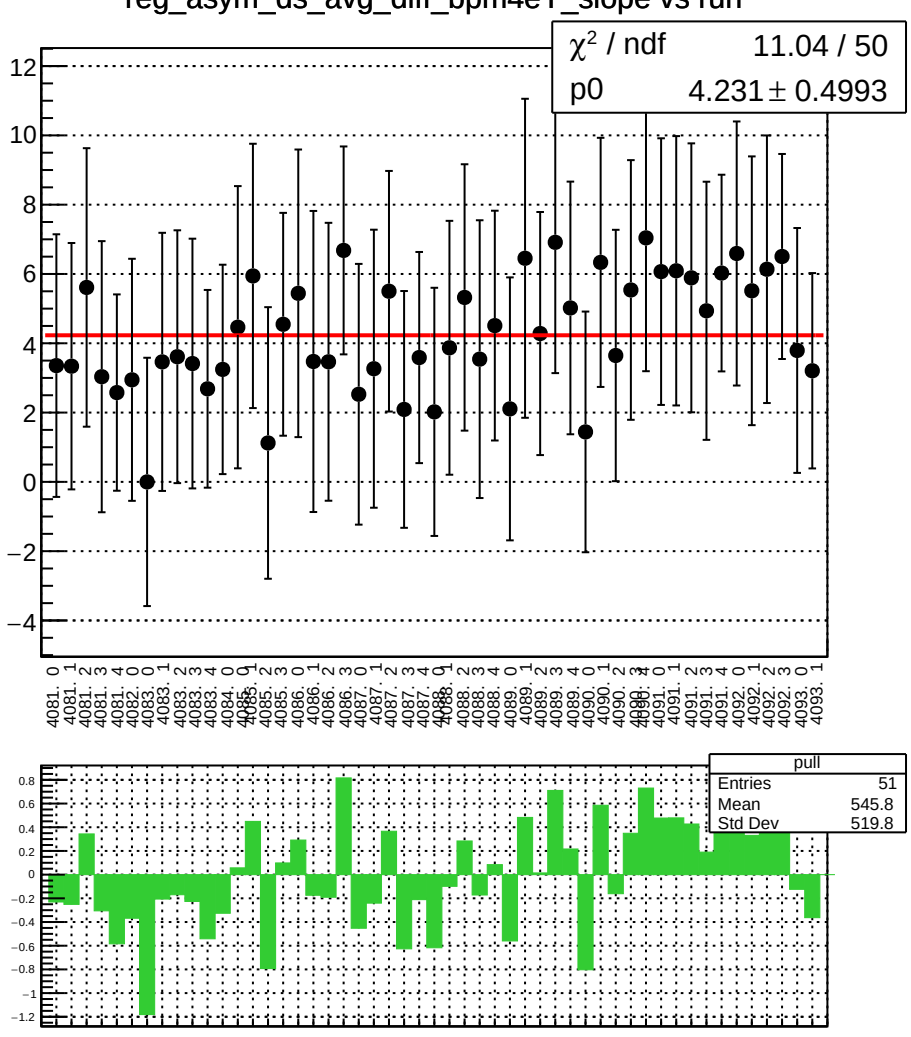
reg_asym_ds_avg_diff_bpm4eY_slope vs run
χ² / ndf 11.04 / 50
p0 4.231 ± 0.4993
pull
Entries 51
Mean 545.8
Std Dev 519.8

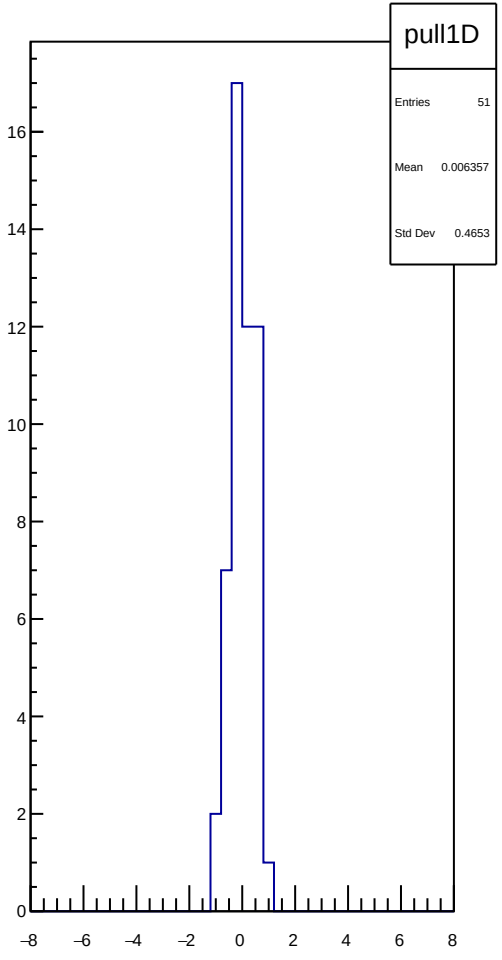
pull1D
Entries 51
Mean 0.006357
Std Dev 0.4653

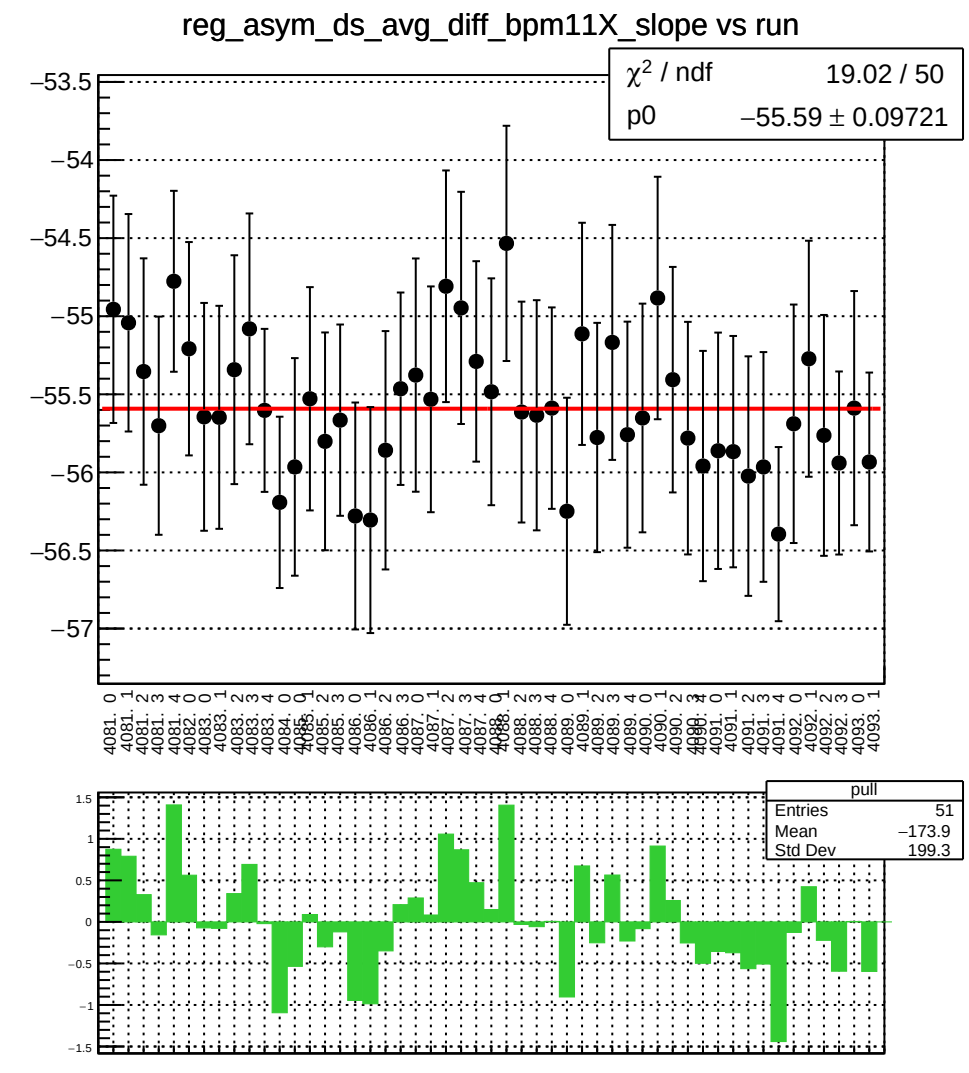
reg_asym_ds_avg_diff_bpm11X_slope vs run
χ² / ndf 19.02 / 50
p0 −55.59 ± 0.09721
pull
Entries 51
Mean −173.9
Std Dev 199.3

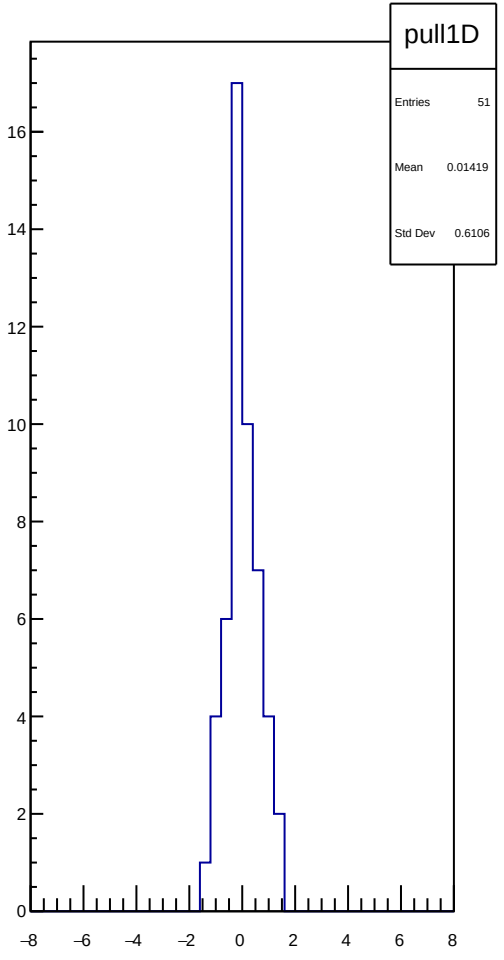
pull1D
Entries 51
Mean 0.01419
Std Dev 0.6106

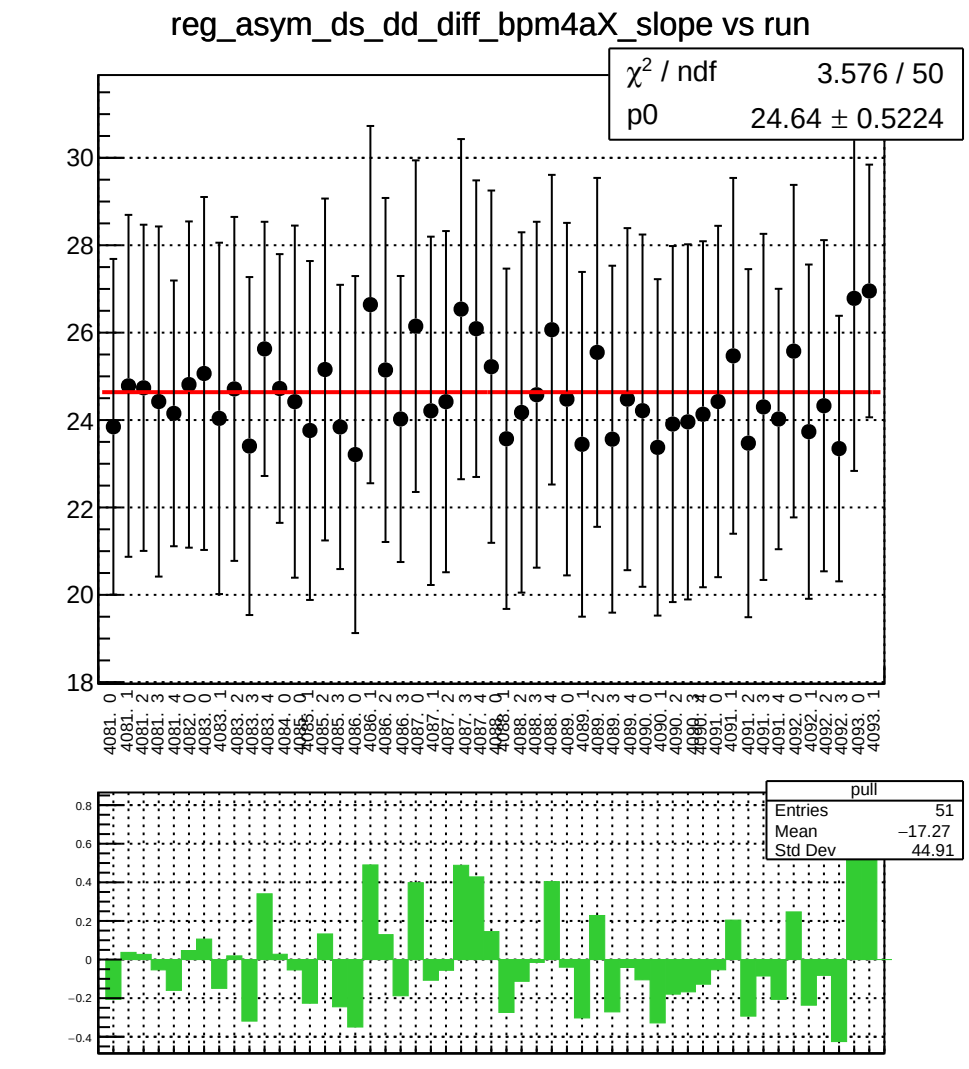
reg_asym_ds_dd_diff_bpm4aX_slope vs run
χ² / ndf 3.576 / 50
p0 24.64 ± 0.5224
pull
Entries 51
Mean −17.27
Std Dev 44.91

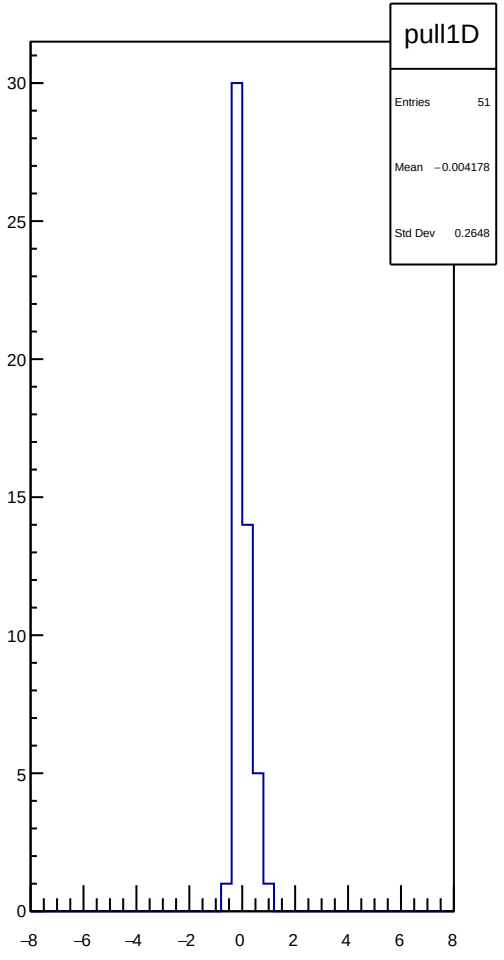
pull1D
Entries 51
Mean −0.004178
Std Dev 0.2648

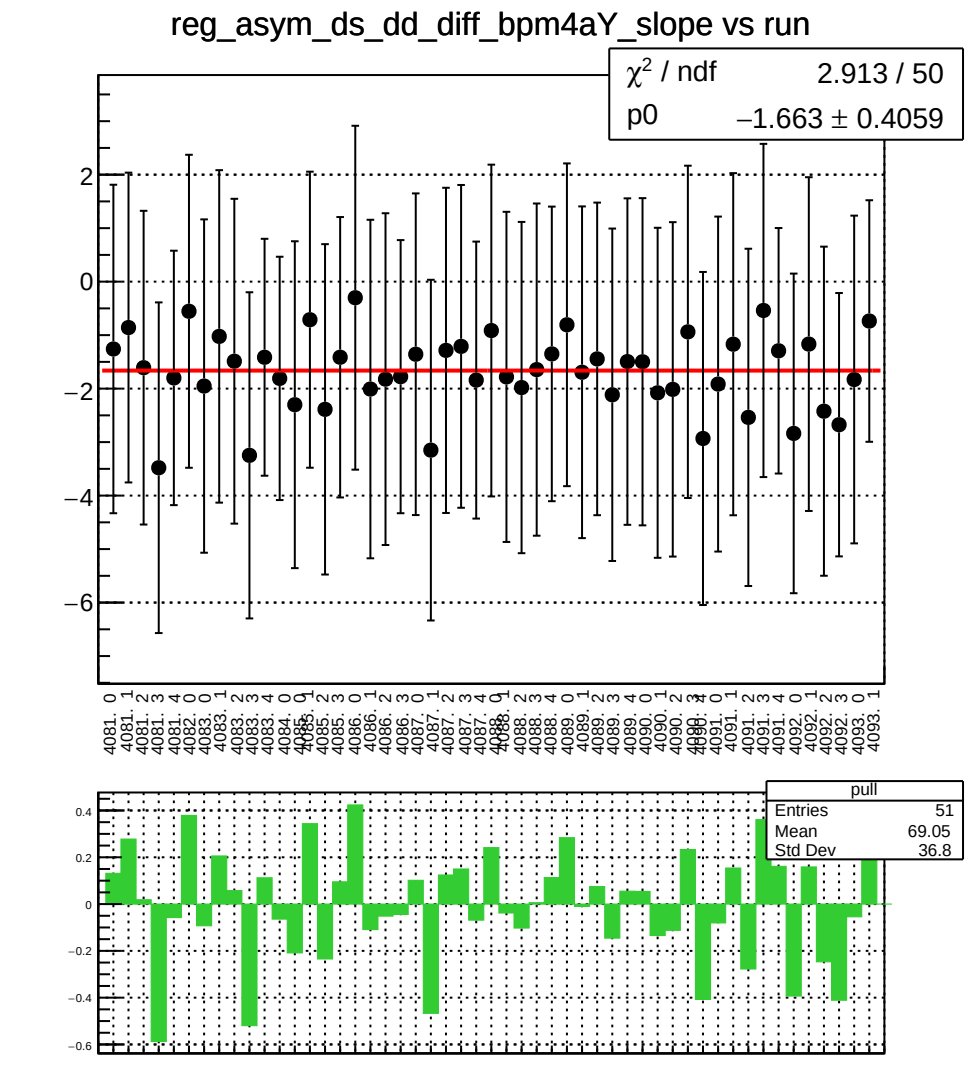
reg_asym_ds_dd_diff_bpm4aY_slope vs run
χ² / ndf 2.913 / 50
p0 −1.663 ± 0.4059
pull
Entries 51
Mean 69.05
Std Dev 36.8

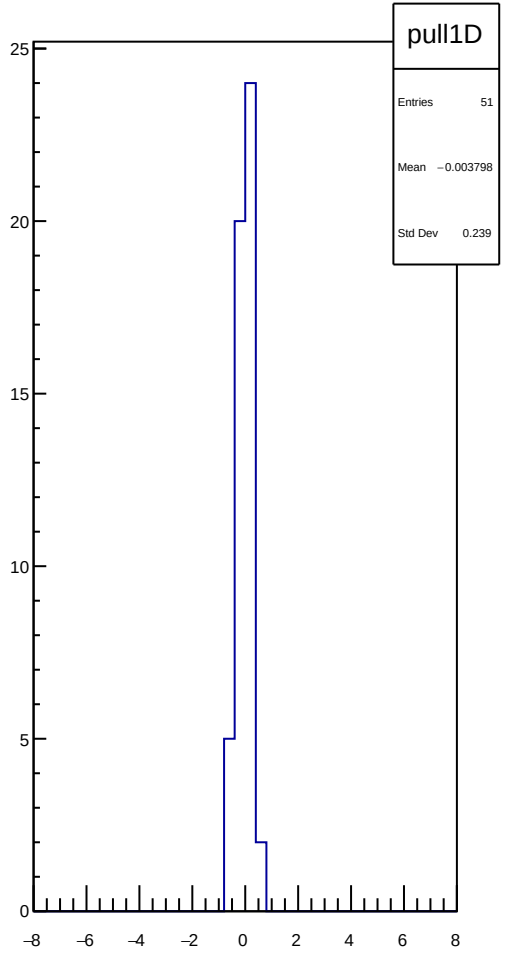
pull1D
Entries 51
Mean −0.003798
Std Dev 0.239

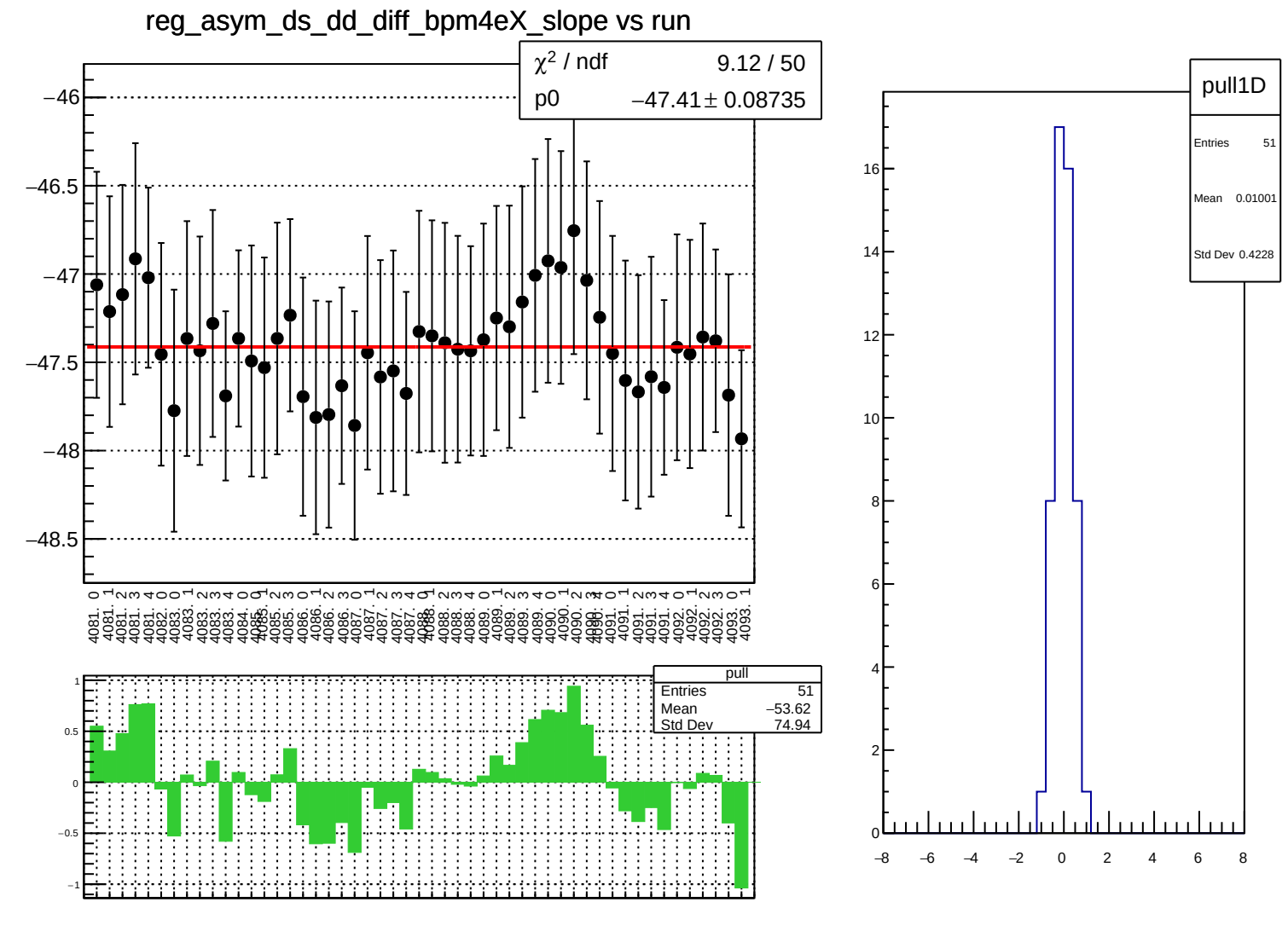
reg_asym_ds_dd_diff_bpm4eX_slope vs run
χ² / ndf 9.12 / 50
p0 −47.41 ± 0.08735
−46
−46.5
−47
−47.5
−48
−48.5
pull
Entries 51
Mean −53.62
Std Dev 74.94
1
0.5
0
−0.5
−1
pull1D
Entries 51
Mean 0.01001
Std Dev 0.4228
16
14
12
10
8
6
4
2
0
−8
−6
−4
−2
0
2
4
6
8

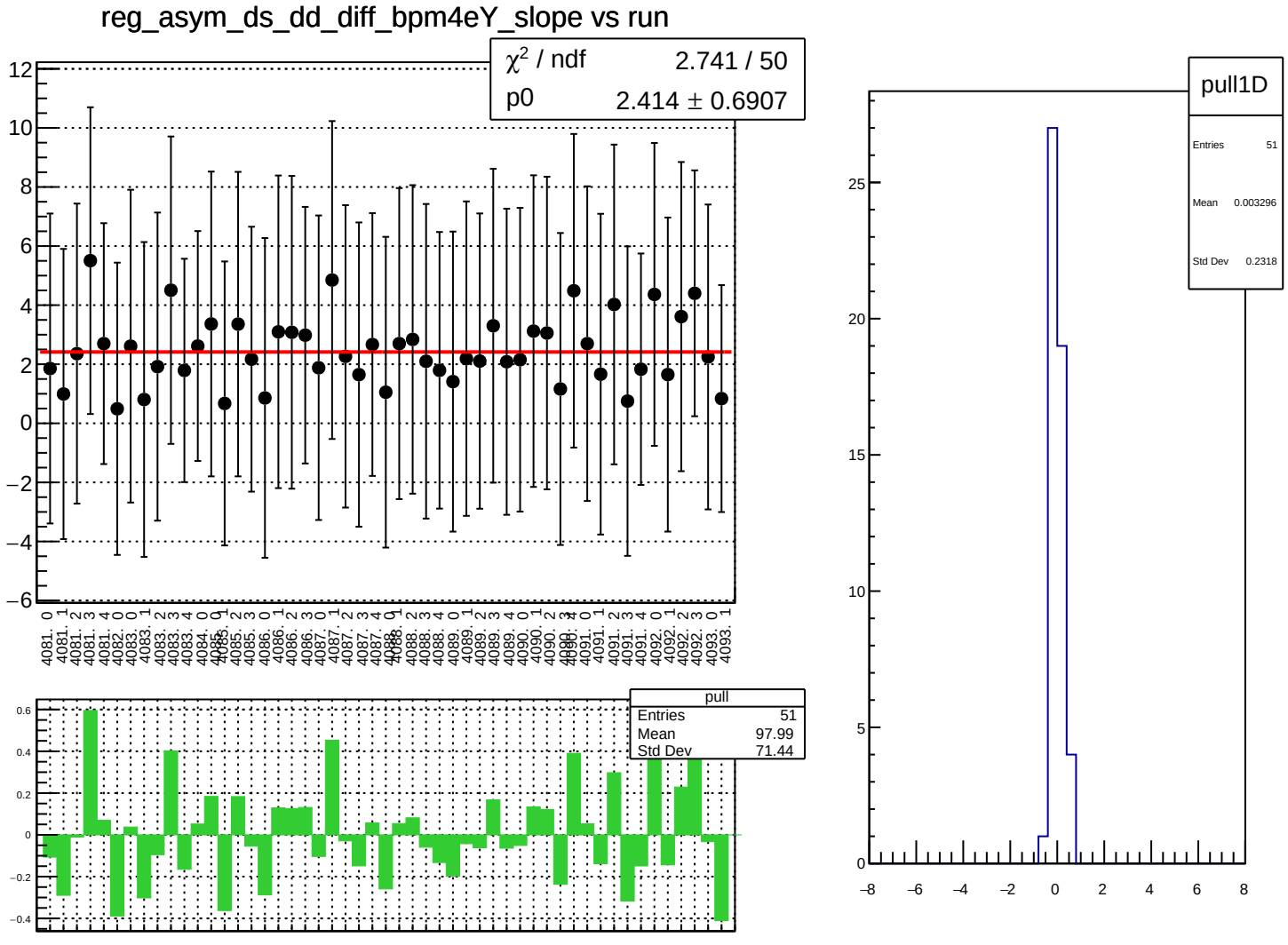
reg_asym_ds_dd_diff_bpm4eY_slope vs run
χ² / ndf 2.741 / 50
p0 2.414 ± 0.6907
pull
Entries 51
Mean 97.99
Std Dev 71.44
pull1D
Entries 51
Mean 0.003296
Std Dev 0.2318

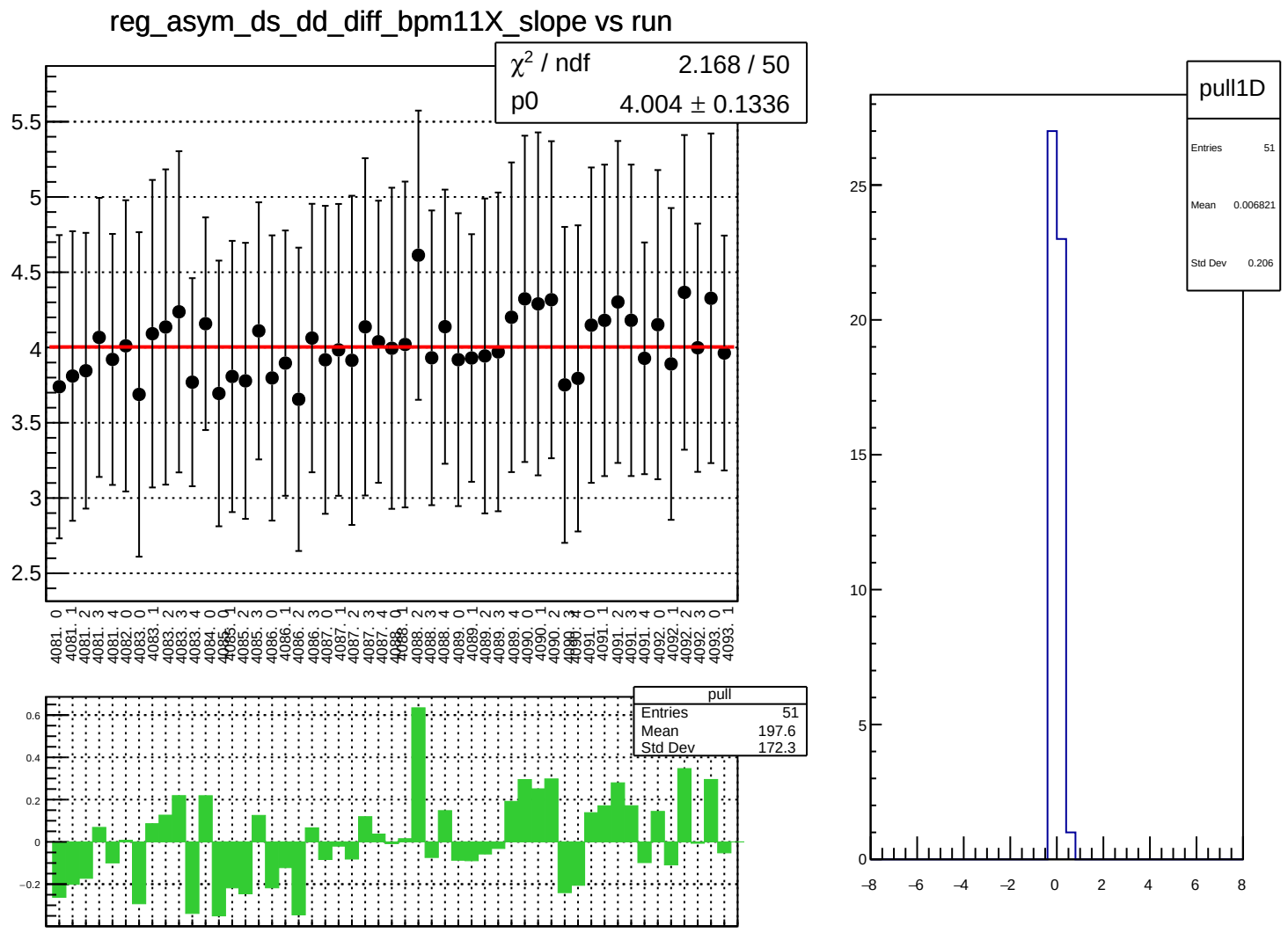
reg_asym_ds_dd_diff_bpm11X_slope vs run
χ² / ndf 2.168 / 50
p0 4.004 ± 0.1336
pull
Entries 51
Mean 197.6
Std Dev 172.3
pull1D
Entries 51
Mean 0.006821
Std Dev 0.206

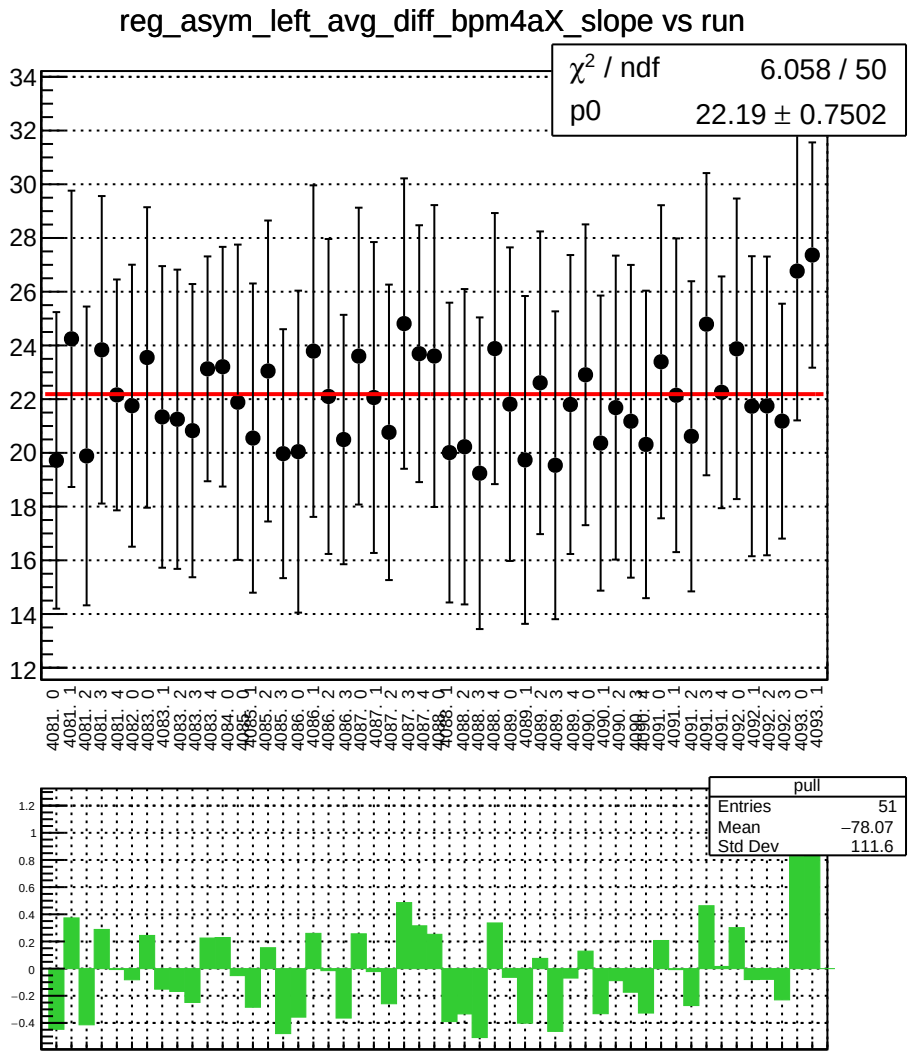
reg_asym_left_avg_diff_bpm4aX_slope vs run
χ² / ndf 6.058 / 50
p0 22.19 ± 0.7502
pull
Entries 51
Mean −78.07
Std Dev 111.6

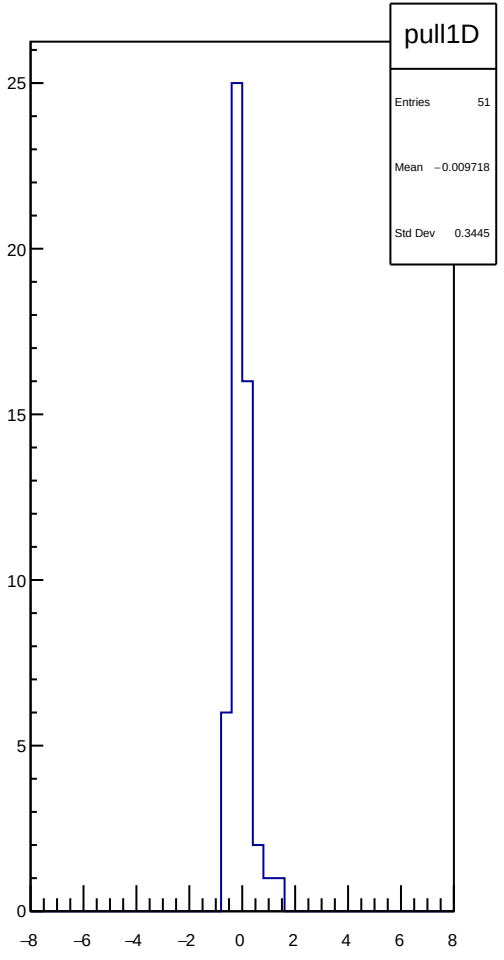
pull1D
Entries 51
Mean −0.009718
Std Dev 0.3445

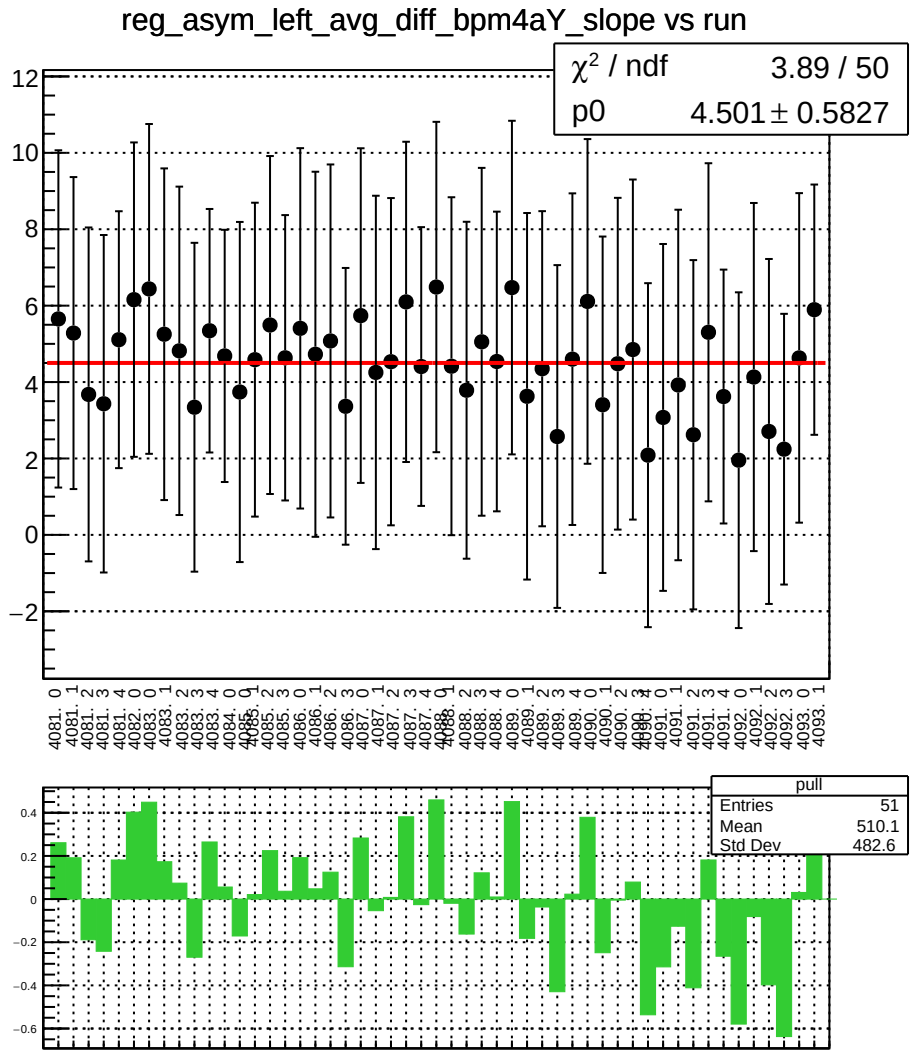
reg_asym_left_avg_diff_bpm4aY_slope vs run
χ² / ndf 3.89 / 50
p0 4.501 ± 0.5827
pull
Entries 51
Mean 510.1
Std Dev 482.6

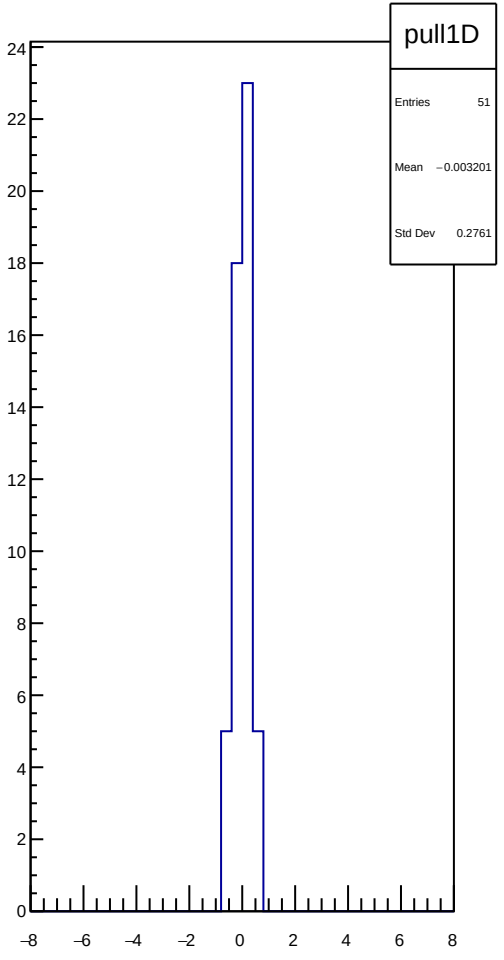
pull1D
Entries 51
Mean −0.003201
Std Dev 0.2761

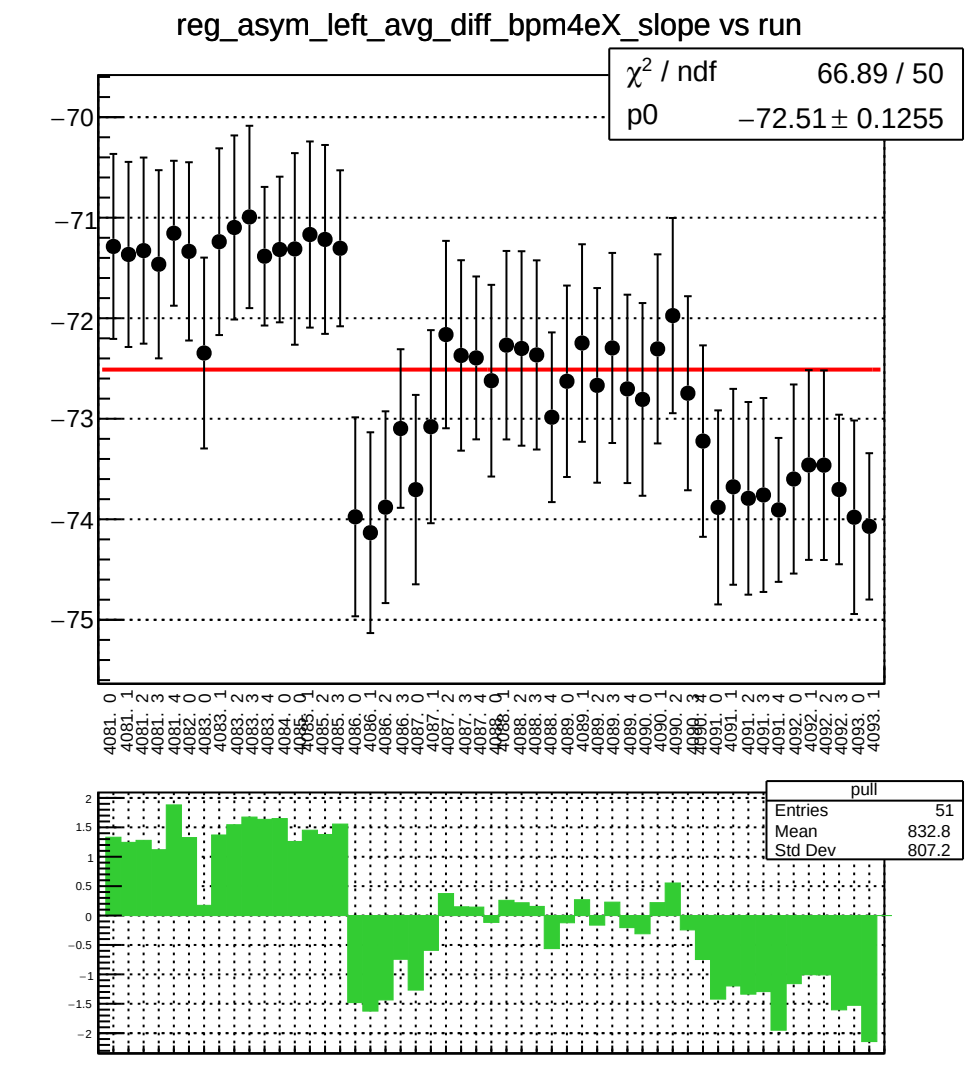
reg_asym_left_avg_diff_bpm4eX_slope vs run
χ² / ndf 66.89 / 50
p0 −72.51 ± 0.1255
pull
Entries 51
Mean 832.8
Std Dev 807.2

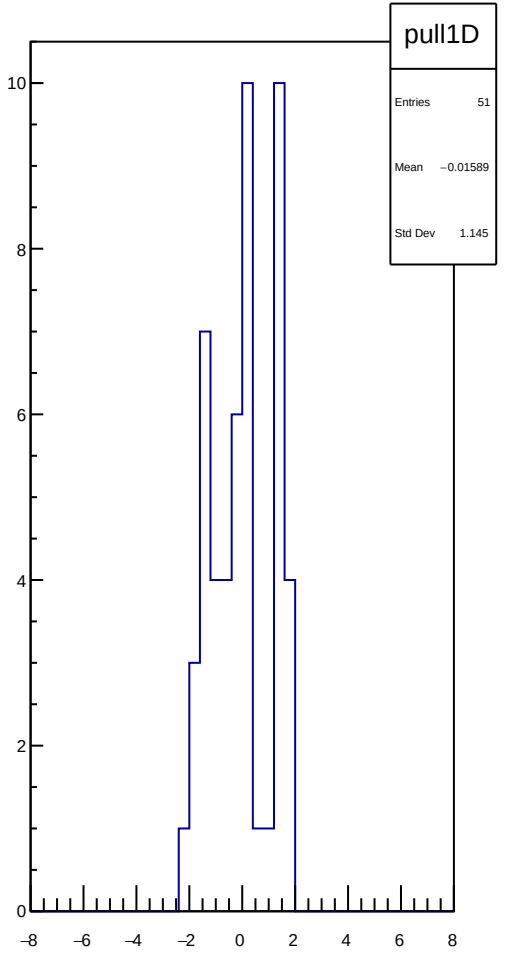
pull1D
Entries 51
Mean −0.01589
Std Dev 1.145

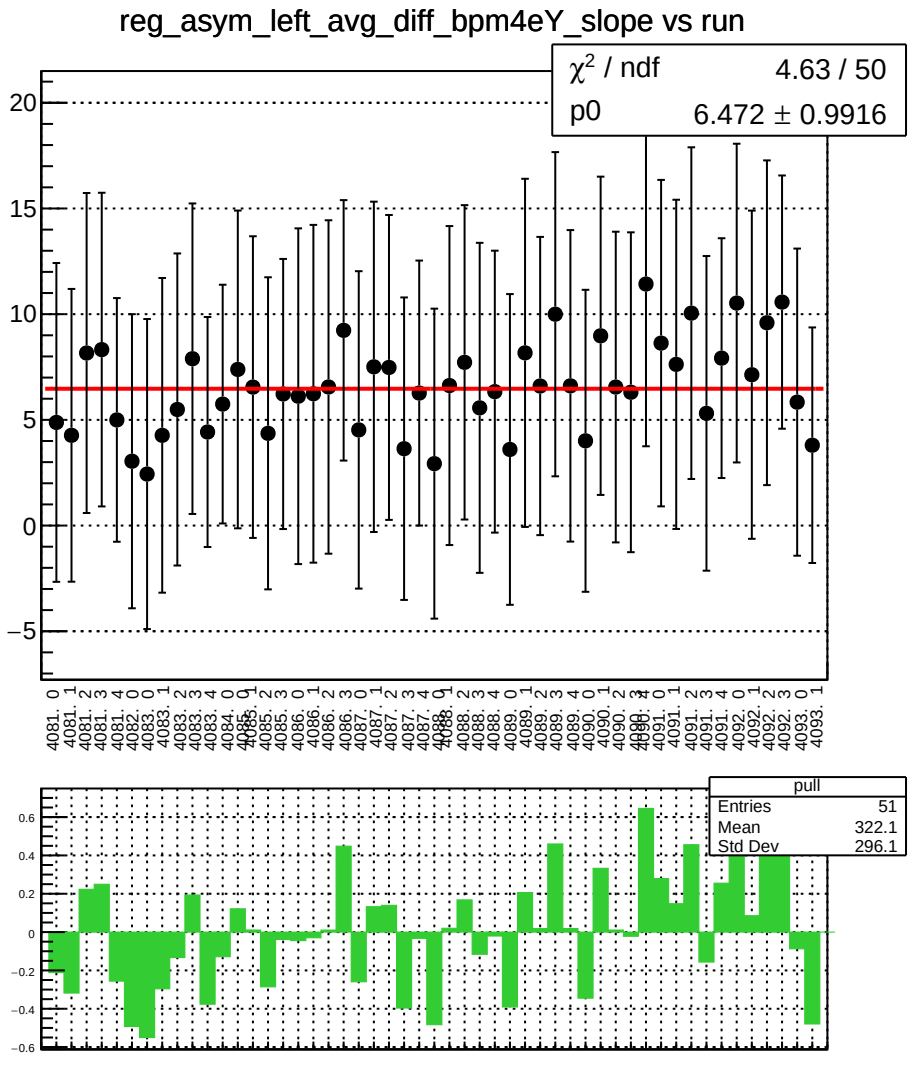
reg_asym_left_avg_diff_bpm4eY_slope vs run
χ² / ndf 4.63 / 50
p0 6.472 ± 0.9916
pull
Entries 51
Mean 322.1
Std Dev 296.1

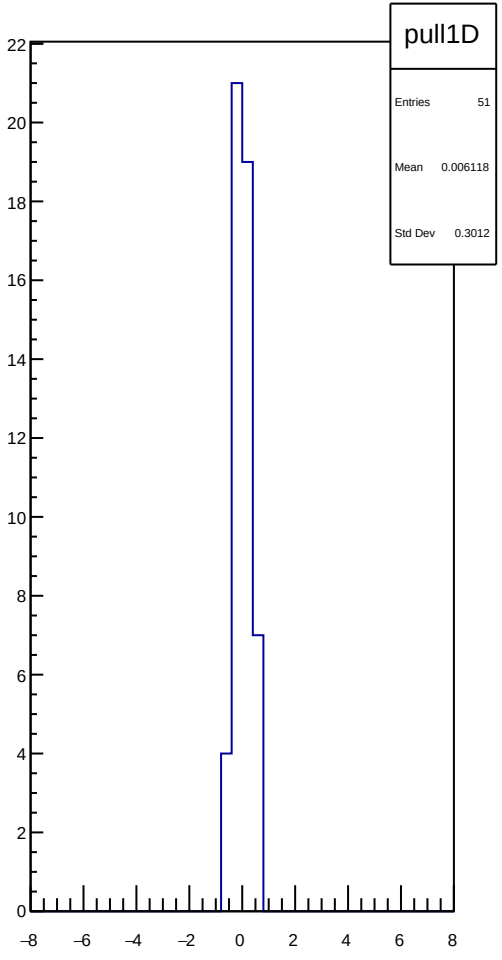
pull1D
Entries 51
Mean 0.006118
Std Dev 0.3012

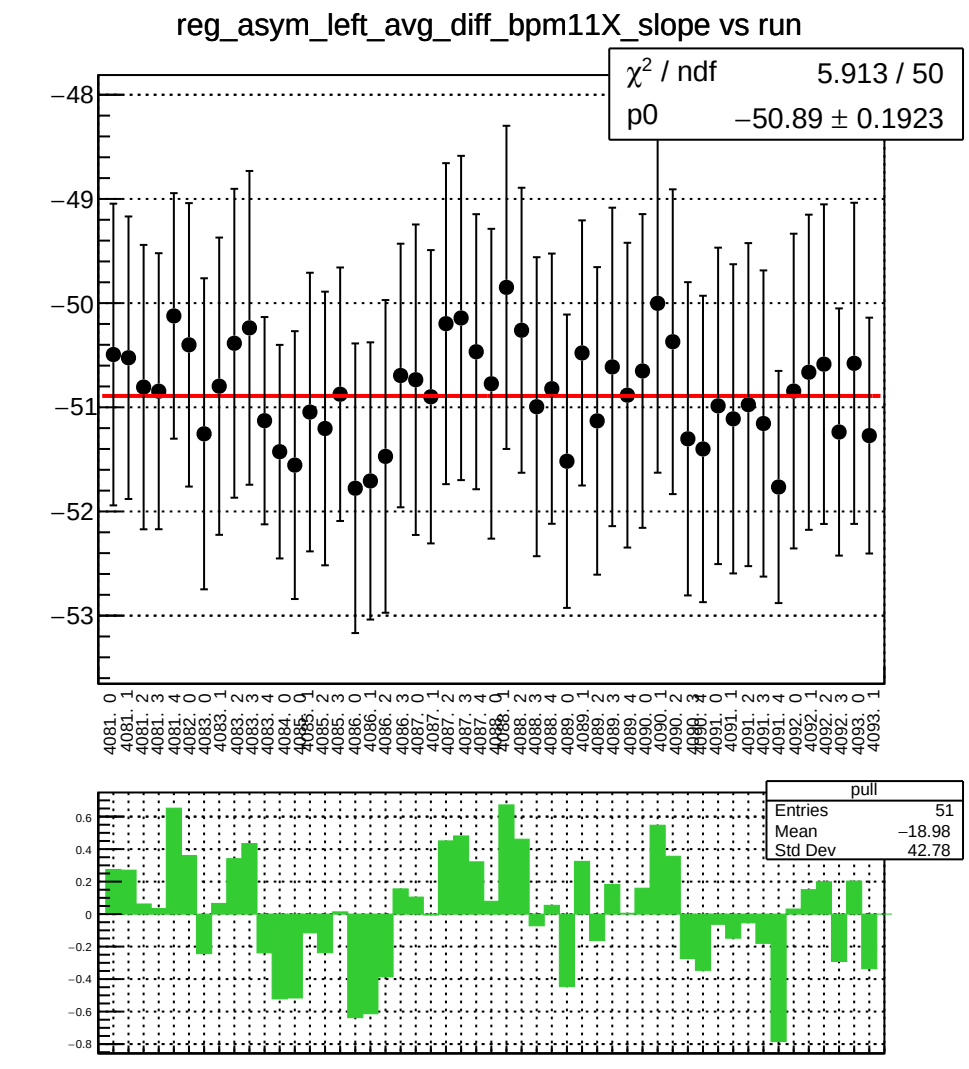
reg_asym_left_avg_diff_bpm11X_slope vs run
χ² / ndf 5.913 / 50
p0 −50.89 ± 0.1923
pull
Entries 51
Mean −18.98
Std Dev 42.78

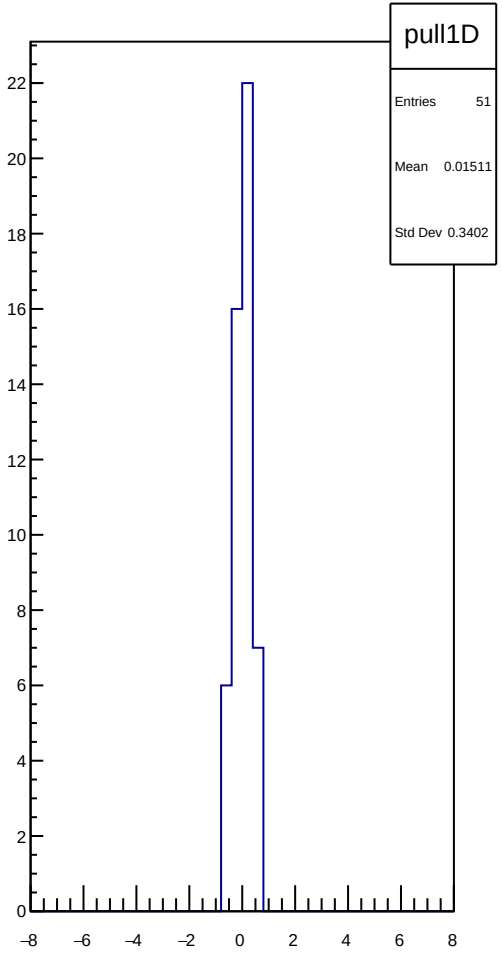
pull1D
Entries 51
Mean 0.01511
Std Dev 0.3402

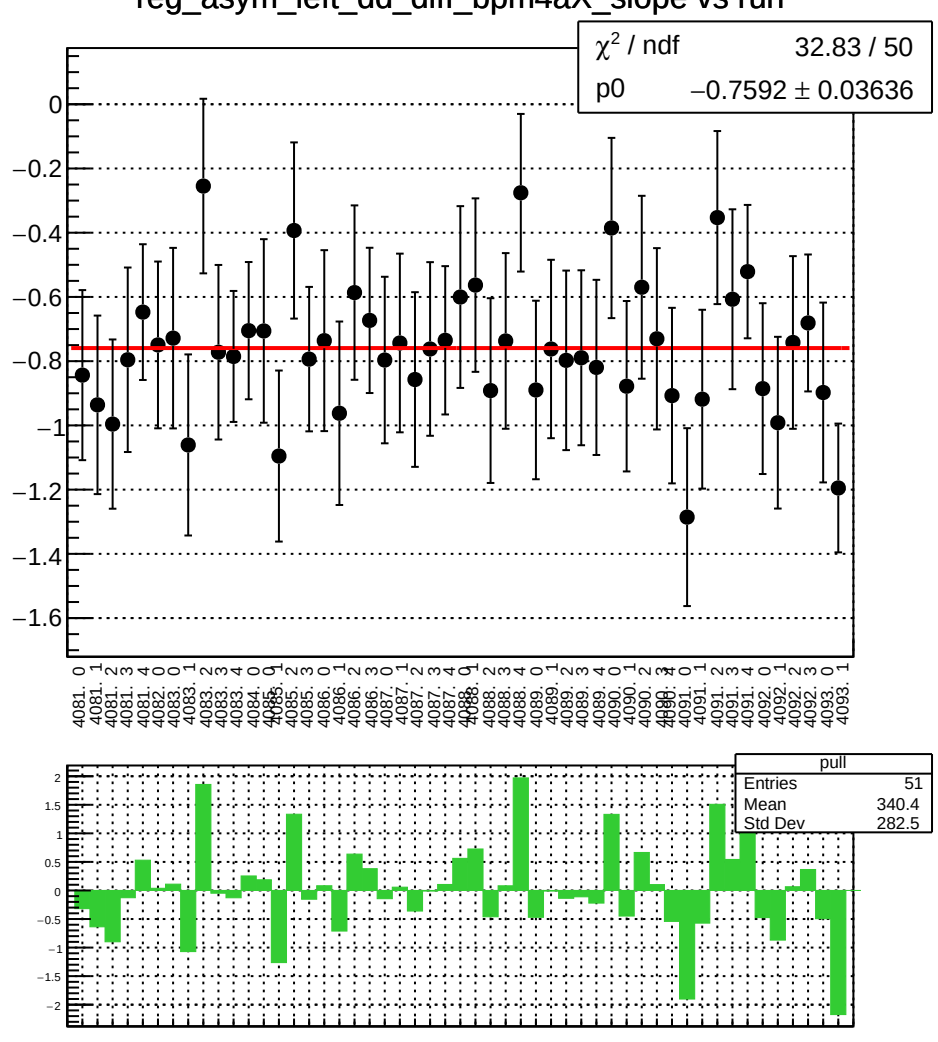
reg_asym_left_dd_diff_bpm4aX_slope vs run
χ² / ndf 32.83 / 50
p0 −0.7592 ± 0.03636
pull
Entries 51
Mean 340.4
Std Dev 282.5

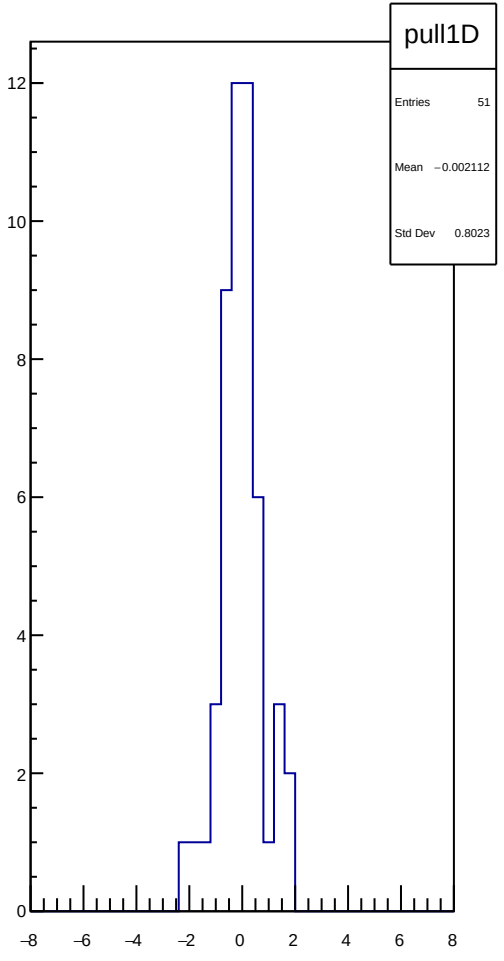
pull1D
Entries 51
Mean −0.002112
Std Dev 0.8023

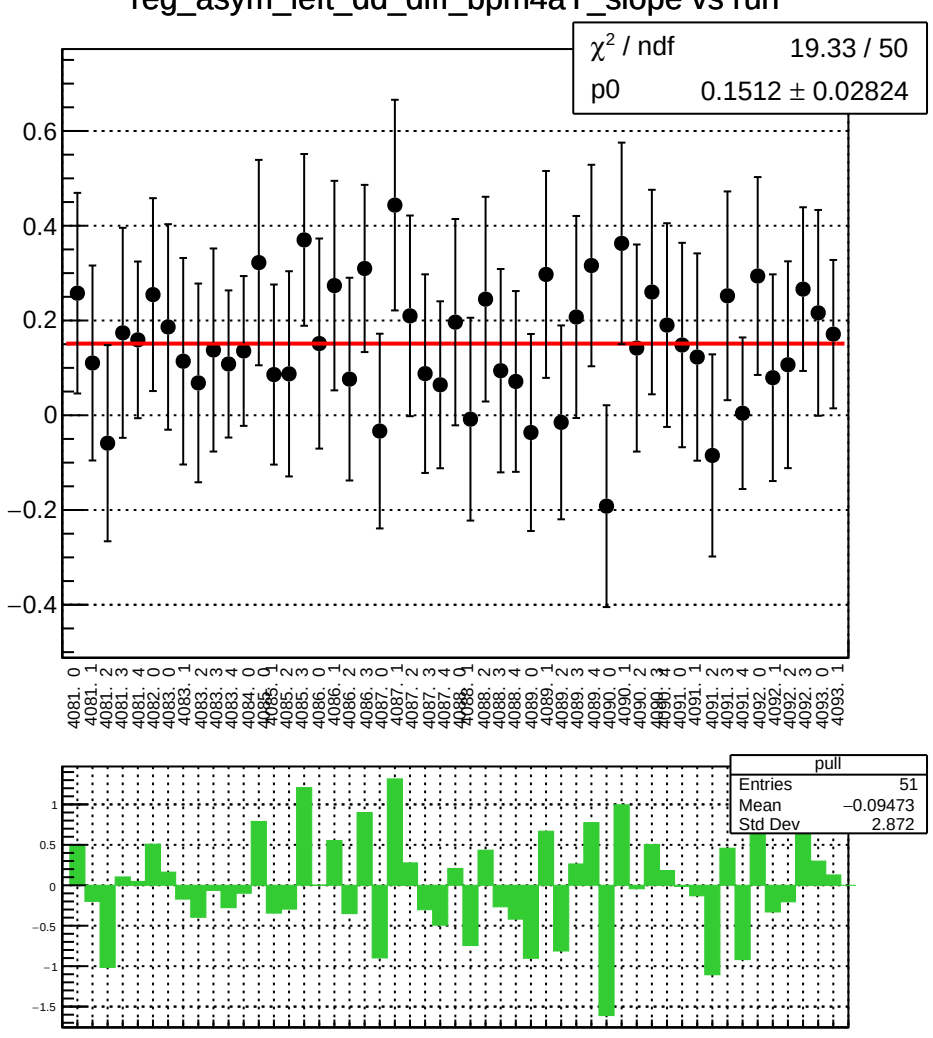
reg_asym_left_dd_diff_bpm4aY_slope vs run
χ² / ndf 19.33 / 50
p0 0.1512 ± 0.02824
pull
Entries 51
Mean −0.09473
Std Dev 2.872

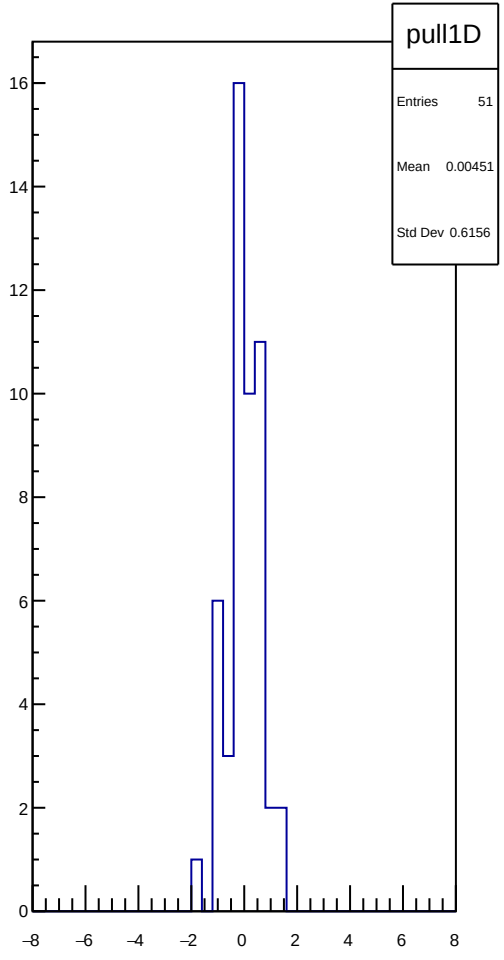
pull1D
Entries 51
Mean 0.00451
Std Dev 0.6156

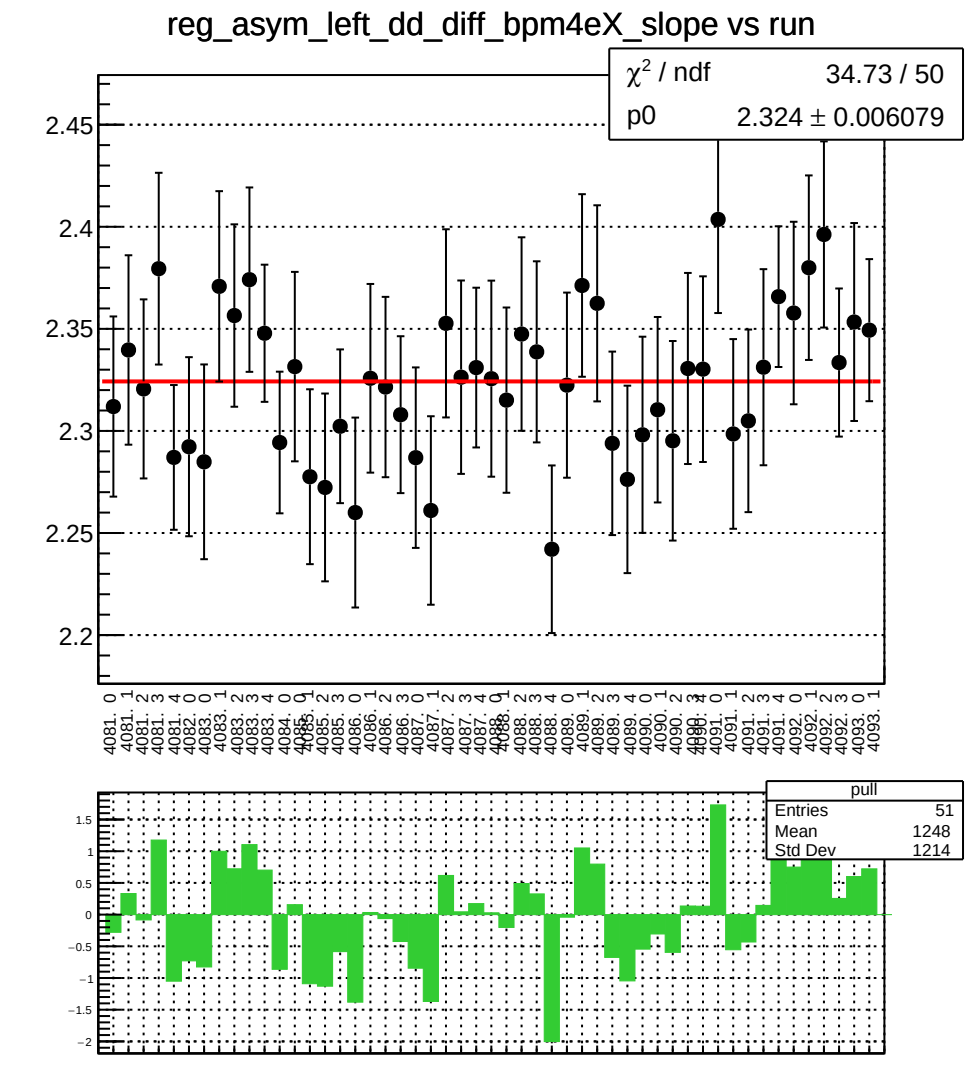
reg_asym_left_dd_diff_bpm4eX_slope vs run
χ² / ndf 34.73 / 50
p0 2.324 ± 0.006079
2.45
2.4
2.35
2.3
2.25
2.2
pull
Entries 51
Mean 1248
Std Dev 1214
1.5
1
0.5
0
−0.5
−1
−1.5
−2

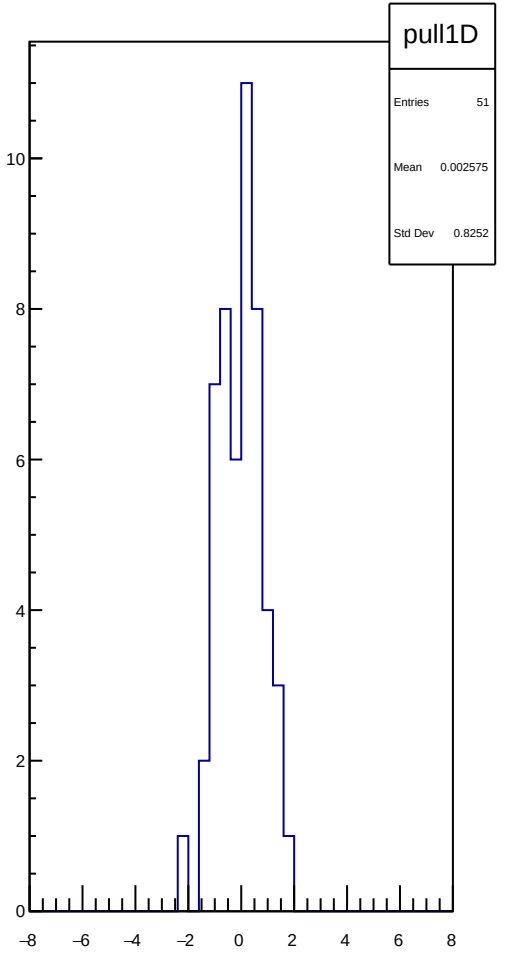
pull1D
Entries 51
Mean 0.002575
Std Dev 0.8252
10
8
6
4
2
0
−8
−6
−4
−2
0
2
4
6
8

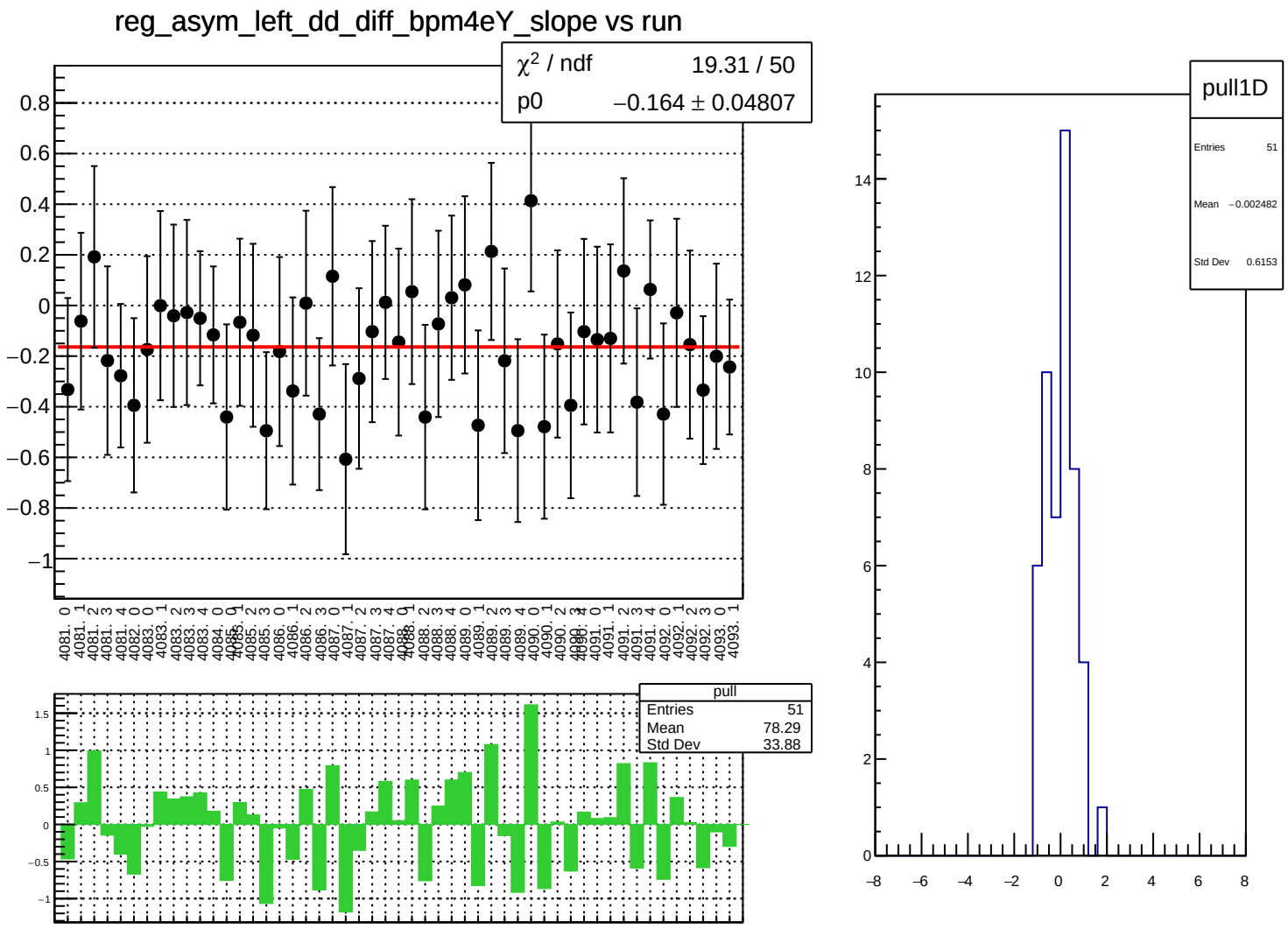
reg_asym_left_dd_diff_bpm4eY_slope vs run
χ² / ndf 19.31 / 50
p0 −0.164 ± 0.04807
pull
Entries 51
Mean 78.29
Std Dev 33.88
pull1D
Entries 51
Mean −0.002482
Std Dev 0.6153

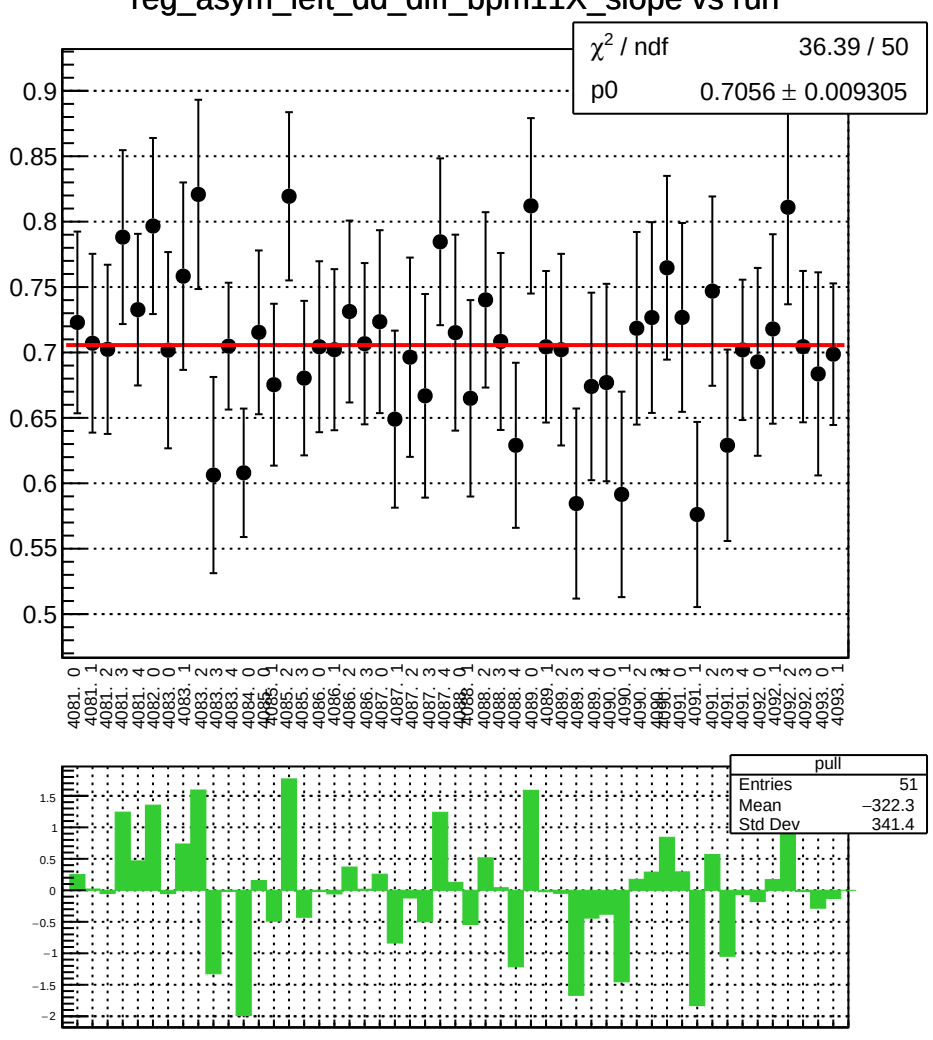
reg_asym_left_dd_diff_bpm11X_slope vs run
χ² / ndf 36.39 / 50
p0 0.7056 ± 0.009305
pull
Entries 51
Mean −322.3
Std Dev 341.4

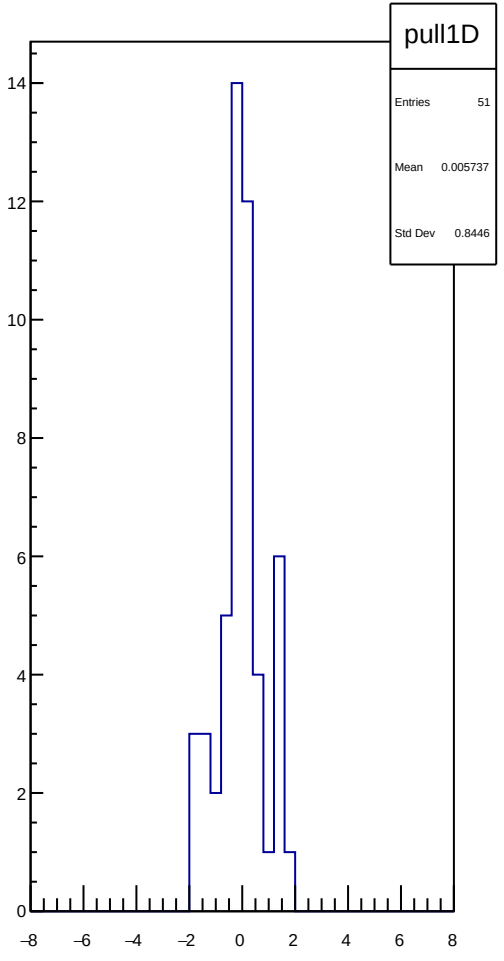
pull1D
Entries 51
Mean 0.005737
Std Dev 0.8446

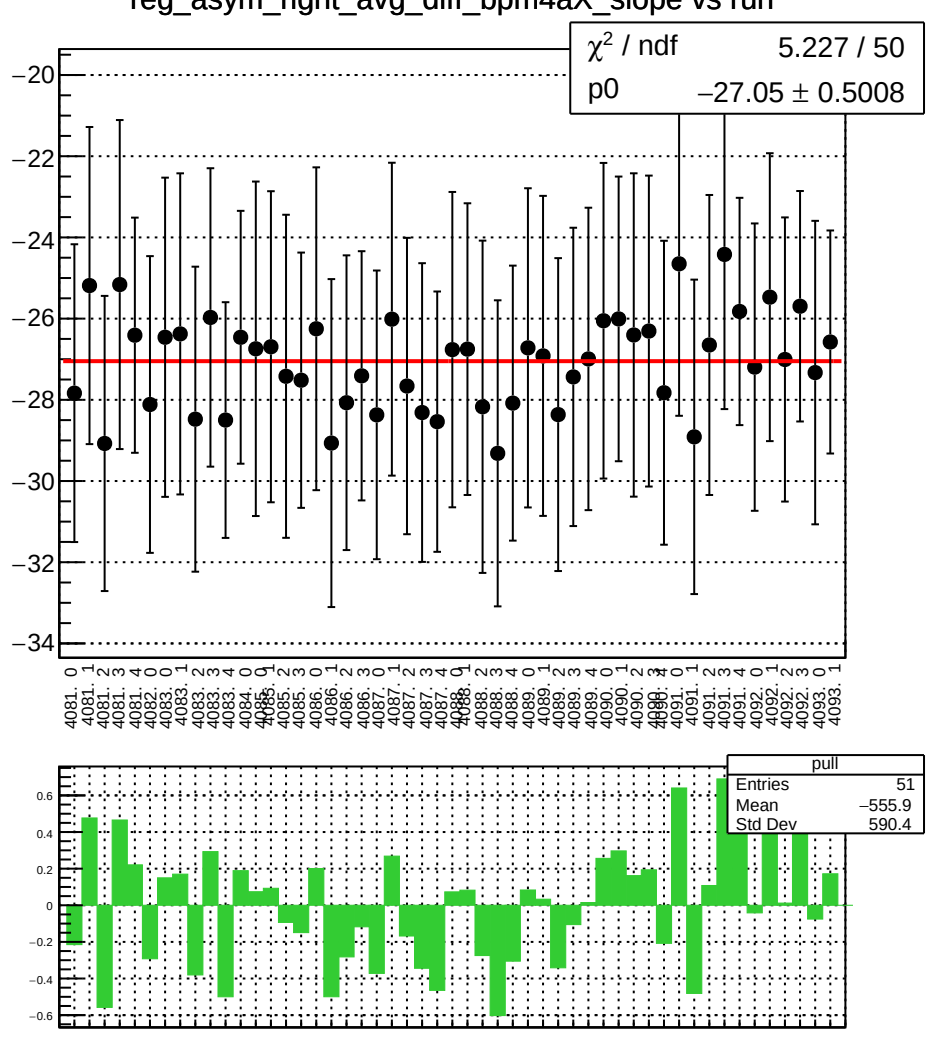
reg_asym_right_avg_diff_bpm4aX_slope vs run
χ² / ndf 5.227 / 50
p0 −27.05 ± 0.5008
pull
Entries 51
Mean −555.9
Std Dev 590.4

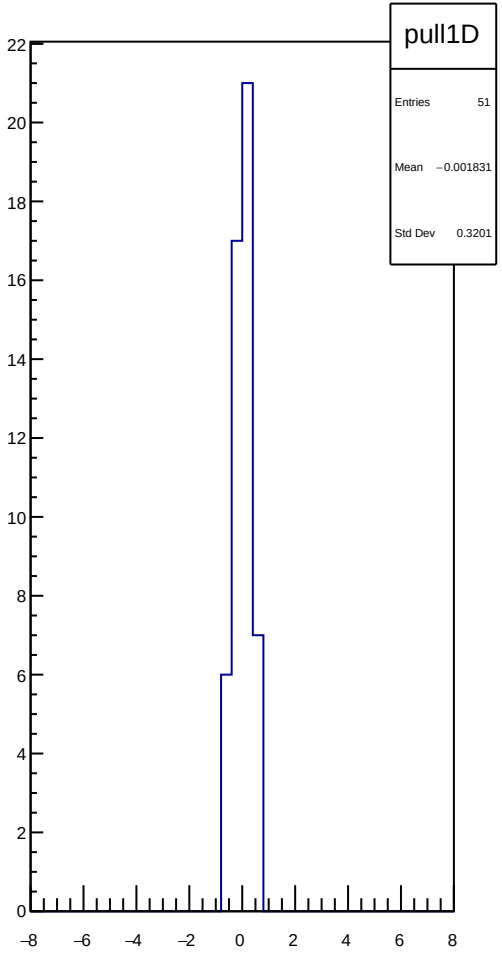
pull1D
Entries 51
Mean −0.001831
Std Dev 0.3201

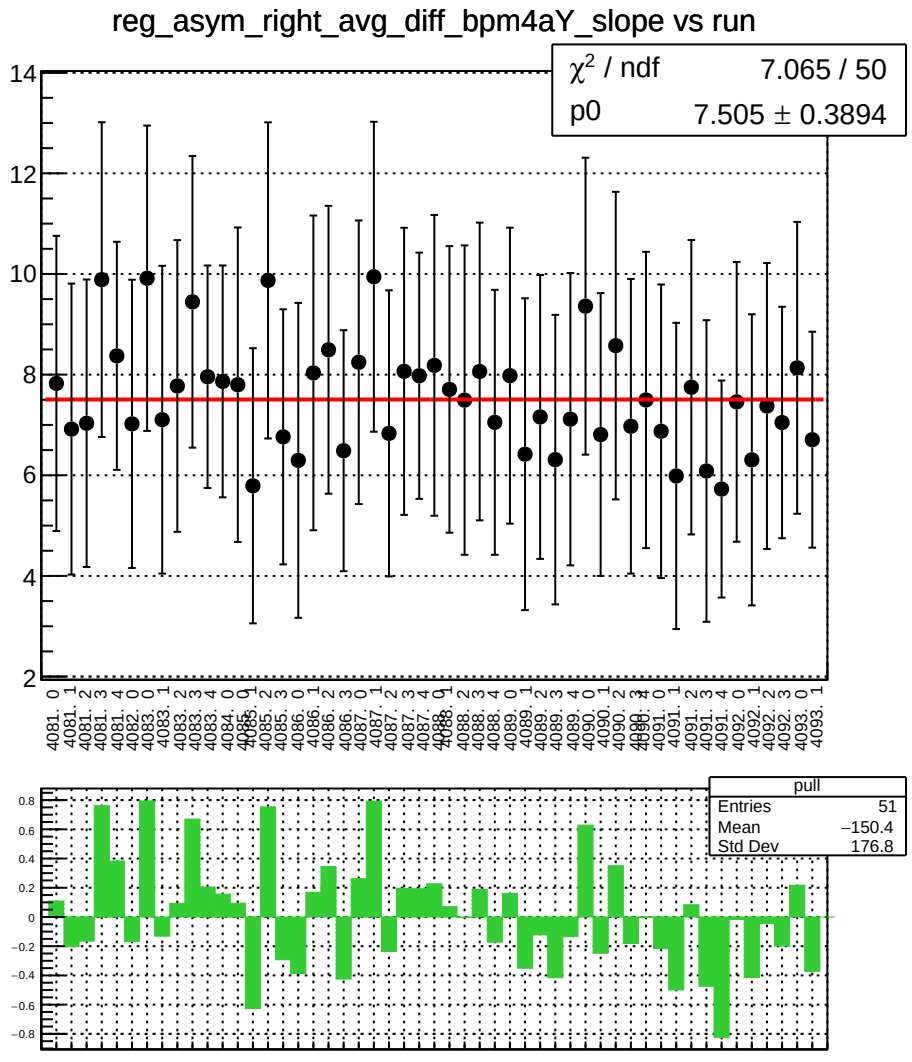
reg_asym_right_avg_diff_bpm4aY_slope vs run
χ² / ndf 7.065 / 50
p0 7.505 ± 0.3894
pull
Entries 51
Mean −150.4
Std Dev 176.8

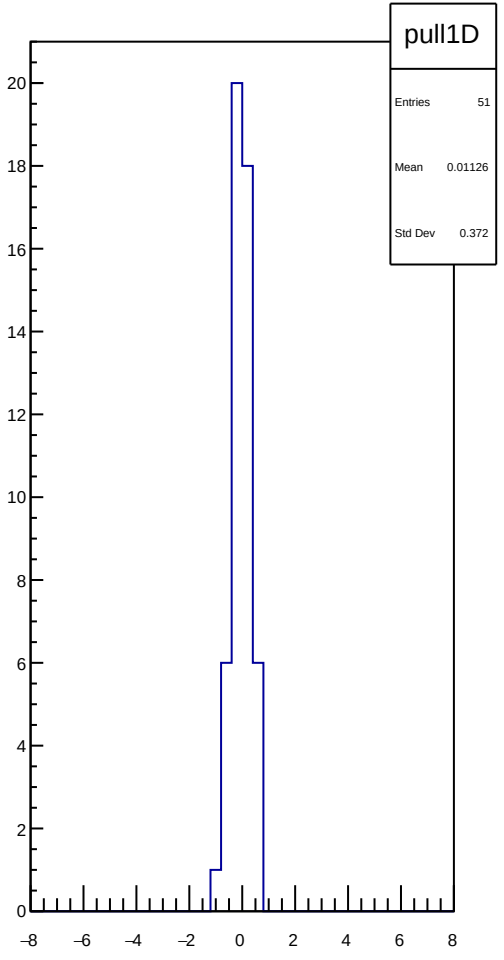
pull1D
Entries 51
Mean 0.01126
Std Dev 0.372

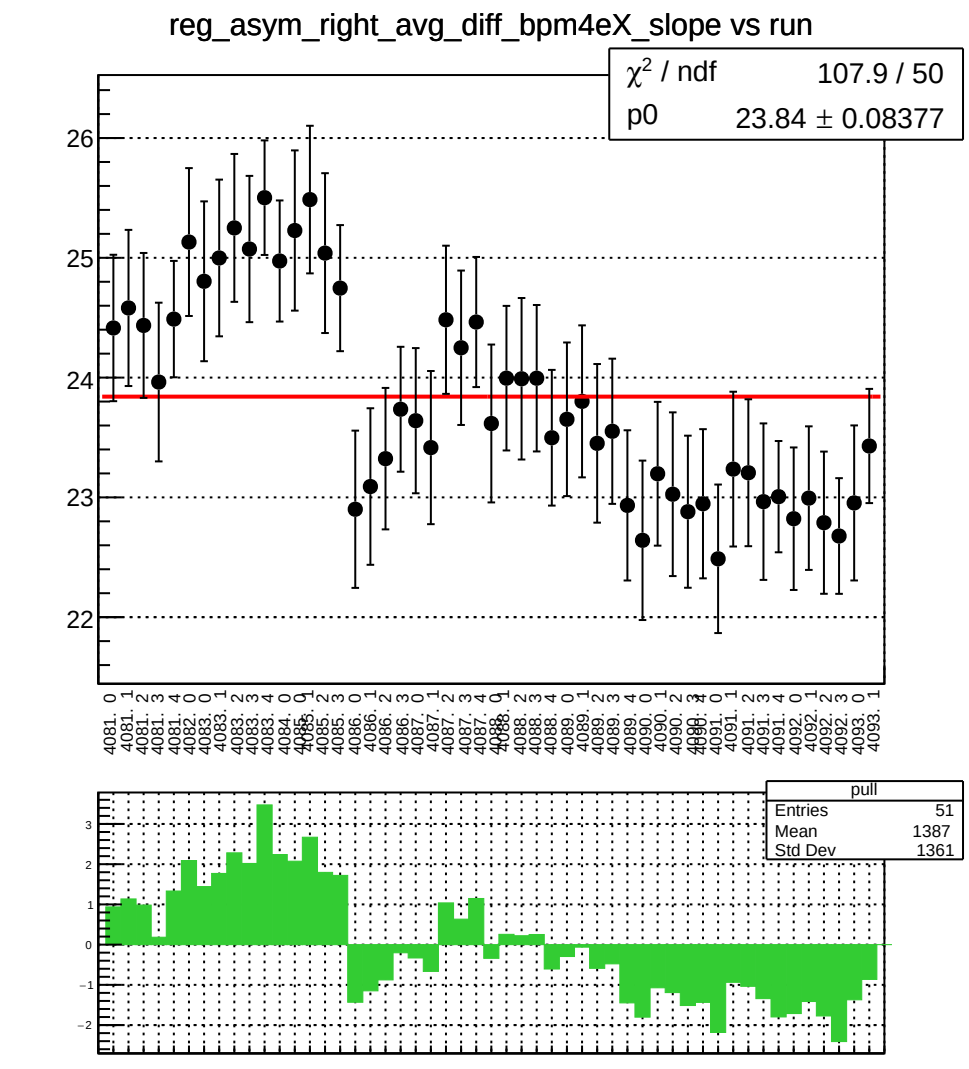
reg_asym_right_avg_diff_bpm4eX_slope vs run
χ² / ndf 107.9 / 50
p0 23.84 ± 0.08377
pull
Entries 51
Mean 1387
Std Dev 1361

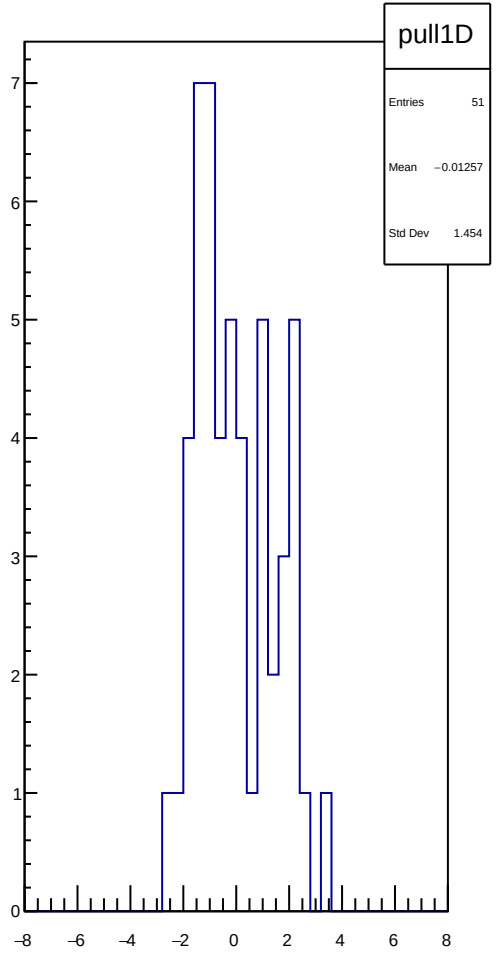
pull1D
Entries 51
Mean −0.01257
Std Dev 1.454

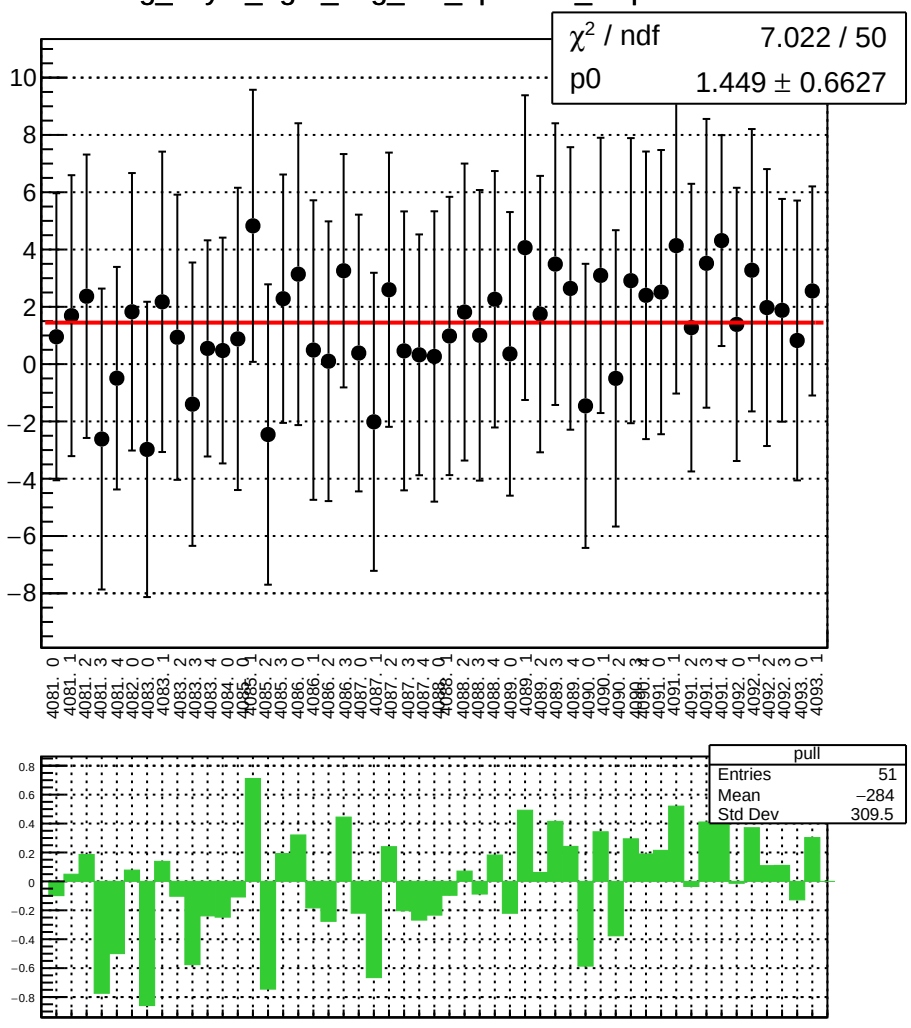
reg_asym_right_avg_diff_bpm4eY_slope vs run
χ² / ndf 7.022 / 50
p0 1.449 ± 0.6627
pull
Entries 51
Mean −284
Std Dev 309.5

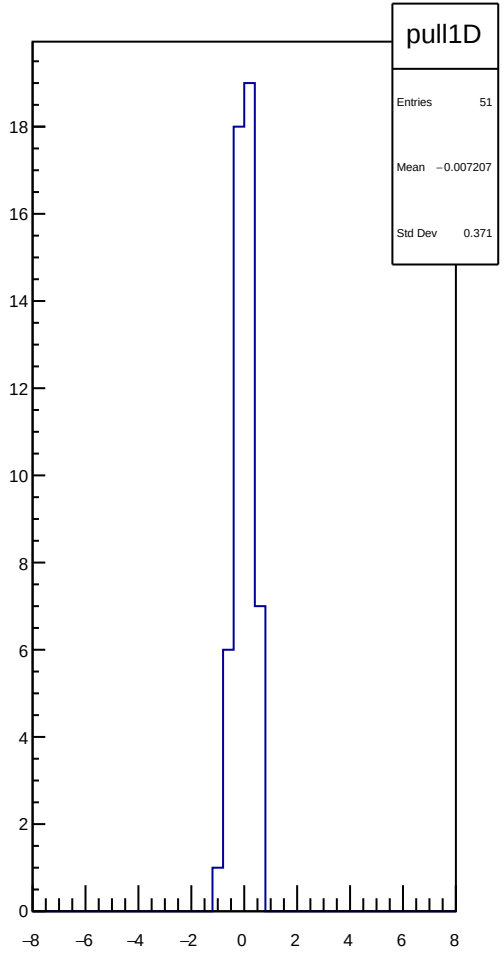
pull1D
Entries 51
Mean −0.007207
Std Dev 0.371

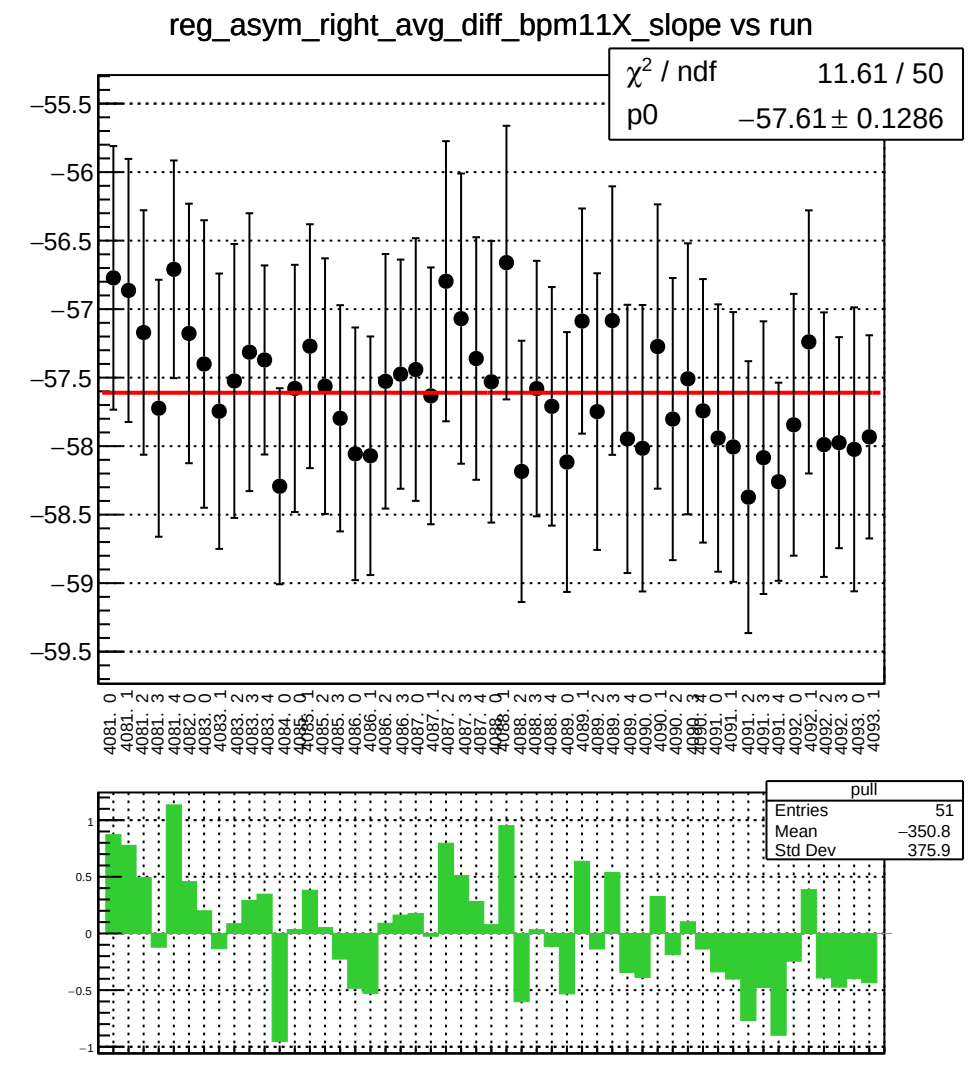
reg_asym_right_avg_diff_bpm11X_slope vs run
χ² / ndf 11.61 / 50
p0 −57.61 ± 0.1286
pull
Entries 51
Mean −350.8
Std Dev 375.9

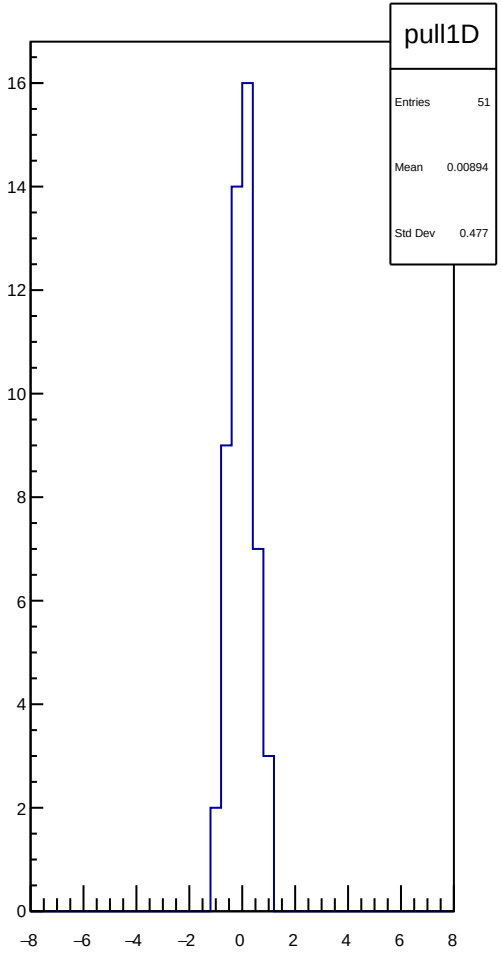
pull1D
Entries 51
Mean 0.00894
Std Dev 0.477

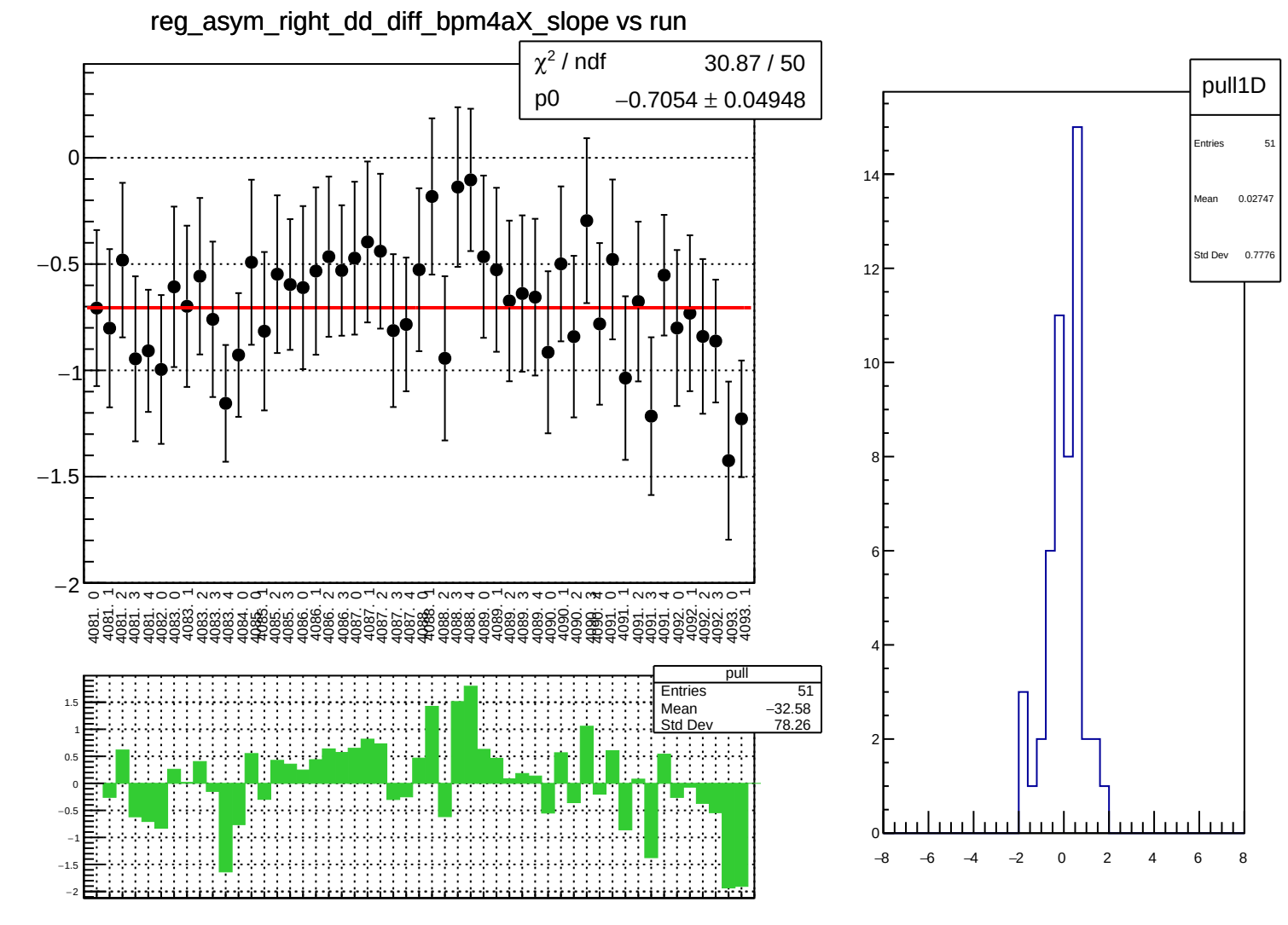
reg_asym_right_dd_diff_bpm4aX_slope vs run
χ² / ndf 30.87 / 50
p0 −0.7054 ± 0.04948
pull
Entries 51
Mean −32.58
Std Dev 78.26
pull1D
Entries 51
Mean 0.02747
Std Dev 0.7776

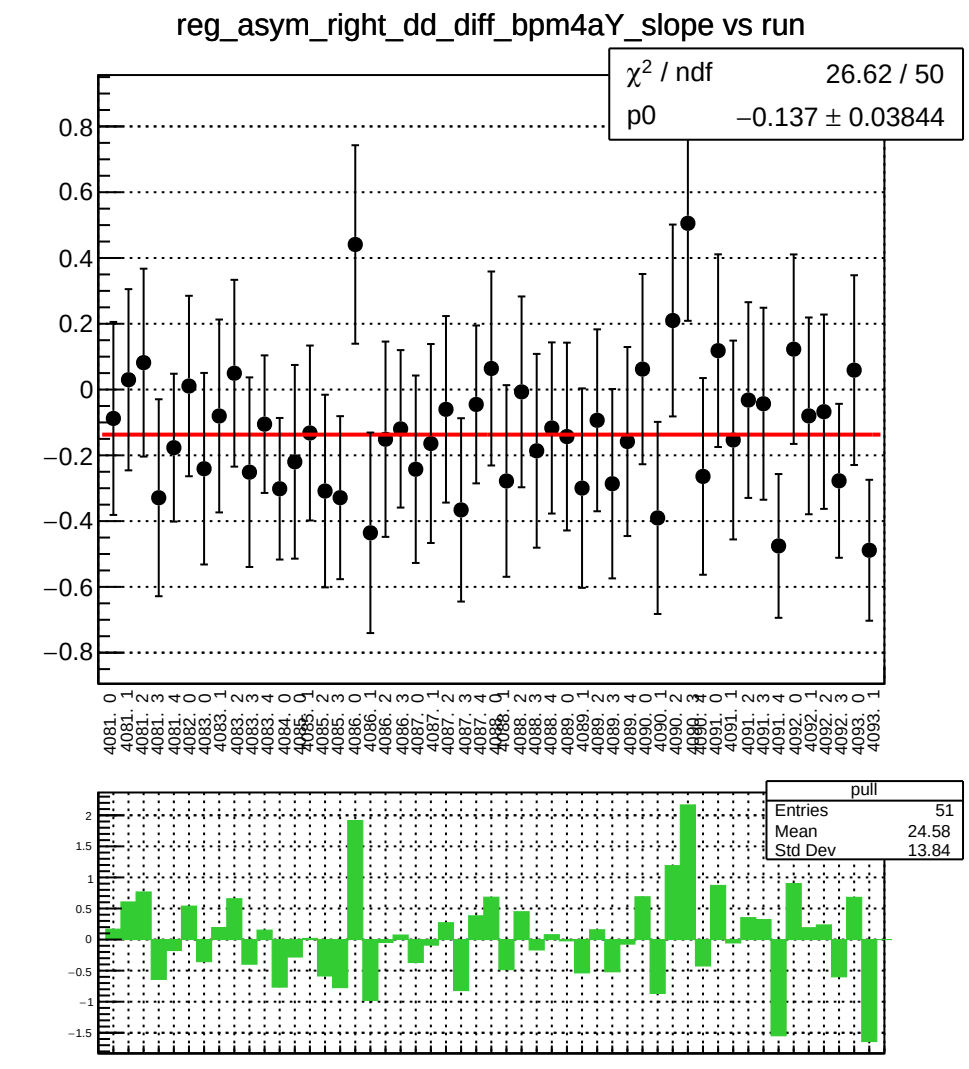
reg_asym_right_dd_diff_bpm4aY_slope vs run
χ² / ndf 26.62 / 50
p0 −0.137 ± 0.03844
pull
Entries 51
Mean 24.58
Std Dev 13.84

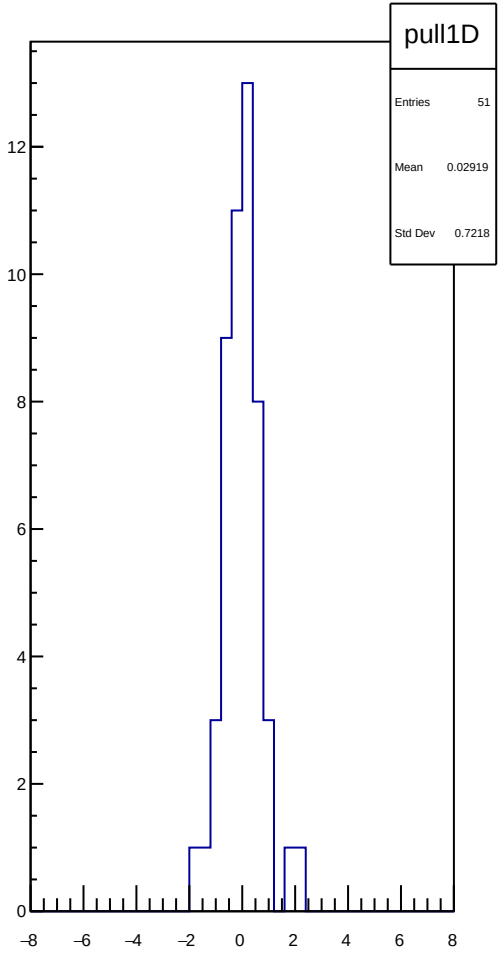
pull1D
Entries 51
Mean 0.02919
Std Dev 0.7218

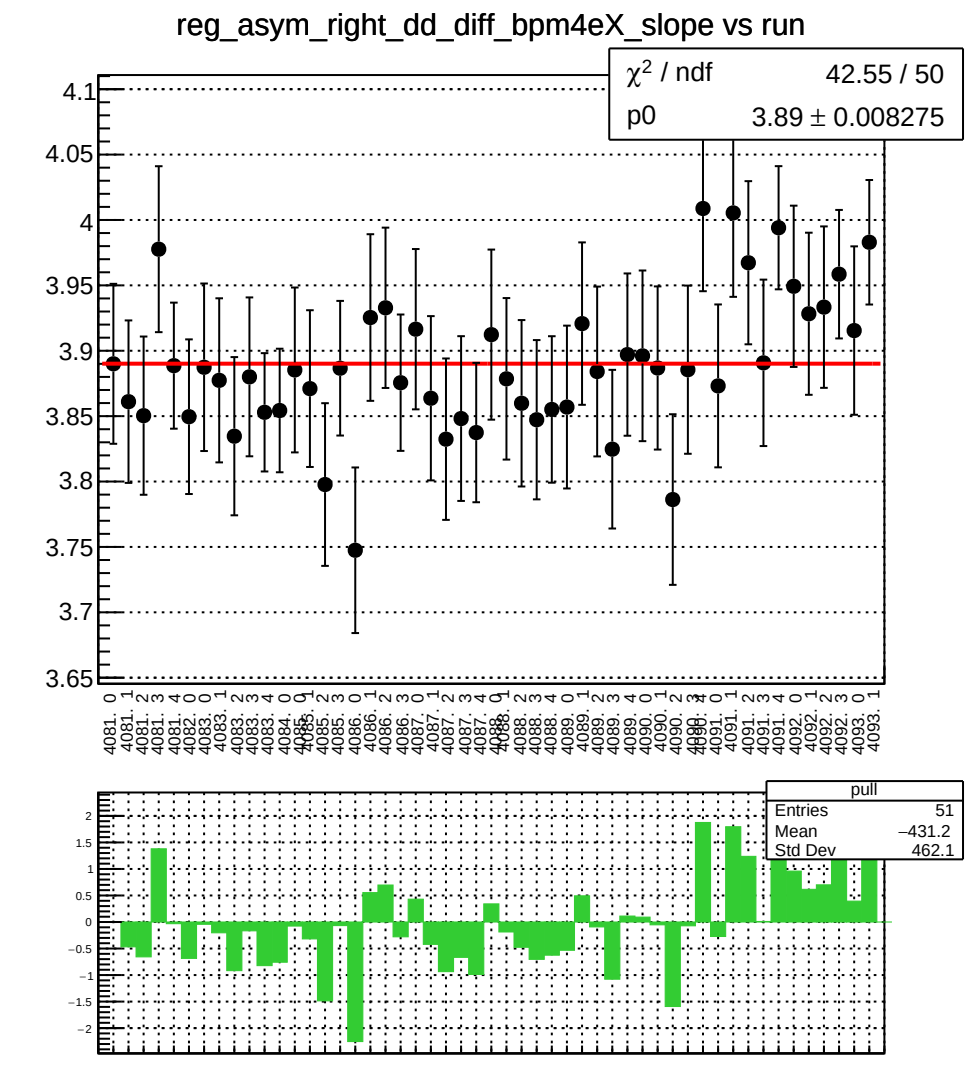
reg_asym_right_dd_diff_bpm4eX_slope vs run
χ² / ndf 42.55 / 50
p0 3.89 ± 0.008275
pull
Entries 51
Mean −431.2
Std Dev 462.1

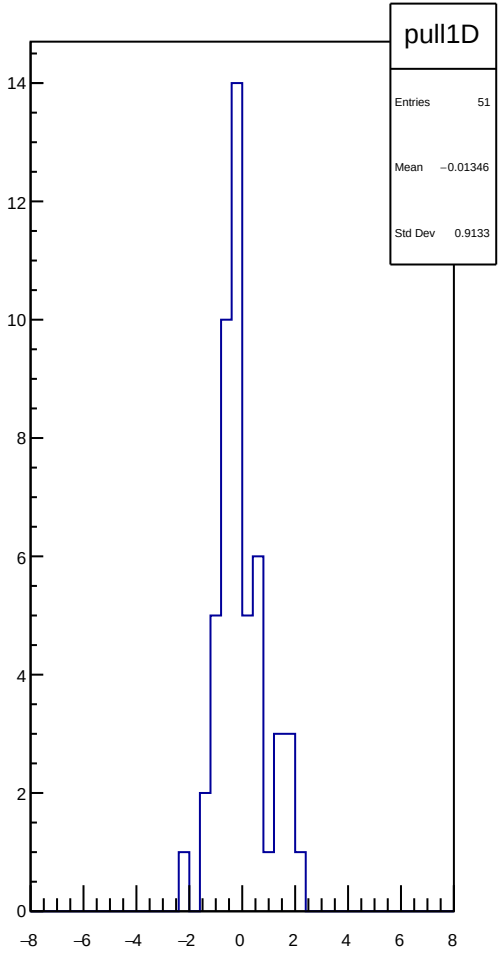
pull1D
Entries 51
Mean −0.01346
Std Dev 0.9133

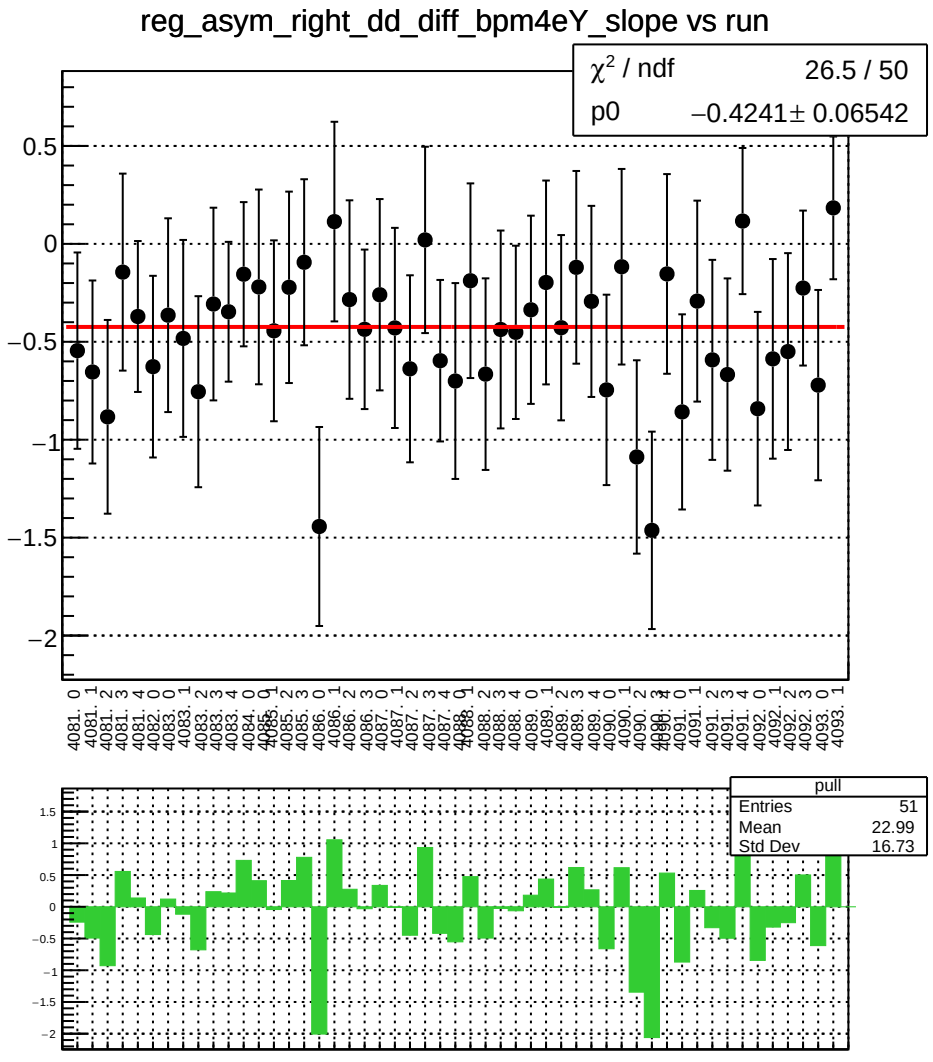
reg_asym_right_dd_diff_bpm4eY_slope vs run
χ² / ndf 26.5 / 50
p0 −0.4241± 0.06542
pull
Entries 51
Mean 22.99
Std Dev 16.73

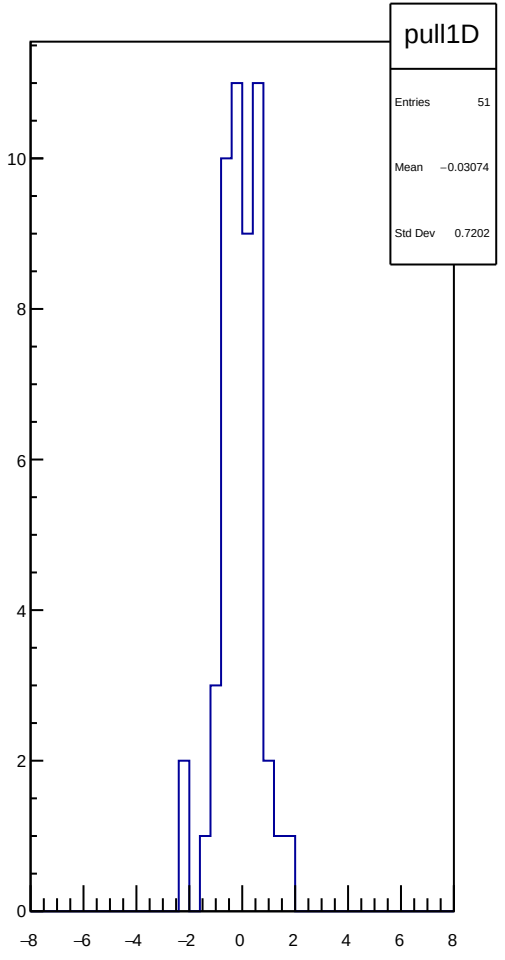
pull1D
Entries 51
Mean −0.03074
Std Dev 0.7202

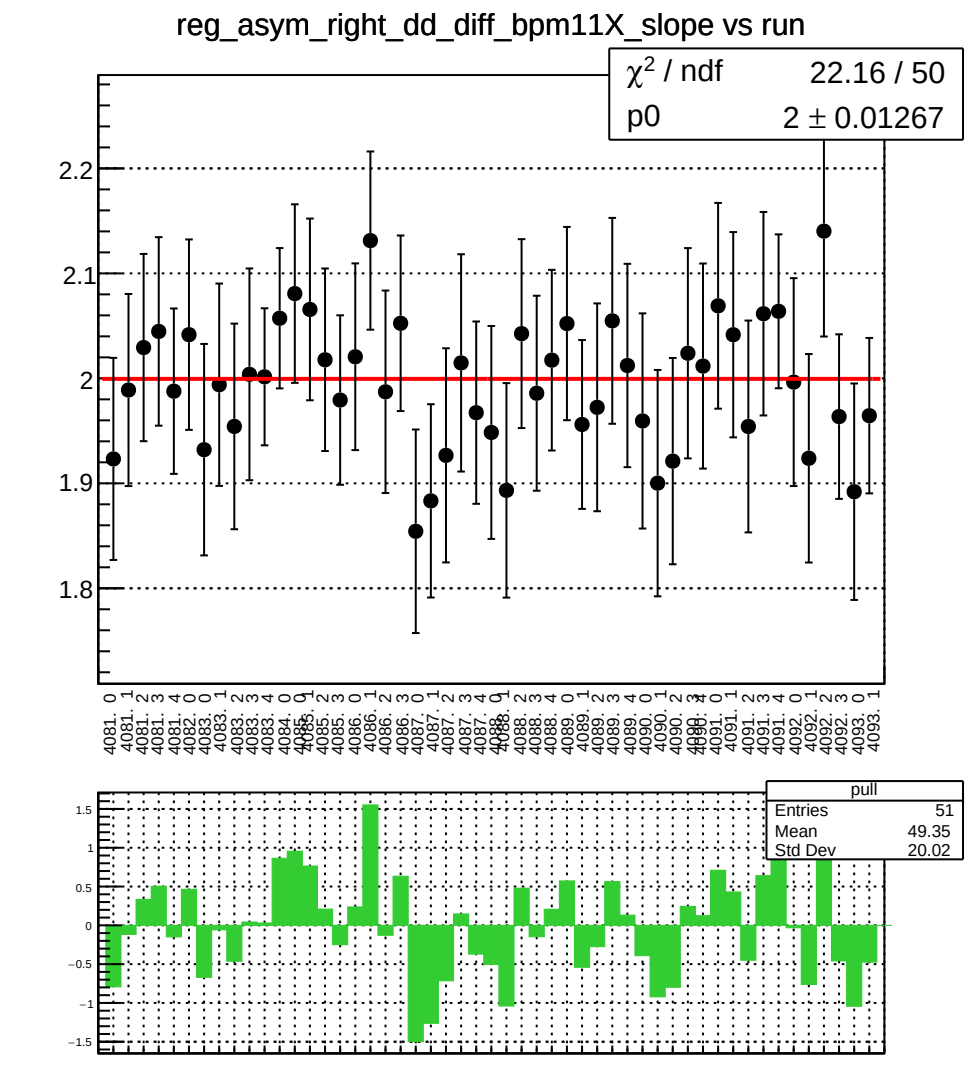
reg_asym_right_dd_diff_bpm11X_slope vs run
χ² / ndf 22.16 / 50
p0 2 ± 0.01267
pull
Entries 51
Mean 49.35
Std Dev 20.02

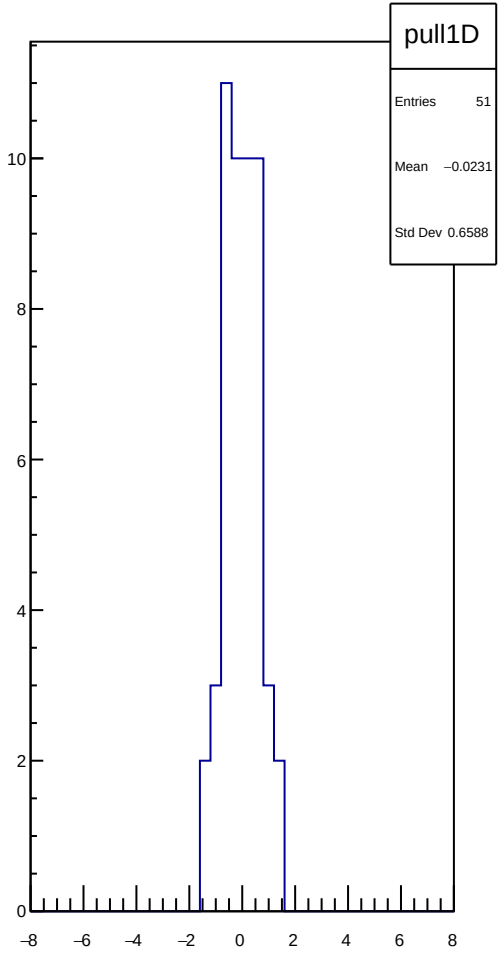
pull1D
Entries 51
Mean −0.0231
Std Dev 0.6588

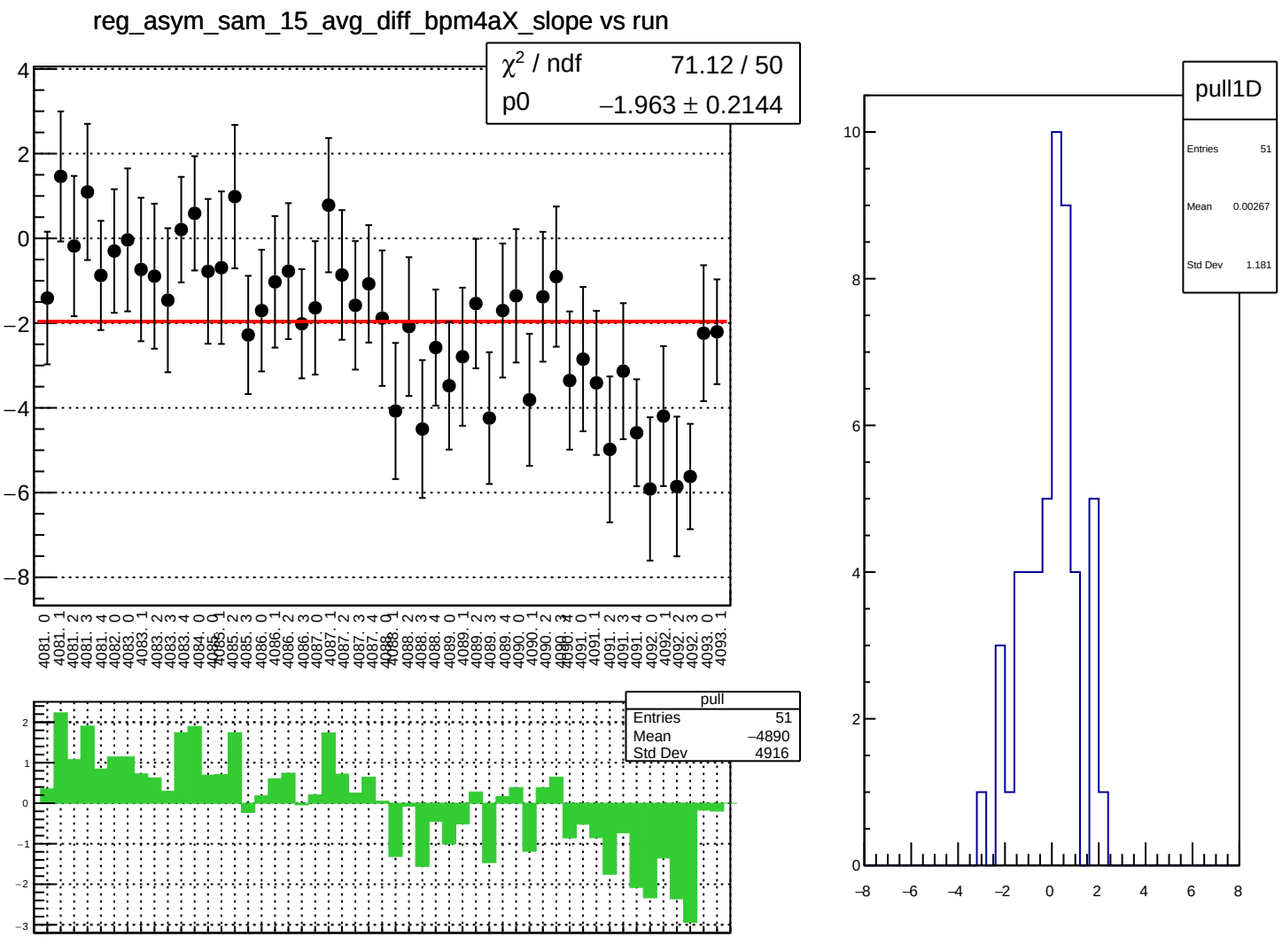
reg_asym_sam_15_avg_diff_bpm4aX_slope vs run
χ² / ndf 71.12 / 50
p0 −1.963 ± 0.2144
pull
Entries 51
Mean −4890
Std Dev 4916
pull1D
Entries 51
Mean 0.00267
Std Dev 1.181

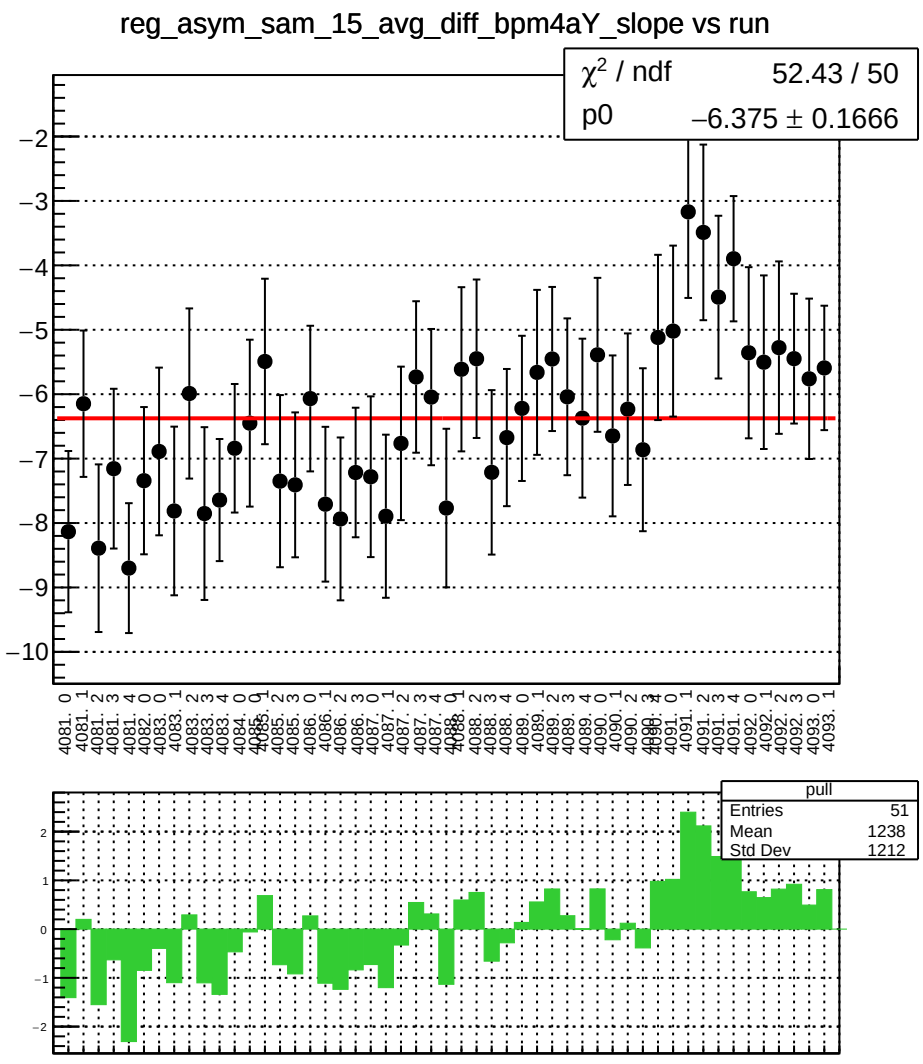
reg_asym_sam_15_avg_diff_bpm4aY_slope vs run
χ² / ndf 52.43 / 50
p0 −6.375 ± 0.1666
pull
Entries 51
Mean 1238
Std Dev 1212

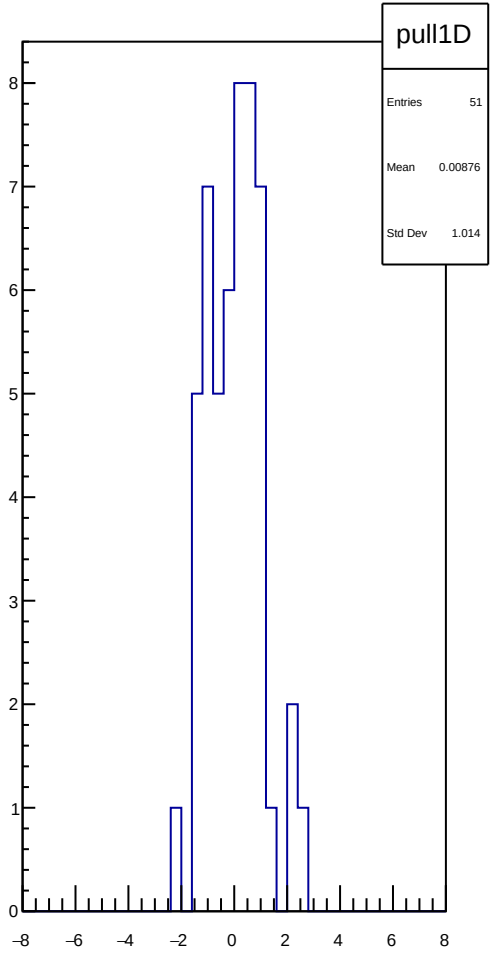
pull1D
Entries 51
Mean 0.00876
Std Dev 1.014

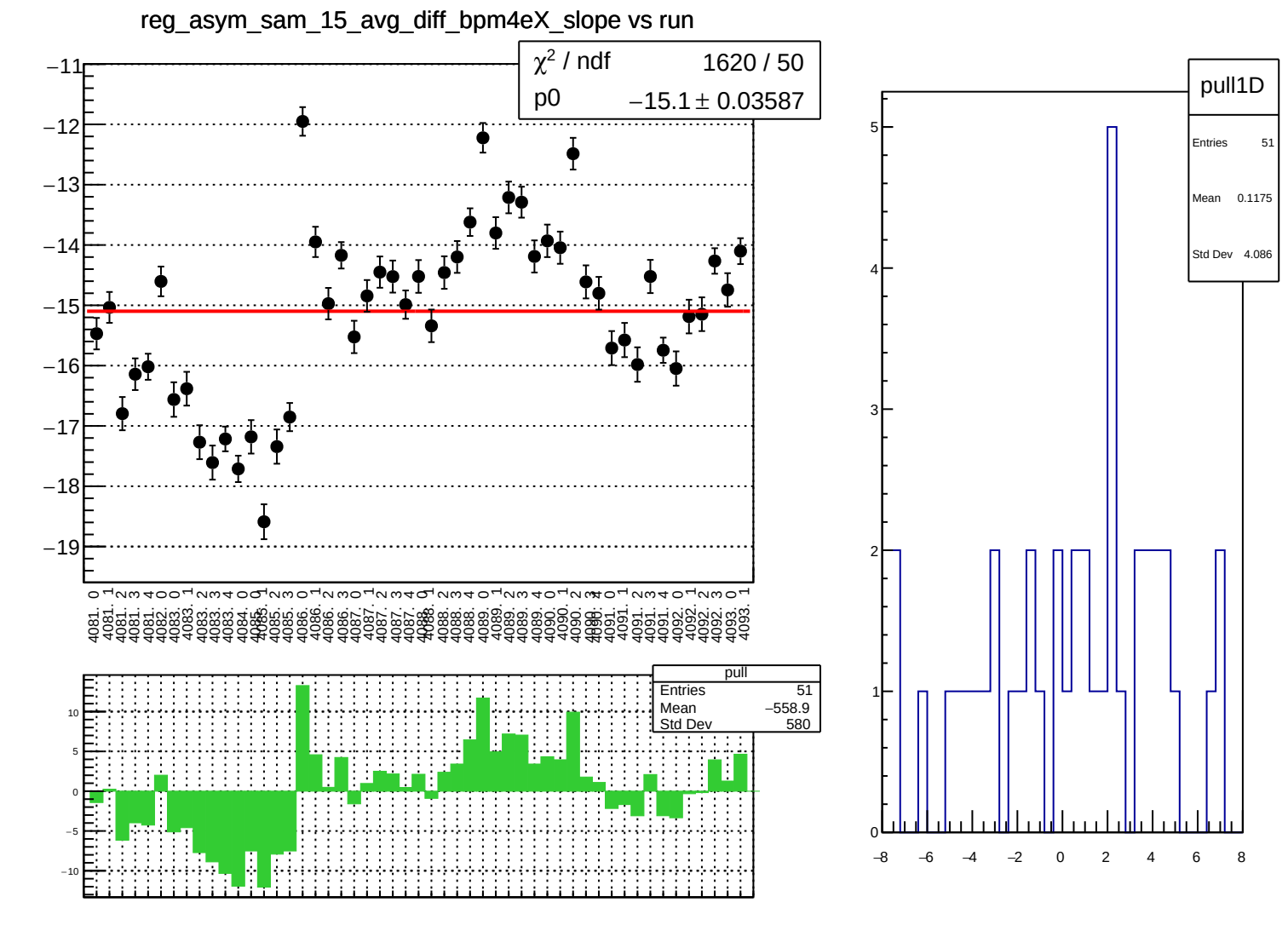
reg_asym_sam_15_avg_diff_bpm4eX_slope vs run
χ² / ndf 1620 / 50
p0 −15.1 ± 0.03587
pull
Entries 51
Mean −558.9
Std Dev 580
pull1D
Entries 51
Mean 0.1175
Std Dev 4.086

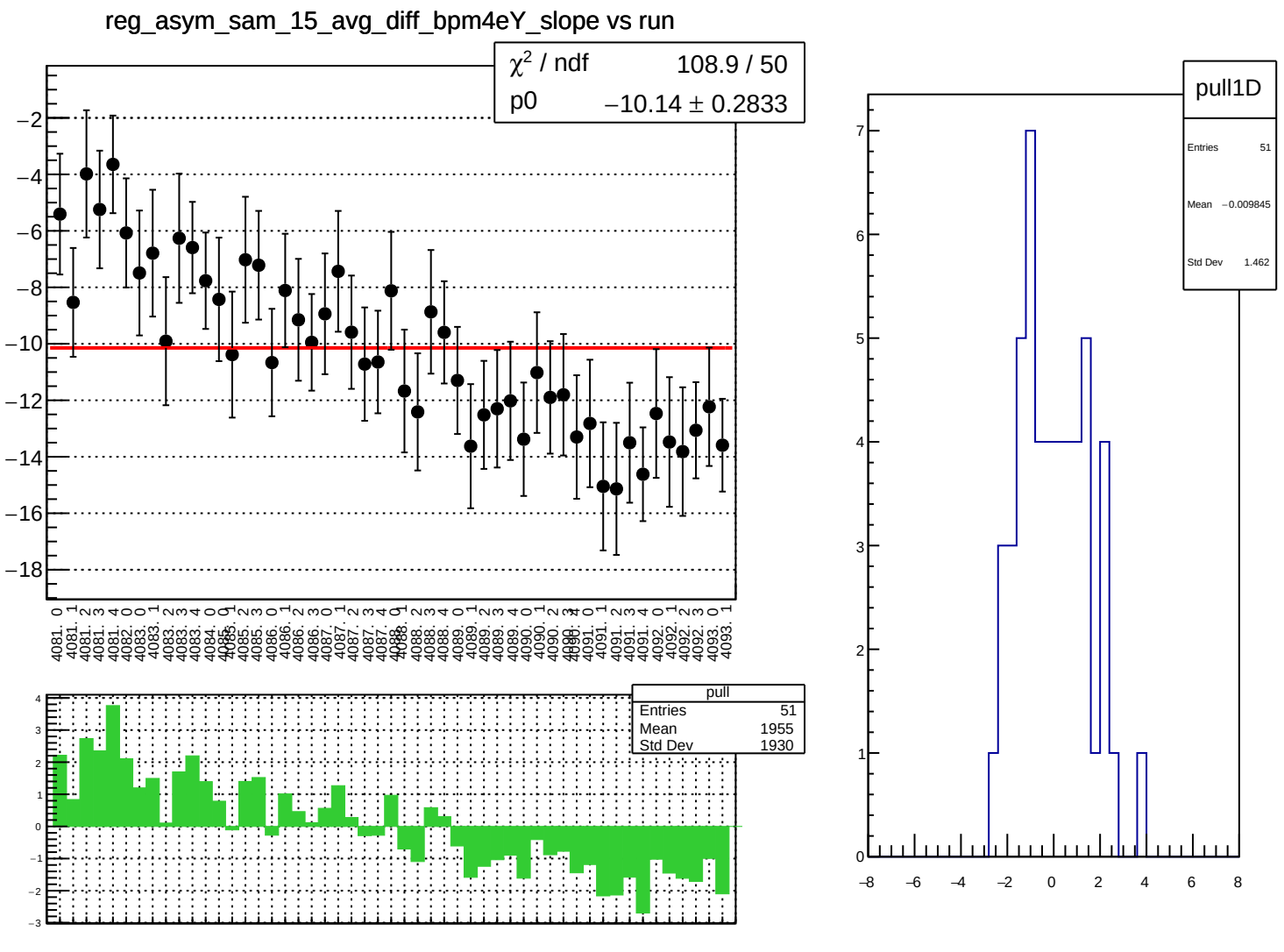
reg_asym_sam_15_avg_diff_bpm4eY_slope vs run
χ² / ndf 108.9 / 50
p0 −10.14 ± 0.2833
pull
Entries 51
Mean 1955
Std Dev 1930
pull1D
Entries 51
Mean −0.009845
Std Dev 1.462

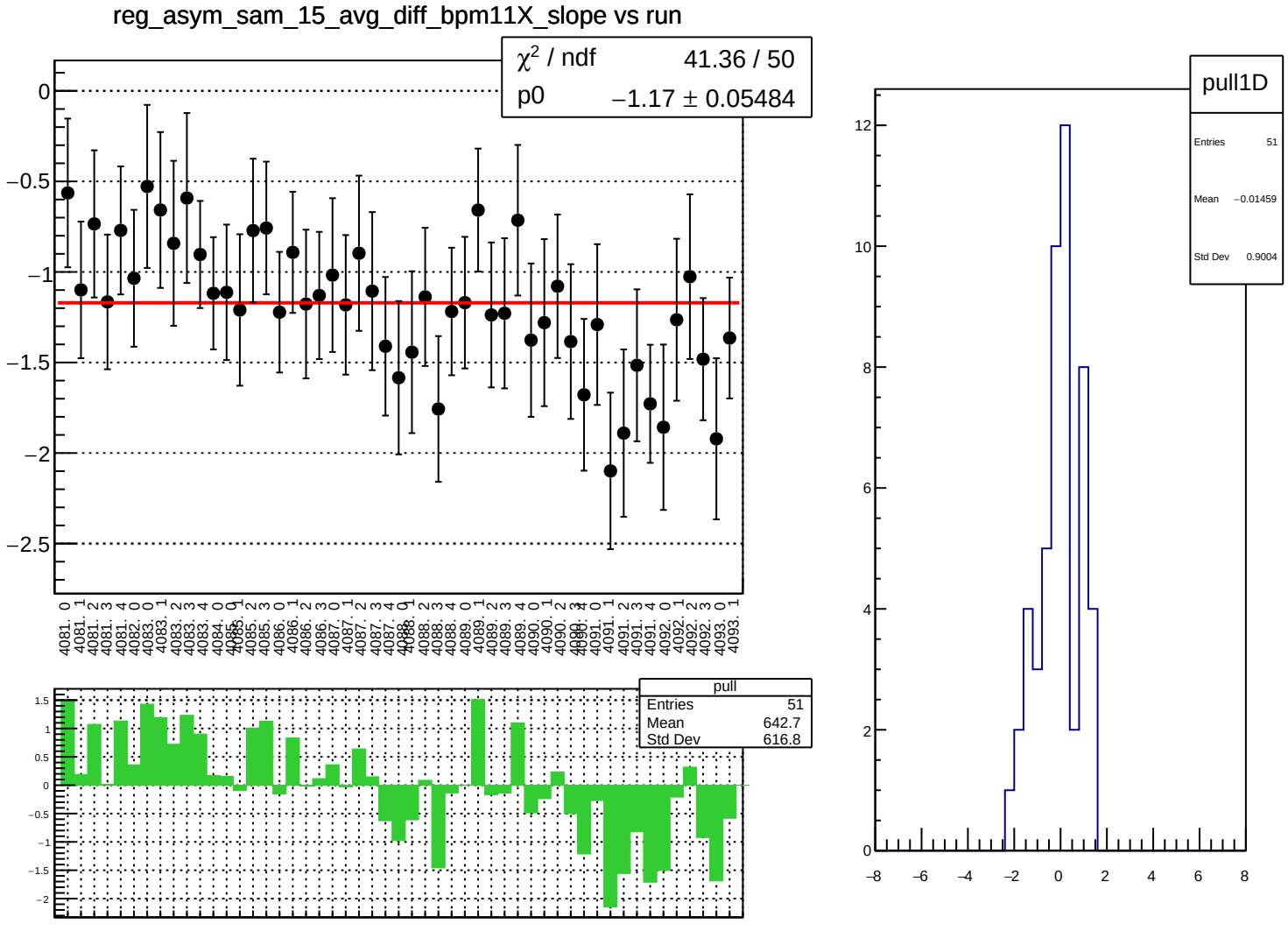
reg_asym_sam_15_avg_diff_bpm11X_slope vs run
χ² / ndf 41.36 / 50
p0 −1.17 ± 0.05484
pull
Entries 51
Mean 642.7
Std Dev 616.8
pull1D
Entries 51
Mean −0.01459
Std Dev 0.9004

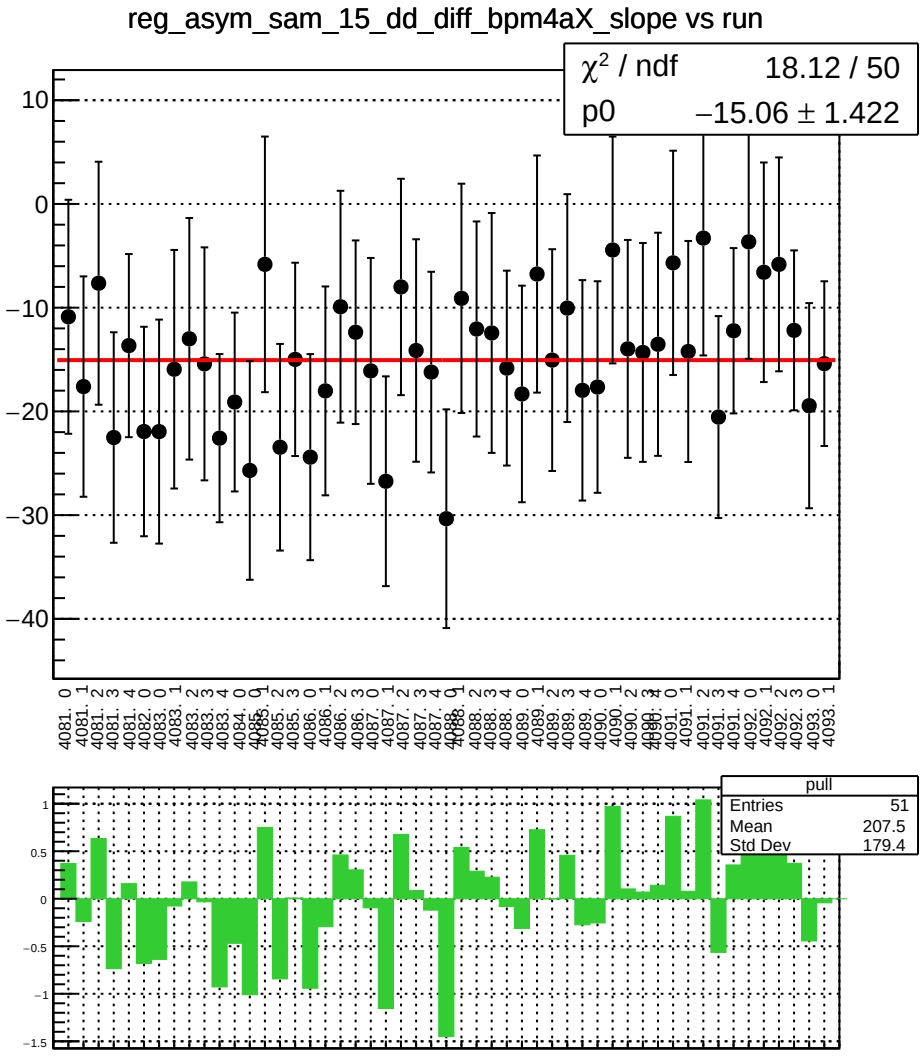
reg_asym_sam_15_dd_diff_bpm4aX_slope vs run
χ² / ndf 18.12 / 50
p0 −15.06 ± 1.422
pull
Entries 51
Mean 207.5
Std Dev 179.4

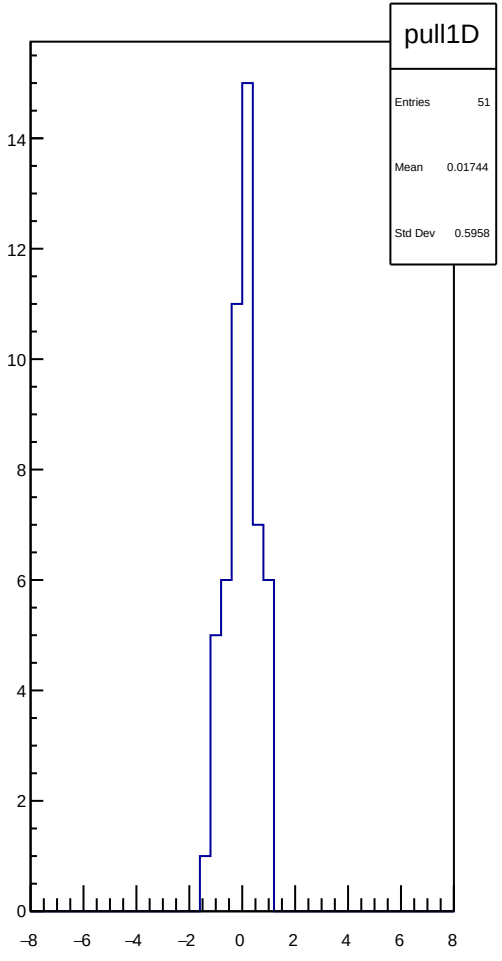
pull1D
Entries 51
Mean 0.01744
Std Dev 0.5958

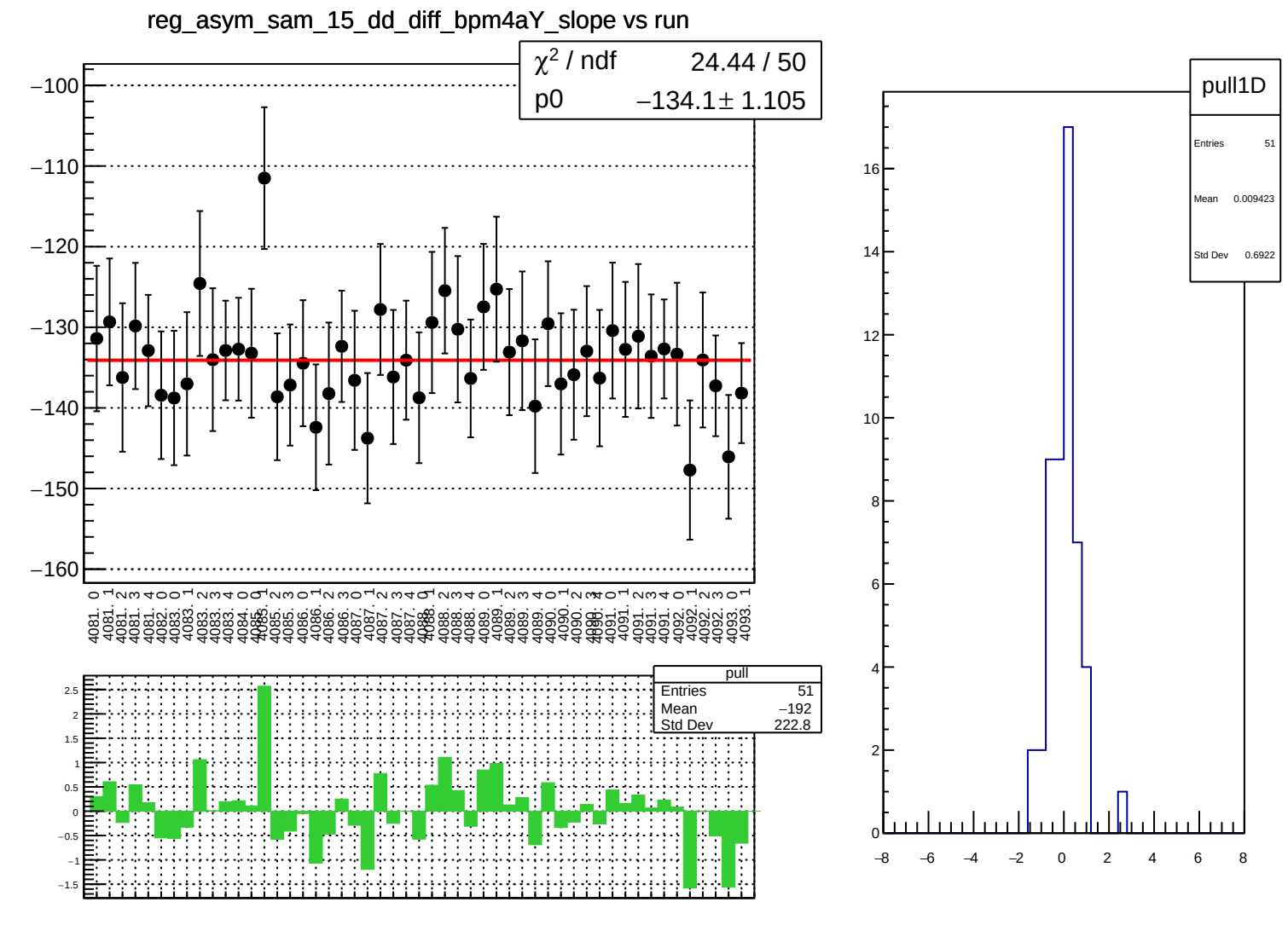
reg_asym_sam_15_dd_diff_bpm4aY_slope vs run
χ² / ndf 24.44 / 50
p0 −134.1± 1.105
pull
Entries 51
Mean −192
Std Dev 222.8
pull1D
Entries 51
Mean 0.009423
Std Dev 0.6922

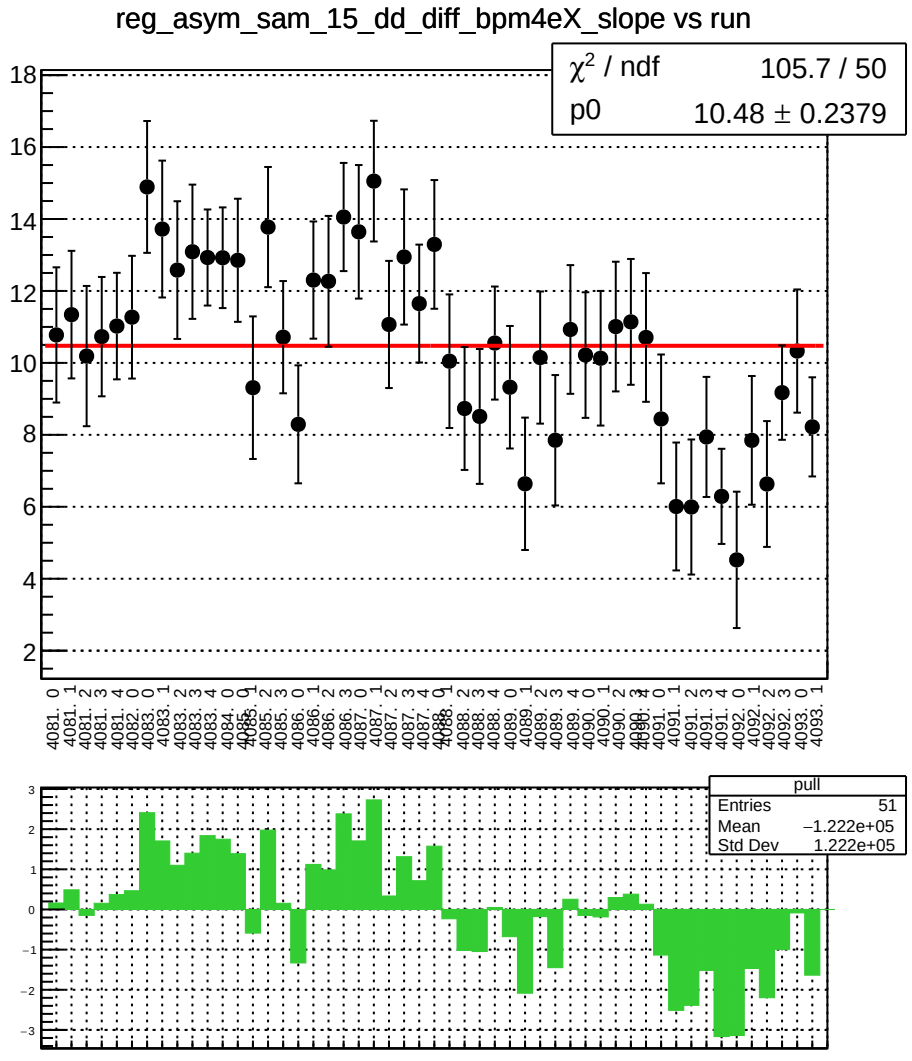
reg_asym_sam_15_dd_diff_bpm4eX_slope vs run
χ² / ndf 105.7 / 50
p0 10.48 ± 0.2379
pull
Entries 51
Mean −1.222e+05
Std Dev 1.222e+05

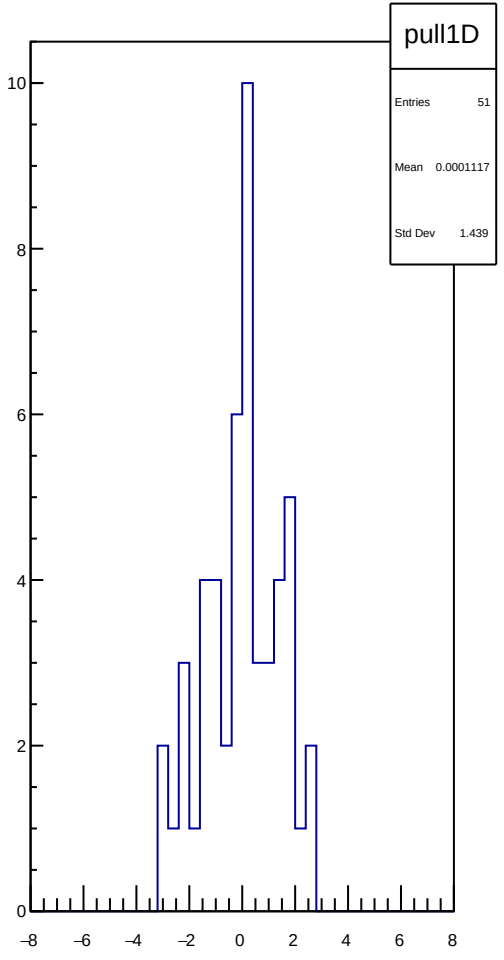
pull1D
Entries 51
Mean 0.0001117
Std Dev 1.439

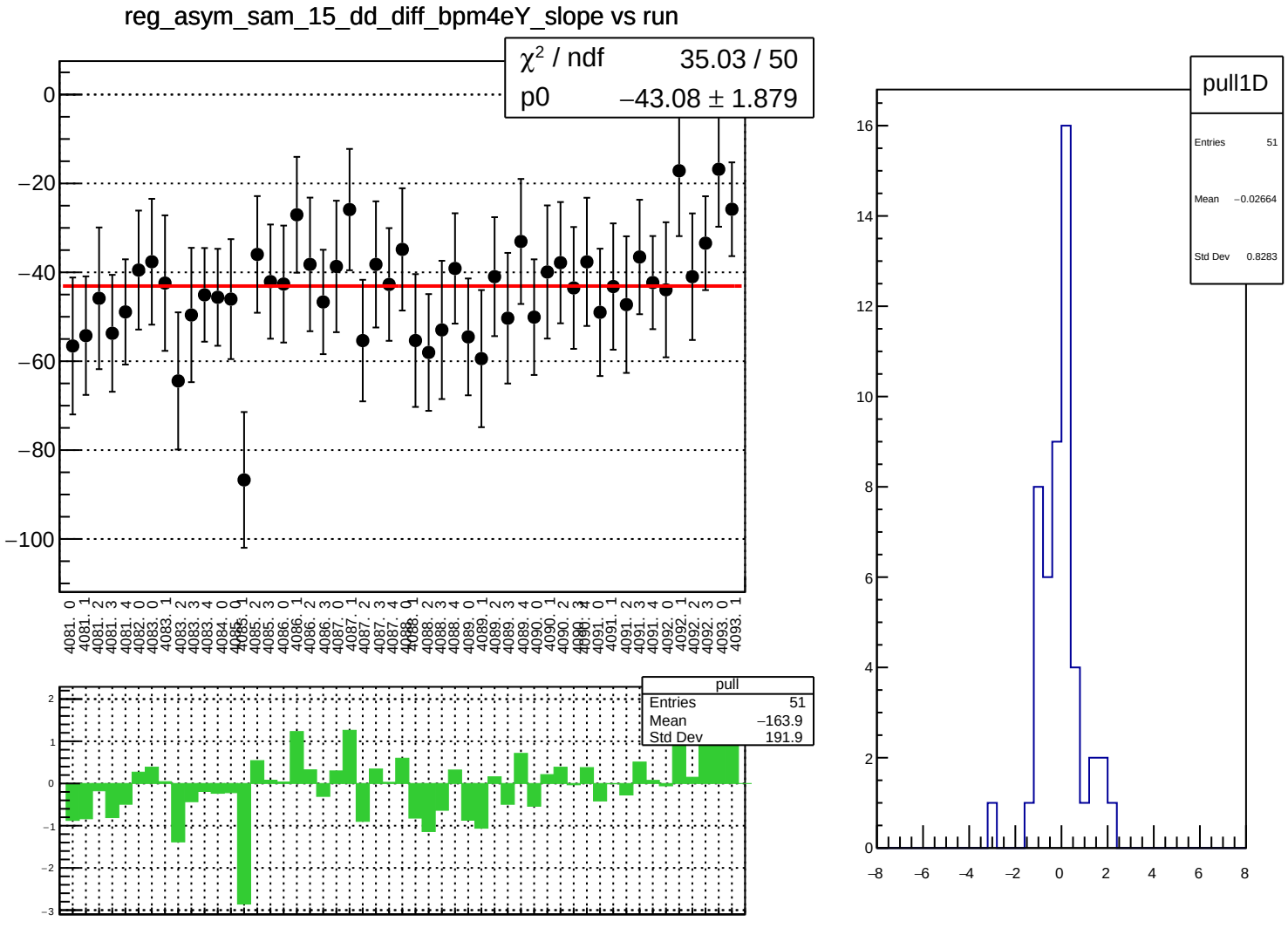
reg_asym_sam_15_dd_diff_bpm4eY_slope vs run
χ² / ndf 35.03 / 50
p0 −43.08 ± 1.879
pull
Entries 51
Mean −163.9
Std Dev 191.9
pull1D
Entries 51
Mean −0.02664
Std Dev 0.8283

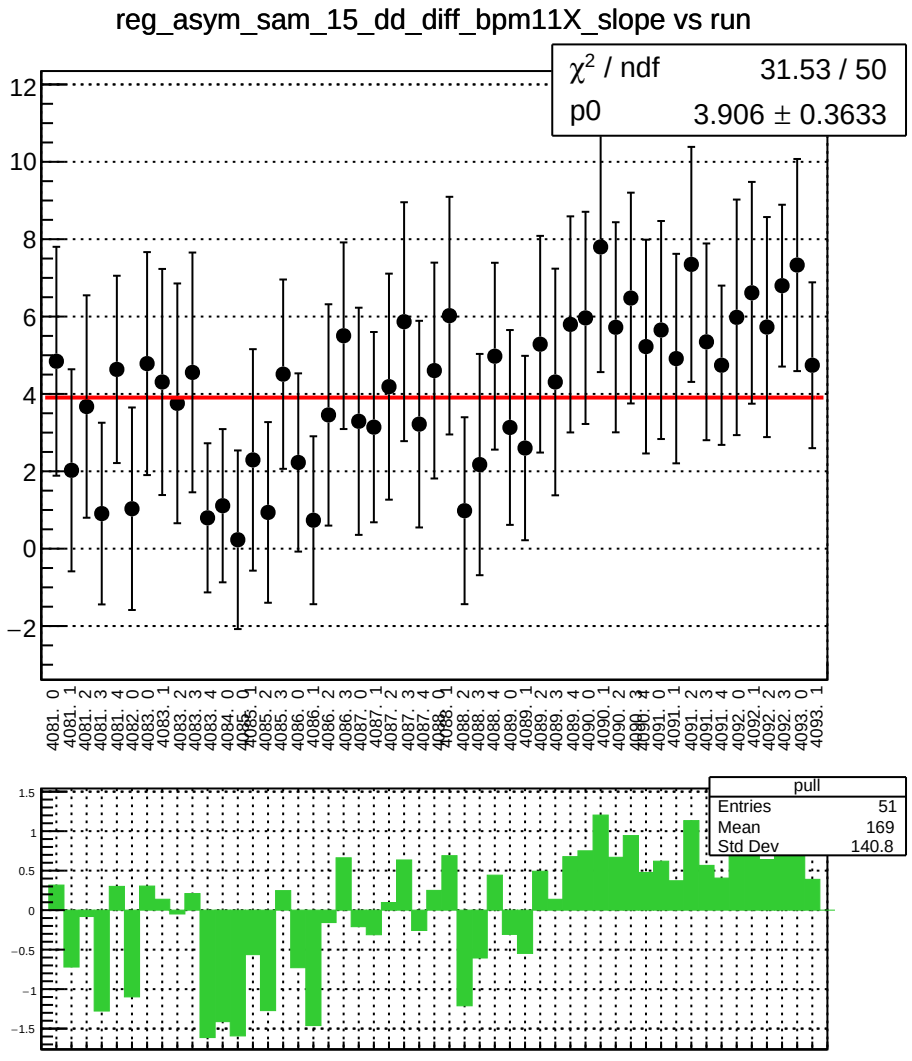
reg_asym_sam_15_dd_diff_bpm11X_slope vs run
χ² / ndf 31.53 / 50
p0 3.906 ± 0.3633
pull
Entries 51
Mean 169
Std Dev 140.8

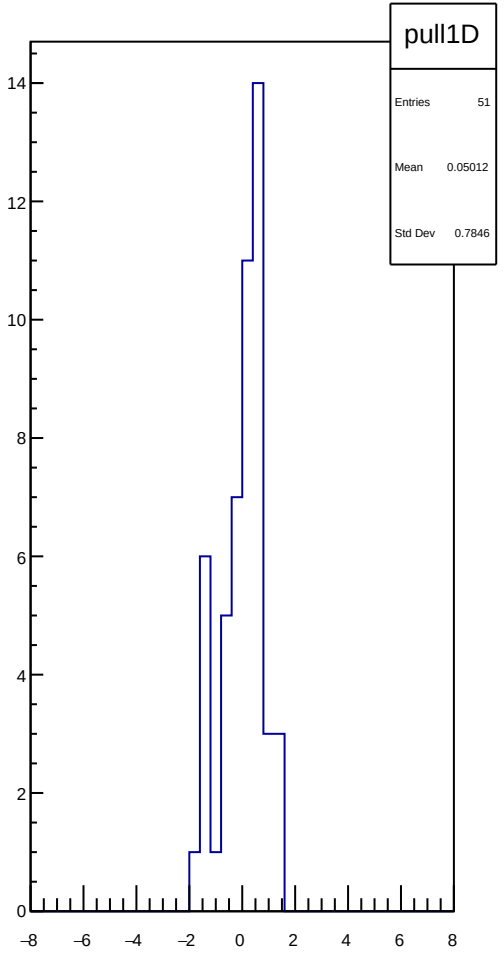
pull1D
Entries 51
Mean 0.05012
Std Dev 0.7846

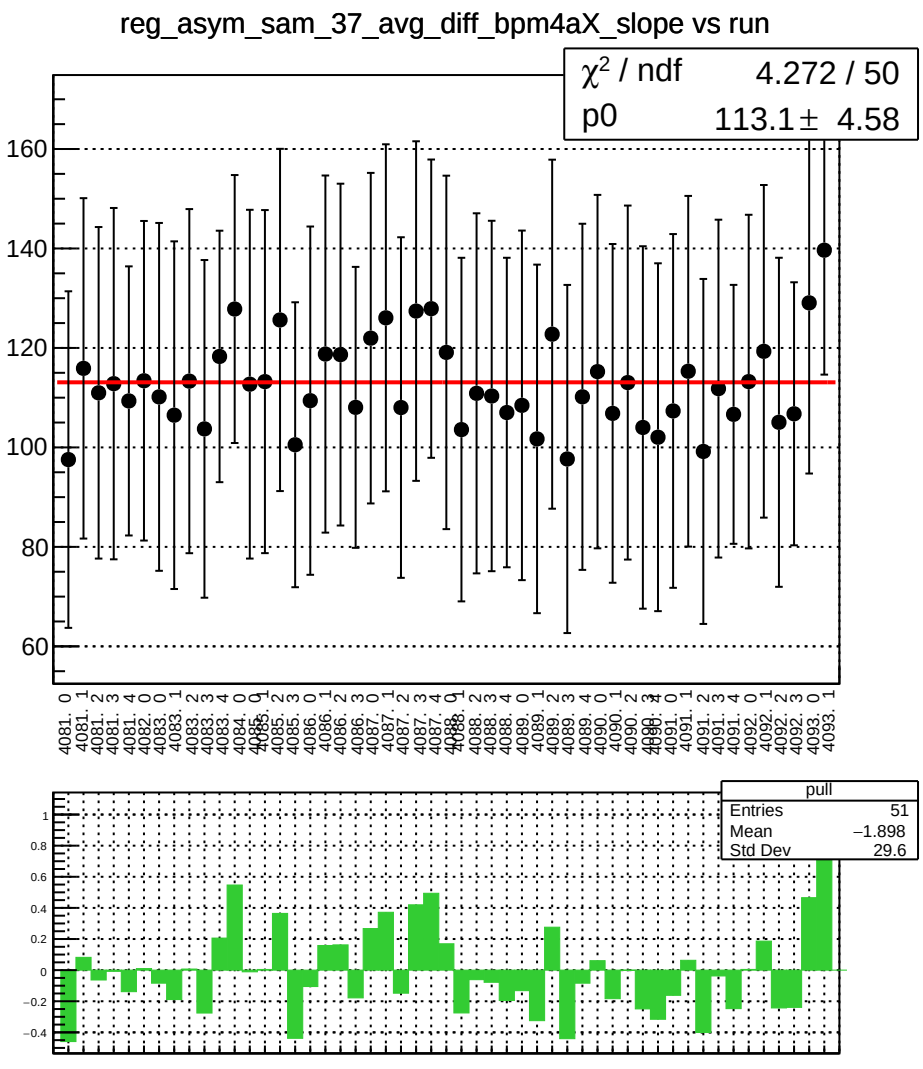
reg_asym_sam_37_avg_diff_bpm4aX_slope vs run
χ² / ndf 4.272 / 50
p0 113.1 ± 4.58
160
140
120
100
80
60
pull
Entries 51
Mean −1.898
Std Dev 29.6
1
0.8
0.6
0.4
0.2
0
−0.2
−0.4

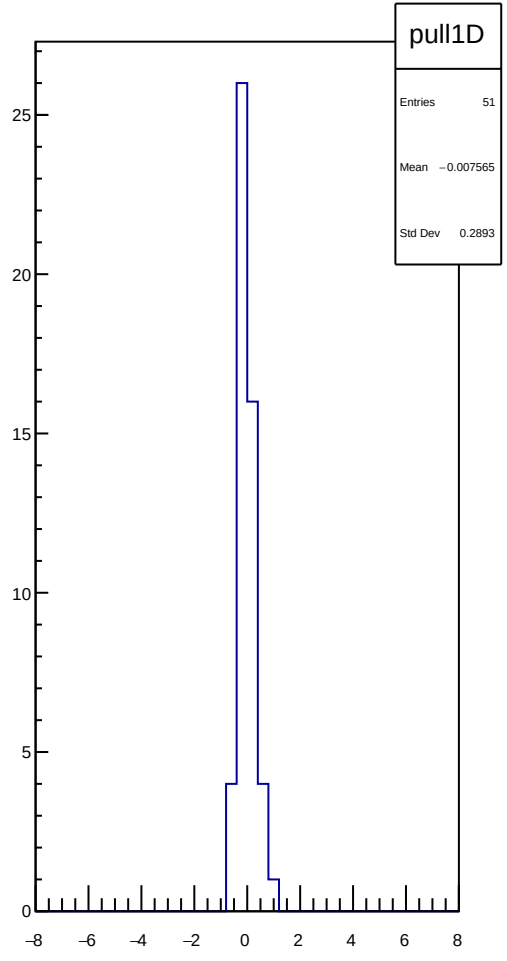
pull1D
Entries 51
Mean −0.007565
Std Dev 0.2893
25
20
15
10
5
0
−8
−6
−4
−2
0
2
4
6
8

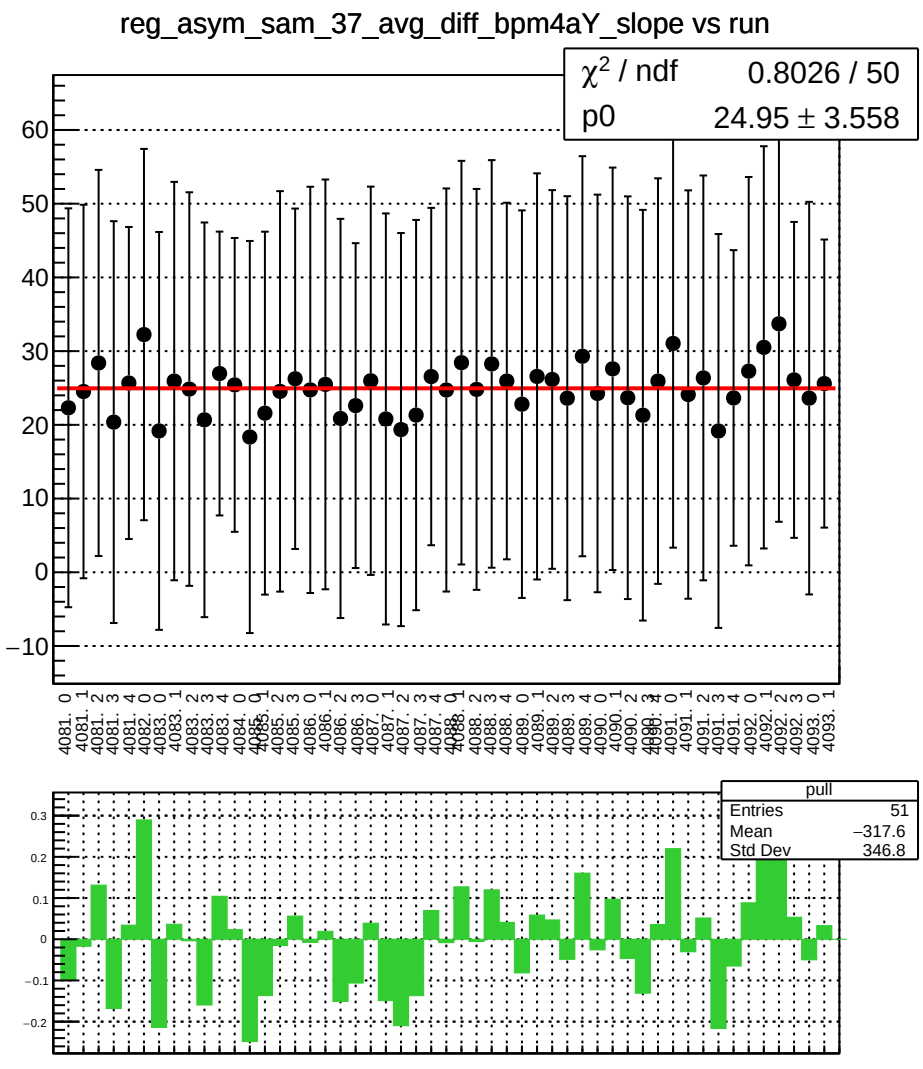
reg_asym_sam_37_avg_diff_bpm4aY_slope vs run
χ² / ndf 0.8026 / 50
p0 24.95 ± 3.558
pull
Entries 51
Mean −317.6
Std Dev 346.8

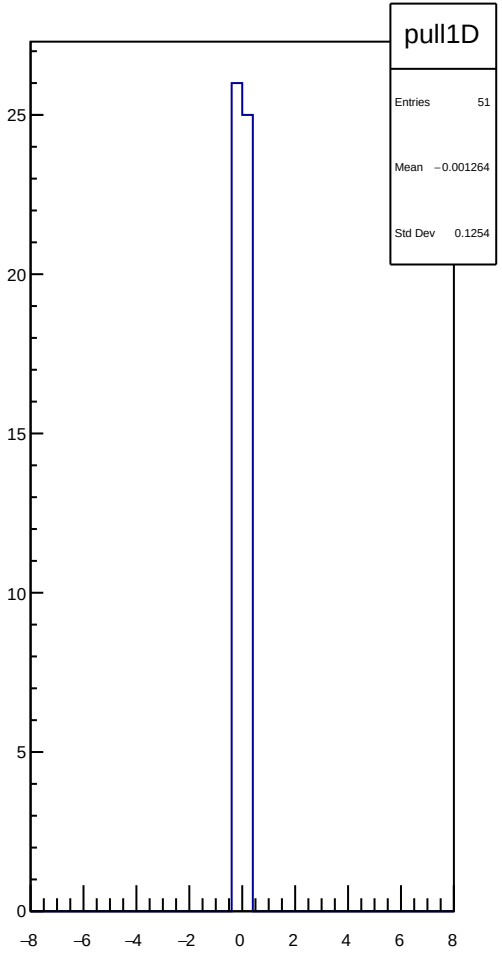
pull1D
Entries 51
Mean −0.001264
Std Dev 0.1254

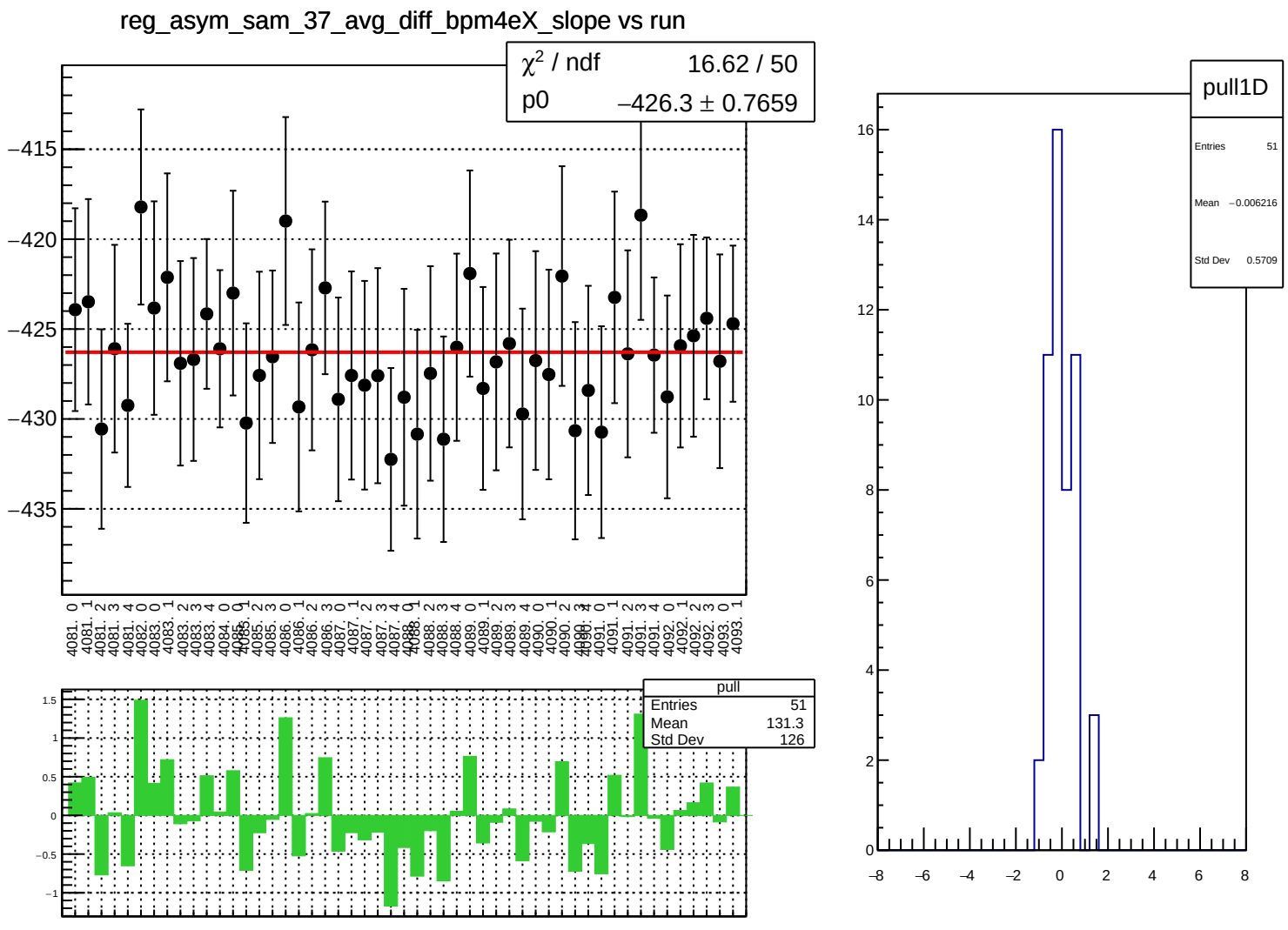
reg_asym_sam_37_avg_diff_bpm4eX_slope vs run
χ² / ndf 16.62 / 50
p0 −426.3 ± 0.7659
−415
−420
−425
−430
−435
pull
Entries 51
Mean 131.3
Std Dev 126
1.5
1
0.5
0
−0.5
−1
pull1D
Entries 51
Mean −0.006216
Std Dev 0.5709
16
14
12
10
8
6
4
2
0
−8
−6
−4
−2
0
2
4
6
8

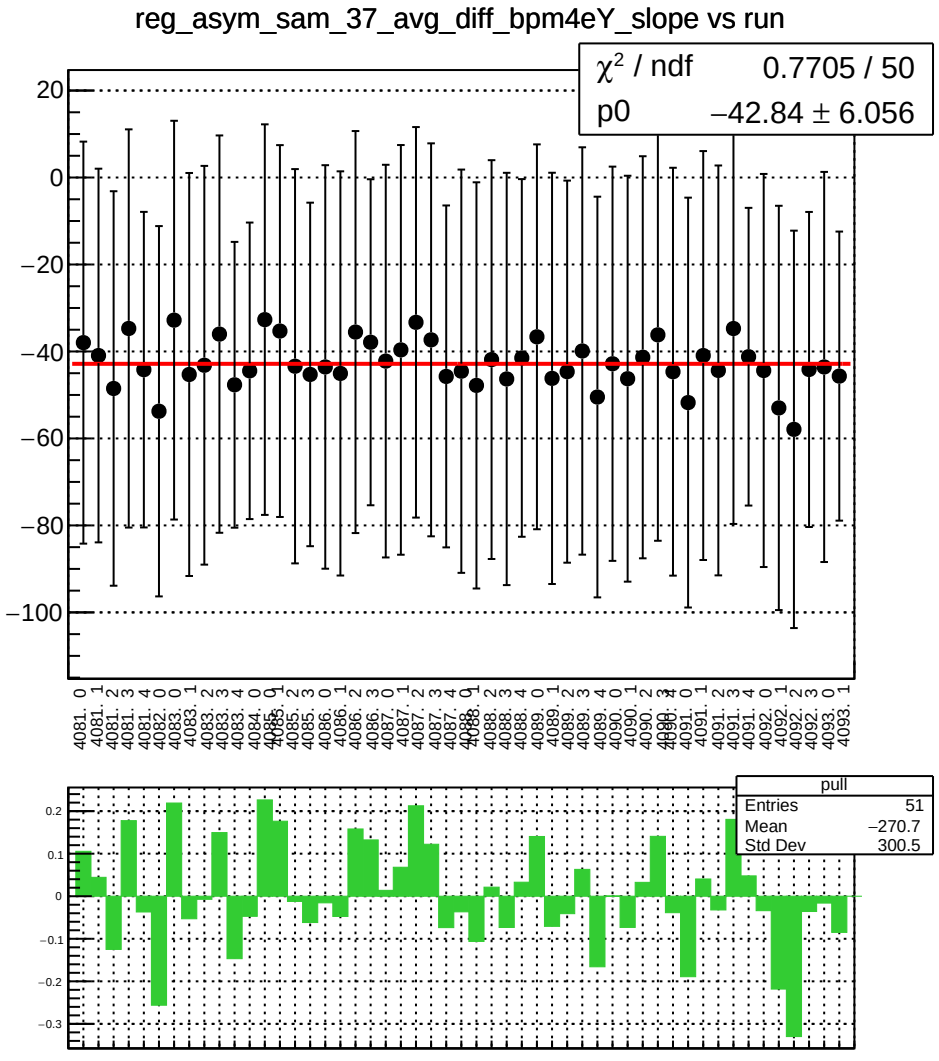
reg_asym_sam_37_avg_diff_bpm4eY_slope vs run
χ² / ndf 0.7705 / 50
p0 −42.84 ± 6.056
pull
Entries 51
Mean −270.7
Std Dev 300.5

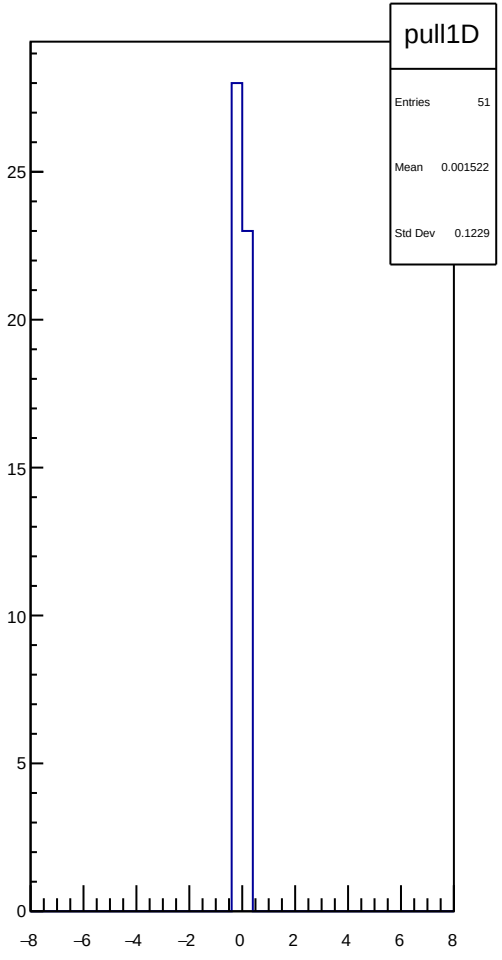
pull1D
Entries 51
Mean 0.001522
Std Dev 0.1229

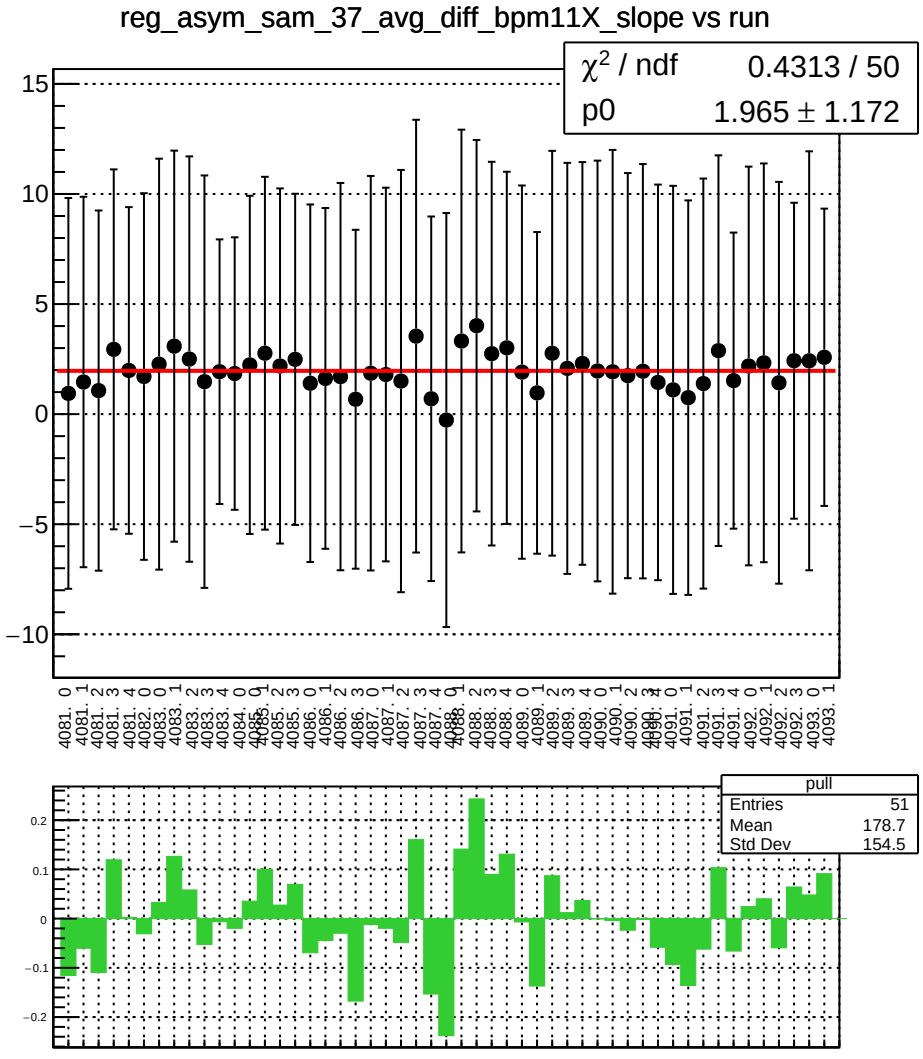
reg_asym_sam_37_avg_diff_bpm11X_slope vs run
χ² / ndf 0.4313 / 50
p0 1.965 ± 1.172
pull
Entries 51
Mean 178.7
Std Dev 154.5

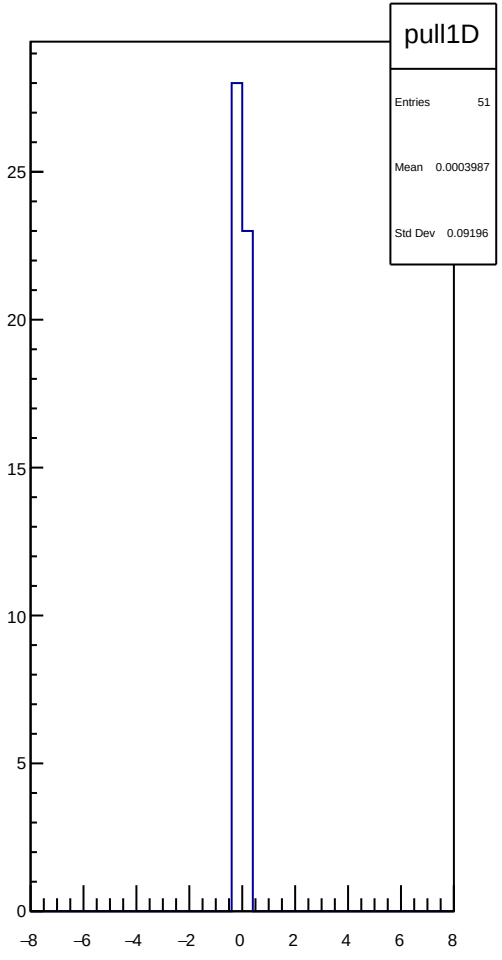
pull1D
Entries 51
Mean 0.0003987
Std Dev 0.09196

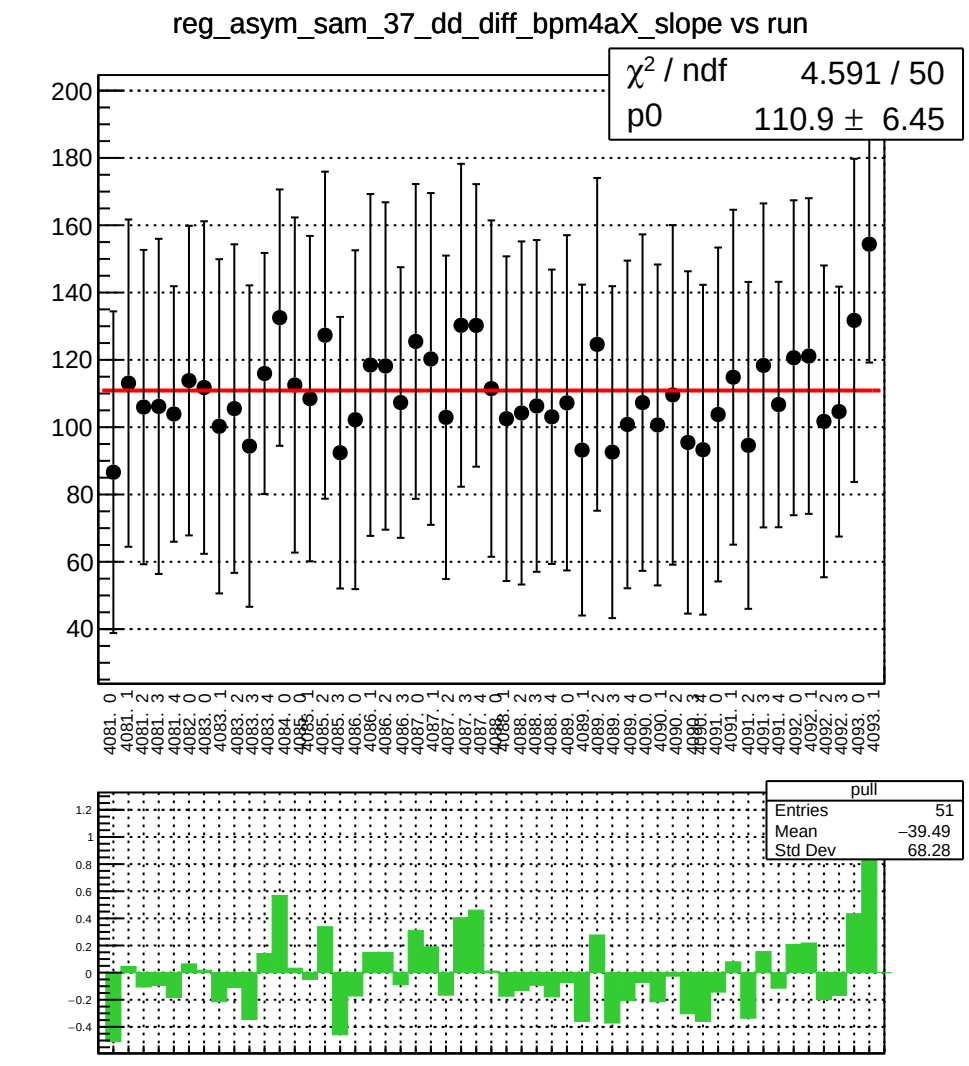
reg_asym_sam_37_dd_diff_bpm4aX_slope vs run
χ² / ndf 4.591 / 50
p0 110.9 ± 6.45
pull
Entries 51
Mean −39.49
Std Dev 68.28

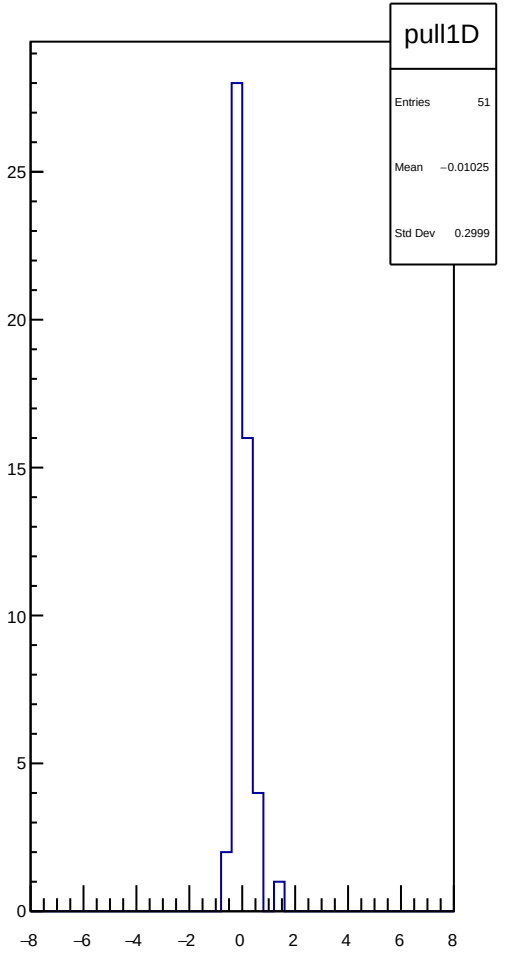
pull1D
Entries 51
Mean −0.01025
Std Dev 0.2999

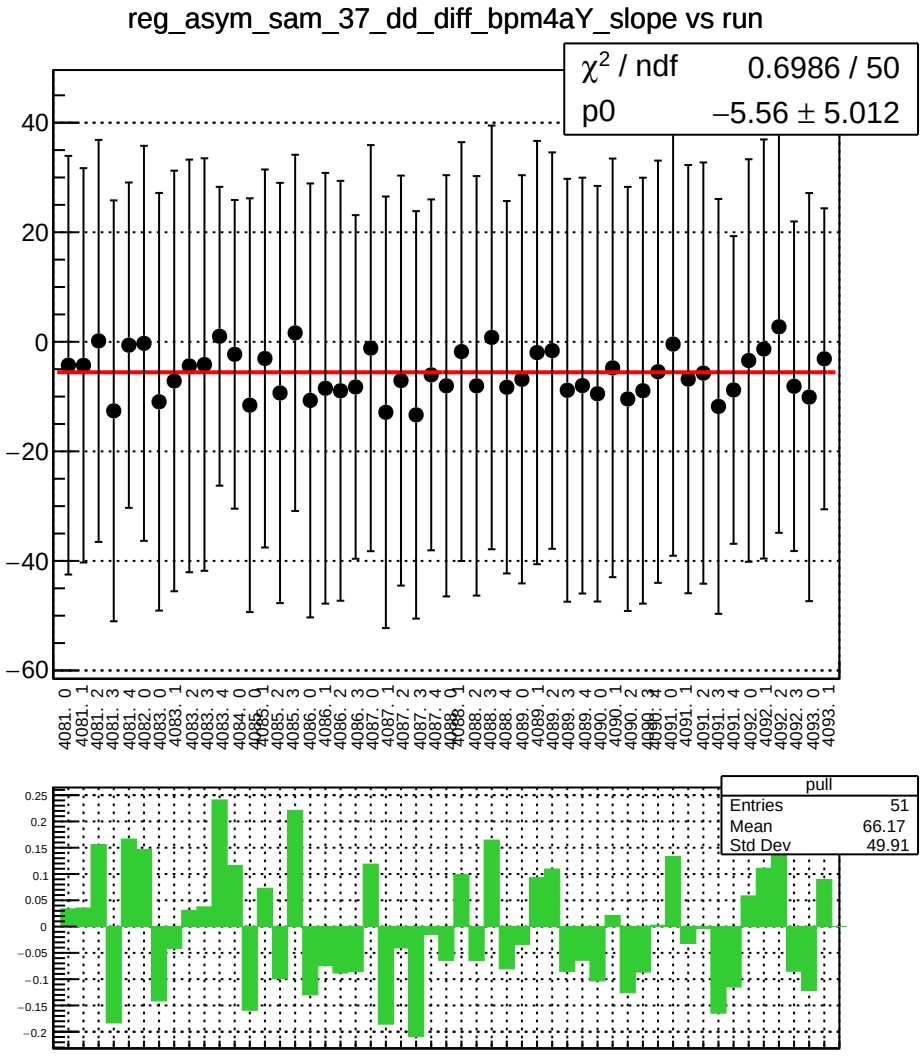
reg_asym_sam_37_dd_diff_bpm4aY_slope vs run
χ² / ndf 0.6986 / 50
p0 −5.56 ± 5.012
pull
Entries 51
Mean 66.17
Std Dev 49.91

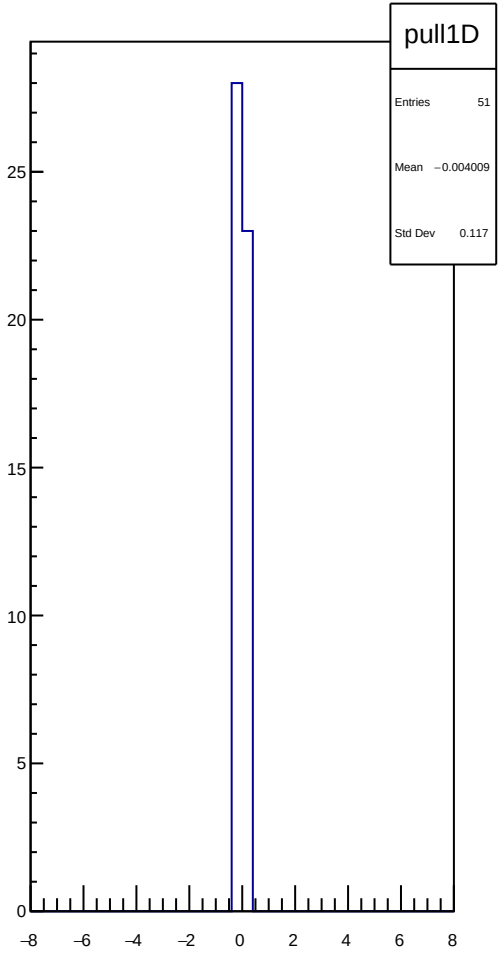
pull1D
Entries 51
Mean −0.004009
Std Dev 0.117

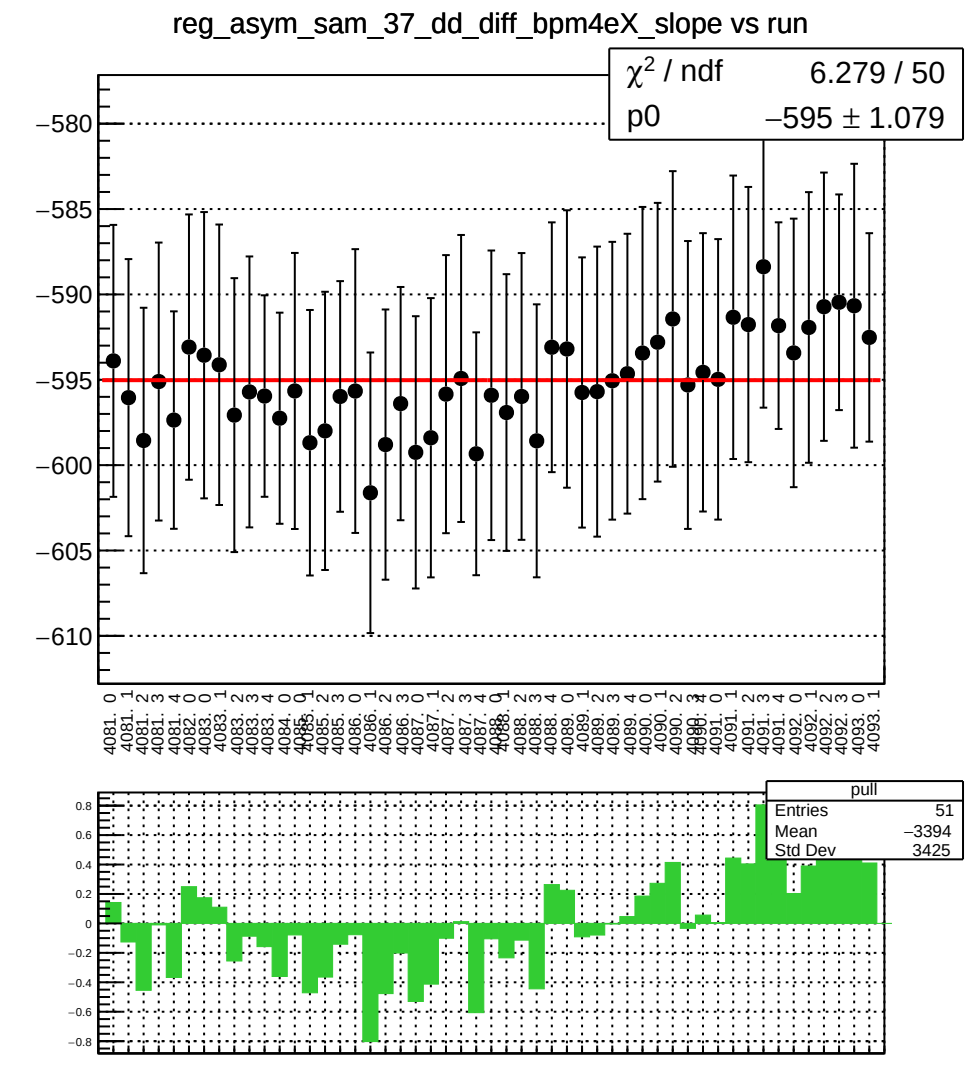
reg_asym_sam_37_dd_diff_bpm4eX_slope vs run
χ² / ndf 6.279 / 50
p0 −595 ± 1.079
pull
Entries 51
Mean −3394
Std Dev 3425

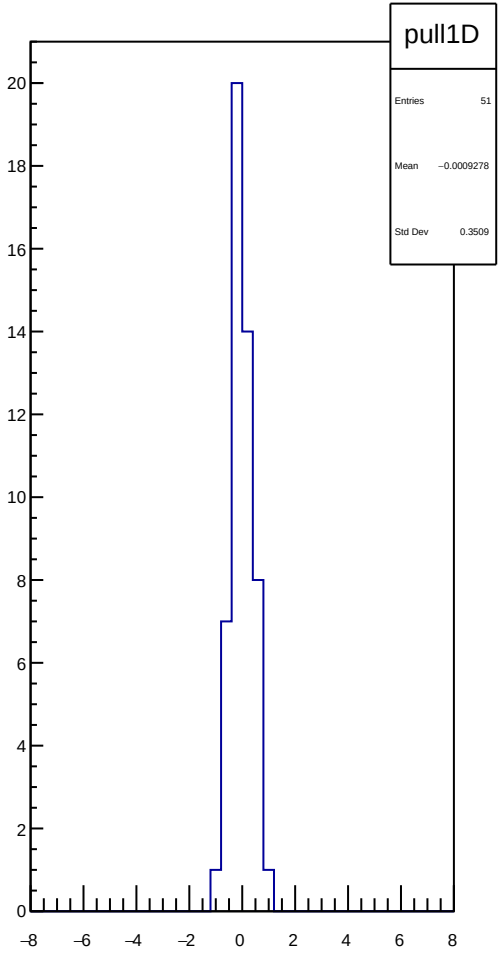
pull1D
Entries 51
Mean −0.0009278
Std Dev 0.3509

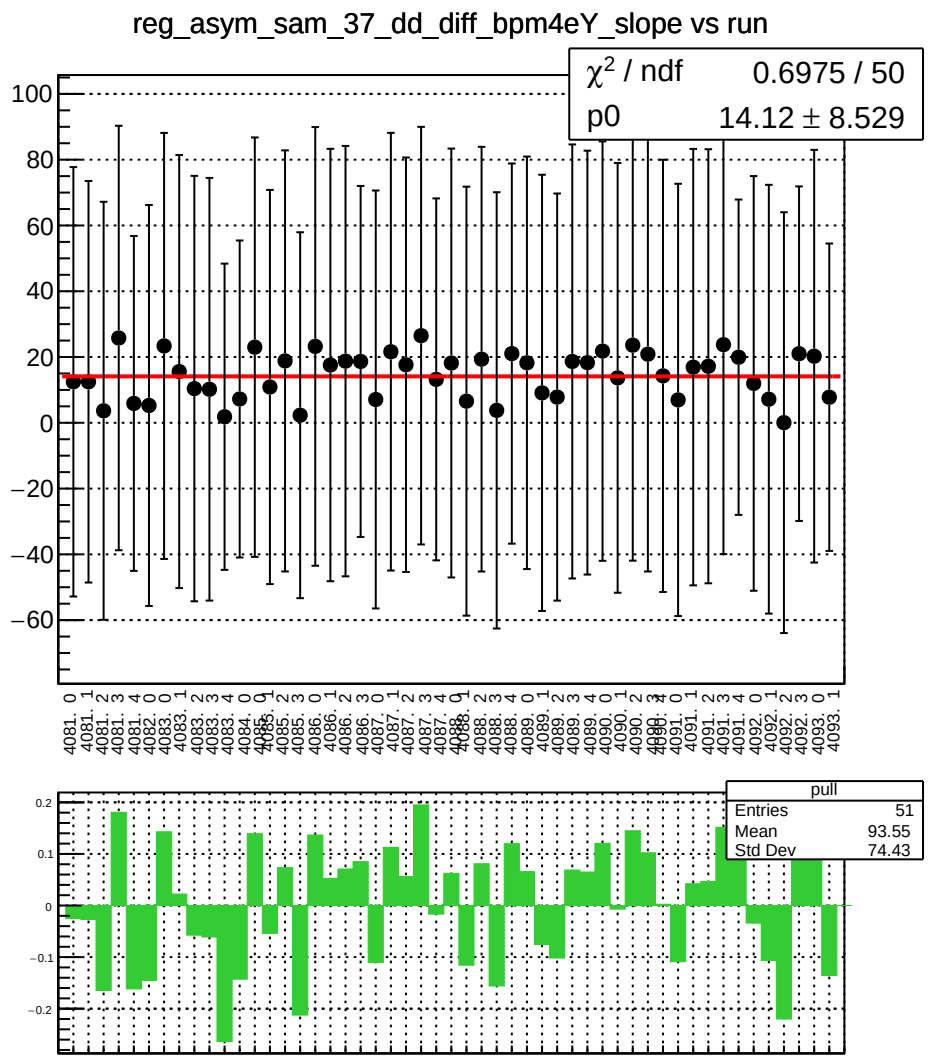
reg_asym_sam_37_dd_diff_bpm4eY_slope vs run
χ² / ndf 0.6975 / 50
p0 14.12 ± 8.529
pull
Entries 51
Mean 93.55
Std Dev 74.43

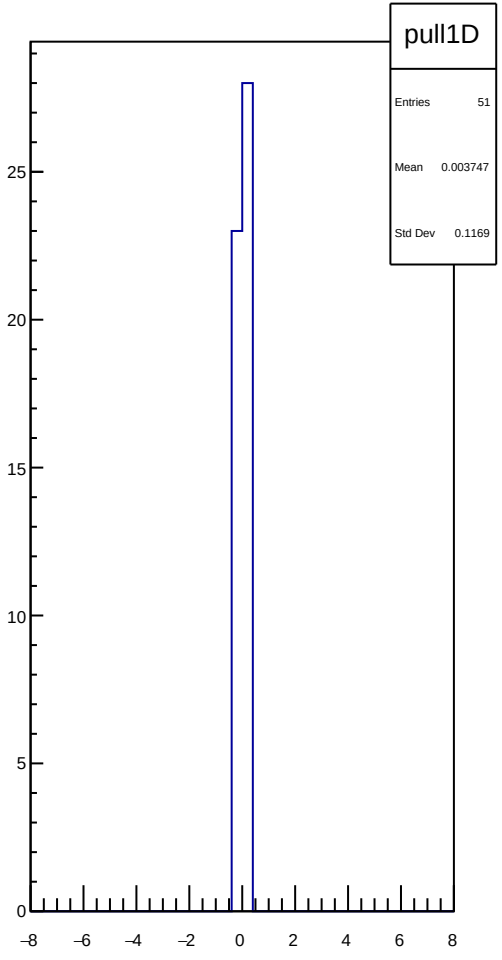
pull1D
Entries 51
Mean 0.003747
Std Dev 0.1169

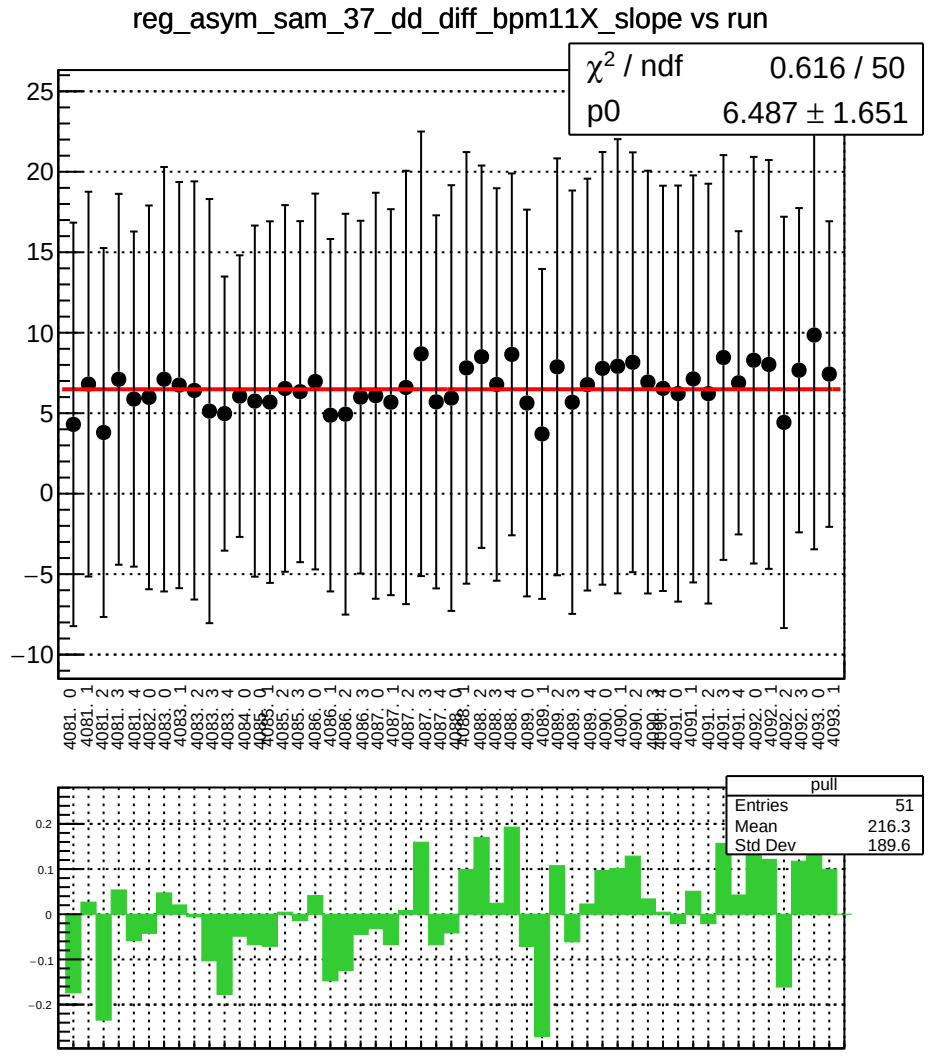
reg_asym_sam_37_dd_diff_bpm11X_slope vs run
χ² / ndf 0.616 / 50
p0 6.487 ± 1.651
pull
Entries 51
Mean 216.3
Std Dev 189.6

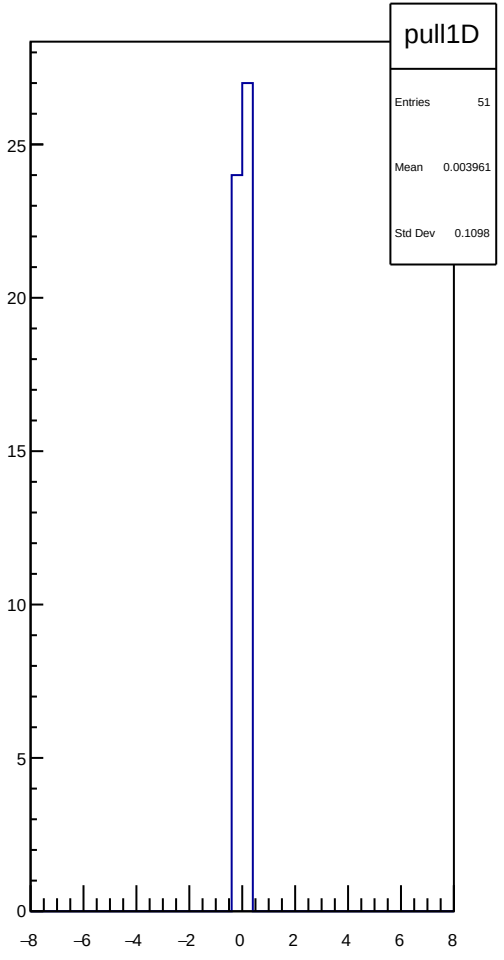
pull1D
Entries 51
Mean 0.003961
Std Dev 0.1098

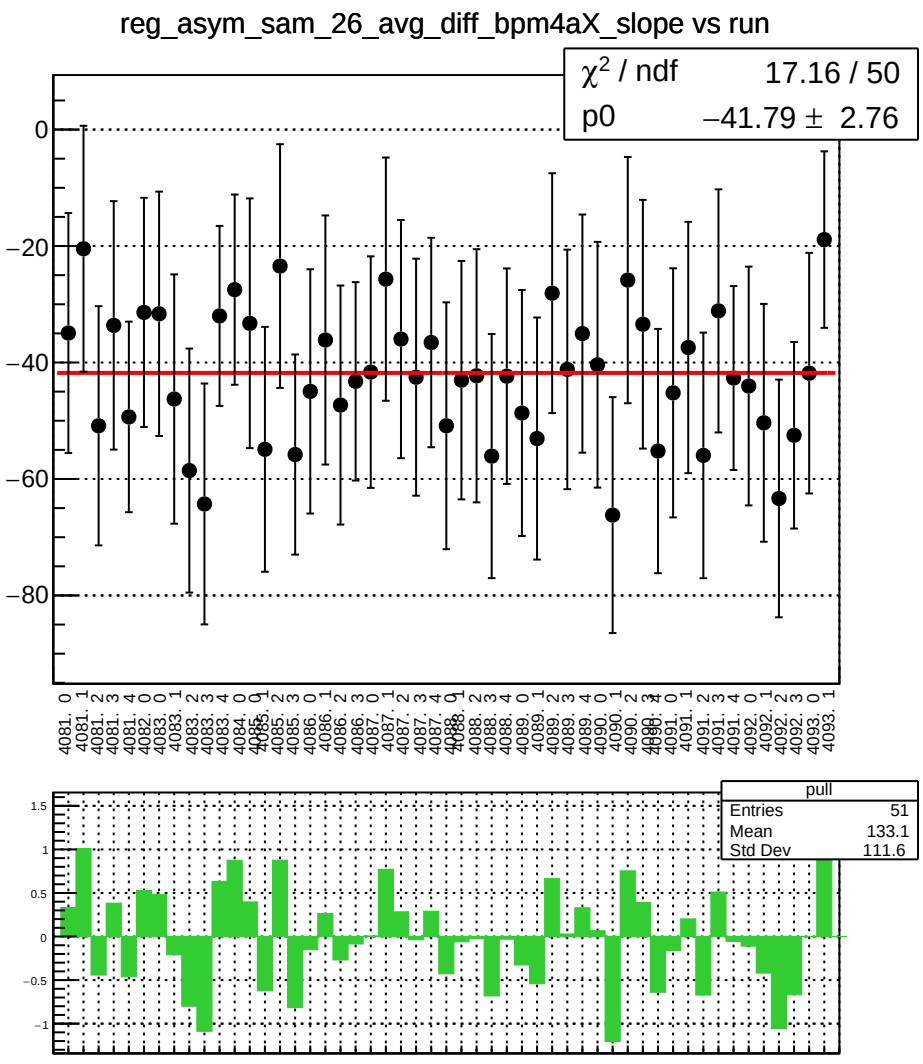
reg_asym_sam_26_avg_diff_bpm4aX_slope vs run
χ² / ndf 17.16 / 50
p0 −41.79 ± 2.76
pull
Entries 51
Mean 133.1
Std Dev 111.6

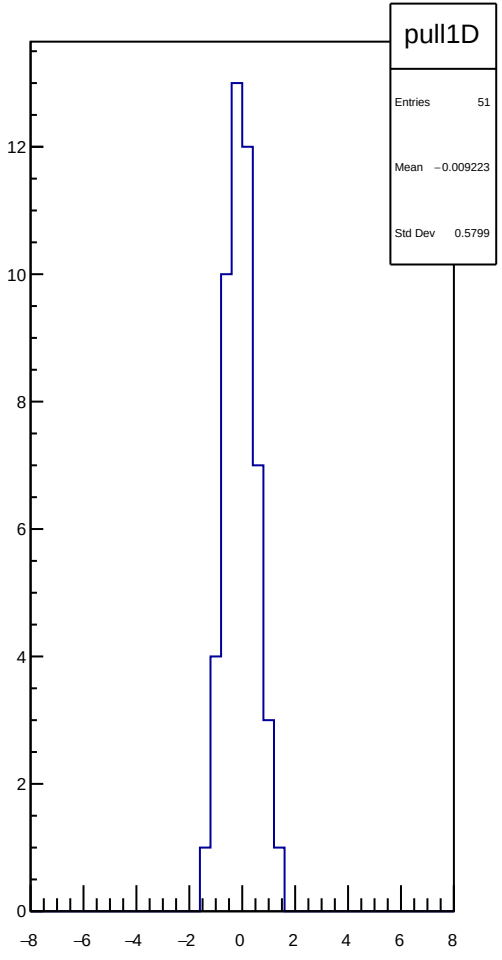
pull1D
Entries 51
Mean −0.009223
Std Dev 0.5799

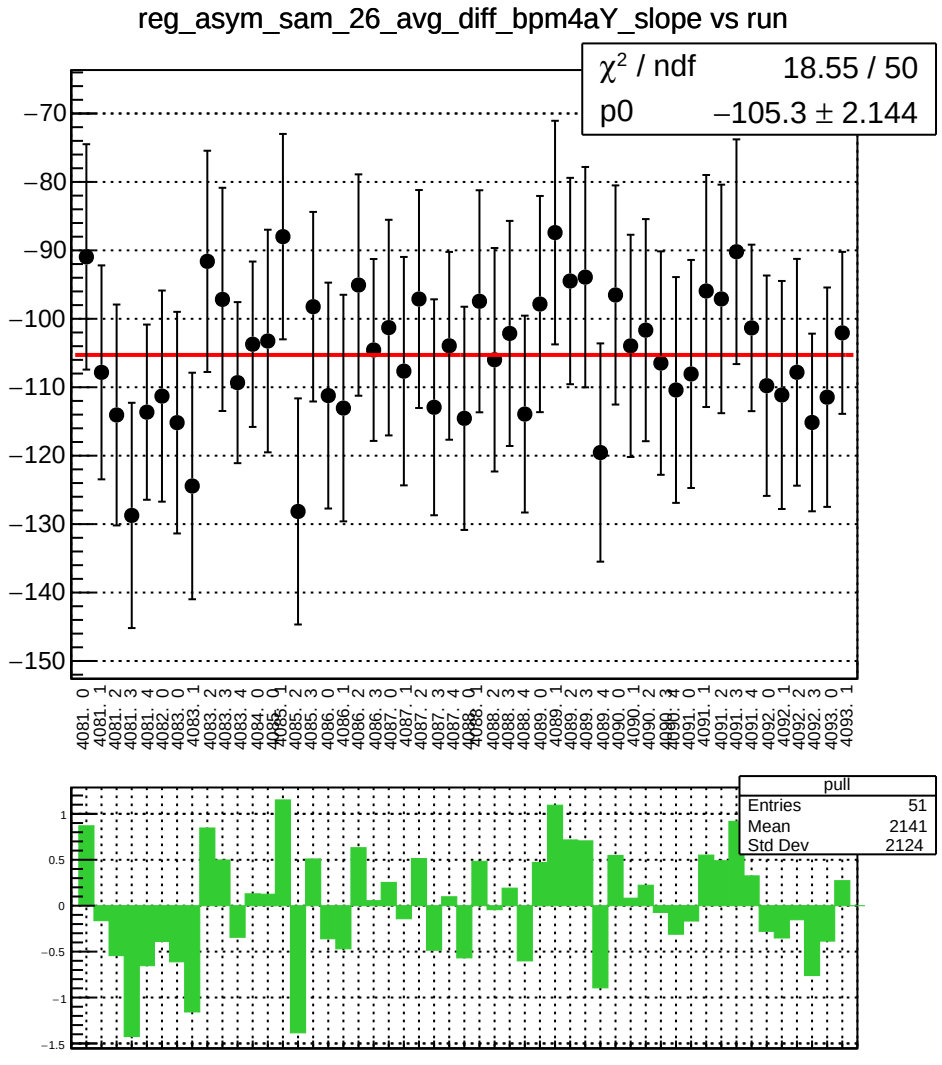
reg_asym_sam_26_avg_diff_bpm4aY_slope vs run
χ² / ndf 18.55 / 50
p0 −105.3 ± 2.144
pull
Entries 51
Mean 2141
Std Dev 2124

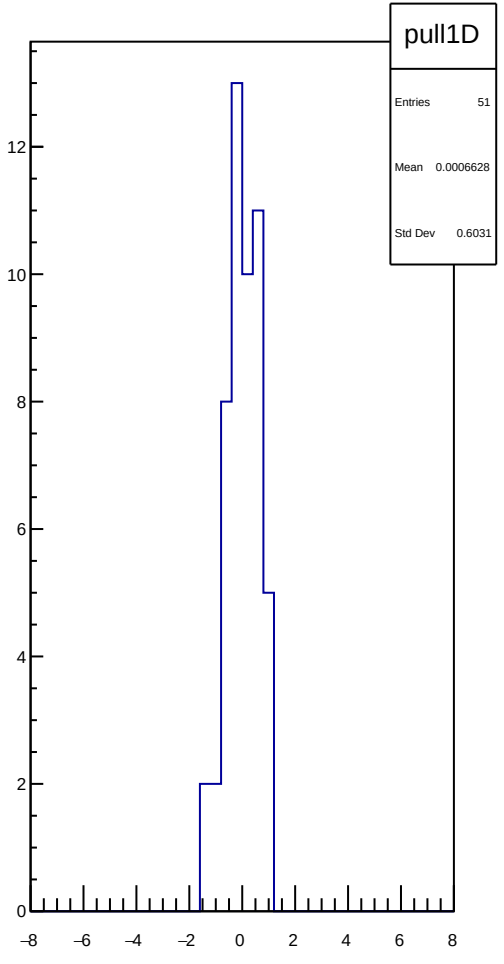
pull1D
Entries 51
Mean 0.0006628
Std Dev 0.6031

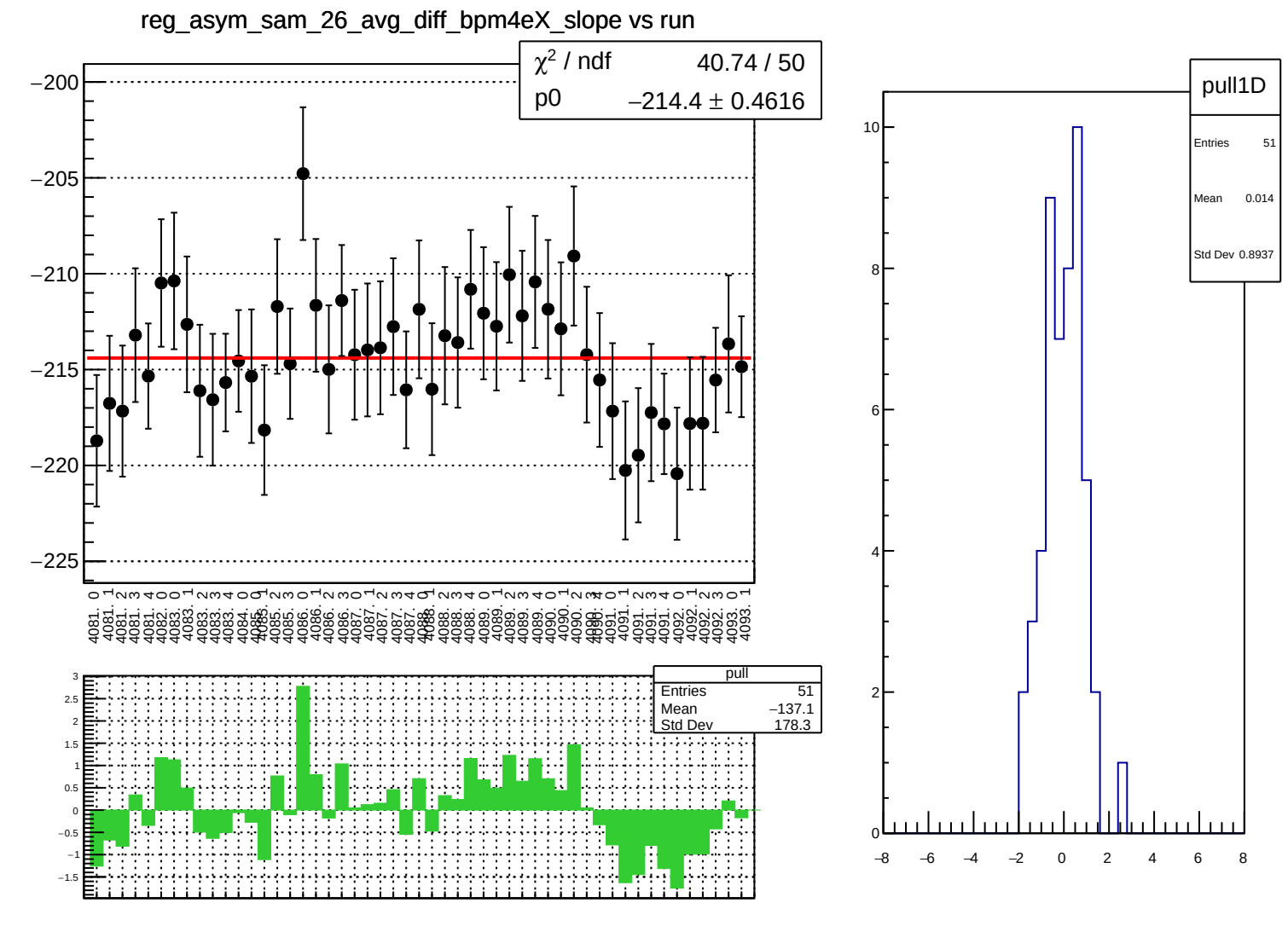
reg_asym_sam_26_avg_diff_bpm4eX_slope vs run
χ² / ndf 40.74 / 50
p0 −214.4 ± 0.4616
pull
Entries 51
Mean −137.1
Std Dev 178.3
pull1D
Entries 51
Mean 0.014
Std Dev 0.8937

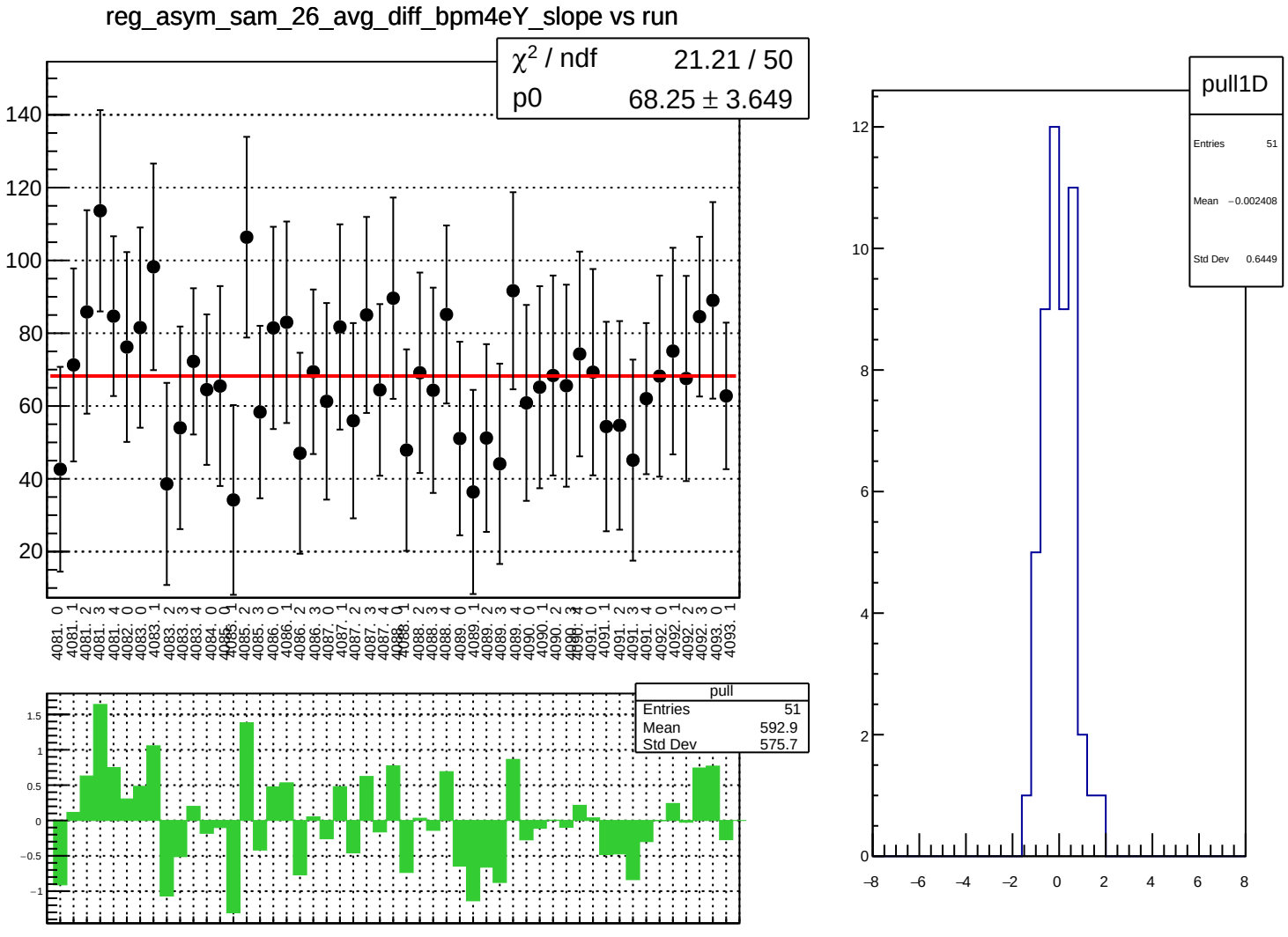
reg_asym_sam_26_avg_diff_bpm4eY_slope vs run
χ² / ndf 21.21 / 50
p0 68.25 ± 3.649
pull
Entries 51
Mean 592.9
Std Dev 575.7
pull1D
Entries 51
Mean −0.002408
Std Dev 0.6449

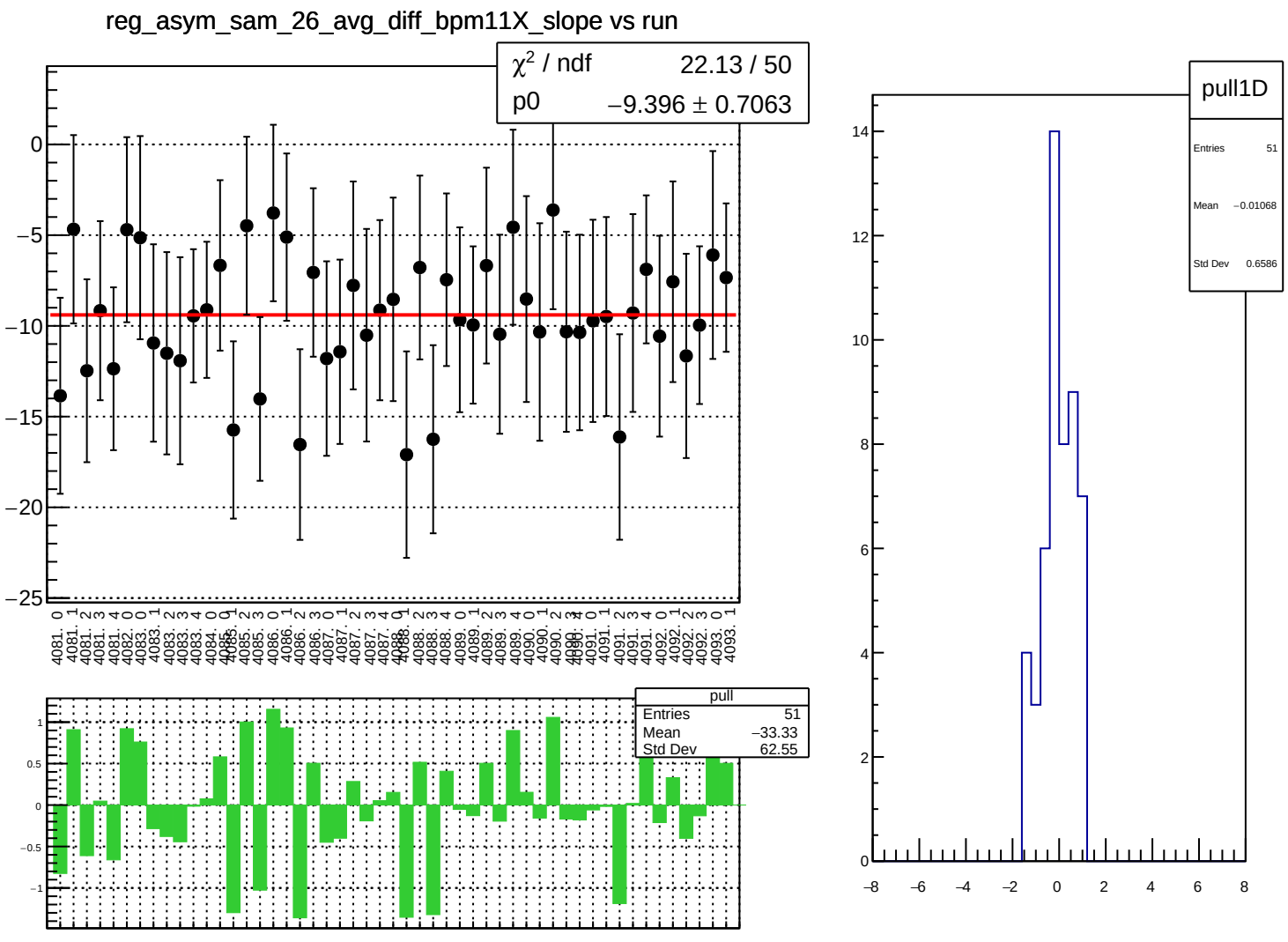
reg_asym_sam_26_avg_diff_bpm11X_slope vs run
χ² / ndf 22.13 / 50
p0 −9.396 ± 0.7063
pull
Entries 51
Mean −33.33
Std Dev 62.55
pull1D
Entries 51
Mean −0.01068
Std Dev 0.6586

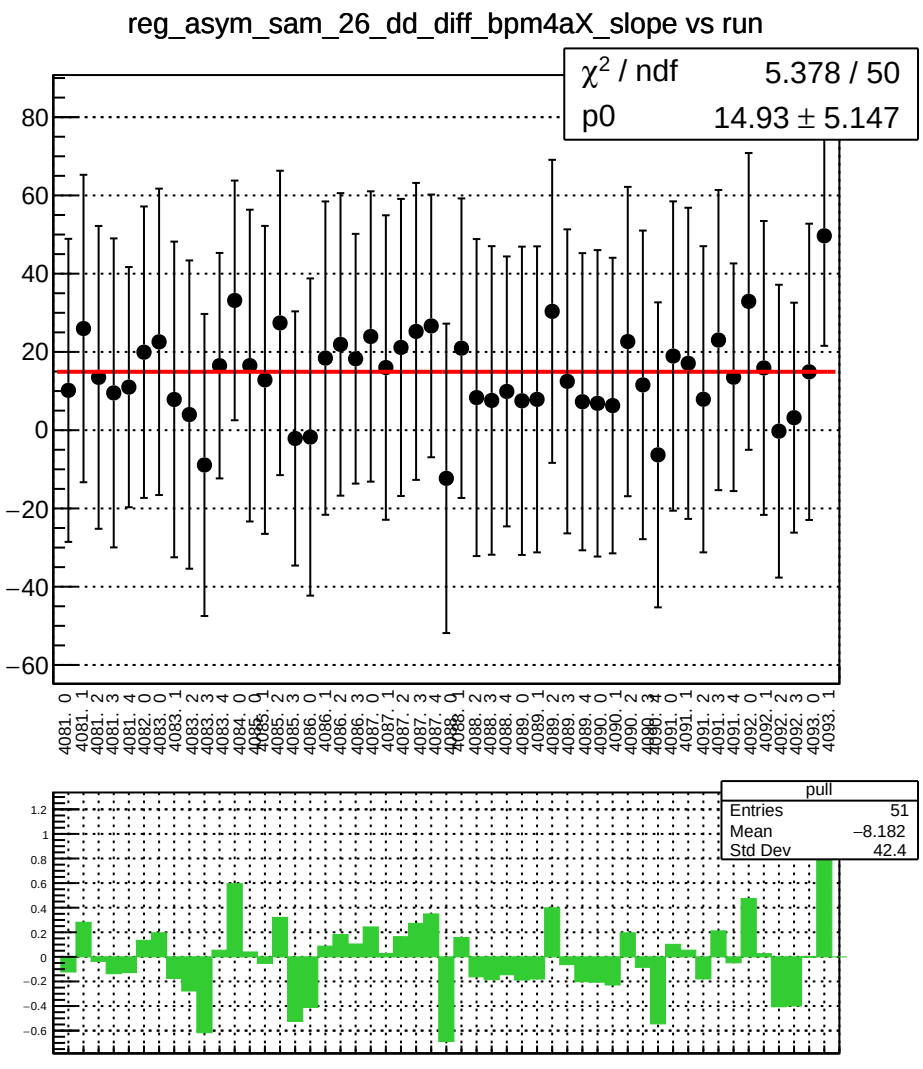
reg_asym_sam_26_dd_diff_bpm4aX_slope vs run
χ² / ndf 5.378 / 50
p0 14.93 ± 5.147
pull
Entries 51
Mean −8.182
Std Dev 42.4

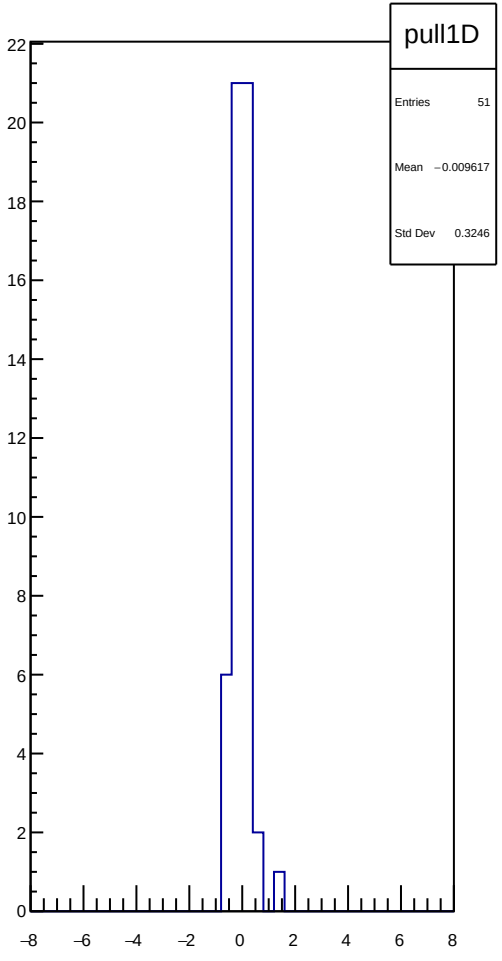
pull1D
Entries 51
Mean −0.009617
Std Dev 0.3246

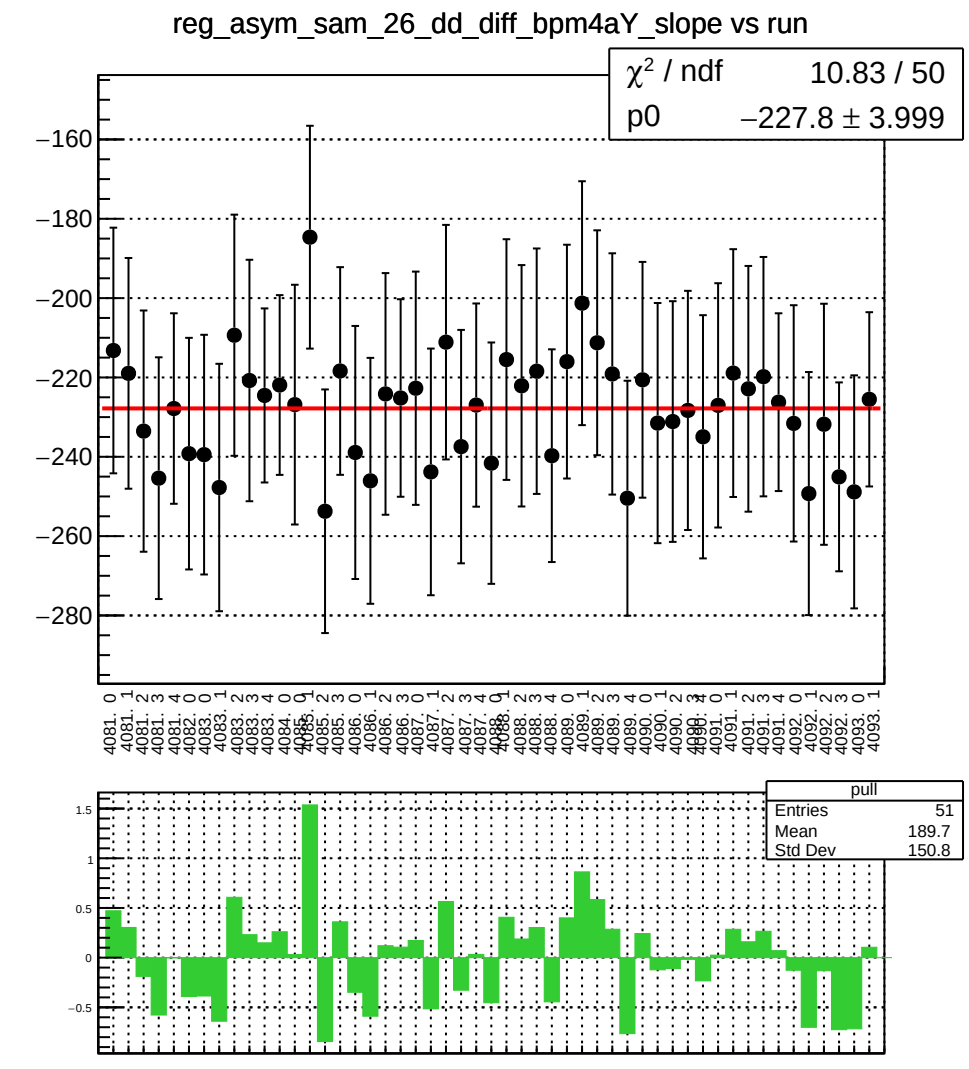
reg_asym_sam_26_dd_diff_bpm4aY_slope vs run
χ² / ndf 10.83 / 50
p0 −227.8 ± 3.999
pull
Entries 51
Mean 189.7
Std Dev 150.8

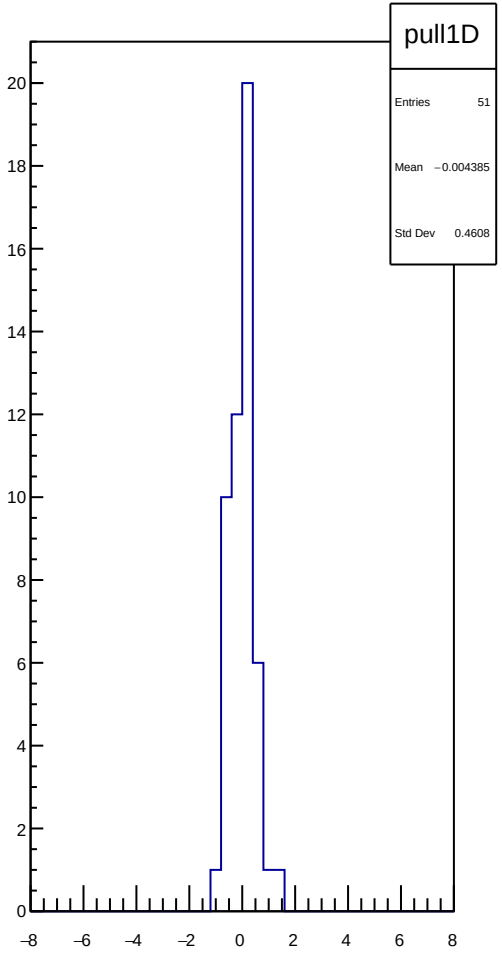
pull1D
Entries 51
Mean −0.004385
Std Dev 0.4608

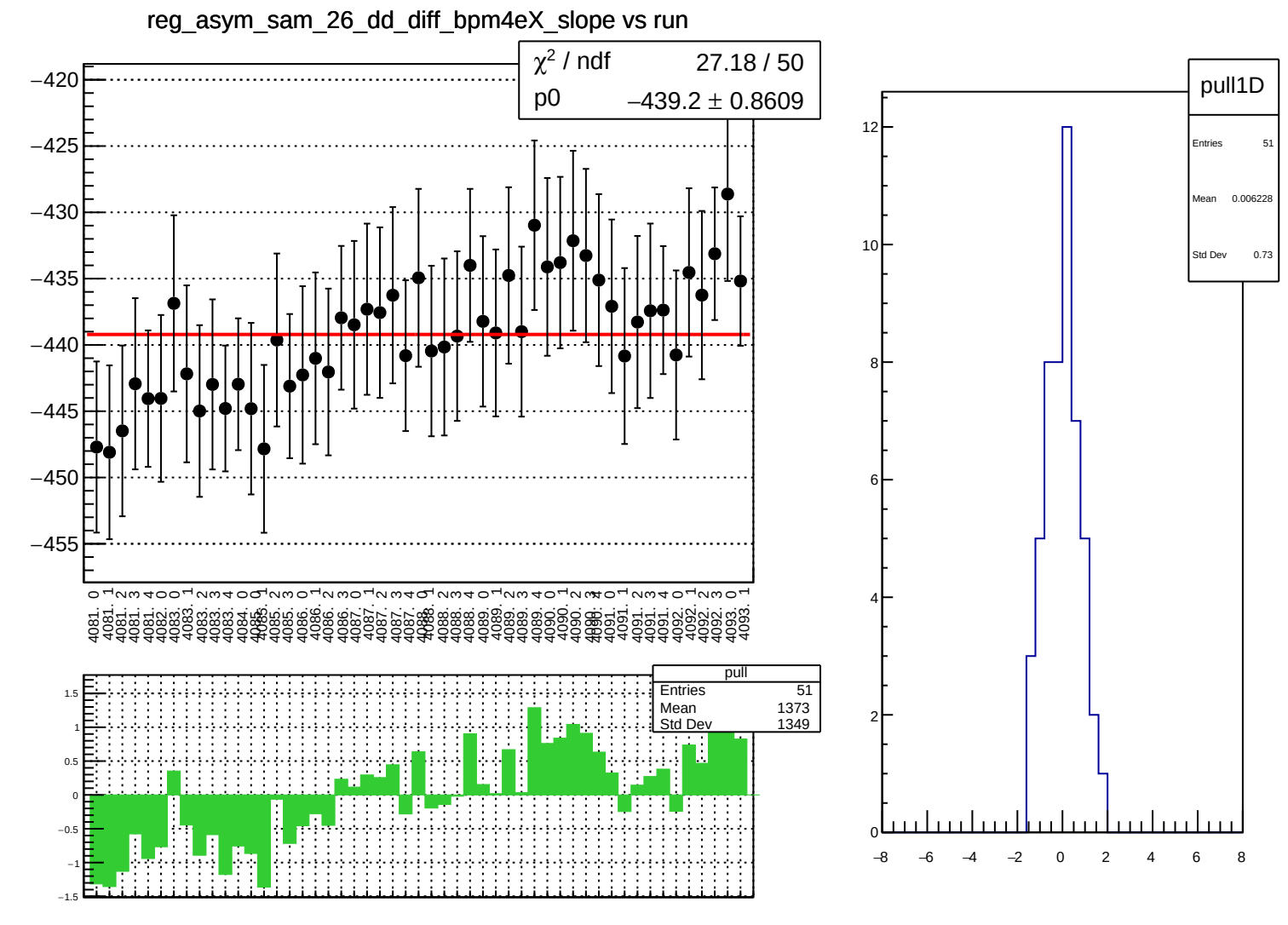
reg_asym_sam_26_dd_diff_bpm4eX_slope vs run
χ² / ndf 27.18 / 50
p0 −439.2 ± 0.8609
pull
Entries 51
Mean 1373
Std Dev 1349
pull1D
Entries 51
Mean 0.006228
Std Dev 0.73

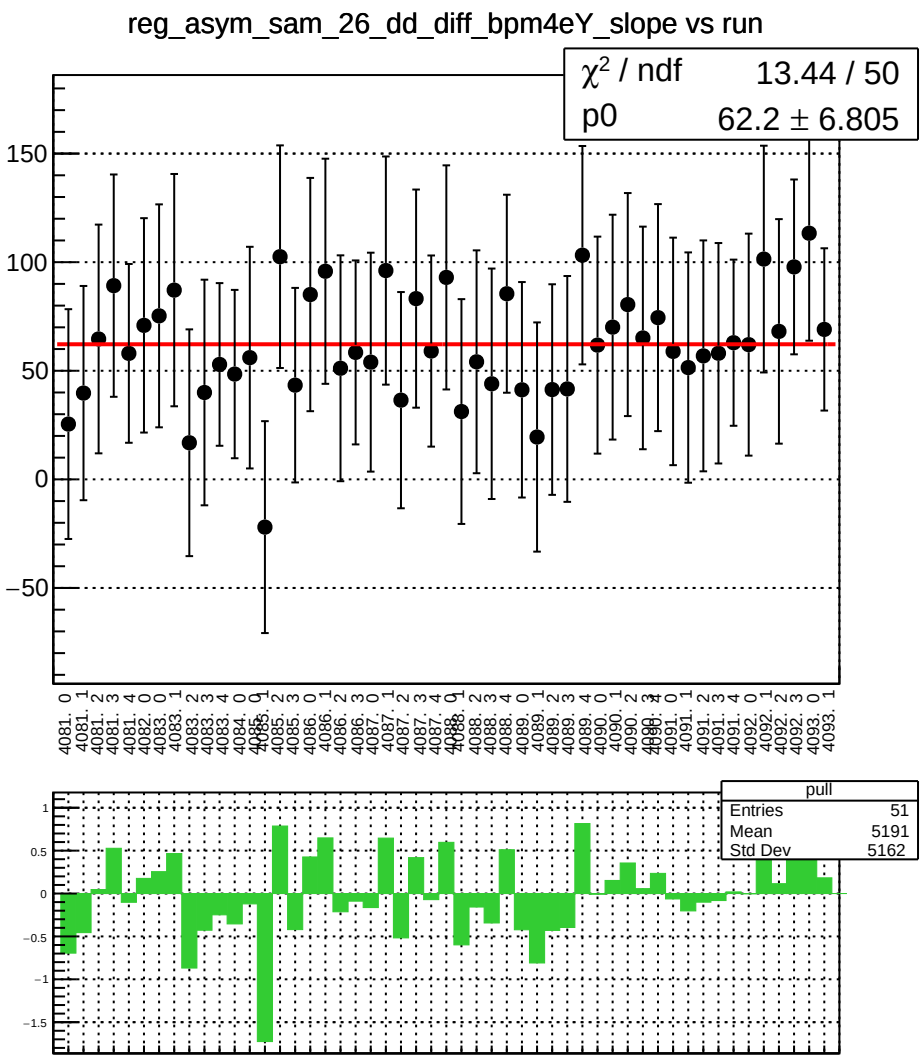
reg_asym_sam_26_dd_diff_bpm4eY_slope vs run
χ² / ndf 13.44 / 50
p0 62.2 ± 6.805
150
100
50
0
−50
pull
Entries 51
Mean 5191
Std Dev 5162
1
0.5
0
−0.5
−1
−1.5

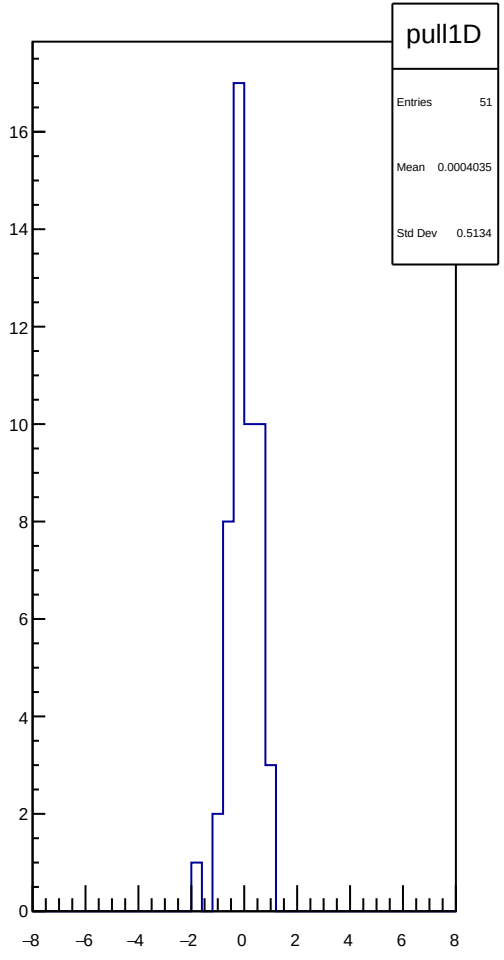
pull1D
Entries 51
Mean 0.0004035
Std Dev 0.5134
16
14
12
10
8
6
4
2
0
−8
−6
−4
−2
0
2
4
6
8

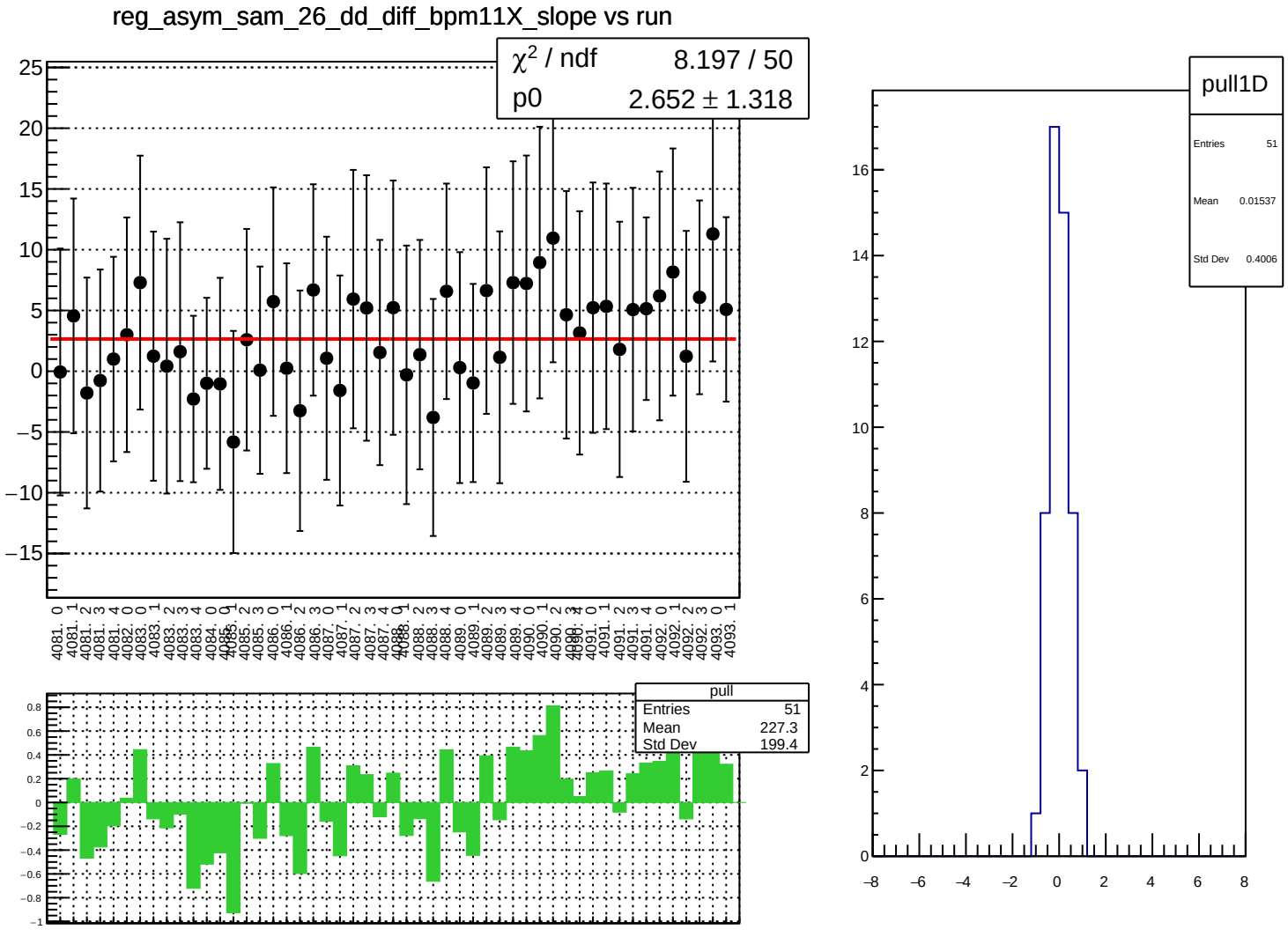
reg_asym_sam_26_dd_diff_bpm11X_slope vs run
χ² / ndf 8.197 / 50
p0 2.652 ± 1.318
pull
Entries 51
Mean 227.3
Std Dev 199.4
pull1D
Entries 51
Mean 0.01537
Std Dev 0.4006

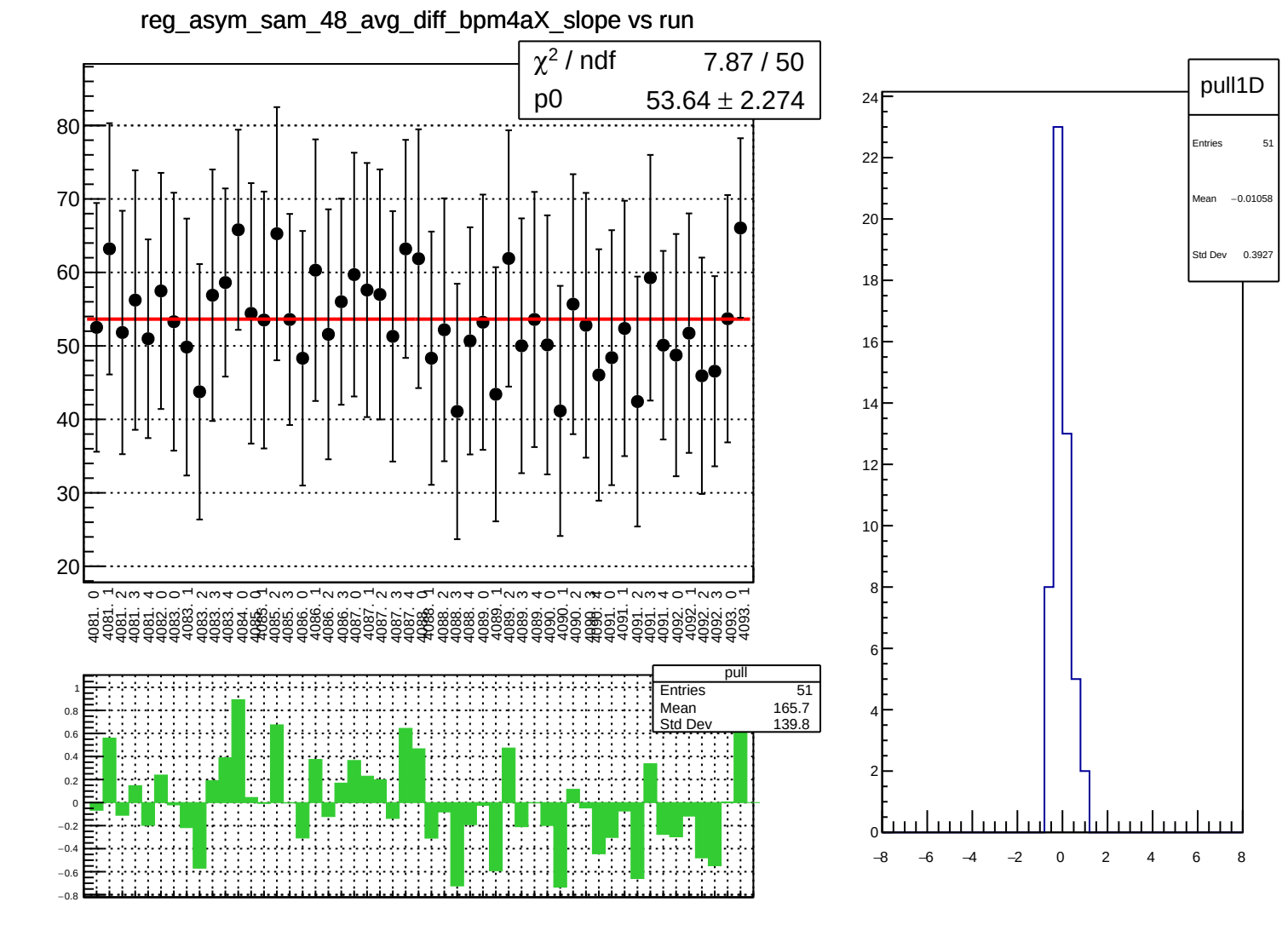
reg_asym_sam_48_avg_diff_bpm4aX_slope vs run
χ² / ndf 7.87 / 50
p0 53.64 ± 2.274
pull
Entries 51
Mean 165.7
Std Dev 139.8
pull1D
Entries 51
Mean −0.01058
Std Dev 0.3927

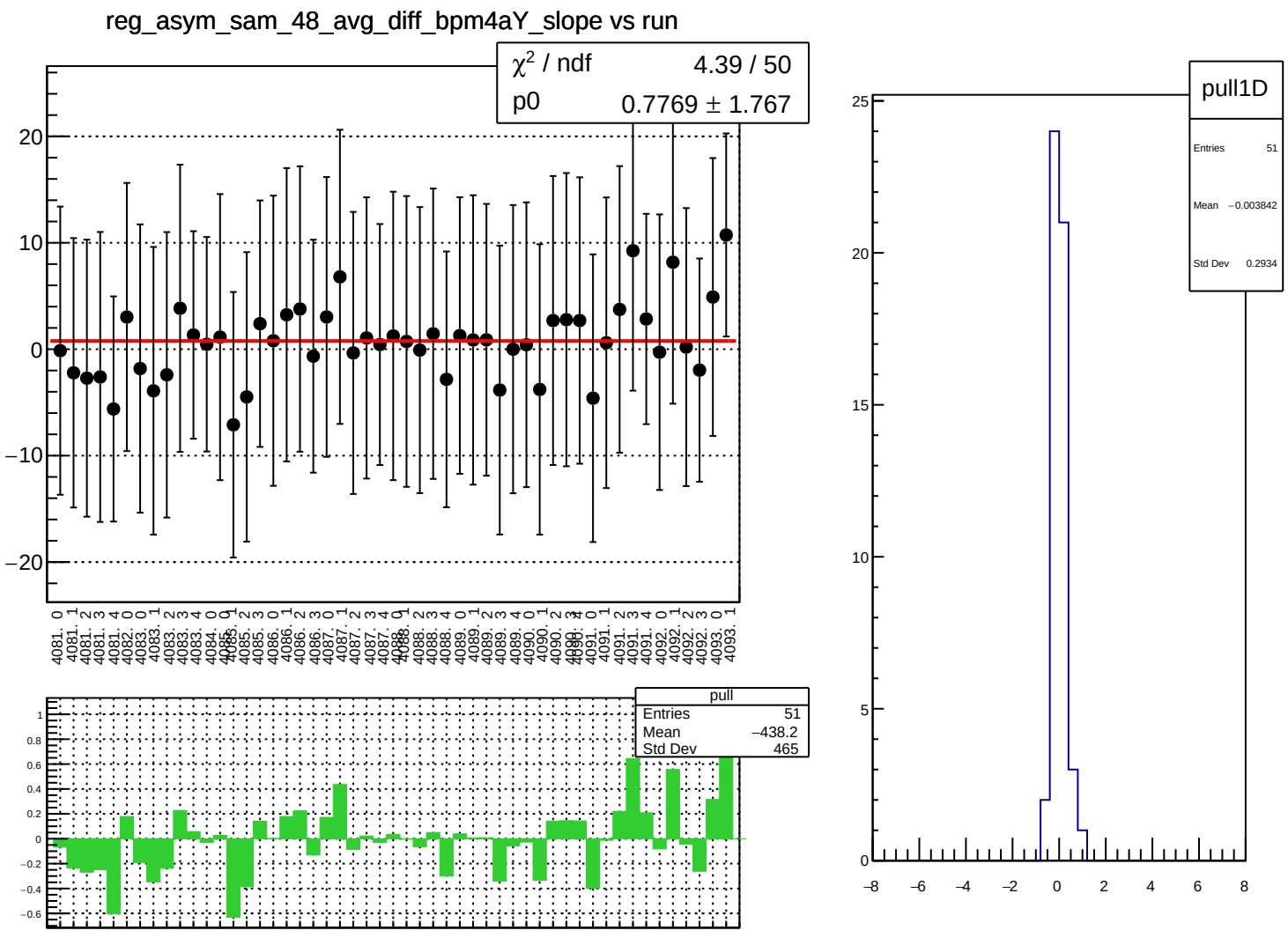
reg_asym_sam_48_avg_diff_bpm4aY_slope vs run
χ² / ndf 4.39 / 50
p0 0.7769 ± 1.767
pull
Entries 51
Mean −438.2
Std Dev 465
pull1D
Entries 51
Mean −0.003842
Std Dev 0.2934

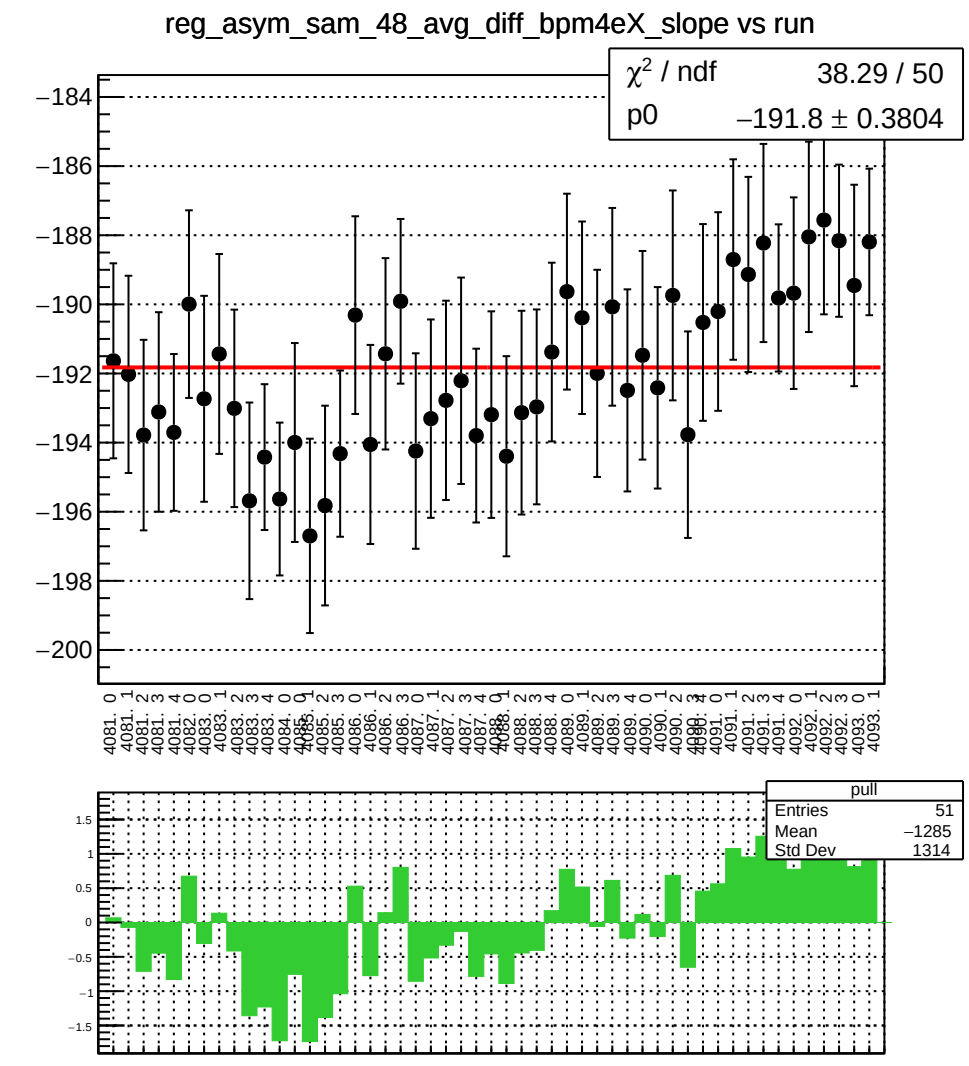
reg_asym_sam_48_avg_diff_bpm4eX_slope vs run
χ² / ndf 38.29 / 50
p0 −191.8 ± 0.3804
pull
Entries 51
Mean −1285
Std Dev 1314

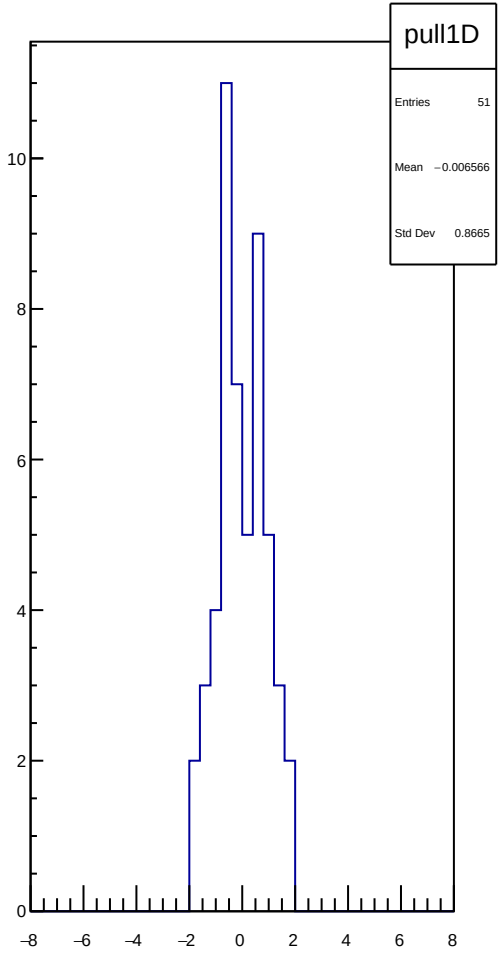
pull1D
Entries 51
Mean −0.006566
Std Dev 0.8665

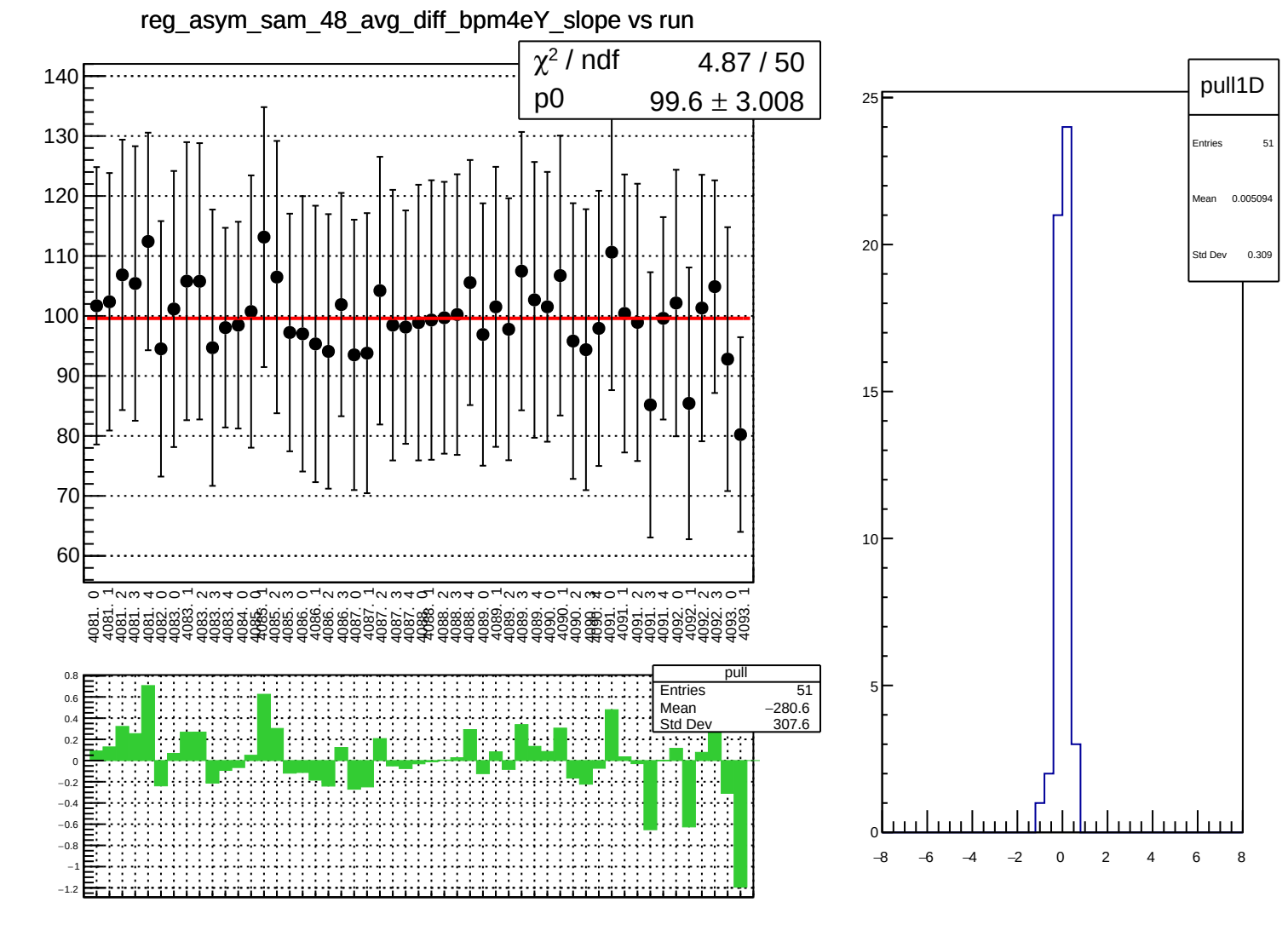
reg_asym_sam_48_avg_diff_bpm4eY_slope vs run
χ² / ndf 4.87 / 50
p0 99.6 ± 3.008
pull
Entries 51
Mean −280.6
Std Dev 307.6
pull1D
Entries 51
Mean 0.005094
Std Dev 0.309

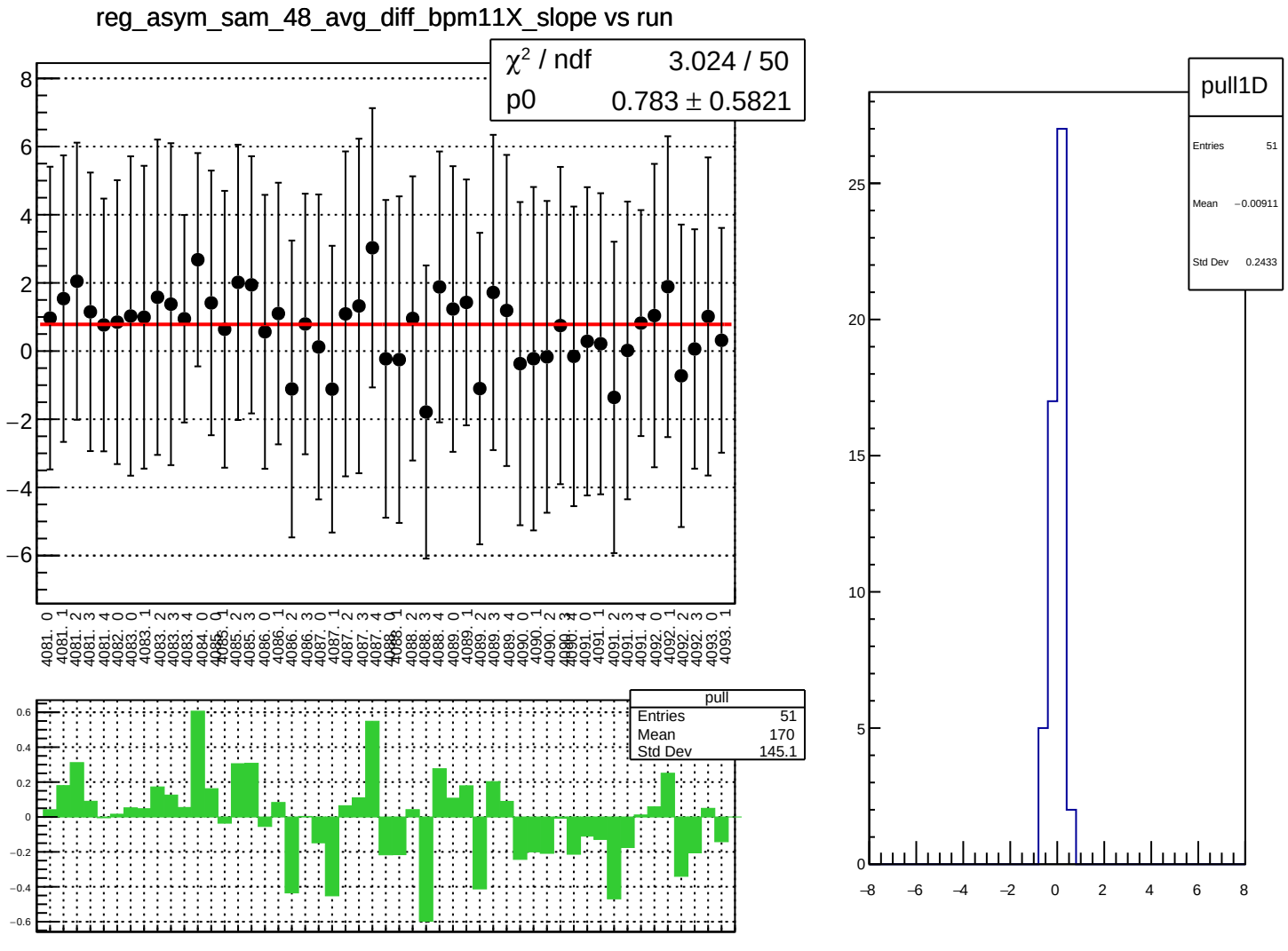
reg_asym_sam_48_avg_diff_bpm11X_slope vs run
χ² / ndf 3.024 / 50
p0 0.783 ± 0.5821
pull
Entries 51
Mean 170
Std Dev 145.1
pull1D
Entries 51
Mean −0.00911
Std Dev 0.2433

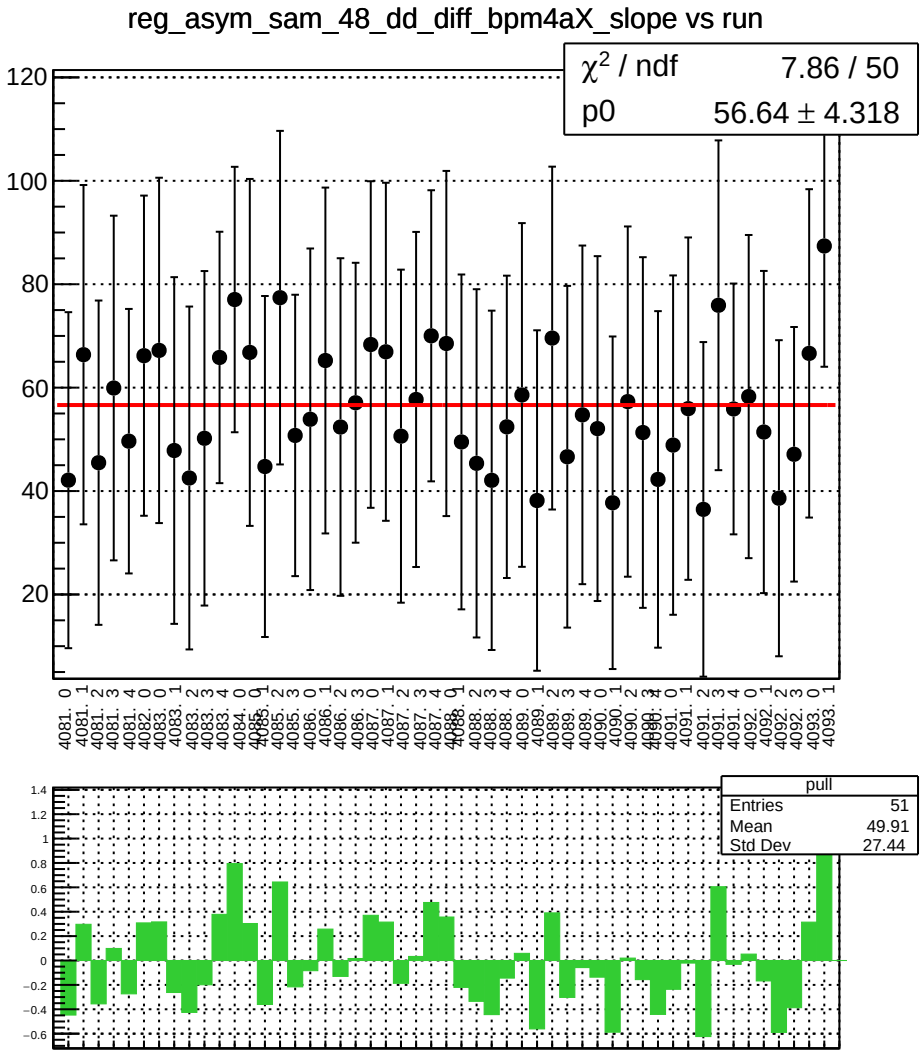
reg_asym_sam_48_dd_diff_bpm4aX_slope vs run
χ² / ndf 7.86 / 50
p0 56.64 ± 4.318
pull
Entries 51
Mean 49.91
Std Dev 27.44

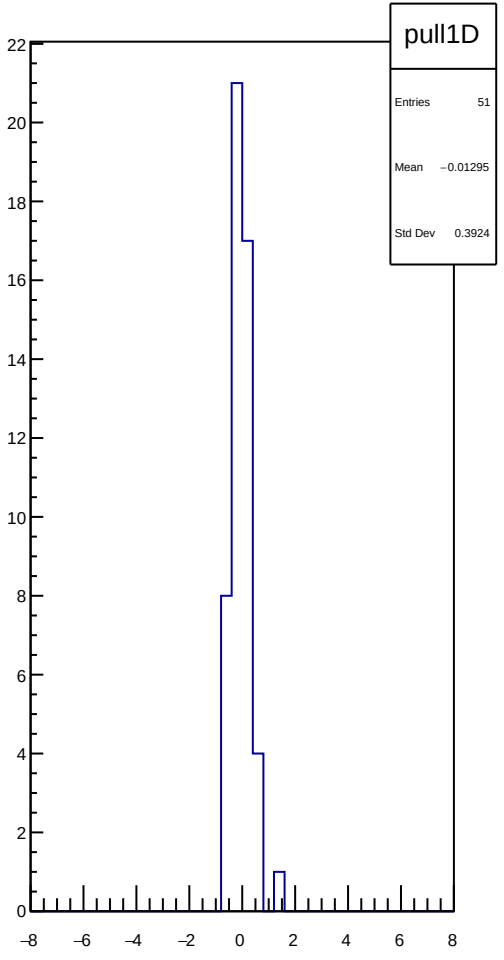
pull1D
Entries 51
Mean −0.01295
Std Dev 0.3924

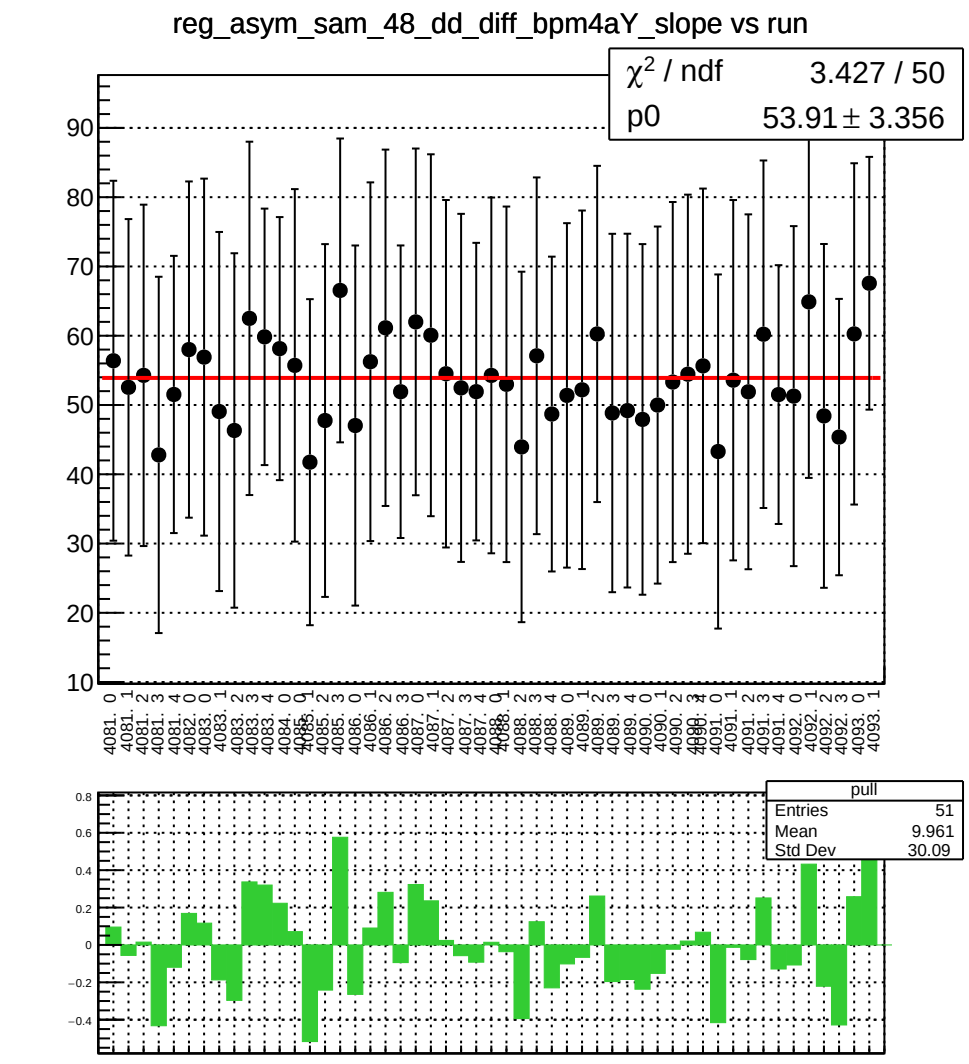
reg_asym_sam_48_dd_diff_bpm4aY_slope vs run
χ² / ndf 3.427 / 50
p0 53.91 ± 3.356
pull
Entries 51
Mean 9.961
Std Dev 30.09

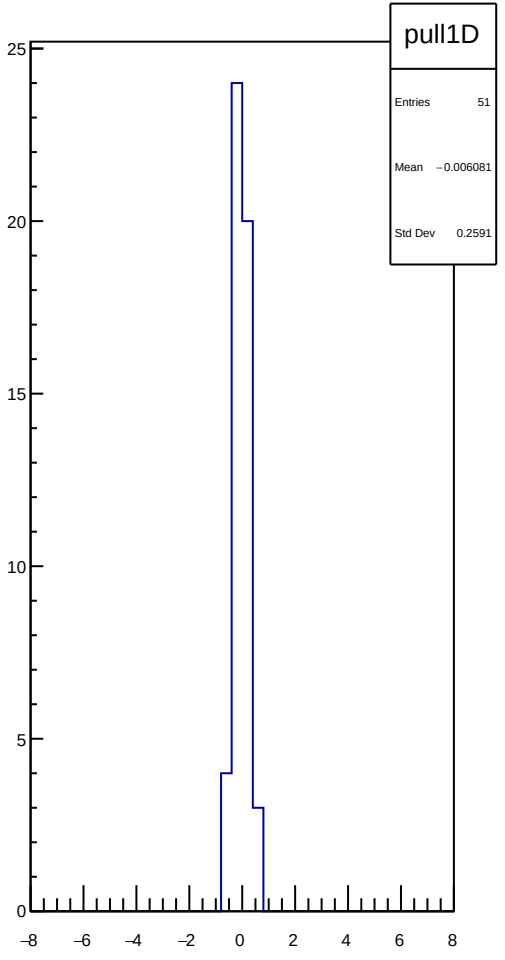
pull1D
Entries 51
Mean −0.006081
Std Dev 0.2591

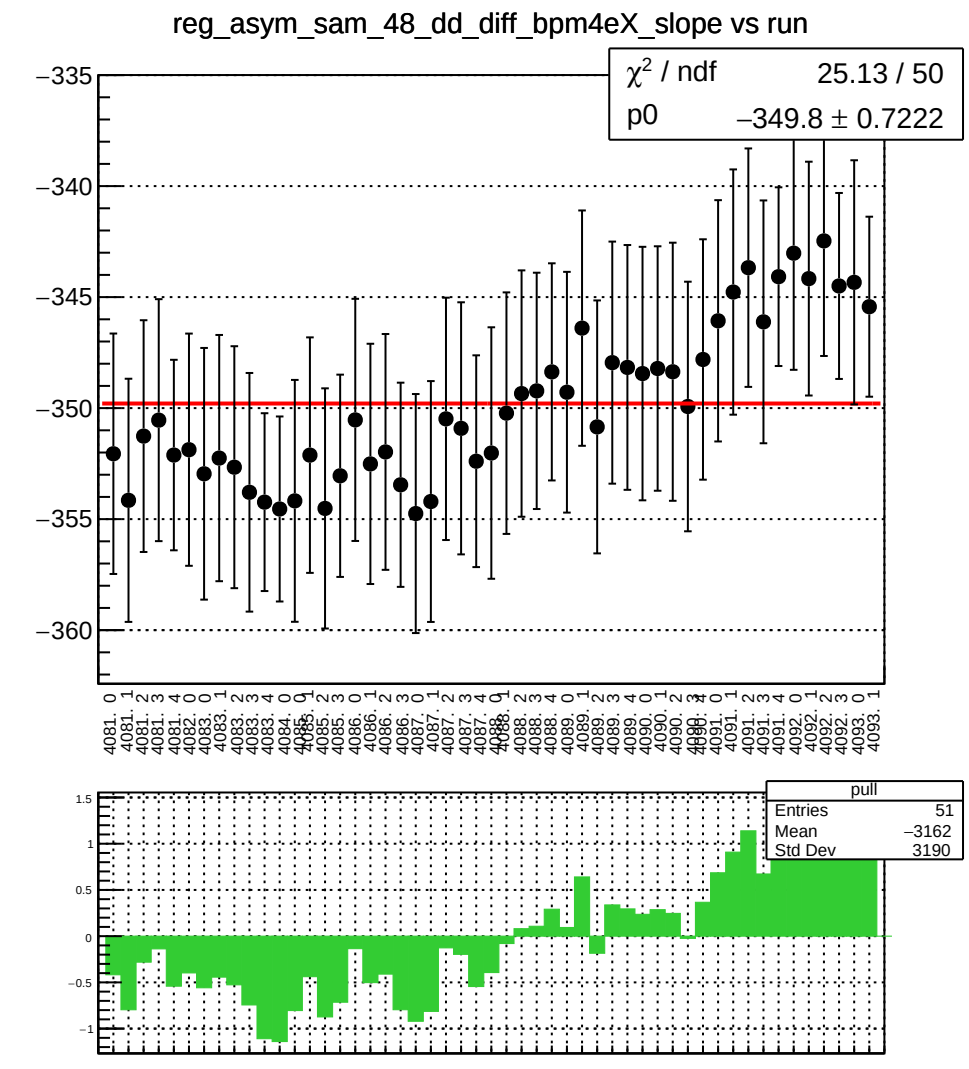
reg_asym_sam_48_dd_diff_bpm4eX_slope vs run
χ² / ndf 25.13 / 50
p0 −349.8 ± 0.7222
pull
Entries 51
Mean −3162
Std Dev 3190

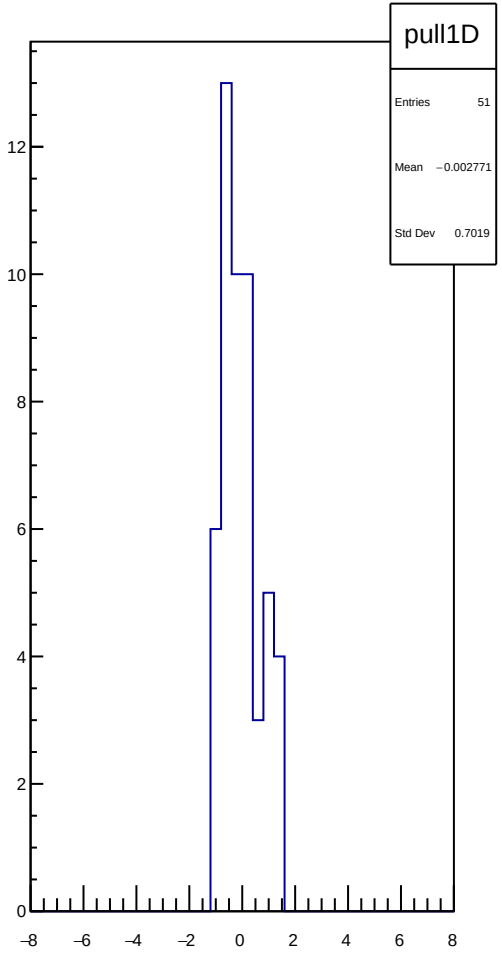
pull1D
Entries 51
Mean −0.002771
Std Dev 0.7019

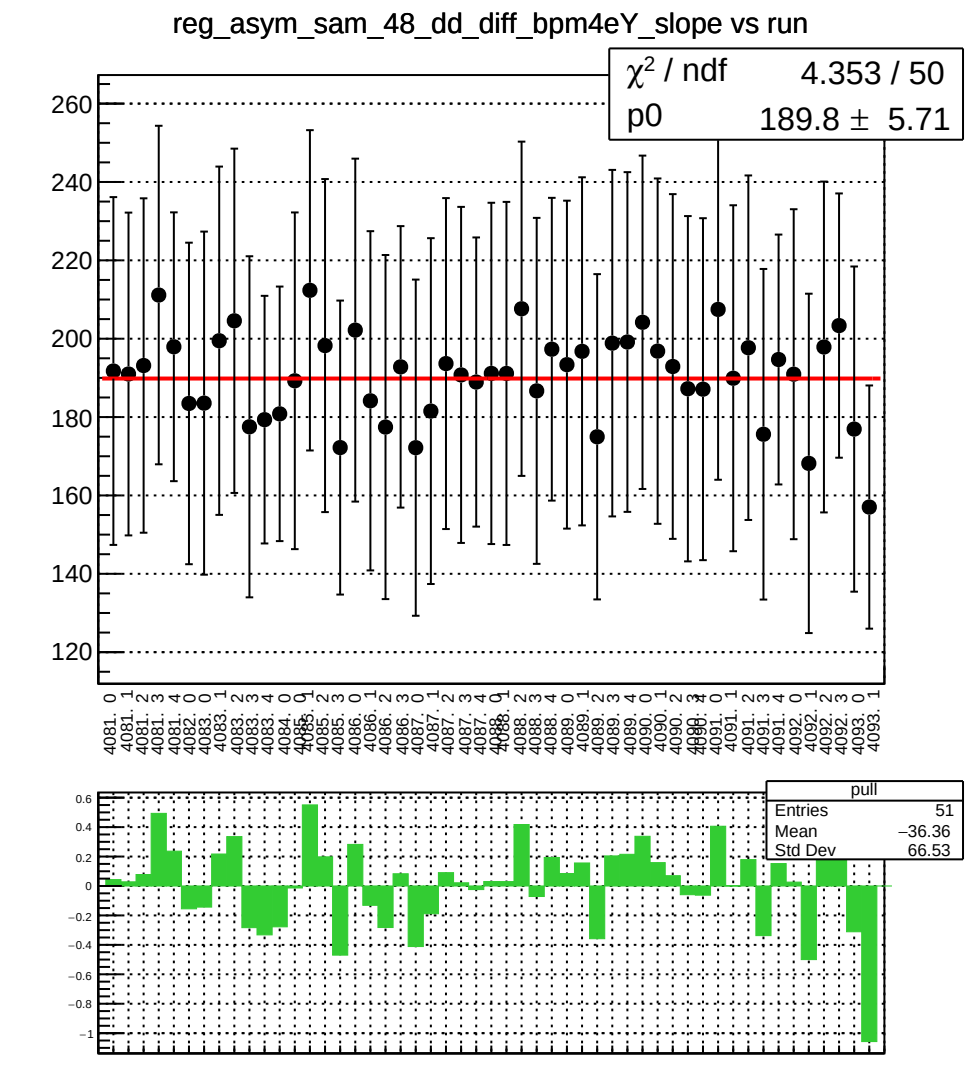
reg_asym_sam_48_dd_diff_bpm4eY_slope vs run
χ² / ndf 4.353 / 50
p0 189.8 ± 5.71
pull
Entries 51
Mean −36.36
Std Dev 66.53

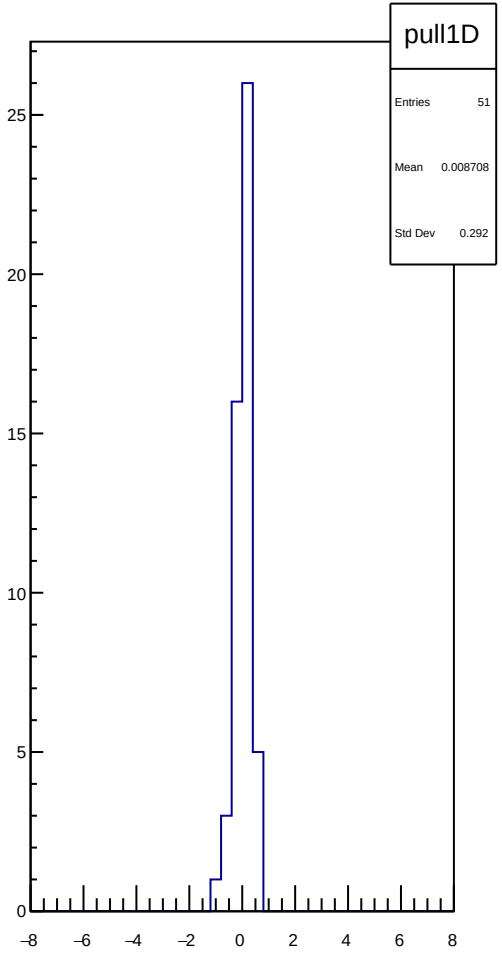
pull1D
Entries 51
Mean 0.008708
Std Dev 0.292

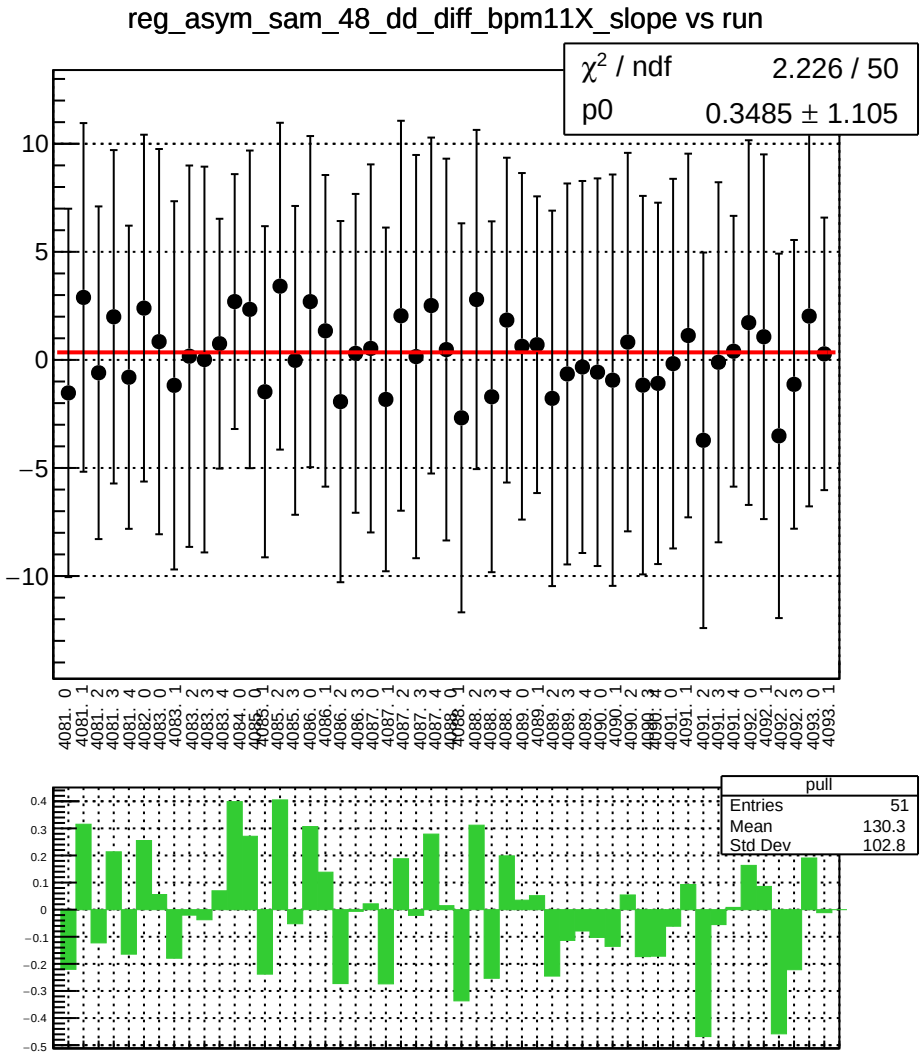
reg_asym_sam_48_dd_diff_bpm11X_slope vs run
χ² / ndf 2.226 / 50
p0 0.3485 ± 1.105
pull
Entries 51
Mean 130.3
Std Dev 102.8
pull1D
Entries 51
Mean −0.007207
Std Dev 0.2088

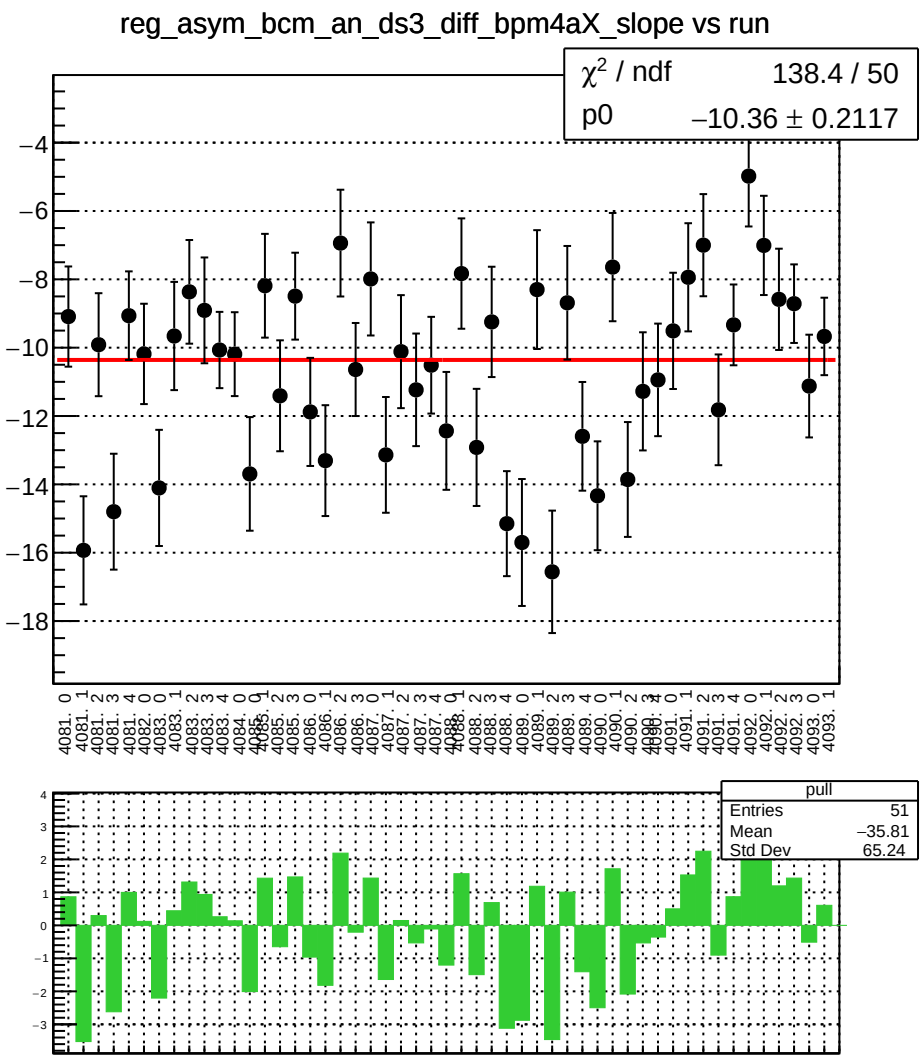
reg_asym_bcm_an_ds3_diff_bpm4aX_slope vs run
χ² / ndf 138.4 / 50
p0 −10.36 ± 0.2117
pull
Entries 51
Mean −35.81
Std Dev 65.24

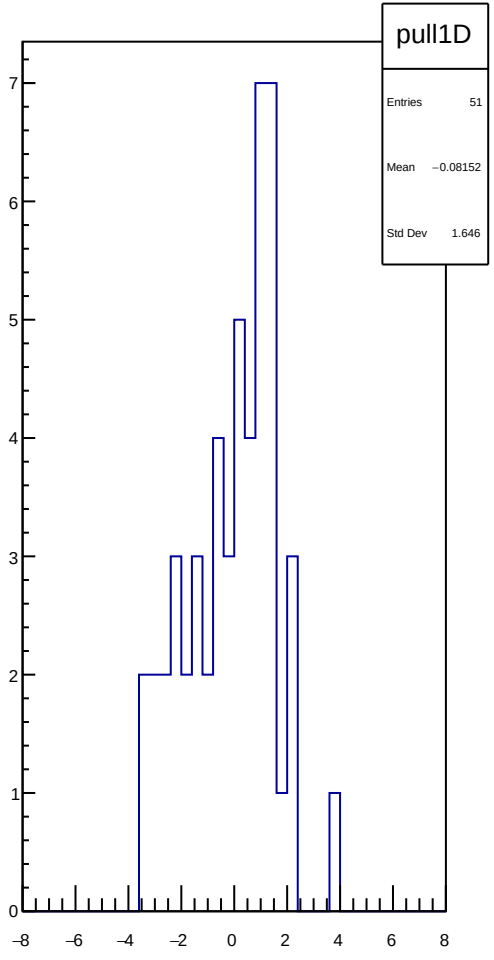
pull1D
Entries 51
Mean −0.08152
Std Dev 1.646

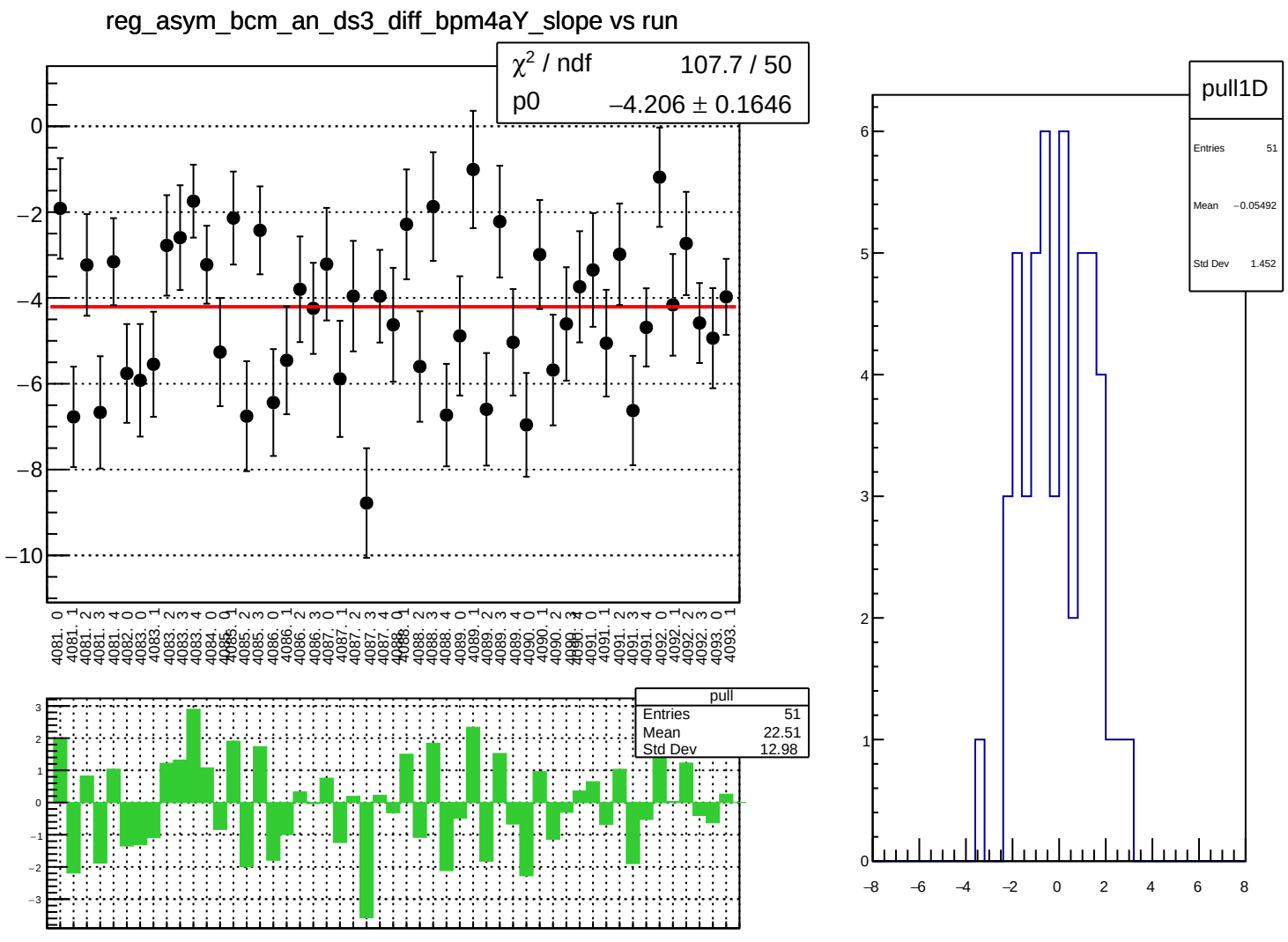
reg_asym_bcm_an_ds3_diff_bpm4aY_slope vs run
χ² / ndf 107.7 / 50
p0 −4.206 ± 0.1646
pull
Entries 51
Mean 22.51
Std Dev 12.98
pull1D
Entries 51
Mean −0.05492
Std Dev 1.452

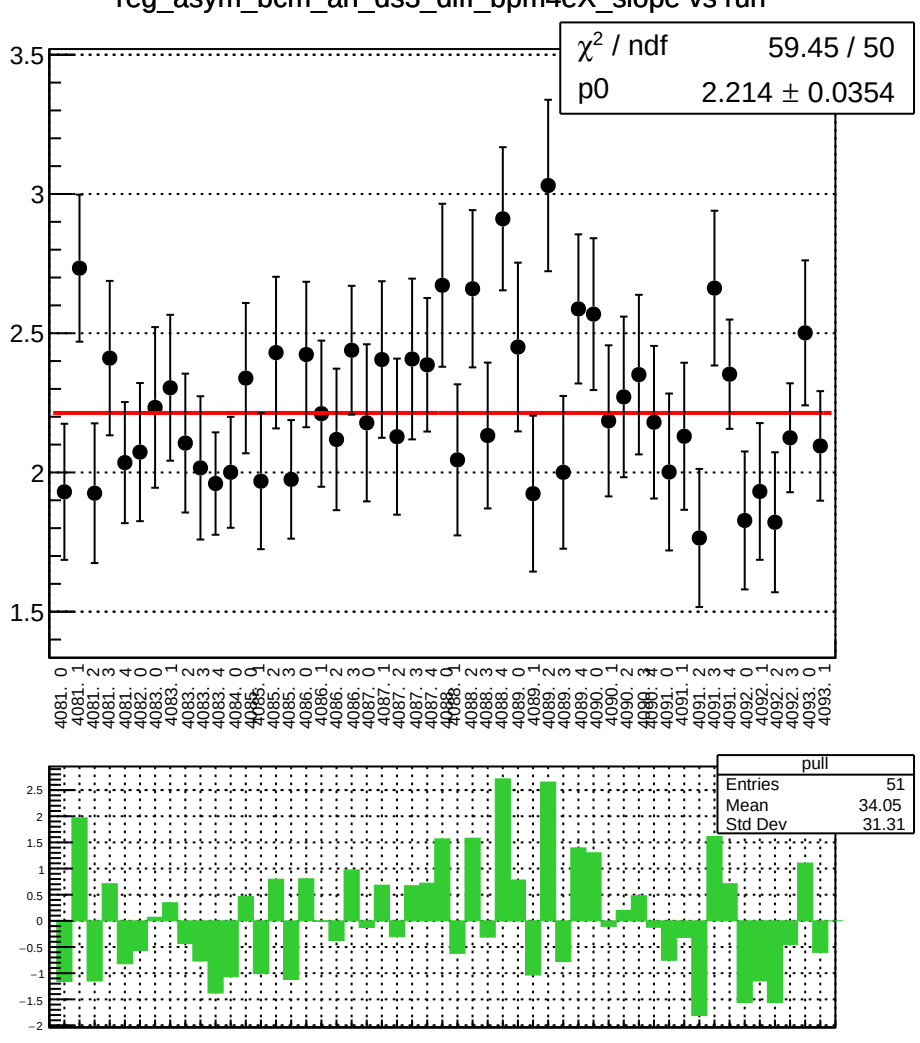
reg_asym_bcm_an_ds3_diff_bpm4eX_slope vs run
χ² / ndf 59.45 / 50
p0 2.214 ± 0.0354
pull
Entries 51
Mean 34.05
Std Dev 31.31

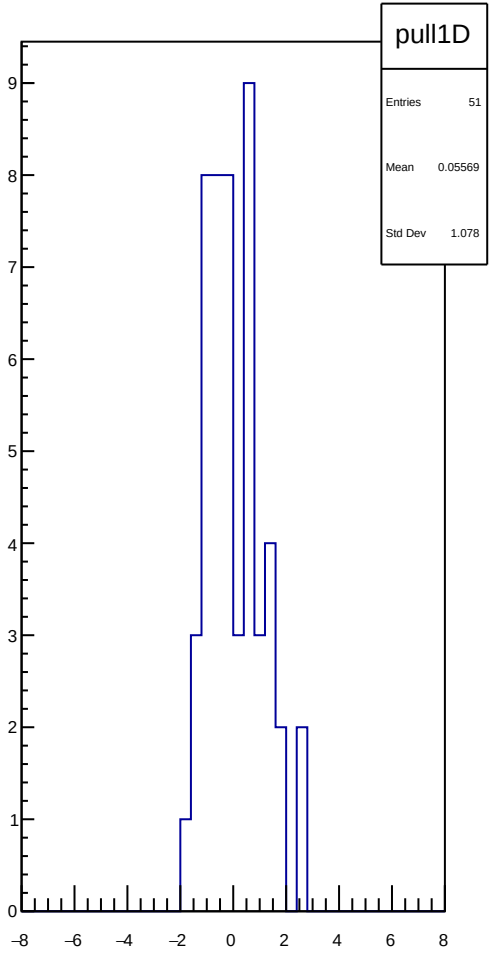
pull1D
Entries 51
Mean 0.05569
Std Dev 1.078

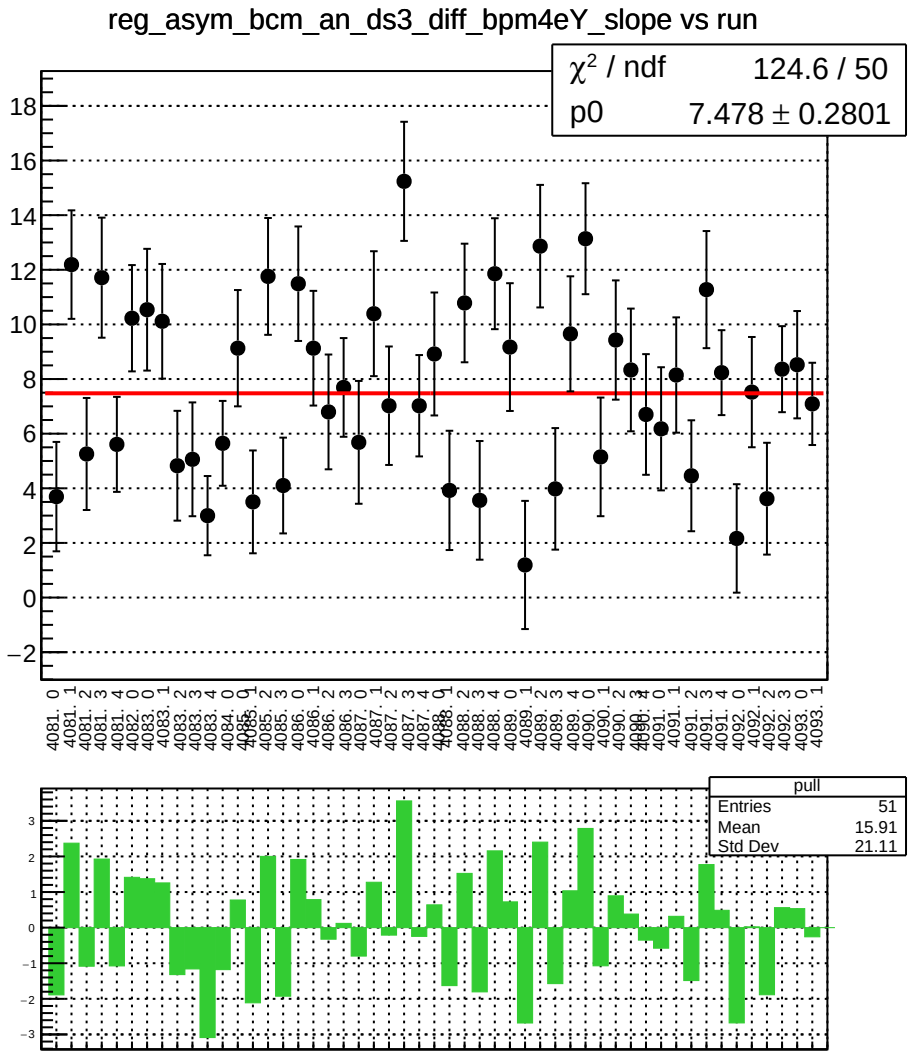
reg_asym_bcm_an_ds3_diff_bpm4eY_slope vs run
χ² / ndf 124.6 / 50
p0 7.478 ± 0.2801
pull
Entries 51
Mean 15.91
Std Dev 21.11

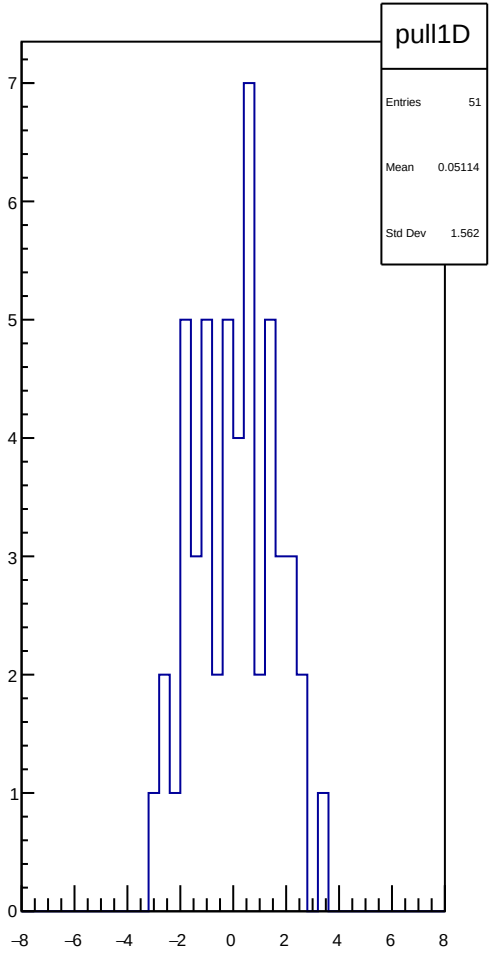
pull1D
Entries 51
Mean 0.05114
Std Dev 1.562

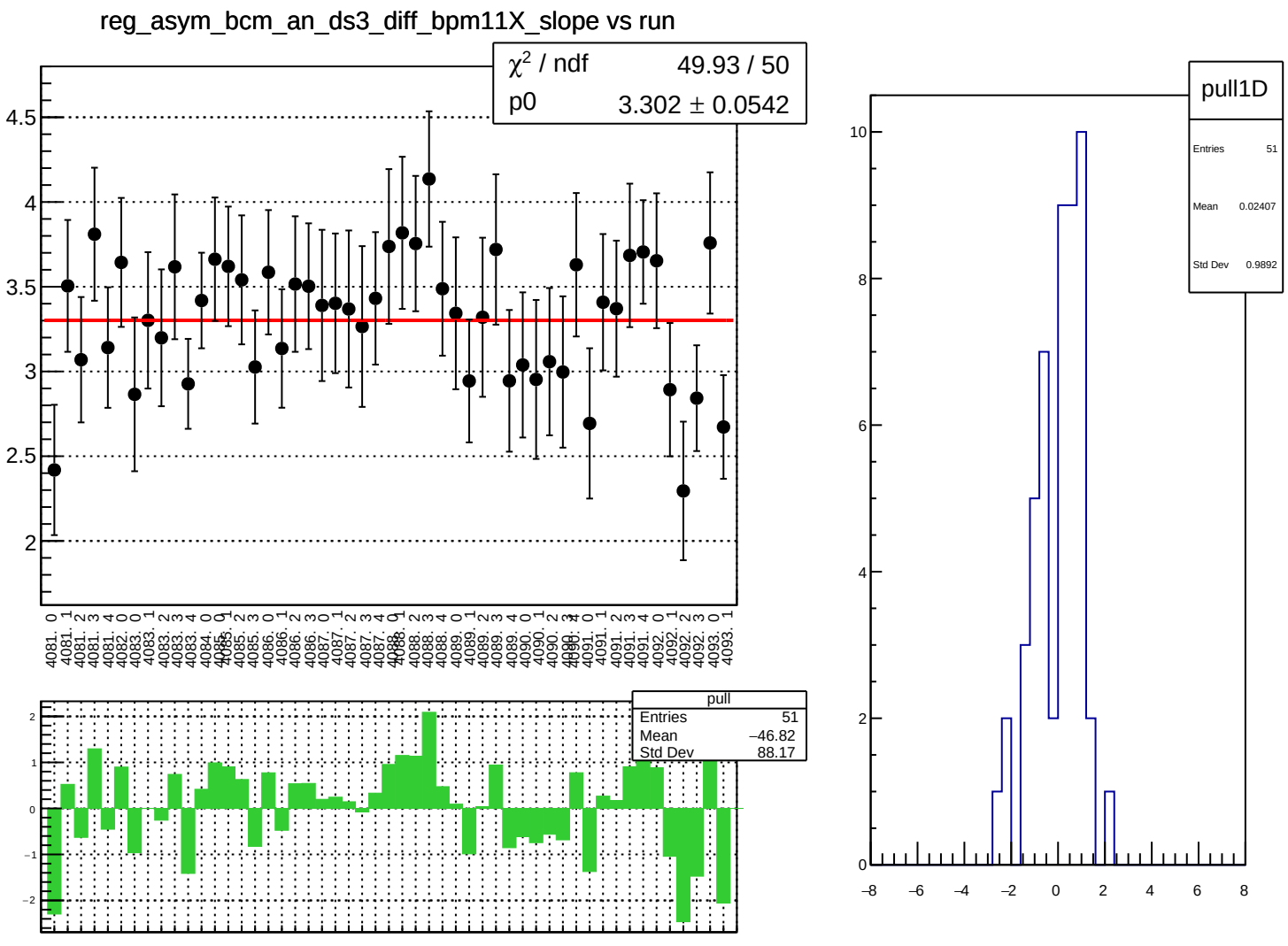
reg_asym_bcm_an_ds3_diff_bpm11X_slope vs run
χ² / ndf 49.93 / 50
p0 3.302 ± 0.0542
pull
Entries 51
Mean −46.82
Std Dev 88.17
pull1D
Entries 51
Mean 0.02407
Std Dev 0.9892

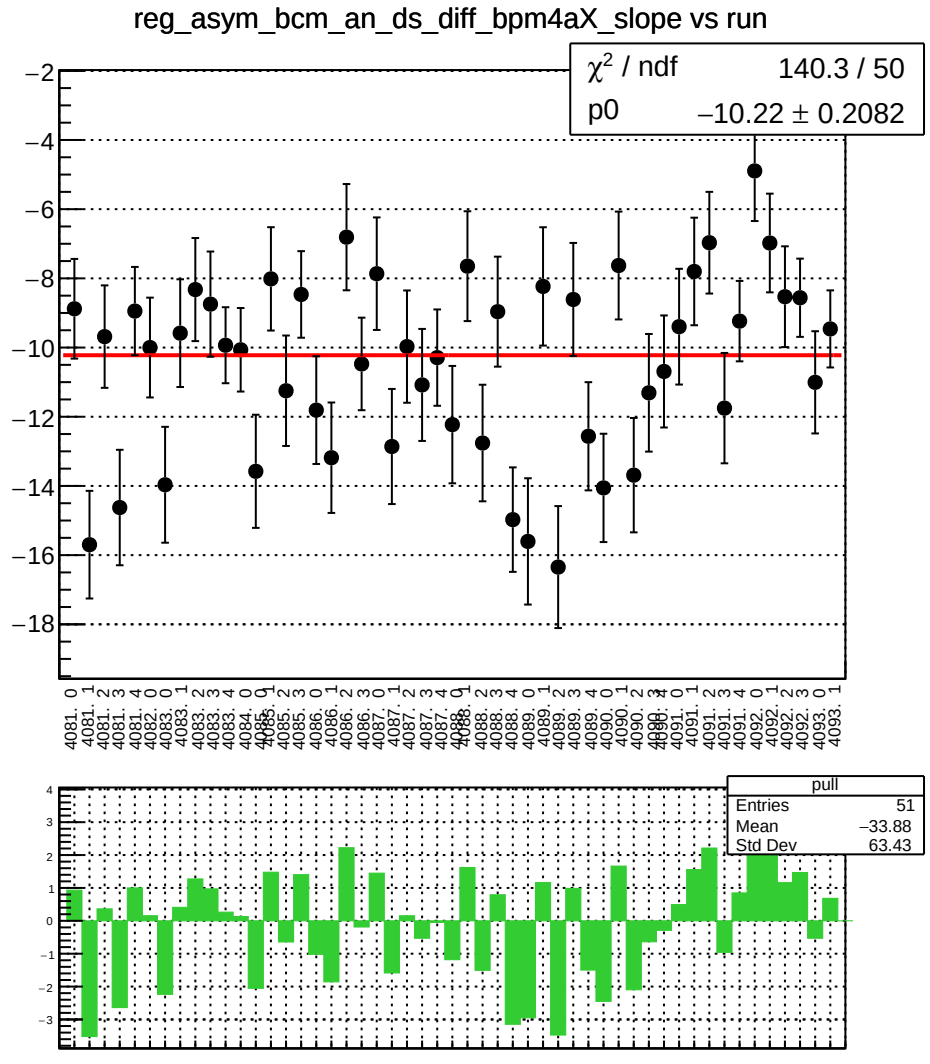
reg_asym_bcm_an_ds_diff_bpm4aX_slope vs run
χ² / ndf 140.3 / 50
p0 −10.22 ± 0.2082
pull
Entries 51
Mean −33.88
Std Dev 63.43

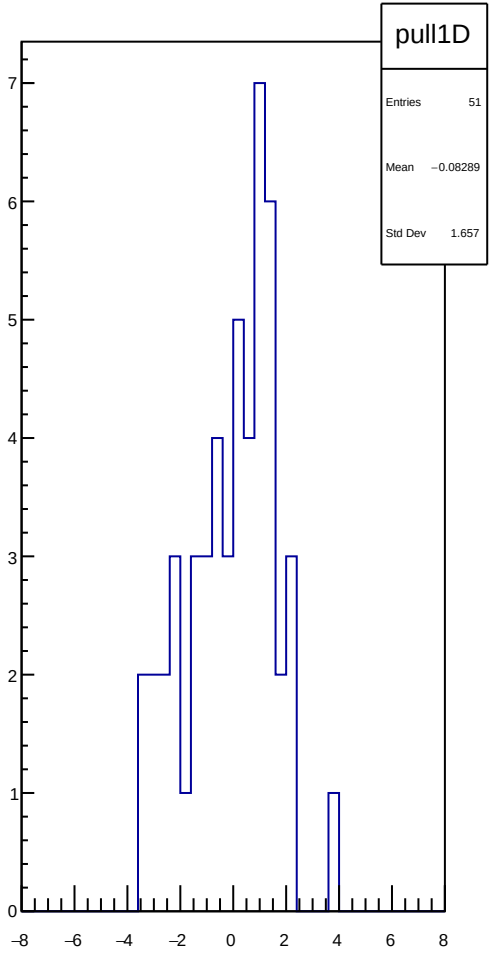
pull1D
Entries 51
Mean −0.08289
Std Dev 1.657

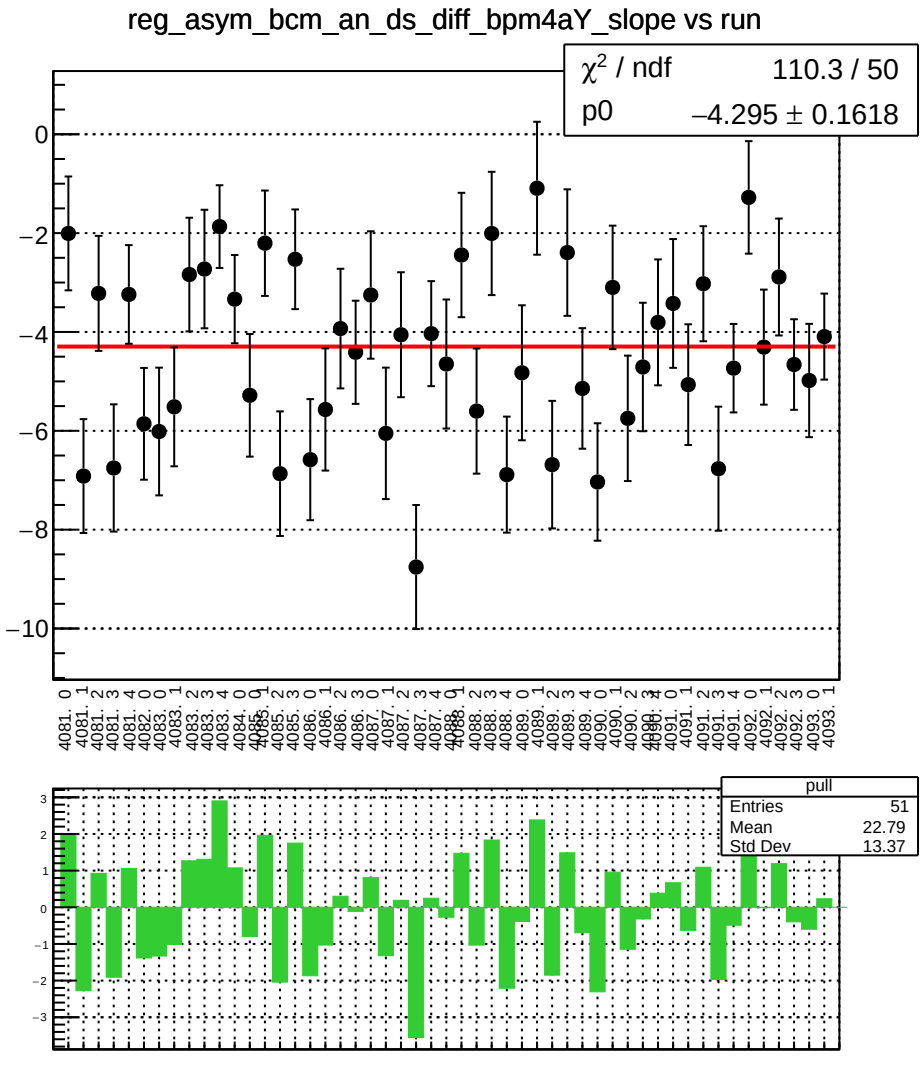
reg_asym_bcm_an_ds_diff_bpm4aY_slope vs run
χ² / ndf 110.3 / 50
p0 −4.295 ± 0.1618
pull
Entries 51
Mean 22.79
Std Dev 13.37

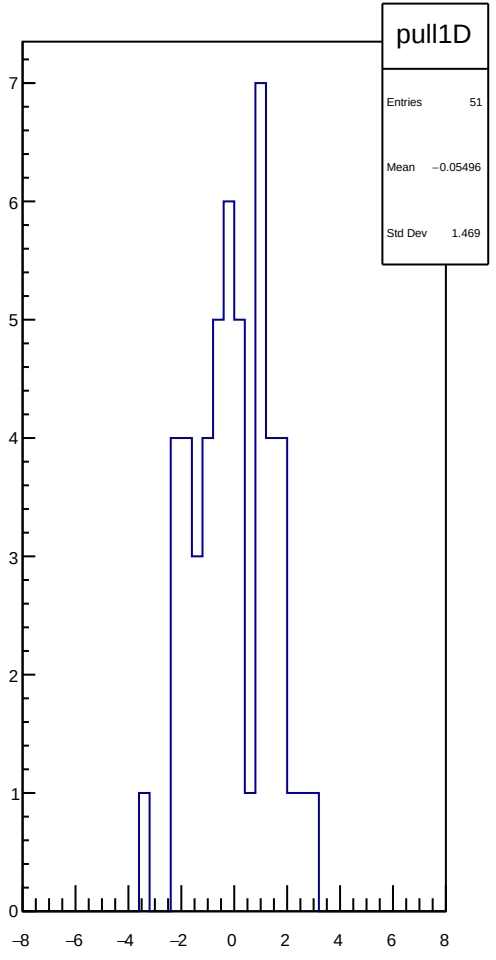
pull1D
Entries 51
Mean −0.05496
Std Dev 1.469

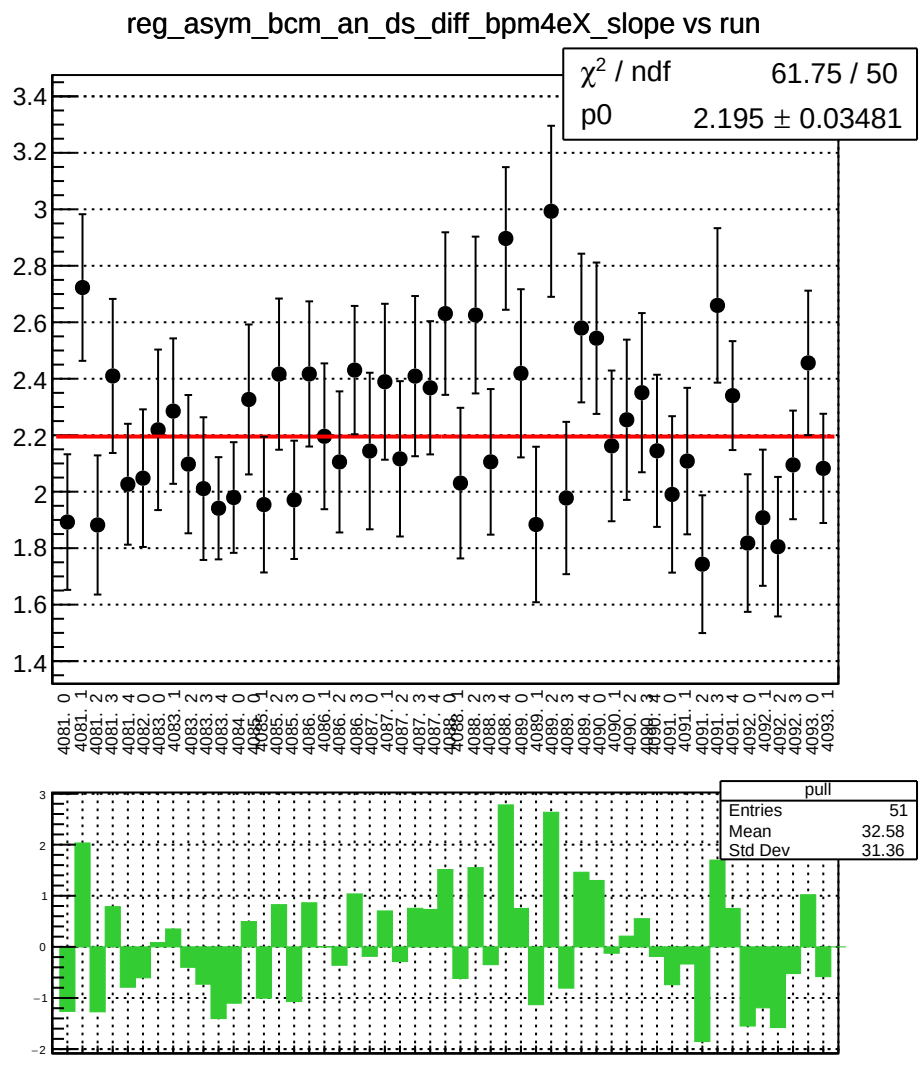
reg_asym_bcm_an_ds_diff_bpm4eX_slope vs run
χ² / ndf 61.75 / 50
p0 2.195 ± 0.03481
pull
Entries 51
Mean 32.58
Std Dev 31.36

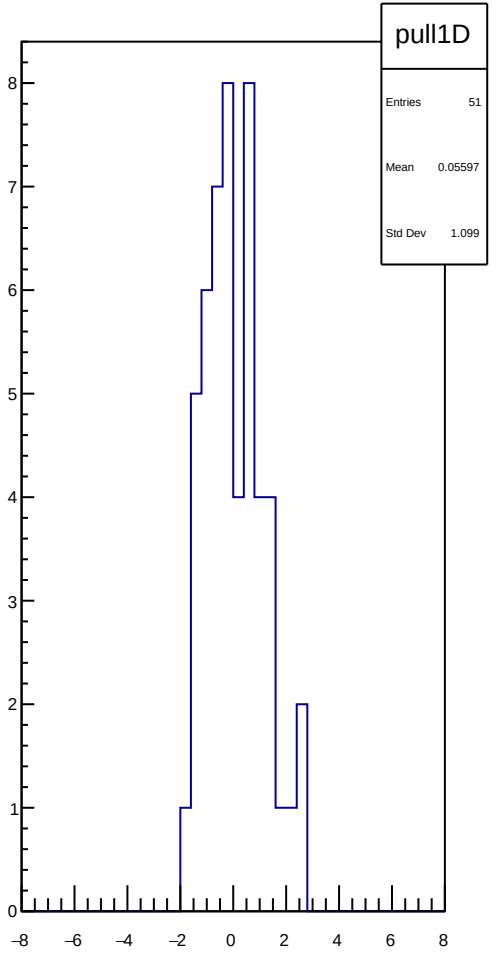
pull1D
Entries 51
Mean 0.05597
Std Dev 1.099

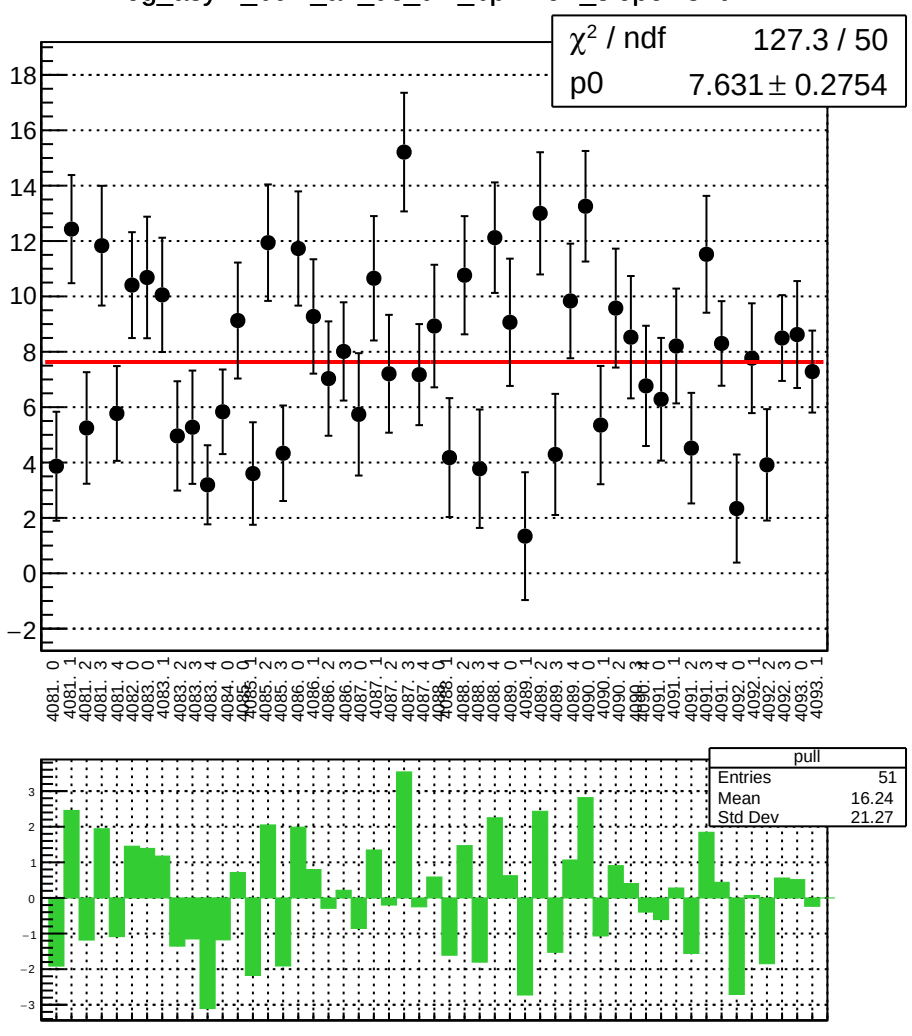
reg_asym_bcm_an_ds_diff_bpm4eY_slope vs run
χ² / ndf 127.3 / 50
p0 7.631 ± 0.2754
pull
Entries 51
Mean 16.24
Std Dev 21.27

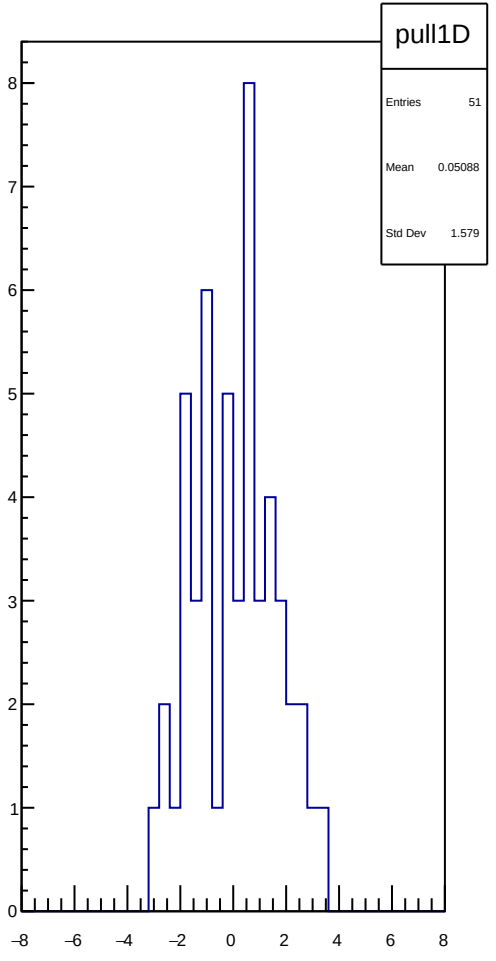
pull1D
Entries 51
Mean 0.05088
Std Dev 1.579

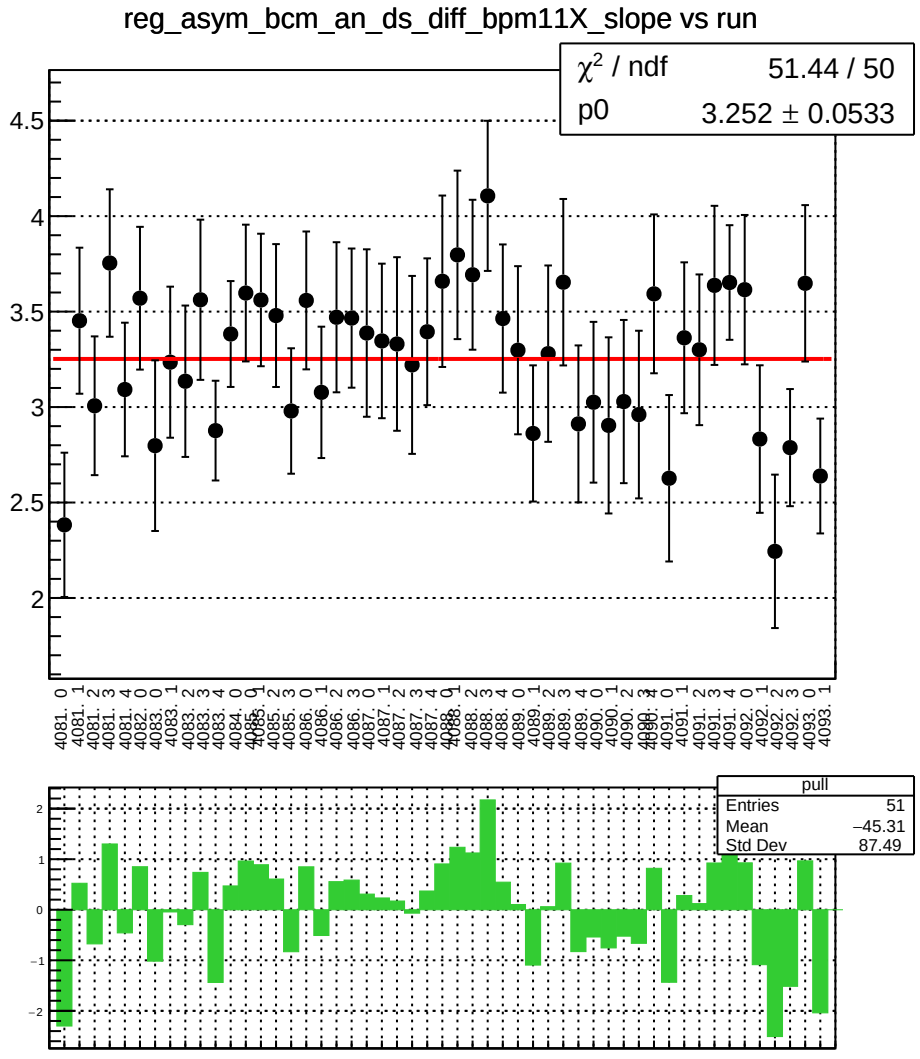
reg_asym_bcm_an_ds_diff_bpm11X_slope vs run
χ² / ndf 51.44 / 50
p0 3.252 ± 0.0533
pull
Entries 51
Mean −45.31
Std Dev 87.49

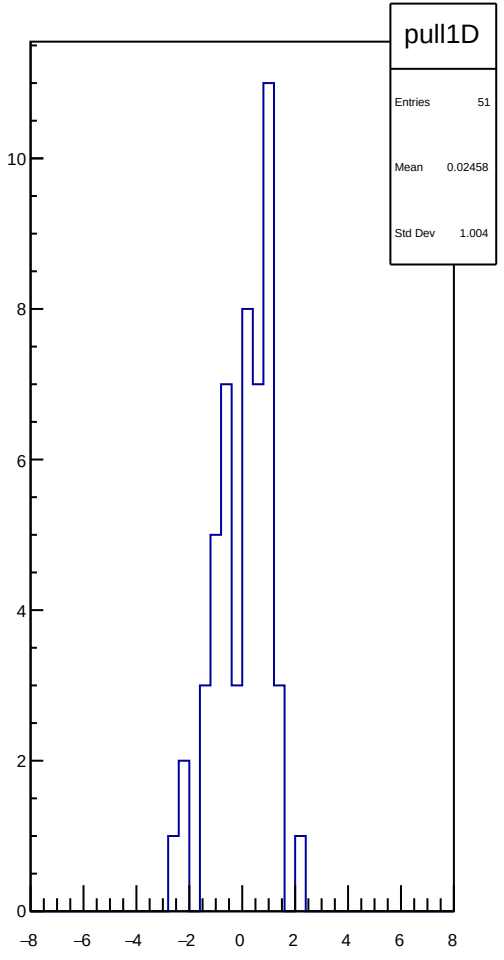
pull1D
Entries 51
Mean 0.02458
Std Dev 1.004

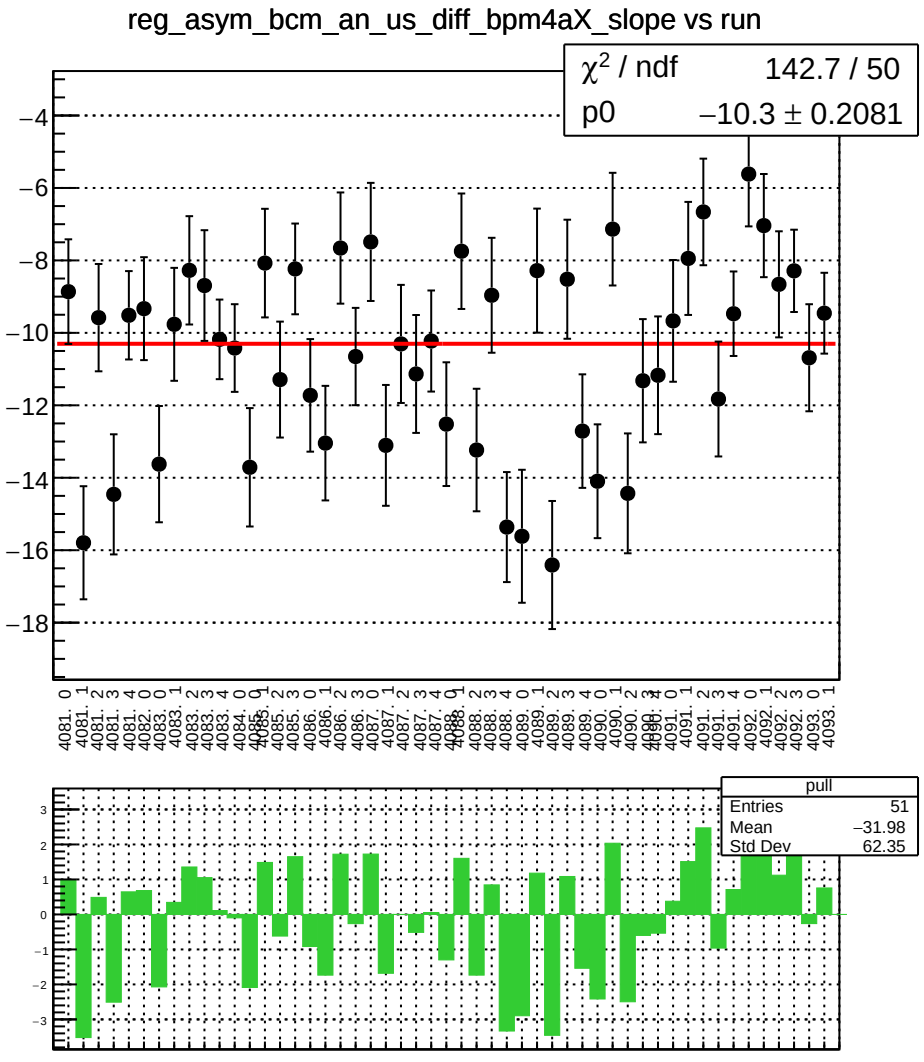
reg_asym_bcm_an_us_diff_bpm4aX_slope vs run
χ² / ndf 142.7 / 50
p0 −10.3 ± 0.2081
pull
Entries 51
Mean −31.98
Std Dev 62.35

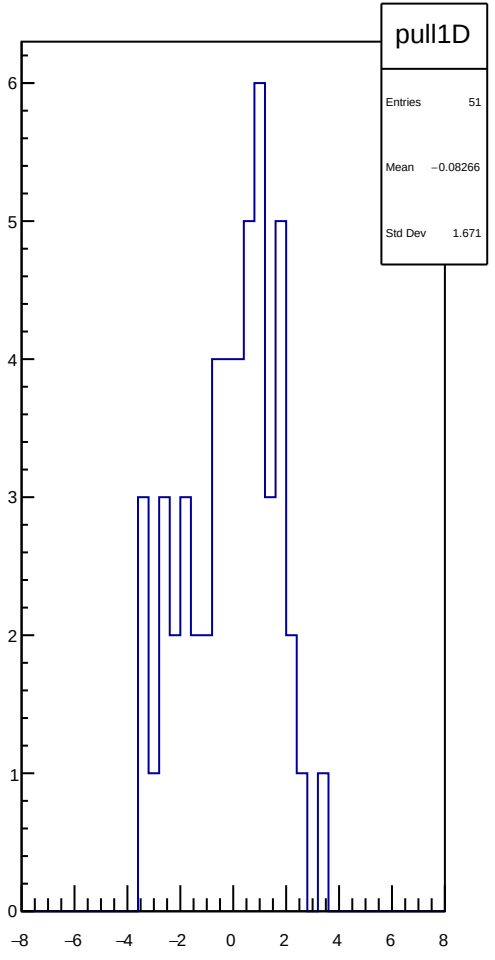
pull1D
Entries 51
Mean −0.08266
Std Dev 1.671

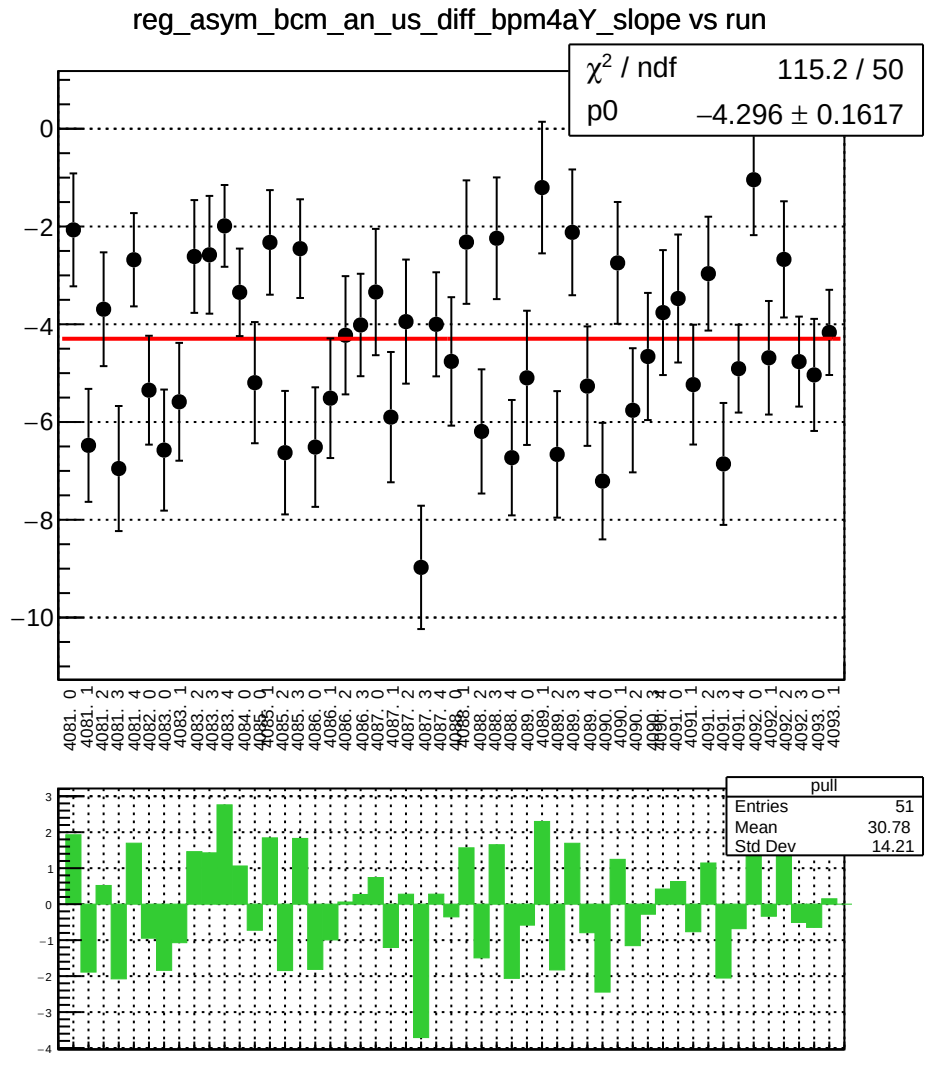
reg_asym_bcm_an_us_diff_bpm4aY_slope vs run
χ² / ndf 115.2 / 50
p0 −4.296 ± 0.1617
pull
Entries 51
Mean 30.78
Std Dev 14.21

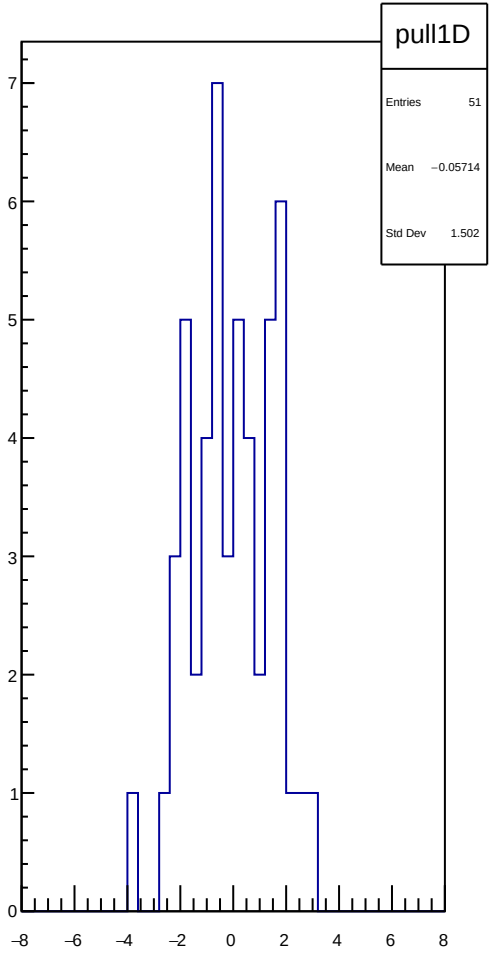
pull1D
Entries 51
Mean −0.05714
Std Dev 1.502

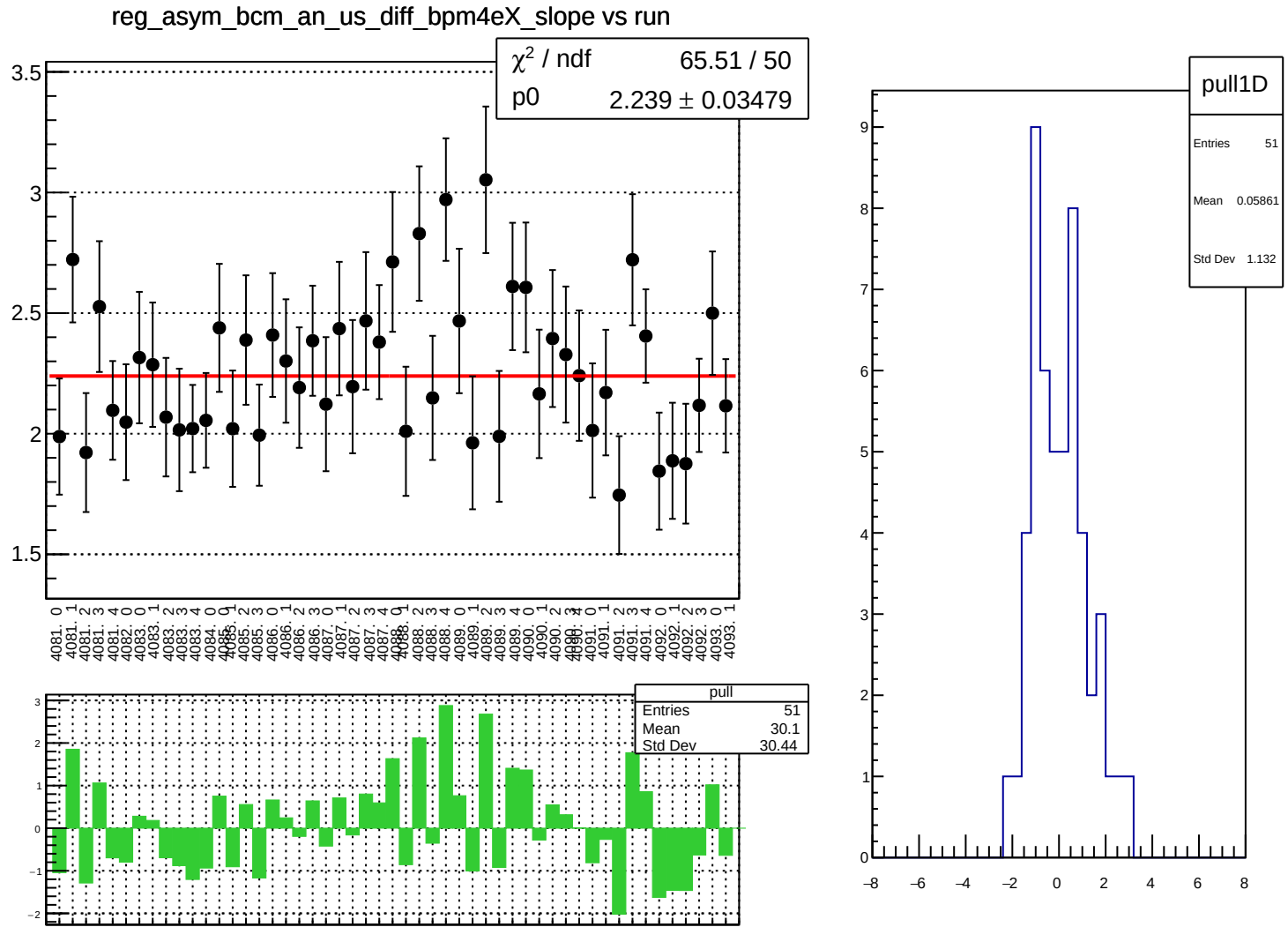
reg_asym_bcm_an_us_diff_bpm4eX_slope vs run
χ² / ndf 65.51 / 50
p0 2.239 ± 0.03479
pull
Entries 51
Mean 30.1
Std Dev 30.44
pull1D
Entries 51
Mean 0.05861
Std Dev 1.132

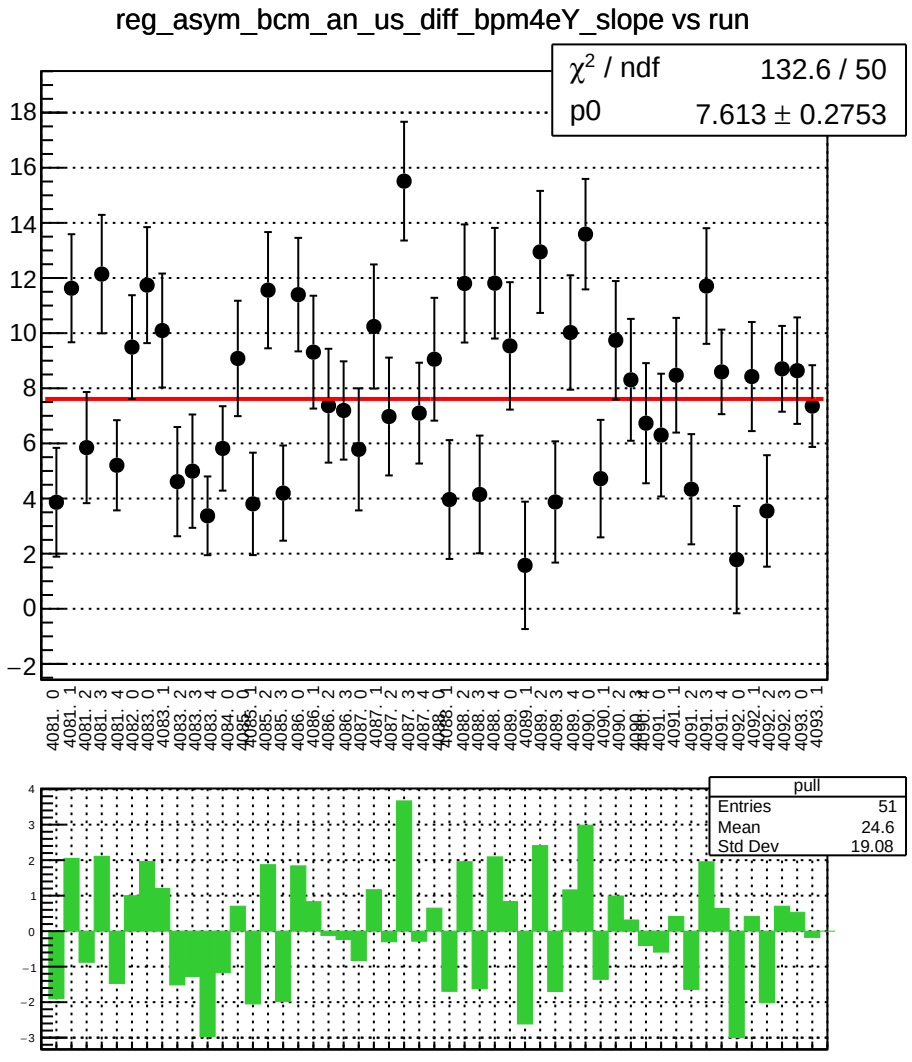
reg_asym_bcm_an_us_diff_bpm4eY_slope vs run
χ² / ndf 132.6 / 50
p0 7.613 ± 0.2753
pull
Entries 51
Mean 24.6
Std Dev 19.08

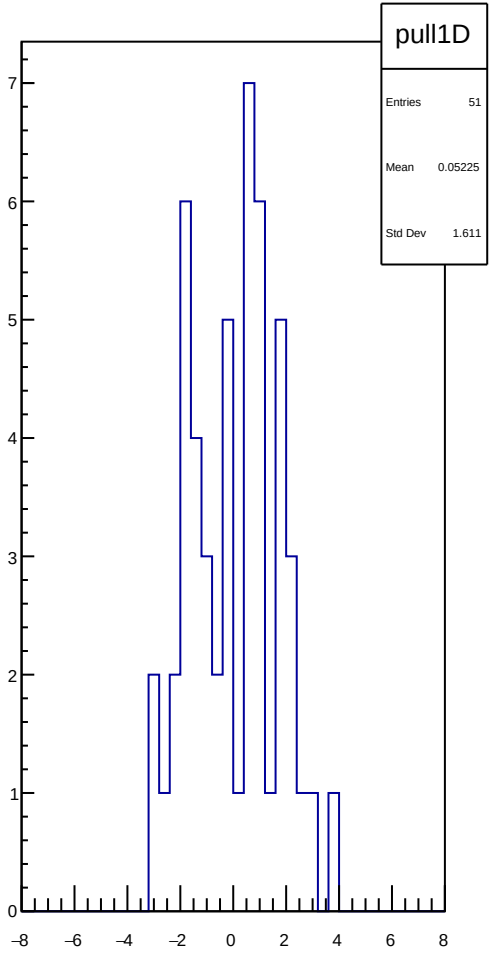
pull1D
Entries 51
Mean 0.05225
Std Dev 1.611

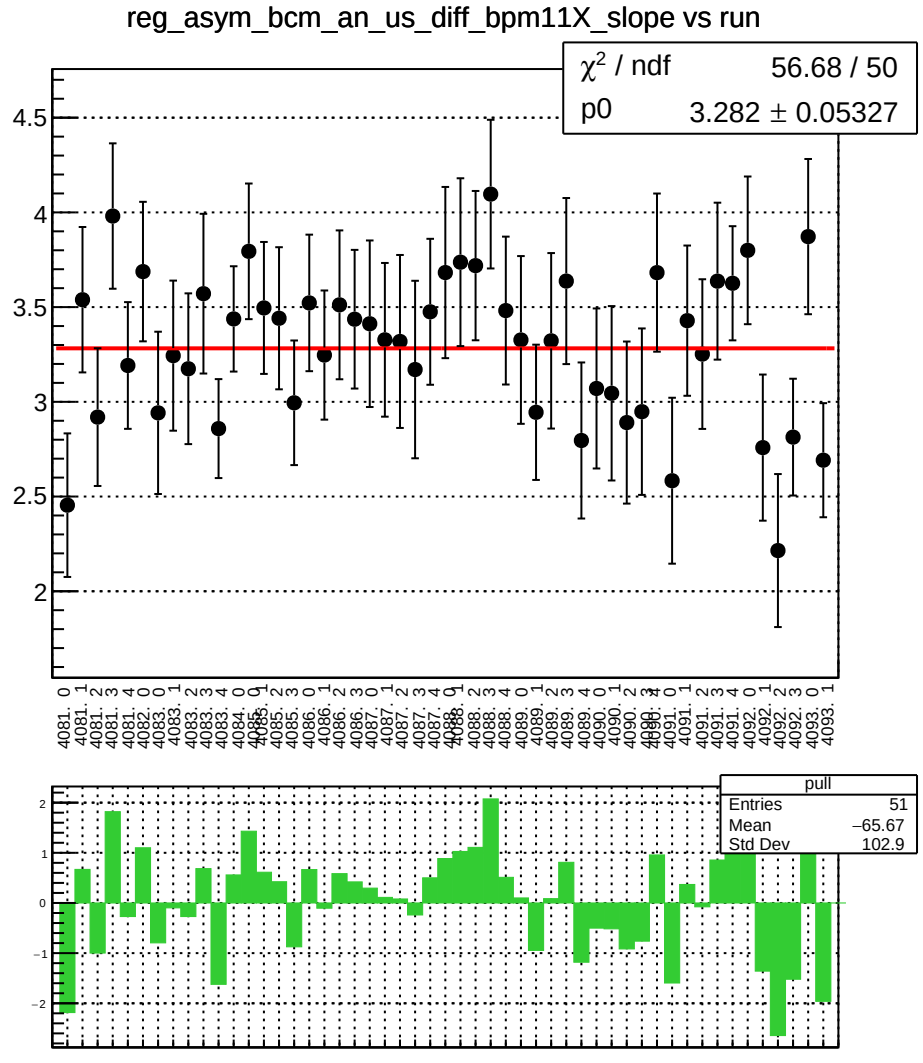
reg_asym_bcm_an_us_diff_bpm11X_slope vs run
χ² / ndf 56.68 / 50
p0 3.282 ± 0.05327
pull
Entries 51
Mean −65.67
Std Dev 102.9

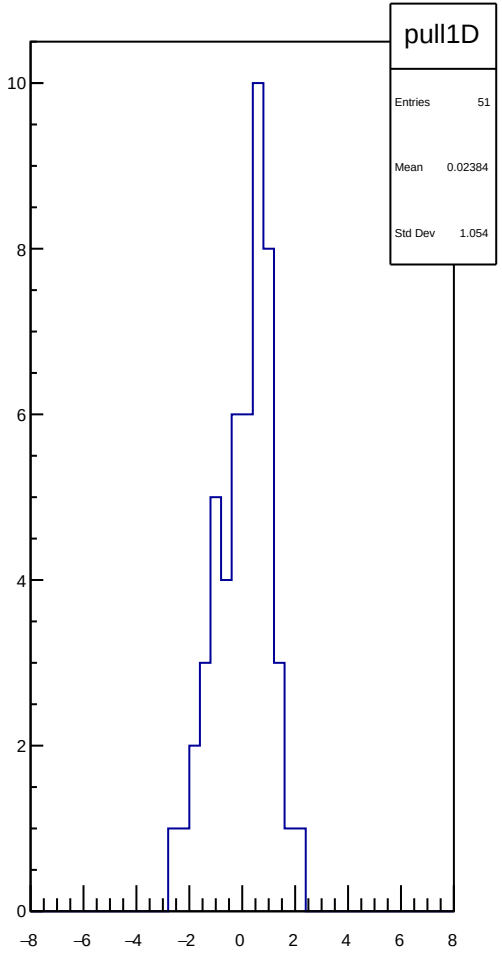
pull1D
Entries 51
Mean 0.02384
Std Dev 1.054

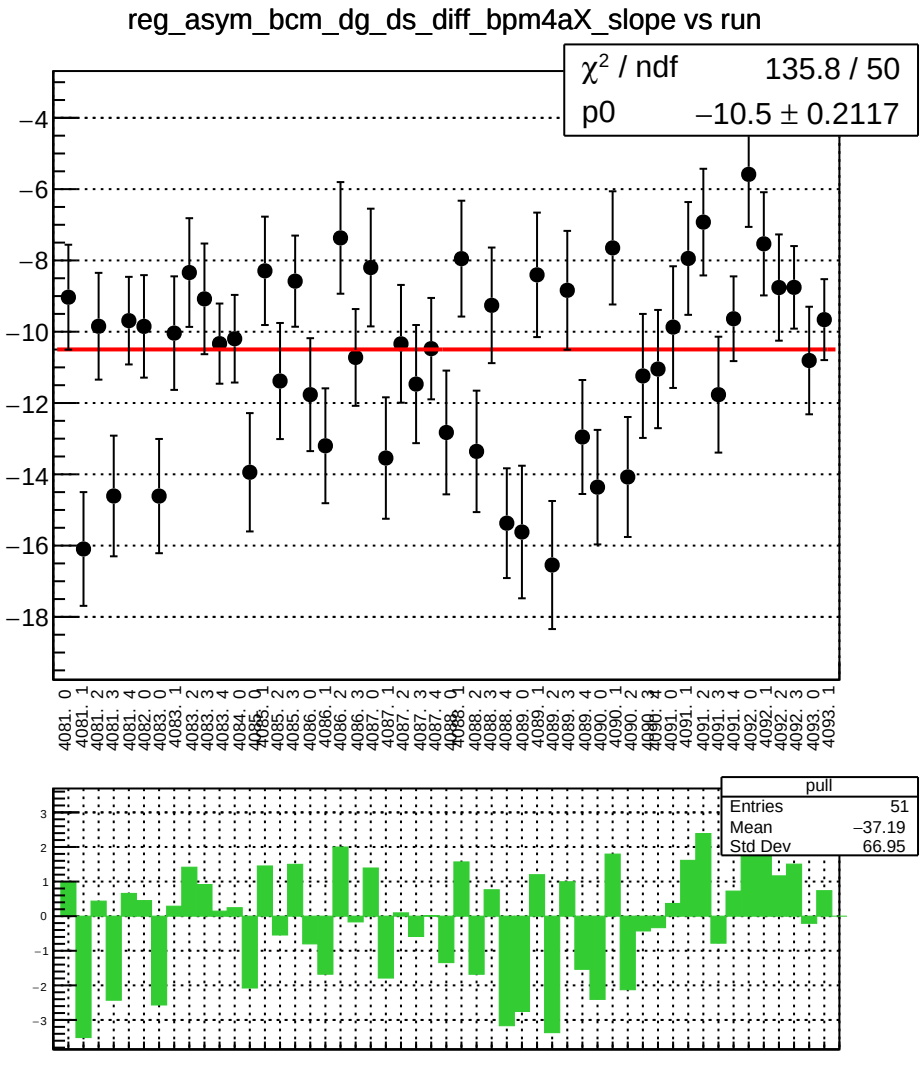
reg_asym_bcm_dg_ds_diff_bpm4aX_slope vs run
χ² / ndf 135.8 / 50
p0 −10.5 ± 0.2117
pull
Entries 51
Mean −37.19
Std Dev 66.95

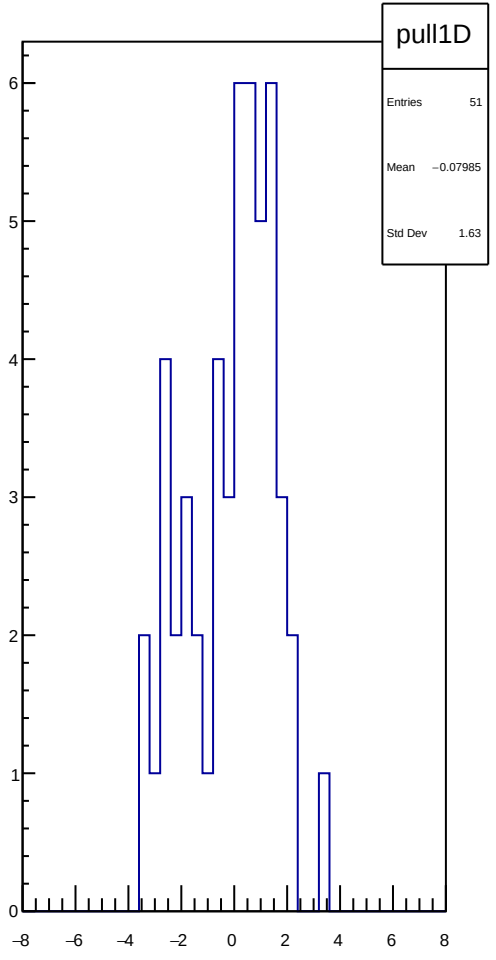
pull1D
Entries 51
Mean −0.07985
Std Dev 1.63

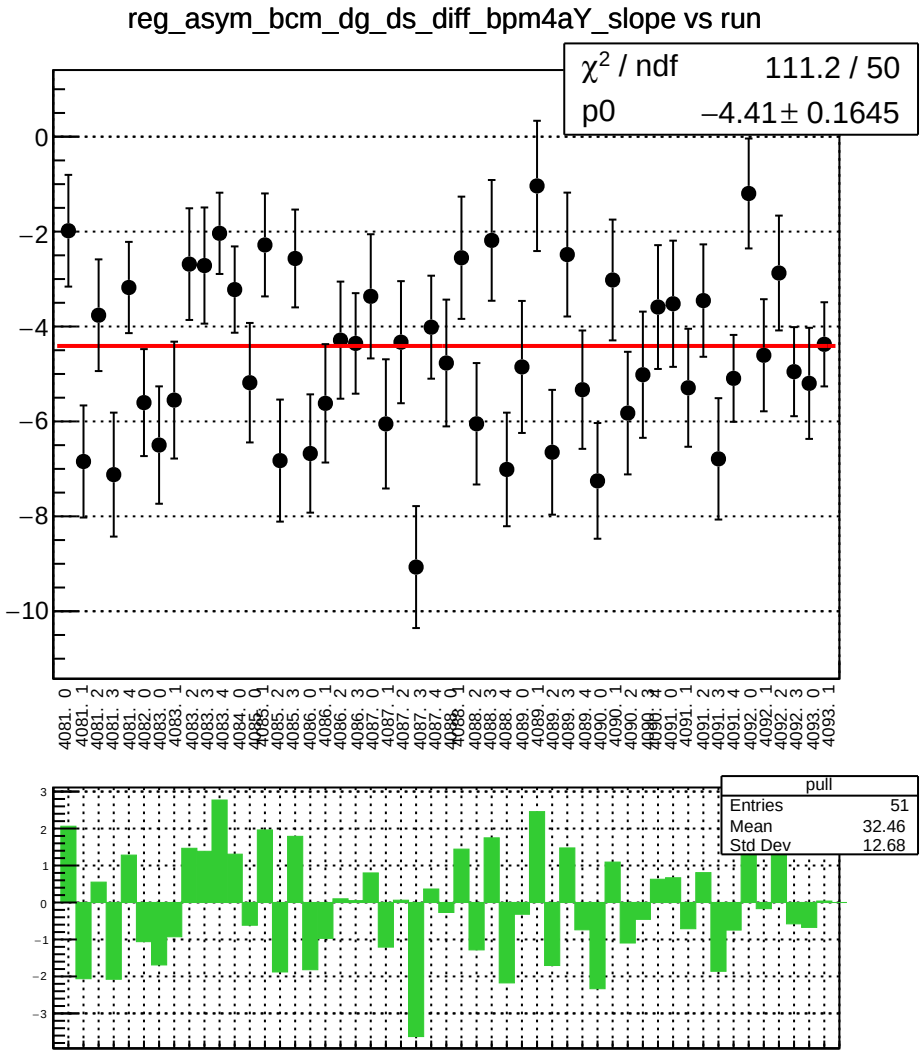
reg_asym_bcm_dg_ds_diff_bpm4aY_slope vs run
χ² / ndf 111.2 / 50
p0 −4.41 ± 0.1645
pull
Entries 51
Mean 32.46
Std Dev 12.68

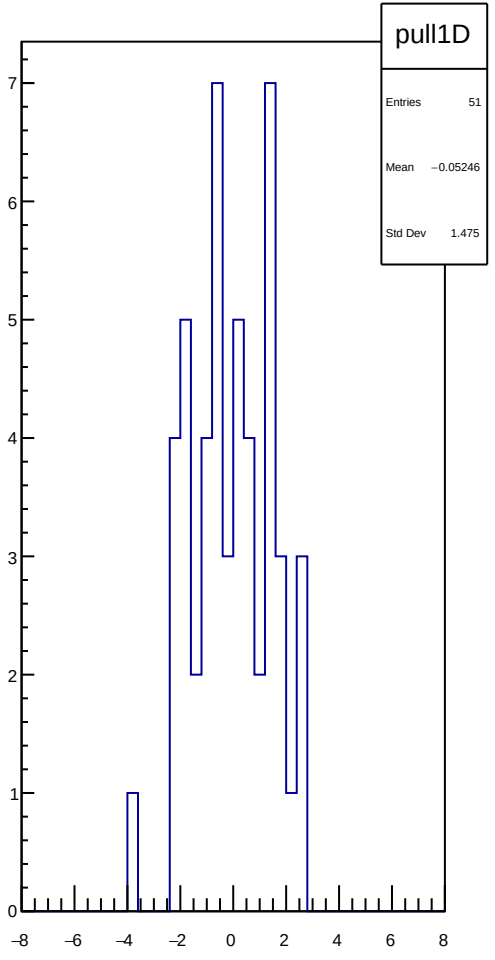
pull1D
Entries 51
Mean −0.05246
Std Dev 1.475

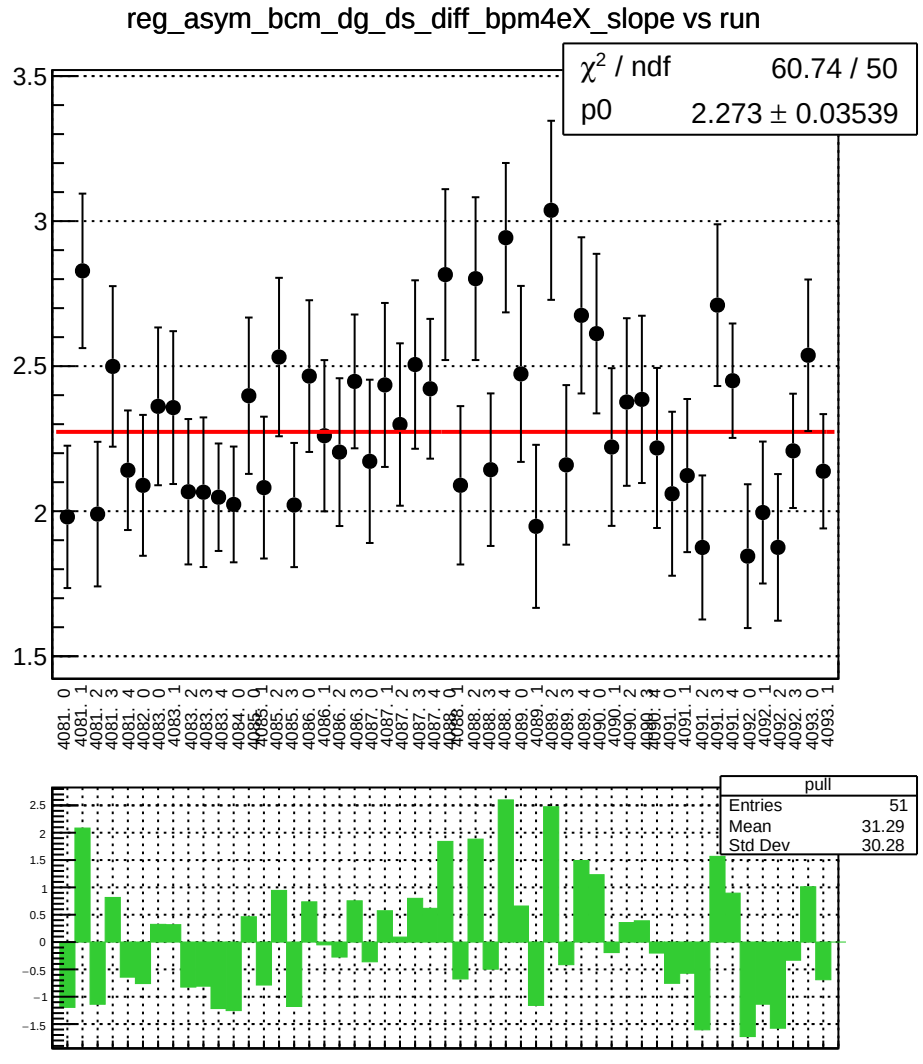
reg_asym_bcm_dg_ds_diff_bpm4eX_slope vs run
χ² / ndf 60.74 / 50
p0 2.273 ± 0.03539
pull
Entries 51
Mean 31.29
Std Dev 30.28

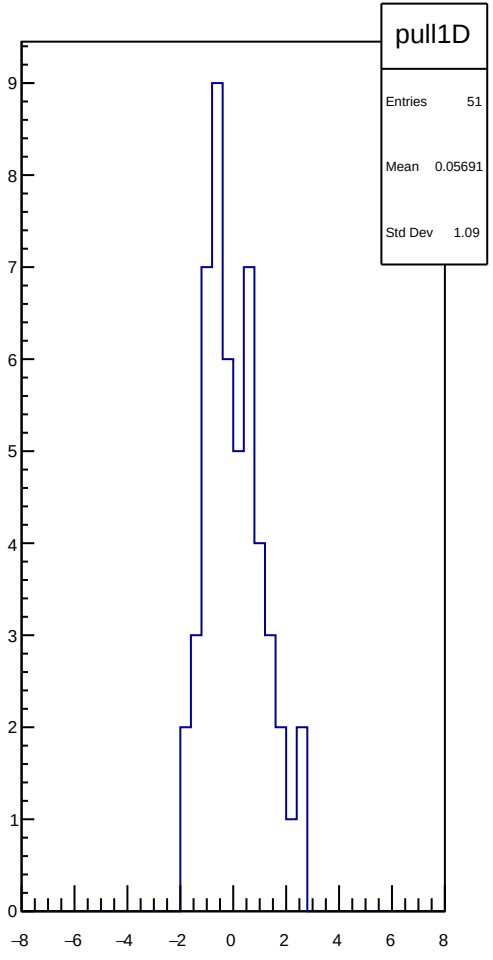
pull1D
Entries 51
Mean 0.05691
Std Dev 1.09

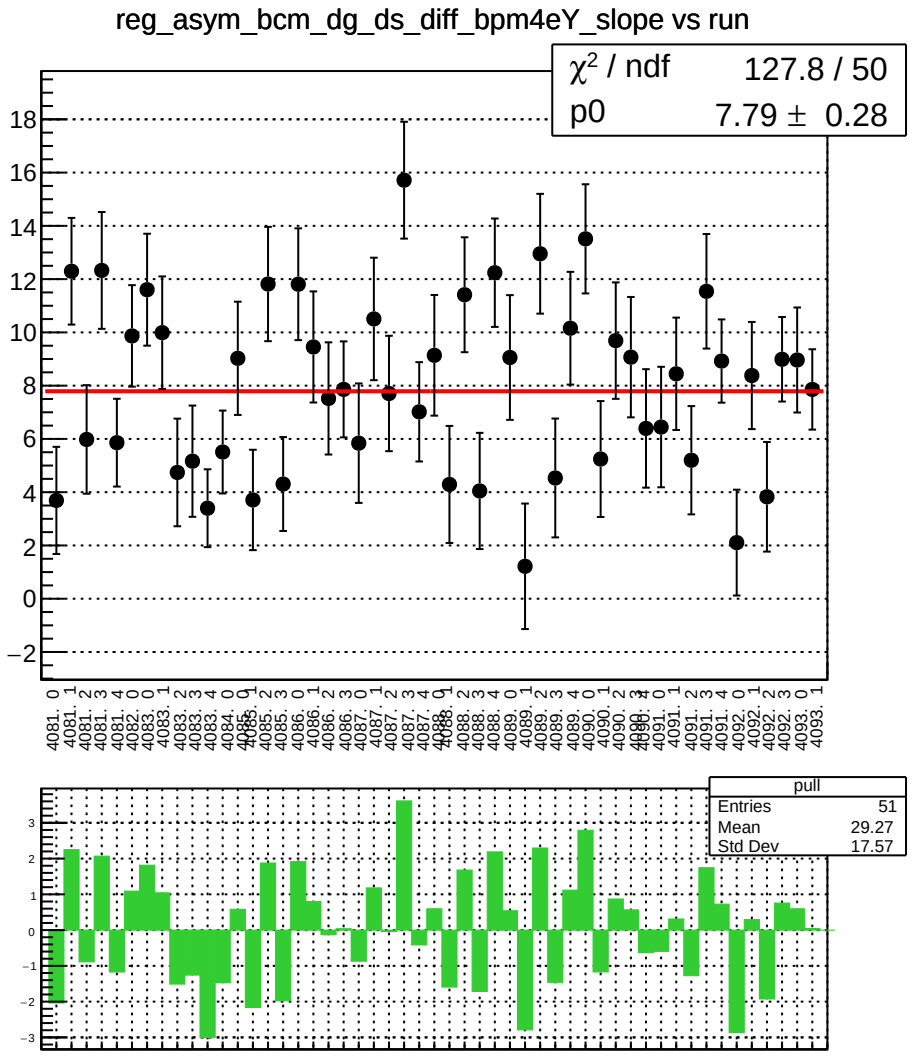
reg_asym_bcm_dg_ds_diff_bpm4eY_slope vs run
χ² / ndf 127.8 / 50
p0 7.79 ± 0.28
pull
Entries 51
Mean 29.27
Std Dev 17.57

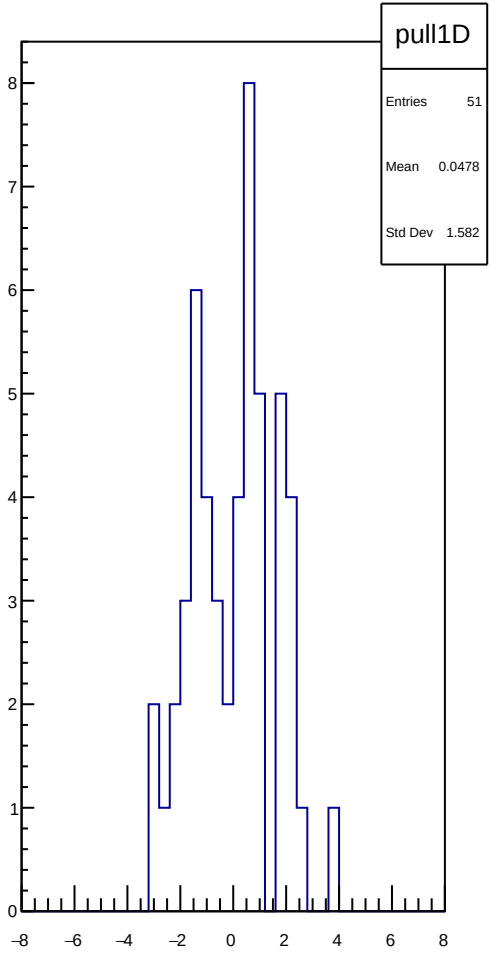
pull1D
Entries 51
Mean 0.0478
Std Dev 1.582

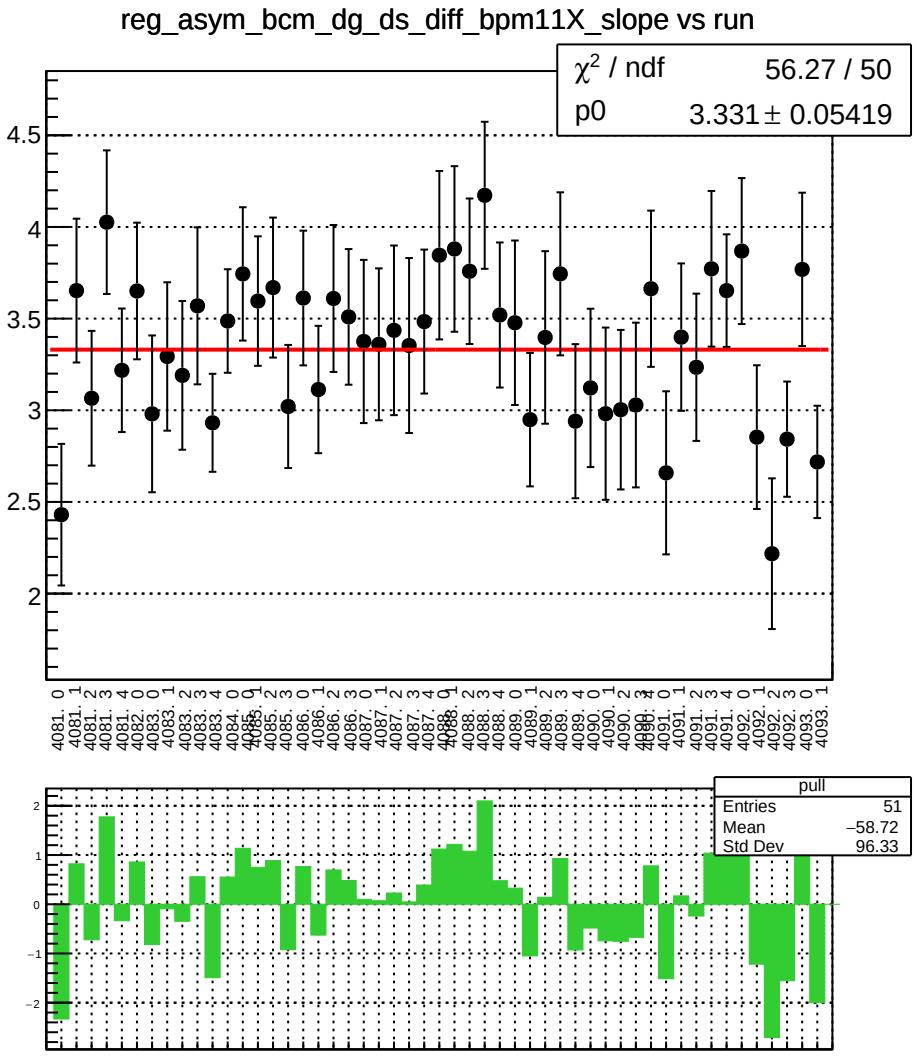
reg_asym_bcm_dg_ds_diff_bpm11X_slope vs run
χ² / ndf 56.27 / 50
p0 3.331 ± 0.05419
pull
Entries 51
Mean −58.72
Std Dev 96.33

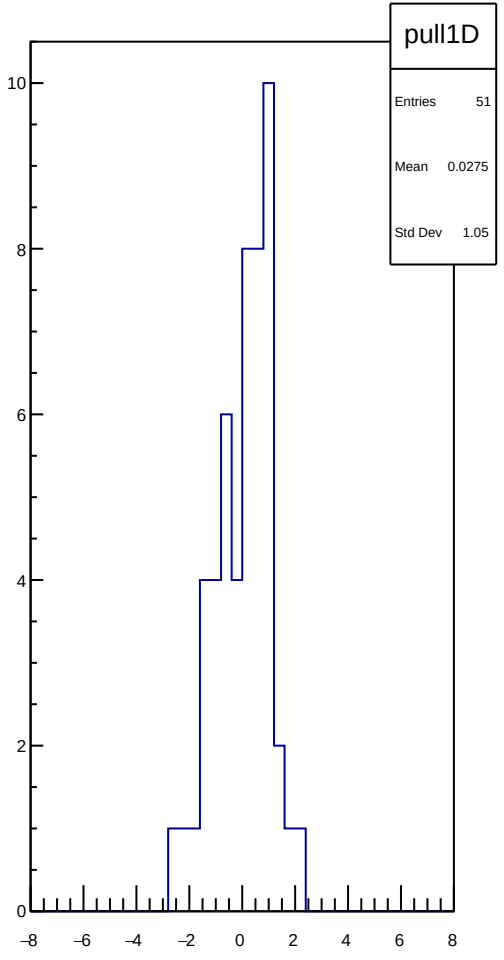
pull1D
Entries 51
Mean 0.0275
Std Dev 1.05

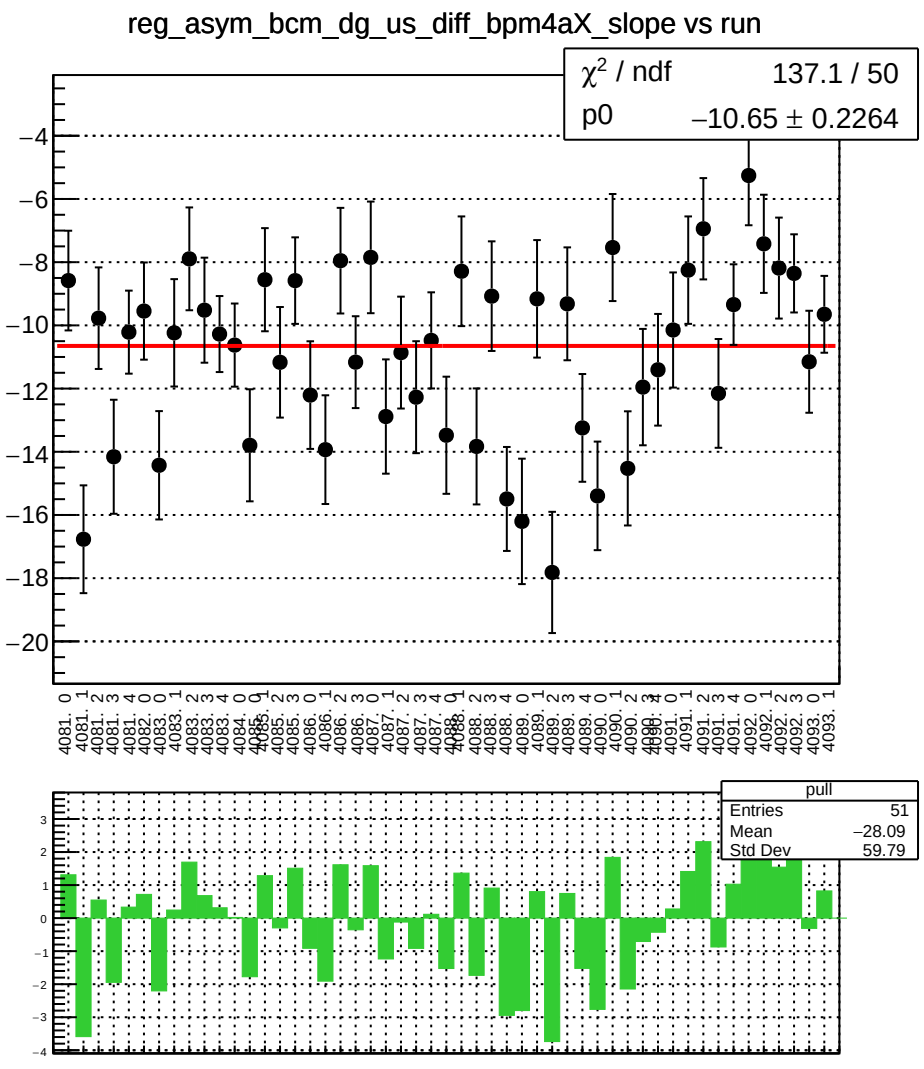
reg_asym_bcm_dg_us_diff_bpm4aX_slope vs run
χ² / ndf 137.1 / 50
p0 −10.65 ± 0.2264
pull
Entries 51
Mean −28.09
Std Dev 59.79

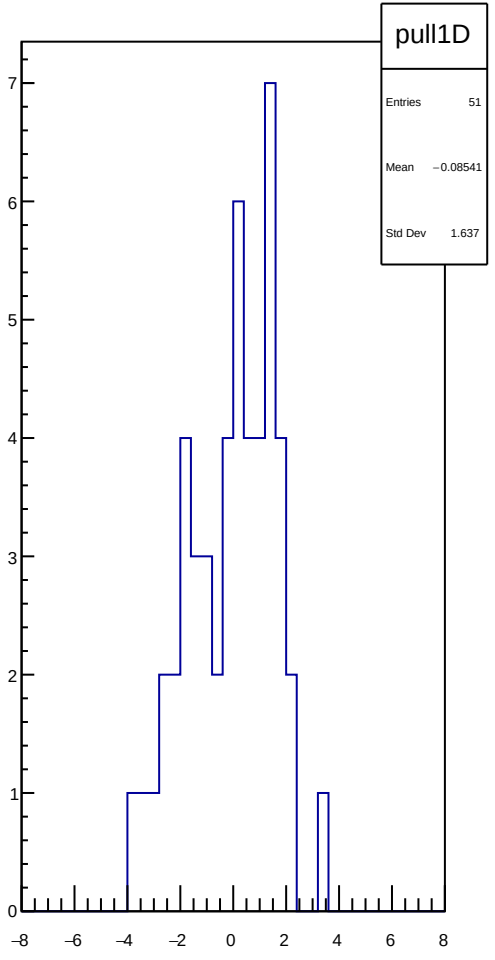
pull1D
Entries 51
Mean −0.08541
Std Dev 1.637

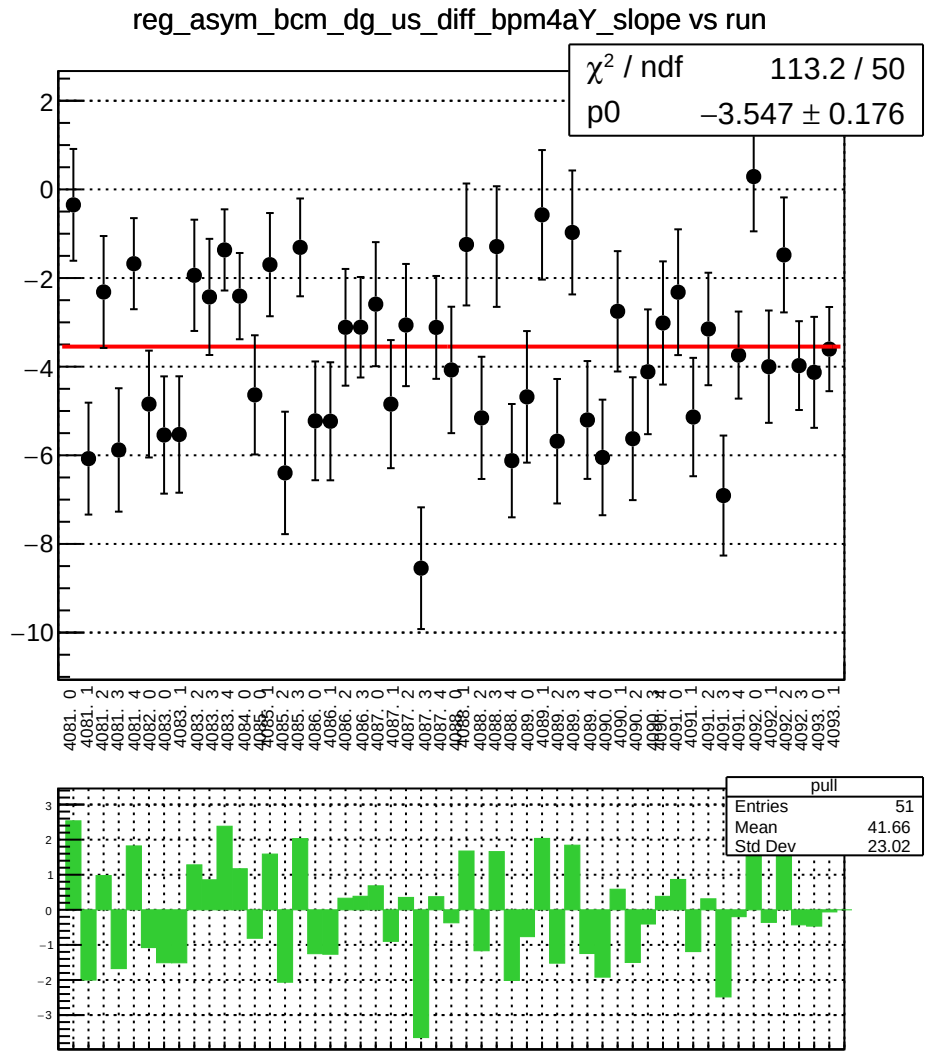
reg_asym_bcm_dg_us_diff_bpm4aY_slope vs run
χ² / ndf 113.2 / 50
p0 −3.547 ± 0.176
pull
Entries 51
Mean 41.66
Std Dev 23.02

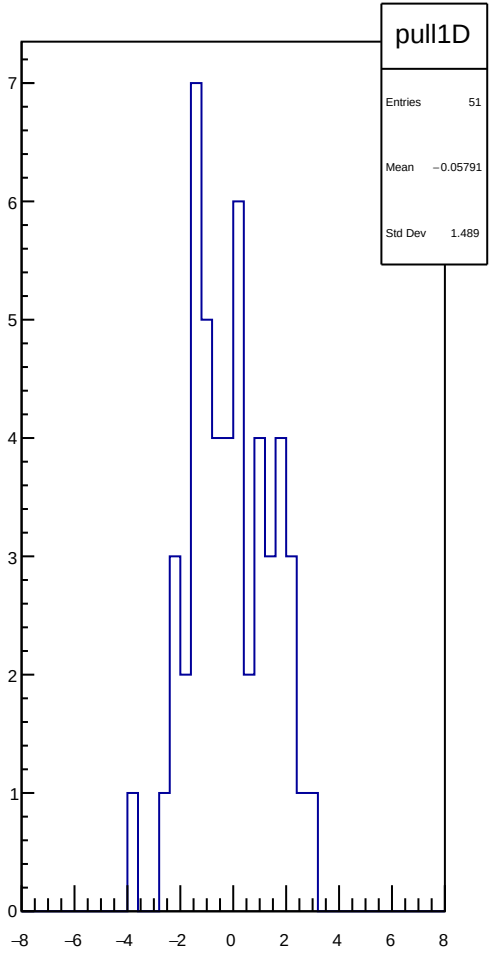
pull1D
Entries 51
Mean −0.05791
Std Dev 1.489

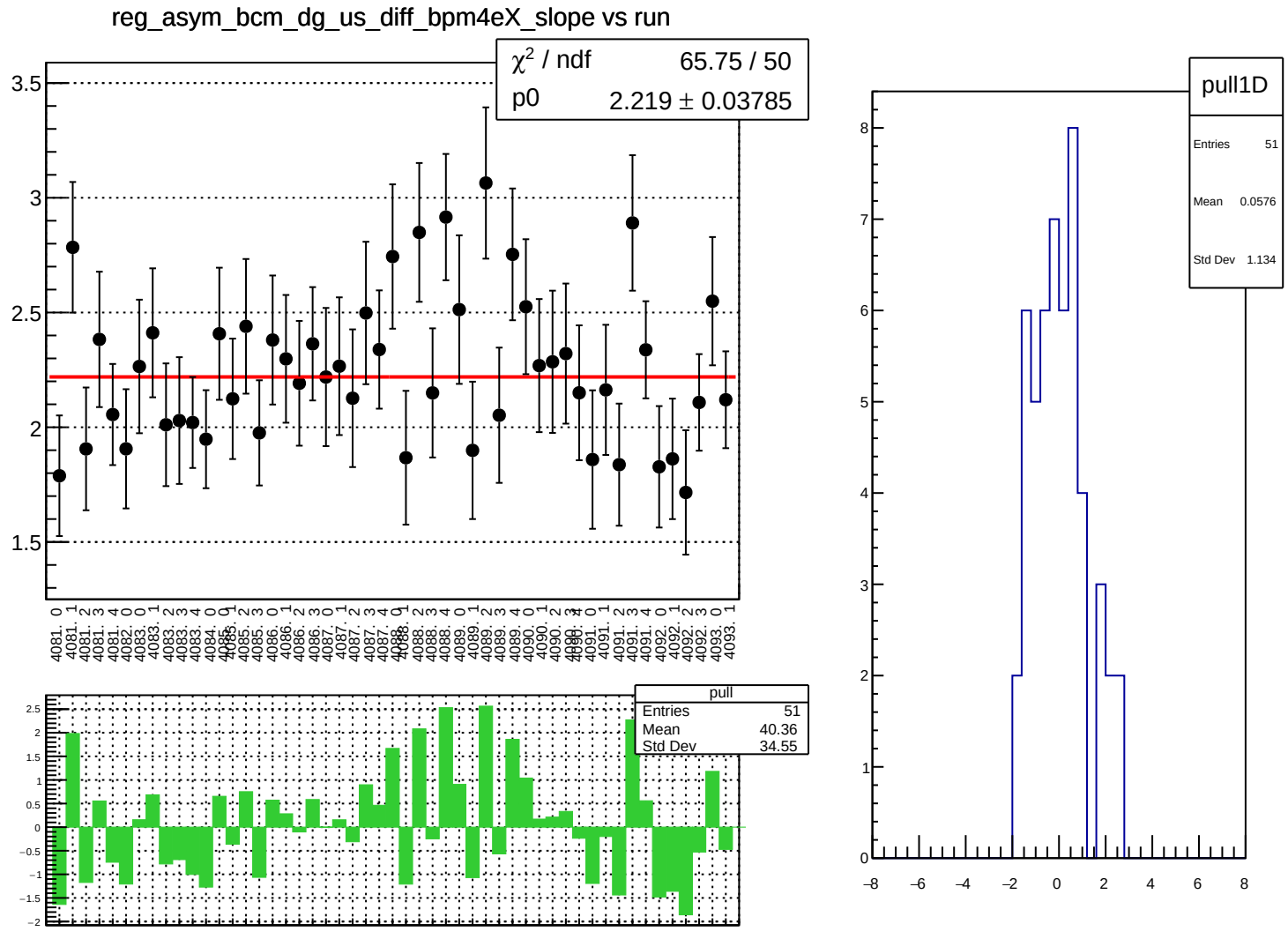
reg_asym_bcm_dg_us_diff_bpm4eX_slope vs run
χ² / ndf 65.75 / 50
p0 2.219 ± 0.03785
pull
Entries 51
Mean 40.36
Std Dev 34.55
pull1D
Entries 51
Mean 0.0576
Std Dev 1.134

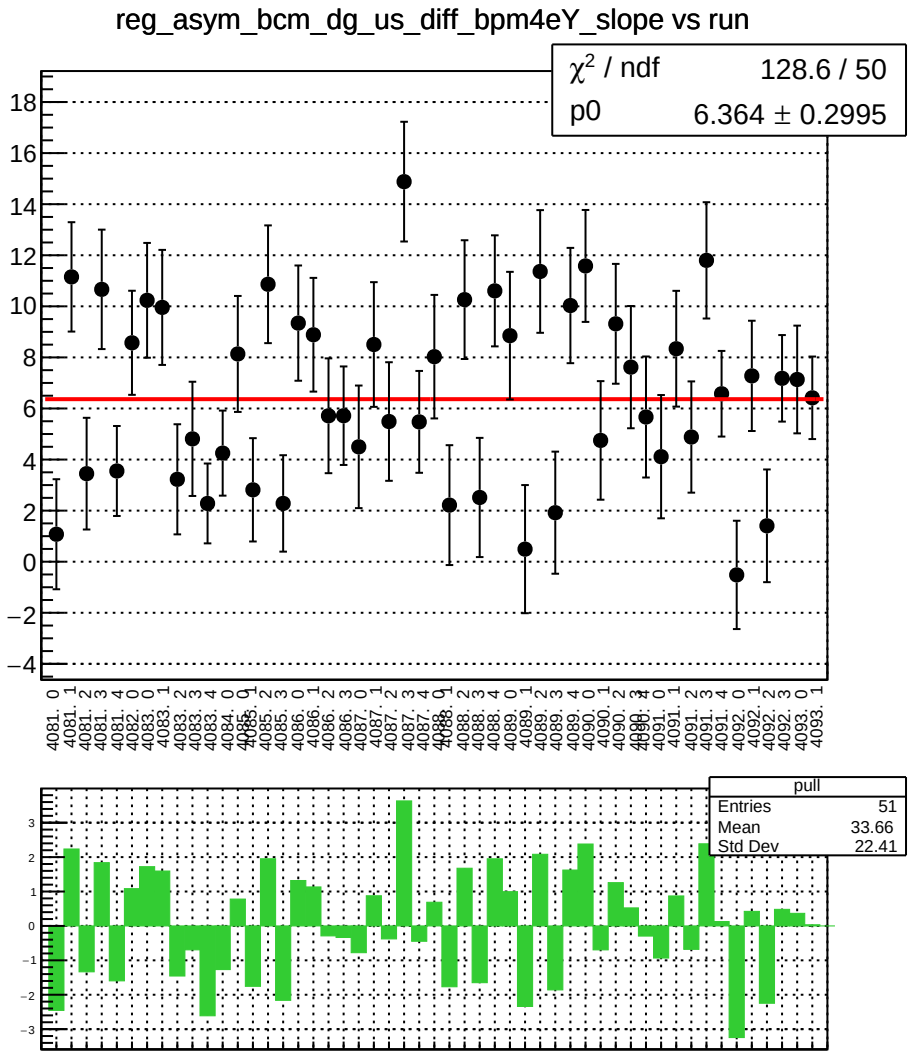
reg_asym_bcm_dg_us_diff_bpm4eY_slope vs run
χ² / ndf 128.6 / 50
p0 6.364 ± 0.2995
pull
Entries 51
Mean 33.66
Std Dev 22.41

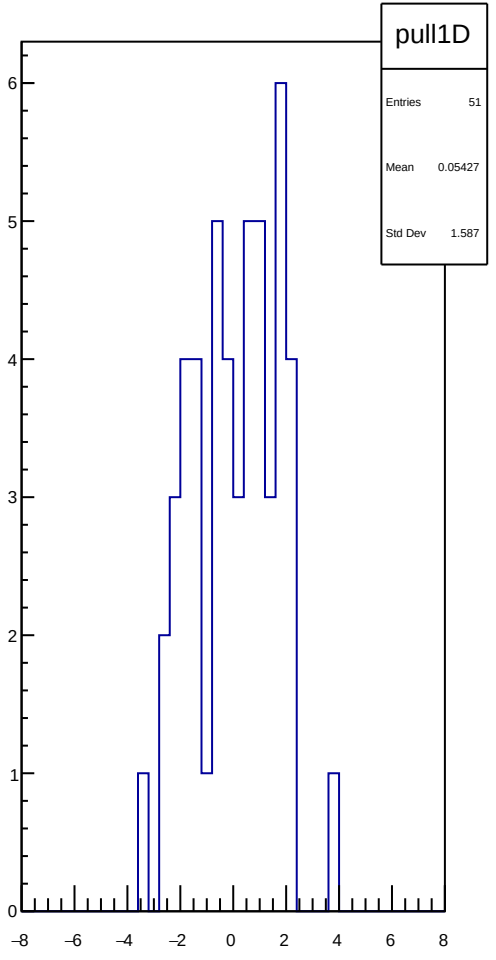
pull1D
Entries 51
Mean 0.05427
Std Dev 1.587

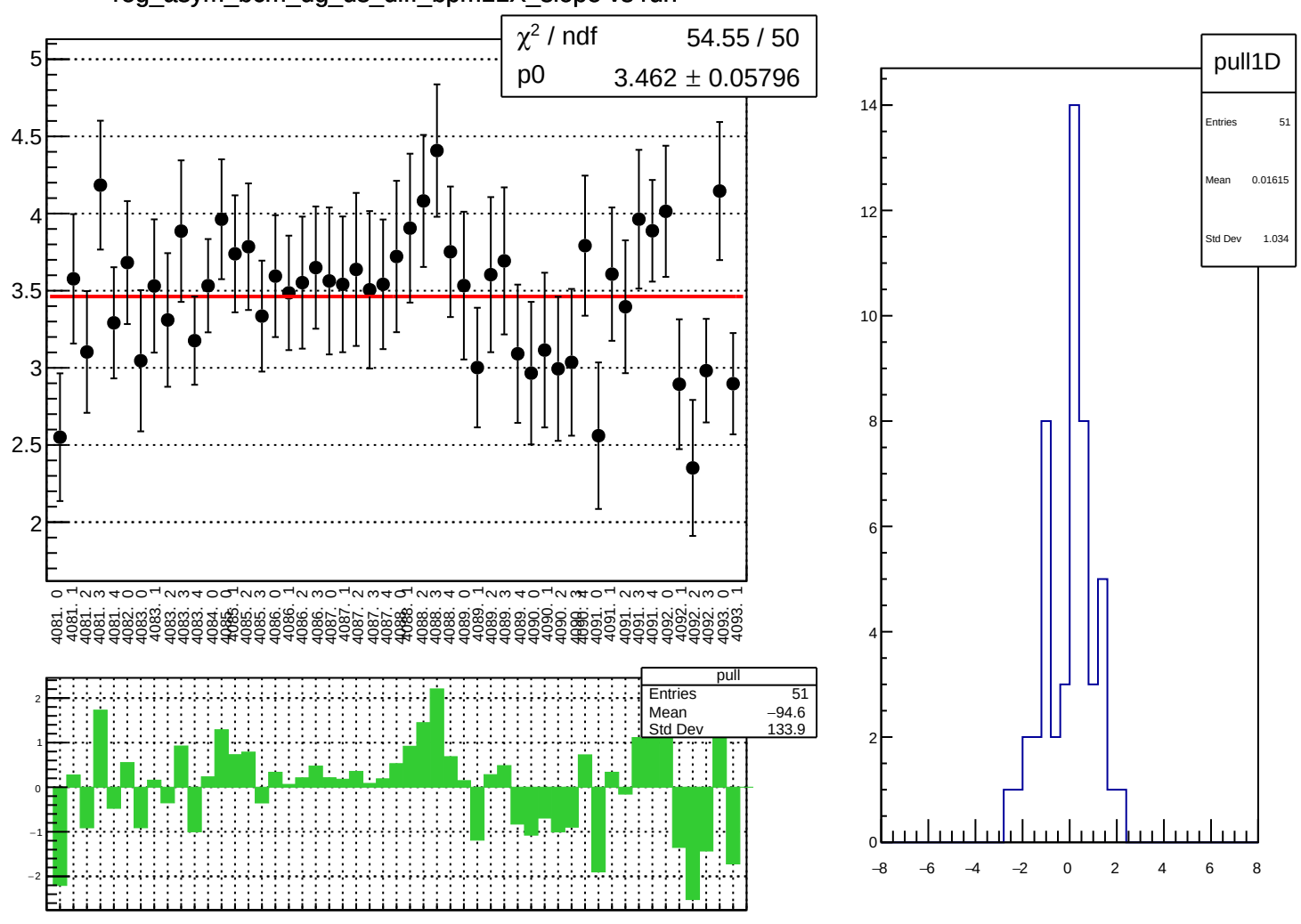
reg_asym_bcm_dg_us_diff_bpm11X_slope vs run
χ² / ndf 54.55 / 50
p0 3.462 ± 0.05796
pull
Entries 51
Mean −94.6
Std Dev 133.9
pull1D
Entries 51
Mean 0.01615
Std Dev 1.034

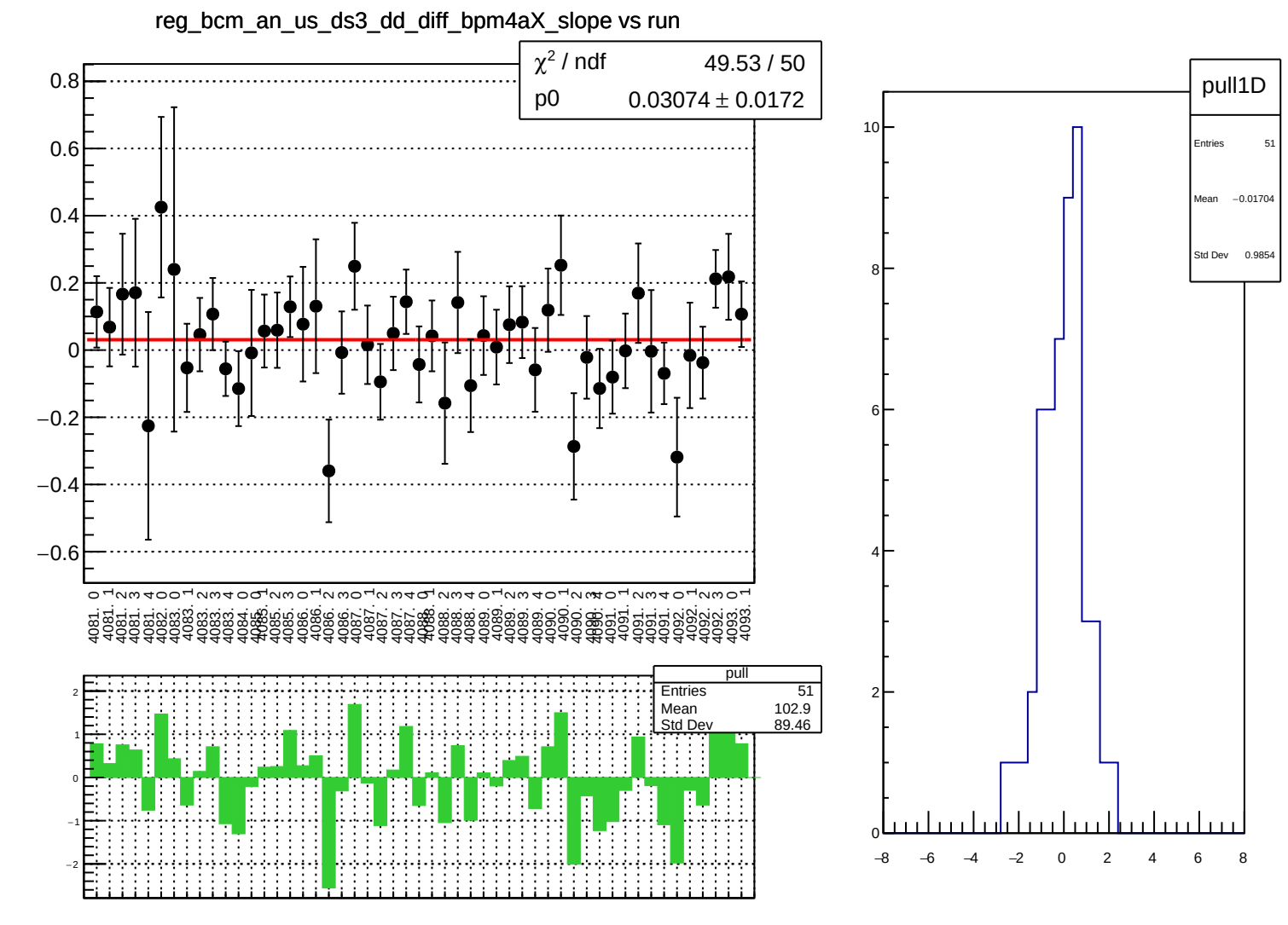
reg_bcm_an_us_ds3_dd_diff_bpm4aX_slope vs run
χ² / ndf 49.53 / 50
p0 0.03074 ± 0.0172
pull
Entries 51
Mean 102.9
Std Dev 89.46
pull1D
Entries 51
Mean −0.01704
Std Dev 0.9854

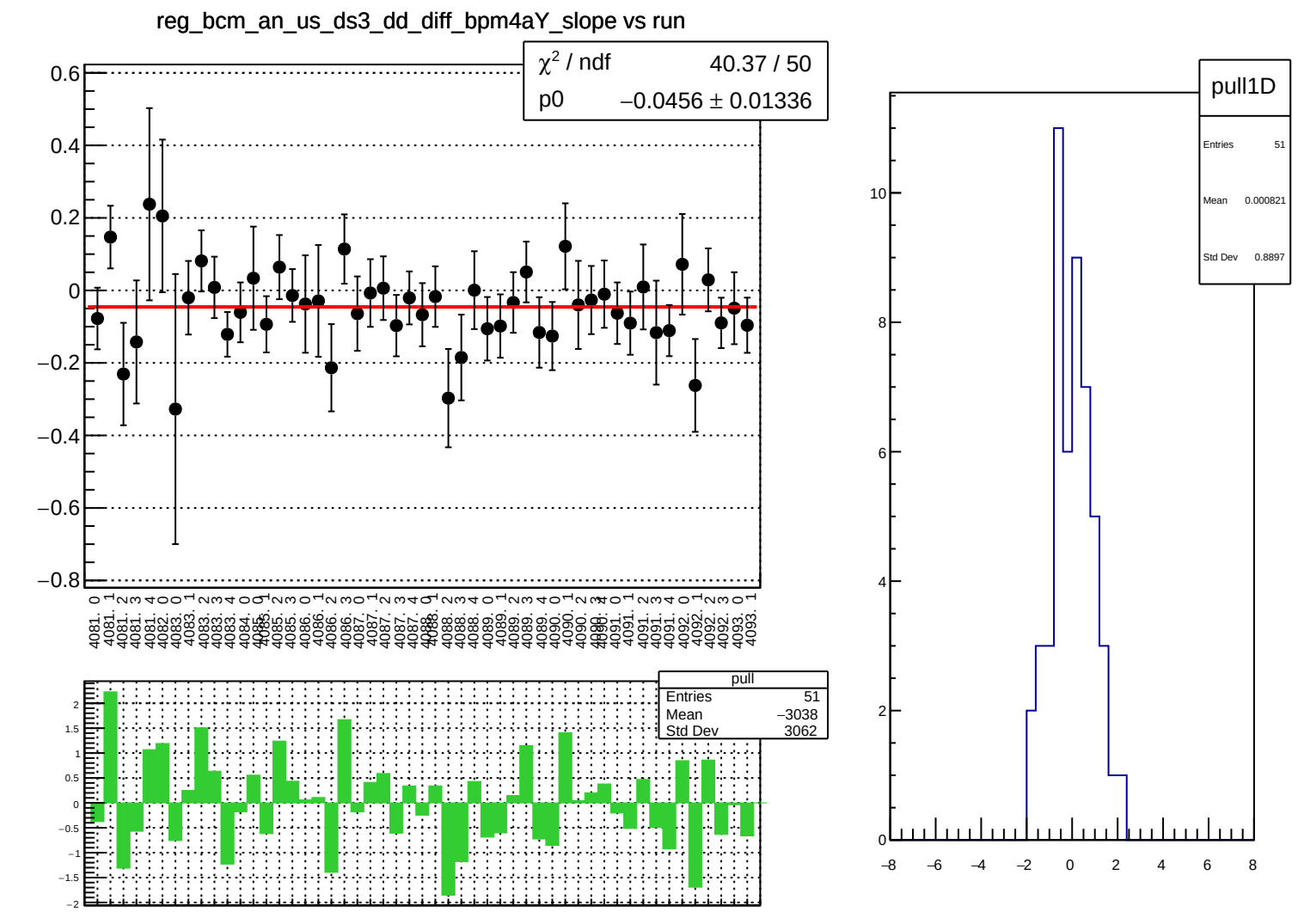
reg_bcm_an_us_ds3_dd_diff_bpm4aY_slope vs run
χ² / ndf 40.37 / 50
p0 −0.0456 ± 0.01336
pull
Entries 51
Mean −3038
Std Dev 3062
pull1D
Entries 51
Mean 0.000821
Std Dev 0.8897

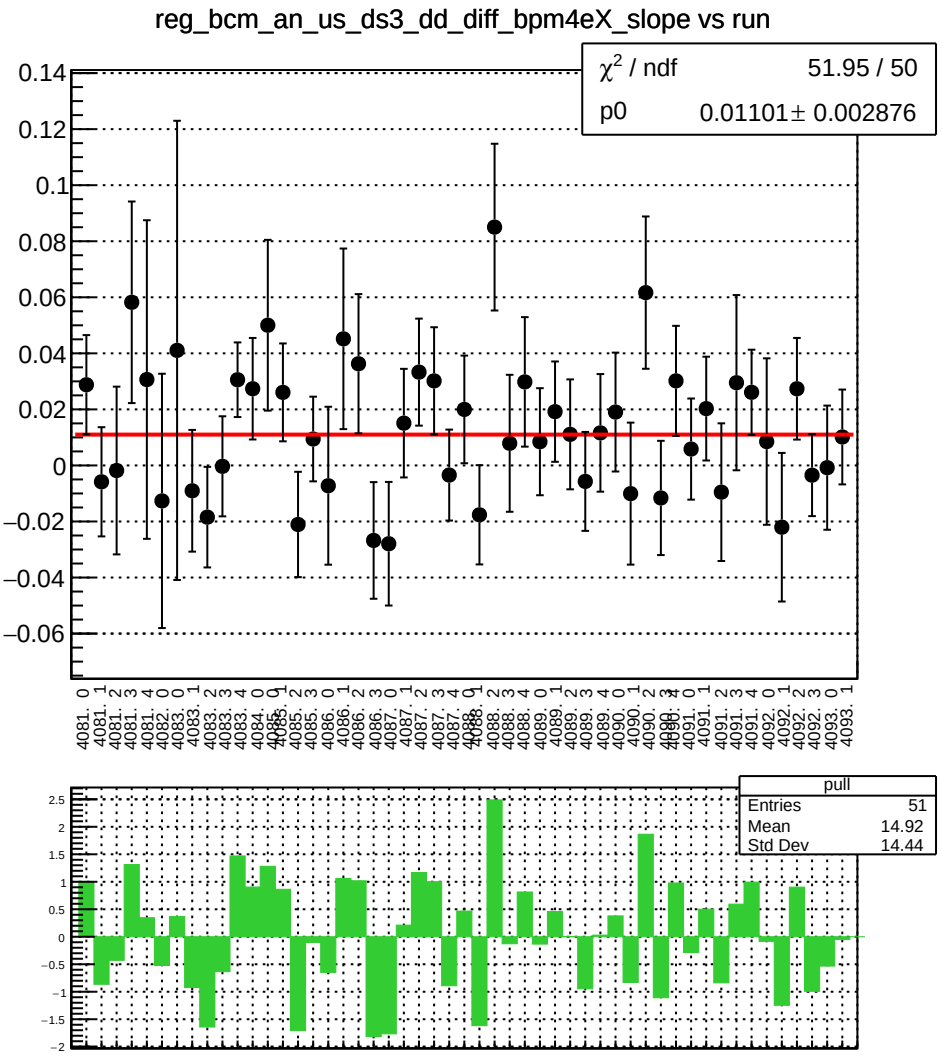
reg_bcm_an_us_ds3_dd_diff_bpm4eX_slope vs run
χ² / ndf 51.95 / 50
p0 0.01101± 0.002876
pull
Entries 51
Mean 14.92
Std Dev 14.44

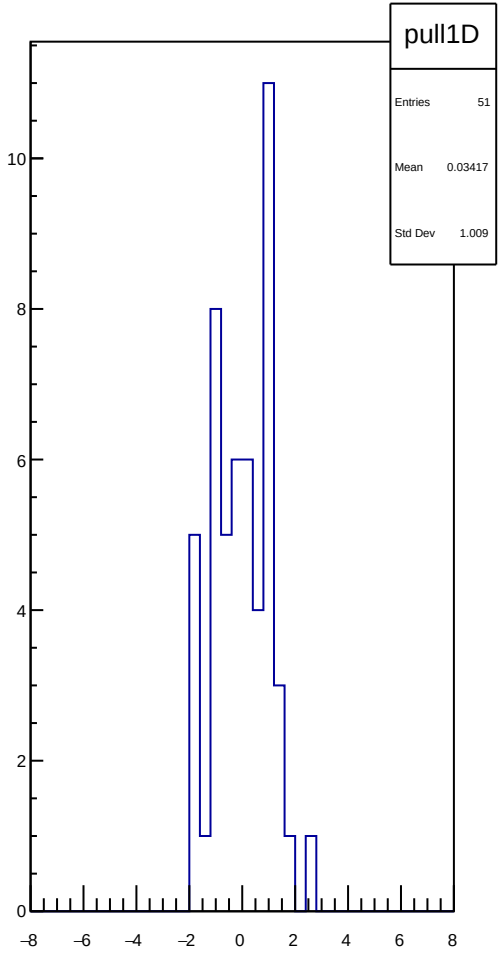
pull1D
Entries 51
Mean 0.03417
Std Dev 1.009

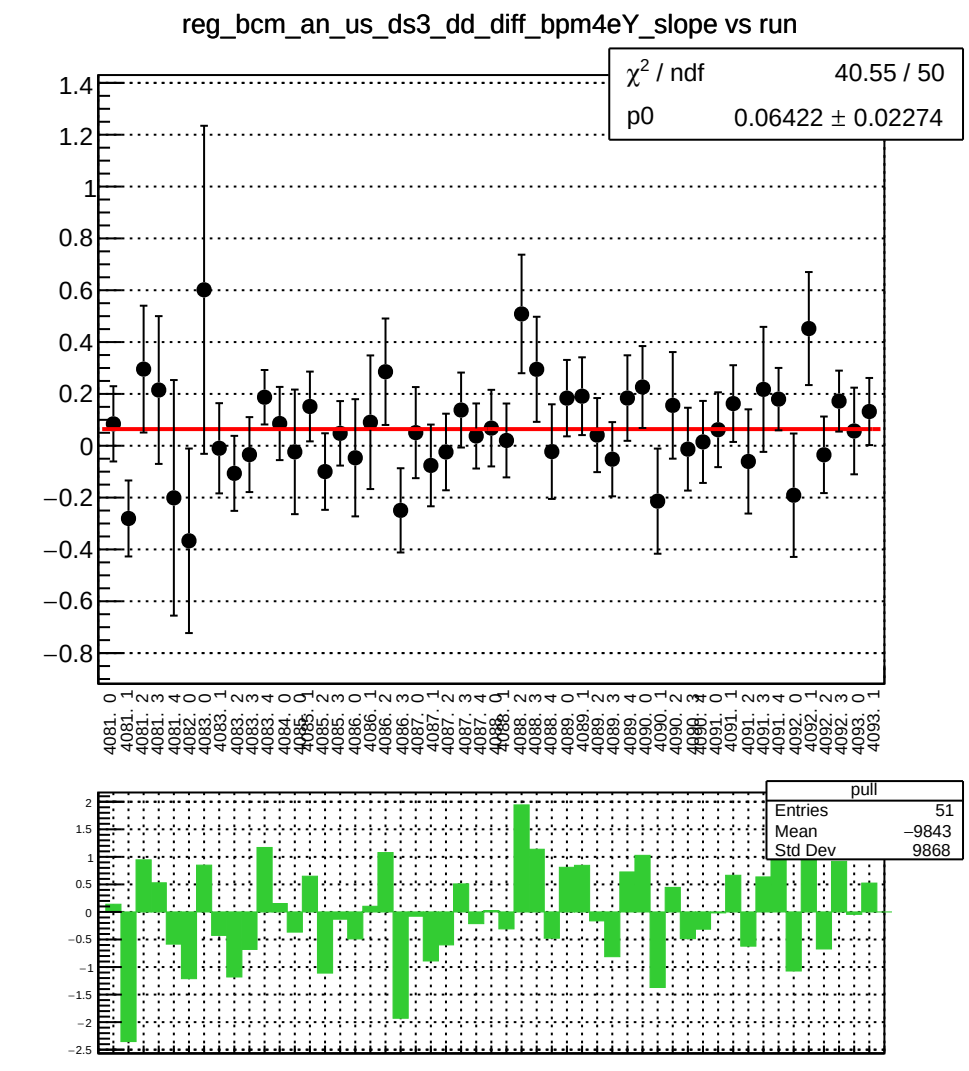
reg_bcm_an_us_ds3_dd_diff_bpm4eY_slope vs run
χ² / ndf 40.55 / 50
p0 0.06422 ± 0.02274
pull
Entries 51
Mean −9843
Std Dev 9868

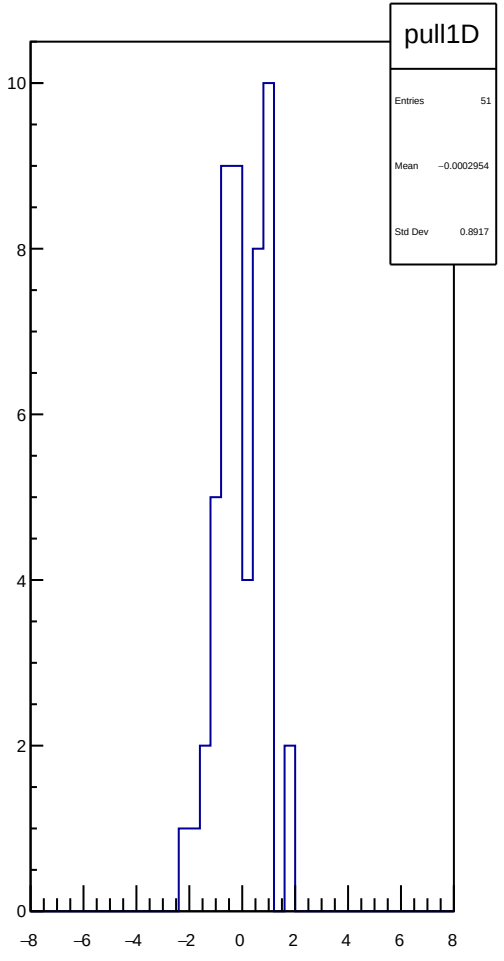
pull1D
Entries 51
Mean −0.0002954
Std Dev 0.8917

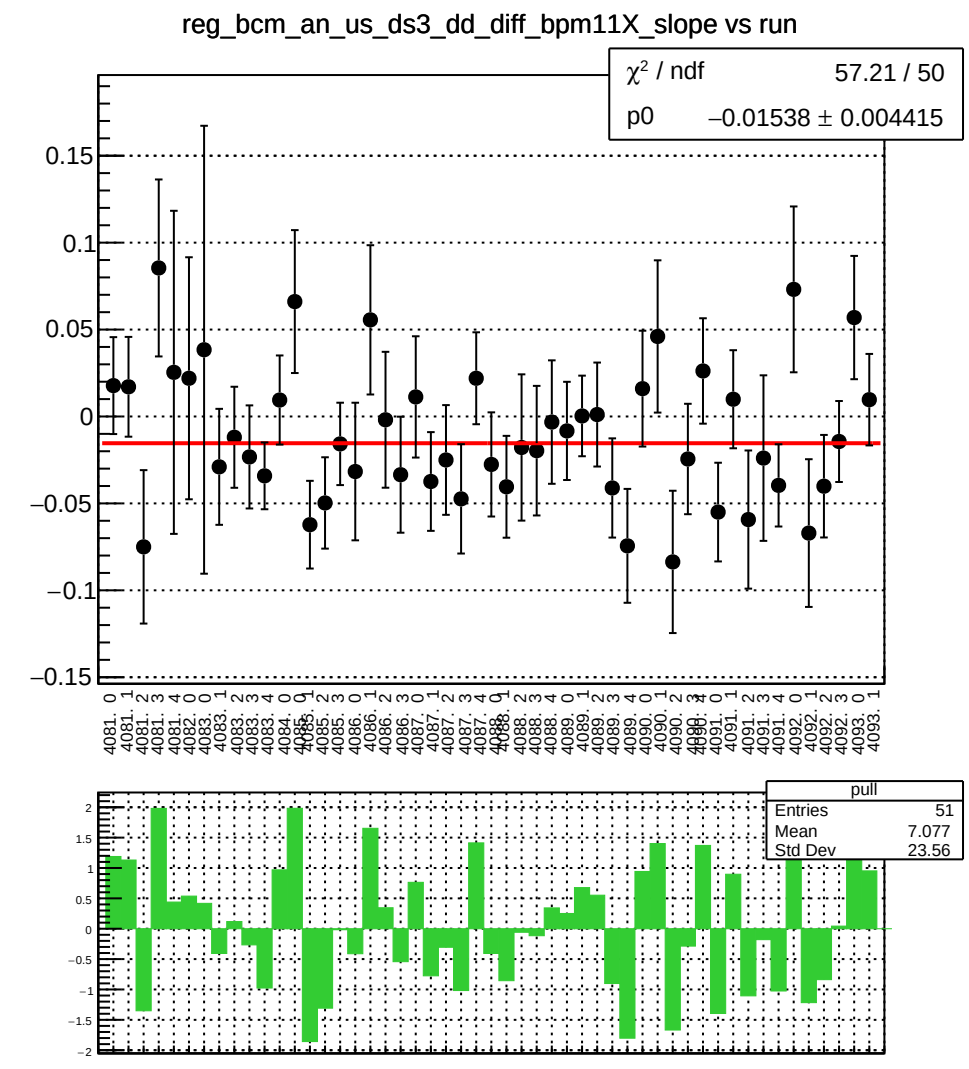
reg_bcm_an_us_ds3_dd_diff_bpm11X_slope vs run
χ² / ndf 57.21 / 50
p0 −0.01538 ± 0.004415
pull
Entries 51
Mean 7.077
Std Dev 23.56

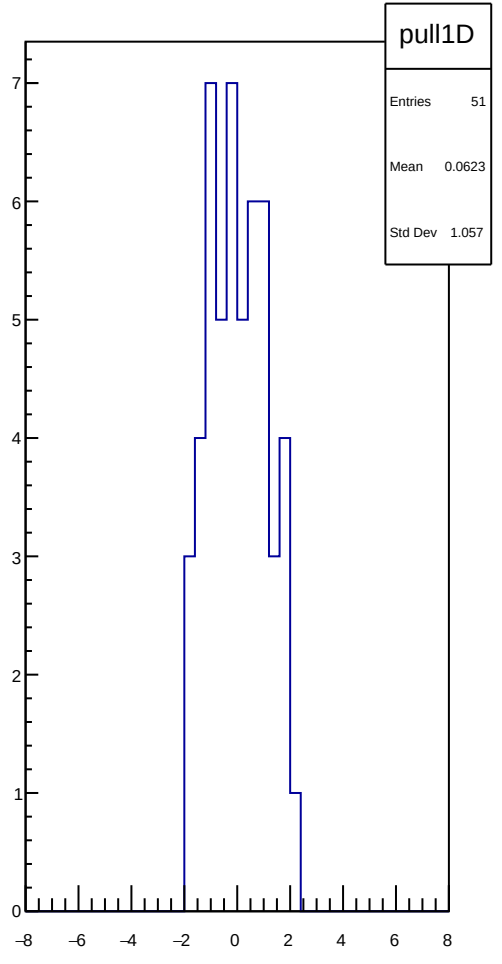
pull1D
Entries 51
Mean 0.0623
Std Dev 1.057

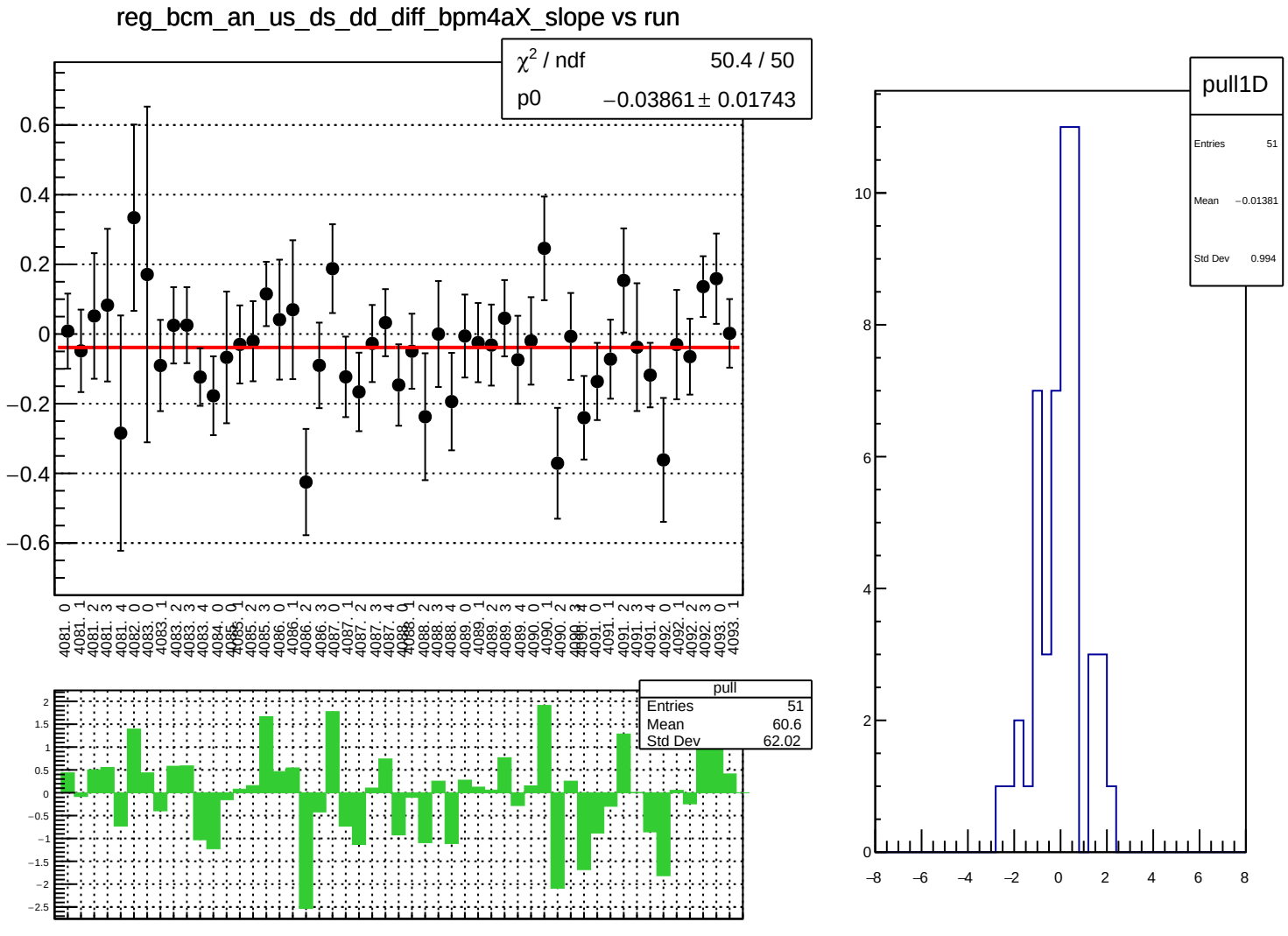
reg_bcm_an_us_ds_dd_diff_bpm4aX_slope vs run
χ² / ndf 50.4 / 50
p0 −0.03861 ± 0.01743
pull
Entries 51
Mean 60.6
Std Dev 62.02
pull1D
Entries 51
Mean −0.01381
Std Dev 0.994

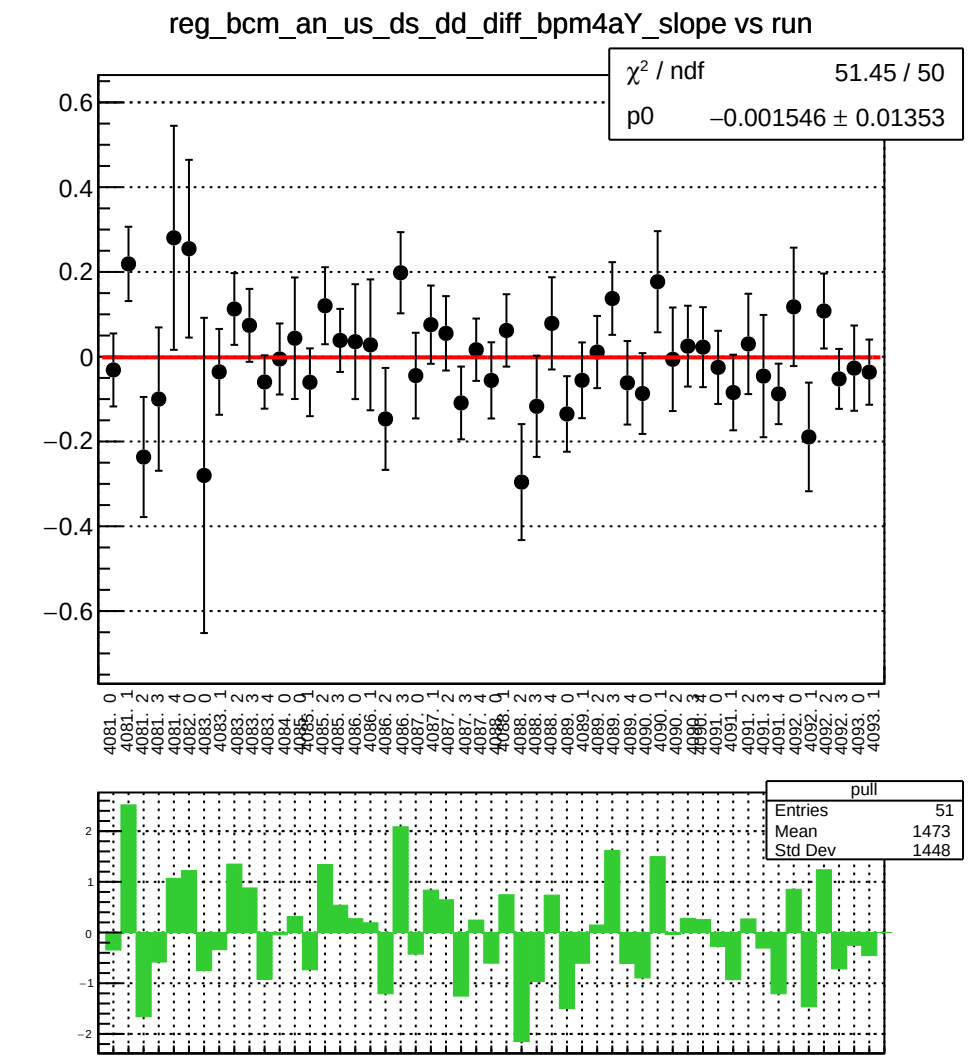
reg_bcm_an_us_ds_dd_diff_bpm4aY_slope vs run
χ² / ndf 51.45 / 50
p0 −0.001546 ± 0.01353
pull
Entries 51
Mean 1473
Std Dev 1448

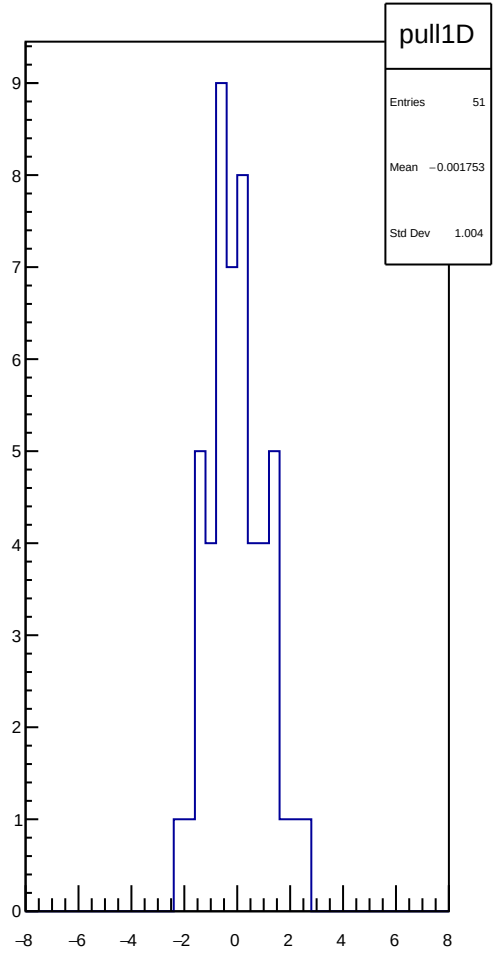
pull1D
Entries 51
Mean −0.001753
Std Dev 1.004

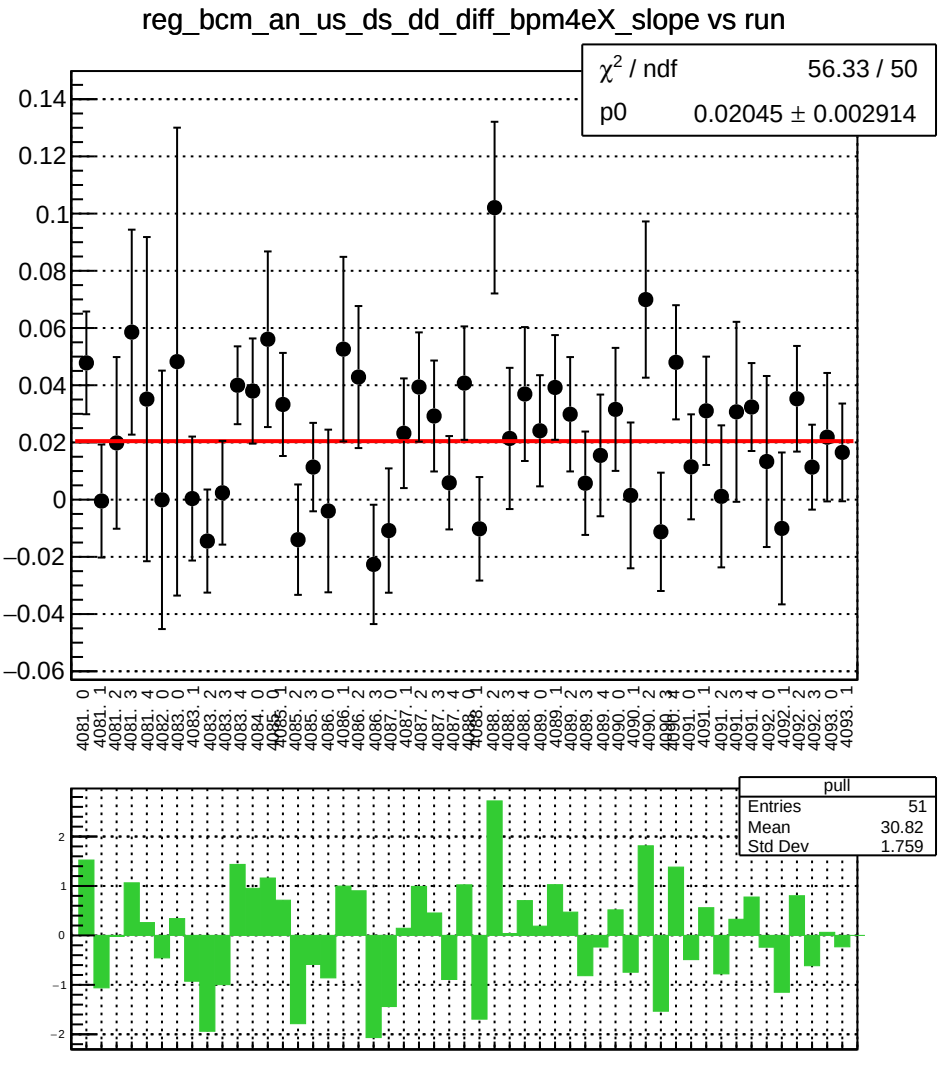
reg_bcm_an_us_ds_dd_diff_bpm4eX_slope vs run
χ² / ndf 56.33 / 50
p0 0.02045 ± 0.002914
pull
Entries 51
Mean 30.82
Std Dev 1.759
pull1D
Entries 51
Mean 0.03531
Std Dev 1.05

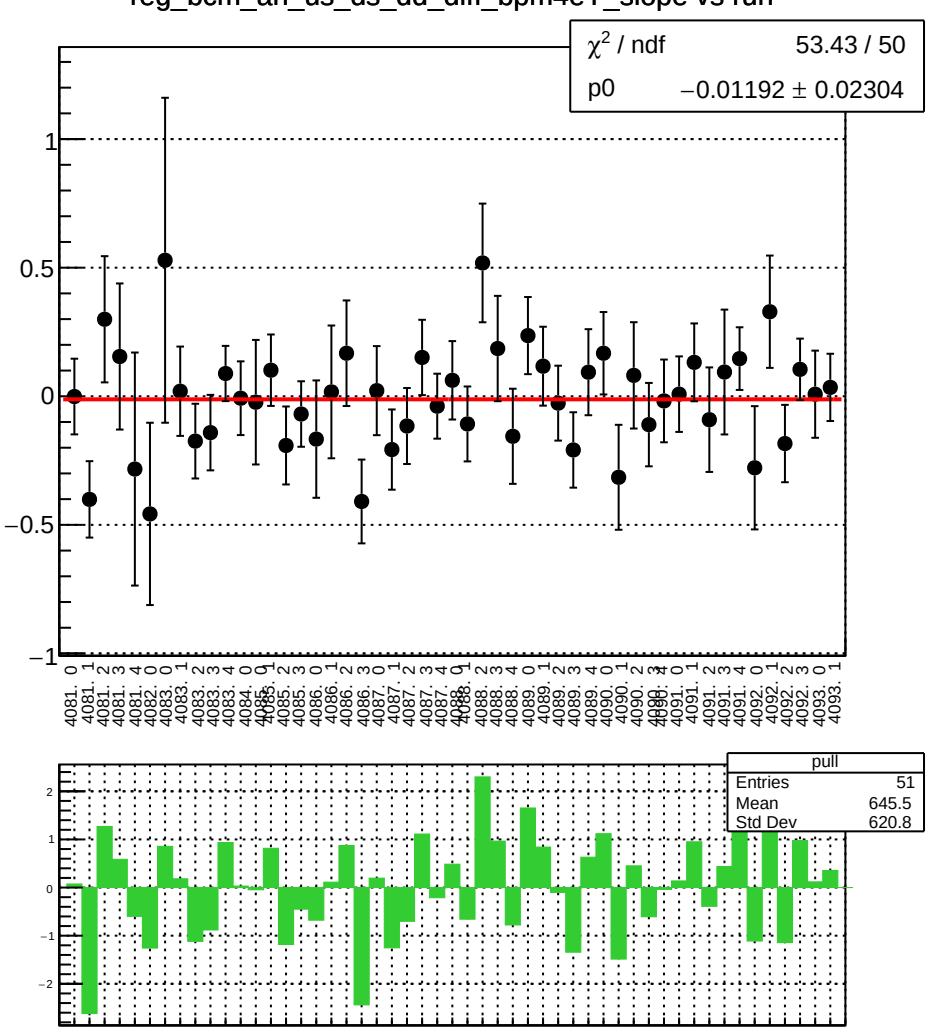
reg_bcm_an_us_ds_dd_diff_bpm4eY_slope vs run
χ² / ndf 53.43 / 50
p0 −0.01192 ± 0.02304
pull
Entries 51
Mean 645.5
Std Dev 620.8

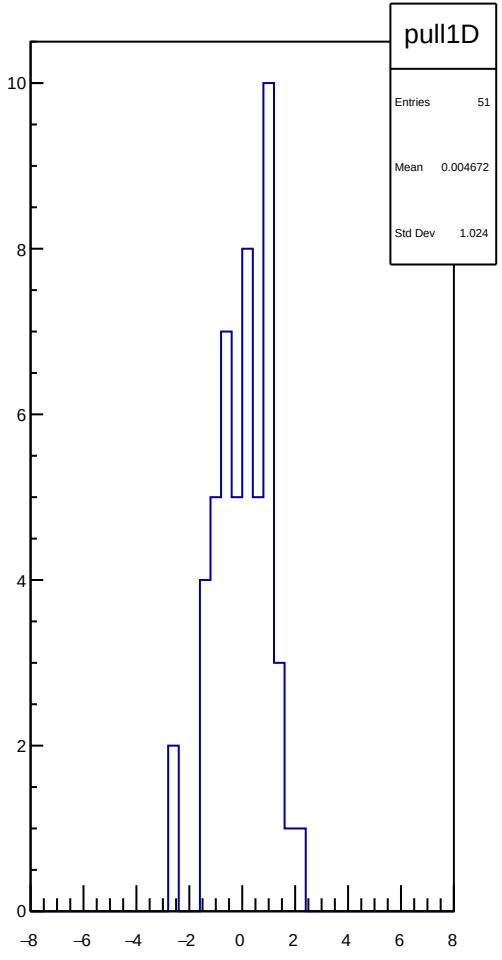
pull1D
Entries 51
Mean 0.004672
Std Dev 1.024

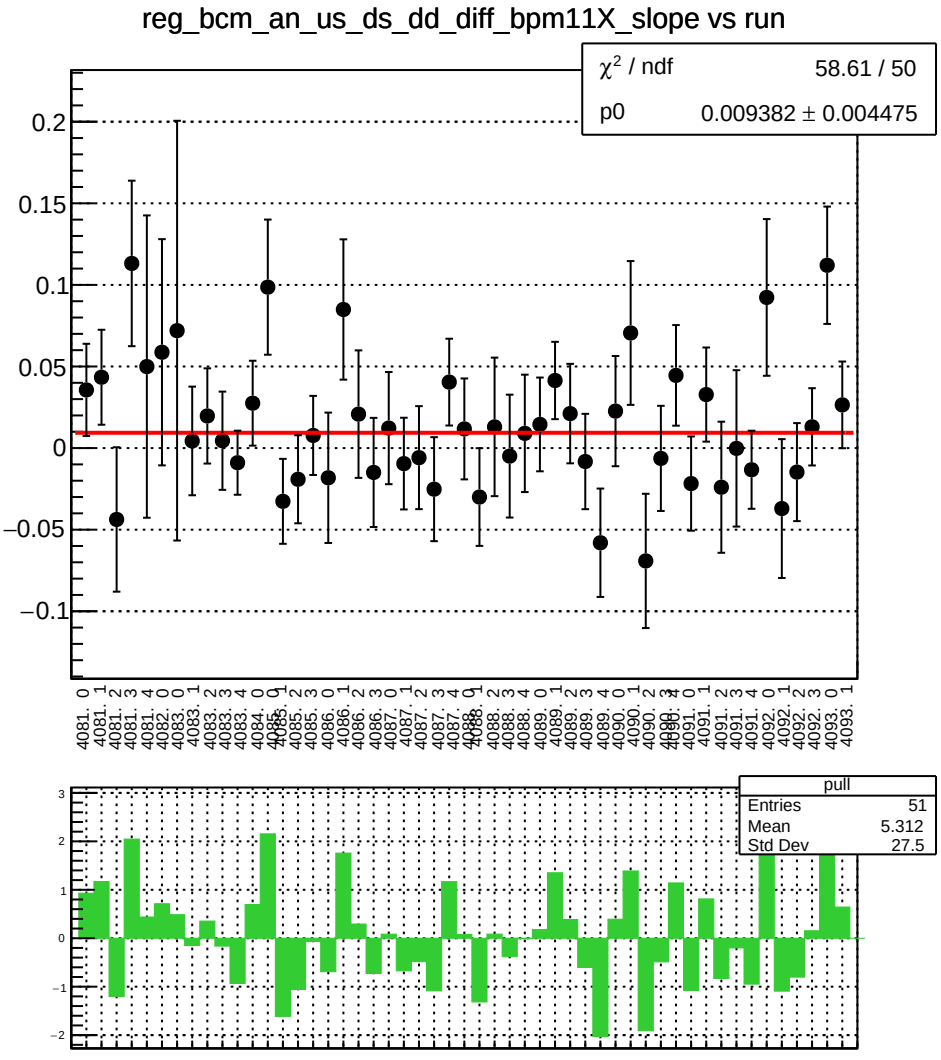
reg_bcm_an_us_ds_dd_diff_bpm11X_slope vs run
χ² / ndf 58.61 / 50
p0 0.009382 ± 0.004475
pull
Entries 51
Mean 5.312
Std Dev 27.5

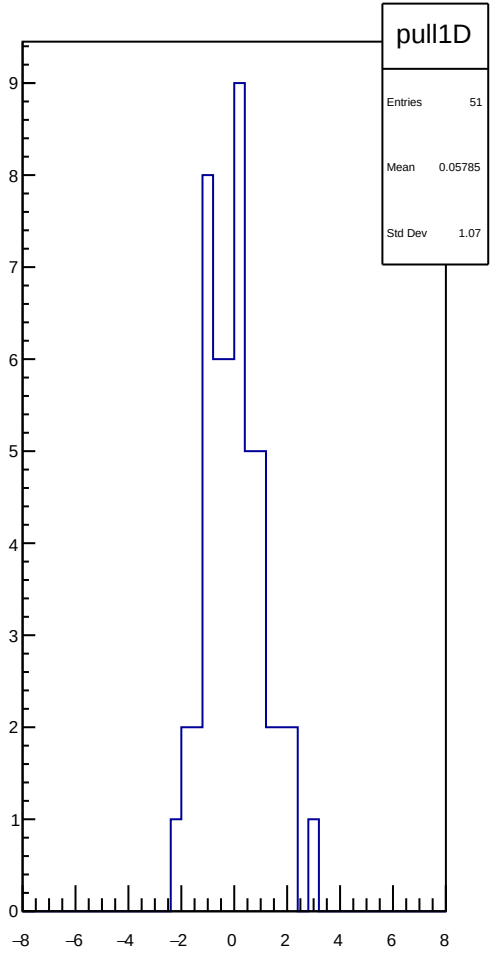
pull1D
Entries 51
Mean 0.05785
Std Dev 1.07

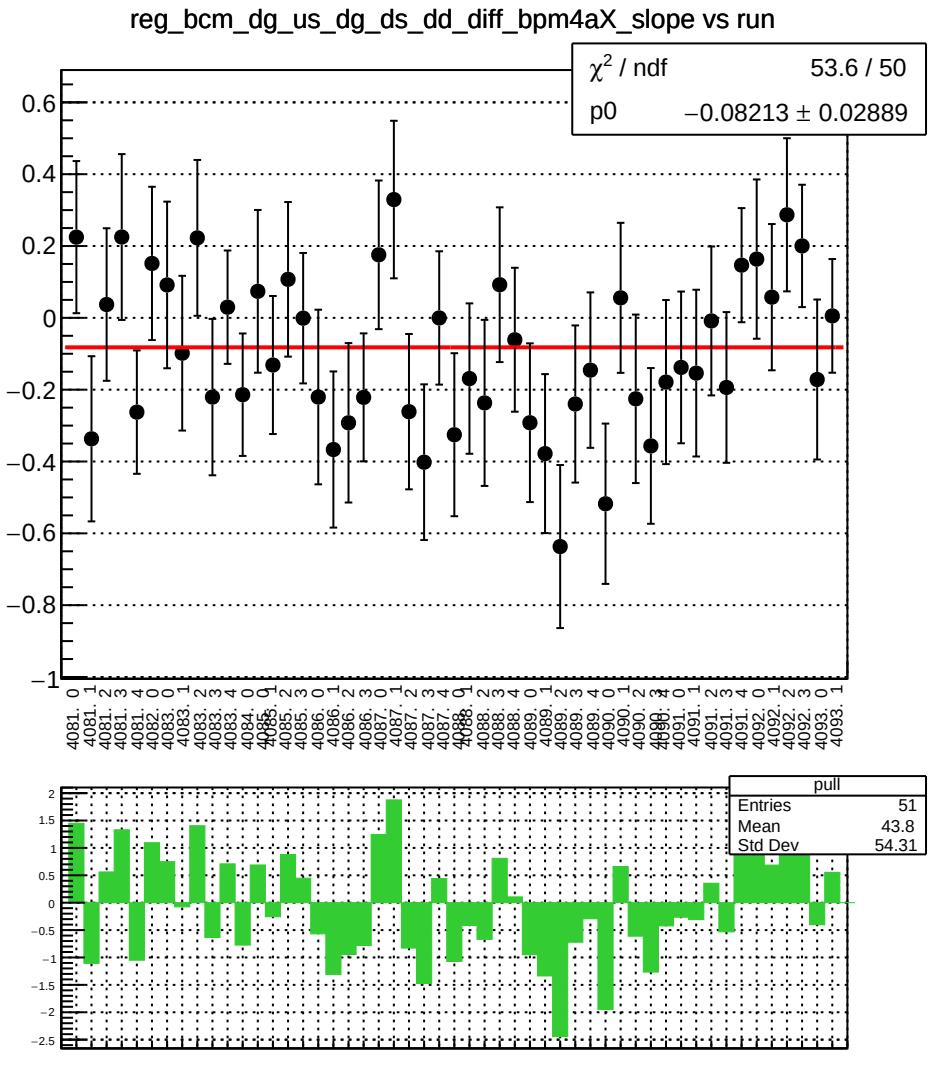
reg_bcm_dg_us_dg_ds_dd_diff_bpm4aX_slope vs run
χ² / ndf 53.6 / 50
p0 −0.08213 ± 0.02889
pull
Entries 51
Mean 43.8
Std Dev 54.31

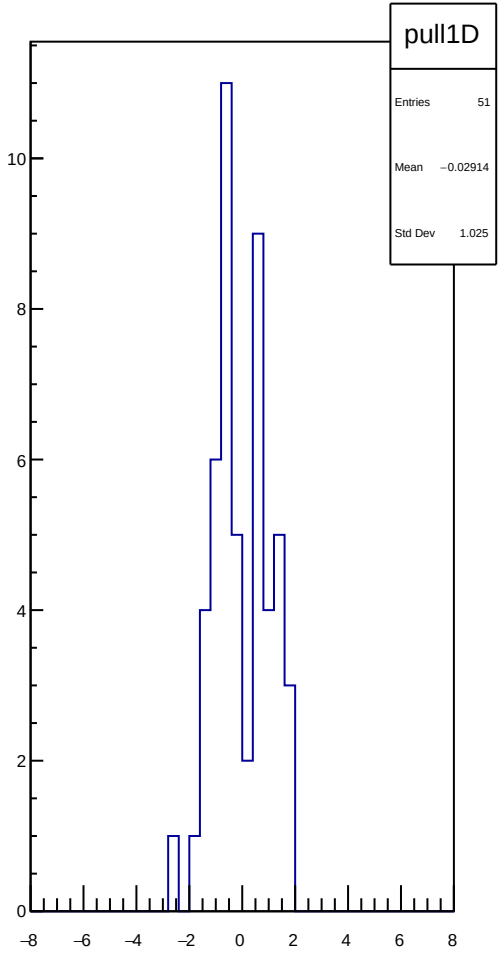
pull1D
Entries 51
Mean −0.02914
Std Dev 1.025

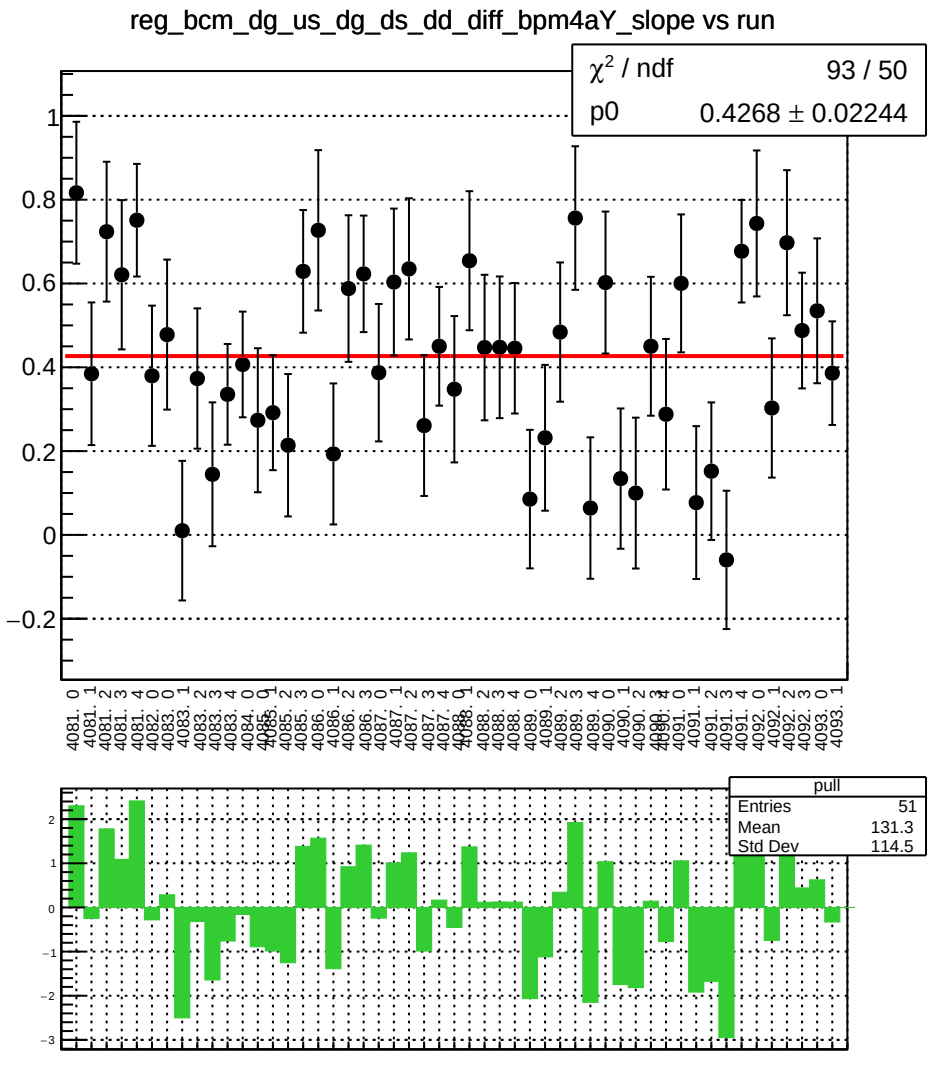
reg_bcm_dg_us_dg_ds_dd_diff_bpm4aY_slope vs run
χ² / ndf 93 / 50
p0 0.4268 ± 0.02244
pull
Entries 51
Mean 131.3
Std Dev 114.5

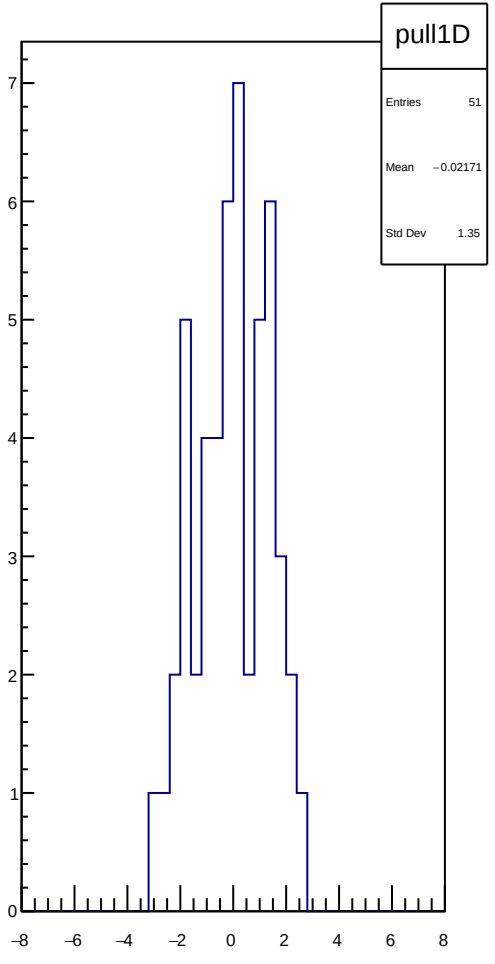
pull1D
Entries 51
Mean −0.02171
Std Dev 1.35

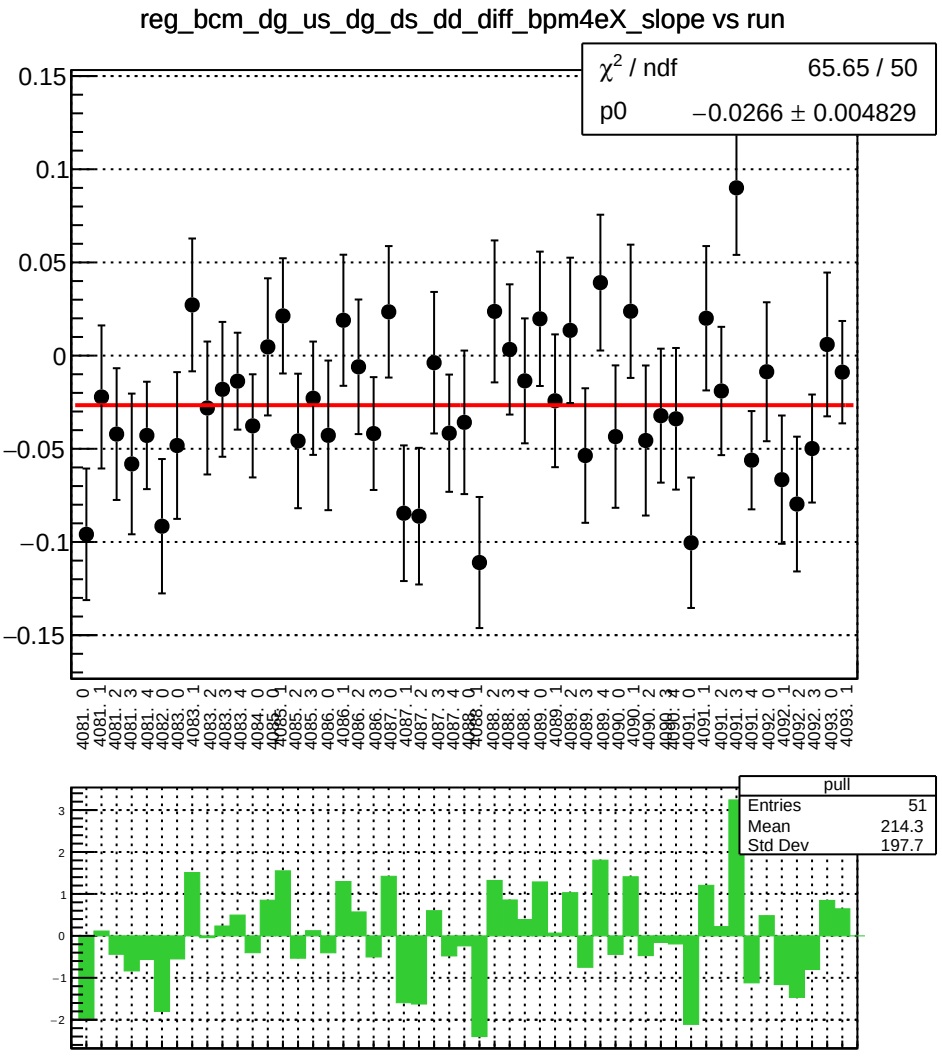
reg_bcm_dg_us_dg_ds_dd_diff_bpm4eX_slope vs run
χ² / ndf 65.65 / 50
p0 −0.0266 ± 0.004829
pull
Entries 51
Mean 214.3
Std Dev 197.7

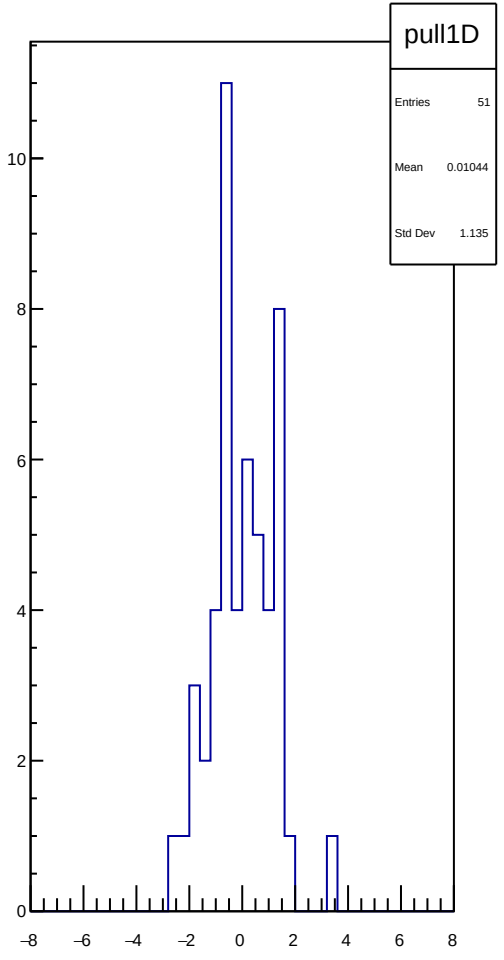
pull1D
Entries 51
Mean 0.01044
Std Dev 1.135

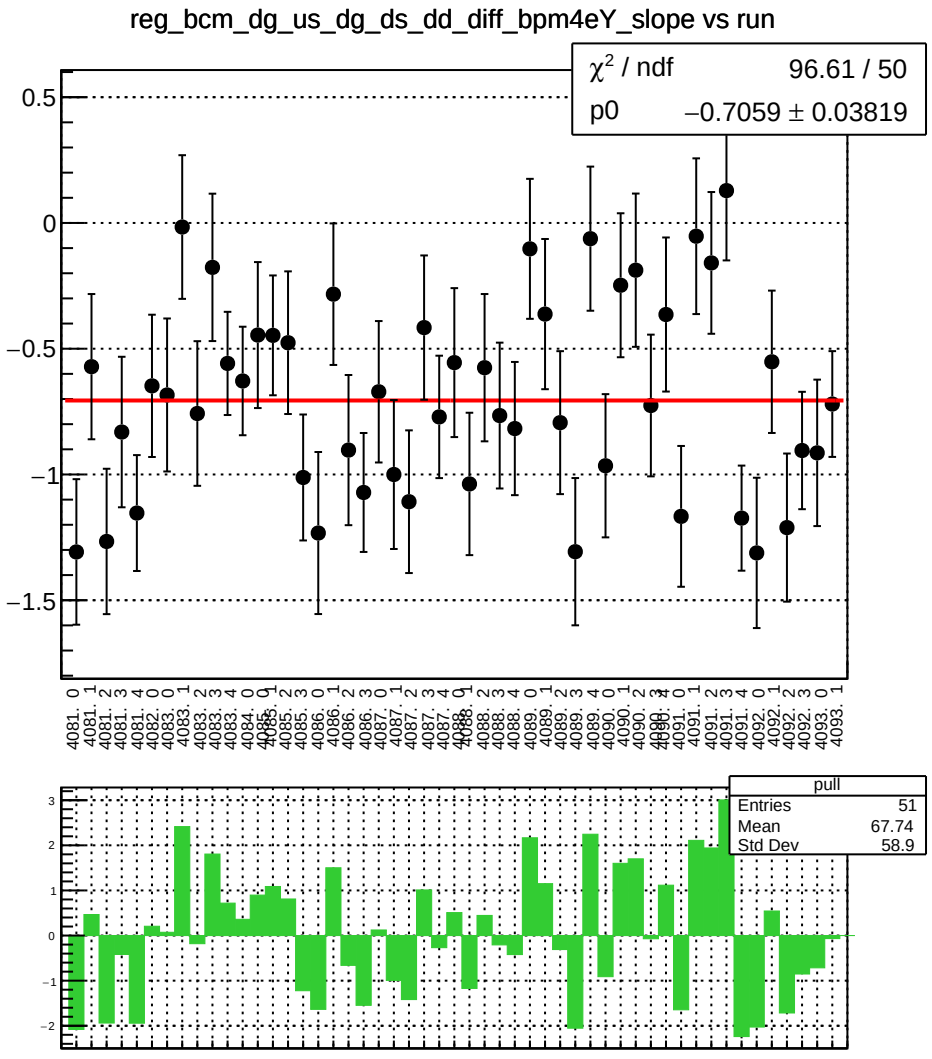
reg_bcm_dg_us_dg_ds_dd_diff_bpm4eY_slope vs run
χ² / ndf 96.61 / 50
p0 −0.7059 ± 0.03819
pull
Entries 51
Mean 67.74
Std Dev 58.9

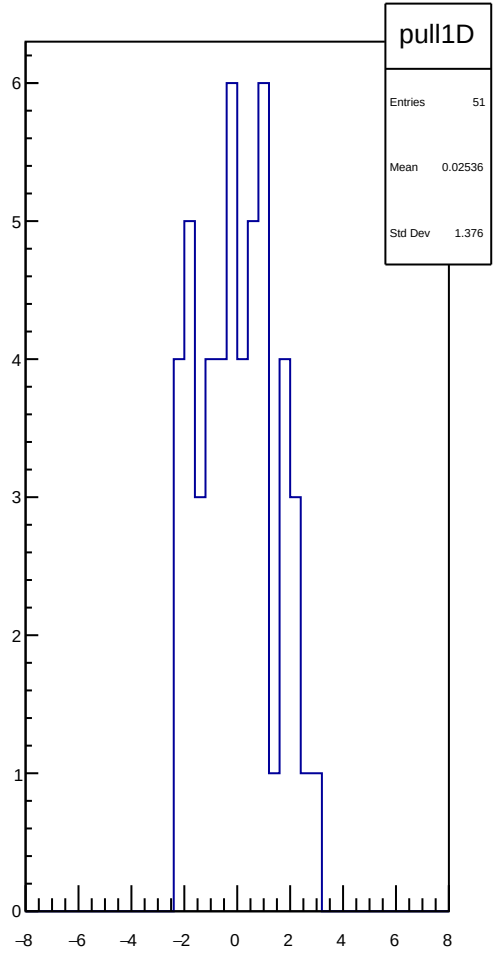
pull1D
Entries 51
Mean 0.02536
Std Dev 1.376

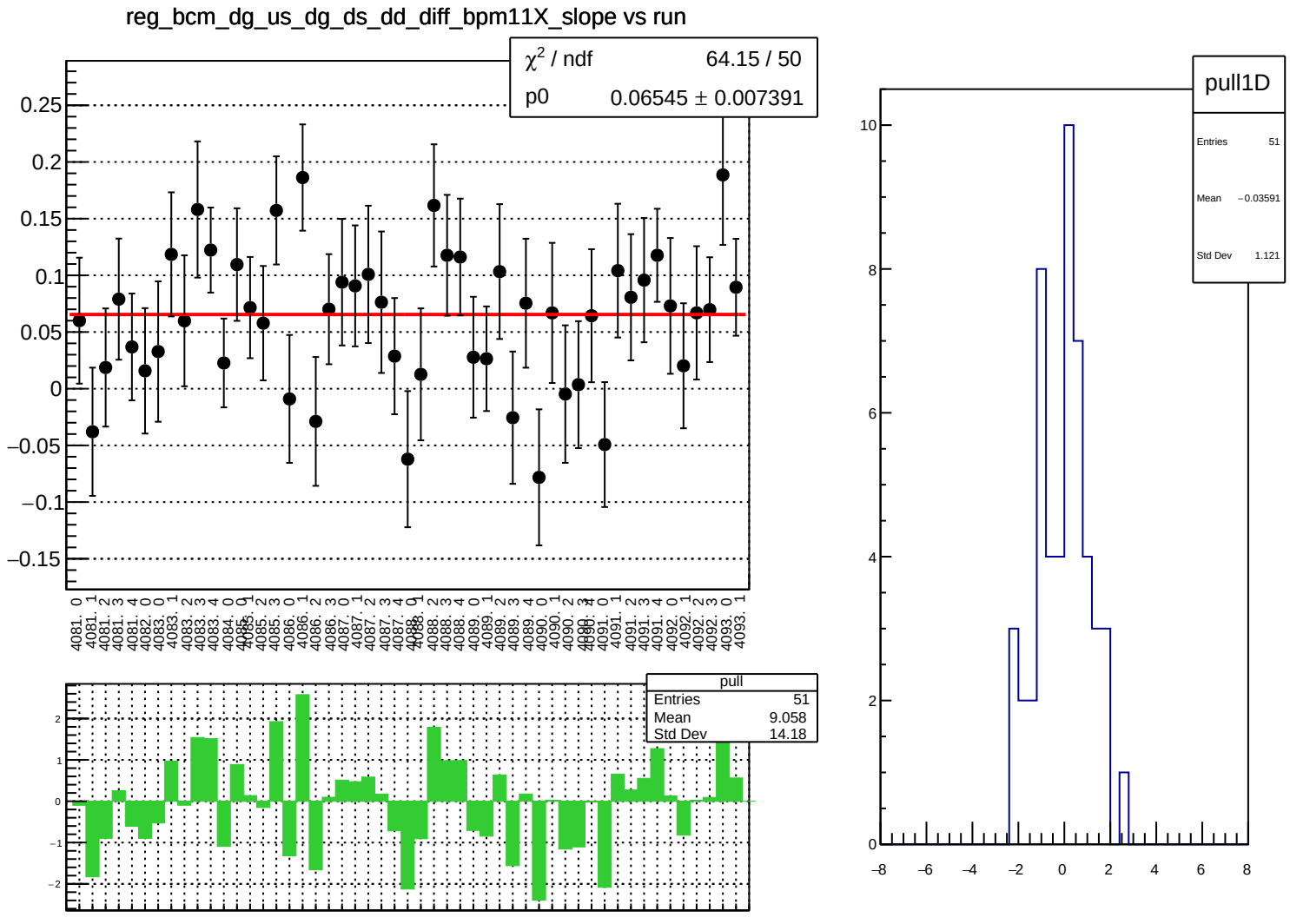
reg_bcm_dg_us_dg_ds_dd_diff_bpm11X_slope vs run
χ² / ndf 64.15 / 50
p0 0.06545 ± 0.007391
pull
Entries 51
Mean 9.058
Std Dev 14.18
pull1D
Entries 51
Mean −0.03591
Std Dev 1.121

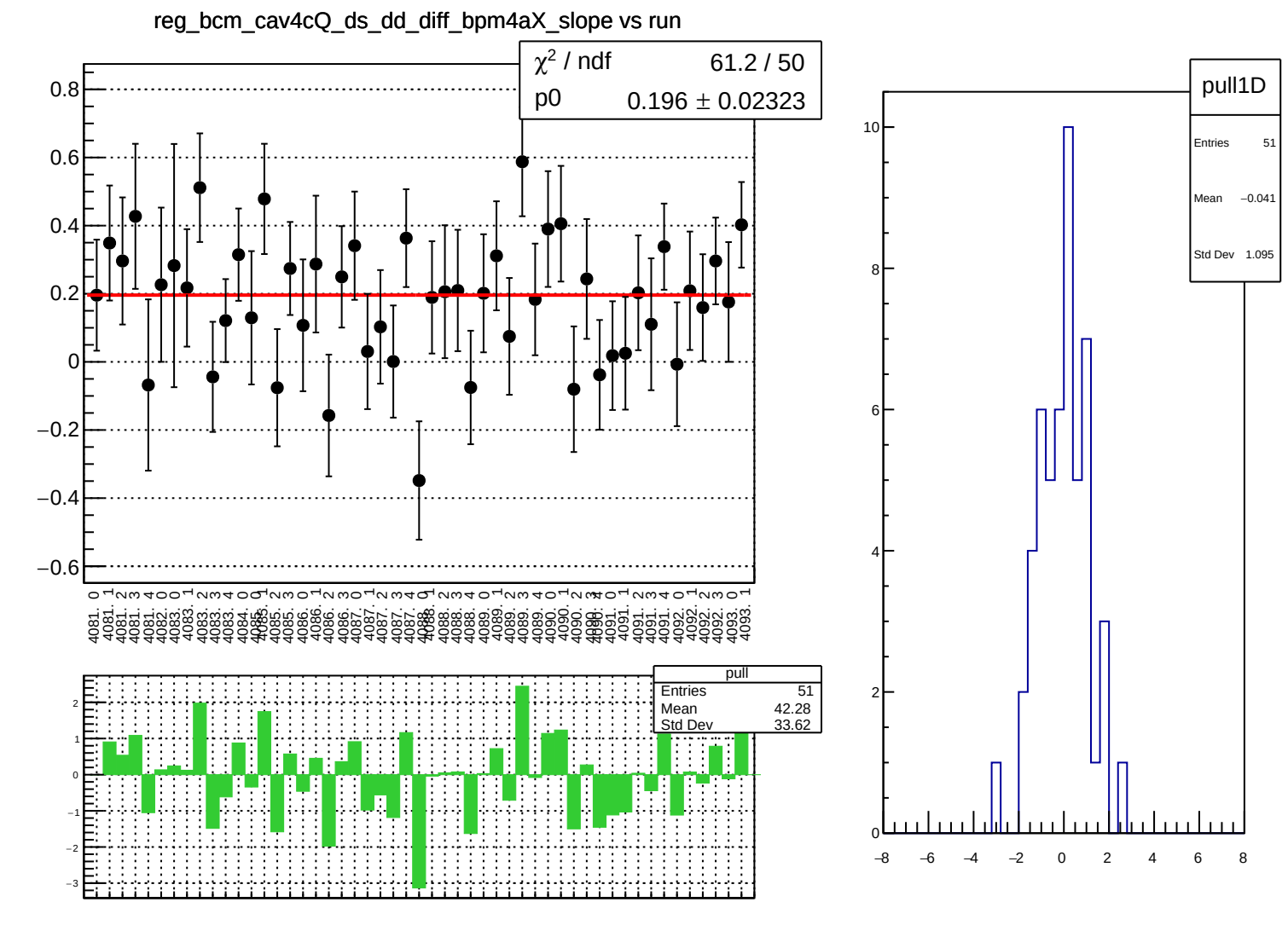
reg_bcm_cav4cQ_ds_dd_diff_bpm4aX_slope vs run
χ² / ndf 61.2 / 50
p0 0.196 ± 0.02323
pull
Entries 51
Mean 42.28
Std Dev 33.62
pull1D
Entries 51
Mean −0.041
Std Dev 1.095

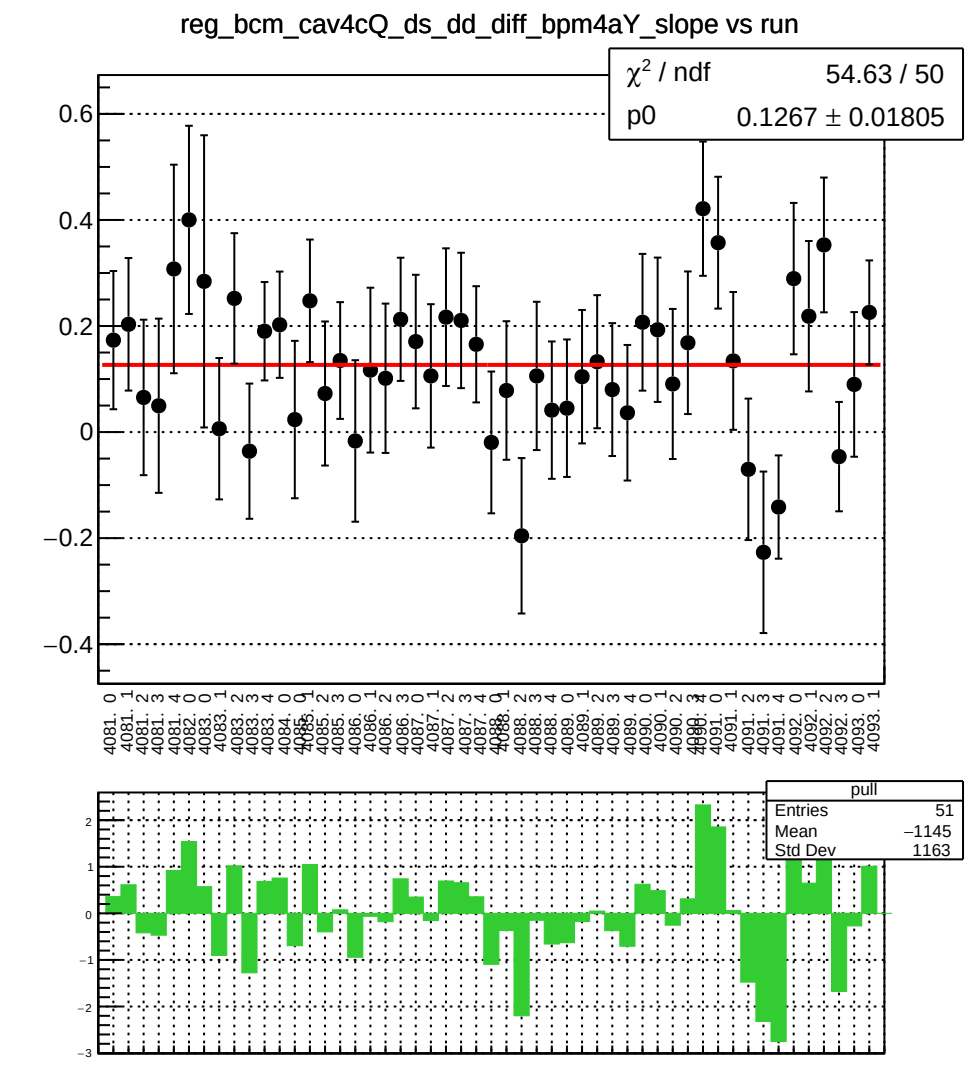
reg_bcm_cav4cQ_ds_dd_diff_bpm4aY_slope vs run
χ² / ndf 54.63 / 50
p0 0.1267 ± 0.01805
pull
Entries 51
Mean −1145
Std Dev 1163

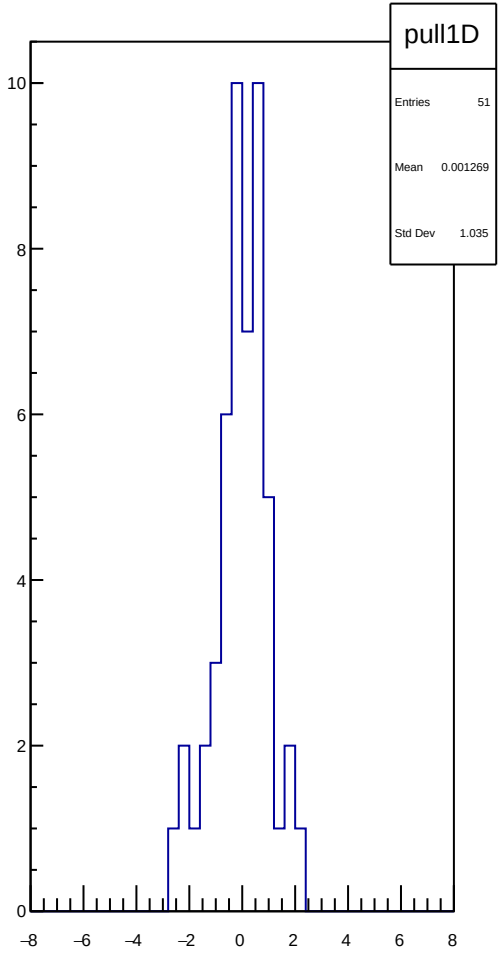
pull1D
Entries 51
Mean 0.001269
Std Dev 1.035

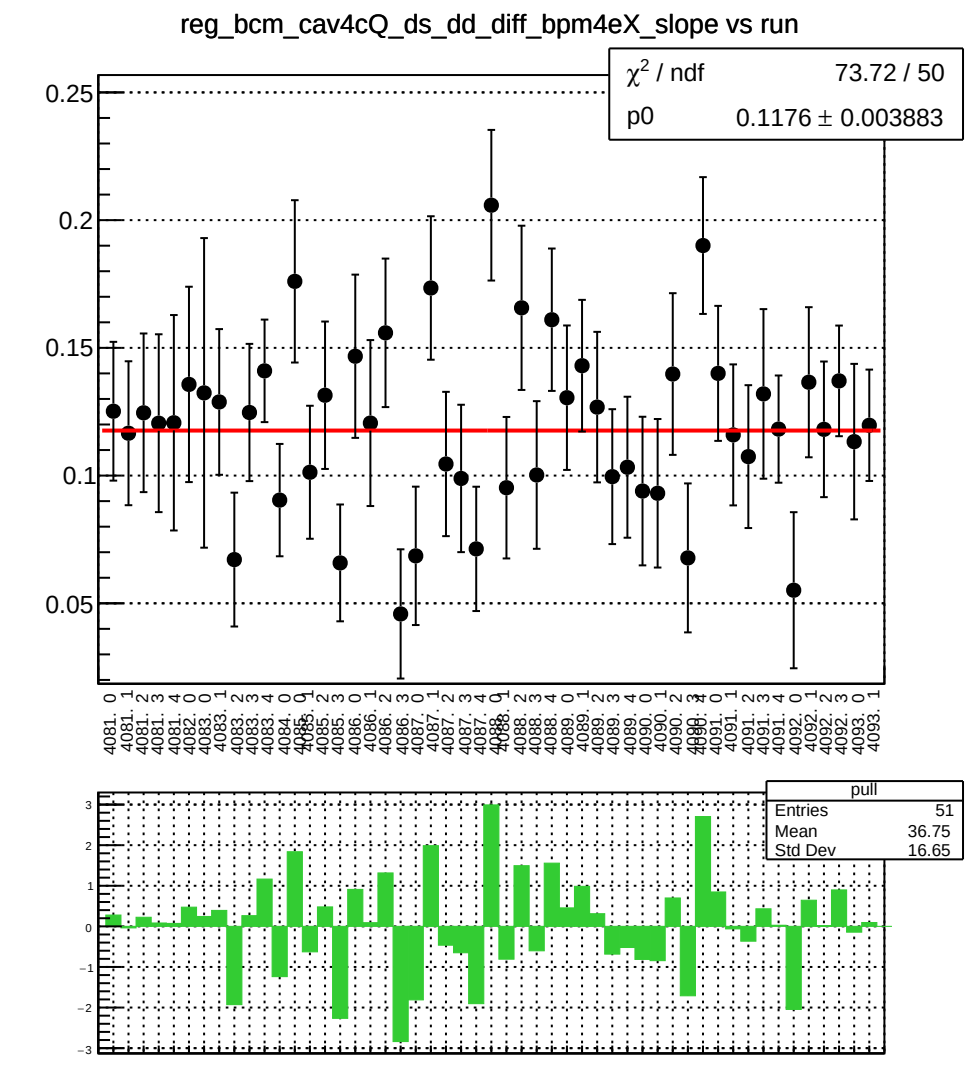
reg_bcm_cav4cQ_ds_dd_diff_bpm4eX_slope vs run
χ² / ndf 73.72 / 50
p0 0.1176 ± 0.003883
pull
Entries 51
Mean 36.75
Std Dev 16.65

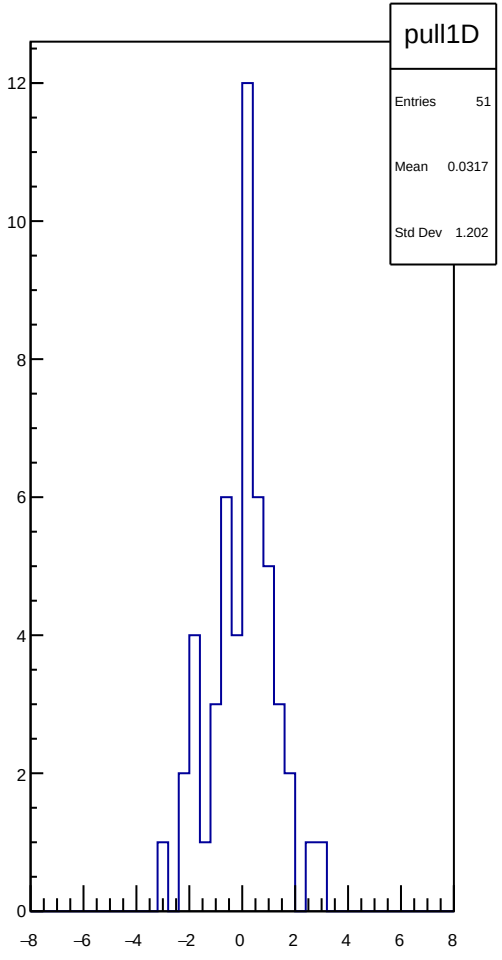
pull1D
Entries 51
Mean 0.0317
Std Dev 1.202

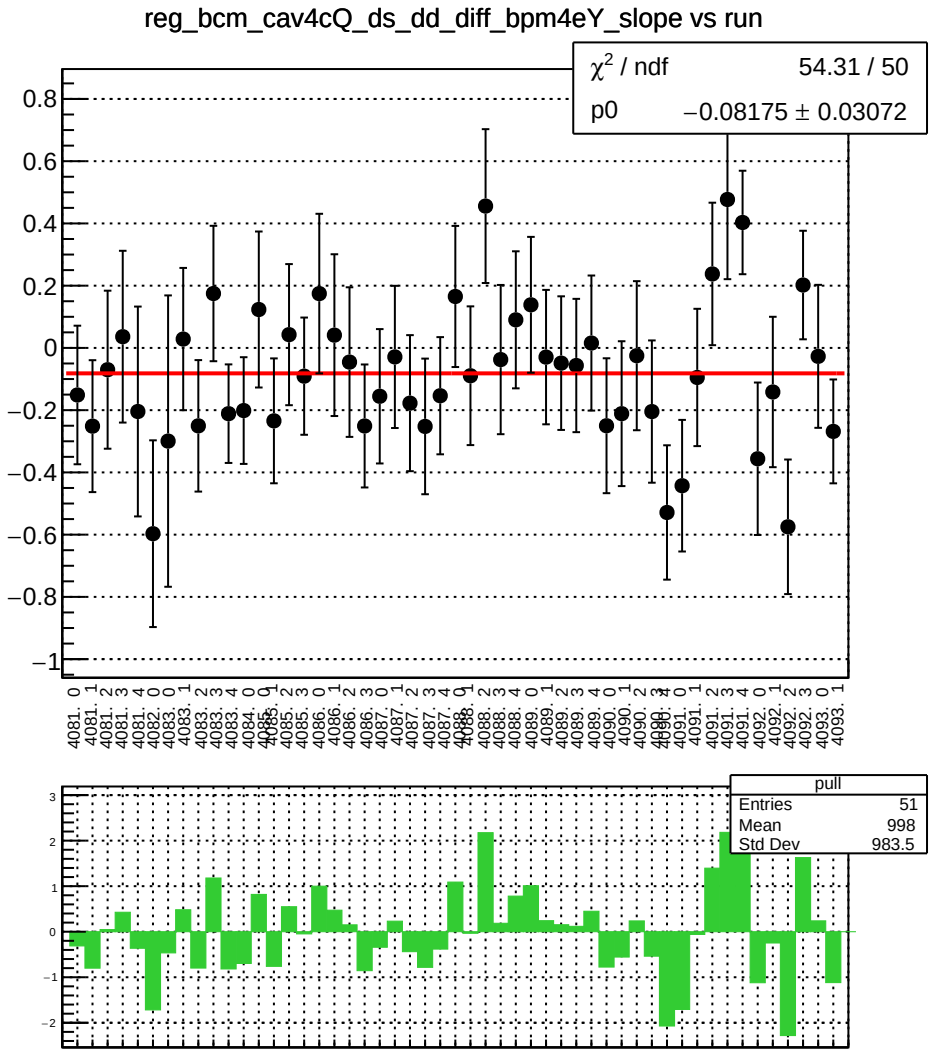
reg_bcm_cav4cQ_ds_dd_diff_bpm4eY_slope vs run
χ² / ndf 54.31 / 50
p0 −0.08175 ± 0.03072
pull
Entries 51
Mean 998
Std Dev 983.5

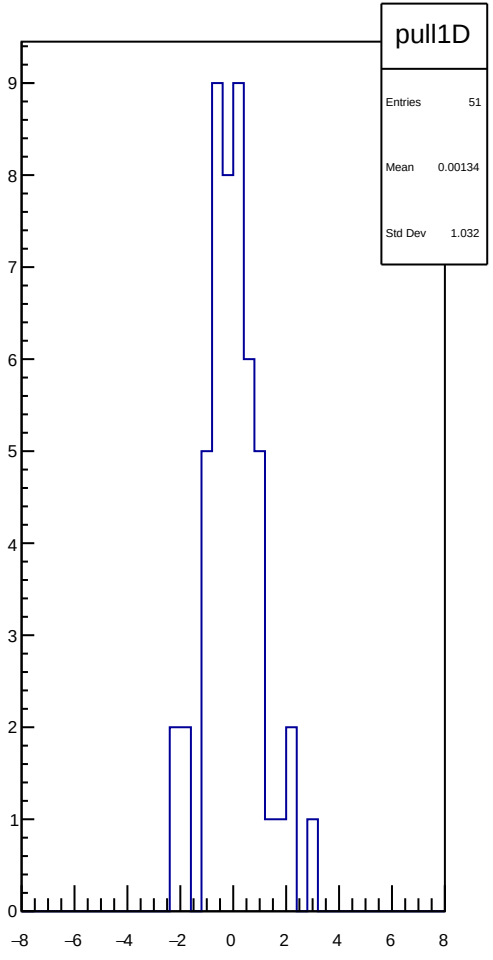
pull1D
Entries 51
Mean 0.00134
Std Dev 1.032

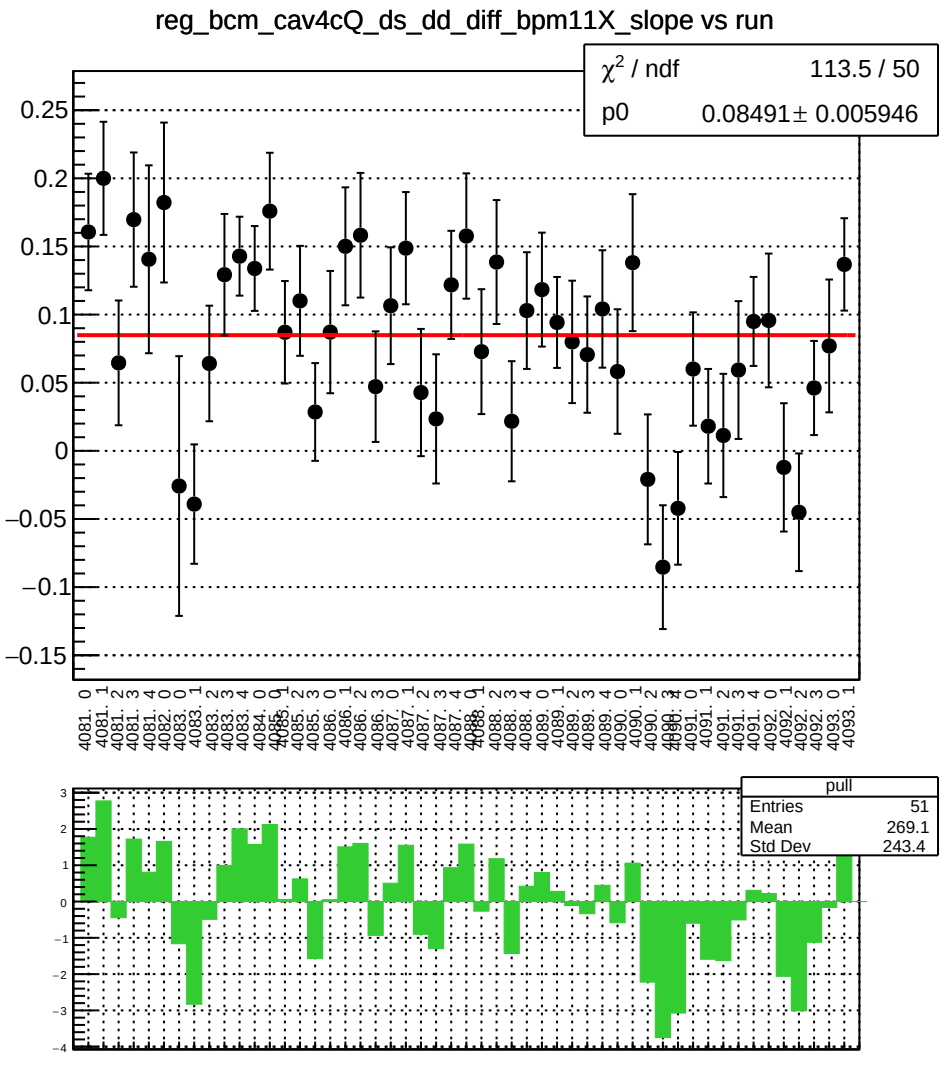
reg_bcm_cav4cQ_ds_dd_diff_bpm11X_slope vs run
χ² / ndf 113.5 / 50
p0 0.08491 ± 0.005946
pull
Entries 51
Mean 269.1
Std Dev 243.4

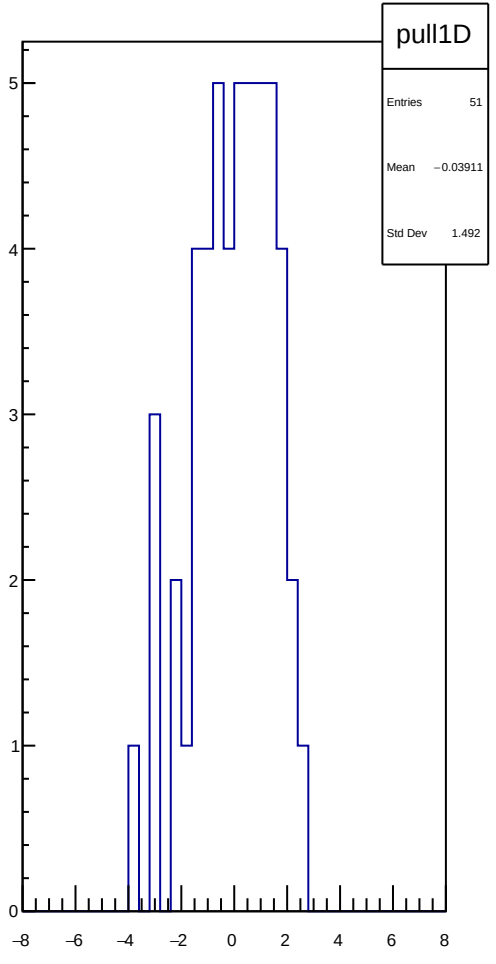
pull1D
Entries 51
Mean −0.03911
Std Dev 1.492

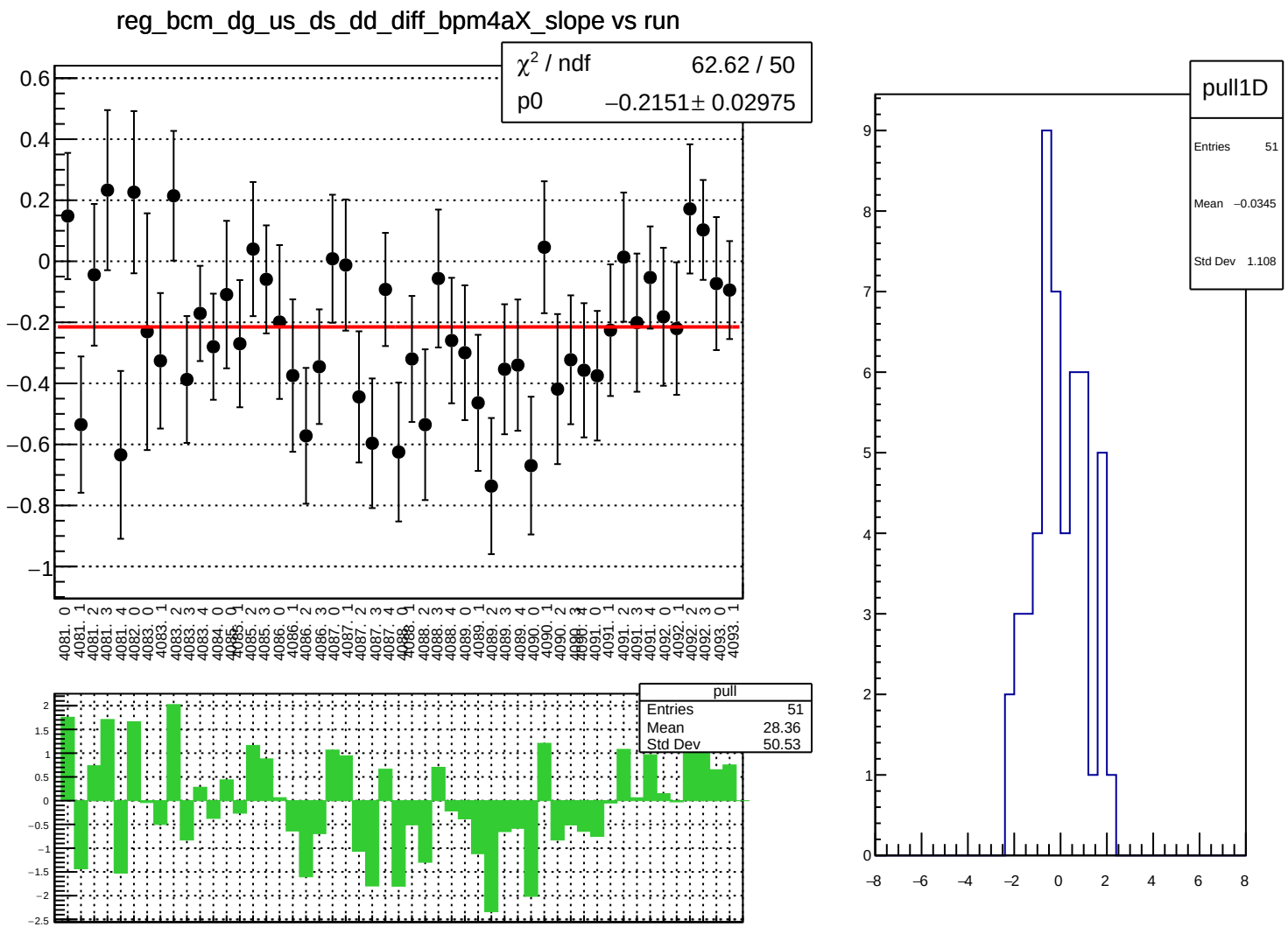
reg_bcm_dg_us_ds_dd_diff_bpm4aX_slope vs run
χ² / ndf 62.62 / 50
p0 −0.2151± 0.02975
pull
Entries 51
Mean 28.36
Std Dev 50.53
pull1D
Entries 51
Mean −0.0345
Std Dev 1.108

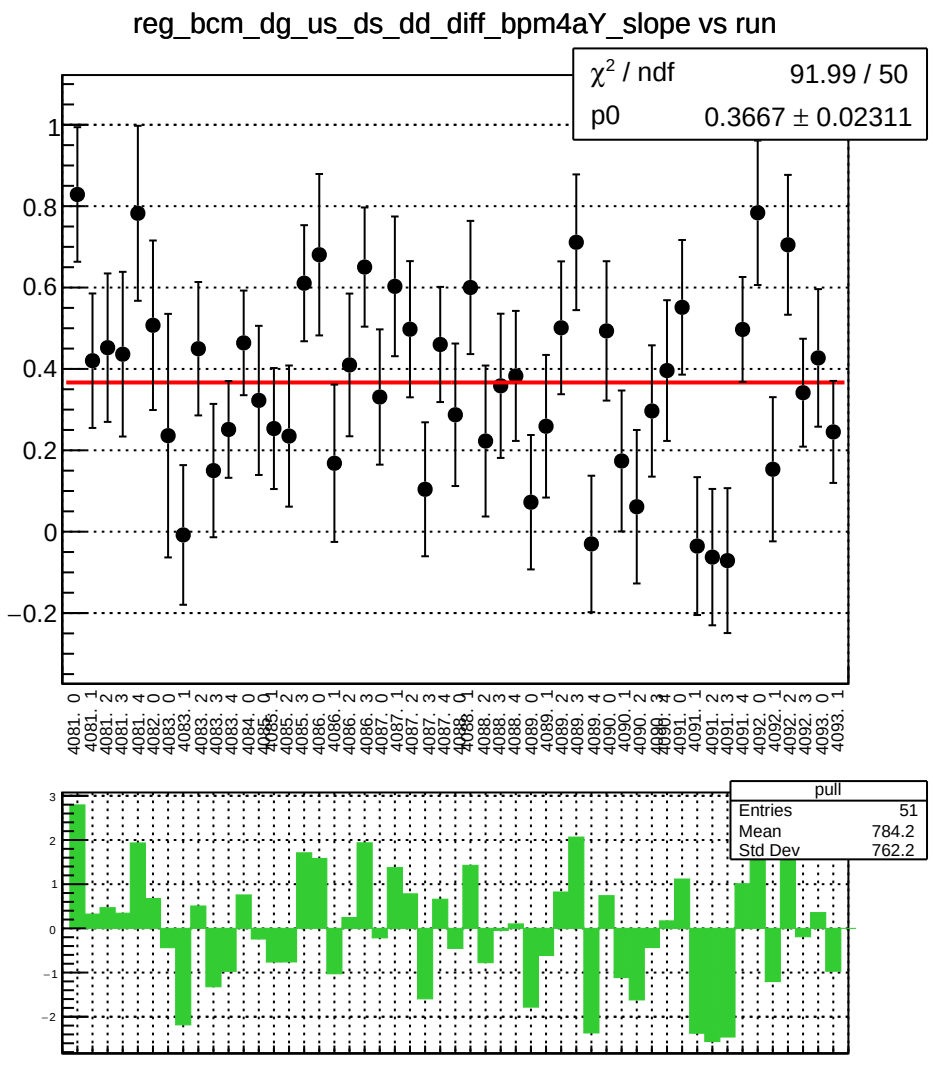
reg_bcm_dg_us_ds_dd_diff_bpm4aY_slope vs run
χ^2 / ndf 91.99 / 50
p0 0.3667 ± 0.02311
pull
Entries 51
Mean 784.2
Std Dev 762.2

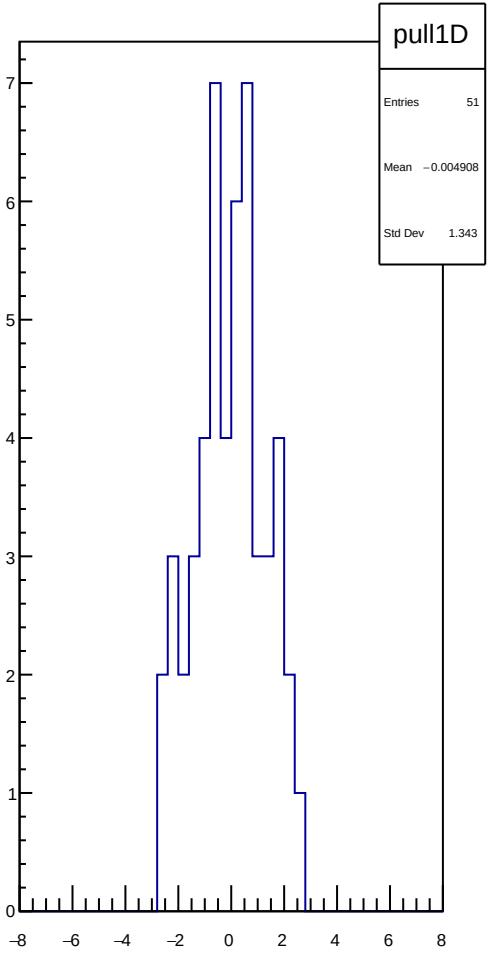
pull1D
Entries 51
Mean −0.004908
Std Dev 1.343

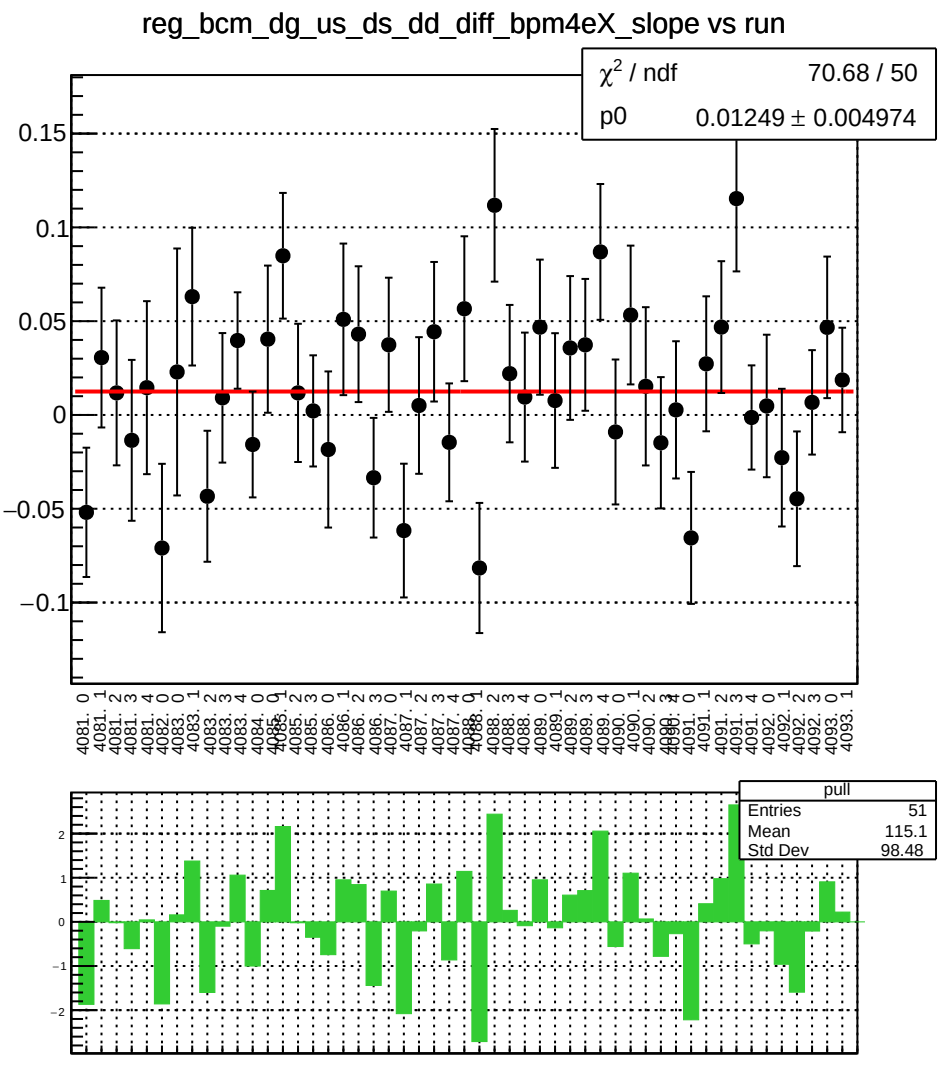
reg_bcm_dg_us_ds_dd_diff_bpm4eX_slope vs run
χ² / ndf 70.68 / 50
p0 0.01249 ± 0.004974
0.15
0.1
0.05
0
−0.05
−0.1
pull
Entries 51
Mean 115.1
Std Dev 98.48
2
1
0
−1
−2

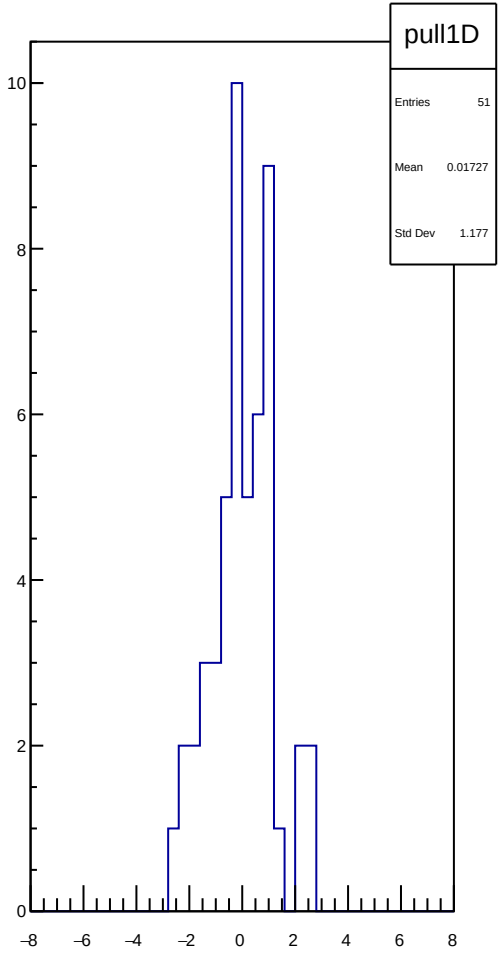
pull1D
Entries 51
Mean 0.01727
Std Dev 1.177
10
8
6
4
2
0
−8
−6
−4
−2
0
2
4
6
8

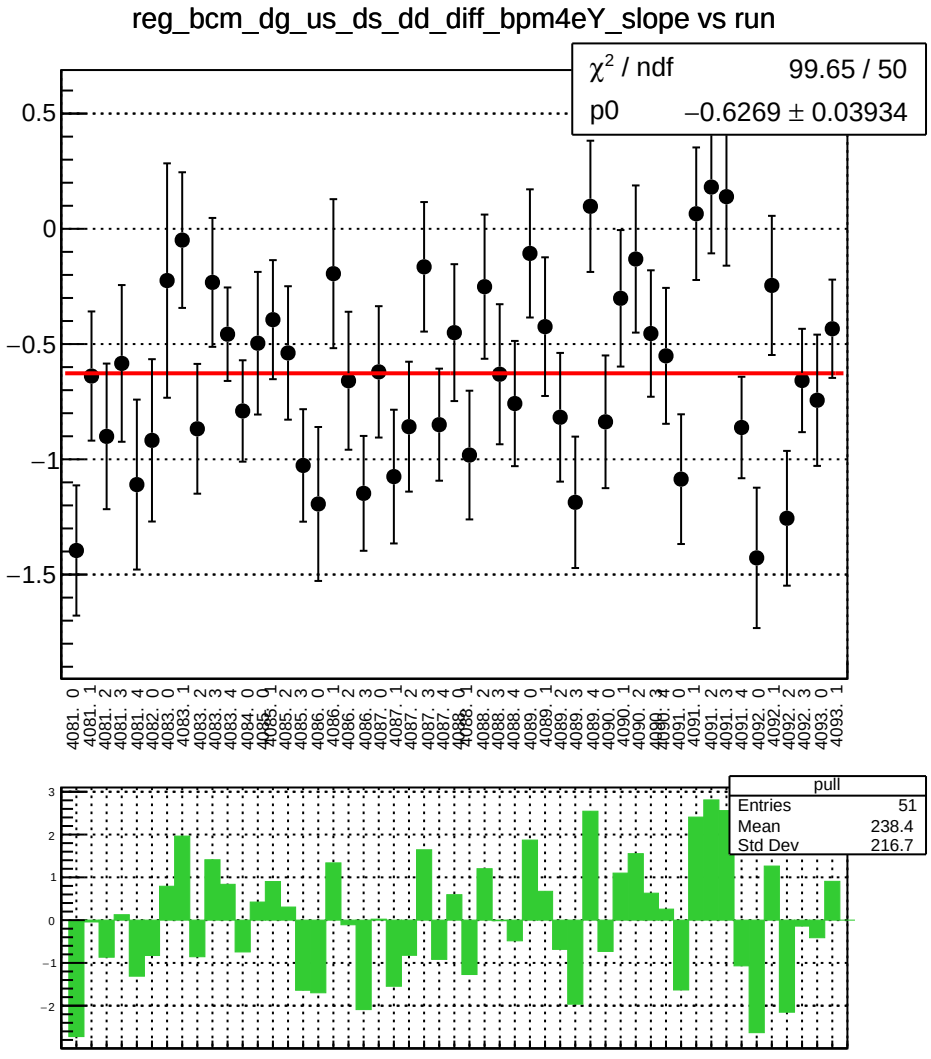
reg_bcm_dg_us_ds_dd_diff_bpm4eY_slope vs run
χ² / ndf 99.65 / 50
p0 −0.6269 ± 0.03934
pull
Entries 51
Mean 238.4
Std Dev 216.7

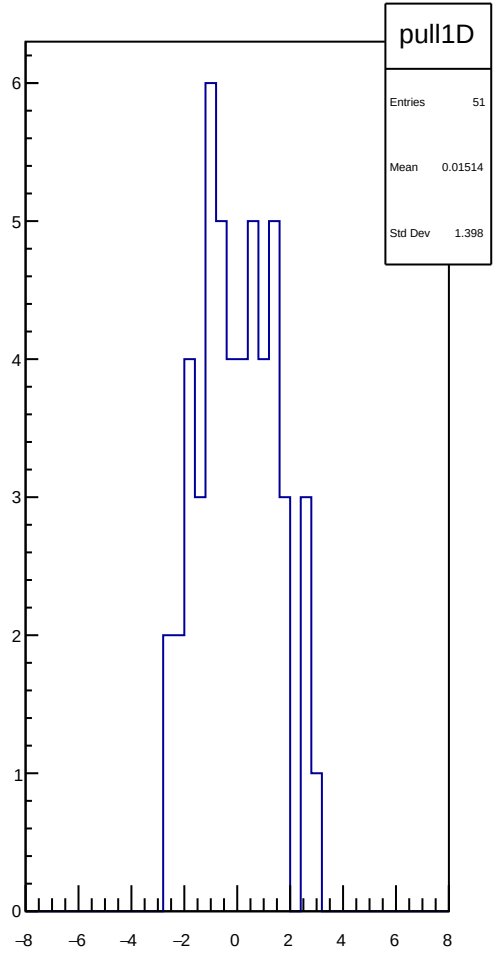
pull1D
Entries 51
Mean 0.01514
Std Dev 1.398

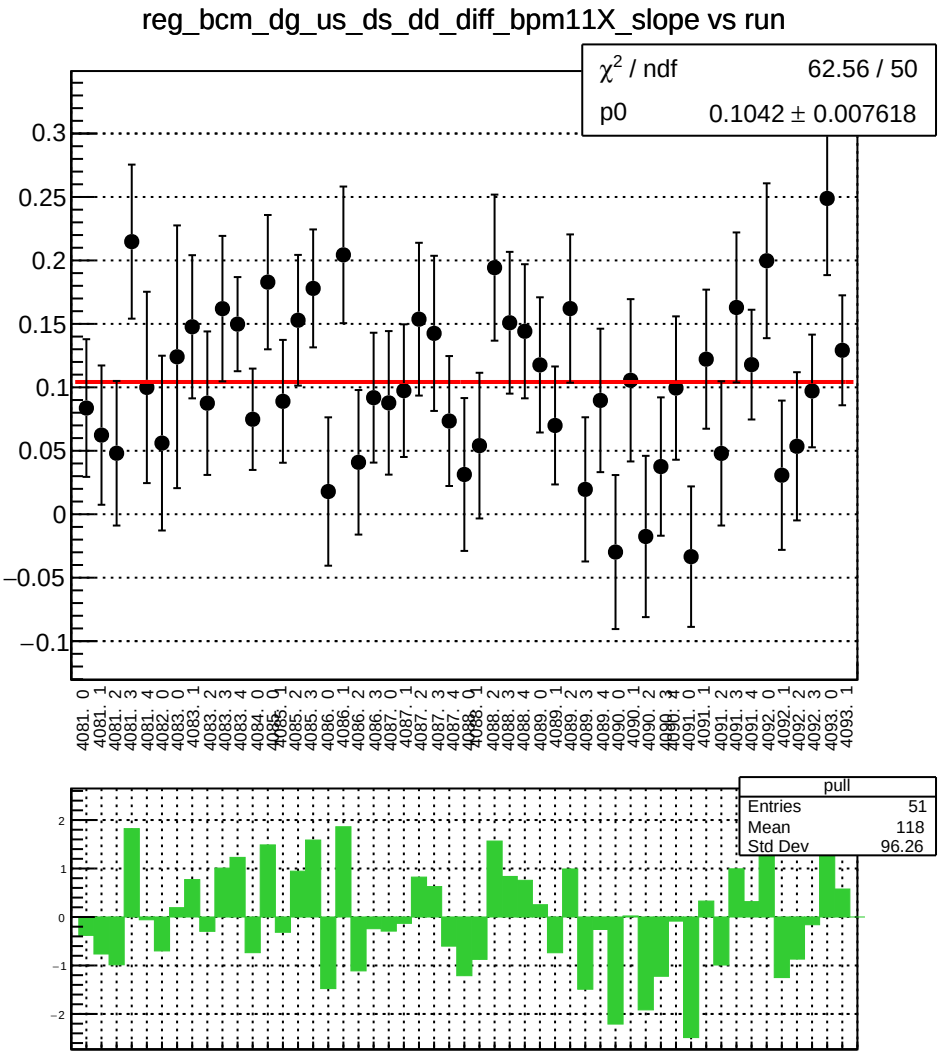
reg_bcm_dg_us_ds_dd_diff_bpm11X_slope vs run
χ² / ndf 62.56 / 50
p0 0.1042 ± 0.007618
pull
Entries 51
Mean 118
Std Dev 96.26

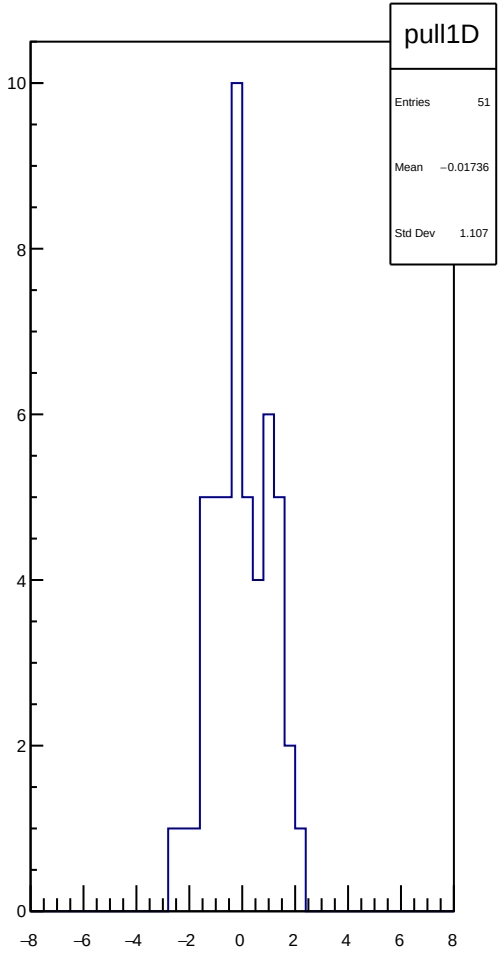
pull1D
Entries 51
Mean −0.01736
Std Dev 1.107

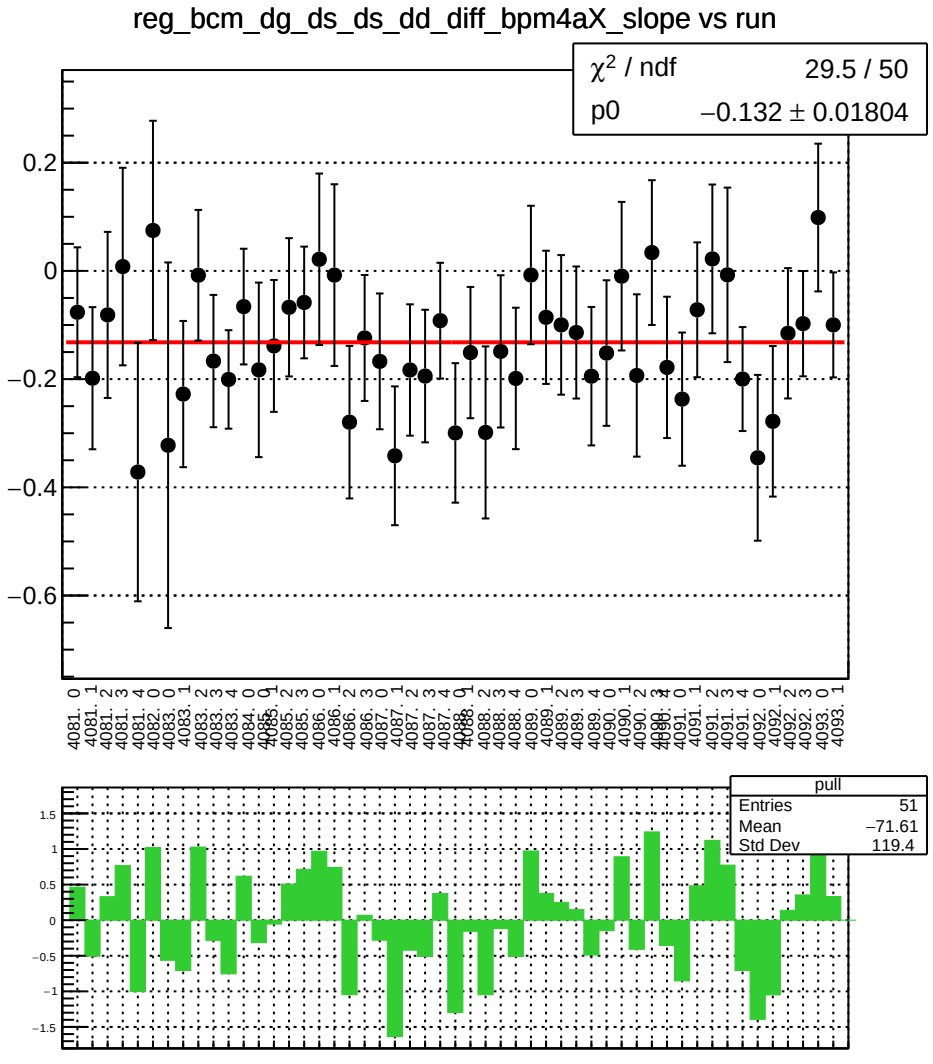
reg_bcm_dg_ds_ds_dd_diff_bpm4aX_slope vs run
χ² / ndf 29.5 / 50
p0 −0.132 ± 0.01804
pull
Entries 51
Mean −71.61
Std Dev 119.4

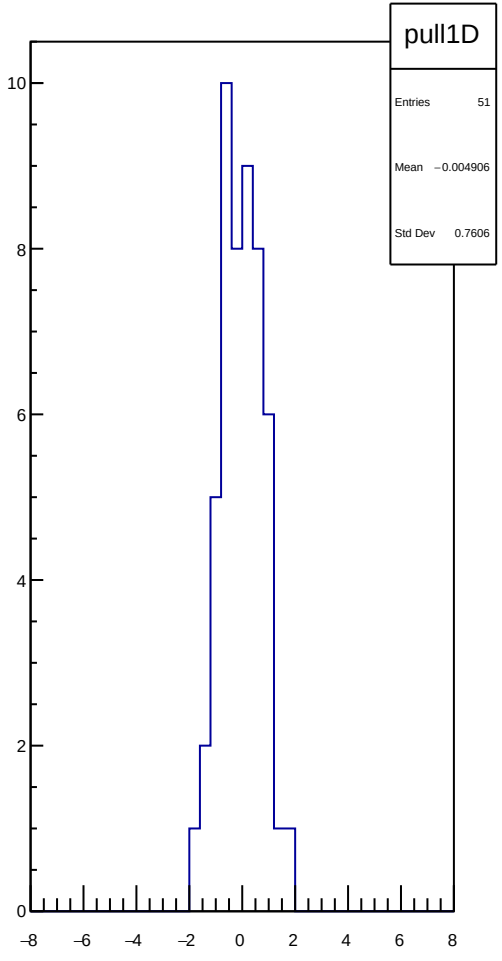
pull1D
Entries 51
Mean −0.004906
Std Dev 0.7606

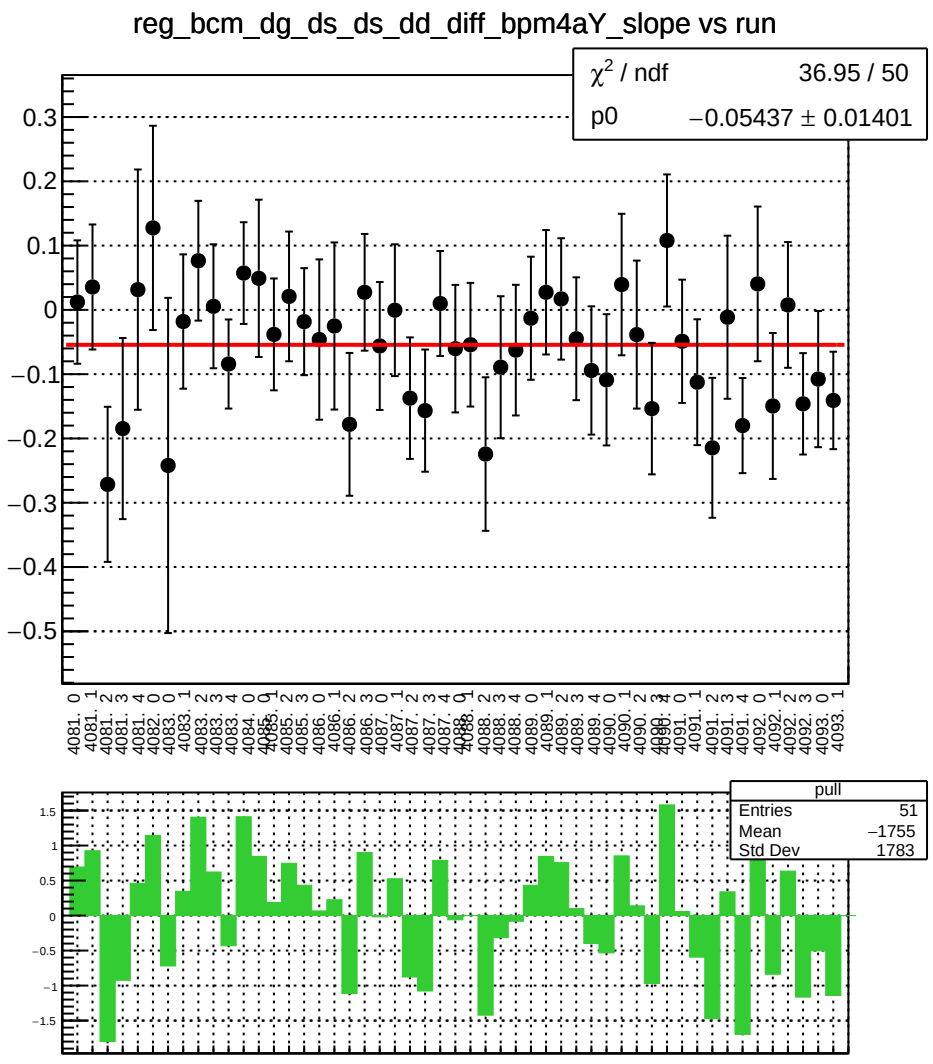
reg_bcm_dg_ds_ds_dd_diff_bpm4aY_slope vs run
χ² / ndf 36.95 / 50
p0 −0.05437 ± 0.01401
pull
Entries 51
Mean −1755
Std Dev 1783

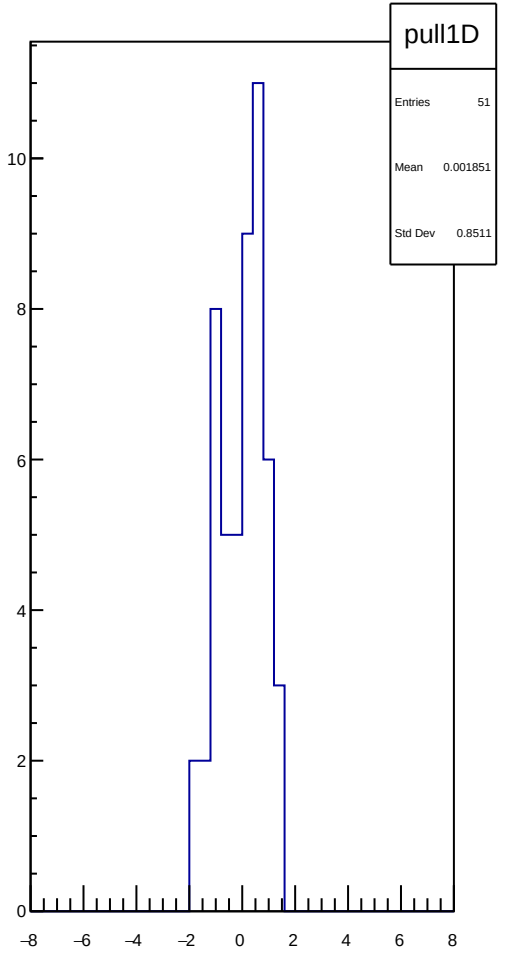
pull1D
Entries 51
Mean 0.001851
Std Dev 0.8511

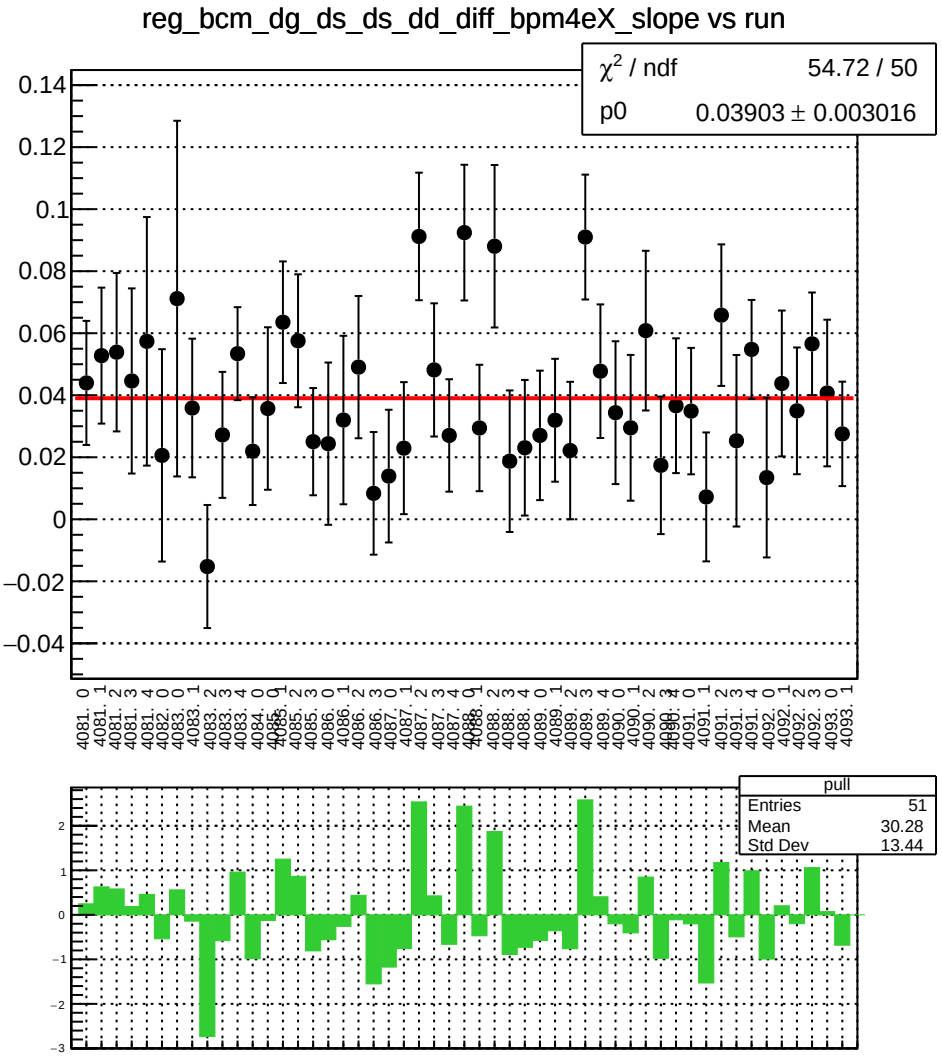
reg_bcm_dg_ds_ds_dd_diff_bpm4eX_slope vs run
χ² / ndf 54.72 / 50
p0 0.03903 ± 0.003016
pull
Entries 51
Mean 30.28
Std Dev 13.44

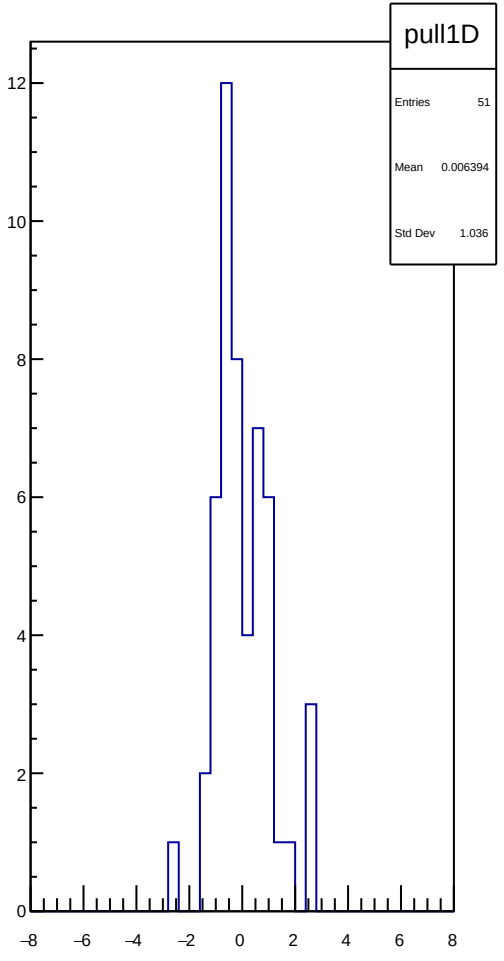
pull1D
Entries 51
Mean 0.006394
Std Dev 1.036

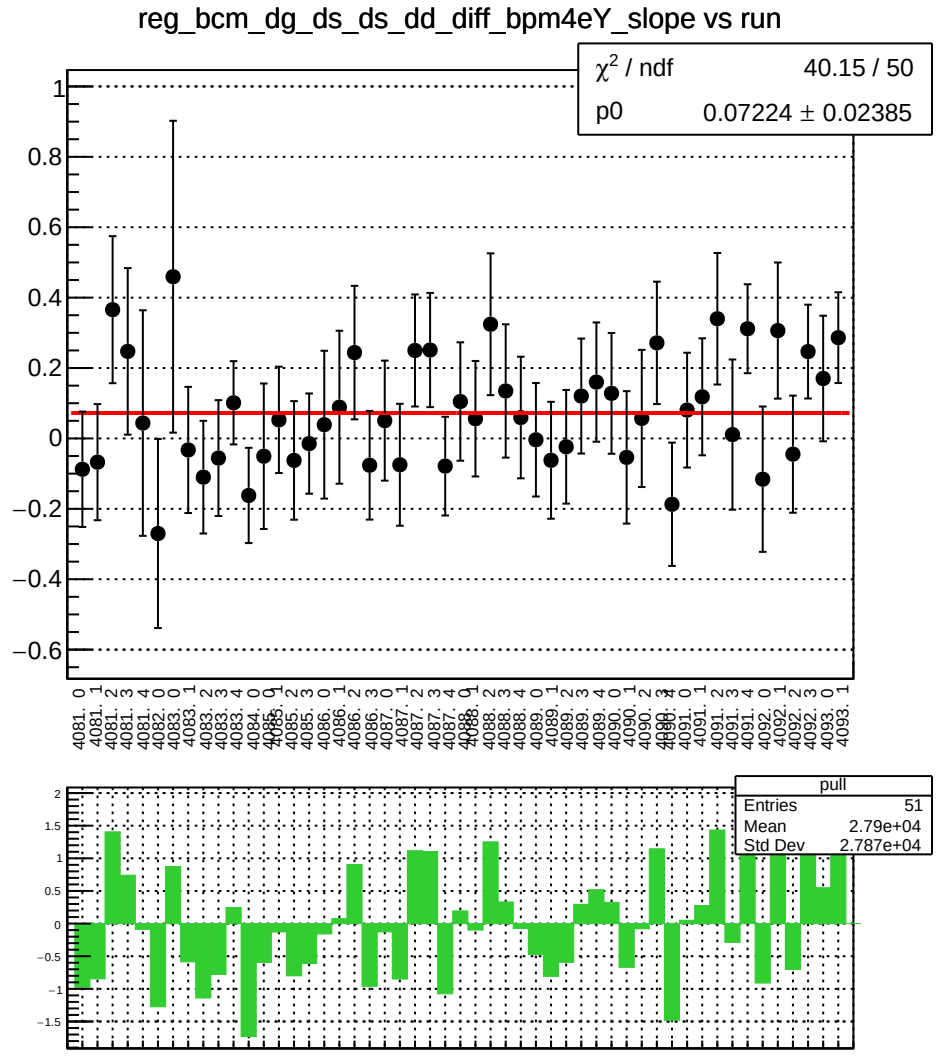
reg_bcm_dg_ds_ds_dd_diff_bpm4eY_slope vs run
χ² / ndf 40.15 / 50
p0 0.07224 ± 0.02385
pull
Entries 51
Mean 2.79e+04
Std Dev 2.787e+04

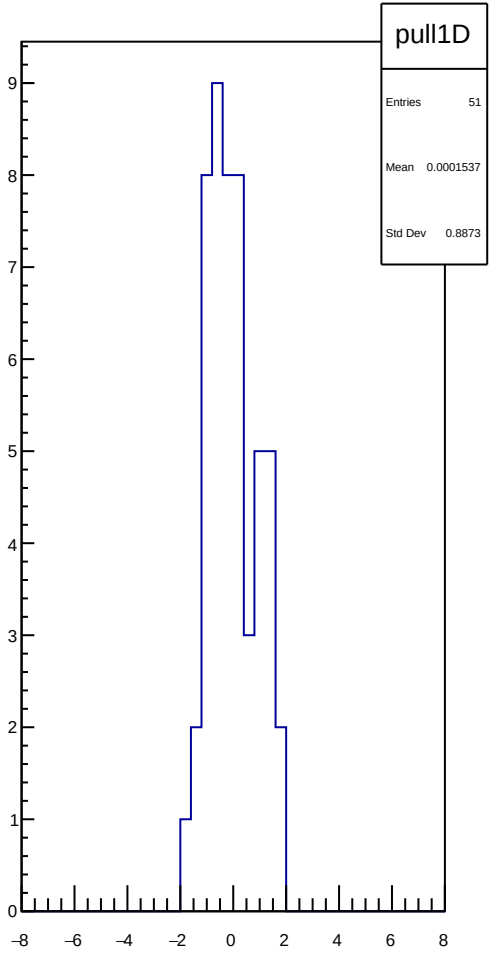
pull1D
Entries 51
Mean 0.0001537
Std Dev 0.8873

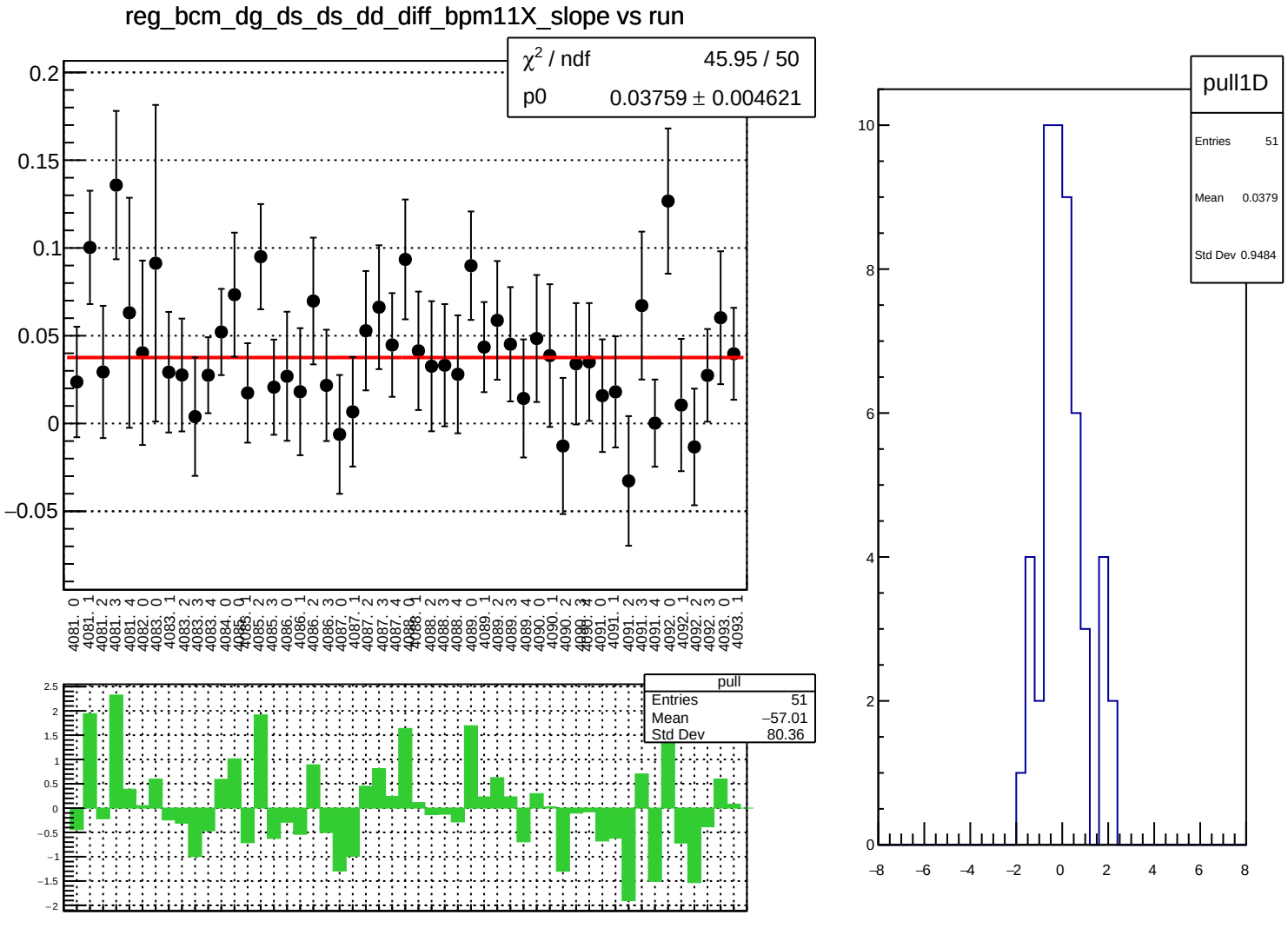
reg_bcm_dg_ds_ds_dd_diff_bpm11X_slope vs run
χ² / ndf 45.95 / 50
p0 0.03759 ± 0.004621
pull
Entries 51
Mean −57.01
Std Dev 80.36
pull1D
Entries 51
Mean 0.0379
Std Dev 0.9484